THE LANCET

Supplementary appendix 2b (Part 2 of 5)

This appendix formed part of the original submission and has been peer reviewed. We post it as supplied by the authors.

Supplement to: GBD 2019 Diseases and Injuries Collaborators. Global burden of 369 diseases and injuries in 204 countries and territories, 1990–2019: a systematic analysis for the Global Burden of Disease Study 2019. *Lancet* 2020; **396:** 1204–22.

Appendix 2B: supplementary results appendix to “Global burden of 369 diseases and injuries in 204 countries and territories, 1990–2019: a systematic analysis for the Global Burden of Disease Study 2019”

This supplement provides additional figures and more detailed results for “Global burden of 369 diseases and injuries in 204 countries and territories, 1990–2019: a systematic analysis for the Global Burden of Disease Study 2019."

List of supplementary results appendix figures and tables:

Appendix 2A

Figure S1: Leading GBD Level 3 causes of age-standardised YLDs rates by location for a) females and b) males, 2019. 1

Figure S2: Leading GBD Level 3 causes of age-standardised prevalence rates by location for a) females and b) males, 2019. 3

Figure S3: Trends of age-standardised YLD rates per 100,000 for the top eight Level 3 causes of non-fatal burden in 2019 by SDI quintile for both sexes, from 1990 to 2019. 5

Figure S4: Death counts due to fatal discontinuities by type, 1980–2019. 6

Figure S5: Leading level 3 causes of all-age DALY counts by location for females in 1990 (A) males in 1990 (B) females in 2019 (C) males in 2019 (D) 10

Figure S6: Leading 20 GBD cause hierarchy Level 3 causes of YLLs by SDI grouping and sex for 1990, 2010, and 2019, with percentage change in number of YLLs, and all-age and age-standardised rates. 14

Figure S7: Global distribution of total YLDs by 23 GBD age groups for Level 2 causes of non-fatal burden in 1990 and 2019 for a) females and b) males. 24

Figure S8: Global leading 30 level 3 causes of DALYs for 1990, 2010, and 2019, with percentage change in number of DALYs, and age-standardised rates, by sex and SDI quintile 26

Table S1: All-age DALYs counts and age standardised DALY rates per 100,000 individuals for all causes and level 1 cause groups by location for 1990, 2010, 2019 , both sexes combined. 36

Appendix 2B

Table S2a: Global DALYS by cause and age group for males with 95% uncertainty intervals, by location for 2019. 4734

Appendix 2C

Table S2b: Global DALYS by cause and age group for females with 95% uncertainty intervals, by location for 2019. 6708

Appendix 2D

Table S2c: Global DALYS by cause and age group for both sexes combined with 95% uncertainty intervals, by location for 2019. 8680

Appendix 2E

Table S3: Global deaths and YLL numbers, age-standardised rates per 100,000, and percentage change between 2010 and 2019 for males for all GBD causes and Levels 1 through 4 of the cause hierarchy 10630

Table S4: Global deaths by cause and age group for females (1990, 2010, 2019) 10635

Table S5: Global deaths by cause and age group for males (1990, 2010, 2019) 10642

Table S6: Global deaths by cause and age group for both sexes combined (1990, 2010, 2019) 10648

Table S7: Global YLLs by cause and age group for females. 10654

Table S8: Global YLLs by cause and age group for males. 10656

Table S9: Global YLLs by cause and age group for both sexes combined 10658

Table S10: Deaths due to fatal discontinuities by country, all ages, for both sexes combined 10660

Table S11: Diarrhoeal diseases and lower respiratory infection aetiologies deaths, mortality rates, and annual percentage change from 1990 to 2019. 10676

Table S12: Deaths by location, cause, and age group for males. 10677

Table S13: Deaths by location, cause, and age group for females. 13007

Table S14: Deaths by location, cause, and age group for both sexes combined. 15354

Table S15: Distribution of percentage change in age-standardised deaths for Level 1 causes by location from 1990-2010 and 2010-2019, both sexes. 17543

Table S16: Global deaths and YLL numbers, age-standardised rates per 100,000, and percentage change between 2010 and 2019 for females for all GBD causes and Levels 1 through 4 of the cause hierarchy. 17561

Table S17: Global prevalence, incidence and YLDs for 2019, percentage change of YLDs counts, and percentage change of YLD rates between 2010 and 2019 by cause and by age 17566

Table S18: Prevalence, incidence, and YLDs for 2019, percentage change of YLD counts, and percentage change of age-standardised YLD rates between 2010 and 2019 by cause and GBD location. 17707



SR Table 2a: Lao People's Democratic Republic DALYS by cause and age group for males with 95% uncertainty intervals, 2019

Cause	Rank November	Lao November	Post Neonatal	1 to 4	5 to 9	10 to 14	15 to 19	20 to 24	25 to 29	30 to 34	35 to 39	40 to 44	45 to 49	50 to 54	55 to 59	60 to 64	65 to 69	70 to 74	75 to 79	80 to 84	85 to 89	90 to 94	95 plus	Total
All causes	124,000 (120,000 to 129,000)	33,000 (29,700 to 36,000)	143,000 (129,000 to 159,000)	47,900 (39,900 to 56,600)	36,000 (28,600 to 43,700)	33,000 (26,800 to 39,700)	40,000 (32,000 to 48,000)	43,000 (34,000 to 52,000)	43,000 (34,000 to 52,000)	40,000 (31,000 to 49,000)	41,000 (32,000 to 51,000)	43,000 (33,000 to 52,000)	47,000 (36,000 to 58,000)	51,000 (39,000 to 63,000)	76,000 (59,000 to 94,000)	79,000 (60,000 to 99,000)	74,000 (55,000 to 96,000)	61,000 (44,000 to 79,000)	37,000 (25,000 to 50,000)	22,000 (13,000 to 33,000)	10,000 (5,000 to 17,000)	3,000 (1,000 to 6,000)	976 (376 to 2,000)	1,290,000 (1,260,000 to 1,320,000)
Communicable, maternal, neonatal, and nutritional diseases	122,000 (99,300 to 158,000)	28,600 (16,000 to 44,200)	109,000 (75,000 to 149,000)	29,600 (20,900 to 40,700)	13,600 (10,100 to 18,300)	6,260 (4,660 to 8,350)	5,940 (3,970 to 8,550)	8,630 (6,060 to 12,000)	11,000 (7,540 to 15,700)	11,000 (7,670 to 15,400)	10,600 (6,750 to 17,400)	12,200 (8,070 to 20,600)	9,660 (6,270 to 15,300)	9,390 (6,120 to 15,000)	8,740 (5,660 to 13,200)	6,920 (4,250 to 10,600)	7,770 (4,660 to 12,700)	6,760 (3,900 to 10,800)	4,770 (2,680 to 7,900)	3,320 (2,010 to 5,220)	1,810 (1,240 to 2,570)	947 (613 to 1,500)	422,000 (381,000 to 463,000)
HIV/AIDS and sexually transmitted infections	868 (520 to 1,130)	256 (113 to 418)	1,110 (492 to 2,060)	1,240 (514 to 2,410)	1,010 (414 to 2,020)	799 (329 to 1,610)	1,110 (454 to 2,220)	1,760 (719 to 3,530)	2,710 (1,110 to 5,430)	2,710 (1,110 to 5,430)	2,610 (1,070 to 5,230)	2,760 (1,130 to 5,530)	2,610 (1,070 to 5,230)	2,610 (1,070 to 5,230)	1,920 (786 to 3,850)	1,630 (667 to 3,270)	1,290 (529 to 2,580)	1,010 (414 to 2,020)	1,010 (414 to 2,020)	1,010 (414 to 2,020)	1,010 (414 to 2,020)	1,010 (414 to 2,020)	17,900 (7,330 to 35,900)
HIV/AIDS	0 (0 to 0.2)	0 (0 to 0.6)	1,080 (2 to 3,440)	1,200 (9 to 3,810)	1,000 (10 to 3,210)	790 (9 to 2,540)	1,100 (20 to 3,530)	1,750 (39 to 5,570)	2,690 (60 to 8,570)	2,690 (120 to 11,300)	2,590 (147 to 17,900)	2,740 (137 to 17,700)	2,590 (107 to 16,800)	2,590 (79 to 16,800)	1,910 (47 to 14,300)	1,620 (29 to 13,400)	1,280 (26 to 9,860)	1,000 (23 to 5,630)	1,000 (19 to 1,420)	1,000 (19 to 1,420)	1,000 (21 to 1,420)	1,000 (21 to 1,420)	17,700 (19,900
HIV/AIDS - Drug-susceptible Tuberculosis	0 (0 to 0)	0 (0 to 0)	0 (0 to 0.6)	439 (7 to 2,080)	66 (2 to 290)	52.0 (0.6 to 290)	189 (2.0 to 1,060)	259 (4.0 to 1,460)	413 (6.0 to 2,400)	599 (7 to 3,510)	891 (12.0 to 5,620)	757 (11.0 to 4,870)	926 (9.0 to 3,910)	335 (3.0 to 1,740)	172 (2.0 to 1,040)	133 (2.0 to 830)	19.0 (1.0 to 129)	19.0 (0.6 to 301)	19.0 (0.4 to 61.0)	1.0 (0 to 21.0)	1.0 (0 to 6.0)	1.0 (0 to 6.0)	5,410
HIV/AIDS - Multidrug-resistant Tuberculosis without extensi	0 (0 to 0)	0 (0 to 0)	0.3 (0 to 1.0)	0.8 (0 to 3)	0.2 (0 to 0.8)	0.1 (0 to 0.5)	0.2 (0 to 0.8)	0.6 (0 to 2.0)	1.0 (0.1 to 3.0)	1.0 (0.1 to 3.0)	0.9 (0.1 to 3.0)	0.9 (0.1 to 3.0)	0.8 (0.1 to 3.0)	0.8 (0.1 to 3.0)	0.6 (0.1 to 2.0)	0.5 (0.1 to 2.0)	0.4 (0.1 to 1.0)	0.3 (0.1 to 1.0)	0.2 (0.1 to 1.0)	0.1 (0 to 0.4)	0.1 (0 to 0.4)	0.1 (0 to 0.4)	9.4
HIV/AIDS - Extensively drug-resistant Tuberculosis	0 (0 to 0)	0 (0 to 0)	1.1 (0 to 3.0)	3.0 (0 to 12.0)	0.2 (0 to 1.0)	0.1 (0 to 0.5)	0.3 (0 to 2.0)	0.9 (0 to 4.0)	1.3 (0 to 6.1)	1.3 (0 to 5.0)	1.3 (0 to 5.0)	1.3 (0 to 5.0)	1.1 (0 to 5.0)	1.1 (0 to 5.0)	0.7 (0 to 3.0)	0.6 (0 to 3.0)	0.3 (0 to 2.0)	0.2 (0 to 2.0)	0.1 (0 to 1.0)	0.1 (0 to 0.4)	0.1 (0 to 0.4)	0.1 (0 to 0.4)	51.7
HIV/AIDS resulting in other diseases	0 (0 to 0.2)	0 (0 to 1.0)	226 (0 to 1,060)	897 (0 to 3,730)	111 (0 to 518)	92.0 (0 to 468)	218 (0 to 1,010)	419 (0 to 1,850)	1,070 (0 to 4,280)	1,740 (0 to 6,960)	1,660 (0 to 10,000)	1,890 (1 to 12,000)	1,590 (0 to 10,000)	1,590 (0 to 10,000)	1,020 (0 to 6,500)	892 (0 to 5,640)	347 (0 to 2,200)	282 (0 to 2,000)	230 (0 to 2,000)	114 (0 to 1,000)	33.0 (0 to 301)	9.0 (0 to 81.0)	3.0 (0 to 27.0)	15,400
Sexually transmitted infections excluding HIV	868 (520 to 1,130)	256 (113 to 418)	365 (0 to 975)	9.0 (0 to 21.0)	6.0 (0 to 15.0)	13.0 (0 to 31.0)	41.0 (0 to 97.0)	66.0 (0 to 156)	79.0 (0 to 188)	77.0 (0 to 183)	60 (0 to 143)	39.0 (0 to 93.0)	31.0 (0 to 74.0)	31.0 (0 to 74.0)	21.0 (0 to 50.0)	11.0 (0 to 26.0)	5.0 (0 to 12.0)	4.0 (0 to 9.0)	2.0 (0 to 5.0)	1.0 (0 to 2.0)	0.2 (0 to 0.6)	0.1 (0 to 0.3)	0.3 (0 to 0.8)	2,020
Syphilis	868 (239 to 2,130)	256 (72.1 to 709)	299 (69.6 to 916)	6.0 (2.0 to 21.0)	4.0 (1.0 to 14.0)	9.0 (2.0 to 32.0)	28.0 (7.0 to 98.0)	45.0 (11.0 to 164)	54.0 (13.0 to 194)	53.0 (12.0 to 189)	41.0 (7.0 to 152)	27.0 (5.0 to 101)	21.0 (3.0 to 79.0)	21.0 (3.0 to 79.0)	14.0 (2.0 to 53.0)	8.0 (1.0 to 30.0)	3.0 (0.4 to 12.0)	3.0 (0.4 to 10.0)	1.0 (0.1 to 4.0)	0.1 (0 to 0.4)	0.1 (0 to 0.3)	0.1 (0 to 0.3)	1,690
Chlamydial infection	0 (0 to 0)	0 (0 to 0)	0 (0 to 0)	0 (0 to 0)	0 (0 to 0)	0.1 (0 to 0.3)	0 (0 to 0.1)	0.2 (0 to 0.7)	0.3 (0 to 0.9)	0.3 (0 to 0.9)	0.3 (0 to 0.9)	0.3 (0 to 0.9)	0.3 (0 to 0.9)	0.3 (0 to 0.9)	0.2 (0 to 0.7)	0.1 (0 to 0.5)	0.1 (0 to 0.3)	0.1 (0 to 0.3)	0 (0 to 0.2)	0 (0 to 0.1)	0 (0 to 0.1)	0 (0 to 0.1)	0 (0 to 0.1)	138
Gonococcal infection	0 (0 to 0)	0 (0 to 0)	0 (0 to 0)	0 (0 to 0)	0 (0 to 0)	0 (0 to 0.1)	0 (0 to 0.1)	0 (0 to 0.1)	0 (0 to 0.1)	0 (0 to 0.1)	0 (0 to 0.1)	0 (0 to 0.1)	0 (0 to 0.1)	0 (0 to 0.1)	0 (0 to 0.1)	0 (0 to 0.1)	0 (0 to 0.1)	0 (0 to 0.1)	0 (0 to 0.1)	0 (0 to 0.1)	0 (0 to 0.1)	0 (0 to 0.1)	0 (0 to 0.1)	78.9
Trichomoniasis	0 (0 to 0)	0 (0 to 0)	0 (0 to 0)	0 (0 to 0)	0 (0 to 0)	0 (0 to 0.1)	0 (0 to 0.1)	0 (0 to 0.1)	0 (0 to 0.1)	0 (0 to 0.1)	0 (0 to 0.1)	0 (0 to 0.1)	0 (0 to 0.1)	0 (0 to 0.1)	0 (0 to 0.1)	0 (0 to 0.1)	0 (0 to 0.1)	0 (0 to 0.1)	0 (0 to 0.1)	0 (0 to 0.1)	0 (0 to 0.1)	0 (0 to 0.1)	0 (0 to 0.1)	0.4
Genital herpes	0 (0 to 0)	0 (0 to 0)	0 (0 to 0)	0 (0 to 0)	0 (0 to 0)	0.0 (0 to 0.1)	0.1 (0 to 0.1)	0.1 (0 to 0.2)	0.1 (0 to 0.2)	0.1 (0 to 0.2)	0.1 (0 to 0.2)	0.1 (0 to 0.2)	0.1 (0 to 0.2)	0.1 (0 to 0.2)	0.1 (0 to 0.2)	0.1 (0 to 0.2)	0.1 (0 to 0.2)	0.1 (0 to 0.2)	0.1 (0 to 0.2)	0.1 (0 to 0.2)	0.1 (0 to 0.2)	0.1 (0 to 0.2)	0.1 (0 to 0.2)	101
Other sexually transmitted infections	0 (0 to 0)	0 (0 to 0)	0 (0 to 0)	0 (0 to 0)	0 (0 to 0)	0 (0 to 0)	0 (0 to 0)	0 (0 to 0)	0 (0 to 0)	0 (0 to 0)	0 (0 to 0)	0 (0 to 0)	0 (0 to 0)	0 (0 to 0)	0 (0 to 0)	0 (0 to 0)	0 (0 to 0)	0 (0 to 0)	0 (0 to 0)	0 (0 to 0)	0 (0 to 0)	0 (0 to 0)	0 (0 to 0)	136
Respiratory infections and tuberculosis	8,130 (5,600 to 11,400)	5,660 (3,790 to 7,900)	40,300 (26,000 to 58,100)	4,200 (2,810 to 5,960)	1,910 (1,280 to 2,710)	1,230 (824 to 1,750)	1,290 (865 to 1,830)	1,420 (952 to 2,020)	1,540 (1,030 to 2,190)	1,660 (1,110 to 2,360)	1,770 (1,180 to 2,520)	1,900 (1,270 to 2,700)	2,040 (1,360 to 2,900)	2,170 (1,450 to 3,080)	2,300 (1,540 to 3,270)	2,430 (1,620 to 3,450)	2,560 (1,710 to 3,640)	2,690 (1,800 to 3,820)	2,820 (1,880 to 4,000)	2,950 (1,970 to 4,190)	3,080 (2,060 to 4,370)	3,210 (2,140 to 4,560)	196,000 (167,000 to 227,000)
Tuberculosis	0 (0 to 0)	0 (0 to 0)	1,770 (44 to 4,260)	619 (19 to 1,390)	1,260 (69 to 1,810)	1,010 (108 to 1,100)	1,100 (117 to 1,330)	1,320 (1,480 to 4,310)	1,430 (2,420 to 6,400)	1,490 (1,860 to 6,990)	1,540 (1,860 to 8,040)	1,600 (2,070 to 8,060)	1,660 (2,240 to 8,070)	1,720 (2,410 to 8,320)	1,780 (2,580 to 8,590)	1,840 (2,630 to 8,960)	1,900 (2,690 to 9,110)	1,960 (2,740 to 9,270)	2,020 (2,800 to 9,430)	2,080 (2,850 to 9,590)	2,140 (2,900 to 9,750)	2,200 (2,950 to 9,910)	49,800 (17,700 to 89,300)
Latent tuberculosis infection	0 (0 to 0)	0 (0 to 0)	0 (0 to 0)	0 (0 to 0)	0 (0 to 0)	0 (0 to 0)	0 (0 to 0)	0 (0 to 0)	0 (0 to 0)	0 (0 to 0)	0 (0 to 0)	0 (0 to 0)	0 (0 to 0)	0 (0 to 0)	0 (0 to 0)	0 (0 to 0)	0 (0 to 0)	0 (0 to 0)	0 (0 to 0)	0 (0 to 0)	0 (0 to 0)	0 (0 to 0)	0 (0 to 0)	0
Drug-susceptible tuberculosis	0 (0 to 0)	0 (0 to 0)	1,770 (44 to 4,260)	619 (19 to 1,390)	1,260 (69 to 1,810)	1,010 (108 to 1,100)	1,100 (117 to 1,330)	1,320 (1,480 to 4,310)	1,430 (2,420 to 6,400)	1,490 (1,860 to 6,990)	1,540 (1,860 to 8,040)	1,600 (2,070 to 8,060)	1,660 (2,240 to 8,070)	1,720 (2,410 to 8,320)	1,780 (2,580 to 8,590)	1,840 (2,630 to 8,960)	1,900 (2,690 to 9,110)	1,960 (2,740 to 9,270)	2,020 (2,800 to 9,430)	2,080 (2,850 to 9,590)	2,140 (2,900 to 9,750)	2,200 (2,950 to 9,910)	49,200
Multidrug-resistant tuberculosis without extensive drug-re	0 (0 to 0)	0 (0 to 0)	29.6 (0.1 to 177)	9.2 (0.6 to 56.4)	9.7 (0.6 to 58.6)	7.2 (0.5 to 43.7)	8.9 (0.6 to 53.9)	9.1 (0.6 to 55.3)	9.9 (0.6 to 59.7)	10.3 (0.7 to 62.1)	10.6 (0.7 to 64.1)	11.0 (0.7 to 66.3)	11.4 (0.7 to 68.5)	11.8 (0.8 to 71.0)	12.2 (0.8 to 73.4)	12.6 (0.8 to 75.6)	13.0 (0.9 to 78.0)	13.4 (0.9 to 80.4)	13.8 (0.9 to 82.8)	14.2 (0.9 to 85.2)	14.6 (0.9 to 87.6)	15.0 (0.9 to 90.0)	686
Extensively drug-resistant tuberculosis	0 (0 to 0)	0 (0 to 0)	7.6 (0.4 to 33.9)	1.6 (0.1 to 7.9)	1.8 (0.1 to 8.9)	1.3 (0.1 to 6.5)	1.7 (0.1 to 8.2)	2.1 (0.1 to 10.1)	2.5 (0.1 to 12.0)	2.6 (0.1 to 12.6)	2.8 (0.1 to 13.2)	2.9 (0.1 to 13.9)	3.0 (0.1 to 14.5)	3.1 (0.1 to 15.1)	3.2 (0.1 to 15.7)	3.3 (0.1 to 16.3)	3.4 (0.1 to 16.9)	3.5 (0.1 to 17.5)	3.6 (0.1 to 18.1)	3.7 (0.1 to 18.7)	3.8 (0.1 to 19.3)	3.9 (0.1 to 19.9)	167
Lower respiratory infections	6,740 (5,070 to 10,900)	5,660 (3,790 to 7,900)	39,900 (25,900 to 57,800)	3,910 (2,600 to 5,570)	1,750 (1,180 to 2,500)	977 (644 to 1,390)	1,030 (681 to 1,470)	1,120 (739 to 1,610)	1,210 (797 to 1,730)	1,290 (852 to 1,850)	1,360 (897 to 1,950)	1,430 (943 to 2,050)	1,510 (996 to 2,160)	1,580 (1,040 to 2,260)	1,650 (1,090 to 2,360)	1,720 (1,130 to 2,460)	1,790 (1,180 to 2,560)	1,860 (1,230 to 2,660)	1,930 (1,270 to 2,760)	1,990 (1,320 to 2,850)	2,060 (1,360 to 2,940)	2,130 (1,410 to 3,040)	150,000
Upper respiratory infections	0 (0 to 1.4)	0 (0 to 10.0)	148 (77.7 to 277)	337 (203 to 707)	237 (212 to 478)	178 (172 to 378)	178 (169 to 366)	178 (167 to 422)	178 (167 to 422)	178 (167 to 422)	178 (128 to 418)	178 (104 to 338)	178 (89.7 to 285)	178 (87.9 to 216)	178 (89.3 to 186)	178 (72.4 to 120)	178 (68.9 to 98.7)	178 (64.9 to 98.7)	178 (61.1 to 98.7)	178 (57.3 to 98.7)	178 (53.5 to 98.7)	178 (49.7 to 98.7)	3,290
Otitis media	0.4 (0 to 5.1)	0.4 (0.2 to 1.1)	14.6 (9.9 to 28)	196 (103 to 501)	237 (139 to 491)	178 (139 to 371)	178 (72.5 to 341)	178 (64 to 294)	178 (49.5 to 186)	178 (32.0 to 146)	178 (29.1 to 139)	178 (23.0 to 102)	178 (22.8 to 85)	178 (20.1 to 72.4)	178 (19.4 to 66.2)	178 (18.4 to 64.3)	178 (17.5 to 62.5)	178 (16.6 to 60.8)	178 (15.7 to 59.2)	178 (14.8 to 57.6)	178 (14.0 to 56.0)	178 (13.1 to 54.4)	1,320
Enteric infections	136 (99 to 381)	136 (108 to 1,620)	12,100 (2,610 to 32,900)	2,100 (2,060 to 12,300)	2,100 (1,930 to 11,600)	2,100 (1,930 to 11,600)	2,100 (1,930 to 11,600)	2,100 (1,930 to 11,600)	2,100 (1,930 to 11,600)	2,100 (1,930 to 11,600)	2,100 (1,930 to 11,600)	2,100 (1,930 to 11,600)	2,100 (1,930 to 11,600)	2,100 (1,930 to 11,600)	2,100 (1,930 to 11,600)	2,100 (1,930 to 11,600)	2,100 (1,930 to 11,600)	2,100 (1,930 to 11,600)	2,100 (1,930 to 11,600)	2,100 (1,930 to 11,600)	2,100 (1,930 to 11,600)	2,100 (1,930 to 11,600)	38,100
Diarrheal diseases	136 (99 to 381)	136 (108 to 1,620)	12,100 (2,610 to 32,900)	2,100 (2,060 to 12,300)	2,100 (1,930 to 11,600)	2,100 (1,930 to 11,600)	2,100 (1,930 to 11,600)	2,100 (1,930 to 11,600)	2,100 (1,930 to 11,600)	2,100 (1,930 to 11,600)	2,100 (1,930 to 11,600)	2,100 (1,930 to 11,600)	2,100 (1,930 to 11,600)	2,100 (1,930 to 11,600)	2,100 (1,930 to 11,600)	2,100 (1,930 to 11,600)	2,100 (1,930 to 11,600)	2,100 (1,930 to 11,600)	2,100 (1,930 to 11,600)	2,100 (1,930 to 11,600)	2,100 (1,930 to 11,600)	2,100 (1,930 to 11,600)	37,800
Typhoid and paratyphoid	0 (0 to 0)	0 (0 to 0)	13.0 (2.3 to 29.6)	9.6 (2.8 to 24.1)	9.6 (2.8 to 24.1)	9.6 (2.8 to 24.1)	9.6 (2.8 to 24.1)	9.6 (2.8 to 24.1)	9.6 (2.8 to 24.1)	9.6 (2.8 to 24.1)	9.6 (2.8 to 24.1)	9.6 (2.8 to 24.1)	9.6 (2.8 to 24.1)	9.6 (2.8 to 24.1)	9.6 (2.8 to 24.1)	9.6 (2.8 to 24.1)	9.6 (2.8 to 24.1)	9.6 (2.8 to 24.1)	9.6 (2.8 to 24.1)	9.6 (2.8 to 24.1)	9.6 (2.8 to 24.1)	9.6 (2.8 to 24.1)	172
Typhoid fever	0 (0 to 0)	0 (0 to 0)	8.6 (2.7 to 21.1)	6.5 (2.0 to 17.2)	6.5 (2.0 to 17.2)	6.5 (2.0 to 17.2)	6.5 (2.0 to 17.2)	6.5 (2.0 to 17.2)	6.5 (2.0 to 17.2)	6.5 (2.0 to 17.2)	6.5 (2.0 to 17.2)	6.5 (2.0 to 17.2)	6.5 (2.0 to 17.2)	6.5 (2.0 to 17.2)	6.5 (2.0 to 17.2)	6.5 (2.0 to 17.2)	6.5 (2.0 to 17.2)	6.5 (2.0 to 17.2)	6.5 (2.0 to 17.2)	6.5 (2.0 to 17.2)	6.5 (2.0 to 17.2)	6.5 (2.0 to 17.2)	117
Paratyphoid fever	0 (0 to 0)	0 (0 to 0)	4.4 (0.7 to 10.1)	3.1 (0.8 to 7.5)	3.1 (0.8 to 7.5)	3.1 (0.8 to 7.5)	3.1 (0.8 to 7.5)	3.1 (0.8 to 7.5)	3.1 (0.8 to 7.5)	3.1 (0.8 to 7.5)	3.1 (0.8 to 7.5)	3.1 (0.8 to 7.5)	3.1 (0.8 to 7.5)	3.1 (0.8 to 7.5)	3.1 (0.8 to 7.5)	3.1 (0.8 to 7.5)	3.1 (0.8 to 7.5)	3.1 (0.8 to 7.5)	3.1 (0.8 to 7.5)	3.1 (0.8 to 7.5)	3.1 (0.8 to 7.5)	3.1 (0.8 to 7.5)	55.2
Invasive Non-typhoidal Salmonella (iNTS)	0 (0 to 0)	0 (0 to 0)	49.7 (12.0 to 167)	19.6 (5.1 to 72.1)	19.6 (5.1 to 72.1)	19.6 (5.1 to 72.1)	19.6 (5.1 to 72.1)	19.6 (5.1 to 72.1)	19.6 (5.1 to 72.1)	19.6 (5.1 to 72.1)	19.6 (5.1 to 72.1)	19.6 (5.1 to 72.1)	19.6 (5.1 to 72.1)	19.6 (5.1 to 72.1)	19.6 (5.1 to 72.1)	19.6 (5.1 to 72.1)	19.6 (5.1 to 72.1)	19.6 (5.1 to 72.1)	19.6 (5.1 to 72.1)	19.6 (5.1 to 72.1)	19.6 (5.1 to 72.1)	19.6 (5.1 to 72.1)	370
Other intestinal infectious diseases	0 (0 to 0)	0 (0 to 0)	21.6 (3.0 to 60.4)	9.5 (1.2 to 29.7)	9.5 (1.2 to 29.7)	9.5 (1.2 to 29.7)	9.5 (1.2 to 29.7)	9.5 (1.2 to 29.7)	9.5 (1.2 to 29.7)	9.5 (1.2 to 29.7)	9.5 (1.2 to 29.7)	9.5 (1.2 to 29.7)	9.5 (1.2 to 29.7)	9.5 (1.2 to 29.7)	9.5 (1.2 to 29.7)	9.5 (1.2 to 29.7)	9.5 (1.2 to 29.7)	9.5 (1.2 to 29.7)	9.5 (1.2 to 29.7)	9.5 (1.2 to 29.7)	9.5 (1.2 to 29.7)	9.5 (1.2 to 29.7)	153
Neglected tropical diseases and malaria	1,140 (1,010 to 1,270)	1,140 (1,010 to 1,270)	4,050 (3,600 to 4,500)	1,140 (1,010 to 1,270)	1,140 (1,010 to 1,270)	1,140 (1,010 to 1,270)	1,140 (1,010 to 1,270)	1,140 (1,010 to 1,270)	1,140 (1,010 to 1,270)	1,140 (1,010 to 1,270)	1,140 (1,010 to 1,270)	1,140 (1,010 to 1,270)	1,140 (1,010 to 1,270)	1,140 (1,010 to 1,270)	1,140 (1,010 to 1,270)	1,140 (1,010 to 1,270)	1,140 (1,010 to 1,270)	1,140 (1,010 to 1,270)	1,140 (1,010 to 1,270)	1,140 (1,010 to 1,270)	1,140 (1,010 to 1,270)	1,140 (1,010 to 1,270)	18,600
Malaria	0 (0 to 0)	0 (0 to 0)	604 (212 to 1,230)	604 (324 to 1,081)	449 (191 to 1,116)	220 (120 to 634)	232 (120 to 634)	232 (120 to 634)	232 (120 to 634)	232 (120 to 634)	232 (120 to 634)	232 (120 to 634)	232 (120 to 634)	232 (120 to 634)	232 (120 to 634)	232 (120 to 634)	232 (120 to 634)	232 (120 to 634)	232 (120 to 634)	232 (120 to 634)	232 (120 to 634)	232 (120 to 634)	232 (120 to 634)	4,820
Chagas disease	0 (0 to 0)	0 (0 to 0)	0 (0 to 0)	0 (0 to 0)	0 (0 to 0)	0 (0 to 0)	0 (0 to 0)	0 (0 to 0)	0 (0 to 0)	0 (0 to 0)	0 (0 to 0)	0 (0 to 0)	0 (0 to 0)	0 (0 to 0)	0 (0 to 0)	0 (0 to 0)	0 (0 to 0)	0 (0 to 0)	0 (0 to 0)	0 (0 to 0)	0 (0 to 0)	0 (0 to 0)	0 (0 to 0)	0
Leishmaniasis	0 (0 to 0)	0 (0 to 0)	0 (0 to 0)	0 (0 to 0)	0 (0 to 0)	0 (0 to 0)	0 (0 to 0)	0 (0 to 0)	0 (0 to 0)	0 (0 to 0)	0 (0 to 0)	0 (0 to 0)	0 (0 to 0)	0 (0 to 0)	0 (0 to 0)	0 (0 to 0)	0 (0 to 0)	0 (0 to 0)	0 (0 to 0)	0 (0 to 0)	0 (0 to 0)	0 (0 to 0)	0 (0 to 0)	0
Visceral leishmaniasis	0 (0 to 0)	0 (0 to 0)	0 (0 to 0)	0 (0 to 0)	0 (0 to 0)	0 (0 to 0)	0 (0 to 0)	0 (0 to 0)	0 (0 to 0)	0 (0 to 0)	0 (0 to 0)	0 (0 to 0)	0 (0 to 0)	0 (0 to 0)	0 (0 to 0)	0 (0 to 0)	0 (0 to 0)	0 (0 to 0)	0 (0 to 0)	0 (0 to 0)	0 (0 to 0)	0 (0 to 0)	0 (0 to 0)	0
Cutaneous and mucocutaneous leishmaniasis	0 (0 to 0)	0 (0 to 0)	0 (0 to 0)	0 (0 to 0)	0 (0 to 0)	0 (0 to 0)	0 (0 to 0)	0 (0 to 0)	0 (0 to 0)	0 (0 to 0)	0 (0 to 0)	0 (0 to 0)	0 (0 to 0)	0 (0 to 0)	0 (0 to 0)	0 (0 to 0)	0 (0 to 0)	0 (0 to 0)	0 (0 to 0)	0 (0 to 0)	0 (0 to 0)	0 (0 to 0)	0 (0 to 0)	0
African trypanosomiasis	0 (0 to 0)	0 (0 to 0)	0 (0 to 0)	0 (0 to 0)	0 (0 to 0)	0 (0 to 0)	0 (0 to 0)	0 (0 to 0)	0 (0 to 0)	0 (0 to 0)	0 (0 to 0)	0 (0 to 0)	0 (0 to 0)	0 (0 to 0)	0 (0 to 0)	0 (0 to 0)	0 (0 to 0)	0 (0 to 0)	0 (0 to 0)	0 (0 to 0)	0 (0 to 0)	0 (0 to 0)	0 (0 to 0)	0
Schistosomiasis	0 (0 to 0)	0 (0 to 0)	0 (0 to 2.6)	0.1 (0 to 2.6)	0.9 (0 to 13.4)	1.6 (0 to 22.4)	2.3 (0 to 32.4)	3.0 (0 to 42.5)	3.8 (0 to 53.1)	4.5 (0 to 63.1)	5.2 (0 to 73.1)	5.9 (0 to 83.1)	6.7 (0 to 93.1)	7.4 (0 to 103)	8.1 (0 to 113)	8.8 (0 to 123)	9.5 (0 to 133)	10.2 (0 to 143)	10.9 (0 to 153)	11.6 (0 to 163)	12.3 (0 to 173)	13.0 (0 to 183)	233
Cysticercosis	0 (0 to 0)	0 (0 to 0)	0.1 (0 to 0.3)	0.9 (0 to 2.3)	1.6 (0 to 3.9)	2.3 (0 to 5.5)	3.0 (0 to 7.1)	3.7 (0 to 8.7)	4.4 (0 to 10.3)	5.1 (0 to 11.9)	5.8 (0 to 13.5)	6.5 (0 to 15.1)	7.2 (0 to 16.7)	7.9 (0 to 18.3)	8.6 (0 to 19.9)	9.3 (0 to 21.5)	10.0 (0 to 23.1)	10.7 (0 to 24.7)	11.4 (0 to 26.3)	12.1 (0 to 27.9)	12.8 (0 to 29.5)	13.5 (0 to 31.1)	233
Cystic echinococcosis	0 (0 to 0)	0 (0 to 0)	0.7 (0 to 3.1)	1.9 (0 to 7.4)	1.2 (0 to 4.9)	1.3 (0 to 5.2)	1.4 (0 to 5.5)	1.5 (0 to 5.8)	1.6 (0 to 6.1)	1.7 (0 to 6.4)	1.8 (0 to 6.7)	1.9 (0 to 7.0)	2.0 (0 to 7.3)	2.1 (0 to 7.6)	2.2 (0 to 7.9)	2.3 (0 to 8.2)	2.4 (0 to 8.5)	2.5 (0 to 8.8)	2.6 (0 to 9.1)	2.7 (0 to 9.4)	2.8 (0 to 9.7)	2.9 (0 to 10.0)	19.6
Lymphatic filariasis	0 (0 to 0)	0 (0 to 0)	0 (0 to 0)	0 (0 to 0)	0 (0 to 0)	0 (0 to 0)	0 (0 to 0)	0 (0 to 0)	0 (0 to 0)	0 (0 to 0)	0 (0 to 0)	0 (0 to 0)	0 (0 to 0)	0 (0 to 0)	0 (0 to 0)	0 (0 to 0)	0 (0 to 0)	0 (0 to 0)	0 (0 to 0)	0 (0 to 0)	0 (0 to 0)	0 (0 to 0)	0 (0 to 0)	0
Onchocerciasis	0 (0 to 0)	0 (0 to 0)	0 (0 to 0)	0 (0 to 0)	0 (0 to 0)	0 (0 to 0)	0 (0 to 0)	0 (0 to 0)	0 (0 to 0)	0 (0 to 0)	0 (0 to 0)	0 (0 to 0)	0 (0 to 0)	0 (0 to 0)	0 (0 to 0)	0 (0 to 0)	0 (0 to 0)	0 (0 to 0)	0 (0 to 0)	0 (0 to 0)	0 (0 to 0)	0 (0 to 0)	0 (0 to 0)	0
Trachoma	0 (0 to 0)	0 (0 to 0)	0 (0 to 0)	0 (0 to 0)	0 (0 to 0)	0 (0 to 0)	0 (0 to 0)	0 (0 to 0)	0 (0 to 0)	0 (0 to 0)	0 (0 to 0)	0 (0 to 0)	0 (0 to 0)	0 (0 to 0)	0 (0 to 0)	0 (0 to 0)	0 (0 to 0)	0 (0 to 0)	0 (0 to 0)	0 (0 to 0)	0 (0 to 0)	0 (0 to 0)	0 (0 to 0)	0
Dengue	0 (0 to 1.2)	0 (0 to 1.2)	1.4 (0.6 to 3.6)	0.9 (0.4 to 2.4)	0.9 (0.4 to 2.4)	0.9 (0.4 to 2.4)	0.9 (0.4 to 2.4)	0.9 (0.4 to 2.4)	0.9 (0.4 to 2.4)	0.9 (0.4 to 2.4)	0.9 (0.4 to 2.4)	0.9 (0.4 to 2.4)	0.9 (0.4 to 2.4)	0.9 (0.4 to 2.4)	0.9 (0.4 to 2.4)	0.9 (0.4 to 2.4)	0.9 (0.4 to 2.4)	0.9 (0.4 to 2.4)	0.9 (0.4 to 2.4)	0.9 (0.4 to 2.4)	0.9 (0.4 to 2.4)	0.9 (0.4 to 2.4)	19.6
Yellow fever	0 (0 to 0)	0 (0 to 0)	0 (0 to 0)	0 (0 to 0)	0 (0 to 0)	0 (0 to 0)	0 (0 to 0)	0 (0 to 0)	0 (0 to 0)	0 (0 to 0)	0 (0 to 0)	0 (0 to 0)	0 (0 to 0)	0 (0 to 0)	0 (0 to 0)	0 (0 to 0)	0 (0 to 0)	0 (0 to 0)	0 (0 to 0)	0 (0 to 0)	0 (0 to 0)	0 (0 to 0)	0 (0 to 0)	0
Rabies	0 (0 to 0)	0 (0 to 0)	13.0 (2.3 to 41.9)	29.1 (5.2 to 116)	29.1 (5.2 to 116)	29.1 (5.2 to 116)	29.1 (5.2 to 116)	29.1 (5.2 to 116)	29.1 (5.2 to 116)	29.1 (5.2 to 116)	29



G6PD deficiency	0·1 (0 to 0·2)	0·6 (0·3 to 1)	1·5 (0·5 to 2·9)	2·7 (0·6 to 6·7)	5·4 (2 to 10·5)	13 (5·4 to 26·7)	36·1 (14·7 to 69·5)	62·6 (28·5 to 112)	68·4 (33·7 to 121)	55·5 (23·7 to 99)	42·1 (17·8 to 77)	37·6 (18·5 to 64)	35·9 (18·5 to 62·5)	41·1 (22·7 to 70·8)	41·5 (22·6 to 68·7)	30·8 (15·9 to 52·9)	18·9 (9·4 to 31·4)	9 (4·2 to 16·2)	3·8 (1·7 to 6·4)	1·1 (0·5 to 2)	0·3 (0·2 to 0·6)	0·1 (0 to 0·1)	0 (0 to 0)	508
G6PD trait	0 (0 to 0)	0 (0 to 0)	0 (0 to 0)	0 (0 to 0)	0 (0 to 0)	0 (0 to 0)	0 (0 to 0)	0 (0 to 0)	0 (0 to 0)	0 (0 to 0)	0 (0 to 0)	0 (0 to 0)	0 (0 to 0)	0 (0 to 0)	0 (0 to 0)	0 (0 to 0)	0 (0 to 0)	0 (0 to 0)	0 (0 to 0)	0 (0 to 0)	0 (0 to 0)	0 (0 to 0)	0 (0 to 0)	0
Other hemoglobinopathies and hemolytic anemias	0·2 (0·1 to 0·5)	4·1 (2·1 to 6·6)	23·4 (7·7 to 47·4)	56·2 (18·2 to 119)	72 (15·8 to 175)	26·2 (5·8 to 64·4)	40 (12·1 to 101)	41·6 (16·5 to 93·1)	46·4 (16·9 to 103)	44·7 (15·3 to 103)	42·5 (15 to 96·7)	39·9 (14·8 to 84·5)	39·2 (16 to 82·5)	43·7 (20·4 to 81·5)	59·1 (32·2 to 104)	65·6 (37·2 to 109)	61·7 (36·4 to 97·7)	48·3 (29·8 to 72·9)	35·2 (22·1 to 52·6)	21·2 (12·8 to 31·9)	12·1 (8 to 17·4)	3·9 (2·6 to 5·5)	1 (0·6 to 1·5)	828
Endocrine, metabolic, blood, and immune disorders	60·7 (24·8 to 117)	48·1 (22·6 to 97·2)	695 (213 to 1,520)	200 (116 to 312)	196 (106 to 337)	140 (84·6 to 210)	116 (72·5 to 170)	121 (76·3 to 183)	176 (107 to 269)	225 (135 to 346)	271 (165 to 413)	282 (162 to 437)	275 (166 to 418)	268 (167 to 406)	256 (161 to 390)	213 (138 to 313)	150 (95·1 to 225)	104 (68·9 to 151)	66·8 (43·9 to 96·8)	41·7 (26 to 65·5)	16·8 (10·2 to 26·9)	6·3 (3·5 to 10·5)	1·5 (0·8 to 2·7)	3,930
Oral disorders	0 (0 to 0)	0 (0 to 0)	0 (0 to 0)	185 (102 to 302)	210 (114 to 364)	232 (122 to 410)	275 (150 to 471)	328 (185 to 540)	361 (201 to 585)	361 (204 to 588)	335 (186 to 557)	315 (170 to 542)	317 (177 to 546)	336 (190 to 575)	360 (204 to 593)	349 (204 to 569)	298 (171 to 481)	228 (136 to 359)	163 (99·5 to 248)	95·2 (59·3 to 144)	40·8 (24·8 to 61·6)	12·5 (7·6 to 18·9)	2·6 (1·5 to 4)	4,800
Caries of deciduous teeth	0 (0 to 0)	0 (0 to 0)	0 (0 to 0)	63·3 (23 to 131)	58·1 (22·7 to 127)	3 (0·5 to 8·3)	0 (0 to 0)	0 (0 to 0)	0 (0 to 0)	0 (0 to 0)	0 (0 to 0)	0 (0 to 0)	0 (0 to 0)	0 (0 to 0)	0 (0 to 0)	0 (0 to 0)	0 (0 to 0)	0 (0 to 0)	0 (0 to 0)	0 (0 to 0)	0 (0 to 0)	0 (0 to 0)	0 (0 to 0)	124
Caries of permanent teeth	0 (0 to 0)	0 (0 to 0)	0 (0 to 0)	0 (0 to 0)	50·1 (18·6 to 105)	122 (49·6 to 251)	116 (47·7 to 236)	117 (48·9 to 231)	107 (42·8 to 222)	89·7 (36 to 183)	73·1 (29·9 to 152)	55·4 (22·5 to 117)	42·1 (16·6 to 89·4)	34 (13·7 to 67·4)	27·8 (10·8 to 63·1)	21·3 (7·4 to 46)	14·5 (5·5 to 30·1)	9·2 (3·6 to 19·2)	5·3 (2·1 to 10·4)	2·6 (1 to 5·5)	0·9 (0·3 to 1·9)	0·2 (0·1 to 0·5)	0 (0 to 0·1)	888
Periodontal diseases	0 (0 to 0)	0 (0 to 0)	0 (0 to 0)	0 (0 to 0)	0 (0 to 0)	0 (0 to 0)	4·6 (1·1 to 12·3)	12·7 (3·6 to 33·3)	27·8 (8·2 to 69·4)	45·7 (14·1 to 123)	62·2 (19·9 to 160)	79·4 (24·8 to 206)	94·9 (30·5 to 230)	106 (35·8 to 248)	108 (36·7 to 254)	93·4 (31·9 to 210)	68·8 (24·6 to 154)	45·6 (16·7 to 103)	29 (11·2 to 63·6)	15·5 (6 to 34·3)	6·2 (2·2 to 13·9)	1·8 (0·6 to 3·8)	0·3 (0·1 to 0·7)	801
Other oral disorders	0 (0 to 0)	0 (0 to 0)	0 (0 to 0)	122 (71·4 to 193)	102 (58·7 to 158)	107 (62·1 to 170)	154 (91·1 to 242)	181 (108 to 284)	194 (116 to 306)	185 (109 to 285)	156 (91·3 to 244)	130 (76·3 to 201)	109 (64·9 to 165)	91·7 (55·9 to 139)	75·3 (44·9 to 115)	55·8 (33·4 to 85·9)	37·1 (22·4 to 55·9)	21·2 (12·5 to 32·6)	10·7 (6·5 to 16)	4·5 (2·8 to 6·9)	1·4 (0·8 to 2·1)	0·4 (0·2 to 0·5)	0·1 (0 to 0·1)	1,740
Sudden infant death syndrome	--	366 (129 to 810)	3,340 (680 to 8,590)	--	--	--	--	--	--	--	--	--	--	--	--	--	--	--	--	--	--	--	--	NA
Injuries	291 (170 to 471)	234 (104 to 572)	5,110 (2,680 to 8,590)	5,330 (3,230 to 8,010)	7,460 (5,270 to 9,710)	7,130 (5,430 to 8,950)	18,600 (14,400 to 22,500)	25,400 (18,700 to 30,900)	20,200 (13,900 to 25,400)	16,100 (9,630 to 20,400)	12,400 (7,400 to 16,400)	10,500 (6,750 to 14,200)	8,630 (6,340 to 11,600)	7,160 (5,420 to 9,320)	5,840 (4,460 to 7,490)	4,280 (3,320 to 5,320)	2,790 (2,200 to 3,470)	1,770 (1,410 to 2,150)	1,120 (919 to 1,340)	610 (499 to 729)	261 (212 to 316)	78 (62·6 to 94·8)	18·8 (14·7 to 23·4)	161,000
Transport injuries	56·8 (16·9 to 140)	27·6 (9·3 to 72·1)	785 (326 to 1,510)	915 (473 to 1,570)	2,130 (1,270 to 3,180)	2,200 (1,440 to 3,240)	7,410 (4,740 to 10,400)	9,900 (6,460 to 13,700)	7,190 (4,420 to 10,300)	5,250 (2,890 to 7,550)	3,890 (2,280 to 5,640)	3,260 (2,070 to 4,690)	2,830 (1,900 to 4,030)	2,450 (1,720 to 3,380)	2,000 (1,420 to 2,800)	1,430 (1,040 to 1,910)	938 (665 to 1,300)	576 (423 to 769)	348 (258 to 466)	179 (136 to 231)	67·1 (50·5 to 87)	16·8 (12·9 to 21·6)	4 (2·9 to 5·3)	53,800
Road injuries	51·4 (14·9 to 127)	24·9 (8·2 to 64·1)	718 (293 to 1,400)	831 (419 to 1,430)	1,980 (1,180 to 2,960)	2,050 (1,330 to 2,990)	6,950 (4,440 to 9,710)	9,270 (5,990 to 12,900)	6,700 (4,080 to 9,650)	4,890 (2,730 to 6,960)	3,630 (2,100 to 5,260)	3,050 (1,930 to 4,400)	2,640 (1,770 to 3,780)	2,290 (1,610 to 3,170)	1,880 (1,330 to 2,620)	1,330 (960 to 1,800)	877 (615 to 1,210)	539 (395 to 725)	325 (241 to 434)	166 (128 to 218)	61·6 (46·5 to 79·9)	15·2 (11·6 to 19·6)	3·5 (2·6 to 4·6)	50,300
Pedestrian road injuries	20·6 (5·2 to 51·8)	7·1 (1·8 to 20)	205 (59·7 to 482)	286 (115 to 565)	719 (329 to 1,250)	630 (296 to 1,080)	783 (343 to 1,520)	1,040 (471 to 1,970)	749 (335 to 1,380)	739 (335 to 1,360)	556 (249 to 1,010)	494 (244 to 951)	513 (262 to 923)	510 (272 to 878)	423 (231 to 709)	375 (218 to 617)	254 (144 to 420)	169 (102 to 260)	138 (88·6 to 211)	69·5 (46·4 to 100)	24·6 (16·2 to 35·8)	4·9 (3·4 to 7)	1·3 (0·8 to 2·1)	8,710
Cyclist road injuries	0 (0 to 0)	0 (0 to 0)	0 (0 to 0)	83·1 (30·4 to 183)	235 (96 to 450)	241 (113 to 446)	324 (176 to 588)	383 (214 to 659)	305 (173 to 527)	350 (191 to 603)	265 (148 to 427)	219 (134 to 351)	299 (173 to 484)	271 (161 to 432)	233 (137 to 385)	186 (110 to 288)	121 (72·4 to 194)	69·7 (42·4 to 110)	20·9 (14·8 to 28·3)	11·2 (8 to 14·9)	5·3 (3·8 to 7·2)	1·6 (1·1 to 2·2)	0·2 (0·2 to 0·3)	3,630
Motorcyclist road injuries	14·8 (3·4 to 50·5)	7·9 (2 to 21·1)	269 (65·4 to 667)	215 (82·9 to 457)	439 (199 to 830)	598 (278 to 1,060)	3,550 (1,990 to 5,540)	4,890 (2,830 to 7,380)	3,410 (2,070 to 5,400)	2,140 (1,210 to 3,310)	1,570 (912 to 2,330)	1,310 (769 to 1,920)	1,010 (642 to 1,480)	808 (530 to 1,170)	656 (430 to 953)	368 (255 to 507)	233 (165 to 318)	132 (95 to 178)	70·3 (49·6 to 93·5)	37 (26·2 to 50·2)	14·6 (10·5 to 19·9)	4·2 (3 to 5·8)	0·9 (0·6 to 1·2)	21,800
Motor vehicle road injuries	15 (3·8 to 39·4)	9·4 (2·7 to 24·7)	232 (76·4 to 492)	231 (101 to 455)	564 (260 to 984)	551 (275 to 973)	2,190 (1,080 to 3,590)	2,830 (1,510 to 4,650)	2,130 (1,140 to 3,420)	1,570 (779 to 2,530)	1,180 (571 to 1,970)	971 (516 to 1,600)	781 (448 to 1,230)	657 (389 to 1,030)	537 (330 to 868)	378 (243 to 589)	252 (154 to 415)	157 (98·3 to 248)	88·2 (56·8 to 141)	44·5 (29·2 to 68)	15·6 (10·4 to 23·3)	4·2 (2·8 to 6)	1 (0·6 to 1·4)	15,400
Other road injuries	1 (0·1 to 3·7)	0·4 (0·1 to 1·6)	10·7 (2 to 31·6)	15·6 (3·9 to 40·2)	27·1 (9·7 to 62·5)	30·4 (11·9 to 64)	102 (38·7 to 224)	131 (55·9 to 262)	101 (43·6 to 195)	82·2 (35·1 to 160)	60·3 (24 to 128)	52·7 (22·7 to 104)	44·7 (20·2 to 86·9)	46 (18·9 to 95·8)	32·1 (16 to 59·9)	24·1 (12 to 43·9)	16·4 (7·6 to 31·4)	10·3 (5·2 to 19)	8 (4 to 15·3)	4·2 (2 to 8)	1·5 (0·8 to 2·8)	0·3 (0·2 to 0·5)	0·1 (0 to 0·2)	802
Other transport injuries	5·4 (1·3 to 15·6)	2·7 (0·8 to 7)	67·1 (21·9 to 165)	84·1 (33·1 to 186)	142 (59·3 to 284)	151 (72·7 to 291)	456 (202 to 924)	626 (302 to 1,170)	491 (223 to 916)	364 (159 to 713)	261 (124 to 496)	212 (103 to 376)	181 (88·2 to 335)	160 (86·3 to 295)	123 (63·7 to 219)	94·8 (52·9 to 158)	61·5 (32·6 to 110)	36·6 (21·2 to 60·1)	23·2 (13·5 to 39)	12·1 (7·2 to 20·4)	5·4 (3·2 to 8·9)	1·6 (1 to 2·6)	0·5 (0·3 to 0·7)	3,560
Unintentional injuries	174 (104 to 306)	188 (76·4 to 505)	4,130 (2,030 to 7,410)	4,160 (2,340 to 6,520)	5,020 (3,380 to 7,000)	4,140 (2,950 to 5,510)	5,910 (4,220 to 8,080)	6,730 (4,800 to 8,820)	5,630 (3,990 to 7,460)	4,830 (3,120 to 6,430)	4,060 (2,610 to 5,440)	3,570 (2,470 to 4,790)	3,130 (2,270 to 4,150)	2,790 (2,100 to 3,670)	2,420 (1,830 to 3,140)	1,960 (1,480 to 2,480)	1,350 (1,040 to 1,730)	918 (706 to 1,150)	625 (504 to 768)	372 (298 to 460)	172 (137 to 216)	55·7 (43·5 to 69·4)	13·2 (9·8 to 17·2)	62,300
Falls	25·7 (9·7 to 51·8)	21·6 (8·3 to 46·3)	404 (104 to 936)	522 (252 to 995)	648 (355 to 984)	636 (420 to 931)	1,110 (717 to 1,640)	1,410 (925 to 2,050)	1,380 (922 to 1,920)	1,270 (815 to 1,760)	1,220 (794 to 1,690)	1,200 (821 to 1,670)	1,090 (770 to 1,500)	1,140 (794 to 1,560)	1,050 (775 to 1,440)	949 (670 to 1,310)	668 (474 to 903)	497 (360 to 664)	358 (272 to 474)	223 (163 to 300)	104 (75·1 to 139)	34·8 (25 to 47)	8 (5·1 to 11·3)	16,000
Drowning	28·3 (9 to 64·3)	13·8 (4·4 to 38)	568 (181 to 1,400)	2,110 (899 to 4,090)	2,610 (1,380 to 4,380)	1,870 (1,060 to 2,990)	2,290 (1,180 to 3,920)	1,920 (1,010 to 3,300)	1,320 (707 to 2,310)	1,040 (482 to 1,770)	802 (379 to 1,410)	653 (346 to 1,130)	527 (266 to 951)	406 (229 to 679)	315 (168 to 525)	227 (130 to 369)	152 (83·8 to 256)	90·8 (52·8 to 152)	52·5 (30·3 to 86·6)	23·6 (13·5 to 39)	10·8 (6 to 19·2)	2·2 (1·3 to 3·5)	0·6 (0·3 to 1)	17,000
Fire, heat, and hot substances	6·6 (2·2 to 14)	4·2 (1·5 to 9·4)	381 (79·1 to 754)	319 (138 to 597)	226 (113 to 383)	200 (121 to 298)	269 (167 to 403)	380 (231 to 582)	380 (236 to 583)	345 (224 to 500)	292 (195 to 414)	261 (177 to 379)	219 (153 to 316)	186 (130 to 261)	156 (108 to 222)	120 (79·1 to 174)	91 (59 to 136)	50·3 (33·3 to 71·9)	33·8 (21·8 to 49)	21·7 (13·9 to 31·3)	11·7 (7·3 to 17·5)	3·7 (2·3 to 5·4)	0·9 (0·5 to 1·3)	3,960
Poisonings	4·1 (1 to 10·6)	7·3 (0·6 to 31·5)	82·6 (19·1 to 219)	149 (48 to 352)	87·6 (33·9 to 189)	61·6 (27·4 to 120)	111 (47·9 to 221)	151 (63·5 to 281)	133 (62·3 to 240)	96 (42·4 to 176)	77·6 (35·7 to 149)	63·5 (32·4 to 116)	56·1 (26·5 to 104)	42·6 (22·4 to 74·1)	30·8 (14·9 to 57·1)	24·1 (12 to 43·6)	13·1 (6·2 to 24·7)	6·3 (3·4 to 11)	3·9 (1·9 to 6·7)	3·2 (1·6 to 5·8)	1·6 (0·9 to 2·8)	0·3 (0·2 to 0·6)	0·1 (0 to 0·1)	1,210
Poisoning by carbon monoxide	0·3 (0 to 1·3)	0·5 (0 to 2·1)	2·5 (0·2 to 10·3)	9·5 (1·7 to 30·6)	5·5 (1·6 to 16)	5·4 (1·8 to 13·3)	25·4 (6·9 to 59·7)	32·6 (9·3 to 78·6)	23·1 (6·7 to 56)	23·5 (6·5 to 54·5)	15·9 (5·3 to 35·9)	15·6 (5·3 to 35·1)	11·3 (3·4 to 26·6)	7·7 (2·6 to 17·3)	5·4 (1·7 to 12·8)	3·3 (1 to 7·2)	2·1 (0·7 to 5·2)	1·1 (0·4 to 2·5)	0·7 (0·2 to 1·7)	0·6 (0·2 to 1·4)	0·4 (0·1 to 0·9)	0 (0 to 0·1)	0 (0 to 0)	192
Poisoning by other means	3·8 (0·9 to 9·8)	6·9 (0·6 to 29·9)	80·1 (18·4 to 209)	140 (44·6 to 338)	82 (31·5 to 176)	56·2 (24·6 to 111)	85·5 (35·1 to 180)	119 (47·2 to 236)	110 (46·9 to 201)	72·5 (31 to 138)	61·8 (27·5 to 120)	47·9 (23·7 to 83·8)	44·7 (20·2 to 84·7)	35 (18·1 to 62·5)	25·4 (12·4 to 47·3)	20·8 (10·1 to 38·2)	11 (5·1 to 20·1)	5·2 (2·7 to 9·2)	3·2 (1·6 to 5·7)	2·6 (1·2 to 4·8)	1·2 (0·6 to 2·1)	0·3 (0·2 to 0·5)	0·1 (0 to 0·1)	1,010
Exposure to mechanical forces	9·6 (0·5 to 46·3)	44·6 (0·4 to 353)	202 (10·7 to 1,260)	186 (80·4 to 440)	269 (147 to 433)	261 (157 to 409)	454 (274 to 728)	652 (381 to 1,010)	609 (364 to 921)	552 (332 to 830)	477 (308 to 723)	405 (263 to 600)	371 (256 to 545)	311 (214 to 440)	272 (180 to 391)	190 (134 to 261)	126 (89·3 to 174)	83·1 (61 to 114)	49·5 (35·6 to 67·7)	26 (18·5 to 35·9)	11·3 (8·3 to 15·8)	3·6 (2·7 to 5)	0·9 (0·6 to 1·2)	5,570
Unintentional firearm injuries	0·9 (0 to 5·9)	7·8 (0 to 32·4)	23·7 (0·7 to 179)	11·9 (4·2 to 36)	15·1 (6·5 to 38·6)	18·2 (8·4 to 41)	48 (17·5 to 132)	87·2 (26·6 to 231)	61·5 (24·5 to 143)	62·7 (26·3 to 139)	59·7 (26·5 to 135)	47 (23 to 95·5)	40·7 (21·2 to 80)	30·9 (17·2 to 57)	22·5 (13·7 to 39·9)	15·3 (9·9 to 25·1)	10 (6·5 to 16·4)	6·9 (4·2 to 12·2)	3·3 (2·2 to 5·1)	1·8 (1·2 to 2·6)	0·8 (0·5 to 1·3)	0·3 (0·2 to 0·4)	0·1 (0 to 0·1)	576
Other exposure to mechanical forces	8·7 (0·5 to 43·2)	36·9 (0·4 to 300)	179 (9·6 to 1,050)	174 (74·9 to 410)	254 (135 to 418)	243 (145 to 393)	406 (247 to 671)	565 (331 to 874)	548 (324 to 839)	489 (298 to 731)	417 (269 to 630)	358 (230 to 530)	330 (222 to 498)	280 (194 to 408)	249 (164 to 362)	175 (124 to 244)	116 (82 to 163)	76·2 (55·5 to 106)	46·2 (33 to 63·9)	24·2 (17·3 to 33·8)	10·6 (7·8 to 14·6)	3·3 (2·5 to 4·6)	0·8 (0·6 to 1·1)	4,990
Adverse effects of medical treatment	37·4 (16·9 to 68)	22·2 (7·7 to 50·9)	307 (82·9 to 662)	81·6 (37·6 to 144)	91·4 (43·1 to 161)	59·9 (33·6 to 94·2)	62·5 (31·1 to 104)	98·8 (52·7 to 162)	81·3 (41·7 to 136)	67·3 (25·9 to 117)	69·4 (27·2 to 130)	66 (26·4 to 124)	74·4 (32·7 to 140)	60·1 (28·6 to 117)	75·4 (33·9 to 152)	70·9 (31·7 to 142)	54·7 (24·8 to 107)	35·9 (18·5 to 69·3)	23·6 (12·1 to 42·4)	14·7 (7·5 to 26·8)	6·3 (3·4 to 11·3)	2·1 (1·1 to 3·8)	0·5 (0·3 to 0·8)	1,460
Animal contact	3·8 (1 to 8·5)	7·4 (1·8 to 17·7)	182 (37·3 to 421)	217 (56·4 to 489)	387 (119 to 848)	254 (72·8 to 547)	216 (74·8 to 463)	223 (76·7 to 478)	191 (71·7 to 382)	147 (55·6 to 289)	153 (54·8 to 328)	130 (47 to 259)	135 (49·8 to 293)	140 (54·9 to 288)	114 (41·7 to 236)	88·4 (33·1 to 175)	64·4 (25·1 to 124)	41·3 (16·1 to 80)	26 (10·2 to 49·5)	16·2 (6·5 to 30)	6·4 (2·6 to 12)	1·9 (0·8 to 3·5)	0·5 (0·2 to 1)	2,750
Venomous animal contact	2·6 (0·7 to 6·3)	2·5 (0·4 to 8)	93·5 (15·3 to 254)	133 (32·4 to 335)	257 (65·7 to 610)	171 (45·4 to 392)	150 (45·7 to 340)	160 (50·3 to 367)	117 (37·4 to 268)	94·1 (29·2 to 200)	95·1 (26·5 to 222)	86·1 (25·8 to 188)	75·3 (21·5 to 173)	75·7 (24·3 to 172)	63 (19·6 to 140)	42·5 (13·1 to 98·5)	32·5 (10·2 to 70·9)	18·6 (5·5 to 41)	11·1 (3·2 to 26·5)	7·2 (2·1 to 16·1)	2·9 (0·9 to 6·4)	0·9 (0·3 to 2)	0·3 (0·1 to 0·6)	1,690
Non-venomous animal contact	1·2 (0·2 to 3·2)	4·8 (1·1 to 12·6)	88·4 (15·2 to 211)	83·8 (15·3 to 229)	131 (29·5 to 341)	82·2 (19·9 to 233)	66·2 (21·8 to 173)	63·6 (21·6 to 158)	73·9 (24·9 to 178)	53·3 (20·4 to 123)	57·6 (22·5 to 131)	43·7 (17 to 106)	60 (20·5 to 140)	64·8 (23·2 to 146)	50·7 (17·1 to 121)	45·8 (16·2 to 98·9)	31·9 (12 to 66)	22·7 (8·8 to 46·5)	14·9 (5·5 to 30)	8·9 (3·5 to 18·7)	3·5 (1·4 to 7·1)	1 (0·4 to 2)	0·3 (0·1 to 0·5)	1,050
Foreign body	42·3 (15·7 to 121)	58·7 (23·4 to 125)	1,740 (548 to 3,760)	245 (119 to 448)	195 (103 to 341)	175 (102 to 277)	147 (91·5 to 219)	224 (134 to 345)	195 (121 to 287)	157 (94·9 to 229)	119 (73·6 to 179)	104 (67·5 to 158)	89·9 (60·8 to 135)	81·7 (55·8 to 117)	72·2 (49·2 to 109)	61·7 (40·7 to 91·4)	43·1 (29·5 to 61·6)	34·5 (23·7 to 52·6)	27·1 (19 to 37·7)	17·6 (12·3 to 25·4)	8·4 (5·5 to 12·4)	3·2 (2·2 to 4·6)	0·8 (0·5 to 1·1)	3,850
Pulmonary aspiration and foreign body in airway	41·9 (15·5 to 121)	58·4 (23·2 to 124)	1,710 (540 to 3,660)	226 (104 to 422)	175 (84·5 to 313)	153 (83·7 to 253)	119 (67·4 to 190)	189 (102 to 310)	155 (83·7 to 244)	115 (56·7 to 181)	81·4 (40·6 to 143)	70·5 (37·2 to 120)	59·9 (33·3 to 105)	55·3 (31·6 to 91·4)	49·4 (29·6 to 83·6)	42·1 (23·1 to 71·7)	29·6 (17·2 to 48·6)	25 (14·7 to 42·6)	20·5 (12·9 to 31·1)	13·6 (8·5 to 20·9)	6·6 (3·9 to 10·4)	2·6 (1·6 to 4)	0·7 (0·4 to 1)	3,400
Foreign body in eyes	0 (0 to 0)	0·1 (0 to 0·1)	1 (0·3 to 2·1)	4·8 (1·4 to 11)	6·8 (1·9 to 16)	8·5 (2·6 to 20·1)	11·9 (3·6 to 28·1)	16·5 (4·9 to 37·3)	19·8 (6·6 to 42)	19·8 (7 to 41·7)	16·7 (6 to 35·3)	13·6 (5·7 to 27)	11 (5·2 to 20·2)	8·4 (4·4 to 15)	6·3 (3·6 to 10·7)	4·7 (2·7 to 7·4)	3·2 (2 to 4·9)	2·1 (1·4 to 3·1)	1·4 (0·9 to 2)	0·7 (0·5 to 1·1)	0·3 (0·2 to 0·4)	0·1 (0·1 to 0·1)	0 (0 to 0)	158
Foreign body in other body part	0·4 (0 to 1·4)	0·2 (0·1 to 0·8)	29·1 (3·2 to 112)	14·2 (6·3 to 32)	13·9 (8·2 to 25·4)	13·5 (9·1 to 20)	16·1 (11·2 to 22·6)	18·4 (12·8 to 25·5)	20·5 (14·8 to 27·5)	22·2 (15·7 to 29·6)	21·4 (15·2 to 28·5)	20·2 (14·5 to 27)	19 (13·9 to 25·5)	17·9 (13 to 24·3)	16·4 (12 to 22·1)	14·9 (10·7 to 20)	10·2 (7·3 to 13·5)	7·4 (5·2 to 10)	5·2 (3·8 to 6·9)	3·2 (2·3 to 4·3)	1·5 (1·1 to 2)	0·5 (0·4 to 0·7)	0·1 (0·1 to 0·2)	286
Environmental heat and cold exposure	0·9 (0·2 to 2·4)	1·5 (0·2 to 4·9)	37·1 (4·1 to 131)	17·5 (6·7 to 39·7)	21·2 (10·9 to 41·1)	19·4 (12·3 to 31·4)	44·8 (22·8 to 82·3)	66·3 (29·9 to 127)	57·3 (28·1 to 108)	57·2 (27·1 to 116)	47·6 (22·6 to 86·9)	43·2 (20·6 to 85·6)	38·6 (18·8 to 72·6)	35 (16·8 to 64·3)	29 (13·8 to 54·3)	27·1 (11·8 to 57·7)	16 (7·5 to 30·8)	13·1 (6 to 23·8)	9·1 (4·1 to 17·2)	5·9 (2·6 to 11·6)	3·1 (1·4 to 5·4)	1·1 (0·5 to 1·9)	0·2 (0·1 to 0·4)	592
Exposure to forces of nature	0·6 (0·6 to 0·7)	1·4 (1·3 to 1·6)	11·7 (10·6 to 12·9)	54·1 (48·9 to 59·7)	55·6 (50·1 to 61·9)	77·1 (68·2 to 86·5)	86·3 (76·5 to 97·2)	84·1 (74·6 to 94·9)	77·5 (68·3 to 87·7)	63·7 (55·4 to 72·8)	51·1 (43·9 to 59·5)	38 (32·8 to 44·5)	30·6 (26·6 to 35·7)	25 (21·7 to 28·9)	18·5 (16 to 21·4)	13·6 (11·8 to 15·8)	8·2 (7 to 9·6)	5·3 (4·6 to 6·2)	3·2 (2·7 to 3·7)	1·7 (1·5 to 2)	0·6 (0·5 to 0·7)	0·1 (0·1 to 0·2)	0 (0 to 0)	708
Other unintentional injuries	14·6 (4·9 to 31·7)	5·3 (1·8 to 13·9)	211 (64·9 to 437)	263 (99 to 669)	428 (179 to 995)	532 (238 to 1,230)	1,120 (491 to 2,430)	1,520 (756 to 2,880)	1,200 (624 to 2,230)	1,040 (514 to 2,010)	743 (367 to 1,480)	603 (317 to 1,190)	498 (271 to 941)	361 (207 to 650)	284 (164 to 509)	183 (113 to 315)	115 (72 to 189)	60 (38·8 to 94·5)	38·3 (25·5 to 59)	19·1 (13·5 to 27·4)	8·4 (5·8 to 12·4)	2·7 (1·8 to 3·9)	0·6 (0·4 to 0·9)	9,250
Self-harm and interpersonal violence	59·8 (20·1 to 132)	18·2 (5·4 to 42·5)	190 (58·3 to 457)	251 (93·2 to 564)	319 (160 to 586)	786 (463 to 1,250)	5,270 (3,270 to 7,730)	8,800 (5,590 to 12,700)	7,410 (4,500 to 10,700)	6,040 (3,280 to 8,840)	4,500 (2,280 to 6,850)	3,640 (1,970 to 5,650)	2,680 (1,620 to 4,030)	1,920 (1,300 to 2,810)	1,420 (940 to 2,070)	903 (620 to 1,300)	503 (349 to 695)	274 (197 to 374)	146 (105 to 203)	59·1 (43·7 to 79·6)	21·9 (16·5 to 30·3)	5·5 (4·1 to 7·6)	1·6 (1·1 to 2·2)	45,200
Self-harm	0 (0 to 0)	0 (0 to 0)	0 (0 to 0)	0 (0 to 0)	0 (0 to 0)	248 (120 to 447)	2,180 (1,240 to 3,440)	3,630 (2,090 to 5,600)	2,870 (1,590 to 4,400)	2,290 (1,060 to 3,710)	1,580 (753 to 2,590)	1,220 (613 to 2,020)	921 (531 to 1,530)	665 (395 to 1,070)	500 (314 to 804)	347 (213 to 556)	208 (128 to 326)	126 (78·8 to 205)	67·5 (42·7 to 104)	31·4 (19·7 to 50·9)	11·6 (7·1 to 19·8)	2·8 (1·7 to 4·9)	0·7 (0·4 to 1·2)	16,900
Self-harm by firearm	0 (0 to 0)	0 (0 to 0)	0 (0 to 0)	0 (0 to 0)	0 (0 to 0)	3·7 (1·4 to 8·2)	44·7 (15·1 to 106)	88·4 (31 to 217)	73·7 (27·4 to 175)	54·6 (19·5 to 123)	37·1 (13·1 to 92·8)	32·6 (12·5 to 82·8)	32·4 (13·2 to 80)	16·3 (6·7 to 43·1)	15·4 (6·7 to 41·1)	7·2 (3·2 to 19·5)	3·7 (1·7 to 9·2)	2·9 (1·3 to 7)	1·3 (0·6 to 2·9)	1·2 (0·5 to 3·2)	0·4 (0·2 to 1·1)	0·2 (0·1 to 0·5)	0 (0 to 0·1)	416
Self-harm by other specified means	0 (0 to 0)	0 (0 to 0)	0 (0 to 0)	0 (0 to 0)	0 (0 to 0)	244 (118 to 441)	2,130 (1,230 to 3,380)	3,540 (2,040 to 5,460)	2,800 (1,540 to 4,300)	2,240 (1,030 to 3,600)	1,550 (735 to 2,510)	1,190 (599 to 1,940)	889 (514 to 1,470)	649 (385 to 1,050)	484 (304 to 781)	340 (208 to 542)	204 (126 to 320)	123 (76·1 to 201)	66·2 (42 to 102)	30·3 (19·3 to 48)	11·1 (6·9 to 18·7)	2·6 (1·6 to 4·6)	0·7 (0·4 to 1·2)	16,500
Interpersonal violence	59·8 (20·1 to 132)	18·2 (5·4 to 42·5)	190 (57·8 to 456)	247 (89·5 to 561)	314 (156 to 581)	532 (270 to 959)	3,070 (1,530 to 5,330)	5,140 (2,630 to 8,610)	4,500 (2,320 to 7,450)	3,690 (1,700 to 6,110)	2,880 (1,340 to 4,960)	2,390 (1,150 to 4,150)	1,720 (956 to 2,790)	1,220 (714 to 1,980)	895 (522 to 1,440)	546 (347 to 851)	291 (184 to 448)	146 (97·3 to 228)	77·1 (50·4 to 118)	27·2 (19·7 to 36·2)	10·1 (7·3 to 13·7)	2·7 (1·9 to 3·6)	0·8 (0·5 to 1·3)	27,900
Physical violence by firearm	2·4 (0·4 to 7·7)	2·8 (0·6 to 8·1)	16·6 (3·3 to 53·4)	35·7 (7·2 to 93·8)	41·8 (14·2 to 95·2)	76·4 (21·4 to 178)	817 (250 to 1,790)	1,600 (588 to 3,460)	1,250 (436 to 2,750)	1,200 (385 to 2,460)	970 (319 to 2,090)	806 (302 to 1,670)	444 (164 to 901)	343 (139 to 682)	231 (89·8 to 468)	139 (57·8 to 264)	45·2 (17·8 to 90·4)	20·2 (7·8 to 42·1)	10·5 (4 to 22·3)	2·4 (1·1 to 4·8)	0·9 (0·4 to 1·7)	0·2 (0·1 to 0·4)	0·1 (0 to 0·3)	8,060
Physical violence by sharp object	15·8 (3·9 to 42·9)	2·9 (0·6 to 8·3)	22·8 (5 to 69·8)	71·2 (17·5 to 180)	85·7 (27·5 to 190)	145 (43·3 to 318)	1,660 (618 to 3,230)	2,690 (1,030 to 5,030)	2,460 (1,010 to 4,340)	1,820 (570 to 3,380)	1,340 (434 to 2,590)	1,080 (364 to 2,040)	876 (332 to 1,560)	538 (203 to 993)	384 (153 to 722)	213 (93·1 to 376)	130 (58·4 to 241)	56·8 (27·6 to 99·7)	27·5 (14·2 to 49·1)	9·8 (6·1 to 14·7)	3·4 (2·2 to 5)	0·9 (0·6 to 1·3)	0·3 (0·2 to 0·6)	13,600
Sexual violence	0 (0 to 0)	0 (0 to 0)	0 (0 to 0)	2·1 (1·2 to 3·5)	15·2 (9 to 24·3)	30·7 (17 to 48·3)	62·6 (35 to 100)	83·7 (48·9 to 129)	80·4 (44·5 to 131)	67·2 (36·7 to 109)	51·7 (29·5 to 82·7)	38·2 (22·1 to 61·9)	27·3 (15·9 to 45·6)	17·8 (10·1 to 29·1)	10·5 (6 to 16·8)	6·8 (4·2 to 10·2)	4·5 (2·8 to 6·7)	2·7 (1·7 to 4)	1·6 (1·1 to 2·4)	0·9 (0·6 to 1·3)	0·3 (0·2 to 0·5)	0 (0 to 0·1)	0 (0 to 0)	504
Physical violence by other means	41·6 (12·9 to 92·4)	12·6 (3·6 to 30·5)	150 (41·7 to 362)	138 (45·8 to 320)	171 (77 to 345)	280 (125 to 545)	525 (225 to 1,070)	765 (349 to 1,510)	704 (345 to 1,340)	600 (294 to 1,100)	508 (259 to 865)	466 (251 to 841)	373 (230 to 609)	322 (205 to 502)	269 (171 to 434)	187 (123 to 280)	111 (73·4 to 166)	66·3 (44 to 96·8)	37·5 (25 to 55·5)	14·1 (9·9 to 19)	5·5 (3·9 to 7·6)	1·5 (1·1 to 2·1)	0·4 (0·2 to 0·5)	5,750
Conflict and terrorism	0 (0 to 0)	0 (0 to 0)	0 (0 to 0)	0·1 (0·1 to 0·1)	0·6 (0·4 to 1)	1·7 (0·9 to 2·9)	6 (3·6 to 10·3)	6·5 (3·9 to 10·3)	10·9 (6·7 to 17·3)	33 (17·7 to 59·1)	26·7 (15·3 to 44·5)	25·6 (14 to 45·1)	28·5 (14·4 to 53·9)	28·8 (14·6 to 55·6)	17·5 (9 to 33·2)	9·2 (4·7 to 17·6)	4 (2·1 to 7·9)	1·8 (1 to 3·5)	0·8 (0·5 to 1·6)	0·4 (0·2 to 0·7)	0·1 (0·1 to 0·3)	0 (0 to 0·1)	0 (0 to 0)	203

DALYs by United States of America 2019 by cause and age group for males with 95% uncertainty intervals, 2019

Cause	Early Neonatal	Late Neonatal	Post Neonatal	1 to 4	5 to 9	10 to 14	15 to 19	20 to 24	25 to 29	30 to 34	35 to 39	40 to 44	45 to 49	50 to 54	55 to 59	60 to 64	65 to 69	70 to 74	75 to 79	80 to 84	85 to 89	90 to 94	95 plus	Total
All causes	151,0000 (6522,0000-8,0000)	13,0000 (7,0000-20,0000)	180,0000 (106,0000-263,0000)	421,0000 (316,0000-534,0000)	276,0000 (206,0000-353,0000)	259,0000 (193,0000-333,0000)	2,020,0000 (1,499,0000-2,600,0000)	2,020,0000 (1,512,0000-2,600,0000)	2,030,0000 (1,520,0000-2,600,0000)	2,060,0000 (1,550,0000-2,650,0000)	2,090,0000 (1,570,0000-2,690,0000)	2,120,0000 (1,590,0000-2,720,0000)	2,150,0000 (1,620,0000-2,760,0000)	2,220,0000 (1,670,0000-2,850,0000)	2,290,0000 (1,720,0000-2,940,0000)	2,370,0000 (1,780,0000-3,040,0000)	2,450,0000 (1,840,0000-3,140,0000)	2,530,0000 (1,900,0000-3,240,0000)	2,610,0000 (1,960,0000-3,350,0000)	2,690,0000 (2,020,0000-3,450,0000)	2,770,0000 (2,080,0000-3,550,0000)	2,850,0000 (2,140,0000-3,650,0000)	1,130,0000 (849,0000-1,450,0000)	43,0000 (32,0000-55,0000)	18,910,0000 (18,910,0000-18,910,0000)
Communicable, maternal, neonatal, and nutritional diseases	127,0000 (6274,0000-8,0000)	9,0000 (7,0000-20,0000)	176,0000 (96,0000-259,0000)	411,0000 (307,0000-526,0000)	270,0000 (200,0000-350,0000)	253,0000 (187,0000-330,0000)	1,970,0000 (1,460,0000-2,540,0000)	1,970,0000 (1,470,0000-2,540,0000)	1,980,0000 (1,480,0000-2,540,0000)	2,010,0000 (1,510,0000-2,590,0000)	2,040,0000 (1,530,0000-2,630,0000)	2,070,0000 (1,550,0000-2,660,0000)	2,100,0000 (1,580,0000-2,700,0000)	2,170,0000 (1,630,0000-2,780,0000)	2,240,0000 (1,680,0000-2,870,0000)	2,310,0000 (1,740,0000-2,970,0000)	2,390,0000 (1,800,0000-3,070,0000)	2,470,0000 (1,860,0000-3,170,0000)	2,550,0000 (1,920,0000-3,270,0000)	2,630,0000 (1,980,0000-3,380,0000)	2,710,0000 (2,040,0000-3,480,0000)	1,110,0000 (834,0000-1,430,0000)	42,0000 (31,0000-54,0000)	18,450,0000 (18,450,0000-18,450,0000)
HIV/AIDS and sexually transmitted infections	0 (0-0)	0 (0-0)	0 (0-0)	0 (0-0)	0 (0-0)	0 (0-0)	0 (0-0)	0 (0-0)	0 (0-0)	0 (0-0)	0 (0-0)	0 (0-0)	0 (0-0)	0 (0-0)	0 (0-0)	0 (0-0)	0 (0-0)	0 (0-0)	0 (0-0)	0 (0-0)	0 (0-0)	0 (0-0)	0 (0-0)	0 (0-0)
HIV/AIDS	0 (0-0)	0 (0-0)	0 (0-0)	0 (0-0)	0 (0-0)	0 (0-0)	0 (0-0)	0 (0-0)	0 (0-0)	0 (0-0)	0 (0-0)	0 (0-0)	0 (0-0)	0 (0-0)	0 (0-0)	0 (0-0)	0 (0-0)	0 (0-0)	0 (0-0)	0 (0-0)	0 (0-0)	0 (0-0)	0 (0-0)	0 (0-0)
HIV/AIDS - Drug-susceptible Tuberculosis	0 (0-0)	0 (0-0)	0 (0-0)	0 (0-0)	0 (0-0)	0 (0-0)	0 (0-0)	0 (0-0)	0 (0-0)	0 (0-0)	0 (0-0)	0 (0-0)	0 (0-0)	0 (0-0)	0 (0-0)	0 (0-0)	0 (0-0)	0 (0-0)	0 (0-0)	0 (0-0)	0 (0-0)	0 (0-0)	0 (0-0)	0 (0-0)
HIV/AIDS - Multidrug-resistant Tuberculosis without extensive drug resistance	0 (0-0)	0 (0-0)	0 (0-0)	0 (0-0)	0 (0-0)	0 (0-0)	0 (0-0)	0 (0-0)	0 (0-0)	0 (0-0)	0 (0-0)	0 (0-0)	0 (0-0)	0 (0-0)	0 (0-0)	0 (0-0)	0 (0-0)	0 (0-0)	0 (0-0)	0 (0-0)	0 (0-0)	0 (0-0)	0 (0-0)	0 (0-0)
HIV/AIDS - Extensively drug-resistant Tuberculosis	0 (0-0)	0 (0-0)	0 (0-0)	0 (0-0)	0 (0-0)	0 (0-0)	0 (0-0)	0 (0-0)	0 (0-0)	0 (0-0)	0 (0-0)	0 (0-0)	0 (0-0)	0 (0-0)	0 (0-0)	0 (0-0)	0 (0-0)	0 (0-0)	0 (0-0)	0 (0-0)	0 (0-0)	0 (0-0)	0 (0-0)	0 (0-0)
HIV/AIDS resulting in other diseases	0 (0-0)	0 (0-0)	0 (0-0)	0 (0-0)	0 (0-0)	0 (0-0)	0 (0-0)	0 (0-0)	0 (0-0)	0 (0-0)	0 (0-0)	0 (0-0)	0 (0-0)	0 (0-0)	0 (0-0)	0 (0-0)	0 (0-0)	0 (0-0)	0 (0-0)	0 (0-0)	0 (0-0)	0 (0-0)	0 (0-0)	0 (0-0)
Sexually transmitted infections, excluding HIV	0 (0-0)	0 (0-0)	0 (0-0)	0 (0-0)	0 (0-0)	0 (0-0)	0 (0-0)	0 (0-0)	0 (0-0)	0 (0-0)	0 (0-0)	0 (0-0)	0 (0-0)	0 (0-0)	0 (0-0)	0 (0-0)	0 (0-0)	0 (0-0)	0 (0-0)	0 (0-0)	0 (0-0)	0 (0-0)	0 (0-0)	0 (0-0)
Syphilis	0 (0-0)	0 (0-0)	0 (0-0)	0 (0-0)	0 (0-0)	0 (0-0)	0 (0-0)	0 (0-0)	0 (0-0)	0 (0-0)	0 (0-0)	0 (0-0)	0 (0-0)	0 (0-0)	0 (0-0)	0 (0-0)	0 (0-0)	0 (0-0)	0 (0-0)	0 (0-0)	0 (0-0)	0 (0-0)	0 (0-0)	0 (0-0)
Chlamydial infection	0 (0-0)	0 (0-0)	0 (0-0)	0 (0-0)	0 (0-0)	0 (0-0)	0 (0-0)	0 (0-0)	0 (0-0)	0 (0-0)	0 (0-0)	0 (0-0)	0 (0-0)	0 (0-0)	0 (0-0)	0 (0-0)	0 (0-0)	0 (0-0)	0 (0-0)	0 (0-0)	0 (0-0)	0 (0-0)	0 (0-0)	0 (0-0)
Gonococcal infection	0 (0-0)	0 (0-0)	0 (0-0)	0 (0-0)	0 (0-0)	0 (0-0)	0 (0-0)	0 (0-0)	0 (0-0)	0 (0-0)	0 (0-0)	0 (0-0)	0 (0-0)	0 (0-0)	0 (0-0)	0 (0-0)	0 (0-0)	0 (0-0)	0 (0-0)	0 (0-0)	0 (0-0)	0 (0-0)	0 (0-0)	0 (0-0)
Trichomoniasis	0 (0-0)	0 (0-0)	0 (0-0)	0 (0-0)	0 (0-0)	0 (0-0)	0 (0-0)	0 (0-0)	0 (0-0)	0 (0-0)	0 (0-0)	0 (0-0)	0 (0-0)	0 (0-0)	0 (0-0)	0 (0-0)	0 (0-0)	0 (0-0)	0 (0-0)	0 (0-0)	0 (0-0)	0 (0-0)	0 (0-0)	0 (0-0)
Genital herpes	0 (0-0)	0 (0-0)	0 (0-0)	0 (0-0)	0 (0-0)	0 (0-0)	0 (0-0)	0 (0-0)	0 (0-0)	0 (0-0)	0 (0-0)	0 (0-0)	0 (0-0)	0 (0-0)	0 (0-0)	0 (0-0)	0 (0-0)	0 (0-0)	0 (0-0)	0 (0-0)	0 (0-0)	0 (0-0)	0 (0-0)	0 (0-0)
Other sexually transmitted infections	0 (0-0)	0 (0-0)	0 (0-0)	0 (0-0)	0 (0-0)	0 (0-0)	0 (0-0)	0 (0-0)	0 (0-0)	0 (0-0)	0 (0-0)	0 (0-0)	0 (0-0)	0 (0-0)	0 (0-0)	0 (0-0)	0 (0-0)	0 (0-0)	0 (0-0)	0 (0-0)	0 (0-0)	0 (0-0)	0 (0-0)	0 (0-0)
Respiratory infections and tuberculosis	11,0000 (6,0000-18,0000)	1,0000 (0,0000-3,0000)	4,0000 (2,0000-7,0000)	10,0000 (6,0000-15,0000)	6,0000 (4,0000-9,0000)	6,0000 (4,0000-9,0000)	50,0000 (37,0000-66,0000)	50,0000 (37,0000-66,0000)	50,0000 (37,0000-66,0000)	50,0000 (37,0000-66,0000)	50,0000 (37,0000-66,0000)	50,0000 (37,0000-66,0000)	50,0000 (37,0000-66,0000)	50,0000 (37,0000-66,0000)	50,0000 (37,0000-66,0000)	50,0000 (37,0000-66,0000)	50,0000 (37,0000-66,0000)	50,0000 (37,0000-66,0000)	50,0000 (37,0000-66,0000)	50,0000 (37,0000-66,0000)	50,0000 (37,0000-66,0000)	50,0000 (37,0000-66,0000)	50,0000 (37,0000-66,0000)
Tuberculosis	0 (0-0)	0 (0-0)	0 (0-0)	0 (0-0)	0 (0-0)	0 (0-0)	0 (0-0)	0 (0-0)	0 (0-0)	0 (0-0)	0 (0-0)	0 (0-0)	0 (0-0)	0 (0-0)	0 (0-0)	0 (0-0)	0 (0-0)	0 (0-0)	0 (0-0)	0 (0-0)	0 (0-0)	0 (0-0)	0 (0-0)	0 (0-0)
Latent tuberculosis infection	0 (0-0)	0 (0-0)	0 (0-0)	0 (0-0)	0 (0-0)	0 (0-0)	0 (0-0)	0 (0-0)	0 (0-0)	0 (0-0)	0 (0-0)	0 (0-0)	0 (0-0)	0 (0-0)	0 (0-0)	0 (0-0)	0 (0-0)	0 (0-0)	0 (0-0)	0 (0-0)	0 (0-0)	0 (0-0)	0 (0-0)	0 (0-0)
Drug-susceptible tuberculosis	0 (0-0)	0 (0-0)	0 (0-0)	0 (0-0)	0 (0-0)	0 (0-0)	0 (0-0)	0 (0-0)	0 (0-0)	0 (0-0)	0 (0-0)	0 (0-0)	0 (0-0)	0 (0-0)	0 (0-0)	0 (0-0)	0 (0-0)	0 (0-0)	0 (0-0)	0 (0-0)	0 (0-0)	0 (0-0)	0 (0-0)	0 (0-0)
Multidrug-resistant tuberculosis without extensive drug resistance	0 (0-0)	0 (0-0)	0 (0-0)	0 (0-0)	0 (0-0)	0 (0-0)	0 (0-0)	0 (0-0)	0 (0-0)	0 (0-0)	0 (0-0)	0 (0-0)	0 (0-0)	0 (0-0)	0 (0-0)	0 (0-0)	0 (0-0)	0 (0-0)	0 (0-0)	0 (0-0)	0 (0-0)	0 (0-0)	0 (0-0)	0 (0-0)
Extensively drug-resistant tuberculosis	0 (0-0)	0 (0-0)	0 (0-0)	0 (0-0)	0 (0-0)	0 (0-0)	0 (0-0)	0 (0-0)	0 (0-0)	0 (0-0)	0 (0-0)	0 (0-0)	0 (0-0)	0 (0-0)	0 (0-0)	0 (0-0)	0 (0-0)	0 (0-0)	0 (0-0)	0 (0-0)	0 (0-0)	0 (0-0)	0 (0-0)	0 (0-0)
Lower respiratory infections	11,0000 (6,0000-18,0000)	1,0000 (0,0000-3,0000)	4,0000 (2,0000-7,0000)	10,0000 (6,0000-15,0000)	6,0000 (4,0000-9,0000)	6,0000 (4,0000-9,0000)	50,0000 (37,0000-66,0000)	50,0000 (37,0000-66,0000)	50,0000 (37,0000-66,0000)	50,0000 (37,0000-66,0000)	50,0000 (37,0000-66,0000)	50,0000 (37,0000-66,0000)	50,0000 (37,0000-66,0000)	50,0000 (37,0000-66,0000)	50,0000 (37,0000-66,0000)	50,0000 (37,0000-66,0000)	50,0000 (37,0000-66,0000)	50,0000 (37,0000-66,0000)	50,0000 (37,0000-66,0000)	50,0000 (37,0000-66,0000)	50,0000 (37,0000-66,0000)	50,0000 (37,0000-66,0000)	50,0000 (37,0000-66,0000)
Upper respiratory infections	0 (0-0)	0 (0-0)	0 (0-0)	0 (0-0)	0 (0-0)	0 (0-0)	0 (0-0)	0 (0-0)	0 (0-0)	0 (0-0)	0 (0-0)	0 (0-0)	0 (0-0)	0 (0-0)	0 (0-0)	0 (0-0)	0 (0-0)	0 (0-0)	0 (0-0)	0 (0-0)	0 (0-0)	0 (0-0)	0 (0-0)	0 (0-0)
Otitis media	0 (0-0)	0 (0-0)	0 (0-0)	0 (0-0)	0 (0-0)	0 (0-0)	0 (0-0)	0 (0-0)	0 (0-0)	0 (0-0)	0 (0-0)	0 (0-0)	0 (0-0)	0 (0-0)	0 (0-0)	0 (0-0)	0 (0-0)	0 (0-0)	0 (0-0)	0 (0-0)	0 (0-0)	0 (0-0)	0 (0-0)	0 (0-0)
Enteric infections	306 (0-0)	417 (0-0)	4,0000 (0-0)	11,0000 (0-0)	9,4000 (0-0)	7,0000 (0-0)	8,2000 (0-0)	8,0000 (0-0)	9,1,50 (0-0)	8,0000 (0-0)	8,0000 (0-0)	8,2000 (0-0)	8,4000 (0-0)	8,7000 (0-0)	9,0000 (0-0)	9,3000 (0-0)	9,6000 (0-0)	9,9000 (0-0)	10,0000 (0-0)	10,0000 (0-0)	10,0000 (0-0)	10,0000 (0-0)	9,1,95 (0-0)	4,0000 (0-0)
Diarrheal diseases	306 (0-0)	417 (0-0)	4,0000 (0-0)	11,0000 (0-0)	9,4000 (0-0)	7,0000 (0-0)	8,2000 (0-0)	8,0000 (0-0)	9,1,50 (0-0)	8,0000 (0-0)	8,0000 (0-0)	8,2000 (0-0)	8,4000 (0-0)	8,7000 (0-0)	9,0000 (0-0)	9,3000 (0-0)	9,6000 (0-0)	9,9000 (0-0)	10,0000 (0-0)	10,0000 (0-0)	10,0000 (0-0)	10,0000 (0-0)	9,1,95 (0-0)	4,0000 (0-0)
Typhoid and paratyphoid	0 (0-0)	0 (0-0)	0 (0-0)	0 (0-0)	0 (0-0)	0 (0-0)	0 (0-0)	0 (0-0)	0 (0-0)	0 (0-0)	0 (0-0)	0 (0-0)	0 (0-0)	0 (0-0)	0 (0-0)	0 (0-0)	0 (0-0)	0 (0-0)	0 (0-0)	0 (0-0)	0 (0-0)	0 (0-0)	0 (0-0)	0 (0-0)
Typhoid fever	0 (0-0)	0 (0-0)	0 (0-0)	0 (0-0)	0 (0-0)	0 (0-0)	0 (0-0)	0 (0-0)	0 (0-0)	0 (0-0)	0 (0-0)	0 (0-0)	0 (0-0)	0 (0-0)	0 (0-0)	0 (0-0)	0 (0-0)	0 (0-0)	0 (0-0)	0 (0-0)	0 (0-0)	0 (0-0)	0 (0-0)	0 (0-0)
Paratyphoid fever	0 (0-0)	0 (0-0)	0 (0-0)	0 (0-0)	0 (0-0)	0 (0-0)	0 (0-0)	0 (0-0)	0 (0-0)	0 (0-0)	0 (0-0)	0 (0-0)	0 (0-0)	0 (0-0)	0 (0-0)	0 (0-0)	0 (0-0)	0 (0-0)	0 (0-0)	0 (0-0)	0 (0-0)	0 (0-0)	0 (0-0)	0 (0-0)
Invasive Non-typhoidal Salmonella (iNTS)	0 (0-0)	0 (0-0)	0 (0-0)	0 (0-0)	0 (0-0)	0 (0-0)	0 (0-0)	0 (0-0)	0 (0-0)	0 (0-0)	0 (0-0)	0 (0-0)	0 (0-0)	0 (0-0)	0 (0-0)	0 (0-0)	0 (0-0)	0 (0-0)	0 (0-0)	0 (0-0)	0 (0-0)	0 (0-0)	0 (0-0)	0 (0-0)
Other intestinal infectious diseases	0 (0-0)	0 (0-0)	0 (0-0)	0 (0-0)	0 (0-0)	0 (0-0)	0 (0-0)	0 (0-0)	0 (0-0)	0 (0-0)	0 (0-0)	0 (0-0)	0 (0-0)	0 (0-0)	0 (0-0)	0 (0-0)	0 (0-0)	0 (0-0)	0 (0-0)	0 (0-0)	0 (0-0)	0 (0-0)	0 (0-0)	0 (0-0)
Neglected tropical diseases and malaria	0 (0-0)	0 (0-0)	0 (0-0)	0 (0-0)	0 (0-0)	0 (0-0)	0 (0-0)	0 (0-0)	0 (0-0)	0 (0-0)	0 (0-0)	0 (0-0)	0 (0-0)	0 (0-0)	0 (0-0)	0 (0-0)	0 (0-0)	0 (0-0)	0 (0-0)	0 (0-0)	0 (0-0)	0 (0-0)	0 (0-0)	0 (0-0)
Malaria	0 (0-0)	0 (0-0)	0 (0-0)	0 (0-0)	0 (0-0)	0 (0-0)	0 (0-0)	0 (0-0)	0 (0-0)	0 (0-0)	0 (0-0)	0 (0-0)	0 (0-0)	0 (0-0)	0 (0-0)	0 (0-0)	0 (0-0)	0 (0-0)	0 (0-0)	0 (0-0)	0 (0-0)	0 (0-0)	0 (0-0)	0 (0-0)
Chagas disease	0 (0-0)	0 (0-0)	0 (0-0)	0 (0-0)	0 (0-0)	0 (0-0)	0 (0-0)	0 (0-0)	0 (0-0)	0 (0-0)	0 (0-0)	0 (0-0)	0 (0-0)	0 (0-0)	0 (0-0)	0 (0-0)	0 (0-0)	0 (0-0)	0 (0-0)	0 (0-0)	0 (0-0)	0 (0-0)	0 (0-0)	0 (0-0)
Leishmaniasis	0 (0-0)	0 (0-0)	0 (0-0)	0 (0-0)	0 (0-0)	0 (0-0)	0 (0-0)	0 (0-0)	0 (0-0)	0 (0-0)	0 (0-0)	0 (0-0)	0 (0-0)	0 (0-0)	0 (0-0)	0 (0-0)	0 (0-0)	0 (0-0)	0 (0-0)	0 (0-0)	0 (0-0)	0 (0-0)	0 (0-0)	0 (0-0)
Visceral leishmaniasis	0 (0-0)	0 (0-0)	0 (0-0)	0 (0-0)	0 (0-0)	0 (0-0)	0 (0-0)	0 (0-0)	0 (0-0)	0 (0-0)	0 (0-0)	0 (0-0)	0 (0-0)	0 (0-0)	0 (0-0)	0 (0-0)	0 (0-0)	0 (0-0)	0 (0-0)	0 (0-0)	0 (0-0)	0 (0-0)	0 (0-0)	0 (0-0)
Cutaneous and mucocutaneous leishmaniasis	0 (0-0)	0 (0-0)	0 (0-0)	0 (0-0)	0 (0-0)	0 (0-0)	0 (0-0)	0 (0-0)	0 (0-0)	0 (0-0)	0 (0-0)	0 (0-0)	0 (0-0)	0 (0-0)	0 (0-0)	0 (0-0)	0 (0-0)	0 (0-0)	0 (0-0)	0 (0-0)	0 (0-0)	0 (0-0)	0 (0-0)	0 (0-0)
African trypanosomiasis	0 (0-0)	0 (0-0)	0 (0-0)	0 (0-0)	0 (0-0)	0 (0-0)	0 (0-0)	0 (0-0)	0 (0-0)	0 (0-0)	0 (0-0)	0 (0-0)	0 (0-0)	0 (0-0)	0 (0-0)	0 (0-0)	0 (0-0)	0 (0-0)	0 (0-0)	0 (0-0)	0 (0-0)	0 (0-0)	0 (0-0)	0 (0-0)
Schistosomiasis	0 (0-0)	0 (0-0)	0 (0-0)	0 (0-0)	0 (0-0)	0 (0-0)	0 (0-0)	0 (0-0)	0 (0-0)	0 (0-0)	0 (0-0)	0 (0-0)	0 (0-0)	0 (0-0)	0 (0-0)	0 (0-0)	0 (0-0)	0 (0-0)	0 (0-0)	0 (0-0)	0 (0-0)	0 (0-0)	0 (0-0)	0 (0-0)
Cysticercosis	0 (0-0)	0 (0-0)	0 (0-0)	0 (0-0)	0 (0-0)	0 (0-0)	0 (0-0)	0 (0-0)	0 (0-0)	0 (0-0)	0 (0-0)	0 (0-0)	0 (0-0)	0 (0-0)	0 (0-0)	0 (0-0)	0 (0-0)	0 (0-0)	0 (0-0)	0 (0-0)	0 (0-0)	0 (0-0)	0 (0-0)	0 (0-0)
Cystic echinococcosis	0 (0-0)	0 (0-0)	0 (0-0)	0 (0-0)	0 (0-0)	0 (0-0)	0 (0-0)	0 (0-0)	0 (0-0)	0 (0-0)	0 (0-0)	0 (0-0)	0 (0-0)	0 (0-0)	0 (0-0)	0 (0-0)	0 (0-0)	0 (0-0)	0 (0-0)	0 (0-0)	0 (0-0)	0 (0-0)	0 (0-0)	0 (0-0)
Lymphatic filariasis	0 (0-0)	0 (0-0)	0 (0-0)	0 (0-0)	0 (0-0)	0 (0-0)	0 (0-0)	0 (0-0)	0 (0-0)	0 (0-0)	0 (0-0)	0 (0-0)	0 (0-0)	0 (0-0)	0 (0-0)	0 (0-0)	0 (0-0)	0 (0-0)	0 (0-0)	0 (0-0)	0 (0-0)	0 (0-0)	0 (0-0)	0 (0-0)
Onchocerciasis	0 (0-0)	0 (0-0)	0 (0-0)	0 (0-0)	0 (0-0)	0 (0-0)	0 (0-0)	0 (0-0)	0 (0-0)	0 (0-0)	0 (0-0)	0 (0-0)	0 (0-0)	0 (0-0)	0 (0-0)	0 (0-0)	0 (0-0)	0 (0-0)	0 (0-0)	0 (0-0)	0 (0-0)	0 (0-0)	0 (0-0)	0 (0-0)
Trachoma	0 (0-0)	0 (0-0)	0 (0-0)	0 (0-0)	0 (0-0)	0 (0-0)	0 (0-0)	0 (0-0)	0 (0-0)	0 (0-0)	0 (0-0)	0 (0-0)	0 (0-0)	0 (0-0)	0 (0-0)	0 (0-0)	0 (0-0)	0 (0-0)	0 (0-0)	0 (0-0)	0 (0-0)	0 (0-0)	0 (0-0)	0 (0-0)
Dengue	1 (0-2)	0 (0-0)	2 (0-4)	5 (0-9)	4 (0-8)	3 (0-6)	3 (0-6)	3 (0-6)	3 (0-6)	3 (0-6)	3 (0-6)	3 (0-6)	3 (0-6)	3 (0-6)	3 (0-6)	3 (0-6)	3 (0-6)	3 (0-6)	3 (0-6)	3 (0-6)	3 (0-6)	3 (0-6)	3 (0-6)	1 (0-2)
Yellow fever	0 (0-0)	0 (0-0)	0 (0-0)	0 (0-0)	0 (0-0)	0 (0-0)	0 (0-0)	0 (0-0)	0 (0-0)	0 (0-0)	0 (0-0)	0 (0-0)	0 (0-0)	0 (0-0)	0 (0-0)	0 (0-0)	0 (0-0)	0 (0-0)	0 (0-0)	0 (0-0)	0 (0-0)	0 (0-0)	0 (0-0)	0 (0-0)
Rabies	0 (0-0)	0 (0-0)	0 (0-0)	0 (0-0)	0 (0-0)	0 (0-0)	0 (0-0)	0 (0-0)	0 (0-0)	0 (0-0)	0 (0-0)	0 (0-0)	0 (0-0)	0 (0-0)	0 (0-0)	0 (0-0)	0 (0-0)	0 (0-0)	0 (0-0)	0 (0-0)	0 (0-0)	0 (0-0)	0 (0-0)	0 (0-0)
Intestinal nematode infections	0 (0-0)	0 (0-0)	0 (0-0)	0 (0-0)	0 (0-0)	0 (0-0)	0 (0-0)	0 (0-0)	0 (0-0)	0 (0-0)	0 (0-0)	0 (0-0)	0 (0-0)	0 (0-0)	0 (0-0)	0 (0-0)	0 (0-0)	0 (0-0)	0 (0-0)	0 (0-0)	0 (0-0)	0 (0-0)	0 (0-0)	0 (0-0)
Ascariasis	0 (0-0)	0 (0-0)	0 (0-0)	0 (0-0)	0 (0-0)	0 (0-0)	0 (0-0)	0 (0-0)	0 (0-0)	0 (0-0)	0 (0-0)	0 (0-0)	0 (0-0)	0 (0-0)	0 (0-0)	0 (0-0)	0 (0-0)	0 (0-0)	0 (0-0)	0 (0-0)	0 (0-0)	0 (0-0)	0 (0-0)	0 (0-0)
Trichuriasis	0 (0-0)	0 (0-0)	0 (0-0)	0 (0-0)	0 (0-0)	0 (0-0)	0 (0-0)	0 (0-0)	0 (0-0)	0 (0-0)	0 (0-0)	0 (0-0)	0 (0-0)	0 (0-0)	0 (0-0)	0 (0-0)	0 (0-0)	0 (0-0)	0 (0-0)	0 (0-0)	0 (0-0)	0 (0-0)	0 (0-0)	0 (0-0)
Hookworm disease	0 (0-0)	0 (0-0)	0 (0-0)	0 (0-0)	0 (0-0)	0 (0-0)	0 (0-0)	0 (0-0)	0 (0-0)	0 (0-0)	0 (0-0)	0 (0-0)	0 (0-0)	0 (0-0)	0 (0-0)	0 (0-0)	0 (0-0)	0 (0-0)	0 (0-0)	0 (0-0)	0 (0-0)	0 (0-0)	0 (0-0)	0 (0-0)
Food-borne trematodiases	0 (0-0)	0 (0-0)	0 (0-0)	0 (0-0)	0 (0-0)	0 (0-0)	0 (0-0)	0 (0-0)	0 (0-0)	0 (0-0)	0 (0-0)	0 (0-0)	0 (0-0)	0 (0-0)	0 (0-0)	0 (0-0)	0 (0-0)	0 (0-0)	0 (0-0)	0 (0-0)	0 (0-0)	0 (0-0)	0 (0-0)	0 (0-0)
Leprosy	0 (0-0)	0 (0-0)	0 (0-0)	0 (0-0)	0 (0-0)	0 (0-0)	0 (0-0)	0 (0-0)	0 (0-0)	0 (0-0)	0 (0-0)	0 (0-0)	0 (0-0)	0 (0-0)	0 (0-0)	0 (0-0)	0 (0-0)	0 (0-0)	0 (0-0)	0 (0-0)	0 (0-0)	0 (0-0)	0 (0-0)	0 (0-0)
Ebola	0 (0-0)	0 (0-0)	0 (0-0)	0 (0-0)	0 (0-0)	0 (0-0)	0 (0-0)	0 (0-0)	0 (0-0)	0 (0-0)	0 (0-0)	0 (0-0)	0 (0-0)	0 (0-0)	0 (0-0)	0 (0-0)	0 (0-0)	0 (0-0)	0 (0-0)	0 (0-0)	0 (0-0)	0 (0-0)	0 (0-0)	0 (0-0)
Zika virus	0 (0-0)	0 (0-0)	0 (0-0)	0 (0-0)	0 (0-0)	0 (0-0)	0 (0-0)	0 (0-0)	0 (0-0)	0 (0-0)	0 (0-0)	0 (0-0)	0 (0-0)	0 (0-0)	0 (0-0)	0 (0-0)	0 (0-0)	0 (0-0)	0 (0-0)	0 (0-0)	0 (0-0)	0 (0-0)	0 (0-0)	0 (0-0)
Guinea worm disease	0 (0-0)	0 (0-0)	0 (0-0)	0 (0-0)	0 (0-0)	0 (0-0)	0 (0-0)	0 (0-0)	0 (0-0)	0 (0-0)	0 (0-0)	0 (0-0)	0 (0-0)	0 (0-0)	0 (0-0)	0 (0-0)	0 (0-0)	0 (0-0)	0 (0-0)	0 (0-0)	0 (0-0)	0 (0-0)	0 (0-0)	0 (0-0)
Other neglected tropical diseases	27 (0-0)	332 (0-0)	600 (0-0)	1,0000 (0-0)	1,0000 (0-0)	1,0000 (0-0)	1,0000 (0-0)	1,0000 (0-0)	1,0000 (0-0)	1,0000 (0-0)	1,0000 (0-0)	1,0000 (0-0)	1,0000 (0-0)	1,0000 (0-0)	1,0000 (0-0)	1,0000 (0-0)	1,0000 (0-0)	1,0000 (0-0)	1,0000 (0-0)	1,0000 (0-0)	1,0000 (0-0)	1,0000 (0-0)	1,0000 (0-0)	1,0000 (0-0)
Other infectious diseases	17 (0-0)	1,0000 (0-0)	1,0000 (0-0)	2,0000 (0-0)	2,0000 (0-0)	2,0000 (0-0)	2,0000 (0-0)	2,0000 (0-0)	2,0000 (0-0)	2,0000 (0-0)	2,0000 (0-0)	2,0000 (0-0)	2,0000 (0-0)	2,0000 (0-0)	2,0000 (0-0)	2,0000 (0-0)	2,0000 (0-0)	2,0000 (0-0)	2,0000 (0-0)	2,0000 (0-0)	2,0000 (0-0)	2,0000 (0-0)	2,0000 (0-0)	2,0000 (0-0)
Neglected tropical diseases and malaria	27 (0-0)	332 (0-0)	600 (0-0)	1,0000 (0-0)	1,0000 (0-0)	1,0000 (0-0)	1,0000 (0-0)	1,0000 (0-0)	1,0000 (0-0)	1,0000 (0-0)	1,0000 (0-0)	1,0000 (0-0)	1,0000 (0-0)	1,0000 (0-0)	1,0000 (0-0)	1,0000 (0-0)	1,0000 (0-0)	1,0000 (0-0)	1,0000 (0-0)	1,0000 (0-0)	1,0000 (0-0)	1,0000 (0-0)	1,0000 (0-0)	1,0000 (0-0)
Other neglected infectious diseases	17 (0-0)	1,0000 (0-0)	1,0000 (0-0)	2,0000 (0-0)	2,0000 (0-0)	2,0000 (0-0)	2,0000 (0-0)	2,0000 (0-0)	2,0000 (0-0)	2,0000 (0-0)	2,0000 (0-0)	2,0000 (0-0)	2,0000 (0-0)	2,0000 (0-0)	2,0000 (0-0)	2,0000 (0-0)	2,0000 (0-0)	2,0000 (0-0)	2,0000 (0-0)	2,0000 (0-0)	2,0000 (0-0)	2,0000 (0-0)	2,0000 (0-0)	2,0000 (0-0)
Other unspecified infectious diseases	1,0000 (0-0)	1,0000 (0-0)	1,0000 (0-0)	2,0000 (0-0)	2,0000 (0-0)	2,0000 (0-0)	2,0000 (0-0)	2,0000 (0-0)	2,0000 (0-0)	2,0000 (0-0)	2,0000 (0-0)	2,0000 (0-0)	2,0000 (0-0)	2,0000 (0-0)	2,0000 (0-0)	2,0000 (0-0)	2,0000 (0-0)	2,0000 (0-0)	2,0000 (0-0)	2,0000 (0-0)	2,0000 (0-0)	2,0000 (0-0)	2,0000 (0-0)	2,0000 (0-0)
Maternal and neonatal disorders	127,0000 (6274,0000-8,0000)	9,0000 (7,0000-20,0000)	176,0000 (96,0000-259,0000)	411,0000 (307,0000-526,0000)	270,0000 (200,0000-350,0000)	253,0000 (187,0000-330,0000)	1,970,0000 (1,460,0000-2,540,0000)	1,970,0000 (1,470,0000-2,540,0



Cause	Early Neonatal	Late Neonatal	Post Neonatal	1-5 A	5-9 A	10-14 A	15-19 A	20-24 A	25-29 A	30-34 A	35-39 A	40-44 A	45-49 A	50-54 A	55-59 A	60-64 A	65-69 A	70-74 A	75-79 A	80-84 A	85-89 A	90-94 A	95+ A	All Ages	Total
All causes	2,598,000 (2,559,000 to 2,634,000)	1,196,000 (1,179,000 to 1,213,000)	2,234,000 (2,122,000 to 2,338,000)	1,723,000 (1,610,000 to 1,830,000)	1,279,000 (1,200,000 to 1,358,000)	1,259,000 (1,189,000 to 1,328,000)	1,274,000 (1,214,000 to 1,344,000)	1,344,000 (1,282,000 to 1,408,000)	1,750,000 (1,672,000 to 1,830,000)	2,240,000 (2,150,000 to 2,332,000)	2,999,000 (2,882,000 to 3,122,000)	3,772,000 (3,625,000 to 3,922,000)	4,773,000 (4,591,000 to 4,960,000)	5,961,000 (5,737,000 to 6,190,000)	6,999,000 (6,731,000 to 7,265,000)	8,110,000 (7,779,000 to 8,447,000)	9,173,000 (8,777,000 to 9,577,000)	9,940,000 (9,496,000 to 10,392,000)	10,128,000 (9,656,000 to 10,623,000)	9,648,000 (9,170,000 to 10,151,000)	8,599,000 (8,144,000 to 9,081,000)	6,984,000 (6,611,000 to 7,384,000)	5,160,000 (4,882,000 to 5,463,000)	3,764,000 (3,561,000 to 3,983,000)	2,760,000 (2,611,000 to 2,921,000)	1,764,000 (1,667,000 to 1,863,000)	1,064,000 (1,004,000 to 1,123,000)	794,000 (749,000 to 839,000)	686,000 (646,000 to 726,000)	99,533,000
Communicable, maternal, neonatal, and nutritional diseases	2,450,000 (2,412,000 to 2,484,000)	871,000 (857,000 to 885,000)	1,450,000 (1,366,000 to 1,530,000)	1,000,000 (933,000 to 1,064,000)	670,000 (619,000 to 720,000)	577,000 (533,000 to 620,000)	511,000 (472,000 to 550,000)	477,000 (441,000 to 513,000)	511,000 (472,000 to 550,000)	554,000 (512,000 to 596,000)	624,000 (577,000 to 672,000)	707,000 (653,000 to 761,000)	821,000 (759,000 to 884,000)	1,000,000 (926,000 to 1,080,000)	1,230,000 (1,140,000 to 1,330,000)	1,530,000 (1,420,000 to 1,650,000)	1,900,000 (1,760,000 to 2,050,000)	2,270,000 (2,100,000 to 2,450,000)	2,560,000 (2,370,000 to 2,760,000)	2,660,000 (2,460,000 to 2,870,000)	2,500,000 (2,310,000 to 2,700,000)	2,160,000 (1,990,000 to 2,330,000)	1,660,000 (1,530,000 to 1,790,000)	1,150,000 (1,060,000 to 1,240,000)	1,010,000 (931,000 to 1,090,000)	1,010,000 (931,000 to 1,090,000)	1,010,000 (931,000 to 1,090



Table 2a: Caribbean DALYs by cause and age group for males with 95% uncertainty intervals, 2019

Cause	Early Neonatal	Late Neonatal	Post Neonatal	1 to 4	5 to 9	10 to 14	15 to 19	20 to 24	25 to 29	30 to 34	35 to 39	40 to 44	45 to 49	50 to 54	55 to 59	60 to 64	65 to 69	70 to 74	75 to 79	80 to 84	85 to 89	90 to 94	95 plus	Total
All causes	595,000 (450,000 to 744,000)	142,000 (107,000 to 181,000)	476,000 (362,000 to 617,000)	431,000 (332,000 to 553,000)	311,000 (236,000 to 399,000)	186,000 (138,000 to 239,000)	266,000 (204,000 to 334,000)	391,000 (304,000 to 484,000)	376,000 (302,000 to 457,000)	400,000 (324,000 to 488,000)	466,000 (381,000 to 563,000)	436,000 (361,000 to 522,000)	426,000 (354,000 to 508,000)	441,000 (367,000 to 524,000)	426,000 (354,000 to 497,000)	405,000 (342,000 to 472,000)	372,000 (309,000 to 438,000)	322,000 (265,000 to 386,000)	414,000 (340,000 to 493,000)	298,000 (240,000 to 359,000)	179,000 (142,000 to 219,000)	69,200 (55,500 to 86,100)	10,200 (8,140 to 12,800)	6,790,000
Communicable, maternal, neonatal, and nutritional diseases	489,000 (370,000 to 614,000)	116,000 (87,000 to 147,000)	376,000 (287,000 to 479,000)	196,000 (150,000 to 251,000)	60,400 (46,000 to 77,000)	28,000 (21,000 to 36,000)	28,000 (21,000 to 36,000)	28,000 (21,000 to 36,000)	28,000 (21,000 to 36,000)	45,100 (34,000 to 57,000)	69,000 (52,000 to 88,000)	83,000 (63,000 to 106,000)	81,000 (61,000 to 103,000)	87,000 (66,000 to 111,000)	82,000 (62,000 to 105,000)	79,000 (60,000 to 101,000)	69,000 (52,000 to 89,000)	59,000 (44,000 to 76,000)	28,000 (21,000 to 36,000)	24,000 (18,000 to 31,000)	11,000 (8,000 to 14,000)	7,000 (5,000 to 9,000)	1,970,000 (1,550,000 to 2,470,000)
HIV/AIDS and sexually transmitted infections	20,000 (9,670 to 34,000)	6,000 (3,070 to 10,000)	6,000 (1,990 to 28,130)	6,000 (2,540 to 12,790)	6,000 (3,470 to 7,150)	6,000 (3,120 to 9,060)	7,000 (3,660 to 13,000)	7,000 (3,290 to 15,200)	14,000 (7,000 to 21,700)	24,000 (11,000 to 37,700)	34,000 (16,000 to 56,200)	34,000 (17,000 to 47,500)	33,000 (17,000 to 47,000)	33,000 (17,000 to 42,000)	23,000 (12,000 to 29,000)	13,000 (7,000 to 17,000)	6,000 (3,000 to 8,000)	3,000 (1,000 to 4,000)	1,000 (0 to 1,000)	1,000 (0 to 1,000)	0 (0 to 0)	0 (0 to 0)	276,000 (116,000 to 513,000)
HIV/AIDS	20,000 (9,670 to 34,000)	6,000 (3,070 to 10,000)	6,000 (1,990 to 28,130)	6,000 (2,540 to 12,790)	6,000 (3,470 to 7,150)	6,000 (3,120 to 9,060)	7,000 (3,660 to 13,000)	7,000 (3,290 to 15,200)	14,000 (7,000 to 21,700)	24,000 (11,000 to 37,700)	34,000 (16,000 to 56,200)	34,000 (17,000 to 47,500)	33,000 (17,000 to 47,000)	33,000 (17,000 to 42,000)	23,000 (12,000 to 29,000)	13,000 (7,000 to 17,000)	6,000 (3,000 to 8,000)	3,000 (1,000 to 4,000)	1,000 (0 to 1,000)	1,000 (0 to 1,000)	0 (0 to 0)	0 (0 to 0)	276,000 (116,000 to 513,000)
HIV/AIDS - Drug-susceptible Tuberculosis	0 (0 to 0)	0 (0 to 0)	0 (0 to 0)	0 (0 to 0)	0 (0 to 0)	0 (0 to 0)	0 (0 to 0)	0 (0 to 0)	0 (0 to 0)	0 (0 to 0)	0 (0 to 0)	0 (0 to 0)	0 (0 to 0)	0 (0 to 0)	0 (0 to 0)	0 (0 to 0)	0 (0 to 0)	0 (0 to 0)	0 (0 to 0)	0 (0 to 0)	0 (0 to 0)	0 (0 to 0)	0 (0 to 0)	0 (0 to 0)
HIV/AIDS - Multidrug resistant Tuberculosis without extensive drug resistance	0 (0 to 0)	0 (0 to 0)	0 (0 to 0)	0 (0 to 0)	0 (0 to 0)	0 (0 to 0)	0 (0 to 0)	0 (0 to 0)	0 (0 to 0)	0 (0 to 0)	0 (0 to 0)	0 (0 to 0)	0 (0 to 0)	0 (0 to 0)	0 (0 to 0)	0 (0 to 0)	0 (0 to 0)	0 (0 to 0)	0 (0 to 0)	0 (0 to 0)	0 (0 to 0)	0 (0 to 0)	0 (0 to 0)	0 (0 to 0)
HIV/AIDS - Extensively drug-resistant Tuberculosis	0 (0 to 0)	0 (0 to 0)	0 (0 to 0)	0 (0 to 0)	0 (0 to 0)	0 (0 to 0)	0 (0 to 0)	0 (0 to 0)	0 (0 to 0)	0 (0 to 0)	0 (0 to 0)	0 (0 to 0)	0 (0 to 0)	0 (0 to 0)	0 (0 to 0)	0 (0 to 0)	0 (0 to 0)	0 (0 to 0)	0 (0 to 0)	0 (0 to 0)	0 (0 to 0)	0 (0 to 0)	0 (0 to 0)	0 (0 to 0)
HIV/AIDS resulting in other diseases	0 (0 to 0)	0 (0 to 0)	0 (0 to 0)	0 (0 to 0)	0 (0 to 0)	0 (0 to 0)	0 (0 to 0)	0 (0 to 0)	0 (0 to 0)	0 (0 to 0)	0 (0 to 0)	0 (0 to 0)	0 (0 to 0)	0 (0 to 0)	0 (0 to 0)	0 (0 to 0)	0 (0 to 0)	0 (0 to 0)	0 (0 to 0)	0 (0 to 0)	0 (0 to 0)	0 (0 to 0)	0 (0 to 0)	0 (0 to 0)
Sexually transmitted infections, excluding HIV	20,000 (9,670 to 34,000)	6,000 (3,070 to 10,000)	6,000 (1,990 to 28,130)	6,000 (2,540 to 12,790)	6,000 (3,470 to 7,150)	6,000 (3,120 to 9,060)	7,000 (3,660 to 13,000)	7,000 (3,290 to 15,200)	14,000 (7,000 to 21,700)	24,000 (11,000 to 37,700)	34,000 (16,000 to 56,200)	34,000 (17,000 to 47,500)	33,000 (17,000 to 47,000)	33,000 (17,000 to 42,000)	23,000 (12,000 to 29,000)	13,000 (7,000 to 17,000)	6,000 (3,000 to 8,000)	3,000 (1,000 to 4,000)	1,000 (0 to 1,000)	1,000 (0 to 1,000)	0 (0 to 0)	0 (0 to 0)	276,000 (116,000 to 513,000)
Syphilis	20,000 (9,670 to 34,000)	6,000 (3,070 to 10,000)	6,000 (1,990 to 28,130)	6,000 (2,540 to 12,790)	6,000 (3,470 to 7,150)	6,000 (3,120 to 9,060)	7,000 (3,660 to 13,000)	7,000 (3,290 to 15,200)	14,000 (7,000 to 21,700)	24,000 (11,000 to 37,700)	34,000 (16,000 to 56,200)	34,000 (17,000 to 47,500)	33,000 (17,000 to 47,000)	33,000 (17,000 to 42,000)	23,000 (12,000 to 29,000)	13,000 (7,000 to 17,000)	6,000 (3,000 to 8,000)	3,000 (1,000 to 4,000)	1,000 (0 to 1,000)	1,000 (0 to 1,000)	0 (0 to 0)	0 (0 to 0)	276,000 (116,000 to 513,000)
Chlamydial infection	0 (0 to 0)	0 (0 to 0)	0 (0 to 0)	0 (0 to 0)	0 (0 to 0)	0 (0 to 0)	0 (0 to 0)	0 (0 to 0)	0 (0 to 0)	0 (0 to 0)	0 (0 to 0)	0 (0 to 0)	0 (0 to 0)	0 (0 to 0)	0 (0 to 0)	0 (0 to 0)	0 (0 to 0)	0 (0 to 0)	0 (0 to 0)	0 (0 to 0)	0 (0 to 0)	0 (0 to 0)	0 (0 to 0)	0 (0 to 0)
Gonococcal infection	0 (0 to 0)	0 (0 to 0)	0 (0 to 0)	0 (0 to 0)	0 (0 to 0)	0 (0 to 0)	0 (0 to 0)	0 (0 to 0)	0 (0 to 0)	0 (0 to 0)	0 (0 to 0)	0 (0 to 0)	0 (0 to 0)	0 (0 to 0)	0 (0 to 0)	0 (0 to 0)	0 (0 to 0)	0 (0 to 0)	0 (0 to 0)	0 (0 to 0)	0 (0 to 0)	0 (0 to 0)	0 (0 to 0)	0 (0 to 0)
Trichomoniasis	0 (0 to 0)	0 (0 to 0)	0 (0 to 0)	0 (0 to 0)	0 (0 to 0)	0 (0 to 1)	0 (0 to 1)	0 (0 to 1)	0 (0 to 1)	0 (0 to 1)	0 (0 to 1)	0 (0 to 1)	0 (0 to 1)	0 (0 to 1)	0 (0 to 1)	0 (0 to 1)	0 (0 to 1)	0 (0 to 1)	0 (0 to 1)	0 (0 to 1)	0 (0 to 1)	0 (0 to 0)	0 (0 to 0)	0 (0 to 0)
Genital herpes	0 (0 to 0)	0 (0 to 0)	0 (0 to 0)	0 (0 to 0)	0 (0 to 0)	0 (0 to 0)	0 (0 to 0)	0 (0 to 0)	0 (0 to 0)	0 (0 to 0)	0 (0 to 0)	0 (0 to 0)	0 (0 to 0)	0 (0 to 0)	0 (0 to 0)	0 (0 to 0)	0 (0 to 0)	0 (0 to 0)	0 (0 to 0)	0 (0 to 0)	0 (0 to 0)	0 (0 to 0)	0 (0 to 0)	0 (0 to 0)
Other sexually transmitted infections	0 (0 to 0)	0 (0 to 0)	0 (0 to 0)	0 (0 to 0)	0 (0 to 0)	0 (0 to 0)	0 (0 to 0)	0 (0 to 0)	0 (0 to 0)	0 (0 to 0)	0 (0 to 0)	0 (0 to 0)	0 (0 to 0)	0 (0 to 0)	0 (0 to 0)	0 (0 to 0)	0 (0 to 0)	0 (0 to 0)	0 (0 to 0)	0 (0 to 0)	0 (0 to 0)	0 (0 to 0)	0 (0 to 0)	0 (0 to 0)
Respiratory infections and tuberculosis	30,100 (19,120 to 42,200)	21,200 (11,200 to 36,700)	91,000 (59,000 to 134,000)	54,000 (35,000 to 76,000)	11,000 (7,000 to 15,000)	6,000 (4,000 to 8,000)	6,000 (4,000 to 8,000)	11,000 (7,000 to 16,000)	13,000 (8,000 to 18,000)	13,000 (8,000 to 18,000)	13,000 (8,000 to 18,000)	13,000 (8,000 to 18,000)	13,000 (8,000 to 18,000)	12,000 (7,000 to 17,000)	14,000 (8,000 to 19,000)	15,000 (9,000 to 21,000)	15,000 (9,000 to 21,000)	16,000 (9,000 to 22,000)	14,000 (8,000 to 20,000)	14,000 (8,000 to 20,000)	14,000 (8,000 to 20,000)	10,000 (6,000 to 15,000)	6,750 (4,000 to 9,000)	2,790 (2,000 to 3,000)	429,000
Tuberculosis	0 (0 to 0)	0 (0 to 0)	3,000 (1,000 to 5,000)	4,000 (2,000 to 6,000)	1,000 (0 to 2,000)	1,000 (0 to 2,000)	2,000 (1,000 to 3,000)	3,000 (1,000 to 4,000)	5,000 (2,000 to 7,000)	6,000 (3,000 to 8,000)	6,000 (3,000 to 8,000)	6,000 (3,000 to 8,000)	6,000 (3,000 to 8,000)	5,000 (2,000 to 7,000)	4,000 (2,000 to 6,000)	3,000 (1,000 to 5,000)	3,000 (1,000 to 4,000)	2,000 (1,000 to 3,000)	2,000 (1,000 to 3,000)	1,000 (0 to 2,000)	1,000 (0 to 2,000)	0 (0 to 1,000)	0 (0 to 0)	57,000 (22,000 to 107,000)
Latent tuberculosis infection	0 (0 to 0)	0 (0 to 0)	0 (0 to 0)	0 (0 to 0)	0 (0 to 0)	0 (0 to 0)	0 (0 to 0)	0 (0 to 0)	0 (0 to 0)	0 (0 to 0)	0 (0 to 0)	0 (0 to 0)	0 (0 to 0)	0 (0 to 0)	0 (0 to 0)	0 (0 to 0)	0 (0 to 0)	0 (0 to 0)	0 (0 to 0)	0 (0 to 0)	0 (0 to 0)	0 (0 to 0)	0 (0 to 0)	0
Active tuberculosis	0 (0 to 0)	0 (0 to 0)	3,000 (1,000 to 5,000)	4,000 (2,000 to 6,000)	1,000 (0 to 2,000)	1,000 (0 to 2,000)	2,000 (1,000 to 3,000)	3,000 (1,000 to 4,000)	5,000 (2,000 to 7,000)	6,000 (3,000 to 8,000)	6,000 (3,000 to 8,000)	6,000 (3,000 to 8,000)	6,000 (3,000 to 8,000)	5,000 (2,000 to 7,000)	4,000 (2,000 to 6,000)	3,000 (1,000 to 5,000)	3,000 (1,000 to 4,000)	2,000 (1,000 to 3,000)	2,000 (1,000 to 3,000)	1,000 (0 to 2,000)	1,000 (0 to 2,000)	0 (0 to 1,000)	0 (0 to 0)	57,000 (22,000 to 107,000)
Multidrug-resistant tuberculosis without extensive drug resistance	0 (0 to 0)	0 (0 to 0)	0 (0 to 0)	0 (0 to 0)	0 (0 to 0)	0 (0 to 0)	0 (0 to 0)	0 (0 to 0)	0 (0 to 0)	0 (0 to 0)	0 (0 to 0)	0 (0 to 0)	0 (0 to 0)	0 (0 to 0)	0 (0 to 0)	0 (0 to 0)	0 (0 to 0)	0 (0 to 0)	0 (0 to 0)	0 (0 to 0)	0 (0 to 0)	0 (0 to 0)	0 (0 to 0)	0
Extensively drug-resistant tuberculosis	0 (0 to 0)	0 (0 to 0)	0 (0 to 0)	0 (0 to 0)	0 (0 to 0)	0 (0 to 0)	0 (0 to 0)	0 (0 to 0)	0 (0 to 0)	0 (0 to 0)	0 (0 to 0)	0 (0 to 0)	0 (0 to 0)	0 (0 to 0)	0 (0 to 0)	0 (0 to 0)	0 (0 to 0)	0 (0 to 0)	0 (0 to 0)	0 (0 to 0)	0 (0 to 0)	0 (0 to 0)	0 (0 to 0)	0
Lower respiratory infections	30,100 (19,120 to 42,200)	21,200 (11,200 to 36,700)	88,000 (56,000 to 131,000)	50,000 (32,000 to 72,000)	10,000 (6,000 to 14,000)	5,000 (3,000 to 7,000)	4,000 (2,000 to 6,000)	8,000 (5,000 to 12,000)	8,000 (5,000 to 12,000)	7,000 (4,000 to 11,000)	7,000 (4,000 to 11,000)	7,000 (4,000 to 11,000)	7,000 (4,000 to 11,000)	7,000 (4,000 to 10,000)	10,000 (6,000 to 15,000)	12,000 (7,000 to 18,000)	12,000 (7,000 to 18,000)	14,000 (8,000 to 20,000)	12,000 (7,000 to 18,000)	13,000 (8,000 to 19,000)	13,000 (8,000 to 19,000)	9,000 (5,000 to 13,000)	6,000 (3,000 to 8,000)	339,000 (154,000 to 577,000)
Upper respiratory infections	0 (0 to 0)	0 (0 to 0)	3,000 (1,000 to 5,000)	3,000 (1,000 to 5,000)	1,000 (0 to 2,000)	1,000 (0 to 2,000)	2,000 (1,000 to 3,000)	3,000 (1,000 to 4,000)	5,000 (2,000 to 7,000)	6,000 (3,000 to 8,000)	6,000 (3,000 to 8,000)	6,000 (3,000 to 8,000)	6,000 (3,000 to 8,000)	5,000 (2,000 to 7,000)	4,000 (2,000 to 6,000)	3,000 (1,000 to 5,000)	3,000 (1,000 to 4,000)	2,000 (1,000 to 3,000)	2,000 (1,000 to 3,000)	1,000 (0 to 2,000)	1,000 (0 to 2,000)	0 (0 to 1,000)	0 (0 to 0)	57,000 (22,000 to 107,000)
Otitis media	0 (0 to 0)	0 (0 to 0)	0 (0 to 0)	0 (0 to 0)	0 (0 to 0)	0 (0 to 0)	0 (0 to 0)	0 (0 to 0)	0 (0 to 0)	0 (0 to 0)	0 (0 to 0)	0 (0 to 0)	0 (0 to 0)	0 (0 to 0)	0 (0 to 0)	0 (0 to 0)	0 (0 to 0)	0 (0 to 0)	0 (0 to 0)	0 (0 to 0)	0 (0 to 0)	0 (0 to 0)	0 (0 to 0)	0 (0 to 0)
Enteric infections	4,600 (1,630 to 11,000)	14,700 (4,020 to 33,900)	100,000 (29,000 to 213,000)	99,000 (19,000 to 219,000)	7,000 (2,000 to 16,000)	4,000 (1,000 to 9,000)	3,000 (1,000 to 8,000)	2,000 (1,000 to 5,000)	3,000 (1,000 to 7,000)	3,000 (1,000 to 7,000)	3,000 (1,000 to 7,000)	3,000 (1,000 to 7,000)	3,000 (1,000 to 7,000)	3,000 (1,000 to 7,000)	3,000 (1,000 to 7,000)	3,000 (1,000 to 7,000)	3,000 (1,000 to 7,000)	3,000 (1,000 to 7,000)	3,000 (1,000 to 7,000)	3,000 (1,000 to 7,000)	2,000 (1,000 to 4,000)	2,000 (1,000 to 3,000)	1,000 (0 to 2,000)	265,000 (164,000 to 403,000)
Diarrheal diseases	4,600 (1,630 to 11,000)	14,700 (4,020 to 33,900)	100,000 (29,000 to 213,000)	99,000 (19,000 to 219,000)	7,000 (2,000 to 16,000)	4,000 (1,000 to 9,000)	3,000 (1,000 to 8,000)	2,000 (1,000 to 5,000)	3,000 (1,000 to 7,000)	3,000 (1,000 to 7,000)	3,000 (1,000 to 7,000)	3,000 (1,000 to 7,000)	3,000 (1,000 to 7,000)	3,000 (1,000 to 7,000)	3,000 (1,000 to 7,000)	3,000 (1,000 to 7,000)	3,000 (1,000 to 7,000)	3,000 (1,000 to 7,000)	3,000 (1,000 to 7,000)	3,000 (1,000 to 7,000)	2,000 (1,000 to 4,000)	2,000 (1,000 to 3,000)	1,000 (0 to 2,000)	265,000 (164,000 to 403,000)
Typhoid and paratyphoid	0 (0 to 0)	0 (0 to 0)	0 (0 to 0)	0 (0 to 0)	0 (0 to 0)	0 (0 to 0)	0 (0 to 0)	0 (0 to 0)	0 (0 to 0)	0 (0 to 0)	0 (0 to 0)	0 (0 to 0)	0 (0 to 0)	0 (0 to 0)	0 (0 to 0)	0 (0 to 0)	0 (0 to 0)	0 (0 to 0)	0 (0 to 0)	0 (0 to 0)	0 (0 to 0)	0 (0 to 0)	0 (0 to 0)	0 (0 to 0)
Invasive Non-typhoidal Salmonella (iNTS)	0 (0 to 0)	0 (0 to 0)	0 (0 to 0)	0 (0 to 0)	0 (0 to 0)	0 (0 to 0)	0 (0 to 0)	0 (0 to 0)	0 (0 to 0)	0 (0 to 0)	0 (0 to 0)	0 (0 to 0)	0 (0 to 0)	0 (0 to 0)	0 (0 to 0)	0 (0 to 0)	0 (0 to 0)	0 (0 to 0)	0 (0 to 0)	0 (0 to 0)	0 (0 to 0)	0 (0 to 0)	0 (0 to 0)	0 (0 to 0)
Other intestinal infectious diseases	0 (0 to 0)	0 (0 to 0)	66,700 (19,000 to 144,000)	134 (38 to 290)	34 (10 to 74)	16 (5 to 35)	11 (3 to 24)	8 (2 to 17)	6 (2 to 13)	5 (1 to 11)	4 (1 to 9)	3 (1 to 7)	3 (1 to 6)	2 (1 to 5)	2 (1 to 4)	1 (0 to 3)	1 (0 to 2)	1 (0 to 2)	0 (0 to 1)	0 (0 to 1)	0 (0 to 1)	0 (0 to 0)	0 (0 to 0)	67,000 (19,000 to 144,000)
Neglected tropical diseases and malaria	1,000 (1,000 to 1,000)	1,000 (1,000 to 1,000)	1,000 (1,000 to 1,000)



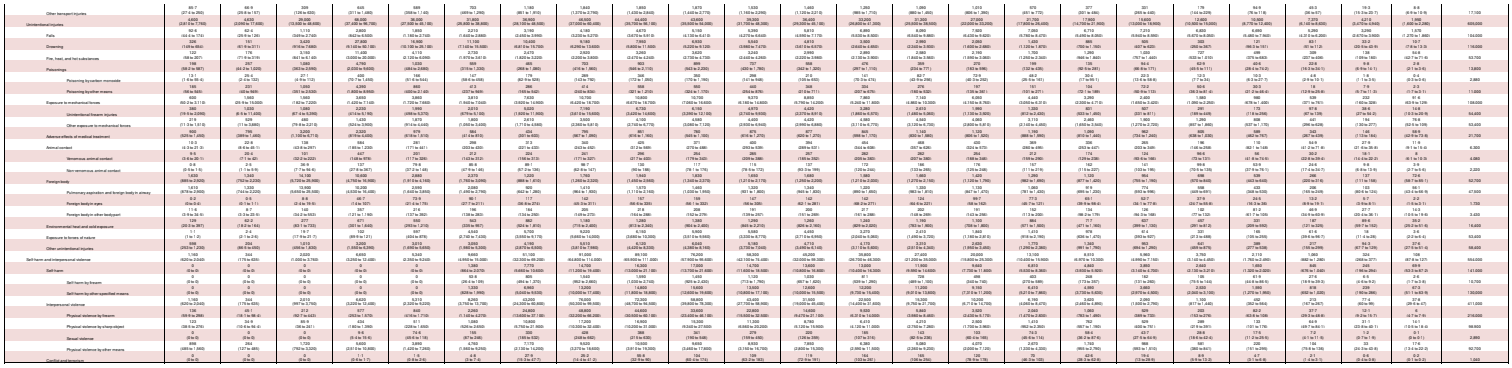

SII Table 2a: Antigua and Barbuda DALYS by cause and age arouo for males with 95% uncertainty intervals, 2019

Cause	Early Neonatal	Late Neonatal	Post Neonatal	1 to 4	5 to 9	10 to 14	15 to 19	20 to 24	25 to 29	30 to 34	35 to 39	40 to 44	45 to 49	50 to 54	55 to 59	60 to 64	65 to 69	70 to 74	75 to 79	80 to 84	85 to 89	90 to 94	95 plus	Total
All causes	1,920 (1,620–2,254)	1,240 (964–1,539)	1,360 (980–1,750)	5,150 (3,930–6,550)	1,060 (749–1,440)	1,060 (714–1,470)	1,230 (822–1,710)	1,350 (882–1,900)	1,500 (1,000–2,110)	1,660 (1,110–2,330)	1,880 (1,260–2,650)	2,110 (1,420–2,960)	2,350 (1,600–3,290)	2,610 (1,790–3,650)	2,880 (1,980–4,020)	3,220 (2,210–4,450)	3,600 (2,480–4,960)	3,980 (2,740–5,470)	4,310 (2,960–5,910)	4,560 (3,130–6,240)	4,660 (3,200–6,370)	4,610 (3,170–6,300)	12,000 (8,230–16,400)
Communicable, maternal, neonatal, and nutritional diseases	1,510 (1,240–1,810)	1,010 (797–1,240)	1,020 (749–1,300)	3,980 (2,910–5,150)	1,000 (707–1,350)	1,000 (674–1,390)	1,160 (775–1,610)	1,270 (829–1,790)	1,410 (939–1,990)	1,560 (1,040–2,190)	1,770 (1,180–2,490)	1,990 (1,340–2,790)	2,210 (1,510–3,100)	2,460 (1,690–3,440)	2,710 (1,870–3,790)	3,040 (2,090–4,200)	3,400 (2,340–4,690)	3,760 (2,590–5,170)	4,070 (2,800–5,580)	4,310 (2,960–5,910)	4,400 (3,020–6,020)	4,360 (2,990–5,960)	11,300 (7,770–15,500)
HIV/AIDS and sexually transmitted infections	0 (0 to 0.2)	0 (0 to 0)	1-5 (1-4 to 11)	2-4 (2-3 to 7)	2-3 (2-3 to 6)	1-3 (1-2 to 4)	2-4 (1-7 to 9)	3 (1-6 to 7)	3 (1-6 to 8)	3 (1-6 to 8)	4 (2-7 to 9)	4 (2-7 to 10)	4 (2-7 to 10)	4 (2-7 to 10)	4 (2-7 to 10)	4 (2-7 to 10)	4 (2-7 to 10)	4 (2-7 to 10)	4 (2-7 to 10)	4 (2-7 to 10)	4 (2-7 to 10)	4 (2-7 to 10)	4 (2-7 to 10)	391
HIV/AIDS	0 (0 to 0)	0 (0 to 0)	1-5 (1-4 to 11)	2-4 (2-3 to 6)	2-3 (2-3 to 6)	1-3 (1-2 to 4)	2-4 (2-6 to 8)	3 (1-6 to 7)	3 (1-6 to 8)	3 (1-6 to 8)	4 (2-7 to 9)	4 (2-7 to 10)	4 (2-7 to 10)	4 (2-7 to 10)	4 (2-7 to 10)	4 (2-7 to 10)	4 (2-7 to 10)	4 (2-7 to 10)	4 (2-7 to 10)	4 (2-7 to 10)	4 (2-7 to 10)	4 (2-7 to 10)	4 (2-7 to 10)	355
HIV/AIDS - Drug-susceptible Tuberculosis	0 (0 to 0)	0 (0 to 0)	0 (0 to 0)	0 (0 to 0)	0 (0 to 0)	0 (0 to 0)	0 (0 to 0.1)	0 (0 to 0.2)	0 (0 to 0.3)	0 (0 to 0.4)	0 (0 to 0.5)	0 (0 to 0.6)	0 (0 to 0.7)	0 (0 to 0.8)	0 (0 to 0.9)	0 (0 to 1)	0 (0 to 1)	0 (0 to 1)	0 (0 to 1)	0 (0 to 1)	0 (0 to 1)	0 (0 to 1)	0 (0 to 1)	4.1
HIV/AIDS - Multidrug-resistant Tuberculosis without extensive dru	0 (0 to 0)	0 (0 to 0)	0 (0 to 0)	0 (0 to 0)	0 (0 to 0)	0 (0 to 0)	0 (0 to 0)	0 (0 to 0)	0 (0 to 0)	0 (0 to 0)	0 (0 to 0)	0 (0 to 0)	0 (0 to 0)	0 (0 to 0)	0 (0 to 0)	0 (0 to 0)	0 (0 to 0)	0 (0 to 0)	0 (0 to 0)	0 (0 to 0)	0 (0 to 0)	0 (0 to 0)	0 (0 to 0)	0.1
HIV/AIDS - Extensively drug-resistant Tuberculosis	0 (0 to 0)	0 (0 to 0)	0 (0 to 0)	0 (0 to 0)	0 (0 to 0)	0 (0 to 0)	0 (0 to 0)	0 (0 to 0)	0 (0 to 0)	0 (0 to 0)	0 (0 to 0)	0 (0 to 0)	0 (0 to 0)	0 (0 to 0)	0 (0 to 0)	0 (0 to 0)	0 (0 to 0)	0 (0 to 0)	0 (0 to 0)	0 (0 to 0)	0 (0 to 0)	0 (0 to 0)	0 (0 to 0)	0
HIV/AIDS resulting in other diseases	0 (0 to 0)	0 (0 to 0)	1-5 (1-4 to 11)	2-3 (2-1 to 2-3)	2-3 (1-6 to 2-3)	1-2 (1-1 to 1-3)	2-4 (2-6 to 2-8)	3 (1-6 to 7)	3 (1-6 to 7)	3 (1-6 to 7)	4 (2-7 to 9)	4 (2-7 to 10)	4 (2-7 to 10)	4 (2-7 to 10)	4 (2-7 to 10)	4 (2-7 to 10)	4 (2-7 to 10)	4 (2-7 to 10)	4 (2-7 to 10)	4 (2-7 to 10)	4 (2-7 to 10)	4 (2-7 to 10)	4 (2-7 to 10)	251
Sexually transmitted infections excluding HIV	0 (0 to 0)	0 (0 to 0)	0 (0 to 0)	0 (0 to 0)	0 (0 to 0)	0 (0 to 0.1)	0-1 (0 to 2)	0 (0 to 1)	0 (0 to 1)	0 (0 to 1)	0 (0 to 1)	0 (0 to 1)	0 (0 to 1)	0 (0 to 1)	0 (0 to 1)	0 (0 to 1)	0 (0 to 1)	0 (0 to 1)	0 (0 to 1)	0 (0 to 1)	0 (0 to 1)	0 (0 to 1)	0 (0 to 1)	6.5
Syphilis	0-2 (0 to 0.3)	0 (0 to 0.2)	0-1 (0 to 0.6)	0 (0 to 0)	0 (0 to 0)	0 (0 to 0.1)	0 (0 to 0.1)	0 (0 to 0.1)	0 (0 to 0.2)	0 (0 to 0.2)	0-1 (0 to 0.2)	0-1 (0 to 0.2)	0-1 (0 to 0.2)	0-1 (0 to 0.2)	0-1 (0 to 0.2)	0-1 (0 to 0.2)	0-1 (0 to 0.2)	0-1 (0 to 0.2)	0-1 (0 to 0.2)	0-1 (0 to 0.2)	0-1 (0 to 0.2)	0-1 (0 to 0.2)	0-1 (0 to 0.2)	1.4
Chlamydial infection	0 (0 to 0)	0 (0 to 0)	0 (0 to 0)	0 (0 to 0)	0 (0 to 0)	0 (0 to 0)	0 (0 to 0.1)	0 (0 to 0.1)	0 (0 to 0.2)	0 (0 to 0.2)	0 (0 to 0.2)	0 (0 to 0.2)	0 (0 to 0.2)	0 (0 to 0.2)	0 (0 to 0.2)	0 (0 to 0.2)	0 (0 to 0.2)	0 (0 to 0.2)	0 (0 to 0.2)	0 (0 to 0.2)	0 (0 to 0.2)	0 (0 to 0.2)	0 (0 to 0.2)	1
Gonococcal infection	0 (0 to 0)	0 (0 to 0)	0 (0 to 0)	0 (0 to 0)	0 (0 to 0)	0 (0 to 0.2)	0-2 (0 to 0.5)	0-2 (0 to 0.6)	0-2 (0 to 0.6)	0-2 (0 to 0.6)	0-2 (0 to 0.6)	0-2 (0 to 0.6)	0-2 (0 to 0.6)	0-2 (0 to 0.6)	0-2 (0 to 0.6)	0-2 (0 to 0.6)	0-2 (0 to 0.6)	0-2 (0 to 0.6)	0-2 (0 to 0.6)	0-2 (0 to 0.6)	0-2 (0 to 0.6)	0-2 (0 to 0.6)	0-2 (0 to 0.6)	0.7
Trichomoniasis	0 (0 to 0)	0 (0 to 0)	0 (0 to 0)	0 (0 to 0)	0 (0 to 0)	0 (0 to 0)	0 (0 to 0)	0 (0 to 0)	0 (0 to 0)	0 (0 to 0)	0 (0 to 0)	0 (0 to 0)	0 (0 to 0)	0 (0 to 0)	0 (0 to 0)	0 (0 to 0)	0 (0 to 0)	0 (0 to 0)	0 (0 to 0)	0 (0 to 0)	0 (0 to 0)	0 (0 to 0)	0 (0 to 0)	0.1
Genital herpes	0 (0 to 0)	0 (0 to 0)	0 (0 to 0)	0 (0 to 0)	0 (0 to 0)	0 (0 to 0)	0 (0 to 0)	0 (0 to 0)	0 (0 to 0)	0 (0 to 0)	0-2 (0 to 0.5)	0-2 (0 to 0.5)	0-2 (0 to 0.5)	0-2 (0 to 0.5)	0-2 (0 to 0.5)	0-2 (0 to 0.5)	0-2 (0 to 0.5)	0-2 (0 to 0.5)	0-2 (0 to 0.5)	0-2 (0 to 0.5)	0-2 (0 to 0.5)	0-2 (0 to 0.5)	0-2 (0 to 0.5)	1.9
Other sexually transmitted infections	0 (0 to 0)	0 (0 to 0)	0 (0 to 0)	0 (0 to 0)	0 (0 to 0)	0 (0 to 0)	0 (0 to 0)	0 (0 to 0)	0 (0 to 0)	0 (0 to 0)	0 (0 to 0)	0 (0 to 0)	0 (0 to 0)	0 (0 to 0)	0 (0 to 0)	0 (0 to 0)	0 (0 to 0)	0 (0 to 0)	0 (0 to 0)	0 (0 to 0)	0 (0 to 0)	0 (0 to 0)	0 (0 to 0)	1.3
Respiratory infections and tuberculosis	7-8 (2-7 to 9-9)	7-4 (4 to 12-4)	10-7 (11-33 to 30)	6-2 (4-1 to 11-3)	4-1 (3-2 to 5-6)	4 (3-0 to 5-9)	3-5 (1-3 to 5-1)	3-5 (1-2 to 5-6)	3-6 (1-2 to 5-9)	3-6 (1-3 to 5-9)	3-7 (1-3 to 5-9)	3-8 (1-4 to 5-9)	4-1 (1-5 to 6-2)	4-5 (1-6 to 6-9)	5-1 (1-7 to 7-6)	5-8 (1-9 to 8-7)	6-6 (2-1 to 9-8)	7-6 (2-4 to 11-3)	8-8 (2-7 to 13-1)	9-8 (2-9 to 14-7)	10-1 (2-9 to 15-3)	9-6 (2-7 to 14-6)	10-1 (2-9 to 15-2)	356
Tuberculosis	0 (0 to 0)	0 (0 to 0)	0 (0 to 0)	0-1 (0 to 0.4)	0-1 (0 to 0.4)	0-1 (0 to 0.3)	0-2 (0 to 0.5)	0-2 (0 to 0.5)	0-2 (0 to 0.5)	0-2 (0 to 0.5)	0-2 (0 to 0.5)	0-2 (0 to 0.5)	0-2 (0 to 0.5)	0-2 (0 to 0.5)	0-2 (0 to 0.5)	0-2 (0 to 0.5)	0-2 (0 to 0.5)	0-2 (0 to 0.5)	0-2 (0 to 0.5)	0-2 (0 to 0.5)	0-2 (0 to 0.5)	0-2 (0 to 0.5)	0-2 (0 to 0.5)	10
Latent tuberculosis infection	0 (0 to 0)	0 (0 to 0)	0 (0 to 0)	0 (0 to 0)	0 (0 to 0)	0 (0 to 0)	0 (0 to 0)	0 (0 to 0)	0 (0 to 0)	0 (0 to 0)	0 (0 to 0)	0 (0 to 0)	0 (0 to 0)	0 (0 to 0)	0 (0 to 0)	0 (0 to 0)	0 (0 to 0)	0 (0 to 0)	0 (0 to 0)	0 (0 to 0)	0 (0 to 0)	0 (0 to 0)	0 (0 to 0)	0
Drug-susceptible tuberculosis	0 (0 to 0)	0 (0 to 0)	0-1 (0 to 0.4)	0-1 (0 to 0.4)	0-1 (0 to 0.3)	0-1 (0 to 0.2)	0-1 (0 to 0.2)	0-2 (0 to 0.5)	0-2 (0 to 0.5)	0-2 (0 to 0.5)	0-2 (0 to 0.5)	0-2 (0 to 0.5)	0-2 (0 to 0.5)	0-2 (0 to 0.5)	0-2 (0 to 0.5)	0-2 (0 to 0.5)	0-2 (0 to 0.5)	0-2 (0 to 0.5)	0-2 (0 to 0.5)	0-2 (0 to 0.5)	0-2 (0 to 0.5)	0-2 (0 to 0.5)	0-2 (0 to 0.5)	9.9
Multidrug-resistant tuberculosis without extensive drug-resistance	0 (0 to 0)	0 (0 to 0)	0 (0 to 0)	0 (0 to 0)	0 (0 to 0)	0 (0 to 0)	0 (0 to 0)	0 (0 to 0)	0 (0 to 0)	0 (0 to 0)	0 (0 to 0)	0 (0 to 0)	0 (0 to 0)	0 (0 to 0)	0 (0 to 0)	0 (0 to 0)	0 (0 to 0)	0 (0 to 0)	0 (0 to 0)	0 (0 to 0)	0 (0 to 0)	0 (0 to 0)	0 (0 to 0)	0.1
Extensively drug-resistant tuberculosis	0 (0 to 0)	0 (0 to 0)	0 (0 to 0)	0 (0 to 0)	0 (0 to 0)	0 (0 to 0)	0 (0 to 0)	0 (0 to 0)	0 (0 to 0)	0 (0 to 0)	0 (0 to 0)	0 (0 to 0)	0 (0 to 0)	0 (0 to 0)	0 (0 to 0)	0 (0 to 0)	0 (0 to 0)	0 (0 to 0)	0 (0 to 0)	0 (0 to 0)	0 (0 to 0)	0 (0 to 0)	0 (0 to 0)	0
Lower respiratory infections	5-2 (2-7 to 8-9)	7-4 (3-9 to 12-4)	9-9 (10-6 to 29)	5-2 (3-6 to 10-2)	3-4 (2-4 to 5-2)	3-3 (2-1 to 5-7)	2-5 (1-3 to 4-1)	2-5 (1-2 to 4-5)	2-6 (1-2 to 4-9)	2-7 (1-3 to 5-1)	2-8 (1-3 to 5-3)	3-0 (1-4 to 5-6)	3-3 (1-5 to 6-2)	3-7 (1-6 to 6-9)	4-2 (1-8 to 7-8)	4-9 (2-1 to 8-9)	5-8 (2-4 to 10-5)	6-8 (2-8 to 12-5)	7-8 (3-2 to 14-2)	8-8 (3-6 to 16-2)	9-1 (3-8 to 16-9)	8-7 (3-6 to 16-1)	9-1 (3-8 to 16-8)	321
Upper respiratory infections	0 (0 to 0)	0 (0 to 0)	0 (0 to 0)	0 (0 to 0)	0 (0 to 0)	0 (0 to 0)	0 (0 to 0)	0 (0 to 0)	0 (0 to 0)	0 (0 to 0)	0 (0 to 0)	0 (0 to 0)	0 (0 to 0)	0 (0 to 0)	0 (0 to 0)	0 (0 to 0)	0 (0 to 0)	0 (0 to 0)	0 (0 to 0)	0 (0 to 0)	0 (0 to 0)	0 (0 to 0)	0 (0 to 0)	0
Otitis media	0 (0 to 0)	0 (0 to 0)	0 (0 to 0.2)	0 (0 to 0.1)	0 (0 to 0.1)	0 (0 to 0.1)	0 (0 to 0.1)	0 (0 to 0.1)	0 (0 to 0.1)	0 (0 to 0.1)	0 (0 to 0.1)	0 (0 to 0.1)	0 (0 to 0.1)	0 (0 to 0.1)	0 (0 to 0.1)	0 (0 to 0.1)	0 (0 to 0.1)	0 (0 to 0.1)	0 (0 to 0.1)	0 (0 to 0.1)	0 (0 to 0.1)	0 (0 to 0.1)	0 (0 to 0.1)	34.3
Enteric infections	0-2 (0 to 0.4)	1-1 (0.5 to 2.3)	6-3 (4 to 9-6)	7-5 (4 to 10-9)	5-2 (3 to 7-2)	4-3 (2 to 6-5)	3-5 (2 to 5-9)	3-4 (2 to 5-2)	3-5 (2 to 5-2)	3-6 (2 to 5-4)	3-7 (2 to 5-5)	3-8 (2 to 5-6)	4-0 (2 to 5-7)	4-2 (2 to 5-8)	4-4 (2 to 6-1)	4-7 (2 to 6-5)	5-2 (2 to 7-3)	5-7 (2 to 7-9)	6-4 (2 to 8-7)	6-7 (2 to 9-2)	6-8 (2 to 9-4)	6-5 (2 to 9-1)	6-7 (2 to 9-2)	94.7
Diarrheal diseases	0-2 (0 to 0.4)	1-1 (0.5 to 2.3)	6-3 (4 to 9-6)	7-5 (4 to 10-9)	5-2 (3 to 7-2)	4-3 (2 to 6-5)	3-5 (2 to 5-9)	3-4 (2 to 5-2)	3-5 (2 to 5-2)	3-6 (2 to 5-4)	3-7 (2 to 5-5)	3-8 (2 to 5-6)	4-0 (2 to 5-7)	4-2 (2 to 5-8)	4-4 (2 to 6-1)	4-7 (2 to 6-5)	5-2 (2 to 7-3)	5-7 (2 to 7-9)	6-4 (2 to 8-7)	6-7 (2 to 9-2)	6-8 (2 to 9-4)	6-5 (2 to 9-1)	6-7 (2 to 9-2)	94.5
Typhoid and paratyphoid	0 (0 to 0)	0 (0 to 0)	0 (0 to 0)	0 (0 to 0)	0 (0 to 0)	0 (0 to 0)	0 (0 to 0)	0 (0 to 0)	0 (0 to 0)	0 (0 to 0)	0 (0 to 0)	0 (0 to 0)	0 (0 to 0)	0 (0 to 0)	0 (0 to 0)	0 (0 to 0)	0 (0 to 0)	0 (0 to 0)	0 (0 to 0)	0 (0 to 0)	0 (0 to 0)	0 (0 to 0)	0 (0 to 0)	0
Typhoid fever	0 (0 to 0)	0 (0 to 0)	0 (0 to 0)	0 (0 to 0)	0 (0 to 0)	0 (0 to 0)	0 (0 to 0)	0 (0 to 0)	0 (0 to 0)	0 (0 to 0)	0 (0 to 0)	0 (0 to 0)	0 (0 to 0)	0 (0 to 0)	0 (0 to 0)	0 (0 to 0)	0 (0 to 0)	0 (0 to 0)	0 (0 to 0)	0 (0 to 0)	0 (0 to 0)	0 (0 to 0)	0 (0 to 0)	0
Paratyphoid fever	0 (0 to 0)	0 (0 to 0)	0 (0 to 0)	0 (0 to 0)	0 (0 to 0)	0 (0 to 0)	0 (0 to 0)	0 (0 to 0)	0 (0 to 0)	0 (0 to 0)	0 (0 to 0)	0 (0 to 0)	0 (0 to 0)	0 (0 to 0)	0 (0 to 0)	0 (0 to 0)	0 (0 to 0)	0 (0 to 0)	0 (0 to 0)	0 (0 to 0)	0 (0 to 0)	0 (0 to 0)	0 (0 to 0)	0
Invasive Non-typhoidal Salmonella (iNTS)	0 (0 to 0)	0 (0 to 0)	0 (0 to 0)	0 (0 to 0)	0 (0 to 0)	0 (0 to 0)	0 (0 to 0)	0 (0 to 0)	0 (0 to 0)	0 (0 to 0)	0 (0 to 0)	0 (0 to 0)	0 (0 to 0)	0 (0 to 0)	0 (0 to 0)	0 (0 to 0)	0 (0 to 0)	0 (0 to 0)	0 (0 to 0)	0 (0 to 0)	0 (0 to 0)	0 (0 to 0)	0 (0 to 0)	0
Other intestinal infectious diseases	0 (0 to 0)	0 (0 to 0)	0 (0 to 0.1)	0 (0 to 0.1)	0 (0 to 0)	0 (0 to 0)	0 (0 to 0)	0 (0 to 0)	0 (0 to 0)	0 (0 to 0)	0 (0 to 0)	0 (0 to 0)	0 (0 to 0)	0 (0 to 0)	0 (0 to 0)	0 (0 to 0)	0 (0 to 0)	0 (0 to 0)	0 (0 to 0)	0 (0 to 0)	0 (0 to 0)	0 (0 to 0)	0 (0 to 0)	0.2
Neglected tropical diseases and malaria	0 (0 to 0)	0-1 (0 to 0.6)	0-6 (0.2 to 1.7)	2-1 (0.9 to 4.2)	2-4 (1 to 7.6)	3-3 (1 to 7.6)	2-4 (1.2 to 7.6)	3-5 (1.3 to 9.4)	3-5 (1.5 to 9.4)	3-4 (1.5 to 8.2)	2-9 (1 to 7.3)	2-9 (1 to 7.1)	2-8 (1 to 7.1)	2-6 (1 to 6.6)	2-3 (0.9 to 5.5)	1-8 (0.7 to 3.9)	1-1 (0.4 to 2.5)	0-8 (0.3 to 1.9)	0-5 (0.2 to 1.3)	0-3 (0.1 to 0.7)	0-2 (0.1 to 0.5)	0-1 (0 to 0.3)	41.5
Malaria	0 (0 to 0)	0 (0 to 0)	0 (0 to 0)	0 (0 to 0)	0 (0 to 0)	0 (0 to 0)	0 (0 to 0)	0 (0 to 0)	0 (0 to 0)	0 (0 to 0)	0 (0 to 0)	0 (0 to 0)	0 (0 to 0)	0 (0 to 0)	0 (0 to 0)	0 (0 to 0)	0 (0 to 0)	0 (0 to 0)	0 (0 to 0)	0 (0 to 0)	0 (0 to 0)	0 (0 to 0)	0 (0 to 0)	0
Chagas disease	0 (0 to 0)	0 (0 to 0)	0 (0 to 0)	0 (0 to 0)	0 (0 to 0)	0 (0 to 0)	0 (0 to 0)	0 (0 to 0)	0 (0 to 0)	0 (0 to 0)	0 (0 to 0)	0 (0 to 0)	0 (0 to 0)	0 (0 to 0)	0 (0 to 0)	0 (0 to 0)	0 (0 to 0)	0 (0 to 0)	0 (0 to 0)	0 (0 to 0)	0 (0 to 0)	0 (0 to 0)	0 (0 to 0)	0
Leishmaniasis	0 (0 to 0)	0 (0 to 0)	0 (0 to 0)	0 (0 to 0)	0 (0 to 0)	0 (0 to 0)	0 (0 to 0)	0 (0 to 0)	0 (0 to 0)	0 (0 to 0)	0 (0 to 0)	0 (0 to 0)	0 (0 to 0)	0 (0 to 0)	0 (0 to 0)	0 (0 to 0)	0 (0 to 0)	0 (0 to 0)	0 (0 to 0)	0 (0 to 0)	0 (0 to 0)	0 (0 to 0)	0 (0 to 0)	0
Visceral leishmaniasis	0 (0 to 0)	0 (0 to 0)	0 (0 to 0)	0 (0 to 0)	0 (0 to 0)	0 (0 to 0)	0 (0 to 0)	0 (0 to 0)	0 (0 to 0)	0 (0 to 0)	0 (0 to 0)	0 (0 to 0)	0 (0 to 0)	0 (0 to 0)	0 (0 to 0)	0 (0 to 0)	0 (0 to 0)	0 (0 to 0)	0 (0 to 0)	0 (0 to 0)	0 (0 to 0)	0 (0 to 0)	0 (0 to 0)	0
Cutaneous and mucocutaneous leishmaniasis	0 (0 to 0)	0 (0 to 0)	0 (0 to 0)	0 (0 to 0)	0 (0 to 0)	0 (0 to 0)	0 (0 to 0)	0 (0 to 0)	0 (0 to 0)	0 (0 to 0)	0 (0 to 0)	0 (0 to 0)	0 (0 to 0)	0 (0 to 0)	0 (0 to 0)	0 (0 to 0)	0 (0 to 0)	0 (0 to 0)	0 (0 to 0)	0 (0 to 0)	0 (0 to 0)	0 (0 to 0)	0 (0 to 0)	0
African trypanosomiasis	0 (0 to 0)	0 (0 to 0)	0 (0 to 0)	0 (0 to 0)	0 (0 to 0)	0 (0 to 0)	0 (0 to 0)	0 (0 to 0)	0 (0 to 0)	0 (0 to 0)	0 (0 to 0)	0 (0 to 0)	0 (0 to 0)	0 (0 to 0)	0 (0 to 0)	0 (0 to 0)	0 (0 to 0)	0 (0 to 0)	0 (0 to 0)	0 (0 to 0)	0 (0 to 0)	0 (0 to 0)	0 (0 to 0)	0
Schistosomiasis	0 (0 to 0)	0 (0 to 0)	0-1 (0 to 0.2)	0-2 (0 to 0.3)	1-1 (0 to 0.2)	2-1 (0 to 0.2)	2-4 (0.4 to 6.7)	2-4 (0.4 to 7.2)	2-5 (0.5 to 7.6)	2-5 (0.5 to 7.2)	2-3 (0.4 to 6.2)	2-2 (0.3 to 5.8)	2-1 (0.3 to 5.2)	2-1 (0.3 to 4.4)	1-7 (0.3 to 4.4)	1-3 (0.2 to 3.4)	0-8 (0.1 to 2.2)	0-6 (0.1 to 1.6)	0-4 (0.1 to 1.1)	0-2 (0 to 0.6)	0-1 (0 to 0.3)	0-1 (0 to 0.2)	26.8
Cysticercosis	0 (0 to 0)	0 (0 to 0)	0 (0 to 0)	0 (0 to 0)	0 (0 to 0)	0-1 (0 to 0.1)	0-1 (0 to 0.2)	0-1 (0 to 0.2)	0-1 (0 to 0.2)	0-1 (0 to 0.2)	0-1 (0 to 0.2)	0-1 (0 to 0.2)	0-1 (0 to 0.2)	0-1 (0 to 0.2)	0-1 (0 to 0.2)	0-1 (0 to 0.2)	0-1 (0 to 0.2)	0-1 (0 to 0.2)	0-1 (0 to 0.2)	0-1 (0 to 0.2)	0-1 (0 to 0.2)	0-1 (0 to 0.2)	0-1 (0 to 0.2)	0.6
Cystic echinococcosis	0 (0 to 0)	0 (0 to 0)	0 (0 to 0)	0 (0 to 0)	0 (0 to 0)	0 (0 to 0)	0 (0 to 0)	0 (0 to 0)	0 (0 to 0)	0 (0 to 0)	0 (0 to 0)	0 (0 to 0)	0 (0 to 0)	0 (0 to 0)	0 (0 to 0)	0 (0 to 0)	0 (0 to 0)	0 (0 to 0)	0 (0 to 0)	0 (0 to 0)	0 (0 to 0)	0 (0 to 0)	0 (0 to 0)	0
Lymphatic filariasis	0 (0 to 0)	0 (0 to 0)	0 (0 to 0)	0 (0 to 0)	0 (0 to 0)	0 (0 to 0)	0 (0 to 0)	0 (0 to 0)	0 (0 to 0)	0 (0 to 0)	0 (0 to 0)	0 (0 to 0)	0 (0 to 0)	0 (0 to 0)	0 (0 to 0)	0 (0 to 0)	0 (0 to 0)	0 (0 to 0)	0 (0 to 0)	0 (0 to 0)	0 (0 to 0)	0 (0 to 0)	0 (0 to 0)	0
Onchocerciasis	0 (0 to 0)	0 (0 to 0)	0 (0 to 0)	0 (0 to 0)	0 (0 to 0)	0 (0 to 0)	0 (0 to 0)	0 (0 to 0)	0 (0 to 0)	0 (0 to 0)	0 (0 to 0)	0 (0 to 0)	0 (0 to 0)	0 (0 to 0)	0 (0 to 0)	0 (0 to 0)	0 (0 to 0)	0 (0 to 0)	0 (0 to 0)	0 (0 to 0)	0 (0 to 0)	0 (0 to 0)	0 (0 to 0)	0
Trachoma	0 (0 to 0)	0 (0 to 0)	0 (0 to 0)	0 (0 to 0)	0 (0 to 0)	0 (0 to 0)	0 (0 to 0)	0 (0 to 0)	0 (0 to 0)	0 (0 to 0)	0 (0 to 0)	0 (0 to 0)	0 (0 to 0)	0 (0 to 0)	0 (0 to 0)	0 (0 to 0)	0 (0 to 0)	0 (0 to 0)	0 (0 to 0)	0 (0 to 0)	0 (0 to 0)	0 (0 to 0)	0 (0 to 0)	0
Dengue	0 (0 to 0)	0 (0 to 0)	0-2 (0 to 0.7)	0-4 (0 to 1.8)	0-5 (0 to 1.2)	0-4 (0 to 0.8)	0-5 (0.2 to 1.2)	0-4 (0 to 1.1)	0-4 (0 to 1.1)	0-4 (0 to 0.9)	0-3 (0 to 0.7)	0-3 (0 to 0.6)	0-3 (0 to 0.6)	0-3 (0 to 0.6)	0-3 (0 to 0.6)	0-3 (0 to 0.6)	0-3 (0 to 0.6)	0-3 (0 to 0.6)	0-3 (0 to 0.6)	0-3 (0 to 0.6)	0-3 (0 to 0.6)	0-3 (0 to 0.6)	0-3 (0 to 0.6)	5.6
Yellow fever	0 (0 to 0)	0 (0 to 0)	0 (0 to 0)	0 (0 to 0)	0 (0 to 0)	0 (0 to 0)	0 (0 to 0)	0 (0 to 0)	0 (0 to 0)	0 (0 to 0)	0 (0 to 0)	0 (0 to 0)	0 (0 to 0)	0 (0 to 0)	0 (0 to 0)	0 (0 to 0)	0 (0 to 0)	0 (0 to 0)	0 (0 to 0)	0 (0 to 0)	0 (0 to 0)	0 (0 to 0)	0 (0 to 0)	0
Rabies	0 (0 to 0)	0 (0 to 0)	0 (0 to 0)	0 (0 to 0.1)	0 (0 to 0.2)	0 (0 to 0)	0 (0 to 0)	0 (0 to 0)	0 (0 to 0)	0 (0 to 0)	0 (0 to 0)	0 (0 to 0)	0 (0 to 0)	0 (0 to 0)	0 (0 to 0)	0 (0 to 0)	0 (0 to 0)	0 (0 to 0)	0 (0 to 0)	0 (0 to 0)	0 (0 to 0)	0 (0 to 0)	0 (0 to 0)	0.2
Intestinal nematode infections	0 (0 to 0)	0 (0 to 0)	0 (0 to 0)	0 (0 to 0.2)	0 (0 to 0.2)	0 (0 to 0.1)	0 (0 to 0.1)	0 (0 to 0)	0 (0 to 0)	0 (0 to 0)	0 (0 to 0)	0 (0 to 0)	0 (0 to 0)	0 (0 to 0)	0 (0 to 0)	0 (0 to 0)	0 (0 to 0)	0 (0 to 0)	0 (0 to 0)	0 (0 to 0)	0 (0 to 0)	0 (0 to 0)	0 (0 to 0)	0.3
Ascariasis	0 (0 to 0)	0 (0 to 0)	0 (0 to 0)	0 (0 to 0.1)	0 (0 to 0.1)	0 (0 to 0)	0 (0 to 0)	0 (0 to 0)	0 (0 to 0)	0 (0 to 0)	0 (0 to 0)	0 (0 to 0)	0 (0 to 0)	0 (0 to 0)	0 (0 to 0)	0 (0 to 0)	0 (0 to 0)	0 (0 to 0)	0 (0 to 0)	0 (0 to 0)	0 (0 to 0)	0 (0 to 0)	0 (0 to 0)	0.1
Trichuriasis	0 (0 to 0)	0 (0 to 0)	0 (0 to 0)	0 (0 to 0)	0 (0 to 0)	0 (0 to 0)	0 (0 to 0)	0 (0 to 0)	0 (0 to 0)	0 (0 to 0)	0 (0 to 0)	0 (0 to 0)	0 (0 to 0)	0 (0 to 0)	0 (0 to 0)	0 (0 to 0)	0 (0 to 0)	0 (0 to 0)	0 (0 to 0)	0 (0 to 0)	0 (0 to 0)	0 (0 to 0)	0 (0 to 0)	0
Hookworm disease	0 (0 to 0)	0 (0 to 0)	0 (0 to 0)	0 (0 to 0.1)	0 (0 to 0.1)	0 (0 to 0)	0 (0 to 0)	0 (0 to 0)	0 (0 to 0)	0 (0 to 0)	0 (0 to 0)	0 (0 to 0)	0 (0 to 0)	0 (0 to 0)	0 (0 to 0)	0 (0 to 0)	0 (0 to 0)	0 (0 to 0)	0 (0 to 0)	0 (0 to 0)	0 (0 to 0)	0 (0 to 0)	0 (0 to 0)	0.3
Food-borne trematodiases	0 (0 to 0)	0 (0 to 0)	0 (0 to 0)	0 (0 to 0)	0 (0 to 0)	0 (0 to 0)	0 (0 to 0)	0 (0 to 0)	0 (0 to 0)	0 (0 to 0)	0 (0 to 0)	0 (0 to 0)	0 (0 to 0)	0 (0 to 0)	0 (0 to 0)	0 (0 to 0)	0 (0 to 0)	0 (0 to 0)	0 (0 to 0)	0



Osteoarthritis other	0 (0 to 0)	0 (0 to 0)	0 (0 to 0)	0 (0 to 0)	1.2 (0 to 2)	0 (0 to 0)	0 (0 to 0)	0 (0 to 0)	0 (0 to 0)	0 (0 to 0)	0 (0 to 0)	0 (0 to 0)	0.1 (0 to 0.4)	0.5 (0.2 to 1.1)	0.5 (0.2 to 1.1)	0.9 (0.4 to 2.2)	1.6 (0.7 to 3.3)	2 (0.9 to 4.2)	2.1 (1 to 4.4)	1.9 (0.9 to 3.9)	1.5 (0.7 to 3.2)	1.1 (0.4 to 2.4)	0.7 (0.3 to 1.4)	0.3 (0.2 to 0.7)	0.1 (0.1 to 0.2)	0 (0 to 0.1)		12.6
Low back pain	0 (0 to 0)	0 (0 to 0)	0 (0 to 0)	0 (0 to 0)	4.3 (0.5 to 2.2)	0 (0.7 to 10.1)	10.4 (7.3 to 20.9)	19.6 (9.6 to 35.7)	29.3 (11.2 to 39.4)	31.5 (11.6 to 39.4)	21.5 (11.6 to 39.4)	14.6 (14.4 to 38.5)	9.2 (10.2 to 42.6)	7.1 (9.5 to 42.1)	7.1 (9.5 to 42.1)	8.6 (16.9 to 44.6)	9.6 (19.3 to 47.8)	10.2 (19.6 to 42.4)	10.4 (14.6 to 35.5)	10.2 (12.1 to 29)	9.2 (8.6 to 21.4)	8.2 (5.7 to 19.3)	6.2 (3.1 to 7.7)	3.1 (1.3 to 3.1)	0.7 (0.4 to 1)	0.1 (0.1 to 0.2)		290
Neck pain	0 (0 to 0)	0 (0 to 0)	0 (0 to 0)	0 (0 to 0)	0.1 (0 to 0.2)	0.3 (0.2 to 1.1)	1.2 (0.5 to 2.3)	2.6 (0.9 to 4.2)	3.2 (1.4 to 4.3)	3.3 (2.2 to 3.2)	2.7 (1.4 to 3.2)	2.4 (3.6 to 10)	1.6 (3.6 to 10)	1.2 (3.6 to 10)	1.2 (3.6 to 10)	1.4 (4.2 to 15.5)	1.6 (5.6 to 15.1)	1.7 (5.6 to 15)	1.7 (3.2 to 12.1)	1.7 (2.7 to 9.4)	1.5 (2.1 to 6.4)	1.3 (0.9 to 3)	0.9 (0.4 to 1.7)	0.4 (0.2 to 0.6)	0.1 (0.1 to 0.2)	0 (0 to 0.1)		64
Gout	0 (0 to 0)	0 (0 to 0)	0 (0 to 0)	0 (0 to 0)	0 (0 to 0)	0 (0 to 0)	0 (0 to 0)	0 (0 to 0)	0.1 (0 to 0.1)	0.2 (0 to 0.4)	0.2 (0 to 0.5)	0.2 (0 to 0.6)	0.2 (0 to 0.6)	0.2 (0 to 0.6)	0.2 (0 to 0.6)	0.2 (0 to 0.6)	0.2 (0 to 0.6)	0.2 (0 to 0.6)	0.2 (0 to 0.6)	0.2 (0 to 0.6)	0.2 (0 to 0.6)	0.2 (0 to 0.6)	0.2 (0 to 0.6)	0.1 (0 to 0.3)	0.1 (0 to 0.1)	0 (0 to 0)		5.3
Other musculoskeletal disorders	0 (0 to 0)	0 (0 to 0)	0 (0 to 0)	0 (0 to 0)	0.1 (0 to 0.1)	0.1 (0 to 0.4)	0.4 (0 to 0.4)	0.7 (0 to 1.1)	1.3 (0.7 to 2.3)	1.7 (0.7 to 3.8)	1.5 (0.7 to 3.8)	1.9 (1.1 to 3.8)	2.1 (2 to 3.8)	2.1 (2 to 3.8)	2.2 (2 to 3.8)	2.2 (3.4 to 12.5)	2.2 (3.4 to 12.5)	2.1 (3.4 to 12.5)	2.1 (2.2 to 10.3)	1.9 (1.7 to 7.9)	1.7 (1.4 to 6.2)	1.4 (0.9 to 3.5)	1.1 (0.5 to 1.9)	0.6 (0.2 to 0.9)	0.2 (0.1 to 0.3)	0 (0 to 0.1)		13.4
Other non-communicable diseases	22.6 (12.5 to 39.3)	16.5 (9.7 to 25.7)	20.7 (12.5 to 32.2)	20.9 (12.9 to 32.2)	19.5 (12.6 to 32.5)	16.2 (11.3 to 17.9)	15.6 (12.3 to 20.7)	24.3 (18.9 to 31.4)	39.6 (30.3 to 47.2)	49.2 (39.4 to 58.9)	49.2 (39.4 to 58.9)	39.5 (27.5 to 52.3)	29.4 (20.3 to 44.6)	30.7 (21.5 to 46.1)	36.4 (26.7 to 51)	39.7 (28.1 to 53.2)	39.1 (28.1 to 53.2)	41.4 (31.3 to 54.9)	38.6 (26.5 to 57.9)	32 (24.5 to 41.4)	24.3 (18.9 to 31)	16.5 (12.7 to 20.7)	9.8 (7.6 to 11)	3.4 (2.6 to 4.3)	0.9 (0.7 to 1.2)		560
Congenital birth defects	21.3 (12.1 to 34.6)	14.5 (8.1 to 22)	21.1 (12.9 to 32.4)	14.7 (9.3 to 22.5)	6.9 (3.9 to 7)	5.3 (3.9 to 7)	5.5 (4.2 to 7.4)	6 (4.4 to 8.8)	4.9 (3.4 to 6.3)	3.4 (2.5 to 4.4)	2.5 (1.9 to 3.2)	2.5 (1.9 to 3.2)	1.9 (1.9 to 3.2)	2.3 (1.9 to 3.1)	2.4 (1.9 to 3.2)	2 (1.5 to 2.7)	1.5 (1.1 to 1.8)	1.4 (1 to 1.8)	1.1 (0.8 to 1.5)	0.8 (0.6 to 1.1)	0.5 (0.3 to 0.8)	0.3 (0.1 to 0.3)	0.2 (0.1 to 0.3)	0.1 (0 to 0.1)	0 (0 to 0)	0 (0 to 0)		119
Neural tube defects	0.9 (0.4 to 1.8)	0.6 (0.3 to 1.1)	1.1 (0.4 to 2.5)	1.5 (0.6 to 3.1)	0.2 (0.2 to 0.3)	0.2 (0.2 to 0.3)	0.2 (0.2 to 0.3)	0.2 (0.2 to 0.3)	0.2 (0.1 to 0.3)	0.2 (0.1 to 0.3)	0.1 (0.1 to 0.2)	0.1 (0.1 to 0.2)	0.1 (0.1 to 0.2)	0.1 (0.1 to 0.2)	0.1 (0.1 to 0.2)	0.1 (0.1 to 0.2)	0.1 (0.1 to 0.2)	0.1 (0.1 to 0.2)	0.1 (0.1 to 0.2)	0.1 (0.1 to 0.2)	0.1 (0.1 to 0.2)	0.1 (0.1 to 0.2)	0.1 (0.1 to 0.2)	0 (0 to 0)	0 (0 to 0)	0 (0 to 0)		5.6
Congenital heart anomalies	9.8 (4.7 to 17.2)	6.3 (4.5 to 12.2)	10.8 (6 to 19)	6.3 (3.5 to 10.5)	2.5 (1.6 to 3.7)	1.5 (0.9 to 2.1)	1.6 (1 to 2.5)	2 (1.3 to 3)	1.6 (1 to 2.3)	1.6 (1 to 2.3)	1 (0.7 to 1.5)	0.9 (0.6 to 1.5)	0.6 (0.4 to 0.9)	0.6 (0.4 to 0.9)	0.5 (0.3 to 0.8)	0.5 (0.3 to 0.7)	0.3 (0.2 to 0.5)	0.3 (0.2 to 0.4)	0.2 (0.1 to 0.3)	0.2 (0.1 to 0.3)	0.1 (0.1 to 0.2)	0.1 (0 to 0.1)	0 (0 to 0)	0 (0 to 0)	0 (0 to 0)	0 (0 to 0)		49.7
Orofacial clefts	0.3 (0.1 to 0.7)	0.4 (0.1 to 0.9)	0.5 (0.1 to 1.2)	0.2 (0.1 to 0.5)	0.1 (0 to 0.2)	0.1 (0 to 0.2)	0.1 (0 to 0.2)	0.1 (0 to 0.3)	0.1 (0 to 0.3)	0.1 (0 to 0.2)	0.1 (0 to 0.2)	0.1 (0 to 0.2)	0.1 (0 to 0.2)	0.1 (0 to 0.2)	0.1 (0 to 0.2)	0.1 (0 to 0.2)	0.1 (0 to 0.2)	0.1 (0 to 0.2)	0.1 (0 to 0.1)	0.1 (0 to 0.1)	0.1 (0 to 0.1)	0.1 (0 to 0.1)	0 (0 to 0)	0 (0 to 0)	0 (0 to 0)	0 (0 to 0)		2.6
Down syndrome	0.3 (0.1 to 0.7)	1.1 (0.5 to 2.1)	0.9 (0.5 to 1.7)	0.2 (0.1 to 0.5)	0.4 (0.2 to 0.6)	0.6 (0.2 to 0.9)	0.6 (0.3 to 0.9)	0.6 (0.4 to 1)	0.5 (0.3 to 0.8)	0.4 (0.3 to 0.7)	0.4 (0.3 to 0.7)	0.4 (0.3 to 0.7)	0.4 (0.2 to 0.6)	0.4 (0.2 to 0.6)	0.4 (0.2 to 0.6)	0.6 (0.4 to 0.9)	0.6 (0.3 to 0.9)	0.3 (0.2 to 0.5)	0.3 (0.1 to 0.5)	0.1 (0.1 to 0.2)	0 (0 to 0.1)	0 (0 to 0)	0 (0 to 0)	0 (0 to 0)	0 (0 to 0)	0 (0 to 0)		8.3
Turner syndrome	0 (0 to 0)	0 (0 to 0)	0 (0 to 0)	0 (0 to 0)	0 (0 to 0)	0 (0 to 0)	0 (0 to 0)	0 (0 to 0)	0 (0 to 0)	0 (0 to 0)	0 (0 to 0)	0 (0 to 0)	0 (0 to 0)	0 (0 to 0)	0 (0 to 0)	0 (0 to 0)	0 (0 to 0)	0 (0 to 0)	0 (0 to 0)	0 (0 to 0)	0 (0 to 0)	0 (0 to 0)	0 (0 to 0)	0 (0 to 0)	0 (0 to 0)	0 (0 to 0)		0
Klinefelter syndrome	0 (0 to 0)	0 (0 to 0)	0 (0 to 0)	0 (0 to 0)	0 (0 to 0)	0 (0 to 0)	0 (0 to 0)	0 (0 to 0)	0 (0 to 0)	0 (0 to 0)	0 (0 to 0)	0 (0 to 0)	0 (0 to 0)	0 (0 to 0)	0 (0 to 0)	0 (0 to 0)	0 (0 to 0)	0 (0 to 0)	0 (0 to 0)	0 (0 to 0)	0 (0 to 0)	0 (0 to 0)	0 (0 to 0)	0 (0 to 0)	0 (0 to 0)	0 (0 to 0)		0
Other chromosomal abnormalities	1.1 (0.5 to 2)	0.6 (0.3 to 1.2)	1 (0.4 to 1.8)	0.6 (0.4 to 1.2)	0.4 (0.2 to 0.5)	0.2 (0.2 to 0.4)	0.3 (0.2 to 0.4)	0.3 (0.2 to 0.4)	0.3 (0.2 to 0.4)	0.3 (0.2 to 0.4)	0.2 (0.1 to 0.3)	0.1 (0.1 to 0.2)	0.1 (0 to 0.1)	0.1 (0 to 0.1)	0.1 (0 to 0.1)	0.1 (0 to 0.1)	0.1 (0 to 0.1)	0.1 (0 to 0.1)	0.1 (0 to 0.1)	0.1 (0 to 0.1)	0.1 (0 to 0.1)	0.1 (0 to 0.1)	0.1 (0 to 0.1)	0 (0 to 0)	0 (0 to 0)	0 (0 to 0)		5.4
Congenital musculoskeletal and limb anomalies	1.8 (0.8 to 3.5)	0.9 (0.4 to 1.8)	1.9 (1.1 to 2.8)	1.4 (1.1 to 2.4)	1.7 (1 to 2.5)	1.4 (0.8 to 2.2)	1.2 (0.7 to 1.7)	0.8 (0.4 to 1.3)	0.8 (0.5 to 1.2)	0.7 (0.4 to 1.2)	0.4 (0.4 to 1.2)	0.4 (0.4 to 1.2)	0.4 (0.4 to 1.2)	0.4 (0.4 to 1.2)	0.4 (0.4 to 1.2)	0.4 (0.4 to 1.1)	0.4 (0.4 to 1.1)	0.3 (0.2 to 0.9)	0.2 (0.1 to 0.5)	0.2 (0.1 to 0.3)	0.1 (0.1 to 0.2)	0.1 (0 to 0.1)	0 (0 to 0)	0 (0 to 0)	0 (0 to 0)	0 (0 to 0)		19.1
Urogenital congenital anomalies	0.2 (0.1 to 0.5)	0.1 (0.1 to 0.3)	0.2 (0.1 to 0.5)	0.2 (0.1 to 0.3)	0.1 (0.1 to 0.2)	0.1 (0.1 to 0.2)	0.1 (0.1 to 0.1)	0.1 (0.1 to 0.1)	0.1 (0.1 to 0.1)	0.1 (0 to 0.1)	0 (0 to 0.1)	0 (0 to 0.1)	0 (0 to 0)	0 (0 to 0)	0 (0 to 0)	0 (0 to 0)	0 (0 to 0)	0 (0 to 0)	0 (0 to 0)	0 (0 to 0)	0 (0 to 0)	0 (0 to 0)	0 (0 to 0)	0 (0 to 0)	0 (0 to 0)	0 (0 to 0)		1.5
Digestive congenital anomalies	1.8 (0.8 to 3.3)	0.9 (0.7 to 2.5)	1.3 (0.9 to 2)	0.8 (0.3 to 1.1)	0.3 (0.2 to 0.4)	0.3 (0.2 to 0.4)	0.3 (0.2 to 0.4)	0.3 (0.2 to 0.4)	0.3 (0.2 to 0.4)	0.3 (0.2 to 0.4)	0.2 (0.1 to 0.3)	0.2 (0.1 to 0.3)	0.2 (0.1 to 0.3)	0.2 (0.1 to 0.3)	0.2 (0.1 to 0.3)	0.2 (0.1 to 0.3)	0.2 (0.1 to 0.3)	0.2 (0.1 to 0.3)	0.2 (0.1 to 0.3)	0.2 (0.1 to 0.3)	0.2 (0.1 to 0.3)	0.2 (0.1 to 0.3)	0.2 (0.1 to 0.3)	0 (0 to 0)	0 (0 to 0)	0 (0 to 0)		5.6
Other congenital birth defects	2.6 (0.8 to 5.5)	2.3 (1.1 to 3.4)	2.3 (1.7 to 5.7)	1.7 (1.3 to 4)	0.8 (0.6 to 1.2)	0.6 (0.6 to 1.4)	0.6 (0.6 to 1.4)	0.6 (0.6 to 1.4)	0.6 (0.6 to 1.4)	0.6 (0.6 to 1.5)	0.6 (0.6 to 1.5)	0.6 (0.6 to 1.5)	0.6 (0.6 to 1.5)	0.6 (0.6 to 1.5)	0.6 (0.6 to 1.5)	0.6 (0.6 to 1.5)	0.6 (0.6 to 1.5)	0.6 (0.6 to 1.5)	0.6 (0.6 to 1.5)	0.6 (0.6 to 1.5)	0.6 (0.6 to 1.5)	0.6 (0.6 to 1.5)	0.6 (0.6 to 1.5)	0.6 (0.6 to 1.5)	0.6 (0.6 to 1.5)	0.6 (0.6 to 1.5)		22
Urinary diseases and male infertility	0 (0 to 0)	0 (0.1 to 0.3)	0 (0.2 to 0.6)	0 (0.2 to 0.6)	0 (0.1 to 0.3)	0 (0.1 to 0.3)	0 (0.1 to 0.3

SR Table 2a: Bahamas DALYS by cause and age group for males with 95% uncertainty intervals, 2019

Cause	Early Neonatal	Late Neonatal	Post Neonatal	1 to 4	5 to 9	10 to 14	15 to 19	20 to 24	25 to 29	30 to 34	35 to 39	40 to 44	45 to 49	50 to 54	55 to 59	60 to 64	65 to 69	70 to 74	75 to 79	80 to 84	85 to 89	90 to 94	95 plus	Total
All causes	642 (431 to 916)	220 (127 to 378)	108 (59 to 182)	46 (32 to 64)	49 (34 to 68)	46 (33 to 63)	42 (29 to 58)	39 (26 to 54)	39 (26 to 54)	39 (26 to 54)	39 (26 to 54)	39 (26 to 54)	39 (26 to 54)	39 (26 to 54)	39 (26 to 54)	40 (26 to 54)	39 (26 to 54)	39 (26 to 54)	39 (26 to 54)	39 (26 to 54)	39 (26 to 54)	39 (26 to 54)	39 (26 to 54)	66,400
Communicable, maternal, neonatal, and nutritional diseases	642 (431 to 916)	220 (127 to 378)	108 (59 to 182)	46 (32 to 64)	49 (34 to 68)	46 (33 to 63)	42 (29 to 58)	39 (26 to 54)	39 (26 to 54)	39 (26 to 54)	39 (26 to 54)	39 (26 to 54)	39 (26 to 54)	39 (26 to 54)	39 (26 to 54)	40 (26 to 54)	39 (26 to 54)	39 (26 to 54)	39 (26 to 54)	39 (26 to 54)	39 (26 to 54)	39 (26 to 54)	39 (26 to 54)	7,670
HIV/AIDS and sexually transmitted infections	0.2 (0 to 0.3)	0 (0 to 0)	16.8 (15.4 to 18.3)	16.6 (14.4 to 18.9)	14.3 (12.2 to 16.5)	13.1 (12.2 to 14.2)	29.9 (27.2 to 33.1)	29.6 (26.7 to 32.7)	156 (133 to 179)	197 (172 to 224)	252 (226 to 284)	533 (490 to 581)	648 (598 to 701)	576 (531 to 625)	376 (346 to 402)	201 (184 to 216)	94.1 (86 to 102)	49.7 (45.7 to 53.4)	19.6 (18 to 21.4)	5.3 (4.7 to 5.7)	2.3 (2 to 2.5)	0.6 (0.7 to 0.9)	3,230
HIV/AIDS	0 (0 to 0)	0 (0 to 0)	16.7 (15.4 to 18.1)	16.4 (14.4 to 18.8)	14.3 (12.2 to 16.5)	12.8 (11.9 to 13.8)	28.3 (25.6 to 31.7)	104 (94.1 to 114)	154 (139 to 169)	193 (175 to 209)	250 (232 to 281)	532 (487 to 579)	644 (596 to 699)	574 (529 to 622)	372 (343 to 400)	200 (182 to 215)	93.4 (85.4 to 101)	49.2 (45.2 to 52.8)	19.4 (17.9 to 21.2)	5.1 (4.5 to 5.5)	2.2 (2 to 2.3)	0.6 (0.7 to 0.8)	3,210
HIV/AIDS - Drug-susceptible Tuberculosis	0 (0 to 0)	0 (0 to 0)	0.5 (0.3 to 0.8)	0.5 (0.3 to 0.7)	0.5 (0.3 to 0.8)	0.4 (0.2 to 0.5)	0.7 (0.5 to 1)	2.8 (1.9 to 4.1)	5.5 (3.8 to 8.1)	5.4 (3.8 to 7.5)	11.1 (7.9 to 15)	17.4 (12.6 to 23.2)	21.6 (15.4 to 32.1)	13.4 (9.5 to 20.5)	5.7 (3.9 to 8.6)	2.6 (1.9 to 4.2)	1.5 (1 to 2.2)	0.8 (0.5 to 1.2)	0.3 (0.2 to 0.4)	0.1 (0 to 0.2)	0 (0 to 0)	0 (0 to 0)	99.9
HIV/AIDS - Multidrug-resistant Tuberculosis without extensive drug resistance	0 (0 to 0)	0 (0 to 0)	0 (0 to 0)	0 (0 to 0)	0 (0 to 0)	0 (0 to 0)	0 (0 to 0)	0 (0 to 0)	0 (0 to 0)	0 (0 to 0)	0 (0 to 0)	0.2 (0.1 to 0.3)	0.2 (0.1 to 0.3)	0.1 (0 to 0.2)	0.1 (0 to 0.1)	0.1 (0 to 0.1)	0 (0 to 0)	0 (0 to 0)	0 (0 to 0)	0 (0 to 0)	0 (0 to 0)	0 (0 to 0)	0 (0 to 0)	3.9
HIV/AIDS - Extensively drug-resistant Tuberculosis	0 (0 to 0)	0 (0 to 0)	0 (0 to 0)	0 (0 to 0)	0 (0 to 0)	0 (0 to 0)	0 (0 to 0)	0 (0 to 0)	0 (0 to 0)	0 (0 to 0)	0 (0 to 0)	0 (0 to 0)	0 (0 to 0)	0 (0 to 0)	0 (0 to 0)	0 (0 to 0)	0 (0 to 0)	0 (0 to 0)	0 (0 to 0)	0 (0 to 0)	0 (0 to 0)	0 (0 to 0)	0 (0 to 0)	0.6
HIV/AIDS resulting in other diseases	0 (0 to 0)	16.2 (14.9 to 17.6)	16.1 (13.9 to 18.4)	13.8 (12.7 to 14.9)	12.5 (11.4 to 13.4)	27.6 (25.1 to 30.7)	101 (90.9 to 111)	179 (163 to 197)	239 (211 to 268)	321 (288 to 358)	483 (438 to 531)	621 (571 to 676)	557 (510 to 605)	360 (332 to 386)	193 (177 to 210)	90.4 (82.4 to 97.9)	47.7 (43.5 to 51.1)	18 (16.4 to 19.5)	5 (4.4 to 5.4)	2.1 (1.9 to 2.3)	0.6 (0.7 to 0.8)	3,100
Sexually transmitted infections excluding HIV	0 (0 to 0)	0 (0 to 0)	0 (0 to 0)	0 (0 to 0)	0 (0 to 0)	0.3 (0.7 to 2)	2.4 (1.2 to 4.4)	2.7 (1.2 to 4.6)	2.9 (1.4 to 5.1)	3.7 (1.9 to 6.4)	4.1 (2.1 to 6.9)	4.2 (2.1 to 7.1)	4.1 (2.1 to 6.9)	3.2 (1.6 to 5.5)	1.9 (1 to 3.2)	1.1 (0.6 to 1.7)	0.5 (0.2 to 1)	0.2 (0.1 to 0.3)	0.1 (0 to 0.2)	0 (0 to 0.1)	0 (0 to 0)	0 (0 to 0)	21.8
Syphilis	0.2 (0.1 to 0.3)	0 (0 to 0)	0 (0 to 0)	0 (0 to 0)	0 (0 to 0)	0 (0 to 0)	0 (0 to 0)	0 (0 to 0.2)	0.2 (0 to 0.3)	0.2 (0 to 0.3)	0.2 (0 to 0.4)	0.2 (0 to 0.4)	0.2 (0 to 0.5)	0.2 (0 to 0.5)	0.2 (0 to 0.5)	0.2 (0 to 0.5)	0.1 (0 to 0.2)	0.1 (0 to 0.2)	0 (0 to 0.1)	0 (0 to 0.1)	0 (0 to 0)	0 (0 to 0)	0 (0 to 0)	2
Chlamydial infection	0 (0 to 0)	0 (0 to 0)	0 (0 to 0)	0 (0 to 0)	0 (0 to 0)	0 (0 to 0)	0 (0 to 0)	0.5 (0 to 1)	0.8 (0.2 to 1.6)	0.8 (0.2 to 1.6)	0.8 (0.2 to 1.6)	0.7 (0.2 to 1.4)	0.6 (0.1 to 1.2)	0.4 (0.1 to 1.2)	0.3 (0.1 to 0.9)	0.2 (0 to 0.6)	0.1 (0 to 0.3)	0 (0 to 0.2)	0 (0 to 0.1)	0 (0 to 0)	0 (0 to 0)	0 (0 to 0)	0 (0 to 0)	4.3
Gonococcal infection	0 (0 to 0)	0 (0 to 0)	0 (0 to 0)	0 (0 to 0)	0 (0 to 0)	0 (0 to 0)	0.7 (0.2 to 1.5)	0.2 (0 to 0.5)	0.2 (0 to 0.5)	0.2 (0 to 0.5)	0.1 (0 to 0.3)	0.1 (0 to 0.3)	0.1 (0 to 0.3)	0.1 (0 to 0.2)	0.1 (0 to 0.2)	0.1 (0 to 0.2)	0 (0 to 0.1)	0 (0 to 0.1)	0 (0 to 0.1)	0 (0 to 0)	0 (0 to 0)	0 (0 to 0)	0 (0 to 0)	2.4
Trichomoniasis	0 (0 to 0)	0 (0 to 0)	0 (0 to 0)	0 (0 to 0)	0 (0 to 0)	0 (0 to 0)	0 (0 to 0)	0 (0 to 0)	0 (0 to 0)	0 (0 to 0)	0 (0 to 0)	0 (0 to 0)	0 (0 to 0)	0 (0 to 0)	0 (0 to 0)	0 (0 to 0)	0 (0 to 0)	0 (0 to 0)	0 (0 to 0)	0 (0 to 0)	0 (0 to 0)	0 (0 to 0)	0 (0 to 0)	0.6
Genital herpes	0 (0 to 0)	0 (0 to 0)	0 (0 to 0)	0 (0 to 0)	0 (0 to 0)	0 (0 to 0)	0.2 (0 to 0.4)	0.4 (0 to 0.9)	0.6 (0.2 to 1.3)	0.6 (0.2 to 1.3)	0.6 (0.2 to 1.3)	0.6 (0.2 to 1.3)	0.5 (0.2 to 1.2)	0.4 (0.1 to 1.1)	0.3 (0.1 to 0.8)	0.2 (0 to 0.5)	0.1 (0 to 0.3)	0.1 (0 to 0.2)	0 (0 to 0.1)	0 (0 to 0)	0 (0 to 0)	0 (0 to 0)	0 (0 to 0)	7.7
Other sexually transmitted infections	0 (0 to 0)	0 (0 to 0)	0 (0 to 0)	0 (0 to 0)	0 (0 to 0)	0 (0 to 0)	0 (0 to 0)	0 (0 to 0)	0 (0 to 0)	0 (0 to 0)	0 (0 to 0)	0 (0 to 0)	0 (0 to 0)	0 (0 to 0)	0 (0 to 0)	0 (0 to 0)	0 (0 to 0)	0 (0 to 0)	0 (0 to 0)	0 (0 to 0)	0 (0 to 0)	0 (0 to 0)	0 (0 to 0)	4.6
Respiratory infections and tuberculosis	17.2 (12.3 to 23.5)	24.9 (14.2 to 40.4)	3.05 (81.4 to 179)	7.7 (4.5 to 11.5)	2.4 (1.5 to 3.5)	1.7 (1.1 to 2.4)	1.6 (1.1 to 2.2)	1.6 (1.1 to 2.2)	1.6 (1.1 to 2.2)	1.6 (1.1 to 2.2)	1.6 (1.1 to 2.2)	1.6 (1.1 to 2.2)	1.6 (1.1 to 2.2)	1.6 (1.1 to 2.2)	1.6 (1.1 to 2.2)	1.6 (1.1 to 2.2)	1.6 (1.1 to 2.2)	1.6 (1.1 to 2.2)	1.6 (1.1 to 2.2)	1.6 (1.1 to 2.2)	1.6 (1.1 to 2.2)	1.6 (1.1 to 2.2)	1,760
Tuberculosis	0 (0 to 0)	0 (0 to 0)	1.4 (0 to 2)	1.4 (1 to 2)	1.4 (0.9 to 2.4)	1.4 (1 to 2)	4.8 (2 to 7.4)	21.6 (10.5 to 35.1)	19.3 (9.5 to 31)	20.3 (10 to 32.5)	22.6 (11.4 to 36.1)	21.3 (10.7 to 34.4)	20.3 (10.2 to 32.7)	21.6 (10.4 to 35.9)	21.6 (10.4 to 34.3)	20.3 (10.2 to 32.1)	16.3 (8.9 to 26.2)	9.9 (5.5 to 16.2)	3.2 (1.7 to 5.1)	0.5 (0.3 to 0.8)	0.1 (0 to 0.2)	0.1 (0 to 0.2)	218
Latent tuberculosis infection	0 (0 to 0)	0 (0 to 0)	0 (0 to 0)	0 (0 to 0)	0 (0 to 0)	0 (0 to 0)	0 (0 to 0)	0 (0 to 0)	0 (0 to 0)	0 (0 to 0)	0 (0 to 0)	0 (0 to 0)	0 (0 to 0)	0 (0 to 0)	0 (0 to 0)	0 (0 to 0)	0 (0 to 0)	0 (0 to 0)	0 (0 to 0)	0 (0 to 0)	0 (0 to 0)	0 (0 to 0)	0 (0 to 0)	0
Drug-susceptible tuberculosis	0 (0 to 0)	0 (0 to 0)	1.4 (0 to 2)	1.4 (1 to 2)	1.4 (0.9 to 2.4)	1.4 (1 to 1.9)	4.8 (2.8 to 7.1)	15.7 (10.1 to 26.4)	19.3 (12.6 to 28.9)	20.3 (13.7 to 29.7)	22.6 (14.9 to 29.2)	21.3 (13.8 to 28.6)	20.3 (13.2 to 28.2)	21.6 (14.2 to 29.4)	21.6 (13.7 to 30.6)	20.3 (13.2 to 28.2)	16.3 (10.2 to 24)	9.9 (6.2 to 14.3)	3.2 (1.9 to 5.1)	0.5 (0.3 to 0.7)	0.1 (0.2 to 0.2)	0.1 (0.2 to 0.2)	210
Multidrug-resistant tuberculosis without extensive drug resistance	0 (0 to 0)	0 (0 to 0)	0 (0 to 0)	0 (0 to 0)	0 (0 to 0)	0 (0 to 0)	0 (0 to 0)	0 (0 to 0)	0 (0 to 0)	0 (0 to 0)	0 (0 to 0)	0 (0 to 0)	0 (0 to 0)	0 (0 to 0)	0 (0 to 0)	0 (0 to 0)	0 (0 to 0)	0 (0 to 0)	0 (0 to 0)	0 (0 to 0)	0 (0 to 0)	0 (0 to 0)	0 (0 to 0)	4.7
Extensively drug-resistant tuberculosis	0 (0 to 0)	0 (0 to 0)	0 (0 to 0)	0 (0 to 0)	0 (0 to 0)	0 (0 to 0)	0 (0 to 0)	0 (0 to 0)	0 (0 to 0)	0 (0 to 0)	0 (0 to 0)	0 (0 to 0)	0 (0 to 0)	0 (0 to 0)	0 (0 to 0)	0 (0 to 0)	0 (0 to 0)	0 (0 to 0)	0 (0 to 0)	0 (0 to 0)	0 (0 to 0)	0 (0 to 0)	0 (0 to 0)	1.1
Lower respiratory infections	17.2 (12.3 to 23.5)	24.9 (14.1 to 40.4)	121 (77.4 to 173)	42.2 (28.9 to 58.6)	12 (9.1 to 16.2)	11.7 (9.1 to 14.3)	19.7 (12.4 to 30.3)	56.2 (32.5 to 94.7)	19.4 (12.1 to 29.1)	19.4 (12.1 to 29.1)	19.4 (12.1 to 29.1)	19.4 (12.1 to 29.1)	19.4 (12.1 to 29.1)	19.4 (12.1 to 29.1)	19.4 (12.1 to 29.1)	19.4 (12.1 to 29.1)	19.4 (12.1 to 29.1)	19.4 (12.1 to 29.1)	19.4 (12.1 to 29.1)	19.4 (12.1 to 29.1)	19.4 (12.1 to 29.1)	19.4 (12.1 to 29.1)	1,350
Upper respiratory infections	0 (0 to 0)	0.1 (0.1 to 0.2)	2.4 (1.2 to 3.9)	10.5 (5.9 to 17.3)	1.3 (0.7 to 2.2)	0.5 (0.2 to 0.9)	0.5 (0.2 to 0.9)	12.4 (6.7 to 22.7)	10.4 (5.4 to 18.5)	10.4 (5.4 to 18.5)	10.4 (5.4 to 18.5)	10.4 (5.4 to 18.5)	10.4 (5.4 to 18.5)	10.4 (5.4 to 18.5)	10.4 (5.4 to 18.5)	10.4 (5.4 to 18.5)	10.4 (5.4 to 18.5)	10.4 (5.4 to 18.5)	10.4 (5.4 to 18.5)	10.4 (5.4 to 18.5)	10.4 (5.4 to 18.5)	10.4 (5.4 to 18.5)	144
Otitis media	0 (0 to 0)	0 (0 to 0)	0.5 (0.3 to 0.9)	0.5 (0.3 to 0.7)	0.5 (0.3 to 0.7)	0.4 (0.2 to 0.7)	0.4 (0.2 to 0.7)	2.4 (1 to 4.5)	2.4 (1 to 4.5)	2.4 (1 to 4.5)	2.4 (1 to 4.5)	2.4 (1 to 4.5)	2.4 (1 to 4.5)	2.4 (1 to 4.5)	2.4 (1 to 4.5)	2.4 (1 to 4.5)	2.4 (1 to 4.5)	2.4 (1 to 4.5)	2.4 (1 to 4.5)	2.4 (1 to 4.5)	2.4 (1 to 4.5)	2.4 (1 to 4.5)	44.9
Enteric infections	0.6 (0.4 to 1.2)	2.2 (1.7 to 3.4)	20 (18.4 to 47.2)	27 (19.3 to 39.6)	22.7 (14.3 to 37.7)	21.7 (14.2 to 33.2)	16 (11.1 to 26.6)	17.8 (11.7 to 25.9)	17.8 (11.7 to 25.9)	17.8 (11.7 to 25.9)	17.8 (11.7 to 25.9)	17.8 (12.4 to 25.3)	17.8 (12.4 to 25.3)	17.8 (12.4 to 25.3)	17.8 (12.4 to 25.3)	17.8 (12.4 to 25.3)	17.8 (12.4 to 25.3)	17.8 (12.4 to 25.3)	17.8 (12.4 to 25.3)	17.8 (12.4 to 25.3)	17.8 (12.4 to 25.3)	17.8 (12.4 to 25.3)	364
Diarrheal diseases	0.6 (0.4 to 1.2)	2.2 (1.7 to 3.4)	20 (18.2 to 47)	27 (19.1 to 39.1)	22.7 (14.9 to 38.4)	21.7 (14.1 to 33.2)	16 (10.9 to 26.4)	17.8 (11.5 to 26.1)	17.8 (11.5 to 26.1)	17.8 (11.5 to 26.1)	17.8 (11.5 to 26.1)	17.8 (12.4 to 25.2)	17.8 (12.4 to 25.2)	17.8 (12.4 to 25.2)	17.8 (12.4 to 25.2)	17.8 (12.4 to 25.2)	17.8 (12.4 to 25.2)	17.8 (12.4 to 25.2)	17.8 (12.4 to 25.2)	17.8 (12.4 to 25.2)	17.8 (12.4 to 25.2)	17.8 (12.4 to 25.2)	360
Typhoid and paraphoid	0 (0 to 0)	0 (0 to 0)	0 (0 to 0)	0 (0 to 0)	0 (0 to 0)	0 (0 to 0)	0 (0 to 0)	0 (0 to 0)	0 (0 to 0)	0 (0 to 0)	0 (0 to 0)	0 (0 to 0)	0 (0 to 0)	0 (0 to 0)	0 (0 to 0)	0 (0 to 0)	0 (0 to 0)	0 (0 to 0)	0 (0 to 0)	0 (0 to 0)	0 (0 to 0)	0 (0 to 0)	0 (0 to 0)	0
Typhoid fever	0 (0 to 0)	0 (0 to 0)	0 (0 to 0)	0 (0 to 0)	0 (0 to 0)	0 (0 to 0)	0 (0 to 0)	0 (0 to 0)	0 (0 to 0)	0 (0 to 0)	0 (0 to 0)	0 (0 to 0)	0 (0 to 0)	0 (0 to 0)	0 (0 to 0)	0 (0 to 0)	0 (0 to 0)	0 (0 to 0)	0 (0 to 0)	0 (0 to 0)	0 (0 to 0)	0 (0 to 0)	0 (0 to 0)	0
Paraphoid fever	0 (0 to 0)	0 (0 to 0)	0 (0 to 0)	0 (0 to 0)	0 (0 to 0)	0 (0 to 0)	0 (0 to 0)	0 (0 to 0)	0 (0 to 0)	0 (0 to 0)	0 (0 to 0)	0 (0 to 0)	0 (0 to 0)	0 (0 to 0)	0 (0 to 0)	0 (0 to 0)	0 (0 to 0)	0 (0 to 0)	0 (0 to 0)	0 (0 to 0)	0 (0 to 0)	0 (0 to 0)	0 (0 to 0)	0
Invasive Non-typhoidal Salmonella (iNTS)	0 (0 to 0)	0 (0 to 0)	0.2 (0 to 0.4)	0.4 (0.1 to 0.9)	0.3 (0 to 0.6)	0.3 (0 to 0.5)	0.3 (0 to 0.5)	0.2 (0 to 0.5)	0.1 (0 to 0.3)	0.1 (0 to 0.3)	0.1 (0 to 0.3)	0.1 (0 to 0.3)	0.1 (0 to 0.3)	0.1 (0 to 0.3)	0.1 (0 to 0.3)	0.2 (0.1 to 0.5)	0.2 (0 to 0.5)	0.1 (0 to 0.3)	0.1 (0 to 0.1)	0 (0 to 0.1)	0 (0 to 0)	0 (0 to 0)	2.3
Other intestinal infectious diseases	0 (0 to 0)	0 (0 to 0)	0.1 (0 to 0.2)	0.1 (0 to 0.2)	0.1 (0 to 0.2)	0.1 (0 to 0.1)	0.1 (0 to 0.2)	0.1 (0 to 0.2)	0.1 (0 to 0.1)	0.1 (0 to 0.1)	0.1 (0 to 0.1)	0.1 (0 to 0.1)	0.1 (0 to 0.1)	0.1 (0 to 0.1)	0.1 (0 to 0.1)	0.1 (0 to 0.1)	0.1 (0 to 0.1)	0.1 (0 to 0.1)	0.1 (0 to 0.1)	0.1 (0 to 0.1)	0 (0 to 0)	0 (0 to 0)	0 (0 to 0)	0.6
Neglected tropical diseases and malaria	0 (0 to 0)	0.2 (0.1 to 0.4)	1.7 (0.7 to 3)	5.6 (2.4 to 11.5)	9.3 (3.2 to 19.4)	5.1 (1.5 to 11.2)	3 (1.5 to 5.2)	4.2 (2 to 7.2)	4.9 (2.3 to 9.1)	5.3 (2.5 to 9.3)	5.6 (2.5 to 9.8)	6.6 (3.1 to 12.7)	7.8 (3.4 to 15.2)	8.4 (3.7 to 16.2)	9.2 (4 to 17.8)	8.7 (3.6 to 17.8)	7.2 (2.9 to 14.2)	5.5 (2.4 to 10.4)	4.2 (1.7 to 8.3)	2.6 (1.1 to 5.1)	1.2 (0.5 to 2.4)	0.5 (0.2 to 1)	157
Malaria	0 (0 to 0)	0 (0 to 0)	0 (0 to 0)	0 (0 to 0)	0 (0 to 0)	0 (0 to 0)	0 (0 to 0)	0 (0 to 0)	0 (0 to 0)	0 (0 to 0)	0 (0 to 0)	0 (0 to 0)	0 (0 to 0)	0 (0 to 0)	0 (0 to 0)	0 (0 to 0)	0 (0 to 0)	0 (0 to 0)	0 (0 to 0)	0 (0 to 0)	0 (0 to 0)	0 (0 to 0)	0 (0 to 0)	0
Chagas disease	0 (0 to 0)	0 (0 to 0)	0 (0 to 0)	0 (0 to 0)	0 (0 to 0)	0 (0 to 0)	0 (0 to 0)	0 (0 to 0)	0 (0 to 0)	0 (0 to 0)	0 (0 to 0)	0 (0 to 0)	0 (0 to 0)	0 (0 to 0)	0 (0 to 0)	0 (0 to 0)	0 (0 to 0)	0 (0 to 0)	0 (0 to 0)	0 (0 to 0)	0 (0 to 0)	0 (0 to 0)	0 (0 to 0)	0
Leishmaniasis	0 (0 to 0)	0 (0 to 0)	0 (0 to 0)	0 (0 to 0)	0 (0 to 0)	0 (0 to 0)	0 (0 to 0)	0 (0 to 0)	0 (0 to 0)	0 (0 to 0)	0 (0 to 0)	0 (0 to 0)	0 (0 to 0)	0 (0 to 0)	0 (0 to 0)	0 (0 to 0)	0 (0 to 0)	0 (0 to 0)	0 (0 to 0)	0 (0 to 0)	0 (0 to 0)	0 (0 to 0)	0 (0 to 0)	0
Visceral leishmaniasis	0 (0 to 0)	0 (0 to 0)	0 (0 to 0)	0 (0 to 0)	0 (0 to 0)	0 (0 to 0)	0 (0 to 0)	0 (0 to 0)	0 (0 to 0)	0 (0 to 0)	0 (0 to 0)	0 (0 to 0)	0 (0 to 0)	0 (0 to 0)	0 (0 to 0)	0 (0 to 0)	0 (0 to 0)	0 (0 to 0)	0 (0 to 0)	0 (0 to 0)	0 (0 to 0)	0 (0 to 0)	0 (0 to 0)	0
Cutaneous and mucocutaneous leishmaniasis	0 (0 to 0)	0 (0 to 0)	0 (0 to 0)	0 (0 to 0)	0 (0 to 0)	0 (0 to 0)	0 (0 to 0)	0 (0 to 0)	0 (0 to 0)	0 (0 to 0)	0 (0 to 0)	0 (0 to 0)	0 (0 to 0)	0 (0 to 0)	0 (0 to 0)	0 (0 to 0)	0 (0 to 0)	0 (0 to 0)	0 (0 to 0)	0 (0 to 0)	0 (0 to 0)	0 (0 to 0)	0 (0 to 0)	0
African trypanosomiasis	0 (0 to 0)	0 (0 to 0)	0 (0 to 0)	0 (0 to 0)	0 (0 to 0)	0 (0 to 0)	0 (0 to 0)	0 (0 to 0)	0 (0 to 0)	0 (0 to 0)	0 (0 to 0)	0 (0 to 0)	0 (0 to 0)	0 (0 to 0)	0 (0 to 0)	0 (0 to 0)	0 (0 to 0)	0 (0 to 0)	0 (0 to 0)	0 (0 to 0)	0 (0 to 0)	0 (0 to 0)	0 (0 to 0)	0
Schistosomiasis	0 (0 to 0)	0 (0 to 0)	0 (0 to 0)	0 (0 to 0)	0 (0 to 0)	0 (0 to 0)	0 (0 to 0)	0 (0 to 0)	0 (0 to 0)	0 (0 to 0)	0 (0 to 0)	0 (0 to 0)	0 (0 to 0)	0 (0 to 0)	0 (0 to 0)	0 (0 to 0)	0 (0 to 0)	0 (0 to 0)	0 (0 to 0)	0 (0 to 0)	0 (0 to 0)	0 (0 to 0)	0 (0 to 0)	0
Cysticercosis	0 (0 to 0)	0 (0 to 0)	0 (0 to 0)	0 (0 to 0)	0 (0 to 0)	0 (0 to 0)	0.1 (0 to 0.1)	0.3 (0 to 0.6)	0.4 (0 to 0.9)	0.5 (0 to 0.9)	0.6 (0 to 1.1)	0.6 (1.4 to 1.2)	0.6 (1.4 to 1.2)	0.5 (1.2 to 1.2)	0.5 (1.2 to 1.2)	0.5 (1.2 to 1.2)	0.5 (1.2 to 1.2)	0.5 (1.2 to 1.2)	0.5 (1.2 to 1.2)	0.5 (1.2 to 1.2)	0.5 (1.2 to 1.2)	0.5 (1.2 to 1.2)	62.3
Cystic echinococcosis	0 (0 to 0)	0 (0 to 0)	0 (0 to 0)	0 (0 to 0)	0 (0 to 0)	0 (0 to 0)	0 (0 to 0)	0 (0 to 0)	0 (0 to 0)	0 (0 to 0)	0 (0 to 0)	0 (0 to 0)	0 (0 to 0)	0 (0 to 0)	0 (0 to 0)	0 (0 to 0)	0 (0 to 0)	0 (0 to 0)	0 (0 to 0)	0 (0 to 0)	0 (0 to 0)	0 (0 to 0)	0 (0 to 0)	0
Lymphatic filariasis	0 (0 to 0)	0 (0 to 0)	0 (0 to 0)	0 (0 to 0)	0 (0 to 0)	0 (0 to 0)	0 (0 to 0)	0 (0 to 0)	0 (0 to 0)	0 (0 to 0)	0 (0 to 0)	0 (0 to 0)	0 (0 to 0)	0 (0 to 0)	0 (0 to 0)	0 (0 to 0)	0 (0 to 0)	0 (0 to 0)	0 (0 to 0)	0 (0 to 0)	0 (0 to 0)	0 (0 to 0)	0 (0 to 0)	0
Onchocerciasis	0 (0 to 0)	0 (0 to 0)	0 (0 to 0)	0 (0 to 0)	0 (0 to 0)	0 (0 to 0)	0 (0 to 0)	0 (0 to 0)	0 (0 to 0)	0 (0 to 0)	0 (0 to 0)	0 (0 to 0)	0 (0 to 0)	0 (0 to 0)	0 (0 to 0)	0 (0 to 0)	0 (0 to 0)	0 (0 to 0)	0 (0 to 0)	0 (0 to 0)	0 (0 to 0)	0 (0 to 0)	0 (0 to 0)	0
Trachoma	0 (0 to 0)	0 (0 to 0)	0 (0 to 0)	0 (0 to 0)	0 (0 to 0)	0 (0 to 0)	0 (0 to 0)	0 (0 to 0)	0 (0 to 0)	0 (0 to 0)	0 (0 to 0)	0 (0 to 0)	0 (0 to 0)	0 (0 to 0)	0 (0 to 0)	0 (0 to 0)	0 (0 to 0)	0 (0 to 0)	0 (0 to 0)	0 (0 to 0)	0 (0 to 0)	0 (0 to 0)	0 (0 to 0)	0
Dengue	0 (0 to 0)	0 (0 to 0)	0.4 (0.1 to 0.9)	0.5 (0.1 to 1.2)	1.2 (0.3 to 2.8)	1.3 (0.3 to 3)	1.4 (0.4 to 3.1)	1.3 (0.3 to 2.9)	1.3 (0.3 to 2.9)	1.3 (0.3 to 2.9)	1.3 (0.3 to 2.9)	1.1 (0.3 to 2.3)	1.1 (0.2 to 2.1)	0.9 (0.2 to 1.9)	0.8 (0.2 to 1.7)	0.6 (0.1 to 1.4)	0.4 (0.1 to 0.9)	0.2 (0.1 to 0.6)	0.2 (0.1 to 0.4)	0 (0 to 0.1)	0 (0 to 0.1)	0 (0 to 0.1)	14.6
Yellow fever	0 (0 to 0)	0 (0 to 0)	0 (0 to 0)	0 (0 to 0)	0 (0 to 0)	0 (0 to 0)	0 (0 to 0)	0 (0 to 0)	0 (0 to 0)	0 (0 to 0)	0 (0 to 0)	0 (0 to 0)	0 (0 to 0)	0 (0 to 0)	0 (0 to 0)	0 (0 to 0)	0 (0 to 0)	0 (0 to 0)	0 (0 to 0)	0 (0 to 0)	0 (0 to 0)	0 (0 to 0)	0 (0 to 0)	0
Rabies	0 (0 to 0)	0 (0 to 0)	0 (0 to 0)	0 (0 to 0)	0 (0 to 0)	0 (0 to 0)	0 (0 to 0)	0 (0 to 0)	0 (0 to 0)	0 (0 to 0)	0 (0 to 0)	0 (0 to 0)	0 (0 to 0)	0 (0 to 0)	0 (0 to 0)	0 (0 to 0)	0 (0 to 0)	0 (0 to 0)	0 (0 to 0)	0 (0 to 0)	0 (0 to 0)	0 (0 to 0)	0 (0 to 0)	0
Intestinal nematode infections	0 (0 to 0)	0 (0 to 0)	0 (0 to 0)	0 (0 to 0)	0 (0 to 0)	0 (0 to 0)	0 (0 to 0)	0 (0 to 0)	0 (0 to 0)	0 (0 to 0)	0 (0 to 0)	0 (0 to 0)	0 (0 to 0)	0 (0 to 0)	0 (0 to 0)	0 (0 to 0)	0 (0 to 0)	0 (0 to 0)	0 (0 to 0)	0 (0 to 0)	0 (0 to 0)	0 (0 to 0)	0 (0 to 0)	1.4
Ascariasis	0 (0 to 0)	0 (0 to 0)	0 (0 to 0)	0 (0 to 0)	0 (0 to 0)	0 (0 to 0)	0 (0 to 0)	0 (0 to 0)	0 (0 to 0)	0 (0 to 0)	0 (0 to 0)	0 (0 to 0)	0 (0 to 0)	0 (0 to 0)	0 (0 to 0)	0 (0 to 0)	0 (0 to 0)	0 (0 to 0)	0 (0 to 0)	0 (0 to 0)	0 (0 to 0)	0 (0 to 0)	0 (0 to 0)	0.3
Trichuriasis	0 (0 to 0)	0 (0 to 0)	0 (0 to 0)	0 (0 to 0)	0 (0 to 0)	0 (0 to 0)	0 (0 to 0)	0 (0 to 0)	0 (0 to 0)	0 (0 to 0)	0 (0 to 0)	0 (0 to 0)	0 (0 to 0)	0 (0 to 0)	0 (0 to 0)	0 (0 to 0)	0 (0 to 0)	0 (0 to 0)	0 (0 to 0)	0 (0 to 0)	0 (0 to 0)	0 (0 to 0)	0 (0 to 0)	0
Hookworm disease	0 (0 to 0)	0 (0 to 0)	0 (0 to 0)	0 (0 to 0)	0 (0 to 0)	0 (0 to 0)	0 (0 to 0)	0 (0 to 0)	0 (0 to 0)	0 (0 to 0)	0 (0 to 0)	0 (0 to 0)	0 (0 to 0)	0 (0 to 0)	0 (0 to 0)	0 (0 to 0)	0 (0 to 0)	0 (0 to 0)	0 (0 to 0)	0 (0 to 0)	0 (0 to 0)	0 (0 to 0)	0 (0 to 0)	1.1
Food-borne trematodiases	0 (0 to 0)	0

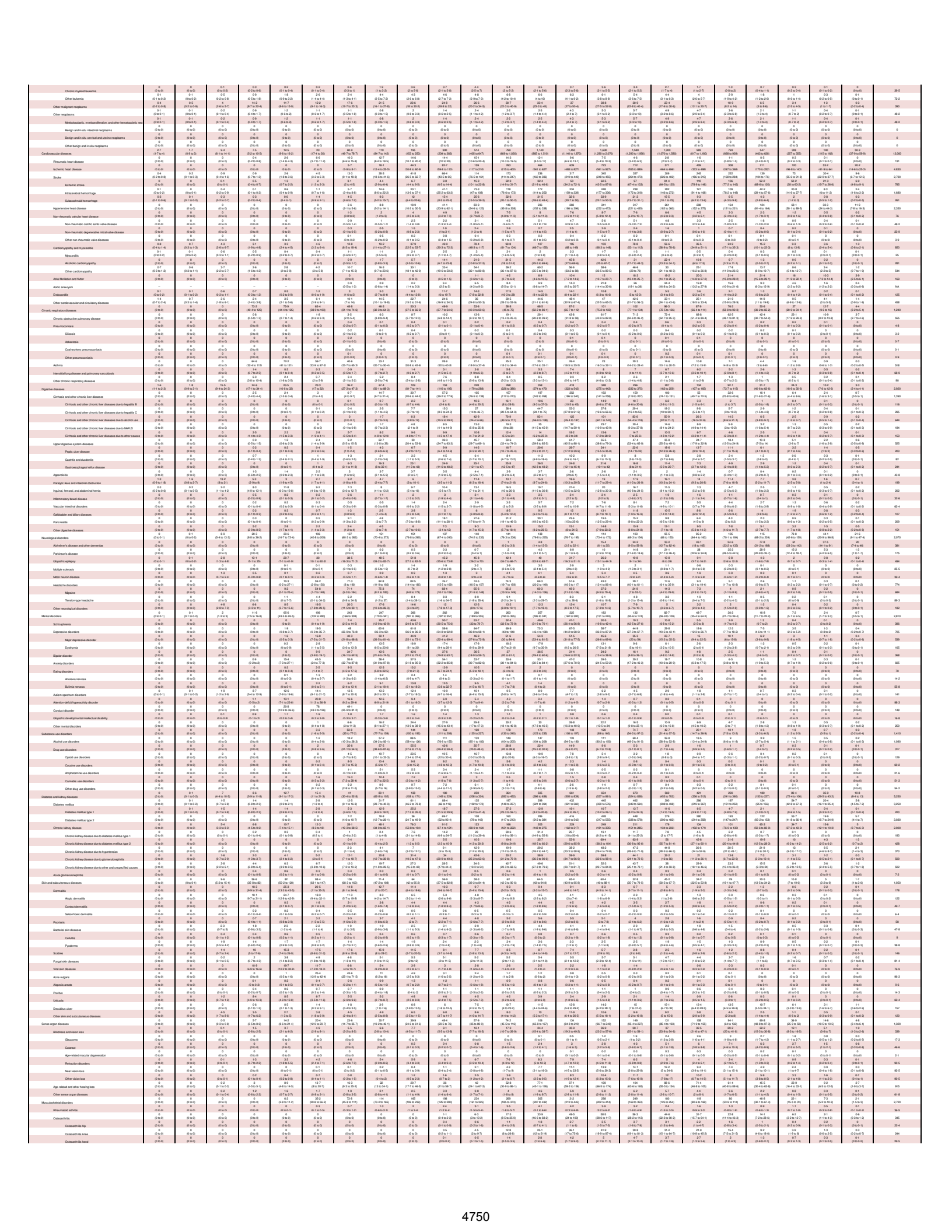

Osteoarthritis other	0 (0 to 0)	0 (0 to 0)	0 (0 to 0)	0 (0 to 0)	0 (0 to 0)	0 (0 to 0)	0 (0 to 0)	0 (0 to 0)	0 (0 to 0)	0 (0 to 0)	0-1 (0 to 2)	0-6 (0 to 14)	2 (0 to 4)	4-2 (1 to 9)	6-5 (2 to 14)	8-1 (3 to 17)	8-1 (3 to 17)	6-6 (1 to 14)	4-9 (2 to 10)	3-7 (1 to 7)	2-5 (1 to 5)	1-2 (0 to 3)	0-5 (0 to 1)	0-2 (0 to 1)	49-1
Low back pain	0 (0 to 0)	0 (0 to 0)	0 (0 to 0)	0 (0 to 0)	0-5 (2 to 10)	31-4 (17 to 51)	50-9 (32 to 91)	71-3 (41 to 113)	84-5 (48 to 132)	90-9 (48 to 140)	103 (61 to 162)	113 (67 to 179)	124 (74 to 193)	120 (70 to 191)	111 (68 to 169)	99-3 (62 to 138)	86-5 (57 to 119)	75 (47 to 108)	59-5 (36 to 84)	59-2 (35 to 84)	58-5 (35 to 82)	57 (34 to 77)	54-6 (33 to 73)	54 (33 to 73)	1,170
Neck pain	0 (0 to 0)	0 (0 to 0)	0 (0 to 0)	0-4 (0 to 1)	2-5 (0 to 5)	5-4 (2 to 10)	8-9 (4 to 17)	13-7 (6 to 27)	20-3 (9 to 38)	26-7 (12 to 47)	32-5 (16 to 56)	38-2 (19 to 66)	44-9 (23 to 76)	43-9 (22 to 74)	41-9 (21 to 72)	37-2 (19 to 64)	32-3 (17 to 55)	28-2 (15 to 48)	22-3 (11 to 38)	22-2 (11 to 38)	21-9 (11 to 37)	21-5 (11 to 36)	20-4 (10 to 34)	20-3 (10 to 34)	253
Gout	0 (0 to 0)	0 (0 to 0)	0 (0 to 0)	0 (0 to 0)	0 (0 to 0)	0 (0 to 0)	0 (0 to 1)	0 (0 to 1)	0 (0 to 1)	0 (0 to 1)	0 (0 to 1)	0 (0 to 1)	0 (0 to 1)	0 (0 to 1)	0 (0 to 1)	0 (0 to 1)	0 (0 to 1)	0 (0 to 1)	0 (0 to 1)	0 (0 to 1)	0 (0 to 1)	0 (0 to 1)	0 (0 to 1)	0 (0 to 1)	0 (0 to 1)	21-1
Other musculoskeletal disorders	0 (0 to 0)	0 (0 to 0)	0 (0 to 0)	0-3 (0 to 1)	0 (0 to 0)	11-8 (5 to 21)	19-1 (9 to 34)	32-6 (16 to 57)	44-2 (20 to 78)	59-5 (26 to 105)	72-5 (32 to 128)	90-8 (37 to 159)	106 (39 to 189)	100 (39 to 180)	94-6 (37 to 169)	86-4 (34 to 156)	76-2 (30 to 139)	65 (25 to 122)	51-3 (20 to 96)	51-9 (19 to 99)	49-2 (18 to 93)	47-5 (17 to 89)	46-2 (17 to 87)	45-6 (17 to 86)	884
Other non-communicable diseases	115 (70 to 186)	66-3 (37 to 112)	242 (174 to 328)	121 (66 to 173)	86-4 (39 to 135)	60-6 (26 to 104)	62-9 (27 to 113)	68 (28 to 124)	72-4 (28 to 154)	76-4 (28 to 164)	79-6 (29 to 172)	82-5 (29 to 179)	85-2 (29 to 183)	83-2 (28 to 179)	80-2 (27 to 173)	77-2 (26 to 167)	73-4 (25 to 159)	69-8 (24 to 150)	66-2 (23 to 144)	65-4 (23 to 142)	64-4 (23 to 140)	63-6 (23 to 138)	62-9 (23 to 137)	62-8 (23 to 136)	2,880
Congenital birth defects	196 (66 to 436)	53-9 (20 to 93)	138 (67 to 180)	51-9 (34 to 77)	29-6 (21 to 38)	29-6 (21 to 38)	30-7 (22 to 41)	29-7 (19 to 42)	28-5 (19 to 37)	23-4 (14 to 31)	21 (14 to 28)	19-7 (12 to 27)	12 (12 to 22)	14 (10 to 19)	12-1 (8 to 16)	9-4 (6 to 12)	7-5 (5 to 10)	5-6 (3 to 7)	3-1 (2 to 4)	2-5 (2 to 3)	0-5 (0 to 2)	0-3 (0 to 1)	0-1 (0 to 1)	0 (0 to 0)	595
Neural tube defects	9-7 (3 to 19)	3-1 (1 to 7)	6-6 (2 to 13)	3-9 (1 to 7)	1-3 (0 to 2)	1-9 (0 to 4)	2-2 (1 to 5)	1-7 (0 to 4)	1-2 (0 to 3)	1-2 (0 to 3)	0-6 (0 to 2)	0-6 (0 to 2)	0-6 (0 to 1)	0-4 (0 to 1)	0-2 (0 to 1)	0-2 (0 to 1)	0-2 (0 to 1)	0-1 (0 to 1)	0-1 (0 to 1)	0-1 (0 to 1)	0-1 (0 to 1)	0-1 (0 to 1)	0-1 (0 to 1)	0-1 (0 to 1)	35-5
Congenital heart anomalies	41-6 (20 to 73)	27 (14 to 47)	52-7 (39 to 64)	20-3 (11 to 33)	9-2 (3 to 17)	7-9 (3 to 15)	8-8 (3 to 17)	9-7 (3 to 19)	9-3 (3 to 19)	8-2 (3 to 17)	6-9 (2 to 14)	5 (1 to 11)	5 (1 to 10)	3-7 (1 to 8)	2-8 (1 to 6)	1-9 (1 to 4)	1-1 (0 to 3)	0-7 (0 to 2)	0-1 (0 to 1)	0-1 (0 to 1)	0-1 (0 to 1)	0-1 (0 to 1)	0-1 (0 to 1)	0-1 (0 to 1)	227
Orofacial clefts	1-4 (0 to 3)	0-2 (0 to 1)	0-5 (0 to 3)	0-3 (0 to 1)	0-5 (0 to 2)	0-6 (0 to 2)	0-6 (0 to 2)	0-5 (0 to 1)	0-5 (0 to 1)	0-5 (0 to 1)	0-5 (0 to 1)	0-5 (0 to 1)	0-5 (0 to 1)	0-4 (0 to 1)	0-3 (0 to 1)	0-3 (0 to 1)	0-2 (0 to 1)	0-2 (0 to 1)	0-2 (0 to 1)	0-1 (0 to 1)	0-1 (0 to 1)	0-1 (0 to 1)	0-1 (0 to 1)	0-1 (0 to 1)	6-7
Down syndrome	1-4 (0 to 3)	1 (0 to 2)	0-3 (0 to 1)	0-4 (0 to 1)	1-5 (0 to 2)	2-1 (1 to 3)	3 (1 to 5)	3 (1 to 5)	3-5 (1 to 6)	3-5 (1 to 6)	3-6 (1 to 6)	3-5 (2 to 5)	3 (1 to 5)	2-9 (1 to 4)	2-5 (1 to 4)	2-1 (0 to 3)	1-4 (0 to 3)	0-6 (0 to 2)	0-4 (0 to 1)	0-3 (0 to 1)	0-3 (0 to 1)	0-3 (0 to 1)	0-3 (0 to 1)	0-3 (0 to 1)	46-6
Turner syndrome	0 (0 to 0)	0 (0 to 0)	0 (0 to 0)	0 (0 to 0)	0 (0 to 0)	0 (0 to 0)	0 (0 to 0)	0 (0 to 0)	0 (0 to 0)	0 (0 to 0)	0 (0 to 0)	0 (0 to 0)	0 (0 to 0)	0 (0 to 0)	0 (0 to 0)	0 (0 to 0)	0 (0 to 0)	0 (0 to 0)	0 (0 to 0)	0 (0 to 0)	0 (0 to 0)	0 (0 to 0)	0 (0 to 0)	0 (0 to 0)	0
Klinefelter syndrome	0 (0 to 0)	0 (0 to 0)	0 (0 to 0)	0 (0 to 0)	0 (0 to 0)	0 (0 to 0)	0 (0 to 0)	0 (0 to 0)	0 (0 to 0)	0 (0 to 0)	0 (0 to 0)	0 (0 to 0)	0 (0 to 0)	0 (0 to 0)	0 (0 to 0)	0 (0 to 0)	0 (0 to 0)	0 (0 to 0)	0 (0 to 0)	0 (0 to 0)	0 (0 to 0)	0 (0 to 0)	0 (0 to 0)	0 (0 to 0)	0
Other chromosomal abnormalities	13-3 (6 to 25)	6-8 (3 to 16)	14-3 (9 to 24)	4-7 (2 to 7)	2-6 (1 to 5)	2-6 (1 to 5)	2-2 (1 to 5)	2-1 (1 to 5)	2-1 (1 to 5)	1-3 (0 to 3)	1-3 (0 to 3)	1-8 (0 to 3)	0-5 (0 to 2)	0-5 (0 to 2)	0-3 (0 to 1)	0-2 (0 to 1)	0-1 (0 to 1)	0-1 (0 to 1)	0-1 (0 to 1)	0-1 (0 to 1)	0-1 (0 to 1)	0-1 (0 to 1)	0-1 (0 to 1)	0-1 (0 to 1)	57-5
Congenital musculoskeletal and limb anomalies	1-4 (0 to 3)	0-7 (0 to 2)	0-5 (0 to 2)	0-7 (0 to 2)	0-6 (0 to 1)	0-7 (0 to 2)	0-8 (0 to 2)	0-7 (0 to 2)	0-6 (0 to 1)	0-4 (0 to 1)	0-4 (0 to 1)	0-3 (0 to 1)	0-3 (0 to 1)	0-2 (0 to 1)	0-2 (0 to 1)	0-2 (0 to 1)	0-2 (0 to 1)	0-2 (0 to 1)	0-2 (0 to 1)	0-2 (0 to 1)	0-2 (0 to 1)	0-2 (0 to 1)	0-2 (0 to 1)	0-2 (0 to 1)	60-3
Urogenital congenital anomalies	2-1 (1 to 5)	1-3 (0 to 3)	2-3 (1 to 4)	1-2 (0 to 3)	0-8 (0 to 2)	0-7 (0 to 2)	0-8 (0 to 2)	0-6 (0 to 2)	0-5 (0 to 2)	0-4 (0 to 2)	0-4 (0 to 2)	0-3 (0 to 2)	0-2 (0 to 1)	0-2 (0 to 1)	0-2 (0 to 1)	0-1 (0 to 1)	0-1 (0 to 1)	0-1 (0 to 1)	0-1 (0 to 1)	0-1 (0 to 1)	0-1 (0 to 1)	0-1 (0 to 1)	0-1 (0 to 1)	0-1 (0 to 1)	12-2
Digestive congenital anomalies	5-9 (2 to 14)	2-7 (1 to 7)	5-1 (2 to 12)	1-9 (1 to 4)	0-9 (0 to 3)	0-7 (0 to 2)	0-8 (0 to 2)	0-6 (0 to 2)	0-5 (0 to 2)	0-4 (0 to 1)	0-4 (0 to 1)	0-3 (0 to 1)	0-2 (0 to 1)	0-2 (0 to 1)	0-1 (0 to 1)	0-1 (0 to 1)	0-1 (0 to 1)	0-1 (0 to 1)	0-1 (0 to 1)	0-1 (0 to 1)	0-1 (0 to 1)	0-1 (0 to 1)	0-1 (0 to 1)	0-1 (0 to 1)	31-6
Other congenital birth defects	25-4 (14 to 41)	9-1 (3 to 17)	24-4 (13 to 33)	5-5 (3 to 9)	3-5 (2 to 6)	3-5 (2 to 6)	3-6 (2 to 6)	3-5 (2 to 6)	3-4 (2 to 5)	2-9 (2 to 4)	2-8 (2 to 4)	2-5 (2 to 3)	2-2 (2 to 3)	1-7 (1 to 2)	1-4 (1 to 2)	1-2 (0 to 2)	0-9 (0 to 1)	0-8 (0 to 1)	0-6 (0 to 1)	0-5 (0 to 1)	0-5 (0 to 1)	0-4 (0 to 1)	0-4 (0 to 1)	0-4 (0 to 1)	118
Urinary diseases and male infertility	0-1 (0 to 4)	0 (0 to 1)	0-6 (2 to 9)	0-9 (0 to 2)	1-4 (0 to 4)	1-1 (0 to 4)	1-3 (0 to 4)	1-5 (0 to 4)	1-6 (0 to 5)	1-5 (0 to 4)	1-5 (0 to 4)	1-3 (0 to 3)	1-3 (0 to 3)	1-2 (0 to 3)	1-1 (0 to 3)	0-9 (0 to 2)	0-8 (0 to 2)	0-7 (0 to 2)	0-6 (0 to 2)	0-6 (0 to 2)	0-5 (0 to 2)	0-5 (0 to 2)	0-5 (0 to 2)	0-5 (0 to 2)	383
Urolithiasis	0 (0 to 0)	0 (0 to 0)	0 (0 to 0)	0 (0 to 0)	0 (0 to 0)	0 (0 to 0)	0 (0 to 0)	0 (0 to 0)	0 (0 to 0)	0 (0 to 0)	0 (0 to 0)	0 (0 to 0)	0 (0 to 0)	0 (0 to 0)	0 (0 to 0)	0 (0 to 0)	0 (0 to 0)	0 (0 to 0)	0 (0 to 0)	0 (0 to 0)	0 (0 to 0)	0 (0 to 0)	0 (0 to 0)	0 (0 to 0)	15-4
Benign prostatic hyperplasia	0 (0 to 0)	0 (0 to 0)	0 (0 to 0)	0 (0 to 0)	0 (0 to 0)	0 (0 to 0)	0 (0 to 0)	0 (0 to 0)	0 (0 to 0)	0 (0 to 0)	0 (0 to 0)	0 (0 to 0)	0 (0 to 0)	0 (0 to 0)	0 (0 to 0)	0 (0 to 0)	0 (0 to 0)	0 (0 to 0)	0 (0 to 0)	0 (0 to 0)	0 (0 to 0)	0 (0 to 0)	0 (0 to 0)	0 (0 to 0)	94-3
Male infertility	0 (0 to 0)	0 (0 to 0)	0 (0 to 0)	0 (0 to 0)	0 (0 to 0)	0 (0 to 0)	2-5 (0 to 7)	2-5 (0 to 7)	2-5 (1 to 8)	2-5 (1 to 8)	2-5 (1 to 7)	2-2 (1 to 6)	2-2 (1 to 6)	2-2 (1 to 6)	2-2 (1 to 6)	2-2 (1 to 6)	2-2 (1 to 6)	2-2 (1 to 6)	2-2 (1 to 6)	2-2 (1 to 6)	2-2 (1 to 6)	2-2 (1 to 6)	2-2 (1 to 6)	2-2 (1 to 6)	17
Other urinary diseases	0-1 (0 to 1)	0-3 (0 to 1)	0-3 (0 to 2)	0-2 (0 to 1)	0-5 (0 to 2)	0-7 (0 to 2)	0-7 (0 to 1)	1-7 (0 to 3)	2-3 (0 to 5)	2-6 (1 to 5)	3-2 (1 to 6)	3-5 (1 to 7)	3-7 (1 to 8)	2-6 (1 to 5)	2-4 (1 to 5)	2-2 (1 to 4)	1-9 (1 to 4)	1-6 (0 to 3)	1-5 (0 to 3)	1-5 (0 to 3)	1-5 (0 to 3)	1-5 (0 to 3)	1-5 (0 to 3)	1-5 (0 to 3)	36-8
Gynecological diseases	0 (0 to 0)	0 (0 to 0)	0 (0 to 0)	0 (0 to 0)	0 (0 to 0)	0 (0 to 0)	0 (0 to 0)	0 (0 to 0)	0 (0 to 0)	0 (0 to 0)	0 (0 to 0)	0 (0 to 0)	0 (0 to 0)	0 (0 to 0)	0 (0 to 0)	0 (0 to 0)	0 (0 to 0)	0 (0 to 0)	0 (0 to 0)	0 (0 to 0)	0 (0 to 0)	0 (0 to 0)	0 (0 to 0)	0 (0 to 0)	0
Uterine fibroids	0 (0 to 0)	0 (0 to 0)	0 (0 to 0)	0 (0 to 0)	0 (0 to 0)	0 (0 to 0)	0 (0 to 0)	0 (0 to 0)	0 (0 to 0)	0 (0 to 0)	0 (0 to 0)	0 (0 to 0)	0 (0 to 0)	0 (0 to 0)	0 (0 to 0)	0 (0 to 0)	0 (0 to 0)	0 (0 to 0)	0 (0 to 0)	0 (0 to 0)	0 (0 to 0)	0 (0 to 0)	0 (0 to 0)	0 (0 to 0)	0
Polycystic ovarian syndrome	..	..	..	..	..	..	..	..	..	..	..	..	..	..	..	..	..	..	..	..	..	..	..	..	NA
Female infertility	..	..	..	..	..	..	..	..	..	..	..	..	..	..	..	..	..	..	..	..	..	..	..	..	NA
Endometriosis	..	..	..	..	..	..	..	..	..	..	..	..	..	..	..	..	..	..	..	..	..	..	..	..	NA
Genital prolapse	0 (0 to 0)	0 (0 to 0)	0 (0 to 0)	0 (0 to 0)	0 (0 to 0)	0 (0 to 0)	0 (0 to 0)	0 (0 to 0)	0 (0 to 0)	0 (0 to 0)	0 (0 to 0)	0 (0 to 0)	0 (0 to 0)	0 (0 to 0)	0 (0 to 0)	0 (0 to 0)	0 (0 to 0)	0 (0 to 0)	0 (0 to 0)	0 (0 to 0)	0 (0 to 0)	0 (0 to 0)	0 (0 to 0)	0 (0 to 0)	0
Premenstrual syndrome	..	..	..	..	..	..	..	..	..	..	..	..	..	..	..	..	..	..	..	..	..	..	..	..	NA
Other gynecological diseases	0 (0 to 0)	0 (0 to 0)	0 (0 to 0)	0 (0 to 0)	0 (0 to 0)	0 (0 to 0)	0 (0 to 0)	0 (0 to 0)	0 (0 to 0)	0 (0 to 0)	0 (0 to 0)	0 (0 to 0)	0 (0 to 0)	0 (0 to 0)	0 (0 to 0)	0 (0 to 0)	0 (0 to 0)	0 (0 to 0)	0 (0 to 0)	0 (0 to 0)	0 (0 to 0)	0 (0 to 0)	0 (0 to 0)	0 (0 to 0)	0
Hemoglobinopathies and hemolytic anemias	0-4 (0 to 0.9)	0-9 (0 to 1.3)	6 (3 to 9.4)	14-9 (9 to 22.3)	22-2 (13 to 34.2)	17-5 (11 to 27.4)	20-3 (13 to 30.4)	26-3 (16 to 40.5)	29-2 (17 to 37.3)	23-7 (15 to 34.3)	22 (14 to 32.5)	21-3 (13 to 31)	16-5 (9 to 24.5)	13-6 (7 to 19.4)	12-1 (7 to 17.8)	9-1 (5 to 13.6)	5-6 (2 to 8.2)	4-2 (2 to 6.5)	2-1 (1 to 3.2)	2-1 (1 to 3.2)	1-8 (1 to 2.6)	0-8 (0 to 1.1)	0-3 (0 to 0.5)	271
Thalassemias	0 (0 to 0)	0 (0 to 0)	0 (0 to 0)	0 (0 to 0)	0 (0 to 0)	0 (0 to 0)	0 (0 to 0)	0 (0 to 0)	0 (0 to 0)	0 (0 to 0)	0 (0 to 0)	0 (0 to 0)	0 (0 to 0)	0 (0 to 0)	0 (0 to 0)	0 (0 to 0)	0 (0 to 0)	0 (0 to 0)	0 (0 to 0)	0 (0 to 0)	0 (0 to 0)	0 (0 to 0)	0 (0 to 0)	0 (0 to 0)	0-1
Thalassemias trait	0 (0 to 0)	0-1 (0 to 0.2)	0-4 (0 to 0.9)	0-6 (0 to 1.4)	0-3 (0 to 0.6)	0-3 (0 to 0.6)	0-1 (0 to 0.2)	0-1 (0 to 0.2)	0-1 (0 to 0.2)	0-1 (0 to 0.2)	0-1 (0 to 0.2)	0-1 (0 to 0.2)	0-1 (0 to 0.2)	0-1 (0 to 0.2)	0-1 (0 to 0.2)	0-1 (0 to 0.2)	0-1 (0 to 0.2)	0-1 (0 to 0.2)	0-1 (0 to 0.2)	0-1 (0 to 0.2)	0-1 (0 to 0.2)	0-1 (0 to 0.2)	0-1 (0 to 0.2)	0-1 (0 to 0.2)	2-5
Sickle cell disorders	0-3 (0 to 0.9)	0-4 (0 to 0.9)	4-5 (2 to 7.7)	9-4 (5 to 13.9)	11-2 (7 to 16.7)	11-9 (7 to 17.6)	15-7 (9 to 24.2)	20 (12 to 31.2)	19-5 (11 to 29.1)	15-5 (9 to 22.3)	13-3 (7 to 19.9)	11-5 (6 to 17.6)	7 (3 to 11.2)	5-9 (2 to 9.2)	3-8 (1 to 6.2)	2-3 (1 to 3.9)	1-3 (0 to 2.4)	0-9 (0 to 1.5)	0-5 (0 to 1)	0-5 (0 to 1)	0-4 (0 to 0.9)	0-3 (0 to 0.8)	0-3 (0 to 0.7)	0-3 (0 to 0.7)	144
Sickle cell trait	0 (0 to 0.1)	0-3 (0 to 0.7)	0-9 (0 to 1.7)	4-7 (2 to 7.9)	6-7 (3 to 11.5)	3-2 (1 to 5.6)	1-2 (0 to 2.2)	0-9 (0 to 2.2)	0-9 (0 to 2.2)	0-9 (0 to 2.2)	0-9 (0 to 2.2)	0-9 (0 to 2.2)	0-9 (0 to 2.2)	0-9 (0 to 2.2)	1-2 (0 to 2.4)	0-9 (0 to 2.3)	0-8 (0 to 2.2)	0-6 (0 to 1.5)	0-6 (0 to 1.5)	0-6 (0 to 1.5)	0-4 (0 to 1.1)	0-3 (0 to 0.8)	0-2 (0 to 0.6)	0-1 (0 to 0.5)	27-7
G6PD deficiency	0 (0 to 0)	0-1 (0 to 0.1)	0-5 (0 to 1)	0-5 (0 to 1.3)	0-8 (0 to 1.4)	0-8 (0 to 1.4)	1-4 (0 to 2.7)	3-6 (1 to 4.7)	4-3 (1 to 5.4)	5-5 (2 to 7.2)	5-5 (2 to 10.4)	5-9 (2 to 10.4)	5-9 (2 to 10.4)	5-9 (2 to 10.4)	5-8 (3 to 11.4)	5-3 (2 to 9.9)	4-3 (2 to 8.2)	3-1 (1 to 6.1)	2-1 (1 to 3.9)	1-1 (0 to 2.1)	0-5 (0 to 1.2)	0-2 (0 to 0.5)	0-1 (0 to 0.3)	0-1 (0 to 0.2)	59-4
G6PD trait	0 (0 to 0)	0 (0 to 0)	0 (0 to 0)	0 (0 to 0)	0 (0 to 0)	0 (0 to 0)	0 (0 to 0)	0 (0 to 0)	0 (0 to 0)	0 (0 to 0)	0 (0 to 0)	0 (0 to 0)	0 (0 to 0)	0 (0 to 0)	0 (0 to 0)	0 (0 to 0)	0 (0 to 0)	0 (0 to 0)	0 (0 to 0)	0 (0 to 0)	0 (0 to 0)	0 (0 to 0)	0 (0 to 0)	0 (0 to 0)	0
Other hemoglobinopathies and hemolytic anemias	0-1 (0 to 0.1)	0-4 (0 to 0.9)	1-7 (0 to 4.1)	2-8 (1 to 6.4)	1-3 (0 to 3.1)	1-7 (0 to 4.2)	1-6 (0 to 3.4)	2-5 (0 to 5.4)	1-5 (0 to 3.1)	1-7 (0 to 3.5)	1-8 (0 to 3.9)	2 (1 to 4)	2-3 (1 to 4.8)	2-7 (1 to 5.1)	3-5 (1 to 6.8)	3-7 (1 to 7.2)	2-9 (1 to 5.8)	2-6 (1 to 5.1)	2-1 (1 to 4.2)	1-6 (1 to 3.2)	0-7 (0 to 1.5)	0-3 (0 to 0.7)	0-2 (0 to 0.4)	40-4
Endocrine, metabolic, blood, and immune disorders	8-9 (4 to 19.4)	8-7 (3 to 19.1)	62-7 (30 to 149)	48 (27 to 80.7)	26-5 (15 to 39.2)	22-2 (12 to 34.2)	21-8 (11 to 32.8)	21-7 (10 to 34.6)	22-4 (10 to 36.7)	21-5 (9 to 33.1)	20-5 (9 to 31.2)	19-1 (8 to 29.5)	16-6 (7 to 25.5)	15-2 (6 to 23.4)	14-1 (6 to 22.1)	12-7 (5 to 20.1)	11-5 (5 to 18.2)	10-4 (4 to 16.5)	9-4 (4 to 15.1)	9-2 (4 to 14.7)	8-9 (4 to 14.2)	8-8 (4 to 14.1)	8-8 (4 to 14.1)	8-8 (4 to 14.1)	1,550
Oral disorders	0 (0 to 0)	0 (0 to 0)	0-1 (0 to 0.2)	0-2 (0 to 0.4)	7-2 (3 to 12.5)	9-7 (4 to 16.2)	13-4 (7 to 21.4)	22-1 (11 to 33.9)	32-4 (17 to 48.2)	39-3 (19 to 59.7)	45-4 (21 to 65.6)	52-4 (23 to 76.2)	54-7 (24 to 80.2)	54-6 (24 to 79)	53-5 (23 to 77.6)	49-9 (22 to 72.1)	41-1 (18 to 59.9)	30-9 (14 to 44.9)	22-2 (10 to 32.4)	13-8 (6 to 20.3)	6-2 (2 to 9.2)	2-2 (1 to 3.2)	0-7 (0 to 1)	554
Caries of deciduous teeth	0 (0 to 0)	0 (0 to 0)	0 (0 to 0)	0 (0 to 0)	0 (0 to 0)	0 (0 to 0)	0 (0 to 0)	0 (0 to 0)	0 (0 to 0)	0 (0 to 0)	0 (0 to 0)	0 (0 to 0)	0 (0 to 0)	0 (0 to 0)	0 (0 to 0)	0 (0 to 0)	0 (0 to 0)	0 (0 to 0)	0 (0 to 0)	0 (0 to 0)	0 (0 to 0)	0 (0 to 0)	0 (0 to 0)	0 (0 to 0)	3-9
Caries of permanent teeth	0 (0 to 0)	0 (0 to 0)	0 (0 to 0)	0-5 (0 to 3.7)	4-7 (1 to 9.9)	4-7 (1 to 9.9)	5-6 (2 to 11)	6-7 (2 to 13)	7-5 (2 to 15)	8-1 (2 to 16)	8-3 (2 to 16)	8-1 (2 to 16)	7-7 (2 to 15)	7-2 (1 to 14)	6-7 (1 to 13)	5-7 (1 to 12)	4-7 (1 to 10)	3-8 (0 to 8.1)	3-1 (0 to 6.7)	2-6 (0 to 5.5)	2-4 (0 to 5.1)	2-3 (0 to 5)	2-2 (0 to 4.8)	2-2 (0 to 4.8)	47-7
Periodontal diseases	0 (0 to 0)	0 (0 to 0)	0 (0 to 0)	0 (0 to 0)	0 (0 to 0)	0 (0 to 0)	0 (0 to 0.4)	0 (0 to 0.6)	0 (0 to 0.8)	0 (0 to 1)	0 (0 to 1.2)	0 (0 to 1.4)	0 (0 to 1.5)	0 (0 to 1.5)	0 (0 to 1.5)	0 (0 to 1.4)	0 (0 to 1.3)	0 (0 to 1.2)	0 (0 to 1.1)	0 (0 to 1.1)	0 (0 to 1.1)	0 (0 to 1.1)	0 (0 to 1.1)	0 (0 to 1.1)	246
Other oral disorders	0 (0 to 0)	0 (0 to 0)	0 (0 to 0)	0-3 (2 to 5.3)	3-6 (1 to 5.6)	4-6 (2 to 7.4)	6-4 (3 to 10.3)	8-1 (4 to 12.7)	9-6 (5 to 13.2)	11-1 (6 to 17)	12-3 (6 to 18.2)	13-1 (6 to 19.4)	13-4 (6 to 19.6)	13-2 (6 to 19.4)	12-7 (6 to 18.6)	11-7 (5 to 17.2)	10-4 (5 to 15.3)	8-8 (4 to 13.1)	7-7 (3 to 11.5)	6-7 (3 to 10.1)	5-8 (3 to 8.7)	5-1 (2 to 7.8)	4-6 (2 to 7)	4-5 (2 to 6.9)	94-4
Sudden infant death syndrome	22 (10 to 39.4)	..	..	..	..	..	..	..	..	..	..	..	..	..	..	..	..	..	..	..	..	..	..	..	..	NA
Injuries	11-3 (8 to 15.5)	8-5 (6 to 12.9)	80-5 (59 to 109)	227 (167 to 277)	281 (254 to 314)	429 (396 to 492)	1,120 (969 to 1,310)	2,190 (1,900 to 2,552)	2,330 (2,060 to 2,680)	1,920 (1,648 to 2,200)	1,640 (1,390 to 1,902)	1,310 (1,090 to 1,560)	1,000 (854 to 1,240)	1,020 (868 to 1,200)	803 (686 to 960)	596 (504 to 708)	455 (383 to 547)	251 (215 to 304)	191 (158 to 188)	112 (96 to 131)	71-2 (60 to 83.3)	27-9 (21 to 44.7)	16-9 (14 to 19.4)	6-2 (5 to 7.5)	15,000
Transport injuries	0-4 (0.4 to 0.7)	0-4 (0.3 to 0.7)	2-7 (2 to 3.2)	35-9 (28.7 to 45.4)	59-5 (48.2 to 73.4)	99 (81.4 to 117)	214 (174 to 264)	394 (324 to 468)	557 (452 to 665)	496 (401 to 593)	498 (403 to 600)	452 (357 to 559)	346 (274 to 438)	342 (271 to 436)	273 (227 to 325)	203 (168 to 246)	153 (127 to 184)	85-1 (70 to 104)	64-9 (53 to 79)	38-2 (32 to 46.5)	24-1 (20 to 29.3)	9-1 (7.6 to 11.3)	5-7 (4.6 to 6.9)	2-2 (1.8 to 2.7)	4,080
Road injuries	0-3 (0.2 to 0.4)	0-2 (0.1 to 0.4)	2-7 (1.4 to 4.2)	14-7 (9.4 to 23.5)	29-1 (19.9 to 41.4)	47-7 (33.6 to 64.7)	168 (112 to 229)	354 (253 to 474)	522 (374 to 690)	575 (413 to 758)	575 (413 to 758)	531 (380 to 698)	457 (327 to 593)	469 (336 to 614)	386 (276 to 503)	311 (222 to 406)	271 (194 to 353)	198 (142 to 258)	128 (91 to 165)	87 (62 to 112)	67 (47 to 86)	54-1 (38 to 69.5)	31-5 (22 to 40.5)	11-8 (8 to 14.6)	2,550
Pedestrian road injuries	0-1 (0.1 to 0.2)	0-1 (0 to 0.1)	0-6 (0.3 to 1.3)	3-9 (2.4 to 11.7)	9-5 (5.9 to 15.1)	13-3 (11.1 to 24)	31-6 (23.9 to 39.7)	72-1 (52.8 to 91.1)	95-3 (69.8 to 121)	97 (70.9 to 123)	95-7 (69.5 to 122)	85-3 (62.5 to 107)	69-1 (50.7 to 88.2)	66-9 (49.2 to 85.3)	58-4 (42.9 to 74.5)	46-7 (34.4 to 59.5)	38-4 (28.2 to 49)	29-1 (21.4 to 37)	17-1 (12.5 to 21.8)	10-5 (7.7 to 13.3)	8-4 (6.2 to 10.7)	3-6 (2.6 to 4.6)	2-3 (1.6 to 2.9)	479
Cyclist road injuries	0 (0 to 0)	0 (0 to 0)	0-3 (0 to 0.9)	1-4 (0.9 to 2.4)	4-9 (3.6 to 7.1)	4-9 (3.1 to 7.1)	11-4 (8.4 to 16.8)	16-8 (12.4 to 24.6)	16-9 (11.5 to 23.3)	16-9 (11.7 to 23.2)	16-8 (11.6 to 23.2)	15-8 (11.4 to 21.3)	15-3 (11.3 to 21)	13-3 (10.2 to 18.2)	11-3 (8.6 to 15)	9-3 (7.2 to 12.1)	7-5 (5.9 to 9.6)	5-5 (4.1 to 7.2)	3-7 (2.8 to 4.8)	2-1 (1.5 to 2.8)	1-2 (0.9 to 1.7)	0-5 (0.4 to 0.7)	0-2 (0 to 0.3)	161
Motorcyclist road injuries	0 (0 to 0)	0 (0 to 0)	0-3 (0.2 to 0.4)	1-1 (0.4 to 1.7)	2-2 (1.5 to 3.3)	4-4 (2.5 to 7.3)	10-4 (6.8 to 15.7)	19-2 (12.3 to 28.1)	24-3 (15.2 to 36.2)	26-1 (16.1 to 38.5)	26-1 (16.2 to 38.5)	24-1 (14.7 to 35.5)	20-3 (12.2 to 29.8)	19-3 (11.6 to 28.1)	16-5 (9.8 to 24.1)	13-2 (7.7 to 19.3)	10-6 (6.1 to 15.5)	7-4 (4.2 to 10.9)	5-2 (2.9 to 7.6)	3-2 (1.8 to 4.7)	1-7 (0.9 to 2.5)	0-7 (0.4 to 1)	0-3 (0.2 to 0.4)	0-1 (0 to 0.1)	915
Motor vehicle road injuries	0-1 (0.1 to 0.2)	0-1 (0.1 to 0.2)	1-5 (0.4 to 3.4)	6-2 (3.3 to 10.6)	12 (7.7 to 17.4)	21-2

SR Table 2a: Barbados DALYS by cause and age group for males with 95% uncertainty intervals, 2019

Cause	Early Neonatal	Late Neonatal	Post Neonatal	1 to 4	5 to 9	10 to 14	15 to 19	20 to 24	25 to 29	30 to 34	35 to 39	40 to 44	45 to 49	50 to 54	55 to 59	60 to 64	65 to 69	70 to 74	75 to 79	80 to 84	85 plus	Total
All causes	842 (624 to 1,370)	1,067 (747 to 2,012)	2,365 (2466 to 4745)	2,967 (2991 to 6577)	2,365 (2375 to 4291)	2,967 (2984 to 6,844)	3,570 (3650 to 7,356)	4,174 (3,960 to 8,355)	4,777 (1,110 to 1,552)	5,381 (1,449 to 2,340)	5,984 (1,788 to 3,127)	6,587 (1,538 to 2,160)	7,190 (1,630 to 2,268)	7,794 (1,820 to 2,553)	8,397 (1,920 to 2,933)	9,000 (2,400 to 3,410)	9,603 (2,700 to 3,960)	10,206 (3,750 to 5,330)	10,809 (4,260 to 6,070)	11,412 (4,980 to 6,970)	12,015 (4,320 to 5,900)	12,618 (4,350 to 6,740)	13,221 (4,350 to 6,740)	13,824 (3,440 to 4,430)	14,427 (2,640 to 3,210)	15,030 (2,640 to 3,260)	15,633 (1,910 to 2,160)	16,236 (807 to 994)	16,839 (148 to 199)	49,100
Communicable, maternal, neonatal, and nutritional diseases	842 (522 to 1,110)	1,067 (707 to 1,522)	2,365 (1,109 to 3,513)	2,967 (2,091 to 3,720)	2,365 (1,961 to 2,927)	2,967 (2,067 to 3,796)	3,570 (2,664 to 4,151)	4,174 (3,052 to 5,149)	4,777 (1,109 to 1,552)	5,381 (1,171 to 1,927)	5,984 (1,188 to 2,063)	6,587 (1,259 to 2,172)	7,190 (1,332 to 2,284)	7,794 (1,552 to 2,679)	8,397 (1,715 to 3,056)	9,000 (1,915 to 3,355)	9,603 (2,163 to 3,822)	10,206 (2,163 to 3,822)	10,809 (2,163 to 3,822)	11,412 (2,163 to 3,822)	12,015 (2,163 to 3,822)	12,618 (2,163 to 3,822)	13,221 (2,163 to 3,822)	13,824 (2,163 to 3,822)	14,427 (2,163 to 3,822)	15,030 (2,163 to 3,822)	15,633 (2,163 to 3,822)	16,236 (2,163 to 3,822)	16,839 (2,163 to 3,822)	16,839 (2,163 to 3,822)	16,839

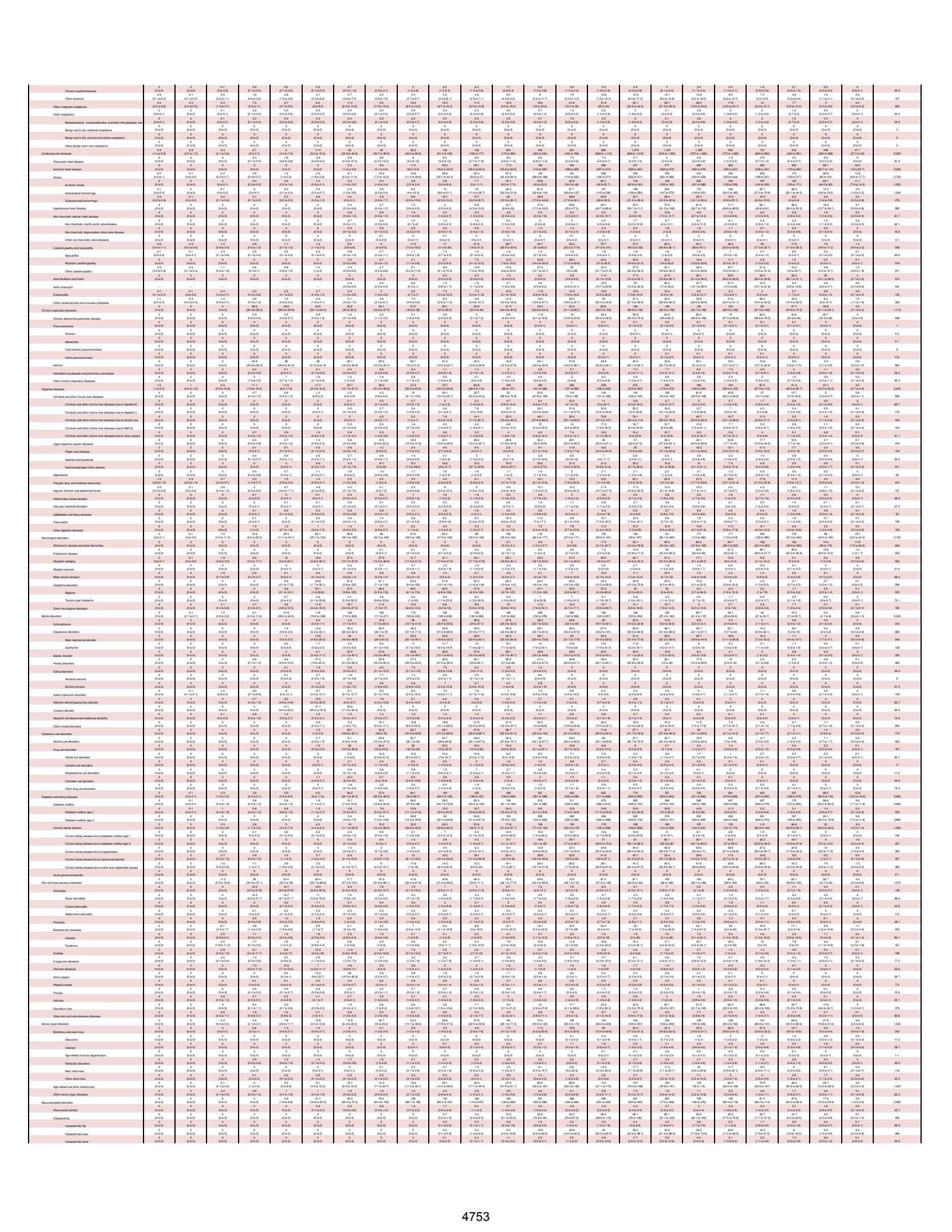

4753

Osteoarthritis other	0 (0 to 0)	0 (0 to 0)	0 (0 to 0)	0 (0 to 0)	0 (0 to 0)	0 (0 to 0)	0 (0 to 0)	0 (0 to 0)	0 (0 to 0)	0 (0 to 0)	0 (0 to 1)	0 (0 to 0)	0 (0 to 1.2)	1-4 (0 to 3.4)	3-3 (1.3 to 7.4)	5-6 (2.4 to 11.6)	8-1 (3.7 to 17.4)	9-6 (4.4 to 20.9)	9-2 (4.2 to 19.4)	8-1 (4 to 17)	5-8 (2.9 to 11.9)	4-2 (2.1 to 8.5)	2-5 (1.2 to 4.9)	1-1 (0.5 to 2.2)	0-2 (0.1 to 0.4)		59-6
Low back pain	0 (0 to 0)	0 (0 to 0)	0 (0 to 0)	3-5 (1.5 to 6.5)	19 (11.2 to 28.9)	27-5 (21.8 to 34.7)	44-3 (35.6 to 72.5)	54-3 (32.5 to 88.9)	62-6 (33.8 to 108)	76 (44.6 to 119)	68-5 (46.7 to 109)	90-5 (58.8 to 154)	105 (62.9 to 169)	113 (70.1 to 175)	110 (67.7 to 167)	111 (72.9 to 163)	113 (75.2 to 158)	111 (73.5 to 156)	107 (73.2 to 146)	99-4 (69.1 to 133)	89-6 (63.2 to 121)	81-4 (59.4 to 109)	77-4 (57.6 to 101)	73-5 (55.9 to 96.8)	69-8 (53.8 to 89.7)	67-6 (52.9 to 85.4)	66-9 (53.1 to 83.2)	66-8 (53.1 to 83.2)	67-4 (53.5 to 84.1)	1,070
Neck pain	0 (0 to 0)	0 (0 to 0)	0 (0 to 0)	0-3 (0.1 to 0.6)	1-5 (0.4 to 3.1)	3-4 (1.5 to 4.8)	5-4 (2.2 to 10.4)	7-4 (2.9 to 18.1)	9-2 (3.9 to 19.1)	13-7 (6.4 to 28.8)	13-7 (6.4 to 30.2)	19-4 (9.4 to 39.2)	20-1 (10.4 to 42.4)	28-7 (15.9 to 51.1)	27-4 (15.4 to 51.7)	27-3 (15.1 to 48.1)	26-7 (15.7 to 43.9)	24-7 (15.7 to 39.3)	18-2 (12.1 to 27.9)	16-2 (9.9 to 32.3)	14-2 (7.5 to 24.4)	8-4 (4.1 to 15.4)	2-5 (1.3 to 4.5)	0-7 (0.3 to 1.6)	0-1 (0.1 to 0.2)		234
Gout	0 (0 to 0)	0 (0 to 0)	0 (0 to 0)	0 (0 to 0)	0 (0 to 0)	0 (0 to 0)	0 (0 to 0)	0 (0 to 0)	0 (0 to 0)	0 (0 to 0)	0 (0 to 0)	0 (0 to 0)	0 (0 to 0)	0 (0 to 0)	0 (0 to 0)	0 (0 to 0)	0 (0 to 0)	0 (0 to 0)	0 (0 to 0)	0 (0 to 0)	0 (0 to 0)	0 (0 to 0)	0 (0 to 0)	0 (0 to 0)	0 (0 to 0)	0 (0 to 0)		22-2
Other musculoskeletal disorders	0 (0 to 0)	0 (0 to 0)	0 (0 to 0)	0-1 (0 to 0.3)	0-4 (0.2 to 1.3)	7-7 (3.4 to 13.4)	19-6 (11.3 to 32.4)	40-6 (23.9 to 67.7)	54-2 (32.8 to 93.4)	65-3 (40.4 to 98.4)	70-4 (41.4 to 110)	81-2 (50.1 to 122)	87-7 (52.7 to 139)	93-8 (57.5 to 146)	90-5 (52.2 to 142)	83-5 (49.1 to 135)	72 (43.4 to 109)	61-8 (36.4 to 94.5)	51 (30.6 to 77.8)	41 (22.8 to 67.8)	31 (16.2 to 52.1)	17-8 (7.6 to 31)	11-9 (7.4 to 17)	4-2 (2.5 to 6.4)	0-5 (0.2 to 0.8)		853
Other non-communicable diseases	137 (92.9 to 243)	59-7 (32.7 to 91)	131 (84.5 to 192)	95-3 (39.4 to 73.8)	62 (32.2 to 97.3)	40-1 (20.4 to 59.6)	54-1 (28.4 to 77.2)	67-5 (40.6 to 77.2)	76-9 (39 to 155)	72 (32.6 to 131)	104 (77 to 167)	107 (77.7 to 153)	93 (68.6 to 131)	110 (79.1 to 170)	143 (108 to 196)	169 (145 to 246)	189 (146 to 268)	232 (170 to 356)	221 (172 to 337)	239 (174 to 356)	197 (137 to 297)	163 (107 to 224)	151 (104 to 188)	143 (79.8 to 159)	44-5 (28.6 to 57.9)	7-9 (5.1 to 10.3)	2,090
Congenital birth defects	151 (98.1 to 235)	44 (27.1 to 66.4)	81-7 (51 to 123)	28-6 (19.3 to 46)	17-6 (13.1 to 24.2)	16-1 (13.4 to 22.6)	22-8 (16.3 to 36.3)	16-7 (12.3 to 22.6)	19-6 (12.6 to 29.4)	22-9 (15.2 to 32.2)	24-5 (16.2 to 36.5)	27-5 (17.7 to 42.1)	29-9 (18.6 to 44.6)	27 (17.7 to 42.1)	29-7 (17.7 to 44.6)	31-2 (18.9 to 47.2)	32-2 (19.5 to 48.5)	31-7 (19.2 to 47.3)	30-2 (18.3 to 45.9)	28-2 (17.1 to 43.1)	25-4 (15.4 to 39.1)	22-1 (13.4 to 34.1)	18-6 (11.2 to 28.6)	14-7 (8.9 to 22.1)	10-8 (6.5 to 16.5)		482
Neural tube defects	2-7 (1.2 to 5)	0-6 (0 to 2.3)	1-2 (0 to 3.2)	0-6 (0 to 1.6)	0-4 (0.2 to 0.7)	0-5 (0.2 to 0.9)	0-6 (0.3 to 1.1)	0-4 (0.2 to 0.6)	0-4 (0.2 to 0.5)	0-3 (0.2 to 0.4)	0-3 (0.2 to 0.5)	0-2 (0.1 to 0.3)	0-2 (0.1 to 0.3)	0-2 (0.1 to 0.3)	0-2 (0.1 to 0.3)	0-1 (0.1 to 0.3)	0-1 (0.1 to 0.3)	0-1 (0.1 to 0.3)	0-1 (0.1 to 0.3)	0-1 (0.1 to 0.3)	0-1 (0.1 to 0.3)	0-1 (0.1 to 0.3)	0-1 (0.1 to 0.3)	0-1 (0.1 to 0.3)	0-1 (0.1 to 0.3)		8-9
Congenital heart anomalies	59-6 (31.8 to 101)	21-5 (12.1 to 34.2)	38-7 (22.4 to 62.9)	10-9 (5.7 to 17.7)	5-4 (3.1 to 8.3)	5-4 (3.2 to 8.2)	7-4 (4.7 to 11.4)	5-2 (3.1 to 8)	5-2 (2.9 to 8.2)	5-4 (3.1 to 8.2)	3-8 (2.2 to 6.4)	3-9 (2.2 to 6.4)	3-7 (1.7 to 6.1)	2-1 (1.3 to 3.3)	1-7 (1 to 2.6)	1-6 (1 to 2.4)	1-1 (0.7 to 1.6)	0-7 (0.5 to 1)	0-6 (0.3 to 1)	0-1 (0.1 to 0.7)	0-1 (0.1 to 0.5)	0-1 (0.1 to 0.5)	0-1 (0.1 to 0.5)	0-1 (0.1 to 0.5)	0-1 (0.1 to 0.5)		181
Orofacial clefts	0 (0 to 0)	0-1 (0.1 to 0.2)	0-3 (0.1 to 0.6)	0-3 (0.1 to 0.6)	0-3 (0.1 to 0.7)	0-3 (0.1 to 0.7)	0-3 (0.1 to 0.6)	0-3 (0.1 to 0.7)	0-3 (0.1 to 0.6)	0-3 (0.1 to 0.6)	0-3 (0.1 to 0.6)	0-3 (0.1 to 0.6)	0-3 (0.1 to 0.6)	0-3 (0.1 to 0.6)	0-3 (0.1 to 0.6)	0-3 (0.1 to 0.6)	0-2 (0.1 to 0.5)	0-2 (0.1 to 0.5)	0-2 (0.1 to 0.5)	0-1 (0.1 to 0.5)	0-1 (0.1 to 0.5)	0-1 (0.1 to 0.5)	0-1 (0.1 to 0.5)	0-1 (0.1 to 0.5)	0-1 (0.1 to 0.5)		5
Down syndrome	1-8 (0.6 to 3.3)	0-8 (0.3 to 1.4)	2-7 (1 to 7)	1-7 (0.6 to 3.1)	0-8 (0.3 to 1.5)	1-2 (0.6 to 2.4)	2-1 (1.2 to 3.5)	1-5 (0.6 to 2.4)	1-6 (0.9 to 2.8)	2 (1 to 3.4)	1-8 (1 to 3.1)	1-9 (1 to 3)	2-1 (1.1 to 3.9)	2 (1.1 to 3.3)	1-8 (0.9 to 3.4)	1-8 (1 to 2.9)	0-9 (0.5 to 1.4)	0-6 (0.3 to 1.2)	0-5 (0.3 to 1)	0-3 (0.1 to 0.8)	0-3 (0.1 to 0.8)	0-3 (0.1 to 0.8)	0-3 (0.1 to 0.8)	0-3 (0.1 to 0.8)	0-3 (0.1 to 0.8)		30-5
Turner syndrome	0 (0 to 0)	0 (0 to 0)	0 (0 to 0)	0 (0 to 0)	0 (0 to 0)	0 (0 to 0)	0 (0 to 0)	0 (0 to 0)	0 (0 to 0)	0 (0 to 0)	0 (0 to 0)	0 (0 to 0)	0 (0 to 0)	0 (0 to 0)	0 (0 to 0)	0 (0 to 0)	0 (0 to 0)	0 (0 to 0)	0 (0 to 0)	0 (0 to 0)	0 (0 to 0)	0 (0 to 0)	0 (0 to 0)	0 (0 to 0)	0 (0 to 0)	0 (0 to 0)		0
Klinefelter syndrome	0 (0 to 0)	0 (0 to 0)	0 (0 to 0)	0 (0 to 0)	0 (0 to 0)	0 (0 to 0)	0 (0 to 0)	0 (0 to 0)	0 (0 to 0)	0 (0 to 0)	0 (0 to 0)	0 (0 to 0)	0 (0 to 0)	0 (0 to 0)	0 (0 to 0)	0 (0 to 0)	0 (0 to 0)	0 (0 to 0)	0 (0 to 0)	0 (0 to 0)	0 (0 to 0)	0 (0 to 0)	0 (0 to 0)	0 (0 to 0)	0 (0 to 0)	0 (0 to 0)		6
Other chromosomal abnormalities	14-3 (7.1 to 28.3)	4-4 (2.1 to 8.1)	7-3 (3.7 to 15.2)	2-3 (1 to 4.4)	1-2 (0.6 to 2.2)	1-3 (0.6 to 2.4)	2-1 (1.2 to 3.4)	1 (0.4 to 1.4)	1-6 (0.9 to 2.4)	0-7 (0.4 to 1.2)	0-9 (0.5 to 1.4)	0-9 (0.5 to 1.6)	0-3 (0.2 to 0.5)	0-4 (0.2 to 0.6)	0-2 (0.1 to 0.3)	0-1 (0.1 to 0.3)	0-1 (0.1 to 0.3)	0-1 (0.1 to 0.3)	0-1 (0.1 to 0.3)	0-1 (0.1 to 0.3)	0-1 (0.1 to 0.3)	0-1 (0.1 to 0.3)	0-1 (0.1 to 0.3)	0-1 (0.1 to 0.3)	0-1 (0.1 to 0.3)		38-5
Congenital musculoskeletal and limb anomalies	5-3 (2.3 to 11)	1-5 (0.7 to 2.9)	3-9 (1.9 to 8.6)	0-6 (0.3 to 1.5)	0-5 (0.2 to 1.2)	0-6 (0.3 to 1.2)	0-8 (0.3 to 1.5)	0-6 (0.3 to 1.2)	0-7 (0.4 to 1.3)	0-7 (0.4 to 1.3)	0-8 (0.3 to 1.7)	0-8 (0.3 to 1.7)	0-7 (0.3 to 1.6)	0-7 (0.3 to 1.6)	0-6 (0.3 to 1.5)	0-6 (0.3 to 1.5)	0-5 (0.2 to 1.2)	0-5 (0.2 to 1.2)	0-4 (0.2 to 1.1)	0-4 (0.2 to 1.1)	0-4 (0.2 to 1.1)	0-4 (0.2 to 1.1)	0-4 (0.2 to 1.1)	0-4 (0.2 to 1.1)	0-4 (0.2 to 1.1)		51-2
Urogenital congenital anomalies	0-7 (2.7 to 17.4)	1-3 (0.4 to 3.5)	1-7 (0.6 to 4.2)	0-8 (0.3 to 1.9)	0-5 (0.2 to 1.3)	0-5 (0.2 to 1.3)	0-5 (0.2 to 1.3)	0-3 (0.2 to 0.9)	0-3 (0.2 to 0.8)	0-4 (0.2 to 0.9)	0-3 (0.2 to 0.8)	0-3 (0.2 to 0.8)	0-3 (0.2 to 0.8)	0-3 (0.2 to 0.8)	0-3 (0.2 to 0.8)	0-3 (0.2 to 0.8)	0-3 (0.2 to 0.8)	0-3 (0.2 to 0.8)	0-3 (0.2 to 0.8)	0-3 (0.2 to 0.8)	0-3 (0.2 to 0.8)	0-3 (0.2 to 0.8)	0-3 (0.2 to 0.8)	0-3 (0.2 to 0.8)	0-3 (0.2 to 0.8)		12-8
Digestive congenital anomalies	29-3 (10.4 to 84.6)	3-1 (1.2 to 10.7)	4-6 (1.6 to 14.9)	1-1 (0.4 to 3.2)	0-8 (0.3 to 2.1)	0-7 (0.3 to 2.1)	0-8 (0.3 to 2.7)	0-5 (0.2 to 1.5)	0-7 (0.2 to 2.1)	0-7 (0.2 to 2.2)	0-7 (0.2 to 2.2)	0-7 (0.2 to 2.2)	0-6 (0.2 to 2.2)	0-6 (0.2 to 2.2)	0-6 (0.2 to 2.2)	0-6 (0.2 to 2.2)	0-6 (0.2 to 2.2)	0-6 (0.2 to 2.2)	0-6 (0.2 to 2.2)	0-6 (0.2 to 2.2)	0-6 (0.2 to 2.2)	0-6 (0.2 to 2.2)	0-6 (0.2 to 2.2)	0-6 (0.2 to 2.2)	0-6 (0.2 to 2.2)		40-1
Other congenital birth defects	41-3 (21.4 to 69.1)	9-8 (4.2 to 12.9)	16-5 (9.9 to 27.2)	3-2 (1.5 to 10.4)	2-3 (0.9 to 6.1)	2-3 (0.9 to 6.1)	2-3 (0.9 to 6.3)	2-1 (0.9 to 5.7)	2-1 (0.9 to 6)	2-2 (0.9 to 6.6)	2-1 (0.7 to 6.1)	2-1 (0.7 to 6.1)	2-1 (0.7 to 5.9)	2-1 (0.7 to 6.1)	2-1 (0.7 to 5.9)	2-1 (0.7 to 6.1)	2-1 (0.7 to 5.9)	2-1 (0.7 to 6.1)	2-1 (0.7 to 5.9)	2-1 (0.7 to 6.1)	2-1 (0.7 to 5.9)	2-1 (0.7 to 6.1)	2-1 (0.7 to 5.9)	2-1 (0.7 to 6.1)	2-1 (0.7 to 5.9)		114
Urinary diseases and male infertility	0-6 (0.2 to 1)	0-6 (0.3 to 1.4)	1-4 (0.7 to 6.3)	0-7 (0.3 to 1.6)	0-8 (0.4 to 1.2)	1-1 (0.6 to 1.6)	2-3 (1.4 to 3.2)	2-1 (1.3 to 3.1)	1-5 (0.7 to 2.8)	1-6 (0.8 to 2.8)	1-7 (0.8 to 3.1)	1-8 (0.8 to 3.7)	1-8 (0.8 to 3.7)	1-8 (0.8 to 3.7)	1-8 (0.8 to 3.7)	1-8 (0.8 to 3.7)	1-8 (0.8 to 3.7)	1-8 (0.8 to 3.7)	1-8 (0.8 to 3.7)	1-8 (0.8 to 3.7)	1-8 (0.8 to 3.7)	1-8 (0.8 to 3.7)	1-8 (0.8 to 3.7)	1-8 (0.8 to 3.7)	1-8 (0.8 to 3.7)		762
Urolithiasis	0 (0 to 0)	0 (0 to 0)	0 (0 to 0)	0 (0 to 0.1)	0 (0 to 0.1)	0 (0 to 0.1)	0 (0 to 0.1)	0 (0 to 0.1)	0 (0 to 0.1)	0 (0 to 0.1)	0 (0 to 0.1)	0 (0 to 0.1)	0 (0 to 0.1)	0 (0 to 0.1)	0 (0 to 0.1)	0 (0 to 0.1)	0 (0 to 0.1)	0 (0 to 0.1)	0 (0 to 0.1)	0 (0 to 0.1)	0 (0 to 0.1)	0 (0 to 0.1)	0 (0 to 0.1)	0 (0 to 0.1)	0 (0 to 0.1)	0 (0 to 0.1)		21-8
Benign prostatic hyperplasia	0 (0 to 0)	0 (0 to 0)	0 (0 to 0)	0 (0 to 0)	0 (0 to 0)	0 (0 to 0)	0 (0 to 0)	0 (0 to 0)	0 (0 to 0)	0 (0 to 0)	0 (0 to 0)	0 (0 to 0)	0 (0 to 0)	0 (0 to 0)	0 (0 to 0)	0 (0 to 0)	0 (0 to 0)	0 (0 to 0)	0 (0 to 0)	0 (0 to 0)	0 (0 to 0)	0 (0 to 0)	0 (0 to 0)	0 (0 to 0)	0 (0 to 0)	0 (0 to 0)		133
Male infertility	0 (0 to 0)	0 (0 to 0)	0 (0 to 0)	0 (0 to 0)	0 (0 to 0)	0 (0 to 0)	0 (0 to 0)	0 (0 to 0.4)	0 (0 to 0.4)	0 (0 to 0.4)	0 (0 to 0.4)	0 (0 to 0.4)	0 (0 to 0.4)	0 (0 to 0.4)	0 (0 to 0.4)	0 (0 to 0.4)	0 (0 to 0.4)	0 (0 to 0.4)	0 (0 to 0.4)	0 (0 to 0.4)	0 (0 to 0.4)	0 (0 to 0.4)	0 (0 to 0.4)	0 (0 to 0.4)	0 (0 to 0.4)	0 (0 to 0.4)		11-7
Other urinary diseases	0-1 (0 to 0.3)	0-3 (0.1 to 0.5)	0-1 (0.1 to 0.3)	0-1 (0 to 0.2)	0-2 (0.1 to 0.5)	0-2 (0.1 to 0.5)	0-4 (0.2 to 1.1)	0-5 (0.3 to 1.4)	0-6 (0.2 to 0.9)	0-7 (0.4 to 1.1)	0-8 (0.3 to 1.4)	1-1 (0.5 to 2.2)	1-4 (0.7 to 2.6)	2-5 (1.1 to 4.4)	2-5 (1.2 to 4.7)	2-5 (1.2 to 4.5)	2-5 (1.2 to 4.6)	2-5 (1.2 to 4.6)	2-5 (1.2 to 4.6)	2-5 (1.2 to 4.6)	2-5 (1.2 to 4.6)	2-5 (1.2 to 4.6)	2-5 (1.2 to 4.6)	2-5 (1.2 to 4.6)	2-5 (1.2 to 4.6)		44-6
Gynecological diseases	0 (0 to 0)	0 (0 to 0)	0 (0 to 0)	0 (0 to 0)	0 (0 to 0)	0 (0 to 0)	0 (0 to 0)	0 (0 to 0)	0 (0 to 0)	0 (0 to 0)	0 (0 to 0)	0 (0 to 0)	0 (0 to 0)	0 (0 to 0)	0 (0 to 0)	0 (0 to 0)	0 (0 to 0)	0 (0 to 0)	0 (0 to 0)	0 (0 to 0)	0 (0 to 0)	0 (0 to 0)	0 (0 to 0)	0 (0 to 0)	0 (0 to 0)	0 (0 to 0)		0
Uterine fibroids	0 (0 to 0)	0 (0 to 0)	0 (0 to 0)	0 (0 to 0)	0 (0 to 0)	0 (0 to 0)	0 (0 to 0)	0 (0 to 0)	0 (0 to 0)	0 (0 to 0)	0 (0 to 0)	0 (0 to 0)	0 (0 to 0)	0 (0 to 0)	0 (0 to 0)	0 (0 to 0)	0 (0 to 0)	0 (0 to 0)	0 (0 to 0)	0 (0 to 0)	0 (0 to 0)	0 (0 to 0)	0 (0 to 0)	0 (0 to 0)	0 (0 to 0)	0 (0 to 0)		0
Polycystic ovarian syndrome	..	..	..	..	..	..	..	..	..	..	..	..	..	..	..	..	..	..	..	..	..	..	..	..	..	..		NA
Female infertility	..	..	..	..	..	..	..	..	..	..	..	..	..	..	..	..	..	..	..	..	..	..	..	..	..	..		NA
Endometriosis	..	..	..	..	..	..	..	..	..	..	..	..	..	..	..	..	..	..	..	..	..	..	..	..	..	..		NA
Genital prolapse	0 (0 to 0)	0 (0 to 0)	0 (0 to 0)	0 (0 to 0)	0 (0 to 0)	0 (0 to 0)	0 (0 to 0)	0 (0 to 0)	0 (0 to 0)	0 (0 to 0)	0 (0 to 0)	0 (0 to 0)	0 (0 to 0)	0 (0 to 0)	0 (0 to 0)	0 (0 to 0)	0 (0 to 0)	0 (0 to 0)	0 (0 to 0)	0 (0 to 0)	0 (0 to 0)	0 (0 to 0)	0 (0 to 0)	0 (0 to 0)	0 (0 to 0)	0 (0 to 0)		0
Premenstrual syndrome	..	..	..	..	..	..	..	..	..	..	..	..	..	..	..	..	..	..	..	..	..	..	..	..	..	..		NA
Other gynecological diseases	0 (0 to 0)	0 (0 to 0)	0 (0 to 0)	0 (0 to 0)	0 (0 to 0)	0 (0 to 0)	0 (0 to 0)	0 (0 to 0)	0 (0 to 0)	0 (0 to 0)	0 (0 to 0)	0 (0 to 0)	0 (0 to 0)	0 (0 to 0)	0 (0 to 0)	0 (0 to 0)	0 (0 to 0)	0 (0 to 0)	0 (0 to 0)	0 (0 to 0)	0 (0 to 0)	0 (0 to 0)	0 (0 to 0)	0 (0 to 0)	0 (0 to 0)	0 (0 to 0)		0
Hemoglobinopathies and hemolytic anemias	0-3 (0.2 to 0.6)	0-4 (0.2 to 0.8)	2-2 (1.2 to 3.7)	2-9 (1.7 to 5)	2-7 (1.6 to 5.2)	3 (1.6 to 5.2)	4-5 (2.6 to 7.8)	4-2 (2.4 to 7.2)	4-2 (2.4 to 7.2)	4-2 (2.4 to 7.2)	4-2 (2.4 to 7.2)	4-2 (2.4 to 7.2)	4-2 (2.4 to 7.2)	4-2 (2.4 to 7.2)	4-2 (2.4 to 7.2)	4-2 (2.4 to 7.2)	4-2 (2.4 to 7.2)	4-2 (2.4 to 7.2)	4-2 (2.4 to 7.2)	4-2 (2.4 to 7.2)	4-2 (2.4 to 7.2)	4-2 (2.4 to 7.2)	4-2 (2.4 to 7.2)	4-2 (2.4 to 7.2)	4-2 (2.4 to 7.2)		132
Thalassemias	0 (0 to 0)	0 (0 to 0)	0 (0 to 0)	0 (0 to 0)	0 (0 to 0)	0 (0 to 0)	0 (0 to 0)	0 (0 to 0)	0 (0 to 0)	0 (0 to 0)	0 (0 to 0)	0 (0 to 0)	0 (0 to 0)	0 (0 to 0)	0 (0 to 0)	0 (0 to 0)	0 (0 to 0)	0 (0 to 0)	0 (0 to 0)	0 (0 to 0)	0 (0 to 0)	0 (0 to 0)	0 (0 to 0)	0 (0 to 0)	0 (0 to 0)	0 (0 to 0)		0-1
Thalassemias trait	0 (0 to 0)	0 (0 to 0)	0-1 (0 to 0.7)	0-1 (0 to 0.4)	0-3 (0 to 0.9)	0-2 (0 to 0.6)	0-3 (0 to 0.9)	0-3 (0 to 0.9)	0-3 (0 to 0.9

SR Table 2a: Belize DALYS by cause and age group for males with 95% uncertainty intervals, 2019

Cause	Early Neonatal	Late Neonatal	Post Neonatal	1 to 4	5 to 9	10 to 14	15 to 19	20 to 24	25 to 29	30 to 34	35 to 39	40 to 44	45 to 49	50 to 54	55 to 59	60 to 64	65 to 69	70 to 74	75 to 79	80 to 84	85 to 89	90 to 94	95 plus	Total
All causes	2,140 (1,440 to 2,870)	1,760 (938 to 3,320)	1,760 (1,410 to 2,190)	11,900 (11,100 to 12,700)	6,900 (6,100 to 7,740)	6,900 (6,440 to 7,380)	8,270 (7,710 to 8,870)	9,420 (8,770 to 10,100)	10,700 (9,970 to 11,500)	11,900 (11,100 to 12,800)	12,900 (12,000 to 13,800)	14,100 (13,100 to 15,100)	15,400 (14,300 to 16,500)	16,900 (15,600 to 18,100)	18,500 (17,000 to 19,800)	19,900 (18,200 to 21,300)	20,900 (19,000 to 22,400)	21,600 (19,600 to 23,100)	21,600 (19,500 to 23,100)	20,900 (18,800 to 22,400)	19,600 (17,600 to 21,000)	17,900 (15,900 to 19,200)	14,100 (12,400 to 15,200)	11,700 (10,000 to 12,700)	8,450 (7,190 to 9,160)	5,140 (4,350 to 5,560)	3,140 (2,650 to 3,400)	1,910 (1,610 to 2,060)	1,160 (984 to 1,250)	705 (594 to 761)	428 (360 to 463)	260 (219 to 281)	158 (133 to 171)	61,200
Communicable, maternal, neonatal, and nutritional diseases	1,440 (1,440 to 2,360)	1,760 (658 to 1,320)	1,760 (1,410 to 2,190)	11,900 (10,900 to 12,700)	6,900 (6,100 to 7,740)	6,900 (6,440 to 7,380)	8,270 (7,710 to 8,870)	9,420 (8,770 to 10,100)	10,700 (9,970 to 11,500)	11,900 (11,100 to 12,800)	12,900 (12,000 to 13,800)	14,100 (13,100 to 15,100)	15,400 (14,300 to 16,500)	16,900 (15,600 to 18,100)	18,500 (17,000 to 19,800)	19,900 (18,200 to 21,300)	20,900 (19,000 to 22,400)	21,600 (19,600 to 23,100)	21,600 (19,500 to 23,100)	20,900 (18,800 to 22,400)	19,600 (17,600 to 21,000)	17,900 (15,900 to 19,200)	14,100 (12,400 to 15,200)	11,700 (10,000 to 12,700)	8,450 (7,190 to 9,160)	5,140 (4,350 to 5,560)	3,140 (2,650 to 3,400)	1,910 (1,610 to 2,060)	1,160 (984 to 1,250)	705 (594 to 761)	428 (360 to 463)	260 (219 to 281)	158 (133 to 171)	61,200
HIV/AIDS and sexually transmitted infections	0 (0 to 0)	0 (0 to 0)	34.7 (22 to 57.6)	28.4 (26.1 to 30.7)	21 (19.6 to 23.5)	14.6 (12.2 to 16.4)	22.7 (20.4 to 24.9)	147 (134 to 162)	422 (382 to 461)	516 (470 to 563)	491 (449 to 534)	456 (392 to 466)	392 (297 to 395)	212 (166 to 196)	181 (127 to 166)	97.7 (60 to 155)	44.9 (41 to 68.5)	21.9 (20.3 to 24.4)	5.9 (5.2 to 6.5)	2.6 (2.3 to 2.9)	0.2 (1.1 to 1.4)	0.1 (0.1 to 0.1)	2,810
HIV/AIDS	0 (0 to 0)	0 (0 to 0)	34.7 (32 to 37.6)	28.4 (26.1 to 30.7)	14.4 (12.9 to 16.2)	14.4 (12.9 to 16.2)	22.5 (20.8 to 24.3)	144 (131 to 158)	419 (381 to 458)	516 (470 to 560)	491 (447 to 531)	456 (390 to 466)	391 (287 to 392)	211 (166 to 196)	180 (126 to 166)	97 (60 to 155)	44.9 (41 to 68.5)	21.6 (19.7 to 23.4)	5.7 (5.1 to 6.3)	2.5 (2.2 to 2.8)	1.2 (1.1 to 1.3)	0.5 (0.4 to 0.5)	2,790
HIV/AIDS - Drug-susceptible Tuberculosis	0 (0 to 0)	2-5 (1 to 3.8)	2 (1 to 3)	1-5 (0.7 to 1.6)	1-1 (0.7 to 1.4)	2-5 (1.4 to 3.7)	15-8 (7 to 19.2)	30-8 (19.6 to 44.4)	39-8 (24.5 to 57.2)	35-9 (22.9 to 54.3)	31-1 (19.6 to 47)	22-7 (14.4 to 34.5)	9-3 (5.9 to 20)	7-1 (4.5 to 16.7)	3-3 (2.1 to 9.4)	1-6 (1.1 to 2.3)	0-4 (0.4 to 0.6)	0-2 (0.1 to 0.3)	0-1 (0 to 0.1)	0-1 (0 to 0.1)	0-1 (0 to 0.1)	0-1 (0 to 0.1)	205
HIV/AIDS - Multidrug-resistant Tuberculosis without extensive dr...	0 (0 to 0)	0 (0 to 0)	0 (0 to 0)	0 (0 to 0)	0 (0 to 0)	0 (0 to 0)	0 (0 to 0)	0 (0 to 0)	0-1 (0 to 1)	0-4 (0 to 1.6)	0-5 (0 to 1.6)	0-4 (0 to 1.6)	0-3 (0 to 1.6)	0-2 (0 to 1.6)	0-1 (0 to 0.7)	0-1 (0 to 0.4)	0-1 (0 to 0.4)	0-1 (0 to 0.4)	0 (0 to 0)	0 (0 to 0)	0 (0 to 0)	0 (0 to 0)	2-5
HIV/AIDS - Extensively drug-resistant Tuberculosis	0 (0 to 0)	0 (0 to 0)	0 (0 to 0)	0 (0 to 0)	0 (0 to 0)	0 (0 to 0)	0 (0 to 0)	0 (0 to 0)	0 (0 to 0)	0 (0 to 0)	0 (0 to 0)	0 (0 to 0)	0 (0 to 0)	0 (0 to 0)	0 (0 to 0)	0 (0 to 0)	0 (0 to 0)	0 (0 to 0)	0 (0 to 0)	0 (0 to 0)	0 (0 to 0)	0 (0 to 0)	0 (0 to 0)	0-4
HIV/AIDS resulting in other diseases	0 (0 to 0)	0-5 (0 to 0.9)	0-2 (0 to 0.9)	19-4 (16.8 to 22.4)	13-3 (11.7 to 15.1)	31 (28 to 34.3)	133 (120 to 147)	388 (351 to 431)	476 (430 to 525)	452 (407 to 498)	393 (354 to 434)	298 (266 to 331)	198 (175 to 220)	167 (145 to 185)	89-8 (76 to 97.9)	41-1 (27 to 45)	20 (17 to 21.9)	9-2 (4 to 9.9)	4-1 (1.9 to 4.2)	2-3 (2 to 2.4)	1-1 (1 to 1.2)	0-4 (0 to 0.5)	2,580
Sexually transmitted infections excluding HIV	0 (0 to 0)	0 (0 to 0)	0 (0 to 0)	0 (0 to 0)	0-2 (0 to 0.9)	0-2 (0 to 0.9)	2-1 (0.8 to 4.4)	3 (1.3 to 5.5)	3 (1.4 to 5.4)	2-5 (1.2 to 4.6)	2 (0.9 to 3.8)	1-4 (0.6 to 3.1)	1-1 (0.5 to 2.1)	0-8 (0.3 to 1.5)	0-5 (0.2 to 1.1)	0-3 (0.1 to 0.7)	0-2 (0.1 to 0.4)	0-1 (0 to 0.3)	0-1 (0 to 0.2)	0-1 (0 to 0.2)	0 (0 to 0.1)	0 (0 to 0.1)	20-7
Syphilis	0 (0 to 0)	0 (0 to 0)	0 (0 to 0)	0 (0 to 0)	0 (0 to 0)	0 (0 to 0)	0-1 (0 to 0.1)	0-1 (0 to 0.1)	0-1 (0 to 0.2)	0-1 (0 to 0.2)	0-1 (0 to 0.1)	0-1 (0 to 0.1)	0-1 (0 to 0.1)	0-1 (0 to 0.1)	0-1 (0 to 0.1)	0-1 (0 to 0.1)	0-1 (0 to 0.1)	0-1 (0 to 0.1)	0 (0 to 0)	0 (0 to 0)	0 (0 to 0)	0 (0 to 0)	0-8
Chlamydial infection	0 (0 to 0)	0 (0 to 0)	0 (0 to 0)	0 (0 to 0)	0 (0 to 0)	0 (0 to 0)	0-7 (0.1 to 1.5)	1 (0.3 to 2)	0-9 (0.3 to 1.8)	0-7 (0.2 to 1.4)	0-5 (0.1 to 1.1)	0-4 (0.1 to 0.9)	0-3 (0.1 to 0.6)	0-2 (0 to 0.4)	0-1 (0 to 0.3)	0-1 (0 to 0.2)	0 (0 to 0.1)	0 (0 to 0.1)	0 (0 to 0)	0 (0 to 0)	0 (0 to 0)	0 (0 to 0)	4-5
Gonococcal infection	0 (0 to 0)	0 (0 to 0)	0 (0 to 0)	0 (0 to 0)	0-1 (0 to 0.1)	0-7 (0.1 to 1.6)	0-8 (0.2 to 1.6)	0-4 (0 to 1)	0-2 (0 to 0.6)	0-2 (0 to 0.5)	0-1 (0 to 0.3)	0-1 (0 to 0.2)	0-1 (0 to 0.2)	0-1 (0 to 0.2)	0-1 (0 to 0.1)	0-1 (0 to 0.1)	0 (0 to 0.1)	0 (0 to 0.1)	0 (0 to 0)	0 (0 to 0)	0 (0 to 0)	0 (0 to 0)	2-7
Trichomoniasis	0 (0 to 0)	0 (0 to 0)	0 (0 to 0)	0 (0 to 0)	0 (0 to 0)	0 (0 to 0)	0 (0 to 0)	0 (0 to 0)	0 (0 to 0)	0 (0 to 0)	0 (0 to 0)	0 (0 to 0)	0 (0 to 0)	0 (0 to 0)	0 (0 to 0)	0 (0 to 0)	0 (0 to 0)	0 (0 to 0)	0 (0 to 0)	0 (0 to 0)	0 (0 to 0)	0 (0 to 0)	0 (0 to 0)	0-5
Genital herpes	0 (0 to 0)	0 (0 to 0)	0 (0 to 0)	0 (0 to 0)	0-2 (0 to 0.6)	0-2 (0 to 0.6)	0-2 (0.1 to 1.2)	0-7 (0.2 to 1.7)	0-9 (0.3 to 2.1)	0-9 (0.3 to 2.2)	0-8 (0.2 to 2.1)	0-8 (0.2 to 2.1)	0-6 (0.2 to 1.6)	0-5 (0.1 to 0.9)	0-4 (0.1 to 0.6)	0-3 (0.1 to 0.4)	0-2 (0.1 to 0.3)	0-2 (0 to 0.3)	0-1 (0 to 0.2)	0-1 (0 to 0.2)	0 (0 to 0)	0 (0 to 0)	7
Other sexually transmitted infections	0 (0 to 0)	0 (0 to 0)	0 (0 to 0)	0 (0 to 0)	0 (0 to 0.2)	0 (0 to 0.2)	0-1 (0 to 0.6)	0-3 (0 to 1.6)	0-3 (0 to 1.6)	0-3 (0 to 1.6)	0-2 (0 to 1.2)	0-2 (0 to 1.2)	0-1 (0 to 0.7)	0-1 (0 to 0.6)	0 (0 to 0.3)	0 (0 to 0.2)	0 (0 to 0.1)	0 (0 to 0.1)	0 (0 to 0)	0 (0 to 0)	0 (0 to 0)	0 (0 to 0)	5-1
Respiratory infections and tuberculosis	784 (521 to 1,111)	1,100 (498 to 2,339)	346 (236 to 467)	141 (103 to 190)	69-5 (50 to 88)	45-6 (33 to 58.5)	32-7 (23 to 42.5)	31-2 (22 to 40.1)	34 (24 to 44.5)	36-3 (26 to 47.1)	37-5 (27 to 48.5)	38-2 (27 to 49.1)	38-2 (27 to 49.1)	38-2 (27 to 49.1)	38-2 (27 to 49.1)	38-2 (27 to 49.1)	38-2 (27 to 49.1)	38-2 (27 to 49.1)	38-2 (27 to 49.1)	38-2 (27 to 49.1)	38-2 (27 to 49.1)	38-2 (27 to 49.1)	2,660
Tuberculosis	0 (0 to 0)	0-3 (0 to 12)	0-3 (0 to 12)	1-3 (0 to 7.3)	0-9 (0 to 5.6)	0-6 (0 to 3.8)	1-7 (0 to 10.2)	2-5 (0 to 14.5)	3-1 (0 to 17.5)	3-5 (0 to 20.2)	3-6 (0 to 20.8)	3-6 (0 to 20.8)	3-6 (0 to 20.8)	3-6 (0 to 20.8)	3-6 (0 to 20.8)	3-6 (0 to 20.8)	3-6 (0 to 20.8)	3-6 (0 to 20.8)	3-6 (0 to 20.8)	3-6 (0 to 20.8)	3-6 (0 to 20.8)	3-6 (0 to 20.8)	93
Latent tuberculosis infection	0 (0 to 0)	0 (0 to 0)	0 (0 to 0)	0 (0 to 0)	0 (0 to 0)	0 (0 to 0)	0 (0 to 0)	0 (0 to 0)	0 (0 to 0)	0 (0 to 0)	0 (0 to 0)	0 (0 to 0)	0 (0 to 0)	0 (0 to 0)	0 (0 to 0)	0 (0 to 0)	0 (0 to 0)	0 (0 to 0)	0 (0 to 0)	0 (0 to 0)	0 (0 to 0)	0 (0 to 0)	0 (0 to 0)	0
Drug-susceptible tuberculosis	0 (0 to 0)	0 (0 to 0)	0 (0 to 0)	1-2 (0 to 7.2)	0-9 (0 to 5.6)	0-6 (0 to 3.8)	1-7 (0 to 10.2)	2-5 (0 to 14.5)	3-1 (0 to 17.5)	3-5 (0 to 20.2)	3-6 (0 to 20.8)	3-6 (0 to 20.8)	3-6 (0 to 20.8)	3-6 (0 to 20.8)	3-6 (0 to 20.8)	3-6 (0 to 20.8)	3-6 (0 to 20.8)	3-6 (0 to 20.8)	3-6 (0 to 20.8)	3-6 (0 to 20.8)	3-6 (0 to 20.8)	3-6 (0 to 20.8)	93
Multidrug-resistant tuberculosis without extensive drug-resistance	0 (0 to 0)	0 (0 to 0)	0-1 (0 to 0.4)	0-1 (0 to 3)	0-1 (0 to 0.2)	0-1 (0 to 0.2)	0-2 (0 to 0.9)	0-4 (0 to 1.6)	0-5 (0 to 2.2)	0-6 (0 to 2.6)	0-6 (0 to 2.6)	0-6 (0 to 2.6)	0-6 (0 to 2.6)	0-6 (0 to 2.6)	0-6 (0 to 2.6)	0-6 (0 to 2.6)	0-6 (0 to 2.6)	0-6 (0 to 2.6)	0-6 (0 to 2.6)	0-6 (0 to 2.6)	0-6 (0 to 2.6)	0-6 (0 to 2.6)	4-6
Extensively drug-resistant tuberculosis	0 (0 to 0)	0 (0 to 0)	0 (0 to 0)	0 (0 to 0.1)	0 (0 to 0)	0 (0 to 0)	0 (0 to 0)	0 (0 to 0)	0-1 (0 to 0.4)	0-1 (0 to 0.5)	0-1 (0 to 0.5)	0-1 (0 to 0.5)	0-1 (0 to 0.5)	0-1 (0 to 0.5)	0-1 (0 to 0.5)	0-1 (0 to 0.5)	0-1 (0 to 0.5)	0-1 (0 to 0.5)	0-1 (0 to 0.5)	0-1 (0 to 0.5)	0-1 (0 to 0.5)	0-1 (0 to 0.5)	0-8
Lower respiratory infections	784 (53 to 111)	99-7 (49.2 to 138)	327 (224 to 466)	105 (69.8 to 148)	20-1 (20.9 to 29.2)	39-9 (19.9 to 56.4)	46-2 (22.7 to 66)	44 (22 to 63.1)	77-3 (37.5 to 111)	83-3 (41.7 to 130)	82-2 (54.9 to 115)	82-2 (54.9 to 115)	82-2 (54.9 to 115)	82-2 (54.9 to 115)	82-2 (54.9 to 115)	82-2 (54.9 to 115)	82-2 (54.9 to 115)	82-2 (54.9 to 115)	82-2 (54.9 to 115)	82-2 (54.9 to 115)	82-2 (54.9 to 115)	82-2 (54.9 to 115)	1,950
Upper respiratory infections	0-3 (0 to 0.1)	0-5 (0.2 to 0.5)	0-5 (4.2 to 9.4)	20-8 (13 to 33.8)	21-7 (12 to 36)	20-5 (10.4 to 33.4)	16-8 (10.4 to 24.8)	16-8 (9.5 to 29.2)	14-3 (6.4 to 28.2)	10-7 (5.6 to 18)	9-3 (4.9 to 15.4)	7-3 (3.9 to 12.1)	5-8 (3.1 to 9.7)	4-7 (2.4 to 7.8)	3-6 (2 to 5.9)	2-8 (1.5 to 4.6)	2-2 (1.2 to 3.6)	1-7 (0.9 to 2.8)	1-3 (0.7 to 2.1)	0-9 (0.5 to 1.5)	0-5 (0.3 to 0.9)	0-3 (0 to 0.1)	180
Otitis media	0 (0 to 0)	0 (0 to 0)	0-9 (0.4 to 1.6)	8-1 (4.2 to 13.9)	11-7 (6.4 to 19.2)	8-9 (4.7 to 15.4)	5-1 (2.6 to 9)	3-2 (1.6 to 5.7)	2-3 (1 to 4.2)	1-5 (0.8 to 2.9)	1-2 (0.5 to 2.3)	0-9 (0.5 to 1.7)	0-7 (0.4 to 1.4)	0-5 (0.3 to 1.1)	0-4 (0.2 to 0.9)	0-3 (0.2 to 0.8)	0-3 (0.1 to 0.6)	0-2 (0.1 to 0.5)	0-2 (0.1 to 0.5)	0-1 (0.1 to 0.3)	0-1 (0.1 to 0.2)	0-1 (0 to 0.1)	68-5
Enteric infections	5-9 (3 to 8.9)	24-7 (14.2 to 40.3)	164 (99 to 262)	68-9 (48.1 to 95.1)	38 (24.6 to 53.2)	42-5 (25.6 to 64.3)	31-5 (21.3 to 45)	26 (17.3 to 37.2)	21-4 (13.9 to 30.5)	19-9 (12.7 to 28.4)	18-5 (11.7 to 26.5)	17-3 (10.8 to 24.8)	16-2 (10.1 to 23.4)	15 (9.2 to 21.6)	13-8 (8.3 to 19.9)	12-7 (7.6 to 18.2)	11-9 (7.1 to 17)	11-2 (6.7 to 16)	10-6 (6.3 to 15.2)	9-9 (5.9 to 14.1)	9-2 (5.5 to 13.2)	8-3 (4.9 to 11.9)	667
Diarrheal diseases	5-9 (3 to 8.9)	24-7 (14.2 to 40.3)	164 (98 to 262)	68-9 (47.7 to 94.4)	38 (24.3 to 54.4)	42-5 (25.5 to 65.9)	31-5 (21.1 to 44.9)	26 (17.2 to 37.2)	21-4 (13.8 to 30.4)	19-9 (12.6 to 28.3)	18-5 (11.6 to 26.4)	17-3 (10.7 to 24.8)	16-2 (10.1 to 23.4)	15 (9.2 to 21.6)	13-8 (8.3 to 19.9)	12-7 (7.6 to 18.2)	11-9 (7.1 to 17)	11-2 (6.7 to 16)	10-6 (6.3 to 15.2)	9-9 (5.9 to 14.1)	9-2 (5.5 to 13.2)	8-3 (4.9 to 11.9)	664
Typhoid and paraphyoid	0 (0 to 0)	0 (0 to 0)	0 (0 to 0)	0 (0 to 0.1)	0 (0 to 0)	0 (0 to 0)	0 (0 to 0)	0 (0 to 0)	0 (0 to 0)	0 (0 to 0)	0 (0 to 0)	0 (0 to 0)	0 (0 to 0)	0 (0 to 0)	0 (0 to 0)	0 (0 to 0)	0 (0 to 0)	0 (0 to 0)	0 (0 to 0)	0 (0 to 0)	0 (0 to 0)	0 (0 to 0)	0 (0 to 0)	0-1
Typhoid fever	0 (0 to 0)	0 (0 to 0)	0 (0 to 0)	0 (0 to 0.1)	0 (0 to 0)	0 (0 to 0)	0 (0 to 0)	0 (0 to 0)	0 (0 to 0)	0 (0 to 0)	0 (0 to 0)	0 (0 to 0)	0 (0 to 0)	0 (0 to 0)	0 (0 to 0)	0 (0 to 0)	0 (0 to 0)	0 (0 to 0)	0 (0 to 0)	0 (0 to 0)	0 (0 to 0)	0 (0 to 0)	0 (0 to 0)	0
Paratyphoid fever	0 (0 to 0)	0 (0 to 0)	0 (0 to 0)	0 (0 to 0)	0 (0 to 0)	0 (0 to 0)	0 (0 to 0)	0 (0 to 0)	0 (0 to 0)	0 (0 to 0)	0 (0 to 0)	0 (0 to 0)	0 (0 to 0)	0 (0 to 0)	0 (0 to 0)	0 (0 to 0)	0 (0 to 0)	0 (0 to 0)	0 (0 to 0)	0 (0 to 0)	0 (0 to 0)	0 (0 to 0)	0 (0 to 0)	0-1
Invasive Non-typhoidal Salmonella (iNTS)	0 (0 to 0)	0 (0 to 0)	0-2 (0.1 to 0.4)	0-2 (0.1 to 0.4)	0-2 (0.1 to 0.4)	0-2 (0.1 to 0.4)	0-2 (0.1 to 0.4)	0-1 (0 to 0.3)	0-1 (0 to 0.3)	0-1 (0 to 0.3)	0-1 (0 to 0.3)	0-1 (0 to 0.3)	0-1 (0 to 0.3)	0-1 (0 to 0.3)	0-1 (0 to 0.3)	0-1 (0 to 0.3)	0-1 (0 to 0.3)	0-1 (0 to 0.3)	0-1 (0 to 0.3)	0-1 (0 to 0.3)	0-1 (0 to 0.3)	0-1 (0 to 0.3)	1-4
Other intestinal infectious diseases	0 (0 to 0)	0 (0 to 0)	0-2 (0 to 0.6)	0-2 (0 to 0.6)	0-1 (0 to 0.4)	0-1 (0 to 0.4)	0-1 (0 to 0.4)	0-1 (0 to 0.4)	0-1 (0 to 0.4)	0-1 (0 to 0.4)	0-1 (0 to 0.4)	0-1 (0 to 0.4)	0-1 (0 to 0.4)	0-1 (0 to 0.4)	0-1 (0 to 0.4)	0-1 (0 to 0.4)	0-1 (0 to 0.4)	0-1 (0 to 0.4)	0-1 (0 to 0.4)	0-1 (0 to 0.4)	0-1 (0 to 0.4)	0-1 (0 to 0.4)	1-3
Neglected tropical diseases and malaria	0 (0 to 0.7)	0-4 (0 to 2)	4-3 (2 to 8.9)	19-5 (9.9 to 35.3)	21-5 (8.9 to 41.6)	14-2 (5.4 to 29.3)	12 (5 to 26.7)	12-4 (5.3 to 26.7)	13-9 (5.5 to 28.4)	13 (5.1 to 27.9)	11-6 (4.4 to 22.1)	11 (4.1 to 20.5)	11 (4.1 to 20.5)	10-6 (4.7 to 17.6)	10 (4.6 to 16.4)	10-2 (4.2 to 15.3)	8-7 (3.6 to 12.4)	7-2 (2.9 to 9.4)	5-5 (2.2 to 6.9)	4 (1.6 to 5.1)	2-8 (1.1 to 3.5)	1-8 (0.9 to 2.3)	193
Malaria	0 (0 to 0)	0 (0 to 0)	0-1 (0 to 0.4)	0-2 (0 to 0.6)	0 (0 to 0)	0 (0 to 0)	0 (0 to 0)	0 (0 to 0)	0 (0 to 0)	0 (0 to 0)	0 (0 to 0)	0 (0 to 0)	0 (0 to 0)	0 (0 to 0)	0 (0 to 0)	0 (0 to 0)	0 (0 to 0)	0 (0 to 0)	0 (0 to 0)	0 (0 to 0)	0 (0 to 0)	0 (0 to 0)	0 (0 to 0)	0-5
Chagas disease	0 (0 to 0)	0 (0 to 0)	0 (0 to 0)	0 (0 to 0)	0 (0 to 0)	0 (0 to 0)	0 (0 to 0)	0 (0 to 0)	0 (0 to 0)	0 (0 to 0)	0 (0 to 0)	0-1 (0 to 0.2)	0 (0 to 0.1)	0-1 (0 to 0.2)	0-1 (0 to 0.2)	0-1 (0 to 0.2)	0-1 (0 to 0.2)	0-2 (0 to 0.4)	0-2 (0 to 0.4)	0-2 (0 to 0.4)	0-2 (0 to 0.4)	0-1 (0 to 0.4)	0-5 (0 to 0.5)	1-9
Leishmaniasis	0 (0 to 0)	0 (0 to 0)	0 (0 to 0)	0 (0 to 0)	0 (0 to 0)	0 (0 to 0)	0 (0 to 0)	0 (0 to 0)	0 (0 to 0)	0 (0 to 0)	0 (0 to 0)	0 (0 to 0)	0 (0 to 0)	0 (0 to 0)	0 (0 to 0)	0 (0 to 0)	0 (0 to 0)	0 (0 to 0)	0 (0 to 0)	0 (0 to 0)	0 (0 to 0)	0 (0 to 0)	0 (0 to 0)	0
Visceral leishmaniasis	0 (0 to 0)	0 (0 to 0)	0 (0 to 0)	0 (0 to 0)	0 (0 to 0)	0 (0 to 0)	0 (0 to 0)	0 (0 to 0)	0 (0 to 0)	0 (0 to 0)	0 (0 to 0)	0 (0 to 0)	0 (0 to 0)	0 (0 to 0)	0 (0 to 0)	0 (0 to 0)	0 (0 to 0)	0 (0 to 0)	0 (0 to 0)	0 (0 to 0)	0 (0 to 0)	0 (0 to 0)	0 (0 to 0)	0
Cutaneous and mucocutaneous leishmaniasis	0 (0 to 0)	0 (0 to 0)	0 (0 to 0)	0 (0 to 0)	0 (0 to 0)	0 (0 to 0)	0 (0 to 0)	0 (0 to 0)	0 (0 to 0)	0 (0 to 0)	0 (0 to 0)	0 (0 to 0)	0 (0 to 0)	0 (0 to 0)	0 (0 to 0)	0 (0 to 0)	0 (0 to 0)	0 (0 to 0)	0 (0 to 0)	0 (0 to 0)	0 (0 to 0)	0 (0 to 0)	0 (0 to 0)	0
African trypanosomiasis	0 (0 to 0)	0 (0 to 0)	0 (0 to 0)	0 (0 to 0)	0 (0 to 0)	0 (0 to 0)	0 (0 to 0)	0 (0 to 0)	0 (0 to 0)	0 (0 to 0)	0 (0 to 0)	0 (0 to 0)	0 (0 to 0)	0 (0 to 0)	0 (0 to 0)	0 (0 to 0)	0 (0 to 0)	0 (0 to 0)	0 (0 to 0)	0 (0 to 0)	0 (0 to 0)	0 (0 to 0)	0 (0 to 0)	0
Schistosomiasis	0 (0 to 0)	0 (0 to 0)	0 (0 to 0)	0 (0 to 0)	0 (0 to 0)	0 (0 to 0)	0 (0 to 0)	0 (0 to 0)	0 (0 to 0)	0 (0 to 0)	0 (0 to 0)	0 (0 to 0)	0 (0 to 0)	0 (0 to 0)	0 (0 to 0)	0 (0 to 0)	0 (0 to 0)	0 (0 to 0)	0 (0 to 0)	0 (0 to 0)	0 (0 to 0)	0 (0 to 0)	0 (0 to 0)	0
Cysticercosis	0 (0 to 0)	0 (0 to 0)	0 (0 to 0)	0 (0 to 0.1)	0-2 (0 to 0.7)	0-2 (0 to 0.7)	0-3 (0 to 0.9)	0-3 (0 to 0.9)	0-2 (0 to 0.8)	0-2 (0 to 0.7)	0-2 (0 to 0.6)	0-2 (0 to 0.6)	0-2 (0 to 0.6)	0-2 (0 to 0.6)	0-2 (0 to 0.6)	0-2 (0 to 0.6)	0-2 (0 to 0.6)	0-2 (0 to 0.6)	0-2 (0 to 0.6)	0-2 (0 to 0.6)	0-2 (0 to 0.6)	0-2 (0 to 0.6)	79-7
Cystic echinococcosis	0 (0 to 0)	0 (0 to 0)	0 (0 to 0)	0 (0 to 0)	0 (0 to 0)	0 (0 to 0)	0 (0 to 0)	0 (0 to 0)	0 (0 to 0)	0 (0 to 0)	0 (0 to 0)	0 (0 to 0)	0 (0 to 0)	0 (0 to 0)	0 (0 to 0)	0 (0 to 0)	0 (0 to 0)	0 (0 to 0)	0 (0 to 0)	0 (0 to 0)	0 (0 to 0)	0 (0 to 0)	0 (0 to 0)	0-1
Lymphatic filariasis	0 (0 to 0)	0 (0 to 0)	0 (0 to 0)	0 (0 to 0)	0 (0 to 0)	0 (0 to 0)	0 (0 to 0)	0 (0 to 0)	0 (0 to 0)	0 (0 to 0)	0 (0 to 0)	0 (0 to 0)	0 (0 to 0)	0 (0 to 0)	0 (0 to 0)	0 (0 to 0)	0 (0 to 0)	0 (0 to 0)	0 (0 to 0)	0 (0 to 0)	0 (0 to 0)	0 (0 to 0)	0 (0 to 0)	0
Onchocerciasis	0 (0 to 0)	0 (0 to 0)	0 (0 to 0)	0 (0 to 0)	0 (0 to 0)	0 (0 to 0)	0 (0 to 0)	0 (0 to 0)	0 (0 to 0)	0 (0 to 0)	0 (0 to 0)	0 (0 to 0)	0 (0 to 0)	0 (0 to 0)	0 (0 to 0)	0 (0 to 0)	0 (0 to 0)	0 (0 to 0)	0 (0 to 0)	0 (0 to 0)	0 (0 to 0)	0 (0 to 0)	0 (0 to 0)	0
Trachoma	0 (0 to 0)	0 (0 to 0)	0 (0 to 0)	0 (0 to 0)	0 (0 to 0)	0 (0 to 0)	0 (0 to 0)	0 (0 to 0)	0 (0 to 0)	0 (0 to 0)	0 (0 to 0)	0 (0 to 0)	0 (0 to 0)	0 (0 to 0)	0 (0 to 0)	0 (0 to 0)	0 (0 to 0)	0 (0 to 0)	0 (0 to 0)	0 (0 to 0)	0 (0 to 0)	0 (0 to 0)	0 (0 to 0)	0
Dengue	0 (0 to 0)	0 (0 to 0)	0-1 (0 to 0.1)	1-5 (0.6 to 3.5)	2-3 (0.9 to 5.1)	6-6 (1.9 to 14.4)	5-9 (1.7 to 21.3)	5-2 (1.2 to 19.6)	5-2 (1.1 to 19.6)	4-2 (0.9 to 12.9)	3-4 (0.8 to 9.9)	2-9 (0.6 to 8)	2-9 (0.6 to 8)	2-3 (0.5 to 7.4)	1-8 (0.5 to 5.6)	1-4 (0.3 to 4.2)	1-1 (0.3 to 3.6)	0-7 (0.2 to 1.8)	0-5 (0.2 to 1.4)	0-4 (0.1 to 1.1)	0-3 (0.1 to 0.7)	0-2 (0 to 0.6)	52-7
Yellow fever	0 (0 to 0)	0 (0 to 0)	0 (0 to 0)	0 (0 to 0)	0 (0 to 0)	0 (0 to 0)	0 (0 to 0)	0 (0 to 0)	0 (0 to 0)	0 (0 to 0)	0 (0 to 0)	0 (0 to 0)	0 (0 to 0)	0 (0 to 0)	0 (0 to 0)	0 (0 to 0)	0 (0 to 0)	0 (0 to 0)	0 (0 to 0)	0 (0 to 0)	0 (0 to 0)	0 (0 to 0)	0 (0 to 0)	0
Rabies	0 (0 to 0)	0 (0 to 0)	0 (0 to 0)	0-1 (0 to 0.1)	0 (0 to 0)	0 (0 to 0)	0 (0 to 0)	0 (0 to 0)	0 (0 to 0)	0 (0 to 0)	0 (0 to 0)	0 (0 to 0)	0 (0 to 0)	0 (0 to 0)	0 (0 to 0)	0 (0 to 0)	0 (0 to 0)	0 (0 to 0)	0 (0 to 0)	0 (0 to 0)	0 (0 to 0)	0 (0 to 0)	0 (0 to 0)	0-1
Intestinal nematode infections	0 (0 to 0)	0 (0 to 0)	0 (0 to 0.2)	1-1 (0.3 to 2.2)	0-6 (0.2 to 1.4)	0-6 (0.2 to 1.4)	0-7 (0.2 to 1.6)	0-7 (0.2 to 1.6)	0-7 (0.2 to 1.6)	0-6 (0.2 to 1.5)	0-5 (0.2 to 1.3)	0-5 (0.2 to 1.2)	0-4 (0.2 to 1.1)	0-4 (0.1 to 0.9)	0-3 (0.1 to 0.8)	0-3 (0.1 to 0.7)	0-2 (0.1 to 0.5)	0-2 (0 to 0.4)	0-1 (0 to 0.3)	0-1 (0 to 0.3)	0-1 (0 to 0.2)	0-1 (0 to 0.2)	8-6
Ascariasis	0 (0 to 0)	0 (0 to 0)	0 (0 to 0)	0-1 (0 to 1.7)	0-1 (0 to 0.2)	0-1 (0 to 0.2)	0-1 (0 to 0.4)	0-1 (0 to 0.4)	0-1 (0 to 0.3)	0-1

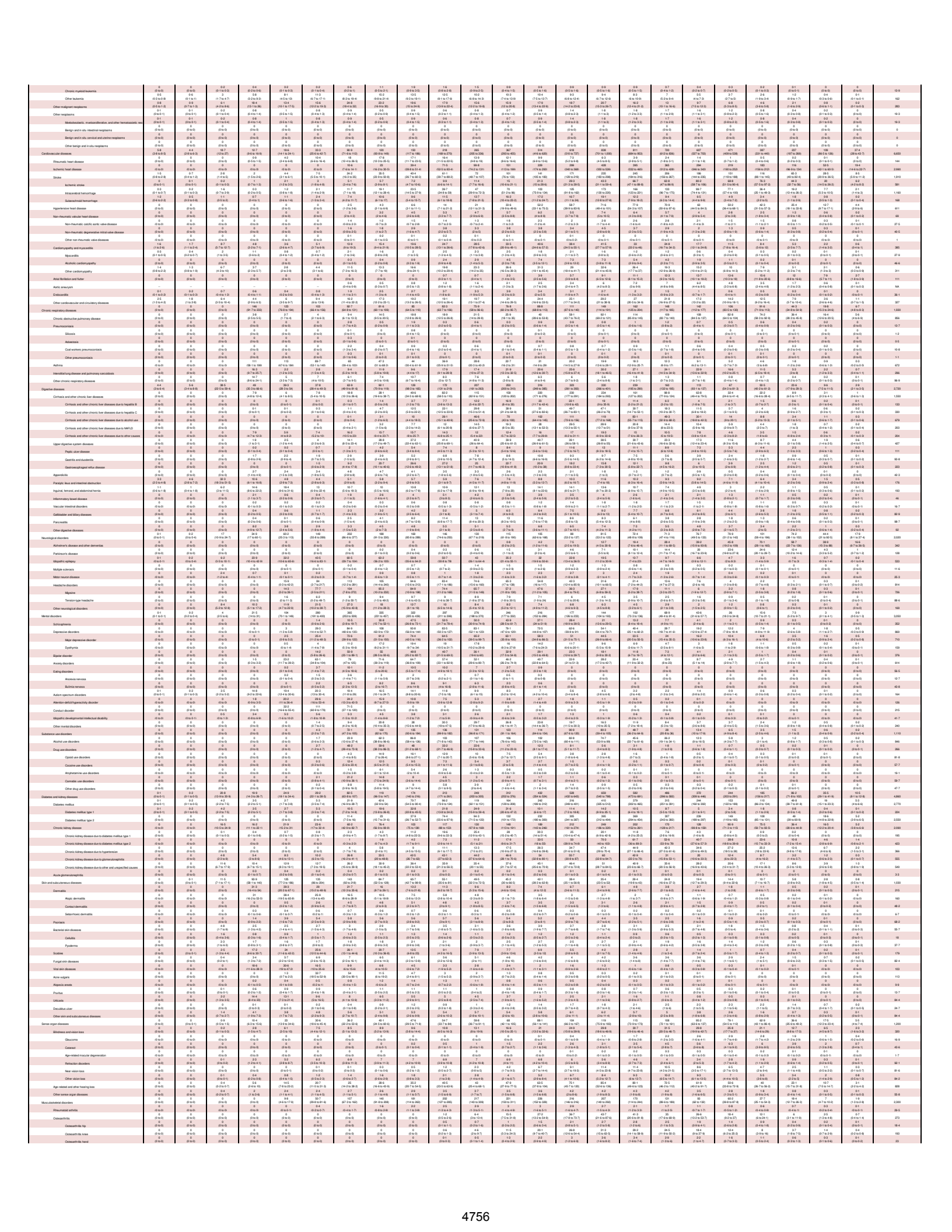

4756

Osteoarthritis other	0 (0 to 0)	0 (0 to 0)	0 (0 to 0)	0 (0 to 0)	0 (0 to 0)	0 (0 to 0)	0 (0 to 0)	0 (0 to 0)	0 (0 to 0)	0 (0 to 0)	0-1 (0 to 2)	0-6 (0 to 14)	1-8 (0 to 42)	1-8 (0 to 42)	3-4 (1 to 7)	4-6 (2 to 10)	6-1 (2 to 13)	6 (2 to 12)	5-2 (2 to 10)	4-1 (2 to 9)	3 (1 to 6)	2-2 (1 to 4)	1-2 (0 to 3)	0-5 (0 to 1)	0-2 (0 to 2)	39
Low back pain	33 (0 to 0)	0 (0 to 0)	0 (0 to 0)	0 (0 to 0)	9-9 (3 to 16)	40-9 (20 to 75)	84-1 (49 to 134)	93-3 (52 to 150)	100 (52 to 162)	107 (58 to 172)	107 (62 to 167)	103 (60 to 160)	94 (60 to 137)	94 (60 to 137)	91-6 (52 to 147)	91-6 (51 to 146)	84-2 (43 to 137)	88-1 (43 to 151)	88-1 (43 to 151)	37-7 (20 to 59)	24-6 (12 to 39)	18-4 (10 to 30)	7-5 (4 to 11)	2-8 (1 to 4)	0-8 (0 to 2)	0-5 to 1 (0 to 2)	1,130
Neck pain	0 (0 to 0)	0 (0 to 0)	0-6 (0 to 1)	3-6 (1 to 7)	7-9 (3 to 15)	10-9 (4 to 22)	22-2 (10 to 42)	28-6 (13 to 49)	28-6 (14 to 51)	33 (16 to 57)	33 (16 to 57)	33 (16 to 57)	33 (16 to 57)	33 (16 to 57)	22-3 (11 to 40)	22-3 (11 to 40)	20 (9 to 36)	14-7 (7 to 26)	11-4 (5 to 20)	7-1 (3 to 13)	4-3 (2 to 8)	2-5 (1 to 4)	1-2 (0 to 2)	0-5 (0 to 1)	0-2 (0 to 0)	229
Gout	0 (0 to 0)	0 (0 to 0)	0 (0 to 0)	0 (0 to 0)	0 (0 to 0)	0 (0 to 0)	0 (0 to 0)	0 (0 to 0)	0 (0 to 0)	0 (0 to 0)	0 (0 to 0)	0 (0 to 0)	0 (0 to 0)	0 (0 to 0)	0 (0 to 0)	0 (0 to 0)	0 (0 to 0)	0 (0 to 0)	0 (0 to 0)	0 (0 to 0)	0 (0 to 0)	0 (0 to 0)	0 (0 to 0)	0 (0 to 0)	0 (0 to 0)	18-3
Other musculoskeletal disorders	0 (0 to 0)	0 (0 to 0)	0 (0 to 0)	0-3 (0 to 14)	0-6 (0 to 2)	13-8 (2 to 27)	34-1 (15 to 55)	40-9 (24 to 59)	40-9 (24 to 59)	71-6 (40 to 114)	73 (41 to 114)	69-5 (39 to 113)	73 (39 to 113)	69-5 (39 to 113)	64-9 (27 to 108)	59-1 (32 to 96)	54-4 (30 to 89)	30 (16 to 49)	19-4 (9 to 33)	11 (5 to 19)	5-4 (1 to 10)	2-7 (1 to 4)	0-5 (0 to 2)	0-7 (0 to 1)	0-2 (0 to 0)	614
Other non-communicable diseases	299 (183 to 430)	181 (94 to 287)	331 (204 to 487)	180 (127 to 233)	114 (79 to 155)	101 (69 to 136)	110 (69 to 161)	117 (66 to 181)	127 (66 to 172)	135 (70 to 195)	139 (67 to 190)	118 (64 to 168)	113 (62 to 162)	112 (62 to 159)	119 (68 to 169)	119 (67 to 181)	110 (57 to 170)	99-3 (54 to 151)	89-9 (42 to 139)	60-5 (40 to 84)	45-5 (34 to 58)	36-1 (26 to 50)	11-5 (8 to 14)	3-6 (2 to 5)	17 to 0.1	2,900
Congenital birth defects	286 (157 to 417)	157 (100 to 218)	316 (210 to 450)	99-2 (76 to 132)	47-2 (34 to 64)	45-3 (34 to 58)	49-6 (35 to 67)	25-6 (20 to 33)	27-6 (20 to 40)	30-6 (19 to 47)	29-8 (19 to 41)	14-7 (12 to 18)	12-8 (9 to 16)	10-5 (7 to 13)	8-4 (5 to 11)	9-9 (6 to 13)	4 (2 to 5)	2-3 (1 to 3)	0-7 (0 to 1)	0-4 (0 to 1)	0-2 (0 to 1)	0-1 (0 to 1)	0 (0 to 0)	0 (0 to 0)	0 (0 to 0)	1,159
Neural tube defects	22 (9 to 39)	8 (3 to 14)	14-6 (6 to 28)	10-6 (5 to 20)	2 (1 to 4)	2-6 (1 to 5)	3-2 (2 to 4)	1-2 (0 to 2)	1-2 (0 to 2)	1-6 (1 to 3)	1 (0 to 1)	0-4 (0 to 1)	0-4 (0 to 1)	0-2 (0 to 0)	0-1 (0 to 0)	0-1 (0 to 0)	0-1 (0 to 0)	0 (0 to 0)	0 (0 to 0)	0 (0 to 0)	0 (0 to 0)	0 (0 to 0)	0 (0 to 0)	0 (0 to 0)	0 (0 to 0)	0 (0 to 0)	69-3
Congenital heart anomalies	101 (53 to 162)	75-2 (46 to 111)	150 (94 to 219)	34 (21 to 52)	13-3 (9 to 19)	11-6 (6 to 17)	14-4 (8 to 22)	6-7 (3 to 9)	11-2 (6 to 17)	9-3 (4 to 15)	7-5 (4 to 11)	5-2 (3 to 7)	3-1 (2 to 4)	2-2 (1 to 3)	1-5 (0 to 2)	0-9 (0 to 1)	0-9 (0 to 1)	0-4 (0 to 1)	0-3 (0 to 0)	0-1 (0 to 0)	0-1 (0 to 0)	0-1 (0 to 0)	0 (0 to 0)	0 (0 to 0)	0 (0 to 0)	0 (0 to 0)	441
Orofacial clefts	0-3 (0 to 0)	0-2 (0 to 0)	0-7 (0 to 1)	0-6 (0 to 1)	0-3 (0 to 1)	0-3 (0 to 1)	0-4 (0 to 1)	0-7 (0 to 1)	0-6 (0 to 1)	0-5 (0 to 1)	0-5 (0 to 1)	0-4 (0 to 1)	0-4 (0 to 1)	0-4 (0 to 1)	0-3 (0 to 0)	0-3 (0 to 0)	0-2 (0 to 0)	0-2 (0 to 0)	0-1 (0 to 0)	0-1 (0 to 0)	0-1 (0 to 0)	0-1 (0 to 0)	0 (0 to 0)	0 (0 to 0)	0 (0 to 0)	0 (0 to 0)	8-5
Down syndrome	5 (1 to 9)	3-9 (2 to 7)	21-2 (10 to 35)	8 (4 to 13)	2-8 (1 to 4)	3-9 (2 to 6)	4-6 (1 to 9)	4-2 (2 to 7)	4-2 (2 to 7)	4-2 (2 to 7)	3-5 (2 to 5)	2-9 (1 to 4)	2-6 (1 to 4)	2-6 (1 to 4)	2-2 (1 to 3)	2-4 (1 to 4)	1-1 (0 to 1)	0-6 (0 to 1)	0-5 (0 to 1)	0-3 (0 to 1)	0-3 (0 to 0)	0-3 (0 to 0)	0-3 (0 to 0)	0-3 (0 to 0)	0-3 (0 to 0)	0-3 (0 to 0)	79-1
Turner syndrome	0 (0 to 0)	0 (0 to 0)	0 (0 to 0)	0 (0 to 0)	0 (0 to 0)	0 (0 to 0)	0 (0 to 0)	0 (0 to 0)	0 (0 to 0)	0 (0 to 0)	0 (0 to 0)	0 (0 to 0)	0 (0 to 0)	0 (0 to 0)	0 (0 to 0)	0 (0 to 0)	0 (0 to 0)	0 (0 to 0)	0 (0 to 0)	0 (0 to 0)	0 (0 to 0)	0 (0 to 0)	0 (0 to 0)	0 (0 to 0)	0 (0 to 0)	0
Klinefelter syndrome	0 (0 to 0)	0 (0 to 0)	0 (0 to 0)	0 (0 to 0)	0 (0 to 0)	0 (0 to 0)	0 (0 to 0)	0 (0 to 0)	0 (0 to 0)	0 (0 to 0)	0 (0 to 0)	0 (0 to 0)	0 (0 to 0)	0 (0 to 0)	0 (0 to 0)	0 (0 to 0)	0 (0 to 0)	0 (0 to 0)	0 (0 to 0)	0 (0 to 0)	0 (0 to 0)	0 (0 to 0)	0 (0 to 0)	0 (0 to 0)	0 (0 to 0)	0-1
Other chromosomal abnormalities	6-6 (3 to 11.7)	2-6 (1 to 5.2)	9-2 (4 to 16)	3-7 (2 to 5.4)	2-2 (1 to 3.5)	2-2 (1 to 3.2)	2-2 (1 to 3.5)	1-3 (0 to 2)	1-2 (0 to 1.9)	0-5 (0 to 0.7)	0-4 (0 to 0.6)	0-2 (0 to 0.3)	0-2 (0 to 0.3)	0-1 (0 to 0.2)	0-1 (0 to 0.1)	0-1 (0 to 0.1)	0-1 (0 to 0.1)	0-1 (0 to 0.1)	0-1 (0 to 0.1)	0-1 (0 to 0.1)	0-1 (0 to 0.1)	0-1 (0 to 0.1)	0 (0 to 0)	0 (0 to 0)	0 (0 to 0)	32-7
Congenital musculoskeletal and limb anomalies	7-8 (3 to 14.4)	4-1 (2 to 7.2)	12-8 (7 to 20.9)	11-4 (6 to 17.7)	9-5 (4 to 14.4)	9-4 (4 to 14)	9-4 (5 to 15.1)	5-4 (3 to 8.4)	4-5 (2 to 7.1)	3-3 (1 to 5.2)	3-1 (1 to 4.8)	2-6 (1 to 4.2)	2-2 (1 to 3.7)	2-2 (1 to 3.7)	1-9 (0 to 3.2)	2-1 (1 to 3.2)	1-7 (0 to 2.6)	1-1 (0 to 1.8)	0-7 (0 to 1.1)	0-4 (0 to 0.6)	0-2 (0 to 0.3)	0-1 (0 to 0.1)	0 (0 to 0)	0 (0 to 0)	0 (0 to 0)	96-7
Urogenital congenital anomalies	10-9 (5 to 18)	5-6 (2 to 9.5)	7-3 (3 to 12.4)	2-6 (1 to 4.4)	1-6 (0 to 2.7)	1-3 (0 to 2.2)	0-7 (0 to 1.1)	0-6 (0 to 1.1)	0-5 (0 to 0.9)	0-3 (0 to 0.5)	0-2 (0 to 0.4)	0-2 (0 to 0.3)	0-2 (0 to 0.3)	0-2 (0 to 0.3)	0-1 (0 to 0.2)	0-1 (0 to 0.1)	0-1 (0 to 0.1)	0-1 (0 to 0.1)	0-1 (0 to 0.1)	0-1 (0 to 0.1)	0-1 (0 to 0.1)	0-1 (0 to 0.1)	0 (0 to 0)	0 (0 to 0)	0 (0 to 0)	32-7
Digestive congenital anomalies	46-7 (24 to 77.9)	29-8 (14 to 49.5)	53-3 (23 to 91.4)	14-3 (6 to 25.3)	7-3 (3 to 13.7)	6-7 (3 to 11.7)	6-7 (3 to 11.5)	3-5 (1 to 6.2)	3-3 (1 to 5.5)	2-6 (1 to 4.2)	2-3 (1 to 3.8)	1-8 (1 to 3.2)	1-6 (1 to 2.6)	1-5 (1 to 2.5)	1-2 (0 to 2.1)	1-2 (0 to 2.1)	1-1 (0 to 1.8)	0-8 (0 to 1.4)	0-6 (0 to 1.1)	0-4 (0 to 0.7)	0-3 (0 to 0.5)	0-2 (0 to 0.3)	0-1 (0 to 0.2)	0 (0 to 0)	0 (0 to 0)	130
Other congenital birth defects	28-8 (14 to 52.8)	22-2 (12 to 37.6)	39-4 (19 to 70.2)	19-3 (7 to 34.2)	10-2 (4 to 18.4)	9-6 (4 to 16.4)	9-6 (4 to 17.2)	7-1 (3 to 12.1)	7-1 (3 to 12.5)	6-5 (2 to 11)	6-2 (2 to 10.7)	5-5 (2 to 9.2)	5-2 (2 to 8.7)	5-2 (2 to 8.7)	4-6 (1 to 8.6)	4-6 (1 to 8.6)	4-2 (1 to 8.1)	3-8 (1 to 7.3)	3-4 (1 to 6.4)	2-6 (1 to 4.9)	2-1 (0 to 4.1)	1-6 (0 to 3.1)	1-1 (0 to 2.1)	0-5 (0 to 1.1)	0-2 (0 to 0.5)	262
Urinary diseases and male infertility	0-7 (0 to 1.2)	0-6 (0 to 3.2)	0-7 (0 to 1.5)	1-1 (0 to 2.2)	1-5 (0 to 3)	1-3 (0 to 2.5)	2-4 (0 to 5.1)	1-4 (0 to 3)	1-3 (0 to 2.8)	1-2 (0 to 2.5)	1-1 (0 to 2.3)	0-9 (0 to 2)	0-8 (0 to 1.8)	0-8 (0 to 1.8)	0-6 (0 to 1.4)	0-6 (0 to 1.4)	0-5 (0 to 1.2)	0-4 (0 to 1.1)	0-3 (0 to 0.8)	0-3 (0 to 0.6)	0-2 (0 to 0.5)	0-2 (0 to 0.4)	0-1 (0 to 0.3)	0-1 (0 to 0.2)	0-1 (0 to 0.2)	329
Urolithiasis	0 (0 to 0)	0 (0 to 0)	0 (0 to 0)	0 (0 to 0)	0 (0 to 0)	0 (0 to 0)	0 (0 to 0)	0 (0 to 0)	0 (0 to 0)	0 (0 to 0)	0 (0 to 0)	0 (0 to 0)	0 (0 to 0)	0 (0 to 0)	0 (0 to 0)	0 (0 to 0)	0 (0 to 0)	0 (0 to 0)	0 (0 to 0)	0 (0 to 0)	0 (0 to 0)	0 (0 to 0)	0 (0 to 0)	0 (0 to 0)	0 (0 to 0)	15-8
Benign prostatic hyperplasia	0 (0 to 0)	0 (0 to 0)	0 (0 to 0)	0 (0 to 0)	0 (0 to 0)	0 (0 to 0)	0 (0 to 0)	0 (0 to 0)	0 (0 to 0)	0 (0 to 0)	0 (0 to 0)	0 (0 to 0)	0 (0 to 0)	0 (0 to 0)	0 (0 to 0)	0 (0 to 0)	0 (0 to 0)	0 (0 to 0)	0 (0 to 0)	0 (0 to 0)	0 (0 to 0)	0 (0 to 0)	0 (0 to 0)	0 (0 to 0)	0 (0 to 0)	74-7
Male infertility	0 (0 to 0)	0 (0 to 0)	0 (0 to 0)	0 (0 to 0)	0 (0 to 0)	0 (0 to 0)	0 (0 to 0)	2-5 (0 to 7.3)	2-7 (0 to 6.7)	2-7 (0 to 6.7)	2-5 (0 to 6.3)	2-1 (0 to 5.4)	1-7 (0 to 4.5)	1-7 (0 to 4.5)	1-4 (0 to 3.6)	1-5 (0 to 3.8)	1-3 (0 to 3.4)	1-1 (0 to 2.9)	0-9 (0 to 2.3)	0-7 (0 to 1.8)	0-5 (0 to 1.3)	0-4 (0 to 1.1)	0-3 (0 to 0.8)	0-2 (0 to 0.5)	0-2 (0 to 0.5)	11-7
Other urinary diseases	0-3 (0.1 to 0.5)	1-2 (0 to 2.1)	1-2 (0 to 2.9)	0-5 (0 to 1.6)	0-6 (0.3 to 1.2)	0-5 (0 to 1.1)	0-5 (0 to 1.2)	0-3 (0 to 0.8)	0-3 (0 to 0.8)	0-2 (0 to 0.6)	0-2 (0 to 0.5)	0-2 (0 to 0.5)	0-2 (0 to 0.5)	0-2 (0 to 0.5)	0-2 (0 to 0.4)	0-2 (0 to 0.4)	0-2 (0 to 0.4)	0-2 (0 to 0.4)	0-1 (0 to 0.3)	0-1 (0 to 0.3)	0-1 (0 to 0.3)	0-1 (0 to 0.3)	0-1 (0 to 0.2)	0-1 (0 to 0.2)	0-1 (0 to 0.2)	53-9
Gynecological diseases	0 (0 to 0)	0 (0 to 0)	0 (0 to 0)	0 (0 to 0)	0 (0 to 0)	0 (0 to 0)	0 (0 to 0)	0 (0 to 0)	0 (0 to 0)	0 (0 to 0)	0 (0 to 0)	0 (0 to 0)	0 (0 to 0)	0 (0 to 0)	0 (0 to 0)	0 (0 to 0)	0 (0 to 0)	0 (0 to 0)	0 (0 to 0)	0 (0 to 0)	0 (0 to 0)	0 (0 to 0)	0 (0 to 0)	0 (0 to 0)	0 (0 to 0)	0
Uterine fibroids	0 (0 to 0)	0 (0 to 0)	0 (0 to 0)	0 (0 to 0)	0 (0 to 0)	0 (0 to 0)	0 (0 to 0)	0 (0 to 0)	0 (0 to 0)	0 (0 to 0)	0 (0 to 0)	0 (0 to 0)	0 (0 to 0)	0 (0 to 0)	0 (0 to 0)	0 (0 to 0)	0 (0 to 0)	0 (0 to 0)	0 (0 to 0)	0 (0 to 0)	0 (0 to 0)	0 (0 to 0)	0 (0 to 0)	0 (0 to 0)	0 (0 to 0)	0
Polycystic ovarian syndrome	..	..	..	..	..	..	..	..	..	..	..	..	..	..	..	..	..	..	..	..	..	..	..	..	..	NA
Female infertility	..	..	..	..	..	..	..	..	..	..	..	..	..	..	..	..	..	..	..	..	..	..	..	..	..	NA
Endometriosis	..	..	..	..	..	..	..	..	..	..	..	..	..	..	..	..	..	..	..	..	..	..	..	..	..	NA
Genital prolapse	0 (0 to 0)	0 (0 to 0)	0 (0 to 0)	0 (0 to 0)	0 (0 to 0)	0 (0 to 0)	0 (0 to 0)	0 (0 to 0)	0 (0 to 0)	0 (0 to 0)	0 (0 to 0)	0 (0 to 0)	0 (0 to 0)	0 (0 to 0)	0 (0 to 0)	0 (0 to 0)	0 (0 to 0)	0 (0 to 0)	0 (0 to 0)	0 (0 to 0)	0 (0 to 0)	0 (0 to 0)	0 (0 to 0)	0 (0 to 0)	0 (0 to 0)	0
Premenstrual syndrome	..	..	..	..	..	..	..	..	..	..	..	..	..	..	..	..	..	..	..	..	..	..	..	..	..	NA
Other gynecological diseases	0 (0 to 0)	0 (0 to 0)	0 (0 to 0)	0 (0 to 0)	0 (0 to 0)	0 (0 to 0)	0 (0 to 0)	0 (0 to 0)	0 (0 to 0)	0 (0 to 0)	0 (0 to 0)	0 (0 to 0)	0 (0 to 0)	0 (0 to 0)	0 (0 to 0)	0 (0 to 0)	0 (0 to 0)	0 (0 to 0)	0 (0 to 0)	0 (0 to 0)	0 (0 to 0)	0 (0 to 0)	0 (0 to 0)	0 (0 to 0)	0 (0 to 0)	0
Hemoglobinopathies and hemolytic anemias	0-5 (0.3 to 0.7)	1-4 (0.8 to 2)	8-5 (5.2 to 12.9)	20-6 (12.1 to 30)	28-2 (15.6 to 45.2)	18-9 (11 to 29.3)	20-7 (10.8 to 36.9)	19-2 (10 to 28.5)	16 (10.3 to 24.1)	13-9 (8.6 to 20.8)	10-6 (7 to 16)	9-4 (6.2 to 14.1)	7-6 (4.5 to 11.5)	6-3 (3.7 to 10.2)	6-2 (3.7 to 9.2)	4-7 (2.7 to 6.9)	2-8 (1.7 to 4.6)	2-3 (1.4 to 3.7)	1-6 (1 to 2.7)	1-3 (0.8 to 2.1)	1-2 (0.7 to 1.8)	0-6 (0.4 to 1)	0-3 (0.1 to 0.4)	203
Thalassemias	0 (0 to 0)	0 (0 to 0)	0 (0 to 0)	0 (0 to 0)	0 (0 to 0)	0 (0 to 0)	0 (0 to 0)	0 (0 to 0)	0 (0 to 0)	0 (0 to 0)	0 (0 to 0)	0 (0 to 0)	0 (0 to 0)	0 (0 to 0)	0 (0 to 0)	0 (0 to 0)	0 (0 to 0)	0 (0 to 0)	0 (0 to 0)	0 (0 to 0)	0 (0 to 0)	0 (0 to 0)	0 (0 to 0)	0 (0 to 0)	0 (0 to 0)	0-1
Thalassemias trait	0 (0 to 0)	0 (0 to 0)	0-2 (0 to 0.5)	0-7 (0.3 to 1.5)	1-1 (0.4 to 2.2)	0-5 (0.1 to 1.2)	0-2 (0 to 0.6)	0-1 (0 to 0.3)	0-1 (0 to 0.3)	0-1 (0 to 0.3)	0-1 (0 to 0.3)	0-1 (0 to 0.3)	0-1 (0 to 0.3)	0-1 (0 to 0.3)	0-1 (0 to 0.2)	0-1 (0 to 0.2)	0-1 (0 to 0.2)	0-1 (0 to 0.1)	0-1 (0 to 0.1)	0-1 (0 to 0.1)	0-1 (0 to 0.1)	0-1 (0 to 0.1)	0 (0 to 0)	0 (0 to 0)	0 (0 to 0)	4-1
Sickle cell disorders	0-4 (0.2 to 0.9)	0-6 (0.3 to 1.5)	0-6 (0.3 to 1.5)	0-6 (0.3 to 1.3)	0-6 (0.3 to 1.3)	13-1 (6.4 to 19.8)	12-1 (7.3 to 19.7)	8-9 (5.3 to 13.7)	6-7 (3.6 to 10.4)	4-4 (2.3 to 6.8)	3-3 (1.6 to 5.2)	2 (1.1 to 3.2)	2 (1.1 to 3.2)	0-4 (0.2 to 0.8)	0-4 (0.2 to 0.8)	0-3 (0.2 to 0.7)	0-3 (0.2 to 0.5)	0-2 (0.1 to 0.4)	0-2 (0.1 to 0.4)	0-2 (0.1 to 0.3)	0-2 (0.1 to 0.3)	0-2 (0.1 to 0.3)	0-2 (0.1 to 0.3)	0-2 (0.1 to 0.3)	86-5
Sickle cell trait	0-1 (0 to 0.1)	0-5 (0.2 to 1)	1-7 (0.7 to 3.2)	7-1 (1.4 to 20.8)	11-2 (1.5 to 31.9)	5-3 (0.6 to 15.1)	2-2 (0.3 to 6.2)	1-4 (0.3 to 3.6)	1-3 (0.3 to 3.2)	1-3 (0.3 to 3.1)	1-3 (0.3 to 3)	1-1 (0.3 to 2.6)	1 (0.3 to 2.6)	1-1 (0.3 to 2.6)	1-1 (0.3 to 2.4)	0-9 (0.3 to 2.1)	0-8 (0.2 to 1.9)	0-6 (0.2 to 1.2)	0-5 (0.1 to 1.1)	0-4 (0.1 to 0.9)	0-3 (0.1 to 0.7)	0-2 (0.1 to 0.5)	0-1 (0.1 to 0.3)	0-1 (0.1 to 0.3)	0-1 (0.1 to 0.3)	40-4
G6PD deficiency	0-3 (0 to 0)	0-1 (0 to 0.2)	0-1 (0 to 0.3)	0-6 (0 to 1.7)	0-9 (0.4 to 1.6)	0-5 (0.1 to 1.2)	1-5 (0.6 to 3.1)	3-1 (1.1 to 6)	3-5 (1.4 to 6.4)	3-5 (1.6 to 6.2)	3 (1.4 to 5.2)	3 (1.4 to 4.9)	3 (1.4 to 4.9)	2-5 (1.3 to 3.7)	2-2 (1.3 to 3.3)	2-3 (1.3 to 3.4)	1-4 (0.9 to 2.5)	0-7 (0.4 to 1.1)	0-6 (0.4 to 1)	0-4 (0.3 to 0.7)	0-3 (0.2 to 0.5)	0-2 (0.1 to 0.3)	0-1 (0.1 to 0.3)	0-1 (0.1 to 0.3)	30-3
G6PD trait	0 (0 to 0)	0 (0 to 0)	0 (0 to 0)	0 (0 to 0)	0 (0 to 0)	0 (0 to 0)	0 (0 to 0)	0 (0 to 0)	0 (0 to 0)	0 (0 to 0)	0 (0 to 0)	0 (0 to 0)	0 (0 to 0)	0 (0 to 0)	0 (0 to 0)	0 (0 to 0)	0 (0 to 0)	0 (0 to 0)	0 (0 to 0)	0 (0 to 0)	0 (0 to 0)	0 (0 to 0)	0 (0 to 0)	0 (0 to 0)	0 (0 to 0)	0
Other hemoglobinopathies and hemolytic anemias	0-3 (0 to 0.7)	0-9 (0.1 to 2.2)	0-9 (0.3 to 2)	3-6 (1.1 to 7.8)	5-4 (2.1 to 11.6)	2-5 (0.8 to 6.1)	3-4 (0.9 to 8.6)	2-4 (0.8 to 6.2)	2-2 (0.7 to 5.1)	2 (0.7 to 5.1)	1-9 (0.7 to 4.5)	1-8 (0.7 to 4.2)	1-8 (0.7 to 4.2)	1-9 (0.7 to 4.2)	2-5 (0.9 to 5.4)	2-2 (1.3 to 3.3)	2-3 (1.3 to 4.1)	2-2 (1.3 to 3.4)	1-5 (0.8 to 2.6)	1-4 (0.8 to 2.2)	1 (0.4 to 1.7)	0-9 (0.4 to 1.4)	0-5 (0.2 to 0.9)	0-2 (0.1 to 0.4)	41-4
Endocrine, metabolic, blood, and immune disorders	9-7 (5.4 to 17.9)	10 (6.4 to 16.4)	94 (54 to 156)	48 (31 to 79)	26-2 (17 to 40)	21-7 (14.9 to 32.1)	19-8 (13.9 to 27.8)	22 (15.3 to 32.7)	22-9 (15.5 to 33.2)	42 (27.7 to 59.9)	42 (27.7 to 59.4)	41-5 (28.4 to 59.4)	42 (28.7 to 59.4)	32-5 (20.6 to 50.4)	32-5 (20.6 to 50.4)	34-4 (21.5 to 50.4)	30-1 (19.5 to 46.6)	28-3 (18.6 to 39.4)	20-3 (13.7 to 28.7)	13-6 (9.2 to 20.1)	9-5 (6.2 to 13.3)	6-5 (4.2 to 10.3)	3-9 (2.5 to 6.4)	3-5 (2.3 to 5.8)	621
Oral disorders	0 (0 to 0)	0-8 (0.4 to 1.7)	1-4 (0.7 to 2.7)	11-4 (6.1 to 19.2)	13-4 (7.2 to 22.3)	19-3 (10.4 to 31.8)	27-1 (15.9 to 49.4)	32-9 (17.6 to 68)	41-4 (19.7 to 77.5)	44-2 (20.4 to 83.4)	43-9 (21.1 to 82.3)	43 (21.4 to 80.4)	40-3 (20.1 to 74.7)	40-5 (20.1 to 74.7)	38-1 (20.4 to 64)	37 (20.1 to 61.9)	34-1 (20.4 to 54)	27 (16.6 to 41.9)	19 (11.7 to 29.4)	12-6 (7.8 to 19)	8-2 (5.2 to 12.4)	5-6 (3.6 to 8.2)	2-6 (1.6 to 3.9)	0-8 (0.5 to 1.3)	539
Caries of deciduous teeth	0 (0 to 0)	0 (0 to 0)	0 (0 to 0)	0 (0 to 0.2)	0 (0 to 0.6)	0 (0 to 0.5)	0 (0 to 0)	0 (0 to 0)	0 (0 to 0)	0 (0 to 0)	0 (0 to 0)	0 (0 to 0)	0 (0 to 0)	0 (0 to 0)	0 (0 to 0)	0 (0 to 0)	0 (0 to 0)	0 (0 to 0)	0 (0 to 0)	0 (0 to 0)	0 (0 to 0)	0 (0 to 0)	0 (0 to 0)	0 (0 to 0)	0 (0 to 0)	6-4
Caries of permanent teeth	0 (0 to 0)	0 (0 to 0)	0 (0 to 0)	2-7 (0 to 9)	6-6 (0 to 22)	7-7 (2 to 14)	7-1 (2 to 16)	7-1 (2 to 15)	6-7 (2 to 12)	7-1 (2 to 12)	6-5 (2 to 10)	5-7 (1 to 10)	5-7 (1 to 10)	5-7 (1 to 10)	5-2 (1 to 9)	5-2 (1 to 9)	4-5 (1 to 8)	3-7 (0 to 7)	3-5 (0 to 6)	2-7 (0 to 5)	2-1 (0 to 4)	1-5 (0 to 3)	1-1 (0 to 2)	0-7 (0 to 1)	0-5 (0 to 1)	0-3 (0 to 0)	53-8
Periodontal diseases	0 (0 to 0)	0 (0 to 0)	0 (0 to 0)	0 (0 to 0)	0 (0 to 0)	0 (0 to 0)	0 (0 to 0)	0 (0 to 0)	0 (0 to 0)	0 (0 to 0)	0 (0 to 0)	0 (0 to 0)	0 (0 to 0)	0 (0 to 0)	0 (0 to 0)	0 (0 to 0)	0 (0 to 0)	0 (0 to 0)	0 (0 to 0)	0 (0 to 0)	0 (0 to 0)	0 (0 to 0)	0 (0 to 0)	0 (0 to 0)	0 (0 to 0)	202
Other oral disorders	0 (0 to 0)	0 (0 to 0)	0 (0 to 0)	0-7 (0 to 8.9)	0-6 (0 to 1.9)	0-6 (0 to 1.5)	0-9 (0 to 1.9)	0-9 (0 to 1.9)	0-9 (0 to 1.9)	0-9 (0 to 1.9)	0-8 (0 to 1.9)	0-7 (0 to 1.7)	0-7 (0 to 1.7)	0-7 (0 to 1.7)	0-6 (0 to 1.5)	0-6 (0 to 1.5)	0-5 (0 to 1.4)	0-4 (0 to 1.1)	0-3 (0 to 0.8)	0-3 (0 to 0.7)	0-2 (0 to 0.5)	0-2 (0 to 0.4)	0-1 (0 to 0.3)	0-1 (0 to 0.2)	0-1 (0 to 0.2)	98-6
Sudden infant death syndrome	19-9 (9.4 to 34.7)	19-9 (9.4 to 34.7)	19-9 (9.4 to 34.7)	..	..	..	..	..	..	..	..	..	..	..	..	..	..	..	..	..	..	..	..	..	..	NA
Injuries	32-9 (24.2 to 45.2)	27-9 (20.7 to 36.4)	169 (120 to 232)	262 (201 to 336)	277 (224 to 334)	251 (198 to 304)	1,170 (1,070 to 1,990)	2,700 (2,400 to 3,010)	2,700 (2,400 to 2,980)	2,200 (1,960 to 2,450)	1,540 (1,330 to 1,740)	1,140 (967 to 1,330)	887 (741 to 1,060)	627 (521 to 739)	500 (423 to 592)	333 (283 to 389)	213 (182 to 248)	142 (120 to 165)	92-2 (78 to 109)	68-6 (59 to 80.8)	38-1 (32.1 to 44.3)	17-9 (15 to 21)	4 (4.9 to 7.1)	16,200
Transport injuries	1-4 (1.1 to 2.2)	1-4 (1.1 to 2.2)	12-8 (9.2 to 18.7)	50-2 (32.2 to 71.9)	79-6 (56 to 109)	107 (76.7 to 150)	104 (74 to 147)	101 (64 to 157)	101 (64 to 157)	76 (56.5 to 99.1)	57 (41.9 to 74)	49 (36.1 to 64.2)	47 (34.6 to 61.2)	47 (34.6 to 61.2)	39 (28.6 to 51.1)	39 (28.6 to 51.1)	33 (24.2 to 43.2)	27 (19.8 to 35.3)	22-5 (16.5 to 29.4)	15 (10.9 to 19.8)	7-1 (5.1 to 9.2)	2-6 (1.9 to 3.4)	0-8 (0.6 to 1)	0-3 (0.2 to 0.4)	4,270
Road injuries	1-2 (0.8 to 1.7)	1-1 (0.7 to 1.4)	10-8 (6.9 to 15.9)	44-8 (29.3 to 64.9)	72-5 (49.9 to 103)	102 (70.4 to 144)	432 (317 to 564)	645 (485 to 804)	669 (519 to 820)	563 (432 to 640)	474 (368 to 547)	374 (288 to 429)	304 (236 to 364)	255 (198 to 326)	185 (141 to 222)	140 (111 to 177)	96-2 (76 to 118)	69-4 (48.7 to 91.4)	50-3 (38.5 to 63.9)	31-2 (23.7 to 39.3)	21-8 (17.6 to 26.3)	8-7 (7.1 to 10.4)	2-6 (2 to 3.2)	0-7 (0.4 to 0.9)	3,990
Pedestrian road injuries	0-5 (0.3 to 0.7)	0-3 (0.2 to 0.4)	2-7 (1.7 to 4.1)	10-6 (6.9 to 14.1)	17-4 (11.4 to 23.7)	25 (16.4 to 34.1)	45 (29.5 to 62.3)	50-3 (34 to 74)	52-6 (36 to 73)	39-9 (27.5 to 54.6)	32-9 (22.4 to 45.1)

SR Table 2a: Cuba DALYS by cause and age group for males with 95% uncertainty intervals, 2019

Cause	Early Neonatal	Late Neonatal	Post Neonatal	1 to 4	5 to 9	10 to 14	15 to 19	20 to 24	25 to 29	30 to 34	35 to 39	40 to 44	45 to 49	50 to 54	55 to 59	60 to 64	65 to 69	70 to 74	75 to 79	80 to 84	85 to 89	90 to 94	95 plus	Total
All causes	4,958 (4,764 to 5,150)	4,202 (3,900 to 5,364)	9,179 (7,998 to 10,566)	13,100 (10,259 to 16,156)	17,660 (13,300 to 23,600)	19,788 (15,469 to 26,156)	30,202 (25,963 to 36,500)	45,800 (39,555 to 52,999)	61,790 (53,555 to 71,190)	81,396 (71,960 to 92,663)	94,150 (84,099 to 106,860)	103,662 (93,662 to 116,368)	125,650 (116,053 to 134,954)	156,068 (147,555 to 167,211)	203,090 (191,790 to 212,600)	275,830 (261,228 to 288,000)	340,992 (322,256 to 360,000)	399,004 (376,387 to 419,000)	440,000 (418,000 to 462,000)	464,000 (441,000 to 487,000)	437,000 (415,000 to 459,000)	16,360 (15,500 to 17,200)	3,840,000 (3,600,000 to 4,100,000)
Communicable, maternal, neonatal, and nutritional diseases	3,960 (3,720 to 4,200)	2,910 (2,270 to 3,660)	3,960 (3,070 to 4,990)	3,630 (2,660 to 4,810)	2,490 (1,860 to 3,360)	2,190 (1,580 to 3,190)	2,960 (2,260 to 3,900)	3,390 (2,700 to 4,190)	4,170 (3,440 to 5,200)	4,990 (4,170 to 6,010)	5,220 (4,320 to 6,380)	5,490 (4,530 to 6,670)	6,230 (5,300 to 7,370)	7,160 (6,140 to 8,530)	8,670 (7,210 to 10,400)	11,000 (9,060 to 13,300)	14,000 (11,600 to 16,800)	17,000 (14,000 to 20,000)	19,000 (15,000 to 23,000)	20,000 (16,000 to 24,000)	19,000 (15,000 to 23,000)	1,000 (800 to 1,200)	132,000
HIV/AIDS and sexually transmitted infections	0 (0 to 0)	0 (0 to 0)	0 (0 to 0)





SII Table 2a: Dominica DALYS by cause and age group for males with 95% uncertainty intervals, 2019

Cause	Early Neonatal	Late Neonatal	Post Neonatal	1 to 4	5 to 9	10 to 14	15 to 19	20 to 24	25 to 29	30 to 34	35 to 39	40 to 44	45 to 49	50 to 54	55 to 59	60 to 64	65 to 69	70 to 74	75 to 79	80 to 84	85 to 89	90 to 94	95 plus	Total
All causes	158 (27 to 166)	158 (92 to 192)	158 (160 to 304)	158 (159 to 339)	158 (140 to 310)	158 (90 to 289)	158 (91 to 306)	158 (260 to 557)	158 (462 to 846)	158 (420 to 833)	158 (526 to 1,113)	158 (741 to 1,662)	158 (980 to 1,938)	158 (914 to 1,930)	158 (1,055 to 1,992)	158 (1,069 to 1,938)	158 (1,062 to 1,953)	1,870 (1,062 to 1,400)	1,870 (916 to 1,858)	1,870 (645 to 1,710)	1,870 (364 to 1,462)	1,870 (37 to 1,462)	13,800
Communicable, maternal, neonatal, and nutritional diseases	158 (127 to 674)	158 (93 to 197)	158 (92 to 318)	158 (91 to 355)	158 (80 to 322)	158 (54 to 417)	158 (56 to 417)	158 (84 to 727)	158 (97 to 1,165)	158 (96 to 1,222)	158 (97 to 1,222)	158 (97 to 1,222)	158 (97 to 1,222)	158 (97 to 1,222)	158 (97 to 1,222)	158 (97 to 1,222)	158 (97 to 1,222)	1,870 (1,062 to 1,400)	1,870 (916 to 1,858)	1,870 (645 to 1,710)	1,870 (364 to 1,462)	1,870 (37 to 1,462)	1,710
HIV/AIDS and sexually transmitted infections	15.9 (4.5 to 34.4)	5.5 (1.5 to 12.9)	13.3 (9.3 to 36.2)	3.2 (3.0 to 3.8)	1.3 (1.2 to 1.5)	2.6 (2.3 to 2.8)	2.4 (2 to 2.6)	9 (8.1 to 10.1)	17.9 (16.3 to 19.6)	29.7 (28.3 to 33.4)	27.9 (25.7 to 30.4)	30.5 (28 to 33.2)	23.4 (21.5 to 25.4)	17.8 (16.3 to 19.2)	11.6 (10.5 to 12.9)	7.5 (6.7 to 8.4)	4.3 (3.8 to 5)	1.5 (1.3 to 1.8)	0.9 (0.7 to 1.1)	0.5 (0.4 to 0.7)	0.2 (0.2 to 0.3)	0.1 (0 to 0.1)	229
HIV/AIDS	0 (0 to 0)	0 (0 to 0)	3.8 (3.0 to 6.1)	3 (2.8 to 3.2)	1.2 (1.1 to 1.3)	2.4 (2.2 to 2.6)	1.7 (1.7 to 2)	8.3 (7.5 to 9.2)	17.2 (15.6 to 19.4)	29.9 (27.9 to 32.4)	27 (24.9 to 29.3)	30 (27.4 to 32.4)	22.8 (20.7 to 24.8)	17.1 (15.7 to 18.4)	10.9 (10 to 11.9)	7 (6.3 to 7.8)	3.8 (3.4 to 4.3)	1.2 (1.1 to 1.4)	0.7 (0.6 to 0.8)	0.3 (0.3 to 0.4)	0.1 (0 to 0.1)	0 (0 to 0)	189
HIV/AIDS - Drug-susceptible Tuberculosis	0 (0 to 0)	0 (0 to 0)	0.5 (0.2 to 0.7)	0.4 (0.2 to 0.6)	0.1 (0.1 to 0.2)	0.3 (0.2 to 0.4)	0.2 (0.2 to 0.3)	0.9 (0.6 to 1.2)	1.9 (1.3 to 2)	3.5 (2.3 to 5.2)	3.6 (2.4 to 5.4)	3.4 (2.1 to 5)	2.7 (1.7 to 4)	2.4 (1.5 to 3.4)	1.6 (1 to 2.3)	0.9 (0.6 to 1.4)	0.6 (0.4 to 0.8)	0.2 (0.1 to 0.2)	0.1 (0.1 to 0.1)	0 (0 to 0)	0 (0 to 0)	0 (0 to 0)	23.5
HIV/AIDS - Multidrug-resistant Tuberculosis without extensive dr...	0 (0 to 0)	0 (0 to 0)	0 (0 to 0)	0 (0 to 0)	0 (0 to 0)	0 (0 to 0)	0 (0 to 0)	0 (0 to 0)	0 (0 to 0)	0 (0 to 0)	0 (0 to 0)	0 (0 to 0)	0 (0 to 0)	0 (0 to 0)	0 (0 to 0)	0 (0 to 0)	0 (0 to 0)	0 (0 to 0)	0 (0 to 0)	0 (0 to 0)	0 (0 to 0)	0 (0 to 0)	0 (0 to 0)	0.4
HIV/AIDS - Extensively drug-resistant Tuberculosis	0 (0 to 0)	0 (0 to 0)	0 (0 to 0)	0 (0 to 0)	0 (0 to 0)	0 (0 to 0)	0 (0 to 0)	0 (0 to 0)	0 (0 to 0)	0 (0 to 0)	0 (0 to 0)	0 (0 to 0)	0 (0 to 0)	0 (0 to 0)	0 (0 to 0)	0 (0 to 0)	0 (0 to 0)	0 (0 to 0)	0 (0 to 0)	0 (0 to 0)	0 (0 to 0)	0 (0 to 0)	0 (0 to 0)	0.1
HIV/AIDS resulting in other diseases	0 (0 to 0)	0 (0 to 0)	3.3 (2.9 to 3.7)	2.6 (2.3 to 2.9)	1 (0.9 to 1.1)	2.1 (1.9 to 2.3)	1.6 (1.5 to 1.8)	7.4 (6.4 to 8.3)	15.1 (13.3 to 17.1)	26.3 (23.3 to 29.3)	23.2 (20.5 to 26)	26.5 (23.6 to 29.3)	20.1 (17.8 to 22.4)	14.6 (12.9 to 16.2)	9.4 (8.2 to 10.4)	6.1 (5.2 to 6.9)	3.3 (2.7 to 3.8)	1.1 (0.9 to 1.2)	0.6 (0.5 to 0.7)	0.3 (0.3 to 0.3)	0.1 (0 to 0.1)	0 (0 to 0)	165
Sexually transmitted infections excluding HIV	15.9 (4.5 to 34.4)	5.5 (1.5 to 12.9)	9.6 (5.6 to 32.4)	0.3 (0.1 to 0.7)	0.1 (0 to 0.3)	0.2 (0.1 to 0.4)	0.5 (0.2 to 1.1)	0.7 (0.3 to 1.3)	0.8 (0.4 to 1.4)	0.8 (0.4 to 1.6)	0.8 (0.3 to 1.6)	0.5 (0.2 to 0.9)	0.6 (0.3 to 1.1)	0.7 (0.3 to 1.4)	0.7 (0.3 to 1.5)	0.5 (0.2 to 1.1)	0.2 (0.1 to 0.5)	0.2 (0.1 to 0.4)	0.2 (0.1 to 0.4)	0.1 (0 to 0.2)	0.1 (0 to 0.2)	0 (0 to 0)	39.3
Syphilis	15.9 (4.5 to 34.4)	5.5 (1.5 to 12.9)	9.6 (5.6 to 32.4)	0.3 (0.1 to 0.7)	0.1 (0 to 0.3)	0.2 (0.1 to 0.4)	0.2 (0.1 to 0.5)	0.2 (0 to 0.5)	0.2 (0.1 to 0.4)	0.1 (0 to 0.3)	0.1 (0 to 0.3)	0.1 (0 to 0.2)	0.2 (0.1 to 0.4)	0.3 (0.1 to 0.6)	0.4 (0.1 to 0.9)	0.2 (0.1 to 0.5)	0.2 (0.1 to 0.5)	0.2 (0.1 to 0.5)	0.1 (0 to 0.4)	0.1 (0 to 0.2)	0.1 (0 to 0.2)	0 (0 to 0)	34.5
Chlamydial infection	0 (0 to 0)	0 (0 to 0)	0 (0 to 0)	0 (0 to 0)	0 (0 to 0)	0 (0 to 0)	0 (0 to 0.1)	0 (0 to 0.1)	0 (0 to 0.2)	0 (0 to 0.1)	0 (0 to 0.2)	0 (0 to 0.1)	0 (0 to 0.2)	0 (0 to 0.1)	0 (0 to 0.2)	0 (0 to 0.1)	0 (0 to 0.1)	0 (0 to 0.1)	0 (0 to 0.1)	0 (0 to 0.1)	0 (0 to 0.1)	0 (0 to 0)	0 (0 to 0)	0.7
Gonococcal infection	0 (0 to 0)	0 (0 to 0)	0 (0 to 0)	0 (0 to 0)	0 (0 to 0)	0 (0 to 0)	0 (0 to 0.2)	0.2 (0.1 to 0.4)	0.1 (0 to 0.3)	0.1 (0 to 0.3)	0.2 (0 to 0.4)	0.1 (0 to 0.3)	0.2 (0 to 0.4)	0 (0 to 0.1)	0 (0 to 0.1)	0 (0 to 0.1)	0 (0 to 0.1)	0 (0 to 0.1)	0 (0 to 0.1)	0 (0 to 0.1)	0 (0 to 0.1)	0 (0 to 0)	0 (0 to 0)	0.6
Trichomoniasis	0 (0 to 0)	0 (0 to 0)	0 (0 to 0)	0 (0 to 0)	0 (0 to 0)	0 (0 to 0)	0 (0 to 0)	0 (0 to 0)	0 (0 to 0)	0 (0 to 0)	0 (0 to 0)	0 (0 to 0)	0 (0 to 0)	0 (0 to 0)	0 (0 to 0)	0 (0 to 0)	0 (0 to 0)	0 (0 to 0)	0 (0 to 0)	0 (0 to 0)	0 (0 to 0)	0 (0 to 0)	0 (0 to 0)	0.1
Other sexually transmitted infections	0 (0 to 0)	0 (0 to 0)	0 (0 to 0)	0 (0 to 0)	0 (0 to 0)	0 (0 to 0)	0 (0 to 0)	0 (0 to 0)	0 (0 to 0)	0 (0 to 0)	0 (0 to 0)	0 (0 to 0)	0 (0 to 0)	0 (0 to 0)	0 (0 to 0)	0 (0 to 0)	0 (0 to 0)	0 (0 to 0)	0 (0 to 0)	0 (0 to 0)	0 (0 to 0)	0 (0 to 0)	0 (0 to 0)	1.6
Respiratory infections and tuberculosis	144 (4.9 to 223)	144 (4.2 to 5.9)	142 (22.6 to 72.4)	142 (12.3 to 39.2)	142 (5.5 to 15.3)	142 (5.4 to 10.6)	142 (7 to 13.8)	142 (6.7 to 13.4)	142 (8.7 to 19.7)	142 (10.1 to 23.7)	142 (11.7 to 27.4)	142 (11.7 to 27.4)	142 (11.7 to 27.4)	142 (11.7 to 27.4)	142 (11.7 to 27.4)	142 (11.7 to 27.4)	142 (11.7 to 27.4)	142 (11.7 to 27.4)	142 (11.7 to 27.4)	142 (11.7 to 27.4)	142 (11.7 to 27.4)	142 (11.7 to 27.4)	461
Tuberculosis	0 (0 to 0)	0 (0 to 0)	0 (0 to 1.7)	0 (0 to 1.5)	0 (0 to 1.5)	0 (0 to 1.1)	0 (0 to 1.1)	0 (0 to 2.7)	0 (0 to 4.7)	0 (0 to 5.2)	0 (0 to 5.6)	0 (0 to 5.6)	0 (0 to 5.6)	0 (0 to 5.6)	0 (0 to 5.6)	0 (0 to 5.6)	0 (0 to 5.6)	0 (0 to 5.6)	0 (0 to 5.6)	0 (0 to 5.6)	0 (0 to 5.6)	0 (0 to 5.6)	0 (0 to 5.6)	72.9
Latent tuberculosis infection	0 (0 to 0)	0 (0 to 0)	0 (0 to 0)	0 (0 to 0)	0 (0 to 0)	0 (0 to 0)	0 (0 to 0)	0 (0 to 0)	0 (0 to 0)	0 (0 to 0)	0 (0 to 0)	0 (0 to 0)	0 (0 to 0)	0 (0 to 0)	0 (0 to 0)	0 (0 to 0)	0 (0 to 0)	0 (0 to 0)	0 (0 to 0)	0 (0 to 0)	0 (0 to 0)	0 (0 to 0)	0 (0 to 0)	0
Drug-susceptible tuberculosis	0 (0 to 0)	0 (0 to 0)	1 (0 to 1.4)	0.6 (0.5 to 1.5)	0.7 (0.4 to 1)	0.4 (0.4 to 1.1)	0.6 (0.3 to 1)	4.6 (2.6 to 7)	2.6 (1.1 to 3.7)	3.2 (1.4 to 4.5)	3.3 (1.4 to 4.6)	3.3 (1.4 to 4.6)	3.3 (1.4 to 4.6)	3.3 (1.4 to 4.6)	3.3 (1.4 to 4.6)	3.3 (1.4 to 4.6)	3.3 (1.4 to 4.6)	3.3 (1.4 to 4.6)	3.3 (1.4 to 4.6)	3.3 (1.4 to 4.6)	3.3 (1.4 to 4.6)	3.3 (1.4 to 4.6)	71.9
Multidrug-resistant tuberculosis without extensive drug-resistance	0 (0 to 0)	0 (0 to 0)	0 (0 to 0.1)	0 (0 to 0.1)	0 (0 to 0.1)	0 (0 to 0.1)	0 (0 to 0.1)	0 (0 to 0.2)	0 (0 to 0.3)	0 (0 to 0.3)	0 (0 to 0.3)	0 (0 to 0.3)	0 (0 to 0.3)	0 (0 to 0.3)	0 (0 to 0.3)	0 (0 to 0.3)	0 (0 to 0.3)	0 (0 to 0.3)	0 (0 to 0.3)	0 (0 to 0.3)	0 (0 to 0.3)	0 (0 to 0.3)	0 (0 to 0.3)	0.9
Extensively drug-resistant tuberculosis	0 (0 to 0)	0 (0 to 0)	0 (0 to 0)	0 (0 to 0)	0 (0 to 0)	0 (0 to 0)	0 (0 to 0)	0 (0 to 0)	0 (0 to 0)	0 (0 to 0)	0 (0 to 0)	0 (0 to 0)	0 (0 to 0)	0 (0 to 0)	0 (0 to 0)	0 (0 to 0)	0 (0 to 0)	0 (0 to 0)	0 (0 to 0)	0 (0 to 0)	0 (0 to 0)	0 (0 to 0)	0 (0 to 0)	0.1
Lower respiratory infections	13.7 (6.7 to 23)	8.6 (4.2 to 15.4)	41.3 (21.4 to 70.2)	15 (8.5 to 24.7)	2.1 (2 to 4.4)	2.2 (2.1 to 4.4)	4.3 (2.7 to 6.8)	4.6 (2.7 to 7.5)	5 (2.9 to 8.7)	7.4 (4.5 to 11)	7.9 (5.4 to 12.4)	9.3 (5.1 to 16)	9.5 (5.4 to 14.1)	9.5 (5.4 to 14.1)	9.5 (5.4 to 14.1)	9.5 (5.4 to 14.1)	9.5 (5.4 to 14.1)	9.5 (5.4 to 14.1)	9.5 (5.4 to 14.1)	9.5 (5.4 to 14.1)	9.5 (5.4 to 14.1)	9.5 (5.4 to 14.1)	350
Upper respiratory infections	0 (0 to 0)	0 (0 to 0)	0.4 (0.4 to 1.1)	0.3 (0.3 to 0.7)	2.5 (1.4 to 4.3)	2.4 (1.2 to 4.5)	2.3 (1.4 to 4)	2.3 (1.2 to 3.9)	2 (1.1 to 3.3)	2 (1 to 3.4)	1.8 (0.9 to 3.1)	1.8 (0.8 to 3.4)	1.5 (0.8 to 2.6)	1.6 (0.8 to 2.4)	1.5 (0.8 to 2.4)	1.5 (0.8 to 2.4)	1.5 (0.8 to 2.4)	1.5 (0.8 to 2.4)	1.5 (0.8 to 2.4)	1.5 (0.8 to 2.4)	1.5 (0.8 to 2.4)	1.5 (0.8 to 2.4)	28
Otitis media	0 (0 to 0)	0 (0 to 0)	0.1 (0 to 0.2)	0.1 (0 to 0.4)	0.9 (0.7 to 2.2)	1.1 (0.4 to 1.9)	1.1 (0.5 to 1.7)	1.1 (0.5 to 1.7)	1.1 (0.3 to 1.2)	1.1 (0.2 to 1.1)	1.1 (0.2 to 0.9)	1.1 (0.2 to 0.9)	0.8 (0.2 to 0.9)	0.8 (0.3 to 1)	0.8 (0.3 to 1)	0.8 (0.3 to 1)	0.8 (0.3 to 1)	0.8 (0.3 to 1)	0.8 (0.3 to 1)	0.8 (0.3 to 1)	0.8 (0.3 to 1)	0.8 (0.3 to 1)	10.2
Enteric infections	0.5 (0.2 to 1)	1.3 (0.5 to 2.6)	11.1 (5 to 22.6)	7 (4.4 to 10.8)	4.6 (2.8 to 7.1)	4.8 (2.8 to 7.4)	3.6 (2.5 to 5.7)	3.2 (2 to 5.1)	3.2 (1.9 to 4.5)	3.2 (2 to 4.5)	3.2 (2.1 to 4.4)	3.2 (2.1 to 4.4)	3.7 (2.5 to 5.3)	4.6 (3.1 to 6.6)	4.7 (3.2 to 6.7)	4.7 (3.4 to 6.7)	4.7 (3.4 to 6.7)	4.5 (3.1 to 6.3)	4.7 (3.2 to 6.7)	4.7 (3.2 to 6.7)	4.7 (3.4 to 6.5)	4.7 (3.4 to 6.5)	88.2
Diarrheal diseases	0.5 (0.2 to 1)	1.3 (0.5 to 2.6)	9.9 (4.9 to 22.4)	6.9 (4.3 to 10.4)	4.6 (2.8 to 7)	4.8 (2.7 to 7.5)	3.6 (2.4 to 5.6)	3.2 (1.9 to 4.5)	3.2 (2 to 4.5)	3.2 (2.2 to 4.7)	3.2 (2.4 to 4.6)	3.2 (2.5 to 4.5)	3.7 (2.9 to 4.6)	4.6 (3.5 to 5.9)	4.6 (3.2 to 6.4)	4.5 (3.4 to 6.7)	4.5 (3.4 to 6.7)	4.5 (3.1 to 6.3)	4.5 (3.2 to 6.4)	4.5 (3.2 to 6.4)	4.5 (3.4 to 6.5)	4.5 (3.4 to 6.5)	87.4
Typhoid and paraphyoid	0 (0 to 0)	0 (0 to 0)	0 (0 to 0)	0 (0 to 0)	0 (0 to 0)	0 (0 to 0)	0 (0 to 0)	0 (0 to 0)	0 (0 to 0)	0 (0 to 0)	0 (0 to 0)	0 (0 to 0)	0 (0 to 0)	0 (0 to 0)	0 (0 to 0)	0 (0 to 0)	0 (0 to 0)	0 (0 to 0)	0 (0 to 0)	0 (0 to 0)	0 (0 to 0)	0 (0 to 0)	0 (0 to 0)	0.2
Typhoid fever	0 (0 to 0)	0 (0 to 0)	0 (0 to 0)	0 (0 to 0)	0 (0 to 0)	0 (0 to 0)	0 (0 to 0)	0 (0 to 0)	0 (0 to 0)	0 (0 to 0)	0 (0 to 0)	0 (0 to 0)	0 (0 to 0)	0 (0 to 0)	0 (0 to 0)	0 (0 to 0)	0 (0 to 0)	0 (0 to 0)	0 (0 to 0)	0 (0 to 0)	0 (0 to 0)	0 (0 to 0)	0 (0 to 0)	0
Paratyphoid fever	0 (0 to 0)	0 (0 to 0)	0 (0 to 0)	0 (0 to 0)	0 (0 to 0)	0 (0 to 0)	0 (0 to 0)	0 (0 to 0)	0 (0 to 0)	0 (0 to 0)	0 (0 to 0)	0 (0 to 0)	0 (0 to 0)	0 (0 to 0)	0 (0 to 0)	0 (0 to 0)	0 (0 to 0)	0 (0 to 0)	0 (0 to 0)	0 (0 to 0)	0 (0 to 0)	0 (0 to 0)	0 (0 to 0)	0.1
Invasive Non-typhoidal Salmonella (iNTS)	0 (0 to 0)	0 (0 to 0)	0.1 (0 to 0.1)	0 (0 to 0.1)	0 (0 to 0.1)	0 (0 to 0.1)	0 (0 to 0.1)	0 (0 to 0.1)	0 (0 to 0.1)	0 (0 to 0.1)	0

| | | |

SR Table 2a: Dominican Republic DALYS by cause and age group for males with 95% uncertainty intervals, 2019

Cause	Early Neonatal	Late Neonatal	Post Neonatal	1 to 4	5 to 9	10 to 14	15 to 19	20 to 24	25 to 29	30 to 34	35 to 39	40 to 44	45 to 49	50 to 54	55 to 59	60 to 64	65 to 69	70 to 74	75 to 79	80 to 84	85 to 89	90 to 94	95 plus	Total
All causes	166,000 (157,000 to 209,000)	37,700 (26,700 to 51,800)	40,900 (40,900 to 41,900)	59,800 (53,900 to 66,400)	39,400 (35,900 to 43,100)	40,600 (36,900 to 44,700)	66,400 (59,800 to 73,600)	96,800 (84,100 to 110,000)	106,000 (89,600 to 122,000)	113,000 (96,500 to 129,000)	126,000 (99,100 to 157,000)	113,000 (89,500 to 137,000)	117,000 (91,300 to 143,000)	126,000 (100,000 to 156,000)	101,000 (78,900 to 131,000)	107,000 (82,000 to 137,000)	107,000 (81,900 to 138,000)	96,100 (72,900 to 126,000)	76,900 (57,900 to 100,000)	50,900 (37,900 to 68,300)	30,700 (22,900 to 41,300)	13,200 (10,100 to 17,900)	3,870 (3,600 to 4,280)	1,870,000
Communicable, maternal, neonatal, and nutritional diseases	106,000 (97,000 to 116,000)	31,400 (21,700 to 43,000)	36,200 (35,800 to 36,600)	24,000 (21,900 to 26,400)	11,400 (9,790 to 13,300)	7,970 (6,740 to 9,450)	8,140 (6,980 to 10,200)	10,200 (8,150 to 12,900)	12,200 (9,570 to 15,200)	14,400 (11,100 to 18,900)	19,100 (11,300 to 29,700)	14,600 (11,300 to 19,400)	13,400 (10,300 to 17,000)	11,200 (8,610 to 14,500)	8,310 (6,220 to 10,900)	7,910 (5,370 to 11,200)	6,360 (3,740 to 9,490)	4,970 (2,740 to 8,490)	3,480 (1,890 to 5,640)	2,690 (1,540 to 4,310)	2,020 (1,060 to 3,490)	849 (390 to 1,710)	340 (160 to 620)	390,000
HIV/AIDS and sexually transmitted infections	4,510 (3,900 to 5,160)	1,960 (1,610 to 2,370)	2,900 (2,900 to 2,900)	1,660 (1,500 to 1,850)	529 (497 to 563)	192 (180 to 205)	549 (516 to 584)	1,290 (1,210 to 1,370)	2,500 (2,350 to 2,650)	4,790 (4,500 to 5,080)	6,970 (6,550 to 7,390)	6,900 (6,480 to 7,320)	6,320 (5,940 to 6,710)	4,410 (4,140 to 4,680)	2,490 (2,340 to 2,640)	1,290 (1,210 to 1,370)	624 (586 to 662)	314 (295 to 333)	191 (179 to 203)	98.7 (92.7 to 105)	43.8 (41.1 to 46.5)	17.2 (16.2 to 18.2)	2.9 (2.7 to 3.1)	49,200
HIV/AIDS	(0 to 0)	(0 to 0.1)	(197 to 493)	(145 to 998)	(126 to 289)	(86.2 to 238)	(238 to 642)	(609 to 2,200)	(1,280 to 5,780)	(2,380 to 9,030)	(3,510 to 11,300)	(4,160 to 10,800)	(4,070 to 9,860)	(3,600 to 8,620)	(1,670 to 3,990)	(760 to 1,890)	(341 to 879)	(160 to 479)	(87.6 to 329)	(76.6 to 298)	(27.3 to 97.6)	(7.5 to 29.5)	(0.7 to 2.6)	36,000
HIV/AIDS - Drug-susceptible Tuberculosis	(0 to 0)	(0 to 0)	50 (31.3 to 79)	58 (39.1 to 89.2)	29.2 (19.1 to 44.3)	20 (13.6 to 30.3)	39.6 (26.9 to 60.1)	176 (120 to 270)	394 (268 to 597)	668 (459 to 1,020)	1,020 (690 to 1,550)	1,060 (720 to 1,600)	1,060 (720 to 1,600)	774 (523 to 1,170)	435 (294 to 660)	235 (159 to 356)	99.6 (67.1 to 151)	69.7 (46.9 to 106)	27.5 (18.5 to 41.8)	13.2 (8.9 to 20)	3.6 (2.4 to 5.5)	1.3 (0.9 to 2)	0.2 (0.1 to 0.3)	6,070
HIV/AIDS - Multidrug-resistant Tuberculosis without extensi	(0 to 0)	(0 to 0)	(0 to 0.1)	0.1 (0 to 0.1)	0.1 (0 to 0.1)	0.1 (0 to 0.1)	0.1 (0 to 0.1)	0.4 (0.2 to 0.8)	0.9 (0.4 to 2)	1.6 (0.7 to 3.5)	2.4 (1.1 to 5.3)	2.4 (1.1 to 5.2)	2.4 (1.1 to 5.2)	1.8 (0.8 to 4)	1 (0.4 to 2.2)	0.6 (0.3 to 1.3)	0.3 (0.1 to 0.6)	0.2 (0.1 to 0.4)	0.1 (0 to 0.2)	0.1 (0 to 0.2)	(0 to 0.1)	(0 to 0)	(0 to 0)	13.9
HIV/AIDS - Extensively drug-resistant Tuberculosis	(0 to 0)	(0 to 0)	(0 to 0)	(0 to 0)	(0 to 0)	(0 to 0)	(0 to 0)	(0 to 0)	(0 to 0)	(0 to 0)	(0 to 0)	(0 to 0)	(0 to 0)	(0 to 0)	(0 to 0)	(0 to 0)	(0 to 0)	(0 to 0)	(0 to 0)	(0 to 0)	(0 to 0)	(0 to 0)	(0 to 0)	(0 to 0)	(0 to 0)
HIV/AIDS resulting in other diseases	(0 to 0.1)	260 (169 to 409)	356 (97 to 769)	161 (90.4 to 272)	101 (57.2 to 175)	420 (187 to 876)	1,030 (459 to 2,060)	2,370 (1,130 to 4,530)	3,760 (1,800 to 7,220)	5,180 (2,480 to 9,940)	6,260 (2,980 to 12,000)	6,270 (2,980 to 12,000)	5,930 (2,820 to 11,400)	4,980 (2,370 to 9,570)	2,980 (1,420 to 5,720)	1,980 (941 to 3,800)	999 (475 to 1,920)	468 (222 to 899)	202 (96 to 388)	112 (53 to 215)	28.6 (13.6 to 54.9)	12.1 (5.8 to 23.2)	4.4 (2.1 to 8.4)	2.9 (1.4 to 5.6)	31,900
Sexually transmitted infections excluding HIV	4,510 (3,900 to 5,160)	1,960 (1,610 to 2,370)	2,900 (2,900 to 2,900)	479 (412 to 556)	317 (272 to 369)	94 (80.2 to 109)	142 (121 to 165)	163 (139 to 189)	171 (146 to 199)	179 (153 to 208)	177 (151 to 206)	174 (149 to 203)	162 (138 to 189)	107 (91.2 to 125)	79.7 (67.9 to 92.8)	54.9 (46.7 to 63.9)	37.7 (32.1 to 43.9)	30.6 (26 to 35.6)	20.9 (17.8 to 24.3)	17.4 (14.8 to 20.2)	10.8 (9.2 to 12.6)	(9.4 to 11.1)	3.4 (2.9 to 4)	1.6 (1.4 to 1.9)	10,200
Syphilis	(0 to 0)	(0 to 0)	(0 to 0)	(0 to 0)	(0 to 0)	(0 to 0)	(0 to 0)	(0 to 0)	(0 to 0)	(0 to 0)	(0 to 0)	(0 to 0)	(0 to 0)	(0 to 0)	(0 to 0)	(0 to 0)	(0 to 0)	(0 to 0)	(0 to 0)	(0 to 0)	(0 to 0)	(0 to 0)	(0 to 0)	(0 to 0)	0
Chlamydial infection	(0 to 0)	(0 to 0)	(0 to 0)	(0 to 0)	(0 to 0)	(0 to 0)	(0 to 0)	(0 to 0)	(0 to 0)	(0 to 0)	(0 to 0)	(0 to 0)	(0 to 0)	(0 to 0)	(0 to 0)	(0 to 0)	(0 to 0)	(0 to 0)	(0 to 0)	(0 to 0)	(0 to 0)	(0 to 0)	(0 to 0)	(0 to 0)	0
Gonococcal infection	(0 to 0)	(0 to 0)	(0 to 0)	(0 to 0)	(0 to 0)	(0 to 0)	(0 to 0)	(0 to 0)	(0 to 0)	(0 to 0)	(0 to 0)	(0 to 0)	(0 to 0)	(0 to 0)	(0 to 0)	(0 to 0)	(0 to 0)	(0 to 0)	(0 to 0)	(0 to 0)	(0 to 0)	(0 to 0)	(0 to 0)	(0 to 0)	0
Trichomoniasis	(0 to 0)	(0 to 0)	(0 to 0)	(0 to 0)	(0 to 0)	(0 to 0)	(0 to 0)	(0 to 0)	(0 to 0)	(0 to 0)	(0 to 0)	(0 to 0)	(0 to 0)	(0 to 0)	(0 to 0)	(0 to 0)	(0 to 0)	(0 to 0)	(0 to 0)	(0 to 0)	(0 to 0)	(0 to 0)	(0 to 0)	(0 to 0)	0
Genital herpes	(0 to 0)	(0 to 0)	(0 to 0)	1.2 (0.3 to 3)	0.4 (0.1 to 1.1)	0.4 (0.1 to 1.1)	1.2 (0.4 to 2.9)	1.9 (0.6 to 4.2)	2.6 (0.9 to 5.7)	3.2 (1.1 to 6.9)	3.6 (1.2 to 7.8)	3.7 (1.3 to 8)	3.7 (1.3 to 8)	3.3 (1.1 to 7.1)	2.8 (0.9 to 6.1)	2.2 (0.7 to 4.8)	1.6 (0.5 to 3.5)	1.1 (0.4 to 2.4)	0.7 (0.2 to 1.6)	0.4 (0.1 to 0.9)	0.2 (0.1 to 0.5)	(0 to 0.1)	(0 to 0)	202
Other sexually transmitted infections	(0 to 0)	0.1 (0 to 0.1)	2.6 (0.7 to 6.9)	1.7 (0.5 to 4.5)	0.7 (0.2 to 1.9)	0.7 (0.2 to 1.9)	1.9 (0.6 to 4.7)	3.2 (1.1 to 7.5)	3.9 (1.4 to 8.9)	4.3 (1.6 to 9.8)	4.4 (1.6 to 9.9)	4.3 (1.6 to 9.8)	4.1 (1.5 to 9.2)	3.4 (1.3 to 7.6)	2.7 (1 to 6)	2.1 (0.8 to 4.6)	1.5 (0.6 to 3.3)	1.1 (0.4 to 2.4)	0.7 (0.3 to 1.6)	0.4 (0.2 to 0.9)	0.2 (0.1 to 0.5)	(0 to 0.1)	(0 to 0)	284
Respiratory infections and tuberculosis	2,440 (1,900 to 3,060)	1,230 (1,010 to 1,490)	1,360 (1,360 to 1,360)	4,610 (3,720 to 5,720)	1,660 (1,400 to 1,960)	1,120 (1,000 to 1,260)	1,360 (1,220 to 1,500)	2,210 (1,970 to 2,480)	3,970 (3,530 to 4,450)	5,170 (4,600 to 5,810)	6,240 (5,540 to 7,010)	5,980 (5,310 to 6,720)	5,470 (4,850 to 6,140)	5,040 (4,460 to 5,660)	4,790 (4,240 to 5,380)	4,600 (4,070 to 5,170)	4,210 (3,720 to 4,730)	3,670 (3,240 to 4,120)	3,020 (2,660 to 3,390)	1,900 (1,680 to 2,140)	1,060 (939 to 1,190)	427 (378 to 480)	72.6 (64.3 to 81.5)	64,600
Tuberculosis	(0 to 0)	(0 to 0)	221 (221 to 484)	288 (188 to 502)	165 (102 to 285)	221 (141 to 386)	1,060 (1,060 to 2,350)	2,220 (1,540 to 4,020)	2,190 (1,520 to 4,060)	2,190 (1,520 to 4,060)	2,190 (1,520 to 4,060)	2,190 (1,520 to 4,060)	2,190 (1,520 to 4,060)	1,960 (1,360 to 3,630)	1,760 (1,220 to 3,260)	1,760 (1,220 to 3,260)	1,760 (1,220 to 3,260)	1,760 (1,220 to 3,260)	1,760 (1,220 to 3,260)	1,760 (1,220 to 3,260)	1,760 (1,220 to 3,260)	1,760 (1,220 to 3,260)	1,760 (1,220 to 3,260)	3,190 (369 to 91)	22,300
Latent tuberculosis infection	(0 to 0)	(0 to 0)	(0 to 0)	(0 to 0)	(0 to 0)	(0 to 0)	(0 to 0)	(0 to 0)	(0 to 0)	(0 to 0)	(0 to 0)	(0 to 0)	(0 to 0)	(0 to 0)	(0 to 0)	(0 to 0)	(0 to 0)	(0 to 0)	(0 to 0)	(0 to 0)	(0 to 0)	(0 to 0)	(0 to 0)	(0 to 0)	0
Drug-susceptible tuberculosis	2,440 (1,900 to 3,060)	1,230 (1,010 to 1,490)	1,140 (1,140 to 1,140)	4,320 (3,530 to 5,240)	1,490 (1,300 to 1,710)	899 (859 to 943)	300 (277 to 325)	153 (131 to 178)	1,780 (1,510 to 2,080)	2,980 (2,530 to 3,480)	4,050 (3,440 to 4,740)	3,790 (3,220 to 4,440)	3,280 (2,780 to 3,850)	3,080 (2,620 to 3,620)	3,030 (2,570 to 3,560)	2,840 (2,410 to 3,340)	2,450 (2,080 to 2,880)	1,910 (1,620 to 2,250)	1,140 (967 to 1,340)	140 (119 to 165)	(102 to 120)	(86.1 to 101)	(7.6 to 8.9)	22,000
Multidrug-resistant tuberculosis without extensive drug-re	(0 to 0)	0.2 (0.2 to 0.3)	9.3 (0.6 to 29.9)	8.4 (0.5 to 28.9)	2.9 (0.2 to 10.2)	7.3 (0.5 to 25.1)	22.3 (1.5 to 76.6)	27 (1.9 to 92.6)	39.4 (2.7 to 135)	27.6 (1.9 to 94.8)	24.6 (1.7 to 84.6)	27.6 (1.9 to 94.8)	24.6 (1.7 to 84.6)	19.7 (1.4 to 67.8)	13.2 (0.9 to 45.3)	10.6 (0.7 to 36.4)	8 (0.6 to 27.5)	6.6 (0.5 to 22.7)	4.9 (0.3 to 16.9)	3.1 (0.2 to 10.6)	1.6 (0.1 to 5.5)	0.6 (0.1 to 2.2)	253
Extensively drug-resistant tuberculosis	(0 to 0)	0.6 (0 to 1.7)	1 (0.1 to 3.1)	0.6 (0.1 to 2.2)	0.4 (0.1 to 1.4)	1.2 (0.2 to 3.6)	3.6 (0.3 to 11.4)	4.4 (0.4 to 13.7)	6.4 (0.6 to 20)	4.5 (0.4 to 14)	4 (0.4 to 12.5)	4.5 (0.4 to 14)	4 (0.4 to 12.5)	3.2 (0.3 to 10.1)	2.1 (0.2 to 6.6)	1.7 (0.2 to 5.4)	1.3 (0.1 to 4.1)	1.1 (0.1 to 3.5)	0.7 (0.1 to 2.3)	0.5 (0 to 1.6)	0.3 (0 to 1)	(0 to 0.1)	(0 to 0)	40.1
Lower respiratory infections	2,440 (1,900 to 3,060)	1,060 (810 to 1,350)	6,760 (6,760 to 6,760)	3,260 (2,500 to 4,150)	1,060 (810 to 1,350)	794 (610 to 1,010)	726 (556 to 924)	869 (666 to 1,110)	939 (719 to 1,200)	1,150 (880 to 1,470)	1,360 (1,040 to 1,730)	1,220 (935 to 1,560)	1,460 (1,120 to 1,860)	1,670 (1,280 to 2,130)	1,910 (1,460 to 2,430)	1,960 (1,500 to 2,500)	1,770 (1,350 to 2,250)	1,520 (1,160 to 1,940)	1,270 (969 to 1,620)	1,020 (778 to 1,300)	1,000 (764 to 1,270)	498 (380 to 634)	108 (82.6 to 137)	36,500
Upper respiratory infections	(0 to 0)	(0 to 0)	139 (78.6 to 328)	323 (260 to 838)	197 (160 to 460)	451 (362 to 703)	1,040 (834 to 1,620)	1,310 (1,050 to 2,040)	1,340 (1,080 to 2,090)	1,340 (1,080 to 2,090)	1,340 (1,080 to 2,090)	1,340 (1,080 to 2,090)	1,340 (1,080 to 2,090)	1,340 (1,080 to 2,090)	1,340 (1,080 to 2,090)	1,340 (1,080 to 2,090)	1,340 (1,080 to 2,090)	1,340 (1,080 to 2,090)	1,340 (1,080 to 2,090)	1,340 (1,080 to 2,090)	1,340 (1,080 to 2,090)	1,340 (1,080 to 2,090)	1,340 (1,080 to 2,090)	4,180
Otitis media	(0.4 to 2)	(2.6 to 12.3)	78.6 (78.6 to 78.6)	226 (226 to 226)	177 (177 to 177)	104 (104 to 104)	59.7 (59.7 to 59.7)	29.5 (29.5 to 29.5)	17.1 (17.1 to 17.1)	9.6 (9.6 to 9.6)	5.4 (5.4 to 5.4)	3.1 (3.1 to 3.1)	1.8 (1.8 to 1.8)	1.1 (1.1 to 1.1)	0.6 (0.6 to 0.6)	0.4 (0.4 to 0.4)	0.2 (0.2 to 0.2)	0.1 (0.1 to 0.1)	0.1 (0.1 to 0.1)	(0 to 0)	(0 to 0)	(0 to 0)	(0 to 0)	1.2 (0.3 to 2.6)
Enteric infections	397 (822 to 1,100)	556 (199 to 2,480)	1,440 (3,600 to 77,200)	4,070 (2,180 to 8,370)	1,220 (619 to 2,630)	1,220 (620 to 2,660)	1,760 (788 to 3,780)	1,760 (788 to 3,780)	1,760 (788 to 3,780)	1,760 (788 to 3,780)	1,760 (788 to 3,780)	1,760 (788 to 3,780)	1,760 (788 to 3,780)	1,760 (788 to 3,780)	1,760 (788 to 3,780)	1,760 (788 to 3,780)	1,760 (788 to 3,780)	1,760 (788 to 3,780)	1,760 (788 to 3,780)	1,760 (788 to 3,780)	1,760 (788 to 3,780)	1,760 (788 to 3,780)	1,760 (788 to 3,780)	29,100
Malaria	(0 to 0)	(0 to 0)	(0 to 0)	(0 to 0)	(0 to 0)	(0 to 0)	(0 to 0)	(0 to 0)	(0 to 0)	(0 to 0)	(0 to 0)	(0 to 0)	(0 to 0)	(0 to 0)	(0 to 0)	(0 to 0)	(0 to 0)	(0 to 0)	(0 to 0)	(0 to 0)	(0 to 0)	(0 to 0)	(0 to 0)	(0 to 0)	0
Chagas disease	(0 to 0)	(0 to 0)	(0 to 0)	(0 to 0)	(0 to 0)	(0 to 0)	(0 to 0)	(0 to 0)	(0 to 0)	(0 to 0)	(0 to 0)	(0 to 0)	(0 to 0)	(0 to 0)	(0 to 0)	(0 to 0)	(0 to 0)	(0 to 0)	(0 to 0)	(0 to 0)	(0 to 0)	(0 to 0)	(0 to 0)	(0 to 0)	0
Leishmaniasis	(0 to 0)	(0 to 0)	(0 to 0)	(0 to 0)	(0 to 0)	(0 to 0)	(0 to 0)	(0 to 0)	(0 to 0)	(0 to 0)	(0 to 0)	(0 to 0)	(0 to 0)	(0 to 0)	(0 to 0)	(0 to 0)	(0 to 0)	(0 to 0)	(0 to 0)	(0 to 0)	(0 to 0)	(0 to 0)	(0 to 0)	(0 to 0)	0
Visceral leishmaniasis	(0 to 0)	(0 to 0)	(0 to 0)	(0 to 0)	(0 to 0)	(0 to 0)	(0 to 0)	(0 to 0)	(0 to 0)	(0 to 0)	(0 to 0)	(0 to 0)	(0 to 0)	(0 to 0)	(0 to 0)	(0 to 0)	(0 to 0)	(0 to 0)	(0 to 0)	(0 to 0)	(0 to 0)	(0 to 0)	(0 to 0)	(0 to 0)	0
Cutaneous and mucocutaneous leishmaniasis	(0 to 0)	(0 to 0)	(0 to 0)	(0 to 0)	(0 to 0)	(0 to 0)	(0 to 0)	(0 to 0)	(0 to 0)	(0 to 0)	(0 to 0)	(0 to 0)	(0 to 0)	(0 to 0)	(0 to 0)	(0 to 0)	(0 to 0)	(0 to 0)	(0 to 0)	(0 to 0)	(0 to 0)	(0 to 0)	(0 to 0)	(0 to 0)	0
African trypanosomiasis	(0 to 0)	(0 to 0)	(0 to 0)	(0 to 0)	(0 to 0)	(0 to 0)	(0 to 0)	(0 to 0)	(0 to 0)	(0 to 0)	(0 to 0)	(0 to 0)	(0 to 0)	(0 to 0)	(0 to 0)	(0 to 0)	(0 to 0)	(0 to 0)	(0 to 0)	(0 to 0)	(0 to 0)	(0 to 0)	(0 to 0)	(0 to 0)	0
Schistosomiasis	(0 to 0)	(0 to 0)	(0 to 0)	0.1 (0 to 0.2)	0.1 (0 to 0.2)	0.1 (0 to 0.2



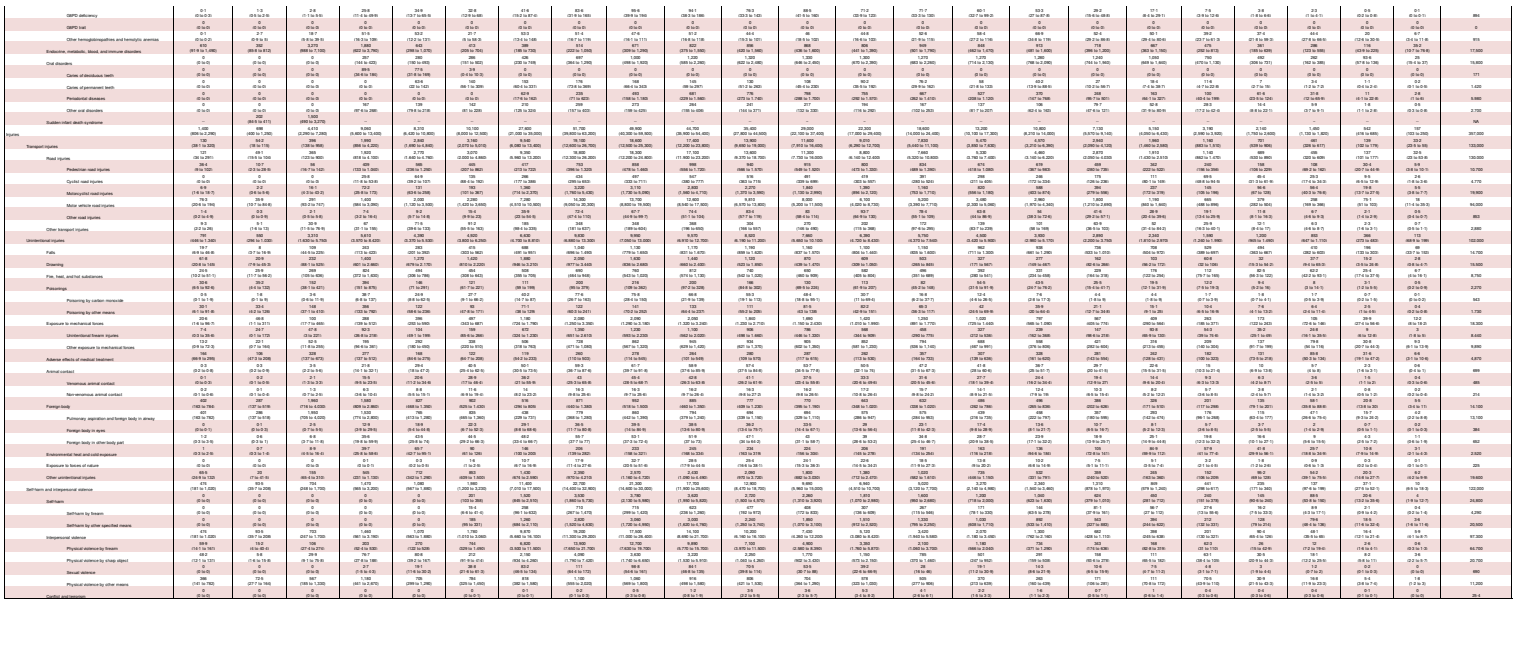

Cause	Early Neonatal	Late Neonatal	Post Neonatal	1 to 5	5 to 9	10 to 14	15 to 19	20 to 24	25 to 29	30 to 34	35 to 39	40 to 44	45 to 49	50 to 54	55 to 59	60 to 64	65 to 69	70 to 74	75 to 79	80 to 84	85 to 89	90 to 94	95 plus	Total
All causes	71,759 (67,503 to 76,750)	34,658 (19,662 to 56,108)	49,260 (32,429 to 69,356)	61,760 (57,150 to 66,550)	79,660 (74,163 to 86,258)	90,860 (72,196 to 113,000)	170,050 (149,500 to 194,000)	329,050 (293,000 to 376,000)	291,350 (261,000 to 326,000)	274,050 (244,000 to 306,000)	266,050 (237,000 to 299,000)	279,050 (249,000 to 312,000)	267,050 (239,000 to 299,000)	277,050 (247,000 to 312,000)	317,050 (283,000 to 356,000)	371,050 (332,000 to 417,000)	394,050 (353,000 to 443,000)	372,050 (333,000 to 417,000)	343,050 (299,000 to 394,000)	319,050 (267,000 to 384,000)	143,050 (109,000 to 183,000)	69,668 (49,633 to 91,439)	36,760 (27,900 to 48,990)	6,750 (6,230 to 7,350)	4,380,000
Communicable, maternal, neonatal, and nutritional diseases	58,000 (57,000 to 59,000)	29,000 (13,000 to 49,000)	25,000 (11,000 to 43,000)	27,000 (14,000 to 43,000)	24,000 (12,000 to 39,000)	17,000 (11,000 to 25,000)	14,000 (10,000 to 20,000)	24,000 (16,000 to 34,000)	27,000 (18,000 to 38,000)	47,000 (32,000 to 65,000)	49,000 (34,000 to 68,000)	41,000 (28,000 to 57,000)	39,000 (27,000 to 54,000)	41,000 (28,000 to 57,000)	41,000 (28,000 to 57,000)	49,000 (33,000 to 68,000)	49,000 (33,000 to 68,000)	49,000 (33,000 to 68,000)	47,000 (32,000 to 65,000)	34,000 (22,000 to 48,000)	23,000 (14,000 to 34,000)	9,000 (5,000 to 14,000)	5,000 (3,000 to 7,000)	1,290 (1,000 to 1,600)	666,000 757,000
HIV/AIDS and sexually transmitted infections	466 (162 to 1,360)	141 (49 to 363)	669 (188 to 1,668)	488 (97 to 1,151)	356 (51 to 1,002)	227 (32 to 633)	651 (53 to 1,900)	1,720 (139 to 5,140)	3,250 (261 to 10,000)	5,220 (419 to 16,000)	7,120 (572 to 22,000)	7,120 (572 to 22,000)	6,790 (545 to 21,000)	5,810 (466 to 18,000)	4,990 (400 to 15,000)	3,900 (313 to 12,000)	2,960 (238 to 9,120)	2,020 (162 to 6,220)	1,350 (108 to 4,150)	1,000 (80 to 3,080)	674 (54 to 2,070)	374 (30 to 1,150)	211 (17 to 649)	87 (7 to 267)	8.4 (0.7 to 25.8)	70,500
HIV/AIDS	466 (141 to 1,360)	141 (49 to 363)	669 (188 to 1,668)	488 (97 to 1,151)	356 (51 to 1,002)	227 (32 to 633)	651 (53 to 1,900)	1,720 (139 to 5,140)	3,250 (261 to 10,000)	5,220 (419 to 16,000)	7,120 (572 to 22,000)	7,120 (572 to 22,000)	6,790 (545 to 21,000)	5,810 (466 to 18,000)	4,990 (400 to 15,000)	3,900 (313 to 12,000)	2,960 (238 to 9,120)	2,020 (162 to 6,220)	1,350 (108 to 4,150)	1,000 (80 to 3,080)	674 (54 to 2,070)	374 (30 to 1,150)	211 (17 to 649)	87 (7 to 267)	8.4 (0.7 to 25.8)	67,700
HIV/AIDS - Drug-susceptible Tuberculosis	0 (0 to 0)	0 (0 to 0)	0 (0 to 0)	0 (0 to 0)	0 (0 to 0)	0 (0 to 0)	0 (0 to 0)	0 (0 to 0)	0 (0 to 0)	0 (0 to 0)	0 (0 to 0)	0 (0 to 0)	0 (0 to 0)	0 (0 to 0)	0 (0 to 0)	0 (0 to 0)	0 (0 to 0)	0 (0 to 0)	0 (0 to 0)	0 (0 to 0)	0 (0 to 0)	0 (0 to 0)	0 (0 to 0)	0 (0 to 0)	0 (0 to 0)	0
HIV/AIDS - Multidrug-resistant Tuberculosis without extensive drug resistance	0 (0 to 0)	0 (0 to 0)	0 (0 to 0)	0 (0 to 0)	0 (0 to 0)	0 (0 to 0)	0 (0 to 0)	0 (0 to 0)	0 (0 to 0)	0 (0 to 0)	0 (0 to 0)	0 (0 to 0)	0 (0 to 0)	0 (0 to 0)	0 (0 to 0)	0 (0 to 0)	0 (0 to 0)	0 (0 to 0)	0 (0 to 0)	0 (0 to 0)	0 (0 to 0)	0 (0 to 0)	0 (0 to 0)	0 (0 to 0)	0 (0 to 0)	0
HIV/AIDS - Extensively drug-resistant Tuberculosis	0 (0 to 0)	0 (0 to 0)	0 (0 to 0)	0 (0 to 0)	0 (0 to 0)	0 (0 to 0)	0 (0 to 0)	0 (0 to 0)	0 (0 to 0)	0 (0 to 0)	0 (0 to 0)	0 (0 to 0)	0 (0 to 0)	0 (0 to 0)	0 (0 to 0)	0 (0 to 0)	0 (0 to 0)	0 (0 to 0)	0 (0 to 0)	0 (0 to 0)	0 (0 to 0)	0 (0 to 0)	0 (0 to 0)	0 (0 to 0)	0 (0 to 0)	0
HIV/AIDS resulting in other diseases	0.3 (0.1 to 0.8)	0.8 (0.4 to 1.3)	207 (289 to 549)	297 (293 to 531)	228 (242 to 426)	138 (236 to 420)	396 (563 to 1,060)	1,050 (2,060 to 2,810)	1,980 (2,950 to 5,170)	3,180 (4,660 to 8,170)	4,340 (7,060 to 11,000)	4,340 (6,660 to 10,800)	4,130 (6,160 to 10,400)	3,540 (5,160 to 8,980)	3,040 (4,180 to 7,440)	2,380 (3,460 to 6,080)	1,800 (2,650 to 4,670)	1,230 (1,770 to 3,270)	822 (1,170 to 2,230)	609 (1,010 to 1,710)	411 (1,010 to 1,210)	228 (1,010 to 1,010)	129 (1,010 to 1,010)	53 (1,010 to 1,010)	5.1 (1,010 to 1,010)	43,000
Sexually transmitted infections, excluding HIV	0 (0 to 0)	0 (0 to 0)	0 (0 to 0)	0 (0 to 0)	0 (0 to 0)	0 (0 to 0)	0 (0 to 0)	0 (0 to 0)	0 (0 to 0)	0 (0 to 0)	0 (0 to 0)	0 (0 to 0)	0 (0 to 0)	0 (0 to 0)	0 (0 to 0)	0 (0 to 0)	0 (0 to 0)	0 (0 to 0)	0 (0 to 0)	0 (0 to 0)	0 (0 to 0)	0 (0 to 0)	0 (0 to 0)	0 (0 to 0)	0 (0 to 0)	0
Syphilis	492 (142 to 1,360)	141 (47 to 363)	152 (68 to 418)	6.5 (4 to 20.2)	0.5 (0 to 4.9)	0.4 (0 to 4.6)	0.4 (0 to 11.2)	0.4 (0 to 13.6)	0.4 (0 to 17.6)	0.4 (0 to 17.6)	0.4 (0 to 16.2)	0.4 (0 to 16.2)	0.4 (0 to 16.2)	0.4 (0 to 16.2)	0.4 (0 to 16.2)	0.4 (0 to 16.2)	0.4 (0 to 16.2)	0.4 (0 to 16.2)	0.4 (0 to 16.2)	0.4 (0 to 16.2)	0.4 (0 to 16.2)	0.4 (0 to 16.2)	0.4 (0 to 16.2)	0.4 (0 to 16.2)	0.4 (0 to 16.2)	502
Chlamydial infection	0 (0 to 0)	0 (0 to 0)	0 (0 to 0)	0 (0 to 0)	0 (0 to 0)	0.6 (0.2 to 1.1)	14.6 (4.6 to 37)	62 (17.7 to 159)	174 (51.2 to 439)	172 (51.2 to 439)	172 (51.2 to 439)	172 (51.2 to 439)	79.3 (23.2 to 203)	66.6 (19.7 to 170)	34.6 (9.4 to 73.7)	19.6 (5.4 to 41.9)	4.7 (1.3 to 10)	2.4 (0.6 to 5)	1.1 (0.3 to 2.4)	0.5 (0.1 to 1.2)	0.2 (0 to 0.6)	0 (0 to 0)	0 (0 to 0)	0 (0 to 0)	0 (0 to 0)	493
Gonococcal infection	0 (0 to 0)	0 (0 to 0)	0 (0 to 0)	0 (0 to 0)	0 (0 to 0)	0.6 (0.2 to 1.1)	16.9 (5.4 to 43.7)	72 (20.7 to 184)	201 (59.4 to 508)	199 (59.4 to 508)	199 (59.4 to 508)	199 (59.4 to 508)	92 (26.9 to 235)	76 (22.8 to 194)	40 (11.6 to 84.9)	22 (6.3 to 47.9)	5.4 (1.5 to 11.5)	2.8 (0.7 to 5.8)	1.3 (0.4 to 2.8)	0.6 (0.2 to 1.4)	0.2 (0 to 0.7)	0 (0 to 0)	0 (0 to 0)	0 (0 to 0)	0 (0 to 0)	573
Trichomoniasis	0 (0 to 0)	0 (0 to 0)	0 (0 to 0)	0 (0 to 0)	0 (0 to 0)	0.6 (0.2 to 1.1)	14.6 (4.6 to 37)	62 (17.7 to 159)	174 (51.2 to 439)	172 (51.2 to 439)	172 (51.2 to 439)	172 (51.2 to 439)	79.3 (23.2 to 203)	66.6 (19.7 to 170)	34.6 (9.4 to 73.7)	19.6 (5.4 to 41.9)	4.7 (1.3 to 10)	2.4 (0.6 to 5)	1.1 (0.3 to 2.4)	0.5 (0.1 to 1.2)	0.2 (0 to 0.6)	0 (0 to 0)	0 (0 to 0)	0 (0 to 0)	0 (0 to 0)	493
Genital herpes	0 (0 to 0)	0 (0 to 0)	0 (0 to 0)	0 (0 to 0)	0 (0 to 0)	0.6 (0.2 to 1.1)	16.9 (5.4 to 43.7)	72 (20.7 to 184)	201 (59.4 to 508)	199 (59.4 to 508)	199 (59.4 to 508)	199 (59.4 to 508)	92 (26.9 to 235)	76 (22.8 to 194)	40 (11.6 to 84.9)	22 (6.3 to 47.9)	5.4 (1.5 to 11.5)	2.8 (0.7 to 5.8)	1.3 (0.4 to 2.8)	0.6 (0.2 to 1.4)	0.2 (0 to 0.7)	0 (0 to 0)	0 (0 to 0)	0 (0 to 0)	0 (0 to 0)	573
Other sexually transmitted infections	0.3 (0 to 0.8)	0.8 (0 to 1.3)	207 (289 to 549)	297 (293 to 531)	228 (242 to 426)	138 (236 to 420)	396 (563 to 1,060)	1,050 (2,060 to 2,810)	1,980 (2,950 to 5,170)	3,180 (4,660 to 8,170)	4,340 (7,060 to 11,000)	4,340 (6,660 to 10,800)	4,130 (6,160 to 10,400)	3,540 (5,160 to 8,980)	3,040 (4,180 to 7,440)	2,380 (3,460 to 6,080)	1,800 (2,650 to 4,670)	1,230 (1,770 to 3,270)	822 (1,170 to 2,230)	609 (1,010 to 1,710)	411 (1,010 to 1,210)	228 (1,010 to 1,010)	129 (1,010 to 1,010)	53 (1,010 to 1,010)	5.1 (1,010 to 1,010)	671
Respiratory infections and tuberculosis	1,270 (967 to 1,620)	1,160 (650 to 2,010)	6,710 (3,610 to 11,000)	5,360 (1,900 to 9,760)	4,670 (2,020 to 8,010)	3,630 (2,030 to 5,750)	6,250 (3,260 to 11,200)	15,700 (8,650 to 26,000)	13,000 (6,900 to 21,000)	14,000 (7,000 to 23,000)	17,000 (8,900 to 28,000)	19,000 (10,000 to 33,000)	17,000 (9,000 to 29,000)	17,000 (9,000 to 29,000)	21,000 (11,000 to 36,000)	24,000 (13,000 to 40,000)	27,000 (15,000 to 45,000)	27,000 (15,000 to 45,000)	27,000 (15,000 to 45,000)	29,000 (16,000 to 48,000)	20,000 (10,000 to 34,000)	10,000 (5,000 to 17,000)	5,070 (2,600 to 8,700)	1,130 (720 to 1,550)	341,000
Tuberculosis	0 (0 to 0)	0 (0 to 0)	195 (0 to 1,100)	112 (0 to 1,100)	170 (0 to 1,100)	223 (0 to 1,100)	499 (0 to 1,100)	1,710 (0 to 3,530)	3,030 (0 to 3,530)	3,030 (0 to 3,530)	3,030 (0 to 3,530)	3,060 (0 to 3,530)	2,960 (0 to 3,530)	2,960 (0 to 3,530)	2,960 (0 to 3,530)	3,100 (0 to 3,530)	3,300 (0 to 3,530)	3,300 (0 to 3,530)	3,060 (0 to 3,530)	3,060 (0 to 3,530)	4,070 (0 to 4,760)	4,460 (0 to 4,760)	2,990 (0 to 4,760)	1,660 (0 to 4,430)	717 (0 to 4,430)	439 (0 to 4,430)	64.3 (0 to 4,430)	122,000 (0 to 133,000)
Latent tuberculosis infection	0 (0 to 0)	0 (0 to 0)	0 (0 to 0)	0 (0 to 0)	0 (0 to 0)	0 (0 to 0)	0 (0 to 0)	0 (0 to 0)	0 (0 to 0)	0 (0 to 0)	0 (0 to 0)	0 (0 to 0)	0 (0 to 0)	0 (0 to 0)	0 (0 to 0)	0 (0 to 0)	0 (0 to 0)	0 (0 to 0)	0 (0 to 0)	0 (0 to 0)	0 (0 to 0)	0 (0 to 0)	0 (0 to 0)	0 (0 to 0)	0 (0 to 0)	0
Active tuberculosis	0 (0 to 0)	0 (0 to 0)	195 (0 to 1,100)	112 (0 to 1,100)	170 (0 to 1,100)	223 (0 to 1,100)	499 (0 to 1,100)	1,710 (0 to 3,530)	3,030 (0 to 3,530)	3,030 (0 to 3,530)	3,030 (0 to 3,530)	3,060 (0 to 3,530)	2,960 (0 to 3,530)	2,960 (0 to 3,530)	2,960 (0 to 3,530)	3,100 (0 to 3,530)	3,300 (0 to 3,530)	3,300 (0 to 3,530)	3,060 (0 to 3,530)	3,060 (0 to 3,530)	4,070 (0 to 4,760)	4,460 (0 to 4,760)	2,990 (0 to 4,760)	1,660 (0 to 4,430)	717 (0 to 4,430)	439 (0 to 4,430)	64.3 (0 to 4,430)	122,000 (0 to 133,000)
Multidrug-resistant tuberculosis without extensive drug resistance	0 (0 to 0)	0 (0 to 0)	0 (0 to 0)	0 (0 to 0)	0 (0 to 0)	0 (0 to 0)	0 (0 to 0)	0 (0 to 0)	0 (0 to 0)	0 (0 to 0)	0 (0 to 0)	0 (0 to 0)	0 (0 to 0)	0 (0 to 0)	0 (0 to 0)	0 (0 to 0)	0 (0 to 0)	0 (0 to 0)	0 (0 to 0)	0 (0 to 0)	0 (0 to 0)	0 (0 to 0)	0 (0 to 0)	0 (0 to 0)	0 (0 to 0)	0
Extensively drug-resistant tuberculosis	0 (0 to 0)	0 (0 to 0)	0 (0 to 0)	0 (0 to 0)	0 (0 to 0)	0 (0 to 0)	0 (0 to 0)	0 (0 to 0)	0 (0 to 0)	0 (0 to 0)	0 (0 to 0)	0 (0 to 0)	0 (0 to 0)	0 (0 to 0)	0 (0 to 0)	0 (0 to 0)	0 (0 to 0)	0 (0 to 0)	0 (0 to 0)	0 (0 to 0)	0 (0 to 0)	0 (0 to 0)	0 (0 to 0)	0 (0 to 0)	0 (0 to 0)	0
Diarrheal diseases	1,270 (967 to 1,620)	1,160 (650 to 2,010)	6,710 (3,610 to 11,000)	5,360 (1,900 to 9,760)	4,670 (2,020 to 8,010)	3,630 (2,030 to 5,750)	6,250 (3,260 to 11,200)	15,700 (8,650 to 26,000)	13,000 (6,900 to 21,000)	14,000 (7,000 to 23,000)	17,000 (8,900 to 28,000)	19,000 (10,000 to 33,000)	17,000 (9,000 to 29,000)	17,000 (9,000 to 29,000)	21,000 (11,000 to 36,000)	24,000 (13,000 to 40,000)	27,000 (15,000 to 45,000)	27,000 (15,000 to 45,000)	27,000 (15,000 to 45,000)	29,000 (16,000 to 48,000)	20,000 (10,000 to 34,000)	10,000 (5,000 to 17,000)	5,070 (2,600 to 8,700)	1,130 (720 to 1,550)	341,000
Typhoid and paratyphoid	0 (0 to 0)	19.2 (5.4 to 43.7)	1,470 (1,000 to 2,000)	2,660 (1,000 to 4,000)	2,040 (1,000 to 3,000)	2,070 (1,000 to 3,000)	4,220 (2,000 to 6,000)	12,400 (6,000 to 18,000)	10,000 (5,000 to 15,000)	11,000 (5,000 to 16,000)	13,000 (6,000 to 19,000)	14,000 (7,000 to 21,000)	13,000 (6,000 to 19,000)	13,000 (6,000 to 19,000)	16,000 (8,000 to 24,000)	18,000 (9,000 to 27,000)	20,000 (10,000 to 30,000)	20,000 (10,000 to 30,000)	20,000 (10,000 to 30,000)	21,000 (11,000 to 32,000)	15,000 (7,000 to 23,000)	7,000 (3,000 to 11,000)	3,760 (1,800 to 6,000)	1,000 (700 to 1,300)	260,000
Paratyphoid fever	0 (0 to 0)	0 (0 to 0)	0 (0 to 0)	0 (0 to 0)	0 (0 to 0)	0 (0 to 0)	0 (0 to 0)	0 (0 to 0)	0 (0 to 0)	0 (0 to 0)	0 (0 to 0)	0 (0 to 0)	0 (0 to 0)	0 (0 to 0)	0 (0 to 0)	0 (0 to 0)	0 (0 to 0)	0 (0 to 0)	0 (0 to 0)	0 (0 to 0)	0 (0 to 0)	0 (0 to 0)	0 (0 to 0)	0 (0 to 0)	0 (0 to 0)	0
Typhoid fever	0 (0 to 0)	19.2 (5.4 to 43.7)	1,470 (1,000 to 2,000)	2,660 (1,000 to 4,000)	2,040 (1,000 to 3,000)	2,070 (1,000 to 3,000)	4,220 (2,000 to 6,000)	12,400 (6,000 to 18,000)	10,000 (5,000 to 15,000)	11,000 (5,000 to 16,000)	13,000 (6,000 to 19,000)	14,000 (7,000 to 21,000)	13,000 (6,000 to 19,000)	13,000 (6,000 to 19,000)	16,000 (8,000 to 24,000)	18,000 (9,000 to 27,000)	20,000 (10,000 to 30,000)	20,000 (10,000 to 30,000)	20,000 (10,000 to 30,000)	21,000 (11,000 to 32,000)	15,000 (7,000 to 23,000)	7,000 (3,000 to 11,000)	3,760 (1,800 to 6,000)	1,000 (700 to 1,300)	260,000
Invasive Non-typhoidal Salmonella (iNTS)	0 (0 to 0)	0 (0 to 0)	0 (0 to 0)	0 (0 to 0)	0 (0 to 0)	0 (0 to 0)	0 (0 to 0)	0 (0 to 0)	0 (0 to 0)	0 (0 to 0)	0 (0 to 0)	0 (0 to 0)	0 (0 to 0)	0 (0 to 0)	0 (0 to 0)	0 (0 to 0)	0 (0 to 0)	0 (0 to 0)	0 (0 to 0)	0 (0 to 0)	0 (0 to 0)	0 (0 to 0)	0 (0 to 0)	0 (0 to 0)	0 (0 to 0)	0
Other intestinal infectious diseases	0 (0 to 0)	0 (0 to 0)	0 (0 to 0)	0 (0 to 0)	0 (0 to 0)	0 (0 to 0)	0 (0 to 0)	0 (0 to 0)	0 (0 to 0)	0 (0 to 0)	0 (0 to 0)	0 (0 to 0)	0 (0 to 0)	0 (0 to 0)	0 (0 to 0)	0 (0 to 0)	0 (0 to 0)	0 (0 to 0)	0 (0 to 0)	0 (0 to 0)	0 (0 to 0)	0 (0 to 0)	0 (0 to 0)	0 (0 to 0)	0 (0 to 0)	0
Neglected tropical diseases and malaria	0.2 (0 to 1)	0.7 (0 to 1.9)	1,260 (1,000 to 2,000)	2,660 (1,000 to 4,000)	2,700 (1,000 to 4,000)	2,990 (1,000 to 4,000)	3,040 (1,000 to 4,000)	3,040 (1,000 to 4,000)	3,040 (1,000 to 4,000)	3,040 (1,000 to 4,000)	3,040 (1,000 to 4,000)	1,660 (1,000 to 2,000)	1,660 (1,000 to 2,000)	1,660 (1,000 to 2,000)	1,160 (1,000 to 2,000)	1,160 (1,000 to 2,000)	671 (1,000 to 1,000)	671 (1,000 to 1,000)	609 (1,000 to 1,000)	294 (1,000 to 1,000)	106 (1,000 to 1,000)	63.4 (1,000 to 1,000)	28.6 (1,000 to 1,000)	6.2 (1,000 to 1,000)	27,900
Malaria	0 (0 to 0.1)	0.7 (0.2 to 1.9)	20.1 (3.3 to 72)	27.4 (4.9 to 93.1)	13.5 (2.6 to 51.3)	36.4 (7.5 to 134)	36.9 (7.5 to 135)	36.7 (7.5 to 135)	36.7 (7.5 to 135)	36.7 (7.5 to 135)	36.7 (7.5 to 135)	36.4 (7.5 to 134)	36.4 (7.5 to 134)	36.4 (7.5 to 134)	36.4 (7.5 to 134)	36.4 (7.5 to 134)	36.4 (7.5 to 134)	36.4 (7.5 to 134)	36.4 (7.5 to 134)	36.4 (7.5 to 134)	36.4 (7.5 to 134)	36.4 (7.5 to 134)	36.4 (7.5 to 134)	36.4 (7.5 to 134)	36.4 (7.5 to 134)	2,890
Chagas disease	0 (0 to 0)	0 (0 to 0)	0 (0 to 0)	0 (0 to 0)	0 (0 to 0)	0 (0 to 0)	0 (0 to 0)	0 (0 to 0)	0 (0 to 0)	0 (0 to 0)	0 (0 to 0)	0 (0 to 0)	0 (0 to 0)	0 (0 to 0)	0 (0 to 0)	0 (0 to 0)	0 (0 to 0)	0 (0 to 0)	0 (0 to 0)	0 (0 to 0)	0 (0 to 0)	0 (0 to 0)	0 (0 to 0)	0 (0 to 0)	0 (0 to 0)	0
Schistosomiasis	0 (0 to 0)	0 (0 to 0)	0 (0 to 0)	0 (0 to 0)	0 (0 to 0)	0 (0 to 0)	0 (0 to 0)	0 (0 to 0)	0 (0 to 0)	0 (0 to 0)	0 (0 to 0)	0 (0 to 0)	0 (0 to 0)	0 (0 to 0)	0 (0 to 0)	0 (0 to 0)	0 (0 to 0)	0 (0 to 0)	0 (0 to 0)	0 (0 to 0)	0 (0 to 0)	0 (0 to 0)	0 (0 to 0)	0 (0 to 0)	0 (0 to 0)	0
Leishmaniasis	0 (0 to 0)	0 (0 to 0)	0 (0 to 0)	0 (0 to 0)	0 (0 to 0)	0 (0 to 0)	0 (0 to 0)	0 (0 to 0)	0 (0 to 0)	0 (0 to 0)	0 (0 to 0)	0 (0 to 0)	0 (0 to 0)	0 (0 to 0)	0 (0 to 0)	0 (0 to 0)	0 (0 to 0)	0 (0 to 0)	0 (0 to 0)	0 (0 to 0)	0 (0 to 0)	0 (0 to 0)	0 (0 to 0)	0 (0 to 0)	0 (0 to 0)	0
Cystic echinococcosis	0 (0 to 0)	0.2 (0 to 0.7)	0.6 (0 to 1.9)	1.3 (0 to 4.2)	2.1 (0 to 6.8)	2.2 (0 to 7.7)	2.2 (0 to 7.7)	2.2 (0 to 7.7)	2.2 (0 to 7.7)	2.2 (0 to 7.7)	2.2 (0 to 7.7)	2.1 (0 to 7.4)	2.1 (0 to 7.4)	2.1 (0 to 7.4)	2.1 (0 to 7.4)	2.2 (0 to 7.7)	2.2 (0 to 7.7)	2.2 (0 to 7.7)	2.2 (0 to 7.7)	1.9 (0 to 6.7)	1.6 (0 to 5.6)	0.8 (0 to 2.8)	0.4 (0 to 1.4)	0.1 (0 to 0.3)	0.1 (0 to 0.3)	32.6
Alveolar echinococcosis	0 (0 to 0)	0 (0 to 0)	0 (0 to 0)	0 (0 to 0)	0 (0 to 0)	0 (0 to 0)	0 (0 to 0)	0 (0 to 0)	0 (0 to 0)	0 (0 to 0)	0 (0 to 0)	0 (0 to 0)	0 (0 to 0)	0 (0 to 0)	0 (0 to 0)	0 (0 to 0)	0 (0 to 0)	0 (0 to 0)	0 (0 to 0)	0 (0 to 0)	0 (0 to 0)	0 (0 to 0)	0 (0 to 0)	0 (0 to 0)	0 (0 to 0)	0
Lymphatic filariasis	0 (0 to 0)	0 (0 to 0)	0 (0 to 0)	679 (289 to 1,600)	605 (289 to 1,270)	665 (320 to 1,400)	763 (320 to 1,600)	805 (320 to 1,700)	811 (320 to 1,700)	809 (320 to 1,700)	809 (320 to 1,700)	809 (320 to 1,700)	809 (320 to 1,700)	809 (320 to 1,700)	809 (320 to 1,700)	633 (320 to 1,210)	560 (320 to 1,210)	314 (320 to 1,210)	232 (320 to 1,210)	166 (320 to 1,210)	69.9 (320 to 1,210)	32.6 (320 to 1,210)	16.1 (320 to 1,210)	5.6 (320 to 1,210)	1.5 (320 to 1,210)	7,700
Onchocerciasis	0 (0 to 0)	0 (0 to 0)	0 (0 to 0)	0 (0 to 0)	0 (0 to 0)	0 (0 to 0)	0 (0 to 0)	0 (0 to 0)	0 (0 to 0)	0 (0 to 0)	0 (0 to 0)	0 (0 to 0)	0 (0 to 0)	0 (0 to 0)	0 (0 to 0)	0 (0 to 0)	0 (0 to 0)	0 (0 to 0)	0 (0 to 0)	0 (0 to 0)	0 (0 to 0)	0 (0 to 0)	0 (0 to 0)	0 (0 to 0)	0 (0 to 0)	0
Trachoma	0 (0 to 0)	0 (0 to 0)	0 (0 to 0)	0 (0 to 0)	0 (0 to 0)	0 (0 to 0)	0 (0 to 0)	0 (0 to 0)	0 (0 to 0)	0 (0 to 0)	0 (0 to 0)	0 (0 to 0)	0 (0 to 0)	0 (0 to 0)	0 (0 to 0)	0 (0 to 0)	0 (0 to 0)	0 (0 to 0)	0 (0 to 0)	0 (0 to 0)	0 (0 to 0)	0 (0 to 0)	0 (0 to 0)	0 (0 to 0)	0 (0 to 0)	0
Dengue	0 (0 to 0)	19 (2.5 to 79.8)	269 (101 to 2,060)	485 (224 to 2,070)	752 (224 to 3,760)	701 (224 to 3,760)	774 (224 to 3,760)	864 (262 to 2,660)	1,040 (299 to 3,210)	1,040 (262 to 2,660)	774 (212 to 1,920)	668 (164 to 1,720)	668 (159 to 1,720)	668 (159 to 1,720)	396 (122 to 867)	335 (100 to 816)	210 (61 to 470)	169 (49 to 406)	106 (30 to 260)	107 (29 to 260)	47.9 (17.1 to 117)	24.1 (6.4 to 58.9)	9.3 (2.6 to 21.2)	2.1 (0.6 to 4.8)	0.3 (0.1 to 0.8)	9,300
Yellow fever	0 (0 to 0)	0 (0 to 0)	0 (0 to 0)	0 (0 to 0)	0 (0 to 0)	0 (0 to 0)	0 (0 to 0)	0 (0 to 0)	0 (0 to 0)	0 (0 to 0)	0 (0 to 0)	0 (0 to 0)	0 (0 to 0)	0 (0 to 0)	0 (0 to 0)	0 (0 to 0)	0 (0 to 0)	0 (0 to 0)	0 (0 to 0)	0 (0 to 0)	0 (0 to 0)	0 (0 to 0)	0 (0 to 0)	0 (0 to 0)	0 (0 to 0)	0
Rabies	0 (0 to 0)	0 (0 to 0)	0 (0 to 0)	0 (0 to 0)	0 (0 to 0)	0 (0 to 0)	0 (0 to 0)	0 (0 to 0)	0 (0 to 0)	0 (0 to 0)	0 (0 to 0)	0 (0 to 0)	0 (0 to 0)	0 (0 to 0)	0 (0 to 0)	0 (0 to 0)	0 (0 to 0)	0 (0 to 0)	0 (0 to 0)	0 (0 to 0)	0 (0 to 0)	0 (0 to 0)	0 (0 to 0)	0 (0 to 0)	0 (0 to 0)	0
Zika virus	0 (0 to 0)	0 (0 to 0)	0 (0 to 0)	0 (0 to 0)	0 (0 to 0)	0 (0 to 0)	0 (0 to 0)	0 (0 to 0)	0 (0 to 0)	0 (0 to 0)	0 (0 to 0)	0 (0 to 0)	0 (0 to 0)	0 (0 to 0)	0 (0 to 0)	0 (0 to 0)	0 (0 to 0)	0 (0 to 0)	0 (0 to 0)	0 (0 to 0)	0 (0 to 0)	0 (0 to 0)	0 (0 to 0)	0 (0 to 0)	0 (0 to 0)	0
Guinea worm disease	0 (0 to 0)	0 (0 to 0)	0 (0 to 0)	0 (0 to 0)	0 (0 to 0)	0 (0 to 0)	0 (0 to 0)	0 (0 to 0)	0 (0 to 0)	0 (0 to 0)	0 (0 to 0)	0 (0 to 0)	0 (0 to 0)	0 (0 to 0)	0 (0 to 0)	0 (0 to 0)	0 (0 to 0)	0 (0 to 0)	0 (0 to 0)	0 (0 to 0)	0 (0 to 0)	0 (0 to 0)	0 (0 to 0)	0 (0 to 0)	0 (0 to 0)	0
Other neglected tropical diseases	0.2 (0 to 1)	0.6 (0 to 1.9)	1,260 (1,000 to 2,000)	2,660 (1,000 to 4,000)	2,700 (1,000 to 4,000)	2,990 (1,000 to 4,000)	3,040 (1,000 to 4,000)	3,040 (1,000 to 4,000)	3,040 (1,000 to 4,000)	3,040 (1,000 to 4,000)	3,040 (1,000 to 4,000)	1,660 (1,000 to 2,000)	1,660 (1,000 to 2,000)	1,660 (1,000 to 2,000)	1,160 (1,000 to 2,000)	1,160 (1,000 to 2,000)	671 (1,000 to 1,000)	671 (1,000 to 1,000)	609 (1,000 to 1,000)	294 (1,000 to 1,000)	106 (1,000 to 1,000)	63.4 (1,000 to 1,000)	28.6 (1,000 to 1,000)	6.2 (1,000 to 1,000)	27,900
Other infectious diseases	0 (0 to 297)	0 (0 to 462)	0 (0 to 1,800)	0 (0 to 1,800)	0 (0 to 1,800)	0 (0 to 1,800)	0 (0 to 1,800)	0 (0 to 1,800)	0 (0 to 1,800)	0 (0 to 1,800)	0 (0 to 1,800)	0 (0 to 1,800)	0 (0 to 1,800)	0 (0 to 1,800)	0 (0 to 1,800)	0 (0 to 1,800)	0 (0 to 1,800)	0 (0 to 1,800)	0 (0 to 1,800)	0 (0 to 1,800)	0 (0 to 1,800)	0 (0 to 1,800)	0 (0 to 1,800)	0 (0 to 1,800)	0 (0 to 1,800)	0
Meningitis	14 (4.3 to 35.7)	24.6 (6.4 to 64.1)	109 (19.4 to 289)	626 (111 to 1,660)	563 (100 to 1,490)	672 (120 to 1,780)	1,060 (189 to 2,810)	1,070 (191 to 2,830)	1,060 (189 to 2,810)	1,060 (189 to 2,810)	1,060 (189 to 2,810)	1,060 (189 to 2,810)	1,060 (189 to 2,810)	1,060 (189 to 2,810)	1,060 (189 to 2,810)	1,060 (189 to 2,810)	671 (189 to 1,730)	671 (189 to 1,730)	609 (189 to 1,730)	294 (189 to 1,730)	106 (189 to 1,730)	63.4 (189 to 1,730)	28.6 (189 to 1,730)	6.2 (189 to 1,730)	27,900
Encephalitis	0 (0 to 0)	0 (0 to 0)	0 (0 to 0)	0 (0 to 0)	0 (0 to 0)	0 (0 to 0)	0



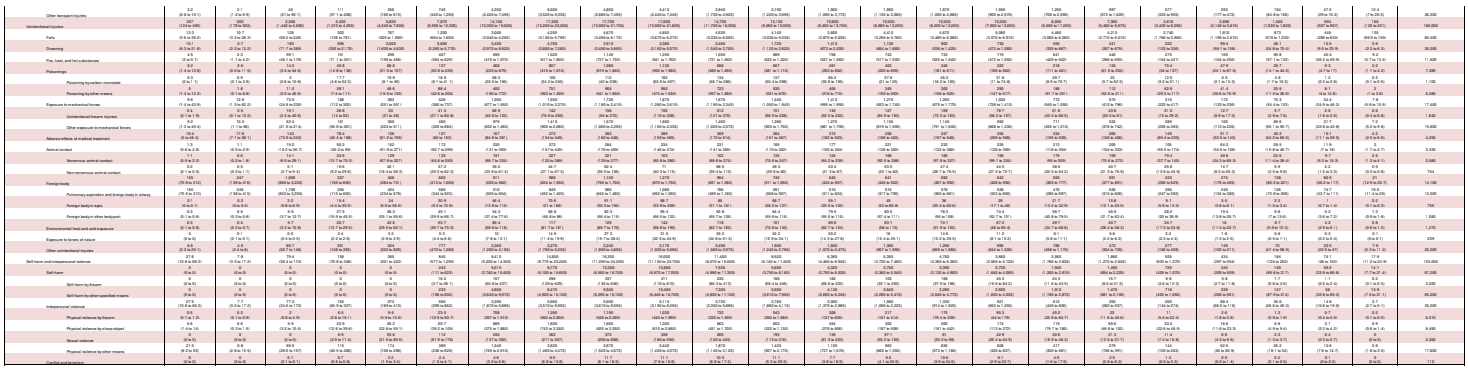

SR Table 2a: Grenada DALYS by cause and age group for males with 95% uncertainty intervals, 2019

Cause	Early Neonatal	Late Neonatal	Post Neonatal	1 to 4	5 to 9	10 to 14	15 to 19	20 to 24	25 to 29	30 to 34	35 to 39	40 to 44	45 to 49	50 to 54	55 to 59	60 to 64	65 to 69	70 to 74	75 to 79	80 plus	Total
All causes	788 (747 to 838)	844 (546 to 1,220)	1,060 (944 to 1,352)	1,324 (975 to 2,000)	1,104 (814 to 1,546)	1,009 (739 to 1,369)	1,104 (806 to 1,483)	1,267 (927 to 1,840)	1,429 (1,029 to 2,008)	1,599 (1,125 to 2,332)	1,824 (1,283 to 2,652)	2,041 (1,420 to 2,955)	2,441 (1,686 to 3,611)	2,941 (1,997 to 4,410)	3,441 (2,309 to 5,208)	4,014 (2,693 to 6,060)	4,441 (2,973 to 6,680)	4,441 (2,973 to 6,680)	3,720 (2,469 to 5,603)	3,220 (2,137 to 4,880)	17,600
Communicable, maternal, neonatal, and nutritional diseases	788 (324 to 1,626)	844 (44 to 3,061)	1,060 (60 to 2,155)	1,324 (97 to 3,122)	1,104 (96 to 2,618)	1,009 (96 to 2,364)	1,104 (98 to 2,524)	1,267 (98 to 2,732)	1,429 (98 to 2,829)	1,599 (98 to 2,829)	1,824 (98 to 2,829)	2,041 (98 to 2,829)	2,441 (98 to 2,829)	2,941 (99 to 2,829)	3,441 (99 to 2,829)	4,014 (99 to 2,829)	4,441 (99 to 2,829)	4,441 (99 to 2,829)	3,720 (99 to 2,829)	3,220 (99 to 2,829)	1,600
HIV/AIDS and sexually transmitted infections	0 (0 to 0)	0 (0 to 0)	1 (1 to 1)	4 (1 to 14)	1 (1 to 3)	2 (1 to 5)	4 (1 to 12)	8 (3 to 24)	14 (5 to 34)	21 (8 to 50)	29 (12 to 67)	40 (17 to 89)	53 (23 to 116)	69 (30 to 150)	84 (37 to 180)	97 (43 to 205)	107 (48 to 225)	107 (48 to 225)	89 (40 to 188)	77 (34 to 163)	201
HIV/AIDS	0 (0 to 0)	0 (0 to 0)	1 (1 to 1)	4 (1 to 14)	1 (1 to 3)	2 (1 to 5)	4 (1 to 12)	8 (3 to 24)	14 (5 to 34)	21 (8 to 50)	29 (12 to 67)	40 (17 to 89)	53 (23 to 116)	69 (30 to 150)	84 (37 to 180)	97 (43 to 205)	107 (48 to 225)	107 (48 to 225)	89 (40 to 188)	77 (34 to 163)	194
HIV/AIDS - Drug-susceptible Tuberculosis	0 (0 to 0)	0 (0 to 0)	0 (0 to 0)	0 (0 to 0)	0 (0 to 0)	0 (0 to 0)	0 (0 to 0)	0 (0 to 0)	0 (0 to 0)	0 (0 to 0)	0 (0 to 0)	0 (0 to 0)	0 (0 to 0)	0 (0 to 0)	0 (0 to 0)	0 (0 to 0)	0 (0 to 0)	0 (0 to 0)	0 (0 to 0)	0 (0 to 0)	4-4
HIV/AIDS - Multidrug-resistant Tuberculosis without extensive dr...	0 (0 to 0)	0 (0 to 0)	0 (0 to 0)	0 (0 to 0)	0 (0 to 0)	0 (0 to 0)	0 (0 to 0)	0 (0 to 0)	0 (0 to 0)	0 (0 to 0)	0 (0 to 0)	0 (0 to 0)	0 (0 to 0)	0 (0 to 0)	0 (0 to 0)	0 (0 to 0)	0 (0 to 0)	0 (0 to 0)	0 (0 to 0)	0 (0 to 0)	0-1
HIV/AIDS - Extensively drug-resistant Tuberculosis	0 (0 to 0)	0 (0 to 0)	0 (0 to 0)	0 (0 to 0)	0 (0 to 0)	0 (0 to 0)	0 (0 to 0)	0 (0 to 0)	0 (0 to 0)	0 (0 to 0)	0 (0 to 0)	0 (0 to 0)	0 (0 to 0)	0 (0 to 0)	0 (0 to 0)	0 (0 to 0)	0 (0 to 0)	0 (0 to 0)	0 (0 to 0)	0 (0 to 0)	0
HIV/AIDS resulting in other diseases	0 (0 to 0)	0 (0 to 0)	1 (1 to 1)	3 (1 to 11)	1 (1 to 1)	1 (1 to 1)	3 (1 to 9)	6 (2 to 19)	11 (4 to 33)	20 (7 to 59)	29 (10 to 83)	39 (13 to 111)	50 (17 to 139)	66 (22 to 183)	81 (27 to 222)	93 (32 to 253)	103 (35 to 280)	103 (35 to 280)	86 (29 to 233)	74 (25 to 201)	189
Sexually transmitted infections excluding HIV	0 (0 to 0.2)	0 (0 to 0)	0 (0 to 0)	0 (0 to 0)	0 (0 to 0)	0 (0 to 0)	0 (0 to 0)	0 (0 to 0)	0 (0 to 0)	0 (0 to 0)	0 (0 to 0)	0 (0 to 0)	0 (0 to 0)	0 (0 to 0)	0 (0 to 0)	0 (0 to 0)	0 (0 to 0)	0 (0 to 0)	0 (0 to 0)	0 (0 to 0)	7-5
Syphilis	0 (0 to 0)	0 (0 to 0)	0 (0 to 0)	0 (0 to 0)	0 (0 to 0)	0 (0 to 0)	0 (0 to 0)	0 (0 to 0)	0 (0 to 0)	0 (0 to 0)	0 (0 to 0)	0 (0 to 0)	0 (0 to 0)	0 (0 to 0)	0 (0 to 0)	0 (0 to 0)	0 (0 to 0)	0 (0 to 0)	0 (0 to 0)	0 (0 to 0)	1-5
Chlamydial infection	0 (0 to 0)	0 (0 to 0)	0 (0 to 0)	0 (0 to 0)	0 (0 to 0)	0 (0 to 0)	0 (0 to 0)	0 (0 to 0)	0 (0 to 0)	0 (0 to 0)	0 (0 to 0)	0 (0 to 0)	0 (0 to 0)	0 (0 to 0)	0 (0 to 0)	0 (0 to 0)	0 (0 to 0)	0 (0 to 0)	0 (0 to 0)	0 (0 to 0)	1-2
Gonococcal infection	0 (0 to 0)	0 (0 to 0)	0 (0 to 0)	0 (0 to 0)	0 (0 to 0)	0 (0 to 0)	0 (0 to 0)	0 (0 to 0)	0 (0 to 0)	0 (0 to 0)	0 (0 to 0)	0 (0 to 0)	0 (0 to 0)	0 (0 to 0)	0 (0 to 0)	0 (0 to 0)	0 (0 to 0)	0 (0 to 0)	0 (0 to 0)	0 (0 to 0)	0-6
Trichomoniasis	0 (0 to 0)	0 (0 to 0)	0 (0 to 0)	0 (0 to 0)	0 (0 to 0)	0 (0 to 0)	0 (0 to 0)	0 (0 to 0)	0 (0 to 0)	0 (0 to 0)	0 (0 to 0)	0 (0 to 0)	0 (0 to 0)	0 (0 to 0)	0 (0 to 0)	0 (0 to 0)	0 (0 to 0)	0 (0 to 0)	0 (0 to 0)	0 (0 to 0)	0-2
Genital herpes	0 (0 to 0)	0 (0 to 0)	0 (0 to 0)	0 (0 to 0)	0 (0 to 0)	0 (0 to 0)	0 (0 to 0)	0 (0 to 0)	0 (0 to 0)	0 (0 to 0)	0 (0 to 0)	0 (0 to 0)	0 (0 to 0)	0 (0 to 0)	0 (0 to 0)	0 (0 to 0)	0 (0 to 0)	0 (0 to 0)	0 (0 to 0)	0 (0 to 0)	2-2
Other sexually transmitted infections	0 (0 to 0)	0 (0 to 0)	0 (0 to 0)	0 (0 to 0)	0 (0 to 0)	0 (0 to 0)	0 (0 to 0)	0 (0 to 0)	0 (0 to 0)	0 (0 to 0)	0 (0 to 0)	0 (0 to 0)	0 (0 to 0)	0 (0 to 0)	0 (0 to 0)	0 (0 to 0)	0 (0 to 0)	0 (0 to 0)	0 (0 to 0)	0 (0 to 0)	1-6
Respiratory infections and tuberculosis	1,177 (1,177 to 330)	1,177 (4-7 to 11-9)	1,177 (54 to 594-5)	1,177 (94 to 390-2)	1,177 (98 to 162)	1,177 (98 to 162)	1,177 (6-4 to 17-8)	1,177 (7 to 13-2)	1,177 (13 to 39-7)	1,177 (11 to 29-2)	1,177 (10 to 28-6)	1,177 (14 to 37-5)	1,177 (14 to 37-5)	1,177 (16 to 31-3)	1,177 (23 to 43-9)	1,177 (29 to 52-2)	1,177 (34 to 62-9)	1,177 (34 to 62-9)	1,177 (39 to 66-1)	1,177 (40 to 74-9)	621
Tuberculosis	0 (0 to 0)	0 (0 to 0)	0 (0 to 0)	0 (0 to 0)	0 (0 to 0)	0 (0 to 0)	0 (0 to 0)	1 (0 to 2)	1 (0 to 4)	1 (0 to 4)	1 (0 to 4)	1 (0 to 4)	1 (0 to 4)	1 (0 to 4)	1 (0 to 4)	1 (0 to 4)	1 (0 to 4)	1 (0 to 4)	1 (0 to 4)	1 (0 to 4)	17-1
Latent tuberculosis infection	0 (0 to 0)	0 (0 to 0)	0 (0 to 0)	0 (0 to 0)	0 (0 to 0)	0 (0 to 0)	0 (0 to 0)	0 (0 to 0)	0 (0 to 0)	0 (0 to 0)	0 (0 to 0)	0 (0 to 0)	0 (0 to 0)	0 (0 to 0)	0 (0 to 0)	0 (0 to 0)	0 (0 to 0)	0 (0 to 0)	0 (0 to 0)	0 (0 to 0)	0
Drug-susceptible tuberculosis	0 (0 to 0)	0 (0 to 0)	0 (0 to 0)	0 (0 to 0)	0 (0 to 0)	0 (0 to 0)	0 (0 to 0)	1 (0 to 2)	1 (0 to 4)	1 (0 to 4)	1 (0 to 4)	1 (0 to 4)	1 (0 to 4)	1 (0 to 4)	1 (0 to 4)	1 (0 to 4)	1 (0 to 4)	1 (0 to 4)	1 (0 to 4)	1 (0 to 4)	16-9
Multidrug-resistant tuberculosis without extensive drug-resistance	0 (0 to 0)	0 (0 to 0)	0 (0 to 0)	0 (0 to 0)	0 (0 to 0)	0 (0 to 0)	0 (0 to 0)	0 (0 to 0)	0 (0 to 0)	0 (0 to 0)	0 (0 to 0)	0 (0 to 0)	0 (0 to 0)	0 (0 to 0)	0 (0 to 0)	0 (0 to 0)	0 (0 to 0)	0 (0 to 0)	0 (0 to 0)	0 (0 to 0)	0-2
Extensively drug-resistant tuberculosis	0 (0 to 0)	0 (0 to 0)	0 (0 to 0)	0 (0 to 0)	0 (0 to 0)	0 (0 to 0)	0 (0 to 0)	0 (0 to 0)	0 (0 to 0)	0 (0 to 0)	0 (0 to 0)	0 (0 to 0)	0 (0 to 0)	0 (0 to 0)	0 (0 to 0)	0 (0 to 0)	0 (0 to 0)	0 (0 to 0)	0 (0 to 0)	0 (0 to 0)	0
Lower respiratory infections	1,177 (1,177 to 30)	1,177 (7-9 to 11-9)	1,177 (29 to 58)	1,177 (94 to 390-2)	1,177 (98 to 162)	1,177 (98 to 162)	1,177 (6-4 to 17-8)	1,177 (7 to 13-2)	1,177 (13 to 39-7)	1,177 (11 to 29-2)	1,177 (10 to 28-6)	1,177 (14 to 37-5)	1,177 (14 to 37-5)	1,177 (16 to 31-3)	1,177 (23 to 43-9)	1,177 (29 to 52-2)	1,177 (34 to 62-9)	1,177 (34 to 62-9)	1,177 (39 to 66-1)	1,177 (40 to 74-9)	549
Upper respiratory infections	0 (0 to 0)	1 (0-7 to 1-6)	1 (2-2 to 5-8)	4 (3-2 to 6-7)	3 (2 to 5)	2 (1 to 3)	4 (2 to 7)	4 (2 to 7)	3 (2 to 6)	3 (1 to 5)	3 (2 to 5)	3 (2 to 5)	3 (2 to 5)	3 (2 to 5)	3 (2 to 5)	2 (1 to 4)	2 (1 to 4)	2 (1 to 4)	2 (1 to 4)	1 (0 to 2)	43-3
Otitis media	0 (0 to 0)	0 (0 to 0)	0 (0 to 0.2)	1 (0 to 2)	1 (0 to 3)	1 (0 to 2)	1 (0 to 3)	1 (0 to 2)	1 (0 to 2)	1 (0 to 2)	1 (0 to 2)	1 (0 to 2)	1 (0 to 2)	1 (0 to 2)	1 (0 to 2)	1 (0 to 2)	1 (0 to 2)	1 (0 to 2)	1 (0 to 2)	1 (0 to 2)	14-9
Enteric infections	0-4 (0 [0 to 0-7	0-8 (0 to 0-1)	10-3 (9 [to 16-4	9-5 (9 to 14)	8-7 (7 to 13)	8-8 (8 to 14)	7-4 (4 to 14-3	7 (4 to 10-3	6-7 (4 to 10-2	6-1 (4 to 9-6	5-5 (3 to 7-6)	6 (4 to 8-4)	6-1 (4 to 9-3)	7 (4 to 10-1)	7-2 (4 to 11-2)	7-9 (5 to 15-2)	8-5 (5 to 18-3)	8-5 (5 to 18-3)	6-5 (4 to 13-7)	5-2 (3 to 9-3)	0-1 (0 to 0-1)
Diarrheal diseases	0-4 (0 [0 to 0-7	0-8 (0 to 0-1)	10-3 (9 [to 16-4	9-5 (9 to 14)	8-7 (7 to 13)	8-8 (8 to 14)	7-4 (4 to 14-3	7 (4 to 10-3	6-7 (4 to 10-2	6-1 (4 to 9-6	5-5 (3 to 7-6)	6 (4 to 8-4)	6-1 (4 to 9-3)	7 (4 to 10-1)	7-2 (4 to 11-2)	7-9 (5 to 15-2)	8-5 (5 to 18-3)	8-5 (5 to 18-3)	6-5 (4 to 13-7)	5-2 (3 to 9-3)	129
Typhoid and paratyphoid	0 (0 to 0)	0 (0 to 0)	0 (0 to 0)	0 (0 to 0)	0 (0 to 0)	0 (0 to 0)	0 (0 to 0)	0 (0 to 0)	0 (0 to 0)	0 (0 to 0)	0 (0 to 0)	0 (0 to 0)	0 (0 to 0)	0 (0 to 0)	0 (0 to 0)	0 (0 to 0)	0 (0 to 0)	0 (0 to 0)	0 (0 to 0)	0 (0 to 0)	0
Typhoid fever	0 (0 to 0)	0 (0 to 0)	0 (0 to 0)	0 (0 to 0)	0 (0 to 0)	0 (0 to 0)	0 (0 to 0)	0 (0 to 0)	0 (0 to 0)	0 (0 to 0)	0 (0 to 0)	0 (0 to 0)	0 (0 to 0)	0 (0 to 0)	0 (0 to 0)	0 (0 to 0)	0 (0 to 0)	0 (0 to 0)	0 (0 to 0)	0 (0 to 0)	0
Paratyphoid fever	0 (0 to 0)	0 (0 to 0)	0 (0 to 0)	0 (0 to 0)	0 (0 to 0)	0 (0 to 0)	0 (0 to 0)	0 (0 to 0)	0 (0 to 0)	0 (0 to 0)	0 (0 to 0)	0 (0 to 0)	0 (0 to 0)	0 (0 to 0)	0 (0 to 0)	0 (0 to 0)	0 (0 to 0)	0 (0 to 0)	0 (0 to 0)	0 (0 to 0)	0
Invasive Non-typhoidal Salmonella (iNTS)	0 (0 to 0)	0 (0 to 0)	0 (0 to 0)	0 (0 to 0)	0 (0 to 0)	0 (0 to 0)	0 (0 to 0)	0 (0 to 0)	0 (0 to 0)	0 (0 to 0)	0 (0 to 0)	0 (0 to 0)	0 (0 to 0)	0 (0 to 0)	0 (0 to 0)	0 (0 to 0)	0 (0 to 0)	0 (0 to 0)	0 (0 to 0)	0 (0 to 0)	0
Other intestinal infectious diseases	0 (0 to 0)	0 (0 to 0)	0 (0 to 0)	0 (0 to 0)	0 (0 to 0)	0 (0 to 0)	0 (0 to 0)	0 (0 to 0)	0 (0 to 0)	0 (0 to 0)	0 (0 to 0)	0 (0 to 0)	0 (0 to 0)	0 (0 to 0)	0 (0 to 0)	0 (0 to 0)	0 (0 to 0)	0 (0 to 0)	0 (0 to 0)	0 (0 to 0)	0-3
Neglected tropical diseases and malaria	0 (0 to 0.1)	0-1 (0 to 0-3)	1-1 (0 to 1-9)	3-2 (1 to 6-7)	4-3 (1 to 9)	3-6 (1 to 8)	1-5 (0 to 3-2)	2-4 (1 to 4-7)	2-5 (1 to 4-4)	2-1 (1 to 3-9)	2 (0 to 3-3)	2-5 (1 to 4-5)	3-2 (1 to 5-3)	3-6 (1 to 7-2)	4-3 (1 to 8-7)	3-9 (1 to 7-2)	3-5 (1 to 6-3)	3-5 (1 to 6-3)	2-5 (1 to 4-5)	0-9 (0 to 1-5)	49-4
Malaria	0 (0 to 0)	0 (0 to 0)	0 (0 to 0)	0 (0 to 0)	0 (0 to 0)	0 (0 to 0)	0 (0 to 0)	0 (0 to 0)	0 (0 to 0)	0 (0 to 0)	0 (0 to 0)	0 (0 to 0)	0 (0 to 0)	0 (0 to 0)	0 (0 to 0)	0 (0 to 0)	0 (0 to 0)	0 (0 to 0)	0 (0 to 0)	0 (0 to 0)	0
Chagas disease	0 (0 to 0)	0 (0 to 0)	0 (0 to 0)	0 (0 to 0)	0 (0 to 0)	0 (0 to 0)	0 (0 to 0)	0 (0 to 0)	0 (0 to 0)	0 (0 to 0)	0 (0 to 0)	0 (0 to 0)	0 (0 to 0)	0 (0 to 0)	0 (0 to 0)	0 (0 to 0)	0 (0 to 0)	0 (0 to 0)	0 (0 to 0)	0 (0 to 0)	0-1
Leishmaniasis	0 (0 to 0)	0 (0 to 0)	0 (0 to 0)	0 (0 to 0)	0 (0 to 0)	0 (0 to 0)	0 (0 to 0)	0 (0 to 0)	0 (0 to 0)	0 (0 to 0)	0 (0 to 0)	0 (0 to 0)	0 (0 to 0)	0 (0 to 0)	0 (0 to 0)	0 (0 to 0)	0 (0 to 0)	0 (0 to 0)	0 (0 to 0)	0 (0 to 0)	0
Visceral leishmaniasis	0 (0 to 0)	0 (0 to 0)	0 (0 to 0)	0 (0 to 0)	0 (0 to 0)	0 (0 to 0)	0 (0 to 0)	0 (0 to 0)	0 (0 to 0)	0 (0 to 0)	0 (0 to 0)	0 (0 to 0)	0 (0 to 0)	0 (0 to 0)	0 (0 to 0)	0 (0 to 0)	0 (0 to 0)	0 (0 to 0)	0 (0 to 0)	0 (0 to 0)	0
Cutaneous and mucocutaneous leishmaniasis	0 (0 to 0)	0 (0 to 0)	0 (0 to 0)	0 (0 to 0)	0 (0 to 0)	0 (0 to 0)	0 (0 to 0)	0 (0 to 0)	0 (0 to 0)	0 (0 to 0)	0 (0 to 0)	0 (0 to 0)	0 (0 to 0)	0 (0 to 0)	0 (0 to 0)	0 (0 to 0)	0 (0 to 0)	0 (0 to 0)	0 (0 to 0)	0 (0 to 0)	0
African trypanosomiasis	0 (0 to 0)	0 (0 to 0)	0 (0 to 0)	0 (0 to 0)	0 (0 to 0)	0 (0 to 0)	0 (0 to 0)	0 (0 to 0)	0 (0 to 0)	0 (0 to 0)	0 (0 to 0)	0 (0 to 0)	0 (0 to 0)	0 (0 to 0)	0 (0 to 0)	0 (0 to 0)	0 (0 to 0)	0 (0 to 0)	0 (0 to 0)	0 (0 to 0)	0
Schistosomiasis	0 (0 to 0)	0 (0 to 0)	0 (0 to 0)	0 (0 to 0)	0 (0 to 0)	0 (0 to 0)	0 (0 to 0)	0 (0 to 0)	0 (0 to 0)	0 (0 to 0)	0 (0 to 0)	0 (0 to 0)	0 (0 to 0)	0 (0 to 0)	0 (0 to 0)	0 (0 to 0)	0 (0 to 0)	0 (0 to 0)	0 (0 to 0)	0 (0 to 0)	0
Cysticercosis	0 (0 to 0)	0 (0 to 0)	0 (0 to 0)	0 (0 to 0)	0 (0 to 0)	0 (0 to 0)	0 (0 to 0)	0-1 (0 to 0-1)	0-1 (0-7 to 1-6)	1-1 (0 to 2-4)	1-1 (0 to 2-4)	1-2 (0 to 2-7)	1-2 (0 to 2-7)	1-2 (0 to 2-7)	1-2 (0 to 2-7)	1-2 (0 to 2-7)	1-2 (0 to 2-7)	1-2 (0 to 2-7)	1-2 (0 to 2-7)	1-2 (0 to 2-7)	26-6
Cystic echinococcosis	0 (0 to 0)	0 (0 to 0)	0 (0 to 0)	0 (0 to 0)	0 (0 to 0)	0 (0 to 0)	0 (0 to 0)	0 (0 to 0)	0 (0 to 0)	0 (0 to 0)	0 (0 to 0)	0 (0 to 0)	0 (0 to 0)	0 (0 to 0)	0 (0 to 0)	0 (0 to 0)	0 (0 to 0)	0 (0 to 0)	0 (0 to 0)	0 (0 to 0)	0
Lymphatic filariasis	0 (0 to 0)	0 (0 to 0)	0 (0 to 0)	0 (0 to 0)	0 (0 to 0)	0 (0 to 0)	0 (0 to 0)	0 (0 to 0)	0 (0 to 0)	0 (0 to 0)	0 (0 to 0)	0 (0 to 0)	0 (0 to 0)	0 (0 to 0)	0 (0 to 0)	0 (0 to 0)	0 (0 to 0)	0 (0 to 0)	0 (0 to 0)	0 (0 to 0)	0
Onchocerciasis	0 (0 to 0)	0 (0 to 0)	0 (0 to 0)	0 (0 to 0)	0 (0 to 0)	0 (0 to 0)	0 (0 to 0)	0 (0 to 0)	0 (0 to 0)	0 (0 to 0)	0 (0 to 0)	0 (0 to 0)	0 (0 to 0)	0 (0 to 0)	0 (0 to 0)	0 (0 to 0)	0 (0 to 0)	0 (0 to 0)	0 (0 to 0)	0 (0 to 0)	0
Trachoma	0 (0 to 0)	0 (0 to 0)	0 (0 to 0)	0 (0 to 0)	0 (0 to 0)	0 (0 to 0)	0 (0 to 0)	0 (0 to 0)	0 (0 to 0)	0 (0 to 0)	0 (0 to 0)	0 (0 to 0)	0 (0 to 0)	0 (0 to 0)	0 (0 to 0)	0 (0 to 0)	0 (0 to 0)	0 (0 to 0)	0 (0 to 0)	0 (0 to 0)	0
Dengue	0 (0 to 0)	0 (0 to 0)	0-1 (0 to 0-2)	0-7 (0 to 1-7)	0-8 (0 to 2-1)	0-8 (0 to 2-1)	0-8 (0 to 2-4)	0-8 (0 to 2-4)	0-8 (0 to 2-3)	0-8 (0 to 2-3)	0-8 (0 to 1-2)	0-8 (0 to 1-2)	0-8 (0 to 1-2)	0-8 (0 to 1-2)	0-8 (0 to 1-2)	0-8 (0 to 1-2)	0-8 (0 to 1-2)	0-8 (0 to 1-2)	0-8 (0 to 1-2)	0-8 (0 to 1-2)	7-5
Yellow fever	0 (0 to 0)	0 (0 to 0)	0 (0 to 0)	0 (0 to 0)	0 (0 to 0)	0 (0 to 0)	0 (0 to 0)	0 (0 to 0)	0 (0 to 0)	0 (0 to 0)	0 (0 to 0)	0 (0 to 0)	0 (0 to 0)	0 (0 to 0)	0 (0 to 0)	0 (0 to 0)	0 (0 to 0)	0 (0 to 0)	0 (0 to 0)	0 (0 to 0)	0
Rabies	0 (0 to 0)	0 (0 to 0)	0 (0 to 0)	0 (0 to 0)	0 (0 to 0)	0 (0 to 0)	0 (0 to 0)	0 (0 to 0)	0 (0 to 0)	0 (0 to 0)	0 (0 to 0)	0 (0 to 0)	0 (0 to 0)	0 (0 to 0)	0 (0 to 0)	0 (0 to 0)	0 (0 to 0)	0 (0 to 0)	0 (0 to 0)	0 (0 to 0)	0-1
Intestinal nematode infections	0 (0 to 0)	0 (0 to 0)	0 (0 to 0)	0-1 (0 to 0-2)	0-2 (0 to 0-5)	0-2 (0 to 0-4)	0-3 (0 to 0-3)	0-3 (0 to 0-2)	0-3 (0 to 0-2)	0-3 (0 to 0-1)	0-3 (0 to 0-1)	0-3 (0 to 0-1)	0-3 (0 to 0-1)	0-3 (0 to 0-1)	0-3 (0 to 0-1)	0-3 (0 to 0-1)	0-3 (0 to 0-1)	0-3 (0 to 0-1)	0-3 (0 to 0-1)	0-3 (0 to 0-1)	1-7
Ascariasis	0 (0 to 0)	0 (0 to 0)	0 (0 to 0)	0 (0 to 0)	0 (0 to 0)	0 (0 to 0)	0 (0 to 0)	0 (0 to 0)	0 (0 to 0)	0 (0 to 0)	0 (0 to 0)	0 (0 to 0)	0 (0 to 0)	0 (0 to 0)	0 (0 to 0)	0 (0 to 0)	0 (0 to 0)	0 (0 to 0)	0 (0 to 0)	0 (0 to 0)	0-5
Trichuriasis	0 (0 to 0)	0 (0 to 0)	0 (0 to 0)	0 (0 to 0)	0 (0 to 0)	0 (0 to 0)	0 (0 to 0)	0 (0 to 0)	0 (0 to 0)	0 (0 to 0)	0 (0 to 0)	0 (0 to 0)	0 (0 to 0)	0 (0 to 0)	0 (0 to 0)	0 (0 to 0)	0 (0 to 0)	0 (0 to 0)	0 (0 to 0)	0 (0 to 0)	0
Hookworm disease	0 (0 to 0)	0 (0 to 0)	0 (0 to 0)	0 (0 to 0)	0 (0 to 0)	0 (0 to 0)	0 (0 to 0)	0 (0 to 0)	0 (0 to 0)	0 (0 to 0)	0 (0 to 0)	0 (0 to 0)	0 (0 to 0)	0 (0 to 0)	0 (0 to 0)	0 (0 to 0)	0 (0 to 0)	0 (0 to 0)	0 (0 to 0)	0 (0 to 0)	1-2
Food-borne trematodiases	0 (0 to 0)	0 (0 to 0)	0 (0 to 0)	0 (0 to 0)	0 (0 to 0)	0 (0 to 0)	0 (0 to 0)	0 (0 to 0)	0 (0 to 0)	0 (0 to 0)	0 (0 to 0)	0 (0 to 0)	0 (0 to 0)	0 (0 to 0)	0 (0 to 0)	0 (0 to 0)	0 (0 to 0)	0 (0 to 0)	0 (0 to 0)	0 (0 to 0)	0
Leprosy	0 (0 to 0)	0 (0 to 0)	0 (0 to 0)	0 (0 to 0)	0 (0 to 0)	0 (0 to 0)	0 (0 to 0)	0 (0 to 0)	0 (0 to 0)	0 (0 to 0)	0 (0 to 0)	0 (0 to 0)	0 (0 to 0)	0 (0 to 0)	0 (0 to 0)	0 (0 to 0)	0 (0 to 0)	0 (0 to 0)	0 (0 to 0)	0 (0 to 0)	0-4
Ebola	0 (0 to 0)	0 (0 to 0)	0 (0 to 0)	0 (0 to 0)	0 (0 to 0)	0 (0 to 0)	0 (0 to 0)	0 (0 to 0)	0 (0 to 0)	0 (0 to 0)	0 (0 to 0)	0 (0 to 0)	0 (0 to 0)	0

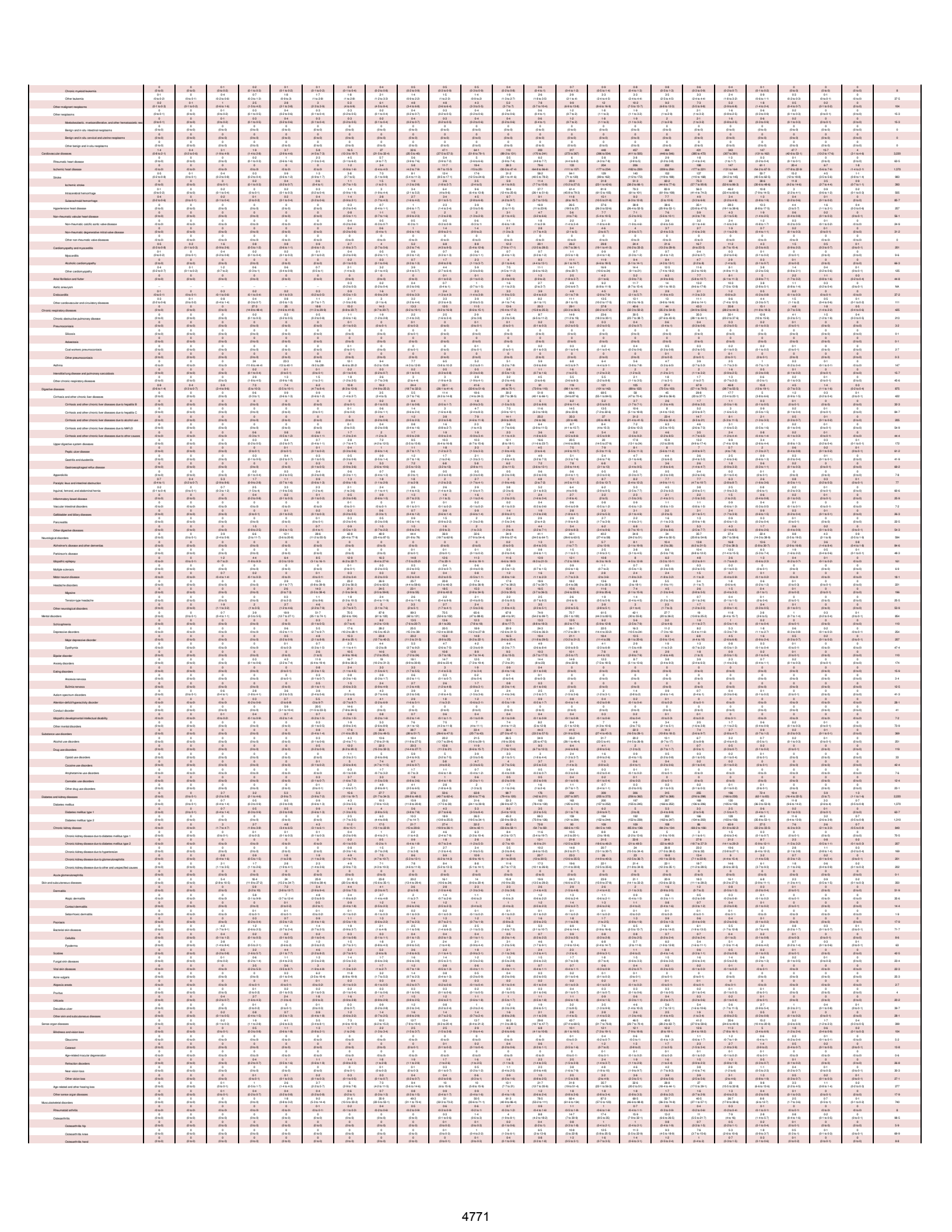



Osteoarthritis other	0 (0 to 0)	0 (0 to 0)	0 (0 to 0)	0 (0 to 0)	1-6 (0 to 3)	0 (0 to 0)	0 (0 to 0)	0 (0 to 0)	0 (0 to 0)	0 (0 to 0)	0 (0 to 1)	0-1 (0 to 2)	0-1 (0 to 2)	0-5 (0 to 1 1)	1-1 (0 to 2 2)	1-9 (0 to 6)	2-4 (1 to 5 2)	2-2 (1 to 4 7)	2 (0 to 6)	1-7 (0 to 3 4)	1-3 (0 to 2 7)	0-5 (0 to 1)	0-2 (0 to 1 0)	0-1 (0 to 0 5)	0 (0 to 0)	13-9
Low back pain	0 (0 to 0)	0 (0 to 0)	0 (0 to 0)	0 (0 to 0)	8-0 (7 to 3)	1-6 (4 6 to 13 6)	17 (10 to 27 6)	23-7 (13 7 to 38 6)	27 (15 5 to 42 2)	26-1 (14 2 to 39 2)	24-4 (14 6 to 37 8)	20-7 (17 3 to 45 0)	29 (20 3 to 53 4)	29-7 (20 3 to 53 4)	33-7 (22 9 to 61 1)	19-1 (9 4 to 32 4)	11 (2 4 to 53 7)	26-7 (17 5 to 49 2)	21 (11 to 42 3)	16-9 (9 6 to 29 4)	11 (2 4 to 53 8)	3-9 (2 4 to 5 9)	1-1 (0 4 to 1 5)	0-3 (0 to 0 6)	0-1 (0 to 0 1)	344
Neck pain	0 (0 to 0)	0 (0 to 0)	0 (0 to 0)	0-1 (0 to 0 3)	0-7 (0 2 to 1 4)	1-6 (0 7 to 3 1)	4-3 (1 2 to 5 5)	5-5 (2 to 9 4)	5-5 (2 to 10 4)	4-3 (1 to 8 2)	5-5 (2 to 10 4)	4-3 (1 to 8 2)	7-9 (3 to 14 2)	10-1 (5 to 18 3)	10-1 (5 to 18 3)	8-5 (4 1 to 15 3)	8-5 (4 to 16)	6-1 (2 to 13)	4-2 (2 to 7 2)	2-1 (1 to 3 4)	0-6 (0 to 1 1)	0-2 (0 to 1 0)	0-1 (0 to 0 5)	0 (0 to 0)	73-9
Gout	0 (0 to 0)	0 (0 to 0)	0 (0 to 0)	0 (0 to 0)	0 (0 to 0)	0 (0 to 0)	0 (0 to 0)	0 (0 to 0)	0-3 (0 to 1)	0-3 (0 to 1)	0-3 (0 to 1)	0-3 (0 to 1)	0-3 (0 to 1)	0-3 (0 to 1)	0-3 (0 to 1)	0-3 (0 to 1)	0-3 (0 to 1)	0-3 (0 to 1)	0-3 (0 to 1)	0-3 (0 to 1)	0-3 (0 to 1)	0-3 (0 to 1)	0-3 (0 to 1)	0 (0 to 0)	0 (0 to 0)	5-7
Other musculoskeletal disorders	0 (0 to 0)	0 (0 to 0)	0 (0 to 0)	0-1 (0 1 to 0 4)	0-1 (0 1 to 0 4)	2-8 (1 1 to 5 4)	8-9 (2 to 14 2)	17-3 (10 2 to 27 6)	19-4 (11 4 to 30 7)	17-6 (10 0 to 27)	20-4 (11 4 to 32 5)	24-3 (14 2 to 38 6)	24-5 (14 to 37 9)	24-5 (14 to 37 9)	49-3 (30 2 to 74 4)	18-6 (10 4 to 30 7)	13-2 (7 1 to 20 6)	18-2 (9 7 to 31 2)	4-7 (1 to 12 5)	4-3 (2 4 to 6 9)	1-2 (0 3 to 2 4)	0-3 (0 2 to 0 6)	0-3 (0 to 0 5)	0 (0 to 0)	210
Other non-communicable diseases	57 (35 to 88 9)	16-2 (10 4 to 22 3)	77-2 (50 1 to 117)	30-8 (21 9 to 45)	24-4 (16 6 to 32 2)	16-8 (14 5 to 24 3)	23-8 (16 1 to 36 3)	21-3 (20 5 to 41 4)	22-1 (20 2 to 46)	24-5 (24 5 to 47 3)	33-3 (24 5 to 47 3)	31-1 (22 9 to 43)	33-4 (24 5 to 47 1)	49-7 (29 5 to 72 3)	49-3 (36 7 to 67 7)	54-2 (42 to 72 3)	52 (36 9 to 66 4)	47-4 (36 7 to 61 2)	49-5 (32 2 to 72)	34-2 (24 4 to 52 2)	13-3 (10 1 to 19 7)	4-6 (2 5 to 5 7)	1-5 (1 2 to 1 8)	0-3 (0 2 to 0 4)	751
Congenital birth defects	55-2 (32 1 to 91 7)	14-3 (9 4 to 20 7)	53-6 (32 8 to 84 1)	10-6 (10 5 to 22 1)	9-5 (6 1 to 10 3)	8 (7 1 to 12 1)	9-4 (7 1 to 11 8)	9 (6 6 to 11 8)	6-7 (4 6 to 9 1)	5-4 (3 to 7 2)	5-4 (3 to 8 2)	4 (2 to 6 2)	3-5 (2 4 to 4 6)	2-4 (1 4 to 3 6)	3-9 (2 9 to 5 1)	3-9 (2 9 to 5 1)	3-3 (2 to 4 4)	2 (1 to 3 5)	1-2 (0 6 to 1 6)	0-3 (0 to 0 5)	0-1 (0 to 0 3)	0-1 (0 to 0 1)	0 (0 to 0)	0 (0 to 0)	209
Neural tube defects	3-4 (1 7 to 6 3)	0-7 (0 3 to 1 4)	2-6 (1 to 5 3)	2-1 (1 to 4 2)	0-3 (0 2 to 0 6)	0-4 (0 2 to 0 8)	0-4 (0 2 to 0 8)	0-3 (0 2 to 0 5)	0-3 (0 2 to 0 4)	0-2 (0 1 to 0 3)	0-2 (0 1 to 0 3)	0-1 (0 1 to 0 1)	0-1 (0 1 to 0 1)	0-1 (0 1 to 0 1)	0-1 (0 1 to 0 1)	0-1 (0 to 0 1)	0-1 (0 to 0 1)	0-1 (0 to 0 1)	0 (0 to 0)	0 (0 to 0)	0 (0 to 0)	0 (0 to 0)	0 (0 to 0)	0 (0 to 0)	0 (0 to 0)	11-4
Congenital heart anomalies	22-8 (20 1 to 32 9)	6-1 (5 2 to 14 8)	35-6 (29 7 to 55 7)	7-1 (4 6 to 13)	4-5 (2 9 to 6 4)	3-2 (2 1 to 4 5)	4-1 (2 9 to 5 8)	4 (2 to 6)	2-7 (1 7 to 4 1)	2-4 (1 5 to 3 5)	1-7 (1 1 to 2 4)	1-7 (1 to 2 4)	1-3 (0 8 to 1 8)	0-8 (0 5 to 1 1)	1-1 (0 7 to 1 7)	0-7 (0 5 to 1 1)	0-5 (0 3 to 0 8)	0-4 (0 2 to 0 5)	0-3 (0 to 0 1)	0-2 (0 to 0 3)	0-1 (0 to 0 1)	0-1 (0 to 0 1)	0 (0 to 0)	0 (0 to 0)	113
Orofacial clefts	0 (0 to 0)	0-1 (0 to 0 1)	0-1 (0 to 0 2)	0-1 (0 1 to 0 3)	0-2 (0 1 to 0 3)	0-2 (0 1 to 0 3)	0-2 (0 1 to 0 4)	0-2 (0 1 to 0 3)	0-1 (0 to 0 3)	0-1 (0 to 0 2)	0-1 (0 to 0 2)	0-1 (0 to 0 2)	0-1 (0 to 0 2)	0-1 (0 to 0 2)	0-1 (0 to 0 2)	0-1 (0 to 0 2)	0-1 (0 to 0 2)	0-1 (0 to 0 1)	0-1 (0 to 0 1)	0 (0 to 0)	0 (0 to 0)	0 (0 to 0)	0 (0 to 0)	0 (0 to 0)	0 (0 to 0)	1-9
Down syndrome	0-8 (0 4 to 1 5)	0-4 (0 1 to 0 7)	2-6 (1 2 to 4 8)	1 (0 5 to 1 8)	0-5 (0 3 to 0 9)	0-6 (0 4 to 1 1)	1 (0 6 to 1 5)	0-6 (0 4 to 1 1)	0-6 (0 4 to 1 2)	0-8 (0 4 to 1 3)	0-7 (0 4 to 1 1)	0-7 (0 4 to 1 1)	0-7 (0 4 to 1 1)	0-9 (0 6 to 1 4)	1 (0 6 to 1 5)	0-9 (0 6 to 1 4)	1-2 (0 6 to 2 2)	0-5 (0 3 to 0 8)	0-3 (0 2 to 0 4)	0-2 (0 to 0 5)	0-3 (0 to 0 5)	0-3 (0 to 0 5)	0-3 (0 to 0 5)	0 (0 to 0)	0 (0 to 0)	14-8
Turner syndrome	0 (0 to 0)	0 (0 to 0)	0 (0 to 0)	0 (0 to 0)	0 (0 to 0)	0 (0 to 0)	0 (0 to 0)	0 (0 to 0)	0 (0 to 0)	0 (0 to 0)	0 (0 to 0)	0 (0 to 0)	0 (0 to 0)	0 (0 to 0)	0 (0 to 0)	0 (0 to 0)	0 (0 to 0)	0 (0 to 0)	0 (0 to 0)	0 (0 to 0)	0 (0 to 0)	0 (0 to 0)	0 (0 to 0)	0 (0 to 0)	0 (0 to 0)	0
Klinefelter syndrome	0 (0 to 0)	0 (0 to 0)	0 (0 to 0)	0 (0 to 0)	0 (0 to 0)	0 (0 to 0)	0 (0 to 0)	0 (0 to 0)	0 (0 to 0)	0 (0 to 0)	0 (0 to 0)	0 (0 to 0)	0 (0 to 0)	0 (0 to 0)	0 (0 to 0)	0 (0 to 0)	0 (0 to 0)	0 (0 to 0)	0 (0 to 0)	0 (0 to 0)	0 (0 to 0)	0 (0 to 0)	0 (0 to 0)	0 (0 to 0)	0 (0 to 0)	0
Other chromosomal abnormalities	2-5 (1 0 to 5 1)	0-7 (0 3 to 1 5)	2-2 (1 0 to 4)	0-8 (0 5 to 1 5)	0-5 (0 3 to 0 7)	0-5 (0 3 to 0 7)	0-6 (0 4 to 0 9)	0-4 (0 2 to 0 6)	0-2 (0 1 to 0 3)	0-2 (0 1 to 0 3)	0-1 (0 1 to 0 2)	0-1 (0 to 0 2)	0-1 (0 to 0 2)	0-1 (0 to 0 1)	0-1 (0 to 0 1)	0-1 (0 to 0 1)	0 (0 to 0 1)	0 (0 to 0 1)	0 (0 to 0)	0 (0 to 0)	0 (0 to 0)	0 (0 to 0)	0 (0 to 0)	0 (0 to 0)	0 (0 to 0)	9-1
Congenital musculoskeletal and limb anomalies	1-4 (0 7 to 3)	0-4 (0 3 to 0 8)	1-9 (1 1 to 3 4)	1-9 (1 1 to 3)	1-9 (1 1 to 2 1)	1-5 (1 to 2)	1-4 (0 8 to 2 2)	1-2 (0 7 to 1 9)	0-9 (0 4 to 1 2)	0-8 (0 4 to 1 2)	0-8 (0 4 to 1 2)	0-8 (0 4 to 1 2)	0-9 (0 4 to 1 3)	0-8 (0 4 to 1 4)	0-9 (0 5 to 1 4)	0-9 (0 4 to 1 4)	0-9 (0 4 to 1 4)	0-5 (0 2 to 0 8)	0-3 (0 1 to 0 5)	0-2 (0 1 to 0 3)	0-1 (0 to 0 2)	0-1 (0 to 0 2)	0-1 (0 to 0 2)	0 (0 to 0)	0 (0 to 0)	19-9
Urogenital congenital anomalies	0-6 (0 3 to 1 2)	0-1 (0 to 0 2)	0-3 (0 2 to 0 6)	0-3 (0 1 to 0 6)	0-2 (0 1 to 0 5)	0-1 (0 1 to 0 2)	0-1 (0 1 to 0 2)	0-1 (0 1 to 0 2)	0-1 (0 1 to 0 2)	0-1 (0 to 0 1)	0-1 (0 to 0 1)	0 (0 to 0 1)	0 (0 to 0 1)	0 (0 to 0)	0 (0 to 0)	0 (0 to 0)	0 (0 to 0)	0 (0 to 0)	0 (0 to 0)	0 (0 to 0)	0 (0 to 0)	0 (0 to 0)	0 (0 to 0)	0 (0 to 0)	0 (0 to 0)	2-2
Digestive congenital anomalies	5-9 (3 to 12)	2-2 (1 1 to 3 9)	7 (3 2 to 13)	1-7 (0 4 to 1 1)	0-9 (0 2 to 0 5)	0-5 (0 1 to 0 2)	0-5 (0 1 to 0 1)	0-4 (0 1 to 0 1)	0-3 (0 1 to 0 1)	0-3 (0 to 0 1)	0-3 (0 to 0 1)	0-3 (0 to 0 1)	0-3 (0 to 0 1)	0-3 (0 to 0 1)	0-3 (0 to 0 1)	0-3 (0 to 0 1)	0-3 (0 to 0 1)	0-3 (0 to 0 1)	0-3 (0 to 0 1)	0-3 (0 to 0 1)	0-3 (0 to 0 1)	0-3 (0 to 0 1)	0-3 (0 to 0 1)	0-3 (0 to 0 1)	0-3 (0 to 0 1)	13
Other congenital birth defects	3-4 (1 4 to 12 1)	1-4 (0 6 to 2 2)	4-1 (2 2 to 7 8)	1-6 (0 8 to 1 8)	1-2 (0 6 to 1 5)	0-9 (0 4 to 1 1)	0-9 (0 7 to 1 8)	0-8 (0 4 to 2 2)	0-7 (0 4 to 1 2)	0-6 (0 4 to 1 2)	0-7 (0 4 to 1 2)	0-6 (0 3 to 0 9)	0-6 (0 3 to 0 9)	0-5 (0 3 to 0 8)	0-6 (0 3 to 0 9)	0-6 (0 3 to 0 9)	0-5 (0 3 to 0 8)	0-4 (0 2 to 0 6)	0-3 (0 1 to 0 5)	0-3 (0 1 to 0 4)	0-3 (0 to 0 4)	0-3 (0 to 0 4)	0-3 (0 to 0 4)	0-3 (0 to 0 4)	0-3 (0 to 0 4)	23-6
Urinary diseases and male infertility	0-1 (0 1 to 0 2)	0-1 (0 1 to 0 3)	1-4 (0 2 to 0 6)	0-4 (0 2 to 0 6)	0-3 (0 2 to 0 5)	0-4 (0 2 to 0 6)	0-4 (0 2 to 0 6)	0-4 (1 to 0 4)	0-4 (1 to 0 4)	0-3 (1 to 0 4)	0-3 (1 to 0 4)	0-3 (2 to 0 5)	0-4 (2 to 0 5)	0-5 (2 to 0 6)	0-5 (2 to 0 6)	0-5 (2 to 0 6)	0-5 (1 to 0 6)	0-5 (1 to 0 6)	0-4 (1 to 0 5)	0-4 (1 to 0 5)	0-4 (1 to 0 5)	0-4 (1 to 0 5)	0-4 (1 to 0 5)	0-4 (1 to 0 5)	0-4 (1 to 0 5)	129
Urolithiasis	0 (0 to 0)	0 (0 to 0)	0 (0 to 0)	0 (0 to 0)	0 (0 to 0)	0 (0 to 0)	0 (0 to 0)	0 (0 to 0)	0 (0 to 0)	0 (0 to 0)	0 (0 to 0)	0 (0 to 0)	0 (0 to 0)	0 (0 to 0)	0 (0 to 0)	0 (0 to 0)	0 (0 to 0)	0 (0 to 0)	0 (0 to 0)	0 (0 to 0)	0 (0 to 0)	0 (0 to 0)	0 (0 to 0)	0 (0 to 0)	0 (0 to 0)	11
Benign prostatic hyperplasia	0 (0 to 0)	0 (0 to 0)	0 (0 to 0)	0 (0 to 0)	0 (0 to 0)	0 (0 to 0)	0 (0 to 0)	0 (0 to 0)	0 (0 to 0)	0 (0 to 0)	0 (0 to 0)	0 (0 to 0)	0 (0 to 0)	0 (0 to 0)	0 (0 to 0)	0 (0 to 0)	0 (0 to 0)	0 (0 to 0)	0 (0 to 0)	0 (0 to 0)	0 (0 to 0)	0 (0 to 0)	0 (0 to 0)	0 (0 to 0)	0 (0 to 0)	30-3
Male infertility	0 (0 to 0)	0 (0 to 0)	0 (0 to 0)	0 (0 to 0)	1-1 (0 to 3)	0 (0 to 0)	0 (0 to 0)	0 (0 to 0)	1-1 (0 to 2 7)	1-1 (0 to 3 4)	0-9 (0 to 2 2)	0-8 (0 to 2 2)	0-8 (0 to 2 2)	0-8 (0 to 2 2)	0-8 (0 to 2 2)	0-8 (0 to 2 2)	0-8 (0 to 2 2)	0-8 (0 to 2 2)	0-8 (0 to 2 2)	0-8 (0 to 2 2)	0-8 (0 to 2 2)	0-8 (0 to 2 2)	0-8 (0 to 2 2)	0-8 (0 to 2 2)	0-8 (0 to 2 2)	4-7
Other urinary diseases	0-1 (0 to 0 1)	0-1 (0 to 0 2)	0-2 (0 1 to 0 4)	0-1 (0 to 0 2)	0-1 (0 1 to 0 2)	0-2 (0 2 to 0 4)	0-4 (0 2 to 0 6)	0-3 (0 2 to 1)	0-3 (0 1 to 0 5)	0-3 (0 2 to 0 7)	0-3 (0 to 0 6)	0-3 (0 to 0 5)	0-3 (0 to 0 5)	0-3 (0 to 0 5)	0-3 (0 to 0 5)	0-3 (0 to 0 5)	0-3 (0 to 0 5)	0-3 (0 to 0 5)	0-3 (0 to 0 5)	0-3 (0 to 0 5)	0-3 (0 to 0 5)	0-3 (0 to 0 5)	0-3 (0 to 0 5)	0-3 (0 to 0 5)	0-3 (0 to 0 5)	19-1
Gynecological diseases	0 (0 to 0)	0 (0 to 0)	0 (0 to 0)	0 (0 to 0)	0 (0 to 0)	0 (0 to 0)	0 (0 to 0)	0 (0 to 0)	0 (0 to 0)	0 (0 to 0)	0 (0 to 0)	0 (0 to 0)	0 (0 to 0)	0 (0 to 0)	0 (0 to 0)	0 (0 to 0)	0 (0 to 0)	0 (0 to 0)	0 (0 to 0)	0 (0 to 0)	0 (0 to 0)	0 (0 to 0)	0 (0 to 0)	0 (0 to 0)	0 (0 to 0)	0
Uterine fibroids	0 (0 to 0)	0 (0 to 0)	0 (0 to 0)	0 (0 to 0)	0 (0 to 0)	0 (0 to 0)	0 (0 to 0)	0 (0 to 0)	0 (0 to 0)	0 (0 to 0)	0 (0 to 0)	0 (0 to 0)	0 (0 to 0)	0 (0 to 0)	0 (0 to 0)	0 (0 to 0)	0 (0 to 0)	0 (0 to 0)	0 (0 to 0)	0 (0 to 0)	0 (0 to 0)	0 (0 to 0)	0 (0 to 0)	0 (0 to 0)	0 (0 to 0)	0
Polycystic ovarian syndrome	..	..	..	..	..	..	..	..	..	..	..	..	..	..	..	..	..	..	..	..	..	..	..	..	..	NA
Female infertility	..	..	..	..	..	..	..	..	..	..	..	..	..	..	..	..	..	..	..	..	..	..	..	..	..	NA
Endometriosis	..	..	..	..	..	..	..	..	..	..	..	..	..	..	..	..	..	..	..	..	..	..	..	..	..	NA
Genital prolapse	0 (0 to 0)	0 (0 to 0)	0 (0 to 0)	0 (0 to 0)	0 (0 to 0)	0 (0 to 0)	0 (0 to 0)	0 (0 to 0)	0 (0 to 0)	0 (0 to 0)	0 (0 to 0)	0 (0 to 0)	0 (0 to 0)	0 (0 to 0)	0 (0 to 0)	0 (0 to 0)	0 (0 to 0)	0 (0 to 0)	0 (0 to 0)	0 (0 to 0)	0 (0 to 0)	0 (0 to 0)	0 (0 to 0)	0 (0 to 0)	0 (0 to 0)	0
Premenstrual syndrome	..	..	..	..	..	..	..	..	..	..	..	..	..	..	..	..	..	..	..	..	..	..	..	..	..	NA
Other gynecological diseases	0 (0 to 0)	0 (0 to 0)	0 (0 to 0)	0 (0 to 0)	0 (0 to 0)	0 (0 to 0)	0 (0 to 0)	0 (0 to 0)	0 (0 to 0)	0 (0 to 0)	0 (0 to 0)	0 (0 to 0)	0 (0 to 0)	0 (0 to 0)	0 (0 to 0)	0 (0 to 0)	0 (0 to 0)	0 (0 to 0)	0 (0 to 0)	0 (0 to 0)	0 (0 to 0)	0 (0 to 0)	0 (0 to 0)	0 (0 to 0)	0 (0 to 0)	0
Hemoglobinopathies and hemolytic anemias	0-2 (0 1 to 0 3)	0-3 (0 2 to 0 4)	2-5 (1 0 to 6 2)	0-4 (0 2 to 0 8)	7-7 (4 9 to 11 6)	4-9 (3 1 to 6 9)	6-2 (4 2 to 9 2)	7-4 (3 to 11 2)	5-7 (3 7 to 8 1)	5-2 (3 4 to 7 3)	4-2 (2 9 to 5 9)	4-5 (3 to 6 2)	2-6 (2 to 3 4)	4-6 (2 to 6 4)	4-3 (2 to 6 1)	4-4 (2 to 6 1)	3-4 (2 to 4 9)	2-6 (1 to 3 6)	2-3 (1 to 3 2)	1-7 (1 to 2 2)	0-6 (0 to 0 9)	0-4 (0 to 0 5)	0-1 (0 1 to 0 2)	0-1 (0 to 0 1)	78-5
Thalassemias	0 (0 to 0)	0 (0 to 0)	0 (0 to 0)	0 (0 to 0)	0 (0 to 0)	0 (0 to 0)	0 (0 to 0)	0 (0 to 0)	0 (0 to 0)	0 (0 to 0)	0 (0 to 0)	0 (0 to 0)	0 (0 to 0)	0 (0 to 0)	0 (0 to 0)	0 (0 to 0)	0 (0 to 0)	0 (0 to 0)	0 (0 to 0)	0 (0 to 0)	0 (0 to 0)	0 (0 to 0)	0 (0 to 0)	0 (0 to 0)	0 (0 to 0)	0
Thalassemias trait	0 (0 to 0)	0 (0 to 0)	0-1 (0 1 to 0 2)	0-2 (0 to 0 2)	0-1 (0 to 0 2)	0-2 (0 to 0 1)	0-1 (0 to 0 1)	0-1 (0 to 0 1)	0-1 (0 to 0 1)	0-1 (0 to 0 1)	0-1 (0 to 0 1)	0-1 (0 to 0 1)	0-1 (0 to 0 1)	0-1 (0 to 0 1)	0-1 (0 to 0 1)	0-1 (0 to 0 1)	0-1 (0 to 0 1)	0-1 (0 to 0 1)	0-1 (0 to 0 1)	0-1 (0 to 0 1)	0-1 (0 to 0 1)	0-1 (0 to 0 1)	0-1 (0 to 0 1)	0-1 (0 to 0 1)	0-1 (0 to 0 1)	0-7
Sickle cell disorders	0-2 (0 1 to 0 3)	0-1 (0 1 to 0 2)	1-9 (1 to 3 4)	2-8 (1 4 to 4 7)	4-1 (2 4 to 6 3)	3-4 (2 2 to 5 2)	4-8 (3 1 to 7 1)	5-1 (3 1 to 8)	3-3 (2 to 5)	2-9 (1 7 to 4 8)	2-2 (1 to 3 3)	2-1 (1 1 to 3 3)	1-8 (1 to 2 8)	0-5 (0 1 to 1 8)	0-4 (0 to 1 2)	0-4 (0 to 1 2)	0-3 (0 to 1 2)	0-3 (0 to 1 2)	0-3 (0 to 1 2)	0-3 (0 to 1 2)	0-3 (0 to 1 2)	0-3 (0 to 1 2)	0-3 (0 to 1 2)	0-3 (0 to 1 2)	0-3 (0 to 1 2)	36-3
Sickle cell trait	0 (0 to 0)	0-1 (0 to 0 2)	0-3 (0 1 to 0 6)	1-3 (0 7 to 2 5)	1-8 (0 7 to 3 5)	0-6 (0 1 to 1 4)	0-2 (0 to 0 5)	0-2 (0 to 0 5)	0-2 (0 to 0 6)	0-2 (0 to 0 5)	0-2 (0 to 0 5)	0-2 (0 to 0 5)	0-2 (0 to 0 5)	0-3 (0 to 0 5)	0-3 (0 to 0 5)	0-3 (0 to 0 5)	0-3 (0 to 0 5)	0-2 (0 to 0 4)	0-2 (0 to 0 4)	0-2 (0 to 0 4)	0-1 (0 to 0 4)	0-1 (0 to 0 3)	0-1 (0 to 0 3)	0-1 (0 to 0 3)	0-1 (0 to 0 3)	6-8
G6PD deficiency	0 (0 to 0)	0 (0 to 0)	0-2 (0 to 0 1)	0-2 (0 to 0 4)	0-4 (0 2 to 0 7)	0-4 (0 2 to 0 6)	0-3 (0 1 to 0 4)	0-3 (0 2 to 0 6)	1-7 (0 7 to 3)	1-7 (0 8 to 3)	1-7 (0 7 to 3)	1-5 (0 7 to 2 5)	1-7 (0 8 to 2 9)	2-1 (1 1 to 3 2)	2-1 (1 to 3 3)	2-2 (1 to 3 3)	2-3 (1 to 3 4)	1-6 (1 to 2 4)	1-1 (0 6 to 1 6)	0-7 (0 4 to 1 1)	0-3 (0 2 to 0 5)	0-1 (0 to 0 1)	0-1 (0 to 0 1)	0-1 (0 to 0 1)	0-1 (0 to 0 1)	21
G6PD trait	0 (0 to 0)	0 (0 to 0)	0 (0 to 0)	0 (0 to 0)	0 (0 to 0)	0 (0 to 0)	0 (0 to 0)	0 (0 to 0)	0 (0 to 0)	0 (0 to 0)	0 (0 to 0)	0 (0 to 0)	0 (0 to 0)	0 (0 to 0)	0 (0 to 0)	0 (0 to 0)	0 (0 to 0)	0 (0 to 0)	0 (0 to 0)	0 (0 to 0)	0 (0 to 0)	0 (0 to 0)	0 (0 to 0)	0 (0 to 0)	0 (0 to 0)	6-8
Other hemoglobinopathies and hemolytic anemias	0 (0 to 0)	0-2 (0 to 0 1)	0-8 (0 3 to 1 7)	1-1 (0 2 to 2 4)	0-3 (0 1 to 0 6)	0-3 (0 1 to 0 6)	0-4 (0 2 to 0 6)	0-4 (0 2 to 1)	0-4 (0 2 to 0 8)	0-4 (0 2 to 0 8)	0-4 (0 2 to 0 8)	0-4 (0 2 to 0 8)	0-5 (0 2 to 0 8)	0-6 (0 2 to 0 9)	0-6 (0 2 to 1)	0-6 (0 3 to 1 1)	1-2 (0 6 to 2 2)	1-3 (0 6 to 2 1)	1-2 (0 6 to 2 2)	1-4 (1 to 2)	1-2 (0 6 to 1 9)	0-5 (0 4 to 0 7)	0-3 (0 2 to 0 4)	0-1 (0 1 to 0 2)	0-1 (0 1 to 0 2)	13-6
Endocrine, metabolic, blood, and immune disorders	1-5 (0 4 to 2 9)	1-2 (0 4 to 2 8)	10-7 (6 5 to 21 8)	7-8 (4 5 to 14 2)	3-5 (1 9 to 7 5)	3-6 (2 to 6 4)	3-4 (2 to 5 4)	3-3 (1 to 5 4)	4-3 (2 to 7 4)	3-3 (1 to 5 4)	4-3 (2 to 7 4)	3-3 (1 to 5 4)	3-3 (1 to 5 4)	3-3 (1 to 5 4)	3-3 (1 to 5 4)	3-3 (1 to 5 4)	3-3 (1 to 5 4)	3-3 (1 to 5 4)	3-3 (1 to 5 4)	3-3 (1 to 5 4)	3-3 (1 to 5 4)	3-3 (1 to 5 4)	3-3 (1 to 5 4)	3-3 (1 to 5 4)	3-3 (1 to 5 4)	167
Oral disorders	0 (0 to 0)	0 (0 to 0)	1-7 (0 9 to 2 7)	2-1 (1 1 to 3 4)	2-4 (1 2 to 4 9)	2-1 (1 2 to 3 4)	7-1 (3 5 to 13 4)	9-9 (4 6 to 19 3)	10-4 (5 to 19 7)	10-4 (4 6 to 19 9)	9-2 (5 to 17)	9-2 (5 to 17)	10-4 (5 to 18 9)	10-4 (5 to 18 9)	10-4 (5 to 18 9)	10-4 (5 to 18 9)	10-4 (5 to 18 9)	10-4 (5 to 18 9)	10-4 (5 to 18 9)	10-4 (5 to 18 9)	10-4 (5 to 18 9)	10-4 (5 to 18 9)	10-4 (5 to 18 9)	10-4 (5 to 18 9)	10-4 (5 to 18 9)	163
Caries of deciduous teeth	0 (0 to 0)	0 (0 to 0)	0 (0 to 0)	0 (0 to 1 2)	0 (0 to 0 1)	0 (0 to 0)	0 (0 to 0)	0 (0 to 0)	0 (0 to 0)	0 (0 to 0)	0 (0 to 0)	0 (0 to 0)	0 (0 to 0)	0 (0 to 0)	0 (0 to 0)	0 (0 to 0)	0 (0 to 0)	0 (0 to 0)	0 (0 to 0)	0 (0 to 0)	0 (0 to 0)	0 (0 to 0)	0 (0 to 0)	0 (0 to 0)	0 (0 to 0)	1-2
Caries of permanent teeth	0 (0 to 0)	0 (0 to 0)	0 (0 to 0)	0 (0 to 0)	0-2 (0 2 to 1 1)	1-4 (0 5 to 2 6)	1-4 (0 6 to 3)	1-6 (0 7 to 3 7)	1-6 (0 7 to 3 4)	1-3 (0 6 to 2 5)	1-3 (0 4 to 2)	1-3 (0 4 to 2)	1-1 (0 4 to 2 2)	1-1 (0 4 to 2 2)	1-1 (0 4 to 2 2)	0-8 (0 3 to 1 8)	0-5 (0 2 to 1 2)	0-3 (0 1 to 0 7)	0-2 (0 1 to 0 5)	0-2 (0 1 to 0 3)	0-2 (0 to 0 3)	0-2 (0 to 0 3)	0-2 (0 to 0 3)	0-2 (0 to 0 3)	0-2 (0 to 0 3)	14-1
Periodontal diseases	0 (0 to 0)	0 (0 to 0)	0 (0 to 0)	0 (0 to 0)	0 (0 to 0)	0 (0 to 0)	0 (0 to 1 5)	0-7 (0 to 3)	0-6 (0 to 2 6)	0-5 (0 to 2 1)	0-4 (0 to 1 8)	0-4 (0 to 1 8)	0-4 (0 to 1 8)	0-4 (0 to 1 8)	0-4 (0 to 1 8)	0-4 (0 to 1 8)	0-4 (0 to 1 8)	0-4 (0 to 1 8)	0-4 (0 to 1 8)	0-4 (0 to 1 8)	0-4 (0 to 1 8)	0-4 (0 to 1 8)	0-4 (0 to 1 8)	0-4 (0 to 1 8)	0-4 (0 to 1 8)	67-2
Other oral disorders	0 (0 to 0)	0 (0 to 0)	0 (0 to 0)	0-1 (0 4 to 1 7)	1-1 (0 4 to 1 4)	1-2 (0 7 to 1 9)	2 (1 2 to 3 1)	2-7 (1 4 to 4 2)	2-7 (1 4 to 4 1)	2-3 (1 4 to 3 5)	2 (1 2 to 3)	2 (1 2 to 3 1)	2 (1 2 to 3 1)	2 (1 4 to 3 5)	2-3 (1 5 to 3 7)	2-4 (1 2 to 3)	2-5 (1 4 to 3 9)	2 (1 to 3)	1-7 (0 4 to 3)	1-4 (0 4 to 1)	0-7 (0 4 to 1)	0-4 (0 2 to 0 6)	0-3 (0 to 0 4)	0-3 (0 to 0 4)	0-3 (0 to 0 4)	27-2
Sudden infant death syndrome	..	0-3 (0 2 to 0 5)	0-8 (0 4 to 1 2)	..	..	..	..	..	..	..	..	..	..	..	..	..	..	..	..	..	..	..	..	..	..	NA
Injuries	4-3 (2 6 to 6 3)	1-7 (1 1 to 2 7)	22-5 (13 4 to 34 7)	30-7 (20 7 to 45)	47-2 (39 7 to 55 6)	59-4 (51 2 to 67 9)	166 (145 to 186)	277 (233 to 317)	234 (195 to 273)	216 (186 to 249)	174 (150 to 201)	163 (139 to 190)	179 (152 to 207)	152 (129 to 176)	173 (149 to 200)	152 (131 to 176)	111 (96 5 to 127)	84-7 (74 3 to 97)	68-2 (58 to 79 2)	49-1 (42 4 to 56 9)	28 (17 2 to 32 9)	7 (5 to 8)	2-6 (2 2 to 3)	0-7 (0 4 to 0 8)	2,240
Transport injuries	0-2 (0 1 to 0 3)	0-1 (0 to 0 1)	1-1 (0 7 to 1 6)	0-9 (0 1 to 2 5)	1-1 (0 8 to 1 5)	1-1 (0 7

SR Table 2a: Guyana DALYS by cause and age group for males with 95% uncertainty intervals, 2019

Cause	Early Neonatal	Late Neonatal	Post Neonatal	1 to 4	5 to 9	10 to 14	15 to 19	20 to 24	25 to 29	30 to 34	35 to 39	40 to 44	45 to 49	50 to 54	55 to 59	60 to 64	65 to 69	70 to 74	75 to 79	80 to 84	85 to 89	90 to 94	95 plus	Total
All causes	6,264 (4,468 to 12,209)	1,182 (1,169 to 1,194)	2,168 (2,168 to 2,169)	2,258 (2,258 to 2,260)	1,660 (1,660 to 1,661)	1,579 (1,579 to 1,580)	2,160 (2,160 to 2,161)	2,969 (2,969 to 2,970)	3,960 (3,960 to 3,961)	4,720 (4,720 to 4,720)	5,910 (5,909 to 5,911)	7,609 (7,609 to 7,610)	10,260 (10,260 to 10,260)	14,020 (11,255 to 17,400)	19,470 (12,850 to 24,400)	25,920 (15,110 to 36,700)	34,020 (17,660 to 49,000)	41,920 (19,660 to 62,900)	47,720 (20,660 to 72,900)	51,220 (20,660 to 78,900)	52,220 (20,660 to 80,900)	50,220 (20,660 to 79,900)	46,220 (20,660 to 71,900)	173,000 (173,000 to 173,000)
Communicable, maternal, neonatal, and nutritional diseases	2,592 (1,930 to 12,000)	1,458 (969 to 1,948)	1,292 (1,006 to 2,290)	1,253 (958 to 1,548)	1,169 (788 to 1,551)	697 (628 to 1,170)	943 (778 to 1,270)	1,450 (1,170 to 1,790)	1,950 (1,610 to 2,180)	2,690 (2,060 to 2,950)	3,490 (2,680 to 3,950)	4,900 (3,830 to 5,760)	7,720 (6,060 to 8,960)	11,460 (8,970 to 13,400)	16,220 (12,270 to 19,400)	22,220 (16,760 to 26,700)	29,220 (20,660 to 33,900)	35,220 (23,660 to 40,900)	39,220 (25,660 to 45,900)	40,220 (25,660 to 46,900)	39,220 (25,660 to 45,900)	35,220 (23,660 to 41,900)	32,220 (21,660 to 38,900)	32,200 (21,660 to 38,900)
HIV/AIDS and sexually transmitted infections	0.5 (2.7 to 12.3)	1.1 (0.5 to 2.2)	69.3 (64.1 to 76)	46.1 (40.3 to 52.3)	49.2 (33.7 to 63.1)	27.6 (23.9 to 36.2)	48.5 (43.9 to 54.5)	261 (219 to 290)	716 (652 to 816)	744 (639 to 867)	963 (899 to 1,040)	940 (745 to 1,160)	682 (621 to 781)	403 (370 to 437)	245 (222 to 271)	137 (122 to 156)	79 (68.2 to 92.2)	39.1 (32.6 to 44.6)	19.6 (16.3 to 23.1)	9.6 (8.3 to 11.4)	2.5 (2.2 to 3.2)	0.9 (0.7 to 1.2)	5,910 (5,910 to 5,910)
HIV/AIDS	0 (0 to 0)	0 (0 to 0.1)	67.5 (62.4 to 73.3)	46.1 (40.3 to 52.2)	49.1 (33.7 to 63.1)	29.7 (23 to 33)	43.9 (40.2 to 47.4)	222 (211 to 234)	577 (575 to 579)	676 (629 to 679)	901 (898 to 903)	909 (899 to 1,040)	835 (746 to 958)	677 (626 to 737)	455 (398 to 494)	262 (219 to 287)	139 (132 to 154)	77.6 (67 to 91.1)	37.3 (31.6 to 43.5)	18.6 (14.9 to 22.6)	8.3 (7.1 to 10.1)	2.4 (2.1 to 3.1)	0.9 (0.7 to 1.2)	5,450
HIV/AIDS - Drug-susceptible Tuberculosis	0 (0 to 0)	0 (0 to 0)	0.6 (0.6 to 0.6)	0.6 (0.6 to 0.6)	4.7 (3.9 to 6.9)	3.3 (1.5 to 5.5)	3.2 (2.2 to 7.8)	29 (19 to 43.6)	99.6 (58.2 to 142)	116 (71.5 to 171)	120 (74.6 to 181)	103 (63.9 to 157)	62.7 (51.9 to 78)	49.3 (32.2 to 72.3)	29.1 (19.3 to 43.8)	13.8 (12.2 to 23.7)	8.6 (8.6 to 13.1)	1.6 (1.2 to 2.7)	0.7 (0.5 to 1.1)	0.3 (0.2 to 0.4)	0.1 (0.1 to 0.1)	0.1 (0.1 to 0.1)	674
HIV/AIDS - Multidrug-resistant Tuberculosis without extensive drug resistance	0 (0 to 0)	0 (0 to 0)	0.2 (0.2 to 0.2)	0.1 (0.1 to 0.1)	0.5 (0.5 to 0.5)	0.1 (0.1 to 0.1)	0.5 (0.4 to 0.6)	0.9 (0.7 to 1.1)	1.8 (1.5 to 1.9)	2.1 (1.8 to 2.3)	2.2 (1.9 to 2.4)	1.9 (1.7 to 2.1)	1.6 (1.4 to 1.8)	0.9 (0.8 to 1.1)	0.5 (0.5 to 0.6)	0.3 (0.3 to 0.4)	0.2 (0.2 to 0.3)	0.1 (0.1 to 0.2)	0.1 (0.1 to 0.1)	0 (0 to 0.1)	0 (0 to 0)	0 (0 to 0)	12.6
HIV/AIDS - Extensively drug-resistant Tuberculosis	0 (0 to 0)	0 (0 to 0)	0 (0 to 0)	0 (0 to 0.1)	0 (0 to 0.1)	0 (0 to 0.1)	0 (0 to 0.1)	0 (0 to 0.1)	0 (0 to 0.1)	0 (0 to 0.2)	0 (0 to 0.2)	0 (0 to 0.2)	0 (0 to 0.2)	0 (0 to 0.1)	0 (0 to 0.1)	0 (0 to 0.1)	0 (0 to 0.1)	0 (0 to 0.1)	0 (0 to 0.1)	0 (0 to 0.1)	0 (0 to 0)	0 (0 to 0)	0 (0 to 0)	2.1
HIV/AIDS resulting in other diseases	0 (0 to 0.1)	0 (0 to 0.1)	0.8 (0.6 to 0.8)	0.1 (0.1 to 0.2)	0.1 (0.1 to 0.2)	0.1 (0.1 to 0.2)	0.6 (0.5 to 0.7)	2.3 (2.1 to 2.5)	6.1 (5.6 to 6.7)	7.1 (6.6 to 7.7)	8.6 (8.1 to 9.2)	7.5 (6.9 to 8.1)	5.3 (4.8 to 5.8)	3.2 (2.9 to 3.6)	2.1 (1.9 to 2.3)	1.2 (1.1 to 1.4)	0.7 (0.6 to 0.8)	0.3 (0.3 to 0.4)	0.2 (0.2 to 0.3)	0.1 (0.1 to 0.1)	0 (0 to 0.1)	0 (0 to 0.1)	0 (0 to 0.1)	4,765
Sexually transmitted infections excluding HIV	0.5 (2.6 to 12.2)	1.1 (0.4 to 2.2)	1.4 (1.4 to 1.4)	0.1 (0.1 to 0.1)	0.1 (0.1 to 0.1)	0.1 (0.1 to 0.1)	1.1 (1 to 1.1)	1.9 (1.8 to 2)	2.1 (2 to 2.2)	2.1 (2 to 2.2)	2.1 (2 to 2.2)	2.1 (2 to 2.2)	2.1 (2 to 2.2)	2.1 (2 to 2.2)	2.1 (2 to 2.2)	2.1 (2 to 2.2)	2.1 (2 to 2.2)	2.1 (2 to 2.2)	2.1 (2 to 2.2)	2.1 (2 to 2.2)	2.1 (2 to 2.2)	2.1 (2 to 2.2)	2.1 (2 to 2.2)	63.9
Syphilis	0 (0 to 0)	0 (0 to 0)	1.4 (0.4 to 2.4)	0.1 (0 to 0.2)	0.1 (0 to 0.1)	0.1 (0.1 to 0.4)	0.8 (0.2 to 1.5)	1.8 (0.5 to 1.9)	1.8 (0.4 to 2.4)	1.8 (0.5 to 2.4)	1.8 (0.5 to 2.4)	1.8 (0.7 to 2.7)	1.8 (0.4 to 1.5)	1.8 (0.5 to 1.7)	1.8 (0.5 to 1.6)	1.8 (0.4 to 1.3)	1.8 (0.4 to 1.2)	1.8 (0.3 to 0.7)	1.8 (0.1 to 0.2)	1.8 (0 to 0.1)	1.8 (0 to 0)	1.8 (0 to 0)	1.8 (0 to 0)	21.3
Chlamydial infection	0 (0 to 0)	0 (0 to 0)	0 (0 to 0)	0 (0 to 0)	0 (0 to 0)	0 (0 to 0)	0 (0 to 0.1)	0 (0 to 0.2)	0 (0 to 0.2)	0 (0 to 0.4)	0 (0 to 0.4)	0 (0 to 0.3)	0 (0 to 0.2)	0 (0 to 0.2)	0 (0 to 0.1)	0 (0 to 0.1)	0 (0 to 0.1)	0 (0 to 0.1)	0 (0 to 0.1)	0 (0 to 0.1)	0 (0 to 0)	0 (0 to 0)	0 (0 to 0)	8.6
Gonococcal infection	0 (0 to 0)	0 (0 to 0)	0 (0 to 0)	0 (0 to 0)	0 (0 to 0)	0 (0 to 0.1)	0 (0 to 0.2)	0 (0 to 0.3)	0 (0 to 0.4)	0 (0 to 1.2)	0 (0 to 1.1)	0 (0 to 1.1)	0 (0 to 0.9)	0 (0 to 0.2)	0 (0 to 0.2)	0 (0 to 0.1)	0 (0 to 0.1)	0 (0 to 0.1)	0 (0 to 0.1)	0 (0 to 0.1)	0 (0 to 0)	0 (0 to 0)	0 (0 to 0)	6.7
Trichomoniasis	0 (0 to 0)	0 (0 to 0)	0 (0 to 0)	0 (0 to 0)	0 (0 to 0)	0 (0 to 0)	0 (0 to 0.1)	0 (0 to 0.2)	0 (0 to 0.2)	0 (0 to 0.4)	0 (0 to 0.4)	0 (0 to 0.3)	0 (0 to 0.2)	0 (0 to 0.2)	0 (0 to 0.1)	0 (0 to 0.1)	0 (0 to 0.1)	0 (0 to 0.1)	0 (0 to 0.1)	0 (0 to 0.1)	0 (0 to 0)	0 (0 to 0)	0 (0 to 0)	1
Genital herpes	0 (0 to 0)	0 (0 to 0)	0 (0 to 0)	0 (0 to 0)	0 (0 to 0)	0 (0 to 0.2)	0 (0.1 to 0.1)	0 (0.2 to 0.2)	0 (0.1 to 0.3)	0 (0.3 to 0.3)	0 (0.4 to 0.3)	0 (0.4 to 0.3)	0 (0.3 to 0.4)	0 (0.4 to 0.3)	0 (0.4 to 0.4)	0 (0.4 to 0.3)	0 (0.2 to 0.3)	0 (0.2 to 1.5)	0 (0.1 to 0.5)	0 (0 to 0.2)	0 (0 to 0.1)	0 (0 to 0.1)	0 (0 to 0.1)	13.9
Other sexually transmitted infections	0 (0 to 0)	0 (0 to 0)	0 (0 to 0)	0 (0 to 0)	0 (0 to 0)	0 (0 to 0.2)	0.5 (0.1 to 0.7)	2.1 (0.4 to 3.9)	2.1 (0.9 to 3.3)	1.9 (0.9 to 3.3)	2 (0.9 to 3.3)	1.2 (0.4 to 3.3)	0.9 (0.4 to 1.4)	0.5 (0.4 to 1.4)	0.3 (0.3 to 0.5)	0.2 (0.1 to 0.3)	0.1 (0.1 to 0.2)	0.1 (0.1 to 0.1)	0 (0 to 0.1)	0 (0 to 0.1)	0 (0 to 0.1)	0 (0 to 0)	0 (0 to 0)	13.4
Respiratory infections and tuberculosis	211 (167 to 539)	137 (72.3 to 229)	106 (41.6 to 181)	198 (172 to 360)	127 (78.1 to 203)	127 (94.9 to 167)	108 (72.2 to 223)	122 (78.9 to 259)	129 (79.5 to 169)	146 (86.9 to 205)	178 (98.2 to 246)	211 (102 to 301)	293 (138 to 414)	406 (205 to 705)	477 (231 to 841)	544 (239 to 979)	597 (276 to 1,029)	622 (299 to 917)	641 (299 to 1,029)	641 (299 to 1,029)	641 (299 to 1,029)	641 (299 to 1,029)	641 (299 to 1,029)	7,640
Tuberculosis	211 (0 to 0)	137 (72.3 to 229)	106 (41.6 to 181)	198 (172 to 360)	127 (78.1 to 203)	127 (94.9 to 167)	108 (72.2 to 223)	122 (78.9 to 259)	129 (79.5 to 169)	146 (86.9 to 205)	178 (98.2 to 246)	211 (102 to 301)	293 (138 to 414)	406 (205 to 705)	477 (231 to 841)	544 (239 to 979)	597 (276 to 1,029)	622 (299 to 917)	641 (299 to 1,029)	641 (299 to 1,029)	641 (299 to 1,029)	641 (299 to 1,029)	641 (299 to 1,029)	7,640
Latent tuberculosis infection	0 (0 to 0)	0 (0 to 0)	0 (0 to 0)	0 (0 to 0)	0 (0 to 0)	0 (0 to 0)

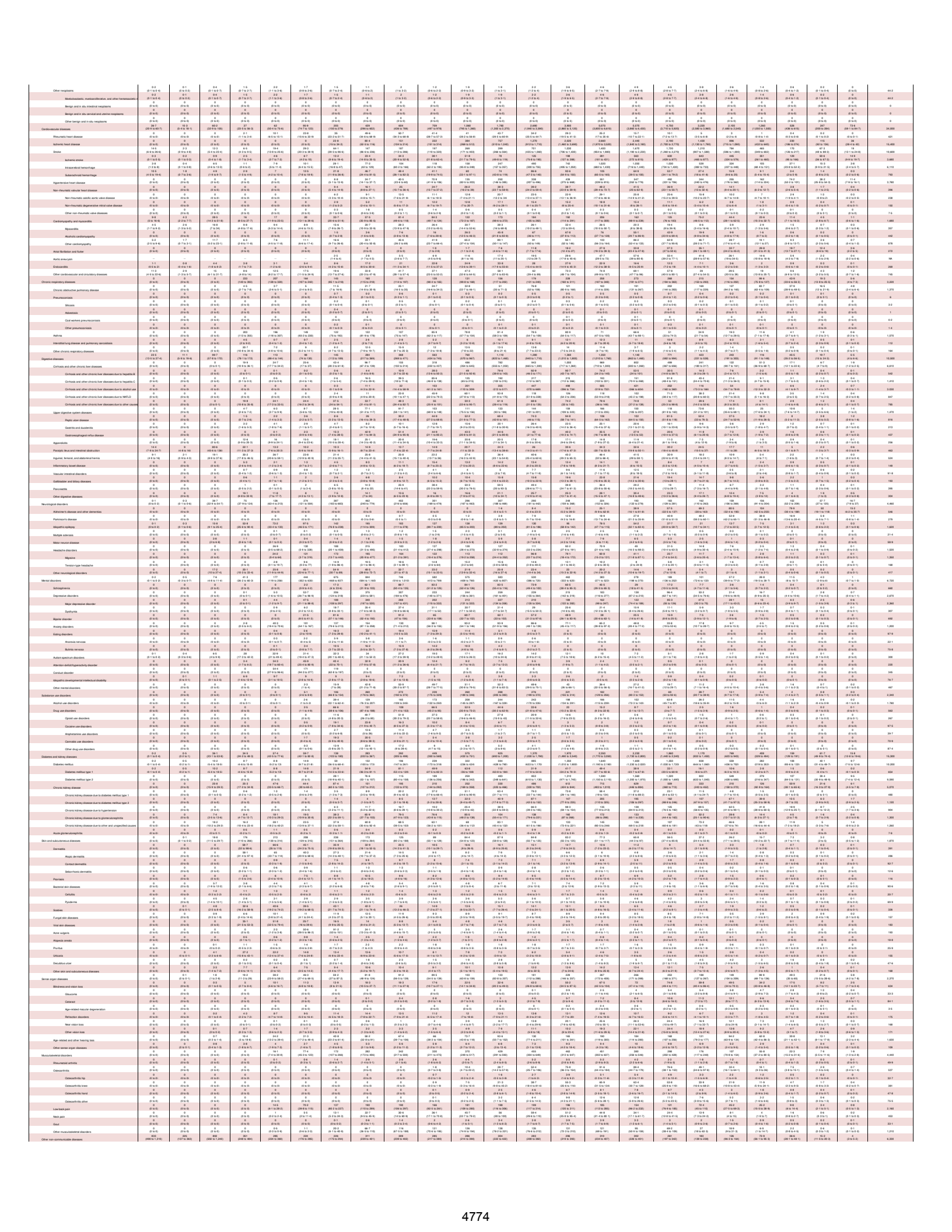

Congenital birth defects	798 (666 to 1,273)	197 (114 to 324)	543 (305 to 899)	173 (113 to 274)	103 (76 to 0.139)	89.4 (62 to 0.114)	81.2 (57.0 to 113)	78.9 (56 to 109)	60.8 (43.0 to 85)	42 (29.7 to 57.4)	34.6 (24.6 to 47.3)	29.4 (21 to 40.2)	24.6 (17.4 to 33.4)	21.2 (14.7 to 30.3)	19.7 (11.6 to 33.7)	9.9 (7.3 to 13.9)	5.7 (4.1 to 7.6)	1.6 (0.8 to 2.3)	0.7 (0.4 to 1.2)	0.4 (0.2 to 0.6)	0.1 (0.1 to 0.2)	0 (0 to 0.1)	0 (0 to 0)	2,310
Neural tube defects	49.4 (33.7 to 83.9)	7.2 (2.8 to 15.4)	17.5 (4.9 to 37.2)	9.6 (4.4 to 19.4)	3.2 (2.2 to 4.8)	4.2 (2.6 to 6.4)	3.1 (2.1 to 4.7)	3.1 (2.1 to 4.7)	2.3 (1.6 to 3.6)	1.5 (1 to 2.5)	0.7 (0.5 to 1)	0.9 (0.6 to 1.4)	0.3 (0.3 to 0.6)	0.2 (0.2 to 0.4)	0.3 (0.2 to 0.6)	0.2 (0.1 to 0.3)	0.1 (0.1 to 0.2)	0 (0 to 0.1)	0 (0 to 0)	0 (0 to 0)	0 (0 to 0)	0 (0 to 0)	0 (0 to 0)	0 (0 to 0)	101
Congenital heart anomalies	194 (164 to 329)	48 (31 to 148)	84.3 (40 to 170)	34 (24.4 to 57)	18 (12.3 to 34.4)	14 (10.3 to 21.4)	12 (8.6 to 21.6)	11 (7.9 to 19.4)	7.3 (5.2 to 12)	5.1 (3.6 to 8.5)	3.3 (2.3 to 5.4)	2.6 (1.9 to 4.2)	1.9 (1.4 to 3.2)	1.6 (1.1 to 2.6)	1.3 (0.8 to 2.3)	0.7 (0.5 to 1.2)	0.3 (0.2 to 0.5)	0.1 (0.1 to 0.2)	0 (0 to 0.1)	0 (0 to 0.1)	0 (0 to 0.1)	0 (0 to 0)	0 (0 to 0)	0 (0 to 0)	912
Orofacial clefts	2.6 (1.6 to 7.1)	1 (0.3 to 2.6)	3.4 (1.1 to 7.5)	1.6 (0.8 to 3.3)	1.4 (0.3 to 2.4)	1.2 (0.4 to 2.3)	1.2 (0.3 to 2.5)	1.3 (0.3 to 2.8)	1.4 (0.3 to 2.8)	1.1 (0.3 to 2.2)	0.9 (0.2 to 2.2)	0.8 (0.2 to 1.7)	0.7 (0.2 to 1.5)	0.6 (0.2 to 1.3)	0.5 (0.2 to 1.1)	0.3 (0.1 to 0.6)	0.2 (0.1 to 0.5)	0.1 (0 to 0.1)	0 (0 to 0.1)	0 (0 to 0)	0 (0 to 0)	0 (0 to 0)	0 (0 to 0)	0 (0 to 0)	21.4
Down syndrome	2.5 (1.1 to 5)	1 (0.1 to 2.1)	7.2 (2.9 to 14)	4.2 (2.3 to 8.1)	2.7 (1.7 to 3.9)	2.9 (1.9 to 4.3)	2.6 (2.3 to 3.5)	3.3 (2.1 to 4.9)	2.6 (1.6 to 4)	1.6 (1 to 2.5)	2 (1.1 to 3.4)	1.3 (0.8 to 2.2)	2.1 (1.1 to 3.9)	1.9 (1 to 3.1)	1.8 (0.8 to 3.2)	2.3 (1.1 to 3.9)	1 (0.5 to 1.7)	0.4 (0.2 to 0.6)	0.2 (0 to 0)	0.1 (0 to 0)	0 (0 to 0)	0 (0 to 0)	0 (0 to 0)	0 (0 to 0)	43.6
Turner syndrome	0 (0 to 0)	0 (0 to 0)	0 (0 to 0)	0 (0 to 0)	0 (0 to 0)	0 (0 to 0)

All Table 2a Hiatt DALYS by cause and per cause for males with 95% uncertainty intervals, 2019

Cause	Early Neonatal	Late Neonatal	Post Neonatal	1 to 4	5 to 9	10 to 14	15 to 19	20 to 24	25 to 29	30 to 34	35 to 39	40 to 44	45 to 49	50 to 54	55 to 59	60 to 64	65 to 69	70 to 74	75 to 79	80 to 84	85 to 89	90 to 94	95 plus	Total
All causes	3,42,000 (294,000 to 429,000)	1,19,000 (92,700 to 149,000)	3,84,000 (302,000 to 497,000)	3,07,000 (271,000 to 366,000)	1,34,000 (1,02,000 to 1,64,000)	91,300 (75,100 to 1,07,000)	1,09,000 (91,300 to 1,28,000)	1,03,000 (89,100 to 1,17,000)	1,03,000 (1,03,000 to 1,04,000)	1,01,000 (77,000 to 1,26,000)	1,04,000 (77,000 to 1,33,000)	1,07,000 (77,000 to 1,38,000)	1,03,000 (72,000 to 1,36,000)	1,09,000 (72,000 to 1,50,000)	1,04,000 (72,000 to 1,39,000)	1,04,000 (67,100 to 1,41,000)	1,02,000 (61,000 to 1,44,000)	1,06,000 (58,200 to 1,57,000)	66,100 (32,200 to 1,00,000)	37,100 (13,200 to 62,100)	17,700 (5,520 to 30,400)	5,760 (1,174 to 9,530)	1,200 (297 to 2,010)	3,940,000
Communicable, maternal, neonatal, and nutritional diseases	2,81,000 (2,42,000 to 3,20,000)	86,600 (69,700 to 1,04,000)	2,66,000 (1,72,000 to 3,60,000)	1,57,000 (1,33,000 to 1,84,000)	37,100 (29,200 to 46,500)	19,000 (14,700 to 23,500)	19,000 (12,700 to 25,600)	14,500 (10,100 to 19,500)	11,900 (7,880 to 16,600)	10,600 (6,850 to 15,000)	10,600 (6,850 to 15,000)	10,600 (6,850 to 15,000)	10,600 (6,850 to 15,000)	11,200 (6,850 to 15,000)	11,000 (6,850 to 15,000)	10,900 (6,850 to 15,000)	11,100 (6,850 to 15,000)	9,320 (5,850 to 13,000)	7,126 (4,390 to 10,000)	4,260 (2,580 to 6,000)	1,960 (1,190 to 2,760)	666 (167 to 1,010)	1,070,000
HIV/AIDS and sexually transmitted infections	20,200 (9,630 to 43,400)	6,643 (2,590 to 14,900)	11,500 (5,030 to 21,400)	7,400 (5,230 to 11,400)	4,270 (2,600 to 6,370)	3,913 (2,370 to 6,220)	4,630 (3,070 to 6,560)	4,200 (2,620 to 6,660)	4,200 (3,460 to 5,660)	4,260 (3,460 to 5,660)	4,260 (3,460 to 5,660)	4,260 (3,460 to 5,660)	4,260 (3,460 to 5,660)	4,260 (3,460 to 5,660)	4,260 (3,460 to 5,660)	4,260 (3,460 to 5,660)	4,260 (3,460 to 5,660)	4,230 (2,390 to 6,930)	4,850 (3,070 to 7,000)	695 (499 to 1,130)	73.0 (17.7 to 229)	27.6 (7.15 to 138)	1,61,000
HIV/AIDS	20,100 (9,540 to 43,300)	6,610 (2,570 to 14,800)	11,500 (5,030 to 21,400)	7,400 (5,230 to 11,400)	4,270 (2,600 to 6,370)	3,913 (2,370 to 6,220)	4,630 (3,070 to 6,560)	4,200 (2,620 to 6,660)	4,200 (3,460 to 5,660)	4,260 (3,460 to 5,660)	4,260 (3,460 to 5,660)	4,260 (3,460 to 5,660)	4,260 (3,460 to 5,660)	4,260 (3,460 to 5,660)	4,260 (3,460 to 5,660)	4,260 (3,460 to 5,660)	4,260 (3,460 to 5,660)	4,230 (2,390 to 6,930)	4,850 (3,070 to 7,000)	695 (499 to 1,130)	73.0 (17.7 to 229)	27.6 (7.15 to 138)	1,60,000
HIV/AIDS - Drug-susceptible Tuberculosis	0 (0 to 0)	211 (129 to 344)	662 (345 to 1,130)	2,660 (2,060 to 3,481)	2,660 (2,060 to 3,481)	2,660 (2,060 to 3,481)	2,660 (2,060 to 3,481)	2,660 (2,060 to 3,481)	2,660 (2,060 to 3,481)	2,660 (2,060 to 3,481)	2,660 (2,060 to 3,481)	2,660 (2,060 to 3,481)	2,660 (2,060 to 3,481)	2,660 (2,060 to 3,481)	2,660 (2,060 to 3,481)	2,660 (2,060 to 3,481)	2,660 (2,060 to 3,481)	2,660 (2,060 to 3,481)	2,660 (2,060 to 3,481)	277 (119 to 484)	0.57 (0.14 to 2.23)	21.8 (5.64 to 109)	0.0 (0.0 to 0.0)	6,160
HIV/AIDS - Multidrug resistant Tuberculosis without extensive drug resistance	0 (0 to 0)	0 (0 to 0)	2.0 (0.24 to 9.6)	6.6 (0.74 to 27.1)	6.6 (0.74 to 27.1)	2.7 (0.3 to 10.9)	6.3 (0.72 to 25.1)	2.8 (0.32 to 11.2)	0.3 (0.04 to 1.2)	0.0 (0.0 to 0.0)	0.0 (0.0 to 0.0)	12.2 (1.1 to 50.6)	13.7 (1.1 to 56.8)	13.5 (1.1 to 56.2)	10.2 (0.9 to 42.3)	6.6 (0.6 to 27.3)	3 (0.3 to 12.4)	1.4 (0.14 to 5.8)	0.6 (0.07 to 2.5)	0.0 (0.0 to 0.0)	0.0 (0.0 to 0.1)	0.0 (0.0 to 0.0)	180
HIV/AIDS - Extensively drug-resistant Tuberculosis	0 (0 to 0)	0 (0 to 0)	0.1 (0 to 0.4)	0.1 (0 to 0.5)	0.1 (0 to 0.5)	0.1 (0 to 0.5)	0.1 (0 to 0.5)	0.1 (0 to 0.5)	0.1 (0 to 0.5)	0.1 (0 to 0.5)	0.1 (0 to 0.5)	0.1 (0 to 0.5)	0.1 (0 to 0.5)	0.1 (0 to 0.5)	0.1 (0 to 0.5)	0.1 (0 to 0.5)	0.1 (0 to 0.5)	0.1 (0 to 0.5)	0.1 (0 to 0.5)	0.1 (0 to 0.5)	0.0 (0 to 0.2)	0.0 (0 to 0.0)	0.0 (0 to 0.0)	16.4
HIV/AIDS resulting in other diseases	0.3 (0.2 to 0.5)	0 (0 to 0.1)	2.7 (1.61 to 4.690)	6.9 (4.290 to 10.000)	3.8 (2.350 to 5.720)	1.2 (0.740 to 1.790)	4.2 (2.690 to 6.140)	1.4 (0.870 to 2.030)	0.2 (0.1 to 0.3)	0.0 (0.0 to 0.0)	0.0 (0.0 to 0.0)	0.0 (0.0 to 0.0)	0.0 (0.0 to 0.0)	0.0 (0.0 to 0.0)	0.0 (0.0 to 0.0)	0.0 (0.0 to 0.0)	0.0 (0.0 to 0.0)	0.0 (0.0 to 0.0)	0.0 (0.0 to 0.0)	0.0 (0.0 to 0.0)	0.0 (0.0 to 0.0)	0.0 (0.0 to 0.0)	0.0 (0.0 to 0.0)	1,10,000
Sexually transmitted infections, excluding HIV	20,000 (9,630 to 43,400)	6,643 (2,590 to 14,900)	8,090 (3,690 to 19,000)	290 (179 to 431)	130 (69 to 209)	1,114 (0.94 to 3,170)	117 (0.94 to 331)	14.9 (0.94 to 46.1)	23.1 (0.94 to 75.1)	29.5 (0.94 to 97.6)	29.5 (0.94 to 97.6)	29.5 (0.94 to 97.6)	29.5 (0.94 to 97.6)	29.5 (0.94 to 97.6)	29.7 (0.94 to 97.6)	29.7 (0.94 to 97.6)	29.8 (0.94 to 97.6)	29.8 (0.94 to 97.6)	29.8 (0.94 to 97.6)	29.8 (0.94 to 97.6)	29.8 (0.94 to 97.6)	29.8 (0.94 to 97.6)	29.8 (0.94 to 97.6)	35,000
Syphilis	0 (0 to 0)	0 (0 to 0)	0 (0 to 0)	0 (0 to 0)	0 (0 to 0)	0 (0 to 0)	0 (0 to 0)	0 (0 to 0)	0 (0 to 0)	0 (0 to 0)	0 (0 to 0)	0 (0 to 0)	0 (0 to 0)	0 (0 to 0)	0 (0 to 0)	0 (0 to 0)	0 (0 to 0)	0 (0 to 0)	0 (0 to 0)	0 (0 to 0)	0 (0 to 0)	0 (0 to 0)	0 (0 to 0)	0 (0 to 0)
Chlamydial infection	0 (0 to 0)	0 (0 to 0)	0 (0 to 0)	0 (0 to 0)	0 (0 to 0)	0.2 (0 to 1.6)	4.2 (0 to 19)	12.3 (1.4 to 39.8)	19.2 (4.4 to 49.8)	18.4 (4.4 to 49.2)	13.3 (3 to 35)	9.8 (2.2 to 22.2)	2.6 (0.6 to 6.1)	0.7 (0.1 to 1.8)	0.1 (0 to 0.3)	0.1 (0 to 0.3)	0.1 (0 to 0.3)	0.1 (0 to 0.3)	0.1 (0 to 0.3)	0.1 (0 to 0.3)	0.1 (0 to 0.3)	0.1 (0 to 0.3)	0.1 (0 to 0.3)	88.5
Gonococcal infection	0 (0 to 0)	0 (0 to 0)	0 (0 to 0)	0 (0 to 0)	0 (0 to 0)	1.1 (0 to 9.4)	29 (0 to 170)	29 (0 to 170)	13.1 (1.1 to 77.1)	7.1 (0.6 to 41.8)	7.2 (0.6 to 42.2)	7.2 (0.6 to 42.2)	7.2 (0.6 to 42.2)	7.2 (0.6 to 42.2)	7.2 (0.6 to 42.2)	7.2 (0.6 to 42.2)	7.2 (0.6 to 42.2)	7.2 (0.6 to 42.2)	7.2 (0.6 to 42.2)	7.2 (0.6 to 42.2)	7.2 (0.6 to 42.2)	7.2 (0.6 to 42.2)	7.2 (0.6 to 42.2)	1.20
Trichomoniasis	0 (0 to 0)	0 (0 to 0)	0 (0 to 0)	0 (0 to 0)	0 (0 to 0)	0 (0 to 0.5)	0.2 (0 to 1.6)	0.2 (0 to 1.6)	0.2 (0 to 1.6)	0.2 (0 to 1.6)	0.2 (0 to 1.6)	0.2 (0 to 1.6)	0.2 (0 to 1.6)	0.2 (0 to 1.6)	0.2 (0 to 1.6)	0.2 (0 to 1.6)	0.2 (0 to 1.6)	0.2 (0 to 1.6)	0.2 (0 to 1.6)	0.2 (0 to 1.6)	0.2 (0 to 1.6)	0.2 (0 to 1.6)	0.2 (0 to 1.6)	191
Genital herpes	0 (0 to 0)	0 (0 to 0)	0 (0 to 0)	0 (0 to 0)	0 (0 to 0)	0 (0 to 0.1)	0.1 (0 to 0.5)	0.1 (0 to 0.5)	0.1 (0 to 0.5)	0.1 (0 to 0.5)	0.1 (0 to 0.5)	0.1 (0 to 0.5)	0.1 (0 to 0.5)	0.1 (0 to 0.5)	0.1 (0 to 0.5)	0.1 (0 to 0.5)	0.1 (0 to 0.5)	0.1 (0 to 0.5)	0.1 (0 to 0.5)	0.1 (0 to 0.5)	0.1 (0 to 0.5)	0.1 (0 to 0.5)	0.1 (0 to 0.5)	1.20
Other sexually transmitted infections	0 (0 to 0)	0 (0 to 0)	0 (0 to 0)	0 (0 to 0)	0 (0 to 0)	1.6 (0 to 4.2)	6.8 (0 to 24)	6.8 (0 to 24)	6.8 (0 to 24)	6.8 (0 to 24)	6.8 (0 to 24)	6.8 (0 to 24)	6.8 (0 to 24)	6.8 (0 to 24)	6.8 (0 to 24)	6.8 (0 to 24)	6.8 (0 to 24)	6.8 (0 to 24)	6.8 (0 to 24)	6.8 (0 to 24)	6.8 (0 to 24)	6.8 (0 to 24)	6.8 (0 to 24)	213
Respiratory infections and tuberculosis	26,200 (19,600 to 37,000)	18,200 (9,630 to 30,600)	77,600 (47,000 to 1,19,000)	49,700 (27,900 to 80,700)	7,950 (4,720 to 13,000)	3,260 (2,190 to 4,610)	2,660 (1,480 to 4,050)	2,660 (2,130 to 3,450)	2,660 (2,660 to 2,660)	2,660 (2,660 to 2,660)	3,260 (3,260 to 3,260)	4,070 (3,260 to 4,880)	4,070 (3,260 to 4,880)	4,070 (3,260 to 4,880)	4,330 (3,260 to 5,430)	4,880 (3,260 to 6,500)	5,700 (3,260 to 8,680)	6,280 (3,260 to 9,780)	3,260 (1,760 to 4,890)	2,550 (1,370 to 3,800)	1,370 (764 to 2,070)	491 (274 to 760)	113 (57 to 199)	2,07,000
Tuberculosis	0 (0 to 0)	2,650 (1,870 to 3,610)	3,410 (2,400 to 4,600)	767 (0 to 2,200)	609 (0 to 1,990)	1,990 (1,990 to 1,990)	1,990 (1,990 to 1,990)	1,990 (1,990 to 1,990)	1,990 (1,990 to 1,990)	1,990 (1,990 to 1,990)	1,990 (1,990 to 1,990)	1,990 (1,990 to 1,990)	1,990 (1,990 to 1,990)	1,990 (1,990 to 1,990)	1,990 (1,990 to 1,990)	1,990 (1,990 to 1,990)	1,990 (1,990 to 1,990)	1,990 (1,990 to 1,990)	1,990 (1,990 to 1,990)	1,990 (1,990 to 1,990)	1,990 (1,990 to 1,990)	1,990 (1,990 to 1,990)	1,990 (1,990 to 1,990)	27,900
Latent tuberculosis infection	0 (0 to 0)	0 (0 to 0)	0 (0 to 0)	0 (0 to 0)	0 (0 to 0)	0 (0 to 0)	0 (0 to 0)	0 (0 to 0)	0 (0 to 0)	0 (0 to 0)	0 (0 to 0)	0 (0 to 0)	0 (0 to 0)	0 (0 to 0)	0 (0 to 0)	0 (0 to 0)	0 (0 to 0)	0 (0 to 0)	0 (0 to 0)	0 (0 to 0)	0 (0 to 0)	0 (0 to 0)	0 (0 to 0)	0 (0 to 0)
Drug-susceptible tuberculosis	0 (0 to 0)	2,650 (1,870 to 3,610)	3,410 (2,400 to 4,600)	767 (0 to 2,200)	609 (0 to 1,990)	1,990 (1,990 to 1,990)	1,990 (1,990 to 1,990)	1,990 (1,990 to 1,990)	1,990 (1,990 to 1,990)	1,990 (1,990 to 1,990)	1,990 (1,990 to 1,990)	1,990 (1,990 to 1,990)	1,990 (1,990 to 1,990)	1,990 (1,990 to 1,990)	1,990 (1,990 to 1,990)	1,990 (1,990 to 1,990)	1,990 (1,990 to 1,990)	1,990 (1,990 to 1,990)	1,990 (1,990 to 1,990)	1,990 (1,990 to 1,990)	1,990 (1,990 to 1,990)	1,990 (1,990 to 1,990)	1,990 (1,990 to 1,990)	27,900
Multidrug-resistant tuberculosis without extensive drug resistance	0 (0 to 0)	0 (0 to 0)	0 (0 to 0)	0 (0 to 0)	0 (0 to 0)	0 (0 to 0)	0 (0 to 0)	0 (0 to 0)	0 (0 to 0)	0 (0 to 0)	0 (0 to 0)	0 (0 to 0)	0 (0 to 0)	0 (0 to 0)	0 (0 to 0)	0 (0 to 0)	0 (0 to 0)	0 (0 to 0)	0 (0 to 0)	0 (0 to 0)	0 (0 to 0)	0 (0 to 0)	0 (0 to 0)	0 (0 to 0)
Extensively drug-resistant tuberculosis	0 (0 to 0)	0 (0 to 0)	0 (0 to 0)	0 (0 to 0)	0 (0 to 0)	0 (0 to 0)	0 (0 to 0)	0 (0 to 0)	0 (0 to 0)	0 (0 to 0)	0 (0 to 0)	0 (0 to 0)	0 (0 to 0)	0 (0 to 0)	0 (0 to 0)	0 (0 to 0)	0 (0 to 0)	0 (0 to 0)	0 (0 to 0)	0 (0 to 0)	0 (0 to 0)	0 (0 to 0)	0 (0 to 0)	0 (0 to 0)
Lower respiratory infections	26,200 (19,600 to 37,000)	18,200 (9,630 to 30,600)	74,200 (44,600 to 1,16,000)	48,900 (27,100 to 79,500)	7,340 (4,110 to 12,200)	1,270 (0 to 3,960)	672 (0 to 3,960)	672 (0 to 3,960)	672 (0 to 3,960)	672 (0 to 3,960)	1,270 (0 to 3,960)	2,080 (0 to 3,960)	2,080 (0 to 3,960)	2,080 (0 to 3,960)	2,340 (0 to 3,960)	2,990 (0 to 3,960)	3,810 (0 to 3,960)	4,290 (0 to 3,960)	1,270 (0 to 3,960)	660 (0 to 3,960)	172 (0 to 3,960)	20.4 (0 to 3,960)	0.0 (0 to 0.0)	1,90,000
Upper respiratory infections	0 (0 to 0.6)	0 (0 to 0.1)	2,360 (603 to 4,420)	2,810 (612 to 7,410)	606 (98 to 2,220)	114 (0 to 1,220)	420 (0 to 1,220)	421 (0 to 1,220)	421 (0 to 1,220)	421 (0 to 1,220)	421 (0 to 1,220)	421 (0 to 1,220)	421 (0 to 1,220)	421 (0 to 1,220)	421 (0 to 1,220)	421 (0 to 1,220)	421 (0 to 1,220)	421 (0 to 1,220)	421 (0 to 1,220)	421 (0 to 1,220)	421 (0 to 1,220)	421 (0 to 1,220)	421 (0 to 1,220)	7,160
Otitis media	0 (0 to 0)	0 (0 to 0)	0 (0 to 0)	0 (0 to 0)	0 (0 to 0)	0 (0 to 0)	0 (0 to 0)	0 (0 to 0)	0 (0 to 0)	0 (0 to 0)	0 (0 to 0)	0 (0 to 0)	0 (0 to 0)	0 (0 to 0)	0 (0 to 0)	0 (0 to 0)	0 (0 to 0)	0 (0 to 0)	0 (0 to 0)	0 (0 to 0)	0 (0 to 0)	0 (0 to 0)	0 (0 to 0)	0 (0 to 0)
Enteric infections	3,960 (1,930 to 12,000)	13,100 (3,030 to 1,19,000)	48,600 (21,000 to 1,19,000)	42,500 (14,000 to 1,12,000)	4,950 (1,930 to 12,000)	1,040 (0 to 3,230)	1,270 (0 to 3,230)	1,040 (0 to 3,230)	1,040 (0 to 3,230)	1,040 (0 to 3,230)	1,040 (0 to 3,230)	1,040 (0 to 3,230)	1,040 (0 to 3,230)	1,040 (0 to 3,230)	1,040 (0 to 3,230)	1,040 (0 to 3,230)	1,040 (0 to 3,230)	1,040 (0 to 3,230)	1,040 (0 to 3,230)	1,040 (0 to 3,230)	1,040 (0 to 3,230)	1,040 (0 to 3,230)	1,040 (0 to 3,230)	1,70,000
Diarrheal diseases	3,960 (1,930 to 12,000)	13,100 (3,030 to 1,19,000)	48,600 (21,000 to 1,19,000)	42,500 (14,000 to 1,12,000)	4,950 (1,930 to 12,000)	1,040 (0 to 3,230)	1,040 (0 to 3,230)	1,040 (0 to 3,230)	1,040 (0 to 3,230)	1,040 (0 to 3,230)	1,040 (0 to 3,230)	1,070 (0 to 3,230)	1,040 (0 to 3,230)	1,040 (0 to 3,230)	1,040 (0 to 3,230)	1,040 (0 to 3,230)	1,040 (0 to 3,230)	1,040 (0 to 3,230)	1,040 (0 to 3,230)	1,040 (0 to 3,230)	1,040 (0 to 3,230)	1,040 (0 to 3,230)	1,040 (0 to 3,230)	1,70,000
Typhoid and paratyphoid	0 (0 to 0)	0 (0 to 0.1)	0.4 (0 to 1.1)	0.4 (0 to 1.2)	0.1 (0 to 0.3)	0.1 (0 to 0.3)	0.1 (0 to 0.3)	0.1 (0 to 0.3)	0.1 (0 to 0.3)	0.1 (0 to 0.3)	0.1 (0 to 0.3)	0.1 (0 to 0.3)	0.1 (0 to 0.3)	0.1 (0 to 0.3)	0.1 (0 to 0.3)	0.1 (0 to 0.3)	0.1 (0 to 0.3)	0.1 (0 to 0.3)	0.1 (0 to 0.3)	0.1 (0 to 0.3)	0.1 (0 to 0.3)	0.1 (0 to 0.3)	0.1 (0 to 0.3)	189
Invasive non-typhoidal Salmonella (iNTS)	0 (0 to 0)	0 (0 to 0)	0 (0 to 0)	0 (0 to 0)	0 (0 to 0)	0 (0 to 0)	0 (0 to 0)	0 (0 to 0)	0 (0 to 0)	0 (0 to 0)	0 (0 to 0)	0 (0 to 0)	0 (0 to 0)	0 (0 to 0)	0 (0 to 0)	0 (0 to 0)	0 (0 to 0)	0 (0 to 0)	0 (0 to 0)	0 (0 to 0)	0 (0 to 0)	0 (0 to 0)	0 (0 to 0)	0 (0 to 0)
Other intestinal infectious diseases	0 (0 to 0)	0 (0 to 0)	76.3 (0 to 1,220)	1.1 (0 to 29.7)	2.9 (0 to 57.6)	0.0 (0 to 0)	4 (0 to 57.6)	3.6 (0 to 57.6)	1.7 (0 to 57.6)	0.7 (0 to 57.6)	0.0 (0 to 0)	0.0 (0 to 0)	0.0 (0 to 0)	0.0 (0 to 0)	0.6 (0 to 57.6)	0.7 (0 to 57.6)	0.7 (0 to 57.6)	0.7 (0 to 57.6)	0.7 (0 to 57.6)	0.7 (0 to 57.6)	0.7 (0 to 57.6)	0.7 (0 to 57.6)	0.7 (0 to 57.6)	244
Neglected tropical diseases and malaria	1,10,000 (74,700 to 1,51,000)	1,10,000 (74,700 to 1,51,000)	1,10,000 (74,700 to 1,51,000)

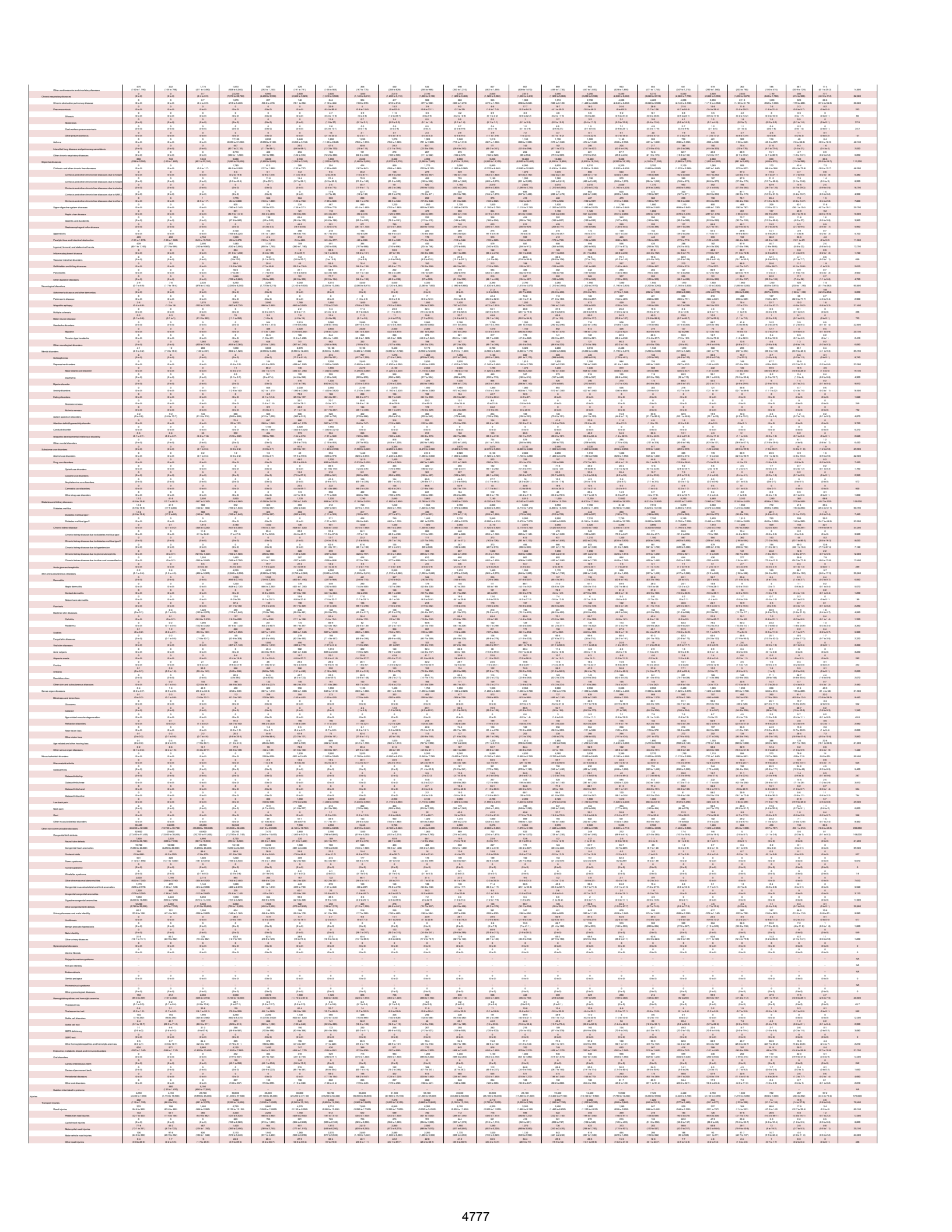

Other transport injuries	696 (1.6 to 239)	94.7 (1.6 to 123)	259 (73 to 549)	466 (168 to 1,200)	350 (1.66 to 879)	344 (1.67 to 824)	479 (179 to 1,070)	521 (224 to 1,200)	536 (239 to 1,200)	543 (247 to 1,200)	552 (255 to 1,200)	436 (206 to 1,100)	389 (186 to 1,100)	299 (137 to 778)	252 (111 to 618)	193 (83.6 to 457)	173 (83.6 to 391)	72.4 (34 to 181)	53.5 (26.9 to 136)	27.2 (11.7 to 68.6)	13 (6.6 to 38.7)	5.4 (2.1 to 16.4)	1.7 (1.2 to 2.9)	0.4 (0.3 to 0.7)	6,320
Unintentional injuries	3,210 (1,640 to 6,240)	3,700 (1,330 to 10,300)	23,600 (7,660 to 71,600)	57,200 (21,200 to 202,000)	28,600 (10,700 to 94,600)	28,900 (10,700 to 104,000)	29,300 (12,900 to 99,800)	33,600 (15,700 to 96,000)	30,900 (13,900 to 97,000)	33,200 (14,100 to 106,700)	32,100 (13,800 to 106,000)	33,600 (15,900 to 97,000)	31,700 (8,830 to 75,700)	32,500 (6,440 to 73,400)	31,400 (5,130 to 72,600)	30,900 (4,250 to 72,600)	31,000 (3,100 to 72,600)	31,000 (2,100 to 72,600)	31,000 (2,100 to 72,700)	31,000 (1,410 to 72,600)	1,230 (542 to 1,850)	429 (189 to 695)	200 (109 to 314)	68.9 (28.5 to 98.1)	296,000
Falls	60.5 (27 to 139)	65.7 (19 to 200)	864 (316 to 2,400)	2,200 (520 to 5,800)	1,060 (427 to 2,800)	970 (400 to 2,400)	999 (411 to 2,600)	1,070 (472 to 2,600)	1,100 (762 to 1,800)	1,260 (969 to 1,700)	1,210 (992 to 1,800)	1,270 (972 to 1,700)	1,270 (798 to 1,610)	1,140 (735 to 1,610)	1,130 (772 to 1,610)	997 (672 to 1,200)	832 (529 to 1,210)	767 (521 to 1,200)	696 (397 to 1,100)	576 (326 to 930)	445 (224 to 670)	268 (117 to 364)	159 (71 to 192)	23.2 (11.4 to 29.7)	19,300
Drowning	1,140 (739 to 1,660)	1,270 (1,270 to 2,071)	3,340 (2,340 to 7,160)	10,400 (6,100 to 23,000)	10,700 (7,100 to 22,000)	7,640 (4,300 to 17,600)	9,410 (5,200 to 20,500)	9,670 (7,730 to 17,900)	9,670 (7,420 to 17,700)	9,960 (7,580 to 17,900)	9,960 (7,280 to 17,900)	9,710 (7,120 to 17,900)	9,960 (4,900 to 17,900)	9,960 (4,520 to 17,900)	9,960 (3,640 to 17,900)	9,960 (2,900 to 17,900)	9,960 (1,930 to 17,900)	9,960 (1,930 to 17,900)	9,960 (1,930 to 17,900)	9,960 (1,930 to 17,900)	1,230 (539 to 1,850)	429 (174 to 695)	200 (46.2 to 314)	74.9 (9.6 to 98.1)	74,100
Fire, heat, and hot substances	89 (30.6 to 167)	139 (31.1 to 270)	2,470 (219 to 5,800)	9,610 (1,410 to 18,100)	3,900 (1,100 to 9,920)	1,490 (1,000 to 2,400)	1,230 (619 to 1,800)	1,290 (667 to 1,800)	1,420 (968 to 1,860)	1,940 (1,390 to 2,640)	1,940 (938 to 1,760)	1,740 (910 to 1,920)	926 (618 to 1,230)	642 (472 to 927)	427 (342 to 729)	258 (210 to 356)	235 (123 to 297)	142 (108 to 219)	89.2 (63.1 to 198)	40.3 (32 to 58.1)	19.2 (27.4 to 47.9)	6.4 (6.9 to 22.6)	2.2 (1.9 to 6.6)	29,800
Poisonings	1,190 (247 to 3,110)	1,270 (247 to 3,110)	1,270 (247 to 3,110)	1,270 (247 to 3,110)	1,270 (247 to 3,110)	1,270 (247 to 3,110)	1,270 (247 to 3,110)	1,270 (247 to 3,110)	1,270 (247 to 3,110)	1,270 (247 to 3,110)	1,270 (247 to 3,110)	1,270 (247 to 3,110)	1,270 (247 to 3,110)	1,270 (247 to 3,110)	1,270 (247 to 3,110)	1,270 (247 to 3,110)	1,270 (247 to 3,110)	1,270 (247 to 3,110)	1,270 (247 to 3,110)	1,270 (247 to 3,110)	1,270 (247 to 3,110)	1,270 (247 to 3,110)	1,270 (247 to 3,110)	1,270 (247 to 3,110)	6,400
Poisoning by other medications and drugs	1.9 (1 to 5.6)	2.6 (1 to 7.6)	29.9 (7.3 to 79)	150 (29.3 to 1,260)	112 (7.1 to 465)	89.5 (20 to 413)	1,230 (20.5 to 464)	763 (27.4 to 679)	756 (43.4 to 615)	732 (52.2 to 1,300)	747 (47.1 to 650)	719 (38.8 to 575)	719 (19.4 to 433)	694 (7.4 to 27.7)	694 (7.4 to 27.7)	694 (6.4 to 154)	1.9 (2.9 to 79.2)	6.9 (2.9 to 79.2)	1.9 (1.9 to 40.1)	6.9 (2.9 to 28.1)	1.9 (0.9 to 21.2)	1.9 (0.9 to 8.4)	1.9 (0.9 to 2.2)	1.9 (0.9 to 2.2)	1,760
Poisoning by other means	1.67 (0.7 to 4.4)	169 (0.9 to 872)	869 (47.1 to 2,210)	3,610 (1,370 to 9,150)	861 (228 to 1,860)	249 (81.3 to 764)	136 (52 to 356)	160 (64.8 to 377)	288 (150 to 507)	290 (180 to 567)	226 (86.9 to 470)	168 (66 to 377)	138 (66.3 to 368)	99 (37.9 to 262)	44.2 (29.6 to 208)	49 (19.7 to 116)	30.4 (11 to 106)	19.4 (7.3 to 62.8)	11.1 (3.8 to 38.4)	6.3 (2.7 to 19)	2.2 (1 to 7.5)	0.8 (0.3 to 3.1)	0.1 (0.1 to 0.3)	7,600
Exposure to mechanical forces	10.2 (3.1 to 30.1)	1,450 (1,040 to 2,000)	1,540 (1,040 to 2,000)	3,450 (2,000 to 5,000)	2,490 (1,600 to 3,490)	2,410 (1,220 to 3,400)	4,670 (1,600 to 9,000)	5,940 (1,870 to 9,000)	5,940 (1,870 to 9,000)	5,290 (2,130 to 9,000)	5,290 (1,700 to 9,000)	4,470 (1,910 to 9,000)	5,290 (1,700 to 9,000)	5,290 (1,540 to 9,000)	5,290 (1,540 to 9,000)	5,290 (1,090 to 9,000)	4,600 (697 to 9,000)	1,590 (697 to 9,000)	923 (169 to 9,000)	1,590 (169 to 9,000)	742 (127 to 1,790)	74 (27.7 to 196)	29.9 (11.1 to 68.8)	3.1 (1.1 to 7.3)	51,900
Unintentional firearm injuries	0.68 (0.1 to 2.035)	0.8 (0.9 to 11.000)	0.8 (27.3 to 5.190)	0.8 (291 to 4,060)	0.8 (209 to 5,050)	1,490 (269 to 4,570)	2,810 (649 to 10,000)	3,250 (905 to 12,700)	3,250 (936 to 11,800)	3,250 (1,000 to 9,760)	3,250 (669 to 7,810)	3,250 (764 to 7,110)	3,250 (548 to 6,670)	3,250 (426 to 5,830)	3,250 (338 to 2,840)	3,250 (242 to 1,700)	3,250 (169 to 970)	3,250 (98.1 to 697)	3,250 (49.9 to 503)	3,250 (27.6 to 139)	3,250 (7.3 to 83.4)	3,250 (4.3 to 19.4)	3,250 (1 to 2.6)	3,250 (1 to 2.6)	39,100
Other exposure to mechanical forces	1,450 (1.1 to 1,450)	1,450 (1.1 to 1,700)	1,450 (17.9 to 2,900)	1,450 (109 to 5,300)	1,450 (259 to 5,410)	1,450 (210 to 5,220)	1,450 (459 to 5,600)	1,450 (600 to 5,600)	1,450 (750 to 5,600)	1,450 (870 to 5,600)	1,450 (822 to 5,600)	1,450 (774 to 5,600)	1,450 (678 to 5,600)	1,450 (577 to 5,600)	1,450 (492 to 5,600)	1,450 (377 to 5,600)	1,450 (277 to 5,600)	1,450 (197 to 5,600)	1,450 (127 to 5,600)	1,450 (77 to 5,600)	1,450 (27 to 5,600)	1,450 (11 to 5,600)	1,450 (4 to 5,600)	1,450 (4 to 5,600)	14,600
Adverse effects of medical treatment	650 (268 to 1,440)	650 (233 to 1,200)	2,650 (960 to 6,200)	1,840 (427 to 5,900)	870 (266 to 1,770)	208 (100 to 536)	184 (79 to 350)	278 (116 to 486)	320 (126 to 540)	320 (126 to 475)	321 (149 to 579)	320 (162 to 580)	277 (121 to 519)	249 (94 to 467)	239 (102 to 359)	264 (102 to 359)	250 (97 to 422)	250 (127 to 400)	250 (99.5 to 393)	250 (65.6 to 344)	150 (27.5 to 153)	65 (15.4 to 92.9)	21.3 (2.6 to 29)	2.6 (2.6 to 6)	15,600
Animal contact	7.9 (2.1 to 18.2)	16.3 (4.2 to 29.8)	112 (18.3 to 267)	681 (92.4 to 1,960)	193 (79.4 to 314)	140 (76.2 to 237)	116 (74.2 to 191)	111 (72.3 to 152)	104 (66.2 to 210)	116 (79 to 170)	126 (77.4 to 256)	113 (68.7 to 192)	106 (60.9 to 168)	84.1 (59.9 to 168)	62.3 (47.7 to 158)	77.9 (52.2 to 139)	67.6 (37.2 to 139)	44.6 (34.9 to 67.3)	29.6 (19.7 to 65)	14.9 (8.9 to 21)	6 (5.9 to 11.4)	2.2 (1.3 to 4.7)	0.6 (0.3 to 1)	2,170
Venomous animal contact	1.7 (0.7 to 4.1)	16.3 (4.2 to 29.8)	81.1 (18.3 to 197)	294 (92.4 to 679)	111 (79.4 to 231)	97.2 (76.2 to 173)	72.6 (60.7 to 154)	77.9 (60.7 to 154)	69.9 (57.1 to 154)	82 (62.1 to 154)	69.7 (66.1 to 154)	79.2 (66.1 to 154)	71.9 (60.7 to 154)	60.3 (60.7 to 154)	67.4 (52.6 to 154)	52.8 (52.6 to 154)	52.7 (52.6 to 154)	26.6 (52.6 to 154)	19.7 (19.7 to 154)	16.2 (16.2 to 154)	6.3 (6.3 to 154)	1.5 (1.5 to 6.6)	0.6 (0.6 to 0.6)	1,950
Non-venomous animal contact	6.2 (0.1 to 0.6)	1.5 (0.2 to 4.6)	30.2 (2 to 68.5)	113 (6 to 339)	68 (3 to 172)	42.7 (16.2 to 163.3)	22.4 (16 to 68.7)	22.7 (17 to 58.3)	23.9 (19.9 to 76.9)	24.7 (16.9 to 62.6)	24.8 (16.9 to 53.1)	22.6 (17.1 to 70.5)	27.8 (16.9 to 67.2)	24.9 (14 to 52)	29 (12.3 to 51.4)	25.2 (7.9 to 54)	17.8 (7.9 to 46)	8.7 (4.7 to 20.4)	4.6 (2 to 8.2)	2.1 (1 to 3.1)	0.5 (0.3 to 0.7)	0.1 (0.1 to 0.1)	676
Foreign body	1,410 (1,410 to 1,710)	1,410 (1,410 to 1,710)	1,410 (1,410 to 1,710)	1,410 (1,410 to 1,710)	1,410 (1,410 to 1,710)	1,410 (1,410 to 1,710)	1,410 (1,410 to 1,710)	1,410 (1,410 to 1,710)	1,410 (1,410 to 1,710)	1,410 (1,410 to 1,710)	1,410 (1,410 to 1,710)	1,410 (1,410 to 1,710)	1,410 (1,410 to 1,710)	1,410 (1,410 to 1,710)	1,410 (1,410 to 1,710)	1,410 (1,410 to 1,710)	1,410 (1,410 to 1,710)	1,410 (1,410 to 1,710)	1,410 (1,410 to 1,710)	1,410 (1,410 to 1,710)	1,410 (1,410 to 1,710)	1,410 (1,410 to 1,710)	1,410 (1,410 to 1,710)	1,410 (1,410 to 1,710)	28,200
Pulmonary aspiration and foreign body in airway	1,600 (1,600 to 2,210)	879 (239 to 1,870)	12,600 (2,210 to 27,400)	7,660 (2,190 to 13,600)	1,600 (710 to 3,360)	879 (480 to 1,430)	261 (1.65 to 907)	260 (1.64 to 536)	261 (164 to 536)	266 (170 to 575)	277 (164 to 481)	277 (164 to 480)	277 (164 to 480)	213 (107 to 548)	196 (110 to 333)	159 (89.9 to 279)	156 (81.1 to 252)	139 (73.1 to 218)	104.2 (38 to 193)	39.4 (23.2 to 52.1)	19.2 (8 to 28.1)	3.6 (2.6 to 7)	1.3 (0.6 to 2.1)	25,300
Foreign body in eye	0.1 (0 to 0.2)	0.2 (0.1 to 0.5)	3.5 (1 to 7.7)	17.7 (5.3 to 43.6)	26.4 (7.8 to 62.6)	31.2 (9.7 to 73.3)	36.5 (11.7 to 86.4)	40.5 (13 to 89.5)	43.2 (16 to 93)	42.6 (16 to 90.5)	37.6 (14.3 to 79.2)	31.6 (13.9 to 63.2)	25 (11.9 to 48.1)	18.6 (9.6 to 33.1)	13.8 (7.6 to 22.8)	10.9 (6.1 to 17.9)	8.4 (5.1 to 12.9)	6.5 (3.5 to 9.2)	3.6 (2.2 to 5.3)	2 (1.2 to 3)	0.9 (0.6 to 1.3)	0.2 (0.2 to 0.4)	0.1 (0 to 0.1)	490
Foreign body in other body part	6 (1.4 to 28.8)	1.4 (1.4 to 20.9)	11.4 (1.4 to 103)	66.1 (10.2 to 261)	19.2 (4.6 to 267)	7.9 (2.7 to 130)	69.4 (42.2 to 91)	67.2 (42.2 to 91)	69.5 (42.2 to 91)	69.5 (42.2 to 91)	67.4 (42.2 to 91)	69.6 (42.2 to 91)	67.4 (39.7 to 91)	69.6 (39.7 to 91)	67.4 (23.9 to 91)	69.6 (23.9 to 91)	67.4 (23.9 to 91)	69.6 (23.9 to 91)	67.4 (23.9 to 91)	69.6 (16.8 to 91)	67.4 (16.8 to 91)	69.6 (7.3 to 91)	67.4 (1.4 to 91)	1,060
Exposure to heat and hot substances	1.03 (0.6 to 362)	38.8 (0.6 to 167)	262 (6.6 to 690)	975 (201 to 1,490)	362 (169 to 591)	213 (108 to 675)	338 (104 to 1,400)	361 (307 to 760)	421 (349 to 1,080)	479 (382 to 1,400)	448 (353 to 1,400)	434 (316 to 1,380)	434 (247 to 1,230)	434 (236 to 1,080)	434 (190 to 1,070)	434 (190 to 869)	267 (129 to 624)	237 (129 to 561)	146 (69.3 to 417)	105 (45.8 to 292)	62.6 (23.6 to 164)	28.2 (8.6 to 73.6)	6.4 (2.3 to 18.1)	2,100
Exposure to forces of nature	1.4 (0 to 5)	1.4 (0 to 5)	1.4 (0 to 6.2)	1.4 (0.9 to 7.5)	1.4 (0.9 to 7.5)	1.4 (0.9 to 7.5)	1.4 (0.9 to 7.5)	1.4 (0.9 to 7.5)	1.4 (0.9 to 7.5)	1.4 (0.9 to 7.5)	1.4 (0.9 to 7.5)	1.4 (0.9 to 7.5)	1.4 (0.9 to 7.5)	1.4 (0.9 to 7.5)	1.4 (0.9 to 7.5)	1.4 (0.9 to 7.5)	1.4 (0.9 to 7.5)	1.4 (0.9 to 7.5)	1.4 (0.9 to 7.5)	1.4 (0.9 to 7.5)	1.4 (0.9 to 7.5)	1.4 (0.9 to 7.5)	1.4 (0.9 to 7.5)	1.4 (0.9 to 7.5)	49,000
Other unintentional injuries	699 (162 to 1,890)	741 (64 to 2,041)	750 (209 to 1,920)	2,200 (877 to 5,110)	1,230 (563 to 3,210)	1,430 (629 to 3,230)	1,560 (619 to 3,810)	1,270 (562 to 3,280)	1,020 (629 to 2,880)	1,020 (669 to 2,670)	1,020 (614 to 2,760)	1,120 (558 to 2,630)	865 (292 to 2,080)	562 (289 to 1,280)	454 (237 to 1,080)	312 (152 to 705)	259 (129 to 651)	126 (71.9 to 359)	79.2 (45.8 to 142)	39.7 (20.7 to 67.2)	17.5 (7.1 to 28.3)	4.2 (2.8 to 7.1)	1.2 (0.8 to 1.9)	17,900
Self-harm and interpersonal violence	479 (147 to 1,640)	202 (69 to 221)	1,020 (320 to 2,370)	4,430 (1,620 to 9,710)	3,540 (900 to 7,310)	5,840 (1,770 to 11,600)	24,200 (9,510 to 39,600)	13,200 (12,900 to 50,000)	13,200 (12,900 to 50,000)	28,100 (11,900 to 42,000)	21,900 (7,640 to 36,200)	19,600 (5,400 to 29,000)	11,900 (3,520 to 14,600)	7,260 (2,540 to 11,200)	4,910 (1,790 to 8,890)	3,210 (1,230 to 5,690)	1,900 (758 to 3,210)	918 (360 to 1,900)	316 (160 to 1,010)	80.5 (48.6 to 132)	18.6 (11.8 to 28.9)	4.5 (2.5 to 7.3)	209,000
Self-harm	0.05 (0 to 0.3)	0.05 (0 to 0.3)	0.05 (0 to 0.3)	0.05 (0 to 0.3)	0.05 (0 to 0.3)	758 (0 to 2,370)	2,560 (1,020 to 7,770)	2,610 (1,020 to 7,770)	2,760 (1,020 to 7,770)	2,810 (1,020 to 7,770)	2,810 (1,020 to 7,770)	2,240 (1,020 to 7,770)	2,260 (1,020 to 7,770)	1,770 (1,020 to 7,770)	1,290 (1,020 to 7,770)	829 (1,020 to 7,770)	747 (1,020 to 7,770)	398 (1,020 to 7,770)	223 (1,020 to 7,770)	117 (1,020 to 7,770)	49.8 (1,020 to 7,770)	16.2 (1,020 to 7,770)	3.9 (1,020 to 7,770)	0.9 (0.7 to 2.2)	29,500
Self-harm by firearm	0 (0 to 0)	0 (0 to 0)	0 (0 to 0)	0 (0 to 0)	0 (0 to 0)	27.8 (0 to 72.7)	200 (79 to 600)	261 (0 to 926)	270 (108 to 927)	349 (126 to 877)	277 (113 to 680)	249 (102 to 615)	162 (99.4 to 521)	123 (54.4 to 358)	82.2 (31.4 to 184)	46.2 (26.7 to 127)	22.6 (9.3 to 69.8)	12.6 (9.1 to 33.3)	6.1 (2.3 to 14)	1.9 (0.9 to 4.3)	0.3 (0.1 to 0.7)	0.1 (0 to 0.1)	2,410
Self-harm by other specified means	0 (0 to 0)	0 (0 to 0)	0 (0 to 0)	0 (0 to 0)	0 (0 to 0)	730 (0 to 2,370)	2,370 (940 to 7,170)	2,350 (940 to 7,170)	2,490 (940 to 7,170)	2,460 (940 to 7,170)	2,530 (940 to 7,170)	1,990 (940 to 7,170)	2,100 (940 to 7,170)	1,650 (940 to 7,170)	1,210 (940 to 7,170)	783 (940 to 7,170)	725 (940 to 7,170)	386 (940 to 7,170)	217 (940 to 7,170)	115 (940 to 7,170)	48.8 (940 to 7,170)	16 (940 to 7,170)	3.8 (940 to 7,170)	0.9 (0.7 to 2.2)	27,100
Interpersonal violence	479 (147 to 1,640)	202 (69 to 221)	1,020 (320 to 2,360)	4,430 (1,620 to 9,700)	3,530 (897 to 7,300)	5,070 (1,720 to 10,200)	21,600 (8,570 to 37,300)	10,700 (8,700 to 49,600)	10,900 (7,900 to 47,400)	25,600 (8,370 to 40,100)	19,100 (5,900 to 32,200)	17,300 (3,760 to 26,800)	9,600 (1,610 to 13,700)	6,090 (1,690 to 10,900)	3,630 (690 to 7,430)	2,400 (497 to 5,330)	1,200 (209 to 2,420)	532 (146 to 1,210)	299 (74.8 to 697)	99.4 (20.2 to 169)	30.3 (7.8 to 74.4)	4.3 (1.7 to 14.6)	0.8 (0.7 to 2.1)	179,000
Physical violence by firearm	64.8 (1.1 to 164)	20.6 (0.2 to 69.5)	98.5 (9.9 to 234)	209 (30.1 to 1,190)	364 (60.3 to 2,200)	815 (69.3 to 2,600)	10,200 (1,420 to 21,600)	2,140 (2,040 to 29,000)	14,600 (2,060 to 26,200)	9,910 (1,300 to 14,600)	6,300 (736 to 13,000)	5,860 (561 to 8,880)	2,120 (199 to 5,080)	1,160 (154 to 2,870)	624 (69.1 to 1,480)	316 (39 to 799)	142 (18 to 356)	64.1 (8.3 to 149)	18.7 (3.8 to 59.7)	5.6 (1.6 to 14.6)	2 (0.7 to 5.1)	0.6 (0.2 to 1.5)	0.1 (0 to 0.3)	68,300
Physical violence by sharp object	65.7 (1.1 to 164)	24.2 (0.2 to 69.5)	98 (9.9 to 234)	208 (30.1 to 1,190)	361 (60.3 to 2,200)	809 (69.3 to 2,600)	10,100 (1,420 to 21,600)	2,120 (2,040 to 29,000)	14,600 (2,060 to 26,200)	9,840 (1,300 to 14,600)	6,270 (736 to 13,000)	5,820 (561 to 8,880)	2,100 (199 to 5,080)	1,150 (154 to 2,870)	620 (69.1 to 1,480)	313 (39 to 799)	141 (18 to 356)	63.7 (8.3 to 149)	18.6 (3.8 to 59.7)	5.6 (1.6 to 14.6)	2 (0.7 to 5.1)	0.6 (0.2 to 1.5)	0.1 (0 to 0.3)	63,700
Sexual violence	0 (0 to 0)	0 (0 to 0)	0 (0 to 0)	0.7 (0.3 to 2.2)	2.7 (0.6 to 22.3)	4.2 (0.6 to 19.9)	1.8 (0.6 to 7.5)	1.8 (0.6 to 7.5)	1.8 (0.6 to 7.5)	1.8 (0.6 to 7.5)	1.8 (0.6 to 7.5)	1.8 (0.6 to 7.5)	1.8 (0.6 to 7.5)	1.8 (0.6 to 7.5)	1.8 (0.6 to 7.5)	1.8 (0.6 to 7.5)	1.8 (0.6 to 7.5)	1.8 (0.6 to 7.5)	1.8 (0.6 to 7.5)	1.8 (0.6 to 7.5)	1.8 (0.6 to 7.5)	1.8 (0.6 to 7.5)	1.8 (0.6 to 7.5)	1.8 (0.6 to 7.5)	734
Physical violence by other means	0.68 (0.1 to 4.65)	0.8 (0.1 to 5.6)	1.4 (0.1 to 4.200)	10.4 (1.3 to 9.600)	2.4 (0.6 to 8.270)	5.450 (0.5 to 27.70)	5.450 (1.7 to 27.70)	5.450 (1.7 to 27.70)	5.450 (1.7 to 27.70)	5.450 (1.7 to 27.70)	5.450 (1.7 to 27.70)	5.450 (1.7 to 27.70)	5.450 (1.7 to 27.70)	5.450 (1.7 to 27.70)	5.450 (1.7 to 27.70)	5.450 (1.7 to 27.70)	5.450 (1.7 to 27.70)	5.450 (1.7 to 27.70)	5.450 (1.7 to 27.70)	5.450 (1.7 to 27.70)	5.450 (1.7 to 27.70)	5.450 (1.7 to 27.70)	5.450 (1.7 to 27.70)	5.450 (1.7 to 27.70)	43,600
Conflict and terrorism	0 (0 to 0)	0 (0 to 0)	0 (0 to 0)	0 (0.4 to 1.6)	0 (0.6 to 2.4)	0 (1.7 to 4.8)	0 (1.7 to 29.4)	0 (1.7 to 29.7)	0 (28.4 to 76.1)	0 (28.4 to 76.1)	0 (24 to 139)	0 (20.7 to 137)	0 (28.7 to 119)	0 (29.7 to 98.2)	0 (1.7 to 29.7)	0 (1.7 to 29.7)	0 (1.7 to 29.7)	0 (1.7 to 29.7)	0 (1.7 to 29.7)	0 (1.7 to 29.7)	0 (1.7 to 29.7)	0 (1.7 to 29.7)	0 (1.7 to 29.7)	0 (0 to 0)	598

SR Table 2e. Jamaica DALYS by cause and sex groups for males with 95% uncertainty intervals, 2019

Cause	Early Neonatal	Late Neonatal	Post Neonatal	1 to 4	5 to 9	10 to 14	15 to 19	20 to 24	25 to 29	30 to 34	35 to 39	40 to 44	45 to 49	50 to 54	55 to 59	60 to 64	65 to 69	70 to 74	75 to 79	80 to 84	85 to 89	90 to 94	95 plus	Total
All causes	17,000 (12,000 to 20,100)	6,660 (2,910 to 8,990)	3,210 (2,150 to 4,640)	5,770 (4,040 to 7,430)	4,390 (3,370 to 5,220)	4,070 (3,160 to 4,880)	13,900 (9,360 to 15,100)	16,700 (11,600 to 19,900)	18,600 (13,700 to 21,900)	19,200 (14,100 to 22,600)	19,700 (14,600 to 23,100)	19,100 (13,900 to 22,700)	19,400 (13,900 to 23,000)	23,500 (16,700 to 28,200)	27,300 (20,700 to 33,000)	32,200 (24,900 to 39,000)	36,900 (28,700 to 45,200)	43,200 (33,900 to 53,000)	49,100 (38,000 to 60,200)	56,000 (43,000 to 68,400)	62,000 (47,000 to 76,400)	5,490 (4,870 to 6,060)	5,050 (2,760 to 7,250)	366,000
Communicable, maternal, neonatal, and nutritional diseases	15,200 (10,500 to 21,300)	3,640 (2,660 to 5,390)	1,750 (1,160 to 2,660)	2,340 (1,720 to 3,290)	1,810 (1,330 to 2,150)	1,370 (1,010 to 1,660)	1,220 (1,110 to 1,790)	1,770 (1,460 to 2,190)	2,460 (2,110 to 2,890)	2,960 (2,600 to 3,450)	3,160 (2,800 to 3,560)	2,920 (2,610 to 3,290)	2,750 (2,390 to 3,170)	2,260 (2,030 to 2,560)	1,970 (1,660 to 2,300)	1,390 (1,160 to 1,670)	1,170 (968 to 1,420)	979 (771 to 1,230)	748 (579 to 950)	602 (466 to 764)	432 (340 to 541)	234 (179 to 299)	152 (112 to 195)	63,900
HIV/AIDS and sexually transmitted infections	3.8 (2.5 to 6.4)	2.6 (1.4 to 5.1)	108 (99 to 119)	151 (139 to 163)	156 (143 to 169)	68.9 (64.6 to 72.8)	396 (363 to 428)	1,110 (1,030 to 1,200)	1,700 (1,580 to 1,810)	2,020 (1,870 to 2,210)	1,960 (1,720 to 2,200)	1,660 (1,440 to 1,890)	1,570 (1,320 to 1,870)	1,160 (1,070 to 1,260)	792 (723 to 849)	549 (517 to 583)	298 (271 to 333)	94 (82.2 to 110)	23.0 (19.9 to 26.7)	3.6 (2.9 to 4.2)	1.8 (1.5 to 2.4)	0.4 (0.2 to 0.7)	0.2 (0.1 to 0.3)	12,000
HIV/AIDS	0 (0 to 0)	0 (0 to 0)	108 (99.2 to 117)	151 (138 to 163)	155 (142 to 169)	68.6 (64.3 to 72.5)	396 (362 to 428)	374 (336 to 411)	1,060 (966 to 1,160)	1,700 (1,570 to 1,860)	1,700 (1,560 to 1,860)	1,460 (1,320 to 1,620)	1,360 (1,220 to 1,510)	1,150 (1,060 to 1,250)	773 (704 to 841)	542 (511 to 574)	291 (267 to 316)	89.9 (80.9 to 98.3)	21.4 (19.2 to 23.4)	3.3 (2.9 to 3.7)	1.1 (0.9 to 1.4)	0.2 (0.2 to 0.3)	0.1 (0 to 0.1)	11,900
HIV/AIDS - Drug-susceptible Tuberculosis	0 (0 to 0)	0 (0 to 0)	0.1 (0 to 0.2)	0.1 (0.2 to 0.1)	1.0 (0.9 to 1.2)	0.3 (0.2 to 0.4)	0.2 (0.2 to 0.4)	0.6 (0.5 to 0.8)	0.9 (0.7 to 1.1)	1.2 (1 to 1.4)	1.2 (1 to 1.4)	1.1 (0.9 to 1.3)	1.1 (0.9 to 1.4)	1.0 (0.8 to 1.2)	0.9 (0.7 to 1.1)	0.8 (0.6 to 1.1)	0.6 (0.5 to 0.8)	0.4 (0.3 to 0.5)	0.2 (0.2 to 0.3)	0.1 (0.1 to 0.2)	0.1 (0 to 0.1)	0 (0 to 0)	0 (0 to 0)	168
HIV/AIDS - Multidrug-resistant Tuberculosis without extensive d	0 (0 to 0)	0 (0 to 0)	0 (0 to 0.2)	0 (0 to 0.3)	0 (0 to 0.2)	0 (0 to 0.2)	0 (0 to 0.1)	0 (0 to 0.2)	0 (0 to 0.2)	0 (0 to 0.2)	0 (0 to 0.2)	0 (0 to 0.2)	0 (0 to 0.2)	0 (0 to 0.2)	0 (0 to 0.2)	0 (0 to 0.2)	0 (0 to 0.2)	0 (0 to 0.2)	0 (0 to 0.2)	0 (0 to 0.2)	0 (0 to 0.2)	0 (0 to 0.2)	0 (0 to 0.2)	6
HIV/AIDS - Extensively drug-resistant Tuberculosis	0 (0 to 0)	0 (0 to 0)	0 (0 to 0.1)	0 (0 to 0.1)	0 (0 to 0)	0 (0 to 0)	0 (0 to 0.1)	0 (0 to 0.2)	0 (0 to 0.2)	0 (0 to 0.2)	0 (0 to 0.2)	0 (0 to 0.2)	0 (0 to 0.2)	0 (0 to 0.2)	0 (0 to 0.2)	0 (0 to 0.2)	0 (0 to 0.2)	0 (0 to 0.2)	0 (0 to 0.2)	0 (0 to 0.2)	0 (0 to 0.2)	0 (0 to 0.2)	0 (0 to 0)	1
HIV/AIDS resulting in other diseases	0 (0 to 0)	0 (0 to 0)	109 (97.8 to 113)	138 (127 to 150)	164 (150 to 181)	63.2 (57.6 to 68.4)	392 (327 to 439)	1,090 (979 to 1,180)	1,960 (1,800 to 2,120)	3,000 (2,800 to 3,200)	3,000 (2,800 to 3,200)	2,600 (2,400 to 2,800)	2,300 (2,100 to 2,500)	1,700 (1,600 to 1,900)	1,100 (1,000 to 1,200)	760 (720 to 810)	436 (399 to 469)	206 (190 to 222)	80.4 (73.9 to 87.1)	23.0 (21.2 to 24.9)	4.0 (3.6 to 4.3)	1.1 (0.9 to 1.3)	0.2 (0.1 to 0.3)	11,900
Sexually transmitted infections excluding HIV	3.8 (2.5 to 6.4)	2.6 (1.4 to 5.1)	0.5 (0.3 to 2)	0.5 (0.3 to 2)	0.5 (0.3 to 2)	0.5 (0.3 to 2)	0.4 (0.2 to 1.7)	0.4 (0.2 to 1.7)	0.7 (0.3 to 1.9)	1.2 (0.7 to 2.3)	1.6 (0.9 to 2.9)	2.4 (1.1 to 4.5)	3.1 (1.3 to 6.8)	3.8 (1.7 to 8.2)	3.1 (1.3 to 6.9)	2.6 (1.1 to 5.6)	1.9 (0.8 to 4.2)	1.7 (0.8 to 3.6)	0.9 (0.4 to 2.1)	0.4 (0.2 to 0.9)	0.2 (0.1 to 0.5)	0.1 (0 to 0.2)	0 (0 to 0.1)	29.8
Syphilis	0 (0 to 0)	0 (0 to 0)	0 (0 to 0)

Ischemic heart disease	0 (0.0)	0 (0.0)	0 (0.0)	0 (0.0)	0 (0.0)	28.0 (19.0 to 41.2)	69.0 (49.0 to 99.1)	137 (97.6 to 196)	214 (154 to 300)	350 (269 to 475)	618 (497 to 836)	1,160 (927 to 1,540)	1,810 (1,360 to 2,370)	2,460 (1,880 to 3,190)	2,460 (1,880 to 3,190)	2,600 (2,000 to 3,350)	2,600 (2,000 to 3,350)	2,600 (2,000 to 3,350)	2,600 (2,000 to 3,350)	2,600 (2,000 to 3,350)	2,600 (2,000 to 3,350)	2,600 (2,000 to 3,350)	2,600 (2,000 to 3,350)	2,600 (2,000 to 3,350)	20,900
Stroke	0 (0.0 to 0.0)	0 (0.0 to 0.0)	0 (0.0 to 0.0)



| | | |

SR Table 2a: Saint Lucia DALYS by cause and age group for males with 95% uncertainty intervals, 2019

Cause	Early Neonatal	Late Neonatal	Post Neonatal	1 to 4	5 to 9	10 to 14	15 to 19	20 to 24	25 to 29	30 to 34	35 to 39	40 to 44	45 to 49	50 to 54	55 to 59	60 to 64	65 to 69	70 to 74	75 to 79	80 to 84	85 to 89	90 to 94	95 plus	Total
All causes	1,766 (1,564 to 1,956)	1,150 (1,016 to 1,322)	1,792 (1,515 to 2,084)	2,012 (1,631 to 2,479)	1,267 (1,079 to 1,479)	1,170 (1,003 to 1,376)	1,284 (1,101 to 1,504)	1,460 (1,199 to 1,720)	1,914 (1,550 to 2,283)	2,403 (1,930 to 2,880)	3,013 (2,423 to 3,592)	3,844 (3,096 to 4,586)	4,945 (3,975 to 5,870)	6,403 (5,150 to 7,597)	8,241 (6,630 to 9,770)	10,247 (8,249 to 12,150)	12,470 (10,112 to 14,732)	14,945 (12,116 to 17,470)	17,470 (14,227 to 20,170)	19,847 (16,264 to 22,750)	21,996 (18,000 to 25,170)	23,470 (19,000 to 26,970)	24,000 (19,000 to 27,000)	33,100 (26,900 to 38,000)
Communicable, maternal, neonatal, and nutritional diseases	1,766 (1,564 to 1,956)	1,150 (1,016 to 1,322)	1,792 (1,515 to 2,084)	2,012 (1,631 to 2,479)	1,267 (1,079 to 1,479)	1,170 (1,003 to 1,376)	1,284 (1,101 to 1,504)	1,460 (1,199 to 1,720)	1,914 (1,550 to 2,283)	2,403 (1,930 to 2,880)	3,013 (2,423 to 3,592)	3,844 (3,096 to 4,586)	4,945 (3,975 to 5,870)	6,403 (5,150 to 7,597)	8,241 (6,630 to 9,770)	10,247 (8,249 to 12,150)	12,470 (10,112 to 14,732)	14,945 (12,116 to 17,470)	17,470 (14,227 to 20,170)	19,847 (16,264 to 22,750)	21,996 (18,000 to 25,170)	23,470 (19,000 to 26,970)	24,000 (19,000 to 27,000)	33,100 (26,900 to 38,000)
HIV/AIDS and sexually transmitted infections	0.9 (0.6 to 1.4)	0.1 (0.1 to 0.2)	1 (0.9 to 1.2)	0.7 (0.7 to 0.8)	0.9 (0.8 to 1.1)	1.1 (1.0 to 1.2)	2.4 (1.9 to 3.1)	10.5 (9.2 to 12)	28.9 (26 to 32.9)	39.6 (36.2 to 44.7)	46 (42.5 to 49.8)	41.1 (37.7 to 44.9)	30.1 (27.6 to 32.8)	22.4 (20.3 to 24.4)	14.8 (13.5 to 16.3)	7 (6.3 to 7.8)	3.8 (3.3 to 4.3)	1.6 (1.3 to 1.9)	0.7 (0.6 to 0.9)	0.4 (0.3 to 0.5)	0.2 (0.1 to 0.3)	0 (0 to 0)	248 (224 to 274)
HIV/AIDS	0 (0 to 0)	0 (0 to 0)	0.8 (0.6 to 0.9)	0.7 (0.6 to 0.8)	0.9 (0.8 to 1)	0.9 (0.8 to 1.1)	1.6 (1.4 to 1.7)	9.2 (8.2 to 10.2)	27.4 (24.7 to 31.1)	38.1 (34.8 to 43)	39.4 (35.2 to 44)	39.7 (34.4 to 45.4)	29.6 (26.5 to 33.1)	21.3 (19.1 to 23.8)	14 (12.6 to 15.2)	6.4 (5.8 to 7.2)	3.3 (2.9 to 3.7)	1.2 (1 to 1.4)	0.5 (0.4 to 0.6)	0.2 (0.2 to 0.3)	0.1 (0.1 to 0.2)	0 (0 to 0)	224 (199 to 251)
HIV/AIDS - Drug-susceptible Tuberculosis	0 (0 to 0)	0 (0 to 0)	0.1 (0 to 0.1)	0.1 (0.1 to 0.1)	0.1 (0.1 to 0.1)	0.1 (0.1 to 0.1)	0.1 (0.1 to 0.2)	0.9 (0.8 to 1.1)	2.5 (2.1 to 3.1)	3.7 (2.9 to 5.2)	3.5 (2.6 to 5.2)	3.9 (2.8 to 5.8)	2.8 (1.9 to 4.2)	2.1 (1.4 to 3.2)	1.3 (0.9 to 1.9)	0.6 (0.4 to 0.9)	0.3 (0.2 to 0.5)	0.1 (0 to 0.2)	0.1 (0 to 0.1)	0 (0 to 0)	0 (0 to 0)	0 (0 to 0)	22.3 (15.2 to 32.2)
HIV/AIDS - Multidrug-resistant Tuberculosis without extensive dr...	0 (0 to 0)	0 (0 to 0)	0 (0 to 0)	0 (0 to 0)	0 (0 to 0)	0 (0 to 0)	0 (0 to 0)	0 (0 to 0)	0 (0 to 0)	0 (0 to 0)	0 (0 to 0)	0 (0 to 0)	0 (0 to 0)	0 (0 to 0)	0 (0 to 0)	0 (0 to 0)	0 (0 to 0)	0 (0 to 0)	0 (0 to 0)	0 (0 to 0)	0 (0 to 0)	0 (0 to 0)	0 (0 to 0)	0.3 (0.2 to 0.4)
HIV/AIDS - Extensively drug-resistant Tuberculosis	0 (0 to 0)	0 (0 to 0)	0 (0 to 0)	0 (0 to 0)	0 (0 to 0)	0 (0 to 0)	0 (0 to 0)	0 (0 to 0)	0 (0 to 0)	0 (0 to 0)	0 (0 to 0)	0 (0 to 0)	0 (0 to 0)	0 (0 to 0)	0 (0 to 0)	0 (0 to 0)	0 (0 to 0)	0 (0 to 0)	0 (0 to 0)

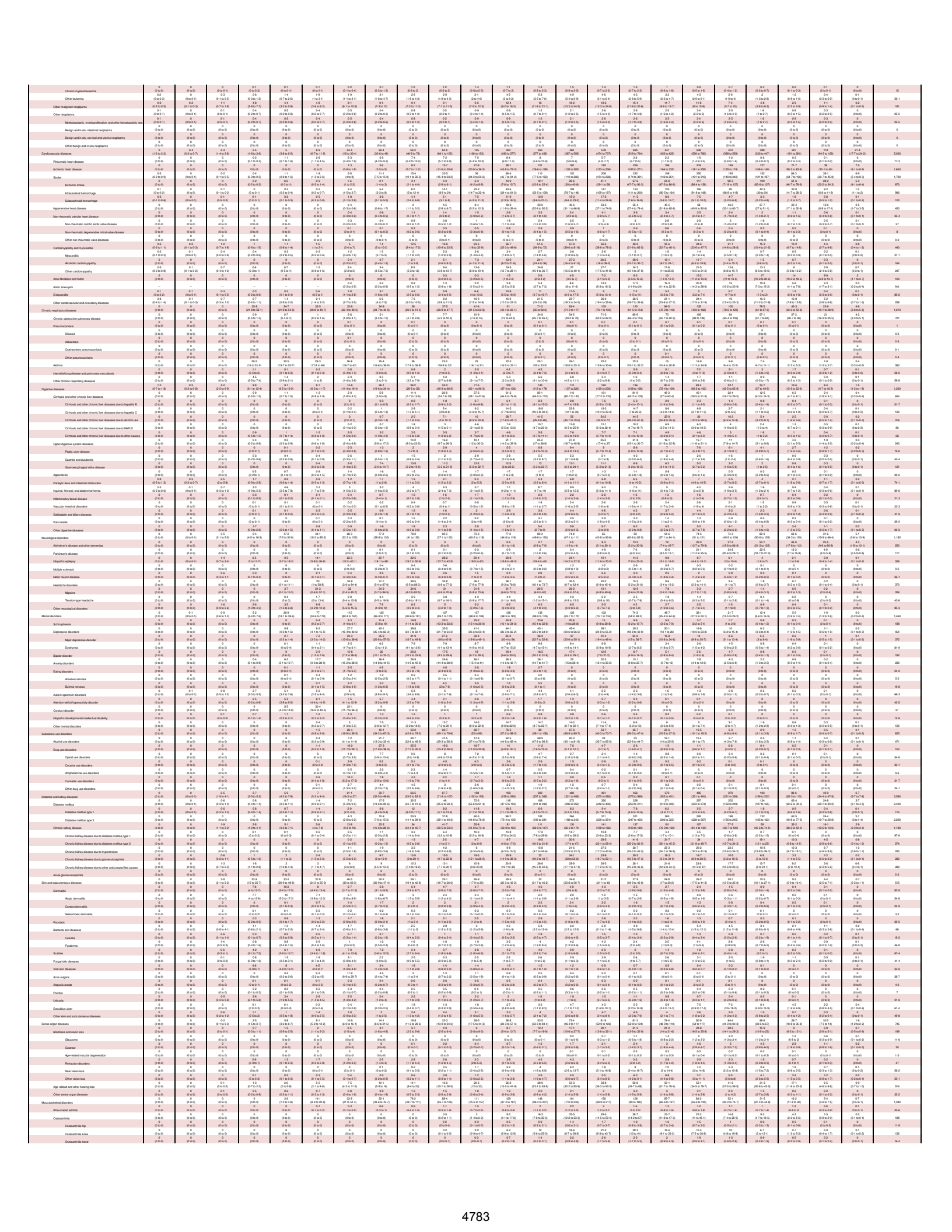

4783

Osteoarthritis other	0 (0 to 0)	0 (0 to 0)	0 (0 to 0)

SII Table 2a: Saint Vincent and the Grenadines DALYS by cause and age group for males with 95% uncertainty intervals, 2019

Cause	Early Neonatal	Late Neonatal	Post Neonatal	1 to 4	5 to 9	10 to 14	15 to 19	20 to 24	25 to 29	30 to 34	35 to 39	40 to 44	45 to 49	50 to 54	55 to 59	60 to 64	65 to 69	70 to 74	75 to 79	80 to 84	85 to 89	90 to 94	95 plus	Total
All causes	686 (483 to 831)	149 (104 to 211)	266 (190 to 382)	1,104 (916 to 1,360)	386 (281 to 540)	294 (206 to 440)	422 (302 to 774)	1,010 (679 to 1,666)	1,362 (1,000 to 2,010)	1,284 (1,000 to 1,710)	1,284 (1,000 to 1,710)	1,420 (1,100 to 1,820)	1,420 (1,100 to 1,820)	1,640 (1,300 to 2,140)	1,640 (1,300 to 2,140)	1,610 (1,300 to 2,170)	1,610 (1,300 to 2,170)	1,580 (1,300 to 1,990)	1,580 (1,300 to 1,990)	1,520 (1,200 to 1,920)	1,520 (1,200 to 1,920)	660 (660 to 660)	176 (176 to 176)	31,500
Communicable, maternal, neonatal, and nutritional diseases	686 (483 to 831)	149 (104 to 211)	266 (190 to 382)	1,104 (916 to 1,360)	386 (281 to 540)	294 (206 to 440)	422 (302 to 774)	1,010 (679 to 1,666)	1,362 (1,000 to 2,010)	1,284 (1,000 to 1,710)	1,284 (1,000 to 1,710)	1,420 (1,100 to 1,820)	1,420 (1,100 to 1,820)	1,640 (1,300 to 2,140)	1,640 (1,300 to 2,140)	1,610 (1,300 to 2,170)	1,610 (1,300 to 2,170)	1,580 (1,300 to 1,990)	1,580 (1,300 to 1,990)	1,520 (1,200 to 1,920)	1,520 (1,200 to 1,920)	660 (660 to 660)	176 (176 to 176)	2,720
HIV/AIDS and sexually transmitted infections	1.4 (0.6 to 2.4)	0.3 (0.2 to 0.5)	4.8 (4.2 to 5.4)	9.5 (2.2 to 3.8)	4.6 (4.3 to 5)	3.4 (3.2 to 3.7)	4.6 (4.3 to 5.1)	25.6 (23.4 to 28.4)	45.3 (41.4 to 50.2)	99 (91 to 108)	122 (113 to 132)	110 (102 to 120)	109 (101 to 119)	99.1 (87.8 to 103)	59.5 (51.7 to 61.2)	27.8 (25.1 to 28.4)	20.7 (20 to 21.4)	11.7 (10.7 to 12.7)	3.9 (3.5 to 4.2)	2 (1.8 to 2.2)	1.1 (0.9 to 1.2)	0.4 (0.4 to 0.5)	0.1 (0.1 to 0.1)	655
HIV/AIDS	1.4 (0.6 to 2.4)	0.3 (0.2 to 0.5)	4.3 (4 to 4.7)	2.5 (2.2 to 2.7)	2.2 (2 to 2.5)	2.7 (2.5 to 3)	3.5 (3.3 to 4)	24.6 (22.5 to 27.4)	44.2 (40.3 to 49.1)	98.2 (89.9 to 106)	121 (111 to 131)	109 (101 to 119)	108 (99.6 to 120)	98.9 (86.6 to 102)	59.2 (52.1 to 60.8)	27.6 (24.9 to 28.2)	20.6 (19.9 to 21.2)	11.7 (10.7 to 12.6)	3.9 (3.5 to 4.2)	2 (1.8 to 2.2)	1.1 (0.9 to 1.2)	0.4 (0.4 to 0.5)	0.1 (0.1 to 0.1)	641
HIV/AIDS - Drug-susceptible Tuberculosis	0 (0 to 0)	0 (0 to 0)	0.2 (0.1 to 0.3)	0.2 (0.1 to 0.3)	0.2 (0.1 to 0.3)	0.2 (0.1 to 0.3)	0.2 (0.1 to 0.3)	1.2 (0.8 to 1.6)	2.4 (1.6 to 3.5)	4.6 (2.8 to 6.8)	5.6 (3.4 to 8.3)	5.2 (3.4 to 7.8)	4.9 (3.1 to 7.2)	4.9 (1.9 to 4.4)	2.9 (1.3 to 2.8)	1 (0.7 to 1.5)	0.6 (0.4 to 0.8)	0.2 (0.1 to 0.3)	0.1 (0.1 to 0.1)	0 (0 to 0)	0 (0 to 0)	0 (0 to 0)	31.6
HIV/AIDS - Multidrug-resistant Tuberculosis without extensive dr...	0 (0 to 0)	0 (0 to 0)	0 (0 to 0)	0 (0 to 0)	0 (0 to 0)	0 (0 to 0)	0 (0 to 0)	0 (0 to 0)	0 (0 to 0)	0 (0 to 0)	0 (0 to 0)	0 (0 to 0)	0 (0 to 0)	0 (0 to 0)	0 (0 to 0)	0 (0 to 0)	0 (0 to 0)	0 (0 to 0)	0 (0 to 0)	0 (0 to 0)	0 (0 to 0)	0 (0 to 0)	0 (0 to 0)	0.4
HIV/AIDS - Extensively drug-resistant Tuberculosis	0 (0 to 0)	0 (0 to 0)	0 (0 to 0)	0 (0 to 0)	0 (0 to 0)	0 (0 to 0)	0 (0 to 0)	0 (0 to 0)	0 (0 to 0)	0 (0 to 0)	0 (0 to 0)	0 (0 to 0)	0 (0 to 0)	0 (0 to 0)	0 (0 to 0)	0 (0 to 0)	0 (0 to 0)	0 (0 to 0)	0 (0 to 0)	0 (0 to 0)	0 (0 to 0)	0 (0 to 0)	0 (0 to 0)	0.1
HIV/AIDS resulting in other diseases	0 (0 to 0)	4-1 (3.7 to 4.5)	0.3 (0 to 0.4)	4.4 (4 to 4.8)	2.1 (2.8 to 2.4)	2.5 (2.3 to 2.8)	1.1 (0.9 to 1.3)	41.6 (38.5 to 46.5)	69.2 (65.1 to 102)	115 (105 to 125)	115 (105 to 125)	104 (95.3 to 114)	88.9 (81.5 to 96.4)	52.5 (47.6 to 57.4)	24.9 (23 to 27.9)	20.1 (19.3 to 21.6)	10.4 (9.5 to 11.4)	3.4 (3 to 3.7)	1.7 (1.5 to 1.9)	0.8 (0.7 to 0.9)	0.3 (0.3 to 0.3)	0.1 (0.1 to 0.1)	609
Sexually transmitted infections excluding HIV	0.4 (0.4 to 2.4)	0.3 (0.2 to 0.5)	0.4 (0.2 to 1)	0.5 (0 to 0.1)	0.2 (0 to 0.1)	0.2 (0 to 0.1)	0.4 (0 to 1.7)	1.1 (0.7 to 1.8)	1.1 (0.7 to 1.8)	1.2 (0.7 to 1.8)	1 (0.6 to 1.7)	1 (0.6 to 1.7)	1.2 (0.6 to 1.7)	1.1 (0.6 to 1.7)	0.6 (0.4 to 1.5)	0.3 (0.2 to 0.5)	0.2 (0.1 to 0.4)	0.1 (0.1 to 0.2)	0.1 (0.1 to 0.2)	0.1 (0.1 to 0.2)	0.1 (0.1 to 0.2)	0.2 (0.1 to 0.2)	0.2 (0.1 to 0.2)	14.2
Syphilis	1.4 (0.6 to 2.4)	0.3 (0.2 to 0.5)	0.4 (0 to 0.1)	0.5 (0 to 0.1)	0.2 (0 to 0.1)	0.2 (0 to 0.1)	0.2 (0 to 0.4)	0.2 (0 to 0.4)	0.3 (0.1 to 0.6)	0.3 (0.1 to 0.5)	0.2 (0 to 0.5)	0.3 (0 to 0.5)	0.4 (0.2 to 0.6)	0.5 (0.2 to 0.9)	0.5 (0.2 to 0.9)	0.3 (0.2 to 0.6)	0.2 (0.1 to 0.4)	0.1 (0.1 to 0.2)	0.1 (0.1 to 0.2)	0.1 (0.1 to 0.2)	0.1 (0.1 to 0.2)	0.1 (0.1 to 0.2)	0.1 (0.1 to 0.2)	6.6
Chlamydial infection	0 (0 to 0)	0 (0 to 0)	0 (0 to 0)	0 (0 to 0)	0 (0 to 0)	0 (0 to 0)	0 (0 to 0)	0 (0 to 0)	0 (0 to 0)	0 (0 to 0)	0 (0 to 0)	0 (0 to 0)	0 (0 to 0)	0 (0 to 0)	0 (0 to 0)	0 (0 to 0)	0 (0 to 0)	0 (0 to 0)	0 (0 to 0)	0 (0 to 0)	0 (0 to 0)	0 (0 to 0)	0 (0 to 0)	0 (0 to 0)	1-3
Gonococcal infection	0 (0 to 0)	0 (0 to 0)	0 (0 to 0)	0 (0 to 0)	0 (0 to 0)	0 (0 to 0)	0.2 (0 to 0.5)	0.2 (0 to 0.5)	0.1 (0 to 0.3)	0.1 (0 to 0.3)	0.1 (0 to 0.3)	0.1 (0 to 0.3)	0.1 (0 to 0.3)	0.1 (0 to 0.3)	0.1 (0 to 0.3)	0.1 (0 to 0.3)	0.1 (0 to 0.3)	0.1 (0 to 0.3)	0.1 (0 to 0.3)	0.1 (0 to 0.3)	0.1 (0 to 0.3)	0.1 (0 to 0.3)	0.1 (0 to 0.3)	1-2
Trichomoniasis	0 (0 to 0)	0 (0 to 0)	0 (0 to 0)	0 (0 to 0)	0 (0 to 0)	0 (0 to 0)	0 (0 to 0)	0 (0 to 0)	0 (0 to 0)	0 (0 to 0)	0 (0 to 0)	0 (0 to 0)	0 (0 to 0)	0 (0 to 0)	0 (0 to 0)	0 (0 to 0)	0 (0 to 0)	0 (0 to 0)	0 (0 to 0)	0 (0 to 0)	0 (0 to 0)	0 (0 to 0)	0 (0 to 0)	0.2
Genital herpes	0 (0 to 0)	0 (0 to 0)	0 (0 to 0)	0 (0 to 0)	0 (0 to 0)	0 (0 to 0)	0 (0 to 0)	0.1 (0 to 0.3)	0.1 (0 to 0.4)	0.2 (0 to 0.4)	0.2 (0 to 0.5)	0.3 (0 to 0.5)	0.3 (0 to 0.7)	0.3 (0 to 0.7)	0.3 (0 to 0.7)	0.2 (0 to 0.5)	0.2 (0 to 0.5)	0.1 (0 to 0.3)	0.1 (0 to 0.3)	0.1 (0 to 0.3)	0.1 (0 to 0.3)	0.1 (0 to 0.3)	0.1 (0 to 0.3)	2.5
Other sexually transmitted infections	0 (0 to 0)	0 (0 to 0)	0 (0 to 0)	0 (0 to 0)	0 (0 to 0)	0 (0 to 0)	0 (0 to 0)	0 (0 to 0)	0 (0 to 0)	0 (0 to 0)	0 (0 to 0)	0 (0 to 0)	0 (0 to 0)	0 (0 to 0)	0 (0 to 0)	0 (0 to 0)	0 (0 to 0)	0 (0 to 0)	0 (0 to 0)	0 (0 to 0)	0 (0 to 0)	0 (0 to 0)	0 (0 to 0)	2.5
Respiratory infections and tuberculosis	144.4 (8.6 to 231)	9.1 (5.4 to 13.7)	20.8 (22 to 59.3)	20.3 (15.5 to 32.1)	10.5 (7.6 to 14.9)	7.5 (7.2 to 14.3)	10.6 (8.7 to 19.1)	11.7 (11.7 to 20.9)	16.6 (14.8 to 24)	19.4 (16.9 to 28.2)	19.4 (15.9 to 28.2)	18.2 (16.2 to 25.4)	18.2 (16.2 to 25.4)	17.4 (20.7 to 27.3)	17.4 (28.5 to 49.5)	16.2 (30.9 to 54.3)	16.2 (32.5 to 57.2)	16.1 (32.5 to 55.5)	16.1 (32.5 to 55.5)	16.1 (30.4 to 52.5)	16.1 (32.5 to 55.5)	16.1 (36.3 to 62.2)	16.1 (18.9 to 33.1)	618
Tuberculosis	0 (0 to 0)	0 (0 to 0)	0.7 (0.3 to 0.8)	0.5 (0.4 to 0.7)	0.6 (0.3 to 0.9)	0.6 (0.4 to 0.7)	1.5 (1 to 2.1)	3.6 (2.5 to 5.4)	3.6 (2.5 to 4.4)	4.5 (4.3 to 6.8)	4.5 (4.3 to 6.8)	4.5 (4.3 to 6.8)	7.5 (5.3 to 10.2)	6.2 (5.4 to 11.4)	6.2 (5.9 to 11.5)	4.1 (3.6 to 5.8)	2.2 (1.9 to 3.2)	1.2 (0.9 to 1.7)	0.6 (0.4 to 0.9)	0.3 (0.2 to 0.4)	0.2 (0.1 to 0.3)	0.2 (0.1 to 0.3)	0.2 (0.1 to 0.3)	78.5
Latent tuberculosis infection	0 (0 to 0)	0 (0 to 0)	0 (0 to 0)	0 (0 to 0)	0 (0 to 0)	0 (0 to 0)	0 (0 to 0)	0 (0 to 0)	0 (0 to 0)	0 (0 to 0)	0 (0 to 0)	0 (0 to 0)	0 (0 to 0)	0 (0 to 0)	0 (0 to 0)	0 (0 to 0)	0 (0 to 0)	0 (0 to 0)	0 (0 to 0)	0 (0 to 0)	0 (0 to 0)	0 (0 to 0)	0 (0 to 0)	0 (0 to 0)	0
Drug-susceptible tuberculosis	0 (0 to 0)	0 (0 to 0)	0.5 (0.3 to 0.6)	0.5 (0.4 to 0.7)	0.6 (0.3 to 0.9)	0.6 (0.4 to 0.7)	1.4 (1 to 2)	3.5 (2.4 to 5.3)	3.5 (2.4 to 4.3)	4.4 (4.3 to 6.7)	4.4 (4.3 to 6.7)	4.4 (4.3 to 6.7)	7.4 (5.2 to 10.1)	6.1 (5.4 to 11.3)	6.1 (5.9 to 11.4)	4 (3.6 to 5.7)	2.1 (1.9 to 3.1)	1.2 (0.9 to 1.7)	0.6 (0.4 to 0.9)	0.3 (0.2 to 0.4)	0.2 (0.1 to 0.3)	0.2 (0.1 to 0.3)	0.2 (0.1 to 0.3)	77.5
Multidrug-resistant tuberculosis without extensive drug-resistance	0 (0 to 0)	0 (0 to 0)	0 (0 to 0)	0 (0 to 0)	0 (0 to 0)	0 (0 to 0)	0 (0 to 0)	0 (0 to 0)	0 (0 to 0)	0 (0 to 0)	0 (0 to 0)	0 (0 to 0)	0 (0 to 0)	0 (0 to 0)	0 (0 to 0)	0 (0 to 0)	0 (0 to 0)	0 (0 to 0)	0 (0 to 0)	0 (0 to 0)	0 (0 to 0)	0 (0 to 0)	0 (0 to 0)	0 (0 to 0)	0.9
Extensively drug-resistant tuberculosis	0 (0 to 0)	0 (0 to 0)	0 (0 to 0)	0 (0 to 0)	0 (0 to 0)	0 (0 to 0)	0 (0 to 0)	0 (0 to 0)	0 (0 to 0)	0 (0 to 0)	0 (0 to 0)	0 (0 to 0)	0 (0 to 0)	0 (0 to 0)	0 (0 to 0)	0 (0 to 0)	0 (0 to 0)	0 (0 to 0)	0 (0 to 0)	0 (0 to 0)	0 (0 to 0)	0 (0 to 0)	0 (0 to 0)	0 (0 to 0)	0.1
Lower respiratory infections	144 (8.6 to 231)	9.1 (5.7 to 13.6)	20.8 (21 to 59.4)	15.2 (9.4 to 24.2)	3.7 (2.6 to 5.1)	4.2 (2.9 to 7.3)	4.2 (2.9 to 7.3)	4.1 (1.6 to 8.9)	9.4 (4.3 to 9.4)	9.4 (4.3 to 9.4)	9.4 (4.3 to 9.4)	9.4 (4.3 to 9.4)	9.4 (4.3 to 9.4)	9.4 (11.7 to 22)	9.4 (11.7 to 22)	9.4 (20.4 to 41.5)	9.4 (22.5 to 46.1)	9.4 (23.4 to 45.6)	9.4 (23.4 to 45.6)	9.4 (24.3 to 46.8)	9.4 (23.4 to 45.6)	9.4 (21.5 to 58)	9.4 (9.8 to 15.1)	473
Upper respiratory infections	0 (0 to 0)	0 (0 to 0)	1.5 (0.9 to 2.1)	4.8 (3.5 to 7.7)	4.2 (2.3 to 7.3)	2.3 (2.3 to 7.3)	4 (2.2 to 7)	3.5 (1.9 to 5.7)	3.1 (1.7 to 5.3)	3.1 (1.6 to 5.2)	3.1 (1.6 to 5.2)	3.1 (1.6 to 5.2)	3.1 (1.7 to 5.2)	2.9 (1.4 to 4.2)	2.9 (1.4 to 4.2)	2.3 (1.1 to 3.6)	1.8 (1 to 3)	1.2 (0.7 to 2.2)	0.8 (0.4 to 1.2)	0.4 (0.2 to 0.6)	0.2 (0.1 to 0.3)	0.2 (0.1 to 0.3)	0.2 (0.1 to 0.3)	49.1
Otitis media	0 (0 to 0)	0 (0 to 0)	0.2 (0.1 to 0.3)	1.6 (0.9 to 2.8)	1.7 (1.3 to 3.8)	1.7 (0.9 to 3)	1.4 (0.8 to 2.8)	1.4 (0.4 to 3.7)	1.4 (0.5 to 1.9)	1.4 (0.3 to 1.4)	1.4 (0.3 to 1.4)	1.4 (0.4 to 1.5)	1.4 (0.4 to 1.5)	0.9 (0.4 to 1.7)	0.9 (0.4 to 1.7)	0.4 (0.4 to 1.1)	0.4 (0.3 to 1.2)	0.3 (0.3 to 0.6)	0.1 (0.1 to 0.3)	0.1 (0.1 to 0.3)	0.1 (0.1 to 0.3)	0.1 (0.1 to 0.3)	0.1 (0.1 to 0.3)	16.9
Enteric infections	1-1 (0.7 to 1.9)	2-9 (1.4 to 4.3)	9.7 (10.6 to 33.9)	8.8 (9.7 to 19.1)	8.8 (5.2 to 13.9)	7 (4.6 to 10.1)	3.7 (2.7 to 6.4)	2.7 (1.9 to 4.9)	2.7 (1.9 to 4.9)	2.7 (1.9 to 4.9)	2.7 (1.9 to 4.9)	2.7 (1.9 to 4.9)	2.7 (1.9 to 4.9)	7.4 (5.5 to 10.3)	7.4 (5.5 to 10.3)	7.2 (6.4 to 11.9)	7.2 (6.4 to 11.9)	7.2 (6.4 to 11.9)	7.2 (7.12 to 12.5)	7.2 (7.12 to 12.5)	7.2 (7.12 to 12.5)	3.7 (5.2 to 9.7)	3.7 (2.7 to 5)	169
Diarrheal diseases	1-1 (0.7 to 1.9)	2-9 (1.4 to 4.3)	9.7 (10.6 to 33.9)	8.8 (9.7 to 19.1)	8.8 (5.2 to 13.9)	7 (4.6 to 10.1)	3.7 (2.7 to 6.4)	2.7 (1.9 to 4.9)	2.7 (1.9 to 4.9)	2.7 (1.9 to 4.9)	2.7 (1.9 to 4.9)	2.7 (1.9 to 4.9)	2.7 (1.9 to 4.9)	7.4 (5.5 to 10.3)	7.4 (5.5 to 10.3)	7.2 (6.4 to 11.9)	7.2 (6.4 to 11.9)	7.2 (6.4 to 11.9)	7.2 (7.12 to 12.5)	7.2 (7.12 to 12.5)	7.2 (7.12 to 12.5)	3.7 (4.6 to 11.4)	3.7 (2.7 to 5)	168
Typhoid and paratyphoid	0 (0 to 0)	0 (0 to 0)	0 (0 to 0)	0 (0 to 0)	0 (0 to 0)	0 (0 to 0)	0 (0 to 0)	0 (0 to 0)	0 (0 to 0)	0 (0 to 0)	0 (0 to 0)	0 (0 to 0)	0 (0 to 0)	0 (0 to 0)	0 (0 to 0)	0 (0 to 0)	0 (0 to 0)	0 (0 to 0)	0 (0 to 0)	0 (0 to 0)	0 (0 to 0)	0 (0 to 0)	0 (0 to 0)	0 (0 to 0)	0.1
Typhoid fever	0 (0 to 0)	0 (0 to 0)	0 (0 to 0)	0 (0 to 0)	0 (0 to 0)	0 (0 to 0)	0 (0 to 0)	0 (0 to 0)	0 (0 to 0)	0 (0 to 0)	0 (0 to 0)	0 (0 to 0)	0 (0 to 0)	0 (0 to 0)	0 (0 to 0)	0 (0 to 0)	0 (0 to 0)	0 (0 to 0)	0 (0 to 0)	0 (0 to 0)	0 (0 to 0)	0 (0 to 0)	0 (0 to 0)	0 (0 to 0)	0
Paratyphoid fever	0 (0 to 0)	0 (0 to 0)	0 (0 to 0)	0 (0 to 0)	0 (0 to 0)	0 (0 to 0)	0 (0 to 0)	0 (0 to 0)	0 (0 to 0)	0 (0 to 0)	0 (0 to 0)	0 (0 to 0)	0 (0 to 0)	0 (0 to 0)	0 (0 to 0)	0 (0 to 0)	0 (0 to 0)	0 (0 to 0)	0 (0 to 0)	0 (0 to 0)	0 (0 to 0)	0 (0 to 0)	0 (0 to 0)	0 (0 to 0)	0
Invasive Non-typhoidal Salmonella (iNTS)	0 (0 to 0)	0 (0 to 0)	0 (0 to 0)	0 (0 to 0)	0 (0 to 0)	0 (0 to 0)	0 (0 to 0)	0 (0 to 0)	0 (0 to 0)	0 (0 to 0)	0 (0 to 0)	0 (0 to 0)	0 (0 to 0)	0 (0 to 0)	0 (0 to 0)	0 (0 to 0)	0 (0 to 0)	0 (0 to 0)	0 (0 to 0)	0 (0 to 0)	0 (0 to 0)	0 (0 to 0)	0 (0 to 0)	0 (0 to 0)	0.2
Other intestinal infectious diseases	0 (0 to 0)	0 (0 to 0)	0 (0 to 0)	0 (0 to 0)	0 (0 to 0)	0 (0 to 0)	0 (0 to 0)	0 (0 to 0)	0 (0 to 0)	0 (0 to 0)	0 (0 to 0)	0 (0 to 0)	0 (0 to 0)	0 (0 to 0)	0 (0 to 0)	0 (0 to 0)	0 (0 to 0)	0 (0 to 0)	0 (0 to 0)	0 (0 to 0)	0 (0 to 0)	0 (0 to 0)	0 (0 to 0)	0 (0 to 0)	0.3
Neglected tropical diseases and malaria	0 (0 to 0.2)	0-1 (0 to 0.2)	0-8 (0.4 to 1.4)	3 (1.4 to 5.4)	4-1 (1.9 to 6.4)	2-3 (1.1 to 3.7)	1-6 (0.8 to 2.7)	2-1 (1.1 to 3.5)	2-3 (1.1 to 3.9)	2-6 (1.2 to 4.3)	3-7 (1.7 to 5.5)	3-4 (1.7 to 5.5)	4-1 (2 to 6.6)	4-6 (2.5 to 7.5)	5-2 (2.4 to 9.9)	4-4 (2.2 to 8.2)	3-9 (1.8 to 6.9)	3-1 (1.5 to 5.6)	2-1 (1 to 3.5)	1 (0.5 to 1.8)	0-3 (0.1 to 0.5)	0 (0 to 0.1)	58.5
Malaria	0 (0 to 0)	0 (0 to 0)	0 (0 to 0)	0 (0 to 0)	0 (0 to 0)	0 (0 to 0)	0 (0 to 0)	0 (0 to 0)	0 (0 to 0)	0 (0 to 0)	0 (0 to 0)	0 (0 to 0)	0 (0 to 0)	0 (0 to 0)	0 (0 to 0)	0 (0 to 0)	0 (0 to 0)	0 (0 to 0)	0 (0 to 0)	0 (0 to 0)	0 (0 to 0)	0 (0 to 0)	0 (0 to 0)	0 (0 to 0)	0
Chagas disease	0 (0 to 0)	0 (0 to 0)	0 (0 to 0)	0 (0 to 0)	0 (0 to 0)	0 (0 to 0)	0 (0 to 0)	0 (0 to 0)	0 (0 to 0)	0 (0 to 0)	0 (0 to 0)	0 (0 to 0)	0 (0 to 0)	0 (0 to 0)	0 (0 to 0)	0 (0 to 0)	0 (0 to 0)	0 (0 to 0)	0 (0 to 0)	0 (0 to 0)	0 (0 to 0)	0 (0 to 0)	0 (0 to 0)	0 (0 to 0)	0
Leishmaniasis	0 (0 to 0)	0 (0 to 0)	0 (0 to 0)	0 (0 to 0)	0 (0 to 0)	0 (0 to 0)	0 (0 to 0)	0 (0 to 0)	0 (0 to 0)	0 (0 to 0)	0 (0 to 0)	0 (0 to 0)	0 (0 to 0)	0 (0 to 0)	0 (0 to 0)	0 (0 to 0)	0 (0 to 0)	0 (0 to 0)	0 (0 to 0)	0 (0 to 0)	0 (0 to 0)	0 (0 to 0)	0 (0 to 0)	0 (0 to 0)	0
Visceral leishmaniasis	0 (0 to 0)	0 (0 to 0)	0 (0 to 0)	0 (0 to 0)	0 (0 to 0)	0 (0 to 0)	0 (0 to 0)	0 (0 to 0)	0 (0 to 0)	0 (0 to 0)	0 (0 to 0)	0 (0 to 0)	0 (0 to 0)	0 (0 to 0)	0 (0 to 0)	0 (0 to 0)	0 (0 to 0)	0 (0 to 0)	0 (0 to 0)	0 (0 to 0)	0 (0 to 0)	0 (0 to 0)	0 (0 to 0)	0 (0 to 0)	0
Cutaneous and mucocutaneous leishmaniasis	0 (0 to 0)	0 (0 to 0)	0 (0 to 0)	0 (0 to 0)	0 (0 to 0)	0 (0 to 0)	0 (0 to 0)	0 (0 to 0)	0 (0 to 0)	0 (0 to 0)	0 (0 to 0)	0 (0 to 0)	0 (0 to 0)	0 (0 to 0)	0 (0 to 0)	0 (0 to 0)	0 (0 to 0)	0 (0 to 0)	0 (0 to 0)	0 (0 to 0)	0 (0 to 0)	0 (0 to 0)	0 (0 to 0)	0 (0 to 0)	0
African trypanosomiasis	0 (0 to 0)	0 (0 to 0)	0 (0 to 0)	0 (0 to 0)	0 (0 to 0)	0 (0 to 0)	0 (0 to 0)	0 (0 to 0)	0 (0 to 0)	0 (0 to 0)	0 (0 to 0)	0 (0 to 0)	0 (0 to 0)	0 (0 to 0)	0 (0 to 0)	0 (0 to 0)	0 (0 to 0)	0 (0 to 0)	0 (0 to 0)	0 (0 to 0)	0 (0 to 0)	0 (0 to 0)	0 (0 to 0)	0 (0 to 0)	0
Schistosomiasis	0 (0 to 0)	0 (0 to 0)	0 (0 to 0)	0 (0 to 0)	0 (0 to 0)	0 (0 to 0)	0 (0 to 0)	0 (0 to 0)	0 (0 to 0)	0 (0 to 0)	0 (0 to 0)	0 (0 to 0)	0 (0 to 0)	0 (0 to 0)	0 (0 to 0)	0 (0 to 0)	0 (0 to 0)	0 (0 to 0)	0 (0 to 0)	0 (0 to 0)	0 (0 to 0)	0 (0 to 0)	0 (0 to 0)	0 (0 to 0)	0
Cysticercosis	0 (0 to 0)	0 (0 to 0)	0 (0 to 0)	0 (0 to 0)	0 (0 to 0)	0 (0 to 0)	0 (0 to 0)	0-1 (0.7 to 1.7)	1-2 (0.7 to 2.9)	1-4 (0.9 to 3.9)	2-1 (0.9 to 3.9)	2-1 (0.9 to 3.9)	2-1 (0.9 to 3.9)	2-1 (1.1 to 3.7)	2-1 (1.1 to 3.7)	1-9 (1.1 to 3.6)	1-9 (1.1 to 3.6)	1-6 (1.1 to 3.6)	1-6 (1.1 to 3.6)	1-6 (1.1 to 3.6)	1-6 (1.1 to 3.6)	1-6 (1.1 to 3.6)	1-6 (1.1 to 3.6)	35.6
Cystic echinococcosis	0 (0 to 0)	0 (0 to 0)	0 (0 to 0)	0 (0 to 0)	0 (0 to 0)	0 (0 to 0)	0 (0 to 0)	0 (0 to 0)	0 (0 to 0)	0 (0 to 0)	0 (0 to 0)	0 (0 to 0)	0 (0 to 0)	0 (0 to 0)	0 (0 to 0)	0 (0 to 0)	0 (0 to 0)	0 (0 to 0)	0 (0 to 0)	0 (0 to 0)	0 (0 to 0)	0 (0 to 0)	0 (0 to 0)	0 (0 to 0)	0
Lymphatic filariasis	0 (0 to 0)	0 (0 to 0)	0 (0 to 0)	0 (0 to 0)	0 (0 to 0)	0 (0 to 0)	0 (0 to 0)	0 (0 to 0)	0 (0 to 0)	0 (0 to 0)	0 (0 to 0)	0 (0 to 0)	0 (0 to 0)	0 (0 to 0)	0 (0 to 0)	0 (0 to 0)	0 (0 to 0)	0 (0 to 0)	0 (0 to 0)	0 (0 to 0)	0 (0 to 0)	0 (0 to 0)	0 (0 to 0)	0 (0 to 0)	0
Onchocerciasis	0 (0 to 0)	0 (0 to 0)	0 (0 to 0)	0 (0 to 0)	0 (0 to 0)	0 (0 to 0)	0 (0 to 0)	0 (0 to 0)	0 (0 to 0)	0 (0 to 0)	0 (0 to 0)	0 (0 to 0)	0 (0 to 0)	0 (0 to 0)	0 (0 to 0)	0 (0 to 0)	0 (0 to 0)	0 (0 to 0)	0 (0 to 0)	0 (0 to 0)	0 (0 to 0)	0 (0 to 0)	0 (0 to 0)	0 (0 to 0)	0
Trachoma	0 (0 to 0)	0 (0 to 0)	0 (0 to 0)	0 (0 to 0)	0 (0 to 0)	0 (0 to 0)	0 (0 to 0)	0 (0 to 0)	0 (0 to 0)	0 (0 to 0)	0 (0 to 0)	0 (0 to 0)	0 (0 to 0)	0 (0 to 0)	0 (0 to 0)	0 (0 to 0)	0 (0 to 0)	0 (0 to 0)	0 (0 to 0)	0 (0 to 0)	0 (0 to 0)	0 (0 to 0)	0 (0 to 0)	0 (0 to 0)	0
Dengue	0 (0 to 0)	0 (0 to 0)	0 (0 to 0.2)	0.2 (0.1 to 0.4)	0.2 (0.1 to 0.5)	0.2 (0.2 to 0.5)	0.2 (0.2 to 0.5)	0.5 (0.1 to 1.3)	0.4 (0.1 to 0.9)	0.3 (0.1 to 0.8)	0.3 (0.1 to 0.8)	0.3 (0.1 to 0.7)	0.3 (0.1 to 0.7)	0.3 (0.1 to 0.6)	0.3 (0.1 to 0.6)	0.3 (0.1 to 0.6)	0.2 (0.1 to 0.4)	0.1 (0.1 to 0.3)	0.1 (0.1 to 0.2)	0.1 (0.1 to 0.1)	0.1 (0.1 to 0.1)	0.1 (0.1 to 0.1)	0.1 (0.1 to 0.1)	5.3
Yellow fever	0 (0 to 0)	0 (0 to 0)	0 (0 to 0)	0 (0 to 0)	0 (0 to 0)	0 (0 to 0)	0 (0 to 0)	0 (0 to 0)	0 (0 to 0)	0 (0 to 0)	0 (0 to 0)	0 (0 to 0)	0 (0 to 0)	0 (0 to 0)	0 (0 to 0)	0 (0 to 0)	0 (0 to 0)	0 (0 to 0)	0 (0 to 0)	0 (0 to 0)	0 (0 to 0)	0 (0 to 0)	0 (0 to 0)	0 (0 to 0)	0
Rabies	0 (0 to 0)	0 (0 to 0)	0 (0 to 0)	0 (0 to 0)	0 (0 to 0)	0 (0 to 0)	0 (0 to 0)	0 (0 to 0)	0 (0 to 0)	0 (0 to 0)	0 (0 to 0)	0 (0 to 0)	0 (0 to 0)	0 (0 to 0)	0 (0 to 0)	0 (0 to 0)	0 (0 to 0)	0 (0 to 0)	0 (0 to 0)	0 (0 to 0)	0 (0 to 0)	0 (0 to 0)	0 (0 to 0)	0 (0 to 0)	0.3
Intestinal nematode infections	0 (0 to 0)	0 (0 to 0)	0 (0 to 0)	0 (0 to 0.2)	0.2 (0 to 0.7)	0.2 (0 to 0.5)	0.2 (0 to 0.5)	0-1 (0 to 0.4)	0-1 (0 to 0.2)	0-1 (0 to 0.2)	0-1 (0 to 0.2)	0-1 (0 to 0.2)	0-1 (0 to 0.2)	0-1 (0 to 0.2)	0-1 (0 to 0.2)	0-1 (0 to 0.2)	0-1 (0 to 0.2)	0-1 (0 to 0.2)	0-1 (0 to 0.2)	0-1 (0 to 0.2)	0-1 (0 to 0.2)	0-1 (0 to 0.2)	0-1 (0 to 0.2)	2-2
Ascariasis	0 (0 to 0)	0



SR Table 2c: Suriname DALYS by cause and age group for males with 95% uncertainty intervals, 2019

Cause	Early Neonatal (0-6 days)	Late Neonatal (7-27 days)	Post Neonatal (28-364 days)	1 to 4	5 to 9	10 to 14	15 to 19	20 to 24	25 to 29	30 to 34	35 to 39	40 to 44	45 to 49	50 to 54	55 to 59	60 to 64	65 to 69	70 to 74	75 to 79	80 to 84	85 to 89	90 to 94	95 plus	Total
All causes	5,492 (4,214 to 6,792)	1,245 (1,061 to 1,442)	1,670 (1,432 to 1,909)	799 (651 to 963)	1,009 (1,491 to 2,402)	643 (497 to 810)	371 (277 to 472)	411 (314 to 524)	603 (458 to 770)	668 (498 to 856)	913 (679 to 1,202)	880 (707 to 1,094)	784 (600 to 992)	752 (569 to 975)	607 (516 to 705)	471 (382 to 567)	379 (301 to 479)	318 (244 to 406)	260 (192 to 337)	215 (160 to 278)	137 (102 to 177)	60 (45 to 78)	22 (16 to 30)	19,200
Communicable, maternal, neonatal, and nutritional diseases	5,492 (3,798 to 7,410)	1,245 (844 to 1,748)	1,670 (1,109 to 2,300)	799 (567 to 1,103)	1,009 (329 to 1,990)	643 (220 to 1,332)	371 (145 to 852)	411 (145 to 930)	603 (223 to 1,384)	668 (242 to 1,509)	913 (297 to 2,032)	880 (297 to 1,994)	784 (260 to 1,802)	752 (249 to 1,679)	607 (214 to 1,392)	471 (164 to 1,060)	379 (126 to 852)	318 (109 to 719)	260 (86 to 599)	215 (72 to 477)	137 (50 to 317)	60 (21 to 140)	22 (6 to 52)	19,200
HIV/AIDS and sexually transmitted infections	154 (62 to 358)	52 (6 to 122)	133 (74 to 247)	29 (9 to 72)	29 (20 to 54.7)	22 (12 to 43)	14 (7 to 28)	23 (11 to 47)	31 (16 to 64)	282 (204 to 389)	498 (359 to 646)	644 (522 to 793)	476 (339 to 616)	384 (262 to 493)	291 (210 to 377)	171 (108 to 249)	83 (45 to 134)	43 (20 to 77)	12 (5 to 24)	3 (1 to 6)	2 (1 to 2.7)	0 (0 to 0)	0 (0 to 0)	3,330
HIV/AIDS	0 (0 to 0)	0 (0 to 0)	47 (3 to 131)	27 (2 to 72)	29 (2 to 81)	21 (1 to 57)	13 (1 to 36)	22 (2 to 58)	30 (2 to 77)	278 (22 to 705)	494 (43 to 1,232)	643 (59 to 1,597)	473 (43 to 1,173)	382 (35 to 947)	290 (27 to 719)	169 (16 to 420)	82 (7 to 203)	42 (3 to 104)	11 (1 to 28)	3 (0 to 7)	2 (0 to 4)	0 (0 to 0)	0 (0 to 0)	2,990
HIV/AIDS - Drug-susceptible Tuberculosis	0 (0 to 0)	0 (0 to 0)	2 (1 to 4)	1 (1 to 2)	1 (1 to 2)	0 (0 to 1)	0 (0 to 1)	1 (0 to 2)	1 (0 to 2)	7 (1 to 17)	17 (2 to 41)	29 (4 to 68)	32 (4 to 77)	29 (4 to 69)	21 (3 to 51)	17 (2 to 41)	10 (1 to 24)	5 (1 to 12)	2 (0 to 4)	1 (0 to 2)	0 (0 to 1)	0 (0 to 0)	0 (0 to 0)	191
HIV/AIDS - Multidrug-resistant Tuberculosis without extensive drug resistance	0 (0 to 0)	0 (0 to 0)	0 (0 to 0)	0 (0 to 0)	0 (0 to 0)	0 (0 to 0)	0 (0 to 0)	0 (0 to 0)	0 (0 to 0)	0 (0 to 0)	0 (0 to 0)	0 (0 to 0)	0 (0 to 0)	0 (0 to 0)	0 (0 to 0)	0 (0 to 0)	0 (0 to 0)	0 (0 to 0)	0 (0 to 0)	0 (0 to 0)	0 (0 to 0)	0 (0 to 0)	0 (0 to 0)	1-6
HIV/AIDS - Extensively drug-resistant Tuberculosis	0 (0 to 0)	0 (0 to 0)	0 (0 to 0)	0 (0 to 0)	0 (0 to 0)	0 (0 to 0)	0 (0 to 0)	0 (0 to 0)	0 (0 to 0)	0 (0 to 0)	0 (0 to 0)	0 (0 to 0)	0 (0 to 0)	0 (0 to 0)	0 (0 to 0)	0 (0 to 0)	0 (0 to 0)	0 (0 to 0)	0 (0 to 0)	0 (0 to 0)	0 (0 to 0)	0 (0 to 0)	0 (0 to 0)	0-3
HIV/AIDS resulting in other diseases	0 (0 to 0)	0 (0 to 0)	44 (3 to 116)	25 (2 to 67)	19 (1 to 51)	12 (1 to 31)	7 (0 to 19)	8 (0 to 21)	11 (1 to 28)	26 (2 to 68)	41 (3 to 107)	51 (4 to 134)	44 (3 to 116)	37 (3 to 97)	27 (2 to 71)	15 (1 to 39)	7 (0 to 18)	3 (0 to 8)	1 (0 to 2)	0 (0 to 1)	0 (0 to 0)	0 (0 to 0)	0 (0 to 0)	2,810
Sexually transmitted infections excluding HIV	154 (62 to 358)	52 (6 to 122)	90 (24 to 205)	2 (0 to 6)	9 (2 to 27)	9 (2 to 27)	1 (0 to 4)	1 (0 to 3)	1 (0 to 3)	4 (1 to 12)	4 (1 to 11)	1 (0 to 4)	3 (0 to 9)	2 (0 to 7)	3 (1 to 9)	2 (0 to 6)	1 (0 to 3)	1 (0 to 2)	0 (0 to 1)	0 (0 to 0)	0 (0 to 0)	0 (0 to 0)	0 (0 to 0)	331
Syphilis	0 (0 to 0)	0 (0 to 0)	2 (0 to 5)	1 (0 to 2)	1 (0 to 2)	0 (0 to 1)	0 (0 to 0)	0 (0 to 1)	0 (0 to 1)	0 (0 to 1)	0 (0 to 1)	0 (0 to 1)	0 (0 to 1)	0 (0 to 1)	0 (0 to 1)	0 (0 to 1)	0 (0 to 1)	0 (0 to 1)	0 (0 to 0)	0 (0 to 0)	0 (0 to 0)	0 (0 to 0)	0 (0 to 0)	39
Chlamydial infection	0 (0 to 0)	0 (0 to 0)	0 (0 to 0)	0 (0 to 0)	0 (0 to 0)	0 (0 to 0)	0 (0 to 0)	0 (0 to 0)	0 (0 to 0)	0 (0 to 0)	0 (0 to 0)	0 (0 to 0)	0 (0 to 0)	0 (0 to 0)	0 (0 to 0)	0 (0 to 0)	0 (0 to 0)	0 (0 to 0)	0 (0 to 0)	0 (0 to 0)	0 (0 to 0)	0 (0 to 0)	0 (0 to 0)	6-2
Gonococcal infection	0 (0 to 0)	0 (0 to 0)	0 (0 to 0)	0 (0 to 0)	0 (0 to 0)	0 (0 to 0)	0 (0 to 0)	0 (0 to 0)	0 (0 to 0)	0 (0 to 0)	0 (0 to 0)	0 (0 to 0)	0 (0 to 0)	0 (0 to 0)	0 (0 to 0)	0 (0 to 0)	0 (0 to 0)	0 (0 to 0)	0 (0 to 0)	0 (0 to 0)	0 (0 to 0)	0 (0 to 0)	0 (0 to 0)	3-9
Trichomoniasis	0 (0 to 0)	0 (0 to 0)	0 (0 to 0)	0 (0 to 0)	0 (0 to 0)	0 (0 to 0)	0 (0 to 0)	0 (0 to 0)	0 (0 to 0)	0 (0 to 0)	0 (0 to 0)	0 (0 to 0)	0 (0 to 0)	0 (0 to 0)	0 (0 to 0)	0 (0 to 0)	0 (0 to 0)	0 (0 to 0)	0 (0 to 0)	0 (0 to 0)	0 (0 to 0)	0 (0 to 0)	0 (0 to 0)	0-8
Genital herpes	0 (0 to 0)	0 (0 to 0)	0 (0 to 0)	0 (0 to 0)	0 (0 to 0)	0 (0 to 0.2)	0 (0 to 0.1)	0 (0 to 0.1)	0 (0 to 0.1)	0 (0 to 0.2)	0 (0 to 0.2)	0 (0 to 0.1)	0 (0 to 0.1)	0 (0 to 0.1)	0 (0 to 0.1)	0 (0 to 0.2)	0 (0 to 0.1)	0 (0 to 0.1)	0 (0 to 0.1)	0 (0 to 0.1)	0 (0 to 0.1)	0 (0 to 0.1)	0 (0 to 0.1)	11-2
Other sexually transmitted infections	0 (0 to 0)	90 (9 to 205)	0 (0 to 0)	0 (0 to 0)	0 (0 to 0)	0.3 (0 to 1.1)	0 (0 to 0.1)	0 (0 to 0.2)	0 (0 to 0.1)	1 (0 to 3)	1 (0 to 3)	0 (0 to 1)	1 (0 to 3)	1 (0 to 3)	1 (0 to 3)	1 (0 to 3)	0 (0 to 1)	0 (0 to 1)	0 (0 to 0)	0 (0 to 0)	0 (0 to 0)	0 (0 to 0)	0 (0 to 0)	7-6
Respiratory infections and tuberculosis	569 (3 to 244)	490 (2 to 152)	1,537 (218 to 985)	705 (90 to 514)	699 (69 to 514)	472 (53 to 353)	248 (18 to 211)	198 (16 to 174)	204 (16 to 179)	134 (10 to 118)	129 (9 to 113)	91 (6 to 72)	77 (5 to 61)	102 (8 to 78)	130 (13 to 96)	156 (20 to 112)	146 (20 to 102)	166 (25 to 113)	171 (29 to 116)	139 (24 to 94)	99 (17 to 67)	59 (9 to 39)	26 (3 to 16)	3,890
Tuberculosis	0 (0 to 0)	0 (0 to 0)	0 (0 to 0)	0 (0 to 0)	0 (0 to 0)	0 (0 to 0)	0 (0 to 0)	0 (0 to 0)	0 (0 to 0)	0 (0 to 0)	0 (0 to 0)	0 (0 to 0)	0 (0 to 0)	0 (0 to 0)	0 (0 to 0)	0 (0 to 0)	0 (0 to 0)	0 (0 to 0)	0 (0 to 0)	0 (0 to 0)	0 (0 to 0)	0 (0 to 0)	0 (0 to 0)	279
Latent tuberculosis infection	0 (0 to 0)	0 (0 to 0)	0 (0 to 0)	0 (0 to 0)	0 (0 to 0)	0 (0 to 0)	0 (0 to 0)	0 (0 to 0)	0 (0 to 0)	0 (0 to 0)	0 (0 to 0)	0 (0 to 0)	0 (0 to 0)	0 (0 to 0)	0 (0 to 0)	0 (0 to 0)	0 (0 to 0)	0 (0 to 0)	0 (0 to 0)	0 (0 to 0)	0 (0 to 0)	0 (0 to 0)	0 (0 to 0)	0
Drug-susceptible tuberculosis	0 (0 to 0)	0 (0 to 0)	3 (0 to 8)	2 (0 to 5)	2 (0 to 5)	1 (0 to 3)	1 (0 to 3)	1 (0 to 3)	1 (0 to 3)	2 (0 to 5)	2 (0 to 5)	2 (0 to 5)	2 (0 to 5)	2 (0 to 5)	2 (0 to 5)	2 (0 to 5)	1 (0 to 3)	1 (0 to 2)	0 (0 to 1)	0 (0 to 1)	0 (0 to 0)	0 (0 to 0)	0 (0 to 0)	6-2
Multidrug-resistant tuberculosis without extensive drug resistance	0 (0 to 0)	0 (0 to 0)	0 (0 to 0)	0 (0 to 0)	0 (0 to 0)	0 (0 to 0)	0 (0 to 0)	0 (0 to 0)	0 (0 to 0)	0 (0 to 0)	0 (0 to 0)	0 (0 to 0)	0 (0 to 0)	0 (0 to 0)	0 (0 to 0)	0 (0 to 0)	0 (0 to 0)	0 (0 to 0)	0 (0 to 0)	0 (0 to 0)	0 (0 to 0)	0 (0 to 0)	0 (0 to 0)	2-2
Extensively drug-resistant tuberculosis	0 (0 to 0)	0 (0 to 0)	0 (0 to 0)	0 (0 to 0)	0 (0 to 0)	0 (0 to 0)	0 (0 to 0)	0 (0 to 0)	0 (0 to 0)	0 (0 to 0)	0 (0 to 0)	0 (0 to 0)	0 (0 to 0)	0 (0 to 0)	0 (0 to 0)	0 (0 to 0)	0 (0 to 0)	0 (0 to 0)	0 (0 to 0)	0 (0 to 0)	0 (0 to 0)	0 (0 to 0)	0 (0 to 0)	0-4
Lower respiratory infections	134 (66.2 to 244)	82-6 (39 to 151)	402 (169 to 680)	158 (69 to 280)	54 (19.7 to 94.7)	29-2 (10 to 51)	20 (7 to 36)	20-6 (7 to 36)	23-6 (8 to 41)	22 (7.1 to 41)	22-6 (7.4 to 43)	22 (7.1 to 43)	22 (7.1 to 43)	22 (7.1 to 43)	22 (7.1 to 43)	22 (7.1 to 43)	22 (7.1 to 43)	22 (7.1 to 43)	22 (7.1 to 43)	22 (7.1 to 43)	22 (7.1 to 43)	22 (7.1 to 43)	22 (7.1 to 43)	2,482
Upper respiratory infections	0 (0 to 0.1)	0 (0 to 0.3)	4-1 (0 to 14)	2-3 (0 to 8)	2-7 (0 to 11)	1-4 (0 to 6)	1-1 (0 to 4)	1-1 (0 to 4)	1-2 (0 to 4)	1-4 (0 to 5)	1-6 (0 to 5)	1-6 (0 to 5)	1-6

Other neoplasms	0·2 (0·1 to 0·3)	0·1 (0·1 to 0·2)	0·3 (0·1 to 0·6)	1 (0·5 to 2·2)	1·1 (0·6 to 1·8)	1·1 (0·6 to 1·6)	0·8 (0·4 to 1·4)	0·6 (0·3 to 1·1)	0·6 (0·3 to 1·2)	0·6 (0·3 to 1·1)	0·6 (0·3 to 1·1)	1 (0·4 to 1·9)	1·1 (0·6 to 1·9)	1·3 (0·6 to 2·2)	2·5 (1·5 to 3·9)	3·2 (2·0 to 4·8)	3·4 (2·2 to 5·2)	3·2 (2·0 to 5·1)	3·1 (2·0 to 4·7)	3·1 (1·8 to 4·7)	2·6 (1·6 to 4·1)	1·9 (0·9 to 2·9)	0·6 (0·4 to 1·0)	0·2 (0·1 to 0·4)	0 (0 to 0·1)	30·4
Medulloblastoma, medulloblastoma, and other hemangioblastoma	0·2 (0·0 to 0·3)	0·2 (0·0 to 0·2)	0·1 (0·0 to 0·4)	0·1 (0·0 to 0·3)	0·1 (0·0 to 0·3)	0·1 (0·0 to 0·3



SR Table 2a. Trinidad and Tobago DALYS by cause and age group for males with 95% uncertainty intervals, 2019

Cause	Early Neonatal	Late Neonatal	Post-Neonatal	1 to 4	5 to 9	10 to 14	15 to 19	20 to 24	25 to 29	30 to 34	35 to 39	40 to 44	45 to 49	50 to 54	55 to 59	60 to 64	65 to 69	70 to 74	75 to 79	80 to 84	85 to 89	90 to 94	95 plus	Total
All causes	5,010 (3,650 to 7,370)	2,540 (1,770 to 3,590)	2,980 (2,330 to 3,730)	3,070 (2,390 to 3,950)	2,610 (2,150 to 3,250)	3,430 (2,750 to 4,290)	4,130 (3,180 to 5,460)	7,050 (5,790 to 11,000)	11,600 (9,790 to 15,600)	13,700 (12,400 to 17,200)	15,600 (13,200 to 17,600)	14,200 (11,600 to 17,400)	15,200 (12,100 to 18,100)	16,200 (13,000 to 19,600)	19,200 (16,000 to 22,400)	20,900 (16,900 to 25,400)	20,900 (16,900 to 25,400)	20,700 (16,700 to 25,400)	21,100 (17,000 to 26,400)	19,600 (15,900 to 17,700)	9,200 (7,870 to 11,000)	2,100 (1,500 to 3,000)	1,080 (1,060 to 1,100)	292,000
Communicable, maternal, neonatal, and nutritional diseases	4,250 (2,980 to 5,990)	1,890 (1,310 to 2,670)	609 (503 to 1,300)	670 (520 to 1,130)	527 (393 to 794)	529 (399 to 847)	693 (502 to 933)	1,130 (820 to 1,250)	1,840 (1,430 to 2,950)	2,450 (1,770 to 3,220)	2,670 (1,870 to 3,460)	1,980 (1,330 to 2,730)	1,980 (1,730 to 2,220)	1,940 (1,730 to 2,150)	1,920 (1,720 to 2,120)	1,920 (1,720 to 2,120)	1,920 (1,720 to 2,120)	1,920 (1,720 to 2,120)	1,920 (1,720 to 2,120)	1,920 (1,720 to 2,120)	1,920 (1,720 to 2,120)	1,920 (1,720 to 2,120)	1,920 (1,720 to 2,120)	35,400
HIV/AIDS and sexually transmitted infections	0.2 (0.1 to 0.3)	0.1 (0 to 0.2)	32.3 (29.9 to 34.9)	52.6 (48.1 to 56.6)	29.3 (27 to 31.7)	22.6 (20.8 to 25.2)	40.8 (36.9 to 46.7)	233 (205 to 265)	563 (507 to 624)	1,090 (1,000 to 1,180)	1,230 (1,130 to 1,330)	970 (894 to 1,050)	839 (766 to 909)	660 (592 to 729)	380 (329 to 431)	191 (162 to 197)	119 (109 to 129)	21.6 (18.1 to 24.9)	7.2 (5.9 to 8.7)	2.6 (2.1 to 3.1)	0.3 (0.2 to 0.4)	0.1 (0 to 0.1)	6,420
HIV/AIDS	0 (0 to 0)	0 (0 to 0)	32.2 (29.8 to 34.8)	52.6 (48.1 to 56.6)	29.3 (27 to 31.7)	22 (20.1 to 24.2)	40.4 (36.7 to 46.2)	217 (189 to 251)	548 (480 to 618)	1,066 (992 to 1,150)	1,220 (1,120 to 1,320)	961 (886 to 1,040)	831 (760 to 899)	653 (585 to 722)	375 (326 to 427)	179 (150 to 183)	118 (108 to 128)	19.6 (16.6 to 22.4)	6.3 (5.1 to 7.5)	2.1 (1.6 to 2.7)	0.2 (0.1 to 0.3)	0.1 (0 to 0.1)	6,340
HIV/AIDS - Drug-susceptible Tuberculosis	0 (0 to 0)	0 (0 to 0)	0.4 (0.3 to 0.5)	1.3 (1 to 1.6)	0.3 (0.2 to 0.4)	0.2 (0.1 to 0.3)	0.4 (0.2 to 0.6)	15 (10 to 21)	29.6 (19.8 to 42.6)	52.2 (35 to 74)	57.9 (38.8 to 83.2)	44.9 (29.9 to 64.5)	27.6 (18.4 to 39.6)	17 (11.3 to 24.4)	10.4 (6.9 to 14.9)	5.1 (3.4 to 7.3)	3.2 (2.1 to 4.6)	0.6 (0.4 to 0.9)	0.2 (0.1 to 0.3)	0.1 (0 to 0.1)	0 (0 to 0)	0 (0 to 0)	286
HIV/AIDS - Multidrug-resistant Tuberculosis without extensive	0 (0 to 0)	0 (0 to 0)	0 (0 to 0.1)	0 (0 to 0.1)	0 (0 to 0.1)	0 (0 to 0.1)	0 (0 to 0.1)	0.2 (0 to 0.4)	0.6 (0.1 to 1.9)	1.1 (0.3 to 3)	1.4 (0.4 to 3.7)	1.2 (0.4 to 3.2)	0.8 (0.3 to 2.2)	0.6 (0.2 to 1.6)	0.4 (0.1 to 1.1)	0.2 (0.1 to 0.6)	0.1 (0 to 0.3)	0 (0 to 0.1)	0 (0 to 0.1)	0 (0 to 0.1)	0 (0 to 0)	0 (0 to 0)	0 (0 to 0)	4
HIV/AIDS - Extensively drug-resistant Tuberculosis	0 (0 to 0)	0 (0 to 0)	0 (0 to 0)	0 (0 to 0)	0 (0 to 0)	0 (0 to 0)	0 (0 to 0)	0 (0 to 0.1)	0 (0 to 0.1)	0 (0 to 0.1)	0 (0 to 0.1)	0 (0 to 0.1)	0 (0 to 0.1)	0 (0 to 0.1)	0 (0 to 0.1)	0 (0 to 0.1)	0 (0 to 0.1)	0 (0 to 0.1)	0 (0 to 0.1)	0 (0 to 0.1)	0 (0 to 0.1)	0 (0 to 0)	0 (0 to 0)	0.7
HIV/AIDS resulting in other diseases	0 (0 to 0)	0 (0 to 0)	0.1 (0 to 0.1)	0.3 (0.2 to 0.4)	0.1 (0 to 0.2)	0.1 (0 to 0.2)	0.3 (0.1 to 0.4)	2.1 (1.4 to 3.1)	5.1 (3.6 to 7.1)	11.3 (8.5 to 14.7)	15.2 (11.5 to 19.5)	12.2 (9.1 to 15.8)	8.6 (6.4 to 11.2)	6.2 (4.6 to 8.1)	4.1 (3 to 5.4)	2.1 (1.5 to 2.8)	1.4 (1 to 1.8)	0.3 (0.2 to 0.4)	0.1 (0 to 0.2)	0 (0 to 0.1)	0 (0 to 0)	0 (0 to 0)	0 (0 to 0)	6,330
Sexually transmitted infections excluding HIV	0.2 (0.1 to 0.3)	0.1 (0 to 0.1)	0 (0 to 0)	0 (0 to 0)	0 (0 to 0)	0 (0 to 0)	0.4 (0.2 to 0.6)	15 (10 to 21)	33 (23 to 45)	24 (17 to 32)	15 (10 to 20)	8.4 (5.7 to 11)	4.8 (3.2 to 6.5)	3.1 (2.1 to 4.2)	1.8 (1.2 to 2.4)	0.9 (0.6 to 1.2)	0.5 (0.3 to 0.7)	0.2 (0.1 to 0.3)	0.1 (0 to 0.1)	0 (0 to 0.1)	0 (0 to 0)	0 (0 to 0)	0 (0 to 0)	159
Syphilis	0 (0 to 0)	0 (0 to 0)	0 (0 to 0)	0 (0 to 0)	0 (0 to 0)	0 (0 to 0)	0.1 (0 to 0.2)	1.6 (1.1 to 2.3)	3.6 (2.5 to 5)	3.4 (2.4 to 4.6)	2.3 (1.6 to 3.1)	1.3 (0.9 to 1.8)	0.7 (0.5 to 1)	0.4 (0.3 to 0.6)	0.2 (0.1 to 0.3)	0.1 (0 to 0.2)	0.1 (0 to 0.1)	0 (0 to 0)	0 (0 to 0)	0 (0 to 0)	0 (0 to 0)	0 (0 to 0)	0 (0 to 0)	19.6
Chlamydial infection	0 (0 to 0)	0 (0 to 0)	0 (0 to 0)	0 (0 to 0)	0 (0 to 0)	0 (0 to 0)	0.2 (0 to 0.3)	5.9 (3.9 to 8.6)	14.6 (9.6 to 21.3)	9.6 (6.3 to 14)	6.1 (4 to 8.9)	3.5 (2.3 to 5.1)	1.9 (1.3 to 2.8)	1.2 (0.8 to 1.8)	0.7 (0.4 to 1)	0.4 (0.2 to 0.5)	0.2 (0.1 to 0.3)	0.1 (0 to 0.1)	0 (0 to 0)	0 (0 to 0)	0 (0 to 0)	0 (0 to 0)	0 (0 to 0)	53.8
Gonococcal infection	0 (0 to 0)	0 (0 to 0)	0 (0 to 0)	0 (0 to 0)	0 (0 to 0)	0 (0 to 0)	0.2 (0 to 0.3)	1.8 (1.2 to 2.6)	4.1 (2.7 to 5.9)	3.1 (2.1 to 4.3)	2.1 (1.4 to 2.9)	1.2 (0.8 to 1.7)	0.7 (0.4 to 1)	0.4 (0.3 to 0.6)	0.2 (0.1 to 0.3)	0.1 (0 to 0.2)	0.1 (0 to 0.1)	0 (0 to 0)	0 (0 to 0)	0 (0 to 0)	0 (0 to 0)	0 (0 to 0)	0 (0 to 0)	7.5
Trichomoniasis	0 (0 to 0)	0 (0 to 0)	0 (0 to 0)	0 (0 to 0)	0 (0 to 0)	0 (0 to 0)	0 (0 to 0.2)	0.2 (0 to 0.3)	0.5 (0.2 to 0.8)	0.4 (0.1 to 0.6)	0.3 (0.1 to 0.4)	0.2 (0.1 to 0.3)	0.1 (0 to 0.2)	0.1 (0 to 0.1)	0.1 (0 to 0.1)	0 (0 to 0.1)	0 (0 to 0.1)	0 (0 to 0.1)	0 (0 to 0.1)	0 (0 to 0.1)	0 (0 to 0)	0 (0 to 0)	0 (0 to 0)	2.3
Genital herpes	0 (0 to 0)	0 (0 to 0)	0 (0 to 0)	0 (0 to 0)	0 (0 to 0)	0 (0 to 0)	0 (0 to 0.1)	1.1 (0.7 to 1.7)	2.1 (1.4 to 3.1)	1.4 (1 to 2)	0.9 (0.6 to 1.3)	0.6 (0.4 to 0.8)	0.3 (0.2 to 0.5)	0.2 (0.1 to 0.3)	0.1 (0 to 0.2)	0 (0 to 0.1)	0 (0 to 0.1)	0 (0 to 0.1)	0 (0 to 0.1)	0 (0 to 0.1)	0 (0 to 0)	0 (0 to 0)	0 (0 to 0)	0.5
Other sexually transmitted infections	0 (0 to 0)	0 (0 to 0)	0 (0 to 0)	0 (0 to 0)	0 (0 to 0)	0 (0 to 0)	0.2 (0 to 0.3)	2.6 (1.8 to 3.7)	3.4 (2.4 to 4.7)	2.4 (1.6 to 3.3)	1.6 (1.1 to 2.2)	1 (0.7 to 1.4)	0.6 (0.4 to 0.8)	0.4 (0.2 to 0.5)	0.2 (0.1 to 0.3)	0.1 (0 to 0.2)	0.1 (0 to 0.1)	0 (0 to 0.1)	0 (0 to 0.1)	0 (0 to 0.1)	0 (0 to 0)	0 (0 to 0)	0 (0 to 0)	18.7
Respiratory infections and tuberculosis	2,640 (2,140 to 3,340)	1,190 (771 to 1,780)	274 (188 to 419)	199 (131 to 290)	127 (77 to 197)	397 (271 to 588)	1,100 (746 to 1,640)	1,850 (1,350 to 2,570)	2,610 (1,940 to 3,270)	2,980 (2,270 to 3,610)	3,220 (2,450 to 3,900)	2,280 (1,730 to 2,760)	2,220 (1,690 to 2,690)	2,220 (1,690 to 2,690)	2,220 (1,690 to 2,690)	2,220 (1,690 to 2,690)	2,220 (1,690 to 2,690)	2,220 (1,690 to 2,690)	2,220 (1,690 to 2,690)	2,220 (1,690 to 2,690)	2,220 (1,690 to 2,690)	2,220 (1,690 to 2,690)	2,220 (1,690 to 2,690)	42,000
Tuberculosis	0 (0 to 0)	0 (0 to 0)	3.5 (2 to 5.2)	3.5 (1.8 to 5.7)	1.6 (1.1 to 2.4)	1.6 (1 to 2.5)	3.6 (2.6 to 5.2)	14 (9.4 to 21)	41 (27.7 to 59.2)	61 (40.1 to 82.4)	61 (39.7 to 86.2)	51 (32.6 to 74.2)	41 (25.7 to 59.2)	33 (20.6 to 47.5)	23 (13.7 to 33.7)	14 (7.9 to 20.7)	9.1 (4.9 to 13.6)	5.1 (2.6 to 7.8)	2.7 (1.3 to 4.2)	1.4 (0.6 to 2.2)	0.6 (0.2 to 1)	0.2 (0 to 0.3)	599
Latent tuberculosis infection	0 (0 to 0)	0 (0 to 0)	0 (0 to 0)	0 (0 to 0)	0 (0 to 0)	0 (0 to 0)	0 (0 to 0)	0 (0 to 0)	0 (0 to 0)	0 (0 to 0)	0 (0 to 0)	0 (0 to 0)	0 (0 to 0)	0 (0 to 0)	0 (0 to 0)	0 (0 to 0)	0 (0 to 0)	0 (0 to 0)	0 (0 to 0)	0 (0 to 0)	0 (0 to 0)	0 (0 to 0)	0 (0 to 0)	0
Drug-susceptible Tuberculosis	3.5 (2.6 to 5.1)	3.3 (1.9 to 5.1)	3.4 (1.8 to 5.7)	3.4 (1.7 to 5.7)	1.6 (1 to 2.4)	1.6 (0.9 to 2.5)	17.3 (11.6 to 25.1)	229.5 (147.7 to 332)	649.6 (420.3 to 940.8)	649.8 (420.6 to 940.8)	503.4 (324.7 to 728.6)	406.5 (260.4 to 591.6)	317.6 (202.6 to 463.2)	246.1 (154.5 to 359.6)	167.5 (103.2 to 245.6)	89.2 (53.2 to 131.2)	51.7 (29.6 to 76.6)	27.6 (15.2 to 41.4)	12.9 (6.6 to 19.6)	4.2 (2.1 to 6.4)	1.2 (0.5 to 1.9)	0.2 (0 to 0.3)	3,020
Multidrug-resistant tuberculosis without extensive drug-resistan	0 (0 to 0)	0 (0 to 0)	0 (0 to 0)	0 (0 to 0)	0 (0 to 0)	0 (0 to 0)	0 (0 to 0.1)	0.2 (0 to 0.4)	0.6 (0 to 1.9)	0.9 (0.2 to 2.5)	0.9 (0.2 to 2.5)	0.7 (0.2 to 2.1)	0.5 (0.1 to 1.5)	0.3 (0.1 to 1)	0.2 (0 to 0.6)	0.1 (0 to 0.4)	0.1 (0 to 0.2)	0 (0 to 0.1)	0 (0 to 0.1)	0 (0 to 0.1)	0 (0 to 0)	0 (0 to 0)	0 (0 to 0)	6
Extensively drug-resistant tuberculosis	0 (0 to 0)	0 (0 to 0)	0 (0 to 0)	0 (0 to 0)	0 (0 to 0)	0 (0 to 0)	0 (0 to 0)	0 (0 to 0)	0 (0 to 0)	0 (0 to 0)	0 (0 to 0)	0 (0 to 0)	0 (0 to 0)	0 (0 to 0)	0 (0 to 0)	0 (0 to 0)	0 (0 to 0)	0 (0 to 0)	0 (0 to 0)	0 (0 to 0)	0 (0 to 0)	0 (0 to 0)	0 (0 to 0)	1
Lower respiratory infections	86.6 (66.5 to 124)	117 (79.9 to 184)	260 (196 to 387)	126 (77.5 to 193)	60 (38.6 to 88)	39.6 (24.1 to 59.6)	49.3 (29.8 to 75.5)	88.9 (54.7 to 137)	138 (87.7 to 196)	164 (109 to 228)	188 (126 to 261)	222 (150 to 307)	252 (169 to 354)	299 (194 to 426)	326 (197 to 469)	299 (194 to 426)	292 (189 to 422)	269 (167 to 394)	266 (166 to 401)	231 (137 to 357)	208 (109 to 356)	162 (77 to 278)	67 (30 to 118)	3,770
Upper respiratory infections	0 (0 to 0)	0 (0 to 0)	0.6 (0.4 to 0.9)	0.7 (0.4 to 1.1)	0.6 (0.4 to 0.9)	0.6 (0.4 to 0.9)	0.7 (0.4 to 1.1)	2.1 (1.3 to 3.2)	3.6 (2.2 to 5.4)	4.1 (2.6 to 6.1)	4.5 (2.9 to 6.6)	4.7 (3 to 6.8)	4.9 (3.2 to 7.1)	5.1 (3.3 to 7.4)	5.2 (3.4 to 7.6)	5.2 (3.4 to 7.6)	5.2 (3.4 to 7.6)	5.2 (3.4 to 7.6)	5.2 (3.4 to 7.6)	5.2 (3.4 to 7.6)	5.2 (3.4 to 7.6)	5.2 (3.4 to 7.6)	5.2 (3.4 to 7.6)	139
Otitis media	0 (0 to 0)	0 (0 to 0.1)	0.6 (0.3 to 0.9)	0.7 (0.3 to 1.1)	0.6 (0.3 to 0.9)	0.6 (0.3 to 0.9)	0.7 (0.3 to 1.1)	2.1 (1.1 to 3.2)	3.6 (1.9 to 5.4)	4.1 (2.2 to 6.1)	4.5 (2.4 to 6.6)	4.7 (2.5 to 6.8)	4.9 (2.6 to 7.1)	5.1 (2.7 to 7.4)	5.2 (2.8 to 7.6)	5.2 (2.8 to 7.6)	5.2 (2.8 to 7.6)	5.2 (2.8 to 7.6)	5.2 (2.8 to 7.6)	5.2 (2.8 to 7.6)	5.2 (2.8 to 7.6)	5.2 (2.8 to 7.6)	5.2 (2.8 to 7.6)	164
Enteric infections	27.6 (12.3 to 60.8)	27.6 (10.6 to 62.2)	129 (79.4 to 217)	171 (122.3 to 240)	137 (97.7 to 172)	72.7 (58.4 to 93.6)	62.9 (46.3 to 86.2)	66.2 (39.7 to 101)	73.8 (43.3 to 117)	78.4 (47.2 to 117)	66.4 (40.1 to 97.2)	43.7 (26.1 to 64.4)	29.1 (17.3 to 43.1)	19.4 (11.5 to 28.8)	12.1 (7.1 to 18.1)	7.6 (4.4 to 11.4)	4.6 (2.6 to 6.9)	2.5 (1.4 to 3.8)	1.2 (0.6 to 1.8)	0.5 (0.2 to 0.8)	0.2 (0 to 0.3)	0.1 (0 to 0.1)	1,350
Diarrheal diseases	27.6 (12.3 to 60.8)	27.6 (10.6 to 62.2)	129 (79.4 to 217)	171 (122.3 to 240)	137 (97.7 to 172)	72.7 (58.4 to 93.6)	62.9 (46.3 to 86.2)	66.2 (39.7 to 101)	73.8 (43.3 to 117)	78.4 (47.2 to 117)	66.4 (40.1 to 97.2)	43.7 (26.1 to 64.4)	29.1 (17.3 to 43.1)	19.4 (11.5 to 28.8)	12.1 (7.1 to 18.1)	7.6 (4.4 to 11.4)	4.6 (2.6 to 6.9)	2.5 (1.4 to 3.8)	1.2 (0.6 to 1.8)	0.5 (0.2 to 0.8)	0.2 (0 to 0.3)	0.1 (0 to 0.1)	1,350
Typhoid and paratyphoid	0 (0 to 0)	0 (0 to 0)	0 (0 to 0)	0 (0 to 0)	0 (0 to 0)	0 (0 to 0)	0 (0 to 0)	0 (0 to 0)	0 (0 to 0)	0 (0 to 0)	0 (0 to 0)	0 (0 to 0)	0 (0 to 0)	0 (0 to 0)	0 (0 to 0)	0 (0 to 0)	0 (0 to 0)	0 (0 to 0)	0 (0 to 0)	0 (0 to 0)	0 (0 to 0)	0 (0 to 0)	0 (0 to 0)	0
Typhoid fever	0 (0 to 0)	0 (0 to 0)	0 (0 to 0)	0 (0 to 0)	0 (0 to 0)	0 (0 to 0)	0 (0 to 0)	0 (0 to 0)	0 (0 to 0)	0 (0 to 0)	0 (0 to 0)	0 (0 to 0)	0 (0 to 0)	0 (0 to 0)	0 (0 to 0)	0 (0 to 0)	0 (0 to 0)	0 (0 to 0)	0 (0 to 0)	0 (0 to 0)	0 (0 to 0)	0 (0 to 0)	0 (0 to 0)	0
Paratyphoid fever	0 (0 to 0)	0 (0 to 0)	0 (0 to 0)	0 (0 to 0)	0 (0 to 0)	0 (0 to 0)	0 (0 to 0)	0 (0 to 0)	0 (0 to 0)	0 (0 to 0)	0 (0 to 0)	0 (0 to 0)	0 (0 to 0)	0 (0 to 0)	0 (0 to 0)	0 (0 to 0)	0 (0 to 0)	0 (0 to 0)	0 (0 to 0)	0 (0 to 0)	0 (0 to 0)	0 (0 to 0)	0 (0 to 0)	0
Invasive Non-typhoidal Salmonella (iNTS)	0 (0 to 0)	0 (0 to 0)	0 (0 to 0.1)	0 (0 to 0)	0 (0 to 0)	0 (0 to 0)	0 (0 to 0)	0 (0 to 0)	0 (0 to 0)	0 (0 to 0)	0 (0 to 0)	0 (0 to 0)	0 (0 to 0)	0 (0 to 0)	0 (0 to 0)	0 (0 to 0)	0 (0 to 0)	0 (0 to 0)	0 (0 to 0)	0 (0 to 0)	0 (0 to 0)	0 (0 to 0)	0 (0 to 0)	0.4
Other intestinal infectious diseases	0 (0 to 0)	0 (0 to 0)	0 (0 to 0.1)	0 (0 to 0.1)	0 (0 to 0)	0 (0 to 0)	0 (0 to 0.1)	0 (0 to 0.1)	0 (0 to 0.1)	0 (0 to 0.1)	0 (0 to 0.1)	0 (0 to 0.1)	0 (0 to 0.1)	0 (0 to 0.1)	0 (0 to 0.1)	0 (0 to 0.1)	0 (0 to 0.1)	0 (0 to 0.1)	0 (0 to 0.1)	0 (0 to 0.1)	0 (0 to 0.1)	0 (0 to 0.1)	0 (0 to 0.1)	2.7
Neglected tropical diseases and malaria	0.1 (0 to 0.3)	1.1 (0.1 to 3.9)	11.6 (2.3 to 33.2)	29.7 (12.7 to 50.6)	27.7 (15.1 to 53.4)	29.7 (15.1 to 53.4)	27.8 (14.2 to 53.4)	29.6 (14.2 to 53.4)	33.6 (16.3 to 57.6)	41.8 (20.5 to 67.9)	47.8 (23.5 to 67.9)	39.8 (19.6 to 66.6)	37.8 (17.6 to 66.6)	36.7 (17.6 to 66.6)	35.7 (17.6 to 66.6)	35.7 (17.6 to 66.6)	35.7 (17.6 to 66.6)	35.7 (17.6 to 66.6)	35.7 (17.6 to 66.6)	35.7 (17.6 to 66.6)	35.7 (17.6 to 66.6)	35.7 (17.6 to 66.6)	35.7 (17.6 to 66.6)	733
Malaria	0 (0 to 0)	0 (0 to 0)	0 (0 to 0)	0 (0 to 0)	0 (0 to 0)	0 (0 to 0)	0 (0 to 0)	0 (0 to 0)	0 (0 to 0)	0 (0 to 0)	0 (0 to 0)	0 (0 to 0)	0 (0 to 0)	0 (0 to 0)	0 (0 to 0)	0 (0 to 0)	0 (0 to 0)	0 (0 to 0)	0 (0 to 0)	0 (0 to 0)	0 (0 to 0)	0 (0 to 0)	0 (0 to 0)	0
Chagas disease	0 (0 to 0)	0 (0 to 0)	0 (0 to 0)	0 (0 to 0)	0 (0 to 0)	0 (0 to 0)	0 (0 to 0)	0 (0 to 0)	0 (0 to 0)	0 (0 to 0)	0 (0 to 0)	0 (0 to 0)	0 (0 to 0)	0 (0 to 0)	0 (0 to 0)	0 (0 to 0)	0 (0 to 0)	0 (0 to 0)	0 (0 to 0)	0 (0 to 0)	0 (0 to 0)	0 (0 to 0)	0 (0 to 0)	0.2
Leishmaniasis	0 (0 to 0)	0 (0 to 0)	0 (0 to 0)	0 (0 to 0)	0 (0 to 0)	0 (0 to 0)	0 (0 to 0)	0 (0 to 0)	0 (0 to 0)	0 (0 to 0)	0 (0 to 0)	0 (0 to 0)	0 (0 to 0)	0 (0 to 0)	0 (0 to 0)	0 (0 to 0)	0 (0 to 0)	0 (0 to 0)	0 (0 to 0)	0 (0 to 0)	0 (0 to 0)	0 (0 to 0)	0 (0 to 0)	0
Visceral leishmaniasis	0 (0 to 0)	0 (0 to 0)	0 (0 to 0)	0 (0 to 0)	0 (0 to 0)	0 (0 to 0)	0 (0 to 0)	0 (0 to 0)	0 (0 to 0)	0 (0 to 0)	0 (0 to 0)	0 (0 to 0)	0 (0 to 0)	0 (0 to 0)	0 (0 to 0)	0 (0 to 0)	0 (0 to 0)	0 (0 to 0)	0 (0 to 0)	0 (0 to 0)	0 (0 to 0)	0 (0 to 0)	0 (0 to 0)	0
Cutaneous and mucocutaneous leishmaniasis	0 (0 to 0)	0 (0 to 0)	0 (0 to 0)	0 (0 to 0)	0 (0 to 0)	0 (0 to 0)	0 (0 to 0)	0 (0 to 0)	0 (0 to 0)	0 (0 to 0)	0 (0 to 0)	0 (0 to 0)	0 (0 to 0)	0 (0 to 0)	0 (0 to 0)	0 (0 to 0)	0 (0 to 0)	0 (0 to 0)	0 (0 to 0)	0 (0 to 0)	0 (0 to 0)	0 (0 to 0)	0 (0 to 0)	0
African trypanosomiasis	0 (0 to 0)	0 (0 to 0)	0 (0 to 0)	0 (0 to 0)	0 (0 to 0)	0 (0 to 0)	0 (0 to 0)	0 (0 to 0)	0 (0 to 0)	0 (0 to 0)	0 (0 to 0)	0 (0 to 0)	0 (0 to 0)	0 (0 to 0)	0 (0 to 0)	0 (0 to 0)	0 (0 to 0)	0 (0 to 0)	0 (0 to 0)	0 (0 to 0)	0 (0 to 0)	0 (0 to 0)	0 (0 to 0)	0
Schistosomiasis	0 (0 to 0)	0 (0 to 0)	0 (0 to 0)	0 (0 to 0)	0 (0 to 0)	0 (0 to 0)	0 (0 to 0)	0 (0 to 0)	0 (0 to 0)	0 (0 to 0)	0 (0 to 0)	0 (0 to 0)	0 (0 to 0)	0 (0 to 0)	0 (0 to 0)	0 (0 to 0)	0 (0 to 0)	0 (0 to 0)	0 (0 to 0)	0 (0 to 0)	0 (0 to 0)	0 (0 to 0)	0 (0 to 0)	0
Cysticercosis	0 (0 to 0)	0 (0 to 0)	0 (0 to 0)	0 (0 to 0)	0 (0 to 0)	0.2 (0 to 0.4)	1.6 (0.4 to 3.8)	6 (1.7 to 13.2)	10.3 (2.9 to 23.5)	13.4 (4.1 to 28.1)	17.7 (5.5 to 36.7)	18.7 (5.5 to 37)	21.5 (6.5 to 46.3)	29.8 (8.5 to 67.9)	43.8 (14.5 to 97.8)	49.9 (16.6 to 116)	51.4 (17.9 to 120)	42.8 (15.1 to 96.6)	28.7 (10.1 to 62.9)	18.3 (6.6 to 39.6)	9.3 (3.3 to 19.7)	3.7 (1.3 to 7.5)	1.7 (0.6 to 3.5)	372
Cystic echinococcosis	0 (0 to 0)	0 (0 to 0)	0 (0 to 0)	0 (0 to 0)	0 (0 to 0)	0 (0 to 0)	0 (0 to 0)	0 (0 to 0)	0 (0 to 0)	0 (0 to 0)	0 (0 to 0)	0 (0 to 0)	0 (0 to 0)	0 (0 to 0)	0 (0 to 0)	0 (0 to 0)	0 (0 to 0)	0 (0 to 0)	0 (0 to 0)	0 (0 to 0)	0 (0 to 0)	0 (0 to 0)	0 (0 to 0)	0.1
Lymphatic filariasis	0 (0 to 0)	0 (0 to 0)	0 (0 to 0)	0 (0 to 0)	0 (0 to 0)	0 (0 to 0)	0 (0 to 0)	0 (0 to 0)	0 (0 to 0)	0 (0 to 0)	0 (0 to 0)	0 (0 to 0)	0 (0 to 0)	0 (0 to 0)	0 (0 to 0)	0 (0 to 0)	0 (0 to 0)	0 (0 to 0)	0 (0 to 0)	0 (0 to 0)	0 (0 to 0)	0 (0 to 0)	0 (0 to 0)	0
Onchocerciasis	0 (0 to 0)	0 (0 to 0)	0 (0 to 0)	0 (0 to 0)	0 (0 to 0)	0 (0 to 0)	0 (0 to 0)	0 (0 to 0)	0 (0 to 0)	0 (0 to 0)	0 (0 to 0)	0 (0 to 0)	0 (0 to 0)	0 (0 to 0)	0 (0 to 0)	0 (0 to 0)	0 (0 to 0)	0 (0 to 0)	0 (0 to 0)	0 (0 to 0)	0 (0 to 0)	0 (0 to 0)	0 (0 to 0)	0
Trachoma	0 (0 to 0)	0 (0 to 0)	0 (0 to 0)	0 (0 to 0)	0 (0 to 0)	0 (0 to 0)	0 (0 to 0)	0 (0 to 0)	0 (0 to 0)	0 (0 to 0)	0 (0 to 0)	0 (0 to 0)	0 (0 to 0)	0 (0 to 0)	0 (0 to 0)	0 (0 to 0)	0 (0 to 0)	0 (0 to 0)	0 (0 to 0)	0 (0 to 0)	0 (0 to 0)	0 (0 to 0)	0 (0 to 0)	0
Dengue	0.3 (0 to 0.9)	0.6 (0 to 1.9)	7 (1.9 to 17.1)	19.6 (3.9 to 39.6)	14.3 (3.7 to 33.1)	23.6 (3.9 to 63.4)	27.3 (3.9 to 81.4)	25.7 (3.9 to 81.4)	29.3 (4.4 to 86.4)	14.7 (3.9 to 39.3)	11.6 (3.9 to 28.7)	7.7 (2.7 to 17.4)	3.7 (1.3 to 8.6)	1.1 (0.4 to 2.5)	0.4 (0.2 to 0.9)	0.2 (0.1 to 0.4)	0.1 (0 to 0.2)	0 (0 to 0.1)	0 (0 to 0.1)	0 (0 to 0.1)	0 (0 to 0.1)	0 (0 to 0.1)	0 (0 to 0.1)	249
Yellow fever	0 (0 to 0)	0 (0 to 0)	0 (0 to 0)	0 (0 to 0)	0 (0 to 0)	0 (0 to 0)	0 (0 to 0)	0 (0 to 0)	0 (0 to 0)	0 (0 to 0)	0 (0 to 0)	0 (0 to 0)	0 (0 to 0)	0 (0 to 0)	0 (0 to 0)	0 (0 to 0)	0 (0 to 0)	0 (0 to 0)	0 (0 to 0)	0 (0 to 0)	0 (0 to 0)	0 (0 to 0)	0 (0 to 0)	0 (0 to 0)	0
Rabies	0 (0 to 0)	0 (0 to 0)	0 (0 to 0)	0 (0 to 0)	0 (0 to 0)	0 (0 to 0)	0 (0 to 0)	0 (0 to 0)	0 (0 to 0)	0 (0 to 0)	0 (0 to 0)	0 (0 to 0)	0 (0 to 0)	0 (0 to 0)	0 (0 to 0)	0 (0 to 0)	0 (0 to 0)	0 (0 to 0)	0 (0 to 0)	0 (0 to 0)	0 (0 to 0)	0 (0 to 0)	0 (0 to 0)	0 (0 to 0)	0
Intestinal nematode infections	0 (0 to 0)	0 (0 to 0)	0.1 (0.2 to 0.2)	0.6 (0.6 to 0.7)	0.6 (0.3 to 0.9)	0.6 (0.3 to 0.9)	0.6 (0.3 to 0.9)	0.6 (0.3 to 0.9)	0.6 (0.3 to 0.9)	0.6 (0.3 to 0.9)	0.6 (0.3 to 0.9)	0.6 (0.3 to 0.9)	0.6 (0.3 to 0.9)	0.6 (0.3 to 0.9)	0.6 (0.3 to 0.9)	0.6 (0.3 to 0.9)	0.6 (0.3 to 0.9)	0.6 (0.3 to 0.9)	0.6 (0.3 to 0.9)	0.6 (0.3 to 0.9)	0.6 (0.3 to 0.9)	0.6 (0.3 to 0.9)	0.6 (0.3 to 0.9)	8
Ascariasis	0 (0 to 0)	0 (0 to 0)	0.1 (0.2 to 0.1)	0.4 (0.4 to 0.5)	0.3 (0.2 to 0.4)	0.3 (0.2 to 0.4)	0.4 (0.2 to 0.5)	0.4 (0.2 to 0.5)	0.4 (0.2 to 0.5)	0.4 (0.2 to 0.5)	0.4 (0.2 to 0.5)	0.4 (0.2 to 0.5)	0.4 (0.2 to





Cell Table 2a: Andean Latin America GLA, YS by cause and age group for males with 95% uncertainty intervals, 2019

Cause	Early Neonatal	Late Neonatal	Post Neonatal	1 to 4	5 to 9	10 to 14	15 to 19	20 to 24	25 to 29	30 to 34	35 to 39	40 to 44	45 to 49	50 to 54	55 to 59	60 to 64	65 to 69	70 to 74	75 to 79	80 to 84	85 to 89	90 to 94	95 plus	Total
All causes	440,000 (382,000 to 502,000)	131,000 (99,000 to 171,000)	396,000 (293,000 to 505,000)	292,000 (222,000 to 381,000)	231,000 (182,000 to 274,000)	229,000 (180,000 to 281,000)	343,000 (284,000 to 407,000)	494,000 (401,000 to 599,000)	467,000 (403,000 to 529,000)	426,000 (365,000 to 494,000)	426,000 (365,000 to 494,000)	426,000 (365,000 to 494,000)	426,000 (364,000 to 493,000)	451,000 (371,000 to 543,000)	478,000 (397,000 to 570,000)	484,000 (403,000 to 574,000)	472,000 (394,000 to 563,000)	434,000 (367,000 to 509,000)	376,000 (321,000 to 431,000)	279,000 (242,000 to 314,000)	186,000 (166,000 to 211,000)	89,700 (76,200 to 106,000)	27,600 (23,900 to 32,000)	7,949,000
Communicable, maternal, neonatal, and nutritional diseases	376,000 (321,000 to 430,000)	120,000 (77,000 to 170,000)	296,000 (196,000 to 409,000)	132,000 (100,000 to 170,000)	75,000 (60,000 to 92,000)	69,000 (54,000 to 86,000)	64,000 (50,000 to 80,000)	99,000 (80,000 to 122,000)	69,000 (55,000 to 85,000)	67,100 (53,000 to 83,000)	62,000 (49,000 to 77,000)	53,700 (42,000 to 67,000)	47,900 (37,000 to 60,000)	44,000 (34,000 to 56,000)	42,000 (32,000 to 53,000)	41,900 (32,000 to 53,000)	41,000 (32,000 to 52,000)	41,000 (32,000 to 52,000)	40,000 (32,000 to 51,000)	32,000 (25,000 to 40,000)	29,600 (23,000 to 38,000)	13,600 (9,600 to 18,000)	6,610 (4,600 to 9,000)	1,690,000
HIV/AIDS and sexually transmitted infections	2,000 (1,000 to 3,000)	1,000 (1,000 to 1,000)	1,000 (1,000 to 2,000)	1,000 (1,000 to 1,000)	1,000 (1,000 to 1,000)	1,000 (1,000 to 1,000)	2,000 (1,000 to 3,000)	6,000 (4,000 to 8,000)	8,000 (6,000 to 11,000)	9,000 (7,000 to 12,000)	9,000 (7,000 to 12,000)	9,000 (7,000 to 12,000)	9,000 (7,000 to 12,000)	9,000 (7,000 to 12,000)	9,000 (7,000 to 12,000)	9,000 (7,000 to 12,000)	9,000 (7,000 to 12,000)	9,000 (7,000 to 12,000)	9,000 (7,000 to 12,000)	9,000 (7,000 to 12,000)	9,000 (7,000 to 12,000)	9,000 (7,000 to 12,000)	3,000 (2,000 to 4,000)	160,000
HIV/AIDS	2,000 (1,000 to 3,000)	1,000 (1,000 to 1,000)	1,000 (1,000 to 2,000)	1,000 (1,000 to 1,000)	1,000 (1,000 to 1,000)	1,000 (1,000 to 1,000)	2,000 (1,000 to 3,000)	6,000 (4,000 to 8,000)	8,000 (6,000 to 11,000)	9,000 (7,000 to 12,000)	9,000 (7,000 to 12,000)	9,000 (7,000 to 12,000)	9,000 (7,000 to 12,000)	9,000 (7,000 to 12,000)	9,000 (7,000 to 12,000)	9,000 (7,000 to 12,000)	9,000 (7,000 to 12,000)	9,000 (7,000 to 12,000)	9,000 (7,000 to 12,000)	9,000 (7,000 to 12,000)	9,000 (7,000 to 12,000)	9,000 (7,000 to 12,000)	3,000 (2,000 to 4,000)	160,000
HIV/AIDS - Drug-susceptible Tuberculosis	0 (0 to 0)	0 (0 to 0)	0 (0 to 0)	0 (0 to 0)	0 (0 to 0)	0 (0 to 0)	0 (0 to 0)	0 (0 to 0)	0 (0 to 0)	0 (0 to 0)	0 (0 to 0)	0 (0 to 0)	0 (0 to 0)	0 (0 to 0)	0 (0 to 0)	0 (0 to 0)	0 (0 to 0)	0 (0 to 0)	0 (0 to 0)	0 (0 to 0)	0 (0 to 0)	0 (0 to 0)	0 (0 to 0)	0
HIV/AIDS - Multidrug-resistant Tuberculosis without extensive drug resistance	0 (0 to 0)	0 (0 to 0)	0 (0 to 0)	0 (0 to 0)	0 (0 to 0)	0 (0 to 0)	0 (0 to 0)	0 (0 to 0)	0 (0 to 0)	0 (0 to 0)	0 (0 to 0)	0 (0 to 0)	0 (0 to 0)	0 (0 to 0)	0 (0 to 0)	0 (0 to 0)	0 (0 to 0)	0 (0 to 0)	0 (0 to 0)	0 (0 to 0)	0 (0 to 0)	0 (0 to 0)	0 (0 to 0)	0
HIV/AIDS - Extensively drug-resistant Tuberculosis	0 (0 to 0)	0 (0 to 0)	0 (0 to 0)	0 (0 to 0)	0 (0 to 0)	0 (0 to 0)	0 (0 to 0)	0 (0 to 0)	0 (0 to 0)	0 (0 to 0)	0 (0 to 0)	0 (0 to 0)	0 (0 to 0)	0 (0 to 0)	0 (0 to 0)	0 (0 to 0)	0 (0 to 0)	0 (0 to 0)	0 (0 to 0)	0 (0 to 0)	0 (0 to 0)	0 (0 to 0)	0 (0 to 0)	0
HIV/AIDS resulting in other diseases	0 (0 to 0)	0 (0 to 0)	0 (0 to 0)	0 (0 to 0)	0 (0 to 0)	0 (0 to 0)	0 (0 to 0)	0 (0 to 0)	0 (0 to 0)	0 (0 to 0)	0 (0 to 0)	0 (0 to 0)	0 (0 to 0)	0 (0 to 0)	0 (0 to 0)	0 (0 to 0)	0 (0 to 0)	0 (0 to 0)	0 (0 to 0)	0 (0 to 0)	0 (0 to 0)	0 (0 to 0)	0 (0 to 0)	0
Sexually transmitted infections, excluding HIV	13,000 (9,000 to 18,000)	9,000 (7,000 to 12,000)	7,000 (5,000 to 10,000)	2,000 (1,000 to 3,000)	1,000 (1,000 to 2,000)	1,000 (1,000 to 2,000)	2,000 (1,000 to 3,000)	3,000 (2,000 to 4,000)	3,000 (2,000 to 4,000)	3,000 (2,000 to 4,000)	3,000 (2,000 to 4,000)	3,000 (2,000 to 4,000)	3,000 (2,000 to 4,000)	3,000 (2,000 to 4,000)	3,000 (2,000 to 4,000)	3,000 (2,000 to 4,000)	3,000 (2,000 to 4,000)	3,000 (2,000 to 4,000)	3,000 (2,000 to 4,000)	3,000 (2,000 to 4,000)	3,000 (2,000 to 4,000)	3,000 (2,000 to 4,000)	1,000 (1,000 to 2,000)	27,000
Syphilis	0 (0 to 0)	0 (0 to 0)	0 (0 to 0)	0 (0 to 0)	0 (0 to 0)	0 (0 to 0)	0 (0 to 0)	0 (0 to 0)	0 (0 to 0)	0 (0 to 0)	0 (0 to 0)	0 (0 to 0)	0 (0 to 0)	0 (0 to 0)	0 (0 to 0)	0 (0 to 0)	0 (0 to 0)	0 (0 to 0)	0 (0 to 0)	0 (0 to 0)	0 (0 to 0)	0 (0 to 0)	0 (0 to 0)	0
Chlamydial infection	0 (0 to 0)	0 (0 to 0)	0 (0 to 0)	0 (0 to 0)	0 (0 to 1)	0 (0 to 1)	0 (0 to 2)	0 (0 to 1)	0 (0 to 1)	0 (0 to 1)	0 (0 to 1)	0 (0 to 1)	0 (0 to 1)	0 (0 to 1)	0 (0 to 1)	0 (0 to 1)	0 (0 to 1)	0 (0 to 1)	0 (0 to 1)	0 (0 to 0)	0 (0 to 0)	0 (0 to 0)	0 (0 to 0)	0
Gonococcal infection	0 (0 to 0)	0 (0 to 0)	0 (0 to 0)	0 (0 to 0)	0 (0 to 0)	0 (0 to 0)	0 (0 to 0)	0 (0 to 0)	0 (0 to 0)	0 (0 to 0)	0 (0 to 0)	0 (0 to 0)	0 (0 to 0)	0 (0 to 0)	0 (0 to 0)	0 (0 to 0)	0 (0 to 0)	0 (0 to 0)	0 (0 to 0)	0 (0 to 0)	0 (0 to 0)	0 (0 to 0)	0 (0 to 0)	0
Trichomoniasis	0 (0 to 0)	0 (0 to 0)	0 (0 to 0)	0 (0 to 0)	0 (0 to 1)	0 (0 to 2)	0 (0 to 1)	0 (0 to 1)	0 (0 to 1)	0 (0 to 1)	0 (0 to 1)	0 (0 to 1)	0 (0 to 1)	0 (0 to 1)	0 (0 to 1)	0 (0 to 1)	0 (0 to 1)	0 (0 to 1)	0 (0 to 1)	0 (0 to 0)	0 (0 to 0)	0 (0 to 0)	0 (0 to 0)	0
Genital herpes	0 (0 to 0)	0 (0 to 0)	0 (0 to 0)	0 (0 to 0)	0 (0 to 0)	0 (0 to 0)	0 (0 to 0)	0 (0 to 0)	0 (0 to 0)	0 (0 to 0)	0 (0 to 0)	0 (0 to 0)	0 (0 to 0)	0 (0 to 0)	0 (0 to 0)	0 (0 to 0)	0 (0 to 0)	0 (0 to 0)	0 (0 to 0)	0 (0 to 0)	0 (0 to 0)	0 (0 to 0)	0 (0 to 0)	0
Other sexually transmitted infections	13,000 (9,000 to 18,000)	9,000 (7,000 to 12,000)	7,000 (5,000 to 10,000)	2,000 (1,000 to 3,000)	1,000 (1,000 to 2,000)	1,000 (1,000 to 2,000)	2,000 (1,000 to 3,000)	3,000 (2,000 to 4,000)	3,000 (2,000 to 4,000)	3,000 (2,000 to 4,000)	3,000 (2,000 to 4,000)	3,000 (2,000 to 4,000)	3,000 (2,000 to 4,000)	3,000 (2,000 to 4,000)	3,000 (2,000 to 4,000)	3,000 (2,000 to 4,000)	3,000 (2,000 to 4,000)	3,000 (2,000 to 4,000)	3,000 (2,000 to 4,000)	3,000 (2,000 to 4,000)	3,000 (2,000 to 4,000)	3,000 (2,000 to 4,000)	1,000 (1,000 to 2,000)	27,000
HIV/AIDS resulting in other diseases	0 (0 to 0)	0 (0 to 0)	0 (0 to 0)	0 (0 to 0)	0 (0 to 0)	0 (0 to 0)	0 (0 to 0)	0 (0 to 0)	0 (0 to 0)	0 (0 to 0)	0 (0 to 0)	0 (0 to 0)	0 (0 to 0)	0 (0 to 0)	0 (0 to 0)	0 (0 to 0)	0 (0 to 0)	0 (0 to 0)	0 (0 to 0)	0 (0 to 0)	0 (0 to 0)	0 (0 to 0)	0 (0 to 0)	0
Respiratory infections and tuberculosis	19,000 (15,779 to 22,000)	10,000 (8,000 to 13,000)	66,000 (49,000 to 86,000)	43,000 (34,000 to 55,000)	14,000 (10,000 to 18,000)	12,000 (9,000 to 16,000)	15,000 (11,000 to 19,000)	22,000 (17,000 to 28,000)	21,000 (17,000 to 26,000)	24,000 (19,000 to 30,000)	21,000 (16,000 to 26,000)	21,100 (16,000 to 26,000)	21,200 (16,000 to 26,000)	22,000 (16,000 to 28,000)	24,000 (17,000 to 30,000)	26,000 (18,000 to 33,000)	26,000 (18,000 to 33,000)	26,000 (18,000 to 33,000)	26,000 (18,000 to 33,000)	21,000 (15,000 to 26,000)	15,000 (10,000 to 20,000)	7,000 (4,000 to 10,000)	2,100 (1,000 to 3,000)	569,000
Tuberculosis	3,000 (2,000 to 4,000)	1,000 (1,000 to 1,000)	2,000 (2,000 to 3,000)	1,000 (1,000 to 2,000)	1,000 (1,000 to 2,000)	1,000 (1,000 to 2,000)	3,000 (2,000 to 4,000)	6,000 (4,000 to 8,000)	7,000 (5,000 to 9,000)	8,000 (6,000 to 10,000)	8,000 (6,000 to 10,000)	7,000 (5,000 to 9,000)	7,000 (5,000 to 9,000)	7,000 (5,000 to 9,000)	6,000 (4,000 to 8,000)	6,000 (4,000 to 8,000)	5,000 (3,000 to 7,000)	4,000 (3,000 to 6,000)	3,000 (2,000 to 4,000)	2,000 (1,000 to 3,000)	1,000 (1,000 to 2,000)	1,000 (1,000 to 2,000)	360 (260 to 500)	89,000 (67,000 to 115,000)	153,000
Latent tuberculosis infection	0 (0 to 0)	0 (0 to 0)	0 (0 to 0)	0 (0 to 0)	0 (0 to 0)	0 (0 to 0)	0 (0 to 0)	0 (0 to 0)	0 (0 to 0)	0 (0 to 0)	0 (0 to 0)	0 (0 to 0)	0 (0 to 0)	0 (0 to 0)	0 (0 to 0)	0 (0 to 0)	0 (0 to 0)	0 (0 to 0)	0 (0 to 0)	0 (0 to 0)	0 (0 to 0)	0 (0 to 0)	0 (0 to 0)	0 (0 to 0)	0
Active tuberculosis	3,000 (2,000 to 4,000)	1,000 (1,000 to 1,000)	2,000 (2,000 to 3,000)	1,000 (1,000 to 2,000)	1,000 (1,000 to 2,000)	1,000 (1,000 to 2,000)	3,000 (2,000 to 4,000)	6,000 (4,000 to 8,000)	7,000 (5,000 to 9,000)	8,000 (6,000 to 10,000)	8,000 (6,000 to 10,000)	7,000 (5,000 to 9,000)	7,000 (5,000 to 9,000)	7,000 (5,000 to 9,000)	6,000 (4,000 to 8,000)	6,000 (4,000 to 8,000)	5,000 (3,000 to 7,000)	4,000 (3,000 to 6,000)	3,000 (2,000 to 4,000)	2,000 (1,000 to 3,000)	1,000 (1,000 to 2,000)	1,000 (1,000 to 2,000)	360 (260 to 500)	89,000 (67,000 to 115,000)	153,000
Multidrug-resistant tuberculosis without extensive drug resistance	0 (0 to 0)	0 (0 to 0)	0 (0 to 0)	0 (0 to 0)	0 (0 to 0)	0 (0 to 0)	0 (0 to 0)	0 (0 to 0)	0 (0 to 0)	0 (0 to 0)	0 (0 to 0)	0 (0 to 0)	0 (0 to 0)	0 (0 to 0)	0 (0 to 0)	0 (0 to 0)	0 (0 to 0)	0 (0 to 0)	0 (0 to 0)	0 (0 to 0)	0 (0 to 0)	0 (0 to 0)	0 (0 to 0)	0
Extensively drug-resistant tuberculosis	0 (0 to 0)	0 (0 to 0)	0 (0 to 0)	0 (0 to 0)	0 (0 to 0)	0 (0 to 0)	0 (0 to 0)	0 (0 to 0)	0 (0 to 0)	0 (0 to 0)	0 (0 to 0)	0 (0 to 0)	0 (0 to 0)	0 (0 to 0)	0 (0 to 0)	0 (0 to 0)	0 (0 to 0)	0 (0 to 0)	0 (0 to 0)	0 (0 to 0)	0 (0 to 0)	0 (0 to 0)	0 (0 to 0)	0
Diarrheal diseases	19,000 (15,000 to 23,000)	10,000 (8,000 to 13,000)	21,000 (15,000 to 28,000)	8,000 (6,000 to 11,000)	3,000 (2,000 to 4,000)	3,000 (2,000 to 4,000)	4,000 (3,000 to 5,000)	5,000 (4,000 to 6,000)	4,000 (3,000 to 5,000)	4,000 (3,000 to 5,000)	3,000 (2,000 to 4,000)	3,000 (2,000 to 4,000)	3,000 (2,000 to 4,000)	3,000 (2,000 to 4,000)	3,000 (2,000 to 4,000)	3,000 (2,000 to 4,000)	3,000 (2,000 to 4,000)	3,000 (2,000 to 4,000)	3,000 (2,000 to 4,000)	2,000 (1,000 to 3,000)	1,000 (1,000 to 2,000)	1,000 (1,000 to 2,000)	420 (300 to 570)	113,000 (86,000 to 146,000)	199,000
Typhoid and paratyphoid	0 (0 to 0)	0 (0 to 0)	0 (0 to 0)	0 (0 to 0)	0 (0 to 0)	0 (0 to 0)	0 (0 to 0)	0 (0 to 0)	0 (0 to 0)	0 (0 to 0)	0 (0 to 0)	0 (0 to 0)	0 (0 to 0)	0 (0 to 0)	0 (0 to 0)	0 (0 to 0)	0 (0 to 0)	0 (0 to 0)	0 (0 to 0)	0 (0 to 0)	0 (0 to 0)	0 (0 to 0)	0 (0 to 0)	0 (0 to 0)	0
Typhoid fever	0 (0 to 0)	0 (0 to 0)	0 (0 to 0)	0 (0 to 0)	0 (0 to 0)	0 (0 to 0)	0 (0 to 0)	0 (0 to 0)	0 (0 to 0)	0 (0 to 0)	0 (0 to 0)	0 (0 to 0)	0 (0 to 0)	0 (0 to 0)	0 (0 to 0)	0 (0 to 0)	0 (0 to 0)	0 (0 to 0)	0 (0 to 0)	0 (0 to 0)	0 (0 to 0)	0 (0 to 0)	0 (0 to 0)	0
Paratyphoid fever	0 (0 to 0)	0 (0 to 0)	0 (0 to 0)	0 (0 to 0)	0 (0 to 0)	0 (0 to 0)	0 (0 to 0)	0 (0 to 0)	0 (0 to 0)	0 (0 to 0)	0 (0 to 0)	0 (0 to 0)	0 (0 to 0)	0 (0 to 0)	0 (0 to 0)	0 (0 to 0)	0 (0 to 0)	0 (0 to 0)	0 (0 to 0)	0 (0 to 0)	0 (0 to 0)	0 (0 to 0)	0 (0 to 0)	0
Invasive Non-typhoidal Salmonella (iNTS)	0 (0 to 1)	0 (0 to 0)	0 (0 to 0)	0 (0 to 0)	0 (0 to 0)	0 (0 to 0)	0 (0 to 0)	0 (0 to 0)	0 (0 to 0)	0 (0 to 0)	0 (0 to 0)	0 (0 to 0)	0 (0 to 0)	0 (0 to 0)	0 (0 to 0)	0 (0 to 0)	0 (0 to 0)	0 (0 to 0)	0 (0 to 0)	0 (0 to 0)	0 (0 to 0)	0 (0 to 0)	0 (0 to 0)	0
Other intestinal infectious diseases	0 (0 to 0)	0 (0 to 0)	0 (0 to 0)	0 (0 to 0)	0 (0 to 0)	0 (0 to 0)	0 (0 to 0)	0 (0 to 0)	0 (0 to 0)	0 (0 to 0)	0 (0 to 0)	0 (0 to 0)	0 (0 to 0)	0 (0 to 0)	0 (0 to 0)	0 (0 to 0)	0 (0 to 0)	0 (0 to 0)	0 (0 to 0)	0 (0 to 0)	0 (0 to 0)	0 (0 to 0)	0 (0 to 0)	0
Neglected tropical diseases and malaria	1,000 (1,000 to 1,000)	1,000 (1,000 to 1,000)	1,000 (1,000 to 2,000)	1,000 (1,000 to 1,000)	1,000 (1,000 to 1,000)	1,000 (1,000 to 1



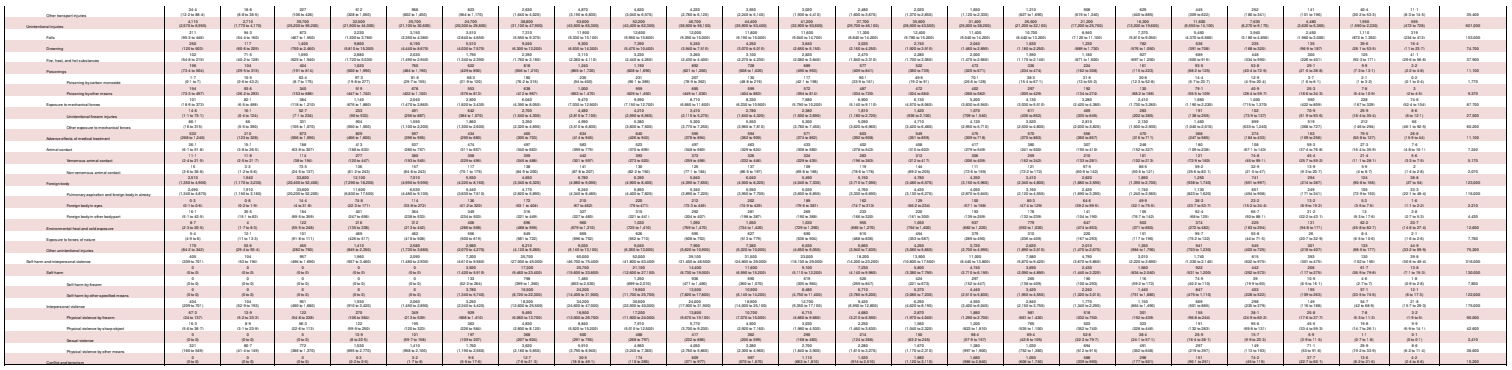

SR Table 2a: Bolivia (Plurinational State of) DALYS by cause and age group for males with 80% uncertainty intervals, 2019

Cause	Rank Reversal	Low Reversal	Post Reversal	1 to 4	5 to 9	10 to 14	15 to 19	20 to 24	25 to 29	30 to 34	35 to 39	40 to 44	45 to 49	50 to 54	55 to 59	60 to 64	65 to 69	70 to 74	75 to 79	80 to 84	85 to 89	90 to 94	95 plus	Total
All causes	177,660 (146,356 to 209,009)	64,760 (44,356 to 85,163)	141,650 (115,844 to 170,990)	119,660 (107,911 to 128,997)	67,200 (60,322 to 73,000)	46,790 (42,199 to 51,000)	67,700 (61,700 to 73,900)	84,400 (76,900 to 91,200)	91,300 (83,200 to 101,600)	85,100 (77,700 to 95,600)	76,500 (69,200 to 86,200)	76,900 (69,300 to 86,200)	76,200 (68,400 to 85,900)	83,400 (74,900 to 93,000)	83,600 (73,700 to 93,900)	104,000 (91,600 to 116,000)	119,000 (104,000 to 133,000)	114,000 (98,000 to 130,000)	104,000 (89,000 to 120,000)	83,000 (71,100 to 96,300)	26,100 (22,600 to 30,200)	9,490 (8,190 to 10,900)	2,100 (1,810 to 2,430)	1,800,000
Communicable, maternal, neonatal, and nutritional diseases	129,000 (92,400 to 177,000)	49,800 (36,000 to 68,800)	103,300 (89,000 to 121,000)	99,700 (92,400 to 105,000)	18,500 (13,400 to 24,000)	10,200 (7,300 to 13,400)	13,200 (9,700 to 17,200)	15,900 (11,800 to 20,200)	16,400 (12,100 to 21,600)	16,000 (11,700 to 21,400)	13,800 (9,900 to 18,600)	11,400 (7,900 to 15,900)	10,300 (7,200 to 14,400)	11,200 (7,300 to 16,400)	11,400 (7,400 to 16,900)	14,000 (9,000 to 19,900)	17,300 (7,600 to 15,900)	11,900 (7,600 to 15,900)	9,900 (6,600 to 12,900)	6,200 (4,700 to 8,200)	1,140 (2,010 to 2,670)	1,460 (1,060 to 2,000)	377 (240 to 530)	520,000
HIV/AIDS and sexually transmitted infections	4,400 (3,100 to 5,900)	2,200 (1,400 to 3,200)	4,300 (3,100 to 5,900)	5,100 (4,100 to 6,100)	400 (300 to 500)	291 (217 to 400)	1,140 (730 to 1,700)	2,100 (1,400 to 3,000)	3,100 (2,000 to 4,500)	4,200 (2,800 to 6,000)	3,400 (2,200 to 4,900)	2,400 (1,600 to 3,500)	1,900 (1,200 to 2,800)	1,900 (1,200 to 2,800)	1,600 (1,000 to 2,400)	896 (600 to 1,300)	556 (360 to 800)	340 (210 to 500)	245 (150 to 360)	127 (78 to 190)	49.2 (30.1 to 73.1)	11.6 (7.1 to 17.2)	0.4 (0.2 to 0.6)	36,700
HIV/AIDS	(0 to 0.7)	(0 to 2.2)	(2.7 to 11.2000)	(11.1 to 44.700)	(2.6 to 2.3400)	(8.6 to 1.130)	(47.6 to 2.790)	(209.6 to 5.120)	(369.2 to 20.200)	(369.2 to 20.200)	(369.2 to 19.700)	(259.1 to 12.500)	(203.1 to 7.870)	(160.1 to 4.640)	(94.6 to 2.690)	(56.2 to 2.090)	(31.9 to 1.470)	(18.1 to 1.070)	(9.6 to 0.778)	(4.1 to 0.349)	(0.8 to 0.074)	(0.2 to 0.023)	(0.1 to 0.013)	(0 to 0.5)	36,100
HIV/AIDS - Drug-susceptible Tuberculosis	0 (0 to 0)	0 (0 to 0)	414 (12 to 1,688)	160 (4.6 to 653)	19.9 (1.5 to 81.3)	12.8 (0.9 to 52.4)	33.6 (2.5 to 137)	99.2 (7.5 to 404)	222 (17.0 to 906)	206 (15.7 to 841)	177 (13.1 to 722)	176 (13.1 to 718)	176 (12.9 to 719)	78.6 (5.8 to 321)	41.3 (2.9 to 169)	28.7 (1.9 to 117)	19.7 (1.3 to 80.4)	8.7 (0.6 to 35.5)	3.3 (0.2 to 13.4)	0.4 (0 to 1.5)	0.1 (0 to 0.3)	0 (0 to 0)	0 (0 to 0)	1,540
HIV/AIDS - Multidrug-resistant Tuberculosis without extensi	0 (0 to 0)	0 (0 to 0)	0 (0 to 0)	0 (0 to 0)	0 (0 to 0)	0 (0 to 0)	0 (0 to 0)	0 (0 to 0)	0 (0 to 0)	0 (0 to 0)	0 (0 to 0)	0 (0 to 0)	0 (0 to 0)	0 (0 to 0)	0 (0 to 0)	0 (0 to 0)	0 (0 to 0)	0 (0 to 0)	0 (0 to 0)	0 (0 to 0)	0 (0 to 0)	0 (0 to 0)	0 (0 to 0)	0
HIV/AIDS - Extensively drug-resistant Tuberculosis	0 (0 to 0)	0 (0 to 0)	0 (0 to 0)	0 (0 to 0)	0 (0 to 0)	0 (0 to 0)	0 (0 to 0)	0 (0 to 0)	0 (0 to 0)	0 (0 to 0)	0 (0 to 0)	0 (0 to 0)	0 (0 to 0)	0 (0 to 0)	0 (0 to 0)	0 (0 to 0)	0 (0 to 0)	0 (0 to 0)	0 (0 to 0)	0 (0 to 0)	0 (0 to 0)	0 (0 to 0)	0 (0 to 0)	0
HIV/AIDS resulting in other diseases	0 (0 to 0.7)	0 (0 to 2.2)	1,180 (1.4 to 10,800)	4,800 (11.1 to 3,600)	408 (21.1 to 1,210)	418 (29.1 to 1,360)	1,340 (72.1 to 3,900)	3,200 (186 to 8,200)	3,660 (186 to 10,000)	3,120 (186 to 10,000)	2,210 (160 to 7,600)	1,370 (120 to 7,080)	1,020 (99 to 4,860)	782 (86 to 4,060)	497 (64 to 2,630)	364 (47 to 2,090)	296 (37 to 1,440)	155 (30 to 1,030)	39.7 (9.6 to 766)	4.6 (2.1 to 211.2)	2 (0.6 to 20.2)	0.6 (0 to 2.1)	0.1 (0 to 0.6)	24,300
Sexually transmitted infections excluding HIV	4,400 (3,100 to 5,900)	2,200 (1,400 to 3,200)	3,130 (1,900 to 4,600)	130 (4.6 to 653)	511 (21.1 to 1,210)	12 (0.9 to 52.4)	29.9 (2.5 to 137)	69.6 (7.5 to 404)	44.7 (3.1 to 906)	86.7 (15.7 to 841)	164.4 (13.1 to 722)	161.9 (12.9 to 719)	156.4 (12.9 to 719)	78.2 (5.8 to 321)	41.3 (2.9 to 169)	28.7 (1.9 to 117)	19.7 (1.3 to 80.4)	8.7 (0.6 to 35.5)	3.3 (0.2 to 13.4)	0.4 (0 to 1.5)	0.1 (0 to 0.3)	0 (0 to 0)	0 (0 to 0)	10,700
Syphilis	2,600 (1,900 to 3,900)	1,300 (900 to 1,900)	1,900 (1,010 to 3,040)	0 (0 to 0)	0 (0 to 0)	0 (0 to 0)	0 (0 to 0)	0 (0 to 0)	0 (0 to 0)	0 (0 to 0)	0 (0 to 0)	0 (0 to 0)	0 (0 to 0)	0 (0 to 0)	0 (0 to 0)	0 (0 to 0)	0 (0 to 0)	0 (0 to 0)	0 (0 to 0)	0 (0 to 0)	0 (0 to 0)	0 (0 to 0)	0 (0 to 0)	0 (0 to 0)	10,300
Chlamydial infection	0 (0 to 0)	0 (0 to 0)	0 (0 to 0)	0 (0 to 0)	0 (0 to 0)	0 (0 to 0)	0 (0 to 0)	0 (0 to 0)	0 (0 to 0)	0 (0 to 0)	0 (0 to 0)	0 (0 to 0)	0 (0 to 0)	0 (0 to 0)	0 (0 to 0)	0 (0 to 0)	0 (0 to 0)	0 (0 to 0)	0 (0 to 0)	0 (0 to 0)	0 (0 to 0)	0 (0 to 0)	0 (0 to 0)	0 (0 to 0)	77.1
Gonococcal infection	0 (0 to 0)	0 (0 to 0)	0 (0 to 0)	0 (0 to 0)	0 (0 to 0)	0 (0 to 0)	0 (0 to 0)	0 (0 to 0)	0 (0 to 0)	0 (0 to 0)	0 (0 to 0)	0 (0 to 0)	0 (0 to 0)	0 (0 to 0)	0 (0 to 0)	0 (0 to 0)	0 (0 to 0)	0 (0 to 0)	0 (0 to 0)	0 (0 to 0)	0 (0 to 0)	0 (0 to 0)	0 (0 to 0)	0 (0 to 0)	299
Trichomoniasis	0 (0 to 0)	0 (0 to 0)	0 (0 to 0)	0 (0 to 0)	0 (0 to 0)	0 (0 to 0)	0 (0 to 0)	0 (0 to 0)	0 (0 to 0)	0 (0 to 0)	0 (0 to 0)	0 (0 to 0)	0 (0 to 0)	0 (0 to 0)	0 (0 to 0)	0 (0 to 0)	0 (0 to 0)	0 (0 to 0)	0 (0 to 0)	0 (0 to 0)	0 (0 to 0)	0 (0 to 0)	0 (0 to 0)	0 (0 to 0)	0
Genital herpes	0 (0 to 0)	0 (0 to 0)	0 (0 to 0)	0 (0 to 0)	0 (0 to 0)	1.8 (0 to 9.6)	7.6 (0 to 37.5)	19 (1.4 to 79.8)	22.2 (1.6 to 95.7)	28.5 (2.1 to 121)	24.7 (1.7 to 107)	23.2 (1.7 to 99.3)	19.6 (1.5 to 83.7)	16 (1.2 to 68.2)	13.6 (1.0 to 58.4)	7.6 (0.6 to 32.6)	3.2 (0.2 to 14.1)	1.6 (0.1 to 7.2)	0.6 (0 to 2.9)	0.1 (0 to 0.6)	0 (0 to 0.2)	0 (0 to 0)	0 (0 to 0)	199
Other sexually transmitted infections	0 (0 to 0)	0 (0 to 0)	0 (0 to 0)	0 (0 to 0)	0 (0 to 0)	0.7 (0 to 3.1)	2.1 (0 to 9.2)	3.2 (0 to 14.2)	3.2 (0 to 14.2)	3.2 (0 to 14.2)	3.2 (0 to 14.2)	3.2 (0 to 14.2)	3.2 (0 to 14.2)	3.2 (0 to 14.2)	3.2 (0 to 14.2)	3.2 (0 to 14.2)	3.2 (0 to 14.2)	3.2 (0 to 14.2)	3.2 (0 to 14.2)	3.2 (0 to 14.2)	3.2 (0 to 14.2)	0 (0 to 0)	0 (0 to 0)	86
Respiratory infections and tuberculosis	6,700 (5,600 to 7,900)	2,600 (1,900 to 3,400)	4,600 (3,600 to 5,800)	10,400 (10,100 to 10,700)	1,400 (1,300 to 1,500)	2,700 (2,600 to 2,800)	3,300 (3,200 to 3,500)	3,700 (3,500 to 3,900)	4,000 (3,800 to 4,200)	4,000 (3,800 to 4,200)	4,000 (3,800 to 4,200)	3,700 (3,500 to 3,900)	3,600 (3,400 to 3,800)	3,600 (3,400 to 3,800)	4,000 (3,800 to 4,200)	4,000 (3,800 to 4,200)	4,000 (3,800 to 4,200)	4,000 (3,800 to 4,200)	4,000 (3,800 to 4,200)	4,000 (3,800 to 4,200)	4,000 (3,800 to 4,200)	4,000 (3,800 to 4,200)	4,000 (3,800 to 4,200)	276 (197 to 370)
Tuberculosis	(0 to 0)	(0 to 0)	(660 to 2,570)	(687 to 2,400)	(636 to 1,470)	(377 to 972)	(723 to 2,160)	(1,660 to 4,290)	(1,310 to 4,260)	(1,720 to 4,260)	(1,260 to 4,300)	(1,480 to 4,690)	(1,480 to 4,220)	(1,210 to 3,650)	(1,260 to 3,640)	(1,060 to 3,130)	(1,010 to 2,960)	(1,010 to 2,870)	(876 to 1,750)	(260 to 1,000)	(180 to 648)	(50 to 136)	(10.2 to 28.5)	33,100
Latent tuberculosis infection	(0 to 0)	(0 to 0)	(0 to 0)	(0 to 0)	(0 to 0)	(0 to 0)	(0 to 0)	(0 to 0)	(0 to 0)	(0 to 0)	(0 to 0)	(0 to 0)	(0 to 0)	(0 to 0)	(0 to 0)	(0 to 0)	(0 to 0)	(0 to 0)	(0 to 0)	(0 to 0)	(0 to 0)	(0 to 0)	(0 to 0)	(0 to 0)	
Drug-susceptible tuberculosis	4,400 (3,600 to 5,400)	1,900 (1,400 to 2,600)	3,000 (2,400 to 4,000)	9,900 (9,600 to 10,200)	1,000 (900 to 1,100)	2,400 (2,300 to 2,500)	2,900 (2,800 to 3,000)	3,200 (3,100 to 3,400)	3,500 (3,300 to 3,700)	3,500 (3,300 to 3,700)	3,500 (3,300 to 3,700)	3,200 (3,100 to 3,400)	3,200 (3,100 to 3,400)	3,200 (3,100 to 3,400)	3,500 (3,300 to 3,700)	3,500 (3,300 to 3,700)	3,500 (3,300 to 3,700)	3,500 (3,300 to 3,700)	3,500 (3,300 to 3,700)	3,500 (3,300 to 3,700)	3,500 (3,300 to 3,700)	3,500 (3,300 to 3,700)	3,500 (3,300 to 3,700)	92,500
Multidrug-resistant tuberculosis without extensive drug-res	(0 to 0)	(0 to 0)	147 (39.1 to 512)	139 (19.6 to 661)	61 (11.4 to 277)	21 (1.7 to 169)	243 (20.4 to 1,770)	437 (20.4 to 2,770)	292 (28.9 to 1,660)	292 (28.9 to 1,660)	254 (21.3 to 1,710)	232 (21.1 to 1,740)	216 (20.7 to 1,660)	201 (20.7 to 1,660)	161 (20.7 to 1,660)	158 (20.7 to 1,660)	154 (20.7 to 1,660)	151 (20.7 to 1,660)	149 (20.7 to 1,660)	147 (20.7 to 1,660)	145 (20.7 to 1,660)	143 (20.7 to 1,660)	141 (20.7 to 1,660)	3,720
Extensively drug-resistant tuberculosis	(0 to 0)	24.2 (2.4 to 98.6)	22.7 (1.7 to 98.1)	13.4 (0.9 to 57.3)	6.4 (0.4 to 27.7)	19.4 (1.1 to 83.7)	38.6 (2.1 to 166)	37.9 (2.1 to 163)	38.5 (2.1 to 166)	40.6 (2.2 to 175)	38 (2.1 to 164)	37.6 (2.1 to 162)	36.4 (2.1 to 157)	36.2 (2.1 to 156)	35.4 (2.1 to 153)	29.1 (2.1 to 126)	24.9 (2.1 to 107)	19.6 (2.1 to 84.6)	12.9 (2.1 to 55.6)	9.7 (2.1 to 41.9)	7.3 (2.1 to 31.4)	6.3 (2.1 to 27.2)	6.3 (2.1 to 27.2)	929
Lower respiratory infections	6,700 (5,600 to 7,900)	7,900 (6,200 to 9,800)	43,900 (39,000 to 49,000)	19,600 (18,600 to 20,600)	3,200 (3,000 to 3,400)	1,600 (1,500 to 1,700)	1,400 (1,300 to 1,500)	1,200 (1,100 to 1,300)	1,200 (1,100 to 1,300)	1,300 (1,200 to 1,400)	1,500 (1,400 to 1,600)	2,200 (2,100 to 2,300)	2,900 (2,700 to 3,000)	3,500 (3,300 to 3,700)	4,500 (4,200 to 4,700)	5,700 (5,400 to 6,000)	7,400 (7,000 to 7,800)	8,700 (8,200 to 9,200)	9,900 (9,300 to 10,400)	8,700 (8,200 to 9,200)	2,700 (2,600 to 2,900)	1,000 (1,000 to 1,100)	260 (250 to 280)	196,000
Upper respiratory infections	(2.5 to 19.4)	(0 to 92.1)	(279 to 1,210)	(950 to 1,360)	(656 to 1,200)	(258 to 976)	(232 to 930)	(232 to 795)	(228 to 885)	(228 to 885)	(776 to 972)	(1,180 to 1,540)	(1,180 to 1,540)	(1,180 to 1,540)	(1,180 to 1,540)	(1,180 to 1,540)	(1,180 to 1,540)	(1,180 to 1,540)	(1,180 to 1,540)	(1,180 to 1,540)	(1,180 to 1,540)	(1,180 to 1,540)	(1,180 to 1,540)	(1,180 to 1,540)	
Otitis media	(0.2 to 0.8)	(0 to 0.2)	(0.6 to 2.6)	(0.6 to 2.6)	(0.6 to 2.6)	(0.6 to 2.6)	(0.6 to 2.6)	(0.6 to 2.6)	(0.6 to 2.6)	(0.6 to 2.6)	(0.6 to 2.6)	(0.6 to 2.6)	(0.6 to 2.6)	(0.6 to 2.6)	(0.6 to 2.6)	(0.6 to 2.6)	(0.6 to 2.6)	(0.6 to 2.6)	(0.6 to 2.6)	(0.6 to 2.6)	(0.6 to 2.6)	(0.6 to 2.6)	(0.6 to 2.6)	(0.6 to 2.6)	0.0
Enteric infections	299 (141 to 699)	300 (60.2 to 963)	7,410 (2,400 to 16,400)	(0 to 0)	(0 to 0)	1,300 (1,290 to 3,210)	979 (621 to 2,640)	429 (429 to 1,400)	622 (622 to 1,760)	622 (622 to 1,760)	622 (622 to 1,760)	622 (622 to 1,760)	622 (622 to 1,760)	622 (622 to 1,760)	622 (622 to 1,760)	622 (622 to 1,760)	622 (622 to 1,760)	622 (622 to 1,760)	622 (622 to 1,760)	622 (622 to 1,760)	622 (622 to 1,760)	622 (622 to 1,760)	622 (622 to 1,760)	622 (622 to 1,760)	29,400
Cholera	(0 to 0.7)	(0 to 0.2)	(0 to 0.6)	(0 to 0.6)	(0 to 0.6)	(0 to 0.6)	(0 to 0.6)	(0 to 0.6)	(0 to 0.6)	(0 to 0.6)	(0 to 0.6)	(0 to 0.6)	(0 to 0.6)	(0 to 0.6)	(0 to 0.6)	(0 to 0.6)	(0 to 0.6)	(0 to 0.6)	(0 to 0.6)	(0 to 0.6)	(0 to 0.6)	(0 to 0.6)	(0 to 0.6)	(0 to 0.6)	47.9
Chagas disease	(0 to 0)	(0 to 0)	(0.6 to 19.2)	2.7 (0.4 to 18.2)	11.7 (0.8 to 47.6)	39.7 (3.5 to 79.3)	60 (4.5 to 126)	122 (8.7 to 257)	159 (12.1 to 332)	303 (24.2 to 627)	379 (27.6 to 775)	1,030 (77.1 to 2,110)	1,230 (96.1 to 2,520)	974 (76.1 to 1,990)	739 (57.7 to 1,510)	661 (51.6 to 1,350)	1,400 (109.3 to 2,860)	2,010 (156.9 to 4,110)	622 (48.6 to 1,270)	1,730 (135.1 to 3,530)	1,190 (92.9 to 2,430)	243 (19.0 to 496)	69.5 (5.4 to 142)	8,970
Leishmaniasis	(0 to 0)	(0 to 0)	1.4 (0.4 to 3.6)	1.9 (0.4 to 7.6)	1.9 (0.4 to 7.6)	1.9 (0.4 to 7



G6PD deficiency	3 (1 to 7) 11 %	3 (1 to 6) 9 %	13 (7 to 24) 40 %	61 (33 to 99) 0 %	64 (33 to 113) 0 %	76 (39 to 131) 0 %	77.7 (42.0 to 139) 0 %	56 (29.0 to 107) 0 %	48 (19.7 to 91.1) 0 %	32 (10.2 to 68.4) 0 %	32.0 (13.9 to 69.0) 0 %	34.7 (17.0 to 69.9) 0 %	39 (18.7 to 80.7) 0 %	37.2 (17 to 83.8) 0 %	33 (16.1 to 66.4) 0 %	28.7 (14.1 to 58.7) 0 %	19.3 (9.1 to 39.9) 0 %	11.0 (5.2 to 22.9) 0 %	9.1 (4.3 to 18.2) 0 %	1.9 (0.7 to 3.9) 0 %	0.7 (0.3 to 1.4) 0 %	0.1 (0 to 0.2) 0 %	0 (0 to 0) 0 %	0 (0 to 0) 0 %	668
G6PD bet	(0 to 0) 0 %	(0 to 0) 0 %	(0 to 0) 0 %	(0 to 0) 0 %	(0 to 0) 0 %	(0 to 0) 0 %	(0 to 0) 0 %	(0 to 0) 0 %	(0 to 0) 0 %	(0 to 0) 0 %	(0 to 0) 0 %	(0 to 0) 0 %	(0 to 0) 0 %	(0 to 0) 0 %	(0 to 0) 0 %	(0 to 0) 0 %	(0 to 0) 0 %	(0 to 0) 0 %	(0 to 0) 0 %	(0 to 0) 0 %	(0 to 0) 0 %	(0 to 0) 0 %	(0 to 0) 0 %	(0 to 0) 0 %	0
Other hemoglobinopathies and hemolytic anemias	8 (2 to 19)	9 (4 to 18)	59.7 (29.6 to 97.9)	218 (102 to 356)	200 (79.6 to 356)	193 (56.3 to 371)	243 (88.9 to 491)	240 (91.2 to 509)	260 (113 to 560)	293 (92.4 to 610)	233 (57.8 to 543)	194 (18.6 to 417)	62.4 (18.6 to 117)	38 (11.9 to 77.2)	42.3 (21.3 to 81.2)	29.5 (9.5 to 103)	30.3 (9.2 to 105)	19.7 (6.2 to 139)	9.4 (3.1 to 29.6)	3.1 (1.1 to 8.1)	0.5 (0.2 to 1.1)	0.1 (0 to 0.3)	0 (0 to 0)	0 (0 to 0)	2 (1.2 to 3)	2,570
Endocrine, metabolic, blood, and immune disorders	348 (73.8 to 1,186)	138 (59.6 to 279)	1,126 (525 to 2,210)	1,169 (672 to 1,963)	998 (335 to 870)	378 (223 to 577)	364 (216 to 586)	393 (208 to 675)	428 (240 to 686)	457 (227 to 878)	437 (242 to 849)	432 (249 to 850)	448 (242 to 884)	418 (230 to 852)	388 (211 to 766)	437 (239 to 880)	398 (216 to 821)	327 (162 to 764)	373 (203 to 664)	238 (101 to 520)	117 (72.0 to 197)	379 (251 to 563)	8.6 (5.0 to 13.2)	0 (0 to 0)	10,200
Oral disorders	0 (0 to 0)	0 (0 to 0)	0 (0 to 0)	94 (49.7 to 168)	470 (267 to 839)	692 (324 to 1,409)	624 (292 to 1,342)	626 (401 to 1,140)	1,110 (827 to 1,710)	1,343 (1,027 to 1,878)	1,408 (1,112 to 1,710)	1,408 (1,127 to 1,710)	1,473 (1,182 to 1,870)	1,545 (1,227 to 1,940)	1,750 (1,324 to 2,140)	1,903 (1,512 to 2,443)	1,418 (1,127 to 1,730)	1,439 (1,127 to 1,780)	997 (642 to 1,490)	252 (162 to 367)	70.5 (39.1 to 104)	19.1 (10.1 to 32.6)	0 (0 to 0)	0 (0 to 0)	20,000
Caries of deciduous teeth	0 (0 to 0)	0 (0 to 0)	0 (0 to 0)	51 (28.7 to 268)	168 (87.1 to 228)	214 (0.9 to 12.4)	0 (0 to 0)	0 (0 to 0)	0 (0 to 0)	0 (0 to 0)	0 (0 to 0)	0 (0 to 0)	0 (0 to 0)	0 (0 to 0)	0 (0 to 0)	0 (0 to 0)	0 (0 to 0)	0 (0 to 0)	0 (0 to 0)	0 (0 to 0)	0 (0 to 0)	0 (0 to 0)	0 (0 to 0)	0 (0 to 0)	228
Caries of permanent teeth	0 (0 to 0)	0 (0 to 0)	0 (0 to 0)	0 (0 to 0)	199 (71 to 399)	299 (118 to 609)	299 (98.9 to 519)	239 (54.6 to 473)	199 (19.7 to 407)	160 (4.6 to 330)	133 (0.7 to 313)	127 (0.7 to 268)	133 (0.6 to 220)	133 (0.6 to 180)	133 (0.6 to 240)	133 (0.6 to 240)	133 (0.6 to 240)	133 (0.6 to 240)	133 (0.6 to 240)	133 (0.6 to 240)	133 (0.6 to 240)	133 (0.6 to 240)	133 (0.6 to 240)	133 (0.6 to 240)	2,540
Periodontal diseases	0 (0 to 0)	0 (0 to 0)	0 (0 to 0)	0 (0 to 0)	0 (0 to 0)	0 (0 to 0)	0 (0 to 0)	0 (0 to 0)	0 (0 to 0)	0 (0 to 0)	0 (0 to 0)	0 (0 to 0)	0 (0 to 0)	0 (0 to 0)	0 (0 to 0)	0 (0 to 0)	0 (0 to 0)	0 (0 to 0)	0 (0 to 0)	0 (0 to 0)	0 (0 to 0)	0 (0 to 0)	0 (0 to 0)	0 (0 to 0)	0 (0 to 0)	1,500
Other oral disorders	0 (0 to 0)	0 (0 to 0)	0 (0 to 0)	0 (139 to 360)	207 (150 to 292)	195 (99.7 to 282)	194 (72.8 to 282)	233 (167 to 428)	263 (72.5 to 484)	296 (72.5 to 484)	272 (162 to 417)	246 (164 to 371)	219 (137 to 336)	196 (101 to 284)	195 (82.6 to 284)	130 (79.8 to 194)	109 (62.2 to 160)	79.4 (48.5 to 121)	61.6 (31.9 to 79.7)	27.3 (16.3 to 41.3)	11.6 (6.6 to 17.4)	4 (2.6 to 6)	1.1 (0.7 to 1.6)	0.2 (0.1 to 0.3)	2,870
Sudden infant death syndrome	–	192 (98.7 to 431)	2,003 (997 to 3,870)	–	–	–	–	–	–	–	–	–	–	–	–	–	–	–	–	–	–	–	–	–	NA
Injuries	1,736 (943 to 3,320)	1,210 (630 to 2,020)	12,302 (6,330 to 20,900)	19,422 (10,900 to 31,700)	12,302 (7,100 to 20,200)	9,410 (5,600 to 15,200)	21,900 (13,300 to 33,900)	29,300 (18,000 to 45,600)	26,100 (16,000 to 40,300)	19,600 (11,900 to 30,600)	18,400 (11,000 to 28,600)	17,900 (12,000 to 26,200)	15,900 (11,000 to 23,300)	14,600 (10,000 to 20,300)	13,000 (9,000 to 18,100)	11,700 (8,200 to 16,200)	8,790 (6,100 to 12,300)	6,370 (4,400 to 8,790)	3,960 (2,700 to 5,690)	2,160 (1,400 to 3,060)	614 (339 to 1,130)	219 (120 to 435)	39.6 (20.1 to 77.5)	260,000
Transport injuries	1,100 (289 to 2,999)	803 (297 to 2,013)	7,900 (4 to 1,770)	12,400 (1,940 to 8,870)	6,810 (3,190 to 7,470)	2,800 (1,910 to 3,960)	6,260 (4,030 to 8,990)	8,400 (5,190 to 12,100)	7,200 (3,470 to 10,400)	5,200 (2,200 to 8,800)	5,000 (3,200 to 8,200)	5,000 (3,400 to 8,200)	4,500 (3,200 to 7,500)	4,000 (2,900 to 5,770)	3,600 (2,700 to 5,290)	3,300 (2,300 to 5,000)	2,500 (1,700 to 3,200)	1,900 (1,300 to 2,900)	1,200 (862 to 1,700)	602 (453 to 850)	164 (119 to 300)	56.6 (40.6 to 79.6)	76,400
Road injuries	100 (26.0 to 277)	74.7 (24.2 to 186)	638 (308 to 1,490)	4,600 (1,660 to 6,600)	4,460 (3,020 to 7,160)	2,000 (1,610 to 3,760)	5,770 (3,480 to 8,290)	7,460 (4,730 to 11,100)	6,200 (3,120 to 9,620)	5,200 (2,100 to 8,000)	5,000 (2,700 to 7,700)	4,990 (3,070 to 7,480)	4,070 (2,640 to 6,070)	4,130 (2,690 to 6,160)	3,630 (2,500 to 5,190)	3,310 (2,300 to 4,770)	2,370 (1,660 to 3,410)	1,960 (1,360 to 2,870)	980 (683 to 1,430)	228 (159 to 350)	52.8 (36.7 to 77.7)	13.2 (7.1 to 21.6)	0 (0 to 0)	0 (0 to 0)	70,200
Pedestrian road injuries	37.4 (9.9 to 84.4)	29.1 (9.6 to 61.3)	239 (121 to 540)	1,930 (639 to 3,330)	1,930 (1,300 to 3,200)	817 (620 to 1,420)	1,260 (902 to 2,250)	1,700 (911 to 3,060)	1,420 (619 to 2,560)	1,200 (419 to 2,200)	1,200 (499 to 2,200)	1,200 (660 to 2,190)	1,100 (660 to 1,930)	1,100 (660 to 1,900)	1,100 (660 to 1,900)	1,100 (660 to 1,900)	797 (603 to 1,100)	676 (439 to 1,060)	359 (229 to 600)	89.4 (58.1 to 155)	19.1 (12.1 to 33.1)	3.5 (2.2 to 6.1)	0 (0 to 0)	0 (0 to 0)	19,700
Cyclist road injuries	6.6 (1.7 to 20.3)	5.1 (1.7 to 15.1)	42 (21.1 to 127)	341 (97.1 to 1,180)	341 (97.1 to 1,180)	144 (52.9 to 521)	222 (82.9 to 842)	300 (84.4 to 1,020)	251 (54.2 to 1,150)	212 (36.7 to 1,020)	212 (36.7 to 1,020)	212 (36.7 to 1,020)	194 (36.7 to 1,020)	194 (36.7 to 1,020)	194 (36.7 to 1,020)	194 (36.7 to 1,020)	140 (36.7 to 1,020)	119 (36.7 to 1,020)	63.4 (36.7 to 1,020)	15.8 (9.4 to 26.2)	3.3 (1.9 to 5.5)	0.6 (0.3 to 1.1)	0 (0 to 0)	0 (0 to 0)	1,500
Motorcyclist road injuries	7.4 (1 to 32.3)	9.1 (1.9 to 29.7)	424 (22.3 to 147)	267 (80.6 to 589)	272 (77.7 to 350)	152 (42.9 to 372)	177 (77.7 to 350)	193 (42.9 to 1,020)	1,320 (668.3 to 2,430)	1,070 (668.3 to 1,980)	766 (213.3 to 1,480)	745 (268.1 to 1,270)	703 (268.1 to 1,240)	604 (229.1 to 994)	325 (189.3 to 589)	273 (189.3 to 474)	151 (79.5 to 182)	112 (49.9 to 209)	69.6 (42.9 to 98.7)	32.4 (20.1 to 49.7)	17.1 (12.2 to 23.1)	8.3 (5.9 to 11.2)	2.7 (1.9 to 3.6)	0.7 (0.5 to 0.9)	7,810
Motor vehicle road injuries	60.6 (13.3 to 168)	44.7 (17.7 to 113)	598 (181 to 1,120)	2,690 (1,010 to 5,090)	2,770 (1,600 to 5,400)	1,660 (840 to 3,430)	3,460 (1,900 to 5,600)	3,400 (2,100 to 5,400)	3,470 (1,620 to 5,160)	3,020 (1,620 to 5,160)	3,020 (1,620 to 5,160)	2,990 (1,660 to 5,160)	2,640 (1,620 to 4,230)	2,640 (1,620 to 4,230)	2,500 (1,360 to 3,660)	2,320 (1,360 to 3,660)	1,890 (1,360 to 2,900)	1,130 (811 to 2,040)	670 (472 to 1,060)	338 (229 to 489)	139 (77.6 to 199)	28.9 (16.1 to 41.5)	5.4 (2.4 to 8.6)	0 (0 to 0)	41,200
Other road injuries	1,100 (289 to 2,999)	803 (297 to 2,013)	7,900 (4 to 1,770)	12,400 (1,940 to 8,870)	6,810 (3,190 to 7,470)	2,800 (1,910 to 3,960)	6,260 (4,030 to 8,990)	8,400 (5,190 to 12,100)	7,200 (3,470 to 10,400)	5,200 (2,200 to 8,800)	5,000 (3,200 to 8,200)	5,000 (3,400 to 8,200)	4,500 (3,200 to 7,500)	4,000 (2,900 to 5,770)	3,600 (2,700 to 5,290)	3,300 (2,300 to 5,000)	2,500 (1,700 to 3,200)	1,900 (1,300 to 2,900)	1,200 (862 to 1,700)	602 (453 to 850)	164 (119 to 300)	56.6 (40.6 to 79.6)	76,400
Other transport injuries	1,450 (749 to 3,400)	1,060 (642 to 2,340)	11,000 (6,700 to 19,900)	13,700 (6,700 to 24,200)	6,060 (4,220 to 8,720)	5,290 (4,370 to 7,530)	6,260 (4,220 to 8,720)	6,990 (4,370 to 10,200)	6,230 (4,370 to 10,600)	6,210 (4,370 to 10,600)	6,210 (4,370 to 10,600)	7,690 (4,630 to 10,600)	7,610 (4,630 to 10,600)	6,210 (4,630 to 9,770)	5,990 (4,370 to 8,600)	5,990 (4,370 to 8,600)	5,990 (4,370 to 8,600)	5,990 (4,370 to 8,600)	5,990 (4,370 to 8,600)	1,360 (2,790 to 4,570)	1,360 (1,990 to 2,990)	1,360 (1,990 to 1,990)	1,360 (1,990 to 1,990)	1,360 (1,990 to 1,990)	1,360
Falls	28.7 (7.6 to 77.8)	22.9 (7.6 to 64.6)	192 (102 to 507)	1,770 (539 to 1,770)	1,770 (539 to 1,770)	1,770 (539 to 1,770

SR Table 2a: Maldives DALYs by cause and age group for males with 95% uncertainty intervals, 2019

Cause	Early Neonatal	Late Neonatal	Post Neonatal	1 to 4	5 to 9	10 to 14	15 to 19	20 to 24	25 to 29	30 to 34	35 to 39	40 to 44	45 to 49	50 to 54	55 to 59	60 to 64	65 to 69	70 to 74	75 to 79	80 to 84	85 plus	Total
All causes	2,300 (2,420 to 2,190)	460 (270 to 689)	2,010 (1,400 to 2,690)	1,370 (1,190 to 1,570)	510 (403 to 1,490)	511 (391 to 1,390)	1,010 (1,010 to 1,720)	2,040 (1,970 to 2,110)	2,010 (2,010 to 2,930)	2,110 (2,110 to 3,110)	2,240 (2,240 to 3,400)	2,440 (2,440 to 3,770)	2,740 (2,740 to 4,160)	3,270 (3,270 to 4,760)	3,960 (3,960 to 5,640)	4,290 (4,290 to 6,040)	4,620 (4,620 to 6,490)	4,980 (4,980 to 6,940)	5,220 (5,220 to 7,130)	5,220 (5,220 to 7,130)	54,100
Communicable, maternal, neonatal, and nutritional diseases	2,090 (2,090 to 2,090)	406 (406 to 406)	1,420 (1,420 to 1,420)	1,020 (932 to 1,020)	271 (271 to 556)	271 (271 to 556)	271 (271 to 556)	271 (271 to 556)	271 (271 to 556)	271 (271 to 556)	271 (271 to 556)	271 (271 to 556)	271 (271 to 556)	271 (271 to 556)	271 (271 to 556)	271 (271 to 556)	271 (271 to 556)	271 (271 to 556)	271 (271 to 556)	271 (271 to 556)	271 (271 to 556)	9,110
HIV/AIDS and sexually transmitted infections	15.7 (4.5 to 32.2)	4.7 (1.3 to 10.9)	9.2 (2.5 to 20.4)	1.4 (1.1 to 1.8)	0.9 (0.4 to 1.5)	0.9 (0.4 to 1.5)	2.2 (1.2 to 3.6)	9.6 (2.8 to 21.2)	14.6 (5.2 to 29.2)	19.2 (10.2 to 31.6)	22.2 (12.4 to 33.1)	18.1 (12.1 to 26.7)	11.4 (8.4 to 15.5)	8.1 (6.0 to 10.9)	4.9 (3.6 to 6.5)	3.5 (2.6 to 4.6)	2.7 (2.1 to 3.5)	0.2 (0.2 to 0.4)	0.1 (0.1 to 0.2)	0.1 (0.0 to 0.2)	129
HIV/AIDS	0 (0 to 0)	0 (0 to 0)	1.4 (1.1 to 1.8)	1.1 (0.9 to 1.4)	0.8 (0.4 to 1.3)	0.4 (0.2 to 0.6)	0.4 (0.3 to 0.5)	1.4 (1.0 to 2.1)	3.1 (2.1 to 4.7)	4.6 (2.7 to 7.7)	6.3 (3.5 to 10.5)	10.2 (7.9 to 12.9)	6.8 (5.3 to 8.7)	5.1 (4.0 to 6.6)	2.3 (1.8 to 3.0)	2.0 (1.5 to 2.6)	2.1 (1.6 to 2.6)	0.9 (0.7 to 1.1)	0.1 (0.0 to 0.1)	0.1 (0.0 to 0.1)	52.6
HIV/AIDS - Drug-susceptible Tuberculosis	0 (0 to 0)	0 (0 to 0)	0.2 (0.1 to 0.4)	0.1 (0.1 to 0.2)	0.1 (0.0 to 0.1)	0.1 (0.0 to 0.1)	0.1 (0.0 to 0.1)	0.3 (0.2 to 0.5)	0.7 (0.4 to 1.2)	1.1 (0.7 to 1.8)	1.7 (1.1 to 2.7)	1.6 (1.2 to 2.2)	1.1 (0.7 to 1.7)	0.8 (0.5 to 1.2)	0.5 (0.3 to 0.7)	0.4 (0.2 to 0.5)	0.3 (0.2 to 0.5)	0.1 (0.1 to 0.2)	0.0 (0.0 to 0.1)	0.0 (0.0 to 0.1)	8.8
HIV/AIDS - Multidrug-resistant Tuberculosis without extensive drug resistance	0 (0 to 0)	0 (0 to 0)	0 (0 to 0)	0 (0 to 0)	0 (0 to 0)	0 (0 to 0)	0 (0 to 0)	0 (0 to 0)	0 (0 to 0)	0 (0 to 0)	0 (0 to 0)	0 (0 to 0)	0 (0 to 0)	0 (0 to 0)	0 (0 to 0)	0 (0 to 0)	0 (0 to 0)	0 (0 to 0)	0 (0 to 0)	0 (0 to 0)	0 (0 to 0)	0.1
HIV/AIDS - Extensively drug-resistant Tuberculosis	0 (0 to 0)	0 (0 to 0)	0 (0 to 0)	0 (0 to 0)	0 (0 to 0)	0 (0 to 0)	0 (0 to 0)	0 (0 to 0)	0 (0 to 0)	0 (0 to 0)	0 (0 to 0)	0 (0 to 0)	0 (0 to 0)	0 (0 to 0)	0 (0 to 0)	0 (0 to 0)	0 (0 to 0)	0 (0 to 0)	0 (0 to 0)	0 (0 to 0)	0 (0 to 0)	0
HIV/AIDS resulting in other diseases	15.7 (4.5 to 32.2)	4.7 (1.3 to 10.9)	7.6 (2.0 to 19.2)	0.2 (0.0 to 0.4)	0.1 (0.0 to 0.2)	0.4 (0.2 to 0.6)	1.8 (0.8 to 3.1)	8.2 (2.4 to 19.9)	11.4 (3.7 to 26.7)	14.6 (5.2 to 29.2)	15.9 (5.7 to 31.3)	7.9 (3.4 to 15.8)	4.5 (2.0 to 9.2)	2.9 (1.4 to 5.5)	2.6 (1.3 to 5.2)	3.1 (1.4 to 6.9)	0.6 (0.3 to 1.3)	0.2 (0.1 to 0.5)	0.1 (0.0 to 0.2)	0.1 (0.0 to 0.2)	44.7
Sexually transmitted infections excluding HIV	15.7 (4.5 to 32.2)	4.7 (1.3 to 10.9)	7.8 (2.1 to 19.2)	0.2 (0.1 to 0.4)	0.1 (0.0 to 0.2)	0.1 (0.1 to 0.2)	0.2 (0.1 to 0.3)	0.2 (0.1 to 0.4)	0.4 (0.2 to 0.6)	0.4 (0.2 to 0.7)	0.5 (0.2 to 0.8)	0.2 (0.1 to 0.4)	0.2 (0.1 to 0.4)	0.1 (0.0 to 0.2)	0.0 (0.0 to 0.1)	0.0 (0.0 to 0.1)	0.0 (0.0 to 0.1)	0.0 (0.0 to 0.1)	0.0 (0.0 to 0.1)	0.0 (0.0 to 0.1)	75.2
Syphilis	0 (0 to 0)	0 (0 to 0)	0 (0 to 0)	0 (0 to 0)	0 (0 to 0)	0 (0 to 0)	0 (0 to 0)	0 (0 to 0)	0 (0 to 0)	0 (0 to 0)	0 (0 to 0)	0 (0 to 0)	0 (0 to 0)	0 (0 to 0)	0 (0 to 0)	0 (0 to 0)	0 (0 to 0)	0 (0 to 0)	0 (0 to 0)	0 (0 to 0)	0 (0 to 0)	21.4
Chlamydial infection	0 (0 to 0)	0 (0 to 0)	0 (0 to 0)	0 (0 to 0)	0 (0 to 0)	0 (0 to 0)	0 (0 to 0)	1 (0 to 2)	2 (0 to 3)	2 (0 to 4)	3 (1 to 6)	3 (1 to 5)	2 (1 to 3)	1 (0 to 2)	1 (0 to 1)	0 (0 to 1)	0 (0 to 0)	0 (0 to 0)	0 (0 to 0)	0 (0 to 0)	0 (0 to 0)	12.1
Gonococcal infection	0 (0 to 0)	0 (0 to 0)	0 (0 to 0)	0 (0 to 0)	0 (0 to 0)	0 (0 to 0)	0 (0 to 0)	1 (0 to 2)	2 (0 to 3)	2 (0 to 3)	3 (1 to 5)	2 (1 to 3)	1 (0 to 2)	1 (0 to 1)	0 (0 to 1)	0 (0 to 0)	0 (0 to 0)	0 (0 to 0)	0 (0 to 0)	0 (0 to 0)	0 (0 to 0)	9.3
Trichomoniasis	0 (0 to 0)	0 (0 to 0)	0 (0 to 0)	0 (0 to 0)	0 (0 to 0)	0 (0 to 0)	0 (0 to 0)	0 (0 to 0)	0 (0 to 0)	0 (0 to 0)	0 (0 to 0)	0 (0 to 0)	0 (0 to 0)	0 (0 to 0)	0 (0 to 0)	0 (0 to 0)	0 (0 to 0)	0 (0 to 0)	0 (0 to 0)	0 (0 to 0)	0 (0 to 0)	1.1
Genital herpes	0 (0 to 0)	0 (0 to 0)	0 (0 to 0)	0 (0 to 0)	0 (0 to 0)	0 (0 to 0)	0 (0 to 0)	0 (0 to 0)	0 (0 to 0)	0 (0 to 0)	0 (0 to 0)	0 (0 to 0)	0 (0 to 0)	0 (0 to 0)	0 (0 to 0)	0 (0 to 0)	0 (0 to 0)	0 (0 to 0)	0 (0 to 0)	0 (0 to 0)	0 (0 to 0)	10.9
Other sexually transmitted infections	0 (0 to 0)	0 (0 to 0)	0 (0 to 0)	0 (0 to 0)	0 (0 to 0)	0 (0 to 0)	0 (0 to 0)	0 (0 to 0)	0 (0 to 0)	0 (0 to 0)	0 (0 to 0)	0 (0 to 0)	0 (0 to 0)	0 (0 to 0)	0 (0 to 0)	0 (0 to 0)	0 (0 to 0)	0 (0 to 0)	0 (0 to 0)	0 (0 to 0)	0 (0 to 0)	13.4
Respiratory infections and tuberculosis	48.9 (9.4 to 36.3)	2.3 (2.9 to 11.1)	122 (69.2 to 239)	31.7 (18.9 to 50)	24.3 (17.4 to 41.5)	26.7 (20.2 to 43.7)	24.3 (19.9 to 40.9)	26.4 (22.2 to 47.9)	28.2 (22.8 to 59)	29.1 (22.9 to 61.9)	30.5 (22.9 to 63.2)	32.4 (23.9 to 67.1)	36.4 (26.4 to 73.4)	43.4 (31.2 to 73.4)	52.6 (40.3 to 72.2)	57 (44.3 to 74.2)	61.4 (46.5 to 82.2)	66.2 (49.3 to 72.4)	69.3 (52.5 to 72.4)	69.3 (52.5 to 72.4)	1,190
Tuberculosis	0 (0 to 0)	0 (0 to 0)	7.5 (2.4 to 13.7)	7.5 (2.4 to 13.7)	3.8 (2.9 to 5.3)	2.9 (1.9 to 3.4)	1.8 (1.2 to 2.5)	2.5 (1.6 to 3.4)	2.5 (1.6 to 3.4)	2.5 (1.6 to 3.4)	2.5 (1.6 to 3.4)	2.5 (1.6 to 3.4)	2.5 (1.6 to 3.4)	2.5 (1.6 to 3.4)	2.5 (1.6 to 3.4)	2.5 (1.6 to 3.4)	2.5 (1.6 to 3.4)	2.5 (1.6 to 3.4)	2.5 (1.6 to 3.4)	2.5 (1.6 to 3.4)	80.4
Latent tuberculosis infection	0 (0 to 0)	0 (0 to 0)	0 (0 to 0)	0 (0 to 0)	0 (0 to 0)	0 (0 to 0)	0 (0 to 0)	0 (0 to 0)	0 (0 to 0)	0 (0 to 0)	0 (0 to 0)	0 (0 to 0)	0 (0 to 0)	0 (0 to 0)	0 (0 to 0)	0 (0 to 0)	0 (0 to 0)	0 (0 to 0)	0 (0 to 0)	0 (0 to 0)	0 (0 to 0)	0
Drug-susceptible tuberculosis	0 (0 to 0)	0 (0 to 0)	7.4 (2.4 to 13.5)	4.6 (1.5 to 8.1)	2.6 (1.9 to 3.4)	1.6 (1.0 to 2.2)	1.1 (0.7 to 1.6)	1.6 (1.0 to 2.2)	1.6 (1.0 to 2.2)	1.6 (1.0 to 2.2)	1.6 (1.0 to 2.2)	1.6 (1.0 to 2.2)	1.6 (1.0 to 2.2)	1.6 (1.0 to 2.2)	1.6 (1.0 to 2.2)	1.6 (1.0 to 2.2)	1.6 (1.0 to 2.2)	1.6 (1.0 to 2.2)	1.6 (1.0 to 2.2)	1.6 (1.0 to 2.2)	54.3
Multidrug-resistant tuberculosis without extensive drug resistance	0 (0 to 0)	0 (0 to 0)	0.1 (0 to 0.3)	0 (0 to 0.2)	0 (0 to 0.1)	0 (0 to 0.1)	0 (0 to 0.1)	0 (0 to 0.2)	0 (0 to 0.2)	0 (0 to 0.2)	0 (0 to 0.2)	0 (0 to 0.2)	0 (0 to 0.2)	0 (0 to 0.2)	0 (0 to 0.2)	0 (0 to 0.2)	0 (0 to 0.2)	0 (0 to 0.2)	0 (0 to 0.2)	0 (0 to 0.2)	0 (0 to 0.2)	2.7
Extensively drug-resistant tuberculosis	0 (0 to 0)	0 (0 to 0)	0 (0 to 0.1)	0 (0 to 0.1)	0 (0 to 0.1)	0 (0 to 0.1)	0 (0 to 0.1)	0 (0 to 0.1)	0 (0 to 0.1)	0 (0 to 0.1)	0 (0 to 0.1)	0 (0 to 0.1)	0 (0 to 0.1)	0 (0 to 0.1)	0 (0 to 0.1)	0 (0 to 0.1)	0 (0 to 0.1)	0 (0 to 0.1)	0 (0 to 0.1)	0 (0 to 0.1)	0 (0 to 0.1)	0.5
Lower respiratory infections	18.9 (8.6 to 36.2)	0.7 (2.4 to 10.7)	119 (59.1 to 231)	27.2 (9.1 to 51.2)	4.2 (1.9 to 8.4)	5.3 (2.4 to 9.1)	9.9 (4.5 to 17.7)	19.7 (12.6 to 28.8)	25.6 (16.4 to 39.1)	26.6 (17.3 to 40.1)	28.4 (19.9 to 44.6)	30.4 (21.3 to 47.3)	34.6 (24.2 to 52.6)	41.6 (29.7 to 63.4)	50.4 (37.9 to 72.9)	54.9 (41.2 to 73.4)	59.3 (43.3 to 72.4)	63.9 (45.5 to 72.4)	66.9 (48.9 to 72.4)	66.9 (48.9 to 72.4)	1,160
Upper respiratory infections	0 (0 to 0)	0.3 (1.1 to 0.4)	0.5 (1.9 to 9.1)	0.1 (0.1 to 0.4)	0.1 (0.1 to 0.4)	0.1 (0.1 to 0.4)	0.1 (0.1 to 0.4)	0.2 (0.1 to 0.4)	0.2 (0.1 to 0.4)	0.2 (0.1 to 0.4)	0.2 (0.1 to 0.4)	0.2 (0.1 to 0.4)	0.2 (0.1 to 0.4)	0.2 (0.1 to 0.4)	0.2 (0.1 to 0.4)	0.2 (0.1 to 0.4)	0.2 (0.1 to 0.4)	0.2 (0.1 to 0.4)	0.2 (0.1 to 0.4)	0.2 (0.1 to 0.4)	14.7
Otitis media	0 (0 to 0)	0 (0 to 0)	0.8 (0.4 to 1.3)	0.8 (0.4 to 1.6)	0.8 (0.7 to 1.2)	0.8 (0.5 to 1.7)	0.8 (0.3 to 1.7)	0.8 (0.3 to 1.7)	0.8 (0.3 to 1.7)	0.8 (0.3 to 1.7)	0.8 (0.3 to 1.7)	0.8 (0.3 to 1.7)	0.8 (0.3 to 1.7)	0.8 (0.3 to 1.7)	0.8 (0.3 to 1.7)	0.8 (0.3 to 1.7)	0.8 (0.3 to 1.7)	0.8 (0.3 to 1.7)	0.8 (0.3 to 1.7)	0.8 (0.3 to 1.7)	7.2
Enteric infections	2.6 (1.1 to 5.4)	0.4 (2.4 to 9.9)	160 (43.7 to 356)	62.3 (27.4 to 212)	46.7 (20.3 to 110)	56 (27.3 to 151)	33.3 (27.9 to 101)	33.3 (27.9 to 101)	33.3 (27.9 to 101)	33.3 (27.9 to 101)	33.3 (27.9 to 101)	33.3 (27.9 to 101)	33.3 (27.9 to 101)	33.3 (27.9 to 101)	33.3 (27.9 to 101)	33.3 (27.9 to 101)	33.3 (27.9 to 101)	33.3 (27.9 to 101)	33.3 (27.9 to 101)	33.3 (27.9 to 101)	884
Diarrheal diseases	2.6 (1.1 to 5.4)	4.5 (2.3 to 9.8)	160 (41.2 to 356)	62.3 (29.9 to 192)	46.7 (19.6 to 110)	56 (29.3 to 151)	33.3 (27.9 to 101)	33.3 (27.9 to 101)	33.3 (27.9 to 101)	33.3 (27.9 to 101)	33.3 (27.9 to 101)	33.3 (27.9 to 101)	33.3 (27.9 to 101)	33.3 (27.9 to 101)	33.3 (27.9 to 101)	33.3 (27.9 to 101)	33.3 (27.9 to 101)	33.3 (27.9 to 101)	33.3 (27.9 to 101)	33.3 (27.9 to 101)	827
Typhoid and paratyphoid	0 (0 to 0)	0 (0 to 0)	0 (0 to 0.1)	0 (0 to 0.1)	0 (0 to 0.1)	0 (0 to 0.1)	0 (0 to 0.1)	0 (0 to 0.1)	0 (0 to 0.1)	0 (0 to 0.1)	0 (0 to 0.1)	0 (0 to 0.1)	0 (0 to 0.1)	0 (0 to 0.1)	0 (0 to 0.1)	0 (0 to 0.1)	0 (0 to 0.1)	0 (0 to 0.1)	0 (0 to 0.1)	0 (0 to 0.1)	0 (0 to 0.1)	0.2
Typhoid fever	0 (0 to 0)	0 (0 to 0)	0 (0 to 0.1)	0 (0 to 0.1)	0 (0 to 0.1)	0 (0 to 0.1)	0 (0 to 0.1)	0 (0 to 0.1)	0 (0 to 0.1)	0 (0 to 0.1)	0 (0 to 0.1)	0 (0 to 0.1)	0 (0 to 0.1)	0 (0 to 0.1)	0 (0 to 0.1)	0 (0 to 0.1)	0 (0 to 0.1)	0 (0 to 0.1)	0 (0 to 0.1)	0 (0 to 0.1)	0 (0 to 0.1)	0.2
Paratyphoid fever	0 (0 to 0)	0 (0 to 0)	0 (0 to 0.1)	0 (0 to 0.1)	0 (0 to 0.1)	0 (0 to 0.1)	0 (0 to 0.1)	0 (0 to 0.1)	0 (0 to 0.1)	0 (0 to 0.1)	0 (0 to 0.1)	0 (0 to 0.1)	0 (0 to 0.1)	0 (0 to 0.1)	0 (0 to 0.1)	0 (0 to 0.1)	0 (0 to 0.1)	0 (0 to 0.1)	0 (0 to 0.1)	0 (0 to 0.1)	0 (0 to 0.1)	0
Invasive Non-typhoidal Salmonella (iNTS)	0 (0 to 0)	0.1 (0.1 to 0.2)	2.3 (1.6 to 4.2)	1.7 (0.6 to 1.8)	4.6 (1.1 to 10)	2.5 (1.1 to 6.4)	1.3 (1.2 to 6.2)	3.2 (1.1 to 7)	3.6 (1.4 to 7.4)	1.1 (1.1 to 7.4)	1.8 (0.7 to 3.7)	1.1 (0.5 to 2.1)	0.8 (0.4 to 1.4)	0.6 (0.3 to 1.1)	0.7 (0.3 to 1.1)	0.4 (0.2 to 0.8)	0.3 (0.1 to 0.5)	0.2 (0.1 to 0.3)	0.1 (0.0 to 0.2)	0.0 (0.0 to 0.1)	36.9
Other intestinal infectious diseases	0 (0 to 0)	0 (0 to 0)	0.2 (0 to 1)	0.3 (0 to 0.9)	0.1 (0 to 0.4)	0.1 (0 to 0.2)	0.1 (0 to 0.1)	0.1 (0 to 0.2)	0.1 (0 to 0.1)	0.1 (0 to 0.2)	0.1 (0 to 0.4)	0.1 (0 to 0.1)	0.1 (0 to 0.1)	0.1 (0 to 0.1)	0.1 (0 to 0.1)	0.1 (0 to 0.1)	0.1 (0 to 0.1)	0.1 (0 to 0.1)	0.1 (0 to 0.1)	0.1 (0 to 0.1)	0.1 (0 to 0.1)	1.2
Neglected tropical diseases and malaria	0.6 (0.4 to 1.3)	1.9 (0.7 to 4.5)	46.3 (9.2 to 151)	126 (36.7 to 284)	65.5 (12.9 to 212)	32.3 (10.2 to 87.1)	26 (10.2 to 67.1)	46.7 (16.2 to 117)	91.6 (32.4 to 222)	77.2 (29.5 to 194)	57 (22 to 137)	57 (22 to 137)	36.9 (13.7 to 92.7)	23.6 (9.3 to 57.5)	14.4 (5.2 to 31.3)	7.6 (2.5 to 19.4)	3.7 (1.6 to 8.1)	2.8 (1.4 to 5.2)	2.2 (1.2 to 3.6)	1.6 (0.8 to 2.6)	676
Malaria	0 (0 to 0)	0 (0 to 0)	0 (0 to 0)	0 (0 to 0)	0 (0 to 0)	0 (0 to 0)	0 (0 to 0)	0 (0 to 0)	0 (0 to 0)	0 (0 to 0)	0 (0 to 0)	0 (0 to 0)	0 (0 to 0)	0 (0 to 0)	0 (0 to 0)	0 (0 to 0)	0 (0 to 0)	0 (0 to 0)	0 (0 to 0)	0 (0 to 0)	0 (0 to 0)	0
Chagas disease	0 (0 to 0)	0 (0 to 0)	0 (0 to 0)	0 (0 to 0)	0 (0 to 0)	0 (0 to 0)	0 (0 to 0)	0 (0 to 0)	0 (0 to 0)	0 (0 to 0)	0 (0 to 0)	0 (0 to 0)	0 (0 to 0)	0 (0 to 0)	0 (0 to 0)	0 (0 to 0)	0 (0 to 0)	0 (0 to 0)	0 (0 to 0)	0 (0 to 0)	0 (0 to 0)	0
Leishmaniasis	0 (0 to 0)	0 (0 to 0)	0 (0 to 0)	0 (0 to 0)	0 (0 to 0)	0 (0 to 0)	0 (0 to 0)	0 (0 to 0)	0 (0 to 0)	0 (0 to 0)	0 (0 to 0)	0 (0 to 0)	0 (0 to 0)	0 (0 to 0)	0 (0 to 0)	0 (0 to 0)	0 (0 to 0)	0 (0 to 0)	0 (0 to 0)	0 (0 to 0)	0 (0 to 0)	0
Visceral leishmaniasis	0 (0 to 0)	0 (0 to 0)	0 (0 to 0)	0 (0 to 0)	0 (0 to 0)	0 (0 to 0)	0 (0 to 0)	0 (0 to 0)	0 (0 to 0)	0 (0 to 0)	0 (0 to 0)	0 (0 to 0)	0 (0 to 0)	0 (0 to 0)	0 (0 to 0)	0 (0 to 0)	0 (0 to 0)	0 (0 to 0)	0 (0 to 0)	0 (0 to 0)	0 (0 to 0)	0
Cutaneous and mucocutaneous leishmaniasis	0 (0 to 0)	0 (0 to 0)	0 (0 to 0)	0 (0 to 0)	0 (0 to 0)	0 (0 to 0)	0 (0 to 0)	0 (0 to 0)	0 (0 to 0)	0 (0 to 0)	0 (0 to 0)	0 (0 to 0)	0 (0 to 0)	0 (0 to 0)	0 (0 to 0)	0 (0 to 0)	0 (0 to 0)	0 (0 to 0)	0 (0 to 0)	0 (0 to 0)	0 (0 to 0)	0
African trypanosomiasis	0 (0 to 0)	0 (0 to 0)	0 (0 to 0)	0 (0 to 0)	0 (0 to 0)	0 (0 to 0)	0 (0 to 0)	0 (0 to 0)	0 (0 to 0)	0 (0 to 0)	0 (0 to 0)	0 (0 to 0)	0 (0 to 0)	0 (0 to 0)	0 (0 to 0)	0 (0 to 0)	0 (0 to 0)	0 (0 to 0)	0 (0 to 0)	0 (0 to 0)	0 (0 to 0)	0
Schistosomiasis	0 (0 to 0)	0 (0 to 0)	0 (0 to 0)	0 (0 to 0)	0 (0 to 0)	0 (0 to 0)	0 (0 to 0)	0 (0 to 0)	0 (0 to 0)	0 (0 to 0)	0 (0 to 0)	0 (0 to 0)	0 (0 to 0)	0 (0 to 0)	0 (0 to 0)	0 (0 to 0)	0 (0 to 0)	0 (0 to 0)	0 (0 to 0)	0 (0 to 0)	0 (0 to 0)	0
Cysticercosis	0 (0 to 0)	0 (0 to 0)	0 (0 to 0)	0 (0 to 0)	0 (0 to 0)	0 (0 to 0)	0 (0 to 0)	0 (0 to 0)	0 (0 to 0)	0 (0 to 0)	0 (0 to 0)	0 (0 to 0)	0 (0 to 0)	0 (0 to 0)	0 (0 to 0)	0 (0 to 0)	0 (0 to 0)	0 (0 to 0)	0 (0 to 0)	0 (0 to 0)	0 (0 to 0)	0
Cystic echinococcosis	0 (0 to 0)	0 (0 to 0)	0 (0 to 0)	0 (0 to 0)	0 (0 to 0)	0 (0 to 0)	0 (0 to 0)	0 (0 to 0)	0 (0 to 0)	0 (0 to 0)	0 (0 to 0)	0 (0 to 0)	0 (0 to 0)	0 (0 to 0)	0 (0 to 0)	0 (0 to 0)	0 (0 to 0)	0 (0 to 0)	0 (0 to 0)	0 (0 to 0)	0 (0 to 0)	0.3
Lymphatic filariasis	0 (0 to 0)	0 (0 to 0)	0 (0 to 0)	0.7 (0.1 to 1.6)	0.6 (0.2 to 1.5)	0.7 (0.2 to 1.6)	0.6 (0.2 to 1.5)	0.6 (0.2 to 1.5)	0.6 (0.2 to 1.5)	0.6 (0.2 to 1.5)	0.6 (0.2 to 1.5)	0.6 (0.2 to 1.5)	0.6 (0.2 to 1.5)	0.6 (0.2 to 1.5)	0.6 (0.2 to 1.5)	0.6 (0.2 to 1.5)	0.6 (0.2 to 1.5)	0.6 (0.2 to 1.5)	0.6 (0.2 to 1.5)	0.6 (0.2 to 1.5)	115
Onchocerciasis	0 (0 to 0)	0 (0 to 0)	0 (0 to 0)	0 (0 to 0)	0 (0 to 0)	0 (0 to 0)	0 (0 to 0)	0 (0 to 0)	0 (0 to 0)	0 (0 to 0)	0 (0 to 0)	0 (0 to 0)	0 (0 to 0)	0 (0 to 0)	0 (0 to 0)	0 (0 to 0)	0 (0 to 0)	0 (0 to 0)	0 (0 to 0)	0 (0 to 0)	0 (0 to 0)	0
Trachoma	0 (0 to 0)	0 (0 to 0)	0 (0 to 0)	0 (0 to 0)	0 (0 to 0)	0 (0 to 0)	0 (0 to 0)	0 (0 to 0)	0 (0 to 0)	0 (0 to 0)	0 (0 to 0)	0 (0 to 0)	0 (0 to 0)	0 (0 to 0)	0 (0 to 0)	0 (0 to 0)	0 (0 to 0)	0 (0 to 0)	0 (0 to 0)	0 (0 to 0)	0 (0 to 0)	0
Dengue	0 (0 to 0)	0 (0 to 0)	1 (1 to 3.8)	113 (5.3 to 443)	49.5 (25.6 to 260)	22.7 (10.7 to 115)	18.6 (9.4 to 62.3)	36 (7.1 to 109)	73.9 (16.3 to 227)	64.1 (11.7 to 193)	39.9 (8.6 to 121)	22.3 (5.2 to 71.7)	15.5 (3.2 to 43.5)	10.5 (2.1 to 22.6)	6.6 (1.4 to 16.1)	4.6 (0.9 to 15.7)	2 (0.4 to 6.1)	1.4 (0.4 to 3.6)	1.8 (0.4 to 5.2)	1.3 (0.3 to 3.7)	559
Yellow fever	0 (0 to 0)	0 (0 to 0)	0 (0 to 0)	0 (0 to 0)	0 (0 to 0)	0 (0 to 0)	0 (0 to 0)	0 (0 to 0)	0 (0 to 0)	0 (0 to 0)	0 (0 to 0)	0 (0 to 0)	0 (0 to 0)	0 (0 to 0)	0 (0 to 0)	0 (0 to 0)	0 (0 to 0)	0 (0 to 0)	0 (0 to 0)	0 (0 to 0)	0 (0 to 0)	0
Rabies	0 (0 to 0)	0 (0 to 0)	0 (0 to 0)	0 (0 to 0.2)	0 (0 to 0.4)	0 (0 to 0.3)	0 (0 to 0.1)	0 (0 to 0.1)	0 (0 to 0.1)	0 (0 to 0.1)	0 (0 to 0.2)	0 (0 to 0.2)	0 (0 to 0.1)	0 (0 to 0.1)	0 (0 to 0.1)	0 (0 to 0.1)	0 (0 to 0.1)	0 (0 to 0.1)	0 (0 to 0.1)	0 (0 to 0.1)	0 (0 to 0.1)	0.7
Intestinal nematode infections	0 (0 to 0)	0 (0 to 0)	0.2 (0.1 to 1.3)	1.1 (0.2 to 3.3)	1.2 (0.3 to 3.6)	0.3 (0.1 to 0.8)	0.3 (0.1 to 0.8)	0.3 (0.1 to 0.8)	0.3 (0.1 to 0.8)	0.3 (0.1 to 0.8)	0.3 (0.1 to 0.8)	0.3 (0.1 to 0.7)	0.3 (0.1 to 0.7)	0.3 (0.1 to 0.7)	0.3 (0.1 to 0.7)	0.3 (0.1 to 0.7)	0.3 (0.1 to 0.7)	0.3 (0.1 to 0.7)	0.3 (0.1 to 0.7)	0.3 (0.1 to 0.7)	4.8
Ascariasis	0 (0 to 0)	0 (0 to 0)	0 (0 to 0.4)	0.7 (0.2 to 2.5)	0.8 (0.2 to 2.6)	0.2 (0.1 to 0.6)	0.2 (0.1 to 0.6)	0.2 (0.1 to 0.6)	0.2 (0.1 to 0.6)	0.2 (0.1 to 0.6)	0.2 (0.1 to 0.6)	0.2 (0.1 to 0.6)	0.2 (0.1 to 0.6)	0.2 (0.1 to 0.6)	0.2 (0.1 to 0.6)	0.2 (0.1 to 0.6)	0.2 (0.1 to 0.6)	0.2 (0.1 to 0.6)	0.2 (0.1 to 0.6)	0.2 (0.1 to 0.6)	2.2
Trichuriasis	0 (0 to 0)	0 (0 to 0)	0 (0 to 0)	0 (0 to 0)	0 (0 to 0)	0 (0 to 0)	0 (0 to 0)	0 (0 to 0)	0 (0 to 0)	0 (0 to 0)	0 (0 to 0)	0 (0 to 0)	0 (0 to 0)	0 (0 to 0)	0 (0 to 0)	0 (0 to 0)	0 (0 to 0)	0 (0 to 0)	0 (0 to 0)	0 (0 to 0)	0 (0 to 0)	0
Hookworm disease	0 (0 to 0)	0 (0 to 0)	0 (0 to 0.4)	0.4 (0.2 to 1.4)	0.4 (0 to 0.5)	0.2 (0 to 0.3)	0.2 (0 to 0.3)	0.2 (0 to 0.4)	0.2 (0 to 0.4)	0.2 (0 to 0.4)	0.2 (0 to 0.4)	0.2 (0 to 0.4)	0.2 (0 to 0.4)	0.2 (0 to 0.4)	0.2 (0 to 0.4)	0.2 (0 to 0.4)	0.2 (0 to 0.4)	0.2 (0 to 0.4)	0.2 (0 to 0.4)	0.2 (0 to 0.4)	2.7
Food-borne trematodiases	0 (0 to 0)	0 (0 to 0)	0 (0 to 0)	0 (0 to 0)	0 (0 to 0)	0 (0 to 0)	0 (0 to 0)	0 (0 to 0)	0 (0 to 0)	0 (0 to 0)	0 (0 to 0)	0 (0 to 0)	0 (0 to 0)	0 (0 to 0)	0 (0 to 0)	0 (0 to 0)	0 (0 to 0)	0 (0 to 0)	0 (0 to 0)	0 (0 to 0)	0 (0 to 0)	0
Leprosy	0 (0 to 0)	0 (0 to 0)	0 (0 to 0)	0 (0 to 0)	0 (0 to 0)	0 (0 to 0)	0 (0 to 0)	0 (0 to 0)	0 (0 to 0)	0 (0 to 0)	0 (0 to 0)	0 (0 to 0)	0 (0 to 0)	0 (0 to 0)	0 (0 to 0)	0 (0 to 0)	0 (0 to 0)	0 (0 to 0)	0 (0 to 0)	0 (0 to 0)	0 (0 to 0)	0.2
Ebola	0 (0 to 0)	0 (0 to 0)	0 (0 to 0)	0 (0 to 0)	0 (0 to 0)	0 (0 to 0)	0 (0 to 0)	0 (0 to 0)	0 (0 to 0)	0 (0 to 0)	0 (0 to 0)	0 (0 to 0)	0 (0 to 0)	0 (0 to 0)	0 (0 to 0)	0 (0 to 0)	0 (0 to 0)	0 (0 to



Osteoarthritis other	0 (0 to 0)	0 (0 to 0)	0 (0 to 0)	0 (0 to 0)	0 (0 to 0)	0 (0 to 0)	0 (0 to 0)	0 (0 to 0)	0 (0 to 0)	0 (0 to 0)	0.2 (0 to 0.4)	1.5 (0.4 to 3.5)	3.2 (1.1 to 7.4)	4.9 (1.6 to 10.6)	6.1 (2.6 to 13.5)	6.7 (2.9 to 15.1)	6.2 (2.6 to 13)	4.3 (2 to 9.2)	3.1 (1.5 to 6.6)	2.9 (1.4 to 6)	2.4 (1.2 to 5)	1.4 (0.7 to 2.9)	0.5 (0.3 to 1)	0.1 (0.1 to 0.2)	43.5
Low back pain	0 (0 to 0)	0 (0 to 0)	0 (0 to 0)	0 (0 to 0)	10.4 (4.5 to 19)	37.9 (21.6 to 60.5)	59.4 (32.9 to 85.1)	115 (62.5 to 181)	246 (141 to 391)	346 (190 to 522)	330 (188 to 503)	286 (154 to 450)	232 (120 to 350)	169 (87.1 to 255)	132 (67.1 to 199)	108 (54.8 to 155)	84 (42.3 to 120)	60 (29.6 to 84.2)	40 (19.6 to 56.2)	32.2 (15.7 to 45)	26.4 (12.9 to 37.7)	18.9 (9.2 to 27.3)	7.2 (3.5 to 10.4)	1.2 (0.7 to 1.7)	2,180
Neck pain	0 (0 to 0)	0 (0 to 0)	0 (0 to 0)	1.4 (0.4 to 3.2)	6.5 (2.9 to 12.8)	16.2 (6.3 to 27.4)	35.7 (16.4 to 70)	90.6 (45.4 to 167)	198 (99.3 to 345)	198 (102 to 352)	158 (78.6 to 270)	108 (52.4 to 181)	72.4 (33.7 to 124)	50.4 (22.6 to 89.1)	36.8 (15.7 to 67.3)	27.1 (10.9 to 49.8)	20.7 (8.5 to 37.6)	14.2 (5.3 to 26.1)	10.6 (3.9 to 19.5)	8.9 (3.2 to 16.5)	7.4 (2.5 to 13.7)	4.9 (1.6 to 9.1)	1.1 (0.3 to 2.1)	0.1 (0.1 to 0.4)	1,120
Gout	0 (0 to 0)	0 (0 to 0)	0 (0 to 0)	0 (0 to 0)	0 (0 to 0)	0 (0 to 0)	0 (0 to 0)	0 (0 to 0)	0.2 (0 to 1)	1.1 (0.3 to 2.7)	2.7 (0.7 to 6.1)	5.4 (1.5 to 12.4)	8.5 (2.3 to 17)	10.6 (3.1 to 19.9)	11.2 (3.4 to 20.4)	10.9 (3.5 to 19.5)	9.8 (3.3 to 17.4)	8.2 (2.9 to 14.5)	6.5 (2.4 to 11.4)	5.7 (2.1 to 10.1)	4.6 (1.7 to 8.1)	3.2 (1.2 to 5.6)	0.8 (0.2 to 1.5)	0.1 (0.1 to 0.2)	92.6
Other musculoskeletal disorders	0 (0 to 0)	0 (0 to 0)	0 (0 to 0)	0.1 (0.1 to 0.3)	2.1 (0.4 to 4.4)	10.4 (4.4 to 20.7)	52.5 (22.3 to 99.4)	132 (60.4 to 247)	158 (74.5 to 286)	245 (120 to 422)	216 (110 to 332)	154 (80.1 to 240)	116 (49.6 to 186)	88.5 (37.7 to 141)	68.3 (27.9 to 112)	47.5 (18.5 to 83.6)	27.5 (9.8 to 57.5)	16.6 (5.9 to 37.6)	9.8 (3.9 to 22.5)	6.8 (2.9 to 15.2)	4.6 (1.9 to 9.8)	2.6 (1.1 to 4.8)	0.5 (0.1 to 1.1)	0.1 (0.1 to 0.3)	1,240
Other non-communicable diseases	531 (283 to 879)	877.6 (468 to 1,468)	717.7 (428.5 to 1,130)	694 (194 to 1,588)	149 (59.3 to 270)	73.2 (32.5 to 131)	63.8 (47.8 to 83.6)	58.7 (44.2 to 77.2)	178 (135 to 240)	238 (167 to 317)	207 (147 to 288)	155 (109 to 217)	127 (88.9 to 178)	114 (80.2 to 153)	111 (78.2 to 152)	99.4 (71.5 to 135)	74.2 (54.2 to 98.3)	57.9 (42.9 to 77.7)	55.6 (41.3 to 72.4)	53.5 (38.1 to 69)	49.8 (32.4 to 72.3)	11.1 (7.5 to 14.5)	3.1 (2.3 to 4.1)	3,490
Congenital birth defects	515 (277 to 861)	723.4 (377.8 to 1,125)	524 (268 to 882)	162 (98.4 to 254)	55.4 (27.4 to 71.7)	34.4 (14.5 to 46.5)	29.7 (19.9 to 43)	34.6 (23.4 to 49.8)	51.5 (34.4 to 72.7)	52.7 (34.7 to 71.1)	38.4 (25.3 to 54.9)	25.1 (16.4 to 37)	15.6 (10 to 24)	10.6 (6.5 to 16.4)	7.8 (4.9 to 12.1)	5.4 (3.3 to 8.2)	3 (2 to 4.5)	1.4 (0.8 to 2.4)	1.1 (0.6 to 1.8)	0.8 (0.4 to 1.5)	0.4 (0.2 to 0.6)	0.1 (0.1 to 0.2)	0 (0 to 0)	1,640
Neural tube defects	40 (10.6 to 102)	2.7 (0.7 to 6.9)	13.9 (3.5 to 35.3)	9.6 (1.4 to 27.8)	0.8 (0.1 to 2.5)	0.6 (0.1 to 1.9)	0.4 (0.1 to 0.9)	0.6 (0.1 to 1.1)	0.6 (0.1 to 1.4)	1.1 (0.4 to 1.5)	0.7 (0.3 to 1)	0.4 (0.2 to 0.6)	0.3 (0.2 to 0.4)	0.2 (0.1 to 0.3)	0.1 (0.1 to 0.2)	0.1 (0.1 to 0.1)	0 (0 to 0)	0 (0 to 0)	0 (0 to 0)	0 (0 to 0)	0 (0 to 0)	0 (0 to 0)	0 (0 to 0)	0 (0 to 0)	73.2
Congenital heart anomalies	173 (60.5 to 358)	36.2 (16.3 to 66.6)	260 (117 to 461)	60.6 (28 to 109)	16.9 (9.3 to 26.8)	11.1 (5.5 to 17.3)	8 (4.1 to 14)	7.4 (3.8 to 13)	13.1 (7.1 to 21.1)	10 (5.3 to 16.5)	6.2 (3.4 to 9.9)	4.4 (2.7 to 6.5)	2.7 (1.5 to 4.2)	1.8 (1 to 2.8)	1.1 (0.6 to 1.9)	0.7 (0.4 to 1.1)	0.4 (0.2 to 0.6)	0.1 (0.1 to 0.1)	0.1 (0.1 to 0.1)	0.1 (0.1 to 0.1)	0 (0 to 0)	0 (0 to 0)	0 (0 to 0)	0 (0 to 0)	613
Orofacial clefts	1.4 (0.2 to 5.3)	0.4 (0.1 to 1.4)	2.1 (0.4 to 7.4)	0.7 (0.1 to 1.4)	0.4 (0.1 to 1)	0.3 (0.1 to 0.7)	0.3 (0.1 to 0.7)	0.5 (0.1 to 1.1)	0.6 (0.1 to 1.4)	0.9 (0.3 to 2.1)	0.7 (0.1 to 1.6)	0.5 (0.1 to 1.1)	0.3 (0.1 to 0.7)	0.2 (0.1 to 0.5)	0.1 (0.1 to 0.3)	0.1 (0.1 to 0.2)	0 (0 to 0.1)	0 (0 to 0.1)	0 (0 to 0.1)	0 (0 to 0.1)	0 (0 to 0.1)	0 (0 to 0)	0 (0 to 0)	0 (0 to 0)	10.1
Down syndrome	47.3 (15.1 to 102)	8.9 (3.5 to 17.4)	101 (35.5 to 210)	32.9 (10.7 to 68.2)	8.5 (4.2 to 17.3)	3.7 (1.8 to 6.4)	3.2 (1.3 to 5.7)	4.1 (1.6 to 7.6)	6 (2.4 to 11.3)	5 (2 to 9.4)	3.5 (1.4 to 6.5)	2 (0.8 to 3.7)	1.1 (0.4 to 2.1)	0.6 (0.2 to 0.9)	0.3 (0.1 to 0.5)	0.2 (0.1 to 0.3)	0.1 (0 to 0.2)	0 (0 to 0.1)	0 (0 to 0.1)	0 (0 to 0.1)	0 (0 to 0.1)	0 (0 to 0)	0 (0 to 0)	0 (0 to 0)	229
Turner syndrome	0 (0 to 0)	0 (0 to 0)	0 (0 to 0)	0 (0 to 0)	0 (0 to 0)	0 (0 to 0)	0 (0 to 0)	0 (0 to 0)	0 (0 to 0)	0 (0 to 0)	0 (0 to 0)	0 (0 to 0)	0 (0 to 0)	0 (0 to 0)	0 (0 to 0)	0 (0 to 0)	0 (0 to 0)	0 (0 to 0)	0 (0 to 0)	0 (0 to 0)	0 (0 to 0)	0 (0 to 0)	0 (0 to 0)	0 (0 to 0)	0 (0 to 0)	0
Klinefelter syndrome	0 (0 to 0)	0 (0 to 0)	0 (0 to 0)	0 (0 to 0)	0 (0 to 0)	0 (0 to 0)	0 (0 to 0)	0 (0 to 0)	0 (0 to 0)	0 (0 to 0)	0 (0 to 0)	0 (0 to 0)	0 (0 to 0)	0 (0 to 0)	0 (0 to 0)	0 (0 to 0)	0 (0 to 0)	0 (0 to 0)	0 (0 to 0)	0 (0 to 0)	0 (0 to 0)	0 (0 to 0)	0 (0 to 0)	0 (0 to 0)	0 (0 to 0)	0
Other chromosomal abnormalities	38.6 (4.9 to 92.9)	5 (1.5 to 12)	16.4 (4.7 to 37.1)	3.8 (0.6 to 9.6)	1 (0.4 to 1.5)	0.7 (0.4 to 1.1)	0.7 (0.4 to 1.1)	0.8 (0.5 to 1.2)	1 (0.6 to 1.4)	0.9 (0.4 to 0.9)	0.6 (0.3 to 0.6)	0.5 (0.2 to 0.5)	0.2 (0.1 to 0.2)	0.1 (0.1 to 0.1)	0 (0 to 0)	0 (0 to 0)	0 (0 to 0)	0 (0 to 0)	0 (0 to 0)	0 (0 to 0)	0 (0 to 0)	0 (0 to 0)	0 (0 to 0)	0 (0 to 0)	0 (0 to 0)	69.7
Congenital musculoskeletal and limb anomalies	9 (2.1 to 14.7)	0.8 (0.4 to 2)	6.1 (1.7 to 11.8)	4.5 (1.2 to 9.4)	2.6 (0.9 to 5.1)	1.6 (0.6 to 3.1)	1.5 (0.6 to 2.8)	2.3 (0.9 to 4.1)	3.2 (1.3 to 5.5)	3.3 (1.3 to 5.8)	2.7 (1 to 4.5)	1.9 (0.7 to 3.2)	1.1 (0.4 to 1.8)	0.6 (0.2 to 1)	0.3 (0.1 to 0.5)	0.2 (0.1 to 0.3)	0.1 (0 to 0.2)	0 (0 to 0.1)	0 (0 to 0.1)	0 (0 to 0.1)	0 (0 to 0.1)	0 (0 to 0)	0 (0 to 0)	0 (0 to 0)	83.9
Urogenital congenital anomalies	7.9 (2.3 to 15.3)	0.9 (0.4 to 2.1)	2.2 (0.6 to 5.1)	1.5 (0.4 to 3.5)	0.8 (0.2 to 2.2)	0.5 (0.2 to 0.9)	0.4 (0.1 to 0.9)	0.6 (0.2 to 1.2)	0.8 (0.3 to 1.3)	0.8 (0.3 to 1.2)	0.5 (0.2 to 0.7)	0.3 (0.2 to 0.4)	0.2 (0.1 to 0.3)	0.1 (0.1 to 0.2)	0.1 (0.1 to 0.1)	0 (0 to 0.1)	0 (0 to 0)	0 (0 to 0)	0 (0 to 0)	0 (0 to 0)	0 (0 to 0)	0 (0 to 0)	0 (0 to 0)	0 (0 to 0)	0 (0 to 0)	17.4
Digestive congenital anomalies	22.4 (9.4 to 41)	2.1 (1.5 to 3.2)	9.2 (3.7 to 17.1)	3.2 (0.7 to 7.4)	1.2 (0.5 to 1.8)	0.8 (0.3 to 1.2)	0.6 (0.1 to 0.9)	0.7 (0.1 to 1.2)	0.9 (0.1 to 1.6)	0.9 (0.1 to 1.6)	0.6 (0.1 to 1.1)	0.4 (0.1 to 0.8)	0.2 (0.1 to 0.5)	0.1 (0.1 to 0.3)	0.1 (0.1 to 0.2)	0 (0 to 0.1)	0 (0 to 0)	0 (0 to 0)	0 (0 to 0)	0 (0 to 0)	0 (0 to 0)	0 (0 to 0)	0 (0 to 0)	0 (0 to 0)	0 (0 to 0)	73
Other congenital birth defects	175 (60.7 to 352)	14.1 (4.7 to 28.4)	65.8 (34.2 to 101)	16.1 (10.5 to 25.5)	10.1 (4.7 to 21.1)	7.4 (2.6 to 19.1)	7.6 (2.6 to 24)	12.4 (2.8 to 39.2)	18.7 (3.9 to 57.2)	18.4 (3.9 to 57.2)	12.1 (3.5 to 40.9)	9.2 (2.6 to 32.1)	5.4 (1.5 to 22.2)	3.5 (1 to 15)	2.3 (0.7 to 9.8)	1.6 (0.5 to 6.8)	1.1 (0.3 to 4.6)	0.8 (0.2 to 3.1)	0.6 (0.2 to 2.5)	0.6 (0.1 to 2.1)	0.4 (0.1 to 1.6)	0.1 (0 to 0.6)	0 (0 to 0.2)	0 (0 to 0.1)	473
Urinary diseases and male infertility	0.1 (0 to 0.2)	0.1 (0 to 0.1)	1.1 (0.3 to 4.1)	0.7 (0.2 to 2.4)	0.5 (0.5 to 1.4)	0.7 (0.4 to 1.1)	0.5 (0.5 to 1.4)	0.5 (0.2 to 1.6)	0.7 (0.4 to 2.2)	0.5 (0.1 to 1.6)	0.4 (0.2 to 1.1)	0.3 (0.1 to 0.9)	0.2 (0.1 to 0.6)	0.1 (0.1 to 0.4)	0.1 (0.1 to 0.3)	0 (0 to 0.2)	0 (0 to 0.1)	0 (0 to 0.1)	0 (0 to 0.1)	0 (0 to 0.1)	0 (0 to 0.1)	0 (0 to 0.1)	0 (0 to 0.1)	0 (0 to 0.1)	0 (0 to 0.1)	255
Urolithiasis	0 (0 to 0)	0 (0 to 0)	0 (0 to 0)	0 (0 to 0.1)	0 (0 to 0.1)	0 (0 to 0.1)	0 (0 to 0.2)	0 (0 to 0.2)	0 (0 to 0.4)	0.2 (0 to 0.6)	0.2 (0 to 0.6)	0.1 (0 to 0.4)	0.1 (0 to 0.3)	0.1 (0 to 0.2)	0 (0 to 0.1)	0 (0 to 0.1)	0 (0 to 0.1)	0 (0 to 0.1)	0 (0 to 0.1)	0 (0 to 0.1)	0 (0 to 0.1)	0 (0 to 0.1)	0 (0 to 0.1)	0 (0 to 0.1)	0 (0 to 0.1)	18.8
Benign prostatic hyperplasia	0 (0 to 0)	0 (0 to 0)	0 (0 to 0)	0 (0 to 0)	0 (0 to 0)	0 (0 to 0)	0 (0 to 0)	0 (0 to 0)	0 (0 to 0)	0 (0 to 0)	0 (0 to 0)	0 (0 to 0)	0 (0 to 0)	0 (0 to 0)	0 (0 to 0)	0 (0 to 0)	0 (0 to 0)	0 (0 to 0)	0 (0 to 0)	0 (0 to 0)	0 (0 to 0)	0 (0 to 0)	0 (0 to 0)	0 (0 to 0)	0 (0 to 0)	92.9
Male infertility	3.4 (0 to 0)	0 (0 to 0)	0 (0 to 0)	0 (0 to 0)	0 (0 to 0)	0 (0 to 0)	3.4 (0 to 0)	0.7 (0 to 8.6)	0.7 (2.3 to 22.3)	0.7 (2.3 to 22.3)	0.7 (2.3 to 22.3)	0.7 (2.3 to 22.3)	0.7 (2.3 to 22.3)	0.7 (2.3 to 22.3)	0.7 (2.3 to 22.3)	0.7 (2.3 to 22.3)	0.7 (2.3 to 22.3)	0.7 (2.3 to 22.3)	0.7 (2.3 to 22.3)	0.7 (2.3 to 22.3)	0.7 (2.3 to 22.3)	0.7 (2.3 to 22.3)	0.7 (2.3 to 22.3)	0.7 (2.3 to 22.3)	42
Other urinary diseases	0 (0 to 0)	0 (0 to 0)	0 (0 to 1.4)	0 (0 to 0.6)	0 (0 to 0.5)	0 (0 to 0.4)	0.4 (0 to 1.3)	1.9 (0.3 to 4.1)	1.9 (0.3 to 4.1)	1.9 (0.3 to 4.1)	1.7 (0.4 to 2.9)	1.7 (0.4 to 2.9)	1.7 (0.4 to 2.9)	0.6 (0.2 to 1.2)	0.6 (0.2 to 1.2)	0.6 (0.2 to 1.2)	0.6 (0.2 to 1.2)	0.6 (0.2 to 1.2)	0.6 (0.2 to 1.2)	0.6 (0.2 to 1.2)	0.6 (0.2 to 1.2)	0.6 (0.2 to 1.2)	0.6 (0.2 to 1.2)	0.6 (0.2 to 1.2)	0.6 (0.2 to 1.2)	32.5
Gynecological diseases	0 (0 to 0)	0 (0 to 0)	0 (0 to 0)	0 (0 to 0)	0 (0 to 0)	0 (0 to 0)	0 (0 to 0)	0 (0 to 0)	0 (0 to 0)	0 (0 to 0)	0 (0 to 0)	0 (0 to 0)	0 (0 to 0)	0 (0 to 0)	0 (0 to 0)	0 (0 to 0)	0 (0 to 0)	0 (0 to 0)	0 (0 to 0)	0 (0 to 0)	0 (0 to 0)	0 (0 to 0)	0 (0 to 0)	0 (0 to 0)	0 (0 to 0)	0
Uterine fibroids	0 (0 to 0)	0 (0 to 0)	0 (0 to 0)	0 (0 to 0)	0 (0 to 0)	0 (0 to 0)	0 (0 to 0)	0 (0 to 0)	0 (0 to 0)	0 (0 to 0)	0 (0 to 0)	0 (0 to 0)	0 (0 to 0)	0 (0 to 0)	0 (0 to 0)	0 (0 to 0)	0 (0 to 0)	0 (0 to 0)	0 (0 to 0)	0 (0 to 0)	0 (0 to 0)	0 (0 to 0)	0 (0 to 0)	0 (0 to 0)	0 (0 to 0)	0
Polycystic ovarian syndrome	..	..	..	..	..	..	..	..	..	..	..	..	..	..	..	..	..	..	..	..	..	..	..	..	..	NA
Female infertility	..	..	..	..	..	..	..	..	..	..	..	..	..	..	..	..	..	..	..	..	..	..	..	..	..	NA
Endometriosis	..	..	..	..	..	..	..	..	..	..	..	..	..	..	..	..	..	..	..	..	..	..	..	..	..	NA
Genital prolapse	0 (0 to 0)	0 (0 to 0)	0 (0 to 0)	0 (0 to 0)	0 (0 to 0)	0 (0 to 0)	0 (0 to 0)	0 (0 to 0)	0 (0 to 0)	0 (0 to 0)	0 (0 to 0)	0 (0 to 0)	0 (0 to 0)	0 (0 to 0)	0 (0 to 0)	0 (0 to 0)	0 (0 to 0)	0 (0 to 0)	0 (0 to 0)	0 (0 to 0)	0 (0 to 0)	0 (0 to 0)	0 (0 to 0)	0 (0 to 0)	0 (0 to 0)	0
Premenstrual syndrome	..	..	..	..	..	..	..	..	..	..	..	..	..	..	..	..	..	..	..	..	..	..	..	..	..	NA
Other gynecological diseases	0 (0 to 0)	0 (0 to 0)	0 (0 to 0)	0 (0 to 0)	0 (0 to 0)	0 (0 to 0)	0 (0 to 0)	0 (0 to 0)	0 (0 to 0)	0 (0 to 0)	0 (0 to 0)	0 (0 to 0)	0 (0 to 0)	0 (0 to 0)	0 (0 to 0)	0 (0 to 0)	0 (0 to 0)	0 (0 to 0)	0 (0 to 0)	0 (0 to 0)	0 (0 to 0)	0 (0 to 0)	0 (0 to 0)	0 (0 to 0)	0 (0 to 0)	0
Hemoglobinopathies and hemolytic anemias	2 (1.1 to 3.2)	2.3 (1.3 to 3.6)	59.2 (31.1 to 102)	66 (31.1 to 112)	55.6 (29.4 to 110)	10.1 (4.6 to 22.1)	9.7 (5.8 to 16)	11.6 (6.6 to 19.7)	19.7 (11.2 to 31.2)	21.1 (11.4 to 33)	17 (8.7 to 32.9)	9.2 (4.3 to 21.4)	6.3 (2.9 to 15.7)	4.5 (1.9 to 11.7)	3.9 (1.6 to 10.7)	3.5 (1.2 to 9.2)	3.2 (1 to 8.2)	2.9 (0.9 to 7.5)	2.6 (0.9 to 6.8)	2.3 (0.8 to 6.1)	2.1 (0.8 to 5.6)	1.6 (0.5 to 4.2)	0.5 (0.2 to 1.3)	0.2 (0.1 to 0.6)	335
Thalassemias	1.8 (1 to 3)	0.4 (0.2 to 0.7)	12.3 (5.4 to 22.1)	14.1 (8.1 to 23.7)	8.1 (5.1 to 12.1)	5.8 (3.2 to 9.5)	5.6 (3.2 to 9.3)	6.2 (3.5 to 10.3)	8.9 (5.1 to 14.4)	9 (5.0 to 15.6)	6.5 (3.4 to 10.9)	4.6 (2.7 to 7.3)	3.5 (2.2 to 5.7)	2.5 (1.4 to 4.2)	2.1 (1.2 to 3.6)	1.9 (1.1 to 3.2)	1.7 (0.9 to 2.9)	1.5 (0.8 to 2.6)	1.4 (0.7 to 2.4)	1.2 (0.6 to 2.1)	1.1 (0.6 to 1.9)	0.8 (0.4 to 1.4)	0.3 (0.1 to 0.5)	0 (0 to 0)	93.9
Thalassemias trait	0.1 (0.1 to 0.2)	1.6 (0.6 to 2.6)	15.3 (7.1 to 27.4)	47.6 (17.8 to 90.2)	43.8 (13.2 to 97.7)	8.1 (1.4 to 25.1)	2.2 (0.5 to 7.2)	2.6 (0.6 to 7.6)	5.4 (1.1 to 17.5)	6.4 (1.1 to 17.5)	6.3 (1.2 to 17.9)	4.5 (0.9 to 11.7)	3.9 (0.9 to 10.7)	2.5 (0.6 to 6.7)	1.2 (0.3 to 3.2)	0.4 (0.1 to 1.2)	0.2 (0 to 0.6)	0.1 (0 to 0.3)	0 (0 to 0.1)	0 (0 to 0.1)	0 (0 to 0.1)	0 (0 to 0.1)	0 (0 to 0.1)	0 (0 to 0.1)	0 (0 to 0.1)	167
Sickle cell disorders	0 (0 to 0)	0 (0 to 0)	0 (0 to 0)	0 (0 to 0)	0 (0 to 0)	0 (0 to 0)	0 (0 to 0)	0 (0 to 0)	0 (0 to 0)	0 (0 to 0)	0 (0 to 0)	0 (0 to 0)	0 (0 to 0)	0 (0 to 0)	0 (0 to 0)	0 (0 to 0)	0 (0 to 0)	0 (0 to 0)	0 (0 to 0)	0 (0 to 0)	0 (0 to 0)	0 (0 to 0)	0 (0 to 0)	0 (0 to 0)	0 (0 to 0)	0
Sickle cell trait	0 (0 to 0)	0 (0 to 0.1)	0.2 (0 to 0.6)	0.6 (0 to 1.5)	0.6 (0 to 1.4)	0.1 (0 to 0.4)	0.2 (0 to 0.5)	0.5 (0 to 1.1)	0.6 (0 to 1.2)	0.1 (0 to 0.3)	0.1 (0 to 0.3)	0.1 (0 to 0.2)	0.1 (0 to 0.2)	0.1 (0 to 0.1)	0 (0 to 0.1)	0 (0 to 0.1)	0 (0 to 0.1)	0 (0 to 0.1)	0 (0 to 0.1)	0 (0 to 0.1)	0 (0 to 0.1)	0 (0 to 0.1)	0 (0 to 0.1)	0 (0 to 0.1)	0 (0 to 0.1)	2.3
G6PD deficiency	0 (0 to 0)	0.1 (0 to 0.4)	0.2 (0 to 0.8)	0.2 (0 to 0.7)	0.3 (0 to 0.9)	0.5 (0 to 1.5)	1.2 (0.5 to 2.2)	2 (0.9 to 3.4)	3.6 (1.5 to 6.2)	3.6 (1.4 to 7)	3.1 (1.3 to 6.2)	2.1 (0.9 to 4.2)	1.3 (0.5 to 2.6)	1.1 (0.4 to 2)	1.3 (0.5 to 2.4)	1.2 (0.4 to 2.4)	1.1 (0.4 to 2.2)	1 (0.4 to 2)	0.9 (0.3 to 1.8)	0.8 (0.3 to 1.6)	0.7 (0.3 to 1.4)	0.3 (0.1 to 0.6)	0.1 (0 to 0.2)	0 (0 to 0.1)	25.6
G6PD trait	0 (0 to 0)	0 (0 to 0)	0 (0 to 0)	0 (0 to 0)	0 (0 to 0)	0 (0 to 0)	0 (0 to 0)	0 (0 to 0)	0 (0 to 0)	0 (0 to 0)	0 (0 to 0)	0 (0 to 0)	0 (0 to 0)	0 (0 to 0)	0 (0 to 0)	0 (0 to 0)	0 (0 to 0)	0 (0 to 0)	0 (0 to 0)	0 (0 to 0)	0 (0 to 0)	0 (0 to 0)	0 (0 to 0)	0 (0 to 0)	0 (0 to 0)	0
Other hemoglobinopathies and hemolytic anemias	1.2 (0.1 to 3.4)	0.2 (0.1 to 0.4)	3.5 (1.2 to 8.8)	2.9 (0.4 to 7.9)	0.4 (0.1 to 1.7)	0.7 (0.2 to 1.7)	1 (0.4 to 2.2)	1.7 (0.6 to 4.1)	2.1 (0.4 to 5.1)	2.1 (0.4 to 5.1)	2 (0.4 to 5)	1.4 (0.3 to 3.3)	1.2 (0.4 to 2.9)	0.8 (0.3 to 2)	1.3 (0.4 to 3.2)	1.2 (0.4 to 2.9)	1.1 (0.4 to 2.7)	1 (0.3 to 2.4)	0.9 (0.3 to 2.2)	0.8 (0.3 to 2)	0.7 (0.3 to 1.7)	0.3 (0.1 to 0.7)	0.1 (0 to 0.2)	0 (0 to 0.1)	46.1
Endocrine, metabolic, blood, and immune disorders	13.4 (4.9 to 27.2)	4.7 (2.3 to 9.1)	92.7 (33.4 to 198)	42.3 (20.9 to 79.9)	19.2 (10.3 to 37.6)	12.1 (7.4 to 19.4)	11.2 (7 to 18.4)	17.1 (10.3 to 27.5)	47.5 (29.9 to 72.3)	72.9 (45.1 to 104)	71.3 (46.1 to 104)	62.6 (41.3 to 79.4)	46.2 (28.7 to 70.6)	38.4 (21.5 to 57.5)	32.2 (17.5 to 47.6)	25.3 (14.7 to 36.9)	17.1 (11.1 to 24.6)	13.4 (8.5 to 20.1)	13 (8.1 to 20.1)	13 (7.9 to 19.4)	7.4 (4.2 to 12.4)	3.2 (1.7 to 5.2)	0.9 (0.4 to 1.6)	673
Oral disorders	0 (0 to 0)	0 (0 to 0)	0.5 (0.2 to 1.2)	15.3 (5.4 to 31.7)	9.9 (3.5 to 21.4)	12.4 (4.7 to 26.1)	16.2 (5.7 to 33.8)	49.4 (20.4 to 79.7)	49.4 (20.4 to 79.7)	63.6 (32.6 to 104)	59.8 (31.9 to 102)	47.9 (24.8 to 88)	40.3 (20.3 to 72.6)	39.3 (19.2 to 68.4)	27.4 (13.2 to 49.2)	30.6 (15.1 to 53.8)	23 (10.4 to 36.9)	17.9 (10.4 to 27.4)	16 (9.7 to 24.5)	12.9 (7.4 to 19.4)	7.1 (4.2 to 10.8)	2.4 (1.5 to 3.4)	0.6 (0.4 to 0.9)	515
Caries of deciduous teeth	0 (0 to 0)	0 (0 to 0)	0 (0 to 0)	0 (0 to 1.4)	0 (0 to 0.2)	0 (0 to 0.4)	0 (0 to 0.6)	0 (0 to 0.6)	0 (0 to 0.6)	0 (0 to 0.6)	0 (0 to 0.6)	0 (0 to 0.6)	0 (0 to 0.6)	0 (0 to 0.6)	0 (0 to 0.6)	0 (0 to 0.6)	0 (0 to 0.6)	0 (0 to 0.6)	0 (0 to 0.6)	0 (0 to 0.6)	0 (0 to 0.6)	0 (0 to 0.6)	0 (0 to 0.6)	0 (0 to 0.6)	0 (0 to 0.6)	6.2
Caries of permanent teeth	0 (0 to 0)	0 (0 to 0)	0 (0 to 0)	3.2 (0.7 to 4.9)	0.7 (0 to 1.5)	0.4 (0 to 1.5)	0.5 (0 to 1.5)	1.4 (0.5 to 3.5)	3.5 (1.5 to 6.5)	4.6 (2.2 to 7.5)	5.4 (2.8 to 9.2)	4.4 (2.1 to 7.5)	3.6 (1.6 to 6.2)	2.8 (1.2 to 4.6)	2.1 (0.9 to 3.4)	1.6 (0.6 to 2.7)	1.2 (0.4 to 2.1)	0.9 (0.3 to 1.6)	0.8 (0.3 to 1.4)	0.6 (0.2 to 1.2)	0.4 (0.2 to 0.9)	0.2 (0.1 to 0.4)	0.1 (0 to 0.2)	0.1 (0 to 0.2)	78
Periodontal diseases	0 (0 to 0)	0 (0 to 0)	0 (0 to 0)	0 (0 to 0)	0 (0 to 0)	0 (0 to 0)	0 (0 to 0)	0 (0 to 0)	0 (0 to 0)	0 (0 to 0)	0 (0 to 0)	0 (0 to 0)	0 (0 to 0)	0 (0 to 0)	0 (0 to 0)	0 (0 to 0)	0 (0 to 0)	0 (0 to 0)	0 (0 to 0)	0 (0 to 0)	0 (0 to 0)	0 (0 to 0)	0 (0 to 0)	0 (0 to 0)	0 (0 to 0)	125
Other oral disorders	0 (0 to 0)	0 (0 to 0)	0 (0 to 0)	0.3 (0 to 1.3)	0.2 (0 to 0.8)	0.4 (0 to 1.7)	0.7 (0 to 2.6)	1.7 (0.4 to 10.9)	2.9 (0.7 to 19.7)	3.3 (0.8 to 22.5)	2.9 (0.7 to 20.1)	2.4 (0.6 to 16.8)	2.1 (0.5 to 14.5)	1.7 (0.4 to 11.9)	1.2 (0.3 to 8.2)	1.1 (0.2 to 7.6)	0.8 (0.2 to 5.4)	0.6 (0.1 to 3.8)	0.5 (0.1 to 3.4)	0.4 (0.1 to 3.1)	0.3 (0.1 to 2.2)	0.2 (0.1 to 1.3)	0.1 (0.1 to 0.3)	0.1 (0.1 to 0.2)	161
Sudden infant death syndrome	7.4 (2.1 to 21.5)	66.4 (29.3 to 142)	..	..	..	..	..	..	..	..	..	..	..	..	..	..	..	..	..	..	..	..	..	..	..	NA
Injuries	12.9 (7.7 to 20.6)	4.2 (2.4 to 6.9)	135 (71.6 to 229)	284 (185 to 417)	165 (103 to 257)	133 (109 to 161)	320 (262 to 388)	620 (524 to 729)	1,010 (878 to 1,160)	1,070 (909 to 1,250)	773 (646 to 910)	492 (409 to 594)	247 (201 to 301)	254 (205 to 311)	202 (165 to 246)	154 (125 to 190)	96.9 (79.1 to 117)	68.3 (55.7 to 83.5)	63.7 (51.4 to 77.2)	55.3 (44.9 to 68.2)	35.7 (28.5 to 44.3)	12.6 (9.9 to 15.7)	3.5 (2.6 to 4.4)	6,320
Transport injuries	0.7 (0.2 to 1.7)	0.1 (0.1 to 0.3)	9.7 (2.7 to 23.9)	20.4 (10.4 to 39.4)	21.6 (14.9 to 31.4)	7.3 (6.6 to 12.2)	16.2 (12.6 to 20.5)	29.3 (23.7 to 36.4)	50.1 (39.3 to 63.2)	53.6 (40.7 to 68.5)	39.7 (27.9 to 53.2)	24.8 (17.5 to 34.2)	12.9 (8.9 to 18.4)	7.1 (4.9 to 10.2)	3.9 (2.6 to 5.7)	2.2 (1.4 to 3.4)	1.2 (0.7 to 1.9)	0.8 (0.5 to 1.3)	0.6 (0.4 to

All Table 2a: Ecuador DALYS by cause and age group for males with 95% uncertainty intervals, 2019

Cause	Early Neonatal	Late Neonatal	Post Neonatal	1 to 4	5 to 9	10 to 14	15 to 19	20 to 24	25 to 29	30 to 34	35 to 39	40 to 44	45 to 49	50 to 54	55 to 59	60 to 64	65 to 69	70 to 74	75 to 79	80 to 84	85 to 89	90 to 94	95 plus	Total
All causes	137,000 (70,000 to 197,000)	24,000 (16,000 to 34,000)	63,000 (45,000 to 79,000)	96,000 (82,000 to 109,000)	67,000 (58,000 to 78,000)	64,000 (53,000 to 82,000)	117,000 (97,000 to 145,000)	186,000 (145,000 to 244,000)	190,000 (137,000 to 247,000)	196,000 (134,000 to 264,000)	196,000 (134,000 to 269,000)	197,000 (133,000 to 272,000)	197,000 (134,000 to 274,000)	197,000 (133,000 to 274,000)	199,000 (133,000 to 274,000)	199,000 (133,000 to 274,000)	199,000 (133,000 to 274,000)	199,000 (133,000 to 274,000)	197,000 (133,000 to 274,000)	197,000 (133,000 to 274,000)	197



Other transport injuries	3-7 (1.9 to 7.7)	2 (0.9 to 4.1)	43-5 (19.1 to 92.3)	108 (61.3 to 209)	212 (123 to 356)	266 (127 to 439)	965 (629 to 1,413)	1,956 (1,260 to 2,145)	1,660 (1,070 to 2,545)	1,640 (961 to 2,265)	1,140 (653 to 1,795)	610 (349 to 1,205)	478 (305 to 1,075)	618 (329 to 787)	466 (259 to 825)	267 (141 to 546)	263 (130 to 556)	161 (100 to 331)	112 (73 to 171)	66-3 (43 to 99.7)	35-7 (23.1 to 53)	6-2 (4 to 13.9)	7-3 (3.9 to 1.9)	11,200
Unintentional injuries	491 (289 to 1,200)	292 (21.1 to 902)	5,129 (3,410 to 8,850)	5,729 (3,870 to 8,370)	6,366 (5,210 to 7,960)	5,269 (3,668 to 10,500)	12,200 (9,210 to 15,900)	17,600 (13,700 to 25,500)	16,200 (12,600 to 21,300)	14,200 (11,000 to 17,900)	13,200 (10,000 to 15,400)	11,700 (9,040 to 13,900)	10,600 (8,020 to 13,600)	13,100 (7,870 to 17,600)	9,390 (7,470 to 11,700)	7,690 (5,670 to 9,490)	6,640 (4,600 to 7,470)	4,760 (3,620 to 5,790)	3,450 (2,710 to 4,260)	2,510 (1,960 to 2,930)	1,290 (1,000 to 1,630)	327 (262 to 399)	106 (79.9 to 139)	149,000
Falls	39-4 (17.7 to 161)	17-7 (7.9 to 62.1)	224 (100 to 921)	570 (330 to 1,130)	1,050 (696 to 1,690)	1,270 (1,060 to 2,060)	2,770 (1,980 to 3,900)	4,760 (3,920 to 6,430)	4,660 (3,660 to 6,210)	4,670 (3,520 to 6,500)	4,390 (3,320 to 5,790)	4,150 (3,110 to 5,260)	4,130 (3,160 to 5,300)	4,130 (2,770 to 5,520)	4,060 (3,110 to 5,260)	3,640 (2,790 to 4,710)	3,610 (2,520 to 3,900)	2,630 (1,970 to 3,180)	1,990 (1,470 to 2,260)	1,290 (1,050 to 1,700)	649 (492 to 1,070)	398 (282 to 486)	69-3 (42.9 to 94.9)	64,900
Drowning	8-4 (4.2 to 22)	11-9 (5.1 to 33)	39-7 (12.2 to 109)	71 (32.2 to 213)	1,363 (1,060 to 1,960)	2,500 (1,990 to 3,600)	2,540 (2,040 to 3,660)	2,540 (2,040 to 3,660)	2,540 (2,040 to 3,660)	2,540 (2,040 to 3,660)	1,420 (1,140 to 2,030)	671 (537 to 920)	671 (537 to 920)	671 (537 to 1,360)	664 (531 to 984)	664 (531 to 984)	664 (531 to 927)	664 (531 to 940)	764 (612 to 1,039)	467 (377 to 656 to)	11-1 (9.1 to 15.7)	7-4 (2.9 to 6.6)	29,900
Fire, heat, and hot substances	18-3 (8.2 to 39.6)	12-5 (5.9 to 22.3)	268 (1.42 to 868)	673 (423 to 1,160)	997 (669 to 892)	579 (41 to 797)	895 (668 to 1,260)	1,070 (777 to 1,450)	1,020 (749 to 1,380)	1,020 (742 to 1,330)	1,020 (697 to 1,240)	767 (599 to 1,060)	695 (611 to 941)	622 (462 to 888)	562 (421 to 786)	452 (339 to 622)	327 (242 to 450)	242 (182 to 341)	232 (165 to 277)	137 (107 to 181)	89-2 (66.6 to 127)	30-3 (20.1 to 47.7)	7-3 (4.7 to 13)	11,200
Poisonings	9-1 (4.4 to 22.2)	8-1 (3.7 to 1.3)	56-2 (23.1 to 151)	111 (61.1 to 271)	156 (104 to 316)	156 (104 to 316)	156 (104 to 316)	156 (104 to 316)	156 (104 to 316)	156 (104 to 316)	156 (104 to 316)	156 (104 to 316)	156 (104 to 316)	156 (89.1 to 316)	156 (87.1 to 316)	156 (89.8 to 316)	156 (89.8 to 316)	156 (89.8 to 316)	156 (114 to 316)	156 (114 to 316)	156 (114 to 316)	156 (8.7 to 1)	156 (5.9 to 1)	2,770
Poisoning by/other/unspecified drugs, medicaments and biological substances	4-4 (2 to 1)	4-1 (2 to 1)	6-8 (1.4 to 22.5)	17-8 (5.6 to 52.5)	29-2 (9.1 to 81.3)	46-9 (9.4 to 21.4)	79-7 (20 to 127)	140 (33.8 to 242)	91-9 (20.9 to 179)	84-8 (20.2 to 163)	47-9 (13.2 to 94.3)	36-4 (13.3 to 72.4)	22-5 (12.8 to 64.2)	13-2 (5.4 to 27.6)	25-5 (7.1 to 58.5)	14-2 (3.7 to 23.8)	12 (2.9 to 27.6)	8-3 (1.6 to 22.9)	7-6 (1.6 to 12.3)	6-3 (1.4 to 14.7)	4 (0.4 to 9.5)	2-1 (0.3 to 1.7)	4-3 (0.4 to 2.1)	635
Poisoning by/other means	5-4 (2.9 to 24.2)	5 (1.8 to 19.9)	42-5 (24.1 to 91.2)	113 (62.3 to 2.2)	138 (75.4 to 213)	131 (81.3 to 269)	261 (132 to 362)	293 (163 to 406)	269 (139 to 41.2)	177 (93 to 262)	157 (80.9 to 226)	132 (67.2 to 194)	111 (71 to 146)	103 (73.8 to 177)	102 (66.5 to 169)	74-3 (43.9 to 113)	65 (35.7 to 94.7)	38-2 (20.7 to 57.5)	21-2 (11.6 to 30.6)	11-5 (7.9 to 16.3)	6-6 (4.6 to 9.7)	1-8 (0.9 to 2.3)	0-3 (0.2 to 0.5)	2,130
Exposure to mechanical forces	2-4 (1.3 to 14.9)	1-6 (0.9 to 8.1)	19 (9.6 to 57.1)	21-3 (10.8 to 73.1)	51-1 (26.1 to 124)	69 (34.1 to 159)	1-47 (72.2 to 223)	2-17 (1.06 to 3.34)	2-04 (1.03 to 3.03)	2-04 (1.03 to 2.99)	1-52 (1.03 to 2.99)	1-42 (1.03 to 2.99)	1-42 (1.03 to 2.99)	1-29 (1.03 to 2.01)	1-29 (1.03 to 1.93)	1-29 (1.03 to 1.93)	1-29 (1.03 to 1.93)	97 (67.9 to 1.93)	390 (267 to 536)	229 (159 to 316)	129 (92.4 to 180)	42-5 (29.6 to 60)	19-500
Exposure to electric current, radiation and extreme ambient air temperature and pressure	8-1 (3 to 3.3)	3-2 (0.1 to 0.4)	4-1 (1 to 4.6)	19-6 (9.3 to 47.3)	62-7 (29.6 to 134)	54 (63.3 to 166)	94 (1.66 to 166)	84 (1.66 to 166)	84 (1.66 to 166)	84 (1.66 to 166)	84 (1.66 to 166)	84 (1.66 to 166)	84 (1.66 to 166)	84 (1.66 to 166)	84 (1.66 to 166)	84 (1.66 to 166)	84 (1.66 to 166)	84 (1.66 to 166)	84 (1.66 to 166)	84 (1.66 to 166)	84 (1.66 to 166)	84 (1.66 to 166)	84 (1.66 to 166)	3,160
Other exposure to man-made factors	3-1 (2.1 to 1.4)	2-1 (1.1 to 1.7)	29-1 (20.1 to 46.1)	72-3 (32.9 to 116)	111 (51.1 to 172)	111 (47.1 to 213)	111 (72.5 to 1.41)	111 (1.16 to 2.29)	111 (1.16 to 2.29)	111 (1.16 to 2.29)	111 (1.16 to 2.29)	111 (1.16 to 2.29)	111 (1.16 to 2.29)	111 (1.16 to 2.29)	111 (1.16 to 2.29)	111 (1.16 to 2.29)	111 (1.16 to 2.29)	111 (1.16 to 2.29)	111 (1.16 to 2.29)	111 (1.16 to 2.29)	111 (1.16 to 2.29)	111 (1.16 to 2.29)	111 (1.16 to 2.29)	15,000
Adverse effects of medical treatment	65-5 (27 to 7.86)	29-7 (2.3 to 43)	153 (69.7 to 379)	112 (57.9 to 239)	113 (70 to 184)	138 (69.9 to 193)	213 (93.6 to 1.45)	194 (86.9 to 364)	193 (77.7 to 338)	147 (70 to 31.1)	140 (69.9 to 243)	113 (69.9 to 183)	113 (69.9 to 183)	113 (67 to 77)	103 (69.9 to 149)	103 (70.1 to 183)	103 (69.7 to 183)	103 (69.7 to 183)	87-5 (59.9 to 127)	87-5 (59.7 to 127)	87-5 (59.7 to 127)	87-5 (59.7 to 127)	87-5 (59.7 to 127)	2,110
Animal contact	3-2 (1.2 to 9)	0-7 (0.4 to 1.3)	32-3 (14.7 to 97.9)	99-3 (48.7 to 159)	168 (79.1 to 307)	176 (84.8 to 293)	191 (107 to 320)	216 (123 to 339)	177 (100 to 249)	179 (102 to 249)	156 (92.9 to 223)	142 (90 to 204)	129 (79.8 to 183)	160 (81.9 to 214)	147 (79.1 to 214)	129 (80.1 to 183)	107 (63.9 to 156)	88-2 (52.2 to 128)	63-3 (38.2 to 93.5)	36-4 (1.8 to 55.3)	19-6 (9.7 to 27.4)	9-2 (3.9 to 13.3)	1-6 (0.7 to 2.3)	2,410
Venomous animal contact	0-4 (0.2 to 1.1)	0-3 (0.1 to 0.8)	19-7 (8.9 to 57.1)	42-4 (24.6 to 109)	132 (62.7 to 210)	131 (73.6 to 211)	114 (70.6 to 208)	114 (70.6 to 208)	114 (70.6 to 160)	114 (71.6 to 161)	114 (67.4 to 159)	114 (69 to 160)	114 (69 to 160)	114 (67.7 to 160)	114 (69 to 161)	114 (70.1 to 161)	114 (70.1 to 161)	114 (70.1 to 161)	114 (70.1 to 161)	114 (70.1 to 161)	114 (70.1 to 161)	114 (70.1 to 161)	114 (70.1 to 161)	1,760
Non-venomous animal contact	2-7 (1 to 5.3)	0-4 (0.2 to 0.8)	12-6 (4.9 to 27.8)	29-5 (1.1 to 50.4)	61-6 (17.9 to 79.7)	36-3 (18 to 64.9)	47-7 (23.6 to 84.4)	47-9 (25.8 to 78)	42-5 (23.2 to 77.7)	42-7 (23.1 to 69.4)	40-9 (24.6 to 73)	32-3 (18 to 49.9)	36-4 (20.5 to 58.2)	47-1 (20.6 to 79.9)	39-5 (21 to 62.1)	40-7 (19.7 to 64.6)	30-3 (15.6 to 48.3)	30-4 (14.2 to 48.1)	17 (9.3 to 26.3)	9-3 (5.9 to 12.5)	5-5 (2.3 to 9.3)	1-4 (0.5 to 2)	0-3 (0.2 to 0.5)	634
Foreign body	1-4 (0.8 to 7.5)	1-1 (0.5 to 4.6)	5-6 (2.6 to 14.3)	7-6 (3.4 to 23.5)	11-2 (4.6 to 31.5)	9-4 (4.6 to 21.4)	11-2 (7.6 to 21.4)	11-2 (7.6 to 21.4)	11-2 (7.6 to 21.4)	11-2 (7.6 to 21.4)	11-2 (7.6 to 21.4)	11-2 (7.6 to 21.4)	11-2 (7.6 to 21.4)	11-2 (7.6 to 21.4)	11-2 (7.6 to 21.4)	11-2 (7.6 to 21.4)	11-2 (7.6 to 21.4)	11-2 (7.6 to 21.4)	11-2 (7.6 to 21.4)	11-2 (7.6 to 21.4)	11-2 (7.6 to 21.4)	11-2 (7.6 to 21.4)	11-2 (7.6 to 21.4)	2,110
Foreign body in/from eye	2-1 (0.9 to 5.7)	1-1 (0.5 to 3.2)	3-9 (1.7 to 8.4)	6-2 (3.4 to 18.2)	10-2 (4.6 to 25.2)	8-9 (4.1 to 21.4)	9-1 (5.1 to 17.7)	9-1 (5.1 to 17.7)	9-1 (5.1 to 17.7)	9-1 (5.1 to 17.7)	9-1 (5.1 to 17.7)	9-1 (5.1 to 17.7)	9-1 (5.1 to 17.7)	9-1 (5.1 to 17.7)	9-1 (5.1 to 17.7)	9-1 (5.1 to 17.7)	9-1 (5.1 to 17.7)	9-1 (5.1 to 17.7)	9-1 (5.1 to 17.7)	9-1 (5.1 to 17.7)	9-1 (5.1 to 17.7)	9-1 (5.1 to 17.7)	9-1 (5.1 to 17.7)	697
Foreign body in other body part	2-4 (0.9 to 3)	1-1 (0.5 to 2.6)	3-6 (1.6 to 10.1)	6-2 (3.1 to 17.5)	9-7 (4.2 to 23)	8-4 (4.1 to 19.6)	9-1 (5.1 to 17.7)	9-1 (5.1 to 17.7)	9-1 (5.1 to 17.7)	9-1 (5.1 to 17.7)	9-1 (5.1 to 17.7)	9-1 (5.1 to 17.7)	9-1 (5.1 to 17.7)	9-1 (5.1 to 17.7)	9-1 (5.1 to 17.7)	9-1 (5.1 to 17.7)	9-1 (5.1 to 17.7)	9-1 (5.1 to 17.7)	9-1 (5.1 to 17.7)	9-1 (5.1 to 17.7)	9-1 (5.1 to 17.7)	9-1 (5.1 to 17.7)	9-1 (5.1 to 17.7)	1,120
Environmental heat and cold exposure	0-2 (0.1 to 0.6)	0-3 (0.2 to 0.4)	1-7 (0.7 to 5.7)	3-3 (2.5 to 9.4)	7-2 (3.6 to 20)	7 (3.6 to 18.1)	7-1 (3.6 to 22.6)	8-6 (3.6 to 22.6)	8-6 (3.6 to 22.6)	8-6 (3.6 to 22.6)	8-6 (3.6 to 22.6)	8-6 (3.6 to 22.6)	8-6 (3.6 to 22.6)	8-6 (3.6 to 22.6)	8-6 (3.6 to 22.6)	8-6 (3.6 to 22.6)	8-6 (3.6 to 22.6)	8-6 (3.6 to 22.6)	8-6 (3.6 to 22.6)	8-6 (3.6 to 22.6)	8-6 (3.6 to 22.6)	8-6 (3.6 to 22.6)	8-6 (3.6 to 22.6)	2,560
Exposure to forces of nature	0-4 (0.4 to 0.4)	0-3 (0 to 1)	1-6 (0.7 to 4.3)	3-2 (2.5 to 4.1)	4-6 (4.1 to 6.1)	4-6 (4.1 to 6.1)	4-6 (4.1 to 6.1)	4-6 (4.1 to 6.1)	4-6 (4.1 to 6.1)	4-6 (4.1 to 6.1)	4-6 (4.1 to 6.1)	4-6 (4.1 to 6.1)	4-6 (4.1 to 6.1)	4-6 (4.1 to 6.1)	4-6 (4.1 to 6.1)	4-6 (4.1 to 6.1)	4-6 (4.1 to 6.1)	4-6 (4.1 to 6.1)	4-6 (4.1 to 6.1)	4-6 (4.1 to 6.1)	4-6 (4.1 to 6.1)	4-6 (4.1 to 6.1)	4-6 (4.1 to 6.1)	2,100
Other unintentional injuries	20-3 (9.4 to 43.8)	9 (2.9 to 11.4)	77-3 (42.2 to 193)	200 (106 to 345)	686 (411 to 956)	1,810 (979 to 1,140)	1,810 (1,190 to 2,730)	2,800 (1,840 to 4,040)	2,800 (1,810 to 4,040)	2,800 (1,820 to 3,240)	2,800 (1,670 to 3,840)	1,830 (1,160 to 2,240)	1,830 (997 to 1,300)	1,830 (760 to 1,300)	1,830 (999 to 1,270)	1,830 (779 to 992)	1,830 (743 to 1,040)	1,830 (743 to 1,040)	1,830 (777 to 998)	1,830 (977 to 1,180)	1,830 (977 to 1,180)	1,830 (977 to 1,180)	1,830 (977 to 1,180)	1,830 (977 to 1,180)	20,000
Self-harm and interpersonal violence	90-6 (38.3 to 210)	13-2 (5.4 to 27.9)	211 (84.7 to 462)	379 (178 to 763)	726 (428 to 1,180)	4,690 (3,050 to 9,450)	16,100 (10,600 to 24,400)	32,100 (23,600 to 42,400)	27,600 (21,600 to 39,100)	26,700 (19,600 to 36,700)	16,600 (11,600 to 21,700)	10,600 (7,580 to 13,700)	7,940 (5,270 to 11,100)	6,750 (4,010 to 7,990)	4,620 (3,200 to 6,420)	3,160 (2,200 to 4,260)	1,950 (1,340 to 2,690)	1,350 (927 to 1,760)	720 (519 to 1,010)	548 (3.9 to 853)	154 (110 to 209)	47-2 (28.8 to 69.4)	9-5 (6.7 to 1.3)	157,000
Self-harm	8-5 (4 to 20)	6 (2.5 to 13)	6-3 (4 to 15)	6 (4 to 15)	6 (4 to 15)	6 (4 to 15)	92-19 (46.6 to 168)	11,800 (8,180 to 16,900)	11,800 (8,180 to 16,900)	11,800 (8,180 to 16,900)	6,660 (4,610 to 9,500)	4,130 (2,860 to 5,930)	3,140 (2,170 to 4,660)	2,640 (1,820 to 3,930)	2,130 (1,470 to 3,030)	1,630 (1,130 to 2,260)	1,630 (1,130 to 2,260)	1,630 (1,130 to 2,260)	1,630 (1,130 to 2,260)	1,630 (1,130 to 2,260)	1,630 (1,130 to 2,260)	1,630 (1,130 to 2,260)	1,630 (1,130 to 2,260)	68,100
Self-harm by/from	0 (0 to 0)	0 (0 to 0)	0 (0 to 0)	0 (0 to 0)	0 (0 to 0)	0 (0 to 0)	83-6 (7.8 to 139)	420 (268 to 776)	668 (227 to 1,640)	732 (219 to 1,270)	547 (249 to 920)	372 (181 to 620)	310 (154 to 527)	238 (123 to 420)	207 (100 to 350)	142 (72 to 244)	117 (61 to 203)	89-3 (43.7 to 145)	50-3 (29 to 81.1)	34-2 (18.1 to 56.8)	20-4 (9.9 to 36.3)	5-9 (3.1 to 9.3)	2-6 (1.4 to 4.3)	4-9 (0.3 to 1.5)	4,210
Self-harm by/other/unspecified means	8-5 (4 to 20)	6 (2.5 to 13)	6-3 (4 to 15)	6 (4 to 15)	6 (4 to 15)	6 (4 to 15)	92-19 (46.6 to 168)	11,800 (8,180 to 16,900)	11,800 (8,180 to 16,900)	11,800 (8,180 to 16,900)	6,660 (4,610 to 9,500)	4,130 (2,860 to 5,930)	3,140 (2,170 to 4,660)	2,640 (1,820 to 3,930)	2,130 (1,470 to 3,030)	1,630 (1,130 to 2,260)	1,630 (1,130 to 2,260)	1,630 (1,130 to 2,260)	1,630 (1,130 to 2,260)	1,630 (1,130 to 2,260)	1,630 (1,130 to 2,260)	1,630 (1,130 to 2,260)	1,630 (1,130 to 2,260)	68,100
Interpersonal violence	90-6 (38.3 to 210)	13-2 (5.4 to 27.9)	210 (83.7 to 460)	378 (177 to 759)	717 (421 to 1,180)	4,690 (3,050 to 9,450)	16,000 (10,600 to 24,400)	17,200 (11,200 to 26,400)	16,000 (10,600 to 25,900)	16,000 (10,600 to 24,900)	10,200 (6,970 to 15,900)	10,000 (6,860 to 14,900)	6,450 (4,270 to 9,710)	4,760 (3,080 to 7,230)	3,260 (2,120 to 4,850)	2,610 (1,660 to 3,710)	1,470 (1,060 to 2,200)	964 (620 to 1,360)	540 (329 to 800)	398 (220 to 534)	224 (170 to 299)	69 (50 to 96.2)	2-6 (1.4 to 5.1)	68,400
Physical violence by firearm	16-9 (5.6 to 39)	0-8 (0.3 to 2)	22-6 (9.4 to 59.6)	50-1 (19.6 to 118)	138 (67.7 to 256)	499 (263 to 907)	2,810 (2,480 to 7,140)	10,200 (8,380 to 15,700)	9,270 (6,650 to 13,800)	8,120 (5,220 to 11,900)	6,350 (3,920 to 9,430)	3,950 (2,150 to 5,930)	2,630 (1,360 to 3,790)	1,940 (960 to 2,900)	1,640 (828 to 1,720)	998 (540 to 1,560)	812 (1.7 to 1.23)	599 (1.89 to 1.02)	417 (68.9 to 1.62)	289 (1.7 to 1.09)	141 (90.7 to 196)	47 (30.7 to 66.4)	1-4 (0.7 to 3.1)	69,200
Physical violence by sharp object	3-7 (1.4 to 9.7)	0-7 (0.3 to 1.9)	26-6 (7.9 to 87)	43-7 (12.7 to 97)	104 (44.2 to 211)	2,270 (1,190 to 4,660)	4,690 (2,410 to 9,600)	4,690 (2,410 to 9,600)	3,090 (1,590 to 6,320)	2,640 (1,360 to 5,400)	1,720 (885 to 3,520)	1,520 (783 to 3,120)	1,520 (783 to 3,120)	1,520 (783 to 3,120)	1,520 (783 to 3,120)	1,520 (783 to 3,120)	1,520 (783 to 3,120)	1,520 (783 to 3,120)	1,520 (783 to 3,120)	1,520 (783 to 3,120)	1,520 (783 to 3,120)	1,520 (783 to 3,120)	1,520 (783 to 3,120)	23,500
Sexual violence	0 (0 to 0)	0 (0 to 0)	4 (0.2 to 9.1)	2-7 (1.6 to 6.3)	2-7 (1.6 to 6.3)	56-3 (29.9 to 175)	147 (83.3 to 316)	147 (73.4 to 318)	147 (73.4 to 318)	147 (73.4 to 318)	147 (73.4 to 318)	147 (73.4 to 318)	147 (73.4 to 318)	147 (73.4 to 318)	147 (73.4 to 318)	147 (73.4 to 318)	147 (73.4 to 318)	147 (73.4 to 318)	147 (73.4 to 318)	147 (73.4 to 318)	147 (73.4 to 318)	147 (73.4 to 318)	147 (73.4 to 318)	941
Physical violence by other means	0-1 (0.1 to 0.4)	0-1 (0.1 to 0.3)	2-5 (0.9 to 7.6)	3-5 (1.6 to 9.2)	3-5 (1.6 to 9.2)	3-5 (1.6 to 9.2)	3-5 (1.6 to 9.2)	3-5 (1.6 to 9.2)	3-5 (1.6 to 9.2)	3-5 (1.6 to 9.2)	3-5 (1.6 to 9.2)	3-5 (1.6 to 9.2)	3-5 (1.6 to 9.2)	3-5 (1.6 to 9.2)	3-5 (1.6 to 9.2)	3-5 (1.6 to 9.2)	3-5 (1.6 to 9.2)	3-5 (1.6 to 9.2)	3-5 (1.6 to 9.2)	3-5 (1.6 to 9.2)	3-5 (1.6 to 9.2)	3-5 (1.6 to 9.2)	3-5 (1.6 to 9.2)	1,700
Conflict and terrorism	0 (0 to 0)	0 (0 to 0)	0 (0 to 0)	0 (0 to 0)	0 (0 to 0)	0 (0 to 0)	0 (0 to 0)	0 (0 to 0)	0 (0 to 0)	0 (0 to 0)	0 (0 to 0)	0 (0 to 0)	0 (0 to 0)	0 (0 to 0)	0 (0 to 0)	0 (0 to 0)	0 (0 to 0)	0 (0 to 0)	0 (0 to 0)	0 (0 to 0)	0 (0 to 0)	0 (0 to 0)	0 (0 to 0)	0 (0 to 0)	504

All Table 2a: Peru DALYS by cause and age groups for males with 95% uncertainty intervals, 2019

Cause	Early Neonatal	Late Neonatal	Post Neonatal	1 to 5	5 to 9	10 to 14	15 to 19	20 to 24	25 to 29	30 to 34	35 to 39	40 to 44	45 to 49	50 to 54	55 to 59	60 to 64	65 to 69	70 to 74	75 to 79	80 to 84	85 to 89	90 to 94	95 plus	Total
All causes	196,000 (184,000 to 209,000)	69,900 (59,700 to 81,300)	161,000 (127,000 to 212,000)	116,000 (91,100 to 154,000)	16,000 (12,500 to 21,000)	11,000 (8,400 to 14,500)	19,000 (14,500 to 24,500)	25,000 (19,000 to 32,000)	23,000 (17,700 to 30,000)	23,000 (17,600 to 30,000)	23,000 (17,700 to 30,000)	21,000 (16,000 to 27,000)	21,000 (16,000 to 27,000)	21,000 (16,000 to 27,000)	21,000 (16,000 to 27,000)	22,000 (16,000 to 28,000)	22,000 (16,000 to 28,000)	22,000 (16,000 to 28,000)	22,000 (16,000 to 28,000)	22,000 (16,000 to 28,000)	22,000 (16,000 to 28,000)	22,000 (16,000 to 28,000)	22,000 (16,000 to 28,000)	3,910,000
Communicable, maternal, neonatal, and nutritional diseases	130,000 (118,000 to 143,000)	39,600 (27,700 to 53,000)	89,900 (66,300 to 123,000)	64,400 (47,000 to 89,400)	8,290 (6,020 to 11,600)	5,250 (3,660 to 7,450)	8,290 (5,900 to 11,600)	10,700 (7,600 to 14,900)	9,600 (6,800 to 13,600)	9,240 (6,550 to 13,200)	8,240 (5,800 to 11,800)	6,230 (4,310 to 9,000)	4,210 (2,870 to 6,210)	2,610 (1,690 to 3,970)	1,740 (1,090 to 2,770)	1,180 (720 to 1,930)	1,000 (600 to 1,650)	1,000 (600 to 1,650)	1,000 (600 to 1,650)	1,000 (600 to 1,650)	1,000 (600 to 1,650)	1,000 (600 to 1,650)	1,000 (600 to 1,650)	2,760 (2,000 to 3,800)	697,000
HIV/AIDS and sexually transmitted infections	4,850 (1,590 to 11,200)	1,660 (474 to 3,840)	2,330 (1,290 to 4,200)	1,490 (1,130 to 1,930)	627 (489 to 764)	650 (542 to 788)	1,290 (1,020 to 1,630)	2,190 (1,770 to 2,780)	2,130 (1,630 to 2,800)	2,040 (1,600 to 2,700)	2,240 (1,760 to 2,900)	2,230 (1,760 to 2,900)	2,210 (1,740 to 2,900)	2,210 (1,740 to 2,900)	2,210 (1,740 to 2,900)	2,220 (1,740 to 2,900)	2,220 (1,740 to 2,900)	2,220 (1,740 to 2,900)	2,220 (1,740 to 2,900)	2,220 (1,740 to 2,900)	2,220 (1,740 to 2,900)	2,220 (1,740 to 2,900)	2,220 (1,740 to 2,900)	29,100 (22,900 to 37,800)	717,000
HIV/AIDS	4,850 (1,590 to 11,200)	1,660 (474 to 3,840)	2,330 (1,290 to 4,200)	1,490 (1,130 to 1,930)	627 (489 to 764)	650 (542 to 788)	1,290 (1,020 to 1,630)	2,190 (1,770 to 2,780)	2,130 (1,630 to 2,800)	2,040 (1,600 to 2,700)	2,240 (1,760 to 2,900)	2,230 (1,760 to 2,900)	2,210 (1,740 to 2,900)	2,210 (1,740 to 2,900)	2,210 (1,740 to 2,900)	2,220 (1,740 to 2,900)	2,220 (1,740 to 2,900)	2,220 (1,740 to 2,900)	2,220 (1,740 to 2,900)	2,220 (1,740 to 2,900)	2,220 (1,740 to 2,900)	2,220 (1,740 to 2,900)	2,220 (1,740 to 2,900)	29,100 (22,900 to 37,800)	717,000
HIV/AIDS - Drug-susceptible Tuberculosis	0 (0 to 0)	0 (0 to 0)	79.9 (27.7 to 127)	77 (7.99 to 671)	67.3 (42.2 to 102)	46.8 (29.7 to 67.2)	49 (30.7 to 74)	49.6 (31.1 to 74.5)	47.9 (29.8 to 72.5)	47.6 (29.7 to 72.1)	47.7 (29.5 to 72.3)	47.7 (29.5 to 72.3)	47.7 (29.5 to 72.3)	47.7 (29.5 to 72.3)	47.7 (29.5 to 72.3)	47.7 (29.5 to 72.3)	47.7 (29.5 to 72.3)	47.7 (29.5 to 72.3)	47.7 (29.5 to 72.3)	47.7 (29.5 to 72.3)	47.7 (29.5 to 72.3)	47.7 (29.5 to 72.3)	47.7 (29.5 to 72.3)	1.2 (0.44 to 2.9)	6,410
HIV/AIDS - Multidrug-resistant Tuberculosis without extensive drug resistance	0 (0 to 0)	0 (0 to 0)	17 (5.9 to 26.9)	26.3 (12.6 to 70.4)	13.9 (8.78 to 21)	9.2 (5.9 to 13.7)	21.3 (13.7 to 31.7)	22 (14.1 to 33.1)	21.3 (13.4 to 32.2)	21.2 (13.2 to 32.1)	21.2 (13.2 to 32.1)	21.2 (13.2 to 32.1)	21.2 (13.2 to 32.1)	21.2 (13.2 to 32.1)	21.2 (13.2 to 32.1)	21.2 (13.2 to 32.1)	21.2 (13.2 to 32.1)	21.2 (13.2 to 32.1)	21.2 (13.2 to 32.1)	21.2 (13.2 to 32.1)	21.2 (13.2 to 32.1)	21.2 (13.2 to 32.1)	21.2 (13.2 to 32.1)	0.6 (0.2 to 1.6)	301
HIV/AIDS - Extensively drug-resistant Tuberculosis	0 (0 to 0)	0 (0 to 0)	0.7 (0.2 to 1.1)	1.2 (0.57 to 3.2)	0.6 (0.4 to 0.9)	0.4 (0.3 to 0.6)	0.9 (0.6 to 1.4)	1 (0.6 to 1.5)	0.9 (0.6 to 1.4)	0.9 (0.6 to 1.4)	0.9 (0.6 to 1.4)	0.9 (0.6 to 1.4)	0.9 (0.6 to 1.4)	0.9 (0.6 to 1.4)	0.9 (0.6 to 1.4)	0.9 (0.6 to 1.4)	0.9 (0.6 to 1.4)	0.9 (0.6 to 1.4)	0.9 (0.6 to 1.4)	0.9 (0.6 to 1.4)	0.9 (0.6 to 1.4)	0.9 (0.6 to 1.4)	0.9 (0.6 to 1.4)	0.1 (0.04 to 0.3)	216
HIV/AIDS resulting in other diseases	0 (0 to 0)	0 (0 to 0)	1.6 (0.6 to 3.2)	3.1 (2.69 to 4.64)	1.67 (0.64 to 3.03)	1.14 (0.44 to 2.05)	2.57 (0.99 to 4.63)	2.66 (1.02 to 4.79)	2.57 (0.99 to 4.63)	2.55 (0.98 to 4.59)	2.55 (0.98 to 4.59)	2.55 (0.98 to 4.59)	2.55 (0.98 to 4.59)	2.55 (0.98 to 4.59)	2.55 (0.98 to 4.59)	2.55 (0.98 to 4.59)	2.55 (0.98 to 4.59)	2.55 (0.98 to 4.59)	2.55 (0.98 to 4.59)	2.55 (0.98 to 4.59)	2.55 (0.98 to 4.59)	2.55 (0.98 to 4.59)	2.55 (0.98 to 4.59)	0.07 (0.03 to 0.2)	44,200
Sexually transmitted infections, excluding HIV	4,850 (1,590 to 11,200)	1,660 (474 to 3,840)	2,320 (1,290 to 4,190)	1,470 (1,110 to 1,910)	561 (437 to 703)	611 (510 to 741)	1,270 (1,000 to 1,610)	2,160 (1,750 to 2,750)	2,100 (1,610 to 2,760)	2,010 (1,580 to 2,660)	2,210 (1,740 to 2,860)	2,200 (1,740 to 2,860)	2,180 (1,710 to 2,860)	2,180 (1,710 to 2,860)	2,180 (1,710 to 2,860)	2,190 (1,710 to 2,860)	2,190 (1,710 to 2,860)	2,190 (1,710 to 2,860)	2,190 (1,710 to 2,860)	2,190 (1,710 to 2,860)	2,190 (1,710 to 2,860)	2,190 (1,710 to 2,860)	2,190 (1,710 to 2,860)	29,100 (22,900 to 37,800)	672,000
Syphilis	4,850 (1,590 to 11,200)	1,660 (474 to 3,840)	2,320 (1,290 to 4,190)	1,470 (1,110 to 1,910)	561 (437 to 703)	611 (510 to 741)	1,270 (1,000 to 1,610)	2,160 (1,750 to 2,750)	2,100 (1,610 to 2,760)	2,010 (1,580 to 2,660)	2,210 (1,740 to 2,860)	2,200 (1,740 to 2,860)	2,180 (1,710 to 2,860)	2,180 (1,710 to 2,860)	2,180 (1,710 to 2,860)	2,190 (1,710 to 2,860)	2,190 (1,710 to 2,860)	2,190 (1,710 to 2,860)	2,190 (1,710 to 2,860)	2,190 (1,710 to 2,860)	2,190 (1,710 to 2,860)	2,190 (1,710 to 2,860)	2,190 (1,710 to 2,860)	29,100 (22,900 to 37,800)	672,000
Chlamydial infection	0 (0 to 0)	0 (0 to 0)	0 (0 to 0)	0 (0 to 0)	0 (0 to 0)	0 (0 to 0)	0 (0 to 0)	7.6 (3.7 to 13.7)	27 (11.4 to 48.7)	49.6 (20.9 to 89.1)	44.1 (18.6 to 79.2)	39.7 (16.7 to 71.3)	27.6 (11.6 to 49.7)	18 (7.1 to 32.5)	9.9 (3.9 to 17.9)	6.3 (2.4 to 11.4)	3.4 (1.3 to 6.2)	0.9 (0.3 to 1.7)	0.1 (0.03 to 0.3)	0 (0 to 0.1)	0 (0 to 0)	0 (0 to 0)	0 (0 to 0)	216
Gonococcal infection	0 (0 to 0)	0 (0 to 0)	0 (0 to 0)	0 (0 to 0)	0 (0 to 0)	0 (0 to 0)	0 (0 to 0)	1.1 (0.5 to 2.1)	4.1 (1.7 to 7.4)	7.5 (3.2 to 13.7)	6.7 (2.8 to 12.1)	6 (2.5 to 10.8)	4.2 (1.8 to 7.5)	2.7 (1.1 to 4.9)	1.5 (0.6 to 2.7)	1 (0.4 to 1.7)	0.5 (0.2 to 0.9)	0.1 (0.05 to 0.2)	0 (0 to 0.1)	0 (0 to 0)	0 (0 to 0)	0 (0 to 0)	0 (0 to 0)	70.1
Trichomoniasis	0 (0 to 0)	0 (0 to 0)	0 (0 to 0)	0 (0 to 0)	0 (0 to 0)	0 (0 to 0)	0 (0 to 0)	0.1 (0 to 0.1)	0.4 (0.1 to 0.8)	0.7 (0.2 to 1.3)	0.6 (0.2 to 1.1)	0.5 (0.2 to 1)	0.4 (0.1 to 0.7)	0.2 (0.1 to 0.4)	0.1 (0 to 0.3)	0.1 (0 to 0.2)	0 (0 to 0.1)	0 (0 to 0.1)	0 (0 to 0)	0 (0 to 0)	0 (0 to 0)	0 (0 to 0)	0 (0 to 0)	0.1 (0 to 0.4)	49.9
Genital herpes	0 (0 to 0)	0 (0 to 0)	0 (0 to 0)	0 (0 to 0)	0 (0 to 0)	0 (0 to 0)	0 (0 to 0)	1.4 (0.6 to 2.5)	5.2 (2.2 to 9.2)	9.5 (4 to 17.2)	8.5 (3.5 to 15.3)	7.5 (3.2 to 13.6)	5.3 (2.2 to 9.5)	3.4 (1.4 to 6.2)	1.9 (0.8 to 3.4)	1.3 (0.5 to 2.2)	0.6 (0.3 to 1.1)	0.2 (0.1 to 0.4)	0 (0 to 0.2)	0 (0 to 0)	0 (0 to 0)	0 (0 to 0)	0 (0 to 0)	0.1 (0.04 to 0.3)	82.6
Other sexually transmitted infections	0 (0 to 0)	0 (0 to 0)	1.7 (0.7 to 3.5)	1.9 (1.64 to 2.83)	1.02 (0.39 to 1.85)	0.7 (0.27 to 1.25)	1.56 (0.6 to 2.83)	1.62 (0.62 to 2.93)	1.56 (0.6 to 2.83)	1.55 (0.6 to 2.8)	1.55 (0.6 to 2.8)	1.55 (0.6 to 2.8)	1.55 (0.6 to 2.8)	1.55 (0.6 to 2.8)	1.55 (0.6 to 2.8)	1.55 (0.6 to 2.8)	1.55 (0.6 to 2.8)	1.55 (0.6 to 2.8)	1.55 (0.6 to 2.8)	1.55 (0.6 to 2.8)	1.55 (0.6 to 2.8)	1.55 (0.6 to 2.8)	1.55 (0.6 to 2.8)	0.04 (0.01 to 0.2)	238
Respiratory infections and tuberculosis	9,070 (8,440 to 11,000)	4,660 (2,900 to 6,290)	33,900 (27,700 to 45,600)	12,400 (8,670 to 20,200)	2,670 (1,900 to 3,710)	2,290 (1,600 to 3,200)	7,300 (5,400 to 9,900)	11,900 (9,270 to 15,500)	12,700 (9,770 to 16,800)	11,900 (9,270 to 15,500)	12,100 (9,320 to 15,800)	12,100 (9,320 to 15,800)	12,100 (9,320 to 15,800)	12,100 (9,320 to 15,800)	12,100 (9,320 to 15,800)	12,200 (9,320 to 15,800)	12,200 (9,320 to 15,800)	12,200 (9,320 to 15,800)	12,200 (9,320 to 15,800)	12,200 (9,320 to 15,800)	12,200 (9,320 to 15,800)	12,200 (9,320 to 15,800)	12,200 (9,320 to 15,800)	3,260 (2,020 to 4,930)	286,000
Tuberculosis	0 (0 to 0)	944 (427 to 1,930)	9,000 (5,920 to 13,9)	4,660 (3,660 to 6,020)	1,060 (809 to 1,380)	1,090 (828 to 1,420)	4,090 (3,110 to 5,350)	6,290 (4,800 to 8,230)	6,630 (5,060 to 8,670)	6,190 (4,800 to 8,060)	6,670 (5,170 to 8,670)	6,690 (5,170 to 8,670)	6,690 (5,170 to 8,670)	6,690 (5,170 to 8,670)	6,690 (5,170 to 8,670)	6,690 (5,170 to 8,670)	6,690 (5,170 to 8,670)	6,690 (5,170 to 8,670)	6,690 (5,170 to 8,670)	6,690 (5,170 to 8,670)	6,690 (5,170 to 8,670)	6,690 (5,170 to 8,670)	6,690 (5,170 to 8,670)	1,730 (1,060 to 2,700)	48,600
Latent tuberculosis infection	0 (0 to 0)	0 (0 to 0)	0 (0 to 0)	0 (0 to 0)	0 (0 to 0)	0 (0 to 0)	0 (0 to 0)

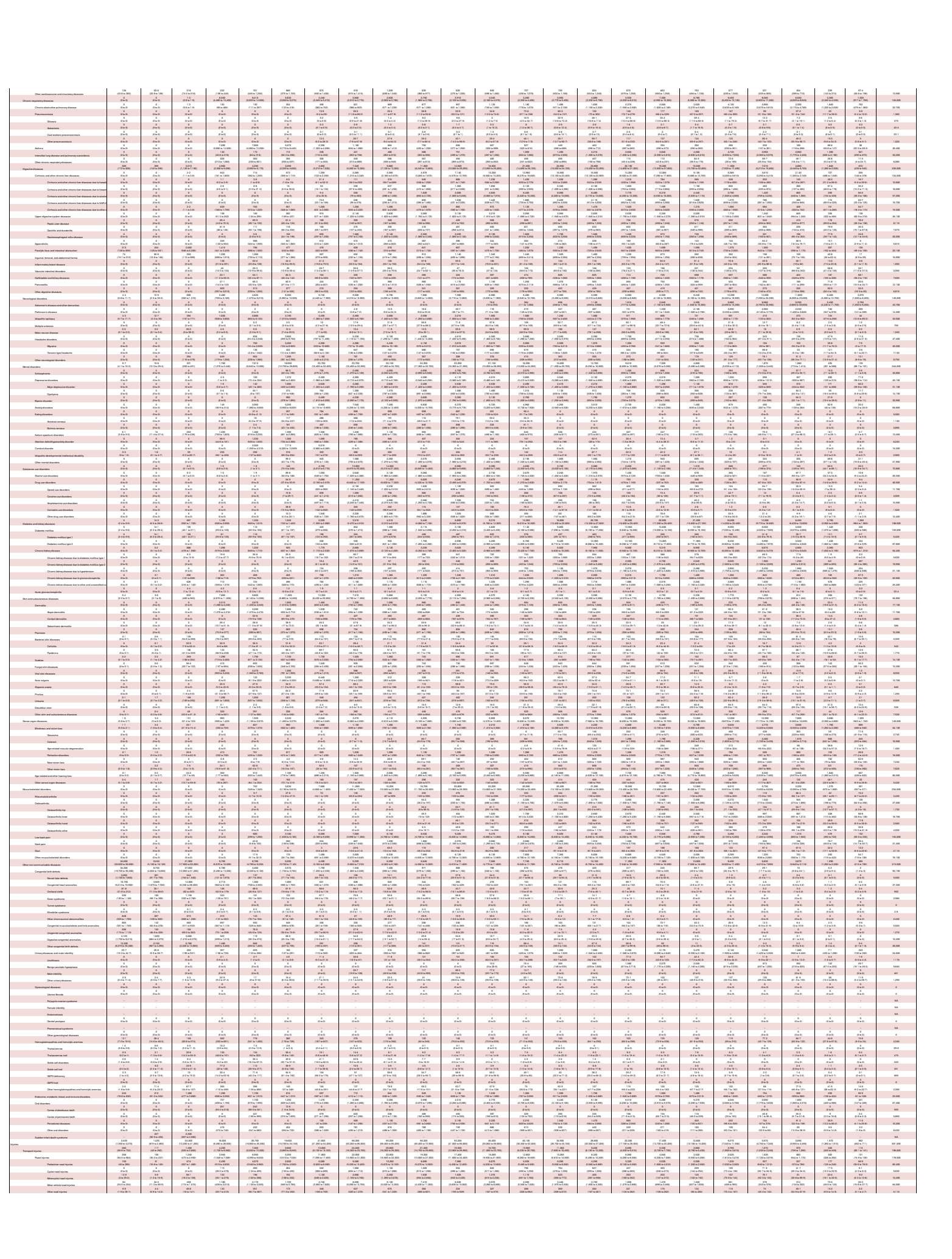

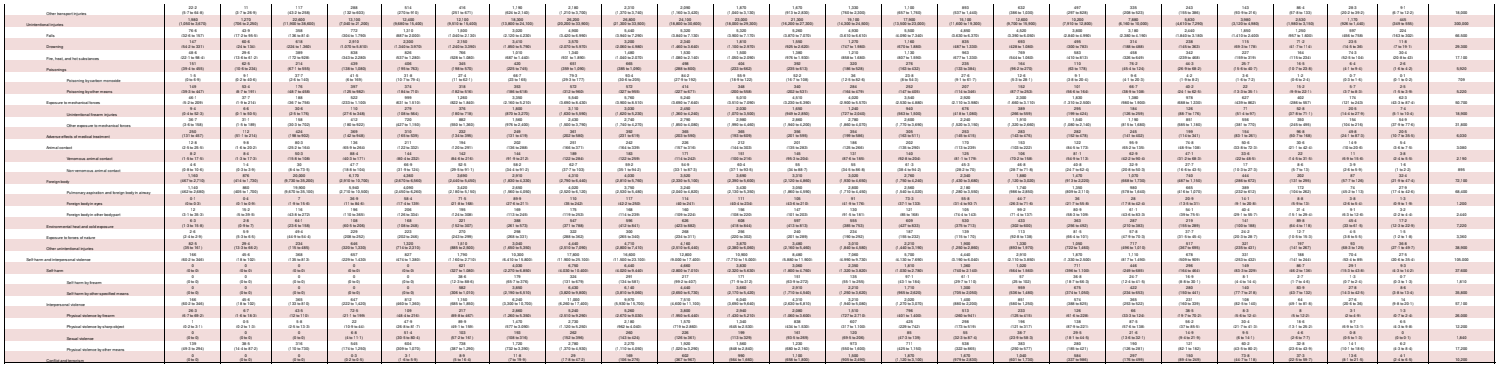

Risk Factor, By, Cohort | Latin America, DALYs, by cause and age, group for males with 95% uncertainty intervals, 2019

Cause	Early Neonatal	Late Neonatal	Post Neonatal	1 to 4	5 to 9	10 to 14	15 to 19	20 to 24	25 to 29	30 to 34	35 to 39	40 to 44	45 to 49	50 to 54	55 to 59	60 to 64	65 to 69	70 to 74	75 to 79	80 to 84	85 to 89	90 to 94	95 plus	Total
All causes	1,200,000 (943,000 to 1,500,000)	1,000,000 (777,000 to 1,300,000)	2,200,000 (1,700,000 to 2,800,000)	992,000 (777,000 to 1,200,000)	601,000 (472,000 to 750,000)	629,000 (494,000 to 787,000)	1,100,000 (838,000 to 1,400,000)	2,200,000 (1,600,000 to 2,900,000)	2,200,000 (1,600,000 to 2,900,000)	2,200,000 (1,600,000 to 2,900,000)	2,200,000 (1,600,000 to 2,900,000)	2,200,000 (1,600,000 to 2,900,000)	2,200,000 (1,600,000 to 2,900,000)	2,200,000 (1,600,000 to 2,900,000)	2,200,000 (1,600,000 to 2,900,000)	2,200,000 (1,600,000 to 2,900,000)	2,200,000 (1,600,000 to 2,900,000)	2,200,000 (1,600,000 to 2,900,000)	1,800,000 (1,300,000 to 2,400,000)	1,200,000 (777,000 to 1,800,000)	764,000 (444,000 to 1,200,000)	297,000 (132,000 to 600,000)	36,100,000
Communicable, maternal, neonatal, and nutritional diseases	544,000 (716,000 to 1,100,000)	383,000 (294,000 to 501,000)	382,000 (287,000 to 506,000)	239,000 (179,000 to 320,000)	173,000 (129,000 to 231,000)	124,000 (93,000 to 167,000)	128,000 (97,000 to 169,000)	137,000 (103,000 to 187,000)	149,000 (112,000 to 201,000)	166,000 (124,000 to 224,000)	186,000 (140,000 to 252,000)	214,000 (161,000 to 289,000)	249,000 (187,000 to 337,000)	294,000 (221,000 to 397,000)	352,000 (264,000 to 475,000)	419,000 (314,000 to 566,000)	499,000 (374,000 to 674,000)	592,000 (444,000 to 800,000)	710,000 (532,000 to 959,000)	851,000 (638,000 to 1,100,000)	1,000,000 (750,000 to 1,400,000)	1,200,000 (900,000 to 1,600,000)	10,100,000 (7,800,000 to 13,000,000)	4,480,000 (3,400,000 to 5,900,000)
HIV/AIDS and sexually transmitted infections	4,610 (3,740 to 5,660)	4,610 (3,740 to 5,660)	41,000 (31,000 to 53,000)	21,000 (16,000 to 27,000)	2,510 (1,910 to 3,240)	2,420 (1,840 to 3,110)	8,540 (6,490 to 11,000)	21,000 (15,000 to 28,000)	30,000 (22,000 to 39,000)	39,000 (29,000 to 51,000)	47,000 (35,000 to 61,000)	54,000 (41,000 to 70,000)	59,000 (45,000 to 76,000)	63,000 (48,000 to 81,000)	66,000 (50,000 to 85,000)	68,000 (52,000 to 88,000)	69,000 (52,000 to 89,000)	69,000 (52,000 to 89,000)	68,000 (51,000 to 88,000)	66,000 (50,000 to 86,000)	64,000 (48,000 to 83,000)	61,000 (46,000 to 79,000)	1,000,000 (760,000 to 1,300,000)	497,000 (374,000 to 652,000)
HIV/AIDS	4,610 (3,740 to 5,660)	4,610 (3,740 to 5,660)	41,000 (31,000 to 53,000)	21,000 (16,000 to 27,000)	2,510 (1,910 to 3,240)	2,420 (1,840 to 3,110)	8,540 (6,490 to 11,000)	21,000 (15,000 to 28,000)	30,000 (22,000 to 39,000)	39,000 (29,000 to 51,000)	47,000 (35,000 to 61,000)	54,000 (41,000 to 70,000)	59,000 (45,000 to 76,000)	63,000 (48,000 to 81,000)	66,000 (50,000 to 85,000)	68,000 (52,000 to 88,000)	69,000 (52,000 to 89,000)	69,000 (52,000 to 89,000)	68,000 (51,000 to 88,000)	66,000 (50,000 to 86,000)	64,000 (48,000 to 83,000)	61,000 (46,000 to 79,000)	1,000,000 (760,000 to 1,300,000)	497,000 (374,000 to 652,000)
HIV/AIDS - Drug susceptible Tuberculosis	-0 to 0)	(0 to 0.1)	260 (160 to 402)	217 (134 to 332)	193 (119 to 293)	153 (94 to 233)	162 (100 to 246)	2,900 (1,800 to 4,400)	2,900 (1,800 to 4,400)	2,900 (1,800 to 4,400)	2,900 (1,800 to 4,400)	2,900 (1,800 to 4,400)	2,900 (1,800 to 4,400)	2,900 (1,800 to 4,400)	2,900 (1,800 to 4,400)	2,900 (1,800 to 4,400)	2,900 (1,800 to 4,400)	2,900 (1,800 to 4,400)	2,900 (1,800 to 4,400)	2,900 (1,800 to 4,400)	2,900 (1,800 to 4,400)	2,900 (1,800 to 4,400)	43,700
HIV/AIDS - Multidrug resistant Tuberculosis without extensive drug resistance	-0 to 0)	(0 to 0)	(0 to 0)	(0 to 0)	(0 to 0)	(0 to 0)	(0 to 0)	(0 to 0)	(0 to 0)	(0 to 0)	(0 to 0)	(0 to 0)	(0 to 0)	(0 to 0)	(0 to 0)	(0 to 0)	(0 to 0)	(0 to 0)	(0 to 0)	(0 to 0)	(0 to 0)	(0 to 0)	(0 to 0)	0
HIV/AIDS - Extensively drug resistant Tuberculosis	-0 to 0)	(0 to 0)	(0 to 0)	(0 to 0)	(0 to 0)	(0 to 0)	(0 to 0)	(0 to 0)	(0 to 0)	(0 to 0)	(0 to 0)	(0 to 0)	(0 to 0)	(0 to 0)	(0 to 0)	(0 to 0)	(0 to 0)	(0 to 0)	(0 to 0)	(0 to 0)	(0 to 0)	(0 to 0)	(0 to 0)	0
HIV/AIDS resulting in other diseases	(0.0 to 0.0)	(0.0 to 0.1)	(4,500 to 6,900)	(2,400 to 3,600)	(2,100 to 3,200)	(2,000 to 3,000)	(2,000 to 3,000)	(2,000 to 3,000)	(2,000 to 3,000)	(2,000 to 3,000)	(2,000 to 3,000)	(2,000 to 3,000)	(2,000 to 3,000)	(2,000 to 3,000)	(2,000 to 3,000)	(2,000 to 3,000)	(2,000 to 3,000)	(2,000 to 3,000)	(2,000 to 3,000)	(2,000 to 3,000)	(2,000 to 3,000)	(2,000 to 3,000)	490
Sexually transmitted infections, excluding HIV	4,610 (3,740 to 5,660)	4,610 (3,740 to 5,660)	1,000 (728 to 1,500)	1,000 (728 to 1,500)	1,000 (728 to 1,500)	1,000 (728 to 1,500)	1,000 (728 to 1,500)	1,000 (728 to 1,500)	1,000 (728 to 1,500)	1,000 (728 to 1,500)	1,000 (728 to 1,500)	1,000 (727 to 1,500)	1,000 (727 to 1,500)	1,000 (727 to 1,500)	1,000 (727 to 1,500)	1,000 (727 to 1,500)	1,000 (727 to 1,500)	1,000 (727 to 1,500)	1,000 (727 to 1,500)	1,000 (727 to 1,500)	1,000 (727 to 1,500)	1,000 (727 to 1,500)	14,000
Syphilis	4,610 (3,740 to 5,660)	4,610 (3,740 to 5,660)	1,000 (728 to 1,500)	1,000 (728 to 1,500)	1,000 (728 to 1,500)	1,000 (728 to 1,500)	1,000 (728 to 1,500)	1,000 (728 to 1,500)	1,000 (728 to 1,500)	1,000 (728 to 1,500)	1,000 (728 to 1,500)	1,000 (727 to 1,500)	1,000 (727 to 1,500)	1,000 (727 to 1,500)	1,000 (727 to 1,500)	1,000 (727 to 1,500)	1,000 (727 to 1,500)	1,000 (727 to 1,500)	1,000 (727 to 1,500)	1,000 (727 to 1,500)	1,000 (727 to 1,500)	1,000 (727 to 1,500)	14,000
Chlamydial infection	-0 to 0)	(0 to 0)	(0 to 0)	(0 to 0)	(0 to 0)	(0 to 0)	(0 to 0)	(0 to 0)	(0 to 0)	(0 to 0)	(0 to 0)	(0 to 0)	(0 to 0)	(0 to 0)	(0 to 0)	(0 to 0)	(0 to 0)	(0 to 0)	(0 to 0)	(0 to 0)	(0 to 0)	(0 to 0)	(0 to 0)	0
Gonococcal infection	-0 to 0)	(0 to 0)	(0 to 0)	(0 to 0)	(0 to 0)	(0 to 0)	(0 to 0)	(0 to 0)	(0 to 0)	(0 to 0)	(0 to 0)	(0 to 0)	(0 to 0)	(0 to 0)	(0 to 0)	(0 to 0)	(0 to 0)	(0 to 0)	(0 to 0)	(0 to 0)	(0 to 0)	(0 to 0)	(0 to 0)	0
Trichomoniasis	-0 to 0)	(0 to 0)	(0 to 0)	(0 to 0)	(0 to 0)	(0 to 0)	(0 to 0)	(0 to 0)	(0 to 0)	(0 to 0)	(0 to 0)	(0 to 0)	(0 to 0)	(0 to 0)	(0 to 0)	(0 to 0)	(0 to 0)	(0 to 0)	(0 to 0)	(0 to 0)	(0 to 0)	(0 to 0)	(0 to 0)	0
Genital herpes	-0 to 0)	(0 to 0)	(0 to 0)	(0 to 0)	(0 to 0)	(0 to 0)	(0 to 0)	(0 to 0)	(0 to 0)	(0 to 0)	(0 to 0)	(0 to 0)	(0 to 0)	(0 to 0)	(0 to 0)	(0 to 0)	(0 to 0)	(0 to 0)	(0 to 0)	(0 to 0)	(0 to 0)	(0 to 0)	(0 to 0)	0
Other sexually transmitted infections	-0 to 0)	(0 to 0)	(0 to 0)	(0 to 0)	(0 to 0)	(0 to 0)	(0 to 0)	(0 to 0)	(0 to 0)	(0 to 0)	(0 to 0)	(0 to 0)	(0 to 0)	(0 to 0)	(0 to 0)	(0 to 0)	(0 to 0)	(0 to 0)	(0 to 0)	(0 to 0)	(0 to 0)	(0 to 0)	(0 to 0)	0
Respiratory infections and tuberculosis	281,000 (220,000 to 350,000)	152,000 (119,000 to 190,000)	120,000 (94,000 to 150,000)	64,000 (50,000 to 80,000)	29,000 (23,000 to 37,000)	19,000 (15,000 to 24,000)	18,000 (14,000 to 23,000)	19,000 (15,000 to 24,000)	20,000 (16,000 to 25,000)	21,000 (16,000 to 27,000)	23,000 (18,000 to 29,000)	25,000 (20,000 to 32,000)	28,000 (22,000 to 36,000)	32,000 (25,000 to 41,000)	38,000 (30,000 to 49,000)	46,000 (36,000 to 59,000)	57,000 (45,000 to 73,000)	71,000 (56,000 to 91,000)	89,000 (70,000 to 110,000)	110,000 (87,000 to 140,000)	130,000 (100,000 to 170,000)	140,000 (100,000 to 190,000)	1,200,000 (1,000,000 to 1,500,000)
Tuberculosis	(0.4 to 0.5)	(0.4 to 0.5)	1,400 (1,000 to 1,900)	1,200 (870 to 1,600)	1,100 (790 to 1,400)	1,100 (790 to 1,400)	1,200 (860 to 1,600)	1,300 (930 to 1,800)	1,400 (1,000 to 1,900)	1,500 (1,100 to 2,000)	1,600 (1,200 to 2,200)	1,800 (1,300 to 2,400)	2,000 (1,500 to 2,700)	2,300 (1,700 to 3,100)	2,700 (2,000 to 3,600)	3,200 (2,400 to 4,300)	3,900 (2,900 to 5,200)	4,800 (3,600 to 6,400)	5,900 (4,400 to 7,900)	7,400 (5,500 to 9,900)	8,900 (6,600 to 12,000)	10,000 (7,000 to 14,000)	67,000
Latent tuberculosis infection	-0 to 0)	(0 to 0)	(0 to 0)	(0 to 0)	(0 to 0)	(0 to 0)	(0 to 0)	(0 to 0)	(0 to 0)	(0 to 0)	(0 to 0)	(0 to 0)	(0 to 0)	(0 to 0)	(0 to 0)	(0 to 0)	(0 to 0)	(0 to 0)	(0 to 0)	(0 to 0)	(0 to 0)	(0 to 0)	(0 to 0)	0
Drug-susceptible Tuberculosis	-0 to 0)	(0 to 0.1)	1,700 (1,100 to 2,400)	1,400 (1,000 to 2,000)	1,300 (870 to 1,800)	1,300 (870 to 1,800)	1,400 (1,000 to 2,000)	1,500 (1,100 to 2,100)	1,600 (1,200 to 2,200)	1,800 (1,300 to 2,500)	1,900 (1,400 to 2,600)	2,100 (1,500 to 2,900)	2,400 (1,700 to 3,300)	2,700 (2,000 to 3,700)	3,200 (2,400 to 4,300)	3,800 (2,800 to 5,100)	4,600 (3,400 to 6,200)	5,700 (4,200 to 7,700)	7,000 (5,200 to 9,500)	8,800 (6,500 to 12,000)	10,000 (7,000 to 14,000)	12,000 (7,000 to 17,000)	79,000
Multidrug resistant tuberculosis without extensive drug resistance	-0 to 0)	(0 to 0)	(0 to 0)	(0 to 0)	(0 to 0)	(0 to 0)	(0 to 0)	(0 to 0)	(0 to 0)	(0 to 0)	(0 to 0)	(0 to 0)	(0 to 0)	(0 to 0)	(0 to 0)	(0 to 0)	(0 to 0)	(0 to 0)	(0 to 0)	(0 to 0)	(0 to 0)	(0 to 0)	(0 to 0)	0
Extensively drug resistant tuberculosis	(0 to 0)	(0 to 0)	(0 to 0)	(0 to 0)	(0 to 0)	(0 to 0)	(0 to 0)	(0 to 0)	(0 to 0)	(0 to 0)	(0 to 0)	(0 to 0)	(0 to 0)	(0 to 0)	(0 to 0)	(0 to 0)	(0 to 0)	(0 to 0)	(0 to 0)	(0 to 0)	(0 to 0)	(0 to 0)	(0 to 0)	0
Lower respiratory infections	(28,000 to 50,000)	(12,000 to 20,000)	(14,000 to 26,000)	(10,000 to 19,000)	(5,000 to 9,000)	(3,000 to 6,000)	(3,000 to 6,000)	(3,000 to 6,000)	(3,000 to 6,000)	(3,000 to 6,000)	(3,000 to 6,000)	(3,000 to 6,000)	(3,000 to 6,000)	(3,000 to 6,000)	(3,000 to 6,000)	(3,000 to 6,000)	(3,000 to 6,000)	(3,000 to 6,000)	(3,000 to 6,000)	(3,000 to 6,000)	(3,000 to 6,000)	(3,000 to 6,000)	169,000
Upper respiratory infections	253,000 (191,000 to 320,000)	140,000 (106,000 to 180,000)	106,000 (80,000 to 140,000)	54,000 (41,000 to 70,000)	24,000 (18,000 to 31,000)	16,000 (12,000 to 21,000)	15,000 (11,000 to 20,000)	16,000 (12,000 to 21,000)	17,000 (13,000 to 22,000)	18,000 (14,000 to 24,000)	20,000 (15,000 to 26,000)	22,000 (17,000 to 29,000)	25,000 (19,000 to 33,000)	29,000 (22,000 to 38,000)	34,000 (26,000 to 45,000)	42,000 (32,000 to 55,000)	52,000 (40,000 to 69,000)	65,000 (50,000 to 86,000)	81,000 (62,000 to 110,000)	100,000 (77,000 to 130,000)	120,000 (90,000 to 160,000)	130,000 (90,000 to 180,000)	1,100,000 (900,000 to 1,400,000)
Otitis media	1,400 (1,000 to 1,900)	1,400 (1,000 to 1,900)	1,400 (1,000 to 1,900)



GBD Table 2a: Colombia DALYS by sex and age group for males with 95% uncertainty intervals, 2019

Cause	Early Neonatal	Late Neonatal	Post Neonatal	1 to 4	5 to 9	10 to 14	15 to 19	20 to 24	25 to 29	30 to 34	35 to 39	40 to 44	45 to 49	50 to 54	55 to 59	60 to 64	65 to 69	70 to 74	75 to 79	80 to 84	85 to 89	90 to 94	95 plus	Total
All causes	206,000 (164,000 to 260,000)	64,900 (49,500 to 82,200)	141,000 (103,000 to 189,000)	129,000 (102,000 to 159,000)	111,000 (82,100 to 150,000)	106,000 (77,900 to 140,000)	109,000 (79,600 to 147,000)	167,000 (124,000 to 221,000)	167,000 (124,000 to 221,000)	219,000 (164,000 to 289,000)	260,000 (194,000 to 345,000)	310,000 (233,000 to 409,000)	311,000 (234,000 to 407,000)	334,000 (251,000 to 437,000)	339,000 (256,000 to 441,000)	354,000 (267,000 to 459,000)	379,000 (286,000 to 490,000)	349,000 (262,000 to 453,000)	350,000 (262,000 to 453,000)	340,000 (251,000 to 444,000)	310,000 (229,000 to 403,000)	41,000 (30,400 to 54,000)	39,400 (29,300 to 52,000)	4,200,000
Communicable, maternal, neonatal, and nutritional diseases	156,000 (120,000 to 200,000)	60,800 (46,500 to 78,600)	77,900 (59,200 to 100,000)	47,300 (36,000 to 61,700)	28,000 (20,900 to 36,400)	19,500 (14,700 to 25,500)	20,900 (15,700 to 27,100)	22,600 (17,000 to 29,400)	27,100 (20,400 to 35,000)	30,600 (23,000 to 39,600)	33,000 (24,800 to 42,800)	34,000 (25,600 to 44,000)	31,200 (23,400 to 40,500)	29,000 (21,800 to 37,600)	25,400 (19,200 to 33,000)	22,000 (16,600 to 28,600)	18,700 (14,000 to 24,300)	13,900 (10,400 to 18,000)	9,300 (7,000 to 12,000)	4,700 (3,500 to 6,100)	1,900 (1,400 to 2,400)	732,000
HIV/AIDS and sexually transmitted infections	222 (209 to 233)	185 (82.6 to 369)	1,700 (1,000 to 2,700)	809 (474 to 1,400)	274 (161 to 470)	270 (159 to 463)	1,200 (705 to 2,000)	7,120 (4,200 to 12,200)	16,100 (9,500 to 27,600)	17,500 (10,300 to 30,000)	15,200 (8,900 to 26,000)	12,200 (7,200 to 20,900)	9,270 (5,500 to 15,900)	7,050 (4,200 to 12,100)	5,420 (3,200 to 9,300)	3,530 (2,100 to 6,000)	2,210 (1,300 to 3,800)	770 (450 to 1,300)	244 (143 to 418)	103 (60.4 to 177)	18.6 (10.9 to 31.9)	14.7 (8.6 to 25.2)	
HIV/AIDS	(4 to 5)	(0 to 0.1)	(0.1 to 0.2)	(0.1 to 0.2)	(0 to 0)	(0 to 0)	(0.1 to 0.2)	(0.7 to 1.1)	(1.7 to 2.6)	(1.9 to 2.9)	(1.7 to 2.6)	(1.4 to 2.2)	(1.1 to 1.7)	(0.9 to 1.4)	(0.7 to 1.1)	(0.5 to 0.8)	(0.4 to 0.6)	(0.3 to 0.5)	(0.2 to 0.4)	(0.1 to 0.2)	(0 to 0.1)	(0 to 0)	(0 to 0)	12,000
HIV/AIDS - Drug-susceptible Tuberculosis	(4 to 5)	(0 to 0.1)	(0.1 to 0.2)	(0.1 to 0.2)	(0 to 0)	(0 to 0)	(0.1 to 0.2)	(0.7 to 1.1)	(1.7 to 2.6)	(1.9 to 2.9)	(1.7 to 2.6)	(1.4 to 2.2)	(1.1 to 1.7)	(0.9 to 1.4)	(0.7 to 1.1)	(0.5 to 0.8)	(0.4 to 0.6)	(0.3 to 0.5)	(0.2 to 0.4)	(0.1 to 0.2)	(0 to 0.1)	(0 to 0)	(0 to 0)	12,000
HIV/AIDS - Multidrug-resistant Tuberculosis without extensive drug resistance	(0 to 0)	(0 to 0)	(0 to 0)	(0 to 0)	(0 to 0)	(0 to 0)	(0 to 0)	(0 to 0)	(0 to 0)	(0 to 0)	(0 to 0)	(0 to 0)	(0 to 0)	(0 to 0)	(0 to 0)	(0 to 0)	(0 to 0)	(0 to 0)	(0 to 0)	(0 to 0)	(0 to 0)	(0 to 0)	(0 to 0)	0
HIV/AIDS - Extensively drug-resistant Tuberculosis	(0 to 0)	(0 to 0)	(0 to 0.4)	(0.1 to 0.9)	(0 to 0)	(0 to 0)	(0 to 0)	(0 to 0)	(0 to 0)	(0 to 0)	(0 to 0)	(0 to 0)	(0 to 0)	(0 to 0)	(0 to 0)	(0 to 0)	(0 to 0)	(0 to 0)	(0 to 0)	(0 to 0)	(0 to 0)	(0 to 0)	(0 to 0)	0
HIV/AIDS resulting in other diseases	(4 to 5)	(0 to 0.1)	(0.1 to 0.2)	(0.1 to 0.2)	(0 to 0)	(0 to 0)	(0.1 to 0.2)	(0.7 to 1.1)	(1.7 to 2.6)	(1.9 to 2.9)	(1.7 to 2.6)	(1.4 to 2.2)	(1.1 to 1.7)	(0.9 to 1.4)	(0.7 to 1.1)	(0.5 to 0.8)	(0.4 to 0.6)	(0.3 to 0.5)	(0.2 to 0.4)	(0.1 to 0.2)	(0 to 0.1)	(0 to 0)	(0 to 0)	114
Sexually transmitted infections, excluding HIV	222 (209 to 233)	185 (82.6 to 369)	1,700 (1,000 to 2,700)	809 (474 to 1,400)	274 (161 to 470)	270 (159 to 463)	1,200 (705 to 2,000)	7,120 (4,200 to 12,200)	16,100 (9,500 to 27,600)	17,500 (10,300 to 30,000)	15,200 (8,900 to 26,000)	12,200 (7,200 to 20,900)	9,270 (5,500 to 15,900)	7,050 (4,200 to 12,100)	5,420 (3,200 to 9,300)	3,530 (2,100 to 6,000)	2,210 (1,300 to 3,800)	770 (450 to 1,300)	244 (143 to 418)	103 (60.4 to 177)	18.6 (10.9 to 31.9)	14.7 (8.6 to 25.2)	110,000
Syphilis	(209 to 233)	(82.6 to 369)	(1,000 to 2,700)	(474 to 1,400)	(161 to 470)	(159 to 463)	(705 to 2,000)	(4,200 to 12,200)	(9,500 to 27,600)	(10,300 to 30,000)	(8,900 to 26,000)	(7,200 to 20,900)	(5,500 to 15,900)	(4,200 to 12,100)	(3,200 to 9,300)	(2,100 to 6,000)	(1,300 to 3,800)	(450 to 1,300)	(143 to 418)	(60.4 to 177)	(10.9 to 31.9)	(8.6 to 25.2)	1,190
Chlamydial infection	(0 to 0)	(0 to 0)	(0 to 0)	(0 to 0)	(0 to 0)	(0 to 0)	(0 to 0)	(0 to 0)	(0 to 0)	(0 to 0)	(0 to 0)	(0 to 0)	(0 to 0)	(0 to 0)	(0 to 0)	(0 to 0)	(0 to 0)	(0 to 0)	(0 to 0)	(0 to 0)	(0 to 0)	(0 to 0)	(0 to 0)	386
Gonococcal infection	(0 to 0)	(0 to 0)	(0 to 0)	(0 to 0)	(0 to 0)	(0 to 0)	(0 to 0)	(0 to 0)	(0 to 0)	(0 to 0)	(0 to 0)	(0 to 0)	(0 to 0)	(0 to 0)	(0 to 0)	(0 to 0)	(0 to 0)	(0 to 0)	(0 to 0)	(0 to 0)	(0 to 0)	(0 to 0)	(0 to 0)	179
Trichomoniasis	(0 to 0)	(0 to 0)	(0 to 0)	(0 to 0)	(0 to 0)	(0 to 0)	(0 to 0)	(0 to 0)	(0 to 0)	(0 to 0)	(0 to 0)	(0 to 0)	(0 to 0)	(0 to 0)	(0 to 0)	(0 to 0)	(0 to 0)	(0 to 0)	(0 to 0)	(0 to 0)	(0 to 0)	(0 to 0)	(0 to 0)	66.2
Genital herpes	(0 to 0)	(0 to 0)	(0 to 0)	(0 to 0)	(0 to 0)	(0 to 0)	(0 to 0)	(0 to 0)	(0 to 0)	(0 to 0)	(0 to 0)	(0 to 0)	(0 to 0)	(0 to 0)	(0 to 0)	(0 to 0)	(0 to 0)	(0 to 0)	(0 to 0)	(0 to 0)	(0 to 0)	(0 to 0)	(0 to 0)	0
Other sexually transmitted infections	(0 to 0)	(0 to 0)	(0 to 0)	(0 to 0)	(0 to 0)	(0 to 0)	(0 to 0)	(0 to 0)	(0 to 0)	(0 to 0)	(0 to 0)	(0 to 0)	(0 to 0)	(0 to 0)	(0 to 0)	(0 to 0)	(0 to 0)	(0 to 0)	(0 to 0)	(0 to 0)	(0 to 0)	(0 to 0)	(0 to 0)	0
Respiratory infections and tuberculosis	4,670 (3,640 to 7,700)	5,660 (3,270 to 9,810)	26,700 (15,500 to 42,700)	13,400 (9,600 to 18,500)	6,270 (4,470 to 8,640)	5,610 (3,970 to 7,760)	5,670 (4,010 to 7,850)	6,810 (4,800 to 9,450)	6,270 (4,420 to 8,700)	7,030 (4,950 to 9,800)	6,490 (4,560 to 9,060)	6,030 (4,220 to 8,450)	6,660 (4,650 to 9,350)	7,490 (5,260 to 10,500)	8,190 (5,800 to 11,500)	8,700 (6,200 to 12,200)	9,490 (6,800 to 13,300)	8,420 (6,000 to 11,900)	7,990 (5,620 to 11,300)	6,410 (4,500 to 9,060)	2,220 (1,560 to 3,140)	1,240 (867 to 1,750)	172,000
Tuberculosis	(4 to 5)	(0 to 0)	224 (132 to 366)	452 (324 to 624)	311 (222 to 429)	193 (137 to 267)	165 (117 to 228)	209 (148 to 289)	194 (137 to 269)	227 (160 to 314)	221 (156 to 305)	213 (150 to 294)	241 (170 to 333)	284 (199 to 392)	317 (223 to 438)	347 (244 to 479)	377 (266 to 521)	337 (237 to 466)	306 (216 to 423)	261 (184 to 361)	132 (93.1 to 182)	64.0 (45.1 to 88.4)	19,400
Latent tuberculosis infection	(0 to 0)	(0 to 0)	(0 to 0)	(0 to 0)	(0 to 0)	(0 to 0)	(0 to 0)	(0 to 0)	(0 to 0)	(0 to 0)	(0 to 0)	(0 to 0)	(0 to 0)	(0 to 0)	(0 to 0)	(0 to 0)	(0 to 0)	(0 to 0)	(0 to 0)	(0 to 0)	(0 to 0)	(0 to 0)	(0 to 0)	0
Drug-susceptible tuberculosis	(4 to 5)	(0 to 0)	224 (132 to 366)	452 (324 to 624)	311 (222 to 429)	193 (137 to 267)	165 (117 to 228)	209 (148 to 289)	194 (137 to 269)	227 (160 to 314)	221 (156 to 305)	213 (150 to 294)	241 (170 to 333)	284 (199 to 392)	317 (223 to 438)	347 (244 to 479)	377 (266 to 521)	337 (237 to 466)	306 (216 to 423)	261 (184 to 361)	132 (93.1 to 182)	64.0 (45.1 to 88.4)	19,400
Multidrug-resistant tuberculosis without extensive drug resistance	(0 to 0)	(0 to 0)	(0 to 0)	(0 to 0)	(0 to 0)	(0 to 0)	(0 to 0)	(0 to 0)	(0 to 0)	(0 to 0)	(0 to 0)	(0 to 0)	(0 to 0)	(0 to 0)	(0 to 0)	(0 to 0)	(0 to 0)	(0 to 0)	(0 to 0)	(0 to 0)	(0 to 0)	(0 to 0)	(0 to 0)	0
Extensively drug-resistant tuberculosis	(0 to 0)	(0 to 0)	(0 to 0)	(0 to 0)	(0 to 0)	(0 to 0)	(0 to 0)	(0 to 0)	(0 to 0)	(0 to 0)	(0 to 0)	(0 to 0)	(0 to 0)	(0 to 0)	(0 to 0)	(0 to 0)	(0 to 0)	(0 to 0)	(0 to 0)	(0 to 0)	(0 to 0)	(0 to 0)	(0 to 0)	0
Diarrheal diseases	4,670 (3,640 to 7,700)	5,660 (3,270 to 9,810)	26,700 (15,500 to 42,700)	13,400 (9,600 to 18,500)	6,270 (4,470 to 8,640)	5,610 (3,970 to 7,760)	5,670 (4,010 to 7,850)	6,810 (4,800 to 9,450)	6,270 (4,420 to 8,700)	7,030 (4,950 to 9,800)	6,490 (4,560 to 9,060)	6,030 (4,220 to 8,450)	6,660 (4,650 to 9,350)	7,490 (5,260 to 10,500)	8,190 (5,800 to 11,500)	8,700 (6,200 to 12,200)	9,490 (6,800 to 13,300)	8,420 (6,000 to 11,900)	7,990 (5,620 to 11,300)	6,410 (4,500 to 9,060)	2,220 (1,560 to 3,140)	1,240 (867 to 1,750)	172,000
Typhoid and paratyphoid	(0 to 0)	(0 to 0)	4 (2 to 7)	9 (7 to 13)	6 (4 to 9)	4 (3 to 5)	3 (2 to 5)	4 (3 to 6)	4 (3 to 5)	5 (3 to 6)	4 (3 to 6)	4 (3 to 6)	5 (3 to 6)	5 (4 to 7)	6 (4 to 8)	6 (4 to 8)	7 (5 to 9)	6 (4 to 8)	6 (4 to 8)	5 (3 to 6)	3 (2 to 4)	1 (0.8 to 2)	0 (0 to 1)	101
Typhoid fever	(0 to 0)	(0 to 0)	(1.9 to 15.9)	(4.9 to 13.2)	(3.2 to 9.1)	(2.3 to 6.1)	(1.7 to 4.8)	(2.2 to 5.8)	(2.1 to 5.6)	(2.5 to 6.6)	(2.1 to 5.6)	(1.9 to 5.1)	(2.2 to 5.8)	(2.5 to 6.7)	(2.9 to 7.7)	(3.1 to 8.1)	(3.5 to 9.2)	(3.1 to 8.1)	(2.9 to 7.5)	(2.3 to 6.1)	(1.4 to 3.7)	(0.4 to 1.1)	82.5
Paratyphoid fever	(0 to 0)	(0 to 0)	(0 to 0)	(0 to 0)	(0 to 0)	(0 to 0)	(0 to 0)	(0 to 0)	(0 to 0)	(0 to 0)	(0 to 0)	(0 to 0)	(0 to 0)	(0 to 0)	(0 to 0)	(0 to 0)	(0 to 0)	(0 to 0)	(0 to 0)	(0 to 0)	(0 to 0)	(0 to 0)	(0 to 0)	18.5
Lower respiratory infections	4,640 (3,620 to 7,650)	5,620 (3,240 to 9,720)	26,600 (15,400 to 42,500)	13,300 (9,500 to 18,400)	6,230 (4,440 to 8,580)	5,580 (3,940 to 7,720)	5,630 (3,980 to 7,800)	6,760 (4,760 to 9,390)	6,220 (4,390 to 8,650)	6,980 (4,910 to 9,730)	6,450 (4,530 to 9,000)	5,990 (4,190 to 8,390)	6,620 (4,620 to 9,290)	7,440 (5,220 to 10,400)	8,130 (5,760 to 11,400)	8,640 (6,160 to 12,100)	9,430 (6,760 to 13,200)	8,360 (5,960 to 11,800)	7,940 (5,580 to 11,200)	6,370 (4,470 to 9,000)	2,210 (1,550 to 3,120)	1,230 (861 to 1,740)	171,000
Otitis media	(0 to 0)	(0 to 0)	(0 to 0)	(0 to 0)	(0 to 0)	(0 to 0)	(0 to 0)	(0 to 0)	(0 to 0)	(0 to 0)	(0 to 0)	(0 to 0)	(0 to 0)	(0 to 0)	(0 to 0)	(0 to 0)	(0 to 0)	(0 to 0)	(0 to 0)	(0 to 0)	(0 to 0)	(0 to 0)	(0 to 0)	0
Enteric infections	2,760 (1,710 to 4,510)	1,910 (1,040 to 3,150)	2,410 (1,300 to 3,900)	4,200 (2,600 to 6,200)	3,020 (1,900 to 4,470)	2,110 (1,310 to 3,210)	2,040 (1,270 to 3,110)	1,760 (1,100 to 2,670)	1,740 (1,090 to 2,630)	1,710 (1,070 to 2,590)	1,660 (1,040 to 2,500)	1,460 (910 to 2,190)	1,460 (910 to 2,200)	1,440 (900 to 2,170)	1,440 (900 to 2,170)	1,440 (900 to 2,170)	1,440 (900 to 2,170)	1,440 (900 to 2,170)	1,440 (900 to 2,170)	1,440 (900 to 2,170)	1,440 (900 to 2,170)	1,440 (900 to 2,170)	105
Diarrheal diseases	2,760 (1,710 to 4,510)	1,910 (1,040 to 3,150)	2,410 (1,300 to 3,900)	4,200 (2,600 to 6,200)	3,020 (1,900 to 4,470)	2,110 (1,310 to 3,210)	2,040 (1,270 to 3,110)	1,760 (1,100 to 2,670)	1,740 (1,090 to 2,630)	1,710 (1,070 to 2,590)	1,660 (1,040 to 2,500)	1,460 (910 to 2,190)	1,460 (910 to 2,200)	1,440 (900 to 2,170)	1,440 (900 to 2,170)	1,440 (900 to 2,170)	1,440 (900 to 2,170)	1,440 (900 to 2,170)	1,440 (900 to 2,170)	1,440 (900 to 2,170)	1,440 (900 to 2,170)	1,440 (900 to 2,170)	105
Typhoid and paratyphoid	(0 to 0)	(0 to 0)	4 (2 to 7)	9 (7 to 13)	6 (4 to 9)	4 (3 to 5)	3 (2 to 5)	4 (3 to 6)	4 (3 to 5)	5 (3 to 6)	4 (3 to 6)	4 (3 to 6)	5 (3 to 6)	5 (4 to 7)	6 (4 to 8)	6 (4 to 8)	7 (5 to 9)	6 (4 to 8)	6 (4 to 8)	5 (3 to 6)	3 (2 to 4)	1 (0.8 to 2)	0 (0 to 1)	101
Typhoid fever	(0 to 0)	(0 to 0)	(1.9 to 15.9)	(4.9 to 13.2)	(3.2 to 9.1)	(2.3 to 6.1)	(1.7 to 4.8)	(2.2 to 5.8)	(2.1 to 5.6)	(2.5 to 6.6)	(2.1 to 5.6)	(1.9 to 5.1)	(2.2 to 5.8)	(2.5 to 6.7)	(2.9 to 7.7)	(3.1 to 8.1)	(3.5 to 9.2)	(3.1 to 8.1)	(2.9 to 7.5)	(2.3 to 6.1)	(1.4 to 3.7)	(0.4 to 1.1)	82.5
Paratyphoid fever	(0 to 0)	(0 to 0)	(0 to 0)	(0 to 0)	(0 to 0)	(0 to 0)	(0 to 0)	(0 to 0)	(0 to 0)	(0 to 0)	(0 to 0)	(0 to 0)	(0 to 0)	(0 to 0)	(0 to 0)	(0 to 0)	(0 to 0)	(0 to 0)	(0 to 0)	(0 to 0)	(0 to 0)	(0 to 0)	(0 to 0)	18.5
Invasive Non-typhoidal Salmonella (iNTS)	(0 to 0)	(0 to 0)	1.7 (0.9 to 3.2)	3.6 (1.9 to 6.7)	2.6 (1.4 to 4.8)	1.8 (0.9 to 3.3)	1.4 (0.7 to 2.6)	1.8 (0.9 to 3.3)	1.8 (0.9 to 3.3)	2.1 (1.1 to 3.9)	1.8 (0.9 to 3.3)	1.6 (0.8 to 3.0)	1.9 (1 to 3.5)	2.1 (1.1 to 3.9)	2.4 (1.2 to 4.4)	2.6 (1.3 to 4.8)	2.9 (1.5 to 5.4)	2.6 (1.3 to 4.8)	2.4 (1.2 to 4.4)	1.8 (0.9 to 3.3)	1 (0.5 to 1.8)	0.3 (0.2 to 0.6)	62.0
Other intestinal infectious diseases	(0 to 0)	(0 to 0)	19.1 (10.1 to 34.1)	22.9 (12.4 to 39.4)	12.6 (6.9 to 21.4)	9.4 (5.1 to 15.7)	7.2 (3.9 to 12.1)	11.1 (6.1 to 18.5)	8.8 (4.8 to 14.7)	8.4 (4.6 to 14.1)	7.4 (4.1 to 12.3)	6.5 (3.6 to 10.8)	7.6 (4.2 to 12.7)	8.5 (4.7 to 14.1)	9.5 (5.2 to 15.8)	10.1 (5.6 to 16.8)	10.8 (6 to 18)	9.6 (5.3 to 16)	9.1 (5 to 15.1)	7.3 (4 to 12.1)	2.5 (1.4 to 4.2)	0.7 (0.4 to 1.2)	158
Neglected tropical diseases and malaria	1,750 (1,160 to 2,760)	1,750 (1,160 to 2,760)	3,560 (2,400 to 5,270)	2,770 (2,020 to 3,660)	2,010 (1,460 to 2,650)	1,760 (1,280 to 2,320)	1,770 (1,290 to 2,340)	1,670 (1,210 to 2,210)	1,630 (1,180 to 2,150)	1,660 (1,200 to 2,190)	1,610 (1,160 to 2,120)	1,540 (1,110 to 2,030)	1,530 (1,100 to 2,020)	1,530 (1,100 to 2,020)	1,530 (1,100 to 2,020)	1,530 (1,100 to 2,020)	1,530 (1,100 to 2,020)	1,530 (1,100 to 2,020)	1,530 (1,100 to 2,020)	1,530 (1,100 to 2,020)	1,530 (1,100 to 2,020)	1,530 (1,100 to 2,020)	31,100
Malaria	(0 to 0.4)	(0 to 0.5)	2 (0.7 to 4.6)	4 (1.4 to 9.7)	2 (0.7 to 4.6)	1 (0.4 to 3.2)	1 (0.4 to 3.2)	2 (0.7 to 4.6)	2 (0.7 to 4.6)	2 (0.7 to 4.6)	2 (0.7 to 4.6)	2 (0.7 to 4.6)	2 (0.7 to 4.6)	2 (0.7 to 4.6)	2 (0.7 to 4.6)	2 (0.7 to 4.6)	2 (0.7 to 4.6)	2 (0.7 to 4.6)	2 (0.7 to 4.6)	2 (0.7 to 4.6)	2 (0.7 to 4.6)	2 (0.7 to 4.6)	1,700
Chagas disease	(0 to 0)	(0 to 0)	(0 to 0)	(0 to 0)	(0 to 0)	(0 to 0)	(0 to 0)	(0 to 0)	(0 to 0)	(0 to 0)	(0 to 0)	(0 to 0)	(0 to 0)	(0 to 0)	(0 to 0)	(0 to 0)	(0 to 0)	(0 to 0)	(0 to 0)	(0 to 0)	(0 to 0)	(0 to 0)	(0 to 0)	0
Leishmaniasis	(0 to 0)	(0 to 0)	(0 to 0.2)	(0 to 0.7)	(0 to 0.4)	(0 to 0.3)	(0 to 0.3)	(0 to 0.4)	(0 to 0.4)	(0 to 0.5)	(0 to 0.4)	(0 to 0.4)	(0 to 0.4)	(0 to 0.5)	(0 to 0.5)	(0 to 0.5)	(0 to 0.5)	(0 to 0.5)	(0 to 0.5)	(0 to 0.5)	(0 to 0.5)	(0 to 0.5)	(0 to 0.5)	0
Leishmaniasis	(0 to 0)	(0 to 0)	(0 to 0.2)	(0 to 0.7)	(0 to 0.4)	(0 to 0.3)	(0 to 0.3)	(0 to 0.4)	(0 to 0.4)	(0 to 0.5)	(0 to 0.4)	(0 to 0.4)	(0 to 0.4)	(0 to 0.5)	(0 to 0.5)	(0 to 0.5)	(0 to 0.5)	(0 to 0.5)	(0 to 0.5)	(0 to 0.5)	(0 to 0.5)	(0 to 0.5)	(0 to 0.5)	0
Visceral leishmaniasis	(0 to 0)	(0 to 0)	7.7 (4.4 to 13.1)	60.7 (40.6 to 85.1)	40.5 (27.1 to 56.8)	21.1 (14.1 to 29.6)	16.3 (10.9 to 22.9)	12.5 (8.4 to 17.6)	14.4 (9.6 to 20.2)	12.2 (8.1 to 17.1)	9.8 (6.5 to 13.8)	6.8 (4.5 to 9.6)	4.9 (3.2 to 6.9)	3.8 (2.5 to 5.4)	3.2 (2.1 to 4.5)	2.5 (1.6 to 3.5)	1.8 (1.2 to 2.5)	1.1 (0.7 to 1.6)	0.6 (0.4 to 0.9)	0.3 (0.2 to 0.4)	0.1 (0.1 to 0.2)	0 (0 to 0.1)	200
Cutaneous and mucocutaneous leishmaniasis	(0 to 0)	(0 to 0)	4.4 (2.5 to 7.5)	34.4 (23.1 to 48.2)	23.0 (15.4 to 32.2)	20.1 (13.4 to 28.2)	16.1 (10.8 to 22.6)	12.4 (8.3 to 17.4)	14.2 (9.5 to 20.0)	12.1 (8.1 to 17.0)	9.7 (6.4 to 13.7)	6.7 (4.5 to 9.5)	4.9 (3.2 to 6.9)	3.8 (2.5 to 5.4)	3.2 (2.1 to 4.5)	2.5 (1.6 to 3.5)	1.8 (1.2 to 2.5)	1.1 (0.7 to 1.6)	0.6 (0.4 to 0.9)	0.3 (0.2 to 0.4)	0.1 (0.1 to 0.2)	0 (0 to 0.1)	159
African trypanosomiasis	(0 to 0)	(0 to 0)	(0 to 0)	(0 to 0)	(0 to 0)	(0 to 0)	(0 to 0)	(0 to 0)	(0 to 0)	(0 to 0)	(0 to 0)	(0 to 0)	(0 to 0)	(0 to 0)	(0 to 0)	(0 to 0)	(0 to 0)	(0 to 0)	(0 to 0)	(0 to 0)	(0 to 0)	(0 to 0)	(0 to 0)	0
Schistosomiasis	(0 to 0)	(0 to 0)	(0 to 0)	(0 to 0)	(0 to 0)	(0 to 0)	(0 to 0)	(0 to 0)	(0 to 0)	(0 to 0)	(0 to 0)	(0 to 0)	(0 to 0)	(0 to 0)	(0 to 0)	(0 to 0)	(0 to 0)	(0 to 0)	(0 to 0)	(0 to 0)	(0 to 0)	(0 to 0)	(0 to 0)	0
Cysticercosis	(0 to 0)	(0 to 0)	1.7 (0.9 to 3.2)	9.7 (5.5 to 16.2)	7.2 (4.2 to 11.5)	4.2 (2.4 to 6.7)	3.3 (1.9 to 5.3)	3.3 (1.9 to 5.3)	3.3 (1.9 to 5.3)	3.3 (1.9 to 5.3)	3.3 (1.9 to 5.3)	3.3 (1.9 to 5.3)	3.3 (1.9 to 5.3)	3.3 (1.9 to 5.3)	3.3 (1.9 to 5.3)	3.3 (1.9 to 5.3)	3.3 (1.9 to 5.3)	3.3 (1.9 to 5.3)	3.3 (1.9 to 5.3)	3.3 (1.9 to 5.3)	3.3 (1.9 to 5.3)	3.3 (1.9 to 5.3)	0
Cystic echinococcosis	(0 to 0)	(0 to 0)	0.4 (0 to 1.5)	0.5 (0 to 1.8)	0.5 (0 to 1.8)	0.7 (0 to 2.1)	0.9 (0 to 2.7)	1.1 (0 to 3.3)	1 (0 to 3.3)	0.8 (0 to 2.6)	0.6 (0 to 2.2)	0.5 (0 to 1.8)	0.5 (0 to 1.8)	0.6 (0 to 2.1)	0.7 (0 to 2.2)	0.6 (0 to 2.1)	0.6 (0 to 2.1)	0.5 (0 to 1.8)	0.4 (0 to 1.5)	0.3 (0 to 1.1)	0.2 (0 to 0.8)	0.1 (0 to 0.4)	0 (0 to 0.1)	10.5
Lymphatic filariasis	(0 to 0)	(0 to 0)	(0 to 0)	(0 to 0)	(0 to 0)	(0 to 0)	(0 to 0)	(0 to 0)	(0 to 0)	(0 to 0)	(0 to 0)	(0 to 0)	(0 to 0)	(0 to 0)	(0 to 0)	(0 to 0)	(0 to 0)	(0 to 0)	(0 to 0)	(0 to 0)	(0 to 0)	(0 to 0)	(0 to 0)	0
Onchocerciasis	(0 to 0)	(0 to 0)	(0 to 0)	(0 to 0)	(0 to 0)	(0 to 0)	(0 to 0)	(0 to 0)	(0 to 0)	(0 to 0)	(0 to 0)	(0 to 0)	(0 to 0)	(0 to 0)	(0 to 0)	(0 to 0)	(0 to 0)	(0 to 0)	(0 to 0)	(0 to 0)	(0 to 0)	(0 to 0)	(0 to 0)	0
Trachoma	(0 to 0)	(0 to 0)	17.9 (9.2 to 31.6)	1,040 (600 to 2,040)	2,240 (1,600 to 3,060)	2,220 (1,580 to 3,080)	1,960 (1,400 to 2,810)	671 (479 to 960)	660 (469 to 950)	670 (477 to 961)	651 (461 to 937)	643 (455 to 926)	599 (424 to 863)	591 (418 to 851)	583 (412 to 839)	575 (406 to 828)	567 (400 to 816)	559 (394 to 805)	551 (388 to 793)	543 (382 to 782)	535 (376 to 770)	527 (370 to 759)	519 (364 to 747)	12,600
Dengue	(0 to 0)	(0 to 0)	0.6 (0.3 to 1.2)	10.2 (5.4 to 22.7)	18.1 (9.6 to 41.4)	18.2 (9.6 to 41.6)	14.1 (7.4 to 32.3)	12.9 (6.8 to 29.5)	11.4 (6 to 26.1)	9.9 (5.2 to 22.6)	7.2 (3.8 to 16.5)	5.4 (2.8 to 12.4)	4.2 (2.2 to 9.7)	3.5 (1.8 to 8.1)	2.6 (1.4 to 6)	1.7 (0.9 to 3.9)	1.1 (0.6 to 2.6)	0.6 (0.3 to 1.4)	0.2 (0.1 to 0.5)	0.1 (0 to 0.2)	0 (0 to 0.1)	0 (0 to 0)	120
Yellow fever	(0 to 0)	(0 to 0)	(0 to 0)	(0 to 0)	(0 to 0)	(0 to 0)	(0 to 0)	(0 to 0)	(0 to 0)	(0 to 0)	(0 to 0)	(0 to 0)	(0 to 0)	(0 to 0)	(0 to 0)	(0 to 0)	(0 to 0)	(0 to 0)	(0 to 0)	(0 to 0)	(0 to 0)	(0 to 0)	(0 to 0)	0
Rabies	(0 to 0)	(0 to 0)	(0 to 0)	(0 to 0)	(0 to 0)	(0 to 0)	(0 to 0)	(0 to 0)	(0 to 0)	(0 to 0)	(0 to 0)	(0 to 0)	(0 to 0)	(0 to 0)	(0 to 0)	(0 to 0)	(0 to 0)	(0 to 0)	(0 to 0)	(0 to 0)	(0 to 0)	(0 to 0)	(0 to 0)	17.7
Zika virus	(0 to 0)	(0 to 0)	2.7 (1.7 to 4.1)	4.8 (2.9 to 7.2)	4.7 (2.8 to 7.1)	3.2 (1.9 to 4.8)	2.5 (1.5 to 3.8)	2.5 (1.5 to 3.8)	2.5 (1.5 to 3.8)	2.5 (1.5 to 3.8)	2.5 (1.5 to 3.8)	2.5 (1.5 to 3.8)	2.5 (1.5 to 3.8)	2.5 (1.5 to 3.8)	2.5 (1.5 to 3.8)	2.5 (1.5 to 3.8)	2.5 (1.5 to 3.8)	2.5 (1.5 to 3.8)	2.5 (1.5 to 3.8)	2.5 (1.5 to 3.8)	2.5 (1.5 to 3.8)	2.5 (1.5 to 3.8)	11.6
Guinea worm disease	(0 to 0)	(0 to 0)	(0 to 0)	(0 to 0)	(0 to 0)	(0 to 0)	(0 to 0)	(0 to 0)	(0 to 0)	(0 to 0)	(0 to 0)	(0 to 0)	(0 to 0)	(0 to 0)	(0 to 0)	(0 to 0)	(0 to 0)	(0 to 0)	(0 to 0)	(0 to 0)	(0 to 0)	(0 to 0)	(0 to 0)	0
Other neglected tropical diseases	1,750 (1,160 to 2,760)	1,750 (1,160 to 2,760)	3,560 (2,400 to 5,270)	2,770 (2,020 to 3,660)	2,010 (1,460 to 2,650)	1,760 (1,280 to 2,320)	1,770 (1,290 to 2,340)	1,670 (1,210 to 2,210)	1,630 (1,180 to 2,150)	1,660 (1,200 to 2,190)	1,610 (1,160 to 2,120)	1,540 (1,110 to 2,030)	1,530 (1,100 to 2,020)	1,530 (1,100 to 2,020)	1,530 (1,100 to 2,020)	1,530 (1,100 to 2,020)	1,530 (1,100 to 2,020)	1,530 (1,100 to 2,020)	1,530 (1,100 to 2,020)	1,530 (1,100 to 2,020)	1,530 (1,100 to 2,020)	1,530 (1,100 to 2,020)	2,660
Other infectious diseases	4,640 (4,640 to 4,640)	2,320 (2,320 to 2,320)	2,320 (2,320 to 2,320)	2,320 (2,320 to 2,320



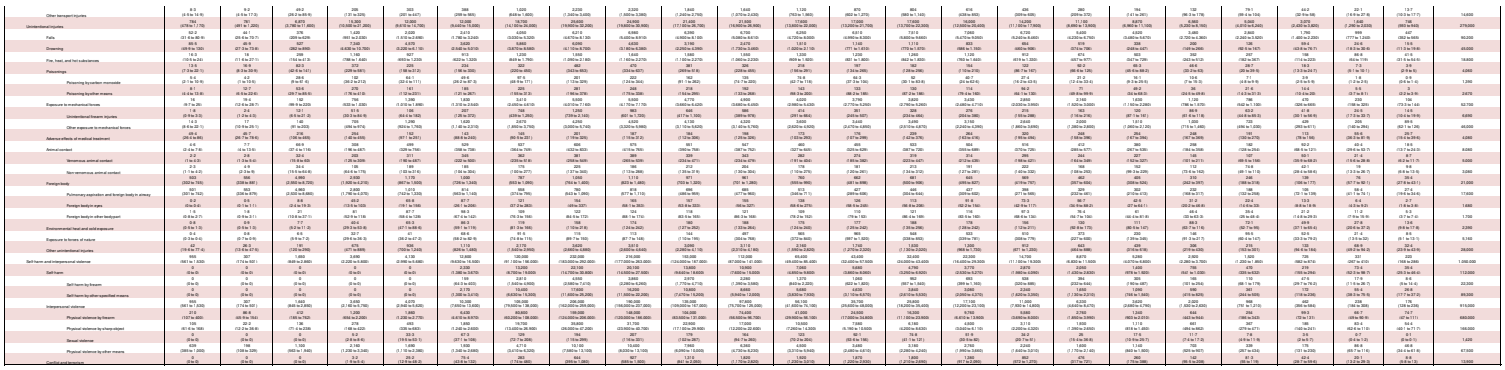

SR Table 2x. Costa Rica DALYS by cause and age group for males with 95% uncertainty intervals, 2019

Cause	Early Neonatal	Late Neonatal	Post Neonatal	1 to 4	5 to 9	10 to 14	15 to 19	20 to 24	25 to 29	30 to 34	35 to 39	40 to 44	45 to 49	50 to 54	55 to 59	60 to 64	65 to 69	70 to 74	75 to 79	80 to 84	85 to 89	90 to 94	95 plus	Total
All causes	13,139 (9,200 to 18,266)	3,949 (2,980 to 5,350)	6,099 (4,666 to 8,133)	7,640 (6,210 to 9,719)	3,728 (2,950 to 4,900)	3,089 (2,520 to 3,884)	21,469 (17,660 to 26,050)	32,109 (26,850 to 38,200)	34,469 (28,450 to 40,850)	37,269 (31,290 to 43,650)	34,089 (28,450 to 40,850)	33,469 (27,990 to 40,050)	34,769 (28,450 to 41,650)	42,969 (35,290 to 51,850)	37,469 (30,450 to 45,650)	48,269 (39,450 to 58,250)	43,269 (35,450 to 52,250)	36,569 (29,650 to 44,850)	23,769 (18,750 to 30,850)	17,669 (13,750 to 23,350)	7,669 (5,869 to 9,850)	3,619 (3,000 to 4,219)	565,000
Communicable, maternal, neonatal, and nutritional diseases	9,310 (6,310 to 12,900)	2,260 (1,560 to 3,200)	2,600 (1,780 to 3,720)	2,310 (1,720 to 3,020)	2,090 (1,370 to 2,970)	1,490 (1,000 to 1,950)	1,360 (1,070 to 1,710)	1,400 (1,010 to 2,000)	2,170 (1,600 to 2,900)	2,470 (1,790 to 3,250)	2,360 (1,720 to 3,150)	2,160 (1,620 to 2,810)	2,090 (1,700 to 2,660)	2,210 (1,620 to 2,980)	2,040 (1,610 to 2,810)	1,780 (1,420 to 2,390)	1,410 (1,090 to 1,760)	1,190 (900 to 1,540)	1,110 (830 to 1,510)	929 (610 to 1,370)	662 (430 to 1,000)	399 (262 to 590)	229 (162 to 354)	49,200
HIV/AIDS and sexually transmitted infections	18.6 (9.5 to 37.4)	12 (6.7 to 22.5)	81.9 (66.9 to 99.9)	72 (59.9 to 86.5)	56.2 (46.2 to 67.4)	76.9 (61.3 to 96.4)	192 (147 to 247)	296 (228 to 382)	398 (307 to 516)	738 (577 to 1,150)	677 (521 to 1,050)	729 (567 to 1,130)	678 (476 to 1,060)	1,020 (720 to 1,590)	938 (662 to 1,460)	1,060 (746 to 1,650)	1,020 (717 to 1,590)	1,010 (710 to 1,570)	867 (611 to 1,350)	767 (539 to 1,190)	518 (364 to 806)	267 (188 to 415)	9,880
HIV/AIDS	0 (0 to 0)	0 (0 to 0)	76.4 (62.2 to 92.6)	72 (59.1 to 86.9)	55.6 (45.6 to 66.9)	77.3 (61.7 to 96.8)	191 (147 to 246)	272 (222 to 337)	111 (84.6 to 144)	627 (482 to 1,000)	536 (412 to 1,000)	720 (563 to 1,120)	672 (472 to 1,050)	1,020 (720 to 1,590)	937 (662 to 1,460)	1,060 (746 to 1,650)	1,020 (717 to 1,590)	1,010 (710 to 1,570)	867 (611 to 1,350)	767 (539 to 1,190)	518 (364 to 806)	267 (188 to 415)	9,860
HIV/AIDS - Drug-susceptible Tuberculosis	0 (0 to 0)	0 (0 to 0)	3.5 (2.7 to 4.5)	3.3 (2.7 to 4.1)	2.6 (2.1 to 3.2)	2.2 (1.7 to 2.8)	4.2 (3.2 to 5.4)	6.6 (5.1 to 8.5)	2.5 (1.9 to 3.2)	13.5 (10.4 to 17.4)	11.7 (9.1 to 15.1)	15.5 (12.1 to 20.1)	14.4 (10.1 to 22.5)	21.7 (16.9 to 33.8)	19.9 (15.5 to 31.0)	22.5 (17.5 to 35.1)	21.6 (16.8 to 33.7)	21.4 (16.7 to 33.4)	18.4 (14.3 to 28.7)	16.3 (12.7 to 25.4)	11.0 (8.6 to 17.2)	5.7 (4.4 to 8.8)	209
HIV/AIDS - Multidrug-resistant Tuberculosis without extensive drug resistance	0 (0 to 0)	0 (0 to 0)	0.2 (0.1 to 0.3)	0.2 (0.1 to 0.3)	0.1 (0 to 0.2)	0.1 (0 to 0.2)	0.2 (0.1 to 0.3)	0.3 (0.2 to 0.5)	0.1 (0 to 0.2)	0.7 (0.4 to 1.1)	0.6 (0.3 to 1.0)	0.8 (0.4 to 1.3)	0.8 (0.3 to 1.5)	1.2 (0.5 to 2.3)	1.1 (0.4 to 2.2)	1.3 (0.5 to 2.5)	1.2 (0.5 to 2.4)	1.2 (0.5 to 2.4)	1.0 (0.4 to 2.0)	0.9 (0.4 to 1.8)	0.6 (0.3 to 1.2)	0.3 (0.1 to 0.6)	11.5
HIV/AIDS - Extensively drug-resistant Tuberculosis	0 (0 to 0)	0 (0 to 0)	0 (0 to 0)	0 (0 to 0)	0 (0 to 0)	0 (0 to 0)	0 (0 to 0)	0 (0 to 0)	0 (0 to 0)	0 (0 to 0)	0 (0 to 0)	0 (0 to 0)	0 (0 to 0)	0 (0 to 0)	0 (0 to 0)	0 (0 to 0)	0 (0 to 0)	0 (0 to 0)	0 (0 to 0)	0 (0 to 0)	0 (0 to 0)	0 (0 to 0)	0 (0 to 0)	0
HIV/AIDS resulting in other diseases	0 (0 to 0)	0 (0 to 0)	0.7 (0.5 to 0.9)	0.7 (0.5 to 0.9)	0.5 (0.4 to 0.7)	0.7 (0.5 to 0.9)	1.7 (1.3 to 2.2)	2.7 (2.1 to 3.5)	1.1 (0.8 to 1.4)	6.6 (5.1 to 8.5)	5.2 (4.0 to 6.8)	6.7 (5.1 to 8.8)	6.4 (4.5 to 9.9)	9.4 (7.3 to 14.6)	8.6 (6.7 to 13.4)	9.8 (7.6 to 15.2)	9.3 (7.2 to 14.5)	9.2 (7.1 to 14.3)	7.9 (6.1 to 12.4)	7.0 (5.4 to 10.9)	4.8 (3.7 to 7.5)	2.5 (1.9 to 3.9)	90
Sexually transmitted infections excluding HIV	18.6 (9.5 to 37.4)	12 (6.7 to 22.5)	5.5 (3.7 to 7.8)	0 (0 to 0)	1.6 (0.9 to 2.6)	4.6 (2.5 to 7.4)	0.7 (0.4 to 1.1)	23.7 (13.1 to 38.1)	287 (159 to 462)	111 (61.7 to 178)	141 (78.4 to 226)	9 (5 to 14)	6 (3.3 to 9.6)	0 (0 to 0)	0 (0 to 0)	0 (0 to 0)	0 (0 to 0)	0 (0 to 0)	0 (0 to 0)	0 (0 to 0)	0 (0 to 0)	0 (0 to 0)	0 (0 to 0)	660
Syphilis	0 (0 to 0)	0 (0 to 0)	0.7 (0.5 to 1.0)	0.6 (0.4 to 0.8)	0.5 (0.3 to 0.6)	0.6 (0.4 to 0.8)	0.7 (0.5 to 1.0)	2.3 (1.5 to 3.2)	1.6 (1.1 to 2.2)	7.6 (5.2 to 10.6)	6.5 (4.5 to 9.1)	7 (4.8 to 9.8)	6.4 (4.4 to 9.1)	8.6 (5.9 to 12.2)	7 (4.8 to 10.1)	8.2 (5.6 to 11.7)	6.9 (4.7 to 9.9)	6.2 (4.2 to 8.9)	4.6 (3.1 to 6.7)	2.3 (1.5 to 3.4)	1.4 (0.9 to 2.1)	0.6 (0.4 to 0.9)	0.1 (0.1 to 0.1)	101
Chlamydial infection	0 (0 to 0)	0 (0 to 0)	0 (0 to 0)	0 (0 to 0)	0 (0 to 0)	0 (0 to 0)	0 (0 to 0)	0 (0 to 0)	0 (0 to 0)	0 (0 to 0)	0 (0 to 0)	0 (0 to 0)	0 (0 to 0)	0 (0 to 0)	0 (0 to 0)	0 (0 to 0)	0 (0 to 0)	0 (0 to 0)	0 (0 to 0)	0 (0 to 0)	0 (0 to 0)	0 (0 to 0)	0 (0 to 0)	0
Gonococcal infection	0 (0 to 0)	0 (0 to 0)	0 (0 to 0)	0 (0 to 0)	0 (0 to 0)	0 (0 to 0)	0 (0 to 0)	0 (0 to 0)	0 (0 to 0)	0 (0 to 0)	0 (0 to 0)	0 (0 to 0)	0 (0 to 0)	0 (0 to 0)	0 (0 to 0)	0 (0 to 0)	0 (0 to 0)	0 (0 to 0)	0 (0 to 0)	0 (0 to 0)	0 (0 to 0)	0 (0 to 0)	0 (0 to 0)	0
Trichomoniasis	0 (0 to 0)	0 (0 to 0)	0 (0 to 0)	0 (0 to 0)	0 (0 to 0)	0 (0 to 0)	0.1 (0 to 0.1)	0.7 (0.2 to 1.6)	0.5 (0.2 to 1.1)	0.7 (0.2 to 1.6)	0.5 (0.2 to 1.2)	0.6 (0.2 to 1.4)	0.6 (0.2 to 1.5)	0.7 (0.2 to 1.8)	0.6 (0.2 to 1.5)	0.7 (0.2 to 1.8)	0.6 (0.2 to 1.5)	0.6 (0.2 to 1.5)	0.5 (0.2 to 1.3)	0.4 (0.1 to 1.0)	0.2 (0.1 to 0.6)	0.1 (0 to 0.3)	6.7
Dental herpes	0 (0 to 0)	0 (0 to 0)	0 (0 to 0)	0 (0 to 0)	0 (0 to 0)	0 (0 to 0)	0.1 (0 to 0.1)	0.2 (0 to 0.3)	0.1 (0 to 0.1)	0.3 (0 to 0.5)	0.2 (0 to 0.4)	0.3 (0 to 0.5)	0.2 (0 to 0.5)	0.4 (0.1 to 0.7)	0.3 (0.1 to 0.6)	0.4 (0.1 to 0.7)	0.3 (0.1 to 0.6)	0.3 (0.1 to 0.6)	0.2 (0.1 to 0.5)	0.2 (0.1 to 0.4)	0.1 (0 to 0.3)	0.1 (0 to 0.2)	3.2
Other sexually transmitted infections	0 (0 to 0)	0 (0 to 0)	0.5 (0.4 to 0.7)	0.5 (0.4 to 0.6)	0.4 (0.3 to 0.5)	0.5 (0.4 to 0.6)	0.6 (0.4 to 0.8)	1.4 (0.9 to 2.1)	0.9 (0.6 to 1.4)	3.6 (2.3 to 5.4)	3.1 (1.9 to 4.8)	3.7 (2.3 to 5.7)	3.4 (1.9 to 5.7)	4.5 (2.6 to 7.5)	4.1 (2.4 to 6.9)	4.7 (2.7 to 7.8)	4.2 (2.4 to 7.1)	4.1 (2.3 to 6.9)	3.3 (1.9 to 5.6)	2.5 (1.4 to 4.2)	1.7 (0.9 to 2.9)	0.8 (0.4 to 1.4)	69.6
Respiratory infections and tuberculosis	1,190 (829 to 2,020)	166 (101 to 291)	220 (167 to 296)	203 (167 to 246)	203 (152 to 263)	159 (119 to 212)	289 (261 to 320)	432 (388 to 483)	466 (420 to 516)	498 (448 to 554)	458 (411 to 507)	450 (404 to 502)	468 (422 to 520)	578 (520 to 646)	504 (453 to 561)	649 (585 to 722)	582 (523 to 647)	492 (442 to 547)	320 (287 to 356)	237 (212 to 264)	89 (79 to 99)	51 (45 to 57)	12,900
Tuberculosis	0 (0 to 0)	0 (0 to 0)	5.1 (3.4 to 7.8)	5.1 (3.6 to 7.1)	7.1 (5.1 to 9.5)	12.9 (9.2 to 18.6)	21.1 (16.1 to 26.4)	33.5 (25.3 to 43.5)	41.3 (32.1 to 52.6)	77 (60.5 to 97.1)	69.6 (54.2 to 84.1)	101 (83.3 to 122)	79.8 (63.2 to 97.1)	99.3 (79.2 to 122)	86.2 (69.9 to 107)	111 (90.1 to 137)	99.7 (80.6 to 122)	84.2 (68.6 to 103)	54.7 (43.9 to 67.1)	40.7 (32.9 to 49.6)	15.2 (12.1 to 18.7)	3.9 (3.1 to 4.8)	1,190
Latent tuberculosis infection	0 (0 to 0)	0 (0 to 0)	0 (0 to 0)	0 (0 to 0)	0 (0 to 0)	0 (0 to 0)	0 (0 to 0)	0 (0 to 0)	0 (0 to 0)	0 (0 to 0)	0 (0 to 0)	0 (0 to 0)	0 (0 to 0)	0 (0 to 0)	0 (0 to 0)	0 (0 to 0)	0 (0 to 0)	0 (0 to 0)	0 (0 to 0)	0 (0 to 0)	0 (0 to 0)	0 (0 to 0)	0 (0 to 0)	0
Drug-susceptible tuberculosis	0 (0 to 0)	0 (0 to 0)	0.9 (0.6 to 1.4)	0.9 (0.7 to 1.1)	1.2 (0.9 to 1.6)	2.2 (1.6 to 3.1)	3.6 (2.7 to 4.5)	5.7 (4.3 to 7.4)	7.1 (5.4 to 9.1)	13.2 (10.4 to 16.7)	11.9 (9.3 to 14.4)	17.3 (14.3 to 20.9)	13.7 (10.8 to 16.6)	17.1 (13.6 to 20.7)	14.8 (11.9 to 17.9)	19.1 (15.5 to 23.1)	17.1 (13.8 to 20.7)	14.5 (11.8 to 17.5)	9.4 (7.6 to 11.4)	7.0 (5.6 to 8.5)	2.6 (2.1 to 3.2)	0.7 (0.5 to 0.9)	205
Multidrug-resistant tuberculosis without extensive drug resistance	0 (0 to 0)	0 (0 to 0)	0.2 (0.1 to 0.3)	0.2 (0.1 to 0.3)	0.2 (0.1 to 0.3)	0.4 (0.3 to 0.5)	1.1 (0.8 to 1.4)	1.9 (1.4 to 2.5)	2.3 (1.7 to 3.0)	3.9 (2.9 to 5.1)	3.5 (2.6 to 4.7)	5.1 (3.8 to 6.7)	4.1 (2.9 to 5.6)	5.1 (3.6 to 7.0)	4.4 (3.1 to 6.1)	5.6 (3.9 to 7.8)	5.1 (3.6 to 7.1)	4.3 (3.0 to 6.1)	2.8 (2.0 to 4.0)	2.1 (1.5 to 3.0)	0.8 (0.6 to 1.2)	0.2 (0.1 to 0.3)	59
Extensively drug-resistant tuberculosis	0 (0 to 0)	0 (0 to 0)	0 (0 to 0)	0 (0 to 0)	0 (0 to 0)	0 (0 to 0)	0 (0 to 0)	0 (0 to 0)	0 (0 to 0)	0 (0 to 0)	0 (0 to 0)	0 (0 to 0)	0 (0 to 0)	0 (0 to 0)	0 (0 to 0)	0 (0 to 0)	0 (0 to 0)	0 (0 to 0)	0 (0 to 0)	0 (0 to 0)	0 (0 to 0)	0 (0 to 0)	0 (0 to 0)	0
Lower respiratory infections	722 (457 to 1,220)	160 (89 to 317)	173 (101 to 287)	172 (101 to 261)	81.2 (51.1 to 126)	57 (39.8 to 79.6)	123 (83.1 to 184)	186 (127 to 264)	220 (145 to 320)	240 (158 to 347)	226 (149 to 328)	185 (122 to 268)	216 (144 to 309)	276 (187 to 394)	279 (187 to 401)	337 (227 to 481)	317 (213 to 451)	283 (191 to 403)	223 (151 to 317)	189 (129 to 268)	89 (61 to 126)	49 (33 to 69)	4,200
Upper respiratory infections	0.4 (0 to 2.1)	2.2 (0.7 to 7.1)	29.9 (22.1 to 39.8)	19.6 (14.5 to 26.1)	196 (144 to 260)	175 (129 to 233)	52 (38.5 to 69.2)	66 (48.7 to 88)	66 (48.7 to 88)	73 (53.7 to 97.2)	69 (50.7 to 91.8)	74 (54.4 to 98.5)	77 (56.6 to 103)	90.7 (66.7 to 121)	83.7 (61.5 to 111)	112 (82.4 to 150)	104 (76.5 to 139)	93.2 (68.5 to 124)	70.3 (51.7 to 93.6)	59.7 (43.9 to 79.5)	28.1 (20.7 to 37.4)	15.5 (11.4 to 20.7)	1,800
Otitis media	0 (0 to 0)	0 (0 to 0)	1.4 (0.9 to 2.0)	1.4 (0.9 to 2.0)	11.2 (7.1 to 16.2)	24.5 (17.1 to 33.6)	12.4 (8.4 to 16.9)	9.4 (6.4 to 13.2)	5.7 (3.9 to 8.1)	4.1 (2.8 to 5.9)	3.2 (2.2 to 4.6)	2.5 (1.7 to 3.7)	2.1 (1.4 to 3.1)	2.1 (1.4 to 3.1)	1.6 (1.1 to 2.4)	1.7 (1.1 to 2.5)	1.4 (0.9 to 2.1)	1.1 (0.7 to 1.7)	0.8 (0.5 to 1.2)	0.6 (0.4 to 0.9)	0.3 (0.2 to 0.5)	0.1 (0.1 to 0.2)	92
Enteric infections	2.4 (1.4 to 4.1)	2.3 (1.4 to 3.7)	73.6 (54.3 to 97.7)	111 (84.3 to 146)	52.2 (38.2 to 69.4)	47.4 (34.7 to 63.1)	30.1 (22.1 to 40.1)	106 (78.1 to 140)	106 (78.1 to 140)	96.8 (71.3 to 128)	82.6 (60.8 to 109)	94.9 (69.9 to 126)	116 (85.7 to 154)	132 (97.7 to 175)	126 (93.2 to 167)	127 (94.1 to 168)	106 (78.4 to 140)	82.3 (60.9 to 109)	67.9 (50.2 to 90.1)	39.2 (29.1 to 52.1)	11.1 (8.2 to 14.8)	8.4 (6.2 to 11.1)	1,760
Malaria	0 (0 to 0)	0 (0 to 0)	0 (0 to 0)	0 (0 to 0)	0 (0 to 0)	0 (0 to 0)	0 (0 to 0)	0 (0 to 0)	0 (0 to 0)	0 (0 to 0)	0 (0 to 0)	0 (0 to 0)	0 (0 to 0)	0 (0 to 0)	0 (0 to 0)	0 (0 to 0)	0 (0 to 0)	0 (0 to 0)	0 (0 to 0)	0 (0 to 0)	0 (0 to 0)	0 (0 to 0)	0 (0 to 0)	0
Chagas disease	0 (0 to 0)	0 (0 to 0)	0 (0 to 0)	0 (0 to 0)	0 (0 to 0)	0 (0 to 0)	0 (0 to 0)	0 (0 to 0)	0 (0 to 0)	0 (0 to 0)	0 (0 to 0)	0 (0 to 0)	0 (0 to 0)	0 (0 to 0)	0 (0 to 0)	0 (0 to 0)	0 (0 to 0)	0 (0 to 0)	0 (0 to 0)	0 (0 to 0)	0 (0 to 0)	0 (0 to 0)	0 (0 to 0)	0
Leishmaniasis	0 (0 to 0)	0 (0 to 0)	1.5 (0.3 to 3.6)	1.6 (0.3 to 3.8)	1.2 (0.2 to 2.8)	0.7 (0.2 to 1.8)	0.7 (0.2 to 1.8)	1.2 (0.2 to 3.1)	1.1 (0.2 to 2.9)	1.4 (0.3 to 3.8)	1.1 (0.2 to 3.1)	1.1 (0.2 to 3.1)	1.1 (0.2 to 3.1)	1.2 (0.2 to 3.3)	1.1 (0.2 to 3.1)	1.2 (0.2 to 3.3)	1.1 (0.2 to 3.1)	1.1 (0.2 to 3.1)	0.9 (0.2 to 2.4)	0.7 (0.2 to 2.0)	0.4 (0.1 to 1.1)	0.2 (0.1 to 0.6)	26
Visceral leishmaniasis	0 (0 to 0)	0 (0 to 0)	0 (0 to 0.1)	0 (0 to 0.1)	0 (0 to 0.1)	0 (0 to 0.1)	0 (0 to 0.1)	0 (0 to 0.1)	0 (0 to 0.1)	0 (0 to 0.1)	0 (0 to 0.1)	0 (0 to 0.1)	0 (0 to 0.1)	0 (0 to 0.1)	0 (0 to 0.1)	0 (0 to 0.1)	0 (0 to 0.1)	0 (0 to 0.1)	0 (0 to 0.1)	0 (0 to 0.1)	0 (0 to 0.1)	0 (0 to 0.1)	0 (0 to 0.1)	0
Cutaneous and mucocutaneous leishmaniasis	0 (0 to 0)	0 (0 to 0)	1.5 (0.3 to 3.6)	1.6 (0.3 to 3.8)	1.2 (0.2 to 2.8)	0.7 (0.2 to 1.8)	0.7 (0.2 to 1.8)	1.2 (0.2 to 3.1)	1.1 (0.2 to 2.9)	1.4 (0.3 to 3.8)	1.1 (0.2 to 3.1)	1.1 (0.2 to 3.1)	1.1 (0.2 to 3.1)	1.2 (0.2 to 3.3)	1.1 (0.2 to 3.1)	1.2 (0.2 to 3.3)	1.1 (0.2 to 3.1)	1.1 (0.2 to 3.1)	0.9 (0.2 to 2.4)	0.7 (0.2 to 2.0)	0.4 (0.1 to 1.1)	0.2 (0.1 to 0.6)	26
African trypanosomiasis	0 (0 to 0)	0 (0 to 0)	0 (0 to 0)	0 (0 to 0)	0 (0 to 0)	0 (0 to 0)	0 (0 to 0)	0 (0 to 0)	0 (0 to 0)	0 (0 to 0)	0 (0 to 0)	0 (0 to 0)	0 (0 to 0)	0 (0 to 0)	0 (0 to 0)	0 (0 to 0)	0 (0 to 0)	0 (0 to 0)	0 (0 to 0)	0 (0 to 0)	0 (0 to 0)	0 (0 to 0)	0 (0 to 0)	0
Schistosomiasis	0 (0 to 0)	0 (0 to 0)	0 (0 to 0)	0 (0 to 0)	0 (0 to 0)	0 (0 to 0)	0 (0 to 0)	0 (0 to 0)	0 (0 to 0)	0 (0 to 0)	0 (0 to 0)	0 (0 to 0)	0 (0 to 0)	0 (0 to 0)	0 (0 to 0)	0 (0 to 0)	0 (0 to 0)	0 (0 to 0)	0 (0 to 0)	0 (0 to 0)	0 (0 to 0)	0 (0 to 0)	0 (0 to 0)	0
Cysticercosis	0 (0 to 0)	0 (0 to 0)	0 (0 to 0)	0.1 (0 to 0.2)	0.4 (0.2 to 0.8)	2.2 (1.3 to 3.3)	12.6 (8.3 to 20.3)	39 (26.2 to 57.3)	50.7 (34.9 to 73)	62.4 (44.1 to 87.5)	49.3 (33.2 to 72.6)	48.4 (32.7 to 71.5)	43.2 (27.5 to 67.1)	70.4 (45.9 to 104)	49.6 (32.2 to 73.2)	44.6 (29.1 to 65.6)	37.5 (24.2 to 55.2)	27.8 (18.2 to 40.7)	22.2 (14.7 to 32.2)	12.7 (8.7 to 17.9)	2.9 (2.1 to 4.1)	1.1 (0.8 to 1.6)	632
Cystic echinococcosis	0 (0 to 0)	0 (0 to 0)	0 (0 to 0)	0 (0 to 0.1)	0 (0 to 0)	0 (0 to 0)	0 (0 to 0)	0 (0 to 0)	0 (0 to 0)	0 (0 to 0)	0 (0 to 0)	0 (0 to 0)	0 (0 to 0)	0 (0 to 0)	0 (0 to 0)	0 (0 to 0)	0 (0 to 0)	0 (0 to 0)	0 (0 to 0)	0 (0 to 0)	0 (0 to 0)	0 (0 to 0)	0 (0 to 0)	0
Lymphatic filariasis	0 (0 to 0)	0 (0 to 0)	0 (0 to 0)	0 (0 to 0)	0 (0 to 0)	0 (0 to 0)	0 (0 to 0)	0 (0 to 0)	0 (0 to 0)	0 (0 to 0)	0 (0 to 0)	0 (0 to 0)	0 (0 to 0)	0 (0 to 0)	0 (0 to 0)	0 (0 to 0)	0 (0 to 0)	0 (0 to 0)	0 (0 to 0)	0 (0 to 0)	0 (0 to 0)	0 (0 to 0)	0 (0 to 0)	0
Onchocerciasis	0 (0 to 0)	0 (0 to 0)	0 (0 to 0)	0 (0 to 0)	0 (0 to 0)	0 (0 to 0)	0 (0 to 0)	0 (0 to 0)	0 (0 to 0)	0 (0 to 0)	0 (0 to 0)	0 (0 to 0)	0 (0 to 0)	0 (0 to 0)	0 (0 to 0)	0 (0 to 0)	0 (0 to 0)	0 (0 to 0)	0 (0 to 0)	0 (0 to 0)	0 (0 to 0)	0 (0 to 0)	0 (0 to 0)	0
Trachoma	0 (0 to 0)	0 (0 to 0)	0 (0 to 0)	0 (0 to 0)	0 (0 to 0)	0 (0 to 0)	0 (0 to 0)	0 (0 to 0)	0 (0 to 0)	0 (0 to 0)	0 (0 to 0)	0 (0 to 0)	0 (0 to 0)	0 (0 to 0)	0 (0 to 0)	0 (0 to 0)	0 (0 to 0)	0 (0 to 0)	0 (0 to 0)	0 (0 to 0)	0 (0 to 0)	0 (0 to 0)	0 (0 to 0)	0
Dengue	0 (0 to 0)	0 (0 to 0)	1.9 (1.1 to 7.7)	2.1 (1.2 to 8.2)	1.6 (0.9 to 6.6)	1.4 (0.8 to 5.6)	1.9 (1.1 to 7.6)	3.3 (1.9 to 13)	3.3 (1.9 to 13)	3.6 (2.1 to 14)	3.3 (1.9 to 13)	3.3 (1.9 to 13)	3.3 (1.9 to 13)	3.4 (1.9 to 13)	3.3 (1.9 to 13)	3.4 (1.9 to 13)	3.3 (1.9 to 13)	3.3 (1.9 to 13)	3.1 (1.8 to 12)	2.9 (1.6 to 11)	2.6 (1.5 to 10)	1.7 (1 to 6.6)	0.6 (0.4 to 2.7)	222
Yellow fever	0 (0 to 0)	0 (0 to 0)	0 (0 to 0)	0 (0 to 0)	0 (0 to 0)	0 (0 to 0)	0 (0 to 0)	0 (0 to 0)	0 (0 to 0)	0 (0 to 0)	0 (0 to 0)	0 (0 to 0)	0 (0 to 0)	0 (0 to 0)	0 (0 to 0)	0 (0 to 0)	0 (0 to 0)	0 (0 to 0)	0 (0 to 0)	0 (0 to 0)	0 (0 to 0)	0 (0 to 0)	0 (0 to 0)	0
Rabies	0 (0 to 0)	0 (0 to 0)	0 (0 to 0)	0 (0 to 0)	0 (0 to 0)	0 (0 to 0)	0 (0 to 0)	0 (0 to 0)	0 (0 to 0)	0 (0 to 0)	0 (0 to 0)	0 (0 to 0)	0 (0 to 0)	0 (0 to 0)	0 (0 to 0)	0 (0 to 0)	0 (0 to 0)	0 (0 to 0)	0 (0 to 0)	0 (0 to 0)	0 (0 to 0)	0 (0 to 0)	0 (0 to 0)	0
Intestinal nematode infections	0 (0 to 0)	0 (0 to 0)	0.9 (0.4 to 2.1)	19.6 (9.1 to 44.5)	41 (19.1 to 93.1)	28.9 (20.1 to 40.6)	23.6 (17.1 to 33.1)	37.6 (27.3 to 52.8)	17.6 (12.8 to 24.7)	19.1 (13.9 to 26.8)	13.4 (9.7 to 18.8)	11.2 (8.1 to 15.8)	9.2 (6.6 to 12.9)	8.6 (6.2 to 12.1)	7.7 (5.5 to 10.8)	8.3 (5.9 to 11.6)	6.4 (4.6 to 9.1)	3.3 (2.3 to 4.6)	2.4 (1.6 to 3.4)	1.9 (1.3 to 2.7)	0.9 (0.6 to 1.4)	0.2 (0.2 to 0.4)	237
Ascariasis	0 (0 to 0)	0 (0 to 0)	0.7 (0.1 to 2.2)	11.9 (4.9 to 27.6)	21.4 (9.4 to 47.6)	12.2 (8.6 to 17.2)	8.6 (6.2 to 12.1)	7.6 (5.4 to 10.8)	3.6 (2.6 to 5.1)	3.4 (2.4 to 4.9)	2.2 (1.5 to 3.2)	1.8 (1.2 to 2.6)	1.4 (0.9 to 2.1)	1.2 (0.8 to 1.8)	1.1 (0.7 to 1.6)	1.1 (0.7 to 1.6)	0.9 (0.6 to 1.3)	0.5 (0.3 to 0.8)	0.4 (0.2 to 0.6)	0.3 (0.2 to 0.5)	0.2 (0.1 to 0.3)	0.1 (0 to 0.2)	109
Trichuriasis	0 (0 to 0)	0 (0 to 0)	0.6 (0.1 to 1.8)	3.6 (1.5 to 8.1)	5.6 (2.6 to 12.2)	3.6 (2.6 to 5.1)	2.5 (1.8 to 3.6)	2.2 (1.6 to 3.2)	1.6 (1.1 to 2.3)	1.1 (0.8 to 1.6)	0.8 (0.5 to 1.2)	0.6 (0.4 to 0.9)	0.5 (0.3 to 0.7)	0.4 (0.3 to 0.6)	0.3 (0.2 to 0.5)	0.3 (0.2 to 0.5)	0.3 (0.2 to 0.4)	0.2 (0.1 to 0.3)	0.1 (0.1 to 0.2)	0.1 (0.1 to 0.2)	0 (0 to 0.1)	0 (0 to 0.1)	29.5
Hookworm disease	0 (0 to 0)	0 (0 to 0)	1.2 (0.3 to 4.1)	6.4 (2.7 to 15.6)	11.5 (4.9 to 25.7)	14.2 (9.2 to 21.2)	9.6 (6.8 to 13.5)	8.4 (6.1 to 11.8)	3.9 (2.8 to 5.5)	3.6 (2.6 to 5.1)	2.3 (1.6 to 3.3)	1.9 (1.3 to 2.7)	1.5 (1 to 2.2)	1.3 (0.9 to 1.9)	1.2 (0.8 to 1.7)	1.2 (0.8 to 1.7)	1 (0.7 to 1.4)	0.6 (0.4 to 0.8)	0.4 (0.3 to 0.6)	0.3 (0.2 to 0.5)	0.1 (0.1 to 0.2)	0 (0 to 0.1)	106
Food-borne trematodiases	0 (0 to 0)	0 (0 to 0)	0 (0 to 0)	0 (0 to 0)	0 (0 to 0)	0 (0 to 0)	0 (0 to 0)	0 (0 to 0)	0 (0 to 0)	0 (0 to 0)	0 (0 to 0)	0 (0 to 0)	0 (0 to 0)	0 (0 to 0)	0 (0 to 0)	0 (0 to 0)	0 (0 to 0)	0 (0 to 0)	0 (0 to 0)	0 (0 to 0)	0 (0 to 0)	0 (0 to 0)	0 (0 to 0)	0
Leprosy	0 (0 to 0)	0 (0 to 0)	0 (0 to 0)	0 (0 to 0)	0 (0 to 0)	0 (0 to 0)	0 (0 to 0)	0 (0 to 0)	0 (0 to 0)	0 (0 to 0)	0 (0 to 0)	0 (0 to 0)	0 (0 to 0)	0 (0 to 0)	0 (0 to 0)	0 (0 to 0)	0 (0 to 0)	0 (0 to 0)	0 (0 to 0)	0 (0 to 0)	0 (0 to 0)	0 (0 to 0)	0 (0 to 0)	1.6
Ebola	0 (0 to 0)	0 (0 to 0)	0 (0 to 0)	0 (0 to 0)	0 (0 to 0)	0 (0 to 0)	0 (0 to 0)	0 (0 to 0)	0 (0 to 0)	0 (0 to 0)	0 (0 to 0)	0 (0 to 0)	0 (0 to 0)	0 (0 to 0)	0 (0 to 0)	0 (0 to 0)	0 (0 to 0)	0 (0 to 0)	0 (0 to 0)	0 (0 to 0)	0 (0 to 0)	0 (0 to 0)	0 (0 to 0)	0
Zika virus	0 (0 to 0)	0 (0 to 0)	0 (0 to 0.1)	0 (0 to 0.1)	0 (0 to 0.1)	0 (0 to 0.1)	0 (0 to 0.1)	0 (0 to 0.1)	0 (0 to 0.1)	0 (0 to 0.1)	0 (0 to 0.1)	0 (0 to 0.1)	0 (0 to 0.1)	0 (0 to 0.1)	0 (0 to 0.1)	0 (0 to 0.1)	0 (0 to 0.1)	0 (0 to 0.1)	0 (0 to 0.1)	0 (0 to 0.1)	0 (0 to 0.1)	0 (0 to 0.1)	0 (0 to 0.1)	3.6
Guinea-worm disease	0 (0 to 0)	0 (0 to 0)	0 (0 to 0)	0 (0 to 0)	0 (0 to 0)	0 (0 to 0)	0 (0 to 0)	0 (0 to 0)	0 (0 to 0)	0 (0 to 0)	0 (0 to 0)	0





SR Table 2a. El Salvador DALYS by cause and age across for males with 95% uncertainty intervals, 2019

Cause	Early Neonatal	Late Neonatal	Post Neonatal	1 to 4	5 to 9	10 to 14	15 to 19	20 to 24	25 to 29	30 to 34	35 to 39	40 to 44	45 to 49	50 to 54	55 to 59	60 to 64	65 to 69	70 to 74	75 to 79	80 to 84	85 to 89	90 to 94	95 plus	Total
All causes	15,100 (13,600 to 16,700)	10,200 (7,920 to 12,900)	20,600 (15,900 to 26,400)	74,100 (63,600 to 85,600)	17,600 (13,600 to 23,100)	27,900 (21,200 to 36,600)	53,200 (43,300 to 64,200)	74,800 (62,200 to 89,000)	78,600 (67,300 to 91,300)	77,900 (66,700 to 92,000)	69,400 (60,900 to 79,400)	67,900 (59,900 to 78,600)	60,600 (52,900 to 70,400)	60,600 (52,900 to 70,400)	58,900 (51,200 to 70,200)	56,700 (48,200 to 69,600)	52,900 (44,200 to 65,900)	50,900 (41,600 to 63,900)	47,600 (38,400 to 59,900)	32,600 (25,000 to 41,900)	20,100 (15,200 to 26,600)	5,789 (4,656 to 6,992)	992,000
Communicable, maternal, neonatal, and nutritional diseases	14,900 (13,200 to 21,400)	7,190 (5,610 to 10,400)	12,700 (7,760 to 19,300)	6,050 (3,600 to 9,660)	3,160 (2,010 to 4,640)	3,060 (2,260 to 4,180)	2,900 (2,250 to 3,900)	3,720 (2,950 to 4,960)	4,870 (4,000 to 5,970)	5,060 (4,270 to 6,320)	4,700 (3,920 to 5,760)	4,430 (3,690 to 5,360)	4,030 (3,190 to 5,060)	3,810 (2,930 to 4,960)	3,330 (2,590 to 4,330)	3,250 (2,440 to 4,210)	3,130 (2,320 to 4,170)	3,390 (2,500 to 4,580)	3,090 (2,200 to 4,190)	2,700 (1,910 to 3,800)	2,250 (1,600 to 3,200)	1,040 (739 to 1,500)	155,000
HIV/AIDS and sexually transmitted infections	278 (198 to 438)	79.7 (27.1 to 181)	282 (164 to 462)	103 (74 to 172)	66.7 (36 to 99.4)	59.2 (31 to 75)	170 (126 to 227)	821 (685 to 988)	1,870 (1,560 to 2,260)	2,330 (1,920 to 2,760)	2,330 (1,760 to 2,920)	1,790 (1,320 to 2,170)	1,290 (1,000 to 1,630)	896 (749 to 1,060)	652 (540 to 779)	493 (396 to 597)	393 (311 to 487)	195 (133 to 272)	93.5 (61.2 to 131)	29.6 (18.4 to 42.8)	10.6 (6.7 to 16.6)	3.9 (1.5 to 8)	14,000
HIV/AIDS	0.1 (0 to 0.1)	0.2 (0 to 0.5)	172 (142 to 207)	139 (112 to 170)	66.6 (39.5 to 93.6)	49.6 (29.5 to 63.4)	156 (96 to 216)	756 (466 to 1,090)	1,800 (1,320 to 2,350)	2,360 (1,810 to 2,960)	2,270 (1,770 to 2,850)	1,760 (1,320 to 2,280)	1,320 (1,000 to 1,720)	882 (677 to 1,090)	642 (497 to 788)	483 (366 to 592)	387 (286 to 488)	191 (129 to 268)	89.4 (57.6 to 124)	23.6 (14.2 to 35.3)	10.6 (6.7 to 16.6)	3.9 (1.5 to 8)	13,300
HIV/AIDS - Drug-susceptible Tuberculosis	0 (0 to 0)	0 (0 to 0)	0.1 (0 to 0.2)	0.1 (0 to 0.3)	0.1 (0 to 0.2)	0.1 (0 to 0.2)	0.2 (0 to 0.4)	1.2 (0.7 to 2.1)	3.1 (1.9 to 5.1)	4.6 (2.9 to 6.9)	5.1 (3.3 to 7.5)	4.5 (2.9 to 6.6)	3.8 (2.5 to 5.4)	3.1 (2.1 to 4.2)	2.5 (1.7 to 3.4)	2.1 (1.4 to 2.9)	1.8 (1.2 to 2.5)	1.1 (0.7 to 1.6)	0.6 (0.4 to 0.9)	0.2 (0.1 to 0.4)	0.1 (0 to 0.2)	0 (0 to 0)	494
HIV/AIDS - Multidrug-resistant Tuberculosis without extensive drug-resistance	0 (0 to 0)	0 (0 to 0)	0 (0 to 1.4)	0 (0 to 1.1)	0 (0 to 0.4)	0 (0 to 0.3)	0 (0 to 1.1)	0.1 (0.1 to 0.1)	0.3 (0.3 to 0.3)	0.4 (0.4 to 0.4)	0.4 (0.4 to 0.4)	0.3 (0.3 to 0.3)	0.3 (0.3 to 0.3)	0.2 (0.2 to 0.3)	0.2 (0.2 to 0.2)	0.1 (0.1 to 0.2)	0.1 (0.1 to 0.2)	0.1 (0.1 to 0.1)	0.1 (0.1 to 0.1)	0 (0 to 0.1)	0 (0 to 0)	0 (0 to 0)	20
HIV/AIDS - Extensively drug-resistant Tuberculosis	0 (0 to 0)	0 (0 to 0)	0 (0 to 0.2)	0 (0 to 0.1)	0 (0 to 0)	0 (0 to 0.2)	0 (0 to 0.6)	0 (0 to 0.2)	0.1 (0 to 0.2)	0.1 (0 to 0.2)	0.1 (0 to 0.2)	0.1 (0 to 0.2)	0.1 (0 to 0.2)	0.1 (0 to 0.2)	0.1 (0 to 0.2)	0 (0 to 0.2)	0 (0 to 0.1)	0 (0 to 0.1)	0 (0 to 0.1)	0 (0 to 0)	0 (0 to 0)	0 (0 to 0)	3.9
HIV/AIDS resulting in other diseases	0.1 (0 to 0.1)	0.2 (0 to 0.6)	109 (108 to 350)	39 (38 to 160)	0.1 (0 to 0.6)	0.1 (0 to 0.6)	0.1 (0 to 0.6)	0.1 (0 to 0.6)	0.1 (0 to 0.6)	0.1 (0 to 0.6)	0.1 (0 to 0.6)	0.1 (0 to 0.6)	0.1 (0 to 0.6)	0.1 (0 to 0.6)	0.1 (0 to 0.6)	0.1 (0 to 0.6)	0.1 (0 to 0.6)	0.1 (0 to 0.6)	0.1 (0 to 0.6)	0.1 (0 to 0.6)	0.1 (0 to 0.6)	0 (0 to 0)	12,900
Sexually transmitted infections excluding HIV	278 (197 to 438)	79.5 (27.1 to 181)	110 (74 to 174)	64.1 (41 to 110)	66.7 (36 to 99.4)	59.2 (31 to 75)	170 (126 to 227)	821 (685 to 988)	1,870 (1,560 to 2,260)	2,330 (1,920 to 2,760)	2,330 (1,760 to 2,920)	1,790 (1,320 to 2,170)	1,290 (1,000 to 1,630)	896 (749 to 1,060)	652 (540 to 779)	493 (396 to 597)	393 (311 to 487)	195 (133 to 272)	93.4 (61.2 to 131)	29.6 (18.4 to 42.8)	10.6 (6.7 to 16.6)	3.9 (1.5 to 8)	654
Syphilis	278 (197 to 438)	79.5 (27.1 to 181)	109 (74 to 172)	63.9 (41 to 110)	66.7 (36 to 99.4)	59.2 (31 to 75)	170 (126 to 227)	821 (685 to 988)	1,870 (1,560 to 2,260)	2,330 (1,920 to 2,760)	2,330 (1,760 to 2,920)	1,790 (1,320 to 2,170)	1,290 (1,000 to 1,630)	896 (749 to 1,060)	652 (540 to 779)	493 (396 to 597)	393 (311 to 487)	195 (133 to 272)	93.4 (61.2 to 131)	29.6 (18.4 to 42.8)	10.6 (6.7 to 16.6)	3.9 (1.5 to 8)	428
Chlamydial infection	0 (0 to 0)	0 (0 to 0)	0 (0 to 0)	0 (0 to 0)	0 (0 to 0)	0 (0 to 0)	1.9 (0.6 to 3.3)	6.9 (2.3 to 11.5)	15.2 (5.1 to 25.5)	24.4 (8.1 to 41)	34.4 (11.5 to 57.8)	39.8 (13.3 to 66.9)	39.6 (13.2 to 66.5)	39.6 (13.2 to 66.5)	37.5 (12.5 to 63)	34.6 (11.5 to 58.1)	30.1 (10 to 50.6)	23.1 (7.7 to 38.8)	15.1 (5 to 25.4)	7.1 (2.4 to 11.9)	3.1 (1 to 5.2)	1.1 (0.4 to 1.8)	49.4
Gonococcal infection	0 (0 to 0)	0 (0 to 0)	0 (0 to 0)	0 (0 to 0)	0 (0 to 0)	0 (0 to 0)	0.6 (0.3 to 1.1)	4.6 (2.3 to 7.9)	9.8 (4.9 to 16.8)	14.8 (7.4 to 25.3)	17 (8.5 to 29)	15.1 (7.5 to 25.8)	11.1 (5.5 to 19)	8.9 (4.4 to 15.2)	6.7 (3.3 to 11.5)	5.2 (2.6 to 8.9)	3.8 (1.9 to 6.5)	2.5 (1.2 to 4.3)	1.5 (0.7 to 2.6)	0.6 (0.3 to 1.1)	0.2 (0.1 to 0.4)	0 (0 to 0)	21.2
Trichomoniasis	0 (0 to 0)	0 (0 to 0)	0 (0 to 0)	0 (0 to 0)	0 (0 to 0)	0 (0 to 0)	0.4 (0.1 to 0.8)	2.3 (0.8 to 3.8)	5.4 (1.8 to 8.9)	9.1 (3.1 to 15.2)	12 (4 to 20.1)	13.1 (4.4 to 22)	11.4 (3.8 to 19.2)	9.6 (3.2 to 16.1)	8.1 (2.7 to 13.6)	6.6 (2.2 to 11.1)	5.2 (1.7 to 8.8)	3.5 (1.2 to 6)	2.1 (0.7 to 3.6)	0.9 (0.3 to 1.6)	0.3 (0.1 to 0.6)	0.1 (0 to 0.2)	7.2
Genital herpes	0 (0 to 0)	0 (0 to 0)	0 (0 to 0)	0 (0 to 0)	0.1 (0 to 0.2)	0.1 (0 to 0.3)	0.3 (0 to 0.6)	1.2 (0.4 to 2.1)	2.6 (0.9 to 4.4)	3.9 (1.3 to 6.6)	4.6 (1.5 to 7.8)	4.6 (1.5 to 7.8)	4.1 (1.4 to 7)	3.6 (1.2 to 6.1)	3.1 (1 to 5.2)	2.6 (0.9 to 4.4)	2.1 (0.7 to 3.5)	1.4 (0.5 to 2.4)	0.8 (0.3 to 1.4)	0.4 (0.1 to 0.7)	0.1 (0 to 0.3)	0 (0 to 0)	98.5
Other sexually transmitted infections	0 (0 to 0)	0 (0 to 0)	0 (0 to 0)	0 (0 to 0)	0 (0 to 0)	2.2 (1.3 to 4.3)	2.2 (1.2 to 3.6)	2.9 (1.6 to 4.8)	3.6 (2 to 5.9)	3.8 (2.1 to 6.2)	3.8 (2.1 to 6.2)	3.8 (2.1 to 6.2)	3.8 (2.1 to 6.2)	3.8 (2.1 to 6.2)	3.8 (2.1 to 6.2)	3.8 (2.1 to 6.2)	3.8 (2.1 to 6.2)	3.8 (2.1 to 6.2)	3.8 (2.1 to 6.2)	3.8 (2.1 to 6.2)	3.8 (2.1 to 6.2)	0 (0 to 0)	68.3
Respiratory infections and tuberculosis	698 (256 to 768)	3,660 (363 to 1,100)	1,050 (1,020 to 4,690)	1,710 (860 to 2,700)	1,200 (750 to 1,360)	1,200 (986 to 1,190)	1,200 (886 to 1,300)	1,200 (836 to 1,890)	1,200 (897 to 2,130)	1,200 (942 to 2,140)	1,200 (942 to 2,140)	1,200 (967 to 2,370)	1,200 (1,090 to 2,530)	1,200 (1,040 to 2,560)	1,200 (1,160 to 2,640)	1,200 (1,170 to 2,660)	1,200 (1,490 to 3,280)	1,200 (1,320 to 3,110)	1,200 (1,270 to 2,860)	1,200 (1,130 to 2,210)	1,200 (914 to 1,670)	1,200 (931 to 1,660)	34,100
Tuberculosis	0 (0 to 0)	0 (0 to 0)	0 (10 to 39.9)	0 (9.3 to 43.5)	0 (1.2 to 29.6)	0 (1.7 to 29.4)	0 (2.4 to 68.9)	0 (3.3 to 77.4)	0 (4.6 to 106)	0 (5.2 to 107)	0 (5.2 to 107)	0 (5.2 to 107)	0 (5.2 to 107)	0 (5.2 to 107)	0 (5.2 to 107)	0 (5.2 to 107)	0 (5.2 to 107)	0 (5.2 to 107)	0 (5.2 to 107)	0 (5.2 to 107)	0 (5.2 to 107)	0 (5.2 to 107)	2,100
Latent tuberculosis infection	0 (0 to 0)	0 (0 to 0)	0 (0 to 0)	0 (0 to 0)	0 (0 to 0)	0 (0 to 0)	0 (0 to 0)	0 (0 to 0)	0 (0 to 0)	0 (0 to 0)	0 (0 to 0)	0 (0 to 0)	0 (0 to 0)	0 (0 to 0)	0 (0 to 0)	0 (0 to 0)	0 (0 to 0)	0 (0 to 0)	0 (0 to 0)	0 (0 to 0)	0 (0 to 0)	0 (0 to 0)	0 (0 to 0)	0
Drug-susceptible Tuberculosis	0 (0 to 0)	0 (0 to 0)	0 (9.9 to 39.9)	0 (9.3 to 28.1)	0 (1.2 to 27.7)	0 (1.7 to 29.4)	0 (2.4 to 68.4)	0 (3.3 to 77.4)	0 (4.6 to 106)	0 (5.2 to 107)	0 (5.2 to 107)	0 (5.2 to 107)	0 (5.2 to 107)	0 (5.2 to 107)	0 (5.2 to 107)	0 (5.2 to 107)	0 (5.2 to 107)	0 (5.2 to 107)	0 (5.2 to 107)	0 (5.2 to 107)	0 (5.2 to 107)	0 (5.2 to 107)	2,010
Multidrug-resistant tuberculosis without extensive drug-resistance	0 (0 to 0)	0 (0 to 0)	0.6 (0.1 to 2.4)	0.6 (0.1 to 2.5)	0.7 (0.1 to 2.7)	0.7 (0.1 to 2.7)	1.9 (0.3 to 7.5)	2.6 (0.4 to 10.3)	3.5 (0.5 to 13.8)	4.1 (0.6 to 16.1)	4.3 (0.6 to 16.8)	4.3 (0.6 to 16.8)	4.3 (0.6 to 16.8)	4.3 (0.6 to 16.8)	4.1 (0.6 to 16.1)	3.9 (0.5 to 15.3)	3.5 (0.5 to 13.8)	2.8 (0.4 to 11)	2.1 (0.3 to 8.1)	1.4 (0.2 to 5.6)	0.6 (0.1 to 2.2)	0.2 (0 to 0.9)	79.3
Extensively drug-resistant tuberculosis	0 (0 to 0)	0 (0 to 0)	0.1 (0 to 0.6)	0 (0 to 0.5)	0 (0 to 0.3)	0.3 (0 to 0.6)	0.6 (0.1 to 1.4)	1.1 (0.1 to 2.6)	1.6 (0.2 to 4.2)	2.1 (0.2 to 5.4)	2.1 (0.2 to 5.4)	2.1 (0.2 to 5.4)	2.1 (0.2 to 5.4)	2.1 (0.2 to 5.4)	2.1 (0.2 to 5.4)	2.1 (0.2 to 5.4)	2.1 (0.2 to 5.4)	2.1 (0.2 to 5.4)	2.1 (0.2 to 5.4)	2.1 (0.2 to 5.4)	2.1 (0.2 to 5.4)	0.2 (0 to 0.7)	12.6
Lower respiratory infections	695 (255 to 767)	694 (288 to 1,090)	1,040 (1,010 to 4,670)	1,270 (770 to 2,260)	490 (295 to 798)	429 (275 to 605)	672 (474 to 1,070)	601 (427 to 1,180)	555 (386 to 1,060)	1,010 (716 to 1,560)	1,050 (747 to 1,570)	1,040 (741 to 1,700)	1,140 (1,000 to 1,760)	1,290 (1,140 to 2,210)	1,380 (1,270 to 2,310)	1,430 (1,320 to 2,420)	1,570 (1,440 to 2,720)	1,690 (1,560 to 2,960)	2,090 (1,940 to 3,660)	2,210 (2,060 to 3,870)	1,890 (1,760 to 2,750)	1,620 (1,500 to 2,180)	763 (699 to 1,060)	473 (434 to 638)	29,600
Upper respiratory infections	0.6 (0 to 2.4)	0.4 (0 to 1.6)	0.5 (0 to 2.1)	0.5 (0 to 2.1)	0.5 (0 to 2.1



Benign prostatic hyperplasia	0 (0 to 0)	0 (0 to 0)	0 (0 to 0)	0 (0 to 0)	0 (0 to 0)	0 (0 to 0)	0 (0 to 0)	0 (0 to 0)	0 (0 to 0)	0 (0 to 0)	0 (0 to 0)	0 (0 to 0)	1.7 (0 to 4.4)	12.2 (6.7 to 24.3)	48 (22.6 to 89.4)	143 (68.6 to 247)	260 (134 to 438)	379 (206 to 599)	409 (226 to 661)	311 (176 to 492)	177 (102 to 279)	62.6 (46.2 to 131)	26.9 (13.6 to 39.6)	8.3 (4.9 to 13.6)	1,890
Male infertility	0 (0 to 0)	0 (0 to 0)	0 (0 to 0)	0 (0 to 0)	0 (0 to 0)	0 (0 to 0)	0 (0 to 0)	0 (0 to 0)	0 (0 to 0)	0 (0 to 0)	0 (0 to 0)	0 (0 to 0)	0 (0 to 0)	0 (0 to 0)	0 (0 to 0)	0 (0 to 0)	0 (0 to 0)	0 (0 to 0)	0 (0 to 0)	0 (0 to 0)	0 (0 to 0)	0 (0 to 0)	0 (0 to 0)	0 (0 to 0)	150
Other urinary diseases	1.4 (0.2 to 3.3)	2.3 (0.4 to 5.7)	4.4 (0.8 to 12.7)	3.6 (1.1 to 8)	2.7 (1.2 to 5.6)	2.9 (1.4 to 5)	3.5 (1.8 to 6)	2.7 (1.5 to 4.9)	3.9 (2 to 6.4)	6.9 (3.6 to 11.9)	11.4 (6.6 to 20.6)	12.8 (6.4 to 23.9)	11.7 (6.5 to 21.1)	13.7 (6.5 to 27.1)	17.6 (7.9 to 36.3)	16.6 (8.2 to 36.7)	20.1 (9.1 to 39.8)	27.6 (9 to 62.5)	27.5 (9.3 to 56.1)	33.2 (9.9 to 72.4)	26.6 (9.6 to 76.9)	22 (9.6 to 52)	11.2 (2.3 to 29.2)	609
Gynecological diseases	0 (0 to 0)	0 (0 to 0)	0 (0 to 0)	0 (0 to 0)	0 (0 to 0)	0 (0 to 0)	0 (0 to 0)	0 (0 to 0)	0 (0 to 0)	0 (0 to 0)	0 (0 to 0)	0 (0 to 0)	0 (0 to 0)	0 (0 to 0)	0 (0 to 0)	0 (0 to 0)	0 (0 to 0)	0 (0 to 0)	0 (0 to 0)	0 (0 to 0)	0 (0 to 0)	0 (0 to 0)	0 (0 to 0)	0 (0 to 0)	0
Uterine fibroids	0 (0 to 0)	0 (0 to 0)	0 (0 to 0)	0 (0 to 0)	0 (0 to 0)	0 (0 to 0)	0 (0 to 0)	0 (0 to 0)	0 (0 to 0)	0 (0 to 0)	0 (0 to 0)	0 (0 to 0)	0 (0 to 0)	0 (0 to 0)	0 (0 to 0)	0 (0 to 0)	0 (0 to 0)	0 (0 to 0)	0 (0 to 0)	0 (0 to 0)	0 (0 to 0)	0 (0 to 0)	0 (0 to 0)	0 (0 to 0)	0
Polycystic ovarian syndrome	..	..	..	..	..	..	..	..	..	..	..	..	..	..	..	..	..	..	..	..	..	..	..	..	NA
Female infertility	..	..	..	..	..	..	..	..	..	..	..	..	..	..	..	..	..	..	..	..	..	..	..	..	NA
Endometriosis	..	..	..	..	..	..	..	..	..	..	..	..	..	..	..	..	..	..	..	..	..	..	..	..	NA
Genital prolapse	0 (0 to 0)	0 (0 to 0)	0 (0 to 0)	0 (0 to 0)	0 (0 to 0)	0 (0 to 0)	0 (0 to 0)	0 (0 to 0)	0 (0 to 0)	0 (0 to 0)	0 (0 to 0)	0 (0 to 0)	0 (0 to 0)	0 (0 to 0)	0 (0 to 0)	0 (0 to 0)	0 (0 to 0)	0 (0 to 0)	0 (0 to 0)	0 (0 to 0)	0 (0 to 0)	0 (0 to 0)	0 (0 to 0)	0 (0 to 0)	0
Premenstrual syndrome	..	..	..	..	..	..	..	..	..	..	..	..	..	..	..	..	..	..	..	..	..	..	..	..	NA
Other gynecological diseases	0 (0 to 0)	0 (0 to 0)	0 (0 to 0)	0 (0 to 0)	0 (0 to 0)	0 (0 to 0)	0 (0 to 0)	0 (0 to 0)	0 (0 to 0)	0 (0 to 0)	0 (0 to 0)	0 (0 to 0)	0 (0 to 0)	0 (0 to 0)	0 (0 to 0)	0 (0 to 0)	0 (0 to 0)	0 (0 to 0)	0 (0 to 0)	0 (0 to 0)	0 (0 to 0)	0 (0 to 0)	0 (0 to 0)	0 (0 to 0)	0
Hemoglobinopathies and hemolytic anemias	1 (0.6 to 1.9)	2.6 (1.5 to 4.2)	16.9 (7.9 to 37.3)	36.6 (18.5 to 60.2)	36.6 (27.1 to 76)	40.6 (29.9 to 71)	43.6 (29.2 to 71.8)	39.6 (22.2 to 72.8)	41.1 (22.1 to 77.6)	39.6 (21.6 to 68.4)	33.6 (18.2 to 58.3)	28.2 (13.6 to 50.7)	28.4 (13.4 to 52.6)	28.9 (14.2 to 47.6)	34.3 (17.6 to 58.9)	34 (17.1 to 61.4)	34.2 (17.6 to 57.7)	29.3 (15.7 to 56.7)	17.6 (10.6 to 28.9)	16.3 (7.2 to 28.1)	8.9 (5.8 to 12.6)	4.7 (2.3 to 8.6)	679
Thalassemias	0 (0 to 0)	0.1 (0 to 0.2)	0.7 (0.2 to 1.7)	2.2 (0.5 to 5.5)	1.8 (0.7 to 3.7)	0.9 (0.3 to 1.7)	0.2 (0 to 0.5)	0.1 (0 to 0.2)	0 (0 to 0)	0 (0 to 0)	0 (0 to 0)	0 (0 to 0)	0 (0 to 0)	0 (0 to 0)	0 (0 to 0)	0 (0 to 0)	0 (0 to 0)	0 (0 to 0)	0 (0 to 0)	0 (0 to 0)	0 (0 to 0)	0 (0 to 0)	0 (0 to 0)	0 (0 to 0)	9.9
Thalassemias trait	0 (0 to 0.1)	0.2 (0 to 0.7)	1.1 (0.3 to 2.7)	3 (0.7 to 7.2)	1.9 (0.8 to 4.1)	0.9 (0.3 to 1.8)	0.4 (0.1 to 1.1)	0.5 (0.1 to 1.1)	0.5 (0.1 to 1.2)	0.5 (0.1 to 1.2)	0.5 (0.1 to 1.2)	0.5 (0.1 to 1.2)	0.5 (0.1 to 1.2)	0.4 (0.1 to 1.1)	0.5 (0.1 to 1.2)	0.3 (0.1 to 0.8)	0.3 (0.1 to 0.8)	0.3 (0.1 to 0.8)	0.3 (0.1 to 0.8)	0.3 (0.1 to 0.8)	0.3 (0.1 to 0.8)	0.3 (0.1 to 0.8)	0.3 (0.1 to 0.8)	19.6
Sickle cell disorders	0.7 (0.3 to 1.7)	0.7 (0.4 to 1.4)	4.7 (2.2 to 9.6)	11.6 (5.7 to 21.6)	9.2 (4.2 to 17.4)	9.2 (4.2 to 17.4)	9.2 (4.2 to 17.4)	9.3 (4.2 to 17.4)	9.2 (4.2 to 17.4)	9.2 (4.2 to 17.4)	9.2 (4.2 to 17.4)	9.1 (4.2 to 17.1)	9.1 (4.2 to 17.1)	9.1 (4.2 to 17.1)	9.1 (4.2 to 17.1)	9.1 (4.2 to 17.1)	9.1 (4.2 to 17.1)	9.1 (4.2 to 17.1)	9.1 (4.2 to 17.1)	9.1 (4.2 to 17.1)	9.1 (4.2 to 17.1)	9.1 (4.2 to 17.1)	9.1 (4.2 to 17.1)	9.6
Sickle cell trait	0.1 (0 to 0.2)	0.1 (0 to 0.2)	0.5 (0.2 to 1.1)	1.3 (0.6 to 2.4)	1 (0.5 to 1.9)	1 (0.5 to 1.9)	1 (0.5 to 1.9)	1 (0.5 to 1.9)	1 (0.5 to 1.9)	1 (0.5 to 1.9)	1 (0.5 to 1.9)	1 (0.5 to 1.9)	1 (0.5 to 1.9)	1 (0.5 to 1.9)	1 (0.5 to 1.9)	1 (0.5 to 1.9)	1 (0.5 to 1.9)	1 (0.5 to 1.9)	1 (0.5 to 1.9)	1 (0.5 to 1.9)	1 (0.5 to 1.9)	1 (0.5 to 1.9)	1 (0.5 to 1.9)	3.9
G6PD deficiency	0.7 (0 to 2.1)	0.7 (0.2 to 1.6)	3.1 (0.4 to 9.3)	5.1 (1.6 to 11.3)	3.6 (1 to 7.9)	2.2 (0.6 to 5)	1.4 (0.3 to 3.6)	1.1 (0.2 to 2.9)	1.1 (0.2 to 2.9)	1.1 (0.2 to 2.9)	1.1 (0.2 to 2.9)	1.1 (0.2 to 2.9)	1.1 (0.2 to 2.9)	1.1 (0.2 to 2.9)	1.1 (0.2 to 2.9)	1.1 (0.2 to 2.9)	1.1 (0.2 to 2.9)	1.1 (0.2 to 2.9)	1.1 (0.2 to 2.9)	1.1 (0.2 to 2.9)	1.1 (0.2 to 2.9)	1.1 (0.2 to 2.9)	1.1 (0.2 to 2.9)	189
SMPD trait	0 (0 to 0)	0 (0 to 0)	0 (0 to 0)	0 (0 to 0)	0 (0 to 0)	0 (0 to 0)	0 (0 to 0)	0 (0 to 0)	0 (0 to 0)	0 (0 to 0)	0 (0 to 0)	0 (0 to 0)	0 (0 to 0)	0 (0 to 0)	0 (0 to 0)	0 (0 to 0)	0 (0 to 0)	0 (0 to 0)	0 (0 to 0)	0 (0 to 0)	0 (0 to 0)	0 (0 to 0)	0 (0 to 0)	0 (0 to 0)	0
Other hemoglobinopathies and hemolytic anemias	0.2 (0.1 to 0.5)	1.6 (0.6 to 3)	9.1 (2.6 to 20.3)	27.7 (20.9 to 133)	61.6 (46.4 to 89.1)	78.6 (77.9 to 83.4)	22.1 (7.7 to 41.3)	19.4 (7.7 to 41.3)	20.6 (7.9 to 46.8)	18.3 (6.7 to 43.3)	16.7 (7.7 to 39.3)	17.6 (7.4 to 36.2)	17.6 (7.4 to 36.2)	19.4 (7.8 to 39.8)	20.3 (8.7 to 39.4)	28.1 (14 to 43.9)	32.1 (16.1 to 49.1)	23.6 (10.6 to 46.4)	16.8 (9.8 to 29.1)	16.6 (10.2 to 29.4)	8.7 (6.7 to 12.9)	4.9 (2.9 to 8.6)	459
Endocrine, metabolic, blood, and immune disorders	59.6 (13.9 to 151)	59.6 (17.4 to 151)	150 (60.1 to 344)	150 (72.1 to 344)	150 (72.1 to 344)	150 (72.1 to 344)	150 (72.1 to 344)	150 (72.1 to 344)	150 (72.1 to 344)	150 (72.1 to 344)	150 (72.1 to 344)	150 (72.1 to 344)	150 (72.1 to 344)	150 (72.1 to 344)	150 (72.1 to 344)	150 (72.1 to 344)	150 (72.1 to 344)	150 (72.1 to 344)	150 (72.1 to 344)	150 (72.1 to 344)	150 (72.1 to 344)	150 (72.1 to 344)	150 (72.1 to 344)	3,780
Oral disorders	0 (0 to 0)	0 (0 to 0)	0.9 (0.3 to 2.1)	3.1 (0.9 to 7.1)	3.6 (1.2 to 8.1)	3.6 (1.2 to 8.1)	3.6 (1.2 to 8.1)	3.6 (1.2 to 8.1)	3.6 (1.2 to 8.1)	3.6 (1.2 to 8.1)	3.6 (1.2 to 8.1)	3.6 (1.2 to 8.1)	3.6 (1.2 to 8.1)	3.6 (1.2 to 8.1)	3.6 (1.2 to 8.1)	3.6 (1.2 to 8.1)	3.6 (1.2 to 8.1)	3.6 (1.2 to 8.1)	3.6 (1.2 to 8.1)	3.6 (1.2 to 8.1)	3.6 (1.2 to 8.1)	3.6 (1.2 to 8.1)	3.6 (1.2 to 8.1)	192
Caries of deciduous teeth	0 (0 to 0)	0 (0 to 0)	0 (0 to 0)	49.6 (14.6 to 97.1)	49.1 (18.2 to 97)	2.2 (0.3 to 5.1)	0 (0 to 0)	0 (0 to 0)	0 (0 to 0)	4.8 (0 to 14.3)	4.8 (0 to 14.3)	4.8 (0 to 14.3)	4.8 (0 to 14.3)	4.8 (0 to 14.3)	4.8 (0 to 14.3)	4.8 (0 to 14.3)	4.8 (0 to 14.3)	4.8 (0 to 14.3)	4.8 (0 to 14.3)	4.8 (0 to 14.3)	4.8 (0 to 14.3)	4.8 (0 to 14.3)	4.8 (0 to 14.3)	87.2
Caries of permanent teeth	0 (0 to 0)	0 (0 to 0)	0 (0 to 0)	36.3 (19.5 to 59.1)	66.4 (34.1 to 106)	96 (64.5 to 132)	109 (69.5 to 221)	89.3 (77.7 to 134)	63.6 (53.7 to 113)	57.8 (32.1 to 113)	52.9 (32.1 to 113)	43.6 (20.5 to 92.2)	39.8 (20.5 to 92.2)	30.4 (11.5 to 69.6)	24.8 (11.5 to 59.2)	19.7 (8.6 to 39.2)	15 (8.6 to 39.2)	10.1 (4.1 to 28)	7.1 (4.1 to 12.4)	5.2 (2.4 to 12.4)	3.1 (1.1 to 6.4)	0.4 (0.4 to 2.3)	783
Periodontal diseases	0 (0 to 0)	0 (0 to 0)	0 (0 to 0)	0 (0 to 0)	0 (0 to 0)	42.3 (17.9 to 106)	137 (39.9 to 266)	289 (104 to 666)	289 (104 to 666)	289 (104 to 666)	289 (104 to 666)	240 (32 to 666)	289 (32 to 666)	239 (32 to 719)	239 (32 to 666)	239 (97.3 to 666)	222 (97.3 to 666)	168 (74 to 266)	168 (74 to 266)	168 (74 to 266)	79.6 (19.9 to 217)	47.9 (19.9 to 96.1)	27.9 (19.9 to 47.6)	4.8 (19.9 to 9.6)	2,890
Other oral disorders	0 (0 to 0)	0 (0 to 0)	0 (0 to 0)	41.1 (21.4 to 134)	84.1 (47.1 to 139)	84 (77.7 to 139)	84 (77.7 to 139)	84 (77.7 to 139)	84 (77.7 to 139)	84 (77.7 to 139)	84 (77.7 to 139)	84 (77.7 to 139)	84 (77.7 to 139)	84 (77.7 to 139)	84 (77.7 to 139)	84 (77.7 to 139)	84 (77.7 to 139)	84 (77.7 to 139)	84 (77.7 to 139)	84 (77.7 to 139)	84 (77.7 to 139)	84 (77.7 to 139)	84 (77.7 to 139)	1,410
Sudden infant death syndrome	321 (208 to 513)	318 (189 to 477)	..	..	..	..	..	..	..	..	..	..	..	..	..	..	..	..	..	..	..	..	..	..	NA
Injuries	194 (69.1 to 329)	622 (29.6 to 126)	637 (333 to 1,166)	1,620 (661 to 2,846)	3,040 (2,450 to 3,740)	9,820 (4,420 to 7,190)	31,800 (21,600 to 43,500)	46,800 (37,000 to 56,400)	43,800 (35,400 to 53,000)	34,800 (27,600 to 42,800)	27,400 (20,400 to 35,600)	20,700 (15,400 to 26,900)	16,400 (12,200 to 21,700)	13,100 (9,740 to 17,000)	10,300 (7,650 to 13,300)	7,600 (5,690 to 9,860)	5,780 (4,320 to 7,490)	4,330 (3,460 to 5,340)	2,980 (2,340 to 3,640)	1,990 (1,570 to 2,390)	1,210 (969 to 1,460)	481 (384 to 583)	200 (159 to 241)	291,000
Transport injuries	12.8 (8.4 to 20)	19.8 (9.6 to 39.6)	44.3 (23.4 to 77.6)	139 (39 to 756)	1,160 (789 to 1,860)	1,860 (966 to 3,180)	6,180 (5,070 to 7,270)	9,080 (6,350 to 12,100)	8,270 (6,840 to 12,600)	6,270 (5,090 to 10,000)	4,660 (3,920 to 6,920)	3,280 (2,590 to 4,760)	2,590 (2,190 to 3,540)	2,080 (1,740 to 2,740)	1,630 (1,360 to 2,150)	1,200 (1,000 to 1,580)	907 (752 to 1,190)	679 (562 to 893)	467 (388 to 614)	319 (265 to 420)	191 (159 to 252)	76.1 (63.1 to 100)	31.6 (26.2 to 41.6)	15,400
Road injuries	9.9 (5.1 to 17.4)	9.9 (4.9 to 19.4)	19.4 (9.6 to 34.6)	59.1 (17.1 to 321)	493 (335 to 1,500)	1,500 (1,010 to 4,300)	5,500 (3,740 to 10,600)	8,080 (6,240 to 10,900)	7,390 (5,940 to 10,900)	5,580 (4,600 to 9,060)	4,150 (3,490 to 7,060)	2,920 (2,420 to 4,760)	2,310 (1,920 to 3,760)	1,850 (1,540 to 3,000)	1,450 (1,210 to 2,350)	1,070 (894 to 1,740)	807 (671 to 1,310)	604 (502 to 980)	416 (346 to 675)	284 (237 to 461)	170 (142 to 276)	67.7 (56.3 to 110)	28.1 (23.4 to 45.7)	13,700
Pedestrian road injuries	0 (0 to 0.1)	0 (0 to 0.1)	0.1 (0 to 0.2)	0.4 (0 to 1.4)	3.1 (0.7 to 10.1)	9.4 (2.1 to 30.1)	34.6 (8.1 to 110)	50.8 (11.9 to 162)	46.4 (10.9 to 148)	35.1 (8.2 to 112)	26.1 (6.1 to 83.5)	18.4 (4.3 to 58.9)	14.5 (3.4 to 46.4)	11.7 (2.7 to 37.5)	9.1 (2.1 to 29.1)	6.7 (1.6 to 21.5)	5.1 (1.2 to 16.3)	3.8 (0.9 to 12.2)	2.6 (0.6 to 8.4)	1.8 (0.4 to 5.8)	1 (0.2 to 3.2)	0.4 (0.1 to 1.4)	0.1 (0 to 0.5)	86,200
Cyclist road injuries	0 (0 to 0)	0 (0 to 0)	0.1 (0 to 0.2)	0.6 (0.1 to 1.5)	4.6 (1.1 to 12)	13.9 (3.4 to 37.7)	51.4 (12.4 to 139)	75.4 (18.4 to 210)	69.1 (17.1 to 190)	52.1 (12.9 to 143)	38.8 (9.6 to 107)	27.3 (6.8 to 75.1)	21.5 (5.3 to 59.3)	17.4 (4.3 to 48)	13.5 (3.3 to 37.2)	9.9 (2.5 to 27.3)	7.5 (1.9 to 20.7)	5.6 (1.4 to 15.5)	3.9 (1 to 10.7)	2.7 (0.7 to 7.4)	1.5 (0.4 to 4.1)	0.6 (0.1 to 1.7)	0.2 (0 to 0.6)	128,000
Motorcyclist road injuries	0.1 (0 to 0.2)	0.1 (0 to 0.2)	1.1 (0.3 to 2.6)	2.2 (0.6 to 5.4)	8.5 (3.6 to 19)	25 (10.6 to 49.6)	478 (179 to 836)	958 (339 to 1,420)	886 (316 to 1,480)	666 (239 to 1,110)	492 (176 to 820)	368 (132 to 615)	289 (103 to 478)	220 (79 to 365)	166 (59 to 276)	124 (44 to 206)	93 (33 to 154)	70 (25 to 116)	52 (18 to 86)	38 (13 to 63)	26 (9 to 43)	14 (5 to 23)	5.7 (2 to 9.4)	3,470
Motor vehicle road injuries	2.6 (0.6 to 6.9)	2.6 (1.1 to 6)	20.8 (8.5 to 50.3)	67.9 (17.1 to 393)	283 (90 to 548)	311 (102 to 648)	1,410 (424 to 2,810)	2,810 (1,040 to 4,970)	2,700 (1,010 to 4,780)	2,260 (847 to 3,700)	1,860 (700 to 3,100)	1,610 (606 to 2,610)	1,170 (441 to 1,940)	897 (338 to 1,480)	697 (263 to 1,150)	534 (201 to 881)	420 (158 to 693)	329 (124 to 543)	248 (93 to 407)	178 (67 to 291)	103 (39 to 167)	66.6 (25 to 107)	20.3 (7.6 to 32.3)	17,200
Other road injuries	0.4 (0.1 to 1.1)	0.3 (0.1 to 0.8)	1.8 (0.5 to 4.8)	11.7 (2.9 to 68.1)	36.8 (11.6 to 71.2)	90.7 (29.7 to 189)	1,160 (344 to 2,280)	2,020 (734 to 3,570)	1,790 (650 to 3,160)	1,340 (486 to 2,370)	1,010 (366 to 1,790)	748 (271 to 1,320)	594 (215 to 1,050)	456 (165 to 806)	354 (128 to 626)	271 (98 to 479)	213 (77 to 377)	171 (62 to 303)	126 (45 to 223)	90.7 (32 to 160)	52.5 (18 to 92.7)	23.9 (8.6 to 42.2)	7.4 (2.6 to 13.1)	3,470
Other transport injuries	11.5 (4.9 to 21)	16.9 (9.9 to 31.7)	49.2 (24.2 to 99.4)	316 (116 to 1,590)	1,590 (1,090 to 2,790)	3,600 (2,270 to 5,900)	8,810 (6,900 to 11,700)	12,900 (9,740 to 16,900)	12,300 (9,680 to 17,700)	9,610 (7,470 to 13,900)	7,420 (5,840 to 10,700)	5,530 (4,360 to 7,980)	4,360 (3,500 to 6,280)	3,500 (2,800 to 5,040)	2,790 (2,230 to 4,020)	2,030 (1,620 to 2,920)	1,540 (1,230 to 2,220)	1,150 (907 to 1,660)	827 (651 to 1,190)	537 (423 to 773)	327 (257 to 471)	127 (100 to 183)	53 (41 to 76)	6,830
Unintentional injuries	29.6 (16.2 to 57.9)	29.2 (19.2 to 62.5)	588 (189 to 883)	1,510 (864 to 1,310)	1,480 (989 to 1,820)	1,270 (1,020 to 2,260)	1,480 (1,060 to 2,460)	3,610 (2,220 to 5,810)	4,270 (3,220 to 5,810)	4,250 (3,220 to 5,300)	3,450 (2,600 to 4,370)	3,330 (2,660 to 4,240)	3,730 (2,980 to 4,660)	3,790 (2,980 to 5,060)	3,690 (2,980 to 5,110)	3,580 (2,980 to 5,110)	3,580 (2,980 to 5,110)	3,580 (2,980 to 5,110)	3,580 (2,980 to 5,110)	3,580 (2,980 to 5,110)	3,580 (2,980 to 5,110)	3,580 (2,980 to 5,110)	3,580 (2,980 to 5,110)	39,800
Falls	8.2 (2.4 to 12.4)	2.1 (1.4 to 4.4)	66.4 (22.4 to 142)	139 (61.6 to 327)	260 (160 to 422)	428 (260 to 594)	728 (519 to 1,000)	1,500 (1,000 to 2,000)	1,500 (1,000 to 2,000)	1,360 (1,000 to 1,800)	1,270 (1,000 to 1,800)	1,270 (1,000 to 1,800)	1,220 (1,000 to 1,800)	1,190 (1,000 to 1,800)	907 (733 to 1,260)	672 (733 to 1,260)	807 (733 to 1,260)	621 (611 to 1,260)	702 (611 to 1,260)	678 (529 to 909)	428 (388 to 599)	216 (161 to 272)	97.4 (73.3 to 126)	14,900
Drowning	2.4 (1.5 to 6.2)	1.6 (0.9 to 3)	28.3 (14.1 to 69.4)	299 (83.7 to 1,180)	497 (222 to 1,040)	659 (229 to 1,990)	1,660 (979 to 2,690)	3,450 (1,900 to 4,900)	6,490 (3,900 to 7,170)	5,800 (4,900 to 7,170)	4,900 (4,900 to 7,170)	4,900 (4,900 to 7,170)	4,900 (4,900 to 7,170)	4,900 (4,900 to 7,170)	4,900 (4,900 to 7,170)	4,900 (4,900 to 7,170)	4,900 (4,900 to 7,170)	4,900 (4,900 to 7,170)	4,900 (4,900 to 7,170)	4,900 (4,900 to 7,170)	4,900 (4,900 to 7,170)	4,900 (4,900 to 7,170)	4,900 (4,900 to 7,170)	50,100
Fire, heat, and hot substances	0.4 (0.1 to 1.1)	0.4 (0.1 to 1.1)	3.6 (2.1 to 9.2)	9.2 (3.1 to 24.6)	19.2 (10.1 to 39.6)	27.1 (13.4 to 57.6)	47 (23.6 to 97.6)	69.6 (27.6 to 177)	69.6 (27.6 to 177)	69.7 (27.6 to 177)	69.4 (27.6 to 177)	69.4 (27.6 to 177)	67.7 (27.6 to 177)	39.5 (27.6 to 177)	22 (27.6 to 177)	27.6 (11.5 to 41.4)	22 (11.5 to 32.2)	19.4 (11.5 to 32.2)	19.6 (11.5 to 27.6)	19.2 (11.5 to 27.6)	11.5 (9.2 to 17.7)	8 (5.8 to 11)	4.9 (2.3 to 6.9)	2,890
Poisonings	0.6 (0.2 to 1.8)	0.6 (0.2 to 1.8)	3.8 (1.4 to 7.1)	12.2 (5 to 28)	20.2 (11.1 to 29.4)	27.1 (18.5 to 42.6)	47 (29.1 to 72.7)	69.6 (44.6 to 102)	69.6 (44.6 to 102)	69.7 (44.6 to 102)	69.4 (44.6 to 102)	69.4 (44.6 to 102)	67.7 (44.6 to 102)	39.5 (27.1 to 62.2)	22 (27.1 to 48.7)	27.6 (19.5 to 34.9)	22 (19.5 to 34.9)	19.4 (19.5 to 29.2)	19.6 (19.5 to 29.2)	19.2 (19.5 to 22)	11.5 (7.9 to 16.5)	8 (5.6 to 11)	4.9 (2.1 to 6.2)	2,890
Poisoning by carbon monoxide	0 (0 to 0)	0 (0 to 0.1)	0.4 (0.1 to 1.1)	1.6 (0.6 to 3.6)	2.1 (1 to 5)	2.3 (1 to 5.3)	2.3 (1 to 5.3)	2.3 (1 to 5.3)	2.3 (1 to 5.3)	2.3 (1 to 5.3)	2.3 (1 to 5.3)	2.3 (1 to 5.3)	2.3 (1 to 5.3)	2.3 (1 to 5.3)	2.3 (1 to 5.3)	2.3 (1 to 5.3)	2.3 (1 to 5.3)	2.3 (1 to 5.3)	2.3 (1 to 5.3)	2.3 (1 to 5.3)	2.3 (1 to 5.3)	2.3 (1 to 5.3)	2.3 (1 to 5.3)	87.3
Poisoning by other means	0.4 (0.1 to 1.1)	0.4 (0.1 to 1.1)	3.4 (1.3 to 6.7)	10.6 (4.3 to 24.7)	17.9 (9.8 to 31)	25.8 (17.1 to 39)	27.6 (17.1 to 42.6)	51.4 (28.6 to 93.2)	49.4 (28.6 to 93.2)	48.7 (28.7 to 93)	46.6 (28.7 to 93)	45.7 (28.7 to 93)	39.5 (27.5 to 93.3)	37.5 (27.5 to 67.7)	22 (27.5 to 67.7)	27.6 (11.5 to 41.4)	22 (11.5 to 32.2)	19.4 (11.5 to 32.2)	19.6 (11.5 to 27.6)	19.2 (11.5 to 27.6)	11.5 (7.9 to 16.5)	8 (5.6 to 11)	4.9 (2.1 to 6.2)	2,890
Exposure to mechanical forces	0.4 (0.1 to 1.1)	0.6 (0.2 to 1.8)	4.9 (1.9 to 9.7)	16.7 (7.1 to 38)	29.1 (16.1 to 46.2)	39.6 (25.1 to 60.2)	68.1 (39.6 to 99.2)	99.6 (59.6 to 147)	99.6 (59.6 to 147)	99.7 (59.6 to 147)	99.4 (59.6 to 147)	99.4 (59.6 to 147)	97.7 (59.6 to 147)	57.5 (39.6 to 97.7)	32 (39.6 to 97.7)	39.6 (16.5 to 59.4)	32 (16.5 to 46.2)	28.1 (16.5 to 46.2)	28.4 (16.5 to 39.6)	27.8 (16.5 to 39.6)	16.6 (11.4 to 23.9)	11.6 (8.3 to 15.9)	7.1 (3.3 to 9.9)	4,130
Unintentional firearm injuries	0.3 (0 to 0.7)	0.3 (0 to 0.7)	1.1 (0.4 to 1.7)	4.6 (2.4 to 10.4)	4.6 (2.9 to 11.6)	13.6 (7.8 to 23.4)	46.1 (27.3 to 71.4)	46.1 (27.3 to 66.6)	46.1 (28.6 to 66)	46.1 (28.6 to 66)	46.1 (28.6 to 66)	46.1 (28.6 to 66)	46.1 (28.6 to 66)	46.1 (28.6 to 66)	46.1 (28.6 to 66)	46.1 (28.6 to 66)	46.1 (28.6 to 66)	46.1 (28.6 to 66)	46.1 (28.6 to 66)	46.1 (28.6 to 66)	46.1 (28.6 to 66)	46.1 (28.6 to 66)	46.1 (28.6 to 66)	397
Other exposure to mechanical forces	0.4 (0.2 to 1)	0.6 (0.4 to 1)	4.1 (2.1 to 8.1)	39.7 (26.2 to 69.9)	100 (60.1 to 166)	196 (120 to 286)	208 (161 to 430)	270 (208 to 540)	267 (209 to 520)	242 (211 to 446)	220 (169 to 430)	200 (152 to 422)	200 (152 to 388)	207 (168 to 393)	228 (169 to 399)	218 (180 to 399)	198 (126 to 272)	138 (107 to 231)	120 (78 to 188)	97.1 (69.7 to 140)	69.3 (53.9 to 93.9)	39.7 (27 to 67)	17 (11.9 to 28.3)	3,730
Adverse effects of medical treatment	1.6 (0.9 to 3.2)	2.1 (1.3 to 4.2)	22.1 (7.9 to 67)	26.8 (9.7 to 88.6)	59.5 (17.8 to 356)	202.2 (17.8 to 721)	173.8 (81.5 to 371)	24.9 (11.1 to 51.6)	24.9 (10.9 to 48.6)	24.1 (10.9 to 48.6)	24.1 (10.9 to 48.6)	24.1 (10.9 to 48.6)	24.1 (10.9 to 48.6)	24.1 (10.9 to 48.6)	24.1 (10.9 to 48.6)	24.1 (10.9 to 48.6)	24.1 (10.9 to 48.6)	24.1 (10.9 to 48.6)	24.1 (10.9 to 48.6)	24.1 (10.9 to 48.6)	24.1 (10.9 to 48.6)	24.1 (10.9 to 48.6)	24.1 (10.9 to 48.6)	2.9 (1.7 to 4.3)	473
Animal contact	1.8 (0.3 to 3.4)	0.8 (0.4 to 1.4)	7.5 (1.9 to 17.6)	22.1 (9.6 to 37.6)	42.2 (29.9 to 62.4)	47.6 (31.3 to 69.4)	51.2 (31.4 to 69.4)	54.5 (39.4 to 76.3)	54.5 (33.6 to 77.4)	54.5 (33.6 to 77.4)	54.5 (33.6 to 77.4)	54.5 (33.6 to 77.4)	51 (31.3 to 63.4)	49 (29.3 to 70)	43.2 (32.3 to 70.5)	43.2 (29.4 to 58.6)	43.2 (27.4 to 57.1)	36.5 (24.1 to 51)	32.6 (23.2 to 48.6)	25.1 (16.9 to 34.1)	20.1 (11.2 to 29.4)	11.2 (6.3 to 16.7)	2.9 (1.3 to 4.6)	728
Venomous animal contact	0.3 (0.1 to 0.7)	0.3 (0.1 to 0.7)	1.5 (0.5 to 3.5)	4.5 (1.5 to 10.1)	7.9 (3.6 to 16.4)	10.2 (4.6 to 21.1)	10.2 (4.6 to 21.1)	10.2 (4.6 to 21.1)	10.2 (4.6 to 21.1)	10.2 (4.6 to 21.1)	10.2 (4.6 to 21.1)	10.2 (4.6 to 21.1)	10.2 (4.6 to 21.1)	10.2 (4.6 to 21.1)	10.2 (4.6 to 21.1)	10.2 (4.6 to 21.1)	10.2 (4.6 to 21.1)	10.2 (4.6 to 21.1)	10.2 (4.6 to 21.1)	10.2 (4.6 to 21.1)	10.2 (4.6 to 21.1)	10.2 (4.6 to 21.1)	10.2 (4.6 to 21.1)	533
Non-venomous animal contact	1.3 (0.3 to 2.7)	0.9 (0.3 to 2.1)	7.4 (2.4 to 17.6)	13.7 (7.9 to 22.2)	19.3 (11.9 to 31.7)	19.6 (11.9 to 32.2)	19.6 (11.9 to 32.2)	19.2 (11.9 to 32.2)	13.6 (7.9 to

GBD Table 2a: Guatemala DALYS by cause and age, arous for males with 95% uncertainty intervals, 2019

Cause	Early Neonatal	Late Neonatal	Post Neonatal	1 to 4	5 to 9	10 to 14	15 to 19	20 to 24	25 to 29	30 to 34	35 to 39	40 to 44	45 to 49	50 to 54	55 to 59	60 to 64	65 to 69	70 to 74	75 to 79	80 to 84	85 to 89	90 to 94	95 plus	Total
All causes	136,000 (75,600 to 199,000)	68,200 (48,100 to 91,100)	173,000 (126,000 to 226,000)	120,000 (93,100 to 156,000)	61,900 (52,000 to 84,000)	61,900 (46,500 to 81,200)	171,000 (141,000 to 209,000)	260,000 (209,000 to 316,000)	260,000 (210,000 to 320,000)	310,000 (248,000 to 384,000)	260,000 (198,000 to 332,000)	249,000 (184,000 to 323,000)	196,000 (139,000 to 263,000)	196,000 (139,000 to 263,000)	127,000 (92,200 to 164,000)	116,000 (84,200 to 148,000)	116,000 (83,200 to 150,000)	91,900 (64,900 to 118,000)	70,200 (49,200 to 92,700)	43,000 (29,600 to 58,700)	11,700 (7,600 to 16,000)	702 (472 to 1,000)	2,600,000
Communicable, maternal, neonatal, and nutritional diseases	66,200 (36,900 to 97,000)	19,900 (14,000 to 27,000)	129,000 (96,600 to 169,000)	74,900 (57,000 to 98,000)	29,800 (23,900 to 38,000)	16,600 (12,900 to 21,600)	19,800 (15,600 to 25,000)	19,700 (15,200 to 25,000)	22,500 (17,500 to 28,600)	27,200 (21,000 to 34,500)	19,200 (14,600 to 24,500)	15,700 (11,900 to 20,000)	12,800 (9,700 to 16,500)	11,900 (9,000 to 15,200)	8,200 (6,200 to 10,500)	7,100 (5,400 to 9,000)	6,600 (5,000 to 8,500)	5,000 (3,800 to 6,500)	3,100 (2,300 to 4,000)	1,400 (1,000 to 1,800)	6,400 (4,600 to 8,500)	2,300 (1,600 to 3,000)	784 (561 to 1,021)	999,000
HIV/AIDS and sexually transmitted infections	11 (9 to 13)	2.2 (1.6 to 3.0)	1,200 (1,000 to 1,500)	927 (743 to 1,200)	270 (184 to 373)	300 (224 to 390)	1,600 (1,300 to 2,000)	2,700 (2,200 to 3,300)	4,200 (3,500 to 5,000)	4,700 (4,000 to 5,600)	4,700 (3,900 to 5,600)	4,700 (3,900 to 5,600)	4,200 (3,500 to 5,000)	3,900 (3,200 to 4,700)	2,900 (2,400 to 3,500)	2,300 (1,900 to 2,800)	1,900 (1,500 to 2,300)	1,400 (1,100 to 1,800)	1,000 (800 to 1,300)	600 (450 to 800)	300 (210 to 410)	100 (70 to 140)	37,000 (29,000 to 46,000)
HIV/AIDS	11 (9 to 13)	2.2 (1.6 to 3.0)	1,200 (1,000 to 1,500)	927 (743 to 1,200)	270 (184 to 373)	300 (224 to 390)	1,600 (1,300 to 2,000)	2,700 (2,200 to 3,300)	4,200 (3,500 to 5,000)	4,700 (4,000 to 5,600)	4,700 (3,900 to 5,600)	4,700 (3,900 to 5,600)	4,200 (3,500 to 5,000)	3,900 (3,200 to 4,700)	2,900 (2,400 to 3,500)	2,300 (1,900 to 2,800)	1,900 (1,500 to 2,300)	1,400 (1,100 to 1,800)	1,000 (800 to 1,300)	600 (450 to 800)	300 (210 to 410)	100 (70 to 140)	37,000 (29,000 to 46,000)
HIV/AIDS - Drug-susceptible Tuberculosis	0 (0 to 0)	0 (0 to 0)	0.1 (0.1 to 0.2)	0.2 (0.1 to 0.3)	0.2 (0.1 to 0.3)	0.2 (0.1 to 0.3)	0.2 (0.1 to 0.3)	0.2 (0.1 to 0.3)	0.2 (0.1 to 0.3)	0.2 (0.1 to 0.3)	0.2 (0.1 to 0.3)	0.2 (0.1 to 0.3)	0.2 (0.1 to 0.3)	0.2 (0.1 to 0.3)	0.2 (0.1 to 0.3)	0.2 (0.1 to 0.3)	0.2 (0.1 to 0.3)	0.2 (0.1 to 0.3)	0.2 (0.1 to 0.3)	0.2 (0.1 to 0.3)	0.2 (0.1 to 0.3)	0.2 (0.1 to 0.3)	4,000
HIV/AIDS - Multidrug-resistant Tuberculosis without extensive drug resistance	0 (0 to 0)	0 (0 to 0)	0 (0 to 0)	0 (0 to 0)	0 (0 to 0)	0 (0 to 0)	0 (0 to 0)	0 (0 to 0)	0 (0 to 0)	0 (0 to 0)	0 (0 to 0)	0 (0 to 0)	0 (0 to 0)	0 (0 to 0)	0 (0 to 0)	0 (0 to 0)	0 (0 to 0)	0 (0 to 0)	0 (0 to 0)	0 (0 to 0)	0 (0 to 0)	0 (0 to 0)	0 (0 to 0)	300
HIV/AIDS - Extensively drug-resistant Tuberculosis	0 (0 to 0)	0 (0 to 0)	0 (0 to 0)	0 (0 to 0)	0 (0 to 0)	0 (0 to 0)	0 (0 to 0)	0 (0 to 0)	0 (0 to 0)	0 (0 to 0)	0 (0 to 0)	0 (0 to 0)	0 (0 to 0)	0 (0 to 0)	0 (0 to 0)	0 (0 to 0)	0 (0 to 0)	0 (0 to 0)	0 (0 to 0)	0 (0 to 0)	0 (0 to 0)	0 (0 to 0)	0 (0 to 0)	63.5
HIV/AIDS resulting in other diseases	0.1 (0 to 0.2)	0.2 (0 to 0.7)	1,200 (920 to 1,570)	917 (641 to 1,360)	267 (182 to 376)	297 (219 to 393)	1,600 (1,210 to 2,020)	2,700 (2,200 to 3,300)	4,200 (3,500 to 5,000)	4,700 (3,900 to 5,600)	4,700 (3,900 to 5,600)	4,700 (3,900 to 5,600)	4,200 (3,500 to 5,000)	3,900 (3,200 to 4,700)	2,900 (2,400 to 3,500)	2,300 (1,900 to 2,800)	1,900 (1,500 to 2,300)	1,400 (1,100 to 1,800)	1,000 (800 to 1,300)	600 (450 to 800)	300 (210 to 410)	100 (70 to 140)	36,900
Sexually transmitted infections, excluding HIV	0.2 (0 to 0.5)	0.2 (0 to 0.6)	2.1 (0.9 to 4.1)	0.4 (0.1 to 1.1)	0.4 (0.2 to 0.8)	2.6 (1.2 to 5.1)	1.5 (0.7 to 2.9)	27.8 (13.1 to 52.7)	27.8 (13.1 to 52.7)	27.8 (13.1 to 52.7)	27.8 (13.1 to 52.7)	27.8 (13.1 to 52.7)	27.8 (13.1 to 52.7)	27.8 (13.1 to 52.7)	27.8 (13.1 to 52.7)	27.8 (13.1 to 52.7)	27.8 (13.1 to 52.7)	27.8 (13.1 to 52.7)	27.8 (13.1 to 52.7)	27.8 (13.1 to 52.7)	27.8 (13.1 to 52.7)	27.8 (13.1 to 52.7)	600
Syphilis	0 (0 to 0)	0 (0 to 0)	0.1 (0 to 0.1)	0.2 (0.1 to 0.4)	0.2 (0.1 to 0.3)	0.2 (0.1 to 0.3)	0.2 (0.1 to 0.3)	0.2 (0.1 to 0.3)	0.2 (0.1 to 0.3)	0.2 (0.1 to 0.3)	0.2 (0.1 to 0.3)	0.2 (0.1 to 0.3)	0.2 (0.1 to 0.3)	0.2 (0.1 to 0.3)	0.2 (0.1 to 0.3)	0.2 (0.1 to 0.3)	0.2 (0.1 to 0.3)	0.2 (0.1 to 0.3)	0.2 (0.1 to 0.3)	0.2 (0.1 to 0.3)	0.2 (0.1 to 0.3)	0.2 (0.1 to 0.3)	78.6
Chlamydial infection	0 (0 to 0)	0 (0 to 0)	0 (0 to 0)	0 (0 to 0)	0 (0 to 0.1)	0.4 (0.2 to 0.8)	0.3 (0.1 to 0.7)	21.8 (10.3 to 41.3)	21.8 (10.3 to 41.3)	21.8 (10.3 to 41.3)	21.8 (10.3 to 41.3)	21.8 (10.3 to 41.3)	21.8 (10.3 to 41.3)	21.8 (10.3 to 41.3)	21.8 (10.3 to 41.3)	21.8 (10.3 to 41.3)	21.8 (10.3 to 41.3)	21.8 (10.3 to 41.3)	21.8 (10.3 to 41.3)	21.8 (10.3 to 41.3)	21.8 (10.3 to 41.3)	21.8 (10.3 to 41.3)	138
Gonococcal infection	0 (0 to 0)	0 (0 to 0)	0 (0 to 0)	0 (0 to 0)	0 (0 to 0)	0.7 (0.3 to 1.4)	0.6 (0.3 to 1.2)	2.6 (1.2 to 5.1)	2.6 (1.2 to 5.1)	2.6 (1.2 to 5.1)	2.6 (1.2 to 5.1)	2.6 (1.2 to 5.1)	2.6 (1.2 to 5.1)	2.6 (1.2 to 5.1)	2.6 (1.2 to 5.1)	2.6 (1.2 to 5.1)	2.6 (1.2 to 5.1)	2.6 (1.2 to 5.1)	2.6 (1.2 to 5.1)	2.6 (1.2 to 5.1)	2.6 (1.2 to 5.1)	2.6 (1.2 to 5.1)	64.7
Trichomoniasis	0 (0 to 0)	0 (0 to 0)	0 (0 to 0)	0 (0 to 0)	0 (0 to 0)	0.1 (0 to 0.2)	0.1 (0 to 0.2)	0.7 (0.3 to 1.4)	0.6 (0.3 to 1.2)	0.6 (0.3 to 1.2)	0.6 (0.3 to 1.2)	0.6 (0.3 to 1.2)	0.6 (0.3 to 1.2)	0.6 (0.3 to 1.2)	0.6 (0.3 to 1.2)	0.6 (0.3 to 1.2)	0.6 (0.3 to 1.2)	0.6 (0.3 to 1.2)	0.6 (0.3 to 1.2)	0.6 (0.3 to 1.2)	0.6 (0.3 to 1.2)	0.6 (0.3 to 1.2)	49.2
Genital herpes	0 (0 to 0)	0 (0 to 0)	0 (0 to 0)	0 (0 to 0)	0 (0 to 0)	0 (0 to 0)	0 (0 to 0)	0 (0 to 0)	0 (0 to 0)	0 (0 to 0)	0 (0 to 0)	0 (0 to 0)	0 (0 to 0)	0 (0 to 0)	0 (0 to 0)	0 (0 to 0)	0 (0 to 0)	0 (0 to 0)	0 (0 to 0)	0 (0 to 0)	0 (0 to 0)	0 (0 to 0)	0 (0 to 0)	0.1
Other sexually transmitted infections	0 (0 to 0)	0 (0 to 0)	0 (0 to 0)	0 (0 to 0)	0 (0 to 0)	0.6 (0.2 to 1.3)	0.4 (0.2 to 0.9)	2.7 (1.3 to 5.1)	2.7 (1.3 to 5.1)	2.7 (1.3 to 5.1)	2.7 (1.3 to 5.1)	2.7 (1.3 to 5.1)	2.7 (1.3 to 5.1)	2.7 (1.3 to 5.1)	2.7 (1.3 to 5.1)	2.7 (1.3 to 5.1)	2.7 (1.3 to 5.1)	2.7 (1.3 to 5.1)	2.7 (1.3 to 5.1)	2.7 (1.3 to 5.1)	2.7 (1.3 to 5.1)	2.7 (1.3 to 5.1)	196
Respiratory infections and tuberculosis	6,210 (3,900 to 9,000)	9,970 (6,470 to 14,400)	11,600 (7,900 to 16,000)	22,300 (15,900 to 30,600)	6,010 (4,100 to 8,610)	6,960 (4,900 to 9,600)	7,760 (5,500 to 10,500)	8,760 (6,100 to 12,000)	8,760 (6,100 to 12,000)	7,420 (5,200 to 10,200)	6,360 (4,510 to 8,960)	5,790 (4,070 to 8,010)	5,290 (3,800 to 7,420)	5,600 (3,700 to 7,700)	4,340 (3,010 to 5,900)	3,810 (2,700 to 5,200)	3,610 (2,600 to 4,900)	3,060 (2,200 to 4,200)	2,170 (1,500 to 2,900)	1,170 (800 to 1,600)	1,770 (1,200 to 2,300)	112 (77 to 150)	267,000
Tuberculosis	6,000 (3,700 to 8,800)	9,600 (6,200 to 14,000)	397 (256 to 577)	1,200 (777 to 1,700)	1,100 (708 to 1,600)	1,100 (708 to 1,600)	1,100 (708 to 1,600)	1,200 (772 to 1,700)	1,200 (772 to 1,700)	1,200 (772 to 1,700)	1,200 (772 to 1,700)	1,200 (772 to 1,700)	1,100 (708 to 1,600)	1,100 (708 to 1,600)	1,100 (708 to 1,600)	1,100 (708 to 1,600)	1,100 (708 to 1,600)	1,100 (708 to 1,600)	1,100 (708 to 1,600)	1,100 (708 to 1,600)	1,100 (708 to 1,600)	1,100 (708 to 1,600)	64.7 (41.6 to 93.1)	11,500
Latent tuberculosis infection	0 (0 to 0)	0 (0 to 0)	0 (0 to 0)	0 (0 to 0)	0 (0 to 0)	0 (0 to 0)	0 (0 to 0)	0 (0 to 0)	0 (0 to 0)	0 (0 to 0)	0 (0 to 0)	0 (0 to 0)	0 (0 to 0)	0 (0 to 0)	0 (0 to 0)	0 (0 to 0)	0 (0 to 0)	0 (0 to 0)	0 (0 to 0)	0 (0 to 0)	0 (0 to 0)	0 (0 to 0)	0 (0 to 0)	0
Drug-susceptible tuberculosis	5,900 (3,600 to 8,600)	9,500 (6,100 to 13,900)	390 (251 to 566)	1,200 (764 to 1,600)	1,100 (696 to 1,600)	1,100 (696 to 1,600)	1,100 (696 to 1,600)	1,200 (759 to 1,700)	1,200 (759 to 1,700)	1,200 (759 to 1,700)	1,200 (759 to 1,700)	1,200 (759 to 1,700)	1,100 (696 to 1,600)	1,100 (696 to 1,600)	1,100 (696 to 1,600)	1,100 (696 to 1,600)	1,100 (696 to 1,600)	1,100 (696 to 1,600)	1,100 (696 to 1,600)	1,100 (696 to 1,600)	1,100 (696 to 1,600)	1,100 (696 to 1,600)	63.7 (41.0 to 91.7)	11,300
Multidrug-resistant tuberculosis without extensive drug resistance	0 (0 to 0)	0 (0 to 0)	0 (0 to 0)	0 (0 to 0)	0 (0 to 0)	0 (0 to 0)	0 (0 to 0)	0 (0 to 0)	0 (0 to 0)	0 (0 to 0)	0 (0 to 0)	0 (0 to 0)	0 (0 to 0)	0 (0 to 0)	0 (0 to 0)	0 (0 to 0)	0 (0 to 0)	0 (0 to 0)	0 (0 to 0)	0 (0 to 0)	0 (0 to 0)	0 (0 to 0)	0 (0 to 0)	0
Extensively drug-resistant tuberculosis	0.9 (0 to 3.1)	0.3 (0 to 1.2)	7.1 (2.4 to 16.1)	1.3 (0.4 to 3.1)	1.3 (0.4 to 3.1)	1.3 (0.4 to 3.1)	1.3 (0.4 to 3.1)	1.3 (0.4 to 3.1)	1.3 (0.4 to 3.1)	1.3 (0.4 to 3.1)	1.3 (0.4 to 3.1)	1.3 (0.4 to 3.1)	1.3 (0.4 to 3.1)	1.3 (0.4 to 3.1)	1.3 (0.4 to 3.1)	1.3 (0.4 to 3.1)	1.3 (0.4 to 3.1)	1.3 (0.4 to 3.1)	1.3 (0.4 to 3.1)	1.3 (0.4 to 3.1)	1.3 (0.4 to 3.1)	1.3 (0.4 to 3.1)	93.2
Lower respiratory infections	6,200 (3,900 to 9,000)	9,900 (6,400 to 14,400)	10,900 (6,900 to 15,900)	20,900 (13,900 to 29,900)	5,900 (3,900 to 8,500)	5,900 (3,900 to 8,500)	6,600 (4,400 to 9,500)	6,600 (4,400 to 9,500)	6,600 (4,400 to 9,500)	6,200 (4,110 to 9,000)	5,900 (3,900 to 8,500)	5,900 (3,900 to 8,500)	5,900 (3,900 to 8,500)	5,900 (3,900 to 8,500)	5,900 (3,900 to 8,500)	5,900 (3,900 to 8,500)	5,900 (3,900 to 8,500)	5,900 (3,900 to 8,500)	5,900 (3,900 to 8,500)	5,900 (3,900 to 8,500)	5,900 (3,900 to 8,500)	5,900 (3,900 to 8,500)	214,000
Upper respiratory infections	18.1 (6.8 to 27.2)	387 (268 to 767)	1,010 (606 to 1,520)	1,200 (513 to 1,630)	106 (39 to 1,220)	106 (49 to 1,240)	197 (107 to 1,230)	197 (107 to 1,230)	197 (107 to 1,230)	197 (107 to 1,230)	197 (107 to 1,230)	197 (107 to 1,230)	197 (107 to 1,230)	197 (107 to 1,230)	197 (107 to 1,230)	197 (107 to 1,230)	197 (107 to 1,230)	197 (107 to 1,230)	197 (107 to 1,230)	197 (107 to 1,230)	197 (107 to 1,230)	197 (107 to 1,230)	197 (107 to 1,230)	7,513
Otitis media	0 (0 to 0)	0 (0 to 0)	0 (0 to 0)	0 (0 to 0)	0 (0 to 0)	0 (0 to 0)	0 (0 to 0)	0 (0 to 0)	0 (0 to 0)	0 (0 to 0)	0 (0 to 0)	0 (0 to 0)	0 (0 to 0)	0 (0 to 0)	0 (0 to 0)	0 (0 to 0)	0 (0 to 0)	0 (0 to 0)	0 (0 to 0)	0 (0 to 0)	0 (0 to 0)	0 (0 to 0)	0 (0 to 0)	0
Enteric infections	1,100 (194 to 2,700)	1,700 (220 to 4,900)	23,200 (12,700 to 35,200)	55,000 (27,700 to 93,000)	6,660 (3,200 to 11,400)	6,660 (3,200 to 11,400)	3,700 (1,800 to 6,300)	3,300 (1,600 to 5,600)	3,300 (1,600 to 5,600)	3,670 (1,800 to 6,200)	3,660 (1,800 to 6,200)	3,660 (1,800 to 6,200)	2,900 (1,500 to 5,000)	2,170 (1,000 to 3,700)	1,400 (600 to 2,400)	1,400 (600 to 2,400)	1,700 (1,000 to 2,700)	1,660 (1,000 to 2,600)	1,660 (1,000 to 2,600)	1,660 (1,000 to 2,600)	1,660 (1,000 to 2,600)	1,660 (1,000 to 2,600)	114 (69 to 160)	93,700
Diarrheal diseases	177 (106 to 278)	665 (329 to 1,400)	22,100 (11,600 to 34,000)	54,900 (27,600 to 93,000)	6,660 (3,200 to 11,400)	6,660 (3,200 to 11,400)	3,700 (1,800 to 6,300)	3,300 (1,600 to 5,600)	3,300 (1,600 to 5,600)	3,660 (1,800 to 6,200)	3,660 (1,800 to 6,200)	3,660 (1,800 to 6,200)	2,900 (1,500 to 5,000)	2,100 (1,000 to 3,700)	1,400 (600 to 2,400)	1,400 (600 to 2,400)	1,700 (1,000 to 2,700)	1,660 (1,000 to 2,600)	1,660 (1,000 to 2,600)	1,660 (1,000 to 2,600)	1,660 (1,000 to 2,600)	1,660 (1,000 to 2,600)	112 (69 to 160)	90,700
Typhoid and paratyphoid	0 (0 to 0)	0.1 (0 to 0.2)	0.7 (0.2 to 1.6)	0.7 (0.2 to 1.6)	0.7 (0.2 to 1.6



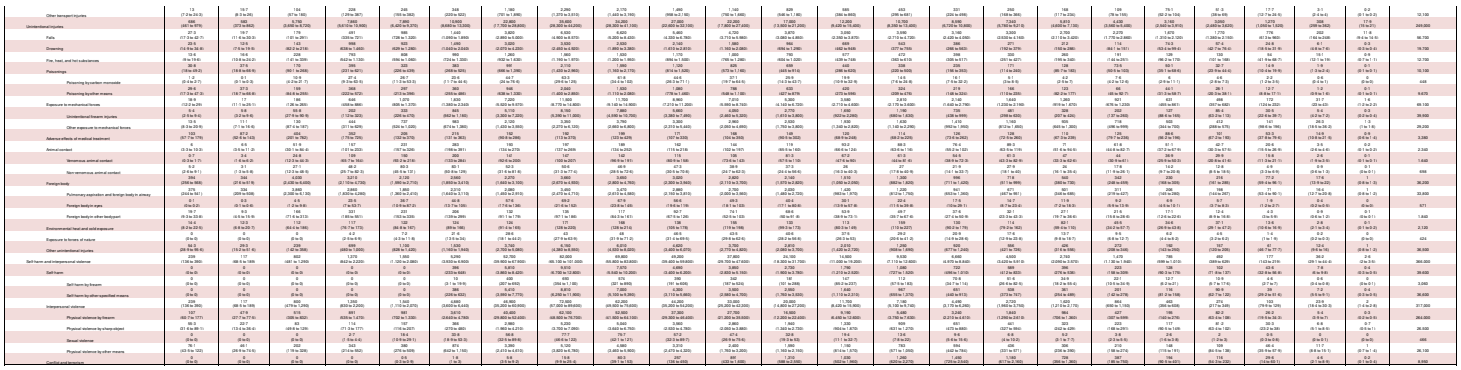

SR Table 2a. Honduras DALYS by cause and age group for males with 95% uncertainty intervals, 2019

Cause	Birth Reminder	Late Neonatal	Post Neonatal	1 to 4	5 to 9	10 to 14	15 to 19	20 to 24	25 to 29	30 to 34	35 to 39	40 to 44	45 to 49	50 to 54	55 to 59	60 to 64	65 to 69	70 to 74	75 to 79	80 to 84	85 to 89	90 to 94	95 plus	Total
All causes	16,900 (21,000 to 26,900)	27,700 (21,600 to 35,200)	56,900 (44,700 to 69,200)	61,900 (52,900 to 69,200)	26,900 (21,300 to 31,400)	23,400 (22,900 to 23,900)	47,100 (45,600 to 48,200)	73,400 (69,500 to 76,900)	67,700 (63,500 to 71,400)	63,600 (59,900 to 67,000)	56,900 (53,100 to 59,700)	53,900 (49,500 to 58,700)	49,200 (43,700 to 47,600)	44,600 (39,400 to 50,000)	40,600 (35,600 to 46,000)	35,700 (29,900 to 42,100)	30,900 (24,700 to 38,100)	25,700 (19,900 to 32,700)	20,100 (15,300 to 26,000)	14,200 (10,300 to 19,000)	8,490 (6,200 to 11,900)	3,769 (2,600 to 5,900)	1,270,000
Communicable, maternal, neonatal, and nutritional diseases	16,400 (20,200 to 26,000)	22,900 (16,600 to 29,200)	39,200 (25,900 to 56,500)	22,900 (16,600 to 29,200)	10,900 (8,620 to 14,100)	6,900 (5,330 to 8,190)	6,500 (4,240 to 7,850)	6,990 (3,920 to 8,450)	6,900 (3,710 to 8,270)	7,230 (3,240 to 8,760)	6,290 (3,650 to 8,420)	6,120 (3,630 to 8,020)	6,110 (3,640 to 8,020)	6,140 (3,540 to 8,060)	6,190 (3,240 to 8,410)	6,210 (3,260 to 8,290)	6,210 (3,160 to 8,530)	6,260 (2,830 to 8,990)	6,160 (2,630 to 9,060)	5,960 (2,660 to 9,060)	4,730 (2,110 to 7,180)	2,870 (1,300 to 4,360)	225,000
HIV/AIDS and sexually transmitted infections	670 (778 to 1,440)	2022 (68.1 to 977)	2068 (29.4 to 618)	2254 (29.4 to 618)	1218 (124 to 618)	223.4 (124 to 618)	20.3 (14.4 to 28.3)	1,140 (630 to 1,590)	2,660 (327 to 5,660)	4,660 (459 to 9,660)	4,630 (424 to 9,660)	4,650 (310 to 7,790)	4,710 (298 to 8,660)	4,720 (272 to 8,660)	4,750 (195 to 8,660)	4,780 (189 to 8,660)	4,810 (180 to 8,660)	4,840 (179 to 8,660)	4,870 (179 to 8,660)	4,900 (179 to 8,660)	4,930 (179 to 8,660)	4,960 (179 to 8,660)	4,990 (179 to 8,660)	9,000
HIV/AIDS	0 (0 to 0)	0 (0 to 0)	0 (77 to 168)	0 (22.5 to 609)	0 (9.6 to 609)	0 (9.6 to 609)	0 (28.2 to 77.9)	0 (28.2 to 609)	0 (450 to 1,660)	0 (583 to 2,020)	0 (598 to 2,020)	0 (598 to 2,020)	0 (583 to 2,020)	0 (728 to 2,020)	0 (728 to 2,020)	0 (643 to 1,990)	0 (592 to 78.7)	0 (516 to 2,020)	0 (459 to 1,990)	0 (459 to 1,990)	0 (459 to 1,990)	0 (459 to 1,990)	0 (459 to 1,990)	3,430
HIV/AIDS - Drug-susceptible Tuberculosis	0 (0 to 0)	0 (0 to 0)	0 (3.1 to 7.2)	0 (0 to 0)	0 (0 to 0)	0 (0 to 0)	0 (0 to 0)	0 (0 to 0)	0 (0 to 0)	0 (0 to 0)	0 (0 to 0)	0 (0 to 0)	0 (0 to 0)	0 (0 to 0)	0 (0 to 0)	0 (0 to 0)	0 (0 to 0)	0 (0 to 0)	0 (0 to 0)	0 (0 to 0)	0 (0 to 0)	0 (0 to 0)	0 (0 to 0)	1,310
HIV/AIDS - Multidrug-resistant Tuberculosis without extensive drug resistance	0 (0 to 0)	0 (0 to 0)	0 (0.1 to 0.2)	0 (0.3 to 29.8)	0 (0 to 0)	0 (0 to 0)	0 (0.1 to 1.7)	0 (0.2 to 4.5)	0 (0.5 to 7)	0 (1.2 to 32.4)	0 (2.2 to 60.1)	0 (1.9 to 50.5)	0 (1.4 to 38.2)	0 (1.2 to 31.6)	0 (0.9 to 21.9)	0 (0.5 to 14.6)	0 (0.2 to 6.1)	0 (0.2 to 5.1)	0 (0.1 to 3.1)	0 (0.1 to 2.1)	0 (0 to 0.6)	0 (0 to 0)	0 (0 to 0)	89.2
HIV/AIDS - Extensively drug-resistant Tuberculosis	0 (0 to 0)	0 (0 to 0)	0 (0 to 1.2)	0 (0 to 4.6)	0 (0 to 0)	0 (0 to 0)	0 (0 to 0)	0 (0 to 0)	0 (0 to 0)	0 (0 to 0)	0 (0 to 0)	0 (0 to 0)	0 (0 to 0)	0 (0 to 0)	0 (0 to 0)	0 (0 to 0)	0 (0 to 0)	0 (0 to 0)	0 (0 to 0)	0 (0 to 0)	0 (0 to 0)	0 (0 to 0)	0 (0 to 0)	19.1
HIV/AIDS resulting in other diseases	0 (0 to 0)	0 (0 to 0)	0 (0.3 to 97.4)	0 (17.6 to 604)	0 (9.6 to 21.7)	0 (3.6 to 9.6)	0 (16.1 to 42.9)	0 (100 to 283)	0 (238 to 638)	0 (220 to 587)	0 (157 to 416)	0 (108 to 283)	0 (108 to 286)	0 (79.1 to 208)	0 (54.6 to 142)	0 (37.5 to 97.3)	0 (24.1 to 62.1)	0 (17.6 to 39.7)	0 (12.8 to 28.9)	0 (9.3 to 20.9)	0 (6.3 to 14.2)	0 (4.1 to 9.6)	0 (2.3 to 5.5)	2,020
Sexually transmitted infections excluding HIV	670 (778 to 1,440)	2022 (68.1 to 977)	2068 (29.4 to 618)	2254 (29.4 to 618)	1218 (124 to 618)	223.4 (124 to 618)	20.3 (14.4 to 28.3)	1,140 (630 to 1,590)	2,660 (327 to 5,660)	4,660 (459 to 9,660)	4,630 (424 to 9,660)	4,650 (310 to 7,790)	4,710 (298 to 8,660)	4,720 (272 to 8,660)	4,750 (195 to 8,660)	4,780 (189 to 8,660)	4,810 (180 to 8,660)	4,840 (179 to 8,660)	4,870 (179 to 8,660)	4,900 (179 to 8,660)	4,930 (179 to 8,660)	4,960 (179 to 8,660)	4,990 (179 to 8,660)	9,000
Syphilis	0 (0 to 0)	0 (0 to 0)	0 (0 to 0)	0 (0 to 0)	0 (0 to 0)	0 (0 to 0)	0 (0 to 0)	0 (0 to 0)	0 (0 to 0)	0 (0 to 0)	0 (0 to 0)	0 (0 to 0)	0 (0 to 0)	0 (0 to 0)	0 (0 to 0)	0 (0 to 0)	0 (0 to 0)	0 (0 to 0)	0 (0 to 0)	0 (0 to 0)	0 (0 to 0)	0 (0 to 0)	0 (0 to 0)	1,190
Chlamydial infection	0 (0 to 0)	0 (0 to 0)	0 (0 to 0)	0 (0 to 0)	0 (0 to 0)	0 (0 to 0)	0 (0 to 0)	0 (0 to 0)	0 (0 to 0)	0 (0 to 0)	0 (0 to 0)	0 (0 to 0)	0 (0 to 0)	0 (0 to 0)	0 (0 to 0)	0 (0 to 0)	0 (0 to 0)	0 (0 to 0)	0 (0 to 0)	0 (0 to 0)	0 (0 to 0)	0 (0 to 0)	0 (0 to 0)	73.3
Gonococcal infection	0 (0 to 0)	0 (0 to 0)	0 (0 to 0)	0 (0 to 0)	0 (0 to 0)	1.8 (0.6 to 2.8)	9.6 (3.6 to 15.6)	17.7 (7.2 to 28.3)	26.9 (10.8 to 43.1)	36.6 (14.5 to 58.7)	3.3 (1.4 to 5.4)	1.8 (0.7 to 3.1)	1.2 (0.5 to 2.1)	0.7 (0.3 to 1.3)	0.5 (0.2 to 0.9)	0.3 (0.1 to 0.6)	0.2 (0.1 to 0.4)	0.1 (0 to 0.3)	0.1 (0 to 0.2)	0 (0 to 0.1)	0 (0 to 0.1)	0 (0 to 0.1)	0 (0 to 0.1)	39.6
Trichomoniasis	0 (0 to 0)	0 (0 to 0)	0 (0 to 0)	0 (0 to 0)	0 (0 to 0)	0 (0 to 0)	0 (0 to 0)	0 (0 to 0)	0 (0 to 0)	0 (0 to 0)	0 (0 to 0)	0 (0 to 0)	0 (0 to 0)	0 (0 to 0)	0 (0 to 0)	0 (0 to 0)	0 (0 to 0)	0 (0 to 0)	0 (0 to 0)	0 (0 to 0)	0 (0 to 0)	0 (0 to 0)	0 (0 to 0)	10.9
Genital herpes	0 (0 to 0)	0 (0 to 0)	0 (0 to 0)	0 (0 to 0)	0 (0 to 0)	0 (0 to 0)	0 (0 to 0)	0 (0 to 0)	0 (0 to 0)	0 (0 to 0)	0 (0 to 0)	0 (0 to 0)	0 (0 to 0)	0 (0 to 0)	0 (0 to 0)	0 (0 to 0)	0 (0 to 0)	0 (0 to 0)	0 (0 to 0)	0 (0 to 0)	0 (0 to 0)	0 (0 to 0)	0 (0 to 0)	199
Other sexually transmitted infections	0 (0 to 0)	0 (0 to 0)	0 (0 to 0)	0 (0 to 0)	0 (0 to 0)	0 (0 to 0)	0 (0 to 0)	0 (0 to 0)	0 (0 to 0)	0 (0 to 0)	0 (0 to 0)	0 (0 to 0)	0 (0 to 0)	0 (0 to 0)	0 (0 to 0)	0 (0 to 0)	0 (0 to 0)	0 (0 to 0)	0 (0 to 0)	0 (0 to 0)	0 (0 to 0)	0 (0 to 0)	0 (0 to 0)	87.4
Respiratory infections and tuberculosis	2,390 (1,120 to 4,390)	2,390 (671 to 4,170)	1,930 (1,290 to 11,700)	1,930 (1,680 to 5,190)	1,930 (1,310 to 2,410)	1,930 (600 to 1,890)	1,930 (898 to 1,890)	1,930 (897 to 2,030)	1,930 (881 to 2,030)	1,930 (907 to 2,030)	1,930 (881 to 2,030)	1,930 (907 to 2,030)	1,930 (867 to 2,030)	1,930 (1,140 to 2,990)	1,930 (1,310 to 2,810)	1,930 (1,430 to 2,810)	1,930 (1,660 to 2,810)	1,930 (1,720 to 2,370)	1,930 (1,490 to 2,400)	1,930 (1,350 to 2,750)	1,930 (871 to 1,800)	1,930 (497 to 1,890)	1,930 (186 to 2,047)	42,700
Tuberculosis	0 (0 to 0)	0 (0 to 0)	137 (53.9 to 288)	191 (79.5 to 321)	109 (42.6 to 176)	89.6 (42.6 to 127)	167 (83.7 to 267)	228 (122 to 372)	192 (98.7 to 314)	225 (122 to 372)	224 (122 to 372)	223 (122 to 372)	221 (122 to 372)	220 (122 to 372)	219 (122 to 372)	218 (122 to 372)	217 (122 to 372)	216 (122 to 372)	215 (122 to 372)	214 (122 to 372)	213 (122 to 372)	212 (122 to 372)	23.7 (23.7 to 23.7)	4,760
Latent tuberculosis infection	0 (0 to 0)	0 (0 to 0)	0 (0 to 0)	0 (0 to 0)	0 (0 to 0)	0 (0 to 0)	0 (0 to 0)	0 (0 to 0)	0 (0 to 0)	0 (0 to 0)	0 (0 to 0)	0 (0 to 0)	0 (0 to 0)	0 (0 to 0)	0 (0 to 0)	0 (0 to 0)	0 (0 to 0)	0 (0 to 0)	0 (0 to 0)	0 (0 to 0)	0 (0 to 0)	0 (0 to 0)	0 (0 to 0)	0
Drug-susceptible tuberculosis	137 (53.9 to 288)	137 (53.9 to 288)	137 (53.9 to 288)	191 (79.5 to 321)	109 (42.6 to 176)	89.6 (42.6 to 127)	167 (83.7 to 267)	228 (122 to 372)	192 (98.7 to 314)	225 (122 to 372)	224 (122 to 372)	223 (122 to 372)	221 (122 to 372)	220 (122 to 372)	219 (122 to 372)	218 (122 to 372)	217 (122 to 372)	216 (122 to 372)	215 (122 to 372)	214 (122 to 372)	213 (122 to 372)	212 (122 to 372)	23.7 (23.7 to 23.7)	4,760
Multidrug-resistant tuberculosis without extensive drug resistance	0 (0 to 0)	0 (0 to 0)	0 (0 to 0)	0 (0 to 0)	0 (0 to 0)	0 (0 to 0)	0 (0 to 0)	0 (0 to 0)	0 (0 to 0)	0 (0 to 0)	0 (0 to 0)	0 (0 to 0)	0 (0 to 0)	0 (0 to 0)	0 (0 to 0)	0 (0 to 0)	0 (0 to 0)	0 (0 to 0)	0 (0 to 0)	0 (0 to 0)	0 (0 to 0)	0 (0 to 0)	0 (0 to 0)	0
Extensively drug-resistant tuberculosis	0 (0 to 0)	0 (0 to 0)	0 (0 to 0)	0 (0 to 0)	0 (0 to 0)	0 (0 to 0)	0 (0 to 0)	0 (0 to 0)	0 (0 to 0)	0 (0 to 0)	0 (0 to 0)	0 (0 to 0)	0 (0 to 0)	0 (0 to 0)	0 (0 to 0)	0 (0 to 0)	0 (0 to 0)	0 (0 to 0)	0 (0 to 0)	0 (0 to 0)	0 (0 to 0)	0 (0 to 0)	0 (0 to 0)	0
Lower respiratory infections	2,410 (1,120 to 4,390)	2,330 (671 to 4,170)	1,690 (1,290 to 11,700)	1,270 (1,680 to 5,190)	1,780 (1,310 to 2,410)	1,830 (600 to 1,890)	1,730 (898 to 1,890)	1,690 (897 to 2,030)	1,690 (881 to 2,030)	1,690 (907 to 2,030)	1,690 (881 to 2,030)	1,690 (907 to 2,030)	1,690 (867 to 2,030)	1,730 (1,140 to 2,990)	1,730 (1,310 to 2,810)	1,730 (1,430 to 2,810)	1,730 (1,660 to 2,810)	1,730 (1,720 to 2,370)	1,730 (1,490 to 2,400)	1,730 (1,350 to 2,750)	1,760 (871 to 1,800)	1,760 (497 to 1,890)	1,760 (186 to 2,047)	39,500
Upper respiratory infections	0 (0 to 0)	0 (0 to 0)	0 (0 to 0)	0 (0 to 0)	0 (0 to 0)	0 (0 to 0)	0 (0 to 0)	0 (0 to 0)	0 (0 to 0)	0 (0 to 0)	0 (0 to 0)	0 (0 to 0)	0 (0 to 0)	0 (0 to 0)	0 (0 to 0)	0 (0 to 0)	0 (0 to 0)	0 (0 to 0)	0 (0 to 0)	0 (0 to 0)	0 (0 to 0)	0 (0 to 0)	0 (0 to 0)	0 (0 to 0)	0
Otitis media	0 (0 to 0)	0 (0.3 to 1.1)	0 (14.4 to 60.4)	0 (36 to 422)	0 (36 to 422)	0 (36 to 422)	0 (86.4 to 374)	0 (89.3 to 390)	0 (87.2 to 388)	0 (89.3 to 390)	0 (89.3 to 390)	0 (89.3 to 390)	0 (89.3 to 390)	0 (89.3 to 390)	0 (89.3 to 390)	0 (89.3 to 390)	0 (89.3 to 390)	0 (89.3 to 390)	0 (89.3 to 390)	0 (89.3 to 390)	0 (89.3 to 390)	0 (89.3 to 390)	0 (89.3 to 390)	1,900
Enteric infections	1,670 (329.1 to 3,920)	1,670 (660.5 to 4,070)	1,670 (1,290 to 33,300)	1,450 (3,670 to 13,600)	1,450 (1,490 to 2,400)	1,450 (917.3 to 2,190)	1,450 (827.1 to 2,220)	1,450 (1,220 to 2,640)	1,450 (1,210 to 2,640)	1,450 (1,280 to 2,640)	1,450 (1,210 to 2,640)	1,450 (1,280 to 2,640)	1,450 (1,210 to 2,640)	1,450 (1,280 to 2,640)	1,450 (1,210 to 2,640)	1,450 (1,280 to 2,640)	1,450 (1,210 to 2,640)	1,450 (1,280 to 2,640)	1,450 (1,210 to 2,640)	1,450 (1,280 to 2,640)	1,450 (1,210 to 2,640)	1,450 (1,280 to 2,640)	1,450 (1,210 to 2,640)	40,300
Diarrheal diseases	1,670 (329.1 to 3,920)	1,670 (660.5 to 4,070)	1,670 (1,290 to 33,300)	1,450 (3,640 to 13,600)	1,450 (1,490 to 2,400)	1,450 (909.3 to 2,170)	1,450 (827.1 to 2,220)	1,450 (1,220 to 2,640)	1,450 (1,210 to 2,640)	1,450 (1,280 to 2,640)	1,450 (1,210 to 2,640)	1,450 (1,280 to 2,640)	1,450 (1,210 to 2,640)	1,450 (1,280 to 2,640)	1,450 (1,210 to 2,640)	1,450 (1,280 to 2,640)	1,450 (1,210 to 2,640)	1,450 (1,280 to 2,640)	1,450 (1,210 to 2,640)	1,450 (1,280 to 2,640)	1,450 (1,210 to 2,640)	1,450 (1,280 to 2,640)	1,450 (1,210 to 2,640)	40,300
Typhoid and paratyphoid	0 (0 to 0)	0 (0 to 0)	0 (0 to 0)	0 (0 to 0)	0 (0 to 0)	0 (0 to 0)	0 (0 to 0)	0 (0 to 0)	0 (0 to 0)	0 (0 to 0)	0 (0 to 0)	0 (0 to 0)	0 (0 to 0)	0 (0 to 0)	0 (0 to 0)	0 (0 to 0)	0 (0 to 0)	0 (0 to 0)	0 (0 to 0)	0 (0 to 0)	0 (0 to 0)	0 (0 to 0)	0 (0 to 0)	19.9
Typhoid fever	0 (0 to 0)	0 (0 to 0)	0 (0 to 0)	0 (0 to 0)	0 (0 to 0)	0 (0 to 0)	0 (0 to 0)	0 (0 to 0)	0 (0 to 0)	0 (0 to 0)	0 (0 to 0)	0 (0 to 0)	0 (0 to 0)	0 (0 to 0)	0 (0 to 0)	0 (0 to 0)	0 (0 to 0)	0 (0 to 0)	0 (0 to 0)	0 (0 to 0)	0 (0 to 0)	0 (0 to 0)	0 (0 to 0)	19.9
Paratyphoid fever	0 (0 to 0)	0 (0 to 0)	0 (0 to 0)	0 (0 to 0)	0 (0 to 0)	0 (0 to 0)	0 (0 to 0)	0 (0 to 0)	0 (0 to 0)	0 (0 to 0)	0 (0 to 0)	0 (0 to 0)	0 (0 to 0)	0 (0 to 0)	0 (0 to 0)	0 (0 to 0)	0 (0 to 0)	0 (0 to 0)	0 (0 to 0)	0 (0 to 0)	0 (0 to 0)	0 (0 to 0)	0 (0 to 0)	0
Invasive Non-typhoidal Salmonella (iNTS)	0 (0 to 0)	7.2 (2.1 to 16.6)	201 (0.9 to 1,180)	1,900 (1,900 to 1,900)	1,900 (1,900 to 1,900)	1,900 (1,900 to 1,900





Cause	Early Neonatal	Late Neonatal	Post Neonatal	1 to 4	5 to 9	10 to 14	15 to 19	20 to 24	25 to 29	30 to 34	35 to 39	40 to 44	45 to 49	50 to 54	55 to 59	60 to 64	65 to 69	70 to 74	75 to 79	80 to 84	85 to 89	90 to 94	95 plus	Total
All causes	377,500 (342,000 to 413,000)	242,000 (220,000 to 265,000)	484,000 (441,000 to 530,000)	351,000 (320,000 to 384,000)	201,000 (184,000 to 220,000)	260,000 (237,000 to 284,000)	704,000 (644,000 to 770,000)	1,020,000 (933,000 to 1,110,000)	1,080,000 (990,000 to 1,180,000)	1,150,000 (1,050,000 to 1,250,000)	1,160,000 (1,060,000 to 1,270,000)	1,220,000 (1,120,000 to 1,330,000)	1,310,000 (1,200,000 to 1,430,000)	1,390,000 (1,270,000 to 1,520,000)	1,490,000 (1,360,000 to 1,630,000)	1,460,000 (1,330,000 to 1,600,000)	1,280,000 (1,160,000 to 1,400,000)	1,020,000 (926,000 to 1,120,000)	1,040,000 (947,000 to 1,140,000)	963,000 (877,000 to 1,060,000)	1,040,000 (947,000 to 1,140,000)	1,060,000 (967,000 to 1,160,000)	1,020,000 (932,000 to 1,120,000)	963,000 (877,000 to 1,060,000)	552,000 (503,000 to 606,000)	16,500,000
Communicable, maternal, neonatal, and nutritional diseases	324,000 (294,000 to 355,000)	174,000 (159,000 to 191,000)	201,000 (183,000 to 221,000)	111,000 (101,000 to 122,000)	72,000 (65,000 to 79,000)	82,000 (74,000 to 90,000)	91,000 (83,000 to 100,000)	96,000 (87,000 to 105,000)	96,000 (87,000 to 106,000)	96,000 (87,000 to 106,000)	96,000 (87,000 to 106,000)	97,000 (88,000 to 107,000)	97,000 (88,000 to 107,000)	97,000 (88,000 to 107,000)	97,000 (88,000 to 107,000)	97,000 (88,000 to 107,000)	97,000 (88,000 to 107,000)	97,000 (88,000 to 107,000)	97,000 (88,000 to 107,000)	97,000 (88,000 to 107,000)	97,000 (88,000 to 107,000)	97,000 (88,000 to 107,000)	3,000,000
HIV/AIDS and sexually transmitted infections	420 (94 to 1,100)	27 (6 to 72)	2,000 (1,000 to 3,000)	1,000 (1,000 to 2,000)	1,000 (1,000 to 2,000)	1,000 (1,000 to 2,000)	1,000 (1,000 to 2,000)	1,000 (1,000 to 2,000)	1,000 (1,000 to 2,000)	1,000 (1,000 to 2,000)	1,000 (1,000 to 2,000)	1,000 (1,000 to 2,000)	1,000 (1,000 to 2,000)	1,000 (1,000 to 2,000)	1,000 (1,000 to 2,000)	1,000 (1,000 to 2,000)	1,000 (1,000 to 2,000)	1,000 (1,000 to 2,000)	1,000 (1,000 to 2,000)	1,000 (1,000 to 2,000)	1,000 (1,000 to 2,000)	1,000 (1,000 to 2,000)	210,000
HIV/AIDS	420 (94 to 1,100)	27 (6 to 72)	2,000 (1,000 to 3,000)	1,000 (1,000 to 2,000)	1,000 (1,000 to 2,000)	1,000 (1,000 to 2,000)	1,000 (1,000 to 2,000)	1,000 (1,000 to 2,000)	1,000 (1,000 to 2,000)	1,000 (1,000 to 2,000)	1,000 (1,000 to 2,000)	1,000 (1,000 to 2,000)	1,000 (1,000 to 2,000)	1,000 (1,000 to 2,000)	1,000 (1,000 to 2,000)	1,000 (1,000 to 2,000)	1,000 (1,000 to 2,000)	1,000 (1,000 to 2,000)	1,000 (1,000 to 2,000)	1,000 (1,000 to 2,000)	1,000 (1,000 to 2,000)	1,000 (1,000 to 2,000)	205,000
HIV/AIDS - Drug-susceptible Tuberculosis	0 (0 to 0)	0 (0 to 0)	211 (0 to 1,000)	652 (0 to 2,000)	115 (0 to 350)	134 (0 to 410)	291 (0 to 890)	1,000 (0 to 3,000)	2,000 (0 to 6,000)	3,340 (0 to 10,000)	3,000 (0 to 9,000)	2,000 (0 to 6,000)	2,000 (0 to 6,000)	1,209 (0 to 3,000)	527 (0 to 1,000)	442 (0 to 1,000)	267 (0 to 600)	68.7 (0 to 200)	31.2 (0 to 100)	6.4 (0 to 20)	2.43 (0 to 8)	0.8 (0 to 3)	18,900
HIV/AIDS - Multidrug-resistant Tuberculosis without extensive drug resistance	0 (0 to 0)	0 (0 to 0)	12 (0 to 35)	37 (0 to 110)	6.5 (0 to 20)	7.6 (0 to 23)	16.5 (0 to 50)	56.8 (0 to 170)	113 (0 to 340)	189 (0 to 570)	170 (0 to 510)	113 (0 to 340)	113 (0 to 340)	68.5 (0 to 200)	29.9 (0 to 90)	25.1 (0 to 80)	15.1 (0 to 50)	3.9 (0 to 10)	1.8 (0 to 6)	0.4 (0 to 1)	0.14 (0 to 0)	0.04 (0 to 0)	1,100
HIV/AIDS - Extensively drug-resistant Tuberculosis	0 (0 to 0)	0 (0 to 0)	0 (0 to 0)	0 (0 to 0)	0 (0 to 0)	0 (0 to 0)	0 (0 to 0)	0 (0 to 0)	0 (0 to 0)	0 (0 to 0)	0 (0 to 0)	0 (0 to 0)	0 (0 to 0)	0 (0 to 0)	0 (0 to 0)	0 (0 to 0)	0 (0 to 0)	0 (0 to 0)	0 (0 to 0)	0 (0 to 0)	0 (0 to 0)	0 (0 to 0)	0 (0 to 0)	0
HIV/AIDS resulting in other diseases	0 (0 to 0)	0 (0 to 0)	0 (0 to 0)	0 (0 to 0)	0 (0 to 0)	0 (0 to 0)	0 (0 to 0)	0 (0 to 0)	0 (0 to 0)	0 (0 to 0)	0 (0 to 0)	0 (0 to 0)	0 (0 to 0)	0 (0 to 0)	0 (0 to 0)	0 (0 to 0)	0 (0 to 0)	0 (0 to 0)	0 (0 to 0)	0 (0 to 0)	0 (0 to 0)	0 (0 to 0)	0 (0 to 0)	0
Sexually transmitted infections, excluding HIV	29.1 (20.7 to 40.1)	29.7 (21.1 to 41.0)	40.1 (28.5 to 55.3)	3.4 (2.4 to 4.7)	2.1 (1.5 to 2.9)	2.1 (1.5 to 2.9)	2.1 (1.5 to 2.9)	2.1 (1.5 to 2.9)	2.1 (1.5 to 2.9)	2.1 (1.5 to 2.9)	2.1 (1.5 to 2.9)	2.1 (1.5 to 2.9)	2.1 (1.5 to 2.9)	2.1 (1.5 to 2.9)	2.1 (1.5 to 2.9)	2.1 (1.5 to 2.9)	2.1 (1.5 to 2.9)	2.1 (1.5 to 2.9)	2.1 (1.5 to 2.9)	2.1 (1.5 to 2.9)	2.1 (1.5 to 2.9)	2.1 (1.5 to 2.9)	6,060
Syphilis	140 (4 to 73.7)	68.7 (3 to 36.1)	104.2 (4 to 54.7)	22.9 (0 to 12.1)	11.6 (0 to 6.2)	15.1 (0 to 8.0)	16.6 (0 to 8.8)	19.5 (0 to 10.3)	19.5 (0 to 10.3)	19.5 (0 to 10.3)	19.5 (0 to 10.3)	19.5 (0 to 10.3)	19.5 (0 to 10.3)	19.5 (0 to 10.3)	19.5 (0 to 10.3)	19.5 (0 to 10.3)	19.5 (0 to 10.3)	19.5 (0 to 10.3)	19.5 (0 to 10.3)	19.5 (0 to 10.3)	19.5 (0 to 10.3)	19.5 (0 to 10.3)	732
Chlamydial infection	0 (0 to 0)	0 (0 to 0)	0 (0 to 0)	0 (0 to 0)	0 (0 to 0)	0 (0 to 0)	0 (0 to 0)	0 (0 to 0)	0 (0 to 0)	0 (0 to 0)	0 (0 to 0)	0 (0 to 0)	0 (0 to 0)	0 (0 to 0)	0 (0 to 0)	0 (0 to 0)	0 (0 to 0)	0 (0 to 0)	0 (0 to 0)	0 (0 to 0)	0 (0 to 0)	0 (0 to 0)	0 (0 to 0)	0
Gonorrhoeal infection	0 (0 to 0)	0 (0 to 0)	0 (0 to 0)	0 (0 to 0)	0 (0 to 0)	0 (0 to 0)	0 (0 to 0)	0 (0 to 0)	0 (0 to 0)	0 (0 to 0)	0 (0 to 0)	0 (0 to 0)	0 (0 to 0)	0 (0 to 0)	0 (0 to 0)	0 (0 to 0)	0 (0 to 0)	0 (0 to 0)	0 (0 to 0)	0 (0 to 0)	0 (0 to 0)	0 (0 to 0)	0 (0 to 0)	0
Trichomoniasis	0 (0 to 0)	0 (0 to 0)	0 (0 to 0)	0 (0 to 0)	0 (0 to 0)	0.1 (0 to 0)	0.1 (0 to 0)	0.1 (0 to 0)	0.1 (0 to 0)	0.1 (0 to 0)	0.1 (0 to 0)	0.1 (0 to 0)	0.1 (0 to 0)	0.1 (0 to 0)	0.1 (0 to 0)	0.1 (0 to 0)	0.1 (0 to 0)	0.1 (0 to 0)	0.1 (0 to 0)	0.1 (0 to 0)	0.1 (0 to 0)	0.1 (0 to 0)	0.1 (0 to 0)	160
Genital herpes	0 (0 to 0)	0 (0 to 0)	0 (0 to 0)	0 (0 to 0)	0 (0 to 0)	0 (0 to 0)	0 (0 to 0)	0 (0 to 0)	0 (0 to 0)	0 (0 to 0)	0 (0 to 0)	0 (0 to 0)	0 (0 to 0)	0 (0 to 0)	0 (0 to 0)	0 (0 to 0)	0 (0 to 0)	0 (0 to 0)	0 (0 to 0)	0 (0 to 0)	0 (0 to 0)	0 (0 to 0)	0 (0 to 0)	0
Other sexually transmitted infections	29.0 (20.6 to 40.0)	29.6 (21.0 to 40.9)	40.0 (28.4 to 55.2)	3.4 (2.4 to 4.7)	2.1 (1.5 to 2.9)	2.1 (1.5 to 2.9)	2.1 (1.5 to 2.9)	2.1 (1.5 to 2.9)	2.1 (1.5 to 2.9)	2.1 (1.5 to 2.9)	2.1 (1.5 to 2.9)	2.1 (1.5 to 2.9)	2.1 (1.5 to 2.9)	2.1 (1.5 to 2.9)	2.1 (1.5 to 2.9)	2.1 (1.5 to 2.9)	2.1 (1.5 to 2.9)	2.1 (1.5 to 2.9)	2.1 (1.5 to 2.9)	2.1 (1.5 to 2.9)	2.1 (1.5 to 2.9)	2.1 (1.5 to 2.9)	6,060
Respiratory infections and tuberculosis	2,100 (1,600 to 2,600)	1,600 (1,200 to 2,000)	2,000 (1,500 to 2,500)	1,000 (800 to 1,300)	1,000 (800 to 1,300)	1,000 (800 to 1,300)	1,000 (800 to 1,300)	1,000 (800 to 1,300)	1,000 (800 to 1,300)	1,000 (800 to 1,300)	1,000 (800 to 1,300)	1,000 (800 to 1,300)	1,000 (800 to 1,300)	1,000 (800 to 1,300)	1,000 (800 to 1,300)	1,000 (800 to 1,300)	1,000 (800 to 1,300)	1,000 (800 to 1,300)	1,000 (800 to 1,300)	1,000 (800 to 1,300)	1,000 (800 to 1,300)	1,000 (800 to 1,300)	100,000
Tuberculosis	0 (0 to 0)	0 (0 to 0)	552 (0 to 1,700)	656 (0 to 2,000)	308 (0 to 940)	445 (0 to 1,400)	1,270 (0 to 3,900)	3,060 (0 to 9,400)	4,060 (0 to 12,000)	5,070 (0 to 15,000)	5,060 (0 to 15,000)	6,170 (0 to 18,000)	6,700 (0 to 20,000)	7,070 (0 to 21,000)	8,060 (0 to 24,000)	8,700 (0 to 26,000)	6,970 (0 to 21,000)	5,700 (0 to 17,000)	5,170 (0 to 15,000)	2,200 (0 to 6,600)	1,040 (0 to 3,100)	442 (0 to 1,300)	65,000
Latent tuberculosis infection	0 (0 to 0)	0 (0 to 0)	0 (0 to 0)	0 (0 to 0)	0 (0 to 0)	0 (0 to 0)	0 (0 to 0)	0 (0 to 0)	0 (0 to 0)	0 (0 to 0)	0 (0 to 0)	0 (0 to 0)	0 (0 to 0)	0 (0 to 0)	0 (0 to 0)	0 (0 to 0)	0 (0 to 0)	0 (0 to 0)	0 (0 to 0)	0 (0 to 0)	0 (0 to 0)	0 (0 to 0)	0 (0 to 0)	0
Active tuberculosis	488 (0 to 1,500)	488 (0 to 1,500)	552 (0 to 1,700)	656 (0 to 2,000)	308 (0 to 940)	445 (0 to 1,400)	1,270 (0 to 3,900)	3,060 (0 to 9,400)	4,060 (0 to 12,000)	5,070 (0 to 15,000)	5,060 (0 to 15,000)	6,170 (0 to 18,000)	6,700 (0 to 20,000)	7,070 (0 to 21,000)	8,060 (0 to 24,000)	8,700 (0 to 26,000)	6,970 (0 to 21,000)	5,700 (0 to 17,000)	5,170 (0 to 15,000)	2,200 (0 to 6,600)	1,040 (0 to 3,100)	442 (0 to 1,300)	65,000
Drug-susceptible tuberculosis	488 (0 to 1,500)	488 (0 to 1,500)	552 (0 to 1,700)	656 (0 to 2,000)	308 (0 to 940)	445 (0 to 1,400)	1,270 (0 to 3,900)	3,060 (0 to 9,400)	4,060 (0 to 12,000)	5,070 (0 to 15,000)	5,060 (0 to 15,000)	6,170 (0 to 18,000)	6,700 (0 to 20,000)	7,070 (0 to 21,000)	8,060 (0 to 24,000)	8,700 (0 to 26,000)	6,970 (0 to 21,000)	5,700 (0 to 17,000)	5,170 (0 to 15,000)	2,200 (0 to 6,600)	1,040 (0 to 3,100)	442 (0 to 1,300)	65,000
Multidrug-resistant tuberculosis without extensive drug resistance	0 (0 to 0)	0 (0 to 0)	0 (0 to 0)	0 (0 to 0)	0 (0 to 0)	0 (0 to 0)	0 (0 to 0)	0 (0 to 0)	0 (0 to 0)	0 (0 to 0)	0 (0 to 0)	0 (0 to 0)	0 (0 to 0)	0 (0 to 0)	0 (0 to 0)	0 (0 to 0)	0 (0 to 0)	0 (0 to 0)	0 (0 to 0)	0 (0 to 0)	0 (0 to 0)	0 (0 to 0)	0 (0 to 0)	0
Extensively drug-resistant tuberculosis	0 (0 to 0)	0 (0 to 0)	0 (0 to 0)	0 (0 to 0)	0 (0 to 0)	0 (0 to 0)	0 (0 to 0)	0 (0 to 0)	0 (0 to 0)	0 (0 to 0)	0 (0 to 0)	0 (0 to 0)	0 (0 to 0)	0 (0 to 0)	0 (0 to 0)	0 (0 to 0)	0 (0 to 0)	0 (0 to 0)	0 (0 to 0)	0 (0 to 0)	0 (0 to 0)	0 (0 to 0)	0 (0 to 0)	0
Lower respiratory infections	1,600 (1,200 to 2,100)	1,100 (800 to 1,500)	1,500 (1,100 to 2,000)	1,000 (700 to 1,300)	1,000 (700 to 1,300)	1,000 (700 to 1,300)	1,000 (700 to 1,300)	1,000 (700 to 1,300)	1,000 (700 to 1,300)	1,000 (700 to 1,300)	1,000 (700 to 1,300)	1,000 (700 to 1,300)	1,000 (700 to 1,300)	1,000 (700 to 1,300)	1,000 (700 to 1,300)	1,000 (700 to 1,300)	1,000 (700 to 1,300)	1,000 (700 to 1,300)	1,000 (700 to 1,300)	1,000 (700 to 1,300)	1,000 (700 to 1,300)	1,000 (700 to 1,300)	100,000
Upper respiratory infections	1,100 (724 to 1,600)	1,100 (724 to 1,600)	1,100 (724 to 1,600)



Exposure to forces of nature	0 (0 to 0)	0 (0 to 0)	0 (0 to 0)	0 (0.0 to 0.0)	0 (0.0 to 0.0)	0 (0.0 to 0.0)	0 (0.0 to 0.0)	0 (0.0 to 0.0)	0 (0.0 to 0.0)	0 (0.0 to 0.0)	0 (0.0 to 0.0)	0 (0.0 to 0.0)	0 (0.0 to 0.0)	0 (0.0 to 0.0)	0 (0.0 to 0.0)	0 (0.0 to 0.0)	0 (0.0 to 0.0)	0 (0.0 to 0.0)	0 (0.0 to 0.0)	0 (0.0 to 0.0)	0 (0.0 to 0.0)	0 (0.0 to 0.0)	0 (0.0 to 0.0)	0 (0.0 to 0.0)	0 (0.0 to 0.0)	0 (0.0 to 0.0)	1,270
Other unintentional injuries	82.3 (69.7 to 196)	69.4 (58.7 to 94.5)	455 (387 to 618)	1,266 (1,029 to 1,955)	1,468 (1,181 to 2,256)	2,060 (2,000 to 3,600)	2,745 (2,400 to 5,240)	12,960 (10,200 to 15,900)	52,600 (35,500 to 74,300)	10,960 (9,280 to 12,700)	9,660 (8,190 to 11,600)	8,670 (7,120 to 10,500)	7,340 (5,920 to 9,060)	6,960 (5,630 to 8,100)	5,780 (4,670 to 6,900)	2,460 (1,900 to 2,960)	1,840 (1,330 to 2,240)	1,490 (949 to 1,930)	782 (599 to 939)	459 (367 to 577)	427 (319 to 556)	194 (135 to 268)	94.6 (62.2 to 127.1)	91.182
Self-harm and interpersonal violence	4,230 (1,690 to 11,100)	628 (458 to 839)	4,670 (1,910 to 9,930)	13,500 (6,110 to 25,200)	9,480 (6,120 to 15,900)	27,400 (20,000 to 37,000)	160,000 (117,000 to 209,000)	329,000 (241,000 to 423,000)	520,000 (383,000 to 669,000)	250,000 (214,000 to 287,000)	207,000 (177,000 to 237,000)	169,000 (139,000 to 205,000)	113,000 (93,100 to 137,000)	75,700 (59,700 to 93,500)	37,200 (28,200 to 46,500)	26,200 (19,600 to 33,500)	16,200 (11,600 to 20,900)	9,340 (7,110 to 11,900)	3,550 (2,720 to 4,380)	1,340 (1,040 to 1,660)	445 (347 to 555)	247 (189 to 310)	1,760,000
Self-harm	0 (0 to 0)	0 (0 to 0)	0 (0 to 0)	1 (0 to 2)	4 (0 to 6)	1,040 (6,640 to 5,900)	21,400 (15,800 to 28,100)	82,700 (61,700 to 75,700)	82,200 (45,800 to 91,200)	42,900 (39,600 to 50,300)	34,600 (28,300 to 41,700)	28,800 (21,600 to 36,200)	20,600 (15,100 to 26,600)	13,400 (11,000 to 16,500)	6,400 (7,670 to 12,800)	3,900 (5,490 to 8,480)	2,360 (3,650 to 5,350)	1,730 (2,330 to 3,430)	704 (1,030 to 1,390)	388 (773to 1,110)	346 (688 to 1,020)	147 (138 to 369)	77.4 (85.1 to 69.1)	339,800
Self-harm by firearm	0 (0 to 0)	0 (0 to 0)	0 (0 to 0)	0 (0 to 0)	0 (0 to 0)	0 (0 to 0)	0 (0 to 0)	0 (0 to 0)	0 (0 to 0)	0 (0 to 0)	0 (0 to 0)	0 (0 to 0)	0 (0 to 0)	0 (0 to 0)	0 (0 to 0)	0 (0 to 0)	0 (0 to 0)	0 (0 to 0)	0 (0 to 0)	0 (0 to 0)	0 (0 to 0)	0 (0 to 0)	0 (0 to 0)	0 (0 to 0)	38,600
Self-harm by other specified means	0 (0 to 0)	0 (0 to 0)	0 (0 to 0)	0 (0 to 0)	0 (0 to 0)	3,960 (6,520 to 9,000)	37,900 (30,900 to 43,900)	59,800 (46,800 to 69,900)	48,800 (39,500 to 59,100)	37,900 (31,700 to 45,900)	36,600 (30,900 to 47,000)	23,500 (19,800 to 28,700)	17,600 (13,900 to 22,400)	12,100 (9,600 to 15,400)	8,960 (6,530 to 10,400)	5,910 (4,630 to 6,870)	2,910 (2,630 to 3,420)	2,160 (1,770 to 2,650)	672 (1,000 to 1,370)	598 (1,000 to 1,370)	446 (379 to 649)	118 (99.7 to 143)	240.0 (34.7 to 52.4)	290,900
Interpersonal violence	4,230 (1,690 to 11,100)	628 (458 to 839)	4,660 (1,910 to 9,930)	13,500 (6,110 to 25,100)	9,410 (6,120 to 15,900)	26,400 (19,400 to 36,900)	159,000 (117,000 to 209,000)	261,000 (191,000 to 332,000)	469,000 (344,000 to 595,000)	209,000 (182,000 to 237,000)	170,000 (145,000 to 199,000)	133,000 (107,000 to 165,000)	92,700 (75,000 to 113,000)	63,600 (49,900 to 80,200)	31,200 (23,900 to 39,000)	21,300 (15,900 to 26,700)	13,700 (9,660 to 17,000)	8,060 (5,900 to 10,600)	3,730 (2,720 to 4,630)	1,660 (1,200 to 2,160)	772 (622 to 1,020)	427 (338 to 599)	198 (127 to 289)	1,450,000
Physical violence by firearm	467 (167 to 672)	140 (121 to 210)	1,060 (680 to 2,070)	3,600 (2,920 to 4,840)	4,010 (3,380 to 5,640)	10,800 (9,350 to 13,600)	104,400 (87,900 to 125,000)	135,000 (103,000 to 220,000)	135,000 (106,000 to 205,000)	106,000 (129,000 to 177,000)	101,000 (102,000 to 147,000)	100,000 (79,600 to 113,000)	72,000 (48,100 to 79,500)	51,000 (39,600 to 57,700)	27,900 (19,900 to 28,800)	21,400 (14,900 to 26,900)	13,900 (9,998 to 16,900)	8,170 (5,970 to 9,980)	3,370 (2,600 to 4,300)	1,170 (979 to 1,380)	384 (289 to 436)	126 (111 to 158)	68.8 (40.5 to 98.8)	247,000 (30.4 to 50.2)	998,600
Physical violence by sharp object	1,170 (143 to 2,140)	164 (94.7 to 1,140)	1,540 (1,140 to 2,450)	976 (1,140 to 2,450)	1,170 (1,140 to 2,450)	2,340 (1,140 to 2,450)	20,400 (16,400 to 25,100)	30,400 (22,400 to 40,400)	30,400 (24,100 to 40,400)	29,400 (24,100 to 35,400)	28,400 (24,100 to 35,400)	19,400 (16,400 to 23,400)	15,200 (11,400 to 19,400)	11,400 (7,940 to 15,400)	6,960 (5,400 to 8,960)	4,240 (3,140 to 5,140)	2,960 (2,140 to 3,960)	1,740 (1,140 to 2,450)	611 (1,140 to 2,450)	488 (1,140 to 2,450)	188 (140 to 240)	49.6 (29.7 to 74.1)	31.5 (4.1 to 75.9)	314,000
Sexual violence	0 (0 to 0)	0 (0 to 0)	0 (0 to 0)	0 (0 to 0)	13.2 (7.3 to 22)	50.6 (28 to 109)	178 (100 to 280)	326 (191 to 513)	532 (300 to 789)	532 (302 to 809)	509 (289 to 758)	513 (291 to 763)	457 (259 to 679)	374 (212 to 555)	266 (150 to 409)	203 (113 to 320)	130 (72 to 204)	81.7 (45 to 134)	57.4 (34.3 to 89.7)	41.2 (25.9 to 61)	26.5 (16.8 to 40.2)	10.7 (6.9 to 20.8)	5.4 (3.4 to 9.2)	2.9 (0.9 to 7.5)	0.1 (0 to 0.1)	3,980
Physical violence by other means	2,620 (1,170 to 7,170)	488 (320 to 700)	2,940 (1,890 to 5,240)	8,060 (4,020 to 17,800)	4,480 (3,770 to 10,100)	8,200 (6,900 to 11,700)	20,300 (16,900 to 24,700)	24,700 (20,400 to 29,400)	33,300 (28,600 to 38,500)	29,800 (24,900 to 35,300)	25,900 (21,700 to 30,400)	21,700 (18,000 to 26,000)	17,900 (14,900 to 21,400)	12,500 (10,100 to 15,300)	8,100 (7,010 to 9,940)	6,060 (5,060 to 7,360)	3,910 (3,240 to 4,750)	2,550 (2,110 to 3,100)	1,410 (1,170 to 1,670)	794 (617 to 968)	497 (334 to 675)	163 (138 to 189)	74.7 (51.2 to 97.7)	241,000
Conflict and terrorism	0 (0 to 0)	0 (0 to 0)	0 (0 to 0)	0 (0.1 to 0.2)	0 (1.4 to 3.1)	0 (3.1to 12.1)	0 (4.8 to 14.8)	0 (12.1 to 26.8)	0 (20.3 to 37.5)	0 (22.6 to 41.5)	0 (20.3 to 38.3)	0 (20 to 40.8)	0 (20.7 to 73.1)	0 (22.3 to 52.9)	0 (13.3 to 34.8)	0 (8.3 to 22.8)	0 (4.9 to 12.1)	0 (3.1 to 7.9)	0 (1.9 to 4.4)	0 (1 to 2.5)	0 (0.6 to 1.4)	0 (0.2 to 0.5)	0.6	

SR Table 2a. Nicaragua DALYS by cause and age group for males with 95% uncertainty intervals, 2019

Cause	Birth Neonatal	Late Neonatal	Post Neonatal	1 to 4	5 to 9	10 to 14	15 to 19	20 to 24	25 to 29	30 to 34	35 to 39	40 to 44	45 to 49	50 to 54	55 to 59	60 to 64	65 to 69	70 to 74	75 to 79	80 to 84	85 to 89	90 to 94	95 plus	Total
All causes	26,200 (21,900 to 30,200)	13,400 (9,180 to 18,900)	30,600 (23,000 to 42,300)	26,700 (22,400 to 29,700)	19,200 (16,200 to 22,400)	23,800 (19,200 to 28,100)	27,700 (23,600 to 32,200)	43,900 (39,200 to 50,300)	41,900 (34,200 to 50,400)	40,200 (33,600 to 48,100)	40,200 (33,900 to 48,200)	40,200 (33,900 to 48,200)	41,600 (34,900 to 49,600)	44,600 (37,200 to 52,900)	44,200 (37,100 to 52,600)	44,200 (36,900 to 52,600)	44,200 (36,900 to 52,600)	41,700 (32,400 to 51,300)	39,200 (27,200 to 51,200)	24,600 (17,800 to 33,000)	13,200 (7,570 to 22,700)	928 (620 to 1,660)	766,000
Communicable, maternal, neonatal, and nutritional diseases	23,200 (19,100 to 26,900)	9,780 (7,050 to 13,500)	19,900 (13,900 to 27,800)	10,400 (8,060 to 13,100)	4,610 (3,520 to 5,900)	3,230 (2,520 to 4,070)	3,100 (2,420 to 3,950)	3,630 (2,820 to 4,630)	4,080 (3,220 to 5,220)	4,600 (3,660 to 5,870)	3,950 (3,120 to 5,070)	3,960 (3,120 to 5,060)	2,950 (2,160 to 3,930)	2,200 (1,600 to 2,940)	2,200 (1,600 to 2,940)	1,960 (1,450 to 2,610)	1,760 (1,300 to 2,330)	1,760 (1,300 to 2,330)	1,300 (1,010 to 1,660)	692 (732 to 1,080)	520 (1,080 to 1,690)	191 (134 to 258)	488 (29 to 79.7)	139,000
HIV/AIDS and sexually transmitted infections	231 (71.1 to 519)	49.8 (29.5 to 78.6)	260 (107 to 454)	90.4 (79.4 to 106)	69 (56.6 to 84.4)	40.8 (36.3 to 50.3)	178 (147 to 212)	1,030 (862 to 1,260)	1,870 (1,380 to 2,520)	2,420 (1,990 to 2,960)	1,940 (1,630 to 2,190)	1,370 (1,010 to 1,840)	799 (620 to 992)	431 (360 to 509)	233 (173 to 286)	147 (110 to 186)	110 (86.2 to 142)	28.4 (19.2 to 41.3)	7.1 (4.6 to 10.4)	0.2 (0.1 to 0.3)	0 (0 to 0.1)	0 (0 to 0)	10,900
HIV/AIDS	0 (0 to 0.1)	0.2 (0.1 to 0.2)	123 (102 to 149)	66.4 (51.7 to 103)	43 (34.6 to 54.6)	36.5 (32.2 to 46.2)	163 (134 to 199)	997 (824 to 1,230)	1,830 (1,340 to 2,480)	2,380 (1,920 to 2,920)	1,900 (1,600 to 2,150)	1,190 (1,010 to 1,640)	736 (570 to 922)	416 (346 to 496)	223 (166 to 276)	140 (106 to 179)	106 (82.7 to 136)	26.1 (17.9 to 38.6)	7.1 (4.5 to 10.4)	0.2 (0.1 to 0.3)	0 (0 to 0)	0 (0 to 0)	10,200
HIV/AIDS - Drug-susceptible Tuberculosis	0 (0 to 0)	0 (0 to 0)	0.2 (0 to 0.7)	0.2 (0 to 0.7)	0.1 (0 to 0.3)	0.1 (0 to 0.3)	0.4 (0 to 1.2)	2.6 (0.8 to 7.6)	6.6 (2.2 to 18.2)	9.4 (3.3 to 24.1)	7.6 (3.1 to 18.2)	5.1 (2.1 to 12.1)	3.4 (1.4 to 8.2)	2.1 (0.9 to 5.1)	1.2 (0.5 to 2.8)	0.8 (0.3 to 1.9)	0.6 (0.2 to 1.5)	0.2 (0.1 to 0.5)	0 (0 to 0.1)	0 (0 to 0)	0 (0 to 0)	0 (0 to 0)	364
HIV/AIDS - Multidrug-resistant Tuberculosis without extensive	0 (0 to 0)	0 (0 to 0)	0 (0 to 0.1)	0 (0 to 0.1)	0 (0 to 0.1)	0 (0 to 0.1)	0.1 (0 to 0.3)	0.7 (0.2 to 2.1)	1.8 (0.5 to 5.1)	2.6 (0.9 to 6.8)	2.1 (0.9 to 5.1)	1.4 (0.6 to 3.5)	0.9 (0.4 to 2.3)	0.6 (0.2 to 1.4)	0.3 (0.1 to 0.8)	0.2 (0.1 to 0.5)	0.2 (0.1 to 0.4)	0.1 (0 to 0.3)	0 (0 to 0)	0 (0 to 0)	0 (0 to 0)	0 (0 to 0)	14.6
HIV/AIDS - Extensively drug-resistant Tuberculosis	0 (0 to 0)	0 (0 to 0)	0 (0 to 0.1)	0 (0 to 0.1)	0 (0 to 0.1)	0 (0 to 0.2)	0 (0 to 0.1)	0.2 (0 to 0.6)	0.5 (0.1 to 1.3)	0.7 (0.2 to 1.8)	0.5 (0.2 to 1.3)	0.3 (0.1 to 0.9)	0.2 (0.1 to 0.6)	0.1 (0 to 0.3)	0.1 (0 to 0.2)	0 (0 to 0.1)	0 (0 to 0.1)	0 (0 to 0)	0 (0 to 0)	0 (0 to 0)	0 (0 to 0)	0 (0 to 0)	2.4
HIV/AIDS resulting in other diseases	0 (0 to 0.1)	0.1 (0 to 0.2)	1.9 (0.7 to 4.2)	0.2 (0.1 to 0.4)	0.1 (0 to 0.1)	0.1 (0 to 0.2)	0.3 (0 to 0.8)	2.1 (0.7 to 5.4)	3.5 (1.1 to 8.8)	4.3 (1.5 to 10.5)	3.3 (1.3 to 7.9)	2.3 (0.9 to 5.5)	1.5 (0.6 to 3.7)	0.9 (0.4 to 2.2)	0.5 (0.2 to 1.2)	0.3 (0.1 to 0.8)	0.2 (0.1 to 0.6)	0.1 (0 to 0.3)	0 (0 to 0.1)	0 (0 to 0)	0 (0 to 0)	0 (0 to 0)	9,870
Sexually transmitted infections excluding HIV	231 (71.1 to 519)	49.6 (29.4 to 78.5)	136 (5.19 to 305)	24.1 (13.1 to 39.5)	25.7 (14.1 to 41.6)	4.6 (3.7 to 6.1)	15.1 (9.4 to 22.9)	33.1 (22.2 to 47.7)	40.1 (27.7 to 57.6)	40.2 (27.7 to 57.6)	40.2 (27.7 to 57.6)	40.2 (27.7 to 57.6)	62.8 (43.2 to 89.1)	43.7 (29.4 to 62.4)	9.6 (2.1 to 24.3)	2.9 (0.6 to 7.4)	1.2 (0.2 to 3.1)	0.6 (0.1 to 1.6)	0.2 (0.1 to 0.4)	0.2 (0.1 to 0.4)	0 (0 to 0)	0 (0 to 0)	720
Syphilis	231 (71.1 to 519)	29.4 (9.4 to 78.5)	5.99 (1.9 to 17.1)	0.9 (0.4 to 2.2)	2 (1.6 to 2.6)	0.4 (0.2 to 0.6)	1.9 (1.5 to 2.5)	7.2 (5.6 to 9.2)	12 (9.4 to 15.1)	11.4 (8.6 to 14.8)	9.6 (7.6 to 12.1)	8.3 (6.7 to 10.4)	6 (4.7 to 7.5)	3.7 (2.9 to 4.6)	2 (1.5 to 2.5)	1.9 (1.4 to 2.4)	1.2 (0.9 to 1.5)	0.6 (0.4 to 0.8)	0.2 (0.2 to 0.3)	0.2 (0.2 to 0.3)	0 (0 to 0)	0 (0 to 0)	479
Chlamydial infection	0 (0 to 0)	0 (0 to 0)	0 (0 to 0)	0 (0 to 0)	0 (0 to 0)	0 (0 to 0)	0 (0 to 0)	0 (0 to 0)	0 (0 to 0)	0 (0 to 0)	0 (0 to 0)	0 (0 to 0)	0 (0 to 0)	0 (0 to 0)	0 (0 to 0)	0 (0 to 0)	0 (0 to 0)	0 (0 to 0)	0 (0 to 0)	0 (0 to 0)	0 (0 to 0)	0 (0 to 0)	0 (0 to 0)	0
Gonococcal infection	0 (0 to 0)	0 (0 to 0)	0 (0 to 0)	0 (0 to 0)	0 (0 to 0)	0.1 (0 to 0.2)	0.4 (0 to 1.1)	2.7 (0.8 to 7.1)	5.7 (1.7 to 15.1)	8.2 (2.5 to 21.6)	6.9 (2.1 to 18.2)	4.8 (1.5 to 12.7)	3.1 (1 to 8.2)	1.9 (0.6 to 5.1)	1.1 (0.3 to 2.8)	0.7 (0.2 to 1.9)	0.5 (0.2 to 1.3)	0.2 (0.1 to 0.5)	0.1 (0 to 0.2)	0 (0 to 0.1)	0 (0 to 0)	0 (0 to 0)	63.6
Syphilis	0 (0 to 0)	0 (0 to 0)	0 (0 to 0)	0 (0 to 0)	0 (0 to 0)	0 (0 to 0)	0 (0 to 0)	0 (0 to 0)	0 (0 to 0)	0 (0 to 0)	0 (0 to 0)	0 (0 to 0)	0 (0 to 0)	0 (0 to 0)	0 (0 to 0)	0 (0 to 0)	0 (0 to 0)	0 (0 to 0)	0 (0 to 0)	0 (0 to 0)	0 (0 to 0)	0 (0 to 0)	0 (0 to 0)	0
Trichomoniasis	0 (0 to 0)	0 (0 to 0)	0 (0 to 0)	0 (0 to 0)	0 (0 to 0)	0.1 (0 to 0.4)	0.1 (0 to 0.4)	0.4 (0 to 1.1)	0.8 (0.2 to 2.3)	1.2 (0.3 to 3.4)	1 (0.3 to 2.8)	0.7 (0.2 to 2.1)	0.5 (0.1 to 1.4)	0.3 (0.1 to 0.8)	0.2 (0 to 0.5)	0.1 (0 to 0.3)	0.1 (0 to 0.2)	0 (0 to 0.1)	0 (0 to 0)	0 (0 to 0)	0 (0 to 0)	0 (0 to 0)	9.2
Genital herpes	0 (0 to 0)	0 (0 to 0)	0 (0 to 0)	0 (0 to 0)	0 (0 to 0)	0 (0 to 0)	0 (0 to 0)	0 (0 to 0)	0 (0 to 0)	0 (0 to 0)	0 (0 to 0)	0 (0 to 0)	0 (0 to 0)	0 (0 to 0)	0 (0 to 0)	0 (0 to 0)	0 (0 to 0)	0 (0 to 0)	0 (0 to 0)	0 (0 to 0)	0 (0 to 0)	0 (0 to 0)	0 (0 to 0)	103
Other sexually transmitted infections	0 (0 to 0)	0 (0 to 0)	0 (0 to 0)	0 (0 to 0)	0 (0 to 0)	0.1 (0 to 0.4)	0.1 (0 to 0.4)	0.4 (0 to 1.1)	0.8 (0.2 to 2.3)	1.2 (0.3 to 3.4)	1 (0.3 to 2.8)	0.7 (0.2 to 2.1)	0.5 (0.1 to 1.4)	0.3 (0.1 to 0.8)	0.2 (0 to 0.5)	0.1 (0 to 0.3)	0.1 (0 to 0.2)	0 (0 to 0.1)	0 (0 to 0.1)	0 (0 to 0)	0 (0 to 0)	0 (0 to 0)	99.4
Respiratory infections and tuberculosis	1,700 (670 to 2,710)	1,200 (1,090 to 2,790)	1,200 (620 to 1,490)	4,010 (3,100 to 5,630)	1,260 (699 to 1,870)	696 (598 to 1,210)	1,050 (798 to 1,440)	1,050 (799 to 1,460)	937 (649 to 1,300)	930 (646 to 1,290)	930 (646 to 1,290)	930 (646 to 1,290)	1,010 (628 to 1,710)	1,010 (651 to 1,720)	1,010 (651 to 1,720)	1,010 (651 to 1,720)	1,010 (651 to 1,720)	1,010 (637 to 1,720)	1,010 (686 to 1,720)	676 (626 to 1,020)	397 (268 to 632)	154 (84.6 to 199)	33,900
Tuberculosis	0 (0 to 0)	0 (0 to 0)	0 (0 to 0)	0 (0 to 0)	0 (0 to 0)	0 (0 to 0)	0 (0 to 0)	0 (0 to 0)	0 (0 to 0)	0 (0 to 0)	0 (0 to 0)	0 (0 to 0)	0 (0 to 0)	0 (0 to 0)	0 (0 to 0)	0 (0 to 0)	0 (0 to 0)	0 (0 to 0)	0 (0 to 0)	0 (0 to 0)	0 (0 to 0)	0 (0 to 0)	0 (0 to 0)	0
Latent tuberculosis infection	0 (0 to 0)	0 (0 to 0)	0 (0 to 0)	0 (0 to 0)	0 (0 to 0)	0 (0 to 0)	0 (0 to 0)	0 (0 to 0)	0 (0 to 0)	0 (0 to 0)	0 (0 to 0)	0 (0 to 0)	0 (0 to 0)	0 (0 to 0)	0 (0 to 0)	0 (0 to 0)	0 (0 to 0)	0 (0 to 0)	0 (0 to 0)	0 (0 to 0)	0 (0 to 0)	0 (0 to 0)	0 (0 to 0)	0
Drug-susceptible Tuberculosis	0 (0 to 0)	0 (0 to 0)	0 (0 to 0)	0 (0 to 0)	0 (0 to 0)	0 (0 to 0)	0 (0 to 0)	0 (0 to 0)	0 (0 to 0)	0 (0 to 0)	0 (0 to 0)	0 (0 to 0)	0 (0 to 0)	0 (0 to 0)	0 (0 to 0)	0 (0 to 0)	0 (0 to 0)	0 (0 to 0)	0 (0 to 0)	0 (0 to 0)	0 (0 to 0)	0 (0 to 0)	0 (0 to 0)	0
Multidrug-resistant tuberculosis without extensive drug-resistan	0 (0 to 0)	0 (0 to 0)	0 (0 to 0)	0 (0 to 0)	0 (0 to 0)	0 (0 to 0)	0 (0 to 0)	0 (0 to 0)	0 (0 to 0)	0 (0 to 0)	0 (0 to 0)	0 (0 to 0)	0 (0 to 0)	0 (0 to 0)	0 (0 to 0)	0 (0 to 0)	0 (0 to 0)	0 (0 to 0)	0 (0 to 0)	0 (0 to 0)	0 (0 to 0)	0 (0 to 0)	0 (0 to 0)	0
Extensively drug-resistant tuberculosis	0 (0 to 0)	0 (0 to 0)	0 (0 to 0)	0 (0 to 0)	0 (0 to 0)	0 (0 to 0)	0 (0 to 0)	0 (0 to 0)	0 (0 to 0)	0 (0 to 0)	0 (0 to 0)	0 (0 to 0)	0 (0 to 0)	0 (0 to 0)	0 (0 to 0)	0 (0 to 0)	0 (0 to 0)	0 (0 to 0)	0 (0 to 0)	0 (0 to 0)	0 (0 to 0)	0 (0 to 0)	0 (0 to 0)	0
Lower respiratory infections	1,700 (672 to 2,710)	1,200 (1,090 to 2,790)	9,540 (4,900 to 14,200)	3,660 (2,640 to 5,220)	670 (457 to 1,060)	425 (367 to 1,000)	561 (420 to 1,000)	1,020 (797 to 1,440)	827 (549 to 1,300)	550 (343 to 1,000)	550 (343 to 1,000)	550 (343 to 1,000)	368 (197 to 1,000)	361 (197 to 1,000)	483 (197 to 1,000)	533 (197 to 1,000)	597 (197 to 1,000)	731 (497 to 1,000)	827 (497 to 1,000)	598 (498 to 1,000)	423 (420 to 1,000)	226 (98.6 to 1,000)	32 (16.1 to 64.4)	39,100
Upper respiratory infections	0.6 (0.2 to 1.1)	0.6 (0.2 to 1.1)	1.9 (0.6 to 3.7)	1.2 (0.4 to 2.3)	0.2 (0.1 to 0.4)	0.1 (0.1 to 0.3)	0.2 (0.1 to 0.4)	0.3 (0.1 to 0.7)	0.3 (0.1 to 0.7)	0.2 (0.1 to 0.5)	0.2 (0.1 to 0.5)	0.2 (0.1 to 0.5)	0.1 (0.1 to 0.3)	0.1 (0.1 to 0.3)	0.1 (0.1 to 0.3)	0.1 (0.1 to 0.3)	0.1 (0.1 to 0.3)	0.1 (0.1 to 0.3)	0.1 (0.1 to 0.3)	0.1 (0.1 to 0.2)	0.1 (0.1 to 0.2)	0 (0 to 0.1)	2.440
Otitis media	0 (0 to 0.1)	0.2 (0.2 to 0.7)	1.2 (0.6 to 2.1)	1.2 (0.4 to 2.3)	0.2 (0.1 to 0.4)	0.1 (0.1 to 0.3)	0.2 (0.1 to 0.4)	0.3 (0.1 to 0.7)	0.3 (0.1 to 0.7)	0.2 (0.1 to 0.5)	0.2 (0.1 to 0.5)	0.2 (0.1 to 0.5)	0.1 (0.1 to 0.3)	0.1 (0.1 to 0.3)	0.1 (0.1 to 0.3)	0.1 (0.1 to 0.3)	0.1 (0.1 to 0.3)	0.1 (0.1 to 0.3)	0.1 (0.1 to 0.3)	0.1 (0.1 to 0.2)	0.1 (0.1 to 0.2)	0 (0 to 0.1)	1,230
Enteric infections	9.9 (2.4 to 64.4)	3.3 (1.6 to 6.2)	3.33 (1.6 to 6.2)	1.2 (0.6 to 2.2)	0.6 (0.3 to 1.1)	0.4 (0.2 to 0.8)	0.5 (0.2 to 0.9)	0.5 (0.2 to 0.9)	0.5 (0.2 to 0.9)	0.5 (0.2 to 0.9)	0.5 (0.2 to 0.9)	0.5 (0.2 to 0.9)	0.5 (0.2 to 0.9)	0.5 (0.2 to 0.9)	0.5 (0.2 to 0.9)	0.5 (0.2 to 0.9)	0.5 (0.2 to 0.9)	0.5 (0.2 to 0.9)	0.5 (0.2 to 0.9)	0.5 (0.2 to 0.9)	0.5 (0.2 to 0.9)	0.1 (0 to 0.2)	10,300
Diarrheal diseases	9.9 (2.4 to 64.4)	3.3 (1.6 to 6.2)	159 (1,600 to 4,030)	1.2 (1,260 to 2,830)	0.6 (677 to 1,420)	0.4 (378 to 1,060)	0.5 (268 to 810)	0.5 (192 to 490)	0.5 (167 to 432)	0.5 (167 to 432)	0.5 (167 to 432)	0.5 (167 to 432)	0.5 (139 to 354)	0.5 (139 to 354)	0.5 (139 to 354)	0.5 (139 to 354)	0.5 (139 to 354)	0.5 (139 to 354)	0.5 (139 to 354)	0.5 (139 to 354)	0.5 (139 to 354)	0.1 (0 to 0.2)	10,200
Typhoid and paratyphoid	0 (0 to 0)	0 (0 to 0)	2.6 (1.2 to 4.6)	1.7 (1 to 4.6)	1.6 (0.9 to 3.4)	1.6 (0.9 to 3.4)	1.6 (0.9 to 3.4)	1.6 (0.9 to 3.4)	1.6 (0.9 to 3.4)	1.6 (0.9 to 3.4)	1.6 (0.9 to 3.4)	1.6 (0.9 to 3.4)	1.6 (0.9 to 3.4)	1.6 (0.9 to 3.4)	1.6 (0.9 to 3.4)	1.6 (0.9 to 3.4)	1.6 (0.9 to 3.4)	1.6 (0.9 to 3.4)	1.6 (0.9 to 3.4)	1.6 (0.9 to 3.4)	1.6 (0.9 to 3.4)	0 (0 to 0.1)	17
Typhoid fever	0 (0 to 0)	0 (0 to 0)	2.6 (1.2 to 4.6)	1.7 (1 to 4.6)	1.6 (0.9 to 3.4)	1.6 (0.9 to 3.4)	1.6 (0.9 to 3.4)	1.6 (0.9 to 3.4)	1.6 (0.9 to 3.4)	1.6 (0.9 to 3.4)	1.6 (0.9 to 3.4)	1.6 (0.9 to 3.4)	1.6 (0.9 to 3.4)	1.6 (0.9 to 3.4)	1.6 (0.9 to 3.4)	1.6 (0.9 to 3.4)	1.6 (0.9 to 3.4)	1.6 (0.9 to 3.4)	1.6 (0.9 to 3.4)	1.6 (0.9 to 3.4)	1.6 (0.9 to 3.4)	0 (0 to 0.1)	16
Paratyphoid fever	0 (0 to 0)	0 (0 to 0)	0 (0 to 0)	0 (0 to 0)	0 (0 to 0)	0 (0 to 0)	0 (0 to 0)	0 (0 to 0)	0 (0 to 0)	0 (0 to 0)	0 (0 to 0)	0 (0 to 0)	0 (0 to 0)	0 (0 to 0)	0 (0 to 0)	0 (0 to 0)	0 (0 to 0)	0 (0 to 0)	0 (0 to 0)	0 (0 to 0)	0 (0 to 0)	0 (0 to 0)	0 (0 to 0)	0
Invasive Non-typhoidal Salmonella (iNTS)	0.2 (0.1 to 0.4)	2.6 (1.3 to 6.4)	13.2 (7.9 to 19.1)	13.6 (7.9 to 20.3)	9.2 (5.2 to 13.5)	8.6 (4.8 to 13.1)	3.5 (1.9 to 5.7)	2 (1.1 to 3.2)	1.1 (0.6 to 1.8)	1.1 (0.7 to 2.1)	1.1 (0.7 to 2.1)	1.1 (0.7 to 2.1)	1.1 (0.6 to 2.2)	0.6 (0.3 to 1.2)	0.6 (0.3 to 1.2)	0.6 (0.3 to 1.2)	0.6 (0.3 to 1.2)	0.6 (0.3 to 1.2)	0.6 (0.3 to 1.2)	0.6 (0.3 to 1.2)	0.6 (0.3 to 1.2)	0 (0 to 0)	63.5
Other intestinal infectious diseases	0 (0 to 0)	0 (0 to 0)	4.2 (2.3 to 7.1)	6.6 (3.6 to 10.1)	2.6 (1.4 to 4.1)	2 (1.1 to 3.2)	0.4 (0.2 to 0.6)	0.4 (0.2 to 0.6)	0.6 (0.3 to 1)	0.4 (0.2 to 0.7)	0.4 (0.2 to 0.7)	0.4 (0.2 to 0.7)	0.2 (0.1 to 0.4)	0.2 (0.1 to 0.4)	0.2 (0.1 to 0.4)	0.2 (0.1 to 0.4)	0.1 (0.1 to 0.3)	0.2 (0.1 to 0.4)	0.1 (0.1 to 0.3)	0.1 (0.1 to 0.3)	0.1 (0.1 to 0.3)	0 (0 to 0)	20.4
Neglected tropical diseases and malaria	11 (7.4 to 17.1)	4.9 (3.1 to 7.5)	41.4 (26.1 to 63.1)	223 (140 to 344)	228 (144 to 350)	203 (128 to 312)	219 (138 to 336)	221 (139 to 339)	223 (141 to 342)	217 (137 to 333)	164 (104 to 252)	119 (75.1 to 183)	109 (68.8 to 167)	102 (64.4 to 157)	102 (64.4 to 157)	102 (64.4 to 157)	127 (80.2 to 195)	109 (68.8 to 167)	73.6 (46.5 to 113)	44.9 (28.3 to 68.9)	23.6 (14.9 to 36.2)	8.1 (5.1 to 12.4)	1.8 (1.1 to 2.8)	3,230
Malaria	0 (0 to 0.1)	0.1 (0 to 0.3)	0.7 (0 to 2.3)	1.1 (0 to 3.4)	0.5 (0 to 1.9)	0.3 (0 to 1.6)	0.7 (0.2 to 2.1)	0.7 (0.2 to 2.1)	0.7 (0.2 to 2.1)	0.7 (0.2 to 2.1)	0.7 (0.2 to 2.1)	0.7 (0.2 to 2.1)	0.7 (0.2 to 2.1)	0.6 (0.2 to 1.8)	0.6 (0.2 to 1.8)	0.6 (0.2 to 1.8)	0.6 (0.2 to 1.8)	0.6 (0.2 to 1.8)	0.6 (0.2 to 1.8)	0.6 (0.2 to 1.8)	0.6 (0.2 to 1.8)	0 (0 to 0)	127
Chagas disease	0 (0 to 0)	0 (0 to 0)	0 (0 to 0)	0 (0 to 0)	0 (0 to 0)	0 (0 to 0)	0 (0 to 0)	0 (0 to 0)	0 (0 to 0)	0 (0 to 0)	0 (0 to 0)	0 (0 to 0)	0 (0 to 0)	0 (0 to 0)	0 (0 to 0)	0 (0 to 0)	0 (0 to 0)	0 (0 to 0)	0 (0 to 0)	0 (0 to 0)	0 (0 to 0)	0 (0 to 0)	0 (0 to 0)	0
Leishmaniasis	0 (0 to 0)	0 (0 to 0)	0.7 (0 to 2.3)	0.9 (0 to 2.9)	0.5 (0 to 1.9)	0.3 (0 to 1.6)	0.7 (0.2 to 2.1)	0.7 (0.2 to 2.1)	0.7 (0.2 to 2.1)	0.7 (0.2 to 2.1)	0.7 (0.2 to 2.1)	0.7 (0.2 to 2.1)	0.7 (0.2 to 2.1)	0.6 (0.2 to 1.8)	0.6 (0.2 to 1.8)	0.6 (0.2 to 1.8)	0.6 (0.2 to 1.8)	0.6 (0.2 to 1.8)	0.6 (0.2 to 1.8)	0.6 (0.2 to 1.8)	0.6 (0.2 to 1.8)	0 (0 to 0)	191
Visceral leishmaniasis	0 (0 to 0)	0 (0 to 0)	0 (0 to 0)	0 (0 to 0)	0 (0 to 0)	0 (0 to 0)	0 (0 to 0)	0 (0 to 0)	0 (0 to 0)	0 (0 to 0)	0 (0 to 0)	0 (0 to 0)	0 (0 to 0)	0 (0 to 0)	0 (0 to 0)	0 (0 to 0)	0 (0 to 0)	0 (0 to 0)	0 (0 to 0)	0 (0 to 0)	0 (0 to 0)	0 (0 to 0)	0 (0 to 0)	177
Cutaneous and mucocutaneous leishmaniasis	0 (0 to 0)	0 (0 to 0)	0.7 (0 to 2.3)	0.9 (0 to 2.9)	0.5 (0 to 1.9)	0.3 (0 to 1.6)	0.7 (0.2 to 2.1)	0.7 (0.2 to 2.1)	0.7 (0.2 to 2.1)	0.7 (0.2 to 2.1)	0.7 (0.2 to 2.1)	0.7 (0.2 to 2.1)	0.7 (0.2 to 2.1)	0.6 (0.2 to 1.8)	0.6 (0.2 to 1.8)	0.6 (0.2 to 1.8)	0.6 (0.2 to 1.8)	0.6 (0.2 to 1.8)	0.6 (0.2 to 1.8)	0.6 (0.2 to 1.8)	0.6 (0.2 to 1.8)	0 (0 to 0)	14
African trypanosomiasis	0 (0 to 0)	0 (0 to 0)	0 (0 to 0)	0 (0 to 0)	0 (0 to 0)	0 (0 to 0)	0 (0 to 0)	0 (0 to 0)	0 (0 to 0)	0 (0 to 0)	0 (0 to 0)	0 (0 to 0)	0 (0 to 0)	0 (0 to 0)	0 (0 to 0)	0 (0 to 0)	0 (0 to 0)	0 (0 to 0)	0 (0 to 0)	0 (0 to 0)	0 (0 to 0)	0 (0 to 0)	0 (0 to 0)	0
Schistosomiasis	0 (0 to 0)	0 (0 to 0)	0 (0 to 0)	0 (0 to 0)	0 (0 to 0)	0 (0 to 0)	0 (0 to 0)	0 (0 to 0)	0 (0 to 0)	0 (0 to 0)	0 (0 to 0)	0 (0 to 0)	0 (0 to 0)	0 (0 to 0)	0 (0 to 0)	0 (0 to 0)	0 (0 to 0)	0 (0 to 0)	0 (0 to 0)	0 (0 to 0)	0 (0 to 0)	0 (0 to 0)	0 (0 to 0)	0
Cysticercosis	0 (0 to 0)	0 (0 to 0)	0.6 (0.2 to 2.3)	1.9 (0.7 to 5.1)	6.1 (2.4 to 15.1)	29.7 (12.4 to 71.1)	72.9 (31.2 to 175)	66.1 (28.4 to 157)	46.3 (19.8 to 109)	40.6 (17.4 to 96.6)	79.4 (33.7 to 186)	71.1 (30.2 to 169)	73.2 (31.2 to 171)	78.6 (33.4 to 185)	78.6 (33.4 to 185)	78.6 (33.4 to 185)	41.4 (17.6 to 97.6)	44.9 (19.1 to 105)	27.3 (11.6 to 63.3)	12 (5.1 to 28.3)	2.7 (1.1 to 6.4)	0.8 (0.3 to 1.9)	980
Cystic echinococcosis	0 (0 to 0)	0 (0 to 0)	0.1 (0 to 0.3)	0.1 (0 to 0.3)	0.1 (0 to 0.3)	0.1 (0 to 0.3)	0.2 (0 to 0.6)	0.2 (0 to 0.6)	0.2 (0 to 0.6)	0.2 (0 to 0.6)	0.2 (0 to 0.6)	0.2 (0 to 0.6)	0.1 (0 to 0.3)	0.1 (0 to 0.3)	0.1 (0 to 0.3)	0.1 (0 to 0.3)	0.1 (0 to 0.3)	0.1 (0 to 0.3)	0.1 (0 to 0.3)	0.1 (0 to 0.3)	0.1 (0 to 0.3)	0 (0 to 0)	1.7
Lymphatic filariasis	0 (0 to 0)	0 (0 to 0)	0 (0 to 0)	0 (0 to 0)	0 (0 to 0)	0 (0 to 0)	0 (0 to 0)	0 (0 to 0)	0 (0 to 0)	0 (0 to 0)	0 (0 to 0)	0 (0 to 0)	0 (0 to 0)	0 (0 to 0)	0 (0 to 0)	0 (0 to 0)	0 (0 to 0)	0 (0 to 0)	0 (0 to 0)	0 (0 to 0)	0 (0 to 0)	0 (0 to 0)	0 (0 to 0)	0
Onchocerciasis	0 (0 to 0)	0 (0 to 0)	0 (0 to 0)	0 (0 to 0)	0 (0 to 0)	0 (0 to 0)	0 (0 to 0)	0 (0 to 0)	0 (0 to 0)	0 (0 to 0)	0 (0 to 0)	0 (0 to 0)	0 (0 to 0)	0 (0 to 0)	0 (0 to 0)	0 (0 to 0)	0 (0 to 0)	0 (0 to 0)	0 (0 to 0)	0 (0 to 0)	0 (0 to 0)	0 (0 to 0)	0 (0 to 0)	0
Trachoma	0 (0 to 0)	0 (0 to 0)	0 (0 to 0)	0 (0 to 0)	0 (0 to 0)	0 (0 to 0)	0 (0 to 0)	0 (0 to 0)	0 (0 to 0)	0 (0 to 0)	0 (0 to 0)	0 (0 to 0)	0 (0 to 0)	0 (0 to 0)	0 (0 to 0)	0 (0 to 0)	0 (0 to 0)	0 (0 to 0)	0 (0 to 0)	0 (0 to 0)	0 (0 to 0)	0 (0 to 0)	0 (0 to 0)	0
Dengue	9.9 (2.4 to 64.4)	3.3 (1.6 to 6.2)	159 (107 to 228)	107 (138 to 384)	125 (77.4 to 266)	49.6 (30.9 to 212)	107 (67.4 to 214)	107 (67.4 to 214)	107 (67.4 to 214)	107 (67.4 to 214)	107 (67.4 to 214)	107 (67.4 to 214)	107 (67.4 to 214)	107 (67.4 to 214)	107 (67.4 to 214)	107 (67.4 to 214)	107 (67.4 to 214)	107 (67.4 to 214)	107 (67.4 to 214)	107 (67.4 to 214)	107 (67.4 to 214)	0 (0 to 0.1)	1,040
Yellow fever	0 (0 to 0)	0 (0 to 0)	0 (0 to 0)	0 (0 to 0)	0 (0 to 0)	0 (0 to 0)	0 (0 to 0)	0 (0 to 0)	0 (0 to 0)	0 (0 to 0)	0 (0 to 0)	0 (0 to 0)	0 (0 to 0)	0 (0 to 0)	0 (0 to 0)	0 (0 to 0)	0 (0 to 0)	0 (0 to 0)	0 (0 to 0)	0 (0 to 0)	0 (0 to 0)	0 (0 to 0)	0 (0 to 0)	0
Rabies	0 (0 to 0)	0 (0 to 0)	0 (0 to 0)	0.1 (0 to 0.1)	0 (0 to 0.1)	0 (0 to 0.1)	0 (0 to 0.1)	0 (0 to 0.1)	0 (0 to 0.1)	0 (0 to 0.1)	0 (0 to 0.1)	0 (0 to 0.1)	0 (0 to 0.1)	0 (0 to 0.1)	0 (0 to 0.1)	0 (0 to 0.1)	0 (0 to 0.1)	0 (0 to 0.1)	0 (0 to 0.1)	0 (0 to 0.1)	0 (0 to 0.1)	0 (0 to 0.1)	0 (0 to 0.1)	0.1
Intestinal nematode infections	0 (0 to 0)	0 (0 to 0)	0.1 (0 to 0.3)	166 (22.2 to 1,120)	42.9 (19.1 to 88.4)	29.8 (19.5 to 57.7)	52.2 (29.7 to 96.1

Benign prostatic hyperplasia	0 (0 to 0)	0 (0 to 0)	0 (0 to 0)	0 (0 to 0)	0 (0 to 0)	0 (0 to 0)	0 (0 to 0)	0 (0 to 0)	0 (0 to 0)	0 (0 to 0)	0 (0 to 0)	0 (0 to 0)	2 (0 to 9.2)	13.2 (9.1 to 27.1)	69.6 (29.2 to 94.4)	141 (99.4 to 246)	239 (129 to 406)	339 (179 to 581)	298 (186 to 471)	198 (113 to 310)	99.6 (54.9 to 162)	32.1 (17.9 to 61.4)	6.9 (3.6 to 11.2)	1.1 (0.49 to 1.7)	1,380
Male infertility	0 (0 to 0)	0 (0 to 0)	0 (0 to 0)	0 (0 to 0)	0 (0 to 0)	0 (0 to 0)	0 (0 to 0)	0 (0 to 0)	0 (0 to 0)	0 (0 to 0)	0 (0 to 0)	0 (0 to 0)

SA Table 2a Maximal DALYS by years and age groups for males with 50% uncertainty intervals, 2019

Cause	Early Neonatal	Late Neonatal	Post Neonatal	1 to 4	5 to 9	10 to 14	15 to 19	20 to 24	25 to 29	30 to 34	35 to 39	40 to 44	45 to 49	50 to 54	55 to 59	60 to 64	65 to 69	70 to 74	75 to 79	80 to 84	85 to 89	90 to 94	95 plus	Total
All causes	164,000 (142,000 to 1,350,000)	170,000 (147,000 to 254,000)	493,000 (426,000 to 629,000)	428,000 (368,000 to 529,000)	262,000 (226,000 to 329,000)	243,000 (210,000 to 294,000)	366,000 (320,000 to 443,000)	428,000 (382,000 to 522,000)	417,000 (368,000 to 499,000)	448,000 (397,000 to 534,000)	487,000 (436,000 to 582,000)	502,000 (452,000 to 602,000)	632,000 (573,000 to 757,000)	731,000 (663,000 to 873,000)	779,000 (705,000 to 936,000)	764,000 (690,000 to 907,000)	698,000 (631,000 to 834,000)	532,000 (482,000 to 634,000)	371,000 (335,000 to 441,000)	243,000 (220,000 to 291,000)	150,000 (135,000 to 180,000)	63,900 (57,900 to 76,200)	7,298 (6,628 to 8,703)	10,430,000
Communicable, maternal, neonatal, and nutritional diseases	164,000 (142,000 to 1,350,000)	170,000 (147,000 to 254,000)	428,000 (372,000 to 529,000)	196,000 (170,000 to 243,000)	64,000 (55,000 to 79,000)	62,000 (54,000 to 77,000)	62,000 (54,000 to 77,000)	69,000 (60,000 to 86,000)	73,000 (63,000 to 90,000)	77,000 (67,000 to 95,000)	81,000 (70,000 to 100,000)	86,000 (75,000 to 106,000)	91,000 (79,000 to 113,000)	93,000 (81,000 to 116,000)	93,000 (81,000 to 116,000)	92,000 (80,000 to 114,000)	92,000 (80,000 to 114,000)	92,000 (80,000 to 114,000)	92,000 (80,000 to 114,000)	92,000 (80,000 to 114,000)	92,000 (80,000 to 114,000)	92,000 (80,000 to 114,000)	2,479,000
HIV/AIDS and sexually transmitted infections	0 (0 to 0)	0 (0 to 0)	0 (0 to 0)	0 (0 to 0)	0 (0 to 0)	0 (0 to 0)	0 (0 to 0)	0 (0 to 0)	0 (0 to 0)	0 (0 to 0)	0 (0 to 0)	0 (0 to 0)	0 (0 to 0)	0 (0 to 0)	0 (0 to 0)	0 (0 to 0)	0 (0 to 0)	0 (0 to 0)	0 (0 to 0)	0 (0 to 0)	0 (0 to 0)	0 (0 to 0)	0 (0 to 0)	0
HIV/AIDS	0 (0 to 0)	0 (0 to 0)	0 (0 to 0)	0 (0 to 0)	0 (0 to 0)	0 (0 to 0)	0 (0 to 0)	0 (0 to 0)	0 (0 to 0)	0 (0 to 0)	0 (0 to 0)	0 (0 to 0)	0 (0 to 0)	0 (0 to 0)	0 (0 to 0)	0 (0 to 0)	0 (0 to 0)	0 (0 to 0)	0 (0 to 0)	0 (0 to 0)	0 (0 to 0)	0 (0 to 0)	0 (0 to 0)	0
HIV/AIDS - Drug-susceptible Tuberculosis	0 (0 to 0)	0 (0 to 0)	420 (397 to 2,040)	2,200 (1,940 to 4,530)	690 (546 to 2,040)	1,020 (814 to 2,040)	1,720 (1,470 to 3,210)	3,600 (3,040 to 5,640)	2,660 (2,200 to 4,790)	2,290 (1,900 to 4,120)	3,420 (2,920 to 6,150)	3,720 (3,200 to 6,700)	4,660 (3,940 to 7,980)	3,470 (2,920 to 5,950)	3,930 (3,310 to 6,710)	723 (594 to 2,360)	598 (479 to 2,040)	143 (114 to 1,040)	28.7 (24 to 1,040)	10.4 (8.4 to 1,040)	2.9 (2.4 to 1,040)	0.2 (0.1 to 1,040)	36,900
HIV/AIDS - Multidrug-resistant Tuberculosis without extensive drug resistance	0 (0 to 0)	0 (0 to 0)	232 (183 to 1,040)	49.6 (39.3 to 1,040)	168 (134 to 1,040)	169 (134 to 1,040)	276 (219 to 1,040)	261 (207 to 1,040)	434 (345 to 1,040)	497 (395 to 1,040)	821 (652 to 1,040)	863 (686 to 1,040)	761 (605 to 1,040)	629 (500 to 1,040)	461 (366 to 1,040)	111 (88.4 to 1,040)	23.8 (18.9 to 1,040)	2.9 (2.3 to 1,040)	0.5 (0.4 to 1,040)	0.1 (0 to 1,040)	0 (0 to 1,040)	0 (0 to 1,040)	9,680
HIV/AIDS - Extensively drug-resistant Tuberculosis	0 (0 to 0)	0 (0 to 0)	4.4 (3.5 to 19.6)	1.6 (1.3 to 3.8)	0.6 (0.5 to 2.1)	0.6 (0.5 to 2.1)	1.1 (0.9 to 3.7)	2.4 (1.9 to 5.1)	1.9 (1.5 to 4.2)	2.1 (1.7 to 4.6)	3.2 (2.6 to 6.6)	3.5 (2.8 to 7.2)	3.4 (2.7 to 7.1)	2.6 (2.1 to 5.5)	2.4 (1.9 to 5.1)	0.7 (0.6 to 2.3)	0.2 (0.2 to 1.5)	0 (0 to 1.5)	0 (0 to 1.5)	0 (0 to 1.5)	0 (0 to 1.5)	0 (0 to 1.5)	1,660
HIV/AIDS resulting in other diseases	0 (0 to 0)	0 (0 to 0)	0.1 (0 to 0.2)	0.1 (0 to 0.2)	0.1 (0 to 0.2



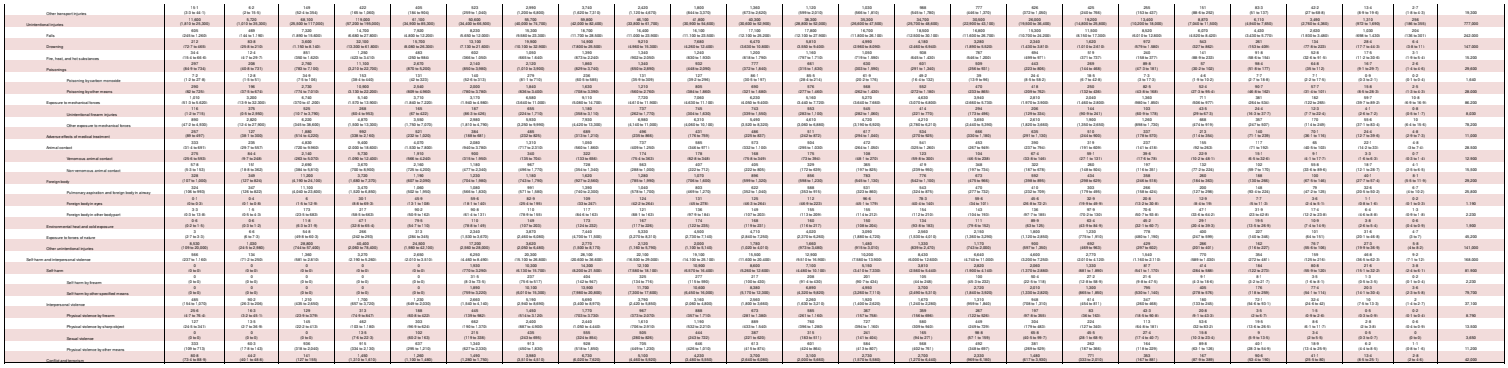

SR Table 2a. Panama DALYS by cause and sex group for males with 95% uncertainty intervals, 2019

Cause	Birth-Neonatal	Late Neonatal	Post Neonatal	1 to 4	5 to 9	10 to 14	15 to 19	20 to 24	25 to 29	30 to 34	35 to 39	40 to 44	45 to 49	50 to 54	55 to 59	60 to 64	65 to 69	70 to 74	75 to 79	80 to 84	85 to 89	90 to 94	95 plus	Total
All causes	15,900 (12,000 to 20,200)	7,970 (5,920 to 10,700)	19,600 (13,000 to 24,300)	16,500 (11,000 to 20,300)	11,600 (8,990 to 13,600)	13,000 (10,100 to 16,100)	23,100 (18,100 to 27,900)	32,100 (26,700 to 38,200)	31,700 (26,500 to 37,100)	29,900 (25,200 to 35,100)	27,400 (23,000 to 32,400)	27,400 (23,000 to 32,600)	28,300 (24,000 to 33,400)	29,700 (25,000 to 35,000)	34,900 (29,700 to 40,400)	39,900 (34,000 to 46,000)	46,600 (39,700 to 53,900)	52,600 (44,900 to 60,700)	59,700 (51,000 to 68,600)	69,900 (59,900 to 80,200)	72,900 (62,000 to 83,800)	82,900 (70,700 to 95,600)	8,970 (6,780 to 11,600)	917,000 (896,000 to 938,000)
Communicable, maternal, neonatal, and nutritional diseases	13,400 (9,600 to 18,900)	5,540 (3,750 to 7,540)	9,670 (6,180 to 13,600)	7,750 (5,080 to 9,790)	2,950 (2,160 to 3,760)	2,090 (1,710 to 2,510)	2,270 (1,790 to 2,840)	4,630 (3,530 to 5,990)	6,370 (5,060 to 7,720)	6,660 (5,280 to 8,120)	6,190 (4,990 to 7,540)	5,870 (4,720 to 7,140)	5,850 (4,690 to 7,210)	5,150 (4,020 to 6,430)	4,540 (3,520 to 5,630)	3,910 (2,970 to 4,970)	3,660 (2,650 to 4,850)	3,360 (2,370 to 4,550)	3,060 (2,170 to 4,170)	2,660 (1,850 to 3,650)	1,950 (1,270 to 2,690)	1,360 (809 to 1,960)	707 (397 to 1,060)	420 (221 to 656)	231 (104 to 396)	84,400
HIV/AIDS and sexually transmitted infections	8.7 (4.9 to 14.2)	4.5 (2.4 to 7.4)	229 (187 to 276)	141 (116 to 166)	62 (52 to 73.7)	74.2 (61.4 to 89.5)	370 (316 to 438)	2,890 (2,280 to 3,490)	4,690 (3,870 to 5,570)	5,170 (4,060 to 6,270)	4,990 (3,700 to 6,370)	4,560 (3,390 to 5,850)	4,170 (3,020 to 5,430)	3,660 (2,650 to 4,810)	3,170 (2,300 to 4,090)	2,720 (1,960 to 3,530)	2,550 (1,780 to 3,380)	2,350 (1,670 to 3,180)	2,150 (1,530 to 2,990)	1,870 (1,300 to 2,630)	1,370 (859 to 1,900)	707 (397 to 1,060)	420 (221 to 656)	231 (104 to 396)	64,400
HIV/AIDS	0 (0 to 0)	0 (0 to 0)	225 (184 to 272)	141 (116 to 166)	62 (52 to 73.7)	73.1 (60.5 to 88.1)	360 (312 to 427)	2,830 (2,270 to 3,430)	4,630 (3,820 to 5,500)	5,150 (4,050 to 6,250)	4,980 (3,690 to 6,360)	4,550 (3,380 to 5,840)	4,160 (3,010 to 5,420)	3,650 (2,640 to 4,800)	3,160 (2,300 to 4,080)	2,710 (1,950 to 3,520)	2,540 (1,770 to 3,370)	2,340 (1,660 to 3,170)	2,140 (1,520 to 2,980)	1,870 (1,300 to 2,630)	1,370 (859 to 1,900)	707 (397 to 1,060)	420 (221 to 656)	231 (104 to 396)	21,800
HIV/AIDS - Drug-susceptible Tuberculosis	0 (0 to 0)	0 (0 to 0)	74 (60.2 to 89.6)	46 (37.6 to 55.6)	20 (16.9 to 23.8)	23.8 (19.7 to 28.6)	116 (100 to 137)	913 (732 to 1,110)	1,490 (1,230 to 1,770)	1,660 (1,310 to 2,020)	1,610 (1,190 to 2,050)	1,470 (1,090 to 1,890)	1,340 (970 to 1,750)	1,180 (850 to 1,550)	1,020 (741 to 1,320)	874 (630 to 1,140)	820 (572 to 1,090)	756 (537 to 1,030)	691 (484 to 962)	603 (419 to 849)	442 (276 to 613)	228 (128 to 341)	135 (71.6 to 211)	74.5 (37.6 to 117)	6,900
HIV/AIDS - Multidrug-resistant Tuberculosis without extensive drug-resistance	0 (0 to 0)	0 (0 to 0)	1.2 (0.1 to 4.6)	0.8 (0.1 to 3.1)	0.3 (0 to 1.3)	0.4 (0 to 1.6)	2.2 (0.2 to 8.4)	16.2 (1.6 to 62.3)	26.4 (2.6 to 101.7)	29.5 (2.9 to 113.7)	28.5 (2.8 to 109.7)	26.1 (2.6 to 100.5)	23.8 (2.4 to 91.7)	20.9 (2.1 to 80.5)	18.1 (1.8 to 69.7)	15.5 (1.6 to 59.7)	14.5 (1.5 to 55.8)	13.4 (1.3 to 51.6)	12.2 (1.2 to 47.1)	10.7 (1.1 to 41.2)	7.8 (0.8 to 30.1)	4.0 (0.4 to 15.4)	2.1 (0.2 to 8.1)	1.2 (0.1 to 4.6)	123
HIV/AIDS - Extensively drug-resistant Tuberculosis	0 (0 to 0)	0 (0 to 0)	0.1 (0 to 0.4)	0.1 (0 to 0.2)	0 (0 to 0.1)	0 (0 to 0.1)	0.2 (0 to 0.8)	1.2 (0.1 to 4.6)	2.0 (0.2 to 7.5)	2.2 (0.2 to 8.4)	2.1 (0.2 to 8.1)	2.0 (0.2 to 7.7)	1.8 (0.2 to 7.0)	1.6 (0.2 to 6.2)	1.4 (0.1 to 5.4)	1.2 (0.1 to 4.6)	1.1 (0.1 to 4.2)	1.0 (0.1 to 3.9)	0.9 (0.1 to 3.6)	0.8 (0.1 to 3.1)	0.6 (0.1 to 2.3)	0.3 (0 to 1.2)	0.2 (0 to 0.8)	0.1 (0 to 0.4)	9.2
HIV/AIDS resulting in other diseases	0 (0 to 0)	0 (0 to 0)	150 (122 to 181)	94 (77 to 110)	41 (34.5 to 49.3)	49 (40.9 to 59.3)	240 (208 to 284)	1,890 (1,520 to 2,290)	3,090 (2,560 to 3,630)	3,440 (2,700 to 4,170)	3,320 (2,460 to 4,240)	3,040 (2,250 to 3,900)	2,780 (2,010 to 3,620)	2,440 (1,760 to 3,210)	2,110 (1,530 to 2,730)	1,810 (1,300 to 2,350)	1,700 (1,180 to 2,250)	1,560 (1,110 to 2,100)	1,430 (1,010 to 1,980)	1,250 (884 to 1,730)	913 (539 to 1,270)	471 (264 to 654)	280 (147 to 434)	140 (69.9 to 236)	14,500
Sexually transmitted infections excluding HIV	8.7 (4.9 to 14.2)	4.5 (2.4 to 7.4)	4.5 (2.4 to 7.4)	0 (0 to 0)	0 (0 to 0)	0.4 (0.1 to 1.2)	9.7 (2.6 to 23.6)	60.2 (16.1 to 147)	89.6 (24.1 to 218)	109 (29.2 to 266)	97.1 (26 to 237)	84.5 (22.6 to 206)	70.4 (18.8 to 172)	58.1 (15.5 to 142)	46.7 (12.5 to 114)	36.8 (9.8 to 89.8)	30.1 (8.1 to 73.4)	24.1 (6.4 to 58.8)	19.1 (5.1 to 46.6)	14.3 (3.8 to 34.9)	9.4 (2.5 to 22.9)	4.9 (1.3 to 11.9)	2.2 (0.6 to 5.4)	0.9 (0.2 to 2.3)	1,100
Syphilis	0 (0 to 0)	0 (0 to 0)	0 (0 to 0)	0 (0 to 0)	0 (0 to 0)	0 (0 to 0)	0.1 (0 to 0.2)	0.4 (0.1 to 1.2)	1.1 (0.3 to 3.1)	1.7 (0.5 to 4.6)	2.1 (0.6 to 5.6)	2.2 (0.6 to 5.8)	2.2 (0.6 to 5.8)	2.2 (0.6 to 5.8)	2.1 (0.6 to 5.6)	2.0 (0.5 to 5.3)	1.9 (0.5 to 5.1)	1.8 (0.5 to 4.8)	1.7 (0.4 to 4.5)	1.5 (0.4 to 4.1)	1.1 (0.3 to 3.1)	0.7 (0.2 to 2.1)	0.4 (0.1 to 1.2)	0.2 (0.1 to 0.6)	44.9
Chlamydial infection	0 (0 to 0)	0 (0 to 0)	0 (0 to 0)	0 (0 to 0)	0 (0 to 0)	0.1 (0 to 0.1)	1.1 (0.3 to 2.7)	4 (0.9 to 9.6)	6.6 (1.5 to 15.8)	8.7 (2 to 20.7)	9.6 (2.2 to 22.7)	9.6 (2.2 to 22.7)	9.1 (2.1 to 21.5)	8.5 (2 to 20.1)	7.7 (1.8 to 18.2)	6.8 (1.6 to 16.1)	6.4 (1.5 to 15.1)	5.9 (1.4 to 14)	5.4 (1.3 to 12.8)	4.8 (1.1 to 11.4)	3.5 (0.8 to 8.3)	2.1 (0.5 to 5)	1.1 (0.3 to 2.6)	0.5 (0.1 to 1.3)	131
Gonococcal infection	0 (0 to 0)	0 (0 to 0)	0 (0 to 0)	0 (0 to 0)	0 (0 to 0)	0.3 (0.1 to 0.7)	2.7 (0.7 to 6.6)	4 (0.9 to 9.6)	2 (0.5 to 4.8)	1.2 (0.3 to 2.9)	0.6 (0.2 to 1.5)	0.4 (0.1 to 1.1)	0.3 (0.1 to 0.8)	0.2 (0 to 0.6)	0.2 (0 to 0.5)	0.1 (0 to 0.4)	0.1 (0 to 0.3)	0.1 (0 to 0.3)	0.1 (0 to 0.2)	0 (0 to 0.2)	0 (0 to 0.1)	0 (0 to 0.1)	0 (0 to 0.1)	0 (0 to 0)	13.6
Trichomoniasis	0 (0 to 0)	0 (0 to 0)	0 (0 to 0)	0 (0 to 0)	0 (0 to 0)	0 (0 to 0)	0.2 (0 to 0.6)	0.9 (0.2 to 2.1)	1.5 (0.4 to 3.6)	1.9 (0.5 to 4.6)	2.1 (0.5 to 5.1)	2.1 (0.5 to 5.1)	2 (0.5 to 4.9)	1.9 (0.5 to 4.6)	1.7 (0.4 to 4.1)	1.5 (0.4 to 3.6)	1.4 (0.3 to 3.4)	1.3 (0.3 to 3.1)	1.2 (0.3 to 2.9)	1.1 (0.3 to 2.6)	0.8 (0.2 to 1.9)	0.5 (0.1 to 1.1)	0.2 (0 to 0.6)	0.1 (0 to 0.3)	29
Genital herpes	0 (0 to 0)	0 (0 to 0)	0 (0 to 0)	0 (0 to 0)	0 (0 to 0)	0 (0 to 0)	0.1 (0 to 0.2)	0.3 (0.1 to 0.8)	0.5 (0.1 to 1.2)	0.6 (0.2 to 1.5)	0.7 (0.2 to 1.7)	0.7 (0.2 to 1.7)	0.7 (0.2 to 1.7)	0.6 (0.2 to 1.5)	0.6 (0.2 to 1.4)	0.5 (0.1 to 1.2)	0.4 (0.1 to 1)	0.4 (0.1 to 0.9)	0.3 (0.1 to 0.8)	0.3 (0.1 to 0.7)	0.2 (0.1 to 0.5)	0.1 (0 to 0.3)	0.1 (0 to 0.2)	0 (0 to 0)	7.2
Other sexually transmitted infections	0 (0 to 0)	0 (0 to 0)	0 (0 to 0)	0 (0 to 0)	0 (0 to 0)	1.3 (0.4 to 3.7)	3.4 (0.7 to 9.4)	11.3 (1.9 to 41.2)	17.7 (2.9 to 70)	19.5 (3.3 to 77.1)	18.5 (3.1 to 73.2)	16.9 (2.8 to 66.8)	15.4 (2.6 to 60.8)	13.6 (2.3 to 53.6)	11.7 (2 to 46.1)	10.1 (1.7 to 39.8)	9.4 (1.6 to 37.1)	8.7 (1.5 to 34.2)	8 (1.3 to 31.5)	7.1 (1.2 to 27.9)	5.1 (0.9 to 20.1)	2.8 (0.5 to 11)	1.4 (0.2 to 5.5)	0.7 (0.1 to 2.7)	339
Respiratory infections and tuberculosis	699 (377 to 760)	438 (369 to 809)	4,280 (2,970 to 6,610)	1,660 (1,000 to 3,280)	290 (263 to 321)	190 (167 to 214)	220 (193 to 253)	267 (229 to 309)	339 (291 to 391)	418 (357 to 487)	502 (424 to 591)	746 (634 to 884)	1,040 (843 to 1,290)	1,440 (1,150 to 1,810)	1,900 (1,500 to 2,390)	2,360 (1,870 to 2,970)	2,810 (2,220 to 3,530)	3,240 (2,560 to 4,080)	3,660 (2,880 to 4,610)	4,060 (3,190 to 5,110)	4,360 (3,420 to 5,490)	4,560 (3,570 to 5,740)	2,660 (1,900 to 3,450)	1,230 (809 to 1,760)	51,000
Tuberculosis	0 (0 to 0)	0 (0 to 0)	139 (98.6 to 219)	225 (159 to 336)	77.6 (60.1 to 113)	136 (91 to 195)	290 (207 to 391)	1,060 (775 to 1,350)	2,060 (1,530 to 2,610)	2,610 (1,970 to 3,270)	2,660 (1,980 to 3,370)	2,560 (1,900 to 3,240)	2,510 (1,870 to 3,180)	2,370 (1,770 to 3,000)	2,220 (1,660 to 2,810)	2,060 (1,540 to 2,610)	1,900 (1,420 to 2,410)	1,730 (1,290 to 2,200)	1,560 (1,160 to 1,980)	1,370 (1,020 to 1,740)	1,150 (854 to 1,460)	907 (672 to 1,150)	564 (418 to 715)	312 (231 to 396)	21,000
Latent tuberculosis infection	0 (0 to 0)	0 (0 to 0)	0 (0 to 0)	0 (0 to 0)	0 (0 to 0)	0 (0 to 0)	0 (0 to 0)	0 (0 to 0)	0 (0 to 0)	0 (0 to 0)	0 (0 to 0)	0 (0 to 0)	0 (0 to 0)	0 (0 to 0)	0 (0 to 0)	0 (0 to 0)	0 (0 to 0)	0 (0 to 0)	0 (0 to 0)	0 (0 to 0)	0 (0 to 0)	0 (0 to 0)	0 (0 to 0)	0 (0 to 0)	0 (0 to 0)	0
Drug-susceptible Tuberculosis	0 (0 to 0)	14 (10.6 to 20.6)	139 (98.6 to 219)	225 (159 to 336)	77.6 (60.1 to 113)	136 (91 to 195)	290 (207 to 391)	1,060 (775 to 1,350)	2,060 (1,530 to 2,610)	2,610 (1,970 to 3,270)	2,660 (1,980 to 3,370)	2,560 (1,900 to 3,240)	2,510 (1,870 to 3,180)	2,370 (1,770 to 3,000)	2,220 (1,660 to 2,810)	2,060 (1,540 to 2,610)	1,900 (1,420 to 2,410)	1,730 (1,290 to 2,200)	1,560 (1,160 to 1,980)	1,370 (1,020 to 1,740)	1,150 (854 to 1,460)	907 (672 to 1,150)	564 (418 to 715)	312 (231 to 396)	21,000
Multidrug-resistant tuberculosis without extensive drug-resistance	0 (0 to 0)	0 (0 to 0)	0 (0 to 0)	0 (0 to 0)	0 (0 to 0)	0 (0 to 0)	0 (0 to 0)	0 (0 to 0)	0 (0 to 0)	0 (0 to 0)	0 (0 to 0)	0 (0 to 0)	0 (0 to 0)	0 (0 to 0)	0 (0 to 0)	0 (0 to 0)	0 (0 to 0)	0 (0 to 0)	0 (0 to 0)	0 (0 to 0)	0 (0 to 0)	0 (0 to 0)	0 (0 to 0)	0 (0 to 0)	0 (0 to 0)	0
Extensively drug-resistant tuberculosis	0 (0 to 0)	0 (0 to 0)	1.1 (0.7 to 1.5)	1.7 (1.1 to 2.3)	0.6 (0.4 to 0.8)	0.7 (0.5 to 1)	1.6 (1.1 to 2.3)	2.2 (1.5 to 3.1)	2.3 (1.6 to 3.2)	2.4 (1.7 to 3.3)	2.2 (1.5 to 3.1)	2.1 (1.4 to 2.9)	2.1 (1.4 to 2.9)	2.1 (1.4 to 2.9)	2.1 (1.4 to 2.9)	2.1 (1.4 to 2.9)	2.1 (1.4 to 2.9)	2.1 (1.4 to 2.9)	2.1 (1.4 to 2.9)	2.1 (1.4 to 2.9)	2.1 (1.4 to 2.9)	2.1 (1.4 to 2.9)	2.1 (1.4 to 2.9)	2.1 (1.4 to 2.9)	32
Lower respiratory infections	691 (370 to 760)	542 (390 to 797)	4,080 (2,800 to 6,150)	1,660 (1,000 to 3,240)	288 (256 to 328)	185 (159 to 214)	220 (189 to 259)	267 (224 to 309)	339 (291 to 391)	418 (357 to 487)	502 (424 to 591)	746 (634 to 884)	1,040 (843 to 1,290)	1,440 (1,150 to 1,810)	1,900 (1,500 to 2,390)	2,360 (1,870 to 2,970)	2,810 (2,220 to 3,530)	3,240 (2,560 to 4,080)	3,660 (2,880 to 4,610)	4,060 (3,190 to 5,110)	4,360 (3,420 to 5,490)	4,560 (3,570 to 5,740)	2,660 (1,900 to 3,450)	1,230 (809 to 1,760)	50,000
Upper respiratory infections	7.8 (2.7 to 16)	4.4 (1.6 to 9.2)	200 (90.7 to 342)	0 (0 to 0)	2.1 (0.7 to 4.4)	5.1 (1.8 to 10.6)	30.3 (10.6 to 63.2)	200 (70.2 to 417)	730 (256 to 1,530)	1,490 (522 to 3,120)	1,900 (667 to 3,980)	1,880 (659 to 3,940)	1,790 (627 to 3,750)	1,660 (581 to 3,480)	1,500 (526 to 3,140)	1,310 (459 to 2,740)	1,120 (392 to 2,350)	929 (325 to 1,940)	750 (263 to 1,570)	579 (203 to 1,210)	419 (147 to 877)	294 (103 to 615)	184 (64.4 to 385)	84.4 (29.6 to 177)	20,000
Otitis media	0 (0 to 0)	0 (0 to 0)	0 (0 to 0)	0 (0 to 0)	0 (0 to 0)	0 (0 to 0)	0 (0 to 0)	0 (0 to 0)	0 (0 to 0)	0 (0 to 0)	0 (0 to 0)	0 (0 to 0)	0 (0 to 0)	0 (0 to 0)	0 (0 to 0)	0 (0 to 0)	0 (0 to 0)	0 (0 to 0)	0 (0 to 0)	0 (0 to 0)	0 (0 to 0)	0 (0 to 0)	0 (0 to 0)	0 (0 to 0)	0 (0 to 0)	0
Enteric infections	237 (197 to 53.3)	164 (49.3 to 349)	668 (389 to 2,820)	622 (1,480 to 2,750)	282 (229 to 609)	279 (192 to 409)	322 (190 to 563)	345 (172 to 540)	343 (183 to 554)	342 (160 to 554)	342 (160 to 297)	342 (160 to 297)	342 (160 to 297)	342 (159 to 297)	342 (159 to 297)	342 (159 to 297)	342 (159 to 297)	342 (159 to 297)	342 (159 to 297)	342 (159 to 297)	342 (159 to 297)	342 (159 to 297)	342 (159 to 297)	342 (159 to 297)	7,840
Diarrheal diseases	237 (197 to 53.3)	164 (49.3 to 349)	668 (389 to 2,820)	622 (1,480 to 2,750)	282 (229 to 609)	279 (192 to 409)	322 (190 to 563)	345 (172 to 540)	343 (183 to 554)	342 (160 to 554)	342 (160 to 297)	342 (160 to 297)	342 (159 to 297)	342 (159 to 297)	342 (159 to 297)	342 (159 to 297)	342 (159 to 297)	342 (159 to 297)	342 (159 to 297)	342 (159 to 297)	342 (159 to 297)	342 (159 to 297)	342 (159 to 297)	342 (159 to 297)	7,830
Typhoid and paratyphoid	0 (0 to 0)	0 (0 to 0)	0 (0 to 0)	0 (0 to 0)	0 (0 to 0)	0 (0 to 0)	0 (0 to 0)	0 (0 to 0)	0 (0 to 0)	0 (0 to 0)	0 (0 to 0)	0 (0 to 0)	0 (0 to 0)	0 (0 to 0)	0 (0 to 0)	0 (0 to 0)	0 (0 to 0)	0 (0 to 0)	0 (0 to 0)	0 (0 to 0)	0 (0 to 0)	0 (0 to 0)	0 (0 to 0)	0 (0 to 0)	0 (0 to 0)	0
Typhoid fever	0 (0 to 0)	0 (0 to 0)	0 (0 to 0)	0 (0 to 0)	0 (0 to 0)	0 (0 to 0)	0 (0 to 0)	0 (0 to 0)	0 (0 to 0)	0 (0 to 0)	0 (0 to 0)	0 (0 to 0)	0 (0 to 0)	0 (0 to 0)	0 (0 to 0)	0 (0 to 0)	0 (0 to 0)	0 (0 to 0)	0 (0 to 0)	0 (0 to 0)	0 (0 to 0)	0 (0 to 0)	0 (0 to 0)	0 (0 to 0)	0 (0 to 0)	0
Paratyphoid fever	0 (0 to 0)	0 (0 to 0)	0 (0 to 0)	0 (0 to 0)	0 (0 to 0)	0 (0 to 0)	0 (0 to 0)	0 (0 to 0)	0 (0 to 0)	0 (0 to 0)	0 (0 to 0)	0 (0 to 0)	0 (0 to 0)	0 (0 to 0)	0 (0 to 0)	0 (0 to 0)	0 (0 to 0)	0 (0 to 0)	0 (0 to 0)	0 (0 to 0)	0 (0 to 0)	0 (0 to 0)	0 (0 to 0)	0 (0 to 0)	0 (0 to 0)	0
Invasive Non-typhoidal Salmonella (iNTS)	0 (0 to 0.2)	0.1 (0.1 to 0.2)	1.6 (1.1 to 2.1)	0.9 (0.7 to 1.2)	0.5 (0.4 to 0.7)	0.4 (0.3 to 0.6)	0.3 (0.2 to 0.5)	0.3 (0.2 to 0.5)	0.3 (0.2 to 0.5)	0.3 (0.2 to 0.5)	0.3 (0.2 to 0.5)	0.3 (0.2 to 0.5)	0.3 (0.2 to 0.5)	0.3 (0.2 to 0.5)	0.3 (0.2 to 0.5)	0.3 (0.2 to 0.5)	0.3 (0.2 to 0.5)	0.3 (0.2 to 0.5)	0.3 (0.2 to 0.5)	0.3 (0.2 to 0.5)	0.3 (0.2 to 0.5)	0.3 (0.2 to 0.5)	0.3 (0.2 to 0.5)	0.3 (0.2 to 0.5)	4
Other intestinal infectious diseases	0 (0 to 0)	0 (0 to 0)	1.9 (1.3 to 2.6)	0.4 (0.4 to 0.6)	0.2 (0.2 to 0.3)	0.1 (0.1 to 0.2)	0.1 (0.1 to 0.1)	0.1 (0.1 to 0.1)	0.1 (0.1 to 0.1)	0.1 (0.1 to 0.1)	0.1 (0.1 to 0.1)	0.1 (0.1 to 0.1)	0.1 (0.1 to 0.1)	0.1 (0.1 to 0.1)	0.1 (0.1 to 0.1)	0.1 (0.1 to 0.1)	0.1 (0.1 to 0.1)	0.1 (0.1 to 0.1)	0.1 (0.1 to 0.1)	0.1 (0.1 to 0.1)	0.1 (0.1 to 0.1)	0.1 (0.1 to 0.1)	0.1 (0.1 to 0.1)	0.1 (0.1 to 0.1)	10.4
Neglected tropical diseases and malaria	6.1 (2.2 to 12.3)	2.9 (1.1 to 5.9)	29.8 (10.7 to 70.3)	19.6 (7.1 to 46.2)	6.7 (2.4 to 15.7)	6.3 (2.3 to 14.7)	8.4 (3.1 to 19.7)	9.4 (3.4 to 22.1)	9.6 (3.5 to 22.5)	9.6 (3.5 to 22.5)	9.6 (3.5 to 22.5)	9.6 (3.5 to 22.5)	9.6 (3.5 to 22.5)	9.6 (3.5 to 22.5)	9.6 (3.5 to 22.5)	9.6 (3.5 to 22.5)	9.6 (3.5 to 22.5)	9.6 (3.5 to 22.5)	9.6 (3.5 to 22.5)	9.6 (3.5 to 22.5)	9.6 (3.5 to 22.5)	9.6 (3.5 to 22.5)	9.6 (3.5 to 22.5)	9.6 (3.5 to 22.5)	1,700
Malaria	0 (0 to 0)	0 (0 to 0)	0 (0 to 0)	0.1 (0 to 0.2)	0.1 (0 to 0.1)	0.1 (0 to 0.1)	0.1 (0 to 0.1





GBD Table 2a: Venezuela (Bolivarian Republic of) DALYS by cause and age group for males with 95% uncertainty intervals, 2019

Cause	Early Neonatal	Late Neonatal	Post Neonatal	1 to 4	5 to 9	10 to 14	15 to 19	20 to 24	25 to 29	30 to 34	35 to 39	40 to 44	45 to 49	50 to 54	55 to 59	60 to 64	65 to 69	70 to 74	75 to 79	80 to 84	85 to 89	90 to 94	95 plus	Total
All causes	190,000 (180,000 to 217,000)	69,000 (41,000 to 82,700)	92,000 (67,400 to 126,000)	87,700 (75,300 to 106,000)	71,900 (59,500 to 87,300)	66,200 (55,700 to 80,000)	229,000 (193,000 to 270,000)	260,000 (220,000 to 302,000)	260,000 (221,000 to 300,000)	249,000 (211,000 to 290,000)	249,000 (211,000 to 291,000)	274,000 (232,000 to 317,000)	296,000 (253,000 to 341,000)	342,000 (294,000 to 391,000)	373,000 (324,000 to 425,000)	397,000 (346,000 to 457,000)	399,000 (347,000 to 461,000)	399,000 (347,000 to 461,000)	399,000 (347,000 to 461,000)	399,000 (347,000 to 461,000)	399,000 (347,000 to 461,000)	66,400 (58,000 to 76,700)	3,900,000 (3,600,000 to 4,200,000)
Communicable, maternal, neonatal, and nutritional diseases	136,000 (98,000 to 169,000)	49,000 (27,000 to 63,000)	48,700 (33,000 to 69,700)	39,000 (29,000 to 52,000)	19,200 (14,000 to 25,000)	13,900 (10,000 to 18,000)	14,600 (10,000 to 20,000)	17,000 (11,000 to 24,000)	16,900 (11,000 to 24,000)	16,700 (11,000 to 24,000)	16,700 (11,000 to 24,000)	16,700 (11,000 to 24,000)	15,600 (10,000 to 22,000)	15,600 (10,000 to 22,000)	15,600 (10,000 to 22,000)	15,600 (10,000 to 22,000)	15,600 (10,000 to 22,000)	15,600 (10,000 to 22,000)	15,600 (10,000 to 22,000)	15,600 (10,000 to 22,000)	15,600 (10,000 to 22,000)	2,200 (1,500 to 3,000)	570,000
HIV/AIDS and sexually transmitted infections	220 (179 to 267)	114 (50 to 237)	622 (364 to 936)	336 (249 to 436)	202 (154 to 263)	217 (164 to 283)	3,270 (2,600 to 4,110)	7,900 (6,100 to 10,000)	10,300 (7,900 to 13,000)	12,200 (9,200 to 15,600)	14,200 (10,600 to 18,100)	16,000 (11,900 to 20,600)	17,600 (12,900 to 23,000)	19,000 (13,900 to 25,000)	20,000 (14,600 to 26,000)	20,800 (15,000 to 27,000)	21,300 (15,200 to 27,000)	21,500 (15,300 to 27,000)	21,600 (15,400 to 27,000)	21,600 (15,400 to 27,000)	21,600 (15,400 to 27,000)	3,600 (2,600 to 4,500)	274,000 (196,000 to 346,000)
HIV/AIDS	20 (16 to 25)	4 (2 to 9)	24 (14 to 36)	14 (10 to 18)	9 (7 to 12)	10 (7 to 13)	150 (120 to 190)	360 (280 to 460)	480 (370 to 610)	570 (440 to 720)	650 (500 to 820)	740 (570 to 940)	810 (620 to 1,050)	880 (670 to 1,140)	930 (710 to 1,200)	970 (740 to 1,250)	990 (760 to 1,280)	1,000 (770 to 1,290)	1,000 (770 to 1,290)	1,000 (770 to 1,290)	1,000 (770 to 1,290)	170 (130 to 220)	12,700 (9,700 to 16,400)
HIV/AIDS - Drug-susceptible Tuberculosis	0 (0 to 0)	0 (0 to 0)	2 (1 to 4)	1 (0 to 2)	1 (0 to 1)	1 (0 to 1)	10 (8 to 13)	24 (18 to 31)	32 (24 to 42)	38 (29 to 49)	43 (33 to 56)	49 (38 to 63)	54 (42 to 70)	59 (45 to 76)	62 (48 to 80)	65 (50 to 84)	66 (51 to 86)	67 (51 to 86)	67 (51 to 86)	67 (51 to 86)	67 (51 to 86)	67 (51 to 86)	11 (8 to 14)	850 (650 to 1,100)
HIV/AIDS - Multidrug resistant Tuberculosis without extensive drug resistance	0 (0 to 0)	0 (0 to 0)	0 (0 to 0)	0 (0 to 0)	0 (0 to 0)	0 (0 to 0)	0 (0 to 0)	0 (0 to 0)	0 (0 to 0)	0 (0 to 0)	0 (0 to 0)	0 (0 to 0)	0 (0 to 0)	0 (0 to 0)	0 (0 to 0)	0 (0 to 0)	0 (0 to 0)	0 (0 to 0)	0 (0 to 0)	0 (0 to 0)	0 (0 to 0)	0 (0 to 0)	0 (0 to 0)	0 (0 to 0)
HIV/AIDS - Extensively drug-resistant Tuberculosis	0 (0 to 0)	0 (0 to 0)	0 (0 to 0)	0 (0 to 0)	0 (0 to 0)	0 (0 to 0)	0 (0 to 0)	0 (0 to 0)	0 (0 to 0)	0 (0 to 0)	0 (0 to 0)	0 (0 to 0)	0 (0 to 0)	0 (0 to 0)	0 (0 to 0)	0 (0 to 0)	0 (0 to 0)	0 (0 to 0)	0 (0 to 0)	0 (0 to 0)	0 (0 to 0)	0 (0 to 0)	0 (0 to 0)	0 (0 to 0)
HIV/AIDS resulting in other diseases	0 (0 to 0)	0 (0 to 1)	1 (0 to 2)	1 (0 to 1)	0 (0 to 0)	0 (0 to 0)	0 (0 to 0)	0 (0 to 0)	0 (0 to 0)	0 (0 to 0)	0 (0 to 0)	0 (0 to 0)	0 (0 to 0)	0 (0 to 0)	0 (0 to 0)	0 (0 to 0)	0 (0 to 0)	0 (0 to 0)	0 (0 to 0)	0 (0 to 0)	0 (0 to 0)	0 (0 to 0)	0 (0 to 0)	0 (0 to 0)
Sexually transmitted infections excluding HIV	200 (159 to 246)	110 (46 to 228)	598 (350 to 898)	322 (239 to 419)	193 (147 to 252)	207 (157 to 271)	3,120 (2,500 to 3,900)	7,500 (5,800 to 9,600)	9,800 (7,500 to 12,500)	11,600 (8,800 to 14,900)	13,500 (10,100 to 17,300)	15,200 (11,300 to 19,600)	16,800 (12,300 to 21,900)	18,100 (13,300 to 23,900)	19,100 (13,900 to 25,000)	19,900 (14,400 to 26,000)	20,300 (14,600 to 26,000)	20,500 (14,700 to 26,000)	20,600 (14,800 to 26,000)	20,600 (14,800 to 26,000)	20,600 (14,800 to 26,000)	3,400 (2,500 to 4,400)	261,000 (187,000 to 331,000)
Syphilis	116 (77 to 167)	50 (16 to 128)	313 (173 to 519)	172 (114 to 242)	83 (54 to 121)	83 (54 to 121)	1,220 (790 to 1,740)	2,900 (1,900 to 4,100)	3,800 (2,500 to 5,400)	4,500 (2,900 to 6,400)	5,200 (3,400 to 7,400)	5,900 (3,800 to 8,400)	6,500 (4,200 to 9,200)	7,000 (4,500 to 9,900)	7,400 (4,800 to 10,400)	7,700 (5,000 to 10,800)	7,900 (5,100 to 11,000)	7,900 (5,100 to 11,000)	8,000 (5,100 to 11,000)	8,000 (5,100 to 11,000)	8,000 (5,100 to 11,000)	1,300 (830 to 1,800)	101,000 (65,000 to 141,000)
Chlamydial infection	0 (0 to 0)	0 (0 to 0)	0 (0 to 0)	0 (0 to 0)	0 (0 to 0)	0 (0 to 0)	0 (0 to 0)	0 (0 to 0)	0 (0 to 0)	0 (0 to 0)	0 (0 to 0)	0 (0 to 0)	0 (0 to 0)	0 (0 to 0)	0 (0 to 0)	0 (0 to 0)	0 (0 to 0)	0 (0 to 0)	0 (0 to 0)	0 (0 to 0)	0 (0 to 0)	0 (0 to 0)	0 (0 to 0)	0 (0 to 0)
Gonococcal infection	0 (0 to 0)	0 (0 to 0)	0 (0 to 0)	0 (0 to 0)	0 (0 to 0)	0 (0 to 0)	0 (0 to 0)	0 (0 to 0)	0 (0 to 0)	0 (0 to 0)	0 (0 to 0)	0 (0 to 0)	0 (0 to 0)	0 (0 to 0)	0 (0 to 0)	0 (0 to 0)	0 (0 to 0)	0 (0 to 0)	0 (0 to 0)	0 (0 to 0)	0 (0 to 0)	0 (0 to 0)	0 (0 to 0)	0 (0 to 0)
Trichomoniasis	84 (54 to 126)	60 (21 to 140)	281 (147 to 466)	150 (101 to 210)	110 (73 to 157)	124 (84 to 177)	1,900 (1,300 to 2,700)	4,600 (3,100 to 6,500)	6,000 (4,000 to 8,400)	7,100 (4,800 to 9,900)	8,300 (5,600 to 11,500)	9,300 (6,300 to 13,000)	10,200 (6,900 to 14,200)	11,000 (7,400 to 15,300)	11,700 (7,900 to 16,000)	12,200 (8,200 to 16,600)	12,500 (8,400 to 16,900)	12,600 (8,500 to 17,000)	12,600 (8,500 to 17,000)	12,600 (8,500 to 17,000)	12,600 (8,500 to 17,000)	2,000 (1,400 to 2,800)	161,000 (108,000 to 218,000)
Genital herpes	0 (0 to 0)	0 (0 to 0)	0 (0 to 0)	0 (0 to 0)	0 (0 to 0)	0 (0 to 0)	0 (0 to 0)	0 (0 to 0)	0 (0 to 0)	0 (0 to 0)	0 (0 to 0)	0 (0 to 0)	0 (0 to 0)	0 (0 to 0)	0 (0 to 0)	0 (0 to 0)	0 (0 to 0)	0 (0 to 0)	0 (0 to 0)	0 (0 to 0)	0 (0 to 0)	0 (0 to 0)	0 (0 to 0)	0 (0 to 0)
Other sexually transmitted infections	0 (0 to 0)	0 (0 to 0)	0 (0 to 0)	0 (0 to 0)	0 (0 to 0)	0 (0 to 0)	0 (0 to 0)	0 (0 to 0)	0 (0 to 0)	0 (0 to 0)	0 (0 to 0)	0 (0 to 0)	0 (0 to 0)	0 (0 to 0)	0 (0 to 0)	0 (0 to 0)	0 (0 to 0)	0 (0 to 0)	0 (0 to 0)	0 (0 to 0)	0 (0 to 0)	0 (0 to 0)	0 (0 to 0)	0 (0 to 0)
HIV/AIDS resulting in other diseases	0 (0 to 0)	0 (0 to 1)	1 (0 to 2)	1 (0 to 1)	0 (0 to 0)	0 (0 to 0)	0 (0 to 0)	0 (0 to 0)	0 (0 to 0)	0 (0 to 0)	0 (0 to 0)	0 (0 to 0)	0 (0 to 0)	0 (0 to 0)	0 (0 to 0)	0 (0 to 0)	0 (0 to 0)	0 (0 to 0)	0 (0 to 0)	0 (0 to 0)	0 (0 to 0)	0 (0 to 0)	0 (0 to 0)	0 (0 to 0)
Respiratory infections and tuberculosis	6,600 (5,600 to 8,000)	6,100 (3,100 to 7,900)	16,200 (10,100 to 23,900)	6,200 (4,600 to 8,400)	3,900 (2,900 to 5,100)	3,600 (2,600 to 4,800)	3,600 (2,600 to 4,800)	4,200 (3,000 to 5,500)	4,300 (3,100 to 5,700)	4,200 (3,000 to 5,600)	4,200 (3,000 to 5,600)	4,200 (3,000 to 5,600)	4,200 (3,000 to 5,600)	4,200 (3,000 to 5,600)	4,200 (3,000 to 5,600)	4,200 (3,000 to 5,600)	4,200 (3,000 to 5,600)	4,200 (3,000 to 5,600)	4,200 (3,000 to 5,600)	4,200 (3,000 to 5,600)	4,200 (3,000 to 5,600)	4,200 (3,000 to 5,600)	139,000
Tuberculosis	0 (0 to 0)	0 (0 to 0)	0 (0 to 0)	0 (0 to 0)	0 (0 to 0)	0 (0 to 0)	0 (0 to 0)	0 (0 to 0)	0 (0 to 0)	0 (0 to 0)	0 (0 to 0)	0 (0 to 0)	0 (0 to 0)	0 (0 to 0)	0 (0 to 0)	0 (0 to 0)	0 (0 to 0)	0 (0 to 0)	0 (0 to 0)	0 (0 to 0)	0 (0 to 0)	0 (0 to 0)	0 (0 to 0)	0 (0 to 0)
Latent tuberculosis infection	0 (0 to 0)	0 (0 to 0)	0 (0 to 0)	0 (0 to 0)	0 (0 to 0)	0 (0 to 0)	0 (0 to 0)	0 (0 to 0)	0 (0 to 0)	0 (0 to 0)	0 (0 to 0)	0 (0 to 0)	0 (0 to 0)	0 (0 to 0)	0 (0 to 0)	0 (0 to 0)	0 (0 to 0)	0 (0 to 0)	0 (0 to 0)	0 (0 to 0)	0 (0 to 0)	0 (0 to 0)	0 (0 to 0)	0
Drug-susceptible tuberculosis	0 (0 to 0)	0 (0 to 0)	0 (0 to 0)	0 (0 to 0)	0 (0 to 0)	0 (0 to 0)	0 (0 to 0)	0 (0 to 0)	0 (0 to 0)	0 (0 to 0)	0 (0 to 0)	0 (0 to 0)	0 (0 to 0)	0 (0 to 0)	0 (0 to 0)	0 (0 to 0)	0 (0 to 0)	0 (0 to 0)	0 (0 to 0)	0 (0 to 0)	0 (0 to 0)	0 (0 to 0)	0 (0 to 0)	0
Multidrug resistant tuberculosis without extensive drug resistance	0 (0 to 0)	0 (0 to 0)	0 (0 to 0)	0 (0 to 0)	0 (0 to 0)	0 (0 to 0)	0 (0 to 0)	0 (0 to 0)	0 (0 to 0)	0 (0 to 0)	0 (0 to 0)	0 (0 to 0)	0 (0 to 0)	0 (0 to 0)	0 (0 to 0)	0 (0 to 0)	0 (0 to 0)	0 (0 to 0)	0 (0 to 0)	0 (0 to 0)	0 (0 to 0)	0 (0 to 0)	0 (0 to 0)	0
Extensively drug resistant tuberculosis	0 (0 to 0)	0 (0 to 0)	0 (0 to 0)	0 (0 to 0)	0 (0 to 0)	0 (0 to 0)	0 (0 to 0)	0 (0 to 0)	0 (0 to 0)	0 (0 to 0)	0 (0 to 0)	0 (0 to 0)	0 (0 to 0)	0 (0 to 0)	0 (0 to 0)	0 (0 to 0)	0 (0 to 0)	0 (0 to 0)	0 (0 to 0)	0 (0 to 0)	0 (0 to 0)	0 (0 to 0)	0 (0 to 0)	0
Lower respiratory infections	6,600 (5,600 to 8,000)	6,100 (3,100 to 7,900)	16,200 (10,100 to 23,900)	6,200 (4,600 to 8,400)	3,900 (2,900 to 5,100)	3,600 (2,600 to 4,800)	3,600 (2,600 to 4,800)	4,200 (3,000 to 5,500)	4,300 (3,100 to 5,700)	4,200 (3,000 to 5,600)	4,200 (3,000 to 5,600)	4,200 (3,000 to 5,600)	4,200 (3,000 to 5,600)	4,200 (3,000 to 5,600)	4,200 (3,000 to 5,600)	4,200 (3,000 to 5,600)	4,200 (3,000 to 5,600)	4,200 (3,000 to 5,600)	4,200 (3,000 to 5,600)	4,200 (3,000 to 5,600)	4,200 (3,000 to 5,600)	4,200 (3,000 to 5,600)	139,000
Upper respiratory infections	1 (1 to 2)	0 (0 to 0)	1 (0 to 2)	1 (0 to 1)	0 (0 to 0)	0 (0 to 0)	0 (0 to 0)	0 (0 to 0)	0 (0 to 0)	0 (0 to 0)	0 (0 to 0)	0 (0 to 0)	0 (0 to 0)	0 (0 to 0)	0 (0 to 0)	0 (0 to 0)	0 (0 to 0)	0 (0 to 0)	0 (0 to 0)	0 (0 to 0)	0 (0 to 0)	0 (0 to 0)	0 (0 to 0)	0 (0 to 0)
Otitis media	0 (0 to 0)	0 (0 to 0)	0 (0 to 0)	0 (0 to 0)	0 (0 to 0)	0 (0 to 0)	0 (0 to 0)	0 (0 to 0)	0 (0 to 0)	0 (0 to 0)	0 (0 to 0)	0 (0 to 0)	0 (0 to 0)	0 (0 to 0)	0 (0 to 0)	0 (0 to 0)	0 (0 to 0)	0 (0 to 0)	0 (0 to 0)	0 (0 to 0)	0 (0 to 0)	0 (0 to 0)	0 (0 to 0)	0 (0 to 0)
Enteric infections	2,100 (1,800 to 2,600)	1,900 (1,000 to 2,400)	11,600 (5,900 to 15,000)	4,200 (3,100 to 5,700)	2,200 (1,600 to 3,000)	2,000 (1,500 to 2,700)	1,600 (1,200 to 2,200)	1,700 (1,200 to 2,300)	1,600 (1,200 to 2,200)	1,600 (1,200 to 2,200)	1,600 (1,200 to 2,200)	1,600 (1,200 to 2,200)	1,600 (1,200 to 2,200)	1,600 (1,200 to 2,200)	1,600 (1,200 to 2,200)	1,600 (1,200 to 2,200)	1,600 (1,200 to 2,200)	1,600 (1,200 to 2,200)	1,600 (1,200 to 2,200)	1,600 (1,200 to 2,200)	1,600 (1,200 to 2,200)	1,600 (1,200 to 2,200)	53,000
Diarrheal diseases	2,100 (1,800 to 2,600)	1,900 (1,000 to 2,400)	11,600 (5,900 to 15,000)	4,200 (3,100 to 5,700)	2,200 (1,600 to 3,000)	2,000 (1,500 to 2,700)	1,600 (1,200 to 2,200)	1,700 (1,200 to 2,300)	1,600 (1,200 to 2,200)	1,600 (1,200 to 2,200)	1,600 (1,200 to 2,200)	1,600 (1,200 to 2,200)	1,600 (1,200 to 2,200)	1,600 (1,200 to 2,200)	1,600 (1,200 to 2,200)	1,600 (1,200 to 2,200)	1,600 (1,200 to 2,200)	1,600 (1,200 to 2,200)	1,600 (1,200 to 2,200)	1,600 (1,200 to 2,200)	1,600 (1,200 to 2,200)	1,600 (1,200 to 2,200)	53,000
Typhoid and paratyphoid	0 (0 to 0)	0 (0 to 0)	0 (0 to 0)	0 (0 to 0)	0 (0 to 0)	0 (0 to 0)	0 (0 to 0)	0 (0 to 0)	0 (0 to 0)	0 (0 to 0)	0 (0 to 0)	0 (0 to 0)	0 (0 to 0)	0 (0 to 0)	0 (0 to 0)	0 (0 to 0)	0 (0 to 0)	0 (0 to 0)	0 (0 to 0)	0 (0 to 0)	0 (0 to 0)	0 (0 to 0)	0 (0 to 0)	0
Invasive non-typhoidal Salmonella (iNTS)	0 (0 to 0)	0 (0 to 0)	0 (0 to 0)	0 (0 to 0)	0 (0 to 0)	0 (0 to 0)	0 (0 to 0)	0 (0 to 0)	0 (0 to 0)	0 (0 to 0)	0 (0 to 0)	0 (0 to 0)	0 (0 to 0)	0 (0 to 0)	0 (0 to 0)	0 (0 to 0)	0 (0 to 0)	0 (0 to 0)	0 (0 to 0)	0 (0 to 0)	0 (0 to 0)	0 (0 to 0)	0 (0 to 0)	0
Other intestinal infectious diseases	0 (0 to 0)	0 (0 to 0)	0 (0 to 0)	0 (0 to 0)	0 (0 to 0)	0 (0 to 0)	0 (0 to 0)	0 (0 to 0)	0 (0 to 0)	0 (0 to 0)	0 (0 to 0)	0 (0 to 0)	0 (0 to 0)	0 (0 to 0)	0 (0 to 0)	0 (0 to 0)	0 (0 to 0)	0 (0 to 0)	0 (0 to 0)	0 (0 to 0)	0 (0 to 0)	0 (0 to 0)	0 (0 to 0)	0
Neglected tropical diseases and malaria	64,600 (44,000 to 78,000)	19,700 (6,900 to 34,000)	14,000 (4,600 to 28,000)	12,600 (6,900 to 20,000)	2,900 (1,600 to 4,600)	1,600 (1,000 to 2,600)	1,600 (1,000 to 2,600)	1,600 (1,000 to 2,600)	1,600 (1,000 to 2,600)	1,600 (1,000 to 2,600)	1,600 (1,000 to 2,600)	1,600 (1,000 to 2,600)	1,600 (1,000 to 2,600)	1,600 (1,000 to 2,600)	1,600 (1,000 to 2,600)	1,600 (1,000 to 2,600)	1,600 (1,000 to 2,600)	1,600 (1,000 to 2,600)	1,600 (1,000 to 2,600)	1,600 (1,000 to 2,600)	1,600 (1,000 to 2,600)	1,600 (1,000 to 2,600)	99,600
Malaria	64,600 (44,000 to 78,000)	19,700 (6,900 to 34,000)	14,000 (4,600 to 28,000)	12,600 (6,900 to 20,000)	2,900 (1,600 to 4,600)	1,600 (1,000 to 2,600)	1,600 (1,000 to 2,600)	1,600 (1,000 to 2,600)	1,600 (1,000 to 2,600)	1,600 (1,000 to 2,600)	1,600 (1,000 to 2,600)	1,600 (1,000 to 2,600)	1,600 (1,000 to 2,600)	1,600 (1,000 to 2,600)	1,600 (1,000 to 2,600)	1,600 (1,000 to 2,600)	1,600 (1,000 to 2,600)	1,600 (1,000 to 2,600)	1,600 (1,000 to 2,600)	1,600 (1,000 to 2,600)	1,600 (1,000 to 2,600)	1,600 (1,000 to 2,600)	99,600
Chagas disease	0 (0 to 0)	0 (0 to 0)	0 (0 to 0)	0 (0 to 0)	0 (0 to 0)	0 (0 to 0)	0 (0 to 0)	0 (0 to 0)	0 (0 to 0)	0 (0 to 0)	0 (0 to 0)	0 (0 to 0)	0 (0 to 0)	0 (0 to 0)	0 (0 to 0)	0 (0 to 0)	0 (0 to 0)	0 (0 to 0)	0 (0 to 0)	0 (0 to 0)	0 (0 to 0)	0 (0 to 0)	0 (0 to 0)	0
Leishmaniasis	0 (0 to 0)	0 (0 to 0)	0 (0 to 0)	0 (0 to 0)	0 (0 to 0)	0 (0 to 0)	0 (0 to 0)	0 (0 to 0)	0 (0 to 0)	0 (0 to 0)	0 (0 to 0)	0 (0 to 0)	0 (0 to 0)	0 (0 to 0)	0 (0 to 0)	0 (0 to 0)	0 (0 to 0)	0 (0 to 0)	0 (0 to 0)	0 (0 to 0)	0 (0 to 0)	0 (0 to 0)	0 (0 to 0)	0
Visceral leishmaniasis	0 (0 to 0)	0 (0 to 0)	0 (0 to 0)	0 (0 to 0)	0 (0 to 0)	0 (0 to 0)	0 (0 to 0)	0 (0 to 0)	0 (0 to 0)	0 (0 to 0)	0 (0 to 0)	0 (0 to 0)	0 (0 to 0)	0 (0 to 0)	0 (0 to 0)	0 (0 to 0)	0 (0 to 0)	0 (0 to 0)	0 (0 to 0)	0 (0 to 0)	0 (0 to 0)	0 (0 to 0)	0 (0 to 0)	0
Cutaneous and mucocutaneous leishmaniasis	0 (0 to 0)	0 (0 to 0)	0 (0 to 0)	0 (0 to 0)	0 (0 to 0)	0 (0 to 0)	0 (0 to 0)	0 (0 to 0)	0 (0 to 0)	0 (0 to 0)	0 (0 to 0)	0 (0 to 0)	0 (0 to 0)	0 (0 to 0)	0 (0 to 0)	0 (0 to 0)	0 (0 to 0)	0 (0 to 0)	0 (0 to 0)	0 (0 to 0)	0 (0 to 0)	0 (0 to 0)	0 (0 to 0)	0
African trypanosomiasis	0 (0 to 0)	0 (0 to 0)	0 (0 to 0)	0 (0 to 0)	0 (0 to 0)	0 (0 to 0)	0 (0 to 0)	0 (0 to 0)	0 (0 to 0)	0 (0 to 0)	0 (0 to 0)	0 (0 to 0)	0 (0 to 0)	0 (0 to 0)	0 (0 to 0)	0 (0 to 0)	0 (0 to 0)	0 (0 to 0)	0 (0 to 0)	0 (0 to 0)	0 (0 to 0)	0 (0 to 0)	0 (0 to 0)	0
Schistosomiasis	0 (0 to 0)	0 (0 to 1)	1 (0 to 2)	1 (0 to 1)	0 (0 to 0)	0 (0 to 0)	0 (0 to 0)	0 (0 to 0)	0 (0 to 0)	0 (0 to 0)	0 (0 to 0)	0 (0 to 0)	0 (0 to 0)	0 (0 to 0)	0 (0 to 0)	0 (0 to 0)	0 (0 to 0)	0 (0 to 0)	0 (0 to 0)	0 (0 to 0)	0 (0 to 0)	0 (0 to 0)	0 (0 to 0)	0
Cysticercosis	0 (0 to 0)	0 (0 to 0)	1 (0 to 1)	0 (0 to 1)	0 (0 to 0)	0 (0 to 0)	0 (0 to 0)	0 (0 to 0)	0 (0 to 0)	0 (0 to 0)	0 (0 to 0)	0 (0 to 0)	0 (0 to 0)	0 (0 to 0)	0 (0 to 0)	0 (0 to 0)	0 (0 to 0)	0 (0 to 0)	0 (0 to 0)	0 (0 to 0)	0 (0 to 0)	0 (0 to 0)	0 (0 to 0)	0
Cystic echinococcosis	0 (0 to 0)	0 (0 to 0)	0 (0 to 1)	0 (0 to 1)	0 (0 to 0)	0 (0 to 0)	0 (0 to 0)	0 (0 to 0)	0 (0 to 0)	0 (0 to 0)	0 (0 to 0)	0 (0 to 0)	0 (0 to 0)	0 (0 to 0)	0 (0 to 0)	0 (0 to 0)	0 (0 to 0)	0 (0 to 0)	0 (0 to 0)	0 (0 to 0)	0 (0 to 0)	0 (0 to 0)	0 (0 to 0)	0
Lymphatic filariasis	0 (0 to 0)	0 (0 to 0)	0 (0 to 0)	0 (0 to 0)	0 (0 to 0)	0 (0 to 0)	0 (0 to 0)	0 (0 to 0)	0 (0 to 0)	0 (0 to 0)	0 (0 to 0)	0 (0 to 0)	0 (0 to 0)	0 (0 to 0)	0 (0 to 0)	0 (0 to 0)	0 (0 to 0)	0 (0 to 0)	0 (0 to 0)	0 (0 to 0)	0 (0 to 0)	0 (0 to 0)	0 (0 to 0)	0
Onchocerciasis	0 (0 to 0)	0 (0 to 0)	0 (0 to 0)	0 (0 to 1)	0 (0 to 1)	0 (0 to 1)	0 (0 to 0)	0 (0 to 0)	0 (0 to 0)	0 (0 to 0)	0 (0 to 0)	0 (0 to 0)	0 (0 to 0)	0 (0 to 0)	0 (0 to 0)	0 (0 to 0)	0 (0 to 0)	0 (0 to 0)	0 (0 to 0)	0 (0 to 0)	0 (0 to 0)	0 (0 to 0)	0 (0 to 0)	0
Trachoma	0 (0 to 0)	0 (0 to 0)	0 (0 to 0)	0 (0 to 0)	0 (0 to 0)	0 (0 to 0)	0 (0 to 0)	0 (0 to 0)	0 (0 to 0)	0 (0 to 0)	0 (0 to 0)	0 (0 to 0)	0 (0 to 0)	0 (0 to 0)	0 (0 to 0)	0 (0 to 0)	0 (0 to 0)	0 (0 to 0)	0 (0 to 0)	0 (0 to 0)	0 (0 to 0)	0 (0 to 0)	0 (0 to 0)	0
Dengue	210 (0 to 610)	220 (0 to 620)	1,600 (0 to 4,600)	1,100 (0 to 3,100)	1,000 (0 to 2,900)	1,000 (0 to 2,900)	1,000 (0 to 2,900)	1,000 (0 to 2,900)	1,000 (0 to 2,900)	1,000 (0 to 2,900)	1,000 (0 to 2,900)	1,000 (0 to 2,900)	1,000 (0 to 2,900)	1,000 (0 to 2,900)	1,000 (0 to 2,900)	1,000 (0 to 2,900)	1,000 (0 to 2,900)	1,000 (0 to 2,900)	1,000 (0 to 2,900)	1,000 (0 to 2,900)	1,000 (0 to 2,900)	1,000 (0 to 2,900)	33,000
Yellow fever	0 (0 to 0)	0 (0 to 0)	0 (0 to 0)	0 (0 to 0)	0 (0 to 0)	0 (0 to 0)	0 (0 to 0)	0 (0 to 0)	0 (0 to 0)	0 (0 to 0)	0 (0 to 0)	0 (0 to 0)	0 (0 to 0)	0 (0 to 0)	0 (0 to 0)	0 (0 to 0)	0 (0 to 0)	0 (0 to 0)	0 (0 to 0)	0 (0 to 0)	0 (0 to 0)	0 (0 to 0)	0 (0 to 0)	0
Rabies	0 (0 to 0)	0 (0 to 0)	0 (0 to 0)	0 (0 to 0)	0 (0 to 0)	0 (0 to 0)	0 (0 to 0)	0 (0 to 0)	0 (0 to 0)	0 (0 to 0)	0 (0 to 0)	0 (0 to 0)	0 (0 to 0)	0 (0 to 0)	0 (0 to 0)	0 (0 to 0)	0 (0 to 0)	0 (0 to 0)	0 (0 to 0)	0 (0 to 0)	0 (0 to 0)	0 (0 to 0)	0 (0 to 0)	0
Intestinal nematode infections	0 (0 to 0)	0 (0 to 0)	0 (0 to 0)	0 (0 to 0)	0 (0 to 0)	0 (0 to 0)	0 (0 to 0)	0 (0 to 0)	0 (0 to 0)	0 (0 to 0)	0 (0 to 0)	0 (0 to 0)	0 (0 to 0)	0 (0 to 0)	0 (0 to 0)	0 (0 to 0)	0 (0 to 0)	0 (0 to 0)	0 (0 to 0)	0 (0 to 0)	0 (0 to 0)	0 (0 to 0)	0 (0 to 0)	0
Ascariasis	0 (0 to 0)	0 (0 to 0)	0 (0 to 0)	0 (0 to 0)	0 (0 to 0)	0 (0 to 0)	0 (0 to 0)	0 (0 to 0)	0 (0 to 0)	0 (0 to 0)	0 (0 to 0)	0 (0 to 0)	0 (0 to 0)	0 (0 to 0)	0 (0 to 0)	0 (0 to 0)	0 (0 to 0)	0 (0 to 0)	0 (0 to 0)	0 (0 to 0)	0 (0 to 0)	0 (0 to 0)	0 (0 to 0)	0
Trichuriasis	0 (0 to 0)	0 (0 to 0)	0 (0 to 0)	0 (0 to 0)	0 (0 to 0)	0 (0 to 0)	0 (0 to 0)	0 (0 to 0)	0 (0 to 0)	0 (0 to 0)	0 (0 to 0)	0 (0 to 0)	0 (0 to 0)	0 (0 to 0)	0 (0 to 0)	0 (0 to 0)	0 (0 to 0)	0 (0 to 0)	0 (0 to 0)	0 (0 to 0)	0 (0 to 0)	0 (0 to 0)	0 (0 to 0)	0
Hookworm disease	0 (0 to 0)	0 (0 to 0)	0 (0 to 0)	0 (0 to 0)	0 (0 to 0)	0 (0 to 0)	0 (0 to 0)	0 (0 to 0)	0 (0 to 0)	0 (0 to 0)	0 (0 to 0)	0 (0 to 0)	0 (0 to 0)	0 (0 to 0)	0 (0 to 0)	0 (0 to 0)	0 (0 to 0)	0 (0 to 0)	0 (0 to 0)	0 (0 to 0)	0 (0 to 0)	0 (0 to 0)	0 (0 to 0)	0
Food-borne trematodiases	0 (0 to 0)	0 (0 to 0)	0 (0 to 0)	0 (0 to 0)	0 (0 to 0)	0 (0 to 0)	0 (0 to 0)	0 (0 to 0)	0 (0 to 0)	0 (0 to 0)	0 (0 to 0)	0 (0 to 0)	0 (0 to 0)	0 (0 to 0)	0 (0 to 0)	0 (0 to 0)	0 (0 to 0)	0 (0 to 0)	0 (0 to 0)	0 (0 to 0)	0 (0 to 0)	0 (0 to 0)	0 (0 to 0)	0
Leprosy	0 (0 to 0)	0 (0 to 0)	0 (0 to 0)	0 (0 to 0)	0 (0 to 0)	0 (0 to 0)	0 (0 to 0)	0 (0 to 0)	0 (0 to 0)	0 (0 to 0)	0 (0 to 0)	0 (0 to 0)	0 (0 to 0)	0 (0 to 0)	0 (0 to 0)	0 (0 to 0)	0 (0 to 0)	0 (0 to 0)	0 (0 to 0)	0 (0 to 0)	0 (0 to 0)	0 (0 to 0)	0 (0 to 0)	0
Ebola	0 (0 to 0)	0



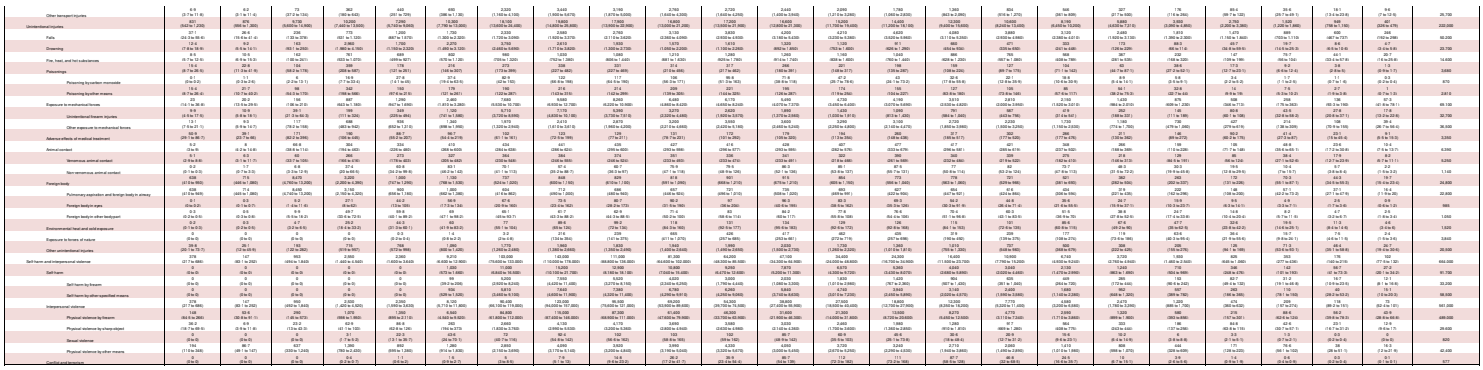

Yll Tonne No. Tropical Latte Jessica 2047 to wear and ear since he match with 70% considerably Internet. 7229

Causes	Early Neonatal	Late Neonatal	Post-Neonatal	1 to 4	5 to 9	10 to 14	15 to 19	20 to 24	25 to 29	30 to 34	35 to 39	40 to 44	45 to 49	50 to 54	55 to 59	60 to 64	65 to 69	70 to 74	75 to 79	80 to 84	85 to 89	90 to 94	95 plus	Total
All causes	1,204,000 (1,144,000–1,264,000)	307,000 (291,000–323,000)	1,394,000 (1,324,000–1,464,000)	533,000 (506,000–560,000)	350,000 (332,000–368,000)	329,000 (312,000–346,000)	1,498,000 (1,423,000–1,573,000)	2,142,000 (2,035,000–2,249,000)	2,742,000 (2,605,000–2,879,000)	3,115,000 (2,959,000–3,271,000)	3,410,000 (3,239,000–3,581,000)	3,530,000 (3,353,000–3,707,000)	3,560,000 (3,382,000–3,738,000)	3,643,000 (3,461,000–3,825,000)	3,814,000 (3,623,000–4,005,000)	3,911,000 (3,715,000–4,107,000)	3,923,000 (3,727,000–4,119,000)	3,944,000 (3,747,000–4,141,000)	3,939,000 (3,742,000–4,136,000)	3,911,000 (3,715,000–4,107,000)	3,923,000 (3,727,000–4,119,000)	3,944,000 (3,747,000–4,141,000)	70,000,000 (66,500,000–73,500,000)
Communicable, maternal, neonatal, and nutritional diseases	1,090,000 (1,030,000–1,150,000)	220,000 (199,000–241,000)	691,000 (634,000–748,000)	159,000 (139,000–179,000)	108,000 (92,000–124,000)	113,000 (97,000–129,000)	120,000 (103,000–137,000)	128,000 (110,000–146,000)	139,000 (120,000–158,000)	154,000 (133,000–175,000)	174,000 (151,000–197,000)	204,000 (178,000–230,000)	233,000 (204,000–262,000)	263,000 (231,000–295,000)	299,000 (263,000–335,000)	339,000 (298,000–380,000)	379,000 (334,000–424,000)	419,000 (370,000–468,000)	459,000 (405,000–513,000)	499,000 (441,000–557,000)	539,000 (477,000–601,000)	579,000 (512,000–646,000)	5,990,000
HIV/AIDS and sexually transmitted infections	14,000 (8,610–19,400)	11,000 (6,540–15,500)	15,000 (9,220–20,900)	5,000 (3,020–6,980)	3,000 (1,810–4,190)	3,000 (1,810–4,190)	4,000 (2,410–5,590)	5,000 (3,020–6,980)	6,000 (3,620–8,380)	7,000 (4,230–9,770)	8,000 (4,830–11,200)	9,000 (5,430–12,600)	10,000 (6,030–14,000)	11,000 (6,640–15,400)	12,000 (7,240–16,800)	13,000 (7,850–18,200)	14,000 (8,450–19,600)	15,000 (9,050–21,000)	16,000 (9,660–22,400)	17,000 (10,300–23,700)	18,000 (10,900–25,100)	19,000 (11,500–26,500)	167,000 (101,000–233,000)
HIV/AIDS	0 (0–0)	2 (0–5)	16,000 (9,660–22,400)	4,000 (2,410–5,590)	3,000 (1,810–4,190)	3,000 (1,810–4,190)	4,000 (2,410–5,590)	5,000 (3,020–6,980)	6,000 (3,620–8,380)	7,000 (4,230–9,770)	8,000 (4,830–11,200)	9,000 (5,430–12,600)	10,000 (6,030–14,000)	11,000 (6,640–15,400)	12,000 (7,240–16,800)	13,000 (7,850–18,200)	14,000 (8,450–19,600)	15,000 (9,050–21,000)	16,000 (9,660–22,400)	17,000 (10,300–23,700)	18,000 (10,900–25,100)	19,000 (11,500–26,500)	167,000 (101,000–233,000)
HIV/AIDS - Drug-susceptible Tuberculosis	0 (0–0)	0 (0–0.01)	1,000 (602–1,400)	490 (296–684)	440 (266–614)	440 (266–614)	490 (296–684)	490 (296–684)	590 (356–824)	690 (417–963)	790 (477–1,100)	890 (537–1,240)	990 (597–1,380)	1,090 (658–1,520)	1,190 (718–1,660)	1,290 (778–1,800)	1,390 (839–1,940)	1,490 (899–2,080)	1,590 (959–2,220)	1,690 (1,020–2,360)	1,790 (1,080–2,500)	1,890 (1,140–2,640)	16,000 (9,660–22,400)
HIV/AIDS - Multidrug-resistant Tuberculosis without extensive drug resistance	0 (0–0)	0 (0–0)	0 (0–0)	0 (0–0)	0 (0–0)	0 (0–0)	0 (0–0)	0 (0–0)	0 (0–0)	0 (0–0)	0 (0–0)	0 (0–0)	0 (0–0)	0 (0–0)	0 (0–0)	0 (0–0)	0 (0–0)	0 (0–0)	0 (0–0)	0 (0–0)	0 (0–0)	0 (0–0)	0 (0–0)	0 (0–0)
HIV/AIDS - Extensively drug-resistant Tuberculosis	0 (0–0)	0 (0–0)	17 (10–24)	6.5 (3.9–9.1)	6.5 (3.9–9.1)	6.5 (3.9–9.1)	7 (4.2–9.8)	7 (4.2–9.8)	8 (4.8–11)	9 (5.4–13)	10 (6–14)	11 (6.6–15)	12 (7.2–17)	13 (7.8–18)	14 (8.4–20)	15 (9–21)	16 (9.6–22)	17 (10–24)	18 (11–25)	19 (11–27)	20 (12–28)	21 (13–29)	22 (13–31)	198
HIV/AIDS resulting in other diseases	13 (5.4–21)	11 (4.6–17)	27,000 (16,200–37,800)	12,000 (5,060–19,000)	8,000 (3,370–13,000)	8,000 (3,370–13,000)	10,000 (4,220–16,000)	12,000 (5,060–19,000)	14,000 (5,900–22,000)	16,000 (6,740–25,000)	18,000 (7,590–28,000)	20,000 (8,430–31,000)	22,000 (9,270–34,000)	24,000 (10,100–37,000)	26,000 (10,900–40,000)	28,000 (11,800–43,000)	30,000 (12,600–46,000)	32,000 (13,500–49,000)	34,000 (14,300–52,000)	36,000 (15,200–55,000)	38,000 (16,000–58,000)	40,000 (16,900–61,000)	427,000 (180,000–673,000)
Sexually transmitted infections, excluding HIV	14,000 (8,450–19,600)	11,000 (6,540–15,500)	15,000 (9,220–20,900)	5,000 (3,020–6,980)	3,000 (1,810–4,190)	3,000 (1,810–4,190)	4,000 (2,410–5,590)	5,000 (3,020–6,980)	6,000 (3,620–8,380)	7,000 (4,230–9,770)	8,000 (4,830–11,200)	9,000 (5,430–12,600)	10,000 (6,030–14,000)	11,000 (6,640–15,400)	12,000 (7,240–16,800)	13,000 (7,850–18,200)	14,000 (8,450–19,600)	15,000 (9,050–21,000)	16,000 (9,660–22,400)	17,000 (10,300–23,700)	18,000 (10,900–25,100)	19,000 (11,500–26,500)	167,000 (101,000–233,000)
Chlamydial infection	0 (0–0)	0 (0–0)	0 (0–0)	0 (0–0)	0 (0–0)	0 (0–0)	0 (0–0)	0 (0–0)	0 (0–0)	0 (0–0)	0 (0–0)	0 (0–0)	0 (0–0)	0 (0–0)	0 (0–0)	0 (0–0)	0 (0–0)	0 (0–0)	0 (0–0)	0 (0–0)	0 (0–0)	0 (0–0)	0 (0–0)	0 (0–0)
Gonococcal infection	0 (0–0)	0 (0–0)	0 (0–0)	0 (0–0)	0 (0–0)	0 (0–0)	0 (0–0)	0 (0–0)	0 (0–0)	0 (0–0)	0 (0–0)	0 (0–0)	0 (0–0)	0 (0–0)	0 (0–0)	0 (0–0)	0 (0–0)	0 (0–0)	0 (0–0)	0 (0–0)	0 (0–0)	0 (0–0)	0 (0–0)	0 (0–0)
Trichomoniasis	0 (0–0)	0 (0–0)	0 (0–0)	0 (0–0)	0 (0–0)	0 (0–0)	0 (0–0)	0 (0–0)	0 (0–0)	0 (0–0)	0 (0–0)	0 (0–0)	0 (0–0)	0 (0–0)	0 (0–0)	0 (0–0)	0 (0–0)	0 (0–0)	0 (0–0)	0 (0–0)	0 (0–0)	0 (0–0)	0 (0–0)	0 (0–0)
Genital herpes	0 (0–0)	0 (0–0)	0 (0–0)	0 (0–0)	0 (0–0)	0 (0–0)	0 (0–0)	0 (0–0)	0 (0–0)	0 (0–0)	0 (0–0)	0 (0–0)	0 (0–0)	0 (0–0)	0 (0–0)	0 (0–0)	0 (0–0)	0 (0–0)	0 (0–0)	0 (0–0)	0 (0–0)	0 (0–0)	0 (0–0)	0 (0–0)
Other sexually transmitted infections	0 (0–0)	0 (0–0)	0 (0–0)	0 (0–0)	0 (0–0)	0 (0–0)	0 (0–0)	0 (0–0)	0 (0–0)	0 (0–0)	0 (0–0)	0 (0–0)	0 (0–0)	0 (0–0)	0 (0–0)	0 (0–0)	0 (0–0)	0 (0–0)	0 (0–0)	0 (0–0)	0 (0–0)	0 (0–0)	0 (0–0)	0 (0–0)
Respiratory infections and tuberculosis	73,000 (69,000–77,000)	19,000 (18,000–20,000)	17,000 (16,000–18,000)	18,000 (17,000–19,000)	9,000 (8,550–9,450)	8,000 (7,600–8,400)	8,000 (7,600–8,400)	8,000 (7,600–8,400)	8,000 (7,600–8,400)	8,000 (7,600–8,400)	8,000 (7,600–8,400)	8,000 (7,600–8,400)	8,000 (7,600–8,400)	8,000 (7,600–8,400)	8,000 (7,600–8,400)	8,000 (7,600–8,400)	8,000 (7,600–8,400)	8,000 (7,600–8,400)	8,000 (7,600–8,400)	8,000 (7,600–8,400)	8,000 (7,600–8,400)	8,000 (7,600–8,400)	140,000 (133,000–147,000)
Tuberculosis	0 (0–0)	0 (0–0)	3,000 (1,690–4,310)	1,490 (840–2,140)	990 (558–1,420)	940 (530–1,350)	940 (530–1,350)	940 (530–1,350)	940 (530–1,350)	940 (530–1,350)	940 (530–1,350)	940 (530–1,350)	940 (530–1,350)	940 (530–1,350)	940 (530–1,350)	940 (530–1,350)	940 (530–1,350)	940 (530–1,350)	940 (530–1,350)	940 (530–1,350)	940 (530–1,350)	940 (530–1,350)	940 (530–1,350)	16,000 (9,020–23,000)
Latent tuberculosis infection	0 (0–0)	0 (0–0)	0 (0–0)	0 (0–0)	0 (0–0)	0 (0–0)	0 (0–0)	0 (0–0)	0 (0–0)	0 (0–0)	0 (0–0)	0 (0–0)	0 (0–0)	0 (0–0)	0 (0–0)	0 (0–0)	0 (0–0)	0 (0–0)	0 (0–0)	0 (0–0)	0 (0–0)	0 (0–0)	0 (0–0)	0 (0–0)
Drug-susceptible tuberculosis	0 (0–0)	0 (0–0.01)	2,000 (1,690–4,310)	1,000 (840–2,140)	990 (558–1,420)	940 (530–1,350)	940 (530–1,350)	940 (530–1,350)	940 (530–1,350)	940 (530–1,350)	940 (530–1,350)	940 (530–1,350)	940 (530–1,350)	940 (530–1,350)	940 (530–1,350)	940 (530–1,350)	940 (530–1,350)	940 (530–1,350)	940 (530–1,350)	940 (530–1,350)	940 (530–1,350)	940 (530–1,350)	940 (530–1,350)	16,000 (9,020–23,000)
Multidrug-resistant tuberculosis without extensive drug resistance	0 (0–0)	0 (0–0)	0 (0–0)	0 (0–0)	0 (0–0)	0 (0–0)	0 (0–0)	0 (0–0)	0 (0–0)	0 (0–0)	0 (0–0)	0 (0–0)	0 (0–0)	0 (0–0)	0 (0–0)	0 (0–0)	0 (0–0)	0 (0–0)	0 (0–0)	0 (0–0)	0 (0–0)	0 (0–0)	0 (0–0)	0 (0–0)
Extensively drug-resistant tuberculosis	0 (0–0)	0 (0–0)	0 (0–0)	0 (0–0)	0 (0–0)	0 (0–0)	0 (0–0)	0 (0–0)	0 (0–0)	0 (0–0)	0 (0–0)	0 (0–0)	0 (0–0)	0 (0–0)	0 (0–0)	0 (0–0)	0 (0–0)	0 (0–0)	0 (0–0)	0 (0–0)	0 (0–0)	0 (0–0)	0 (0–0)	0 (0–0)
Lower respiratory infections	72,000 (68,000–77,000)	19,000 (18,000–20,000)	17,000 (16,000–18,000)	17,000 (16,000–18,000)	8,000 (7,600–8,400)	8,000 (7,600–8,400)	8,000 (7,600–8,400)	8,000 (7,600–8,400)	8,000 (7,600–8,400)	8,000 (7,600–8,400)	8,000 (7,600–8,400)	8,000 (7,600–8,400)	8,000 (7,600–8,400)	8,000 (7,600–8,400)	8,000 (7,600–8,400)	8,000 (7,600–8,400)	8,000 (7,600–8,400)	8,000 (7,600–8,400)	8,000 (7,600–8,400)	8,000 (7,600–8,400)	8,000 (7,600–8,400)	8,000 (7,600–8,400)	140,000 (133,000–147,000)
Upper respiratory infections	0 (0–0)	0 (0–0)	0 (0–0)	0 (0–0)	0 (0–0)	0 (0–0)	0 (0–0)	0 (0–0)	0 (0–0)	0 (0–0)	0 (0–0)	0 (0–0)	0 (0–0)	0 (0–0)	0 (0–0)	0 (0–0)	0 (0–0)	0 (0–0)	0 (0–0)	0 (0–0)	0 (0–0)	0 (0–0)	0 (0–0)	0 (0–0)
Otitis media	0 (0–0)	0 (0–0)	0 (0–0)	0 (0–0)	0 (0–0)	0 (0–0)	0 (0–0)	0 (0–0)	0 (0–0)	0 (0–0)	0 (0–0)	0 (0–0)	0 (0–0)	0 (0–0)	0 (0–0)	0 (0–0)	0 (0–0)	0 (0–0)	0 (0–0)	0 (0–0)	0 (0–0)	0 (0–0)	0 (0–0)	0 (0–0)
Enteric infections	656 (0–1,310)	2,450 (0–4,900)	87,700 (0–175,000)	39,400 (0–78,800)	19,130 (0–38,300)	14,750 (0–29,500)	19,130 (0–38,300)	6,390 (0–12,800)	6,640 (0–13,300)	6,640 (0–13,300)	6,640 (0–13,300)	6,640 (0–13,300)	6,640 (0–13,300)	6,640 (0–13,300)	6,640 (0–13,300)	6,640 (0–13,300)	6,640 (0–13,300)	6,640 (0–13,300)	6,640 (0–13,300)	6,640 (0–13,300)	6,640 (0–13,300)	6,640 (0–13,300)	6,640 (0–13,300)	399,000 (0–798,000)
Diarrheal diseases	4,000 (0–8,000)	2,450 (0–4,900)	87,000 (0–174,000)	39,000 (0–78,000)	19,000 (0–38,000)	14,000 (0–28,000)	19,000 (0–38,000)	6,000 (0–12,000)	6,000 (0–12,000)	6,000 (0–12,000)	6,000 (0–12,000)	6,000 (0–12,000)	6,000 (0–12,000)	6,000 (0–12,000)	6,000 (0–12,000)	6,000 (0–12,000)	6,000 (0–12,000)	6,000 (0–12,000)	6,000 (0–12,000)	6,000 (0–12,000)	6,000 (0–12,000)	6,000 (0–12,000)	6,000 (0–12,000)	399,000 (0–798,000)
Typhoid and paratyphoid	0 (0–0)	0 (0–0)	0 (0–0)	0 (0–0)	0 (0–0)	0 (0–0)	0 (0–0)	0 (0–0)	0 (0–0)	0 (0–0)	0 (0–0)	0 (0–0)	0 (0–0)	0 (0–0)	0 (0–0)	0 (0–0)	0 (0–0)	0 (0–0)	0 (0–0)	0 (0–0)	0 (0–0)	0 (0–0)	0 (0–0)	0 (0–0)
Typhoid fever	0 (0–0)	0 (0–0)	0 (0–0)	0 (0–0)	0 (0–0)	0 (0–0)	0 (0–0)	0 (0–0)	0 (0–0)	0 (0–0)	0 (0–0)	0 (0–0)	0 (0–0)	0 (0–0)	0 (0–0)	0 (0–0)	0 (0–0)	0 (0–0)	0 (0–0)	0 (0–0)	0 (0–0)	0 (0–0)	0 (0–0)	0 (0–0)
Paratyphoid fever	0 (0–0)	0 (0–0)	0 (0–0)	0 (0–0)	0 (0–0)	0 (0–0)	0 (0–0)	0 (0–0)	0 (0–0)	0 (0–0)	0 (0–0)	0 (0–0)	0 (0–0)	0 (0–0)	0 (0–0)	0 (0–0)	0 (0–0)	0 (0–0)	0 (0–0)	0 (0–0)	0 (0–0)	0 (0–0)	0 (0–0)	0 (0–0)
Invasive Non-typhoidal Salmonella (iNTS)	0 (0–0)	0 (0–0)	0 (0–0)	0 (0–0)	0 (0–0)	0 (0–0)	0 (0–0)	0 (0–0)	0 (0–0)	0 (0–0)	0 (0–0)	0 (0–0)	0 (0–0)	0 (0–0)	0 (0–0)	0 (0–0)	0 (0–0)	0 (0–0)	0 (0–0)	0 (0–0)	0 (0–0)	0 (0–0)	0 (0–0)	0 (0–0)
Other intestinal infectious diseases	0 (0–0)	0 (0–0)	0 (0–0)	0 (0–0)	0 (0–0)	0 (0–0)	0 (0–0)	0 (0–0)	0 (0–0)	0 (0–0)	0 (0–0)	0 (0–0)	0 (0–0)	0 (0–0)	0 (0–0)	0 (0–0)	0 (0–0)	0 (0–0)	0 (0–0)	0 (0–0)	0 (0–0)	0 (0–0)	0 (0–0)	0 (0–0)
Neglected tropical diseases and malaria	190 (0–1,220)	68 (0–439)	1,000 (0–6,580)	1,000 (0–6,580)	1,000 (0–6,580)	1,000 (0–6,580)	1,000 (0–6,580)	1,000 (0–6,580)	1,000 (0–6,580)	1,000 (0–6,580)	1,000 (0–6,580)	1,000 (0–6,580)	1,000 (0–6,580)	1,000 (0–6,580)	1,000 (0–6,580)	1,000 (0–6,580)	1,000 (0–6,580)	1,000 (0–6,580)	1,000 (0–6,580)	1,000 (0–6,580)	1,000 (0–6,580)	1,000 (0–6,580)	1,000 (0–6,580)	16,000 (0–105,000)
Malaria	0 (0–0)	0 (0–0)	0 (0–0)	0 (0–0)	0 (0–0)	0 (0–0)	0 (0–0)	0 (0–0)	0 (0–0)	0 (0–0)	0 (0–0)	0 (0–0)	0 (0–0)	0 (0–0)	0 (0–0)	0 (0–0)	0 (0–0)	0 (0–0)	0 (0–0)	0 (0–0)	0 (0–0)	0 (0–0)	0 (0–0)	0 (0–0)
Chagas disease	190 (0–1,220)	68 (0–439)	1,000 (0–6,580)	1,000 (0–6,580)	1,000 (0–6,580)	1,000 (0–6,580)	1,000 (0–6,580)	1,000 (0–6,580)	1,000 (0–6,580)	1,000 (0–6,580)	1,000 (0–6,580)	1,000 (0–6,580)	1,000 (0–6,580)	1,000 (0–6,580)	1,000 (0–6,580)	1,000 (0–6,580)	1,000 (0–6,580)	1,000 (0–6,580)	1,000 (0–6,580)	1,000 (0–6,580)	1,000 (0–6,580)	1,000 (0–6,580)	1,000 (0–6,580)	16,000 (0–105,000)
Leishmaniasis	0 (0–0)	0 (0–0)	0 (0–0)	0 (0–0)	0 (0–0)	0 (0–0)	0 (0–0)	0 (0–0)	0 (0–0)	0 (0–0)	0 (0–0)	0 (0–0)	0 (0–0)	0 (0–0)	0 (0–0)	0 (0–0)	0 (0–0)	0 (0–0)	0 (0–0)	0 (0–0)	0 (0–0)	0 (0–0)	0 (0–0)	0 (0–0)
Visceral leishmaniasis	0 (0–0)	0 (0–0)	0 (0–0)	0 (0–0)	0 (0–0)	0 (0–0)	0 (0–0)	0 (0–0)	0 (0–0)	0 (0–0)	0 (0–0)	0 (0–0)	0 (0–0)	0 (0–0)	0 (0–0)	0 (0–0)	0 (0–0)	0 (0–0)	0 (0–0)	0 (0–0)	0 (0–0)	0 (0–0)	0 (0–0)	0 (0–0)
Cutaneous and mucocutaneous leishmaniasis	0 (0–0)	0 (0–0)	0 (0–0)	0 (0–0)	0 (0–0)	0 (0–0)	0 (0–0)	0 (0–0)	0 (0–0)	0 (0–0)	0 (0–0)	0 (0–0)	0 (0–0)	0 (0–0)	0 (0–0)	0 (0–0)	0 (0–0)	0 (0–0)	0 (0–0)	0 (0–0)	0 (0–0)	0 (0–0)	0 (0–0)	0 (0–0)
African trypanosomiasis	0 (0–0)	0 (0–0)	0 (0–0)	0 (0–0)	0 (0–0)	0 (0–0)	0 (0–0)	0 (0–0)	0 (0–0)	0 (0–0)	0 (0–0)	0 (0–0)	0 (0–0)	0 (0–0)	0 (0–0)	0 (0–0)	0 (0–0)	0 (0–0)	0 (0–0)	0 (0–0)	0 (0–0)	0 (0–0)	0 (0–0)	0 (0–0)
Schistosomiasis	0 (0–0)	0 (0–0)	0 (0–0.1)	0 (0–7)	0 (0–7)	0 (0–7)	0 (0–7)	0 (0–7)	0 (0–7)	0 (0–7)	0 (0–7)	0 (0–7)	0 (0–7)	0 (0–7)	0 (0–7)	0 (0–7)	0 (0–7)	0 (0–7)	0 (0–7)	0 (0–7)	0 (0–7)	0 (0–7)	0 (0–7)	0 (0–7)
Cysticercosis	0 (0–0)	0 (0–0)	0 (0–0)	0 (0–0)	0 (0–0)	0 (0–0)	0 (0–0)	0 (0–0)	0 (0–0)	0 (0–0)	0 (0–0)	0 (0–0)	0 (0–0)	0 (0–0)	0 (0–0)	0 (0–0)	0 (0–0)	0 (0–0)	0 (0–0)	0 (0–0)	0 (0–0)	0 (0–0)	0 (0–0)	0 (0–0)
Cystic echinococcosis	0 (0–0)	0 (0–0)	0 (0–1.1)	0 (0–7)	0 (0–7)	0 (0–7)	0 (0–7)	0 (0–7)	0 (0–7)	0 (0–7)	0 (0–7)	0 (0–7)	0 (0–7)	0 (0–7)	0 (0–7)	0 (0–7)	0 (0–7)	0 (0–7)	0 (0–7)	0 (0–7)	0 (0–7)	0 (0–7)	0 (0–7)	0 (0–7)
Lymphatic filariasis	0 (0–0)	0 (0–0)	0 (0–0)	0 (0–0)	0 (0–0)	0 (0–0)	0 (0–0)	0 (0–0)	0 (0–0)	0 (0–0)	0 (0–0)	0 (0–0)	0 (0–0)	0 (0–0)	0 (0–0)	0 (0–0)	0 (0–0)	0 (0–0)	0 (0–0)	0 (0–0)	0 (0–0)	0 (0–0)	0 (0–0)	0 (0–0)
Onchocerciasis	0 (0–0)	0 (0–0)	0 (0–0)	0 (0–0)	0 (0–0)	0 (0–0)	0 (0–0)	0 (0–0)	0 (0–0)	0 (0–0)	0 (0–0)	0 (0–0)	0 (0–0)	0 (0–0)	0 (0–0)	0 (0–0)	0 (0–0)	0 (0–0)	0 (0–0)	0 (0–0)	0 (0–0)	0 (0–0)	0 (0–0)	0 (0–0)
Trachoma	0 (0–0)	0 (0–0)	0 (0–0)	0 (0–0)	0 (0–0)	0 (0–0)	0 (0–0)	0 (0–0)	0 (0–0)	0 (0–0)	0 (0–0)	0 (0–0)	0 (0–0)	0 (0–0)	0 (0–0)	0 (0–0)	0 (0–0)	0 (0–0)	0 (0–0)	0 (0–0)	0 (0–0)	0 (0–0)	0 (0–0)	0 (0–0)
Dengue	24 (0–48)	9 (0–18)	972 (0–1,940)	794 (0–1,590)	1,490 (0–2,980)	1,790 (0–3,580)	1,490 (0–2,980)	1,500 (0–3,000)	1,500 (0–3,000)	1,500 (0–3,000)	1,500 (0–3,000)	1,490 (0–2,980)	1,490 (0–2,980)	1,490 (0–2,980)	1,490 (0–2,980)	1,490 (0–2,980)	1,490 (0–2,980)	1,490 (0–2,980)	1,490 (0–2,980)	1,490 (0–2,980)	1,490 (0–2,980)	1,490 (0–2,980)	1,490 (0–2,980)	24,000 (0–47,900)
Yellow fever	0 (0–0)	0 (0–0)	0 (0–0)	0 (0–0)	0 (0–0)	0 (0–0)	0 (0–0)	0 (0–0)	0 (0–0)	0 (0–0)	0 (0–0)	0 (0–0)	0 (0–0)	0 (0–0)	0 (0–0)	0 (0–0)	0 (0–0)	0 (0–0)	0 (0–0)	0 (0–0)	0 (0–0)	0 (0–0)	0 (0–0)	0 (0–0)
Rabies	0 (0–0)	0 (0–0)	1 (1–1.2)	0.5 (0.4–0.6)	0.5 (0.4–0.6)	0.5 (0.4–0.6)	1 (0.7–1.1)	1 (0.7–1.1)	1 (0.7–1.1)	1 (0.7–1.1)	1 (0.7–1.1)	1 (0.7–1.1)	1 (0.7–1.1)	1 (0.7–1.1)	1 (0.7–1.1)	1 (0.7–1.1)	1 (0.7–1.1)	1 (0.7–1.1)	1 (0.7–1.1)	1 (0.7–1.1)	1 (0.7–1.1)	1 (0.7–1.1)	1 (0.7–1.1)	16 (11–20)
Intestinal nematode infections	0 (0–0)	0 (0–0)	67 (0–134)	329 (0–658)	1,470 (0–2,940)	1,980 (0–3,960)	843 (0–1,690)	759 (0–1,520)	574 (0–1,150)	487 (0–975)	458 (0–917)	517 (0–1,030)	599 (0–1,200)	712 (0–1,420)	1,010 (0–2,020)	1,230 (0–2,460)	1,370 (0–2,740)	1,390 (0–2,780)	1,190 (0–2,380)	1,010 (0–2,020)	1,230 (0–2,460)	1,370 (0–2,740)	1,390 (0–2,780)	16,000 (0–32,000)
Ascariasis	0 (0–0)	0 (0–0)	34 (0–68)	226 (0–452)	1,020 (0–2,040)	1,370 (0–2,740)	211 (0–422)	135 (0–270)	100 (0–200)	100 (0–200)	100 (0–200)	100 (0–200)	100 (0–200)	100 (0–200)	100 (0–200)	100 (0–200)	100 (0–200)	100 (0–200)	100 (0–200)	100 (0–200)	100 (0–200)	100 (0–200)	100 (0–200)	3,000 (0–6,000)
Trichuriasis	0 (0–0)	0 (0–0)	4.8 (0–9.6)	32 (0–64)	144 (0–288)	194 (0–388)	29.8 (0–59.6)	19.1 (0–38.2)	14.1 (0–28.2)	11.5 (0–23)	10.8 (0–21.6)	12.2 (0–24.4)	14.1 (0–28.2)	16.8 (0–33.6)	23.8 (0–47.6)	29 (0–58)	32.3 (0–64.6)	32.8 (0–65.6)	28.1 (0–56.2)	23.8 (0–47.6)	29 (0–58)	32.3 (0–64.6)	32.8 (0–65.6)	424 (0–847)
Hookworm disease	0 (0–0)	0 (0–0)	29 (0–58)	194 (0–388)	876 (0–1,750)	1,180 (0–2,360)	502 (0–1,010)	324 (0–648)	244 (0–488)	207 (0–415)	195 (0–391)	220 (0–440)	255 (0–510)	303 (0–606)	429 (0–858)	523 (0–1,050)	582 (0–1,160)	592 (0–1,180)	506 (0–1,010)	429 (0–858)	523 (0–1,050)	582 (0–1,160)	592 (0–1,180)	7,230 (0–14,500)
Food-borne trematodiases	0 (0–0)	0 (0–0)	0 (0–0)	0 (0–0)	0 (0–0)	0 (0–0)	0 (0–0)	0 (0–0)	0 (0–0)	0 (0–0)	0 (0–0)	0 (0–0)	0 (0–0)	0 (0–0)	0 (0–0)	0 (0–0)	0 (0–0)	0 (0–0)	0 (0–0)	0 (0–0)	0 (0–0)	0 (0–0)	0 (0–0)	0 (0–0)
Leprosy	0 (0–0)	0 (0–0)	0 (0–0)	0 (0–0)	0 (0.04–1.6)	0 (0.1–3.3)	0 (0.1–4.9)	0 (0.1–6.6)	0 (0.1–8.2)	0 (0.1–9.9)	0 (0.1–11)	0 (0.1–13)	0 (0.1–15)	0 (0.1–16)	0 (0.1–18)	0 (0.1–20)	0 (0.1–21)	0 (0.1–23)	0 (0.1–25)	0 (0.1–26)	0 (0.1–28)	0 (0.1–30)	0 (0.1–31)	0 (0.1–330)
Rabies	0 (0–0)	0 (0–0)	0 (0–0)	0 (0–0)	0 (0–0)	0 (0–0)	0 (0–0)	0 (0–0)	0 (0–0)	0 (0–0)	0 (0–0)	0 (0–0)	0 (0–0)	0 (0–0)	0 (0–0)	0 (0–0)	0 (0–0)	0 (0–0)	0 (0–0)	0 (0–0)	0 (0–0)	0 (0–0)	0 (0–0)	0 (0–0)
Zika virus	0 (0–0)	0 (0–0)	2.4 (1.2–3.6)	2.4 (1.2–3.6)	4.1 (2.1–6.2)	4.1 (2.1–6.2)	2.4 (1.2–3.6)	0.3 (0–0.5)	0.3 (0–0.5)	0.3 (0–0.5)	0.3 (0–0.5)	0.3 (0–0.5)	0.3 (0–0.5)	0.3 (0–0.5)	0.3 (0–0.5)	0.3 (0–0.5)	0.3 (0–0.5)	0.3 (0–0.5)	0.3 (0–0.5)	0.3 (0–0.5)	0.3 (0–0.5)	0.3 (0–0.5)	0.3 (0–0.5)	16 (8–24)
Guinea worm disease	0 (0–0)	0 (0–0)	0 (0–0)	0 (0–0)	0 (0–0)	0 (0–0)	0 (0–0)	0 (0–0)	0 (0–0)	0 (0–0)	0 (0–0)	0 (0–0)	0 (0–0)	0 (0–0)	0 (0–0)	0 (0–0)	0 (0–0)	0 (0–0)	0 (0–0)	0 (0–0)	0 (0–0)	0 (0–0)	0 (0–0)	0 (0–0)
Other neglected tropical diseases	190 (0–1,220)	68 (0–439)	1,000 (0–6,580)	1,000 (0–6,580)	1,000 (0–6,580)	1,000 (0–6,580)	1,000 (0–6,580)	1,000 (0–6,580)	1,000 (0–6,580)	1,000 (0–6,580)	1,000 (0–6,580)	1,000 (0–6,580)	1,000 (0–6,580)	1,000 (0–6,580)	1,000 (0–6,580)	1,000 (0–6,580)	1,000 (0–6,580)	1,000 (0–6,580)	1,000 (0–6,580)	1,000 (0–6,580)	1,000 (0–6,580)	1,000 (0–6,580)	1,000 (0–6,580)	16,000 (0–105,000)
Other infectious diseases	1,580 (0–3,160)	1,770 (0–3,550)	1,000 (0–6,580)	1,000 (0–6,580)	1,000 (0–6,580)	1,000 (0–6,580)	1,000 (0–6,580)	1,000 (0–6,580)	1,000 (0–6,580)	1,000 (0–6,580)	1,000 (0–6,580)	1,000 (0–6,580)	1,000 (0–6,580)	1,000 (0–6,580)	1,000 (0–6,580)	1,000 (0–6,580)	1,000 (0–6,580)	1,000 (0–6,580)	1,000 (0–6,580)	1,000 (0–6,580)	1,000 (0–6,580)	1,000 (0–6,580)	1,000 (0–6,580)	16,000 (0–105,000)
Meningitis	394 (0–788)	1,020 (0–2,040)	32,000 (0–64,000)	7,920 (0–15,800)	6,560 (0–13,100)	6,470 (0–12,900)	6,560 (0–13,100)	6,250 (0–12,500)	6,250 (0–12,500)	6,250 (0–12,500)	6,250 (0–12,500)	6,250 (0–12,500)	6,250 (0–12,500)	6,250 (0–12,500)	6,250 (0–12,500)	6,250 (0–12,500)	6,250 (0–12,500)	6,250 (0–12,500)	6,250



Table 2a. Brazil, 2015, by cause and sex across by ranks with 95% uncertainty intervals, 2015

Cause	Early Neonatal	Late Neonatal	Post Neonatal	1 to 4	5 to 9	10 to 14	15 to 19	20 to 24	25 to 29	30 to 34	35 to 39	40 to 44	45 to 49	50 to 54	55 to 59	60 to 64	65 to 69	70 to 74	75 to 79	80 to 84	85 to 89	90 to 94	95 plus	Total
All causes	1,200,000 (1,000,000-1,400,000)	296,000 (220,000-390,000)	1,200,000 (1,000,000-1,400,000)	619,000 (520,000-730,000)	500,000 (420,000-600,000)	669,000 (567,000-790,000)	1,000,000 (850,000-1,200,000)	1,200,000 (1,000,000-1,400,000)	1,200,000 (1,000,000-1,400,000)	1,200,000 (1,000,000-1,400,000)	1,200,000 (1,000,000-1,400,000)	1,200,000 (1,000,000-1,400,000)	1,200,000 (1,000,000-1,400,000)	1,200,000 (1,000,000-1,400,000)	1,200,000 (1,000,000-1,400,000)	1,200,000 (1,000,000-1,400,000)	1,200,000 (1,000,000-1,400,000)	1,200,000 (1,000,000-1,400,000)	1,200,000 (1,000,000-1,400,000)	1,200,000 (1,000,000-1,400,000)	1,200,000 (1,000,000-1,400,000)	1,200,000 (1,000,000-1,400,000)	1,200,000 (1,000,000-1,400,000)	35,600,000
Communicable, maternal, neonatal, and nutritional diseases	1,200,000 (920,000-1,500,000)	219,000 (177,000-271,000)	575,000 (422,000-828,000)	199,000 (151,000-254,000)	57,000 (42,000-77,000)	39,000 (29,000-52,000)	49,000 (36,000-67,000)	120,000 (92,000-161,000)	152,000 (117,000-204,000)	189,000 (147,000-247,000)	219,000 (170,000-286,000)	270,000 (210,000-353,000)	339,000 (264,000-443,000)	419,000 (326,000-548,000)	497,000 (387,000-650,000)	577,000 (449,000-755,000)	673,000 (523,000-880,000)	773,000 (601,000-1,000,000)	870,000 (677,000-1,100,000)	960,000 (746,000-1,200,000)	1,000,000 (777,000-1,300,000)	1,000,000 (777,000-1,300,000)	4,790,000
HIV/AIDS and sexually transmitted infections	4,000 (4,000-4,000)	9,000 (7,000-11,000)	21,000 (15,000-31,000)	12,000 (7,000-21,000)	2,000 (1,000-3,000)	2,000 (1,000-4,000)	6,000 (4,000-9,000)	23,000 (16,000-34,000)	47,000 (32,000-70,000)	68,000 (46,000-101,000)	77,000 (51,000-115,000)	73,000 (48,000-108,000)	62,000 (41,000-92,000)	51,000 (34,000-76,000)	42,000 (28,000-63,000)	34,000 (23,000-51,000)	28,000 (19,000-42,000)	23,000 (15,000-34,000)	19,000 (13,000-28,000)	16,000 (11,000-24,000)	14,000 (9,000-21,000)	13,000 (9,000-19,000)	501,000
HIV/AIDS	0.7 (0.5-1.1)	2.2 (1.5-3.5)	19,000 (13,000-29,000)	9,000 (5,000-18,000)	2,000 (1,000-3,000)	2,000 (1,000-3,000)	5,000 (3,000-8,000)	21,000 (14,000-31,000)	45,000 (30,000-67,000)	65,000 (44,000-96,000)	74,000 (49,000-110,000)	70,000 (46,000-103,000)	59,000 (39,000-87,000)	48,000 (32,000-72,000)	39,000 (26,000-58,000)	32,000 (21,000-48,000)	26,000 (17,000-39,000)	21,000 (14,000-32,000)	17,000 (11,000-26,000)	14,000 (9,000-22,000)	12,000 (8,000-19,000)	11,000 (7,000-17,000)	413,000
HIV/AIDS - Drug-susceptible Tuberculosis	0 to 0 (0.1 to 0.1)	0 to 0 (0.1 to 0.1)	1,400 (750 to 1,900)	467 (269 to 706)	444 (256 to 655)	861 (520 to 1,240)	1,700 (1,000 to 2,500)	1,900 (1,100 to 2,800)	1,900 (1,100 to 2,800)	1,900 (1,100 to 2,800)	1,900 (1,100 to 2,800)	1,900 (1,100 to 2,800)	1,900 (1,100 to 2,800)	1,900 (1,100 to 2,800)	1,900 (1,100 to 2,800)	1,900 (1,100 to 2,800)	1,900 (1,100 to 2,800)	1,900 (1,100 to 2,800)	1,900 (1,100 to 2,800)	1,900 (1,100 to 2,800)	1,900 (1,100 to 2,800)	1,900 (1,100 to 2,800)	55,000
HIV/AIDS - Multidrug resistant Tuberculosis without extensive drug resistance	0 to 0 (0 to 0)	0 to 0 (0 to 0)	0 to 0 (0 to 0)



SR Table 2a. Paralysis DALYS by cause and sex group for males with 95% uncertainty intervals. 2019

Cause	Birth Neonatal	Late Neonatal	Post Neonatal	1 to 4	5 to 9	10 to 14	15 to 19	20 to 24	25 to 29	30 to 34	35 to 39	40 to 44	45 to 49	50 to 54	55 to 59	60 to 64	65 to 69	70 to 74	75 to 79	80 to 84	85 to 89	90 to 94	95 plus	Total
All causes	22,700 (20,700 to 25,000)	9,240 (8,260 to 11,300)	29,900 (26,200 to 34,000)	19,600 (16,700 to 23,000)	19,000 (16,200 to 22,700)	19,000 (16,200 to 22,700)	19,000 (16,200 to 22,700)	19,000 (16,200 to 22,700)	19,000 (16,200 to 22,700)	19,000 (16,200 to 22,700)	19,000 (16,200 to 22,700)	19,000 (16,200 to 22,700)	19,000 (16,200 to 22,700)	19,000 (16,200 to 22,700)	19,000 (16,200 to 22,700)	19,000 (16,200 to 22,700)	19,000 (16,200 to 22,700)	19,000 (16,200 to 22,700)	19,000 (16,200 to 22,700)	19,000 (16,200 to 22,700)	19,000 (16,200 to 22,700)	19,000 (16,200 to 22,700)	914,000
Communicable, maternal, neonatal, and nutritional diseases	26,000 (19,000 to 34,000)	6,310 (4,600 to 8,600)	21,600 (15,900 to 29,600)	6,960 (5,100 to 9,400)	6,480 (5,060 to 7,960)	3,930 (3,030 to 5,200)	3,990 (2,790 to 5,490)	4,040 (3,040 to 5,500)	5,030 (4,030 to 6,590)	5,320 (4,060 to 6,960)	5,340 (4,060 to 6,930)	5,340 (4,060 to 6,930)	4,660 (3,740 to 5,770)	4,230 (3,060 to 5,770)	3,930 (3,170 to 4,940)	3,730 (2,900 to 4,750)	3,620 (2,760 to 4,690)	2,990 (2,290 to 3,980)	2,990 (1,920 to 3,980)	2,160 (1,620 to 2,920)	1,770 (1,280 to 2,290)	1,210 (803 to 1,920)	975 (471 to 1,720)	498 (389 to 650)	124,000
HIV/AIDS and sexually transmitted infections	3,640 (2,920 to 11,700)	1,630 (673 to 3,600)	3,270 (1,210 to 7,200)	222 (142 to 346)	192 (128 to 274)	110 (67 to 163)	199 (136 to 287)	503 (376 to 663)	1,430 (1,160 to 1,790)	1,830 (1,490 to 2,270)	1,900 (1,490 to 2,360)	1,900 (1,490 to 2,360)	1,310 (1,060 to 1,660)	1,260 (1,020 to 1,590)	899 (698 to 1,210)	749 (577 to 979)	577 (402 to 827)	460 (303 to 691)	361 (215 to 570)	211 (115 to 372)	96 (51 to 202)	7 (2 to 19)	0.6 (0.2 to 2.1)	33,000
HIV/AIDS	2,911 (2,334 to 9,360)	1,304 (538 to 2,880)	2,616 (968 to 5,760)	178 (114 to 277)	154 (103 to 219)	88 (54 to 130)	159 (109 to 230)	402 (301 to 530)	1,144 (928 to 1,432)	1,464 (1,192 to 1,816)	1,520 (1,192 to 1,888)	1,520 (1,192 to 1,888)	1,048 (848 to 1,328)	1,008 (816 to 1,272)	719 (558 to 968)	599 (462 to 783)	461 (321 to 661)	368 (242 to 553)	289 (172 to 456)	169 (92 to 298)	77 (41 to 162)	6 (2 to 15)	0.5 (0.2 to 1.7)	26,400
HIV/AIDS - Drug-susceptible Tuberculosis	0 (0 to 0)	0 (0 to 0)	0 (0 to 0)	0 (0 to 0)	0 (0 to 0)	0 (0 to 0)	0 (0 to 0)	0 (0 to 0)	0 (0 to 0)	0 (0 to 0)	0 (0 to 0)	0 (0 to 0)	0 (0 to 0)	0 (0 to 0)	0 (0 to 0)	0 (0 to 0)	0 (0 to 0)	0 (0 to 0)	0 (0 to 0)	0 (0 to 0)	0 (0 to 0)	0 (0 to 0)	0 (0 to 0)	0
HIV/AIDS - Multidrug-resistant Tuberculosis without extensive drug-resistance	40 (0 to 0)	40 (0 to 0)	40 (0 to 120)	40 (0 to 120)	40 (0 to 120)	40 (0 to 120)	40 (0 to 120)	40 (0 to 120)	40 (0 to 120)	40 (0 to 120)	40 (0 to 120)	40 (0 to 120)	40 (0 to 120)	40 (0 to 120)	40 (0 to 120)	40 (0 to 120)	40 (0 to 120)	40 (0 to 120)	40 (0 to 120)	40 (0 to 120)	40 (0 to 120)	40 (0 to 120)	40 (0 to 120)	1,780
HIV/AIDS - Extensively drug-resistant Tuberculosis	0 (0 to 0)	0 (0 to 0)	0 (0 to 0)	0 (0 to 0)	0 (0 to 0)	0 (0 to 0)	0 (0 to 0)	0 (0 to 0)	0 (0 to 0)	0 (0 to 0)	0 (0 to 0)	0 (0 to 0)	0 (0 to 0)	0 (0 to 0)	0 (0 to 0)	0 (0 to 0)	0 (0 to 0)	0 (0 to 0)	0 (0 to 0)	0 (0 to 0)	0 (0 to 0)	0 (0 to 0)	0 (0 to 0)	0
HIV/AIDS resulting in other diseases	0.1 (0 to 0.1)	0.2 (0 to 0.4)	167 (163 to 200)	126 (98 to 161)	126 (98 to 161)	126 (98 to 161)	177 (138 to 227)	498 (379 to 639)	1,390 (1,130 to 1,730)	1,770 (1,450 to 2,200)	1,850 (1,450 to 2,300)	1,910 (1,490 to 2,380)	1,220 (950 to 1,520)	760 (590 to 947)	649 (504 to 809)	368 (277 to 475)	172 (122 to 221)	33.6 (23 to 46.9)	11.6 (6.9 to 18.6)	4.4 (2.4 to 7.6)	1 (0.4 to 2.4)	0.2 (0.1 to 0.5)	10,700
Sexually transmitted infections excluding HIV	729 (546 to 2,300)	326 (135 to 720)	654 (242 to 1,440)	44 (28 to 69)	38 (25 to 55)	22 (13 to 33)	40 (27 to 58)	101 (75 to 133)	286 (232 to 358)	366 (298 to 454)	380 (298 to 472)	380 (298 to 472)	262 (212 to 332)	252 (204 to 318)	180 (140 to 242)	150 (115 to 196)	115 (80 to 165)	92 (61 to 138)	72 (43 to 114)	42 (23 to 74)	19 (10 to 40)	1 (0 to 3)	0.1 (0 to 0.4)	6,310
Syphilis	0.6 (0.2 to 1.7)	0.3 (0.1 to 0.7)	0.5 (0.2 to 1.4)	0.1 (0 to 0.2)	0.1 (0 to 0.2)	0.1 (0 to 0.2)	0.1 (0 to 0.2)	0.2 (0 to 0.4)	0.5 (0.2 to 1.2)	0.6 (0.2 to 1.4)	0.6 (0.2 to 1.4)	0.6 (0.2 to 1.4)	0.4 (0.2 to 1.1)	0.4 (0.2 to 1.1)	0.3 (0.1 to 0.8)	0.2 (0.1 to 0.6)	0.2 (0.1 to 0.5)	0.1 (0 to 0.3)	0.1 (0 to 0.3)	0 (0 to 0.2)	0 (0 to 0.1)	0 (0 to 0.1)	0 (0 to 0.1)	10
Chlamydial infection	0 (0 to 0)	0 (0 to 0)	0 (0 to 0)	0 (0 to 0)	0 (0 to 0)	0 (0 to 0)	1 (0 to 1)	1 (0 to 1)	1 (0 to 1)	1 (0 to 1)	1 (0 to 1)	1 (0 to 1)	1 (0 to 1)	1 (0 to 1)	1 (0 to 1)	1 (0 to 1)	1 (0 to 1)	1 (0 to 1)	1 (0 to 1)	1 (0 to 1)	1 (0 to 1)	1 (0 to 1)	0 (0 to 0)	0 (0 to 0)	574
Gonococcal infection	0 (0 to 0)	0 (0 to 0)	0 (0 to 0)	0 (0 to 0)	0 (0 to 0)	0 (0 to 0)	1 (0 to 1)	1 (0 to 1)	1 (0 to 1)	1 (0 to 1)	1 (0 to 1)	1 (0 to 1)	1 (0 to 1)	1 (0 to 1)	1 (0 to 1)	1 (0 to 1)	1 (0 to 1)	1 (0 to 1)	1 (0 to 1)	1 (0 to 1)	1 (0 to 1)	1 (0 to 1)	0 (0 to 0)	0 (0 to 0)	289
Trichomoniasis	0 (0 to 0)	0 (0 to 0)	0 (0 to 0)	0 (0 to 0)	0 (0 to 0)	0 (0 to 0)	0 (0 to 0)	0 (0 to 0)	0 (0 to 0)	0 (0 to 0)	0 (0 to 0)	0 (0 to 0)	0 (0 to 0)	0 (0 to 0)	0 (0 to 0)	0 (0 to 0)	0 (0 to 0)	0 (0 to 0)	0 (0 to 0)	0 (0 to 0)	0 (0 to 0)	0 (0 to 0)	0 (0 to 0)	0
Genital herpes	0 (0 to 0)	0 (0 to 0)	0 (0 to 0)	0 (0 to 0)	0 (0 to 0)	0 (0 to 0)	0 (0 to 0)	0 (0 to 0)	0 (0 to 0)	0 (0 to 0)	0 (0 to 0)	0 (0 to 0)	0 (0 to 0)	0 (0 to 0)	0 (0 to 0)	0 (0 to 0)	0 (0 to 0)	0 (0 to 0)	0 (0 to 0)	0 (0 to 0)	0 (0 to 0)	0 (0 to 0)	0 (0 to 0)	0
Other sexually transmitted infections	0 (0 to 0)	0 (0 to 0)	0 (0 to 0)	0 (0 to 0)	0 (0 to 0)	0 (0 to 0)	0 (0 to 0)	0 (0 to 0)	0 (0 to 0)	0 (0 to 0)	0 (0 to 0)	0 (0 to 0)	0 (0 to 0)	0 (0 to 0)	0 (0 to 0)	0 (0 to 0)	0 (0 to 0)	0 (0 to 0)	0 (0 to 0)	0 (0 to 0)	0 (0 to 0)	0 (0 to 0)	0 (0 to 0)	0
Respiratory infections and tuberculosis	204 (97.1 to 350)	439 (139 to 914)	1,170 (156 to 2,780)	1,760 (636 to 3,630)	1,490 (540 to 3,060)	1,490 (540 to 3,060)	1,490 (540 to 3,060)	1,490 (540 to 3,060)	1,490 (540 to 3,060)	1,490 (540 to 3,060)	1,490 (540 to 3,060)	1,490 (540 to 3,060)	1,490 (540 to 3,060)	1,490 (540 to 3,060)	1,490 (540 to 3,060)	1,490 (540 to 3,060)	1,490 (540 to 3,060)	1,490 (540 to 3,060)	1,490 (540 to 3,060)	1,490 (540 to 3,060)	1,490 (540 to 3,060)	1,490 (540 to 3,060)	33,900
Tuberculosis	204 (97.1 to 350)	439 (139 to 914)	1,170 (156 to 2,780)	1,760 (636 to 3,630)	1,490 (540 to 3,060)	1,490 (540 to 3,060)	1,490 (540 to 3,060)	1,490 (540 to 3,060)	1,490 (540 to 3,060)	1,490 (540 to 3,060)	1,490 (540 to 3,060)	1,490 (540 to 3,060)	1,490 (540 to 3,060)	1,490 (540 to 3,060)	1,490 (540 to 3,060)	1,490 (540 to 3,060)	1,490 (540 to 3,060)	1,490 (540 to 3,060)	1,490 (540 to 3,060)	1,490 (540 to 3,060)	1,490 (540 to 3,060)	1,490 (540 to 3,060)	33,900
Enteric infections	17,114 (14,774 to 21,777)	2,210 (1,810 to 2,840)	2,370 (988 to 1,320)	977 (372 to 1,290)	966 (371 to 1,270)	776 (297 to 1,020)	386 (149 to 507)	277 (107 to 364)	249 (96 to 328)	211 (81 to 278)	211 (81 to 278)	211 (81 to 278)	211 (81 to 278)	211 (81 to 278)	211 (81 to 278)	211 (81 to 278)	211 (81 to 278)	211 (81 to 278)	211 (81 to 278)	211 (81 to 278)	211 (81 to 278)	211 (81 to 278)	211 (81 to 278)	29,900
Diarrheal diseases	17,114 (14,774 to 21,777)	2,210 (1,810 to 2,840)	2,370 (988 to 1,320)	977 (372 to 1,290)	966 (371 to 1,270)	776 (297 to 1,020)	386 (149 to 507)	277 (107 to 364)	249 (96 to 328)	211 (81 to 278)	211 (81 to 278)	211 (81 to 278)	211 (81 to 278)	211 (81 to 278)	211 (81 to 278)	211 (81 to 278)	211 (81 to 278)	211 (81 to 278)	211 (81 to 278)	211 (81 to 278)	211 (81 to 278)	211 (81 to 278)	211 (81 to 278)	29,900
Typhoid and paratyphoid	0 (0 to 0)	0 (0 to 0)	0 (0 to 0)	0 (0 to 0)	0 (0 to 0)	0 (0 to 0)	0 (0 to 0)	0 (0 to 0)	0 (0 to 0)	0 (0 to 0)	0 (0 to 0)	0 (0 to 0)	0 (0 to 0)	0 (0 to 0)	0 (0 to 0)	0 (0 to 0)	0 (0 to 0)	0 (0 to 0)	0 (0 to 0)	0 (0 to 0)	0 (0 to 0)	0 (0 to 0)	0 (0 to 0)	0
Invasive non-typhoidal Salmonella (iNTS)	0 (0 to 0)	0 (0 to 0)	0 (0 to 0)	0 (0 to 0)	0 (0 to 0)	0 (0 to 0)	0 (0 to 0)	0 (0 to 0)	0 (0 to 0)	0 (0 to 0)	0 (0 to 0)	0 (0 to 0)	0 (0 to 0)	0 (0 to 0)	0 (0 to 0)	0 (0 to 0)	0 (0 to 0)	0 (0 to 0)	0 (0 to 0)	0 (0 to 0)	0 (0 to 0)	0 (0 to 0)	0 (0 to 0)	0
Other intestinal infectious diseases	0 (0 to 0)	0 (0 to 0)	0 (0 to 0)	0 (0 to 0)	0 (0 to 0)	0 (0 to 0)	0 (0 to 0)	0 (0 to 0)	0 (0 to 0)	0 (0 to 0)	0 (0 to 0)	0 (0 to 0)	0 (0 to 0)	0 (0 to 0)	0 (0 to 0)	0 (0 to 0)	0 (0 to 0)	0 (0 to 0)	0 (0 to 0)	0 (0 to 0)	0 (0 to 0)	0 (0 to 0)	0 (0 to 0)	0
Neglected tropical diseases and malaria	13.3 (7.3 to 27.7)	8.3 (3.8 to 18.7)	84.6 (30.1 to 194)	278 (96 to 644)	268 (93 to 618)	231 (80 to 533)	264 (92 to 608)	227 (79 to 523)	260 (90 to 599)	248 (86 to 572)	248 (86 to 572)	248 (86 to 572)	219 (76 to 505)	219 (76 to 505)	240 (83 to 553)	271 (94 to 625)	270 (94 to 623)	269 (93 to 620)	264 (92 to 608)	264 (92 to 608)	264 (92 to 608)	264 (92 to 608)	264 (92 to 608)	4,170
Malaria	0 (0 to 0)	0 (0 to 0)	0 (0 to 0)	0 (0 to 0)	0 (0 to 0)	0 (0 to 0)	0 (0 to 0)	0 (0 to 0)	0 (0 to 0)	0 (0 to 0)	0 (0 to 0)	0 (0 to 0)	0 (0 to 0)	0 (0 to 0)	0 (0 to 0)	0 (0 to 0)	0 (0 to 0)	0 (0 to 0)	0 (0 to 0)	0 (0 to 0)	0 (0 to 0)	0 (0 to 0)	0 (0 to 0)	0
Chagas disease	0 (0 to 0)	0 (0 to 0)	0 (0 to 0)	0 (0 to 0)	0 (0 to 0)	0 (0 to 0)	0 (0 to 0)	0 (0 to 0)	0 (0 to 0)	0 (0 to 0)	0 (0 to 0)	0 (0 to 0)	0 (0 to 0)	0 (0 to 0)	0 (0 to 0)	0 (0 to 0)	0 (0 to 0)	0 (0 to 0)	0 (0 to 0)	0 (0 to 0)	0 (0 to 0)	0 (0 to 0)	0 (0 to 0)	0
Leishmaniasis	0 (0 to 0)	0 (0 to 0)	17.6 (3 to 56.2)	120 (13 to 350)	120 (13 to 354)	70.9 (23 to 201)	99.6 (33 to 282)	66 (22 to 188)	50.6 (15 to 145)	44.8 (11 to 132)	28.2 (3 to 109)	23.2 (2 to 90.2)	23.2 (2 to 90.2)	16 (1 to 77.4)	13.6 (1 to 66.2)	8.8 (1 to 50.1)	12.6 (1 to 70.1)	11 (1 to 63.2)	7.8 (1 to 47.4)	7.8 (1 to 47.4)	7.8 (1 to 47.4)	7.8 (1 to 47.4)	7.8 (1 to 47.4)	691
Visceral leishmaniasis	0 (0 to 0)	0 (0 to 0)	0 (0 to 0)	0 (0 to 0)	0 (0 to 0)	0 (0 to 0)	0 (0 to 0)	0 (0 to 0)	0 (0 to 0)	0 (0 to 0)	0 (0 to 0)	0 (0 to 0)	0 (0 to 0)	0 (0 to 0)	0 (0 to 0)	0 (0 to 0)	0 (0 to 0)	0 (0 to 0)	0 (0 to 0)	0 (0 to 0)	0 (0 to 0)	0 (0 to 0)	0 (0 to 0)	0
Cutaneous and mucocutaneous leishmaniasis	0 (0 to 0)	0 (0 to 0)	17.6 (3 to 56.2)	120 (13 to 350)	120 (13 to 354)	70.9 (23 to 201)	99.6 (33 to 282)	66 (22 to 188)	50.6 (15 to 145)	44.8 (11 to 132)	28.2 (3 to 109)	23.2 (2 to 90.2)	23.2 (2 to 90.2)	16 (1 to 77.4)	13.6 (1 to 66.2)	8.8 (1 to 50.1)	12.6 (1 to 70.1)	11 (1 to 63.2)	7.8 (1 to 47.4)	7.8 (1 to 47.4)	7.8 (1 to 47.4)	7.8 (1 to 47.4)	7.8 (1 to 47.4)	691
African trypanosomiasis	0 (0 to 0)	0 (0 to 0)	0 (0 to 0)	0 (0 to 0)	0 (0 to 0)	0 (0 to 0)	0 (0 to 0)	0 (0 to 0)	0 (0 to 0)	0 (0 to 0)	0 (0 to 0)	0 (0 to 0)	0 (0 to 0)	0 (0 to 0)	0 (0 to 0)	0 (0 to 0)	0 (0 to 0)	0 (0 to 0)	0 (0 to 0)	0 (0 to 0)	0 (0 to 0)	0 (0 to 0)	0 (0 to 0)	0
Schistosomiasis	0 (0 to 0)	0 (0 to 0)	0 (0 to 0)	0 (0 to 0)	0 (0 to 0)	0 (0 to 0)	0 (0 to 0)	0 (0 to 0)	0 (0 to 0)	0 (0 to 0)	0 (0 to 0)	0 (0 to 0)	0 (0 to 0)	0 (0 to 0)	0 (0 to 0)	0 (0 to 0)	0 (0 to 0)	0 (0 to 0)	0 (0 to 0)	0 (0 to 0)	0 (0 to 0)	0 (0 to 0)	0 (0 to 0)	0
Cysticercosis	0 (0 to 0)	0 (0 to 0)	1.1 (0 to 4.2)	2.4 (0 to 11.6)	17.2 (0 to 47.6)	48.6 (7 to 131)	71 (10 to 193)	79.4 (11 to 199)	72 (11 to 169)	69.1 (11 to 149)	69.1 (11 to 144)	81.2 (14 to 165)	99.6 (20 to 193)	122 (25 to 228)	122 (25 to 228)	81.6 (16 to 127)	64.4 (13 to 97)	47.2 (10 to 69.2)	29.5 (6 to 39.6)	8.7 (2 to 10.4)	4.9 (1 to 5.6)	1.2 (0 to 1.4)	1,030
Cystic echinococcosis	0 (0 to 0)	0 (0 to 0)	0 (0 to 0)	0 (0 to 0)	0 (0 to 0)	0 (0 to 0)	0 (0 to 0)	0 (0 to 0)	0 (0 to 0)	0 (0 to 0)	0 (0 to 0)	0 (0 to 0)	0 (0 to 0)	0 (0 to 0)	0 (0 to 0)	0 (0 to 0)	0 (0 to 0)	0 (0 to 0)	0 (0 to 0)	0 (0 to 0)	0 (0 to 0)	0 (0 to 0)	0 (0 to 0)	0
Lymphatic filariasis	0 (0 to 0)	0 (0 to 0)	0 (0 to 0)	0 (0 to 0)	0 (0 to 0)	0 (0 to 0)	0 (0 to 0)	0 (0 to 0)	0 (0 to 0)	0 (0 to 0)	0 (0 to 0)	0 (0 to 0)	0 (0 to 0)	0 (0 to 0)	0 (0 to 0)	0 (0 to 0)	0 (0 to 0)	0 (0 to 0)	0 (0 to 0)	0 (0 to 0)	0 (0 to 0)	0 (0 to 0)	0 (0 to 0)	0
Onchocerciasis	0 (0 to 0)	0 (0 to 0)	0 (0 to 0)	0 (0 to 0)	0 (0 to 0)	0 (0 to 0)	0 (0 to 0)	0 (0 to 0)	0 (0 to 0)	0 (0 to 0)	0 (0 to 0)	0 (0 to 0)	0 (0 to 0)	0 (0 to 0)	0 (0 to 0)	0 (0 to 0)	0 (0 to 0)	0 (0 to 0)	0 (0 to 0)	0 (0 to 0)	0 (0 to 0)	0 (0 to 0)	0 (0 to 0)	0
Trachoma	0 (0 to 0)	0 (0 to 0)	0 (0 to 0)	0 (0 to 0)	0 (0 to 0)	0 (0 to 0)	0 (0 to 0)	0 (0 to 0)	0 (0 to 0)	0 (0 to 0)	0 (0 to 0)	0 (0 to 0)	0 (0 to 0)	0 (0 to 0)	0 (0 to 0)	0 (0 to 0)	0 (0 to 0)	0 (0 to 0)	0 (0 to 0)	0 (0 to 0)	0 (0 to 0)	0 (0 to 0)	0 (0 to 0)	0
Dengue	0.3 (0 to 1.2)	10.5 (2.9 to 29.9)	19.6 (3.4 to 71.1)	41.9 (12.3 to 99.6)	59.1 (17.7 to 142)	61.6 (17.7 to 146)	61.6 (17.7 to 146)	60.9 (19.9 to 129)	64.7 (19.9 to 134)	57.3 (19.9 to 116)	57.3 (19.9 to 116)	57.3 (19.9 to 116)	57.3 (19.9 to 116)	57.3 (19.9 to 116)	57.3 (19.9 to 116)	57.3 (19.9 to 116)	57.3 (19.9 to 116)	57.3 (19.9 to 116)	57.3 (19.9 to 116)	57.3 (19.9 to 116)	57.3 (19.9 to 116)	57.3 (19.9 to 116)	57.3 (19.9 to 116)	1,400
Yellow fever	0 (0 to 0)	0 (0 to 0)	0 (0 to 0)	0 (0 to 0)	0 (0 to 0)	0 (0 to 0)	0 (0 to 0)	0 (0 to 0)	0 (0 to 0)	0 (0 to 0)	0 (0 to 0)	0 (0 to 0)	0 (0 to 0)	0 (0 to 0)	0 (0 to 0)	0 (0 to 0)	0 (0 to 0)	0 (0 to 0)	0 (0 to 0)	0 (0 to 0)	0 (0 to 0)	0 (0 to 0)	0 (0 to 0)	0
Rabies	0 (0 to 0)	0 (0 to 0)	0 (0 to 0)	0 (0 to 0)	0 (0 to 0)	0 (0 to 0)	0 (0 to 0)	0 (0 to 0)	0 (0 to 0)	0 (0 to 0)	0 (0 to 0)	0 (0 to 0)	0 (0 to 0)	0 (0 to 0)	0 (0 to 0)	0 (0 to 0)	0 (0 to 0)	0 (0 to 0)	0 (0 to 0)	0 (0 to 0)	0 (0 to 0)	0 (0 to 0)	0 (0 to 0)	0
Intestinal nematode infections	0 (0 to 0)	0 (0 to 0)	1.2 (0.4 to 4.6)	9.1 (2.7 to 17.1)	19.6 (6.1 to 41.5)	13.3 (3.6 to 30.6)	10.6 (2.6 to 25.6)	8.9 (2.6 to 21.4)	9.8 (2.6 to 23.3)	7.2 (2.6 to 17.6)	3.9 (2.6 to 9.6)	2.5 (2.6 to 6.2)	2.6 (1.6 to 7.6)	2.1 (1.6 to 7.6)	1.4 (1.6 to 7.6)	0.9 (0.6 to 4.2)	0.7 (0.6 to 3.4)	0.4 (0.2 to 2.1)	0.2 (0.2 to 1.1)	0.2 (0.2 to 1.1)	0.2 (0.2 to 1.1)	0.2 (0.2 to 1.1)	0.2 (0.2 to 1.1)	97.6
Ascariasis	0 (0 to 0)	0 (0 to 0)	1.1 (0.4 to 4.6)	6.6 (1.6 to 10.2)	8.7 (2.6 to 15.1)	5 (1.6 to 10.4)	4.2 (1.6 to 8.4)	3.6 (1.6 to 7.3)	3.2 (1.6 to 6.6)	2.8 (1.6 to 6.2)	2.8 (1.6 to 6.2)	2.8 (1.6 to 6.2)	1.5 (1.6 to 4.3)	1.2 (1.6 to 4.3)	1.1 (1.6 to 3.7)	0.8 (1.6 to 3.7)	0.6 (1.6 to 3.7)	0.5 (1.6 to 3.7)	0.2 (1.6 to 3.7)	0.2 (1.6 to 3.7)	0.2 (1.6 to 3.7)	0.2 (1.6 to 3.7)	0.2 (1.6 to 3.7)	44.6
Trichuriasis	0 (0 to 0)	0 (0 to 0)	0.1 (0 to 0.5)	2.5 (0.6 to 7)	10.9 (3.5 to 26.4)	8.3 (2 to 20.2)	6.4 (1 to 17.2)	5.3 (1 to 14.3)	6.6 (1 to 16.7)	4.4 (1 to 11.4)	1.1 (1 to 3.4)	0.3 (1 to 1.9)	0.4 (0 to 3.3)	0.3 (0 to 3.3)	0.3 (0 to 3.3)	0.1 (0 to 2.6)	0.1 (0 to 2.6)	0.1 (0 to 2.6)	0.1 (0 to 2.6)	0.1 (0 to 2.6)	0.1 (0 to 2.6)	0.1 (0 to 2.6)	0.1 (0 to 2.6)	4.3
Hookworm disease	0 (0 to 0)	0 (0 to 0)	0.4 (0.1 to 1.7)	2.2 (0.5 to 3.4)	2.2 (0.5 to 3.8)	1.2 (0.5 to 2.7)	0.9 (0.5 to 2.1)	0.7 (0.5 to 1.8)	0.6 (0.5 to 1.7)	0.5 (0.5 to 1.4)	0.5 (0.5 to 1.4)	0.5 (0.5 to 1.4)	0.3 (0.5 to 1.1)	0.2 (0.5 to 1.1)	0.2 (0.5 to 1.1)	0.1 (0.5 to 1.1)	0.1 (0.5 to 1.1)	0.1 (0.5 to 1.1)	0.1 (0.5 to 1.1)	0.1 (0.5 to 1.1)	0.1 (0.5 to 1.1)	0.1 (0.5 to 1.1)	0.1 (0.5 to 1.1)	686
Food-borne trematodiases	0 (0 to 0)	0 (0 to 0)	0 (0 to 0)	0 (0 to 0)	0 (0 to 0)	0 (0 to 0)	0 (0 to 0)	0 (0 to 0)	0 (0 to 0)	0 (0 to 0)	0 (0 to 0)	0 (0 to 0)	0 (0 to 0)	0 (0 to 0)	0 (0 to 0)	0 (0 to 0)	0 (0 to 0)	0 (0 to 0)	0 (0 to 0)	0 (0 to 0)	0 (0 to 0)	0 (0 to 0)	0 (0 to 0)	0
Leprosy	0 (0 to 0)	0 (0 to 0)	0 (0 to 0)	0 (0 to 0)	0 (0 to 0)	0 (0 to 0)	0 (0 to 0)	0 (0 to 0)	0 (0 to 0)	0 (0 to 0)	0 (0 to 0)	0 (0 to 0)	0 (0 to 0)	0 (0 to 0)	0 (0 to 0)	0 (0 to 0)	0 (0 to 0)	0 (0 to 0)	0 (0 to 0)	0 (0 to 0)	0 (0 to 0)	0 (0 to 0)	0 (0 to 0)	0
Ebola	0 (0 to 0)	0 (0 to 0)	0 (0 to 0)	0 (0 to 0)	0 (0 to 0)	0 (0 to 0)	0 (0 to 0)	0 (0 to 0)	0 (0 to 0)	0 (0 to 0)	0 (0 to 0)	0 (0 to 0)	0 (0 to 0)	0 (0 to 0)	0 (0 to 0)	0 (0 to 0)	0 (0 to 0)	0 (0 to 0)	0 (0 to 0)	0 (0 to 0)	0 (0 to 0)	0 (0 to 0)	0 (0 to 0)	0
Zika virus	0 (0 to 0)	0 (0 to 0)	0 (0 to 0)	0 (0 to 0)	0 (0 to 0)	0 (0 to 0)	0 (0 to 0)	0 (0 to 0)	0 (0 to 0)	0 (0 to 0)	0 (0 to 0)	0 (0 to 0)	0 (0 to 0)	0 (0 to 0)	0 (0 to 0)	0 (0 to 0)	0 (0 to 0)	0 (0 to 0)	0 (0 to 0)	0 (0 to 0)	0 (0 to 0)	0 (0 to 0)	0 (0 to 0)	0
Guinea worm disease	0 (0 to 0)	0 (0 to 0)	0 (0 to 0)	0 (0 to 0)	0 (0 to 0)	0 (0 to 0)	0 (0 to 0)	0 (0 to 0)	0 (0 to 0)	0 (0 to 0)	0 (0 to 0)	0 (0 to 0)	0 (0 to 0)	0 (0 to 0)	0 (0 to 0)	0 (0 to 0)	0 (0 to 0)	0 (0 to 0)	0 (0 to 0)	0 (0 to 0)	0 (0 to 0)	0 (0 to 0)	0 (0 to 0)	0
Other neglected tropical diseases	19.3 (7.2 to 27.6)	7.6 (2.6 to 11.5)	69.6 (26.6 to 112)	139 (72.3 to 226)	209.6 (109.2 to 312)	11.6 (6.1 to 17.2)	14.6 (7.6 to 21.6)	14.6 (7.6 to 21.6)	14.6 (7.6 to 21.6)	14.6 (7.6 to 21.6)	10.6 (5.5 to 15.7)	8.4 (2.6 to 15.7)	8.4 (2.6 to 15.7)	8.4 (2.6 to 15.7)	8.4 (2.6 to 15.7)	8.4 (2.6 to 15.7)	8.4 (2.6 to 15.7)	2.6 (1.6 to 7.6)	1.8 (1.6 to 7.6)	1.2 (1.6 to 7.6)	0.5 (0.6 to 4.2)	0.3 (0.2 to 2.1)	492
Other infectious diseases	3.9 (2.6 to 6.1)	99.2 (49.6 to 156)	1,620 (1,000 to 2,300)	666 (414 to 1,000)	476 (296 to 714)	399 (248 to 599)	376 (234 to 564)	320 (199 to 480)	282 (175 to 423)	256 (159 to 384)	256 (159 to 384)	256 (159 to 384)	232 (173 to 323)	215 (163 to 299)	217 (164 to 302)	199 (151 to 277)	140 (106 to 195)	109 (82 to 151)	68.1 (51 to 94.8)	40.2 (30 to 55.9)	26.2 (19.6 to 36.5)	13.4 (9.9 to 18.7)	6 (4.4 to 8.4)	3.9 (2.9 to 5.4)	6,180
Meningitis	26 (17.1 to 38.6)	42.2 (28.3 to 62.8)	660 (435 to 980)	161 (101 to 241)	139 (84.3 to 203)	103 (62.5 to 151)	103 (62.5 to 151)	103 (62.5 to 151)	103 (62.5 to 151)	103 (62.5 to 151)	103 (62.5 to 151)	103 (62.5 to 151)	99.5 (60.4 to 146)	99.5 (60.4 to 146)	99.5 (60.4 to 146)	99.5 (60.4 to 146)	99.5 (60.4 to 146)	99.5 (60.4 to 146)	67.3 (40.9 to 98.5)	50.1 (27.2 to 73.5)	18.5 (11.3 to 27.1)	6.1 (3.6 to 9.1)	1.6 (0.9 to 2.4)	2,380
Encephalitis	1.1 (2.2 to 2.2)	11.2 (5.6 to 20.3)	1,280 (1,000 to 1,600)	624 (487 to 780)	624 (487 to 780)	524 (409 to 655)	494 (385 to 617)	494 (385 to 617)	494 (385 to 617)	494 (385 to 617)	324 (253 to 405)	324 (253 to 405)	324 (253 to 405)	324 (253 to 405)	324 (253 to 405)	324 (253 to 405)	21 (16 to 26.2)	21 (16 to 26.2)	21 (16 to 26.2)	21 (16 to 26.2)	21 (16 to 26.2)	21 (16 to 26.2)	21 (16 to 26.2)	0.2 (0.1 to 0.3)	739
Diphtheria	0 (0 to 0)	0 (0 to 0)	0 (0 to 0)	0 (0 to 0)	0 (0 to 0)	0 (0 to 0)	0 (0 to 0)	0 (0 to 0)	0





Sub Saharan Africa and Middle East Gb/d, VS for crude and gas prices for starting with 50% uncertainty tolerance, 2019																									
	Early Mortality	Late Mortality	Post Retirement	1 to 4	5 to 9	10 to 14	15 to 19	20 to 24	25 to 29	30 to 34	35 to 39	40 to 44	45 to 49	50 to 54	55 to 59	60 to 64	65 to 69	70 to 74	75 to 79	80 to 84	85 to 89	90 to 94	95 to 99	100 to 104	Total
All causes	4,879,000 to 5,439,000	4,879,000 to 5,439,000	35,700,000 to 39,800,000	2,980,000 to 3,410,000	2,130,000 to 2,410,000	2,070,000 to 2,370,000	2,000,000 to 2,300,000	2,000,000 to 2,300,000	1,900,000 to 2,200,000	1,700,000 to 1,900,000	1,600,000 to 1,800,000	1,400,000 to 1,600,000	1,200,000 to 1,400,000	1,000,000 to 1,200,000	800,000 to 1,000,000	700,000 to 800,000	600,000 to 700,000	500,000 to 600,000	400,000 to 500,000	300,000 to 400,000	200,000 to 300,000	100,000 to 200,000	100,000 to 200,000	100,000 to 200,000	67,800,000
Communicable, maternal, perinatal, and nutritional diseases	2,000,000 to 2,100,000	2,000,000 to 2,100,000	2,100,000 to 2,300,000	1,900,000 to 2,000,000	1,700,000 to 1,800,000	1,600,000 to 1,700,000	1,500,000 to 1,600,000	1,400,000 to 1,500,000	1,300,000 to 1,400,000	1,200,000 to 1,300,000	1,100,000 to 1,200,000	1,000,000 to 1,100,000	900,000 to 1,000,000	800,000 to 900,000	700,000 to 800,000	600,000 to 700,000	500,000 to 600,000	400,000 to 500,000	300,000 to 400,000	200,000 to 300,000	100,000 to 200,000	100,000 to 200,000	100,000 to 200,000	100,000 to 200,000	14,600,000
HIV/AIDS and sexually transmitted infections	74,100	44,000	60,100	14,000	5,600	3,400	7,900	15,400	17,900	12,600	8,500	6,700	4,900	3,000	1,900	1,300	900	700	500	400	300	200	100	100	361,000
HIV/AIDS	74,100	44,000	60,100	14,000	5,600	3,400	7,900	15,400	17,900	12,600	8,500	6,700	4,900	3,000	1,900	1,300	900	700	500	400	300	200	100	100	361,000
HIV/AIDS - Drug-susceptible Tuberculosis	40,400 to 48,900	40,400 to 48,900	32,100 to 38,900	3,400 to 4,100	2,000 to 2,400	2,000 to 2,400	2,100 to 2,500	2,100 to 2,500	2,000 to 2,400	1,800 to 2,200	1,600 to 1,900	1,400 to 1,700	1,200 to 1,400	1,000 to 1,200	800 to 1,000	600 to 700	500 to 600	400 to 500	300 to 400	200 to 300	100 to 200	100 to 200	100 to 200	100 to 200	270,000
HIV/AIDS - Multidrug-resistant Tuberculosis	0 to 0	0 to 0	0 to 0	0 to 0	0 to 0	0 to 0	0 to 0	0 to 0	0 to 0	0 to 0	0 to 0	0 to 0	0 to 0	0 to 0	0 to 0	0 to 0	0 to 0	0 to 0	0 to 0	0 to 0	0 to 0	0 to 0	0 to 0	0 to 0	0
HIV/AIDS resulting in other diseases	33,700 to 40,900	3,600 to 4,300	28,000 to 33,900	10,600 to 12,900	3,600 to 4,300	1,400 to 1,700	5,800 to 6,900	13,300 to 16,000	15,900 to 19,100	10,800 to 13,000	7,000 to 8,400	5,300 to 6,400	3,700 to 4,500	2,000 to 2,400	1,100 to 1,300	700 to 800	400 to 500	300 to 400	200 to 300	100 to 200	100 to 200	100 to 200	100 to 200	100 to 200	91,000
Sexually transmitted infections excluding HIV	74,100	44,000	60,100	14,000	5,600	3,400	7,900	15,400	17,900	12,600	8,500	6,700	4,900	3,000	1,900	1,300	900	700	500	400	300	200	100	100	361,000
Syphilis	20,600 to 25,000	20,600 to 25,000	17,000 to 20,600	2,600 to 3,100	1,700 to 1,900	1,100 to 1,300	1,600 to 1,900	1,900 to 2,300	1,900 to 2,300	1,600 to 1,900	1,300 to 1,600	1,000 to 1,200	800 to 1,000	600 to 700	400 to 500	300 to 400	200 to 300	100 to 200	100 to 200	100 to 200	100 to 200	100 to 200	100 to 200	100 to 200	120,000
Gonococcal infection	0 to 0	0 to 0	0 to 0	0 to 0	0 to 0	0 to 0	0 to 0	0 to 0	0 to 0	0 to 0	0 to 0	0 to 0	0 to 0	0 to 0	0 to 0	0 to 0	0 to 0	0 to 0	0 to 0	0 to 0	0 to 0	0 to 0	0 to 0	0 to 0	0
Genital herpes	0 to 0	0 to 0	0 to 0	0 to 0	0 to 0	0 to 0	0 to 0	0 to 0	0 to 0	0 to 0	0 to 0	0 to 0	0 to 0	0 to 0	0 to 0	0 to 0	0 to 0	0 to 0	0 to 0	0 to 0	0 to 0	0 to 0	0 to 0	0 to 0	0
Trichomoniasis	0 to 0	0 to 0	0 to 0	0 to 0	0 to 0	0 to 0	0 to 0	0 to 0	0 to 0	0 to 0	0 to 0	0 to 0	0 to 0	0 to 0	0 to 0	0 to 0	0 to 0	0 to 0	0 to 0	0 to 0	0 to 0	0 to 0	0 to 0	0 to 0	0
Chlamydia	0 to 0	0 to 0	0 to 0	0 to 0	0 to 0	0 to 0	0 to 0	0 to 0	0 to 0	0 to 0	0 to 0	0 to 0	0 to 0	0 to 0	0 to 0	0 to 0	0 to 0	0 to 0	0 to 0	0 to 0	0 to 0	0 to 0	0 to 0	0 to 0	0
Genital herpes	0 to 0	0 to 0	0 to 0	0 to 0	0 to 0	0 to 0	0 to 0	0 to 0	0 to 0	0 to 0	0 to 0	0 to 0	0 to 0	0 to 0	0 to 0	0 to 0	0 to 0	0 to 0	0 to 0	0 to 0	0 to 0	0 to 0	0 to 0	0 to 0	0
Other sexually transmitted infections	53,500 to 62,100	23,400 to 27,100	43,100 to 50,000	11,400 to 13,200	3,900 to 4,500	2,300 to 2,700	6,300 to 7,300	13,500 to 15,600	16,000 to 18,500	11,000 to 12,800	7,200 to 8,300	5,700 to 6,600	4,100 to 4,800	2,200 to 2,600	1,200 to 1,400	800 to 900	500 to 600	400 to 500	300 to 400	200 to 300	100 to 200	100 to 200	100 to 200	100 to 200	91,000
Respiratory infectious diseases	1,110,000 to 1,290,000	1,110,000 to 1,290,000	2,000,000 to 2,300,000	270,000 to 310,000	110,000 to 130,000	110,000 to 130,000	110,000 to 130,000	110,000 to 130,000	110,000 to 130,000	110,000 to 130,000	110,000 to 130,000	110,000 to 130,000	110,000 to 130,000	110,000 to 130,000	110,000 to 130,000	110,000 to 130,000	110,000 to 130,000	110,000 to 130,000	110,000 to 130,000	110,000 to 130,000	110,000 to 130,000	110,000 to 130,000	110,000 to 130,000	110,000 to 130,000	5,170,000
Tuberculosis	1,000,000 to 1,200,000	1,000,000 to 1,200,000	1,900,000 to 2,200,000	200,000 to 240,000	100,000 to 120,000	100,000 to 120,000	100,000 to 120,000	100,000 to 120,000	100,000 to 120,000	100,000 to 120,000	100,000 to 120,000	100,000 to 120,000	100,000 to 120,000	100,000 to 120,000	100,000 to 120,000	100,000 to 120,000	100,000 to 120,000	100,000 to 120,000	100,000 to 120,000	100,000 to 120,000	100,000 to 120,000	100,000 to 120,000	100,000 to 120,000	100,000 to 120,000	4,700,000
Drug-susceptible tuberculosis	0 to 0	0 to 0	0 to 0	0 to 0	0 to 0	0 to 0	0 to 0	0 to 0	0 to 0	0 to 0	0 to 0	0 to 0	0 to 0	0 to 0	0 to 0	0 to 0	0 to 0	0 to 0	0 to 0	0 to 0	0 to 0	0 to 0	0 to 0	0 to 0	0
Multidrug-resistant tuberculosis without extensive drug resistance	0 to 0	0 to 0	0 to 0	0 to 0	0 to 0	0 to 0	0 to 0	0 to 0	0 to 0	0 to 0	0 to 0	0 to 0	0 to 0	0 to 0	0 to 0	0 to 0	0 to 0	0 to 0	0 to 0	0 to 0	0 to 0	0 to 0	0 to 0	0 to 0	0
Extensively drug-resistant tuberculosis	0 to 0	0 to 0	0 to 0	0 to 0	0 to 0	0 to 0	0 to 0	0 to 0	0 to 0	0 to 0	0 to 0	0 to 0	0 to 0	0 to 0	0 to 0	0 to 0	0 to 0	0 to 0	0 to 0	0 to 0	0 to 0	0 to 0	0 to 0	0 to 0	0
Lower respiratory infections	1,000,000 to 1,200,000	1,000,000 to 1,200,000	1,900,000 to 2,200,000	200,000 to 240,000	100,000 to 120,000	100,000 to 120,000	100,000 to 120,000	100,000 to 120,000	100,000 to 120,000	100,000 to 120,000	100,000 to 120,000	100,000 to 120,000	100,000 to 120,000	100,000 to 120,000	100,000 to 120,000	100,000 to 120,000	100,000 to 120,000	100,000 to 120,000	100,000 to 120,000	100,000 to 120,000	100,000 to 120,000	100,000 to 120,000	100,000 to 120,000	100,000 to 120,000	4,700,000
Upper respiratory infections	100,000 to 120,000	100,000 to 120,000	100,000 to 120,000	10,000 to 12,000	10,000 to 12,000	10,000 to 12,000	10,000 to 12,000	10,000 to 12,000	10,000 to 12,000	10,000 to 12,000	10,000 to 12,000	10,000 to 12,000	10,000 to 12,000	10,000 to 12,000	10,000 to 12,000	10,000 to 12,000	10,000 to 12,000	10,000 to 12,000	10,000 to 12,000	10,000 to 12,000	10,000 to 12,000	10,000 to 12,000	10,000 to 12,000	10,000 to 12,000	470,000
Otitis media	0 to 0	0 to 0	0 to 0	0 to 0	0 to 0	0 to 0	0 to 0	0 to 0	0 to 0	0 to 0	0 to 0	0 to 0	0 to 0	0 to 0	0 to 0	0 to 0	0 to 0	0 to 0	0 to 0	0 to 0	0 to 0	0 to 0	0 to 0	0 to 0	0
Sinusitis	40,100 to 48,100	40,100 to 48,100	74,100 to 88,900	10,000 to 12,000	10,000 to 12,000	10,000 to 12,000	10,000 to 12,000	10,000 to 12,000	10,000 to 12,000	10,000 to 12,000	10,000 to 12,000	10,000 to 12,000	10,000 to 12,000	10,000 to 12,000	10,000 to 12,000	10,000 to 12,000	10,000 to 12,000	10,000 to 12,000	10,000 to 12,000	10,000 to 12,000	10,000 to 12,000	10,000 to 12,000	10,000 to 12,000	10,000 to 12,000	470,000
Otitis externa	20,000 to 24,000	20,000 to 24,000	41,000 to 49,100	200,000 to 240,000	20,000 to 24,000	20,000 to 24,000	20,000 to 24,000	20,000 to 24,000	20,000 to 24,000	20,000 to 24,000	20,000 to 24,000	20,000 to 24,000	20,000 to 24,000	20,000 to 24,000	20,000 to 24,000	20,000 to 24,000	20,000 to 24,000	20,000 to 24,000	20,000 to 24,000	20,000 to 24,000	20,000 to 24,000	20,000 to 24,000	20,000 to 24,000	20,000 to 24,000	1,200,000
Diseases of the skin	1,000,000 to 1,200,000	1,000,000 to 1,200,000	1,900,000 to 2,200,000	200,000 to 240,000	100,000 to 120,000	100,000 to 120,000	100,000 to 120,000	100,000 to 120,000	100,000 to 120,000	100,000 to 120,000	100,000 to 120,000	100,000 to 120,000	100,000 to 120,000	100,000 to 120,000	100,000 to 120,000	100,000 to 120,000	100,000 to 120,000	100,000 to 120,000	100,000 to 120,000	100,000 to 120,000	100,000 to 120,000	100,000 to 120,000	100,000 to 120,000	100,000 to 120,000	4,700,000
Cellulitis	0 to 0	0 to 0	0 to 0	0 to 0	0 to 0	0 to 0	0 to 0	0 to 0	0 to 0	0 to 0	0 to 0	0 to 0	0 to 0	0 to 0	0 to 0	0 to 0	0 to 0	0 to 0	0 to 0	0 to 0	0 to 0	0 to 0	0 to 0	0 to 0	0
Pyoderma	0 to 0	0 to 0	0 to 0	0 to 0	0 to 0	0 to 0	0 to 0	0 to 0	0 to 0	0 to 0	0 to 0	0 to 0	0 to 0	0 to 0	0 to 0	0 to 0	0 to 0	0 to 0	0 to 0	0 to 0	0 to 0	0 to 0	0 to 0	0 to 0	0
Pruritus	0 to 0	0 to 0	0 to 0	0 to 0	0 to 0	0 to 0	0 to 0	0 to 0	0 to 0	0 to 0	0 to 0	0 to 0	0 to 0	0 to 0	0 to 0	0 to 0	0 to 0	0 to 0	0 to 0	0 to 0	0 to 0	0 to 0	0 to 0	0 to 0	0
Other diseases	0 to 0	0 to 0	0 to 0	0 to 0	0 to 0	0 to 0	0 to 0	0 to 0	0 to 0	0 to 0	0 to 0	0 to 0	0 to 0	0 to 0	0 to 0	0 to 0	0 to 0	0 to 0	0 to 0	0 to 0	0 to 0	0 to 0	0 to 0	0 to 0	0
Neurological disorders	69,700 to 78,900	69,700 to 78,900	120,000 to 144,000	20,000 to 23,000	10,000 to 12,000	10,000 to 12,000	10,000 to 12,000	10,000 to 12,000	10,000 to 12,000	10,000 to 12,000	10,000 to 12,000	10,000 to 12,000	10,000 to 12,000	10,000 to 12,000	10,000 to 12,000	10,000 to 12,000	10,000 to 12,000	10,000 to 12,000	10,000 to 12,000	10,000 to 12,000	10,000 to 12,000	10,000 to 12,000	10,000 to 12,000	10,000 to 12,000	470,000
Alzheimer disease and other dementias	0 to 0	0 to 0	0 to 0	0 to 0	0 to 0	0 to 0	0 to 0	0 to 0	0 to 0	0 to 0	0 to 0	0 to 0	0 to 0	0 to 0	0 to 0	0 to 0	0 to 0	0 to 0	0 to 0	0 to 0	0 to 0	0 to 0	0 to 0	0 to 0	0
Parkinson's disease	0 to 0	0 to 0	0 to 0	0 to 0	0 to 0	0 to 0	0 to 0	0 to 0	0 to 0	0 to 0	0 to 0	0 to 0	0 to 0	0 to 0	0 to 0	0 to 0	0 to 0	0 to 0	0 to 0	0 to 0	0 to 0	0 to 0	0 to 0	0 to 0	0
Idiopathic epilepsy	27,700 to 33,200	27,700 to 33,200	49,000 to 58,800	8,000 to 9,600	4,000 to 4,800	4,000 to 4,800	4,000 to 4,800	4,000 to 4,800	4,000 to 4,800	4,000 to 4,800	4,000 to 4,800	4,000 to 4,800	4,000 to 4,800	4,000 to 4,800	4,000 to 4,800	4,000 to 4,800	4,000 to 4,800	4,000 to 4,800	4,000 to 4,800	4,000 to 4,800	4,000 to 4,800	4,000 to 4,800	4,000 to 4,800	4,000 to 4,800	187,000





DB Table 2a: Alberta DALYs by cause and sex across for males with 95% uncertainty intervals, 2019

Cause	Early Neonatal	Late Neonatal	Post Neonatal	1 to 4	5 to 9	10 to 14	15 to 19	20 to 24	25 to 29	30 to 34	35 to 39	40 to 44	45 to 49	50 to 54	55 to 59	60 to 64	65 to 69	70 to 74	75 to 79	80 to 84	85 to 89	90 to 94	95 plus	Total
All causes	426,000 (329,000 to 548,000)	54,600 (42,600 to 71,000)	329,000 (170,000 to 527,000)	160,000 (124,000 to 199,000)	131,000 (107,000 to 162,000)	137,000 (112,000 to 170,000)	171,000 (141,000 to 206,000)	321,000 (266,000 to 384,000)	399,000 (334,000 to 472,000)	399,000 (334,000 to 472,000)	390,000 (329,000 to 461,000)	394,000 (327,000 to 469,000)	374,000 (309,000 to 444,000)	390,000 (324,000 to 463,000)	390,000 (324,000 to 463,000)	314,000 (261,000 to 373,000)	326,000 (270,000 to 387,000)	326,000 (270,000 to 384,000)	344,000 (286,000 to 409,000)	339,000 (282,000 to 402,000)	196,000 (163,000 to 231,000)	146,000 (122,000 to 173,000)	33,600 (28,000 to 39,900)	4,880 (4,060 to 5,800)	6,090,000
Communicable, maternal, neonatal, and nutritional diseases	226,000 (204,000 to 249,000)	42,300 (38,000 to 46,600)	167,000 (150,000 to 184,000)	59,800 (53,800 to 66,000)	28,000 (25,000 to 31,000)	19,600 (17,500 to 21,600)	23,000 (20,500 to 25,400)	19,400 (17,300 to 21,400)	19,400 (17,300 to 21,400)	19,700 (17,500 to 21,800)	19,900 (17,700 to 22,000)	19,200 (17,100 to 21,200)	19,200 (17,100 to 21,200)	19,200 (17,100 to 21,200)	19,200 (17,100 to 21,200)	9,970 (8,880 to 11,000)	9,970 (8,880 to 11,000)	7,720 (6,880 to 8,530)	6,940 (6,180 to 7,660)	4,740 (4,220 to 5,230)	1,970 (1,750 to 2,170)	626 (557 to 691)	72 (64 to 80)	759,000
HIV/AIDS and sexually transmitted infections	4,670 (4,140 to 5,270)	2,870 (2,540 to 3,240)	2,720 (2,410 to 3,070)	1,440 (1,280 to 1,630)	1,060 (940 to 1,200)	1,060 (940 to 1,190)	1,180 (1,050 to 1,330)	1,180 (1,050 to 1,330)	1,180 (1,050 to 1,330)	1,180 (1,050 to 1,330)	1,180 (1,050 to 1,330)	1,180 (1,050 to 1,330)	1,180 (1,050 to 1,330)	1,180 (1,050 to 1,330)	1,180 (1,050 to 1,330)	1,180 (1,050 to 1,330)	1,180 (1,050 to 1,330)	1,180 (1,050 to 1,330)	1,180 (1,050 to 1,330)	1,180 (1,050 to 1,330)	1,180 (1,050 to 1,330)	1,180 (1,050 to 1,330)	1,180 (1,050 to 1,330)	13,200
HIV/AIDS	0 (0 to 0)	0 (0 to 0)	0 (0 to 0)	0 (0 to 0)	0 (0 to 0)	0 (0 to 0)	0 (0 to 0)	0 (0 to 0)	0 (0 to 0)	0 (0 to 0)	0 (0 to 0)	0 (0 to 0)	0 (0 to 0)	0 (0 to 0)	0 (0 to 0)	0 (0 to 0)	0 (0 to 0)	0 (0 to 0)	0 (0 to 0)	0 (0 to 0)	0 (0 to 0)	0 (0 to 0)	0 (0 to 0)	0 (0 to 0)	0
HIV/AIDS - Drug-susceptible Tuberculosis	0 (0 to 0)	0 (0 to 0)	0 (0 to 0)	0 (0 to 0)	0 (0 to 0)	0 (0 to 0)	0 (0 to 0)	0 (0 to 0)	0 (0 to 0)	0 (0 to 0)	0 (0 to 0)	0 (0 to 0)	0 (0 to 0)	0 (0 to 0)	0 (0 to 0)	0 (0 to 0)	0 (0 to 0)	0 (0 to 0)	0 (0 to 0)	0 (0 to 0)	0 (0 to 0)	0 (0 to 0)	0 (0 to 0)	0 (0 to 0)	0
HIV/AIDS - Multidrug resistant Tuberculosis without extensive drug resistance	0 (0 to 0)	0 (0 to 0)	0 (0 to 0)	0 (0 to 0)	0 (0 to 0)	0 (0 to 0)	0 (0 to 0)	0 (0 to 0)	0 (0 to 0)	0 (0 to 0)	0 (0 to 0)	0 (0 to 0)	0 (0 to 0)	0 (0 to 0)	0 (0 to 0)	0 (0 to 0)	0 (0 to 0)	0 (0 to 0)	0 (0 to 0)	0 (0 to 0)	0 (0 to 0)	0 (0 to 0)	0 (0 to 0)	0 (0 to 0)	0
HIV/AIDS - Extensively drug-resistant Tuberculosis	0 (0 to 0)	0 (0 to 0)	0 (0 to 0)	0 (0 to 0)	0 (0 to 0)	0 (0 to 0)	0 (0 to 0)	0 (0 to 0)	0 (0 to 0)	0 (0 to 0)	0 (0 to 0)	0 (0 to 0)	0 (0 to 0)	0 (0 to 0)	0 (0 to 0)	0 (0 to 0)	0 (0 to 0)	0 (0 to 0)	0 (0 to 0)	0 (0 to 0)	0 (0 to 0)	0 (0 to 0)	0 (0 to 0)	0 (0 to 0)	0
HIV/AIDS resulting in other diseases	0 (0 to 0)	0 (0 to 0)	0 (0 to 0)	0 (0 to 0)	0 (0 to 0)	0 (0 to 0)	0 (0 to 0)	0 (0 to 0)	0 (0 to 0)	0 (0 to 0)	0 (0 to 0)	0 (0 to 0)	0 (0 to 0)	0 (0 to 0)	0 (0 to 0)	0 (0 to 0)	0 (0 to 0)	0 (0 to 0)	0 (0 to 0)	0 (0 to 0)	0 (0 to 0)	0 (0 to 0)	0 (0 to 0)	0 (0 to 0)	0
Sexually transmitted infections, excluding HIV	4,670 (4,140 to 5,270)	2,870 (2,540 to 3,240)	2,720 (2,410 to 3,070)	1,440 (1,280 to 1,630)	1,060 (940 to 1,200)	1,060 (940 to 1,190)	1,180 (1,050 to 1,330)	1,180 (1,050 to 1,330)	1,180 (1,050 to 1,330)	1,180 (1,050 to 1,330)	1,180 (1,050 to 1,330)	1,180 (1,050 to 1,330)	1,180 (1,050 to 1,330)	1,180 (1,050 to 1,330)	1,180 (1,050 to 1,330)	1,180 (1,050 to 1,330)	1,180 (1,050 to 1,330)	1,180 (1,050 to 1,330)	1,180 (1,050 to 1,330)	1,180 (1,050 to 1,330)	1,180 (1,050 to 1,330)	1,180 (1,050 to 1,330)	1,180 (1,050 to 1,330)	13,200
Syphilis	2,130 (1,870 to 2,420)	960 (850 to 1,090)	910 (810 to 1,030)	510 (450 to 580)	370 (330 to 420)	370 (330 to 420)	370 (330 to 420)	370 (330 to 420)	370 (330 to 420)	370 (330 to 420)	370 (330 to 420)	370 (330 to 420)	370 (330 to 420)	370 (330 to 420)	370 (330 to 420)	370 (330 to 420)	370 (330 to 420)	370 (330 to 420)	370 (330 to 420)	370 (330 to 420)	370 (330 to 420)	370 (330 to 420)	370 (330 to 420)	3,960
Chlamydial infection	0 (0 to 0)	0 (0 to 0)	0 (0 to 0)	0 (0 to 0)	0 (0 to 0)	0 (0 to 0)	0 (0 to 0)	0 (0 to 0)	0 (0 to 0)	0 (0 to 0)	0 (0 to 0)	0 (0 to 0)	0 (0 to 0)	0 (0 to 0)	0 (0 to 0)	0 (0 to 0)	0 (0 to 0)	0 (0 to 0)	0 (0 to 0)	0 (0 to 0)	0 (0 to 0)	0 (0 to 0)	0 (0 to 0)	0 (0 to 0)	0
Gonococcal infection	0 (0 to 0)	0 (0 to 0)	0 (0 to 0)	0 (0 to 0)	0 (0 to 0)	0 (0 to 0)	0 (0 to 0)	0 (0 to 0)	0 (0 to 0)	0 (0 to 0)	0 (0 to 0)	0 (0 to 0)	0 (0 to 0)	0 (0 to 0)	0 (0 to 0)	0 (0 to 0)	0 (0 to 0)	0 (0 to 0)	0 (0 to 0)	0 (0 to 0)	0 (0 to 0)	0 (0 to 0)	0 (0 to 0)	0 (0 to 0)	0
Trichomoniasis	0 (0 to 0)	0 (0 to 0)	0 (0 to 0)	0 (0 to 0)	0 (0 to 0)	0 (0 to 0)	0 (0 to 0)	0 (0 to 0)	0 (0 to 0)	0 (0 to 0)	0 (0 to 0)	0 (0 to 0)	0 (0 to 0)	0 (0 to 0)	0 (0 to 0)	0 (0 to 0)	0 (0 to 0)	0 (0 to 0)	0 (0 to 0)	0 (0 to 0)	0 (0 to 0)	0 (0 to 0)	0 (0 to 0)	0 (0 to 0)	0
Genital herpes	0 (0 to 0)	0 (0 to 0)	0 (0 to 0)	0 (0 to 0)	0 (0 to 0)	0 (0 to 0)	0 (0 to 0)	0 (0 to 0)	0 (0 to 0)	0 (0 to 0)	0 (0 to 0)	0 (0 to 0)	0 (0 to 0)	0 (0 to 0)	0 (0 to 0)	0 (0 to 0)	0 (0 to 0)	0 (0 to 0)	0 (0 to 0)	0 (0 to 0)	0 (0 to 0)	0 (0 to 0)	0 (0 to 0)	0 (0 to 0)	0
Other sexually transmitted infections	2,540 (2,270 to 2,810)	1,910 (1,690 to 2,150)	1,810 (1,610 to 2,040)	930 (820 to 1,050)	690 (610 to 780)	690 (610 to 780)	810 (720 to 910)	810 (720 to 910)	810 (720 to 910)	810 (720 to 910)	810 (720 to 910)	810 (720 to 910)	810 (720 to 910)	810 (720 to 910)	810 (720 to 910)	810 (720 to 910)	810 (720 to 910)	810 (720 to 910)	810 (720 to 910)	810 (720 to 910)	810 (720 to 910)	810 (720 to 910)	810 (720 to 910)	9,240
Respiratory infections and tuberculosis	4,610 (3,670 to 5,630)	2,660 (1,930 to 3,510)	6,450 (4,000 to 9,110)	6,660 (5,660 to 7,800)	4,290 (3,620 to 5,070)	3,630 (3,060 to 4,270)	4,190 (3,540 to 4,930)	4,900 (4,150 to 5,770)	6,150 (5,190 to 7,210)	6,390 (5,390 to 7,530)	6,620 (5,580 to 7,800)	6,690 (5,640 to 7,870)	6,350 (5,350 to 7,480)	6,620 (5,580 to 7,800)	6,620 (5,580 to 7,800)	5,330 (4,490 to 6,280)	5,530 (4,660 to 6,510)	5,530 (4,660 to 6,510)	5,840 (4,920 to 6,880)	5,760 (4,850 to 6,780)	3,330 (2,810 to 3,920)	2,480 (2,080 to 2,920)	570 (480 to 670)	103,000
Tuberculosis	0 (0 to 0)	0 (0 to 0)	290 (120 to 520)	190 (140 to 250)	150 (110 to 200)	160 (120 to 210)	220 (160 to 290)	370 (270 to 480)	540 (400 to 710)	740 (550 to 970)	740 (550 to 970)	740 (550 to 970)	740 (550 to 970)	740 (550 to 970)	740 (550 to 970)	740 (550 to 970)	740 (550 to 970)	740 (550 to 970)	740 (550 to 970)	740 (550 to 970)	740 (550 to 970)	740 (550 to 970)	740 (550 to 970)	6,390
Latent tuberculosis infection	0 (0 to 0)	0 (0 to 0)	0 (0 to 0)	0 (0 to 0)	0 (0 to 0)	0 (0 to 0)	0 (0 to 0)	0 (0 to 0)	0 (0 to 0)	0 (0 to 0)	0 (0 to 0)	0 (0 to 0)	0 (0 to 0)	0 (0 to 0)	0 (0 to 0)	0 (0 to 0)	0 (0 to 0)	0 (0 to 0)	0 (0 to 0)	0 (0 to 0)	0 (0 to 0)	0 (0 to 0)	0 (0 to 0)	0 (0 to 0)	0
Drug-susceptible tuberculosis	0 (0 to 0)	0 (0 to 0)	290 (120 to 520)	190 (140 to 250)	150 (110 to 200)	160 (120 to 210)	220 (160 to 290)	370 (270 to 480)	540 (400 to 710)	740 (550 to 970)	740 (550 to 970)	740 (550 to 970)	740 (550 to 970)	740 (550 to 970)	740 (550 to 970)	740 (550 to 970)	740 (550 to 970)	740 (550 to 970)	740 (550 to 970)	740 (550 to 970)	740 (550 to 970)	740 (550 to 970)	740 (550 to 970)	6,390
Multidrug-resistant tuberculosis without extensive drug resistance	0 (0 to 0)	0 (0 to 0)	0 (0 to 0)	0 (0 to 0)	0 (0 to 0)	0 (0 to 0)	0 (0 to 0)	0 (0 to 0)	0 (0 to 0)	0 (0 to 0)	0 (0 to 0)	0 (0 to 0)	0 (0 to 0)	0 (0 to 0)	0 (0 to 0)	0 (0 to 0)	0 (0 to 0)	0 (0 to 0)	0 (0 to 0)	0 (0 to 0)	0 (0 to 0)	0 (0 to 0)	0 (0 to 0)	0 (0 to 0)	0
Extensively drug-resistant tuberculosis	0 (0 to 0)	0 (0 to 0)	0 (0 to 0)	0 (0 to 0)	0 (0 to 0)	0 (0 to 0)	0 (0 to 0)	0 (0 to 0)	0 (0 to 0)	0 (0 to 0)	0 (0 to 0)	0 (0 to 0)	0 (0 to 0)	0 (0 to 0)	0 (0 to 0)	0 (0 to 0)	0 (0 to 0)	0 (0 to 0)	0 (0 to 0)	0 (0 to 0)	0 (0 to 0)	0 (0 to 0)	0 (0 to 0)	0 (0 to 0)	0
Tuberculosis resulting in other diseases	0 (0 to 0)	0 (0 to 0)	0 (0 to 0)	0 (0 to 0)	0 (0 to 0)	0 (0 to 0)	0 (0 to 0)	0 (0 to 0)	0 (0 to 0)	0 (0 to 0)	0 (0 to 0)	0 (0 to 0)	0 (0 to 0)	0 (0 to 0)	0 (0 to 0)	0 (0 to 0)	0 (0 to 0)	0 (0 to 0)	0 (0 to 0)	0 (0 to 0)	0 (0 to 0)	0 (0 to 0)	0 (0 to 0)	0 (0 to 0)	0
Lower respiratory infections	4,610 (3,670 to 5,630)	2,660 (1,930 to 3,510)	6,160 (3,710 to 8,820)	6,470 (5,470 to 7,610)	4,140 (3,480 to 4,920)	3,470 (2,900 to 4,110)	3,970 (3,320 to 4,710)	4,530 (3,780 to 5,400)	5,610 (4,650 to 6,690)	5,650 (4,690 to 6,740)	5,880 (4,840 to 7,060)	5,950 (4,900 to 7,130)	5,610 (4,610 to 6,740)	5,880 (4,840 to 7,060)	5,880 (4,840 to 7,060)	4,590 (3,750 to 5,540)	4,790 (3,920 to 5,770)	4,790 (3,920 to 5,770)	5,100 (4,180 to 6,140)	5,020 (4,110 to 6,050)	2,990 (2,470 to 3,580)	2,100 (1,710 to 2,540)	447 (370 to 536)	89,300
Otitis media	0 (0 to 0)	0 (0 to 0)	0 (0 to 0)	0 (0 to 0)	0 (0 to 0)	0 (0 to 0)	0 (0 to 0)	0 (0 to 0)	0 (0 to 0)	0 (0 to 0)	0 (0 to 0)	0 (0 to 0)	0 (0 to 0)	0 (0 to 0)	0 (0 to 0)	0 (0 to 0)	0 (0 to 0)	0 (0 to 0)	0 (0 to 0)	0 (0 to 0)	0 (0 to 0)	0 (0 to 0)	0 (0 to 0)	0 (0 to 0)	0
Enteric infections	27,700 (17,700 to 41,000)	5,900 (3,600 to 9,150)	5,900 (3,700 to 10,000)	3,600 (2,600 to 4,200)	1,410 (1,120 to 1,750)	1,410 (1,120 to 1,750)	1,410 (1,120 to 1,750)	1,410 (1,120 to 1,750)	1,410 (1,120 to 1,750)	1,410 (1,120 to 1,750)	1,410 (1,120 to 1,750)	1,410 (1,120 to 1,750)	1,410 (1,120 to 1,750)	1,410 (1,120 to 1,750)	1,410 (1,120 to 1,750)	1,410 (1,120 to 1,750)	1,410 (1,120 to 1,750)	1,410 (1,120 to 1,750)	1,410 (1,120 to 1,750)	1,410 (1,120 to 1,750)	1,410 (1,120 to 1,750)	1,410 (1,120 to 1,750)	1,410 (1,120 to 1,750)	16,900
Diarrheal diseases	652 (274 to 1,410)	1,020 (488 to 2,100)	5,870 (3,100 to 9,500)	2,960 (2,000 to 3,600)	1,470 (1,120 to 1,900)	2,140 (1,650 to 2,700)	1,700 (1,300 to 2,200)	1,950 (1,500 to 2,500)	1,950 (1,500 to 2,500)	1,950 (1,500 to 2,500)	1,950 (1,500 to 2,500)	1,950 (1,500 to 2,500)	1,950 (1,500 to 2,500)	1,950 (1,500 to 2,500)	1,950 (1,500 to 2,500)	1,950 (1,500 to 2,500)	1,950 (1,500 to 2,500)	1,950 (1,500 to 2,500)	1,950 (1,500 to 2,500)	1,950 (1,500 to 2,500)	1,950 (1,500 to 2,500)	1,950 (1,500 to 2,500)	1,950 (1,500 to 2,500)	23,400
Typhoid and paratyphoid	0 (0 to 0)	0 (0 to 0)	0 (0 to 0)	0 (0 to 0)	0 (0 to 0)	0 (0 to 0)	0 (0 to 0)	0 (0 to 0)	0 (0 to 0)	0 (0 to 0)	0 (0 to 0)	0 (0 to 0)	0 (0 to 0)	0 (0 to 0)	0 (0 to 0)	0 (0 to 0)	0 (0 to 0)	0 (0 to 0)	0 (0 to 0)	0 (0 to 0)	0 (0 to 0)	0 (0 to 0)	0 (0 to 0)	0 (0 to 0)	0
Invasive non-typhoidal Salmonella (iNTS)	0 (0 to 0)	0 (0 to 0)	0 (0 to 0)	0 (0 to 0)	0 (0 to 0)	0 (0 to 0)	0 (0 to 0)	0 (0 to 0)	0 (0 to 0)	0 (0 to 0)	0 (0 to 0)	0 (0 to 0)	0 (0 to 0)	0 (0 to 0)	0 (0 to 0)	0 (0 to 0)	0 (0 to 0)	0 (0 to 0)	0 (0 to 0)	0 (0 to 0)	0 (0 to 0)	0 (0 to 0)	0 (0 to 0)	0 (0 to 0)	0
Other intestinal infectious diseases	27,000 (17,000 to 40,000)	4,900 (2,600 to 8,050)	4,900 (2,700 to 9,000)	2,600 (1,600 to 3,200)	0 (0 to 0)	0 (0 to 0)	0 (0 to 0)	0 (0 to 0)	0 (0 to 0)	0 (0 to 0)	0 (0 to 0)	0 (0 to 0)	0 (0 to 0)	0 (0 to 0)	0 (0 to 0)	0 (0 to 0)	0 (0 to 0)	0 (0 to 0)	0 (0 to 0)	0 (0 to 0)	0 (0 to 0)	0 (0 to 0)	0 (0 to 0)	0 (0 to 0)	0
Neglected tropical diseases and malaria	1,190 (1,060 to 1,340)	1,190 (1,060 to 1,340)	998 (890 to 1,120)	1,030 (920 to 1,160)	644 (574 to 724)	299 (267 to 336)	299 (267 to 336)	299 (267 to 336)	299 (267 to 336)	299 (267 to 336)	299 (267 to 336)	299 (267 to 336)	299 (267 to 336)	299 (267 to 336)	299 (267 to 336)	299 (267 to 336)	299 (267 to 336)	299 (267 to 336)	299 (267 to 336)	299 (267 to 336)	299 (267 to 336)	299 (267 to 336)	299 (267 to 336)	6,070
Malaria	0 (0 to 0)	0 (0 to 0)	0 (0 to 4.6)	0 (0 to 0)	0 (0 to 12.4)	0 (0 to 13.1)	0 (0 to 13.6)	0 (0 to 14.4)	0 (0 to 15.2)	0 (0 to 15.1)	0 (0 to 15.1)	0 (0 to 15.1)	0 (0 to 15.1)	0 (0 to 15.1)	0 (0 to 15.1)	0 (0 to 15.1)	0 (0 to 15.1)	0 (0 to 15.1)	0 (0 to 15.1)	0 (0 to 15.1)	0 (0 to 15.1)	0 (0 to 15.1)	0 (0 to 15.1)	0 (0 to 15.1)	102
Chagas disease	0 (0 to 0)	0 (0 to 0)	0 (0 to 0)	0 (0 to 0)	0 (0 to 0)	0 (0 to 0)	0 (0 to 0)	0 (0 to 0)	0 (0 to 0)	0 (0 to 0)	0 (0 to 0)	0 (0 to 0)	0 (0 to 0)	0 (0 to 0)	0 (0 to 0)	0 (0 to 0)	0 (0 to 0)	0 (0 to 0)	0 (0 to 0)	0 (0 to 0)	0 (0 to 0)	0 (0 to 0)	0 (0 to 0)	0 (0 to 0)	0
Leishmaniasis	0 (0 to 0)	0 (0 to 0)	0 (0 to 0)	0 (0 to 0)	0 (0 to 0)	0 (0 to 0)	0 (0 to 0)	0 (0 to 0)	0 (0 to 0)	0 (0 to 0)	0 (0 to 0)	0 (0 to 0)	0 (0 to 0)	0 (0 to 0)	0 (0 to 0)	0 (0 to 0)	0 (0 to 0)	0 (0 to 0)	0 (0 to 0)	0 (0 to 0)	0 (0 to 0)	0 (0 to 0)	0 (0 to 0)	0 (0 to 0)	0
Leishmaniasis	0 (0 to 0)	0 (0 to 0)	0 (0 to 0)	0 (0 to 0)	0 (0 to 0)	0 (0 to 0)	0 (0 to 0)	0 (0 to 0)	0 (0 to 0)	0 (0 to 0)	0 (0 to 0)	0 (0 to 0)	0 (0 to 0)	0 (0 to 0)	0 (0 to 0)	0 (0 to 0)	0 (0 to 0)	0 (0 to 0)	0 (0 to 0)	0 (0 to 0)	0 (0 to 0)	0 (0 to 0)	0 (0 to 0)	0 (0 to 0)	0
Visceral leishmaniasis	0 (0 to 0)	0 (0 to 0)	0 (0 to 0)	0 (0 to 0)	0 (0 to 0)	0 (0 to 0)	0 (0 to 0)	0 (0 to 0)	0 (0 to 0)	0 (0 to 0)	0 (0 to 0)	0 (0 to 0)	0 (0 to 0)	0 (0 to 0)	0 (0 to 0)	0 (0 to 0)	0 (0 to 0)	0 (0 to 0)	0 (0 to 0)	0 (0 to 0)	0 (0 to 0)	0 (0 to 0)	0 (0 to 0)	0 (0 to 0)	0
Cutaneous and mucocutaneous leishmaniasis	0 (0 to 0)	0 (0 to 0)	0 (0 to 0)	0 (0 to 0)	0 (0 to 0)	0 (0 to 0)	0 (0 to 0)	0 (0 to 0)	0 (0 to 0)	0 (0 to 0)	0 (0 to 0)	0 (0 to 0)	0 (0 to 0)	0 (0 to 0)	0 (0 to 0)	0 (0 to 0)	0 (0 to 0)	0 (0 to 0)	0 (0 to 0)	0 (0 to 0)	0 (0 to 0)	0 (0 to 0)	0 (0 to 0)	0 (0 to 0)	0
African trypanosomiasis	0 (0 to 0)	0 (0 to 0)	0 (0 to 0)	0 (0 to 0)	0 (0 to 0)	0 (0 to 0)	0 (0 to 0)	0 (0 to 0)	0 (0 to 0)	0 (0 to 0)	0 (0 to 0)	0 (0 to 0)	0 (0 to 0)	0 (0 to 0)	0 (0 to 0)	0 (0 to 0)	0 (0 to 0)	0 (0 to 0)	0 (0 to 0)	0 (0 to 0)	0 (0 to 0)	0 (0 to 0)	0 (0 to 0)	0 (0 to 0)	0
Schistosomiasis	0 (0 to 0)	0 (0 to 0)	0 (0 to 0)	0 (0 to 0)	0 (0 to 0)	0 (0 to 0)	0 (0 to 0)	0 (0 to 0)	0 (0 to 0)	0 (0 to 0)	0 (0 to 0)	0 (0 to 0)	0 (0 to 0)	0 (0 to 0)	0 (0 to 0)	0 (0 to 0)	0 (0 to 0)	0 (0 to 0)	0 (0 to 0)	0 (0 to 0)	0 (0 to 0)	0 (0 to 0)	0 (0 to 0)	0 (0 to 0)	0
Cysticercosis	0 (0 to 0)	0 (0 to 0)	0 (0 to 0)	0 (0 to 0)	0 (0 to 0)	0 (0 to 0)	0 (0 to 0)	0 (0 to 0)	0 (0 to 0)	0 (0 to 0)	0 (0 to 0)	0 (0 to 0)	0 (0 to 0)	0 (0 to 0)	0 (0 to 0)	0 (0 to 0)	0 (0 to 0)	0 (0 to 0)	0 (0 to 0)	0 (0 to 0)	0 (0 to 0)	0 (0 to 0)	0 (0 to 0)	0 (0 to 0)	0
Cystic echinococcosis	0 (0 to 0)	0 (0 to 0)	29.6 (1.1 to 83.1)	60.6 (2.2 to 123)	41.2 (1.5 to 84)	74 (2.7 to 150)	101 (3.7 to 207)	122 (4.5 to 250)	136 (5.0 to 277)	136 (5.0 to 277)	136 (5.0 to 277)	136 (5.0 to 277)	99.1 (3.7 to 202)	84.6 (3.1 to 173)	81.4 (3.0 to 167)	79.1 (2.9 to 161)	67.5 (2.5 to 138)	62.5 (2.3 to 128)	56.9 (2.1 to 116)	39.2 (1.4 to 80)	19.6 (0.7 to 40)	10.4 (0.4 to 21.3)	2.5 (0.1 to 5.1)	1,220
Lymphatic filariasis	0 (0 to 0)	0 (0 to 0)	0 (0 to 0)	0 (0 to 0)	0 (0 to 0)	0 (0 to 0)	0 (0 to 0)	0 (0 to 0)	0 (0 to 0)	0 (0 to 0)	0 (0 to 0)	0 (0 to 0)	0 (0 to 0)	0 (0 to 0)	0 (0 to 0)	0 (0 to 0)	0 (0 to 0)	0 (0 to 0)	0 (0 to 0)	0 (0 to 0)	0 (0 to 0)	0 (0 to 0)	0 (0 to 0)	0 (0 to 0)	0
Onchocerciasis	0 (0 to 0)	0 (0 to 0)	0 (0 to 0)	0 (0 to 0)	0 (0 to 0)	0 (0 to 0)	0 (0 to 0)	0 (0 to 0)	0 (0 to 0)	0 (0 to 0)	0 (0 to 0)	0 (0 to 0)	0 (0 to 0)	0 (0 to 0)	0 (0 to 0)	0 (0 to 0)	0 (0 to 0)	0 (0 to 0)	0 (0 to 0)	0 (0 to 0)	0 (0 to 0)	0 (0 to 0)	0 (0 to 0)	0 (0 to 0)	0
Trachoma	0 (0 to 0)	0 (0 to 0)	0 (0 to 0)	0 (0 to 0)	0 (0 to 0)	0 (0 to 0)	0 (0 to 0)	0 (0 to 0)	0 (0 to 0)	0 (0 to 0)	0 (0 to 0)	0 (0 to 0)	0 (0 to 0)	0 (0 to 0)	0 (0 to 0)	0 (0 to 0)	0 (0 to 0)	0 (0 to 0)	0 (0 to 0)	0 (0 to 0)	0 (0 to 0)	0 (0 to 0)	0 (0 to 0)	0 (0 to 0)	0
Dengue	0 (0 to 0)	0 (0 to 0)	0 (0 to 0)	0 (0 to 0)	0 (0 to 0)	0 (0 to 0)	0 (0 to 0)	0 (0 to 0)	0 (0 to 0)	0 (0 to 0)	0 (0 to 0)	0 (0 to 0)	0 (0 to 0)	0 (0 to 0)	0 (0 to 0)	0 (0 to 0)	0 (0 to 0)	0 (0 to 0)	0 (0 to 0)	0 (0 to 0)	0 (0 to 0)	0 (0 to 0)	0 (0 to 0)	0 (0 to 0)	0
Yellow fever	0 (0 to 0)	0 (0 to 0)	0 (0 to 0)	0 (0 to 0)	0 (0 to 0)	0 (0 to 0)	0 (0 to 0)	0 (0 to 0)	0 (0 to 0)	0 (0 to 0)	0 (0 to 0)	0 (0 to 0)	0 (0 to 0)	0 (0 to 0)	0 (0 to 0)	0 (0 to 0)	0 (0 to 0)	0 (0 to 0)	0 (0 to 0)	0 (0 to 0)	0 (0 to 0)	0 (0 to 0)	0 (0 to 0)	0 (0 to 0)	0
Rabies	0.1 (0 to 0.1)	0.1 (0 to 0.1)	0.4 (0.2 to 0.8)	0.3 (0.1 to 0.6)	0.2 (0.1 to 0.5)	0.2 (0.1 to 0.5)	0.3 (0.1 to 0.6)	0.3 (0.1 to 0.7)	0.4 (0.2 to 0.8)	0.4 (0.2 to 0.8)	0.4 (0.2 to 0.8)	0.4 (0.2 to 0.8)	0.3 (0.1 to 0.7)	0.4 (0.2 to 0.8)	0.4 (0.2 to 0.8)	0.3 (0.1 to 0.7)	0.4 (0.2 to 0.8)	0.3 (0.1 to 0.7)	0.3 (0.1 to 0.6)	0.2 (0.1 to 0.4)	0.1 (0.1 to 0.3)	0.1 (0.1 to 0.2)	0.1 (0.1 to 0.2)	4.9
Zika virus	0 (0 to 0)	0 (0 to 0)	0 (0 to 0)	0 (0 to 0)	0 (0 to 0)	0 (0 to 0)	0 (0 to 0)	0 (0 to 0)	0 (0 to 0)	0 (0 to 0)	0 (0 to 0)	0 (0 to 0)	0 (0 to 0)	0 (0 to 0)	0 (0 to 0)	0 (0 to 0)	0 (0 to 0)	0 (0 to 0)	0 (0 to 0)	0 (0 to 0)	0 (0 to 0)	0 (0 to 0)	0 (0 to 0)	0 (0 to 0)	0
Guinea worm disease	0 (0 to 0)	0 (0 to 0)	0 (0 to 0)	0 (0 to 0)	0 (0 to 0)	0 (0 to 0)	0 (0 to 0)	0 (0 to 0)	0 (0 to 0)	0 (0 to 0)	0 (0 to 0)	0 (0 to 0)	0 (0 to 0)	0 (0 to 0)	0 (0 to 0)	0 (0 to 0)	0 (0 to 0)	0 (0 to 0)	0 (0 to 0)	0 (0 to 0)	0 (0 to 0)	0 (0 to 0)	0 (0 to 0)	0 (0 to 0)	0
Other neglected tropical diseases	1,190 (1,060 to 1,340)	1,190 (1,060 to 1,340)	998 (890 to 1,120)	1,030 (920 to 1,160)	644 (574 to 724)	299 (267 to 336)	299 (267 to 336)	299 (267 to 336)	299 (267 to 336)	299 (267 to 336)	299 (267 to 336)	299 (267 to 336)	299 (267 to 336)	299 (267 to 336)	299 (267 to 336)	299 (267 to 336)	299 (267 to 336)	299 (267 to 336)	299 (267 to 336)	299 (267 to 336)	299 (267 to 336)	299 (267 to 336)	299 (267 to 336)	2,660
Other infectious diseases	2,000 (1,200)	2,800 (1,700)	6,000 (4,200 to 8,000)	4,000 (2,800 to 5,600)	1,900 (1,400 to 2,600)	1,900 (1,400 to 2,600)	1,900 (1,400 to 2,600)	1,900 (1,400 to 2,600)	1,900 (1,400 to 2,600)	1,900 (1,400 to 2,600)	1,900 (1,400 to 2,600)	1,900 (1,400 to 2,600)	1,900 (1,400 to 2,600)	1,900 (1,400 to 2,600)	1,900 (1,400 to 2,600)	1,900 (1,400 to 2,600)	1,900 (1,400 to 2,600)	1,900 (1,400 to 2,600)	1,900 (1,400 to 2,600)	1,900 (1,400 to 2,600)	1,900 (1,400 to 2,600)	1,900 (1,400 to 2,600)	1,900 (1,400 to 2,600)	42,300
Meningitis	660 (560 to 780)	660 (560 to 780)	660 (560 to 780)	660 (560 to 780)	660 (560 to 780)	660 (560 to 780)	660 (560 to 780)	660 (560 to 780)	660 (560 to 780)	660 (560 to 780)	660 (560 to 780)	660 (560 to 780)	660 (560 to 780)	660 (560 to 780)	660 (560 to 780)	660 (560 to 780)	660 (



Other transport injuries	1	1	1	1	1	1	1	1	1	1	1	1	1	1	1	1	1	1	1	1	1	1	1	1	1	1	1	1	14,000
	(0 to 54.3)	(0.3 to 27.3)	(0.1 to 4.79)	(0.1 to 4.79)	(0.1 to 1.79)	(0.1 to 1.79)	(0.2 to 1.32)	(0.07 to 2.18)	(0.09 to 2.65)	(0.01 to 2.65)	(0.07 to 2.65)	(0.03 to 2.63)	(0.03 to 2.63)	(0.19 to 2.65)	(0.19 to 1.96)	(0.07 to 1.323)	(0.09 to 1.243)	(0.08 to 0.945)	(0.02 to 0.627)	(0.02 to 0.623)	(1.31 to 5.66)	(0.2 to 5.39)	(0.2 to 5.55)	(0.2 to 5.55)	(0.2 to 5.55)	(0.2 to 22.9)	(1.6 to 6.4)		
Unintentional injuries	1,110	992	1,400	15,000	17,000	17,000	14,400	23,000	27,700	28,600	28,000	28,000	28,700	19,000	17,000	16,700	12,000	9,970	7,810	6,290	4,290	3,040	2,110	498	79.9	29.7	2,900,000		2,900,000
	(959 to 1,910)	(969 to 2,770)	(3,970 to 13,900)	(10,400 to 21,900)	(9,130 to 13,200)	(9,130 to 13,200)	(11,900 to 19,400)	(16,000 to 31,700)	(21,700 to 33,200)	(22,000 to 35,800)	(20,000 to 35,800)	(20,000 to 35,800)	(19,900 to 35,300)	(12,700 to 27,000)	(11,100 to 24,400)	(10,900 to 23,800)	(7,900 to 16,400)	(6,600 to 13,300)	(5,100 to 10,700)	(2,980 to 6,790)	(2,020 to 6,520)	(1,400 to 4,680)	(1,170 to 3,050)	(277 to 718)	(16.7 to 53.1)	(6.7 to 13.3)		
Falls	130	62	160	2,910	2,100	2,300	3,400	6,300	8,190	9,130	9,230	7,870	6,760	6,760	6,230	6,230	4,610	3,720	2,700	2,030	1,690	1,230	858 to 1,900	358	49.4	20.6	857,600		857,600
	(57.3 to 272)	(29.9 to 137)	(42.2 to 1,130)	(1,270 to 5,240)	(1,390 to 3,360)	(1,600 to 3,340)	(2,490 to 4,660)	(4,490 to 7,730)	(6,390 to 10,900)	(6,630 to 11,800)	(6,630 to 12,000)	(5,600 to 10,400)	(4,560 to 8,520)	(4,560 to 8,520)	(4,560 to 8,480)	(4,560 to 8,480)	(3,390 to 6,330)	(2,700 to 5,040)	(1,960 to 3,630)	(1,470 to 3,079)	(1,220 to 2,550)	(1,000 to 2,530)	(1,000 to 2,530)	(1,000 to 2,530)	(1,000 to 2,530)	(1,000 to 2,530)	(1,000 to 2,530)		
Drowning	79	79	920	1,940	2,810	2,810	2,710	2,710	2,440	1,940	1,430	960	960	960	960	943	943	943	750	750	750	750	750	750	750	750	750		
	(39.8 to 120)	(39.8 to 120)	(524 to 2,220)	(1,040 to 2,940)	(1,040 to 3,960)	(1,040 to 3,960)	(1,040 to 3,730)	(1,040 to 3,730)	(1,040 to 3,730)	(1,040 to 3,730)	(1,040 to 3,730)	(1,040 to 3,730)	(1,040 to 3,730)	(1,040 to 3,730)	(1,040 to 3,730)	(1,040 to 3,730)	(1,040 to 3,730)	(1,040 to 3,730)	(1,040 to 3,730)	(1,040 to 3,730)	(1,040 to 3,730)	(1,040 to 3,730)	(1,040 to 3,730)	(1,040 to 3,730)	(1,040 to 3,730)	(1,040 to 3,730)		
Fire, heat, and hot substances	51	51	600	1,970	1,140	820	1,060	1,060	2,220	2,210	1,060	1,430	1,170	520	710	710	554	332	230	230	230	230	140	44	9.6				
	(3.6 to 190)	(10.6 to 73.6)	(299 to 1,400)	(920 to 3,670)	(629 to 2,080)	(489 to 1,440)	(620 to 2,080)	(1,060 to 3,830)	(1,240 to 4,230)	(1,330 to 1,180)	(1,020 to 3,640)	(750 to 2,490)	(569 to 2,000)	(569 to 1,900)	(569 to 1,160)	(321 to 999)	(242 to 711)	(166 to 512)	(134 to 393)	(117 to 328)	(1,890 to 1,890)	(1,020 to 1,020)	(1,020 to 1,020)	(1,020 to 1,020)	(1,020 to 1,020)	(1,020 to 1,020)	(1,020 to 1,020)		
Poisonings	79	79	970	1,170	1,170	1,170	1,170	1,170	1,170	1,170	1,170	1,170	1,170	1,170	1,170	1,170	1,170	1,170	1,170	1,170	1,170	1,170	1,170	1,170	1,170	1,170	1,170		
	(39 to 81)	(39 to 81)	(727 to 1,340)	(1,040 to 1,300)	(1,040 to 1,300)	(1,040 to 1,300)	(1,040 to 1,300)	(1,040 to 1,300)	(1,040 to 1,300)	(1,040 to 1,300)	(1,040 to 1,300)	(1,040 to 1,300)	(1,040 to 1,300)	(1,040 to 1,300)	(1,040 to 1,300)	(1,040 to 1,300)	(1,040 to 1,300)	(1,040 to 1,300)	(1,040 to 1,300)	(1,040 to 1,300)	(1,040 to 1,300)	(1,040 to 1,300)	(1,040 to 1,300)	(1,040 to 1,300)	(1,040 to 1,300)	(1,040 to 1,300)		
Poisoning by other medications	40	40	510	1,040	1,040	1,040	1,040	1,040	1,040	1,040	1,040	1,040	1,040	1,040	1,040	1,040	1,040	1,040	1,040	1,040	1,040	1,040	1,040	1,040	1,040	1,040	1,040		
	(20 to 41)	(20 to 41)	(271 to 540)	(554 to 1,110)	(554 to 1,110)	(554 to 1,110)	(554 to 1,110)	(554 to 1,110)	(554 to 1,110)	(554 to 1,110)	(554 to 1,110)	(554 to 1,110)	(554 to 1,110)	(554 to 1,110)	(554 to 1,110)	(554 to 1,110)	(554 to 1,110)	(554 to 1,110)	(554 to 1,110)	(554 to 1,110)	(554 to 1,110)	(554 to 1,110)	(554 to 1,110)	(554 to 1,110)	(554 to 1,110)	(554 to 1,110)	(554 to 1,110)		
Poisoning by carbon monoxide	40	40	460	970	970	970	970	970	970	970	970	970	970	970	970	970	970	970	970	970	970	970	970	970	970	970	970		
	(0.9 to 19.3)	(0.9 to 126)	(7.4 to 71.6)	(123 to 1,340)	(129 to 626)	(122 to 591)	(176 to 1,130)	(297 to 1,360)	(379 to 2,240)	(236 to 2,230)	(256 to 1,360)	(193 to 1,220)	(122 to 1,220)	(122 to 1,220)	(122 to 1,220)	(122 to 1,220)	(122 to 1,220)	(122 to 1,220)	(122 to 1,220)	(122 to 1,220)	(122 to 1,220)	(122 to 1,220)	(122 to 1,220)	(122 to 1,220)	(122 to 1,220)	(122 to 1,220)	(122 to 1,220)		
Poisoning by other means	63.9	46.1	570	920	190	209	150	290	750	360	392	209	147	111	76.7	66.5	39.1	26.3	21.9	16	14.6	14.6	8.9	2.9	0.6	0.6	3,060		3,060
	(3.8 to 389)	(4.9 to 194)	(46.4 to 1,830)	(103 to 1,340)	(46.8 to 499)	(66.7 to 564)	(55.3 to 347)	(75.9 to 717)	(96.6 to 941)	(72.1 to 898)	(62.8 to 788)	(47.9 to 547)	(41.6 to 561)	(32.9 to 274)	(23.8 to 163)	(19.5 to 139)	(12.5 to 84.7)	(9.2 to 66)	(7.2 to 68.2)	(5.6 to 39.1)	(5.6 to 32.6)	(5.6 to 32.6)	(3.4 to 20.1)	(1.1 to 6.6)	(0.2 to 1.4)	(0.2 to 1.4)		
Exposure to mechanical forces	60.9	479	790	1,450	1,900	1,740	3,090	5,900	6,410	6,630	6,630	4,530	3,900	3,290	2,670	2,670	2,000	1,500	797	600	239	239	174	47.6	10.2	4.6	4,700		4,700
	(0.9 to 56.5)	(4.6 to 120)	(60.1 to 1,020)	(104 to 2,980)	(104 to 2,980)	(104 to 2,780)	(104 to 3,080)	(104 to 3,080)	(104 to 3,080)	(104 to 3,080)	(104 to 3,080)	(104 to 3,080)	(104 to 3,080)	(104 to 3,080)	(104 to 3,080)	(104 to 3,080)	(104 to 3,080)	(104 to 3,080)	(104 to 3,080)	(104 to 3,080)	(104 to 3,080)	(104 to 3,080)	(104 to 3,080)	(104 to 3,080)	(104 to 3,080)	(104 to 3,080)	(104 to 3,080)		
Unintentional firearm injuries	6.2	6.2	6.2	6.2	6.2	6.2	6.2	6.2	6.2	6.2	6.2	6.2	6.2	6.2	6.2	6.2	6.2	6.2	6.2	6.2	6.2	6.2	6.2	6.2	6.2	6.2	6.2		
	(0.1 to 37.1)	(0.2 to 196)	(2.5 to 321)	(26 to 542)	(40.9 to 185)	(40.4 to 372)	(63.1 to 613)	(132 to 1,300)	(149 to 1,100)	(149 to 1,100)	(149 to 1,220)	(77 to 765)	(2.66 to 567)	(2.32 to 455)	(2.26 to 422)	(2.99 to 502)	(63.1 to 169)	(62.6 to 133)	(39.7 to 74)	(29.6 to 65)	(19.1 to 56.4)	(19.1 to 54.4)	(7.8 to 31)	(7.8 to 9.1)	(2.5 to 6.1)	(2.5 to 6.1)	3,060		3,060
Other exposure to mechanical forces	54.7	473	790	1,450	1,900	1,740	3,090	5,900	6,410	6,630	6,630	4,530	3,900	3,290	2,670	2,670	2,000	1,500	797	600	239	239	174	47.6	4.6	4.6	62,700		62,700
	(0.1 to 493)	(0.1 to 1,600)	(74.9 to 3,980)	(403 to 5,140)	(1,000 to 5,200)	(1,000 to 5,420)	(1,000 to 5,420)	(1,000 to 5,220)	(1,000 to 5,220)	(1,000 to 5,220)	(1,000 to 5,220)	(1,000 to 5,220)	(1,000 to 5,220)	(1,000 to 5,220)	(1,000 to 5,220)	(1,000 to 5,220)	(1,000 to 5,220)	(1,000 to 5,220)	(1,000 to 5,220)	(1,000 to 5,220)	(1,000 to 5,220)	(1,000 to 5,220)	(1,000 to 5,220)	(1,000 to 5,220)	(1,000 to 5,220)	(1,000 to 5,220)		
Adverse effects of medical treatment	76	619	220	370	370	370	690	697	793	777	693	674	697	649	436	396	403	265	206	164	134	134	299	47	6.7	6.7	6,940		6,940
	(51.8 to 240)	(99.7 to 740)	(99.4 to 778)	(203 to 931)	(183 to 931)	(183 to 931)	(1.79 to 666)	(99.4 to 1,220)	(99.4 to 1,470)	(93.4 to 1,990)	(93.4 to 1,390)	(219 to 1,290)	(219 to 1,290)	(219 to 1,290)	(219 to 1,290)	(220 to 990)	(209 to 839)	(217 to 821)	(206 to 674)	(1.80 to 578)	(1.59 to 566)	(1.59 to 566)	(179 to 511)	(26.6 to 111)	(2.7 to 17.1)	(2.7 to 17.1)		
Animal contact	9.6	9.7	84.6	209	217	207	120	121	149	167	156	149	124	126	106	86.2	63.9	43.9	37.1	29.7	19.9	19.9	4.3	4.3	0.6	0.6	2,060		2,060
	(0.7 to 21)	(0.4 to 12)	(5.6 to 309)	(12 to 420)	(12 to 388)	(11 to 340)	(5.2 to 169)	(5.2 to 178)	(6.3 to 221)	(7.1 to 249)	(6.6 to 233)	(6.3 to 222)	(5.1 to 184)	(5.2 to 184)	(4.1 to 163)	(3.2 to 133)	(2.4 to 98.7)	(1.6 to 67)	(1.4 to 57.6)	(1.1 to 45.9)	(0.7 to 30.7)	(0.7 to 30.7)	(0.2 to 6.6)	(0.2 to 6.6)	(0.2 to 1.1)	(0.2 to 1.1)		
Venomous animal contact	2.4	2.4	19.6	49.6	49.7	51.2	43.4	43.8	54.4	60.2	57.8	53.2	44.7	44.7	38.7	31.4	23.2	15.9	13.2	10.7	7.2	7.2	1.5	1.5	0.2	0.2	1,460		1,460
	(0.18 to 5.4)	(0.18 to 29.5)	(1.4 to 71.6)	(12 to 98.6)	(12 to 98.6)	(12 to 98.6)	(10 to 98.6)	(10 to 98.6)	(13 to 98.6)	(14 to 98.6)	(14 to 98.6)	(13 to 98.6)	(11 to 98.6)	(11 to 98.6)	(9.4 to 98.6)	(7.6 to 98.6)	(5.6 to 98.6)	(3.8 to 98.6)	(3.2 to 98.6)	(2.6 to 98.6)	(1.7 to 98.6)	(1.7 to 98.6)	(0.4 to 98.6)	(0.4 to 98.6)	(0.1 to 98.6)	(0.1 to 98.6)		
Environmental heat and cold exposure	6.2	6.2	6.2	6.2	6.2	6.2	6.2	6.2	6.2	6.2	6.2	6.2	6.2	6.2	6.2	6.2	6.2	6.2	6.2	6.2	6.2	6.2	6.2	6.2	6.2	6.2	2,900		2,900
	(1.4 to 19.3)	(1.4 to 6.4)	(12.1 to 64.1)	(40.7 to 124)	(71.6 to 179)	(67.9 to 181)	(11.1 to 227)	(1.56 to 21.3)	(1.91 to 633)	(229 to 638)	(218 to 627)	(1.86 to 549)	(1.73 to 526)	(1.62 to 511)	(1.28 to 531)	(53.6 to 187)	(49.6 to 139)	(49 to 132)	(50.4 to 71.5)	(51.1 to 68.7)	(15.4 to 39.2)	(2.6 to 8.5)	(2.6 to 8.5)	(2.6 to 8.5)	(2.6 to 8.5)	(2.6 to 8.5)	2,900		2,900
Exposure to forces of nature	1.2	1.2	1.2	1.2	1.2	1.2	1.2	1.2	1.2	1.2	1.2	1.2	1.2	1.2	1.2	1.2	1.2	1.2	1.2	1.2	1.2	1.2	1.2	1.2	1.2	1.2	2,700		2,700
	(0 to 5)	(0 to 5)	(0 to 5)	(0 to 5)	(0 to 4.4)	(1.3 to 4.4)	(1.1 to 5.3)	(0.9 to 7.5)	(0.9 to 5.6)	(1.2 to 5.6)	(1.2 to 5.6)	(1.2 to 5.6)	(1.2 to 5.6)	(1.2 to 5.6)	(1.2 to 5.6)	(1.2 to 5.6)	(1.2 to 5.6)	(1.2 to 5.6)	(1.2 to 5.6)	(1.2 to 5.6)	(1.2 to 5.6)	(1.2 to 5.6)	(1.2 to 5.6)	(1.2 to 5.6)	(1.2 to 5.6)	(1.2 to 5.6)		
Other unintentional injuries	28.9	28.9	490	1,900	1,700	1,700	2,340	2,740	2,740	2,740	2,740	2,740	2,340	2,270	1,740	1,740	1,370	1,040	810	670	590	297	236	236	236	236	39,700		39,700
	(20.1 to 340)	(10.4 to 54.2)	(93 to 629)	(969 to 2,510)	(961 to 2,220)	(961 to 2,220)	(1,250 to 4,230)	(1,250 to 5,230)	(1,250 to 5,230)	(1,250 to 5,230)	(1,250 to 5,230)	(1,250 to 5,230)	(1,250 to 5,230)	(1,250 to 5,230)	(1,250 to 5,230)	(1,250 to 5,230)	(1,250 to 5,230)	(1,250 to 5,230)	(1,250 to 5,230)	(1,250 to 5,230)	(1,250 to 5,230)	(1,250 to 5,230)	(1,250 to 5,230)	(1,250 to 5,230)	(1,250 to 5,230)	(1,250 to 5,230)		
Self-harm and interpersonal violence	74.9	14.5	190	356	556	556	1,610	7,700	15,900	16,100	15,400	8,650	6,200	4,520	2,920	2,180	1,290	674	492	297	170	51.7	9.3	2.7	0.3	0.3	61,700		61,700
	(28.8 to 163)	(6.6 to 29.7)	(56.1 to 278)	(224 to 598)	(348 to 738)	(348 to 738)	(1,140 to 2,290)	(5,370 to 11,300)	(11,900 to 21,900)	(12,100 to 21,900)	(11,400 to 20,400)	(6,450 to 12,200)	(4,560 to 8,530)	(3,230 to 6,330)	(2,080 to 4,230)	(1,560 to 3,080)	(1,000 to 1,720)	(503 to 979)	(380 to 633)	(224 to 397)	(127 to 242)	(27.7 to 89.2)	(4.2 to 22.7)	(1.2 to 5.6)	(0.1 to 0.7)	(0.1 to 0.7)		
Self-harm	74.9	14.5	190	356	556	556	1,610	7,700	15,900	16,100	15,400	8,650	6,200	4,520	2,920	2,180	1,290	674	492	297	170	51.7	9.3	2.7	0.3	0.3	61,700		61,700
	(28.8 to 163)	(6.6 to 29.7)	(56.1 to 278)	(224 to 598)	(348 to 738)	(348 to 738)	(1,140 to 2,290)	(5,370 to 11,300)	(11,900 to 21,900)	(12,100 to 21,900)	(11,400 to 20,400)	(6,450 to 12,200)	(4,560 to 8,530)	(3,230 to 6,330)	(2,080 to 4,230)	(1,560 to 3,080)	(1,000 to 1,720)	(503 to 979)	(380 to 633)	(224 to 397)	(127 to 242)	(27.7 to 89.2)	(4.2 to 22.7)	(1.2 to 5.6)	(0.1 to 0.7)	(0.1 to 0.7)		
Self-harm by firearm	2.5	2.5	2.5	2.5	2.5	2.5	2.5	2.5	2.5	2.5	2.5	2.5	2.5	2.5	2.5	2.5	2.5	2.5	2.5	2.5	2.5	2.5	2.5	2.5	2.5	2.5	3,900		3,900
	(0 to 3)	(0 to 3)	(0 to 3)	(0 to 3)	(0 to 3)	(0 to 3)	(0.9 to 56.4)	(78.1 to 579)	(167 to 1,180)	(180 to 920)	(1.65 to 922)	(1.19 to 713)	(79.2 to 400)	(53.4 to 339)	(28.1 to 249)	(23.1 to 163)	(25.1 to 123)	(21.9 to 113)	(11.9 to 57.4)	(9.7 to 37.7)	(3.9 to 21.8)	(3.9 to 21.8)	(2.7 to 3.2)	(2.7 to 3.2)	(0.1 to 0.5)	(0.1 to 0.5)		
Self-harm by other specified means	72.4	12.0	188	356	556	556	1,610	7,700	15,900	16,100	15,400	8,650	6,200	4,520	2,920	2,180	1,290	674	492	297	170	51.7	9.3	2.7	0.3	0.3	65,800		65,800
	(28 to 161)	(5.4 to 29.5)	(55.6 to 276)	(224 to 598)	(348 to 738)	(348 to 738)	(1,140 to 2,290)	(5,370 to 11,300)	(11,900 to 21,900)	(12,100 to 21,900)	(11,400 to 20,400)	(6,450 to 12,200)	(4,560 to 8,530)	(3,230 to 6,330)	(2,080 to 4,230)	(1,560 to 3,080)	(1,000 to 1,720)	(503 to 979)	(380 to 633)	(224 to 397)	(127 to 242)	(27.7 to 89.2)	(4.2 to 22.7)	(1.2 to 5.6)	(0.1 to 0.7)	(0.1 to 0.7)		
Interpersonal violence	2.6	2.6	2.6	2.6	2.6	2.6	2.6	2.6	2.6	2.6	2.6	2.6	2.6	2.6	2.6	2.6	2.6	2.6	2.6	2.6	2.6	2.6	2.6	2.6	2.6	2.6	39,800		39,800
	(0.9 to 14.1)	(0.9 to 29.5)	(1.4 to 108)	(2.7 to 108)	(2.7 to 108)	(2.7 to 108)	(2.7 to 108)	(2.7 to 108)	(2.7 to 108)	(2.7 to 108)	(2.7 to 108)	(2.7 to 108)	(2.7 to 108)	(2.7 to 108)	(2.7 to 108)	(2.7 to 108)	(2.7 to 108)	(2.7 to 108)	(2.7 to 108)	(2.7 to 108)	(2.7 to 108)	(2.7 to 108)	(2.7 to 108)	(2.7 to 108)	(2.7 to 108)	(2.7 to 108)	(2.7 to 108)		
Physical violence by firearm	6.7	1.2	18.6	27.1	49.2	110	994	3,750	7,850	8,300	8,300	4,980	2,960	192	119	69.7	39.9	19.5	11	8.1	2.9	0.5	0.1	0.1	0.1	0.1	7,260		7,260
	(0.4 to 37.9)	(0.4 to 9.9)	(6 to 62.3)	(10.5 to 69.9)	(20 to 69.9)	(47.6 to 243)	(376 to 2,500)	(1,670 to 5,190)	(4,021 to 9,820)	(4,021 to 9,820)	(4,021 to 9,820)	(2,420 to 6,290)	(1,560 to 3,780)	(1,560 to 3,780)	(1,560 to 3,780)	(1,560 to 3,780)	(1,560 to 3,780)	(1,560 to 3,780)	(1,560 to 3,780)	(1,560 to 3,780)	(1,560 to 3,780)	(1,560 to 3,780)	(1,560 to 3,780)	(1,560 to 3,780)	(1,560 to 3,780)	(1,560 to 3,780)		
Physical violence by sharp object	3.4	0.1	0.1	29.9	49.7	69.1	428	1,540	3,470	3,470	3,470	2,060	1,270	267	143	103	67.6	34.1	25.1	21.4	15.7	6.5	3.4	3.4	0.4	0.4	3,920		3,920
	(0.49 to 8.6)	(0 to 1.7)	(0 to 1.7)	(17.4 to 49.9)	(31.1 to 79.4)	(43.1 to 110)	(264 to 670)	(1,020 to 2,260)	(2,360 to 4,770)	(2,360 to 4,770)	(2,360 to 4,770)	(1,400 to 2,880)	(863 to 1,740)	(181 to 529)	(97.1 to 283)	(70.1 to 205)	(45.9 to 133)	(23.2 to 67.5)	(17.1 to 49.8)	(14.5 to 42.3)	(10.7 to 31.1)	(4.4 to 12.9)	(2.3 to 6.7)	(2.3 to 6.7)	(0.3 to 1.2)	(0.3 to 1.2)		
Sexual violence	0	0	0	0	0	0	0	0	0	0	0	0	0	0	0	0	0	0	0	0	0	0	0	0	0	0	0		
	(0 to 5)	(0 to 5)	(0 to 77.1)	(40.4 to 177)	(75.1 to 216)	(72.8 to 211)	(0.2 to 2.73)	(247 to 903)	(2.55 to 934)	(288 to 994)	(272 to 787)	(1.96 to 569)	(1.79 to 518)	(1.79 to 518)	(1.79 to 518)	(1.79 to 518)	(1.79 to 518)	(1.79 to 518)	(1.79 to 518)	(1.79 to 518)	(1.79 to 518)	(1.79 to 518)	(1.79 to 518)	(1.79 to 518)	(1.79 to 518)	(1.79 to 518)	3,210		3,210
Physical violence by other means	3	1.1	18.6	27.1	49.2	110	994	3,750	7,850	8,300	8,300	4,980	2,960	192	119	69.7	39.9	19.5	11	8.1	2.9	0.5	0.1	0.1	0.1	0.1	14,200		14,200
	(0.4 to 19.6)	(0.4 to 9.9)	(6 to 62.3)	(10.5 to 69.9)	(20 to 69.9)	(47.6 to 243)	(376 to 2,500)	(1,670 to 5,190)	(4,021 to 9,820)	(4,021 to 9,820)	(4,021 to 9,820)	(2,420 to 6,290)	(1,560 to 3,780)	(1,560 to 3,780)	(1,560 to 3,780)	(1,560 to 3,780)	(1,560 to 3,780)	(1,560 to 3,780)	(1,560 to 3,780)	(1,560 to 3,780)	(1,560 to 3,780)	(1,560 to 3,780)	(1,560 to 3,780)	(1,560 to 3,780)	(1,560 to 3,780)	(1,560 to 3,780)		
Conflict and terrorism	0	0	0	0	0	0	0	0	0	0	0	0	0	0	0	0	0	0	0	0	0	0	0	0	0	0	0		
	(0 to 5.3)	(0 to 1.4)	(0.7 to 6.3)	(26.3 to 63.4)	(27.7 to 64.9)	(26.2 to 71)	(1.47 to 27)	(33.9 to 136)	(64.4 to 376)	(67.4 to 340)	(1.05 to 340)	(1.05 to 340)	(1.05 to 340)	(1.05 to 340)	(1.05 to 340)	(1.05 to 340)	(1.05 to 340)	(1.05 to 340)	(1.05 to 340)	(1.05 to 340)	(1.05 to 340)	(1.05 to 340)	(1.05 to 340)	(1.05 to 340)	(1.05 to 340)	(1.05 to 340)	(1.05 to 340)		

SR Table 2c: Bahrain DALYS by cause and age group for males with 95% uncertainty intervals, 2019

Cause	Early Neonatal (0-6 days)	Late Neonatal (7-27 days)	Post Neonatal (28-364 days)	1 to 4	5 to 9	10 to 14	15 to 19	20 to 24	25 to 29	30 to 34	35 to 39	40 to 44	45 to 49	50 to 54	55 to 59	60 to 64	65 to 69	70 to 74	75 to 79	80 to 84	85 to 89	90 to 94	95 plus	Total
All causes	1,406 (1,166 to 1,646)	1,161 (964 to 1,351)	2,106 (1,662 to 2,585)	1,868 (1,560 to 2,193)	2,209 (1,793 to 2,760)	2,163 (1,774 to 2,615)	2,646 (2,246 to 3,146)	3,143 (2,742 to 3,665)	3,743 (3,268 to 4,318)	4,343 (3,794 to 4,945)	5,013 (4,432 to 13,100)	5,744 (4,977 to 26,400)	6,553 (5,664 to 27,200)	7,439 (6,455 to 28,100)	8,477 (7,339 to 29,100)	9,677 (8,350 to 30,100)	10,939 (9,413 to 31,200)	12,138 (10,398 to 32,200)	13,170 (11,198 to 33,200)	13,870 (11,700 to 34,000)	13,974 (11,600 to 34,000)	13,344 (10,900 to 33,000)	12,243 (9,800 to 31,000)	11,158 (8,722 to 30,000)	10,211 (7,858 to 29,000)	9,262 (7,098 to 28,000)	8,314 (6,339 to 27,000)	7,366 (5,580 to 26,000)	6,419 (4,822 to 25,000)	5,471 (4,064 to 24,000)	4,523 (3,306 to 23,000)	3,576 (2,548 to 22,000)	2,628 (1,790 to 21,000)	1,680 (1,032 to 20,000)	733 (397 to 20,000)	173,020 (167,000 to 179,000)
Communicable, maternal, neonatal, and nutritional diseases	606 (535 to 693)	348 (249 to 469)	662 (502 to 1,100)	549 (451 to 777)	513 (343 to 811)	379 (246 to 652)	330 (205 to 618)	306 (185 to 586)	364 (215 to 694)	394 (229 to 748)	536 (309 to 1,000)	677 (381 to 1,400)	904 (501 to 1,900)	1,150 (620 to 2,400)	1,504 (797 to 3,190)	1,977 (1,030 to 4,200)	2,530 (1,300 to 5,400)	3,220 (1,650 to 6,900)	3,987 (2,040 to 8,500)	4,579 (2,340 to 9,800)	4,880 (2,490 to 10,400)	4,879 (2,490 to 10,400)	4,679 (2,390 to 10,000)	4,379 (2,240 to 9,400)	4,079 (2,090 to 8,700)	3,779 (1,940 to 8,100)	3,479 (1,790 to 7,400)	3,179 (1,640 to 6,800)	2,879 (1,490 to 6,200)	2,579 (1,330 to 5,500)	2,279 (1,180 to 4,900)	1,979 (1,030 to 4,200)	1,679 (870 to 3,600)	1,379 (710 to 2,900)	1,079 (550 to 2,300)	779 (390 to 1,700)	479 (230 to 1,000)	179 (80 to 400)	79 (30 to 200)	11 (3 to 40)	1 (0 to 2)	98,000 (93,000 to 103,000)	9,800
HIV/AIDS and sexually transmitted infections	24 (15 to 34)	12 (3 to 28)	20 (5 to 42)	5 (2 to 9)	1 (0 to 1)	1 (0 to 4)	5 (2 to 7)	8 (4 to 14)	12 (5 to 21)	17 (8 to 29)	24 (11 to 41)	34 (16 to 58)	49 (23 to 82)	71 (33 to 120)	99 (47 to 170)	131 (62 to 220)	167 (79 to 280)	206 (97 to 350)	248 (117 to 420)	286 (135 to 490)	309 (146 to 530)	309 (146 to 530)	296 (140 to 510)	271 (128 to 470)	243 (115 to 420)	215 (102 to 370)	187 (88 to 320)	159 (75 to 270)	131 (62 to 230)	103 (49 to 180)	76 (36 to 130)	48 (23 to 84)	21 (10 to 37)	3 (1 to 5)	4,000 (1,900 to 6,900)	643
HIV/AIDS	0 (0 to 0)	0 (0 to 0)	0 (0 to 0)



Congenital birth defects	351 (199 to 497)	151 (66 to 227)	607 (423 to 856)	202 (161 to 280)	97·1 (71·5 to 130)	73·5 (53 to 99·4)	63·7 (46·7 to 85·4)	59·5 (41·3 to 79·7)	54·3 (39·6 to 72·8)	72·3 (52·4 to 97·1)	125 (89·5 to 170)	90·7 (63·9 to 122)	54·4 (37·4 to 74·9)	39·9 (29·4 to 53·1)	29·6 (19·4 to 39·7)	19·6 (12·6 to 28·3)	9·9 (6·9 to 12·5)	2·2 (1·4 to 3·2)	0·9 (0·5 to 1·3)	0·4 (0·3 to 0·6)	0·1 (0·1 to 0·2)	0 (0 to 0)	0 (0 to 0)		2,100
Neural tube defects	43·6 (21·5 to 81·7)	9·9 (4·2 to 20·3)	29·4 (9·4 to 59·3)	29·3 (9·9 to 66)	3·1 (1·0 to 5·4)	3·9 (2·1 to 7·3)	2·1 (0·7 to 4·6)	2·5 (1·0 to 5·1)	1·4 (0·5 to 3·6)	3·4 (1·0 to 9·5)	2·1 (0·6 to 5·4)	3·8 (1·0 to 9·7)	2·1 (0·5 to 5·4)	1·4 (0·4 to 3·7)	0·3 (0·1 to 0·9)	0·3 (0·1 to 0·8)	0·3 (0·1 to 0·8)	0 (0 to 0)	0 (0 to 0)	0 (0 to 0)	0 (0 to 0)	0 (0 to 0)	0 (0 to 0)		137
Congenital heart anomalies	284 (161 to 420)	121 (53 to 183)	502 (342 to 722)	166 (134 to 229)	79·1 (58·1 to 104)	61·1 (44·2 to 81)	52·4 (38·1 to 70·4)	48·7 (33·8 to 64·4)	44·1 (32·1 to 59·2)	59·2 (42·9 to 79·1)	102 (73·1 to 137)	74·1 (52·1 to 101)	44·3 (30·4 to 59·4)	32·4 (22·7 to 43·7)	24·1 (16·1 to 32·9)	16·1 (10·3 to 23·2)	8·1 (5·4 to 11·1)	1·8 (1·1 to 2·6)	0·8 (0·5 to 1·2)	0·3 (0·2 to 0·5)	0·1 (0·1 to 0·1)	0 (0 to 0)	0 (0 to 0)		632
Orofacial clefts	0·1 (0 to 0·2)	0·1 (0 to 0·1)	0·6 (0·4 to 1·1)	2·9 (1·6 to 5·6)	2·9 (1·3 to 5·2)	2·8 (1·2 to 5·2)	2·6 (1·2 to 5·1)	2·4 (1·1 to 4·7)	2·2 (1·0 to 4·4)	2·2 (0·9 to 4·5)	3·2 (1·2 to 7·1)	3·7 (1·1 to 10·4)	2·1 (0·6 to 5·7)	3·9 (1·0 to 10·7)	2·7 (0·8 to 8·3)	2·3 (0·6 to 7·2)	2 (0·5 to 6·1)	0·4 (0·1 to 1·3)	0·2 (0·1 to 0·6)	0·1 (0 to 0·3)	0 (0 to 0·1)	0 (0 to 0)	0 (0 to 0)		99·3
Down syndrome	6·6 (2·9 to 13·8)	5·4 (2·2 to 9·9)	28·9 (12·3 to 56·7)	19·3 (5·5 to 49·4)	5 (2·6 to 9·1)	3·5 (2·2 to 5·4)	2·4 (1·2 to 3·3)	7·7 (4·2 to 12·6)	7·5 (3·6 to 12·5)	9·1 (4·6 to 15)	4·4 (2·0 to 7·2)	2·9 (1·1 to 4·9)	1·6 (1 to 2·4)	0·9 (0·5 to 1·4)	0·3 (0·2 to 0·6)	0·1 (0 to 0·2)	0 (0 to 0·1)	0 (0 to 0)	0 (0 to 0)	0 (0 to 0)	0 (0 to 0)	0 (0 to 0)	0 (0 to 0)		97·9
Turner syndrome	0 (0 to 0)	0 (0 to 0)	0 (0 to 0)	0 (0 to 0)	0 (0 to 0)	0 (0 to 0)	0 (0 to 0)	0 (0 to 0)	0 (0 to 0)	0 (0 to 0)	0 (0 to 0)	0 (0 to 0)	0 (0 to 0)	0 (0 to 0)	0 (0 to 0)	0 (0 to 0)	0 (0 to 0)	0 (0 to 0)	0 (0 to 0)	0 (0 to 0)	0 (0 to 0)	0 (0 to 0)	0 (0 to 0)	0 (0 to 0)		0
Klinefelter syndrome	0 (0 to 0)	0 (0 to 0)	0 (0 to 0)	0 (0 to 0)	0 (0 to 0)	0 (0 to 0)	0 (0 to 0)	0 (0 to 0)	0 (0 to 0)	0 (0 to 0)	0 (0 to 0)	0 (0 to 0)	0 (0 to 0)	0 (0 to 0)	0 (0 to 0)	0 (0 to 0)	0 (0 to 0)	0 (0 to 0)	0 (0 to 0)	0 (0 to 0)	0 (0 to 0)	0 (0 to 0)	0 (0 to 0)	0 (0 to 0)		0·1
Other chromosomal abnormalities	28·3 (7·4 to 64·9)	18 (5·1 to 33·9)	49·4 (15 to 95)	9 (4·5 to 19·1)	5·1 (2·1 to 9·5)	3·8 (2·0 to 5·7)	3·6 (2·2 to 5·2)	2·6 (1·6 to 4)	2·1 (1·4 to 3·2)	2·7 (1·6 to 4·4)	1 (0·6 to 1·4)	0·5 (0·2 to 0·8)	0·2 (0·1 to 0·3)	0·2 (0·1 to 0·3)	0·1 (0·1 to 0·1)	0 (0 to 0)	0 (0 to 0)	0 (0 to 0)	0 (0 to 0)	0 (0 to 0)	0 (0 to 0)	0 (0 to 0)	0 (0 to 0)		134
Congenital musculoskeletal and limb anomalies	32 (19·9 to 51·9)	9·5 (5·1 to 15)	29 (15 to 51)	29·4 (15·5 to 53·3)	27·4 (15·1 to 43·3)	29·5 (15·1 to 43·4)	26·3 (13·7 to 39·3)	19·8 (9·1 to 34·6)	17·4 (9·1 to 31·2)	29·3 (15·9 to 48·5)	54 (32·4 to 87·8)	42·8 (24·6 to 67·4)	29·2 (16·1 to 44·4)	21·7 (12·1 to 34·2)	16·5 (9·2 to 25·5)	10·8 (6·4 to 16·8)	4·8 (2·4 to 7·4)	1·4 (0·7 to 2·2)	0·5 (0·2 to 0·8)	0·2 (0·1 to 0·4)	0·1 (0 to 0·2)	0 (0 to 0)	0 (0 to 0)		416
Urogenital congenital anomalies	27·7 (8·8 to 60·1)	4·3 (2·0 to 8·6)	19·8 (8·4 to 38·7)	9·1 (3·5 to 19·1)	4·4 (2·0 to 8·4)	2·2 (0·9 to 4·1)	2·5 (1·0 to 4·7)	1·5 (0·5 to 3·2)	1·7 (0·7 to 3·2)	2·7 (1·0 to 5·6)	4·1 (1·7 to 8·1)	2·7 (1·0 to 6·1)	1·4 (0·5 to 3·4)	0·8 (0·3 to 1·9)	0·5 (0·2 to 0·7)	0·3 (0·1 to 0·6)	0·2 (0·1 to 0·4)	0·1 (0 to 0·2)	0 (0 to 0·1)	0 (0 to 0)	0 (0 to 0)	0 (0 to 0)	0 (0 to 0)		83·9
Digestive congenital anomalies	13·4 (4·7 to 27·1)	5·9 (2·6 to 12·4)	24·4 (10·2 to 47·2)	14·5 (4·6 to 33·2)	7·4 (2·7 to 15·2)	5·4 (2·2 to 10·2)	4·9 (2·2 to 8·5)	4·6 (2·2 to 8·2)	4·2 (2·1 to 7·5)	5·2 (2·5 to 9·5)	5·2 (2·5 to 9·7)	3·6 (1·5 to 7·2)	2·2 (0·9 to 4·7)	1·4 (0·5 to 3·2)	0·7 (0·3 to 1·5)	0·4 (0·2 to 0·8)	0·2 (0·1 to 0·4)	0·1 (0 to 0·2)	0 (0 to 0·1)	0 (0 to 0)	0 (0 to 0)	0 (0 to 0)	0 (0 to 0)		78·9
Other congenital birth defects	137 (39 to 329)	40·2 (16·6 to 71·7)	139 (62·9 to 272)	61·1 (19·5 to 71·3)	17·1 (9·6 to 30·3)	9·4 (5·6 to 15·6)	6·4 (3·9 to 10·9)	3·9 (1·5 to 9·2)	3·1 (0·8 to 8·9)	2·5 (0·6 to 8·9)	1·2 (0·3 to 5·1)	0·5 (0·2 to 1·8)	0·2 (0·1 to 0·8)	0·1 (0·1 to 0·4)	0·1 (0·1 to 0·3)	0·1 (0·1 to 0·2)	0·1 (0·1 to 0·2)	0·1 (0·1 to 0·2)	0·1 (0·1 to 0·2)	0·1 (0·1 to 0·2)	0·1 (0·1 to 0·1)	0 (0 to 0)	0 (0 to 0)		463
Urinary diseases and male infertility	0·3 (0·1 to 0·9)	0·9 (0·2 to 1·8)	1·6 (0·9 to 2·7)	1·6 (1·0 to 2·9)	2·4 (1·3 to 3·9)	4·7 (2·3 to 8·4)	3·4 (1·7 to 6·1)	2·5 (1·2 to 4·5)	11·4 (5·7 to 22·4)	17·4 (10·4 to 30·7)	37·1 (19·1 to 61·5)	58·7 (30·6 to 105)	60·9 (30·9 to 103)	21·7 (10·1 to 39·9)	28·4 (14·7 to 49·4)	50·6 (26·9 to 76·6)	49·5 (24·2 to 84·2)	25·4 (11·4 to 50·1)	49·3 (21·5 to 94·7)	45·2 (19·2 to 88·6)	46·1 (19·3 to 92·3)	40·8 (12·9 to 88·7)	20 (4·6 to 72·4)	0·3 (0·1 to 0·8)	597
Urolithiasis	0 (0 to 0)	0 (0 to 0)	0 (0 to 0)	0 (0 to 0·1)	0·2 (0·1 to 0·3)	0·2 (0·2 to 0·3)	0·2 (0·2 to 0·3)	0·2 (0·1 to 0·4)	0·2 (0·1 to 0·4)	0·3 (0·2 to 0·5)	0·5 (0·2 to 1·1)	0·6 (0·2 to 1·4)	0·5 (0·2 to 1·2)	0·4 (0·2 to 0·9)	0·3 (0·2 to 0·6)	0·2 (0·1 to 0·4)	0·2 (0·1 to 0·4)	0·1 (0·1 to 0·3)	0·1 (0·1 to 0·2)	0·1 (0·1 to 0·2)	0·1 (0·1 to 0·1)	0·1 (0·1 to 0·2)	0 (0·1 to 0·1)		59·3
Benign prostatic hyperplasia	0 (0 to 0)	0 (0 to 0)	0 (0 to 0)	0 (0 to 0)	0 (0 to 0)	0 (0 to 0)	0 (0 to 0)	0 (0 to 0)	0 (0 to 0)	0 (0 to 0)	0 (0 to 0)	0 (0 to 0)	0 (0 to 0)	0 (0 to 0)	0 (0 to 0)	0 (0 to 0)	0 (0 to 0)	0 (0 to 0)	0 (0 to 0)	0 (0 to 0)	0 (0 to 0)	0 (0 to 0)	0 (0 to 0)	0 (0 to 0)		127
Male infertility	0 (0 to 0)	0 (0 to 0)	0 (0 to 0)	0 (0 to 0)	0 (0 to 0)	0 (0 to 0)	0 (0 to 0)	1·1 (1·0 to 1·3)	1·8 (1·1 to 3)	3·1 (1·8 to 17·4)	6·2 (2·2 to 19·9)	12·9 (3·6 to 39·5)	11·8 (2·7 to 39·6)	8·1 (1·9 to 29·5)	4·7 (1·1 to 17·1)	17·2 (3·2 to 70)	27 (3·2 to 111)	24·2 (2·6 to 111)	23·7 (2·6 to 111)	19·1 (2·1 to 94·5)	16·1 (1·7 to 94·5)	8·4 (0·9 to 50·1)	2·4 (0·2 to 20·1)	0·4 (0·1 to 2·6)		89·9
Other urinary diseases	0·1 (0 to 0·3)	0·9 (0·2 to 1·4)	1 (0·4 to 2·1)	1·3 (0·6 to 2·2)	1·1 (0·5 to 2·1)	1·7 (1·1 to 2·3)	1·1 (0·7 to 1·8)	1·6 (1·1 to 2·3)	2·1 (1·3 to 3·3)	2·6 (1·7 to 3·9)	3·1 (1·9 to 4·8)	3·2 (1·7 to 5·1)	2·1 (1·1 to 3·6)	1·6 (0·7 to 2·9)	1·1 (0·5 to 2·1)	0·8 (0·3 to 1·5)	0·5 (0·2 to 1·1)	0·3 (0·1 to 0·7)	0·2 (0·1 to 0·5)	0·1 (0·1 to 0·3)	0·1 (0·1 to 0·2)	0·1 (0·1 to 0·2)	0·1 (0·1 to 0·2)		249
Gynecological diseases	0 (0 to 0)	0 (0 to 0)	0 (0 to 0)	0 (0 to 0)	0 (0 to 0)	0 (0 to 0)	0 (0 to 0)	0 (0 to 0)	0 (0 to 0)	0 (0 to 0)	0 (0 to 0)	0 (0 to 0)	0 (0 to 0)	0 (0 to 0)	0 (0 to 0)	0 (0 to 0)	0 (0 to 0)	0 (0 to 0)	0 (0 to 0)	0 (0 to 0)	0 (0 to 0)	0 (0 to 0)	0 (0 to 0)	0 (0 to 0)		NA
Uterine fibroids	0 (0 to 0)	0 (0 to 0)	0 (0 to 0)	0 (0 to 0)	0 (0 to 0)	0 (0 to 0)	0 (0 to 0)	0 (0 to 0)	0 (0 to 0)	0 (0 to 0)	0 (0 to 0)	0 (0 to 0)	0 (0 to 0)	0 (0 to 0)	0 (0 to 0)	0 (0 to 0)	0 (0 to 0)	0 (0 to 0)	0 (0 to 0)	0 (0 to 0)	0 (0 to 0)	0 (0 to 0)	0 (0 to 0)	0 (0 to 0)		NA
Polycystic ovarian syndrome	..	..	..	..	..	..	..	..	..	..	..	..	..	..	..	..	..	..	..	..	..	..	..	..		NA
Female infertility	..	..	..	..	..	..	..	..	..	..	..	..	..	..	..	..	..	..	..	..	..	..	..	..		NA
Endometriosis	..	..	..	..	..	..	..	..	..	..	..	..	..	..	..	..	..	..	..	..	..	..	..	..		NA
Genital prolapse	0 (0 to 0)	0 (0 to 0)	0 (0 to 0)	0 (0 to 0)	0 (0 to 0)	0 (0 to 0)	0 (0 to 0)	0 (0 to 0)	0 (0 to 0)	0 (0 to 0)	0 (0 to 0)	0 (0 to 0)	0 (0 to 0)	0 (0 to 0)	0 (0 to 0)	0 (0 to 0)	0 (0 to 0)	0 (0 to 0)	0 (0 to 0)	0 (0 to 0)	0 (0 to 0)	0 (0 to 0)	0 (0 to 0)	0 (0 to 0)		0
Premenstrual syndrome	..	..	..	..	..	..	..	..	..	..	..	..	..	..	..	..	..	..	..	..	..	..	..	..		NA
Other gynecological diseases	0 (0 to 0)	0 (0 to 0)	0 (0 to 0)	0 (0 to 0)	0 (0 to 0)	0 (0 to 0)	0 (0 to 0)	0 (0 to 0)	0 (0 to 0)	0 (0 to 0)	0 (0 to 0)	0 (0 to 0)	0 (0 to 0)	0 (0 to 0)	0 (0 to 0)	0 (0 to 0)	0 (0 to 0)	0 (0 to 0)	0 (0 to 0)	0 (0 to 0)	0 (0 to 0)	0 (0 to 0)	0 (0 to 0)	0 (0 to 0)		0
Hemoglobinopathies and hemolytic anemias	0·3 (0·1 to 0·4)	2·1 (1 to 3·8)	13·4 (6·1 to 25·8)	9·7 (3·9 to 21·1)	8·9 (4·1 to 15·1)	7·6 (3·6 to 12·5)	7·6 (3·6 to 12·5)	6·5 (3·1 to 11·2)	6·2 (2·9 to 10·7)	6·2 (2·8 to 10·7)	6·2 (2·8 to 10·7)	5·7 (2·6 to 10·1)	4·6 (2·1 to 8·1)	3·6 (1·6 to 6·5)	2·7 (1·2 to 4·9)	2·1 (0·9 to 3·8)	1·5 (0·6 to 2·8)	1·1 (0·4 to 2·1)	0·8 (0·3 to 1·5)	0·6 (0·2 to 1·1)	0·4 (0·2 to 0·8)	0·3 (0·1 to 0·6)	0·2 (0·1 to 0·4)		2,268
Thalassemias	0 (0 to 0·1)	0 (0 to 0)	0·5 (0·1 to 1·4)	0·3 (0 to 1·1)	0·3 (0 to 1·1)	0·4 (0·1 to 1·3)	0·4 (0·1 to 1·2)	0·4 (0·1 to 1·2)	0·4 (0·1 to 1·2)	0·4 (0·1 to 1·2)	0·4 (0·1 to 1·2)	0·4 (0·1 to 1·2)	0·3 (0·1 to 1·1)	0·3 (0·1 to 1·1)	0·2 (0 to 0·9)	0·2 (0 to 0·9)	0·2 (0 to 0·8)	0·1 (0 to 0·5)	0·1 (0 to 0·5)	0·1 (0 to 0·5)	0·1 (0 to 0·5)	0·1 (0 to 0·5)	0 (0 to 0·1)		27·5
Thalassemias trait	0 (0 to 0·1)	0·7 (0·2 to 2·9)	4·7 (1·4 to 9·4)	3·6 (0·9 to 8·6)	2·1 (0·4 to 5·2)	2·5 (0·4 to 7·6)	2·5 (0·3 to 8·4)	2·5 (0·3 to 8·4)	2·5 (0·3 to 8·4)	2·5 (0·3 to 8·4)	2·5 (0·3 to 8·4)	2·5 (0·3 to 8·4)	2·5 (0·3 to 8·4)	2·5 (0·3 to 8·4)	2·5 (0·3 to 8·4)	2·5 (0·3 to 8·4)	2·5 (0·3 to 8·4)	2·5 (0·3 to 8·4)	2·5 (0·3 to 8·4)	2·5 (0·3 to 8·4)	2·5 (0·3 to 8·4)	2·5 (0·3 to 8·4)	2·5 (0·3 to 8·4)		118
Sickle cell disorders	0 (0 to 0·1)	0·1 (0·1 to 0·2)	0·7 (0·4 to 4·2)	1·1 (0·1 to 17·6)	2·5 (0·3 to 31·4)	5·7 (0·9 to 64)	5·9 (0·9 to 64)	5·9 (0·9 to 64)	5·9 (0·9 to 64)	5·9 (0·9 to 64)	5·9 (0·9 to 64)	5·9 (0·9 to 64)	5·9 (0·9 to 64)	5·9 (0·9 to 64)	5·9 (0·9 to 64)	5·9 (0·9 to 64)	5·9 (0·9 to 64)	5·9 (0·9 to 64)	5·9 (0·9 to 64)	5·9 (0·9 to 64)	5·9 (0·9 to 64)	5·9 (0·9 to 64)	5·9 (0·9 to 64)		1,550
Sickle cell trait	0 (0 to 0·2)	1·3 (0·5 to 2·4)	5·9 (2·3 to 12·7)	5·8 (2·6 to 39·4)	22·9 (6·4 to 52·1)	6·7 (1·1 to 19·9)	2·3 (0·3 to 8·1)	1·3 (0·2 to 5·2)	1·8 (0·2 to 6·9)	2·7 (0·3 to 9·4)	4·6 (0·6 to 12·7)	7·4 (1·0 to 24·1)	6·1 (1·2 to 17·1)	4·7 (0·8 to 11·7)	3·1 (0·7 to 11·4)	5·2 (1·2 to 12·3)	3·2 (0·7 to 9·2)	2·2 (0·5 to 6·4)	2·1 (0·5 to 5·7)	1·7 (0·5 to 4·7)	1·3 (0·4 to 3·5)	0·8 (0·2 to 2·1)	0·1 (0·1 to 0·3)		97·7
G6PD deficiency	0 (0 to 0)	0·2 (0·1 to 0·3)	0·2 (0·1 to 0·3)	1·6 (0·4 to 1·6)	1·6 (0·9 to 2·1)	2·1 (1·1 to 2·9)	1·9 (0·9 to 2·7)	1·9 (0·9 to 2·7)	1·9 (0·9 to 2·7)	1·9 (0·9 to 2·7)	1·9 (0·9 to 2·7)	1·9 (0·9 to 2·7)	1·9 (0·9 to 2·7)	1·9 (0·9 to 2·7)	1·9 (0·9 to 2·7)	1·9 (0·9 to 2·7)	1·9 (0·9 to 2·7)	1·9 (0·9 to 2·7)	1·9 (0·9 to 2·7)	1·9 (0·9 to 2·7)	1·9 (0·9 to 2·7)	1·9 (0·9 to 2·7)	1·9 (0·9 to 2·7)		160
G6PD trait	0 (0 to 0)	0 (0 to 0)	0 (0 to 0)	0 (0 to 0)	0 (0 to 0)	0 (0 to 0)	0 (0 to 0)	0 (0 to 0)	0 (0 to 0)	0 (0 to 0)	0 (0 to 0)	0 (0 to 0)	0 (0 to 0)	0 (0 to 0)	0 (0 to 0)	0 (0 to 0)	0 (0 to 0)	0 (0 to 0)	0 (0 to 0)	0 (0 to 0)	0 (0 to 0)	0 (0 to 0)	0 (0 to 0)	0 (0 to 0)		0
Other hemoglobinopathies and hemolytic anemias	0 (0 to 0)	0·1 (0 to 0·3)	0·9 (0·2 to 2·1)	3·7 (0·9 to 9·7)	4·9 (1·5 to 13·2)	1·6 (0·4 to 5·4)	2·3 (0·6 to 6·4)	2·3 (0·6 to 6·4)	2·3 (0·5 to 6·4)	2·3 (0·6 to 6·4)	3·6 (0·8 to 11·4)	2·3 (0·6 to 7·4)	1·3 (0·3 to 4·2)	1·3 (0·3 to 4·2)	0·8 (0·2 to 2·5)	0·4 (0·1 to 1·3)	0·3 (0·1 to 0·8)	0·2 (0·1 to 0·6)	0·1 (0 to 0·4)	0·1 (0 to 0·3)	0·1 (0 to 0·2)	0·1 (0 to 0·2)	0 (0 to 0·1)		110
Endocrine, metabolic, blood, and immune disorders	9·9 (4·9 to 17·4)	12·8 (4·9 to 21·7)	60·9 (28·1 to 139)	56·1 (20·2 to 161)	68·8 (28·3 to 138)	64·4 (32·4 to 134)	60·5 (28·4 to 134)	60·3 (28·4 to 134)	60·3 (28·4 to 134)	60·3 (28·4 to 134)	60·3 (28·4 to 134)	60·3 (28·4 to 134)	60·3 (28·4 to 134)	60·3 (28·4 to 134)	60·3 (28·4 to 134)	60·3 (28·4 to 134)	60·3 (28·4 to 134)	60·3 (28·4 to 134)	60·3 (28·4 to 134)	60·3 (28·4 to 134)	60·3 (28·4 to 134)	60·3 (28·4 to 134)	60·3 (28·4 to 134)		2,728
Oral disorders	0 (0 to 0)	0 (0 to 0)	0·2 (0 to 0·6)	0·2 (0 to 0·6)	0·2 (0 to 0·6

Cause	Early Neonatal	Late Neonatal	Post Neonatal	1 to 4	5 to 9	10 to 14	15 to 19	20 to 24	25 to 29	30 to 34	35 to 39	40 to 44	45 to 49	50 to 54	55 to 59	60 to 64	65 to 69	70 to 74	75 to 79	80 to 84	85 to 89	90 to 94	95 plus	Total
All causes	286,000 (249,000-326,000)	309,000 (268,000-353,000)	699,000 (491,000-1,000,000)	1,000,000 (676,000-1,500,000)	431,000 (307,000-570,000)	475,000 (342,000-630,000)	592,000 (429,000-784,000)	632,000 (457,000-838,000)	625,000 (452,000-829,000)	639,000 (463,000-850,000)	700,000 (507,000-931,000)	729,000 (527,000-969,000)	666,000 (480,000-885,000)	666,000 (481,000-885,000)	1,160,000 (838,000-1,540,000)	1,330,000 (1,020,000-1,720,000)	1,540,000 (1,180,000-1,990,000)	1,610,000 (1,240,000-2,080,000)	1,150,000 (884,000-1,490,000)	1,110,000 (854,000-1,430,000)	952,000 (732,000-1,230,000)	362,000 (278,000-467,000)	170,000 (131,000-220,000)	17,600 (13,600-22,700)	14,400,000
Communicable, maternal, neonatal, and nutritional diseases	150,000 (124,000-181,000)	213,000 (170,000-264,000)	289,000 (219,000-377,000)	429,000 (316,000-570,000)	142,000 (98,400-196,000)	86,000 (59,400-119,000)	76,000 (52,900-105,000)	74,000 (51,100-102,000)	77,000 (53,400-106,000)	84,000 (58,100-116,000)	94,000 (64,700-130,000)	110,000 (75,900-151,000)	99,000 (68,400-136,000)	97,000 (67,100-134,000)	152,000 (105,000-209,000)	183,000 (127,000-252,000)	224,000 (156,000-309,000)	251,000 (175,000-346,000)	197,000 (137,000-272,000)	203,000 (141,000-280,000)	194,000 (135,000-268,000)	83,000 (57,900-115,000)	43,000 (29,900-59,600)	3,000 (2,080-4,140)	3,860,000 (2754-5,260)
HIV/AIDS and sexually transmitted infections	427 (418-438)	1,000 (1,000-1,010)	2,000 (1,990-2,020)	2,000 (1,990-2,020)	1,000 (1,000-1,010)	1,000 (1,000-1,010)	2,000 (2,000-2,020)	4,000 (4,000-4,030)	6,000 (5,970-6,040)	9,000 (8,940-9,050)	13,000 (12,900-13,100)	17,000 (16,900-17,200)	20,000 (19,900-20,200)	23,000 (22,900-23,200)	27,000 (26,900-27,200)	30,000 (29,900-30,200)	32,000 (31,900-32,200)	33,000 (32,900-33,200)	33,000 (32,900-33,200)	32,000 (31,900-32,200)	30,000 (29,900-30,200)	27,000 (26,900-27,200)	15,000 (14,900-15,100)	2,000 (1,990-2,020)	12,000
HIV/AIDS	0 (0-0)	0 (0-0)	182 (171-194)	52.4 (37.1-64.7)	4.6 (3.2-5.8)	1.46 (1.03-1.84)	1.73 (1.24-2.19)	2.84 (2.04-3.58)	2.89 (2.09-3.67)	3.62 (2.64-4.58)	4.62 (3.37-5.84)	5.64 (4.13-7.13)	6.57 (4.82-8.32)	7.58 (5.56-9.59)	8.62 (6.32-10.9)	9.57 (7.04-12.1)	10.2 (7.51-12.9)	10.5 (7.73-13.3)	10.5 (7.73-13.3)	10.2 (7.51-12.9)	9.57 (7.04-12.1)	8.62 (6.32-10.9)	4.79 (3.51-6.06)	0.626 (0.459-0.792)	3,620
HIV/AIDS - Drug-susceptible Tuberculosis	0 (0-0)	0 (0-0)	18.2 (17.1-19.4)	5.6 (3.71-7.06)	0.514 (0.342-0.654)	0.172 (0.114-0.217)	0.211 (0.141-0.266)	0.411 (0.274-0.519)	0.511 (0.341-0.645)	0.742 (0.495-0.937)	0.982 (0.655-1.24)	1.27 (0.847-1.61)	1.52 (1.01-1.92)	1.81 (1.21-2.29)	2.08 (1.39-2.63)	2.31 (1.54-2.92)	2.46 (1.64-3.11)	2.53 (1.69-3.19)	2.53 (1.69-3.19)	2.46 (1.64-3.11)	2.31 (1.54-2.92)	2.08 (1.39-2.63)	1.16 (0.773-1.46)	0.151 (0.101-0.191)	413
HIV/AIDS - Multidrug-resistant Tuberculosis without extensive drug resistance	0 (0-0)	0 (0-0)	0.7 (0.4-1.2)	0.2 (0.1-0.4)	0.018 (0.01-0.032)	0.006 (0.003-0.011)	0.008 (0.004-0.014)	0.016 (0.008-0.028)	0.019 (0.01-0.034)	0.028 (0.014-0.049)	0.037 (0.019-0.065)	0.048 (0.024-0.084)	0.058 (0.029-0.101)	0.069 (0.035-0.121)	0.079 (0.04-0.138)	0.088 (0.044-0.154)	0.094 (0.047-0.164)	0.096 (0.048-0.168)	0.096 (0.048-0.168)	0.094 (0.047-0.164)	0.088 (0.044-0.154)	0.079 (0.04-0.138)	0.044 (0.022-0.077)	0.006 (0.003-0.01)	16
HIV/AIDS - Extensively drug-resistant Tuberculosis	0 (0-0)	0 (0-0)	0.2 (0.1-0.4)	0.1 (0-0.1)	0.005 (0.002-0.009)	0.002 (0.001-0.003)	0.002 (0.001-0.004)	0.004 (0.002-0.008)	0.005 (0.002-0.009)	0.007 (0.004-0.013)	0.009 (0.005-0.017)	0.012 (0.006-0.022)	0.015 (0.008-0.027)	0.018 (0.009-0.032)	0.021 (0.011-0.037)	0.023 (0.012-0.041)	0.025 (0.013-0.044)	0.025 (0.013-0.045)	0.025 (0.013-0.045)	0.025 (0.013-0.044)	0.023 (0.012-0.041)	0.021 (0.011-0.037)	0.012 (0.006-0.021)	0.002 (0.001-0.003)	4
HIV/AIDS resulting in other diseases	0 (0-0)	0 (0-0)	1.07 (0.983-1.16)	0.307 (0.204-0.402)	0.028 (0.019-0.036)	0.009 (0.006-0.012)	0.012 (0.008-0.015)	0.022 (0.015-0.029)	0.028 (0.019-0.037)	0.041 (0.027-0.054)	0.054 (0.036-0.071)	0.07 (0.047-0.092)	0.085 (0.057-0.112)	0.099 (0.066-0.131)	0.114 (0.076-0.151)	0.126 (0.084-0.167)	0.135 (0.09-0.179)	0.138 (0.092-0.184)	0.138 (0.092-0.184)	0.135 (0.09-0.179)	0.126 (0.084-0.167)	0.114 (0.076-0.151)	0.063 (0.042-0.084)	0.009 (0.006-0.012)	0.152
Sexually transmitted infections, excluding HIV	0 (0-0)	1.63 (1.63-1.63)	1.63 (1.63-1.63)	36.5 (36.5-36.5)	1.63 (1.63-1.63)	1.63 (1.63-1.63)	1.63 (1.63-1.63



Exposure to forces of nature	0 (0 to 0)	0 (0 to 0)	0 (0 to 0)	0 (0.1 to 2.2)	1 (0.5 to 2.7)	1 (0.5 to 2.7)	1 (0.1 to 3.1)	1 (1.1 to 4.1)	1 (1.1 to 4.7)	1 (1.1 to 4.7)	1 (1.1 to 4.7)	1 (1.1 to 4.7)	1 (1.1 to 4.7)	1 (1.1 to 4.7)	1 (1.1 to 4.7)	1 (1.1 to 4.7)	1 (1.1 to 4.7)	1 (1.1 to 4.7)	1 (1.1 to 4.7)	1 (1.1 to 4.7)	1 (1.1 to 4.7)	1 (1.1 to 4.7)	1 (1.1 to 4.7)	1 (1.1 to 4.7)	773
Other unintentional injuries	466 (421.9 to 515)	240 (207.3 to 282)	772 (713.9 to 1,042)	1,913 (871.9 to 3,273)	2,970 (1,393.1 to 4,995)	3,090 (1,869.9 to 4,695)	3,090 (2,002.9 to 4,642)	5,100 (3,519.9 to 7,259)	6,450 (3,519.9 to 11,249)	6,750 (3,609.1 to 11,265)	6,926 (3,648.1 to 12,168)	6,960 (3,909.9 to 12,172)	6,140 (3,910.9 to 7,910)	4,270 (2,473.1 to 6,868)	3,920 (2,009.9 to 5,293)	2,900 (1,700.1 to 4,256)	2,440 (1,289.1 to 3,910)	1,990 (909.1 to 1,956)	667 (508.1 to 1,153)	491 (329 to 668)	246 (198 to 552)	131 (82.9 to 173)	81 (28.1 to 97.9)	14.8 (7.9 to 19.1)	61,550
Self-harm and interpersonal violence	222 (139.9 to 319)	127 (79.6 to 193)	448 (284 to 709)	2,540 (2,020.1 to 3,483)	2,630 (2,320.1 to 3,186)	2,630 (2,320.1 to 3,186)	5,290 (3,899.1 to 7,720)	19,420 (14,420.1 to 25,420)	26,400 (17,720.1 to 35,420)	25,200 (17,720.1 to 35,420)	21,300 (14,420.1 to 30,900)	17,300 (11,720.1 to 25,900)	13,600 (9,220.1 to 19,900)	11,300 (7,720.1 to 16,420)	10,400 (7,220.1 to 15,420)	9,470 (6,720.1 to 14,420)	7,290 (4,920.1 to 10,900)	5,430 (3,720.1 to 8,420)	1,910 (1,220.1 to 2,720)	787 (564.1 to 1,150)	284 (208.1 to 379)	142 (98.1 to 198)	48.7 (31.1 to 68.4)	14.8 (7.9 to 19.1)	176,488
Self-harm	0 (0 to 0)	0 (0 to 0)	0 (0 to 0)	0 (0 to 0)	0 (0 to 0)	0 (0 to 0)	1,760 (920 to 3,290)	13,400 (9,280 to 20,200)	19,400 (11,720 to 28,400)	19,400 (11,720 to 28,400)	14,900 (9,720 to 21,900)	11,700 (7,720 to 16,900)	10,400 (6,720 to 15,400)	8,400 (5,220 to 12,900)	7,910 (4,920 to 11,900)	7,240 (4,720 to 10,900)	5,440 (3,220 to 8,290)	4,290 (2,720 to 6,290)	1,440 (920 to 2,220)	645 (498 to 1,760)	240 (201 to 322)	116 (103 to 161)	39.5 (25.1 to 61.4)	11.4 (5.9 to 15.6)	99,758
Self-harm by firearm	0 (0 to 0)	0 (0 to 0)	0 (0 to 0)	0 (0 to 0)	0 (0 to 0)	0 (0 to 0)	0 (0 to 0)	0 (0 to 0)	0 (0 to 0)	0 (0 to 0)	0 (0 to 0)	0 (0 to 0)	0 (0 to 0)	0 (0 to 0)	0 (0 to 0)	0 (0 to 0)	0 (0 to 0)	0 (0 to 0)	0 (0 to 0)	0 (0 to 0)	0 (0 to 0)	0 (0 to 0)	0 (0 to 0)	0 (0 to 0)	7,160
Self-harm by other specified means	0 (0 to 0)	0 (0 to 0)	0 (0 to 0)	0 (0 to 0)	0 (0 to 0)	0 (0 to 0)	1,690 (920 to 3,140)	9,490 (5,920 to 15,900)	14,800 (8,720 to 25,700)	13,100 (8,220 to 21,900)	10,900 (5,220 to 20,900)	8,050 (4,220 to 15,700)	6,970 (3,720 to 17,900)	7,040 (2,720 to 13,900)	6,850 (2,470 to 13,900)	6,660 (2,720 to 13,900)	5,310 (1,920 to 10,900)	3,830 (1,220 to 7,900)	1,810 (920 to 3,290)	661 (498 to 1,610)	230 (208 to 770)	106 (107 to 564)	37.5 (23.7 to 155)	8.5 (3.9 to 15.2)	80,500
Interpersonal violence	150 (101.9 to 208)	91.7 (61.6 to 131)	258 (181.9 to 413)	564 (357.9 to 930)	464 (429.1 to 519)	464 (429.1 to 519)	1,550 (1,100.1 to 2,020)	4,560 (3,220.1 to 6,220)	5,540 (3,720.1 to 8,020)	5,420 (3,720.1 to 8,020)	4,930 (3,220.1 to 7,020)	4,230 (2,720.1 to 6,020)	3,920 (2,720.1 to 5,720)	4,030 (2,720.1 to 5,720)	3,410 (2,220.1 to 5,020)	3,230 (2,220.1 to 4,720)	1,450 (1,020.1 to 2,040)	1,020 (720.1 to 1,450)	419 (320.1 to 565)	210 (159.1 to 277)	67 (73.6 to 103)	49.7 (34.1 to 70.1)	14.9 (11.9 to 17)	4.3 (2.1 to 6.1)	39,600
Physical violence by firearm	36.2 (9.9 to 217)	19.6 (0.9 to 67.3)	106 (45.1 to 300)	367 (68.6 to 618)	327 (107 to 663)	327 (164 to 1,070)	560 (188 to 1,670)	2,440 (1,080 to 4,950)	3,430 (1,680 to 6,260)	2,810 (1,400 to 5,310)	2,430 (1,200 to 4,530)	1,940 (1,040 to 3,220)	1,800 (878 to 2,520)	1,880 (930 to 3,940)	1,660 (827 to 3,490)	1,530 (749 to 3,190)	612 (292 to 1,330)	402 (192 to 880)	142 (68.2 to 307)	179 (69.7 to 338)	79.7 (30.3 to 154)	56.3 (16.4 to 161)	15.4 (2.7 to 43.5)	4.5 (0.9 to 21.2)	20,400 (12.3 to 31.7)	39,600
Physical violence by sharp object	0 (0 to 0)	0 (0 to 0)	0 (0 to 21.7)	85.4 (26.1 to 196)	85.4 (26.1 to 196)	85.4 (26.1 to 196)	196 (77.1 to 413)	1,040 (397.1 to 2,170)	1,270 (397.1 to 2,740)	1,270 (397.1 to 2,740)	1,130 (397.1 to 2,740)	896 (297.1 to 2,170)	712 (297.1 to 1,740)	454 (197.1 to 1,170)	286 (97.1 to 694)	197 (97.1 to 694)	86 (19.1 to 196)	78.9 (19.1 to 196)	49.8 (19.1 to 113)	28 (19.1 to 72.3)	14.1 (9.1 to 31.3)	5.2 (2.1 to 15.1)	0.7 (0.1 to 1.1)	0 (0.1 to 0.1)	4,550
Sexual violence	0 (0 to 0)	0 (0 to 0)	0 (0 to 0)	0 (10.3 to 43.8)	27.1 (10 to 64.9)	218 (120 to 520)	218 (120 to 520)	413 (228 to 955)	786 (420 to 1,890)	1,170 (670 to 1,790)	1,250 (697 to 2,030)	1,190 (658 to 1,870)	1,060 (577 to 1,690)	712 (401 to 1,190)	454 (223 to 764)	286 (154 to 699)	197 (97.2 to 509)	136 (68.7 to 169)	78.9 (38.7 to 113)	49.8 (28.9 to 75.3)	28 (17.7 to 31.3)	14.1 (9.1 to 31.3)	5.2 (2.2 to 8.1)	0.7 (0.2 to 1.1)	7,840
Physical violence by other means	32.9 (4.1 to 78)	0 (0.2 to 41.1)	79.1 (0.2 to 178)	287 (11.2 to 692)	282 (11.1 to 680)	282 (11.1 to 680)	431 (249.1 to 1,050)	990 (572.1 to 2,410)	743 (572.1 to 2,050)	743 (572.1 to 2,050)	664 (572.1 to 2,050)	661 (514.1 to 1,810)	699 (524.1 to 1,740)	810 (524.1 to 1,740)	764 (524.1 to 1,740)	648 (524.1 to 1,740)	525 (324.1 to 1,740)	313 (224.1 to 1,740)	297 (224.1 to 1,740)	161 (124.1 to 1,740)	111 (124.1 to 1,740)	54.3 (39.1 to 1,740)	26.9 (19.1 to 1,740)	6.2 (5.1 to 7.7)	0.7 (0.1 to 1.1)	6,779
Conflict and terrorism	0 (129 to 132)	0 (58.9 to 72.9)	0 (130 to 264)	0 (2.1 to 2,630)	0 (1,160 to 2,630)	0 (1,160 to 2,630)	0 (1,420 to 1,850)	0 (3,810 to 4,740)	0 (5,690 to 8,060)	0 (4,810 to 6,060)	0 (3,460 to 4,350)	0 (2,270 to 3,050)	0 (1,460 to 2,030)	0 (1,010 to 1,760)	0 (1,010 to 1,760)	0 (960 to 1,120)	0 (559 to 759)	0 (359 to 759)	0 (179 to 259)	0 (90 to 133)	0 (43.8 to 76.3)	0 (21.9 to 29.2)	0 (5.7 to 12.2)	0 (2.5 to 3)	53,900

All Table 2a Iran Islamic Republic of DALYS by cause and age, group for males with 80% uncertainty intervals, 2019

Cause	Early Neonatal	Late Neonatal	Post Neonatal	1 to 4	5 to 9	10 to 14	15 to 19	20 to 24	25 to 29	30 to 34	35 to 39	40 to 44	45 to 49	50 to 54	55 to 59	60 to 64	65 to 69	70 to 74	75 to 79	80 to 84	85 to 89	90 to 94	95 plus	Total
All causes	342,000 (271,000 to 422,000)	116,000 (89,100 to 147,000)	256,000 (193,000 to 343,000)	196,000 (157,000 to 250,000)	206,000 (167,000 to 261,000)	240,000 (211,000 to 274,000)	350,000 (305,000 to 405,000)	496,000 (424,000 to 569,000)	610,000 (524,000 to 707,000)	766,000 (665,000 to 903,000)	868,000 (752,000 to 1,000,000)	997,000 (866,000 to 1,150,000)	992,000 (865,000 to 1,140,000)	1,030,000 (899,000 to 1,190,000)	1,050,000 (921,000 to 1,210,000)	1,050,000 (921,000 to 1,210,000)	1,050,000 (921,000 to 1,210,000)	1,050,000 (921,000 to 1,210,000)	1,050,000 (921,000 to 1,210,000)	1,050,000 (921,000 to 1,210,000)	1,050,000 (921,000 to 1,210,000)	1,050,000 (921,000 to 1,210,000)	19,600,000
Communicable, maternal, neonatal, and nutritional diseases	280,000 (220,000 to 345,000)	79,600 (62,500 to 98,000)	90,600 (69,600 to 118,000)	59,600 (46,000 to 77,000)	49,100 (37,900 to 63,000)	33,100 (25,500 to 42,600)	36,100 (27,800 to 46,500)	39,400 (30,400 to 50,800)	32,200 (24,800 to 41,500)	42,900 (33,000 to 55,300)	49,600 (38,200 to 63,900)	39,200 (30,200 to 50,500)	39,700 (30,600 to 51,200)	34,700 (26,800 to 44,800)	23,600 (18,200 to 30,400)	23,600 (18,200 to 30,400)	18,800 (14,500 to 24,200)	14,800 (11,400 to 19,000)	15,200 (11,700 to 19,600)	10,400 (8,000 to 13,400)	11,400 (8,800 to 14,700)	6,040 (4,650 to 7,790)	1,260 (962 to 1,620)	962,000
HIV/AIDS and sexually transmitted infections	1,600 (439 to 3,600)	1,400 (387 to 3,200)	3,600 (1,000 to 8,200)	1,400 (400 to 3,200)	1,200 (330 to 2,800)	1,200 (330 to 2,800)	2,000 (550 to 4,600)	3,000 (829 to 6,900)	3,800 (1,000 to 8,800)	4,600 (1,300 to 10,600)	5,000 (1,400 to 11,500)	4,400 (1,200 to 10,200)	3,400 (930 to 7,900)	2,400 (660 to 5,500)	1,600 (440 to 3,700)	1,600 (440 to 3,700)	1,200 (330 to 2,800)	1,000 (275 to 2,300)	1,000 (275 to 2,300)	600 (165 to 1,400)	600 (165 to 1,400)	300 (82 to 700)	44,000 (12,100 to 102,000)	39,300
HIV/AIDS	[0.1 to 0.2]	[0.2 to 0.4]	[0.1 to 0.3]	[0.1 to 0.2]	[0.1 to 0.2]	[0.1 to 0.2]	[0.1 to 0.2]	[0.1 to 0.2]	[0.1 to 0.2]	[0.1 to 0.2]	[0.1 to 0.2]	[0.1 to 0.2]	[0.1 to 0.2]	[0.1 to 0.2]	[0.1 to 0.2]	[0.1 to 0.2]	[0.1 to 0.2]	[0.1 to 0.2]	[0.1 to 0.2]	[0.1 to 0.2]	[0.1 to 0.2]	[0.1 to 0.2]	[0.1 to 0.2]	[0.1 to 0.2]	[0.1 to 0.2]
HIV/AIDS - Drug-susceptible Tuberculosis	0 (0 to 0)	0 (0 to 0)	0 (0 to 0)	0 (0 to 0)	0 (0 to 0)	0 (0 to 0)	0 (0 to 0)	0 (0 to 0)	0 (0 to 0)	0 (0 to 0)	0 (0 to 0)	0 (0 to 0)	0 (0 to 0)	0 (0 to 0)	0 (0 to 0)	0 (0 to 0)	0 (0 to 0)	0 (0 to 0)	0 (0 to 0)	0 (0 to 0)	0 (0 to 0)	0 (0 to 0)	0 (0 to 0)	0 (0 to 0)
HIV/AIDS - Multidrug resistant Tuberculosis without extensive drug resistance	0 (0 to 0)	0 (0 to 0)	0 (0 to 0)	0 (0 to 0)	0 (0 to 0)	0 (0 to 0)	0 (0 to 0)	0 (0 to 0)	0 (0 to 0)	0 (0 to 0)	0 (0 to 0)	0 (0 to 0)	0 (0 to 0)	0 (0 to 0)	0 (0 to 0)	0 (0 to 0)	0 (0 to 0)	0 (0 to 0)	0 (0 to 0)	0 (0 to 0)	0 (0 to 0)	0 (0 to 0)	0 (0 to 0)	0 (0 to 0)
HIV/AIDS - Extensively drug-resistant Tuberculosis	0 (0 to 0)	0 (0 to 0)	0 (0 to 1)	0 (0 to 0)	0 (0 to 0)	0 (0 to 0)	0 (0 to 1)	0 (0 to 1)	0 (0 to 1)	0 (0 to 1)	0 (0 to 1)	0 (0 to 1)	0 (0 to 1)	0 (0 to 1)	0 (0 to 1)	0 (0 to 1)	0 (0 to 1)	0 (0 to 1)	0 (0 to 1)	0 (0 to 1)	0 (0 to 1)	0 (0 to 1)	0 (0 to 1)	0 (0 to 1)
HIV/AIDS resulting in other diseases	[0.1 to 0.2]	[0.2 to 0.5]	[0.1 to 0.3]	[0.1 to 0.2]	[0.1 to 0.2]	[0.1 to 0.2]	[0.1 to 0.2]	[0.1 to 0.2]	[0.1 to 0.2]	[0.1 to 0.2]	[0.1 to 0.2]	[0.1 to 0.2]	[0.1 to 0.2]	[0.1 to 0.2]	[0.1 to 0.2]	[0.1 to 0.2]	[0.1 to 0.2]	[0.1 to 0.2]	[0.1 to 0.2]	[0.1 to 0.2]	[0.1 to 0.2]	[0.1 to 0.2]	[0.1 to 0.2]	[0.1 to 0.2]
Sexually transmitted infections, excluding HIV	1,600 (439 to 3,600)	1,400 (387 to 3,200)	3,600 (1,000 to 8,200)	1,400 (400 to 3,200)	1,200 (330 to 2,800)	1,200 (330 to 2,800)	2,000 (550 to 4,600)	3,000 (829 to 6,900)	3,800 (1,000 to 8,800)	4,600 (1,300 to 10,600)	5,000 (1,400 to 11,500)	4,400 (1,200 to 10,200)	3,400 (930 to 7,900)	2,400 (660 to 5,500)	1,600 (440 to 3,700)	1,600 (440 to 3,700)	1,200 (330 to 2,800)	1,000 (275 to 2,300)	1,000 (275 to 2,300)	600 (165 to 1,400)	600 (165 to 1,400)	300 (82 to 700)	44,000 (12,100 to 102,000)	39,300
Syphilis	[0 to 0]	[0 to 0]	[0 to 0]	[0 to 0]	[0 to 0]	[0 to 0]	[0 to 0]	[0 to 0]	[0 to 0]	[0 to 0]	[0 to 0]	[0 to 0]	[0 to 0]	[0 to 0]	[0 to 0]	[0 to 0]	[0 to 0]	[0 to 0]	[0 to 0]	[0 to 0]	[0 to 0]	[0 to 0]	[0 to 0]	[0 to 0]
Chlamydial infection	0 (0 to 0)	0 (0 to 0)	0 (0 to 0)	0 (0 to 0)	0 (0 to 1.2)	0 (0 to 1.2)	9.6 (3.1 to 23)	42.2 (14.2 to 97.6)	77.9 (26.1 to 180)	146 (49.1 to 339)	188 (63.1 to 434)	96 (32.4 to 221)	84.4 (28.4 to 195)	72.2 (24.3 to 167)	51.2 (17.2 to 118)	51.2 (17.2 to 118)	36.1 (12.1 to 83.5)	25.6 (8.6 to 59.2)	19.3 (6.5 to 44.7)	12.8 (4.3 to 29.6)	8.4 (2.8 to 19.4)	4.8 (1.6 to 11.1)	1.2 (0.4 to 2.8)	954
Gonococcal infection	0 (0 to 0)	0 (0 to 0)	0 (0 to 0)	0 (0 to 0)	0 (0 to 0.7)	0 (0 to 0.7)	1.4 (0.5 to 3.4)	6.3 (2.1 to 14.5)	11.6 (3.9 to 26.9)	21.8 (7.3 to 50.4)	28 (9.4 to 64.7)	14.3 (4.8 to 33)	12.6 (4.2 to 29.1)	10.8 (3.6 to 24.9)	7.6 (2.6 to 17.6)	7.6 (2.6 to 17.6)	5.4 (1.8 to 12.4)	3.8 (1.3 to 8.8)	2.9 (1 to 6.7)	1.9 (0.6 to 4.4)	1.2 (0.4 to 2.8)	0.7 (0.2 to 1.7)	0.2 (0.1 to 0.4)	142
Trichomoniasis	0 (0 to 0)	0 (0 to 0)	0 (0 to 0)	0 (0 to 0)	0 (0 to 0.1)	0 (0 to 0.1)	0 (0 to 0.1)	0 (0 to 0.1)	0 (0 to 0.2)	0 (0 to 0.2)	0 (0 to 0.2)	0 (0 to 0.2)	0 (0 to 0.2)	0 (0 to 0.2)	0 (0 to 0.2)	0 (0 to 0.2)	0 (0 to 0.2)	0 (0 to 0.2)	0 (0 to 0.2)	0 (0 to 0.2)	0 (0 to 0.2)	0 (0 to 0.2)	0 (0 to 0.2)	0 (0 to 0.2)	0
Genital herpes	0 (0 to 0)	0 (0 to 0)	0 (0 to 0)	0 (0 to 0)	0 (0 to 0.1)	0 (0 to 0.1)	0 (0 to 0.1)	0 (0 to 0.1)	0 (0 to 0.1)	0 (0 to 0.1)	0 (0 to 0.1)	0 (0 to 0.1)	0 (0 to 0.1)	0 (0 to 0.1)	0 (0 to 0.1)	0 (0 to 0.1)	0 (0 to 0.1)	0 (0 to 0.1)	0 (0 to 0.1)	0 (0 to 0.1)	0 (0 to 0.1)	0 (0 to 0.1)	0 (0 to 0.1)	0 (0 to 0.1)	0
Other sexually transmitted infections	0.1 (0 to 0.2)	0.2 (0 to 0.5)	0.6 (0.2 to 1.5)	0.2 (0 to 0.5)	0.2 (0 to 0.6)	0.2 (0 to 0.6)	0.3 (0 to 0.8)	0.5 (0.1 to 1.2)	0.6 (0.2 to 1.5)	0.8 (0.2 to 1.9)	0.8 (0.2 to 2.1)	0.7 (0.2 to 1.8)	0.6 (0.2 to 1.5)	0.4 (0.1 to 1.1)	0.3 (0.1 to 0.7)	0.3 (0.1 to 0.7)	0.2 (0.1 to 0.5)	0.2 (0 to 0.4)	0.2 (0 to 0.4)	0.1 (0 to 0.3)	0.1 (0 to 0.2)	0 (0 to 0.1)	0 (0 to 0.1)	7.4 (2.1 to 18.6)
HIV/AIDS resulting in other diseases	[0 to 0]	[0 to 0]	[0 to 0]	[0 to 0]	[0 to 0]	[0 to 0]	[0 to 0]	[0 to 0]	[0 to 0]	[0 to 0]	[0 to 0]	[0 to 0]	[0 to 0]	[0 to 0]	[0 to 0]	[0 to 0]	[0 to 0]	[0 to 0]	[0 to 0]	[0 to 0]	[0 to 0]	[0 to 0]	[0 to 0]	[0 to 0]	[0 to 0]
Respiratory infections and tuberculosis	3,010 (2,620 to 4,000)	3,010 (2,620 to 4,000)	14,600 (11,700 to 17,900)	11,200 (10,100 to 14,600)	10,200 (9,200 to 13,300)	8,060 (6,900 to 10,900)	7,810 (6,800 to 10,100)	8,110 (6,900 to 10,600)	8,560 (7,200 to 11,200)	13,600 (11,300 to 17,000)	17,200 (14,200 to 21,000)	11,600 (9,600 to 14,200)	8,960 (7,400 to 10,900)	10,100 (8,200 to 12,300)	10,700 (8,700 to 13,200)	12,200 (9,900 to 15,000)	10,200 (8,200 to 12,700)	9,810 (7,700 to 12,300)	10,200 (8,200 to 12,800)	10,500 (8,200 to 13,300)	8,720 (6,600 to 11,200)	3,590 (2,600 to 4,900)	1,020 (700 to 1,370)	214,000
Tuberculosis	0 (0 to 0)	0 (0 to 0)	220 (0 to 1,200)	220 (0 to 1,200)	220 (0 to 1,200)	160 (0 to 1,100)	230 (0 to 1,200)	600 (0 to 3,100)	1,200 (0 to 6,100)	2,400 (0 to 12,000)	3,400 (0 to 17,000)	3,400 (0 to 17,000)	3,200 (0 to 16,000)	3,200 (0 to 16,000)	3,200 (0 to 16,000)	3,200 (0 to 16,000)	3,200 (0 to 16,000)	3,200 (0 to 16,000)	3,200 (0 to 16,000)	3,200 (0 to 16,000)	3,200 (0 to 16,000)	3,200 (0 to 16,000)	3,200 (0 to 16,000)	27,100 (0 to 135,000)
Latent tuberculosis infection	0 (0 to 0)	0 (0 to 0)	0 (0 to 0)	0 (0 to 0)	0 (0 to 0)	0 (0 to 0)	0 (0 to 0)	0 (0 to 0)	0 (0 to 0)	0 (0 to 0)	0 (0 to 0)	0 (0 to 0)	0 (0 to 0)	0 (0 to 0)	0 (0 to 0)	0 (0 to 0)	0 (0 to 0)	0 (0 to 0)	0 (0 to 0)	0 (0 to 0)	0 (0 to 0)	0 (0 to 0)	0 (0 to 0)	0 (0 to 0)	0
Drug-susceptible tuberculosis	0 (0 to 0)	0 (0 to 0)	220 (0 to 1,200)	220 (0 to 1,200)	220 (0 to 1,200)	160 (0 to 1,100)	230 (0 to 1,200)	600 (0 to 3,100)	1,200 (0 to 6,100)	2,400 (0 to 12,000)	3,400 (0 to 17,000)	3,400 (0 to 17,000)	3,200 (0 to 16,000)	3,200 (0 to 16,000)	3,200 (0 to 16,000)	3,200 (0 to 16,000)	3,200 (0 to 16,000)	3,200 (0 to 16,000)	3,200 (0 to 16,000)	3,200 (0 to 16,000)	3,200 (0 to 16,000)	3,200 (0 to 16,000)	3,200 (0 to 16,000)	27,100 (0 to 135,000)
Multidrug-resistant tuberculosis without extensive drug resistance	0 (0 to 0)	0 (0 to 0)	0 (0 to 0)	0 (0 to 0)	0 (0 to 0)	0 (0 to 0)	0 (0 to 0)	0 (0 to 0)	0 (0 to 0)	0 (0 to 0)	0 (0 to 0)	0 (0 to 0)	0 (0 to 0)	0 (0 to 0)	0 (0 to 0)	0 (0 to 0)	0 (0 to 0)	0 (0 to 0)	0 (0 to 0)	0 (0 to 0)	0 (0 to 0)	0 (0 to 0)	0 (0 to 0)	0 (0 to 0)	0
Extensively drug-resistant tuberculosis	0 (0 to 0)	0 (0 to 0)	0 (0 to 0)	0 (0 to 0)	0 (0 to 0)	0 (0 to 0)	0 (0 to 0)	0 (0 to 0)	0 (0 to 0)	0 (0 to 0)	0 (0 to 0)	0 (0 to 0)	0 (0 to 0)	0 (0 to 0)	0 (0 to 0)	0 (0 to 0)	0 (0 to 0)	0 (0 to 0)	0 (0 to 0)	0 (0 to 0)	0 (0 to 0)	0 (0 to 0)	0 (0 to 0)	0 (0 to 0)	0
Tuberculosis resulting in other diseases	0 (0 to 0)	0 (0 to 0)	0 (0 to 0)	0 (0 to 0)	0 (0 to 0)	0 (0 to 0)	0 (0 to 0)	0 (0 to 0)	0 (0 to 0)	0 (0 to 0)	0 (0 to 0)	0 (0 to 0)	0 (0 to 0)	0 (0 to 0)	0 (0 to 0)	0 (0 to 0)	0 (0 to 0)	0 (0 to 0)	0 (0 to 0)	0 (0 to 0)	0 (0 to 0)	0 (0 to 0)	0 (0 to 0)	0 (0 to 0)	0
Diarrheal diseases	1,100 (669 to 1,800)	1,100 (669 to 1,800)	10,600 (6,500 to 15,600)	10,600 (6,500 to 15,600)	4,500 (2,800 to 6,600)	3,500 (2,200 to 5,200)	3,400 (2,100 to 5,000)	3,400 (2,100 to 5,000)	3,400 (2,100 to 5,000)	3,400 (2,100 to 5,000)	3,400 (2,100 to 5,000)	3,400 (2,100 to 5,000)	3,400 (2,100 to 5,000)	3,400 (2,100 to 5,000)	3,400 (2,100 to 5,000)	3,400 (2,100 to 5,000)	3,400 (2,100 to 5,000)	3,400 (2,100 to 5,000)	3,400 (2,100 to 5,000)	3,400 (2,100 to 5,000)	3,400 (2,100 to 5,000)	3,400 (2,100 to 5,000)	3,400 (2,100 to 5,000)	102,000
Typhoid and paratyphoid	0 (0 to 0)	0 (0 to 0)	0 (0 to 0)	0 (0 to 0)	0 (0 to 0)	0 (0 to 0)	0 (0 to 0)	0 (0 to 0)	0 (0 to 0)	0 (0 to 0)	0 (0 to 0)	0 (0 to 0)	0 (0 to 0)	0 (0 to 0)	0 (0 to 0)	0 (0 to 0)	0 (0 to 0)	0 (0 to 0)	0 (0 to 0)	0 (0 to 0)	0 (0 to 0)	0 (0 to 0)	0 (0 to 0)	0 (0 to 0)	0
Typhoid fever	0 (0 to 0)	0 (0 to 0)	0 (0 to 0)	0 (0 to 0)	0 (0 to 0)	0 (0 to 0)	0 (0 to 0)	0 (0 to 0)	0 (0 to 0)	0 (0 to 0)	0 (0 to 0)	0 (0 to 0)	0 (0 to 0)	0 (0 to 0)	0 (0 to 0)	0 (0 to 0)	0 (0 to 0)	0 (0 to 0)	0 (0 to 0)	0 (0 to 0)	0 (0 to 0)	0 (0 to 0)	0 (0 to 0)	0 (0 to 0)	0
Paratyphoid fever	0 (0 to 0)	0 (0 to 0)	0 (0 to 0)	0 (0 to 0)	0 (0 to 0)	0 (0 to 0)	0 (0 to 0)	0 (0 to 0)	0 (0 to 0)	0 (0 to 0)	0 (0 to 0)	0 (0 to 0)	0 (0 to 0)	0 (0 to 0)	0 (0 to 0)	0 (0 to 0)	0 (0 to 0)	0 (0 to 0)	0 (0 to 0)	0 (0 to 0)	0 (0 to 0)	0 (0 to 0)	0 (0 to 0)	0 (0 to 0)	0
Invasive Non-typhoidal Salmonella (iNTS)	0 (0 to 0)	0 (0 to 0)	0 (0 to 0)	0 (0 to 0)	0 (0 to 0)	0 (0 to 0)	0 (0 to 0)	0 (0 to 0)	0 (0 to 0)	0 (0 to 0)	0 (0 to 0)	0 (0 to 0)	0 (0 to 0)	0 (0 to 0)	0 (0 to 0)	0 (0 to 0)	0 (0 to 0)	0 (0 to 0)	0 (0 to 0)	0 (0 to 0)	0 (0 to 0)	0 (0 to 0)	0 (0 to 0)	0 (0 to 0)	0
Other intestinal infectious diseases	0 (0 to 0)	16.6 (9.7 to 26.1)	39.3 (23 to 61.8)	29.9 (17.5 to 47)	29.9 (17.5 to 47)	12.1 (7.1 to 19)	11.2 (6.5 to 17.6)	9.6 (5.6 to 15.1)	16.5 (9.6 to 25.9)	7.5 (4.4 to 11.8)	6.6 (3.8 to 10.4)	3.5 (2 to 5.5)	3.5 (2 to 5.5)	3.5 (2 to 5.5)	3.5 (2 to 5.5)	3.5 (2 to 5.5)	3.5 (2 to 5.5)	3.5 (2 to 5.5)	3.5 (2 to 5.5)	3.5 (2 to 5.5)	3.5 (2 to 5.5)	3.5 (2 to 5.5)	3.5 (2 to 5.5)	171
Neglected tropical diseases and malaria	0 (0 to 0.5)	0.1 (0 to 1.6)	0.6 (0 to 3.6)	0.6 (0 to 3.6)	0.6 (0 to 3



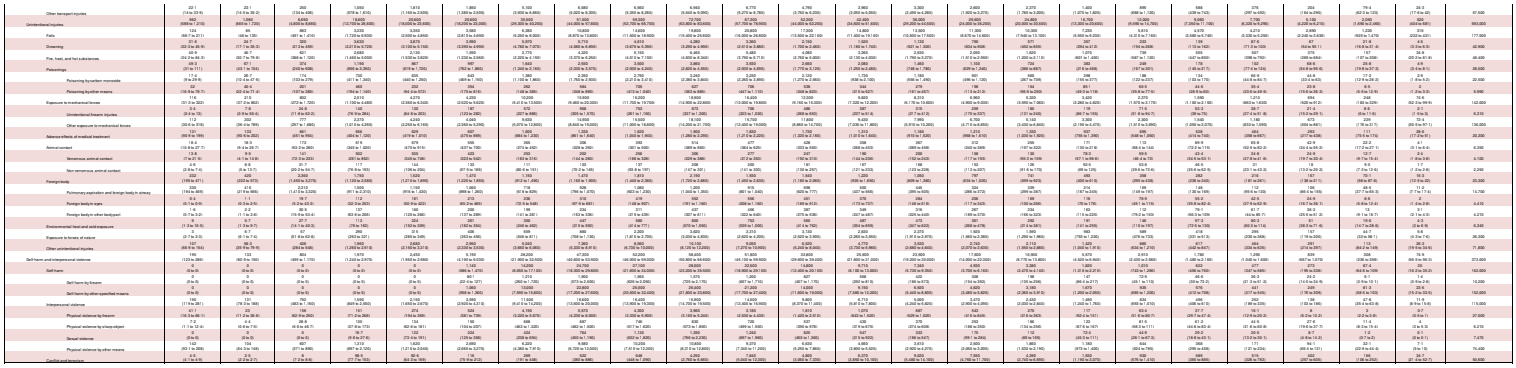

Cause	Early Neonatal	Late Neonatal	Post Neonatal	1 to 4	5 to 9	10 to 14	15 to 19	20 to 24	25 to 29	30 to 34	35 to 39	40 to 44	45 to 49	50 to 54	55 to 59	60 to 64	65 to 69	70 to 74	75 to 79	80 to 84	85 to 89	90 to 94	95 plus	Total
All causes	2,542,040 (1,726,424 to 3,600,000)	277,940 (188,000 to 393,000)	1,020,000 (786,000 to 1,300,000)	875,000 (732,000 to 1,040,000)	556,000 (461,000 to 669,000)	556,000 (467,000 to 665,000)	668,000 (563,000 to 793,000)	763,000 (643,000 to 900,000)	838,000 (707,000 to 990,000)	1,060,000 (893,000 to 1,250,000)	1,260,000 (1,060,000 to 1,490,000)	1,530,000 (1,290,000 to 1,810,000)	1,810,000 (1,520,000 to 2,150,000)	1,350,000 (1,130,000 to 1,600,000)	1,350,000 (1,120,000 to 1,610,000)	1,330,000 (1,100,000 to 1,600,000)	1,230,000 (1,010,000 to 1,490,000)	1,140,000 (927,000 to 1,400,000)	969,000 (784,000 to 1,200,000)	629,000 (506,000 to 780,000)	324,000 (258,000 to 406,000)	157,000 (123,000 to 200,000)	61,000 (47,000 to 79,000)	20,700 (15,000 to 28,000)	19,500,000
Communicable, maternal, neonatal, and nutritional diseases	906,000 (626,000 to 1,200,000)	230,000 (162,000 to 312,000)	764,000 (577,000 to 999,000)	523,000 (429,000 to 636,000)	223,000 (204,000 to 249,000)	144,000 (134,000 to 156,000)	137,000 (127,000 to 150,000)	142,000 (131,000 to 154,000)	147,000 (136,000 to 159,000)	149,000 (138,000 to 160,000)	149,000 (138,000 to 160,000)	149,000 (138,000 to 160,000)	149,000 (138,000 to 160,000)	137,000 (127,000 to 147,000)	137,000 (127,000 to 147,000)	137,000 (127,000 to 147,000)	137,000 (127,000 to 147,000)	137,000 (127,000 to 147,000)	137,000 (127,000 to 147,000)	137,000 (127,000 to 147,000)	137,000 (127,000 to 147,000)	137,000 (127,000 to 147,000)	4,600,000 (4,300,000 to 4,900,000)
HIV/AIDS and sexually transmitted infections	7,200 (4,400 to 10,000)	2,100 (1,300 to 3,000)	10,000 (6,000 to 14,000)	12,000 (7,000 to 17,000)	7,000 (4,000 to 10,000)	6,000 (3,000 to 8,000)	11,000 (6,000 to 16,000)	16,000 (9,000 to 23,000)	22,000 (13,000 to 32,000)	29,000 (17,000 to 41,000)	34,000 (20,000 to 48,000)	37,000 (22,000 to 52,000)	39,000 (23,000 to 55,000)	39,000 (23,000 to 55,000)	39,000 (23,000 to 55,000)	39,000 (23,000 to 55,000)	39,000 (23,000 to 55,000)	39,000 (23,000 to 55,000)	39,000 (23,000 to 55,000)	39,000 (23,000 to 55,000)	39,000 (23,000 to 55,000)	39,000 (23,000 to 55,000)	370,000 (220,000 to 520,000)
HIV/AIDS	0 (0 to 0)	0 (0 to 0)	0 (0 to 0)	0 (0 to 0)	0 (0 to 0)	0 (0 to 0)	0 (0 to 0)	0 (0 to 0)	0 (0 to 0)	0 (0 to 0)	0 (0 to 0)	0 (0 to 0)	0 (0 to 0)	0 (0 to 0)	0 (0 to 0)	0 (0 to 0)	0 (0 to 0)	0 (0 to 0)	0 (0 to 0)	0 (0 to 0)	0 (0 to 0)	0 (0 to 0)	0 (0 to 0)	0 (0 to 0)
HIV/AIDS - Drug-susceptible Tuberculosis	0 (0 to 0)	0 (0 to 1)	186 (0 to 1,000)	264 (0 to 1,000)	120 (0 to 500)	109 (0 to 400)	263 (0 to 1,000)	426 (0 to 1,000)	504 (0 to 1,000)	626 (0 to 1,000)	868 (0 to 1,000)	1,000 (0 to 1,000)	1,000 (0 to 1,000)	1,000 (0 to 1,000)	1,000 (0 to 1,000)	1,000 (0 to 1,000)	1,000 (0 to 1,000)	1,000 (0 to 1,000)	1,000 (0 to 1,000)	1,000 (0 to 1,000)	1,000 (0 to 1,000)	1,000 (0 to 1,000)	1,000 (0 to 1,000)	9,000 (0 to 10,000)
HIV/AIDS - Multidrug-resistant Tuberculosis	0 (0 to 0)	0 (0 to 0)	0 (0 to 0)	0 (0 to 0)	0 (0 to 0)	0 (0 to 0)	0 (0 to 0)	0 (0 to 0)	0 (0 to 0)	0 (0 to 0)	0 (0 to 0)	0 (0 to 0)	0 (0 to 0)	0 (0 to 0)	0 (0 to 0)	0 (0 to 0)	0 (0 to 0)	0 (0 to 0)	0 (0 to 0)	0 (0 to 0)	0 (0 to 0)	0 (0 to 0)	0 (0 to 0)	0 (0 to 0)
HIV/AIDS - Multidrug-resistant Tuberculosis without extensive drug resistance	0 (0 to 0)	0 (0 to 0)	0 (0 to 0)	0 (0 to 0)	0 (0 to 0)	0 (0 to 0)	0 (0 to 0)	0 (0 to 0)	0 (0 to 0)	0 (0 to 0)	0 (0 to 0)	0 (0 to 0)	0 (0 to 0)	0 (0 to 0)	0 (0 to 0)	0 (0 to 0)	0 (0 to 0)	0 (0 to 0)	0 (0 to 0)	0 (0 to 0)	0 (0 to 0)	0 (0 to 0)	0 (0 to 0)	0 (0 to 0)
HIV/AIDS - Extensively drug-resistant Tuberculosis	0 (0 to 0)	0 (0 to 0)	0 (0 to 0)	0 (0 to 0)	0 (0 to 0)	0 (0 to 0)	0 (0 to 0)	0 (0 to 0)	0 (0 to 0)	0 (0 to 0)	0 (0 to 0)	0 (0 to 0)	0 (0 to 0)	0 (0 to 0)	0 (0 to 0)	0 (0 to 0)	0 (0 to 0)	0 (0 to 0)	0 (0 to 0)	0 (0 to 0)	0 (0 to 0)	0 (0 to 0)	0 (0 to 0)	0 (0 to 0)
HIV/AIDS resulting in other diseases	2 (0 to 5)	0 (0 to 1)	11,000 (11,000 to 12,000)	15,000 (15,000 to 16,000)	6,000 (6,000 to 6,000)	7,000 (7,000 to 7,000)	10,000 (10,000 to 10,000)	15,000 (15,000 to 15,000)	20,000 (20,000 to 20,000)	28,000 (28,000 to 28,000)	33,000 (33,000 to 33,000)	36,000 (36,000 to 36,000)	38,000 (38,000 to 38,000)	38,000 (38,000 to 38,000)	38,000 (38,000 to 38,000)	38,000 (38,000 to 38,000)	38,000 (38,000 to 38,000)	38,000 (38,000 to 38,000)	38,000 (38,000 to 38,000)	38,000 (38,000 to 38,000)	38,000 (38,000 to 38,000)	38,000 (38,000 to 38,000)	350,000 (350,000 to 350,000)
Sexually transmitted infections, excluding HIV	7,200 (4,400 to 10,000)	2,100 (1,300 to 3,000)	10,000 (6,000 to 14,000)	12,000 (7,000 to 17,000)	7,000 (4,000 to 10,000)	6,000 (3,000 to 8,000)	11,000 (6,000 to 16,000)	16,000 (9,000 to 23,000)	22,000 (13,000 to 32,000)	29,000 (17,000 to 41,000)	34,000 (20,000 to 48,000)	37,000 (22,000 to 52,000)	39,000 (23,000 to 55,000)	39,000 (23,000 to 55,000)	39,000 (23,000 to 55,000)	39,000 (23,000 to 55,000)	39,000 (23,000 to 55,000)	39,000 (23,000 to 55,000)	39,000 (23,000 to 55,000)	39,000 (23,000 to 55,000)	39,000 (23,000 to 55,000)	39,000 (23,000 to 55,000)	370,000 (220,000 to 520,000)
Syphilis	1,200 (0 to 3,000)	0 (0 to 0)	1,000 (0 to 3,000)	1,000 (0 to 3,000)	1,000 (0 to 2,000)	1,000 (0 to 2,000)	1,000 (0 to 2,000)	1,000 (0 to 2,000)	1,000 (0 to 2,000)	1,000 (0 to 2,000)	1,000 (0 to 2,000)	1,000 (0 to 2,000)	1,000 (0 to 2,000)	1,000 (0 to 2,000)	1,000 (0 to 2,000)	1,000 (0 to 2,000)	1,000 (0 to 2,000)	1,000 (0 to 2,000)	1,000 (0 to 2,000)	1,000 (0 to 2,000)	1,000 (0 to 2,000)	1,000 (0 to 2,000)	11,000 (0 to 25,000)
Chlamydial infection	0 (0 to 0)	0 (0 to 0)	0 (0 to 0)	0 (0 to 0)	0 (0 to 0)	0 (0 to 0)	0 (0 to 0)	0 (0 to 0)	0 (0 to 0)	0 (0 to 0)	0 (0 to 0)	0 (0 to 0)	0 (0 to 0)	0 (0 to 0)	0 (0 to 0)	0 (0 to 0)	0 (0 to 0)	0 (0 to 0)	0 (0 to 0)	0 (0 to 0)	0 (0 to 0)	0 (0 to 0)	0 (0 to 0)	0 (0 to 0)
Gonorrhoeal infection	0 (0 to 0)	0 (0 to 0)	0 (0 to 0)	0 (0 to 0)	0 (0 to 0)	0 (0 to 0)	0 (0 to 0)	0 (0 to 0)	0 (0 to 0)	0 (0 to 0)	0 (0 to 0)	0 (0 to 0)	0 (0 to 0)	0 (0 to 0)	0 (0 to 0)	0 (0 to 0)	0 (0 to 0)	0 (0 to 0)	0 (0 to 0)	0 (0 to 0)	0 (0 to 0)	0 (0 to 0)	0 (0 to 0)	0 (0 to 0)
Trichomoniasis	0 (0 to 0)	0 (0 to 0)	0 (0 to 0)	0 (0 to 0)	0 (0 to 0)	0 (0 to 0)	0 (0 to 0)	0 (0 to 0)	0 (0 to 0)	0 (0 to 0)	0 (0 to 0)	0 (0 to 0)	0 (0 to 0)	0 (0 to 0)	0 (0 to 0)	0 (0 to 0)	0 (0 to 0)	0 (0 to 0)	0 (0 to 0)	0 (0 to 0)	0 (0 to 0)	0 (0 to 0)	0 (0 to 0)	0 (0 to 0)
Genital herpes	0 (0 to 0)	0 (0 to 0)	0 (0 to 0)	0 (0 to 0)	0 (0 to 0)	0 (0 to 0)	0 (0 to 0)	0 (0 to 0)	0 (0 to 0)	0 (0 to 0)	0 (0 to 0)	0 (0 to 0)	0 (0 to 0)	0 (0 to 0)	0 (0 to 0)	0 (0 to 0)	0 (0 to 0)	0 (0 to 0)	0 (0 to 0)	0 (0 to 0)	0 (0 to 0)	0 (0 to 0)	0 (0 to 0)	0 (0 to 0)
Other sexually transmitted infections	0 (0 to 0)	0 (0 to 0)	0 (0 to 0)	0 (0 to 0)	0 (0 to 0)	0 (0 to 0)	0 (0 to 0)	0 (0 to 0)	0 (0 to 0)	0 (0 to 0)	0 (0 to 0)	0 (0 to 0)	0 (0 to 0)	0 (0 to 0)	0 (0 to 0)	0 (0 to 0)	0 (0 to 0)	0 (0 to 0)	0 (0 to 0)	0 (0 to 0)	0 (0 to 0)	0 (0 to 0)	0 (0 to 0)	0 (0 to 0)
Respiratory infections and tuberculosis	27,000 (18,000 to 38,000)	23,000 (15,000 to 33,000)	244,000 (161,000 to 352,000)	119,000 (79,000 to 172,000)	28,000 (19,000 to 40,000)	20,000 (14,000 to 28,000)	20,000 (14,000 to 28,000)	20,000 (14,000 to 28,000)	20,000 (14,000 to 28,000)	20,000 (14,000 to 28,000)	20,000 (14,000 to 28,000)	20,000 (14,000 to 28,000)	20,000 (14,000 to 28,000)	20,000 (14,000 to 28,000)	20,000 (14,000 to 28,000)	20,000 (14,000 to 28,000)	20,000 (14,000 to 28,000)	20,000 (14,000 to 28,000)	20,000 (14,000 to 28,000)	20,000 (14,000 to 28,000)	20,000 (14,000 to 28,000)	20,000 (14,000 to 28,000)	190,000 (190,000 to 190,000)
Tuberculosis	0 (0 to 1)	1 (1 to 2)	21,000 (15,000 to 29,000)	19,000 (13,000 to 26,000)	12,000 (9,000 to 16,000)	9,000 (6,000 to 12,000)	9,000 (6,000 to 12,000)	9,000 (6,000 to 12,000)	9,000 (6,000 to 12,000)	9,000 (6,000 to 12,000)	9,000 (6,000 to 12,000)	9,000 (6,000 to 12,000)	9,000 (6,000 to 12,000)	9,000 (6,000 to 12,000)	9,000 (6,000 to 12,000)	9,000 (6,000 to 12,000)	9,000 (6,000 to 12,000)	9,000 (6,000 to 12,000)	9,000 (6,000 to 12,000)	9,000 (6,000 to 12,000)	9,000 (6,000 to 12,000)	9,000 (6,000 to 12,000)	190,000 (190,000 to 190,000)
Drug-susceptible Tuberculosis	0 (0 to 0)	0 (0 to 0)	0 (0 to 0)	0 (0 to 0)	0 (0 to 0)	0 (0 to 0)	0 (0 to 0)	0 (0 to 0)	0 (0 to 0)	0 (0 to 0)	0 (0 to 0)	0 (0 to 0)	0 (0 to 0)	0 (0 to 0)	0 (0 to 0)	0 (0 to 0)	0 (0 to 0)	0 (0 to 0)	0 (0 to 0)	0 (0 to 0)	0 (0 to 0)	0 (0 to 0)	0 (0 to 0)	0 (0 to 0)
Latent tuberculosis infection	0 (0 to 0)	0 (0 to 0)	0 (0 to 0)	0 (0 to 0)	0 (0 to 0)	0 (0 to 0)	0 (0 to 0)	0 (0 to 0)	0 (0 to 0)	0 (0 to 0)	0 (0 to 0)	0 (0 to 0)	0 (0 to 0)	0 (0 to 0)	0 (0 to 0)	0 (0 to 0)	0 (0 to 0)	0 (0 to 0)	0 (0 to 0)	0 (0 to 0)	0 (0 to 0)	0 (0 to 0)	0 (0 to 0)	0
Drug-resistant Tuberculosis	0 (0 to 0)	0 (0 to 1)	1,000 (1,000 to 1,000)	1,000 (1,000 to 1,000)	1,000 (1,000 to 1,000



4863

Exposure to forces of nature	11.6 (10.8 to 12.7)	4.7 (4.3 to 5.1)	5.3 (4.8 to 5.9)	12.4 (9.9 to 17.2)	310 (165 to 524)	479 (362 to 754)	592 (392 to 1,051)	647 (428 to 1,073)	1,013 (606 to 1,882)	1,338 (809 to 1,768)	1,460 (999 to 2,076)	2,490 (1,320 to 3,163)	1,230 (648 to 1,748)	1,370 (757 to 1,979)	938 (585 to 1,529)	778 (552 to 1,078)	566 (415 to 858)	574 (327 to 920)	299 (163 to 510)	156 (90.7 to 199)	66.2 (48.8 to 91.9)	30.9 (22.1 to 42.2)	11 (7.7 to 16.9)	12,326
Other unintentional injuries	495.6 (291.9 to 819)	242.2 (151.2 to 381.6)	1,266 (797 to 1,709)	3,605 (2,600 to 5,268)	4,995 (3,606 to 7,742)	5,396 (3,992 to 6,760)	10,550 (7,182 to 15,983)	13,905 (10,600 to 17,556)	12,495 (9,372 to 16,956)	9,640 (7,249 to 11,665)	7,905 (5,952 to 9,913)	8,830 (4,630 to 9,873)	6,790 (3,920 to 8,656)	5,470 (3,202 to 6,373)	4,260 (2,773 to 5,992)	2,728 (1,742 to 3,952)	1,728 (1,140 to 1,959)	797 (391 to 967)	441 (269 to 713)	230 (179 to 304)	146 (91.6 to 157)	64.2 (39.3 to 80.4)	20.2 (10.5 to 27.9)	103,530
Self-harm and interpersonal violence	572 (324 to 777)	331 (191 to 514)	3,339 (2,122 to 4,151)	8,550 (6,117 to 10,903)	7,940 (5,722 to 11,715)	14,956 (12,215 to 18,189)	29,400 (24,902 to 33,559)	35,400 (29,600 to 41,000)	31,000 (25,700 to 37,000)	27,000 (22,000 to 32,000)	25,000 (20,000 to 30,000)	22,000 (17,000 to 27,000)	19,000 (14,000 to 24,000)	16,000 (12,000 to 20,000)	13,000 (9,000 to 17,000)	10,000 (6,000 to 14,000)	8,200 (4,800 to 11,600)	6,200 (3,600 to 8,800)	2,910 (2,400 to 3,500)	1,700 (998 to 2,500)	420 (246 to 599)	147 (86.2 to 209)	66.5 (39.1 to 94.7)	1,640,000
Self-harm	0 (0 to 0)	0 (0 to 0)	0 (0 to 0)	0 (0 to 0)	0 (0 to 0)	2,456 (1,556 to 3,726)	13,000 (11,000 to 15,000)	18,700 (23,700 to 27,800)	20,000 (24,000 to 27,000)	20,000 (24,700 to 27,700)	21,000 (23,000 to 27,000)	21,000 (19,000 to 24,700)	17,000 (16,000 to 20,700)	14,000 (9,000 to 16,200)	9,800 (5,000 to 11,000)	6,700 (3,510 to 11,000)	3,900 (2,000 to 6,240)	1,470 (1,000 to 1,900)	714 (529 to 924)	342 (267 to 432)	156 (81.3 to 199)	58.1 (27.5 to 77)	24.1 (12.5 to 36.4)	196,000
Self-harm by firearm	0 (0 to 0)	0 (0 to 0)	0 (0 to 0)	0 (0 to 0)	0 (0 to 0)	0 (0 to 0)	114 (72 to 222)	153,000 (222 to 1,000)	157,000 (222 to 1,000)	151,000 (222 to 1,000)	144,000 (222 to 1,000)	134,000 (222 to 1,000)	124,000 (222 to 1,000)	114,000 (222 to 1,000)	104,000 (222 to 1,000)	94,700 (222 to 1,000)	85,400 (222 to 1,000)	76,100 (222 to 1,000)	66,800 (222 to 1,000)	57,500 (222 to 1,000)	48,200 (222 to 1,000)	38,900 (222 to 1,000)	29,600 (222 to 1,000)	5,220
Self-harm by other specified means	0 (0 to 0)	0 (0 to 0)	0 (0 to 0)	0 (0 to 0)	0 (0 to 0)	2,456 (1,556 to 3,726)	13,000 (11,000 to 15,000)	18,700 (23,700 to 27,800)	20,000 (24,000 to 27,000)	20,000 (24,700 to 27,700)	21,000 (23,000 to 27,000)	21,000 (19,000 to 24,700)	17,000 (16,000 to 20,700)	14,000 (9,000 to 16,200)	9,800 (5,000 to 11,000)	6,700 (3,510 to 11,000)	3,900 (2,000 to 6,240)	1,470 (1,000 to 1,900)	714 (529 to 924)	342 (267 to 432)	156 (81.3 to 199)	58.1 (27.5 to 77)	24.1 (12.5 to 36.4)	191,000
Interpersonal violence	572 (324 to 777)	331 (191 to 514)	3,339 (2,122 to 4,151)	8,550 (6,117 to 10,903)	7,940 (5,722 to 11,715)	12,500 (10,659 to 14,463)	16,400 (14,202 to 18,559)	16,700 (5,900 to 14,000)	11,000 (6,700 to 15,000)	7,000 (4,700 to 9,300)	4,000 (2,700 to 5,300)	1,000 (670 to 1,330)	2,000 (1,340 to 2,660)	2,000 (1,340 to 2,660)	3,200 (2,130 to 4,270)	3,300 (2,210 to 4,390)	2,200 (1,470 to 2,930)	727 (487 to 968)	427 (286 to 568)	156 (104 to 208)	88.1 (59 to 117)	36.8 (24.7 to 49)	4.2 (2.8 to 5.6)	1,450,000
Physical violence by firearm	0 (0 to 0)	0 (0 to 0)	0 (0 to 0)	0 (0 to 0)	0 (0 to 0)	0 (0 to 0)	114 (72 to 222)	153,000 (222 to 1,000)	157,000 (222 to 1,000)	151,000 (222 to 1,000)	144,000 (222 to 1,000)	134,000 (222 to 1,000)	124,000 (222 to 1,000)	114,000 (222 to 1,000)	104,000 (222 to 1,000)	94,700 (222 to 1,000)	85,400 (222 to 1,000)	76,100 (222 to 1,000)	66,800 (222 to 1,000)	57,500 (222 to 1,000)	48,200 (222 to 1,000)	38,900 (222 to 1,000)	29,600 (222 to 1,000)	5,220
Physical violence by sharp object	0 (0 to 0)	0 (0 to 0)	0 (0 to 0)	0 (0 to 0)	0 (0 to 0)	0 (0 to 0)	0 (0 to 0)	0 (0 to 0)	0 (0 to 0)	0 (0 to 0)	0 (0 to 0)	0 (0 to 0)	0 (0 to 0)	0 (0 to 0)	0 (0 to 0)	0 (0 to 0)	0 (0 to 0)	0 (0 to 0)	0 (0 to 0)	0 (0 to 0)	0 (0 to 0)	0 (0 to 0)	0 (0 to 0)	0 (0 to 0)	0
Physical violence by other means	572 (324 to 777)	331 (191 to 514)	3,339 (2,122 to 4,151)	8,550 (6,117 to 10,903)	7,940 (5,722 to 11,715)	12,500 (10,659 to 14,463)	16,400 (14,202 to 18,559)	16,700 (5,900 to 14,000)	11,000 (6,700 to 15,000)	7,000 (4,700 to 9,300)	4,000 (2,700 to 5,300)	1,000 (670 to 1,330)	2,000 (1,340 to 2,660)	2,000 (1,340 to 2,660)	3,200 (2,130 to 4,270)	3,300 (2,210 to 4,390)	2,200 (1,470 to 2,930)	727 (487 to 968)	427 (286 to 568)	156 (104 to 208)	88.1 (59 to 117)	36.8 (24.7 to 49)	4.2 (2.8 to 5.6)	1,450,000
Conflict and terrorism	0.7 (71.4 to 80.9)	0.3 (39.9 to 47.9)	0.4 (163 to 193)	0.9 (1,160 to 1,440)	0.8 (868 to 1,140)	1.3 (938 to 1,270)	1.7 (3,620 to 3,950)	1.8 (4,800 to 5,050)	1.1 (3,000 to 3,200)	0.8 (2,600 to 2,800)	0.5 (2,540 to 2,760)	0.1 (2,150 to 2,190)	0.2 (1,640 to 1,840)	0.2 (1,640 to 1,840)	0.4 (1,950 to 2,050)	0.4 (1,990 to 2,090)	0.3 (1,990 to 2,090)	0.1 (1,990 to 2,090)	0.1 (1,990 to 2,090)	0.1 (1,990 to 2,090)	0.1 (1,990 to 2,090)	0.1 (1,990 to 2,090)	0.1 (1,990 to 2,090)	71,900

All Table 2a low DLYS bn count and age group for males with 95% uncertainty intervals, 2019

Cause	Early Neonatal	Late Neonatal	Post Neonatal	1 to 4	5 to 9	10 to 14	15 to 19	20 to 24	25 to 29	30 to 34	35 to 39	40 to 44	45 to 49	50 to 54	55 to 59	60 to 64	65 to 69	70 to 74	75 to 79	80 to 84	85 to 89	90 to 94	95 plus	Total
All causes	345,000 (292,000 to 400,000)	99,600 (70,000 to 135,000)	139,000 (104,000 to 179,000)	559,000 (466,000 to 670,000)	189,000 (158,000 to 227,000)	164,000 (138,000 to 197,000)	307,000 (264,000 to 354,000)	393,000 (329,000 to 459,000)	363,000 (314,000 to 414,000)	329,000 (279,000 to 413,000)	302,000 (249,000 to 371,000)	321,000 (262,000 to 399,000)	364,000 (298,000 to 453,000)	399,000 (326,000 to 491,000)	340,000 (272,000 to 421,000)	341,000 (273,000 to 420,000)	309,000 (241,000 to 391,000)	293,000 (210,000 to 391,000)	178,000 (112,000 to 266,000)	107,000 (59,000 to 178,000)	52,000 (28,000 to 88,000)	5,420 (3,080 to 8,550)	5,070,000
Communicable, maternal, neonatal, and nutritional diseases	278,000 (227,000 to 332,000)	69,000 (40,000 to 104,000)	73,000 (49,000 to 100,000)	89,000 (61,000 to 121,000)	44,000 (32,000 to 59,000)	34,000 (25,000 to 46,000)	29,000 (22,000 to 37,000)	31,000 (23,000 to 41,000)	29,000 (21,000 to 39,000)	29,000 (21,000 to 39,000)	29,000 (21,000 to 39,000)	30,000 (22,000 to 41,000)	33,000 (24,000 to 45,000)	35,000 (26,000 to 47,000)	30,000 (22,000 to 41,000)	30,000 (22,000 to 41,000)	29,000 (21,000 to 40,000)	29,000 (20,000 to 40,000)	20,000 (13,000 to 29,000)	14,000 (8,000 to 23,000)	8,000 (4,000 to 14,000)	1,240 (720 to 2,060)	1,240 (720 to 2,060)	737,000
HIV/AIDS and sexually transmitted infections	1,020 (627 to 1,670)	1,020 (597 to 2,260)	1,260 (939 to 2,000)	339 (287 to 420)	262 (180 to 389)	212 (146 to 334)	207 (127 to 349)	373 (214 to 669)	399 (224 to 741)	374 (207 to 719)	329 (183 to 679)	327 (179 to 679)	284 (154 to 615)	232 (122 to 537)	177 (92 to 424)	137 (69 to 352)	97 (48 to 257)	72 (34 to 196)	44 (20 to 131)	24 (10 to 77)	11 (4 to 35)	4 (1 to 14)	0 (0 to 1)	9,640
HIV/AIDS	0 (0 to 0)	0 (0 to 0)	1,260 (939 to 2,000)	339 (287 to 420)	262 (180 to 389)	212 (146 to 334)	207 (127 to 349)	373 (214 to 669)	399 (224 to 741)	374 (207 to 719)	329 (183 to 679)	327 (179 to 679)	284 (154 to 615)	232 (122 to 537)	177 (92 to 424)	137 (69 to 352)	97 (48 to 257)	72 (34 to 196)	44 (20 to 131)	24 (10 to 77)	11 (4 to 35)	4 (1 to 14)	0 (0 to 1)	7,800
HIV/AIDS - Drug-susceptible Tuberculosis	0 (0 to 0)	0 (0 to 0)	0 (0 to 2)	0 (0 to 0)	0 (0 to 0)	0 (0 to 0)	0 (0 to 0)	0 (0 to 0)	0 (0 to 0)	0 (0 to 0)	0 (0 to 0)	0 (0 to 0)	0 (0 to 0)	0 (0 to 0)	0 (0 to 0)	0 (0 to 0)	0 (0 to 0)	0 (0 to 0)	0 (0 to 0)	0 (0 to 0)	0 (0 to 0)	0 (0 to 0)	0 (0 to 0)	0
HIV/AIDS - Multidrug-resistant Tuberculous without extensive drug resistance	0 (0 to 0)	0 (0 to 0)	0 (0 to 0)	0 (0 to 0)	0 (0 to 0)	0 (0 to 0)	0 (0 to 0)	0 (0 to 0)	0 (0 to 0)	0 (0 to 0)	0 (0 to 0)	0 (0 to 0)	0 (0 to 0)	0 (0 to 0)	0 (0 to 0)	0 (0 to 0)	0 (0 to 0)	0 (0 to 0)	0 (0 to 0)	0 (0 to 0)	0 (0 to 0)	0 (0 to 0)	0 (0 to 0)	0
HIV/AIDS - Extensively drug-resistant Tuberculosis	0 (0 to 0)	0 (0 to 0)	0 (0 to 0)	0 (0 to 0)	0 (0 to 0)	0 (0 to 0)	0 (0 to 0)	0 (0 to 0)	0 (0 to 0)	0 (0 to 0)	0 (0 to 0)	0 (0 to 0)	0 (0 to 0)	0 (0 to 0)	0 (0 to 0)	0 (0 to 0)	0 (0 to 0)	0 (0 to 0)	0 (0 to 0)	0 (0 to 0)	0 (0 to 0)	0 (0 to 0)	0 (0 to 0)	0
HIV/AIDS resulting in other diseases	1,020 (0 to 0)	1,020 (0 to 0)	0 (0 to 0)	0 (0 to 0)	0 (0 to 0)	0 (0 to 0)	0 (0 to 0)	0 (0 to 0)	0 (0 to 0)	0 (0 to 0)	0 (0 to 0)	0 (0 to 0)	0 (0 to 0)	0 (0 to 0)	0 (0 to 0)	0 (0 to 0)	0 (0 to 0)	0 (0 to 0)	0 (0 to 0)	0 (0 to 0)	0 (0 to 0)	0 (0 to 0)	0 (0 to 0)	0
Sexually transmitted infections, excluding HIV	1,020 (627 to 1,670)	1,020 (597 to 2,260)	1,260 (939 to 2,000)	339 (287 to 420)	262 (180 to 389)	212 (146 to 334)	207 (127 to 349)	373 (214 to 669)	399 (224 to 741)	374 (207 to 719)	329 (183 to 679)	327 (179 to 679)	284 (154 to 615)	232 (122 to 537)	177 (92 to 424)	137 (69 to 352)	97 (48 to 257)	72 (34 to 196)	44 (20 to 131)	24 (10 to 77)	11 (4 to 35)	4 (1 to 14)	0 (0 to 1)	8,770
Syphilis	1,020 (627 to 1,670)	1,020 (597 to 2,260)	1,260 (939 to 2,000)	339 (287 to 420)	262 (180 to 389)	212 (146 to 334)	207 (127 to 349)	373 (214 to 669)	399 (224 to 741)	374 (207 to 719)	329 (183 to 679)	327 (179 to 679)	284 (154 to 615)	232 (122 to 537)	177 (92 to 424)	137 (69 to 352)	97 (48 to 257)	72 (34 to 196)	44 (20 to 131)	24 (10 to 77)	11 (4 to 35)	4 (1 to 14)	0 (0 to 1)	9,310
Chlamydial infection	0 (0 to 0)	0 (0 to 0)	0 (0 to 0)	0 (0 to 0)	0 (0 to 0)	0 (0 to 0)	0 (0 to 0)	0 (0 to 0)	0 (0 to 0)	0 (0 to 0)	0 (0 to 0)	0 (0 to 0)	0 (0 to 0)	0 (0 to 0)	0 (0 to 0)	0 (0 to 0)	0 (0 to 0)	0 (0 to 0)	0 (0 to 0)	0 (0 to 0)	0 (0 to 0)	0 (0 to 0)	0 (0 to 0)	0
Gonococcal infection	0 (0 to 0)	0 (0 to 0)	0 (0 to 0)	0 (0 to 0)	0 (0 to 0)	0 (0 to 0)	0 (0 to 0)	0 (0 to 0)	0 (0 to 0)	0 (0 to 0)	0 (0 to 0)	0 (0 to 0)	0 (0 to 0)	0 (0 to 0)	0 (0 to 0)	0 (0 to 0)	0 (0 to 0)	0 (0 to 0)	0 (0 to 0)	0 (0 to 0)	0 (0 to 0)	0 (0 to 0)	0 (0 to 0)	0
Trichomoniasis	0 (0 to 0)	0 (0 to 0)	0 (0 to 0)	0 (0 to 0)	0 (0 to 0)	0 (0 to 0)	0 (0 to 0)	0 (0 to 0)	0 (0 to 0)	0 (0 to 0)	0 (0 to 0)	0 (0 to 0)	0 (0 to 0)	0 (0 to 0)	0 (0 to 0)	0 (0 to 0)	0 (0 to 0)	0 (0 to 0)	0 (0 to 0)	0 (0 to 0)	0 (0 to 0)	0 (0 to 0)	0 (0 to 0)	0
Genital herpes	0 (0 to 0)	0 (0 to 0)	0 (0 to 0)	0 (0 to 0)	0 (0 to 0)	0 (0 to 0)	0 (0 to 0)	0 (0 to 0)	0 (0 to 0)	0 (0 to 0)	0 (0 to 0)	0 (0 to 0)	0 (0 to 0)	0 (0 to 0)	0 (0 to 0)	0 (0 to 0)	0 (0 to 0)	0 (0 to 0)	0 (0 to 0)	0 (0 to 0)	0 (0 to 0)	0 (0 to 0)	0 (0 to 0)	0
Other sexually transmitted infections	0 (0 to 0)	0 (0 to 0)	0 (0 to 0)	0 (0 to 0)	0 (0 to 0)	0 (0 to 0)	0 (0 to 0)	0 (0 to 0)	0 (0 to 0)	0 (0 to 0)	0 (0 to 0)	0 (0 to 0)	0 (0 to 0)	0 (0 to 0)	0 (0 to 0)	0 (0 to 0)	0 (0 to 0)	0 (0 to 0)	0 (0 to 0)	0 (0 to 0)	0 (0 to 0)	0 (0 to 0)	0 (0 to 0)	0
HIV/AIDS resulting in other diseases	0 (0 to 0)	0 (0 to 0)	0 (0 to 0)	0 (0 to 0)	0 (0 to 0)	0 (0 to 0)	0 (0 to 0)	0 (0 to 0)	0 (0 to 0)	0 (0 to 0)	0 (0 to 0)	0 (0 to 0)	0 (0 to 0)	0 (0 to 0)	0 (0 to 0)	0 (0 to 0)	0 (0 to 0)	0 (0 to 0)	0 (0 to 0)	0 (0 to 0)	0 (0 to 0)	0 (0 to 0)	0 (0 to 0)	0
Respiratory infections and tuberculosis	84,000 (74,000 to 96,000)	15,000 (11,000 to 21,000)	14,000 (11,000 to 18,000)	8,000 (6,000 to 11,000)	6,000 (4,000 to 7,000)	5,000 (3,000 to 7,000)	5,000 (3,000 to 7,000)	5,000 (3,000 to 7,000)	5,000 (3,000 to 7,000)	5,000 (3,000 to 7,000)	5,000 (3,000 to 7,000)	5,000 (3,000 to 7,000)	5,000 (3,000 to 7,000)	5,000 (3,000 to 7,000)	5,000 (3,000 to 7,000)	5,000 (3,000 to 7,000)	5,000 (3,000 to 7,000)	5,000 (3,000 to 7,000)	5,000 (3,000 to 7,000)	5,000 (3,000 to 7,000)	5,000 (3,000 to 7,000)	5,000 (3,000 to 7,000)	129,000
Tuberculosis	0 (0 to 0)	0 (0 to 0)	299 (0 to 577)	624 (0 to 2,120)	549 (0 to 1,720)	392 (0 to 1,230)	340 (0 to 1,060)	1,140 (0 to 3,630)	1,290 (0 to 4,120)	1,430 (0 to 4,560)	1,560 (0 to 5,220)	1,630 (0 to 5,220)	1,740 (0 to 5,490)	1,810 (0 to 5,490)	1,830 (0 to 5,490)	1,830 (0 to 5,490)	1,830 (0 to 5,490)	1,830 (0 to 5,490)	1,830 (0 to 5,490)	1,830 (0 to 5,490)	1,830 (0 to 5,490)	1,830 (0 to 5,490)	1,830 (0 to 5,490)	29,400
Latent tuberculosis infection	0 (0 to 0)	0 (0 to 0)	0 (0 to 0)	0 (0 to 0)	0 (0 to 0)	0 (0 to 0)	0 (0 to 0)	0 (0 to 0)	0 (0 to 0)	0 (0 to 0)	0 (0 to 0)	0 (0 to 0)	0 (0 to 0)	0 (0 to 0)	0 (0 to 0)	0 (0 to 0)	0 (0 to 0)	0 (0 to 0)	0 (0 to 0)	0 (0 to 0)	0 (0 to 0)	0 (0 to 0)	0 (0 to 0)	0
Drug-susceptible tuberculosis	0 (0 to 0)	0 (0 to 0)	299 (0 to 577)	624 (0 to 2,120)	549 (0 to 1,720)	392 (0 to 1,230)	340 (0 to 1,060)	1,140 (0 to 3,630)	1,290 (0 to 4,120)	1,430 (0 to 4,560)	1,560 (0 to 5,220)	1,630 (0 to 5,220)	1,740 (0 to 5,490)	1,810 (0 to 5,490)	1,830 (0 to 5,490)	1,830 (0 to 5,490)	1,830 (0 to 5,490)	1,830 (0 to 5,490)	1,830 (0 to 5,490)	1,830 (0 to 5,490)	1,830 (0 to 5,490)	1,830 (0 to 5,490)	1,830 (0 to 5,490)	29,400
Multidrug-resistant tuberculosis without extensive drug resistance	0 (0 to 0)	0 (0 to 0)	0 (0 to 0)	0 (0 to 0)	0 (0 to 0)	0 (0 to 0)	0 (0 to 0)	0 (0 to 0)	0 (0 to 0)	0 (0 to 0)	0 (0 to 0)	0 (0 to 0)	0 (0 to 0)	0 (0 to 0)	0 (0 to 0)	0 (0 to 0)	0 (0 to 0)	0 (0 to 0)	0 (0 to 0)	0 (0 to 0)	0 (0 to 0)	0 (0 to 0)	0 (0 to 0)	0
Extensively drug-resistant tuberculosis	0 (0 to 0)	0 (0 to 0)	0 (0 to 0)	0 (0 to 0)	0 (0 to 0)	0 (0 to 0)	0 (0 to 0)	0 (0 to 0)	0 (0 to 0)	0 (0 to 0)	0 (0 to 0)	0 (0 to 0)	0 (0 to 0)	0 (0 to 0)	0 (0 to 0)	0 (0 to 0)	0 (0 to 0)	0 (0 to 0)	0 (0 to 0)	0 (0 to 0)	0 (0 to 0)	0 (0 to 0)	0 (0 to 0)	0
Lower respiratory infections	82,000 (72,000 to 93,000)	14,000 (10,000 to 20,000)	13,000 (10,000 to 17,000)	7,000 (5,000 to 10,000)	5,000 (3,000 to 6,000)	4,000 (2,000 to 6,000)	4,000 (2,000 to 6,000)	4,000 (2,000 to 6,000)	4,000 (2,000 to 6,000)	4,000 (2,000 to 6,000)	4,000 (2,000 to 6,000)	4,000 (2,000 to 6,000)	4,000 (2,000 to 6,000)	4,000 (2,000 to 6,000)	4,000 (2,000 to 6,000)	4,000 (2,000 to 6,000)	4,000 (2,000 to 6,000)	4,000 (2,000 to 6,000)	4,000 (2,000 to 6,000)	4,000 (2,000 to 6,000)	4,000 (2,000 to 6,000)	4,000 (2,000 to 6,000)	112,000
Upper respiratory infections	2 (0 to 6.4)	0 (0 to 1.6)	0 (0 to 0)	1,260 (0 to 1,760)	1,200 (0 to 1,650)	1,070 (0 to 1,500)	1,000 (0 to 1,400)	1,000 (0 to 1,400)	991 (0 to 1,390)	1,000 (0 to 1,400)	1,000 (0 to 1,400)	1,000 (0 to 1,400)	1,000 (0 to 1,400)	1,000 (0 to 1,400)	1,000 (0 to 1,400)	1,000 (0 to 1,400)	1,000 (0 to 1,400)	1,000 (0 to 1,400)	1,000 (0 to 1,400)	1,000 (0 to 1,400)	1,000 (0 to 1,400)	1,000 (0 to 1,400)	1,000 (0 to 1,400)	18,700
Otitis media	0 (0 to 0)	0 (0 to 0)	0 (0 to 0)	1,260 (0 to 1,760)	1,200 (0 to 1,650)	1,070 (0 to 1,500)	1,000 (0 to 1,400)	1,000 (0 to 1,400)	991 (0 to 1,390)	1,000 (0 to 1,400)	1,000 (0 to 1,400)	1,000 (0 to 1,400)	1,000 (0 to 1,400)	1,000 (0 to 1,400)	1,000 (0 to 1,400)	1,000 (0 to 1,400)	1,000 (0 to 1,400)	1,000 (0 to 1,400)	1,000 (0 to 1,400)	1,000 (0 to 1,400)	1,000 (0 to 1,400)	1,000 (0 to 1,400)	1,000 (0 to 1,400)	18,700
Enteric infections	2,000 (1,000 to 3,000)	2,000 (1,000 to 4,000)	1,000 (0 to 2,000)	2,000 (1,000 to 3,000)	2,000 (1,000 to 3,000)	2,000 (1,000 to 3



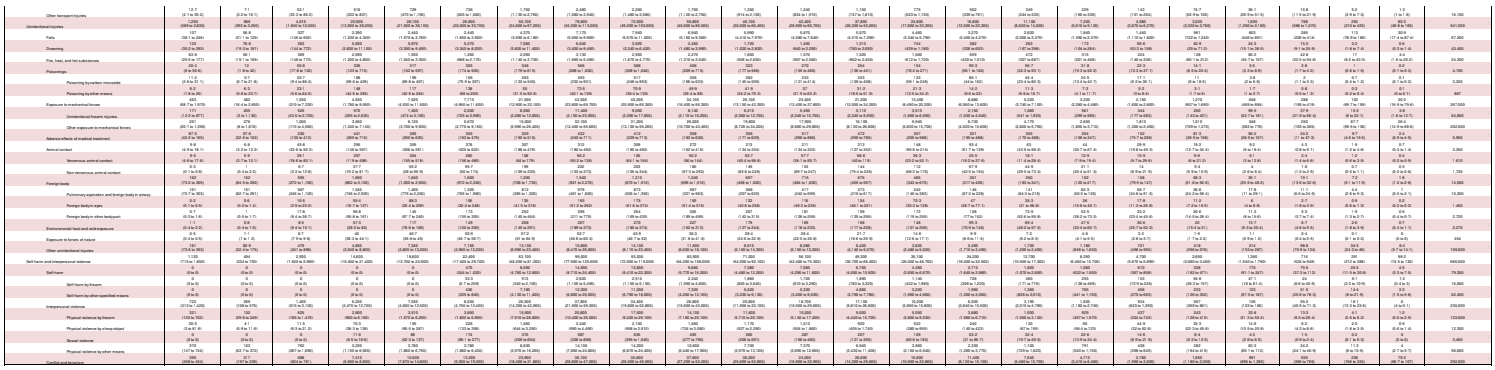

SR Table 2a. Jordan DALYS by cause and age group for males with 95% uncertainty intervals, 2019

Cause	Early Neonatal	Late Neonatal	Post Neonatal	1 to 4	5 to 9	10 to 14	15 to 19	20 to 24	25 to 29	30 to 34	35 to 39	40 to 44	45 to 49	50 to 54	55 to 59	60 to 64	65 to 69	70 to 74	75 to 79	80 to 84	85 to 89	90 to 94	95 plus	Total
All causes	35,100 (31,700 to 39,000)	33,600 (29,300 to 38,600)	50,100 (39,800 to 64,600)	53,000 (29,900 to 85,000)	22,200 (20,100 to 24,600)	19,700 (18,000 to 21,600)	26,300 (24,100 to 28,900)	32,700 (29,700 to 36,100)	33,700 (30,600 to 37,400)	31,100 (28,300 to 34,200)	33,200 (29,900 to 36,700)	33,900 (30,300 to 37,700)	34,900 (30,300 to 39,400)	37,600 (32,800 to 43,000)	33,200 (28,200 to 38,600)	32,900 (27,700 to 38,400)	37,200 (27,700 to 48,300)	33,700 (27,700 to 41,300)	33,100 (26,300 to 40,600)	33,200 (25,900 to 41,700)	32,200 (24,900 to 41,400)	6,570 (5,200 to 8,190)	1,509,000 (1,418 to 1,600)	1,726,000
Communicable, maternal, neonatal, and nutritional diseases	61,100 (53,800 to 67,500)	18,600 (12,500 to 26,100)	22,100 (15,700 to 29,600)	13,100 (10,000 to 17,100)	6,800 (5,200 to 8,400)	4,420 (3,400 to 5,400)	5,090 (3,900 to 6,370)	4,390 (3,370 to 5,570)	4,250 (3,220 to 5,530)	3,780 (2,920 to 4,750)	3,710 (2,800 to 4,680)	3,310 (2,500 to 4,220)	2,920 (2,230 to 3,830)	2,500 (1,970 to 3,140)	2,070 (1,580 to 2,660)	1,670 (1,240 to 2,120)	1,370 (1,020 to 1,750)	1,300 (940 to 1,710)	965 (643 to 1,340)	624 (374 to 966)	192 (101 to 299)	63 (30 to 99.6)	196,000
HIV/AIDS and sexually transmitted infections	1,040 (920 to 2,480)	390 (99.6 to 932)	926 (178 to 1,190)	99.3 (24.7 to 219)	27.1 (18.9 to 39.9)	32.7 (24.5 to 44.9)	61.6 (33.1 to 110)	89 (47 to 156)	135 (62.1 to 229)	150 (67.8 to 246)	99.3 (49.9 to 165)	72.9 (30.5 to 136)	64 (21.4 to 127)	39.6 (7.7 to 91.3)	28.9 (2.6 to 82.8)	14.8 (0.9 to 70.8)	12.4 (0.4 to 70.8)	3.7 (0.3 to 17)	1.6 (0.2 to 6.1)	0.7 (0.1 to 1.7)	0.3 (0.1 to 0.6)	0.1 (0 to 0.2)	2,670
HIV/AIDS	0 (0 to 0)	0 (0 to 0)	49.2 (37.3 to 61.9)	49.2 (36.4 to 64.6)	19.6 (13.2 to 28.2)	19 (13.7 to 26.3)	17.9 (12.6 to 24.6)	20 (14.7 to 27)	19.6 (13.6 to 27.6)	19.4 (13.5 to 26.8)	19.3 (13.4 to 26.4)	18.9 (12.7 to 26.6)	18.7 (12.4 to 26.4)	18.7 (12.4 to 26.4)	18.7 (12.4 to 26.4)	18.7 (12.4 to 26.4)	18.7 (12.4 to 26.4)	18.7 (12.4 to 26.4)	18.7 (12.4 to 26.4)	18.7 (12.4 to 26.4)	18.7 (12.4 to 26.4)	18.7 (12.4 to 26.4)	671
HIV/AIDS - Drug-susceptible Tuberculosis	0 (0 to 0)	0 (0 to 0)	0.7 (0.4 to 1.2)	0.7 (0.4 to 1.2)	0.3 (0.2 to 0.5)	0.3 (0.2 to 0.5)	0.3 (0.2 to 0.5)	0.4 (0.2 to 0.6)	0.4 (0.2 to 0.6)	0.4 (0.2 to 0.6)	0.4 (0.2 to 0.6)	0.4 (0.2 to 0.6)	0.4 (0.2 to 0.6)	0.4 (0.2 to 0.6)	0.3 (0.2 to 0.5)	0.3 (0.2 to 0.5)	0.3 (0.2 to 0.5)	0.3 (0.2 to 0.5)	0.3 (0.2 to 0.5)	0.3 (0.2 to 0.5)	0.3 (0.2 to 0.5)	0.3 (0.2 to 0.5)	7.3
HIV/AIDS - Multidrug-resistant Tuberculosis without extensive drug resistance	0 (0 to 0)	0 (0 to 0)	0.1 (0 to 0.2)	0.1 (0 to 0.2)	0 (0 to 0.1)	0 (0 to 0.1)	0 (0 to 0.1)	0 (0 to 0.1)	0 (0 to 0.1)	0 (0 to 0.1)	0 (0 to 0.1)	0 (0 to 0.1)	0 (0 to 0.1)	0 (0 to 0.1)	0 (0 to 0.1)	0 (0 to 0.1)	0 (0 to 0.1)	0 (0 to 0.1)	0 (0 to 0.1)	0 (0 to 0.1)	0 (0 to 0.1)	0 (0 to 0.1)	0 (0 to 0.1)	0.8
HIV/AIDS - Extensively drug-resistant Tuberculosis	0 (0 to 0)	0 (0 to 0)	0 (0 to 0)	0 (0 to 0)	0 (0 to 0)	0 (0 to 0)	0 (0 to 0)	0 (0 to 0)	0 (0 to 0)	0 (0 to 0)	0 (0 to 0)	0 (0 to 0)	0 (0 to 0)	0 (0 to 0)	0 (0 to 0)	0 (0 to 0)	0 (0 to 0)	0 (0 to 0)	0 (0 to 0)	0 (0 to 0)	0 (0 to 0)	0 (0 to 0)	0 (0 to 0)	0.1
HIV/AIDS resulting in other diseases	49 (42 to 57)	49 (42 to 57)	49 (39.6 to 60.6)	49 (39.6 to 60.6)	19 (12.6 to 28.7)	19 (12.4 to 28.2)	17 (12.4 to 24.2)	19 (14.3 to 26.9)	19 (13.2 to 26)	19 (13.1 to 26)	19 (13.1 to 26)	18 (12.3 to 25.7)	18 (12 to 25.7)	18 (12 to 25.7)	18 (12 to 25.7)	18 (12 to 25.7)	18 (12 to 25.7)	18 (12 to 25.7)	18 (12 to 25.7)	18 (12 to 25.7)	18 (12 to 25.7)	18 (12 to 25.7)	18 (12 to 25.7)	400
Sexually transmitted infections excluding HIV	1,040 (920 to 2,480)	390 (99.6 to 932)	877 (139 to 1,190)	50.2 (4.6 to 159)	8.7 (2.6 to 19.5)	13.7 (5.5 to 25.1)	44.6 (19.7 to 87.5)	69 (32.1 to 129)	115 (49.2 to 201)	131 (57.1 to 227)	80.4 (30.6 to 150)	54.1 (12.8 to 116)	45.3 (8.9 to 107)	20.9 (0.4 to 63.2)	10.2 (0 to 53.9)	0.7 (0 to 5.1)	0.1 (0 to 0.6)	0 (0 to 0.1)	0 (0 to 0)	0 (0 to 0)	0 (0 to 0)	0 (0 to 0)	1,900
Syphilis	0 (0 to 0)	0 (0 to 0)	0 (0 to 0)	0 (0 to 0)	0 (0 to 0)	0 (0 to 0)	0 (0 to 0)	0 (0 to 0)	0 (0 to 0)	0 (0 to 0)	0 (0 to 0)	0 (0 to 0)	0 (0 to 0)	0 (0 to 0)	0 (0 to 0)	0 (0 to 0)	0 (0 to 0)	0 (0 to 0)	0 (0 to 0)	0 (0 to 0)	0 (0 to 0)	0 (0 to 0)	0 (0 to 0)	0
Chlamydial infection	0 (0 to 0)	0 (0 to 0)	0 (0 to 0)	0 (0 to 0)	0 (0 to 0)	0 (0 to 0)	0 (0 to 0)	0 (0 to 0)	0 (0 to 0)	0 (0 to 0)	0 (0 to 0)	0 (0 to 0)	0 (0 to 0)	0 (0 to 0)	0 (0 to 0)	0 (0 to 0)	0 (0 to 0)	0 (0 to 0)	0 (0 to 0)	0 (0 to 0)	0 (0 to 0)	0 (0 to 0)	0 (0 to 0)	0
Gonococcal infection	0 (0 to 0)	0 (0 to 0)	0 (0 to 0)	0 (0 to 0)	0 (0 to 0)	0 (0 to 0)	0 (0 to 0)	0 (0 to 0)	0 (0 to 0)	0 (0 to 0)	0 (0 to 0)	0 (0 to 0)	0 (0 to 0)	0 (0 to 0)	0 (0 to 0)	0 (0 to 0)	0 (0 to 0)	0 (0 to 0)	0 (0 to 0)	0 (0 to 0)	0 (0 to 0)	0 (0 to 0)	0 (0 to 0)	0
Trichomoniasis	0 (0 to 0)	0 (0 to 0)	0 (0 to 0)	0 (0 to 0)	0 (0 to 0)	0 (0 to 0)	0 (0 to 0)	0 (0 to 0)	0 (0 to 0)	0 (0 to 0)	0 (0 to 0)	0 (0 to 0)	0 (0 to 0)	0 (0 to 0)	0 (0 to 0)	0 (0 to 0)	0 (0 to 0)	0 (0 to 0)	0 (0 to 0)	0 (0 to 0)	0 (0 to 0)	0 (0 to 0)	0 (0 to 0)	0
Genital herpes	0 (0 to 0)	0 (0 to 0)	0 (0 to 0)	0 (0 to 0)	0 (0 to 0)	0 (0 to 0)	0 (0 to 0)	0 (0 to 0)	0 (0 to 0)	0 (0 to 0)	0 (0 to 0)	0 (0 to 0)	0 (0 to 0)	0 (0 to 0)	0 (0 to 0)	0 (0 to 0)	0 (0 to 0)	0 (0 to 0)	0 (0 to 0)	0 (0 to 0)	0 (0 to 0)	0 (0 to 0)	0 (0 to 0)	0
Other sexually transmitted infections	0 (0 to 0)	0 (0 to 0)	0 (0 to 0)	0 (0 to 0)	0 (0 to 0)	0 (0 to 0)	0 (0 to 0)	0 (0 to 0)	0 (0 to 0)	0 (0 to 0)	0 (0 to 0)	0 (0 to 0)	0 (0 to 0)	0 (0 to 0)	0 (0 to 0)	0 (0 to 0)	0 (0 to 0)	0 (0 to 0)	0 (0 to 0)	0 (0 to 0)	0 (0 to 0)	0 (0 to 0)	0 (0 to 0)	0
Respiratory infections and tuberculosis	1,260 (1,090 to 1,460)	1,260 (1,110 to 1,370)	2,380 (2,180 to 2,700)	1,260 (1,060 to 1,360)	1,070 (920 to 1,180)	1,070 (730 to 1,300)	1,060 (720 to 1,300)	1,230 (900 to 1,560)	1,230 (900 to 1,560)	1,230 (900 to 1,560)	1,220 (900 to 1,560)	1,220 (900 to 1,560)	1,220 (900 to 1,560)	1,220 (900 to 1,560)	1,220 (900 to 1,560)	1,220 (900 to 1,560)	1,220 (900 to 1,560)	1,220 (900 to 1,560)	1,220 (900 to 1,560)	1,220 (900 to 1,560)	1,220 (900 to 1,560)	1,220 (900 to 1,560)	31,500
Tuberculosis	0 (0 to 0)	0 (0 to 0)	2.2 (1.9 to 3.1)	9.7 (6.6 to 13.6)	11.6 (7.1 to 17.6)	8.1 (4.2 to 13.6)	9.6 (4.6 to 15.6)	11.6 (5.7 to 20.1)	13.1 (6.7 to 22.7)	14.6 (7.5 to 25.1)	16.2 (8.4 to 27.9)	17 (8.7 to 29.3)	17.1 (8.7 to 29.4)	17.1 (8.7 to 29.4)	17.1 (8.7 to 29.4)	17.1 (8.7 to 29.4)	17.1 (8.7 to 29.4)	17.1 (8.7 to 29.4)	17.1 (8.7 to 29.4)	17.1 (8.7 to 29.4)	17.1 (8.7 to 29.4)	17.1 (8.7 to 29.4)	614
Latent tuberculosis infection	79.7 (29.9 to 129)	79.7 (29.9 to 129)	166 (62.5 to 270)	1,400 (1,380 to 2,610)	1,070 (1,010 to 1,760)	1,060 (997 to 2,200)	1,050 (989 to 2,180)	1,220 (1,140 to 2,530)	1,220 (1,140 to 2,530)	1,220 (1,140 to 2,530)	1,210 (1,140 to 2,520)	1,210 (1,140 to 2,520)	1,210 (1,140 to 2,520)	1,210 (1,140 to 2,520)	1,210 (1,140 to 2,520)	1,210 (1,140 to 2,520)	1,210 (1,140 to 2,520)	1,210 (1,140 to 2,520)	1,210 (1,140 to 2,520)	1,210 (1,140 to 2,520)	1,210 (1,140 to 2,520)	1,210 (1,140 to 2,520)	29,000
Drug-susceptible tuberculosis	79.7 (29.9 to 129)	79.7 (29.9 to 129)	166 (62.5 to 270)	1,400 (1,380 to 2,610)	1,070 (1,010 to 1,760)	1,060 (997 to 2,200)	1,050 (989 to 2,180)	1,220 (1,140 to 2,530)	1,220 (1,140 to 2,530)	1,220 (1,140 to 2,530)	1,210 (1,140 to 2,520)	1,210 (1,140 to 2,520)	1,210 (1,140 to 2,520)	1,210 (1,140 to 2,520)	1,210 (1,140 to 2,520)	1,210 (1,140 to 2,520)	1,210 (1,140 to 2,520)	1,210 (1,140 to 2,520)	1,210 (1,140 to 2,520)	1,210 (1,140 to 2,520)	1,210 (1,140 to 2,520)	1,210 (1,140 to 2,520)	29,000
Multidrug-resistant tuberculosis without extensive drug resistance	0 (0 to 0)	0 (0 to 0)	0 (0 to 0)	0 (0 to 0)	0 (0 to 0)	0 (0 to 0)	0 (0 to 0)	0 (0 to 0)	0 (0 to 0)	0 (0 to 0)	0 (0 to 0)	0 (0 to 0)	0 (0 to 0)	0 (0 to 0)	0 (0 to 0)	0 (0 to 0)	0 (0 to 0)	0 (0 to 0)	0 (0 to 0)	0 (0 to 0)	0 (0 to 0)	0 (0 to 0)	0 (0 to 0)	0
Extensively drug-resistant tuberculosis	0 (0 to 0)	0 (0 to 0)	0 (0 to 0)	0 (0 to 0)	0 (0 to 0)	0 (0 to 0)	0 (0 to 0)	0 (0 to 0)	0 (0 to 0)	0 (0 to 0)	0 (0 to 0)	0 (0 to 0)	0 (0 to 0)	0 (0 to 0)	0 (0 to 0)	0 (0 to 0)	0 (0 to 0)	0 (0 to 0)	0 (0 to 0)	0 (0 to 0)	0 (0 to 0)	0 (0 to 0)	0 (0 to 0)	0
Lower respiratory infections	1,260 (1,090 to 1,460)	1,260 (1,110 to 1,370)	2,380 (2,180 to 2,700)	1,260 (1,060 to 1,360)	1,070 (920 to 1,180)	1,070 (730 to 1,300)	1,060 (720 to 1,300)	1,230 (900 to 1,560)	1,230 (900 to 1,560)	1,230 (900 to 1,560)	1,220 (900 to 1,560)	1,220 (900 to 1,560)	1,220 (900 to 1,560)	1,220 (900 to 1,560)	1,220 (900 to 1,560)	1,220 (900 to 1,560)	1,220 (900 to 1,560)	1,220 (900 to 1,560)	1,220 (900 to 1,560)	1,220 (900 to 1,560)	1,220 (900 to 1,560)	1,220 (900 to 1,560)	29,000
Upper respiratory infections	0.6 (0 to 1.7)	0.6 (0 to 1.7)	476 (176 to 1,190)	476 (176 to 1,190)	429 (159 to 1,070)	431 (159 to 1,080)	394 (146 to 984)	293 (108 to 732)	293 (108 to 732)	293 (108 to 732)	293 (108 to 732)	276 (102 to 690)	276 (102 to 690)	176 (65.2 to 439)	176 (65.2 to 439)	88.1 (32.6 to 220)	32.8 (12.1 to 82)	17.1 (6.3 to 42.8)	8.6 (3.2 to 21.4)	3.4 (1.3 to 8.6)	0.6 (0.2 to 1.6)	0.1 (0 to 0.3)	3,870
Otitis media	0 (0 to 0.1)	0 (0 to 1.2)	225 (107 to 377)	225 (107 to 377)	106 (50.6 to 178)	106 (50.6 to 178)	172 (82.1 to 288)	287 (137 to 481)	287 (137 to 481)	287 (137 to 481)	287 (137 to 481)	287 (137 to 481)	287 (137 to 481)	287 (137 to 481)	287 (137 to 481)	287 (137 to 481)	287 (137 to 481)	287 (137 to 481)	287 (137 to 481)	287 (137 to 481)	287 (137 to 481)	287 (137 to 481)	287 (137 to 481)	2,010
Enteric infections	79.7 (29.9 to 129)	79.7 (29.9 to 129)	166 (62.5 to 270)	1,400 (1,380 to 2,610)	1,070 (1,010 to 1,760)	1,060 (997 to 2,200)	1,050 (989 to 2,180)	621 (450 to 1,020)	621 (411 to 994)	621 (349 to 754)	604 (314 to 977)	272 (270 to 993)	272 (266 to 921)	272 (266 to 921)	272 (266 to 921)	272 (266 to 921)	272 (266 to 921)	272 (266 to 921)	272 (266 to 921)	272 (266 to 921)	272 (266 to 921)	272 (266 to 921)	272 (266 to 921)	12,400
Diarrheal diseases	79.7 (29.9 to 129)	79.7 (29.9 to 129)	166 (62.5 to 270)	1,400 (1,380 to 2,610)	1,060 (712 to 1,760)	1,060 (676 to 1,910)	1,050 (676 to 1,740)	1,060 (539 to 1,900)	1,060 (539 to 1,900)	1,060 (539 to 1,900)	1,060 (539 to 1,900)	1,060 (539 to 1,900)	1,060 (539 to 1,900)	1,060 (539 to 1,900)	1,060 (539 to 1,900)	1,060 (539 to 1,900)	1,060 (539 to 1,900)	1,060 (539 to 1,900)	1,060 (539 to 1,900)	1,060 (539 to 1,900)	1,060 (539 to 1,900)	1,060 (539 to 1,900)	1,060 (539 to 1,900)	10,600
Typhoid and paratyphoid	0 (0 to 0)	0 (0 to 0)	0 (0 to 0)	139 (39.9 to 331)	206 (61.9 to 466)	206 (111 to 466)	211 (112 to 475)	133 (70.7 to 309)	133 (70.7 to 309)	133 (70.7 to 309)	133 (70.7 to 309)	133 (70.7 to 309)	133 (70.7 to 309)	133 (70.7 to 309)	133 (70.7 to 309)	133 (70.7 to 309)	133 (70.7 to 309)	133 (70.7 to 309)	133 (70.7 to 309)	133 (70.7 to 309)	133 (70.7 to 309)	133 (70.7 to 309)	133 (70.7 to 309)	1,240
Typhoid fever	0 (0 to 0)	0 (0 to 0)	0 (0 to 0)	139 (39.9 to 331)	206 (61.9 to 466)	206 (111 to 466)	211 (112 to 475)	133 (70.7 to 309)	133 (70.7 to 309)	133 (70.7 to 309)	133 (70.7 to 309)	133 (70.7 to 309)	133 (70.7 to 309)	133 (70.7 to 309)	133 (70.7 to 309)	133 (70.7 to 309)	133 (70.7 to 309)	133 (70.7 to 309)	133 (70.7 to 309)	133 (70.7 to 309)	133 (70.7 to 309)	133 (70.7 to 309)	133 (70.7 to 309)	1,240
Paratyphoid fever	0 (0 to 0)	0 (0 to 0)	0 (0 to 0)	0 (0 to 0)	0 (0 to 0)	0 (0 to 0)	0 (0 to 0)	0 (0 to 0)	0 (0 to 0)	0 (0 to 0)	0 (0 to 0)	0 (0 to 0)	0 (0 to 0)	0 (0 to 0)	0 (0 to 0)	0 (0 to 0)	0 (0 to 0)	0 (0 to 0)	0 (0 to 0)	0 (0 to 0)	0 (0 to 0)	0 (0 to 0)	0 (0 to 0)	0
Invasive Non-typhoidal Salmonella (iNTS)	0 (0 to 0)	1.6 (0.9 to 2.8)	64.3 (17.9 to 93)	64.3 (17.9 to 93)	66.3 (20.1 to 96.1)	23.6 (7.1 to 33.9)	17.7 (5.4 to 25.1)	23.6 (7.1 to 33.9)	17.7 (5.4 to 25.1)	12.3 (3.7 to 17.2)	7.6 (2.2 to 10.4)	7.6 (2.2 to 10.4)	6 (1.7 to 8.2)	6 (1.7 to 8.2)	6 (1.7 to 8.2)	6.2 (1.7 to 8.2)	6.2 (1.7 to 8.2)	1.2 (0.3 to 1.6)	0.2 (0 to 0.5)	0.2 (0 to 0.5)	0.2 (0 to 0.5)	0.2 (0 to 0.5)	299
Other intestinal infectious diseases	0 (0 to 0)	0 (0 to 0.2)	0.6 (0 to 1.6)	0.6 (0 to 1.6)	3 (1 to 7.7)	3 (1 to 7.7)	4.5 (1.4 to 11.2)	4.5 (1.4 to 11.2)	4.5 (1.4 to 11.2)	4.5 (1.4 to 11.2)	4.5 (1.4 to 11.2)	4.5 (1.4 to 11.2)	4.5 (1.4 to 11.2)	4.5 (1.4 to 11.2)	4.5 (1.4 to 11.2)	4.5 (1.4 to 11.2)	4.5 (1.4 to 11.2)	4.5 (1.4 to 11.2)	4.5 (1.4 to 11.2)	4.5 (1.4 to 11.2)	4.5 (1.4 to 11.2)	4.5 (1.4 to 11.2)	23.1
Neglected tropical diseases and malaria	0 (0 to 0.1)	0 (0 to 0.6)	40.4 (19.4 to 72.6)	220 (89.4 to 399)	289 (98.7 to 570)	143 (51.6 to 302)	89 (27.4 to 194)	77.9 (20.1 to 187)	77.9 (20.1 to 187)	77.9 (20.1 to 187)	63.6 (20.1 to 139)	54.6 (20.1 to 118)	54.6 (20.1 to 118)	44.1 (17.6 to 98.8)	44.1 (16.2 to 98.8)	16.2 (5.6 to 39.6)	12.4 (3.6 to 30.2)	4.1 (1.1 to 10.1)	1.5 (0.4 to 3.7)	0.6 (0.2 to 1.4)	0.2 (0.1 to 0.5)	0.1 (0 to 0.2)	1,310
Malaria	0 (0 to 0)	0 (0 to 0)	0 (0 to 0)	0 (0 to 0)	0 (0 to 0)	0 (0 to 0)	0 (0 to 0)	0 (0 to 0)	0 (0 to 0)	0 (0 to 0)	0 (0 to 0)	0 (0 to 0)	0 (0 to 0)	0 (0 to 0)	0 (0 to 0)	0 (0 to 0)	0 (0 to 0)	0 (0 to 0)	0 (0 to 0)	0 (0 to 0)	0 (0 to 0)	0 (0 to 0)	0 (0 to 0)	0
Chagas disease	0 (0 to 0)	0 (0 to 0)	0 (0 to 0)	0 (0 to 0)	0 (0 to 0)	0 (0 to 0)	0 (0 to 0)	0 (0 to 0)	0 (0 to 0)	0 (0 to 0)	0 (0 to 0)	0 (0 to 0)	0 (0 to 0)	0 (0 to 0)	0 (0 to 0)	0 (0 to 0)	0 (0 to 0)	0 (0 to 0)	0 (0 to 0)	0 (0 to 0)	0 (0 to 0)	0 (0 to 0)	0 (0 to 0)	0
Leishmaniasis	0 (0 to 0)	0 (0 to 0)	0.7 (0.1 to 1)	0.7 (0.1 to 0.9)	2.4 (0.4 to 3.3)	2.4 (0.4 to 3.3)	1.6 (0.2 to 2.1)	1.6 (0.2 to 2.1)	1.3 (0.1 to 1.7)	1.1 (0.2 to 1.7)	0.9 (0.1 to 1.4)	0.7 (0.1 to 1.4)	0.4 (0.1 to 1.1)	0.4 (0.1 to 1.1)	0.4 (0.1 to 1.1)	0.4 (0.1 to 1.1)	0.4 (0.1 to 1.1)	0.3 (0.1 to 0.7)	0.2 (0 to 0.5)	0.1 (0 to 0.3)	0.1 (0 to 0.2)	0.1 (0 to 0.2)	27.9
Visceral leishmaniasis	0 (0 to 0)	0 (0 to 0)	0.3 (0 to 0.7)	0.3 (0 to 0.7)	1.9 (0.3 to 2.8)	1.9 (0.3 to 2.8)	1.3 (0.2 to 1.8)	1.3 (0.2 to 1.8)	1 (0.1 to 1.4)	0.9 (0.1 to 1.4)	0.7 (0.1 to 1.1)	0.6 (0.1 to 1.1)	0.3 (0.1 to 0.9)	0.3 (0.1 to 0.9)	0.3 (0.1 to 0.9)	0.3 (0.1 to 0.9)	0.3 (0.1 to 0.9)	0.2 (0 to 0.5)	0.2 (0 to 0.4)	0.1 (0 to 0.3)	0.1 (0 to 0.2)	0.1 (0 to 0.2)	14.7
Cutaneous and mucocutaneous leishmaniasis	0 (0 to 0)	0 (0 to 0)	0.4 (0.1 to 0.6)	0.4 (0.1 to 0.6)	0.5 (0.1 to 0.7)	0.5 (0.1 to 0.7)	0.3 (0.1 to 0.4)	0.3 (0.1 to 0.4)	0.3 (0.1 to 0.4)	0.2 (0.1 to 0.4)	0.2 (0.1 to 0.4)	0.2 (0.1 to 0.4)	0.1 (0.1 to 0.3)	0.1 (0.1 to 0.3)	0.1 (0.1 to 0.3)	0.1 (0.1 to 0.3)	0.1 (0.1 to 0.3)	0.1 (0.1 to 0.2)	0.1 (0 to 0.2)	0 (0 to 0.1)	0 (0 to 0.1)	0 (0 to 0.1)	12.8
African trypanosomiasis	0 (0 to 0)	0 (0 to 0)	0 (0 to 0)	0 (0 to 0)	0 (0 to 0)	0 (0 to 0)	0 (0 to 0)	0 (0 to 0)	0 (0 to 0)	0 (0 to 0)	0 (0 to 0)	0 (0 to 0)	0 (0 to 0)	0 (0 to 0)	0 (0 to 0)	0 (0 to 0)	0 (0 to 0)	0 (0 to 0)	0 (0 to 0)	0 (0 to 0)	0 (0 to 0)	0 (0 to 0)	0 (0 to 0)	0
Schistosomiasis	0 (0 to 0)	0 (0 to 0)	3.6 (0.7 to 17.7)	19.3 (3.6 to 92.7)	27 (5.4 to 127.8)	22.3 (5 to 98.3)	24.6 (5.6 to 108.6)	28 (7.3 to 79.1)	25.6 (6.5 to 68.6)	23.6 (6.2 to 62.4)	20.5 (5.1 to 57.7)	19.6 (5.1 to 56.1)	19.7 (5.1 to 56.4)	13.1 (3.1 to 42.9)	9.7 (1.7 to 38.8)	6.7 (0.7 to 29.9)	5.6 (0.4 to 29.9)	1.8 (0.2 to 8.2)	0.6 (0 to 2.3)	0.2 (0 to 0.6)	0.1 (0 to 0.2)	0.1 (0 to 0.2)	262
Cysticercosis	0 (0 to 0)	0 (0 to 0)	0 (0 to 0)	0 (0 to 0)	0 (0 to 0)	0 (0 to 0)	0 (0 to 0)	0 (0 to 0)	0 (0 to 0)	0 (0 to 0)	0 (0 to 0)	0 (0 to 0)	0 (0 to 0)	0 (0 to 0)	0 (0 to 0)	0 (0 to 0)	0 (0 to 0)	0 (0 to 0)	0 (0 to 0)	0 (0 to 0)	0 (0 to 0)	0 (0 to 0)	0 (0 to 0)	0
Cystic echinococcosis	0 (0 to 0)	0 (0 to 0)	3.3 (0.7 to 15.2)	15.2 (3.4 to 68.2)	19 (3.9 to 87.6)	21.6 (4.9 to 97.6)	19.6 (4.5 to 88.6)	17 (4.4 to 51.1)	16.4 (4.4 to 49.1)	13.4 (3.7 to 40.1)	13.3 (3.7 to 39.8)	13.6 (3.7 to 40.7)	12.9 (3.5 to 38.7)	10.7 (2.6 to 34.7)	7.9 (1.5 to 29.6)	5.3 (0.5 to 23.6)	3.8 (0.3 to 17.2)	2.5 (0.2 to 11.2)	1.2 (0.1 to 5.4)	0.4 (0 to 1.8)	0.2 (0 to 0.7)	0.1 (0 to 0.3)	197
Lymphatic filariasis	0 (0 to 0)	0 (0 to 0)	0 (0 to 0)	0 (0 to 0)	0 (0 to 0)	0 (0 to 0)	0 (0 to 0)	0 (0 to 0)	0 (0 to 0)	0 (0 to 0)	0 (0 to 0)	0 (0 to 0)	0 (0 to 0)	0 (0 to 0)	0 (0 to 0)	0 (0 to 0)	0 (0 to 0)	0 (0 to 0)	0 (0 to 0)	0 (0 to 0)	0 (0 to 0)	0 (0 to 0)	0 (0 to 0)	0
Onchocerciasis	0 (0 to 0)	0 (0 to 0)	0 (0 to 0)	0 (0 to 0)	0 (0 to 0)	0 (0 to 0)	0 (0 to 0)	0 (0 to 0)	0 (0 to 0)	0 (0 to 0)	0 (0 to 0)	0 (0 to 0)	0 (0 to 0)	0 (0 to 0)	0 (0 to 0)	0 (0 to 0)	0 (0 to 0)	0 (0 to 0)	0 (0 to 0)	0 (0 to 0)	0 (0 to 0)	0 (0 to 0)	0 (0 to 0)	0
Trachoma	0 (0 to 0)	0 (0 to 0)	1.6 (0.6 to 3.2)	19.6 (6.5 to 39.1)	19.6 (6.5 to 39.1)	7.7 (2.1 to 16.1)	2.2 (0.4 to 5.1)	1.1 (0.2 to 2.6)	0.9 (0.2 to 2.1)	0.8 (0.2 to 1.8)	0.6 (0.1 to 1.5)	0.6 (0.1 to 1.4)	0.5 (0.1 to 1.2)	0.3 (0.1 to 0.8)	0.3 (0.1 to 0.8)	0.3 (0.1 to 0.8)	0.3 (0.1 to 0.8)	0.2 (0 to 0.5)	0.1 (0 to 0.3)	0.1 (0 to 0.2)	0.1 (0 to 0.2)	0.1 (0 to 0.2)	0
Dengue	0 (0 to 0)	0 (0 to 0)	1.6 (0.9 to 2.7)	19.6 (11 to 33)	19.6 (10.9 to 32.5)	7.7 (3.9 to 14.4)	2.2 (0.9 to 4.6)	1.1 (0.3 to 2.6)	0.9 (0.2 to 2.2)	0.8 (0.2 to 1.8)	0.6 (0.1 to 1.5)	0.6 (0.1 to 1.4)	0.5 (0.1 to 1.2)	0.3 (0.1 to 0.8)	0.3 (0.1 to 0.8)	0.3 (0.1 to 0.8)	0.3 (0.1 to 0.8)	0.2 (0 to 0.5)	0.1 (0 to 0.3)	0.1 (0 to 0.2)	0.1 (0 to 0.2)	0.1 (0 to 0.2)	126
Yellow fever	0 (0 to 0)	0 (0 to 0)	0 (0 to 0)	0 (0 to 0)	0 (0 to 0)	0 (0 to 0)	0 (0 to 0)	0 (0 to 0)	0 (0 to 0)	0 (0 to 0)	0 (0 to 0)	0 (0 to 0)	0 (0 to 0)	0 (0 to 0)	0 (0 to 0)	0 (0 to 0)	0 (0 to 0)	0 (0 to 0)	0 (0 to 0)	0 (0 to 0)	0 (0 to 0)	0 (0 to 0)	0 (0 to 0)	0
Rabies	0 (0 to 0)	0 (0 to 0)	0 (0 to 0)	0 (0 to 0)	0 (0 to 0)	0 (0 to 0)	0 (0 to 0)	0 (0 to 0)	0 (0 to 0)	0 (0 to 0)	0 (0 to 0)	0 (0 to 0)	0 (0 to 0)	0 (0 to 0)	0 (0 to 0)	0 (0 to 0)	0 (0 to 0)	0 (0 to 0)	0 (0 to 0)	0 (0 to 0)	0 (0 to 0)	0 (0 to 0)	0 (0 to 0)	0
Intestinal nematode infections	0 (0 to 0)	1 (0.6 to 2.2)	11.6 (3.6 to 22.2)	21.6 (5.9 to 39.5)	14 (3.9 to 25.6)	11.9 (3.3 to 21.7)	9.9 (2.7 to 18.1)	9.2 (2.5 to 17.1)	9.2 (2.5 to 17.1)	9.2 (2.5 to 17.1)	9.2 (2.5 to 17.2)	9.1 (2.5 to 16.9)	8.2 (2.2 to 15.2)	3.1 (0.8 to 6.8)	2.2 (0.5 to 5.1)	1.4 (0.3 to 3.6)	0.9 (0.2 to 2.6)	0.7 (0.1 to 2.1)	0.3 (0 to 1.1)	0.2 (0 to 0.6)	0.1 (0 to 0.3)	0.1 (0 to 0.3)	139
Ascariasis	0 (0 to 0)	0 (0 to 0)	0.6 (0.2 to 1.2)	19.6 (5.9 to 39.5)	19.6 (5.9 to 39.5)	9.6 (2.4 to 19.9)	2.2 (0.4 to 5.1)	1.1 (0.2 to 2.6)	0.9





SR Table 2a. Kuwait DALYS by cause and age group for males with 20% uncertainty intervals. 2019

Cause	Early Neonatal	Late Neonatal	Post Neonatal	1 to 4	5 to 9	10 to 14	15 to 19	20 to 24	25 to 29	30 to 34	35 to 39	40 to 44	45 to 49	50 to 54	55 to 59	60 to 64	65 to 69	70 to 74	75 to 79	80 to 84	85 to 89	90 to 94	95 plus	Total
All causes	10,239 (7,900 to 12,940)	5,289 (3,270 to 8,380)	8,120 (6,490 to 10,330)	7,680 (6,490 to 9,050)	6,606 (5,550 to 10,760)	6,419 (7,320 to 11,930)	11,960 (9,280 to 14,480)	19,460 (13,890 to 25,180)	29,280 (19,980 to 39,280)	29,280 (20,990 to 38,930)	27,080 (19,280 to 35,980)	23,780 (16,280 to 32,080)	20,660 (14,180 to 28,180)	20,780 (12,900 to 27,280)	20,660 (12,900 to 27,280)	20,660 (12,900 to 27,280)	20,660 (12,900 to 27,280)	19,380 (11,700 to 26,180)	17,660 (10,700 to 24,280)	15,380 (9,300 to 21,280)	11,660 (6,900 to 16,280)	6,260 (3,900 to 8,280)	1,240 (1,100 to 1,280)	429,000
Communicable, maternal, neonatal, and nutritional diseases	9,830 (5,560 to 7,480)	2,980 (2,260 to 3,960)	3,210 (2,670 to 4,150)	2,250 (1,720 to 2,960)	2,760 (1,980 to 3,180)	1,420 (1,650 to 1,920)	999 (1,140 to 1,270)	1,190 (1,230 to 2,000)	1,690 (1,230 to 2,200)	2,130 (1,640 to 2,660)	2,250 (1,920 to 2,820)	2,020 (1,570 to 2,520)	1,660 (1,290 to 2,060)	1,330 (1,060 to 1,640)	918 (720 to 1,160)	629 (497 to 1,000)	602 (480 to 779)	1,040 (797 to 1,400)	668 (530 to 1,120)	892 (647 to 1,120)	643 (526 to 971)	139 (93 to 183)	37,490
HIV/AIDS and sexually transmitted infections	0 (0 to 0)	0 (0 to 0)	3.6 (2.6 to 5.2)	2.6 (2.6 to 5.2)	2 (1.4 to 2.7)	4.7 (3.2 to 6.6)	6.6 (2.2 to 18.5)	20 (9.6 to 35.2)	33.9 (17.7 to 58.7)	57.7 (33.4 to 90.1)	69.2 (39.5 to 79.7)	69.2 (39.5 to 77.2)	30.8 (20.7 to 46.3)	19.6 (9.1 to 29.5)	9.2 (4.1 to 14.7)	4.6 (1.1 to 9.2)	1.2 (0.6 to 2.4)	0.6 (0.2 to 1.1)	0.3 (0.1 to 0.7)	0.1 (0 to 0.3)	0 (0 to 0.2)	0 (0 to 0)	283
HIV/AIDS	0 (0 to 0)	0 (0 to 0)	3.6 (2.6 to 5.2)	2.6 (2.6 to 5.2)	2 (1.4 to 2.7)	3 (2.1 to 4.1)	3.6 (2.2 to 5.1)	2.6 (1.5 to 3.6)	6.5 (3.4 to 10.1)	13.7 (8.3 to 19.6)	11 (6.6 to 14.6)	14.1 (8.6 to 18.6)	13.2 (8.2 to 18.2)	9.2 (5.4 to 12.6)	4.7 (2.6 to 6.5)	2.1 (1.1 to 3.1)	0.6 (0.3 to 1.1)	0.4 (0.1 to 0.7)	0.1 (0 to 0.2)	0 (0 to 0.1)	0 (0 to 0)	0 (0 to 0)	87.2
HIV/AIDS - Drug-susceptible Tuberculosis	0 (0 to 0)	0 (0 to 0)	0.2 (0.1 to 0.3)	0.1 (0.1 to 0.2)	0.1 (0 to 0.2)	0.1 (0 to 0.2)	0.1 (0 to 0.1)	0.1 (0 to 0.2)	0.2 (0.2 to 0.4)	0.4 (0.2 to 0.6)	0.4 (0.2 to 0.6)	0.4 (0.2 to 0.6)	0.4 (0.2 to 0.6)	0.3 (0.2 to 0.4)	0.2 (0.1 to 0.3)	0.1 (0 to 0.2)	0 (0 to 0.1)	0 (0 to 0.1)	0 (0 to 0.1)	0 (0 to 0)	0 (0 to 0)	0 (0 to 0)	0 (0 to 0)	4.3
HIV/AIDS - Multidrug-resistant Tuberculosis without extensive drug-resistance	0 (0 to 0)	0 (0 to 0)	0 (0 to 0)	0 (0 to 0)	0 (0 to 0)	0 (0 to 0)	0 (0 to 0)	0 (0 to 0)	0 (0 to 0)	0 (0 to 0)	0 (0 to 0)	0 (0 to 0)	0 (0 to 0)	0 (0 to 0)	0 (0 to 0)	0 (0 to 0)	0 (0 to 0)	0 (0 to 0)	0 (0 to 0)	0 (0 to 0)	0 (0 to 0)	0 (0 to 0)	0 (0 to 0)	0.2
HIV/AIDS - Extensively drug-resistant Tuberculosis	0 (0 to 0)	0 (0 to 0)	0 (0 to 0)	0 (0 to 0)	0 (0 to 0)	0 (0 to 0)	0 (0 to 0)	0 (0 to 0)	0 (0 to 0)	0 (0 to 0)	0 (0 to 0)	0 (0 to 0)	0 (0 to 0)	0 (0 to 0)	0 (0 to 0)	0 (0 to 0)	0 (0 to 0)	0 (0 to 0)	0 (0 to 0)	0 (0 to 0)	0 (0 to 0)	0 (0 to 0)	0 (0 to 0)	0
HIV/AIDS resulting in other diseases	0 (0 to 0)	0 (0 to 0)	3.6 (2.6 to 5.2)	2.6 (2.6 to 5.2)	2 (1.4 to 2.7)	2.6 (1.9 to 3.6)	2.6 (0.6 to 5.1)	2.6 (0.8 to 7.1)	6.5 (2.6 to 11.7)	13.7 (6.6 to 21.6)	11 (4.9 to 17.1)	13.6 (7.8 to 18.6)	12.6 (6.6 to 18.2)	8.9 (3.7 to 12.6)	4.5 (1.6 to 6.5)	2 (0.6 to 3.1)	0.6 (0.1 to 1.1)	0.4 (0.1 to 0.7)	0.1 (0 to 0.2)	0 (0 to 0.1)	0 (0 to 0)	0 (0 to 0)	82.7
Sexually transmitted infections excluding HIV	0 (0 to 0)	0 (0 to 0)	0 (0 to 0)	0 (0 to 0)	0 (0 to 0)	0 (0 to 0)	0 (0 to 0)	0 (0 to 0)	0 (0 to 0)	0 (0 to 0)	0 (0 to 0)	0 (0 to 0)	0 (0 to 0)	0 (0 to 0)	0 (0 to 0)	0 (0 to 0)	0 (0 to 0)	0 (0 to 0)	0 (0 to 0)	0 (0 to 0)	0 (0 to 0)	0 (0 to 0)	0 (0 to 0)	0
Syphilis	0 (0 to 0)	0 (0 to 0)	0 (0 to 0)	0 (0 to 0)	0 (0 to 0)	0 (0 to 0)	0 (0 to 0)	0 (0 to 0)	0 (0 to 0)	0 (0 to 0)	0 (0 to 0)	0 (0 to 0)	0 (0 to 0)	0 (0 to 0)	0 (0 to 0)	0 (0 to 0)	0 (0 to 0)	0 (0 to 0)	0 (0 to 0)	0 (0 to 0)	0 (0 to 0)	0 (0 to 0)	0 (0 to 0)	0
Chlamydial infection	0 (0 to 0)	0 (0 to 0)	0 (0 to 0)	0 (0 to 0)	0 (0 to 0)	0 (0 to 0)	0 (0 to 0)	0 (0 to 0)	0 (0 to 0)	0 (0 to 0)	0 (0 to 0)	0 (0 to 0)	0 (0 to 0)	0 (0 to 0)	0 (0 to 0)	0 (0 to 0)	0 (0 to 0)	0 (0 to 0)	0 (0 to 0)	0 (0 to 0)	0 (0 to 0)	0 (0 to 0)	0 (0 to 0)	0
Gonococcal infection	0 (0 to 0)	0 (0 to 0)	0 (0 to 0)	0 (0 to 0)	0 (0 to 0)	0 (0 to 0)	0 (0 to 0)	0 (0 to 0)	0 (0 to 0)	0 (0 to 0)	0 (0 to 0)	0 (0 to 0)	0 (0 to 0)	0 (0 to 0)	0 (0 to 0)	0 (0 to 0)	0 (0 to 0)	0 (0 to 0)	0 (0 to 0)	0 (0 to 0)	0 (0 to 0)	0 (0 to 0)	0 (0 to 0)	0
Trichomoniasis	0 (0 to 0)	0 (0 to 0)	0 (0 to 0)	0 (0 to 0)	0 (0 to 0)	0 (0 to 0)	0 (0 to 0)	0 (0 to 0)	0 (0 to 0)	0 (0 to 0)	0 (0 to 0)	0 (0 to 0)	0 (0 to 0)	0 (0 to 0)	0 (0 to 0)	0 (0 to 0)	0 (0 to 0)	0 (0 to 0)	0 (0 to 0)	0 (0 to 0)	0 (0 to 0)	0 (0 to 0)	0 (0 to 0)	0
Genital herpes	0 (0 to 0)	0 (0 to 0)	0 (0 to 0)	0 (0 to 0)	0 (0 to 0)	0 (0 to 0)	0 (0 to 0)	0 (0 to 0)	0 (0 to 0)	0 (0 to 0)	0 (0 to 0)	0 (0 to 0)	0 (0 to 0)	0 (0 to 0)	0 (0 to 0)	0 (0 to 0)	0 (0 to 0)	0 (0 to 0)	0 (0 to 0)	0 (0 to 0)	0 (0 to 0)	0 (0 to 0)	0 (0 to 0)	0
Other sexually transmitted infections	0 (0 to 0)	0 (0 to 0)	0 (0 to 0)	0 (0 to 0)	0 (0 to 0)	0 (0 to 2.2)	0 (0 to 7.5)	0 (0 to 10.6)	0 (0 to 17.8)	0 (0 to 23.6)	0 (0 to 29.2)	0 (0 to 29.2)	0 (0 to 29.2)	0 (0 to 29.2)	0 (0 to 29.2)	0 (0 to 29.2)	0 (0 to 29.2)	0 (0 to 29.2)	0 (0 to 29.2)	0 (0 to 29.2)	0 (0 to 29.2)	0 (0 to 29.2)	0 (0 to 29.2)	0
Respiratory infections and tuberculosis	667 (604 to 749)	137 (102 to 231)	427 (342 to 1,160)	432 (400 to 600)	276 (265 to 572)	229 (219 to 440)	209 (182 to 398)	219 (200 to 509)	209 (205 to 650)	227 (207 to 670)	209 (206 to 702)	209 (206 to 702)	209 (206 to 702)	209 (206 to 702)	209 (206 to 702)	209 (206 to 702)	209 (206 to 702)	209 (206 to 702)	209 (206 to 702)	209 (206 to 702)	209 (206 to 702)	209 (206 to 702)	209 (206 to 702)	12,100
Tuberculosis	0 (0 to 0)	0 (0 to 0)	3.3 (2.3 to 4.6)	0.6 (0.3 to 7.3)	0.6 (0.3 to 1.6)	0.6 (0.3 to 1.6)	0.6 (0.3 to 2.6)	1.6 (0.6 to 3.6)	19.1 (9.3 to 32.6)	32.6 (19.2 to 53.6)	32.6 (29.3 to 79.1)	32.6 (30.6 to 83.1)	32.6 (29.6 to 82.3)	32.6 (29.3 to 82.3)	32.6 (29.3 to 82.3)	32.6 (29.3 to 82.3)	32.6 (29.3 to 82.3)	32.6 (29.3 to 82.3)	32.6 (29.3 to 82.3)	25.3 (17.3 to 33.6)	5.6 (3.9 to 8.6)	0.6 (0.3 to 1.1)	509
Latent tuberculosis infection	0 (0 to 0)	0 (0 to 0)	0 (0 to 0)	0 (0 to 0)	0 (0 to 0)	0 (0 to 0)	0 (0 to 0)	0 (0 to 0)	0 (0 to 0)	0 (0 to 0)	0 (0 to 0)	0 (0 to 0)	0 (0 to 0)	0 (0 to 0)	0 (0 to 0)	0 (0 to 0)	0 (0 to 0)	0 (0 to 0)	0 (0 to 0)	0 (0 to 0)	0 (0 to 0)	0 (0 to 0)	0 (0 to 0)	0
Drug-susceptible Tuberculosis	0 (0 to 0)	0 (0 to 0)	3.3 (2.1 to 4.7)	0.2 (0 to 0.7)	0.6 (0.3 to 1.6)	0.6 (0.3 to 1.6)	0.6 (0.3 to 2.6)	1.6 (0.6 to 3.6)	19.1 (9.3 to 32.6)	32.6 (19.2 to 53.6)	32.6 (29.3 to 79.1)	32.6 (30.6 to 83.1)	32.6 (29.6 to 82.3)	32.6 (29.3 to 82.3)	32.6 (29.3 to 82.3)	32.6 (29.3 to 82.3)	32.6 (29.3 to 82.3)	32.6 (29.3 to 82.3)	32.6 (29.3 to 82.3)	25.3 (17.3 to 33.6)	5.6 (3.9 to 8.6)	0.6 (0.3 to 1.1)	509
Multidrug-resistant tuberculosis without extensive drug-resistance	0 (0 to 0)	0 (0 to 0)	0.1 (0 to 0.2)	0.2 (0 to 0.4)	0.1 (0 to 0.2)	0.1 (0 to 0.2)	0.1 (0 to 0.2)	0.1 (0 to 0.2)	0.6 (0.2 to 1.2)	1.6 (0.3 to 2.6)	1.7 (0.3 to 2.6)	1.6 (0.3 to 2.6)	1.6 (0.3 to 2.6)	1.2 (0.3 to 2.6)	1.2 (0.3 to 2.6)	1.1 (0.3 to 2.6)	0.8 (0.2 to 2.2)	1.1 (0.2 to 2.2)	0.8 (0.2 to 2.2)	0.7 (0.1 to 2.1)	0.4 (0 to 1.2)	0.2 (0 to 0.6)	16.4
Extensively drug-resistant tuberculosis	0 (0 to 0)	0 (0 to 0)	0 (0 to 0)	0 (0 to 0)	0 (0 to 0)	0 (0 to 0)	0 (0 to 0)	0 (0 to 0)	0 (0 to 0)	0 (0 to 0)	0 (0 to 0)	0 (0 to 0)	0 (0 to 0)	0 (0 to 0)	0 (0 to 0)	0 (0 to 0)	0 (0 to 0)	0 (0 to 0)	0 (0 to 0)	0 (0 to 0)	0 (0 to 0)	0 (0 to 0)	0 (0 to 0)	1.1
Lower respiratory infections	66.4 (57.6 to 69.6)	100 (91 to 229)	769 (669 to 1,140)	224 (216 to 281)	186 (120 to 232)	138 (100 to 206)	134 (86 to 196)	173 (121 to 260)	224 (156 to 326)	224 (156 to 326)	293 (204 to 426)	261 (226 to 379)	202 (140 to 294)	164 (114 to 238)	158 (110 to 230)	158 (110 to 230)	158 (110 to 230)	158 (110 to 230)	158 (110 to 230)	158 (110 to 230)	158 (110 to 230)	158 (110 to 230)	158 (110 to 230)	6,130
Upper respiratory infections	0.3 (0.2 to 0.5)	1.6 (1.1 to 2.6)	7.6 (5.1 to 12.8)	20.6 (19.7 to 23.2)	19.7 (19.6 to 20.1)	120 (119 to 120)	120 (119 to 120)	120 (119 to 120)	120 (119 to 120)	120 (119 to 120)	120 (119 to 120)	120 (119 to 120)	120 (119 to 120)	120 (119 to 120)	120 (119 to 120)	120 (119 to 120)	120 (119 to 120)	120 (119 to 120)	120 (119 to 120)	120 (119 to 120)	120 (119 to 120)	120 (119 to 120)	120 (119 to 120)	1,830
Otitis media	0 (0 to 0)	0 (0 to 0)	0 (0 to 0.1)	0.2 (0.1 to 0.3)	0.2 (0.1 to 0.4)	0.2 (0.1 to 0.4)	0.2 (0.1 to 0.4)	0.2 (0.1 to 0.4)	0.2 (0.1 to 0.4)	0.2 (0.1 to 0.4)	0.2 (0.1 to 0.4)	0.2 (0.1 to 0.4)	0.2 (0.1 to 0.4)	0.2 (0.1 to 0.4)	0.2 (0.1 to 0.4)	0.2 (0.1 to 0.4)	0.2 (0.1 to 0.4)	0.2 (0.1 to 0.4)	0.2 (0.1 to 0.4)	0.2 (0.1 to 0.4)	0.2 (0.1 to 0.4)	0.2 (0.1 to 0.4)	505
Enteric infections	228 (216 to 439)	228 (167 to 323)	228 (277 to 629)	228 (223 to 400)	178 (160 to 360)	220 (160 to 314)	178 (122 to 249)	168 (132 to 238)	239 (168 to 336)	239 (168 to 336)	239 (168 to 336)	272 (168 to 430)	220 (177 to 288)	197 (130 to 260)	197 (99 to 260)	197 (99 to 260)	197 (99 to 260)	197 (99 to 260)	197 (99 to 260)	197 (99 to 260)	197 (99 to 260)	197 (99 to 260)	197 (99 to 260)	3,690
Diarrheal diseases	260 (212 to 8.6)	260 (174 to 433)	224 (167 to 377)	224 (226 to 571)	160 (176 to 320)	143 (160 to 283)	107 (80.1 to 214)	136 (102 to 272)	199 (136 to 398)	199 (136 to 398)	199 (136 to 398)	199 (136 to 398)	199 (136 to 398)	199 (136 to 398)	199 (136 to 398)	199 (136 to 398)	199 (136 to 398)	199 (136 to 398)	199 (136 to 398)	199 (136 to 398)	199 (136 to 398)	199 (136 to 398)	199 (136 to 398)	3,310
Typhoid and paratyphoid	0 (0 to 0)	0 (0 to 0)	0 (0 to 1.2)	0 (0 to 0.6)	0 (0 to 0.6)	0 (0 to 0.6)	0 (0 to 0.6)	0 (0 to 0.6)	0 (0 to 0.6)	0 (0 to 0.6)	0 (0 to 0.6)	0 (0 to 0.6)	0 (0 to 0.6)	0 (0 to 0.6)	0 (0 to 0.6)	0 (0 to 0.6)	0 (0 to 0.6)	0 (0 to 0.6)	0 (0 to 0.6)	0 (0 to 0.6)	0 (0 to 0.6)	0 (0 to 0.6)	0 (0 to 0.6)	0
Typhoid fever	0 (0 to 0)	0 (0 to 0)	0 (0 to 1.2)	0 (0 to 0.6)	0 (0 to 0.6)	0 (0 to 0.6)	0 (0 to 0.6)	0 (0 to 0.6)	0 (0 to 0.6)	0 (0 to 0.6)	0 (0 to 0.6)	0 (0 to 0.6)	0 (0 to 0.6)	0 (0 to 0.6)	0 (0 to 0.6)	0 (0 to 0.6)	0 (0 to 0.6)	0 (0 to 0.6)	0 (0 to 0.6)	0 (0 to 0.6)	0 (0 to 0.6)	0 (0 to 0.6)	0 (0 to 0.6)	0
Paratyphoid fever	0 (0 to 0)	0 (0 to 0)	0 (0 to 0)	0 (0 to 0)	0 (0 to 0)	0 (0 to 0)	0 (0 to 0)	0 (0 to 0)	0 (0 to 0)	0 (0 to 0)	0 (0 to 0)	0 (0 to 0)	0 (0 to 0)	0 (0 to 0)	0 (0 to 0)	0 (0 to 0)	0 (0 to 0)	0 (0 to 0)	0 (0 to 0)	0 (0 to 0)	0 (0 to 0)	0 (0 to 0)	0 (0 to 0)	0
Invasive Non-typhoidal Salmonella (iNTS)	0 (0 to 0)	0 (0 to 0)	2.9 (1.7 to 5.2)	7.6 (4.6 to 12.9)	10.4 (6.6 to 17.6)	12.4 (7.2 to 20.1)	11.4 (6.6 to 17.6)	2.9 (1.5 to 5.1)	2.1 (0.9 to 5.1)	4.7 (2.1 to 10.6)	5.1 (2.1 to 10.6)	2.7 (0.9 to 7.1)	2.7 (0.9 to 6.1)	2.6 (0.9 to 6.1)	1.6 (0.9 to 3.1)	0.9 (0.4 to 1.6)	0.7 (0.2 to 1.6)	0.3 (0.1 to 0.7)	0.1 (0 to 0.3)	0.1 (0 to 0.3)	0 (0 to 0.1)	0 (0 to 0)	87.2
Other intestinal infectious diseases	0 (0 to 0)	0 (0 to 0)	1.3 (0.8 to 2.1)	0.6 (0.3 to 2.2)	0.6 (0.3 to 1.3)	0.2 (0.1 to 0.6)	0.2 (0.1 to 0.6)	0.5 (0.2 to 1.1)	0.6 (0.2 to 1.3)	0.6 (0.2 to 1.3)	0.5 (0.2 to 1.1)	0.5 (0.2 to 1.1)	0.5 (0.2 to 1.1)	0.5 (0.2 to 1.1)	0.5 (0.2 to 1.1)	0.5 (0.2 to 1.1)	0.5 (0.2 to 1.1)	0.5 (0.2 to 1.1)	0.5 (0.2 to 1.1)	0.5 (0.2 to 1.1)	0.5 (0.2 to 1.1)	0.5 (0.2 to 1.1)	9.8
Neglected tropical diseases and malaria	0.1 (0 to 0.1)	1.9 (1.3 to 3.6)	12 (8.9 to 20.6)	62.6 (50.1 to 85)	26.8 (21.2 to 36.1)	9.3 (7.3 to 12.6)	13.2 (10.2 to 18.2)	19.7 (14.7 to 26.6)	26.8 (19.7 to 36.1)	19.3 (14.2 to 26.1)	17.6 (12.9 to 23.8)	13.6 (9.9 to 18.4)	13.2 (9.7 to 17.8)	11.6 (8.6 to 15.7)	8.6 (6.3 to 11.6)	6.2 (4.6 to 8.4)	4.2 (3.1 to 5.7)	3.2 (2.3 to 4.3)	2.2 (1.6 to 3.1)	0.6 (0.4 to 0.8)	0.2 (0.1 to 0.3)	0.1 (0 to 0.2)	270
Malaria	0 (0 to 0)	0 (0 to 0)	0 (0 to 0)	0 (0 to 0)	0 (0 to 0)	0 (0 to 0)	0 (0 to 0)	0 (0 to 0)	0 (0 to 0)	0 (0 to 0)	0 (0 to 0)	0 (0 to 0)	0 (0 to 0)	0 (0 to 0)	0 (0 to 0)	0 (0 to 0)	0 (0 to 0)	0 (0 to 0)	0 (0 to 0)	0 (0 to 0)	0 (0 to 0)	0 (0 to 0)	0 (0 to 0)	0
Chagas disease	0 (0 to 0)	0 (0 to 0)	0 (0 to 0)	0 (0 to 0)	0 (0 to 0)	0 (0 to 0)	0 (0 to 0)	0 (0 to 0)	0 (0 to 0)	0 (0 to 0)	0 (0 to 0)	0 (0 to 0)	0 (0 to 0)	0 (0 to 0)	0 (0 to 0)	0 (0 to 0)	0 (0 to 0)	0 (0 to 0)	0 (0 to 0)	0 (0 to 0)	0 (0 to 0)	0 (0 to 0)	0 (0 to 0)	0
Leishmaniasis	0 (0 to 0)	0 (0 to 0)	0 (0 to 0)	0 (0 to 0)	0 (0 to 0.1)	0 (0 to 0.1)	0 (0 to 0.2)	0 (0 to 0.2)	0 (0 to 0.2)	0 (0 to 0.2)	0 (0 to 0.2)	0 (0 to 0.2)	0 (0 to 0.2)	0 (0 to 0.2)	0 (0 to 0.2)	0 (0 to 0.2)	0 (0 to 0.2)	0 (0 to 0.2)	0 (0 to 0.1)	0 (0 to 0.1)	0 (0 to 0.1)	0 (0 to 0.1)	0 (0 to 0)	1.6
Visceral leishmaniasis	0 (0 to 0)	0 (0 to 0)	0 (0 to 0)	0 (0 to 0)	0 (0 to 0)	0 (0 to 0)	0 (0 to 0)	0 (0 to 0)	0 (0 to 0)	0 (0 to 0)	0 (0 to 0)	0 (0 to 0)	0 (0 to 0)	0 (0 to 0)	0 (0 to 0)	0 (0 to 0)	0 (0 to 0)	0 (0 to 0)	0 (0 to 0)	0 (0 to 0)	0 (0 to 0)	0 (0 to 0)	0 (0 to 0)	0
Cutaneous and mucocutaneous leishmaniasis	0 (0 to 0)	0 (0 to 0)	0 (0 to 0)	0 (0 to 0)	0 (0 to 0.1)	0 (0 to 0.1)	0 (0 to 0.2)	0 (0 to 0.2)	0 (0 to 0.2)	0 (0 to 0.2)	0 (0 to 0.2)	0 (0 to 0.2)	0 (0 to 0.2)	0 (0 to 0.2)	0 (0 to 0.2)	0 (0 to 0.2)	0 (0 to 0.2)	0 (0 to 0.2)	0 (0 to 0.1)	0 (0 to 0.1)	0 (0 to 0.1)	0 (0 to 0.1)	0 (0 to 0)	1.6
African trypanosomiasis	0 (0 to 0)	0 (0 to 0)	0 (0 to 0)	0 (0 to 0)	0 (0 to 0)	0 (0 to 0)	0 (0 to 0)	0 (0 to 0)	0 (0 to 0)	0 (0 to 0)	0 (0 to 0)	0 (0 to 0)	0 (0 to 0)	0 (0 to 0)	0 (0 to 0)	0 (0 to 0)	0 (0 to 0)	0 (0 to 0)	0 (0 to 0)	0 (0 to 0)	0 (0 to 0)	0 (0 to 0)	0 (0 to 0)	0
Schistosomiasis	0 (0 to 0)	0 (0 to 0)	0 (0 to 0)	0 (0 to 0)	0 (0 to 0)	0 (0 to 0)	0 (0 to 0)	0 (0 to 0)	0 (0 to 0)	0 (0 to 0)	0 (0 to 0)	0 (0 to 0)	0 (0 to 0)	0 (0 to 0)	0 (0 to 0)	0 (0 to 0)	0 (0 to 0)	0 (0 to 0)	0 (0 to 0)	0 (0 to 0)	0 (0 to 0)	0 (0 to 0)	0 (0 to 0)	0
Cysticercosis	0 (0 to 0)	0 (0 to 0)	0 (0 to 0)	0 (0 to 0)	0 (0 to 0)	0 (0 to 0)	0 (0 to 0)	0 (0 to 0)	0 (0 to 0)	0 (0 to 0)	0 (0 to 0)	0 (0 to 0)	0 (0 to 0)	0 (0 to 0)	0 (0 to 0)	0 (0 to 0)	0 (0 to 0)	0 (0 to 0)	0 (0 to 0)	0 (0 to 0)	0 (0 to 0)	0 (0 to 0)	0 (0 to 0)	0
Cystic echinococcosis	0 (0 to 0)	0 (0 to 0)	0 (0 to 0)	0.6 (0 to 1.3)	0.6 (0 to 1.3)	0.2 (0 to 0.6)	0.2 (0 to 0.6)	0.5 (0 to 1.1)	0.6 (0 to 1.3)	0.6 (0 to 1.3)	0.5 (0 to 1.1)	0.5 (0 to 1.1)	0.5 (0 to 1.1)	0.5 (0 to 1.1)	0.5 (0 to 1.1)	0.5 (0 to 1.1)	0.5 (0 to 1.1)	0.5 (0 to 1.1)	0.5 (0 to 1.1)	0.5 (0 to 1.1)	0.5 (0 to 1.1)	0.5 (0 to 1.1)	0
Lymphatic filariasis	0 (0 to 0)	0 (0 to 0)	0 (0 to 0)	0 (0 to 0)	0 (0 to 0)	0 (0 to 0)	0 (0 to 0)	0 (0 to 0)	0 (0 to 0)	0 (0 to 0)	0 (0 to 0)	0 (0 to 0)	0 (0 to 0)	0 (0 to 0)	0 (0 to 0)	0 (0 to 0)	0 (0 to 0)	0 (0 to 0)	0 (0 to 0)	0 (0 to 0)	0 (0 to 0)	0 (0 to 0)	0 (0 to 0)	0
Onchocerciasis	0 (0 to 0)	0 (0 to 0)	0 (0 to 0)	0 (0 to 0)	0 (0 to 0)	0 (0 to 0)	0 (0 to 0)	0 (0 to 0)	0 (0 to 0)	0 (0 to 0)	0 (0 to 0)	0 (0 to 0)	0 (0 to 0)	0 (0 to 0)	0 (0 to 0)	0 (0 to 0)	0 (0 to 0)	0 (0 to 0)	0 (0 to 0)	0 (0 to 0)	0 (0 to 0)	0 (0 to 0)	0 (0 to 0)	0
Trachoma	0 (0 to 0)	0 (0 to 0)	0 (0 to 0)	0 (0 to 0)	0 (0 to 0)	0 (0 to 0)	0 (0 to 0)	0 (0 to 0)	0 (0 to 0)	0 (0 to 0)	0 (0 to 0)	0 (0 to 0)	0 (0 to 0)	0 (0 to 0)	0 (0 to 0)	0 (0 to 0)	0 (0 to 0)	0 (0 to 0)	0 (0 to 0)	0 (0 to 0)	0 (0 to 0)	0 (0 to 0)	0 (0 to 0)	0
Dengue	0 (0 to 0)	0 (0 to 0)	0.7 (0 to 2.8)	0.7 (0 to 1.4)	0.4 (0 to 27.3)	0.8 (0 to 7.6)	0.4 (0 to 16.9)	0.4 (0 to 19.3)	0.4 (0 to 23.6)	0.4 (0 to 30.2)	0.4 (0 to 39)	0.4 (0 to 39)	0.4 (0 to 39)	0.4 (0 to 39)	0.4 (0 to 39)	0.4 (0 to 39)	0.4 (0 to 39)	0.4 (0 to 39)	0.4 (0 to 39)	0.4 (0 to 39)	0.4 (0 to 39)	0.4 (0 to 39)	0.4 (0 to 39)	72.4
Yellow fever	0 (0 to 0)	0 (0 to 0)	0 (0 to 0)	0 (0 to 0)	0 (0 to 0)	0 (0 to 0)	0 (0 to 0)	0 (0 to 0)	0 (0 to 0)	0 (0 to 0)	0 (0 to 0)	0 (0 to 0)	0 (0 to 0)	0 (0 to 0)	0 (0 to 0)	0 (0 to 0)	0 (0 to 0)	0 (0 to 0)	0 (0 to 0)	0 (0 to 0)	0 (0 to 0)	0 (0 to 0)	0 (0 to 0)	0
Rabies	0 (0 to 0)	0 (0 to 0)	0 (0 to 0)	0 (0 to 0)	0 (0 to 0)	0 (0 to 0)	0 (0 to 0)	0 (0 to 0)	0 (0 to 0)	0 (0 to 0)	0 (0 to 0)	0 (0 to 0)	0 (0 to 0)	0 (0 to 0)	0 (0 to 0)	0 (0 to 0)	0 (0 to 0)	0 (0 to 0)	0 (0 to 0)	0 (0 to 0)	0 (0 to 0)	0 (0 to 0)	0 (0 to 0)	0
Intestinal nematode infections	0 (0 to 0)	0 (0 to 0)	0 (0 to 0)	0 (0 to 0)	0 (0 to 0)	0 (0 to 0)	0 (0 to 0)	0 (0 to 0)	0 (0 to 0)	0 (0 to 0)	0 (0 to 0)	0 (0 to 0)	0 (0 to 0)	0 (0 to 0)	0 (0 to 0)	0 (0 to 0)	0 (0 to 0)	0 (0 to 0)	0 (0 to 0)	0 (0 to 0)	0 (0 to 0)	0 (0 to 0)	0 (0 to 0)	0
Ascariasis	0 (0 to 0)	0 (0 to 0)	0 (0 to 0)	0 (0 to 0)	0 (0 to 0)	0 (0 to 0)	0 (0 to 0)	0 (0 to 0)	0 (0 to 0)	0 (0 to 0)	0 (0 to 0)	0 (0 to 0)	0 (0 to 0)	0 (0 to 0)	0 (0 to 0)	0 (0 to 0)	0 (0 to 0)	0 (0 to 0)	0 (0 to 0)	0 (0 to 0)	0 (0 to 0)	0 (0 to 0)	0 (0 to 0)	0
Trichuriasis	0 (0 to 0)	0 (0 to 0)	0 (0 to 0)	0 (0 to 0)	0 (0 to 0)	0 (0 to 0)	0 (0 to 0)	0 (0 to 0)	0 (0 to 0)	0 (0 to 0)	0 (0 to 0)	0 (0 to 0)	0 (0 to 0)	0 (0 to 0)	0 (0 to 0)	0 (0 to 0)	0 (0 to 0)	0 (0 to 0)	0 (0 to 0)	0 (0 to 0)	0 (0 to 0)	0 (0 to 0)	0 (0 to 0)	0
Hookworm disease	0 (0 to 0)	0 (0 to 0)	0 (0 to 0)	0 (0 to 0)	0 (0 to 0)	0 (0 to 0)	0 (0 to 0)	0 (0 to 0)	0 (0 to 0)	0 (0 to 0)	0 (0 to 0)	0 (0 to 0)	0 (0 to 0)	0 (0 to 0)	0 (0 to 0)	0 (0 to 0)	0 (0 to 0)	0 (0 to 0)	0 (0 to 0)	0 (0 to 0)	0 (0 to 0)	0 (0 to 0)	0 (0 to 0)	0
Food-borne trematodiases	0 (0 to 0)	0 (0 to 0)	0 (0 to 0)	0 (0 to 0)	0 (0 to 0)	0 (0 to 0)	0 (0 to 0)	0 (0 to 0)	0 (0 to 0)	0 (0 to 0)	0 (0 to 0)	0 (0 to 0)	0 (0 to 0)	0 (0 to 0)	0 (0 to 0)	0 (0





SR Table 2a. Lebanon DALYS by cause and sex group for males with 95% uncertainty intervals, 2019

Cause	Both Neonatal	Late Neonatal	Post Neonatal	1 to 4	5 to 9	10 to 14	15 to 19	20 to 24	25 to 29	30 to 34	35 to 39	40 to 44	45 to 49	50 to 54	55 to 59	60 to 64	65 to 69	70 to 74	75 to 79	80 to 84	85 to 89	90 to 94	95 plus	Total
All causes	21,109 (12,699 to 29,800)	8,090 (5,899 to 11,306)	14,999 (10,800 to 19,566)	14,200 (10,290 to 18,394)	12,940 (9,822 to 16,093)	13,299 (11,168 to 16,060)	21,299 (17,428 to 25,993)	27,190 (22,488 to 32,705)	28,399 (24,538 to 32,483)	28,399 (24,339 to 32,983)	28,399 (24,527 to 32,983)	28,399 (24,538 to 32,983)	27,499 (24,538 to 31,893)	27,499 (24,538 to 31,893)	27,499 (24,538 to 31,893)	27,499 (24,538 to 31,893)	27,499 (24,538 to 31,893)	27,499 (24,538 to 31,893)	27,499 (24,538 to 31,893)	27,499 (24,538 to 31,893)	24,100 (20,922 to 28,065)	8,869 (6,335 to 9,930)	470 (1,815 to 1,926)	663,050
Communicable, maternal, neonatal, and nutritional diseases	12,100 (7,220 to 17,700)	5,293 (3,370 to 7,720)	6,640 (3,960 to 10,000)	6,090 (3,930 to 10,000)	2,260 (1,310 to 3,460)	2,170 (1,190 to 3,430)	1,870 (1,030 to 3,210)	1,890 (1,010 to 3,470)	2,370 (1,190 to 3,940)	2,390 (1,230 to 3,960)	2,030 (1,030 to 3,500)	1,990 (1,120 to 3,790)	1,930 (1,100 to 3,390)	1,960 (999 to 3,500)	1,960 (999 to 1,960)	1,920 (1,160 to 2,230)	2,050 (1,070 to 2,990)	2,040 (1,100 to 3,430)	2,060 (1,040 to 3,240)	2,070 (1,060 to 3,190)	1,960 (1,030 to 2,790)	597 (320 to 856)	127 (68 to 193)	64,400
HIV/AIDS and sexually transmitted infections	191 (97.6 to 488)	69.5 (19.2 to 182)	267 (81.6 to 1,200)	765 (23.3 to 4,860)	59.8 (24.5 to 245)	44.7 (9.6 to 194)	157 (79.4 to 458)	159 (33 to 665)	272 (93 to 1,060)	283 (92.6 to 1,040)	329 (92.4 to 1,370)	245 (96.1 to 1,140)	245 (92.1 to 1,020)	223 (83.9 to 1,030)	212 (78.7 to 743)	141 (54.3 to 729)	79.6 (32.4 to 401)	47.7 (17.4 to 264)	49.9 (14.6 to 270)	28.2 (9.3 to 177)	7.5 (2.3 to 37.1)	2.5 (0.5 to 9.4)	0.1 (0 to 0.2)	5,488
HIV/AIDS	0 (0 to 0)	0 (0 to 0)	163 (52 to 1,100)	762 (21 to 4,860)	58.2 (24 to 239)	43.4 (9.4 to 190)	93.3 (5.7 to 449)	131 (13.5 to 649)	199 (13.7 to 1,010)	192 (15.6 to 1,000)	263 (12.4 to 1,360)	223 (12.4 to 1,150)	212 (11.6 to 1,020)	141 (9.3 to 729)	79.6 (3.3 to 401)	47.7 (1.9 to 264)	49.9 (1 to 177)	27.2 (0.3 to 201)	6 (0 to 51.1)	1.6 (0 to 9.3)	0.6 (0 to 2.3)	0.2 (0 to 0.6)	0 (0 to 0.2)	2,959
HIV/AIDS - Drug-susceptible Tuberculosis	0 (0 to 0)	0 (0 to 0)	0.1 (0.1 to 67)	0.3 (0 to 29.2)	0.4 (0 to 1.9)	1.4 (0.1 to 7.3)	3.3 (0.1 to 21)	6.4 (0.3 to 44.6)	9.6 (0.3 to 68.4)	9.6 (0.3 to 72.6)	12.4 (0.3 to 109.8)	10.6 (0.3 to 77.8)	10.1 (0.3 to 83.1)	6.8 (0.2 to 54.6)	3.8 (0.1 to 31.4)	2.3 (0.1 to 18.9)	2.4 (0.1 to 19.4)	1.3 (0 to 10.6)	0.3 (0 to 2.3)	0.1 (0 to 0.9)	0 (0 to 0.3)	0 (0 to 0.1)	0 (0 to 0.2)	562.2
HIV/AIDS - Multidrug-resistant Tuberculosis without extensive drug resistance	0 (0 to 0)	0 (0 to 0)	0 (0 to 0.7)	0 (0 to 2.8)	0 (0 to 0.2)	0 (0 to 0.1)	0 (0 to 0.3)	0 (0 to 0.6)	0 (0 to 0.7)	0 (0 to 1.2)	0 (0 to 1.1)	0 (0 to 0.8)	0 (0 to 0.6)	0 (0 to 0.6)	0 (0 to 0.6)	0 (0 to 0.3)	0 (0 to 0.3)	0 (0 to 0.2)	0 (0 to 0.1)	0 (0 to 0.1)	0 (0 to 0.1)	0 (0 to 0.1)	0 (0 to 0.1)	2.6
HIV/AIDS - Extensively drug-resistant Tuberculosis	0 (0 to 0)	0 (0 to 0)	0 (0 to 0)	0 (0 to 0.2)	0 (0 to 0)	0 (0 to 0)	0 (0 to 0)	0 (0 to 0)	0 (0 to 0)	0 (0 to 0)	0 (0 to 0)	0 (0 to 0)	0 (0 to 0)	0 (0 to 0)	0 (0 to 0)	0 (0 to 0)	0 (0 to 0)	0 (0 to 0)	0 (0 to 0)	0 (0 to 0)	0 (0 to 0)	0 (0 to 0)	0 (0 to 0)	0 (0 to 0)	0.2
HIV/AIDS resulting in other diseases	0 (0 to 0)	0 (0 to 0.1)	103 (41 to 1,100)	700 (0.3 to 4,870)	57.2 (23 to 239)	39.7 (9 to 189)	91.6 (5.5 to 447)	124 (13.05 to 643)	190 (13.1 to 1,010)	182 (14.9 to 1,000)	250 (11.8 to 1,360)	213 (11.8 to 1,150)	202 (11.1 to 1,020)	134 (8.9 to 729)	75.7 (3.1 to 401)	45.4 (1.8 to 264)	47.5 (0.9 to 177)	25.9 (0.3 to 201)	5.7 (0 to 51.1)	1.5 (0 to 9.3)	0.6 (0 to 2.3)	0.2 (0 to 0.6)	0 (0 to 0.2)	2,896
Sexually transmitted infections excluding HIV	191 (97.6 to 488)	69.5 (19.2 to 182)	104 (27.3 to 205)	3.2 (0.7 to 7.3)	1.6 (0.4 to 6.1)	1.3 (0.3 to 7.1)	1.2 (0.6 to 1.9)	1.6 (1.1 to 3.2)	2.6 (0.9 to 5.2)	2.7 (0.8 to 5.2)	2.9 (0.8 to 5.2)	2.3 (0.9 to 5.2)	2.3 (0.9 to 5.1)	2.3 (0.9 to 5.1)	2.3 (0.9 to 5.1)	2.3 (0.9 to 5.1)	2.3 (0.9 to 5.1)	2.3 (0.9 to 5.1)	2.3 (0.9 to 5.1)	2.3 (0.9 to 5.1)	2.3 (0.9 to 5.1)	2.3 (0.9 to 5.1)	0.9 (0.3 to 2.1)	381
Syphilis	0 (0 to 0)	0 (0 to 0)	0 (0 to 0)	0 (0 to 0)	0 (0 to 0)	0 (0 to 0)	0 (0 to 0)	0 (0 to 0)	0 (0 to 0)	0 (0 to 0)	0 (0 to 0)	0 (0 to 0)	0 (0 to 0)	0 (0 to 0)	0 (0 to 0)	0 (0 to 0)	0 (0 to 0)	0 (0 to 0)	0 (0 to 0)





SR Table 2a. Libre DALYs by cause and age group for males with 95% uncertainty intervals, 2019

Cause	Early Neonatal	Late Neonatal	Post Neonatal	1 to 4	5 to 9	10 to 14	15 to 19	20 to 24	25 to 29	30 to 34	35 to 39	40 to 44	45 to 49	50 to 54	55 to 59	60 to 64	65 to 69	70 to 74	75 to 79	80 to 84	85 to 89	90 to 94	95 plus	Total
All causes	13,709 (11,799 to 15,155)	6,540 (4,659 to 8,186)	17,289 (6,739 to 14,392)	29,695 (25,795 to 31,360)	16,308 (15,356 to 16,900)	22,030 (17,769 to 27,499)	42,709 (39,359 to 46,488)	66,709 (61,556 to 69,900)	68,709 (62,930 to 67,400)	68,709 (62,916 to 75,230)	68,709 (62,930 to 75,230)	79,709 (73,930 to 87,230)	79,709 (73,930 to 87,230)	77,695 (70,930 to 84,230)	77,695 (70,930 to 84,230)	68,695 (62,930 to 75,230)	67,709 (62,930 to 73,230)	58,695 (53,930 to 64,230)	45,709 (39,930 to 52,230)	41,709 (35,930 to 47,230)	38,695 (32,930 to 44,230)	29,695 (23,930 to 35,230)	15,695 (10,930 to 21,230)	6,520 (3,964 to 9,270)	2,240 (2,090 to 2,406)	908,059
Communicable, maternal, neonatal, and nutritional diseases	10,100 (8,810 to 11,600)	3,920 (2,700 to 5,290)	6,770 (2,620 to 5,720)	6,210 (5,400 to 6,910)	3,990 (3,690 to 4,130)	3,010 (2,200 to 4,160)	2,990 (2,230 to 3,960)	2,970 (2,190 to 3,760)	3,090 (2,300 to 4,130)	3,090 (2,300 to 4,290)	3,990 (2,990 to 5,290)	3,870 (2,890 to 5,130)	3,690 (2,760 to 4,890)	3,230 (2,390 to 4,320)	2,290 (1,700 to 3,230)	1,870 (1,420 to 2,630)	1,790 (1,330 to 2,560)	1,490 (1,090 to 2,200)	1,490 (1,060 to 2,200)	1,390 (966 to 1,970)	1,000 (706 to 1,390)	778 (551 to 1,080)	327 (227 to 455)	113 (79 to 159)	67,490
HIV/AIDS and sexually transmitted infections	189 (94 to 332)	66.6 (39.3 to 101)	124 (74 to 191)	222 (132 to 332)	18 (9 to 29)	60.9 (18 to 121)	191 (76 to 331)	139 (55 to 253)	266 (106 to 466)	326 (130 to 569)	396 (159 to 693)	266 (107 to 465)	264 (106 to 462)	244 (98 to 426)	136 (54 to 238)	76.6 (27 to 141)	63 (23 to 124)	39 (12 to 81)	17.8 (7 to 37)	9.6 (3 to 21)	1.9 (0 to 4)	0.9 (0 to 2)	0.2 (0 to 0.4)	0.1 (0 to 0.1)	2,660
HIV/AIDS	0 (0 to 0)	0 (0 to 0)	49.1 (0.3 to 151)	219 (12 to 1,000)	14.9 (0 to 69.1)	12.5 (0 to 62.1)	68.4 (0 to 289)	132 (0 to 514)	199 (0 to 748)	287 (0 to 1,020)	376 (0 to 1,220)	364 (0 to 1,220)	370 (0 to 1,220)	320 (0 to 1,060)	124 (0 to 427)	63.9 (0 to 219)	49.1 (0 to 172)	36.9 (0 to 129)	16 (0 to 57)	4.2 (0 to 15)	1.1 (0 to 4)	0.6 (0 to 2)	0.1 (0 to 0.4)	0 (0 to 0.1)	1,990
HIV/AIDS - Drug-susceptible Tuberculosis	0 (0 to 0)	0 (0 to 0)	3.4 (0 to 10.6)	15.1 (0.9 to 52.1)	1.1 (0 to 4.8)	0.9 (0 to 4.3)	4.7 (0 to 19.9)	9.1 (0 to 35.4)	13.7 (0 to 51.6)	19.8 (0 to 70.3)	25.9 (0 to 84.1)	25.1 (0 to 84.1)	25.5 (0 to 84.1)	22.1 (0 to 73.1)	8.6 (0 to 29.5)	4.4 (0 to 15.1)	3.4 (0 to 11.9)	2.5 (0 to 8.9)	1.1 (0 to 3.9)	0.3 (0 to 1.1)	0.1 (0 to 0.3)	0 (0 to 0.1)	0 (0 to 0)	203
HIV/AIDS - Multidrug-resistant Tuberculosis without extensive	0 (0 to 0)	0 (0 to 0)	0.2 (0 to 0.8)	0.8 (0 to 4.1)	0.1 (0 to 0.3)	0 (0 to 0.2)	0.3 (0 to 1.3)	0.6 (0 to 2.4)	0.9 (0 to 3.4)	1.3 (0 to 4.7)	1.7 (0 to 5.6)	1.7 (0 to 5.6)	1.7 (0 to 5.6)	1.5 (0 to 4.9)	0.6 (0 to 2)	0.3 (0 to 1.1)	0.2 (0 to 0.8)	0.2 (0 to 0.6)	0.1 (0 to 0.3)	0 (0 to 0.1)	0 (0 to 0)	0 (0 to 0)	0 (0 to 0)	0 (0 to 0)	9.7
HIV/AIDS - Extensively drug-resistant Tuberculosis	0 (0 to 0)	0 (0 to 0)	0 (0 to 0.1)	0.1 (0 to 0.5)	0 (0 to 0)	0 (0 to 0)	0 (0 to 0.1)	0 (0 to 0.2)	0 (0 to 0.2)	0 (0 to 0.3)	0 (0 to 0.4)	0 (0 to 0.4)	0 (0 to 0.4)	0 (0 to 0.3)	0 (0 to 0.2)	0 (0 to 0.1)	0 (0 to 0.1)	0 (0 to 0.1)	0 (0 to 0.1)	0 (0 to 0.1)	0 (0 to 0)	0 (0 to 0)	0 (0 to 0)	0 (0 to 0)	0.7
HIV/AIDS resulting in other diseases	0 (0 to 0)	0 (0 to 0.1)	12.1 (0.1 to 39)	203 (5.6 to 1,000)	12.3 (0.2 to 67.2)	10.1 (0.1 to 60.4)	56.3 (0.1 to 279)	99.4 (0.5 to 493)	153 (0.6 to 693)	220 (0.6 to 1,060)	288 (0.6 to 1,390)	279 (0.6 to 1,390)	284 (0.6 to 1,390)	246 (0.5 to 1,210)	95.4 (0.2 to 469)	49.1 (0.1 to 241)	37.8 (0.1 to 185)	28.4 (0.1 to 139)	12.3 (0 to 60)	3.2 (0 to 15.7)	0.8 (0 to 3.8)	0.4 (0 to 1.9)	0.1 (0 to 0.3)	0 (0 to 0.1)	1,770
Sexually transmitted infections excluding HIV	189 (94 to 332)	66.6 (39.3 to 101)	75.4 (73.7 to 77.1)	3.6 (1.3 to 6.3)	3.7 (2.7 to 5.1)	1.8 (1.2 to 2.7)	1.7 (1.2 to 2.7)	2.1 (1.4 to 3.6)	2.2 (1.4 to 3.6)	2.6 (1.6 to 4.2)	2.9 (1.9 to 4.5)	1.9 (1.2 to 3)	1.4 (0.9 to 2.2)	0.7 (0.4 to 1.2)	0.9 (0.6 to 1.5)	0.7 (0.4 to 1.2)	0.5 (0.3 to 0.9)	0.3 (0.2 to 0.6)	0.1 (0.1 to 0.3)	0.1 (0 to 0.2)	0.1 (0 to 0.2)	0 (0 to 0.1)	0 (0 to 0.1)	393
Syphilis	0 (0 to 0)	0 (0 to 0)	0 (0 to 0)	0 (0 to 0)	0 (0 to 0)	0 (0 to 0)	0 (0 to 0)	0 (0 to 0)	0 (0 to 0)	0 (0 to 0)	0 (0 to 0)	0 (0 to 0)	0 (0 to 0)	0 (0 to 0)	0 (0 to 0)	0 (0 to 0)	0 (0 to 0)	0 (0 to 0)	0 (0 to 0)	0 (0 to 0)	0 (0 to 0)	0 (0 to 0)	0 (0 to 0)	0 (0 to 0)	0
Chlamydial infection	0 (0 to 0)	0 (0 to 0)	0 (0 to 0)	0 (0 to 0)	0 (0 to 0)	0 (0 to 0)	0 (0 to 0)	0 (0 to 0)	0 (0 to 0)	0 (0 to 0)	0 (0 to 0)	0 (0 to 0)	0 (0 to 0)	0 (0 to 0)	0 (0 to 0)	0 (0 to 0)	0 (0 to 0)	0 (0 to 0)	0 (0 to 0)	0 (0 to 0)	0 (0 to 0)	0 (0 to 0)	0 (0 to 0)	0 (0 to 0)	0
Gonococcal infection	0 (0 to 0)	0 (0 to 0)	0 (0 to 0)	0 (0 to 0)	0 (0 to 0)	0 (0 to 0)	0 (0 to 0)	0 (0 to 0)	0 (0 to 0)	0 (0 to 0)	0 (0 to 0)	0 (0 to 0)	0 (0 to 0)	0 (0 to 0)	0 (0 to 0)	0 (0 to 0)	0 (0 to 0)	0 (0 to 0)	0 (0 to 0)	0 (0 to 0)	0 (0 to 0)	0 (0 to 0)	0 (0 to 0)	0 (0 to 0)	0
Trichomoniasis	0 (0 to 0)	0 (0 to 0)	0 (0 to 0)	0 (0 to 0)	0 (0 to 0)	0.1 (0 to 0.1)	0.2 (0 to 0.4)	0.4 (0 to 0.7)	0.6 (0 to 1.1)	1.1 (0 to 2)	1.5 (0 to 2.7)	1.2 (0 to 2.3)	1.1 (0 to 2.1)	0.8 (0 to 1.5)	0.3 (0 to 0.6)	0.1 (0 to 0.2)	0.1 (0 to 0.2)	0.1 (0 to 0.2)	0 (0 to 0.1)	0 (0 to 0.1)	0 (0 to 0)	0 (0 to 0)	0 (0 to 0)	0 (0 to 0)	6.7
Genital herpes	0 (0 to 0)	0 (0 to 0)	0 (0 to 0)	0 (0 to 0)	0 (0 to 0)	0.4 (0 to 1.1)	1.1 (0 to 2.6)	2.4 (0.7 to 5.1)	3.7 (1.1 to 7.5)	5.3 (1.6 to 10.2)	6.9 (2.2 to 13.2)	5.6 (1.8 to 10.7)	4.6 (1.5 to 8.8)	3.4 (1.1 to 6.5)	1.4 (0.4 to 2.7)	0.6 (0.2 to 1.2)	0.4 (0.1 to 0.8)	0.3 (0.1 to 0.6)	0.1 (0 to 0.2)	0 (0 to 0.1)	0 (0 to 0.1)	0 (0 to 0)	0 (0 to 0)	0 (0 to 0)	69.6
Other sexually transmitted infections	0 (0 to 0)	0 (0 to 0)	0 (0 to 0)	0 (0 to 0)	0 (0 to 0)	0 (0 to 0.4)	0 (0 to 0.1)	0 (0 to 0.1)	0 (0 to 0.1)	0 (0 to 0.1)	0 (0 to 0.1)	0 (0 to 0.1)	0 (0 to 0.1)	0 (0 to 0.1)	0 (0 to 0.1)	0 (0 to 0.1)	0 (0 to 0.1)	0 (0 to 0.1)	0 (0 to 0.1)	0 (0 to 0.1)	0 (0 to 0.1)	0 (0 to 0.1)	0 (0 to 0.1)	0 (0 to 0.1)	0 (0 to 0.1)	81.1
Respiratory infections and tuberculosis	127 (99 to 208)	599 (316 to 938)	1,200 (334 to 1,200)	1,200 (643 to 2,210)	349 (330 to 438)	794 (363 to 1,600)	837 (363 to 1,600)	997 (497 to 1,600)	1,200 (560 to 1,600)	1,200 (722 to 1,600)	1,200 (899 to 1,600)	1,200 (901 to 1,600)	1,200 (901 to 1,700)	1,200 (866 to 1,600)	999 (642 to 1,200)	1,200 (812 to 1,200)	1,200 (641 to 1,600)	1,200 (866 to 1,600)	1,200 (866 to 1,600)	1,200 (866 to 1,600)	1,200 (866 to 1,600)	1,200 (866 to 1,600)	1,200 (866 to 1,600)	1,200 (877 to 1,700)	69.6 (19.9 to 370)
Tuberculosis	0 (0 to 0)	0 (0 to 0)	0 (0 to 19.3)	0 (0 to 42.6)	0 (0 to 0)	0 (0 to 0)	0 (0 to 0)	0 (0 to 0)	0 (0 to 0)	0 (0 to 0)	0 (0 to 0)	0 (0 to 0)	0 (0 to 0)	0 (0 to 0)	0 (0 to 0)	0 (0 to 0)	0 (0 to 0)	0 (0 to 0)	0 (0 to 0)	0 (0 to 0)	0 (0 to 0)	0 (0 to 0)	0 (0 to 0)	0 (0 to 0)	0
Latent tuberculosis infection	0 (0 to 0)	0 (0 to 0)	0 (0 to 0)	0 (0 to 0)	0 (0 to 0)	0 (0 to 0)	0 (0 to 0)	0 (0 to 0)	0 (0 to 0)	0 (0 to 0)	0 (0 to 0)	0 (0 to 0)	0 (0 to 0)	0 (0 to 0)	0 (0 to 0)	0 (0 to 0)	0 (0 to 0)	0 (0 to 0)	0 (0 to 0)	0 (0 to 0)	0 (0 to 0)	0 (0 to 0)	0 (0 to 0)	0 (0 to 0)	0
Drug-susceptible Tuberculosis	0 (0 to 0)	0 (0 to 0)	0 (0 to 19.4)	0 (0 to 42.6)	0 (0 to 0)	0 (0 to 0)	0 (0 to 0)	0 (0 to 0)	0 (0 to 0)	0 (0 to 0)	0 (0 to 0)	0 (0 to 0)	0 (0 to 0)	0 (0 to 0)	0 (0 to 0)	0 (0 to 0)	0 (0 to 0)	0 (0 to 0)	0 (0 to 0)	0 (0 to 0)	0 (0 to 0)	0 (0 to 0)	0 (0 to 0)	0 (0 to 0)	0
Multidrug-resistant tuberculosis without extensive drug-resista	0 (0 to 0)	0 (0 to 0)	0 (0 to 0.2)	0 (0 to 0.5)	0 (0 to 0)	0 (0 to 0)	0 (0 to 0.1)	0 (0 to 0.1)	0 (0 to 0.1)	0 (0 to 0.1)	0 (0 to 0.1)	0 (0 to 0.1)	0 (0 to 0.1)	0 (0 to 0.1)	0 (0 to 0.1)	0 (0 to 0.1)	0 (0 to 0.1)	0 (0 to 0.1)	0 (0 to 0.1)	0 (0 to 0.1)	0 (0 to 0.1)	0 (0 to 0.1)	0 (0 to 0.1)	0 (0 to 0.1)	0
Extensively drug-resistant tuberculosis	0 (0 to 0)	0 (0 to 0)	0 (0 to 0.1)	0 (0 to 0.1)	0 (0 to 0)	0 (0 to 0)	0 (0 to 0)	0 (0 to 0)	0 (0 to 0)	0 (0 to 0)	0 (0 to 0)	0 (0 to 0)	0 (0 to 0)	0 (0 to 0)	0 (0 to 0)	0 (0 to 0)	0 (0 to 0)	0 (0 to 0)	0 (0 to 0)	0 (0 to 0)	0 (0 to 0)	0 (0 to 0)	0 (0 to 0)	0 (0 to 0)	0
Lower respiratory infections	126 (99.3 to 208)	599 (316 to 938)	632 (334 to 1,200)	1,000 (643 to 2,210)	258 (330 to 438)	793 (363 to 1,600)	793 (363 to 1,600)	935 (497 to 1,600)	964 (560 to 1,600)	964 (722 to 1,600)	964 (899 to 1,600)	964 (901 to 1,600)	727 (901 to 1,700)	964 (866 to 1,600)	782 (642 to 1,200)	970 (812 to 1,200)	967 (641 to 1,600)	963 (866 to 1,600)	966 (866 to 1,600)	966 (866 to 1,600)	966 (866 to 1,600)	966 (866 to 1,600)	966 (866 to 1,600)	966 (877 to 1,700)	69.6 (19.9 to 370)
Upper respiratory infections	0.4 (0 to 2)	0.2 (0 to 0.8)	494.9 (79.3 to 779.7)	202 (34.9 to 1,000)	249 (0 to 1,000)	296 (0 to 1,000)	292 (0 to 1,000)	296 (0 to 1,000)	296 (0 to 1,000)	296 (0 to 1,000)	296 (0 to 1,000)	296 (0 to 1,000)	296 (0 to 1,000)	241 (0 to 1,000)	241 (0 to 1,000)	241 (0 to 1,000)	241 (0 to 1,000)	241 (0 to 1,000)	241 (0 to 1,000)	241 (0 to 1,000)	241 (0 to 1,000)	241 (0 to 1,000)	241 (0 to 1,000)	241 (0 to 1,000)	241 (0 to 1,000)	2,840
Otitis media	0.2 (0 to 0.4)	0.2 (0 to 0.6)	19.2 (4.6 to 19.3)	84.8 (49.6 to 106)	82.2 (81.3 to 83.1)	84.3 (83.5 to 84.9)	84.3 (83.5 to 84.9)	84.3 (83.5 to 84.9)	84.3 (83.5 to 84.9)	84.3 (83.5 to 84.9)	84.3 (83.5 to 84.9)	84.3 (83.5 to 84.9)	84.3 (83.5 to 84.9)	84.3 (83.5 to 84.9)	84.3 (83.5 to 84.9)	84.3 (83.5 to 84.9)	84.3 (83.5 to 84.9)	84.3 (83.5 to 84.9)	84.3 (83.5 to 84.9)	84.3 (83.5 to 84.9)	84.3 (83.5 to 84.9)	84.3 (83.5 to 84.9)	84.3 (83.5 to 84.9)	84.3 (83.5 to 84.9)	1,050
Diarrheal diseases	691.6 (727.5 to 691.6)	978 (1,000 to 978)	1,000 (1,000 to 1,000)	761 (1,000 to 761)	627 (1,000 to 627)	649 (1,000 to 649)	699 (1,000 to 699)	479 (1,000 to 479)	499 (1,000 to 499)	427 (1,000 to 427)	387 (1,000 to 387)	279 (1,000 to 279)	199 (1,000 to 199)	247 (1,000 to 247)	197 (1,000 to 197)	220 (1,000 to 220)	198 (1,000 to 198)	197 (1,000 to 197)	197 (1,000 to 197)	197 (1,000 to 197)	197 (1,000 to 197)	197 (1,000 to 197)	197 (1,000 to 197)	197 (1,000 to 197)	197 (1,000 to 197)	7,920
Typhoid and paratyphoid	0 (0 to 0)	0 (0 to 0)	0.2 (0 to 1.3)	1.9 (0.6 to 3.9)	1.3 (0.4 to 2.7)	1.1 (0.4 to 2.3)	1.1 (0.4 to 2.3)	1.1 (0.4 to 2.3)	1.1 (0.4 to 2.3)	1.1 (0.4 to 2.3)	1.1 (0.4 to 2.3)	1.1 (0.4 to 2.3)	1.1 (0.4 to 2.3)	1.1 (0.4 to 2.3)	1.1 (0.4 to 2.3)	1.1 (0.4 to 2.3)	1.1 (0.4 to 2.3)	1.1 (0.4 to 2.3)	1.1 (0.4 to 2.3)	1.1 (0.4 to 2.3)	1.1 (0.4 to 2.3)	1.1 (0.4 to 2.3)	1.1 (0.4 to 2.3)	1.1 (0.4 to 2.3)	33.7
Typhoid fever	0 (0 to 0)	0 (0 to 0)	0.2 (0 to 1.3)	1.9 (0.6 to 3.9)	1.3 (0.4 to 2.7)	1.1 (0.4 to 2.3)	1.1 (0.4 to 2.3)	1.1 (0.4 to 2.3)	1.1 (0.4 to 2.3)	1.1 (0.4 to 2.3)	1.1 (0.4 to 2.3)	1.1 (0.4 to 2.3)	1.1 (0.4 to 2.3)	1.1 (0.4 to 2.3)	1.1 (0.4 to 2.3)	1.1 (0.4 to 2.3)	1.1 (0.4 to 2.3)	1.1 (0.4 to 2.3)	1.1 (0.4 to 2.3)	1.1 (0.4 to 2.3)	1.1 (0.4 to 2.3)	1.1 (0.4 to 2.3)	1.1 (0.4 to 2.3)	1.1 (0.4 to 2.3)	33.7
Paratyphoid fever	0 (0 to 0)	0 (0 to 0)	0 (0 to 0)	0 (0 to 0)	0 (0 to 0)	0 (0 to 0)	0 (0 to 0)	0 (0 to 0)	0 (0 to 0)	0 (0 to 0)	0 (0 to 0)	0 (0 to 0)	0 (0 to 0)	0 (0 to 0)	0 (0 to 0)	0 (0 to 0)	0 (0 to 0)	0 (0 to 0)	0 (0 to 0)	0 (0 to 0)	0 (0 to 0)	0 (0 to 0)	0 (0 to 0)	0 (0 to 0)	0 (0 to 0)	0
Invasive Non-typhoidal Salmonella (iNTS)	0 (0 to 0)	0 (0 to 0)	4.8 (2.2 to 9.2)	29.1 (11.5 to 47.3)	27.8 (9.5 to 46.3)	19.1 (9.3 to 31.4)	13.2 (6.6 to 22.1)	8.7 (4.2 to 15.2)	7.7 (3.7 to 13.4)	6.7 (3.2 to 11.8)	5.9 (2.8 to 10.4)	5.2 (2.5 to 9.2)	4.6 (2.2 to 8.1)	3.3 (1.6 to 5.8)	2.7 (1.3 to 4.8)	2.1 (1 to 3.8)	1.9 (0.9 to 3.4)	1.6 (0.8 to 2.9)	1.1 (0.5 to 2)	0.6 (0.3 to 1.2)	0.2 (0.1 to 0.5)	0.1 (0 to 0.2)	0 (0 to 0.1)	0 (0 to 0.1)	139
Other intestinal infectious diseases	0 (0 to 0)	0 (0 to 0)	0.8 (0.2 to 2.4)	3.4 (0.9 to 10.5)	1.6 (0.5 to 3.9)	1.4 (0.5 to 3.2)	1.1 (0.4 to 2.7)	1.1 (0.4 to 2.7)	1.1 (0.4 to 2.7)	1.1 (0.4 to 2.7)	1.1 (0.4 to 2.7)	1.1 (0.4 to 2.7)	0.7 (0.3 to 1.9)	0.7 (0.3 to 1.9)	0.7 (0.3 to 1.9)	0.7 (0.3 to 1.9)	0.7 (0.3 to 1.9)	0.7 (0.3 to 1.9)	0.7 (0.3 to 1.9)	0.7 (0.3 to 1.9)	0.7 (0.3 to 1.9)	0.7 (0.3 to 1.9)	0.7 (0.3 to 1.9)	0.7 (0.3 to 1.9)	14.1
Neglected tropical diseases and malaria	3.7 (0.1 to 10)	22.3 (1.1 to 67.6)	133 (9.5 to 335)	239 (54.5 to 542)	234 (56.7 to 533)	208 (55.4 to 479)	208 (55.4 to 479)	279 (72.2 to 653)	339 (87.3 to 800)	366 (94.5 to 866)	371 (96.1 to 879)	329 (85.1 to 779)	289 (74.8 to 685)	171 (44.2 to 405)	121 (31.2 to 286)	80.7 (20.8 to 191)	59.1 (15.2 to 140)	46.2 (11.9 to 109)	17 (4.4 to 40.3)	8.6 (2.2 to 20.4)	2.1 (0.5 to 5)	0.4 (0.1 to 1)	0.1 (0 to 0.2)	0 (0 to 0.1)	3,390
Malaria	0 (0 to 0)	0 (0 to 0)	0 (0 to 0)	0 (0 to 0)	0 (0 to 0)	0 (0 to 0)	0 (0 to 0)	0 (0 to 0)	0 (0 to 0)	0 (0 to 0)	0 (0 to 0)	0 (0 to 0)	0 (0 to 0)	0 (0 to 0)	0 (0 to 0)	0 (0 to 0)	0 (0 to 0)	0 (0 to 0)	0 (0 to 0)	0 (0 to 0)	0 (0 to 0)	0 (0 to 0)	0 (0 to 0)	0 (0 to 0)	0 (0 to 0)	0
Chagas disease	0 (0 to 0)	0 (0 to 0)	0 (0 to 0)	0 (0 to 0)	0 (0 to 0)	0 (0 to 0)	0 (0 to 0)	0 (0 to 0)	0 (0 to 0)	0 (0 to 0)	0 (0 to 0)	0 (0 to 0)	0 (0 to 0)	0 (0 to 0)	0 (0 to 0)	0 (0 to 0)	0 (0 to 0)	0 (0 to 0)	0 (0 to 0)	0 (0 to 0)	0 (0 to 0)	0 (0 to 0)	0 (0 to 0)	0 (0 to 0)	0 (0 to 0)	0
Leishmaniasis	0 (0 to 0)	0 (0 to 0)	1.7 (0.1 to 12.3)	27.3 (1 to 166)	24.5 (0.9 to 161)	20.3 (0.8 to 137)	19.8 (0.8 to 134)	12.4 (0.5 to 84.6)	9.8 (0.4 to 66.8)	7.8 (0.3 to 53.2)	6.2 (0.2 to 42.3)	5.1 (0.2 to 34.8)	4.2 (0.2 to 28.6)	3.1 (0.1 to 21.2)	2.3 (0.1 to 15.8)	1.7 (0.1 to 11.6)	1.3 (0.1 to 8.8)	1 (0 to 6.8)	0.6 (0 to 4.2)	0.3 (0 to 2.1)	0.1 (0 to 0.9)	0 (0 to 0.2)	0 (0 to 0.1)	0 (0 to 0.1)	164
Visceral leishmaniasis	0 (0 to 0)	0 (0 to 0)	1.6 (0 to 12.1)	19.8 (0 to 160)	17.9 (0 to 154)	14.8 (0 to 130)	14.4 (0 to 128)	9.1 (0 to 81.1)	7.2 (0 to 64.1)	5.7 (0 to 51)	4.5 (0 to 40.6)	3.7 (0 to 33.4)	3.1 (0 to 27.4)	2.3 (0 to 20.4)	1.7 (0 to 15.2)	1.2 (0 to 10.7)	0.9 (0 to 8.4)	0.7 (0 to 6.5)	0.4 (0 to 3.9)	0.2 (0 to 1.9)	0.1 (0 to 0.9)	0 (0 to 0.2)	0 (0 to 0.1)	0 (0 to 0.1)	661
Cutaneous and mucocutaneous leishmaniasis	0 (0 to 0)	0 (0 to 0)	0.1 (0 to 0.2)	7.5 (1 to 6)	6.6 (0.9 to 5.3)	5.5 (0.8 to 4.4)	5.4 (0.8 to 4.3)	3.4 (0.5 to 2.7)	2.7 (0.4 to 2.1)	2.1 (0.3 to 1.7)	1.7 (0.2 to 1.4)	1.4 (0.2 to 1.1)	1.2 (0.2 to 0.9)	0.8 (0.1 to 0.7)	0.6 (0.1 to 0.5)	0.5 (0.1 to 0.4)	0.3 (0 to 0.3)	0.2 (0 to 0.2)	0.1 (0 to 0.1)	0.1 (0 to 0.1)	0 (0 to 0)	0 (0 to 0)	0 (0 to 0)	0 (0 to 0)	152
African trypanosomiasis	0 (0 to 0)	0 (0 to 0)	0 (0 to 0)	0 (0 to 0)	0 (0 to 0)	0 (0 to 0)	0 (0 to 0)	0 (0 to 0)	0 (0 to 0)	0 (0 to 0)	0 (0 to 0)	0 (0 to 0)	0 (0 to 0)	0 (0 to 0)	0 (0 to 0)	0 (0 to 0)	0 (0 to 0)	0 (0 to 0)	0 (0 to 0)	0 (0 to 0)	0 (0 to 0)	0 (0 to 0)	0 (0 to 0)	0 (0 to 0)	0 (0 to 0)	0
Schistosomiasis	0 (0 to 0)	0 (0 to 0)	0.6 (0 to 4.1)	29.1 (9.9 to 96.4)	120 (39.9 to 391)	170 (60.3 to 494)	221 (86.9 to 620)	236 (77.6 to 677)	291 (90.9 to 850)	334 (108.9 to 976)	378 (122.3 to 1,110)	382 (122.9 to 1,120)	377 (98.9 to 975)	167 (57.6 to 399)	98.6 (38.7 to 196)	64 (22.6 to 139)	39.6 (13.9 to 86.4)	29.8 (10.5 to 66.4)	11.6 (3.6 to 27.8)	5.7 (1.9 to 13.7)	1.8 (0.5 to 4.1)	0.4 (0.1 to 1)	0.1 (0 to 0.2)	0.1 (0 to 0.1)	2,610
Cysticercosis	0 (0 to 0)	0 (0 to 0)	0 (0 to 0)	0 (0 to 0)	0 (0 to 0)	0 (0 to 0)	0 (0 to 0)	0 (0 to 0)	0 (0 to 0)	0 (0 to 0)	0 (0 to 0)	0 (0 to 0)	0 (0 to 0)	0 (0 to 0)	0 (0 to 0)	0 (0 to 0)	0 (0 to 0)	0 (0 to 0)	0 (0 to 0)	0 (0 to 0)	0 (0 to 0)	0 (0 to 0)	0 (0 to 0)	0 (0 to 0)	0 (0 to 0)	0
Cystic echinococcosis	0 (0 to 0)	0 (0 to 0)	0.3 (0 to 1.9)	0.3 (0 to 1.3)	0.3 (0 to 1.2)	0.3 (0 to 1.2)	0.3 (0 to 1.2





Cause	Early Neonatal	Late Neonatal	Post Neonatal	1 to 5	5 to 9	10 to 14	15 to 19	20 to 24	25 to 29	30 to 34	35 to 39	40 to 44	45 to 49	50 to 54	55 to 59	60 to 64	65 to 69	70 to 74	75 to 79	80 to 84	85 to 89	90 to 94	95 plus	Total
All causes	262,000 (197,000 to 343,000)	62,700 (47,300 to 82,000)	140,000 (107,000 to 179,000)	590,000 (476,000 to 710,000)	111,000 (87,700 to 139,000)	122,000 (97,700 to 151,000)	169,000 (133,000 to 209,000)	203,000 (162,000 to 250,000)	209,000 (167,000 to 257,000)	217,000 (173,000 to 268,000)	224,000 (180,000 to 277,000)	263,000 (209,000 to 326,000)	305,000 (242,000 to 377,000)	362,000 (287,000 to 448,000)	455,000 (361,000 to 561,000)	567,000 (450,000 to 703,000)	649,000 (516,000 to 805,000)	729,000 (579,000 to 905,000)	799,000 (634,000 to 991,000)	787,000 (625,000 to 977,000)	653,000 (518,000 to 810,000)	2,700 (2,100 to 3,400)	6,140,000
Communicable, maternal, neonatal, and nutritional diseases	227,000 (169,000 to 297,000)	54,000 (40,000 to 70,000)	89,400 (65,200 to 118,000)	92,900 (64,200 to 128,000)	12,300 (8,700 to 16,900)	11,000 (7,900 to 15,000)	17,000 (12,000 to 23,000)	19,900 (14,000 to 27,000)	19,400 (13,000 to 27,000)	19,000 (12,000 to 27,000)	17,000 (11,000 to 25,000)	19,000 (12,000 to 28,000)	19,000 (12,000 to 28,000)	19,000 (12,000 to 28,000)	19,000 (12,000 to 28,000)	19,000 (12,000 to 28,000)	19,000 (12,000 to 28,000)	19,000 (12,000 to 28,000)	19,000 (12,000 to 28,000)	19,000 (12,000 to 28,000)	19,000 (12,000 to 28,000)	19,000 (12,000 to 28,000)	709,000
HIV/AIDS and sexually transmitted infections	11,500 to 12,600)	4200 to 4,800)	4999 to 6,600)	422 (0 to 26,700)	125 (0 to 2,610)	29 (0 to 1,960)	1127 (0 to 3,960)	2,830 (0 to 5,130)	3,760 (0 to 6,160)	4,180 (0 to 10,600)	3,990 (0 to 12,000)	3,940 (0 to 10,100)	3,770 (0 to 9,410)	3,230 (0 to 8,720)	2,720 (0 to 7,720)	2,220 (0 to 7,020)	1,760 (0 to 6,160)	1,410 (0 to 5,180)	1,110 (0 to 4,280)	1,110 (0 to 4,280)	1,110 (0 to 4,280)	1,110 (0 to 4,280)	37,500
HIV/AIDS	9,400 (6,400 to 12,600)	4200 (2,800 to 4,800)	4999 (3,400 to 6,600)	422 (0 to 26,700)	125 (0 to 2,610)	29 (0 to 1,960)	1127 (0 to 3,960)	2,830 (0 to 5,130)	3,760 (0 to 6,160)	4,180 (0 to 10,600)	3,990 (0 to 12,000)	3,940 (0 to 10,100)	3,770 (0 to 9,410)	3,230 (0 to 8,720)	2,720 (0 to 7,720)	2,220 (0 to 7,020)	1,760 (0 to 6,160)	1,410 (0 to 5,180)	1,110 (0 to 4,280)	1,110 (0 to 4,280)	1,110 (0 to 4,280)	1,110 (0 to 4,280)	37,500
HIV/AIDS - Drug-susceptible Tuberculosis	0 (0 to 0)	0 (0 to 0)	0 (0 to 0)	0 (0 to 0)	0 (0 to 0)	0 (0 to 0)	0 (0 to 0)	0 (0 to 0)	0 (0 to 0)	0 (0 to 0)	0 (0 to 0)	0 (0 to 0)	0 (0 to 0)	0 (0 to 0)	0 (0 to 0)	0 (0 to 0)	0 (0 to 0)	0 (0 to 0)	0 (0 to 0)	0 (0 to 0)	0 (0 to 0)	0 (0 to 0)	0 (0 to 0)	0
HIV/AIDS - Multidrug-resistant Tuberculosis without extensive drug resistance	0 (0 to 0)	0 (0 to 0)	0 (0 to 0)	0 (0 to 0)	0 (0 to 0)	0 (0 to 0)	0 (0 to 0)	0 (0 to 0)	0 (0 to 0)	0 (0 to 0)	0 (0 to 0)	0 (0 to 0)	0 (0 to 0)	0 (0 to 0)	0 (0 to 0)	0 (0 to 0)	0 (0 to 0)	0 (0 to 0)	0 (0 to 0)	0 (0 to 0)	0 (0 to 0)	0 (0 to 0)	0 (0 to 0)	0
HIV/AIDS - Extensively drug-resistant Tuberculosis	0 (0 to 0)	0 (0 to 0)	0 (0 to 0)	0 (0 to 0)	0 (0 to 0)	0 (0 to 0)	0 (0 to 0)	0 (0 to 0)	0 (0 to 0)	0 (0 to 0)	0 (0 to 0)	0 (0 to 0)	0 (0 to 0)	0 (0 to 0)	0 (0 to 0)	0 (0 to 0)	0 (0 to 0)	0 (0 to 0)	0 (0 to 0)	0 (0 to 0)	0 (0 to 0)	0 (0 to 0)	0 (0 to 0)	0
HIV/AIDS resulting in other diseases	0 (0 to 0)	0 (0 to 0)	0 (0 to 0)	0 (0 to 0)	0 (0 to 0)	0 (0 to 0)	0 (0 to 0)	0 (0 to 0)	0 (0 to 0)	0 (0 to 0)	0 (0 to 0)	0 (0 to 0)	0 (0 to 0)	0 (0 to 0)	0 (0 to 0)	0 (0 to 0)	0 (0 to 0)	0 (0 to 0)	0 (0 to 0)	0 (0 to 0)	0 (0 to 0)	0 (0 to 0)	0 (0 to 0)	0
Sexually transmitted infections excluding HIV	2,100 (1,500 to 2,800)	2,800 (2,000 to 3,800)	2,800 (1,900 to 3,800)	0 (0 to 0)	0 (0 to 0)	0 (0 to 0)	0 (0 to 0)	0 (0 to 0)	0 (0 to 0)	0 (0 to 0)	0 (0 to 0)	0 (0 to 0)	0 (0 to 0)	0 (0 to 0)	0 (0 to 0)	0 (0 to 0)	0 (0 to 0)	0 (0 to 0)	0 (0 to 0)	0 (0 to 0)	0 (0 to 0)	0 (0 to 0)	0 (0 to 0)	12,700
Syphilis	9,512 (2,600 to 12,600)	2,800 (800 to 4,800)	2,800 (800 to 4,800)	0 (0 to 0)	0 (0 to 0)	0 (0 to 0)	0 (0 to 0)	0 (0 to 0)	0 (0 to 0)	0 (0 to 0)	0 (0 to 0)	0 (0 to 0)	0 (0 to 0)	0 (0 to 0)	0 (0 to 0)	0 (0 to 0)	0 (0 to 0)	0 (0 to 0)	0 (0 to 0)	0 (0 to 0)	0 (0 to 0)	0 (0 to 0)	0 (0 to 0)	12,700
Chlamydial infection	0 (0 to 0)	0 (0 to 0)	0 (0 to 0)	0 (0 to 0)	0 (0 to 0)	0 (0 to 0)	0 (0 to 0)	0 (0 to 0)	0 (0 to 0)	0 (0 to 0)	0 (0 to 0)	0 (0 to 0)	0 (0 to 0)	0 (0 to 0)	0 (0 to 0)	0 (0 to 0)	0 (0 to 0)	0 (0 to 0)	0 (0 to 0)	0 (0 to 0)	0 (0 to 0)	0 (0 to 0)	0 (0 to 0)	0
Gonococcal infection	0 (0 to 0)	0 (0 to 0)	0 (0 to 0)	0 (0 to 0)	0 (0 to 0)	0 (0 to 0)	0 (0 to 0)	0 (0 to 0)	0 (0 to 0)	0 (0 to 0)	0 (0 to 0)	0 (0 to 0)	0 (0 to 0)	0 (0 to 0)	0 (0 to 0)	0 (0 to 0)	0 (0 to 0)	0 (0 to 0)	0 (0 to 0)	0 (0 to 0)	0 (0 to 0)	0 (0 to 0)	0 (0 to 0)	0
Trichomoniasis	0 (0 to 0)	0 (0 to 0)	0 (0 to 0)	0 (0 to 0)	0 (0 to 0)	0 (0 to 0)	0 (0 to 0)	0 (0 to 0)	0 (0 to 0)	0 (0 to 0)	0 (0 to 0)	0 (0 to 0)	0 (0 to 0)	0 (0 to 0)	0 (0 to 0)	0 (0 to 0)	0 (0 to 0)	0 (0 to 0)	0 (0 to 0)	0 (0 to 0)	0 (0 to 0)	0 (0 to 0)	0 (0 to 0)	0
Genital herpes	0 (0 to 0)	0 (0 to 0)	0 (0 to 0)	0 (0 to 0)	0 (0 to 0)	0 (0 to 0)	0 (0 to 0)	0 (0 to 0)	0 (0 to 0)	0 (0 to 0)	0 (0 to 0)	0 (0 to 0)	0 (0 to 0)	0 (0 to 0)	0 (0 to 0)	0 (0 to 0)	0 (0 to 0)	0 (0 to 0)	0 (0 to 0)	0 (0 to 0)	0 (0 to 0)	0 (0 to 0)	0 (0 to 0)	0
Other sexually transmitted infections	0 (0 to 0)	0 (0 to 0)	0 (0 to 0)	0 (0 to 0)	0 (0 to 0)	0 (0 to 0)	0 (0 to 0)	0 (0 to 0)	0 (0 to 0)	0 (0 to 0)	0 (0 to 0)	0 (0 to 0)	0 (0 to 0)	0 (0 to 0)	0 (0 to 0)	0 (0 to 0)	0 (0 to 0)	0 (0 to 0)	0 (0 to 0)	0 (0 to 0)	0 (0 to 0)	0 (0 to 0)	0 (0 to 0)	0
Respiratory infections and tuberculosis	9,650 (4,519 to 17,000)	7,050 (3,656 to 13,000)	25,000 (16,000 to 36,000)	6,450 (3,750 to 10,000)	5,450 (3,610 to 7,930)	4,200 (2,800 to 6,000)	4,200 (2,800 to 6,000)	4,600 (3,070 to 6,600)	5,000 (3,330 to 7,200)	5,000 (3,330 to 7,200)	5,200 (3,450 to 7,500)	5,200 (3,450 to 7,500)	5,190 (3,450 to 7,500)	5,690 (3,770 to 8,200)	6,770 (4,500 to 9,700)	11,600 (7,800 to 16,500)	13,800 (9,300 to 19,500)	9,060 (6,110 to 12,800)	8,190 (5,530 to 11,500)	5,020 (3,400 to 7,000)	1,990 (1,350 to 2,800)	491 (332 to 690)	169,000
Tuberculosis	4,600 (2,200 to 8,000)	4,600 (2,200 to 8,000)	21,000 (13,000 to 31,000)	5,450 (3,170 to 8,500)	4,450 (2,950 to 6,470)	3,300 (2,200 to 4,700)	3,300 (2,200 to 4,700)	3,600 (2,400 to 5,200)	3,900 (2,600 to 5,600)	3,900 (2,600 to 5,600)	4,000 (2,670 to 5,700)	4,000 (2,670 to 5,700)	4,000 (2,670 to 5,700)	4,400 (2,900 to 6,300)	5,000 (3,330 to 7,200)	5,000 (3,330 to 7,200)	5,000 (3,330 to 7,200)	5,000 (3,330 to 7,200)	4,990 (3,330 to 7,200)	2,990 (1,990 to 4,300)	1,490 (1,000 to 2,150)	374 (249 to 538)	129,000
Latent tuberculosis infection	0 (0 to 0)	0 (0 to 0)	0 (0 to 0)	0 (0 to 0)	0 (0 to 0)	0 (0 to 0)	0 (0 to 0)	0 (0 to 0)	0 (0 to 0)	0 (0 to 0)	0 (0 to 0)	0 (0 to 0)	0 (0 to 0)	0 (0 to 0)	0 (0 to 0)	0 (0 to 0)	0 (0 to 0)	0 (0 to 0)	0 (0 to 0)	0 (0 to 0)	0 (0 to 0)	0 (0 to 0)	0 (0 to 0)	0
Drug-susceptible tuberculosis	0 (0 to 0)	0 (0 to 0)	0 (0 to 0)	0 (0 to 0)	0 (0 to 0)	0 (0 to 0)	0 (0 to 0)	0 (0 to 0)	0 (0 to 0)	0 (0 to 0)	0 (0 to 0)	0 (0 to 0)	0 (0 to 0)	0 (0 to 0)	0 (0 to 0)	0 (0 to 0)	0 (0 to 0)	0 (0 to 0)	0 (0 to 0)	0 (0 to 0)	0 (0 to 0)	0 (0 to 0)	0 (0 to 0)	0
Multidrug-resistant tuberculosis without extensive drug resistance	0 (0 to 0)	0 (0 to 0)	0 (0 to 0)	0 (0 to 0)	0 (0 to 0)	0 (0 to 0)	0 (0 to 0)	0 (0 to 0)	0 (0 to 0)	0 (0 to 0)	0 (0 to 0)	0 (0 to 0)	0 (0 to 0)	0 (0 to 0)	0 (0 to 0)	0 (0 to 0)	0 (0 to 0)	0 (0 to 0)	0 (0 to 0)	0 (0 to 0)	0 (0 to 0)	0 (0 to 0)	0 (0 to 0)	0
Extensively drug-resistant tuberculosis	0 (0 to 0)	0 (0 to 0)	0 (0 to 0)	0 (0 to 0)	0 (0 to 0)	0 (0 to 0)	0 (0 to 0)	0 (0 to 0)	0 (0 to 0)	0 (0 to 0)	0 (0 to 0)	0 (0 to 0)	0 (0 to 0)	0 (0 to 0)	0 (0 to 0)	0 (0 to 0)	0 (0 to 0)	0 (0 to 0)	0 (0 to 0)	0 (0 to 0)	0 (0 to 0)	0 (0 to 0)	0 (0 to 0)	0
Lower respiratory infections	1,150 (647 to 2,000)	2,450 (1,200 to 4,000)	4,000 (2,000 to 6,000)	1,000 (500 to 1,700)	1,000 (500 to 1,700)	900 (500 to 1,400)	900 (500 to 1,400)	1,000 (600 to 1,500)	1,200 (700 to 1,800)	1,200 (700 to 1,800)	1,200 (700 to 1,800)	1,200 (700 to 1,800)	1,200 (700 to 1,800)	1,300 (800 to 2,000)	1,700 (1,000 to 2,500)	2,200 (1,300 to 3,300)	2,700 (1,600 to 4,000)	1,800 (1,200 to 2,700)	1,600 (1,100 to 2,400)	1,000 (700 to 1,500)	500 (350 to 750)	123 (82 to 185)	33,000
Otitis media	0 (0 to 0)	0 (0 to 0)	0 (0 to 0)	0 (0 to 0)	0 (0 to 0)	0 (0 to 0)	0 (0 to 0)	0 (0 to 0)	0 (0 to 0)	0 (0 to 0)	0 (0 to 0)	0 (0 to 0)	0 (0 to 0)	0 (0 to 0)	0 (0 to 0)	0 (0 to 0)	0 (0 to 0)	0 (0 to 0)	0 (0 to 0)	0 (0 to 0)	0 (0 to 0)	0 (0 to 0)	0 (0 to 0)	0
Enteric infections	1,610 (647 to 2,800)	3,450 (1,200 to 10,000)	31,900 (11,000 to 70,000)	17,000 (7,600 to 36,700)	1,750 (1,000 to 2,700)	1,750 (1,000 to 2,700)	2,000 (1,200 to 3,000)	2,400 (1,400 to 3,700)	2,400 (1,400 to 3,700)	2,400 (1,400 to 3,700)	2,400 (1,400 to 3,700)	2,400 (1,400 to 3,700)	2,400 (1,400 to 3,700)	2,400 (1,400 to 3,700)	2,400 (1,400 to 3,700)	2,400 (1,400 to 3,700)	2,400 (1,400 to 3,700)	2,400 (1,400 to 3,700)	2,400 (1,400 to 3,700)	2,400 (1,400 to 3,700)	2,400 (1,400 to 3,700)	2,400 (1,400 to 3,700)	64,600
Diarrheal diseases	1,610 (647 to 2,800)	3,450 (1,200 to 10,000)	31,900 (11,000 to 70,000)	15,600 (7,130 to 36,000)	3,600 (2,000 to 5,600)	2,400 (1,400 to 3,700)	2,400 (1,400 to 3,700)	2,700 (1,700 to 4,000)	2,700 (1,700 to 4,000)	2,700 (1,700 to 4,000)	2,700 (1,700 to 4,000)	2,700 (1,700 to 4,000)	2,700 (1,700 to 4,000)	2,700 (1,700 to 4,000)	2,700 (1,700 to 4,000)	2,700 (1,700 to 4,000)	2,700 (1,700 to 4,000)	2,700 (1,700 to 4,000)	2,700 (1,700 to 4,000)	2,700 (1,700 to 4,000)	2,700 (1,700 to 4,000)	2,700 (1,700 to 4,000)	78,600
Typhoid and paratyphoid	0 (0 to 0)	0 (0 to 0)	0 (0 to 0)	0 (0 to 0)	0 (0 to 0)	0 (0 to 0)	0 (0 to 0)	0 (0 to 0)	0 (0 to 0)	0 (0 to 0)	0 (0 to 0)	0 (0 to 0)	0 (0 to 0)	0 (0 to 0)	0 (0 to 0)	0 (0 to 0)	0 (0 to 0)	0 (0 to 0)	0 (0 to 0)	0 (0 to 0)	0 (0 to 0)	0 (0 to 0)	0 (0 to 0)	0
Invasive Non-typhoidal Salmonella (iNTS)	0 (0 to 0)	0 (0 to 0)	0 (0 to 0)	0 (0 to 0)	0 (0 to 0)	0 (0 to 0)	0 (0 to 0)	0 (0 to 0)	0 (0 to 0)	0 (0 to 0)	0 (0 to 0)	0 (0 to 0)	0 (0 to 0)	0 (0 to 0)	0 (0 to 0)	0 (0 to 0)	0 (0 to 0)	0 (0 to 0)	0 (0 to 0)	0 (0 to 0)	0 (0 to 0)	0 (0 to 0)	0 (0 to 0)	0
Other intestinal infectious diseases	0 (0 to 0)	0 (0 to 0)	0 (0 to 0)	0 (0 to 0)	0 (0 to 0)	0 (0 to 0)	0 (0 to 0)	0 (0 to 0)	0 (0 to 0)	0 (0 to 0)	0 (0 to 0)	0 (0 to 0)	0 (0 to 0)	0 (0 to 0)	0 (0 to 0)	0 (0 to 0)	0 (0 to 0)	0 (0 to 0)	0 (0 to 0)	0 (0 to 0)	0 (0 to 0)	0 (0 to 0)	0 (0 to 0)	0
Neglected tropical diseases and malaria	1,150 (647 to 2,000)	2,450 (1,200 to 4,000)	4,000 (2,000 to 6,000)	1,000 (500 to 1,700)	1,000 (500 to 1,700)	900 (500 to 1,400)	900 (500 to 1,400)	1,000 (600 to 1,500)	1,200 (700 to 1,800)	1,200 (700 to 1,800)	1,200 (700 to 1,800)	1,200 (700 to 1,800)	1,200 (700 to 1,800)	1,300 (800 to 2,000)	1,700 (1,000 to 2,500)	2,200 (1,300 to 3,300)	2,700 (1,600 to 4,000)	1,800 (1,200 to 2,700)	1,600 (1,100 to 2,400)	1,000 (700 to 1,500)	500 (350 to 750)	123 (82 to 185)	33,000
Malaria	0 (0 to 0)	0 (0 to 0)	0 (0 to 0)	0 (0 to 0)	0 (0 to 0)	0 (0 to 0)	0 (0 to 0)	0 (0 to 0)	0 (0 to 0)	0 (0 to 0)	0 (0 to 0)	0 (0 to 0)	0 (0 to 0)	0 (0 to 0)	0 (0 to 0)	0 (0 to 0)	0 (0 to 0)	0 (0 to 0)	0 (0 to 0)	0 (0 to 0)	0 (0 to 0)	0 (0 to 0)	0 (0 to 0)	0
Chagas disease	0 (0 to 0)	0 (0 to 0)	0 (0 to 0)	0 (0 to 0)	0 (0 to 0)	0 (0 to 0)	0 (0 to 0)	0 (0 to 0)	0 (0 to 0)	0 (0 to 0)	0 (0 to 0)	0 (0 to 0)	0 (0 to 0)	0 (0 to 0)	0 (0 to 0)	0 (0 to 0)	0 (0 to 0)	0 (0 to 0)	0 (0 to 0)	0 (0 to 0)	0 (0 to 0)	0 (0 to 0)	0 (0 to 0)	0
Leishmaniasis	0 (0 to 0)	0 (0 to 0)	0 (0 to 0)	0 (0 to 0)	0 (0 to 0)	0 (0 to 0)	0 (0 to 0)	0 (0 to 0)	0 (0 to 0)	0 (0 to 0)	0 (0 to 0)	0 (0 to 0)	0 (0 to 0)	0 (0 to 0)	0 (0 to 0)	0 (0 to 0)	0 (0 to 0)	0 (0 to 0)	0 (0 to 0)	0 (0 to 0)	0 (0 to 0)	0 (0 to 0)	0 (0 to 0)	0
Visceral leishmaniasis	0 (0 to 0)	0 (0 to 0)	0 (0 to 0)	0 (0 to 0)	0 (0 to 0)	0 (0 to 0)	0 (0 to 0)	0 (0 to 0)	0 (0 to 0)	0 (0 to 0)	0 (0 to 0)	0 (0 to 0)	0 (0 to 0)	0 (0 to 0)	0 (0 to 0)	0 (0 to 0)	0 (0 to 0)	0 (0 to 0)	0 (0 to 0)	0 (0 to 0)	0 (0 to 0)	0 (0 to 0)	0 (0 to 0)	0
Cutaneous and mucocutaneous leishmaniasis	0 (0 to 0)	0 (0 to 0)	0 (0 to 0)	0 (0 to 0)	0 (0 to 0)	0 (0 to 0)	0 (0 to 0)	0 (0 to 0)	0 (0 to 0)	0 (0 to 0)	0 (0 to 0)	0 (0 to 0)	0 (0 to 0)	0 (0 to 0)	0 (0 to 0)	0 (0 to 0)	0 (0 to 0)	0 (0 to 0)	0 (0 to 0)	0 (0 to 0)	0 (0 to 0)	0 (0 to 0)	0 (0 to 0)	0
African trypanosomiasis	0 (0 to 0)	0 (0 to 0)	0 (0 to 0)	0 (0 to 0)	0 (0 to 0)	0 (0 to 0)	0 (0 to 0)	0 (0 to 0)	0 (0 to 0)	0 (0 to 0)	0 (0 to 0)	0 (0 to 0)	0 (0 to 0)	0 (0 to 0)	0 (0 to 0)	0 (0 to 0)	0 (0 to 0)	0 (0 to 0)	0 (0 to 0)	0 (0 to 0)	0 (0 to 0)	0 (0 to 0)	0 (0 to 0)	0
Schistosomiasis	0 (0 to 0)	0 (0 to 0)	0 (0 to 0)	0 (0 to 0)	0 (0 to 0)	0 (0 to 0)	0 (0 to 0)	0 (0 to 0)	0 (0 to 0)	0 (0 to 0)	0 (0 to 0)	0 (0 to 0)	0 (0 to 0)	0 (0 to 0)	0 (0 to 0)	0 (0 to 0)	0 (0 to 0)	0 (0 to 0)	0 (0 to 0)	0 (0 to 0)	0 (0 to 0)	0 (0 to 0)	0 (0 to 0)	0
Cysticercosis	0 (0 to 0)	0 (0 to 0)	0 (0 to 0)	0 (0 to 0)	0 (0 to 0)	0 (0 to 0)	0 (0 to 0)	0 (0 to 0)	0 (0 to 0)	0 (0 to 0)	0 (0 to 0)	0 (0 to 0)	0 (0 to 0)	0 (0 to 0)	0 (0 to 0)	0 (0 to 0)	0 (0 to 0)	0 (0 to 0)	0 (0 to 0)	0 (0 to 0)	0 (0 to 0)	0 (0 to 0)	0 (0 to 0)	0
Cystic echinococcosis	0 (0 to 0)	0 (0 to 0)	0 (0 to 0)	0 (0 to 0)	0 (0 to 0)	0 (0 to 0)	0 (0 to 0)	0 (0 to 0)	0 (0 to 0)	0 (0 to 0)	0 (0 to 0)	0 (0 to 0)	0 (0 to 0)	0 (0 to 0)	0 (0 to 0)	0 (0 to 0)	0 (0 to 0)	0 (0 to 0)	0 (0 to 0)	0 (0 to 0)	0 (0 to 0)	0 (0 to 0)	0 (0 to 0)	0
Lymphatic filariasis	0 (0 to 0)	0 (0 to 0)	0 (0 to 0)	0 (0 to 0)	0 (0 to 0)	0 (0 to 0)	0 (0 to 0)	0 (0 to 0)	0 (0 to 0)	0 (0 to 0)	0 (0 to 0)	0 (0 to 0)	0 (0 to 0)	0 (0 to 0)	0 (0 to 0)	0 (0 to 0)	0 (0 to 0)	0 (0 to 0)	0 (0 to 0)	0 (0 to 0)	0 (0 to 0)	0 (0 to 0)	0 (0 to 0)	0
Onchocerciasis	0 (0 to 0)	0 (0 to 0)	0 (0 to 0)	0 (0 to 0)	0 (0 to 0)	0 (0 to 0)	0 (0 to 0)	0 (0 to 0)	0 (0 to 0)	0 (0 to 0)	0 (0 to 0)	0 (0 to 0)	0 (0 to 0)	0 (0 to 0)	0 (0 to 0)	0 (0 to 0)	0 (0 to 0)	0 (0 to 0)	0 (0 to 0)	0 (0 to 0)	0 (0 to 0)	0 (0 to 0)	0 (0 to 0)	0
Trachoma	0 (0 to 0)	0 (0 to 0)	0 (0 to 0)	0 (0 to 0)	0 (0 to 0)	0 (0 to 0)	0 (0 to 0)	0 (0 to 0)	0 (0 to 0)	0 (0 to 0)	0 (0 to 0)	0 (0 to 0)	0 (0 to 0)	0 (0 to 0)	0 (0 to 0)	0 (0 to 0)	0 (0 to 0)	0 (0 to 0)	0 (0 to 0)	0 (0 to 0)	0 (0 to 0)	0 (0 to 0)	0 (0 to 0)	0
Dengue	0 (0 to 0)	0 (0 to 0)	0 (0 to 0)	0 (0 to 0)	0 (0 to 0)	0 (0 to 0)	0 (0 to 0)	0 (0 to 0)	0 (0 to 0)	0 (0 to 0)	0 (0 to 0)	0 (0 to 0)	0 (0 to 0)	0 (0 to 0)	0 (0 to 0)	0 (0 to 0)	0 (0 to 0)	0 (0 to 0)	0 (0 to 0)	0 (0 to 0)	0 (0 to 0)	0 (0 to 0)	0 (0 to 0)	0
Yellow fever	0 (0 to 0)	0 (0 to 0)	0 (0 to 0)	0 (0 to 0)	0 (0 to 0)	0 (0 to 0)	0 (0 to 0)	0 (0 to 0)	0 (0 to 0)	0 (0 to 0)	0 (0 to 0)	0 (0 to 0)	0 (0 to 0)	0 (0 to 0)	0 (0 to 0)	0 (0 to 0)	0 (0 to 0)	0 (0 to 0)	0 (0 to 0)	0 (0 to 0)	0 (0 to 0)	0 (0 to 0)	0 (0 to 0)	0
Rabies	0 (0 to 0)	0 (0 to 0)	0 (0 to 0)	0 (0 to 0)	0 (0 to 0)	0 (0 to 0)	0 (0 to 0)	0 (0 to 0)	0 (0 to 0)	0 (0 to 0)	0 (0 to 0)	0 (0 to 0)	0 (0 to 0)	0 (0 to 0)	0 (0 to 0)	0 (0 to 0)	0 (0 to 0)	0 (0 to 0)	0 (0 to 0)	0 (0 to 0)	0 (0 to 0)	0 (0 to 0)	0 (0 to 0)	0
Intestinal nematode infections	0 (0 to 0)	0 (0 to 0)	0 (0 to 0)	0 (0 to 0)	0 (0 to 0)	0 (0 to 0)	0 (0 to 0)	0 (0 to 0)	0 (0 to 0)	0 (0 to 0)	0 (0 to 0)	0 (0 to 0)	0 (0 to 0)	0 (0 to 0)	0 (0 to 0)	0 (0 to 0)	0 (0 to 0)	0 (0 to 0)	0 (0 to 0)	0 (0 to 0)	0 (0 to 0)	0 (0 to 0)	0 (0 to 0)	0
Ascariasis	0 (0 to 0)	0 (0 to 0)	0 (0 to 0)	0 (0 to 0)	0 (0 to 0)	0 (0 to 0)	0 (0 to 0)	0 (0 to 0)	0 (0 to 0)	0 (0 to 0)	0 (0 to 0)	0 (0 to 0)	0 (0 to 0)	0 (0 to 0)	0 (0 to 0)	0 (0 to 0)	0 (0 to 0)	0 (0 to 0)	0 (0 to 0)	0 (0 to 0)	0 (0 to 0)	0 (0 to 0)	0 (0 to 0)	0
Trichuriasis	0 (0 to 0)	0 (0 to 0)	0 (0 to 0)	0 (0 to 0)	0 (0 to 0)	0 (0 to 0)	0 (0 to 0)	0 (0 to 0)	0 (0 to 0)	0 (0 to 0)	0 (0 to 0)	0 (0 to 0)	0 (0 to 0)	0 (0 to 0)	0 (0 to 0)	0 (0 to 0)	0 (0 to 0)	0 (0 to 0)	0 (0 to 0)	0 (0 to 0)	0 (0 to 0)	0 (0 to 0)	0 (0 to 0)	0
Hookworm disease	0 (0 to 0)	0 (0 to 0)	0 (0 to 0)	0 (0 to 0)	0 (0 to 0)	0 (0 to 0)	0 (0 to 0)	0 (0 to 0)	0 (0 to 0)	0 (0 to 0)	0 (0 to 0)	0 (0 to 0)	0 (0 to 0)	0 (0 to 0)	0 (0 to 0)	0 (0 to 0)	0 (0 to 0)	0 (0 to 0)	0 (0 to 0)	0 (0 to 0)	0 (0 to 0)	0 (0 to 0)	0 (0 to 0)	0
Food-borne trematodiases	0 (0 to 0)	0 (0 to 0)	0 (0 to 0)	0 (0 to 0)	0 (0 to 0)	0 (0 to 0)	0 (0 to 0)	0 (0 to 0)	0 (0 to 0)	0 (0 to 0)	0 (0 to 0)	0 (0 to 0)	0 (0 to 0)	0 (0 to 0)	0 (0 to 0)	0 (0 to 0)	0 (0 to 0)	0 (0 to 0)	0 (0 to 0)	0 (0 to 0)	0 (0 to 0)	0 (0 to 0)	0 (0 to 0)	0
Leprosy	0 (0 to 0)	0 (0 to 0)	0 (0 to 0)	0 (0 to 0)	0 (0 to 0)	0 (0 to 0)	0 (0 to 0)	0 (0 to 0)	0 (0 to 0)	0 (0 to 0)	0 (0 to 0)	0 (0 to 0)	0 (0 to 0)	0 (0 to 0)	0 (0 to 0)	0 (0 to 0)	0 (0 to 0)	0 (0 to 0)	0 (0 to 0)	0 (0 to 0)	0 (0 to 0)	0 (0 to 0)	0 (0 to 0)	0
Ebola	0 (0 to 0)	0 (0 to 0)	0 (0 to 0)	0 (0 to 0)	0 (0 to 0)	0 (0 to 0)	0 (0 to 0)	0 (0 to 0)	0 (0 to 0)	0 (0 to 0)	0 (0 to 0)	0 (0 to 0)	0 (0 to 0)	0 (0 to 0)	0 (0 to 0)	0 (0 to 0)	0 (0 to 0)	0 (0 to 0)	0 (0 to 0)	0 (0 to 0)	0 (0 to 0)	0 (0 to 0)	0 (0 to 0)	0
Zika virus	0 (0 to 0)	0 (0 to 0)	0 (0 to 0)	0 (0 to 0)	0 (0 to 0)	0 (0 to 0)	0 (0 to 0)	0 (0 to 0)	0 (0 to 0)	0 (0 to 0)	0 (0 to 0)	0 (0 to 0)	0 (0 to 0)	0 (0 to 0)	0 (0 to 0)	0 (0 to 0)	0 (0 to 0)	0 (0 to 0)	0 (0 to 0)	0 (0 to 0)	0 (0 to 0)	0 (0 to 0)	0 (0 to 0)	0
Guinea worm disease	0 (0 to 0)	0 (0 to 0)	0 (0 to 0)	0 (0 to 0)	0 (0 to 0)	0 (0 to 0)	0 (0 to 0)	0 (0 to 0)	0 (0 to 0)	0 (0 to 0)	0 (0 to 0)	0 (0 to 0)	0 (0 to 0)	0 (0 to 0)	0 (0 to 0)	0 (0 to 0)	0 (0 to 0)	0 (0 to 0)	0 (0 to 0)	0 (0 to 0)	0 (0 to 0)	0 (0 to 0)	0 (0 to 0)	0
Other neglected tropical diseases	0 (0 to 0)	0 (0 to 0)	0 (0 to 0)	0 (0 to 0)	0 (0 to 0)	0 (0 to 0)	0 (0 to 0)	0 (0 to 0)	0 (0 to 0)	0 (0 to 0)	0 (0 to 0)	0 (0 to 0)	0 (0 to 0)	0 (0 to 0)	0 (0 to 0)	0 (0 to 0)	0 (0 to 0)	0 (0 to 0)	0 (0 to 0)	0 (0 to 0)	0 (0 to 0)	0 (0 to 0)	0 (0 to 0)	0



Other transport injuries	11 7 (7.7 to 37.1)	10 9 (5 to 17.9)	126 (95.1 to 221)	270 (99.3 to 618)	523 (252 to 1,013)	911 (372 to 1,900)	1,266 (658 to 2,350)	1,498 (879 to 2,630)	1,498 (837 to 2,740)	1,266 (749 to 2,050)	1,070 (618 to 1,830)	1,066 (538 to 2,050)	1,070 (539 to 1,970)	1,030 (491 to 1,850)	919 (437 to 1,630)	791 (434 to 1,600)	647 (299 to 1,070)	541 (261 to 1,000)	317 (156 to 629)	172 (81 4 to 354)	91 9 (54.3 to 193)	47 6 (26.3 to 79.3)	19 6 (12.9 to 51.9)	8 2 (5.6 to 14)	13,650
Unintentional injuries	1,630 (549 to 7,760)	1,612 (483 to 8,260)	6,460 (2,650 to 13,260)	8,640 (6,490 to 13,600)	8,640 (5,710 to 13,600)	10,200 (7,300 to 13,500)	10,200 (7,300 to 13,500)	10,200 (7,300 to 13,500)	10,200 (7,300 to 13,500)	10,200 (7,300 to 13,500)	10,200 (7,300 to 13,500)	10,200 (7,300 to 13,500)	10,200 (7,300 to 13,500)	10,200 (7,300 to 13,500)	10,200 (7,300 to 13,500)	10,200 (7,300 to 13,500)	10,200 (7,300 to 13,500)	10,200 (7,300 to 13,500)	10,200 (7,300 to 13,500)	10,200 (7,300 to 13,500)	1,660 (1,190 to 2,590)	726 (518 to 968)	246 (167 to 367)	264,000
Falls	103 (27 9 to 252)	99 9 (32 2 to 143)	616 (256 to 1,790)	1,760 (606 to 3,620)	1,730 (1,080 to 2,510)	1,930 (1,200 to 2,670)	2,000 (1,350 to 2,670)	2,000 (1,350 to 2,660)	2,000 (1,350 to 2,660)	2,000 (1,350 to 2,660)	2,000 (1,350 to 2,660)	2,000 (1,350 to 2,660)	2,000 (1,350 to 2,660)	2,000 (1,350 to 2,660)	2,000 (1,350 to 2,660)	2,000 (1,350 to 2,660)	2,000 (1,350 to 2,660)	2,000 (1,350 to 2,660)	2,000 (1,350 to 2,660)	2,000 (1,350 to 2,660)	2,000 (1,350 to 2,660)	603 (382 to 1,060)	398 (272 to 630)	136 (84 to 204)	79,000
Drowning	28 4 (16.2 to 99.5)	29 4 (16.7 to 93.2)	296 (151 to 1,000)	1,270 (540 to 3,630)	1,900 (849 to 5,040)	1,900 (782 to 5,170)	1,870 (923 to 4,660)	1,870 (758 to 4,660)	1,870 (613 to 4,660)	1,870 (588 to 4,660)	1,870 (512 to 4,660)	1,870 (498 to 4,660)	1,870 (498 to 4,660)	1,870 (503 to 4,660)	1,870 (498 to 4,660)	1,870 (498 to 4,660)	1,870 (498 to 4,660)	1,870 (498 to 4,660)	1,870 (498 to 4,660)	1,870 (498 to 4,660)	1,870 (498 to 4,660)	1,870 (498 to 4,660)	1,870 (498 to 4,660)	1,870 (498 to 4,660)	1,870 (498 to 4,660)	1,870 (498 to 4,660)	1,870 (498 to 4,660)	13,660
Fire, heat, and hot substances	47 1 (18.2 to 82)	42 9 (16.6 to 99.3)	400 (156 to 1,440)	1,190 (427 to 2,610)	1,060 (648 to 1,960)	784 (536 to 1,360)	1,410 (783 to 2,540)	1,640 (956 to 3,390)	1,410 (959 to 2,230)	1,640 (950 to 2,260)	1,620 (932 to 2,070)	1,620 (932 to 2,060)	1,670 (1 0 to 2,060)	1,440 (1 0 to 2,060)	1,270 (1 0 to 2,060)	1,200 (1 0 to 2,060)	1,020 (1 0 to 1,890)	752 (521 to 1,720)	472 (367 to 1,150)	299 (208 to 752)	211 (158 to 463)	125 (117 to 341)	59 6 (76 to 186)	19 7 (20 1 to 52.2)	1,220 (8 6 to 29.2)	20,600
Poisonings	79 6 (21.2 to 264)	76 1 (20.1 to 253)	1,000 (211 to 4,640)	3,760 (1,080 to 12,400)	3,760 (1,140 to 12,400)	3,760 (1,140 to 12,400)	3,760 (1,140 to 12,400)	3,760 (1,140 to 12,400)	3,760 (1,140 to 12,400)	3,760 (1,140 to 12,400)	3,760 (1,140 to 12,400)	3,760 (1,140 to 12,400)	3,760 (1,140 to 12,400)	3,760 (1,140 to 12,400)	3,760 (1,140 to 12,400)	3,760 (1,140 to 12,400)	3,760 (1,140 to 12,400)	3,760 (1,140 to 12,400)	3,760 (1,140 to 12,400)	3,760 (1,140 to 12,400)	3,760 (1,140 to 12,400)	3,760 (1,140 to 12,400)	3,760 (1,140 to 12,400)	3,760 (1,140 to 12,400)	3,760 (1,140 to 12,400)	3,760 (1,140 to 12,400)	3,760 (1,140 to 12,400)	8,000
Poisoning by opiates and narcotics	8 2 (2.4 to 32.6)	7 9 (2.3 to 31.6)	87 6 (17 to 500)	234 (47.2 to 953)	234 (64.2 to 913)	252 (63.9 to 1,180)	252 (137 to 1,210)	420 (137 to 1,180)	420 (136 to 1,080)	420 (137 to 921)	456 (136 to 1,080)	456 (136 to 1,080)	456 (136 to 1,080)	456 (136 to 1,080)	271 (89.5 to 641)	271 (89.5 to 641)	77 (32.8 to 217)	55 (22.2 to 155)	27 (11.3 to 77.1)	55.6 (20 to 189)	28.2 (19.7 to 118)	14.4 (11.4 to 71.3)	6.7 (4.4 to 28.4)	2.7 (1.7 to 4)	3.2 (2.2 to 5.2)	3,900
Poisoning by other means	24 (4.9 to 72.6)	26.9 (5 to 113)	176 (36.5 to 668)	211 (54.6 to 713)	148 (34.7 to 462)	193 (46.2 to 627)	69.2 (19.6 to 261)	191 (49.3 to 668)	192 (49.6 to 668)	193 (49.5 to 668)	193 (49.5 to 668)	188 (49.9 to 668)	188 (49.9 to 668)	111 (39.4 to 307)	79.2 (29.8 to 198)	72.4 (29.8 to 193)	49.7 (22.2 to 139)	34.5 (13.3 to 92.4)	28.6 (13 to 88.9)	18.2 (9.3 to 56)	13 (9 to 24.3)	6.3 (3 to 19)	2.7 (1 to 7)	0.6 (0.3 to 2.2)	2,130
Exposure to mechanical forces	79 9 (21.2 to 320)	77 (20.1 to 320)	1,000 (211 to 4,640)	1,240 (342 to 4,630)	1,660 (672 to 5,660)	2,000 (1,010 to 6,000)	2,160 (1,010 to 6,000)	2,160 (1,000 to 6,000)	2,160 (1,000 to 6,000)	2,160 (1,000 to 6,000)	2,160 (1,000 to 6,000)	2,160 (1,000 to 6,000)	2,160 (1,000 to 6,000)	2,160 (1,000 to 6,000)	2,160 (1,000 to 6,000)	2,160 (1,000 to 6,000)	2,160 (1,000 to 6,000)	2,160 (1,000 to 6,000)	2,160 (1,000 to 6,000)	2,160 (1,000 to 6,000)	2,160 (1,000 to 6,000)	2,160 (1,000 to 6,000)	2,160 (1,000 to 6,000)	2,160 (1,000 to 6,000)	2,160 (1,000 to 6,000)	2,160 (1,000 to 6,000)	2,160 (1,000 to 6,000)	72,500
Unintentional firearm injuries	1 2 (0.2 to 19.8)	0 9 (0.3 to 497)	20 (6.5 to 1,630)	30 (4.9 to 1,250)	30 (7.5 to 1,540)	30 (2.6 to 2,160)	30 (2.6 to 2,160)	30 (2.6 to 2,160)	30 (2.6 to 2,160)	30 (2.6 to 2,160)	30 (2.6 to 2,160)	30 (2.6 to 2,160)	30 (2.6 to 2,160)	30 (2.6 to 2,160)	30 (2.6 to 2,160)	30 (2.6 to 2,160)	30 (2.6 to 2,160)	30 (2.6 to 2,160)	30 (2.6 to 2,160)	30 (2.6 to 2,160)	30 (2.6 to 2,160)	30 (2.6 to 2,160)	30 (2.6 to 2,160)	30 (2.6 to 2,160)	30 (2.6 to 2,160)	30 (2.6 to 2,160)	30 (2.6 to 2,160)	19,700
Other exposure to mechanical forces	78 9 (21.1 to 320)	77 (20.1 to 320)	1,000 (211 to 4,640)	1,240 (342 to 4,630)	1,660 (672 to 5,660)	2,000 (1,010 to 6,000)	2,130 (1,000 to 6,000)	2,130 (1,000 to 6,000)	2,130 (1,000 to 6,000)	2,130 (1,000 to 6,000)	2,130 (1,000 to 6,000)	2,130 (1,000 to 6,000)	2,130 (1,000 to 6,000)	2,130 (1,000 to 6,000)	2,130 (1,000 to 6,000)	2,130 (1,000 to 6,000)	2,130 (1,000 to 6,000)	2,130 (1,000 to 6,000)	2,130 (1,000 to 6,000)	2,130 (1,000 to 6,000)	2,130 (1,000 to 6,000)	2,130 (1,000 to 6,000)	2,130 (1,000 to 6,000)	2,130 (1,000 to 6,000)	2,130 (1,000 to 6,000)	2,130 (1,000 to 6,000)	2,130 (1,000 to 6,000)	52,800
Adverse effects of medical treatment	106 (30 to 224)	102 (28.9 to 213)	589 (210 to 1,290)	2,620 (1,060 to 6,060)	2,620 (1,460 to 6,060)	2,620 (1,460 to 6,060)	291 (215 to 1,230)	539 (228 to 1,240)	420 (237 to 1,020)	421 (238 to 1,240)	420 (238 to 1,240)	420 (238 to 1,240)	454 (234 to 1,270)	420 (213 to 1,060)	397 (208 to 1,270)	393 (284 to 1,240)	402 (240 to 1,240)	402 (187 to 1,230)	434 (247 to 1,230)	418 (208 to 918)	314 (160 to 892)	222 (107 to 489)	107 (62 2 to 291)	45.1 (27 to 91.3)	14.2 (7.1 to 29.2)	13,200
Animal contact	11 (2.8 to 16.9)	8.7 (2.4 to 13.1)	69.9 (20.5 to 163)	136 (42.9 to 279)	160 (61.1 to 352)	160 (69.8 to 338)	162 (64 to 318)	136 (52 to 318)	116 (77.5 to 193)	122 (76.2 to 193)	129 (80.2 to 199)	126 (83.1 to 199)	140 (88.3 to 224)	126 (78.7 to 199)	143 (85.9 to 231)	143 (89.6 to 228)	118 (75 to 189)	69.3 (43.4 to 139)	49.3 (32.4 to 108)	69.3 (33.6 to 94)	47.6 (22 5to 92.7)	22.9 (14.1 to 38.4)	11.2 (7 to 22.3)	6 (3.8 to 12.9)	1.6 (1.1 to 2.8)	2,130
Venomous animal contact	0.9 (0.3 to 6.6)	0.7 (0.3 to 2.8)	9.7 (1.9 to 17.7)	11.3 (4.1 to 23.9)	11.3 (4.1 to 23.9)	11.3 (4.1 to 23.9)	11.3 (4.1 to 23.9)	11.3 (4.1 to 23.9)	11.3 (4.1 to 23.9)	11.3 (4.1 to 23.9)	11.3 (4.1 to 23.9)	11.3 (4.1 to 23.9)	11.3 (4.1 to 23.9)	11.3 (4.1 to 23.9)	11.3 (4.1 to 23.9)	11.3 (4.1 to 23.9)	11.3 (4.1 to 23.9)	11.3 (4.1 to 23.9)	11.3 (4.1 to 23.9)	11.3 (4.1 to 23.9)	11.3 (4.1 to 23.9)	11.3 (4.1 to 23.9)	11.3 (4.1 to 23.9)	11.3 (4.1 to 23.9)	11.3 (4.1 to 23.9)	11.3 (4.1 to 23.9)	11.3 (4.1 to 23.9)	1,660
Non-venomous animal contact	1 (1.8 to 11.6)	0.9 (1.6 to 12.6)	7.2 (2.9 to 27.3)	7.2 (1.5 to 42.9)	7.2 (1.5 to 42.9)	7.2 (1.5 to 42.9)	7.2 (2.6 to 42.6)	7.2 (2.6 to 42.6)	7.2 (2.6 to 42.6)	7.2 (2.6 to 42.6)	7.2 (2.6 to 42.6)	7.2 (2.6 to 42.6)	7.2 (2.6 to 42.6)	7.2 (2.6 to 42.6)	7.2 (2.6 to 42.6)	7.2 (2.6 to 42.6)	7.2 (2.6 to 42.6)	7.2 (2.6 to 42.6)	7.2 (2.6 to 42.6)	7.2 (2.6 to 42.6)	7.2 (2.6 to 42.6)	7.2 (2.6 to 42.6)	7.2 (2.6 to 42.6)	7.2 (2.6 to 42.6)	7.2 (2.6 to 42.6)	7.2 (2.6 to 42.6)	7.2 (2.6 to 42.6)	700
Foreign body	0.9 (0.4 to 2.1)	0.8 (0.4 to 2.1)	2.9 (1.4 to 6.1)	2.9 (1.4 to 6.1)	2.9 (1.4 to 6.1)	2.9 (1.4 to 6.1)	2.9 (1.4 to 6.1)	2.9 (1.4 to 6.1)	2.9 (1.4 to 6.1)	2.9 (1.4 to 6.1)	2.9 (1.4 to 6.1)	2.9 (1.4 to 6.1)	2.9 (1.4 to 6.1)	2.9 (1.4 to 6.1)	2.9 (1.4 to 6.1)	2.9 (1.4 to 6.1)	2.9 (1.4 to 6.1)	2.9 (1.4 to 6.1)	2.9 (1.4 to 6.1)	2.9 (1.4 to 6.1)	2.9 (1.4 to 6.1)	2.9 (1.4 to 6.1)	2.9 (1.4 to 6.1)	2.9 (1.4 to 6.1)	2.9 (1.4 to 6.1)	2.9 (1.4 to 6.1)	2.9 (1.4 to 6.1)	1,660
Pulmonary aspiration and foreign body in airway	0.9 (1.1 to 4.6)	0.8 (1.1 to 4.6)	2.9 (1.4 to 6.1)	2.9 (1.4 to 6.1)	2.9 (1.4 to 6.1)	2.9 (1.4 to 6.1)	2.9 (1.4 to 6.1)	2.9 (1.4 to 6.1)	2.9 (1.4 to 6.1)	2.9 (1.4 to 6.1)	2.9 (1.4 to 6.1)	2.9 (1.4 to 6.1)	2.9 (1.4 to 6.1)	2.9 (1.4 to 6.1)	2.9 (1.4 to 6.1)	2.9 (1.4 to 6.1)	2.9 (1.4 to 6.1)	2.9 (1.4 to 6.1)	2.9 (1.4 to 6.1)	2.9 (1.4 to 6.1)	2.9 (1.4 to 6.1)	2.9 (1.4 to 6.1)	2.9 (1.4 to 6.1)	2.9 (1.4 to 6.1)	2.9 (1.4 to 6.1)	2.9 (1.4 to 6.1)	2.9 (1.4 to 6.1)	7,950
Foreign body in eyes	0.1 (0 to 0.3)	0.2 (0.1 to 0.6)	0.7 (1.8 to 3.7)	38.5 (12.9 to 83.4)	60.2 (17.9 to 122)	76.2 (23.9 to 178)	64.2 (29.1 to 231)	111 (39.9 to 224)	124 (43.9 to 224)	127 (43.7 to 257)	124 (48.9 to 224)	117 (49.4 to 224)	122 (47.4 to 198)	84 (43.9 to 151)	69.5 (39.5 to 114)	67.1 (33.9 to 92)	49.3 (24.6 to 92.9)	24.5 (16.7 to 37)	9.9 (7.6 to 24.3)	4.7 (3 to 8)	1.9 (1.5 to 2.7)	0.6 (0.4 to 0.9)	1,290
Foreign body in other bodyport	0.4 (0.2 to 3.1)	0.4 (0.2 to 2.9)	11.7 (4.1 to 22.4)	60.1 (32.2 to 93.4)	79.3 (40.2 to 111)	93.4 (53.2 to 135)	93.4 (73.6 to 112)	93.4 (76.6 to 119)	93.4 (64.6 to 119)	93.4 (62.7 to 119)	93.4 (62.7 to 119)	93.4 (97 to 119)	93.4 (69.7 to 119)	93.4 (69.7 to 119)	93.4 (69.7 to 119)	93.4 (61 to 119)	93.4 (69.6 to 119)	93.4 (76.7 to 114)	93.4 (64.6 to 119)	93.4 (64.6 to 119)	93.4 (31 to 119)	93.4 (1.3 to 119)	3.4 (0.9 to 9.5)	0.9 (0.3 to 2.2)	1,660
Environmental heat and cold exposure	0.2 (0.2 to 2.9)	0.5 (0.3 to 2.9)	26 (9.3 to 60.7)	79.8 (21.7 to 209)	140 (69.4 to 286)	162 (89.4 to 286)	162 (37 to 550)	162 (34 to 539)	162 (78.6 to 561)	207 (78.6 to 561)	330 (165 to 616)	316 (167 to 660)	330 (148 to 784)	330 (161 to 677)	330 (131 to 660)	330 (131 to 660)	272 (72.9 to 664)	162 (51.7 to 477)	132 (51 4 to 297)	72.4 (18.4 to 209)	44.7 (14.2 to 131)	44.7 (8.1 to 209)	4.1 (2.2 to 17)	0.9 (0.7 to 2.8)	4.1 (0.9 to 16.8)	4,170
Exposure to forces of nature	0.4 (0 to 5)	0.3 (0 to 5)	0.3 (0 to 5)	0.3 (0 to 5)	0.3 (0 to 5)	0.3 (0 to 5)	0.3 (1 to 5)	0.3 (1 to 5)	0.3 (1 to 5)	0.3 (1 to 5)	0.3 (1 to 5)	0.3 (1 to 5)	0.3 (1 to 5)	0.3 (1 to 5)	0.3 (1 to 5)	0.3 (1 to 5)	0.3 (1 to 5)	0.3 (1 to 5)	0.3 (1 to 5)	0.3 (1 to 5)	0.3 (1 to 5)	0.3 (1 to 5)	0.3 (1 to 5)	0.3 (1 to 5)	0.3 (1 to 5)	0.3 (1 to 5)	0.3 (1 to 5)	913
Other unintentional injuries	21 7 (11.8 to 113)	17.6 (8.2 to 208)	699 (209 to 1,700)	1,600 (600 to 3,350)	2,120 (838 to 4,630)	2,220 (1,160 to 4,630)	2,210 (1,160 to 7,480)	2,210 (1,160 to 7,480)	2,210 (2,450 to 6,810)	2,130 (2,130 to 6,180)	2,130 (2,130 to 6,180)	2,130 (2,130 to 6,180)	2,270 (2,610 to 6,290)	2,270 (2,610 to 7,810)	2,270 (2,610 to 7,810)	2,080 (2,080 to 6,660)	2,090 (2,090 to 6,660)	2,090 (2,090 to 7,090)	2,090 (2,090 to 6,660)	2,090 (2,090 to 6,660)	2,090 (2,090 to 6,660)	2,090 (2,090 to 6,660)	2,090 (2,090 to 6,660)	2,090 (2,090 to 6,660)	2,090 (2,090 to 6,660)	2,090 (2,090 to 6,660)	2,090 (2,090 to 6,660)	13,000
Self-harm and interpersonal violence	77 (28.8 to 181)	76.3 (6.8 to 53.1)	120 (36.3 to 309)	190 (67.3 to 513)	340 (123 to 1,140)	1,210 (676 to 1,960)	10,400 (5,270 to 11,400)	14,900 (6,730 to 23,800)	13,900 (6,290 to 22,900)	11,900 (5,160 to 21,900)	11,900 (5,290 to 21,900)	11,900 (5,170 to 19,600)	10,900 (5,290 to 19,600)	9,080 (5,490 to 16,600)	7,630 (3,870 to 12,900)	6,270 (3,870 to 9,910)	4,990 (2,390 to 7,760)	3,640 (1,990 to 5,760)	2,380 (720 to 3,740)	1,690 (574 to 1,670)	697 (258 to 929)	172 (62 9to 259)	62 7 (32.5 to 95.4)	22 (10.8 to 42.2)	107,000
Self-harm	0 (0 to 0)	0 (0 to 0)	0 (0 to 0)	0 (0 to 0)	0 (0 to 0)	476 (343 to 1,000)	1,040 (3,670 to 1,040)	1,040 (1,040 to 1,040)	1,040 (1,040 to 1,040)	1,040 (1,040 to 1,040)	1,040 (1,040 to 1,040)	1,040 (1,040 to 1,040)	1,040 (1,040 to 1,040)	1,040 (1,040 to 1,040)	1,040 (1,040 to 1,040)	1,040 (1,040 to 1,040)	1,040 (1,040 to 1,040)	1,040 (1,040 to 1,040)	1,040 (1,040 to 1,040)	1,040 (1,040 to 1,040)	1,040 (1,040 to 1,040)	1,040 (1,040 to 1,040)	1,040 (1,040 to 1,040)	1,040 (1,040 to 1,040)	1,040 (1,040 to 1,040)	1,040 (1,040 to 1,040)	1,040 (1,040 to 1,040)	1,040 (1,040 to 1,040)	62,600
Self-harm by firearm	0 (0 to 0)	0 (0 to 0)	0 (0 to 0)	0 (0 to 0)	0 (0 to 0)	0 (1 to 0)	0 (1 to 0)	0 (1 to 0)	0 (1 to 0)	0 (1 to 0)	0 (1 to 0)	0 (1 to 0)	0 (1 to 0)	0 (1 to 0)	0 (1 to 0)	0 (1 to 0)	0 (1 to 0)	0 (1 to 0)	0 (1 to 0)	0 (1 to 0)	0 (1 to 0)	0 (1 to 0)	0 (1 to 0)	0 (1 to 0)	0 (1 to 0)	0 (1 to 0)	0 (1 to 0)	0 (1 to 0)	3,540
Self-harm by other specified means	0 (0 to 0)	0 (0 to 0)	0 (0 to 0)	0 (0 to 0)	0 (0 to 0)	476 (343 to 1,000)	1,040 (3,700 to 1,040)	1,040 (1,040 to 1,040)	1,040 (1,040 to 1,040)	1,040 (1,040 to 1,040)	1,040 (1,040 to 1,040)	1,040 (1,040 to 1,040)	1,040 (1,040 to 1,040)	1,040 (1,040 to 1,040)	1,040 (1,040 to 1,040)	1,040 (1,040 to 1,040)	1,040 (1,040 to 1,040)	1,040 (1,040 to 1,040)	1,040 (1,040 to 1,040)	1,040 (1,040 to 1,040)	1,040 (1,040 to 1,040)	1,040 (1,040 to 1,040)	1,040 (1,040 to 1,040)	1,040 (1,040 to 1,040)	1,040 (1,040 to 1,040)	1,040 (1,040 to 1,040)	1,040 (1,040 to 1,040)	1,040 (1,040 to 1,040)	19,900
Interpersonal violence	77 (28.8 to 181)	76.3 (6.8 to 53.1)	120 (36.3 to 309)	190 (67.3 to 513)	340 (123 to 1,140)	734 (333 to 1,960)	9,360 (4,570 to 10,600)	13,900 (5,920 to 22,900)	12,900 (5,290 to 21,900)	10,900 (4,160 to 20,900)	10,900 (4,290 to 20,900)	10,900 (4,170 to 18,600)	9,910 (4,290 to 18,600)	8,080 (4,490 to 15,600)	6,630 (2,870 to 11,900)	5,270 (2,870 to 8,910)	3,990 (1,390 to 6,760)	2,640 (990 to 4,760)	1,380 (320 to 2,740)	690 (174 to 1,670)	197 (58 to 929)	72 (14 to 259)	37 6 (19.5 to 95.4)	12 (5.2 to 42.2)	101,000
Physical violence by sharp object	11 7 (1 to 77.6)	11 5 (1 to 52.9)	19.6 (3.2 to 82.9)	49.4 (7.4 to 181)	69.4 (34.9 to 181)	109 (54.9 to 181)	109 (54 to 181)	109 (54 to 181)	109 (54 to 181)	109 (54 to 181)	109 (54 to 181)	109 (54 to 181)	109 (54 to 181)	109 (54 to 181)	109 (54 to 181)	109 (54 to 181)	109 (54 to 181)	109 (54 to 181)	109 (54 to 181)	109 (54 to 181)	109 (54 to 181)	109 (54 to 181)	109 (54 to 181)	109 (54 to 181)	109 (54 to 181)	109 (54 to 181)	109 (54 to 181)	109 (54 to 181)	6,250
Sexual violence	0 (0 to 0)	0 (0 to 0)	7.8 (0 to 0)	7.8 (0.9 to 12.3)	60 (29.9 to 60.7)	126 (69.1 to 199)	548 (148 to 621)	548 (268 to 659)	548 (261 to 733)	548 (254 to 671)	548 (268 to 657)	548 (165 to 666)	547 (177 to 209)	548 (77 to 21.7)	126 (49.7 to 136)	78.6 (31.8 to 79.3)	61.9 (21 to 50.6)	14.8 (4.2 to 29.8)	7.8 (1.8 to 17.3)	4.2 (4.8 to 18.7)	0.9 (0.4 to 4.1)	0.9 (0.3 to 0.7)	0.2 (0 to 0.5)	2,900
Physical violence by other means	66 (20.4 to 163)	61.9 (6.7 to 51.2)	99.8 (17.9 to 403)	239 (37.5 to 1,120)	269 (107 to 1,120)	1,000 (444 to 1,120)	8,810 (4,120 to 10,000)	13,400 (4,740 to 22,000)	12,400 (4,740 to 21,000)	10,400 (3,990 to 19,000)	10,400 (3,990 to 19,000)	10,400 (3,990 to 17,700)	9,360 (4,110 to 17,700)	7,530 (4,110 to 14,700)	6,080 (2,710 to 11,000)	4,720 (2,710 to 8,060)	3,440 (1,210 to 5,860)	2,090 (790 to 4,010)	1,000 (220 to 2,000)	493 (120 to 1,470)	139 (39 to 679)	53 (10 to 211)	30 1 (17.5 to 77.6)	10 (4.4 to 37.1)	100,000
Conflict and terrorism	0 (0 to 0)	0 (0 to 0)	0 (0 to 0)	0 (0.1 to 0.3)	1.6 (0.4 to 2.8)	1.6 (0.4 to 2.8)	1.6 (0.1 to 4.1)	1.6 (0.1 to 4.1)	1.6 (0.1 to 4.1)	1.6 (0.1 to 4.1)	1.6 (0.1 to 4.1)	1.6 (0.1 to 4.1)	1.6 (0.1 to 4.1)	1.6 (0.1 to 4.1)	1.6 (0.1 to 4.1)	1.6 (0.1 to 4.1)	1.6 (0.1 to 4.1)	1.6 (0.1 to 4.1)	1.6 (0.1 to 4.1)	1.6 (0.1 to 4.1)	1.6 (0.1 to 4.1)	1.6 (0.1 to 4.1)	1.6 (0.1 to 4.1)	1.6 (0.1 to 4.1)	1.6 (0.1 to 4.1)	1.6 (0.1 to 4.1)	1.6 (0.1 to 4.1)	3,060

SR Table 2a. Paleotine DALYS by cause and sex aroun for males with 95% uncertainty intervals. 2019

Cause	Early Neonatal	Late Neonatal	Post Neonatal	1 to 4	5 to 9	10 to 14	15 to 19	20 to 24	25 to 29	30 to 34	35 to 39	40 to 44	45 to 49	50 to 54	55 to 59	60 to 64	65 to 69	70 to 74	75 to 79	80 to 84	85 to 89	90 to 94	95 plus	Total
All causes	25,900 (19,600 to 32,400)	12,400 (10,200 to 17,600)	25,000 (19,600 to 32,700)	20,700 (16,700 to 26,700)	8,700 (6,800 to 11,200)	10,100 (7,900 to 13,000)	22,800 (18,600 to 28,200)	23,000 (18,600 to 28,600)	27,600 (22,600 to 33,900)	27,400 (22,600 to 33,700)	26,200 (21,000 to 32,200)	26,000 (21,000 to 32,000)	27,900 (23,000 to 33,900)	29,000 (24,000 to 35,000)	29,600 (24,000 to 36,000)	31,000 (25,000 to 37,000)	29,100 (23,000 to 35,900)	25,100 (20,000 to 30,900)	22,700 (18,000 to 28,700)	19,100 (14,700 to 25,100)	15,000 (10,900 to 19,900)	5,600 (3,200 to 9,070)	3,400 (1,900 to 5,780)	395 (190 to 677)	522,000
Communicable, maternal, neonatal, and nutritional diseases	25,900 (19,200 to 27,200)	9,730 (7,220 to 13,100)	12,900 (9,280 to 17,500)	6,480 (5,010 to 8,390)	2,940 (2,400 to 3,720)	2,560 (1,910 to 3,460)	2,220 (1,700 to 2,760)	2,030 (1,630 to 2,490)	1,940 (1,520 to 2,760)	1,790 (1,390 to 2,460)	1,760 (1,360 to 2,460)	1,840 (1,420 to 2,560)	1,960 (1,500 to 2,760)	2,140 (1,630 to 3,000)	2,360 (1,800 to 3,300)	2,610 (1,980 to 3,650)	2,670 (2,020 to 3,730)	2,660 (2,000 to 3,720)	2,550 (1,900 to 3,560)	2,260 (1,700 to 3,160)	1,790 (1,340 to 2,500)	1,060 (790 to 1,480)	570 (420 to 796)	72 (53 to 101)	116,000
HIV/AIDS and sexually transmitted infections	276 (60.1 to 602)	674 (274 to 2,018)	192 (99 to 376)	17.2 (11.7 to 24.9)	17.6 (13.1 to 24.1)	17.6 (13.1 to 24.1)	11.6 (8.5 to 16.6)	9.3 (6.9 to 13.1)	8.4 (6.1 to 12.1)	7.1 (5.1 to 10.1)	6.1 (4.4 to 8.8)	5.3 (3.8 to 7.6)	4.7 (3.4 to 6.8)	4.3 (3.1 to 6.2)	4.1 (2.9 to 5.9)	4.1 (2.9 to 5.9)	4.1 (2.9 to 5.9)	4.1 (2.9 to 5.9)	4.1 (2.9 to 5.9)	4.1 (2.9 to 5.9)	4.1 (2.9 to 5.9)	4.1 (2.9 to 5.9)	4.1 (2.9 to 5.9)	0.2 (0.1 to 0.5)	622
HIV/AIDS	0 (0 to 0)	0 (0 to 0)	223.2 (164.3 to 317.9)	12.5 (8.5 to 18.0)	13.3 (11.0 to 17.2)	13.3 (11.0 to 17.2)	8.4 (6.6 to 11.6)	11.7 (9.4 to 15.7)	12.9 (9.9 to 18.2)	13.1 (9.9 to 18.2)	12.1 (9.1 to 17.1)	11.6 (8.8 to 16.2)	11.2 (8.5 to 15.7)	10.9 (8.2 to 15.2)	10.7 (8.1 to 15.1)	10.7 (8.1 to 15.1)	10.7 (8.1 to 15.1)	10.7 (8.1 to 15.1)	10.7 (8.1 to 15.1)	10.7 (8.1 to 15.1)	10.7 (8.1 to 15.1)	10.7 (8.1 to 15.1)	10.7 (8.1 to 15.1)	0.5 (0.3 to 1.3)	234
HIV/AIDS - Drug-susceptible Tuberculosis	0 (0 to 0)	0 (0 to 0)	0.6 (0.4 to 0.9)	0.5 (0.3 to 0.7)	0.5 (0.3 to 0.7)	0.5 (0.3 to 0.7)	0.2 (0.1 to 0.3)	0.7 (0.5 to 1.0)	0.6 (0.4 to 0.9)	0.7 (0.5 to 1.0)	0.6 (0.4 to 0.9)	0.6 (0.4 to 0.9)	0.6 (0.4 to 0.9)	0.6 (0.4 to 0.9)	0.6 (0.4 to 0.9)	0.6 (0.4 to 0.9)	0.6 (0.4 to 0.9)	0.6 (0.4 to 0.9)	0.6 (0.4 to 0.9)	0.6 (0.4 to 0.9)	0.6 (0.4 to 0.9)	0.6 (0.4 to 0.9)	0.6 (0.4 to 0.9)	0.0 (0.0 to 0.0)	9.7
HIV/AIDS - Multidrug-resistant Tuberculosis without extensive drug resistance	0 (0 to 0)	0 (0 to 0)	0 (0 to 0.2)	0 (0 to 0.1)	0 (0 to 0.1)	0 (0 to 0.1)	0 (0 to 0)	0 (0 to 0.1)	0 (0 to 0.1)	0 (0 to 0.1)	0 (0 to 0.1)	0 (0 to 0.2)	0 (0 to 0.2)	0 (0 to 0.2)	0 (0 to 0.2)	0 (0 to 0.2)	0 (0 to 0.2)	0 (0 to 0.2)	0 (0 to 0.2)	0 (0 to 0.2)	0 (0 to 0.2)	0 (0 to 0.2)	0 (0 to 0.2)	0 (0 to 0.2)	0 (0 to 0.0)	0.1
HIV/AIDS - Extensively drug-resistant Tuberculosis	0 (0 to 0)	0 (0 to 0)	0 (0 to 0)	0 (0 to 0)	0 (0 to 0)	0 (0 to 0)	0 (0 to 0)	0 (0 to 0)	0 (0 to 0)	0 (0 to 0)	0 (0 to 0)	0 (0 to 0)	0 (0 to 0)	0 (0 to 0)	0 (0 to 0)	0 (0 to 0)	0 (0 to 0)	0 (0 to 0)	0 (0 to 0)	0 (0 to 0)	0 (0 to 0)	0 (0 to 0)	0 (0 to 0)	0 (0 to 0)	0 (0 to 0)	0
HIV/AIDS resulting in other diseases	0 (0 to 0)	0 (0 to 0)	219.2 (161.3 to 314.1)	11.8 (8.0 to 16.9)	12.8 (10.5 to 16.6)	12.8 (10.5 to 16.6)	7.8 (6.1 to 10.9)	10.8 (8.7 to 14.7)	12.3 (9.4 to 17.5)	12.4 (9.4 to 17.5)	11.5 (8.6 to 16.1)	11.0 (8.3 to 15.4)	10.6 (8.0 to 14.9)	10.3 (7.8 to 14.4)	10.1 (7.6 to 14.3)	10.1 (7.6 to 14.3)	10.1 (7.6 to 14.3)	10.1 (7.6 to 14.3)	10.1 (7.6 to 14.3)	10.1 (7.6 to 14.3)	10.1 (7.6 to 14.3)	10.1 (7.6 to 14.3)	10.1 (7.6 to 14.3)	0.5 (0.3 to 1.3)	234
Sexually transmitted infections excluding HIV	276 (60.1 to 602)	674 (274 to 2,018)	139 (81.2 to 228)	4.9 (3.1 to 7.4)	4.3 (2.6 to 6.5)	4.3 (2.6 to 6.5)	3.4 (2.2 to 5.1)	2.4 (1.5 to 3.6)	2.1 (1.3 to 3.2)	1.3 (0.8 to 2.0)	1.3 (0.8 to 2.0)	1.2 (0.8 to 1.9)	1.2 (0.8 to 1.9)	1.2 (0.8 to 1.9)	1.2 (0.8 to 1.9)	1.2 (0.8 to 1.9)	1.2 (0.8 to 1.9)	1.2 (0.8 to 1.9)	1.2 (0.8 to 1.9)	1.2 (0.8 to 1.9)	1.2 (0.8 to 1.9)	1.2 (0.8 to 1.9)	1.2 (0.8 to 1.9)	0.2 (0.1 to 0.5)	622
Syphilis	0 (0 to 0)	0 (0 to 0)	7.4 (2.9 to 15.8)	12.5 (8.2 to 17.3)	29.2 (19.3 to 39.1)	29.2 (19.3 to 39.1)	12.3 (7.9 to 17.4)	19.1 (13.4 to 26.1)	29.2 (19.7 to 38.1)	29.5 (19.4 to 38.1)	23.4 (15.4 to 30.3)	22.4 (14.8 to 29.0)	22.9 (15.1 to 29.6)	23.1 (15.2 to 29.9)	23.3 (15.4 to 30.1)	23.3 (15.4 to 30.1)	23.3 (15.4 to 30.1)	23.3 (15.4 to 30.1)	23.3 (15.4 to 30.1)	23.3 (15.4 to 30.1)	23.3 (15.4 to 30.1)	23.3 (15.4 to 30.1)	23.3 (15.4 to 30.1)	0.0 (0.0 to 0.0)	328
Chlamydial infection	0 (0 to 0)	0 (0 to 0)	0 (0 to 0)	0 (0 to 0)	0.1 (0.0 to 0.2)	1.7 (0.9 to 3.1)	6.3 (3.6 to 10.2)	15.2 (9.0 to 23.7)	8.2 (4.9 to 12.7)	5.5 (3.2 to 8.5)	4.1 (2.4 to 6.5)	2.5 (1.4 to 4.0)	1.1 (0.6 to 2.0)	0.5 (0.2 to 0.9)	0.2 (0.1 to 0.5)	0.2 (0.1 to 0.5)	0.2 (0.1 to 0.5)	0.2 (0.1 to 0.5)	0.2 (0.1 to 0.5)	0.2 (0.1 to 0.5)	0.2 (0.1 to 0.5)	0.2 (0.1 to 0.5)	0.2 (0.1 to 0.5)	0.0 (0.0 to 0.0)	39.9
Gonococcal infection	0 (0 to 0)	0 (0 to 0)	0 (0 to 0)	0 (0 to 0)	0.1 (0.0 to 0.2)	1.4 (0.8 to 2.5)	6.6 (3.7 to 10.7)	12.4 (7.3 to 19.3)	6.4 (3.8 to 9.9)	3.4 (2.0 to 5.3)	2.4 (1.4 to 3.8)	1.4 (0.8 to 2.2)	0.6 (0.3 to 1.0)	0.3 (0.1 to 0.5)	0.1 (0.0 to 0.2)	0.1 (0.0 to 0.2)	0.1 (0.0 to 0.2)	0.1 (0.0 to 0.2)	0.1 (0.0 to 0.2)	0.1 (0.0 to 0.2)	0.1 (0.0 to 0.2)	0.1 (0.0 to 0.2)	0.1 (0.0 to 0.2)	0.0 (0.0 to 0.0)	30.9
Trichomoniasis	0 (0 to 0)	0 (0 to 0)	0 (0 to 0)	0 (0 to 0)	0 (0 to 0)	0 (0 to 0)	0 (0 to 0)	0 (0 to 0.1)	0 (0 to 0.1)	0 (0 to 0.1)	0 (0 to 0.1)	0 (0 to 0.1)	0 (0 to 0.1)	0 (0 to 0.1)	0 (0 to 0.1)	0 (0 to 0.1)	0 (0 to 0.1)	0 (0 to 0.1)	0 (0 to 0.1)	0 (0 to 0.1)	0 (0 to 0.1)	0 (0 to 0.1)	0 (0 to 0.1)	0 (0 to 0.1)	0 (0 to 0.0)	4.7
Genital herpes	0 (0 to 0)	0 (0 to 0)	0 (0 to 0)	0 (0 to 0)	0 (0 to 0)	0 (0 to 0)	0 (0 to 0)	0 (0 to 0)	0 (0 to 0)	0 (0 to 0)	0 (0 to 0)	0 (0 to 0)	0 (0 to 0)	0 (0 to 0)	0 (0 to 0)	0 (0 to 0)	0 (0 to 0)	0 (0 to 0)	0 (0 to 0)	0 (0 to 0)	0 (0 to 0)	0 (0 to 0)	0 (0 to 0)	0 (0 to 0)	0 (0 to 0)	0
Other sexually transmitted infections	0 (0 to 0)	0 (0 to 0)	22.2 (5.5 to 49.1)	11.8 (3.3 to 24.2)	4.7 (1.7 to 8.6)	11.1 (3.7 to 21.1)	3.3 (1.7 to 5.6)	2.2 (1.1 to 3.8)	2.1 (1.0 to 3.6)	2.1 (1.0 to 3.6)	2.1 (1.0 to 3.6)	2.2 (1.1 to 3.8)	2.2 (1.1 to 3.8)	2.2 (1.1 to 3.8)	2.2 (1.1 to 3.8)	2.2 (1.1 to 3.8)	2.2 (1.1 to 3.8)	2.2 (1.1 to 3.8)	2.2 (1.1 to 3.8)	2.2 (1.1 to 3.8)	2.2 (1.1 to 3.8)	2.2 (1.1 to 3.8)	2.2 (1.1 to 3.8)	0.0 (0.0 to 0.0)	52.7
Respiratory infections and tuberculosis	154 (81.4 to 278)	2,230 (126 to 439)	1,230 (715 to 2,090)	1,290 (613 to 1,960)	1,170 (607 to 1,830)	527 (292 to 1,230)	784 (458 to 1,240)	1,090 (618 to 1,740)	1,430 (892 to 2,140)	1,650 (1,020 to 2,460)	1,880 (1,200 to 2,810)	2,110 (1,360 to 3,130)	2,410 (1,560 to 3,560)	2,720 (1,770 to 3,980)	3,020 (1,980 to 4,420)	3,270 (2,150 to 4,800)	3,270 (2,150 to 4,800)	3,270 (2,150 to 4,800)	3,270 (2,150 to 4,800)	3,270 (2,150 to 4,800)	3,270 (2,150 to 4,800)	3,270 (2,150 to 4,800)	3,270 (2,150 to 4,800)	3,270 (2,150 to 4,800)	0.0 (0.0 to 0.0)	13,300
Tuberculosis	0 (0 to 0)	0 (0 to 0)	7.6 (4.4 to 13.2)	14.1 (8.6 to 22.2)	12.8 (7.7 to 20.1)	12.8 (7.7 to 20.1)	12.8 (8.6 to 19.2)	19.6 (13.1 to 28.4)	27.7 (17.9 to 41.1)	33.3 (17.9 to 57.3)	34.7 (17.9 to 57.3)	35.3 (17.9 to 57.3)	35.5 (17.9 to 57.3)	35.6 (17.9 to 57.3)	35.6 (17.9 to 57.3)	35.6 (17.9 to 57.3)	35.6 (17.9 to 57.3)	35.6 (17.9 to 57.3)	35.6 (17.9 to 57.3)	35.6 (17.9 to 57.3)	35.6 (17.9 to 57.3)	35.6 (17.9 to 57.3)	35.6 (17.9 to 57.3)	0.0 (0.0 to 0.0)	399
Latent tuberculosis infection	0 (0 to 0)	0 (0 to 0)	0 (0 to 0)	0 (0 to 0)	0 (0 to 0)	0 (0 to 0)	0 (0 to 0)	0 (0 to 0)	0 (0 to 0)	0 (0 to 0)	0 (0 to 0)	0 (0 to 0)	0 (0 to 0)	0 (0 to 0)	0 (0 to 0)	0 (0 to 0)	0 (0 to 0)	0 (0 to 0)	0 (0 to 0)	0 (0 to 0)	0 (0 to 0)	0 (0 to 0)	0 (0 to 0)	0 (0 to 0)	0 (0 to 0)	0
Drug-susceptible Tuberculosis	0 (0 to 0)	0 (0 to 0)	6.4 (3.7 to 11.1)	12.0 (7.3 to 18.9)	10.9 (6.6 to 17.1)	10.9 (6.6 to 17.1)	10.9 (7.3 to 16.3)	16.7 (11.1 to 24.2)	23.5 (15.2 to 34.9)	28.3 (15.2 to 48.7)	29.5 (15.2 to 48.7)	30.0 (15.2 to 48.7)	30.2 (15.2 to 48.7)	30.3 (15.2 to 48.7)	30.3 (15.2 to 48.7)	30.3 (15.2 to 48.7)	30.3 (15.2 to 48.7)	30.3 (15.2 to 48.7)	30.3 (15.2 to 48.7)	30.3 (15.2 to 48.7)	30.3 (15.2 to 48.7)	30.3 (15.2 to 48.7)	30.3 (15.2 to 48.7)	0.0 (0.0 to 0.0)	340
Multidrug-resistant tuberculosis without extensive drug-resistant	0 (0 to 0)	0 (0 to 0)	0.2 (0 to 1.6)	0.6 (0.1 to 2.6)	0.7 (0.1 to 2.6)	0.7 (0.1 to 2.6)	1.6 (0.1 to 6.5)	1.3 (0.1 to 6.5)	1.2 (0.1 to 6.5)	1.2 (0.1 to 6.5)	1.2 (0.1 to 6.5)	1.2 (0.1 to 6.5)	1.2 (0.1 to 6.5)	1.2 (0.1 to 6.5)	1.2 (0.1 to 6.5)	1.2 (0.1 to 6.5)	1.2 (0.1 to 6.5)	1.2 (0.1 to 6.5)	1.2 (0.1 to 6.5)	1.2 (0.1 to 6.5)	1.2 (0.1 to 6.5)	1.2 (0.1 to 6.5)	1.2 (0.1 to 6.5)	0.0 (0.0 to 0.1)	16.2
Extensively drug-resistant tuberculosis	0 (0 to 0)	0 (0 to 0)	0 (0 to 0)	0 (0 to 0)	0 (0 to 0)	0 (0 to 0)	0 (0 to 0)	0 (0 to 0)	0 (0 to 0)	0 (0 to 0)	0 (0 to 0)	0 (0 to 0)	0 (0 to 0)	0 (0 to 0)	0 (0 to 0)	0 (0 to 0)	0 (0 to 0)	0 (0 to 0)	0 (0 to 0)	0 (0 to 0)	0 (0 to 0)	0 (0 to 0)	0 (0 to 0)	0 (0 to 0)	0 (0 to 0)	0
Lower respiratory infections	153 (80.4 to 277)	2,044 (120 to 431)	1,210 (698 to 2,080)	997 (466 to 1,680)	998 (499 to 1,670)	399 (199 to 1,070)	643 (359 to 1,060)	943 (499 to 1,600)	1,290 (697 to 1,990)	1,470 (829 to 2,280)	1,660 (966 to 2,580)	1,770 (1,060 to 2,750)	1,990 (1,170 to 3,080)	2,260 (1,350 to 3,500)	2,500 (1,490 to 3,880)	2,700 (1,620 to 4,190)	2,700 (1,620 to 4,190)	2,700 (1,620 to 4,190)	2,700 (1,620 to 4,190)	2,700 (1,620 to 4,190)	2,700 (1,620 to 4,190)	2,700 (1,620 to 4,190)	2,700 (1,620 to 4,190)	2,700 (1,620 to 4,190)	0.0 (0.0 to 0.0)	9,890
Upper respiratory infections	0 (0 to 0)	0 (0 to 0)	0 (0 to 0)	0 (0 to 0)	0 (0 to 0)	0 (0 to 0)	0 (0 to 0)	0 (0 to 0)	0 (0 to 0)	0 (0 to 0)	0 (0 to 0)	0 (0 to 0)	0 (0 to 0)	0 (0 to 0)	0 (0 to 0)	0 (0 to 0)	0 (0 to 0)	0 (0 to 0)	0 (0 to 0)	0 (0 to 0)	0 (0 to 0)	0 (0 to 0)	0 (0 to 0)	0 (0 to 0)	0 (0 to 0)	0
Otitis media	0 (0 to 0.1)	0 (0 to 0.1)	7.6 (2.3 to 20.3)	135 (69.6 to 219)	157 (81.4 to 259)	157 (81.4 to 259)	114 (53.6 to 189)	116 (53.6 to 210)	116 (48.6 to 214)	116 (48.6 to 214)	116 (48.6 to 214)	116 (48.6 to 214)	116 (48.6 to 214)	116 (48.6 to 214)	116 (48.6 to 214)	116 (48.6 to 214)	116 (48.6 to 214)	116 (48.6 to 214)	116 (48.6 to 214)	116 (48.6 to 214)	116 (48.6 to 214)	116 (48.6 to 214)	116 (48.6 to 214)	116 (48.6 to 214)	0.0 (0.0 to 0.0)	668
Enteric infections	0 (0 to 0)	0 (0 to 0)	0 (0 to 0)	0 (0 to 0)	0 (0 to 0)	0 (0 to 0)	0 (0 to 0)	0 (0 to 0)	0 (0 to 0)	0 (0 to 0)	0 (0 to 0)	0 (0 to 0)	0 (0 to 0)	0 (0 to 0)	0 (0 to 0)	0 (0 to 0)	0 (0 to 0)	0 (0 to 0)	0 (0 to 0)	0 (0 to 0)	0 (0 to 0)	0 (0 to 0)	0 (0 to 0)	0 (0 to 0)	0 (0 to 0)	0
Diarrheal diseases	54.4 (29.6 to 97.2)	671 (47.9 to 161)	647 (419 to 997)	1,240 (647 to 1,920)	1,240 (643 to 1,980)	1,240 (643 to 1,980)	1,240 (676 to 1,930)	1,240 (669 to 1,930)	1,240 (637 to 1,930)	1,240 (629 to 1,930)	1,240 (621 to 1,930)	1,240 (614 to 1,930)	1,240 (607 to 1,930)	1,240 (598 to 1,930)	1,240 (590 to 1,930)	1,240 (581 to 1,930)	1,240 (581 to 1,930)	1,240 (581 to 1,930)	1,240 (581 to 1,930)	1,240 (581 to 1,930)	1,240 (581 to 1,930)	1,240 (581 to 1,930)	1,240 (581 to 1,930)	1,240 (581 to 1,930)	0.0 (0.0 to 0.0)	6,340
Typhoid and paratyphoid	0 (0 to 0)	0 (0 to 0)	0.9 (0.4 to 2.1)	0.6 (0.2 to 1.5)	0.6 (0.2 to 1.5)	0.6 (0.2 to 1.5



4884



SR Table 2a. Oman DALYS by cause and age across for males with 95% uncertainty intervals, 2019

Cause	Age-Standardized	Late Neonatal	Post Neonatal	1 to 4	5 to 9	10 to 14	15 to 19	20 to 24	25 to 29	30 to 34	35 to 39	40 to 44	45 to 49	50 to 54	55 to 59	60 to 64	65 to 69	70 to 74	75 to 79	80 to 84	85 to 89	90 to 94	95 plus	Total
All causes	16,269 (12,788 to 19,455)	6,420 (5,270 to 7,269)	11,889 (10,159 to 13,600)	13,480 (11,169 to 16,005)	13,480 (10,269 to 16,135)	11,496 (8,668 to 14,382)	19,000 (16,693 to 22,300)	42,909 (37,493 to 48,666)	62,777 (51,900 to 73,400)	73,799 (61,200 to 86,000)	68,668 (58,000 to 80,000)	61,000 (53,900 to 69,600)	54,000 (46,000 to 63,000)	39,000 (33,900 to 45,000)	27,000 (23,000 to 32,300)	22,700 (19,600 to 26,000)	19,000 (16,600 to 21,900)	13,000 (11,100 to 15,000)	7,790 (7,190 to 8,396)	2,000 (1,800 to 2,190)	1,100 (1,000 to 1,200)	996 (861 to 1,150)	344,000
Communicable, maternal, neonatal, and nutritional diseases	13,000 (7,660 to 19,100)	6,010 (3,260 to 9,130)	9,260 (5,160 to 14,800)	4,760 (3,100 to 6,900)	3,270 (2,060 to 4,520)	1,600 (1,040 to 2,170)	1,290 (1,000 to 1,590)	2,550 (1,970 to 3,190)	4,060 (3,310 to 5,030)	6,060 (4,930 to 8,000)	5,960 (5,100 to 6,900)	3,970 (3,200 to 5,220)	1,900 (1,500 to 2,500)	1,430 (1,120 to 1,790)	1,200 (919 to 1,570)	1,090 (809 to 1,420)	969 (692 to 1,250)	1,010 (723 to 1,360)	780 (599 to 964)	562 (399 to 693)	264 (221 to 312)	74 (62 to 87)	64,000 (52,000 to 77,000)
HIV/AIDS and sexually transmitted infections	1816 (1319 to 2178)	16.1 (9.6 to 28.4)	31.9 (14.2 to 62.6)	21.1 (10 to 39.6)	2.7 (2 to 3.4)	19.7 (12.8 to 34.5)	19.9 (9.9 to 36)	39.6 (20 to 79.4)	198 (108 to 354)	647 (368 to 1,120)	648 (368 to 1,120)	396 (227 to 699)	232 (140 to 358)	121 (69 to 191)	110 (70 to 149)	79.4 (49 to 114)	49.6 (29 to 74)	41 (24 to 61)	13.7 (8 to 20.6)	1.8 (0 to 5.6)	0.1 (0 to 0.1)	0 (0 to 0)	2,240
HIV/AIDS	0 (0 to 0)	0 (0 to 0)	0.6 (0 to 11.7)	20.3 (10.5 to 39.1)	2.4 (1.7 to 3.2)	19.7 (12.5 to 31.4)	9.8 (4.5 to 19)	19.1 (9.2 to 39.1)	124 (59.5 to 249)	471 (227 to 946)	622 (299 to 1,250)	391 (224 to 781)	219 (106 to 438)	114 (55.6 to 232)	106 (51.5 to 214)	78 (38.2 to 156)	48.1 (23.5 to 96.2)	39.9 (19.5 to 79.9)	3.6 (1.8 to 7.1)	1.1 (0.5 to 2.2)	0.2 (0 to 0.5)	0 (0 to 0)	1,960
HIV/AIDS - Drug-susceptible Tuberculosis	0 (0 to 0)	0 (0 to 0)	0.4 (0 to 8.2)	0.2 (0 to 0.5)	0.1 (0 to 0.1)	0.1 (0 to 0.4)	0.1 (0 to 0.4)	0.1 (0 to 0.5)	0.6 (0 to 2.6)	2.6 (0.9 to 8.6)	4.1 (1.5 to 14)	3.1 (1.1 to 10.7)	2.1 (0.7 to 7.2)	1.1 (0.4 to 3.7)	1.1 (0.4 to 3.7)	0.8 (0.3 to 2.6)	0.5 (0.2 to 1.7)	0.4 (0.1 to 1.3)	0.1 (0 to 0.4)	0 (0 to 0.1)	0 (0 to 0)	0 (0 to 0)	32.1
HIV/AIDS - Multidrug-resistant Tuberculosis without extensive	0 (0 to 0)	0 (0 to 0)	0 (0 to 0)	0 (0 to 0.1)	0 (0 to 0)	0 (0 to 0)	0 (0 to 0)	0 (0 to 0)	0 (0 to 0.1)	0 (0 to 0.1)	0 (0 to 0.1)	0 (0 to 0.1)	0 (0 to 0.1)	0 (0 to 0.1)	0 (0 to 0.1)	0 (0 to 0.1)	0 (0 to 0.1)	0 (0 to 0.1)	0 (0 to 0)	0 (0 to 0)	0 (0 to 0)	0 (0 to 0)	0.1
HIV/AIDS - Extensively drug-resistant Tuberculosis	0 (0 to 0)	0 (0 to 0)	0 (0 to 0)	0 (0 to 0)	0 (0 to 0)	0 (0 to 0)	0 (0 to 0)	0 (0 to 0)	0 (0 to 0)	0 (0 to 0)	0 (0 to 0)	0 (0 to 0)	0 (0 to 0)	0 (0 to 0)	0 (0 to 0)	0 (0 to 0)	0 (0 to 0)	0 (0 to 0)	0 (0 to 0)	0 (0 to 0)	0 (0 to 0)	0 (0 to 0)	0 (0 to 0)	0
HIV/AIDS resulting in other diseases	0 (0 to 0)	0 (0 to 0)	0.6 (0.6 to 11.9)	19.9 (10 to 37.8)	2.4 (1.7 to 3.2)	19.7 (12.5 to 31.2)	9.8 (4.5 to 19)	19.1 (9.2 to 39.1)	124 (59.5 to 247)	471 (227 to 937)	622 (299 to 1,240)	391 (224 to 777)	219 (106 to 436)	114 (55.6 to 230)	106 (51.5 to 212)	78 (38.2 to 155)	48.1 (23.5 to 95.7)	39.9 (19.5 to 79.4)	3.6 (1.8 to 7.1)	1.1 (0.5 to 2.2)	0.2 (0 to 0.5)	0 (0 to 0)	1,930
Sexually transmitted infections excluding HIV	1816 (1319 to 2178)	16.1 (9.6 to 28.4)	31.3 (13.5 to 61.6)	0.7 (0.2 to 1.4)	0.3 (0.1 to 0.5)	0 (0 to 0.1)	10.1 (5.4 to 20.4)	20.5 (10.8 to 40.3)	74 (39.1 to 140)	176 (93.1 to 330)	26 (13.7 to 49.1)	5.4 (2.8 to 10.2)	13 (6.8 to 24.5)	7.1 (3.7 to 13.3)	4.1 (2.1 to 7.7)	1.4 (0.7 to 2.6)	0.8 (0.4 to 1.5)	1.2 (0.6 to 2.2)	0.1 (0 to 0.3)	0 (0 to 0.1)	0 (0 to 0)	0 (0 to 0)	376
Syphilis	1816 (1319 to 2178)	16.1 (9.6 to 28.4)	25.4 (8.6 to 56.8)	0.7 (0.2 to 1.4)	0.3 (0.1 to 0.5)	0.7 (0.5 to 0.8)	0.6 (0.7 to 1)	1.8 (1.1 to 3.5)	3.2 (1.9 to 6.1)	3.9 (2.4 to 7.5)	2.9 (1.6 to 5.3)	1.2 (0.8 to 2)	0.7 (0.4 to 1.1)	0.4 (0.2 to 0.6)	0.2 (0.1 to 0.4)	0.2 (0.1 to 0.3)	0.1 (0 to 0.2)	0.1 (0 to 0.2)	0 (0 to 0)	0 (0 to 0)	0 (0 to 0)	0 (0 to 0)	106
Chlamydial infection	0 (0 to 0)	0 (0 to 0)	0 (0 to 0)	0 (0 to 0)	0 (0 to 0)	0 (0 to 0)	0.6 (0.4 to 1.5)	0.6 (0.4 to 1.7)	0.6 (0.4 to 1.8)	0.6 (0.4 to 1.7)	28.9 (19.4 to 43.6)	23.7 (15.9 to 35.8)	14.3 (9.6 to 21.6)	7.7 (5.2 to 11.7)	3.6 (2.4 to 5.4)	1.2 (0.8 to 1.8)	0.3 (0.2 to 0.5)	0.1 (0 to 0.2)	0 (0 to 0)	0 (0 to 0)	0 (0 to 0)	0 (0 to 0)	79.1
Gonococcal infection	0 (0 to 0)	0 (0 to 0)	0 (0 to 0)	0 (0 to 0)	0 (0 to 0)	0 (0 to 0.4)	0.3 (0.3 to 0.3)	0.3 (0.2 to 0.3)	0.2 (0.2 to 0.3)	0.2 (0.2 to 0.3)	0.2 (0.2 to 0.3)	0.2 (0.2 to 0.3)	0.2 (0.2 to 0.3)	0.2 (0.2 to 0.3)	0.2 (0.2 to 0.3)	0.2 (0.2 to 0.3)	0.2 (0.2 to 0.3)	0.2 (0.2 to 0.3)	0.2 (0.2 to 0.3)	0 (0 to 0)	0 (0 to 0)	0 (0 to 0)	2.4
Trichomoniasis	0 (0 to 0)	0 (0 to 0)	0 (0 to 0)	0 (0 to 0)	0 (0 to 0)	0 (0 to 0.4)	3.3 (2.1 to 5.2)	18.2 (11.6 to 28.6)	18.8 (12 to 29.5)	7.1 (4.5 to 11.2)	3.6 (2.3 to 5.6)	2 (1.3 to 3.1)	1.1 (0.7 to 1.7)	0.6 (0.4 to 0.9)	0.3 (0.2 to 0.5)	0.1 (0 to 0.2)	0.1 (0 to 0.2)	0 (0 to 0.1)	0 (0 to 0)	0 (0 to 0)	0 (0 to 0)	0 (0 to 0)	397
Chancroid	0 (0 to 0)	0 (0 to 0)	0 (0 to 0)	0 (0 to 0)	0 (0 to 0)	0 (0 to 0)	0.3 (0.2 to 0.4)	0.3 (0.2 to 0.4)	0.3 (0.2 to 0.4)	0.3 (0.2 to 0.4)	0.3 (0.2 to 0.4)	0.3 (0.2 to 0.4)	0.3 (0.2 to 0.4)	0.3 (0.2 to 0.4)	0.3 (0.2 to 0.4)	0.3 (0.2 to 0.4)	0.3 (0.2 to 0.4)	0.3 (0.2 to 0.4)	0.3 (0.2 to 0.4)	0 (0 to 0)	0 (0 to 0)	0 (0 to 0)	1.6
Genital herpes	0 (0 to 0)	0 (0 to 0)	0 (0 to 0)	0 (0 to 0)	0 (0 to 0)	0 (0 to 0)	0.1 (0 to 0.1)	0.1 (0 to 0.1)	0.1 (0 to 0.1)	0.1 (0 to 0.1)	0.1 (0 to 0.1)	0.1 (0 to 0.1)	0.1 (0 to 0.1)	0.1 (0 to 0.1)	0.1 (0 to 0.1)	0.1 (0 to 0.1)	0.1 (0 to 0.1)	0.1 (0 to 0.1)	0.1 (0 to 0.1)	0 (0 to 0)	0 (0 to 0)	0 (0 to 0)	0.6
Other sexually transmitted infections	0 (0 to 0)	0 (0 to 0)	0 (0 to 0)	0 (0 to 0)	0 (0 to 0)	0 (0 to 0)	1.9 (0.8 to 3.9)	0.9 (0.3 to 1.9)	19.7 (7.9 to 39.3)	36.3 (13.6 to 81)	19.6 (6.9 to 39.6)	4.7 (2 to 11.9)	1.2 (0.5 to 3.2)	0.4 (0.2 to 0.9)	0.2 (0.2 to 0.4)	0.1 (0 to 0.2)	0 (0 to 0)	0 (0 to 0)	0 (0 to 0)	0 (0 to 0)	0 (0 to 0)	0 (0 to 0)	84.6
Respiratory infections and tuberculosis	114 (69.2 to 209)	166 (76.4 to 288)	798 (328 to 1,300)	633 (264 to 999)	442 (206 to 637)	310 (218 to 444)	1,010 (814 to 1,260)	1,660 (1,350 to 2,040)	1,600 (1,270 to 2,000)	1,150 (892 to 1,540)	872 (648 to 1,220)	867 (762 to 1,040)	696 (598 to 782)	554 (497 to 630)	470 (420 to 533)	472 (419 to 536)	424 (369 to 490)	317 (269 to 369)	193 (164 to 230)	104 (86 to 128)	44.7 (37 to 54)	4.7 (3 to 6.8)	10,900
Tuberculosis	0 (0 to 0)	0 (0 to 0)	6.6 (2.9 to 11.3)	9.4 (4.3 to 14.9)	11.6 (4 to 22.7)	8.1 (4 to 9.6)	42.7 (20.8 to 70.4)	86.1 (39.7 to 139)	114 (49.9 to 195)	89.1 (37.4 to 157)	77.8 (29.8 to 152)	89.1 (37.4 to 157)	39 (21.3 to 61.3)	20.2 (10.5 to 32.7)	11.6 (7.3 to 18.4)	9.6 (5.6 to 16.4)	11.6 (6.6 to 20.1)	3.1 (1.9 to 5.1)	11.6 (7.3 to 17.6)	3.1 (1.9 to 5.1)	0.1 (0 to 0.1)	599
Latent tuberculosis infection	0 (0 to 0)	0 (0 to 0)	0 (0 to 0)	0 (0 to 0)	0 (0 to 0)	0 (0 to 0)	0 (0 to 0)	0 (0 to 0)	0 (0 to 0)	0 (0 to 0)	0 (0 to 0)	0 (0 to 0)	0 (0 to 0)	0 (0 to 0)	0 (0 to 0)	0 (0 to 0)	0 (0 to 0)	0 (0 to 0)	0 (0 to 0)	0 (0 to 0)	0 (0 to 0)	0 (0 to 0)	0
Drug-susceptible Tuberculosis	0 (0 to 0)	0 (0 to 0)	6.6 (2.9 to 12.9)	9.4 (4.3 to 14.9)	11.6 (4.7 to 22)	8.1 (3.8 to 9.6)	42.7 (19.6 to 69.6)	86.1 (37.7 to 139)	114 (49.9 to 178)	89.1 (37.4 to 157)	77.8 (32.2 to 131)	89.1 (36.2 to 153)	39 (20.4 to 61.3)	20.2 (9.6 to 32.7)	11.6 (6.4 to 18.4)	9.6 (4.7 to 16.4)	11.6 (6.6 to 20.1)	3.1 (1.9 to 5.1)	11.6 (7.3 to 17.6)	3.1 (1.9 to 5.1)	0.1 (0 to 0.1)	599
Multidrug-resistant tuberculosis without extensive drug-resista	0 (0 to 0)	0 (0 to 0)	0.3 (0.1 to 1.1)	0.4 (0.1 to 1.1)	0.3 (0 to 0.6)	0.2 (0 to 0.4)	0.3 (0.2 to 0.5)	1.4 (0.9 to 2.2)	2.5 (1.6 to 3.7)	2.9 (2 to 4.3)	2.9 (2 to 4.3)	2.6 (1.8 to 3.9)	1.7 (1.2 to 2.6)	1.5 (1 to 2.2)	1.3 (0.9 to 1.9)	1.2 (0.8 to 1.8)	1.3 (0.9 to 1.9)	1.1 (0.8 to 1.7)	0.9 (0.6 to 1.4)	0.5 (0.3 to 0.8)	0.1 (0 to 0.2)	0 (0 to 0)	21.9
Extensively drug-resistant tuberculosis	0 (0 to 0)	0 (0 to 0)	0 (0 to 0.1)	0 (0 to 0.1)	0 (0 to 0)	0 (0 to 0)	0 (0 to 0)	0 (0 to 0)	0.1 (0 to 0.1)	0.2 (0 to 0.2)	0.2 (0 to 0.2)	0.2 (0 to 0.2)	0.2 (0 to 0.2)	0.2 (0 to 0.2)	0.2 (0 to 0.2)	0.2 (0 to 0.2)	0.2 (0 to 0.2)	0.2 (0 to 0.2)	0.2 (0 to 0.2)	0 (0 to 0)	0 (0 to 0)	0 (0 to 0)	1.7
Lower respiratory infections	114 (69.2 to 209)	166 (76.4 to 288)	726 (308 to 1,240)	566 (229 to 948)	386 (173 to 558)	198 (111 to 288)	776 (611 to 1,000)	1,210 (1,000 to 1,500)	1,060 (837 to 1,350)	687 (521 to 1,000)	491 (361 to 717)	520 (398 to 680)	396 (317 to 509)	297 (233 to 378)	208 (163 to 270)	202 (160 to 262)	183 (143 to 237)	113 (87 to 147)	67 (51 to 86)	26 (20 to 33)	4.7 (3 to 6.8)	1,100
Upper respiratory infections	0.4 (0.2 to 0.7)	3.2 (1.5 to 5.2)	43.1 (17.7 to 77.4)	70.2 (29.7 to 120)	72.1 (32.1 to 107)	114 (63.5 to 170)	233 (174 to 303)	276 (216 to 356)	228 (169 to 299)	127 (91.2 to 175)	109 (77.1 to 150)	108 (77.1 to 150)	99.3 (71.2 to 138)	63.2 (45.2 to 87.1)	31.6 (22.6 to 43.6)	19.4 (13.9 to 26.8)	10.4 (7.4 to 14.4)	3.4 (2.4 to 4.7)	0.7 (0.5 to 1)	0.2 (0.1 to 0.3)	0 (0 to 0)	2,480
Otitis media	0.2 (0 to 0.1)	0.2 (0.1 to 0.4)	0.6 (0.5 to 1.8)	0.6 (0.5 to 1.8)	0.1 (0.1 to 0.4)	0.1 (0.1 to 0.4)	0.1 (0.1 to 0.4)	0.1 (0.1 to 0.4)	0.1 (0.1 to 0.4)	0.1 (0.1 to 0.4)	0.1 (0.1 to 0.4)	0.1 (0.1 to 0.4)	0.1 (0.1 to 0.4)	0.1 (0.1 to 0.4)	0.1 (0.1 to 0.4)	0.1 (0.1 to 0.4)	0.1 (0.1 to 0.4)	0.1 (0.1 to 0.4)	0.1 (0.1 to 0.4)	0 (0 to 0)	0 (0 to 0)	0 (0 to 0)	695
Enteric infections	99.1 (11.1 to 92.3)	294 (24.9 to 116)	682 (289 to 783)	720 (276 to 1,280)	577 (262 to 649)	422 (262 to 649)	299 (200 to 576)	299 (182 to 564)	729 (509 to 1,110)	623 (387 to 787)	565 (352 to 910)	369 (171 to 574)	263 (116 to 399)	179 (89.2 to 292)	135 (66.2 to 224)	117 (53.3 to 191)	107 (62.2 to 168)	104 (59.2 to 176)	69.6 (27.9 to 75.7)	13.9 (8.1 to 22.1)	7.6 (4.2 to 12.7)	3.1 (1.6 to 5.2)	6,880
Diarrheal diseases	93.6 (11.1 to 90.2)	292 (24.9 to 115)	682 (282 to 781)	696 (268 to 1,240)	490 (256 to 573)	329 (199 to 507)	220 (133 to 321)	227 (133 to 369)	676 (433 to 977)	562 (369 to 1,020)	519 (339 to 760)	329 (233 to 490)	241 (169 to 364)	161 (111 to 262)	122 (86 to 189)	106 (75 to 161)	100 (71 to 152)	100 (61 to 156)	69.2 (64 to 158)	13.9 (27 to 75.7)	7.6 (3 to 12.7)	3.1 (1.6 to 5.2)	6,690
Typhoid and paratyphoid	0 (0 to 0)	0 (0 to 0)	0.2 (0.2 to 2)	0.2 (0.1 to 1.9)	0.1 (0 to 1.1)	0.1 (0 to 0.9)	0.1 (0 to 0.9)	0.1 (0 to 0.9)	0.1 (0 to 0.9)	0.1 (0 to 0.9)	0.1 (0 to 0.9)	0.1 (0 to 0.9)	0.1 (0 to 0.9)	0.1 (0 to 0.9)	0.1 (0 to 0.9)	0.1 (0 to 0.9)	0.1 (0 to 0.9)	0.1 (0 to 0.9)	0.1 (0 to 0.9)	0 (0 to 0)	0 (0 to 0)	0 (0 to 0)	3.6
Typhoid fever	0 (0 to 0)	0 (0 to 0)	0.2 (0 to 2)	0.2 (0.1 to 1.9)	0.1 (0 to 1.1)	0.1 (0 to 0.9)	0.1 (0 to 0.9)	0.1 (0 to 0.9)	0.1 (0 to 0.9)	0.1 (0 to 0.9)	0.1 (0 to 0.9)	0.1 (0 to 0.9)	0.1 (0 to 0.9)	0.1 (0 to 0.9)	0.1 (0 to 0.9)	0.1 (0 to 0.9)	0.1 (0 to 0.9)	0.1 (0 to 0.9)	0.1 (0 to 0.9)	0 (0 to 0)	0 (0 to 0)	0 (0 to 0)	3.6
Paratyphoid fever	0 (0 to 0)	0 (0 to 0)	0 (0 to 0)	0 (0 to 0)	0 (0 to 0)	0 (0 to 0)	0 (0 to 0)	0 (0 to 0)	0 (0 to 0)	0 (0 to 0)	0 (0 to 0)	0 (0 to 0)	0 (0 to 0)	0 (0 to 0)	0 (0 to 0)	0 (0 to 0)	0 (0 to 0)	0 (0 to 0)	0 (0 to 0)	0 (0 to 0)	0 (0 to 0)	0 (0 to 0)	0 (0 to 0)	0
Invasive Non-typhoidal Salmonella (iNTS)	0 (0.0 to 1)	0.6 (0.3 to 14.7)	31.1 (13.1 to 59.4)	23.6 (10.1 to 45.2)	7.6 (3.1 to 28)	13.2 (2.7 to 17.1)	21.6 (2.9 to 28.6)	19.6 (2.6 to 26)	13.2 (1.8 to 17.5)	8.1 (1.1 to 10.7)	6.6 (0.9 to 8.8)	2.9 (0.4 to 3.9)	2.2 (0.3 to 2.9)	1.8 (0.2 to 2.4)	1.3 (0.2 to 1.7)	0.9 (0.1 to 1.2)	0.7 (0.1 to 1)	0.2 (0 to 0.3)	0.1 (0 to 0.1)	0 (0 to 0)	0 (0 to 0)	149
Other intestinal infectious diseases	0 (0 to 0)	0 (0 to 0)	1.1 (0.4 to 3.4)	2.1 (0.7 to 6.4)	1.2 (0.4 to 3.6)	0.9 (0.3 to 2.7)	0.6 (0.2 to 2.1)	0.6 (0.2 to 2.1)	0.6 (0.2 to 2.1)	1.6 (0.5 to 4.9)	1.6 (0.5 to 4.9)	0.6 (0.2 to 2.1)	0.6 (0.2 to 2.1)	0.6 (0.2 to 2.1)	0.6 (0.2 to 2.1)	0.6 (0.2 to 2.1)	0.6 (0.2 to 2.1)	0.6 (0.2 to 2.1)	0.6 (0.2 to 2.1)	0 (0 to 0)	0 (0 to 0)	0 (0 to 0)	104
Neglected tropical diseases and malaria	1.1 (0.7 to 1.8)	0.1 (0.1 to 0.2)	21.2 (9.5 to 38)	139 (56 to 272)	131 (61 to 226)	41.6 (12.8 to 68.1)	33.2 (11.7 to 70.3)	79.8 (27.9 to 172)	136 (50.2 to 306)	131 (51.6 to 299)	99.6 (39.6 to 229)	59.6 (24.6 to 135)	34.2 (14.2 to 77)	32.9 (13.7 to 74.2)	20.7 (8.6 to 46.2)	16.2 (6.8 to 36)	17.9 (7.4 to 40.2)	9.2 (3.8 to 20.6)	2.7 (1.1 to 6.1)	0.7 (0.3 to 1.5)	0.1 (0 to 0.2)	1,440
Malaria	0 (0 to 0)	0 (0 to 0)	0 (0 to 0)	0 (0 to 0)	0 (0 to 0)	0 (0 to 0)	0 (0 to 0)	0 (0 to 0)	0 (0 to 0)	0 (0 to 0)	0 (0 to 0)	0 (0 to 0)	0 (0 to 0)	0 (0 to 0)	0 (0 to 0)	0 (0 to 0)	0 (0 to 0)	0 (0 to 0)	0 (0 to 0)	0 (0 to 0)	0 (0 to 0)	0 (0 to 0)	0 (0 to 0)	0
Chagas disease	0 (0 to 0)	0 (0 to 0)	0 (0 to 0)	0 (0 to 0)	0 (0 to 0)	0 (0 to 0)	0 (0 to 0)	0 (0 to 0)	0 (0 to 0)	0 (0 to 0)	0 (0 to 0)	0 (0 to 0)	0 (0 to 0)	0 (0 to 0)	0 (0 to 0)	0 (0 to 0)	0 (0 to 0)	0 (0 to 0)	0 (0 to 0)	0 (0 to 0)	0 (0 to 0)	0 (0 to 0)	0 (0 to 0)	0
Leishmaniasis	0 (0 to 0)	0 (0 to 0)	0.2 (0 to 1.6)	1.4 (0 to 14.4)	0.9 (0 to 12.4)	0.4 (0 to 9.6)	0.3 (0 to 3.4)	0.3 (0 to 3.5)	0.9 (0 to 9.6)	1 (0 to 9.7)	0.9 (0 to 9.5)	0.3 (0 to 2.3)	0.3 (0 to 1.7)	0.1 (0 to 0.9)	0.1 (0 to 0.4)	0.1 (0 to 0.4)	0.1 (0 to 0.4)	0.1 (0 to 0.4)	0.1 (0 to 0.4)	0 (0 to 0)	0 (0 to 0)	0 (0 to 0)	7.1
Visceral leishmaniasis	0 (0 to 0)	0 (0 to 0)	0.2 (0 to 1.6)	1.4 (0 to 14.4)	0.9 (0 to 12.4)	0.4 (0 to 9.6)	0.3 (0 to 3.4)	0.3 (0 to 3.5)	0.9 (0 to 9.6)	1 (0 to 9.7)	0.9 (0 to 9.5)	0.3 (0 to 2.3)	0.3 (0 to 1.7)	0.1 (0 to 0.9)	0.1 (0 to 0.4)	0.1 (0 to 0.4)	0.1 (0 to 0.4)	0.1 (0 to 0.4)	0.1 (0 to 0.4)	0 (0 to 0)	0 (0 to 0)	0 (0 to 0)	7
Cutaneous and mucocutaneous leishmaniasis	0 (0 to 0)	0 (0 to 0)	0 (0 to 0)	0 (0 to 0)	0 (0 to 0)	0 (0 to 0)	0 (0 to 0)	0 (0 to 0)	0 (0 to 0)	0 (0 to 0)	0 (0 to 0)	0 (0 to 0)	0 (0 to 0)	0 (0 to 0)	0 (0 to 0)	0 (0 to 0)	0 (0 to 0)	0 (0 to 0)	0 (0 to 0)	0 (0 to 0)	0 (0 to 0)	0 (0 to 0)	0 (0 to 0)	0
African trypanosomiasis	0 (0 to 0)	0 (0 to 0)	0 (0 to 0)	0 (0 to 0)	0 (0 to 0)	0 (0 to 0)	0 (0 to 0)	0 (0 to 0)	0 (0 to 0)	0 (0 to 0)	0 (0 to 0)	0 (0 to 0)	0 (0 to 0)	0 (0 to 0)	0 (0 to 0)	0 (0 to 0)	0 (0 to 0)	0 (0 to 0)	0 (0 to 0)	0 (0 to 0)	0 (0 to 0)	0 (0 to 0)	0 (0 to 0)	0
Schistosomiasis	0 (0 to 0)	0 (0 to 0)	9.8 (1.1 to 19.6)	23.6 (3.5 to 50.6)	19.3 (4.8 to 53.2)	19.6 (4.7 to 52.7)	19.6 (4.7 to 52.7)	68 (13.9 to 129)	104 (28.2 to 199)	121 (39.7 to 214)	89.3 (28.6 to 209)	47.8 (14.3 to 119)	38 (9.9 to 72.1)	19.6 (6.2 to 46.2)	13.4 (3.9 to 31.1)	7.6 (1.9 to 21.1)	4.3 (1.1 to 12.3)	2.7 (0.7 to 7.9)	0.3 (0.1 to 0.8)	0.2 (0 to 0.5)	0.2 (0 to 0.5)	553
Cysticercosis	0 (0 to 0)	0 (0 to 0)	0 (0 to 0)	0 (0 to 0)	0 (0 to 0)	0 (0 to 0)	0 (0 to 0)	0 (0 to 0)	0 (0 to 0)	0 (0 to 0)	0 (0 to 0)	0 (0 to 0)	0 (0 to 0)	0 (0 to 0)	0 (0 to 0)	0 (0 to 0)	0 (0 to 0)	0 (0 to 0)	0 (0 to 0)	0 (0 to 0)	0 (0 to 0)	0 (0 to 0)	0 (0 to 0)	0
Cystic echinococcosis	0 (0 to 0)	0 (0 to 0)	0.4 (0 to 7.7)	0.6 (0 to 9.3)	1.9 (0.3 to 7.2)	2.7 (0.3 to 10.1)	10.4 (1.2 to 39.1)	17.9 (2.1 to 67.1)	18.1 (2.1 to 68.2)	8.1 (0.9 to 30.5)	6.6 (0.8 to 24.9)	3.4 (0.4 to 12.9)	2.7 (0.3 to 10.1)	2.1 (0.2 to 7.9)	1.9 (0.2 to 7.2)	1.5 (0.2 to 5.6)	0.9 (0.1 to 3.4)	0.2 (0 to 0.8)	0.2 (0 to 0.7)	0 (0 to 0)	0 (0 to 0)	0 (0 to 0)	69.2
Lymphatic filariasis	0 (0 to 0)	0 (0 to 0)	0 (0 to 0)	0 (0 to 0)	0 (0 to 0)	0 (0 to 0)	0 (0 to 0)	0 (0 to 0)	0 (0 to 0)	0 (0 to 0)	0 (0 to 0)	0 (0 to 0)	0 (0 to 0)	0 (0 to 0)	0 (0 to 0)	0 (0 to 0)	0 (0 to 0)	0 (0 to 0)	0 (0 to 0)	0 (0 to 0)	0 (0 to 0)	0 (0 to 0)	0 (





SR Table 2a: Qatar DALYS by cause and age group for males with 95% uncertainty intervals, 2019

Cause	Early Neonatal (0-6 days)	Late Neonatal (7-27 days)	Post Neonatal (28 days - 1 year)	1 to 4	5 to 9	10 to 14	15 to 19	20 to 24	25 to 29	30 to 34	35 to 39	40 to 44	45 to 49	50 to 54	55 to 59	60 to 64	65 to 69	70 to 74	75 to 79	80 to 84	85 to 89	90 to 94	95 plus	Total
All causes	2,494 (2,494 to 2,494)	1,431 (1,431 to 1,431)	2,705 (2,705 to 2,705)	2,969 (2,969 to 2,969)	3,969 (3,145 to 4,792)	5,274 (5,274 to 5,274)	6,050 (6,050 to 6,050)	7,264 (7,264 to 7,264)	22,550 (22,550 to 22,550)	24,629 (24,629 to 24,629)	26,443 (26,443 to 26,443)	29,906 (29,906 to 29,906)	33,660 (33,660 to 33,660)	43,564 (43,564 to 43,564)	49,569 (49,569 to 49,569)	57,400 (57,400 to 57,400)	67,603 (67,603 to 67,603)	74,943 (74,943 to 74,943)	77,402 (77,402 to 77,402)	72,485 (72,485 to 72,485)	53,485 (53,485 to 53,485)	31,742 (31,742 to 31,742)	1,092,230
Communicable, maternal, neonatal, and nutritional diseases	2,340 (1,870 to 2,740)	1,054 (797 to 1,366)	1,190 (930 to 1,490)	948 (737 to 1,270)	779 (642 to 1,130)	521 (386 to 776)	460 (364 to 666)	1,015 (1,160 to 1,870)	2,570 (2,072 to 3,200)	3,470 (2,870 to 4,110)	1,830 (1,420 to 2,310)	1,200 (959 to 1,540)	947 (726 to 1,190)	914 (698 to 1,190)	955 (744 to 1,220)	1,020 (775 to 1,340)	1,060 (793 to 1,420)	1,060 (753 to 1,490)	1,060 (753 to 1,490)	1,060 (753 to 1,490)	1,060 (753 to 1,490)	1,060 (753 to 1,490)	18,800
HIV/AIDS and sexually transmitted infections	61.5 (19.6 to 144)	23 (6.5 to 60.6)	22.4 (2.9 to 75.2)	2.3 (2.3 to 4)	2.1 (2.1 to 3.1)	2.1 (2.1 to 3.1)	9.8 (2.6 to 16.4)	39.6 (19.5 to 68.4)	99.2 (61.5 to 138)	99.2 (58.2 to 135)	63.2 (32.6 to 91.3)	39.4 (27.3 to 54.4)	28 (19.3 to 41.4)	20.6 (11.3 to 34)	12.5 (9.2 to 17.8)	12.8 (9.3 to 17.8)	1.2 (0.6 to 2.2)	0.3 (0.3 to 0.6)	0.1 (0.1 to 0.1)	0.2 (0.1 to 0.2)	0.2 (0.1 to 0.2)	0.2 (0.1 to 0.2)	523
HIV/AIDS	0 (0 to 0)	0 (0 to 0)	0.2 (0 to 0.2)	1.9 (1.9 to 2.6)	2.5 (1.9 to 3.4)	0.7 (0 to 0.9)	0.6 (0.7 to 1.5)	7.5 (3.4 to 13.1)	41.4 (29.5 to 57)	72.5 (49.4 to 97.3)	52.6 (23.5 to 81.3)	19.3 (13.7 to 26.2)	18.9 (13.7 to 26.2)	14.6 (10.2 to 19.9)	10.7 (7.9 to 14.4)	9.6 (6.3 to 13.6)	0.6 (0.4 to 0.7)	0.1 (0 to 0.1)	0 (0 to 0)	0 (0 to 0)	0 (0 to 0)	0 (0 to 0)	182
HIV/AIDS - Drug-susceptible Tuberculosis	0 (0 to 0)	0 (0 to 0)	0 (0 to 0)	0 (0 to 0)	0 (0 to 0)	0 (0 to 0)	0 (0 to 0)	0 (0 to 0.1)	0.4 (0.2 to 0.9)	0 (0 to 0)	0 (0 to 0)	0 (0 to 0.3)	0.2 (0.1 to 0.3)	0.2 (0.1 to 0.3)	0.2 (0.1 to 0.3)	0.1 (0 to 0.2)	0.1 (0 to 0.1)	0 (0 to 0.2)	0 (0 to 0)	0 (0 to 0)	0 (0 to 0)	0 (0 to 0)	0 (0 to 0)	1.9
HIV/AIDS - Multidrug-resistant Tuberculosis without extensive drug resistance	0 (0 to 0)	0 (0 to 0)	0 (0 to 0)	0 (0 to 0)	0 (0 to 0)	0 (0 to 0)	0 (0 to 0)	0 (0 to 0)	0 (0 to 0)	0 (0 to 0)	0 (0 to 0)	0 (0 to 0)	0 (0 to 0)	0 (0 to 0)	0 (0 to 0)	0 (0 to 0)	0 (0 to 0)	0 (0 to 0)	0 (0 to 0)	0 (0 to 0)	0 (0 to 0)	0 (0 to 0)	0 (0 to 0)	0.1
HIV/AIDS - Extensively drug-resistant Tuberculosis	0 (0 to 0)	0 (0 to 0)	0 (0 to 0)	0 (0 to 0)	0 (0 to 0)	0 (0 to 0)	0 (0 to 0)	0 (0 to 0)	0 (0 to 0)	0 (0 to 0)	0 (0 to 0)	0 (0 to 0)	0 (0 to 0)	0 (0 to 0)	0 (0 to 0)	0 (0 to 0)	0 (0 to 0)	0 (0 to 0)	0 (0 to 0)	0 (0 to 0)	0 (0 to 0)	0 (0 to 0)	0 (0 to 0)	0
HIV/AIDS resulting in other diseases	61.5 (19.6 to 144)	23 (6.5 to 60.6)	22.2 (2.9 to 75.2)	1.9 (1.9 to 2.6)	2.5 (1.9 to 3.4)	0.7 (0 to 0.9)	0.6 (0.7 to 1.5)	7.5 (3.4 to 13.1)	41.4 (29.5 to 57)	72.5 (49.4 to 97.3)	52.6 (23.5 to 81.3)	19.3 (13.7 to 26.2)	18.7 (13.7 to 26.2)	14.4 (10.2 to 19.7)	10.5 (7.9 to 14.4)	9.4 (6.3 to 13.6)	0.6 (0.4 to 0.7)	0.1 (0 to 0.1)	0 (0 to 0)	0 (0 to 0)	0 (0 to 0)	0 (0 to 0)	180
Sexually transmitted infections excluding HIV	61.5 (19.6 to 144)	23 (6.5 to 60.6)	22.2 (2.9 to 75.2)	0.4 (0.3 to 2.6)	0.2 (0.2 to 0.3)	1.4 (0.2 to 2.5)	9.2 (1.9 to 15.7)	32.1 (12.9 to 49.1)	57.8 (32.9 to 84.4)	26.6 (9.3 to 44.1)	10.6 (3.4 to 20.5)	20.1 (6.4 to 37.1)	9.2 (3.1 to 17.3)	5.9 (1.9 to 11.2)	1.9 (0.6 to 3.7)	3.4 (1.1 to 6.4)	0.6 (0.2 to 1.2)	0.2 (0.1 to 0.4)	0.1 (0 to 0.2)	0.2 (0.1 to 0.3)	0.2 (0.1 to 0.3)	0.2 (0.1 to 0.3)	341
Syphilis	0 (0 to 0)	0 (0 to 0)	0 (0 to 0)	0 (0 to 0)	0 (0 to 0)	0 (0 to 0)	0 (0 to 0)	0 (0 to 0)	0 (0 to 0)	0 (0 to 0)	0 (0 to 0)	0 (0 to 0)	0 (0 to 0)	0 (0 to 0)	0 (0 to 0)	0 (0 to 0)	0 (0 to 0)	0 (0 to 0)	0 (0 to 0)	0 (0 to 0)	0 (0 to 0)	0 (0 to 0)	0 (0 to 0)	135
Chlamydial infection	0 (0 to 0)	0 (0 to 0)	0 (0 to 0)	0 (0 to 0)	0 (0 to 0)	0 (0 to 0)	0 (0 to 0)	0 (0 to 0)	0 (0 to 0)	0 (0 to 0)	0 (0 to 0)	0 (0 to 0)	0 (0 to 0)	0 (0 to 0)	0 (0 to 0)	0 (0 to 0)	0 (0 to 0)	0 (0 to 0)	0 (0 to 0)	0 (0 to 0)	0 (0 to 0)	0 (0 to 0)	0 (0 to 0)	0
Gonococcal infection	0 (0 to 0)	0 (0 to 0)	0 (0 to 0)	0 (0 to 0)	0 (0 to 0)	0 (0 to 0)	0 (0 to 0)	0 (0 to 0)	0 (0 to 0)	0 (0 to 0)	0 (0 to 0)	0 (0 to 0)	0 (0 to 0)	0 (0 to 0)	0 (0 to 0)	0 (0 to 0)	0 (0 to 0)	0 (0 to 0)	0 (0 to 0)	0 (0 to 0)	0 (0 to 0)	0 (0 to 0)	0 (0 to 0)	0
Trichomoniasis	0 (0 to 0)	0 (0 to 0)	0 (0 to 0)	0 (0 to 0)	0 (0 to 0)	0 (0 to 0)	0 (0 to 0)	0 (0 to 0)	0 (0 to 0)	0 (0 to 0)	0 (0 to 0)	0 (0 to 0)	0 (0 to 0)	0 (0 to 0)	0 (0 to 0)	0 (0 to 0)	0 (0 to 0)	0 (0 to 0)	0 (0 to 0)	0 (0 to 0)	0 (0 to 0)	0 (0 to 0)	0 (0 to 0)	0
Genital herpes	0 (0 to 0)	0 (0 to 0)	0 (0 to 0)	0 (0 to 0)	0 (0 to 0)	0 (0 to 0.1)	0 (0 to 0.1)	0.1 (0 to 1.1)	0.1 (0 to 1.6)	0.1 (0 to 1.3)	0.1 (0 to 1.2)	0.1 (0 to 1.2)	0.1 (0 to 1.2)	0.1 (0 to 1.2)	0.1 (0 to 1.2)	0.1 (0 to 1.2)	0 (0 to 0.1)	0 (0 to 0.1)	0 (0 to 0)	0 (0 to 0)	0 (0 to 0)	0 (0 to 0)	0 (0 to 0)	46.2
Other sexually transmitted infections	0 (0 to 0)	0 (0 to 0)	0 (0 to 0)	0 (0 to 0)	0 (0 to 0)	0.6 (0.5 to 4.4)	1.6 (0.5 to 3.9)	8.7 (3.3 to 19.1)	15 (7.9 to 29)	25 (7.9 to 39.2)	9.7 (3.9 to 19.7)	4.7 (1.4 to 9.2)	2.9 (1.0 to 6.2)	1.1 (0.4 to 1.9)	0.5 (0.2 to 0.9)	0.5 (0.2 to 0.9)	0.1 (0 to 0.1)	0 (0 to 0.1)	0 (0 to 0)	0 (0 to 0)	0 (0 to 0)	0 (0 to 0)	93
Respiratory infections and tuberculosis	12 (9.9 to 21.4)	19 (9.4 to 34.1)	190 (102 to 296)	169 (99.9 to 239)	161 (109 to 229)	120 (68.1 to 185)	104 (70.3 to 170)	264 (204 to 364)	643 (497 to 806)	1,050 (760 to 1,350)	1,220 (900 to 1,650)	1,220 (900 to 1,650)	1,220 (900 to 1,650)	1,220 (900 to 1,650)	1,220 (900 to 1,650)	1,220 (900 to 1,650)	1,220 (900 to 1,650)	1,220 (900 to 1,650)	1,220 (900 to 1,650)	1,220 (900 to 1,650)	1,220 (900 to 1,650)	1,220 (900 to 1,650)	4,310
Tuberculosis	0.1 (0 to 0.4)	0.1 (0 to 0.4)	0.2 (0 to 0.6)	0.2 (0 to 0.6)	0.2 (0 to 0.6

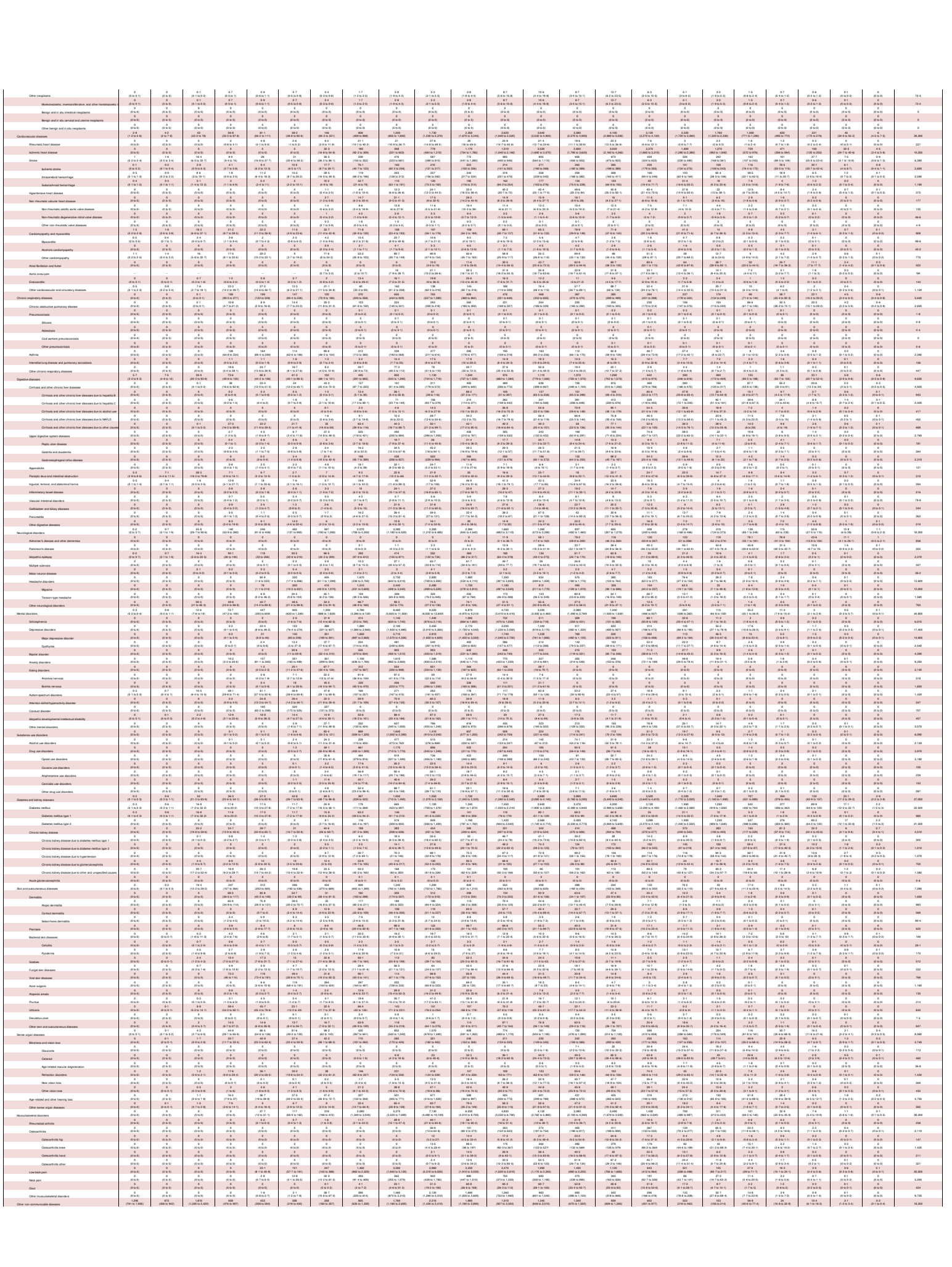



SR Table 2a: Saudi Arabia DALYS by cause and age group for males with 95% uncertainty intervals, 2019

Cause	Early Neonatal	Late Neonatal	Post Neonatal	1 to 4	5 to 9	10 to 14	15 to 19	20 to 24	25 to 29	30 to 34	35 to 39	40 to 44	45 to 49	50 to 54	55 to 59	60 to 64	65 to 69	70 to 74	75 to 79	80 to 84	85 to 89	90 to 94	95 plus	Total
All causes	39,200 (36,900 to 40,900)	6,500 (5,900 to 6,900)	40,700 (39,200 to 42,000)	54,200 (42,500 to 67,100)	56,700 (44,300 to 71,600)	60,700 (47,900 to 75,000)	163,900 (126,200 to 199,000)	299,000 (229,000 to 359,000)	497,000 (389,000 to 604,000)	641,000 (510,000 to 767,000)	625,000 (509,000 to 760,000)	626,000 (512,000 to 757,000)	644,000 (527,000 to 778,000)	656,000 (541,000 to 800,000)	661,000 (546,000 to 813,000)	696,000 (577,000 to 851,000)	707,000 (586,000 to 855,000)	696,000 (577,000 to 850,000)	662,000 (549,000 to 808,000)	597,000 (496,000 to 731,000)	502,000 (418,000 to 615,000)	406,000 (338,000 to 498,000)	12,900 (10,700 to 15,800)	9,100,000
Communicable, maternal, neonatal, and nutritional diseases	28,700 (18,900 to 36,700)	12,200 (6,400 to 19,000)	17,500 (11,900 to 23,900)	17,500 (10,000 to 26,200)	13,200 (6,400 to 19,800)	10,200 (7,700 to 13,100)	11,200 (8,700 to 14,100)	14,500 (12,100 to 16,700)	20,400 (16,900 to 24,000)	26,900 (21,200 to 33,700)	31,700 (24,900 to 40,900)	36,600 (28,500 to 46,900)	39,300 (30,900 to 50,200)	43,200 (33,900 to 55,400)	46,600 (36,600 to 59,800)	50,500 (39,600 to 64,800)	53,400 (41,900 to 68,500)	55,400 (43,500 to 71,000)	54,900 (43,100 to 70,400)	52,400 (41,200 to 67,200)	47,600 (37,500 to 61,000)	41,200 (32,500 to 52,800)	1,100 (870 to 1,400)	539,000
HIV/AIDS and sexually transmitted infections	349 (304 to 372)	130 (39 to 246)	1,100 (869 to 1,300)	1,100 (774 to 1,500)	1,100 (824 to 1,500)	1,100 (824 to 1,500)	1,100 (824 to 1,500)	1,100 (824 to 1,500)	1,100 (824 to 1,500)	1,100 (824 to 1,500)	1,100 (824 to 1,500)	1,100 (824 to 1,500)	1,100 (824 to 1,500)	1,100 (824 to 1,500)	1,100 (824 to 1,500)	1,100 (824 to 1,500)	1,100 (824 to 1,500)	1,100 (824 to 1,500)	1,100 (824 to 1,500)	1,100 (824 to 1,500)	1,100 (824 to 1,500)	1,100 (824 to 1,500)	1,100 (824 to 1,500)	13,200
HIV/AIDS	0 (0 to 0)	0 (0 to 0)	0 (0 to 0)	0 (0 to 0)	0 (0 to 0)	0 (0 to 0)	0 (0 to 0)	0 (0 to 0)	0 (0 to 0)	0 (0 to 0)	0 (0 to 0)	0 (0 to 0)	0 (0 to 0)	0 (0 to 0)	0 (0 to 0)	0 (0 to 0)	0 (0 to 0)	0 (0 to 0)	0 (0 to 0)	0 (0 to 0)	0 (0 to 0)	0 (0 to 0)	0 (0 to 0)	0 (0 to 0)	0
HIV/AIDS - Drug-susceptible Tuberculosis	0 (0 to 0)	0 (0 to 0)	0 (0 to 0)	0 (0 to 0)	0 (0 to 0)	0 (0 to 0)	0 (0 to 0)	0 (0 to 0)	0 (0 to 0)	0 (0 to 0)	0 (0 to 0)	0 (0 to 0)	0 (0 to 0)	0 (0 to 0)	0 (0 to 0)	0 (0 to 0)	0 (0 to 0)	0 (0 to 0)	0 (0 to 0)	0 (0 to 0)	0 (0 to 0)	0 (0 to 0)	0 (0 to 0)	0 (0 to 0)	0
HIV/AIDS - Multidrug-resistant Tuberculosis without extensi	0 (0 to 0)	0 (0 to 0)	0 (0 to 0)	0 (0 to 0)	0 (0 to 0)	0 (0 to 0)	0 (0 to 0)	0 (0 to 0)	0 (0 to 0)	0 (0 to 0)	0 (0 to 0)	0 (0 to 0)	0 (0 to 0)	0 (0 to 0)	0 (0 to 0)	0 (0 to 0)	0 (0 to 0)	0 (0 to 0)	0 (0 to 0)	0 (0 to 0)	0 (0 to 0)	0 (0 to 0)	0 (0 to 0)	0 (0 to 0)	0
HIV/AIDS - Extensively drug-resistant Tuberculosis	0 (0 to 0)	0 (0 to 0)	0 (0 to 0)	0 (0 to 0)	0 (0 to 0)	0 (0 to 0)	0 (0 to 0)	0 (0 to 0)	0 (0 to 0)	0 (0 to 0)	0 (0 to 0)	0 (0 to 0)	0 (0 to 0)	0 (0 to 0)	0 (0 to 0)	0 (0 to 0)	0 (0 to 0)	0 (0 to 0)	0 (0 to 0)	0 (0 to 0)	0 (0 to 0)	0 (0 to 0)	0 (0 to 0)	0 (0 to 0)	0
HIV/AIDS resulting in other diseases	0 (0 to 0)	0 (0 to 0)	0 (0 to 0)	0 (0 to 0)	0 (0 to 0)	0 (0 to 0)	0 (0 to 0)	0 (0 to 0)	0 (0 to 0)	0 (0 to 0)	0 (0 to 0)	0 (0 to 0)	0 (0 to 0)	0 (0 to 0)	0 (0 to 0)	0 (0 to 0)	0 (0 to 0)	0 (0 to 0)	0 (0 to 0)	0 (0 to 0)	0 (0 to 0)	0 (0 to 0)	0 (0 to 0)	0 (0 to 0)	0
Sexually transmitted infections excluding HIV	349 (304 to 372)	130 (39 to 246)	1,100 (869 to 1,300)	1,100 (774 to 1,500)	1,100 (824 to 1,500)	1,100 (824 to 1,500)	1,100 (824 to 1,500)	1,100 (824 to 1,500)	1,100 (824 to 1,500)	1,100 (824 to 1,500)	1,100 (824 to 1,500)	1,100 (824 to 1,500)	1,100 (824 to 1,500)	1,100 (824 to 1,500)	1,100 (824 to 1,500)	1,100 (824 to 1,500)	1,100 (824 to 1,500)	1,100 (824 to 1,500)	1,100 (824 to 1,500)	1,100 (824 to 1,500)	1,100 (824 to 1,500)	1,100 (824 to 1,500)	1,100 (824 to 1,500)	13,200
Syphilis	0 (0 to 0)	0 (0 to 0)	0 (0 to 0)	0 (0 to 0)	0 (0 to 0)	0 (0 to 0)	0 (0 to 0)	0 (0 to 0)	0 (0 to 0)	0 (0 to 0)	0 (0 to 0)	0 (0 to 0)	0 (0 to 0)	0 (0 to 0)	0 (0 to 0)	0 (0 to 0)	0 (0 to 0)	0 (0 to 0)	0 (0 to 0)	0 (0 to 0)	0 (0 to 0)	0 (0 to 0)	0 (0 to 0)	0 (0 to 0)	0
Chlamydial infection	0 (0 to 0)	0 (0 to 0)	0 (0 to 0)	0 (0 to 0)	0 (0 to 0)	0 (0 to 0)	0 (0 to 0)	0 (0 to 0)	0 (0 to 0)	0 (0 to 0)	0 (0 to 0)	0 (0 to 0)	0 (0 to 0)	0 (0 to 0)	0 (0 to 0)	0 (0 to 0)	0 (0 to 0)	0 (0 to 0)	0 (0 to 0)	0 (0 to 0)	0 (0 to 0)	0 (0 to 0)	0 (0 to 0)	0 (0 to 0)	0
Gonococcal infection	0 (0 to 0)	0 (0 to 0)	0 (0 to 0)	0 (0 to 0)	0 (0 to 0)	0 (0 to 0)	0 (0 to 0)	0 (0 to 0)	0 (0 to 0)	0 (0 to 0)	0 (0 to 0)	0 (0 to 0)	0 (0 to 0)	0 (0 to 0)	0 (0 to 0)	0 (0 to 0)	0 (0 to 0)	0 (0 to 0)	0 (0 to 0)	0 (0 to 0)	0 (0 to 0)	0 (0 to 0)	0 (0 to 0)	0 (0 to 0)	0
Trichomoniasis	0 (0 to 0)	0 (0 to 0)	0 (0 to 0)	0 (0 to 0)	0 (0 to 0)	0 (0 to 0)	0 (0 to 0)	0 (0 to 0)	0 (0 to 0)	0 (0 to 0)	0 (0 to 0)	0 (0 to 0)	0 (0 to 0)	0 (0 to 0)	0 (0 to 0)	0 (0 to 0)	0 (0 to 0)	0 (0 to 0)	0 (0 to 0)	0 (0 to 0)	0 (0 to 0)	0 (0 to 0)	0 (0 to 0)	0 (0 to 0)	0
Genital herpes	0 (0 to 0)	0 (0 to 0)	0 (0 to 0)	0 (0 to 0)	0 (0 to 0)	0 (0 to 0)	0 (0 to 0)	0 (0 to 0)	0 (0 to 0)	0 (0 to 0)	0 (0 to 0)	0 (0 to 0)	0 (0 to 0)	0 (0 to 0)	0 (0 to 0)	0 (0 to 0)	0 (0 to 0)	0 (0 to 0)	0 (0 to 0)	0 (0 to 0)	0 (0 to 0)	0 (0 to 0)	0 (0 to 0)	0 (0 to 0)	0
HIV/AIDS resulting in other diseases	0 (0 to 0)	0 (0 to 0)	0 (0 to 0)	0 (0 to 0)	0 (0 to 0)	0 (0 to 0)	0 (0 to 0)	0 (0 to 0)	0 (0 to 0)	0 (0 to 0)	0 (0 to 0)	0 (0 to 0)	0 (0 to 0)	0 (0 to 0)	0 (0 to 0)	0 (0 to 0)	0 (0 to 0)	0 (0 to 0)	0 (0 to 0)	0 (0 to 0)	0 (0 to 0)	0 (0 to 0)	0 (0 to 0)	0 (0 to 0)	0
Respiratory infections and tuberculosis	3,800 (1,900 to 5,400)	1,100 (400 to 2,000)	1,600 (1,000 to 2,300)	2,400 (1,500 to 3,500)	1,100 (700 to 1,600)	1,100 (700 to 1,600)	3,200 (2,000 to 4,600)	4,200 (2,600 to 6,000)	5,400 (3,400 to 7,700)	6,600 (4,200 to 9,400)	7,400 (4,700 to 10,500)	8,200 (5,200 to 11,600)	8,900 (5,700 to 12,600)	9,600 (6,100 to 13,600)	10,200 (6,500 to 14,400)	10,800 (6,900 to 15,300)	11,300 (7,200 to 16,000)	11,600 (7,400 to 16,400)	11,600 (7,400 to 16,400)	11,400 (7,300 to 16,100)	10,900 (7,000 to 15,400)	10,200 (6,500 to 14,400)	280 (180 to 400)	137,000
Tuberculosis	3,800 (1,900 to 5,400)	1,100 (400 to 2,000)	1,600 (1,000 to 2,300)	2,400 (1,500 to 3,500)	1,100 (700 to 1,600)	1,100 (700 to 1,600)	3,200 (2,000 to 4,600)	4,200 (2,600 to 6,000)	5,400 (3,400 to 7,700)	6,600 (4,200 to 9,400)	7,400 (4,700 to 10,500)	8,200 (5,200 to 11,600)	8,900 (5,700 to 12,600)	9,600 (6,100 to 13,600)	10,200 (6,500 to 14,400)	10,800 (6,900 to 15,300)	11,300 (7,200 to 16,000)	11,600 (7,400 to 16,400)	11,600 (7,400 to 16,400)	11,400 (7,300 to 16,100)	10,900 (7,000 to 15,400)	10,200 (6,500 to 14,400)	280 (180 to 400)	137,000
Latent tuberculosis infection	0 (0 to 0)	0 (0 to 0)	0 (0 to 0)	0 (0 to 0)	0 (0 to 0)	0 (0 to 0)	0 (0 to 0)	0 (0 to 0)	0 (0 to 0)	0 (0 to 0)	0 (0 to 0)	0 (0 to 0)	0 (0 to 0)	0 (0 to 0)	0 (0 to 0)	0 (0 to 0)	0 (0 to 0)	0 (0 to 0)	0 (0 to 0)	0 (0 to 0)	0 (0 to 0)	0 (0 to 0)	0 (0 to 0)	0 (0 to 0)	0
Drug-susceptible tuberculosis	0 (0 to 0)	0 (0 to 0)	0 (0 to 0)	0 (0 to 0)	0 (0 to 0)	0 (0 to 0)	0 (0 to 0)	0 (0 to 0)	0 (0 to 0)	0 (0 to 0)	0 (0 to 0)	0 (0 to 0)	0 (0 to 0)	0 (0 to 0)	0 (0 to 0)	0 (0 to 0)	0 (0 to 0)	0 (0 to 0)	0 (0 to 0)	0 (0 to 0)	0 (0 to 0)	0 (0 to 0)	0 (0 to 0)	0 (0 to 0)	0
Drug-resistant tuberculosis	3,800 (1,900 to 5,400)	1,100 (400 to 2,000)	1,600 (1,000 to 2,300)	2,400 (1,500 to 3,500)	1,100 (700 to 1,600)	1,100 (700 to 1,600)	3,200 (2,000 to 4,600)	4,200 (2,600 to 6,000)	5,400 (3,400 to 7,700)	6,600 (4,200 to 9,400)	7,400 (4,700 to 10,500)	8,200 (5,200 to 11,600)	8,900 (5,700 to 12,600)	9,600 (6,100 to 13,600)	10,200 (6,500 to 14,400)	10,800 (6,900 to 15,300)	11,300 (7,200 to 16,000)	11,600 (7,400 to 16,400)	11,600 (7,400 to 16,400)	11,400 (7,300 to 16,100)	10,900 (7,000 to 15,400)	10,200 (6,500 to 14,400)	280 (180 to 400)	137,000
Multidrug-resistant tuberculosis without extensive drug-re	0 (0 to 0)	0 (0 to 0)	0 (0 to 0)	0 (0 to 0)	0 (0 to 0)	0 (0 to 0)	0 (0 to 0)	0 (0 to 0)	0 (0 to 0)	0 (0 to 0)	0 (0 to 0)	0 (0 to 0)	0 (0 to 0)	0 (0 to 0)	0 (0 to 0)	0 (0 to 0)	0 (0 to 0)	0 (0 to 0)	0 (0 to 0)	0 (0 to 0)	0 (0 to 0)	0 (0 to 0)	0 (0 to 0)	0 (0 to 0)	0
Extensively drug-resistant tuberculosis	0 (0 to 0)	0 (0 to 0)	0 (0 to 0)	0 (0 to 0)	0 (0 to 0)	0 (0 to 0)	0 (0 to 0)	0 (0 to 0)	0 (0 to 0)	0 (0 to 0)	0 (0 to 0)	0 (0 to 0)	0 (0 to 0)	0 (0 to 0)	0 (0 to 0)	0 (0 to 0)	0 (0 to 0)	0 (0 to 0)	0 (0 to 0)	0 (0 to 0)	0 (0 to 0)	0 (0 to 0)	0 (0 to 0)	0 (0 to 0)	0
Lower respiratory infections	39.6 (17.7 to 55.6)	69.8 (27.7 to 122)	920 (597 to 1,300)	597 (387 to 852)	598 (388 to 853)	1,200 (778 to 1,700)	2,400 (1,600 to 3,400)	3,600 (2,300 to 5,100)	4,700 (3,000 to 6,700)	6,200 (3,900 to 8,800)	6,700 (4,300 to 9,500)	7,400 (4,700 to 10,500)	8,100 (5,200 to 11,500)	8,900 (5,700 to 12,600)	9,500 (6,000 to 13,400)	10,100 (6,500 to 14,300)	10,600 (6,800 to 15,000)	10,900 (6,900 to 15,400)	10,900 (6,900 to 15,400)	10,700 (6,800 to 15,200)	10,300 (6,500 to 14,500)	9,600 (6,100 to 13,600)	260 (170 to 370)	98,700
Upper respiratory infections	2.2 (1.2 to 3.6)	3.6 (1.5 to 6.2)	1,000 (397 to 1,820)	1,000 (671 to 2,100)	1,100 (681 to 2,200)	1,100 (678 to 2,200)	1,100 (668 to 2,200)	1,100 (668 to 2,200)	1,100 (668 to 2,200)	1,100 (668 to 2,200)	1,100 (668 to 2,200)	1,100 (668 to 2,200)	1,100 (668 to 2,200)	1,100 (668 to 2,200)	1,100 (668 to 2,200)	1,100 (668 to 2,200)	1,100 (668 to 2,200)	1,100 (668 to 2,200)	1,100 (668 to 2,200)	1,100 (668 to 2,200)	1,100 (668 to 2,200)	1,100 (668 to 2,200)	1,100 (668 to 2,200)	17,000
Otitis media	0 (0 to 0)	0 (0 to 2.9)	28 (9 to 59)	280 (169 to 566)	280 (169 to 566)	280 (170 to 569)	280 (170 to 569)	280 (170 to 569)	280 (169 to 567)	280 (169 to 567)	280 (169 to 567)	280 (169 to 567)	280 (169 to 567)	280 (169 to 567)	280 (169 to 567)	280 (169 to 567)	280 (169 to 567)	280 (169 to 567)	280 (169 to 567)	280 (169 to 567)	280 (169 to 567)	280 (169 to 567)	280 (169 to 567)	4,600
Enteric infections	39.1 (19.3 to 56.4)	139 (19.9 to 330)	330 (120 to 1,160)	1,200 (410 to 4,060)	1,200 (1,060 to 4,020)	2,170 (1,900 to 7,180)	2,170 (1,900 to 7,180)	2,170 (1,900 to 7,180)	2,170 (1,900 to 7,180)	2,170 (1,900 to 7,180)	2,170 (1,900 to 7,180)	2,170 (1,900 to 7,180)	2,170 (1,900 to 7,180)	2,170 (1,900 to 7,180)	2,170 (1,900 to 7,180)	2,170 (1,900 to 7,180)	2,170 (1,900 to 7,180)	2,170 (1,900 to 7,180)	2,170 (1,900 to 7,180)	2,170 (1,900 to 7,180)	2,170 (1,900 to 7,180)	2,170 (1,900 to 7,180)	2,170 (1,900 to 7,180)	37,600
Diarrheal diseases	39.1 (19.3 to 56.4)	139 (19.9 to 330)	330 (120 to 1,160)	1,200 (410 to 4,060)	1,200 (1,060 to 4,020)	2,170 (1,900 to 7,180)	2,170 (1,900 to 7,180)	2,170 (1,900 to 7,180)	2,170 (1,900 to 7,180)	2,170 (1,900 to 7,180)	2,170 (1,900 to 7,180)	2,170 (1,900 to 7,180)	2,170 (1,900 to 7,180)	2,170 (1,900 to 7,180)	2,170 (1,900 to 7,180)	2,170 (1,900 to 7,180)	2,170 (1,900 to 7,180)	2,170 (1,900 to 7,180)	2,170 (1,900 to 7,180)	2,170 (1,900 to 7,180)	2,170 (1,900 to 7,180)	2,170 (1,900 to 7,180)	2,170 (1,900 to 7,180)	37,600
Typhoid and paratyphoid	0 (0 to 0)	0 (0 to 0)	0 (0 to 0)	0 (0 to 0)	0 (0 to 0)	0 (0 to 0)	0 (0 to 0)	0 (0 to 0)	0 (0 to 0)	0 (0 to 0)	0 (0 to 0)	0 (0 to 0)	0 (0 to 0)	0 (0 to 0)	0 (0 to 0)	0 (0 to 0)	0 (0 to 0)	0 (0 to 0)	0 (0 to 0)	0 (0 to 0)	0 (0 to 0)	0 (0 to 0)	0 (0 to 0)	0 (0 to 0)	0
Typhoid fever	0 (0 to 0)	0 (0 to 0)	0 (0 to 0)	0 (0 to 0)	0 (0 to 0)	0 (0 to 0)	0 (0 to 0)	0 (0 to 0)	0 (0 to 0)	0 (0 to 0)	0 (0 to 0)	0 (0 to 0)	0 (0 to 0)	0 (0 to 0)	0 (0 to 0)	0 (0 to 0)	0 (0 to 0)	0 (0 to 0)	0 (0 to 0)	0 (0 to 0)	0 (0 to 0)	0 (0 to 0)	0 (0 to 0)	0 (0 to 0)	0
Paratyphoid fever	0 (0 to 0)	0 (0 to 0)	0 (0 to 0)	0 (0 to 0)	0 (0 to 0)	0 (0 to 0)	0 (0 to 0)	0 (0 to 0)	0 (0 to 0)	0 (0 to 0)	0 (0 to 0)	0 (0 to 0)	0 (0 to 0)	0 (0 to 0)	0 (0 to 0)	0 (0 to 0)	0 (0 to 0)	0 (0 to 0)	0 (0 to 0)	0 (0 to 0)	0 (0 to 0)	0 (0 to 0)	0 (0 to 0)	0 (0 to 0)	0
Invasive Non-typhoidal Salmonella (iNTS)	1.6 (0.9 to 2.3)	3.2 (1.6 to 5.5)	3.2 (0.7 to 8.5)	3.2 (0.7 to 8.5)	3.2 (0.7 to 8





SA Table 2a Sri Lanka DALYS by sex and age group for males with 95% uncertainty intervals, 2019

Cause	Early Neonatal	Late Neonatal	Post Neonatal	1 to 4	5 to 9	10 to 14	15 to 19	20 to 24	25 to 29	30 to 34	35 to 39	40 to 44	45 to 49	50 to 54	55 to 59	60 to 64	65 to 69	70 to 74	75 to 79	80 to 84	85 to 89	90 to 94	95 plus	Total
All causes	48,600 (31,500 to 67,500)	17,500 (11,900 to 25,000)	32,100 (21,900 to 46,100)	39,900 (31,700 to 49,200)	48,500 (39,600 to 58,100)	48,900 (39,900 to 59,300)	49,900 (41,700 to 59,900)	56,200 (46,900 to 67,400)	71,900 (59,900 to 86,200)	91,600 (76,400 to 109,000)	112,000 (93,900 to 132,000)	140,000 (118,000 to 165,000)	172,000 (145,000 to 202,000)	196,000 (166,000 to 230,000)	208,000 (176,000 to 247,000)	244,000 (207,000 to 290,000)	270,000 (231,000 to 320,000)	291,000 (252,000 to 341,000)	306,000 (262,000 to 370,000)	299,000 (257,000 to 361,000)	317,000 (268,000 to 384,000)	315,000 (266,000 to 382,000)	6,340 (5,810 to 6,900)	3,060,000
Communicable, maternal, neonatal, and nutritional diseases	34,000 (22,000 to 47,500)	12,600 (8,520 to 18,000)	15,200 (10,400 to 21,600)	17,900 (13,900 to 22,900)	13,600 (10,600 to 17,200)	13,900 (10,900 to 17,600)	14,600 (11,600 to 18,200)	17,900 (14,200 to 22,400)	21,900 (17,400 to 27,400)	27,600 (21,900 to 34,500)	33,900 (26,900 to 42,400)	42,000 (33,400 to 52,500)	51,600 (41,000 to 64,500)	58,800 (46,700 to 73,500)	62,400 (49,500 to 78,000)	73,200 (58,100 to 91,500)	81,000 (64,300 to 101,000)	87,300 (69,300 to 109,000)	91,800 (72,900 to 115,000)	89,700 (71,200 to 112,000)	95,100 (75,500 to 119,000)	94,500 (75,000 to 118,000)	1,900 (1,740 to 2,070)	919,000
HIV/AIDS and sexually transmitted infections	200 (90 7 to 370)	84.4 (22.1 to 200)	230 (30 7 to 520)	29.2 (20 7 to 41)	27 (20 7 to 35)	61.2 (49 to 80)	167 (127 to 215)	292 (224 to 376)	333 (258 to 429)	473 (365 to 607)	578 (450 to 743)	676 (527 to 868)	533 (415 to 685)	374 (291 to 481)	262 (204 to 337)	177 (138 to 227)	111 (86 to 143)	25.7 (19 to 34)	7.8 (5 to 11)	2.6 (2 to 3)	0.6 (0 to 0)	0.3 (0 to 1)	0.1 (0 to 0)	4,390
HIV/AIDS	0 (0 to 0)	0 (0 to 0)	0 (0 to 0)	0 (0 to 0)	0 (0 to 0)	0 (0 to 0)	0 (0 to 0)	0 (0 to 0)	0 (0 to 0)	0 (0 to 0)	0 (0 to 0)	0 (0 to 0)	0 (0 to 0)	0 (0 to 0)	0 (0 to 0)	0 (0 to 0)	0 (0 to 0)	0 (0 to 0)	0 (0 to 0)	0 (0 to 0)	0 (0 to 0)	0 (0 to 0)	0 (0 to 0)	0
HIV/AIDS - Drug-susceptible Tuberculosis	0 (0 to 0)	0 (0 to 0)	0 (0 to 0)	2.9 (1 to 5.5)	1.6 (1 to 2.5)	2.4 (1 to 3.5)	6.6 (5 to 10.5)	11.5 (7 to 20.7)	13.1 (7 to 25.1)	18.6 (10 to 36.4)	22.8 (11 to 46.7)	26.6 (13 to 55.1)	20.9 (11 to 39.5)	14.7 (8 to 28.4)	10.3 (6 to 19.8)	6.9 (4 to 13.2)	4.4 (3 to 8.2)	1 (1 to 2)	0.3 (0 to 0.6)	0.1 (0 to 0.2)	0 (0 to 0)	0 (0 to 0)	0 (0 to 0)	263
HIV/AIDS - Multidrug-resistant Tuberculosis without extensive drug resistance	0 (0 to 0)	0 (0 to 0)	0 (0 to 0)	0 (0 to 0)	0 (0 to 0)	0 (0 to 0)	0 (0 to 0)	0 (0 to 0)	0 (0 to 0)	0 (0 to 0)	0 (0 to 0)	0 (0 to 0)	0 (0 to 0)	0 (0 to 0)	0 (0 to 0)	0 (0 to 0)	0 (0 to 0)	0 (0 to 0)	0 (0 to 0)	0 (0 to 0)	0 (0 to 0)	0 (0 to 0)	0 (0 to 0)	0
HIV/AIDS - Extensively drug-resistant Tuberculosis	0 (0 to 0)	0 (0 to 0)	0 (0 to 0)	0 (0 to 0)	0 (0 to 0)	0 (0 to 0)	0 (0 to 0)	0 (0 to 0)	0 (0 to 0)	0 (0 to 0)	0 (0 to 0)	0 (0 to 0)	0 (0 to 0)	0 (0 to 0)	0 (0 to 0)	0 (0 to 0)	0 (0 to 0)	0 (0 to 0)	0 (0 to 0)	0 (0 to 0)	0 (0 to 0)	0 (0 to 0)	0 (0 to 0)	0
HIV/AIDS resulting in other diseases	0 (0 to 0)	0 (0 to 0)	0 (0 to 0)	0 (0 to 0)	0 (0 to 0)	0 (0 to 0)	0 (0 to 0)	0 (0 to 0)	0 (0 to 0)	0 (0 to 0)	0 (0 to 0)	0 (0 to 0)	0 (0 to 0)	0 (0 to 0)	0 (0 to 0)	0 (0 to 0)	0 (0 to 0)	0 (0 to 0)	0 (0 to 0)	0 (0 to 0)	0 (0 to 0)	0 (0 to 0)	0 (0 to 0)	0
Sexually transmitted infections, excluding HIV	200 (90 7 to 370)	84.4 (22.1 to 200)	230 (30 7 to 520)	26.3 (19 to 37)	25.4 (19 to 33)	58.8 (47 to 76)	160 (122 to 207)	280 (215 to 362)	320 (248 to 413)	454 (350 to 583)	555 (432 to 714)	650 (506 to 834)	512 (399 to 659)	359 (280 to 462)	252 (196 to 324)	170 (133 to 219)	107 (83 to 138)	24.7 (19 to 32)	7.5 (5 to 10)	2.5 (2 to 3)	0.6 (0 to 0)	0.3 (0 to 1)	0.1 (0 to 0)	4,130
Syphilis	0 (0 to 0)	0 (0 to 0)	0 (0 to 0)	0.3 (0 to 0.6)	0.7 (0 to 1.3)	2.5 (1 to 4.5)	6.2 (4 to 9.3)	8.2 (5 to 12.2)	9.2 (5 to 14.2)	11.2 (6 to 18.2)	12.5 (7 to 20.5)	13.6 (8 to 22.2)	10.2 (6 to 16.2)	7.1 (4 to 11.2)	5.1 (3 to 8.1)	3.4 (2 to 5.5)	2.2 (1 to 3.6)	0.5 (0 to 0.9)	0.2 (0 to 0.3)	0 (0 to 0.1)	0 (0 to 0)	0 (0 to 0)	0 (0 to 0)	66
Chlamydial infection	0 (0 to 0)	0 (0 to 0)	0 (0 to 0)	0 (0 to 0)	0 (0 to 0)	0 (0 to 0)	0 (0 to 0)	0.2 (0 to 0.3)	0.2 (0 to 0.4)	0.3 (0 to 0.5)	0.3 (0 to 0.6)	0.3 (0 to 0.6)	0.2 (0 to 0.4)	0.2 (0 to 0.3)	0.1 (0 to 0.2)	0.1 (0 to 0.2)	0.1 (0 to 0.1)	0 (0 to 0)	0 (0 to 0)	0 (0 to 0)	0 (0 to 0)	0 (0 to 0)	0 (0 to 0)	279
Gonococcal infection	0 (0 to 0)	0 (0 to 0)	0 (0 to 0)	0 (0 to 0)	0 (0 to 0)	0 (0 to 0)	0 (0 to 0)	0.2 (0 to 0.3)	0.2 (0 to 0.3)	0.3 (0 to 0.4)	0.3 (0 to 0.5)	0.3 (0 to 0.5)	0.2 (0 to 0.4)	0.2 (0 to 0.3)	0.1 (0 to 0.2)	0.1 (0 to 0.2)	0.1 (0 to 0.1)	0 (0 to 0)	0 (0 to 0)	0 (0 to 0)	0 (0 to 0)	0 (0 to 0)	0 (0 to 0)	177
Trichomoniasis	0 (0 to 0)	0 (0 to 0)	0 (0 to 0)	0 (0 to 0)	0 (0 to 0)	0 (0 to 0)	0 (0 to 0)	0 (0 to 0)	0 (0 to 0)	0 (0 to 0)	0 (0 to 0)	0 (0 to 0)	0 (0 to 0)	0 (0 to 0)	0 (0 to 0)	0 (0 to 0)	0 (0 to 0)	0 (0 to 0)	0 (0 to 0)	0 (0 to 0)	0 (0 to 0)	0 (0 to 0)	0 (0 to 0)	29.2
Genital herpes	0 (0 to 0)	0 (0 to 0)	0 (0 to 0)	0 (0 to 0)	0 (0 to 0)	0 (0 to 0)	0 (0 to 0)	0 (0 to 0)	0 (0 to 0)	0 (0 to 0)	0 (0 to 0)	0 (0 to 0)	0 (0 to 0)	0 (0 to 0)	0 (0 to 0)	0 (0 to 0)	0 (0 to 0)	0 (0 to 0)	0 (0 to 0)	0 (0 to 0)	0 (0 to 0)	0 (0 to 0)	0 (0 to 0)	0
Other sexually transmitted infections	1.6 (0 to 7)	0.1 (0 to 0)	0.6 (0 to 3)	0.1 (0 to 0)	0.1 (0 to 0)	0.2 (0 to 0)	0.5 (0 to 1)	0.8 (0 to 2)	0.9 (0 to 2)	1.1 (0 to 2)	1.3 (0 to 2)	1.4 (0 to 2)	1.1 (0 to 2)	0.8 (0 to 1)	0.5 (0 to 1)	0.4 (0 to 0)	0.2 (0 to 0)	0.1 (0 to 0)	0 (0 to 0)	0 (0 to 0)	0 (0 to 0)	0 (0 to 0)	0 (0 to 0)	321
Respiratory infections and tuberculosis	369 (327 to 427)	539 (289 to 886)	3,790 (1,800 to 5,950)	2,620 (1,620 to 3,930)	2,120 (1,480 to 2,980)	2,220 (1,670 to 3,060)	2,170 (1,710 to 2,810)	2,010 (1,570 to 2,630)	2,660 (2,100 to 3,470)	3,660 (2,870 to 4,630)	4,890 (3,810 to 6,220)	6,560 (5,220 to 8,220)	7,660 (6,070 to 9,550)	7,740 (6,060 to 9,810)	8,960 (6,980 to 11,500)	9,360 (7,220 to 12,000)	8,960 (6,900 to 11,600)	8,960 (6,900 to 11,600)	8,700 (6,600 to 11,600)	8,340 (6,200 to 11,400)	7,760 (5,700 to 10,800)	6,770 (4,980 to 9,400)	113,000
Tuberculosis	0 (0 to 0)	0 (0 to 0)	160 (90 1 to 260)	180 (110 to 270)	150 (100 to 220)	140 (90 to 210)	120 (80 to 170)	110 (70 to 160)	150 (100 to 210)	210 (140 to 300)	280 (190 to 400)	380 (260 to 530)	450 (310 to 630)	470 (320 to 670)	510 (350 to 730)	560 (380 to 800)	520 (350 to 750)	520 (350 to 750)	510 (340 to 750)	490 (320 to 730)	450 (290 to 690)	390 (250 to 610)	6,600
Latent tuberculosis infection	0 (0 to 0)	0 (0 to 0)	0 (0 to 0)	0 (0 to 0)	0 (0 to 0)	0 (0 to 0)	0 (0 to 0)	0 (0 to 0)	0 (0 to 0)	0 (0 to 0)	0 (0 to 0)	0 (0 to 0)	0 (0 to 0)	0 (0 to 0)	0 (0 to 0)	0 (0 to 0)	0 (0 to 0)	0 (0 to 0)	0 (0 to 0)	0 (0 to 0)	0 (0 to 0)	0 (0 to 0)	0 (0 to 0)	0
Drug-susceptible tuberculosis	0 (0 to 0)	0 (0 to 0)	89.4 (47 to 149)	110 (70 to 170)	93.9 (63 to 140)	87.5 (59 to 130)	74.9 (51 to 106)	68.7 (47 to 97)	93.7 (65 to 133)	131 (91 to 187)	175 (122 to 250)	237 (165 to 331)	281 (195 to 393)	293 (200 to 419)	319 (218 to 456)	350 (239 to 500)	325 (219 to 469)	325 (219 to 469)	319 (212 to 469)	306 (200 to 456)	281 (181 to 431)	244 (156 to 381)	4,120
Multidrug-resistant tuberculosis without extensive drug resistance	0 (0 to 0)	0 (0 to 0)	0.4 (0 to 1)	0.5 (0 to 1)	0.4 (0 to 0.6)	0.4 (0 to 0.6)	0.3 (0 to 0.5)	0.3 (0 to 0.4)	0.4 (0 to 0.6)	0.6 (0 to 0.8)	0.8 (0 to 1)	1.1 (0 to 1)	1.3 (0 to 1)	1.3 (0 to 2)	1.5 (0 to 2)	1.6 (0 to 2)	1.5 (0 to 2)	1.5 (0 to 2)	1.5 (0 to 2)	1.4 (0 to 2)	1.3 (0 to 2)	1.1 (0 to 1)	0.9 (0 to 1)	19
Extensively drug-resistant tuberculosis	0 (0 to 0)	0 (0 to 0)	0 (0 to 0)	0 (0 to 0)	0 (0 to 0)	0 (0 to 0)	0 (0 to 0)	0 (0 to 0)	0 (0 to 0)	0 (0 to 0)	0 (0 to 0)	0 (0 to 0)	0 (0 to 0)	0 (0 to 0)	0 (0 to 0)	0 (0 to 0)	0 (0 to 0)	0 (0 to 0)	0 (0 to 0)	0 (0 to 0)	0 (0 to 0)	0 (0 to 0)	0 (0 to 0)	0
Acute hepatitis	0.3 (0 to 1)	0.1 (0 to 0)	0.5 (0 to 2)	0.2 (0 to 0.4)	0.1 (0 to 0.2)	0.1 (0 to 0.2)	0.1 (0 to 0.2)	0.1 (0 to 0.2)	0.1 (0 to 0.2)	0.1 (0 to 0.2)	0.1 (0 to 0.2)	0.1 (0 to 0.2)	0.1 (0 to 0.2)	0.1 (0 to 0.2)	0.1 (0 to 0.2)	0.1 (0 to 0.2)	0.1 (0 to 0.2)	0.1 (0 to 0.2)	0.1 (0 to 0.2)	0.1 (0 to 0.2)	0 (0 to 0.1)	0 (0 to 0.1)	0 (0 to 0)	29.6
Cirrhosis and other chronic liver diseases	364 (276 to 476)	529 (280 to 870)	3,400 (1,600 to 5,450)	1,360 (820 to 2,170)	620 (420 to 900)	620 (420 to 900)	1,060 (720 to 1,500)	1,450 (1,000 to 2,020)	1,940 (1,350 to 2,720)	2,620 (1,800 to 3,650)	3,620 (2,500 to 5,070)	4,720 (3,270 to 6,610)	5,240 (3,630 to 7,350)	5,360 (3,700 to 7,530)	6,060 (4,180 to 8,500)	6,670 (4,600 to 9,360)	6,250 (4,300 to 8,800)	6,250 (4,300 to 8,800)	6,060 (4,180 to 8,500)	5,690 (3,920 to 8,000)	5,260 (3,630 to 7,400)	4,630 (3,190 to 6,500)	92,000
Lower respiratory infections	1,940 (1,540 to 2,450)	2,220 (1,190 to 3,650)	1,980 (940 to 3,100)	1,020 (630 to 1,520)	1,020 (710 to 1,440)	1,020 (710 to 1,440)	1,020 (710 to 1,440)	1,020 (710 to 1,440)	1,020 (710 to 1,440)	1,020 (710 to 1,440)	1,020 (710 to 1,440)	1,020 (710 to 1,440)	1,020 (710 to 1,440)	1,020 (710 to 1,440)	1,020 (710 to 1,440)	1,020 (710 to 1,440)	1,020 (710 to 1,440)	1,020 (710 to 1,440)	1,020 (710 to 1,440)	1,020 (710 to 1,440)	1,020 (710 to 1,440)	1,020 (710 to 1,440)	1,020 (710 to 1,440)	66,200
Upper respiratory infections	1.6 (0 to 2.7)	0.7 (0 to 1.5)	9.6 (3 to 20)	6.9 (2 to 14)	5.2 (2 to 10)	5.4 (2 to 10)	5.2 (2 to 10)	4.8 (2 to 9)	6.2 (2 to 12)	8.4 (3 to 16)	11.1 (4 to 21)	14.7 (5 to 28)	16.7 (6 to 32)	17.2 (6 to 33)	19.2 (7 to 36)	21.4 (8 to 40)	20.6 (8 to 39)	20.6 (8 to 39)	20.6 (8 to 39)	20.6 (8 to 39)	20.6 (8 to 39)	20.6 (8 to 39)	20.6 (8 to 39)	722
Otitis media	0 (0 to 0)	0 (0 to 0)	0 (0 to 0)	0 (0 to 0)	0 (0 to 0)	0 (0 to 0)	0 (0 to 0)	0 (0 to 0)	0 (0 to 0)	0 (0 to 0)	0 (0 to 0)	0 (0 to 0)	0 (0 to 0)	0 (0 to 0)	0 (0 to 0)	0 (0 to 0)	0 (0 to 0)	0 (0 to 0)	0 (0 to 0)	0 (0 to 0)	0 (0 to 0)	0 (0 to 0)	0 (0 to 0)	0
Enteric infections	2,080 (1,610 to 2,700)	1,200 (600 to 1,770)	3,900 (2,010 to 6,240)	2,990 (2,070 to 4,230)	3,000 (2,070 to 4,230)	2,990 (2,070 to 4,230)	2,990 (2,070 to 4,230)	2,990 (2,070 to 4,230)	2,990 (2,070 to 4,230)	2,990 (2,070 to 4,230)	2,990 (2,070 to 4,230)	2,990 (2,070 to 4,230)	2,990 (2,070 to 4,230)	2,990 (2,070 to 4,230)	2,990 (2,070 to 4,230)	2,990 (2,070 to 4,230)	2,990 (2,070 to 4,230)	2,990 (2,070 to 4,230)	2,990 (2,070 to 4,230)	2,990 (2,070 to 4,230)	2,990 (2,070 to 4,230)	2,990 (2,070 to 4,230)	2,990 (2,070 to 4,230)	69,700
Diarrheal diseases	39.7 (18.3 to 67.7)	161 (58 to 370)	1,200 (734 to 1,840)	2,600 (1,200 to 5,110)	2,600 (1,200 to 5,110)	693 (320 to 1,360)	437 (202 to 860)	395 (182 to 777)	526 (243 to 1,030)	692 (320 to 1,360)	890 (411 to 1,750)	1,060 (489 to 2,080)	1,060 (489 to 2,080)	1,060 (489 to 2,080)	1,060 (489 to 2,080)	1,060 (489 to 2,080)	1,060 (489 to 2,080)	1,060 (489 to 2,080)	1,060 (489 to 2,080)	1,060 (489 to 2,080)	1,060 (489 to 2,080)	1,060 (489 to 2,080)	1,060 (489 to 2,080)	22,400
Typhoid and paratyphoid	0 (0 to 0)	15.9 (3 to 42)	1,700 (1,000 to 2,600)	2,220 (1,200 to 3,600)	2,220 (1,200 to 3,600)	2,220 (1,200 to 3,600)	2,220 (1,200 to 3,600)	1,140 (594 to 1,870)	594 (291 to 1,040)	1,140 (594 to 1,870)	1,140 (594 to 1,870)	1,140 (594 to 1,870)	1,140 (594 to 1,870)	1,140 (594 to 1,870)	1,140 (594 to 1,870)	1,140 (594 to 1,870)	1,140 (594 to 1,870)	1,140 (594 to 1,870)	1,140 (594 to 1,870)	1,140 (594 to 1,870)	1,140 (594 to 1,870)	1,140 (594 to 1,870)	1,140 (594 to 1,870)	11,400
Typhoid fever	0 (0 to 0)	0 (0 to 0)	1,600 (937 to 2,500)	1,600 (1,000 to 2,500)	1,600 (1,000 to 2,500)	1,600 (1,000



Other transport injuries	6-8 (0.7 to 1.7)	6-9 (0.4 to 1.9)	10-5 (0 to 19)	48-3 (26.1 to 89.2)	60-2 (32.2 to 101)	1-16 (79.1 to 1.06)	454 (197 to 786)	781 (354 to 1,270)	677 (321 to 1,220)	425 (244 to 682)	260 (173 to 389)	226 (152 to 350)	260 (130 to 393)	193 (122 to 286)	195 (126 to 301)	141 (89.1 to 222)	126 (85.6 to 186)	112 (72.3 to 176)	98-5 (58.4 to 162)	95-2 (57.6 to 153)	29-5 (19 to 47.7)	10-8 (5.9 to 17.9)	6-2 (2.9 to 9.9)	4,056
Unintentional injuries	137 (77.4 to 209)	199 (99.9 to 348)	1,632 (934 to 2,870)	2,960 (2,343 to 3,810)	3,270 (2,210 to 5,030)	5,182 (3,960 to 6,640)	11,468 (8,319 to 15,700)	17,000 (12,600 to 22,200)	15,600 (12,000 to 19,400)	13,700 (10,600 to 17,000)	13,500 (10,500 to 16,900)	13,500 (10,500 to 16,900)	13,700 (10,500 to 16,900)	13,700 (10,500 to 16,900)	13,700 (10,600 to 17,000)	13,300 (9,600 to 19,000)	13,500 (9,600 to 19,500)	13,670 (9,900 to 19,600)	13,600 (9,600 to 19,500)	13,700 (9,600 to 19,600)	13,700 (9,600 to 19,600)	13,700 (9,600 to 19,600)	13,700 (9,600 to 19,600)	162,000
Falls	29-1 (9.6 to 63.6)	18-7 (9 to 36.2)	162 (77 to 299)	656 (356 to 1,330)	940 (624 to 1,360)	1,160 (837 to 1,600)	2,330 (1,540 to 3,500)	3,770 (2,550 to 5,230)	4,190 (2,840 to 5,820)	4,260 (2,970 to 5,770)	4,630 (3,150 to 6,220)	4,960 (3,350 to 6,220)	5,060 (3,370 to 6,220)	4,970 (3,370 to 6,220)	5,060 (3,370 to 6,220)	4,940 (3,450 to 6,220)	4,940 (3,450 to 6,220)	4,940 (3,450 to 6,220)	4,940 (3,450 to 6,220)	4,940 (3,450 to 6,220)	4,940 (3,450 to 6,220)	4,940 (3,450 to 6,220)	4,940 (3,450 to 6,220)	72,600
Drowning	13-8 (8.2 to 19)	9-1 (4.4 to 17.4)	1,262 (1,020 to 1,530)	1,260 (777 to 2,020)	1,270 (967 to 1,660)	1,620 (1,170 to 2,040)	4,640 (2,750 to 7,080)	6,920 (3,930 to 9,970)	6,710 (3,890 to 9,670)	6,960 (4,070 to 9,670)	6,910 (4,060 to 9,670)	6,960 (4,060 to 9,670)	6,960 (4,060 to 9,670)	6,960 (4,060 to 9,670)	6,960 (4,060 to 9,670)	6,910 (4,060 to 9,670)	6,960 (4,060 to 9,670)	6,960 (4,060 to 9,670)	6,960 (4,060 to 9,670)	6,960 (4,060 to 9,670)	6,960 (4,060 to 9,670)	6,960 (4,060 to 9,670)	6,960 (4,060 to 9,670)	99,300
Fire, heat, and hot substances	3 (1.6 to 6.2)	2-1 (1.2 to 3.7)	63-8 (39.3 to 112)	107 (67.9 to 158)	106 (108 to 240)	150 (72.6 to 262)	312 (200 to 525)	606 (376 to 1,040)	648 (422 to 988)	628 (429 to 923)	676 (473 to 962)	638 (428 to 914)	669 (393 to 799)	624 (368 to 763)	659 (349 to 713)	628 (299 to 692)	645 (327 to 675)	662 (199 to 693)	176 (126 to 260)	126 (68.2 to 126)	68-5 (39.2 to 126)	32-7 (19.3 to 64)	8-4 (5.1 to 17.4)	7,330
Poisonings	5-3 (2.2 to 13.4)	4-9 (2.1 to 9.8)	20-8 (9.6 to 44.2)	69-6 (32.1 to 171)	74 (34 to 191)	77-4 (37.4 to 211)	214 (73.6 to 588)	211 (116 to 588)	208 (114 to 588)	199 (108 to 588)	196 (106 to 588)	196 (106 to 588)	196 (91 to 588)	196 (76 to 588)	196 (83.1 to 588)	196 (84 to 588)	196 (84 to 588)	196 (84 to 588)	196 (84 to 588)	196 (84 to 588)	196 (84 to 588)	196 (84 to 588)	196 (84 to 588)	196 (84 to 588)	3,000
Poisoning by opiates nec	2 (0.4 to 7.8)	1-1 (0.3 to 4)	9-6 (1.4 to 19.4)	23-4 (10.3 to 60)	24-8 (9.7 to 63.2)	29-2 (9.4 to 82.3)	79-7 (20.1 to 167)	84-1 (29.4 to 205)	77-3 (27.4 to 203)	71-9 (26.3 to 181)	66-4 (21.4 to 166)	67-9 (20.8 to 162)	68-4 (19.2 to 170)	62-8 (19.4 to 153)	67-1 (1.4 to 164.8)	66-3 (1.4 to 73.8)	68-3 (1.4 to 73.8)	71-5 (1.4 to 82.3)	11-5 (0.9 to 33.3)	8-2 (0.9 to 20.3)	4-2 (0.1 to 18.7)	2-1 (0.1 to 7)	0-7 (0.0 to 7.1)	795
Poisoning by other means	3-6 (1.4 to 8)	2-2 (1.1 to 7.3)	12-7 (5.7 to 28.5)	44-2 (18.9 to 114)	47-2 (17.9 to 97.9)	48 (20.2 to 77.9)	63-3 (26.2 to 124)	176 (69.3 to 350)	167 (62 to 321)	113 (50.4 to 262)	127 (59.7 to 257)	102 (48.7 to 176)	96 (42 to 176)	72-4 (32 to 137)	86-6 (39 to 161)	82-3 (39.1 to 164)	88-1 (37.7 to 176)	19 (7.6 to 51.3)	8-2 (3.6 to 22.6)	1-7 (0.8 to 5)	0-2 (0.2 to 0.9)			1,320
Exposure to mechanical forces	4-9 (2.4 to 9.2)	4-6 (2.1 to 8.9)	45 (24.2 to 82.9)	226 (116 to 398)	178 (104 to 327)	314 (176 to 536)	1,130 (757 to 1,720)	2,020 (1,350 to 3,020)	2,060 (1,390 to 3,020)	1,940 (1,240 to 3,020)	1,750 (1,110 to 3,020)	1,620 (1,110 to 3,020)	1,440 (1,040 to 3,020)	1,260 (896 to 2,020)	1,200 (864 to 2,020)	1,110 (838 to 2,020)	1,060 (838 to 2,020)	992 (838 to 2,020)	292 (268 to 2,020)	165 (162 to 2,020)	101 (23.2 to 2,020)	30-6 (9.6 to 2,020)	9-2 (3.2 to 2,020)	19,000
Unintentional firearm injuries	0-3 (0 to 1.9)	0-2 (0.1 to 0.9)	0-1 (0.1 to 16.8)	2-10 (1.2 to 6.6)	3-4 (1.7 to 13.5)	4-3 (2.2 to 9.9)	3-4 (0.5 to 9.7)	6-7 (2.6 to 1.27)	7-2 (3.6 to 1.13)	6-4 (1.69 to 1.13)	6-2 (1.69 to 778)	6-2 (1.69 to 778)	6-2 (1.69 to 782)	6-2 (1.69 to 782)	6-2 (1.69 to 782)	6-2 (1.69 to 782)	6-2 (1.69 to 782)	6-2 (1.69 to 782)	6-2 (1.69 to 782)	6-2 (1.69 to 782)	6-2 (1.69 to 782)	6-2 (1.69 to 782)	6-2 (1.69 to 782)	3,020
Other exposure to mechanical forces	4-4 (1.6 to 8.4)	4-1 (2.6 to 7.1)	36-2 (20.1 to 76)	172 (72.1 to 330)	144 (77.9 to 302)	240 (120 to 469)	1,000 (550 to 1,430)	1,810 (951 to 2,610)	1,850 (1,010 to 2,610)	1,760 (958 to 2,610)	1,600 (932 to 2,610)	1,470 (940 to 2,610)	1,310 (973 to 2,610)	1,150 (811 to 1,800)	1,090 (837 to 1,800)	1,010 (811 to 1,800)	963 (811 to 1,800)	902 (717 to 1,800)	266 (249 to 1,800)	150 (149 to 1,800)	92 (21.2 to 1,800)	27-9 (9.1 to 1,800)	8-4 (3.1 to 1,800)	17,000
Adverse effects of medical treatment	12-6 (8.9 to 28)	14-3 (7.9 to 28.2)	97-3 (49.9 to 145)	84-6 (49.9 to 141)	84-9 (54 to 119)	89-5 (60.9 to 154)	82-8 (48.1 to 139)	117 (102 to 288)	102 (69.5 to 262)	108 (69.5 to 262)	119 (69.5 to 262)	113 (77.4 to 277)	214 (102 to 994)	192 (107 to 310)	192 (107 to 310)	203 (107 to 400)	203 (106 to 400)	208 (172 to 400)	148 (129 to 289)	87-9 (68.7 to 146)	28-5 (23.9 to 58.2)	14-3 (8.9 to 31.4)	2-2 (2.6 to 6.4)	3,090
Animal contact	1-1 (0.5 to 2.3)	2-1 (0.9 to 4.9)	22-6 (10.5 to 52.9)	97-3 (52.9 to 176)	178 (99.4 to 310)	145 (92.4 to 277)	352 (197 to 568)	340 (149 to 621)	266 (157 to 485)	244 (143 to 399)	256 (177 to 472)	265 (169 to 421)	264 (172 to 483)	326 (172 to 483)	326 (172 to 483)	268 (167 to 479)	326 (138 to 374)	195 (114 to 374)	165 (88.1 to 251)	89-6 (53.9 to 142)	43-9 (26.4 to 78)	28-5 (17 to 54.6)	9-9 (4.2 to 21.3)	2-2 (1.4 to 7.1)	3,420
Venomous animal contact	0-7 (0.4 to 1.2)	0-2 (0.1 to 0.8)	1-5 (0.6 to 3.9)	6-3 (3.2 to 12.4)	7-2 (3.9 to 15.1)	10-3 (5.2 to 21.1)	17-6 (9.8 to 31.1)	17-6 (10.2 to 28.6)	19-2 (10.2 to 28.6)	14-3 (10.2 to 28.6)	14-7 (10.2 to 28.6)	15-6 (10.2 to 28.6)	15-6 (10.2 to 28.6)	15-6 (10.2 to 28.6)	15-6 (10.2 to 28.6)	15-6 (10.2 to 28.6)	15-6 (10.2 to 28.6)	15-6 (10.2 to 28.6)	15-6 (10.2 to 28.6)	15-6 (10.2 to 28.6)	15-6 (10.2 to 28.6)	15-6 (10.2 to 28.6)	15-6 (10.2 to 28.6)	1,960
Non-venomous animal contact	1-1 (0.6 to 2.1)	1-9 (0.9 to 4.2)	8-7 (3.9 to 20.5)	33 (13.9 to 71.4)	56-1 (29.1 to 117)	61-6 (29.6 to 117)	82-6 (37.2 to 193)	78-1 (39.7 to 191)	127 (69.4 to 201)	102 (68.1 to 185)	142 (73.4 to 244)	105 (53.7 to 187)	139 (71.1 to 260)	122 (60.3 to 262)	113 (69 to 220)	99-9 (61.4 to 195)	93-1 (54.9 to 173)	52-2 (48.9 to 142)	23 (29.1 to 113)	22 (13.6 to 56.4)	8-4 (5.2 to 12.3)	2 (1.2 to 5.4)	1,660
Foreign body	0-5 (0.3 to 0.9)	0-6 (0.3 to 0.9)	3-4 (1.6 to 6.6)	14-2 (8.1 to 27.5)	16-2 (9.2 to 31.5)	20-2 (11.2 to 39.2)	39-1 (24.6 to 57.5)	39-7 (24.7 to 57.5)	41-3 (24.7 to 57.5)	39-2 (24.6 to 57.5)	41-3 (24.7 to 57.5)	41-3 (24.7 to 57.5)	41-3 (24.7 to 57.5)	41-3 (24.7 to 57.5)	41-3 (24.7 to 57.5)	41-3 (24.7 to 57.5)	41-3 (24.7 to 57.5)	41-3 (24.7 to 57.5)	41-3 (24.7 to 57.5)	41-3 (24.7 to 57.5)	41-3 (24.7 to 57.5)	41-3 (24.7 to 57.5)	41-3 (24.7 to 57.5)	689
Foreign body in other bodypart	1-4 (0.7 to 3.8)	1-4 (0.7 to 3.8)	7-4 (3.9 to 23.1)	19 (12.1 to 33.4)	12-8 (7.6 to 23.1)	17-4 (10.2 to 33.6)	41-3 (21.1 to 67.9)	41-3 (22.9 to 67.9)	41-3 (22.9 to 67.9)	41-3 (22.9 to 67.9)	41-3 (22.9 to 67.9)	41-3 (22.9 to 67.9)	41-3 (22.9 to 67.9)	41-3 (22.9 to 67.9)	41-3 (22.9 to 67.9)	41-3 (22.9 to 67.9)	41-3 (22.9 to 67.9)	41-3 (22.9 to 67.9)	41-3 (22.9 to 67.9)	41-3 (22.9 to 67.9)	41-3 (22.9 to 67.9)	41-3 (22.9 to 67.9)	41-3 (22.9 to 67.9)	1,640
Environmental heat and cold exposure	0-7 (0.3 to 1.4)	0-6 (0.3 to 1.6)	6-2 (3.6 to 17.4)	23-5 (12.3 to 39)	32-2 (21.4 to 59.3)	44-6 (28.7 to 79.7)	77-7 (51 to 132)	132 (79.3 to 195)	118 (70.7 to 178)	118 (70.7 to 178)	118 (69 to 213)	118 (69.3 to 185)	142 (69.3 to 213)	142 (69.3 to 213)	142 (69.3 to 213)	128 (69.3 to 213)	128 (69.3 to 213)	94-3 (69.3 to 213)	74-4 (69.3 to 140)	43-4 (27.4 to 69.3)	24-6 (16.4 to 38.8)	6-9 (2.9 to 9.8)	4-7 (2.7 to 8.3)	1,690
Exposure to forces of nature	0-4 (0 to 2)	0-3 (0 to 1)	2-1 (0 to 5)	6-4 (2.9 to 14.3)	7-5 (3.7 to 22.1)	11-4 (5.4 to 27.1)	27-2 (17.1 to 48.5)	49-5 (29.6 to 76)	47-3 (29.6 to 76)	47-3 (29.6 to 76)	47-3 (29.6 to 76)	47-3 (29.6 to 76)	47-3 (29.6 to 76)	47-3 (29.6 to 76)	47-3 (29.6 to 76)	47-3 (29.6 to 76)	47-3 (29.6 to 76)	47-3 (29.6 to 76)	47-3 (29.6 to 76)	47-3 (29.6 to 76)	47-3 (29.6 to 76)	47-3 (29.6 to 76)	47-3 (29.6 to 76)	7,200
Other unintentional injuries	6-1 (3.8 to 20.5)	8-1 (3.8 to 13.6)	69-4 (38.7 to 143)	288 (210 to 401)	479 (322 to 648)	681 (481 to 1,000)	1,490 (952 to 2,050)	2,610 (1,560 to 4,000)	2,460 (1,560 to 4,130)	2,210 (1,240 to 3,260)	2,040 (1,240 to 3,260)	1,820 (998 to 3,040)	1,620 (891 to 2,770)	1,450 (782 to 2,780)	1,360 (649 to 1,470)	1,270 (649 to 1,380)	1,220 (4.5 to 980)	1,240 (4.5 to 980)	297 (4.5 to 980)	196 (4.5 to 980)	107 (29.8 to 67.6)	37-7 (19.4 to 41)	9-2 (2.8 to 24.5)	20,200
Self-harm and interpersonal violence	63-2 (42.2 to 120)	27-8 (20.9 to 39.7)	139 (85 to 242)	796 (497 to 1,540)	764 (462 to 981)	2,000 (1,160 to 3,330)	13,800 (10,100 to 18,700)	31,400 (23,000 to 41,000)	30,600 (23,000 to 39,700)	29,000 (21,000 to 37,000)	27,000 (20,000 to 35,000)	25,300 (18,600 to 33,000)	14,700 (11,600 to 26,500)	14,100 (11,600 to 22,000)	13,600 (10,600 to 17,000)	13,600 (9,700 to 17,000)	8,320 (6,290 to 10,000)	7,200 (5,290 to 10,000)	4,810 (3,520 to 6,800)	2,820 (2,470 to 3,470)	708 (427 to 1,260)	447-4 (268 to 1,040)	67-9 (32.3 to 93.9)	202,000
Self-harm	5-6 (3 to 12)	5-1 (2.6 to 9.6)	6-3 (3.1 to 14.1)	7-9 (4.2 to 21.2)	8-5 (4.6 to 23.1)	8-5 (4.6 to 23.1)	8,800 (6,400 to 11,900)	23,900 (16,900 to 32,000)	23,400 (16,900 to 32,000)	19,200 (13,400 to 26,000)	17,000 (12,000 to 23,000)	15,800 (10,700 to 21,000)	12,600 (9,200 to 17,000)	12,200 (9,200 to 16,000)	11,900 (8,600 to 16,000)	11,900 (8,600 to 16,000)	7,900 (5,600 to 10,000)	6,730 (4,770 to 9,000)	4,140 (2,930 to 5,500)	2,540 (2,220 to 3,000)	1,170 (1,040 to 1,500)	644 (368 to 1,040)	71-5 (34.1 to 93.9)	167,000
Self-harm by firearm	0 (0 to 0)	0 (0 to 0)	0 (0 to 0)	0 (0 to 0)	0 (0 to 0)	0-7 (0 to 1.7)	2-1 (0.5 to 5.9)	1-9 (0.4 to 4.9)	1-8 (0.4 to 4.9)	1-6 (0.4 to 4.9)	1-5 (0.4 to 4.9)	1-4 (0.4 to 4.9)	1-2 (0.4 to 4.9)	1-1 (0.4 to 4.9)	1-1 (0.4 to 4.9)	1-1 (0.4 to 4.9)	0-8 (0.4 to 4.9)	0-7 (0.4 to 4.9)	0-6 (0.4 to 4.9)	0-5 (0.4 to 4.9)	0-3 (0.4 to 4.9)	0-2 (0.1 to 4.9)	0-2 (0.1 to 4.9)	796
Self-harm by other specified means	5-6 (3 to 12)	5-1 (2.6 to 9.6)	6-3 (3.1 to 14.1)	7-9 (4.2 to 21.2)	8-5 (4.6 to 23.1)	8-5 (4.6 to 23.1)	8,800 (6,400 to 11,900)	23,900 (16,900 to 32,000)	23,400 (16,900 to 32,000)	19,200 (13,400 to 26,000)	17,000 (12,000 to 23,000)	15,800 (10,700 to 21,000)	12,600 (9,200 to 17,000)	12,200 (9,200 to 16,000)	11,900 (8,600 to 16,000)	11,900 (8,600 to 16,000)	7,900 (5,600 to 10,000)	6,730 (4,770 to 9,000)	4,140 (2,930 to 5,500)	2,540 (2,220 to 3,000)	1,170 (1,040 to 1,500)	644 (368 to 1,040)	71-5 (34.1 to 93.9)	167,000
Interpersonal violence	24-5 (11.7 to 71.8)	16-7 (8.4 to 33.6)	84 (29.8 to 199)	196 (96.9 to 420)	287 (154 to 579)	672 (368 to 994)	2,640 (1,640 to 4,090)	8,720 (5,170 to 14,510)	8,720 (5,260 to 14,510)	7,980 (4,670 to 13,400)	7,980 (4,670 to 13,400)	7,980 (4,670 to 13,400)	7,940 (4,670 to 13,400)	7,940 (4,670 to 13,400)	7,940 (4,670 to 13,400)	7,940 (4,670 to 13,400)	7,940 (4,670 to 13,400)	7,940 (4,670 to 13,400)	7,940 (4,670 to 13,400)	7,940 (4,670 to 13,400)	7,940 (4,670 to 13,400)	7,940 (4,670 to 13,400)	7,940 (4,670 to 13,400)	7,940 (4,670 to 13,400)	97,700
Physical violence by firearm	3-2 (0.7 to 8.8)	1-6 (0.3 to 6.4)	6-5 (1.3 to 17.9)	48-7 (12.8 to 130)	71 (29 to 120)	116 (50.6 to 239)	1,240 (409 to 2,810)	2,260 (956 to 4,600)	1,840 (956 to 3,590)	1,670 (710 to 3,590)	1,420 (638 to 2,630)	1,220 (479 to 1,600)	925 (323 to 971)	736 (199 to 994)	691 (88.7 to 951)	731 (79.3 to 287)	721 (54 to 741)	671 (1.5 to 97.2)	264 (1.5 to 97.2)	2-9 (1.5 to 5.6)	0-8 (0.4 to 5.6)	0-3 (0.2 to 5.6)	0-3 (0.2 to 5.6)	11,100
Physical violence by sharp object	2-4 (0.7 to 7.7)	0-6 (0.2 to 2.1)	2-7 (0.9 to 9.1)	37-6 (11.6 to 111)	45-9 (16.1 to 107)	56 (21.2 to 107)	704 (279 to 1,810)	1,020 (788 to 1,810)	1,020 (788 to 1,810)	940 (662 to 1,810)	940 (753 to 1,810)	940 (775 to 1,810)	940 (775 to 1,810)	940 (678 to 1,810)	940 (498 to 1,810)	940 (329 to 1,810)	940 (329 to 1,810)	940 (329 to 1,810)	940 (329 to 1,810)	940 (329 to 1,810)	940 (329 to 1,810)	940 (329 to 1,810)	940 (329 to 1,810)	940 (329 to 1,810)	11,700
Sexual violence	0 (0 to 0)	0 (0 to 0)	0 (0 to 0)	0-8 (0 to 7)	0-8 (0.1 to 99.9)	77-7 (43 to 122)	184 (69.7 to 323)	184 (119 to 297)	184 (99.6 to 264)	184 (88.9 to 264)	184 (92.5 to 269)	184 (79.9 to 269)	184 (81.9 to 177)	184 (44.5 to 138)	184 (29.7 to 48.4)	184 (27.7 to 48.4)	184 (2.3 to 38.3)	184 (2.3 to 38.3)	184 (2.3 to 38.3)	184 (2.3 to 38.3)	184 (2.3 to 38.3)	184 (2.3 to 38.3)	184 (2.3 to 38.3)	1,430
Physical violence by other means	20-6 (9.1 to 51)	11-1 (4.4 to 31.9)	74-1 (34.7 to 171)	191 (89.9 to 401)	260 (122 to 538)	460 (243 to 1,000)	1,200 (763 to 1,740)	2,130 (1,190 to 2,990)	1,930 (1,030 to 2,990)	1,630 (1,030 to 2,990)	1,460 (1,030 to 2,990)	1,340 (1,030 to 2,990)	1,240 (1,030 to 2,990)	1,170 (1,030 to 2,990)	1,090 (1,030 to 2,990)	1,040 (1,030 to 2,990)	1,040 (1,030 to 2,990)	1,040 (1,030 to 2,990)	1,040 (1,030 to 2,990)	1,040 (1,030 to 2,990)	1,040 (1,030 to 2,990)	1,040 (1,030 to 2,990)	1,040 (1,030 to 2,990)	1,040 (1,030 to 2,990)	12,000
Cruelty and neglect	0 (0 to 0)	0 (0 to 0)	0 (0 to 0)	0 (0 to 0)	0 (0 to 0)	0 (0 to 0)	0 (0 to 0)	0 (0 to 0)	0 (0 to 0)	0 (0 to 0)	0 (0 to 0)	0 (0 to 0)	0 (0 to 0)	0 (0 to 0)	0 (0 to 0)	0 (0 to 0)	0 (0 to 0)	0 (0 to 0)	0 (0 to 0)	0 (0 to 0)	0 (0 to 0)	0 (0 to 0)	0 (0 to 0)	0 (0 to 0)	0

SR Table 2a: Syrian Arab Republic DALYS by cause and age group for males with 95% uncertainty intervals, 2019

Cause	Early Neonatal	Late Neonatal	Post Neonatal	1 to 4	5 to 9	10 to 14	15 to 19	20 to 24	25 to 29	30 to 34	35 to 39	40 to 44	45 to 49	50 to 54	55 to 59	60 to 64	65 to 69	70 to 74	75 to 79	80 to 84	85 to 89	90 to 94	95 plus	Total
All causes	46,790 (43,660 to 50,300)	14,600 (13,900 to 15,600)	30,000 (28,200 to 32,000)	69,500 (62,900 to 76,100)	56,200 (49,800 to 62,700)	49,900 (44,200 to 55,600)	124,000 (110,200 to 139,000)	89,200 (75,700 to 101,200)	84,200 (69,300 to 98,000)	82,700 (68,600 to 96,200)	89,300 (75,600 to 103,000)	104,000 (88,500 to 121,000)	140,000 (121,900 to 159,000)	176,000 (154,000 to 201,000)	196,000 (164,000 to 229,000)	196,000 (162,000 to 231,000)	176,000 (137,000 to 214,000)	131,000 (96,000 to 169,000)	101,000 (69,000 to 135,000)	62,000 (39,000 to 90,000)	31,700 (16,600 to 52,400)	2,290 (1,200 to 3,450)	2,610,000
Communicable, maternal, neonatal, and nutritional diseases	42,600 (39,600 to 46,300)	9,460 (8,700 to 10,200)	14,900 (13,900 to 16,000)	24,500 (22,300 to 26,700)	13,600 (12,100 to 15,000)	10,200 (8,800 to 11,600)	16,200 (14,000 to 18,200)	9,200 (7,700 to 10,700)	8,200 (6,700 to 9,700)	7,600 (6,200 to 9,000)	8,200 (6,800 to 9,600)	8,200 (6,800 to 9,600)	8,200 (6,800 to 9,600)	8,200 (6,800 to 9,600)	8,200 (6,800 to 9,600)	8,200 (6,800 to 9,600)	8,200 (6,800 to 9,600)	8,200 (6,800 to 9,600)	8,200 (6,800 to 9,600)	8,200 (6,800 to 9,600)	8,200 (6,800 to 9,600)	8,200 (6,800 to 9,600)	189,000
HIV/AIDS and sexually transmitted infections	644 (564 to 736)	178 (162 to 196)	1,120 (994 to 1,260)	494 (437 to 551)	231 (197 to 264)	314 (272 to 357)	1,110 (951 to 1,270)	1,150 (1,000 to 1,310)	1,190 (1,040 to 1,360)	1,210 (1,050 to 1,380)	1,230 (1,070 to 1,400)	1,250 (1,090 to 1,420)	1,270 (1,110 to 1,450)	1,290 (1,120 to 1,470)	1,310 (1,140 to 1,490)	1,330 (1,160 to 1,510)	1,350 (1,180 to 1,540)	1,370 (1,190 to 1,560)	1,390 (1,210 to 1,580)	1,410 (1,230 to 1,610)	1,430 (1,240 to 1,630)	1,450 (1,260 to 1,650)	1,860
HIV/AIDS	(0 to 0)	(0 to 0)	(0 to 0)	(0 to 0)	(0 to 0)	(0 to 0)	(0 to 0)	(0 to 0)	(0 to 0)	(0 to 0)	(0 to 0)	(0 to 0)	(0 to 0)	(0 to 0)	(0 to 0)	(0 to 0)	(0 to 0)	(0 to 0)	(0 to 0)	(0 to 0)	(0 to 0)	(0 to 0)	(0 to 0)	477
HIV/AIDS - Drug-susceptible Tuberculosis	(0 to 0)	(0 to 0)	(0 to 0)	(0 to 0)	(0 to 0)	(0 to 0)	(0 to 0)	(0 to 0)	(0 to 0)	(0 to 0)	(0 to 0)	(0 to 0)	(0 to 0)	(0 to 0)	(0 to 0)	(0 to 0)	(0 to 0)	(0 to 0)	(0 to 0)	(0 to 0)	(0 to 0)	(0 to 0)	(0 to 0)	26
HIV/AIDS - Multidrug-resistant Tuberculosis without extensi	(0 to 0)	(0 to 0)	(0 to 0)	(0 to 0)	(0 to 0)	(0 to 0)	(0 to 0)	(0 to 0)	(0 to 0)	(0 to 0)	(0 to 0)	(0 to 0)	(0 to 0)	(0 to 0)	(0 to 0)	(0 to 0)	(0 to 0)	(0 to 0)	(0 to 0)	(0 to 0)	(0 to 0)	(0 to 0)	(0 to 0)	0
HIV/AIDS - Extensively drug-resistant Tuberculosis	(0 to 0)	(0 to 0)	(0 to 0)	(0 to 0)	(0 to 0)	(0 to 0)	(0 to 0)	(0 to 0)	(0 to 0)	(0 to 0)	(0 to 0)	(0 to 0)	(0 to 0)	(0 to 0)	(0 to 0)	(0 to 0)	(0 to 0)	(0 to 0)	(0 to 0)	(0 to 0)	(0 to 0)	(0 to 0)	(0 to 0)	51
HIV/AIDS resulting in other diseases	(0 to 0)	29.9 (17.4 to 39.9)	37.5 (28.5 to 53)	178 (139 to 224)	113.6 (81.1 to 151.3)	40.6 (29.2 to 54.2)	29 (20.7 to 39.1)	23.5 (16.1 to 32.7)	18.5 (12.4 to 26.1)	23.1 (16.1 to 31.7)	18.7 (12.5 to 26.6)	18.9 (12.7 to 26.8)	19.1 (12.8 to 27.1)	19.3 (12.9 to 27.3)	19.5 (13.1 to 27.5)	19.7 (13.2 to 27.8)	19.9 (13.3 to 28.1)	20.1 (13.4 to 28.3)	20.3 (13.5 to 28.6)	20.5 (13.6 to 28.8)	20.7 (13.7 to 29.1)	20.9 (13.8 to 29.4)	490
Sexually transmitted infections excluding HIV	644 (564 to 736)	178 (162 to 196)	218 (194 to 244)	316 (272 to 361)	118 (96 to 141)	274 (232 to 316)	1,110 (951 to 1,270)	1,150 (1,000 to 1,310)	1,190 (1,040 to 1,360)	1,210 (1,050 to 1,380)	1,230 (1,070 to 1,400)	1,250 (1,090 to 1,420)	1,270 (1,110 to 1,450)	1,290 (1,120 to 1,470)	1,310 (1,140 to 1,490)	1,330 (1,160 to 1,510)	1,350 (1,180 to 1,540)	1,370 (1,190 to 1,560)	1,390 (1,210 to 1,580)	1,410 (1,230 to 1,610)	1,430 (1,240 to 1,630)	1,450 (1,260 to 1,650)	1,410
Syphilis	(166 to 1,266)	(52 to 356)	(68 to 513)	(216 to 2,214)	(1.6 to 11.4)	(3.6 to 9.4)	(0.6 to 6.1)	(2.9 to 9.7)	(1.5 to 7.4)	(1.3 to 2.9)	(1.1 to 3.1)	(2.1 to 6.5)	(1.7 to 6.1)	(1.4 to 3.5)	(1.2 to 2.8)	(0.9 to 2)	(0.7 to 1.5)	(0.6 to 1.2)	(0.4 to 0.9)	(0.3 to 0.7)	(0.2 to 0.5)	(0.1 to 0.3)	(0 to 0.1)	986
Chlamydial infection	(0 to 0)	(0 to 0)	(0 to 0)	(0 to 0)	(0 to 0)	(0.1 to 0.3)	(2.6 to 12.9)	(2 to 11.3)	(1.3 to 10.2)	(1.1 to 9.2)	(0.9 to 8.1)	(0.7 to 7.1)	(0.6 to 6.2)	(0.5 to 5.3)	(0.4 to 4.5)	(0.3 to 3.8)	(0.3 to 3.2)	(0.2 to 2.7)	(0.2 to 2.3)	(0.1 to 1.9)	(0.1 to 1.6)	(0 to 1.3)	(0 to 0.5)	992
Gonococcal infection	(0 to 0)	(0 to 0)	(0 to 0)	(0 to 0)	(0 to 0)	(0.1 to 0.6)	(0.6 to 3.1)	(0.5 to 2.7)	(0.3 to 2.5)	(0.3 to 2.2)	(0.2 to 1.9)	(0.2 to 1.7)	(0.1 to 1.5)	(0.1 to 1.3)	(0.1 to 1.1)	(0.1 to 0.9)	(0 to 0.8)	(0 to 0.6)	(0 to 0.5)	(0 to 0.4)	(0 to 0.3)	(0 to 0.3)	(0 to 0.1)	718
Trichomoniasis	(0 to 0)	(0 to 0)	(0 to 0)	(0 to 0)	(0 to 0)	(0.1 to 0.3)	(0.7 to 3.5)	(0.6 to 3.1)	(0.4 to 2.8)	(0.3 to 2.5)	(0.3 to 2.2)	(0.2 to 1.9)	(0.2 to 1.7)	(0.1 to 1.5)	(0.1 to 1.2)	(0.1 to 1)	(0 to 0.9)	(0 to 0.7)	(0 to 0.6)	(0 to 0.5)	(0 to 0.4)	(0 to 0.3)	(0 to 0.1)	517
Genital herpes	(0 to 0)	(0 to 0)	(0 to 0)	(0 to 0)	(0 to 0)	(0.1 to 0.3)	(0.2 to 1.2)	(0.2 to 1.1)	(0.2 to 1)	(0.2 to 0.9)	(0.1 to 0.8)	(0.1 to 0.7)	(0.1 to 0.6)	(0 to 0.5)	(0 to 0.4)	(0 to 0.3)	(0 to 0.3)	(0 to 0.2)	(0 to 0.2)	(0 to 0.1)	(0 to 0.1)	(0 to 0.1)	(0 to 0)	138
Other sexually transmitted infections	(0 to 0)	(0 to 0)	(0 to 0)	(0 to 0)	(0 to 0)	(0.1 to 0.3)	(0.2 to 1.2)	(0.2 to 1.1)	(0.2 to 1)	(0.2 to 0.9)	(0.1 to 0.8)	(0.1 to 0.7)	(0.1 to 0.6)	(0 to 0.5)	(0 to 0.4)	(0 to 0.3)	(0 to 0.3)	(0 to 0.2)	(0 to 0.2)	(0 to 0.1)	(0 to 0.1)	(0 to 0.1)	(0 to 0)	138
Respiratory infections and tuberculosis	9,200 (7,900 to 10,600)	4,610 (4,000 to 5,300)	5,600 (4,900 to 6,400)	10,200 (8,900 to 11,700)	3,240 (2,800 to 3,700)	2,040 (1,800 to 2,400)	2,040 (1,800 to 2,400)	2,040 (1,800 to 2,400)	2,040 (1,800 to 2,400)	2,040 (1,800 to 2,400)	2,040 (1,800 to 2,400)	2,040 (1,800 to 2,400)	2,040 (1,800 to 2,400)	2,040 (1,800 to 2,400)	2,040 (1,800 to 2,400)	2,040 (1,800 to 2,400)	2,040 (1,800 to 2,400)	2,040 (1,800 to 2,400)	2,040 (1,800 to 2,400)	2,040 (1,800 to 2,400)	2,040 (1,800 to 2,400)	2,040 (1,800 to 2,400)	54,900
Tuberculosis	(0 to 0)	(0 to 0)	(7.7 to 32.4)	87.8 (60 to 142)	62.1 (42.2 to 143)	281.1 (201.1 to 414)	100 (69.1 to 142)	117.6 (80.6 to 201)	82.8 (57.1 to 152)	92.6 (64.3 to 144)	106.2 (73.9 to 163)	118.6 (79.4 to 200)	130.9 (89.3 to 197)	143.3 (98.3 to 215)	155.7 (112 to 239)	168 (120 to 259)	180.4 (129.3 to 282)	192.8 (137.6 to 306)	205.2 (146.1 to 330)	217.6 (154.5 to 354)	230 (162.9 to 378)	242.4 (171.3 to 403)	1,920
Latent tuberculosis infection	(0 to 0)	(0 to 0)	(0 to 0)	(0 to 0)	(0 to 0)	(0 to 0)	(0 to 0)	(0 to 0)	(0 to 0)	(0 to 0)	(0 to 0)	(0 to 0)	(0 to 0)	(0 to 0)	(0 to 0)	(0 to 0)	(0 to 0)	(0 to 0)	(0 to 0)	(0 to 0)	(0 to 0)	(0 to 0)	(0 to 0)	0
Drug-susceptible tuberculosis	(0 to 0)	(0 to 0)	(7 to 31)	87.8 (60 to 142)	62.1 (42.2 to 143)	281.1 (201.1 to 414)	100 (69.1 to 142)	117.6 (80.6 to 201)	82.8 (57.1 to 152)	92.6 (64.3 to 144)	106.2 (73.9 to 163)	118.6 (79.4 to 200)	130.9 (89.3 to 197)	143.3 (98.3 to 215)	155.7 (112 to 239)	168 (120 to 259)	180.4 (129.3 to 282)	192.8 (137.6 to 306)	205.2 (146.1 to 330)	217.6 (154.5 to 354)	230 (162.9 to 378)	242.4 (171.3 to 403)	1,920
Multidrug-resistant tuberculosis without extensive drug-res	(0 to 0)	(0 to 0)	(0.1 to 0.8)	(0.6 to 10.6)	(0.4 to 2.2)	(0.8 to 21.2)	(0.4 to 2.2)	(0.3 to 2.1)	(0.2 to 1.6)	(0.2 to 1.5)	(0.2 to 1.5)	(0.2 to 1.5)	(0.2 to 1.5)	(0.2 to 1.5)	(0.2 to 1.5)	(0.2 to 1.5)	(0.2 to 1.5)	(0.2 to 1.5)	(0.2 to 1.5)	(0.2 to 1.5)	(0.2 to 1.5)	(0.2 to 1.5)	982
Extensively drug-resistant tuberculosis	(0 to 0)	(0 to 0)	0.1 (0 to 0.5)	0.3 (0 to 1.1)	0.3 (0 to 1.2)	0.4 (0 to 1.6)	0.4 (0 to 1.6)	0.4 (0 to 1.6)	0.4 (0 to 1.6)	0.4 (0 to 1.6)	0.4 (0 to 1.6)	0.4 (0 to 1.6)	0.4 (0 to 1.6)	0.4 (0 to 1.6)	0.4 (0 to 1.6)	0.4 (0 to 1.6)	0.4 (0 to 1.6)	0.4 (0 to 1.6)	0.4 (0 to 1.6)	0.4 (0 to 1.6)	0.4 (0 to 1.6)	0.4 (0 to 1.6)	7
Lower respiratory infections	928 (850 to 1,020)	430 (390 to 470)	2,100 (1,900 to 2,300)	8,740 (7,900 to 9,600)	2,900 (2,600 to 3,200)	1,290 (1,100 to 1,500)	1,190 (1,000 to 1,400)	498 (420 to 580)	413 (350 to 480)	298 (250 to 350)	1,200 (1,000 to 1,400)	1,360 (1,200 to 1,600)	2,030 (1,800 to 2,300)	2,700 (2,400 to 3,000)	3,420 (3,000 to 3,800)	2,990 (2,600 to 3,300)	2,190 (1,900 to 2,400)	1,660 (1,400 to 1,900)	1,130 (950 to 1,300)	679 (570 to 780)	311 (260 to 360)	44,900
Upper respiratory infections	(0.4 to 2)	(3.9 to 12.3)	(76 to 220)	369 (309 to 426)	242 (198 to 290)	276 (221 to 330)	192 (147 to 237)	148 (110 to 193)	139 (105 to 181)	128 (98 to 167)	139 (107 to 180)	148 (112 to 191)	158 (119 to 204)	168 (127 to 217)	178 (135 to 230)	188 (142 to 243)	198 (150 to 256)	208 (157 to 269)	218 (165 to 282)	228 (172 to 295)	238 (180 to 308)	248 (187 to 321)	4,900
Otitis media	(0 to 0)	(0.3 to 1.2)	(13.3 to 59.7)	(300 to 696)	(180 to 440)	(101 to 263)	(108 to 300)	(118 to 338)	(109 to 328)	(98 to 303)	(88 to 290)	(77 to 270)	(66 to 256)	(56 to 242)	(47 to 228)	(39 to 214)	(32 to 201)	(26 to 188)	(21 to 176)	(16 to 164)	(12 to 153)	(9 to 142)	(6 to 131)	2,980
Enteric infections	91.6 (27.1 to 161)	103 (29.7 to 180)	1,200 (479 to 2,180)	2,000 (1,010 to 3,300)	2,000 (1,010 to 3,300)	1,200 (1,100 to 1,700)	1,200 (1,100 to 1,700)	1,200 (1,100 to 1,700)	597 (539 to 1,100)	539 (539 to 1,100)	539 (539 to 1,100)	539 (539 to 1,100)	539 (539 to 1,100)	539 (539 to 1,100)	539 (539 to 1,100)	539 (539 to 1,100)	539 (539 to 1,100)	539 (539 to 1,100)	539 (539 to 1,100)	539 (539 to 1,100)	539 (539 to 1,100)	539 (539 to 1,100)	539 (539 to 1,100)	17,000
Typhoid and paratyphoid	(0 to 0)	(0.6 to 6.6)	266 (60.6 to 803)	436 (152 to 948)	436 (152 to 948)	2,400 (1,400 to 3,600)	1,400 (1,400 to 1,400)	1,400 (1,400 to 1,400)	1,400 (1,400 to 1,400)	1,400 (1,400 to 1,400)	1,400 (1,400 to 1,400)	1,400 (1,400 to 1,400)	1,400 (1,400 to 1,400)	1,400 (1,400 to 1,400)	1,400 (1,400 to 1,400)	1,400 (1,400 to 1,400)	1,400 (1,400 to 1,400)	1,400 (1,400 to 1,400)	1,400 (1,400 to 1,400)	1,400 (1,400 to 1,400)	1,400 (1,400 to 1,400)	1,400 (1,400 to 1,400)	1,400 (1,400 to 1,400)	2,260
Typhoid fever	(0 to 0)	(0.6 to 6.6)	266 (60.6 to 803)	436 (152 to 948)	436 (152 to 948)	2,400 (1,400 to 3,600)	1,400 (1,400 to 1,400)	1,400 (1,400 to 1,400)	1,400 (1,400 to 1,400)	1,400 (1,400 to 1,400)	1,400 (1,400 to 1,400)	1,400 (1,400 to 1,400)	1,400 (1,400 to 1,400)	1,400 (1,400 to 1,400)	1,400 (1,400 to 1,400)	1,400 (1,400 to 1,400)	1,400 (1,400 to 1,400)	1,400 (1,400 to 1,400)	1,400 (1,400 to 1,400)	1,400 (1,400 to 1,400)	1,400 (1,400 to 1,400)	1,400 (1,400 to 1,400)	1,400 (1,400 to 1,400)	2,260
Paratyphoid fever	(0 to 0)	(0 to 0)	(0 to 0)	(0 to 0)	(0 to 0)	(0 to 0)	(0 to 0)	(0 to 0)	(0 to 0)	(0 to 0)	(0 to 0)	(0 to 0)	(0 to 0)	(0 to 0)	(0 to 0)	(0 to 0)	(0 to 0)	(0 to 0)	(0 to 0)	(0 to 0)	(0 to 0)	(0 to 0)	(0 to 0)	0
Invasive Non-typhoidal Salmonella (iNTS)	91.6 (27.1 to 161)	103 (29.7 to 180)	534 (119 to 1,380)	1,600 (858 to 2,800)	1,600 (858 to 2,800)	1,200 (1,100 to 1,700)	1,200 (1,100 to 1,700)	1,200 (1,100 to 1,700)	597 (539 to 1,100)	539 (539 to 1,100)	539 (539 to 1,100)	539 (539 to 1,100)	539 (539 to 1,100)	539 (539 to 1,100)	539 (539 to 1,100)	539 (539 to 1,100)	539 (539 to 1,100)	539 (539 to 1,100)	539 (539 to 1,100)	539 (539 to 1,100)	539 (539 to 1,100)	539 (539 to 1,100)	539 (539 to 1,100)	15,000
Other intestinal infectious diseases	(0 to 0)	(0 to 0)	(1.7 to 27.9)	(3 to 17.9)	(1.2 to 15.4)	(0.7 to 9.6)	(0.4 to 4.3)	(0.1 to 2.6)	(0 to 2.3)	(0 to 2.2)	(0 to 2.1)	(0 to 2)	(0 to 2)	(0 to 2)	(0 to 2)	(0 to 2)	(0 to 2)	(0 to 2)	(0 to 2)	(0 to 2)	(0 to 2)	(0 to 2)	(0 to 2)	360
Neglected tropical diseases and malaria	(0.1 to 0.7)	(0.1 to 0.6)	(0.8 to 3.8)	(1.6 to 7.6)	(1.1 to 5.4)	(0.8 to 4.1)	(0.5 to 2.6)	(0.3 to 1.6)	(0.2 to 1.1)	(0.1 to 0.8)	(0.1 to 0.6)	(0.1 to 0.5)	(0.1 to 0.4)	(0.1 to 0.3)	(0.1 to 0.3)	(0.1 to 0.2)	(0.1 to 0.2)	(0.1 to 0.2)	(0.1 to 0.2)	(0.1 to 0.2)	(0.1 to 0.2)	(0.1 to 0.2)	(0.1 to 0.2)	3
Malaria	(0 to 0)	(0 to 0)	(0 to 0)	(0 to 0)	(0 to 0)	(0 to 0)	(0 to 0)	(0 to 0)	(0 to 0)	(0 to 0)	(0 to 0)	(0 to 0)	(0 to 0)	(0 to 0)	(0 to 0)	(0 to 0)	(0 to 0)	(0 to 0)	(0 to 0)	(0 to 0)	(0 to 0)	(0 to 0)	(0 to 0)	0
Chagas disease	(0 to 0)	(0 to 0)	(0 to 0)	(0 to 0)	(0 to 0)	(0 to 0)	(0 to 0)	(0 to 0)	(0 to 0)	(0 to 0)	(0 to 0)	(0 to 0)	(0 to 0)	(0 to 0)	(0 to 0)	(0 to 0)	(0 to 0)	(0 to 0)	(0 to 0)	(0 to 0)	(0 to 0)	(0 to 0)	(0 to 0)	0
Leishmaniasis	(0 to 0)	(0 to 0)	0.2 (0 to 0.9)	297 (0 to 1,370)	609 (0 to 2,370)	1,200 (0 to 2,800)	1,200 (0 to 2,800)	928 (0 to 2,800)	744 (0 to 2,800)	744 (0 to 2,800)	744 (0 to 2,800)	744 (0 to 2,800)	744 (0 to 2,800)	744 (0 to 2,800)	744 (0 to 2,800)	744 (0 to 2,800)	744 (0 to 2,800)	744 (0 to 2,800)	744 (0 to 2,800)	744 (0 to 2,800)	744 (0 to 2,800)	744 (0 to 2,800)	744 (0 to 2,800)	9,600
Visceral leishmaniasis	(0 to 0)	(0 to 0)	(0 to 0.4)	(0.1 to 356)	(0.1 to 360)	(0 to 777)	(0 to 73)	(0 to 33)	(0 to 29.6)	(0 to 29.6)	(0 to 29.6)	(0 to 29.6)	(0 to 29.6)	(0 to 29.6)	(0 to 29.6)	(0 to 29.6)	(0 to 29.6)	(0 to 29.6)	(0 to 29.6)	(0 to 29.6)	(0 to 29.6)	(0 to 29.6)	(0 to 29.6)	136
Cutaneous and mucocutaneous leishmaniasis	(0 to 0)	(0 to 0)	(0.4 to 0.9)	296 (130 to 439)	1,200 (497 to 1,280)	1,200 (714 to 1,830)	1,200 (629 to 1,830)	928 (332 to 930)	744 (161 to 2,590)	744 (92 to 2,590)	744 (92 to 2,590)	744 (92 to 2,590)	744 (92 to 2,590)	744 (92 to 2,590)	744 (92 to 2,590)	744 (92 to 2,590)	744 (92 to 2,590)	744 (92 to 2,590)	744 (92 to 2,590)	744 (92 to 2,590)	744 (92 to 2,590)	744 (92 to 2,590)	744 (92 to 2,590)	9,600
African trypanosomiasis	(0 to 0)	(0 to 0)	(0 to 0)	(0 to 0)	(0 to 0)	(0 to 0)	(0 to 0)	(0 to 0)	(0 to 0)	(0 to 0)	(0 to 0)	(0 to 0)	(0 to 0)	(0 to 0)	(0 to 0)	(0 to 0)	(0 to 0)	(0 to 0)	(0 to 0)	(0 to 0)	(0 to 0)	(0 to 0)	(0 to 0)	0
Schistosomiasis	(0 to 0)	(0 to 0)	(0 to 0)	(0.7 to 42)	(0.5 to 17.4)	(0.3 to 10.1)	(0.2 to 3.2)	(0.1 to 2.3)	(0 to 2.2)	(0 to 2.1)	(0 to 2)	(0 to 1.9)	(0 to 1.8)	(0 to 1.7)	(0 to 1.6)	(0 to 1.5)	(0 to 1.4)	(0 to 1.3)	(0 to 1.2)	(0 to 1.1)	(0 to 1)	(0 to 0.9)	(0 to 0.8)	1,200
Cysticercosis	(0 to 0)	(0 to 0)	(0 to 0)	(0 to 0)	(0 to 0)	(0 to 0)	(0 to 0)	(0 to 0)	(0 to 0)	(0 to 0)	(0 to 0)	(0 to 0)	(0 to 0)	(0 to 0)	(0 to 0)	(0 to 0)	(0 to 0)	(0 to 0)	(0 to 0)	(0 to 0)	(0 to 0)	(0 to 0)	(0 to 0)	0
Cystic echinococcosis	(0 to 0)	(0 to 0)	(0 to 0)	11.7 (0 to 207)	20.9 (0.5 to 667)	27.7 (1.1 to 96.9)	49.9 (9.8 to 114)	39.1 (9.9 to 92.7)	19.2 (3.9 to 53)	16.6 (4 to 37.2)	27.2 (6.9 to 59.7)	29.7 (8.2 to 70)	33.6 (9.3 to 76.6)	38.6 (11.5 to 81.4)	39 (11.7 to 79.8)	35.7 (10.2 to 75.6)	23.3 (7.4 to 53.7)	14.6 (3.9 to 34.5)	9.3 (2.3 to 23.3)	3.2 (0.6 to 9.6)	0.7 (0.1 to 2.4)	(0 to 0.4)	402
Lymphatic filariasis	(0 to 0)	(0 to 0)	(0 to 0)	(0 to 0)	(0 to 0)	(0 to 0)	(0 to 0)	(0 to 0)	(0 to 0)	(0 to 0)	(0 to 0)	(0 to 0)	(0 to 0)	(0 to 0)	(0 to 0)	(0 to 0)	(0 to 0)	(0 to 0)	(0 to 0)	(0 to 0)	(0 to 0)	(0 to 0)	(0 to 0)	0
Onchocerciasis	(0 to 0)	(0 to 0)	(0 to 0)	(0 to 0)	(0 to 0)	(0 to 0)	(0 to 0)	(0 to 0)	(0 to 0)	(0 to 0)	(0 to 0)	(0 to 0)	(0 to 0)	(0 to 0)	(0 to 0)	(0 to 0)	(0 to 0)	(0 to 0)	(0 to 0)	(0 to 0)	(0 to 0)	(0 to 0)	(0 to 0)	0
Trachoma	(0 to 0)	(0 to 0)	(0 to 0)	(0 to 0)	(0 to 0)	(0 to 0)	(0 to 0)	(0 to 0)	(0 to 0)	(0 to 0)	(0 to 0)	(0 to 0)	(0 to 0)	(0 to 0)	(0 to 0)	(0 to 0)	(0 to 0)	(0 to 0)	(0 to 0)	(0 to 0)	(0 to 0)	(0 to 0)	(0 to 0)	0
Dengue	(0 to 0)	(0 to 0)	(0 to 0.9)	(0.1 to 23.1)	(0.1 to 43.4)	(0.1 to 43.4)	(0.1 to 43.4)	(0.1 to 43.4)	(0.1 to 43.4)	(0.1 to 43.4)	(0.1 to 43.4)	(0.1 to 43.4)	(0.1 to 43.4)	(0.1 to 43.4)	(0.1 to 43.4)	(0.1 to 43.4)	(0.1 to 43.4)	(0.1 to 43.4)	(0.1 to 43.4)	(0.1 to 43.4)	(0.1 to 43.4)	(0.1 to 43.4)	(0.1 to 43.4)	191
Yellow fever	(0 to 0)	(0 to 0)	(0 to 0)	(0 to 0)	(0 to 0)	(0 to 0)	(0 to 0)	(0 to 0)	(0 to 0)	(0 to 0)	(0 to 0)	(0 to 0)	(0 to 0)	(0 to 0)	(0 to 0)	(0 to 0)	(0 to 0)	(0 to 0)	(0 to 0)	(0 to 0)	(0 to 0)	(0 to 0)	(0 to 0)	0
Rabies	(0 to 0)	(0 to 0)	(0.1 to 0.4)	(0.4 to 13.7)	(0.3 to 12.6)	(0.4 to 16.9)	(0.7 to 17.1)	(0.6 to 16.1)	(0.3 to 12.7)	(0.1 to 11)	(0 to 9.1)	(0 to 7.3)	(0 to 5.7)	(0 to 4.3)	(0 to 3.1)	(0 to 2.2)	(0 to 1.5)	(0 to 1)	(0 to 0.6)	(0 to 0.4)	(0 to 0.2)	(0 to 0.1)	(0 to 0)	549
Intestinal nematode infections	(0 to 0)	(0 to 0)	(1.2 to 2.2)	(9.1 to 20.2)	(3.1 to 7.1)	(0.9 to 2.2)	(0.4 to 1.1)	(0.3 to 0.8)	(0.2 to 0.6)	(0.2 to 0.5)	(0.1 to 0.4)	(0.1 to 0.3)	(0.1 to 0.3)	(0.1 to 0.2)	(0.1 to 0.2)	(0.1 to 0.2)	(0.1 to 0.2)	(0.1 to 0.2)	(0.1 to 0.2)	(0.1 to 0.2)	(0.1 to 0.2)	(0.1 to 0.2)	(0.1 to 0.2)	242
Ascariasis	(0 to 0)	(0 to 0)	(0.2 to 3.1)	(2.2 to 29.1)	(0.7 to 9.1)	(0.2 to 2.8)	(0.1 to 1.4)	(0.1 to 1.1)	(0 to 0.8)	(0 to 0.7)	(0 to 0.6)	(0 to 0.5)	(0 to 0.4)	(0 to 0.3)	(0 to 0.3)	(0 to 0.2)	(0 to 0.2)	(0 to 0.2)	(0 to 0.1)	(0 to 0.1)	(0 to 0.1)	(0 to 0.1)	(0 to 0)	209
Trichuriasis	(0 to 0)	(0 to 0)	(0 to 0.3)	(0.3 to 3.1)	(0.1 to 1.4)	(0.1 to 0.4)	(0.1 to 0.2)	(0 to 0.1)	(0 to 0.1)	(0 to 0.1)	(0 to 0.1)	(0 to 0.1)	(0 to 0.1)	(0 to 0.1)	(0 to 0.1)	(0 to 0.1)	(0 to 0.1)	(0 to 0.1)	(0 to 0.1)	(0 to 0.1)	(0 to 0.1)	(0 to 0.1)	(0 to 0)	9
Hookworm disease	(0 to 0)	(0 to 0)	(0 to 0.2)	(1.3 to 9.3)	(1.9 to 17.2)	(2.2 to 11.9)	(1.6 to 8.2)	(0.9 to 4.6)	(0.5 to 2.3)	(0.3 to 1.1)	(0.1 to 0.6)	(0 to 0.3)	(0 to 0.2)	(0 to 0.1)	(0 to 0.1)	(0 to 0.1)	(0 to 0.1)	(0 to 0.1)	(0 to 0.1)	(0 to 0.1)	(0 to 0.1)	(0 to 0.1)	(0 to 0)	261
Food-borne trematodiases	(0 to 0)	(0 to 0)	(0 to 0)	(0 to 0)	(0 to 0)	(0 to 0)	(0 to 0)	(0 to 0)	(0 to 0)	(0 to 0)	(0 to 0)	(0 to 0)	(0 to 0)	(0 to 0)	(0 to 0)	(0 to 0)	(0 to 0)	(0 to 0)	(0 to 0)	(0 to 0)	(0 to 0)	(0 to 0)	(0 to 0)	0
Leprosy	(0 to 0)	(0 to 0)	(0 to 0)	(0 to 0)	(0 to 0)	(0 to 0)	(0.1 to 0.2)	(0.1 to 0.2)	(0 to 0.1)	(0 to 0.1)	(0 to 0.1)	(0 to 0.1)	(0 to 0.1)	(0 to 0.1)	(0 to 0.1)	(0 to 0.1)	(0 to 0.1)	(0 to 0.1)	(0 to 0.1)	(0 to 0.1)	(0 to 0.1)	(0 to 0.1)	(0 to 0)	3
Ebola	(0 to 0)	(0 to 0)	(0 to 0)	(0 to 0)	(0 to 0)	(0 to 0)	(0 to 0)	(0 to 0)	(0 to 0)	(0 to 0)	(0 to 0)	(0 to 0)	(0 to 0)	(0 to 0)	(0 to 0)	(0 to 0)	(0 to 0)	(0 to 0)	(0 to 0)	(0 to 0)	(0 to 0)	(0 to 0)	(0 to 0)	0
Zika virus	(0 to 0)	(0 to 0)	(0 to 0)	(0 to 0)	(0 to 0)	(0 to 0)	(0 to 0)	(0 to 0)	(0 to 0)	(0 to 0)	(0 to 0)	(0 to 0)	(0 to 0)	(0 to 0)	(0 to 0)	(0 to 0)	(0 to 0)	(0 to 0)	(0 to 0)	(0 to 0)	(0 to 0)	(0 to 0)	(0 to 0)	0
Guinea worm disease	(0 to 0)	(0 to 0)	(0 to 0)	(0 to 0)	(0 to 0)	(0 to 0)	(0 to 0)	(0 to 0)	(0 to 0)	(0 to 0)	(0 to 0)	(0 to 0)	(0 to 0)	(0 to 0)	(0 to 0)	(0 to 0)	(0 to 0)	(0 to 0)	(0 to 0)	(0 to 0)	(0 to 0)	(0 to 0)	(0 to 0)	0
Other neglected tropical diseases	8.6 (0.1 to 27)	8.6 (0.1 to 27)	424 (78.1 to 1,190)	277 (62.3 to 890)	226 (49.6 to 698)	14 (2.7 to 39.7)	14 (2.7 to 39.7)	8.6 (0.9 to 29.6)	8.6 (0.9 to 29.6)	8.6 (0.9 to 29.6)	8.6 (0.9 to 29.6)	8.6 (0.9 to 29.6)	8.6 (0.9 to 29.6)	8.6 (0.9 to 29.6)	8.6 (0.9 to 29.6)	8.6 (0.9 to 29.6)	8.6 (0.9 to 29.6)	8.6 (0.9 to 29.6)	8.6 (0.9 to 29.6)	8.6 (0.9 to 29.6)	8.6 (0.9 to 29.6)	8.6 (0.9 to 29.6)	8.6 (0.9 to 29.6)	192
Other infectious diseases	459 (164 to 1,060)	1,100 (1,100 to 1,100)	1,100 (1,100 to 1,100)	1,100 (1,100 to 1,100



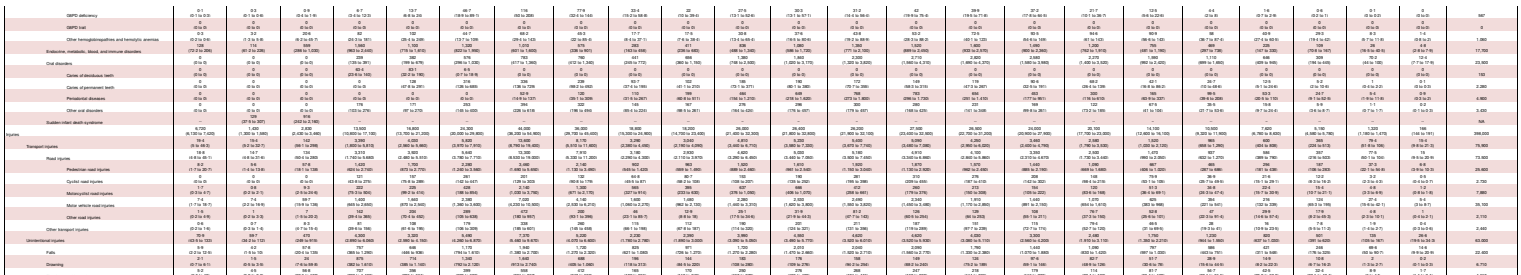

SR Table 2a: Tunisia DALYS by cause and age group for males with 95% uncertainty intervals, 2019

Cause	Early Neonatal	Late Neonatal	Post Neonatal	1 to 4	5 to 9	10 to 14	15 to 19	20 to 24	25 to 29	30 to 34	35 to 39	40 to 44	45 to 49	50 to 54	55 to 59	60 to 64	65 to 69	70 to 74	75 to 79	80 to 84	85 to 89	90 plus	Total
All causes	27,600 (21,900 to 34,400)	24,200 (18,900 to 30,200)	26,900 (20,900 to 34,300)	33,600 (25,900 to 42,200)	26,100 (21,900 to 31,000)	21,100 (18,300 to 24,400)	21,400 (18,100 to 25,000)	22,900 (19,100 to 27,100)	25,100 (21,100 to 29,800)	29,000 (24,000 to 34,800)	33,900 (28,000 to 40,600)	44,000 (36,000 to 52,900)	61,600 (49,900 to 75,000)	87,600 (70,700 to 106,000)	133,000 (107,000 to 161,000)	190,000 (152,000 to 232,000)	262,000 (212,000 to 319,000)	337,000 (274,000 to 411,000)	441,000 (358,000 to 538,000)	564,000 (458,000 to 688,000)	715,000 (580,000 to 873,000)	3,592 (3,179 to 3,992)	1,410,000
Communicable, maternal, neonatal, and nutritional diseases	19,700 (13,900 to 26,300)	16,700 (12,100 to 21,700)	12,200 (7,880 to 16,700)	9,950 (7,200 to 13,700)	5,770 (4,080 to 7,760)	4,240 (3,270 to 5,490)	3,370 (2,670 to 4,280)	3,370 (2,660 to 4,270)	3,750 (2,950 to 4,870)	4,060 (3,120 to 5,410)	4,440 (3,390 to 6,040)	5,390 (3,720 to 7,550)	6,900 (4,750 to 9,720)	9,810 (6,660 to 13,900)	14,600 (9,850 to 19,900)	21,100 (14,200 to 28,600)	29,600 (20,000 to 39,800)	38,000 (25,700 to 51,000)	49,800 (33,600 to 66,900)	63,700 (43,000 to 85,600)	80,800 (54,500 to 108,000)	169 (117 to 224)	124,000
HIV/AIDS and sexually transmitted infections	260 (190 to 370)	121 (84 to 170)	139 (94 to 200)	210 (140 to 310)	294 (194 to 444)	374 (246 to 571)	512 (337 to 781)	693 (456 to 1,060)	923 (606 to 1,410)	1,190 (781 to 1,810)	1,530 (1,000 to 2,330)	1,940 (1,270 to 2,950)	2,450 (1,610 to 3,730)	3,110 (2,040 to 4,730)	3,960 (2,600 to 6,020)	4,910 (3,230 to 7,460)	5,940 (3,910 to 9,030)	6,870 (4,520 to 10,400)	7,660 (5,040 to 11,600)	8,230 (5,410 to 12,500)	8,560 (5,630 to 13,000)	2.4 (1.6 to 3.6)	5,240
HIV/AIDS	(0 to 0)	(0 to 0)	(0.4 to 0.67)	(2 to 3.272)	(2.6 to 3.96)	(1.4 to 1.93)	(2.6 to 3.62)	(29.6 to 41.6)	(19.6 to 1.39)	(14.9 to 1.36)	(21.6 to 2.04)	(32.2 to 3.69)	(26 to 3.83)	(20.1 to 1.97)	(9.2 to 1.29)	(7.3 to 0.64)	(6.9 to 0.81)	(2 to 3.22)	(0.6 to 87.9)	(0.1 to 1.78)	(0.1 to 1.74)	(0 to 1.6)	4,240
HIV/AIDS - Drug-susceptible Tuberculosis	(0 to 0)	(0 to 0)	(0.2 to 2.7)	(0.6 to 12.2)	(0.2 to 1.4)	(0.3 to 0.9)	(0.6 to 0.9)	(0.6 to 1.1)	(0.6 to 19.1)	(0.2 to 17)	(0.6 to 25.4)	(7.6 to 29.9)	(7 to 33.9)	(4.7 to 19.5)	(1.6 to 9.4)	(0.6 to 4.9)	(0.6 to 2.8)	(0.2 to 2.7)	(0.1 to 2.3)	(0 to 0.7)	(0 to 0.1)	(0 to 0)	136
HIV/AIDS - Multidrug-resistant Tuberculosis without extensi	(0 to 0)	(0 to 0)	(0 to 0)	(0 to 0)	(0 to 0)	(0 to 0)	(0 to 0)	(0 to 0)	(0 to 0)	(0 to 0)	(0 to 0)	(0 to 0)	(0 to 0)	(0 to 0)	(0 to 0)	(0 to 0)	(0 to 0)	(0 to 0)	(0 to 0)	(0 to 0)	(0 to 0)	(0 to 0)	4.1
HIV/AIDS - Extensively drug-resistant Tuberculosis	(0 to 0)	(0 to 0)	(0 to 0.01)	(0 to 0)	(0 to 0)	(0 to 0)	(0 to 0)	(0 to 0)	(0 to 0)	(0 to 0)	(0 to 0)	(0 to 0)	(0 to 0)	(0 to 0)	(0 to 0)	(0 to 0)	(0 to 0)	(0 to 0)	(0 to 0)	(0 to 0)	(0 to 0)	(0 to 0)	0.3
HIV/AIDS resulting in other diseases	(0 to 0)	(0 to 0)	68.6 (51.2 to 88.6)	262 (203 to 338)	29.5 (23.3 to 38)	19.3 (15.1 to 24.6)	27.6 (21.7 to 35.1)	37.5 (29.4 to 47.8)	46.5 (36.5 to 59.2)	57.1 (44.8 to 72.7)	68.2 (53.5 to 86.8)	82.1 (64.4 to 104.5)	96.6 (75.8 to 123)	114.2 (89.6 to 145.4)	132.2 (103.7 to 168.3)	150 (117.6 to 191)	167 (131.2 to 212.6)	181 (142.1 to 230.4)	193.7 (152.1 to 246.6)	203.7 (159.9 to 259.3)	210.1 (164.9 to 267.5)	212.9 (167.1 to 271)	4,100
Sexually transmitted infections excluding HIV	260 (190 to 370)	121 (84 to 170)	139 (94 to 200)	209 (140 to 310)	294 (194 to 444)	374 (246 to 571)	512 (337 to 781)	693 (456 to 1,060)	923 (606 to 1,410)	1,190 (781 to 1,810)	1,530 (1,000 to 2,330)	1,940 (1,270 to 2,950)	2,450 (1,610 to 3,730)	3,110 (2,040 to 4,730)	3,960 (2,600 to 6,020)	4,910 (3,230 to 7,460)	5,940 (3,910 to 9,030)	6,870 (4,520 to 10,400)	7,660 (5,040 to 11,600)	8,230 (5,410 to 12,500)	8,560 (5,630 to 13,000)	2.4 (1.6 to 3.6)	998
Syphilis	(0 to 0)	(0 to 0)	(0 to 0)	(1.7 to 134)	(0.6 to 4.9)	(1.4 to 2.9)	(1.4 to 3.4)	(1.6 to 3.5)	(1.2 to 3.6)	(2.1 to 5.4)	(2.4 to 5.8)	(1.6 to 4.1)	(1.1 to 2.7)	(0.9 to 2.5)	(0.9 to 2.7)	(0.7 to 3.5)	(0.6 to 2.6)	(0.3 to 2.2)	(0.1 to 1.7)	(0.1 to 0.7)	(0 to 0.3)	(0 to 0.1)	599
Chlamydial infection	(0 to 0)	(0 to 0)	(0 to 0)	(0 to 0)	(0 to 0)	(0.1 to 0.2)	(1.2 to 5.3)	(0.7 to 22.6)	(0.6 to 42.6)	(0.6 to 42.7)	(0.5 to 32.3)	(0.7 to 19.6)	(1.1 to 7.3)	(0.6 to 2.2)	(0.1 to 0.4)	(0 to 0.2)	(0 to 0.1)	(0 to 0)	(0 to 0)	(0 to 0)	(0 to 0)	(0 to 0)	100
Gonococcal infection	(0 to 0)	(0 to 0)	(0 to 0)	(0 to 0)	(0 to 0)	(0.6 to 0.9)	(0.6 to 39.3)	(0.4 to 39.1)	(0.4 to 12.9)	(0.3 to 9)	(0.4 to 29.1)	(0.4 to 12.9)	(0.3 to 9)	(0.1 to 7.1)	(0 to 5.9)	(0 to 6.9)	(0 to 2.9)	(0 to 2.3)	(0 to 0.7)	(0 to 0.1)	(0 to 0)	(0 to 0)	67.6
Trichomoniasis	(0 to 0)	(0 to 0)	(0 to 0)	(0 to 0)	(0 to 0)	(0.1 to 0.2)	(0.1 to 1.4)	(0.1 to 1.2)	(0.1 to 1.2)	(0.1 to 1.2)	(0.1 to 1.2)	(0.1 to 1.2)	(0.1 to 1.2)	(0.1 to 1.2)	(0.1 to 1.2)	(0.1 to 1.2)	(0.1 to 1.2)	(0.1 to 1.2)	(0.1 to 1.2)	(0.1 to 1.2)	(0.1 to 1.2)	(0 to 0.1)	19.2
Genital herpes	(0 to 0)	(0 to 0)	(0 to 0)	(0 to 0)	(0 to 0)	(0 to 0)	(0 to 0)	(0.6 to 0.9)	(0.2 to 1.2)	(0.2 to 1.2)	(0.2 to 1.2)	(0.2 to 1.2)	(0.2 to 1.2)	(0.2 to 1.2)	(0.2 to 1.2)	(0.2 to 1.2)	(0.2 to 1.2)	(0.2 to 1.2)	(0.2 to 1.2)	(0.2 to 1.2)	(0.2 to 1.2)	(0 to 0.1)	115
Other sexually transmitted infections	(0 to 0)	(0 to 0)	(0 to 0)	(0 to 0)	(0 to 0)	(0 to 0)	(0 to 0)	(0.6 to 0.9)	(0.2 to 1.2)	(0.2 to 1.2)	(0.2 to 1.2)	(0.2 to 1.2)	(0.2 to 1.2)	(0.2 to 1.2)	(0.2 to 1.2)	(0.2 to 1.2)	(0.2 to 1.2)	(0.2 to 1.2)	(0.2 to 1.2)	(0.2 to 1.2)	(0.2 to 1.2)	(0 to 0.1)	176
Respiratory infections and tuberculosis	3,660 (2,990 to 4,510)	3,660 (2,990 to 4,510)	2,240 (1,830 to 2,760)	1,200 (1,000 to 1,500)	307 (257 to 362)	171 (142 to 202)	171 (142 to 202)	171 (142 to 202)	171 (142 to 202)	171 (142 to 202)	171 (142 to 202)	171 (142 to 202)	171 (142 to 202)	171 (142 to 202)	171 (142 to 202)	171 (142 to 202)	171 (142 to 202)	171 (142 to 202)	171 (142 to 202)	171 (142 to 202)	171 (142 to 202)	0.1 (0.1 to 0.1)	33,900
Tuberculosis	(0 to 0)	(0 to 0)	(0.6 to 39.4)	(21 to 597)	(0.6 to 49.6)	(1.1 to 28.4)	(0.9 to 31.2)	(2.7 to 102)	(0.8 to 17)	(1.1 to 232)	(0.8 to 14.6)	(0.6 to 177)	(1.1 to 232)	(0.8 to 14.6)	(0.6 to 177)	(1.1 to 232)	(0.8 to 14.6)	(0.6 to 177)	(1.1 to 232)	(0.8 to 14.6)	(0.6 to 177)	(0 to 0.1)	2,360
Latent tuberculosis infection	(0 to 0)	(0 to 0)	(0 to 0)	(0 to 0)	(0 to 0)	(0 to 0)	(0 to 0)	(0 to 0)	(0 to 0)	(0 to 0)	(0 to 0)	(0 to 0)	(0 to 0)	(0 to 0)	(0 to 0)	(0 to 0)	(0 to 0)	(0 to 0)	(0 to 0)	(0 to 0)	(0 to 0)	(0 to 0)	(0 to 0)
Drug-susceptible tuberculosis	(0 to 0)	(0 to 0)	(0.6 to 39.4)	(21 to 597)	(0.6 to 49.6)	(1.1 to 28.4)	(0.9 to 31.2)	(2.7 to 102)	(0.8 to 17)	(1.1 to 232)	(0.8 to 14.6)	(0.6 to 177)	(1.1 to 232)	(0.8 to 14.6)	(0.6 to 177)	(1.1 to 232)	(0.8 to 14.6)	(0.6 to 177)	(1.1 to 232)	(0.8 to 14.6)	(0.6 to 177)	(0 to 0.1)	2,360
Multidrug-resistant tuberculosis without extensive drug-re	(0 to 0)	(0 to 0)	(0 to 0)	(0 to 0)	(0 to 0)	(0 to 0)	(0 to 0)	(0 to 0)	(0 to 0)	(0 to 0)	(0 to 0)	(0 to 0)	(0 to 0)	(0 to 0)	(0 to 0)	(0 to 0)	(0 to 0)	(0 to 0)	(0 to 0)	(0 to 0)	(0 to 0)	(0 to 0)	(0 to 0)
Extensively drug-resistant tuberculosis	(0 to 0)	(0 to 0)	(0 to 0)	(0 to 0)	(0 to 0)	(0 to 0)	(0 to 0)	(0 to 0)	(0 to 0)	(0 to 0)	(0 to 0)	(0 to 0)	(0 to 0)	(0 to 0)	(0 to 0)	(0 to 0)	(0 to 0)	(0 to 0)	(0 to 0)	(0 to 0)	(0 to 0)	(0 to 0)	(0 to 0)
Lower respiratory infections	2,960 (2,420 to 3,650)	2,960 (2,420 to 3,650)	1,940 (1,580 to 2,390)	932 (777 to 1,150)	171 (142 to 205)	28 (23 to 34)	28 (23 to 34)	28 (23 to 34)	28 (23 to 34)	28 (23 to 34)	28 (23 to 34)	28 (23 to 34)	28 (23 to 34)	28 (23 to 34)	28 (23 to 34)	28 (23 to 34)	28 (23 to 34)	28 (23 to 34)	28 (23 to 34)	28 (23 to 34)	28 (23 to 34)	0 (0 to 0)	13,200
Upper respiratory infections	(0.6 to 1.4)	(0.6 to 9.5)	(0.4 to 19.5)	(0.3 to 587)	(0.2 to 7.8)	(0.2 to 1.2)	(0.2 to 1.2)	(0.2 to 1.2)	(0.2 to 1.2)	(0.2 to 1.2)	(0.2 to 1.2)	(0.2 to 1.2)	(0.2 to 1.2)	(0.2 to 1.2)	(0.2 to 1.2)	(0.2 to 1.2)	(0.2 to 1.2)	(0.2 to 1.2)	(0.2 to 1.2)	(0.2 to 1.2)	(0.2 to 1.2)	(0 to 0.1)	4,860
Otitis media	(0 to 0.1)	(0.2 to 0.4)	(0.9 to 43.6)	(49.2 to 376)	(17.7 to 233)	(7.5 to 23.6)	(4.2 to 19)	(1.9 to 8.6)	(0.9 to 4.2)	(0.6 to 2.8)	(0.5 to 2.3)	(0.5 to 2.3)	(0.5 to 2.3)	(0.5 to 2.3)	(0.5 to 2.3)	(0.5 to 2.3)	(0.5 to 2.3)	(0.5 to 2.3)	(0.5 to 2.3)	(0.5 to 2.3)	(0.5 to 2.3)	(0 to 0.1)	1,750
Enteric infections	25.1 (11.5 to 52.3)	42.7 (19.2 to 92)	1,360 (497 to 2,060)	1,190 (597 to 1,900)	1,190 (729 to 1,720)	1,190 (731 to 1,720)	1,190 (688 to 1,720)	1,190 (729 to 1,720)	1,190 (729 to 1,720)	1,190 (729 to 1,720)	1,190 (729 to 1,720)	1,190 (729 to 1,720)	1,190 (729 to 1,720)	1,190 (729 to 1,720)	1,190 (729 to 1,720)	1,190 (729 to 1,720)	1,190 (729 to 1,720)	1,190 (729 to 1,720)	1,190 (729 to 1,720)	1,190 (729 to 1,720)	1,190 (729 to 1,720)	0.1 (0 to 0.1)	12,700
Diarrheal diseases	(11.5 to 52.3)	(19.2 to 92)	(497 to 2,060)	(597 to 1,900)	(729 to 1,720)	(731 to 1,720)	(688 to 1,720)	(729 to 1,720)	(729 to 1,720)	(729 to 1,720)	(729 to 1,720)	(729 to 1,720)	(729 to 1,720)	(729 to 1,720)	(729 to 1,720)	(729 to 1,720)	(729 to 1,720)	(729 to 1,720)	(729 to 1,720)	(729 to 1,720)	(729 to 1,720)	(0 to 0.1)	12,700
Typhoid and paratyphoid	(0 to 0)	(0 to 0)	(0.4 to 54.6)	(0.1 to 280)	(0.1 to 4.2)	(0.1 to 0.2)	(0.1 to 0.2)	(0.1 to 0.2)	(0.1 to 0.2)	(0.1 to 0.2)	(0.1 to 0.2)	(0.1 to 0.2)	(0.1 to 0.2)	(0.1 to 0.2)	(0.1 to 0.2)	(0.1 to 0.2)	(0.1 to 0.2)	(0.1 to 0.2)	(0.1 to 0.2)	(0.1 to 0.2)	(0.1 to 0.2)	(0 to 0)	996
Typhoid fever	(0 to 0)	(0 to 0)	(0.4 to 54.6)	(0.1 to 280)	(0.1 to 4.2)	(0.1 to 0.2)	(0.1 to 0.2)	(0.1 to 0.2)	(0.1 to 0.2)	(0.1 to 0.2)	(0.1 to 0.2)	(0.1 to 0.2)	(0.1 to 0.2)	(0.1 to 0.2)	(0.1 to 0.2)	(0.1 to 0.2)	(0.1 to 0.2)	(0.1 to 0.2)	(0.1 to 0.2)	(0.1 to 0.2)	(0.1 to 0.2)	(0 to 0)	996
Paratyphoid fever	(0 to 0)	(0 to 0)	(0 to 0)	(0 to 0)	(0 to 0)	(0 to 0)	(0 to 0)	(0 to 0)	(0 to 0)	(0 to 0)	(0 to 0)	(0 to 0)	(0 to 0)	(0 to 0)	(0 to 0)	(0 to 0)	(0 to 0)	(0 to 0)	(0 to 0)	(0 to 0)	(0 to 0)	(0 to 0)	(0 to 0)
Invasive Non-typhoidal Salmonella (iNTS)	1.6 (0.9 to 2.7)	2.6 (1.5 to 4.4)	96.8 (48.9 to 166)	96.8 (48.9 to 166)	22.6 (12.9 to 39.1)	22.6 (12.7 to 39.1)	22.6 (12.7 to 39.1)	22.6 (12.7 to 39.1)	22.6 (12.7 to 39.1)	22.6 (12.7 to 39.1)	22.6 (12.7 to 39.1)	22.6 (12.7 to 39.1)	22.6 (12.7 to 39.1)	22.6 (12.7 to 39.1)	22.6 (12.7 to 39.1)	22.6 (12.7 to 39.1)	22.6 (12.7 to 39.1)	22.6 (12.7 to 39.1)	22.6 (12.7 to 39.1)	22.6 (12.7 to 39.1)	22.6 (12.7 to 39.1)	0 (0 to 0)	481
Other intestinal infectious diseases	(0 to 0)	(0 to 0)	(3.6 to 9.2)	(1.4 to 19.9)	(0.9 to 7.4)	(0.6 to 5.9)	(0.5 to 3)	(0.3 to 2.1)	(0.2 to 1.7)	(0.4 to 5.1)	(0.2 to 2)	(0.2 to 2.1)	(0.1 to 1.8)	(0.1 to 1.6)	(0.1 to 1.4)	(0.1 to 1.1)	(0.1 to 1.1)	(0.1 to 1.1)	(0.1 to 1.1)	(0.1 to 1.1)	(0.1 to 1.1)	(0 to 0.2)	223
Neglected tropical diseases and malaria	0.1 (0.1 to 0.1)	0.1 (0.1 to 0.1)	0.1 (0.1 to 0.1)



G6PD deficiency	0.2 (0.1 to 0.4)	0.6 (0.3 to 1.1)	1.6 (0.6 to 3.4)	6.1 (3.1 to 10.9)	10.6 (4.6 to 21.4)	29.6 (11.0 to 68.6)	39.9 (17.2 to 87)	43.6 (17.6 to 89.1)	37.3 (19.9 to 73.3)	27.6 (9.2 to 62.7)	11 (4 to 21.6)	6.6 (2.6 to 13.6)	4.2 (1.6 to 9.1)	5.3 (2.2 to 10.1)	7.9 (3.7 to 14.3)	10.6 (5.7 to 19.2)	8.5 (4.2 to 14.6)	7.2 (3.4 to 12.3)	3.1 (1.3 to 6.6)	1.5 (0.6 to 2.9)	0.6 (0.2 to 1.1)	0.1 (0 to 0.2)	0 (0 to 0)	264
G6PD bat	0.3 (0 to 1)	0.7 (0 to 2.5)	0.7 (0 to 3)	0.3 (0 to 1.3)	0.3 (0 to 1)	0.3 (0 to 1)	0.3 (0 to 1)	0.3 (0 to 1)	0.3 (0 to 1)	0.3 (0 to 1)	0.3 (0 to 1)	0.3 (0 to 1)	0.3 (0 to 1)	0.3 (0 to 1)	0.3 (0 to 1)	0.3 (0 to 1)	0.3 (0 to 1)	0.3 (0 to 1)	0.3 (0 to 1)	0.3 (0 to 1)	0.3 (0 to 1)	0.3 (0 to 1)	0.3 (0 to 1)	6
Other hemoglobinopathies and hemolytic anemias	0.1 (0.1 to 0.2)	2 (0.6 to 3.9)	10.6 (3.9 to 26.8)	42.2 (13.3 to 98.3)	29.6 (9.6 to 79.4)	10 (2.9 to 29)	5.1 (1.5 to 16)	14.6 (5.7 to 33.7)	19.2 (8.5 to 37.1)	19.6 (9.6 to 40)	19.1 (9.7 to 38.7)	16.8 (9.2 to 32.6)	17.1 (9.4 to 28)	13.6 (7.9 to 24.6)	19.1 (9 to 38.9)	19.6 (9.1 to 39.8)	20 (10.6 to 34.2)	22.6 (12.1 to 36.4)	19.7 (10.3 to 36)	19.7 (9.3 to 35.9)	12.4 (7.6 to 19.2)	4.2 (2.5 to 6.2)	0.9 (0.5 to 1.4)	397
Endocrine, metabolic, blood, and immune disorders	88.8 (29.8 to 182)	187 (76.3 to 352)	385 (278 to 1,060)	872 (564 to 1,360)	668 (428 to 1,060)	636 (366 to 993)	638 (355 to 999)	768 (378 to 1,360)	835 (477 to 1,290)	777 (455 to 1,290)	676 (373 to 1,070)	1,060 (570 to 1,700)	1,720 (842 to 2,700)	2,160 (1,070 to 3,400)	2,650 (1,410 to 4,140)	3,060 (1,630 to 4,800)	3,210 (1,790 to 5,060)	3,030 (1,630 to 4,920)	2,810 (1,510 to 4,560)	2,660 (1,510 to 4,240)	2,150 (1,210 to 3,540)	1,310 (727 to 2,060)	492 (267 to 797)	19.4 (9.5 to 37.7)	19,900
Oral disorders	0 (0 to 0)	0 (0 to 0)	0 (0 to 0)	192 (0 to 554)	392 (0 to 1,671)	291 (0 to 1,024)	349 (0 to 1,166)	1,040 (0 to 3,492)	1,130 (0 to 3,420)	1,100 (0 to 3,420)	1,000 (0 to 3,120)	1,660 (0 to 5,040)	2,760 (0 to 8,120)	3,070 (0 to 9,240)	2,340 (0 to 7,140)	2,140 (0 to 6,770)	1,720 (0 to 5,340)	1,660 (0 to 5,040)	1,130 (0 to 3,780)	394 (0 to 1,488)	354 (0 to 1,428)	104 (0 to 560)	19.4 (0 to 107)	21,900
Caries of deciduous teeth	0 (0 to 0)	0 (0 to 0)	0 (0 to 0)	99.7 (20.7 to 164)	73.6 (20.2 to 191)	0 (0 to 0)	0 (0 to 0)	0 (0 to 0)	0 (0 to 0)	0 (0 to 0)	0 (0 to 0)	0 (0 to 0)	0 (0 to 0)	0 (0 to 0)	0 (0 to 0)	0 (0 to 0)	0 (0 to 0)	0 (0 to 0)	0 (0 to 0)	0 (0 to 0)	0 (0 to 0)	0 (0 to 0)	0 (0 to 0)	0 (0 to 0)	149
Caries of permanent teeth	0 (0 to 0)	0 (0 to 0)	0 (0 to 0)	0 (0 to 0)	90.2 (20.4 to 197)	144 (44.8 to 354)	149 (37.6 to 312)	199 (60.7 to 399)	199 (63.1 to 359)	199 (68.3 to 340)	199 (70.9 to 354)	199 (69.3 to 356)	199 (69.2 to 359)	123 (40.6 to 261)	109 (30.6 to 261)	99.2 (22.5 to 227)	89.6 (20.2 to 197)	67.7 (18.6 to 159)	67.6 (18.7 to 159)	67.7 (20.6 to 277)	25.8 (9.7 to 69.8)	13.3 (4.5 to 27.7)	0.2 (0 to 1.3)	1,770
Periodontal diseases	0 (0 to 0)	0 (0 to 0)	0 (0 to 0)	0 (0 to 0)	0 (0 to 0)	0 (0 to 0)	0 (0 to 0)	0 (0 to 0)	0 (0 to 0)	0 (0 to 0)	0 (0 to 0)	0 (0 to 0)	0 (0 to 0)	0 (0 to 0)	0 (0 to 0)	0 (0 to 0)	0 (0 to 0)	0 (0 to 0)	0 (0 to 0)

DB Table 2a. Turkey DALYs by cause and age across for males with 95% uncertainty intervals, 2019

Cause	Early Neonatal	Late Neonatal	Post Neonatal	1 to 4	5 to 9	10 to 14	15 to 19	20 to 24	25 to 29	30 to 34	35 to 39	40 to 44	45 to 49	50 to 54	55 to 59	60 to 64	65 to69	70 to 74	75 to 79	80 to 84	85 to 89	90 to 94	95 plus	Total
All causes	326,000 (314,000 to 338,000)	79,200 (63,100 to 99,500)	213,000 (172,000 to 262,000)	267,000 (170,000 to 429,000)	164,000 (129,000 to 199,000)	166,000 (146,000 to 189,000)	303,000 (244,000 to 371,000)	393,000 (291,000 to 527,000)	410,000 (336,000 to 494,000)	452,000 (372,000 to 542,000)	503,000 (419,000 to 600,000)	582,000 (481,000 to 699,000)	636,000 (517,000 to 769,000)	770,000 (629,000 to 931,000)	960,000 (784,000 to 1,150,000)	993,000 (793,000 to 1,200,000)	999,000 (752,000 to 1,300,000)	997,000 (733,000 to 1,310,000)	933,000 (653,000 to 1,270,000)	829,000 (564,000 to 1,200,000)	696,000 (454,000 to 1,040,000)	537,000 (314,000 to 1,000,000)	36,000 (21,000 to 60,000)
Communicable, maternal, neonatal, and nutritional diseases	226,000 (217,000 to 235,000)	61,100 (48,500 to 76,600)	161,000 (130,000 to 199,000)	63,700 (40,200 to 100,000)	18,000 (14,000 to 23,000)	15,400 (13,400 to 17,800)	23,200 (18,600 to 28,200)	27,200 (20,000 to 36,100)	29,000 (23,600 to 35,000)	29,600 (24,300 to 35,600)	29,600 (24,600 to 35,600)	29,600 (24,700 to 35,600)	27,600 (22,800 to 33,600)	27,200 (22,200 to 33,200)	26,700 (21,700 to 33,400)	26,000 (20,800 to 32,800)	25,000 (19,900 to 32,000)	23,200 (18,000 to 30,000)	21,200 (16,000 to 27,700)	19,000 (14,000 to 25,000)	14,800 (10,000 to 20,000)	6,900 (4,100 to 11,000)	2,010 (1,200 to 3,200)	909,000
HIV/AIDS and sexually transmitted infections	1,010 to 3,490	590 (160 to 1,210)	1,190 (490 to 2,070)	659 (160 to 660)	251 (70 to 520)	202 (78 to 324)	229 (98 to 390)	779 (497 to 1,060)	1,230 (779 to 1,670)	1,230 (897 to 1,600)	1,210 (900 to 1,560)	1,190 (899 to 1,500)	1,170 (893 to 1,500)	1,140 (855 to 1,500)	1,110 (832 to 1,500)	1,080 (809 to 1,500)	1,040 (776 to 1,500)	1,000 (737 to 1,500)	947 (683 to 1,500)	874 (617 to 1,500)	774 (514 to 1,500)	614 (364 to 1,500)	411 (214 to 1,000)	13,500
HIV/AIDS	29 (26 to 32)	1.5 (0.7 to 3.1)	17.0 (7.1 to 33.0)	21.0 (9.9 to 37.0)	13.0 (5.6 to 24.0)	9.7 (3.7 to 18.0)	17.0 (7.1 to 32.0)	29.0 (11.7 to 57.2)	39.0 (17.1 to 67.2)	52.0 (27.5 to 84.2)	66.0 (39.0 to 96.3)	86.0 (56.1 to 120.0)	98.0 (67.2 to 130.0)	110.0 (77.0 to 140.0)	120.0 (84.0 to 150.0)	120.0 (84.0 to 150.0)	120.0 (84.0 to 150.0)	120.0 (84.0 to 150.0)	120.0 (84.0 to 150.0)	120.0 (84.0 to 150.0)	120.0 (84.0 to 150.0)	120.0 (84.0 to 150.0)	120.0 (84.0 to 150.0)	7,700
HIV/AIDS - Drug-susceptible Tuberculosis	0 (0 to 0)	0 (0 to 0)	0 (0 to 0)	0.2 (0.1 to 0.3)	0.1 (0.0 to 0.2)	0.1 (0.0 to 0.1)	0.1 (0.0 to 0.1)	0.2 (0.1 to 0.3)	0.2 (0.1 to 0.3)	0.2 (0.1 to 0.3)	0.2 (0.1 to 0.3)	0.2 (0.1 to 0.3)	0.2 (0.1 to 0.3)	0.2 (0.1 to 0.3)	0.2 (0.1 to 0.3)	0.2 (0.1 to 0.3)	0.2 (0.1 to 0.3)	0.2 (0.1 to 0.3)	0.2 (0.1 to 0.3)	0.2 (0.1 to 0.3)	0.2 (0.1 to 0.3)	0.2 (0.1 to 0.3)	0.2 (0.1 to 0.3)	2.4
HIV/AIDS - Multidrug-resistant Tuberculosis without extensive drug resistance	0 (0 to 0)	0 (0 to 0)	0 (0 to 0)	0.2 (0.0 to 0.4)	0.1 (0.0 to 0.2)	0.1 (0.0 to 0.1)	0.1 (0.0 to 0.1)	0.2 (0.1 to 0.3)	0.2 (0.1 to 0.3)	0.2 (0.1 to 0.3)	0.2 (0.1 to 0.3)	0.2 (0.1 to 0.3)	0.2 (0.1 to 0.3)	0.2 (0.1 to 0.3)	0.2 (0.1 to 0.3)	0.2 (0.1 to 0.3)	0.2 (0.1 to 0.3)	0.2 (0.1 to 0.3)	0.2 (0.1 to 0.3)	0.2 (0.1 to 0.3)	0.2 (0.1 to 0.3)	0.2 (0.1 to 0.3)	0.2 (0.1 to 0.3)	332
HIV/AIDS - Extensively drug-resistant Tuberculosis	0 (0 to 0)	0 (0 to 0)	0 (0 to 0)	0.2 (0.0 to 0.4)	0.1 (0.0 to 0.2)	0.1 (0.0 to 0.1)	0.1 (0.0 to 0.1)	0.2 (0.1 to 0.3)	0.2 (0.1 to 0.3)	0.2 (0.1 to 0.3)	0.2 (0.1 to 0.3)	0.2 (0.1 to 0.3)	0.2 (0.1 to 0.3)	0.2 (0.1 to 0.3)	0.2 (0.1 to 0.3)	0.2 (0.1 to 0.3)	0.2 (0.1 to 0.3)	0.2 (0.1 to 0.3)	0.2 (0.1 to 0.3)	0.2 (0.1 to 0.3)	0.2 (0.1 to 0.3)	0.2 (0.1 to 0.3)	0.2 (0.1 to 0.3)	2.4
HIV/AIDS resulting in other diseases	0 (0 to 0)	0 (0 to 0)	0 (0 to 0)	0 (0 to 0)	0 (0 to 0)	0 (0 to 0)	0 (0 to 0)	0 (0 to 0)	0 (0 to 0)	0 (0 to 0)	0 (0 to 0)	0 (0 to 0)	0 (0 to 0)	0 (0 to 0)	0 (0 to 0)	0 (0 to 0)	0 (0 to 0)	0 (0 to 0)	0 (0 to 0)	0 (0 to 0)	0 (0 to 0)	0 (0 to 0)	0 (0 to 0)	0 (0 to 0)	0
Sexually transmitted infections excluding HIV	1,010 (1,000 to 1,020)	590 (160 to 1,210)	1,170 (490 to 2,070)	637 (150 to 640)	238 (70 to 510)	192 (78 to 316)	212 (98 to 380)	750 (497 to 1,030)	1,200 (779 to 1,640)	1,200 (897 to 1,570)	1,180 (900 to 1,530)	1,160 (899 to 1,470)	1,140 (893 to 1,470)	1,110 (855 to 1,470)	1,080 (832 to 1,470)	1,050 (809 to 1,470)	1,010 (776 to 1,470)	970 (737 to 1,470)	927 (683 to 1,470)	854 (617 to 1,470)	754 (514 to 1,470)	594 (364 to 1,470)	391 (214 to 970)	5,800
Syphilis	0 (0 to 0)	0 (0 to 0)	0 (0 to 0)	0 (0 to 0)	0 (0 to 0)	0 (0 to 0)	0 (0 to 0)	0 (0 to 0)	0 (0 to 0)	0 (0 to 0)	0 (0 to 0)	0 (0 to 0)	0 (0 to 0)	0 (0 to 0)	0 (0 to 0)	0 (0 to 0)	0 (0 to 0)	0 (0 to 0)	0 (0 to 0)	0 (0 to 0)	0 (0 to 0)	0 (0 to 0)	0 (0 to 0)	0 (0 to 0)	0
Chlamydial infection	0 (0 to 0)	0 (0 to 0)	0 (0 to 0)	0 (0 to 0)	0.9 (0.2 to 2.1)	1.1 (0.4 to 2.1)	4.1 (1.4 to 8.2)	8.3 (3.2 to 15.1)	13.7 (5.4 to 24.0)	18.7 (8.1 to 30.5)	23.0 (11.1 to 36.0)	27.1 (14.3 to 41.2)	30.4 (17.1 to 45.0)	33.2 (19.7 to 48.4)	35.4 (21.8 to 51.2)	37.0 (23.4 to 53.2)	38.0 (24.5 to 54.8)	38.4 (24.9 to 55.8)	38.3 (24.8 to 56.0)	37.8 (24.3 to 55.5)	36.8 (23.3 to 53.5)	35.2 (22.1 to 50.6)	33.0 (20.7 to 46.9)	779
Gonococcal infection	0 (0 to 0)	0 (0 to 0)	0 (0 to 0)	0 (0 to 0)	0.2 (0.0 to 0.5)	0.2 (0.0 to 0.4)	0.8 (0.2 to 1.6)	1.6 (0.6 to 2.9)	2.6 (1.0 to 4.5)	3.5 (1.5 to 5.7)	4.3 (2.1 to 6.7)	5.1 (2.7 to 7.7)	5.7 (3.2 to 8.4)	6.2 (3.7 to 9.0)	6.6 (4.1 to 9.5)	6.9 (4.4 to 9.9)	7.1 (4.6 to 10.2)	7.2 (4.7 to 10.4)	7.2 (4.6 to 10.4)	7.1 (4.5 to 10.3)	6.9 (4.3 to 9.9)	6.6 (4.1 to 9.4)	6.2 (3.9 to 8.8)	495
Trichomoniasis	0 (0 to 0)	0 (0 to 0)	0 (0 to 0)	0 (0 to 0)	0 (0 to 0)	0 (0 to 0)	0.2 (0.0 to 0.4)	0.4 (0.1 to 0.8)	0.6 (0.2 to 1.1)	0.8 (0.3 to 1.4)	1.0 (0.4 to 1.7)	1.2 (0.5 to 1.9)	1.4 (0.6 to 2.1)	1.5 (0.7 to 2.3)	1.6 (0.8 to 2.4)	1.7 (0.8 to 2.5)	1.7 (0.8 to 2.6)	1.8 (0.8 to 2.6)	1.8 (0.8 to 2.6)	1.7 (0.8 to 2.6)	1.7 (0.8 to 2.5)	1.6 (0.7 to 2.4)	1.4 (0.7 to 2.1)	112
Genital herpes	0 (0 to 0)	0 (0 to 0)	0 (0 to 0)	0 (0 to 0)	0 (0 to 0)	0 (0 to 0)	0 (0 to 0)	0 (0 to 0)	0 (0 to 0)	0 (0 to 0)	0 (0 to 0)	0 (0 to 0)	0 (0 to 0)	0 (0 to 0)	0 (0 to 0)	0 (0 to 0)	0 (0 to 0)	0 (0 to 0)	0 (0 to 0)	0 (0 to 0)	0 (0 to 0)	0 (0 to 0)	0 (0 to 0)	0 (0 to 0)	677
Other sexually transmitted infections	0 (0 to 0)	0 (0 to 0)	0 (0 to 0)	0 (0 to 0)	0 (0 to 0)	0 (0 to 0)	0 (0 to 0)	0 (0 to 0)	0 (0 to 0)	0 (0 to 0)	0 (0 to 0)	0 (0 to 0)	0 (0 to 0)	0 (0 to 0)	0 (0 to 0)	0 (0 to 0)	0 (0 to 0)	0 (0 to 0)	0 (0 to 0)	0 (0 to 0)	0 (0 to 0)	0 (0 to 0)	0 (0 to 0)	0 (0 to 0)	686
HIV/AIDS resulting in other diseases	3,020 (2,920 to 3,400)	1,900 (1,600 to 2,200)	15,700 (9,000 to 25,000)	14,800 (9,600 to 20,500)	7,010 (5,200 to 9,100)	6,490 (5,100 to 8,000)	7,290 (5,100 to 10,000)	8,990 (6,000 to 13,000)	8,990 (6,000 to 13,000)	8,990 (6,000 to 13,000)	8,990 (6,000 to 13,000)	8,790 (6,000 to 13,000)	8,590 (6,000 to 13,000)	11,190 (8,000 to 15,000)	11,200 (8,000 to 15,000)	12,500 (9,000 to 16,000)	14,000 (10,000 to 18,000)	17,600 (12,000 to 23,000)	21,600 (15,000 to 29,000)	24,000 (16,000 to 32,000)	14,700 (10,000 to 20,000)	11,500 (7,900 to 16,000)	6,400 (3,900 to 10,000)	1,610 (1,100 to 2,300)	250,000
Respiratory infections and tuberculosis	196,000 (189,000 to 204,000)	17,900 (13,600 to 23,200)	14,800 (9,600 to 20,900)	25,000 (18,000 to 34,000)	6,490 (5,100 to 8,000)	7,290 (5,100 to 10,000)	8,990 (6,000 to 13,000)	8,990 (6,000 to 13,000)	8,990 (6,000 to 13,000)	8,990 (6,000 to 13,000)	8,790 (6,000 to 13,000)	8,590 (6,000 to 13,000)	11,190 (8,000 to 15,000)	11,200 (8,000 to 15,000)	12,500 (9,000 to 16,000)	14,000 (10,000 to 18,000)	17,600 (12,000 to 23,000)	21,600 (15,000 to 29,000)	24,000 (16,000 to 32,000)	14,700 (10,000 to 20,000)	11,500 (7,900 to 16,000)	6,400 (3,900 to 10,000)	1,610 (1,100 to 2,300)	250,000
Tuberculosis	196 (189 to 204)	331 (261 to 420)	1,190 (1,000 to 1,400)	1,190 (1,000 to 1,400)	1,190 (1,000 to 1,400



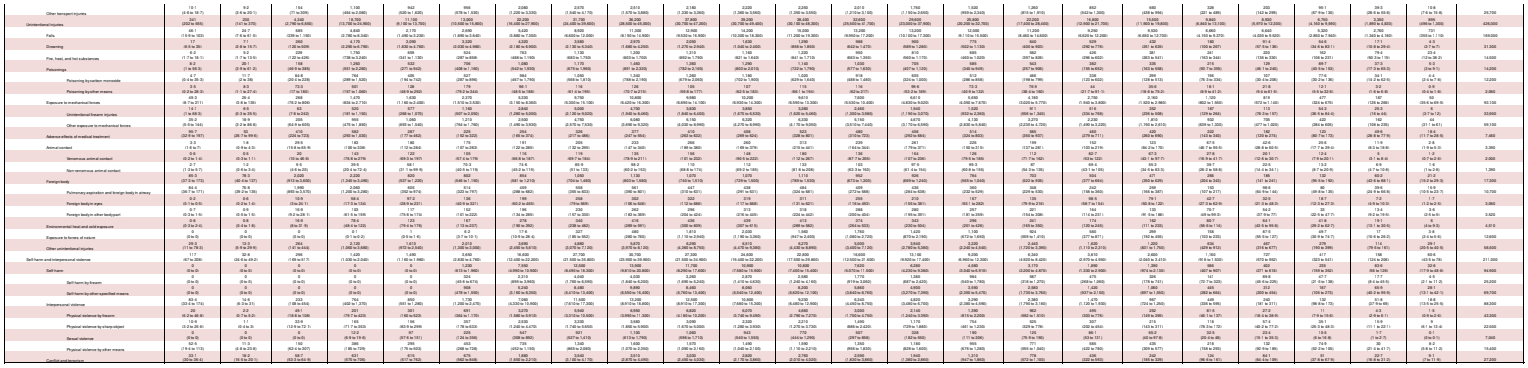

SR Table 2e. United Arab Emirates DALYS by cause and age arous for males with 95% uncertainty intervals, 2019

Cause	Early Neonatal	Late Neonatal	Post-Neonatal	1 to 4	5 to 9	10 to 14	15 to 19	20 to 24	25 to 29	30 to 34	35 to 39	40 to 44	45 to 49	50 to 54	55 to 59	60 to 64	65 to 69	70 to 74	75 to 79	80 to 84	85 to 89	90 to 94	95 plus	Total
All causes	4,990 (3,709 to 6,619)	2,215 (1,710 to 3,000)	6,370 (5,246 to 8,103)	6,260 (5,338 to 10,000)	11,008 (9,200 to 15,468)	13,350 (11,600 to 18,198)	20,150 (18,700 to 25,000)	29,650 (27,700 to 35,600)	33,200 (29,800 to 40,700)	256,000 (194,000 to 356,000)	298,000 (219,000 to 429,000)	322,000 (244,000 to 515,000)	299,000 (191,000 to 491,000)	299,000 (188,000 to 504,000)	340,000 (198,000 to 624,000)	173,000 (91,600 to 335,000)	89,700 (70,700 to 135,000)	49,700 (42,000 to 67,500)	17,600 (15,000 to 21,000)	6,395 (5,468 to 7,439)	1,606 (1,392 to 1,882)	644 (559 to 766)	2,000 (1,760 to 2,330)
Communicable, maternal, neonatal, and nutritional diseases	2,660 (1,370 to 3,920)	1,033 (597 to 1,610)	1,510 (1,060 to 2,190)	2,700 (1,970 to 3,950)	2,600 (1,660 to 4,220)	1,960 (1,470 to 2,700)	1,670 (1,140 to 1,990)	2,240 (1,100 to 1,630)	2,340 (1,700 to 3,170)	12,100 (8,660 to 18,700)	12,400 (8,920 to 19,300)	12,600 (8,920 to 19,500)	8,500 (5,320 to 12,100)	6,470 (3,930 to 7,430)	3,440 (2,010 to 4,580)	3,590 (2,270 to 4,970)	2,560 (1,510 to 3,990)	1,490 (967 to 2,420)	799 (598 to 1,430)	394 (199 to 926)	214 (107 to 292)	99.2 (31.9 to 186.9)	101 (47 to 151.2)	61,200
HIV/AIDS and sexually transmitted infections	39.7 (19.3 to 66.4)	12.4 (5.6 to 27.6)	39.4 (6.4 to 106)	106 (13 to 429)	17.6 (1.4 to 85.2)	18.1 (0.9 to 78.1)	43.6 (3.6 to 166)	99.4 (32.4 to 251)	187 (99.6 to 332)	1,940 (1,110 to 3,350)	1,940 (1,140 to 3,490)	1,360 (810 to 2,350)	804 (76.5 to 2,280)	392 (38.4 to 1,610)	124 (12.1 to 530)	70 (9.9 to 416)	39.6 (2.4 to 332)	665 (0.9 to 3,280)	137 (1 to 703)	0.6 (0.1 to 3.2)	0.1 (0 to 0.4)	0.2 (0 to 0.1)	6,660
HIV/AIDS	0 (0 to 0)	0 (0 to 0)	20.4 (2.1 to 101)	106 (8.7 to 423)	17.4 (0.6 to 85.4)	11.6 (0.5 to 69.6)	29.6 (1.6 to 150)	49.8 (5.2 to 228)	109 (6.2 to 309)	1,390 (483 to 3,150)	1,370 (511 to 3,400)	1,200 (519 to 3,170)	732 (251 to 2,220)	329 (121 to 1,750)	112 (39 to 521)	65 (2.2 to 412)	36.6 (1 to 331)	664 (0.5 to 3,260)	136 (0.7 to 703)	0.6 (0 to 3.2)	0.1 (0 to 0.4)	0.2 (0 to 0.1)	6,200
HIV/AIDS - Drug-susceptible Tuberculosis	0 (0 to 0)	0 (0 to 0)	1.4 (0.1 to 7.3)	7.3 (0.6 to 29.5)	0.3 (0 to 1.5)	0.2 (0 to 1.2)	0.7 (0 to 3.7)	1.1 (0.1 to 5.1)	2.4 (0.1 to 7.1)	27.6 (9.6 to 67.1)	29.2 (10.7 to 70.9)	28.3 (11.2 to 69.5)	17.4 (5.9 to 54.2)	7.8 (2.7 to 37.9)	2.7 (0.9 to 12.1)	1.6 (0.5 to 9.7)	0.9 (0 to 7.7)	15.7 (0.9 to 81)	3.2 (0.1 to 16.2)	0 (0 to 0)	0 (0 to 0)	0 (0 to 0)	152
HIV/AIDS - Multidrug-resistant Tuberculosis without extensive	0 (0 to 0)	0 (0 to 0)	0.1 (0 to 0.1)	0.5 (0 to 0.4)	0 (0 to 0.1)	0 (0 to 0)	0 (0 to 0.1)	0.1 (0 to 0.2)	0.2 (0 to 0.6)	1.8 (0 to 5.6)	1.9 (0.1 to 5.1)	1.8 (0.1 to 5.1)	1.1 (0.1 to 3)	0.5 (0 to 2.5)	0.2 (0 to 0.8)	0.1 (0 to 0.6)	0.1 (0 to 0.5)	1 (0 to 5.1)	0.2 (0 to 0.8)	0 (0 to 0)	0 (0 to 0)	0 (0 to 0)	7.4
HIV/AIDS - Extensively drug-resistant Tuberculosis	0 (0 to 0)	0 (0 to 0)	0 (0 to 0)	0 (0 to 0)	0 (0 to 0)	0 (0 to 0)	0 (0 to 0)	0 (0 to 0)	0 (0 to 0)	0 (0 to 0)	0 (0 to 0)	0 (0 to 0)	0 (0 to 0)	0 (0 to 0)	0 (0 to 0)	0 (0 to 0)	0 (0 to 0)	0 (0 to 0)	0 (0 to 0)	0 (0 to 0)	0 (0 to 0)	0 (0 to 0)	0 (0 to 0)	0
HIV/AIDS resulting in other diseases	0 (0 to 0)	0 (0 to 0)	18 (0.1 to 121)	93 (0.4 to 423)	16 (0 to 84)	11 (0.5 to 58)	26 (1.1 to 138)	43 (1.7 to 230)	94 (3.3 to 360)	1,200 (38.6 to 5,150)	1,200 (39.1 to 5,150)	1,030 (41.4 to 4,830)	712 (19.2 to 4,760)	323 (10.2 to 2,530)	107 (3.1 to 871)	63.6 (1.9 to 540)	34.6 (0.7 to 340)	470 (0.2 to 3,320)	101 (0.3 to 703)	0.5 (0 to 3.1)	0.1 (0 to 0.4)	0 (0 to 0.1)	6,040
Sexually transmitted infections excluding HIV	39.7 (19.3 to 66.4)	12.4 (5.6 to 27.6)	18 (2.2 to 71.6)	0.7 (0.1 to 6.6)	1 (0.4 to 7.5)	6.5 (1.4 to 17.2)	13.9 (3.6 to 35.6)	49.4 (14.7 to 127)	77.8 (23.7 to 206)	540 (161 to 1,770)	570 (171 to 1,870)	160 (47.7 to 526)	72 (21.5 to 236)	63 (18.7 to 207)	12.4 (3.7 to 40.8)	6.6 (1.9 to 21.7)	4.1 (1.2 to 13.5)	19.5 (5.8 to 64)	37.1 (11 to 122)	0.1 (0 to 0.3)	0 (0 to 0)	0 (0 to 0)	1,760
Syphilis	0 (0 to 0)	0 (0 to 0)	0.2 (0.1 to 0.6)	0.4 (0.1 to 1.4)	0.1 (0 to 0.4)	0.1 (0 to 0.4)	0.2 (0 to 0.6)	0.6 (0.2 to 1.6)	1.4 (0.5 to 3.5)	15.9 (5.6 to 41.2)	16.9 (6.1 to 43.6)	9.6 (3.5 to 25.1)	4.4 (1.6 to 12.6)	2.2 (0.8 to 7.1)	0.6 (0.2 to 2.1)	0.3 (0.1 to 1.1)	0.2 (0 to 0.8)	0.9 (0.3 to 3.1)	0.2 (0 to 0.7)	0 (0 to 0)	0 (0 to 0)	0 (0 to 0)	119
Chlamydial infection	0 (0 to 0)	0 (0 to 0)	0 (0 to 0)	0 (0 to 0)	0 (0 to 0)	0.1 (0 to 0.1)	1.1 (0.1 to 2.1)	6.2 (0.4 to 16.1)	11.7 (2.6 to 29.1)	67.3 (17.1 to 139)	70.6 (13 to 170)	40.9 (9.1 to 91)	19.2 (4.5 to 52.6)	9.6 (2.6 to 32)	2.5 (0.6 to 7.4)	0.1 (0 to 0.3)	0 (0 to 0.2)	0 (0 to 0)	0 (0 to 0)	0 (0 to 0)	0 (0 to 0)	0 (0 to 0)	0 (0 to 0)	169
Gonococcal infection	0 (0 to 0)	0 (0 to 0)	0 (0 to 0)	0 (0 to 0)	0 (0 to 0)	0.9 (0.1 to 2.6)	0.6 (0.4 to 1.5)	0.6 (0.1 to 1.6)	0.6 (0.2 to 1.5)	1.9 (0.6 to 4.7)	2.1 (0.7 to 5.1)	1.1 (0.4 to 2.7)	0.7 (0.2 to 1.7)	0.3 (0.1 to 0.8)	0.1 (0 to 0.3)	0 (0 to 0.2)	0 (0 to 0.1)	0 (0 to 0.1)	0 (0 to 0.1)	0 (0 to 0)	0 (0 to 0)	0 (0 to 0)	6.6
Trichomoniasis	0 (0 to 0)	0 (0 to 0)	0 (0 to 0)	0 (0 to 0)	0 (0 to 0)	0 (0 to 0)	0 (0 to 0)	0.2 (0 to 0.6)	0.2 (0 to 0.6)	0.7 (0.2 to 1.9)	0.7 (0.2 to 1.7)	0.4 (0.1 to 1.1)	0.2 (0 to 0.6)	0.1 (0 to 0.4)	0 (0 to 0.2)	0 (0 to 0.1)	0 (0 to 0.1)	0 (0 to 0.1)	0 (0 to 0.1)	0 (0 to 0)	0 (0 to 0)	0 (0 to 0)	0 (0 to 0)	2
Genital herpes	0 (0 to 0)	0 (0 to 0)	0 (0 to 0)	0 (0 to 0)	0 (0 to 0)	0 (0 to 0)	0 (0 to 0)	0 (0 to 0)	0 (0 to 0)	0 (0 to 0)	0 (0 to 0)	0 (0 to 0)	0 (0 to 0)	0 (0 to 0)	0 (0 to 0)	0 (0 to 0)	0 (0 to 0)	0 (0 to 0)	0 (0 to 0)	0 (0 to 0)	0 (0 to 0)	0 (0 to 0)	0 (0 to 0)	0
Other sexually transmitted infections	0 (0 to 0)	0 (0 to 0)	0 (0 to 0)	0 (0 to 0)	0 (0 to 0)	2.2 (1.1 to 4.3)	3.4 (1.4 to 11.7)	5.1 (2.2 to 12.4)	7.1 (4.3 to 20.6)	11.8 (3.6 to 32.1)	11.9 (3.9 to 30.3)	6.9 (2.1 to 19.6)	3.1 (0.9 to 9.6)	1.6 (0.5 to 5.6)	0.4 (0.1 to 1.4)	0.2 (0.1 to 0.6)	0.1 (0 to 0.5)	0.5 (0 to 1.7)	0.1 (0 to 0.4)	0 (0 to 0)	0 (0 to 0)	0 (0 to 0)	198
Respiratory infections and tuberculosis	2,620 (1,710 to 3,790)	1,020 (670 to 1,520)	1,340 (1,010 to 2,000)	2,270 (1,660 to 3,200)	1,990 (1,450 to 2,900)	1,450 (1,050 to 2,100)	1,100 (807 to 1,520)	1,240 (900 to 1,720)	1,240 (900 to 1,720)	1,940 (1,420 to 2,700)	2,010 (1,470 to 2,800)	2,180 (1,600 to 3,030)	2,180 (1,600 to 3,030)	2,180 (1,600 to 3,030)	2,180 (1,600 to 3,030)	2,180 (1,600 to 3,030)	2,180 (1,600 to 3,030)	2,180 (1,600 to 3,030)	2,180 (1,600 to 3,030)	2,180 (1,600 to 3,030)	2,180 (1,600 to 3,030)	2,180 (1,600 to 3,030)	27,000
Tuberculosis	0 (0 to 0)	0 (0 to 0)	0.3 (0.2 to 0.6)	19.7 (9.6 to 39.7)	2.6 (0.9 to 6)	1.7 (0.6 to 3.6)	1.2 (0.4 to 2.6)	2.4 (0.7 to 5.2)	3.4 (1.1 to 7.5)	7.4 (2.5 to 16.2)	7.5 (2.5 to 16.5)	7.4 (2.5 to 16.2)	7.4 (2.5 to 16.2)	7.4 (2.5 to 16.2)	7.4 (2.5 to 16.2)	7.4 (2.5 to 16.2)	7.4 (2.5 to 16.2)	7.4 (2.5 to 16.2)	7.4 (2.5 to 16.2)	7.4 (2.5 to 16.2)	7.4 (2.5 to 16.2)	7.4 (2.5 to 16.2)	5,270
Latent tuberculosis infection	0 (0 to 0)	0 (0 to 0)	0 (0 to 0)	0 (0 to 0)	0 (0 to 0)	0 (0 to 0)	0 (0 to 0)	0 (0 to 0)	0 (0 to 0)	0 (0 to 0)	0 (0 to 0)	0 (0 to 0)	0 (0 to 0)	0 (0 to 0)	0 (0 to 0)	0 (0 to 0)	0 (0 to 0)	0 (0 to 0)	0 (0 to 0)	0 (0 to 0)	0 (0 to 0)	0 (0 to 0)	0 (0 to 0)	0
Drug-susceptible Tuberculosis	0 (0 to 0)	0 (0 to 0)	0.2 (0 to 0.4)	13.3 (6.5 to 26.8)	2.1 (0.7 to 4.8)	1.6 (0.6 to 3.4)	1.2 (0.4 to 2.5)	2.3 (0.7 to 5)	3.3 (1.1 to 7.2)	7.1 (2.4 to 15.6)	7.2 (2.4 to 15.8)	7.1 (2.4 to 15.6)	7.1 (2.4 to 15.6)	7.1 (2.4 to 15.6)	7.1 (2.4 to 15.6)	7.1 (2.4 to 15.6)	7.1 (2.4 to 15.6)	7.1 (2.4 to 15.6)	7.1 (2.4 to 15.6)	7.1 (2.4 to 15.6)	7.1 (2.4 to 15.6)	7.1 (2.4 to 15.6)	5,060
Multidrug-resistant tuberculosis without extensive drug-resistar	0 (0 to 0)	0 (0 to 0)	0 (0 to 0)	0.1 (0 to 0.1)	0 (0 to 0)	0 (0 to 0)	0 (0 to 0.1)	0 (0 to 0.1)	0 (0 to 0.1)	0.2 (0 to 0.6)	0.2 (0 to 0.6)	0.2 (0 to 0.6)	0.2 (0 to 0.6)	0.2 (0 to 0.6)	0.2 (0 to 0.6)	0.2 (0 to 0.6)	0.2 (0 to 0.6)	0.2 (0 to 0.6)	0.2 (0 to 0.6)	0.2 (0 to 0.6)	0.2 (0 to 0.6)	0.2 (0 to 0.6)	208
Extensively drug-resistant tuberculosis	0 (0 to 0)	0 (0 to 0)	0 (0 to 0)	0 (0 to 0)	0 (0 to 0)	0 (0 to 0)	0 (0 to 0)	0 (0 to 0)	0 (0 to 0)	0 (0 to 0)	0 (0 to 0)	0 (0 to 0)	0 (0 to 0)	0 (0 to 0)	0 (0 to 0)	0 (0 to 0)	0 (0 to 0)	0 (0 to 0)	0 (0 to 0)	0 (0 to 0)	0 (0 to 0)	0 (0 to 0)	0 (0 to 0)	0
Lower respiratory infections	9.9 (6.5 to 14.1)	19.6 (14.9 to 25.6)	83.3 (63.1 to 112)	77.2 (58.5 to 106)	117 (72.5 to 204)	167 (107 to 282)	169 (98.4 to 272)	268 (173.5 to 384)	257 (164.5 to 357)	1,240 (868.3 to 1,720)	1,370 (961.5 to 1,900)	1,810 (1,280 to 2,510)	1,870 (1,320 to 2,600)	1,490 (1,060 to 2,060)	1,370 (969.5 to 1,900)	1,230 (870.5 to 1,710)	2,020 (1,430 to 2,790)	1,640 (1,160 to 2,270)	870 (616 to 1,200)	448 (318 to 620)	277 (192 to 407)	176 (122 to 260)	664 (464 to 914)	19,200 (13,500 to 27,100)
Upper respiratory infections	0.3 (0.2 to 0.4)	1.7 (1.3 to 2.3)	22.3 (16.9 to 30.1)	190 (146 to 262)	227 (140 to 395)	192 (123 to 324)	150 (87.4 to 241)	167 (107.9 to 239)	220 (140.8 to 306)	1,060 (742.4 to 1,470)	1,040 (729.5 to 1,440)	929 (655.2 to 1,290)	530 (373.5 to 737)	295 (208.1 to 409)	134 (94.5 to 186)	43.3 (30.5 to 60.1)	26.8 (18.9 to 37.2)	9.2 (6.5 to 12.7)	2.9 (2.1 to 4)	1.2 (0.8 to 1.7)	0.4 (0.3 to 0.6)	0.1 (0.1 to 0.2)	5,250
Otitis media	0 (0 to 0)	0 (0 to 0.3)	0.1 (0.1 to 0.3)	0.2 (0.1 to 0.6)	0.1 (0.1 to 0.4)	0.1 (0.1 to 0.4)	0.1 (0.1 to 0.4)	0.2 (0.1 to 0.5)	0.2 (0.1 to 0.5)	0.7 (0.4 to 1.2)	0.7 (0.4 to 1.2)	0.6 (0.3 to 1.1)	0.4 (0.2 to 0.7)	0.2 (0.1 to 0.4)	0.1 (0 to 0.2)	0.1 (0 to 0.2)	0.1 (0 to 0.2)	0.1 (0 to 0.2)	0.1 (0 to 0.2)	0.1 (0 to 0.2)	0.1 (0 to 0.2)	0.1 (0 to 0.2)	1,270
Enteric infections	16.9 (9.7 to 34.7)	7.6 (4.3 to 20.9)	179 (113 to 310)	532 (329 to 1,170)	420 (226 to 1,170)	205 (98.9 to 562)	214 (107 to 591)	232 (102 to 642)	366 (207 to 1,020)	1,990 (1,060 to 5,440)	1,930 (1,010 to 5,190)	1,310 (1,060 to 2,290)	627 (742 to 1,940)	364 (412 to 919)	241 (297 to 567)	287 (176 to 557)	156 (168 to 511)	68 (89 to 286)	60.3 (39.5 to 146)	274 (161.5 to 663)	14.6 (9.2 to 34.6)	0.2 (0.2 to 0.6)	10,600
Diarrheal diseases	16 (9.7 to 34.7)	7.6 (4.3 to 20.4)	170 (106 to 297)	286 (276 to 797)	220 (216 to 643)	197 (228 to 640)	194 (148 to 399)	227 (99.7 to 384)	354 (170 to 427)	1,450 (668 to 2,090)	1,450 (670 to 2,010)	1,090 (1,010 to 2,180)	627 (868 to 1,900)	364 (290 to 850)	241 (196 to 535)	287 (330 to 722)	156 (162 to 509)	68 (87.9 to 282)	60.3 (39.5 to 146)	274 (161 to 648.6)	14.6 (9.2 to 34.6)	0.2 (0.2 to 0.6)	9,490
Typhoid and paratyphoid	0 (0 to 0)	0 (0 to 0.9)	28 (19 to 109)	60.6 (19 to 139)	56 (20.9 to 209)	69.6 (19.9 to 170)	70 (11.9 to 184)	78 (19.9 to 181)	111 (32.9 to 242)	61.6 (29.4 to 284)	61.6 (19.7 to 191)	32 (16 to 83.6)	19.4 (9.4 to 48.4)	9.4 (3.9 to 25.4)	2.4 (1.1 to 6.9)	0.4 (0.2 to 1.1)	0.1 (0 to 0.4)	0.1 (0 to 0.3)	0.1 (0 to 0.2)	0 (0 to 0)	0 (0 to 0)	0 (0 to 0)	922
Typhoid fever	0 (0 to 0)	0 (0 to 0)	0.2 (0 to 0.6)	0.6 (0 to 1.9)	0.5 (0 to 1.8)	0.6 (0 to 1.7)	0.6 (0 to 1.6)	0.7 (0 to 1.7)	1 (0.3 to 2.2)	0.6 (0.3 to 2.6)	0.6 (0.2 to 1.8)	0.3 (0.1 to 0.8)	0.2 (0 to 0.7)	0.1 (0 to 0.4)	0 (0 to 0.1)	0 (0 to 0.1)	0 (0 to 0.1)	0 (0 to 0.1)	0 (0 to 0.1)	0 (0 to 0)	0 (0 to 0)	0 (0 to 0)	8.4
Paratyphoid fever	0 (0 to 0)	0 (0 to 0)	0.2 (0 to 0.6)	0.6 (0.1 to 1.7)	0.5 (0 to 1.6)	0.6 (0.1 to 1.7)	0.6 (0.1 to 1.6)	0.6 (0.1 to 1.7)	1 (0.3 to 2.1)	0.6 (0.1 to 2.5)	0.6 (0.1 to 1.8)	0.3 (0.1 to 0.8)	0.2 (0 to 0.7)	0.1 (0 to 0.4)	0 (0 to 0.1)	0 (0 to 0.1)	0 (0 to 0.1)	0 (0 to 0.1)	0 (0 to 0.1)	0 (0 to 0)	0 (0 to 0)	0 (0 to 0)	9
Invasive Non-typhoidal Salmonella (iNTS)	0 (0 to 0)	0.2 (0.1 to 0.4)	2.7 (2.2 to 3.8)	19.6 (9.7 to 31.9)	29.8 (15.9 to 51.2)	19.3 (9.9 to 32.6)	19.1 (9.8 to 32.2)	23.1 (12.1 to 36.2)	19.4 (10.1 to 31.2)	19.4 (10.1 to 31.2)	19.4 (10.1 to 31.2)	19.4 (10.1 to 31.2)	19.4 (10.1 to 31.2)	19.4 (10.1 to 31.2)	19.4 (10.1 to 31.2)	19.4 (10.1 to 31.2)	19.4 (10.1 to 31.2)	19.4 (10.1 to 31.2)	19.4 (10.1 to 31.2)	19.4 (10.1 to 31.2)	19.4 (10.1 to 31.2)	19.4 (10.1 to 31.2)	268
Other intestinal infectious diseases	0 (0 to 0)	0 (0 to 0)	0.3 (0.2 to 0.5)	1.2 (0.9 to 1.8)	1.1 (0.7 to 2.1)	0.9 (0.6 to 1.7)	0.8 (0.5 to 1.5)	0.9 (0.6 to 1.7)	0.9 (0.6 to 1.7)	9.2 (5.9 to 14.4)	9.2 (5.9 to 14.4)	7.7 (5.1 to 12.1)	2.6 (1.7 to 4.1)	2.6 (1.7 to 4.1)	1.1 (0.7 to 1.8)	0.7 (0.5 to 1.1)	0.3 (0.2 to 0.5)	0.2 (0.1 to 0.4)	0.1 (0 to 0.2)	0 (0 to 0)	0 (0 to 0)	0 (0 to 0)	59.4
Neglected tropical diseases and malaria	0.6 (0.3 to 1.1)	0.3 (0.2 to 0.5)	6.6 (4.6 to 9.6)	69.4 (11.9 to 178)	20 (1.9 to 160)	25 (2.4 to 196)	9.3 (0.9 to 74.6)	7.6 (0.8 to 61.2)	7.6 (0.8 to 61.2)	16 (2.5 to 125)	16.4 (2.6 to 127)	46.7 (4.7 to 367)	69.9 (26.6 to 137)	47.2 (17.1 to 98.7)	17.1 (6.1 to 36.1)	7.3 (2.6 to 15.4)	3.4 (1.2 to 7.2)	3.6 (1.3 to 7.6)	0.1 (0 to 0.4)	0 (0 to 0.1)	0 (0 to 0)	0 (0 to 0)	493
Malaria	0 (0 to 0)	0 (0 to 0)	0 (0 to 0)	0 (0 to 0)	0 (0 to 0)	0 (0 to 0)	0 (0 to 0)	0 (0 to 0)	0 (0 to 0)	0 (0 to 0)	0 (0 to 0)	0 (0 to 0)	0 (0 to 0)	0 (0 to 0)	0 (0 to 0)	0 (0 to 0)	0 (0 to 0)	0 (0 to 0)	0 (0 to 0)	0 (0 to 0)	0 (0 to 0)	0 (0 to 0)	0 (0 to 0)	0
Chagas disease	0 (0 to 0)	0 (0 to 0)	0 (0 to 0)	0 (0 to 0)	0 (0 to 0)	0 (0 to 0)	0 (0 to 0)	0 (0 to 0)	0 (0 to 0)	0 (0 to 0)	0 (0 to 0)	0 (0 to 0)	0 (0 to 0)	0 (0 to 0)	0 (0 to 0)	0 (0 to 0)	0 (0 to 0)	0 (0 to 0)	0 (0 to 0)	0 (0 to 0)	0 (0 to 0)	0 (0 to 0)	0 (0 to 0)	0
Leishmaniasis	0 (0 to 0)	0 (0 to 0)	0 (0 to 0)	0 (0 to 0)	0 (0 to 0)	0 (0 to 0)	0 (0 to 0)	0 (0 to 0)	0 (0 to 0)	0 (0 to 0)	0 (0 to 0)	0 (0 to 0)	0 (0 to 0)	0 (0 to 0)	0 (0 to 0)	0 (0 to 0)	0 (0 to 0)	0 (0 to 0)	0 (0 to 0)	0 (0 to 0)	0 (0 to 0)	0 (0 to 0)	0 (0 to 0)	0
Visceral leishmaniasis	0 (0 to 0)	0 (0 to 0)	0 (0 to 0)	0 (0 to 0)	0 (0 to 0)	0 (0 to 0)	0 (0 to 0)	0 (0 to 0)	0 (0 to 0)	0 (0 to 0)	0 (0 to 0)	0 (0 to 0)	0 (0 to 0)	0 (0 to 0)	0 (0 to 0)	0 (0 to 0)	0 (0 to 0)	0 (0 to 0)	0 (0 to 0)	0 (0 to 0)	0 (0 to 0)	0 (0 to 0)	0 (0 to 0)	0
Cutaneous and mucocutaneous leishmaniasis	0 (0 to 0)	0 (0 to 0)	0 (0 to 0)	0 (0 to 0)	0 (0 to 0)	0 (0 to 0)	0 (0 to 0)	0 (0 to 0)	0 (0 to 0)	0 (0 to 0)	0 (0 to 0)	0 (0 to 0)	0 (0 to 0)	0 (0 to 0)	0 (0 to 0)	0 (0 to 0)	0 (0 to 0)	0 (0 to 0)	0 (0 to 0)	0 (0 to 0)	0 (0 to 0)	0 (0 to 0)	0 (0 to 0)	0
African trypanosomiasis	0 (0 to 0)	0 (0 to 0)	0 (0 to 0)	0 (0 to 0)	0 (0 to 0)	0 (0 to 0)	0 (0 to 0)	0 (0 to 0)	0 (0 to 0)	0 (0 to 0)	0 (0 to 0)	0 (0 to 0)	0 (0 to 0)	0 (0 to 0)	0 (0 to 0)	0 (0 to 0)	0 (0 to 0)	0 (0 to 0)	0 (0 to 0)	0 (0 to 0)	0 (0 to 0)	0 (0 to 0)	0 (0 to 0)	0
Schistosomiasis	0 (0 to 0)	0 (0 to 0)	0 (0 to 0)	0 (0 to 0)	0 (0 to 0)	0 (0 to 0)	0 (0 to 0)	0 (0 to 0)	0 (0 to 0)	0 (0 to 0)	0 (0 to 0)	0 (0 to 0)	0 (0 to 0)	0 (0 to 0)	0 (0 to 0)	0 (0 to 0)	0 (0 to 0)	0 (0 to 0)	0 (0 to 0)	0 (0 to 0)	0 (0 to 0)	0 (0 to 0)	0 (0 to 0)	0
Cysticercosis	0 (0 to 0)	0 (0 to 0)	0 (0 to 0)	0 (0 to 0)	0 (0 to 0)	0 (0 to 0)	0 (0 to 0)	0 (0 to 0)	0 (0 to 0)	0 (0 to 0)	0 (0 to 0)	0 (0 to 0)	0 (0 to 0)	0 (0 to 0)	0 (0 to 0)	0 (0 to 0)	0 (0 to 0)	0 (0 to 0)	0 (0 to 0)	0 (0 to 0)	0 (0 to 0)	0 (0 to 0)	0 (0 to 0)	0
Cystic echinococcosis	0 (0 to 0)	0 (0 to 0)	0.1 (0 to 0.2)	0.2 (0.1 to 0.4)	0.3 (0.1 to 0.6)	0.6 (0.2 to 1.4)	1.6 (0.5 to 3.7)	1.6 (0.5 to 3.7)	2.5 (0.8 to 5.8)	12.9 (4.1 to 29.7)	11.9 (3.8 to 27.5)	11.2 (3.6 to 25.8)	7.1 (2.3 to 16.4)	5 (1.6 to 11.5)	2.6 (0.8 to 6)	1.4 (0.4 to 3.2)	0.8 (0.2 to 1.8)	0.4 (0.1 to 1)	0.2 (0 to 0.5)	0 (0 to 0)	0 (0 to 0)	0 (0 to 0)	48.2
Lymphatic filariasis	0 (0 to 0)	0 (0 to 0)	0 (0 to 0)	0 (0 to 0)	0 (0 to 0)	0 (0 to 0)	0 (0 to 0)	0 (0 to 0)	0 (0 to 0)	0 (0 to 0)	0 (0 to 0)	0 (0 to 0)	0 (0 to 0)	0 (0 to 0)	0 (0 to 0)	0 (0 to 0)	0 (0 to 0)	0 (0 to 0)	0 (0 to 0)	0 (0 to 0)	0 (0 to 0)	0 (0 to 0)	0 (0 to 0)	0
Onchocerciasis	0 (0 to 0)	0 (0 to 0)	0 (0 to 0)	0 (0 to 0)	0 (0 to 0)	0 (0 to 0)	0 (0 to 0)	0 (0 to 0)	0 (0 to 0)	0 (0 to 0)	0 (0 to 0)	0





GBD Table 2a. Yemen (HLT) by cause and age group for males with 95% uncertainty intervals, 2019

Cause	Early Neonatal	Late Neonatal	Post Neonatal	1 to 4	5 to 9	10 to 14	15 to 19	20 to 24	25 to 29	30 to 34	35 to 39	40 to 44	45 to 49	50 to 54	55 to 59	60 to 64	65 to 69	70 to 74	75 to 79	80 to 84	85 to 89	90 to 94	95 plus	Total
All causes	876,000 (696,000 to 1,056,000)	229,000 (172,000 to 272,000)	644,000 (502,000 to 782,000)	478,000 (368,000 to 588,000)	299,000 (232,000 to 367,000)	249,000 (194,000 to 299,000)	304,000 (241,000 to 364,000)	361,000 (291,000 to 429,000)	327,000 (267,000 to 389,000)	317,000 (256,000 to 380,000)	299,000 (242,000 to 359,000)	265,000 (212,000 to 320,000)	265,000 (208,000 to 326,000)	218,000 (172,000 to 270,000)	206,000 (162,000 to 252,000)	205,000 (160,000 to 252,000)	215,000 (168,000 to 262,000)	205,000 (159,000 to 252,000)	169,000 (129,000 to 212,000)	118,000 (89,000 to 151,000)	76,000 (55,000 to 77,700)	53,100 (29,100 to 78,600)	9,660 (5,630 to 14,000)	1,900 (1,720 to 2,090)	6,143,000
Communicable, maternal, neonatal, and nutritional diseases	751,000 (597,000 to 905,000)	179,000 (135,000 to 213,000)	453,000 (353,000 to 550,000)	349,000 (269,000 to 429,000)	89,400 (69,200 to 109,000)	47,300 (36,600 to 57,800)	56,900 (44,000 to 69,500)	61,900 (47,900 to 75,600)	58,700 (45,400 to 71,700)	53,900 (41,700 to 65,800)	53,000 (41,000 to 64,700)	49,900 (38,600 to 60,900)	49,900 (38,600 to 60,900)	42,000 (32,500 to 51,300)	39,000 (30,100 to 47,600)	38,000 (29,400 to 46,400)	39,000 (30,200 to 47,600)	38,000 (29,400 to 46,400)	32,000 (24,800 to 39,100)	22,000 (17,000 to 26,900)	14,000 (10,800 to 17,100)	8,210 (6,350 to 10,000)	1,760 (1,360 to 2,150)	1,190 (1,020 to 1,360)	2,679,000
HIV/AIDS and sexually transmitted infections	11,200 (5,470 to 26,700)	3,240 (997 to 7,730)	3,660 (1,070 to 12,100)	3,120 (822 to 19,100)	564 (249 to 1,140)	164 (58 to 669)	464 (124 to 2,630)	1,160 (189 to 6,140)	1,660 (320 to 8,110)	2,050 (339 to 10,800)	2,600 (193 to 11,700)	2,270 (116 to 9,790)	2,270 (69 to 4,990)	1,920 (42 to 2,630)	1,720 (44 to 2,630)	1,720 (77 to 1,930)	1,720 (73 to 1,930)	1,720 (46 to 987)	1,720 (3 to 163)	1,720 (1 to 27.6)	1,720 (0 to 10)	1,720 (0 to 2.4)	1,720 (0 to 0.5)	33,900
HIV/AIDS	2,140 (1,140 to 5,110)	1,240 (1,140 to 1,340)	1,240 (1,140 to 1,340)	1,240 (1,140 to 1,340



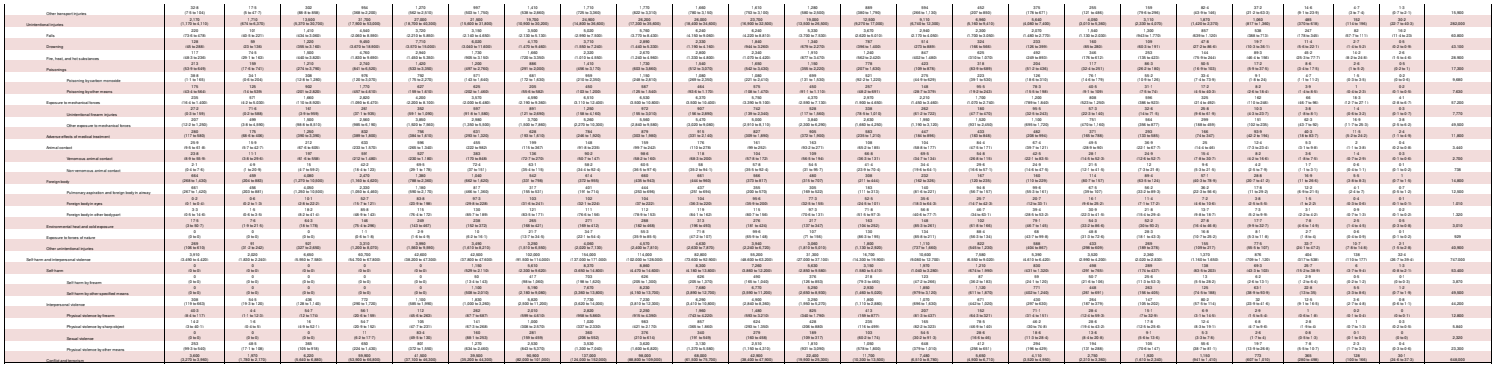

Table Ranking Total Disability Burden, Both Sexes Combined, United States Territories, 2021 (Deaths and DALYs, Counts and Age-Standardized Rates per 100,000)

Cause	Rank	Deaths Count	Deaths ASR	DALYs Count	DALYs ASR	YLDs Count	YLDs ASR	YLLs Count	YLLs ASR	Prevalence Count	Prevalence ASR	Incidence Count	Incidence ASR	Age-Standardized Rate	Total
All causes		64,340,000 to 64,340,000	74,940,000 to 74,940,000	2,180,000	2,180,000	8,629,000 to 11,160,000	10,050,000 to 12,990,000	51,710,000 to 53,180,000	59,890,000 to 61,590,000	17,760,000 to 18,790,000	20,690,000 to 21,880,000	17,760,000 to 18,790,000	20,690,000 to 21,880,000	74,940,000 to 74,940,000	74,940,000 to 74,940,000
Communicable, maternal, neonatal, and nutritional diseases		4,110,000 to 4,110,000	4,790,000 to 4,790,000	1,030,000 to 1,030,000	1,200,000 to 1,200,000	1,030,000 to 1,030,000	1,200,000 to 1,200,000	3,080,000 to 3,080,000	3,590,000 to 3,590,000	1,030,000 to 1,030,000	1,200,000 to 1,200,000	1,030,000 to 1,030,000	1,200,000 to 1,200,000	4,790,000 to 4,790,000	4,790,000 to 4,790,000
HIV/AIDS and sexually transmitted infections		570,000	710,000	43,000	53,000	97,000	120,000	473,000	583,000	485,000	599,000	485,000	599,000	710,000	710,000
Tuberculosis		1,100,000	1,300,000	1,100,000	1,300,000	1,100,000	1,300,000	1,100,000	1,300,000	1,100,000	1,300,000	1,100,000	1,300,000	1,300,000	1,300,000
Malaria		1,100,000	1,300,000	1,100,000	1,300,000	1,100,000	1,300,000	1,100,000	1,300,000	1,100,000	1,300,000	1,100,000	1,300,000	1,300,000	1,300,000
HIV/AIDS - Drug-susceptible Tuberculosis		570	710	43,000	53,000	4,000	5,000	39,000	48,000	48,000	59,000	48,000	59,000	710	710
HIV/AIDS - Multidrug-resistant Tuberculosis (MDR-TB)		0	0	0	0	0	0	0	0	0	0	0	0	0	0
HIV/AIDS - Extensively drug-resistant Tuberculosis (XDR-TB)		0	0	0	0	0	0	0	0	0	0	0	0	0	0
HIV/AIDS resistant to other diseases		570	710	43,000	53,000	4,000	5,000	39,000	48,000	48,000	59,000	48,000	59,000	710	710
Sexually transmitted infections excluding HIV		570,000	710,000	43,000	53,000	4,000	5,000	39,000	48,000	48,000	59,000	48,000	59,000	710,000	710,000
Syphilis		570,000 to 570,000	710,000 to 710,000	43,000 to 43,000	53,000 to 53,000	4,000 to 4,000	5,000 to 5,000	39,000 to 39,000	48,000 to 48,000	48,000 to 48,000	59,000 to 59,000	48,000 to 48,000	59,000 to 59,000	710,000 to 710,000	710,000 to 710,000
Chlamydial infection		0 to 0	0 to 0	0 to 0	0 to 0	0 to 0	0 to 0	0 to 0	0 to 0	0 to 0	0 to 0	0 to 0	0 to 0	0 to 0	0
Gonorrhoea		0 to 0	0 to 0	0 to 0	0 to 0	0 to 0	0 to 0	0 to 0	0 to 0	0 to 0	0 to 0	0 to 0	0 to 0	0 to 0	0
Trichomoniasis		0 to 0	0 to 0	0 to 0	0 to 0	0 to 0	0 to 0	0 to 0	0 to 0	0 to 0	0 to 0	0 to 0	0 to 0	0 to 0	0
Genital herpes		0 to 0	0 to 0	0 to 0	0 to 0	0 to 0	0 to 0	0 to 0	0 to 0	0 to 0	0 to 0	0 to 0	0 to 0	0 to 0	0
Other sexually transmitted infections		0 to 0	0 to 0	0 to 0	0 to 0	0 to 0	0 to 0	0 to 0	0 to 0	0 to 0	0 to 0	0 to 0	0 to 0	0 to 0	0
Respiratory infections and tuberculosis		1,100,000 to 1,100,000	1,300,000 to 1,300,000	1,100,000 to 1,100,000	1,300,000 to 1,300,000	1,100,000 to 1,100,000	1,300,000 to 1,300,000	1,100,000 to 1,100,000	1,300,000 to 1,300,000	1,100,000 to 1,100,000	1,300,000 to 1,300,000	1,100,000 to 1,100,000	1,300,000 to 1,300,000	1,300,000 to 1,300,000	1,300,000 to 1,300,000
Tuberculosis		1,100,000	1,300,000	1,100,000	1,300,000	1,100,000	1,300,000	1,100,000	1,300,000	1,100,000	1,300,000	1,100,000	1,300,000	1,300,000	1,300,000
Lower respiratory infections		1,100,000	1,300,000	1,100,000	1,300,000	1,100,000	1,300,000	1,100,000	1,300,000	1,100,000	1,300,000	1,100,000	1,300,000	1,300,000	1,300,000
Upper respiratory infections		0	0	0	0	0	0	0	0	0	0	0	0	0	0
Otitis media		0 to 0	0 to 0	0 to 0	0 to 0	0 to 0	0 to 0	0 to 0	0 to 0	0 to 0	0 to 0	0 to 0	0 to 0	0 to 0	0
Enteric infections		0 to 0	0 to 0	0 to 0	0 to 0	0 to 0	0 to 0	0 to 0	0 to 0	0 to 0	0 to 0	0 to 0	0 to 0	0 to 0	0
Diarrhoeal diseases		0 to 0	0 to 0	0 to 0	0 to 0	0 to 0	0 to 0	0 to 0	0 to 0	0 to 0	0 to 0	0 to 0	0 to 0	0 to 0	0
Typhoid and paratyphoid		0 to 0	0 to 0	0 to 0	0 to 0	0 to 0	0 to 0	0 to 0	0 to 0	0 to 0	0 to 0	0 to 0	0 to 0	0 to 0	0
Typhoid fever		0 to 0	0 to 0	0 to 0	0 to 0	0 to 0	0 to 0	0 to 0	0 to 0	0 to 0	0 to 0	0 to 0	0 to 0	0 to 0	0
Paratyphoid fever		0 to 0	0 to 0	0 to 0	0 to 0	0 to 0	0 to 0	0 to 0	0 to 0	0 to 0	0 to 0	0 to 0	0 to 0	0 to 0	0
Invasive Non-typhoidal Salmonella (iNTS)		0	0	0	0	0	0	0	0	0	0	0	0	0	0
Other intestinal infectious diseases		0 to 0	0 to 0	0 to 0	0 to 0	0 to 0	0 to 0	0 to 0	0 to 0	0 to 0	0 to 0	0 to 0	0 to 0	0 to 0	0
Neglected tropical diseases and malaria		0 to 0	0 to 0	0 to 0	0 to 0	0 to 0	0 to 0	0 to 0	0 to 0	0 to 0	0 to 0	0 to 0	0 to 0	0 to 0	0
Malaria		0 to 0	0 to 0	0 to 0	0 to 0	0 to 0	0 to 0	0 to 0	0 to 0	0 to 0	0 to 0	0 to 0	0 to 0	0 to 0	0
Chagas disease		0	0	0	0	0	0	0	0	0	0	0	0	0	0
Leishmaniasis		0 to 0	0 to 0	0 to 0	0 to 0	0 to 0	0 to 0	0 to 0	0 to 0	0 to 0	0 to 0	0 to 0	0 to 0	0 to 0	0
Visceral leishmaniasis		0 to 0	0 to 0	0 to 0	0 to 0	0 to 0	0 to 0	0 to 0	0 to 0	0 to 0	0 to 0	0 to 0	0 to 0	0 to 0	0
Cutaneous and mucocutaneous leishmaniasis		0 to 0	0 to 0	0 to 0	0 to 0	0 to 0	0 to 0	0 to 0	0 to 0	0 to 0	0 to 0	0 to 0	0 to 0	0 to 0	0
African trypanosomiasis		0 to 0	0 to 0	0 to 0	0 to 0	0 to 0	0 to 0	0 to 0	0 to 0	0 to 0	0 to 0	0 to 0	0 to 0	0 to 0	0
Schistosomiasis		0	0	0	0	0	0	0	0	0	0	0	0	0	0
Cysticercosis		0 to 0	0 to 0	0 to 0	0 to 0	0 to 0	0 to 0	0 to 0	0 to 0	0 to 0	0 to 0	0 to 0	0 to 0	0 to 0	0
Cystic echinococcosis		0 to 0	0 to 0	0 to 0	0 to 0	0 to 0	0 to 0	0 to 0	0 to 0	0 to 0	0 to 0	0 to 0	0 to 0	0 to 0	0
Lymphatic Filariasis		0 to 0	0 to 0	0 to 0	0 to 0	0 to 0	0 to 0	0 to 0	0 to 0	0 to 0	0 to 0	0 to 0	0 to 0	0 to 0	0
Onchocerciasis		0	0	0	0	0	0	0	0	0	0	0	0	0	0
Trachoma		0 to 0	0 to 0	0 to 0	0 to 0	0 to 0	0 to 0	0 to 0	0 to 0	0 to 0	0 to 0	0 to 0	0 to 0	0 to 0	0
Dengue		0 to 0	0 to 0	0 to 0	0 to 0	0 to 0	0 to 0	0 to 0	0 to 0	0 to 0	0 to 0	0 to 0	0 to 0	0 to 0	0
Yellow fever		0 to 0	0 to 0	0 to 0	0 to 0	0 to 0	0 to 0	0 to 0	0 to 0	0 to 0	0 to 0	0 to 0	0 to 0	0 to 0	0
Rabies		0 to 0	0 to 0	0 to 0	0 to 0	0 to 0	0 to 0	0 to 0	0 to 0	0 to 0	0 to 0	0 to 0	0 to 0	0 to 0	0
Intestinal nematode infections		0 to 0	0 to 0	0 to 0	0 to 0	0 to 0	0 to 0	0 to 0	0 to 0	0 to 0	0 to 0	0 to 0	0 to 0	0 to 0	0
Ascariasis		0 to 0	0 to 0	0 to 0	0 to 0	0 to 0	0 to 0	0 to 0	0 to 0	0 to 0	0 to 0	0 to 0	0 to 0	0 to 0	0
Trichuriasis		0	0	0	0	0	0	0	0	0	0	0	0	0	0
Hookworm disease		0	0	0	0	0	0	0	0	0	0	0	0	0	0
Food-borne trematodiases		0	0	0	0	0	0	0	0	0	0	0	0	0	0
Leprosy		0 to 0	0 to 0	0 to 0	0 to 0	0 to 0	0 to 0	0 to 0	0 to 0	0 to 0	0 to 0	0 to 0	0 to 0	0 to 0	0
Ebola		0 to 0	0 to 0	0 to 0	0 to 0	0 to 0	0 to 0	0 to 0	0 to 0	0 to 0	0 to 0	0 to 0	0 to 0	0 to 0	0
Zika virus		0	0	0	0	0	0	0	0	0	0	0	0	0	0
Guinea worm disease		0	0	0	0	0	0	0	0	0	0	0	0	0	0
Other neglected tropical diseases		0 to 0	0 to 0	0 to 0	0 to 0	0 to 0	0 to 0	0 to 0	0 to 0	0 to 0	0 to 0	0 to 0	0 to 0	0 to 0	0
Other infectious diseases		2,730,000 to 2,730,000	3,180,000 to 3,180,000	987,000 to 2,070,000	1,150,000 to 2,410,000	7,530,000 to 9,980,000	8,770,000 to 11,620,000	1,200,000 to 1,200,000	1,400,000 to 1,400,000	16,600,000 to 17,600,000	19,300,000 to 20,500,000	16,600,000 to 17,600,000	19,300,000 to 20,500,000	3,180,000 to 3,180,000	3,180,000 to 3,180,000
Meningitis		1,100,000	1,300,000	1,100,000	1,300,000	1,100,000	1,300,000	1,100,000	1,300,000	1,100,000	1,300,000	1,100,000	1,300,000	1,300,000	1,300,000
Encephalitis		1,630,000	1,900,000	1,100,000	1,300,000	1,100,000	1,300,000	1,100,000	1,300,000	1,100,000	1,300,000	1,100,000	1,300,000	1,900,000	1,900,000
Diphtheria		0 to 0	0 to 0	0 to 0	0 to 0	0 to 0	0 to 0	0 to 0	0 to 0	0 to 0	0 to 0	0 to 0	0 to 0	0 to 0	0
Tetanus		570,000 to 570,000	710,000 to 710,000	43,000 to 43,000	53,000 to 53,000	4,000 to 4,000	5,000 to 5,000	39,000 to 39,000	48,000 to 48,000	48,000 to 48,000	59,000 to 59,000	48,000 to 48,000	59,000 to 59,000	710,000 to 710,000	710,000 to 710,000
Measles		0	0	0	0	0	0	0	0	0	0	0	0	0	0
Varicella and herpes zoster		0 to 0	0 to 0	0 to 0	0 to 0	0 to 0	0 to 0	0 to 0	0 to 0	0 to 0	0 to 0	0 to 0	0 to 0	0 to 0	0
Acute hepatitis		0 to 0	0 to 0	0 to 0	0 to 0	0 to 0	0 to 0	0 to 0	0 to 0	0 to 0	0 to 0	0 to 0	0 to 0	0 to 0	0
Acute hepatitis A		0 to 0	0 to 0	0 to 0	0 to 0	0 to 0	0 to 0	0 to 0	0 to 0	0 to 0	0 to 0	0 to 0	0 to 0	0 to 0	0
Acute hepatitis B		0 to 0	0 to 0	0 to 0	0 to 0	0 to 0	0 to 0	0 to 0	0 to 0	0 to 0	0 to 0	0 to 0	0 to 0	0 to 0	0
Acute hepatitis C		0 to 0	0 to 0	0 to 0	0 to 0	0 to 0	0 to 0	0 to 0	0 to 0	0 to 0	0 to 0	0 to 0	0 to 0	0 to 0	0
Acute hepatitis E		0 to 0	0 to 0	0 to 0	0 to 0	0 to 0	0 to 0	0 to 0	0 to 0	0 to 0	0 to 0	0 to 0	0 to 0	0 to 0	0
Other unspecified infectious diseases		1,100,000 to 1,100,000	1,300,000 to 1,300,000	1,100,000 to 1,100,000	1,300,000 to 1,300,000	1,100,000 to 1,100,000	1,300,000 to 1,300,000	1,100,000 to 1,100,000	1,300,000 to 1,300,000	1,100,000 to 1,100,000	1,300,000 to 1,300,000	1,100,000 to 1,100,000	1,300,000 to 1,300,000	1,300,000 to 1,300,000	1,300,000 to 1,300,000
Maternal and neonatal disorders		570,000 to 570,000	710,000 to 710,000	570,000 to 1,290,000	710,000 to 1,610,000	3,000 to 3,000	4,000 to 4,000	567,000 to 1,290,000	706,000 to 1,610,000	178,000 to 178,000	222,000 to 222,000	178,000 to 178,000	222,000 to 222,000	710,000 to 710,000	710,000 to 710,000
Maternal disorders		0 to 0	0 to 0	0 to 0	0 to 0	0 to 0	0 to 0	0 to 0	0 to 0	0 to 0	0 to 0	0 to 0	0 to 0	0 to 0	0
Maternal hemorrhage		0	0	0	0	0	0	0	0	0	0	0	0	0	0
Maternal sepsis and other maternal infections		0 to 0	0 to 0	0 to 0	0 to 0	0 to 0	0 to 0	0 to 0	0 to 0	0 to 0	0 to 0	0 to 0	0 to 0	0 to 0	0
Maternal hypertensive disorders		0 to 0	0 to 0	0 to 0	0 to 0	0 to 0	0 to 0	0 to 0	0 to 0	0 to 0	0 to 0	0 to 0	0 to 0	0 to 0	0
Maternal obstructed labour and uterine rupture		0	0	0	0	0	0	0	0	0	0	0	0	0	0
Maternal abortion and miscarriage		0	0	0	0	0	0	0	0	0	0	0	0	0	0
Ectopic pregnancy		0 to 0	0 to 0	0 to 0	0 to 0	0 to 0	0 to 0	0 to 0	0 to 0	0 to 0	0 to 0	0 to 0	0 to 0	0 to 0	0
Indirect maternal deaths		–	–	–	–	–	–	–	–	–	–	–	–	–	–
Late maternal deaths		–	–	–	–	–	–	–	–	–	–	–	–	–	–
Maternal deaths aggravated by HIV/AIDS		–	–	–	–	–	–	–	–	–	–	–	–	–	–
Neonatal disorders		570,000 to 570,000	710,000 to 710,000	570,000 to 1,290,000	710,000 to 1,610,000	3,000 to 3,000	4,000 to 4,000	567,000 to 1,290,000	706,000 to 1,610,000	178,000 to 178,000	222,000 to 222,000	178,000 to 178,000	222,000 to 222,000	710,000 to 710,000	710,000 to 710,000
Neonatal preterm birth		570,000 to 570,000	710,000 to 710,000	570,000 to 1,290,000	710,000 to 1,610,000	3,000 to 3,000	4,000 to 4,000	567,000 to 1,290,000	706,000 to 1,610,000	178,000 to 178,000	222,000 to 222,000	178,000 to 178,000	222,000 to 222,000	710,000 to 710,000	710,000 to 710,000
Neonatal encephalopathy due to birth asphyxia and trauma		0 to 0	0 to 0	0 to 0	0 to 0	0 to 0	0 to 0	0 to 0	0 to 0	0 to 0	0 to 0	0 to 0	0 to 0	0 to 0	0
Neonatal sepsis and other neonatal infections		0 to 0	0 to 0	0 to 0	0 to 0	0 to 0	0 to 0	0 to 0	0 to 0	0 to 0	0 to 0	0 to 0	0 to 0	0 to 0	0
Neonatal disorders with onset around birth		0	0	0	0	0	0	0	0	0	0	0	0	0	0
Nutritional deficiencies		0 to 0	0 to 0	0 to 0	0 to 0	0 to 0	0 to 0	0 to 0	0 to 0	0 to 0	0 to 0	0 to 0	0 to 0	0 to 0	0
Protein-energy malnutrition		0	0	0	0	0	0	0	0	0	0	0	0	0	0
Iodine deficiency		0	0	0	0	0	0	0	0	0	0	0	0	0	0
Vitamin A deficiency		0	0	0	0	0	0	0	0	0	0	0	0	0	0
Dietary iron deficiency		0	0	0	0	0	0	0	0	0	0	0	0	0	0
Other nutritional deficiencies		0	0	0	0	0	0	0	0	0	0	0	0	0	0
Non-communicable diseases		61,310,000 to 61,310,000	71,410,000 to 71,410,000	1,150,000 to 1,150,000	1,350,000 to 1,350,000	8,600,000 to 11,130,000	10,020,000 to 12,960,000	50,610,000 to 52,080,000	58,630,000 to 60,330,000	16,730,000 to 17,760,000	19,490,000 to 20,690,000	16,730,000 to 17,760,000	19,490,000 to 20,690,000	71,410,000 to 71,410,000	71,410,000 to 71,410,000
Neoplasms		13,600,000 to 13,600,000	15,800,000 to 15,800,000	1,150,000 to 1,150,000	1,350,000 to 1,350,000	1,150,000 to 1,150,000	1,350,000 to 1,350,000	12,450,000 to 12,450,000	14,450,000 to 14,450,000	1,150,000 to 1,150,000	1,350,000 to 1,350,000	1,150,000 to 1,150,000	1,350,000 to 1,350,000	15,800,000 to 15,800,000	15,800,000 to 15,800,000
Lip and oral cavity cancer		0 to 0	0 to 0	0 to 0	0 to 0	0 to 0	0 to 0	0 to 0	0 to 0	0 to 0	0 to 0	0 to 0	0 to 0	0 to 0	0
Nasopharynx cancer		0 to 0	0 to 0	0 to 0	0 to 0	0 to 0	0 to 0	0 to 0	0 to 0	0 to 0	0 to 0	0 to 0	0 to 0	0 to 0	0
Other pharynx cancer		0 to 0	0 to 0	0 to 0	0 to 0	0 to 0	0 to 0	0 to 0	0 to 0	0 to 0	0 to 0	0 to 0	0 to 0	0 to 0	0
Oesophagus cancer		0 to 0	0 to 0	0 to 0	0 to 0	0 to 0	0 to 0	0 to 0	0 to 0	0 to 0	0 to 0	0 to 0	0 to 0	0 to 0	0
Stomach cancer		0 to 0	0 to 0	0 to 0	0 to 0	0 to 0	0 to 0	0 to 0	0 to 0	0 to 0	0 to 0	0 to 0	0 to 0	0 to 0	0
Colon and rectum cancer		0 to 0	0 to 0	0 to 0	0 to 0	0 to 0	0 to 0	0 to 0	0 to 0	0 to 0	0 to 0	0 to 0	0 to 0	0 to 0	0
Liver cancer		0 to 0	0 to 0	0 to 0	0 to 0	0 to 0	0 to 0	0 to 0	0 to 0	0 to 0	0 to 0	0 to 0	0 to 0	0 to 0	0
Liver cancer due to hepatitis B		0 to 0	0 to 0	0 to 0	0 to 0	0 to 0	0 to 0	0 to 0	0 to 0	0 to 0	0 to 0	0 to 0	0 to 0	0 to 0	0
Liver cancer due to hepatitis C		0 to 0	0 to 0	0 to 0	0 to 0	0 to 0	0 to 0	0 to 0	0 to 0	0 to 0	0 to 0	0 to 0	0 to 0	0 to 0	0
Liver cancer due to alcohol use		0 to 0	0 to 0	0 to 0	0 to 0	0 to 0	0 to 0	0 to 0	0 to 0	0 to 0	0 to 0	0 to 0	0 to 0	0 to 0	0
Liver cancer due to NAFLD		0 to 0	0 to 0	0 to 0	0 to 0	0 to 0	0 to 0	0 to 0	0 to 0	0 to 0	0 to 0	0 to 0	0 to 0	0 to 0	0
Liver cancer due to other causes		0 to 0	0 to 0	0 to 0	0 to 0	0 to 0	0 to 0	0 to 0	0 to 0	0 to 0	0 to 0	0 to 0	0 to 0	0 to 0	0
Gallbladder and biliary tract cancer		0 to 0	0 to 0	0 to 0	0 to 0	0 to 0	0 to 0	0 to 0	0 to 0	0 to 0	0 to 0	0 to 0	0 to 0	0 to 0	0
Pancreatic cancer		0 to 0	0 to 0	0 to 0	0 to 0	0 to 0	0 to 0	0 to 0	0 to 0	0 to 0	0 to 0	0 to 0	0 to 0	0 to 0	0
Larynx cancer		0 to 0	0 to 0	0 to 0	0 to 0	0 to 0	0 to 0	0 to 0	0 to 0	0 to 0	0 to 0	0 to 0	0 to 0	0 to 0	0
Tracheal, bronchus, and lung cancer		0 to 0	0 to 0	0 to 0	0 to 0	0 to 0	0 to 0	0 to 0	0 to 0	0 to 0	0 to 0	0 to 0	0 to 0	0 to 0	0
Malignant skin melanoma		0 to 0	0 to 0	0 to 0	0 to 0	0 to 0	0 to 0	0 to 0	0 to 0	0 to 0	0 to 0	0 to 0	0 to 0	0 to 0	0
Non-melanoma skin cancer		0 to 0	0 to 0	0 to 0	0 to 0	0 to 0	0 to 0	0 to 0	0 to 0	0 to 0	0 to 0	0 to 0	0 to 0	0 to 0	0
Non-melanoma skin cancer squamous cell (SCC)		0 to 0	0 to 0	0 to 0	0 to 0	0 to 0	0 to 0	0 to 0	0 to 0	0 to 0	0 to 0	0 to 0	0 to 0	0 to 0	0
Non-melanoma skin cancer: Basal cell carcinoma (BCC)		0 to 0	0 to 0	0 to 0	0 to 0	0 to 0	0 to 0	0 to 0	0 to 0	0 to 0	0 to 0	0 to 0	0 to 0	0 to 0	0
Breast cancer		0 to 0	0 to 0	0 to 0	0 to 0	0 to 0	0 to 0	0 to 0	0 to 0	0 to 0	0 to 0	0 to 0	0 to 0	0 to 0	0
Cervical cancer		0 to 0	0 to 0	0 to 0	0 to 0	0 to 0	0 to 0	0 to 0	0 to 0	0 to 0	0 to 0	0 to 0	0 to 0	0 to 0	0
Uterine cancer		0 to 0	0 to 0	0 to 0	0 to 0	0 to 0	0 to 0	0 to 0	0 to 0	0 to 0	0 to 0	0 to 0	0 to 0	0 to 0	0
Ovarian cancer		0 to 0	0 to 0	0 to 0	0 to 0	0 to 0	0 to 0	0 to 0	0 to 0	0 to 0	0 to 0	0 to 0	0 to 0	0 to 0	0
Prostate cancer		0 to 0	0 to 0	0 to 0	0 to 0	0 to 0	0 to 0	0 to 0	0 to 0	0 to 0	0 to 0	0 to 0	0 to 0	0 to 0	0
Testicular cancer		0 to 0	0 to 0	0 to 0	0 to 0	0 to 0	0 to 0	0 to 0	0 to 0	0 to 0	0 to 0	0 to 0	0 to 0	0 to 0	0
Kidney cancer		0 to 0	0 to 0	0 to 0	0 to 0	0 to 0	0 to 0	0 to 0	0 to 0	0 to 0	0 to 0	0 to 0	0 to 0	0 to 0	0
Bladder cancer		0 to 0	0 to 0	0 to 0	0 to 0	0 to 0	0 to 0	0 to 0	0 to 0	0 to 0	0 to 0	0 to 0	0 to 0	0 to 0	0
Brain and central nervous system cancer		0 to 0	0 to 0	0 to 0	0 to 0	0 to 0	0 to 0	0 to 0	0 to 0	0 to 0	0 to 0	0 to 0	0 to 0	0 to 0	0
Thyroid cancer		0 to 0	0 to 0	0 to 0	0 to 0	0 to 0	0 to 0	0 to 0	0 to 0	0 to 0	0 to 0	0 to 0	0 to 0	0 to 0	0
Mesothelioma		0 to 0	0 to 0	0 to 0	0 to 0	0 to 0	0 to 0	0 to 0	0 to 0	0 to 0	0 to 0	0 to 0	0 to 0	0 to 0	0
Hodgkin lymphoma		0 to 0	0 to 0	0 to 0	0 to 0	0 to 0	0 to 0	0 to 0	0 to 0	0 to 0	0 to 0	0 to 0	0 to 0	0 to 0	0
Non-Hodgkin lymphoma		0 to 0	0 to 0	0 to 0	0 to 0	0 to 0	0 to 0	0 to 0	0 to 0	0 to 0	0 to 0	0 to 0	0 to 0	0 to 0	0
Multiple myeloma		0 to 0	0 to 0	0 to 0	0 to 0	0 to 0	0 to 0	0 to 0	0 to 0	0 to 0	0 to 0	0 to 0	0 to 0	0 to 0	0
Leukaemia		0 to 0	0 to 0	0 to 0	0 to 0	0 to 0	0 to 0	0 to 0	0 to 0	0 to 0	0 to 0	0 to 0	0 to 0	0 to 0	0
Acute lymphoid leukaemia		0 to 0	0 to 0	0 to 0	0 to 0	0 to 0	0 to 0	0 to 0	0 to 0	0 to 0	0 to 0	0 to 0	0 to 0	0 to 0	0
Chronic lymphoid leukaemia		0 to 0	0 to 0	0 to 0	0 to 0	0 to 0	0 to 0	0 to 0	0 to 0	0 to 0	0 to 0	0 to 0	0 to 0	0 to 0	0
Acute myeloid leukaemia		0 to 0	0 to 0	0 to 0	0 to 0	0 to 0	0 to 0	0 to 0	0 to 0	0 to 0	0 to 0	0 to 0	0 to 0	0 to 0	0
Chronic myeloid leukaemia		0 to 0	0 to 0	0 to 0	0 to 0	0 to 0	0 to 0	0 to 0	0 to 0	0 to 0	0 to 0	0 to 0	0 to 0	0 to 0	0
Other malignant neoplasms		0 to 0	0 to 0	0 to 0	0 to 0	0 to 0	0 to 0	0 to 0	0 to 0	0 to 0	0 to 0	0 to 0	0 to 0	0 to 0	0
Other neoplasms		0 to 0	0 to 0	0 to 0	0 to 0	0 to 0	0 to 0	0 to 0	0 to 0	0 to 0



GBD Table 2a: Afghanistan DALYS (in cause and age groups for males with 95% uncertainty intervals, 2019

Cause	Early Neonatal	Late Neonatal	Post Neonatal	1 to 4	5 to 9	10 to 14	15 to 19	20 to 24	25 to 29	30 to 34	35 to 39	40 to 44	45 to 49	50 to 54	55 to 59	60 to 64	65 to 69	70 to 74	75 to 79	80 to 84	85 to 89	90 to 94	95 plus	Total
All causes	1,400,000 (1,230,000 to 1,710,000)	484,000 (349,000 to 659,000)	1,220,000 (1,130,000 to 1,360,000)	1,160,000 (1,060,000 to 1,270,000)	360,000 (322,000 to 402,000)	297,000 (259,000 to 342,000)	286,000 (251,000 to 318,000)	445,000 (372,000 to 518,000)	416,000 (348,000 to 488,000)	313,000 (256,000 to 372,000)	292,000 (239,000 to 349,000)	324,000 (264,000 to 389,000)	481,000 (397,000 to 564,000)	418,000 (334,000 to 502,000)	317,000 (239,000 to 402,000)	144,000 (110,000 to 184,000)	165,000 (130,000 to 211,000)	197,000 (153,000 to 249,000)	126,000 (94,000 to 161,000)	79,900 (51,400 to 109,000)	17,600 (9,790 to 26,900)	11,900 (5,090 to 20,000)	9,660,000
Communicable, maternal, neonatal, and nutritional diseases	1,400,000 (1,230,000 to 1,710,000)	484,000 (349,000 to 659,000)	1,220,000 (1,130,000 to 1,360,000)	1,160,000 (1,060,000 to 1,270,000)	360,000 (322,000 to 402,000)	297,000 (259,000 to 342,000)	286,000 (251,000 to 318,000)	445,000 (372,000 to 518,000)	416,000 (348,000 to 488,000)	313,000 (256,000 to 372,000)	292,000 (239,000 to 349,000)	324,000 (264,000 to 389,000)	481,000 (397,000 to 564,000)	418,000 (334,000 to 502,000)	317,000 (239,000 to 402,000)	144,000 (110,000 to 184,000)	165,000 (130,000 to 211,000)	197,000 (153,000 to 249,000)	126,000 (94,000 to 161,000)	79,900 (51,400 to 109,000)	17,600 (9,790 to 26,900)	11,900 (5,090 to 20,000)	9,660,000
HIV/AIDS and sexually transmitted infections	3,210 (2,610 to 3,930)	2,450 (1,900 to 3,020)	2,810 (1,980 to 3,800)	3,020 (1,980 to 4,850)	1,210 (1,020 to 1,430)	1,210 (1,020 to 1,430)	1,200 (1,020 to 1,430)	1,210 (1,020 to 1,430)	1,200 (1,020 to 1,430)	1,190 (1,020 to 1,390)	1,190 (1,020 to 1,390)	1,190 (1,020 to 1,390)	1,190 (1,020 to 1,390)	1,190 (1,020 to 1,390)	1,190 (1,020 to 1,390)	1,190 (1,020 to 1,390)	1,190 (1,020 to 1,390)	1,190 (1,020 to 1,390)	1,190 (1,020 to 1,390)	1,190 (1,020 to 1,390)	1,190 (1,020 to 1,390)	1,190 (1,020 to 1,390)	31,100
HIV/AIDS	0 (0 to 0)	0 (0 to 0)	0 (0 to 0)	0 (0 to 0)	0 (0 to 0)	0 (0 to 0)	0 (0 to 0)	0 (0 to 0)	0 (0 to 0)	0 (0 to 0)	0 (0 to 0)	0 (0 to 0)	0 (0 to 0)	0 (0 to 0)	0 (0 to 0)	0 (0 to 0)	0 (0 to 0)	0 (0 to 0)	0 (0 to 0)	0 (0 to 0)	0 (0 to 0)	0 (0 to 0)	0 (0 to 0)	0
HIV/AIDS - Drug-susceptible Tuberculosis	0 (0 to 0)	0 (0 to 0)	0 (0 to 0)	0 (0 to 0)	0 (0 to 0)	0 (0 to 0)	0 (0 to 0)	0 (0 to 0)	0 (0 to 0)	0 (0 to 0)	0 (0 to 0)	0 (0 to 0)	0 (0 to 0)	0 (0 to 0)	0 (0 to 0)	0 (0 to 0)	0 (0 to 0)	0 (0 to 0)	0 (0 to 0)	0 (0 to 0)	0 (0 to 0)	0 (0 to 0)	0 (0 to 0)	0
HIV/AIDS - Multidrug-resistant Tuberculosis without extensive drug resistance	0 (0 to 0)	0 (0 to 0)	0 (0 to 0)	0 (0 to 0)	0 (0 to 0)	0 (0 to 0)	0 (0 to 0)	0 (0 to 0)	0 (0 to 0)	0 (0 to 0)	0 (0 to 0)	0 (0 to 0)	0 (0 to 0)	0 (0 to 0)	0 (0 to 0)	0 (0 to 0)	0 (0 to 0)	0 (0 to 0)	0 (0 to 0)	0 (0 to 0)	0 (0 to 0)	0 (0 to 0)	0 (0 to 0)	0
HIV/AIDS - Extensively drug-resistant Tuberculosis	0 (0 to 0)	0 (0 to 0)	0 (0 to 0)	0 (0 to 0)	0 (0 to 0)	0 (0 to 0)	0 (0 to 0)	0 (0 to 0)	0 (0 to 0)	0 (0 to 0)	0 (0 to 0)	0 (0 to 0)	0 (0 to 0)	0 (0 to 0)	0 (0 to 0)	0 (0 to 0)	0 (0 to 0)	0 (0 to 0)	0 (0 to 0)	0 (0 to 0)	0 (0 to 0)	0 (0 to 0)	0 (0 to 0)	0
HIV/AIDS resulting in other diseases	0 (0 to 0)	0 (0 to 0)	0 (0 to 0)	0 (0 to 0)	0 (0 to 0)	0 (0 to 0)	0 (0 to 0)	0 (0 to 0)	0 (0 to 0)	0 (0 to 0)	0 (0 to 0)	0 (0 to 0)	0 (0 to 0)	0 (0 to 0)	0 (0 to 0)	0 (0 to 0)	0 (0 to 0)	0 (0 to 0)	0 (0 to 0)	0 (0 to 0)	0 (0 to 0)	0 (0 to 0)	0 (0 to 0)	0
Sexually transmitted infections, excluding HIV	3,210 (2,610 to 3,930)	2,450 (1,900 to 3,020)	2,810 (1,980 to 3,800)	3,020 (1,980 to 4,850)	1,210 (1,020 to 1,430)	1,210 (1,020 to 1,430)	1,200 (1,020 to 1,430)	1,210 (1,020 to 1,430)	1,200 (1,020 to 1,430)	1,190 (1,020 to 1,390)	1,190 (1,020 to 1,390)	1,190 (1,020 to 1,390)	1,190 (1,020 to 1,390)	1,190 (1,020 to 1,390)	1,190 (1,020 to 1,390)	1,190 (1,020 to 1,390)	1,190 (1,020 to 1,390)	1,190 (1,020 to 1,390)	1,190 (1,020 to 1,390)	1,190 (1,020 to 1,390)	1,190 (1,020 to 1,390)	1,190 (1,020 to 1,390)	31,100
Syphilis	0 (0 to 0)	0 (0 to 0)	0 (0 to 0)	0 (0 to 0)	0 (0 to 0)	0 (0 to 0)	0 (0 to 0)	0 (0 to 0)	0 (0 to 0)	0 (0 to 0)	0 (0 to 0)	0 (0 to 0)	0 (0 to 0)	0 (0 to 0)	0 (0 to 0)	0 (0 to 0)	0 (0 to 0)	0 (0 to 0)	0 (0 to 0)	0 (0 to 0)	0 (0 to 0)	0 (0 to 0)	0 (0 to 0)	0
Chlamydial infection	0 (0 to 0)	0 (0 to 0)	0 (0 to 0)	0 (0 to 0)	0 (0 to 0)	0 (0 to 0)	0 (0 to 0)	0 (0 to 0)	0 (0 to 0)	0 (0 to 0)	0 (0 to 0)	0 (0 to 0)	0 (0 to 0)	0 (0 to 0)	0 (0 to 0)	0 (0 to 0)	0 (0 to 0)	0 (0 to 0)	0 (0 to 0)	0 (0 to 0)	0 (0 to 0)	0 (0 to 0)	0 (0 to 0)	0
Gonococcal infection	0 (0 to 0)	0 (0 to 0)	0 (0 to 0)	0 (0 to 0)	0 (0 to 0)	0 (0 to 0)	0 (0 to 0)	0 (0 to 0)	0 (0 to 0)	0 (0 to 0)	0 (0 to 0)	0 (0 to 0)	0 (0 to 0)	0 (0 to 0)	0 (0 to 0)	0 (0 to 0)	0 (0 to 0)	0 (0 to 0)	0 (0 to 0)	0 (0 to 0)	0 (0 to 0)	0 (0 to 0)	0 (0 to 0)	0
Trichomoniasis	0 (0 to 0)	0 (0 to 0)	0 (0 to 0)	0 (0 to 0)	0 (0 to 0)	0 (0 to 0)	0 (0 to 0)	0 (0 to 0)	0 (0 to 0)	0 (0 to 0)	0 (0 to 0)	0 (0 to 0)	0 (0 to 0)	0 (0 to 0)	0 (0 to 0)	0 (0 to 0)	0 (0 to 0)	0 (0 to 0)	0 (0 to 0)	0 (0 to 0)	0 (0 to 0)	0 (0 to 0)	0 (0 to 0)	0
Genital herpes	0 (0 to 0)	0 (0 to 0)	0 (0 to 0)	0 (0 to 0)	0 (0 to 0)	0 (0 to 0)	0 (0 to 0)	0 (0 to 0)	0 (0 to 0)	0 (0 to 0)	0 (0 to 0)	0 (0 to 0)	0 (0 to 0)	0 (0 to 0)	0 (0 to 0)	0 (0 to 0)	0 (0 to 0)	0 (0 to 0)	0 (0 to 0)	0 (0 to 0)	0 (0 to 0)	0 (0 to 0)	0 (0 to 0)	0
Other sexually transmitted infections	0 (0 to 0)	0 (0 to 0)	0 (0 to 0)	0 (0 to 0)	0 (0 to 0)	0 (0 to 0)	0 (0 to 0)	0 (0 to 0)	0 (0 to 0)	0 (0 to 0)	0 (0 to 0)	0 (0 to 0)	0 (0 to 0)	0 (0 to 0)	0 (0 to 0)	0 (0 to 0)	0 (0 to 0)	0 (0 to 0)	0 (0 to 0)	0 (0 to 0)	0 (0 to 0)	0 (0 to 0)	0 (0 to 0)	0
Respiratory infections and tuberculosis	76,100 (59,800 to 106,000)	76,700 (54,300 to 109,000)	208,000 (157,000 to 269,000)	114,000 (87,400 to 150,000)	32,200 (21,700 to 44,000)	15,300 (10,600 to 20,700)	15,600 (10,900 to 21,000)	12,600 (8,790 to 17,000)	14,600 (10,100 to 19,800)	12,100 (8,210 to 16,500)	12,300 (8,210 to 16,900)	12,200 (8,220 to 17,000)	15,600 (10,600 to 21,600)	11,400 (7,660 to 15,900)	9,200 (6,010 to 13,000)	4,670 (2,870 to 6,630)	5,930 (3,670 to 8,530)	6,610 (3,970 to 9,550)	5,750 (3,370 to 8,350)	4,260 (2,320 to 6,250)	2,660 (1,480 to 3,980)	767 (327 to 1,350)	786,000
Tuberculosis	6,900 (5,010 to 9,120)	6,120 (4,230 to 8,230)	7,120 (5,110 to 9,450)	3,900 (2,660 to 5,450)	1,630 (1,110 to 2,230)	1,770 (1,210 to 2,430)	4,690 (3,210 to 6,440)	6,130 (4,200 to 8,420)	6,480 (4,440 to 8,900)	7,090 (4,850 to 9,740)	6,940 (4,750 to 9,530)	6,670 (4,560 to 9,160)	6,250 (4,270 to 8,580)	3,910 (2,670 to 5,370)	2,140 (1,460 to 2,940)	2,040 (1,390 to 2,800)	1,730 (1,180 to 2,370)	1,260 (859 to 1,730)	693 (473 to 951)	1,167 (797 to 1,600)	23.2 (15.8 to 31.8)	84,600
Latent tuberculosis infection	0 (0 to 0)	0 (0 to 0)	0 (0 to 0)	0 (0 to 0)	0 (0 to 0)	0 (0 to 0)	0 (0 to 0)	0 (0 to 0)	0 (0 to 0)	0 (0 to 0)	0 (0 to 0)	0 (0 to 0)	0 (0 to 0)	0 (0 to 0)	0 (0 to 0)	0 (0 to 0)	0 (0 to 0)	0 (0 to 0)	0 (0 to 0)	0 (0 to 0)	0 (0 to 0)	0 (0 to 0)	0 (0 to 0)	0
Drug-susceptible tuberculosis	6,900 (5,010 to 9,120)	6,120 (4,230 to 8,230)	7,120 (5,110 to 9,450)	3,900 (2,660 to 5,450)	1,630 (1,110 to 2,230)	1,770 (1,210 to 2,430)	4,690 (3,210 to 6,440)	6,130 (4,200 to 8,420)	6,480 (4,440 to 8,900)	7,090 (4,850 to 9,740)	6,940 (4,750 to 9,530)	6,670 (4,560 to 9,160)	6,250 (4,270 to 8,580)	3,910 (2,670 to 5,370)	2,140 (1,460 to 2,940)	2,040 (1,390 to 2,800)	1,730 (1,180 to 2,370)	1,260 (859 to 1,730)	693 (473 to 951)	1,167 (797 to 1,600)	23.2 (15.8 to 31.8)	84,600
Multidrug-resistant tuberculosis without extensive drug resistance	0 (0 to 0)	0 (0 to 0)	0 (0 to 0)	0 (0 to 0)	0 (0 to 0)	0 (0 to 0)	0 (0 to 0)	0 (0 to 0)	0 (0 to 0)	0 (0 to 0)	0 (0 to 0)	0 (0 to 0)	0 (0 to 0)	0 (0 to 0)	0 (0 to 0)	0 (0 to 0)	0 (0 to 0)	0 (0 to 0)	0 (0 to 0)	0 (0 to 0)	0 (0 to 0)	0 (0 to 0)	0 (0 to 0)	0
Extensively drug-resistant tuberculosis	0 (0 to 0)	0 (0 to 0)	0 (0 to 0)	0 (0 to 0)	0 (0 to 0)	0 (0 to 0)	0 (0 to 0)	0 (0 to 0)	0 (0 to 0)	0 (0 to 0)	0 (0 to 0)	0 (0 to 0)	0 (0 to 0)	0 (0 to 0)	0 (0 to 0)	0 (0 to 0)	0 (0 to 0)	0 (0 to 0)	0 (0 to 0)	0 (0 to 0)	0 (0 to 0)	0 (0 to 0)	0 (0 to 0)	0
Tuberculosis resulting in other diseases	0 (0 to 0)	0 (0 to 0)	0 (0 to 0)	0 (0 to 0)	0 (0 to 0)	0 (0 to 0)	0 (0 to 0)	0 (0 to 0)	0 (0 to 0)	0 (0 to 0)	0 (0 to 0)	0 (0 to 0)	0 (0 to 0)	0 (0 to 0)	0 (0 to 0)	0 (0 to 0)	0 (0 to 0)	0 (0 to 0)	0 (0 to 0)	0 (0 to 0)	0 (0 to 0)	0 (0 to 0)	0 (0 to 0)	0
Lower respiratory infections	69,200 (53,000 to 99,400)	69,900 (48,000 to 102,000)	202,000 (151,000 to 263,000)	110,000 (84,200 to 145,000)	30,600 (20,600 to 42,000)	13,500 (9,020 to 18,900)	10,900 (7,170 to 15,400)	6,460 (4,310 to 9,060)	8,120 (5,440 to 11,200)	5,040 (3,410 to 7,020)	5,370 (3,590 to 7,500)	5,530 (3,720 to 7,720)	9,360 (6,410 to 13,200)	7,260 (4,870 to 10,300)	6,990 (4,560 to 9,900)	2,630 (1,730 to 3,770)	4,200 (2,820 to 5,970)	5,420 (3,560 to 7,660)	5,060 (3,060 to 7,270)	4,090 (2,230 to 6,060)	2,640 (1,470 to 3,960)	767 (327 to 1,350)	698,000
Otitis media	0 (0 to 0)	0 (0 to 0)	0 (0 to 0)	0 (0 to 0)	0 (0 to 0)	0 (0 to 0)	0 (0 to 0)	0 (0 to 0)	0 (0 to 0)	0 (0 to 0)	0 (0 to 0)	0 (0 to 0)	0 (0 to 0)	0 (0 to 0)	0 (0 to 0)	0 (0 to 0)	0 (0 to 0)	0 (0 to 0)	0 (0 to 0)	0 (0 to 0)	0 (0 to 0)	0 (0 to 0)	0 (0 to 0)	0
Sinitis infections	6,650 (4,270 to 10,100)	14,600 (9,270 to 22,700)	14,200 (9,120 to 21,900)	47,400 (31,700 to 71,000)	20,500 (13,600 to 30,000)	13,600 (8,630 to 19,800)	8,210 (5,290 to 11,900)	5,090 (3,230 to 7,450)	3,690 (2,340 to 5,370)	2,430 (1,540 to 3,570)	1,810 (1,140 to 2,610)	1,630 (1,020 to 2,350)	2,400 (1,510 to 3,500)	1,740 (1,090 to 2,550)	1,170 (729 to 1,720)	437 (266 to 650)	294 (181 to 442)	227 (138 to 343)	169 (98 to 253)	103 (57 to 161)	40.6 (20 to 68)	246,000
Diarrheal diseases	6,650 (4,430 to 10,000)	14,600 (9,970 to 22,700)	112,000 (84,900 to 150,000)	68,800 (49,500 to 94,000)	15,300 (9,980 to 22,000)	7,290 (4,660 to 10,600)	4,770 (3,060 to 6,980)	3,170 (2,040 to 4,650)	2,740 (1,760 to 4,020)	1,830 (1,180 to 2,690)	1,720 (1,110 to 2,530)	1,190 (769 to 1,750)	1,660 (1,070 to 2,440)	769 (494 to 1,130)	333 (214 to 489)	209 (134 to 307)	161 (103 to 236)	107 (68 to 157)	63 (40 to 93)	41.4 (23 to 66)	7.7 (3.7 to 12.9)	329,000
Typhoid and paratyphoid	1,970 (1,310 to 2,990)	3,140 (2,130 to 4,880)	2,940 (1,890 to 4,540)	2,060 (1,330 to 3,150)	1,230 (794 to 1,880)	994 (642 to 1,520)	422 (272 to 645)	464 (299 to 709)	337 (217 to 515)	274 (177 to 419)	264 (170 to 403)	194 (125 to 296)	264 (170 to 403)	141 (91 to 216)	84 (54 to 128)	59 (38 to 90)	41 (26 to 63)	29 (18 to 44)	17 (11 to 26)	10 (6 to 15)	3.4 (1.6 to 5.7)	17,200
Typhoid fever	1,970 (1,310 to 2,990)	3,140 (2,130 to 4,880)	2,940 (1,890 to 4,540)	2,060 (1,330 to 3,150)	1,230 (794 to 1,880)	994 (642 to 1,520)	422 (272 to 645)	464 (299 to 709)	337 (217 to 515)	274 (177 to 419)	264 (170 to 403)	194 (125 to 296)	264 (170 to 403)	141 (91 to 216)	84 (54 to 128)	59 (38 to 90)	41 (26 to 63)	29 (18 to 44)	17 (11 to 26)	10 (6 to 15)	3.4 (1.6 to 5.7)	17,200
Paratyphoid fever	0 (0 to 0)	0 (0 to 0)	0 (0 to 0)	0 (0 to 0)	0 (0 to 0)	0 (0 to 0)	0 (0 to 0)	0 (0 to 0)	0 (0 to 0)	0 (0 to 0)	0 (0 to 0)	0 (0 to 0)	0 (0 to 0)	0 (0 to 0)	0 (0 to 0)	0 (0 to 0)	0 (0 to 0)	0 (0 to 0)	0 (0 to 0)	0 (0 to 0)	0 (0 to 0)	0 (0 to 0)	0
Invasive Non-typhoidal Salmonella (iNTS)	4,670 (3,110 to 6,710)	3,000 (1,970 to 4,310)	8,060 (5,660 to 12,100)	2,050 (1,470 to 2,850)	1,760 (1,240 to 2,450)	1,760 (1,240 to 2,450)	1,750 (1,240 to 2,450)	1,750 (1,240 to 2,450)	1,750 (1,240 to 2,450)	1,750 (1,240 to 2,450)	1,750 (1,240 to 2,450)	1,750 (1,240 to 2,450)	1,750 (1,240 to 2,450)	1,750 (1,240 to 2,450)	1,750 (1,240 to 2,450)	1,750 (1,240 to 2,450)	1,750 (1,240 to 2,450)	1,750 (1,240 to 2,450)	1,750 (1,240 to 2,450)	1,750 (1,240 to 2,450)	1,750 (1,240 to 2,450)	1,750 (1,240 to 2,450)	24,600
Other intestinal infectious diseases	0 (0 to 0)	0 (0 to 0)	217 (32 to 453)	152 (22 to 318)	44.4 (6.6 to 92.8)	21.7 (3.2 to 45.4)	17.3 (2.6 to 36.2)	12.3 (1.8 to 25.8)	9.2 (1.4 to 19.2)	6.7 (1 to 14)	5.1 (0.8 to 10.7)	4.7 (0.7 to 9.8)	3.9 (0.6 to 8.2)	3.2 (0.5 to 6.7)	2.6 (0.4 to 5.4)	1.9 (0.3 to 4)	1.5 (0.2 to 3.2)	1.2 (0.2 to 2.5)	0.9 (0.1 to 1.9)	0.6 (0.1 to 1.3)	0.2 (0 to 0.5)	0.1 (0 to 0.2)	627
Neglected tropical diseases and malaria	70.7 (30.1 to 134)	1,370 (579 to 2,600)	5,870 (2,500 to 11,100)	11,000 (4,700 to 20,800)	11,600 (4,940 to 22,000)	11,600 (4,940 to 22,000)	12,700 (5,410 to 24,000)	15,600 (6,650 to 29,500)	17,600 (7,500 to 33,300)	16,300 (6,940 to 30,800)	15,200 (6,470 to 28,800)	13,400 (5,710 to 25,400)	11,400 (4,850 to 21,600)	7,940 (3,380 to 15,000)	5,420 (2,310 to 10,200)	3,610 (1,540 to 6,830)	2,420 (1,030 to 4,570)	1,420 (605 to 2,690)	1,010 (430 to 1,910)	607 (258 to 1,150)	166 (70.7 to 314)	111,000
Malaria	0 (0 to 4.4)	27 (4 to 120)	1,200 (157 to 4,200)	4,200 (559 to 11,400)	2,900 (379 to 7,900)	2,900 (379 to 7,900)	2,900 (379 to 7,900)	2,900 (379 to 7,900)	2,900 (379 to 7,900)	2,900 (379 to 7,900)	2,900 (379 to 7,900)	2,900 (379 to 7,900)	2,900 (379 to 7,900)	2,900 (379 to 7,900)	2,900 (379 to 7,900)	2,900 (379 to 7,900)	2,900 (379 to 7,900)	2,900 (379 to 7,900)	2,900 (379 to 7,900)	2,900 (379 to 7,900)	2,900 (379 to 7,900)	2,900 (379 to 7,900)	19,100
Chagas disease	0 (0 to 0)	0 (0 to 0)	0 (0 to 0)	0 (0 to 0)	0 (0 to 0)	0 (0 to 0)	0 (0 to 0)	0 (0 to 0)	0 (0 to 0)	0 (0 to 0)	0 (0 to 0)	0 (0 to 0)	0 (0 to 0)	0 (0 to 0)	0 (0 to 0)	0 (0 to 0)	0 (0 to 0)	0 (0 to 0)	0 (0 to 0)	0 (0 to 0)	0 (0 to 0)	0 (0 to 0)	0 (0 to 0)	0
Schistosomiasis	0 (0 to 0)	0 (0 to 0)	0 (0 to 0)	0 (0 to 0)	0 (0 to 0)	0 (0 to 0)	0 (0 to 0)	0 (0 to 0)	0 (0 to 0)	0 (0 to 0)	0 (0 to 0)	0 (0 to 0)	0 (0 to 0)	0 (0 to 0)	0 (0 to 0)	0 (0 to 0)	0 (0 to 0)	0 (0 to 0)	0 (0 to 0)	0 (0 to 0)	0 (0 to 0)	0 (0 to 0)	0 (0 to 0)	0
Lymphatic filariasis	0 (0 to 0)	0 (0 to 0)	0 (0 to 0)	0 (0 to 0)	0 (0 to 0)	0 (0 to 0)	0 (0 to 0)	0 (0 to 0)	0 (0 to 0)	0 (0 to 0)	0 (0 to 0)	0 (0 to 0)	0 (0 to 0)	0 (0 to 0)	0 (0 to 0)	0 (0 to 0)	0 (0 to 0)	0 (0 to 0)	0 (0 to 0)	0 (0 to 0)	0 (0 to 0)	0 (0 to 0)	0 (0 to 0)	0
Leishmaniasis	0 (0 to 0)	0 (0 to 0)	0 (0 to 0)	0 (0 to 0)	0 (0 to 0)	0 (0 to 0)	0 (0 to 0)	0 (0 to 0)	0 (0 to 0)	0 (0 to 0)	0 (0 to 0)	0 (0 to 0)	0 (0 to 0)	0 (0 to 0)	0 (0 to 0)	0 (0 to 0)	0 (0 to 0)	0 (0 to 0)	0 (0 to 0)	0 (0 to 0)	0 (0 to 0)	0 (0 to 0)	0 (0 to 0)	0
Cystic echinococcosis	0 (0 to 0)	0 (0 to 0)	129 (17 to 279)	140 (18.6 to 297)	94.9 (14.1 to 202)	69.6 (10.3 to 147)	71.4 (10.6 to 151)	64.2 (9.5 to 136)	67.4 (10 to 142)	67.5 (10 to 142)	62.1 (9.2 to 132)	70.4 (10.4 to 149)	62.2 (9.2 to 132)	24.2 (3.6 to 51.2)	12.6 (1.9 to 26.7)	11.7 (1.7 to 24.7)	9.5 (1.4 to 20.1)	6.1 (0.9 to 12.9)	3.3 (0.5 to 6.9)	1.5 (0.2 to 3.2)	0.4 (0.1 to 0.9)	0.1 (0 to 0.2)	669
Trachoma	0 (0 to 0)	0 (0 to 0)	19.6 (2.9 to 42.1)	34.6 (5.1 to 74.3)	69.3 (10.3 to 149)	94.6 (14.1 to 203)	81.4 (12.1 to 175)	39.9 (5.9 to 85.7)	27.6 (4.1 to 59.3)	19.7 (2.9 to 42.3)	15.1 (2.2 to 32.4)	11.8 (1.8 to 25.4)	13.1 (1.9 to 28.1)	15.3 (2.3 to 32.9)	2.9 (0.4 to 6.2)	2.7 (0.4 to 5.8)	2.3 (0.3 to 4.9)	1.6 (0.2 to 3.4)	0.9 (0.1 to 2)	0.2 (0 to 0.5)	0.1 (0 to 0.2)	370
Dengue	0 (0 to 1)	0 (0 to 0)	0 (0 to 0)	0 (0 to 0)	0 (0 to 0)	0 (0 to 0)	0 (0 to 0)	0 (0 to 0)	0 (0 to 0)	0 (0 to 0)	0 (0 to 0)	0 (0 to 0)	0 (0 to 0)	0 (0 to 0)	0 (0 to 0)	0 (0 to 0)	0 (0 to 0)	0 (0 to 0)	0 (0 to 0)	0 (0 to 0)	0 (0 to 0)	0 (0 to 0)	0 (0 to 0)	0
Yellow fever	0 (0 to 0)	0 (0 to 0)	0 (0 to 0)	0 (0 to 0)	0 (0 to 0)	0 (0 to 0)	0 (0 to 0)	0 (0 to 0)	0 (0 to 0)	0 (0 to 0)	0 (0 to 0)	0 (0 to 0)	0 (0 to 0)	0 (0 to 0)	0 (0 to 0)	0 (0 to 0)	0 (0 to 0)	0 (0 to 0)	0 (0 to 0)	0 (0 to 0)	0 (0 to 0)	0 (0 to 0)	0 (0 to 0)	0
Rabies	0 (0 to 0)	0 (0 to 0)	19 (2.5 to 42.9)	1,170 (152 to 2,600)	1,170 (152 to 2,600)	1,170 (152 to 2,600)	1,170 (152 to 2,600)	1,170 (152 to 2,600)	1,170 (152 to 2,600)	1,170 (152 to 2,600)	1,170 (152 to 2,600)	1,170 (152 to 2,600)	1,170 (152 to 2,600)	1,170 (152 to 2,600)	1,170 (152 to 2,600)	1,170 (152 to 2,600)	1,170 (152 to 2,600)	1,170 (152 to 2,600)	1,170 (152 to 2,600)	1,170 (152 to 2,600)	1,170 (152 to 2,600)	1,170 (152 to 2,600)	169
Intestinal nematode infections	0 (0 to 0)	0 (0 to 0)	1161 (81.6 to 4,030)	2,880 (202 to 9,990)	2,880 (202 to 9,990)	2,880 (202 to 9,990)	2,880 (202 to 9,990)	2,880 (202 to 9,990)	2,880 (202 to 9,990)	2,880 (202 to 9,990)	2,880 (202 to 9,990)	2,880 (202 to 9,990)	2,880 (202 to 9,990)	2,880 (202 to 9,990)	2,880 (202 to 9,990)	2,880 (202 to 9,990)	2,880 (202 to 9,990)	2,880 (202 to 9,990)	2,880 (202 to 9,990)	2,880 (202 to 9,990)	2,880 (202 to 9,990)	2,880 (202 to 9,990)	9,370
Ascariasis	0 (0 to 0)	0 (0 to 0)	1,000 (69.7 to 3,490)	2,000 (140 to 6,980)	2,000 (140 to 6,980)	2,000 (140 to 6,980)	2,000 (140 to 6,980)	2,000 (140 to 6,980)	2,000 (140 to 6,980)	2,000 (140 to 6,980)	2,000 (140 to 6,980)	2,000 (140 to 6,980)	2,000 (140 to 6,980)	2,000 (140 to 6,980)	2,000 (140 to 6,980)	2,000 (140 to 6,980)	2,000 (140 to 6,980)	2,000 (140 to 6,980)	2,000 (140 to 6,980)	2,000 (140 to 6,980)	2,000 (140 to 6,980)	2,000 (140 to 6,980)	6,370
Trichuriasis	0 (0 to 0)	0 (0 to 0)	13.6 (0.9 to 57.7)	39.6 (2.8 to 167)	22.6 (1.6 to 95.4)	16.8 (1.2 to 70.9)	13.6 (0.9 to 57.4)	8.6 (0.6 to 36.3)	6.7 (0.5 to 28.1)	5.6 (0.4 to 23.7)	5.1 (0.4 to 21.5)	4.7 (0.3 to 19.8)	4.3 (0.3 to 18.1)	3.3 (0.2 to 13.8)	2.3 (0.2 to 9.8)	1.8 (0.1 to 7.6)	1.4 (0.1 to 5.9)	1 (0.1 to 4.2)	0.6 (0 to 2.5)	0.3 (0 to 1.2)	0.1 (0 to 0.4)	0 (0 to 0.1)	131
Hookworm disease	0 (0 to 0)	0 (0 to 0)	3.2 (1.4 to 6.7)	79.2 (34.7 to 166)	147 (64.7 to 307)	79.3 (34.7 to 166)	37.4 (14.2 to 79.4)	26.1 (9.9 to 55.4)	19.4 (7.4 to 41.2)	9.1 (3.5 to 19.3)	7.6 (2.9 to 16.1)	6.5 (2.5 to 13.8)	7.9 (3 to 16.8)	6.9 (2.6 to 14.7)	2.3 (0.9 to 4.9)	1.2 (0.5 to 2.6)	1.2 (0.5 to 2.6)	0.8 (0.3 to 1.8)	0.3 (0.1 to 0.6)	0.2 (0 to 0.4)	0.1 (0 to 0.2)	0 (0 to 0)	421
Food-borne trematodiases	0 (0 to 0)	0 (0 to 0)	0 (0 to 0)	0 (0 to 0)	0 (0 to 0)	0 (0 to 0)	0 (0 to 0)	0 (0 to 0)	0 (0 to 0)	0 (0 to 0)	0 (0 to 0)	0 (0 to 0)	0 (0 to 0)	0 (0 to 0)	0 (0 to 0)	0 (0 to 0)	0 (0 to 0)	0 (0 to 0)	0 (0 to 0)	0 (0 to 0)	0 (0 to 0)	0 (0 to 0)	0 (0 to 0)	0
Leprosy	0 (0 to 0)	0 (0 to 0)	0 (0 to 0)	0 (0 to 0)	0 (0 to 0)	1.3 (0.7 to 2.1)	1.3 (1 to 2)	2.1 (1.3 to 3.9)	2.2 (1.2 to 3.4)	2.2 (1.2 to 3.4)	2.2 (1.2 to 3.4)	2.2 (1.2 to 3.4)	2.1 (1.1 to 3.3)	2.1 (1.1 to 3.3)	2.1 (1.1 to 3.3)	2.1 (1.1 to 3.3)	2.1 (1.1 to 3.3)	2.1 (1.1 to 3.3)	2.1 (1.1 to 3.3)	2.1 (1.1 to 3.3)	2.1 (1.1 to 3.3)	2.1 (1.1 to 3.3)	21.6
Ebola	0 (0 to 0)	0 (0 to 0)	0 (0 to 0)	0 (0 to 0)	0 (0 to 0)	0 (0 to 0)	0 (0 to 0)	0 (0 to 0)	0 (0 to 0)	0 (0 to 0)	0 (0 to 0)	0 (0 to 0)	0 (0 to 0)	0 (0 to 0)	0 (0 to 0)	0 (0 to 0)	0 (0 to 0)	0 (0 to 0)	0 (0 to 0)	0 (0 to 0)	0 (0 to 0)	0 (0 to 0)	0 (0 to 0)	0
Zika virus	0 (0 to 0)	0 (0 to 0)	0 (0 to 0)	0 (0 to 0)	0 (0 to 0)	0 (0 to 0)	0 (0 to 0)	0 (0 to 0)	0 (0 to 0)	0 (0 to 0)	0 (0 to 0)	0 (0 to 0)	0 (0 to 0)	0 (0 to 0)	0 (0 to 0)	0 (0 to 0)	0 (0 to 0)	0 (0 to 0)	0 (0 to 0)	0 (0 to 0)	0 (0 to 0)	0 (0 to 0)	0 (0 to 0)	0
Guinea worm disease	0 (0 to 0)	0

Other cerebrovascular and circulatory diseases	67.5 (204 to + 200)	466 (164 to 956)	2,640 (786 to 5,230)	1,070 (442 to 2,050)	1,970 (1,260 to 2,970)	2,130 (1,240 to 3,430)	1,430 (784 to 2,790)	1,740 (774 to 3,500)	1,640 (814 to 3,190)	1,690 (1,010 to 2,720)	1,310 (744 to 2,110)	1,920 (774 to 3,710)	1,740 (760 to 3,630)	2,240 (1,010 to 4,040)	3,030 (1,230 to 5,630)	2,330 (1,020 to 4,540)	1,690 (814 to 3,550)	1,230 (494 to 2,590)	1,090 (504 to 2,010)	1,060 (504 to 2,060)	778 (308 to 1,610)	1,060 (316 to 1,780)	368 (101 to 789)	119 (50 to 304)	23 (5 to 58.7)	23,450
Chronic respiratory diseases	0 (0 to 0)	0 (0 to 0)	6.4 (0.67 to 23)	9,070 (6,080 to 15,900)	13,650 (7,000 to 27,600)	8,020 (5,760 to 11,300)	6,540 (4,000 to 9,240)	5,770 (3,280 to 8,140)	5,570 (3,220 to 8,040)	5,560 (3,630 to 7,940)	5,560 (3,470 to 7,160)	6,560 (3,990 to 9,220)	6,090 (3,360 to 9,120)	12,600 (8,630 to 17,500)	10,100 (5,200 to 15,100)	8,810 (4,670 to 12,600)	6,490 (3,320 to 9,640)	6,490 (3,630 to 9,220)	5,290 (3,630 to 7,000)	8,900 (5,630 to 12,400)	7,090 (3,630 to 9,900)	11,400 (6,760 to 16,700)	6,760 (2,370 to 14,900)	984 (324 to 2,150)	124 (49 to 269)	137,288
Chronic obstructive pulmonary disease	0 (0 to 0)	0 (0 to 0)	6.6 (0.67 to 23)	7,120 (4,710 to 12,600)	11,100 (6,070 to 23,600)	7,200 (4,980 to 9,600)	5,110 (3,120 to 7,440)	4,660 (2,490 to 7,160)	4,220 (2,420 to 6,240)	4,220 (2,420 to 6,240)	4,220 (2,420 to 6,240)	4,220 (2,420 to 6,240)	4,220 (2,270 to 6,310)	9,010 (6,210 to 12,900)	7,270 (3,770 to 10,900)	6,310 (3,360 to 9,210)	4,660 (2,390 to 6,940)	4,240 (2,390 to 6,240)	3,290 (2,230 to 4,790)	6,210 (3,630 to 8,940)	4,710 (2,630 to 6,940)	8,010 (4,670 to 11,400)	4,710 (1,620 to 10,600)	670 (220 to 1,530)	88.1 (44 to 192)	89,660
Pneumoconiosis	0 (0 to 0)	0 (0 to 0)	0 (0 to 0)

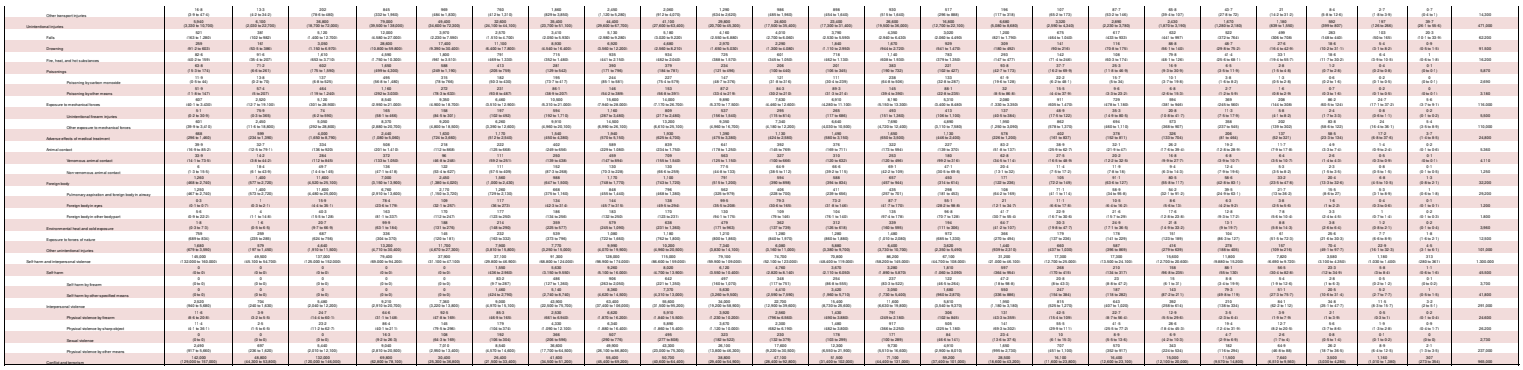

All Years by Specialbrain DALYS by cause and age across for males with 95% uncertainty intervals, 2019

Cause	Early Neonatal	Late Neonatal	Post Neonatal	1 to 4	5 to 9	10 to 14	15 to 19	20 to 24	25 to 29	30 to 34	35 to 39	40 to 44	45 to 49	50 to 54	55 to 59	60 to 64	65 to 69	70 to 74	75 to 79	80 to 84	85 to 89	90 plus	Total
All causes	2,185,832 (1,668,237–2,703,000)	434,500 (329,000–550,000)	568,636 (429,000–720,000)	2,098,000 (1,586,000–2,650,000)	779,000 (591,000–984,000)	617,000 (467,000–780,000)	777,000 (588,000–982,000)	920,000 (696,000–1,164,000)	914,000 (690,000–1,156,000)	974,000 (736,000–1,233,000)	967,000 (731,000–1,224,000)	1,048,000 (792,000–1,326,000)	1,200,000 (907,000–1,520,000)	1,466,000 (1,109,000–1,856,000)	1,460,000 (1,104,000–1,847,000)	1,603,000 (1,212,000–2,030,000)	1,559,000 (1,179,000–1,973,000)	1,375,000 (1,040,000–1,741,000)	1,070,000 (809,000–1,355,000)	817,000 (618,000–1,035,000)	468,000 (354,000–593,000)	147,000 (111,000–186,000)	27,000 (20,000–34,000)	22,100,000
Communicable, maternal, neonatal, and nutritional diseases	1,870,000 (1,500,000–2,499,000)	399,000 (270,000–497,000)	373,000 (243,000–503,000)	1,014,000 (810,000–1,358,000)	278,000 (210,000–378,000)	169,000 (129,000–214,000)	227,000 (167,000–291,000)	245,000 (172,000–318,000)	245,000 (172,000–318,000)	245,000 (171,000–320,000)	245,000 (171,000–320,000)	245,000 (172,000–320,000)	245,000 (172,000–320,000)	245,000 (172,000–320,000)	245,000 (172,000–320,000)	245,000 (172,000–320,000)	245,000 (172,000–320,000)	245,000 (172,000–320,000)	245,000 (172,000–320,000)	245,000 (172,000–320,000)	245,000 (172,000–320,000)	245,000 (172,000–320,000)	9,154,000
HIV/AIDS and sexually transmitted infections	464,000 (-10,000–1,000,000)	84,000 (-2,000–180,000)	67,000 (-2,000–144,000)	69,000 (-2,000–148,000)	10,000 (-1,000–21,000)	7,000 (-1,000–15,000)	14,000 (-1,000–30,000)	31,000 (-1,000–66,000)	46,000 (-1,000–98,000)	61,000 (-1,000–130,000)	74,000 (-1,000–158,000)	87,000 (-1,000–186,000)	100,000 (-1,000–214,000)	112,000 (-1,000–240,000)	122,000 (-1,000–261,000)	131,000 (-1,000–280,000)	137,000 (-1,000–294,000)	140,000 (-1,000–300,000)	141,000 (-1,000–302,000)	140,000 (-1,000–300,000)	137,000 (-1,000–294,000)	132,000 (-1,000–283,000)	1,744,000 (-10,000–3,000,000)
HIV/AIDS	464,000 (-10,000–1,000,000)	84,000 (-2,000–180,000)	67,000 (-2,000–144,000)	69,000 (-2,000–148,000)	10,000 (-1,000–21,000)	7,000 (-1,000–15,000)	14,000 (-1,000–30,000)	31,000 (-1,000–66,000)	46,000 (-1,000–98,000)	61,000 (-1,000–130,000)	74,000 (-1,000–158,000)	87,000 (-1,000–186,000)	100,000 (-1,000–214,000)	112,000 (-1,000–240,000)	122,000 (-1,000–261,000)	131,000 (-1,000–280,000)	137,000 (-1,000–294,000)	140,000 (-1,000–300,000)	141,000 (-1,000–302,000)	140,000 (-1,000–300,000)	137,000 (-1,000–294,000)	132,000 (-1,000–283,000)	1,744,000 (-10,000–3,000,000)
HIV/AIDS - Drug-susceptible Tuberculosis	0	0	0	0	0	0	0	0	0	0	0	0	0	0	0	0	0	0	0	0	0	0	0	0
HIV/AIDS - Multidrug-resistant Tuberculosis without extensive drug resistance	0 (0 to 0)	0 (0 to 0)	0 (0 to 0)	0 (0 to 0)	0 (0 to 0)	0 (0 to 0)	0 (0 to 0)	0 (0 to 0)	0 (0 to 0)	0 (0 to 0)	0 (0 to 0)	0 (0 to 0)	0 (0 to 0)	0 (0 to 0)	0 (0 to 0)	0 (0 to 0)	0 (0 to 0)	0 (0 to 0)	0 (0 to 0)	0 (0 to 0)	0 (0 to 0)	0 (0 to 0)	0 (0 to 0)	0
HIV/AIDS - Extensively drug-resistant Tuberculosis	0 (0 to 0)	0 (0 to 0)	0 (0 to 0)	0 (0 to 0)	0 (0 to 0)	0 (0 to 0)	0 (0 to 0)	0 (0 to 0)	0 (0 to 0)	0 (0 to 0)	0 (0 to 0)	0 (0 to 0)	0 (0 to 0)	0 (0 to 0)	0 (0 to 0)	0 (0 to 0)	0 (0 to 0)	0 (0 to 0)	0 (0 to 0)	0 (0 to 0)	0 (0 to 0)	0 (0 to 0)	0 (0 to 0)	0
HIV/AIDS resulting in other diseases	0 (0 to 0)	0 (0 to 0)	0 (0 to 0)	0 (0 to 0)	0 (0 to 0)	0 (0 to 0)	0 (0 to 0)	0 (0 to 0)	0 (0 to 0)	0 (0 to 0)	0 (0 to 0)	0 (0 to 0)	0 (0 to 0)	0 (0 to 0)	0 (0 to 0)	0 (0 to 0)	0 (0 to 0)	0 (0 to 0)	0 (0 to 0)	0 (0 to 0)	0 (0 to 0)	0 (0 to 0)	0 (0 to 0)	0
Sexually transmitted infections, excluding HIV	64,000 (15,000–127,000)	21,000 (5,000–42,000)	29,000 (7,000–58,000)	74,000 (18,000–147,000)	19,000 (5,000–38,000)	12,000 (3,000–24,000)	14,000 (3,000–28,000)	15,000 (4,000–30,000)	15,000 (4,000–30,000)	15,000 (4,000–30,000)	15,000 (4,000–30,000)	15,000 (4,000–30,000)	15,000 (4,000–30,000)	15,000 (4,000–30,000)	15,000 (4,000–30,000)	15,000 (4,000–30,000)	15,000 (4,000–30,000)	15,000 (4,000–30,000)	15,000 (4,000–30,000)	15,000 (4,000–30,000)	15,000 (4,000–30,000)	15,000 (4,000–30,000)	564,000 (144,000–1,127,000)
Syphilis	13,000 (-10,000–101,000)	2,000 (-10,000–26,000)	2,000 (-7,000–34,000)	5,000 (-22,000–65,000)	1,000 (-5,000–18,000)	1,000 (-4,000–12,000)	1,000 (-4,000–13,000)	1,000 (-4,000–14,000)	1,000 (-4,000–14,000)	1,000 (-4,000–14,000)	1,000 (-4,000–14,000)	1,000 (-4,000–14,000)	1,000 (-4,000–14,000)	1,000 (-4,000–14,000)	1,000 (-4,000–14,000)	1,000 (-4,000–14,000)	1,000 (-4,000–14,000)	1,000 (-4,000–14,000)	1,000 (-4,000–14,000)	1,000 (-4,000–14,000)	1,000 (-4,000–14,000)	1,000 (-4,000–14,000)	36,000 (-10,000–101,000)
Chlamydial infection	0 (0 to 0)	0 (0 to 0)	0 (0 to 0)	0 (0 to 0)	0 (0 to 0)	0 (0 to 0)	0 (0 to 0)	0 (0 to 0)	0 (0 to 0)	0 (0 to 0)	0 (0 to 0)	0 (0 to 0)	0 (0 to 0)	0 (0 to 0)	0 (0 to 0)	0 (0 to 0)	0 (0 to 0)	0 (0 to 0)	0 (0 to 0)	0 (0 to 0)	0 (0 to 0)	0 (0 to 0)	0 (0 to 0)	0
Gonorrhoeal infection	0 (0 to 0)	0 (0 to 0)	0 (0 to 0)	0 (0 to 0)	0 (0 to 0)	0 (0 to 0)	0 (0 to 0)	0 (0 to 0)	0 (0 to 0)	0 (0 to 0)	0 (0 to 0)	0 (0 to 0)	0 (0 to 0)	0 (0 to 0)	0 (0 to 0)	0 (0 to 0)	0 (0 to 0)	0 (0 to 0)	0 (0 to 0)	0 (0 to 0)	0 (0 to 0)	0 (0 to 0)	0 (0 to 0)	0
Trichomoniasis	0 (0 to 0)	0 (0 to 0)	0 (0 to 0)	0 (0 to 0)	0 (0 to 0)	0 (0 to 0)	0 (0 to 0)	0 (0 to 0)	0 (0 to 0)	0 (0 to 0)	0 (0 to 0)	0 (0 to 0)	0 (0 to 0)	0 (0 to 0)	0 (0 to 0)	0 (0 to 0)	0 (0 to 0)	0 (0 to 0)	0 (0 to 0)	0 (0 to 0)	0 (0 to 0)	0 (0 to 0)	0 (0 to 0)	0
Genital herpes	0 (0 to 0)	0 (0 to 0)	0 (0 to 0)	0 (0 to 0)	0 (0 to 0)	0 (0 to 0)	0 (0 to 0)	0 (0 to 0)	0 (0 to 0)	0 (0 to 0)	0 (0 to 0)	0 (0 to 0)	0 (0 to 0)	0 (0 to 0)	0 (0 to 0)	0 (0 to 0)	0 (0 to 0)	0 (0 to 0)	0 (0 to 0)	0 (0 to 0)	0 (0 to 0)	0 (0 to 0)	0 (0 to 0)	0
Other sexually transmitted infections	0 (0 to 0)	0 (0 to 0)	0 (0 to 0)	0 (0 to 0)	0 (0 to 0)	0 (0 to 0)	0 (0 to 0)	0 (0 to 0)	0 (0 to 0)	0 (0 to 0)	0 (0 to 0)	0 (0 to 0)	0 (0 to 0)	0 (0 to 0)	0 (0 to 0)	0 (0 to 0)	0 (0 to 0)	0 (0 to 0)	0 (0 to 0)	0 (0 to 0)	0 (0 to 0)	0 (0 to 0)	0 (0 to 0)	0
Respiratory infections and tuberculosis	354,000 (310,000–403,000)	47,000 (37,000–59,000)	119,000 (100,000–141,000)	322,000 (282,000–367,000)	55,000 (45,000–68,000)	31,000 (24,000–40,000)	30,000 (23,000–39,000)	30,000 (23,000–39,000)	30,000 (23,000–39,000)	30,000 (23,000–39,000)	30,000 (23,000–39,000)	30,000 (23,000–39,000)	30,000 (23,000–39,000)	30,000 (23,000–39,000)	30,000 (23,000–39,000)	30,000 (23,000–39,000)	30,000 (23,000–39,000)	30,000 (23,000–39,000)	30,000 (23,000–39,000)	30,000 (23,000–39,000)	30,000 (23,000–39,000)	30,000 (23,000–39,000)	1,114,000 (1,000,000–1,000,000)
Tuberculosis	0 (0 to 0)	0 (0 to 0)	0 (0 to 0)	0 (0 to 0)	0 (0 to 0)	0 (0 to 0)	0 (0 to 0)	0 (0 to 0)	0 (0 to 0)	0 (0 to 0)	0 (0 to 0)	0 (0 to 0)	0 (0 to 0)	0 (0 to 0)	0 (0 to 0)	0 (0 to 0)	0 (0 to 0)	0 (0 to 0)	0 (0 to 0)	0 (0 to 0)	0 (0 to 0)	0 (0 to 0)	0 (0 to 0)	0
Latent tuberculosis infection	0 (0 to 0)	0 (0 to 0)	0 (0 to 0)	0 (0 to 0)	0 (0 to 0)	0 (0 to 0)	0 (0 to 0)	0 (0 to 0)	0 (0 to 0)	0 (0 to 0)	0 (0 to 0)	0 (0 to 0)	0 (0 to 0)	0 (0 to 0)	0 (0 to 0)	0 (0 to 0)	0 (0 to 0)	0 (0 to 0)	0 (0 to 0)	0 (0 to 0)	0 (0 to 0)	0 (0 to 0)	0 (0 to 0)	0
Drug-susceptible tuberculosis	0 (0 to 0)	0 (0 to 0)	0 (0 to 0)	0 (0 to 0)	0 (0 to 0)	0 (0 to 0)	0 (0 to 0)	0 (0 to 0)	0 (0 to 0)	0 (0 to 0)	0 (0 to 0)	0 (0 to 0)	0 (0 to 0)	0 (0 to 0)	0 (0 to 0)	0 (0 to 0)	0 (0 to 0)	0 (0 to 0)	0 (0 to 0)	0 (0 to 0)	0 (0 to 0)	0 (0 to 0)	0 (0 to 0)	0
Multidrug-resistant tuberculosis without extensive drug resistance	0 (0 to 0)	0 (0 to 0)	0 (0 to 0)	0 (0 to 0)	0 (0 to 0)	0 (0 to 0)	0 (0 to 0)	0 (0 to 0)	0 (0 to 0)	0 (0 to 0)	0 (0 to 0)	0 (0 to 0)	0 (0 to 0)	0 (0 to 0)	0 (0 to 0)	0 (0 to 0)	0 (0 to 0)	0 (0 to 0)	0 (0 to 0)	0 (0 to 0)	0 (0 to 0)	0 (0 to 0)	0 (0 to 0)	0
Extensively drug-resistant tuberculosis	0 (0 to 0)	0 (0 to 0)	0 (0 to 0)	0 (0 to 0)	0 (0 to 0)	0 (0 to 0)	0 (0 to 0)	0 (0 to 0)	0 (0 to 0)	0 (0 to 0)	0 (0 to 0)	0 (0 to 0)	0 (0 to 0)	0 (0 to 0)	0 (0 to 0)	0 (0 to 0)	0 (0 to 0)	0 (0 to 0)	0 (0 to 0)	0 (0 to 0)	0 (0 to 0)	0 (0 to 0)	0 (0 to 0)	0
Diarrhoeal diseases	260,000 (160,000–400,000)	39,000 (24,000–60,000)	84,000 (52,000–130,000)	220,000 (136,000–340,000)	34,000 (21,000–53,000)	19,000 (12,000–30,000)	15,000 (9,000–24,000)	15,000 (9,000–24,000)	15,000 (9,000–24,000)	15,000 (9,000–24,000)	15,000 (9,000–24,000)	15,000 (9,000–24,000)	15,000 (9,000–24,000)	15,000 (9,000–24,000)	15,000 (9,000–24,000)	15,000 (9,000–24,000)	15,000 (9,000–24,000)	15,000 (9,000–24,000)	15,000 (9,000–24,000)	15,000 (9,000–24,000)	15,000 (9,000–24,000)	15,000 (9,000–24,000)	760,000 (470,000–1,000,000)
Lower respiratory infections	29,000 (11,000–61,000)	4,000 (1,000–9,000)	7,000 (2,000–15,000)	7,000 (2,000–15,000)	1,000 (0–2,000)	1,000 (0–2,000)	1,000 (0–2,000)	1,000 (0–2,000)	1,000 (0–2,000)	1,000 (0–2,000)	1,000 (0–2,000)	1,000 (0–2,000)	1,000 (0–2,000)	1,000 (0–2,000)	1,000 (0–2,000)	1,000 (0–2,000)	1,000 (0–2,000)	1,000 (0–2,000)	1,000 (0–2,000)	1,000 (0–2,000)	1,000 (0–2,000)	1,000 (0–2,000)	78,000 (34,000–170,000)
Upper respiratory infections	0 (0 to 0)	0 (0 to 0)	0 (0 to 0)	0 (0 to 0)	0 (0 to 0)	0 (0 to 0)	0 (0 to 0)	0 (0 to 0)	0 (0 to 0)	0 (0 to 0)	0 (0 to 0)	0 (0 to 0)	0 (0 to 0)	0 (0 to 0)	0 (0 to 0)	0 (0 to 0)	0 (0 to 0)	0 (0 to 0)	0 (0 to 0)	0 (0 to 0)	0 (0 to 0)	0 (0 to 0)	0 (0 to 0)	0
Otitis media	0 (0 to 0)	0 (0 to 0)	0 (0 to 0)	0 (0 to 0)	0 (0 to 0)	0 (0 to 0)	0 (0 to 0)	0 (0 to 0)	0 (0 to 0)	0 (0 to 0)	0 (0 to 0)	0 (0 to 0)	0 (0 to 0)	0 (0 to 0)	0 (0 to 0)	0 (0 to 0)	0 (0 to 0)	0 (0 to 0)	0 (0 to 0)	0 (0 to 0)	0 (0 to 0)	0 (0 to 0)	0 (0 to 0)	0
Enteric infections	2,000 (1,000–4,000)	4,000 (1,000–8,000)	10,000 (3,000–20,000)	18,000 (5,000–36,000)	3,000 (1,000–6,000)	2,000 (1,000–4,000)	2,000 (1,000–4,000)	2,000 (1,000–4,000)	2,000 (1,000–4,000)	2,000 (1,000–4,000)	2,000 (1,000–4,000)	2,000 (1,000–4,000)	2,000 (1,000–4,000)	2,000 (1,000–4,000)	2,000 (1,000–4,000)	2,000 (1,000–4,000)	2,000 (1,000–4,000)	2,000 (1,000–4,000)	2,000 (1,000–4,000)	2,000 (1,000–4,000)	2,000 (1,000–4,000)	2,000 (1,000–4,000)	96,000 (38,000–206,000)
Typhoid and paratyphoid	0 (0 to 0)	0 (0 to 0)	0 (0 to 0)	0 (0 to 0)	0 (0 to 0)	0 (0 to 0)	0 (0 to 0)	0 (0 to 0)	0 (0 to 0)	0 (0 to 0)	0 (0 to 0)	0 (0 to 0)	0 (0 to 0)	0 (0 to 0)	0 (0 to 0)	0 (0 to 0)	0 (0 to 0)	0 (0 to 0)	0 (0 to 0)	0 (0 to 0)	0 (0 to 0)	0 (0 to 0)	0 (0 to 0)	0
Typhoid fever	0 (0 to 0)	0 (0 to 0)	0 (0 to 0)	0 (0 to 0)	0 (0 to 0)	0 (0 to 0)	0 (0 to 0)	0 (0 to 0)	0 (0 to 0)	0 (0 to 0)	0 (0 to 0)	0 (0 to 0)	0 (0 to 0)	0 (0 to 0)	0 (0 to 0)	0 (0 to 0)	0 (0 to 0)	0 (0 to 0)	0 (0 to 0)	0 (0 to 0)	0 (0 to 0)	0 (0 to 0)	0 (0 to 0)	0
Paratyphoid fever	0 (0 to 0)	0 (0 to 0)	0 (0 to 0)	0 (0 to 0)	0 (0 to 0)	0 (0 to 0)	0 (0 to 0)	0 (0 to 0)	0 (0 to 0)	0 (0 to 0)	0 (0 to 0)	0 (0 to 0)	0 (0 to 0)	0 (0 to 0)	0 (0 to 0)	0 (0 to 0)	0 (0 to 0)	0 (0 to 0)	0 (0 to 0)	0 (0 to 0)	0 (0 to 0)	0 (0 to 0)	0 (0 to 0)	0
Other salmonella infections	0 (0 to 0)	0 (0 to 0)	0 (0 to 0)	0 (0 to 0)	0 (0 to 0)	0 (0 to 0)	0 (0 to 0)	0 (0 to 0)	0 (0 to 0)	0 (0 to 0)	0 (0 to 0)	0 (0 to 0)	0 (0 to 0)	0 (0 to 0)	0 (0 to 0)	0 (0 to 0)	0 (0 to 0)	0 (0 to 0)	0 (0 to 0)	0 (0 to 0)	0 (0 to 0)	0 (0 to 0)	0 (0 to 0)	0
Shigellosis	0 (0 to 0)	0 (0 to 0)	0 (0 to 0)	0 (0 to 0)	0 (0 to 0)	0 (0 to 0)	0 (0 to 0)	0 (0 to 0)	0 (0 to 0)	0 (0 to 0)	0 (0 to 0)	0 (0 to 0)	0 (0 to 0)	0 (0 to 0)	0 (0 to 0)	0 (0 to 0)	0 (0 to 0)	0 (0 to 0)	0 (0 to 0)	0 (0 to 0)	0 (0 to 0)	0 (0 to 0)	0 (0 to 0)	0
Cholera	0 (0 to 0)	0 (0 to 0)	0 (0 to 0)	0 (0 to 0)	0 (0 to 0)	0 (0 to 0)	0 (0 to 0)	0 (0 to 0)	0 (0 to 0)	0 (0 to 0)	0 (0 to 0)	0 (0 to 0)	0 (0 to 0)	0 (0 to 0)	0 (0 to 0)	0 (0 to 0)	0 (0 to 0)	0 (0 to 0)	0 (0 to 0)	0 (0 to 0)	0 (0 to 0)	0 (0 to 0)	0 (0 to 0)	0
Other unspecified infectious diseases	260,000 (160,000–400,000)	39,000 (24,000–60,000)	84,000 (52,000–130,000)	220,000 (136,000–340,000)	34,000 (21,000–53,000)	19,000 (12,000–30,000)	15,000 (9,000–24,000)	15,000 (9,000–24,000)	15,000 (9,000–24,000)	15,000 (9,000–24,000)	15,000 (9,000–24,000)	15,000 (9,000–24,000)	15,000 (9,000–24,000)	15,000 (9,000–24,000)	15,000 (9,000–24,000)	15,000 (9,000–24,000)	15,000 (9,000–24,000)	15,000 (9,000–24,000)	15,000 (9,000–24,000)	15,000 (9,000–24,000)	15,000 (9,000–24,000)	15,000 (9,000–24,000)	760,000 (470,000–1,000,000)
Maternal and neonatal disorders	1,760,000 (1,500,000–2,250,000)	238,000 (163,000 to 320,000)	21,000 (16,000 to 26,000)	24,000 (21,000 to 27,000)	24,000 (21,000 to 27,000)	24,000 (21,000 to 27,000)	24,000 (21,000 to 27,000)	24,000 (21,000 to 27,000)	24,000 (21,000 to 27,000)	24,000 (21,000 to 27,000)	24,000 (21,000 to 27,000)	24,000 (21,000 to 27,000)	24,000 (21,000 to 27,000)	24,000 (21,000 to 27,000)	24,000 (21,000 to 27,000)	24,000 (21,000 to 27,000)	24,000 (21,000 to 27,000)	24,000 (21,000 to 27,000)	24,000 (21,000 to 27,000)	24,000 (21,000 to 27,000)	24,000 (21,000 to 27,000)	24,000 (21,000 to 27,000)	2,420,000 (2,000,000–2,000,000)
Maternal disorders	0 (0 to 0)	0 (0 to 0)	0 (0 to 0)	0 (0 to 0)	0 (0 to 0)	0 (0 to 0)	0 (0 to 0)	0 (0 to 0)	0 (0 to 0)	0 (0 to 0)	0 (0 to 0)	0 (0 to 0)	0 (0 to 0)	0 (0 to 0)	0 (0 to 0)	0 (0 to 0)	0 (0 to 0)	0 (0 to 0)	0 (0 to 0)	0 (0 to 0)	0 (0 to 0)	0 (0 to 0)	0 (0 to 0)	0
Maternal haemorrhage	0 (0 to 0)	0 (0 to 0)	0 (0 to 0)	0 (0 to 0)	0 (0 to 0)	0 (0 to 0)	0 (0 to 0)	0 (0 to 0)	0 (0 to 0)	0 (0 to 0)	0 (0 to 0)	0 (0 to 0)	0 (0 to 0)	0 (0 to 0)	0 (0 to 0)	0 (0 to 0)	0 (0 to 0)	0 (0 to 0)	0 (0 to 0)	0 (0 to 0)	0 (0 to 0)	0 (0 to 0)	0 (0 to 0)	0
Maternal sepsis and other maternal infections	0 (0 to 0)	0 (0 to 0)	0 (0 to 0)	0 (0 to 0)	0 (0 to 0)	0 (0 to 0)	0 (0 to 0)	0 (0 to 0)	0 (0 to 0)	0 (0 to 0)	0 (0 to 0)	0 (0 to 0)	0 (0 to 0)	0 (0 to 0)	0 (0 to 0)	0 (0 to 0)	0 (0 to 0)	0 (0 to 0)	0 (0 to 0)	0 (0 to 0)	0 (0 to 0)	0 (0 to 0)	0 (0 to 0)	0
Maternal hypertensive disorders	0 (0 to 0)	0 (0 to 0)	0 (0 to 0)	0 (0 to 0)	0 (0 to 0)	0 (0 to 0)	0 (0 to 0)	0 (0 to 0)	0 (0 to 0)	0 (0 to 0)	0 (0 to 0)	0 (0 to 0)	0 (0 to 0)	0 (0 to 0)	0 (0 to 0)	0 (0 to 0)	0 (0 to 0)	0 (0 to 0)	0 (0 to 0)	0 (0 to 0)	0 (0 to 0)	0 (0 to 0)	0 (0 to 0)	0
Maternal abnormal labor and uterine rupture	–	–	–	–	–	–	–	–	–	–	–	–	–	–	–	–	–	–	–	–	–	–	–	NA
Maternal abortion and miscarriage	–	–	–	–	–	–	–	–	–	–	–	–	–	–	–	–	–	–	–	–	–	–	–	NA
Ectopic pregnancy	–	–	–	–	–	–	–	–	–	–	–	–	–	–	–	–	–	–	–	–	–	–	–	NA
Indirect maternal deaths	–	–	–	–	–	–	–	–	–	–	–	–	–	–	–	–	–	–	–	–	–	–	–	NA
Late maternal deaths	–	–	–	–	–	–	–	–	–	–	–	–	–	–	–	–	–	–	–	–	–	–	–	NA
Maternal deaths aggravated by HIV/AIDS	–	–	–	–	–	–	–	–	–	–	–	–	–	–	–	–	–	–	–	–	–	–	–	NA
Neonatal disorders	1,760,000 (1,500,000–2,250,000)	238,000 (163,000 to 320,000)	21,000 (16,000 to 26,000)	24,000 (21,000 to 27,000)	24,000 (21,000 to 27,000)	24,000 (21,000 to 27,000)	24,000 (21,000 to 27,000)	24,000 (21,000 to 27,000)	24,000 (21,000 to 27,000)	24,000 (21,000 to 27,000)	24,000 (21,000 to 27,000)	24,000 (21,000 to 27,000)	24,000 (21,000 to 27,000)	24,000 (21,000 to 27,000)	24,000 (21,000 to 27,000)	24,000 (21,000 to 27,000)	24,000 (21,000 to 27,000)	24,000 (21,000 to 27,000)	24,000 (21,000 to 27,000)	24,000 (21,000 to 27,000)	24,000 (21,000 to 27,000)	24,000 (21,000 to 27,000)	2,420,000 (2,000,000–2,000,000)
Neonatal preterm birth	1,000,000 (900,000–1,000,000)	130,000 (13,000 to 73,000)	14,000 (10,000 to 18,000)	12,000 (9,000 to 15,000)	1,000 (1,000 to 2,000)	1,000 (1,000 to 2,000)	1,000 (1,000 to 2,000)	1,000 (1,000 to 2,000)	1,000 (1,000 to 2,000)	1,000 (1,000 to 2,000)	1,000 (1,000 to 2,000)	1,000 (1,000 to 2,000)	1,000 (1,000 to 2,000)	1,000 (1,000 to 2,000)	1,000 (1,000 to 2,000)	1,000 (1,000 to 2,000)	1,000 (1,000 to 2,000)	1,000 (1,000 to 2,000)	1,000 (1,000 to 2,000)	1,000 (1,000 to 2,000)	1,000 (1,000 to 2,000)	1,000 (1,000 to 2,000)	1,000 (1,000 to 2,000)
Neonatal encephalopathy due to birth asphyxia and trauma	399,000 (-10,000–1,000,000)	54,000 (-2,000–180,000)	7,000 (-2,000–144,000)	8,000 (-2,000–148,000)	2,000 (-1,000–21,000)	2,000 (-1,000–15,000)	2,000 (-1,000–30,000)	2,000 (-1,000–66,000)	2,000 (-1,000–98,000)	2,000 (-1,000–130,000)	2,000 (-1,000–158,000)	2,000 (-1,000–186,000)	2,000 (-1,000–214,000)	2,000 (-1,000–240,000)	2,000 (-1,000–261,000)	2,000 (-1,000–280,000)	2,000 (-1,000–294,000)	2,000 (-1,000–300,000)	2,000 (-1,000–302,000)	2,000 (-1,000–300,000)	2,000 (-1,000–294,000)	2,000 (-1,000–283,000)	1,744,000 (-10,000–3,000,000)
Neonatal sepsis and other neonatal disorders	190,000 (-10,000–1,000,000)	29,000 (-2,000–180,000)	4,000 (-2,000–144,000)	4,000 (-2,000–148,000)	1,000 (-1,000–21,000)	1,000 (-1,000–15,000)	1,000 (-1,000–30,000)	1,000 (-1,000–66,000)	1,000 (-1,000–98,000)	1,000 (-1,000–130,000)	1,000 (-1,000–158,000)	1,000 (-1,000–186,000)	1,000 (-1,000–214,000)	1,000 (-1,000–240,000)	1,000 (-1,000–261,000)	1,000 (-1,000–280,000)	1,000 (-1,000–294,000)	1,000 (-1,000–300,000)	1,000 (-1,000–302,000)	1,000 (-1,000–300,000)	1,000 (-1,000–294,000)	1,000 (-1,000–283,000)	1,744,000 (-10,000–3,000,000)
Hemolytic disease and other neonatal jaundice	60,000 (41,000–83,000)	27,000 (18,000–37,000)	1,000 (1,000–2,000)	1,000 (1,000–2,000)	800 (600–1,000)	800 (600–1,000)	700 (500–1,000)	700 (500–1,000)	600 (400–900)	600 (400–900)	600 (400–900)	600 (400–900)	600 (400–900)	600 (400–900)	600 (400–900)	600 (400–900)	600 (400–900)	600 (400–900)	600 (400–900)	600 (400–900)	600 (400–900)	600 (400–900)	600 (400–900)	129,000 (96,000–170,000)
Other neonatal disorders	0 (0 to 0)	0 (0 to 0)	0 (0 to 0)	0 (0 to 0)	0 (0 to 0)	0 (0 to 0)	0 (0 to 0)	0 (0 to 0)	0 (0 to 0)	0 (0 to 0)	0 (0 to 0)	0 (0 to 0)	0 (0 to 0)	0 (0 to 0)	0 (0 to 0)	0 (0 to 0)	0 (0 to 0)	0 (0 to 0)	0 (0 to 0)	0 (0 to 0)	0 (0 to 0)	0 (0 to 0)	0 (0 to 0)	0
Nutritional deficiencies	179,000 (-10,000–1,000,000)	23,000 (-2,000–180,000)	33,000 (-2,000–144,000)	96,000 (-2,000–148,000)	15,000 (-1,000–21,000)	9,000 (-1,000–15,000)	10,000 (-1,000–30,000)	11,000 (-1,000–66,000)	12,000 (-1,000–98,000)	13,000 (-1,000–130,000)	14,000 (-1,000–158,000)	15,000 (-1,000–186,000)	16,000 (-1,000–214,000)	17,000 (-1,000–240,000)	18,000 (-1,000–261,000)	19,000 (-1,000–280,000)	20,000 (-1,000–294,000)	20,000 (-1,000–300,000)	20,000 (-1,000–302,000)	20,000 (-1,000–300,000)	20,000 (-1,000–294,000)	20,000 (-1,000–283,000)	615,000 (-10,000–3,000,000)
Protein-energy malnutrition	179,000 (-10,000–1,000,000)	23,000 (-2,000–180,000)	33,000 (-2,000–144,000)	96,000 (-2,000–148,000)	15,000 (-1,000–21,000)	9,000 (-1,000–15,000)	10,000 (-1,000–30,000)	11,000 (-1,000–66,000)	12,000 (-1,000–98,000)	13,000 (-1,000–130,000)	14,000 (-1,000–158,000)	15,000 (-1,000–186,000)	16,000 (-1,000–214,000)	17,000 (-1,000–240,000)	18,000 (-1,000–261,000)	19,000 (-1,000–280,000)	20,000 (-1,000–294,000)	20,000 (-1,000–300,000)	20,000 (-1,000–302,000)	20,000 (-1,000–300,000)	20,000 (-1,000–294,000)	20,000 (-1,000–283,000)	615,000 (-10,000–3,000,000)
Iodine deficiency	0 (0 to 0)	0 (0 to 0)	0 (0 to 0)	0 (0 to 0)	0 (0 to 0)	0 (0 to 0)	0 (0 to 0)	0 (0 to 0)	0 (0 to 0)	0 (0 to 0)	0 (0 to 0)	0 (0 to 0)	0 (0 to 0)	0 (0 to 0)	0 (0 to 0)	0 (0 to 0)	0 (0 to 0)	0 (0 to 0)	0 (0 to 0)	0 (0 to 0)	0 (0 to 0)	0 (0 to 0)	0 (0 to 0)	0
Vitamin A deficiency	0 (0 to 0)	0 (0 to 0)	0 (0 to 0)	0 (0 to 0)	0 (0 to 0)	0 (0 to 0)	0 (0 to 0)	0 (0 to 0)	0 (0 to 0)	0 (0 to 0)	0 (0 to 0)	0 (0 to 0)	0 (0 to 0)	0 (0 to 0)	0 (0 to 0)	0 (0 to 0)	0 (0 to 0)	0 (0 to 0)	0 (0 to 0)	0 (0 to 0)	0 (0 to 0)	0 (0 to 0)	0 (0 to 0)	0
Dietary iron deficiency	0 (0 to 0)	0 (0 to 0)	0 (0 to 0)	0 (0 to 0)	0 (0 to 0)	0 (0 to 0)	0 (0 to 0)	0 (0 to 0)	0 (0 to 0)	0 (0 to 0)	0 (0 to 0)	0 (0 to 0)	0 (0 to 0)	0 (0 to 0)	0 (0 to 0)	0 (0 to 0)	0 (0 to 0)	0 (0 to 0)	0 (0 to 0)	0 (0 to 0)	0 (0 to 0)	0 (0 to 0)	0 (0 to 0)	0
Other nutritional deficiencies	0 (0 to 0)	0 (0 to 0)	0 (0 to 0)	0 (0 to 0)	0 (0 to 0)	0 (0 to 0)	0 (0 to 0)	0 (0 to 0)	0 (0 to 0)	0 (0 to 0)	0 (0 to 0)	0 (0 to 0)	0 (0 to 0)	0 (0 to 0)	0 (0



Exposure to forces of nature	0.8 (0.4 to 2.2)	8.2 (7.6 to 9.2)	459.6 (82.1 to 742.8)	343 (321 to 370)	410 (369 to 456)	439 (407 to 720)	662 (648 to 1,910)	998 (776 to 1,540)	2,090 (1,670 to 3,020)	5,350 (3,320 to 9,590)	7,340 (4,850 to 11,180)	8,640 (6,610 to 13,600)	9,260 (5,390 to 16,510)	4,270 (2,740 to 8,020)	3,570 (3,020 to 5,460)	2,560 (1,920 to 3,860)	1,750 (1,100 to 3,040)	1,360 (780 to 1,960)	912 (531 to 1,510)	434 (281 to 826)	245 (154 to 374)	98.3 (59.8 to 154.9)	7.3 (4.6 to 11.1)	49,000
Other unintentional injuries	654 (28.9 to 956)	67.1 (20.7 to 116)	568 (183 to 1,120)	1,080 (659 to 1,740)	1,890 (1,270 to 2,980)	3,440 (2,260 to 4,570)	5,110 (3,660 to 6,480)	4,270 (2,540 to 6,450)	4,670 (3,190 to 6,950)	4,890 (3,320 to 6,640)	4,960 (3,100 to 6,590)	4,780 (3,170 to 6,910)	5,450 (2,980 to 7,910)	4,230 (3,650 to 6,010)	3,460 (2,530 to 5,650)	2,940 (2,020 to 5,200)	2,750 (1,950 to 4,690)	1,960 (1,160 to 2,960)	1,440 (848 to 2,030)	1,150 (545 to 1,850)	679 (289 to 1,010)	265 (98 to 399)	64.6 (20 to 108)	91,200
Self-harm and interpersonal violence	648 (30.1 to 1,600)	160 (39.2 to 340)	1,760 (49.1 to 4,420)	3,110 (1,020 to 7,900)	6,130 (2,020 to 15,200)	26,600 (8,660 to 68,000)	64,500 (18,000 to 170,000)	73,900 (53,000 to 93,500)	69,400 (49,400 to 88,000)	76,100 (54,300 to 96,500)	60,300 (44,100 to 80,400)	44,200 (32,100 to 58,200)	30,800 (20,900 to 42,600)	20,500 (13,900 to 28,900)	13,900 (9,540 to 19,500)	10,600 (7,240 to 14,900)	8,550 (5,850 to 12,000)	6,910 (4,660 to 9,800)	5,200 (3,500 to 7,440)	4,200 (2,800 to 6,000)	2,500 (1,660 to 3,590)	1,210 (800 to 1,730)	322 (213 to 461)	80.9 (53.6 to 116)	516,000
Self-harm	21 (0 to 2)	0.1 (0 to 3)	0 (0 to 0)	0 (0 to 0)	0 (0 to 0)	0 (0 to 0)	0 (0 to 0)	0 (0 to 0)	0 (0 to 0)	0 (0 to 0)	0 (0 to 0)	0 (0 to 0)	0 (0 to 0)	0 (0 to 0)	0 (0 to 0)	0 (0 to 0)	0 (0 to 0)	0 (0 to 0)	0 (0 to 0)	0 (0 to 0)	0 (0 to 0)	0 (0 to 0)	0 (0 to 0)	0 (0 to 0)	0 (0 to 0)	260,000
Self-harm by firearm	0 (0 to 0)	0 (0 to 0)	0 (0 to 0)	0 (0 to 0)	0 (0 to 0)	0 (0 to 0)	0 (0 to 0)	0 (0 to 0)	0 (0 to 0)	0 (0 to 0)	0 (0 to 0)	0 (0 to 0)	0 (0 to 0)	0 (0 to 0)	0 (0 to 0)	0 (0 to 0)	0 (0 to 0)	0 (0 to 0)	0 (0 to 0)	0 (0 to 0)	0 (0 to 0)	0 (0 to 0)	0 (0 to 0)	0 (0 to 0)	0 (0 to 0)	9,700
Self-harm by other specified means	0 (0 to 0)	0 (0 to 0)	0 (0 to 0)	0 (0 to 0)	0 (0 to 0)	0 (0 to 0)	0 (0 to 0)	0 (0 to 0)	0 (0 to 0)	0 (0 to 0)	0 (0 to 0)	0 (0 to 0)	0 (0 to 0)	0 (0 to 0)	0 (0 to 0)	0 (0 to 0)	0 (0 to 0)	0 (0 to 0)	0 (0 to 0)	0 (0 to 0)	0 (0 to 0)	0 (0 to 0)	0 (0 to 0)	0 (0 to 0)	0 (0 to 0)	270,000
Interpersonal violence	626 (30.1 to 1,600)	154 (39.2 to 340)	1,760 (49.1 to 4,420)	3,050 (1,020 to 7,770)	6,130 (2,020 to 15,200)	26,600 (8,660 to 68,000)	64,500 (18,000 to 170,000)	73,900 (53,000 to 93,500)	69,400 (49,400 to 88,000)	76,100 (54,300 to 96,500)	60,300 (44,100 to 80,400)	44,200 (32,100 to 58,200)	30,800 (20,900 to 42,600)	20,500 (13,900 to 28,900)	13,900 (9,540 to 19,500)	10,600 (7,240 to 14,900)	8,550 (5,850 to 12,000)	6,910 (4,660 to 9,800)	5,200 (3,500 to 7,440)	4,200 (2,800 to 6,000)	2,500 (1,660 to 3,590)	1,210 (800 to 1,730)	322 (213 to 461)	80.9 (53.6 to 116)	220,000
Physical violence by firearm	2.3 (0.5 to 7.9)	0.2 (0.05 to 0.5)	51.6 (10.7 to 163)	104 (39.4 to 325)	345 (92.6 to 910)	747 (320 to 2,070)	2,430 (1,620 to 7,500)	2,060 (1,700 to 7,530)	2,060 (1,930 to 7,190)	1,630 (1,630 to 6,110)	2,190 (1,190 to 6,190)	2,060 (1,060 to 5,980)	2,240 (1,060 to 6,980)	2,060 (1,060 to 6,980)	1,630 (1,010 to 5,090)	1,750 (814 to 5,760)	1,360 (653 to 4,200)	871 (519 to 1,800)	455 (329 to 958)	345 (198 to 656)	248 (88.6 to 566)	166 (72.5 to 327.3)	8.5 (3 to 12.8)	0.6 (0.6 to 0.9)	553,000
Physical violence by sharp object	114 (21.2 to 311)	8.1 (1.4 to 21)	89.1 (21.1 to 199)	189 (63.1 to 464)	345 (92.6 to 910)	747 (320 to 2,070)	2,430 (1,620 to 7,500)	2,060 (1,700 to 7,530)	2,060 (1,930 to 7,190)	1,630 (1,630 to 6,110)	2,190 (1,190 to 6,190)	2,060 (1,060 to 5,980)	2,240 (1,060 to 6,980)	2,060 (1,060 to 6,980)	1,630 (1,010 to 5,090)	1,750 (814 to 5,760)	1,360 (653 to 4,200)	871 (519 to 1,800)	455 (329 to 958)	345 (198 to 656)	248 (88.6 to 566)	166 (72.5 to 327.3)	8.5 (3 to 12.8)	0.6 (0.6 to 0.9)	19,600
Sexual violence	0 (0 to 0)	0 (0 to 0)	0 (0 to 0)	42.6 (14.2 to 96.2)	251 (57.1 to 556)	741 (197 to 1,760)	1,550 (670 to 2,320)	2,290 (1,260 to 3,450)	2,420 (1,350 to 4,010)	2,210 (1,240 to 4,720)	1,860 (1,010 to 4,950)	1,540 (767 to 4,290)	620 (152 to 1,570)	561 (127 to 956)	342 (107 to 591)	284 (108 to 562)	156 (66.9 to 293)	61.6 (18 to 170)	19.7 (3.6 to 70.3)	16 (1.9 to 66.7)	2.2 (1.3 to 3.4)	0.1 (0 to 0.1)	13,500
Physical violence by other means	510 (30.1 to 1,600)	145 (39.2 to 315)	1,760 (49.1 to 4,420)	2,270 (683 to 5,760)	5,530 (1,770 to 13,400)	25,600 (8,660 to 68,000)	60,500 (17,700 to 163,000)	69,600 (49,400 to 83,500)	64,900 (45,200 to 82,700)	72,300 (51,200 to 91,800)	55,900 (41,100 to 74,600)	41,900 (30,700 to 55,600)	29,900 (20,300 to 41,300)	19,900 (13,500 to 27,900)	13,600 (9,430 to 19,100)	10,300 (7,130 to 14,700)	8,400 (5,750 to 11,900)	6,850 (4,620 to 9,720)	5,200 (3,500 to 7,440)	4,200 (2,800 to 6,000)	2,500 (1,660 to 3,590)	1,210 (800 to 1,730)	322 (213 to 461)	80.9 (53.6 to 116)	190,000
Conflict and terrorism	21.1 (20.1 to 22.3)	1.7 (1.1 to 13.2)	34.7 (18.1 to 62.8)	104 (108 to 427)	345 (327 to 951)	747 (923 to 977)	2,430 (977 to 1,160)	2,060 (1,660 to 1,890)	2,060 (1,930 to 1,930)	1,630 (1,630 to 1,630)	2,190 (1,190 to 2,190)	2,060 (1,060 to 2,060)	2,240 (1,060 to 2,240)	2,060 (1,060 to 2,060)	1,630 (1,010 to 1,630)	1,750 (814 to 1,750)	1,360 (653 to 1,360)	871 (519 to 871)	455 (329 to 455)	345 (198 to 345)	248 (88.6 to 248)	166 (72.5 to 166)	8.5 (3 to 8.5)	0.6 (0.6 to 0.6)	8,000

SR Table 2c: Bhutan DALYS by cause and age group for males with 95% uncertainty intervals, 2019

Cause	Early Neonatal (0-6 days)	Late Neonatal (7-27 days)	Post Neonatal (28 days - 1 year)	1 to 4	5 to 9	10 to 14	15 to 19	20 to 24	25 to 29	30 to 34	35 to 39	40 to 44	45 to 49	50 to 54	55 to 59	60 to 64	65 to 69	70 to 74	75 to 79	80 to 84	85 to 89	90 to 94	95 plus	Total
All causes	9,273 (8,215 to 10,709)	1,781 (1,150 to 2,322)	2,460 (2,000 to 2,999)	3,410 (2,872 to 4,000)	2,564 (2,165 to 3,010)	2,245 (1,910 to 2,647)	2,390 (2,060 to 2,780)	3,263 (2,829 to 3,729)	4,230 (3,679 to 4,746)	4,778 (4,179 to 5,442)	5,379 (4,679 to 6,112)	6,355 (5,529 to 7,220)	7,220 (6,311 to 8,172)	8,170 (7,129 to 9,240)	9,170 (8,004 to 10,379)	10,170 (8,879 to 11,509)	11,170 (9,754 to 12,639)	12,170 (10,629 to 13,769)	13,170 (11,504 to 14,899)	14,170 (12,379 to 16,029)	15,170 (13,254 to 17,159)	16,170 (14,129 to 18,289)	112,000
Communicable, maternal, neonatal, and nutritional diseases	10,600 (7,580 to 14,000)	2,020 (1,430 to 2,790)	2,460 (1,890 to 3,490)	2,800 (1,990 to 3,810)	1,160 (1,060 to 1,740)	1,130 (810 to 1,560)	760 (601 to 1,000)	860 (669 to 1,220)	850 (622 to 1,300)	928 (680 to 1,290)	844 (630 to 1,310)	899 (652 to 1,450)	952 (652 to 1,450)	992 (652 to 1,500)	1,040 (662 to 1,590)	1,090 (676 to 1,670)	1,140 (691 to 1,750)	1,190 (706 to 1,830)	1,240 (721 to 1,910)	1,290 (736 to 1,990)	1,340 (751 to 2,070)	1,390 (766 to 2,150)	30,600
HIV/AIDS and sexually transmitted infections	498 (134 to 1,100)	166 (49 to 364)	368 (103 to 774)	116 (8 to 474)	17.7 (2 to 99.3)	9.2 (0 to 56.5)	27.3 (2 to 128)	71.6 (7 to 362)	116 (7 to 579)	220 (9 to 1,070)	199 (7 to 1,090)	141 (5 to 882)	84.9 (3 to 617)	48.8 (2 to 392)	28.3 (1 to 193)	29.2 (1 to 139)	18.8 (0 to 98.1)	9.7 (0 to 61.5)	3.4 (0 to 17.4)	0.7 (0 to 4.2)	0.3 (0 to 1.7)	0.1 (0 to 0.7)	2,180
HIV/AIDS	0 (0 to 0)	29.1 (0 to 0.1)	103 (0.2 to 337)	13.4 (0.1 to 59.2)	6.7 (0.1 to 35.2)	29.6 (1 to 139)	68.7 (3 to 324)	172 (5 to 1,040)	229 (9 to 1,570)	197 (4 to 1,290)	135 (3 to 881)	83.5 (2 to 610)	47.6 (2 to 361)	28.7 (0 to 192)	29.6 (0 to 153)	18.4 (0 to 103)	9.6 (0 to 53.9)	2 (0 to 17.4)	0.6 (0 to 4.1)	0.2 (0 to 1.7)	0.1 (0 to 0.5)	0 (0 to 0.1)	1,200
HIV/AIDS - Drug-susceptible Tuberculosis	0 (0 to 0)	0 (0 to 0)	0.6 (0 to 4.1)	0.8 (0.2 to 5.7)	0.5 (0 to 3.1)	0.2 (0.2 to 1.4)	0.7 (0.2 to 3.1)	1.6 (0.6 to 3.3)	3.9 (1.3 to 7.9)	5 (1.6 to 10.3)	4.5 (1.4 to 9.7)	3.5 (1.1 to 7.1)	2.2 (0.6 to 4.9)	1.4 (0.4 to 3.2)	0.9 (0 to 2.1)	0.7 (0 to 1.7)	0.5 (0 to 1.4)	0.2 (0 to 1.1)	0.1 (0 to 0.5)	0 (0 to 0.2)	0 (0 to 0.1)	0 (0 to 0.1)	39.7
HIV/AIDS - Multidrug-resistant Tuberculosis without extensive drug resistance	0 (0 to 0)	0 (0 to 0)	0.1 (0 to 0.3)	0.3 (0 to 1.2)	0.2 (0 to 0.7)	0.1 (0 to 0.5)	0.2 (0 to 0.8)	0.4 (0.1 to 0.9)	0.9 (0.3 to 1.8)	1.1 (0.4 to 2.3)	1 (0.3 to 2.2)	0.8 (0.2 to 1.6)	0.5 (0.1 to 1.1)	0.3 (0.1 to 0.7)	0.2 (0 to 0.5)	0.2 (0 to 0.4)	0.1 (0 to 0.3)	0 (0 to 0.2)	0 (0 to 0.1)	0 (0 to 0.1)	0 (0 to 0)	0 (0 to 0)	3.3
HIV/AIDS - Extensively drug-resistant Tuberculosis	0 (0 to 0)	0 (0 to 0)	0 (0 to 0)	0 (0 to 0)	0 (0 to 0)	0 (0 to 0)	0 (0 to 0)	0 (0 to 0)	0 (0 to 0)	0 (0 to 0)	0 (0 to 0)	0 (0 to 0)	0 (0 to 0)	0 (0 to 0)	0 (0 to 0)	0 (0 to 0)	0 (0 to 0)	0 (0 to 0)	0 (0 to 0)	0 (0 to 0)	0 (0 to 0)	0 (0 to 0)	0 (0 to 0)	0.2
HIV/AIDS resulting in other diseases	0 (0 to 0)	29.4 (0 to 0.1)	100 (0.2 to 334)	13.2 (0.1 to 58.6)	6.4 (0.1 to 34.9)	29.4 (1 to 138)	68.9 (3 to 324)	168 (5 to 1,040)	220 (9 to 1,560)	192 (4 to 1,290)	132 (3 to 879)	81 (2 to 610)	46.2 (1 to 361)	27.8 (0 to 192)	29.1 (0 to 153)	17.8 (0 to 103)	9.3 (0 to 53.9)	2 (0 to 17.3)	0.6 (0 to 4.1)	0.2 (0 to 1.7)	0.1 (0 to 0.5)	0 (0 to 0.1)	1,160
Sexually transmitted infections excluding HIV	498 (134 to 1,100)	166 (49 to 364)	265 (92 to 727)	102 (3 to 415)	10.9 (0 to 64.1)	0.6 (0 to 3.4)	1.4 (0 to 5.7)	1.6 (0 to 6.4)	1.9 (0 to 7.5)	2.2 (0 to 8.6)	2.5 (0 to 9.8)	2.9 (0 to 11.4)	3.2 (0 to 12.6)	3.6 (0 to 14.2)	4 (0 to 15.8)	4.4 (0 to 17.5)	4.9 (0 to 19.3)	5.3 (0 to 21.1)	5.8 (0 to 23.1)	6.3 (0 to 25.2)	6.8 (0 to 27.3)	7.4 (0 to 29.5)	986
Syphilis	498 (134 to 1,100)	166 (49 to 364)	222 (92 to 727)	12.9 (3 to 29.4)	4.7 (1 to 9.6)	0.1 (0 to 0.2)	0.2 (0 to 0.4)	0.2 (0 to 0.6)	0.2 (0 to 0.7)	0.2 (0 to 0.7)	0.2 (0 to 0.7)	0.2 (0 to 0.8)	0.2 (0 to 0.8)	0.2 (0 to 0.9)	0.2 (0 to 1)	0.2 (0 to 1)	0.2 (0 to 1.1)	0.2 (0 to 1.2)	0.2 (0 to 1.2)	0.2 (0 to 1.3)	0.2 (0 to 1.4)	0.2 (0 to 1.5)	967
Chlamydial infection	0 (0 to 0)	0 (0 to 0)	0 (0 to 0)	0 (0 to 0)	0 (0 to 0)	0 (0 to 0)	0 (0 to 0)	0 (0 to 0)	0 (0 to 0)	0 (0 to 0)	0 (0 to 0)	0 (0 to 0)	0 (0 to 0)	0 (0 to 0)	0 (0 to 0)	0 (0 to 0)	0 (0 to 0)	0 (0 to 0)	0 (0 to 0)	0 (0 to 0)	0 (0 to 0)	0 (0 to 0)	0 (0 to 0)	3.9
Gonococcal infection	0 (0 to 0)	0 (0 to 0)	0 (0 to 0)	0 (0 to 0)	0 (0 to 0)	0 (0 to 0)	0.1 (0 to 0.2)	0.2 (0 to 0.7)	0.2 (0 to 0.9)	0.2 (0 to 0.8)	0.2 (0 to 0.8)	0.2 (0 to 0.9)	0.2 (0 to 0.9)	0.2 (0 to 1)	0.2 (0 to 1)	0.2 (0 to 1)	0.2 (0 to 1.1)	0.2 (0 to 1.2)	0.2 (0 to 1.2)	0.2 (0 to 1.3)	0.2 (0 to 1.4)	0.2 (0 to 1.5)	3.3
Trichomoniasis	0 (0 to 0)	0 (0 to 0)	0 (0 to 0)	0 (0 to 0)	0 (0 to 0)	0 (0 to 0)	0 (0 to 0)	0 (0 to 0)	0 (0 to 0)	0 (0 to 0)	0 (0 to 0)	0 (0 to 0)	0 (0 to 0)	0 (0 to 0)	0 (0 to 0)	0 (0 to 0)	0 (0 to 0)	0 (0 to 0)	0 (0 to 0)	0 (0 to 0)	0 (0 to 0)	0 (0 to 0)	0 (0 to 0)	0.7
Genital herpes	0 (0 to 0)	0 (0 to 0)	0 (0 to 0)	0 (0 to 0)	0 (0 to 0)	0 (0 to 0)	0 (0 to 0)	0 (0 to 0)	0 (0 to 0)	0 (0 to 0)	0 (0 to 0)	0 (0 to 0)	0 (0 to 0)	0 (0 to 0)	0 (0 to 0)	0 (0 to 0)	0 (0 to 0)	0 (0 to 0)	0 (0 to 0)	0 (0 to 0)	0 (0 to 0)	0 (0 to 0)	0 (0 to 0)	0.3
Other sexually transmitted infections	0 (0 to 0)	0 (0 to 0)	0 (0 to 0)	0 (0 to 0)	0 (0 to 0)	0 (0 to 0)	0 (0 to 0)	0 (0 to 0)	0 (0 to 0)	0 (0 to 0)	0 (0 to 0)	0 (0 to 0)	0 (0 to 0)	0 (0 to 0)	0 (0 to 0)	0 (0 to 0)	0 (0 to 0)	0 (0 to 0)	0 (0 to 0)	0 (0 to 0)	0 (0 to 0)	0 (0 to 0)	0 (0 to 0)	0.4
Respiratory infections and tuberculosis	490 (212 to 992)	242 (164 to 429)	1,090 (576 to 1,740)	1,280 (336 to 1,810)	1,010 (361 to 2,200)	972 (481 to 1,970)	1,090 (492 to 2,220)	1,280 (1,020 to 1,610)	1,510 (1,130 to 1,980)	1,740 (1,190 to 2,450)	1,980 (1,210 to 2,980)	2,220 (1,220 to 3,660)	2,460 (1,220 to 4,360)	2,710 (1,220 to 5,350)	2,950 (1,220 to 6,350)	3,200 (1,220 to 7,450)	3,440 (1,220 to 8,650)	3,690 (1,220 to 9,940)	3,930 (1,220 to 11,300)	4,180 (1,220 to 12,700)	4,420 (1,220 to 14,200)	4,670 (1,220 to 15,800)	5,840
Tuberculosis	0 (0 to 0)	0 (0 to 0)	0.1 (0 to 0.4)	0.2 (0 to 1.1)	0.1 (0 to 0.6)	0.2 (0 to 1.2)	0.5 (0 to 2.4)	1.1 (0.1 to 4.6)	2.1 (0.2 to 8.6)	3.2 (0.3 to 12.6)	4.4 (0.4 to 16.7)	5.7 (0.5 to 21.1)	7.1 (0.6 to 26.1)	8.4 (0.7 to 31.2)	9.8 (0.8 to 36.5)	11.2 (0.9 to 41.9)	12.6 (1 to 47.3)	14 (1.1 to 52.2)	15.4 (1.2 to 57.2)	16.8 (1.3 to 62.2)	18.2 (1.4 to 67.2)	19.6 (1.5 to 72.2)	1,910
Latent tuberculosis infection	0 (0 to 0)	0 (0 to 0)	0 (0 to 0)	0 (0 to 0)	0 (0 to 0)	0 (0 to 0)	0 (0 to 0)	0 (0 to 0)	0 (0 to 0)	0 (0 to 0)	0 (0 to 0)	0 (0 to 0)	0 (0 to 0)	0 (0 to 0)	0 (0 to 0)	0 (0 to 0)	0 (0 to 0)	0 (0 to 0)	0 (0 to 0)	0 (0 to 0)	0 (0 to 0)	0 (0 to 0)	0 (0 to 0)	0
Drug-susceptible tuberculosis	0 (0 to 0)	0 (0 to 0)	27.2 (11.3 to 64.6)	43.6 (14.7 to 89.5)	13.7 (4.2 to 32.2)	16.6 (4.9 to 39.2)	50 (27.4 to 102)	101 (49.4 to 206)	140 (68.4 to 283)	154 (67.1 to 313)	143 (64.6 to 296)	141 (66.4 to 279)	133 (64.6 to 264)	124 (64.6 to 244)	132 (68.3 to 260)	131 (71.1 to 255)	133 (71.1 to 260)	131 (67.6 to 255)	115 (58.1 to 221)	102 (51.9 to 193)	72.7 (37.1 to 141)	51.3 (25.6 to 101)	1,740
Multidrug-resistant tuberculosis without extensive drug resistance	0 (0 to 0)	0 (0 to 0)	2.6 (1.1 to 6.2)	5.1 (1.7 to 10.7)	1.6 (0.4 to 3.8)	1.9 (0.6 to 4.6)	5.8 (3.2 to 11.9)	11.7 (5.7 to 23.9)	16.2 (7.9 to 33.1)	17.8 (7.8 to 36.3)	16.5 (7.5 to 34.2)	16.3 (7.7 to 32.3)	15.4 (7.5 to 30.6)	14.3 (7.5 to 28.2)	15.2 (8.1 to 30)	15.1 (8.2 to 29.5)	15.4 (8.2 to 30)	15.1 (7.8 to 29.5)	13.3 (6.7 to 25.6)	11.8 (6 to 22.3)	8.4 (3 to 16.3)	5.9 (2.2 to 11.7)	191
Extensively drug-resistant tuberculosis	0 (0 to 0)	0 (0 to 0)	0.2 (0 to 0.7)	0.2 (0 to 0.9)	0.1 (0 to 0.3)	0.2 (0 to 0.6)	0.5 (0 to 1.9)	0.7 (0.1 to 2.6)	0.7 (0.1 to 2.7)	0.7 (0.1 to 2.7)	0.7 (0.1 to 2.7)	0.7 (0.1 to 2.7)	0.6 (0.1 to 2.3)	0.6 (0.1 to 2.2)	0.6 (0.1 to 2.2)	0.6 (0.1 to 2.2)	0.6 (0.1 to 2.2)	0.6 (0.1 to 2.2)	0.5 (0.1 to 1.9)	0.5 (0.1 to 1.9)	0.4 (0.1 to 1.5)	0.3 (0.1 to 1.1)	9.2
Lower respiratory infections	490 (212 to 992)	241 (162 to 429)	1,050 (528 to 1,670)	928 (329 to 1,800)	730 (181 to 1,900)	739 (174 to 1,870)	760 (174 to 1,940)	811 (209 to 2,060)	1,000 (244 to 2,530)	1,220 (293 to 3,100)	1,460 (351 to 3,710)	1,710 (411 to 4,350)	1,960 (411 to 4,980)	2,210 (411 to 5,620)	2,450 (411 to 6,220)	2,700 (411 to 6,860)	2,940 (411 to 7,540)	3,190 (411 to 8,260)	3,430 (411 to 9,020)	3,680 (411 to 9,820)	3,920 (411 to 10,700)	4,170 (411 to 11,600)	3,560
Upper respiratory infections	0 (0 to 0)	0.4 (0 to 1.4)	19.7 (5.7 to 43.4)	26.1 (9.2 to 64.4)	26.4 (7.4 to 62.1)	28.3 (7.9 to 66.3)	31.3 (8.6 to 73.4)	38.6 (10.6 to 90.5)	44.6 (12.3 to 104)	49.7 (13.7 to 116)	53.2 (14.7 to 124)	56.1 (15.5 to 131)	58.4 (16.1 to 136)	60.3 (16.6 to 141)	61.8 (17.1 to 144)	63.1 (17.4 to 147)	64.1 (17.7 to 149)	64.9 (17.9 to 151)	65.5 (18.1 to 153)	65.9 (18.2 to 154)	66.2 (18.3 to 154)	66.4 (18.3 to 155)	312
Otitis media	0 (0 to 0.1)	0 (0 to 0)	2 (0.9 to 3.6)	19.8 (13 to 28.6)	23.8 (15.6 to 33.9)	19.4 (12.8 to 28.1)	17.3 (11.4 to 25.1)	13.4 (8.8 to 19.5)	9.8 (6.4 to 14.2)	8.4 (5.5 to 12.2)	7.2 (4.7 to 10.4)	6.1 (3.9 to 8.9)	5.2 (3.3 to 7.6)	4.5 (2.8 to 6.5)	3.7 (2.3 to 5.4)	3.1 (1.9 to 4.5)	2.7 (1.6 to 3.9)	2.3 (1.4 to 3.3)	2 (1.2 to 2.9)	1.7 (1 to 2.5)	1.4 (0.8 to 2.1)	1.2 (0.7 to 1.8)	157
Enteric infections	1,010 (3 to 3,640)	1,010 (4 to 3,640)	562 (43 to 1,870)	576 (251 to 1,040)	413 (147 to 1,040)	338 (107 to 1,040)	259 (77 to 1,040)	190 (57 to 1,040)	152 (46 to 1,040)	134 (39 to 1,040)	122 (36 to 1,040)	113 (34 to 1,040)	103 (30 to 1,040)	93.6 (27 to 1,040)	84.7 (24 to 1,040)	76.9 (22 to 1,040)	70.2 (20 to 1,040)	64.7 (19 to 1,040)	60.1 (17 to 1,040)	56.2 (16 to 1,040)	52.9 (15 to 1,040)	50.1 (14 to 1,040)	3,720
Diarrheal diseases	1,010 (3 to 3,640)	1,010 (4 to 3,640)	562 (41 to 1,870)	547 (90 to 1,040)	398 (79 to 1,040)	338 (86 to 1,040)	259 (77 to 1,040)	190 (66 to 1,040)	152 (77 to 1,040)	134 (99 to 1,040)	122 (99 to 1,040)	113 (82 to 1,040)	103 (57 to 1,040)	93.6 (57 to 1,040)	84.7 (96 to 1,040)	76.9 (93 to 1,040)	70.2 (97 to 1,040)	64.7 (98 to 1,040)	60.1 (98 to 1,040)	56.2 (98 to 1,040)	52.9 (98 to 1,040)	50.1 (98 to 1,040)	2,490
Typhoid and paratyphoid	0 (0 to 0)	0 (0 to 0.4)	1.7 (0 to 4.4)	139 (128 to 840)	193 (109 to 469)	193 (74 to 349)	139 (47 to 287)	77.1 (24 to 192)	48.2 (10 to 132)	27.6 (7 to 86.4)	13.7 (3 to 52.6)	7.2 (2 to 29.8)	4.6 (2 to 19.7)	3.2 (2 to 13.7)	2.6 (2 to 11)	2.3 (2 to 9.8)	1.9 (1 to 8.2)	1.6 (1 to 6.9)	1.4 (0 to 6.1)	1.2 (0 to 5.3)	1.1 (0 to 4.7)	0.9 (0 to 4.1)	1,210
Typhoid fever	0 (0 to 0)	0 (0 to 0)	1.5 (0 to 4.4)	132 (122 to 792)	182 (99 to 439)	187 (67 to 318)	136 (39 to 269)	76.1 (20 to 183)	47.7 (10 to 132)	27.5 (7 to 86.4)	13.7 (4 to 52.6)	7.2 (2 to 29.8)	4.6 (1 to 19.6)	3.2 (1 to 13.7)	2.6 (1 to 11)	2.3 (1 to 9.8)	1.9 (1 to 8.2)	1.6 (1 to 6.9)	1.4 (0 to 6.1)	1.2 (0 to 5.3)	1.1 (0 to 4.7)	0.9 (0 to 4.1)	1,040
Paratyphoid fever	0 (0 to 0)	0 (0 to 0)	0.2 (0 to 0.6)	6.5 (1.9 to 48.7)	10.9 (3.4 to 30)	5.7 (1.6 to 31)	3.1 (0.9 to 17.4)	1.1 (0.3 to 5.2)	0.5 (0.1 to 2.7)	0.2 (0 to 1.2)	0.1 (0 to 0.6)	0 (0 to 0.3)	0 (0 to 0.2)	0 (0 to 0.1)	0 (0 to 0.1)	0 (0 to 0.1)	0 (0 to 0.1)	0 (0 to 0.1)	0 (0 to 0.1)	0 (0 to 0.1)	0 (0 to 0.1)	0 (0 to 0.1)	154
Invasive Non-typhoidal Salmonella (iNTS)	0 (0 to 0.1)	0.1 (0 to 2.5)	1.4 (0.6 to 2.5)	0.7 (0.1 to 2.4)	0.4 (0.1 to 0.9)	0.4 (0.1 to 0.7)	0.4 (0.1 to 0.7)	0.4 (0.2 to 0.6)	0.4 (0.2 to 0.6)	0.4 (0.1 to 0.7)	0.4 (0.1 to 0.7)	0.4 (0.1 to 0.8)	0.4 (0.1 to 0.8)	0.4 (0.1 to 0.9)	0.4 (0.1 to 0.9)	0.4 (0.1 to 0.9)	0.4 (0.1 to 0.9)	0.4 (0.1 to 0.9)	0.4 (0.1 to 0.9)	0.4 (0.1 to 0.9)	0.4 (0.1 to 0.9)	0.4 (0.1 to 0.9)	20.4
Other intestinal infectious diseases	0 (0 to 0)	0 (0 to 0)	0.7 (0 to 2.9)	1.4 (0.1 to 7.1)	0.6 (0.1 to 1.4)	0.3 (0.1 to 1.6)	0.2 (0.1 to 0.4)	0.2 (0.1 to 0.4)	0.2 (0.1 to 0.4)	0.2 (0 to 0.4)	0.2 (0 to 0.3)	0.2 (0 to 0.3)	0.2 (0 to 0.3)	0.2 (0 to 0.3)	0.2 (0 to 0.3)	0.2 (0 to 0.3)	0.2 (0 to 0.3)	0.2 (0 to 0.3)	0.2 (0 to 0.3)	0.2 (0 to 0.3)	0.2 (0 to 0.3)	0.2 (0 to 0.3)	4.2
Neglected tropical diseases and malaria	2 (0.3 to 9)	2 (0.3 to 9)	26 (16.9 to 46.7)	39 (20.3 to 103)	39 (19.2 to 102)	39.7 (19.2 to 103)	27 (13.2 to 70.1)	26.4 (12.9 to 68.5)	25.7 (12.5 to 66.9)	25.1 (12.2 to 65.2)	24.4 (11.9 to 63.4)	23.8 (11.6 to 61.8)	23.1 (11.3 to 59.9)	22.5 (11 to 58.4)	21.9 (10.7 to 56.9)	21.3 (10.4 to 55.3)	20.7 (10.1 to 53.8)	20.1 (9.8 to 52.2)	19.6 (9.5 to 50.8)	19 (9.2 to 49.3)	18.4 (8.9 to 47.8)	17.9 (8.7 to 46.5)	643
Malaria	0 (0 to 0)	0 (0 to 0)	0.1 (0 to 0.4)	0.4 (0 to 1.4)	0.2 (0 to 0.6)	0.1 (0 to 0.5)	0.1 (0 to 0.3)	0.1 (0 to 0.3)	0.1 (0 to 0.3)	0.1 (0 to 0.3)	0.1 (0 to 0.3)	0.1 (0 to 0.3)	0.1 (0 to 0.3)	0.1 (0 to 0.3)	0.1 (0 to 0.3)	0.1 (0 to 0.3)	0.1 (0 to 0.3)	0.1 (0 to 0.3)	0.1 (0 to 0.3)	0.1 (0 to 0.3)	0.1 (0 to 0.3)	0.1 (0 to 0.3)	0.7
Chagas disease	0 (0 to 0)	0 (0 to 0)	0 (0 to 0)	0 (0 to 0)	0 (0 to 0)	0 (0 to 0)	0 (0 to 0)	0 (0 to 0)	0 (0 to 0)	0 (0 to 0)	0 (0 to 0)	0 (0 to 0)	0 (0 to 0)	0 (0 to 0)	0 (0 to 0)	0 (0 to 0)	0 (0 to 0)	0 (0 to 0)	0 (0 to 0)	0 (0 to 0)	0 (0 to 0)	0 (0 to 0)	0 (0 to 0)	0
Leishmaniasis	0 (0 to 0)	0 (0 to 0)	1.5 (0 to 7.1)	12.9 (0 to 77)	9.2 (0 to 51.9)	3.4 (0 to 21.4)	3.2 (0 to 21.4)	3.1 (0 to 21.4)	3.1 (0 to 21.4)	2.8 (0 to 19.2)	2 (0 to 13.6)	1.2 (0 to 8.1)	1.2 (0 to 8.1)	0.7 (0 to 5)	0.5 (0 to 3.6)	0.4 (0 to 3.1)	0.4 (0 to 3.1)	0.2 (0 to 1.6)	0.2 (0 to 1.6)	0.1 (0 to 1.1)	0.1 (0 to 0.8)	0.1 (0 to 0.8)	42.1
Visceral leishmaniasis	0 (0 to 0)	0 (0 to 0)	1.5 (0 to 7.1)	12.9 (0 to 77)	9.2 (0 to 51.9)	3.4 (0 to 21.4)	3.2 (0 to 21.4)	3.1 (0 to 21.4)	3.1 (0 to 21.4)	2.8 (0 to 19.2)	2 (0 to 13.6)	1.2 (0 to 8.1)	1.2 (0 to 8.1)	0.7 (0 to 5)	0.5 (0 to 3.6)	0.4 (0 to 3.1)	0.4 (0 to 3.1)	0.2 (0 to 1.6)	0.2 (0 to 1.6)	0.1 (0 to 1.1)	0.1 (0 to 0.8)	0.1 (0 to 0.8)	42.1
Cutaneous and mucocutaneous leishmaniasis	0 (0 to 0)	0 (0 to 0)	0 (0 to 0)	0 (0 to 0)	0 (0 to 0)	0 (0 to 0)	0 (0 to 0)	0 (0 to 0)	0 (0 to 0)	0 (0 to 0)	0 (0 to 0)	0 (0 to 0)	0 (0 to 0)	0 (0 to 0)	0 (0 to 0)	0 (0 to 0)	0 (0 to 0)	0 (0 to 0)	0 (0 to 0)	0 (0 to 0)	0 (0 to 0)	0 (0 to 0)	0 (0 to 0)	0
African trypanosomiasis	0 (0 to 0)	0 (0 to 0)	0 (0 to 0)	0 (0 to 0)	0 (0 to 0)	0 (0 to 0)	0 (0 to 0)	0 (0 to 0)	0 (0 to 0)	0 (0 to 0)	0 (0 to 0)	0 (0 to 0)	0 (0 to 0)	0 (0 to 0)	0 (0 to 0)	0 (0 to 0)	0 (0 to 0)	0 (0 to 0)	0 (0 to 0)	0 (0 to 0)	0 (0 to 0)	0 (0 to 0)	0 (0 to 0)	0
Schistosomiasis	0 (0 to 0)	0 (0 to 0)	0 (0 to 0)	0 (0 to 0)	0 (0 to 0)	0 (0 to 0)	0 (0 to 0)	0 (0 to 0)	0 (0 to 0)	0 (0 to 0)	0 (0 to 0)	0 (0 to 0)	0 (0 to 0)	0 (0 to 0)	0 (0 to 0)	0 (0 to 0)	0 (0 to 0)	0 (0 to 0)	0 (0 to 0)	0 (0 to 0)	0 (0 to 0)	0 (0 to 0)	0 (0 to 0)	0
Cysticercosis	0 (0 to 0)	0 (0 to 0)	0 (0 to 0)	0.3 (0 to 1.7)	0.3 (0 to 1.9)	0.1 (0 to 0.7)	0.1 (0 to 0.6)	0.1 (0 to 0.5)	0.1 (0 to 0.5)	0.1 (0 to 0.5)	0.1 (0 to 0.5)	0.1 (0 to 0.5)	0.1 (0 to 0.5)	0.1 (0 to 0.5)	0.1 (0 to 0.5)	0.1 (0 to 0.5)	0.1 (0 to 0.5)	0.1 (0 to 0.5)	0.1 (0 to 0.5)	0.1 (0 to 0.5)	0.1 (0 to 0.5)	0.1 (0 to 0.5)	0.2
Cystic echinococcosis	0 (0 to 0)	0 (0 to 0)	0 (0 to 0)	0 (0 to 0)	0 (0 to 0)	0 (0 to 0)	0 (0 to 0)	0 (0 to 0)	0 (0 to 0)	0 (0 to 0)	0 (0 to 0)	0 (0 to 0)	0 (0 to 0)	0 (0 to 0)	0 (0 to 0)	0 (0 to 0)	0 (0 to 0)	0 (0 to 0)	0 (0 to 0)	0 (0 to 0)	0 (0 to 0)	0 (0 to 0)	0 (0 to 0)	0.2
Lymphatic filariasis	0 (0 to 0)	0 (0 to 0)	0 (0 to 0)	0 (0 to 0)	0 (0 to 0)	0 (0 to 0)	0 (0 to 0)	0 (0 to 0)	0 (0 to 0)	0 (0 to 0)	0 (0 to 0)	0 (0 to 0)	0 (0 to 0)	0 (0 to 0)	0 (0 to 0)	0 (0 to 0)	0 (0 to 0)	0 (0 to 0)	0 (0 to 0)	0 (0 to 0)	0 (0 to 0)	0 (0 to 0)	0 (0 to 0)	0
Onchocerciasis	0 (0 to 0)	0 (0 to 0)	0 (0 to 0)	0 (0 to 0)	0 (0 to 0)	0 (0 to 0)	0 (0 to 0)	0 (0 to 0)	0 (0 to 0)	0 (0 to 0)	0 (0 to 0)	0 (0 to 0)	0 (0 to 0)	0 (0 to 0)	0 (0 to 0)	0 (0 to 0)	0 (0 to 0)	0 (0 to 0)	0 (0 to 0)	0 (0 to 0)	0 (0 to 0)	0 (0 to 0)	0 (0 to 0)	0
Trachoma	0 (0 to 0)	0 (0 to 0)	0 (0 to 0)	0 (0 to 0)	0 (0 to 0)	0 (0 to 0)	0 (0 to 0)	0 (0 to 0)	0 (0 to 0)	0 (0 to 0)	0 (0 to 0)	0 (0 to 0)	0 (0 to 0)	0 (0 to 0)	0 (0 to 0)	0 (0 to 0)	0 (0 to 0)	0 (0 to 0)	0 (0 to 0)	0 (0 to 0)	0 (0 to 0)	0 (0 to 0)	0 (0 to 0)	0
Dengue	0 (0 to 2)	0 (0 to 1)	4.7 (1.1 to 48.3)	14.7 (3.1 to 22.7)	6.1 (1.1 to 16)	7.9 (1.6 to 23.4)	8.2 (1.7 to 27.2)	7.9 (1.6 to 21.9)	7.2 (1.4 to 21.9)	6.4 (0.9 to 14.6)	4.9 (0.9 to 13.2)	2.8 (0.5 to 8.8)	2.8 (0.5 to 8.8)	2.6 (0.5 to 7.1)	2.5 (0.4 to 7.1)	2.4 (0.4 to 6.7)	2.4 (0.4 to 6.7)	2.3 (0.3 to 6.6)	2.2 (0.3 to 6.4)	2.1 (0.3 to 6.2)	1.9 (0.3 to 5.8)	1.8 (0.3 to 5.6)	180.9
Yellow fever	0 (0 to 0)	0 (0 to 0)	0 (0 to 0)	0 (0 to 0)	0 (0 to 0)	0 (0 to 0)	0 (0 to 0)	0 (0 to 0)	0 (0 to 0)	0 (0 to 0)	0 (0 to 0)	0 (0 to 0)	0 (0 to 0)	0 (0 to 0)	0 (0 to 0)	0 (0 to 0)	0 (0 to 0)	0 (0 to 0)	0 (0 to 0)	0 (0 to 0)	0 (0 to 0)	0 (0 to 0)	0 (0 to 0)	0
Rabies	0 (0 to 0)	0 (0 to 0)	1.9 (0.2 to 7.9)	7.4 (0.9 to 34.5)	2.9 (0.3 to 20.8)	2.7 (0.4 to 20.8)	3.4 (0.7 to 20.8)	3.6 (0.7 to 20.8)	3.5 (0.5 to 14.4)	3.3 (0.5 to 14.4)	3.1 (0.4 to 13.6)	2.9 (0.4 to 13.1)	2.7 (0.4 to 12.3)	2.5 (0.3 to 9.1)	2.1 (0.3 to 9.1)	2.1 (0.3 to 9.1)	2.1 (0.3 to 9.1)	2.1 (0.3 to 9.1)	2.1 (0.3 to 9.1)	2.1 (0.3 to 9.1)	2.1 (0.3 to 9.1)	2.1 (0.3 to 9.1)	68
Intestinal nematode infections	0 (0 to 0)	0 (0 to 0)	0.3 (0.1 to 2.3)	2.3 (0.2 to 21.1)	0.7 (0.1 to 4.5)	0.3 (0.1 to 2.8)	0.3 (0.1 to 1.6)	0.3 (0.1 to 1.5)	0.3 (0.1 to 1.5)	0.3 (0.1 to 1.4)	0.3 (0.1 to 1.4)	0.3 (0.1 to 1.4)	0.3 (0.1 to 1.4)	0.3 (0.1 to 1.4)	0.3 (0.1 to 1.4)	0.3 (0.1 to 1.4)	0.3 (0.1 to 1.4)	0.3 (0.1 to 1.4)	0.3 (0.1 to 1.4)	0.3 (0.1 to 1.4)	0.3 (0.1 to 1.4)	0.3 (0.1 to 1.4)	43.7
Ascariasis	0 (0 to 0)	0 (0 to 0)	0.2 (0 to 1.4)	1.7 (0.2 to 15.8)	0.5 (0.1 to 3.4)	0.2 (0.1 to 2.1)	0.2 (0.1 to 1.2)	0.2 (0.1

Other neoplasms	0·1 (0·0 to 0·2)	0 (0 to 0)	0·2 (0·1 to 0·4)	0·9 (0·3 to 2·2)	0·4 (0·2 to 0·8)	0·3 (0·2 to 0·5)	0·4 (0·3 to 0·7)	0·5 (0·3 to 0·8)	0·7 (0·3 to 1·3)	0·7 (0·3 to 1·3)	0·9 (0·4 to 1·6)	1·2 (0·6 to 2·2)	1·6 (0·8 to 2·7)	2·2 (1·2 to 3·9)	3 (1·6 to 5·2)	3·8 (2·0 to 6·3)	4·2 (2·2 to 7·2)	3·6 (2·0 to 5·9)	2·6 (1·3 to 4·4)	1·1 (0·4 to 2)	0·2 (0·1 to 0·4)	0 (0 to 0·1)	29·2
Medulloblastoma, medulloblastoma, and other hemangioblastoma, ependymoma, and astrocytoma	0 (0 to 0)	0·2 (0·1 to 0·5)	0·4 (0·2 to 0·9)	0·3 (0·2 to 0·6)	0·3 (0·2 to 0·5)	0·4 (0·3 to 0·7)	0·5 (0·3 to 0·7)	0·7 (0·3 to 1·2)	0·7 (0·3 to 1·3)	0·9 (0·4 to 1·6)	1·2 (0·6 to 2·2)	1·6 (0·8 to 2·7)	2·2 (1·2 to 3·9)	3 (1·6 to 5·2)	3·8 (2·0 to 6·3)	4·2 (2·2 to 7·2)	3·6 (2·0 to 5·9)	2·6 (1·3 to 4·4)	1·1 (0·4 to 2)	0·2 (0·1 to 0·4)	0 (0 to 0·1)	29·2
Meningioma and in situ intestinal neoplasms	0 (0 to 0)	0 (0 to 0)	0 (0 to 0)	0 (0 to 0)	0 (0 to 0)	0 (0 to 0)	0 (0 to 0)	0 (0 to 0)	0 (0 to 0)	0 (0 to 0)	0 (0 to 0)	0 (0 to 0)	0 (0 to 0)	0 (0 to 0)	0 (0 to 0)	0 (0 to 0)	0 (0 to 0)	0 (0 to 0)	0 (0 to 0)	0 (0 to 0)	0 (0 to 0)	0 (0 to 0)	0
Meningioma and in situ cervical and uterine neoplasms	0 (0 to 0)	0 (0 to 0)	0 (0 to 0)	0 (0 to 0)	0 (0 to 0)	0 (0 to 0)	0 (0 to 0)	0 (0 to 0)	0 (0 to 0)	0 (0 to 0)	0 (0 to 0)	0 (0 to 0)	0 (0 to 0)	0 (0 to 0)	0 (0 to 0)	0 (0 to 0)	0 (0 to 0)	0 (0 to 0)	0 (0 to 0)	0 (0 to 0)	0 (0 to 0)	0 (0 to 0)	0
Other benign and in situ neoplasms	0 (0 to 0)	0 (0 to 0)	0 (0 to 0)	0 (0 to 0)	0 (0 to 0)	0 (0 to 0)	0 (0 to 0)	0 (0 to 0)	0 (0 to 0)	0 (0 to 0)	0 (0 to 0)	0 (0 to 0)	0 (0 to 0)	0 (0 to 0)	0 (0 to 0)	0 (0 to 0)	0 (0 to 0)	0 (0 to 0)	0 (0 to 0)	0 (0 to 0)	0 (0 to 0)	0 (0 to 0)	0
Cardiovascular diseases	2·6 (1·7 to 3·6)	24·2 (11·4 to 47·4)	29·7 (17·4 to 50·3)	20·1 (11·9 to 31·5)	38·1 (24·3 to 58)	168 (104 to 267)	299 (170 to 471)	356 (203 to 560)	467 (255 to 764)	658 (362 to 1,060)	742 (411 to 1,110)	952 (544 to 1,370)	1,320 (672 to 1,760)	1,640 (1,010 to 2,140)	1,850 (1,200 to 2,430)	1,990 (1,470 to 2,530)	1,890 (1,380 to 2,460)	1,620 (1,120 to 1,990)	1,110 (820 to 1,390)	576 (428 to 711)	199 (146 to 249)	49·8 (33·6 to 60·4)	15,900
Rheumatic heart disease	0·1 (0 to 0·2)	11·8 (7·1 to 20·4)	11·8 (4·1 to 31)	7·6 (1·6 to 19·7)	19·7 (10·4 to 33·9)	71·1 (39·4 to 124)	94 (48·4 to 191)	122 (49·7 to 229)	161 (57·9 to 312)	83·9 (21·9 to 212)	84·4 (20·3 to 223)	69·2 (20·4 to 214)	49·9 (19·1 to 127)	34 (11·4 to 86·1)	22·5 (7·9 to 57·2)	16·2 (5·7 to 41·2)	12·4 (4·3 to 31·6)	9·7 (3·4 to 24·6)	7·2 (2·5 to 18·4)	4·1 (1·4 to 10·5)	2·2 (0·7 to 5·6)	1·5 (0·5 to 4·2)	1,210
Ischemic heart disease	0 (0 to 0)	0 (0 to 0)	0 (0 to 0)	0 (0 to 0)	0 (0 to 0)	44·9 (20·7 to 85)	123 (54·1 to 301)	186 (74·4 to 501)	337 (133 to 882)	334 (132 to 1,040)	470 (167 to 1,750)	626 (213 to 2,360)	894 (322 to 3,260)	1,010 (429 to 3,490)	1,105 (514 to 3,620)	1,110 (761 to 3,520)	1,040 (681 to 3,180)	878 (613 to 2,740)	623 (448 to 1,820)	322 (229 to 1,050)	113 (78·6 to 349)	27·9 (18·4 to 87·9)	9,140
Stroke	2·3 (2·0 to 4·4)	10·6 (4·1 to 23·4)	10·8 (4·5 to 21·3)	7·4 (3·4 to 12·4)	11·4 (6·4 to 19·2)	34·2 (19·1 to 57·3)	52·5 (29·7 to 86·4)	64·6 (34·4 to 99·4)	78·1 (37·3 to 133)	97·9 (43·9 to 186)	127 (50·1 to 275)	174 (70·3 to 395)	282 (117·2 to 696)	372 (211 to 932)	456 (239·1 to 1,090)	597 (372 to 1,370)	647 (377 to 1,700)	491 (285 to 1,410)	279 (161 to 1,010)	151 (87·3 to 712)	50·6 (32·3 to 174)	12·1 (7·4 to 47·9)	3,860
Ischemic stroke	0·6 (0·1 to 1·1)	0·4 (0·3 to 2·4)	2·8 (1·4 to 5·5)	3·1 (1·6 to 5·2)	4·6 (2·6 to 7·3)	7·9 (4·9 to 11·6)	10·7 (6·1 to 17)	12·3 (6·9 to 20)	14·6 (8·4 to 23·6)	19·4 (10·2 to 34·1)	19·1 (9·2 to 38·1)	28·8 (15·2 to 58)	49·1 (27·1 to 109)	71·9 (39·1 to 164)	107 (59·2 to 258)	170 (94·3 to 408)	213 (120 to 537)	269 (154 to 673)	199 (114 to 573)	103 (58·7 to 351)	39·6 (22·7 to 135)	9·6 (5·5 to 33)	1,480
Intracerebral hemorrhage	0·1 (0 to 0·2)	0·1 (0·1 to 1·6)	0·5 (0·1 to 1·8)	0·6 (0·2 to 2·5)	1·1 (0·4 to 2·9)	2·9 (1·1 to 7·6)	4·1 (1·6 to 9·8)	5·1 (2·2 to 12·4)	6·2 (2·5 to 15·3)	7·6 (2·9 to 19·7)	8·1 (2·9 to 22·1)	10·2 (3·6 to 29·1)	12·2 (4·5 to 34·5)	13·2 (5·1 to 37·8)	13·2 (5·1 to 38·2)	13·2 (5·1 to 38·2)	13·2 (5·1 to 38·2)	13·2 (5·1 to 38·2)	13·2 (5·1 to 38·2)	13·2 (5·1 to 38·2)	13·2 (5·1 to 38·2)	13·2 (5·1 to 38·2)	420
Subarachnoid hemorrhage	0·2 (0·2 to 0·2)	0·2 (0·1 to 0·1)	0·3 (0·1 to 0·9)	0·7 (0·1 to 1·9)	1·2 (0·4 to 2·7)	3·1 (1·1 to 6·4)	4·5 (1·6 to 9·2)	5·6 (2·1 to 11·6)	7·2 (2·8 to 16·2)	8·6 (3·2 to 20·7)	9·5 (3·7 to 23·7)	11·2 (4·2 to 29·1)	13·2 (5·1 to 34·7)	14·2 (5·5 to 37·8)	14·2 (5·5 to 37·8)	14·2 (5·5 to 37·8)	14·2 (5·5 to 37·8)	14·2 (5·5 to 37·8)	14·2 (5·5 to 37·8)	14·2 (5·5 to 37·8)	14·2 (5·5 to 37·8)	14·2 (5·5 to 37·8)	439
Hypertensive heart disease	0 (0 to 0)	0 (0 to 0)	0 (0 to 0)	0 (0 to 0)	0 (0 to 0)	0 (0 to 0)	0 (0 to 0)	0 (0 to 0)	0 (0 to 0)	0 (0 to 0)	0 (0 to 0)	0 (0 to 0)	0 (0 to 0)	0 (0 to 0)	0 (0 to 0)	0 (0 to 0)	0 (0 to 0)	0 (0 to 0)	0 (0 to 0)	0 (0 to 0)	0 (0 to 0)	0 (0 to 0)	0 (0 to 0)	0
Non-rheumatic valvular heart disease	0 (0 to 0)	0 (0 to 0)	0·6 (0 to 1·5)	0·6 (0 to 1·5)	0·6 (0 to 1·5)	1 (0·3 to 2·5)	1·6 (0·5 to 3·8)	1·3 (0·3 to 3·1)	2 (0·5 to 4·7)	1·1 (0·3 to 2·9)	1·1 (0·3 to 2·7)	2·3 (0·6 to 5·6)	1·6 (0·4 to 4·1)	1·6 (0·4 to 4·1)	1·6 (0·4 to 3·7)	2·2 (0·6 to 4·9)	1·5 (0·4 to 3·4)	2·6 (0·7 to 5·9)	1·5 (0·4 to 3·4)	3 (0·8 to 6·9)	1·9 (0·5 to 4·3)	0·7 (0·2 to 1·6)	29·3
Non-rheumatic calcific aortic valve disease	0 (0 to 0)	0 (0 to 0)	0 (0 to 0)	0 (0 to 0)	0 (0 to 0)	1 (0·3 to 2·3)	2 (0·4 to 3·9)	3 (0·4 to 5·7)	4 (0·5 to 8·3)	5 (0·7 to 9·4)	6 (1·0 to 11·9)	8 (1·1 to 15·7)	11 (1·7 to 21·9)	14 (2·2 to 28·3)	17 (2·7 to 35·5)	20 (3·3 to 42·3)	22 (3·5 to 47·3)	23 (3·9 to 49·8)	24 (3·9 to 52·3)	25 (4·1 to 54·3)	26 (4·2 to 56·2)	26 (4·2 to 56·2)	49·5
Non-rheumatic degenerative mitral valve disease	0 (0 to 0)	0 (0 to 0)	0 (0 to 0)	0 (0 to 0)	0 (0 to 0)	0 (0 to 1·4)	0·7 (0·2 to 1·7)	0·7 (0·2 to 1·7)	0·9 (0·2 to 2·3)	0·9 (0·2 to 2·3)	0·9 (0·2 to 2·1)	1·2 (0·3 to 2·7)	1·6 (0·4 to 3·6)	1·6 (0·4 to 3·6)	1·6 (0·4 to 3·6)	1·6 (0·4 to 3·6)	1·6 (0·4 to 3·6)	1·6 (0·4 to 3·6)	1·6 (0·4 to 3·6)	1·6 (0·4 to 3·6)	1·6 (0·4 to 3·6)	1·6 (0·4 to 3·6)	22·5
Other non-rheumatic valve diseases	0 (0 to 0)	0 (0 to 0)	0 (0 to 0)	0 (0 to 0)	0 (0 to 0)	0 (0 to 0)	0 (0 to 0)	0 (0 to 0)	0 (0 to 0)	0 (0 to 0)	0 (0 to 0)	0 (0 to 0)	0 (0 to 0)	0 (0 to 0)	0 (0 to 0)	0 (0 to 0)	0 (0 to 0)	0 (0 to 0)	0 (0 to 0)	0 (0 to 0)	0 (0 to 0)	0 (0 to 0)	0 (0 to 0)	1·3
Cardiomyopathy and myocarditis	0·2 (0·1 to 0·6)	2·4 (0·6 to 6·9)	2·6 (0·8 to 6·9)	1·8 (0·6 to 5·2)	3·2 (1·2 to 7·1)	3·2 (1·4 to 6·6)	3·2 (1·6 to 6·1)	3·2 (1·5 to 6·3)	3·2 (1·5 to 6·7)	3·2 (1·5 to 7·1)	3·2 (1·5 to 7·1)	3·2 (1·5 to 7·1)	3·2 (1·4 to 7·4)	3·2 (1·4 to 7·4)	3·2 (1·4 to 7·4)	3·2 (1·4 to 7·4)	3·2 (1·4 to 7·4)	3·2 (1·4 to 7·4)	3·2 (1·4 to 7·4)	3·2 (1·4 to 7·4)	3·2 (1·4 to 7·4)	3·2 (1·4 to 7·4)	68
Myocarditis	0·2 (0·1 to 0·6)	2·4 (0·6 to 6·9)	2·6 (0·8 to 6·9)	1·8 (0·6 to 5·2)	3·2 (1·2 to 7·1)	3·2 (1·4 to 6·6)	3·2 (1·6 to 6·1)	3·2 (1·5 to 6·3)	3·2 (1·5 to 6·7)	3·2 (1·5 to 7·1)	3·2 (1·5 to 7·1)	3·2 (1·5 to 7·1)	3·2 (1·4 to 7·4)	3·2 (1·4 to 7·4)	3·2 (1·4 to 7·4)	3·2 (1·4 to 7·4)	3·2 (1·4 to 7·4)	3·2 (1·4 to 7·4)	3·2 (1·4 to 7·4)	3·2 (1·4 to 7·4)	3·2 (1·4 to 7·4)	3·2 (1·4 to 7·4)	20·5
Alcoholic cardiomyopathy	0 (0 to 0)	0 (0 to 0)	0 (0 to 0)	0 (0 to 0)	0 (0 to 0)	0 (0 to 0)	0 (0 to 0)	0 (0 to 0)	0 (0 to 0)	0 (0 to 0)	0 (0 to 0)	0 (0 to 0)	0 (0 to 0)	0 (0 to 0)	0 (0 to 0)	0 (0 to 0)	0 (0 to 0)	0 (0 to 0)	0 (0 to 0)	0 (0 to 0)	0 (0 to 0)	0 (0 to 0)	0 (0 to 0)	17·8
Other cardiomyopathy	0·1 (0 to 0·2)	0·6 (0 to 1·5)	0·6 (0·1 to 1·5)	0·5 (0 to 1·3)	0·6 (0·1 to 1·6)	1 (0·3 to 2·5)	1·6 (0·5 to 3·8)	1·3 (0·3 to 3·1)	2 (0·5 to 4·7)	1·1 (0·3 to 2·9)	1·1 (0·3 to 2·7)	2·3 (0·6 to 5·6)	1·6 (0·4 to 4·1)	1·6 (0·4 to 4·1)	1·6 (0·4 to 3·7)	2·2 (0·6 to 4·9)	1·5 (0·4 to 3·4)	2·6 (0·7 to 5·9)	1·5 (0·4 to 3·4)	3 (0·8 to 6·9)	1·9 (0·5 to 4·3)	0·7 (0·2 to 1·6)	29·3
Atrial fibrillation and flutter	0 (0 to 0)	0 (0 to 0)	0 (0 to 0)	0 (0 to 0)	0 (0 to 0)	0 (0 to 0)	0 (0 to 0)	0 (0 to 0)	0 (0 to 0)	0 (0 to 0)	0 (0 to 0)	0 (0 to 0)	0 (0 to 0)	0 (0 to 0)	0 (0 to 0)	0 (0 to 0)	0 (0 to 0)	0 (0 to 0)	0 (0 to 0)	0 (0 to 0)	0 (0 to 0)	0 (0 to 0)	0 (0 to 0)	26·9
Aortic aneurysm	…	…	…	…	…	0·9 (0·2 to 2·1)	1·4 (0·4 to 3·1)	2·4 (0·6 to 5·1)	3·1 (1·0 to 6·5)	4·1 (1·4 to 8·7)	4·5 (1·5 to 9·5)	5·3 (1·8 to 11·4)	6·5 (2·1 to 13·4)	7·9 (2·6 to 16·4)	9·2 (3·2 to 19·1)	10·4 (3·6 to 21·5)	11·2 (3·9 to 23·2)	11·7 (4·1 to 24·2)	12·1 (4·2 to 25·1)	12·4 (4·3 to 25·6)	12·5 (4·3 to 25·9)	12·5 (4·3 to 25·9)	NA
Endocarditis	0·1 (0 to 0·4)	0·5 (0·1 to 2·3)	1·4 (0·3 to 5·1)	0·9 (0·2 to 3·5)	1·6 (0·4 to 5·9)	2·2 (0·6 to 7·1)	4·1 (1·0 to 9·6)	4·6 (1·1 to 11·1)	4·6 (1·1 to 11·6)	4·5 (1·1 to 12)	4·5 (1·1 to 12)	4·6 (1·1 to 12)	4·6 (1·1 to 12·4)	5 (1·2 to 13·4)	5·3 (1·2 to 14·3)	5·6 (1·3 to 15·1)	5·8 (1·3 to 15·6)	5·9 (1·3 to 15·9)	6 (1·3 to 16·1)	6·1 (1·3 to 16·3)	6·1 (1·3 to 16·3)	6·1 (1·3 to 16·3)	66·3
Other cardiovascular and circulatory diseases	1·2 (0·4 to 2·3)	8·4 (3·1 to 18·4)	9·8 (3·9 to 20·2)	6·2 (2·5 to 12·7)	9·3 (3·9 to 17·2)	21·1 (11·5 to 33·5)	30·9 (16·3 to 49·2)	36·6 (18·1 to 59·1)	44·7 (20·4 to 77·1)	51·1 (21·4 to 94·1)	51·6 (20·4 to 97·6)	53·1 (21·9 to 104)	52·6 (22·1 to 104)	51·9 (22·1 to 104)	50·6 (21·9 to 101)	49·1 (21·4 to 98·2)	47·2 (20·7 to 94·2)	45·1 (20·1 to 90·2)	42·8 (19·1 to 85·9)	40·3 (18·1 to 81·1)	37·6 (17·1 to 76·3)	34·8 (15·9 to 70·9)	348
Chronic respiratory diseases	2·1 (1·5 to 2·8)	37·6 (20·1 to 66·6)	29·6 (16·9 to 49·3)	27·9 (22·0 to 34·3)	37·8 (30·3 to 46·6)	78·9 (62·9 to 98·2)	98·1 (77·3 to 123)	111 (86·4 to 137)	125 (96·5 to 159)	149 (112 to 204)	172 (123 to 244)	213 (143 to 324)	254 (157 to 420)	292 (167 to 504)	330 (177 to 587)	362 (183 to 667)	388 (186 to 732)	409 (186 to 777)	424 (183 to 808)	435 (180 to 830)	442 (178 to 850)	446 (176 to 860)	6,230
Chronic obstructive pulmonary disease	0·1 (0 to 0·1)	0·4 (0·2 to 1·1)	0·4 (0·2 to 1·1)	0·4 (0·2 to 1·1)	0·5 (0·2 to 1·2)	2·1 (0·7 to 4·6)	3·5 (1·2 to 7·6)	4·2 (1·4 to 9·2)	4·9 (1·6 to 10·9)	5·6 (1·8 to 12·9)	6·1 (1·9 to 14·5)	6·8 (2·1 to 16·5)	7·5 (2·3 to 18·5)	8·2 (2·5 to 20·6)	8·8 (2·7 to 22·3)	9·4 (2·9 to 23·9)	9·9 (3·1 to 25·3)	10·4 (3·2 to 26·5)	10·8 (3·3 to 27·4)	11·1 (3·4 to 28·1)	11·3 (3·5 to 28·6)	11·4 (3·5 to 28·8)	5,840
Pneumoconiosis	0 (0 to 0)	0 (0 to 0)	0 (0 to 0)	0 (0 to 0)	0 (0 to 0)	0 (0 to 0)	0 (0 to 0)	0·2 (0 to 0·2)	0·2 (0 to 0·4)	0·2 (0 to 0·5)	0·2 (0 to 0·5)	0·3 (0 to 0·7)	0·3 (0 to 0·8)	0·4 (0 to 1·2)	0·5 (0 to 1·4)	0·6 (0 to 1·6)	0·7 (0 to 1·8)	0·8 (0 to 2·1)	0·9 (0 to 2·3)	1 (0 to 2·5)	1·1 (0 to 2·7)	1·2 (0 to 2·9)	20·5
Silicosis	0 (0 to 0)	0 (0 to 0)	0 (0 to 0)	0 (0 to 0)	0 (0 to 0)	0 (0 to 0)	0 (0 to 0)	0 (0 to 0·1)	0 (0 to 0·1)	0 (0 to 0·1)	0 (0 to 0·1)	0 (0 to 0·1)	0 (0 to 0·1)	0 (0 to 0·1)	0 (0 to 0·1)	0 (0 to 0·1)	0 (0 to 0·1)	0 (0 to 0·2)	0 (0 to 0·2)	0 (0 to 0·2)	0 (0 to 0·2)	0 (0 to 0·2)	0 (0 to 0·2)	9·9
Asbestosis	0 (0 to 0)	0 (0 to 0)	0 (0 to 0)	0 (0 to 0)	0 (0 to 0)	0 (0 to 0)	0 (0 to 0)	0 (0 to 0)	0 (0 to 0)	0 (0 to 0)	0 (0 to 0)	0 (0 to 0)	0 (0 to 0)	0 (0 to 0)	0 (0 to 0)	0 (0 to 0)	0 (0 to 0)	0 (0 to 0)	0 (0 to 0)	0 (0 to 0)	0 (0 to 0)	0 (0 to 0)	0 (0 to 0)	2·2
Coal workers pneumoconiosis	0 (0 to 0)	0 (0 to 0)	0 (0 to 0)	0 (0 to 0)	0 (0 to 0)	0 (0 to 0)	0 (0 to 0)	0 (0 to 0·1)	0 (0 to 0·1)	0 (0 to 0·1)	0 (0 to 0·1)	0 (0 to 0·2)	0 (0 to 0·2)	0 (0 to 0·2)	0 (0 to 0·2)	0 (0 to 0·2)	0 (0 to 0·2)	0 (0 to 0·2)	0 (0 to 0·2)	0 (0 to 0·2)	0 (0 to 0·2)	0 (0 to 0·2)	0 (0 to 0·2)	4·2
Other pneumoconiosis	0 (0 to 0)	0 (0 to 0)	0 (0 to 0)	0 (0 to 0)	0 (0 to 0)	0 (0 to 0)	0 (0 to 0)	0 (0 to 0·1)	0 (0 to 0·1)	0 (0 to 0·1)	0 (0 to 0·1)	0 (0 to 0·2)	0 (0 to 0·2)	0 (0 to 0·2)	0 (0 to 0·2)	0 (0 to 0·2)	0 (0 to 0·2)	0 (0 to 0·2)	0 (0 to 0·2)	0 (0 to 0·2)	0 (0 to 0·2)	0 (0 to 0·2)	0 (0 to 0·2)	4·4
Asthma	0 (0 to 0)	0 (0 to 0)	2·1 (1·0 to 3·9)	7·6 (4·7 to 11·2)	12·9 (9·1 to 17·9)	16·4 (12·7 to 21·3)	21·4 (16·2 to 27·6)	24·4 (18·2 to 32·4)	26·3 (19·1 to 35·3)	28·3 (19·9 to 38·5)	29·3 (19·3 to 40·3)	30·3 (19·3 to 42·9)	30·7 (20·6 to 47·2)	30·6 (21·7 to 47·2)	29·7 (21·7 to 45·3)	28·5 (21·7 to 43·1)	27·1 (20·7 to 41·2)	25·7 (20·1 to 39·1)	24·2 (19·1 to 37·2)	22·7 (18·2 to 35·2)	21·1 (17·3 to 33·1)	19·5 (16·3 to 30·9)	725
Interstitial lung disease and pulmonary sarcoidosis	0 (0 to 0)	0·1 (0·1 to 0·2)	0·2 (0·1 to 0·4)	0·2 (0·1 to 0·3)	0·3 (0·2 to 0·5)	0·4 (0·3 to 0·6)	0·5 (0·3 to 0·8)	0·6 (0·4 to 0·9)	0·7 (0·4 to 1·1)	0·8 (0·5 to 1·3)	0·9 (0·5 to 1·4)	1·1 (0·6 to 1·7)	1·3 (0·7 to 2·1)	1·5 (0·8 to 2·4)	1·7 (0·9 to 2·7)	1·9 (1·0 to 3·1)	2·1 (1·1 to 3·4)	2·3 (1·2 to 3·7)	2·5 (1·3 to 4·1)	2·7 (1·4 to 4·4)	2·9 (1·5 to 4·7)	3·1 (1·6 to 5·1)	68
Other chronic respiratory diseases	0·6 (0·4 to 0·9)	3·8 (2·1 to 6·2)	3·9 (2·3 to 6·2)	3·3 (2·0 to 5·1)	4·3 (2·7 to 6·5)	5·6 (3·7 to 8·1)	7·2 (4·8 to 10·4)	8·2 (5·4 to 11·9)	9·2 (6·1 to 13·4)	10·3 (6·8 to 15·1)	11·2 (7·3 to 16·6)	12·3 (7·8 to 18·4)	13·4 (8·3 to 20·5)	14·5 (8·8 to 22·6)	15·6 (9·3 to 24·8)	16·7 (9·8 to 27·1)	17·8 (10·3 to 29·4)	18·8 (10·8 to 31·6)	19·8 (11·3 to 33·8)	20·8 (11·8 to 35·9)	21·8 (12·3 to 37·9)	22·7 (12·8 to 39·8)	205
Digestive diseases	16·9 (16·1 to 18)	58 (39·6 to 153)	89·9 (61·3 to 241)	60·2 (46·1 to 82·1)	99·9 (77·7 to 139)	213 (157 to 286)	393 (277 to 541)	566 (382 to 791)	542 (349 to 1,040)	516 (316 to 1,210)	609 (316 to 1,530)	629 (270 to 1,720)	627 (260 to 1,550)	627 (260 to 1,280)	649 (321 to 1,290)	646 (321 to 1,290)	639 (321 to 1,290)	626 (292 to 1,190)	592 (292 to 1,190)	542 (268 to 1,060)	479 (268 to 1,060)	392 (188 to 1,060)	9,940
Cirrhosis and other chronic liver diseases	0 (0 to 0)	0·1 (0 to 0·1)	41·7 (19·4 to 77·2)	33·7 (15·1 to 64)	29·9 (15·1 to 51·7)	102 (51·2 to 204)	192 (90·6 to 355)	308 (140·5 to 641)	375 (153·5 to 1,040)	428 (153·5 to 1,220)	452 (152·9 to 1,360)	449 (152·9 to 1,360)	449 (151·6 to 1,360)	439 (151·6 to 1,360)	396 (151·6 to 1,360)	291 (151·6 to 1,360)	228 (151·6 to 1,360)	149 (151·6 to 1,360)	85·4 (60·2 to 241)	34·6 (20·1 to 96)	9·3 (5·6 to 27·1)	2·1 (1·2 to 6·1)	4,410
Cirrhosis and other chronic liver diseases due to hepatitis B	0 (0 to 0)	0·4 (0·1 to 1·1)	0·6 (0·2 to 1·7)	0·9 (0·3 to 2·4)	1·4 (0·5 to 3·3)	3·5 (1·4 to 7·4)	6·2 (2·3 to 13·4)	8·6 (3·2 to 19·4)	10·3 (3·7 to 24·1)	12·1 (4·2 to 29·7)	13·2 (4·4 to 33·1)	14·2 (4·4 to 36·1)	15·1 (4·4 to 38·7)	15·9 (4·4 to 41·1)	16·6 (4·4 to 43·1)	17·2 (4·4 to 44·6)	17·7 (4·4 to 45·9)	18·1 (4·4 to 46·9)	18·4 (4·4 to 47·6)	18·6 (4·4 to 48·1)	18·8 (4·4 to 48·5)	18·9 (4·4 to 48·8)	1,150
Cirrhosis and other chronic liver diseases due to hepatitis C	0 (0 to 0)	0 (0 to 0)	0·6 (0·2 to 2·1)	0·8 (0·3 to 2·3)	1·4 (0·5 to 3·3)	3·4 (1·4 to 7·4)	6·2 (2·3 to 13·4)	8·6 (3·2 to 19·4)	10·3 (3·7 to 24·1)	12·1 (4·2 to 29·7)	13·2 (4·4 to 33·1)	14·2 (4·4 to 36·1)	15·1 (4·4 to 38·7)	15·9 (4·4 to 41·1)	16·6 (4·4 to 43·1)	17·2 (4·4 to 44·6)	17·7 (4·4 to 45·9)	18·1 (4·4 to 46·9)	18·4 (4·4 to 47·6)	18·6 (4·4 to 48·1)	18·8 (4·4 to 48·5)	18·9 (4·4 to 48·8)	1,150
Cirrhosis and other chronic liver diseases due to alcohol use	0 (0 to 0)	0 (0 to 0)	0 (0 to 0)	0 (0 to 0)	0·7 (0 to 2·1)	11·6 (4·3 to 27·7)	28·8 (11·6 to 64·9)	72·4 (29·3 to 157)	109 (42·1 to 257)	133 (50·1 to 327)	153 (57·6 to 378)	167 (57·6 to 378)	177 (57·6 to 378)	187 (57·6 to 378)	196 (57·6 to 378)	204 (57·6 to 378)	211 (57·6 to 378)	217 (57·6 to 378)	222 (57·6 to 378)	226 (57·6 to 378)	229 (57·6 to 378)	231 (57·6 to 378)	232 (57·6 to 378)	1,150
Cirrhosis and other chronic liver diseases due to NAFLD	0 (0 to 0)	0 (0 to 0)	0 (0 to 0)	0 (0 to 0)	0 (0 to 0)	2·5 (0·5 to 6·5)	6·5 (1·4 to 17·4)	13·4 (3·1 to 37·3)	19·4 (4·1 to 55·2)	23·2 (4·1 to 68·2)	25·3 (4·1 to 75·5)	26·3 (4·1 to 78·2)	26·7 (4·1 to 79·4)	26·8 (4·1 to 79·4)	26·8 (4·1 to 79·4)	26·8 (4·1 to 79·4)	26·8 (4·1 to 79·4)	26·8 (4·1 to 79·4)	26·8 (4·1 to 79·4)	26·8 (4·1 to 79·4)	26·8 (4·1 to 79·4)	26·8 (4·1 to 79·4)	185
Cirrhosis and other chronic liver diseases due to other causes	0 (0 to 0)	0·1 (0 to 0·1)	40·9 (19·9 to 74·4)	33·3 (15·9 to 66·7)	27·6 (13·9 to 50·7)	99·7 (49·2 to 196)	86·2 (41·6 to 176)	90·6 (41·6 to 196)	91·6 (41·6 to 196)	92·1 (41·6 to 196)	92·4 (41·6 to 196)	92·5 (41·6 to 196)	92·6 (41·6 to 196)	92·6 (41·6 to 196)	92·6 (41·6 to 196)	92·6 (41·6 to 196)	92·6 (41·6 to 196)	92·6 (41·6 to 196)	92·6 (41·6 to 196)	92·6 (41·6 to 196)	92·6 (41·6 to 196)	92·6 (41·6 to 196)	771
Upper digestive system diseases	0 (0 to 0)	0 (0 to 0)	0 (0 to 0)	0 (0 to 0)	6·1 (3·1 to 9·7)	17·1 (9·1 to 28·3)	30·1 (17·1 to 48·3)	43·3 (25·1 to 68·3)	73·9 (40·9 to 143)	90·4 (40·9 to 239)	104 (40·9 to 239)	114 (40·9 to 239)	121 (40·9 to 239)	126 (41·6 to 239)	130 (41·6 to 239)	133 (41·6 to 239)	135 (41·6 to 239)	136 (41·6 to 239)	137 (41·6 to 239)	138 (41·6 to 239)	139 (41·6 to 239)	139 (41·6 to 239)	139 (41·6 to 239)	556
Peptic ulcer disease	0 (0 to 0)	0 (0 to 0)	0·5 (0·1 to 1·4)	1·3 (0·4 to 3·1)	2·6 (0·9 to 5·3)	5·6 (2·3 to 9·8)	9·6 (4·2 to 17·2)	13·2 (5·6 to 24·1)	17·5 (7·5 to 34·6)	21·2 (7·5 to 49·6)	23·2 (7·5 to 49·6)	24·2 (7·5 to 49·6)	24·8 (7·5 to 49·6)	25·2 (7·5 to 49·6)	25·4 (7·5 to 49·6)	25·6 (7·5 to 49·6)	25·7 (7·5 to 49·6)	25·8 (7·5 to 49·6)	25·8 (7·5 to 49·6)	25·9 (7·5 to 49·6)	25·9 (7·5 to 49·6)	25·9 (7·5 to 49·6)	483
Gastritis and duodenitis	0 (0 to 0)	0 (0 to 0)	0·6 (0·2 to 1·5)	1·5 (0·5 to 3·6)	3·2 (1·2 to 6·1)	6·6 (2·7 to 11·4)	11·4 (4·6 to 19·7)	15·6 (6·5 to 27·3)	20·7 (8·1 to 37·2)	25·1 (9·2 to 46·1)	27·4 (9·2 to 52·1)	28·7 (9·2 to 55·1)	29·4 (9·2 to 56·1)	29·8 (9·2 to 56·1)	30·1 (9·2 to 56·1)	30·3 (9·2 to 56·1)	30·4 (9·2 to 56·1)	30·5 (9·2 to 56·1)	30·6 (9·2 to 56·1)	30·6 (9·2 to 56·1)	30·6 (9·2 to 56·1)	30·6 (9·2 to 56·1)	98
Gastroesophageal reflux disease	0 (0 to 0)	0 (0 to 0)	0 (0 to 0)	0 (0 to 0)	0·7 (0·2 to 2·1)	3·1 (0·9 to 7·2)	6·5 (2·1 to 14·2)	11·1 (3·4 to 23·7)	17·4 (5·2 to 36·4)	24·7 (6·9 to 52·2)	29·2 (7·9 to 63·2)	31·1 (7·9 to 68·1)	32·1 (7·9 to 70·1)	32·7 (7·9 to 71·2)	33·1 (7·9 to 71·9)	33·4 (7·9 to 72·4)	33·6 (7·9 to 72·8)	33·7 (7·9 to 73·1)	33·8 (7·9 to 73·3)	33·9 (7·9 to 73·4)	33·9 (7·9 to 73·4)	33·9 (7·9 to 73·4)	377
Appendicitis	2·2 (1·5 to 3·2)	3·2 (1·4 to 8·9)	11·2 (7·7 to 143)	9·7 (7·1 to 17·4)	11·2 (8·3 to 24·

Congenital birth defects	867 (451 to 1,479)	264 (139 to 439)	596 (294 to 1,050)	299 (147 to 492)	88 (56 - 7 to 137)	63 (41 - 7 to 92.2)	69.2 (32.3 to 71.7)	51.5 (22 - 7 to 81)	45.2 (27.2 to 70.9)	26.6 (16.3 to 40)	29.7 (17.5 to 49.3)	24.6 (14.9 to 37.4)	10 (6.5 to 14.7)	8.2 (5.2 to 12.3)	6.8 (4.6 to 10)	4.4 (4.2 to 9.2)	4.2 (2.6 to 6.2)	1.6 (1 to 3.1)	1.1 (0.4 to 2)	0.6 (0.3 to 1.1)	0.3 (0.1 to 0.6)	0.1 (0 to 0.1)	0 (0 to 0)	2,440
Neural tube defects	192 (19.6 to 292)	19.6 (4.5 to 50.9)	35 (9.7 to 78.2)	28.4 (3.1 to 68.3)	3 (1.7 to 9.5)	2.5 (1.5 to 9.1)	2.1 (1.5 to 3.1)	2 (1.3 to 2.8)	2 (1.5 to 3.2)	1.3 (0.8 to 1.9)	1.3 (0.7 to 2.1)	0.9 (0.5 to 1.4)	0.3 (0.2 to 0.5)	0.2 (0.1 to 0.3)	0.1 (0.1 to 0.2)	0 (0 to 0)	0 (0 to 0)	0 (0 to 0)	0 (0 to 0)	0 (0 to 0)	0 (0 to 0)	0 (0 to 0)	0 (0 to 0)	0 (0 to 0)	181
Congenital heart anomalies	1,139 (139 to 671)	137 (34.1 to 249)	83 (12.5 to 410)	43 (6.5 to 209)	7 (0.7 to 36.7)	5 (0.5 to 27.1)	5 (0.6 to 11.4)	4 (0.5 to 10.2)	3 (0.7 to 46.9)	2 (0.4 to 7.2)	2 (0.3 to 10.2)	2 (0.3 to 12.4)	1 (0.2 to 4.2)	1 (0.2 to 3.2)	0 (0.1 to 2.1)	0 (0.1 to 1.2)	0 (0.1 to 1.2)	0 (0.1 to 0.4)	0 (0.1 to 0.2)	0 (0.1 to 0.3)	0 (0.1 to 0.1)	0 (0.1 to 0.1)	0 (0.1 to 0.1)	0 (0.1 to 0.1)	1,150
Orofacial clefts	7.9 (0.8 to 38)	2.2 (0.3 to 10.7)	7.5 (1.3 to 29.5)	2.6 (1.6 to 6.4)	2.9 (1.1 to 9.6)	2.5 (1.1 to 9.6)	2.6 (1.2 to 6.6)	2.9 (1.3 to 6.1)	2.9 (1.3 to 5.2)	2.2 (1.1 to 4.2)	2.2 (1.1 to 4.7)	1.7 (0.7 to 3.5)	0.6 (0.2 to 1.4)	1.3 (0.6 to 2.3)	0.6 (0.3 to 1.1)	0.6 (0.2 to 1.3)	0.6 (0.2 to 1.3)	0.3 (0.1 to 0.6)	0.1 (0.1 to 0.3)	0.1 (0 to 0.1)	0 (0 to 0.1)	0 (0 to 0.1)	0 (0 to 0)	49.6
Down syndrome	10.6 (7.7 to 30.1)	4.7 (1.1 to 12.9)	22.6 (6.6 to 57.9)	9.6 (2.7 to 22.9)	2.1 (1.1 to 4.3)	1.7 (0.9 to 3.1)	1.9 (1 to 3.5)	2.1 (1.3 to 4.3)	2.2 (1.2 to 4.6)	1.9 (0.7 to 4)	2.8 (0.9 to 6.1)	2.6 (0.9 to 5.2)	0.9 (0.3 to 2.1)	0.6 (0.2 to 1.1)	0.5 (0.2 to 1.2)	0.3 (0.1 to 1)	0.3 (0.1 to 0.8)	0.1 (0 to 0.3)	0 (0 to 0.1)	0 (0 to 0)	0 (0 to 0)	0 (0 to 0)	0 (0 to 0)	0 (0 to 0)	67.4
Turner syndrome	0 (0 to 0)	0 (0 to 0)	0 (0 to 0)	0 (0 to 0)	0 (0 to 0)	0 (0 to 0)	0 (0 to 0)	0 (0 to 0)	0 (0 to 0)

Table 2c. Ischemic stroke DALYs in upper and low arcus for males with 95% uncertainty intervals, 2019

Cause	Age-Standardized	Late Neonatal	Post Neonatal	1 to 4	5 to 9	10 to 14	15 to 19	20 to 24	25 to 29	30 to 34	35 to 39	40 to 44	45 to 49	50 to 54	55 to 59	60 to 64	65 to 69	70 to 74	75 to 79	80 to 84	85 to 89	90 to 94	95 plus	Total
All causes	27,000 (26,000 to 27,000)	2,000 (2,000 to 2,000)	10,000 (9,000 to 10,000)	7,000 (6,000 to 7,000)	6,000 (5,000 to 6,000)	5,000 (5,000 to 5,000)	6,000 (5,000 to 6,000)	8,000 (7,000 to 8,000)	10,000 (9,000 to 11,000)	12,000 (11,000 to 13,000)	14,000 (13,000 to 15,000)	17,000 (16,000 to 18,000)	21,000 (19,000 to 22,000)	27,000 (24,000 to 29,000)	34,000 (30,000 to 37,000)	41,000 (36,000 to 45,000)	47,000 (41,000 to 52,000)	52,000 (45,000 to 58,000)	55,000 (47,000 to 62,000)	54,000 (45,000 to 62,000)	49,000 (39,000 to 58,000)	37,000 (28,000 to 46,000)	1,000,000
Communicable, maternal, neonatal, and nutritional diseases	11,000 (10,000 to 12,000)	2,000 (2,000 to 2,000)	4,000 (3,000 to 5,000)	3,000 (3,000 to 4,000)	2,000 (2,000 to 3,000)	2,000 (2,000 to 2,000)	2,000 (2,000 to 3,000)	3,000 (3,000 to 4,000)	3,000 (3,000 to 4,000)	3,000 (3,000 to 4,000)	3,000 (3,000 to 4,000)	3,000 (3,000 to 4,000)	3,000 (3,000 to 4,000)	3,000 (3,000 to 4,000)	3,000 (3,000 to 4,000)	3,000 (3,000 to 4,000)	3,000 (3,000 to 4,000)	3,000 (3,000 to 4,000)	3,000 (3,000 to 4,000)	3,000 (3,000 to 4,000)	3,000 (3,000 to 4,000)	2,000 (2,000 to 3,000)	100,000
HIV/AIDS and sexually transmitted infections	1,700 (900 to 2,800)	69 (49 to 93)	140 (99 to 200)	11 (7 to 16)	2 (1 to 3)	2 (1 to 3)	28 (20 to 39)	401 (284 to 557)	1,100 (780 to 1,500)	1,900 (1,400 to 2,600)	2,400 (1,800 to 3,200)	2,800 (2,100 to 3,700)	3,000 (2,200 to 4,000)	3,000 (2,200 to 4,000)	3,000 (2,200 to 4,000)	2,900 (2,100 to 3,900)	2,600 (1,900 to 3,500)	2,200 (1,600 to 3,000)	1,800 (1,300 to 2,400)	1,400 (1,000 to 1,900)	1,000 (700 to 1,400)	600 (400 to 800)	35,000
HIV/AIDS	1,700 (900 to 2,800)	69 (49 to 93)	140 (99 to 200)	11 (7 to 16)	2 (1 to 3)	2 (1 to 3)	28 (20 to 39)	401 (284 to 557)	1,100 (780 to 1,500)	1,900 (1,400 to 2,600)	2,400 (1,800 to 3,200)	2,800 (2,100 to 3,700)	3,000 (2,200 to 4,000)	3,000 (2,200 to 4,000)	3,000 (2,200 to 4,000)	2,900 (2,100 to 3,900)	2,600 (1,900 to 3,500)	2,200 (1,600 to 3,000)	1,800 (1,300 to 2,400)	1,400 (1,000 to 1,900)	1,000 (700 to 1,400)	600 (400 to 800)	35,000
HIV/AIDS - Drug-susceptible Tuberculosis	42 (4 to 97)	19 (4 to 51)	11 (85 to 27,400)	1,400 (1 to 3,700)	3,500 (1 to 9,700)	6,100 (1 to 17,000)	6,700 (1 to 18,000)	7,100 (1 to 19,000)	7,300 (1 to 20,000)	7,400 (1 to 20,000)	7,500 (1 to 20,000)	7,500 (1 to 20,000)	7,500 (1 to 20,000)	7,500 (1 to 20,000)	7,500 (1 to 20,000)	7,500 (1 to 20,000)	7,500 (1 to 20,000)	7,500 (1 to 20,000)	7,500 (1 to 20,000)	7,500 (1 to 20,000)	7,500 (1 to 20,000)	7,500 (1 to 20,000)	160,000
HIV/AIDS - Multidrug-resistant Tuberculosis without extensive drug resistance	0 (0 to 0)	0 (0 to 0)	2,000 (0 to 5,000)	492 (0 to 1,300)	898 (0 to 2,400)	797 (0 to 2,100)	1,700 (0 to 4,500)	2,500 (0 to 6,600)	4,000 (0 to 10,000)	5,000 (0 to 13,000)	6,000 (0 to 16,000)	7,000 (0 to 18,000)	8,000 (0 to 21,000)	8,000 (0 to 21,000)	8,000 (0 to 21,000)	8,000 (0 to 21,000)	8,000 (0 to 21,000)	8,000 (0 to 21,000)	8,000 (0 to 21,000)	8,000 (0 to 21,000)	8,000 (0 to 21,000)	8,000 (0 to 21,000)	160,000
HIV/AIDS - Extensively drug-resistant Tuberculosis	0 (0 to 0)	0 (0 to 0)	0 (0 to 0)	0 (0 to 0)	0 (0 to 0)	0 (0 to 0)	0 (0 to 0)	0 (0 to 0)	0 (0 to 0)	0 (0 to 0)	0 (0 to 0)	0 (0 to 0)	0 (0 to 0)	0 (0 to 0)	0 (0 to 0)	0 (0 to 0)	0 (0 to 0)	0 (0 to 0)	0 (0 to 0)	0 (0 to 0)	0 (0 to 0)	0 (0 to 0)	0 (0 to 0)	0
HIV/AIDS resulting in other diseases	42 (4 to 97)	19 (4 to 51)	11 (85 to 27,400)	1,400 (1 to 3,700)	3,500 (1 to 9,700)	6,100 (1 to 17,000)	6,700 (1 to 18,000)	7,100 (1 to 19,000)	7,300 (1 to 20,000)	7,400 (1 to 20,000)	7,500 (1 to 20,000)	7,500 (1 to 20,000)	7,500 (1 to 20,000)	7,500 (1 to 20,000)	7,500 (1 to 20,000)	7,500 (1 to 20,000)	7,500 (1 to 20,000)	7,500 (1 to 20,000)	7,500 (1 to 20,000)	7,500 (1 to 20,000)	7,500 (1 to 20,000)	7,500 (1 to 20,000)	160,000
Sexually transmitted infections excluding HIV	1,700 (900 to 2,800)	50 (35 to 69)	130 (91 to 180)	9 (6 to 13)	1 (0 to 2)	1 (0 to 2)	9 (6 to 13)	100 (71 to 140)	270 (190 to 370)	470 (340 to 650)	600 (440 to 810)	710 (520 to 960)	770 (560 to 1,000)	770 (560 to 1,000)	770 (560 to 1,000)	750 (540 to 1,000)	670 (480 to 900)	570 (410 to 770)	460 (330 to 620)	360 (260 to 490)	260 (180 to 350)	160 (110 to 210)	9,000
Syphilis	1,700 (900 to 2,800)	50 (35 to 69)	130 (91 to 180)	9 (6 to 13)	1 (0 to 2)	1 (0 to 2)	9 (6 to 13)	100 (71 to 140)	270 (190 to 370)	470 (340 to 650)	600 (440 to 810)	710 (520 to 960)	770 (560 to 1,000)	770 (560 to 1,000)	770 (560 to 1,000)	750 (540 to 1,000)	670 (480 to 900)	570 (410 to 770)	460 (330 to 620)	360 (260 to 490)	260 (180 to 350)	160 (110 to 210)	9,000
Chlamydial infection	0 (0 to 0)	0 (0 to 0)	0 (0 to 0)	0 (0 to 0)	0 (0 to 0)	0 (0 to 0)	0 (0 to 0)	0 (0 to 0)	0 (0 to 0)	0 (0 to 0)	0 (0 to 0)	0 (0 to 0)	0 (0 to 0)	0 (0 to 0)	0 (0 to 0)	0 (0 to 0)	0 (0 to 0)	0 (0 to 0)	0 (0 to 0)	0 (0 to 0)	0 (0 to 0)	0 (0 to 0)	0 (0 to 0)	0
Gonococcal infection	0 (0 to 0)	0 (0 to 0)	0 (0 to 0)	0 (0 to 0)	0 (0 to 0)	0 (0 to 0)	0 (0 to 0)	0 (0 to 0)	0 (0 to 0)	0 (0 to 0)	0 (0 to 0)	0 (0 to 0)	0 (0 to 0)	0 (0 to 0)	0 (0 to 0)	0 (0 to 0)	0 (0 to 0)	0 (0 to 0)	0 (0 to 0)	0 (0 to 0)	0 (0 to 0)	0 (0 to 0)	0 (0 to 0)	0
Trichomoniasis	0 (0 to 0)	0 (0 to 0)	0 (0 to 0)	0 (0 to 0)	0 (0 to 0)	0 (0 to 0)	0 (0 to 0)	0 (0 to 0)	0 (0 to 0)	0 (0 to 0)	0 (0 to 0)	0 (0 to 0)	0 (0 to 0)	0 (0 to 0)	0 (0 to 0)	0 (0 to 0)	0 (0 to 0)	0 (0 to 0)	0 (0 to 0)	0 (0 to 0)	0 (0 to 0)	0 (0 to 0)	0 (0 to 0)	0
Genital herpes	0 (0 to 0)	0 (0 to 0)	0 (0 to 0)	0 (0 to 0)	0 (0 to 0)	0 (0 to 0)	0 (0 to 0)	0 (0 to 0)	0 (0 to 0)	0 (0 to 0)	0 (0 to 0)	0 (0 to 0)	0 (0 to 0)	0 (0 to 0)	0 (0 to 0)	0 (0 to 0)	0 (0 to 0)	0 (0 to 0)	0 (0 to 0)	0 (0 to 0)	0 (0 to 0)	0 (0 to 0)	0 (0 to 0)	0
Other sexually transmitted infections	0 (0 to 0)	0 (0 to 0)	0 (0 to 0)	0 (0 to 0)	0 (0 to 0)	0 (0 to 0)	0 (0 to 0)	0 (0 to 0)	0 (0 to 0)	0 (0 to 0)	0 (0 to 0)	0 (0 to 0)	0 (0 to 0)	0 (0 to 0)	0 (0 to 0)	0 (0 to 0)	0 (0 to 0)	0 (0 to 0)	0 (0 to 0)	0 (0 to 0)	0 (0 to 0)	0 (0 to 0)	0 (0 to 0)	0
Respiratory infections and tuberculosis	4,000 (3,000 to 4,000)	1,000 (1,000 to 1,000)	1,000 (1,000 to 2,000)	1,000 (1,000 to 1,000)	1,000 (1,000 to 1,000)	1,000 (1,000 to 1,000)	1,000 (1,000 to 1,000)	1,000 (1,000 to 1,000)	1,000 (1,000 to 1,000)	1,000 (1,000 to 1,000)	1,000 (1,000 to 1,000)	1,000 (1,000 to 1,000)	1,000 (1,000 to 1,000)	1,000 (1,000 to 1,000)	1,000 (1,000 to 1,000)	1,000 (1,000 to 1,000)	1,000 (1,000 to 1,000)	1,000 (1,000 to 1,000)	1,000 (1,000 to 1,000)	1,000 (1,000 to 1,000)	1,000 (1,000 to 1,000)	1,000 (1,000 to 1,000)	41,000
Tuberculosis	1,000 (1,000 to 1,000)	1,000 (1,000 to 1,000)	1,000 (1,000 to 2,000)	1,000 (1,000 to 1,000)	1,000 (1,000 to 1,000)	1,000 (1,000 to 1,000)	1,000 (1,000 to 1,000)	1,000 (1,000 to 1,000)	1,000 (1,000 to 1,000)	1,000 (1,000 to 1,000)	1,000 (1,000 to 1,000)	1,000 (1,000 to 1,000)	1,000 (1,000 to 1,000)	1,000 (1,000 to 1,000)	1,000 (1,000 to 1,000)	1,000 (1,000 to 1,000)	1,000 (1,000 to 1,000)	1,000 (1,000 to 1,000)	1,000 (1,000 to 1,000)	1,000 (1,000 to 1,000)	1,000 (1,000 to 1,000)	1,000 (1,000 to 1,000)	41,000
Latent tuberculosis infection	0 (0 to 0)	0 (0 to 0)	0 (0 to 0)	0 (0 to 0)	0 (0 to 0)	0 (0 to 0)	0 (0 to 0)	0 (0 to 0)	0 (0 to 0)	0 (0 to 0)	0 (0 to 0)	0 (0 to 0)	0 (0 to 0)	0 (0 to 0)	0 (0 to 0)	0 (0 to 0)	0 (0 to 0)	0 (0 to 0)	0 (0 to 0)	0 (0 to 0)	0 (0 to 0)	0 (0 to 0)	0 (0 to 0)	0
Drug-susceptible tuberculosis	0 (0 to 0)	0 (0 to 0)	71 (60 to 84,600)	63,900 (1 to 169,000)	53,500 (1 to 153,000)	44,000 (1 to 123,000)	53,000 (1 to 150,000)	62,000 (1 to 175,000)	68,000 (1 to 194,000)	72,000 (1 to 205,000)	74,000 (1 to 211,000)	75,000 (1 to 214,000)	76,000 (1 to 216,000)	76,000 (1 to 216,000)	76,000 (1 to 216,000)	76,000 (1 to 216,000)	76,000 (1 to 216,000)	76,000 (1 to 216,000)	76,000 (1 to 216,000)	76,000 (1 to 216,000)	76,000 (1 to 216,000)	76,000 (1 to 216,000)	1,500,000
Multidrug-resistant tuberculosis without extensive drug resistance	0 (0 to 0)	0 (0 to 0)	71 (60 to 84,600)	63,900 (1 to 169,000)	53,500 (1 to 153,000)	44,000 (1 to 123,000)	53,000 (1 to 150,000)	62,000 (1 to 175,000)	68,000 (1 to 194,000)	72,000 (1 to 205,000)	74,000 (1 to 211,000)	75,000 (1 to 214,000)	76,000 (1 to 216,000)	76,000 (1 to 216,000)	76,000 (1 to 216,000)	76,000 (1 to 216,000)	76,000 (1 to 216,000)	76,000 (1 to 216,000)	76,000 (1 to 216,000)	76,000 (1 to 216,000)	76,000 (1 to 216,000)	76,000 (1 to 216,000)	1,500,000
Extensively drug-resistant tuberculosis	0 (0 to 0)	0 (0 to 0)	0 (0 to 0)	0 (0 to 0)	0 (0 to 0)	0 (0 to 0)	0 (0 to 0)	0 (0 to 0)	0 (0 to 0)	0 (0 to 0)	0 (0 to 0)	0 (0 to 0)	0 (0 to 0)	0 (0 to 0)	0 (0 to 0)	0 (0 to 0)	0 (0 to 0)	0 (0 to 0)	0 (0 to 0)	0 (0 to 0)	0 (0 to 0)	0 (0 to 0)	0 (0 to 0)	0
Diarrheal diseases	1,000 (1,000 to 1,000)	1,000 (1,000 to 1,000)	1,000 (1,000 to 1,000)	1,000 (1,000 to 1,000)	1,000 (1,000 to 1,000)	1,000 (1,000 to 1,000)	1,000 (1,000 to 1,000)	1,000 (1,000 to 1,000)	1,000 (1,000 to 1,000)	1,000 (1,000 to 1,000)	1,000 (1,000 to 1,000)	1,000 (1,000 to 1,000)	1,000 (1,000 to 1,000)	1,000 (1,000 to 1,000)	1,000 (1,000 to 1,000)	1,000 (1,000 to 1,000)	1,000 (1,000 to 1,000)	1,000 (1,000 to 1,000)	1,000 (1,000 to 1,000)



DB Table 2a Thailand DALYS by gbcm and age groups for males with 95% uncertainty intervals, 2019

Cause	Early Neonatal	Late Neonatal	Post Neonatal	1 to 4	5 to 9	10 to 14	15 to 19	20 to 24	25 to 29	30 to 34	35 to 39	40 to 44	45 to 49	50 to 54	55 to 59	60 to 64	65 to 69	70 to 74	75 to 79	80 to 84	85 to 89	90 to 94	95 plus	Total
All causes	68,200 (62,500 to 74,000)	36,200 (27,900 to 45,000)	66,500 (50,000 to 83,000)	97,900 (64,200 to 135,000)	123,000 (109,000 to 138,000)	149,000 (123,000 to 180,000)	221,000 (183,000 to 267,000)	270,000 (226,000 to 320,000)	299,000 (246,000 to 358,000)	333,000 (272,000 to 403,000)	367,000 (298,000 to 444,000)	477,000 (384,000 to 579,000)	649,000 (521,000 to 785,000)	1,040,000 (832,000 to 1,280,000)	1,670,000 (1,320,000 to 2,060,000)	2,650,000 (2,090,000 to 3,280,000)	3,930,000 (3,090,000 to 4,880,000)	5,910,000 (4,650,000 to 7,350,000)	7,870,000 (6,210,000 to 9,800,000)	9,660,000 (7,660,000 to 12,000,000)	10,900,000 (8,650,000 to 13,600,000)	11,600,000 (9,200,000 to 14,500,000)	47,200,000 (37,400,000 to 59,000,000)
Communicable, maternal, neonatal, and nutritional diseases	52,000 (39,000 to 65,000)	26,600 (20,000 to 33,000)	27,700 (20,000 to 35,000)	39,200 (29,000 to 49,000)	23,000 (20,000 to 26,000)	20,000 (16,000 to 24,000)	28,000 (24,000 to 32,000)	38,000 (32,000 to 44,000)	48,000 (40,000 to 57,000)	61,000 (51,000 to 72,000)	78,000 (66,000 to 93,000)	127,000 (107,000 to 150,000)	210,000 (177,000 to 248,000)	360,000 (304,000 to 424,000)	620,000 (523,000 to 730,000)	1,060,000 (897,000 to 1,250,000)	1,660,000 (1,400,000 to 1,950,000)	2,560,000 (2,160,000 to 3,010,000)	3,660,000 (3,090,000 to 4,310,000)	4,810,000 (4,060,000 to 5,660,000)	5,660,000 (4,780,000 to 6,660,000)	6,060,000 (5,120,000 to 7,130,000)	1,600,000
HIV/AIDS and sexually transmitted infections	940 (782 to 1,210)	202 (165 to 257)	2,270 (1,870 to 2,900)	1,960 (1,600 to 2,500)	1,960 (1,600 to 2,500)	1,960 (1,600 to 2,500)	4,170 (3,460 to 5,320)	17,700 (14,400 to 21,900)	37,200 (30,000 to 45,200)	56,400 (46,100 to 68,500)	75,300 (61,100 to 91,500)	91,200 (74,600 to 110,000)	107,000 (89,000 to 129,000)	123,000 (103,000 to 147,000)	141,000 (118,000 to 168,000)	161,000 (135,000 to 192,000)	181,000 (151,000 to 216,000)	200,000 (167,000 to 239,000)	218,000 (181,000 to 260,000)	233,000 (194,000 to 278,000)	243,000 (202,000 to 290,000)	247,000 (206,000 to 295,000)	2,370,000
HIV/AIDS	940 (782 to 1,210)	202 (165 to 257)	2,270 (1,870 to 2,900)	1,960 (1,600 to 2,500)	1,960 (1,600 to 2,500)	1,960 (1,600 to 2,500)	4,170 (3,460 to 5,320)	17,700 (14,400 to 21,900)	37,200 (30,000 to 45,200)	56,400 (46,100 to 68,500)	75,300 (61,100 to 91,500)	91,200 (74,600 to 110,000)	107,000 (89,000 to 129,000)	123,000 (103,000 to 147,000)	141,000 (118,000 to 168,000)	161,000 (135,000 to 192,000)	181,000 (151,000 to 216,000)	200,000 (167,000 to 239,000)	218,000 (181,000 to 260,000)	233,000 (194,000 to 278,000)	243,000 (202,000 to 290,000)	247,000 (206,000 to 295,000)	2,370,000
HIV/AIDS - Drug-susceptible Tuberculosis	0 (0 to 0)	0 (0 to 0)	114 (106 to 123)	264 (197 to 339)	287 (192 to 427)	299 (171 to 518)	697 (385 to 1,270)	2,910 (1,600 to 4,640)	6,490 (3,600 to 10,200)	10,100 (5,670 to 15,600)	12,600 (7,650 to 18,400)	11,900 (7,150 to 17,400)	9,600 (5,980 to 13,900)	8,470 (5,260 to 12,000)	6,950 (4,260 to 9,860)	5,430 (3,330 to 7,660)	3,630 (2,240 to 5,060)	2,090 (1,290 to 2,900)	1,060 (655 to 1,460)	514 (318 to 708)	138 (85 to 191)	24 (14 to 33)	71,100
HIV/AIDS - Multidrug resistant Tuberculosis without extensive drug resistance	0 (0 to 0)	0 (0 to 0)	21 (19 to 23)	1 (1 to 2)	1 (1 to 2)	1 (1 to 2)	2 (1 to 3)	10 (5 to 16)	21 (11 to 33)	32 (17 to 50)	42 (23 to 65)	40 (22 to 62)	33 (18 to 51)	28 (15 to 43)	23 (13 to 36)	18 (10 to 28)	12 (7 to 19)	7 (4 to 11)	3 (2 to 5)	2 (1 to 3)	1 (0 to 1)	0 (0 to 0)	0 (0 to 0)	420
HIV/AIDS - Extensively drug-resistant Tuberculosis	0 (0 to 0)	0 (0 to 0)	0 (0 to 0)	0 (0 to 0)	0 (0 to 0)	0 (0 to 0)	0 (0 to 0)	0 (0 to 0)	0 (0 to 0)	0 (0 to 0)	0 (0 to 0)	0 (0 to 0)	0 (0 to 0)	0 (0 to 0)	0 (0 to 0)	0 (0 to 0)	0 (0 to 0)	0 (0 to 0)	0 (0 to 0)	0 (0 to 0)	0 (0 to 0)	0 (0 to 0)	0 (0 to 0)	634
HIV/AIDS resulting in other diseases	0 (0 to 0)	0 (0 to 0)	2 (2 to 2)	1,700 (1,500 to 2,000)	1,700 (1,500 to 2,000)	1,700 (1,500 to 2,000)	4,000 (3,500 to 4,700)	15,000 (13,000 to 18,000)	31,000 (27,000 to 36,000)	46,000 (40,000 to 54,000)	62,000 (54,000 to 73,000)	77,000 (67,000 to 90,000)	91,000 (79,000 to 110,000)	104,000 (90,000 to 123,000)	119,000 (103,000 to 140,000)	136,000 (118,000 to 160,000)	153,000 (132,000 to 180,000)	169,000 (146,000 to 199,000)	184,000 (159,000 to 217,000)	197,000 (170,000 to 232,000)	205,000 (177,000 to 242,000)	209,000 (180,000 to 246,000)	2,000,000
Sexually transmitted infections excluding HIV	960 (760 to 1,210)	202 (160 to 252)	254 (201 to 316)	0 (0 to 0)	0 (0 to 0)	0 (0 to 0)	0 (0 to 0)	0 (0 to 0)	0 (0 to 0)	0 (0 to 0)	0 (0 to 0)	0 (0 to 0)	0 (0 to 0)	0 (0 to 0)	0 (0 to 0)	0 (0 to 0)	0 (0 to 0)	0 (0 to 0)	0 (0 to 0)	0 (0 to 0)	0 (0 to 0)	0 (0 to 0)	0 (0 to 0)	1,600
Syphilis	960 (760 to 1,210)	202 (160 to 252)	254 (201 to 316)	0 (0 to 0)	0 (0 to 0)	0 (0 to 0)	0 (0 to 0)	0 (0 to 0)	0 (0 to 0)	0 (0 to 0)	0 (0 to 0)	0 (0 to 0)	0 (0 to 0)	0 (0 to 0)	0 (0 to 0)	0 (0 to 0)	0 (0 to 0)	0 (0 to 0)	0 (0 to 0)	0 (0 to 0)	0 (0 to 0)	0 (0 to 0)	0 (0 to 0)	1,600
Chlamydial infection	0 (0 to 0)	0 (0 to 0)	0 (0 to 0)	0 (0 to 0)	0 (0 to 0)	0 (0 to 0)	0 (0 to 0)	0 (0 to 0)	0 (0 to 0)	0 (0 to 0)	0 (0 to 0)	0 (0 to 0)	0 (0 to 0)	0 (0 to 0)	0 (0 to 0)	0 (0 to 0)	0 (0 to 0)	0 (0 to 0)	0 (0 to 0)	0 (0 to 0)	0 (0 to 0)	0 (0 to 0)	0 (0 to 0)	0
Gonococcal infection	0 (0 to 0)	0 (0 to 0)	0 (0 to 0)	0 (0 to 0)	0 (0 to 0)	0 (0 to 0)	0 (0 to 0)	0 (0 to 0)	0 (0 to 0)	0 (0 to 0)	0 (0 to 0)	0 (0 to 0)	0 (0 to 0)	0 (0 to 0)	0 (0 to 0)	0 (0 to 0)	0 (0 to 0)	0 (0 to 0)	0 (0 to 0)	0 (0 to 0)	0 (0 to 0)	0 (0 to 0)	0 (0 to 0)	0
Trichomoniasis	0 (0 to 0)	0 (0 to 0)	0 (0 to 0)	0 (0 to 0)	0 (0 to 0)	0 (0 to 0)	0 (0 to 0)	0 (0 to 0)	0 (0 to 0)	0 (0 to 0)	0 (0 to 0)	0 (0 to 0)	0 (0 to 0)	0 (0 to 0)	0 (0 to 0)	0 (0 to 0)	0 (0 to 0)	0 (0 to 0)	0 (0 to 0)	0 (0 to 0)	0 (0 to 0)	0 (0 to 0)	0 (0 to 0)	0
Genital herpes	0 (0 to 0)	0 (0 to 0)	0 (0 to 0)	0 (0 to 0)	0 (0 to 0)	0 (0 to 0)	0 (0 to 0)	0 (0 to 0)	0 (0 to 0)	0 (0 to 0)	0 (0 to 0)	0 (0 to 0)	0 (0 to 0)	0 (0 to 0)	0 (0 to 0)	0 (0 to 0)	0 (0 to 0)	0 (0 to 0)	0 (0 to 0)	0 (0 to 0)	0 (0 to 0)	0 (0 to 0)	0 (0 to 0)	0
Other sexually transmitted infections	4.6 (3.8 to 5.6)	0.3 (0.2 to 0.4)	0.3 (0.2 to 0.4)	0 (0 to 0)	0 (0 to 0)	0 (0 to 0)	0 (0 to 0)	0 (0 to 0)	0 (0 to 0)	0 (0 to 0)	0 (0 to 0)	0 (0 to 0)	0 (0 to 0)	0 (0 to 0)	0 (0 to 0)	0 (0 to 0)	0 (0 to 0)	0 (0 to 0)	0 (0 to 0)	0 (0 to 0)	0 (0 to 0)	0 (0 to 0)	0 (0 to 0)	1,600
Respiratory infections and tuberculosis	1,920 (920 to 3,500)	2,210 (1,300 to 3,600)	11,600 (6,900 to 17,700)	6,420 (3,900 to 9,670)	2,180 (1,600 to 2,900)	2,600 (1,900 to 3,500)	7,900 (6,000 to 10,200)	12,200 (8,770 to 16,200)	14,600 (10,300 to 19,700)	18,000 (13,200 to 24,100)	23,200 (16,600 to 30,800)	31,000 (22,200 to 41,600)	37,000 (26,600 to 49,600)	44,300 (32,700 to 59,000)	56,600 (41,600 to 75,000)	72,000 (53,000 to 95,000)	92,000 (68,000 to 120,000)	114,000 (84,000 to 150,000)	134,000 (99,000 to 176,000)	150,000 (111,000 to 196,000)	159,000 (118,000 to 208,000)	161,000 (120,000 to 210,000)	620,000
Tuberculosis	0 (0 to 0)	0 (0 to 0)	225 (191 to 262)	361 (302 to 427)	432 (361 to 512)	336 (281 to 398)	378 (316 to 447)	1,400 (1,170 to 1,660)	2,240 (1,870 to 2,650)	2,790 (2,330 to 3,300)	3,600 (3,010 to 4,260)	5,260 (4,390 to 6,220)	6,710 (5,600 to 7,940)	8,660 (7,230 to 10,200)	9,930 (8,290 to 11,800)	11,900 (9,930 to 14,100)	14,000 (11,700 to 16,600)	11,700 (9,770 to 13,900)	9,430 (7,870 to 11,200)	6,540 (5,460 to 7,750)	2,130 (1,780 to 2,530)	570 (476 to 676)	76,271
Latent tuberculosis infection	0 (0 to 0)	0 (0 to 0)	0 (0 to 0)	0 (0 to 0)	0 (0 to 0)	0 (0 to 0)	0 (0 to 0)	0 (0 to 0)	0 (0 to 0)	0 (0 to 0)	0 (0 to 0)	0 (0 to 0)	0 (0 to 0)	0 (0 to 0)	0 (0 to 0)	0 (0 to 0)	0 (0 to 0)	0 (0 to 0)	0 (0 to 0)	0 (0 to 0)	0 (0 to 0)	0 (0 to 0)	0 (0 to 0)	0
Active tuberculosis	0 (0 to 0)	0 (0 to 0)	225 (191 to 262)	361 (302 to 427)	432 (361 to 512)	336 (281 to 398)	378 (316 to 447)	1,400 (1,170 to 1,660)	2,240 (1,870 to 2,650)	2,790 (2,330 to 3,300)	3,600 (3,010 to 4,260)	5,260 (4,390 to 6,220)	6,710 (5,600 to 7,940)	8,660 (7,230 to 10,200)	9,930 (8,290 to 11,800)	11,900 (9,930 to 14,100)	14,000 (11,700 to 16,600)	11,700 (9,770 to 13,900)	9,430 (7,870 to 11,200)	6,540 (5,460 to 7,750)	2,130 (1,780 to 2,530)	570 (476 to 676)	76,271
Diarrheal diseases	1,510 (811 to 2,720)	1,420 (1,000 to 1,900)	6,440 (4,600 to 8,600)	6,270 (4,500 to 8,500)	6,390 (4,700 to 8,700)	6,420 (4,700 to 8,700)	5,530 (4,000 to 7,500)	6,490 (4,600 to 8,800)	6,810 (4,800 to 9,200)	5,160 (3,600 to 7,000)	5,290 (3,700 to 7,200)	6,840 (4,800 to 9,300)	6,990 (4,900 to 9,500)	6,180 (4,300 to 8,400)	6,300 (4,400 to 8,500)	6,300 (4,400 to 8,500)	6,780 (4,700 to 9,200)	7,060 (4,900 to 9,600)	6,540 (4,500 to 8,900)	5,940 (4,100 to 8,100)	4,540 (3,100 to 6,200)	2,090 (1,400 to 2,900)	140,200
Typhoid and paratyphoid	0 (0 to 0)	0 (0 to 0)	0 (0 to 0)	0 (0 to 0)	0 (0 to 0)	0 (0 to 0)	0 (0 to 0)	0 (0 to 0)	0 (0 to 0)	0 (0 to 0)	0 (0 to 0)	0 (0 to 0)	0 (0 to 0)	0 (0 to 0)	0 (0 to 0)	0 (0 to 0)	0 (0 to 0)	0 (0 to 0)	0 (0 to 0)	0 (0 to 0)	0 (0 to 0)	0 (0 to 0)	0 (0 to 0)	0
Typhoid fever	0 (0 to 0)	0 (0 to 0)	0 (0 to 0)	0 (0 to 0)	0 (0 to 0)	0 (0 to 0)	0 (0 to 0)	0 (0 to 0)	0 (0 to 0)	0 (0 to 0)	0 (0 to 0)	0 (0 to 0)	0 (0 to 0)	0 (0 to 0)	0 (0 to 0)	0 (0 to 0)	0 (0 to 0)	0 (0 to 0)	0 (0 to 0)	0 (0 to 0)	0 (0 to 0)	0 (0 to 0)	0 (0 to 0)	0
Paratyphoid fever	0 (0 to 0)	0 (0 to 0)	0 (0 to 0)	0 (0 to 0)	0 (0 to 0)	0 (0 to 0)	0 (0 to 0)	0 (0 to 0)	0 (0 to 0)	0 (0 to 0)	0 (0 to 0)	0 (0 to 0)	0 (0 to 0)	0 (0 to 0)	0 (0 to 0)	0 (0 to 0)	0 (0 to 0)	0 (0 to 0)	0 (0 to 0)	0 (0 to 0)	0 (0 to 0)	0 (0 to 0)	0 (0 to 0)	0
Invasive Non-typhoidal Salmonellosis (iNTS)	0 (0 to 0)	11.8 (8.4 to 17.8)	139 (98 to 202)	583 (414 to 820)	429 (305 to 602)	337 (239 to 473)	240 (171 to 337)	197 (140 to 276)	164 (117 to 230)	142 (101 to 199)	127 (90 to 178)	124 (88 to 174)	116 (82 to 163)	105 (74 to 147)	95 (67 to 133)	85 (60 to 119)	77 (54 to 107)	68 (48 to 95)	59 (42 to 83)	49 (34 to 68)	39 (27 to 54)	29 (20 to 40)	21 (15 to 29)	3,270
Other intestinal infectious diseases	0 (0 to 0)	0 (0 to 0)	6.7 (2.9 to 13.2)	14.0 (6.1 to 27.5)	11.1 (5.0 to 21.9)	9.2 (4.2 to 18.2)	6.4 (2.9 to 12.7)	6.4 (2.9 to 12.7)	6.1 (2.8 to 12.1)	6.3 (2.9 to 12.4)	6.5 (3.0 to 12.8)	7.6 (3.5 to 15.0)	8.1 (3.7 to 16.0)	8.6 (3.9 to 17.0)	9.1 (4.2 to 18.0)	9.6 (4.4 to 19.0)	10.0 (4.6 to 19.8)	10.4 (4.8 to 20.5)	10.7 (4.9 to 21.1)	10.9 (5.0 to 21.5)	11.0 (5.1 to 21.7)	11.0 (5.1 to 21.8)	122
Neglected tropical diseases and malaria	0 (0 to 0)	33.7 (13.0 to 70.0)	268.0 (103.0 to 557.0)	1,800 (693 to 3,740)	1,800 (693 to 3,740)	1,800 (693 to 3,740)	960 (369 to 1,990)	420 (162 to 872)	1,790 (689 to 3,720)	420 (162 to 872)	1,790 (689 to 3,720)	420 (162 to 872)	1,790 (689 to 3,720)	1,220 (469 to 2,540)	420 (162 to 872)	1,140 (439 to 2,370)	420 (162 to 872)	1,090 (419 to 2,260)	420 (162 to 872)	1,040 (399 to 2,160)	420 (162 to 872)	1,000 (384 to 2,080)	420 (162 to 872)	27,300
Malaria	0 (0 to 0)	0.3 (0.1 to 0.9)	1.9 (1.0 to 3.5)	27.5 (14.1 to 51.4)	7.0 (3.5 to 13.1)	5.2 (2.6 to 9.8)	4.0 (2.0 to 7.5)	3.5 (1.7 to 6.6)	3.2 (1.6 to 6.0)	2.9 (1.4 to 5.4)	2.7 (1.3 to 5.1)	2.5 (1.2 to 4.7)	2.3 (1.1 to 4.4)	2.2 (1.1 to 4.1)	2.1 (1.0 to 3.9)	2.0 (1.0 to 3.8)	1.9 (0.9 to 3.6)	1.8 (0.9 to 3.4)	1.7 (0.8 to 3.2)	1.6 (0.8 to 3.1)	1.6 (0.8 to 3.0)	1.6 (0.8 to 3.0)	299
Chagas disease	0 (0 to 0)	0 (0 to 0)	0 (0 to 0)	0 (0 to 0)	0 (0 to 0)	0 (0 to 0)	0 (0 to 0)	0 (0 to 0)	0 (0 to 0)	0 (0 to 0)	0 (0 to 0)	0 (0 to 0)	0 (0 to 0)	0 (0 to 0)	0 (0 to 0)	0 (0 to 0)	0 (0 to 0)	0 (0 to 0)	0 (0 to 0)	0 (0 to 0)	0 (0 to 0)	0 (0 to 0)	0 (0 to 0)	0
Leishmaniasis	0 (0 to 0)	0 (0 to 0)	0.1 (0 to 0.1)	0.4 (0.1 to 0.9)	0.4 (0.1 to 0.9)	0.3 (0.1 to 0.8)	0.2 (0.1 to 0.6)	0.2 (0.1 to 0.5)	0.2 (0.1 to 0.5)	0.2 (0.1 to 0.5)	0.2 (0.1 to 0.5)	0.2 (0.1 to 0.5)	0.2 (0.1 to 0.5)	0.2 (0.1 to 0.5)	0.2 (0.1 to 0.5)	0.2 (0.1 to 0.5)	0.2 (0.1 to 0.5)	0.2 (0.1 to 0.5)	0.2 (0.1 to 0.5)	0.2 (0.1 to 0.5)	0.2 (0.1 to 0.5)	0.2 (0.1 to 0.5)	47.6
Visceral leishmaniasis	0 (0 to 0)	0 (0 to 0)	0.1 (0 to 0.1)	0.4 (0.1 to 0.9)	0.4 (0.1 to 0.9)	0.3 (0.1 to 0.8)	0.2 (0.1 to 0.6)	0.2 (0.1 to 0.5)	0.2 (0.1 to 0.5)	0.2 (0.1 to 0.5)	0.2 (0.1 to 0.5)	0.2 (0.1 to 0.5)	0.2 (0.1 to 0.5)	0.2 (0.1 to 0.5)	0.2 (0.1 to 0.5)	0.2 (0.1 to 0.5)	0.2 (0.1 to 0.5)	0.2 (0.1 to 0.5)	0.2 (0.1 to 0.5)	0.2 (0.1 to 0.5)	0.2 (0.1 to 0.5)	0.2 (0.1 to 0.5)	47.6
Cutaneous and mucocutaneous leishmaniasis	0 (0 to 0)	0 (0 to 0)	0 (0 to 0)	0 (0 to 0)	0 (0 to 0)	0 (0 to 0)	0 (0 to 0)	0 (0 to 0)	0 (0 to 0)	0 (0 to 0)	0 (0 to 0)	0 (0 to 0)	0 (0 to 0)	0 (0 to 0)	0 (0 to 0)	0 (0 to 0)	0 (0 to 0)	0 (0 to 0)	0 (0 to 0)	0 (0 to 0)	0 (0 to 0)	0 (0 to 0)	0 (0 to 0)	0
African trypanosomiasis	0 (0 to 0)	0 (0 to 0)	0 (0 to 0)	0 (0 to 0)	0 (0 to 0)	0 (0 to 0)	0 (0 to 0)	0 (0 to 0)	0 (0 to 0)	0 (0 to 0)	0 (0 to 0)	0 (0 to 0)	0 (0 to 0)	0 (0 to 0)	0 (0 to 0)	0 (0 to 0)	0 (0 to 0)	0 (0 to 0)	0 (0 to 0)	0 (0 to 0)	0 (0 to 0)	0 (0 to 0)	0 (0 to 0)	0
Schistosomiasis	0 (0 to 0)	0 (0 to 0)	0 (0 to 0)	0 (0 to 0)	0 (0 to 0)	0 (0 to 0)	0 (0 to 0)	0 (0 to 0)	0 (0 to 0)	0 (0 to 0)	0 (0 to 0)	0 (0 to 0)	0 (0 to 0)	0 (0 to 0)	0 (0 to 0)	0 (0 to 0)	0 (0 to 0)	0 (0 to 0)	0 (0 to 0)	0 (0 to 0)	0 (0 to 0)	0 (0 to 0)	0 (0 to 0)	0
Cysticercosis	0 (0 to 0)	0 (0 to 0)	0 (0 to 0)	0.5 (0.1 to 1.1)	0.5 (0.2 to 1.2)	0.5 (0.2 to 1.2)	1.2 (0.5 to 2.6)	2.0 (0.9 to 4.3)	2.6 (1.2 to 5.5)	3.1 (1.4 to 6.5)	3.5 (1.6 to 7.3)	3.8 (1.7 to 7.9)	4.0 (1.8 to 8.3)	4.2 (1.9 to 8.7)	4.3 (2.0 to 8.9)	4.4 (2.0 to 9.1)	4.5 (2.1 to 9.3)	4.6 (2.1 to 9.5)	4.6 (2.1 to 9.6)	4.6 (2.1 to 9.6)	4.6 (2.1 to 9.6)	4.6 (2.1 to 9.6)	0
Cystic echinococcosis	0 (0 to 0)	0 (0 to 0)	0.7 (0.3 to 1.4)	2 (0.7 to 4.1)	2.7 (1.0 to 5.6)	2.7 (1.0 to 5.6)	6.2 (2.4 to 12.9)	6.4 (2.5 to 13.1)	6.3 (2.5 to 13.1)	6.3 (2.5 to 13.1)	6.3 (2.5 to 13.1)	7.7 (3.0 to 15.9)	8.5 (3.4 to 17.6)	7.5 (2.9 to 15.5)	7.5 (2.9 to 15.5)	7.6 (2.9 to 15.6)	7.7 (3.0 to 15.9)	7.7 (3.0 to 15.9)	7.7 (3.0 to 15.9)	7.7 (3.0 to 15.9)	7.7 (3.0 to 15.9)	7.7 (3.0 to 15.9)	60.6
Lymphatic filariasis	0 (0 to 0)	0 (0 to 0)	0 (0 to 0)	0 (0 to 0)	0 (0 to 0)	0 (0 to 0)	0 (0 to 0)	0 (0 to 0)	0 (0 to 0)	0 (0 to 0)	0 (0 to 0)	0 (0 to 0)	0 (0 to 0)	0 (0 to 0)	0 (0 to 0)	0 (0 to 0)	0 (0 to 0)	0 (0 to 0)	0 (0 to 0)	0 (0 to 0)	0 (0 to 0)	0 (0 to 0)	0 (0 to 0)	0
Onchocerciasis	0 (0 to 0)	0 (0 to 0)	0 (0 to 0)	0 (0 to 0)	0 (0 to 0)	0 (0 to 0)	0 (0 to 0)	0 (0 to 0)	0 (0 to 0)	0 (0 to 0)	0 (0 to 0)	0 (0 to 0)	0 (0 to 0)	0 (0 to 0)	0 (0 to 0)	0 (0 to 0)	0 (0 to 0)	0 (0 to 0)	0 (0 to 0)	0 (0 to 0)	0 (0 to 0)	0 (0 to 0)	0 (0 to 0)	0
Trachoma	0 (0 to 0)	0 (0 to 0)	0 (0 to 0)	0 (0 to 0)	0 (0 to 0)	0 (0 to 0)	0 (0 to 0)	0 (0 to 0)	0 (0 to 0)	0 (0 to 0)	0 (0 to 0)	0 (0 to 0)	0 (0 to 0)	0 (0 to 0)	0 (0 to 0)	0 (0 to 0)	0 (0 to 0)	0 (0 to 0)	0 (0 to 0)	0 (0 to 0)	0 (0 to 0)	0 (0 to 0)	0 (0 to 0)	0
Dengue	0 (0 to 0)	10.4 (1.6 to 23.8)	182 (29 to 420)	871 (229 to 2,040)	1,880 (328 to 5,060)	919 (321 to 1,960)	796 (329 to 1,710)	551 (210 to 1,200)	1,200 (270 to 2,990)	926 (245 to 1,990)	720 (242 to 1,760)	1,040 (242 to 1,760)	1,200 (216 to 1,730)	1,200 (182 to 1,960)	1,200 (182 to 1,730)	1,200 (182 to 1,730)	1,200 (182 to 1,730)	1,200 (182 to 1,730)	1,200 (182 to 1,730)	1,200 (182 to 1,730)	1,200 (182 to 1,730)	1,200 (182 to 1,730)	1,200 (182 to 1,730)	9,610
Yellow fever	0 (0 to 0)	0 (0 to 0)	0 (0 to 0)	0 (0 to 0)	0 (0 to 0)	0 (0 to 0)	0 (0 to 0)	0 (0 to 0)	0 (0 to 0)	0 (0 to 0)	0 (0 to 0)	0 (0 to 0)	0 (0 to 0)	0 (0 to 0)	0 (0 to 0)	0 (0 to 0)	0 (0 to 0)	0 (0 to 0)	0 (0 to 0)	0 (0 to 0)	0 (0 to 0)	0 (0 to 0)	0 (0 to 0)	0
Rabies	0 (0 to 0)	0 (0 to 0)	0.1 (0 to 0.1)	0.5 (0.1 to 1.1)	0.5 (0.1 to 1.1)	0.5 (0.1 to 1.1)	0.4 (0.1 to 0.9)	0.4 (0.1 to 0.9)	0.4 (0.1 to 0.9)	0.4 (0.1 to 0.9)	0.4 (0.1 to 0.9)	0.4 (0.1 to 0.9)	0.4 (0.1 to 0.9)	0.4 (0.1 to 0.9)	0.4 (0.1 to 0.9)	0.4 (0.1 to 0.9)	0.4 (0.1 to 0.9)	0.4 (0.1 to 0.9)	0.4 (0.1 to 0.9)	0.4 (0.1 to 0.9)	0.4 (0.1 to 0.9)	0.4 (0.1 to 0.9)	189
Intestinal nematode infections	0 (0 to 0)	0 (0 to 0)	1 (0 to 1)	29 (7 to 72)	69 (16 to 154)	52 (12 to 116)	18 (4 to 41)	11 (3 to 25)	10 (3 to 23)	9 (3 to 21)	8 (3 to 19)	7 (2 to 17)	6 (2 to 15)	5 (2 to 13)	5 (2 to 12)	4 (2 to 11)	4 (2 to 10)	3 (2 to 9)	3 (2 to 8)	3 (2 to 8)	3 (2 to 8)	3 (2 to 8)	3 (2 to 8)	1,110
Ascariasis	0 (0 to 0)	0 (0 to 0)	0 (0 to 0)	29 (7 to 72)	69 (16 to 154)	52 (12 to 116)	18 (4 to 41)	11 (3 to 25)	10 (3 to 23)	9 (3 to 21)	8 (3 to 19)	7 (2 to 17)	6 (2 to 15)	5 (2 to 13)	5 (2 to 12)	4 (2 to 11)	4 (2 to 10)	3 (2 to 9)	3 (2 to 8)	3 (2 to 8)	3 (2 to 8)	3 (2 to 8)	3 (2 to 8)	1,110
Trichuriasis	0 (0 to 0)	0 (0 to 0)	0 (0 to 0)	0 (0 to 0)	0 (0 to 0)	0 (0 to 0)	0 (0 to 0)	0 (0 to 0)	0 (0 to 0)	0 (0 to 0)	0 (0 to 0)	0 (0 to 0)	0 (0 to 0)	0 (0 to 0)	0 (0 to 0)	0 (0 to 0)	0 (0 to 0)	0 (0 to 0)	0 (0 to 0)	0 (0 to 0)	0 (0 to 0)	0 (0 to 0)	0 (0 to 0)	0
Hookworm disease	0 (0 to 0)	0 (0 to 0)	0 (0 to 0)	0 (0 to 0)	0 (0 to 0)	0 (0 to 0)	0 (0 to 0)	0 (0 to 0)	0 (0 to 0)	0 (0 to 0)	0 (0 to 0)	0 (0 to 0)	0 (0 to 0)	0 (0 to 0)	0 (0 to 0)	0 (0 to 0)	0 (0 to 0)	0 (0 to 0)	0 (0 to 0)	0 (0 to 0)	0 (0 to 0)	0 (0 to 0)	0 (0 to 0)	0
Food-borne trematodiases	0 (0 to 0)	0 (0 to 0)	0.5 (0.2 to 1.1)	1.1 (0.4 to 2.4)	0.9 (0.3 to 2.1)	0.7 (0.3 to 1.6)	0.5 (0.2 to 1.2)	0.5 (0.2 to 1.2)	0.5 (0.2 to 1.2)	0.5 (0.2 to 1.2)	0.5 (0.2 to 1.2)	0.5 (0.2 to 1.2)	0.5 (0.2 to 1.2)	0.5 (0.2 to 1.2)	0.5 (0.2 to 1.2)	0.5 (0.2 to 1.2)	0.5 (0.2 to 1.2)	0.5 (0.2 to 1.2)	0.5 (0.2 to 1.2)	0.5 (0.2 to 1.2)	0.5 (0.2 to 1.2)	0.5 (0.2 to 1.2)	5,200
Leprosy	0 (0 to 0)	0 (0 to 0)	0 (0 to 0)	0 (0 to 0)	0 (0 to 0)	0 (0 to 0)	0.4 (0.2 to 1.1)	0.7 (0.3 to 1.7)	0.6 (0.3 to 1.5)	0.6 (0.3 to 1.5)	0.6 (0.3 to 1.5)	0.6 (0.3 to 1.5)	0.6 (0.3 to 1.5)	0.6 (0.3 to 1.5)	0.6 (0.3 to 1.5)	0.6 (0.3 to 1.5)	0.6 (0.3 to 1.5)	0.6 (0.3 to 1.5)	0.6 (0.3 to 1.5)	0.6 (0.3 to 1.5)	0.6 (0.3 to 1.5)	0.6 (0.3 to 1.5)	39.3
Ebola	0 (0 to 0)	0 (0 to 0)	0 (0 to 0)	0 (0 to 0)	0 (0 to 0)	0 (0 to 0)	0 (0 to 0)	0 (0 to 0)	0 (0 to 0)	0 (0 to 0)	0 (0 to 0)	0 (0 to 0)	0 (0 to 0)	0 (0 to 0)	0 (0 to 0)	0 (0 to 0)	0 (0 to 0)	0 (0 to 0)	0 (0 to 0)	0 (0 to 0)	0 (0 to 0)	0 (0 to 0)	0 (0 to 0)	0
Zika virus	0 (0 to 0)	0 (0 to 0)	0 (0 to 0)	0 (0 to 0)	0 (0 to 0)	0 (0 to 0)	0 (0 to 0)	0 (0 to 0)	0 (0 to 0)	0 (0 to 0)	0 (0 to 0)	0 (0 to 0)	0 (0 to 0)	0 (0 to 0)	0 (0 to 0)	0 (0 to 0)	0 (0 to 0)	0 (0 to 0)	0 (0 to 0)	0 (0 to 0)	0 (0 to 0)	0 (0 to 0)	0 (0 to 0)	0
Guinea worm disease	0 (0 to 0)	0 (0 to 0)	0 (0 to 0)	0 (0 to 0)	0 (0 to 0)	0 (0 to 0)	0 (0 to 0)	0 (0 to 0)	0 (0 to 0)	0 (0 to 0)	0 (0 to 0)	0 (0 to 0)	0 (0 to 0)	0 (0 to 0)



Other transport injuries	6 d (0 to 17 y)	7 (0 to 16 y)	10 (26.7 to 67 y)	266 (153 to 398)	629 (389 to 909)	676 (519 to 1,486)	4,290 (3,373 to 7,395)	6,996 (5,389 to 10,186)	6,710 (5,206 to 9,075)	6,209 (2,995 to 9,490)	4,708 (2,670 to 8,048)	3,962 (2,320 to 6,483)	3,650 (1,950 to 6,633)	2,139 (1,600 to 3,150)	2,489 (1,980 to 3,356)	1,910 (1,160 to 2,998)	1,288 (929 to 2,158)	898 (536 to 1,539)	632 (348 to 926)	283 (167 to 481)	113 (79.4 to 209)	63.7 (36.4 to 92.1)	24.1 (11 to 62.5)	45,600
Unintentional injuries	269 (183 to 446)	429 (247 to 766)	3,400 (2,200 to 5,990)	14,600 (7,900 to 23,400)	22,700 (11,900 to 39,100)	19,200 (10,900 to 33,600)	39,000 (24,500 to 59,200)	46,200 (34,500 to 61,100)	47,400 (39,900 to 58,200)	56,200 (43,900 to 71,100)	47,800 (47,100 to 49,300)	49,300 (45,200 to 77,700)	53,600 (45,600 to 70,600)	50,300 (37,900 to 65,600)	44,800 (33,900 to 58,700)	39,900 (29,400 to 55,300)	29,000 (20,200 to 38,900)	27,900 (15,800 to 44,000)	13,900 (7,300 to 24,900)	10,100 (7,000 to 13,700)	5,070 (3,170 to 7,930)	2,670 (1,990 to 3,200)	1,040 (764 to 1,410)	644,000
Falls	31.2 (14.1 to 69.6)	37.6 (19.1 to 78.9)	269 (122 to 549)	1,960 (926 to 1,960)	1,810 (1,070 to 2,420)	2,000 (1,410 to 3,210)	7,090 (4,650 to 10,300)	11,000 (7,900 to 15,000)	10,300 (8,300 to 13,700)	14,600 (11,200 to 17,400)	19,600 (13,900 to 31,100)	20,700 (15,900 to 27,600)	20,500 (11,100 to 27,200)	22,900 (16,700 to 30,500)	21,900 (15,900 to 29,600)	20,800 (14,900 to 28,300)	16,200 (11,600 to 20,200)	13,900 (9,100 to 19,400)	8,090 (5,220 to 12,300)	6,090 (4,510 to 7,620)	3,290 (2,380 to 4,500)	1,520 (1,120 to 1,960)	600 (411 to 856)	226,000
Drowning	59.6 (34.2 to 139)	61.6 (106 to 106)	704 (342 to 2,020)	11,400 (4,900 to 11,400)	10,700 (5,500 to 20,100)	10,600 (5,700 to 20,600)	13,100 (7,200 to 25,000)	13,200 (8,000 to 20,000)	14,900 (8,600 to 21,900)	16,900 (9,900 to 26,600)	19,300 (12,000 to 28,400)	17,200 (11,000 to 28,000)	13,600 (7,900 to 20,000)	10,100 (6,400 to 15,700)	8,300 (5,000 to 12,900)	6,900 (4,000 to 10,600)	4,200 (2,400 to 6,600)	2,700 (1,600 to 4,200)	1,600 (1,000 to 2,500)	1,100 (662 to 1,690)	510 (306 to 823)	270 (163 to 415)	106 (64 to 170)	181,000
Fire, heat, and hot substances	8.7 (2.7 to 19.8)	8.9 (2.3 to 21.4)	102 (50.1 to 222)	499 (186 to 892)	438 (267 to 699)	427 (269 to 677)	1,210 (720 to 1,890)	1,660 (1,200 to 2,640)	2,130 (1,540 to 3,120)	2,270 (1,620 to 3,240)	2,260 (1,630 to 3,220)	2,290 (1,660 to 3,120)	1,850 (1,010 to 2,800)	1,400 (1,270 to 2,720)	1,300 (1,120 to 2,260)	1,240 (1,010 to 2,210)	822 (624 to 1,850)	619 (520 to 1,220)	259 (140 to 791)	208 (139 to 973)	108 (133 to 383)	67.5 (58.2 to 132)	34.5 (21 to 59.2)	24,000
Poisonings	2.1 (0.7 to 5.8)	1.5 (0.4 to 5.1)	15.5 (3.9 to 54.1)	109 (31.7 to 214)	204 (54.2 to 391)	139 (74.2 to 313)	464 (247 to 1,010)	699 (354 to 1,350)	784 (397 to 1,530)	767 (414 to 1,560)	787 (404 to 1,710)	699 (364 to 1,610)	1,010 (564 to 1,770)	1,000 (534 to 1,740)	1,000 (534 to 1,740)	1,000 (534 to 1,740)	1,000 (534 to 1,740)	1,000 (534 to 1,740)	1,000 (534 to 1,740)	1,000 (534 to 1,740)	1,000 (534 to 1,740)	1,000 (534 to 1,740)	1,000 (534 to 1,740)	6,100
Poisoning by/adv reaction-mucosta	0 (0 to 0)	0 (0 to 1.2)	1.9 (0.5 to 4.3)	13.7 (3.1 to 34.6)	19.5 (6.3 to 46.4)	20.1 (10.1 to 51.6)	65.6 (18.2 to 74.1)	91 (29.6 to 177)	77.6 (29.6 to 175)	95.2 (29.3 to 184)	77.6 (21.6 to 194)	73.7 (21.3 to 133)	99.9 (29.7 to 1.16)	84.7 (20.7 to 75)	94.2 (19.8 to 64.7)	87.3 (13.6 to 62.4)	77.1 (8.9 to 54.4)	78.9 (9.8 to 47.8)	34 (3.8 to 72.8)	24.9 (3 to 72.2)	14.3 (2.7 to 47.7)	8.3 (0.8 to 21.2)	3.4 (0.2 to 9.8)	717
Poisoning by/other means	1 (0.3 to 2.8)	1.7 (0.3 to 18.4)	8.6 (2.8 to 18.4)	109 (37.7to 296)	169 (42.5 to 1.56)	119 (69 to 769)	412 (197 to 762)	607 (368 to 1,370)	687 (397 to 1,130)	677 (393 to 1,130)	623 (347 to 1,080)	626 (353 to 958)	481 (3.8 to 736)	304 (212 to 653)	268 (135 to 620)	213 (117 to 509)	127 (73.7 to 316)	68 (28.2 to 79.9)	27.6 (1.6 to 56.9)	7.6 (0.3 to 39.9)	3.5 (0.7 to 7.6)	1.4 (0.8 to 3.2)	0.4 (0.2 to 0.9)	9,440
Exposure to mechanical forces	4 (1.4 to 9.9)	42 (1.1 to 231)	142 (34 to 379)	479 (107 to 1,180)	791 (169 to 1,780)	1,000 (409 to 2,170)	2,240 (1,020 to 5,020)	3,630 (2,120 to 6,980)	3,990 (2,120 to 6,980)	4,140 (2,170 to 7,370)	4,390 (2,090 to 8,080)	4,460 (2,170 to 8,210)	4,000 (1,900 to 7,400)	4,070 (2,000 to 7,530)	3,290 (1,530 to 6,060)	2,470 (1,130 to 4,550)	1,670 (1,000 to 2,960)	1,210 (1,000 to 2,220)	629 (1,000 to 1,160)	358 (1,000 to 1,160)	156 (1,000 to 1,160)	97.3 (1,000 to 1,160)	48.2 (1,000 to 1,160)	48,000
Unintentional firearm injuries	0.7 (0.1 to 3)	0.7 (0.3 to 19.4)	6.8 (2.7 to 34.8)	57.9 (20.9 to 1.96)	99.3 (39.6 to 1.99)	94.4 (59.6 to 187)	268 (137 to 638)	439 (184 to 994)	414 (210 to 835)	445 (207 to 839)	399 (205 to 813)	396 (203 to 696)	401 (202 to 694)	367 (249 to 593)	356 (203 to 679)	294 (207 to 603)	214 (132 to 287)	168 (112 to 256)	93.5 (67 to 135)	61 (42.2 to 84.9)	31.6 (20 to 64.7)	14 (9.7 to 19.8)	5.4 (3.7 to 8.2)	4,660
Other exposure to mechanical forces	3.3 (1.4 to 7.7)	41 (1.1 to 231)	135 (29.9 to 344)	421 (118 to 1,180)	692 (169 to 1,780)	906 (407 to 2,040)	1,970 (1,020 to 5,020)	3,190 (2,120 to 6,980)	3,570 (2,120 to 6,980)	3,690 (2,170 to 7,370)	3,990 (2,090 to 8,080)	4,060 (2,170 to 8,210)	3,600 (1,900 to 7,400)	3,710 (2,000 to 7,530)	2,930 (1,530 to 6,060)	2,180 (1,130 to 4,550)	1,460 (1,000 to 2,960)	1,040 (1,000 to 2,220)	536 (1,000 to 1,160)	297 (1,000 to 1,160)	125 (1,000 to 1,160)	83.3 (1,000 to 1,160)	43.8 (1,000 to 1,160)	43,400
Adverse effects of medical treatment	29.5 (12.2 to 67.8)	43.6 (27.4 to 89.3)	231 (114 to 543)	565 (91 to 969)	899 (161 to 1.73)	871 (173 to 1.53)	2,520 (1.02 to 5.82)	4,110 (2,060 to 7,250)	4,071 (2,060 to 7,150)	3,711 (1,960 to 7,250)	4,060 (1,960 to 7,250)	4,020 (2,020 to 7,280)	3,960 (2,070 to 7,460)	4,020 (2,060 to 7,460)	3,960 (2,070 to 7,460)	3,960 (2,060 to 7,460)	3,960 (2,070 to 7,460)	3,960 (2,060 to 7,460)	3,960 (2,070 to 7,460)	3,960 (2,060 to 7,460)	3,960 (2,070 to 7,460)	3,960 (2,060 to 7,460)	3,960 (2,070 to 7,460)	9,660
Animal contact	6.7 (1.9 to 8.8)	8.1 (3.4to 19.1)	57 (20.2 to 134)	279 (100 to 532)	383 (200 to 677)	359 (202 to 609)	527 (291 to 850)	709 (349 to 1.16)	762 (406 to 1.22)	809 (479 to 1.26)	999 (599 to 1.62)	912 (542 to 1.48)	925 (566 to 1.47)	906 (539 to 1.46)	848 (512 to 1.42)	684 (418 to 1.15)	537 (326 to 833)	349 (211 to 563)	227 (139 to 371)	193 (106 to 293)	93.4 (57.2 to 139)	30.5 (18.7 to 48.7)	13.8 (8.3 to 23.2)	10,600
Venomous animal contact	1.9 (0.5 to 7.9)	6.5 (2.6 to 16.8)	51 (16.4 to 90.5)	268 (72.2 to 507)	340 (112 to 619)	306 (104 to 549)	456 (224 to 1.03)	627 (327 to 1.27)	674 (324 to 1.27)	671 (327 to 1.27)	795 (420 to 1.27)	800 (520 to 1.78)	847 (561 to 1.8)	842 (429 to 1.78)	790 (477 to 1.78)	641 (384 to 1.38)	499 (275 to 1.07)	328 (182 to 671)	214 (82.4 to 540)	181 (61.2 to 338)	87.4 (35.4 to 72.7)	28.6 (11.5 to 57.2)	12.9 (5.1 to 26.1)	9,930
Non-venomous animal contact	4.8 (0.2 to 1.8)	1.6 (0.5 to 3.8)	6.5 (2.6 to 12.1)	10.9 (1.3 to 62.2)	42.4 (24.5 to 73.7)	53.2 (28.5 to 83.2)	69.2 (39.6 to 13)	69.9 (33 to 170)	57.9 (30.7 to 267)	105 (72.2 to 247)	124 (113 to 305)	209 (124 to 392)	229 (139 to 477)	233 (142 to 477)	244 (141 to 383)	267 (132 to 548)	196 (117 to 371)	148 (69.2 to 342)	66.7 (39.3 to 149)	13 (8.6 to 71.8)	43.6 (26.6 to 69.1)	25.7 (7.6 to 42.1)	12.9 (7.9 to 20.4)	6.7 (2.4 to 10.1)	233
Foreign body	69.1 (39.7 to 171)	78 (14.6 to 183)	1,180 (511 to 2,550)	4,260 (1,960 to 8,270)	6,660 (3,180 to 12,700)	6,270 (2,940 to 12,100)	11,100 (5,260 to 21,100)	11,200 (5,400 to 21,400)	11,200 (5,400 to 21,400)	11,200 (5,400 to 21,400)	11,200 (5,400 to 21,400)	11,200 (5,400 to 21,400)	11,200 (5,400 to 21,400)	11,200 (5,400 to 21,400)	11,200 (5,400 to 21,400)	11,200 (5,400 to 21,400)	11,200 (5,400 to 21,400)	11,200 (5,400 to 21,400)	11,200 (5,400 to 21,400)	11,200 (5,400 to 21,400)	11,200 (5,400 to 21,400)	11,200 (5,400 to 21,400)	11,200 (5,400 to 21,400)	36,200
Pulmonary aspiration and foreign body in airway	64.6 (37.1 to 167)	1.92 (99.3 to 362)	1,230 (533 to 3,050)	999 (305 to 1,750)	417 (276 to 1,210)	1,800 (677 to 1,560)	1,810 (999 to 1,560)	1,840 (1,120 to 2,020)	1,840 (1,020 to 2,370)	2,270 (1,020 to 2,370)	2,340 (1,020 to 2,220)	2,270 (1,020 to 2,370)	2,300 (1,020 to 2,370)	1,840 (1,170 to 2,730)	1,750 (1,060 to 2,850)	1,960 (948 to 3,450)	1,490 (790 to 2,290)	1,730 (823 to 1,630)	11.86 (579 to 1,870)	1,040 (531 to 1,870)	662 (349 to 1,030)	410 (137 to 629)	191 (81.4 to 287)	29,200
Foreign body in eyes	0.1 (0.04 to 2)	0.2 (0.1 to 0.5)	3.9 (0.9 to 7.5)	19.2 (5.5 to 42.3)	33.6 (9.2 to 78.9)	47.5 (14.5 to 1.23)	72.6 (22.5 to 1.73)	117 (39.5 to 253)	139 (48.1 to 257)	155 (52.7 to 323)	176 (59.5 to 362)	183 (79.5 to 358)	178 (61.7 to 336)	179 (62.9 to 336)	137 (71.9 to 218)	107 (62 to 201)	77 (49.9 to 133)	52.6 (32.5 to 90.9)	20.6 (12.8 to 32.9)	22.7 (1.8 to 54.9)	12.2 (6.1 to 17.6)	6.2 (3.8 to 7.6)	1.8 (1.2 to 2.6)	1,720
Foreign body in other bodyport	2.2 (0.7 to 7.2)	4.7 (1.1 to 11.2)	74 (19.1 to 177)	148 (51.2 to 420)	139 (57.7 to 317)	73.1 (49.1 to 1.71)	1.2 (67.7 to 1.71)	164 (67.7 to 1.71)	226 (1.1 to 1.71)	191 (1.1 to 1.71)	226 (1.1 to 1.71)	291 (1.1 to 1.71)	31 (67.6 to 640)	421 (67.6 to 1.71)	482 (99.6 to 1.71)	624 (99.6 to 1.71)	499 (99.6 to 1.71)	402 (99.6 to 1.71)	313 (99.6 to 1.71)	54 (99.6 to 243)	63.3 (99.6 to 1.71)	38.4 (99.6 to 161)	5,250
Environmental heat and cold exposure	1.4 (0.2 to 3.1)	1.4 (0.3 to 3.3)	13.1 (2.5 to 36.3)	204 (19.1 to 44)	64.4 (42 to 97.3)	78.8 (50 to 128)	1.58 (84.6 to 184)	211 (138 to 305)	252 (138 to 353)	264 (169 to 362)	299 (196 to 429)	299 (207 to 419)	302 (207 to 419)	276 (190 to 384)	282 (185 to 382)	242 (172 to 371)	192 (116 to 309)	136 (84.6 to 236)	86.7 (49.7 to 156)	46.6 (27.6 to 86.8)	41.7 (19.7 to 58.3)	19.1 (13.9 to 36.4)	6.9 (4.4 to 8.9)	3,190
Exposure to forces of nature	0.1 (0.1 to 1.1)	0.1 (0.1to 1.1)	1.4 (1.1 to 1.4)	8.1 (1.1 to 1.4)	9.1 (1.1 to 1.4)	9.1 (2.1 to 24.2)	9.1 (7.1 to 1.4)	9.1 (7.1 to 1.4)	9.1 (7.1 to 1.4)	9.1 (7.1 to 1.4)	9.1 (7.1 to 1.4)	9.1 (7.1 to 1.4)	9.1 (7.1 to 1.4)	9.1 (7.1 to 1.4)	9.1 (7.1 to 1.4)	9.1 (7.1 to 1.4)	9.1 (7.1 to 1.4)	9.1 (7.1 to 1.4)	9.1 (7.1 to 1.4)	9.1 (7.1 to 1.4)	9.1 (7.1 to 1.4)	9.1 (7.1 to 1.4)	9.1 (7.1 to 1.4)	2,600
Other unintentional injuries	47.2 (19 to 93.1)	26.5 (9.4 to 59.1)	237 (126 to 434)	995 (371 to 1,770)	1,420 (629 to 2,330)	2,220 (1,260 to 3,920)	6,580 (3,400 to 10,600)	11,900 (8,600 to 16,400)	11,900 (7,900 to 16,900)	11,900 (7,900 to 17,000)	11,900 (8,500 to 17,000)	11,900 (8,500 to 17,000)	9,260 (5,700 to 15,400)	7,770 (4,960 to 12,000)	6,260 (3,100 to 9,890)	5,640 (3,480 to 7,900)	4,690 (2,680 to 6,290)	3,700 (1,830 to 5,630)	2,690 (1,200 to 4,130)	2,190 (993 to 3,190)	1,190 (533 to 1,190)	596 (264 to 783)	236 (72.2 to 155)	98,200
Self-harm and interpersonal violence	57.5 (36.7 to 131)	31.6 (14.1 to 91.4)	209 (97.9 to 2.3)	844 (327 to 1.32)	1,070 (498 to 1.94)	3,040 (2,300 to 4,940)	20,600 (27,600 to 45,400)	41,200 (42,600 to 67,900)	73,000 (61,900 to 97,100)	73,000 (63,000 to 99,200)	81,900 (64,400 to 93,700)	81,900 (64,400 to 93,700)	69,900 (54,100 to 87,600)	57,600 (29,900 to 72,000)	46,800 (19,900 to 71,000)	35,700 (14,900 to 51,000)	24,900 (9,900 to 37,600)	16,100 (7,400 to 27,000)	9,970 (4,910 to 13,600)	6,190 (3,320 to 8,430)	3,270 (2,400 to 4,510)	1,470 (1,230 to 2,210)	647 (479 to 843)	467,000
Self-harm	0 (0 to 0)	0 (0 to 0)	0 (0 to 0)	0 (0 to 0)	0 (0 to 0)	997 (500 to 2,140)	14,700 (6,600 to 30,000)	32,500 (19,400 to 49,600)	60,600 (38,100 to 83,000)	60,600 (38,100 to 83,000)	68,700 (54,000 to 83,000)	29,800 (7,800 to 83,000)	21,600 (7,800 to 83,000)	16,700 (5,500 to 83,000)	12,700 (7,800 to 83,000)	9,240 (5,500 to 83,000)	6,420 (3,500 to 9,930)	4,140 (2,100 to 6,770)	2,620 (1,200 to 3,900)	1,610 (764 to 2,370)	827 (364 to 1,170)	424 (164 to 597)	164.9 (72.1 to 139)	271,000
Self-harm by/from firearm	0 (0 to 0)	0 (0 to 0)	0 (0 to 0)	0 (0 to 0)	0 (0 to 0)	17.5 (6.7 to 51.4)	61.6 (32.1 to 2.02)	2,170 (963 to 4,270)	2,750 (1,070 to 5.62)	2,900 (977 to 7,750)	2,140 (670 to 5,950)	1,760 (609 to 3.18)	1,490 (606 to 3,210)	1,140 (426 to 2,290)	918 (299 to 1,870)	538 (199 to 971)	314 (99.6 to 655)	207 (65.1 to 342)	102 (23.5 to 195)	66.1 (16 to 175)	25.2 (7.2 to 68.3)	12.3 (4.7 to 41.6)	4.8 (1.4 to 17.7)	17,400
Self-harm by other specified means	0 (0 to 0)	0 (0 to 0)	0 (0 to 0)	0 (0 to 0)	0 (0 to 0)	997 (490 to 2,140)	14,700 (6,110 to 27,500)	30,300 (17,400 to 45,600)	57,800 (34,400 to 80,200)	57,800 (34,400 to 80,200)	66,500 (54,000 to 80,200)	27,900 (6,300 to 80,200)	20,100 (6,300 to 80,200)	15,500 (4,400 to 80,200)	11,800 (6,300 to 80,200)	8,700 (4,400 to 9,700)	6,100 (3,000 to 9,300)	3,930 (1,900 to 6,470)	2,510 (1,100 to 3,800)	1,540 (690 to 2,190)	790 (331 to 1,110)	410 (157 to 577)	160.1 (69.3 to 1.12)	254,000
Interpersonal violence	53.5 (20.9 to 138)	29.5 (11.4 to 89.1)	199 (89.3 to 433)	747 (277 to 1.91)	938 (366 to 1.59)	2,210 (1,420 to 3,540)	19,400 (9,640 to 31,300)	29,900 (17,600 to 48,100)	29,900 (16,900 to 49,200)	29,200 (17,900 to 44,000)	24,300 (14,800 to 37,900)	20,300 (12,400 to 31,900)	16,600 (9,900 to 25,100)	13,600 (7,600 to 17,700)	10,900 (6,200 to 15,000)	8,470 (5,000 to 12,300)	5,490 (3,700 to 7,800)	3,090 (2,210 to 4,850)	1,990 (1,290 to 2,770)	1,060 (764 to 1,470)	516 (337 to 764)	256 (197 to 370)	96.1 (67 to 139)	206,000
Physical violence by firearm	13.1 (5.9 to 29.9)	8.6 (2.9 to 21)	65.4 (19.2 to 139)	274 (83.9 to 514)	323 (102 to 603)	648 (370 to 1.08)	16,600 (6,600 to 29,700)	16,200 (8,400 to 31,100)	16,600 (10,400 to 30,400)	17,400 (9,400 to 29,600)	13,800 (7,320 to 23,100)	11,100 (6,000 to 19,300)	7,950 (4,100 to 13,600)	6,750 (3,600 to 9,600)	5,350 (1,960 to 9,360)	2,140 (1,120 to 3,600)	1,220 (649 to 1,720)	465 (246 to 799)	243 (124 to 423)	92.6 (34.1 to 79.9)	19.4 (7.8 to 29.3)	9.4 (3 to 9.6)	3.4 (2 to 5.6)	113,000
Physical violence by sharp object	6.7 (1.7 to 17)	7.4 (0.7 to 20.8)	19.2 (5.6 to 39.6)	93.1 (31.1 to 179)	106 (42.1 to 196)	206 (110 to 396)	1,200 (1,100 to 2,400)	4,290 (2,200 to 8,300)	4,330 (2,200 to 8,300)	4,540 (2,200 to 8,300)	4,560 (2,200 to 8,300)	3,770 (1,900 to 7,200)	3,240 (1,600 to 6,200)	1,900 (1,000 to 3,600)	1,410 (1,000 to 2,700)	996 (1,000 to 1,900)	625 (1,000 to 1,200)	328 (1,000 to 1,200)	173 (1,000 to 1,200)	83.4 (1,000 to 1,200)	39.4 (1,000 to 1,200)	16.4 (1,000 to 1,200)	6.7 to 15.6 (1,000 to 1,200)	40,400
Sexual violence	0 (0 to 0)	0 (0 to 0)	0 (0 to 0)	0 (0.9 to 12.2)	0 (4.6 1 to 29)	0 (9.1 to 27.5)	0 (21.6 to 51)	0 (32.1 to 67)	0 (32.1 to 67)	0 (32.1 to 67)	0 (32.1 to 67)	0 (32.1 to 67)	0 (32.1 to 67)	0 (32.1 to 67)	0 (32.1 to 67)	0 (32.1 to 67)	0 (32.1 to 67)	0 (32.1 to 67)	0 (32.1 to 67)	0 (32.1 to 67)	0 (32.1 to 67)	0 (32.1 to 67)	0 (32.1 to 67)	4,640
Physical violence by other means	0.1 (0.1 to 0.4)	0.1 (7.1 to 18.2)	0.1 (0.1 to 0.1)	0.1 (0.1 to 0.1)	0.1 (0.1 to 0.1)	0.1 (0.1 to 0.1)	0.1 (0.1 to 0.1)	0.1 (0.1 to 0.1)	0.1 (0.1 to 0.1)	0.1 (0.1 to 0.1)	0.1 (0.1 to 0.1)	0.1 (0.1 to 0.1)	0.1 (0.1 to 0.1)	0.1 (0.1 to 0.1)	0.1 (0.1 to 0.1)	0.1 (0.1 to 0.1)	0.1 (0.1 to 0.1)	0.1 (0.1 to 0.1)	0.1 (0.1 to 0.1)	0.1 (0.1 to 0.1)	0.1 (0.1 to 0.1)	0.1 (0.1 to 0.1)	0.1 (0.1 to 0.1)	48,000
Cyclist and pedestrian	0 (0.7 to 1.6)	0 (0.1 to 0.5)	0 (0.1 to 0.5)	0 (0.1 to 0.5)	0 (0.1 to 0.5)	0 (0.1 to 1.1)	0 (0.1 to 0.5)	0 (0.1 to 0.5)	0 (0.1 to 0.5)	0 (0.1 to 0.5)	0 (0.1 to 0.5)	0 (0.1 to 0.5)	0 (0.1 to 0.5)	0 (0.1 to 0.5)	0 (0.1 to 0.5)	0 (0.1 to 0.5)	0 (0.1 to 0.5)	0 (0.1 to 0.5)	0 (0.1 to 0.5)	0 (0.1 to 0.5)	0 (0.1 to 0.5)	0 (0.1 to 0.5)	0 (0.1 to 0.5)	5,720

GBD Table 2a: Neonat DALYS by cause and age group for males with 95% uncertainty intervals, 2019

Cause	Early Neonatal	Late Neonatal	Post Neonatal	1 to 4	5 to 9	10 to 14	15 to 19	20 to 24	25 to 29	30 to 34	35 to 39	40 to 44	45 to 49	50 to 54	55 to 59	60 to 64	65 to 69	70 to 74	75 to 79	80 to 84	85 to 89	90 to 94	95 plus	Total
All causes	476,000 (391,000 to 573,000)	196,000 (157,000 to 237,000)	189,000 (113,000 to 281,000)	147,000 (113,000 to 184,000)	134,000 (113,000 to 159,000)	136,000 (113,000 to 167,000)	211,000 (176,000 to 256,000)	259,000 (220,000 to 309,000)	290,000 (250,000 to 342,000)	319,000 (274,000 to 376,000)	344,000 (295,000 to 406,000)	357,000 (306,000 to 421,000)	364,000 (312,000 to 429,000)	367,000 (314,000 to 433,000)	368,000 (314,000 to 434,000)	369,000 (314,000 to 435,000)	369,000 (314,000 to 435,000)	371,000 (316,000 to 438,000)	374,000 (317,000 to 441,000)	384,000 (324,000 to 453,000)	403,000 (339,000 to 476,000)	419,000 (350,000 to 495,000)	4,470 (3,760 to 5,300)	4,750,000
Communicable, maternal, neonatal, and nutritional diseases	422,000 (347,000 to 508,000)	91,600 (75,000 to 110,000)	132,000 (66,000 to 220,000)	106,000 (79,000 to 134,000)	71,100 (54,000 to 90,000)	49,200 (37,000 to 64,000)	62,200 (47,000 to 81,000)	57,600 (43,000 to 75,000)	52,400 (39,000 to 68,000)	54,200 (41,000 to 70,000)	56,100 (43,000 to 72,000)	55,700 (43,000 to 72,000)	56,900 (44,000 to 73,000)	57,100 (44,000 to 74,000)	58,000 (45,000 to 75,000)	58,100 (45,000 to 75,000)	58,100 (45,000 to 75,000)	58,600 (45,000 to 76,000)	59,400 (46,000 to 77,000)	61,000 (47,000 to 79,000)	65,000 (50,000 to 84,000)	70,000 (54,000 to 91,000)	1,000 (770 to 1,300)	1,960,000
HIV/AIDS and sexually transmitted infections	3,130 (2,540 to 3,830)	3,420 (2,770 to 4,210)	3,430 (1,930 to 5,200)	662 (479 to 880)	427 (309 to 570)	1,050 (759 to 1,400)	1,810 (1,310 to 2,410)	3,330 (2,410 to 4,430)	4,470 (3,230 to 5,940)	5,440 (3,940 to 7,230)	6,410 (4,640 to 8,520)	6,410 (4,640 to 8,520)	6,410 (4,640 to 8,520)	6,410 (4,640 to 8,520)	6,410 (4,640 to 8,520)	6,410 (4,640 to 8,520)	6,410 (4,640 to 8,520)	6,410 (4,640 to 8,520)	6,410 (4,640 to 8,520)	6,410 (4,640 to 8,520)	6,410 (4,640 to 8,520)	6,410 (4,640 to 8,520)	92 (67 to 122)	124,000
HIV/AIDS	3,130 (2,540 to 3,830)	3,420 (2,770 to 4,210)	3,430 (1,930 to 5,200)	662 (479 to 880)	427 (309 to 570)	1,050 (759 to 1,400)	1,810 (1,310 to 2,410)	3,330 (2,410 to 4,430)	4,470 (3,230 to 5,940)	5,440 (3,940 to 7,230)	6,410 (4,640 to 8,520)	6,410 (4,640 to 8,520)	6,410 (4,640 to 8,520)	6,410 (4,640 to 8,520)	6,410 (4,640 to 8,520)	6,410 (4,640 to 8,520)	6,410 (4,640 to 8,520)	6,410 (4,640 to 8,520)	6,410 (4,640 to 8,520)	6,410 (4,640 to 8,520)	6,410 (4,640 to 8,520)	6,410 (4,640 to 8,520)	92 (67 to 122)	124,000
HIV/AIDS - Drug-susceptible Tuberculosis	0 (0 to 0)	0 (0 to 0)	0 (0 to 1)	0 (0 to 0)	0 (0 to 0)	0 (0 to 0)	0 (0 to 0)	0 (0 to 0)	0 (0 to 0)	0 (0 to 0)	0 (0 to 0)	0 (0 to 0)	0 (0 to 0)	0 (0 to 0)	0 (0 to 0)	0 (0 to 0)	0 (0 to 0)	0 (0 to 0)	0 (0 to 0)	0 (0 to 0)	0 (0 to 0)	0 (0 to 0)	0 (0 to 0)	0	0
HIV/AIDS - Multidrug resistant Tuberculosis without extensive drug resistance	0 (0 to 0)	0 (0 to 0)	0 (0 to 0)	0 (0 to 0)	0 (0 to 0)	0 (0 to 0)	0 (0 to 0)	0 (0 to 0)	0 (0 to 0)	0 (0 to 0)	0 (0 to 0)	0 (0 to 0)	0 (0 to 0)	0 (0 to 0)	0 (0 to 0)	0 (0 to 0)	0 (0 to 0)	0 (0 to 0)	0 (0 to 0)	0 (0 to 0)	0 (0 to 0)	0 (0 to 0)	0 (0 to 0)	0	0
HIV/AIDS - Extensively drug-resistant Tuberculosis	0 (0 to 0)	0 (0 to 0)	0 (0 to 1)	0 (0 to 0)	0 (0 to 0)	0 (0 to 0)	0 (0 to 0)	0 (0 to 0)	0 (0 to 0)	0 (0 to 0)	0 (0 to 0)	0 (0 to 0)	0 (0 to 0)	0 (0 to 0)	0 (0 to 0)	0 (0 to 0)	0 (0 to 0)	0 (0 to 0)	0 (0 to 0)	0 (0 to 0)	0 (0 to 0)	0 (0 to 0)	0 (0 to 0)	0	0
HIV/AIDS resulting in other diseases	0 (0 to 0)	0 (0 to 0)	0 (0 to 0)	0 (0 to 0)	0 (0 to 0)	0 (0 to 0)	0 (0 to 0)	0 (0 to 0)	0 (0 to 0)	0 (0 to 0)	0 (0 to 0)	0 (0 to 0)	0 (0 to 0)	0 (0 to 0)	0 (0 to 0)	0 (0 to 0)	0 (0 to 0)	0 (0 to 0)	0 (0 to 0)	0 (0 to 0)	0 (0 to 0)	0 (0 to 0)	0 (0 to 0)	0	0
Sexually transmitted infections, excluding HIV	1,100 (1,100 to 1,200)	3,000 (1,600 to 4,600)	4,600 (1,900 to 7,200)	210 (110 to 370)	0 (0 to 1)	0 (0 to 1)	0 (0 to 1)	0 (0 to 1)	0 (0 to 1)	0 (0 to 1)	0 (0 to 1)	0 (0 to 1)	0 (0 to 1)	0 (0 to 1)	0 (0 to 1)	0 (0 to 1)	0 (0 to 1)	0 (0 to 1)	0 (0 to 1)	0 (0 to 1)	0 (0 to 1)	0 (0 to 1)	0 (0 to 1)	0	19,900
Syphilis	0 (0 to 0)	0 (0 to 0)	0 (0 to 0)	0 (0 to 0)	0 (0 to 0)	0 (0 to 0)	0 (0 to 0)	0 (0 to 0)	0 (0 to 0)	0 (0 to 0)	0 (0 to 0)	0 (0 to 0)	0 (0 to 0)	0 (0 to 0)	0 (0 to 0)	0 (0 to 0)	0 (0 to 0)	0 (0 to 0)	0 (0 to 0)	0 (0 to 0)	0 (0 to 0)	0 (0 to 0)	0 (0 to 0)	0	0
Chlamydial infection	0 (0 to 0)	0 (0 to 0)	0 (0 to 0)	0 (0 to 0)	0 (0 to 0)	0 (0 to 0)	0 (0 to 0)	0 (0 to 0)	0 (0 to 0)	0 (0 to 0)	0 (0 to 0)	0 (0 to 0)	0 (0 to 0)	0 (0 to 0)	0 (0 to 0)	0 (0 to 0)	0 (0 to 0)	0 (0 to 0)	0 (0 to 0)	0 (0 to 0)	0 (0 to 0)	0 (0 to 0)	0 (0 to 0)	0	116
Gonococcal infection	0 (0 to 0)	0 (0 to 0)	0 (0 to 0)	0 (0 to 0)	0 (0 to 1)	0 (0 to 1)	0 (0 to 1)	0 (0 to 1)	0 (0 to 1)	0 (0 to 1)	0 (0 to 1)	0 (0 to 1)	0 (0 to 1)	0 (0 to 1)	0 (0 to 1)	0 (0 to 1)	0 (0 to 1)	0 (0 to 1)	0 (0 to 1)	0 (0 to 1)	0 (0 to 1)	0 (0 to 1)	0 (0 to 1)	0	113
Trichomoniasis	0 (0 to 0)	0 (0 to 0)	0 (0 to 0)	0 (0 to 0)	0 (0 to 1)	0 (0 to 1)	0 (0 to 0)	0 (0 to 0)	0 (0 to 0)	0 (0 to 0)	0 (0 to 0)	0 (0 to 0)	0 (0 to 0)	0 (0 to 0)	0 (0 to 0)	0 (0 to 0)	0 (0 to 0)	0 (0 to 0)	0 (0 to 0)	0 (0 to 0)	0 (0 to 0)	0 (0 to 0)	0 (0 to 0)	0	21
Genital herpes	0 (0 to 0)	0 (0 to 0)	0 (0 to 0)	0 (0 to 0)	0 (0 to 0)	0 (0 to 0)	0 (0 to 0)	0 (0 to 0)	0 (0 to 0)	0 (0 to 0)	0 (0 to 0)	0 (0 to 0)	0 (0 to 0)	0 (0 to 0)	0 (0 to 0)	0 (0 to 0)	0 (0 to 0)	0 (0 to 0)	0 (0 to 0)	0 (0 to 0)	0 (0 to 0)	0 (0 to 0)	0 (0 to 0)	0	172
Other sexually transmitted infections	2,030 (1,440 to 2,630)	410 (210 to 670)	1,200 (540 to 2,000)	452 (270 to 710)	427 (309 to 570)	1,050 (759 to 1,400)	1,810 (1,310 to 2,410)	3,330 (2,410 to 4,430)	4,470 (3,230 to 5,940)	5,440 (3,940 to 7,230)	6,410 (4,640 to 8,520)	6,410 (4,640 to 8,520)	6,410 (4,640 to 8,520)	6,410 (4,640 to 8,520)	6,410 (4,640 to 8,520)	6,410 (4,640 to 8,520)	6,410 (4,640 to 8,520)	6,410 (4,640 to 8,520)	6,410 (4,640 to 8,520)	6,410 (4,640 to 8,520)	6,410 (4,640 to 8,520)	6,410 (4,640 to 8,520)	92 (67 to 122)	104,000
Respiratory infections and tuberculosis	49,800 (34,000 to 68,000)	29,000 (19,000 to 42,000)	59,000 (34,000 to 90,000)	29,100 (18,000 to 42,000)	7,220 (5,180 to 10,000)	6,960 (5,000 to 9,600)	8,170 (5,880 to 11,000)	10,900 (7,980 to 14,000)	9,200 (6,820 to 12,000)	11,600 (8,660 to 15,000)	12,000 (8,940 to 15,000)	13,000 (9,660 to 16,000)	14,000 (10,000 to 17,000)	14,000 (10,000 to 18,000)	15,100 (10,000 to 19,000)	16,000 (11,000 to 20,000)	16,000 (11,000 to 20,000)	16,000 (11,000 to 20,000)	16,000 (11,000 to 20,000)	16,000 (11,000 to 20,000)	16,000 (11,000 to 20,000)	16,000 (11,000 to 20,000)	1,080 (696 to 1,600)	348,000
Tuberculosis	0 (0 to 1)	2,430 (1,720 to 3,240)	1,540 (1,000 to 2,200)	1,060 (750 to 1,400)	1,420 (1,000 to 1,900)	4,760 (3,400 to 6,400)	7,270 (5,200 to 9,800)	7,070 (5,000 to 9,500)	9,460 (6,700 to 12,700)	10,000 (7,100 to 13,400)	12,000 (8,500 to 16,000)	13,000 (9,200 to 17,000)	15,000 (10,000 to 19,000)	16,000 (11,000 to 21,000)	16,400 (11,000 to 22,000)	16,400 (11,000 to 22,000)	16,400 (11,000 to 22,000)	13,900 (9,300 to 18,000)	13,900 (9,300 to 18,000)	9,900 (6,600 to 13,000)	4,610 (3,100 to 6,100)	1,600 (1,100 to 2,100)	376 (252 to 500)	161,000 (105,000 to 220,000)
Latent tuberculosis infection	0 (0 to 0)	0 (0 to 0)	0 (0 to 0)	0 (0 to 0)	0 (0 to 0)	0 (0 to 0)	0 (0 to 0)	0 (0 to 0)	0 (0 to 0)	0 (0 to 0)	0 (0 to 0)	0 (0 to 0)	0 (0 to 0)	0 (0 to 0)	0 (0 to 0)	0 (0 to 0)	0 (0 to 0)	0 (0 to 0)	0 (0 to 0)	0 (0 to 0)	0 (0 to 0)	0 (0 to 0)	0 (0 to 0)	0	0
Drug-susceptible tuberculosis	0 (0 to 1)	2,430 (1,720 to 3,240)	1,540 (1,000 to 2,200)	1,060 (750 to 1,400)	1,420 (1,000 to 1,900)	4,760 (3,400 to 6,400)	7,270 (5,200 to 9,800)	7,070 (5,000 to 9,500)	9,460 (6,700 to 12,700)	10,000 (7,100 to 13,400)	12,000 (8,500 to 16,000)	13,000 (9,200 to 17,000)	15,000 (10,000 to 19,000)	16,000 (11,000 to 21,000)	16,400 (11,000 to 22,000)	16,400 (11,000 to 22,000)	16,400 (11,000 to 22,000)	13,900 (9,300 to 18,000)	13,900 (9,300 to 18,000)	9,900 (6,600 to 13,000)	4,610 (3,100 to 6,100)	1,600 (1,100 to 2,100)	376 (252 to 500)	161,000 (105,000 to 220,000)
Multidrug-resistant tuberculosis without extensive drug resistance	0 (0 to 0)	0 (0 to 0)	0 (0 to 0)	0 (0 to 0)	0 (0 to 0)	0 (0 to 0)	0 (0 to 0)	0 (0 to 0)	0 (0 to 0)	0 (0 to 0)	0 (0 to 0)	0 (0 to 0)	0 (0 to 0)	0 (0 to 0)	0 (0 to 0)	0 (0 to 0)	0 (0 to 0)	0 (0 to 0)	0 (0 to 0)	0 (0 to 0)	0 (0 to 0)	0 (0 to 0)	0 (0 to 0)	0	0
Extensively drug-resistant tuberculosis	0 (0 to 0)	0 (0 to 0)	0 (0 to 0)	0 (0 to 0)	0 (0 to 0)	0 (0 to 0)	0 (0 to 0)	0 (0 to 0)	0 (0 to 0)	0 (0 to 0)	0 (0 to 0)	0 (0 to 0)	0 (0 to 0)	0 (0 to 0)	0 (0 to 0)	0 (0 to 0)	0 (0 to 0)	0 (0 to 0)	0 (0 to 0)	0 (0 to 0)	0 (0 to 0)	0 (0 to 0)	0 (0 to 0)	0	0
Tuberculosis resulting in other diseases	0 (0 to 0)	0 (0 to 0)	0 (0 to 0)	0 (0 to 0)	0 (0 to 0)	0 (0 to 0)	0 (0 to 0)	0 (0 to 0)	0 (0 to 0)	0 (0 to 0)	0 (0 to 0)	0 (0 to 0)	0 (0 to 0)	0 (0 to 0)	0 (0 to 0)	0 (0 to 0)	0 (0 to 0)	0 (0 to 0)	0 (0 to 0)	0 (0 to 0)	0 (0 to 0)	0 (0 to 0)	0 (0 to 0)	0	0
Acute lower respiratory infections	49,800 (34,000 to 68,000)	26,600 (17,000 to 39,000)	56,000 (32,000 to 87,000)	27,900 (17,000 to 40,000)	5,800 (4,000 to 8,000)	2,200 (1,500 to 3,000)	900 (600 to 1,300)	3,900 (2,700 to 5,400)	730 (500 to 1,000)	1,000 (700 to 1,400)	1,000 (700 to 1,400)	1,000 (700 to 1,400)	1,000 (700 to 1,400)	1,000 (700 to 1,400)	1,000 (700 to 1,400)	1,000 (700 to 1,400)	1,000 (700 to 1,400)	1,000 (700 to 1,400)	1,000 (700 to 1,400)	1,000 (700 to 1,400)	1,000 (700 to 1,400)	1,000 (700 to 1,400)	1,000 (696 to 1,400)	348,000
Otitis media	0 (0 to 0)	0 (0 to 0)	0 (0 to 0)	0 (0 to 0)	0 (0 to 0)	0 (0 to 0)	0 (0 to 0)	0 (0 to 0)	0 (0 to 0)	0 (0 to 0)	0 (0 to 0)	0 (0 to 0)	0 (0 to 0)	0 (0 to 0)	0 (0 to 0)	0 (0 to 0)	0 (0 to 0)	0 (0 to 0)	0 (0 to 0)	0 (0 to 0)	0 (0 to 0)	0 (0 to 0)	0 (0 to 0)	0	0
Enteric infections	2,620 (1,940 to 3,210)	3,900 (2,600 to 5,600)	10,600 (5,000 to 18,000)	22,700 (12,000 to 37,000)	23,900 (13,000 to 38,000)	16,000 (9,000 to 25,000)	11,700 (7,000 to 17,000)	6,200 (3,800 to 9,000)	3,000 (1,900 to 4,400)	2,900 (1,800 to 4,200)	2,900 (1,800 to 4,200)	2,900 (1,800 to 4,200)	2,900 (1,800 to 4,200)	3,200 (2,000 to 4,600)	3,200 (2,000 to 4,600)	4,612 (2,900 to 6,600)	6,200 (3,900 to 9,000)	6,900 (4,300 to 10,000)	6,900 (4,300 to 10,000)	5,700 (3,600 to 8,200)	1,900 (1,200 to 2,700)	1,900 (1,200 to 2,700)	174 (107 to 251)	187,000 (117,000 to 270,000)
Diarrheal diseases	2,620 (1,940 to 3,210)	3,570 (2,600 to 5,000)	10,600 (5,000 to 18,000)	22,600 (12,000 to 36,000)	23,900 (13,000 to 38,000)	16,000 (9,000 to 25,000)	11,600 (7,000 to 17,000)	6,200 (3,800 to 9,000)	3,000 (1,900 to 4,400)	2,900 (1,800 to 4,200)	2,900 (1,800 to 4,200)	2,900 (1,800 to 4,200)	2,900 (1,800 to 4,200)	3,200 (2,000 to 4,600)	3,200 (2,000 to 4,600)	4,560 (2,900 to 6,600)	6,170 (3,900 to 9,000)	6,890 (4,300 to 10,000)	6,890 (4,300 to 10,000)	5,700 (3,600 to 8,200)	1,900 (1,200 to 2,700)	1,900 (1,200 to 2,700)	173 (107 to 251)	186,000 (116,000 to 269,000)
Typhoid and paratyphoid	0 (0 to 0)	99 (71 to 130)	10,700 (5,000 to 18,000)	13,600 (7,000 to 21,000)	9,240 (5,000 to 14,000)	5,970 (3,000 to 9,000)	3,470 (1,900 to 5,000)	1,120 (600 to 1,700)	429 (230 to 650)	376 (200 to 560)	376 (200 to 560)	376 (200 to 560)	376 (200 to 560)	376 (200 to 560)	376 (200 to 560)	376 (200 to 560)	376 (200 to 560)	376 (200 to 560)	376 (200 to 560)	376 (200 to 560)	376 (200 to 560)	376 (200 to 560)	376 (200 to 560)	4.4 (2.7 to 6.7)	45,700
Typhoid fever	0 (0 to 0)	99 (71 to 130)	10,700 (5,000 to 18,000)	13,600 (7,000 to 21,000)	9,240 (5,000 to 14,000)	5,970 (3,000 to 9,000)	3,470 (1,900 to 5,000)	1,120 (600 to 1,700)	429 (230 to 650)	376 (200 to 560)	376 (200 to 560)	376 (200 to 560)	376 (200 to 560)	376 (200 to 560)	376 (200 to 560)	376 (200 to 560)	376 (200 to 560)	376 (200 to 560)	376 (200 to 560)	376 (200 to 560)	376 (200 to 560)	376 (200 to 560)	376 (200 to 560)	4.4 (2.7 to 6.7)	45,700
Paratyphoid fever	0 (0 to 0)	0 (0 to 0)	0 (0 to 0)	0 (0 to 0)	0 (0 to 0)	0 (0 to 0)	0 (0 to 0)	0 (0 to 0)	0 (0 to 0)	0 (0 to 0)	0 (0 to 0)	0 (0 to 0)	0 (0 to 0)	0 (0 to 0)	0 (0 to 0)	0 (0 to 0)	0 (0 to 0)	0 (0 to 0)	0 (0 to 0)	0 (0 to 0)	0 (0 to 0)	0 (0 to 0)	0 (0 to 0)	0	0
Invasive Non-typhoidal Salmonella (iNTS)	0 (0 to 0)	29 (19 to 41)	207 (87 to 360)	1,060 (529 to 1,800)	1,040 (519 to 1,800)	1,040 (519 to 1,800)	1,040 (519 to 1,800)	1,040 (519 to 1,800)	1,040 (519 to 1,800)	1,040 (519 to 1,800)	1,040 (519 to 1,800)	1,040 (519 to 1,800)	1,040 (519 to 1,800)	1,040 (519 to 1,800)	1,040 (519 to 1,800)	1,040 (519 to 1,800)	1,040 (519 to 1,800)	1,040 (519 to 1,800)	1,040 (519 to 1,800)	1,040 (519 to 1,800)	1,040 (519 to 1,800)	1,040 (519 to 1,800)	1,040 (519 to 1,800)	0.7 (0.4 to 1.1)	2,940
Other intestinal infectious diseases	0 (0 to 0)	22.9 (18.0 to 28.4)	29.8 (19.0 to 42.0)	16.7 (10.0 to 25.0)	13.4 (8.0 to 20.0)	8.0 (5.0 to 12.0)	2.0 (1.0 to 3.0)	0.4 (0.2 to 0.6)	0.2 (0.1 to 0.3)	0.2 (0.1 to 0.3)	0.2 (0.1 to 0.3)	0.2 (0.1 to 0.3)	0.2 (0.1 to 0.3)	0.2 (0.1 to 0.3)	0.2 (0.1 to 0.3)	0.2 (0.1 to 0.3)	0.2 (0.1 to 0.3)	0.2 (0.1 to 0.3)	0.2 (0.1 to 0.3)	0.2 (0.1 to 0.3)	0.2 (0.1 to 0.3)	0.2 (0.1 to 0.3)	0.1 (0.1 to 0.2)	122
Neglected tropical diseases and malaria	46,900 (41,100 to 52,700)	18,900 (16,600 to 21,100)	3,640 (3,200 to 4,100)	73,600 (64,700 to 82,500)	9,680 (8,500 to 10,900)	9,320 (8,200 to 10,500)	9,320 (8,200 to 10,500)	9,320 (8,200 to 10,500)	9,320 (8,200 to 10,500)	9,320 (8,200 to 10,500)	9,320 (8,200 to 10,500)	9,320 (8,200 to 10,500)	9,320 (8,200 to 10,500)	9,320 (8,200 to 10,500)	9,320 (8,200 to 10,500)	9,320 (8,200 to 10,500)	9,320 (8,200 to 10,500)	9,320 (8,200 to 10,500)	9,320 (8,200 to 10,500)	9,320 (8,200 to 10,500)	9,320 (8,200 to 10,500)	9,320 (8,200 to 10,500)	84 (59 to 118)	354,000
Malaria	0 (0 to 0)	0 (0 to 1.6)	0 (0 to 19.0)	0 (0 to 0.4)	0 (0 to 0.4)	0 (0 to 0.4)	0 (0 to 0.4)	0 (0 to 0.4)	0 (0 to 0.4)	0 (0 to 0.4)	0 (0 to 0.4)	0 (0 to 0.4)	0 (0 to 0.4)	0 (0 to 0.4)	0 (0 to 0.4)	0 (0 to 0.4)	0 (0 to 0.4)	0 (0 to 0.4)	0 (0 to 0.4)	0 (0 to 0.4)	0 (0 to 0.4)	0 (0 to 0.4)	0 (0 to 0.4)	0 (0 to 0.4)	0	175
Chagas disease	0 (0 to 0)	0 (0 to 0)	0 (0 to 0)	0 (0 to 0)	0 (0 to 0)	0 (0 to 0)	0 (0 to 0)	0 (0 to 0)	0 (0 to 0)	0 (0 to 0)	0 (0 to 0)	0 (0 to 0)	0 (0 to 0)	0 (0 to 0)	0 (0 to 0)	0 (0 to 0)	0 (0 to 0)	0 (0 to 0)	0 (0 to 0)	0 (0 to 0)	0 (0 to 0)	0 (0 to 0)	0 (0 to 0)	0 (0 to 0)	0	0
Leishmaniasis	0 (0 to 0)	0 (0 to 0)	0 (0 to 0)	0 (0 to 0)	0 (0 to 0)	0 (0 to 0)	0 (0 to 0)	0 (0 to 0)	0 (0 to 0)	0 (0 to 0)	0 (0 to 0)	0 (0 to 0)	0 (0 to 0)	0 (0 to 0)	0 (0 to 0)	0 (0 to 0)	0 (0 to 0)	0 (0 to 0)	0 (0 to 0)	0 (0 to 0)	0 (0 to 0)	0 (0 to 0)	0 (0 to 0)	0 (0 to 0)	0	1,790
Visceral leishmaniasis	0 (0 to 0)	0 (0 to 0)	0 (0 to 0)	0 (0 to 0)	0 (0 to 0)	0 (0 to 0)	0 (0 to 0)	0 (0 to 0)	0 (0 to 0)	0 (0 to 0)	0 (0 to 0)	0 (0 to 0)	0 (0 to 0)	0 (0 to 0)	0 (0 to 0)	0 (0 to 0)	0 (0 to 0)	0 (0 to 0)	0 (0 to 0)	0 (0 to 0)	0 (0 to 0)	0 (0 to 0)	0 (0 to 0)	0 (0 to 0)	0	0
Cutaneous and mucocutaneous leishmaniasis	0 (0 to 0)	0 (0 to 0)	0 (0 to 0)	0 (0 to 0)	0 (0 to 0)	0 (0 to 0)	0 (0 to 0)	0 (0 to 0)	0 (0 to 0)	0 (0 to 0)	0 (0 to 0)	0 (0 to 0)	0 (0 to 0)	0 (0 to 0)	0 (0 to 0)	0 (0 to 0)	0 (0 to 0)	0 (0 to 0)	0 (0 to 0)	0 (0 to 0)	0 (0 to 0)	0 (0 to 0)	0 (0 to 0)	0 (0 to 0)	0	0
African trypanosomiasis	0 (0 to 0)	0 (0 to 0)	0 (0 to 0)	0 (0 to 0)	0 (0 to 0)	0 (0 to 0)	0 (0 to 0)	0 (0 to 0)	0 (0 to 0)	0 (0 to 0)	0 (0 to 0)	0 (0 to 0)	0 (0 to 0)	0 (0 to 0)	0 (0 to 0)	0 (0 to 0)	0 (0 to 0)	0 (0 to 0)	0 (0 to 0)	0 (0 to 0)	0 (0 to 0)	0 (0 to 0)	0 (0 to 0)	0 (0 to 0)	0	0
Schistosomiasis	0 (0 to 0)	0 (0 to 0)	0 (0 to 0)	0 (0 to 0)	0 (0 to 0)	0 (0 to 0)	0 (0 to 0)	0 (0 to 0)	0 (0 to 0)	0 (0 to 0)	0 (0 to 0)	0 (0 to 0)	0 (0 to 0)	0 (0 to 0)	0 (0 to 0)	0 (0 to 0)	0 (0 to 0)	0 (0 to 0)	0 (0 to 0)	0 (0 to 0)	0 (0 to 0)	0 (0 to 0)	0 (0 to 0)	0 (0 to 0)	0	0
Cysticercosis	0 (0 to 0)	0 (0 to 0)	0 (0 to 0)	0 (0 to 0)	0 (0 to 0)	0 (0 to 0)	0 (0 to 0)	0 (0 to 0)	0 (0 to 0)	0 (0 to 0)	0 (0 to 0)	0 (0 to 0)	0 (0 to 0)	0 (0 to 0)	0 (0 to 0)	0 (0 to 0)	0 (0 to 0)	0 (0 to 0)	0 (0 to 0)	0 (0 to 0)	0 (0 to 0)	0 (0 to 0)	0 (0 to 0)	0 (0 to 0)	0	0
Cystic echinococcosis	0 (0 to 0)	22.7 (18.0 to 28.4)	29.8 (19.0 to 42.0)	16.7 (10.0 to 25.0)	13.4 (8.0 to 20.0)	8.0 (5.0 to 12.0)	2.0 (1.0 to 3.0)	0.4 (0.2 to 0.6)	0.2 (0.1 to 0.3)	0.2 (0.1 to 0.3)	0.2 (0.1 to 0.3)	0.2 (0.1 to 0.3)	0.2 (0.1 to 0.3)	0.2 (0.1 to 0.3)	0.2 (0.1 to 0.3)	0.2 (0.1 to 0.3)	0.2 (0.1 to 0.3)	0.2 (0.1 to 0.3)	0.2 (0.1 to 0.3)	0.2 (0.1 to 0.3)	0.2 (0.1 to 0.3)	0.2 (0.1 to 0.3)	0.1 (0.1 to 0.2)	413
Lymphatic filariasis	0 (0 to 0)	0 (0 to 0)	0 (0 to 0)	0 (0 to 0)	0 (0 to 0)	0 (0 to 0)	0 (0 to 0)	0 (0 to 0)	0 (0 to 0)	0 (0 to 0)	0 (0 to 0)	0 (0 to 0)	0 (0 to 0)	0 (0 to 0)	0 (0 to 0)	0 (0 to 0)	0 (0 to 0)	0 (0 to 0)	0 (0 to 0)	0 (0 to 0)	0 (0 to 0)	0 (0 to 0)	0 (0 to 0)	0 (0 to 0)	0	0
Onchocerciasis	0 (0 to 0)	0 (0 to 0)	0 (0 to 0)	0 (0 to 0)	0 (0 to 0)	0 (0 to 0)	0 (0 to 0)	0 (0 to 0)	0 (0 to 0)	0 (0 to 0)	0 (0 to 0)	0 (0 to 0)	0 (0 to 0)	0 (0 to 0)	0 (0 to 0)	0 (0 to 0)	0 (0 to 0)	0 (0 to 0)	0 (0 to 0)	0 (0 to 0)	0 (0 to 0)	0 (0 to 0)	0 (0 to 0)	0 (0 to 0)	0	0
Trachoma	0 (0 to 0)	0 (0 to 0)	0 (0 to 0)	0 (0 to 0)	0 (0 to 0)	0 (0 to 0)	0 (0 to 0)	0 (0 to 0)	0 (0 to 0)	0 (0 to 0)	0 (0 to 0)	0 (0 to 0)	0 (0 to 0)	0 (0 to 0)	0 (0 to 0)	0 (0 to 0)	0 (0 to 0)	0 (0 to 0)	0 (0 to 0)	0 (0 to 0)	0 (0 to 0)	0 (0 to 0)	0 (0 to 0)	0 (0 to 0)	0	0
Dengue	0 (0 to 320)	190 (7.3 to 821)	390 (42.9 to 1,300)	370 (74.7 to 963)	348 (71.2 to 870)	695 (143 to 1,700)	695 (143 to 1,700)	695 (143 to 1,700)	695 (143 to 1,700)	695 (143 to 1,700)	695 (143 to 1,700)	695 (143 to 1,700)	695 (143 to 1,700)	695 (143 to 1,700)	695 (143 to 1,700)	695 (143 to 1,700)	695 (143 to 1,700)	695 (143 to 1,700)	695 (143 to 1,700)	695 (143 to 1,700)	695 (143 to 1,700)	695 (143 to 1,700)	695 (143 to 1,700)	6.6 (1.3 to 17)	3,740
Yellow fever	0 (0 to 0)	0 (0 to 0)	0 (0 to 0)	0 (0 to 0)	0 (0 to 0)	0 (0 to 0)	0 (0 to 0)	0 (0 to 0)	0 (0 to 0)	0 (0 to 0)	0 (0 to 0)	0 (0 to 0)	0 (0 to 0)	0 (0 to 0)	0 (0 to 0)	0 (0 to 0)	0 (0 to 0)	0 (0 to 0)	0 (0 to 0)	0 (0 to 0)	0 (0 to 0)	0 (0 to 0)	0 (0 to 0)	0 (0 to 0)	0	0
Rabies	0 (0 to 0)	190 (56.7 to 1,300)	390 (42.9 to 1,300)	370 (74.7 to 963)	348 (71.2 to 870)	695 (143 to 1,700)	695 (143 to 1,700)	695 (143 to 1,700)	695 (143 to 1,700)	695 (143 to 1,700)	695 (143 to 1,700)	695 (143 to 1,700)	695 (143 to 1,700)	695 (143 to 1,700)	695 (143 to 1,700)	695 (143 to 1,700)	695 (143 to 1,700)	695 (143 to 1,700)	695 (143 to 1,700)	695 (143 to 1,700)	695 (143 to 1,700)	695 (143 to 1,700)	695 (143 to 1,700)	6.6 (1.3 to 17)	3,740
Intestinal nematode infections	0 (0 to 0)	0 (0 to 0)	0 (0 to 0)	0 (0 to 0)	0 (0 to 0)	0 (0 to 0)	0 (0 to 0)	0 (0 to 0)	0 (0 to 0)	0 (0 to 0)	0 (0 to 0)	0 (0 to 0)	0 (0 to 0)	0 (0 to 0)	0 (0 to 0)	0 (0 to 0)	0 (0 to 0)	0 (0 to 0)	0 (0 to 0)	0 (0 to 0)	0 (0 to 0)	0 (0 to 0)	0 (0 to 0)	0 (0 to 0)	0	0
Ascariasis	0 (0 to 0)	0 (0 to 0)	0 (0 to 0)	0 (0 to 0)	0 (0 to 0)	0 (0 to 0)	0 (0 to 0)	0 (0 to 0)	0 (0 to 0)	0 (0 to 0)	0 (0 to 0)	0 (0 to 0)	0 (0 to 0)	0 (0 to 0)	0 (0 to 0)



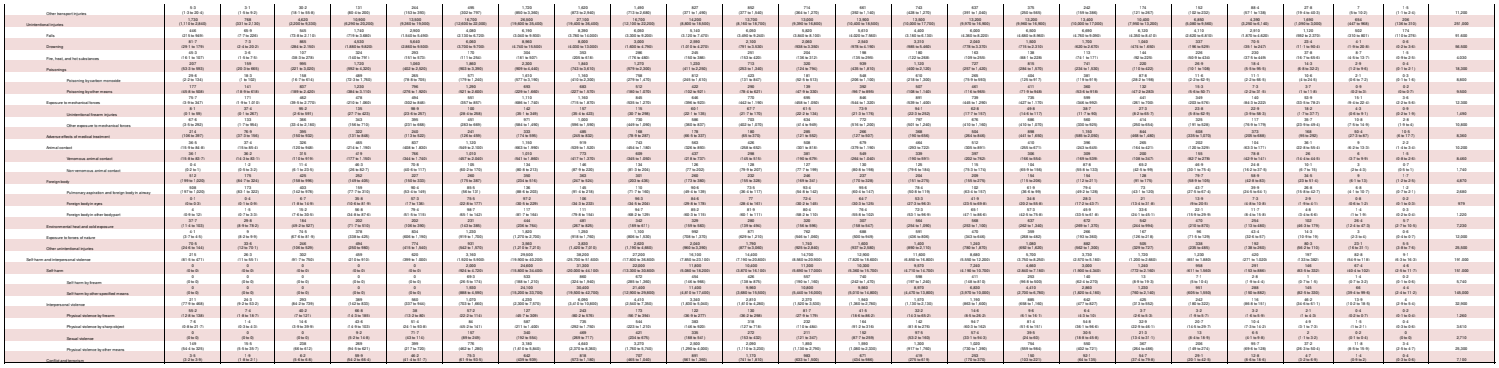

Cause	Early Neonatal	Late Neonatal	Post Neonatal	1 to 4	5 to 9	10 to 14	15 to 19	20 to 24	25 to 29	30 to 34	35 to 39	40 to 44	45 to 49	50 to 54	55 to 59	60 to 64	65 to 69	70 to 74	75 to 79	80 to 84	85 to 89	90 to 94	95 plus	Total
All causes	11,153,000 (9,931,000 to 12,509,000)	4,074,000 (3,570,000 to 4,625,000)	2,456,000 (2,222,000 to 2,707,000)	2,612,000 (2,364,000 to 2,880,000)	1,620,000 (1,466,000 to 1,787,000)	1,600,000 (1,448,000 to 1,765,000)	1,862,000 (1,685,000 to 2,053,000)	2,272,000 (2,055,000 to 2,504,000)	2,722,000 (2,463,000 to 3,000,000)	3,062,000 (2,771,000 to 3,375,000)	3,262,000 (2,952,000 to 3,596,000)	3,424,000 (3,098,000 to 3,775,000)	3,470,000 (3,139,000 to 3,824,000)	3,362,000 (3,042,000 to 3,706,000)	3,126,000 (2,829,000 to 3,446,000)	2,820,000 (2,552,000 to 3,108,000)	2,512,000 (2,274,000 to 2,768,000)	2,154,000 (1,950,000 to 2,373,000)	1,754,000 (1,588,000 to 1,933,000)	1,332,000 (1,206,000 to 1,468,000)	1,000,000 (905,000 to 1,101,000)	759,000 (687,000 to 836,000)	691,000 (625,000 to 761,000)	49,356,000 (44,670,000 to 54,369,000)
Communicable, maternal, neonatal, and nutritional diseases	10,000,000 (8,810,000 to 12,358,000)	3,930,000 (3,426,000 to 4,479,000)	2,000,000 (1,766,000 to 2,249,000)	2,060,000 (1,809,000 to 2,324,000)	729,000 (594,000 to 881,000)	514,000 (412,000 to 631,000)	470,000 (374,000 to 581,000)	424,000 (337,000 to 523,000)	394,000 (312,000 to 487,000)	364,000 (289,000 to 451,000)	339,000 (269,000 to 417,000)	315,000 (250,000 to 388,000)	290,000 (230,000 to 357,000)	266,000 (211,000 to 328,000)	242,000 (192,000 to 298,000)	219,000 (174,000 to 270,000)	196,000 (156,000 to 242,000)	174,000 (138,000 to 214,000)	154,000 (122,000 to 189,000)	136,000 (108,000 to 167,000)	120,000 (95,000 to 147,000)	107,000 (85,000 to 131,000)	20,458,000 (17,750,000 to 23,450,000)
HIV/AIDS and sexually transmitted infections	61,600 (44,000 to 82,000)	11,600 (8,000 to 16,000)	13,700 (9,700 to 17,900)	8,000 (5,700 to 10,600)	2,900 (2,000 to 3,900)	2,900 (2,000 to 3,900)	7,400 (5,200 to 9,800)	17,700 (12,700 to 23,400)	22,500 (16,000 to 29,800)	22,500 (16,000 to 29,800)	22,500 (16,000 to 29,800)	22,500 (16,000 to 29,800)	22,500 (16,000 to 29,800)	22,500 (16,000 to 29,800)	22,500 (16,000 to 29,800)	22,500 (16,000 to 29,800)	22,500 (16,000 to 29,800)	22,500 (16,000 to 29,800)	22,500 (16,000 to 29,800)	22,500 (16,000 to 29,800)	22,500 (16,000 to 29,800)	22,500 (16,000 to 29,800)	365,000 (259,000 to 483,000)
HIV/AIDS	61,600 (44,000 to 82,000)	11,600 (8,000 to 16,000)	13,700 (9,700 to 17,900)	8,000 (5,700 to 10,600)	2,900 (2,000 to 3,900)	2,900 (2,000 to 3,900)	7,400 (5,200 to 9,800)	17,700 (12,700 to 23,400)	22,500 (16,000 to 29,800)	22,500 (16,000 to 29,800)	22,500 (16,000 to 29,800)	22,500 (16,000 to 29,800)	22,500 (16,000 to 29,800)	22,500 (16,000 to 29,800)	22,500 (16,000 to 29,800)	22,500 (16,000 to 29,800)	22,500 (16,000 to 29,800)	22,500 (16,000 to 29,800)	22,500 (16,000 to 29,800)	22,500 (16,000 to 29,800)	22,500 (16,000 to 29,800)	22,500 (16,000 to 29,800)	154,000 (98,000 to 224,000)
HIV/AIDS - Drug susceptible Tuberculosis	0 (0 to 0)	0 (0 to 0)	0 (0 to 0)	0 (0 to 0)	0 (0 to 0)	0 (0 to 0)	0 (0 to 0)	0 (0 to 0)	0 (0 to 0)	0 (0 to 0)	0 (0 to 0)	0 (0 to 0)	0 (0 to 0)	0 (0 to 0)	0 (0 to 0)	0 (0 to 0)	0 (0 to 0)	0 (0 to 0)	0 (0 to 0)	0 (0 to 0)	0 (0 to 0)	0 (0 to 0)	0 (0 to 0)	0
HIV/AIDS - Multidrug resistant Tuberculosis without extensive drug resistance	0 (0 to 0)	0 (0 to 0)	0 (0 to 0)	0 (0 to 0)	0 (0 to 0)	0 (0 to 0)	0 (0 to 0)	0 (0 to 0)	0 (0 to 0)	0 (0 to 0)	0 (0 to 0)	0 (0 to 0)	0 (0 to 0)	0 (0 to 0)	0 (0 to 0)	0 (0 to 0)	0 (0 to 0)	0 (0 to 0)	0 (0 to 0)	0 (0 to 0)	0 (0 to 0)	0 (0 to 0)	0 (0 to 0)	0
HIV/AIDS - Extensively drug resistant Tuberculosis	0 (0 to 0)	0 (0 to 0)	0 (0 to 0)	0 (0 to 0)	0 (0 to 0)	0 (0 to 0)	0 (0 to 0)	0 (0 to 0)	0 (0 to 0)	0 (0 to 0)	0 (0 to 0)	0 (0 to 0)	0 (0 to 0)	0 (0 to 0)	0 (0 to 0)	0 (0 to 0)	0 (0 to 0)	0 (0 to 0)	0 (0 to 0)	0 (0 to 0)	0 (0 to 0)	0 (0 to 0)	0 (0 to 0)	0
HIV/AIDS resulting in other diseases	61,600 (44,000 to 82,000)	11,600 (8,000 to 16,000)	13,700 (9,700 to 17,900)	8,000 (5,700 to 10,600)	2,900 (2,000 to 3,900)	2,900 (2,000 to 3,900)	7,400 (5,200 to 9,800)	17,700 (12,700 to 23,400)	22,500 (16,000 to 29,800)	22,500 (16,000 to 29,800)	22,500 (16,000 to 29,800)	22,500 (16,000 to 29,800)	22,500 (16,000 to 29,800)	22,500 (16,000 to 29,800)	22,500 (16,000 to 29,800)	22,500 (16,000 to 29,800)	22,500 (16,000 to 29,800)	22,500 (16,000 to 29,800)	22,500 (16,000 to 29,800)	22,500 (16,000 to 29,800)	22,500 (16,000 to 29,800)	22,500 (16,000 to 29,800)	149,000 (98,000 to 220,000)
Sexually transmitted infections, excluding HIV	61,900 (44,000 to 84,000)	11,600 (8,000 to 16,000)	17,900 (12,000 to 24,000)	4,000 (2,000 to 6,000)	2,900 (2,000 to 3,900)	2,900 (2,000 to 3,900)	7,400 (5,200 to 9,800)	17,700 (12,700 to 23,400)	22,500 (16,000 to 29,800)	22,500 (16,000 to 29,800)	22,500 (16,000 to 29,800)	22,500 (16,000 to 29,800)	22,500 (16,000 to 29,800)	22,500 (16,000 to 29,800)	22,500 (16,000 to 29,800)	22,500 (16,000 to 29,800)	22,500 (16,000 to 29,800)	22,500 (16,000 to 29,800)	22,500 (16,000 to 29,800)	22,500 (16,000 to 29,800)	22,500 (16,000 to 29,800)	22,500 (16,000 to 29,800)	212,000 (154,000 to 284,000)
Syphilis	61,900 (44,000 to 84,000)	11,600 (8,000 to 16,000)	17,900 (12,000 to 24,000)	4,000 (2,000 to 6,000)	2,900 (2,000 to 3,900)	2,900 (2,000 to 3,900)	7,400 (5,200 to 9,800)	17,700 (12,700 to 23,400)	22,500 (16,000 to 29,800)	22,500 (16,000 to 29,800)	22,500 (16,000 to 29,800)	22,500 (16,000 to 29,800)	22,500 (16,000 to 29,800)	22,500 (16,000 to 29,800)	22,500 (16,000 to 29,800)	22,500 (16,000 to 29,800)	22,500 (16,000 to 29,800)	22,500 (16,000 to 29,800)	22,500 (16,000 to 29,800)	22,500 (16,000 to 29,800)	22,500 (16,000 to 29,800)	22,500 (16,000 to 29,800)	212,000 (154,000 to 284,000)
Chlamydial infection	0 (0 to 0)	0 (0 to 0)	0 (0 to 0)	0 (0 to 0)	0 (0 to 0)	0 (0 to 0)	0 (0 to 0)	0 (0 to 0)	0 (0 to 0)	0 (0 to 0)	0 (0 to 0)	0 (0 to 0)	0 (0 to 0)	0 (0 to 0)	0 (0 to 0)	0 (0 to 0)	0 (0 to 0)	0 (0 to 0)	0 (0 to 0)	0 (0 to 0)	0 (0 to 0)	0 (0 to 0)	0 (0 to 0)	0
Gonococcal infection	0 (0 to 0)	0 (0 to 0)	0 (0 to 0)	0 (0 to 0)	0 (0 to 0)	0 (0 to 0)	0 (0 to 0)	0 (0 to 0)	0 (0 to 0)	0 (0 to 0)	0 (0 to 0)	0 (0 to 0)	0 (0 to 0)	0 (0 to 0)	0 (0 to 0)	0 (0 to 0)	0 (0 to 0)	0 (0 to 0)	0 (0 to 0)	0 (0 to 0)	0 (0 to 0)	0 (0 to 0)	0 (0 to 0)	0
Trichomoniasis	0 (0 to 0)	0 (0 to 0)	0 (0 to 0)	0 (0 to 0)	0 (0 to 0)	0 (0 to 0)	0 (0 to 0)	0 (0 to 0)	0 (0 to 0)	0 (0 to 0)	0 (0 to 0)	0 (0 to 0)	0 (0 to 0)	0 (0 to 0)	0 (0 to 0)	0 (0 to 0)	0 (0 to 0)	0 (0 to 0)	0 (0 to 0)	0 (0 to 0)	0 (0 to 0)	0 (0 to 0)	0 (0 to 0)	0
Genital herpes	0 (0 to 0)	0 (0 to 0)	0 (0 to 0)	0 (0 to 0)	0 (0 to 0)	0 (0 to 0)	0 (0 to 0)	0 (0 to 0)	0 (0 to 0)	0 (0 to 0)	0 (0 to 0)	0 (0 to 0)	0 (0 to 0)	0 (0 to 0)	0 (0 to 0)	0 (0 to 0)	0 (0 to 0)	0 (0 to 0)	0 (0 to 0)	0 (0 to 0)	0 (0 to 0)	0 (0 to 0)	0 (0 to 0)	0
Other sexually transmitted infections	0 (0 to 0)	0 (0 to 0)	0 (0 to 0)	0 (0 to 0)	0 (0 to 0)	0 (0 to 0)	0 (0 to 0)	0 (0 to 0)	0 (0 to 0)	0 (0 to 0)	0 (0 to 0)	0 (0 to 0)	0 (0 to 0)	0 (0 to 0)	0 (0 to 0)	0 (0 to 0)	0 (0 to 0)	0 (0 to 0)	0 (0 to 0)	0 (0 to 0)	0 (0 to 0)	0 (0 to 0)	0 (0 to 0)	0
Respiratory infections and tuberculosis	1,000,000 (882,000 to 1,132,000)	1,000,000 (882,000 to 1,132,000)	96,000 (85,000 to 109,000)	93,000 (82,000 to 105,000)	74,000 (65,000 to 83,000)	111,000 (97,000 to 125,000)	146,000 (128,000 to 165,000)	146,000 (128,000 to 165,000)	146,000 (128,000 to 165,000)	151,000 (132,000 to 171,000)	156,000 (137,000 to 177,000)	161,000 (141,000 to 182,000)	167,000 (146,000 to 189,000)	172,000 (151,000 to 195,000)	178,000 (156,000 to 201,000)	183,000 (161,000 to 207,000)	189,000 (166,000 to 214,000)	194,000 (170,000 to 220,000)	199,000 (175,000 to 225,000)	204,000 (179,000 to 231,000)	209,000 (184,000 to 237,000)	214,000 (188,000 to 242,000)	3,153,000 (2,772,000 to 3,570,000)
Tuberculosis	0 (0 to 0)	0 (0 to 0)	96,000 (85,000 to 109,000)	93,000 (82,000 to 105,000)	74,000 (65,000 to 83,000)	111,000 (97,000 to 125,000)	146,000 (128,000 to 165,000)	146,000 (128,000 to 165,000)	146,000 (128,000 to 165,000)	151,000 (132,000 to 171,000)	156,000 (137,000 to 177,000)	161,000 (141,000 to 182,000)	167,000 (146,000 to 189,000)	172,000 (151,000 to 195,000)	178,000 (156,000 to 201,000)	183,000 (161,000 to 207,000)	189,000 (166,000 to 214,000)	194,000 (170,000 to 220,000)	199,000 (175,000 to 225,000)	204,000 (179,000 to 231,000)	209,000 (184,000 to 237,000)	214,000 (188,000 to 242,000)	3,153,000 (2,772,000 to 3,570,000)
Latent tuberculosis infection	0 (0 to 0)	0 (0 to 0)	0 (0 to 0)	0 (0 to 0)	0 (0 to 0)	0 (0 to 0)	0 (0 to 0)	0 (0 to 0)	0 (0 to 0)	0 (0 to 0)	0 (0 to 0)	0 (0 to 0)	0 (0 to 0)	0 (0 to 0)	0 (0 to 0)	0 (0 to 0)	0 (0 to 0)	0 (0 to 0)	0 (0 to 0)	0 (0 to 0)	0 (0 to 0)	0 (0 to 0)	0 (0 to 0)	0
Active tuberculosis	0 (0 to 0)	0 (0 to 0)	0 (0 to 0)	0 (0 to 0)	0 (0 to 0)	0 (0 to 0)	0 (0 to 0)	0 (0 to 0)	0 (0 to 0)	0 (0 to 0)	0 (0 to 0)	0 (0 to 0)	0 (0 to 0)	0 (0 to 0)	0 (0 to 0)	0 (0 to 0)	0 (0 to 0)	0 (0 to 0)	0 (0 to 0)	0 (0 to 0)	0 (0 to 0)	0 (0 to 0)	0 (0 to 0)	0
Drug-susceptible Tuberculosis	0 (0 to 0)	0 (0 to 0)	0 (0 to 0)	0 (0 to 0)	0 (0 to 0)	0 (0 to 0)	0 (0 to 0)	0 (0 to 0)	0 (0 to 0)	0 (0 to 0)	0 (0 to 0)	0 (0 to 0)	0 (0 to 0)	0 (0 to 0)	0 (0 to 0)	0 (0 to 0)	0 (0 to 0)	0 (0 to 0)	0 (0 to 0)	0 (0 to 0)	0 (0 to 0)	0 (0 to 0)	0 (0 to 0)	0
Multidrug resistant tuberculosis without extensive drug resistance	0 (0 to 0)	0 (0 to 0)	0 (0 to 0)	0 (0 to 0)	0 (0 to 0)	0 (0 to 0)	0 (0 to 0)	0 (0 to 0)	0 (0 to 0)	0 (0 to 0)	0 (0 to 0)	0 (0 to 0)	0 (0 to 0)	0 (0 to 0)	0 (0 to 0)	0 (0 to 0)	0 (0 to 0)	0 (0 to 0)	0 (0 to 0)	0 (0 to 0)	0 (0 to 0)	0 (0 to 0)	0 (0 to 0)	0
Extensively drug resistant tuberculosis	0 (0 to 0)	0 (0 to 0)	0 (0 to 0)	0 (0 to 0)	0 (0 to 0)	0 (0 to 0)	0 (0 to 0)	0 (0 to 0)	0 (0 to 0)	0 (0 to 0)	0 (0 to 0)	0 (0 to 0)	0 (0 to 0)	0 (0 to 0)	0 (0 to 0)	0 (0 to 0)	0 (0 to 0)	0 (0 to 0)	0 (0 to 0)	0 (0 to 0)	0 (0 to 0)	0 (0 to 0)	0 (0 to 0)	0
Lower respiratory infections	1,000,000 (882,000 to 1,132,000)	1,000,000 (882,000 to 1,132,000)	96,000 (85,000 to 109,000)	93,000 (82,000 to 105,000)	74,000 (65,000 to 83,000)	111,000 (97,000 to 125,000)	146,000 (128,000 to 165,000)	146,000 (128,000 to 165,000)	146,000 (128,000 to 165,000)	151,000 (132,000 to 171,000)	156,000 (137,000 to 177,000)	161,000 (141,000 to 182,000)	167,000 (146,000 to 189,000)	172,000 (151,000 to 195,000)	178,000 (156,000 to 201,000)	183,000 (161,000 to 207,000)	189,000 (166,000 to 214,000)	194,000 (170,000 to 220,000)	199,000 (175,000 to 225,000)	204,000 (179,000 to 231,000)	209,000 (184,000 to 237,000)	214,000 (188,000 to 242,000)	3,153,000 (2,772,000 to 3,570,000)
Upper respiratory infections	0 (0 to 0)	0 (0 to 0)	0 (0 to 0)	0 (0 to 0)	0 (0 to 0)	0 (0 to 0)	0 (0 to 0)	0 (0 to 0)	0 (0 to 0)	0 (0 to 0)	0 (0 to 0)	0 (0 to 0)	0 (0 to 0)	0 (0 to 0)	0 (0 to 0)	0 (0 to 0)	0 (0 to 0)	0 (0 to 0)	0 (0 to 0)	0 (0 to 0)	0 (0 to 0)	0 (0 to 0)	0 (0 to 0)	0
Otitis media	0 (0 to 0)	0 (0 to 0)	0 (0 to 0)	0 (0 to 0)	0 (0 to 0)	0 (0 to 0)	0 (0 to 0)	0 (0 to 0)	0 (0 to 0)	0 (0 to 0)	0 (0 to 0)	0 (0 to 0)	0 (0 to 0)	0 (0 to 0)	0 (0 to 0)	0 (0 to 0)	0 (0 to 0)	0 (0 to 0)	0 (0 to 0)	0 (0 to 0)	0 (0 to 0)	0 (0 to 0)	0 (0 to 0)	0
Enteric infections	65,000 (46,000 to 87,000)	72,000 (51,000 to 97,000)	934,000 (661,000 to 1,260,000)	816,000 (578,000 to 1,101,000)	459,000 (325,000 to 619,000)	299,000 (212,000 to 403,000)	138,000 (98,000 to 186,000)	69,000 (49,000 to 93,000)	56,600 (40,000 to 76,000)	53,300 (38,000 to 72,000)	43,000 (30,000 to 58,000)	42,700 (30,000 to 57,000)	45,000 (32,000 to 61,000)	44,000 (31,000 to 59,000)	43,000 (30,000 to 58,000)	54,000 (38,000 to 73,000)	52,100 (37,000 to 70,000)	42,000 (30,000 to 57,000)	37,000 (26,000 to 50,000)	19,000 (13,000 to 26,000)	8,900 (6,300 to 12,000)	1,000 (700 to 1,300)	4,000,000 (2,800,000 to 5,400,000)
Diarrheal diseases	427,000 (301,000 to 577,000)	358,000 (251,000 to 479,000)	427,000 (301,000 to 577,000)	358,000 (251,000 to 479,000)	459,000 (325,000 to 619,000)	299,000 (212,000 to 403,000)	138,000 (98,000 to 186,000)	69,000 (49,000 to 93,000)	56,600 (40,000 to 76,000)	53,300 (38,000 to 72,000)	43,000 (30,000 to 58,000)	42,700 (30,000 to 57,000)	45,000 (32,000 to 61,000)	44,000 (31,000 to 59,000)	43,000 (30,000 to 58,000)	54,000 (38,000 to 73,000)	52,100 (37,000 to 70,000)	42,000 (30,000 to 57,000)	37,000 (26,000 to 50,000)	19,000 (13,000 to 26,000)	8,900 (6,300 to 12,000)	1,000 (700 to 1,300)	4,000,000 (2,800,000 to 5,400,000)
Typhoid and paratyphoid	42,000 (29,000 to 57,000)	47,000 (33,000 to 63,000)	611,000 (432,000 to 824,000)	534,000 (378,000 to 720,000)	300,000 (213,000 to 405,000)	196,000 (138,000 to 264,000)	90,000 (64,000 to 122,000)	45,000 (32,000 to 61,000)	37,000 (26,000 to 50,000)	35,000 (25,000 to 47,000)	28,000 (20,000 to 38,000)	28,000 (20,000 to 38,000)	29,000 (21,000 to 40,000)	29,000 (20,000 to 39,000)	28,000 (20,000 to 38,000)	35,000 (25,000 to 48,000)	34,000 (24,000 to 46,000)	27,000 (19,000 to 37,000)	24,000 (17,000 to 33,000)	12,000 (9,000 to 17,000)	6,000 (4,000 to 8,000)	1,000 (500 to 1,000)	2,600,000 (1,800,000 to 3,500,000)
Typhoid fever	42,000 (29,000 to 57,000)	47,000 (33,000 to 63,000)	611,000 (432,000 to 824,000)	534,000 (378,000 to 720,000)	300,000 (213,000 to 405,000)	196,000 (138,000 to 264,000)	90,000 (64,000 to 122,000)	45,000 (32,000 to 61,000)	37,000 (26,000 to 50,000)	35,000 (25,000 to 47,000)	28,000 (20,000 to 38,000)	28,000 (20,000 to 38,000)	29,000 (21,000 to 40,000)	29,000 (20,000 to 39,000)	28,000 (20,000 to 38,000)	35,000 (25,000 to 48,000)	34,000 (24,000 to 46,000)	27,000 (19,000 to 37,000)	24,000 (17,000 to 33,000)	12,000 (9,000 to 17,000)	6,000 (4,000 to 8,000)	1,000 (500 to 1,000)	2,600,000 (1,800,000 to 3,500,000)
Paratyphoid fever	0 (0 to 0)	0 (0 to 0)	0 (0 to 0)	0 (0 to 0)	0 (0 to 0)	0 (0 to 0)	0 (0 to 0)	0 (0 to 0)	0 (0 to 0)	0 (0 to 0)	0 (0 to 0)	0 (0 to 0)	0 (0 to 0)	0 (0 to 0)	0 (0 to 0)	0 (0 to 0)	0 (0 to 0)	0 (0 to 0)	0 (0 to 0)	0 (0 to 0)	0 (0 to 0)	0 (0 to 0)	0 (0 to 0)	0
Invasive Non-typhoidal Salmonella (iNTS)	42,000 (29,000 to 57,000)	47,000 (33,000 to 63,000)	611,000 (432,000 to 824,000)	534,000 (378,000 to 720,000)	300,000 (213,000 to 405,000)	196,000 (138,000 to 264,000)	90,000 (64,000 to 122,000)	45,000 (32,000 to 61,000)	37,000 (26,000 to 50,000)	35,000 (25,000 to 47,000)	28,000 (20,000 to 38,000)	28,000 (20,000 to 38,000)	29,000 (21,000 to 40,000)	29,000 (20,000 to 39,000)	28,000 (20,000 to 38,000)	35,000 (25,000 to 48,000)	34,000 (24,000 to 46,000)	27,000 (19,000 to 37,000)	24,000 (17,000 to 33,000)	12,000 (9,000 to 17,000)	6,000 (4,000 to 8,000)	1,000 (500 to 1,000)	2,600,000 (1,800,000 to 3,500,000)
Other intestinal infectious diseases	0 (0 to 0)	0 (0 to 0)	488 (0 to 1,000)	1,100 (0 to 2,000)	467 (0 to 1,000)	250 (0 to 500)	111 (0 to 200)	60.4 (0 to 100)	78.6 (0 to 200)	25.6 (0 to 100)	34.1 (0 to 100)	14.7 (0 to 100)	58 (0 to 100)	11.1 (0 to 100)	14.1 (0 to 100)	7.4 (0 to 100)	2.6 (0 to 100)	2.4 (0 to 100)	2.4 (0 to 100)	2.4 (0 to 100)	2.4 (0 to 100)	2.4 (0 to 100)	2.4 (0 to 100)	2,900 (0 to 6,000)
Intestinal nematode infections	200 (0 to 400)	1,000 (0 to 2,000)	1,000 (0 to 2,000)	1,000 (0 to 2,000)	467 (0 to 1,000)	250 (0 to 500)	111 (0 to 200)	60.4 (0 to 100)	78.6 (0 to 200)	25.6 (0 to 100)	34.1 (0 to 100)	14.7 (0 to 100)	58 (0 to 100)	11.1 (0 to 100)	14.1 (0 to 100)	7.4 (0 to 100)	2.6 (0 to 100)	2.4 (0 to 100)	2.4 (0 to 100)	2.4 (0 to 100)	2.4 (0 to 100)	2.4 (0 to 100)	2.4 (0 to 100)	2,900 (0 to 6,000)
Ascariasis	0 (0 to 0)	0 (0 to 0)	0 (0 to 0)	0 (0 to 0)	0 (0 to 0)	0 (0 to 0)	0 (0 to 0)	0 (0 to 0)	0 (0 to 0)	0 (0 to 0)	0 (0 to 0)	0 (0 to 0)	0 (0 to 0)	0 (0 to 0)	0 (0 to 0)	0 (0 to 0)	0 (0 to 0)	0 (0 to 0)	0 (0 to 0)	0 (0 to 0)	0 (0 to 0)	0 (0 to 0)	0 (0 to 0)	0
Trichuriasis	0 (0 to 0)	0 (0 to 0)	0 (0 to 0)	0 (0 to 0)	0 (0 to 0)	0 (0 to 0)	0 (0 to 0)	0 (0 to 0)	0 (0 to 0)	0 (0 to 0)	0 (0 to 0)	0 (0 to 0)	0 (0 to 0)	0 (0 to 0)	0 (0 to 0)	0 (0 to 0)	0 (0 to 0)	0 (0 to 0)	0 (0 to 0)	0 (0 to 0)	0 (0 to 0)	0 (0 to 0)	0 (0 to 0)	0
Hookworm disease	0 (0 to 0)	0 (0 to 0)	0 (0 to 0)	0 (0 to 0)	0 (0 to 0)	0 (0 to 0)	0 (0 to 0)	0 (0 to 0)	0 (0 to 0)	0 (0 to 0)	0 (0 to 0)	0 (0 to 0)	0 (0 to 0)	0 (0 to 0)	0 (0 to 0)	0 (0 to 0)	0 (0 to 0)	0 (0 to 0)	0 (0 to 0)	0 (0 to 0)	0 (0 to 0)	0 (0 to 0)	0 (0 to 0)	0
Other intestinal nematode infections	200 (0 to 400)	1,000 (0 to 2,000)	1,000 (0 to 2,000)	1,000 (0 to 2,000)	467 (0 to 1,000)	250 (0 to 500)	111 (0 to 200)	60.4 (0 to 100)	78.6 (0 to 200)	25.6 (0 to 100)	34.1 (0 to 100)	14.7 (0 to 100)	58 (0 to 100)	11.1 (0 to 100)	14.1 (0 to 100)	7.4 (0 to 100)	2.6 (0 to 100)	2.4 (0 to 100)	2.4 (0 to 100)	2.4 (0 to 100)	2.4 (0 to 100)	2.4 (0 to 100)	2.4 (0 to 100)	2,900 (0 to 6,000)
Protozoal intestinal diseases	0 (0 to 0)	0 (0 to 0)	0 (0 to 0)	0 (0 to 0)	0 (0 to 0)	0 (0 to 0)	0 (0 to 0)	0 (0 to 0)	0 (0 to 0)	0 (0 to 0)	0 (0 to 0)	0 (0 to 0)	0 (0 to 0)	0 (0 to 0)	0 (0 to 0)	0 (0 to 0)	0 (0 to 0)	0 (0 to 0)	0 (0 to 0)	0 (0 to 0)	0 (0 to 0)	0 (0 to 0)	0 (0 to 0)	0
Neglected tropical diseases and malaria	1,000 (0 to 2,000)	1,000 (0 to 2,000)	1,000 (0 to 2,000)



Cell Table_3a: Sub-Saharan Africa DALYS by cause and age across by sex in 2019, uncertainty intervals, 2019

Cause	Age Standardized	Late Neonatal	Post Neonatal	1 to 4	5 to 9	10 to 14	15 to 19	20 to 24	25 to 29	30 to 34	35 to 39	40 to 44	45 to 49	50 to 54	55 to 59	60 to 64	65 to 69	70 to 74	75 to 79	80 to 84	85 to 89	90 to 94	95 plus	Total
All causes	43,000,000 (41,500,000 to 52,100,000)	10,000,000 (8,550,000 to 12,300,000)	23,400,000 (20,400,000 to 27,700,000)	44,000,000 (38,500,000 to 51,500,000)	36,700,000 (32,100,000 to 43,100,000)	31,900,000 (27,900,000 to 37,500,000)	31,000,000 (27,100,000 to 36,400,000)	29,500,000 (25,800,000 to 34,600,000)	27,000,000 (23,600,000 to 31,700,000)	24,000,000 (21,000,000 to 28,200,000)	20,900,000 (18,300,000 to 24,500,000)	17,900,000 (15,600,000 to 21,000,000)	15,000,000 (13,000,000 to 17,500,000)	12,600,000 (10,900,000 to 14,800,000)	10,600,000 (9,170,000 to 12,400,000)	8,750,000 (7,550,000 to 10,300,000)	7,170,000 (6,170,000 to 8,460,000)	5,800,000 (4,980,000 to 6,870,000)	4,770,000 (4,080,000 to 5,660,000)	3,930,000 (3,350,000 to 4,680,000)	3,230,000 (2,750,000 to 3,860,000)	2,650,000 (2,250,000 to 3,180,000)	2,200,000 (1,860,000 to 2,650,000)	1,820,000 (1,530,000 to 2,200,000)	1,500,000 (1,260,000 to 1,820,000)	1,230,000 (1,030,000 to 1,500,000)	1,010,000 (844,000 to 1,230,000)	830,000 (693,000 to 1,010,000)	682,000 (568,000 to 830,000)	560,000 (466,000 to 682,000)	460,000 (382,000 to 560,000)	377,000 (313,000 to 460,000)	309,000 (257,000 to 377,000)	253,000 (210,000 to 309,000)	208,000 (173,000 to 253,000)	171,000 (142,000 to 208,000)	140,000 (116,000 to 171,000)	115,000 (95,700 to 140,000)	94,200 (78,300 to 115,000)	77,200 (64,200 to 94,200)	63,300 (52,600 to 77,200)	51,900 (43,100 to 63,300)	42,500 (35,300 to 51,900)	34,800 (28,900 to 42,500)	28,500 (23,700 to 34,800)	23,400 (19,400 to 28,500)	19,100 (15,900 to 23,400)	15,700 (13,000 to 19,100)	12,800 (10,700 to 15,700)	10,500 (8,720 to 12,800)	8,580 (7,130 to 10,500)	7,030 (5,840 to 8,580)	5,760 (4,780 to 7,030)	4,710 (3,910 to 5,760)	3,850 (3,200 to 4,710)	3,150 (2,610 to 3,850)	2,570 (2,130 to 3,150)	2,100 (1,740 to 2,570)	1,710 (1,420 to 2,100)	1,400 (1,160 to 1,710)	1,140 (947 to 1,400)	931 (773 to 1,140)	760 (631 to 931)	620 (515 to 760)	506 (420 to 620)	413 (343 to 506)	337 (280 to 413)	275 (228 to 337)	224 (186 to 275)	183 (152 to 224)	149 (124 to 183)	122 (101 to 149)	99 (82.2 to 122)	81 (67.1 to 99)	66 (54.8 to 81)	54 (44.7 to 66)	44 (36.5 to 54)	36 (29.8 to 44)	29 (24.3 to 36)	24 (19.8 to 29)	19 (16.2 to 24)	16 (13.2 to 19)	13 (10.8 to 16)	10 (8.82 to 13)	8.6 (7.21 to 10)	7.1 (5.89 to 8.6)	5.8 (4.81 to 7.1)	4.7 (3.93 to 5.8)	3.9 (3.21 to 4.7)	3.2 (2.62 to 3.9)	2.6 (2.14 to 3.2)	2.1 (1.75 to 2.6)	1.7 (1.43 to 2.1)	1.4 (1.17 to 1.7)	1.1 (0.962 to 1.4)	0.94 (0.791 to 1.1)	0.77 (0.648 to 0.94)	0.63 (0.532 to 0.77)	0.52 (0.437 to 0.63)	0.42 (0.359 to 0.52)	0.35 (0.295 to 0.42)	0.29 (0.242 to 0.35)	0.24 (0.199 to 0.29)	0.19 (0.163 to 0.24)	0.16 (0.134 to 0.19)	0.13 (0.11 to 0.16)	0.11 (0.09 to 0.13)	0.09 (0.074 to 0.11)	0.07 (0.061 to 0.09)	0.06 (0.05 to 0.07)	0.05 (0.041 to 0.06)	0.04 (0.034 to 0.05)	0.03 (0.028 to 0.04)	0.03 (0.023 to 0.03)	0.02 (0.019 to 0.03)	0.02 (0.016 to 0.02)	0.02 (0.013 to 0.02)	0.01 (0.011 to 0.02)	0.01 (0.009 to 0.01)	0.01 (0.007 to 0.01)	0.01 (0.006 to 0.01)	0.01 (0.005 to 0.01)	0.01 (0.004 to 0.01)	0.01 (0.004 to 0.01)	0.01 (0.003 to 0.01)	0.01 (0.003 to 0.01)	0.01 (0.002 to 0.01)	0.01 (0.002 to 0.01)	0.01 (0.002 to 0.01)	0.01 (0.002 to 0.01)	0.01 (0.001 to 0.01)	0.01 (0.001 to 0.01)	0.01 (0.001



Cause	Early Neonatal	Late Neonatal	Post Neonatal	1 to 4	5 to 9	10 to 14	15 to 19	20 to 24	25 to 29	30 to 34	35 to 39	40 to 44	45 to 49	50 to 54	55 to 59	60 to 64	65 to 69	70 to 74	75 to 79	80 to 84	85 to 89	90 to 94	95 plus	Total
All causes	9,250,000 (8,640,000–9,880,000)	4,640,000 (4,220,000–5,110,000)	3,930,000 (3,530,000–4,370,000)	11,700,000 (10,900,000–12,600,000)	4,420,000 (4,120,000–4,750,000)	2,130,000 (1,980,000–2,290,000)	1,950,000 (1,810,000–2,100,000)	2,420,000 (2,240,000–2,610,000)	2,310,000 (2,140,000–2,500,000)	1,950,000 (1,800,000–2,110,000)	1,720,000 (1,590,000–1,850,000)	1,520,000 (1,400,000–1,650,000)	1,210,000 (1,110,000–1,310,000)	1,030,000 (941,000–1,120,000)	1,000,000 (911,000–1,080,000)	1,010,000 (919,000–1,090,000)	1,040,000 (945,000–1,120,000)	1,020,000 (927,000–1,110,000)	1,000,000 (909,000–1,080,000)	1,000,000 (909,000–1,080,000)	1,000,000 (909,000–1,080,000)	1,000,000 (909,000–1,080,000)	1,000,000 (909,000–1,080,000)	69,600,000 (64,600,000–74,900,000)
Communicable, maternal, neonatal, and nutritional diseases	7,540,000 (7,100,000–8,000,000)	3,760,000 (3,420,000–4,120,000)	3,130,000 (2,820,000–3,470,000)	9,620,000 (8,970,000–10,300,000)	3,620,000 (3,370,000–3,900,000)	1,660,000 (1,540,000–1,790,000)	1,500,000 (1,390,000–1,620,000)	1,850,000 (1,710,000–2,000,000)	1,760,000 (1,630,000–1,910,000)	1,480,000 (1,370,000–1,610,000)	1,290,000 (1,190,000–1,400,000)	1,120,000 (1,030,000–1,220,000)	880,000 (806,000–959,000)	740,000 (677,000–806,000)	700,000 (639,000–762,000)	690,000 (630,000–751,000)	690,000 (630,000–751,000)	660,000 (603,000–719,000)	620,000 (566,000–675,000)	580,000 (530,000–632,000)	530,000 (484,000–577,000)	470,000 (429,000–512,000)	440,000 (402,000–479,000)	47,000,000 (43,600,000–50,600,000)
HIV/AIDS and sexually transmitted infections	69,300 to 540,000	42,400 to 143,000	69,300 to 541,000	61,500 to 455,000	28,900 to 46,700	20,600 to 32,100	28,300 to 51,100	61,900 to 120,000	59,500 to 119,000	49,100 to 102,000	39,100 to 82,000	28,100 to 59,000	17,600 to 37,000	12,600 to 26,700	10,600 to 22,500	9,270 to 19,700	8,210 to 17,500	7,270 to 15,500	6,420 to 13,700	5,660 to 12,100	4,980 to 10,600	4,380 to 9,350	4,000 to 8,530	1,160,000
HIV/AIDS	69,300 to 540,000	42,400 to 143,000	69,300 to 541,000	61,500 to 455,000	28,900 to 46,700	20,600 to 32,100	28,300 to 51,100	61,900 to 120,000	59,500 to 119,000	49,100 to 102,000	39,100 to 82,000	28,100 to 59,000	17,600 to 37,000	12,600 to 26,700	10,600 to 22,500	9,270 to 19,700	8,210 to 17,500	7,270 to 15,500	6,420 to 13,700	5,660 to 12,100	4,980 to 10,600	4,380 to 9,350	4,000 to 8,530	1,160,000
HIV/AIDS - Drug-susceptible Tuberculosis	23.2 to 213	23.2 to 213	8,780 to 14,900	12,100 to 21,500	7,570 to 12,500	5,610 to 11,400	9,830 to 17,500	13,400 to 23,100	15,100 to 27,100	13,300 to 23,100	11,300 to 20,900	9,150 to 17,500	6,230 to 12,000	4,610 to 9,020	3,900 to 7,720	3,470 to 6,900	3,110 to 6,200	2,800 to 5,630	2,550 to 5,170	2,320 to 4,720	2,120 to 4,320	1,940 to 3,970	1,790 to 3,670	154,000
HIV/AIDS - Multidrug-resistant Tuberculosis without extensive drug resistance	0 to 0.3	0 to 0.3	1,910 to 3,240	2,710 to 4,840	1,700 to 2,800	1,260 to 2,560	2,210 to 3,940	3,010 to 5,200	3,400 to 6,100	2,990 to 5,200	2,540 to 4,700	2,060 to 3,940	1,400 to 2,700	1,040 to 2,030	877 to 1,740	781 to 1,550	700 to 1,390	630 to 1,270	574 to 1,160	521 to 1,060	476 to 972	436 to 875	402 to 826	34,600
HIV/AIDS - Extensively drug-resistant Tuberculosis	0 to 0	0 to 0	11 to 19	16 to 28	9.5 to 16	7.3 to 14	12 to 22	17 to 30	19 to 35	17 to 30	14 to 27	12 to 23	8.1 to 15	6 to 12	5.1 to 9.9	4.5 to 8.9	4.1 to 8.1	3.7 to 7.3	3.3 to 6.6	3 to 6.1	2.7 to 5.6	2.5 to 5.1	2.3 to 4.8	2.1 to 4.3	199
HIV/AIDS resulting in other diseases	1,210 to 9.5	1.2 to 10	1,450 to 2,460	2,230 to 3,960	1,390 to 2,300	1,030 to 2,100	1,810 to 3,230	2,470 to 4,260	2,790 to 5,000	2,460 to 4,260	2,080 to 3,850	1,690 to 3,230	1,150 to 2,210	848 to 1,660	719 to 1,420	639 to 1,270	573 to 1,140	518 to 1,040	471 to 943	427 to 855	389 to 780	357 to 716	329 to 659	28,000
Sexually transmitted infections, excluding HIV	69,300 to 540,000	42,400 to 143,000	69,300 to 541,000	61,500 to 455,000	28,900 to 46,700	20,600 to 32,100	28,300 to 51,100	61,900 to 120,000	59,500 to 119,000	49,100 to 102,000	39,100 to 82,000	28,100 to 59,000	17,600 to 37,000	12,600 to 26,700	10,600 to 22,500	9,270 to 19,700	8,210 to 17,500	7,270 to 15,500	6,420 to 13,700	5,660 to 12,100	4,980 to 10,600	4,380 to 9,350	4,000 to 8,530	1,160,000
Syphilis	69,300 to 540,000	42,400 to 143,000	69,300 to 541,000	61,500 to 455,000	28,900 to 46,700	20,600 to 32,100	28,300 to 51,100	61,900 to 120,000	59,500 to 119,000	49,100 to 102,000	39,100 to 82,000	28,100 to 59,000	17,600 to 37,000	12,600 to 26,700	10,600 to 22,500	9,270 to 19,700	8,210 to 17,500	7,270 to 15,500	6,420 to 13,700	5,660 to 12,100	4,980 to 10,600	4,380 to 9,350	4,000 to 8,530	1,160,000
Chlamydial infection	0	0	0	0	0	0	0	0	0	0	0	0	0	0	0	0	0	0	0	0	0	0	0	0
Gonococcal infection	0	0	0	0	0	0	0	0	0	0	0	0	0	0	0	0	0	0	0	0	0	0	0	0
Trichomoniasis	0	0	0	0	0	0	0	0	0	0	0	0	0	0	0	0	0	0	0	0	0	0	0	0
Genital herpes	0	0	0	0	0	0	0	0	0	0	0	0	0	0	0	0	0	0	0	0	0	0	0	0
Other sexually transmitted infections	0 to 0	0 to 0	0 to 0	0 to 0	0 to 0	0 to 0	0 to 0	0 to 0	0 to 0	0 to 0	0 to 0	0 to 0	0 to 0	0 to 0	0 to 0	0 to 0	0 to 0	0 to 0	0 to 0	0 to 0	0 to 0	0 to 0	0 to 0	0 to 0	0
Respiratory infections and tuberculosis	1,650,000 (1,450,000–1,880,000)	1,060,000 (930,000–1,210,000)	1,060,000 (930,000–1,210,000)	2,280,000 (2,000,000–2,600,000)	1,060,000 (930,000–1,210,000)	1,060,000 (930,000–1,210,000)	1,060,000 (930,000–1,210,000)	1,060,000 (930,000–1,210,000)	1,060,000 (930,000–1,210,000)	1,060,000 (930,000–1,210,000)	1,060,000 (930,000–1,210,000)	1,060,000 (930,000–1,210,000)	1,060,000 (930,000–1,210,000)	1,060,000 (930,000–1,210,000)	1,060,000 (930,000–1,210,000)	1,060,000 (930,000–1,210,000)	1,060,000 (930,000–1,210,000)	1,060,000 (930,000–1,210,000)	1,060,000 (930,000–1,210,000)	1,060,000 (930,000–1,210,000)	1,060,000 (930,000–1,210,000)	1,060,000 (930,000–1,210,000)	1,060,000 (930,000–1,210,000)	1,060,000
Tuberculosis	0 to 0	0 to 0	130,000 (110,000 to 156,000)	236,000 (201,000 to 281,000)	29,400 (25,400 to 34,000)	19,600 (17,000 to 22,600)	29,200 (25,200 to 33,700)	49,900 (43,100 to 57,600)	62,000 (53,600 to 71,600)	64,000 (55,300 to 74,000)	59,800 (51,600 to 69,000)	53,000 (45,800 to 61,200)	43,000 (37,100 to 49,600)	36,000 (31,000 to 41,500)	33,000 (28,500 to 38,100)	32,000 (27,600 to 36,900)	31,000 (26,800 to 35,800)	30,000 (25,900 to 34,600)	29,000 (25,000 to 33,400)	27,000 (23,300 to 31,200)	25,000 (21,600 to 28,900)	22,000 (19,000 to 25,400)	20,000 (17,300 to 23,100)	1,850,000
Latent tuberculosis infection	0	0	0	0	0	0	0	0	0	0	0	0	0	0	0	0	0	0	0	0	0	0	0	0
Drug-susceptible tuberculosis	0 to 0	0.5 to 0.5	73,500 to 156,000	118,000 to 251,000	22,900 to 48,700	15,200 to 32,400	22,900 to 48,700	38,900 to 82,600	47,500 to 101,000	49,600 to 105,000	46,300 to 98,300	41,000 to 87,000	33,200 to 70,500	27,800 to 59,000	25,500 to 54,100	24,800 to 52,600	24,000 to 51,000	23,200 to 49,300	22,400 to 47,600	21,600 to 45,900	20,800 to 44,200	19,900 to 42,300	19,000 to 40,300	1,750,000
Multidrug-resistant tuberculosis without extensive drug resistance	0 to 0	0 to 0	2,120 to 4,500	3,400 to 7,240	660 to 1,400	440 to 934	661 to 1,400	1,120 to 2,380	1,370 to 2,910	1,430 to 3,030	1,340 to 2,840	1,180 to 2,510	958 to 2,030	801 to 1,700	735 to 1,560	715 to 1,520	692 to 1,470	669 to 1,420	646 to 1,370	623 to 1,320	600 to 1,270	574 to 1,220	548 to 1,160	50,500
Extensively drug-resistant tuberculosis	0 to 0	0 to 0	962	542	29.5	19.1	29.1	49.7	59	61.2	57.3	50.6	41.1	34.4	31.5	30.6	29.7	28.7	27.7	26.7	25.7	24.6	23.5	1,530
Lower respiratory infections	1,650,000 to 14,400,000	1,060,000 to 9,220,000	1,060,000 to 9,220,000	2,280,000 to 19,800,000	1,060,000 to 9,220,000	1,060,000 to 9,220,000	1,060,000 to 9,220,000	1,060,000 to 9,220,000	1,060,000 to 9,220,000	1,060,000 to 9,220,000	1,060,000 to 9,220,000	1,060,000 to 9,220,000	1,060,000 to 9,220,000	1,060,000 to 9,220,000	1,060,000 to 9,220,000	1,060,000 to 9,220,000	1,060,000 to 9,220,000	1,060,000 to 9,220,000	1,060,000 to 9,220,000	1,060,000 to 9,220,000	1,060,000 to 9,220,000	1,060,000 to 9,220,000	1,060,000 to 9,220,000	1,770,000
Upper respiratory infections	0 to 0	0 to 0	0 to 0	0 to 0	0 to 0	0 to 0	0 to 0	0 to 0	0 to 0	0 to 0	0 to 0	0 to 0	0 to 0	0 to 0	0 to 0	0 to 0	0 to 0	0 to 0	0 to 0	0 to 0	0 to 0	0 to 0	0 to 0	0 to 0	0
Otitis media	0 to 0	0 to 0	0 to 0	0 to 0	0 to 0	0 to 0	0 to 0	0 to 0	0 to 0	0 to 0	0 to 0	0 to 0	0 to 0	0 to 0	0 to 0	0 to 0	0 to 0	0 to 0	0 to 0	0 to 0	0 to 0	0 to 0	0 to 0	0 to 0	0
Enteric infections	99,100 (84,200–117,000)	927,000 (787,000–1,090,000)	1,020,000 (867,000–1,200,000)	850,000 (722,000–1,000,000)	152,000 (129,000–179,000)	62,900 (53,400–74,000)	59,500 (50,500–70,000)	59,700 (50,700–70,200)	49,900 (42,400–58,700)	45,400 (38,600–53,400)	40,200 (34,200–47,300)	35,000 (29,800–41,200)	30,400 (25,800–35,800)	26,600 (22,600–31,300)	25,200 (21,400–29,600)	24,700 (21,000–29,000)	24,200 (20,600–28,500)	23,700 (20,100–27,900)	23,200 (19,700–27,300)	22,700 (19,300–26,700)	22,200 (18,900–26,100)	21,700 (18,400–25,500)	21,200 (18,000–24,900)	345 thousand
Diarrheal diseases	69,100 to 329,000	62,900 to 229,000	968,000 to 1,730,000	679,000 to 1,370,000	109,000 to 179,000	40,400 to 67,000	36,600 to 59,800	36,400 to 59,800	29,500 to 48,500	26,000 to 42,700	22,900 to 37,600	19,900 to 32,700	17,300 to 28,400	15,200 to 24,900	14,400 to 23,600	14,100 to 23,100	13,800 to 22,600	13,500 to 22,200	13,200 to 21,700	12,900 to 21,200	12,600 to 20,700	12,400 to 20,300	12,100 to 19,900	2,660,000
Typhoid and paratyphoid	0 to 0	0 to 1.6	1,180 to 1,180	1,660 to 1,660	1,110 to 1,110	1,110 to 1,110	1,110 to 1,110	1,110 to 1,110	1,110 to 1,110	1,110 to 1,110	1,110 to 1,110	1,110 to 1,110	1,110 to 1,110	1,110 to 1,110	1,110 to 1,110	1,110 to 1,110	1,110 to 1,110	1,110 to 1,110	1,110 to 1,110	1,110 to 1,110	1,110 to 1,110	1,110 to 1,110	1,110 to 1,110	19,000
Typhoid fever	0 to 0	0 to 1.6	1,180 to 1,180	1,660 to 1,660	1,110 to 1,110	1,110 to 1,110	1,110 to 1,110	1,110 to 1,110	1,110 to 1,110	1,110 to 1,110	1,110 to 1,110	1,110 to 1,110	1,110 to 1,110	1,110 to 1,110	1,110 to 1,110	1,110 to 1,110	1,110 to 1,110	1,110 to 1,110	1,110 to 1,110	1,110 to 1,110	1,110 to 1,110	1,110 to 1,110	1,110 to 1,110	19,000
Paratyphoid fever	0 to 0	0 to 0	0 to 0	0 to 0	0 to 0	0 to 0	0 to 0	0 to 0	0 to 0	0 to 0	0 to 0	0 to 0	0 to 0	0 to 0	0 to 0	0 to 0	0 to 0	0 to 0	0 to 0	0 to 0	0 to 0	0 to 0	0 to 0	0 to 0	0
Invasive Non-Typhoidal Salmonella (iNTS)	69,100 to 329,000	62,900 to 229,000	967,000 to 1,730,000	677,000 to 1,370,000	108,000 to 179,000	39,300 to 67,000	35,500 to 59,800	35,300 to 59,800	28,400 to 48,500	24,900 to 42,700	21,800 to 37,600	18,800 to 32,700	16,200 to 28,400	14,100 to 24,900	13,300 to 23,600	13,000 to 23,100	12,700 to 22,600	12,400 to 22,200	12,100 to 21,700	11,800 to 21,200	11,500 to 20,700	11,300 to 20,300	11,000 to 19,900	2,640,000
Other intestinal infectious diseases	0 to 0	0 to 0	1,060 to 1,960	1,660 to 3,020	1,110 to 2,020	1,110 to 2,020	1,110 to 2,020	1,110 to 2,020	1,110 to 2,020	1,110 to 2,020	1,110 to 2,020	1,110 to 2,020	1,110 to 2,020	1,110 to 2,020	1,110 to 2,020	1,110 to 2,020	1,110 to 2,020	1,110 to 2,020	1,110 to 2,020	1,110 to 2,020	1,110 to 2,020	1,110 to 2,020	1,110 to 2,020	19,000
Intestinal nematode infections	0 to 0	0 to 0	0 to 0	0 to 0	0 to 0	0 to 0	0 to 0	0 to 0	0 to 0	0 to 0	0 to 0	0 to 0	0 to 0	0 to 0	0 to 0	0 to 0	0 to 0	0 to 0	0 to 0	0 to 0	0 to 0	0 to 0	0 to 0	0 to 0	0
Ascariasis	0 to 0	0 to 0	0 to 0	0 to 0	0 to 0	0 to 0	0 to 0	0 to 0	0 to 0	0 to 0	0 to 0	0 to 0	0 to 0	0 to 0	0 to 0	0 to 0	0 to 0	0 to 0	0 to 0	0 to 0	0 to 0	0 to 0	0 to 0	0 to 0	0
Trichuriasis	0 to 0	0 to 0	0 to 0	0 to 0	0 to 0	0 to 0	0 to 0	0 to 0	0 to 0	0 to 0	0 to 0	0 to 0	0 to 0	0 to 0	0 to 0	0 to 0	0 to 0	0 to 0	0 to 0	0 to 0	0 to 0	0 to 0	0 to 0	0 to 0	0
Hookworm infection	0 to 0	0 to 0	0 to 0	0 to 0	0 to 0	0 to 0	0 to 0	0 to 0	0 to 0	0 to 0	0 to 0	0 to 0	0 to 0	0 to 0	0 to 0	0 to 0	0 to 0	0 to 0	0 to 0	0 to 0	0 to 0	0 to 0	0 to 0	0 to 0	0
Food-borne trematodiases	0 to 0	0 to 0	0 to 0	0 to 0	0 to 0	0 to 0	0 to 0	0 to 0	0 to 0	0 to 0	0 to 0	0 to 0	0 to 0	0 to 0	0 to 0	0 to 0	0 to 0	0 to 0	0 to 0	0 to 0	0 to 0	0 to 0	0 to 0	0 to 0	0
Leprosy	0 to 0	0 to 0	0 to 0	0 to 0	0.3 to 1.3	0.6 to 1.9	1.2 to 3.5	2.2 to 6.1	3.2 to 9.1	3.9 to 11.1	4.4 to 12.5	4.6 to 13.1	4.6 to 13.1	4.5 to 12.8	4.3 to 12.2	4.1 to 11.6	3.9 to 11.1	3.7 to 10.5	3.5 to 9.9	3.3 to 9.4	3.1 to 8.8	2.9 to 8.3	2.7 to 7.7	2.5 to 7.2	123
Rabies	0 to 0	0 to 0	0 to 0	0 to 0	0 to 0	0 to 0	0 to 0	0 to 0	0 to 0	0 to 0	0 to 0	0 to 0	0 to 0	0 to 0	0 to 0	0 to 0	0 to 0	0 to 0	0 to 0	0 to 0	0 to 0	0 to 0	0 to 0	0 to 0	0
Zika virus	0 to 0	0 to 0	0 to 0	0 to 0	0 to 0	0 to 0	0 to 0	0 to 0	0 to 0	0 to 0	0 to 0	0 to 0	0 to 0	0 to 0	0 to 0	0 to 0	0 to 0	0 to 0	0 to 0	0 to 0	0 to 0	0 to 0	0 to 0	0 to 0	0
Guinea worm disease	0 to 0	0 to 0	0 to 0	0 to 0	0 to 0	0 to 0	0 to 0	0 to 0	0 to 0	0 to 0	0 to 0	0 to 0	0 to 0	0 to 0	0 to 0	0 to 0	0 to 0	0 to 0	0 to 0	0 to 0	0 to 0	0 to 0	0 to 0	0 to 0	0
Other neglected tropical diseases	4,770 (3,740 to 6,040)	3,540 (2,770 to 4,470)	7,440 (5,840 to 9,410)	9,330 (7,320 to 11,800)	4,370 (3,430 to 5,530)	1,450 (1,140 to 1,840)	2,450 (1,920 to 3,100)	4,370 (3,430 to 5,530)	4,370 (3,430 to 5,530)	4,370 (3,430 to 5,530)	4,370 (3,430 to 5,530)	4,370 (3,430 to 5,530)	4,370 (3,430 to 5,530)	4,370 (3,430 to 5,530)	4,370 (3,430 to 5,530)	4,370 (3,430 to 5,530)	4,370 (3,430 to 5,530)	4,370 (3,430 to 5,530)	4,370 (3,430 to 5,530)	4,370 (3,430 to 5,530)	4,370 (3,430 to 5,530)	4,370 (3,430 to 5,530)	4,370 (3,430 to 5,530)	204,000
Other infectious diseases	28,000 (22,000 to 35,400)	17,900 (14,100 to 22,600)	27,900 (21,900 to 35,200)	34,700 (27,300 to 43,900)	16,200 (12,800 to 20,600)	5,370 (4,230 to 6,810)	9,080 (7,140 to 11,500)	16,200 (12,800 to 20,600)	16,200 (12,800 to 20,600)	16,200 (12,800 to 20,600)	16,200 (12,800 to 20,600)	16,200 (12,800 to 20,600)	16,200 (12,800 to 20,600)	16,200 (12,800 to 20,600)	16,200 (12,800 to 20,600)	16,200 (12,800 to 20,600)	16,200 (12,800 to 20,600)	16,200 (12,800 to 20,600)	16,200 (12,800 to 20,600)	16,200 (12,800 to 20,600)	16,200 (12,800 to 20,600)	16,200 (12,800 to 20,600)	16,200 (12,800 to 20,600)	757,000
Meningitis	20,600 (15,900 to 26,200)	14,500 (11,200 to 18,400)	66,100 (51,100 to 84,000)	54,600 (42,200 to 69,400)	20,400 (15,800 to 25,900)	20,400 (15,800 to 25,900)	20,500 (15,800 to 26,000)	17,900 (13,800 to 22,700)	13,200 (10,200 to 16,800)	12,200 (9,410 to 15,500)	11,700 (9,020 to 14,800)	11,600 (8,940 to 14,800)	11,600 (8,940 to 14,800)	11,600 (8,940 to 14,800)	11,600 (8,940 to 14,800)	11,600 (8,940 to 14,800)	11,600 (8,940 to 14,800)	11,600 (8,940 to 14,800)	11,600 (8,940 to 14,800)	11,600 (8,940 to 14,800)	11,600 (8,940 to 14,800)	11,600 (8,940 to 14,800)	11,600 (8,940 to 14,800)	360,000
Encephalitis	1,020 (829 to 1,240)	1,020 (829 to 1,240)	2,780 (2,260 to 3,380)	2,160 (1,760 to 2,630)	1,160 (943 to 1,410)	1,160 (943 to 1,410)	1,160 (943 to 1,410)	1,160 (943 to 1,410)	1,160 (943 to 1,410)	1,160 (943 to 1,410)	1,160 (943 to 1,410)	1,160 (943 to 1,410)	1,160 (943 to 1,410)	1,160 (943 to 1,410)	1,160 (943 to 1,410)	1,160 (943 to 1,410)	1,160 (943 to 1,410)	1,160 (943 to 1,410)	1,160 (943 to 1,410)	1,160 (943 to 1,410)	1,160 (943 to 1,410)	1,160 (943 to 1,410)	1,160 (943 to 1,410)	27,700
Diphtheria	0.8 to 6.4	0.8 to 6.4	2,900 to 2,900	4,160 to 4,160	2,770 to 2,770	2,770 to 2,770	2,770 to 2,770	2,770 to 2,770	2,770 to 2,770	2,770 to 2,770	2,770 to 2,770	2,770 to 2,770	2,770 to 2,770	2,770 to 2,770	2,770 to 2,770	2,770 to 2,770	2,770 to 2,770	2,770 to 2,770	2,770 to 2,770	2,770 to 2,770	2,770 to 2,770	2,770 to 2,770	2,770 to 2,770	47,100
Tetanus	8,410 (6,610 to 10,600)	9,670 (7,600 to 12,200)	2,240 (1,760 to 2,820)	3,960 (3,110 to 4,990)	1,760 (1,380 to 2,210)	1,760 (1,380 to 2,210)	1,760 (1,380 to 2,210)	1,760 (1,380 to 2,210)	1,760 (1,380 to 2,210)	1,760 (1,380 to 2,210)	1,760 (1,380 to 2,210)	1,760 (1,380 to 2,210)	1,760 (1,380 to 2,210)	1,760 (1,380 to 2,210)	1,760 (1,380 to 2,210)	1,760 (1,380 to 2,210)	1,760 (1,380 to 2,210)	1,760 (1,380 to 2,210)	1,760 (1,380 to 2,210)	1,760 (1,380 to 2,210)	1,760 (1,380 to 2,210)	1,760 (1,380 to 2,210)	1,760 (1,380 to 2,210)	28,700
Measles	0 to 0	0 to 0	0 to 0	0 to 0	0 to 0	0 to 0	0 to 0	0 to 0	0 to 0	0 to 0	0 to 0	0 to 0	0 to 0	0 to 0	0 to 0	0 to 0	0 to 0	0 to 0	0 to 0	0 to 0	0 to 0	0 to 0	0 to 0	0 to 0	0
Varicella and herpes zoster	0 to 0	0 to 0	0 to 0	0 to 0	0 to 0	0 to 0	0 to 0	0 to 0	0 to 0	0 to 0	0 to 0	0 to 0	0 to 0	0 to 0	0 to 0	0 to 0	0 to 0	0 to 0	0 to 0	0 to 0	0 to 0	0 to 0	0 to 0	0 to 0	0
Acute hepatitis	0.1 to 1.1	1 to 5	5,250 (1,870 to 12,600)	2,670 (1,010 to 6,110)	2,040 (1,020 to 3,740)	2,040 (1,020 to 3,740)	2,040 (1,020 to 3,740)	3,050 (1,530 to 5,600)	3,050 (1,530 to 5,600)	3,050 (1,530 to 5,600)	3,050 (1,530 to 5,600)	3,050 (1,530 to 5,600)	3,050 (1,530 to 5,600)	3,050 (1,530 to 5,600)	3,050 (1,530 to 5,600)	3,050 (1,530 to 5,600)	3,050 (1,530 to 5,600)	3,050 (1,530 to 5,600)	3,050 (1,530 to 5,600)	3,050 (1,530 to 5,600)	3,050 (1,530 to 5,600)	3,050 (1,530 to 5,600)	3,050 (1,530 to 5,600)	82,200
Acute hepatitis A	0 to 0	0 to 0	1,250 (596 to 2,620)	460 (219 to 963)	1,020 (510 to 1,870)	1,020 (510 to 1,870)	1,020 (510 to 1,870)	1,530 (765 to 2,800)	1,530 (765 to 2,800)	1,530 (765 to 2,800)	1,530 (765 to 2,800)	1,530 (765 to 2,800)	1,530 (765 to 2,800)	1,530 (765 to 2,800)	1,530 (765 to 2,800)	1,530 (765 to 2,800)	1,530 (765 to 2,800)	1,530 (765 to 2,800)	1,530 (765 to 2,800)	1,530 (765 to 2,800)	1,530 (765 to 2,800)	1,530 (765 to 2,800)	1,530 (765 to 2,800)	41,200
Acute hepatitis B	0 to 0	0 to 0	2,000 (1,000 to 4,000)	1,000 (500 to 2,000)	1,000 (500 to 2,000)	1,000 (500 to 2,000)	1,000 (500 to 2,000)	1,500 (750 to 3,000)	1,500 (750 to 3,000)	1,500 (750 to 3,000)	1,500 (750 to 3,000)	1,500 (750 to 3,000)	1,500 (750 to 3,000)	1,500 (750 to 3,000)	1,500 (750 to 3,000)	1,500 (750 to 3,000)	1,500 (750 to 3,000)	1,500 (750 to 3,000)	1,500 (750 to 3,000)	1,500 (750 to 3,000)	1,500 (750 to 3,000)	1,500 (750 to 3,000)	1,500 (750 to 3,000)	40,400
Acute hepatitis C	0 to 0	0 to 0	0 to 0	0 to 0	0 to 0	0 to 0	0 to 0	0 to 0	0 to 0	0 to 0	0 to 0	0 to 0	0 to 0	0 to 0	0 to 0	0 to 0	0 to 0	0 to 0	0 to 0	0 to 0	0 to 0	0 to 0	0 to 0	0 to 0	0
Other unspecified infectious diseases	28,000 (22,000 to 35,400)	17,900 (14,100 to 22,600)	27,900 (21,900 to 35,200)	34,700 (27,300 to 43,900)	16,200 (12,800 to 20,600)	5,370 (4,230 to 6,810)	9,080 (7,140 to 11,500)	16,200 (12,800 to 20,600)	16,200 (12,800 to 20,600)	16,200 (12,800 to 20,600)	16,200 (12,800 to 20,600)	16,200 (12,800 to 20,600)	16,200 (12,800 to 20,600)	16,200 (12,800 to 20,600)	16,200 (12,800 to 20,600)	16,200 (12,800 to 20,600)	16,200 (12,800 to 20,600)	16,200 (12,800 to 20,600)	16,200 (12,800 to 20,600)	16,200 (12,800 to 20,600)	16,200 (12,800 to 20,600)	16,200 (12,800 to 20,600)	16,200 (12,800 to 20,600)	757,000
Maternal and neonatal disorders	2,150,000 (1,910,000–2,420,000)	1,100,000 (967,000–1,250,000)	784,000 (684,000–896,000)	1,340,000 (1,170,000–1,530,000)	17,000 (14,900–19,400)	10,000 (8,800–11,400)	10,000 (8,800–11,400)	17,900 (15,700–20,400)	17,900 (15,700–20,400)	16,400 (14,300–18,800)	15,000 (13,100–17,100)	13,900 (12,100–15,800)	12,900 (11,200–14,700)	12,000 (10,500–13,700)	11,200 (9,800–12,800)	10,600 (9,200–12,100)	10,000 (8,700–11,400)	9,500 (8,300–10,800)	9,000 (7,900–10,300)	8,600 (7,500–9,800)	8,200 (7,200–9,300)	7,800 (6,800–8,900)	7,500 (6,500–8,500)	3,730,000
Maternal disorders	0 to 0	0 to 0	0 to 0	0 to 0	0 to 0	0 to 0	0 to 0	0 to 0	0 to 0	0 to 0	0 to 0	0 to 0	0 to 0	0 to 0	0 to 0	0 to 0	0 to 0	0 to 0	0 to 0	0 to 0	0 to 0	0 to 0	0 to 0	0 to 0	0
Maternal hemorrhage	0 to 0	0 to 0	0 to 0	0 to 0	0 to 0	0 to 0	0 to 0	0 to 0	0 to 0	0 to 0	0 to 0	0 to 0	0 to 0	0 to 0	0 to 0	0 to 0	0 to 0	0 to 0	0 to 0	0 to 0	0 to 0	0 to 0	0 to 0	0 to 0	0
Maternal sepsis and other maternal infections	0 to 0	0 to 0	0 to 0	0 to 0	0 to 0



GBD Table 2a: Arsenic DALYs by cause and sex: annual for males with 95% uncertainty intervals, 2019

Cause	Early Neonatal	Late Neonatal	Post Neonatal	1 to 4	5 to 9	10 to 14	15 to 19	20 to 24	25 to 29	30 to 34	35 to 39	40 to 44	45 to 49	50 to 54	55 to 59	60 to 64	65 to 69	70 to 74	75 to 79	80 to 84	85 to 89	90 to 94	95 plus	Total
All causes	1,049,000 (994,000 to 1,109,000)	160,000 (109,000 to 220,000)	439,000 (394,000 to 490,000)	660,000 (540,000 to 1,120,000)	308,000 (229,000 to 579,000)	233,000 (160,000 to 479,000)	267,000 (211,000 to 516,000)	279,000 (227,000 to 520,000)	268,000 (212,000 to 497,000)	263,000 (207,000 to 484,000)	262,000 (211,000 to 472,000)	260,000 (210,000 to 452,000)	270,000 (224,000 to 463,000)	270,000 (227,000 to 463,000)	261,000 (217,000 to 450,000)	257,000 (199,000 to 443,000)	179,000 (136,000 to 320,000)	113,000 (79,000 to 203,000)	63,700 (39,200 to 124,000)	43,600 (21,900 to 93,000)	4,070 (1,770 to 10,100)	726 (261 to 2,020)	6,600,000
Communicable, maternal, neonatal, and nutritional diseases	950,000 (898,000 to 1,000,000)	159,000 (108,000 to 219,000)	438,000 (393,000 to 488,000)	473,000 (357,000 to 1,030,000)	169,000 (97,000 to 419,000)	99,400 (47,000 to 344,000)	75,000 (34,000 to 315,000)	75,000 (34,000 to 315,000)	83,200 (38,000 to 317,000)	87,000 (41,000 to 317,000)	94,000 (47,000 to 317,000)	114,000 (66,000 to 317,000)	136,000 (89,000 to 317,000)	96,900 (49,000 to 317,000)	89,000 (42,000 to 317,000)	96,200 (49,000 to 317,000)	62,000 (26,000 to 317,000)	39,200 (15,000 to 317,000)	19,600 (5,000 to 317,000)	8,600 (1,000 to 317,000)	537 (0 to 4,720)	4,070 (0 to 32,000)	3,720,000
HIV/AIDS and sexually transmitted infections	2,100 (1,100 to 4,000)	1,700 (1,000 to 2,800)	1,700 (1,000 to 2,800)	2,000 (1,000 to 3,000)	1,400 (1,000 to 2,000)	1,400 (1,000 to 2,000)	1,400 (1,000 to 2,000)	1,400 (1,000 to 2,000)	1,400 (1,000 to 2,000)	1,400 (1,000 to 2,000)	1,400 (1,000 to 2,000)	1,400 (1,000 to 2,000)	1,400 (1,000 to 2,000)	1,400 (1,000 to 2,000)	1,400 (1,000 to 2,000)	1,400 (1,000 to 2,000)	1,400 (1,000 to 2,000)	1,400 (1,000 to 2,000)	1,400 (1,000 to 2,000)	1,400 (1,000 to 2,000)	1,400 (1,000 to 2,000)	1,400 (1,000 to 2,000)	1,400 (1,000 to 2,000)
HIV/AIDS	2,100 (1,100 to 4,000)	1,700 (1,000 to 2,800)	1,700 (1,000 to 2,800)	2,000 (1,000 to 3,000)	1,400 (1,000 to 2,000)	1,400 (1,000 to 2,000)	1,400 (1,000 to 2,000)	1,400 (1,000 to 2,000)	1,400 (1,000 to 2,000)	1,400 (1,000 to 2,000)	1,400 (1,000 to 2,000)	1,400 (1,000 to 2,000)	1,400 (1,000 to 2,000)	1,400 (1,000 to 2,000)	1,400 (1,000 to 2,000)	1,400 (1,000 to 2,000)	1,400 (1,000 to 2,000)	1,400 (1,000 to 2,000)	1,400 (1,000 to 2,000)	1,400 (1,000 to 2,000)	1,400 (1,000 to 2,000)	1,400 (1,000 to 2,000)	1,400 (1,000 to 2,000)
HIV/AIDS - Drug-susceptible Tuberculosis	0.1 (0 to 0.1)	0.1 (0 to 0.4)	0.3 (0 to 1.2)	0.3 (0 to 1.2)	0.3 (0 to 1.2



Other transport injuries	424 K (10.1 to 1.1K)	262 S (6.1 to 62.9)	261 (6.0 to 629)	1,958 (339 to 7,629)	1,966 (439 to 2,196)	990 (167 to 1,843)	1,788 (609 to 3,693)	2,176 (1,026 to 3,756)	1,668 (609 to 3,139)	1,418 (679 to 2,793)	1,128 (647 to 2,079)	1,038 (61 to 1,973)	796 (439 to 1,493)	632 (339 to 1,073)	439 (227 to 789)	342 (160 to 663)	195 (65 to 399)	176 S (43.7 to 724)	494 (27.9 to 774)	17 K (7.1 to 29.1)	8.7 (2.9 to 8.6)	7 (1 to 23)	4 (1 to 21)	6.0 (0.7 to 6.0)	19,883
Unintentional injuries	2,960 (1,260 to 5,350)	1,970 (694 to 10,900)	11,199 (6,400 to 78,200)	33,960 (20,100 to 69,400)	17,650 (10,500 to 29,700)	12,700 (6,130 to 17,300)	17,950 (8,630 to 31,600)	13,950 (8,270 to 18,700)	10,450 (7,510 to 13,100)	8,370 (5,970 to 11,900)	8,150 (5,630 to 11,200)	8,060 (5,130 to 11,600)	6,270 (3,930 to 11,100)	7,720 (5,010 to 12,000)	6,410 (4,000 to 9,210)	5,270 (3,160 to 8,040)	4,090 (2,220 to 5,190)	2,340 (1,600 to 3,210)	1,860 (1,240 to 2,540)	907 (760 to 1,160)	390 (260 to 485)	111 (84 to 141)	19.6 (10.7 to 29.2)	192,000
Falls	206 (102 to 272)	37.7 (12 to 92.4)	963 (539 to 2,290)	3,290 (1,970 to 7,610)	3,270 (1,800 to 7,260)	3,060 (1,630 to 4,870)	1,870 (1,140 to 2,310)	1,870 (1,270 to 2,360)	1,690 (1,180 to 2,240)	1,690 (1,180 to 2,240)	1,770 (1,290 to 2,290)	1,980 (1,290 to 2,730)	1,880 (1,290 to 2,630)	2,130 (1,520 to 2,630)	1,900 (1,290 to 2,630)	1,720 (1,240 to 2,400)	1,210 (1,010 to 1,670)	915 (639 to 1,270)	621 (506 to 1,096)	358 (302 to 423)	68.2 (18 to 37.5)	10.4 (4.7 to 18)	12.1 (7.6 to 15.1)	33,260
Drowning	116 (57.1 to 170)	69.7 (13.9 to 21.3)	842 (250 to 2,630)	1,480 (4,210 to 6,600)	1,480 (2,000 to 6,660)	1,540 (1,000 to 2,330)	1,540 (973 to 3,290)	1,540 (930 to 3,330)	1,540 (929 to 3,330)	1,540 (929 to 3,330)	1,540 (997 to 1,200)	1,540 (534 to 1,610)	1,540 (534 to 1,540)	1,540 (534 to 1,540)	1,540 (534 to 1,540)	1,540 (534 to 1,540)	1,540 (534 to 1,540)	1,540 (534 to 1,540)	1,540 (534 to 1,540)	1,540 (534 to 1,540)	1,540 (534 to 1,540)	1,540 (534 to 1,540)	1,540 (534 to 1,540)	28,660
Fire, heat, and hot substances	232 (119 to 605)	137 (49.9 to 354)	1,650 (71.8 to 3,640)	4,230 (2,000 to 12,200)	1,420 (697 to 2,630)	842 (532 to 1,410)	962 (592 to 1,470)	1,280 (662 to 1,680)	975 (614 to 1,420)	905 (638 to 1,390)	942 (626 to 1,420)	952 (633 to 1,420)	872 (572 to 1,320)	797 (51.8 to 1,210)	615 (390 to 920)	515 (312 to 824)	407 (242 to 623)	285 (148 to 393)	195 (104 to 258)	78 (62.4 to 124)	29.6 (18.4 to 42.4)	7.1 (4.5 to 10.7)	1.1 (0.7 to 1.8)	19,800
Poisonings	1,190 (96.7 to 1K)	729 (12.9 to 1K)	1,900 (2,000 to 2,900)	2,900 (1,000 to 3,900)	2,900 (1,000 to 3,900)	2,900 (1,000 to 3,900)	2,900 (1,000 to 3,900)	2,900 (1,000 to 3,900)	2,900 (1,000 to 3,900)	2,900 (1,000 to 3,900)	2,900 (1,000 to 3,900)	2,900 (1,000 to 3,900)	2,900 (1,000 to 3,900)	2,900 (1,000 to 3,900)	2,900 (1,000 to 3,900)	2,900 (1,000 to 3,900)	2,900 (1,000 to 3,900)	2,900 (1,000 to 3,900)	2,900 (1,000 to 3,900)	2,900 (1,000 to 3,900)	2,900 (1,000 to 3,900)	2,900 (1,000 to 3,900)	2,900 (1,000 to 3,900)	19,200
Poisoning by/other/un-murcicide	42.2 (2.9 to 72.1)	19.6 (1.1 to 81.1)	203 (29.1 to 701)	267 (67.1 to 1,360)	267 (67.8 to 682)	267 (47.8 to 435)	267 (126 to 761)	267 (126 to 844)	267 (96 to 873)	267 (126 to 844)	267 (126 to 844)	267 (126 to 844)	267 (126 to 761)	267 (126 to 845)	267 (126 to 844)	267 (96.4 to 677)	267 (60 to 514)	267 (60 to 389)	267 (29.8 to 173)	267 (60 to 389)	267 (27.9 to 177)	267 (27.9 to 177)	267 (27.9 to 177)	267 (27.9 to 177)	4,000
Poisoning by/other means	195 (47.8 to 402)	112 (17.8 to 307)	1,060 (340 to 3,000)	2,690 (689 to 9,040)	960 (312 to 1,880)	620 (309 to 1,240)	369 (146 to 619)	509 (261 to 1,040)	497 (146 to 921)	423 (173 to 819)	423 (198 to 819)	499 (220 to 990)	497 (198 to 940)	509 (220 to 1,030)	333 (198 to 509)	297 (138 to 693)	193 (77 to 439)	207 (43.1 to 717)	107 (20.2 to 136)	28.6 (9.6 to 51.4)	6.6 (2.6 to 12.9)	1.2 (0.4 to 2.6)	0.2 (0.1 to 0.2)	10,700
Exposure to mechanical forces	197 (24.6 to 1.1K)	1,210 (7.1 to 2,020)	1,900 (120 to 3,270)	2,000 (60 to 6,040)	1,420 (60 to 2,770)	1,240 (60 to 2,460)	2,040 (1,020 to 2,210)	2,370 (1,020 to 2,690)	1,960 (1,020 to 2,640)	1,420 (1,020 to 2,000)	1,420 (1,020 to 2,000)	1,420 (1,020 to 2,000)	1,420 (1,020 to 2,000)	1,420 (1,020 to 2,000)	1,420 (1,020 to 1,900)	1,420 (1,020 to 1,900)	1,420 (1,020 to 1,900)	1,420 (1,020 to 1,900)	1,420 (1,020 to 1,900)	1,420 (1,020 to 1,900)	1,420 (1,020 to 1,900)	1,420 (1,020 to 1,900)	1,420 (1,020 to 1,900)	1,420 (1,020 to 1,900)	23,900
Unintentional firearm injuries	54.1 (1.5 to 169)	7.6 (0 to 1,000)	269 (8.7 to 1,620)	923 (89.9 to 1,780)	276 (103 to 743)	273 (111 to 663)	744 (249 to 1,490)	744 (252 to 1,410)	744 (254 to 1,290)	744 (182 to 1,410)	744 (182 to 1,410)	744 (182 to 1,410)	744 (182 to 1,410)	744 (182 to 1,410)	744 (182 to 1,410)	744 (182 to 1,410)	744 (182 to 1,410)	744 (182 to 1,410)	744 (182 to 1,410)	744 (182 to 1,410)	744 (182 to 1,410)	744 (182 to 1,410)	744 (182 to 1,410)	744 (182 to 1,410)	3,980
Other exposure to mechanical forces	1,260 (19.9 to 1.42K)	1,260 (6.1 to 2,720)	1,260 (61.3 to 2,160)	1,260 (60.7 to 2,810)	1,260 (62.3 to 2,810)	1,260 (62.3 to 2,810)	1,260 (77.1 to 2,710)	1,260 (63.3 to 2,710)	1,260 (63.3 to 2,710)	1,260 (77.1 to 2,710)	1,260 (77.1 to 2,710)	1,260 (77.1 to 2,710)	1,260 (61.9 to 2,710)	1,260 (61.9 to 2,710)	1,260 (63.9 to 2,710)	1,260 (63.9 to 2,710)	1,260 (63.9 to 2,710)	1,260 (63.9 to 2,710)	1,260 (63.9 to 2,710)	1,260 (63.9 to 2,710)	1,260 (63.9 to 2,710)	1,260 (63.9 to 2,710)	1,260 (63.9 to 2,710)	1,260 (63.9 to 2,710)	17,600
Adverse effects of medical treatment	438 (27.6 to 883)	2,200 (99.5 to 674)	2,200 (1,600 to 3,210)	2,180 (900 to 5,250)	766 (297 to 1,270)	415 (266 to 769)	415 (189 to 769)	415 (238 to 843)	466 (217 to 793)	466 (240 to 841)	466 (189 to 793)	411 (189 to 793)	466 (189 to 793)	466 (189 to 793)	466 (189 to 793)	377 (189 to 793)	322 (170 to 667)	266 (81 to 580)	192 (140 to 674)	116 (81 to 336)	82.1 (26.7 to 113)	18.6 (8.8 to 41.3)	6.6 (2.6 to 12.3)	6.9 (0.9 to 9.3)	17,860
Animal contact	67.4 (30.3 to 180)	21.7 (7.9 to 90.2)	328 (10 to 839)	1,810 (439 to 2,710)	1,250 (439 to 2,710)	809 (308 to 1,640)	943 (242 to 1,110)	924 (309 to 1,030)	493 (226 to 820)	427 (226 to 764)	424 (226 to 764)	493 (226 to 867)	541 (309 to 1,140)	629 (329 to 1,230)	613 (242 to 1,290)	537 (242 to 1,070)	382 (226 to 709)	316 (108 to 610)	138 (49.3 to 261)	66.9 (29 to 115)	19.9 (6.9 to 21.3)	6.5 (2 to 8.2)	0.7 (0.2 to 1.3)	10,300
Venomous animal contact	4.29 (0.6 to 11.6)	2.6 (0.3 to 9.8)	69.6 (12.2 to 272)	413 (62.1 to 2,060)	240 (50.2 to 1,180)	240 (50.2 to 1,180)	240 (77.1 to 698)	240 (51.9 to 697)	240 (51.9 to 697)	240 (77.1 to 533)	240 (66.1 to 533)	240 (77.1 to 414)	240 (51.9 to 414)	240 (51.9 to 414)	240 (51.9 to 414)	240 (51.9 to 414)	240 (51.9 to 414)	240 (51.9 to 414)	240 (51.9 to 414)	240 (51.9 to 414)	240 (51.9 to 414)	240 (51.9 to 414)	240 (51.9 to 414)	240 (51.9 to 414)	3,700
Non-venomous animal contact	32.8 (13.8 to 83.9)	19.1 (6.9 to 47.7)	267 (10.6 to 672)	1,490 (499 to 3,330)	842 (326 to 1,490)	527 (209 to 1,140)	390 (180 to 792)	340 (180 to 726)	292 (134 to 593)	275 (136 to 614)	272 (136 to 579)	317 (132 to 618)	322 (132 to 701)	335 (180 to 668)	252 (132 to 622)	248 (132 to 529)	164 (72.1 to 330)	88.1 (39.7 to 181)	62.5 (28.6 to 126)	26.2 (11.6 to 59.6)	8.5 (3 to 7.2)	1.6 (0.9 to 3.1)	0.4 (0.2 to 0.7)	6,900
Foreign body	178 (17.8 to 1K)	107 (6.5 to 1K)	1,400 (69.2 to 3,900)	2,670 (1,200 to 6,470)	1,240 (1,200 to 3,250)	1,240 (1,200 to 3,250)	1,240 (1,200 to 3,250)	1,240 (1,200 to 3,250)	1,240 (1,200 to 3,250)	1,240 (1,200 to 3,250)	1,240 (1,200 to 3,250)	1,240 (1,200 to 3,250)	1,240 (1,200 to 3,250)	1,240 (1,200 to 3,250)	1,240 (1,200 to 3,250)	1,240 (1,200 to 3,250)	1,240 (1,200 to 3,250)	1,240 (1,200 to 3,250)	1,240 (1,200 to 3,250)	1,240 (1,200 to 3,250)	1,240 (1,200 to 3,250)	1,240 (1,200 to 3,250)	1,240 (1,200 to 3,250)	1,240 (1,200 to 3,250)	19,400
Pulmonary aspiration and foreign body in airway	69.6 (19.8 to 83)	1.54 (0.9 to 342)	1,600 (566 to 3,960)	2,970 (71.6 to 5,330)	1,760 (348 to 7,410)	810 (339 to 1,740)	1,490 (572 to 1,720)	1,470 (797 to 3,430)	968 (502 to 1,440)	703 (429 to 1,120)	740 (221 to 950)	843 (219 to 914)	915 (221 to 964)	749 (211 to 967)	556 (140 to 816)	220 (130 to 376)	152 (69.1 to 299)	68 (27.6 to 136)	67.1 (29.6 to 94.8)	66.1 (17.4 to 68.6)	17.3 (6.4 to 19.3)	6.2 (1 to 8.2)	0.6 (0.3 to 0.9)	12,700
Foreign body in eye	9.2 (0.1 to 6.4)	0.6 (0.2 to 1.2)	9.2 (2.9 to 39.7)	47 (14.2 to 138)	69.7 (20.2 to 166)	72.3 (21.7 to 166)	71.3 (23.1 to 164)	73.4 (22 to 163)	68.9 (22.2 to 161)	63.2 (22.6 to 141)	64.8 (22.6 to 114)	62.3 (21.9 to 121)	60.7 (19.8 to 121)	62.3 (19.7 to 94.8)	21.1 (12 to 39)	14.9 (6.9 to 25.9)	10.3 (5.3 to 19.8)	9.2 (3.9 to 9.1)	1.6 (0.9 to 3.6)	0.6 (0.2 to 0.8)	0.1 (0.1 to 0.2)	0 (0 to 0)	712
Foreign body in other bodypart	9.2 (1.9 to 7.48)	6.2 (2.1 to 21.2)	106 (6.7 to 333)	661 (20.2 to 2,530)	478 (20.2 to 1,740)	268 (20.2 to 1,740)	261 (20.2 to 1,740)	261 (20.2 to 1,740)	261 (20.2 to 1,740)	322 (20.2 to 1,740)	322 (20.2 to 1,740)	322 (20.2 to 1,740)	334 (20.2 to 1,740)	268 (20.2 to 1,740)	268 (20.2 to 1,740)	268 (20.2 to 1,740)	162 (20.2 to 1,740)	211 (20.2 to 1,740)	174 (20.2 to 1,740)	174 (20.2 to 1,740)	174 (20.2 to 1,740)	174 (20.2 to 1,740)	174 (20.2 to 1,740)	174 (20.2 to 1,740)	5,920
Environmental heat and cold exposure	52.2 (9.9 to 65.1)	14.6 (4.1 to 39.5)	199 (51.8 to 639)	662 (239 to 1,710)	286 (163 to 609)	242 (92 to 581)	228 (97 to 1,040)	242 (37.3 to 1,210)	242 (230 to 541)	481 (29 to 736)	417 (196 to 643)	294 (174 to 665)	347 (196 to 924)	294 (196 to 584)	212 (69.6 to 277)	162 (69.6 to 276)	127 (49.9 to 174)	94.2 (29.9 to 133)	58.2 (29.2 to 83.4)	31.4 (8.1 to 32.2)	8.7 (2.6 to 11.2)	2.2 (1.1 to 3.6)	0.2 (0.2 to 0.3)	5,460
Exposure to forces of nature	1.94 (1.4 to 2.1)	0.9 (0 to 2.7)	69.3 (21.1 to 217)	1,140 (147 to 1.7K)	1,140 (152 to 1.7K)	1,140 (152 to 1.7K)	1,140 (151 to 1.7K)	1,140 (151 to 1.7K)	1,140 (151 to 1.7K)	1,140 (151 to 1.7K)	1,140 (151 to 1.7K)	1,140 (151 to 1.7K)	1,140 (151 to 1.7K)	1,140 (151 to 1.7K)	1,140 (151 to 1.7K)	1,140 (151 to 1.7K)	1,140 (151 to 1.7K)	1,140 (151 to 1.7K)	1,140 (151 to 1.7K)	1,140 (151 to 1.7K)	1,140 (151 to 1.7K)	1,140 (151 to 1.7K)	1,140 (151 to 1.7K)	1,140 (151 to 1.7K)	1,200
Other unintentional injuries	138 (39.7 to 276)	289.0 (3.4 to 89.3)	451 (211 to 862)	2,130 (959 to 4,090)	1,200 (533 to 2,480)	1,730 (577 to 3,270)	1,020 (711 to 1,540)	1,020 (789 to 2,130)	1,020 (697 to 2,040)	1,230 (632 to 1,810)	992 (617 to 1,540)	998 (533 to 1,400)	764 (427 to 1,290)	998 (533 to 1,400)	415 (248 to 827)	329 (248 to 827)	249 (189 to 380)	155 (77.7 to 254)	84.9 (61 to 127)	37.1 (28 to 57.9)	10.2 (7.1 to 20.4)	6.9 (2.5 to 7.4)	0 (0 to 0)	15,200
Self-harm and interpersonal violence	329 (122 to 856)	68 (19.9 to 167)	909 (281 to 2,330)	4,190 (1,150 to 13,400)	1,920 (672 to 3,800)	6,290 (3,230 to 9,360)	14,960 (9,500 to 22,500)	20,150 (14,100 to 29,900)	19,950 (12,700 to 27,900)	16,450 (11,600 to 22,600)	11,600 (7,600 to 16,200)	16,850 (12,600 to 22,200)	14,050 (10,300 to 18,900)	13,200 (10,700 to 16,300)	9,250 (6,500 to 12,100)	6,850 (5,480 to 7,750)	3,610 (2,680 to 4,900)	1,720 (1,290 to 2,370)	1,060 (790 to 1,440)	629 (517 to 857)	132 (91.2 to 183)	47.3 (19 to 38.3)	3.2 (0.3 to 6.1)	164,000
Self-harm	0 (0 to 0)	0 (0 to 0)	0 (0 to 0)	0 (0 to 0)	0 (0 to 0)	3,440 (1,020 to 8,870)	6,420 (3,020 to 12,600)	9,240 (6,460 to 15,900)	8,920 (5,460 to 15,900)	7,170 (4,460 to 11,200)	4,130 (2,520 to 6,630)	6,080 (4,460 to 8,560)	5,060 (3,720 to 6,860)	4,740 (3,720 to 7,650)	3,320 (2,520 to 5,630)	2,220 (1,720 to 3,540)	1,220 (1,020 to 1,720)	629 (429 to 1,060)	429 (429 to 1,060)	257 (257 to 429)	57.9 (29.7 to 107)	2.2 (1.1 to 3.3)	0 (0 to 0)	79,900
Self-harm by firearm	0 (0 to 0)	0 (0 to 0)	0 (0 to 0)	0 (0 to 0)	0 (0 to 0)	114 (21.7 to 291)	612 (183 to 1,110)	675 (233 to 1,500)	662 (254 to 1,230)	442 (167 to 947)	347 (140 to 664)	347 (189 to 763)	347 (147 to 609)	347 (138 to 664)	242 (116 to 581)	165 (81.6 to 377)	142 (81 to 273)	62.9 (29.3 to 127)	54.8 (19 to 79.4)	4.6 (0.9 to 31.7)	2.9 (1 to 9.5)	0.6 (0.4 to 1.9)	0.1 (0 to 0.3)	3,410
Self-harm by other specified means	0 (0 to 0)	0 (0 to 0)	0 (0 to 0)	0 (0 to 0)	0 (0 to 0)	3,330 (1,000 to 8,770)	5,810 (2,840 to 11,400)	8,570 (6,230 to 14,400)	8,260 (5,210 to 15,200)	6,730 (4,290 to 10,600)	3,780 (2,380 to 6,010)	5,730 (4,290 to 8,090)	4,710 (3,460 to 6,370)	4,390 (3,460 to 7,090)	3,080 (2,380 to 5,210)	2,060 (1,600 to 3,270)	1,080 (950 to 1,600)	566 (398 to 980)	398 (398 to 980)	229 (229 to 398)	51.8 (27.5 to 99.1)	2.1 (1 to 3.1)	0 (0 to 0)	65,650
Interpersonal violence	329 (122 to 851)	68.0 (17.5 to 164)	909 (264 to 2,210)	4,040 (991 to 13,200)	1,920 (660 to 3,770)	3,150 (1,640 to 5,270)	8,210 (5,420 to 13,900)	10,760 (6,460 to 16,900)	9,470 (6,090 to 15,600)	9,280 (5,670 to 14,900)	7,730 (5,080 to 12,000)	10,770 (7,730 to 14,900)	9,460 (6,610 to 12,900)	8,130 (6,710 to 11,600)	6,000 (3,990 to 9,040)	4,630 (3,650 to 6,370)	2,540 (1,940 to 3,650)	1,160 (790 to 1,940)	663 (472 to 1,160)	429 (257 to 663)	80.4 (54.9 to 118.5)	5.3 (2.7 to 7.1)	0.6 (0.4 to 1.1)	93,800
Physical violence by firearm	22.8 (5.2 to 79.9)	4.3 (0.8 to 13)	37.3 (7 to 136)	263 (27.4 to 998)	86.3 (32.8 to 287)	103 (38.2 to 398)	1,180 (327 to 3,550)	1,280 (43.9 to 4,690)	1,220 (51.6 to 3,850)	711 (37.9 to 1,940)	660 (19.6 to 1,210)	394 (19.6 to 1,200)	315 (12.7 to 913)	315 (49.9 to 314)	165 (38.7 to 561)	34.6 (1.4 to 87.7)	19 (5.5 to 41.3)	2.8 (2.2 to 19.3)	2.8 (0.9 to 7)	1.2 (0.4 to 2.9)	0.2 (0.1 to 0.8)	0.1 (0 to 0.1)	6,270
Physical violence by sharp object	69.6 (7.9 to 1.1)	6.9 (1.1 to 17)	102 (12.1 to 287)	629 (73.2 to 2,870)	290 (73.2 to 771)	171 (73.2 to 1,130)	4,000 (1,130 to 8,070)	4,000 (1,130 to 8,070)	4,000 (1,130 to 7,600)	4,000 (1,130 to 7,600)	2,970 (1,130 to 5,160)	1,470 (1,130 to 3,070)	1,470 (1,130 to 2,420)	1,470 (1,130 to 2,420)	924 (1,130 to 1,410)	242 (1,130 to 1,090)	104 (1,130 to 1,090)	61 (1,130 to 1,090)	21 (1,130 to 33.9)	13.7 (1,130 to 21.6)	4.4 (1,130 to 6.1)	1.4 (1,130 to 1.8)	0.1 (0.1 to 0.2)	24,800
Sexual violence	0 (0 to 0)	0 (0 to 0)	0 (0 to 0)	0 (71.1 to 26.9)	0 (49.7 to 136)	0 (75.6 to 229)	0 (126 to 350)	0 (73 to 466)	0 (73 to 466)	0 (126 to 399)	0 (84.6 to 277)	0 (77.3 to 233)	0 (63.9 to 197)	0 (23.4 to 98.3)	0 (17.7 to 48.4)	0 (15.6 to 38.3)	0 (7 to 17.1)	0 (2.6 to 8.3)	0 (2.3 to 5.4)	0 (0.9 to 2.5)	0 (0.2 to 0.8)	0 (0 to 0.1)	0 (0 to 0)	1,800
Physical violence by other means	69.6 (7.9 to 1.1)	6.9 (1.1 to 17)	102 (12.1 to 287)	629 (73.2 to 2,870)	290 (73.2 to 771)	171 (73.2 to 1,130)	4,000 (1,130 to 8,070)	4,000 (1,130 to 8,070)	4,000 (1,130 to 7,600)	4,000 (1,130 to 7,600)	2,970 (1,130 to 5,160)	1,470 (1,130 to 3,070)	1,470 (1,130 to 2,420)	1,470 (1,130 to 2,420)	924 (1,130 to 1,410)	242 (1,130 to 1,090)	104 (1,130 to 1,090)	61 (1,130 to 1,090)	21 (1,130 to 33.9)	13.7 (1,130 to 21.6)	4.4 (1,130 to 6.1)	1.4 (1,130 to 1.8)	0.1 (0.1 to 0.2)	24,800
Conflict and terrorism	0 (0 to 0.3)	0 (0 to 0)	0 (0 to 0)	0 (71.8 to 0)	0 (71.8 to 0.1)	0 (0 to 0)	0 (0 to 0)	0 (0 to 0)	0 (0 to 0)	0 (0 to 0)	0 (0 to 0)	0 (0 to 0)	0 (0 to 0)	0 (0 to 0)	0 (0 to 0)	0 (0 to 0)	0 (0 to 0)	0 (0 to 0)	0 (0 to 0)	0 (0 to 0)	0 (0 to 0)	0 (0 to 0)	0 (0 to 0)	0 (0 to 0)	0

SR Table 2a: Central African Republic DALYS by cause and age group for males with 95% uncertainty intervals, 2019

Cause	Early Neonatal	Late Neonatal	Post Neonatal	1 to 4	5 to 9	10 to 14	15 to 19	20 to 24	25 to 29	30 to 34	35 to 39	40 to 44	45 to 49	50 to 54	55 to 59	60 to 64	65 to 69	70 to 74	75 to 79	80 to 84	85 to 89	90 to 94	95 plus	Total
All causes	366,000 (327,000 to 410,000)	124,000 (92,500 to 162,000)	284,000 (227,000 to 354,000)	999,000 (819,000 to 1,210,000)	69,900 (56,100 to 86,000)	47,100 (38,100 to 58,000)	46,100 (37,700 to 56,600)	47,900 (38,400 to 59,800)	49,100 (39,400 to 61,400)	46,700 (37,400 to 58,600)	43,900 (35,200 to 54,900)	41,600 (33,400 to 52,000)	38,400 (30,800 to 48,000)	34,700 (27,800 to 43,400)	30,600 (24,500 to 38,300)	26,400 (21,100 to 33,000)	22,000 (17,600 to 27,500)	17,600 (14,000 to 22,000)	13,400 (10,600 to 16,700)	9,460 (7,460 to 11,800)	6,260 (4,930 to 7,820)	3,180 (2,500 to 3,970)	1,020,000
Communicable, maternal, neonatal, and nutritional diseases	366,000 (327,000 to 410,000)	123,000 (92,000 to 162,000)	246,000 (212,000 to 292,000)	844,000 (721,000 to 1,000,000)	44,900 (34,900 to 56,900)	26,700 (20,400 to 35,000)	26,000 (20,100 to 33,800)	26,000 (20,100 to 33,800)	27,200 (21,000 to 35,600)	25,600 (20,000 to 33,200)	24,000 (18,900 to 31,000)	22,900 (18,000 to 29,400)	21,200 (16,800 to 27,000)	19,300 (15,400 to 24,300)	17,000 (13,600 to 21,300)	14,800 (11,900 to 18,400)	12,400 (9,980 to 15,300)	9,980 (8,070 to 12,300)	7,500 (6,070 to 9,180)	5,360 (4,370 to 6,520)	3,580 (2,900 to 4,350)	1,790 (1,450 to 2,170)	1,429,000
HIV/AIDS and sexually transmitted infections	1,140 (1,140 to 1,140)	1,140 (1,140 to 1,140)	6,920 (6,920 to 6,920)	8,990 (8,990 to 8,990)	2,960 (2,960 to 2,960)	2,040 (2,040 to 2,040)	2,960 (2,960 to 2,960)	4,210 (4,210 to 4,210)	5,970 (5,970 to 5,970)	6,440 (6,440 to 6,440)	7,180 (7,180 to 7,180)	7,180 (7,180 to 7,180)	7,180 (7,180 to 7,180)	7,180 (7,180 to 7,180)	7,180 (7,180 to 7,180)	7,180 (7,180 to 7,180)	7,180 (7,180 to 7,180)	7,180 (7,180 to 7,180)	7,180 (7,180 to 7,180)	7,180 (7,180 to 7,180)	7,180 (7,180 to 7,180)	3,590 (3,590 to 3,590)	132,000
HIV/AIDS	0 (0 to 0)	0 (0 to 0)	5,780 (2,240 to 9,130)	8,990 (2,130 to 9,000)	2,960 (1,160 to 2,960)	2,040 (1,150 to 2,040)	2,960 (1,170 to 2,960)	4,210 (2,320 to 11,700)	5,970 (2,980 to 8,800)	6,440 (2,900 to 8,860)	7,180 (4,660 to 17,300)	7,180 (4,630 to 17,300)	7,180 (3,400 to 17,300)	7,180 (3,400 to 17,300)	7,180 (3,400 to 17,300)	7,180 (3,400 to 17,300)	7,180 (3,400 to 17,300)	7,180 (3,400 to 17,300)	7,180 (3,400 to 17,300)	7,180 (3,400 to 17,300)	7,180 (3,400 to 17,300)	3,590 (1,790 to 8,650)	109,000
HIV/AIDS - Drug-susceptible Tuberculosis	0 (0 to 0)	0 (0 to 0)	660 (0 to 1,320)	1,080 (699 to 2,370)	1,200 (718 to 1,880)	1,200 (699 to 1,430)	3,600 (1,430 to 4,600)	3,600 (1,290 to 3,920)	2,320 (1,200 to 3,960)	3,960 (2,010 to 6,810)	7,920 (3,960 to 11,300)	7,200 (3,230 to 11,300)	6,480 (3,600 to 9,950)	5,760 (3,600 to 9,950)	4,680 (1,720 to 9,490)	4,320 (1,720 to 9,490)	3,960 (1,720 to 9,950)	3,600 (1,720 to 9,950)	3,240 (1,720 to 9,490)	2,880 (1,720 to 9,490)	2,520 (1,720 to 9,490)	1,260 (1,080 to 4,750)	77,000
HIV/AIDS - Multidrug-resistant Tuberculosis without extensi	0 (0 to 0)	0 (0 to 0)	0 (0 to 0)	0 (0 to 0)	0 (0 to 0)	0 (0 to 0)	0 (0 to 0)	0 (0 to 0)	0 (0 to 0)	0 (0 to 0)	0 (0 to 0)	0 (0 to 0)	0 (0 to 0)	0 (0 to 0)	0 (0 to 0)	0 (0 to 0)	0 (0 to 0)	0 (0 to 0)	0 (0 to 0)	0 (0 to 0)	0 (0 to 0)	0 (0 to 0)	0 (0 to 0)	0
HIV/AIDS - Extensively drug-resistant Tuberculosis	0 (0 to 0)	0 (0 to 0)	0 (0 to 0)	0 (0 to 0)	0 (0 to 0)	0 (0 to 0)	0 (0 to 0)	0 (0 to 0)	0 (0 to 0)	0 (0 to 0)	0 (0 to 0)	0 (0 to 0)	0 (0 to 0)	0 (0 to 0)	0 (0 to 0)	0 (0 to 0)	0 (0 to 0)	0 (0 to 0)	0 (0 to 0)	0 (0 to 0)	0 (0 to 0)	0 (0 to 0)	0 (0 to 0)	0
HIV/AIDS resulting in other diseases	0 (0 to 0)	0 (0 to 0)	460 (0 to 1,110)	1,920 (989 to 2,780)	1,560 (989 to 2,490)	1,240 (893 to 1,910)	4,600 (2,420 to 6,660)	2,280 (1,770 to 3,270)	3,710 (1,980 to 5,600)	6,360 (2,980 to 10,900)	12,800 (5,980 to 19,400)	15,100 (7,080 to 23,400)	9,430 (7,290 to 12,300)	6,380 (5,700 to 7,790)	3,310 (2,360 to 4,510)	1,600 (998 to 2,290)	960 (552 to 1,570)	212 (120 to 373)	84.1 (38.2 to 161)	14.4 (6.2 to 30.1)	6.6 (2.9 to 13.7)	1.2 (0.4 to 2.3)	61,300
Sexually transmitted infections excluding HIV	12,800 (8,380 to 18,000)	4,140 (2,660 to 6,060)	4,500 (2,940 to 6,580)	177 (91 to 310)	864 (27 to 1,980)	69.4 (7.8 to 220)	96 (19.4 to 211)	49.8 (9.8 to 127)	49.6 (9.8 to 127)	50.7 (9.8 to 127)	67.5 (9.8 to 211)	79.7 (9.8 to 211)	69.6 (9.8 to 211)	74.3 (9.8 to 211)	62.6 (9.8 to 211)	64.4 (9.8 to 211)	29.6 (9.8 to 127)	19.6 (9.8 to 127)	9.7 (9.8 to 127)	11.7 (9.8 to 127)	9.1 (9.8 to 127)	0.1 (0 to 0)	22,300
Syphilis	12,800 (8,380 to 18,000)	4,140 (2,660 to 6,060)	4,500 (2,940 to 6,580)	177 (91 to 310)	864 (27 to 1,980)	69.4 (7.8 to 220)	96 (19.4 to 211)	49.8 (9.8 to 127)	49.6 (9.8 to 127)	50.7 (9.8 to 127)	67.5 (9.8 to 211)	79.7 (9.8 to 211)	69.6 (9.8 to 211)	74.3 (9.8 to 211)	62.6 (9.8 to 211)	64.4 (9.8 to 211)	29.6 (9.8 to 127)	19.6 (9.8 to 127)	9.7 (9.8 to 127)	11.7 (9.8 to 127)	9.1 (9.8 to 127)	0.1 (0 to 0)	22,300
Chlamydial infection	0 (0 to 0)	0 (0 to 0)	0 (0 to 0)	0 (0 to 0)	0 (0 to 0)	0 (0 to 0)	0 (0 to 0)	0 (0 to 0)	0 (0 to 0)	0 (0 to 0)	0 (0 to 0)	0 (0 to 0)	0 (0 to 0)	0 (0 to 0)	0 (0 to 0)	0 (0 to 0)	0 (0 to 0)	0 (0 to 0)	0 (0 to 0)	0 (0 to 0)	0 (0 to 0)	0 (0 to 0)	0 (0 to 0)	0
Gonococcal infection	0 (0 to 0)	0 (0 to 0)	0 (0 to 0)	0 (0 to 0)	0 (0 to 0)	0 (0 to 0)	0 (0 to 0)	0 (0 to 0)	0 (0 to 0)	0 (0 to 0)	0 (0 to 0)	0 (0 to 0)	0 (0 to 0)	0 (0 to 0)	0 (0 to 0)	0 (0 to 0)	0 (0 to 0)	0 (0 to 0)	0 (0 to 0)	0 (0 to 0)	0 (0 to 0)	0 (0 to 0)	0 (0 to 0)	0
Trichomoniasis	0 (0 to 0)	0 (0 to 0)	0 (0 to 0)	0 (0 to 0)	0 (0 to 0)	0 (0 to 0)	0 (0 to 0)	0 (0 to 0)	0 (0 to 0)	0 (0 to 0)	0 (0 to 0)	0 (0 to 0)	0 (0 to 0)	0 (0 to 0)	0 (0 to 0)	0 (0 to 0)	0 (0 to 0)	0 (0 to 0)	0 (0 to 0)	0 (0 to 0)	0 (0 to 0)	0 (0 to 0)	0 (0 to 0)	0
Genital herpes	0 (0 to 0)	0 (0 to 0)	0 (0 to 0)	0 (0 to 0)	0 (0 to 0)	0 (0 to 0)	0 (0 to 0)	0 (0 to 0)	0 (0 to 0)	0 (0 to 0)	0 (0 to 0)	0 (0 to 0)	0 (0 to 0)	0 (0 to 0)	0 (0 to 0)	0 (0 to 0)	0 (0 to 0)	0 (0 to 0)	0 (0 to 0)	0 (0 to 0)	0 (0 to 0)	0 (0 to 0)	0 (0 to 0)	0
Other sexually transmitted infections	0 (0 to 0)	0 (0 to 0)	0 (0 to 0)	0 (0 to 0)	0 (0 to 0)	11 (0.4 to 26.7)	0 (0 to 0)	0 (0 to 0)	0 (0 to 0)	0 (0 to 0)	0 (0 to 0)	0 (0 to 0)	0 (0 to 0)	0 (0 to 0)	0 (0 to 0)	0 (0 to 0)	0 (0 to 0)	0 (0 to 0)	0 (0 to 0)	0 (0 to 0)	0 (0 to 0)	0 (0 to 0)	0 (0 to 0)	0
Respiratory infections and tuberculosis	27,900 (22,000 to 34,600)	19,400 (14,000 to 26,600)	40,200 (32,000 to 50,000)	153,000 (123,000 to 188,000)	10,900 (7,320 to 15,000)	6,240 (4,190 to 8,610)	5,100 (3,430 to 7,040)	5,220 (3,510 to 7,210)	5,360 (3,600 to 7,400)	5,220 (3,510 to 7,210)	4,980 (3,350 to 6,870)	4,640 (3,120 to 6,400)	4,220 (2,840 to 5,820)	3,800 (2,560 to 5,240)	3,350 (2,260 to 4,620)	2,900 (1,960 to 4,000)	2,420 (1,630 to 3,340)	1,960 (1,320 to 2,700)	1,470 (1,000 to 2,030)	1,050 (707 to 1,450)	702 (473 to 969)	351 (236 to 484)	481,000
Tuberculosis	27,900 (22,000 to 34,600)	19,400 (14,000 to 26,600)	40,200 (32,000 to 50,000)	153,000 (123,000 to 188,000)	10,900 (7,320 to 15,000)	6,240 (4,190 to 8,610)	5,100 (3,430 to 7,040)	5,220 (3,510 to 7,210)	5,360 (3,600 to 7,400)	5,220 (3,510 to 7,210)	4,980 (3,350 to 6,870)	4,640 (3,120 to 6,400)	4,220 (2,840 to 5,820)	3,800 (2,560 to 5,240)	3,350 (2,260 to 4,620)	2,900 (1,960 to 4,000)	2,420 (1,630 to 3,340)	1,960 (1,320 to 2,700)	1,470 (1,000 to 2,030)	1,050 (707 to 1,450)	702 (473 to 969)	351 (236 to 484)	481,000
Latent tuberculosis infection	0 (0 to 0)	0 (0 to 0)	0 (0 to 0)	0 (0 to 0)	0 (0 to 0)	0 (0 to 0)	0 (0 to 0)	0 (0 to 0)	0 (0 to 0)	0 (0 to 0)	0 (0 to 0)	0 (0 to 0)	0 (0 to 0)	0 (0 to 0)	0 (0 to 0)	0 (0 to 0)	0 (0 to 0)	0 (0 to 0)	0 (0 to 0)	0 (0 to 0)	0 (0 to 0)	0 (0 to 0)	0 (0 to 0)	0
Drug-susceptible tuberculosis	0 (0 to 0)	0 (0 to 0)	0 (0 to 0)	0 (0 to 0)	0 (0 to 0)	0 (0 to 0)	0 (0 to 0)	0 (0 to 0)	0 (0 to 0)	0 (0 to 0)	0 (0 to 0)	0 (0 to 0)	0 (0 to 0)	0 (0 to 0)	0 (0 to 0)	0 (0 to 0)	0 (0 to 0)	0 (0 to 0)	0 (0 to 0)	0 (0 to 0)	0 (0 to 0)	0 (0 to 0)	0 (0 to 0)	0
Multidrug-resistant tuberculosis without extensive drug-re	0 (0 to 0)	0 (0 to 0)	796 (88.3 to 3,020)	1,290 (128 to 4,880)	167 (22.1 to 580)	192 (10.6 to 379)	697 (58 to 2,660)	924 (70.6 to 3,530)	728 (64.9 to 2,830)	997 (84.2 to 3,830)	1,230 (84.2 to 5,030)	1,230 (84.2 to 5,030)	1,230 (84.2 to 5,030)	1,230 (84.2 to 5,030)	1,230 (84.2 to 5,030)	1,230 (84.2 to 5,030)	1,230 (84.2 to 5,030)	1,230 (84.2 to 5,030)	1,230 (84.2 to 5,030)	1,230 (84.2 to 5,030)	1,230 (84.2 to 5,030)	615 (42.1 to 2,520)	28,000
Extensively drug-resistant tuberculosis	0 (0 to 0)	0 (0 to 0)	12.7 (1.1 to 56.5)	19.6 (1.6 to 86.9)	2.2 (0.2 to 7)	1.3 (0.1 to 3.1)	2.2 (0.2 to 7.6)	6.4 (0.5 to 24.1)	8.1 (0.7 to 34.1)	9.7 (0.8 to 41.3)	12.6 (0.8 to 51.4)	11.4 (0.8 to 46.6)	11.4 (0.8 to 46.6)	9.8 (0.8 to 46.6)	7.2 (0.8 to 29.4)	4.6 (0.8 to 19.1)	2.6 (0.8 to 11)	1.7 (0.8 to 6.3)	0.8 (0.8 to 2.1)	0.4 (0.1 to 1.1)	0.2 (0 to 0.6)	0 (0 to 0)	117
Lower respiratory infections	26,900 (21,000 to 33,600)	19,600 (14,200 to 26,800)	39,200 (31,000 to 49,000)	151,000 (122,000 to 186,000)	10,800 (7,220 to 14,900)	6,020 (4,000 to 8,410)	4,370 (2,670 to 6,280)	2,460 (1,230 to 4,230)	2,060 (1,060 to 3,660)	1,940 (1,060 to 3,220)	3,490 (1,060 to 6,230)	5,230 (1,060 to 9,360)	5,360 (1,060 to 9,360)	5,220 (1,060 to 9,360)	5,220 (1,060 to 9,360)	5,220 (1,060 to 9,360)	5,220 (1,060 to 9,360)	5,220 (1,060 to 9,360)	5,220 (1,060 to 9,360)	5,220 (1,060 to 9,360)	5,220 (1,060 to 9,360)	2,610 (530 to 4,680)	259,000
Upper respiratory infections	0 (0 to 24.6)	0 (0 to 19.1)	0 (0 to 116)	0 (0 to 145)	0 (0 to 287)	0 (0 to 958)	0 (0 to 220)	0 (0 to 493)	0 (0 to 1,169)	0 (0 to 1,170)	0 (0 to 1,170)	0 (0 to 1,170)	0 (0 to 1,170)	0 (0 to 1,170)	0 (0 to 1,170)	0 (0 to 1,170)	0 (0 to 1,170)	0 (0 to 1,170)	0 (0 to 1,170)	0 (0 to 1,170)	0 (0 to 1,170)	0 (0 to 1,170)	0 (0 to 585)	5,900
Otitis media	0 (0 to 0)	0 (0 to 0)	0 (0 to 0)	0 (0 to 0)	0 (0 to 0)	0 (0 to 0)	0 (0 to 0)	0 (0 to 0)	0 (0 to 0)	0 (0 to 0)	0 (0 to 0)	0 (0 to 0)	0 (0 to 0)	0 (0 to 0)	0 (0 to 0)	0 (0 to 0)	0 (0 to 0)	0 (0 to 0)	0 (0 to 0)	0 (0 to 0)	0 (0 to 0)	0 (0 to 0)	0 (0 to 0)	0
Enteric infections	8,270 (2,560 to 20,000)	19,400 (6,470 to 43,100)	196,000 (70,600 to 336,000)	1,240,000 (451,000 to 2,130,000)	29,000 (9,760 to 51,000)	6,660 (2,660 to 12,600)	2,490 (1,160 to 4,960)	1,660 (1,160 to 2,460)	1,660 (1,160 to 2,460)	1,660 (1,160 to 2,460)	2,490 (1,160 to 4,960)	4,150 (1,700 to 7,460)	4,980 (2,330 to 7,460)	4,980 (2,330 to 7,460)	4,980 (2,330 to 7,460)	4,980 (2,330 to 7,460)	4,980 (2,330 to 7,460)	4,980 (2,330 to 7,460)	4,980 (2,330 to 7,460)	4,980 (2,330 to 7,460)	4,980 (2,330 to 7,460)	2,490 (1,160 to 3,730)	1,429,000
Malaria	0 (0 to 0)	0 (0 to 0)	0 (0 to 0)	0 (0 to 0)	0 (0 to 0)	0 (0 to 0)	0 (0 to 0)	0 (0 to 0)	0 (0 to 0)	0 (0 to 0)	0 (0 to 0)	0 (0 to 0)	0 (0 to 0)	0 (0 to 0)	0 (0 to 0)	0 (0 to 0)	0 (0 to 0)	0 (0 to 0)	0 (0 to 0)	0 (0 to 0)	0 (0 to 0)	0 (0 to 0)	0 (0 to 0)	0
Chagas disease	0 (0 to 0)	0 (0 to 0)	0 (0 to 0)	0 (0 to 0)	0 (0 to 0)	0 (0 to 0)	0 (0 to 0)	0 (0 to 0)	0 (0 to 0)	0 (0 to 0)	0 (0 to 0)	0 (0 to 0)	0 (0 to 0)	0 (0 to 0)	0 (0 to 0)	0 (0 to 0)	0 (0 to 0)	0 (0 to 0)	0 (0 to 0)	0 (0 to 0)	0 (0 to 0)	0 (0 to 0)	0 (0 to 0)	0
Leishmaniasis	0 (0 to 0)	69.6 (0 to 1,040)	1,040 (0 to 1,560)	1,560 (0 to 1,560)	1,560 (520 to 1,560)	692 (346 to 1,040)	347 (346 to 1,040)	346 (0 to 1,040)	346 (0 to 1,040)	346 (0 to 1,040)	346 (0 to 1,040)	346 (0 to 1,040)	347 (0 to 1,040)	347 (0 to 1,040)	347 (0 to 1,040)	347 (0 to 1,040)	347 (0 to 1,040)	347 (0 to 1,040)	347 (0 to 1,040)	347 (0 to 1,040)	347 (0 to 1,040)	347 (0 to 1,040)	173 (0 to 520)	2,990
Visceral leishmaniasis	0 (0 to 0)	69.6 (0 to 69.6)	1,040 (694 to 1,560)	1,560 (520 to 1,560)	1,560 (347 to 1,560)	692 (346 to 1,040)	347 (346 to 1,040)	346 (0 to 1,040)	346 (0 to 1,040)	346 (0 to 1,040)	346 (0 to 1,040)	346 (0 to 1,040)	347 (0 to 1,040)	347 (0 to 1,040)	347 (0 to 1,040)	347 (0 to 1,040)	347 (0 to 1,040)	347 (0 to 1,040)	347 (0 to 1,040)	347 (0 to 1,040)	347 (0 to 1,040)	347 (0 to 1,040)	173 (0 to 520)	2,970
Cutaneous and mucocutaneous leishmaniasis	0 (0 to 0)	0 (0 to 0)	0 (0 to 0)	0 (1 to 3.2)	0 (0 to 1.7)	0 (0 to 0.6)	0 (0 to 2.4)	0 (0 to 0.6)	0 (0 to 0.6)	0 (0 to 0.6)	0 (0 to 0.6)	0 (0 to 0.6)	0 (0 to 0.6)	0 (0 to 0.6)	0 (0 to 0.6)	0 (0 to 0.6)	0 (0 to 0.6)	0 (0 to 0.6)	0 (0 to 0.6)	0 (0 to 0.6)	0 (0 to 0.6)	0 (0 to 0.6)	0 (0 to 0.6)	20
African trypanosomiasis	0 (0 to 0)	0 (0 to 0)	0 (0 to 0)	43.4 (24 to 84.6)	178 (92.9 to 378)	223 (116 to 481)	159 (82.9 to 323)	159 (82.9 to 323)	159 (82.9 to 323)	159 (82.9 to 323)	159 (82.9 to 323)	159 (82.9 to 323)	159 (82.9 to 323)	159 (82.9 to 323)	159 (82.9 to 323)	159 (82.9 to 323)	159 (82.9 to 323)	159 (82.9 to 323)	159 (82.9 to 323)	159 (82.9 to 323)	159 (82.9 to 323)	159 (82.9 to 323)	80 (41.5 to 161)	1,490
Schistosomiasis	0 (0 to 0)	0 (0 to 0)	0 (0 to 0)	0 (1.4 to 173)	0 (0 to 0)	0 (0 to 0)	0 (0 to 0)	0 (0 to 0)	0 (0 to 0)	0 (0 to 0)	0 (0 to 0)	0 (0 to 0)	0 (0 to 0)	0 (0 to 0)	0 (0 to 0)	0 (0 to 0)	0 (0 to 0)	0 (0 to 0)	0 (0 to 0)	0 (0 to 0)	0 (0 to 0)	0 (0 to 0)	0 (0 to 0)	0
Cysticercosis	0 (0 to 0)	0 (0 to 0)	104 (0 to 261)	516 (0 to 1,300)	224 (0 to 567)	60.4 (0 to 151)	27.6 (0 to 69.7)	163 (0 to 411)	267 (0 to 674)	220 (0 to 555)	228 (0 to 576)	228 (0 to 576)	228 (0 to 576)	202 (0 to 510)	209 (0 to 528)	186 (0 to 470)	139 (0 to 352)	113 (0 to 285)	80.7 (0 to 204)	52 (0 to 131)	29.9 (0 to 75.4)	13.7 (0 to 34.7)	3.3 (0 to 8.3)	1,960
Cystic echinococcosis	0 (0 to 0)	0 (0 to 0)	32 (0 to 81)	13.9 (0 to 35.1)	6.9 (0 to 17.4)	4.4 (0 to 11.1)	7.7 (0 to 19.4)	8.6 (0 to 21.8)	8.6 (0 to 21.8)	8.6 (0 to 21.8)	7.5 (0 to 19.1)	6.2 (0 to 15.7)	4.9 (0 to 12.3)	3.6 (0 to 9.1)	2.2 (0 to 5.6)	1.3 (0 to 3.4)	0.7 (0 to 1.8)	0.4 (0 to 1.1)	0.2 (0 to 0.6)	0.1 (0 to 0.3)	0 (0 to 0.1)	0 (0 to 0)	176
Lymphatic filariasis	0 (0 to 0)	0 (0 to 0)	0 (0 to 0)	1,250 (1,250 to 1,250)	1,250 (1,250 to 1,250)	1,250 (1,250 to 1,250)	1,250 (1,250 to 1,250)	1,250 (1,250 to 1,250)	1,250 (1,250 to 1,250)	1,250 (1,250 to 1,250)	1,250 (1,250 to 1,250)	1,250 (1,250 to 1,250)	1,250 (1,250 to 1,250)	1,250 (1,250 to 1,250)	1,250 (1,250 to 1,250)	1,250 (1,250 to 1,250)	1,250 (1,250 to 1,250)	1,250 (1,250 to 1,250)	1,250 (1,250 to 1,250)	1,250 (1,250 to 1,250)	1,250 (1,250 to 1,250)	625 (625 to 625)	4,800
Onchocerciasis	0 (0 to 0)	0 (0 to 0)	0 (0 to 0)	0 (0 to 0)	0 (0 to 0)	0 (0 to 0)	0 (0 to 0)	0 (0 to 0)	0 (0 to 0)	0 (0 to 0)	0 (0 to 0)	0 (0 to 0)	0 (0 to 0)	0 (0 to 0)	0 (0 to 0)	0 (0 to 0)	0 (0 to 0)	0 (0 to 0)	0 (0 to 0)	0 (0 to 0)	0 (0 to 0)	0 (0 to 0)	0 (0 to 0)	0
Trachoma	0 (0 to 0)	0 (0 to 0)	0 (0 to 0)	0 (0 to 0)	0 (0 to 0)	0 (0 to 0)	0 (0 to 1)	0 (0 to 1.3)	0 (0 to 1.3)	0 (0 to 2.1)	0 (0 to 2.1)	0 (0 to 2.1)	0 (0 to 2.1)	0 (0 to 2.1)	0 (0 to 2.1)	0 (0 to 2.1)	0 (0 to 2.1)	0 (0 to 2.1)	0 (0 to 2.1)	0 (0 to 2.1)	0 (0 to 2.1)	0 (0 to 2.1)	0 (0 to 2.1)	72.2
Dengue	0 (0 to 0)	0 (0 to 0)	0 (0 to 121)	0 (0 to 39.9)	0 (0 to 17.1)	0 (0 to 14.9)	0 (0 to 14.9)	0 (0 to 14.9)	0 (0 to 14.9)	0 (0 to 14.9)	0 (0 to 14.9)	0 (0 to 14.9)	0 (0 to 14.9)	0 (0 to 14.9)	0 (0 to 14.9)	0 (0 to 14.9)	0 (0 to 14.9)	0 (0 to 14.9)	0 (0 to 14.9)	0 (0 to 14.9)	0 (0 to 14.9)	0 (0 to 14.9)	0 (0 to 14.9)	121
Yellow fever	0 (0 to 0)	0 (0 to 0)	0 (0 to 0)	0.4 (0 to 1.7)	0 (0 to 0.2)	0 (0 to 0.2)	0 (0 to 0.2)	0 (0 to 0.2)	0 (0 to 0.2)	0 (0 to 0.2)	0 (0 to 0.2)	0 (0 to 0.2)	0 (0 to 0.2)	0 (0 to 0.2)	0 (0 to 0.2)	0 (0 to 0.2)	0 (0 to 0.2)	0 (0 to 0.2)	0 (0 to 0.2)	0 (0 to 0.2)	0 (0 to 0.2)	0 (0 to 0.2)	0 (0 to 0.2)	0
Rabies	0 (0 to 0)	0 (0 to 0)	0 (0 to 0)	69.4 (24 to 128)	33.3 (11.6 to 66.4)	61.8 (21.5 to 123)	10.1 (3.5 to 20.1)	6.7 (2.3 to 13.4)	3.3 (1.1 to 6.6)	2.6 (0.9 to 5.2)	2.6 (0.9 to 5.2)	2.6 (0.9 to 5.2)	2.6 (0.9 to 5.2)	2.6 (0.9 to 5.2)	2.6 (0.9 to 5.2)	2.6 (0.9 to 5.2)	2.6 (0.9 to 5.2)	2.6 (0.9 to 5.2)	2.6 (0.9 to 5.2)	2.6 (0.9 to 5.2)	2.6 (0.9 to 5.2)	2.6 (0.9 to 5.2)	177
Intestinal nematode infections	0 (0 to 0)	0 (0 to 0)	0 (0 to 0)	398 (198 to 1,000)	229 (114 to 577)	114 (56.7 to 287)	114 (56.7 to 287)	114 (56.7 to 287)	114 (56.7 to 287)	114 (56.7 to 287)	114 (56.7 to 287)	114 (56.7 to 287)	114 (56.7 to 287)	114 (56.7 to 287)	114 (56.7 to 287)	114 (56.7 to 287)	114 (56.7 to 287)	114 (56.7 to 287)	114 (56.7 to 287)	114 (56.7 to 287)	114 (56.7 to 287)	114 (56.7 to 287)	57 (28.3 to 144)	1,910
Ascariasis	0 (0 to 0)	0 (0 to 0)	69.1 (0 to 173)	332 (107 to 822)	114 (30.5 to 299)	114 (47.7 to 287)	114 (49.6 to 287)	114 (49.6 to 287)	114 (49.6 to 287)	114 (49.6 to 287)	114 (49.6 to 287)	114 (49.6 to 287)	114 (49.6 to 287)	114 (49.6 to 287)	114 (49.6 to 287)	114 (49.6 to 287)	114 (49.6 to 287)	114 (49.6 to 287)	114 (49.6 to 287)	114 (49.6 to 287)	114 (49.6 to 287)	114 (49.6 to 287)	57 (28.3 to 144)	932
Trichuriasis	0 (0 to 0)	0 (0 to 0)	0 (0 to 0)	0 (0 to 0)	0 (0 to 0)	0 (0 to 0)	0 (0 to 0)	0 (0 to 0)	0 (0 to 0)	0 (0 to 0)	0 (0 to 0)	0 (0 to 0)	0 (0 to 0)	0 (0 to 0)	0 (0 to 0)	0 (0 to 0)	0 (0 to 0)	0 (0 to 0)	0 (0 to 0)	0 (0 to 0)	0 (0 to 0)	0 (0 to 0)	0 (0 to 0)	0
Hookworm disease	0 (0 to 0)	0 (0 to 0)	69.4 (0 to 173)	134 (70.6 to 311)	106 (58.1 to 247)	51 (27.1 to 120)	4.5 (1.9 to 9.6)	0.7 (0.2 to 1.7)	0.2 (0 to 0.6)	0 (0 to 0.1)	0 (0 to 0.1)	0 (0 to 0.1)	0 (0 to 0.1)	0 (0 to 0.1)	0 (0 to 0.1)	0 (0 to 0.1)	0 (0 to 0.1)	0 (0 to 0.1)	0 (0 to 0.1)	0 (0 to 0.1)	0 (0 to 0.1)	0 (0 to 0.1)	0 (0 to 0.1)	975
Food-borne trematodiases	0 (0 to 0)	0 (0 to 0)	0 (0 to 0)	0 (0 to 0)	0 (0 to 0)	0 (0 to 0)	0 (0 to 0)	0 (0 to 0)	0 (0 to 0)	0 (0 to 0)	0 (0 to 0)	0 (0 to 0)	0 (0 to 0)	0 (0 to 0)	0 (0 to 0)	0 (0 to 0)	0 (0 to 0)	0 (0 to 0)	0 (0 to 0)	0 (0 to 0)	0 (0 to 0)	0 (0 to 0)	0 (0 to 0)	0
Leprosy	0 (0 to 0)	0 (0 to 0)	0 (0 to 0)	0 (0 to 0)	0 (0 to 0)	0 (0 to 0)	12.6 (0 to 31.1)	19.1 (0 to 53.5)	20.3 (0 to 53.5)	24.2 (0 to 64.1)	27.6 (0 to 74.1)	29.9 (0 to 79.5)	27.6 (0 to 74.1)	25 (0 to 66.9)	25 (0 to 66.9)	19.1 (0 to 51.3)	15.6 (0 to 39.7)	8.5 (0 to 22.6)	4.7 (0 to 12.5)	2.4 (0 to 6.3)	0.9 (0 to 2.4)	0.3 (0 to 0.9)	0 (0 to 0.1)	237
Ebola	0 (0 to 0)	0 (0 to 0)	0 (0 to 0)	0 (0 to 0)	0 (0 to 0)	0 (0 to 0)	0 (0 to 0)	0 (0 to 0)	0 (0 to 0)	0 (0 to 0)	0 (0 to 0)	0 (0 to 0)	0 (0 to 0)	0 (0 to 0)	0 (0 to 0)	0 (0 to 0)	0 (0 to 0)	0 (0 to 0)	0 (0 to 0)	0 (0 to 0)	0 (0 to 0)	0 (0 to 0)	0 (0 to 0)	0
Zika virus	0 (0 to 0)	0 (0 to 0)	0 (0 to 0)	0 (0 to 0)	0 (0 to 0)	0 (0 to 0)	0 (0 to 0)	0 (0 to 0)	0 (0 to 0)	0 (0 to 0)	0 (0 to 0)	0 (0 to 0)	0 (0 to 0)	0 (0 to 0)	0 (0 to 0)	0 (0 to 0)	0 (0 to 0)	0 (0 to 0)	0 (0 to 0)	0 (0 to 0)	0 (0 to 0)	0 (0 to 0)	0 (0 to 0)	0
Guinea worm disease	0 (0 to 0)	0 (0 to 0)	0 (0 to 0)	0 (0 to 0)	0 (0 to 0)	0 (0 to 0)	0 (0 to 0)	0 (0 to 0)	0 (0 to 0)	0 (0 to 0)	0 (0 to 0)	0 (0 to 0)	0 (0 to 0)	0 (0 to 0)	0 (0 to 0)	0 (0 to 0)	0 (0 to 0)	0 (0 to 0)	0 (0 to 0)	0 (0 to 0)	0 (0 to 0)	0 (0 to 0)	0 (0 to 0)	0
Other neglected tropical diseases	8.6 (1.5 to 21.7)	14.6 (0.7 to 42.6)	194 (58.9 to 391)	399 (198 to 758)	455 (229 to 893)	178 (89.4 to 350)	48.4 (19.9 to 99.2)	24.6 (9.3 to 51.4)	19.7 (7.1 to 39.4)	21.1 (7.1 to 43.6)



G6PD deficiency	2 (4)	2 (2)	21 (3)	63 (4)	73 (3)	112 (4)	144 (3)	122 (4)	79 (3)	74 (4)	96 (5)	163 (5)	314 (7)	286 (6)	341 (6)	236 (5)	129 (4)	66 (2)	223 (6)	64 (2)	1 (1)	0 (0)	0 (0)	2,930
	61 (a 12-6)	63 (a 11-6)	(3 (n.a. 7))	99 (5)	49 (a 9-6)	91 (a 6-5)	65 (a 6-4)	69 (a 6-5)	64 (a 6-5)	69 (a 6-5)	62 (a 6-5)	63 (a 6-5)	79 (a 6-5)	69 (a 6-5)	64 (a 6-5)	63 (a 6-5)	77 (a 6-5)	64 (a 6-5)	64 (a 6-5)	64 (a 6-5)	64 (a 6-5)	64 (a 6-5)	64 (a 6-5)	
G6PD bet	(0 (a 0)	(0 (a 0)	(0 (a 0)	(0 (a 0)	(0 (a 0)	(0 (a 0)	(0 (a 0)	(0 (a 0)	(0 (a 0)	(0 (a 0)	(0 (a 0)	(0 (a 0)	(0 (a 0)	(0 (a 0)	(0 (a 0)	(0 (a 0)	(0 (a 0)	(0 (a 0)	(0 (a 0)	(0 (a 0)	(0 (a 0)	(0 (a 0)	(0 (a 0)	6
Other hemoglobinopathies and hemolytic anemias	1 (1)	2 (2)	47 (4)	134 (9)	148 (7)	97 (3)	95 (2)	50 (2)	34 (1)	37 (2)	49 (3)	62 (2)	79 (2)	109 (3)	127 (3)	143 (3)	135 (3)	111 (3)	73 (2)	35 (1)	12 (1)	2 (1)	2 (1)	1,992
	61 (a 12-2)	(1 (n.a. 9)	(18 (n.a. 89)	(66 (n.a. 228)	(42 (n.a. 206)	(18 (n.a. 142)	(21 (n.a. 184)	(14 (n.a. 134)	(11 (a. 79.2)	(12 (n.a. 82.1)	(13 (n.a. 154)	(18 (n.a. 179)	(28 (n.a. 219)	(32 (n.a. 220)	(37 (n.a. 199)	(20 (n.a. 160)	(17 (n.a. 122)	(10 (n.a. 92)	(8 (n.a. 59)	(4 (n.a. 177)	(1 (n.a. 9)	(0 (n.a. 12)	(0 (n.a. 12)	
Endocrine, metabolic, blood, and immune disorders	116	118	110	939	1,037	588	337	272	208	270	317	349	397	388	337	220	157	84	41	16	4	0	0	6,110
	(457 (a 249)	(118 (n.a. 234)	(109 (n.a. 1,040)	(322 (n.a. 2,270)	(277 (n.a. 778)	(202 (n.a. 950)	(128 (n.a. 978)	(102 (n.a. 622)	(102 (n.a. 651)	(106 (n.a. 1,000)	(136 (n.a. 686)	(137 (n.a. 594)	(230 (n.a. 941)	(209 (n.a. 1,000)	(199 (n.a. 1,000)	(127 (n.a. 1,000)	(89 (n.a. 1,000)	(66 (n.a. 1,000)	(23 (n.a. 1,000)	(8 (n.a. 1,000)	(2 (n.a. 1,000)	(0 (n.a. 1,000)	(0 (n.a. 1,000)	
Oral disorders	0	0	0	1	1	0	0	0	0	0	0	0	0	0	0	0	0	0	0	0	0	0	0	2
	(0 (a 0)	(0 (a 0)	(0 (a 0)	(0 (a 0)	(0 (a 0)	(0 (a 0)	(0 (a 0)	(0 (a 0)	(0 (a 0)	(0 (a 0)	(0 (a 0)	(0 (a 0)	(0 (a 0)	(0 (a 0)	(0 (a 0)	(0 (a 0)	(0 (a 0)	(0 (a 0)	(0 (a 0)	(0 (a 0)	(0 (a 0)	(0 (a 0)	(0 (a 0)	
Caries of deciduous teeth	0	0	0	1	2	0	0	0	0	0	0	0	0	0	0	0	0	0	0	0	0	0	0	3
	(0 (a 0)	(0 (a 0)	(0 (a 0)	(1 (n.a. 5)	(2 (a 1 to 11)	(0 (a 0 to 7.2)	(0 (a 0)	(0 (a 0)	(0 (a 0)	(0 (a 0)	(0 (a 0)	(0 (a 0)	(0 (a 0)	(0 (a 0)	(0 (a 0)	(0 (a 0)	(0 (a 0)	(0 (a 0)	(0 (a 0)	(0 (a 0)	(0 (a 0)	(0 (a 0)	(0 (a 0)	
Caries of permanent teeth	0	0	0	0	0	224	87	61	49	59	64	47	39	29	20	12	7	2	1	0	0	0	0	620
	(0 (a 0)	(0 (a 0)	(0 (a 0)	(0 (a 0)	(0 (a 0)	(104 (a 72 to 1)	(39 (a 1 to 1)	(28 (a 1 to 1)	(22 (a 1 to 1)	(27 (a 1 to 1)	(29 (a 1 to 1)	(22 (a 1 to 1)	(18 (a 1 to 1)	(13 (a 1 to 1)	(9 (a 1 to 1)	(5 (a 1 to 1)	(3 (a 1 to 1)	(1 (a 1 to 1)	(0 (a 1 to 1)	(0 (a 0 to 1)	(0 (a 0 to 1)	(0 (a 0 to 1)	(0 (a 0 to 1)	
Periodontal diseases	0	0	0	0	0	0	0	0	0	0	0	0	0	0	0	0	0	0	0	0	0	0	0	0
	(0 (a 0)	(0 (a 0)	(0 (a 0)	(0 (a 0)	(0 (a 0)	(0 (a 0)	(0 (a 0)	(0 (a 0)	(0 (a 0)	(0 (a 0)	(0 (a 0)	(0 (a 0)	(0 (a 0)	(0 (a 0)	(0 (a 0)	(0 (a 0)	(0 (a 0)	(0 (a 0)	(0 (a 0)	(0 (a 0)	(0 (a 0)	(0 (a 0)	(0 (a 0)	
Other oral disorders	0	0	0	122	99	99	124	109	106	92	66	77	67	63	28	29	19	7	3	1	0	0	0	1,105
	(0 (a 0)	(0 (a 0)	(0 (a 0)	(724 (a 1 to 796	(606 (a 1 to 596	(606 (a 1 to 596	(72 (a 1 to 1)	(79 (a 1 to 1)	(62 (a 1 to 1)	(68 (a 1 to 1)	(51 (a 1 to 1)	(63 (a 1 to 1)	(49 (a 1 to 1)	(52 (a 1 to 1)	(22 (a 1 to 1)	(21 (a 1 to 1)	(14 (a 1 to 1)	(6 (a 1 to 1)	(1 (a 1 to 1)	(0 (a 1 to 1)	(0 (a 1 to 1)	(0 (a 1 to 1)	(0 (a 1 to 1)	
Sudden infant death syndrome	–	268	2,630	–	–	–	–	–	–	–	–	–	–	–	–	–	–	–	–	–	–	–	–	N/A
	–	(267 (a 982)	(258 (a 10,200)	–	–	–	–	–	–	–	–	–	–	–	–	–	–	–	–	–	–	–	–	
Injuries	1,106	1,060	4,510	20,400	17,160	10,200	23,100	26,600	21,900	19,200	19,300	19,400	19,100	19,400	19,400	19,400	9,601	5,077	1,926	719	206	60	19	257,000
	(1,106 (1,092)	(1,060 (1,060)	(1,060 (1,060)	(1,060 (1,060)	(1,060 (1,060)	(1,060 (1,060)	(1,060 (1,060)	(1,060 (1,060)	(1,060 (1,060)	(1,060 (1,060)	(1,060 (1,060)	(1,060 (1,060)	(1,060 (1,060)	(1,060 (1,060)	(1,060 (1,060)	(1,060 (1,060)	(1,060 (1,060)	(1,060 (1,060)	(1,060 (1,060)	(1,060 (1,060)	(1,060 (1,060)	(1,060 (1,060)	(1,060 (1,060)	
Transport injuries	348	313	2,020	10,400	8,262	3,629	10,600	11,200	8,264	7,780	7,810	7,810	7,200	6,760	5,760	3,102	1,153	553	229	89.7	29.7	8.7	2.7	97,000
	(713 (a 673)	(83 (n.a. 692)	(1,173 (a 5,350)	(7,670 (a 25,800)	(5,640 (a 19,100)	(4,780 (a 11,500)	(12,000 (a 28,700)	(12,400 (a 31,700)	(6,440 (a 18,000)	(6,390 (a 13,300)	(4,490 (a 12,300)	(4,700 (a 12,200)	(4,300 (a 11,400)	(3,870 (a 8,890)	(2,480 (a 6,260)	(1,390 (a 3,200)	(777 (a 1,870)	(370 (a 799)	(160 (a 329)	(63.6 (a 177)	(19.7 (a 29.6)	(2.9 (a 9.7)	(0.5 (a 5.1)	131,000
Road injuries	228	202	2,020	10,100	8,262	3,629	7,290	10,100	10,600	7,800	7,370	7,480	6,950	6,380	5,583	1,999	1,153	509	229	89.2	27.2	6.2	0.7	123,000
	497 (a 620)	(78 (1 to 460)	(1,132 (a 5,190)	(7,510 (a 24,400)	(5,380 (a 14,600)	(4,640 (a 10,900)	(7,400 (a 27,600)	(8,020 (a 30,300)	(6,120 (a 17,200)	(6,070 (a 12,700)	(5,180 (a 11,900)	(5,290 (a 11,400)	(4,690 (a 10,800)	(3,480 (a 8,170)	(2,340 (a 5,120)	(1,320 (a 2,870)	(729 (a 1,590)	(332 (a 721)	(154 (a 294)	(60.7 (a 132)	(15.4 (a 28.7)	(3.1 (a 9.4)	(0.5 (a 5.4)	129,000
Pedestrian road injuries	91.3	69.6	675	1,230	1,790	1,190	3,100	3,900	3,260	2,260	1,720	1,730	1,900	2,220	1,880	1,060	622	297	229	113	40.4	11.9	2.1	23,000
	(224 (a 279)	(19.6 (a 198)	(199 (a 1,060)	(1,630 (a 5,800)	(2,380 (a 8,000)	(1,480 (a 6,600)	(1,790 (a 7,960)	(1,980 (a 7,790)	(799 (a 3,190)	(699 (a 3,330)	(629 (a 3,160)	(732 (a 3,710)	(894 (a 4,030)	(889 (a 3,940)	(644 (a 2,260)	(438 (a 1,480)	(239 (a 849)	(128 (a 394)	(63.7 (a 182)	(17.9 (a 55)	(1.6 (a 3)	(0 (a 0.9)	38,300
Cyclist road injuries	15 (a 0)	9 (a 0)	43 (a 0)	69 (a 0.2)	128 (a 0.1)	106 (a 0.1)	158 (a 0.1)	158 (a 0.1)	153 (a 0.1)	172 (a 0.1)	174 (a 0.1)	183 (a 0.1)	157 (a 0.1)	164 (a 0.1)	157 (a 0.1)	101 (a 0.1)	71 (a 0.1)	41 (a 0.1)	19 (a 0.1)	12.7 (a 0.1)	3.9 (a 0.1)	0.6 (a 0.1)	0.2 (a 0.1)	1,700
Motorcycle road injuries	20.2	21	274	1,390	592	708	2,060	2,260	2,260	1,760	1,590	1,430	1,270	923	592	191	89.3	34.6	19.1	13.7	6.6	2.6	0.6	20,900
	(23 (a 59.9)	(6 (n.a. 62)	(68 (n.a. 681)	(247 (n.a. 4,980)	(166 (n.a. 1,330)	(220 (n.a. 1,640)	(1,090 (a. 7,230)	(1,420 (a. 8,670)	(1,420 (a. 8,670)	(1,090 (a. 6,980)	(847 (a. 5,430)	(999 (a. 6,090)	(1,070 (a. 6,210)	(1,270 (a. 7,270)	(1,090 (a. 6,210)	(762 (a. 4,190)	(479 (a. 2,720)	(414 (a. 2,180)	(181 (a. 591)	(81 (a. 211)	(29 (a. 7.8)	(5 (a. 2.3)	(1 (a. 0.3)	(1 (a. 0.3)
Motor vehicle road injuries	176	112	1,370	8,420	5,420	2,900	6,980	10,600	9,640	6,200	5,740	5,780	5,390	5,060	4,660	2,660	1,700	898	480	209	80.6	29.4	6.9	82,000
	(32 (a 39.5)	(34 (n.a. 274)	(212 (a. 2,000)	(1,240 (a. 12,700)	(1,280 (a. 6,810)	(1,200 (a. 5,500)	(1,770 (a. 17,200)	(1,800 (a. 16,100)	(1,200 (a. 13,500)	(1,000 (a. 7,360)	(1,000 (a. 6,810)	(1,000 (a. 6,430)	(1,000 (a. 6,430)	(1,000 (a. 6,430)	(1,000 (a. 6,430)	(1,000 (a. 6,430)	(877 (a. 1,480)	(464 (a. 785)	(213 (a. 398)	(83 (a. 127)	(37 (a. 71)	(10 (a. 44.4)	(2 (a. 2.1)	
Other road injuries	6.8	5.4	48	192	340	194	512	1,100	1,100	1,100	1,100	1,100	1,100	1,100	1,100	1,100	1,100	1,100	1,100	1,100	1,100	1,100	1,100	1,600
	(5 (a 17.4)	(5 (a 14.6)	(5 (a 136)	(49 (a 1,100)	(49 (a 1,100)	(27 (a 1,100)	(64 (a 1,100)	(64 (a 1,100)	(64 (a 1,100)	(67 (a 1,100)	(64 (a 1,100)	(64 (a 1,100)	(64 (a 1,100)	(64 (a 1,100)	(64 (a 1,100)	(64 (a 1,100)	(64 (a 1,100)	(64 (a 1,100)	(64 (a 1,100)	(64 (a 1,100)	(64 (a 1,100)	(64 (a 1,100)	(64 (a 1,100)	
Other transport injuries	23	23	96.8	624	338	335	764	811	537	427	458	451	325	358	328	124	52	24.5	13.1	5.5	2.3	0.5	0.2	6,000
	(24 (a 42.2)	(3 (n.a. 24.6)	(27 (6 to 266)	(167 (a 2,230)	(129 (a 849)	(141 (a 789)	(286 (a 1,860)	(318 (a 1,790)	(207 (a 1,210)	(172 (a 1,010)	(182 (a 923)	(192 (a 988)	(180 (a 839)	(165 (a 723)	(89.6 (a 432)	(51 (a 235)	(27.1 (a 123)	(12 (a 47.2)	(5 (a 19.4)	(2.1 (a 6.6)	(0.9 (a 1.4)	(0.1 (a 0.4)	(0 (a 0.1)	6,000
Unintentional injuries	648	774	3,000	12,300	9,560	4,260	8,980	4,260	2,840	2,330	2,690	3,030	3,030	3,260	3,260	1,960	1,120	620	321	138	49.5	9.8	1.9	61,000
	(578 (a 1,290)	(262 (a 3,360)	(1,660 (a 6,090)	(6,800 (a 35,700)	(3,580 (a 8,210)	(2,790 (a 5,720)	(2,990 (a 8,670)	(2,970 (a 6,290)	(1,760 (a 3,940)	(1,490 (a 3,340)	(1,730 (a 3,750)	(2,190 (a 4,190)	(2,430 (a 4,990)	(2,310 (a 4,640)	(1,810 (a 3,530)	(1,400 (a 2,890)	(839 (a 1,620)	(492 (a 928)	(220 (a 451)	(109 (a 195)	(23.8 (a 48.6)	(4 (a 10.4)	(1.4 (a 2.7)	58,900
Falls	114 (a 79.5)	113 (a 22.3)	99.4 (n.a. 351)	227 (n.a. 1,120)	279 (n.a. 1,020)	280 (n.a. 1,040)	227 (n.a. 1,020)	229 (n.a. 1,010)	229 (n.a. 1,010)	229 (n.a. 1,010)	229 (n.a. 1,010)	229 (n.a. 1,010)	229 (n.a. 1,010)	229 (n.a. 1,010)	229 (n.a. 1,010)	229 (n.a. 1,010)	229 (n.a. 1,010)	229 (n.a. 1,010)	229 (n.a. 1,010)	229 (n.a. 1,010)	229 (n.a. 1,010)	229 (n.a. 1,010)	229 (n.a. 1,010)	6,670
Drowning	59.2	29.5	292	1,870	1,480	1,010	884	490	299	209	271	290	251	218	167	106	63.5	32.4	14.3	6	0.7	0.2	0	6,790
	(18.7 (a 118)	(9.9 (a 82.6)	(102 (a 686)	(1,620 (a 9,900)	(726 (a 2,880)	(541 (a 1,810)	(224 (a 1,280)	(209 (a 938)	(104 (a 439)	(90.6 (a 343)	(102 (a 367)	(136 (a 398)	(124 (a 327)	(108 (a 301)	(84 (a 227)	(58 (a 163)	(29.7 (a 94.9)	(16.2 (a 53)	(6.6 (a 23.9)	(2.8 (a 8.4)	(0.7 (a 2.3)	(0.1 (a 0.4)	(0 (a 0.1)	(0 (a 0.1)	
Fire, heat, and hot substances	67.6	66	642	1,750	649	292	559	263	270	252	308	367	399	351	252	198	112	60.4	31.4	12.6	3.6	0.8	0.1	6,330
	(21.7 (a 134)	(26 (n.a. 144)	(247 (a 1,170)	(781 (a 3,370)	(264 (a 748)	(170 (a 492)	(197 (a 980)	(215 (a 870)	(130 (a 530)	(142 (a 587)	(164 (a 708)	(189 (a 670)	(228 (a 845)	(203 (a 672)	(142 (a 388)	(106 (a 336)	(69.5 (a 182)	(39.7 (a 102)	(18.6 (a 52.8)	(7.7 (a 20.6)	(2.6 (a 5.6)	(0.8 (a 1.2)	(0.1 (a 0.2)	(0.1 (a 0.2)	
Poisonings	62.1	36	342	1,230	376	292	559	263	270	252	308	367	399	351	252	198	112	62	20.1	7.8	2.3	0.5	0.1	5,960
	(21.7 (a 117)	(9.9 (a 370)	(102 (a 1,060)	(378 (a 2,640)	(144 (a 631)	(124 (a 472)	(197 (a 980)	(215 (a 870)	(130 (a 530)	(142 (a 587)	(164 (a 708)	(189 (a 670)	(228 (a 845)	(203 (a 672)	(142 (a 388)	(106 (a 336)	(69.5 (a 182)	(39.7 (a 102)	(18.6 (a 52.8)	(7.7 (a 20.6)	(2.6 (a 5.6)	(0.8 (a 1.2)	(0.1 (a 0.2)	(0.1 (a 0.2)	
Poisoning by carbon monoxide	6.8	7.4	58.4	74.8	58.9	42.3	72.8	34.2	35.1	29.3	40.0	47.7	51.9	45.6	32.8	25.7	14.6	8.1	2.6	1.0	0.3	0.1	0.0	774
	(2.8 (a 25.3)	(2.3 (a 37.8)	(8.2 (a 167)	(9.9 (a 283)	(7.9 (a 178)	(5.6 (a 161)	(9.4 (a 321)	(4.4 (a 133)	(4.6 (a 131)	(3.8 (a 110)	(5.2 (a 177)	(6.2 (a 192)	(6.8 (a 334)	(5.9 (a 334)	(4.3 (a 262)	(3.3 (a 262)	(1.9 (a 77)	(1.1 (a 32.4)	(0.3 (a 8.9)	(0.1 (a 3.6)	(0 (a 1.1)	(0 (a 0.1)	(0 (a 0.1)	(0 (a 0.1)	
Poisoning by other means	39.1	29.3	226	1,160	317	249	486	228	235	223	268	319	347	305	219	172	97.5	54.1	17.5	6.8	2.0	0.4	0.1	5,180
	(19.9 (a 106	(7.6 (a 330	(59 (a 1,060	(368 (a 2,640)	(128 (a 669)	(99 (a 564)	(81 (a 1,400)	(78 (a 1,060)	(78 (a 1,060)	(74 (a 1,060)	(89 (a 1,060)	(106 (a 1,060)	(116 (a 1,060)	(101 (a 1,060)	(73 (a 1,060)	(57 (a 1,060)	(32 (a 1,060)	(18 (a 1,060)	(5.8 (a 1,060)	(2.3 (a 1,060)	(0.7 (a 1,060)	(0.1 (a 1,060)	(0 (a 1,060)	(0 (a 1,060)	
Exposure to mechanical forces	122	367	287	761	655	354	623	338	322	422	439	539	534	448	287	130	60.9	39.5	17.6	3.8	0.9	0.2	0	6,100
	(69 (a 668)	(21 (a 2,210)	(19 (n.a. 1,430)	(242 (a 1,800)	(262 (a 829)	(216 (a 763)	(389 (a 1,300)	(439 (a 1,300)	(235 (a 977)	(195 (a 687)	(226 (a 719)	(292 (a 741)	(259 (a 559)	(284 (a 779)	(170 (a 543)	(117 (a 299)	(69 (a 183)	(38 (a 98.2)	(18 (a 48.3)	(4 (a 21.3)	(2 (a 5.8)	(0 (a 1.6)	(0 (a 1.3)	7,380
Unintentional falls	122	367	287	761	655	354	623	338	322	422	439	539	534	448	287	130	60.9	39.5	17.6	3.8	0.9	0.2	0	6,100
Unintentional firearm injuries	(67 (a 227)	(21 (a 179)	(5.1 (a 914)	(42.4 (a 628)	(43.2 (a 282)	(35.4 (a 284)	(112 (a 552)	(61.1 (a 1,000)	(49.9 (a 921)	(50.7 (a 2,000)	(66 (a 620)	(73.6 (a 548)	(76.6 (a 529)	(76.6 (a 529)	(54.3 (a 292)	(33.6 (a 177)	(18.7 (a 104)	(10.7 (a 58.1)	(5.6 (a 29.8)	(2.6 (a 12.9)	(0.7 (a 2.3)	(0.2 (a 0.6)	(0 (a 0.2)	3,200
Other exposure to mechanical forces	86	286	172	663	256	239	352	390	287	220	233	227	197	262	199	97.8	62.2	30.4	19.5	6.6	2.9	0.5	0.1	4,160
	(61 (a 163)	(7.2 (a 2,110)	(2.6 (n.a. 914)	(120 (a 1,140)	(59 (a 497)	(70 (a 484)	(119 (a 899)	(160 (a 960)	(97 (a 489)	(95.2 (a 421)	(103 (a 448)	(109 (a 535)	(72 (a 571)	(124 (a 525)	(89 (a 352)	(57.7 (a 178)	(32 (a 116)	(18.6 (a 53.6)	(8.3 (a 38.2)	(3.6 (a 11.6)	(1.2 (a 3.4)	(0.3 (a 0.6)	(0.1 (a 0.2)	
Adverse effects of medical treatment	126	111	709	1,080	234	153	169	192	156	99.9	121	152	156	166	166	135	89.1	49.2	29.8	13.2	2.9	0.7	0.1	4,890
	(62.3 (a 249)	(27 (n.a. 250)	(27 (a 1,440)	(189 (a 2,280)	(73 (a 413)	(39 (a 268)	(39 (a 468)	(52 (a 533)	(39 (a 389)	(34.1 (a 199)	(39 (a 249)	(52 (a 299)	(52 (a 299)	(77 (a 334)	(77 (a 334)	(62 (a 266)	(41.2 (a 167)	(23.2 (a 102)	(9.6 (a 48.3)	(2.9 (a 12.8)	(0.7 (a 2.3)	(0.2 (a 0.7)	(0.1 (a 0.2)	(0 (a 0.1)	
Animal contact	29.6	21.5	215	1,210	596	401	781	1,010	1,010	1,010	1,010	1,010	1,010	1,010	1,010	1,010	1,010	1,010	1,010	1,010	1,010	1,010	1,010	16,000
	(14.7 (a 69.5)	(5.1 (a 60.6)	(26.4 (a 1,010)	(462.6 (a 1,940)	(268.7 (a 1,940)	(183.3 (a 1,940)	(391.5 (a 1,940)	(507.1 (a 1,940)	(507.1 (a 1,940)	(507.1 (a 1,940)	(507.1 (a 1,940)	(507.1 (a 1,940)	(507.1 (a 1,940)	(507.1 (a 1,940)	(507.1 (a 1,940)	(507.1 (a 1,940)	(507.1 (a 1,940)	(507.1 (a 1,940)	(507.1 (a 1,940)	(507.1 (a 1,940)	(507.1 (a 1,940)	(507.1 (a 1,940)	(507.1 (a 1,940)	
Venomous animal contact	12.2	9.3	89.8	507	249	168	327	423	423	423	423	423	423	423	423	423	423	423	423	423	423	423	423	6,700
	(6.6 (a 32.4)	(1.1 (a 14.7)	(1.6 (n.a. 269)	(84.8 (a 1,760)	(69.8 (a 1,160)	(42.3 (a 797)	(82.7 (a 464)	(97.1 (a 391)	(98.3 (a 296)	(93.1 (a 228)	(107.6 (a 313)	(108.6 (a 423)	(94.2 (a 423)	(126 (a 755)	(126 (a 755)	(122 (a 580)	(87.3 (a 335)	(52.6 (a 171)	(13 (a 29.4)	(3.1 (a 5.4)	(0.2 (a 0.9)	(0 (a 0.2)	(0 (a 0.2)	
Non-venomous animal contact	14.6	12.6	126	703	347	218	454	587	587	587	587	587	587	587	170	134	53.2	34.1	12.2	3.9	1.4	0.2	0.1	3,950
	(3.9 (a 37.8)	(3.2 (a 28.9)	(3.9 (a 311)	(172 (a 1,860)	(99.2 (a 1,020)	(62.1 (a 822)	(97.9 (a 560)	(137.8 (a 416)	(23.4 (a 299)	(29.4 (a 223)	(39.1 (a 286)	(43.9 (a 379)	(49.3 (a 503)	(52.1 (a 499)	(39.6 (a 329)	(19.7 (a 179)	(7.7 (a 59.7)	(4.5 (a 49.8)	(1.7 (a 19.4)	(0.5 (a 6.9)	(0.1 (a 0.9)	(0 (a 0.2)	(0 (a 0.2)	
Foreign body	1,000	1,000	1,000	1,000	1,000	1,000	1,000	1,000	1,000	1,000	1,000	1,000	1,000	1,000	1,000	1,000	1,000	1,000	1,000	1,000	1,000	1,000	1,000	16,000
	(1,000 (1,000)	(1,000 (1,000)	(1,000 (1,000)	(1,000 (1,000)	(1,000 (1,000)	(1,000 (1,000)	(1,000 (1,000)	(1,000 (1,000)	(1,000 (1,000)	(1,000 (1,000)	(1,000 (1,000)	(1,000 (1,000)	(1,000 (1,000)	(1,000 (1,000)	(1,000 (1,000)	(1,000 (1,000)	(1,000 (1,000)	(1,000 (1,000)	(1,000 (1,000)	(1,000 (1,000)	(1,000 (1,000)	(1,000 (1,000)	(1,000 (1,000)	
Pulmonary aspiration and foreign body in airway	79.6	49.9	399	627	192	168	228	262	196	133	133	142	166	113	79.2	60.6	24.9	17.8	8.3	2.6	1.1	0.3	0.1	3,340
	(31.9 (a 173)	(7.7 (a 89)	(109 (a 883)	(170 (a 993)	(70.2 (a 382)	(66.2 (a 289)	(91.1 (a 334)	(99.7 (a 372)	(74.1 (a 223)	(51.3 (a 232)	(49.9 (a 241)	(54.9 (a 261)	(65.1 (a 281)	(46.1 (a 191)	(29.6 (a 154)	(23.1 (a 137)	(9.5 (a 56)	(6.9 (a 53.9)	(3.1 (a 19.6)	(1.1 (a 6.5)	(0.4 (a 2.1)	(0.1 (a 0.4)	(0 (a 0.1)	
Foreign body in eyes	0	0.1	1.6	7.5	12.6	12.1	13.8	14.4	12.4	11.2	10.9	10.4	9	8.4	4.4	2.9	1.5	0.8	0.2	0.1	0	0	0	132
	(0 (a 0.1)	(0 (a 0.2)	(0.4 (a 3.4)	(2 (a 11.7)	(3.1 (a 22.9)	(3.7 (a 21.4)	(3.3 (a 37.5)	(4.5 (a 37.5)	(4.5 (a 28.5)	(4.1 (a 25.4)	(4.1 (a 22.4)	(4.2 (a 21.4)	(4.2 (a 17.4)	(3.5 (a 17.4)	(2.5 (a 7.3)	(1.7 (a 6.7)	(1.1 (a 2.6)	(0.5 (a 2.1)	(0.2 (a 0.8)	(0.1 (a 0.3)	(0 (a 0.2)	(0 (a 0.1)	(0 (a 0.1)	
Foreign body in other body part	19.6	11.3	87.6	340	126	90.4	157	170	151	99.1	99.3	112	99.3	69.4	49.4	29.9	21.5	12.1	6.6	2.6	0.9	0.2	0	1,970
	(6.3 (a 44.4)	(2.6 (a 30.9)	(3.2 (a 264)	(86.1 (a 1,140)	(30.9 (a 421)	(21.9 (a 303)	(38.1 (a 526)	(41.1 (a 568)	(36.6 (a 506)	(24 (a 332)	(24.1 (a 333)	(27.1 (a 375)	(24.1 (a 333)	(16.8 (a 232)	(11.9 (a 165)	(7.2 (a 100)	(5.2 (a 72.1)	(2.9 (a 40.4)	(1.6 (a 22.1)	(0.6 (a 8.8)	(0.2 (a 2.4)	(0 (a 0.6)	(0 (a 0.2)	
Environmental heat and cold exposure	12.3	8.5	73.2	238	137	109	162	202	135	112	128	128	128	128	128	128	128	128	128	128	128	128	128	2,310
	(7.7 (a 39.9)	(2.9 (a 22.2)	(18 (1 to 182)	(63.3 (a 519)	(48.7 (a 291)	(29.9 (a 203)	(66.6 (a 464)	(82 (a 490)	(66.3 (a 339)	(49.9 (a 263)	(59.1 (a 321)	(66.4 (a 359)	(49.9 (a 292)	(33.6 (a 191)	(23.3 (a 136)	(13.9 (a 83.9)	(9.9 (a 39.6)	(6.1 (a 26.6)	(2.9 (a 7.6)	(0.9 (a 2.6)	(0.2 (a 0.6)	(0 (a 0.1)	(0 (a 0.1)	
Exposure to forces of nature	0	0	0	0	0	0	0	0	0	0	0	0	0	0	0	0	0	0	0	0	0	0	0	6
	(0 (a 0)	(0 (a 0)	(0 (a 0)	(0 (a 0)	(0 (a 0)	(0 (a 0)	(0 (a 1)	(0 (a 0)	(0 (a 0)	(0 (a 1)	(0 (a 0)	(0 (a 1)	(0 (a 1)	(0 (a 1)	(0 (a 1)	(0 (a 1)	(0 (a 1)	(0 (a 1)	(0 (a 0)	(0 (a 0)	(0 (a 0)	(0 (a 0)	(0 (a 0)	
Other unintentional injuries	424	257	131	721	397	276	662	562	346	262	316	344	270	270	193	112	54.1	28.5	12.7	4.7	2.2	0.6	0.1	5,290
	(174 (a 543)	(69 (a 429)	(62 (a 297)	(260 (a 1,830)	(162 (a 867)	(111 (a 722)	(268 (a 1,710)	(261 (a 1,390)	(171 (a 882)	(124 (a 660)	(156 (a 809)	(162 (a 882)	(190 (a 821)	(187 (a 809)	(132 (a 565)	(89.2 (a 232)	(47.9 (a 123)	(25.7 (a 61.8)	(11 (a 27.9)	(4.6 (a 11.4)	(1.9 (a 5.6)	(0.6 (a 1.4)	(0.1 (a 0.3)	
Self-harm and interpersonal violence	220 (a 348)	204 (a 583)	2,050 (a 663)	2,050 (1,940 (a 2,500)	2,050 (1,940 (a 2,700)	2,050 (2,040 (a 2,500)	2,050 (6,360 (a 11,200)	2,050 (6,360 (a 11,200)	2,050 (6,360 (a 11,200)	2,050 (6,130 (a 11,200)	2,050 (5,830 (a 11,200)	2,050 (5,210 (a 11,200)	2,050 (4,640 (a 9,140)	2,050 (4,640 (a 9,140)	2,050 (4,640 (a 9,140)	2,050 (2,360 (a 4,980)	1,660 (1,660 (a 3,450)	1,050 (999 (a 2,220)	605 (605 (a 1,400)	260 (260 (a 570)	68.3 (68.3 (a 149)	11.6 (11.6 (a 27.1)	1.9 (1.9 (a 4.4)	67,200
Self-harm	0	0	0	0	0	873	2,040	2,660	2,660	1,860	1,870	2,320	2,560	2,260	1,660	1,050	605	300	131	47.6	11.6	1.9	0.2	23,900
	(0 (a 0)	(0 (a 0)	(0 (a 0)	(0 (a 0)	(0 (a 0)	(689 (

SR Table 2a. Cause DALYS by cause and sex group for males with 20% uncertainty intervals. 2019

Cause	Both Sexes	Low Sexunal	Post Neonatal	1 to 4	5 to 9	10 to 14	15 to 19	20 to 24	25 to 29	30 to 34	35 to 39	40 to 44	45 to 49	50 to 54	55 to 59	60 to 64	65 to 69	70 to 74	75 to 79	80 to 84	85 to 89	90 to 94	95 plus	Total
All causes	111,000 (95,300 to 126,000)	211,000 (177,000 to 26,300)	75,600 (64,500 to 87,200)	93,000 (87,600 to 107,000)	42,900 (35,500 to 50,700)	34,300 (28,600 to 41,200)	49,700 (39,100 to 59,300)	69,900 (55,900 to 85,700)	89,100 (72,600 to 106,100)	99,400 (80,400 to 120,000)	98,700 (77,100 to 119,300)	99,200 (78,300 to 123,000)	99,300 (78,300 to 123,900)	72,000 (56,600 to 87,200)	67,200 (52,900 to 79,900)	68,400 (52,100 to 83,300)	69,600 (52,600 to 84,900)	69,600 (52,600 to 84,900)	69,600 (52,600 to 84,900)	69,600 (52,600 to 84,900)	69,600 (52,600 to 84,900)	69,600 (52,600 to 84,900)	11,400 (11,000 to 12,600)	4,900 (4,700 to 5,200)	1,500 (1,200 to 1,370)	222 (220 to 243)	1,264,000
Communicable, maternal, neonatal, and nutritional diseases	100,000 (80,300 to 120,000)	18,300 (13,600 to 22,700)	74,600 (67,000 to 84,400)	79,900 (69,200 to 104,000)	20,800 (16,000 to 28,300)	14,700 (11,600 to 18,100)	17,700 (13,300 to 22,400)	14,100 (11,300 to 18,100)	16,300 (11,900 to 19,400)	17,900 (13,900 to 22,700)	23,400 (18,000 to 30,900)	27,500 (21,400 to 35,300)	27,500 (21,400 to 35,300)	22,400 (17,400 to 28,400)	16,700 (12,900 to 21,300)	12,300 (9,300 to 16,000)	8,900 (6,400 to 12,000)	6,300 (4,600 to 8,400)	4,200 (3,300 to 5,570)	2,300 (1,770 to 3,190)	1,000 (781 to 1,450)	302 (213 to 397)	624 (424 to 89.1)	916,000
HIV/AIDS and sexually transmitted infections	5,100 (1,910 to 11,000)	1,910 (979 to 3,100)	4,002 (1,790 to 10,300)	8,700 (5,070 to 14,400)	3,490 (2,440 to 4,890)	3,150 (1,760 to 4,550)	7,770 (4,350 to 11,900)	3,990 (2,520 to 5,930)	6,610 (3,770 to 9,320)	6,220 (4,170 to 8,720)	9,700 (6,350 to 14,300)	11,900 (8,090 to 16,500)	11,400 (8,600 to 15,200)	7,290 (5,100 to 9,980)	5,300 (3,510 to 7,520)	3,600 (2,460 to 5,250)	1,700 (1,200 to 2,320)	792 (561 to 1,100)	290 (180 to 456)	112 (71 to 177)	29.4 (17 to 53.1)	1.5 (0.9 to 2.8)	0.3 (0.1 to 0.5)	96,600
HIV/AIDS	5,100 (0 to 11)	1,910 (0 to 3.2)	4,002 (3,720 to 10,600)	8,700 (8,600 to 14,300)	3,490 (2,420 to 4,880)	3,140 (2,120 to 4,550)	7,750 (4,270 to 11,900)	3,980 (2,660 to 5,890)	6,570 (3,920 to 9,320)	6,170 (4,120 to 8,720)	9,660 (6,360 to 14,300)	11,900 (8,610 to 16,500)	11,400 (8,760 to 15,200)	7,290 (5,170 to 9,980)	5,300 (3,660 to 7,270)	3,600 (2,520 to 5,250)	1,710 (1,200 to 2,320)	792 (560 to 1,080)	290 (179 to 437)	112 (69 to 173)	29.4 (15 to 53.1)	1.5 (0.9 to 2.8)	0.2 (0.1 to 0.3)	89,700
HIV/AIDS - Drug-susceptible Tuberculosis	0 (0 to 0)	0 (0 to 0)	829 (662 to 1,370)	1,910 (1,560 to 2,980)	607 (464 to 886)	524 (397 to 666)	1,290 (1,010 to 1,660)	623 (482 to 790)	920 (681 to 1,260)	1,000 (747 to 1,360)	1,660 (1,240 to 2,220)	2,020 (1,560 to 2,660)	1,900 (1,480 to 2,500)	1,200 (921 to 1,620)	882 (681 to 1,220)	597 (464 to 774)	284 (220 to 374)	136 (104 to 181)	49.1 (37 to 66)	19 (14 to 25)	4.9 (3.7 to 6.4)	0.3 (0.2 to 0.4)	0.1 (0 to 0.1)	14,200
HIV/AIDS - Multidrug-resistant Tuberculosis without extensive	43 to 0	43 to 0	49 to 200	49 to 360	43 to 139	43 to 121	49 to 286	43 to 129	49 to 143	43 to 150	49 to 157	49 to 214	49 to 214	49 to 214	49 to 214	49 to 214	49 to 214	49 to 214	49 to 214	49 to 214	49 to 214	49 to 214	49 to 214	49 to 214	839
HIV/AIDS - Extensively drug-resistant Tuberculosis	0 to 0	0 to 0	0 to 0	0 to 0	0 to 0	0 to 0	0 to 0	0 to 0	0 to 0	0 to 0	0 to 0	0 to 0	0 to 0	0 to 0	0 to 0	0 to 0	0 to 0	0 to 0	0 to 0	0 to 0	0 to 0	0 to 0	0 to 0	0 to 0	11.4
HIV/AIDS resulting in other diseases	43 to 0	43 to 0	49 to 200	49 to 360	43 to 139	43 to 121	49 to 286	43 to 129	49 to 143	43 to 150	49 to 157	49 to 214	49 to 214	49 to 214	49 to 214	49 to 214	49 to 214	49 to 214	49 to 214	49 to 214	49 to 214	49 to 214	49 to 214	49 to 214	74,700
Sexually transmitted infections excluding HIV	4,880 (1,870 to 10,900)	1,870 (970 to 3,050)	1,770 (1,770 to 1,770)	1,770 (1,770 to 1,770)	2,880 (1,770 to 4,880)	2,610 (1,770 to 4,880)	5,980 (3,880 to 10,900)	3,370 (2,370 to 5,880)	5,690 (3,880 to 10,900)	5,220 (3,370 to 9,020)	8,040 (5,880 to 14,900)	9,880 (6,880 to 16,900)	9,880 (6,880 to 16,900)	6,220 (4,370 to 10,900)	4,370 (2,880 to 7,880)	2,880 (1,770 to 5,370)	1,770 (1,180 to 3,370)	656 (370 to 1,180)	222 (131 to 370)	89.1 (49.6 to 131)	14.6 (7.3 to 24.2)	0.6 (0.3 to 1.2)	0.1 (0 to 0.2)	8,670
Syphilis	0 (0 to 0)	0 (0 to 0)	0 (0 to 0)



Benign prostatic hyperplasia	0 (0 to 0)	0 (0 to 0)	0 (0 to 0)	0 (0 to 0)	0 (0 to 0)	0 (0 to 0)	0 (0 to 0)	0 (0 to 0)	0 (0 to 0)	0 (0 to 0)	0 (0 to 0)	0 (0 to 0)	0 (0 to 0)	1 (0 to 2.5)	719 (414 to 1,140)	1964 (994 to 3,291)	3869 (1,777 to 6,977)	4772 (2,472 to 8,182)	4776 (2,619 to 7,774)	3966 (2,125 to 6,648)	2964 (1,539 to 4,978)	1718 (812 to 3,183)	972 (416 to 1,711)	0.7 (0.4 to 1.1)	0.1 (0 to 0.1)	241
Male infertility	0 (0 to 0)	0 (0 to 0)	0 (0 to 0)	0 (0 to 0)	0 (0 to 0)	0 (0 to 0)	0 (0 to 0)	0 (0 to 0)	0 (0 to 0)	0 (0 to 0)	0 (0 to 0)	0 (0 to 0)	0 (0 to 0)

DR Table 3x: Demographic Reliability of the Corona DALYs by cause and age across for males with 95% uncertainty intervals, 2019

Cause	Early Neonatal	Late Neonatal	Post Neonatal	1 to 4	5 to 9	10 to 14	15 to 19	20 to 24	25 to 29	30 to 34	35 to 39	40 to 44	45 to 49	50 to 54	55 to 59	60 to 64	65 to 69	70 to 74	75 to 79	80 to 84	85 to 89	90 to 94	95 plus	Total
All causes	2,750,000 (2,250,000 to 3,250,000)	524,000 (427,000 to 622,000)	2,040,000 (1,660,000 to 2,420,000)	2,770,000 (2,330,000 to 3,220,000)	671,000 (577,000 to 768,000)	704,000 (627,000 to 781,000)	915,000 (846,000 to 984,000)	1,030,000 (977,000 to 1,080,000)	976,000 (928,000 to 1,030,000)	1,040,000 (993,000 to 1,090,000)	1,060,000 (1,010,000 to 1,110,000)	1,060,000 (1,010,000 to 1,110,000)	1,060,000 (1,010,000 to 1,110,000)	1,060,000 (1,010,000 to 1,110,000)	1,060,000 (1,010,000 to 1,110,000)	1,060,000 (1,010,000 to 1,110,000)	1,060,000 (1,010,000 to 1,110,000)	1,060,000 (1,010,000 to 1,110,000)	1,060,000 (1,010,000 to 1,110,000)	1,060,000 (1,010,000 to 1,110,000)	1,060,000 (1,010,000 to 1,110,000)	1,060,000 (1,010,000 to 1,110,000)	1,060,000 (1,010,000 to 1,110,000)	19,600,000 (18,900,000 to 20,300,000)
Communicable, maternal, neonatal, and nutritional diseases	2,220,000 (1,800,000 to 2,630,000)	470,000 (391,000 to 567,000)	2,000,000 (1,660,000 to 2,410,000)	2,690,000 (1,850,000 to 3,640,000)	574,000 (429,000 to 717,000)	544,000 (393,000 to 695,000)	296,000 (209,000 to 385,000)	303,000 (227,000 to 375,000)	304,000 (230,000 to 386,000)	305,000 (244,000 to 370,000)	326,000 (262,000 to 390,000)	348,000 (279,000 to 418,000)	396,000 (320,000 to 473,000)	477,000 (379,000 to 568,000)	577,000 (463,000 to 687,000)	711,000 (574,000 to 850,000)	1,000,000 (827,000 to 1,200,000)	1,470,000 (1,210,000 to 1,760,000)	2,150,000 (1,760,000 to 2,580,000)	3,270,000 (2,660,000 to 3,940,000)	5,140,000 (4,150,000 to 6,210,000)	8,140,000 (6,550,000 to 9,870,000)	12,900,000 (10,200,000 to 15,700,000)	1,300,000 (998,000 to 1,650,000)
HIV/AIDS and sexually transmitted infections	66,000 (51,000 to 82,000)	12,000 (9,000 to 15,000)	46,000 (35,000 to 58,000)	10,000 (8,000 to 13,000)	2,000 (1,000 to 3,000)	2,000 (1,000 to 3,000)	5,000 (3,000 to 7,000)	14,000 (9,000 to 19,000)	25,000 (17,000 to 34,000)	34,000 (24,000 to 45,000)	43,000 (30,000 to 57,000)	51,000 (36,000 to 68,000)	57,000 (40,000 to 75,000)	61,000 (43,000 to 80,000)	63,000 (44,000 to 83,000)	63,000 (44,000 to 83,000)	62,000 (43,000 to 82,000)	60,000 (42,000 to 80,000)	57,000 (40,000 to 76,000)	53,000 (37,000 to 71,000)	47,000 (33,000 to 63,000)	40,000 (28,000 to 54,000)	31,000 (22,000 to 42,000)	29,000 (20,000 to 39,000)	1,000,000 (710,000 to 1,340,000)
HIV/AIDS	2 (1.0 to 3.1)	11 (5.2 to 17.0)	12,000 (10,700 to 14,000)	26,000 (15,000 to 39,000)	12,000 (9,000 to 15,000)	14,000 (9,000 to 19,000)	19,000 (13,000 to 26,000)	30,000 (20,000 to 40,000)	39,000 (26,700 to 52,000)	46,000 (32,000 to 59,000)	52,000 (36,000 to 68,000)	57,000 (39,000 to 74,000)	60,000 (41,000 to 78,000)	61,000 (42,000 to 80,000)	61,000 (42,000 to 80,000)	60,000 (41,000 to 78,000)	58,000 (40,000 to 75,000)	55,000 (38,000 to 72,000)	51,000 (35,000 to 67,000)	46,000 (32,000 to 60,000)	40,000 (28,000 to 52,000)	33,000 (23,000 to 43,000)	25,000 (17,000 to 33,000)	24,000 (16,000 to 32,000)	610,000 (410,000 to 830,000)
HIV/AIDS - Drug-susceptible Tuberculosis	0.3 (0.0 to 0.5)	2.2 (0.9 to 3.5)	7,500 (6,700 to 8,600)	6,700 (4,100 to 9,600)	6,000 (4,500 to 7,600)	6,000 (4,000 to 8,000)	7,000 (4,700 to 9,700)	7,000 (4,700 to 9,700)	5,700 (3,800 to 7,800)	5,700 (3,800 to 7,800)	5,600 (3,800 to 7,800)	5,600 (3,800 to 7,800)	5,600 (3,800 to 7,800)	5,600 (3,800 to 7,800)	5,600 (3,800 to 7,800)	5,600 (3,800 to 7,800)	5,600 (3,800 to 7,800)	5,600 (3,800 to 7,800)	5,600 (3,800 to 7,800)	5,600 (3,800 to 7,800)	5,600 (3,800 to 7,800)	5,600 (3,800 to 7,800)	5,600 (3,800 to 7,800)	5,600 (3,800 to 7,800)	80,600 (54,000 to 110,000)
HIV/AIDS - Multidrug-resistant Tuberculosis without extensive drug resistance	0 (0 to 0)	0 (0 to 0.3)	900 (500 to 1,500)	800 (500 to 1,200)	2,700 (1,700 to 4,000)	2,800 (1,800 to 4,200)	3,400 (2,100 to 5,000)	3,400 (2,100 to 5,000)	2,800 (1,800 to 4,200)	2,800 (1,800 to 4,200)	2,800 (1,800 to 4,200)	2,800 (1,800 to 4,200)	2,800 (1,800 to 4,200)	2,800 (1,800 to 4,200)	2,800 (1,800 to 4,200)	2,800 (1,800 to 4,200)	2,800 (1,800 to 4,200)	2,800 (1,800 to 4,200)	2,800 (1,800 to 4,200)	2,800 (1,800 to 4,200)	2,800 (1,800 to 4,200)	2,800 (1,800 to 4,200)	2,800 (1,800 to 4,200)	2,800 (1,800 to 4,200)	43,000 (27,000 to 64,000)
HIV/AIDS - Extensively drug-resistant Tuberculosis	0 (0 to 0)	0 (0 to 0)	0 (0 to 0)



Exposure to forces of nature	0 (0 to 0)	0 (0 to 0)	0 (0 to 0)	0 (0.0 to 12.9)	6.7 (0.2 to 31.9)	17.7 (6.7 to 34.9)	23.1 (12.7 to 39.3)	61.1 (38.9 to 122)	59.3 (32.9 to 94.1)	64.5 (39.6 to 99.4)	69.7 (47.1 to 97.9)	49.4 (29.3 to 72.9)	39.6 (20.1 to 66.2)	39.1 (19.7 to 69)	25.4 (10.3 to 50.1)	17.4 (7.1 to 39)	12.5 (4.3 to 30.3)	7.5 (1.1 to 19.8)	3.9 (0.7 to 15.8)	2.1 (1.2 to 9)	0.7 to 1.5	0.3 (0.0 to 2.1)	0.1 (0.1 to 0.1)	0 (0 to 0)	457
Other unintentional injuries	226 (120 to 419)	66.1 (26.1 to 206)	644 (379 to 1,134)	4,270 (1,670 to 10,200)	2,210 (1,020 to 5,160)	2,970 (1,420 to 6,540)	4,660 (2,920 to 8,240)	9,490 (5,170 to 16,500)	4,210 (2,200 to 7,340)	3,900 (1,930 to 6,240)	3,040 (1,630 to 5,260)	2,790 (1,500 to 4,370)	2,450 (1,290 to 4,030)	1,940 (1,020 to 3,310)	1,660 (888 to 2,910)	1,490 (792 to 1,950)	736 (369 to 1,360)	426 (214 to 743)	340 (157 to 640)	140 (83.1 to 233)	64 (37 to 106)	19.6 (11 to 30)	4 (2.5 to 6.9)	40,900
Self-harm and interpersonal violence	1,940 (1,140 to 3,170)	264 (71.6 to 638)	2,340 (1,310 to 4,020)	10,700 (6,440 to 17,600)	9,660 (7,170 to 11,700)	24,300 (19,200 to 30,100)	37,700 (30,400 to 47,000)	44,400 (36,200 to 54,000)	75,200 (62,400 to 91,000)	55,900 (46,100 to 67,200)	41,600 (32,100 to 53,600)	38,500 (29,400 to 50,000)	31,300 (23,800 to 40,900)	24,600 (18,600 to 32,000)	17,600 (13,200 to 23,000)	11,900 (7,900 to 17,400)	7,520 (5,020 to 10,500)	4,420 (3,020 to 6,080)	2,090 (1,420 to 2,920)	1,200 (748 to 1,810)	431 (267 to 661)	94.8 (58.1 to 147)	17 (9.4 to 27)	499,000
Self-harm	1,940 (0 to 0)	264 (0 to 0)	2,340 (0 to 0)	10,700 (0 to 0)	9,660 (0 to 0)	24,300 (4,590 to 79,136)	37,700 (14,700 to 92,200)	44,400 (15,300 to 83,900)	75,200 (27,400 to 140,000)	55,900 (21,900 to 102,000)	41,600 (17,600 to 72,000)	38,500 (15,600 to 59,800)	31,300 (12,600 to 51,500)	24,600 (11,600 to 39,900)	17,600 (8,776 to 27,600)	11,900 (5,610 to 18,900)	7,520 (3,620 to 12,600)	4,420 (2,010 to 7,630)	2,090 (1,000 to 3,170)	1,200 (566 to 1,780)	431 (203 to 639)	94.8 (51.9 to 130)	17 (8.4 to 31)	8,400
Self-harm by firearm	0 (0 to 0)	0 (0 to 0)	0 (0 to 0)	0 (0 to 0)	0 (0 to 0)	0 (0 to 0)	0 (0 to 0)	0 (0 to 0)	0 (0 to 0)	0 (0 to 0)	0 (0 to 0)	0 (0 to 0)	0 (0 to 0)	0 (0 to 0)	0 (0 to 0)	0 (0 to 0)	0 (0 to 0)	0 (0 to 0)	0 (0 to 0)	0 (0 to 0)	0 (0 to 0)	0 (0 to 0)	0 (0 to 0)	0 (0 to 0)	5,100
Self-harm by other specified means	0 (0 to 0)	0 (0 to 0)	0 (0 to 0)	0 (0 to 0)	0 (0 to 0)	8,900 (3,580 to 16,300)	17,400 (9,670 to 28,600)	20,000 (10,300 to 29,900)	33,400 (13,700 to 59,100)	24,700 (11,900 to 39,900)	18,900 (7,280 to 32,000)	17,400 (10,300 to 27,600)	14,600 (9,500 to 20,300)	10,100 (6,660 to 13,600)	7,480 (4,140 to 10,900)	4,640 (2,710 to 7,410)	2,960 (1,660 to 4,470)	1,660 (1,060 to 2,660)	821 (477 to 1,310)	471 (271 to 727)	196.8 (97 to 317)	36.8 (20.1 to 117)	6.2 (3.5 to 10.4)	186,000
Interpersonal violence	1,360 (1,140 to 2,220)	159 (71.6 to 596)	1,660 (1,310 to 2,550)	6,270 (4,640 to 9,500)	9,110 (7,170 to 11,700)	4,690 (3,420 to 7,440)	34,300 (30,400 to 39,100)	33,300 (29,300 to 38,600)	34,700 (30,400 to 39,900)	17,100 (14,700 to 20,600)	13,600 (11,600 to 16,000)	8,430 (6,960 to 10,500)	5,940 (4,800 to 7,580)	3,770 (2,960 to 4,870)	1,970 (1,560 to 2,530)	1,090 (847 to 1,420)	467 (362 to 611)	199 (154 to 266)	84.1 (61.7 to 117)	34.8 (23.1 to 51.4)	10.3 (7.1 to 15)	3.3 (2.2 to 4.9)	43.7 to 1.5	150,000
Physical violence by firearm	74.1 (46.1 to 229)	7.5 (1.5 to 21.2)	82.1 (53.1 to 230)	265 (123 to 1,000)	196 (59.9 to 590)	247 (89 to 670)	2,410 (1,620 to 3,600)	2,100 (977 to 4,600)	2,060 (784 to 7,270)	1,490 (667 to 4,770)	1,250 (542 to 3,250)	827 (343 to 2,020)	554 (173 to 1,400)	364 (104 to 926)	264 (103 to 704)	164 (53.9 to 419)	90.7 (13.5 to 262)	37.1 (5.6 to 91.9)	8.7 (2.2 to 24.7)	3.5 (1.2 to 8.4)	1.8 (0.5 to 4.6)	0.4 (0.2 to 0.9)	0.1 (0.1 to 0.1)	14,900
Physical violence by sharp object	1,280 (1,090 to 1,940)	151 (71.1 to 512)	1,570 (1,240 to 2,400)	5,970 (4,420 to 9,070)	8,910 (7,020 to 11,500)	4,440 (3,240 to 7,050)	31,900 (28,200 to 36,400)	31,200 (27,400 to 36,200)	32,600 (28,500 to 37,500)	16,000 (13,800 to 19,300)	12,700 (10,900 to 15,000)	7,600 (6,240 to 9,450)	5,390 (4,350 to 6,880)	3,410 (2,680 to 4,410)	1,710 (1,360 to 2,200)	947 (734 to 1,230)	406 (314 to 529)	173 (134 to 230)	73.1 (53.6 to 101)	30.2 (20.1 to 44.6)	8.9 (6.2 to 12.8)	2.9 (1.9 to 4.2)	37.9 to 1.3	79,100
Sexual violence	0 (0 to 0)	0 (0 to 0)	0 (0 to 0)	0 (0.0 to 34.7)	33.2 (13.9 to 324)	202 (57 to 626)	422 (169 to 1,120)	751 (309 to 1,930)	998 (372 to 1,930)	1,010 (372 to 1,840)	909 (449 to 1,910)	882 (331 to 1,850)	684 (302 to 1,270)	284 (109 to 559)	161 (107 to 339)	84.3 (57.3 to 199)	33.5 (22.8 to 84.7)	22.9 (22.8 to 91)	15 (11.9 to 38.1)	12.3 (8.5 to 15.5)	7 (5.3 to 7.8)	1.5 (0.9 to 2.4)	0.2 (0.1 to 0.3)	0 (0 to 0)	5,660
Physical violence by other means	564 (321 to 935)	17.1 (7.1 to 290)	1,040 (734 to 1,700)	4,390 (1,920 to 9,200)	3,690 (1,740 to 8,600)	5,450 (2,170 to 12,400)	7,960 (3,770 to 18,400)	8,410 (3,940 to 19,000)	8,410 (3,770 to 19,100)	4,900 (2,180 to 10,900)	3,840 (1,660 to 8,460)	2,740 (1,110 to 6,720)	1,920 (853 to 4,360)	1,490 (642 to 3,240)	774 (329 to 1,740)	412 (174 to 925)	205 (87 to 466)	84.1 (49.2 to 195)	27.9 (20.1 to 61.3)	10.2 (7.1 to 14.2)	5.4 (3.1 to 7.1)	1.5 (0.8 to 2.1)	0.4 (0.2 to 0.6)	49,700
Conflict and terrorism	0 (0.0 to 527)	0 (0.0 to 277)	0 (0.0 to 671)	0 (0.0 to 4,530)	0 (0.0 to 5,920)	0 (0.0 to 8,960)	0 (0.0 to 11,200)	0 (0.0 to 11,500)	0 (0.0 to 15,400)	0 (0.0 to 14,500)	0 (0.0 to 11,900)	0 (0.0 to 11,500)	0 (0.0 to 10,500)	0 (0.0 to 7,700)	0 (0.0 to 5,460)	0 (0.0 to 3,900)	0 (0.0 to 2,600)	0 (0.0 to 1,700)	0 (0.0 to 1,060)	0 (0.0 to 679)	0 (0.0 to 286)	0 (0.0 to 84.1)	0 (0.0 to 11.4)	1,740

SR Table 2a. Equatorial Guinea DALYS by cause and age group for males with 95% uncertainty intervals, 2019

Cause	Early Neonatal	Late Neonatal	Post Neonatal	1 to 4	5 to 9	10 to 14	15 to 19	20 to 24	25 to 29	30 to 34	35 to 39	40 to 44	45 to 49	50 to 54	55 to 59	60 to 64	65 to 69	70 to 74	75 to 79	80 to 84	85 to 89	90 to 94	95 plus	Total
All causes	26,400 (22,900 to 31,400)	9,110 (3,600 to 17,700)	20,300 (13,500 to 29,500)	21,300 (16,300 to 28,100)	12,400 (8,790 to 15,300)	10,600 (8,900 to 13,100)	17,600 (14,700 to 21,400)	17,200 (13,100 to 21,100)	16,800 (13,200 to 20,200)	16,600 (13,200 to 20,100)	17,600 (12,900 to 24,600)	13,900 (10,400 to 18,400)	11,200 (8,540 to 15,000)	8,970 (7,000 to 11,400)	7,200 (5,600 to 9,290)	6,300 (4,970 to 8,190)	5,920 (4,600 to 7,600)	4,270 (3,060 to 5,850)	3,170 (2,300 to 4,290)	2,260 (1,660 to 3,070)	992 (677 to 1,540)	272 (240 to 299)	348,000 (287,000 to 421,000)
Communicable, maternal, neonatal, and nutritional diseases	26,400 (19,000 to 37,600)	8,670 (2,200 to 16,900)	17,100 (11,500 to 24,200)	17,700 (12,300 to 23,500)	7,990 (5,230 to 12,200)	6,100 (3,770 to 7,750)	8,620 (5,760 to 9,850)	8,190 (5,900 to 7,200)	6,960 (4,370 to 5,900)	6,760 (4,660 to 6,700)	6,810 (4,570 to 10,500)	6,410 (4,200 to 9,500)	5,020 (2,210 to 8,570)	4,020 (1,820 to 6,530)	3,960 (1,790 to 6,490)	3,060 (1,310 to 5,720)	1,930 (729 to 3,700)	1,430 (573 to 2,900)	992 (370 to 1,900)	742 (320 to 1,400)	412 (320 to 516)	163 (129 to 193)	129 (99 to 154)	186,000 (146,000 to 237,000)
HIV/AIDS and sexually transmitted infections	0 (0 to 0)	1,170 (430 to 2,200)	3,980 (1,900 to 7,180)	3,980 (1,900 to 7,180)	2,090 (1,420 to 2,730)	1,750 (1,220 to 2,410)	2,600 (1,220 to 4,220)	2,600 (761 to 4,260)	2,600 (1,400 to 4,110)	2,700 (1,400 to 4,260)	2,600 (1,400 to 4,260)	2,600 (1,400 to 4,260)	2,140 (1,020 to 3,550)	1,540 (819 to 1,380)	1,060 (420 to 2,020)	640 (220 to 1,220)	296 (106 to 580)	169 (64 to 360)	63.1 (20 to 133)	12.7 (4 to 27)	4.4 (2 to 7)	1.1 (0 to 1)	0.2 (0 to 0)	56,400
HIV/AIDS	0 (0 to 0)	0.7 (0 to 2)	1,600 (732 to 2,700)	3,980 (1,900 to 7,180)	2,040 (1,380 to 2,730)	1,750 (1,220 to 2,410)	2,600 (1,220 to 4,220)	2,600 (761 to 4,260)	1,380 (1,400 to 4,110)	2,700 (1,400 to 4,260)	2,600 (1,400 to 4,260)	2,600 (1,400 to 4,260)	2,140 (1,020 to 3,550)	1,540 (819 to 1,380)	1,060 (420 to 2,020)	640 (220 to 1,220)	296 (106 to 580)	169 (64 to 360)	63.1 (20 to 133)	12.7 (4 to 27)	4.4 (2 to 7)	1.1 (0 to 1)	0.2 (0 to 0)	46,600
HIV/AIDS - Drug-susceptible Tuberculosis	0 (0 to 0)	0 (0 to 0)	99.7 (0 to 1,966)	214 (0 to 1,228)	134 (0 to 1,228)	110 (0 to 1,228)	160 (0 to 1,228)	751 (0 to 1,228)	186 (0 to 1,228)	172 (0 to 1,228)	483 (0 to 1,228)	386 (0 to 1,228)	243 (0 to 1,228)	153 (0 to 1,228)	65.1 (0 to 1,103)	29.7 (0 to 1,103)	14.2 (0 to 1,103)	5.2 (0 to 1,103)	1.4 (0 to 1,103)	0.3 (0 to 1,103)	0.1 (0 to 1,103)	0 (0 to 0)	0 (0 to 0)	0 (0 to 0)	2,640
HIV/AIDS - Multidrug-resistant Tuberculosis without extensive drug resistance	0 (0 to 0)	0 (0 to 0)	0.7 (0 to 2)	1.9 (0 to 5)	0.4 (0 to 1)	0.4 (0 to 1)	1.2 (0 to 3)	2.5 (0 to 7)	1.1 (0 to 3)	2.8 (0 to 8)	2.7 (0 to 8)	2.8 (0 to 8)	2.1 (0 to 6)	1.4 (0 to 4)	0.9 (0 to 3)	0.4 (0 to 1)	0.2 (0 to 1)	0.1 (0 to 0)	0 (0 to 0)	0 (0 to 0)	0 (0 to 0)	0 (0 to 0)	0 (0 to 0)	0 (0 to 0)	188
HIV/AIDS - Extensively drug-resistant Tuberculosis	0 (0 to 0)	0 (0 to 0)	0 (0 to 0)	0 (0 to 0)	0 (0 to 0)	0 (0 to 0)	0 (0 to 0)	0 (0 to 0)	0 (0 to 0)	0 (0 to 0)	0 (0 to 0)	0 (0 to 0)	0 (0 to 0)	0 (0 to 0)	0 (0 to 0)	0 (0 to 0)	0 (0 to 0)	0 (0 to 0)	0 (0 to 0)	0 (0 to 0)	0 (0 to 0)	0 (0 to 0)	0 (0 to 0)	0 (0 to 0)	2.6
HIV/AIDS resulting in other diseases	0 (0 to 0)	0.2 (0 to 2)	0.7 (0 to 2)	0.2 (0 to 0)	0.2 (0 to 0)	1,410 (1,400 to 1,420)	2,290 (2,280 to 2,300)	1,200 (1,190 to 1,200)	1,200 (1,190 to 1,200)	1,200 (1,190 to 1,200)	1,200 (1,190 to 1,200)	1,200 (1,190 to 1,200)	1,090 (1,080 to 1,100)	1,000 (990 to 1,010)	1,000 (990 to 1,010)	615 (1,210 to 2,900)	287 (647 to 1,330)	164 (232 to 699)	61.1 (177 to 376)	12.3 (49 to 154)	4.3 (20 to 51)	1.1 (6 to 14)	0.2 (1 to 3)	40,700
Sexually transmitted infections excluding HIV	0 (0 to 0)	0 (0 to 0)	0 (0 to 0)	0 (0 to 0)	0 (0 to 0)	0 (0 to 0)	0 (0 to 0)	0 (0 to 0)	0 (0 to 0)	0 (0 to 0)	0 (0 to 0)	0 (0 to 0)	0 (0 to 0)	0 (0 to 0)	0 (0 to 0)	0 (0 to 0)	0 (0 to 0)	0 (0 to 0)	0 (0 to 0)	0 (0 to 0)	0 (0 to 0)	0 (0 to 0)	0 (0 to 0)	0 (0 to 0)	1,760
Syphilis	0 (0 to 0)	0 (0 to 0)	0 (0 to 0)	0 (0 to 0)	0 (0 to 0)	0 (0 to 0)	0 (0 to 0)	0 (0 to 0)	0 (0 to 0)	0 (0 to 0)	0 (0 to 0)	0 (0 to 0)	0 (0 to 0)	0 (0 to 0)	0 (0 to 0)	0 (0 to 0)	0 (0 to 0)	0 (0 to 0)	0 (0 to 0)	0 (0 to 0)	0 (0 to 0)	0 (0 to 0)	0 (0 to 0)	0 (0 to 0)	1,710
Chlamydial infection	0 (0 to 0)	0 (0 to 0)	0 (0 to 0)	0 (0 to 0)	0 (0 to 0)	0 (0 to 0)	0 (0 to 0)	0 (0 to 0)	0 (0 to 0)	0 (0 to 0)	0 (0 to 0)	0 (0 to 0)	0 (0 to 0)	0 (0 to 0)	0 (0 to 0)	0 (0 to 0)	0 (0 to 0)	0 (0 to 0)	0 (0 to 0)	0 (0 to 0)	0 (0 to 0)	0 (0 to 0)	0 (0 to 0)	0 (0 to 0)	9.7
Gonococcal infection	0 (0 to 0)	0 (0 to 0)	0 (0 to 0)	0 (0 to 0)	0 (0 to 0)	0 (0 to 0)	0 (0 to 0)	0 (0 to 0)	0 (0 to 0)	0 (0 to 0)	0 (0 to 0)	0 (0 to 0)	0 (0 to 0)	0 (0 to 0)	0 (0 to 0)	0 (0 to 0)	0 (0 to 0)	0 (0 to 0)	0 (0 to 0)	0 (0 to 0)	0 (0 to 0)	0 (0 to 0)	0 (0 to 0)	0 (0 to 0)	0
Trichomoniasis	0 (0 to 0)	0 (0 to 0)	0 (0 to 0)	0 (0 to 0)	0 (0 to 0)	0 (0 to 0)	0 (0 to 0)	0 (0 to 0)	0 (0 to 0)	0 (0 to 0)	0 (0 to 0)	0 (0 to 0)	0 (0 to 0)	0 (0 to 0)	0 (0 to 0)	0 (0 to 0)	0 (0 to 0)	0 (0 to 0)	0 (0 to 0)	0 (0 to 0)	0 (0 to 0)	0 (0 to 0)	0 (0 to 0)	0 (0 to 0)	13.8
Genital herpes	0 (0 to 0)	0 (0 to 0)	0 (0 to 0)	0 (0 to 0)	0 (0 to 0)	0 (0 to 0)	0 (0 to 0)	0 (0 to 0)	0 (0 to 0)	0 (0 to 0)	0 (0 to 0)	0 (0 to 0)	0 (0 to 0)	0 (0 to 0)	0 (0 to 0)	0 (0 to 0)	0 (0 to 0)	0 (0 to 0)	0 (0 to 0)	0 (0 to 0)	0 (0 to 0)	0 (0 to 0)	0 (0 to 0)	0 (0 to 0)	1.6
Other sexually transmitted infections	0 (0 to 0)	0 (0 to 0)	0 (0 to 0)	0 (0 to 0)	0 (0 to 0)	0 (0 to 2.9)	0 (0 to 9.1)	0 (1 to 9.9)	0 (1 to 9.9)	0 (1 to 9.9)	0 (1 to 9.9)	0 (1 to 9.9)	0 (0 to 1.6)	0 (0 to 1.6)	0 (0 to 1.6)	0 (0 to 1.6)	0 (0 to 1.6)	0 (0 to 1.6)	0 (0 to 1.6)	0 (0 to 1.6)	0 (0 to 1.6)	0 (0 to 1.6)	0 (0 to 1.6)	0 (0 to 1.6)	191
Respiratory infections and tuberculosis	4,020 (4,020 to 4,020)	3,220 (3,220 to 3,220)	912 (909 to 2,790)	1,240 (982 to 1,420)	224 (222 to 1,720)	178 (170 to 1,600)	224 (167 to 977)	660 (563 to 1,360)	1,200 (920 to 1,360)	1,200 (920 to 1,360)	1,200 (920 to 1,360)	1,200 (920 to 1,360)	1,200 (920 to 1,360)	1,200 (920 to 1,360)	1,200 (920 to 1,360)	1,200 (920 to 1,360)	1,200 (374 to 1,360)	1,200 (374 to 1,360)	1,200 (360 to 1,360)	1,200 (370 to 1,360)	1,200 (370 to 1,360)	1,200 (370 to 1,360)	1,200 (370 to 1,360)	16,900
Tuberculosis	0 (0 to 0)	0 (0 to 0)	0 (0 to 0)	297 (222 to 507)	206 (222 to 519)	99.4 (69 to 144)	261 (162 to 420)	261 (261 to 786)	633 (326 to 1,370)	633 (326 to 1,370)	679 (349 to 1,360)	526 (286 to 991)	436 (229 to 786)	429 (277 to 664)	276 (189 to 391)	166 (98 to 246)	112 (72 to 166)	73.2 (46 to 106)	41.1 (27 to 56)	17.8 (11 to 23)	6.2 (3 to 8)	1.1 (0 to 1)	0.1 (0 to 0)	5,020
Latent tuberculosis infection	0 (0 to 0)	0 (0 to 0)	0 (0 to 0)	0 (0 to 0)	0 (0 to 0)	0 (0 to 0)	0 (0 to 0)	0 (0 to 0)	0 (0 to 0)	0 (0 to 0)	0 (0 to 0)	0 (0 to 0)	0 (0 to 0)	0 (0 to 0)	0 (0 to 0)	0 (0 to 0)	0 (0 to 0)	0 (0 to 0)	0 (0 to 0)	0 (0 to 0)	0 (0 to 0)	0 (0 to 0)	0 (0 to 0)	0 (0 to 0)	0
Drug-susceptible Tuberculosis	0 (0 to 0)	0 (0 to 0)	0 (0 to 0)	297 (222 to 507)	206 (222 to 519)	99.4 (69 to 144)	261 (162 to 420)	261 (261 to 786)	633 (326 to 1,370)	633 (326 to 1,370)	679 (349 to 1,360)	526 (286 to 991)	436 (229 to 786)	429 (277 to 664)	276 (189 to 391)	166 (98 to 246)	112 (72 to 166)	73.2 (46 to 106)	41.1 (27 to 56)	17.8 (11 to 23)	6.2 (3 to 8)	1.1 (0 to 1)	0.1 (0 to 0)	5,020
Multidrug-resistant tuberculosis without extensive drug resistance	0 (0 to 0)	0 (0 to 0)	0 (0 to 0)	0 (0 to 0)	0 (0 to 0)	0 (0 to 0)	0 (0 to 0)	0 (0 to 0)	0 (0 to 0)	0 (0 to 0)	0 (0 to 0)	0 (0 to 0)	0 (0 to 0)	0 (0 to 0)	0 (0 to 0)	0 (0 to 0)	0 (0 to 0)	0 (0 to 0)	0 (0 to 0)	0 (0 to 0)	0 (0 to 0)	0 (0 to 0)	0 (0 to 0)	0 (0 to 0)	0
Extensively drug-resistant tuberculosis	0 (0 to 0)	0 (0 to 0)	0 (0 to 0)	0 (0 to 0)	0 (0 to 0)	0 (0 to 2.3)	0 (0 to 9.6)	0 (0 to 0)	0 (0 to 0)	0 (0 to 0)	0 (0 to 0)	0 (0 to 0)	0 (0 to 0)	0 (0 to 0)	0 (0 to 0)	0 (0 to 0)	0 (0 to 0)	0 (0 to 0)	0 (0 to 0)	0 (0 to 0)	0 (0 to 0)	0 (0 to 0)	0 (0 to 0)	0 (0 to 0)	3.9
Lower respiratory infections	1,220 (439 to 2,270)	219 (219 to 219)	1,890 (900 to 3,290)	479 (173 to 563)	248 (127 to 698)	229 (111 to 673)	302 (151 to 1,000)	398 (150 to 1,000)	371 (150 to 997)	376 (150 to 997)	269 (150 to 997)	239 (150 to 997)	260 (150 to 997)	297 (150 to 997)	297 (150 to 997)	336 (171 to 997)	326 (150 to 997)	279 (150 to 997)	362 (150 to 997)	216 (97 to 742)	140 (97 to 742)	32.3 (32 to 742)	7.5 (7 to 742)	8,060
Upper respiratory infections	0.6 (0 to 2)	0.2 (0 to 0)	69.2 (0 to 272)	136 (0 to 272)	117 (0 to 272)	111 (0 to 272)	99 (0 to 272)	99 (0 to 272)	879 (0 to 1,360)	879 (0 to 1,360)	1,360 (0 to 1,360)	1,360 (0 to 1,360)	23.1 (0 to 1,360)	19.4 (0 to 1,360)	8.7 (0 to 1,360)	3.6 (0 to 1,360)	1.4 (0 to 1,360)	0.4 (0 to 1,360)	0.1 (0 to 1,360)	0 (0 to 1,360)	0 (0 to 1,360)	0 (0 to 1,360)	0 (0 to 1,360)	0 (0 to 1,360)	832
Otitis media	0 (0 to 0)	0 (0 to 0)	0.7 (0 to 1)	2.7 (0 to 9)	4.8 (2 to 9)	2.7 (1 to 9)	29.2 (12 to 46.1)	29.2 (12 to 46.1)	29.2 (12 to 46.1)	29.2 (12 to 46.1)	17.2 (12 to 46.1)	17.2 (9 to 46.1)	17.2 (9 to 46.1)	17.2 (9 to 46.1)	17.2 (9 to 46.1)	17.2 (9 to 46.1)	17.2 (9 to 46.1)	17.2 (9 to 46.1)	17.2 (9 to 46.1)	17.2 (9 to 46.1)	17.2 (9 to 46.1)	17.2 (9 to 46.1)	17.2 (9 to 46.1)	213
Enteric infections	159 (19 to 182)	159 (19 to 182)	1,000 (99.6 to 263)	1,260 (518 to 3,470)	2,240 (597 to 992)	1,750 (597 to 992)	1,750 (597 to 992)	1,750 (597 to 992)	1,750 (597 to 992)	1,750 (597 to 992)	1,750 (597 to 992)	1,750 (597 to 992)	1,750 (597 to 992)	1,750 (597 to 992)	1,750 (597 to 992)	1,750 (597 to 992)	1,750 (597 to 992)	1,750 (597 to 992)	1,750 (597 to 992)	1,750 (597 to 992)	1,750 (597 to 992)	1,750 (597 to 992)	1,750 (597 to 992)	1,750 (597 to 992)	6,300
Diarrheal diseases	99.6 (19.1 to 182)	99.6 (23.1 to 296)	627 (627 to 2,270)	627 (627 to 1,890)	274 (138 to 729)	206 (103 to 492)	206 (119 to 479)	206 (119 to 496)	206 (109 to 496)	206 (161 to 496)	206 (109 to 496)	206 (161 to 496)	206 (73 to 372)	206 (73 to 372)	206 (69.6 to 278)	206 (69.1 to 278)	206 (31 to 342)	206 (69.6 to 278)	206 (69.6 to 278)	206 (29.5 to 175)	206 (29.5 to 175)	206 (29.5 to 175)	206 (29.5 to 175)	6,190
Typhoid and paratyphoid	0 (0 to 0)	0 (0 to 0)	0 (0 to 1.4)	0 (0 to 2.9)	0 (0 to 2.9)	0 (0 to 2.9)	0 (0 to 2.9)	0 (0 to 2.9)	0 (0 to 2.9)	0 (0 to 2.9)	0 (0 to 2.9)	0 (0 to 2.9)	0 (0 to 2.9)	0 (0 to 2.9)	0 (0 to 2.9)	0 (0 to 2.9)	0 (0 to 1.4)	0 (0 to 1.4)	0 (0 to 1.4)	0 (0 to 0)	0 (0 to 0)	0 (0 to 0)	0 (0 to 0)	0 (0 to 0)	103
Typhoid fever	0 (0 to 0)	0 (0 to 0)	0 (0 to 1.4)	0 (0 to 2.9)	0 (0 to 2.9)	0 (0 to 2.9)	0 (0 to 2.9)	0 (0 to 2.9)	0 (0 to 2.9)	0 (0 to 2.9)	0 (0 to 2.9)	0 (0 to 2.9)	0 (0 to 2.9)	0 (0 to 2.9)	0 (0 to 2.9)	0 (0 to 2.9)	0 (0 to 1.4)	0 (0 to 1.4)	0 (0 to 1.4)	0 (0 to 0)	0 (0 to 0)	0 (0 to 0)	0 (0 to 0)	0 (0 to 0)	103
Paratyphoid fever	0 (0 to 0)	0 (0 to 0)	0 (0 to 0)	0 (0 to 0)	0 (0 to 0)	0 (0 to 0)	0 (0 to 0)	0 (0 to 0)	0 (0 to 0)	0 (0 to 0)	0 (0 to 0)	0 (0 to 0)	0 (0 to 0)	0 (0 to 0)	0 (0 to 0)	0 (0 to 0)	0 (0 to 0)	0 (0 to 0)	0 (0 to 0)	0 (0 to 0)	0 (0 to 0)	0 (0 to 0)	0 (0 to 0)	0 (0 to 0)	0.6
Invasive Non-typhoidal Salmonella (iNTS)	0 (0 to 0)	9.7 (4.3 to 24)	170 (77.9 to 399)	397 (139 to 1,070)	164 (61.2 to 335)	60.9 (20.7 to 122)	69.6 (19.9 to 164)	421 (101 to 1,010)	2,930 (101 to 5,110)	2,930 (101 to 5,110)	2,930 (101 to 5,110)	2,930 (101 to 5,110)	192 (54.3 to 372)	143 (54.3 to 372)	114 (51.1 to 372)	60.3 (51.1 to 372)	11.9 (51.1 to 372)	7.2 (32.9 to 74)	3.9 (32.9 to 74)	1.9 (32.9 to 74)	0.8 (32.9 to 74)	0.1 (32.9 to 74)	0 (0 to 0)	1,030
Other intestinal infectious diseases	0 (0 to 0)	0 (0 to 0)	2 (0 to 6)	2.6 (0 to 9)	0.6 (0 to 1)	0.4 (0 to 1)	0.4 (0 to 1)	0.4 (0 to 1)	0.4 (0 to 1)	0.4 (0 to 1)	0.4 (0 to 1)	0.4 (0 to 1)	0.4 (0 to 1)	0.4 (0 to 1)	0.4 (0 to 1)	0.4 (0 to 1)	0.4 (0 to 1)	0.4 (0 to 1)	0.4 (0 to 1)	0.4 (0 to 1)	0.4 (0 to 1)	0.4 (0 to 1)	0.4 (0 to 1)	0.4 (0 to 1)	7.7
Neglected tropical diseases and malaria	1.6 (1.6 to 1.6)	1,020 (1,020 to 1,020)	6,940 (6,940 to 6,940)	8,810 (8,810 to 8,810)	2,560 (2,560 to 2,560)	2,210 (2,210 to 2,210)	2,560 (1,260 to 2,560)	2,560 (1,260 to 2,560)	1,300 (1,260 to 1,300)	1,300 (1,260 to 1,300)	1,700 (1,260 to 1,700)	1,300 (1,260 to 1,300)	927 (420 to 1,300)	1,300 (1,260 to 1,300)	1,300 (1,260 to 1,300)	688 (420 to 1,300)	688 (420 to 1,300)	688 (420 to 1,300)	688 (420 to 1,300)	688 (420 to 1,300)	688 (420 to 1,300)	688 (420 to 1,300)	688 (420 to 1,300)	688 (420 to 1,300)	33,800
Malaria	1,660 (632 to 3,460)	1,660 (370 to 2,200)	6,940 (2,660 to 12,200)	8,810 (4,280 to 13,700)	2,560 (1,220 to 4,220)	2,210 (1,060 to 3,370)	2,560 (710 to 3,260)	1,260 (670 to 3,040)	1,260 (588 to 2,200)	1,260 (332 to 1,960)	1,260 (379 to 1,960)	1,260 (378 to 1,960)	927 (228 to 1,530)	1,260 (228 to 1,530)	1,260 (228 to 1,530)	688 (228 to 1,530)	688 (228 to 1,530)	688 (228 to 1,530)	688 (228 to 1,530)	688 (228 to 1,530)	688 (228 to 1,530)	688 (228 to 1,530)	688 (228 to 1,530)	688 (228 to 1,530)	33,600
Chagas disease	0 (0 to 0)	0 (0 to 0)	0 (0 to 0)	0 (0 to 0)	0 (0 to 0)	0 (0 to 0)	0 (0 to 0)	0 (0 to 0)	0 (0 to 0)	0 (0 to 0)	0 (0 to 0)	0 (0 to 0)	0 (0 to 0)	0 (0 to 0)	0 (0 to 0)	0 (0 to 0)	0 (0 to 0)	0 (0 to 0)	0 (0 to 0)	0 (0 to 0)	0 (0 to 0)	0 (0 to 0)	0 (0 to 0)	0 (0 to 0)	0
Leishmaniasis	0 (0 to 0)	0 (0 to 0)	0 (0 to 0)	0 (0 to 0)	0 (0 to 0)	0 (0 to 0)	0 (0 to 0)	0 (0 to 0)	0 (0 to 0)	0 (0 to 0)	0 (0 to 0)	0 (0 to 0)	0 (0 to 0)	0 (0 to 0)	0 (0 to 0)	0 (0 to 0)	0 (0 to 0)	0 (0 to 0)	0 (0 to 0)	0 (0 to 0)	0 (0 to 0)	0 (0 to 0)	0 (0 to 0)	0 (0 to 0)	0
Visceral leishmaniasis	0 (0 to 0)	0 (0 to 0)	0 (0 to 0)	0 (0 to 0)	0 (0 to 0)	0 (0 to 0)	0 (0 to 0)	0 (0 to 0)	0 (0 to 0)	0 (0 to 0)	0 (0 to 0)	0 (0 to 0)	0 (0 to 0)	0 (0 to 0)	0 (0 to 0)	0 (0 to 0)	0 (0 to 0)	0 (0 to 0)	0 (0 to 0)	0 (0 to 0)	0 (0 to 0)	0 (0 to 0)	0 (0 to 0)	0 (0 to 0)	0
Cutaneous and mucocutaneous leishmaniasis	0 (0 to 0)	0 (0 to 0)	0 (0 to 0)	0 (0 to 0)	0 (0 to 0)	0 (0 to 0)	0 (0 to 0)	0 (0 to 0)	0 (0 to 0)	0 (0 to 0)	0 (0 to 0)	0 (0 to 0)	0 (0 to 0)	0 (0 to 0)	0 (0 to 0)	0 (0 to 0)	0 (0 to 0)	0 (0 to 0)	0 (0 to 0)	0 (0 to 0)	0 (0 to 0)	0 (0 to 0)	0 (0 to 0)	0 (0 to 0)	0
African trypanosomiasis	0 (0 to 0)	0 (0 to 0)	6.6 (0.2 to 27.4)	29.8 (1.7 to 116)	28.7 (2.5 to 116)	28.7 (2.5 to 116)	43.1 (2.5 to 213)	41.7 (2.5 to 213)	34.9 (1.6 to 166)	29.6 (1.1 to 126)	18.6 (0.6 to 89.9)	11 (0.5 to 51.7)	7.1 (0.2 to 34.1)	3.3 (0.2 to 15.6)	2.6 (0.1 to 13.6)	1.8 (0.1 to 9.2)	1.2 (0.1 to 6.6)	0.6 (0.1 to 3.6)	0.2 (0 to 1.8)	0.1 (0 to 0.8)	0 (0 to 0.2)	0 (0 to 0)	0 (0 to 0)	249
Schistosomiasis	0 (0 to 0)	0 (0 to 0)	9.1 (1.2 to 11.9)	29.4 (7.9 to 67.9)	38.9 (11.7 to 96)	31.7 (9.1 to 96)	41.2 (12.5 to 96)	37.8 (11.1 to 96.4)	29.1 (8.5 to 96.4)	22.3 (6.5 to 96.4)	16 (4.1 to 69.9)	11.9 (3.1 to 52.8)	9.2 (2.2 to 41.2)	7.2 (2.2 to 35.9)	5.6 (2.2 to 29.3)	3.9 (2.2 to 23.3)	2.5 (2.2 to 17.2)	1.4 (2.2 to 12.1)	0.6 (2.2 to 8.4)	0.2 (0.4 to 4.6)	0 (0.1 to 2.1)	0 (0 to 0.5)	0 (0 to 0.1)	339
Cysticercosis	0 (0 to 0)	0 (0 to 0)	0.2 (0 to 0.8)	0.7 (0 to 2.6)	2.2 (0 to 9.1)	1.5 (0 to 6.1)	1.5 (0 to 6.1)	27 (0.7 to 97.1)	34.2 (10.9 to 77.1)	30 (9.5 to 68.2)	29.4 (9.5 to 67.8)	21.6 (7.2 to 49.1)	21 (7.2 to 48.3)	17.4 (6.9 to 39.1)	13.7 (6.9 to 30.1)	9.6 (6.9 to 21.2)	6.3 (6.9 to 13.9)	3.5 (6.9 to 7.8)	1.6 (6.9 to 3.6)	0.8 (6.9 to 1.8)	0.2 (6.9 to 0.4)	0 (6.9 to 0.1)	0 (6.9 to 0)	299
Cystic echinococcosis	0 (0 to 0)	0 (0 to 0)	0 (0 to 0.1)	0 (0 to 0)	0 (0 to 0)	0 (0 to 0)	0 (0 to 0)	0 (0 to 0)	0 (0 to 0)	0 (0 to 0)	0 (0 to 0)	0 (0 to 0)	0 (0 to 0)	0 (0 to 0)	0 (0 to 0)	0 (0 to 0)	0 (0 to 0)	0 (0 to 0)	0 (0 to 0)	0 (0 to 0)	0 (0 to 0)	0 (0 to 0)	0 (0 to 0)	0 (0 to 0)	0.6
Lymphatic filariasis	0 (0 to 0)	0 (0 to 0)	0 (0 to 0)	0 (0 to 0)	0 (0 to 0)	0 (0 to 0)	0 (0 to 0)	0 (0 to 0)	0 (0 to 0)	0 (0 to 0)	0 (0 to 0)	0 (0 to 0)	0 (0 to 0)	0 (0 to 0)	0 (0 to 0)	0 (0 to 0)	0 (0 to 0)	0 (0 to 0)	0 (0 to 0)	0 (0 to 0)	0 (0 to 0)	0 (0 to 0)	0 (0 to 0)	0 (0 to 0)	364
Onchocerciasis	0 (0 to 0)	0 (0 to 0)	0 (0 to 0)	0 (0 to 0)	0.6 (0.1 to 0.7)	0.1 (0 to 0.1)	0.1 (0 to 0.1)	0.1 (0 to 0.1)	0.1 (0 to 0.1)	0.1 (0 to 0.1)	0.1 (0 to 0.1)	0.1 (0 to 0.1)	0.1 (0 to 0.1)	0.1 (0 to 0.1)	0.1 (0 to 0.1)	0.1 (0 to 0.1)	0.1 (0 to 0.1)	0.1 (0 to 0.1)	0.1 (0 to 0.1)	0.1 (0 to 0.1)	0.1 (0 to 0.1)	0.1 (0 to 0.1)	0.1 (0 to 0.1)	0.1 (0 to 0.1)	0.7
Trachoma	0 (0 to 0)	0 (0 to 0)	0 (0 to 0)	0 (0 to 0)	0 (0 to 0)	0 (0 to 0)	0 (0 to 0)	0 (0 to 0)	0 (0 to 0)	0 (0 to 0)	0 (0 to 0)	0 (0 to 0)	0 (0 to 0)	0 (0 to 0)	0 (0 to 0)	0 (0 to 0)	0 (0 to 0)	0 (0 to 0)	0 (0 to 0)	0 (0 to 0)	0 (0 to 0)	0 (0 to 0)	0 (0 to 0)	0 (0 to 0)	0
Dengue	0 (0 to 0)	0 (0 to 0)	0 (0 to 0.3)	0 (0 to 0)	0 (0 to 0.2)	0.7 (0 to 2.7)	7.7 (0.1 to 22.4)	7.7 (0.1 to 21.1)	7.1 (0.2 to 19.6)	6.9 (0.1 to 17.9)	5.5 (0.1 to 15.1)	4.2 (0.1 to 11.6)	3.1 (0.1 to 8.6)	2.2 (0.1 to 6.2)	1.6 (0.1 to 4.5)	1.1 (0.1 to 3.1)	0.7 (0.1 to 2.1)	0.4 (0.1 to 1.4)	0.2 (0.1 to 0.7)	0.1 (0.1 to 0.3)	0 (0 to 0.1)	0 (0 to 0)	0 (0 to 0)	49.8
Yellow fever	0 (0 to 0)	0 (0 to 0)	0 (0 to 0)	0 (0 to 0)	0 (0 to 0)	0 (0 to 0)	0 (0 to 0)	0 (0 to 0)	0 (0 to 0)	0 (0 to 0)	0 (0 to 0)	0 (0 to 0)	0 (0 to 0)	0 (0 to 0)	0 (0 to 0)	0 (0 to 0)	0 (0 to 0)	0 (0 to 0)	0 (0 to 0)	0 (0 to 0)	0 (0 to 0)	0 (0 to 0)	0 (0 to 0)	0 (0 to 0)	0
Rabies	0 (0 to 0)	0 (0 to 0)	0.1 (0 to 0.4)	0.4 (0 to 1.8)	0.1 (0 to 0.4)	0.1 (0 to 0.4)	0.1 (0 to 0.4





SR Table 2a. Gabon DALYS by cause and sex group for males with 95% uncertainty intervals, 2019

Cause	Aerts Neonatal	Late Neonatal	Post Neonatal	1 to 4	5 to 9	10 to 14	15 to 19	20 to 24	25 to 29	30 to 34	35 to 39	40 to 44	45 to 49	50 to 54	55 to 59	60 to 64	65 to 69	70 to 74	75 to 79	80 to 84	85 to 89	90 to 94	95 plus	Total
All causes	28,900 (26,200 to 30,100)	9,610 (8,650 to 9,700)	16,100 (11,700 to 22,200)	29,900 (19,900 to 39,900)	15,700 (8,990 to 13,300)	10,700 (6,360 to 15,200)	13,100 (10,900 to 15,400)	17,000 (13,900 to 20,600)	19,600 (13,900 to 25,700)	19,400 (13,900 to 25,700)	17,600 (14,400 to 20,600)	16,900 (10,900 to 23,400)	16,600 (9,000 to 24,700)	21,100 (11,900 to 30,600)	23,400 (14,400 to 31,700)	24,600 (20,300 to 28,400)	25,300 (19,200 to 30,300)	25,100 (16,900 to 32,500)	24,700 (12,900 to 36,400)	4,940 (2,870 to 6,900)	1,190 (1,060 to 1,210)	697 (1,060 to 2,290)	339,000
Communicable, maternal, neonatal, and nutritional diseases	25,900 (16,100 to 28,600)	9,490 (3,660 to 7,770)	12,900 (5,560 to 18,200)	19,100 (11,100 to 20,300)	6,040 (4,320 to 7,400)	4,770 (3,160 to 5,800)	4,130 (3,070 to 5,410)	4,690 (2,900 to 6,700)	4,290 (3,280 to 5,660)	3,720 (2,900 to 4,750)	3,660 (2,900 to 4,750)	4,000 (3,070 to 5,130)	4,700 (3,280 to 6,190)	6,700 (5,060 to 8,460)	6,460 (5,060 to 8,460)	6,370 (5,060 to 7,750)	5,860 (4,060 to 7,220)	4,910 (3,060 to 6,750)	3,660 (2,060 to 5,470)	2,200 (1,610 to 3,310)	1,470 (1,060 to 1,960)	860 (660 to 1,130)	119 (260 to 520)	122,000
HIV/AIDS and sexually transmitted infections	1,190 (999 to 2,020)	386 (180 to 668)	1,800 (990 to 3,190)	780 (480 to 1,190)	348 (180 to 548)	508 (240 to 764)	940 (520 to 1,490)	2,190 (1,490 to 3,190)	3,190 (2,190 to 4,490)	2,990 (2,190 to 4,190)	2,100 (1,490 to 3,190)	2,490 (1,490 to 3,490)	2,390 (1,490 to 3,490)	2,390 (1,490 to 3,490)	1,990 (1,490 to 2,690)	1,200 (990 to 1,490)	690 (490 to 990)	390 (190 to 590)	290 (190 to 490)	89 (60 to 130)	67.4 (29.4 to 114)	19.4 (9.2 to 34)	3.7 (2.2 to 6.1)	34,000
HIV/AIDS	0.1 (0 to 0.1)	0.3 (0.2 to 0.4)	1,110 (990 to 1,790)	760 (470 to 1,180)	337 (197 to 534)	529 (330 to 762)	930 (520 to 1,480)	2,170 (1,480 to 3,170)	3,150 (2,170 to 4,470)	2,950 (2,170 to 4,170)	2,070 (1,480 to 3,170)	2,460 (1,480 to 3,460)	2,360 (1,480 to 3,460)	2,360 (1,480 to 3,460)	1,960 (1,480 to 2,660)	1,200 (980 to 1,480)	680 (480 to 980)	380 (180 to 580)	280 (180 to 480)	88 (60 to 130)	66.6 (28.9 to 113)	19.4 (9.2 to 34)	3.7 (2.2 to 6.1)	16,900
HIV/AIDS - Drug-susceptible Tuberculosis	0 (0 to 0)	0 (0 to 0)	237 (0 to 378)	14 (0 to 297)	64.6 (0 to 132)	109 (0 to 171)	166 (60 to 310)	284 (0 to 510)	376 (0 to 710)	371 (0 to 696)	275 (0 to 710)	271 (0 to 727)	473 (0 to 727)	473 (0 to 727)	297 (0 to 727)	199 (0 to 420)	132 (0 to 296)	61.6 (0 to 296)	29.6 (0 to 148)	7.4 (0 to 37)	1.4 (0 to 7.4)	0.6 (0 to 3.2)	0 (0 to 0)	3,340
HIV/AIDS - Multidrug-resistant Tuberculosis without extensive	0 (0 to 0)	0 (0 to 0)	204 (0 to 0)	124 (21 to 78.2)	33.6 (14 to 52.4)	52.4 (4.6 to 22.2)	74.2 (0 to 43.9)	114 (0 to 69.1)	149 (0 to 114)	149 (0 to 114)	114 (0 to 69.1)	114 (0 to 69.1)	114 (0 to 69.1)	114 (0 to 69.1)	114 (0 to 69.1)	114 (0 to 69.1)	69.1 (0 to 69.1)	29.7 (0 to 69.1)	14.8 (0 to 29.7)	3.7 (0 to 14.8)	0.7 (0 to 3.2)	0.3 (0 to 1.4)	0 (0 to 0)	274
HIV/AIDS - Extensively drug-resistant Tuberculosis	0 (0 to 0)	0 (0 to 0)	0 (0 to 1.2)	0 (0 to 0.6)	0 (0 to 0.6)	0 (0 to 0.6)	0 (0 to 0.6)	0 (0 to 0.6)	0 (0 to 0.6)	0 (0 to 0.6)	0 (0 to 0.6)	0 (0 to 0.6)	0 (0 to 0.6)	0 (0 to 0.6)	0 (0 to 0.6)	0 (0 to 0.6)	0 (0 to 0.6)	0 (0 to 0.6)	0 (0 to 0.6)	0 (0 to 0.6)	0 (0 to 0.6)	0 (0 to 0.6)	0 (0 to 0.6)	3.7
HIV/AIDS resulting in other diseases	0.1 (0 to 0.1)	0.3 (0.2 to 0.4)	620 (0 to 1,470)	630 (0 to 1,000)	277 (0 to 597)	419 (270 to 609)	764 (190 to 761)	1,870 (960 to 2,530)	2,770 (870 to 3,360)	2,570 (1,700 to 3,360)	1,790 (700 to 3,360)	2,140 (1,700 to 3,360)	1,890 (1,060 to 2,360)	1,890 (1,060 to 2,360)	1,660 (940 to 2,360)	1,000 (940 to 1,060)	537 (0 to 1,060)	290 (270 to 660)	132 (0 to 391)	39 (0 to 126)	19.4 (9.6 to 39.7)	5.7 (2.8 to 13)	1.1 (1.0 to 2.4)	13,300
Sexually transmitted infections excluding HIV	1,190 (999 to 2,020)	386 (180 to 668)	690 (0 to 1,790)	744 (470 to 1,180)	67 (0 to 297)	117 (0 to 171)	210 (0 to 310)	315 (0 to 510)	344 (0 to 710)	419 (0 to 696)	375 (0 to 710)	417 (0 to 727)	473 (0 to 727)	473 (0 to 727)	297 (0 to 727)	199 (0 to 420)	132 (0 to 296)	61.6 (0 to 296)	29.6 (0 to 148)	7.4 (0 to 37)	1.4 (0 to 7.4)	0.6 (0 to 3.2)	0 (0 to 0)	2,390
Syphilis	0 (0 to 0)	0 (0 to 0)	0 (0 to 0)	0 (0 to 0)	0 (0 to 0)	0 (0 to 0)	0 (0 to 0)	0 (0 to 0)	0 (0 to 0)	0 (0 to 0)	0 (0 to 0)	0 (0 to 0)	0 (0 to 0)	0 (0 to 0)	0 (0 to 0)	0 (0 to 0)	0 (0 to 0)	0 (0 to 0)	0 (0 to 0)	0 (0 to 0)	0 (0 to 0)	0 (0 to 0)	0 (0 to 0)	0
Chlamydial infection	0 (0 to 0)	0 (0 to 0)	0 (0 to 0)	0 (0 to 0)	0 (0 to 0)	0 (0 to 0)	0 (0 to 0)	0 (0 to 0)	0 (0 to 0)	0 (0 to 0)	0 (0 to 0)	0 (0 to 0)	0 (0 to 0)	0 (0 to 0)	0 (0 to 0)	0 (0 to 0)	0 (0 to 0)	0 (0 to 0)	0 (0 to 0)	0 (0 to 0)	0 (0 to 0)	0 (0 to 0)	0 (0 to 0)	11.3
Gonococcal infection	0 (0 to 0)	0 (0 to 0)	0 (0 to 0)	0 (0 to 0)	0 (0 to 0)	0 (0 to 1.2)	2.4 (0 to 2.4)	3.6 (1 to 3.6)	2.4 (0 to 2.4)	3.6 (1 to 3.6)	2.4 (0 to 2.4)	3.6 (1 to 3.6)	3.6 (1 to 3.6)	3.6 (1 to 3.6)	3.6 (1 to 3.6)	3.6 (1 to 3.6)	3.6 (1 to 3.6)	3.6 (1 to 3.6)	3.6 (1 to 3.6)	3.6 (1 to 3.6)	3.6 (1 to 3.6)	3.6 (1 to 3.6)	3.6 (1 to 3.6)	19.4
Trichomoniasis	0 (0 to 0)	0 (0 to 0)	0 (0 to 0)	0 (0 to 0)	0 (0 to 0)	0 (0 to 1.2)	2.4 (0 to 2.4)	3.6 (1 to 3.6)	2.4 (0 to 2.4)	3.6 (1 to 3.6)	2.4 (0 to 2.4)	3.6 (1 to 3.6)	3.6 (1 to 3.6)	3.6 (1 to 3.6)	3.6 (1 to 3.6)	3.6 (1 to 3.6)	3.6 (1 to 3.6)	3.6 (1 to 3.6)	3.6 (1 to 3.6)	3.6 (1 to 3.6)	3.6 (1 to 3.6)	3.6 (1 to 3.6)	3.6 (1 to 3.6)	2.7
Genital herpes	0 (0 to 0)	0 (0 to 0)	0 (0 to 0)	0 (0 to 0)	0 (0 to 0)	0 (0 to 1.2)	2.4 (0 to 2.4)	3.6 (1 to 3.6)	2.4 (0 to 2.4)	3.6 (1 to 3.6)	2.4 (0 to 2.4)	3.6 (1 to 3.6)	3.6 (1 to 3.6)	3.6 (1 to 3.6)	3.6 (1 to 3.6)	3.6 (1 to 3.6)	3.6 (1 to 3.6)	3.6 (1 to 3.6)	3.6 (1 to 3.6)	3.6 (1 to 3.6)	3.6 (1 to 3.6)	3.6 (1 to 3.6)	3.6 (1 to 3.6)	32.1
Other sexually transmitted infections	1,190 (999 to 2,020)	602 (180 to 668)	1,790 (990 to 3,190)	1,980 (470 to 1,180)	376 (180 to 548)	494 (240 to 764)	1,060 (520 to 1,490)	1,760 (960 to 2,530)	1,760 (870 to 2,530)	1,760 (870 to 2,530)	1,660 (960 to 2,530)	2,220 (1,700 to 2,530)	2,220 (1,490 to 2,530)	2,220 (1,490 to 2,530)	2,220 (1,490 to 2,530)	2,220 (1,490 to 2,530)	2,220 (1,490 to 2,530)	1,270 (1,060 to 1,700)	676 (671 to 1,060)	313 (260 to 671)	1,060 (260 to 1,060)	289 (260 to 671)	204 (260 to 671)	29,000
Respiratory infections and tuberculosis	(532 to 2,210)	(264 to 1,200)	(786 to 3,290)	(699 to 2,640)	(389 to 799)	(320 to 616)	(493 to 998)	(686 to 1,360)	(615 to 2,050)	(1,050 to 2,290)	(1,110 to 2,600)	(1,050 to 2,290)	(1,050 to 2,290)	(1,050 to 2,290)	(1,050 to 2,290)	(1,050 to 2,290)	(1,050 to 2,290)	(1,050 to 2,290)	(1,050 to 1,330)	(871 to 1,740)	(674 to 1,330)	(644 to 1,600)	(420 to 997)	(368 to 1,171)	(10 to 26)	0
Tuberculosis	0 (0 to 0)	0 (0 to 0)	236 (532 to 422)	660 (252 to 660)	132 (78.1 to 209)	99 (53.7 to 163)	261 (163 to 439)	615 (368 to 986)	944 (538 to 1,560)	1,060 (622 to 1,800)	1,060 (715 to 1,800)	1,060 (795 to 2,060)	1,060 (843 to 2,220)	1,060 (821 to 2,110)	1,060 (756 to 1,960)	1,060 (607 to 1,960)	1,060 (521 to 1,290)	1,060 (283 to 748)	647 (277 to 748)	312 (277 to 748)	192 (277 to 748)	72.9 (67.1 to 210)	19.6 (11.1 to 27.9)	13,400
Latent tuberculosis infection	0 (0 to 0)	0 (0 to 0)	0 (0 to 0)	0 (0 to 0)	0 (0 to 0)	0 (0 to 0)	0 (0 to 0)	0 (0 to 0)	0 (0 to 0)	0 (0 to 0)	0 (0 to 0)	0 (0 to 0)	0 (0 to 0)	0 (0 to 0)	0 (0 to 0)	0 (0 to 0)	0 (0 to 0)	0 (0 to 0)	0 (0 to 0)	0 (0 to 0)	0 (0 to 0)	0 (0 to 0)	0 (0 to 0)	0
Drug-susceptible tuberculosis	0 (0 to 0)	236 (0 to 422)	660 (252 to 660)	132 (78.1 to 209)	99 (53.7 to 163)	261 (163 to 439)	615 (368 to 986)	944 (538 to 1,560)	1,060 (622 to 1,800)	1,060 (715 to 1,800)	1,060 (795 to 2,060)	1,060 (843 to 2,220)	1,060 (821 to 2,110)	1,060 (756 to 1,960)	1,060 (607 to 1,960)	1,060 (521 to 1,290)	1,060 (283 to 748)	647 (277 to 748)	312 (277 to 748)	192 (277 to 748)	72.9 (67.1 to 210)	19.6 (11.1 to 27.9)	13,400
Multidrug-resistant tuberculosis without extensive drug-resista	0 (0 to 0)	0 (0 to 0)	0 (0 to 0)	0 (0 to 0)	0 (0 to 0)	0 (0 to 0)	0 (0 to 0)	0 (0 to 0)	0 (0 to 0)	0 (0 to 0)	0 (0 to 0)	0 (0 to 0)	0 (0 to 0)	0 (0 to 0)	0 (0 to 0)	0 (0 to 0)	0 (0 to 0)	0 (0 to 0)	0 (0 to 0)	0 (0 to 0)	0 (0 to 0)	0 (0 to 0)	0 (0 to 0)	0
Extensively drug-resistant tuberculosis	0 (0 to 0)	0 (0 to 0)	0 (0 to 1.7)	0 (0 to 0.4)	0 (0 to 0.3)	0 (0 to 0.9)	0 (0 to 0)	0 (0 to 0)	0 (0 to 0)	0 (0 to 0)	0 (0 to 0)	0 (0 to 0)	0 (0 to 0)	0 (0 to 0)	0 (0 to 0)	0 (0 to 0)	0 (0 to 0)	0 (0 to 0)	0 (0 to 0)	0 (0 to 0)	0 (0 to 0)	0 (0 to 0)	0 (0 to 0)	11.3
Lower respiratory infections	1,190 (532 to 2,210)	999 (264 to 1,200)	1,480 (600 to 2,870)	940 (397 to 1,890)	261 (110 to 477)	221 (109 to 376)	314 (170 to 538)	363 (196 to 619)	397 (214 to 679)	329 (178 to 562)	399 (216 to 682)	468 (253 to 799)	576 (311 to 984)	681 (368 to 1,160)	748 (404 to 1,280)	777 (420 to 1,330)	1,060 (573 to 1,810)	1,060 (573 to 1,810)	1,060 (573 to 1,810)	797 (573 to 1,810)	486 (573 to 1,810)	442 (573 to 1,810)	212 (120 to 512)	626 (347 to 1,510)	171 (101 to 414)	14,200
Upper respiratory infections	0.6 (0 to 2.2)	2.6 (0 to 11)	107 (0 to 197)	150 (0 to 1,150)	112 (0 to 1,150)	99.6 (0 to 1,150)	90.3 (0 to 1,150)	81.2 (0 to 1,150)	296 (0 to 1,150)	704 (0 to 1,150)	676 (0 to 1,150)	924 (0 to 1,150)	927 (0 to 1,150)	429 (0 to 1,150)	341 (0 to 1,150)	39 (0 to 1,150)	0 (0 to 1,150)	0 (0 to 1,150)	0 (0 to 1,150)	0 (0 to 1,150)	0 (0 to 1,150)	0 (0 to 1,150)	0 (0 to 1,150)	9.62
Otitis media	0 (0 to 2.2)	2.6 (0 to 11)	39.4 (0 to 91)	39.4 (20.9 to 67.9)	48.2 (21.9 to 89.3)	23.1 (11.6 to 41.3)	11.3 (7.1 to 17.1)	2.7 (1.2 to 5.1)	2.7 (1.2 to 5.1)	2.7 (1.2 to 5.1)	2.7 (1.2 to 5.1)	2.7 (1.2 to 5.1)	2.7 (1.2 to 5.1)	2.7 (1.2 to 5.1)	2.7 (1.2 to 5.1)	2.7 (1.2 to 5.1)	2.7 (1.2 to 5.1)	2.7 (1.2 to 5.1)	2.7 (1.2 to 5.1)	2.7 (1.2 to 5.1)	2.7 (1.2 to 5.1)	2.7 (1.2 to 5.1)	2.7 (1.2 to 5.1)	249
Other respiratory infections	123 (32.1 to 309)	269 (77.2 to 860)	3,370 (1,000 to 6,400)	2,660 (676 to 5,800)	455 (239 to 668)	284 (120 to 430)	284 (121 to 434)	276 (122 to 426)	276 (122 to 426)	276 (122 to 426)	328 (139 to 474)	328 (143 to 727)	297 (147 to 778)	297 (149 to 884)	297 (152 to 1,060)	432 (149 to 1,330)	432 (149 to 1,330)	432 (149 to 1,330)	432 (149 to 1,330)	198 (149 to 1,330)	117 (149 to 1,330)	117 (149 to 1,330)	89.7 (77.1 to 134)	19.6 (12.3 to 28.6)	11,400
Diarrheal diseases	132 (32.1 to 309)	269 (74.1 to 797)	212 (675 to 6,390)	212 (642 to 5,390)	64 (191 to 668)	64 (66.5 to 427)	64 (69.7 to 556)	64 (103 to 602)	64 (103 to 602)	64 (117 to 664)	64 (129 to 664)	64 (139 to 664)	64 (139 to 664)	64 (139 to 778)	64 (141 to 885)	64 (143 to 964)	64 (137 to 1,330)	64 (137 to 997)	64 (137 to 997)	64 (76.6 to 561)	64 (76.6 to 561)	64 (76.6 to 561)	64 (61.5 to 61.5)	13,900
Typhoid and paratyphoid	0 (0 to 0)	0 (0 to 0)	0 (0 to 1.7)	0 (0 to 1.2)	0 (0 to 1.2)	0 (0 to 1.2)	0 (0 to 1.2)	0 (0 to 1.2)	0 (0 to 1.2)	0 (0 to 1.2)	0 (0 to 1.2)	0 (0 to 1.2)	0 (0 to 1.2)	0 (0 to 1.2)	0 (0 to 1.2)	0 (0 to 1.2)	0 (0 to 1.2)	0 (0 to 1.2)	0 (0 to 1.2)	0 (0 to 1.2)	0 (0 to 1.2)	0 (0 to 1.2)	0 (0 to 1.2)	0 (0 to 1.2)	186
Typhoid fever	0 (0 to 0)	0 (0 to 0)	0 (0 to 1.7)	0 (0 to 1.2)	0 (0 to 1.2)	0 (0 to 1.2)	0 (0 to 1.2)	0 (0 to 1.2)	0 (0 to 1.2)	0 (0 to 1.2)	0 (0 to 1.2)	0 (0 to 1.2)	0 (0 to 1.2)	0 (0 to 1.2)	0 (0 to 1.2)	0 (0 to 1.2)	0 (0 to 1.2)	0 (0 to 1.2)	0 (0 to 1.2)	0 (0 to 1.2)	0 (0 to 1.2)	0 (0 to 1.2)	0 (0 to 1.2)	0 (0 to 1.2)	186
Paratyphoid fever	0 (0 to 0)	0 (0 to 0)	0 (0 to 0)	0 (0 to 0)	0 (0 to 0)	0 (0 to 0)	0 (0 to 0)	0 (0 to 0)	0 (0 to 0)	0 (0 to 0)	0 (0 to 0)	0 (0 to 0)	0 (0 to 0)	0 (0 to 0)	0 (0 to 0)	0 (0 to 0)	0 (0 to 0)	0 (0 to 0)	0 (0 to 0)	0 (0 to 0)	0 (0 to 0)	0 (0 to 0)	0 (0 to 0)	0 (0 to 0)	0.6
Invasive Non-typhoidal Salmonella (iNTS)	0 (0 to 0)	2.6 (0.7 to 10.6)	4.6 (0.4 to 20.7)	144 (17.1 to 68.4)	43.6 (24.3 to 70.6)	19.6 (11.6 to 29.6)	11.4 (5.9 to 20.6)	12.1 (6.1 to 21.6)	11.7 (5.9 to 22.6)	10.5 (5.9 to 19.6)	9.3 (5.9 to 17.6)	7.6 (3.4 to 15.1)	6.3 (3.4 to 15.1)	6.3 (3.4 to 15.1)	6.3 (3.4 to 15.1)	6.3 (3.4 to 15.1)	4 (1.7 to 7.9)	1.6 (0.4 to 5.1)	0.6 (0.4 to 2.1)	0.6 (0.4 to 2.1)	0.6 (0.4 to 2.1)	0.6 (0.4 to 2.1)	0.6 (0.4 to 2.1)	343
Other intestinal infectious diseases	0 (0 to 0)	0 (0 to 0)	1.7 (0 to 4.2)	4.2 (0 to 3.7)	1.2 (0 to 3.7)	0.7 (0 to 2.4)	0.6 (0 to 2.4)	0.6 (0 to 2.4)	0.6 (0 to 2.4)	0.6 (0 to 2.4)	0.6 (0 to 2.4)	0.6 (0 to 2.4)	0.6 (0 to 2.4)	0.6 (0 to 2.4)	0.6 (0 to 2.4)	0.6 (0 to 2.4)	0.6 (0 to 2.4)	0.6 (0 to 2.4)	0.6 (0 to 2.4)	0.6 (0 to 2.4)	0.6 (0 to 2.4)	0.6 (0 to 2.4)	0.6 (0 to 2.4)	10.6
Neglected tropical diseases and malaria	1,190 (532 to 2,210)	3,600 (1,730 to 4,960)	6,910 (2,160 to 10,900)	1,060 (591 to 1,710)	1,060 (591 to 1,710)	1,060 (591 to 1,710)	1,060 (591 to 1,710)	1,060 (591 to 1,710)	1,060 (591 to 1,710)	1,060 (591 to 1,710)	1,060 (591 to 1,710)	1,060 (591 to 1,710)	1,060 (591 to 1,710)	1,060 (591 to 1,710)	1,060 (591 to 1,710)	1,060 (591 to 1,710)	1,060 (591 to 1,710)	790 (591 to 1,060)	476 (591 to 1,060)	198 (198 to 591)	66.6 (66.6 to 198)	13.2 (13.2 to 66.6)	2.6 (2.6 to 13.2)	39,000
Malaria	0.6 (0.2 to 1.6)	2.6 (989 to 2,220)	3,400 (1,200 to 7,870)	1,060 (2,390 to 11,100)	1,020 (609 to 2,500)	1,060 (439 to 1,890)	1,060 (396 to 2,300)	1,060 (391 to 2,360)	1,060 (470 to 2,030)	1,060 (391 to 2,360)	1,060 (396 to 2,300)	1,060 (314 to 2,510)	1,060 (390 to 2,410)	1,060 (390 to 2,410)	1,060 (390 to 2,360)	1,060 (390 to 2,360)	1,060 (390 to 2,360)	1,060 (190 to 1,810)	1,060 (123 to 1,890)	1,060 (39 to 286)	1,060 (8.6 to 62.9)	1,060 (1.3 to 8.6)	1,060 (0.1 to 0.6)	24,100
Chagas disease	0 (0 to 0)	0 (0 to 0)	0 (0 to 0)	0 (0 to 0)	0 (0 to 0)	0 (0 to 0)	0 (0 to 0)	0 (0 to 0)	0 (0 to 0)	0 (0 to 0)	0 (0 to 0)	0 (0 to 0)	0 (0 to 0)	0 (0 to 0)	0 (0 to 0)	0 (0 to 0)	0 (0 to 0)	0 (0 to 0)	0 (0 to 0)	0 (0 to 0)	0 (0 to 0)	0 (0 to 0)	0 (0 to 0)	0 (0 to 0)	0
Leishmaniasis	0 (0 to 0)	0 (0 to 0)	0 (0 to 0)	0 (0 to 0)	0 (0 to 0)	0 (0 to 0)	0 (0 to 0)	0 (0 to 0)	0 (0 to 0)	0 (0 to 0)	0 (0 to 0)	0 (0 to 0)	0 (0 to 0)	0 (0 to 0)	0 (0 to 0)	0 (0 to 0)	0 (0 to 0)	0 (0 to 0)	0 (0 to 0)	0 (0 to 0)	0 (0 to 0)	0 (0 to 0)	0 (0 to 0)	0 (0 to 0)	0
Visceral leishmaniasis	0 (0 to 0)	0 (0 to 0)	0 (0 to 0)	0 (0 to 0)	0 (0 to 0)	0 (0 to 0)	0 (0 to 0)	0 (0 to 0)	0 (0 to 0)	0 (0 to 0)	0 (0 to 0)	0 (0 to 0)	0 (0 to 0)	0 (0 to 0)	0 (0 to 0)	0 (0 to 0)	0 (0 to 0)	0 (0 to 0)	0 (0 to 0)	0 (0 to 0)	0 (0 to 0)	0 (0 to 0)	0 (0 to 0)	0 (0 to 0)	0
Cutaneous and mucocutaneous leishmaniasis	0 (0 to 0)	0 (0 to 0)	0 (0 to 0)	0 (0 to 0)	0 (0 to 0)	0 (0 to 0)	0 (0 to 0)	0 (0 to 0)	0 (0 to 0)	0 (0 to 0)	0 (0 to 0)	0 (0 to 0)	0 (0 to 0)	0 (0 to 0)	0 (0 to 0)	0 (0 to 0)	0 (0 to 0)	0 (0 to 0)	0 (0 to 0)	0 (0 to 0)	0 (0 to 0)	0 (0 to 0)	0 (0 to 0)	0 (0 to 0)	0
African trypanosomiasis	0 (0 to 0)	0 (0 to 0)	29.6 (0.7 to 197)	74 (2.9 to 273)	88.6 (2.9 to 273)	112 (2.9 to 273)	97 (2.9 to 273)	64.8 (2.9 to 273)	52.3 (2.9 to 227)	37.1 (2.9 to 227)	28.6 (2.9 to 227)	28.6 (2.9 to 227)	28.6 (2.9 to 227)	28.6 (2.9 to 227)	28.6 (2.9 to 227)	28.6 (2.9 to 227)	28.6 (2.9 to 227)	28.6 (2.9 to 227)	28.6 (2.9 to 227)	28.6 (2.9 to 227)	28.6 (2.9 to 227)	28.6 (2.9 to 227)	28.6 (2.9 to 227)	832
Schistosomiasis	0 (0 to 0)	0 (0 to 0)	30.4 (7.7 to 72.7)	163 (59.5 to 378)	205 (99.6 to 472)	199 (96.6 to 452)	194 (93.7 to 452)	194 (89.9 to 452)	194 (91.9 to 452)	194 (89.9 to 452)	194 (89.9 to 452)	194 (89.9 to 452)	194 (89.9 to 452)	194 (89.9 to 452)	194 (89.9 to 452)	194 (89.9 to 452)	194 (89.9 to 452)	194 (89.9 to 452)	194 (89.9 to 452)	194 (89.9 to 452)	194 (89.9 to 452)	194 (89.9 to 452)	194 (89.9 to 452)	1,970
Cysticercosis	0 (0 to 0)	0 (0 to 0)	0 (0 to 1.7)	0 (0 to 0.4)	0 (0 to 0.4)	2 (0.3 to 3.6)	8.7 (1.1 to 22)	23.7 (6.3 to 59.6)	24.3 (11.6 to 71.1)	24.4 (11.6 to 71.1)	24.4 (11.6 to 71.1)	24.4 (11.6 to 71.1)	24.4 (11.6 to 71.1)	39.2 (11.6 to 71.1)	41.6 (11.6 to 87.3)	41.6 (11.6 to 87.3)	41.6 (11.6 to 87.3)	41.6 (11.6 to 87.3)	41.6 (11.6 to 87.3)	41.6 (11.6 to 87.3)	24 (10.6 to 66.1)	3.6 (2.1 to 23.5)	0.4 (0.3 to 2.1)	595
Cystic echinococcosis	0 (0 to 0)	0 (0 to 0)	0 (0 to 0)	0 (0 to 0)	0 (0 to 0)	0 (0 to 0)	0 (0 to 0)	0 (0 to 0)	0 (0 to 0)	0 (0 to 0)	0 (0 to 0)	0 (0 to 0)	0 (0 to 0)	0 (0 to 0)	0 (0 to 0)	0 (0 to 0)	0 (0 to 0)	0 (0 to 0)	0 (0 to 0)	0 (0 to 0)	0 (0 to 0)	0 (0 to 0)	0 (0 to 0)	0 (0 to 0)	3.1
Lymphatic filariasis	0 (0 to 0)	0 (0 to 0)	0 (0 to 0)	0 (0 to 0)	44.2 (18.5 to 91.6)	46.6 (19.6 to 92)	46.6 (19.6 to 92)	46.6 (20.1 to 94.1)	46.6 (19 to 92.6)	46.6 (19.6 to 92.6)	46.6 (19.6 to 71.6)	46.6 (12.7 to 83.5)	46.6 (12.7 to 83.5)	46.6 (12.7 to 83.5)	46.6 (12.7 to 83.5)	46.6 (12.7 to 83.5)	46.6 (12.7 to 83.5)	46.6 (12.7 to 83.5)	46.6 (12.7 to 83.5)	46.6 (12.7 to 83.5)	46.6 (12.7 to 83.5)	46.6 (8.6 to 24.4)	46.6 (0.3 to 1.3)	646
Onchocerciasis	0 (0 to 0)	0 (0 to 0)	0 (0 to 0)	0 (0 to 0)	0 (0 to 0)	0 (0 to 0)	0 (0 to 0)	0 (0 to 0)	0 (0 to 0)	0 (0 to 0)	0 (0 to 0)	0 (0 to 0)	0 (0 to 0)	0 (0 to 0)	0 (0 to 0)	0 (0 to 0)	0 (0 to 0)	0 (0 to 0)	0 (0 to 0)	0 (0 to 0)	0 (0 to 0)	0 (0 to 0)	0 (0 to 0)	0 (0 to 0)	0
Trachoma	0 (0 to 0)	0 (0 to 0)	0 (0 to 0)	0 (0 to 0)	0 (0 to 0)	0 (0 to 0)	0 (0 to 0)	0 (0 to 0)	0 (0 to 0)	0 (0 to 0)	0 (0 to 0)	0 (0 to 0)	0 (0 to 0)	0 (0 to 0)	0 (0 to 0)	0 (0 to 0)	0 (0 to 0)	0 (0 to 0)	0 (0 to 0)	0 (0 to 0)	0 (0 to 0)	0 (0 to 0)	0 (0 to 0)	0 (0 to 0)	0
Dengue	0 (0 to 0)	0 (0 to 0)	3.4 (0 to 3.2)	7 (0.1 to 11.7)	7.1 (0 to 22.4)	6.2 (0 to 20.1)	5.6 (0 to 17.7)	5 (0 to 15.1)	4 (0 to 11)	3.5 (0 to 9.6)	2.9 (0 to 7.7)	2.4 (0 to 6.5)	2.1 (0 to 5.7)	1.8 (0 to 5.1)	1.5 (0 to 4.3)	1.2 (0 to 3.3)	1 (0 to 2.7)	0.7 (0 to 2.1)	0.5 (0 to 1.7)	0.3 (0 to 1.1)	0.2 (0 to 0.7)	0.1 (0 to 0.3)	0 (0 to 0)	99.6
Yellow fever	0 (0 to 0)	0 (0 to 0)	0 (0 to 0)	0 (0 to 0)	0 (0 to 0)	0 (0 to 0)	0 (0 to 0)	0 (0 to 0)	0 (0 to 0)	0 (0 to 0)	0 (0 to 0)	0 (0 to 0)	0 (0 to 0)	0 (0 to 0)	0 (0 to 0)	0 (0 to 0)	0 (0 to 0)	0 (0 to 0)	0 (0 to 0)	0 (0 to 0)	0 (0 to 0)	0 (0 to 0)	0 (0 to 0)	0 (0 to 0)	0
Rabies	0 (0 to 0)	0 (0 to 0)	0.1 (0 to 0.6)	1.3 (0.1 to 3.2)	1.3 (0.2 to 3.2)	1.2 (0.2 to 3.2)	0.9 (0.1 to 2.3)	0.6 (0.1 to 1.6)	0.6 (0.1 to 1.6)	0.6 (0.1 to 1.6)	0.6 (0.1 to 1.6)	0.6 (0.1 to 1.6)	0.6 (0.1 to 1.6)	0.6 (0.1 to 1.6)	0.6 (0.1 to 1.6)	0.6 (0.1 to 1.6)	0.6 (0.1 to 1.6)	0.6 (0.1 to 1.6)	0.6 (0.1 to 1.6)	0.6 (0.1 to 1.6)	0.6 (0.1 to 1.6)	0.6 (0.1 to 1.6)	0.6 (0.1 to 1.6)	10.6
Intestinal nematode infections	0 (0 to 0)	0 (0 to 0)	12.3 (2.2 to 27.7)	22.1 (4.8 to 75.7)	17.8 (4.9 to 57.3)	12.6 (3.7 to 39.6)	10.6 (3.7 to 32.6)	9.8 (3.7 to 28.7)	8.2 (3.7 to 24.1)	7.1 (3.7 to 20.6)	6.2 (3.7 to 18.2)	5.3 (3.7 to 15.6)	4.6 (3.7 to 13.6)	4.2 (3.7 to 12.1)	3.7 (3.7 to 10.6)	3.3 (3.7 to 9.5)	2.9 (3.7 to 8.3)	2.6 (3.7 to 7.4)	2.3 (3.7 to 6.6)	2.1 (3.7 to 5.9)	1.8 (3.7 to 5.3)	1.6 (3.7 to 4.7)	1.4 (3.7 to 4.2)	182.4
Ascariasis	0 (0 to 0)





SR Table 2c: Timor-Leste DALYS by cause and age group for males with 95% uncertainty intervals, 2019

Cause	Early Neonatal (0-6 days)	Late Neonatal (7-27 days)	Post Neonatal (28 days - 11 months)	1 to 4	5 to 9	10 to 14	15 to 19	20 to 24	25 to 29	30 to 34	35 to 39	40 to 44	45 to 49	50 to 54	55 to 59	60 to 64	65 to 69	70 to 74	75 to 79	80 to 84	85 to 89	90 to 94	95 plus	Total
All causes	23,000 (20,800 to 25,400)	1,860 (1,620 to 2,120)	2,370 (2,060 to 2,720)	279 (242 to 323)	228 (196 to 263)	226 (194 to 261)	210 (179 to 243)	197 (169 to 230)	211 (181 to 244)	209 (179 to 243)	209 (179 to 243)	209 (179 to 243)	209 (179 to 243)	209 (179 to 243)	209 (179 to 243)	209 (179 to 243)	209 (179 to 243)	209 (179 to 243)	209 (179 to 243)	209 (179 to 243)	209 (179 to 243)	209 (179 to 243)	209 (179 to 243)	222,000 (190,000 to 255,000)
Communicable, maternal, neonatal, and nutritional diseases	23,100 (19,700 to 27,000)	2,660 (2,100 to 3,290)	14,900 (10,400 to 20,200)	9,270 (5,210 to 16,600)	3,310 (2,230 to 4,900)	2,070 (1,470 to 3,130)	1,990 (1,410 to 3,010)	1,660 (1,240 to 2,260)	1,960 (1,460 to 2,650)	2,090 (1,560 to 2,830)	1,720 (1,270 to 2,330)	1,560 (1,150 to 2,110)	1,760 (1,300 to 2,380)	1,670 (1,230 to 2,260)	1,310 (963 to 1,770)	1,160 (850 to 1,560)	2,000 (1,470 to 2,700)	1,420 (1,070 to 1,910)	760 (562 to 1,060)	401 (281 to 574)	139 (94.3 to 199)	38 (20.7 to 65)	81,200
HIV/AIDS and sexually transmitted infections	344 (292 to 402)	99.2 (84.4 to 237)	632 (521 to 4,500)	1,020 (616 to 1,650)	223 (149 to 324)	197 (131 to 285)	275 (174 to 418)	492 (251 to 1,040)	724 (316 to 1,580)	977 (419 to 2,140)	699 (299 to 1,540)	714 (306 to 1,550)	702 (316 to 1,510)	727 (316 to 1,640)	566 (246 to 1,260)	211 (92 to 1,420)	397 (172 to 1,480)	213 (92 to 967)	105 (45 to 1,020)	81 (34 to 1,020)	32 (14 to 401)	3.5 (2.2 to 34.1)	0.2 (0.1 to 1)	8,420
HIV/AIDS	0 (0 to 1.1)	0.1 (0.1 to 0.2)	517 (1.1 to 2,890)	1,020 (477 to 2,460)	222 (119 to 1,450)	194 (2.9 to 1,020)	266 (9.3 to 1,710)	469 (137 to 2,820)	711 (124 to 5,060)	966 (6.7 to 6,830)	641 (7.6 to 4,130)	736 (9.2 to 5,150)	721 (9.6 to 5,430)	693 (9.4 to 5,260)	538 (2.6 to 2,860)	258 (2.2 to 1,430)	204 (2.5 to 1,400)	259 (3.5 to 1,860)	102 (1.3 to 963)	31.6 (0.5 to 356)	1.7 (0.1 to 40)	2.1 (0.3 to 34)	0.8 (0.1 to 9)	7,750
HIV/AIDS - Drug-susceptible Tuberculosis	0 (0 to 0)	0 (0 to 0)	8.7 (1.7 to 17.3)	29.4 (1.5 to 52.5)	4.4 (0.3 to 7.4)	3.2 (0.2 to 5.2)	5.4 (2.1 to 9.9)	8.4 (3.5 to 13.4)	11.1 (2.7 to 19.5)	15.1 (2.1 to 27.1)	10.1 (1.9 to 17.4)	10 (2.1 to 17.2)	12.2 (2.3 to 21.6)	12.6 (2.2 to 22.8)	7.9 (1.3 to 13.4)	4.3 (0.7 to 7.8)	4.4 (0.8 to 8.9)	4.2 (0.8 to 8.9)	1.9 (0.3 to 4)	0.6 (0.1 to 1.2)	0.1 (0 to 0.2)	0 (0 to 0)	136
HIV/AIDS - Multidrug-resistant Tuberculosis without extensive drug resistance	0 (0 to 0)	0 (0 to 0)	0.1 (0 to 0.1)	0.3 (0.1 to 0.6)	0.1 (0 to 0.2)	0.1 (0 to 0.2)	0.1 (0 to 0.1)	0.1 (0 to 0.1)	0.1 (0 to 0.1)	0.1 (0 to 0.1)	0.1 (0 to 0.1)	0.2 (0 to 0.3)	0.2 (0 to 0.3)	0.2 (0 to 0.3)	0.1 (0 to 0.2)	0.1 (0 to 0.1)	0.1 (0 to 0.2)	0.1 (0 to 0.2)	0 (0 to 0.1)	0 (0 to 0)	0 (0 to 0)	0 (0 to 0)	0 (0 to 0)	1.7
HIV/AIDS - Extensively drug-resistant Tuberculosis	0 (0 to 0)	0 (0 to 0)	0 (0 to 0.1)	0 (0 to 0.1)	0 (0 to 0)	0 (0 to 0)	0 (0 to 0)	0 (0 to 0)	0 (0 to 0)	0 (0 to 0)	0 (0 to 0)	0 (0 to 0)	0 (0 to 0)	0 (0 to 0)	0 (0 to 0)	0 (0 to 0)	0 (0 to 0)	0 (0 to 0)	0 (0 to 0)	0 (0 to 0)	0 (0 to 0)	0 (0 to 0)	0 (0 to 0)	0.3
HIV/AIDS resulting in other diseases	0 (0 to 0.1)	0.1 (0 to 0.1)	508 (57 to 2,840)	1,490 (274 to 5,440)	216 (119 to 1,440)	191 (14 to 1,020)	260 (9 to 1,700)	441 (8 to 2,820)	699 (2.2 to 5,020)	936 (5.2 to 6,720)	621 (5.1 to 4,120)	722 (6.1 to 5,060)	708 (6.1 to 5,210)	672 (5.1 to 5,240)	527 (2.1 to 2,840)	252 (1.7 to 1,420)	203 (2.1 to 1,400)	255 (3.1 to 1,860)	101 (1.2 to 970)	30.9 (0.5 to 356)	1.5 (0.1 to 40)	2.1 (0.3 to 34)	0.8 (0.1 to 9)	7,630
Sexually transmitted infections excluding HIV	344 (292 to 397)	99.2 (84.4 to 237)	114 (37.9 to 322)	0.4 (0.4 to 10.4)	0.4 (0.4 to 9.6)	3.4 (0.4 to 9.6)	9.6 (0.3 to 11.1)	12.5 (0.4 to 40.1)	11.9 (0.3 to 52.2)	10.3 (0.3 to 47.3)	7.7 (0.2 to 35.2)	7.4 (0.2 to 33.8)	6.5 (0.2 to 30.1)	5.7 (0.2 to 26.1)	4.1 (0.1 to 18.9)	1.7 (0.1 to 8.6)	1.4 (0.1 to 6.9)	1.1 (0.1 to 5.4)	0.5 (0.1 to 2.6)	0.2 (0.1 to 1.1)	0.1 (0 to 0.7)	0 (0 to 0.2)	662
Syphilis	92 (82 to 105)	39.2 (29.9 to 207)	73.4 (37.9 to 322)	0.4 (0.4 to 10.4)	0.4 (0.4 to 9.6)	3.4 (0.3 to 9.1)	9.6 (0.4 to 1.2)	12.5 (0.4 to 0.9)	11.9 (0.1 to 0.7)	10.3 (0.1 to 0.9)	7.7 (0.1 to 0.6)	7.4 (0.1 to 0.6)	6.5 (0.1 to 0.5)	5.7 (0.1 to 0.5)	4.1 (0.1 to 1.2)	1.7 (0.2 to 0.7)	1.4 (0.2 to 0.6)	1.1 (0.3 to 4.3)	0.5 (0.1 to 1.6)	0.2 (0.1 to 0.6)	0.1 (0 to 0.2)	0 (0 to 0.1)	589
Chlamydial infection	0 (0 to 0)	0 (0 to 0)	0 (0 to 0)	0 (0 to 0)	0 (0 to 0)	0 (0 to 0.1)	0 (0 to 0.1)	0 (0 to 0)	0 (0 to 0)	0 (0 to 0)	0 (0 to 0)	0 (0 to 0)	0 (0 to 0)	0 (0 to 0)	0 (0 to 0)	0 (0 to 0)	0 (0 to 0)	0 (0 to 0)	0 (0 to 0)	0 (0 to 0)	0 (0 to 0)	0 (0 to 0)	0 (0 to 0)	19
Gonococcal infection	0 (0 to 0)	0 (0 to 0)	0 (0 to 0)	0 (0 to 0)	0 (0 to 0)	0 (0 to 1.4)	0 (0 to 0.7)	0 (0 to 1)	0 (0 to 0.4)	0 (0 to 0.3)	0 (0 to 0.2)	0 (0 to 0.2)	0 (0 to 0.2)	0 (0 to 0.2)	0 (0 to 0.2)	0 (0 to 0.1)	0 (0 to 0.2)	0 (0 to 0.2)	0 (0 to 0.1)	0 (0 to 0.1)	0 (0 to 0.1)	0 (0 to 0)	0 (0 to 0)	13
Trichomoniasis	0 (0 to 0)	0 (0 to 0)	0 (0 to 0)	0 (0 to 0)	0 (0 to 0)	0 (0 to 0)	0 (0 to 0.1)	0 (0 to 0)	0 (0 to 0)	0 (0 to 0)	0 (0 to 0)	0 (0 to 0)	0 (0 to 0)	0 (0 to 0)	0 (0 to 0)	0 (0 to 0)	0 (0 to 0)	0 (0 to 0)	0 (0 to 0)	0 (0 to 0)	0 (0 to 0)	0 (0 to 0)	0 (0 to 0)	1.4
Genital herpes	0 (0 to 0)	0 (0 to 0)	0 (0 to 0)	0 (0 to 0)	0 (0 to 0.6)	0 (0 to 0.4)	1 (0 to 0.6)	0 (0 to 0.4)	0 (0 to 0.4)	0 (0 to 0.4)	0 (0 to 0.3)	0 (0 to 0.3)	0 (0 to 0.3)	0 (0 to 0.3)	0 (0 to 0.2)	0 (0 to 0.1)	0 (0 to 0.1)	0 (0 to 0.1)	0 (0 to 0.1)	0 (0 to 0.1)	0 (0 to 0.1)	0 (0 to 0)	0 (0 to 0)	19.9
Other sexually transmitted infections	0 (0 to 0)	0 (0 to 0)	0 (0 to 0)	0 (0 to 0)	0 (0 to 0.3)	1.9 (0.1 to 9.1)	3.9 (0.1 to 7.1)	3.6 (0.1 to 9.1)	3.4 (0.1 to 9.1)	3.1 (0.1 to 9.1)	2.3 (0.1 to 7.3)	2.2 (0.1 to 7.3)	1.9 (0.1 to 6.3)	1.7 (0.1 to 5.6)	1.2 (0.1 to 4.2)	0.5 (0.1 to 1.9)	0.4 (0.1 to 1.6)	0.3 (0.1 to 1.2)	0.1 (0.1 to 0.6)	0.1 (0.1 to 0.2)	0 (0 to 0.1)	0 (0 to 0)	2.3
Respiratory infections and tuberculosis	1,580 (779 to 2,300)	444 (230 to 747)	6,680 (4,090 to 9,940)	2,270 (1,450 to 3,730)	920 (439 to 1,690)	421 (282 to 591)	556 (337 to 755)	462 (282 to 644)	552 (329 to 760)	539 (317 to 755)	520 (303 to 731)	504 (297 to 710)	552 (331 to 760)	575 (351 to 786)	630 (379 to 865)	670 (394 to 913)	1,200 (687 to 1,660)	1,020 (643 to 1,480)	522 (316 to 731)	281 (178 to 388)	99.3 (59.7 to 136)	19.9 (9.9 to 36.7)	22,200
Tuberculosis	0 (0 to 0)	0 (0 to 0)	1,160 (187 to 3,660)	1,450 (484 to 4,140)	627 (173 to 2,020)	314 (84.2 to 1,020)	351 (86.2 to 1,050)	316 (81.1 to 1,000)	316 (80.8 to 1,000)	316 (80.8 to 1,000)	316 (80.8 to 1,000)	316 (80.8 to 1,000)	316 (80.8 to 1,000)	316 (80.8 to 1,000)	316 (80.8 to 1,000)	316 (80.8 to 1,000)	316 (80.8 to 1,000)	316 (80.8 to 1,000)	316 (80.8 to 1,000)	316 (80.8 to 1,000)	316 (80.8 to 1,000)	316 (80.8 to 1,000)	316 (80.8 to 1,000)	6,490
Latent tuberculosis infection	0 (0 to 0)	0 (0 to 0)	0 (0 to 0)	0 (0 to 0)	0 (0 to 0)	0 (0 to 0)	0 (0 to 0)	0 (0 to 0)	0 (0 to 0)	0 (0 to 0)	0 (0 to 0)	0 (0 to 0)	0 (0 to 0)	0 (0 to 0)	0 (0 to 0)	0 (0 to 0)	0 (0 to 0)	0 (0 to 0)	0 (0 to 0)	0 (0 to 0)	0 (0 to 0)	0 (0 to 0)	0 (0 to 0)	0
Drug-susceptible tuberculosis	0 (0 to 0)	370 (182 to 1,020)	239 (49.4 to 1,400)	167 (49.9 to 237)	131 (79.1 to 204)	169 (81.7 to 299)	375 (185 to 624)	660 (182 to 779)	239 (98.5 to 665)	314 (94.4 to 879)	393 (94.4 to 1,400)	439 (94.4 to 1,790)	452 (94.4 to 1,777)	409 (94.4 to 1,720)	309 (94.4 to 1,400)	332 (202 to 961)	464 (244 to 1,340)	369 (204 to 1,050)	162 (93.4 to 446)	99.1 (49.1 to 197)	20.2 (12.1 to 33.1)	4.2 (2.5 to 6.9)	6,410
Multidrug-resistant tuberculosis without extensive drug resistance	0 (0 to 0)	0.4 (0.4 to 17.4)	2.4 (2.3 to 19.9)	1.6 (0.1 to 7.3)	1.3 (0.1 to 5.5)	1.7 (0.1 to 6.5)	2.7 (0.1 to 11.1)	4.5 (0.2 to 21.4)	2.2 (0.2 to 12.4)	3.1 (0.2 to 12.4)	2.6 (0.2 to 12.4)	4.4 (0.2 to 12.4)	4.7 (0.4 to 20.9)	4.4 (0.3 to 19.6)	2.9 (0.2 to 12.4)	1.6 (0.2 to 6.2)	4.7 (0.4 to 20.2)	2.7 (0.2 to 9.5)	1.6 (0.1 to 7.3)	0.7 (0.1 to 3.2)	0.2 (0.1 to 0.6)	0.1 (0 to 0.2)	64.1
Extensively drug-resistant tuberculosis	0 (0 to 0)	0.5 (0.5 to 1.3)	0.5 (0.5 to 1.3)	0.5 (0.5 to 1.3)	0.3 (0.2 to 0.8)	0.2 (0 to 0.5)	0.3 (0 to 1.6)	0.7 (0 to 3.2)	0.3 (0 to 1.4)	0.4 (0 to 2.2)	0.6 (0 to 3.2)	0.6 (0 to 3.2)	0.7 (0 to 3.1)	0.6 (0 to 3.2)	0.4 (0 to 1.9)	0.2 (0 to 1.1)	0.3 (0 to 1.5)	0.5 (0 to 2.6)	0.3 (0 to 1.3)	0.2 (0 to 0.8)	0.1 (0 to 0.3)	0 (0 to 0.1)	12.1
Lower respiratory infections	1,580 (775 to 2,300)	443 (229 to 746)	6,260 (3,990 to 9,660)	2,000 (1,390 to 3,580)	325 (162 to 523)	181 (99.2 to 282)	232 (120 to 344)	197 (91 to 309)	330 (159 to 531)	113 (55.1 to 189)	107 (53.1 to 179)	136 (67.3 to 227)	181 (87.2 to 322)	217 (103 to 371)	243 (126 to 395)	427 (229 to 709)	599 (299 to 963)	651 (329 to 963)	467 (256 to 731)	358 (172 to 553)	271 (127 to 353)	68.4 (40.7 to 93.1)	19 (9.1 to 31.7)	14,900
Upper respiratory infections	0.2 (0.1 to 0.3)	1.2 (0.7 to 1.9)	20.9 (14.5 to 41.9)	87.2 (44.1 to 147)	81.2 (41.1 to 137)	70.6 (37.6 to 122)	58.2 (29.2 to 103)	52 (24.9 to 91.1)	48.2 (21.1 to 86.7)	46.2 (19.4 to 86.9)	39.2 (14.3 to 77.2)	20.9 (7.2 to 47.8)	19.1 (5.4 to 45.2)	14.1 (3.4 to 34.6)	10.1 (2.1 to 25.6)	10.4 (1.9 to 28.1)	9.7 (1.9 to 27.1)	9.48 (2.4 to 27.1)	2.9 (1.0 to 9.3)	1.2 (0.3 to 3.7)	0.6 (0.2 to 1.8)	0.2 (0.1 to 0.5)	569
Otitis media	0 (0 to 0.1)	0.4 (0 to 0.9)	3.7 (2.5 to 6.2)	49 (22.3 to 88.4)	54.5 (32.5 to 87.2)	39.4 (18.1 to 64.2)	33 (13.1 to 53.3)	29.1 (11.1 to 52.2)	19.2 (7.9 to 34.2)	9.6 (4.2 to 16.9)	7.8 (3.7 to 14.2)	6.2 (2.9 to 11.2)	5.1 (2.4 to 9.1)	4.4 (2.1 to 8.2)	3.4 (1.6 to 6.2)	2.6 (1.2 to 4.8)	1.6 (0.8 to 3.1)	0.9 (0.4 to 1.8)	0.4 (0.2 to 0.8)	0.2 (0.1 to 0.4)	0.1 (0 to 0.1)	0 (0 to 0.1)	286
Enteric infections	4,530 (3,900 to 5,270)	539 (390 to 737)	3,120 (2,170 to 4,270)	1,170 (829 to 1,560)	1,170 (839 to 1,560)	1,170 (839 to 1,560)	1,170 (839 to 1,560)	1,170 (839 to 1,560)	1,170 (839 to 1,560)	1,170 (839 to 1,560)	1,170 (839 to 1,560)	1,170 (839 to 1,560)	1,170 (839 to 1,560)	1,170 (839 to 1,560)	1,170 (839 to 1,560)	1,170 (839 to 1,560)	1,170 (839 to 1,560)	1,170 (839 to 1,560)	1,170 (839 to 1,560)	1,170 (839 to 1,560)	1,170 (839 to 1,560)	1,170 (839 to 1,560)	1,170 (839 to 1,560)	35,100
Diarrheal diseases	4,530 (3,900 to 5,270)	539 (390 to 737)	3,120 (2,170 to 4,270)	1,170 (829 to 1,560)	1,170 (839 to 1,560)	1,170 (839 to 1,560)	1,170 (839 to 1,560)	1,170 (839 to 1,560)	1,170 (839 to 1,560)	1,170 (839 to 1,560)	1,170 (839 to 1,560)	1,170 (839 to 1,560)	1,170 (839 to 1,560)	1,170 (839 to 1,560)	1,170 (839 to 1,560)	1,170 (839 to 1,560)	1,170 (839 to 1,560)	1,170 (839 to 1,560)	1,170 (839 to 1,560)	1,170 (839 to 1,560)	1,170 (839 to 1,560)	1,170 (839 to 1,560)	1,170 (839 to 1,560)	35,100
Typhoid and paratyphoid	0 (0 to 0)	0 (0 to 0)	0 (0 to 0.4)	0 (0 to 0.4)	0 (0 to 0.3)	0 (0 to 0.3)	0 (0 to 0.3)	0 (0 to 0.3)	0 (0 to 0.3)	0 (0 to 0.3)	0 (0 to 0.3)	0 (0 to 0.3)	0 (0 to 0.3)	0 (0 to 0.3)	0 (0 to 0.3)	0 (0 to 0.3)	0 (0 to 0.3)	0 (0 to 0.3)	0 (0 to 0.3)	0 (0 to 0.3)	0 (0 to 0.3)	0 (0 to 0.3)	0 (0 to 0.3)	1.7
Typhoid fever	0 (0 to 0)	0 (0 to 0)	0 (0 to 0.3)	0 (0 to 0.3)	0 (0 to 0.2)	0 (0 to 0.2)	0 (0 to 0.2)	0 (0 to 0.2)	0 (0 to 0.2)	0 (0 to 0.2)	0 (0 to 0.2)	0 (0 to 0.2)	0 (0 to 0.2)	0 (0 to 0.2)	0 (0 to 0.2)	0 (0 to 0.2)	0 (0 to 0.2)	0 (0 to 0.2)	0 (0 to 0.2)	0 (0 to 0.2)	0 (0 to 0.2)	0 (0 to 0.2)	0 (0 to 0.2)	1.7
Paratyphoid fever	0 (0 to 0)	0 (0 to 0)	0 (0 to 0.3)	0 (0 to 0.2)	0 (0 to 0.2)	0 (0 to 0.2)	0 (0 to 0.2)	0 (0 to 0.2)	0 (0 to 0.2)	0 (0 to 0.2)	0 (0 to 0.2)	0 (0 to 0.2)	0 (0 to 0.2)	0 (0 to 0.2)	0 (0 to 0.2)	0 (0 to 0.2)	0 (0 to 0.2)	0 (0 to 0.2)	0 (0 to 0.2)	0 (0 to 0.2)	0 (0 to 0.2)	0 (0 to 0.2)	0 (0 to 0.2)	0
Invasive Non-typhoidal Salmonella (iNTS)	0 (0 to 0)	0 (0 to 0.4)	0.3 (0 to 0.8)	0.4 (0 to 0.8)	0.3 (0 to 0.6)	0.3 (0 to 0.6)	0.3 (0 to 0.6)	0.3 (0 to 0.6)	0.3 (0 to 0.6)	0.3 (0 to 0.6)	0.3 (0 to 0.6)	0.3 (0 to 0.6)	0.3 (0 to 0.6)	0.3 (0 to 0.6)	0.3 (0 to 0.6)	0.3 (0 to 0.6)	0.3 (0 to 0.6)	0.3 (0 to 0.6)	0.3 (0 to 0.6)	0.3 (0 to 0.6)	0.3 (0 to 0.6)	0.3 (0 to 0.6)	0.3 (0 to 0.6)	0.8
Other intestinal infectious diseases	0 (0 to 0)	0 (0 to 0)	2.4 (1.9 to 3.1)	2.5 (0.4 to 9.7)	0.4 (0 to 3.9)	0.1 (0 to 1.3)	0.1 (0 to 1.1)	0.1 (0 to 1.1)	0.1 (0 to 1.1)	0.1 (0 to 1.1)	0.1 (0 to 1.1)	0.1 (0 to 1.1)	0.1 (0 to 1.1)	0.1 (0 to 1.1)	0.1 (0 to 1.1)	0.1 (0 to 1.1)	0.1 (0 to 1.1)	0.1 (0 to 1.1)	0.1 (0 to 1.1)	0.1 (0 to 1.1)	0.1 (0 to 1.1)	0.1 (0 to 1.1)	0.1 (0 to 1.1)	9.1
Neglected tropical diseases and malaria	3.1 (2.2 to 1.8)	0.7 (1.7 to 9.2)	49.5 (21.1 to 78.6)	131 (74.7 to 353)	229 (164 to 492)	244 (157 to 383)	244 (160 to 383)	229 (140 to 327)	229 (119 to 272)	229 (102 to 231)	229 (97.1 to 231)	229 (97.1 to 231)	229 (97.1 to 231)	229 (97.1 to 231)	229 (97.1 to 231)	229 (89.9 to 198)	229 (71.5 to 192)	229 (69.9 to 198)	229 (64.6 to 198)	229 (63.9 to 198)	229 (63.9 to 198)	229 (63.9 to 198)	229 (63.9 to 198)	2,730
Malaria	0 (0 to 0)	0 (0 to 0)	0.1 (0 to 0.2)	0.1 (0 to 1.3)	0.1 (0 to 0.4)	0.1 (0 to 0.4)	0.1 (0 to 0.4)	0.1 (0 to 0.4)	0.1 (0 to 0.4)	0.1 (0 to 0.4)	0.1 (0 to 0.4)	0.1 (0 to 0.4)	0.1 (0 to 0.4)	0.1 (0 to 0.4)	0.1 (0 to 0.4)	0.1 (0 to 0.4)	0.1 (0 to 0.4)	0.1 (0 to 0.4)	0.1 (0 to 0.4)	0.1 (0 to 0.4)	0.1 (0 to 0.4)	0.1 (0 to 0.4)	0.1 (0 to 0.4)	22
Chagas disease	0 (0 to 0)	0 (0 to 0)	0 (0 to 0)	0 (0 to 0)	0 (0 to 0)	0 (0 to 0)	0 (0 to 0)	0 (0 to 0)	0 (0 to 0)	0 (0 to 0)	0 (0 to 0)	0 (0 to 0)	0 (0 to 0)	0 (0 to 0)	0 (0 to 0)	0 (0 to 0)	0 (0 to 0)	0 (0 to 0)	0 (0 to 0)	0 (0 to 0)	0 (0 to 0)	0 (0 to 0)	0 (0 to 0)	0
Leishmaniasis	0 (0 to 0)	0 (0 to 0)	0 (0 to 0)	0 (0 to 0)	0 (0 to 0)	0 (0 to 0)	0 (0 to 0)	0 (0 to 0)	0 (0 to 0)	0 (0 to 0)	0 (0 to 0)	0 (0 to 0)	0 (0 to 0)	0 (0 to 0)	0 (0 to 0)	0 (0 to 0)	0 (0 to 0)	0 (0 to 0)	0 (0 to 0)	0 (0 to 0)	0 (0 to 0)	0 (0 to 0)	0 (0 to 0)	0
Visceral leishmaniasis	0 (0 to 0)	0 (0 to 0)	0 (0 to 0)	0 (0 to 0)	0 (0 to 0)	0 (0 to 0)	0 (0 to 0)	0 (0 to 0)	0 (0 to 0)	0 (0 to 0)	0 (0 to 0)	0 (0 to 0)	0 (0 to 0)	0 (0 to 0)	0 (0 to 0)	0 (0 to 0)	0 (0 to 0)	0 (0 to 0)	0 (0 to 0)	0 (0 to 0)	0 (0 to 0)	0 (0 to 0)	0 (0 to 0)	0
Cutaneous and mucocutaneous leishmaniasis	0 (0 to 0)	0 (0 to 0)	0 (0 to 0)	0 (0 to 0)	0 (0 to 0)	0 (0 to 0)	0 (0 to 0)	0 (0 to 0)	0 (0 to 0)	0 (0 to 0)	0 (0 to 0)	0 (0 to 0)	0 (0 to 0)	0 (0 to 0)	0 (0 to 0)	0 (0 to 0)	0 (0 to 0)	0 (0 to 0)	0 (0 to 0)	0 (0 to 0)	0 (0 to 0)	0 (0 to 0)	0 (0 to 0)	0
African trypanosomiasis	0 (0 to 0)	0 (0 to 0)	0 (0 to 0)	0 (0 to 0)	0 (0 to 0)	0 (0 to 0)	0 (0 to 0)	0 (0 to 0)	0 (0 to 0)	0 (0 to 0)	0 (0 to 0)	0 (0 to 0)	0 (0 to 0)	0 (0 to 0)	0 (0 to 0)	0 (0 to 0)	0 (0 to 0)	0 (0 to 0)	0 (0 to 0)	0 (0 to 0)	0 (0 to 0)	0 (0 to 0)	0 (0 to 0)	0
Schistosomiasis	0 (0 to 0)	0 (0 to 0)	0 (0 to 0)	0 (0 to 0)	0 (0 to 0)	0 (0 to 0)	0 (0 to 0)	0 (0 to 0)	0 (0 to 0)	0 (0 to 0)	0 (0 to 0)	0 (0 to 0)	0 (0 to 0)	0 (0 to 0)	0 (0 to 0)	0 (0 to 0)	0 (0 to 0)	0 (0 to 0)	0 (0 to 0)	0 (0 to 0)	0 (0 to 0)	0 (0 to 0)	0 (0 to 0)	0
Cysticercosis	0 (0 to 0)	0 (0 to 0)	0 (0 to 0.1)	0 (0 to 0.3)	0 (0 to 0.3)	1.1 (0 to 3.1)	2.5 (0 to 7.5)	3.1 (0 to 7.5)	2.9 (0 to 7.5)	2.9 (0 to 7.5)	2.7 (0 to 7.5)	4.7 (1 to 11.6)	4.9 (1 to 11.6)	5.4 (1 to 12.1)	7.8 (2 to 18.1)	9.1 (2 to 19.7)	8.8 (2 to 19.7)	4.6 (1 to 9.8)	2.5 (0 to 5.2)	1.1 (0 to 2.1)	0.2 (0 to 0.4)	0.1 (0 to 0.1)	63.7
Cystic echinococcosis	0 (0 to 0)	0 (0 to 0)	0 (0 to 0.4)	0 (0 to 0.3)	0 (0 to 0.3)	0 (0 to 0.3)	0 (0 to 0.3)	0 (0 to 0.3)	0 (0 to 0.3)	0 (0 to 0.3)	0 (0 to 0.3)	0 (0 to 0.2)	0 (0 to 0.2)	0 (0 to 0.2)	0 (0 to 0.2)	0 (0 to 0.2)	0 (0 to 0.1)	0 (0 to 0.1)	0 (0 to 0.1)	0 (0 to 0.1)	0 (0 to 0.1)	0 (0 to 0.1)	0 (0 to 0.1)	1.1
Lymphatic filariasis	0 (0 to 0)	0 (0 to 0)	0 (0 to 0.6)	0 (0 to 0.5)	0 (0 to 0.5)	0 (0 to 0.5)	0 (0 to 0.5)	0 (0 to 0.5)	0 (0 to 0.5)	0 (0 to 0.5)	0 (0 to 0.5)	0 (0 to 0.5)	0 (0 to 0.5)	0 (0 to 0.5)	0 (0 to 0.5)	0 (0 to 0.5)	0 (0 to 0.5)	0 (0 to 0.5)	0 (0 to 0.5)	0 (0 to 0.5)	0 (0 to 0.5)	0 (0 to 0.5)	0 (0 to 0.5)	1.1
Onchocerciasis	0 (0 to 0)	0 (0 to 0)	0 (0 to 0)	0 (0 to 0)	0 (0 to 0)	0 (0 to 0)	0 (0 to 0)	0 (0 to 0)	0 (0 to 0)	0 (0 to 0)	0 (0 to 0)	0 (0 to 0)	0 (0 to 0)	0 (0 to 0)	0 (0 to 0)	0 (0 to 0)	0 (0 to 0)	0 (0 to 0)	0 (0 to 0)	0 (0 to 0)	0 (0 to 0)	0 (0 to 0)	0 (0 to 0)	0
Trachoma	0 (0 to 0)	0 (0 to 0)	0 (0 to 0)	0 (0 to 0)	0 (0 to 0)	0 (0 to 0)	0 (0 to 0)	0 (0 to 0)	0 (0 to 0)	0 (0 to 0)	0 (0 to 0)	0 (0 to 0)	0 (0 to 0)	0 (0 to 0)	0 (0 to 0)	0 (0 to 0)	0 (0 to 0)	0 (0 to 0)	0 (0 to 0)	0 (0 to 0)	0 (0 to 0)	0 (0 to 0)	0 (0 to 0)	0
Dengue	0 (0 to 1.9)	13.2 (2.6 to 66.1)	72.8 (9.8 to 292)	42.6 (11.5 to 132)	28.4 (9.2 to 79.4)	22.6 (7.4 to 59.4)	19.5 (6.9 to 52.4)	16 (5.9 to 41.3)	7.2 (2.1 to 19.6)	4.8 (1.5 to 11.8)	4.1 (1.1 to 10.7)	3.1 (0.9 to 8.1)	2.3 (0.7 to 5.1)	2.3 (0.7 to 5.6)	1.7 (0.5 to 4.4)	1.1 (0.3 to 3.1)	1.2 (0.2 to 3.2)	0.6 (0.1 to 2.3)	0.3 (0.1 to 1.2)	0.1 (0 to 0.5)	0 (0 to 0.1)	0 (0 to 0.1)	269
Yellow fever	0 (0 to 0)	0 (0 to 0)	0 (0 to 0)	0 (0 to 0)	0 (0 to 0)	0 (0 to 0)	0 (0 to 0)	0 (0 to 0)	0 (0 to 0)	0 (0 to 0)	0 (0 to 0)	0 (0 to 0)	0 (0 to 0)	0 (0 to 0)	0 (0 to 0)	0 (0 to 0)	0 (0 to 0)	0 (0 to 0)	0 (0 to 0)	0 (0 to 0)	0 (0 to 0)	0 (0 to 0)	0 (0 to 0)	0
Rabies	0 (0 to 0)	1.6 (0 to 7)	5.9 (2.3 to 23.9)	2.9 (0.7 to 13.9)	1.9 (0.5 to 10.1)	2.1 (0.5 to 10.1)	7.6 (1.5 to 23.7)	5 (1.5 to 12.9)	4.2 (1.5 to 12.9)	3.5 (1.1 to 11.4)	2.7 (0.9 to 11.4)	2.7 (0.9 to 11.4)	2.7 (0.9 to 11.4)	2.7 (0.9 to 11.4)	2.7 (0.9 to 11.4)	2.7 (0.9 to 11.4)	2.7 (0.9 to 11.4)	2.7 (0.9 to 11.4)	2.7 (0.9 to 11.4)	2.7 (0.9 to 11.4)	2.7 (0.9 to 11.4)	2.7 (0.9 to 11.4)	124
Intestinal nematode infections	0 (0 to 0)	0 (0 to 0)	2.4 (0.9 to 19.1)	24.7 (19.2 to 31.4)	29.5 (20.6 to 76)	17.6 (12.2 to 44.8)	8.4 (4.6 to 32.2)	5.6 (3.1 to 18.7)	4.1 (2.2 to 7.6)	3.2 (1.7 to 6.1)	2.6 (1.4 to 5.1)	2.2 (1.2 to 4.3)	2.1 (1.1 to 4.1)	2.2 (1.1 to 4.2)	2.2 (1.1 to 4.2)	2.2 (1.1 to 4.2)	2.2 (1.1 to 4.2)	2.2 (1.1 to 4.2)	2.2 (1.1 to 4.2)	2.2 (1.1 to 4.2)	2.2 (1.1 to 4.2)	2.2 (1.1 to 4.2)	194
Ascariasis	0 (0 to 0)	0 (0 to 0)	0.6 (0.2 to 5.1)	6.6 (5.2 to



4957

Congenital birth defects	3,220 (1,690 to 5,490)	461 (249 to 796)	2,480 (1,090 to 4,420)	787 (232 to 1,400)	341 (217 to 512)	291 (169 to 397)	212 (135 to 339)	125 (79 to 193)	75·7 (42·4 to 113)	47·3 (27·4 to 70·9)	33·7 (20 to 50)	33·3 (20·1 to 50·4)	29·4 (17·4 to 45·2)	21 (12·7 to 32·3)	15·9 (9·6 to 25·2)	13·4 (8·6 to 23·7)	12·7 (7·7 to 19·4)	9·9 (3·1 to 19)	3·2 (1·4 to 9·5)	1·6 (0·6 to 2·8)	0·7 (0·3 to 1·1)	0·2 (0·1 to 0·3)	0 (0 to 0·1)		8,290
Neural tube defects	760 (224 to1,890)	39·6 (9·3 to 103)	167 (29·7 to 569)	73·6 (9·9 to 291)	12·4 (9·2 to 27·4)	9·3 (9·1 to 19·4)	3·1 (3·2 to 7·6)	3·2 (1·6 to 6·9)	1·8 (1·1 to 2·3)	1 (0·7 to 1·4)	1 (0·4 to 2·4)	0·5 (0·3 to 0·8)	0·5 (0·3 to 0·7)	0·3 (0·2 to 0·4)	0·2 (0·1 to 0·3)	0·1 (0 to 0·2)	0 (0 to 0·1)	0 (0 to 0)	0 (0 to 0)	0 (0 to 0)	0 (0 to 0)	0 (0 to 0)	0 (0 to 0)		1,100
Congenital heart anomalies	1,010 (454 to 2,330)	139 (114 to 189)	1,010 (522 to 2,060)	337 (124 to 727)	151 (77·3 to 344)	131 (60·1 to 360)	101 (49·4 to 191)	61·1 (33·4 to 99·4)	36·1 (19·6 to 57·5)	23·1 (12·3 to 37·2)	16·1 (8·6 to 32·4)	16·1 (7·7 to 33·5)	14·1 (7·5 to 31·7)	10·1 (4·7 to 23·1)	7·6 (3·2 to 16·4)	6·5 (1·4 to 14·5)	6·1 (1·6 to 13)	4·8 (0·7 to 12·9)	1·5 (0·1 to 3·3)	0·8 (0·1 to 2·2)	0·3 (0·1 to 0·7)	0·1 (0 to 0·3)	0 (0 to 0·1)		3,530
Orofacial clefts	19·6 (3·1 to 60·2)	0·8 (1·2 to 7·6)	20·2 (2·6 to 67·4)	2·6 (1·6 to 7·1)	2·1 (0·5 to 6·5)	1·9 (0·5 to 6·2)	1·6 (0·3 to 6·1)	1·4 (0·3 to 3·3)	0·8 (0·2 to 1·8)	0·6 (0·2 to 1·5)	0·6 (0·1 to 1·4)	0·6 (0·1 to 1·3)	0·6 (0·1 to 1·5)	0·4 (0·1 to 0·7)	0·3 (0·1 to 0·7)	0·3 (0·1 to 0·7)	0·2 (0·1 to 0·6)	0·1 (0 to 0·5)	0·1 (0 to 0·3)	0·1 (0 to 0·1)	0 (0 to 0·1)	0 (0 to 0·1)	0 (0 to 0·1)		61
Down syndrome	21·4 (7·1 to 51·6)	7·2 (2·9 to 19·2)	58·4 (17 to 152)	22 (4·5 to 59·5)	11·6 (3·3 to 33·5)	9·1 (3·5 to 19·4)	9·6 (3·5 to 21·1)	5·3 (2·4 to 10·1)	2·5 (1 to 5·1)	1·5 (0·4 to 3·1)	1·4 (0·2 to 3·1)	0·9 (0·2 to 1·9)	1·1 (0·2 to 2·3)	0·9 (0·2 to 1·6)	0·3 (0·1 to 0·9)	0·3 (0 to 0·9)	0·1 (0 to 0·3)	0·2 (0 to 0·5)	0 (0 to 0·1)	0 (0 to 0)	0 (0 to 0)	0 (0 to 0)	0 (0 to 0)		147
Turner syndrome	0 (0 to 0)	0 (0 to 0)	0 (0 to 0)	0 (0 to 0)	0 (0 to 0)	0 (0 to 0)



Table 2c. Nations Sub-Saharan Africa GBD 10 by cause and age across for males with 95% uncertainty intervals, 2019

Cause	Early Neonatal	Late Neonatal	Post Neonatal	1 to 4	5 to 9	10 to 14	15 to 19	20 to 24	25 to 29	30 to 34	35 to 39	40 to 44	45 to 49	50 to 54	55 to 59	60 to 64	65 to 69	70 to 74	75 to 79	80 to 84	85 to 89	90 to 94	95 plus	Total
All causes	21,500,000 to 26,200,000	2,910,000 to 4,490,000	16,100,000 to 19,600,000	41,300,000 to 51,800,000	6,350,000 to 7,700,000	5,750,000 to 6,910,000	6,230,000 to 7,730,000	5,700,000 to 7,050,000	5,350,000 to 6,700,000	5,200,000 to 6,710,000	5,200,000 to 6,710,000	4,910,000 to 6,260,000	4,550,000 to 5,810,000	3,980,000 to 5,010,000	3,710,000 to 4,610,000	3,410,000 to 4,180,000	3,010,000 to 3,710,000	2,550,000 to 3,110,000	1,950,000 to 2,350,000	1,350,000 to 1,600,000	1,000,000 to 1,150,000	1,000,000 to 1,150,000	1,000,000 to 1,150



SR Table 2a: Burundi DALYS by cause and age group for males with 95% uncertainty intervals, 2019

Cause	Early Neonatal	Late Neonatal	Post Neonatal	1 to 4	5 to 9	10 to 14	15 to 19	20 to 24	25 to 29	30 to 34	35 to 39	40 to 44	45 to 49	50 to 54	55 to 59	60 to 64	65 to 69	70 to 74	75 to 79	80 to 84	85 to 89	90 to 94	95 plus	Total
All causes	474,900 (349,300 to 619,000)	149,000 (121,000 to 179,900)	444,300 (372,000 to 521,000)	961,000 (783,900 to 1,156,000)	749,000 (619,000 to 899,000)	666,400 (552,400 to 778,300)	717,000 (592,000 to 850,000)	722,000 (596,000 to 855,000)	713,000 (586,000 to 849,000)	717,000 (591,000 to 856,000)	705,000 (581,000 to 838,000)	723,000 (597,000 to 858,000)	713,000 (587,000 to 850,000)	717,000 (591,000 to 851,000)	717,000 (591,000 to 851,000)	716,000 (591,000 to 850,000)	713,000 (588,000 to 847,000)	708,000 (583,000 to 844,000)	694,000 (573,000 to 829,000)	652,000 (537,000 to 781,000)	22,900 (20,400 to 25,600)	5,240 (4,330 to 6,300)	2,470 (2,060 to 2,970)	472 (406 to 561)	9,110,000
Communicable, maternal, neonatal, and nutritional diseases	378,000 (312,000 to 451,000)	128,000 (103,000 to 156,000)	378,000 (302,000 to 463,000)	689,000 (549,000 to 846,000)	86,400 (70,400 to 104,000)	44,600 (36,100 to 54,800)	49,400 (39,000 to 59,700)	47,600 (38,100 to 57,200)	49,300 (39,900 to 59,600)	49,500 (39,900 to 59,300)	48,900 (38,900 to 60,300)	47,000 (36,400 to 58,400)	42,800 (31,400 to 57,000)	43,000 (31,200 to 56,400)	41,500 (30,700 to 54,700)	36,400 (26,300 to 48,900)	29,400 (20,700 to 41,000)	19,600 (13,700 to 27,100)	15,600 (10,900 to 22,200)	10,900 (7,700 to 15,600)	6,910 (5,100 to 9,200)	2,890 (2,240 to 3,810)	771 (606 to 960)	1,920,000
HIV/AIDS and sexually transmitted infections	1,830 (1,400 to 2,300)	991 (800 to 1,200)	6,400 (5,200 to 7,800)	5,200 (4,200 to 6,400)	3,240 (2,600 to 4,000)	4,060 (3,200 to 5,000)	6,200 (4,900 to 7,700)	8,400 (6,600 to 10,400)	9,900 (7,800 to 12,200)	10,000 (7,900 to 12,400)	9,900 (7,800 to 12,200)	9,300 (7,300 to 11,500)	8,400 (6,600 to 10,400)	8,400 (6,600 to 10,400)	8,000 (6,300 to 9,900)	7,000 (5,500 to 8,700)	5,600 (4,400 to 7,000)	3,800 (2,900 to 4,800)	2,900 (2,200 to 3,600)	2,000 (1,500 to 2,500)	1,200 (900 to 1,500)	410 (320 to 510)	74 (58 to 92)	102,000
HIV/AIDS	0 (0 to 0)	0 (0 to 0)	2,400 (1,900 to 3,000)	2,400 (1,900 to 3,000)	1,900 (1,500 to 2,400)	2,900 (2,300 to 3,700)	4,900 (3,900 to 6,200)	6,900 (5,400 to 8,700)	8,000 (6,300 to 10,000)	8,200 (6,500 to 10,400)	8,000 (6,300 to 10,000)	7,600 (6,000 to 9,600)	6,900 (5,400 to 8,700)	6,900 (5,400 to 8,700)	6,600 (5,200 to 8,300)	5,800 (4,500 to 7,300)	4,600 (3,600 to 5,800)	3,100 (2,400 to 3,900)	2,400 (1,800 to 3,000)	1,600 (1,200 to 2,000)	1,000 (800 to 1,200)	340 (260 to 430)	61 (48 to 77)	84,000
HIV/AIDS - Drug-susceptible Tuberculosis	0 (0 to 0)	0 (0 to 0)	1,400 (689 to 1,600)	2,700 (2,300 to 3,200)	1,200 (1,000 to 1,400)	1,700 (1,100 to 2,900)	2,300 (1,600 to 3,900)	2,900 (1,900 to 5,000)	3,100 (2,100 to 5,300)	3,200 (2,200 to 5,400)	3,100 (2,100 to 5,300)	2,900 (1,900 to 5,000)	2,600 (1,800 to 4,500)	2,600 (1,800 to 4,500)	2,500 (1,700 to 4,300)	2,200 (1,500 to 3,800)	1,800 (1,200 to 3,100)	1,200 (800 to 2,100)	900 (600 to 1,600)	600 (400 to 1,000)	400 (300 to 700)	130 (90 to 230)	24 (17 to 42)	33,000
HIV/AIDS - Multidrug-resistant Tuberculosis without extens	0 (0 to 0)	0 (0 to 0)	0 (0 to 0)	0 (0 to 0)	0 (0 to 0)	0 (0 to 0)	0 (0 to 0)	0 (0 to 0)	0 (0 to 0)	0 (0 to 0)	0 (0 to 0)	0 (0 to 0)	0 (0 to 0)	0 (0 to 0)	0 (0 to 0)	0 (0 to 0)	0 (0 to 0)	0 (0 to 0)	0 (0 to 0)	0 (0 to 0)	0 (0 to 0)	0 (0 to 0)	0 (0 to 0)	0
HIV/AIDS - Extensively drug-resistant Tuberculosis	0 (0 to 0)	0 (0 to 0)	0 (0 to 0)	0 (0 to 0)	0 (0 to 0)	0 (0 to 0)	0 (0 to 0)	0 (0 to 0)	0 (0 to 0)	0 (0 to 0)	0 (0 to 0)	0 (0 to 0)	0 (0 to 0)	0 (0 to 0)	0 (0 to 0)	0 (0 to 0)	0 (0 to 0)	0 (0 to 0)	0 (0 to 0)	0 (0 to 0)	0 (0 to 0)	0 (0 to 0)	0 (0 to 0)	0
HIV/AIDS resulting in other diseases	1,400 (1,100 to 1,800)	1,000 (800 to 1,200)	2,900 (2,400 to 3,500)	1,700 (1,400 to 2,100)	1,200 (1,000 to 1,500)	1,400 (1,100 to 1,800)	1,900 (1,500 to 2,400)	2,600 (2,100 to 3,200)	2,900 (2,300 to 3,600)	3,000 (2,400 to 3,700)	2,900 (2,300 to 3,600)	2,800 (2,200 to 3,500)	2,600 (2,100 to 3,200)	2,600 (2,100 to 3,200)	2,500 (2,000 to 3,100)	2,200 (1,800 to 2,800)	1,800 (1,400 to 2,300)	1,200 (900 to 1,600)	900 (700 to 1,200)	600 (500 to 800)	400 (300 to 500)	130 (100 to 170)	24 (19 to 31)	32,000
Respiratory infections and tuberculosis	17,000 (7,400 to 33,700)	12,000 (5,200 to 23,000)	31,100 (13,900 to 59,400)	13,000 (5,700 to 25,400)	7,000 (3,100 to 13,400)	6,900 (3,100 to 13,400)	14,000 (6,400 to 26,900)	20,100 (9,200 to 38,000)	25,000 (11,600 to 46,800)	29,000 (13,600 to 53,600)	32,000 (15,000 to 58,900)	37,000 (17,500 to 67,600)	34,000 (16,000 to 62,000)	39,000 (18,500 to 70,000)	39,000 (18,500 to 70,000)	39,000 (18,500 to 70,000)	38,000 (17,900 to 68,000)	37,000 (17,500 to 66,000)	36,000 (17,000 to 64,000)	34,000 (16,000 to 61,000)	6,900 (3,200 to 12,400)	2,000 (1,000 to 3,400)	472 (222 to 850)	469,000
Otitis media	0 (0 to 0)	0 (0 to 0)	1,600 (420 to 3,900)	2,000 (539 to 4,900)	1,700 (453 to 4,100)	2,400 (633 to 5,900)	3,400 (900 to 8,200)	4,200 (1,100 to 10,200)	4,600 (1,200 to 11,200)	4,800 (1,300 to 11,600)	4,800 (1,300 to 11,600)	4,800 (1,300 to 11,600)	4,600 (1,200 to 11,200)	4,600 (1,200 to 11,200)	4,600 (1,200 to 11,200)	4,600 (1,200 to 11,200)	4,600 (1,200 to 11,200)	4,600 (1,200 to 11,200)	4,600 (1,200 to 11,200)	4,600 (1,200 to 11,200)	4,600 (1,200 to 11,200)	4,600 (1,200 to 11,200)	4,600 (1,200 to 11,200)	4,200
Enteric infections	8,000 (1,110 to 26,000)	12,000 (2,010 to 42,600)	15,000 (2,600 to 53,000)	10,000 (2,000 to 33,000)	5,000 (1,000 to 16,000)	3,000 (600 to 9,000)	3,000 (600 to 9,000)	3,000 (600 to 9,000)	3,000 (600 to 9,000)	3,000 (600 to 9,000)	3,000 (600 to 9,000)	3,000 (600 to 9,000)	3,000 (600 to 9,000)	3,000 (600 to 9,000)	3,000 (600 to 9,000)	3,000 (600 to 9,000)	3,000 (600 to 9,000)	3,000 (600 to 9,000)	3,000 (600 to 9,000)	3,000 (600 to 9,000)	3,000 (600 to 9,000)	3,000 (600 to 9,000)	1,000 (200 to 3,000)	196,000
Malaria	0 (0 to 0)	0 (0 to 0)	0 (0 to 0)	0 (0 to 0)	0 (0 to 0)	0 (0 to 0)	0 (0 to 0)	0 (0 to 0)	0 (0 to 0)	0 (0 to 0)	0 (0 to 0)	0 (0 to 0)	0 (0 to 0)	0 (0 to 0)	0 (0 to 0)	0 (0 to 0)	0 (0 to 0)	0 (0 to 0)	0 (0 to 0)	0 (0 to 0)	0 (0 to 0)	0 (0 to 0)	0 (0 to 0)	0
Chagas disease	0 (0 to 0)	0 (0 to 0)	0 (0 to 0)	0 (0 to 0)	0 (0 to 0)	0 (0 to 0)	0 (0 to 0)	0 (0 to 0)	0 (0 to 0)	0 (0 to 0)	0 (0 to 0)	0 (0 to 0)	0 (0 to 0)	0 (0 to 0)	0 (0 to 0)	0 (0 to 0)	0 (0 to 0)	0 (0 to 0)	0 (0 to 0)	0 (0 to 0)	0 (0 to 0)	0 (0 to 0)	0 (0 to 0)	0
Leishmaniasis	0 (0 to 0)	0 (0 to 0)	0 (0 to 0)	0 (0 to 0)	0 (0 to 0)	0 (0 to 0)	0 (0 to 0)	0 (0 to 0)	0 (0 to 0)	0 (0 to 0)	0 (0 to 0)	0 (0 to 0)	0 (0 to 0)	0 (0 to 0)	0 (0 to 0)	0 (0 to 0)	0 (0 to 0)	0 (0 to 0)	0 (0 to 0)	0 (0 to 0)	0 (0 to 0)	0 (0 to 0)	0 (0 to 0)	0
Visceral leishmaniasis	0 (0 to 0)	0 (0 to 0)	0 (0 to 0)	0 (0 to 0)	0 (0 to 0)	0 (0 to 0)	0 (0 to 0)	0 (0 to 0)	0 (0 to 0)	0 (0 to 0)	0 (0 to 0)	0 (0 to 0)	0 (0 to 0)	0 (0 to 0)	0 (0 to 0)	0 (0 to 0)	0 (0 to 0)	0 (0 to 0)	0 (0 to 0)	0 (0 to 0)	0 (0 to 0)	0 (0 to 0)	0 (0 to 0)	0
Cutaneous and mucocutaneous leishmaniasis	0 (0 to 0)	0 (0 to 0)	0 (0 to 0)	0 (0 to 0)	0 (0 to 0)	0 (0 to 0)	0 (0 to 0)	0 (0 to 0)	0 (0 to 0)	0 (0 to 0)	0 (0 to 0)	0 (0 to 0)	0 (0 to 0)	0 (0 to 0)	0 (0 to 0)	0 (0 to 0)	0 (0 to 0)	0 (0 to 0)	0 (0 to 0)	0 (0 to 0)	0 (0 to 0)	0 (0 to 0)	0 (0 to 0)	0
African trypanosomiasis	0 (0 to 0)	0 (0 to 0)	0 (0 to 0)	0 (0 to 0)	0 (0 to 0)	0 (0 to 0)	0 (0 to 0)	0 (0 to 0)	0 (0 to 0)	0 (0 to 0)	0 (0 to 0)	0 (0 to 0)	0 (0 to 0)	0 (0 to 0)	0 (0 to 0)	0 (0 to 0)	0 (0 to 0)	0 (0 to 0)	0 (0 to 0)	0 (0 to 0)	0 (0 to 0)	0 (0 to 0)	0 (0 to 0)	0
Schistosomiasis	0 (0 to 0)	0 (0 to 0)	0 (0 to 0)	0 (0 to 0)	0 (0 to 0)	0 (0 to 0)	0 (0 to 0)	0 (0 to 0)	0 (0 to 0)	0 (0 to 0)	0 (0 to 0)	0 (0 to 0)	0 (0 to 0)	0 (0 to 0)	0 (0 to 0)	0 (0 to 0)	0 (0 to 0)	0 (0 to 0)	0 (0 to 0)	0 (0 to 0)	0 (0 to 0)	0 (0 to 0)	0 (0 to 0)	0
Cysticercosis	0 (0 to 0)	0 (0 to 0)	0 (0 to 0)	0 (0 to 0)	0 (0 to 0)	0 (0 to 0)	0 (0 to 0)	0 (0 to 0)	0 (0 to 0)	0 (0 to 0)	0 (0 to 0)	0 (0 to 0)	0 (0 to 0)	0 (0 to 0)	0 (0 to 0)	0 (0 to 0)	0 (0 to 0)	0 (0 to 0)	0 (0 to 0)	0 (0 to 0)	0 (0 to 0)	0 (0 to 0)	0 (0 to 0)	0
Cystic echinococcosis	0 (0 to 0)	0 (0 to 0)	0 (0 to 0)	0 (0 to 0)	0 (0 to 0)	0 (0 to 0)	0 (0 to 0)	0 (0 to 0)	0 (0 to 0)	0 (0 to 0)	0 (0 to 0)	0 (0 to 0)	0 (0 to 0)	0 (0 to 0)	0 (0 to 0)	0 (0 to 0)	0 (0 to 0)	0 (0 to 0)	0 (0 to 0)	0 (0 to 0)	0 (0 to 0)	0 (0 to 0)	0 (0 to 0)	0
Lymphatic filariasis	0 (0 to 0)	0 (0 to 0)	0 (0 to 0)	0 (0 to 0)	0 (0 to 0)	0 (0 to 0)	0 (0 to 0)	0 (0 to 0)	0 (0 to 0)	0 (0 to 0)	0 (0 to 0)	0 (0 to 0)	0 (0 to 0)	0 (0 to 0)	0 (0 to 0)	0 (0 to 0)	0 (0 to 0)	0 (0 to 0)	0 (0 to 0)	0 (0 to 0)	0 (0 to 0)	0 (0 to 0)	0 (0 to 0)	0
Onchocerciasis	0 (0 to 0)	0 (0 to 0)	0 (0 to 0)	0 (0 to 0)	0 (0 to 0)	0 (0 to 0)	0 (0 to 0)	0 (0 to 0)	0 (0 to 0)	0 (0 to 0)	0 (0 to 0)	0 (0 to 0)	0 (0 to 0)	0 (0 to 0)	0 (0 to 0)	0 (0 to 0)	0 (0 to 0)	0 (0 to 0)	0 (0 to 0)	0 (0 to 0)	0 (0 to 0)	0 (0 to 0)	0 (0 to 0)	0
Trachoma	0 (0 to 0)	0 (0 to 0)	0 (0 to 0)	0 (0 to 0)	0 (0 to 0)	0 (0 to 0)	0 (0 to 0)	0 (0 to 0)	0 (0 to 0)	0 (0 to 0)	0 (0 to 0)	0 (0 to 0)	0 (0 to 0)	0 (0 to 0)	0 (0 to 0)	0 (0 to 0)	0 (0 to 0)	0 (0 to 0)	0 (0 to 0)	0 (0 to 0)	0 (0 to 0)	0 (0 to 0)	0 (0 to 0)	0
Dengue	0 (0 to 0)	0 (0 to 0)	0 (0 to 0)	0 (0 to 0)	0 (0 to 0)	0 (0 to 0)	0 (0 to 0)	0 (0 to 0)	0 (0 to 0)	0 (0 to 0)	0 (0 to 0)	0 (0 to 0)	0 (0 to 0)	0 (0 to 0)	0 (0 to 0)	0 (0 to 0)	0 (0 to 0)	0 (0 to 0)	0 (0 to 0)	0 (0 to 0)	0 (0 to 0)	0 (0 to 0)	0 (0 to 0)	0
Yellow fever	0 (0 to 23)	0 (0 to 0)	0 (0 to 0)	0 (0 to 0)	0 (0 to 0)	0 (0 to 0)	0 (0 to 0)	0 (0 to 0)	0 (0 to 0)	0 (0 to 0)	0 (0 to 0)	0 (0 to 0)	0 (0 to 0)	0 (0 to 0)	0 (0 to 0)	0 (0 to 0)	0 (0 to 0)	0 (0 to 0)	0 (0 to 0)	0 (0 to 0)	0 (0 to 0)	0 (0 to 0)	0 (0 to 0)	0
Rabies	0 (0 to 0)	0 (0 to 0)	0 (0 to 0)	0 (0 to 0)	0 (0 to 0)	0 (0 to 0)	0 (0 to 0)	0 (0 to 0)	0 (0 to 0)	0 (0 to 0)	0 (0 to 0)	0 (0 to 0)	0 (0 to 0)	0 (0 to 0)	0 (0 to 0)	0 (0 to 0)	0 (0 to 0)	0 (0 to 0)	0 (0 to 0)	0 (0 to 0)	0 (0 to 0)	0 (0 to 0)	0 (0 to 0)	0
Intestinal nematode infections	0 (0 to 0)	0 (0 to 0)	0 (0 to 0)	0 (0 to 0)	0 (0 to 0)	0 (0 to 0)	0 (0 to 0)	0 (0 to 0)	0 (0 to 0)	0 (0 to 0)	0 (0 to 0)	0 (0 to 0)	0 (0 to 0)	0 (0 to 0)	0 (0 to 0)	0 (0 to 0)	0 (0 to 0)	0 (0 to 0)	0 (0 to 0)	0 (0 to 0)	0 (0 to 0)	0 (0 to 0)	0 (0 to 0)	0
Ascariasis	0 (0 to 0)	0 (0 to 0)	0 (0 to 0)	0 (0 to 0)	0 (0 to 0)	0 (0 to 0)	0 (0 to 0)	0 (0 to 0)	0 (0 to 0)	0 (0 to 0)	0 (0 to 0)	0 (0 to 0)	0 (0 to 0)	0 (0 to 0)	0 (0 to 0)	0 (0 to 0)	0 (0 to 0)	0 (0 to 0)	0 (0 to 0)	0 (0 to 0)	0 (0 to 0)	0 (0 to 0)	0 (0 to 0)	0
Trichuriasis	0 (0 to 0)	0 (0 to 0)	0 (0 to 0)	0 (0 to 0)	0 (0 to 0)	0 (0 to 0)	0 (0 to 0)	0 (0 to 0)	0 (0 to 0)	0 (0 to 0)	0 (0 to 0)	0 (0 to 0)	0 (0 to 0)	0 (0 to 0)	0 (0 to 0)	0 (0 to 0)	0 (0 to 0)	0 (0 to 0)	0 (0 to 0)	0 (0 to 0)	0 (0 to 0)	0 (0 to 0)	0 (0 to 0)	0
Hookworm disease	0 (0 to 0)	0 (0 to 0)	0 (0 to 0)	0 (0 to 0)	0 (0 to 0)	0 (0 to 0)	0 (0 to 0)	0 (0 to 0)	0 (0 to 0)	0 (0 to 0)	0 (0 to 0)	0 (0 to 0)	0 (0 to 0)	0 (0 to 0)	0 (0 to 0)	0 (0 to 0)	0 (0 to 0)	0 (0 to 0)	0 (0 to 0)	0 (0 to 0)	0 (0 to 0)	0 (0 to 0)	0 (0 to 0)	0
Food-borne trematodiases	0 (0 to 0)	0 (0 to 0)	0 (0 to 0)	0 (0 to 0)	0 (0 to 0)	0 (0 to 0)	0 (0 to 0)	0 (0 to 0)	0 (0 to 0)	0 (0 to 0)	0 (0 to 0)	0 (0 to 0)	0 (0 to 0)	0 (0 to 0)	0 (0 to 0)	0 (0 to 0)	0 (0 to 0)	0 (0 to 0)	0 (0 to 0)	0 (0 to 0)	0 (0 to 0)	0 (0 to 0)	0 (0 to 0)	0
Leprosy	0 (0 to 0)	0 (0 to 0)	0 (0 to 0)	0 (0 to 0)	0 (0 to 0)	0 (0 to 0)	0 (0 to 0)	0 (0 to 0)	0 (0 to 0)	0 (0 to 0)	0 (0 to 0)	0 (0 to 0)	0 (0 to 0)	0 (0 to 0)	0 (0 to 0)	0 (0 to 0)	0 (0 to 0)	0 (0 to 0)	0 (0 to 0)	0 (0 to 0)	0 (0 to 0)	0 (0 to 0)	0 (0 to 0)	0
Ebola	0 (0 to 0)	0 (0 to 0)	0 (0 to 0)	0 (0 to 0)	0 (0 to 0)	0 (0 to 0)	0 (0 to 0)	0 (0 to 0)	0 (0 to 0)	0 (0 to 0)	0 (0 to 0)	0 (0 to 0)	0 (0 to 0)	0 (0 to 0)	0 (0 to 0)	0 (0 to 0)	0 (0 to 0)	0 (0 to 0)	0 (0 to 0)	0 (0 to 0)	0 (0 to 0)	0 (0 to 0)	0 (0 to 0)	0
Zika virus	0 (0 to 0)	0 (0 to 0)	0 (0 to 0)	0 (0 to 0)	0 (0 to 0)	0 (0 to 0)	0 (0 to 0)	0 (0 to 0)	0 (0 to 0)	0 (0 to 0)	0 (0 to 0)	0 (0 to 0)	0 (0 to 0)	0 (0 to 0)	0 (0 to 0)	0 (0 to 0)	0 (0 to 0)	0 (0 to 0)	0 (0 to 0)	0 (0 to 0)	0 (0 to 0)	0 (0 to 0)	0 (0 to 0)	0
Guinea worm disease	0 (0 to 0)	0 (0 to 0)	0 (0 to 0)	0 (0 to 0)	0 (0 to 0)	0 (0 to 0)	0 (0 to 0)	0 (0 to 0)	0 (0 to 0)	0 (0 to 0)	0 (0 to 0)	0 (0 to 0)	0 (0 to 0)	0 (0 to 0)	0 (0 to 0)	0 (0 to 0)	0 (0 to 0)	0 (0 to 0)	0 (0 to 0)	0 (0 to 0)	0 (0 to 0)	0 (0 to 0)	0 (0 to 0)	0
Other neglected tropical diseases	11.0 (2.4 to 69.9)	39.0 (19.9 to 87.3)	270 (186 to 677)	790 (625 to 1,000)	1,000 (831 to 1,200)	221 (181 to 270)	414 (339 to 504)	257 (210 to 313)	176 (143 to 213)	22 (18 to 27)	17.1 (13.9 to 20.8)	22 (18 to 27)	16.5 (13.4 to 20.1)	16.7 (13.4 to 20.4)	16.7 (13.4 to 20.4)	16.7 (13.4 to 20.4)	16.7 (13.4 to 20.4)	16.7 (13.4 to 20.4)	16.7 (13.4 to 20.4)	16.7 (13.4 to 20.4)	16.7 (13.4 to 20.4)	16.7 (13.4 to 20.4)	16.7 (13.4 to 20.4)	2,850
Other infectious diseases	1,700 (1,400 to 2,000)	1,700 (1,400 to 2,000)	1,700 (1,400 to 2,000)



GBPD deficiency	3 (0.3 to 8.3)	3 (1.6 to 6.1)	28 (12.6 to 59.1)	137 (62 to 229)	190 (116.6 to 340)	267 (89.2 to 422)	177 (89.2 to 400)	134 (49.6 to 274)	102 (51.6 to 238)	89.8 (33.1 to 264)	77.2 (28.9 to 171)	79.1 (33.7 to 173)	69.3 (28.6 to 150)	61.7 (29 to 147)	94.9 (22 to 139)	49.4 (19.3 to 114)	29.6 (11.6 to 69.4)	14.2 (5.9 to 34.1)	6.7 (2.9 to 17.3)	2.2 (0.6 to 6.1)	0.6 (0.2 to 1.4)	0.1 (0 to 0.2)	0 (0 to 0)	1,600
GBPD bet	0 (0 to 0)	0 (0 to 0)	0 (0 to 0)	0 (0 to 0)	0 (0 to 0)	0 (0 to 0)	0 (0 to 0)	0 (0 to 0)	0 (0 to 0)	0 (0 to 0)	0 (0 to 0)	0 (0 to 0)	0 (0 to 0)	0 (0 to 0)	0 (0 to 0)	0 (0 to 0)	0 (0 to 0)	0 (0 to 0)	0 (0 to 0)	0 (0 to 0)	0 (0 to 0)	0 (0 to 0)	0 (0 to 0)	0 (0 to 0)	0
Other hemoglobinopathies and hemolytic anemias	3 (1 to 6.9)	9.6 (4.7 to 19.8)	121 (66.7 to 199)	237 (105 to 486)	454 (189 to 708)	527 (51.2 to 1,100)	78 (51.2 to 159)	41.9 (19.7 to 79.8)	32.1 (13 to 82.6)	39.1 (16.2 to 79.4)	33.6 (13.2 to 82.2)	29.2 (18.6 to 70.6)	27.4 (12.1 to 56.9)	46 (27.1 to 125)	27.5 (20.6 to 56.9)	67 (32.7 to 126)	66.1 (34.1 to 122)	92.6 (29 to 99.7)	49.6 (22.6 to 79)	28.6 (12.9 to 56.4)	13.6 (7.9 to 28.3)	4.1 (2.3 to 7.9)	1.1 (0.6 to 1.9)	1,400
Endocrine, metabolic, blood, and immune disorders	110 (43.9 to 254)	102 (38.2 to 262)	521 (238 to 1,230)	782 (449 to 1,380)	897 (567 to 1,390)	923 (294 to 935)	373 (219 to 993)	308 (97 to 1,140)	237 (202 to 703)	184 (68 to 577)	163 (52 to 571)	140 (59 to 377)	127 (54 to 288)	107 (54 to 775)	87 (77 to 775)	77 (57 to 775)	77 (57 to 775)	77 (57 to 775)	77 (57 to 775)	77 (57 to 775)	77 (57 to 775)	77 (57 to 775)	77 (57 to 775)	77 (57 to 775)	8,300
Oral disorders	0 (0 to 0)	0 (0 to 0)	0 (0 to 0)	439 (29 to 1,100)	473 (29 to 1,100)	630 (29 to 1,100)	629 (29 to 773)	629 (29 to 1,210)	629 (29 to 1,380)	629 (29 to 1,380)	629 (29 to 1,710)	1,080 (609 to 2,100)	1,110 (620 to 2,120)	940 (484 to 1,830)	1,020 (389 to 1,470)	1,020 (362 to 1,270)	1,020 (362 to 1,270)	1,020 (362 to 1,270)	1,020 (362 to 1,270)	1,020 (362 to 1,270)	1,020 (362 to 1,270)	1,020 (362 to 1,270)	1,020 (362 to 1,270)	1,020 (362 to 1,270)	10,200
Caries of deciduous teeth	0 (0 to 0)	0 (0 to 0)	0 (0 to 0)	0 (0 to 0)	0 (0 to 0)	0 (0 to 0)	0 (0 to 0)	0 (0 to 0)	0 (0 to 0)	0 (0 to 0)	0 (0 to 0)	0 (0 to 0)	0 (0 to 0)	0 (0 to 0)	0 (0 to 0)	0 (0 to 0)	0 (0 to 0)	0 (0 to 0)	0 (0 to 0)	0 (0 to 0)	0 (0 to 0)	0 (0 to 0)	0 (0 to 0)	0 (0 to 0)	379
Caries of permanent teeth	0 (0 to 0)	0 (0 to 0)	0 (0 to 0)	0 (0 to 0)	127 (37 to 339)	216 (67 to 474)	207 (69 to 455)	196 (72 to 455)	196 (72 to 455)	196 (72 to 455)	196 (72 to 455)	143 (72 to 455)	139 (67 to 350)	133 (67 to 350)	77.1 (32 to 350)	86.2 (17.2 to 119)	40.6 (17.2 to 89.2)	22.9 (7.2 to 77.9)	22.9 (8.7 to 49.9)	10.1 (3.8 to 24.9)	3.1 (0.6 to 9.2)	0.4 (0.2 to 2)	0.1 (0 to 0.6)	0 (0 to 0.1)	1,910
Periodontal diseases	0 (0 to 0)	0 (0 to 0)	0 (0 to 0)	0 (0 to 0)	0 (0 to 0)	0 (0 to 0)	0 (0 to 0)	0 (0 to 0)	0 (0 to 0)	0 (0 to 0)	0 (0 to 0)	0 (0 to 0)	0 (0 to 0)	0 (0 to 0)	0 (0 to 0)	0 (0 to 0)	0 (0 to 0)	0 (0 to 0)	0 (0 to 0)	0 (0 to 0)	0 (0 to 0)	0 (0 to 0)	0 (0 to 0)	0 (0 to 0)	4,900
Other oral disorders	0 (0 to 0)	0 (0 to 0)	0 (0 to 0)	309 (182 to 478)	249 (127 to 372)	218 (128 to 364)	207 (102 to 407)	196 (102 to 364)	196 (102 to 364)	196 (102 to 364)	196 (102 to 364)	196 (102 to 364)	196 (102 to 364)	196 (102 to 364)	196 (102 to 364)	196 (102 to 364)	196 (102 to 364)	196 (102 to 364)	196 (102 to 364)	196 (102 to 364)	196 (102 to 364)	196 (102 to 364)	196 (102 to 364)	196 (102 to 364)	2,990
Sudden infant death syndrome	–	–	363 (84.6 to 1,240)	2,440 (629 to 16,600)	–	–	–	–	–	–	–	–	–	–	–	–	–	–	–	–	–	–	–	–	NA
Injuries	1,200 (943 to 2,820)	1,790 (1,570 to 3,560)	7,470 (5,570 to 9,560)	21,900 (9,080 to 33,500)	19,700 (12,000 to 26,400)	19,600 (11,100 to 30,000)	27,100 (20,100 to 38,100)	33,100 (26,100 to 42,000)	29,100 (22,100 to 36,900)	27,200 (20,600 to 35,700)	25,600 (20,600 to 30,800)	26,400 (20,200 to 33,700)	30,100 (23,100 to 37,700)	14,500 (11,100 to 18,200)	13,400 (10,300 to 16,900)	9,600 (7,900 to 11,700)	3,600 (2,900 to 4,400)	3,330 (2,700 to 4,100)	1,290 (1,030 to 1,570)	376 (298 to 460)	119 (93 to 146)	29.2 (23.1 to 35.9)	314,000
Transport injuries	264 (77.9 to 932)	504 (97.1 to 364)	1,540 (669 to 3,790)	5,320 (1,950 to 13,600)	5,260 (4,420 to 10,700)	7,080 (3,930 to 9,470)	9,810 (6,960 to 17,400)	11,300 (6,190 to 18,200)	10,300 (5,980 to 12,600)	9,240 (4,760 to 15,400)	8,760 (4,340 to 9,590)	8,150 (3,790 to 7,900)	10,300 (5,040 to 9,690)	4,630 (3,080 to 6,640)	4,640 (2,870 to 5,730)	3,240 (2,280 to 4,700)	2,540 (1,760 to 3,700)	2,540 (1,000 to 2,000)	812 (600 to 1,130)	428 (289 to 581)	126 (106 to 161)	38.4 (23.5 to 61)	0.8 (0.7 to 0.9)	102,000
Road injuries	246 (10.1 to 601)	159 (62.9 to 337)	1,060 (531 to 3,060)	5,350 (1,720 to 12,600)	7,190 (4,130 to 12,000)	5,230 (3,290 to 7,960)	10,600 (6,520 to 16,500)	11,400 (7,600 to 17,100)	7,790 (5,160 to 11,900)	6,220 (4,220 to 9,420)	5,320 (3,940 to 8,080)	6,990 (3,430 to 7,200)	6,100 (2,820 to 6,120)	4,220 (2,920 to 6,230)	3,900 (2,660 to 6,490)	3,130 (2,190 to 4,960)	2,480 (1,720 to 3,420)	1,390 (963 to 1,960)	790 (599 to 1,100)	420 (320 to 560)	139 (108 to 187)	33.4 (22.6 to 39.7)	0.8 (0.6 to 0.9)	66,100
Pedestrian road injuries	110 (29.2 to 313)	63.4 (19.3 to 156)	391 (207 to 1,060)	2,200 (676 to 6,770)	3,090 (1,620 to 6,420)	2,190 (1,110 to 3,760)	4,290 (2,290 to 7,290)	4,570 (2,630 to 7,330)	3,190 (1,900 to 5,850)	2,440 (1,640 to 3,820)	2,190 (1,380 to 3,490)	1,900 (1,220 to 3,100)	1,870 (697 to 2,960)	1,670 (1,050 to 2,670)	1,470 (819 to 2,300)	1,060 (771 to 1,670)	992 (562 to 1,690)	522 (279 to 479)	331 (217 to 479)	199 (159 to 261)	73.6 (37.7 to 89.8)	11.6 (6.9 to 16.7)	0.2 (0.1 to 0.4)	34,900
Cyclist road injuries	10 (1 to 0)	10 (1 to 0)	43 (4 to 0)	180 (60 to 760)	277 (74 to 1,000)	209 (59 to 809)	329 (93 to 1,330)	352 (92 to 1,560)	249 (68 to 1,230)	183 (49 to 1,000)	166 (44 to 1,070)	177 (47 to 997)	147 (42 to 997)	130 (36 to 720)	123 (32 to 704)	99 (26 to 569)	77 (20 to 439)	40 (10 to 228)	25 (7 to 143)	15 (4 to 87)	4 (1 to 23)	0.9 (0.2 to 5.2)	0 (0 to 0.1)	0 (0 to 0.1)	8,060
Motorcyclist road injuries	19.4 (2.5 to 55.9)	9.6 (2.5 to 28.1)	62.2 (18.5 to 262)	298 (66.1 to 852)	447 (169 to 1,210)	370 (121 to 955)	791 (262 to 1,620)	883 (279 to 1,720)	618 (297 to 1,280)	396 (262 to 886)	427 (256 to 753)	291 (228 to 672)	318 (185 to 581)	320 (181 to 582)	264 (161 to 513)	232 (139 to 431)	223 (118 to 393)	125 (73 to 221)	78.5 (49.5 to 139)	46.7 (29.1 to 86.4)	19.7 (11.4 to 39.3)	4.2 (2 to 9.6)	0.6 (0.4 to 1.1)	6,430
Motor vehicle road injuries	178 (37.1 to 328)	75.3 (27.6 to 171)	709 (223 to 1,940)	2,270 (698 to 5,810)	3,170 (1,560 to 5,630)	2,220 (1,160 to 3,810)	6,790 (2,420 to 7,960)	9,200 (2,800 to 7,960)	6,360 (2,800 to 5,460)	4,630 (1,470 to 4,170)	4,200 (1,390 to 3,470)	4,790 (1,540 to 3,150)	4,600 (871 to 2,960)	1,710 (1,040 to 2,710)	1,660 (853 to 2,370)	1,060 (620 to 1,630)	693 (385 to 1,030)	331 (189 to 516)	299 (180 to 446)	191 (97 to 332)	67 (29 to 79.7)	9.4 (5.1 to 12.2)	1.6 (0.9 to 2.2)	39,500
Other road injuries	9.4 (1.1 to 25.1)	8.6 (0.9 to 23.1)	59.6 (5.6 to 171)	316 (1.6 to 877)	1,120 (1.6 to 2.1)	1,120 (1.6 to 2.1)	1,120 (1.6 to 2.1)	1,120 (1.6 to 2.1)	1,120 (1.6 to 2.1)	1,120 (1.6 to 2.1)	1,120 (1.6 to 2.1)	1,120 (1.6 to 2.1)	1,120 (1.6 to 2.1)	1,120 (1.6 to 2.1)	1,120 (1.6 to 2.1)	1,120 (1.6 to 2.1)	1,120 (1.6 to 2.1)	1,120 (1.6 to 2.1)	1,120 (1.6 to 2.1)	1,120 (1.6 to 2.1)	1,120 (1.6 to 2.1)	1,120 (1.6 to 2.1)	1,120 (1.6 to 2.1)	217
Other transport injuries	13.3 (1.9 to 29.8)	15.3 (2.9 to 28.5)	67.4 (24.1 to 267)	470 (98.8 to 1,920)	695 (164 to 1,910)	394 (183 to 762)	557 (281 to 1,400)	699 (289 to 1,820)	600 (327 to 1,280)	592 (218 to 1,270)	498 (271 to 1,140)	448 (220 to 998)	395 (168 to 940)	265 (124 to 477)	175 (83.2 to 343)	170 (64.9 to 196)	89.2 (29.6 to 126)	32 (9.7 to 56.3)	19.4 (11.9 to 37.6)	3.4 (2.3 to 5.7)	0.6 (0.4 to 1.4)	0.1 (0.1 to 0.3)	0.2 (0.1 to 0.3)	6,380
Unintentional injuries	1,090 (629 to 2,430)	1,650 (963 to 4,360)	5,890 (2,630 to 15,000)	15,900 (6,160 to 34,900)	15,900 (6,660 to 31,000)	13,900 (6,220 to 32,700)	17,600 (6,220 to 31,000)	21,400 (8,330 to 31,000)	18,900 (6,750 to 31,300)	17,400 (5,660 to 30,000)	16,700 (5,660 to 28,400)	16,900 (5,510 to 27,900)	19,700 (5,660 to 27,610)	9,470 (3,420 to 16,200)	8,710 (3,420 to 14,900)	6,060 (2,660 to 10,500)	2,060 (1,070 to 3,700)	2,060 (1,070 to 3,700)	984 (743 to 1,430)	256 (172 to 372)	77.6 (58.6 to 106)	19.1 (13.1 to 26.1)	0.5 (0.3 to 0.7)	101,000
Falls	284 (74.3 to 723)	414 (79.2 to 914)	1,540 (722 to 3,720)	4,110 (1,270 to 9,920)	4,040 (2,210 to 8,210)	3,600 (1,740 to 5,600)	5,020 (2,740 to 7,960)	5,960 (3,020 to 9,310)	4,960 (2,740 to 7,050)	4,530 (2,310 to 7,110)	4,340 (2,310 to 6,620)	4,400 (2,260 to 6,260)	5,120 (2,310 to 6,999)	2,460 (1,140 to 4,220)	2,270 (1,140 to 3,880)	1,580 (1,010 to 2,730)	536 (477 to 1,120)	536 (477 to 1,120)	256 (164 to 372)	66.6 (39.6 to 126)	20.2 (12.9 to 34.6)	5 (3.2 to 7.4)	0.1 (0.1 to 0.2)	13,600
Drowning	41.6 (20.9 to 181)	49.6 (12.9 to 96.3)	274 (127 to 1,070)	4,960 (1,920 to 13,700)	2,870 (1,920 to 9,660)	1,730 (1,920 to 5,210)	1,010 (822 to 1,810)	779 (427 to 1,330)	476 (270 to 899)	362 (219 to 699)	349 (156 to 651)	316 (119 to 626)	297 (132 to 626)	227 (126 to 422)	206 (113 to 389)	178 (72 to 310)	136 (78.9 to 249)	78.7 (48 to 130)	49.5 (28.6 to 78)	22.2 (12.8 to 36.9)	7.6 (4.3 to 12.8)	1.6 (0.9 to 2.6)	0.2 (0.1 to 0.4)	14,600
Fire, heat, and hot substances	116 (54.9 to 228)	107 (48.4 to 206)	507 (268 to 2,040)	2,200 (787 to 5,300)	1,060 (647 to 1,960)	777 (473 to 1,270)	940 (522 to 1,120)	941 (579 to 1,230)	720 (530 to 1,130)	641 (327 to 1,060)	709 (529 to 1,130)	594 (442 to 1,010)	671 (371 to 991)	560 (329 to 756)	509 (260 to 806)	418 (247 to 676)	289 (180 to 443)	197 (108 to 297)	150 (84.1 to 87.4)	67.6 (37.1 to 102)	21.6 (13.7 to 32.6)	5 (2.9 to 7.4)	0.9 (0.5 to 1.3)	12,200
Poisonings	82.7 (27.4 to 233)	110 (37.2 to 260)	1,220 (297 to 3,660)	1,360 (340 to 3,660)	793 (261 to 1,740)	629 (261 to 1,220)	634 (261 to 1,090)	643 (261 to 1,090)	489 (261 to 1,090)	399 (261 to 1,090)	432 (261 to 1,090)	477 (261 to 1,090)	493 (261 to 1,090)	454 (261 to 1,090)	454 (261 to 1,090)	454 (261 to 1,090)	379 (261 to 1,090)	242 (261 to 1,090)	139 (261 to 1,090)	64.7 (261 to 1,090)	32.3 (261 to 1,090)	7.1 (261 to 1,090)	0.8 (261 to 1,090)	0.2 (261 to 1,090)	8,710
Poisoning by carbon monoxide	12.1 (1.6 to 48.6)	10.6 (0.6 to 58.6)	74.3 (7.6 to 366)	114 (7.6 to 377)	103 (22 to 340)	63 (7.7 to 178)	147 (69.9 to 422)	147 (69.9 to 472)	128 (397.6 to 391)	128 (44.3 to 327)	128 (437.1 to 364)	128 (51.6 to 484)	113 (69.9 to 462)	89.6 (39.9 to 361)	89.6 (39.9 to 361)	54 (39.3 to 337)	54 (43.3 to 364)	54 (33.4 to 251)	54 (29.9 to 196)	24 (9.7 to 36)	6.7 (2.9 to 11.7)	1.3 (0.6 to 2.6)	0.2 (0.1 to 0.3)	2,060
Poisoning by other means	78.6 (18 to 196)	99.2 (9.2 to 260)	998 (220 to 2,720)	1,220 (326 to 2,760)	1,160 (293 to 3,060)	897 (189 to 860)	1,420 (720 to 3,870)	1,830 (1,130 to 5,720)	1,360 (1,130 to 4,610)	1,090 (1,130 to 4,610)	1,090 (1,130 to 4,610)	1,090 (1,130 to 4,610)	822 (1,130 to 4,610)	606 (1,130 to 4,610)	525 (1,130 to 4,610)	435 (1,130 to 4,610)	330 (1,130 to 4,610)	195 (1,130 to 4,610)	105 (1,130 to 4,610)	22.9 (1,130 to 4,610)	6.5 (1,130 to 4,610)	1.1 (1,130 to 4,610)	0.2 (1,130 to 4,610)	6,400
Exposure to mechanical forces	237 (13 to 1,440)	1,060 (9.6 to 7,800)	636 (61.2 to 3,430)	1,220 (330 to 3,870)	1,160 (569 to 2,000)	807 (484 to 1,440)	1,420 (762 to 2,800)	1,830 (919 to 3,000)	1,360 (732 to 2,490)	1,090 (692 to 1,860)	1,090 (629 to 1,850)	1,090 (499 to 1,410)	822 (499 to 1,860)	606 (391 to 1,360)	525 (391 to 1,360)	435 (294 to 1,040)	330 (192 to 1,040)	195 (107 to 379)	105 (69 to 379)	22.9 (22.6 to 97.9)	6.5 (3.9 to 37.4)	1.1 (0.7 to 11.7)	0.2 (0.1 to 1.8)	19,600
Unintentional firearm injuries	27 (6.7 to 109)	41.1 (6.9 to 88)	168 (52.6 to 1,390)	1,170 (563.6 to 1,100)	497 (268.7 to 760)	1,420 (176 to 586)	1,420 (263 to 1,320)	1,830 (219 to 1,470)	1,360 (219 to 1,470)	1,090 (166 to 1,360)	1,090 (129 to 1,360)	1,090 (129 to 1,360)	822 (129 to 1,360)	606 (77.1 to 1,360)	525 (77.1 to 1,360)	435 (43.3 to 1,360)	330 (43.3 to 1,360)	195 (43.3 to 1,360)	105 (43.3 to 1,360)	22.9 (43.3 to 1,360)	6.5 (4.3 to 1,360)	1.1 (0.7 to 1,360)	0.2 (0.2 to 0.7)	6,470
Other exposure to mechanical forces	237 (9.9 to 1,110)	961 (42.9 to 7,260)	469 (32.4 to 2,260)	896 (229 to 3,260)	826 (203 to 1,630)	676 (269 to 1,200)	772 (319 to 1,800)	933 (271 to 2,130)	698 (271 to 1,900)	641 (214 to 1,380)	679 (203 to 1,460)	529 (249 to 1,130)	516 (237 to 1,060)	370 (237 to 1,060)	349 (237 to 1,060)	251 (139 to 613)	195 (92 to 397)	101 (51.3 to 196)	64 (24.2 to 123)	39.2 (19.6 to 69.1)	14.1 (8.1 to 28.1)	2.6 (1.4 to 7.1)	0.7 (0.4 to 1.2)	10,100
Adverse effects of medical treatment	166 (80.7 to 426)	152 (81.1 to 402)	1,190 (259 to 3,270)	1,360 (280 to 3,860)	922 (269 to 1,290)	262 (72.9 to 764)	368 (72.9 to 903)	251 (83.3 to 961)	237 (77.6 to 751)	220 (67.3 to 732)	222 (60.3 to 732)	200 (67.1 to 754)	200 (67.1 to 731)	200 (67.1 to 731)	200 (67.1 to 731)	221 (67.2 to 612)	226 (68.1 to 764)	199 (68.1 to 698)	199 (27.2 to 376)	76.7 (27.2 to 299)	13.4 (4.1 to 50.7)	2.2 (1.1 to 12.9)	0.6 (0.2 to 2.6)	6,490
Animal contact	29.9 (14.7 to 69.1)	14 (4.7 to 37.3)	231 (72.4 to 677)	1,060 (322 to 3,060)	1,100 (643 to 2,060)	1,100 (527 to 2,370)	924 (527 to 2,010)	1,100 (527 to 1,920)	1,100 (527 to 1,920)	1,100 (527 to 1,920)	1,100 (527 to 1,920)	379 (527 to 1,710)	344 (527 to 1,710)	76 (77.5 to 1,710)	254 (77.5 to 1,710)	254 (77.5 to 977)	254 (77.5 to 977)	254 (77.5 to 977)	254 (77.5 to 977)	254 (77.5 to 977)	254 (77.5 to 977)	254 (77.5 to 977)	254 (77.5 to 977)	254 (77.5 to 977)	8,210
Venomous animal contact	13.4 (3.8 to 34.7)	5.4 (1 to 19.9)	83 (16.5 to 337)	467 (42.5 to 1,400)	467 (172.5 to 1,510)	467 (120 to 903)	467 (62.4 to 844)	467 (62.4 to 833)	467 (66 to 826)	467 (77.6 to 839)	467 (63.7 to 837)	467 (79.2 to 817)	467 (66.9 to 581)	467 (126 to 669)	467 (126 to 669)	467 (143 to 726)	467 (190 to 726)	467 (107 to 620)	467 (66.9 to 396)	467 (39.3 to 164)	467 (18.8 to 81.9)	467 (9.2 to 29.9)	467 (1.1 to 6.4)	4,710
Non-venomous animal contact	19.6 (5.2 to 54.9)	14.7 (5.2 to 39)	151 (49.6 to 418)	697 (181 to 1,870)	644 (169 to 1,290)	285 (101 to 627)	249 (83.8 to 602)	249 (79 to 481)	249 (70.7 to 361)	192 (62.8 to 360)	163 (49.8 to 350)	164 (49.8 to 350)	164 (49.8 to 350)	164 (49.8 to 361)	129 (49.8 to 361)	123 (49.8 to 329)	79.7 (32.8 to 194)	43.2 (17.4 to 117)	27.4 (11.4 to 76.4)	10.7 (4.9 to 28.4)	2.2 (1.2 to 7.3)	0.4 (0.2 to 2.3)	0.2 (0.1 to 0.6)	3,500
Foreign body	1,080 (567 to 2,770)	1,650 (939 to 3,730)	7,220 (3,170 to 14,600)	15,900 (3,660 to 33,500)	15,900 (3,660 to 31,000)	13,900 (3,660 to 32,700)	17,600 (3,660 to 31,000)	21,400 (3,660 to 31,000)	18,900 (3,660 to 31,300)	17,400 (3,660 to 30,000)	16,700 (3,660 to 28,400)	16,900 (3,660 to 27,900)	19,700 (3,660 to 27,610)	9,470 (3,660 to 16,200)	8,710 (3,660 to 14,900)	6,060 (3,660 to 10,500)	2,060 (1,070 to 3,700)	2,060 (1,070 to 3,700)	984 (743 to 1,430)	256 (172 to 372)	77.6 (58.6 to 106)	19.1 (13.1 to 26.1)	0.5 (0.3 to 0.7)	101,000
Pulmonary aspiration and foreign body in airway	89.3 (31.4 to 202)	62.7 (19.9 to 88)	296 (68.6 to 1,210)	376 (72.6 to 952)	217 (79.9 to 384)	202 (79.9 to 384)	318 (82.6 to 641)	309 (180 to 803)	439 (120 to 833)	244 (120 to 833)	170 (71.1 to 353)	134 (49.3 to 291)	132 (37.9 to 231)	132 (37.9 to 231)	116 (37.9 to 218)	76.9 (29.5 to 150)	49.1 (20.2 to 135)	47.8 (6.6 to 92.6)	27.4 (6.6 to 92.6)	16.2 (3.1 to 32.7)	3.9 (1.3 to 20.4)	1.1 (0.3 to 2.2)	0.2 (0.1 to 0.4)	3,190
Foreign body in eyes	0.1 (0 to 0.2)	0.2 (0.1 to 0.6)	3.9 (1 to 9.6)	19.7 (5.6 to 50.1)	29.6 (7.4 to 97.9)	27.2 (8.2 to 63.4)	28.7 (8.2 to 66.1)	29.4 (8.1 to 66.1)	29.2 (7.6 to 59.2)	28.2 (7.6 to 59.2)	27.8 (7.6 to 58.6)	28.2 (8.1 to 58.6)	27.8 (7.6 to 58.6)	16.5 (7.6 to 33.1)	12.7 (6.7 to 23.1)	9.7 (5.6 to 19)	7.6 (4.6 to 17.8)	4.1 (1.9 to 8.3)	2.9 (1.1 to 6.5)	1.7 (0.6 to 3.6)	0.6 (0.2 to 1.4)	0.1 (0.1 to 0.1)	0 (0 to 0)	286
Foreign body in other body part	48.6 (19.1 to 130)	17.3 (4.9 to 62.7)	200 (62.7 to 1,020)	686 (186 to 2,160)	309 (129 to 672)	164 (64.2 to 333)	239 (64.2 to 479)	256 (64.2 to 479)	248 (64.2 to 479)	226 (64.2 to 479)	233 (64.2 to 445)	205 (64.2 to 436)	149 (64.2 to 436)	164 (64.2 to 436)	89.7 (64.2 to 436)	68.9 (64.2 to 436)	61 (37.4 to 436)	39.6 (37.4 to 436)	29.4 (37.4 to 436)	19.1 (11.6 to 36.1)	6.2 (3.1 to 12.9)	1.9 (1.1 to 3.4)	0.3 (0.2 to 0.5)	3,400
Other unintentional injuries	84.2 (27.3 to 99)	54.9 (4.2 to 38.1)	1,020 (29.6 to 3,990)	1,360 (108 to 1,360)	1,360 (122 to 1,360)	1,360 (122 to 1,360)	1,360 (181 to 1,360)	1,360 (249 to 1,130)	1,360 (165 to 1,360)	1,360 (138 to 1,360)	1,360 (132 to 1,360)	1,360 (132 to 1,360)	1,360 (132 to 1,360)	1,360 (132 to 1,360)	1,360 (69.9 to 276)	1,360 (69.9 to 276)	1,360 (39.1 to 276)	1,360 (24.6 to 99.4)	1,360 (24.6 to 99.4)	1,360 (21.5 to 99.4)	1,360 (7.6 to 33.2)	1,360 (3.2 to 11)	1,360 (1.1 to 6.2)	4,050
Exposure to forces of nature	0.6 (0.6 to 0.7)	1.6 (1.3 to 1.6)	17.6 (10.4 to 12.6)	69 (48.3 to 64.9)	82.6 (67.2 to 98.9)	61.2 (56.6 to 89.4)	63.3 (6.6 to 73.7)	51.7 (6.6 to 67.4)	43.8 (39.3 to 54.1)	38.5 (32.7 to 49.8)	33.2 (29.6 to 38.2)	27 (17.9 to 29.1)	24.5 (12.7 to 17.9)	11.9 (12.3 to 14)	11.9 (7.6 to 11.1)	8.2 (6.9 to 8.6)	2.2 (3.4 to 5.1)	1.1 (1.6 to 2.7)	1.1 (0.4 to 0.6)	0.5 (0.1 to 0.2)	0.2 (0 to 0)	0 (0 to 0)	679
Other unintentional injuries	28.7 (9.1 to 68.6)	37.4 (10.6 to 111)	230 (69.6 to 1,210)	1,160 (228 to 2,820)	747 (327.6 to 1,260)	1,060 (123 to 1,870)	1,060 (123 to 1,870)	1,060 (449 to 2,060)	1,060 (189 to 1,920)	824 (189 to 1,920)	709 (189 to 1,720)	709 (213 to 1,810)	709 (213 to 1,720)	471 (227 to 1,030)	377 (111 to 1,030)	377 (111 to 1,030)	377 (134 to 788)	377 (134 to 633)	377 (134 to 633)	377 (134 to 633)	377 (134 to 633)	377 (134 to 633)	377 (134 to 633)	377 (134 to 633)	10,200
Self-harm and interpersonal violence	1,110 (27.9 to 64.6)	1,510 (39.9 to 33.7)	6,940 (75.1 to 270)	13,900 (538 to 1,260)	9,240 (539.6 to 19.1)	6,140 (1,660 to 3,810)	9,240 (6,130 to 11,100)	11,200 (10,100 to 16,400)	8,610 (10,100 to 13,700)	6,940 (10,100 to 20,400)	6,140 (10,100 to 21,100)	6,140 (10,100 to 22,600)	6,140 (10,100 to 21,200)	6,140 (8,150 to 19,300)	6,140 (5,620 to 9,810)	6,140 (2,200 to 5,140)	6,140 (1,330 to 2,490)	6,140 (677 to 1,260)	6,140 (397 to 693)	6,140 (179 to 350)	6,140 (84.9 to 173)	6,140 (37.9 to 72.9)	6,140 (17.7 to 33)	121,000
Self-harm	0 (0 to 0)	0 (0 to 0)	0 (0 to 0)	0 (0 to 0)	1,660 (822 to 3,200)	2,920 (1,640 to 5,630)	3,720 (2,130 to 5,170)	3,020 (1,820 to 4,760)	2,460 (1,480 to 3,960)	2,370 (1,430 to 4,070)	2,370 (1,560 to 3,960)	2,260 (1,560 to 3,960)	1,940 (1,560 to 3,760)	1,830 (1,560 to 2,990)	1,670 (1,560 to 2,670)	1,330 (738 to 2,130)	827 (577 to 1,270)	669 (397 to 693)	382 (179 to 350)	198 (84.1 to 344)	61.2 (37.9 to 72.9)	10.1 (6.1 to 16.2)	1.1 (0.7 to 1.8)	27,000
Self-harm by fiream	0 (0 to 0)	0 (0 to 0)	0 (0 to 0)	0 (0 to 0)	60.9 (0 to 0)	306 (78.4 to 745)	306 (102 to 1,140)	244 (71.6 to 903)	244 (71.6 to 903)	211 (71.6 to 903)	196 (71.6 to 903)	196 (71.6 to 903)	196 (71.6 to 903)	196 (67.3 to 903)	196 (67.3 to 903)	90.1 (67.3 to 903)	66.8 (67.3 to 745)	39.3 (67.3 to 745)	19.6 (67.3 to 903)	7.2 (3.1 to 9.2)	2.4 (1.4 to 3)	0.5 (0.3 to 1.2)	0.1 (0.1 to 0.2)	2,460
Self-harm by other specified means	0 (0 to 0)	0 (0 to 0)	0 (0 to 0)	0 (0 to 0)	1,560 (822 to 3,200)	2,920 (1,640 to 5,630)	3,720 (2,130 to 5,170)	3,020 (1,820 to 4,760)	2,460 (1,480 to 3,960)	2,370 (1,430 to 4,070)	2,370 (1,560 to 3,960)	2,260 (1,560 to 3,960)	1,940 (1,560 to 3,760)	1,830 (1,560 to 2,990)	1,670 (1,560 to 2,670)	1,330 (738 to 2,130)	827 (577 to 1,270)	669 (397 to 693)	382 (179 to 350)	198 (84.1 to 344)	61.2 (37.9 to 72.9)	10.1 (6.1 to 16.2)	1.1 (0.7 to 1.8)	24,600
Interpersonal violence	37.4 (14.6 to 68.7)	52 (14.6 to 21)	57 (23.6 to 235)	339 (103 to 994)	293 (123 to 600)	309 (160 to 531)	1,170 (642 to 2,120)	1,800 (673 to 2,840)	1,170 (677 to 1,880)	1,170 (928 to 1,360)	993 (578 to 960)	299 (241 to 541)	233 (241 to 541)	766 (241 to 541)	82.8 (150 to 261)	66.7 (299.6 to 78.9)	57.3 (214 to 66.9)	19.5 (71.7 to 20.2)	9.4 (67.9 to 11.9)	4.2 (3.3 to 5.3)	1.6 (1.3 to 2.1)	0.3 (0.3 to 0.4)	0.1 (0.1 to 0.1)	7,250
Physical violence by fiream	9.6 (5 to 25)	2.2 (0.4 to 9)	21.9 (4.6 to 93)	73.9 (12.9 to 326)	43.7 (12.6 to 124)	54 (19.4 to 134)	69.4 (14.4 to 400)	57.7 (11.9 to 720)	39.7 (7.6 to 556)	37.8 (7.6 to 556)	33.9 (4.6 to 556)	29.8 (3.6 to 556)	28 (3.6 to 556)	21.1 (3.6 to 556)	8.7 (3.6 to 556)	2.4 (3.6 to 556)	1.1 (3.6 to 556)	0.4 (3.6 to 556)	0.2 (3.6 to 556)	0.1 (3.6 to 556)	0 (3.6 to 556)	0 (3.6 to 556)	0 (3.6 to 556)	1,970
Physical violence by sharp object	8.2 (3.1 to 19)	7.2 (1.3 to 21)	51 (12.7 to 67.4)	29.4 (5 to 109)	20.2 (5.2 to 72.2)	22.2 (6.6 to 78)	29.2 (6.6 to 180)	23.9 (6.1 to 180)

SR Table 2a: Comoros DALYS by cause and age group for males with 95% uncertainty intervals, 2019

Cause	Early Neonatal (0-6 days)	Late Neonatal (7-27 days)	Post Neonatal (28 days - 5 yrs)	1 to 4	5 to 9	10 to 14	15 to 19	20 to 24	25 to 29	30 to 34	35 to 39	40 to 44	45 to 49	50 to 54	55 to 59	60 to 64	65 to 69	70 to 74	75 to 79	80 to 84	85 to 89	90 to 94	95 plus	Total
All causes	1,600 (1,600 to 1,600)	1,200 (1,200 to 1,200)	2,400 (2,400 to 2,400)	9,200 (7,870 to 10,100)	5,200 (4,640 to 5,850)	4,200 (3,270 to 5,130)	5,200 (4,240 to 6,160)	6,200 (4,750 to 8,040)	6,600 (4,840 to 8,840)	6,600 (4,740 to 8,750)	6,200 (4,620 to 8,670)	5,800 (4,150 to 7,800)	5,400 (3,960 to 7,200)	5,000 (3,660 to 6,720)	4,600 (3,340 to 6,260)	4,200 (3,040 to 5,670)	3,800 (2,740 to 5,080)	3,400 (2,450 to 4,530)	3,000 (2,150 to 4,020)	2,600 (1,870 to 3,500)	2,200 (1,600 to 2,980)	1,800 (1,330 to 2,460)	1,400 (1,020 to 1,940)	107,000 (107 to 108)
Communicable, maternal, neonatal, and nutritional diseases	19,600 (16,900 to 23,000)	2,810 (2,170 to 3,540)	7,670 (5,850 to 9,950)	6,780 (5,460 to 7,240)	2,530 (1,920 to 3,260)	1,020 (1,180 to 2,040)	1,640 (1,130 to 2,640)	2,440 (1,220 to 3,520)	1,950 (1,200 to 2,750)	1,910 (1,280 to 2,750)	1,830 (1,220 to 2,680)	1,660 (1,050 to 2,660)	1,560 (1,060 to 2,360)	1,620 (1,030 to 2,760)	1,600 (1,100 to 2,480)	1,580 (1,100 to 2,370)	1,560 (1,070 to 2,330)	1,540 (979 to 2,330)	1,520 (979 to 2,290)	1,160 (674 to 1,820)	694 (467 to 932)	331 (232 to 450)	116 (89.2 to 149)	32.9 (22.4 to 42.4)	46,800
HIV/AIDS and sexually transmitted infections	414 (137 to 1,060)	119 (75.9 to 516)	221 (70 to 516)	19.4 (2.4 to 37.9)	4.5 (1.2 to 11.5)	2.0 (1.1 to 4)	11.6 (3.5 to 29.5)	24.3 (7.4 to 103)	32 (10.5 to 146)	23 (7 to 115)	19.4 (7.7 to 73)	19.9 (8.1 to 80.1)	19.8 (7.9 to 78.5)	11.1 (4.1 to 32)	2.2 (0.9 to 19.1)	2.4 (0.8 to 7.4)	1.7 (0.6 to 4.4)	0.4 (0.4 to 2.2)	0.4 (0.2 to 1.2)	0.3 (0.1 to 0.7)	0.2 (0 to 0.5)	0.0 (0 to 0.5)	939
HIV/AIDS	0 (0 to 0)	0 (0 to 0)	2.3 (0.6 to 7.4)	0.6 (0.1 to 20.4)	0.2 (0.1 to 0.7)	0.3 (0.2 to 0.8)	1.1 (0.3 to 3.6)	6.1 (1.5 to 28.3)	17.4 (2.6 to 96.2)	21.2 (3.2 to 124)	16.1 (2.5 to 111)	10.1 (1.5 to 68.2)	9.6 (2.4 to 59.7)	2.2 (0.4 to 20.3)	0.4 (0.1 to 4.2)	1.3 (0.2 to 6.4)	0.4 (0.2 to 1.8)	0.1 (0 to 0.4)	0.1 (0 to 0.5)	0.1 (0 to 0.3)	0.0 (0 to 0.2)	0.0 (0 to 0.2)	94.1
HIV/AIDS - Drug-susceptible Tuberculosis	0 (0 to 0)	0 (0 to 0)	0.2 (0 to 2.4)	0.1 (0.1 to 10.4)	0.2 (0 to 0.6)	0.1 (0 to 0.3)	0.6 (0.2 to 2.1)	2.9 (1.1 to 11.3)	7.5 (2.5 to 32.2)	8.9 (3 to 43.6)	6.8 (2.5 to 37)	4.3 (1.4 to 23.9)	3.4 (1.3 to 19.3)	1.1 (0.4 to 6)	0.2 (0.1 to 1.2)	0.6 (0.2 to 2.3)	0.2 (0.1 to 0.6)	0 (0 to 0.2)	0 (0 to 0.1)	0 (0 to 0.1)	0 (0 to 0.1)	0 (0 to 0.1)	40.1
HIV/AIDS - Multidrug-resistant Tuberculosis without extensive drug resistance	0 (0 to 0)	0 (0 to 0)	0 (0 to 0.4)	0.2 (0 to 1.6)	0.1 (0 to 0.2)	0.1 (0 to 0.2)	0.5 (0.1 to 1.6)	1.2 (0.4 to 4.7)	1.4 (0.5 to 5.9)	1.1 (0.4 to 5.1)	0.7 (0.2 to 3.9)	0.4 (0.1 to 2.5)	0.2 (0 to 1.3)	0.2 (0 to 1.3)	0.1 (0 to 0.5)	0.1 (0 to 0.4)	0.1 (0 to 0.3)	0 (0 to 0.1)	0 (0 to 0.1)	0 (0 to 0.1)	0 (0 to 0.1)	0 (0 to 0.1)	9.3
HIV/AIDS - Extensively drug-resistant Tuberculosis	0 (0 to 0)	0 (0 to 0)	0 (0 to 0)	0 (0 to 0)	0 (0 to 0)	0 (0 to 0)	0 (0 to 0)	0 (0 to 0)	0 (0 to 0)	0 (0 to 0)	0 (0 to 0)	0 (0 to 0)	0 (0 to 0)	0 (0 to 0)	0 (0 to 0)	0 (0 to 0)	0 (0 to 0)	0 (0 to 0)	0 (0 to 0)	0 (0 to 0)	0 (0 to 0)	0 (0 to 0)	0 (0 to 0)	0.1
HIV/AIDS resulting in other diseases	0 (0 to 0)	0 (0 to 0)	0.6 (0.1 to 4.1)	2.1 (0 to 19.7)	0.4 (0.2 to 2.6)	0.2 (0 to 1.2)	0.5 (0.2 to 2.5)	2.7 (0.7 to 14.7)	8.6 (1.3 to 49.5)	10.6 (1.5 to 72.6)	8.4 (1.3 to 58.3)	5.1 (0.7 to 38.3)	2.8 (0.4 to 23.1)	1.4 (0.2 to 14.4)	0.1 (0 to 0.7)	0.6 (0.1 to 4.2)	0.9 (0.2 to 4.2)	0.4 (0.2 to 2.2)	0.3 (0.1 to 1.2)	0.1 (0 to 0.5)	0.0 (0 to 0.2)	0.0 (0 to 0.2)	47.6
Sexually transmitted infections excluding HIV	414 (130 to 1,060)	119 (75.9 to 516)	221 (70 to 516)	19.1 (1.9 to 17.1)	4.3 (1 to 9.2)	1.8 (0.9 to 3.6)	11.1 (3.3 to 27.1)	21.6 (6.7 to 88.8)	24.5 (7.9 to 113)	12.8 (3.7 to 69.3)	10.9 (3.1 to 53.2)	14.8 (3.9 to 57.7)	17.1 (5.4 to 57.2)	9.8 (2.9 to 32.2)	2.1 (0.8 to 13.2)	1.8 (0.6 to 5.1)	0.8 (0.3 to 2.1)	0.1 (0 to 0.5)	0.2 (0.1 to 0.7)	0.2 (0 to 0.6)	0.2 (0 to 0.5)	0.0 (0 to 0.5)	842
Syphilis	410 (130 to 1,060)	119 (37.1 to 266)	220 (70.3 to 516)	18.7 (1.9 to 17.1)	3.8 (1.1 to 9.2)	0.8 (0.2 to 2.4)	2.8 (0.3 to 2.4)	2.2 (0.3 to 2.8)	1.2 (0.3 to 1.8)	0.5 (0.1 to 1.6)	0.3 (0.1 to 0.9)	0.2 (0 to 0.5)	0.2 (0.1 to 0.4)	0.2 (0 to 0.4)	0.1 (0 to 0.2)	0.1 (0 to 0.2)	0.1 (0 to 0.2)	0.1 (0 to 0.1)	0.1 (0 to 0.1)	0.1 (0 to 0.1)	0.1 (0 to 0.1)	0.0 (0 to 0.1)	798
Chlamydial infection	0 (0 to 0)	0 (0 to 0)	0 (0 to 0)	0 (0 to 0)	0 (0 to 0)	0 (0 to 0)	0 (0 to 0)	0.4 (0 to 2.5)	0.4 (0 to 2.6)	0.2 (0 to 1.5)	0.2 (0 to 1.1)	0.1 (0 to 0.6)	0.1 (0 to 0.4)	0.1 (0 to 0.4)	0 (0 to 0.1)	0 (0 to 0.1)	0 (0 to 0.1)	0 (0 to 0.1)	0 (0 to 0.1)	0 (0 to 0.1)	0 (0 to 0.1)	0 (0 to 0.1)	7
Gonococcal infection	0 (0 to 0)	0 (0 to 0)	0 (0 to 0)	0 (0 to 0)	0 (0 to 0)	0 (0 to 0)	0 (0 to 0.1)	0.2 (0 to 2.4)	0.2 (0 to 1.7)	0.1 (0 to 1.4)	0.1 (0 to 0.7)	0.1 (0 to 0.5)	0.1 (0 to 0.4)	0.1 (0 to 0.5)	0 (0 to 0.1)	0 (0 to 0.1)	0 (0 to 0.1)	0 (0 to 0.1)	0 (0 to 0.1)	0 (0 to 0.1)	0 (0 to 0.1)	0 (0 to 0.1)	5.9
Trichomoniasis	0 (0 to 0)	0 (0 to 0)	0 (0 to 0)	0 (0 to 0)	0 (0 to 0)	0 (0 to 0)	0 (0 to 0)	0 (0 to 0)	0 (0 to 0.1)	0 (0 to 0.1)	0 (0 to 0.1)	0 (0 to 0.1)	0 (0 to 0.1)	0 (0 to 0.1)	0 (0 to 0.1)	0 (0 to 0.1)	0 (0 to 0.1)	0 (0 to 0.1)	0 (0 to 0.1)	0 (0 to 0.1)	0 (0 to 0.1)	0 (0 to 0.1)	1.9
Genital herpes	0 (0 to 0)	0 (0 to 0)	0 (0 to 0)	0 (0 to 0)	0 (0 to 0)	0 (0 to 0)	0.9 (0.1 to 6.6)	1.2 (0.3 to 4.2)	1.4 (0.4 to 5.4)	2.7 (0.8 to 11.1)	1.4 (0.4 to 6.3)	0.8 (0.2 to 4.1)	0.4 (0.1 to 2.1)	0.1 (0 to 0.8)	0.1 (0 to 0.5)	0.1 (0 to 0.4)	0.1 (0 to 0.3)	0 (0 to 0.1)	0 (0 to 0.1)	0 (0 to 0.1)	0 (0 to 0.1)	0 (0 to 0.1)	18.6
Other sexually transmitted infections	4 (1.2 to 10.1)	0.3 (0.1 to 1.4)	0.5 (0.2 to 2.1)	0.9 (0.1 to 6.6)	0.3 (0.1 to 0.8)	0.2 (0.1 to 0.5)	0.5 (0.1 to 1.4)	1.2 (0.4 to 3.4)	1.4 (0.4 to 5.4)	2.7 (0.8 to 11.1)	1.4 (0.4 to 6.3)	0.8 (0.2 to 4.1)	0.4 (0.1 to 2.1)	0.1 (0 to 0.8)	0.1 (0 to 0.5)	0.1 (0 to 0.4)	0.1 (0 to 0.3)	0 (0 to 0.1)	0 (0 to 0.1)	0 (0 to 0.1)	0 (0 to 0.1)	0 (0 to 0.1)	13.4
Respiratory infections and tuberculosis	1,280 (611 to 2,490)	422 (256 to 779)	2,230 (1,170 to 3,770)	963 (496 to 1,500)	220 (91 to 567)	270 (174 to 390)	377 (191 to 567)	326 (206 to 697)	302 (163 to 1,030)	307 (629 to 1,260)	362 (197 to 1,260)	397 (324 to 1,200)	382 (197 to 1,260)	382 (649 to 1,440)	397 (616 to 1,370)	382 (722 to 1,440)	397 (687 to 1,000)	382 (619 to 894)	397 (547 to 960)	382 (412 to 792)	397 (213 to 568)	382 (34 to 97.6)	16,700
Tuberculosis	1,280 (611 to 2,490)	422 (256 to 779)	2,230 (1,170 to 3,770)	963 (496 to 1,500)	220 (91 to 567)	270 (174 to 390)	377 (191 to 567)	326 (206 to 697)	302 (163 to 1,030)	307 (629 to 1,260)	362 (197 to 1,260)	397 (324 to 1,200)	382 (197 to 1,260)	382 (649 to 1,440)	397 (616 to 1,370)	382 (722 to 1,440)	397 (687 to 1,000)	382 (619 to 894)	397 (547 to 960)	382 (412 to 792)	397 (213 to 568)	382 (34 to 97.6)	16,700
Latent tuberculosis infection	0 (0 to 0)	0 (0 to 0)	0 (0 to 0)	0 (0 to 0)	0 (0 to 0)	0 (0 to 0)	0 (0 to 0)	0 (0 to 0)	0 (0 to 0)	0 (0 to 0)	0 (0 to 0)	0 (0 to 0)	0 (0 to 0)	0 (0 to 0)	0 (0 to 0)	0 (0 to 0)	0 (0 to 0)	0 (0 to 0)	0 (0 to 0)	0 (0 to 0)	0 (0 to 0)	0 (0 to 0)	0 (0 to 0)	0
Drug-susceptible tuberculosis	0 (0 to 0)	139 (57.7 to 267)	60.4 (42.2 to 181)	59.9 (29.7 to 92.2)	52.6 (27.7 to 107)	184 (77.1 to 337)	346 (146 to 629)	503 (220 to 946)	600 (233 to 1,160)	610 (231 to 1,160)	588 (229 to 1,090)	596 (219 to 989)	607 (231 to 976)	521 (266 to 822)	317 (153 to 513)	256 (117 to 437)	289 (154 to 449)	194 (104 to 314)	136 (73.9 to 214)	62.2 (34 to 93.4)	22.7 (12.3 to 34.9)	4.9 (2.6 to 8.4)	6,140
Multidrug-resistant tuberculosis without extensive drug resistance	0 (0 to 0)	24.4 (7.1 to 81.1)	10.1 (1.9 to 49.9)	9.6 (1.7 to 27.1)	8.7 (1.4 to 29.2)	29.2 (2.1 to 92.4)	61.3 (5.4 to 195)	89.2 (11.3 to 335)	106 (12.4 to 390)	107 (12.4 to 390)	104 (11.8 to 384)	99.6 (11.8 to 359)	101 (11.7 to 357)	91.8 (10.3 to 352)	53.7 (6.2 to 167)	43.6 (4.9 to 142)	48 (5.4 to 148)	32.7 (3.8 to 102)	22.7 (2.3 to 69.5)	10.5 (1.1 to 32.6)	3.7 (0.5 to 11.7)	0.7 (0.1 to 2.2)	1,020
Extensively drug-resistant tuberculosis	0 (0 to 0)	0 (0 to 0)	0.2 (0 to 1.1)	0.2 (0 to 0.7)	0.1 (0 to 0.4)	0.1 (0 to 0.4)	0.4 (0 to 1.3)	0.7 (0 to 3.2)	1.1 (0 to 4.4)	1.3 (0 to 5.4)	1.2 (0 to 4.6)	1.3 (0 to 4.3)	1.4 (0 to 4.3)	1.4 (0 to 4.5)	1.2 (0 to 3.7)	0.7 (0 to 2.3)	0.7 (0 to 2.1)	0.4 (0 to 1.2)	0.4 (0 to 1.1)	0.1 (0 to 0.4)	0.1 (0 to 0.2)	0.0 (0 to 0.1)	13.6
Lower respiratory infections	1,270 (605 to 2,470)	420 (255 to 778)	2,050 (1,010 to 3,520)	713 (328 to 1,270)	274 (113 to 703)	149 (99.4 to 228)	109 (48.6 to 193)	137 (49.7 to 220)	153 (79.2 to 247)	185 (99.4 to 307)	159 (84.9 to 257)	186 (102 to 304)	226 (120 to 364)	242 (139 to 404)	286 (159 to 516)	233 (159 to 491)	309 (220 to 548)	367 (277 to 585)	349 (277 to 585)	368 (283 to 597)	134 (85.5 to 207)	46.2 (29.3 to 72.4)	8,380
Upper respiratory infections	0.3 (0.1 to 0.4)	311 (0.2 to 0.6)	9.2e+3 (4.6e+3 to 1.8e+4)	53 (24 to 104)	37.6 (16.8 to 84.6)	33.9 (14.1 to 57.1)	39.1 (16.4 to 64.9)	28 (10.4 to 46)	24.1 (11.3 to 39.3)	20.5 (9.5 to 33.2)	19.3 (9.1 to 30.4)	19.2 (7.3 to 32.2)	15.2 (5.7 to 25.1)	10.2 (4.3 to 17.1)	7.6 (3.2 to 12.5)	5.7 (2.3 to 9.1)	4.3 (1.7 to 6.7)	2.2 (0.9 to 3.5)	1.3 (0.5 to 2.1)	0.4 (0.1 to 0.7)	0.2 (0 to 0.3)	0.0 (0 to 0.1)	345
Otitis media	18.7 (6 to 106)	0.5 (0 to 2.4)	2.6 (1.3 to 5.6)	19.5 (10.1 to 32.2)	22.3 (12.3 to 33.3)	19.4 (8.5 to 27.2)	19 (8.5 to 27.2)	22 (9.6 to 32.6)	19.5 (9.1 to 29.5)	19.3 (9.4 to 29.5)	19.3 (9.4 to 29.5)	19.5 (9.4 to 29.5)	19.7 (9.4 to 29.5)	19.4 (9.4 to 29.5)	19.4 (9.4 to 29.5)	19.4 (9.4 to 29.5)	19.4 (9.4 to 29.5)	19.4 (9.4 to 29.5)	19.4 (9.4 to 29.5)	19.4 (9.4 to 29.5)	19.4 (9.4 to 29.5)	19.4 (9.4 to 29.5)	182
Enteric infections	2,240 (1,410 to 3,307)	1,060 (664 to 1,726)	1,900 (1,200 to 3,100)	1,600 (1,060 to 1,930)	530 (320 to 1,020)	394 (239 to 679)	479 (239 to 1,020)	274 (139 to 1,020)	232 (116 to 466)	232 (116 to 466)	232 (116 to 466)	232 (116 to 466)	232 (116 to 466)	232 (116 to 466)	232 (116 to 466)	232 (116 to 466)	232 (116 to 466)	232 (116 to 466)	232 (116 to 466)	232 (116 to 466)	232 (116 to 466)	232 (116 to 466)	232 (116 to 466)	9,080
Diarrheal diseases	139 (41.9 to 307)	260 (66.2 to 726)	1,200 (649 to 3,290)	1,200 (577 to 3,600)	334 (239 to 1,090)	224 (139 to 422)	214 (100 to 422)	247 (115 to 681)	244 (116 to 676)	244 (116 to 676)	244 (116 to 676)	244 (116 to 676)	244 (116 to 676)	244 (120 to 676)	244 (122 to 676)	244 (120 to 521)	244 (109 to 477)	244 (112 to 521)	244 (99.2 to 477)	244 (89 to 429)	244 (78.8 to 356)	244 (53 to 275)	244 (29.4 to 150)	8,660
Typhoid and paratyphoid	0 (0 to 0)	0 (0 to 0)	0 (0.3 to 2.4)	70.7 (22 to 195)	69.9 (34.6 to 233)	53.2 (28.2 to 172)	43.9 (12.5 to 96.3)	29.2 (7.6 to 64.4)	23.2 (6.6 to 39.1)	1.6 (0.3 to 3.7)	0.7 (0.2 to 1.4)	0.4 (0.1 to 0.9)	0.2 (0 to 0.5)	0.2 (0 to 0.5)	1.6 (0.4 to 4.2)	0.2 (0 to 0.5)	0.2 (0 to 0.4)	0.1 (0 to 0.3)	0.1 (0 to 0.3)	0.1 (0 to 0.3)	0.1 (0 to 0.3)	0.1 (0 to 0.3)	375
Typhoid fever	0 (0 to 0)	0 (0 to 0)	0 (0 to 2.4)	70.7 (22 to 195)	69.8 (34.6 to 233)	53.2 (28.2 to 172)	43.9 (12.5 to 96.3)	29.2 (7.6 to 64.4)	23.2 (6.6 to 39.1)	1.6 (0.3 to 3.7)	0.7 (0.2 to 1.4)	0.4 (0.1 to 0.9)	0.2 (0 to 0.5)	0.2 (0 to 0.5)	1.6 (0.4 to 4.2)	0.2 (0 to 0.5)	0.2 (0 to 0.4)	0.1 (0 to 0.3)	0.1 (0 to 0.3)	0.1 (0 to 0.3)	0.1 (0 to 0.3)	0.1 (0 to 0.3)	375
Paratyphoid fever	0 (0 to 0)	0 (0 to 0)	0 (0 to 0)	0 (0 to 0)	0 (0 to 0.6)	0 (0 to 0)	0 (0 to 0.4)	0 (0 to 0.2)	0 (0 to 0.1)	0 (0 to 0)	0 (0 to 0)	0 (0 to 0)	0 (0 to 0)	0 (0 to 0)	0 (0 to 0)	0 (0 to 0)	0 (0 to 0)	0 (0 to 0)	0 (0 to 0)	0 (0 to 0)	0 (0 to 0)	0 (0 to 0)	0 (0 to 0)	0.7
Invasive Non-typhoidal Salmonella (iNTS)	0 (0 to 0)	0.2 (0 to 0.4)	0.6 (0.6 to 12.4)	1.4 (0.2 to 30.7)	0.9 (0.2 to 17.4)	1.4 (0.3 to 3.6)	0.9 (0.4 to 3.4)	1.4 (0.5 to 6.2)	1.9 (0.6 to 9.4)	1.9 (0.6 to 9.4)	1.4 (0.6 to 6.2)	1.4 (0.6 to 6.2)	1.4 (0.6 to 6.2)	1.4 (0.6 to 6.2)	1.4 (0.6 to 6.2)	1.4 (0.6 to 6.2)	1.4 (0.6 to 6.2)	1.4 (0.6 to 6.2)	1.4 (0.6 to 6.2)	1.4 (0.6 to 6.2)	1.4 (0.6 to 6.2)	1.4 (0.6 to 6.2)	49.2
Other intestinal infectious diseases	0 (0 to 0)	0 (0 to 0)	0.3 (0 to 7.9)	0.2 (0 to 2.9)	0.1 (0.1 to 4.2)	0.1 (0 to 2.1)	0.3 (0 to 2.1)	0.3 (0 to 2.1)	0.3 (0 to 2.1)	0.3 (0 to 2.1)	0.3 (0 to 2.1)	0.3 (0 to 2.1)	0.3 (0 to 2.1)	0.3 (0 to 2.1)	0.3 (0 to 2.1)	0.3 (0 to 2.1)	0.3 (0 to 2.1)	0.3 (0 to 2.1)	0.3 (0 to 2.1)	0.3 (0 to 2.1)	0.3 (0 to 2.1)	0.3 (0 to 2.1)	7.2
Neglected tropical diseases and malaria	1,280 (611 to 2,511)	422 (114 to 907)	2,230 (770 to 3,770)	963 (324 to 1,520)	220 (66.4 to 611)	270 (139 to 1,060)	377 (113 to 1,060)	326 (159 to 1,220)	302 (104 to 1,640)	307 (89.3 to 1,490)	362 (98.3 to 1,350)	397 (91.3 to 1,630)	382 (63.9 to 1,510)	382 (67.1 to 1,490)	397 (59.9 to 1,630)	382 (49.4 to 1,690)	397 (39.6 to 1,690)	382 (23.9 to 1,690)	397 (13.2 to 1,690)	382 (7.3 to 1,690)	397 (2.7 to 1,690)	382 (0.9 to 1,690)	5,940
Malaria	1,280 (611 to 2,511)	422 (114 to 907)	2,230 (770 to 3,770)	963 (324 to 1,520)	220 (66.4 to 611)	270 (139 to 1,060)	377 (113 to 1,060)	326 (159 to 1,220)	302 (104 to 1,640)	307 (89.3 to 1,490)	362 (98.3 to 1,350)	397 (91.3 to 1,630)	382 (63.9 to 1,510)	382 (67.1 to 1,490)	397 (59.9 to 1,630)	382 (49.4 to 1,690)	397 (39.6 to 1,690)	382 (23.9 to 1,690)	397 (13.2 to 1,690)	382 (7.3 to 1,690)	397 (2.7 to 1,690)	382 (0.9 to 1,690)	5,940
Chagas disease	0 (0 to 0)	0 (0 to 0)	0 (0 to 0)	0 (0 to 0)	0 (0 to 0)	0 (0 to 0)	0 (0 to 0)	0 (0 to 0)	0 (0 to 0)	0 (0 to 0)	0 (0 to 0)	0 (0 to 0)	0 (0 to 0)	0 (0 to 0)	0 (0 to 0)	0 (0 to 0)	0 (0 to 0)	0 (0 to 0)	0 (0 to 0)	0 (0 to 0)	0 (0 to 0)	0 (0 to 0)	0 (0 to 0)	0
Leishmaniasis	0 (0 to 0)	0 (0 to 0)	0 (0 to 0)	0 (0 to 0)	0 (0 to 0)	0 (0 to 0)	0 (0 to 0)	0 (0 to 0)	0 (0 to 0)	0 (0 to 0)	0 (0 to 0)	0 (0 to 0)	0 (0 to 0)	0 (0 to 0)	0 (0 to 0)	0 (0 to 0)	0 (0 to 0)	0 (0 to 0)	0 (0 to 0)	0 (0 to 0)	0 (0 to 0)	0 (0 to 0)	0 (0 to 0)	0
Visceral leishmaniasis	0 (0 to 0)	0 (0 to 0)	0 (0 to 0)	0 (0 to 0)	0 (0 to 0)	0 (0 to 0)	0 (0 to 0)	0 (0 to 0)	0 (0 to 0)	0 (0 to 0)	0 (0 to 0)	0 (0 to 0)	0 (0 to 0)	0 (0 to 0)	0 (0 to 0)	0 (0 to 0)	0 (0 to 0)	0 (0 to 0)	0 (0 to 0)	0 (0 to 0)	0 (0 to 0)	0 (0 to 0)	0 (0 to 0)	0
Cutaneous and mucocutaneous leishmaniasis	0 (0 to 0)	0 (0 to 0)	0 (0 to 0)	0 (0 to 0)	0 (0 to 0)	0 (0 to 0)	0 (0 to 0)	0 (0 to 0)	0 (0 to 0)	0 (0 to 0)	0 (0 to 0)	0 (0 to 0)	0 (0 to 0)	0 (0 to 0)	0 (0 to 0)	0 (0 to 0)	0 (0 to 0)	0 (0 to 0)	0 (0 to 0)	0 (0 to 0)	0 (0 to 0)	0 (0 to 0)	0 (0 to 0)	0
African trypanosomiasis	0 (0 to 0)	0 (0 to 0)	0 (0 to 0)	0 (0 to 0)	0 (0 to 0)	0 (0 to 0)	0 (0 to 0)	0 (0 to 0)	0 (0 to 0)	0 (0 to 0)	0 (0 to 0)	0 (0 to 0)	0 (0 to 0)	0 (0 to 0)	0 (0 to 0)	0 (0 to 0)	0 (0 to 0)	0 (0 to 0)	0 (0 to 0)	0 (0 to 0)	0 (0 to 0)	0 (0 to 0)	0 (0 to 0)	0
Schistosomiasis	0 (0 to 0)	0 (0 to 0)	0 (0 to 0)	0 (0 to 0)	0 (0 to 0)	0 (0 to 0)	0 (0 to 0)	0 (0 to 0)	0 (0 to 0)	0 (0 to 0)	0 (0 to 0)	0 (0 to 0)	0 (0 to 0)	0 (0 to 0)	0 (0 to 0)	0 (0 to 0)	0 (0 to 0)	0 (0 to 0)	0 (0 to 0)	0 (0 to 0)	0 (0 to 0)	0 (0 to 0)	0 (0 to 0)	0
Cysticercosis	0 (0 to 0)	0 (0 to 0)	0 (0 to 0)	0 (0 to 0)	0 (0 to 0)	0 (0 to 0)	0 (0 to 0)	0 (0 to 0)	0 (0 to 0)	0 (0 to 0)	0 (0 to 0)	0 (0 to 0)	0 (0 to 0)	0 (0 to 0)	0 (0 to 0)	0 (0 to 0)	0 (0 to 0)	0 (0 to 0)	0 (0 to 0)	0 (0 to 0)	0 (0 to 0)	0 (0 to 0)	0 (0 to 0)	0
Cystic echinococcosis	0 (0 to 0)	0 (0 to 0)	0 (0 to 0)	0 (0 to 0)	0 (0 to 0)	0 (0 to 0)	0 (0 to 0)	0 (0 to 0)	0 (0 to 0)	0 (0 to 0)	0 (0 to 0)	0 (0 to 0)	0 (0 to 0)	0 (0 to 0)	0 (0 to 0)	0 (0 to 0)	0 (0 to 0)	0 (0 to 0)	0 (0 to 0)	0 (0 to 0)	0 (0 to 0)	0 (0 to 0)	0 (0 to 0)	0
Lymphatic filariasis	0 (0 to 0)	0 (0 to 0)	0 (0 to 0)	0 (0 to 0)	0 (0 to 0)	0 (0 to 0)	0 (0 to 0)	0 (0 to 0)	0 (0 to 0)	0 (0 to 0)	0 (0 to 0)	0 (0 to 0)	0 (0 to 0)	0 (0 to 0)	0 (0 to 0)	0 (0 to 0)	0 (0 to 0)	0 (0 to 0)	0 (0 to 0)	0 (0 to 0)	0 (0 to 0)	0 (0 to 0)	0 (0 to 0)	0
Onchocerciasis	0 (0 to 0)	0 (0 to 0)	0 (0 to 0)	0 (0 to 0)	0 (0 to 0)	0 (0 to 0)	0 (0 to 0)	0 (0 to 0)	0 (0 to 0)	0 (0 to 0)	0 (0 to 0)	0 (0 to 0)	0 (0 to 0)	0 (0 to 0)	0 (0 to 0)	0



Congenital birth defects	1,920 (473 to 2,910)	299 (169 to 490)	1,190 (529 to 2,150)	369 (169 to 723)	146 (69 to 239)	94.4 (39.4 to 146)	59.2 (35.1 to 97.1)	44.9 (29.4 to 73.9)	36.7 (20.7 to 59.7)	27.3 (19.4 to 42.5)	23.2 (14.7 to 34)	20.3 (12.3 to 31.2)	14.8 (9.2 to 22.8)	11.7 (7.2 to 18)	9.6 (5.1 to 13.4)	5.9 (3.6 to 8.8)	3.6 (2.2 to 5.4)	1.9 (1.1 to 3.2)	1.2 (0.4 to 2)	0.4 (0.3 to 1.1)	0.3 (0.1 to 0.4)	0.1 (0 to 0.1)	0 (0 to 0)	3,920
Neural tube defects	179 (39 to 516.499)	29.6 (9.4 to 59.1)	70.1 (12.2 to 215)	30.5 (5 to 126)	4.9 (3.4 to 14.2)	2.6 (2.7 to 9.2)	2 (1.8 to 4.3)	1.4 (1.1 to 3.1)	1 (0.4 to 3.2)	0.7 (0.4 to 1.1)	0.5 (0.2 to 0.8)	0.4 (0.2 to 0.6)	0.2 (0.2 to 0.4)	0.2 (0.1 to 0.4)	0.1 (0 to 0.2)	0 (0 to 0.1)	0 (0 to 0)	0 (0 to 0)	0 (0 to 0)	0 (0 to 0)	0 (0 to 0)	0 (0 to 0)	0 (0 to 0)	0 (0 to 0)	321
Congenital heart anomalies	1,740 (166 to 790)	270 (49.7 to 222)	1,010 (196.1 to 1,210)	316 (41 to 532)	125 (20.5 to 69.6)	80.1 (13.5 to 59.1)	50.2 (5.4 to 32.6)	38.1 (4.5 to 29.6)	31 (4.2 to 28.9)	23.2 (2.5 to 16.4)	19.7 (2.5 to 12.4)	17.2 (1.6 to 10.1)	12.6 (1.6 to 8.3)	9.9 (0.9 to 6.4)	8.1 (0.7 to 5.5)	5 (0.4 to 3.4)	3.1 (0.3 to 2.1)	1.6 (0.2 to 1.2)	1 (0.2 to 0.8)	0.3 (0.1 to 0.3)	0.1 (0 to 0.1)	0 (0 to 0)	0 (0 to 0)	1,260
Orofacial clefts	8.9 (0.9 to 31.9)	1.9 (0.3 to 7.6)	8.9 (1.2 to 37.3)	1.6 (0.9 to 3.4)	1.4 (0.4 to 2.8)	1.2 (0.6 to 2.4)	1.1 (0.3 to 2.3)	0.5 (0.3 to 2.3)	0.6 (0.2 to 1.8)	0.6 (0.2 to 1.4)	0.7 (0.2 to 1.4)	0.6 (0.2 to 1.1)	0.5 (0.2 to 1.1)	0.4 (0.2 to 1.1)	0.3 (0.2 to 0.9)	0.4 (0.1 to 0.9)	0.3 (0.1 to 0.7)	0.2 (0 to 0.3)	0.1 (0 to 0.3)	0 (0 to 0.2)	0 (0 to 0.1)	0 (0 to 0)	0 (0 to 0)	0 (0 to 0)	29
Down syndrome	229 (3.8 to 648.2)	7.5 (2.5 to 17.3)	66 (1.5 to 143)	19.7 (4.6 to 44.1)	6.6 (1.9 to 13.9)	3.5 (1.5 to 7.6)	2.6 (1.3 to 7)	2.2 (0.6 to 5.5)	1.8 (0.7 to 3.8)	1.6 (0.6 to 3.3)	1.5 (0.5 to 3)	1.3 (0.5 to 2.8)	1.1 (0.4 to 2.4)	1.1 (0.3 to 2.4)	0.8 (0.2 to 1.9)	0.2 (0.1 to 0.6)	0.1 (0 to 0.3)	0.3 (0 to 0.6)	0 (0 to 0)	0 (0 to 0)	0 (0 to 0)	0 (0 to 0)	0 (0 to 0)	0 (0 to 0)	139
Turner syndrome	0 (0 to 0)	0 (0 to 0)	0 (0 to 0)	0 (0 to 0)	0 (0 to 0)	0 (0 to 0)	0 (0 to 0)	0 (0 to 0)

SR Table 2a. Diboot DALYS by cause and sex cross for males with 95% uncertainty intervals, 2019

Cause	Both Neonatal	Late Neonatal	Post Neonatal	1 to 4	5 to 9	10 to 14	15 to 19	20 to 24	25 to 29	30 to 34	35 to 39	40 to 44	45 to 49	50 to 54	55 to 59	60 to 64	65 to 69	70 to 74	75 to 79	80 to 84	85 to 89	90 to 94	95 plus	Total
All causes	21,900 (20,500 to 23,200)	9,990 (9,010 to 11,700)	22,490 (17,900 to 28,400)	23,490 (19,400 to 28,700)	8,726 (6,650 to 11,200)	7,295 (5,870 to 9,060)	9,990 (7,930 to 12,700)	15,800 (11,900 to 21,000)	21,000 (15,900 to 28,000)	23,900 (18,000 to 31,700)	23,900 (17,900 to 32,000)	26,100 (19,500 to 35,000)	29,600 (22,800 to 39,400)	33,000 (23,900 to 45,000)	33,000 (23,700 to 47,100)	33,200 (23,700 to 47,000)	32,700 (22,700 to 47,100)	31,600 (21,900 to 46,000)	29,600 (20,100 to 43,900)	27,000 (18,000 to 41,000)	22,200 (14,700 to 34,400)	16,000 (10,000 to 25,000)	7,000 (4,000 to 11,000)	6,000 (3,000 to 10,000)	6,000 (3,000 to 10,000)	6,000 (3,000 to 10





SR Table 2a: Entries DALYS by cause and age group for males with 95% uncertainty intervals, 2019

Cause	Early Neonatal	Late Neonatal	Post Neonatal	1 to 4	5 to 9	10 to 14	15 to 19	20 to 24	25 to 29	30 to 34	35 to 39	40 to 44	45 to 49	50 to 54	55 to 59	60 to 64	65 to 69	70 to 74	75 to 79	80 to 84	85 to 89	90 to 94	95 plus	Total
All causes	166,000 (122,000 to 210,000)	26,400 (20,900 to 33,100)	115,000 (89,900 to 146,000)	161,000 (125,000 to 206,000)	66,700 (53,900 to 83,000)	62,700 (51,700 to 77,000)	76,700 (63,300 to 94,300)	89,900 (74,100 to 110,000)	93,300 (76,700 to 113,000)	95,200 (78,400 to 116,000)	97,000 (80,000 to 117,000)	99,200 (82,000 to 121,000)	97,000 (80,000 to 118,000)	91,900 (75,600 to 112,000)	77,600 (63,600 to 94,500)	61,500 (50,900 to 74,800)	44,900 (37,100 to 54,300)	32,000 (26,600 to 38,600)	17,900 (14,900 to 21,600)	7,850 (6,600 to 9,400)	2,670 (2,260 to 3,190)	598 (519 to 716)	77.6 (72.1 to 84.8)	1,490,000
Communicable, maternal, neonatal, and nutritional diseases	150,000 (111,000 to 214,000)	24,900 (20,000 to 31,000)	92,700 (67,900 to 129,000)	132,000 (92,000 to 181,000)	33,600 (24,300 to 44,700)	22,000 (14,000 to 34,000)	28,900 (21,000 to 41,000)	32,900 (23,700 to 46,000)	29,900 (21,000 to 44,000)	34,300 (24,000 to 50,000)	36,900 (26,000 to 54,000)	34,500 (24,000 to 49,000)	33,000 (23,000 to 48,000)	29,200 (21,000 to 39,000)	24,000 (17,000 to 33,000)	17,600 (12,200 to 24,000)	12,000 (8,000 to 17,000)	8,300 (5,200 to 11,200)	4,200 (2,700 to 5,900)	1,760 (1,000 to 2,610)	472 (269 to 710)	97.0 (69.1 to 132.0)	33 (22.0 to 48.0)	766,000
HIV/AIDS and sexually transmitted infections	2,490 (1,900 to 3,410)	1,110 (1,000 to 1,300)	2,460 (2,200 to 2,800)	2,300 (2,000 to 2,700)	670 (600 to 760)	1,000 (900 to 1,200)	2,300 (2,000 to 2,700)	3,900 (3,500 to 4,500)	4,900 (4,400 to 5,600)	5,600 (5,000 to 6,400)	6,000 (5,400 to 6,900)	5,500 (4,900 to 6,300)	5,000 (4,400 to 5,800)	4,200 (3,700 to 4,900)	3,200 (2,800 to 3,700)	1,910 (1,700 to 2,200)	960 (850 to 1,100)	590 (520 to 680)	190 (170 to 220)	60.0 (53.0 to 69.0)	9.7 (8.6 to 11.2)	1.1 (0.9 to 1.3)	0.2 (0.2 to 0.3)	31,700
HIV/AIDS	0.1 (0.0 to 0.2)	0.1 (0.1 to 0.2)	1,000 (729 to 2,340)	2,400 (997 to 4,790)	600 (488 to 1,360)	1,000 (603 to 1,990)	2,300 (1,178 to 4,230)	3,900 (999 to 8,140)	4,900 (630 to 9,220)	5,600 (999 to 9,560)	6,000 (1,020 to 9,450)	5,500 (2,120 to 8,100)	5,000 (2,260 to 6,730)	4,200 (1,600 to 6,060)	3,200 (894 to 5,180)	1,910 (564 to 736)	960 (132 to 2,950)	590 (56.4 to 97.9)	190 (17.3 to 49.2)	60.0 (2.9 to 8.4)	9.7 (0.9 to 2.6)	1.1 (0.2 to 0.3)	0.2 (0.0 to 0.0)	26,100
HIV/AIDS - Drug-susceptible Tuberculosis	0 (0 to 0)	0 (0 to 0)	203 (124 to 339)	690 (332 to 1,710)	272 (162 to 639)	332 (232 to 920)	784 (428 to 1,760)	1,230 (297 to 4,630)	1,230 (193 to 4,990)	1,230 (299 to 4,681)	1,230 (497 to 4,780)	1,230 (513 to 4,370)	1,230 (413 to 4,370)	1,230 (492 to 3,890)	1,230 (333 to 3,660)	1,230 (365 to 3,020)	1,230 (329 to 2,950)	1,230 (324 to 2,950)	1,230 (324 to 2,950)	1,230 (324 to 2,950)	1,230 (324 to 2,950)	1,230 (324 to 2,950)	1,230 (324 to 2,950)	7,750
HIV/AIDS - Multidrug-resistant Tuberculosis without extensi	0 (0 to 0)	0 (0 to 0)	0 (0 to 0)	0 (0 to 0)	0 (0 to 0)	0 (0 to 0)	0 (0 to 0)	0 (0 to 0)	0 (0 to 0)	0 (0 to 0)	0 (0 to 0)	0 (0 to 0)	0 (0 to 0)	0 (0 to 0)	0 (0 to 0)	0 (0 to 0)	0 (0 to 0)	0 (0 to 0)	0 (0 to 0)	0 (0 to 0)	0 (0 to 0)	0 (0 to 0)	0 (0 to 0)	902
HIV/AIDS - Extensively drug-resistant Tuberculosis	0 (0 to 0)	0 (0 to 0)	0.4 (0.3 to 0.6)	1.1 (0.7 to 2.0)	0.4 (0.3 to 0.6)	0.6 (0.4 to 1.1)	1.1 (0.7 to 2.0)	0.6 (0.4 to 1.1)	0.6 (0.4 to 1.1)	0.6 (0.4 to 1.1)	0.6 (0.4 to 1.1)	0.6 (0.4 to 1.1)	0.6 (0.4 to 1.1)	0.6 (0.4 to 1.1)	0.6 (0.4 to 1.1)	0.6 (0.4 to 1.1)	0.6 (0.4 to 1.1)	0.6 (0.4 to 1.1)	0.6 (0.4 to 1.1)	0.6 (0.4 to 1.1)	0.6 (0.4 to 1.1)	0.6 (0.4 to 1.1)	11.3
HIV/AIDS resulting in other diseases	0.1 (0.0 to 0.2)	0.2 (0.1 to 0.3)	717 (519 to 2,000)	1,660 (979 to 3,890)	600 (361 to 1,760)	600 (359 to 1,720)	1,660 (997 to 3,890)	999 (597 to 2,350)	1,200 (697 to 2,810)	2,020 (1,210 to 4,650)	2,310 (1,370 to 5,600)	2,160 (1,270 to 5,250)	1,940 (1,090 to 4,770)	1,640 (1,010 to 3,770)	1,240 (768 to 2,850)	820 (511 to 1,790)	520 (320 to 1,140)	320 (197 to 704)	120 (74 to 264)	40.7 (24.9 to 89.7)	7.2 (4.4 to 15.9)	1.2 (0.7 to 2.6)	0.2 (0.1 to 0.3)	17,600
Sexually transmitted infections excluding HIV	3,490 (2,600 to 4,610)	771 (570 to 1,020)	1,490 (1,100 to 1,970)	672 (497 to 889)	23.6 (17.4 to 31.2)	33.9 (25.0 to 44.8)	93.6 (69.1 to 124)	69.6 (51.4 to 92.0)	67.4 (49.8 to 89.1)	123 (90.8 to 163)	79.9 (59.0 to 106)	80.4 (59.4 to 106)	91.3 (67.4 to 121)	99.4 (73.4 to 131)	97 (71.6 to 128)	43.3 (32.0 to 57.3)	2.6 (1.9 to 3.4)	1.4 (1.0 to 1.8)	1.5 (1.1 to 2.0)	0.8 (0.6 to 1.1)	0.4 (0.3 to 0.5)	0.1 (0.1 to 0.1)	0.1 (0.0 to 0.1)	9,560
Syphilis	2,480 (1,850 to 3,410)	771 (570 to 1,020)	1,490 (1,100 to 1,970)	672 (497 to 889)	23.6 (17.4 to 31.2)	33.9 (25.0 to 44.8)	93.6 (69.1 to 124)	69.6 (51.4 to 92.0)	67.4 (49.8 to 89.1)	123 (90.8 to 163)	79.9 (59.0 to 106)	80.4 (59.4 to 106)	91.3 (67.4 to 121)	99.4 (73.4 to 131)	97 (71.6 to 128)	43.3 (32.0 to 57.3)	2.6 (1.9 to 3.4)	1.4 (1.0 to 1.8)	1.5 (1.1 to 2.0)	0.8 (0.6 to 1.1)	0.4 (0.3 to 0.5)	0.1 (0.1 to 0.1)	0.1 (0.0 to 0.1)	5,110
Chlamydial infection	0 (0 to 0)	0 (0 to 0)	0 (0 to 0)	0 (0 to 0)	0 (0 to 0)	0 (0 to 0)	0 (0 to 0)	0 (0 to 0)	0 (0 to 0)	0 (0 to 0)	0 (0 to 0)	0 (0 to 0)	0 (0 to 0)	0 (0 to 0)	0 (0 to 0)	0 (0 to 0)	0 (0 to 0)	0 (0 to 0)	0 (0 to 0)	0 (0 to 0)	0 (0 to 0)	0 (0 to 0)	0 (0 to 0)	453
Gonococcal infection	0 (0 to 0)	0 (0 to 0)	0 (0 to 0)	0 (0 to 0)	0 (0 to 0)	0 (0 to 0)	0 (0 to 0)	0 (0 to 0)	0 (0 to 0)	0 (0 to 0)	0 (0 to 0)	0 (0 to 0)	0 (0 to 0)	0 (0 to 0)	0 (0 to 0)	0 (0 to 0)	0 (0 to 0)	0 (0 to 0)	0 (0 to 0)	0 (0 to 0)	0 (0 to 0)	0 (0 to 0)	0 (0 to 0)	0
Trichomoniasis	0 (0 to 0)	0 (0 to 0)	0 (0 to 0)	0 (0 to 0)	0 (0 to 0)	0 (0 to 0)	0 (0 to 0)	0 (0 to 0)	0 (0 to 0)	0 (0 to 0)	0 (0 to 0)	0 (0 to 0)	0 (0 to 0)	0 (0 to 0)	0 (0 to 0)	0 (0 to 0)	0 (0 to 0)	0 (0 to 0)	0 (0 to 0)	0 (0 to 0)	0 (0 to 0)	0 (0 to 0)	0 (0 to 0)	666.3
Genital herpes	0 (0 to 0)	0 (0 to 0)	0 (0 to 0)	0 (0 to 0)	0 (0 to 0)	0 (0 to 0)	0 (0 to 0)	0 (0 to 0)	0 (0 to 0)	0 (0 to 0)	0 (0 to 0)	0 (0 to 0)	0 (0 to 0)	0 (0 to 0)	0 (0 to 0)	0 (0 to 0)	0 (0 to 0)	0 (0 to 0)	0 (0 to 0)	0 (0 to 0)	0 (0 to 0)	0 (0 to 0)	0 (0 to 0)	19.0
Syphilis	0 (0 to 0)	0 (0 to 0)	0 (0 to 0)	0 (0 to 0)	0 (0 to 0)	0 (0 to 0)	0 (0 to 0)	0 (0 to 0)	0 (0 to 0)	0 (0 to 0)	0 (0 to 0)	0 (0 to 0)	0 (0 to 0)	0 (0 to 0)	0 (0 to 0)	0 (0 to 0)	0 (0 to 0)	0 (0 to 0)	0 (0 to 0)	0 (0 to 0)	0 (0 to 0)	0 (0 to 0)	0 (0 to 0)	129
Other sexually transmitted infections	0 (0 to 0)	0 (0 to 0)	0 (0 to 0)	0 (0 to 0)	0 (0 to 0)	0 (0 to 0)	0 (0 to 0)	0 (0 to 0)	0 (0 to 0)	0 (0 to 0)	0 (0 to 0)	0 (0 to 0)	0 (0 to 0)	0 (0 to 0)	0 (0 to 0)	0 (0 to 0)	0 (0 to 0)	0 (0 to 0)	0 (0 to 0)	0 (0 to 0)	0 (0 to 0)	0 (0 to 0)	0 (0 to 0)	169
Respiratory infections and tuberculosis	13,000 (10,900 to 16,400)	5,100 (4,200 to 6,300)	29,100 (23,700 to 34,900)	16,400 (13,400 to 19,800)	6,300 (5,100 to 7,700)	4,700 (3,800 to 5,800)	5,900 (4,800 to 7,200)	5,400 (4,400 to 6,600)	5,300 (4,300 to 6,500)	5,200 (4,200 to 6,400)	5,200 (4,200 to 6,400)	5,200 (4,200 to 6,400)	5,200 (4,200 to 6,400)	5,200 (4,200 to 6,400)	5,200 (4,200 to 6,400)	5,200 (4,200 to 6,400)	5,200 (4,200 to 6,400)	5,200 (4,200 to 6,400)	5,200 (4,200 to 6,400)	5,200 (4,200 to 6,400)	5,200 (4,200 to 6,400)	5,200 (4,200 to 6,400)	276,000
Tuberculosis	0 (0 to 0)	0 (0 to 0)	1,200 (1,000 to 1,300)	2,900 (2,400 to 3,400)	1,900 (827 to 1,960)	1,200 (600 to 1,600)	2,900 (1,900 to 4,000)	5,200 (3,900 to 6,100)	5,200 (3,900 to 6,100)	5,200 (3,900 to 6,100)	5,200 (3,900 to 6,100)	5,200 (3,900 to 6,100)	5,200 (3,900 to 6,100)	5,200 (3,900 to 6,100)	5,200 (3,900 to 6,100)	5,200 (3,900 to 6,100)	5,200 (3,900 to 6,100)	5,200 (3,900 to 6,100)	5,200 (3,900 to 6,100)	5,200 (3,900 to 6,100)	5,200 (3,900 to 6,100)	5,200 (3,900 to 6,100)	146,000
Latent tuberculosis infection	0 (0 to 0)	0 (0 to 0)	0 (0 to 0)	0 (0 to 0)	0 (0 to 0)	0 (0 to 0)	0 (0 to 0)	0 (0 to 0)	0 (0 to 0)	0 (0 to 0)	0 (0 to 0)	0 (0 to 0)	0 (0 to 0)	0 (0 to 0)	0 (0 to 0)	0 (0 to 0)	0 (0 to 0)	0 (0 to 0)	0 (0 to 0)	0 (0 to 0)	0 (0 to 0)	0 (0 to 0)	0 (0 to 0)	0
Drug-susceptible tuberculosis	0 (0 to 0)	0 (0 to 0)	1,200 (1,000 to 1,300)	2,900 (2,400 to 3,400)	1,900 (827 to 1,960)	1,200 (600 to 1,600)	2,900 (1,900 to 4,000)	5,200 (3,900 to 6,100)	5,200 (3,900 to 6,100)	5,200 (3,900 to 6,100)	5,200 (3,900 to 6,100)	5,200 (3,900 to 6,100)	5,200 (3,900 to 6,100)	5,200 (3,900 to 6,100)	5,200 (3,900 to 6,100)	5,200 (3,900 to 6,100)	5,200 (3,900 to 6,100)	5,200 (3,900 to 6,100)	5,200 (3,900 to 6,100)	5,200 (3,900 to 6,100)	5,200 (3,900 to 6,100)	5,200 (3,900 to 6,100)	132,000
Multidrug-resistant tuberculosis without extensive drug-re	0 (0 to 0)	0 (0 to 0)	0 (0 to 0)	0 (0 to 0)	0 (0 to 0)	0 (0 to 0)	0 (0 to 0)	0 (0 to 0)	0 (0 to 0)	0 (0 to 0)	0 (0 to 0)	0 (0 to 0)	0 (0 to 0)	0 (0 to 0)	0 (0 to 0)	0 (0 to 0)	0 (0 to 0)	0 (0 to 0)	0 (0 to 0)	0 (0 to 0)	0 (0 to 0)	0 (0 to 0)	0 (0 to 0)	13,900
Extensively drug-resistant tuberculosis	0 (0 to 0)	2.2 (1.3 to 11.5)	0 (0 to 0)	9.4 (5.6 to 19.1)	1.1 (0.7 to 2.3)	1.3 (0.8 to 2.7)	9.9 (5.9 to 20.1)	11.4 (6.8 to 23.1)	13.9 (8.3 to 28.1)	19.2 (11.5 to 38.9)	19.2 (11.5 to 38.9)	17.8 (10.6 to 36.1)	16.3 (9.7 to 33.1)	14.8 (8.8 to 30.1)	11.6 (6.9 to 23.7)	8.1 (4.8 to 16.5)	4.9 (2.9 to 10.0)	2.9 (1.7 to 5.9)	1.1 (0.7 to 2.3)	0.6 (0.4 to 1.3)	0.1 (0.1 to 0.3)	0.0 (0.0 to 0.1)	199
Lower respiratory infections	9,970 (8,360 to 11,700)	5,070 (4,200 to 6,300)	23,300 (19,000 to 28,000)	14,000 (11,400 to 16,900)	5,300 (4,300 to 6,500)	3,900 (3,100 to 4,800)	3,900 (3,100 to 4,800)	4,280 (3,500 to 5,200)	4,200 (3,400 to 5,200)	4,170 (3,400 to 5,100)	4,920 (4,000 to 6,000)	5,060 (4,100 to 6,200)	5,060 (4,100 to 6,200)	5,060 (4,100 to 6,200)	5,060 (4,100 to 6,200)	5,210 (4,200 to 6,400)	3,990 (3,200 to 4,900)	2,630 (2,100 to 3,200)	1,350 (1,100 to 1,700)	597 (480 to 750)	152 (122 to 191)	23.8 (19.1 to 29.9)	0.3 (0.2 to 0.4)	126,000
Upper respiratory infections	34.0 (24.9 to 51.3)	329 (242 to 496)	1,100 (811 to 1,770)	1,100 (797 to 1,820)	220 (152 to 356)	210 (132 to 350)	320 (175 to 595)	440 (197 to 892)	460 (227 to 976)	460 (196 to 975)	460 (196 to 975)	460 (196 to 975)	460 (196 to 975)	460 (196 to 975)	460 (196 to 975)	460 (196 to 975)	460 (196 to 975)	460 (196 to 975)	460 (196 to 975)	460 (196 to 975)	460 (196 to 975)	460 (196 to 975)	4,760
Otitis media	2.6 (1.9 to 4.0)	29.0 (20.6 to 43.9)	230 (158 to 377)	230 (157 to 386)	230 (157 to 387)	230 (157 to 385)	230 (157 to 385)	230 (157 to 385)	230 (157 to 385)	230 (157 to 385)	230 (157 to 385)	230 (157 to 385)	230 (157 to 385)	230 (157 to 385)	230 (157 to 385)	230 (157 to 385)	230 (157 to 385)	230 (157 to 385)	230 (157 to 385)	230 (157 to 385)	230 (157 to 385)	230 (157 to 385)	1,960
Enteric infections	2,270 (999 to 5,040)	4,980 (1,740 to 10,900)	37,900 (19,200 to 68,700)	19,000 (9,170 to 34,000)	6,000 (3,070 to 10,600)	7,900 (3,120 to 22,600)	12,000 (2,610 to 29,000)	15,400 (2,140 to 38,600)	16,000 (1,670 to 37,700)	17,000 (1,770 to 39,800)	17,000 (1,760 to 39,800)	17,000 (1,660 to 37,000)	17,000 (1,660 to 37,000)	17,000 (1,490 to 34,200)	17,000 (1,490 to 34,200)	17,000 (1,339 to 31,000)	17,000 (1,160 to 30,000)	17,000 (1,160 to 30,000)	17,000 (1,160 to 30,000)	17,000 (1,160 to 30,000)	17,000 (1,160 to 30,000)	17,000 (1,160 to 30,000)	173,000
Diarrheal diseases	2,270 (999 to 5,040)	4,980 (1,740 to 10,900)	37,900 (19,200 to 68,700)	19,000 (9,170 to 34,000)	6,000 (3,070 to 10,600)	7,900 (3,120 to 22,600)	12,000 (2,610 to 29,000)	15,400 (2,140 to 38,600)	16,000 (1,670 to 37,700)	17,000 (1,770 to 39,800)	17,000 (1,760 to 39,800)	17,000 (1,660 to 37,000)	17,000 (1,660 to 37,000)	17,000 (1,490 to 34,200)	17,000 (1,490 to 34,200)	17,000 (1,339 to 31,000)	17,000 (1,160 to 30,000)	17,000 (1,160 to 30,000)	17,000 (1,160 to 30,000)	17,000 (1,160 to 30,000)	17,000 (1,160 to 30,000)	17,000 (1,160 to 30,000)	173,000
Typhoid and paratyphoid	0 (0 to 0)	0 (0 to 0)	114 (3.4 to 376)	1,310 (396 to 2,810)	1,040 (313 to 2,400)	646 (211 to 2,030)	674 (214 to 1,960)	392 (119 to 921)	177 (58.7 to 399)	171 (56.6 to 386)	171 (56.6 to 386)	171 (56.6 to 386)	171 (56.6 to 386)	171 (56.6 to 386)	171 (56.6 to 386)	171 (56.6 to 386)	171 (56.6 to 386)	171 (56.6 to 386)	171 (56.6 to 386)	171 (56.6 to 386)	171 (56.6 to 386)	171 (56.6 to 386)	4,760
Typhoid fever	0 (0 to 0)	0 (0 to 0)	114 (3.4 to 376)	1,310 (396 to 2,810)	1,040 (313 to 2,400)	646 (211 to 2,030)	674 (214 to 1,960)	392 (119 to 921)	177 (58.7 to 399)	171 (56.6 to 386)	171 (56.6 to 386)	171 (56.6 to 386)	171 (56.6 to 386)	171 (56.6 to 386)	171 (56.6 to 386)	171 (56.6 to 386)	171 (56.6 to 386)	171 (56.6 to 386)	171 (56.6 to 386)	171 (56.6 to 386)	171 (56.6 to 386)	171 (56.6 to 386)	4,760
Paratyphoid fever	0 (0 to 0)	0 (0 to 0)	0 (0 to 0.1)	0 (0 to 0)	0 (0 to 0)	0 (0 to 0.1)	0 (0 to 0.2)	0 (0 to 0)	0 (0 to 0)	0 (0 to 0)	0 (0 to 0)	0 (0 to 0)	0 (0 to 0)	0 (0 to 0)	0 (0 to 0)	0 (0 to 0)	0 (0 to 0)	0 (0 to 0)	0 (0 to 0)	0 (0 to 0)	0 (0 to 0)	0 (0 to 0)	0 (0 to 0)	0
Invasive Non-typhoidal Salmonella (iNTS)	0 (0 to 0)	0.9 (0.6 to 1.4)	19.7 (9.7 to 239)	177 (5.9 to 1,130)	132 (3.6 to 254)	29.2 (6.7 to 80.7)	29.2 (4.9 to 63.1)	29.2 (4.9 to 72.3)	29.2 (5.2 to 68.8)	29.2 (7.5 to 68.3)	29.2 (8.1 to 62.3)	29.2 (8.1 to 62.3)	14.6 (4.7 to 32.6)	14.6 (4.7 to 32.6)	14.6 (3.7 to 32.6)	14.6 (3.7 to 32.6)	14.6 (3.7 to 32.6)	14.6 (3.7 to 32.6)	14.6 (3.7 to 32.6)	14.6 (3.7 to 32.6)	14.6 (3.7 to 32.6)	14.6 (3.7 to 32.6)	887
Other intestinal infectious diseases	0 (0 to 0)	0.9 (0.6 to 1.4)	20 (9.9 to 239)	230 (24 to 1,290)	8.3 (0.9 to 43.3)	9.6 (0.7 to 71.3)	29.2 (0.9 to 189)	29.2 (0.9 to 189)	29.2 (0.9 to 189)	29.2 (0.9 to 189)	29.2 (0.9 to 189)	29.2 (0.9 to 189)	29.2 (0.9 to 189)	29.2 (0.9 to 189)	29.2 (0.9 to 189)	29.2 (0.9 to 189)	29.2 (0.9 to 189)	29.2 (0.9 to 189)	29.2 (0.9 to 189)	29.2 (0.9 to 189)	29.2 (0.9 to 189)	29.2 (0.9 to 189)	103
Neglected tropical diseases and malaria	11 (4.1 to 19)	13.1 (3.8 to 30.1)	1,000 (1,000 to 1,000)	1,000 (1,000 to 1,000)	1,000 (1,000 to 1,000





All Tasks for Ethiopia DALYS by cause and sex across for males with 95% uncertainty intervals, 2019

Cause	Early Neonatal	Late Neonatal	Post Neonatal	1 to 4	5 to 9	10 to 14	15 to 19	20 to 24	25 to 29	30 to 34	35 to 39	40 to 44	45 to 49	50 to 54	55 to 59	60 to 64	65 to 69	70 to 74	75 to 79	80 to 84	85 to 89	90 to 94	95 plus	Total
All causes	4,040,638 (3,140,000–5,000,000)	1,120,000 (851,000–1,450,000)	2,130,000 (1,660,000–2,720,000)	2,050,000 (1,610,000–2,600,000)	750,000 (591,000–959,000)	548,000 (431,000–700,000)	764,000 (599,000–974,000)	1,030,000 (806,000–1,310,000)	1,090,000 (856,000–1,390,000)	1,040,000 (816,000–1,330,000)	1,010,000 (794,000–1,290,000)	1,000,000 (784,000–1,280,000)	1,000,000 (784,000–1,280,000)	1,000,000 (784,000–1,280,000)	1,000,000 (784,000–1,280,000)	1,000,000 (784,000–1,280,000)	1,000,000 (784,000–1,280,000)	1,000,000 (784,000–1,280,000)	1,000,000 (784,000–1,280,000)	1,000,000 (784,000–1,280,000)	1,000,000 (784,000–1,280,000)	1,000,000 (784,000–1,280,000)	1,000,000 (784,000–1,280,000)	25,700,000
Communicable, maternal, neonatal, and nutritional diseases	3,720,000 (2,850,000 to 4,810,000)	994,000 (770,000 to 1,300,000)	1,700,000 (1,330,000 to 2,200,000)	1,650,000 (1,290,000 to 2,140,000)	617,000 (479,000 to 792,000)	444,000 (344,000 to 571,000)	619,000 (479,000 to 799,000)	834,000 (644,000 to 1,080,000)	882,000 (685,000 to 1,140,000)	842,000 (654,000 to 1,090,000)	818,000 (634,000 to 1,060,000)	810,000 (629,000 to 1,050,000)	810,000 (629,000 to 1,050,000)	810,000 (629,000 to 1,050,000)	810,000 (629,000 to 1,050,000)	810,000 (629,000 to 1,050,000)	810,000 (629,000 to 1,050,000)	810,000 (629,000 to 1,050,000)	810,000 (629,000 to 1,050,000)	810,000 (629,000 to 1,050,000)	810,000 (629,000 to 1,050,000)	810,000 (629,000 to 1,050,000)	810,000 (629,000 to 1,050,000)	11,998,000
HIV/AIDS and sexually transmitted infections	68,100 (47,400–93,600)	28,100 (19,600–38,600)	47,400 (33,000–65,200)	78,600 (54,700–108,000)	17,700 (12,300–24,300)	11,400 (7,900–15,600)	20,500 (14,300–28,200)	37,500 (26,100–51,500)	47,000 (32,700–64,600)	47,000 (32,700–64,600)	47,000 (32,700–64,600)	47,000 (32,700–64,600)	47,000 (32,700–64,600)	47,000 (32,700–64,600)	47,000 (32,700–64,600)	47,000 (32,700–64,600)	47,000 (32,700–64,600)	47,000 (32,700–64,600)	47,000 (32,700–64,600)	47,000 (32,700–64,600)	47,000 (32,700–64,600)	47,000 (32,700–64,600)	47,000 (32,700–64,600)	837,000
HIV/AIDS	0.7 (0.5 to 0.9)	14.9 (14 to 16.5)	46,900 (36,700 to 58,200)	76,400 (59,700 to 95,000)	16,600 (12,900 to 20,600)	10,900 (8,400 to 13,600)	19,500 (15,200 to 24,200)	36,500 (28,500 to 45,300)	45,500 (35,500 to 56,500)	45,500 (35,500 to 56,500)	45,500 (35,500 to 56,500)	45,500 (35,500 to 56,500)	45,500 (35,500 to 56,500)	45,500 (35,500 to 56,500)	45,500 (35,500 to 56,500)	45,500 (35,500 to 56,500)	45,500 (35,500 to 56,500)	45,500 (35,500 to 56,500)	45,500 (35,500 to 56,500)	45,500 (35,500 to 56,500)	45,500 (35,500 to 56,500)	45,500 (35,500 to 56,500)	45,500 (35,500 to 56,500)	599,000
HIV/AIDS - Drug-susceptible Tuberculosis	0.1 (0 to 0.1)	1.3 (1.2 to 1.4)	9,900 (7,800 to 12,300)	20,600 (14,800 to 27,900)	7,990 (5,900 to 10,600)	6,250 (4,600 to 8,300)	12,900 (9,600 to 17,000)	5,820 (4,300 to 7,700)	4,130 (3,000 to 5,500)	4,870 (3,600 to 6,500)	6,090 (4,500 to 8,100)	11,100 (8,200 to 14,800)	11,300 (8,300 to 15,000)	8,470 (6,200 to 11,300)	5,110 (3,800 to 6,800)	2,510 (1,900 to 3,400)	1,070 (800 to 1,400)	488 (360 to 650)	212 (160 to 280)	82.5 (62 to 110)	16.6 (12 to 22)	3.9 (2.9 to 5.2)	0.4 (0.3 to 0.6)	122,000
HIV/AIDS - Multidrug-resistant Tuberculosis without extensive drug resistance	0 (0 to 0)	0 (0 to 0)	1 (0.6 to 1.5)	1,600 (1,000 to 2,400)	630 (400 to 930)	1,100 (700 to 1,600)	2,100 (1,300 to 3,100)	1,100 (700 to 1,600)	1,100 (700 to 1,600)	1,100 (700 to 1,600)	1,100 (700 to 1,600)	1,100 (700 to 1,600)	1,100 (700 to 1,600)	1,100 (700 to 1,600)	1,100 (700 to 1,600)	1,100 (700 to 1,600)	1,100 (700 to 1,600)	1,100 (700 to 1,600)	1,100 (700 to 1,600)	1,100 (700 to 1,600)	1,100 (700 to 1,600)	1,100 (700 to 1,600)	1,100 (700 to 1,600)	16,800
HIV/AIDS - Extensively drug-resistant Tuberculosis	0 (0 to 0)	0 (0 to 0)	0 (0 to 0)	0 (0 to 0)	0 (0 to 0)	0 (0 to 0)	0 (0 to 0)	0 (0 to 0)	0 (0 to 0)	0 (0 to 0)	0 (0 to 0)	0 (0 to 0)	0 (0 to 0)	0 (0 to 0)	0 (0 to 0)	0 (0 to 0)	0 (0 to 0)	0 (0 to 0)	0 (0 to 0)	0 (0 to 0)	0 (0 to 0)	0 (0 to 0)	0 (0 to 0)	0 (0 to 0)	0
HIV/AIDS resulting in other diseases	0.5 (0.3 to 0.7)	13.6 (13.1 to 14.2)	36,900 (29,000 to 45,700)	73,900 (59,000 to 92,000)	15,600 (12,000 to 19,700)	10,400 (8,000 to 13,000)	16,400 (12,700 to 20,700)	31,400 (24,100 to 39,700)	37,900 (29,100 to 48,000)	39,900 (30,600 to 50,500)	39,900 (30,600 to 50,500)	39,900 (30,600 to 50,500)	39,900 (30,600 to 50,500)	39,700 (30,500 to 50,200)	39,100 (30,000 to 49,500)	38,000 (29,200 to 48,000)	36,500 (28,000 to 46,200)	34,600 (26,600 to 43,800)	32,300 (24,800 to 40,900)	29,600 (22,700 to 37,500)	26,500 (20,300 to 33,500)	23,400 (17,900 to 29,600)	2,130 (1,640 to 2,700)	455,000
Sexually transmitted infections, excluding HIV	121,000 (84,000 to 167,000)	40,700 (28,200 to 56,200)	20,200 (14,000 to 27,900)	2,600 (1,800 to 3,600)	662 (459 to 914)	627 (435 to 866)	747 (518 to 1,030)	693 (481 to 957)	612 (425 to 845)	673 (467 to 929)	645 (447 to 891)	649 (450 to 896)	649 (450 to 896)	649 (450 to 896)	649 (450 to 896)	649 (450 to 896)	649 (450 to 896)	649 (450 to 896)	649 (450 to 896)	649 (450 to 896)	649 (450 to 896)	649 (450 to 896)	649 (450 to 896)	649 (450 to 896)	21,500
Syphilis	121,000 (84,000 to 167,000)	40,700 (28,200 to 56,200)	20,200 (14,000 to 27,900)	2,600 (1,800 to 3,600)	662 (459 to 914)	627 (435 to 866)	747 (518 to 1,030)	693 (481 to 957)	612 (425 to 845)	673 (467 to 929)	645 (447 to 891)	649 (450 to 896)	649 (450 to 896)	649 (450 to 896)	649 (450 to 896)	649 (450 to 896)	649 (450 to 896)	649 (450 to 896)	649 (450 to 896)	649 (450 to 896)	649 (450 to 896)	649 (450 to 896)	649 (450 to 896)	649 (450 to 896)	21,500
Chlamydial infection	0 (0 to 0)	0 (0 to 0)	0 (0 to 0)	0 (0 to 0)	0 (0 to 0)	0 (0 to 0)	0 (0 to 0)	0 (0 to 0)	0 (0 to 0)	0 (0 to 0)	0 (0 to 0)	0 (0 to 0)	0 (0 to 0)	0 (0 to 0)	0 (0 to 0)	0 (0 to 0)	0 (0 to 0)	0 (0 to 0)	0 (0 to 0)	0 (0 to 0)	0 (0 to 0)	0 (0 to 0)	0 (0 to 0)	0 (0 to 0)	0
Gonococcal infection	0 (0 to 0)	0 (0 to 0)	0 (0 to 0)	0 (0 to 0)	0 (0 to 0)	0 (0 to 0)	0 (0 to 0)	0 (0 to 0)	0 (0 to 0)	0 (0 to 0)	0 (0 to 0)	0 (0 to 0)	0 (0 to 0)	0 (0 to 0)	0 (0 to 0)	0 (0 to 0)	0 (0 to 0)	0 (0 to 0)	0 (0 to 0)	0 (0 to 0)	0 (0 to 0)	0 (0 to 0)	0 (0 to 0)	0 (0 to 0)	0
Trichomoniasis	0 (0 to 0)	0 (0 to 0)	0 (0 to 0)	0 (0 to 0)	0 (0 to 0)	0 (0 to 0)	0 (0 to 0)	0 (0 to 0)	0 (0 to 0)	0 (0 to 0)	0 (0 to 0)	0 (0 to 0)	0 (0 to 0)	0 (0 to 0)	0 (0 to 0)	0 (0 to 0)	0 (0 to 0)	0 (0 to 0)	0 (0 to 0)	0 (0 to 0)	0 (0 to 0)	0 (0 to 0)	0 (0 to 0)	0 (0 to 0)	0
Genital herpes	0 (0 to 0)	0 (0 to 0)	0 (0 to 0)	0 (0 to 0)	0 (0 to 0)	0 (0 to 0)	0 (0 to 0)	0 (0 to 0)	0 (0 to 0)	0 (0 to 0)	0 (0 to 0)	0 (0 to 0)	0 (0 to 0)	0 (0 to 0)	0 (0 to 0)	0 (0 to 0)	0 (0 to 0)	0 (0 to 0)	0 (0 to 0)	0 (0 to 0)	0 (0 to 0)	0 (0 to 0)	0 (0 to 0)	0 (0 to 0)	0
Other sexually transmitted infections	0 (0 to 0)	0 (0 to 0)	0 (0 to 0)	0 (0 to 0)	0 (0 to 0)	0 (0 to 0)	0 (0 to 0)	0 (0 to 0)	0 (0 to 0)	0 (0 to 0)	0 (0 to 0)	0 (0 to 0)	0 (0 to 0)	0 (0 to 0)	0 (0 to 0)	0 (0 to 0)	0 (0 to 0)	0 (0 to 0)	0 (0 to 0)	0 (0 to 0)	0 (0 to 0)	0 (0 to 0)	0 (0 to 0)	0 (0 to 0)	0
Respiratory infections and tuberculosis	1,120,000 (1,000,000 to 1,260,000)	114,000 (100,000 to 129,000)	286,000 (254,000 to 322,000)	1,150,000 (1,020,000 to 1,300,000)	49,000 (43,000 to 55,000)	21,000 (18,000 to 24,000)	21,000 (18,000 to 24,000)	21,000 (18,000 to 24,000)	21,000 (18,000 to 24,000)	21,000 (18,000 to 24,000)	21,000 (18,000 to 24,000)	21,000 (18,000 to 24,000)	21,000 (18,000 to 24,000)	21,000 (18,000 to 24,000)	21,000 (18,000 to 24,000)	21,000 (18,000 to 24,000)	21,000 (18,000 to 24,000)	21,000 (18,000 to 24,000)	21,000 (18,000 to 24,000)	21,000 (18,000 to 24,000)	21,000 (18,000 to 24,000)	21,000 (18,000 to 24,000)	21,000 (18,000 to 24,000)	3,210
Tuberculosis	0 (0 to 0)	0.1 (0 to 0.1)	36,100 (27,000 to 46,000)	41,200 (30,000 to 55,000)	11,000 (8,100 to 14,500)	8,760 (6,400 to 11,600)	11,300 (8,300 to 15,000)	15,200 (11,200 to 20,200)	20,500 (15,000 to 27,000)	19,000 (14,000 to 25,000)	19,000 (14,000 to 25,000)	19,000 (14,000 to 25,000)	19,000 (14,000 to 25,000)	18,900 (13,900 to 25,000)	18,600 (13,700 to 24,800)	18,100 (13,300 to 24,100)	17,400 (12,800 to 23,100)	16,500 (12,100 to 21,900)	15,400 (11,300 to 20,500)	14,100 (10,400 to 18,800)	12,600 (9,300 to 16,800)	11,200 (8,200 to 14,900)	1,020 (750 to 1,360)	450,000
Latent tuberculosis infection	0 (0 to 0)	0 (0 to 0)	0 (0 to 0)	0 (0 to 0)	0 (0 to 0)	0 (0 to 0)	0 (0 to 0)	0 (0 to 0)	0 (0 to 0)	0 (0 to 0)	0 (0 to 0)	0 (0 to 0)	0 (0 to 0)	0 (0 to 0)	0 (0 to 0)	0 (0 to 0)	0 (0 to 0)	0 (0 to 0)	0 (0 to 0)	0 (0 to 0)	0 (0 to 0)	0 (0 to 0)	0 (0 to 0)	0 (0 to 0)	0
Drug-susceptible tuberculosis	0 (0 to 0)	0.1 (0 to 0.2)	22,500 (16,900 to 28,600)	24,900 (18,400 to 33,000)	6,620 (4,900 to 8,700)	5,180 (3,800 to 6,900)	6,690 (4,900 to 8,900)	9,000 (6,600 to 12,000)	12,200 (8,900 to 16,000)	11,300 (8,300 to 15,000)	11,300 (8,300 to 15,000)	11,300 (8,300 to 15,000)	11,300 (8,300 to 15,000)	11,200 (8,200 to 14,900)	11,000 (8,100 to 14,700)	10,700 (7,900 to 14,300)	10,300 (7,600 to 13,700)	9,770 (7,200 to 13,000)	9,120 (6,700 to 12,100)	8,350 (6,100 to 11,100)	7,450 (5,500 to 9,900)	6,630 (4,900 to 8,800)	604 (445 to 803)	267,000
Multidrug-resistant tuberculosis without extensive drug resistance	0 (0 to 0)	0 (0 to 0)	0 (0 to 0)	0 (0 to 0)	0 (0 to 0)	0 (0 to 0)	0 (0 to 0)	0 (0 to 0)	0 (0 to 0)	0 (0 to 0)	0 (0 to 0)	0 (0 to 0)	0 (0 to 0)	0 (0 to 0)	0 (0 to 0)	0 (0 to 0)	0 (0 to 0)	0 (0 to 0)	0 (0 to 0)	0 (0 to 0)	0 (0 to 0)	0 (0 to 0)	0 (0 to 0)	0 (0 to 0)	0
Extensively drug-resistant tuberculosis	0 (0 to 0)	0 (0 to 0)	0 (0 to 0)	0 (0 to 0)	0 (0 to 0)	0 (0 to 0)	0 (0 to 0)	0 (0 to 0)	0 (0 to 0)	0 (0 to 0)	0 (0 to 0)	0 (0 to 0)	0 (0 to 0)	0 (0 to 0)	0 (0 to 0)	0 (0 to 0)	0 (0 to 0)	0 (0 to 0)	0 (0 to 0)	0 (0 to 0)	0 (0 to 0)	0 (0 to 0)	0 (0 to 0)	0 (0 to 0)	0
Lower respiratory infections	1,120,000 (1,000,000 to 1,260,000)	114,000 (100,000 to 129,000)	249,000 (220,000 to 283,000)	1,110,000 (980,000 to 1,250,000)	38,000 (33,000 to 43,000)	12,000 (10,000 to 14,000)	14,000 (12,000 to 16,000)	12,000 (10,000 to 14,000)	8,500 (7,200 to 9,900)	9,700 (8,200 to 11,000)	8,200 (6,900 to 9,500)	8,200 (6,900 to 9,500)	8,200 (6,900 to 9,500)	8,200 (6,900 to 9,500)	8,200 (6,900 to 9,500)	8,200 (6,900 to 9,500)	8,200 (6,900 to 9,500)	8,200 (6,900 to 9,500)	8,200 (6,900 to 9,500)	8,200 (6,900 to 9,500)	8,200 (6,900 to 9,500)	8,200 (6,900 to 9,500)	8,200 (6,900 to 9,500)	1,110,000
Upper respiratory infections	1.8 (1.6 to 2.0)	511 (451 to 580)	11,700 (10,500 to 13,200)	29,000 (25,900 to 32,800)	6,230 (5,500 to 7,000)	3,230 (2,900 to 3,700)	2,970 (2,600 to 3,400)	2,570 (2,200 to 2,900)	1,910 (1,600 to 2,200)	1,730 (1,500 to 2,000)	1,170 (1,000 to 1,400)	929 (800 to 1,100)	629 (540 to 750)	503 (430 to 600)	393 (330 to 470)	293 (240 to 350)	219 (180 to 260)	163 (130 to 200)	119 (94 to 150)	85 (66 to 110)	59 (45 to 76)	39 (29 to 50)	19 (14 to 25)	67,500
Otitis media	0.7 (0.4 to 1.2)	284 (214 to 373)	4,200 (3,200 to 5,500)	2,200 (1,600 to 2,900)	1,440 (1,100 to 1,900)	1,100 (800 to 1,400)	1,100 (800 to 1,400)	1,100 (800 to 1,400)	1,100 (800 to 1,400)	1,100 (800 to 1,400)	1,100 (800 to 1,400)	1,100 (800 to 1,400)	1,100 (800 to 1,400)	1,100 (800 to 1,400)	1,100 (800 to 1,400)	1,100 (800 to 1,400)	1,100 (800 to 1,400)	1,100 (800 to 1,400)	1,100 (800 to 1,400)	1,100 (800 to 1,400)	1,100 (800 to 1,400)	1,100 (800 to 1,400)	1,100 (800 to 1,400)	732
Sepsis and infections	153,000 (114,000 to 197,000)	54,900 (39,900 to 73,000)	149,000 (108,000 to 199,000)	146,000 (104,000 to 196,000)	57,000 (41,000 to 76,000)	39,000 (28,000 to 52,000)	54,000 (39,000 to 72,000)	73,000 (53,000 to 97,000)	77,000 (56,000 to 103,000)	74,000 (53,000 to 98,000)	71,000 (52,000 to 95,000)	71,000 (51,000 to 95,000)	71,000 (51,000 to 95,000)	71,000 (51,000 to 95,000)	71,000 (51,000 to 95,000)	71,000 (51,000 to 95,000)	71,000 (51,000 to 95,000)	71,000 (51,000 to 95,000)	71,000 (51,000 to 95,000)	71,000 (51,000 to 95,000)	71,000 (51,000 to 95,000)	71,000 (51,000 to 95,000)	71,000 (51,000 to 95,000)	1,810,000
Neglected tropical diseases and malaria	1,000 (450 to 2,000)	1,000 (450 to 2,000)	1,000 (450 to 2,000)



Exposure to forces of nature	0 (0 to 0)	0 (0 to 0)	0 (0 to 0)	0 (0 to 0)	0 (1 thru 6.1)	0 (0 to 0)	0 (0 to 0)	0 (0 to 0)	0 (0 to 0)	0 (0 to 0)	0 (0 to 0)	0 (0 to 0)	0 (0 to 0)	0 (0 to 0)	0 (0 to 0)	0 (0 to 0)	0 (0 to 0)	0 (0 to 0)	0 (0 to 0)	0 (0 to 0)	0 (0 to 0)	0 (0 to 0)	0 (0 to 0)	0 (0 to 0)	480
Other unintentional injuries	1,100 (978 to 1,303)	440 (277 to 693)	2,110 (1,810 to 2,590)	10,000 (9,460 to 10,500)	8,280 (7,770 to 10,100)	7,910 (6,650 to 11,900)	8,620 (8,530 to 14,000)	8,790 (8,490 to 14,600)	7,550 (6,990 to 13,600)	6,940 (3,940 to 9,810)	6,580 (3,630 to 9,540)	5,140 (3,160 to 9,250)	4,130 (2,590 to 7,790)	3,850 (1,990 to 6,730)	3,940 (1,910 to 6,700)	3,980 (1,960 to 6,830)	3,770 (1,760 to 6,640)	1,360 (870 to 2,280)	1,600 (714 to 1,970)	998 (619 to 618)	492 (189 to 956)	80.1 (39.9 to 116)	10.3 (1.1 to 20.7)	54,200
Self-harm and interpersonal violence	2,300 (1,980 to 2,700)	944 (541 to 1,550)	3,550 (2,900 to 4,100)	14,000 (7,110 to 24,000)	7,480 (4,980 to 11,600)	19,200 (13,900 to 27,300)	36,800 (26,700 to 49,600)	75,600 (57,300 to 97,000)	68,200 (50,200 to 89,000)	40,200 (29,100 to 53,100)	10,900 (7,910 to 14,500)	79,700 (60,100 to 103,000)	92,500 (66,100 to 123,000)	124,000 (89,900 to 164,000)	25,400 (18,100 to 34,000)	17,200 (11,900 to 22,700)	14,000 (10,100 to 18,500)	13,000 (7,500 to 20,000)	8,270 (5,080 to 12,600)	8,800 (5,610 to 13,000)	1,190 (668 to 1,810)	290 (149 to 466)	41.8 (20.1 to 66.9)	507,000
Self-harm	0 (0 to 0)	0 (0 to 0)	0 (0 to 0)	0 (0 to 0)	0 (0 to 6)	6,170 (5,490 to 10,600)	16,100 (12,500 to 26,100)	37,400 (28,000 to 56,800)	34,400 (25,400 to 52,000)	19,600 (13,900 to 29,000)	4,430 (2,950 to 6,770)	31,600 (22,800 to 47,600)	36,400 (25,700 to 55,900)	49,700 (35,100 to 75,100)	9,460 (6,130 to 14,600)	7,000 (4,540 to 10,600)	5,260 (3,500 to 8,030)	5,660 (3,620 to 8,930)	3,440 (2,070 to 5,730)	3,770 (2,280 to 5,970)	776 (438 to 1,140)	126 (53 to 208)	24.3 (10.6 to 41.9)	179,000
Self-harm by firearm	0 (0 to 0)	0 (0 to 0)	0 (0 to 0)	0 (0 to 0)	0 (0 to 0)	1,540 (1,340 to 2,600)	4,150 (3,250 to 6,700)	9,440 (7,060 to 14,200)	8,610 (6,310 to 13,000)	4,940 (3,440 to 7,220)	1,090 (693 to 1,650)	7,870 (5,620 to 11,600)	9,060 (6,350 to 13,700)	12,200 (8,630 to 18,400)	2,320 (1,490 to 3,550)	1,710 (1,090 to 2,600)	1,280 (830 to 1,940)	1,380 (857 to 2,180)	837 (493 to 1,390)	882 (513 to 1,460)	179 (98.4 to 279)	31.1 (12.4 to 52.7)	12.4 (2.5 to 24.1)	43,900
Self-harm by other specified means	0 (0 to 0)	0 (0 to 0)	0 (0 to 0)	0 (0 to 0)	0 (0 to 6)	4,670 (3,220 to 10,100)	12,400 (11,300 to 20,400)	28,300 (16,200 to 56,300)	25,800 (16,400 to 48,800)	14,600 (10,500 to 22,700)	3,330 (2,170 to 5,120)	23,700 (16,900 to 37,000)	27,400 (18,700 to 41,200)	37,500 (25,600 to 57,000)	7,140 (4,630 to 11,000)	5,290 (3,450 to 8,470)	3,980 (2,670 to 6,730)	4,280 (2,760 to 7,460)	2,600 (1,570 to 4,400)	2,890 (1,620 to 4,970)	594 (290 to 1,000)	95.1 (36.1 to 175)	12.4 (2.6 to 24.1)	136,000
Interpersonal violence	1,950 (1,650 to 2,180)	497 (317 to 1,100)	3,450 (1,900 to 4,600)	15,000 (10,000 to 21,000)	6,850 (4,080 to 10,600)	8,870 (5,450 to 15,600)	15,900 (9,600 to 27,600)	36,400 (22,000 to 62,600)	37,500 (22,600 to 64,600)	30,700 (18,500 to 52,900)	24,110 (14,500 to 41,500)	19,100 (11,500 to 33,000)	13,400 (8,060 to 23,100)	8,560 (4,730 to 14,800)	6,950 (3,840 to 12,000)	5,850 (3,230 to 10,100)	2,730 (1,530 to 4,720)	2,120 (1,190 to 3,650)	854 (480 to 1,470)	208 (116 to 358)	50 (27.1 to 87.4)	16.5 (9.1 to 28.3)	309,000
Physical violence by firearm	267 (163 to 1,200)	103 (106 to 600)	1,000 (570 to 1,870)	5,130 (1,500 to 7,050)	1,810 (842 to 2,630)	2,460 (1,310 to 4,050)	5,000 (2,650 to 9,050)	12,600 (6,000 to 23,000)	16,000 (11,100 to 27,600)	16,000 (10,500 to 31,500)	14,200 (7,180 to 17,100)	7,130 (4,810 to 11,800)	7,540 (4,650 to 11,600)	5,870 (2,370 to 9,580)	3,120 (1,480 to 6,210)	2,850 (1,630 to 5,770)	1,390 (638 to 2,690)	953 (535 to 1,860)	412 (228 to 768)	347 (199 to 610)	89.5 (48 to 134)	24.5 (10.5 to 38.5)	5.1 (1.7 to 9.3)	99,500
Physical violence by sharp object	0 (0 to 0)	0 (0 to 0)	0 (0 to 0)	0 (0 to 0)	0 (0 to 0)	0 (0 to 0)	0 (0 to 0)	0 (0 to 0)	0 (0 to 0)	0 (0 to 0)	0 (0 to 0)	0 (0 to 0)	0 (0 to 0)	0 (0 to 0)	0 (0 to 0)	0 (0 to 0)	0 (0 to 0)	0 (0 to 0)	0 (0 to 0)	0 (0 to 0)	0 (0 to 0)	0 (0 to 0)	0 (0 to 0)	77,600
Sexual violence	0 (0 to 0)	0 (0 to 0)	0 (0 to 0)	0 (0 to 44.8)	0 (0 to 45.8)	282 (152 to 412)	478 (257 to 761)	911 (514 to 1,470)	1,040 (734 to 2,070)	1,040 (734 to 2,060)	1,050 (740 to 2,080)	973 (592 to 1,540)	719 (399 to 1,140)	520 (290 to 882)	338 (184 to 557)	258 (139 to 395)	157 (81 thru 279)	69.3 (39.5 to 99.4)	44.7 (29.7 to 71)	0.2 (0 to 24.9)	0.1 (0 to 14.9)	0.4 (0 to 8.1)	0 (0 to 0)	7,270
Physical violence by other means	668 (567 to 1,000)	267 (161 to 1,100)	1,750 (1,010 to 2,600)	8,960 (5,720 to 13,000)	3,140 (1,730 to 4,780)	3,460 (2,190 to 5,110)	6,450 (3,630 to 11,600)	15,700 (8,290 to 28,000)	15,100 (9,140 to 28,000)	11,400 (6,710 to 21,000)	10,900 (7,110 to 16,000)	7,510 (4,570 to 12,000)	5,430 (3,180 to 8,750)	3,920 (1,770 to 6,750)	2,460 (1,170 to 4,530)	2,440 (1,180 to 4,530)	1,450 (684 to 2,740)	893 (511 to 1,710)	384 (213 to 670)	292 (164 to 527)	74.6 (39 to 109)	16 (4.1 to 28.9)	6.1 (1.1 to 12.5)	124,000
Conflict and terrorism	0 (42.6 to 51.8)	0 (0 to 0)	0 (25.1 to 29)	0 (12.1 to 37.6)	0 (9.69 to 60)	0 (5.68 to 78)	0 (9.69 to 1,150)	0 (1.62E-5 to 21.2)	0 (1.62E-5 to 21.2)	0 (4.41E-5 to 26.2)	0 (3.61E-5 to 15.2)	0 (5.67E-5 to 24.5)	0 (1.62E-5 to 17.8)	0 (1.62E-5 to 17.8)	0 (7.54E-5 to 25.2)	0 (6.21E-5 to 19.4)	0 (5.67E-5 to 17.2)	0 (1.62E-5 to 9.52)	0 (1.62E-5 to 9.52)	0 (1.62E-5 to 9.52)	0 (1.62E-5 to 9.52)	0 (1.62E-5 to 7.21)	0 (1.62E-5 to 7.21)	1,150,000

All Table 2a: Kenya DALYs by cause, and age group for males with 95% uncertainty intervals, 2019

Cause	Early Neonatal	Late Neonatal	Post Neonatal	1 to 5	5 to 9	10 to 14	15 to 19	20 to 24	25 to 29	30 to 34	35 to 39	40 to 44	45 to 49	50 to 54	55 to 59	60 to 64	65 to 69	70 to 74	75 to 79	80 to 84	85 to 89	90 to 94	95 plus	Total
All causes	1,649,000 (529,000 to 1,230,000)	209,000 (162,000 to 265,000)	747,000 (606,000 to 910,000)	690,000 (522,000 to 886,000)	339,000 (269,000 to 424,000)	340,000 (261,000 to 435,000)	417,000 (324,000 to 534,000)	429,000 (324,000 to 560,000)	440,000 (297,000 to 594,000)	439,000 (294,000 to 594,000)	439,000 (309,000 to 594,000)	439,000 (309,000 to 594,000)	440,000 (309,000 to 594,000)	439,000 (309,000 to 594,000)	439,000 (309,000 to 594,000)	417,000 (294,000 to 561,000)	397,000 (272,000 to 539,000)	373,000 (251,000 to 506,000)	332,000 (221,000 to 450,000)	280,000 (181,000 to 380,000)	192,000 (120,000 to 260,000)	37,900 (21,900 to 57,200)	10,800 (5,770 to 17,600)	9,430,000 (7,170 to 12,010)	9,430,000
Communicable, maternal, neonatal, and nutritional diseases	1,561,000 (504,000 to 1,160,000)	204,000 (158,000 to 259,000)	611,000 (496,000 to 746,000)	648,000 (491,000 to 831,000)	287,000 (227,000 to 360,000)	181,000 (139,000 to 234,000)	164,000 (123,000 to 214,000)	177,000 (129,000 to 236,000)	177,000 (117,000 to 244,000)	164,000 (104,000 to 232,000)	164,000 (104,000 to 232,000)	164,000 (104,000 to 232,000)	164,000 (104,000 to 232,000)	164,000 (104,000 to 232,000)	164,000 (104,000 to 232,000)	164,000 (104,000 to 232,000)	164,000 (104,000 to 232,000)	164,000 (104,000 to 232,000)	164,000 (104,000 to 232,000)	164,000 (104,000 to 232,000)	164,000 (104,000 to 232,000)	164,000 (104,000 to 232,000)	9,610 (2,220 to 21,400)	7,230,000 (5,490,000 to 9,260,000)	7,230,000
HIV/AIDS and sexually transmitted infections	36,600 (9,470 to 88,800)	5,030 (1,610 to 11,000)	51,000 (36,100 to 71,400)	31,000 (20,400 to 47,000)	6,260 (4,000 to 9,130)	3,290 (2,150 to 4,720)	36,000 (24,700 to 53,000)	61,200 (41,200 to 87,000)	77,000 (49,600 to 107,000)	69,600 (42,700 to 99,000)	68,700 (42,700 to 97,000)	113,000 (70,000 to 159,000)	137,000 (84,000 to 194,000)	156,000 (96,000 to 220,000)	166,000 (102,000 to 234,000)	167,000 (103,000 to 235,000)	159,000 (99,000 to 224,000)	153,000 (93,900 to 214,000)	140,000 (86,000 to 196,000)	120,000 (73,000 to 168,000)	93,000 (57,000 to 130,000)	57,000 (33,900 to 80,000)	12,900 (6,780 to 20,600)	1,960,000 (1,550 to 2,660)	1,960,000
HIV/AIDS	2,140 (1,110 to 3,710)	1,110 (1,110 to 1,110)	27,000 (20,000 to 35,000)	26,100 (19,000 to 34,000)	4,000 (2,870 to 5,470)	1,980 (1,440 to 2,690)	30,000 (21,000 to 41,000)	55,000 (38,000 to 76,000)	71,000 (46,000 to 98,000)	64,000 (41,000 to 91,000)	64,000 (41,000 to 91,000)	108,000 (70,000 to 151,000)	132,000 (85,000 to 185,000)	151,000 (97,000 to 211,000)	161,000 (104,000 to 225,000)	162,000 (104,000 to 227,000)	154,000 (99,000 to 216,000)	148,000 (95,000 to 207,000)	135,000 (87,000 to 189,000)	116,000 (74,000 to 162,000)	90,000 (58,000 to 126,000)	55,000 (35,000 to 77,000)	12,400 (6,540 to 20,000)	1,900,000 (1,500 to 2,580)	1,900,000
HIV/AIDS - Drug-susceptible Tuberculosis	0 (0 to 0)	0 (0 to 0)	3,240 (2,020 to 5,490)	6,060 (3,650 to 9,540)	2,760 (1,700 to 4,170)	4,260 (2,670 to 6,470)	9,750 (6,060 to 14,900)	8,640 (5,020 to 13,200)	8,480 (4,130 to 13,700)	14,200 (6,800 to 25,100)	27,900 (14,600 to 46,200)	51,400 (26,600 to 85,200)	67,700 (34,700 to 111,000)	82,000 (41,900 to 134,000)	91,000 (46,600 to 149,000)	92,000 (46,900 to 151,000)	87,000 (44,200 to 143,000)	82,900 (42,000 to 136,000)	74,900 (37,900 to 123,000)	63,000 (31,900 to 103,000)	48,000 (24,300 to 79,000)	29,500 (14,900 to 48,500)	6,610 (2,910 to 12,600)	1,020,000 (1,020 to 1,020)	1,020,000
HIV/AIDS - Multidrug-resistant Tuberculosis without extensive drug resistance	0 (0 to 0)	0 (0 to 0)	150 (28 to 431)	218 (42 to 622)	113 (21 to 324)	160 (30 to 460)	426 (80 to 1,220)	292 (54 to 838)	365 (67 to 1,050)	665 (124 to 1,910)	1,190 (221 to 3,420)	1,960 (365 to 5,630)	2,570 (479 to 7,380)	3,130 (583 to 8,990)	3,460 (645 to 9,940)	3,510 (654 to 10,100)	3,320 (618 to 9,530)	3,160 (589 to 9,080)	2,860 (533 to 8,210)	2,400 (447 to 6,900)	1,830 (341 to 5,260)	1,120 (209 to 3,220)	246 (45 to 707)	37,700 (7,020 to 108,000)	37,700
HIV/AIDS - Extensively drug-resistant Tuberculosis	0 (0 to 0)	0 (0 to 0)	0 (0 to 0)	1 (0 to 3)	1 (0 to 2)	1 (0 to 2)	2 (0 to 5)	1 (0 to 3)	1 (0 to 3)	2 (0 to 5)	4 (0 to 9)	6 (1 to 13)	8 (2 to 17)	10 (2 to 21)	11 (2 to 24)	11 (2 to 24)	11 (2 to 24)	10 (2 to 23)	9 (2 to 20)	8 (2 to 18)	6 (1 to 14)	4 (1 to 9)	1 (0 to 3)	0 (0 to 1)	107 (25 to 251)	107
HIV/AIDS resulting in other diseases	34,500 (2.01e+3 to 87,000)	3,920 (1,600 to 7,450)	24,000 (11,000 to 42,000)	25,000 (12,000 to 43,000)	3,490 (1,600 to 6,070)	1,140 (520 to 2,000)	5,820 (2,660 to 10,200)	12,200 (5,560 to 21,400)	12,000 (5,460 to 21,000)	7,990 (3,640 to 14,000)	7,990 (3,640 to 14,000)	7,990 (3,640 to 14,000)	7,990 (3,640 to 14,000)	7,990 (3,640 to 14,000)	7,990 (3,640 to 14,000)	7,990 (3,640 to 14,000)	7,990 (3,640 to 14,000)	7,990 (3,640 to 14,000)	7,990 (3,640 to 14,000)	7,990 (3,640 to 14,000)	7,990 (3,640 to 14,000)	7,990 (3,640 to 14,000)	1,530 (696 to 2,790)	1,730,000 (1,580 to 2,450)	1,730,000
Sexually transmitted infections, excluding HIV	34,600 (8,470 to 88,600)	5,030 (1,600 to 11,000)	11,000 (7,000 to 16,000)	357 (227 to 521)	191 (121 to 282)	77.5 (49.5 to 120)	150 (97.5 to 224)	69.5 (47.5 to 101)	63.6 (42.5 to 92.5)	252 (171 to 366)	124 (84.5 to 180)	124 (84.5 to 180)	124 (84.5 to 180)	124 (84.5 to 180)	124 (84.5 to 180)	124 (84.5 to 180)	124 (84.5 to 180)	124 (84.5 to 180)	124 (84.5 to 180)	124 (84.5 to 180)	124 (84.5 to 180)	124 (84.5 to 180)	0.1 (0 to 0.1)	1,190 (816 to 1,730)	49,200
Syphilis	0 (0 to 0)	0 (0 to 0)	0 (0 to 0)	0 (0 to 0)	0 (0 to 0)	0 (0 to 0)	0 (0 to 0)	0 (0 to 0)	0 (0 to 0)	0 (0 to 0)	0 (0 to 0)	0 (0 to 0)	0 (0 to 0)	0 (0 to 0)	0 (0 to 0)	0 (0 to 0)	0 (0 to 0)	0 (0 to 0)	0 (0 to 0)	0 (0 to 0)	0 (0 to 0)	0 (0 to 0)	0 (0 to 0)	0 (0 to 0)	0 (0 to 0)	0
Chlamydial infection	0 (0 to 0)	0 (0 to 0)	0 (0 to 0)	0 (0 to 0)	0 (0 to 0)	0 (0 to 0)	1 (0 to 3)	17.4 (6.1 to 33.3)	66.3 (23.7 to 126)	67.6 (24.1 to 129)	42.7 (15.1 to 81.7)	47.2 (16.7 to 90.3)	48.9 (17.3 to 93.5)	25.6 (9.04 to 49.1)	9.3 (3.3 to 17.9)	2.2 (0.8 to 4.3)	0.3 (0.1 to 0.6)	0.1 (0 to 0.2)	0 (0 to 0)	0 (0 to 0)	0 (0 to 0)	0 (0 to 0)	0 (0 to 0)	0 (0 to 0)	432
Gonococcal infection	0 (0 to 0)	0 (0 to 0)	0 (0 to 0)	0 (0 to 0)	0 (0 to 0)	0 (0 to 0)	16.6 (6.1 to 33.3)	66.4 (24.1 to 129)	66.3 (23.7 to 126)	67.6 (24.1 to 129)	42.7 (15.1 to 81.7)	47.2 (16.7 to 90.3)	48.9 (17.3 to 93.5)	25.6 (9.04 to 49.1)	9.3 (3.3 to 17.9)	2.2 (0.8 to 4.3)	0.3 (0.1 to 0.6)	0.1 (0 to 0.2)	0 (0 to 0)	0 (0 to 0)	0 (0 to 0)	0 (0 to 0)	0 (0 to 0)	0 (0 to 0)	409
Trichomoniasis	0 (0 to 0)	0 (0 to 0)	0 (0 to 0)	0 (0 to 0)	0 (0 to 0)	0 (0 to 0)	8.1 (2.9 to 17.2)	33.1 (11.9 to 64.3)	13.2 (4.6 to 26.6)	20.3 (7.1 to 40.2)	22.6 (7.9 to 45.3)	25.2 (8.8 to 50.2)	17.6 (6.1 to 35.1)	17.6 (6.1 to 35.1)	17.6 (6.1 to 35.1)	4.6 (1.6 to 9.2)	1.7 (0.6 to 3.4)	0.6 (0.2 to 1.3)	0.2 (0 to 0.5)	0 (0 to 0)	0 (0 to 0)	0 (0 to 0)	0 (0 to 0)	0 (0 to 0)	121
Genital herpes	0 (0 to 0)	0 (0 to 0)	0 (0 to 0)	0 (0 to 0)	0 (0 to 0)	0 (0 to 0)	0 (0 to 0)	0 (0 to 0)	0 (0 to 0)	0 (0 to 0)	0 (0 to 0)	0 (0 to 0)	0 (0 to 0)	0 (0 to 0)	0 (0 to 0)	0 (0 to 0)	0 (0 to 0)	0 (0 to 0)	0 (0 to 0)	0 (0 to 0)	0 (0 to 0)	0 (0 to 0)	0 (0 to 0)	0 (0 to 0)	0
Other sexually transmitted infections	0 (0 to 0)	0 (0 to 0)	0 (0 to 0)	0 (0 to 0)	0 (0 to 0)	0 (0 to 0)	0 (0 to 0)	0 (0 to 0)	0 (0 to 0)	0 (0 to 0)	0 (0 to 0)	0 (0 to 0)	0 (0 to 0)	0 (0 to 0)	0 (0 to 0)	0 (0 to 0)	0 (0 to 0)	0 (0 to 0)	0 (0 to 0)	0 (0 to 0)	0 (0 to 0)	0 (0 to 0)	0 (0 to 0)	0 (0 to 0)	0
Respiratory infections and tuberculosis	79,800 (52,900 to 108,000)	36,600 (21,600 to 55,300)	136,000 (98,900 to 183,000)	60,190 (44,600 to 80,130)	20,400 (13,700 to 28,500)	19,200 (12,100 to 28,000)	41,000 (32,100 to 52,000)	59,600 (43,500 to 77,900)	63,000 (46,000 to 82,200)	72,200 (52,200 to 94,600)	69,800 (49,600 to 92,000)	69,800 (47,500 to 92,000)	64,200 (43,200 to 85,400)	64,200 (43,200 to 85,400)	60,700 (42,900 to 80,000)	54,600 (39,000 to 72,000)	49,200 (35,000 to 65,000)	43,900 (31,000 to 58,000)	39,000 (27,500 to 51,600)	33,800 (23,800 to 44,800)	23,800 (16,600 to 31,600)	13,800 (9,560 to 18,400)	1,770 (1,220 to 2,350)	607 (418 to 809)	1,670,000
Tuberculosis	0 (0 to 0)	6,110 (4,330 to 8,530)	6,220 (4,330 to 8,530)	5,600 (3,900 to 7,810)	3,710 (2,580 to 5,180)	7,000 (4,870 to 9,770)	23,900 (16,600 to 33,300)	42,700 (29,700 to 59,600)	49,300 (34,300 to 68,800)	56,600 (39,400 to 79,000)	55,300 (38,500 to 77,200)	55,300 (38,500 to 77,200)	49,600 (34,500 to 69,200)	49,600 (34,500 to 69,200)	46,000 (32,000 to 64,200)	39,300 (27,300 to 54,900)	33,400 (23,200 to 46,600)	28,100 (19,500 to 39,200)	23,400 (16,200 to 32,600)	17,100 (11,900 to 23,900)	10,600 (7,370 to 14,800)	7,200 (4,990 to 10,000)	1,950 (1,350 to 2,720)	432 (299 to 603)	971,000 (673,000 to 1,350,000)	971,000
Tuberculosis - Drug-susceptible	0 (0 to 0)	6,110 (4,330 to 8,530)	6,220 (4,330 to 8,530)	5,600 (3,900 to 7,810)	3,710 (2,580 to 5,180)	7,000 (4,870 to 9,770)	23,900 (16,600 to 33,300)	42,700 (29,700 to 59,600)	49,300 (34,300 to 68,800)	56,600 (39,400 to 79,000)	55,300 (38,500 to 77,200)	55,300 (38,500 to 77,200)	49,600 (34,500 to 69,200)	49,600 (34,500 to 69,200)	46,000 (32,000 to 64,200)	39,300 (27,300 to 54,900)	33,400 (23,200 to 46,600)	28,100 (19,500 to 39,200)	23,400 (16,200 to 32,600)	17,100 (11,900 to 23,900)	10,600 (7,370 to 14,800)	7,200 (4,990 to 10,000)	1,950 (1,350 to 2,720)	432 (299 to 603)	971,000 (673,000 to 1,350,000)	971,000
Latent tuberculosis infection	0 (0 to 0)	0 (0 to 0)	0 (0 to 0)	0 (0 to 0)	0 (0 to 0)	0 (0 to 0)	0 (0 to 0)	0 (0 to 0)	0 (0 to 0)	0 (0 to 0)	0 (0 to 0)	0 (0 to 0)	0 (0 to 0)	0 (0 to 0)	0 (0 to 0)	0 (0 to 0)	0 (0 to 0)	0 (0 to 0)	0 (0 to 0)	0 (0 to 0)	0 (0 to 0)	0 (0 to 0)	0 (0 to 0)	0 (0 to 0)	0 (0 to 0)	0
Drug-susceptible tuberculosis	0 (0 to 0)	6,110 (4,330 to 8,530)	6,220 (4,330 to 8,530)	5,600 (3,900 to 7,810)	3,710 (2,580 to 5,180)	7,000 (4,870 to 9,770)	23,900 (16,600 to 33,300)	42,700 (29,700 to 59,600)	49,300 (34,300 to 68,800)	56,600 (39,400 to 79,000)	55,300 (38,500 to 77,200)	55,300 (38,500 to 77,200)	49,600 (34,500 to 69,200)	49,600 (34,500 to 69,200)	46,000 (32,000 to 64,200)	39,300 (27,300 to 54,900)	33,400 (23,200 to 46,600)	28,100 (19,500 to 39,200)	23,400 (16,200 to 32,600)	17,100 (11,900 to 23,900)	10,600 (7,370 to 14,800)	7,200 (4,990 to 10,000)	1,950 (1,350 to 2,720)	432 (299 to 603)	971,000 (673,000 to 1,350,000)	971,000
Multidrug-resistant tuberculosis without extensive drug resistance	0 (0 to 0)	276 (63 to 764)	202 (47 to 560)	195 (44 to 541)	127 (29 to 352)	170 (39 to 472)	265 (61 to 736)	1,020 (234 to 2,830)	1,020 (234 to 2,830)	1,020 (234 to 2,830)	1,020 (234 to 2,830)	1,070 (246 to 2,970)	1,060 (244 to 2,940)	1,060 (244 to 2,940)	1,070 (246 to 2,970)	1,060 (244 to 2,940)	1,060 (244 to 2,940)	1,070 (246 to 2,970)	1,060 (244 to 2,940)	905 (208 to 2,510)	1,060 (244 to 2,940)	1,060 (244 to 2,940)	1,070 (246 to 2,970)	22.7 (5.24 to 63.1)	22,700 (5,240 to 63,100)	22,700
Extensively drug-resistant tuberculosis	0 (0 to 0)	0.8 (0.2 to 2.1)	0.7 (0.2 to 1.9)	1.4 (0.3 to 3.8)	1.6 (0.4 to 4.3)	10.1 (2.3 to 28.1)	18.4 (4.2 to 51.2)	37.8 (8.7 to 105)	45.7 (10.5 to 127)	35.2 (8.1 to 98)	32.6 (7.5 to 90.7)	31.2 (7.2 to 86.8)	30.6 (7.1 to 85.2)	18.2 (4.2 to 50.7)	6.5 (1.5 to 18.1)	2.2 (0.5 to 6.1)	0.2 (0 to 0.7)	0.1 (0 to 0.2)	0 (0 to 0)	0 (0 to 0)	0 (0 to 0)	0 (0 to 0)	0 (0 to 0)	226
Lower respiratory infections	74,700 (47,900 to 102,000)	35,000 (20,000 to 53,700)	119,000 (83,000 to 163,000)	50,000 (36,000 to 67,000)	13,900 (9,000 to 20,000)	12,000 (7,000 to 18,000)	18,000 (12,000 to 25,000)	17,000 (11,000 to 24,000)	18,000 (11,000 to 26,000)	17,000 (10,000 to 25,000)	17,000 (10,000 to 25,000)	17,000 (10,000 to 25,000)	15,000 (9,000 to 22,000)	15,000 (9,000 to 22,000)	14,000 (9,000 to 21,000)	12,000 (8,000 to 18,000)	10,000 (6,000 to 15,000)	8,000 (5,000 to 12,000)	6,000 (4,000 to 9,000)	4,000 (2,000 to 6,000)	2,000 (1,000 to 3,000)	1,000 (600 to 1,500)	200 (120 to 300)	1,160 (696 to 1,740)	568,000
Upper respiratory infections	26.0 (9.5 to 59.8)	2,090 (919 to 4,120)	2,090 (1,230 to 3,230)	2,090 (1,230 to 3,230)	2,090 (1,230 to 3,230



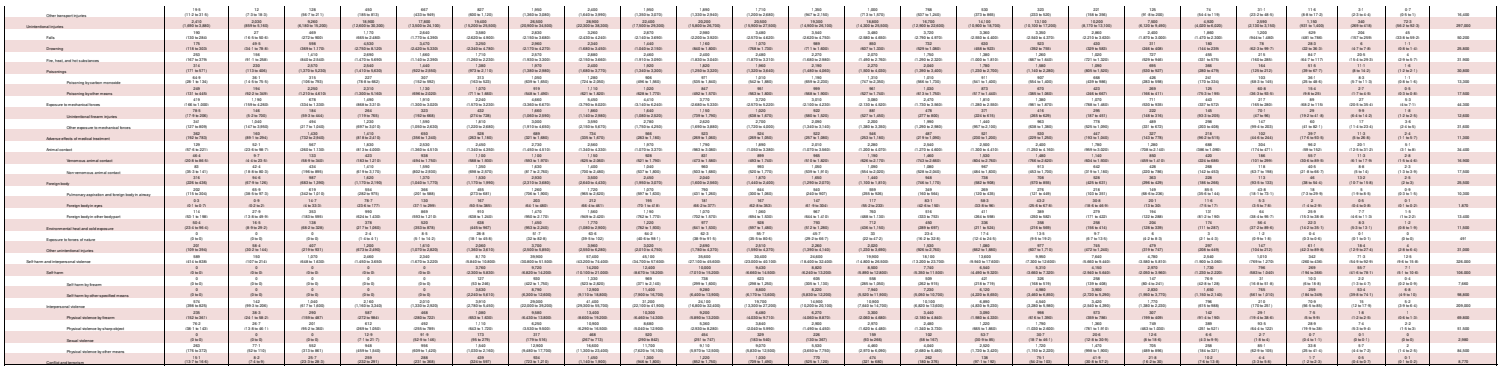

S8 Table 2a Madagascar: DALYS by cause and age groups for males with 95% uncertainty intervals, 2019

Cause	Early Neonatal	Late Neonatal	Post Neonatal	1 to 4	5 to 9	10 to 14	15 to 19	20 to24	25 to29	30 to34	35 to39	40 to44	45 to49	50 to54	55 to59	60 to64	65 to69	70 to 74	75 to79	80 to 84	85 to 89	90 to94	95 plus	Total
All causes	924,000 (839,000 to 1,030,000)	147,000 (130,000 to 220,000)	731,000 (560,000 to 900,000)	4,049,000 (3,524,000 to 4,736,000)	2,919,000 (2,459,000 to 3,514,000)	2,153,000 (1,811,000 to 2,599,000)	2,643,000 (2,222,000 to 3,204,000)	2,660,000 (2,232,000 to 3,250,000)	2,666,000 (2,236,000 to 3,260,000)	2,609,000 (2,190,000 to 3,200,000)	2,523,000 (2,116,000 to 3,093,000)	2,466,000 (2,067,000 to 3,028,000)	2,502,000 (2,095,000 to 3,060,000)	2,502,000 (2,097,000 to 3,060,000)	2,503,000 (2,100,000 to 3,060,000)	2,503,000 (2,100,000 to 3,060,000)	2,717,000 (2,278,000 to 3,320,000)	2,500,000 (2,095,000 to 3,060,000)	2,500,000 (2,095,000 to 3,060,000)	2,500,000 (2,095,000 to 3,060,000)	2,500,000 (2,095,000 to 3,060,000)	2,500,000 (2,095,000 to 3,060,000)	71,000,000 (71,000,000 to 71,000,000)
Communicable, maternal, neonatal, and nutritional diseases	768,000 (700,000 to 856,000)	146,000 (129,000 to 219,000)	623,000 (477,000 to 767,000)	3,271,000 (2,847,000 to 3,826,000)	1,939,000 (1,634,000 to 2,334,000)	1,183,000 (995,000 to 1,428,000)	1,183,000 (995,000 to 1,428,000)	1,183,000 (995,000 to 1,428,000)	1,183,000 (995,000 to 1,428,000)	1,183,000 (995,000 to 1,428,000)	1,183,000 (995,000 to 1,428,000)	1,183,000 (995,000 to 1,428,000)	1,183,000 (995,000 to 1,428,000)	1,183,000 (995,000 to 1,428,000)	1,183,000 (995,000 to 1,428,000)	1,183,000 (995,000 to 1,428,000)	1,183,000 (995,000 to 1,428,000)	1,183,000 (995,000 to 1,428,000)	1,183,000 (995,000 to 1,428,000)	1,183,000 (995,000 to 1,428,000)	1,183,000 (995,000 to 1,428,000)	1,183,000 (995,000 to 1,428,000)	15,000,000 (15,000,000 to 15,000,000)
HIV/AIDS and sexually transmitted infections	72,000 (70,700 to 127,000)	19,000 (6,713 to 41,600)	52,000 (7,630 to 66,500)	6,200 (3,060 to 10,700)	3,400 (929 to 2,560)	3,400 (527 to 1,490)	3,400 (994 to 2,670)	3,400 (732 to 2,070)	3,400 (1,670 to 6,570)	3,400 (3,960 to 12,500)	3,400 (6,630 to 17,700)	3,400 (6,560 to 16,000)	3,400 (6,720 to 11,190)	3,400 (7,600 to 8,090)	3,400 (7,330 to 5,180)	3,400 (6,624 to 1,510)	3,400 (238 to 671)	3,400 (11 to 266)	3,400 (68 to 17.7)	3,400 (7.6 to 22.6)	3,400 (3 to 12.3)	3,400 (1.1 to 6.9)	294,000 (183,000 to 1,000,000)
HIV/AIDS	6.4 (6.1 to 11.3)	1.7 (0.6 to 3.7)	4.6 (1,170 to 5,760)	0.6 (2,340 to 930)	0.3 (117,000 to 222,000)	0.3 (228,000 to 129,000)	0.3 (797,000 to 232,000)	0.3 (1,410,000 to 180,000)	0.3 (2,420,000 to 570,000)	0.3 (3,440,000 to 1,080,000)	0.3 (5,040,000 to 1,540,000)	0.3 (5,700,000 to 1,390,000)	0.3 (5,830,000 to 970,000)	0.3 (6,600,000 to 703,000)	0.3 (6,360,000 to 450,000)	0.3 (5,750,000 to 131,000)	0.3 (2,070,000 to 20,700)	0.3 (1,000,000 to 58,100)	0.3 (594,000 to 1,540)	0.3 (1,540,000 to 1,920)	0.3 (1,540,000 to 1,920)	0.3 (1,540,000 to 1,920)	0.3 (1,540,000 to 1,920)	96,100
HIV/AIDS - Drug-susceptible Tuberculosis	0 (0 to 0)	0 (0 to 0)	150 (92.3 to 237)	270 (166 to 426)	70.7 (44.7 to 116)	69.8 (44.7 to 112)	81.8 (52.9 to 131)	99.9 (64.1 to 161)	116 (74.9 to 188)	260 (166 to 419)	298 (192 to 482)	227 (146 to 367)	214 (137 to 346)	179 (115 to 289)	161 (104 to 261)	90.8 (58.7 to 147)	69.8 (44.9 to 113)	11.4 (7.4 to 18.4)	2.4 (1.6 to 3.9)	0.6 (0.4 to 1)	0.1 (0.1 to 0.2)	0 (0 to 0)	2,490
HIV/AIDS - Multidrug-resistant Tuberculosis without extensive drug resistance	0 (0 to 0)	0 (0 to 0)	1.9 (1.6 to 2.6)	21.3 (2.9 to 72.3)	6.6 (0.4 to 39.4)	2.1 (0.4 to 18.3)	4.8 (0.4 to 39.1)	2.7 (0.4 to 21.3)	8.6 (0.4 to 69.3)	12.6 (0.4 to 99.6)	19.4 (0.4 to 154)	28 (0.4 to 220)	32.5 (0.4 to 255)	33.2 (0.4 to 262)	31.7 (0.4 to 251)	23.7 (0.4 to 187)	15.7 (0.4 to 124)	6.2 (0.4 to 49.2)	1.4 (0.4 to 11.1)	0.6 (0.4 to 4.9)	0.2 (0.1 to 1.8)	0 (0 to 0)	190
HIV/AIDS - Extensively drug-resistant Tuberculosis	0 (0 to 0)	0 (0 to 0)	0.2 (0.2 to 0.2)	0.2 (0.2 to 0.2)	0.1 (0.1 to 0.1)	0.1 (0.1 to 0.1)	0.1 (0.1 to 0.1)	0.1 (0.1 to 0.1)	0.1 (0.1 to 0.1)	0.1 (0.1 to 0.1)	0.1 (0.1 to 0.1)	0.1 (0.1 to 0.1)	0.1 (0.1 to 0.1)	0.1 (0.1 to 0.1)	0.1 (0.1 to 0.1)	0.1 (0.1 to 0.1)	0.1 (0.1 to 0.1)	0.1 (0.1 to 0.1)	0.1 (0.1 to 0.1)	0.1 (0.1 to 0.1)	0.1 (0.1 to 0.1)	0.1 (0.1 to 0.1)	2.5
HIV/AIDS resistant to other diseases	0.4 (0.1 to 0.7)	1.2 (0.4 to 2.8)	0.2 (0.06 to 0.35)	0.2 (0.03 to 0.13)	0.2 (0.03 to 0.13)	0.2 (0.03 to 0.13)	0.2 (0.03 to 0.13)	0.2 (0.03 to 0.13)	0.2 (0.03 to 0.13)	0.2 (0.03 to 0.13)	0.2 (0.03 to 0.13)	0.2 (0.03 to 0.13)	0.2 (0.03 to 0.13)	0.2 (0.03 to 0.13)	0.2 (0.03 to 0.13)	0.2 (0.03 to 0.13)	0.2 (0.03 to 0.13)	0.2 (0.03 to 0.13)	0.2 (0.03 to 0.13)	0.2 (0.03 to 0.13)	0.2 (0.03 to 0.13)	0.2 (0.03 to 0.13)	620
Sexually transmitted infections, excluding HIV	72,000 (70,700 to 127,000)	19,000 (6,713 to 41,600)	52,000 (7,630 to 66,500)	6,200 (3,060 to 10,700)	3,400 (929 to 2,560)	3,400 (527 to 1,490)	3,400 (994 to 2,670)	3,400 (732 to 2,070)	3,400 (1,670 to 6,570)	3,400 (3,960 to 12,500)	3,400 (6,630 to 17,700)	3,400 (6,560 to 16,000)	3,400 (6,720 to 11,190)	3,400 (7,600 to 8,090)	3,400 (7,330 to 5,180)	3,400 (6,624 to 1,510)	3,400 (238 to 671)	3,400 (11 to 266)	3,400 (68 to 17.7)	3,400 (7.6 to 22.6)	3,400 (3 to 12.3)	3,400 (1.1 to 6.9)	294,000 (183,000 to 1,000,000)
Syphilis	0 (0 to 0)	0 (0 to 0)	0 (0 to 0)	0 (0 to 0)	0 (0 to 0)	0 (0 to 0)	0 (0 to 0)	0 (0 to 0)	0 (0 to 0)	0 (0 to 0)	0 (0 to 0)	0 (0 to 0)	0 (0 to 0)	0 (0 to 0)	0 (0 to 0)	0 (0 to 0)	0 (0 to 0)	0 (0 to 0)	0 (0 to 0)	0 (0 to 0)	0 (0 to 0)	0 (0 to 0)	0 (0 to 0)	0
Chlamydial infection	0 (0 to 0)	0 (0 to 0)	0 (0 to 0)	0 (0 to 0)	0 (0 to 0)	0.6 (0.5 to 1.1)	18.7 (9.6 to 34)	43.7 (19.4 to 77)	64.7 (31.3 to 111)	64.5 (34.8 to 109)	57 (31.4 to 94.8)	33 (17.7 to 55)	22.6 (11.7 to 37.7)	13.9 (7.4 to 23.1)	8.5 (4.5 to 14.2)	4.5 (2.4 to 7.5)	2.2 (1.2 to 3.7)	0.9 (0.5 to 1.5)	0.3 (0.2 to 0.5)	0.1 (0.1 to 0.2)	0 (0 to 0)	0 (0 to 0)	239
Gonococcal infection	0 (0 to 0)	0 (0 to 0)	0 (0 to 0)	0 (0 to 0)	0 (0 to 0)	0.7 (0.6 to 1.2)	19.9 (10.2 to 36)	46.7 (20.7 to 82)	69.1 (33.4 to 118)	69 (37.2 to 116)	61 (33.6 to 101)	35.3 (18.9 to 58.9)	24.2 (12.5 to 40.3)	14.9 (7.9 to 24.7)	9.1 (4.8 to 15.2)	4.8 (2.6 to 8)	2.3 (1.3 to 4)	1 (0.5 to 1.7)	0.3 (0.2 to 0.6)	0.1 (0.1 to 0.2)	0 (0 to 0)	0 (0 to 0)	255
Trichomoniasis	0 (0 to 0)	0 (0 to 0)	0 (0 to 0)	0 (0 to 0)	0 (0 to 0)	0 (0 to 0)	0.7 (0.2 to 1.5)	2.2 (0.6 to 5)	4 (1.6 to 10.2)	4 (2.4 to 21.5)	3.5 (2.3 to 24.1)	2.4 (2.4 to 25.4)	1.6 (1.6 to 13.2)	1 (0.7 to 6)	0.6 (0.3 to 2.2)	0.3 (0.1 to 1.1)	0.2 (0.1 to 0.6)	0.1 (0.1 to 0.3)	0 (0 to 0.1)	0 (0 to 0)	0 (0 to 0)	0 (0 to 0)	59.3
Genital herpes	0 (0 to 0)	0 (0 to 0)	0 (0 to 0)	0 (0 to 0)	0 (0 to 0)	0 (0 to 0)	0 (0 to 0)	0 (0 to 0)	0 (0 to 0)	0 (0 to 0)	0 (0 to 0)	0 (0 to 0)	0 (0 to 0)	0 (0 to 0)	0 (0 to 0)	0 (0 to 0)	0 (0 to 0)	0 (0 to 0)	0 (0 to 0)	0 (0 to 0)	0 (0 to 0)	0 (0 to 0)	0 (0 to 0)	0
Other sexually transmitted infections	72,000 (70,700 to 127,000)	19,000 (6,713 to 41,600)	52,000 (7,630 to 66,500)	6,200 (3,060 to 10,700)	3,400 (929 to 2,560)	3,400 (527 to 1,490)	3,400 (994 to 2,670)	3,400 (732 to 2,070)	3,400 (1,670 to 6,570)	3,400 (3,960 to 12,500)	3,400 (6,630 to 17,700)	3,400 (6,560 to 16,000)	3,400 (6,720 to 11,190)	3,400 (7,600 to 8,090)	3,400 (7,330 to 5,180)	3,400 (6,624 to 1,510)	3,400 (238 to 671)	3,400 (11 to 266)	3,400 (68 to 17.7)	3,400 (7.6 to 22.6)	3,400 (3 to 12.3)	3,400 (1.1 to 6.9)	294,000 (183,000 to 1,000,000)
Respiratory infections and tuberculosis	68,100 (56,200 to 129,000)	26,900 (12,900 to 64,000)	129,000 (67,900 to 243,000)	55,000 (32,000 to 94,000)	15,800 (9,000 to 27,000)	4,600 (2,600 to 7,900)	25,900 (14,700 to 44,000)	29,700 (16,900 to 50,000)	44,400 (25,200 to 75,000)	44,900 (25,500 to 76,000)	42,900 (24,300 to 72,000)	41,100 (23,300 to 69,000)	36,900 (20,900 to 62,000)	36,900 (20,900 to 62,000)	36,400 (20,600 to 61,000)	26,700 (15,100 to 45,000)	19,000 (10,800 to 32,000)	15,900 (9,000 to 27,000)	11,000 (6,200 to 18,600)	9,470 (5,400 to 16,000)	6,000 (3,400 to 10,100)	977 (550 to 1,650)	634,000 (359,000 to 1,070,000)
Tuberculosis	0.2 (0.2 to 0.3)	0.2 (0.2 to 0.3)	3,000 (1,800 to 4,800)	9,900 (5,600 to 16,000)	3,400 (1,900 to 5,400)	3,500 (2,000 to 5,600)	5,200 (2,900 to 8,300)	6,400 (3,600 to 10,000)	10,000 (5,700 to 16,000)	10,000 (5,700 to 16,000)	10,000 (5,700 to 16,000)	10,000 (5,700 to 16,000)	9,000 (5,100 to 14,000)	9,000 (5,100 to 14,000)	9,000 (5,100 to 14,000)	6,500 (3,700 to 10,000)	4,600 (2,600 to 7,300)	3,900 (2,200 to 6,100)	2,700 (1,500 to 4,300)	2,300 (1,300 to 3,600)	1,400 (800 to 2,300)	232 (130 to 380)	153,000 (86,000 to 250,000)
Latent tuberculosis infection	0 (0 to 0)	0 (0 to 0)	0 (0 to 0)	0 (0 to 0)	0 (0 to 0)	0 (0 to 0)	0 (0 to 0)	0 (0 to 0)	0 (0 to 0)	0 (0 to 0)	0 (0 to 0)	0 (0 to 0)	0 (0 to 0)	0 (0 to 0)	0 (0 to 0)	0 (0 to 0)	0 (0 to 0)	0 (0 to 0)	0 (0 to 0)	0 (0 to 0)	0 (0 to 0)	0 (0 to 0)	0 (0 to 0)	0
Active tuberculosis	0.2 (0.2 to 0.3)	0.2 (0.2 to 0.3)	3,000 (1,800 to 4,800)	9,900 (5,600 to 16,000)	3,400 (1,900 to 5,400)	3,500 (2,000 to 5,600)	5,200 (2,900 to 8,300)	6,400 (3,600 to 10,000)	10,000 (5,700 to 16,000)	10,000 (5,700 to 16,000)	10,000 (5,700 to 16,000)	10,000 (5,700 to 16,000)	9,000 (5,100 to 14,000)	9,000 (5,100 to 14,000)	9,000 (5,100 to 14,000)	6,500 (3,700 to 10,000)	4,600 (2,600 to 7,300)	3,900 (2,200 to 6,100)	2,700 (1,500 to 4,300)	2,300 (1,300 to 3,600)	1,400 (800 to 2,300)	232 (130 to 380)	153,000 (86,000 to 250,000)
Lower respiratory infections	68,100 (56,200 to 129,000)	26,900 (12,900 to 64,000)	126,000 (64,900 to 240,000)	46,000 (24,000 to 78,000)	12,400 (6,100 to 21,000)	1,100 (500 to 1,900)	20,700 (10,800 to 35,000)	23,300 (12,300 to 39,000)	34,400 (18,200 to 58,000)	34,900 (18,600 to 59,000)	32,900 (17,400 to 56,000)	31,100 (16,400 to 53,000)	27,900 (14,800 to 47,000)	27,900 (14,800 to 47,000)	27,400 (14,500 to 46,000)	20,200 (10,800 to 34,000)	14,400 (7,600 to 24,000)	12,000 (6,300 to 20,000)	8,300 (4,400 to 14,000)	7,170 (3,800 to 12,000)	4,600 (2,400 to 7,800)	745 (390 to 1,260)	481,000 (252,000 to 809,000)
Upper respiratory infections	0 (0 to 53)	0 (0 to 1.6)	1,000 (128 to 6,810)	1,700 (647 to 2,670)	560 (136 to 2,260)	2,500 (626 to 12,200)	5,200 (532 to 1,790)	6,700 (636 to 1,310)	9,900 (331 to 1,840)	9,900 (277 to 1,660)	9,900 (249 to 1,540)	9,900 (196 to 1,270)	9,900 (132 to 1,040)	9,900 (128 to 1,020)	9,900 (114 to 948)	6,900 (97 to 1,040)	4,900 (29.5 to 871)	4,200 (13.7 to 616)	2,900 (6.9 to 411)	2,500 (3.5 to 316)	1,500 (1.8 to 211)	250 (0.3 to 34)	170,000 (1,000 to 13,200)
Otitis media	0 (0 to 0)	0 (0 to 0)	0 (0 to 0)	0 (0 to 0)	0 (0 to 0)	0 (0 to 0)	0 (0 to 0)	0 (0 to 0)	0 (0 to 0)	0 (0 to 0)	0 (0 to 0)	0 (0 to 0)	0 (0 to 0)	0 (0 to 0)	0 (0 to 0)	0 (0 to 0)	0 (0 to 0)	0 (0 to 0)	0 (0 to 0)	0 (0 to 0)	0 (0 to 0)	0 (0 to 0)	0 (0 to 0)	0
Enteric infections	14,700 (7,100 to 35,000)	20,300 (11,600 to 42,200)	233,000 (171,000 to 302,000)	225,000 (164,000 to 297,000)	53,500 (32,000 to 82,000)	23,200 (13,900 to 36,000)	23,600 (14,100 to 36,000)	23,900 (14,300 to 36,000)	24,100 (14,400 to 37,000)	24,200 (14,500 to 37,000)	24,300 (14,500 to 37,000)	24,300 (14,500 to 37,000)	24,300 (14,500 to 37,000)	24,300 (14,500 to 37,000)	24,300 (14,500 to 37,000)	24,300 (14,500 to 37,000)	24,300 (14,500 to 37,000)	24,300 (14,500 to 37,000)	24,300 (14,500 to 37,000)	24,300 (14,500 to 37,000)	24,300 (14,500 to 37,000)	24,300 (14,500 to 37,000)	770,000 (459,000 to 1,180,000)
Diarrheal diseases	14,700 (7,100 to 35,000)	20,300 (11,600 to 42,200)	233,000 (171,000 to 302,000)	225,000 (164,000 to 297,000)	53,500 (32,000 to 82,000)	23,200 (13,900 to 36,000)	23,600 (14,100 to 36,000)	23,900 (14,300 to 36,000)	24,100 (14,400 to 37,000)	24,200 (14,500 to 37,000)	24,300 (14,500 to 37,000)	24,300 (14,500 to 37,000)	24,300 (14,500 to 37,000)	24,300 (14,500 to 37,000)	24,300 (14,500 to 37,000)	24,300 (14,500 to 37,000)	24,300 (14,500 to 37,000)	24,300 (14,500 to 37,000)	24,300 (14,500 to 37,000)	24,300 (14,500 to 37,000)	24,300 (14,500 to 37,000)	24,300 (14,500 to 37,000)	770,000 (459,000 to 1,180,000)
Typhoid and paratyphoid	0 (0 to 0)	0.3 (0.2 to 0.4)	2,200 (1,300 to 3,500)	2,900 (1,700 to 4,600)	2,200 (1,300 to 3,500)	1,400 (800 to 2,200)	1,500 (900 to 2,400)	1,500 (900 to 2,400)	1,500 (900 to 2,400)	1,500 (900 to 2,400)	1,500 (900 to 2,400)	1,500 (900 to 2,400)	1,500 (900 to 2,400)	1,500 (900 to 2,400)	1,500 (900 to 2,400)	1,500 (900 to 2,400)	1,500 (900 to 2,400)	1,500 (900 to 2,400)	1,500 (900 to 2,400)	1,500 (900 to 2,400)	1,500 (900 to 2,400)	1,500 (900 to 2,400)	15,700 (9,400 to 24,900)
Typhoid fever	0 (0 to 0)	0 (0 to 0)	2,200 (1,300 to 3,500)	2,900 (1,700 to 4,600)	2,200 (1,300 to 3,500)	1,400 (800 to 2,200)	1,500 (900 to 2,400)	1,500 (900 to 2,400)	1,500 (900 to 2,400)	1,500 (900 to 2,400)	1,500 (900 to 2,400)	1,500 (900 to 2,400)	1,500 (900 to 2,400)	1,500 (900 to 2,400)	1,500 (900 to 2,400)	1,500 (900 to 2,400)	1,500 (900 to 2,400)	1,500 (900 to 2,400)	1,500 (900 to 2,400)	1,500 (900 to 2,400)	1,500 (900 to 2,400)	1,500 (900 to 2,400)	15,600 (9,400 to 24,900)
Paratyphoid fever	0 (0 to 0)	0.3 (0.2 to 0.4)	0 (0 to 0)	0 (0 to 0)	0 (0 to 0)	0 (0 to 0)	0 (0 to 0)	0 (0 to 0)	0 (0 to 0)	0 (0 to 0)	0 (0 to 0)	0 (0 to 0)	0 (0 to 0)	0 (0 to 0)	0 (0 to 0)	0 (0 to 0)	0 (0 to 0)	0 (0 to 0)	0 (0 to 0)	0 (0 to 0)	0 (0 to 0)	0 (0 to 0)	0 (0 to 0)	172
Invasive Non-typhoidal Salmonella (iNTS)	0 (0 to 0.1)	0.1 (0.04 to 0.3)	130 (74 to 200)	130 (72 to 200)	60.4 (33 to 97)	61.7 (33 to 100)	67.7 (37 to 110)	80.5 (44 to 130)	97.7 (53 to 160)	96 (52 to 160)	72.9 (39 to 120)	57.2 (31 to 96)	42.3 (23 to 71)	30.3 (16 to 51)	21.4 (11 to 36)	14.1 (7.6 to 24)	9.1 (4.9 to 15)	5.6 (3 to 9.5)	3.1 (1.7 to 5.3)	1.6 (0.9 to 2.7)	0.8 (0.4 to 1.4)	0.3 (0.2 to 0.5)	652
Other intestinal infectious diseases	0 (0 to 0)	0 (0 to 0)	120 (0.9 to 447)	147 (14 to 717)	43.2 (4.1 to 211)	20.1 (1.9 to 98.1)	11.1 (1.4 to 54.4)	6.2 (0.8 to 30.5)	3.1 (0.4 to 15.3)	1.5 (0.2 to 7.5)	0.7 (0.1 to 3.6)	0.4 (0.1 to 1.7)	0.2 (0.1 to 0.8)	0.1 (0.1 to 0.4)	0.1 (0.1 to 0.2)	0.1 (0.1 to 0.2)	0.1 (0.1 to 0.2)	0.1 (0.1 to 0.2)	0.1 (0.1 to 0.2)	0.1 (0.1 to 0.2)	0.1 (0.1 to 0.2)	0.1 (0.1 to 0.2)	393
Neglected tropical diseases and malaria	6,300 (5,100 to 8,000)	1,800 (1,400 to 2,400)	64,700 (49,000 to 82,000)	52,900 (40,000 to 67,000)	17,200 (13,000 to 22,000)	4,000 (3,000 to 5,100)	1,900 (1,400 to 2,400)	1,300 (1,000 to 1,700)	1,000 (800 to 1,300)	1,000 (800 to 1,300)	1,000 (800 to 1,300)	1,000 (800 to 1,300)	1,000 (800 to 1,300)	1,000 (800 to 1,300)	1,000 (800 to 1,300)	1,000 (800 to 1,300)	1,000 (800 to 1,300)	1,000 (800 to 1,300)	1,000 (800 to 1,300)	1,000 (800 to 1,300)	1,000 (800 to 1,300)	1,000 (800 to 1,300)	261,000 (198,000 to 332,000)
Malaria	0.2 (0 to 10.9)	0.2 (0.003 to 20.000)	3,770 (1,100 to 12,000)	15,000 (7,700 to 127,000)	5,200 (2,100 to 15,000)	2,000 (1,000 to 4,600)	1,200 (600 to 2,400)	1,200 (600 to 2,400)	1,200 (600 to 2,400)	1,200 (600 to 2,400)	1,200 (600 to 2,400)	1,200 (600 to 2,400)	1,200 (600 to 2,400)	1,200 (600 to 2,400)	1,200 (600 to 2,400)	1,200 (600 to 2,400)	1,200 (600 to 2,400)	1,200 (600 to 2,400)	1,200 (600 to 2,400)	1,200 (600 to 2,400)	1,200 (600 to 2,400)	1,200 (600 to 2,400)	70,000 (39,000 to 127,000)
Chagas disease	0 (0 to 0)	0 (0 to 0)	0 (0 to 0)	0 (0 to 0)	0 (0 to 0)	0 (0 to 0)	0 (0 to 0)	0 (0 to 0)	0 (0 to 0)	0 (0 to 0)	0 (0 to 0)	0 (0 to 0)	0 (0 to 0)	0 (0 to 0)	0 (0 to 0)	0 (0 to 0)	0 (0 to 0)	0 (0 to 0)	0 (0 to 0)	0 (0 to 0)	0 (0 to 0)	0 (0 to 0)	0 (0 to 0)	0
Leishmaniasis	0 (0 to 0)	0 (0 to 0)	0 (0 to 0)	0 (0 to 0)	0 (0 to 0)	0 (0 to 0)	0 (0 to 0)	0 (0 to 0)	0 (0 to 0)	0 (0 to 0)	0 (0 to 0)	0 (0 to 0)	0 (0 to 0)	0 (0 to 0)	0 (0 to 0)	0 (0 to 0)	0 (0 to 0)	0 (0 to 0)	0 (0 to 0)	0 (0 to 0)	0 (0 to 0)	0 (0 to 0)	0 (0 to 0)	0
Visceral leishmaniasis	0 (0 to 0)	0 (0 to 0)	0 (0 to 0)	0 (0 to 0)	0 (0 to 0)	0 (0 to 0)	0 (0 to 0)	0 (0 to 0)	0 (0 to 0)	0 (0 to 0)	0 (0 to 0)	0 (0 to 0)	0 (0 to 0)	0 (0 to 0)	0 (0 to 0)	0 (0 to 0)	0 (0 to 0)	0 (0 to 0)	0 (0 to 0)	0 (0 to 0)	0 (0 to 0)	0 (0 to 0)	0 (0 to 0)	0
Cutaneous and mucocutaneous leishmaniasis	0 (0 to 0)	0 (0 to 0)	0 (0 to 0)	0 (0 to 0)	0 (0 to 0)	0 (0 to 0)	0 (0 to 0)	0 (0 to 0)	0 (0 to 0)	0 (0 to 0)	0 (0 to 0)	0 (0 to 0)	0 (0 to 0)	0 (0 to 0)	0 (0 to 0)	0 (0 to 0)	0 (0 to 0)	0 (0 to 0)	0 (0 to 0)	0 (0 to 0)	0 (0 to 0)	0 (0 to 0)	0 (0 to 0)	0
African trypanosomiasis	0 (0 to 0)	0 (0 to 0)	0 (0 to 0)	0 (0 to 0)	0 (0 to 0)	0 (0 to 0)	0 (0 to 0)	0 (0 to 0)	0 (0 to 0)	0 (0 to 0)	0 (0 to 0)	0 (0 to 0)	0 (0 to 0)	0 (0 to 0)	0 (0 to 0)	0 (0 to 0)	0 (0 to 0)	0 (0 to 0)	0 (0 to 0)	0 (0 to 0)	0 (0 to 0)	0 (0 to 0)	0 (0 to 0)	0
Schistosomiasis	0 (0 to 0)	0 (0 to 0)	0 (0 to 1.2)	0 (0 to 1.4)	0 (0 to 1.4)	0 (0 to 1.4)	0 (0 to 1.4)	0 (0 to 1.4)	0 (0 to 1.4)	0 (0 to 1.4)	0 (0 to 1.4)	0 (0 to 1.4)	0 (0 to 1.4)	0 (0 to 1.4)	0 (0 to 1.4)	0 (0 to 1.4)	0 (0 to 1.4)	0 (0 to 1.4)	0 (0 to 1.4)	0 (0 to 1.4)	0 (0 to 1.4)	0 (0 to 1.4)	0 (0 to 1.4)	0
Cysticercosis	0 (0 to 0)	0 (0 to 0)	0 (0 to 0.2)	0 (0 to 0.2)	0 (0 to 0.2)	0 (0 to 0.2)	0 (0 to 0.2)	0 (0 to 0.2)	0 (0 to 0.2)	0 (0 to 0.2)	0 (0 to 0.2)	0 (0 to 0.2)	0 (0 to 0.2)	0 (0 to 0.2)	0 (0 to 0.2)	0 (0 to 0.2)	0 (0 to 0.2)	0 (0 to 0.2)	0 (0 to 0.2)	0 (0 to 0.2)	0 (0 to 0.2)	0 (0 to 0.2)	0 (0 to 0.2)	0
Cystic echinococcosis	0 (0 to 0)	0 (0 to 0)	0 (0 to 0)	7.7 (4 to 20.4)	0 (0 to 0)	0.1 (0 to 0.4)	0.6 (0.1 to 1.7)	2.1 (0.3 to 5.7)	3.4 (0.4 to 9.2)	3.4 (0.4 to 9.2)	3.4 (0.4 to 9.2)	3.4 (0.4 to 9.2)	3.1 (0.4 to 8.5)	2.2 (0.3 to 6)	1.4 (0.2 to 3.8)	0.7 (0.1 to 1.9)	0.3 (0.1 to 0.8)	0.1 (0.1 to 0.3)	0.1 (0.1 to 0.2)	0 (0 to 0.1)	0 (0 to 0)	0 (0 to 0)	65
Lymphatic filariasis	0 (0 to 0)	0 (0 to 0)	0 (0 to 0)	0 (0 to 0)	0 (0 to 0)	0 (0 to 0)	0 (0 to 0)	0 (0 to 0)	0 (0 to 0)	0 (0 to 0)	0 (0 to 0)	0 (0 to 0)	0 (0 to 0)	0 (0 to 0)	0 (0 to 0)	0 (0 to 0)	0 (0 to 0)	0 (0 to 0)	0 (0 to 0)	0 (0 to 0)	0 (0 to 0)	0 (0 to 0)	0 (0 to 0)	0
Onchocerciasis	0 (0 to 0)	0 (0 to 0)	0 (0 to 0)	0 (0 to 0)	0 (0 to 0)	0 (0 to 0)	0 (0 to 0)	0 (0 to 0)	0 (0 to 0)	0 (0 to 0)	0 (0 to 0)	0 (0 to 0)	0 (0 to 0)	0 (0 to 0)	0 (0 to 0)	0 (0 to 0)	0 (0 to 0)	0 (0 to 0)	0 (0 to 0)	0 (0 to 0)	0 (0 to 0)	0 (0 to 0)	0 (0 to 0)	0
Trachoma	0 (0 to 0)	0 (0 to 0)	0 (0 to 0)	0 (0 to 0)	0 (0 to 0)	0 (0 to 0)	0 (0 to 0)	0 (0 to 0)	0 (0 to 0)	0 (0 to 0)	0 (0 to 0)	0 (0 to 0)	0 (0 to 0)	0 (0 to 0)	0 (0 to 0)	0 (0 to 0)	0 (0 to 0)	0 (0 to 0)	0 (0 to 0)	0 (0 to 0)	0 (0 to 0)	0 (0 to 0)	0 (0 to 0)	0
Dengue	0 (0 to 0)	0.1 (0 to 0.2)	0.1 (0 to 0.2)	59.5 (2.9 to 118)	17.6 (0.9 to 35.2)	7.3 (0.4 to 14.6)	3.2 (0.2 to 6.4)	1.4 (0.1 to 2.8)	0.6 (0 to 1.2)	0.3 (0 to 0.5)	0.1 (0 to 0.2)	0.1 (0 to 0.1)	0 (0 to 0.1)	0 (0 to 0)	0 (0 to 0)	0 (0 to 0)	0 (0 to 0)	0 (0 to 0)	0 (0 to 0)	0 (0 to 0)	0 (0 to 0)	0 (0 to 0)	0 (0 to 0)	489
Yellow fever	0 (0 to 0)	0 (0 to 0)	0 (0 to 0)	0 (0 to 0)	0 (0 to 0)	0 (0 to 0)	0 (0 to 0)	0 (0 to 0)	0 (0 to 0)	0 (0 to 0)	0 (0 to 0)	0 (0 to 0)	0 (0 to 0)	0 (0 to 0)	0 (0 to 0)	0 (0 to 0)	0 (0 to 0)	0 (0 to 0)	0 (0 to 0)	0 (0 to 0)	0 (0 to 0)	0 (0 to 0)	0 (0 to 0)	0
Rabies	0 (0 to 0)	0 (0 to 0)	0 (0 to 0)	0 (0 to 0)	0 (0 to 0)	0 (0 to 0)	0 (0 to 0)	0 (0 to 0)	0 (0 to 0)	0 (0 to 0)	0 (0 to 0)	0 (0 to 0)	0 (0 to 0)	0 (0 to 0)	0 (0 to 0)	0 (0 to 0)	0 (0 to 0)	0 (0 to 0)	0 (0 to 0)	0 (0 to 0)	0 (0 to 0)	0 (0 to 0)	0 (0 to 0)	0
Intestinal nematode infections	0.1 (0 to 0.2)	0 (0 to 0.1)	1.2 (0.2 to 3.6)	420 (171 to 1,080)	479 (196 to 1,220)	424 (172 to 1,080)	424 (172 to 1,080)	424 (172 to 1,080)	424 (172 to 1,080)	424 (172 to 1,080)	424 (172 to 1,080)	424 (172 to 1,080)	424 (172 to 1,080)	424 (172 to 1,080)	424 (172 to 1,080)	424 (172 to 1,080)	424 (172 to 1,080)	424 (172 to 1,080)	424 (172 to 1,080)	424 (172 to 1,080)	424 (172 to 1,080)	424 (172 to 1,080)	424 (172 to 1,080)	9,110
Ascariasis	0 (0 to 0)	0 (0 to 0)	0.1 (0 to 0.3



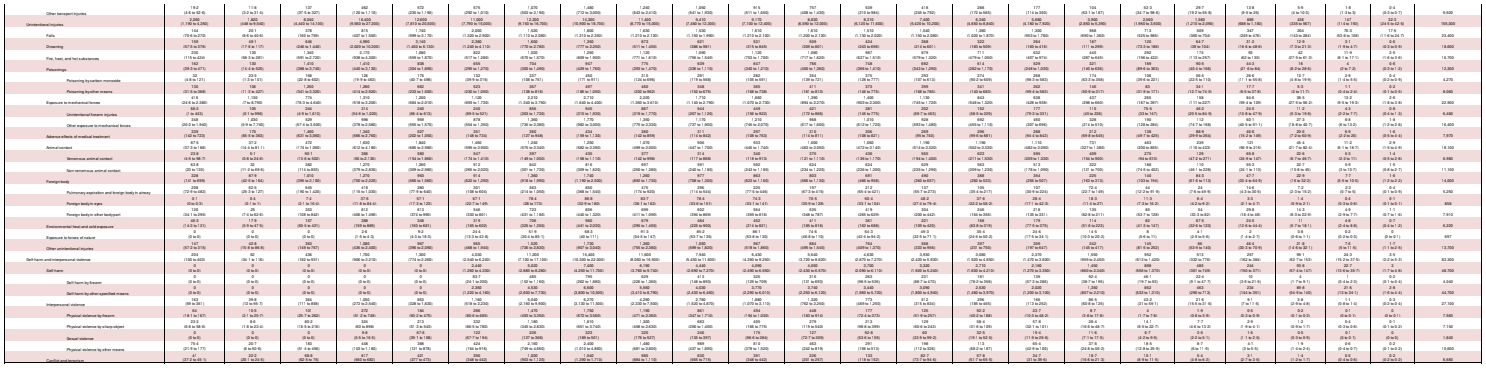

GBD Table 2a: Malmö (SE), 10 to cause and sex: annual for males with 95% uncertainty intervals, 2019

Cause	Early Neonatal	Late Neonatal	Post Neonatal	1 to 4	5 to 9	10 to 14	15 to 19	20 to 24	25 to 29	30 to 34	35 to 39	40 to 44	45 to 49	50 to 54	55 to 59	60 to 64	65 to 69	70 to 74	75 to 79	80 to 84	85 to 89	90 to 94	95 plus	Total
All causes	566,000 (429,000 to 703,000)	1,120,000 (1,020,000 to 1,210,000)	407,000 (378,000 to 429,000)	486,000 (399,000 to 569,000)	1,140,000 (1,050,000 to 1,230,000)	1,170,000 (1,080,000 to 1,260,000)	1,290,000 (1,190,000 to 1,390,000)	1,460,000 (1,350,000 to 1,570,000)	1,460,000 (1,350,000 to 1,570,000)	1,790,000 (1,660,000 to 1,910,000)	1,960,000 (1,820,000 to 2,090,000)	2,010,000 (1,860,000 to 2,150,000)	1,920,000 (1,780,000 to 2,050,000)	1,820,000 (1,690,000 to 1,950,000)	1,920,000 (1,780,000 to 2,050,000)	1,900,000 (1,760,000 to 2,030,000)	1,900,000 (1,760,000 to 2,030,000)	1,900,000 (1,760,000 to 2,030,000)	1,250,000 (1,120,000 to 1,370,000)	990,000 (880,000 to 1,090,000)	657,000 (577,000 to 733,000)	453,000 (393,000 to 509,000)	320,960 (249,000 to 392,000)	12,400 (11,500 to 13,200)	5,620 (3,340 to 8,040)	760 (717 to 799)	34,000,000
Communicable, maternal, neonatal, and nutritional diseases	429,000 (325,000 to 533,000)	176,000 (160,000 to 191,000)	203,000 (189,000 to 214,000)	270,000 (222,000 to 316,000)	178,000 (164,000 to 192,000)	85,000 (77,000 to 93,000)	83,000 (75,000 to 91,000)	76,000 (69,000 to 83,000)	75,000 (68,000 to 82,000)	80,000 (73,000 to 87,000)	106,000 (96,000 to 115,000)	134,000 (122,000 to 145,000)	164,000 (149,000 to 177,000)	183,000 (167,000 to 197,000)	177,000 (161,000 to 191,000)	161,000 (147,000 to 174,000)	151,000 (138,000 to 163,000)	132,000 (120,000 to 143,000)	96,000 (87,000 to 104,000)	68,000 (62,000 to 73,000)	46,000 (42,000 to 50,000)	29,000 (26,000 to 32,000)	1,000 (1,000 to 1,000)	1,000 (1,000 to 1,000)	1,000 (1,000 to 1,000)	2,640,000
HIV/AIDS and sexually transmitted infections	11,900 (9,790 to 14,000)	6,290 (5,740 to 6,850)	4,000 (3,600 to 4,390)	3,000 (2,600 to 3,400)	2,000 (1,800 to 2,200)	2,000 (1,800 to 2,200)	3,000 (2,800 to 3,300)	4,000 (3,800 to 4,300)	5,000 (4,700 to 5,300)	6,000 (5,700 to 6,400)	8,000 (7,600 to 8,500)	10,000 (9,500 to 10,000)	12,000 (11,000 to 12,000)	13,000 (12,000 to 13,000)	13,000 (12,000 to 13,000)	13,000 (12,000 to 13,000)	13,000 (12,000 to 13,000)	12,000 (11,000 to 12,000)	9,000 (8,200 to 9,700)	6,000 (5,500 to 6,500)	4,000 (3,600 to 4,300)	2,000 (1,800 to 2,200)	62 (59 to 64)	16 (14 to 17)	2 (2 to 2)	169,000
HIV/AIDS	11,900 (9,790 to 14,000)	6,290 (5,740 to 6,850)	4,000 (3,600 to 4,390)	3,000 (2,600 to 3,400)	2,000 (1,800 to 2,200)	2,000 (1,800 to 2,200)	3,000 (2,800 to 3,300)	4,000 (3,800 to 4,300)	5,000 (4,700 to 5,300)	6,000 (5,700 to 6,400)	8,000 (7,600 to 8,500)	10,000 (9,500 to 10,000)	12,000 (11,000 to 12,000)	13,000 (12,000 to 13,000)	13,000 (12,000 to 13,000)	13,000 (12,000 to 13,000)	13,000 (12,000 to 13,000)	12,000 (11,000 to 12,000)	9,000 (8,200 to 9,700)	6,000 (5,500 to 6,500)	4,000 (3,600 to 4,300)	2,000 (1,800 to 2,200)	62 (59 to 64)	16 (14 to 17)	2 (2 to 2)	169,000
HIV/AIDS - Drug-susceptible Tuberculosis	3,990 (2,390 to 5,590)	11,900 (10,700 to 13,000)	9,410 (8,610 to 10,200)	10,600 (9,230 to 12,000)	7,540 (6,290 to 8,790)	6,200 (5,170 to 7,230)	6,990 (5,810 to 8,170)	14,200 (11,800 to 16,600)	19,600 (16,270 to 22,900)	27,900 (23,000 to 32,100)	39,600 (32,900 to 46,200)	52,200 (43,400 to 60,900)	70,200 (58,400 to 81,900)	84,200 (70,000 to 98,300)	93,700 (77,900 to 109,000)	102,000 (84,800 to 119,000)	107,000 (89,000 to 125,000)	104,000 (86,400 to 121,000)	84,000 (69,900 to 98,000)	63,000 (52,400 to 73,500)	43,000 (35,800 to 50,200)	27,000 (22,400 to 31,500)	1,000 (1,000 to 1,000)	1,000 (1,000 to 1,000)	1,000 (1,000 to 1,000)	1,000,000
HIV/AIDS - Multidrug-resistant Tuberculosis without extensive drug resistance	0 (0 to 0)	0 (0 to 0)	0 (0 to 0)	0 (0 to 0)	0 (0 to 0)	0 (0 to 0)	0 (0 to 0)	0 (0 to 0)	0 (0 to 0)	0 (0 to 0)	0 (0 to 0)	0 (0 to 0)	0 (0 to 0)	0 (0 to 0)	0 (0 to 0)	0 (0 to 0)	0 (0 to 0)	0 (0 to 0)	0 (0 to 0)	0 (0 to 0)	0 (0 to 0)	0 (0 to 0)	0 (0 to 0)	0 (0 to 0)	0 (0 to 0)	0 (0 to 0)	0
HIV/AIDS - Extensively drug-resistant Tuberculosis	0 (0 to 0)	0 (0 to 0)	0 (0 to 0)	0 (0 to 0)	0 (0 to 0)	0 (0 to 0)	0 (0 to 0)	0 (0 to 0)	0 (0 to 0)	0 (0 to 0)	0 (0 to 0)	0 (0 to 0)	0 (0 to 0)	0 (0 to 0)	0 (0 to 0)	0 (0 to 0)	0 (0 to 0)	0 (0 to 0)	0 (0 to 0)	0 (0 to 0)	0 (0 to 0)	0 (0 to 0)	0 (0 to 0)	0 (0 to 0)	0 (0 to 0)	0 (0 to 0)	0
HIV/AIDS resulting in other diseases	0 (0 to 1.6)	0 (0 to 0.8)	0 (0 to 0)	0 (0 to 0)	0 (0 to 0)	0 (0 to 0)	0 (0 to 0)	0 (0 to 0)	0 (0 to 0)	0 (0 to 0)	0 (0 to 0)	0 (0 to 0)	0 (0 to 0)	0 (0 to 0)	0 (0 to 0)	0 (0 to 0)	0 (0 to 0)	0 (0 to 0)	0 (0 to 0)	0 (0 to 0)	0 (0 to 0)	0 (0 to 0)	0 (0 to 0)	0 (0 to 0)	0 (0 to 0)	0 (0 to 0)	0
Sexually transmitted infections, excluding HIV	1,000 (1,000 to 1,000)	1,000 (1,000 to 1,000)	1,000 (1,000 to 1,000)

Other cardiovascular and circulatory diseases	62.3 (23.4 to 270)	29.2 (14.4 to 132)	203 (93.4 to 885)	964 (452 to 4,190)	758 (291 to 2,990)	986 (369 to 4,018)	957 (361 to 3,866)	970 (362 to 3,894)	1,040 (387 to 4,210)	997 (374 to 4,060)	954 (374 to 3,856)	917 (367 to 3,696)	904 (359 to 3,662)	727 (287 to 2,930)	970 (374 to 3,930)	998 (381 to 4,060)	993 (379 to 4,060)	983 (377 to 4,060)	997 (379 to 4,060)	341 (129 to 1,390)	102 (39 to 414)	61 (23 to 241)	19.4 (7.5 to 77.1)	2.2 (1.0 to 8.1)	13,700
Chronic respiratory diseases	414 (0 to 0)	414 (0 to 0)	2.5 (1.4 to 3.3)	4,000 (2,400 to 5,600)	3,640 (2,200 to 5,010)	3,990 (2,500 to 5,400)	3,990 (2,500 to 5,400)	3,990 (2,500 to 5,400)	3,140 (1,900 to 4,270)	3,990 (2,500 to 5,400)	3,930 (2,500 to 5,310)	3,780 (2,400 to 5,120)	3,720 (2,400 to 5,030)	3,000 (1,900 to 4,060)	3,990 (2,500 to 5,400)	3,990 (2,500 to 5,400)	3,990 (2,500 to 5,400)	3,990 (2,500 to 5,400)	3,990 (2,500 to 5,400)	6,350 (3,700 to 8,970)	2,500 (2,000 to 3,200)	760 (1,000 to 2,000)	216 (600 to 600)	20.4 (20.2 to 21.3)	60,100
Chronic obstructive pulmonary disease	0 (0 to 0)	0 (0 to 0)	330 (129 to 730)	245 (114 to 499)	362 (163 to 958)	772 (428 to 1,700)	661 (428 to 1,300)	766 (504 to 1,490)	1,640 (1,100 to 2,900)	1,000 (740 to 1,400)	1,330 (922 to 1,900)	1,810 (1,290 to 2,600)	2,040 (1,470 to 2,760)	2,610 (1,810 to 3,700)	3,980 (2,600 to 5,600)	4,140 (2,600 to 5,800)	4,980 (3,300 to 7,000)	1,990 (1,700 to 3,010)	502 (420 to 840)	176 (170 to 220)	39.4 (18.3 to 51.1)	29,500
Pneumoconiosis	0 (0 to 0)	0 (0 to 0)	0 (0 to 0)	0 (0 to 0)	0 (0 to 0)	0 (0 to 0)	0 (0 to 0.61)	0 (0 to 0.61)	0 (0 to 0.61)	0 (0 to 0.61)	0 (0 to 0.61)	0 (0 to 0.61)	0 (0 to 0.61)	0 (0 to 0.61)	0 (0 to 0.61)	0 (0 to 0.61)	0 (0 to 0.61)	0 (0 to 0.61)	0 (0 to 0.61)	0 (0 to 0.61)	0 (0 to 0.61)	0 (0 to 0.61)	0 (0 to 0.61)	0 (0 to 0.61)	430
Silicosis	0 (0 to 0)	0 (0 to 0)	0 (0 to 0)	0 (0 to 0)	0 (0 to 0)	0 (0 to 0)	0 (0 to 3.3)	0 (0 to 3.3)	0 (0 to 3.3)	0 (0 to 3.3)	0 (0 to 3.3)	0 (0 to 3.3)	0 (0 to 3.3)	0 (0 to 3.3)	0 (0 to 3.3)	0 (0 to 3.3)	0 (0 to 3.3)	0 (0 to 3.3)	0 (0 to 3.3)	0 (0 to 3.3)	0 (0 to 3.3)	0 (0 to 3.3)	0 (0 to 3.3)	0 (0 to 3.3)	137
Asbestosis	0 (0 to 0)	0 (0 to 0)	0 (0 to 0)	0 (0 to 0)	0 (0 to 0)	0 (0 to 0)	0 (0 to 2.7)	0 (0 to 2.7)	0 (0 to 2.7)	0 (0 to 2.7)	0 (0 to 2.7)	0 (0 to 2.7)	0 (0 to 2.7)	0 (0 to 2.7)	0 (0 to 2.7)	0 (0 to 2.7)	0 (0 to 2.7)	0 (0 to 2.7)	0 (0 to 2.7)	0 (0 to 2.7)	0 (0 to 2.7)	0 (0 to 2.7)	0 (0 to 2.7)	0 (0 to 2.7)	0 (0 to 0)
Coal workers pneumoconiosis	0 (0 to 0)	0 (0 to 0)	0 (0 to 0)	0 (0 to 0)	0 (0 to 0)	0 (0 to 0)	0 (0 to 1.1)	0 (0 to 1.1)	0 (0 to 1.1)	0 (0 to 1.1)	0 (0 to 1.1)	0 (0 to 1.1)	0 (0 to 1.1)	0 (0 to 1.1)	0 (0 to 1.1)	0 (0 to 1.1)	0 (0 to 1.1)	0 (0 to 1.1)	0 (0 to 1.1)	0 (0 to 1.1)	0 (0 to 1.1)	0 (0 to 1.1)	0 (0 to 1.1)	0 (0 to 1.1)	18.9
Other pneumoconiosis	0 (0 to 0)	0 (0 to 0)	0 (0 to 0)	0 (0 to 0)	0 (0 to 0)	0 (0 to 0)	2.9 (0 to 8.6)	0.1 (0 to 0.71)	2.9 (0 to 8.6)	0.1 (0 to 0.71)	2.9 (0 to 8.6)	4.2 (0 to 13.6)	6.9 (0 to 19.6)	12.1 (1.3 to 31.6)	6.5 (0 to 20.6)	12.6 (1.4 to 33.2)	16.9 (2 to 42.9)	10.7 (1.2 to 27.6)	11.1 (1.2 to 28.6)	0.9 (0 to 6.2)	2.6 (0 to 9.1)	0.3 (0 to 2.3)	0.3 (0 to 1.9)	0 (0 to 0)	196
Asthma	414 (0 to 0)	414 (0 to 0)	2.5 (1.4 to 3.3)	3,630 (2,200 to 5,080)	3,230 (1,900 to 4,500)	2,800 (1,600 to 3,900)	2,920 (1,700 to 4,000)	2,770 (1,600 to 3,900)	1,400 (800 to 2,000)	2,770 (1,600 to 3,900)	2,700 (1,600 to 3,800)	2,470 (1,500 to 3,500)	2,350 (1,500 to 3,300)	1,770 (1,100 to 2,500)	2,460 (1,500 to 3,500)	2,460 (1,500 to 3,500)	2,460 (1,500 to 3,500)	2,460 (1,500 to 3,500)	2,460 (1,500 to 3,500)	4,000 (2,300 to 5,700)	1,500 (1,200 to 1,900)	450 (360 to 540)	130 (360 to 360)	12.3 (12.2 to 12.7)	35,400
Chronic sinusitis and other chronic diseases of the nose, NOS	0 (0 to 0)	0 (0 to 0)	0 (0 to 0)	0 (0 to 0)	0 (0 to 0)	0 (0 to 0)	0 (0 to 0.71)	0 (0 to 0.71)	0 (0 to 0.71)	0 (0 to 0.71)	0 (0 to 0.71)	0 (0 to 0.71)	0 (0 to 0.71)	0 (0 to 0.71)	0 (0 to 0.71)	0 (0 to 0.71)	0 (0 to 0.71)	0 (0 to 0.71)	0 (0 to 0.71)	0 (0 to 0.71)	0 (0 to 0.71)	0 (0 to 0.71)	0 (0 to 0.71)	0 (0 to 0.71)	18.9
Interstitial lung diseases and sarcoidosis	0 (0 to 0)	0 (0 to 0)	0 (0 to 139)	0 (0 to 139)	0 (0 to 139)	0 (0 to 139)	0 (0 to 139)	0 (0 to 139)	0 (0 to 139)	0 (0 to 139)	0 (0 to 139)	0 (0 to 139)	0 (0 to 139)	0 (0 to 139)	0 (0 to 139)	0 (0 to 139)	0 (0 to 139)	0 (0 to 139)	0 (0 to 139)	0 (0 to 139)	0 (0 to 139)	0 (0 to 139)	0 (0 to 139)	0 (0 to 139)	1,370
Other chronic respiratory diseases	0 (0 to 0)	0 (0 to 0)	0 (0 to 0)	0 (0 to 0)	0 (0 to 0)	0 (0 to 0)

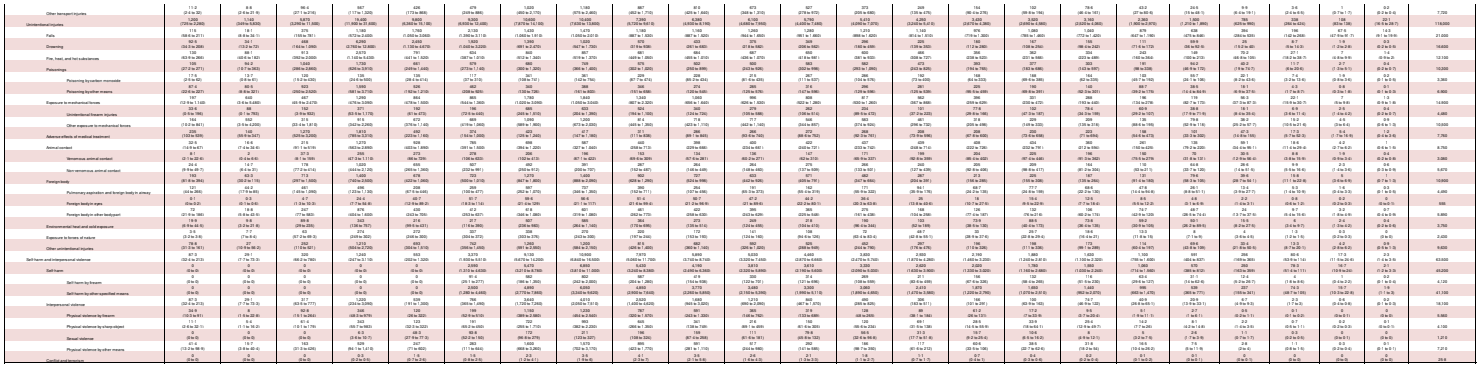

SR Table 2a: Mauritius DALYS by cause and age group for males with 95% uncertainty intervals, 2019

Cause	Early Neonatal	Late Neonatal	Post Neonatal	1 to 4	5 to 9	10 to 14	15 to 19	20 to 24	25 to 29	30 to 34	35 to 39	40 to 44	45 to 49	50 to 54	55 to 59	60 to 64	65 to 69	70 to 74	75 to 79	80 to 84	85 to 89	90 to 94	95 plus	Total
All causes	2,258 (2,156 to 2,362)	1,211 (1,072 to 1,349)	1,313 (1,172 to 1,469)	2,169 (1,764 to 2,703)	1,178 (1,019 to 1,362)	1,008 (866 to 1,166)	2,430 (2,149 to 2,729)	3,468 (3,048 to 3,912)	4,569 (4,004 to 5,200)	5,923 (5,177 to 6,753)	7,469 (6,509 to 8,490)	10,620 (9,259 to 12,102)	13,545 (11,797 to 15,482)	17,517 (15,259 to 19,999)	21,996 (19,150 to 25,169)	27,330 (23,772 to 31,350)	33,777 (29,350 to 38,844)	40,599 (35,259 to 46,777)	47,208 (41,000 to 54,403)	53,966 (46,850 to 62,220)	59,348 (51,513 to 68,443)	62,943 (54,626 to 72,600)	65,962 (57,233 to 76,129)	65,962 (57,233 to 76,129)
Communicable, maternal, neonatal, and nutritional diseases	2,068 (2,018 to 2,122)	1,068 (932 to 1,218)	917 (687 to 1,190)	602 (479 to 1,202)	378 (269 to 573)	215 (159 to 298)	460 (362 to 592)	767 (573 to 1,073)	1,092 (846 to 1,439)	1,210 (878 to 1,663)	1,570 (1,205 to 1,938)	1,885 (1,459 to 2,295)	2,124 (1,730 to 2,485)	2,370 (1,930 to 2,738)	2,611 (2,128 to 3,027)	2,845 (2,319 to 3,299)	3,080 (2,509 to 3,572)	3,284 (2,675 to 3,809)	3,450 (2,810 to 4,000)	3,582 (2,917 to 4,155)	3,660 (2,981 to 4,245)	3,660 (2,981 to 4,245)	21,455
HIV/AIDS and sexually transmitted infections	0 (0 to 0)	0 (0 to 0)	6.4 (4.9 to 8.2)	17.7 (12.8 to 22.4)	9.9 (5.3 to 9.8)	13.1 (8.9 to 17)	20.3 (15.2 to 26)	105 (83.9 to 130)	315 (253.1 to 384)	467 (368.9 to 563)	702 (563.1 to 859)	912 (747.1 to 1,092)	1,089 (900.1 to 1,284)	1,264 (1,063 to 1,466)	1,433 (1,206 to 1,662)	1,603 (1,350 to 1,858)	1,774 (1,494 to 2,057)	1,933 (1,627 to 2,241)	2,079 (1,750 to 2,411)	2,205 (1,856 to 2,557)	2,293 (1,930 to 2,659)	2,293 (1,930 to 2,659)	3,850
HIV/AIDS	0 (0 to 0)	0 (0 to 0)	6.2 (4.8 to 8.1)	17.7 (13.7 to 22.5)	9.9 (5.3 to 9.8)	9.2 (5.1 to 13.7)	15.6 (12.3 to 19.8)	99.8 (79.7 to 119)	305 (245.5 to 365)	459 (377.1 to 559)	692 (563.5 to 857)	904 (758.5 to 1,091)	1,078 (901.3 to 1,273)	1,249 (1,051 to 1,452)	1,419 (1,194 to 1,648)	1,588 (1,337 to 1,844)	1,759 (1,481 to 2,043)	1,919 (1,615 to 2,228)	2,065 (1,738 to 2,398)	2,192 (1,844 to 2,546)	2,281 (1,919 to 2,649)	2,281 (1,919 to 2,649)	3,730
HIV/AIDS - Drug-susceptible Tuberculosis	0 (0 to 0)	0 (0 to 0)	0.2 (0.2 to 0.4)	0.4 (0.1 to 0.7)	0.2 (0 to 0.4)	0.4 (0.2 to 0.6)	2.5 (1.7 to 3.4)	7.9 (6.3 to 9.7)	12.4 (9.9 to 15.5)	17.7 (14.1 to 22.1)	23.3 (18.6 to 29.1)	31.1 (24.9 to 38.8)	40.2 (32.3 to 50.1)	51.2 (41.2 to 63.8)	64.2 (51.7 to 79.8)	79.2 (63.8 to 98.3)	96.1 (77.5 to 119)	114.3 (92.2 to 141)	131.9 (106.4 to 162)	147.2 (118.8 to 180)	157.5 (127.1 to 193)	157.5 (127.1 to 193)	95.1
HIV/AIDS - Multidrug-resistant Tuberculosis without extensive drug resistance	0 (0 to 0)	0 (0 to 0)	0 (0 to 0)	0 (0 to 0)	0 (0 to 0)	0 (0 to 0)	0 (0 to 0.1)	0.1 (0 to 0.1)	0.2 (0 to 0.2)	0.2 (0 to 0.2)	0.2 (0 to 0.2)	0.2 (0 to 0.2)	0.2 (0 to 0.3)	0.2 (0 to 0.4)	0.1 (0 to 0.4)	0.2 (0 to 0.5)	0.2 (0 to 0.5)	0.2 (0 to 0.5)	0.2 (0 to 0.5)	0.2 (0 to 0.5)	0.2 (0 to 0.5)	0.2 (0 to 0.5)	0.2 (0 to 0.5)	1.1
HIV/AIDS - Extensively drug-resistant Tuberculosis	0 (0 to 0)	0 (0 to 0)	0 (0 to 0)	0 (0 to 0)	0 (0 to 0)	0 (0 to 0)	0 (0 to 0)	0 (0 to 0)	0 (0 to 0)	0 (0 to 0)	0 (0 to 0)	0 (0 to 0)	0 (0 to 0)	0 (0 to 0)	0 (0 to 0)	0 (0 to 0)	0 (0 to 0)	0 (0 to 0)	0 (0 to 0)	0 (0 to 0)	0 (0 to 0)	0 (0 to 0)	0 (0 to 0)	0.2
HIV/AIDS resulting in other diseases	0 (0 to 0)	0 (0 to 0)	4.1 (3.4 to 5.2)	17.7 (13.7 to 22.1)	9.7 (5.1 to 9.7)	15.3 (9.5 to 19.6)	56.2 (39.9 to 72.1)	297 (229.5 to 377)	956 (736.9 to 1,219)	1,874 (1,444.3 to 2,390)	3,111 (2,396.1 to 3,967)	4,377 (3,369.5 to 5,583)	5,613 (4,320.1 to 7,164)	6,815 (5,244.3 to 8,695)	7,983 (6,144.5 to 10,189)	9,113 (7,012.5 to 11,630)	10,183 (7,835.1 to 12,992)	11,193 (8,614.1 to 14,282)	12,139 (9,341.2 to 15,488)	12,993 (9,997.1 to 16,582)	13,722 (10,560.2 to 17,509)	13,722 (10,560.2 to 17,509)	3,630
Sexually transmitted infections excluding HIV	0 (0 to 0)	0 (0 to 0)	0.1 (0 to 0.2)	0 (0 to 0)	0 (0 to 0)	3.9 (1.4 to 6.9)	4.7 (2.1 to 8.3)	37.8 (27.1 to 50.4)	92.4 (67.1 to 123)	148 (107.9 to 197)	232 (169.1 to 309)	347 (252.9 to 463)	475 (346.1 to 634)	618 (450.4 to 824)	773 (563.3 to 1,031)	928 (676.3 to 1,238)	1,085 (790.9 to 1,447)	1,241 (904.7 to 1,655)	1,387 (1,011 to 1,850)	1,513 (1,103 to 2,018)	1,613 (1,176 to 2,151)	1,613 (1,176 to 2,151)	74.6
Syphilis	0 (0 to 0)	0 (0 to 0)	0 (0 to 0.2)	0 (0 to 0)	0 (0 to 0)	0 (0 to 0)	0.1 (0 to 0.1)	0.3 (0 to 0.4)	0.7 (0 to 0.9)	1.2 (0 to 1.6)	1.9 (0 to 2.5)	2.8 (0 to 3.6)	3.9 (0 to 5)	5.2 (0 to 6.7)	6.7 (0 to 8.6)	8.4 (0 to 10.7)	10.2 (0 to 12.9)	12.1 (0 to 15.3)	13.9 (0 to 17.6)	15.5 (0 to 19.6)	16.6 (0 to 21)	16.6 (0 to 21)	1.9
Chlamydial infection	0 (0 to 0)	0 (0 to 0)	0 (0 to 0)	0 (0 to 0)	0 (0 to 0)	0 (0 to 0)	0.6 (0 to 0.9)	3.8 (1.6 to 6.4)	9.5 (4.2 to 17.1)	13.1 (5.2 to 24.2)	17.7 (7.1 to 32)	23.1 (9.4 to 41.5)	29.1 (12.1 to 52.3)	35.5 (14.9 to 63.2)	42.2 (17.8 to 74.8)	48.9 (20.8 to 86.2)	55.6 (23.8 to 97.6)	61.9 (26.7 to 108)	67.6 (29.4 to 117)	72.4 (31.6 to 125)	75.5 (33.1 to 130)	75.5 (33.1 to 130)	17.6
Gonococcal infection	0 (0 to 0)	0 (0 to 0)	0 (0 to 0)	0 (0 to 0)	0 (0 to 0)	0 (0 to 0)	0.2 (0.1 to 0.7)	1.7 (0.3 to 3.7)	4.2 (0.5 to 9.3)	6.1 (0.7 to 13.4)	8.7 (1 to 19)	11.6 (1.3 to 25.2)	14.7 (1.7 to 31.8)	18.1 (2.2 to 38.9)	21.7 (2.7 to 46.3)	25.4 (3.2 to 53.8)	29.2 (3.8 to 61.5)	32.8 (4.3 to 68.7)	35.9 (4.8 to 74.5)	38.5 (5.2 to 79.5)	40.2 (5.5 to 82.5)	40.2 (5.5 to 82.5)	9.9
Trichomoniasis	0 (0 to 0)	0 (0 to 0)	0 (0 to 0)	0 (0 to 0)	0 (0 to 0)	0 (0 to 0)	0 (0 to 0)	0.2 (0 to 0.5)	0.6 (0 to 1.5)	0.9 (0 to 2.1)	1.3 (0 to 2.9)	1.7 (0 to 3.8)	2.1 (0 to 4.7)	2.6 (0 to 5.8)	3.1 (0 to 6.9)	3.6 (0 to 8)	4.1 (0 to 9.1)	4.6 (0 to 10.1)	5 (0 to 11)	5.4 (0 to 11.8)	5.6 (0 to 12.2)	5.6 (0 to 12.2)	1.9
Genital herpes	0 (0 to 0)	0 (0 to 0)	0 (0 to 0)	0 (0 to 0)	0 (0 to 0)	0 (0 to 0.2)	0.1 (0 to 1.1)	1.7 (0.3 to 3.4)	4.3 (0.5 to 9.1)	6.1 (0.7 to 12.9)	8.5 (1 to 18.2)	11.2 (1.3 to 24.1)	14.1 (1.7 to 30.2)	17.3 (2.1 to 36.8)	20.7 (2.6 to 43.8)	24.2 (3.1 to 50.9)	27.8 (3.7 to 58.2)	31.2 (4.2 to 65.1)	34.1 (4.6 to 70.6)	36.5 (5 to 75.1)	38.1 (5.2 to 78.1)	38.1 (5.2 to 78.1)	23.6
Other sexually transmitted infections	0 (0 to 0)	0 (0 to 0)	0 (0 to 0)	0 (0 to 0)	0 (0 to 0)	0 (0 to 0)	0 (0 to 0.1)	0.2 (0 to 0.4)	0.5 (0 to 1.1)	0.7 (0 to 1.6)	1 (0 to 2.2)	1.3 (0 to 2.9)	1.6 (0 to 3.6)	2 (0 to 4.4)	2.4 (0 to 5.3)	2.8 (0 to 6.2)	3.2 (0 to 7)	3.6 (0 to 7.8)	3.9 (0 to 8.5)	4.2 (0 to 9.1)	4.4 (0 to 9.5)	4.4 (0 to 9.5)	19.3
Respiratory infections and tuberculosis	24.1 (19.1 to 29.9)	39 (26 to 53.6)	229 (162 to 328)	97.3 (72 to 129)	76 (58.9 to 97.2)	120 (92.3 to 153)	90.3 (70.1 to 116)	87.5 (67.3 to 112)	128 (97.2 to 165)	167 (127.1 to 215)	197 (150.1 to 254)	232 (176.3 to 299)	270 (205.3 to 349)	292 (222.3 to 378)	292 (222.3 to 378)	292 (222.3 to 378)	292 (222.3 to 378)	292 (222.3 to 378)	292 (222.3 to 378)	292 (222.3 to 378)	292 (222.3 to 378)	292 (222.3 to 378)	292 (222.3 to 378)	4,992
Tuberculosis	0 (0 to 0)	0 (0 to 0)	0 (0 to 0)	0 (0 to 0)	0 (0 to 0)	0 (0 to 0)	0 (0 to 0)	0 (0 to 0)	0 (0 to 0)	0 (0 to 0)	0 (0 to 0)	0 (0 to 0)	0 (0 to 0)	0 (0 to 0)	0 (0 to 0)	0 (0 to 0)	0 (0 to 0)	0 (0 to 0)	0 (0 to 0)	0 (0 to 0)	0 (0 to 0)	0 (0 to 0)	0 (0 to 0)	0
Latent tuberculosis infection	0 (0 to 0)	0 (0 to 0)	0 (0 to 0)	0 (0 to 0)	0 (0 to 0)	0 (0 to 0)	0 (0 to 0)	0 (0 to 0)	0 (0 to 0)	0 (0 to 0)	0 (0 to 0)	0 (0 to 0)	0 (0 to 0)	0 (0 to 0)	0 (0 to 0)	0 (0 to 0)	0 (0 to 0)	0 (0 to 0)	0 (0 to 0)	0 (0 to 0)	0 (0 to 0)	0 (0 to 0)	0 (0 to 0)	0
Drug-susceptible tuberculosis	0 (0 to 0)	0 (0 to 0)	1.2 (0.8 to 1.8)	1.6 (1.2 to 2.2)	3.2 (2.3 to 4.3)	2.4 (1.8 to 3.1)	1.1 (0.7 to 1.7)	2.7 (1.7 to 4)	8.6 (5.4 to 13)	24.1 (15.1 to 36.3)	19.2 (12.1 to 28.2)	31.9 (21.1 to 45.3)	37.3 (24.7 to 52.5)	40.8 (27.2 to 55.1)	42.6 (28.6 to 59.2)	43.7 (29.4 to 60.5)	45.4 (30.7 to 62.7)	46.7 (31.6 to 64.3)	47.6 (32.2 to 65.2)	48.2 (32.6 to 66.1)	48.2 (32.6 to 66.1)	48.2 (32.6 to 66.1)	422
Multidrug-resistant tuberculosis without extensive drug resistance	0 (0 to 0)	0 (0 to 0)	0 (0 to 0)	0 (0 to 0)	0 (0 to 0)	0 (0 to 0)	0 (0 to 0)	0.2 (0 to 0.2)	0.2 (0 to 0.2)	0.2 (0 to 0.2)	0.2 (0 to 0.2)	0.2 (0 to 0.2)	0.2 (0 to 0.2)	0.2 (0 to 0.2)	0.2 (0 to 0.2)	0.2 (0 to 0.2)	0.2 (0 to 0.2)	0.2 (0 to 0.2)	0.2 (0 to 0.2)	0.2 (0 to 0.2)	0.2 (0 to 0.2)	0.2 (0 to 0.2)	0.2 (0 to 0.2)	4.2
Extensively drug-resistant tuberculosis	0 (0 to 0)	0 (0 to 0)	0 (0 to 0)	0 (0 to 0)	0 (0 to 0)	0 (0 to 0)	0 (0 to 0)	0 (0 to 0)	0 (0 to 0)	0 (0 to 0)	0 (0 to 0)	0 (0 to 0)	0 (0 to 0)	0 (0 to 0)	0 (0 to 0)	0 (0 to 0)	0 (0 to 0)	0 (0 to 0)	0 (0 to 0)	0 (0 to 0)	0 (0 to 0)	0 (0 to 0)	0 (0 to 0)	0.9
Lower respiratory infections	24 (19.1 to 29.9)	39 (26 to 53.6)	229 (162 to 328)	111 (76.7 to 162)	28 (20.3 to 37.7)	20.9 (14.6 to 28.9)	66.8 (46.9 to 92.3)	72.1 (49.5 to 106)	86.7 (60.4 to 127)	104 (68.2 to 156)	166 (112.5 to 239)	207 (145.5 to 292)	256 (179.1 to 356)	275 (191.3 to 381)	249 (172.9 to 345)	249 (172.9 to 345)	249 (172.9 to 345)	249 (172.9 to 345)	249 (172.9 to 345)	249 (172.9 to 345)	249 (172.9 to 345)	249 (172.9 to 345)	249 (172.9 to 345)	3,770
Upper respiratory infections	0 (0 to 0.1)	0.4 (0.2 to 0.7)	7.8 (4.4 to 12.4)	33.2 (18.9 to 54.2)	37.1 (19.7 to 63.7)	37.7 (20.2 to 64.7)	42.4 (21.4 to 71.5)	41.4 (22.1 to 66.9)	39.2 (19.8 to 66.9)	38.7 (19.5 to 66.4)	39.1 (19.5 to 66.4)	38.7 (19.1 to 65.4)	39.4 (19.4 to 67.1)	30 (13.7 to 52.2)	27.6 (12.5 to 48.1)	22 (9.7 to 38.9)	17.1 (7.3 to 30.7)	12.9 (5.4 to 23.6)	9 (3.6 to 16.8)	4.8 (1.9 to 9.2)	2.5 (1 to 4.8)	1.2 (0.5 to 2.3)	0.5 (0.2 to 1)	495
Otitis media	0 (0 to 0)	0.1 (0 to 0.2)	13.1 (7.3 to 20.6)	19.9 (10.2 to 32.4)	13.7 (7.6 to 24.6)	14.4 (7.8 to 25.6)	12.6 (6.5 to 22.5)	10.4 (5.4 to 18.1)	7.9 (3.9 to 13.7)	6.7 (3.3 to 11.5)	5.3 (2.6 to 9.2)	4.1 (1.9 to 7.1)	3.1 (1.4 to 5.4)	2.3 (1 to 4.1)	1.7 (0.7 to 3.1)	1.1 (0.4 to 2.1)	0.7 (0.3 to 1.4)	0.4 (0.2 to 0.9)	0.2 (0.1 to 0.5)	0.1 (0 to 0.3)	0.1 (0 to 0.2)	0.1 (0 to 0.2)	0.1 (0 to 0.2)	153
Enteric infections	19 (12.7 to 27.1)	10 (5.2 to 18.6)	19 (9.2 to 33.1)	14 (6.2 to 28.6)	99 (44.7 to 207)	43.6 (20.2 to 87.5)	29 (13.5 to 58.9)	31.2 (14.3 to 63.4)	40.9 (18.7 to 83.1)	29 (13.2 to 59.5)	30.5 (13.9 to 62.1)	39.5 (18.1 to 80.1)	42.5 (19.5 to 86.5)	42.4 (19.4 to 86.3)	42.4 (19.4 to 86.3)	42.4 (19.4 to 86.3)	42.4 (19.4 to 86.3)	42.4 (19.4 to 86.3)	42.4 (19.4 to 86.3)	42.4 (19.4 to 86.3)	42.4 (19.4 to 86.3)	42.4 (19.4 to 86.3)	42.4 (19.4 to 86.3)	1,290
Diarrheal diseases	17 (9.8 to 25.7)	9.7 (4.5 to 20.7)	17.7 (7.9 to 34.5)	13.9 (5.6 to 29.1)	98.9 (44.1 to 207)	43.4 (17.7 to 87.5)	28.8 (12.4 to 59.7)	30.8 (13.8 to 64.1)	40.5 (17.4 to 84.7)	28.6 (12.2 to 59.4)	30.1 (13.2 to 62.5)	39.1 (17.1 to 80.9)	42.1 (18.5 to 86.9)	42.1 (18.4 to 86.8)	42.1 (18.4 to 86.8)	42.1 (18.4 to 86.8)	42.1 (18.4 to 86.8)	42.1 (18.4 to 86.8)	42.1 (18.4 to 86.8)	42.1 (18.4 to 86.8)	42.1 (18.4 to 86.8)	42.1 (18.4 to 86.8)	42.1 (18.4 to 86.8)	1,290
Typhoid and paratyphoid	0 (0 to 0)	0 (0 to 0)	1.1 (0.7 to 2.3)	12.6 (7.7 to 20.3)	10.7 (3.6 to 26.4)	11.9 (3.8 to 25.7)	3.6 (1.1 to 7.9)	1.4 (0.4 to 3.1)	1.7 (0.4 to 4.1)	1.4 (0.3 to 3.6)	1.2 (0.3 to 3.2)	1.2 (0.3 to 3.2)	1.2 (0.3 to 3.2)	0.8 (0.2 to 2.2)	0.8 (0.2 to 2.2)	0.8 (0.2 to 2.2)	0.8 (0.2 to 2.2)	0.8 (0.2 to 2.2)	0.8 (0.2 to 2.2)	0.8 (0.2 to 2.2)	0.8 (0.2 to 2.2)	0.8 (0.2 to 2.2)	0.8 (0.2 to 2.2)	64
Typhoid fever	0 (0 to 0)	0 (0 to 0)	0.1 (0 to 0.3)	2.1 (0.8 to 5.6)	2.4 (0.6 to 7.4)	2.4 (0.6 to 6.9)	0.8 (0.2 to 2.5)	0.4 (0.1 to 1.2)	0.4 (0.1 to 1.2)	0.3 (0.1 to 1)	0.3 (0.1 to 0.9)	0.3 (0.1 to 0.9)	0.3 (0.1 to 0.9)	0.2 (0.1 to 0.7)	0.2 (0.1 to 0.7)	0.2 (0.1 to 0.7)	0.2 (0.1 to 0.7)	0.2 (0.1 to 0.7)	0.2 (0.1 to 0.7)	0.2 (0.1 to 0.7)	0.2 (0.1 to 0.7)	0.2 (0.1 to 0.7)	0.2 (0.1 to 0.7)	13.4
Paratyphoid fever	0 (0 to 0)	0 (0 to 0)	0 (0 to 0)	0.9 (0.7 to 2.8)	8.4 (2.7 to 21.3)	9.5 (2.8 to 20.9)	2.8 (0.9 to 7.1)	1.1 (0.3 to 2.7)	1.3 (0.3 to 3.3)	1.1 (0.3 to 2.7)	0.9 (0.2 to 2.4)	0.9 (0.2 to 2.4)	0.9 (0.2 to 2.4)	0.7 (0.2 to 1.7)	0.7 (0.2 to 1.7)	0.6 (0.2 to 1.6)	0.6 (0.2 to 1.6)	0.6 (0.2 to 1.6)	0.6 (0.2 to 1.6)	0.6 (0.2 to 1.6)	0.6 (0.2 to 1.6)	0.6 (0.2 to 1.6)	0.6 (0.2 to 1.6)	50.4
Invasive Non-typhoidal Salmonella (iNTS)	0 (0 to 0)	0 (0 to 0.2)	0.8 (0.2 to 2)	1.6 (0.5 to 3.9)	1.4 (0.6 to 3.1)	1.3 (0.6 to 2.9)	0.6 (0.3 to 1.5)	0.4 (0.2 to 1)	0.4 (0.2 to 1)	0.3 (0.2 to 0.7)	0.3 (0.2 to 0.7)	0.3 (0.2 to 0.7)	0.3 (0.2 to 0.7)	0.3 (0.2 to 0.7)	0.3 (0.2 to 0.7)	0.3 (0.2 to 0.7)	0.3 (0.2 to 0.7)	0.3 (0.2 to 0.7)	0.3 (0.2 to 0.7)	0.3 (0.2 to 0.7)	0.3 (0.2 to 0.7)	0.3 (0.2 to 0.7)	0.3 (0.2 to 0.7)	29.6
Other intestinal infectious diseases	0 (0 to 0)	0 (0 to 0)	0 (0 to 0)	0.4 (0.1 to 1)	0.1 (0 to 0.4)	0.1 (0 to 0.3)	0.1 (0 to 0.4)	0.1 (0 to 0.3)	0.2 (0 to 0.5)	0.2 (0 to 0.5)	0.2 (0 to 0.5)	0.2 (0 to 0.5)	0.2 (0 to 0.5)	0.1 (0 to 0.3)	0.1 (0 to 0.3)	0.1 (0 to 0.3)	0.1 (0 to 0.3)	0.1 (0 to 0.3)	0.1 (0 to 0.3)	0.1 (0 to 0.3)	0.1 (0 to 0.3)	0.1 (0 to 0.3)	0.1 (0 to 0.3)	2.1
Neglected tropical diseases and malaria	0.9 (0 to 3.1)	0.9 (0 to 3.4)	0.9 (0 to 3.1)	0.9 (0 to 3.2)	0.9 (0 to 3.2)	0.9 (0 to 3.2



4986

Congenital birth defects	723 (597 to 1,288)	315 (165 to 465)	650 (423 to 910)	242 (170 to 339)	108 (61.2 to 139)	97.5 (71 to 128)	121 (83.4 to 162)	83.4 (59.7 to 111)	80.2 (54.8 to 104)	50.4 (35.7 to 70)	43.8 (29.7 to 62.4)	47.4 (32.7 to 67.2)	34.2 (22.6 to 51.4)	33.6 (20.4 to 50.1)	31 (19.2 to 47.2)	24.8 (15.7 to 37.3)	17.3 (10.6 to 29.1)	8.6 (4.6 to 13.6)	4.5 (2.5 to 7.4)	2.4 (1.2 to 4)	1.2 (0.7 to 2)	0.5 (0.3 to 0.8)	0.1 (0.1 to 0.2)	2,730
Neural tube defects	24.6 (12.7 to 44.7)	11 (5.1 to 21.3)	24.1 (11.6 to 49.6)	26 (12.9 to 48.6)	2.5 (1.7 to 3.7)	2.5 (1.1 to 3.6)	2.2 (1.4 to 3)	1.8 (1.2 to 2.6)	1.6 (1.1 to 2.2)	1.2 (0.8 to 1.6)	1.1 (0.7 to 1.5)	0.8 (0.5 to 1.2)	0.6 (0.3 to 0.9)	0.5 (0.2 to 0.8)	0.5 (0.2 to 0.7)	0.4 (0.2 to 0.6)	0.2 (0.1 to 0.4)	0.1 (0.1 to 0.3)	0 (0 to 0)	0 (0 to 0)	0 (0 to 0)	0 (0 to 0)	0 (0 to 0)	104
Congenital heart anomalies	1,012 (720 to 2,041)	441 (267 to 655)	1,000 (727 to 1,556)	372 (244 to 527)	166 (96.1 to 227)	150 (93.2 to 204)	186 (125.4 to 256)	128 (85.4 to 184)	123 (84.4 to 169)	77 (54.8 to 106)	67 (44.8 to 93.2)	73 (50.1 to 101)	52 (34.6 to 77.2)	51 (31.2 to 77.1)	47 (29.4 to 71.3)	38 (24.1 to 57.9)	26 (16.2 to 44.9)	13 (7 to 21.4)	6.9 (3.7 to 11.4)	3.7 (1.9 to 6.1)	1.8 (0.9 to 3.1)	0.8 (0.4 to 1.4)	0.2 (0.1 to 0.3)	1,570
Orofacial clefts	0 (0 to 0.1)	0 (0 to 0)	0.2 (0.1 to 0.5)	0.1 (0.2 to 1.6)	0.7 (0.1 to 1.4)	0.5 (0.1 to 1.4)	0.8 (0.1 to 2.1)	0.5 (0.2 to 2.2)	1 (0.4 to 1.5)	0.9 (0.3 to 1.3)	0.9 (0.4 to 1.4)	0.9 (0.4 to 1.4)	0.6 (0.3 to 1.2)	0.4 (0.2 to 0.8)	0.7 (0.3 to 1.3)	0.6 (0.3 to 1.2)	0.3 (0.1 to 0.6)	0.2 (0.1 to 0.5)	0.1 (0 to 0.3)	0.1 (0 to 0.2)	0.1 (0 to 0.2)	0 (0 to 0)	0 (0 to 0)	132
Down syndrome	4.6 (2.2 to 8)	1.2 (0.7 to 2.1)	12.4 (6.3 to 21.7)	0.6 (0.4 to 0.8)	3.6 (2.2 to 6.3)	1.4 (0.6 to 2.2)	1.8 (1.1 to 2.7)	2.1 (1.2 to 3.4)	2.3 (1.3 to 3.6)	1.2 (0.7 to 1.9)	1 (0.6 to 1.6)	1 (0.6 to 1.6)	0.6 (0.3 to 1.4)	0.4 (0.2 to 0.9)	0.2 (0.1 to 0.6)	0.1 (0 to 0.1)	0 (0 to 0.1)	0 (0 to 0)	0 (0 to 0)	0 (0 to 0)	0 (0 to 0)	0 (0 to 0)	0 (0 to 0)	42.4
Turner syndrome	0 (0 to 0)	0 (0 to 0)	0 (0 to 0)	0 (0 to 0)	0 (0 to 0)	0 (0 to 0)

HA Table 3a: Viet Nam DALYS for cause and age groups for males with 95%uncertainty bounds, 2019

Cause	Early Neonatal	Late Neonatal	Post Neonatal	1 to 4	5 to 9	10 to 14	15 to 19	20 to 24	25 to 29	30 to 34	35 to 39	40 to 44	45 to 49	50 to 54	55 to 59	60 to 64	65 to 69	70 to 74	75 to 79	80 to 84	85 to 89	90 plus	Total
All causes	290,600 (262,600 to 318,600)	102,000 (92,000 to 112,000)	310,000 (280,000 to 340,000)	299,000 (270,000 to 328,000)	219,000 (197,000 to 241,000)	243,000 (219,000 to 267,000)	407,000 (367,000 to 447,000)	554,000 (499,000 to 609,000)	727,000 (655,000 to 799,000)	897,000 (808,000 to 986,000)	1,040,000 (937,000 to 1,140,000)	1,200,000 (1,080,000 to 1,320,000)	1,370,000 (1,230,000 to 1,500,000)	1,570,000 (1,410,000 to 1,720,000)	1,750,000 (1,570,000 to 1,910,000)	1,880,000 (1,690,000 to 2,060,000)	1,940,000 (1,740,000 to 2,120,000)	1,910,000 (1,710,000 to 2,090,000)	1,800,000 (1,610,000 to 1,970,000)	1,600,000 (1,430,000 to 1,750,000)	1,300,000 (1,160,000 to 1,420,000)	1,000,000 (890,000 to 1,090,000)	753,000 (671,000 to 824,000)	14,600,000 (13,000,000 to 16,000,000)	14,788,000
Communicable, maternal, neonatal, and nutritional diseases	221,000 (201,000 to 241,000)	85,000 (78,000 to 93,000)	134,000 (122,000 to 146,000)	123,000 (112,000 to 134,000)	42,000 (38,000 to 46,000)	45,000 (41,000 to 49,000)	71,000 (65,000 to 77,000)	79,000 (72,000 to 86,000)	106,000 (96,000 to 116,000)	126,000 (114,000 to 138,000)	138,000 (125,000 to 151,000)	156,000 (142,000 to 171,000)	166,000 (151,000 to 181,000)	179,000 (163,000 to 196,000)	189,000 (172,000 to 206,000)	194,000 (177,000 to 212,000)	194,000 (176,000 to 212,000)	183,000 (166,000 to 200,000)	167,000 (152,000 to 183,000)	144,000 (131,000 to 157,000)	116,000 (105,000 to 127,000)	88,000 (80,000 to 96,000)	2,660,000 (2,400,000 to 2,900,000)	1,966,000
HIV/AIDS and sexually transmitted infections	1,600 (1,200 to 2,000)	2,000 (1,500 to 2,500)	2,000 (1,500 to 2,500)	1,000 (1,000 to 1,000)	1,000 (1,000 to 1,000)	1,000 (1,000 to 1,000)	2,000 (1,000 to 3,000)	3,000 (2,000 to 4,000)	4,000 (3,000 to 5,000)	5,000 (4,000 to 6,000)	6,000 (5,000 to 7,000)	7,000 (6,000 to 8,000)	8,000 (7,000 to 9,000)	9,000 (8,000 to 10,000)	10,000 (9,000 to 11,000)	11,000 (10,000 to 12,000)	11,000 (10,000 to 12,000)	11,000 (10,000 to 12,000)	10,000 (9,000 to 11,000)	9,000 (8,000 to 10,000)	7,000 (6,000 to 8,000)	5,000 (4,000 to 6,000)	4,000 (3,000 to 5,000)	110,000
HIV/AIDS	0 (0 to 0)	0 (0 to 0)	0 (0 to 0)	0 (0 to 0)	0 (0 to 0)	0 (0 to 0)	0 (0 to 0)	0 (0 to 0)	0 (0 to 0)	0 (0 to 0)	0 (0 to 0)	0 (0 to 0)	0 (0 to 0)	0 (0 to 0)	0 (0 to 0)	0 (0 to 0)	0 (0 to 0)	0 (0 to 0)	0 (0 to 0)	0 (0 to 0)	0 (0 to 0)	0 (0 to 0)	0 (0 to 0)	0
HIV/AIDS - Drug-susceptible Tuberculosis	0 (0 to 0)	0 (0 to 0)	176 (0 to 352)	216 (0 to 432)	1,670 (1,000 to 2,000)	663 (398 to 1,000)	1,700 (1,000 to 2,000)	6,000 (3,000 to 9,000)	20,000 (10,000 to 30,000)	19,000 (9,000 to 28,000)	17,000 (8,000 to 25,000)	12,000 (6,000 to 18,000)	4,000 (2,000 to 6,000)	2,000 (1,000 to 3,000)	1,000 (0 to 2,000)	749 (0 to 1,000)	464 (0 to 928)	20.9 (0 to 41.8)	17.6 (0 to 35.2)	6.7 (0 to 13.4)	3.2 (0 to 6.4)	0.6 (0 to 1.2)	99,000
HIV/AIDS - Multidrug-resistant Tuberculosis without extensive drug resistance	0 (0 to 0)	0 (0 to 0)	19 (0 to 47.6)	23.2 (0 to 57.9)	179 (94 to 264)	71 (38 to 104)	182 (96 to 268)	643 (339 to 947)	2,000 (1,000 to 3,000)	2,000 (1,000 to 3,000)	1,000 (1,000 to 2,000)	1,000 (1,000 to 2,000)	1,000 (1,000 to 2,000)	1,000 (1,000 to 2,000)	1,000 (1,000 to 2,000)	1,000 (1,000 to 2,000)	1,000 (1,000 to 2,000)	1,000 (1,000 to 2,000)	1,000 (1,000 to 2,000)	1,000 (1,000 to 2,000)	1,000 (1,000 to 2,000)	1,000 (1,000 to 2,000)	9,970
HIV/AIDS - Extensively drug-resistant Tuberculosis	0 (0 to 0)	0 (0 to 0)	0 (0 to 0)	0 (0 to 0)	0 (0 to 0)	0 (0 to 0)	0 (0 to 0)	0 (0 to 0)	0 (0 to 0)	0 (0 to 0)	0 (0 to 0)	0 (0 to 0)	0 (0 to 0)	0 (0 to 0)	0 (0 to 0)	0 (0 to 0)	0 (0 to 0)	0 (0 to 0)	0 (0 to 0)	0 (0 to 0)	0 (0 to 0)	0 (0 to 0)	0
HIV/AIDS resulting in other diseases	0 (0 to 0)	0 (0 to 0)	297 (297 to 594)	393 (393 to 786)	1,000 (1,000 to 2,000)	1,000 (1,000 to 2,000)	2,000 (2,000 to 4,000)	3,000 (3,000 to 6,000)	4,000 (4,000 to 8,000)	5,000 (5,000 to 10,000)	6,000 (6,000 to 12,000)	7,000 (7,000 to 14,000)	8,000 (8,000 to 16,000)	9,000 (9,000 to 18,000)	10,000 (10,000 to 20,000)	11,000 (11,000 to 22,000)	11,000 (11,000 to 22,000)	11,000 (11,000 to 22,000)	10,000 (10,000 to 20,000)	9,000 (9,000 to 18,000)	8,000 (8,000 to 16,000)	6,000 (6,000 to 12,000)	5,000 (5,000 to 10,000)	130,000
Sexually transmitted infections, excluding HIV	2,000 (1,000 to 3,000)	2,000 (1,000 to 3,000)	79 (0 to 158)	91.3 (0 to 183)	104 (0 to 208)	181 (0 to 362)	477 (0 to 954)	996 (0 to 1,990)	1,000 (0 to 2,000)	941 (0 to 1,880)	694 (0 to 1,390)	535 (0 to 1,070)	382 (0 to 764)	257 (0 to 514)	152 (0 to 304)	71.7 (0 to 143)	29.1 (0 to 58.2)	7.4 (0 to 14.8)	2.1 (0 to 4.2)	0.5 (0 to 1.1)	0.1 (0 to 0.2)	0.1 (0 to 0.2)	14,000
Syphilis	1,900 (0 to 3,800)	1,900 (0 to 3,800)	72 (0 to 145)	83.2 (0 to 166)	94.8 (0 to 190)	165 (0 to 330)	434 (0 to 868)	906 (0 to 1,810)	1,000 (0 to 2,000)	856 (0 to 1,710)	631 (0 to 1,260)	487 (0 to 974)	348 (0 to 696)	234 (0 to 468)	138 (0 to 277)	65.2 (0 to 130)	26.5 (0 to 53.1)	6.8 (0 to 13.6)	1.9 (0 to 3.8)	0.5 (0 to 1)	0.1 (0 to 0.2)	0 (0 to 0.1)	13,000
Chlamydial infection	0 (0 to 0)	0 (0 to 0)	0 (0 to 0)	0 (0 to 0)	0 (0 to 0)	0 (0 to 0)	0 (0 to 0)	0 (0 to 0)	0 (0 to 0)	0 (0 to 0)	0 (0 to 0)	0 (0 to 0)	0 (0 to 0)	0 (0 to 0)	0 (0 to 0)	0 (0 to 0)	0 (0 to 0)	0 (0 to 0)	0 (0 to 0)	0 (0 to 0)	0 (0 to 0)	0 (0 to 0)	0
Gonorrheal infection	0 (0 to 0)	0 (0 to 0)	0 (0 to 0)	0 (0 to 0)	0 (0 to 0)	0 (0 to 0)	0 (0 to 0)	0 (0 to 0)	0 (0 to 0)	0 (0 to 0)	0 (0 to 0)	0 (0 to 0)	0 (0 to 0)	0 (0 to 0)	0 (0 to 0)	0 (0 to 0)	0 (0 to 0)	0 (0 to 0)	0 (0 to 0)	0 (0 to 0)	0 (0 to 0)	0 (0 to 0)	0
Trichomoniasis	0 (0 to 0)	0 (0 to 0)	0 (0 to 0)	0 (0 to 0)	0 (0 to 0)	0 (0 to 0)	0 (0 to 0)	0 (0 to 0)	0 (0 to 0)	0 (0 to 0)	0 (0 to 0)	0 (0 to 0)	0 (0 to 0)	0 (0 to 0)	0 (0 to 0)	0 (0 to 0)	0 (0 to 0)	0 (0 to 0)	0 (0 to 0)	0 (0 to 0)	0 (0 to 0)	0 (0 to 0)	0
Genital herpes	0 (0 to 0)	0 (0 to 0)	0 (0 to 0)	0 (0 to 0)	0 (0 to 0)	0 (0 to 0)	0 (0 to 0)	0 (0 to 0)	0 (0 to 0)	0 (0 to 0)	0 (0 to 0)	0 (0 to 0)	0 (0 to 0)	0 (0 to 0)	0 (0 to 0)	0 (0 to 0)	0 (0 to 0)	0 (0 to 0)	0 (0 to 0)	0 (0 to 0)	0 (0 to 0)	0 (0 to 0)	0
Other sexually transmitted infections	0 (0 to 0)	0 (0 to 0)	0 (0 to 0)	0 (0 to 0)	0 (0 to 0)	129 (0 to 258)	154 (0 to 307)	197 (0 to 397)	1,000 (0 to 2,000)	1,000 (0 to 2,000)	1,000 (0 to 2,000)	1,000 (0 to 2,000)	1,000 (0 to 2,000)	1,000 (0 to 2,000)	1,000 (0 to 2,000)	1,000 (0 to 2,000)	1,000 (0 to 2,000)	1,000 (0 to 2,000)	1,000 (0 to 2,000)	1,000 (0 to 2,000)	1,000 (0 to 2,000)	1,000 (0 to 2,000)	1,000
Respiratory infections and tuberculosis	11,000 (11,000 to 12,000)	4,000 (4,000 to 4,000)	3,000 (3,000 to 3,000)	2,000 (2,000 to 2,000)	1,000 (1,000 to 1,000)	1,000 (1,000 to 1,000)	1,000 (1,000 to 1,000)	1,000 (1,000 to 1,000)	1,000 (1,000 to 1,000)	1,000 (1,000 to 1,000)	1,000 (1,000 to 1,000)	1,000 (1,000 to 1,000)	1,000 (1,000 to 1,000)	1,000 (1,000 to 1,000)	1,000 (1,000 to 1,000)	1,000 (1,000 to 1,000)	1,000 (1,000 to 1,000)	1,000 (1,000 to 1,000)	1,000 (1,000 to 1,000)	1,000 (1,000 to 1,000)	1,000 (1,000 to 1,000)	1,000 (1,000 to 1,000)	45,000
Tuberculosis	0 (0 to 0)	0 (0 to 0)	2,000 (1,000 to 3,000)	2,000 (1,000 to 3,000)	1,000 (1,000 to 2,000)	1,000 (1,000 to 2,000)	1,000 (1,000 to 2,000)	1,000 (1,000 to 2,000)	1,000 (1,000 to 2,000)	1,000 (1,000 to 2,000)	1,000 (1,000 to 2,000)	1,000 (1,000 to 2,000)	1,000 (1,000 to 2,000)	1,000 (1,000 to 2,000)	1,000 (1,000 to 2,000)	1,000 (1,000 to 2,000)	1,000 (1,000 to 2,000)	1,000 (1,000 to 2,000)	1,000 (1,000 to 2,000)	1,000 (1,000 to 2,000)	1,000 (1,000 to 2,000)	1,000 (1,000 to 2,000)	34,000
Latent tuberculosis infection	0 (0 to 0)	0 (0 to 0)	0 (0 to 0)	0 (0 to 0)	0 (0 to 0)	0 (0 to 0)	0 (0 to 0)	0 (0 to 0)	0 (0 to 0)	0 (0 to 0)	0 (0 to 0)	0 (0 to 0)	0 (0 to 0)	0 (0 to 0)	0 (0 to 0)	0 (0 to 0)	0 (0 to 0)	0 (0 to 0)	0 (0 to 0)	0 (0 to 0)	0 (0 to 0)	0 (0 to 0)	0
Drug-susceptible tuberculosis	0 (0 to 0)	0 (0 to 0)	1,900 (1,900 to 3,800)	1,900 (1,900 to 3,800)	1,000 (1,000 to 2,000)	1,000 (1,000 to 2,000)	1,000 (1,000 to 2,000)	1,000 (1,000 to 2,000)	1,000 (1,000 to 2,000)	1,000 (1,000 to 2,000)	1,000 (1,000 to 2,000)	1,000 (1,000 to 2,000)	1,000 (1,000 to 2,000)	1,000 (1,000 to 2,000)	1,000 (1,000 to 2,000)	1,000 (1,000 to 2,000)	1,000 (1,000 to 2,000)	1,000 (1,000 to 2,000)	1,000 (1,000 to 2,000)	1,000 (1,000 to 2,000)	1,000 (1,000 to 2,000)	1,000 (1,000 to 2,000)	34,000
Multidrug-resistant tuberculosis without extensive drug resistance	0 (0 to 0)	0 (0 to 0)	0 (0 to 0)	0 (0 to 0)	0 (0 to 0)	0 (0 to 0)	0 (0 to 0)	0 (0 to 0)	0 (0 to 0)	0 (0 to 0)	0 (0 to 0)	0 (0 to 0)	0 (0 to 0)	0 (0 to 0)	0 (0 to 0)	0 (0 to 0)	0 (0 to 0)	0 (0 to 0)	0 (0 to 0)	0 (0 to 0)	0 (0 to 0)	0 (0 to 0)	0
Extensively drug-resistant tuberculosis	0 (0 to 0)	0 (0 to 0)	0 (0 to 0)	0 (0 to 0)	0 (0 to 0)	0 (0 to 0)	0 (0 to 0)	0 (0 to 0)	0 (0 to 0)	0 (0 to 0)	0 (0 to 0)	0 (0 to 0)	0 (0 to 0)	0 (0 to 0)	0 (0 to 0)	0 (0 to 0)	0 (0 to 0)	0 (0 to 0)	0 (0 to 0)	0 (0 to 0)	0 (0 to 0)	0 (0 to 0)	0
Lower respiratory infections	11,000 (10,000 to 12,000)	4,000 (3,000 to 4,000)	3,000 (2,000 to 3,000)	2,000 (2,000 to 2,000)	1,000 (1,000 to 1,000)	1,000 (1,000 to 1,000)	1,000 (1,000 to 1,000)	1,000 (1,000 to 1,000)	1,000 (1,000 to 1,000)	1,000 (1,000 to 1,000)	1,000 (1,000 to 1,000)	1,000 (1,000 to 1,000)	1,000 (1,000 to 1,000)	1,000 (1,000 to 1,000)	1,000 (1,000 to 1,000)	1,000 (1,000 to 1,000)	1,000 (1,000 to 1,000)	1,000 (1,000 to 1,000)	1,000 (1,000 to 1,000)	1,000 (1,000 to 1,000)	1,000 (1,000 to 1,000)	1,000 (1,000 to 1,000)	45,000
Upper respiratory infections	0.7 (0.1 to 1.4)	229 (0.3 to 457)	2,000 (117 to 1,900)	2,000 (1,700 to 3,300)	1,000 (1,700 to 1,000)	1,000 (1,000 to 1,000)	1,000 (1,000 to 1,000)	1,000 (1,000 to 1,000)	1,000 (1,000 to 1,000)	1,000 (1,000 to 1,000)	1,000 (1,000 to 1,000)	1,000 (1,000 to 1,000)	1,000 (1,000 to 1,000)	1,000 (1,000 to 1,000)	1,000 (1,000 to 1,000)	1,000 (1,000 to 1,000)	1,000 (1,000 to 1,000)	1,000 (1,000 to 1,000)	1,000 (1,000 to 1,000)	1,000 (1,000 to 1,000)	1,000 (1,000 to 1,000)	1,000 (1,000 to 1,000)	32,000
Otitis media	0 (0 to 0)	0 (0 to 0)	168 (14 to 337)	2,000 (1,000 to 2,000)	1,000 (1,000 to 1,000)	1,000 (1,000 to 1,000)	1,000 (1,000 to 1,000)	1,000 (1,000 to 1,000)	1,000 (1,000 to 1,000)	1,000 (1,000 to 1,000)	1,000 (1,000 to 1,000)	1,000 (1,000 to 1,000)	1,000 (1,000 to 1,000)	1,000 (1,000 to 1,000)	1,000 (1,000 to 1,000)	1,000 (1,000 to 1,000)	1,000 (1,000 to 1,000)	1,000 (1,000 to 1,000)	1,000 (1,000 to 1,000)	1,000 (1,000 to 1,000)	1,000 (1,000 to 1,000)	1,000 (1,000 to 1,000)	32,000
Otitis media	0 (0 to 0)	0 (0 to 0)	168 (14 to 337)	2,000 (1,000 to 2,000)	1,000 (1,000 to 1,000)	1,000 (1,000 to 1,000)	1,000 (1,000 to 1,000)	1,000 (1,000 to 1,000)	1,000 (1,000 to 1,000)	1,000 (1,000 to 1,000)	1,000 (1,000 to 1,000)	1,000 (1,000 to 1,000)	1,000 (1,000 to 1,000)	1,000 (1,000 to 1,000)	1,000 (1,000 to 1,000)	1,000 (1,000 to 1,000)	1,000 (1,000 to 1,000)	1,000 (1,000 to 1,000)	1,000 (1,000 to 1,000)	1,000 (1,000 to 1,000)	1,000 (1,000 to 1,000)	1,000 (1,000 to 1,000)	32,000
Other sexually transmitted infections	0 (0 to 0)	0 (0 to 0)	0 (0 to 0)	0 (0 to 0)	0 (0 to 0)	129 (0 to 258)	154 (0 to 307)	197 (0 to 397)	1,000 (0 to 2,000)	1,000 (0 to 2,000)	1,000 (0 to 2,000)	1,000 (0 to 2,000)	1,000 (0 to 2,000)	1,000 (0 to 2,000)	1,000 (0 to 2,000)	1,000 (0 to 2,000)	1,000 (0 to 2,000)	1,000 (0 to 2,000)	1,000 (0 to 2,000)	1,000 (0 to 2,000)	1,000 (0 to 2,000)	1,000 (0 to 2,000)	1,000
Respiratory infections and tuberculosis	11,000 (11,000 to 12,000)	4,000 (4,000 to 4,000)	3,000 (3,000 to 3,000)	2,000 (2,000 to 2,000)	1,000 (1,000 to 1,000)	1,000 (1,000 to 1,000)	1,000 (1,000 to 1,000)	1,000 (1,000 to 1,000)	1,000 (1,000 to 1,000)	1,000 (1,000 to 1,000)	1,000 (1,000 to 1,000)	1,000 (1,000 to 1,000)	1,000 (1,000 to 1,000)	1,000 (1,000 to 1,000)	1,000 (1,000 to 1,000)	1,000 (1,000 to 1,000)	1,000 (1,000 to 1,000)	1,000 (1,000 to 1,000)	1,000 (1,000 to 1,000)	1,000 (1,000 to 1,000)	1,000 (1,000 to 1,000)	1,000 (1,000 to 1,000)	45,000
Tuberculosis	0 (0 to 0)	0 (0 to 0)	2,000 (1,000 to 3,000)	2,000 (1,000 to 3,000)	1,000 (1,000 to 2,000)	1,000 (1,000 to 2,000)	1,000 (1,000 to 2,000)	1,000 (1,000 to 2,000)	1,000 (1,000 to 2,000)	1,000 (1,000 to 2,000)	1,000 (1,000 to 2,000)	1,000 (1,000 to 2,000)	1,000 (1,000 to 2,000)	1,000 (1,000 to 2,000)	1,000 (1,000 to 2,000)	1,000 (1,000 to 2,000)	1,000 (1,000 to 2,000)	1,000 (1,000 to 2,000)	1,000 (1,000 to 2,000)	1,000 (1,000 to 2,000)	1,000 (1,000 to 2,000)	1,000 (1,000 to 2,000)	34,000
Latent tuberculosis infection	0 (0 to 0)	0 (0 to 0)	0 (0 to 0)	0 (0 to 0)	0 (0 to 0)	0 (0 to 0)	0 (0 to 0)	0 (0 to 0)	0 (0 to 0)	0 (0 to 0)	0 (0 to 0)	0 (0 to 0)	0 (0 to 0)	0 (0 to 0)	0 (0 to 0)	0 (0 to 0)	0 (0 to 0)	0 (0 to 0)	0 (0 to 0)	0 (0 to 0)	0 (0 to 0)	0 (0 to 0)	0
Drug-susceptible tuberculosis	0 (0 to 0)	0 (0 to 0)	1,900 (1,900 to 3,800)	1,900 (1,900 to 3,800)	1,000 (1,000 to 2,000)	1,000 (1,000 to 2,000)	1,000 (1,000 to 2,000)	1,000 (1,000 to 2,000)	1,000 (1,000 to 2,000)	1,000 (1,000 to 2,000)	1,000 (1,000 to 2,000)	1,000 (1,000 to 2,000)	1,000 (1,000 to 2,000)	1,000 (1,000 to 2,000)	1,000 (1,000 to 2,000)	1,000 (1,000 to 2,000)	1,000 (1,000 to 2,000)	1,000 (1,000 to 2,000)	1,000 (1,000 to 2,000)	1,000 (1,000 to 2,000)	1,000 (1,000 to 2,000)	1,000 (1,000 to 2,000)	34,000
Multidrug-resistant tuberculosis without extensive drug resistance	0 (0 to 0)	0 (0 to 0)	0 (0 to 0)	0 (0 to 0)	0 (0 to 0)	0 (0 to 0)	0 (0 to 0)	0 (0 to 0)	0 (0 to 0)	0 (0 to 0)	0 (0 to 0)	0 (0 to 0)	0 (0 to 0)	0 (0 to 0)	0 (0 to 0)	0 (0 to 0)	0 (0 to 0)	0 (0 to 0)	0 (0 to 0)	0 (0 to 0)	0 (0 to 0)	0 (0 to 0)	0
Extensively drug-resistant tuberculosis	0 (0 to 0)	0 (0 to 0)	0 (0 to 0)	0 (0 to 0)	0 (0 to 0)	0 (0 to 0)	0 (0 to 0)	0 (0 to 0)	0 (0 to 0)	0 (0 to 0)	0 (0 to 0)	0 (0 to 0)	0 (0 to 0)	0 (0 to 0)	0 (0 to 0)	0 (0 to 0)	0 (0 to 0)	0 (0 to 0)	0 (0 to 0)	0 (0 to 0)	0 (0 to 0)	0 (0 to 0)	0
Lower respiratory infections	11,000 (10,000 to 12,000)	4,000 (3,000 to 4,000)	3,000 (2,000 to 3,000)	2,000 (2,000 to 2,000)	1,000 (1,000 to 1,000)	1,000 (1,000 to 1,000)	1,000 (1,000 to 1,000)	1,000 (1,000 to 1,000)	1,000 (1,000 to 1,000)	1,000 (1,000 to 1,000)	1,000 (1,000 to 1,000)	1,000 (1,000 to 1,000)	1,000 (1,000 to 1,000)	1,000 (1,000 to 1,000)	1,000 (1,000 to 1,000)	1,000 (1,000 to 1,000)	1,000 (1,000 to 1,000)	1,000 (1,000 to 1,000)	1,000 (1,000 to 1,000)	1,000 (1,000 to 1,000)	1,000 (1,000 to 1,000)	1,000 (1,000 to 1,000)	45,000
Upper respiratory infections	0.7 (0.1 to 1.4)	229 (0.3 to 457)	2,000 (117 to 1,900)	2,000 (1,700 to 3,300)	1,000 (1,700 to 1,000)	1,000 (1,000 to 1,000)	1,000 (1,000 to 1,000)	1,000 (1,000 to 1,000)	1,000 (1,000 to 1,000)	1,000 (1,000 to 1,000)	1,000 (1,000 to 1,000)	1,000 (1,000 to 1,000)	1,000 (1,000 to 1,000)	1,000 (1,000 to 1,000)	1,000 (1,000 to 1,000)	1,000 (1,000 to 1,000)	1,000 (1,000 to 1,000)	1,000 (1,000 to 1,000)	1,000 (1,000 to 1,000)	1,000 (1,000 to 1,000)	1,000 (1,000 to 1,000)	1,000 (1,000 to 1,000)	32,000
Otitis media	0 (0 to 0)	0 (0 to 0)	168 (14 to 337)	2,000 (1,000 to 2,000)	1,000 (1,000 to 1,000)	1,000 (1,000 to 1,000)	1,000 (1,000 to 1,000)	1,000 (1,000 to 1,000)	1,000 (1,000 to 1,000)	1,000 (1,000 to 1,000)	1,000 (1,000 to 1,000)	1,000 (1,000 to 1,000)	1,000 (1,000 to 1,000)	1,000 (1,000 to 1,000)	1,000 (1,000 to 1,000)	1,000 (1,000 to 1,000)	1,000 (1,000 to 1,000)	1,000 (1,000 to 1,000)	1,000 (1,000 to 1,000)	1,000 (1,000 to 1,000)	1,000 (1,000 to 1,000)	1,000 (1,000 to 1,000)	32,000
Neglected tropical diseases and malaria	0.1 (0 to 0.3)	0.1 (0 to 0.3)	42.9 (0 to 85.8)	67.7 (0 to 135)	62.7 (0 to 125)	41.4 (0 to 82.8)	68.1 (0 to 136)	64.8 (0 to 130)	74.1 (0 to 148)	76.7 (0 to 153)	74.6 (0 to 149)	72.1 (0 to 144)	67.1 (0 to 134)	62.1 (0 to 124)	57.1 (0 to 114)	52.1 (0 to 104)	47.1 (0 to 94.2)	42.1 (0 to 84.2)	37.1 (0 to 74.2)	32.1 (0 to 64.2)	27.1 (0 to 54.2)	22.1 (0 to 44.2)	1,000
Malaria	0 (0 to 0)	0 (0 to 0)	42.9 (0 to 85.8)	67.7 (0 to 135)	62.7 (0 to 125)	41.4 (0 to 82.8)	68.1 (0 to 136)	64.8 (0 to 130)	74.1 (0 to 148)	76.7 (0 to 153)	74.6 (0 to 149)	72.1 (0 to 144)	67.1 (0 to 134)	62.1 (0 to 124)	57.1 (0 to 114)	52.1 (0 to 104)	47.1 (0 to 94.2)	42.1 (0 to 84.2)	37.1 (0 to 74.2)	32.1 (0 to 64.2)	27.1 (0 to 54.2)	22.1 (0 to 44.2)	1,000
Chagas disease	0 (0 to 0)	0 (0 to 0)	0 (0 to 0)	0 (0 to 0)	0 (0 to 0)	0 (0 to 0)	0 (0 to 0)	0 (0 to 0)	0 (0 to 0)	0 (0 to 0)	0 (0 to 0)	0 (0 to 0)	0 (0 to 0)	0 (0 to 0)	0 (0 to 0)	0 (0 to 0)	0 (0 to 0)	0 (0 to 0)	0 (0 to 0)	0 (0 to 0)	0 (0 to 0)	0 (0 to 0)	0
Leishmaniasis	0 (0 to 0)	0 (0 to 0)	0 (0 to 0)	0 (0 to 0)	0 (0 to 0)	0 (0 to 0)	0 (0 to 0)	0 (0 to 0)	0 (0 to 0)	0 (0 to 0)	0 (0 to 0)	0 (0 to 0)	0 (0 to 0)	0 (0 to 0)	0 (0 to 0)	0 (0 to 0)	0 (0 to 0)	0 (0 to 0)	0 (0 to 0)	0 (0 to 0)	0 (0 to 0)	0 (0 to 0)	0
African trypanosomiasis	0 (0 to 0)	0 (0 to 0)	0 (0 to 0)	0 (0 to 0)	0 (0 to 0)	0 (0 to 0)	0 (0 to 0)	0 (0 to 0)	0 (0 to 0)	0 (0 to 0)	0 (0 to 0)	0 (0 to 0)	0 (0 to 0)	0 (0 to 0)	0 (0 to 0)	0 (0 to 0)	0 (0 to 0)	0 (0 to 0)	0 (0 to 0)	0 (0 to 0)	0 (0 to 0)	0 (0 to 0)	0
Schistosomiasis	0 (0 to 0)	0 (0 to 0)	0 (0 to 0)	0 (0 to 0)	0 (0 to 0)	0 (0 to 0)	0 (0 to 0)	0 (0 to 0)	0 (0 to 0)	0 (0 to 0)	0 (0 to 0)	0 (0 to 0)	0 (0 to 0)	0 (0 to 0)	0 (0 to 0)	0 (0 to 0)	0 (0 to 0)	0 (0 to 0)	0 (0 to 0)	0 (0 to 0)	0 (0 to 0)	0 (0 to 0)	0
Cysticercosis	0 (0 to 0)	0 (0 to 0)	0 (0 to 0)	0 (0 to 0)	0 (0 to 0)	0 (0 to 0)	0 (0 to 0)	0 (0 to 0)	0 (0 to 0)	0 (0 to 0)	0 (0 to 0)	0 (0 to 0)	0 (0 to 0)	0 (0 to 0)	0 (0 to 0)	0 (0 to 0)	0 (0 to 0)	0 (0 to 0)	0 (0 to 0)	0 (0 to 0)	0 (0 to 0)	0 (0 to 0)	0
Cystic echinococcosis	0 (0 to 0)	0 (0 to 0)	0 (0 to 0)	0.6 (0 to 1.3)	0.6 (0 to 1.3)	0.6 (0 to 1.3)	0.3 (0 to 0.7)	0.3 (0 to 0.7)	0.3 (0 to 0.7)	0.3 (0 to 0.7)	0.3 (0 to 0.7)	0.3 (0 to 0.7)	0.3 (0 to 0.7)	0.3 (0 to 0.7)	0.3 (0 to 0.7)	0.3 (0 to 0.7)	0.3 (0 to 0.7)	0.3 (0 to 0.7)	0.3 (0 to 0.7)	0.3 (0 to 0.7)	0.3 (0 to 0.7)	0.3 (0 to 0.7)	148
Lymphatic filariasis	0 (0 to 0)	0 (0 to 0)	0 (0 to 0)	1,000 (0 to 1,000)	1,000 (0 to 1,000)	1,000 (0 to 1,000)	1,000 (0 to 1,000)	2,000 (0 to 2,000)	2,000 (0 to 2,000)	2,000 (0 to 2,000)	2,000 (0 to 2,000)	2,000 (0 to 2,000)	2,000 (0 to 2,000)	1,000 (0 to 1,000)	1,000 (0 to 1,000)	1,000 (0 to 1,000)	1,000 (0 to 1,000)	1,000 (0 to 1,000)	1,000 (0 to 1,000)	1,000 (0 to 1,000)	1,000 (0 to 1,000)	1,000 (0 to 1,000)	24,000
Onchocerciasis	0 (0 to 0)	0 (0 to 0)	0 (0 to 0)	0 (0 to 0)	0 (0 to 0)	0 (0 to 0)	0 (0 to 0)	0 (0 to 0)	0 (0 to 0)	0 (0 to 0)	0 (0 to 0)	0 (0 to 0)	0 (0 to 0)	0 (0 to 0)	0 (0 to 0)	0 (0 to 0)	0 (0 to 0)	0 (0 to 0)	0 (0 to 0)	0 (0 to 0)	0 (0 to 0)	0 (0 to 0)	0
Trachoma	0 (0 to 0)	0 (0 to 0)	0 (0 to 0)	0 (0 to 0)	0 (0 to 0)	0 (0 to 0)	0 (0 to 0)	0 (0 to 0)	0 (0 to 0)	0 (0 to 0)	0 (0 to 0)	0 (0 to 0)	0 (0 to 0)	0 (0 to 0)	0 (0 to 0)	0 (0 to 0)	0 (0 to 0)	0 (0 to 0)	0 (0 to 0)	0 (0 to 0)	0 (0 to 0)	0 (0 to 0)	0
Dengue	150 (0.1 to 300)	647 (73.9 to 1,300)	2,170 (252 to 4,270)	944 (267 to 2,000)	497 (214 to 1,000)	202 (105 to 315)	227 (121 to 366)	401 (182 to 650)	620 (267 to 1,000)	691 (342 to 1,000)	747 (367 to 1,000)	813 (432 to 1,000)	875 (479 to 1,000)	1,000 (579 to 1,000)	1,000 (679 to 1,000)	1,000 (779 to 1,000)	1,000 (879 to 1,000)	1,000 (979 to 1,000)	1,000 (1,000 to 1,000)	1,000 (1,000 to 1,000)	1,000 (1,000 to 1,000)	1,000 (1,000 to 1,000)	11,000
Yellow fever	0 (0 to 0)	0 (0 to 0)	0 (0 to 0)	0 (0 to 0)	0 (0 to 0)	0 (0 to 0)	0 (0 to 0)	0 (0 to 0)	0 (0 to 0)	0 (0 to 0)	0 (0 to 0)	0 (0 to 0)	0 (0 to 0)	0 (0 to 0)	0 (0 to 0)	0 (0 to 0)	0 (0 to 0)	0 (0 to 0)	0 (0 to 0)	0 (0 to 0)	0 (0 to 0)	0 (0 to 0)	0
Rabies	0 (0 to 0)	0 (0 to 0)	19.6 (1.9 to 39.2)	18.6 (1.8 to 37.2)	12.6 (1.2 to 25.2)	6.6 (0.6 to 13.2)	6.6 (0.6 to 13.2)	6.6 (0.6 to 13.2)	6.6 (0.6 to 13.2)	6



Exposure to forces of nature	0.1 (0.1 to 0.1)	0.3 (0.2 to 0.3)	2.2 (1.9 to 2.5)	13.8 (12.1 to 15.1)	22.3 (17.9 to 26)	47.5 (35.1 to 60)	76.2 (55.2 to 107)	171 (122 to 240)	389 (274 to 495)	457 (324 to 707)	496 (324 to 709)	450 (318 to 657)	457 (312 to 668)	371 (250 to 531)	290 (201 to 402)	208 (145 to 279)	120 (85.1 to 162)	60.9 (42.3 to 85.6)	40.9 (29.1 to 56.4)	26.1 (18.4 to 35.6)	12.6 (8.9 to 17.3)	3.1 (2.2 to 4.3)	0.6 (0.4 to 0.8)		3,883
Other unintentional injuries	1,720 (281.6 to 4,868)	278 (77.6 to 668)	21.75 (1.63 to 4,720)	6,985 (548 to 9,540)	3,542 (729 to 7,562)	9,419 (849 to 7,485)	7,144 (2,588 to 16,908)	10,782 (3,210 to 19,540)	9,949 (3,283 to 17,498)	8,540 (2,223 to 15,803)	8,660 (2,660 to 14,665)	8,405 (2,729 to 13,930)	7,185 (2,570 to 12,359)	6,232 (2,070 to 10,648)	6,640 (1,900 to 7,829)	5,540 (1,214 to 5,956)	1,670 (729 to 2,790)	662 (259 to 1,366)	627 (206 to 982)	447 (141 to 987)	116 (29.7 to 199)	85.9 (20.7 to 89)	8.2 (2.4 to 12.1)		99,600
Self-harm and interpersonal violence	21.0 (66.1 to 1,199)	45.3 (14.1 to 178)	362 (52.7 to 1,068)	719 (169.7 to 1,668)	827 (169.7 to 1,668)	2,000 (1,000 to 3,000)	20,440 (11,000 to 30,000)	44,600 (26,000 to 63,000)	41,800 (24,000 to 60,400)	42,700 (25,000 to 60,000)	41,000 (24,000 to 59,000)	39,000 (23,000 to 55,000)	32,700 (19,000 to 46,780)	23,000 (13,000 to 32,000)	15,400 (8,000 to 21,000)	10,000 (5,000 to 14,000)	6,700 (3,000 to 9,000)	3,000 (1,000 to 4,000)	2,870 (1,000 to 4,000)	1,100 (1,000 to 1,000)	428 (200 to 720)	114 (40 to 190)	29.0 (9.1 to 51.2)		349,000
Self-harm	21.0 (54 to 5)	45.3 (14 to 0)	362 (54 to 0)	719 (0 to 0)	827 (0 to 0)	2,000 (823 to 2,000)	20,440 (10,130 to 30,000)	44,600 (21,000 to 67,400)	41,800 (18,100 to 61,800)	42,700 (19,130 to 62,700)	41,000 (18,600 to 61,700)	39,000 (15,130 to 60,000)	32,700 (13,130 to 52,290)	23,000 (10,200 to 35,000)	15,400 (4,100 to 23,000)	10,000 (3,000 to 16,000)	6,700 (2,000 to 12,000)	3,000 (1,000 to 6,000)	2,870 (1,110 to 5,710)	1,100 (268 to 1,380)	428 (270 to 590)	114 (57.3 to 128)	29.0 (10 to 25.2)		257,000
Self-harm by firearm	21.0 (54 to 0)	45.3 (14 to 0)	362 (54 to 0)	719 (0 to 0)	827 (0 to 0)	2,000 (1.2 to 41.0)	20,440 (9,000 to 700)	44,600 (20,000 to 700)	41,800 (17,000 to 700)	42,700 (17,000 to 700)	41,000 (17,000 to 700)	39,000 (15,000 to 700)	32,700 (12,000 to 700)	23,000 (10,000 to 700)	15,400 (4,000 to 700)	10,000 (1,000 to 700)	6,700 (1,000 to 700)	3,000 (1,000 to 700)	2,870 (1,000 to 700)	1,100 (1,000 to 700)	428 (1,000 to 700)	114 (1,000 to 700)	29.0 (1,000 to 700)		5,700
Self-harm by other specified means	0 (0 to 0)	0 (0 to 0)	0 (0 to 0)	0 (0 to 0)	0 (0 to 0)	0 (820 to 2,700)	0 (1,000 to 20,000)	0 (1,000 to 30,000)	0 (1,000 to 30,000)	0 (1,000 to 30,000)	0 (1,000 to 30,000)	0 (1,000 to 30,000)	0 (1,000 to 30,000)	0 (1,000 to 30,000)	0 (1,000 to 30,000)	0 (1,000 to 30,000)	0 (1,000 to 30,000)	0 (1,000 to 30,000)	0 (1,000 to 30,000)	0 (1,000 to 30,000)	0 (1,000 to 30,000)	0 (1,000 to 30,000)	0 (1,000 to 30,000)		251,000
Interpersonal violence	21.0 (66.1 to 1,199)	45.3 (14.1 to 178)	367 (54.7 to 1,068)	994 (169.7 to 1,668)	830 (142.6 to 1,668)	1,620 (180 to 2,000)	9,110 (1,000 to 20,000)	13,250 (4,000 to 23,000)	12,950 (7,000 to 21,000)	12,250 (6,000 to 20,000)	9,950 (5,000 to 17,000)	7,950 (4,000 to 14,000)	6,870 (3,000 to 12,000)	5,470 (2,000 to 10,000)	4,530 (2,000 to 8,000)	2,670 (1,000 to 5,000)	797 (1.1 to 1,670)	252 (1.1 to 1,000)	257 (1.1 to 1,000)	58 (1.1 to 1,000)	6.9 (1.1 to 1,000)	0.5 (0.1 to 1)	0.1 (0 to 0.1)		67,900
Physical violence by firearm	0.6 (1.1 to 31.6)	1.5 (0.3 to 5)	5 (0.2 to 15.1)	30.5 (10.4 to 100)	34.1 (20.3 to 90.2)	51.8 (29.7 to 175)	430 (162.1 to 2,000)	961 (160 to 4,000)	868 (347 to 2,000)	868 (360 to 2,000)	652 (260 to 2,000)	647 (260 to 1,960)	521 (160 to 1,520)	431 (152 to 1,270)	249 (130 to 830)	164 (70.3 to 391)	51.2 (22.3 to 126)	32.3 (10.7 to 81.6)	14.7 (3.4 to 51.8)	9.43 (1.1 to 51.8)	4.8 (0.2 to 7.7)	1.4 (0.1 to 2.2)	0.3 (0.1 to 0.4)		6,950
Physical violence by sharp object	20.1 (4.7 to 1)	43.8 (11.8 to 0)	357 (51.4 to 0)	964 (159 to 0)	796 (122 to 0)	1,570 (151 to 0)	8,680 (838 to 18,000)	12,290 (3,000 to 19,000)	12,080 (6,000 to 19,000)	11,380 (5,000 to 18,000)	9,300 (4,000 to 16,000)	7,300 (3,000 to 13,000)	6,350 (2,000 to 11,000)	5,040 (1,000 to 9,000)	4,280 (1,000 to 7,000)	2,510 (1,000 to 4,000)	751 (1.1 to 1,570)	238 (1.1 to 1,000)	243 (1.1 to 1,000)	55 (1.1 to 1,000)	6.5 (1.1 to 1,000)	0.5 (0.1 to 1)	0.1 (0 to 0.1)		61,600
Sexual violence	0 (0 to 0)	0 (0 to 0)	0 (0 to 0)	0 (0 to 0)	19.0 (10.9 to 31.7)	154 (56.6 to 268)	512 (173 to 1,000)	839 (320 to 1,700)	897 (524 to 1,380)	1,080 (597 to 1,750)	974 (554 to 1,550)	924 (471 to 1,580)	837 (394 to 1,570)	525 (305 to 979)	393 (220 to 698)	222 (120 to 357)	102 (47.3 to 210)	40.9 (20.3 to 127)	40.5 (20.3 to 91.5)	11.4 (20.3 to 91.5)	1.1 (1.1 to 20.1)	0.6 (0.1 to 1.3)	0 (0 to 0)		6,960
Physical violence by other means	594 (52.1 to 2,000)	29.0 (11.4 to 90.9)	356 (51.7 to 0.2)	438 (1.1 to 0.1)	585 (214.6 to 1,000)	760 (81.1 to 1,000)	1,970 (1,000 to 3,000)	3,040 (1,000 to 5,900)	3,460 (1,000 to 5,000)	3,000 (1,000 to 5,000)	2,560 (1,000 to 4,000)	2,160 (1,000 to 3,000)	2,000 (1,000 to 3,000)	1,710 (1,000 to 2,710)	2,090 (1,000 to 3,000)	1,650 (1,000 to 2,000)	1,010 (684 to 1,700)	551 (340 to 770)	514 (314 to 1,000)	149 (1.1 to 1,000)	72.4 (1.1 to 1,000)	19 (1.1 to 1,000)	2.9 (0.1 to 1)		32,800
Conflict and terrorism	0 (0 to 0)	0 (0 to 0)	0 (0 to 0)	0 (0.1 to 0.1)	0 (0.0 to 1.1)	0 (0.0 to 1.2)	0 (0.3 to 5.9)	0 (0.2 to 5.9)	0 (0.7 to 9.1)	0 (0.7 to 9.1)	0 (0.3 to 7.1)	0 (0.1 to 6.9)	0 (0.1 to 6.9)	0 (0.0 to 6.9)	0 (0.0 to 6.9)	0 (0.0 to 6.9)	0 (0.0 to 6.9)	0 (0.0 to 6.9)	0 (0.0 to 6.9)	0 (0.0 to 6.9)	0 (0.0 to 6.9)	0 (0.0 to 6.9)	0 (0.0 to 6.9)		110



4991



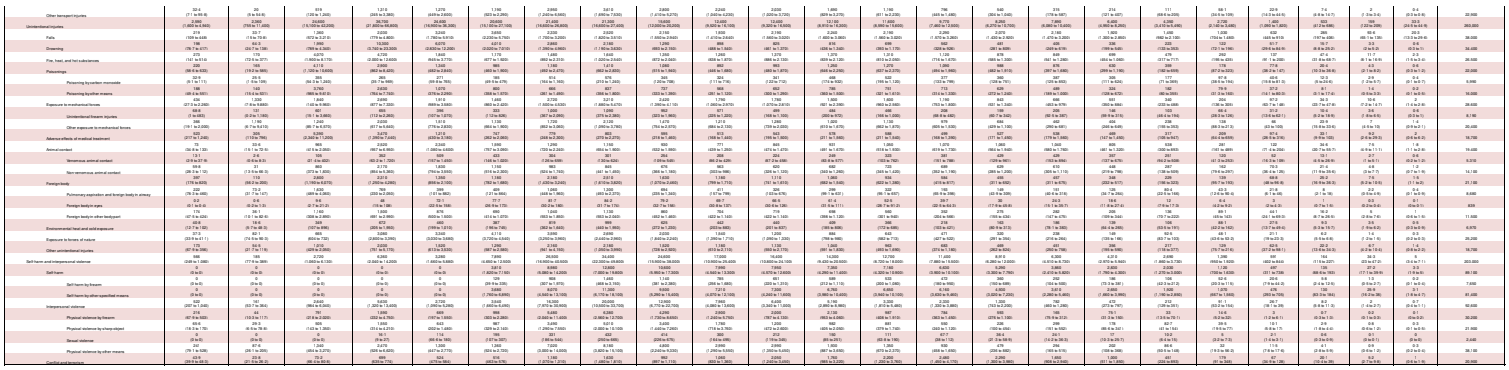

SR Table 2a: Rwanda DALYS by cause and age group for males with 95% uncertainty intervals, 2019

Cause	Early Neonatal	Late Neonatal	Post Neonatal	1 to 4	5 to 9	10 to 14	15 to 19	20 to 24	25 to 29	30 to 34	35 to 39	40 to 44	45 to 49	50 to 54	55 to 59	60 to 64	65 to 69	70 to 74	75 to 79	80 to 84	85 to 89	90 to 94	95 plus	Total
All causes	274,000 (227,000 to 331,000)	60,000 (49,200 to 69,900)	219,000 (137,000 to 329,000)	236,000 (169,000 to 301,000)	91,200 (66,100 to 122,000)	75,900 (53,900 to 101,000)	104,000 (72,400 to 140,000)	113,000 (86,700 to 139,000)	104,000 (73,900 to 136,000)	116,000 (82,500 to 154,000)	112,000 (78,700 to 150,000)	101,000 (62,700 to 151,000)	96,000 (53,600 to 151,000)	84,900 (43,700 to 135,000)	69,700 (33,900 to 113,000)	54,900 (25,600 to 91,600)	44,500 (19,400 to 75,000)	34,100 (14,300 to 57,700)	23,900 (9,600 to 41,000)	15,300 (5,600 to 27,000)	9,640 (3,000 to 17,700)	2,860 (1,000 to 5,720)	497 (169 to 1,010)	2,200,000
Communicable, maternal, neonatal, and nutritional diseases	268,000 (186,000 to 329,000)	58,900 (44,900 to 68,200)	194,000 (96,900 to 318,000)	170,000 (120,000 to 224,000)	39,500 (26,600 to 51,800)	26,600 (17,900 to 35,000)	29,700 (20,200 to 37,900)	31,600 (21,400 to 41,000)	29,900 (20,400 to 39,000)	36,400 (24,800 to 48,000)	36,400 (24,900 to 48,000)	36,400 (24,900 to 48,000)	37,100 (21,400 to 56,200)	37,100 (21,500 to 56,400)	29,200 (20,000 to 39,200)	27,500 (18,300 to 37,700)	19,800 (13,000 to 27,000)	15,700 (9,900 to 23,000)	11,900 (7,500 to 17,000)	8,700 (5,000 to 13,100)	4,780 (2,580 to 7,600)	2,160 (1,060 to 3,900)	686 (361 to 1,180)	1,090,000
HIV/AIDS and sexually transmitted infections	6,290 (4,170 to 8,900)	2,200 (1,460 to 3,190)	11,100 (7,340 to 15,790)	2,080 (1,370 to 2,970)	629 (415 to 894)	2,200 (1,450 to 3,130)	6,120 (4,040 to 8,710)	9,440 (6,230 to 13,400)	8,630 (5,700 to 12,300)	7,060 (4,660 to 10,000)	5,980 (3,950 to 8,500)	5,670 (3,740 to 8,060)	7,430 (3,900 to 12,000)	7,270 (3,710 to 12,000)	5,790 (2,960 to 9,560)	4,780 (2,440 to 7,900)	3,280 (1,680 to 5,420)	2,560 (1,310 to 4,230)	1,930 (981 to 3,190)	1,400 (707 to 2,310)	1,020 (514 to 1,690)	574 (289 to 947)	216 (109 to 356)	76,800
HIV/AIDS	2,900 (2.0 to 5.9)	2,000 (0.9 to 1.9)	2,800 (1,760 to 3,990)	2,100 (1,470 to 2,960)	2,100 (997 to 3,120)	2,100 (1,480 to 3,200)	4,600 (2,730 to 6,800)	6,900 (4,720 to 9,200)	6,400 (4,330 to 8,810)	5,200 (3,300 to 7,400)	4,200 (2,660 to 6,120)	4,200 (2,660 to 6,120)	5,900 (3,110 to 9,350)	5,900 (3,140 to 9,450)	4,600 (2,470 to 7,600)	4,200 (2,350 to 6,810)	2,900 (1,620 to 4,720)	2,400 (1,360 to 3,810)	1,800 (1,020 to 2,870)	1,300 (729 to 2,080)	1,000 (562 to 1,600)	600 (337 to 961)	230 (129 to 368)	61,200
HIV/AIDS - Drug-susceptible Tuberculosis	0 (0 to 0)	0 (0 to 0)	1,100 (678 to 1,530)	1,100 (669 to 1,570)	1,100 (531 to 1,660)	1,100 (697 to 1,660)	2,400 (1,460 to 3,560)	3,600 (2,470 to 4,800)	3,300 (2,270 to 4,550)	2,700 (1,720 to 3,850)	2,200 (1,380 to 3,200)	2,200 (1,380 to 3,200)	3,100 (1,620 to 4,900)	3,100 (1,640 to 4,950)	2,400 (1,290 to 3,960)	2,200 (1,220 to 3,550)	1,500 (840 to 2,470)	1,250 (709 to 2,200)	940 (532 to 1,660)	680 (379 to 1,080)	520 (294 to 830)	310 (175 to 496)	120 (67 to 191)	31,400
HIV/AIDS - Multidrug-resistant Tuberculosis without extra resistance	0 (0 to 0)	0 (0 to 0)	0 (0 to 0)	0 (0 to 0)	0 (0 to 0)	0 (0 to 0)	0 (0 to 0)	0 (0 to 0)	0 (0 to 0)	0 (0 to 0)	0 (0 to 0)	0 (0 to 0)	0 (0 to 0)	0 (0 to 0)	0 (0 to 0)	0 (0 to 0)	0 (0 to 0)	0 (0 to 0)	0 (0 to 0)	0 (0 to 0)	0 (0 to 0)	0 (0 to 0)	0 (0 to 0)	0
HIV/AIDS - Extensively drug-resistant Tuberculosis	0 (0 to 0)	0 (0 to 0)	1.2 (0.3 to 2.5)	0.3 (0.1 to 0.7)	0.3 (0.2 to 0.6)	0.9 (0.3 to 1.8)	1.1 (0.4 to 2.1)	1.2 (0.4 to 2.3)	1.1 (0.4 to 2.1)	1.1 (0.4 to 2.1)	1.7 (0.5 to 3.1)	2.7 (0.7 to 4.9)	3.3 (0.9 to 6.2)	3.6 (0.9 to 6.7)	3.4 (0.9 to 6.4)	3.3 (0.9 to 6.2)	3.1 (0.8 to 5.9)	3.1 (0.8 to 5.8)	2.9 (0.8 to 5.5)	2.7 (0.7 to 5.1)	2.5 (0.7 to 4.7)	2.1 (0.6 to 4.0)	0.7 (0.2 to 1.4)	35.5
HIV/AIDS resulting in other diseases	0 (0 to 0.3)	0.8 (0.4 to 1.4)	1,900 (998 to 3,540)	1,200 (827 to 2,000)	476 (278 to 787)	1,300 (866 to 2,060)	2,400 (1,280 to 3,960)	2,100 (1,220 to 3,360)	1,600 (909 to 2,800)	1,100 (610 to 1,900)	1,000 (550 to 1,800)	1,000 (550 to 1,800)	1,200 (520 to 2,200)	1,200 (520 to 2,200)	1,000 (420 to 1,900)	1,000 (410 to 1,900)	700 (280 to 1,400)	700 (280 to 1,400)	500 (197 to 1,000)	400 (157 to 800)	300 (127 to 600)	200 (77 to 400)	100 (41 to 200)	38,000
Sexually transmitted infections excluding HIV	6,200 (4,100 to 8,800)	2,200 (1,460 to 3,190)	6,400 (3,980 to 9,190)	974 (641 to 1,390)	494 (326 to 704)	904 (595 to 1,290)	971 (639 to 1,390)	1,100 (724 to 1,570)	1,100 (724 to 1,570)	1,200 (789 to 1,710)	1,200 (789 to 1,710)	1,200 (789 to 1,710)	1,200 (647 to 1,800)	1,200 (647 to 1,800)	1,000 (539 to 1,500)	1,000 (539 to 1,500)	700 (377 to 1,050)	700 (377 to 1,050)	500 (269 to 750)	400 (216 to 600)	300 (162 to 450)	200 (108 to 300)	100 (54 to 150)	16,600
Syphilis	2,200 (2,180 to 13,900)	2,200 (1,460 to 3,190)	6,400 (3,980 to 9,190)	974 (641 to 1,390)	494 (326 to 704)	904 (595 to 1,290)	971 (639 to 1,390)	1,100 (724 to 1,570)	1,100 (724 to 1,570)	1,200 (789 to 1,710)	1,200 (789 to 1,710)	1,200 (789 to 1,710)	1,200 (647 to 1,800)	1,200 (647 to 1,800)	1,000 (539 to 1,500)	1,000 (539 to 1,500)	700 (377 to 1,050)	700 (377 to 1,050)	500 (269 to 750)	400 (216 to 600)	300 (162 to 450)	200 (108 to 300)	100 (54 to 150)	13,800
Chlamydial infection	0 (0 to 0)	0 (0 to 0)	0 (0 to 0)	0 (0 to 0)	0 (0 to 0)	0 (0.1 to 0.7)	0 (0.7 to 3.4)	0 (0.9 to 4.0)	0 (0.7 to 3.2)	0 (0.6 to 2.7)	0 (0.5 to 2.3)	0 (0.4 to 2.0)	0 (0.3 to 1.5)	0 (0.3 to 1.5)	0 (0.2 to 1.2)	0 (0.1 to 1.1)	0 (0.1 to 0.9)	0 (0.1 to 0.8)	0 (0.1 to 0.6)	0 (0.1 to 0.5)	0 (0.1 to 0.4)	0 (0.1 to 0.3)	0 (0.1 to 0.2)	0 (0.1 to 0.2)	116
Gonococcal infection	0 (0 to 0)	0 (0 to 0)	0 (0 to 0)	0 (0 to 0)	0 (0 to 0)	0 (0 to 0)	0 (0 to 0)	0 (0 to 0)	0 (0 to 0)	0 (0 to 0)	0 (0 to 0)	0 (0 to 0)	0 (0 to 0)	0 (0 to 0)	0 (0 to 0)	0 (0 to 0)	0 (0 to 0)	0 (0 to 0)	0 (0 to 0)	0 (0 to 0)	0 (0 to 0)	0 (0 to 0)	0 (0 to 0)	0 (0 to 0)	0
Trichomoniasis	0 (0 to 0)	0 (0 to 0)	0 (0 to 0)	0 (0 to 0)	0 (0 to 0)	0 (0 to 0.1)	0 (0 to 0.4)	0 (0 to 0.5)	0 (0 to 0.4)	0 (0 to 0.3)	0 (0 to 0.3)	0 (0 to 0.2)	0 (0 to 0.2)	0 (0 to 0.2)	0 (0 to 0.1)	0 (0 to 0.1)	0 (0 to 0.1)	0 (0 to 0.1)	0 (0 to 0.1)	0 (0 to 0.1)	0 (0 to 0.1)	0 (0 to 0.1)	0 (0 to 0.1)	0 (0 to 0.1)	0
Genital herpes	0 (0 to 0)	0 (0 to 0)	0 (0 to 0)	0 (0 to 0)	0 (0 to 0)	0 (0 to 0)	0 (0 to 0)	0 (0 to 0)	0 (0 to 0)	0 (0 to 0)	0 (0 to 0)	0 (0 to 0)	0 (0 to 0)	0 (0 to 0)	0 (0 to 0)	0 (0 to 0)	0 (0 to 0)	0 (0 to 0)	0 (0 to 0)	0 (0 to 0)	0 (0 to 0)	0 (0 to 0)	0 (0 to 0)	0 (0 to 0)	0
Other sexually transmitted infections	0 (0 to 0)	0 (0 to 0)	0 (0 to 0)	0 (0 to 0)	0 (0 to 0)	0 (0 to 0)	0 (0 to 0)	0 (0 to 0)	0 (0 to 0)	0 (0 to 0)	0 (0 to 0)	0 (0 to 0)	0 (0 to 0)	0 (0 to 0)	0 (0 to 0)	0 (0 to 0)	0 (0 to 0)	0 (0 to 0)	0 (0 to 0)	0 (0 to 0)	0 (0 to 0)	0 (0 to 0)	0 (0 to 0)	0 (0 to 0)	0
Respiratory infections and tuberculosis	11,000 (5,400 to 18,900)	9,100 (4,100 to 15,900)	69,000 (24,000 to 149,000)	35,000 (21,000 to 51,000)	6,400 (3,900 to 9,500)	4,300 (2,600 to 6,400)	5,000 (3,100 to 7,300)	5,600 (3,500 to 8,000)	5,000 (3,200 to 7,300)	5,900 (3,600 to 8,500)	6,000 (3,700 to 8,800)	6,000 (3,700 to 8,800)	6,900 (3,900 to 10,800)	7,000 (3,900 to 10,900)	6,000 (3,400 to 9,600)	6,000 (3,400 to 9,600)	4,900 (2,800 to 7,900)	4,000 (2,300 to 6,500)	3,000 (1,700 to 4,900)	2,200 (1,200 to 3,700)	1,500 (799 to 2,600)	900 (469 to 1,600)	300 (150 to 550)	267,000
Tuberculosis	0 (0 to 0)	0 (0 to 0)	3,700 (1,660 to 7,160)	1,300 (2,200 to 1,230)	1,200 (843 to 1,600)	1,200 (2,470 to 7,260)	1,200 (2,460 to 7,260)	1,200 (2,110 to 6,660)	1,200 (1,820 to 6,200)	1,200 (1,540 to 21,100)	1,200 (1,780 to 19,900)	1,200 (1,540 to 16,200)	1,200 (1,540 to 16,200)	1,200 (1,610 to 12,100)	1,200 (1,720 to 12,600)	1,200 (1,720 to 12,600)	1,200 (1,900 to 11,700)	1,200 (2,060 to 7,960)	1,200 (1,700 to 4,330)	1,200 (1,660 to 2,420)	1,200 (1,660 to 2,420)	1,200 (1,660 to 2,420)	1,200 (1,660 to 2,420)	109,000
Latent tuberculosis infection	0 (0 to 0)	0 (0 to 0)	0 (0 to 0)	0 (0 to 0)	0 (0 to 0)	0 (0 to 0)	0 (0 to 0)	0 (0 to 0)	0 (0 to 0)	0 (0 to 0)	0 (0 to 0)	0 (0 to 0)	0 (0 to 0)	0 (0 to 0)	0 (0 to 0)	0 (0 to 0)	0 (0 to 0)	0 (0 to 0)	0 (0 to 0)	0 (0 to 0)	0 (0 to 0)	0 (0 to 0)	0 (0 to 0)	0 (0 to 0)	0
Drug-susceptible tuberculosis	0 (0 to 0)	0 (0 to 0)	3,700 (1,660 to 7,160)	1,300 (2,200 to 1,230)	1,200 (843 to 1,600)	1,200 (2,470 to 7,260)	1,200 (2,460 to 7,260)	1,200 (2,110 to 6,660)	1,200 (1,820 to 6,200)	1,200 (1,540 to 21,100)	1,200 (1,780 to 19,900)	1,200 (1,540 to 16,200)	1,200 (1,540 to 16,200)	1,200 (1,610 to 12,100)	1,200 (1,720 to 12,600)	1,200 (1,720 to 12,600)	1,200 (1,900 to 11,700)	1,200 (2,060 to 7,960)	1,200 (1,700 to 4,330)	1,200 (1,660 to 2,420)	1,200 (1,660 to 2,420)	1,200 (1,660 to 2,420)	1,200 (1,660 to 2,420)	109,000
Multidrug-resistant tuberculosis without extensive drug resistance	0 (0 to 0)	0 (0 to 0)	299 (18.6 to 709.7)	264 (72.6 to 709.7)	67.6 (19.6 to 180.6)	61.2 (18.6 to 162)	260 (73.4 to 728)	540 (138 to 1,380)	1,080 (268 to 2,800)	1,080 (224 to 2,980)	1,080 (277 to 2,930)	1,080 (268 to 2,930)	1,080 (268 to 2,930)	1,080 (268 to 2,930)	1,080 (268 to 2,930)	1,080 (268 to 2,930)	1,080 (268 to 2,930)	1,080 (270 to 2,930)	1,080 (268 to 2,930)	1,080 (268 to 2,930)	1,080 (268 to 2,930)	1,080 (268 to 2,930)	1,080 (268 to 2,930)	7,560
Extensively drug-resistant tuberculosis	0 (0 to 0)	0 (0 to 0)	3.6 (0.8 to 12.1)	0.9 (0.2 to 2.9)	0.9 (0.2 to 2.9)	0.9 (0.2 to 2.9)	3.6 (0.9 to 11.1)	7.1 (1.8 to 21.7)	14.4 (3.6 to 43.3)	14.4 (3.6 to 43.3)	14.4 (3.7 to 43.3)	14.4 (3.7 to 43.3)	14.4 (3.7 to 43.3)	14.4 (3.7 to 43.3)	14.4 (3.7 to 43.3)	14.4 (3.7 to 43.3)	14.4 (3.7 to 43.3)	14.4 (3.7 to 43.3)	14.4 (3.7 to 43.3)	14.4 (3.7 to 43.3)	14.4 (3.7 to 43.3)	14.4 (3.7 to 43.3)	14.4 (3.7 to 43.3)	99.9
Lower respiratory infections	11,000 (5,400 to 18,900)	9,100 (4,100 to 15,900)	69,000 (24,000 to 149,000)	34,000 (20,000 to 50,000)	6,400 (3,900 to 9,500)	4,300 (2,600 to 6,400)	5,000 (3,100 to 7,300)	5,600 (3,500 to 8,000)	5,000 (3,200 to 7,300)	5,900 (3,600 to 8,500)	6,000 (3,700 to 8,800)	6,000 (3,700 to 8,800)	6,900 (3,900 to 10,800)	7,000 (3,900 to 10,900)	6,000 (3,400 to 9,600)	6,000 (3,400 to 9,600)	4,900 (2,800 to 7,900)	4,000 (2,300 to 6,500)	3,000 (1,700 to 4,900)	2,200 (1,200 to 3,700)	1,500 (799 to 2,600)	900 (469 to 1,600)	300 (150 to 550)	159,000
Upper respiratory infections	0 (0 to 0)	0 (0 to 0)	0 (0 to 0)	1,900 (907 to 3,960)	0 (0 to 0)	0 (0 to 0)	0 (0 to 0)	0 (0 to 0)	0 (0 to 0)	0 (0 to 0)	0 (0 to 0)	0 (0 to 0)	0 (0 to 0)	0 (0 to 0)	0 (0 to 0)	0 (0 to 0)	0 (0 to 0)	0 (0 to 0)	0 (0 to 0)	0 (0 to 0)	0 (0 to 0)	0 (0 to 0)	0 (0 to 0)	0 (0 to 0)	7,240
Otitis media	3,700 (2,000 to 6,300)	3,700 (1,700 to 6,500)	9,900 (2,900 to 23,000)	300 (210 to 1,000)	227 (120 to 364)	227 (120 to 364)	227 (120 to 364)	227 (120 to 364)	227 (120 to 364)	227 (120 to 364)	227 (120 to 364)	227 (120 to 364)	227 (120 to 364)	227 (120 to 364)	227 (120 to 364)	227 (120 to 364)	227 (120 to 364)	227 (120 to 364)	227 (120 to 364)	227 (120 to 364)	227 (120 to 364)	227 (120 to 364)	227 (120 to 364)	2,800
Sinusitis	3,700 (622 to 2,400)	32,400 (10,900 to 71,800)	10,900 (3,400 to 23,000)	2,900 (1,200 to 5,100)	1,200 (442 to 2,400)	1,200 (2,470 to 7,260)	1,200 (2,460 to 7,260)	1,200 (2,110 to 6,660)	1,200 (1,820 to 6,200)	1,200 (1,540 to 21,100)	1,200 (1,780 to 19,900)	1,200 (1,540 to 16,200)	1,200 (1,540 to 16,200)	1,200 (1,610 to 12,100)	1,200 (1,720 to 12,600)	1,200 (1,720 to 12,600)	1,200 (1,900 to 11,700)	1,200 (2,060 to 7,960)	1,200 (1,700 to 4,330)	1,200 (1,660 to 2,420)	1,200 (1,660 to 2,420)	1,200 (1,660 to 2,420)	1,200 (1,660 to 2,420)	109,000
Malaria	0 (0 to 0)	0 (0 to 0)	0 (0 to 0)	0 (0 to 0)	0 (0 to 0)	0 (0 to 0)	0 (0 to 0)	0 (0 to 0)	0 (0 to 0)	0 (0 to 0)	0 (0 to 0)	0 (0 to 0)	0 (0 to 0)	0 (0 to 0)	0 (0 to 0)	0 (0 to 0)	0 (0 to 0)	0 (0 to 0)	0 (0 to 0)	0 (0 to 0)	0 (0 to 0)	0 (0 to 0)	0 (0 to 0)	0
Chagas disease	0 (0 to 0)	0 (0 to 0)	0 (0 to 0)	0 (0 to 0)	0 (0 to 0)	0 (0 to 0)	0 (0 to 0)	0 (0 to 0)	0 (0 to 0)	0 (0 to 0)	0 (0 to 0)	0 (0 to 0)	0 (0 to 0)	0 (0 to 0)	0 (0 to 0)	0 (0 to 0)	0 (0 to 0)	0 (0 to 0)	0 (0 to 0)	0 (0 to 0)	0 (0 to 0)	0 (0 to 0)	0 (0 to 0)	0
Leishmaniasis	0 (0 to 0)	0 (0 to 0)	0 (0 to 0)	0 (0 to 0)	0 (0 to 0)	0 (0 to 0)	0 (0 to 0)	0 (0 to 0)	0 (0 to 0)	0 (0 to 0)	0 (0 to 0)	0 (0 to 0)	0 (0 to 0)	0 (0 to 0)	0 (0 to 0)	0 (0 to 0)	0 (0 to 0)	0 (0 to 0)	0 (0 to 0)	0 (0 to 0)	0 (0 to 0)	0 (0 to 0)	0 (0 to 0)	0
Visceral leishmaniasis	0 (0 to 0)	0 (0 to 0)	0 (0 to 0)	0 (0 to 0)	0 (0 to 0)	0 (0 to 0)	0 (0 to 0)	0 (0 to 0)	0 (0 to 0)	0 (0 to 0)	0 (0 to 0)	0 (0 to 0)	0 (0 to 0)	0 (0 to 0)	0 (0 to 0)	0 (0 to 0)	0 (0 to 0)	0 (0 to 0)	0 (0 to 0)	0 (0 to 0)	0 (0 to 0)	0 (0 to 0)	0 (0 to 0)	0 (0 to 0)	0
Cutaneous and mucocutaneous leishmaniasis	0 (0 to 0)	0 (0 to 0)	0 (0 to 0)	0 (0 to 0)	0 (0 to 0)	0 (0 to 0)	0 (0 to 0)	0 (0 to 0)	0 (0 to 0)	0 (0 to 0)	0 (0 to 0)	0 (0 to 0)	0 (0 to 0)	0 (0 to 0)	0 (0 to 0)	0 (0 to 0)	0 (0 to 0)	0 (0 to 0)	0 (0 to 0)	0 (0 to 0)	0 (0 to 0)	0 (0 to 0)	0 (0 to 0)	0 (0 to 0)	0
African trypanosomiasis	0 (0 to 0)	0 (0 to 0)	0 (0 to 0)	0 (0 to 0)	0 (0 to 0)	0 (0 to 0)	0 (0 to 0)	0 (0 to 0)	0 (0 to 0)	0 (0 to 0)	0 (0 to 0)	0 (0 to 0)	0 (0 to 0)	0 (0 to 0)	0 (0 to 0)	0 (0 to 0)	0 (0 to 0)	0 (0 to 0)	0 (0 to 0)	0 (0 to 0)	0 (0 to 0)	0 (0 to 0)	0 (0 to 0)	0 (0 to 0)	0
Schistosomiasis	0 (0 to 0)	0 (0 to 0)	0 (0 to 0.1)	0 (0 to 0.4)	0 (0 to 0.2)	0 (0 to 0.2)	0 (0 to 0.2)	0 (0 to 0.2)	0 (0 to 0.2)	0 (0 to 0.2)	0 (0 to 0.2)	0 (0 to 0.2)	0 (0 to 0.2)	0 (0 to 0.2)	0 (0 to 0.2)	0 (0 to 0.2)	0 (0 to 0.2)	0 (0 to 0.2)	0 (0 to 0.2)	0 (0 to 0.2)	0 (0 to 0.2)	0 (0 to 0.2)	0 (0 to 0.2)	0 (0 to 0.2)	0
Cysticercosis	0 (0 to 0)	0 (0 to 0)	0.3 (0 to 2.7)	1.2 (0.1 to 7.2)	12.7 (1.4 to 34.7)	39.7 (5.6 to 111)	90.3 (16.7 to 217)	134 (27 to 322)	152 (24.1 to 361)	167 (23.2 to 410)	169.4 (25.9 to 410)	169.4 (25.9 to 410)	177.1 (24.1 to 436)	170.2 (24.9 to 420)	157.7 (24.9 to 390)	146.2 (24.9 to 361)	119.5 (24.9 to 295)	89.9 (24.9 to 220)	63.6 (17.3 to 157)	39 (8.6 to 96.6)	19.5 (4.3 to 48.3)	6.4 (1.4 to 15.9)	1.1 (0.2 to 2.7)	1,840
Cystic echinococcosis	0 (0 to 0)	0 (0 to 0)	0.1 (0 to 0.7)	0.1 (0 to 0.7)	0.1 (0 to 0.6)	0.4 (0 to 1.8)	1.6 (0.1 to 7.2)	2.2 (0.2 to 9.6)	2.6 (0.2 to 11.4)	2.9 (0.2 to 12.6)	3.1 (0.2 to 13.4)	3.1 (0.2 to 13.4)	3.1 (0.2 to 13.4)	3.1 (0.2 to 13.4)	3.1 (0.2 to 13.4)	3.1 (0.2 to 13.4)	3.1 (0.2 to 13.4)	3.1 (0.2 to 13.4)	3.1 (0.2 to 13.4)	3.1 (0.2 to 13.4)	3.1 (0.2 to 13.4)	3.1 (0.2 to 13.4)	3.1 (0.2 to 13.4)	32.3
Lymphatic filariasis	0 (0 to 0)	0 (0 to 0)	0 (0 to 0)	0 (0 to 0)	0 (0 to 0)	0 (0 to 0)	0 (0 to 0)	0 (0 to 0)	0 (0 to 0)	0 (0 to 0)	0 (0 to 0)	0 (0 to 0)	0 (0 to 0)	0 (0 to 0)	0 (0 to 0)	0 (0 to 0)	0 (0 to 0)	0 (0 to 0)	0 (0 to 0)	0 (0 to 0)	0 (0 to 0)	0 (0 to 0)	0 (0 to 0)	0 (0 to 0)	0
Onchocerciasis	0 (0 to 0)	0 (0 to 0)	0 (0 to 0)	0 (0 to 0)	0 (0 to 0)	0 (0 to 0)	0 (0 to 0)	0 (0 to 0)	0 (0 to 0)	0 (0 to 0)	0 (0 to 0)	0 (0 to 0)	0 (0 to 0)	0 (0 to 0)	0 (0 to 0)	0 (0 to 0)	0 (0 to 0)	0 (0 to 0)	0 (0 to 0)	0 (0 to 0)	0 (0 to 0)	0 (0 to 0)	0 (0 to 0)	0 (0 to 0)	0
Trachoma	0 (0 to 0)	0 (0 to 0)	0 (0 to 0)	0 (0 to 0)	0 (0 to 0)	0 (0 to 0)	0 (0 to 0)	0 (0 to 0)	0 (0 to 0)	0 (0 to 0)	0 (0 to 0)	0 (0 to 0)	0 (0 to 0)	0 (0 to 0)	0 (0 to 0)	0 (0 to 0)	0 (0 to 0)	0 (0 to 0)	0 (0 to 0)	0 (0 to 0)	0 (0 to 0)	0 (0 to 0)	0 (0 to 0)	0 (0 to 0)	0
Dengue	0 (0.1 to 0.1)	0 (0.3 to 2.3)	1.1 (0.3 to 3.6)	0.5 (0.1 to 1.8)	0.3 (0.1 to 1.2)	0.3 (0.1 to 1.2)	0.3 (0.1 to 1.2)	0.3 (0.1 to 1.2)	0.3 (0.1 to 1.2)	0.3 (0.1 to 1.2)	0.3 (0.1 to 1.2)	0.3 (0.1 to 1.2)	0.3 (0.1 to 1.2)	0.3 (0.1 to 1.2)	0.3 (0.1 to 1.2)	0.3 (0.1 to 1.2)	0.3 (0.1 to 1.2)	0.3 (0.1 to 1.2)	0.3 (0.1 to 1.2)	0.3 (0.1 to 1.2)	0.3 (0.1 to 1.2)	0.3 (0.1 to 1.2)	0.3 (0.1 to 1.2)	173
Yellow fever	0 (0 to 0)	0 (0 to 0)	0 (0 to 0.1)	0 (0 to 0.2)	0 (0 to 0.2)	0 (0 to 0.2)	0 (0 to 0.2)	0 (0 to 0.2)	0 (0 to 0.2)	0 (0 to 0.2)	0 (0 to 0.2)	0 (0 to 0.2)	0 (0 to 0.2)	0 (0 to 0.2)	0 (0 to 0.2)	0 (0 to 0.2)	0 (0 to 0.2)	0 (0 to 0.2)	0 (0 to 0.2)	0 (0 to 0.2)	0 (0 to 0.2)	0 (0 to 0.2)	0 (0 to 0.2)	0 (0 to 0.2)	0
Rabies	0 (0 to 0)	0 (0 to 0)	11 (2.4 to 28.6)	6.2 (1.3 to 16.1)	4.7 (1 to 12.2)	4.7 (1 to 12.2)	4.7 (1 to 12.2)	4.7 (1 to 12.2)	4.7 (1 to 12.2)	4.7 (1 to 12.2)	4.7 (1 to 12.2)	4.7 (1 to 12.2)	4.7 (1 to 12.2)	4.7 (1 to 12.2)	4.7 (1 to 12.2)	4.7 (1 to 12.2)	4.7 (1 to 12.2)	4.7 (1 to 12.2)	4.7 (1 to 12.2)	4.7 (1 to 12.2)	4.7 (1 to 12.2)	4.7 (1 to 12.2)	4.7 (1 to 12.2)	2,710
Intestinal nematode infections	0 (0 to 0)	0 (0 to 0)	34.2 (7.1 to 89.4)	19.4 (4.1 to 50.6)	1.3 (0.3 to 3.4)	1.3 (0.3 to 3.4)	1.3 (0.3 to 3.4)	1.3 (0.3 to 3.4)	1.3 (0.3 to 3.4)	1.3 (0.3 to 3.4)	1.3 (0.3 to 3.4)	1.3 (0.3 to 3.4)	1.3 (0.3 to 3.4)	1.3 (0.3 to 3.4)	1.3 (0.3 to 3.4)	1.3 (0.3 to 3.4)	1.3 (0.3 to 3.4)	1.3 (0.3 to 3.4)	1.3 (0.3 to 3.4)	1.3 (0.3 to 3.4)	1.3 (0.3 to 3.4)	1.3 (0.3 to 3.4)	1.3 (0.3 to 3.4)	7,410
Ascariasis	0 (0 to 0)	0 (0 to 0)	21.7 (4.5 to 56.9)	12.3 (2.6 to 32.1)	0.8 (0.2 to 2.2)	0.8 (0.2 to 2.2)	0.8 (0.2 to 2.2)	0.8 (0.2 to 2.2)	0.8 (0.2 to 2.2)	0.8 (0.2 to 2.2)	0.8 (0.2 to 2.2)	0.8 (0.2 to 2.2)	0.8 (0.2 to 2.2)	0.8 (0.2 to 2.2)	0.8 (0.2 to 2.2)	0.8 (0.2 to 2.2)	0.8 (0.2 to 2.2)	0.8 (0.2 to 2.2)	0.8 (0.2 to 2.2)	0.8 (0.2 to 2.2)	0.8 (0.2 to 2.2)	0.8 (0.2 to 2.2)	0.8 (0.2 to 2.2)	1,870
Trichuriasis	0 (0 to 0)	0 (0 to 0)	0.6 (0.1 to 1.5)	0.3 (0.1 to 0.9)	0.2 (0 to 0.6)	0.2 (0 to 0.6)	0.2 (0 to 0.6



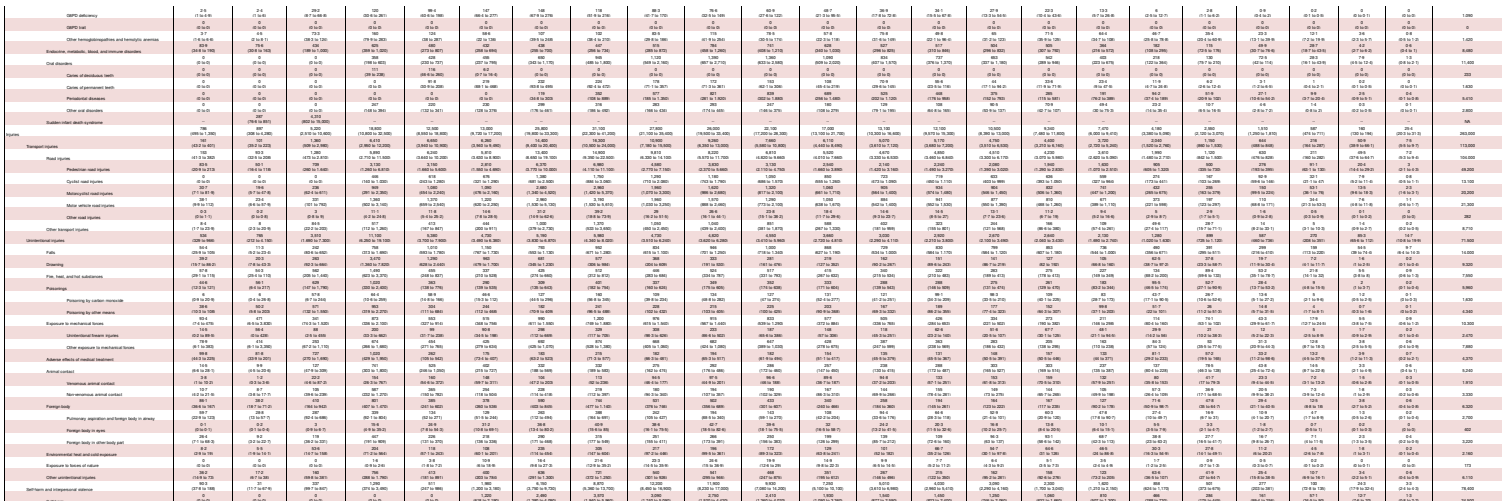

SR Table 2a: Seychelles DALYS by cause and age group for males with 95% uncertainty intervals, 2019

Cause	Early Neonatal	Late Neonatal	Post Neonatal	1 to 4	5 to 9	10 to 14	15 to 19	20 to 24	25 to 29	30 to 34	35 to 39	40 to 44	45 to 49	50 to 54	55 to 59	60 to 64	65 to 69	70 to 74	75 to 79	80 plus	Total
All causes	1,196 (257 to 438)	1,196 (75 to 133)	1,196 (147 to 277)	1,196 (173 to 267)	1,196 (265 to 336)	1,196 (201 to 256)	1,196 (229 to 460)	1,196 (265 to 512)	1,196 (615 to 794)	1,196 (623 to 1,196)	1,196 (727 to 1,196)	1,196 (1,060 to 1,460)	1,196 (1,400 to 1,910)	1,196 (1,530 to 2,060)	1,196 (1,760 to 2,360)	1,196 (2,170 to 2,910)	1,196 (2,660 to 3,560)	1,196 (3,110 to 4,160)	1,196 (4,010 to 5,360)	1,196 (4,010 to 5,360)	19,600
Communicable, maternal, neonatal, and nutritional diseases	1,196 (181 to 327)	1,196 (51 to 96.6)	1,196 (99.9 to 159)	1,196 (72 to 109)	1,196 (59.2 to 110)	1,196 (64 to 88.1)	1,196 (84 to 95.5)	1,196 (96.1 to 155)	1,196 (85 to 126)	1,196 (114 to 174)	1,196 (120 to 177)	1,196 (127 to 207)	1,196 (158 to 268)	1,196 (185 to 299)	1,196 (194 to 299)	1,196 (187 to 294)	1,196 (196 to 308)	1,196 (197 to 314)	1,196 (196 to 312)	1,196 (196 to 312)	2,610
HIV/AIDS and sexually transmitted infections	2.9 (0.6 to 6.4)	1 (0.3 to 2.2)	2.6 (1.6 to 4.2)	1 (0.8 to 1.2)	0.9 (0.7 to 1.2)	0.6 (0.5 to 0.7)	1.2 (0.9 to 1.4)	3.7 (2.9 to 4.6)	10.4 (8.2 to 12.9)	17.4 (13.7 to 21.4)	21 (16.5 to 26.2)	22 (17.2 to 27.2)	22 (16.6 to 28.1)	13.4 (9.9 to 20.1)	11.5 (8.1 to 14.4)	9.7 (7.5 to 12.3)	7.2 (5.7 to 9.6)	3.9 (2.9 to 5.4)	0.2 (0.2 to 0.3)	0.1 (0 to 0.1)	133
HIV/AIDS	0 (0 to 0)	0 (0 to 0)	1.6 (0.7 to 3.2)	0.9 (0.7 to 1.2)	0.9 (0.7 to 1.2)	0.4 (0.3 to 0.5)	0.6 (0.4 to 0.8)	2.9 (2.3 to 3.6)	9.4 (7.3 to 11.7)	16.1 (12.5 to 20.3)	19.9 (15.4 to 25)	21.1 (16.3 to 26.2)	21.1 (16.2 to 27.1)	12.9 (8.6 to 19.6)	10.9 (7.8 to 13)	9.3 (7.2 to 11.9)	6.8 (5.4 to 8.5)	2.7 (2.1 to 3.4)	0.2 (0.1 to 0.3)	0.1 (0 to 0.1)	120
HIV/AIDS - Drug-susceptible Tuberculosis	0 (0 to 0.2)	0 (0 to 0)	0.1 (0 to 0.2)	0.1 (0 to 0.1)	0.1 (0 to 0.2)	0.1 (0 to 0.1)	0.1 (0 to 0.1)	0.3 (0.2 to 0.4)	0.7 (0.5 to 1.1)	1.2 (0.9 to 1.8)	1.2 (0.9 to 1.8)	1.5 (1 to 2.3)	1.5 (1 to 2.3)	0.9 (0.6 to 1.7)	0.8 (0.5 to 1.5)	0.6 (0.4 to 1.1)	0.5 (0.3 to 0.7)	0.2 (0.1 to 0.3)	0 (0 to 0)	0 (0 to 0)	8.6
HIV/AIDS - Multidrug-resistant Tuberculosis without extensive drug-resistance	0 (0 to 0)	0 (0 to 0)	0 (0 to 0)	0 (0 to 0)	0 (0 to 0)	0 (0 to 0)	0 (0 to 0)	0 (0 to 0)	0 (0 to 0)	0 (0 to 0)	0 (0 to 0)	0 (0 to 0)	0 (0 to 0)	0 (0 to 0)	0 (0 to 0)	0 (0 to 0)	0 (0 to 0)	0 (0 to 0)	0 (0 to 0)	0 (0 to 0)	0 (0 to 0)	0.1
HIV/AIDS - Extensively drug-resistant Tuberculosis	0 (0 to 0)	0 (0 to 0)	0 (0 to 0)	0 (0 to 0)	0 (0 to 0)	0 (0 to 0)	0 (0 to 0)	0 (0 to 0)	0 (0 to 0)	0 (0 to 0)	0 (0 to 0)	0 (0 to 0)	0 (0 to 0)	0 (0 to 0)	0 (0 to 0)	0 (0 to 0)	0 (0 to 0)	0 (0 to 0)	0 (0 to 0)	0 (0 to 0)	0 (0 to 0)	0
HIV/AIDS resulting in other diseases	0 (0 to 0)	1 (1 to 1.9)	0.9 (0.7 to 1.1)	0.8 (0.6 to 1.1)	0.4 (0.3 to 0.5)	0.7 (0.5 to 0.9)	0.7 (0.5 to 0.9)	2.6 (2 to 3.4)	8.7 (6.4 to 11.1)	14.8 (11.2 to 19.1)	18.7 (14.2 to 23.8)	19.6 (15 to 24.7)	19.6 (15 to 24.7)	14.9 (11.4 to 19.2)	10.2 (7.9 to 13.1)	8.7 (6.9 to 11.3)	6.4 (4.9 to 8.1)	2.5 (1.9 to 3.2)	0.2 (0.1 to 0.2)	0.1 (0 to 0.1)	112
Sexually transmitted infections excluding HIV	0 (0 to 0.2)	0 (0 to 0.2)	0 (0 to 0.2)	0 (0 to 0.1)	0 (0 to 0.1)	0.2 (0.2 to 0.3)	0.4 (0.3 to 0.6)	0.8 (0.6 to 1.1)	1.8 (1.4 to 2.3)	2.5 (1.9 to 3.3)	2.3 (1.7 to 3.1)	1.3 (0.9 to 1.9)	1.1 (0.7 to 1.6)	0.8 (0.5 to 1.3)	0.4 (0.3 to 0.7)	0.3 (0.2 to 0.6)	0.2 (0.1 to 0.4)	0.1 (0 to 0.2)	0.1 (0 to 0.2)	0 (0 to 0.1)	13.2
Syphilis	2.9 (0.6 to 6.4)	1 (0.3 to 2.2)	1.1 (0 to 2.6)	0.1 (0 to 0.1)	0 (0 to 0.1)	0 (0 to 0.1)	0 (0 to 0.1)	0.1 (0 to 0.1)	0.1 (0 to 0.1)	0.1 (0 to 0.1)	0.1 (0 to 0.1)	0.1 (0 to 0.2)	0.1 (0 to 0.2)	0.1 (0 to 0.2)	0.1 (0 to 0.2)	0.1 (0 to 0.2)	0.2 (0 to 0.3)	0.1 (0 to 0.2)	0.1 (0 to 0.2)	0 (0 to 0.1)	6.2
Chlamydial infection	0 (0 to 0)	0 (0 to 0)	0 (0 to 0)	0 (0 to 0)	0 (0 to 0)	0 (0 to 0)	0 (0 to 0.1)	0 (0 to 0.1)	0.2 (0.1 to 0.7)	0.4 (0.1 to 0.7)	0.3 (0.1 to 0.6)	0.3 (0.1 to 0.6)	0.2 (0.1 to 0.5)	0.2 (0.1 to 0.5)	0.1 (0 to 0.3)	0.1 (0 to 0.2)	0.1 (0 to 0.2)	0 (0 to 0.1)	0 (0 to 0.1)	0 (0 to 0.1)	1.7
Gonococcal infection	0 (0 to 0)	0 (0 to 0)	0 (0 to 0)	0 (0 to 0)	0 (0 to 0)	0 (0 to 0)	0 (0 to 0)	0.2 (0.1 to 0.5)	0.2 (0 to 0.5)	0.1 (0 to 0.3)	0.2 (0 to 0.4)	0.1 (0 to 0.3)	0.1 (0 to 0.3)	0.1 (0 to 0.2)	0.1 (0 to 0.2)	0.1 (0 to 0.2)	0.1 (0 to 0.2)	0 (0 to 0.1)	0 (0 to 0.1)	0 (0 to 0)	1.1
Trichomoniasis	0 (0 to 0)	0 (0 to 0)	0 (0 to 0)	0 (0 to 0)	0 (0 to 0)	0 (0 to 0)	0 (0 to 0)	0 (0 to 0)	0 (0 to 0.1)	0 (0 to 0.1)	0 (0 to 0.1)	0 (0 to 0.1)	0 (0 to 0.1)	0 (0 to 0.1)	0 (0 to 0.1)	0 (0 to 0.1)	0 (0 to 0.1)	0 (0 to 0.1)	0 (0 to 0.1)	0 (0 to 0)	0.2
Genital herpes	0 (0 to 0)	0 (0 to 0)	0 (0 to 0)	0 (0 to 0)	0 (0 to 0)	0 (0 to 0)	0 (0 to 0)	0 (0 to 0)	0.2 (0 to 0.4)	0.2 (0 to 0.4)	0.2 (0 to 0.4)	0.2 (0 to 0.4)	0.2 (0 to 0.4)	0.2 (0 to 0.4)	0.2 (0 to 0.4)	0.2 (0 to 0.4)	0.1 (0 to 0.3)	0 (0 to 0.1)	0 (0 to 0.1)	0 (0 to 0)	2
Other sexually transmitted infections	0 (0 to 0)	0 (0 to 0)	0 (0 to 0)	0 (0 to 0)	0 (0 to 0)	0 (0 to 0)	0 (0 to 0)	0 (0 to 0.1)	0.4 (0.2 to 0.6)	0.8 (0.4 to 1.2)	0.8 (0.4 to 1.2)	0.6 (0.3 to 0.9)	0.5 (0.2 to 0.8)	0.3 (0.1 to 0.6)	0.2 (0.1 to 0.4)	0.1 (0 to 0.3)	0.1 (0 to 0.2)	0 (0 to 0.1)	0 (0 to 0.1)	0 (0 to 0)	2.1
Respiratory infections and tuberculosis	10.6 (4.4 to 17.1)	9.7 (5.8 to 15)	22.5 (14.4 to 31.7)	16.6 (10.3 to 23.3)	11.6 (7.6 to 16.4)	7.6 (4.6 to 10.4)	6.5 (4.6 to 8.4)	7.2 (4.9 to 9.6)	9.2 (6.2 to 12.4)	11.2 (7.5 to 15.9)	13.2 (8.7 to 18.9)	16.2 (10.4 to 23.4)	21.2 (13.2 to 31.2)	27.7 (16.7 to 41.6)	37.7 (22.1 to 56.1)	49.7 (29.6 to 74.1)	64.6 (38.1 to 96.1)	84.8 (49.9 to 125)	106.3 (62.5 to 157)	127.9 (75.2 to 189)	1,260
Tuberculosis	0 (0 to 0)	0.4 (0 to 0.9)	0.3 (0 to 0.9)	0.4 (0 to 0.6)	0.3 (0 to 0.6)	0.4 (0 to 0.6)	0.4 (0 to 0.6)	1.8 (1 to 2.6)	3.5 (2 to 5)	3.4 (2 to 5)	3.1 (2 to 4.7)	3.2 (2 to 4.8)	3.2 (2 to 4.8)	3.3 (2 to 4.8)	3.3 (2 to 4.8)	3.3 (2 to 4.8)	3.3 (2 to 4.8)	3.3 (2 to 4.8)	3.3 (2 to 4.8)	3.3 (2 to 4.8)	82.6
Latent tuberculosis infection	0 (0 to 0)	0 (0 to 0)	0 (0 to 0)	0 (0 to 0)	0 (0 to 0)	0 (0 to 0)	0 (0 to 0)	0 (0 to 0)	0 (0 to 0)	0 (0 to 0)	0 (0 to 0)	0 (0 to 0)	0 (0 to 0)	0 (0 to 0)	0 (0 to 0)	0 (0 to 0)	0 (0 to 0)	0 (0 to 0)	0 (0 to 0)	0 (0 to 0)	0 (0 to 0)	0
Drug-susceptible tuberculosis	0 (0 to 0)	0 (0 to 0)	0.4 (0 to 0.6)	0.3 (0 to 0.5)	0.3 (0 to 0.6)	0.4 (0 to 0.6)	0.4 (0 to 0.6)	1.8 (1 to 2.6)	3.5 (2 to 5)	3.4 (2 to 5)	3.1 (2 to 4.7)	3.2 (2 to 4.8)	3.2 (2 to 4.8)	3.3 (2 to 4.8)	3.3 (2 to 4.8)	3.3 (2 to 4.8)	3.3 (2 to 4.8)	3.3 (2 to 4.8)	3.3 (2 to 4.8)	3.3 (2 to 4.8)	82.2
Multidrug-resistant tuberculosis without extensive drug-resistance	0 (0 to 0)	0 (0 to 0)	0 (0 to 0)	0 (0 to 0)	0 (0 to 0)	0 (0 to 0)	0 (0 to 0)	0 (0 to 0)	0 (0 to 0.1)	0 (0 to 0.1)	0 (0 to 0.1)	0 (0 to 0.1)	0 (0 to 0.1)	0 (0 to 0.2)	0 (0 to 0.2)	0 (0 to 0.2)	0 (0 to 0.2)	0 (0 to 0.2)	0 (0 to 0.2)	0 (0 to 0.1)	0 (0 to 0.1)	0.4
Extensively drug-resistant tuberculosis	0 (0 to 0)	0 (0 to 0)	0 (0 to 0)	0 (0 to 0)	0 (0 to 0)	0 (0 to 0)	0 (0 to 0)	0 (0 to 0)	0 (0 to 0)	0 (0 to 0)	0 (0 to 0)	0 (0 to 0)	0 (0 to 0)	0 (0 to 0)	0 (0 to 0)	0 (0 to 0)	0 (0 to 0)	0 (0 to 0)	0 (0 to 0)	0 (0 to 0)	0 (0 to 0)	0
Lower respiratory infections	10.6 (4.4 to 17.1)	9.7 (5.8 to 15)	22.5 (14.4 to 31.7)	16.6 (10.3 to 23.3)	11.6 (7.6 to 16.4)	7.6 (4.6 to 10.4)	6.5 (4.6 to 8.4)	7.2 (4.9 to 9.6)	9.2 (6.2 to 12.4)	11.2 (7.5 to 15.9)	13.2 (8.7 to 18.9)	16.2 (10.4 to 23.4)	21.2 (13.2 to 31.2)	27.7 (16.7 to 41.6)	37.7 (22.1 to 56.1)	49.7 (29.6 to 74.1)	64.6 (38.1 to 96.1)	84.8 (49.9 to 125)	106.3 (62.5 to 157)	127.9 (75.2 to 189)	1,120
Upper respiratory infections	0 (0 to 0)	0 (0 to 0)	0 (0 to 0)	0 (0 to 0)	0 (0 to 0)	0 (0 to 0)	0 (0 to 0)	0 (0 to 0)	0 (0 to 0)	0 (0 to 0)	0 (0 to 0)	0 (0 to 0)	0 (0 to 0)	0 (0 to 0)	0 (0 to 0)	0 (0 to 0)	0 (0 to 0)	0 (0 to 0)	0 (0 to 0)	0 (0 to 0)	0 (0 to 0)	44
Otitis media	0 (0 to 0)	0 (0 to 0)	0 (0 to 0)	0 (0 to 0)	0 (0 to 0)	0 (0 to 0)	0 (0 to 0)	0 (0 to 0)	0 (0 to 0)	0 (0 to 0)	0 (0 to 0)	0 (0 to 0)	0 (0 to 0)	0 (0 to 0)	0 (0 to 0)	0 (0 to 0)	0 (0 to 0)	0 (0 to 0)	0 (0 to 0)	0 (0 to 0)	0 (0 to 0)	0
Enteric infections	0.3 (0.2 to 0.5)	0.2 (0.1 to 1.4)	5.2 (2 to 15.2)	2.2 (0.7 to 20.2)	1.2 (0.4 to 21.5)	0.5 (0.2 to 1.4)	0.4 (0.2 to 0.6)	0.5 (0.3 to 0.8)	0.6 (0.3 to 1.1)	0.7 (0.4 to 1.2)	0.8 (0.4 to 1.4)	0.9 (0.5 to 1.6)	1.1 (0.6 to 1.9)	1.3 (0.7 to 2.2)	1.5 (0.8 to 2.6)	1.7 (0.9 to 2.9)	1.9 (1 to 3.2)	2 (1.1 to 3.4)	2.1 (1.1 to 3.5)	2.1 (1.1 to 3.6)	179
Diarrheal diseases	0.3 (0.2 to 0.5)	0.2 (0.1 to 1.4)	5.2 (2 to 15.2)	2.2 (0.7 to 20.2)	1.2 (0.4 to 21.5)	0.5 (0.2 to 1.4)	0.4 (0.2 to 0.6)	0.5 (0.3 to 0.8)	0.6 (0.3 to 1.1)	0.7 (0.4 to 1.2)	0.8 (0.4 to 1.4)	0.9 (0.5 to 1.6)	1.1 (0.6 to 1.9)	1.3 (0.7 to 2.2)	1.5 (0.8 to 2.6)	1.7 (0.9 to 2.9)	1.9 (1 to 3.2)	2 (1.1 to 3.4)	2.1 (1.1 to 3.5)	2.1 (1.1 to 3.6)	179
Typhoid and paratyphoid	0 (0 to 0)	0 (0 to 0)	0 (0 to 0)	0 (0 to 0)	0 (0 to 0)	0 (0 to 0)	0 (0 to 0)	0 (0 to 0)	0 (0 to 0)	0 (0 to 0)	0 (0 to 0)	0 (0 to 0)	0 (0 to 0)	0 (0 to 0)	0 (0 to 0)	0 (0 to 0)	0 (0 to 0)	0 (0 to 0)	0 (0 to 0)	0 (0 to 0)	0 (0 to 0)	0
Typhoid fever	0 (0 to 0)	0 (0 to 0)	0 (0 to 0)	0 (0 to 0)	0 (0 to 0)	0 (0 to 0)	0 (0 to 0)	0 (0 to 0)	0 (0 to 0)	0 (0 to 0)	0 (0 to 0)	0 (0 to 0)	0 (0 to 0)	0 (0 to 0)	0 (0 to 0)	0 (0 to 0)	0 (0 to 0)	0 (0 to 0)	0 (0 to 0)	0 (0 to 0)	0 (0 to 0)	0
Paratyphoid fever	0 (0 to 0)	0 (0 to 0)	0 (0 to 0)	0 (0 to 0)	0 (0 to 0)	0 (0 to 0)	0 (0 to 0)	0 (0 to 0)	0 (0 to 0)	0 (0 to 0)	0 (0 to 0)	0 (0 to 0)	0 (0 to 0)	0 (0 to 0)	0 (0 to 0)	0 (0 to 0)	0 (0 to 0)	0 (0 to 0)	0 (0 to 0)	0 (0 to 0)	0 (0 to 0)	0
Invasive Non-typhoidal Salmonella (iNTS)	0 (0 to 0)	0 (0 to 0)	0 (0 to 0)	0 (0 to 0)	0 (0 to 0)	0 (0 to 0)	0 (0 to 0)	0 (0 to 0)	0 (0 to 0)	0 (0 to 0)	0 (0 to 0)	0 (0 to 0)	0 (0 to 0)	0 (0 to 0)	0 (0 to 0)	0 (0 to 0)	0 (0 to 0)	0 (0 to 0)	0 (0 to 0)	0 (0 to 0)	0 (0 to 0)	0
Other intestinal infectious diseases	0.3 (0 to 0.5)	0.2 (0 to 1.3)	5.1 (2 to 15.1)	2.1 (0.7 to 20.1)	1.1 (0.4 to 21.4)	0.5 (0.2 to 1.3)	0.4 (0.2 to 0.6)	0.5 (0.3 to 0.8)	0.6 (0.3 to 1.1)	0.7 (0.4 to 1.2)	0.8 (0.4 to 1.4)	0.9 (0.5 to 1.6)	1.1 (0.6 to 1.9)	1.3 (0.7 to 2.2)	1.5 (0.8 to 2.6)	1.7 (0.9 to 2.9)	1.9 (1 to 3.2)	2 (1.1 to 3.4)	2.1 (1.1 to 3.5)	2.1 (1.1 to 3.6)	179
Neglected tropical diseases and malaria	0.1 (0 to 0.2)	0.1 (0.1 to 0.3)	0.8 (0.3 to 1.6)	0.1 (0.1 to 0.2)	0.1 (0.1 to 0.2)	0.1 (0.1 to 0.2)	0.1 (0.1 to 0.2)	0.1 (0.1 to 0.2)	0.1 (0.1 to 0.2)	0.1 (0.1 to 0.2)	0.1 (0.1 to 0.2)	0.1 (0.1 to 0.2)	0.1 (0.1 to 0.2)	0.1 (0.1 to 0.2)	0.1 (0.1 to 0.2)	0.1 (0.1 to 0.2)	0.1 (0.1 to 0.2)	0.1 (0.1 to 0.2)	0.1 (0.1 to 0.2)	0.1 (0.1 to 0.2)	1.6
Malaria	0 (0 to 0)	0 (0 to 0)	0 (0 to 0)	0 (0 to 0)	0 (0 to 0)	0 (0 to 0)	0 (0 to 0)	0 (0 to 0)	0 (0 to 0)	0 (0 to 0)	0 (0 to 0)	0 (0 to 0)	0 (0 to 0)	0 (0 to 0)	0 (0 to 0)	0 (0 to 0)	0 (0 to 0)	0 (0 to 0)	0 (0 to 0)	0 (0 to 0)	0 (0 to 0)	0
Chagas disease	0 (0 to 0)	0 (0 to 0)	0 (0 to 0)	0 (0 to 0)	0 (0 to 0)	0 (0 to 0)	0 (0 to 0)	0 (0 to 0)	0 (0 to 0)	0 (0 to 0)	0 (0 to 0)	0 (0 to 0)	0 (0 to 0)	0 (0 to 0)	0 (0 to 0)	0 (0 to 0)	0 (0 to 0)	0 (0 to 0)	0 (0 to 0)	0 (0 to 0)	0 (0 to 0)	0
Leishmaniasis	0 (0 to 0)	0 (0 to 0)	0 (0 to 0)	0 (0 to 0)	0 (0 to 0)	0 (0 to 0)	0 (0 to 0)	0 (0 to 0)	0 (0 to 0)	0 (0 to 0)	0 (0 to 0)	0 (0 to 0)	0 (0 to 0)	0 (0 to 0)	0 (0 to 0)	0 (0 to 0)	0 (0 to 0)	0 (0 to 0)	0 (0 to 0)	0 (0 to 0)	0 (0 to 0)	0
Visceral leishmaniasis	0 (0 to 0)	0 (0 to 0)	0 (0 to 0)	0 (0 to 0)	0 (0 to 0)	0 (0 to 0)	0 (0 to 0)	0 (0 to 0)	0 (0 to 0)	0 (0 to 0)	0 (0 to 0)	0 (0 to 0)	0 (0 to 0)	0 (0 to 0)	0 (0 to 0)	0 (0 to 0)	0 (0 to 0)	0 (0 to 0)	0 (0 to 0)	0 (0 to 0)	0 (0 to 0)	0
Cutaneous and mucocutaneous leishmaniasis	0 (0 to 0)	0 (0 to 0)	0 (0 to 0)	0 (0 to 0)	0 (0 to 0)	0 (0 to 0)	0 (0 to 0)	0 (0 to 0)	0 (0 to 0)	0 (0 to 0)	0 (0 to 0)	0 (0 to 0)	0 (0 to 0)	0 (0 to 0)	0 (0 to 0)	0 (0 to 0)	0 (0 to 0)	0 (0 to 0)	0 (0 to 0)	0 (0 to 0)	0 (0 to 0)	0
African trypanosomiasis	0 (0 to 0)	0 (0 to 0)	0 (0 to 0)	0 (0 to 0)	0 (0 to 0)	0 (0 to 0)	0 (0 to 0)	0 (0 to 0)	0 (0 to 0)	0 (0 to 0)	0 (0 to 0)	0 (0 to 0)	0 (0 to 0)	0 (0 to 0)	0 (0 to 0)	0 (0 to 0)	0 (0 to 0)	0 (0 to 0)	0 (0 to 0)	0 (0 to 0)	0 (0 to 0)	0
Schistosomiasis	0 (0 to 0)	0 (0 to 0)	0 (0 to 0)	0 (0 to 0)	0 (0 to 0)	0 (0 to 0)	0 (0 to 0)	0 (0 to 0)	0 (0 to 0)	0 (0 to 0)	0 (0 to 0)	0 (0 to 0)	0 (0 to 0)	0 (0 to 0)	0 (0 to 0)	0 (0 to 0)	0 (0 to 0)	0 (0 to 0)	0 (0 to 0)	0 (0 to 0)	0 (0 to 0)	0
Cysticercosis	0 (0 to 0)	0 (0 to 0)	0 (0 to 0)	0 (0 to 0)	0 (0 to 0)	0 (0 to 0)	0 (0 to 0)	0 (0 to 0)	0 (0 to 0)	0 (0 to 0)	0 (0 to 0)	0 (0 to 0)	0 (0 to 0)	0 (0 to 0)	0 (0 to 0)	0 (0 to 0)	0 (0 to 0)	0 (0 to 0)	0 (0 to 0)	0 (0 to 0)	0 (0 to 0)	0
Cystic echinococcosis	0 (0 to 0)	0 (0 to 0)	0 (0 to 0)	0 (0 to 0)	0 (0 to 0)	0 (0 to 0)	0 (0 to 0)	0 (0 to 0)	0 (0 to 0)	0 (0 to 0)	0 (0 to 0)	0 (0 to 0)	0 (0 to 0)	0 (0 to 0)	0 (0 to 0)	0 (0 to 0)	0 (0 to 0)	0 (0 to 0)	0 (0 to 0)	0 (0 to 0)	0 (0 to 0)	0.1
Lymphatic filariasis	0 (0 to 0)	0 (0 to 0)	0 (0 to 0)	0 (0 to 0)	0 (0 to 0)	0 (0 to 0)	0 (0 to 0)	0 (0 to 0)	0 (0 to 0)	0 (0 to 0)	0 (0 to 0)	0 (0 to 0)	0 (0 to 0)	0 (0 to 0)	0 (0 to 0)	0 (0 to 0)	0 (0 to 0)	0 (0 to 0)	0 (0 to 0)	0 (0 to 0)	0 (0 to 0)	0
Onchocerciasis	0 (0 to 0)	0 (0 to 0)	0 (0 to 0)	0 (0 to 0)	0 (0 to 0)	0 (0 to 0)	0 (0 to 0)	0 (0 to 0)	0 (0 to 0)	0 (0 to 0)	0 (0 to 0)	0 (0 to 0)	0 (0 to 0)	0 (0 to 0)	0 (0 to 0)	0 (0 to 0)	0 (0 to 0)	0 (0 to 0)	0 (0 to 0)	0 (0 to 0)	0 (0 to 0)	0
Trachoma	0 (0 to 0)	0 (0 to 0)	0 (0 to 0)	0 (0 to 0)	0 (0 to 0)	0 (0 to 0)	0 (0 to 0)	0 (0 to 0)	0 (0 to 0)	0 (0 to 0)	0 (0 to 0)	0 (0 to 0)	0 (0 to 0)	0 (0 to 0)	0 (0 to 0)	0 (0 to 0)	0 (0 to 0)	0 (0 to 0)	0 (0 to 0)	0 (0 to 0)	0 (0 to 0)	0
Dengue	0 (0 to 0)	0 (0 to 0)	0.4 (0.1 to 1.1)	1.4 (0.2 to 3.9)	2.3 (0.3 to 11.4)	4.5 (0.5 to 14.8)	5.1 (0.6 to 16.4)	2.6 (0.3 to 8.6)	1.4 (0.1 to 5.1)	0.7 (0.1 to 2.6)	0.4 (0 to 1.4)	0.2 (0 to 0.8)	0.1 (0 to 0.4)	0.1 (0 to 0.3)	0.1 (0 to 0.2)	0.1 (0 to 0.2)	0.1 (0 to 0.2)	0.1 (0 to 0.2)	0.1 (0 to 0.2)	0.1 (0 to 0.2)	45.9
Yellow fever	0 (0 to 0)	0 (0 to 0)	0 (0 to 0)	0 (0 to 0)	0 (0 to 0)	0 (0 to 0)	0 (0 to 0)	0 (0 to 0)	0 (0 to 0)	0 (0 to 0)	0 (0 to 0)	0 (0 to 0)	0 (0 to 0)	0 (0 to 0)	0 (0 to 0)	0 (0 to 0)	0 (0 to 0)	0 (0 to 0)	0 (0 to 0)	0 (0 to 0)	0 (0 to 0)	0
Rabies	0 (0 to 0)	0 (0 to 0)	0 (0 to 0)	0 (0 to 0)	0 (0 to 0)	0 (0 to 0)	0 (0 to 0)	0 (0 to 0)	0 (0 to 0)	0 (0 to 0)	0 (0 to 0)	0 (0 to 0)	0 (0 to 0)	0 (0 to 0)	0 (0 to 0)	0 (0 to 0)	0 (0 to 0)	0 (0 to 0)	0 (0 to 0)	0 (0 to 0)	0 (0 to 0)	0
Intestinal nematode infections	0 (0 to 0)	0 (0 to 0)	0 (0 to 0)	0 (0 to 0.2)	0 (0 to 0.1)	0 (0 to 0.1)	0 (0 to 0.1)	0 (0 to 0.1)	0 (0 to 0.1)	0 (0 to 0.1)	0 (0 to 0.1)	0 (0 to 0.1)	0 (0 to 0.1)	0 (0 to 0.1)	0 (0 to 0.1)	0 (0 to 0.1)	0 (0 to 0.1)	0 (0 to 0.1)	0 (0 to 0.1)	0 (0 to 0.1)	0 (0 to 0.1)	0.5
Ascariasis	0 (0 to 0)	0 (0 to 0)	0 (0 to 0)	0 (0 to 0.1)	0 (0 to 0.1)	0 (0 to 0.1)	0 (0 to 0.1)	0 (0 to 0.1)	0 (0 to 0.1)	0 (0 to 0.1)	0 (0 to 0.1)	0 (0 to 0.1)	0 (0 to 0.1)	0 (0 to 0.1)	0 (0 to 0.1)	0 (0 to 0.1)	0 (0 to 0.1)	0 (0 to 0.1)	0 (0 to 0.1)	0 (0 to 0.1)	0 (0 to 0.1)	0.2
Trichuriasis	0 (0 to 0)	0 (0 to 0)	0 (0 to 0)	0 (0 to 0)	0 (0 to 0)	0 (0 to 0)	0 (0 to 0)	0 (0 to 0)	0 (0 to 0)	0 (0 to 0)	0 (0 to 0)	0 (0 to 0)	0 (0 to 0)	0 (0 to 0)	0 (0 to 0)	0 (0 to 0)	0 (0 to 0)	0 (0 to 0)	0 (0 to 0)	0 (0 to 0)	0 (0 to 0)	0
Hookworm disease	0 (0 to 0)	0 (0 to 0)	0 (0 to 0)	0 (0 to 0)	0 (0 to 0)	0 (0 to 0)	0 (0 to 0)	0 (0 to 0)	0 (0 to 0)	0 (0 to 0)	0 (0 to 0)	0 (0 to 0)	0 (0 to 0)	0 (0 to 0)	0 (0 to 0)	0 (0 to 0)	0 (0 to 0)	0 (0 to 0)	0 (0 to 0)	0 (0 to 0)	0 (0 to 0)	0.4
Food-borne trematodiases	0 (0 to 0)	0 (0 to 0)	0 (0 to 0)	0 (0 to 0)	0 (0 to 0)	0 (0 to 0)	0 (0 to 0)	0 (0 to 0)	0 (0 to 0)	0 (0 to 0)	0 (0 to 0)	0 (0 to 0)	0 (0 to 0)	0 (0 to 0)	0 (0 to 0)	0 (0 to 0)	0 (0 to 0)	0 (0 to 0)	0 (0 to 0)	0 (0 to 0)	0 (0 to 0)	0
Leprosy	0 (0 to 0)	0 (0 to 0)	0 (0 to 0)	0 (0 to 0)	0 (0 to 0)	0 (0 to 0)	0 (0 to 0)	0 (0 to 0)	0 (0 to 0)	0 (0 to 0)	0 (0 to 0)	0 (0 to 0)	0 (0 to 0)	0 (0 to 0)	0 (0 to 0)	0 (0 to 0)	0 (0 to 0)	0 (0 to 0)	0 (0 to 0)	0 (0 to 0)	0 (0 to 0)	0.2
Ebola	0 (0 to 0)	0 (0 to 0)	0 (0 to 0)	0 (0 to 0)	0 (0 to 0)	0 (0 to 0)	0 (0 to 0)	0 (0 to 0)	0 (0 to 0)	0 (0 to 0)	0 (0 to 0)	0 (0 to 0)	0 (0 to 0)	0 (0 to 0)	0 (0 to 0)	0 (0 to 0)	0 (0 to 0)	0 (0 to 0)	0 (0 to 0)	0 (0 to 0)	0 (0 to 0)	0
Zika virus	0 (0 to 0)	0 (0 to 0)	0 (0 to 0)	0 (0 to 0)	0 (0 to 0)	0 (0 to 0)	0 (0 to 0)	0 (0 to 0)	0 (0 to 0)	0 (0 to 0)	0 (0 to 0)	0 (0 to 0)	0 (0 to 0)	0 (0 to 0)	0 (0 to 0)	0 (0 to 0)	0 (0 to 0)	0 (0 to 0)	0 (0 to 0)	0 (0 to 0)	0 (0 to 0)	0
Guinea worm disease	0 (0 to 0)	0 (0 to 0)	0 (0 to 0)	0 (0 to 0)	0 (0 to 0)	0 (0 to 0)	0 (0 to 0)	0 (0 to 0)	0 (0 to 0)	0 (0 to 0)	0 (0 to 0)	0 (0 to 0)	0 (0 to 0)	0 (0 to 0)	0 (0 to 0)	0 (0 to 0)	0 (0 to 0)	0 (0 to 0)	0 (0 to 0)	0 (0 to 0)	0 (0 to 0)	0
Other neglected tropical diseases	0.1 (0 to 0.2)	0.1 (0 to 0.2)	0.5 (0.2 to 1.1)	1.6 (0.5 to 3.7)	1.

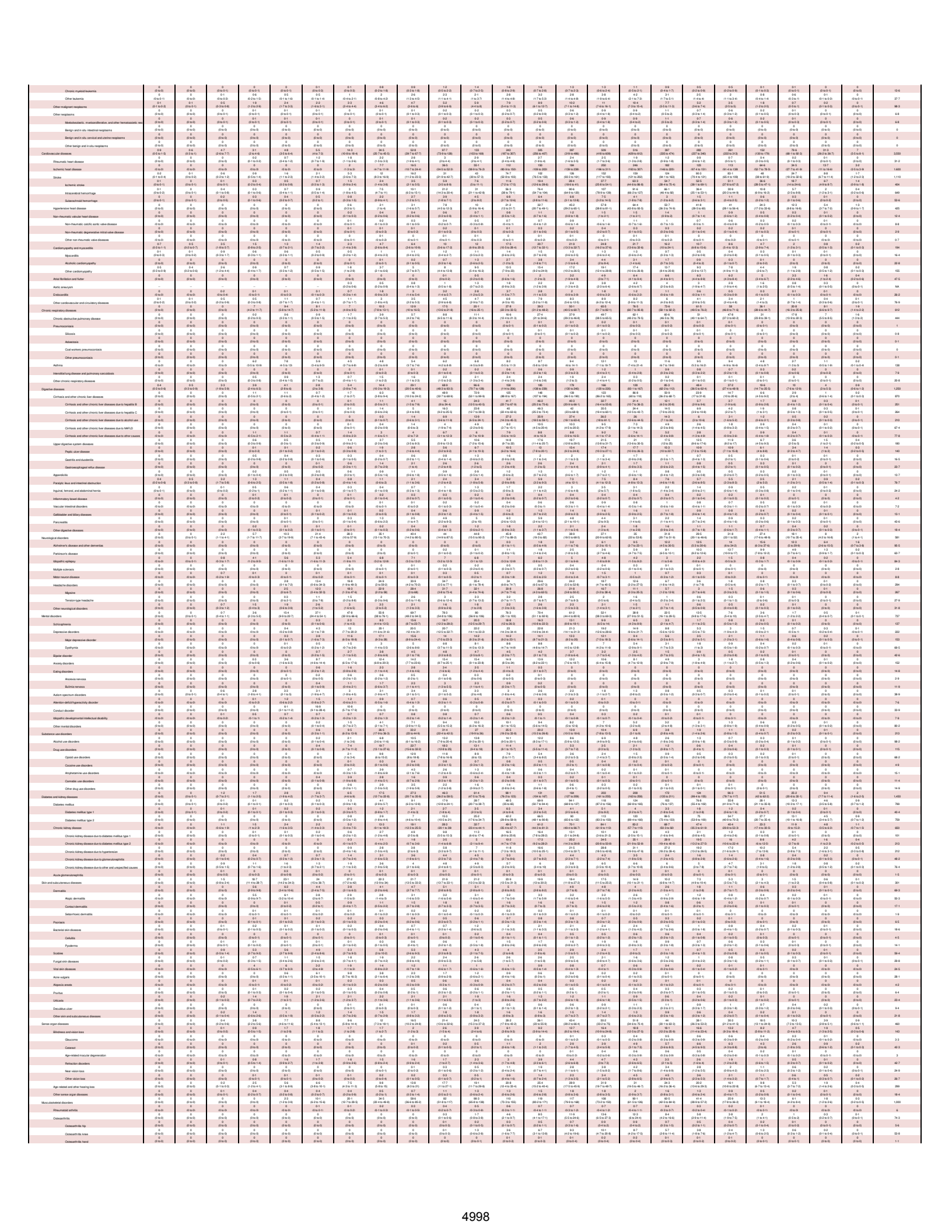

4998

Osteoarthritis other	0 (0 to 0)	0 (0 to 0)	0 (0 to 0)	0 (0 to 0)	0 (0 to 0)	0 (0 to 0)	0 (0 to 0)	0 (0 to 0)	0 (0 to 0)	0 (0 to 0)	0 (0 to 0)	0 (0 to 1)	0.2 (0 to 0.5)	0.6 (0 to 1.5)	1.2 (0.5 to 2.7)	1.8 (0.8 to 4)	2.4 (1.1 to 5.2)	2.4 (1.1 to 5.2)	1.8 (0.8 to 3.9)	1.4 (0.7 to 2.8)	1 (0.5 to 2)	0.6 (0.3 to 1.1)	0.3 (0.1 to 0.6)	0.1 (0.1 to 0.2)	0 (0 to 0)	0 (0 to 0)	13-9
Low back pain	0 (0 to 0)	0 (0 to 0)	0 (0 to 0)	0 (0 to 0)	2 (0.9 to 3.5)	2 (0.7 to 3.7)	8.2 (4.7 to 13.2)	13.2 (7.8 to 21)	19 (11.3 to 30.9)	28.1 (16 to 45.2)	39.5 (20.2 to 54.5)	41.7 (25.2 to 56.3)	41.7 (27.5 to 56.4)	40.1 (28.4 to 75.3)	39.1 (28.7 to 73.9)	37.4 (28.6 to 69.9)	37.5 (27.7 to 68.5)	36.4 (26.3 to 64.1)	25.4 (16.3 to 39.4)	16.4 (11.6 to 27.7)	10.6 (7.6 to 19)	7.2 (4.6 to 15.4)	3.5 (2.1 to 5)	1.1 (0.7 to 1.6)	0.2 (0.1 to 0.3)	439
Neck pain	0 (0 to 0)	0 (0 to 0)	0 (0 to 0)	0.3 (0.1 to 0.6)	1.4 (0.4 to 2.9)	3.1 (1.4 to 5.9)	5.8 (2.6 to 11.3)	10.6 (5.3 to 21.1)	18.7 (9.9 to 34.8)	34.6 (13.1 to 62.7)	38.1 (14.4 to 66.1)	39.4 (16.1 to 67.3)	38.1 (16.2 to 65.3)	31.2 (15.4 to 54.1)	27.6 (14 to 52.4)	24 (11.5 to 46.3)	19.4 (9.4 to 38.3)	15.2 (6.9 to 30)	12.2 (5.9 to 20.3)	8.6 (4.5 to 13.6)	6.2 (3.4 to 9.3)	4.6 (2.4 to 6.8)	2.6 (1.3 to 3.5)	0.8 (0.4 to 1.4)	0.2 (0.1 to 0.4)	223
Gout	0 (0 to 0)	0 (0 to 0)	0 (0 to 0)	0 (0 to 0)	0 (0 to 0)	0 (0 to 0)	0 (0 to 0)	0 (0 to 0)	0 (0 to 0)	0 (0 to 0)	0 (0 to 0)	0 (0 to 0)	0 (0 to 0)	0 (0 to 0)	0 (0 to 0)	0 (0 to 0)	0 (0 to 0)	0 (0 to 0)	0 (0 to 0)	0 (0 to 0)	0 (0 to 0)	0 (0 to 0)	0 (0 to 0)	0 (0 to 0)	0 (0 to 0)	0 (0 to 0)	20.7
Other musculoskeletal disorders	0 (0 to 0)	0 (0 to 0)	0 (0 to 0)	0 (0 to 0)	0.4 (0.1 to 0.9)	2.6 (1.7 to 3.9)	9.4 (5.4 to 14.8)	19 (11 to 30.1)	29.1 (15.4 to 49.4)	38 (16.8 to 63)	39.3 (16.4 to 62.3)	38 (16.9 to 62.6)	38.5 (23.8 to 62.2)	28.2 (16.9 to 44.1)	20.4 (12.3 to 42.6)	23.7 (14 to 37.4)	18.6 (10.3 to 34.4)	14.2 (8.3 to 18)	11.4 (6.3 to 16)	7.5 (3.9 to 12.1)	5.1 (2.8 to 7.6)	3.8 (2.1 to 6.2)	1.5 (0.6 to 2.8)	0.5 (0.2 to 1)	0.1 (0 to 0.3)	227
Other non-communicable diseases	78.7 (52.3 to 117)	25.9 (18.5 to 37.1)	27.9 (15.7 to 56.2)	25.9 (18.7 to 35.1)	22.4 (16.1 to 30.7)	16 (10.1 to 26.7)	15.8 (10.3 to 19.8)	22.6 (17.6 to 28.1)	25.1 (19.9 to 31.7)	30.5 (24.5 to 38.3)	30.9 (23.9 to 40.2)	30.9 (23.9 to 40.9)	30.5 (24.5 to 40.9)	42.3 (31.5 to 53.3)	46.7 (35.4 to 60.1)	54 (40.6 to 69.8)	54.6 (40.4 to 70.8)	45.4 (34.2 to 57.4)	33.2 (24.9 to 42.1)	24.8 (19.3 to 32.1)	16.1 (11.4 to 20.7)	9.3 (5.4 to 11)	4.4 (2.4 to 4.4)	0.9 (0.6 to 1.3)	732
Congenital birth defects	77.9 (15.7 to 52.5)	22.9 (34.4 to 77.9)	53.7 (32.2 to 27.6)	18.2 (10.9 to 17.6)	9.1 (6.7 to 12.4)	9.1 (6.1 to 13.7)	9.3 (6.9 to 12.7)	9.5 (6.3 to 11.3)	8.5 (5.4 to 9.9)	7.4 (4.5 to 7.6)	5.6 (4 to 7.4)	4.6 (4 to 7.4)	4.3 (2 to 6)	2.9 (1.2 to 4.4)	2.3 (1.2 to 3.2)	2.2 (1 to 3.2)	1.4 (0.9 to 2)	0.9 (0.5 to 1.4)	0.5 (0.2 to 0.8)	0.3 (0.2 to 0.5)	0.1 (0.1 to 0.2)	0.1 (0 to 0.1)	0 (0 to 0)	0 (0 to 0)	0 (0 to 0)	264
Neural tube defects	8.3 (2.6 to 20.6)	0.8 (0.2 to 2.1)	1.3 (0.3 to 4.1)	0.7 (0.2 to 2.4)	0.3 (0.2 to 0.6)	0.2 (0.2 to 0.4)	0.2 (0.1 to 0.3)	0.2 (0.1 to 0.3)	0.2 (0.1 to 0.3)	0.2 (0.1 to 0.3)	0.2 (0.1 to 0.3)	0.1 (0.1 to 0.2)	0.1 (0.1 to 0.1)	0.1 (0.1 to 0.1)	0.1 (0.1 to 0.1)	0 (0 to 0.1)	0 (0 to 0.1)	0 (0 to 0)	0 (0 to 0)	0 (0 to 0)	0 (0 to 0)	0 (0 to 0)	0 (0 to 0)	0 (0 to 0)	0 (0 to 0)	0 (0 to 0)	12-9
Congenital heart anomalies	31.1 (16.9 to 53.6)	13.2 (7.9 to 20.5)	21.5 (12.9 to 49.7)	8.6 (4.7 to 14.9)	4.5 (3.4 to 6.4)	3.5 (2.9 to 4.6)	4.6 (3.2 to 7.4)	4.7 (3.2 to 6.4)	3.5 (2.2 to 5.1)	2.1 (1.4 to 3.2)	2.1 (1.5 to 3.3)	2.4 (1.5 to 3.3)	1.2 (0.7 to 1.8)	0.8 (0.5 to 1.2)	0.7 (0.4 to 1.1)	0.4 (0.2 to 0.6)	0.4 (0.2 to 0.6)	0.3 (0.2 to 0.5)	0.1 (0.1 to 0.2)	0.1 (0.1 to 0.1)	0 (0 to 0.1)	0 (0 to 0.1)	0 (0 to 0)	0 (0 to 0)	0 (0 to 0)	120
Orofacial clefts	0.3 (0.1 to 0.8)	0.1 (0 to 0.3)	0.3 (0.1 to 0.9)	0.1 (0 to 0.2)	0.1 (0 to 0.2)	0.1 (0 to 0.2)	0.1 (0 to 0.2)	0.1 (0 to 0.2)	0.1 (0 to 0.2)	0.1 (0 to 0.2)	0.1 (0 to 0.2)	0.1 (0 to 0.2)	0 (0 to 0.1)	0 (0 to 0.1)	0 (0 to 0.2)	0 (0 to 0.1)	0 (0 to 0.1)	0 (0 to 0.1)	0 (0 to 0.1)	0 (0 to 0.1)	0 (0 to 0.1)	0 (0 to 0.1)	0 (0 to 0)	0 (0 to 0)	0 (0 to 0)	0 (0 to 0)	1-9
Down syndrome	0.8 (0.3 to 1.9)	0.4 (0.1 to 0.9)	1.9 (0.4 to 4.9)	0.8 (0.3 to 1.9)	0.5 (0.2 to 1.1)	0.3 (0.1 to 0.5)	0.4 (0.2 to 0.8)	0.3 (0.2 to 0.6)	0.2 (0.1 to 0.4)	0.2 (0.1 to 0.3)	0.2 (0.1 to 0.3)	0.2 (0.1 to 0.4)	0.2 (0.1 to 0.4)	0.3 (0.1 to 0.6)	0.2 (0.1 to 0.3)	0.1 (0.1 to 0.3)	0.1 (0.1 to 0.2)	0.1 (0.1 to 0.2)	0 (0 to 0.1)	0 (0 to 0.1)	0 (0 to 0.1)	0 (0 to 0.1)	0 (0 to 0)	0 (0 to 0)	0 (0 to 0)	0 (0 to 0)	7
Turner syndrome	0 (0 to 0)	0 (0 to 0)	0 (0 to 0)	0 (0 to 0)	0 (0 to 0)	0 (0 to 0)	0 (0 to 0)	0 (0 to 0)	0 (0 to 0)	0 (0 to 0)	0 (0 to 0)	0 (0 to 0)	0 (0 to 0)	0 (0 to 0)	0 (0 to 0)	0 (0 to 0)	0 (0 to 0)	0 (0 to 0)	0 (0 to 0)	0 (0 to 0)	0 (0 to 0)	0 (0 to 0)	0 (0 to 0)	0 (0 to 0)	0 (0 to 0)	0 (0 to 0)	0
Klinefelter syndrome	0 (0 to 0)	0 (0 to 0)	0 (0 to 0)	0 (0 to 0)	0 (0 to 0)	0 (0 to 0)	0 (0 to 0)	0 (0 to 0)	0 (0 to 0)	0 (0 to 0)	0 (0 to 0)	0 (0 to 0)	0 (0 to 0)	0 (0 to 0)	0 (0 to 0)	0 (0 to 0)	0 (0 to 0)	0 (0 to 0)	0 (0 to 0)	0 (0 to 0)	0 (0 to 0)	0 (0 to 0)	0 (0 to 0)	0 (0 to 0)	0 (0 to 0)	0 (0 to 0)	0
Other chromosomal abnormalities	2.1 (0.6 to 4.9)	0.7 (0.2 to 1.5)	1.1 (0.3 to 2.5)	0.5 (0.3 to 0.9)	0.3 (0.2 to 0.4)	0.2 (0.1 to 0.3)	0.2 (0.1 to 0.4)	0.2 (0.1 to 0.3)	0.2 (0.1 to 0.3)	0.1 (0.1 to 0.2)	0.1 (0.1 to 0.2)	0.1 (0.1 to 0.2)	0.1 (0.1 to 0.1)	0.1 (0.1 to 0.1)	0.1 (0.1 to 0.1)	0 (0 to 0)	0 (0 to 0)	0 (0 to 0)	0 (0 to 0)	0 (0 to 0)	0 (0 to 0)	0 (0 to 0)	0 (0 to 0)	0 (0 to 0)	0 (0 to 0)	0 (0 to 0)	5-9
Congenital musculoskeletal and limb anomalies	1.2 (0.5 to 2.3)	0.2 (0.1 to 0.4)	0.9 (0.5 to 1.6)	1.4 (0.8 to 2.2)	1.2 (0.7 to 2.1)	1.2 (0.7 to 1.8)	1.2 (0.7 to 1.8)	1.1 (0.6 to 1.4)	1.1 (0.6 to 1.4)	1.1 (0.6 to 1.4)	1.1 (0.6 to 1.4)	1.1 (0.6 to 1.4)	0.9 (0.5 to 1.5)	0.9 (0.5 to 1.5)	0.8 (0.5 to 1.4)	0.6 (0.3 to 1.1)	0.4 (0.2 to 0.7)	0.3 (0.1 to 0.4)	0.2 (0.1 to 0.3)	0.1 (0.1 to 0.1)	0 (0 to 0)	0 (0 to 0)	0 (0 to 0)	0 (0 to 0)	0 (0 to 0)	15-5
Urogenital congenital anomalies	1.5 (0.6 to 3.1)	0.2 (0.1 to 0.4)	0.3 (0.2 to 0.5)	0.3 (0.2 to 0.5)	0.2 (0.1 to 0.3)	0.1 (0.1 to 0.2)	0.1 (0.1 to 0.2)	0.1 (0.1 to 0.2)	0.1 (0.1 to 0.2)	0.1 (0.1 to 0.2)	0.1 (0.1 to 0.2)	0.1 (0.1 to 0.1)	0.1 (0.1 to 0.1)	0.1 (0.1 to 0.1)	0.1 (0.1 to 0.1)	0 (0 to 0)	0 (0 to 0)	0 (0 to 0)	0 (0 to 0)	0 (0 to 0)	0 (0 to 0)	0 (0 to 0)	0 (0 to 0)	0 (0 to 0)	0 (0 to 0)	0 (0 to 0)	3-4
Digestive congenital anomalies	8.2 (3.5 to 18.4)	2.3 (1.4 to 4.6)	2 (0.5 to 5.6)	0.8 (0.4 to 3.4)	0.4 (0.2 to 0.6)	0.3 (0.1 to 0.5)	0.3 (0.1 to 0.6)	0.3 (0.2 to 0.5)	0.2 (0.1 to 0.4)	0.2 (0.1 to 0.3)	0.2 (0.1 to 0.3)	0.2 (0.1 to 0.3)	0.1 (0.1 to 0.2)	0.1 (0.1 to 0.2)	0.1 (0.1 to 0.2)	0 (0 to 0)	0 (0 to 0)	0 (0 to 0)	0 (0 to 0)	0 (0 to 0)	0 (0 to 0)	0 (0 to 0)	0 (0 to 0)	0 (0 to 0)	0 (0 to 0)	0 (0 to 0)	21-7
Other congenital birth defects	24.5 (11.4 to 44.4)	3.2 (1.4 to 6.8)	4.2 (2 to 7.8)	2.7 (1.2 to 5.2)	2.5 (1.2 to 3.7)	2.1 (1.1 to 3.5)	2.1 (1.4 to 4.1)	2.1 (1.4 to 3.2)	1.9 (1.3 to 3.4)	1.8 (1.2 to 3.3)	1.8 (1.2 to 3.1)	1.8 (1.2 to 3.1)	1.6 (1.1 to 2.7)	1.4 (0.8 to 2.6)	1.3 (0.8 to 2.4)	1.1 (0.6 to 2.1)	0.8 (0.5 to 1.7)	0.6 (0.3 to 1.1)	0.4 (0.2 to 0.8)	0.3 (0.1 to 0.6)	0.2 (0.1 to 0.4)	0.1 (0.1 to 0.2)	0.1 (0 to 0.1)	0 (0 to 0)	0 (0 to 0)	66-9
Urinary diseases and male infertility	0 (0 to 0.1)	0 (0 to 0.1)	0 (0 to 0.1)	0 (0 to 0.2)	0 (0 to 0.1)	0 (0 to 0.1)	0 (0 to 0.1)	0 (0 to 0.1)	0 (0 to 0.1)	0 (0 to 0.1)	0 (0 to 0.1)	0 (0 to 0.1)	0 (0 to 0.1)	0 (0 to 0.1)	0 (0 to 0.1)	0 (0 to 0.1)	0 (0 to 0.1)	0 (0 to 0.1)	0 (0 to 0.1)	0 (0 to 0.1)	0 (0 to 0.1)	0 (0 to 0.1)	0 (0 to 0.1)	0 (0 to 0.1)	0 (0 to 0.1)	0 (0 to 0.1)	184
Urolithiasis	0 (0 to 0)	0 (0 to 0)	0 (0 to 0)	0 (0 to 0)	0 (0 to 0)	0 (0 to 0)	0 (0 to 0)	0 (0 to 0)	0 (0 to 0)	0 (0 to 0)	0 (0 to 0)	0 (0 to 0)	0 (0 to 0)	0 (0 to 0)	0 (0 to 0)	0 (0 to 0)	0 (0 to 0)	0 (0 to 0)	0 (0 to 0)	0 (0 to 0)	0 (0 to 0)	0 (0 to 0)	0 (0 to 0)	0 (0 to 0)	0 (0 to 0)	0 (0 to 0)	8-5
Benign prostatic hyperplasia	0 (0 to 0)	0 (0 to 0)	0 (0 to 0)	0 (0 to 0)	0 (0 to 0)	0 (0 to 0)	0 (0 to 0)	0 (0 to 0)	0 (0 to 0)	0 (0 to 0)	0 (0 to 0)	0 (0 to 0)	0 (0 to 0)	0 (0 to 0)	0 (0 to 0)	0 (0 to 0)	0 (0 to 0)	0 (0 to 0)	0 (0 to 0)	0 (0 to 0)	0 (0 to 0)	0 (0 to 0)	0 (0 to 0)	0 (0 to 0)	0 (0 to 0)	0 (0 to 0)	32-2
Male infertility	0 (0 to 0)	0 (0 to 0)	0 (0 to 0)	0 (0 to 0)	0 (0 to 0)	0 (0 to 0)	0 (0 to 0)	0 (0 to 0.1)	0 (0 to 0.1)	0 (0 to 0.1)	0 (0 to 0.1)	0 (0 to 0.1)	0 (0 to 0.1)	0 (0 to 0.1)	0 (0 to 0.1)	0 (0 to 0.1)	0 (0 to 0.1)	0 (0 to 0.1)	0 (0 to 0.1)	0 (0 to 0.1)	0 (0 to 0.1)	0 (0 to 0.1)	0 (0 to 0.1)	0 (0 to 0.1)	0 (0 to 0.1)	0 (0 to 0.1)	3
Other urinary diseases	0 (0 to 0)	0 (0 to 0)	0 (0 to 0.1)	0 (0 to 0.1)	0 (0 to 0.2)	0 (0 to 0.1)	0 (0 to 0.1)	0 (0 to 0.1)	0 (0 to 0.2)	0 (0 to 0.2)	0 (0 to 0.2)	0 (0 to 0.2)	0 (0 to 0.1)	0 (0 to 0.2)	0 (0 to 0.2)	0 (0 to 0.1)	0 (0 to 0.2)	0 (0 to 0.2)	0 (0 to 0.2)	0 (0 to 0.1)	0 (0 to 0.1)	0 (0 to 0.1)	0 (0 to 0.1)	0 (0 to 0.1)	0 (0 to 0.1)	0 (0 to 0.1)	12-1
Gynecological diseases	0 (0 to 0)	0 (0 to 0)	0 (0 to 0)	0 (0 to 0)	0 (0 to 0)	0 (0 to 0)	0 (0 to 0)	0 (0 to 0)	0 (0 to 0)	0 (0 to 0)	0 (0 to 0)	0 (0 to 0)	0 (0 to 0)	0 (0 to 0)	0 (0 to 0)	0 (0 to 0)	0 (0 to 0)	0 (0 to 0)	0 (0 to 0)	0 (0 to 0)	0 (0 to 0)	0 (0 to 0)	0 (0 to 0)	0 (0 to 0)	0 (0 to 0)	0 (0 to 0)	0
Uterine fibroids	0 (0 to 0)	0 (0 to 0)	0 (0 to 0)	0 (0 to 0)	0 (0 to 0)	0 (0 to 0)	0 (0 to 0)	0 (0 to 0)	0 (0 to 0)	0 (0 to 0)	0 (0 to 0)	0 (0 to 0)	0 (0 to 0)	0 (0 to 0)	0 (0 to 0)	0 (0 to 0)	0 (0 to 0)	0 (0 to 0)	0 (0 to 0)	0 (0 to 0)	0 (0 to 0)	0 (0 to 0)	0 (0 to 0)	0 (0 to 0)	0 (0 to 0)	0 (0 to 0)	0
Polycystic ovarian syndrome	..	..	..	..	..	..	..	..	..	..	..	..	..	..	..	..	..	..	..	..	..	..	..	..	..	..	NA
Female infertility	..	..	..	..	..	..	..	..	..	..	..	..	..	..	..	..	..	..	..	..	..	..	..	..	..	..	NA
Endometriosis	..	..	..	..	..	..	..	..	..	..	..	..	..	..	..	..	..	..	..	..	..	..	..	..	..	..	NA
Genital prolapse	0 (0 to 0)	0 (0 to 0)	0 (0 to 0)	0 (0 to 0)	0 (0 to 0)	0 (0 to 0)	0 (0 to 0)	0 (0 to 0)	0 (0 to 0)	0 (0 to 0)	0 (0 to 0)	0 (0 to 0)	0 (0 to 0)	0 (0 to 0)	0 (0 to 0)	0 (0 to 0)	0 (0 to 0)	0 (0 to 0)	0 (0 to 0)	0 (0 to 0)	0 (0 to 0)	0 (0 to 0)	0 (0 to 0)	0 (0 to 0)	0 (0 to 0)	0 (0 to 0)	0
Premenstrual syndrome	..	..	..	..	..	..	..	..	..	..	..	..	..	..	..	..	..	..	..	..	..	..	..	..	..	..	NA
Other gynecological diseases	0 (0 to 0)	0 (0 to 0)	0 (0 to 0)	0 (0 to 0)	0 (0 to 0)	0 (0 to 0)	0 (0 to 0)	0 (0 to 0)	0 (0 to 0)	0 (0 to 0)	0 (0 to 0)	0 (0 to 0)	0 (0 to 0)	0 (0 to 0)	0 (0 to 0)	0 (0 to 0)	0 (0 to 0)	0 (0 to 0)	0 (0 to 0)	0 (0 to 0)	0 (0 to 0)	0 (0 to 0)	0 (0 to 0)	0 (0 to 0)	0 (0 to 0)	0 (0 to 0)	0
Hemoglobinopathies and hemolytic anemias	0.3 (0.2 to 0.4)	0.2 (0.1 to 0.3)	2 (1 to 3.2)	3.8 (2.4 to 5.8)	4.8 (1.6 to 9.4)	2.6 (1.6 to 4.5)	2.1 (1.3 to 3.7)	5 (2.6 to 8.4)	4.6 (2.6 to 7.4)	5 (2.3 to 7.4)	4.1 (2.7 to 6.1)	5.2 (2.3 to 7.7)	5 (2.3 to 7.2)	5 (2.9 to 7.2)	5.7 (4.7 to 10)	7.1 (4.5 to 10.2)	7 (4.2 to 9.2)	6.3 (4.2 to 8.7)	4.2 (2.8 to 5.6)	3.7 (2.4 to 5.2)	2.7 (1.9 to 3.6)	1.9 (1.4 to 2.6)	1.1 (0.8 to 1.6)	0.4 (0.3 to 0.6)	0.1 (0.1 to 0.1)	82-3
Thalassemias	0.2 (0.1 to 0.4)	0.1 (0 to 0.2)	1.3 (0.4 to 2.2)	1.3 (0.4 to 2.2)	1.9 (1.2 to 2.8)	1.7 (1 to 2.6)	1.8 (1 to 2.6)	2.1 (1 to 3.3)	1.4 (0.7 to 2.5)	1.3 (0.6 to 2.4)	1 (0.5 to 1.9)	1.3 (0.6 to 2.2)	1 (0.5 to 1.8)	0.7 (0.5 to 1.4)	0.7 (0.3 to 1.4)	0.9 (0.4 to 2)	0.9 (0.5 to 2)	0.9 (0.4 to 1.7)	0.6 (0.3 to 1.2)	0.5 (0.2 to 1)	0.3 (0.2 to 0.6)	0.2 (0.1 to 0.4)	0.1 (0 to 0.2)	0 (0 to 0)	0 (0 to 0)	17-7
Thalassemias trait	0 (0 to 0)	0 (0 to 0)	0.5 (0.2 to 1.1)	1.6 (0.4 to 3.8)	2.1 (0.5 to 4.9)	0.6 (0.1 to 1.6)	0.2 (0 to 0.6)	0.2 (0 to 0.6)	0.2 (0 to 0.6)	0.3 (0 to 0.8)	0.3 (0 to 0.8)	0.4 (0.1 to 1)	0.3 (0.1 to 0.8)	0.4 (0.1 to 1)	0.4 (0.1 to 1)	0.5 (0.2 to 1.3)	0.5 (0.2 to 1.1)	0.4 (0.1 to 1)	0.3 (0.1 to 0.8)	0.2 (0.1 to 0.5)	0.1 (0 to 0.3)	0.1 (0 to 0.1)	0 (0 to 0)	0 (0 to 0)	0 (0 to 0)	0 (0 to 0)	9-8
Sickle cell disorders	0 (0 to 0)	0 (0 to 0)	0 (0 to 0)	0 (0 to 0)	0 (0 to 0)	0 (0 to 0)	0 (0 to 0)	0 (0 to 0)	0 (0 to 0)	0 (0 to 0)	0 (0 to 0)	0 (0 to 0)	0 (0 to 0)	0 (0 to 0)	0 (0 to 0)	0 (0 to 0)	0 (0 to 0)	0 (0 to 0)	0 (0 to 0)	0 (0 to 0)	0 (0 to 0)	0 (0 to 0)	0 (0 to 0)	0 (0 to 0)	0 (0 to 0)	0 (0 to 0)	0-1
Sickle cell trait	0 (0 to 0)	0 (0 to 0)	0 (0 to 0)	0 (0 to 0)	0.1 (0 to 0.1)	0 (0 to 0.1)	0 (0 to 0)	0 (0 to 0)	0 (0 to 0)	0 (0 to 0)	0 (0 to 0)	0 (0 to 0)	0 (0 to 0)	0 (0 to 0)	0 (0 to 0)	0 (0 to 0.1)	0 (0 to 0.1)	0 (0 to 0.1)	0 (0 to 0)	0 (0 to 0)	0 (0 to 0)	0 (0 to 0)	0 (0 to 0)	0 (0 to 0)	0 (0 to 0)	0 (0 to 0)	0-4
G6PD deficiency	0 (0 to 0)	0 (0 to 0)	0 (0 to 0)	0.1 (0 to 0.2)	0.2 (0 to 0.5)	0.3 (0 to 0.6)	0.6 (0.4 to 1.4)	0.6 (0.4 to 1.4)	0.6 (0.4 to 1.4)	0.7 (0.4 to 1.6)	0.7 (0.4 to 1.6)	0.7 (0.4 to 1.6)	0.7 (0.4 to 1.6)	0.7 (0.4 to 1.6)	0.7 (0.4 to 1.6)	0.7 (0.4 to 1.6)	0.7 (0.4 to 1.6)	0.7 (0.4 to 1.6)	0.6 (0.4 to 1.4)	0.5 (0.3 to 1.2)	0.4 (0.2 to 0.9)	0.3 (0.2 to 0.7)	0.2 (0.1 to 0.4)	0.1 (0 to 0.2)	0 (0 to 0)	28-7
G6PD trait	0 (0 to 0)	0 (0 to 0)	0 (0 to 0)	0 (0 to 0)	0 (0 to 0)	0 (0 to 0)	0 (0 to 0)	0 (0 to 0)	0 (0 to 0)	0 (0 to 0)	0 (0 to 0)	0 (0 to 0)	0 (0 to 0)	0 (0 to 0)	0 (0 to 0)	0 (0 to 0)	0 (0 to 0)	0 (0 to 0)	0 (0 to 0)	0 (0 to 0)	0 (0 to 0)	0 (0 to 0)	0 (0 to 0)	0 (0 to 0)	0 (0 to 0)	0 (0 to 0)	0
Other hemoglobinopathies and hemolytic anemias	0 (0 to 0)	0 (0 to 0)	0.5 (0 to 1.1)	0.5 (0 to 1.4)	0.2 (0 to 0.4)	0.2 (0 to 0.4)	0.5 (0 to 0.9)	0.5 (0 to 0.9)	0.5 (0 to 0.9)	0.7 (0.4 to 1.2)	0.7 (0.4 to 1.2)	0.5 (0.3 to 1.1)	0.5 (0.3 to 1.1)	0.5 (0.3 to 1.1)	0.5 (0.3 to 1.1)	0.4 (0.2 to 1)	0.4 (0.2 to 0.9)	0.3 (0.2 to 0.8)	0.3 (0.2 to 0.7)	0.2 (0.1 to 0.5)	0.2 (0.1 to 0.4)	0.1 (0.1 to 0.3)	0.1 (0 to 0.2)	0 (0 to 0.1)	0 (0 to 0.1)	26-7
Endocrine, metabolic, blood, and immune disorders	0.5 (0.3 to 0.8)	0.4 (0.2 to 0.6)	3 (1.7 to 4.9)	1.9 (1.2 to 3.1)	1.2 (0.7 to 2.1)	1.4 (0.8 to 2.2)	1.2 (0.8 to 1.9)	2.2 (1.4 to 3.2)	4 (2.7 to 5.7)	4.2 (2.8 to 6.1)	4.2 (2.8 to 6.1)	4.3 (2.9 to 6.2)	4.1 (2.8 to 6.1)	3.7 (2.5 to 5.7)	3.1 (2.1 to 5.1)	2.5 (1.6 to 4.2)	2.1 (1.3 to 3.6)	1.6 (1 to 2.7)	1.1 (0.7 to 1.8)	0.7 (0.4 to 1.2)	0.4 (0.2 to 0.7)	0.2 (0.1 to 0.4)	0.1 (0 to 0.2)	0 (0 to 0)	0 (0 to 0)	88-2
Oral disorders	2.7 (1.5 to 4.5)	1.7 (0.9 to 3.1)	3.1 (1.6 to 5.5)	2.7 (1.1 to 5.1)	2.7 (1.1 to 4.7)	2.1 (1.1 to 3.9)	2.1 (1.1 to 3.6)	3.9 (2.2 to 6.2)	5.2 (2.9 to 8.7)	6.4 (3.4 to 10.7)	7.5 (3.9 to 12.1)	7.5 (4.5 to 11.6)	7.5 (4.5 to 11.6)	9.9 (5.2 to 18.1)	11.2 (5.9 to 22.1)	12.4 (6.9 to 22.7)	12 (7.5 to 19.6)	9.2 (5.4 to 14.9)	7.1 (4.2 to 11.3)	4.7 (2.7 to 7.6)	2.8 (1.7 to 4.1)	1.4 (0.9 to 2.1)	0.5 (0.3 to 0.7)	0.1 (0.1 to 0.2)	112
Caries of deciduous teeth	0 (0 to 0)	0 (0 to 0)	0 (0 to 0)	0.2 (0 to 1.2)	3.4 (0 to 10.1)	0 (0 to 0)	0 (0 to 0)	0 (0 to 0)	0 (0 to 0)	0 (0 to 0)	0 (0 to 0)	0 (0 to 0)	0 (0 to 0)	0 (0 to 0)	0 (0 to 0)	0 (0 to 0)	0 (0 to 0)	0 (0 to 0)	0 (0 to 0)	0 (0 to 0)	0 (0 to 0)	0 (0 to 0)	0 (0 to 0)	0 (0 to 0)	0 (0 to 0)	0 (0 to 0)	1-2
Caries of permanent teeth	0 (0 to 0)	0 (0 to 0)	0 (0 to 0)	0 (0 to 0)	0.6 (0 to 1.5)	0.6 (0.4 to 2.3)	0.6 (0.4 to 2.3)	1.4 (0.5 to 2.4)	1.4 (0.6 to 2.9)	1.4 (0.4 to 2.8)	1.3 (0.3 to 2.7)	1.1 (0.3 to 2.4)	1 (0.4 to 2.1)	0.8 (0.3 to 2.1)	0.7 (0.3 to 1.6)	0.6 (0.2 to 1.2)	0.5 (0.2 to 1.2)	0.4 (0.1 to 0.8)	0.3 (0.1 to 0.5)	0.2 (0.1 to 0.3)	0.1 (0.1 to 0.3)	0.1 (0.1 to 0.2)	0 (0 to 0)	0 (0 to 0)	0 (0 to 0)	0 (0 to 0)	12-9
Periodontal diseases	0 (0 to 0)	0 (0 to 0)	0 (0 to 0)	0 (0 to 0)	0 (0 to 0)	0 (0 to 0)	0 (0 to 0.2)	0.1 (0 to 0.6)	0.2 (0 to 1.4)	0.3 (0 to 1.6)	0.3 (0 to 1.6)	0.3 (0 to 1.6)	0.2 (0 to 1.2)	0.2 (0 to 1.1)	0.2 (0 to 1.1)	0.2 (0 to 1.1)	0.2 (0 to 1.1)	0.2 (0 to 1.1)	0.2 (0 to 1.1)	0.2 (0 to 1.1)	0.2 (0 to 1.1)	0.2 (0 to 1.1)	0.2 (0 to 1.1)	0.1 (0 to 0.2)	0 (0 to 0)	0 (0 to 0)	21-1
Other oral disorders	2.1 (0.7 to 4.8)	0.5 (0 to 1.6)	0.6 (0 to 1.6)	0.4 (0 to 1.1)	0.4 (0 to 1.1)	0.3 (0 to 1.1)	0.3 (0 to 0.9)	0.3 (0 to 2.1)	0.3 (0 to 2.2)	0.3 (0 to 2.2)	0.3 (0 to 2.2)	0.3 (0 to 2.2)	0.3 (0 to 2.2)	0.3 (0 to 2.2)	0.3 (0 to 2.2)	0.3 (0 to 2.2)	0.3 (0 to 2.2)	0.3 (0 to 2.2)	0.3 (0 to 2.2)	0.3 (0 to 2.2)	0.3 (0 to 2.2)	0.3 (0 to 2.2)	0.3 (0 to 2.2)	0.3 (0 to 2.2)	0 (0 to 0)	0 (0 to 0)	28-4
Sudden infant death syndrome	..	0.4 (0.3 to 0.9)	0.4 (0.3 to 0.9)	..	..	..	..	..	..	..	..	..	..	..	..	..	..	..	..	..	..	..	..	..	..	..	NA
Injuries	1.2 (0.6 to 1.4)	0.9 (0.4 to 1.3)	10 (6.5 to 14.9)	32.6 (23.8 to 48.2)	51.1 (40.9 to 63.7)	45.2 (38.2 to 52.4)	129 (111 to 147)	300 (262 to 345)	285 (249 to 322)	298 (256 to 344)	235 (200 to 273)	256 (216 to 303)	221 (183 to 266)	178 (146 to 212)	139 (113 to 163)	155 (130 to 183)	118 (98.4 to 139)	78.6 (66.6 to 92.4)	46.7 (39.9 to

Q8 Table 2a Somalia DALYS by cause and age group for males with 95% uncertainty intervals, 2019

Cause	Early Neonatal	Late Neonatal	Post Neonatal	1 to 4	5 to 9	10 to 14	15 to 19	20 to 24	25 to 29	30 to 34	35 to 39	40 to 44	45 to 49	50 to 54	55 to 59	60 to 64	65 to 69	70 to 74	75 to 79	80 to 84	85 to 89	90 to 94	95 plus	Total
All causes	973,000 (736,000 to 1,256,000)	399,000 (302,000 to 521,000)	1,070,000 (1,000,000 to 1,156,000)	2,220,000 (976,000 to 3,760,000)	519,000 (279,000 to 862,000)	339,000 (204,000 to 507,000)	394,000 (242,000 to 592,000)	399,000 (253,000 to 576,000)	339,000 (220,000 to 488,000)	339,000 (220,000 to 484,000)	339,000 (219,000 to 474,000)	339,000 (196,000 to 524,000)	291,000 (205,000 to 398,000)	339,000 (185,000 to 522,000)	167,000 (127,000 to 230,000)	163,000 (125,000 to 211,000)	149,000 (115,000 to 194,000)	143,000 (110,000 to 184,000)	98,700 (77,000 to 125,000)	44,000 (32,000 to 61,000)	14,000 (9,000 to 21,000)	1,400 (1,000 to 2,000)	9,256 (2,034 to 20,000)	7,060,000
Communicable, maternal, neonatal, and nutritional diseases	899,000 (677,000 to 1,164,000)	399,000 (302,000 to 521,000)	1,060,000 (991,000 to 1,144,000)	2,220,000 (767,000 to 3,760,000)	519,000 (165,000 to 862,000)	339,000 (85,000 to 507,000)	394,000 (87,000 to 592,000)	399,000 (95,000 to 576,000)	339,000 (93,000 to 488,000)	339,000 (83,000 to 484,000)	339,000 (79,000 to 474,000)	339,000 (68,000 to 524,000)	291,000 (66,000 to 398,000)	339,000 (73,000 to 522,000)	167,000 (48,000 to 230,000)	163,000 (42,000 to 211,000)	149,000 (40,000 to 194,000)	143,000 (37,000 to 184,000)	98,700 (22,000 to 125,000)	44,000 (9,000 to 61,000)	14,000 (2,000 to 21,000)	1,400 (433 to 2,000)	9,256 (1,116 to 20,000)	6,815,000
HIV/AIDS and sexually transmitted infections	10,300 (4,911 to 19,000)	2,969 (1,393 to 5,338)	10,300 (4,911 to 19,000)	16,900 (6,982 to 31,000)	3,744 (1,603 to 6,920)	3,744 (2,104 to 5,713)	3,648 (2,009 to 5,713)	7,099 (4,016 to 12,000)	3,139 (2,104 to 4,299)	2,899 (1,859 to 4,060)	2,657 (1,859 to 3,620)	2,899 (1,859 to 4,060)	2,899 (1,859 to 4,060)	2,899 (1,859 to 4,060)	2,899 (1,859 to 4,060)	2,899 (1,859 to 4,060)	2,899 (1,859 to 4,060)	2,899 (1,859 to 4,060)	1,746 (1,116 to 2,444)	648 (414 to 907)	197 (126 to 276)	19.4 (12.4 to 27.2)	0.9 (0.6 to 1.3)	120,000 (77,000 to 168,000)
HIV/AIDS	8,100 (4,911 to 14,000)	2,969 (1,393 to 5,338)	9,796 (4,911 to 17,000)	15,900 (6,982 to 29,000)	3,744 (1,603 to 6,920)	3,744 (2,104 to 5,713)	3,648 (2,009 to 5,713)	7,099 (4,016 to 12,000)	3,139 (2,104 to 4,299)	2,899 (1,859 to 4,060)	2,657 (1,859 to 3,620)	2,899 (1,859 to 4,060)	2,899 (1,859 to 4,060)	2,899 (1,859 to 4,060)	2,899 (1,859 to 4,060)	2,899 (1,859 to 4,060)	2,899 (1,859 to 4,060)	2,899 (1,859 to 4,060)	1,746 (1,116 to 2,444)	648 (414 to 907)	197 (126 to 276)	19.4 (12.4 to 27.2)	0.9 (0.6 to 1.3)	79,500
HIV/AIDS - Drug-susceptible Tuberculosis	0 (0 to 0)	0 (0 to 0)	2,410 (1,040 to 5,200)	2,360 (1,040 to 4,960)	1,249 (679 to 1,940)	1,249 (851 to 1,673)	1,216 (804 to 1,673)	2,366 (1,339 to 3,620)	1,046 (833 to 1,173)	966 (744 to 1,260)	1,249 (1,014 to 1,673)	966 (744 to 1,260)	966 (744 to 1,260)	966 (744 to 1,260)	966 (744 to 1,260)	966 (744 to 1,260)	966 (744 to 1,260)	966 (744 to 1,260)	582 (372 to 814)	216 (138 to 302)	65.8 (42 to 92)	6.5 (4.1 to 9.1)	0.3 (0.2 to 0.4)	24,600
HIV/AIDS - Multidrug-resistant Tuberculosis without extensive drug resistance	0 (0 to 0)	0 (0 to 0)	47.2 (19.3 to 1,160)	688 (148 to 3,810)	245 (52 to 679)	217 (52 to 1,260)	491 (104 to 1,260)	764 (164 to 2,011)	406 (87 to 1,043)	374 (80 to 961)	344 (74 to 884)	374 (80 to 961)	374 (80 to 961)	374 (80 to 961)	374 (80 to 961)	374 (80 to 961)	374 (80 to 961)	374 (80 to 961)	225 (48 to 578)	83.7 (18 to 215)	25.4 (5.4 to 65.2)	2.5 (0.5 to 6.4)	0.1 (0 to 0.3)	4,900
HIV/AIDS - Extensively drug-resistant Tuberculosis	0 (0 to 0)	0 (0 to 0)	1 (1 to 11)	5 (1 to 53)	2 (0 to 18)	2 (0 to 18)	4 (1 to 33)	6 (1 to 53)	3 (1 to 24)	3 (1 to 24)	2 (1 to 17)	3 (1 to 24)	3 (1 to 24)	3 (1 to 24)	3 (1 to 24)	3 (1 to 24)	3 (1 to 24)	3 (1 to 24)	2 (0 to 12)	1 (0 to 5)	0 (0 to 2)	0 (0 to 1)	0 (0 to 0)	0 (0 to 0)	421
HIV/AIDS resulting in other diseases	2,200 (1,100 to 4,100)	1,100 (0 to 2)	5,300 (2,600 to 10,000)	1,000 (480 to 1,900)	1,000 (480 to 1,900)	1,000 (480 to 1,900)	1,000 (480 to 1,900)	4,700 (2,600 to 8,900)	1,900 (1,000 to 3,600)	1,900 (1,000 to 3,600)	1,900 (1,000 to 3,600)	1,900 (1,000 to 3,600)	1,900 (1,000 to 3,600)	1,900 (1,000 to 3,600)	1,900 (1,000 to 3,600)	1,900 (1,000 to 3,600)	1,900 (1,000 to 3,600)	1,900 (1,000 to 3,600)	1,200 (600 to 2,300)	432 (216 to 821)	132 (66 to 251)	13 (6.5 to 25)	0.6 (0.3 to 1.2)	68,700
Sexually transmitted infections, excluding HIV	2,200 (1,100 to 4,100)	1,100 (0 to 2)	5,300 (2,600 to 10,000)	1,000 (480 to 1,900)	1,000 (480 to 1,900)	1,000 (480 to 1,900)	1,000 (480 to 1,900)	4,700 (2,600 to 8,900)	1,900 (1,000 to 3,600)	1,900 (1,000 to 3,600)	1,900 (1,000 to 3,600)	1,900 (1,000 to 3,600)	1,900 (1,000 to 3,600)	1,900 (1,000 to 3,600)	1,900 (1,000 to 3,600)	1,900 (1,000 to 3,600)	1,900 (1,000 to 3,600)	1,900 (1,000 to 3,600)	1,200 (600 to 2,300)	432 (216 to 821)	132 (66 to 251)	13 (6.5 to 25)	0.6 (0.3 to 1.2)	61,700
Syphilis	32,000 (2,900 to 81,000)	2,700 (2,900 to 81,000)	17,000 (5,000 to 35,000)	670 (180 to 1,280)	210 (59 to 404)	210 (59 to 411)	161 (47 to 314)	161 (47 to 314)	69.6 (19 to 133)	69.6 (19 to 133)	69.6 (19 to 133)	69.6 (19 to 133)	69.6 (19 to 133)	69.6 (19 to 133)	69.6 (19 to 133)	69.6 (19 to 133)	69.6 (19 to 133)	69.6 (19 to 133)	41 (11 to 78)	14.9 (4 to 28)	4.5 (1.2 to 8.6)	0.4 (0.1 to 0.8)	0.2 (0 to 0.3)	60,000
Chlamydial infection	0 (0 to 0)	0 (0 to 0)	0 (0 to 0)	0 (0 to 0)	0 (0 to 0)	0 (0 to 0)	0 (0 to 0)	0 (0 to 0)	0 (0 to 0)	0 (0 to 0)	0 (0 to 0)	0 (0 to 0)	0 (0 to 0)	0 (0 to 0)	0 (0 to 0)	0 (0 to 0)	0 (0 to 0)	0 (0 to 0)	0 (0 to 0)	0 (0 to 0)	0 (0 to 0)	0 (0 to 0)	0 (0 to 0)	0 (0 to 0)	275
Gonococcal infection	0 (0 to 0)	0 (0 to 0)	0 (0 to 0)	0 (0 to 0)	26.6 (6.4 to 51.4)	26.6 (6.4 to 51.4)	36.4 (8.7 to 70.1)	36.4 (8.7 to 70.1)	16.2 (3.9 to 31.2)	25 (6 to 48.2)	13.9 (3.3 to 26.8)	25 (6 to 48.2)	39.1 (9.4 to 75.4)	25 (6 to 48.2)	19.6 (4.7 to 37.8)	25 (6 to 48.2)	19.6 (4.7 to 37.8)	25 (6 to 48.2)	14.4 (3.5 to 27.8)	5.1 (1.2 to 9.9)	1.6 (0.4 to 3.1)	0.2 (0 to 0.4)	0 (0 to 0)	263
Trichomoniasis	0 (0 to 0)	0 (0 to 0)	0 (0 to 0)	0 (0 to 0)	0 (0 to 0)	0 (0 to 0)	0 (0 to 0)	0 (0 to 0)	0 (0 to 0)	0 (0 to 0)	0 (0 to 0)	0 (0 to 0)	0 (0 to 0)	0 (0 to 0)	0 (0 to 0)	0 (0 to 0)	0 (0 to 0)	0 (0 to 0)	0 (0 to 0)	0 (0 to 0)	0 (0 to 0)	0 (0 to 0)	0 (0 to 0)	0 (0 to 0)	40.2
Genital herpes	0 (0 to 0)	0 (0 to 0)	0 (0 to 0)	0 (0 to 0)	0 (0 to 0)	0 (0 to 0)	0 (0 to 0)	0 (0 to 0)	0 (0 to 0)	0 (0 to 0)	0 (0 to 0)	0 (0 to 0)	0 (0 to 0)	0 (0 to 0)	0 (0 to 0)	0 (0 to 0)	0 (0 to 0)	0 (0 to 0)	0 (0 to 0)	0 (0 to 0)	0 (0 to 0)	0 (0 to 0)	0 (0 to 0)	0 (0 to 0)	0
Other sexually transmitted infections	0 (0 to 0)	0 (0 to 0)	0 (0 to 0)	0 (0 to 0)	0 (0 to 0)	0 (0 to 0)	0 (0 to 0)	0 (0 to 0)	0 (0 to 0)	0 (0 to 0)	0 (0 to 0)	0 (0 to 0)	0 (0 to 0)	0 (0 to 0)	0 (0 to 0)	0 (0 to 0)	0 (0 to 0)	0 (0 to 0)	0 (0 to 0)	0 (0 to 0)	0 (0 to 0)	0 (0 to 0)	0 (0 to 0)	0 (0 to 0)	882
Respiratory infections and tuberculosis	61,000 (39,000 to 130,000)	13,100 (9,000 to 19,000)	422,000 (342,000 to 530,000)	249,000 (127,000 to 396,000)	31,900 (20,000 to 46,000)	29,000 (14,000 to 50,000)	29,000 (14,000 to 50,000)	61,000 (31,000 to 101,000)	44,000 (22,000 to 77,000)	44,000 (22,000 to 77,000)	42,100 (22,000 to 73,000)	70,100 (42,000 to 114,000)	70,000 (42,000 to 113,000)	94,000 (56,000 to 153,000)	34,000 (20,000 to 55,000)	30,700 (17,000 to 50,000)	29,000 (15,000 to 48,000)	18,000 (9,000 to 30,000)	6,870 (3,000 to 12,000)	4,270 (2,000 to 7,000)	1,410 (600 to 2,000)	334 (140 to 500)	48.6 (20 to 69)	1,470,000
Tuberculosis	0 (0 to 0)	0 (0 to 0)	64,400 (32,000 to 140,000)	29,900 (15,000 to 57,000)	9,040 (4,000 to 17,000)	7,000 (3,000 to 13,000)	7,000 (3,000 to 13,000)	21,000 (10,000 to 39,000)	14,000 (7,000 to 26,000)	14,000 (7,000 to 26,000)	14,000 (7,000 to 26,000)	42,000 (21,000 to 77,000)	42,000 (21,000 to 77,000)	69,000 (35,000 to 126,000)	31,000 (16,000 to 57,000)	30,000 (15,000 to 54,000)	29,000 (14,000 to 52,000)	18,000 (9,000 to 32,000)	6,870 (3,000 to 12,000)	4,270 (2,000 to 7,000)	1,410 (600 to 2,000)	334 (140 to 500)	48.6 (20 to 69)	576,000
Lower respiratory infections	0 (0 to 0)	0 (0 to 0)	0 (0 to 0)	0 (0 to 0)	0 (0 to 0)	0 (0 to 0)	0 (0 to 0)	0 (0 to 0)	0 (0 to 0)	0 (0 to 0)	0 (0 to 0)	0 (0 to 0)	0 (0 to 0)	0 (0 to 0)	0 (0 to 0)	0 (0 to 0)	0 (0 to 0)	0 (0 to 0)	0 (0 to 0)	0 (0 to 0)	0 (0 to 0)	0 (0 to 0)	0 (0 to 0)	0 (0 to 0)	0
Upper respiratory infections	0 (0 to 0)	0 (0 to 0)	0 (0 to 0)	0 (0 to 0)	0 (0 to 0)	0 (0 to 0)	0 (0 to 0)	0 (0 to 0)	0 (0 to 0)	0 (0 to 0)	0 (0 to 0)	0 (0 to 0)	0 (0 to 0)	0 (0 to 0)	0 (0 to 0)	0 (0 to 0)	0 (0 to 0)	0 (0 to 0)	0 (0 to 0)	0 (0 to 0)	0 (0 to 0)	0 (0 to 0)	0 (0 to 0)	0 (0 to 0)	0
Otitis media	61,000 (39,000 to 130,000)	13,100 (9,000 to 19,000)	422,000 (342,000 to 530,000)	249,000 (127,000 to 396,000)	31,900 (20,000 to 46,000)	29,000 (14,000 to 50,000)	29,000 (14,000 to 50,000)	61,000 (31,000 to 101,000)	44,000 (22,000 to 77,000)	44,000 (22,000 to 77,000)	42,100 (22,000 to 73,000)	70,100 (42,000 to 114,000)	70,000 (42,000 to 113,000)	94,000 (56,000 to 153,000)	34,000 (20,000 to 55,000)	30,700 (17,000 to 50,000)	29,000 (15,000 to 48,000)	18,000 (9,000 to 30,000)	6,870 (3,000 to 12,000)	4,270 (2,000 to 7,000)	1,410 (600 to 2,000)	334 (140 to 500)	48.6 (20 to 69)	1,470,000
Enteric infections	14,400 (2,000 to 121,000)	22,900 (1,100 to 74,000)	221,000 (101,000 to 1,000,000)	259,000 (120,000 to 1,000,000)	43,400 (19,000 to 89,400)	29,000 (13,000 to 59,900)	19,600 (8,600 to 40,000)	14,700 (6,500 to 30,000)	8,210 (3,600 to 16,900)	6,600 (2,900 to 13,600)	5,400 (2,400 to 11,100)	5,710 (2,500 to 11,800)	5,710 (2,500 to 11,800)	12,000 (5,300 to 24,600)	5,710 (2,500 to 11,800)	5,710 (2,500 to 11,800)	5,710 (2,500 to 11,800)	4,000 (1,800 to 8,200)	2,570 (1,100 to 5,300)	1,130 (500 to 2,300)	453 (200 to 930)	129 (57 to 265)	29.2 (13 to 60)	669,000
Diarrheal diseases	14,400 (2,000 to 121,000)	22,900 (1,100 to 74,000)	203,000 (99,000 to 1,000,000)	253,000 (120,000 to 1,000,000)	39,000 (19,000 to 89,400)	16,000 (7,000 to 36,000)	16,700 (8,000 to 36,000)	13,000 (6,000 to 30,000)	8,000 (3,000 to 16,900)	6,000 (2,000 to 13,600)	5,000 (2,000 to 11,100)	5,000 (2,000 to 11,800)	5,000 (2,000 to 11,800)	12,000 (5,000 to 24,600)	5,000 (2,000 to 11,800)	5,000 (2,000 to 11,800)	5,000 (2,000 to 11,800)	4,000 (1,800 to 8,200)	2,400 (1,100 to 5,300)	1,100 (500 to 2,300)	453 (200 to 930)	129 (57 to 265)	29.2 (13 to 60)	647,000
Typhoid and paratyphoid	0 (0 to 0)	0 (0 to 0)	0 (0 to 0)	0 (0 to 0)	3,700 (1,100 to 8,500)	3,700 (1,100 to 8,500)	2,900 (1,100 to 6,500)	1,700 (700 to 3,900)	210 (80 to 480)	196 (74 to 450)	170 (64 to 390)	196 (74 to 450)	196 (74 to 450)	0 (0 to 0)	196 (74 to 450)	0 (0 to 0)	0 (0 to 0)	0 (0 to 0)	0 (0 to 0)	0 (0 to 0)	0 (0 to 0)	0 (0 to 0)	0 (0 to 0)	14,100
Leishmaniasis	0 (0 to 0)	0 (0 to 0)	4,900 (2,000 to 9,700)	2,700 (1,100 to 5,400)	2,700 (1,100 to 5,400)	2,700 (1,100 to 5,400)	2,700 (1,100 to 5,400)	2,700 (1,100 to 5,400)	2,700 (1,100 to 5,400)	2,700 (1,100 to 5,400)	2,700 (1,100 to 5,400)	2,700 (1,100 to 5,400)	2,700 (1,100 to 5,400)	2,700 (1,100 to 5,400)	2,700 (1,100 to 5,400)	2,700 (1,100 to 5,400)	2,700 (1,100 to 5,400)	2,700 (1,100 to 5,400)	1,700 (700 to 3,400)	700 (300 to 1,400)	300 (100 to 500)	100 (0 to 200)	0 (0 to 0)	15,600
Visceral leishmaniasis	0 (0 to 0)	0 (0 to 0)	697 (331 to 4,900)	4,900 (2,000 to 9,700)	2,700 (1,100 to 5,400)	2,700 (1,100 to 5,400)	2,700 (1,100 to 5,400)	2,700 (1,100 to 5,400)	2,700 (1,100 to 5,400)	2,700 (1,100 to 5,400)	2,700 (1,100 to 5,400)	2,700 (1,100 to 5,400)	2,700 (1,100 to 5,400)	2,700 (1,100 to 5,400)	2,700 (1,100 to 5,400)	2,700 (1,100 to 5,400)	2,700 (1,100 to 5,400)	2,700 (1,100 to 5,400)	1,700 (700 to 3,400)	700 (300 to 1,400)	300 (100 to 500)	100 (0 to 200)	0 (0 to 0)	15,600
Cutaneous and mucocutaneous leishmaniasis	0 (0 to 0)	0 (0 to 0)	0 (0 to 0)	0 (0 to 0)	0 (0 to 0)	0 (0 to 0)	0 (0 to 0)	0 (0 to 0)	0 (0 to 0)	0 (0 to 0)	0 (0 to 0)	0 (0 to 0)	0 (0 to 0)	0 (0 to 0)	0 (0 to 0)	0 (0 to 0)	0 (0 to 0)	0 (0 to 0)	0 (0 to 0)	0 (0 to 0)	0 (0 to 0)	0 (0 to 0)	0 (0 to 0)	0 (0 to 0)	0
African trypanosomiasis	0 (0 to 0)	0 (0 to 0)	0 (0 to 0)	0 (0 to 0)	0 (0 to 0)	0 (0 to 0)	0 (0 to 0)	0 (0 to 0)	0 (0 to 0)	0 (0 to 0)	0 (0 to 0)	0 (0 to 0)	0 (0 to 0)	0 (0 to 0)	0 (0 to 0)	0 (0 to 0)	0 (0 to 0)	0 (0 to 0)	0 (0 to 0)	0 (0 to 0)	0 (0 to 0)	0 (0 to 0)	0 (0 to 0)	0 (0 to 0)	0
Schistosomiasis	0 (0 to 0)	0 (0 to 0)	0 (0 to 0)	0 (0 to 0)	0 (0 to 0)	0 (0 to 0)	0 (0 to 0)	0 (0 to 0)	0 (0 to 0)	0 (0 to 0)	0 (0 to 0)	0 (0 to 0)	0 (0 to 0)	0 (0 to 0)	0 (0 to 0)	0 (0 to 0)	0 (0 to 0)	0 (0 to 0)	0 (0 to 0)	0 (0 to 0)	0 (0 to 0)	0 (0 to 0)	0 (0 to 0)	0 (0 to 0)	0
Cysticercosis	0 (0 to 0)	0 (0 to 0)	0 (0 to 0)	0 (0 to 0)	0 (0 to 0)	0 (0 to 0)	0 (0 to 0)	0 (0 to 0)	0 (0 to 0)	0 (0 to 0)	0 (0 to 0)	0 (0 to 0)	0 (0 to 0)	0 (0 to 0)	0 (0 to 0)	0 (0 to 0)	0 (0 to 0)	0 (0 to 0)	0 (0 to 0)	0 (0 to 0)	0 (0 to 0)	0 (0 to 0)	0 (0 to 0)	0 (0 to 0)	0
Cystic echinococcosis	0 (0 to 0)	0 (0 to 0)	183 (66 to 360)	77.7 (15 to 191)	42.3 (7 to 118)	20.4 (1 to 70.6)	27.4 (1 to 77.9)	28.9 (1 to 73.6)	26.6 (1 to 73.6)	27.6 (1 to 73.6)	27.2 (1 to 73.6)	17.7 (0 to 54.6)	0.8 (0 to 3.6)	8.2 (0 to 24.7)	7.7 (0 to 24.7)	0.4 (0 to 2.1)	1.6 (0 to 6.4)	0.4 (0 to 2.1)	0.2 (0 to 1.1)	0.2 (0 to 1.1)	0.2 (0 to 1.1)	0 (0 to 0)	0 (0 to 0)	618
Lymphatic filariasis	0 (0 to 0)	0 (0 to 0)	0 (0 to 0)	0 (0 to 0)	0 (0 to 0)	0 (0 to 0)	0 (0 to 0)	0 (0 to 0)	0 (0 to 0)	0 (0 to 0)	0 (0 to 0)	0 (0 to 0)	0 (0 to 0)	0 (0 to 0)	0 (0 to 0)	0 (0 to 0)	0 (0 to 0)	0 (0 to 0)	0 (0 to 0)	0 (0 to 0)	0 (0 to 0)	0 (0 to 0)	0 (0 to 0)	0 (0 to 0)	0
Onchocerciasis	0 (0 to 0)	0 (0 to 0)	0 (0 to 0)	0 (0 to 0)	0 (0 to 0)	0 (0 to 0)	0 (0 to 0)	0 (0 to 0)	0 (0 to 0)	0 (0 to 0)	0 (0 to 0)	0 (0 to 0)	0 (0 to 0)	0 (0 to 0)	0 (0 to 0)	0 (0 to 0)	0 (0 to 0)	0 (0 to 0)	0 (0 to 0)	0 (0 to 0)	0 (0 to 0)	0 (0 to 0)	0 (0 to 0)	0 (0 to 0)	0
Trachoma	0 (0 to 0)	0 (0 to 0)	0 (0 to 0)	0 (0 to 0)	0 (0 to 0)	0 (0 to 0)	0 (0 to 0)	0 (0 to 0)	0 (0 to 0)	0 (0 to 0)	0 (0 to 0)	0 (0 to 0)	0 (0 to 0)	0 (0 to 0)	0 (0 to 0)	0 (0 to 0)	0 (0 to 0)	0 (0 to 0)	0 (0 to 0)	0 (0 to 0)	0 (0 to 0)	0 (0 to 0)	0 (0 to 0)	0 (0 to 0)	0
Dengue	3.7 (0.5 to 13.6)	1.4 (0.5 to 2.6)	431 (0.5 to 2.6)	76.4 (17 to 190)	71.9 (12 to 204)	66.4 (11 to 179)	66.4 (11 to 164)	64.4 (9 to 161)	61.7 (7 to 71.4)	22 (3 to 71.4)	19.6 (2 to 58.4)	21.5 (3 to 58.4)	11.4 (0 to 39.7)	6.4 (0 to 20.2)	6.4 (0 to 19.2)	2.4 (0 to 10.6)	2 (0 to 7)	1.1 (0 to 5.2)	0.4 (0 to 2.1)	0.2 (0 to 1.1)	0.2 (0 to 1.1)	0 (0 to 0)	0 (0 to 0)	453
Yellow fever	0 (0 to 0.08)	0 (0 to 0)	56 (6.7 to 422)	788 (63.4 to 5,780)	1,090 (117 to 8,260)	1,090 (117 to 8,260)	781 (84 to 5,910)	1,090 (117 to 8,260)	265 (28 to 2,010)	265 (28 to 2,010)	265 (28 to 2,010)	265 (28 to 2,010)	265 (28 to 2,010)	265 (28 to 2,010)	265 (28 to 2,010)	265 (28 to 2,010)	265 (28 to 2,010)	265 (28 to 2,010)	217 (23 to 1,640)	79.8 (8.6 to 604)	21.1 (2.3 to 160)	2.1 (0.2 to 16)	0.2 (0 to 1.6)	6,880
Rabies	0 (0 to 0)	0 (0 to 0)	477.4 (160 to 1,000)	3,060 (1,000 to 6,400)	3,700 (1,200 to 7,800)	3,110 (1,000 to 6,500)	1,200 (400 to 2,500)	1,200 (400 to 2,500)	422 (140 to 880)	312 (100 to 650)	300 (100 to 630)	434 (140 to 910)	434 (140 to 910)	139 (46 to 290)	99.6 (33 to 210)	99.6 (33 to 210)	99.6 (33 to 210)	99.6 (33 to 210)	61 (20 to 130)	21 (7 to 44)	6.1 (2 to 13)	0.6 (0.2 to 1.3)	0 (0 to 0)	14,600
Intestinal nematode infections	0 (0 to 0)	0 (0 to 0)	0 (0 to 0)	0 (0 to 0)	0 (0 to 0)	0 (0 to 0)	0 (0 to 0)	0 (0 to 0)	0 (0 to 0)	0 (0 to 0)	0 (0 to 0)	0 (0 to 0)	0 (0 to 0)	0 (0 to 0)	0 (0 to 0)	0 (0 to 0)	0 (0 to 0)	0 (0 to 0)	0 (0 to 0)	0 (0 to 0)	0 (0 to 0)	0 (0 to 0)	0 (0 to 0)	0 (0 to 0)	11,800
Ascariasis	0 (0 to 0)	0 (0 to 0)	0 (0 to 0)	0 (0 to 0)	0 (0 to 0)	0 (0 to 0)	0 (0 to 0)	0 (0 to 0)	0 (0 to 0)	0 (0 to 0)	0 (0 to 0)	0 (0 to 0)	0 (0 to 0)	0 (0 to 0)	0 (0 to 0)	0 (0 to 0)	0 (0 to 0)	0 (0 to 0)	0 (0 to 0)	0 (0 to 0)	0 (0 to 0)	0 (0 to 0)	0 (0 to 0)	0 (0 to 0)	0
Trichuriasis	0 (0 to 0)	0 (0 to 0)	7.9 (2.6 to 16.3)	184 (68.7 to 392)	327 (122 to 695)	225 (84 to 479)	225 (84 to 479)	225 (84 to 479)	225 (84 to 479)	225 (84 to 479)	225 (84 to 479)	225 (84 to 479)	225 (84 to 479)	225 (84 to 479)	225 (84 to 479)	225 (84 to 479)	225 (84 to 479)	225 (84 to 479)	225 (84 to 479)	225 (84 to 479)	225 (84 to 479)	225 (84 to 479)	225 (84 to 479)	2,090
Hookworm disease	0 (0 to 0)	0 (0 to 0)	29.6 (10.4 to 71.1)	711 (340 to 1,690)	1,460 (700 to 3,490)	1,200 (574 to 2,850)	804 (385 to 1,910)	804 (385 to 1,910)	484 (232 to 1,150)	265 (127 to 630)	176 (84 to 418)	193 (92 to 458)	193 (92 to 458)	106 (51 to 252)	82 (39 to 195)	43.7 (21 to 104)	39.4 (19 to 93.6)	26 (12 to 62)	16.6 (8 to 39.5)	6.3 (3 to 15)	1.3 (0.6 to 3.1)	0.2 (0 to 0.5)	0 (0 to 0)	6,770
Food-borne trematodiases	0 (0 to 0)	0 (0 to 0)	0 (0 to 0)	0 (0 to 0)	0 (0 to 0)	0 (0 to 0)	0 (0 to 0)	0 (0 to 0)	0 (0 to 0)	0 (0 to 0)	0 (0 to 0)	0 (0 to 0)	0 (0 to 0)	0 (0 to 0)	0 (0 to 0)	0 (0 to 0)	0 (0 to 0)	0 (0 to 0)	0 (0 to 0)	0 (0 to 0)	0 (0 to 0)	0 (0 to 0)	0 (0 to 0)	0 (0 to 0)	0
Leprosy	0 (0 to 0)	0 (0 to 0)	0 (0 to 0)	0 (0 to 0)	0 (0 to 0)	2.3 (0 to 9.6)	2.3 (1.7 to 4.6)	2.3 (1.7 to 4.6)	2.3 (1.7 to 4.6)	2.3 (1.7 to 4.6)	2.3 (1.7 to 4.6)	2.3 (1.7 to 4.6)	2.3 (1.7 to 4.6)	2.3 (1.7 to 4.6)	2.3 (1.7 to 4.6)	2.3 (1.7 to 4.6)	2.3 (1.7 to 4.6)	2.3 (1.7 to 4.6)	1.2 (0.9 to 2.3)	0.4 (0.3 to 0.9)	0.1 (0 to 0.2)	0 (0 to 0)	0 (0 to 0)	37.2
Malaria	0 (0 to 0)	0 (0 to 0)	0 (0 to 0)	0 (0 to 0)	0 (0 to 0)	0 (0 to 0)	0 (0 to 0)	0 (0 to 0)	0 (0 to 0)	0 (0 to 0)	0 (0 to 0)	0 (0 to 0)	0 (0 to 0)	0 (0 to 0)	0 (0 to 0)	0 (0 to 0)	0 (0 to 0)	0 (0 to 0)	0 (0 to 0)	0 (0 to 0)	0 (0 to 0)	0 (0 to 0)	0 (0 to 0)	0 (0 to 0)	0
Chagas disease	0 (0 to 0)	0 (0 to 0)	0 (0 to 0)	0 (0 to 0)	0 (0 to 0)	0 (0 to 0)	0 (0 to 0)	0 (0 to 0)	0 (0 to 0)	0 (0 to 0)	0 (0 to 0)	0 (0 to 0)	0 (0 to 0)	0 (0 to 0)	0 (0 to 0)	0 (0 to 0)	0 (0 to 0)	0 (0 to 0)	0 (0 to 0)	0 (0 to 0)	0 (0 to 0)	0 (0 to 0)	0 (0 to 0)	0 (0 to 0)	0
Schistosomiasis	0 (0 to 0)	0 (0 to 0)	0 (0 to 0)	0 (0 to 0)	0 (0 to 0)	0 (0 to 0)	0 (0 to 0)	0 (0 to 0)	0 (0 to 0)	0 (0 to 0)	0 (0 to 0)	0 (0 to 0)	0 (0 to 0)	0 (0 to 0)	0 (0 to 0)	0 (0 to 0)	0 (0 to 0)	0 (0 to 0)	0 (0 to 0)	0 (0 to 0)	0 (0 to 0)	0 (0 to 0)	0 (0 to 0)	0 (0 to 0)	0
Soil-transmitted helminthiases	0 (0 to 0)	0 (0 to 0)	0 (0 to 0)	0 (0 to 0)	0 (0 to 0)	0 (0 to 0)	0 (0 to 0)	0 (0 to 0)	0 (0 to 0)	0 (0 to 0)	0 (0 to 0)	0 (0 to 0)	0 (0 to 0)	0 (0 to 0)	0 (0 to 0)	0 (0 to 0)	0 (0 to 0)	0 (0 to 0)	0 (0 to 0)	0 (0 to 0)	0 (0 to 0)	0 (0 to 0)	0 (0 to 0)	0 (0 to 0)	0
Taeniasis	0 (0 to 0)	0 (0 to 0)	0 (0 to 0)	0 (0 to 0)	0 (0 to 0)	0 (0 to 0)	0 (0 to 0)	0 (0 to 0)	0 (0 to 0)	0 (0 to 0)	0 (0 to 0)	0 (0 to 0)	0 (0 to 0)	0 (0 to 0)	0 (0 to 0)	0 (0 to 0)	0 (0 to 0)	0 (0 to 0)	0 (0 to 0)	0 (0 to 0)	0 (0 to 0)	0 (0 to 0)	0 (0 to 0)	0 (0 to 0)	0
Zika virus	0 (0 to 0)	0 (0 to 0)	0 (0 to 0)	0 (0 to 0)	0 (0 to 0)	0 (0 to 0)	0 (0 to 0)	0 (0 to 0)	0 (0 to 0)	0 (0 to 0)	0 (0 to 0)	0 (0 to 0)	0 (0 to 0)	0 (0 to 0)	0 (0 to 0)	0 (0 to 0)	0 (0 to 0)	0 (0 to 0)	0 (0 to 0)	0 (0 to 0)	0 (0 to 0)	0 (0 to 0)	0 (0 to 0)	0 (0 to 0)	0
Guinea worm disease	0 (0 to 0)	0 (0 to 0)	0 (0 to 0)	0 (0 to 0)	0 (0 to 0)	0 (0 to 0)	0 (0 to 0)	0 (0 to 0)	0 (0 to 0)	0 (0 to 0)	0 (0 to 0)	0 (0 to 0)	0 (0 to 0)	0 (0 to 0)	0 (0 to 0)	0 (0 to



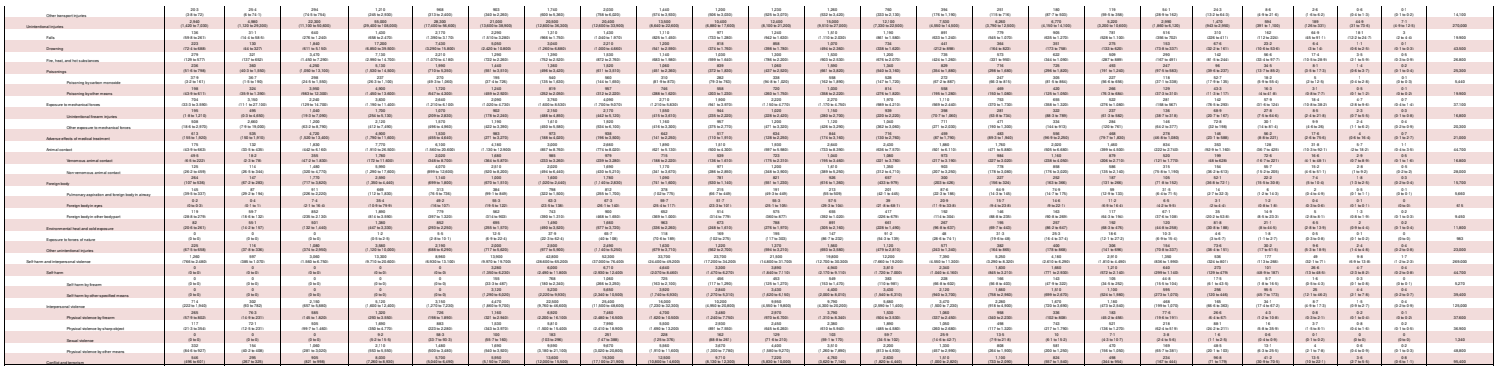

All Table 2a: United Republic of Tanzania DALYS by cause and age group for males with 95% uncertainty intervals, 2019

Cause	Early Neonatal	Late Neonatal	Post Neonatal	1 to 4	5 to 9	10 to 14	15 to 19	20 to 24	25 to 29	30 to 34	35 to 39	40 to 44	45 to 49	50 to 54	55 to 59	60 to 64	65 to 69	70 to 74	75 to 79	80 to 84	85 and 89	90 to 94	95 plus	Total
All causes	2,170,000 (1,490,000 to 2,830,000)	399,000 (212,000 to 616,000)	1,030,000 (1,220,000 to 1,590,000)	1,490,000 (1,290,000 to 2,000,000)	514,000 (413,000 to 638,000)	416,000 (345,000 to 503,000)	476,000 (396,000 to 570,000)	491,000 (377,000 to 627,000)	427,000 (292,000 to 577,000)	427,000 (294,000 to 573,000)	469,000 (322,000 to 630,000)	469,000 (322,000 to 630,000)	488,000 (336,000 to 655,000)	449,000 (307,000 to 610,000)	449,000 (307,000 to 610,000)	403,000 (283,000 to 537,000)	399,000 (283,000 to 536,000)	374,000 (266,000 to 503,000)	345,000 (247,000 to 467,000)	279,000 (197,000 to 377,000)	192,000 (133,000 to 260,000)	107,000 (73,000 to 145,000)	17,500,000 (13,600,000 to 22,000,000)	4,621,000 (3,600,000 to 5,800,000)	12,100,000
Communicable, maternal, neonatal, and nutritional diseases	1,990,000 (1,320,000 to 2,650,000)	339,000 (204,000 to 556,000)	939,000 (1,120,000 to 1,490,000)	1,190,000 (941,000 to 1,540,000)	227,000 (177,000 to 290,000)	150,000 (120,000 to 189,000)	177,000 (137,000 to 227,000)	159,000 (109,000 to 219,000)	159,000 (109,000 to 219,000)	159,000 (109,000 to 219,000)	167,000 (114,000 to 230,000)	167,000 (114,000 to 230,000)	167,000 (114,000 to 230,000)	150,000 (102,000 to 207,000)	150,000 (102,000 to 207,000)	136,000 (96,000 to 187,000)	123,000 (86,000 to 170,000)	111,000 (77,000 to 153,000)	72,000 (49,000 to 100,000)	59,000 (39,000 to 82,000)	33,000 (22,000 to 46,000)	15,000 (10,000 to 21,000)	4,400 (3,000 to 6,000)	1,160,000 (1,000,000 to 1,340,000)	6,000,000
HIV/AIDS and sexually transmitted infections	29,400 (21,000 to 38,000)	34,200 (19,600 to 50,600)	29,100 (20,600 to 38,000)	44,300 (29,400 to 62,000)	27,000 (14,600 to 42,000)	22,200 (12,200 to 37,000)	32,200 (24,200 to 41,000)	47,900 (32,400 to 67,000)	47,900 (29,400 to 67,400)	47,900 (29,400 to 67,400)	47,900 (33,100 to 66,300)	47,900 (33,100 to 66,300)	47,900 (32,700 to 67,000)	47,900 (32,700 to 67,000)	47,900 (32,700 to 67,000)	47,900 (29,200 to 68,400)	47,900 (29,200 to 68,400)	47,900 (27,200 to 67,300)	47,900 (24,600 to 66,700)	47,900 (21,000 to 66,200)	47,900 (16,700 to 66,000)	47,900 (13,600 to 65,600)	4,220 (827 to 9,380)	1,720 (1,180 to 2,350)	307 (189 to 451)	1,720 (1,180 to 2,350)	307 (189 to 451)	1,720 (1,180 to 2,350)	307 (189 to 451



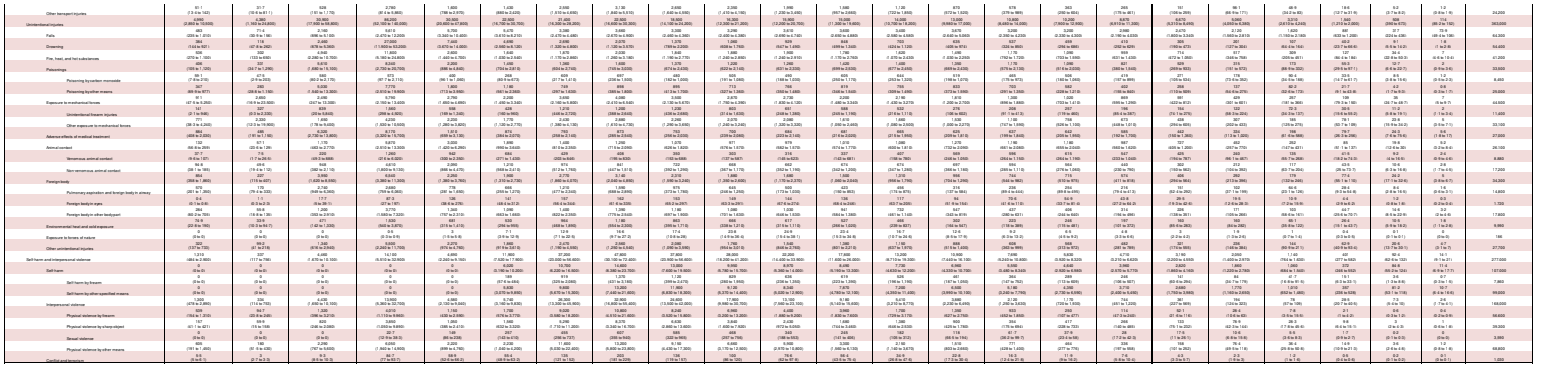

Cell Table 2a: Uganda DALYs by cause and age group for males with 95% uncertainty intervals, 2019

Cause	Early Neonatal	Late Neonatal	Post Neonatal	1 to 4	5 to 9	10 to 14	15 to 19	20 to 24	25 to 29	30 to 34	35 to 39	40 to 44	45 to 49	50 to 54	55 to 59	60 to 64	65 to 69	70 to 74	75 to 79	80 to 84	85 plus	Total
All causes	1,740,000 (1,450,000 to 2,160,000)	337,000 (272,000 to 421,000)	1,200,000 (999,000 to 1,500,000)	1,260,000 (1,130,000 to 1,430,000)	411,000 (359,000 to 477,000)	359,000 (309,000 to 427,000)	443,000 (383,000 to 527,000)	396,000 (337,000 to 482,000)	349,000 (273,000 to 450,000)	331,000 (253,000 to 436,000)	320,000 (243,000 to 426,000)	322,000 (242,000 to 430,000)	312,000 (234,000 to 426,000)	299,000 (224,000 to 409,000)	270,000 (202,000 to 377,000)	237,000 (167,000 to 336,000)	196,000 (132,000 to 288,000)	162,000 (104,000 to 248,000)	115,000 (70,000 to 180,000)	66,000 (36,000 to 106,000)	24,000 (12,000 to 43,000)	6,640,000
Communicable, maternal, neonatal, and nutritional diseases	1,600,000 (1,270,000 to 2,000,000)	331,000 (261,000 to 419,000)	1,200,000 (992,000 to 1,500,000)	1,070,000 (893,000 to 1,300,000)	247,000 (203,000 to 302,000)	167,000 (135,000 to 208,000)	159,000 (126,000 to 202,000)	133,000 (103,000 to 173,000)	109,000 (80,000 to 146,000)	101,000 (73,000 to 140,000)	96,000 (68,000 to 136,000)	94,000 (66,000 to 134,000)	89,000 (62,000 to 128,000)	82,000 (57,000 to 118,000)	72,000 (49,000 to 104,000)	62,000 (41,000 to 91,000)	50,000 (32,000 to 75,000)	39,000 (23,000 to 60,000)	28,000 (14,000 to 47,000)	15,000 (7,000 to 27,000)	6,000 (2,000 to 11,000)	5,668,000
HIV/AIDS and sexually transmitted infections	167,100 to 398,000)	17,200 to 44,400)	49,500 to 218,000)	22,600 to 69,400)	4,000 to 12,300)	3,000 to 9,000)	13,000 to 39,000)	19,000 to 56,000)	20,000 to 70,000)	23,000 to 86,000)	23,000 to 91,000)	23,000 to 91,000)	22,000 to 89,000)	20,000 to 83,000)	18,000 to 74,000)	15,000 to 62,000)	11,000 to 47,000)	8,000 to 34,000)	5,000 to 21,000)	2,000 to 9,000)	1,000 to 4,000)	602,000
HIV/AIDS	5,000 (2,000 to 11,000)	1,000 (1,000 to 3,000)	3,000 (1,000 to 8,000)	3,000 (1,000 to 8,000)	2,000 (1,000 to 5,000)	2,000 (1,000 to 5,000)	11,000 (5,000 to 28,000)	17,000 (8,000 to 43,000)	18,000 (8,000 to 46,000)	21,000 (9,000 to 53,000)	21,000 (9,000 to 53,000)	21,000 (9,000 to 53,000)	20,000 (9,000 to 51,000)	19,000 (8,000 to 48,000)	17,000 (7,000 to 43,000)	14,000 (6,000 to 36,000)	10,000 (4,000 to 26,000)	7,000 (3,000 to 18,000)	4,000 (2,000 to 11,000)	2,000 (1,000 to 5,000)	1,000 (0 to 2,000)	197,000
HIV/AIDS - Drug-susceptible Tuberculosis	0 (0 to 0)	0 (0 to 0)	0 (0 to 0)	17,700 (12,100 to 25,100)	1,100 (700 to 1,700)	1,100 (700 to 1,700)	2,200 (1,500 to 3,200)	3,000 (1,900 to 4,300)	2,900 (1,800 to 4,200)	2,800 (1,700 to 4,100)	2,600 (1,600 to 3,900)	2,400 (1,500 to 3,600)	2,200 (1,400 to 3,400)	2,000 (1,200 to 3,000)	1,700 (1,000 to 2,600)	1,400 (800 to 2,200)	1,000 (600 to 1,600)	700 (400 to 1,100)	400 (200 to 700)	200 (100 to 400)	100 (0 to 200)	209,000
HIV/AIDS - Multidrug-resistant Tuberculosis without extensive drug resistance	0 (0 to 0)	0 (0 to 0)	1,000 (229 to 3,700)	1,000 (229 to 3,700)	1,000 (229 to 3,700)	1,000 (229 to 3,700)	2,000 (458 to 7,400)	2,000 (458 to 7,400)	2,000 (458 to 7,400)	2,000 (458 to 7,400)	2,000 (458 to 7,400)	2,000 (458 to 7,400)	2,000 (458 to 7,400)	2,000 (458 to 7,400)	2,000 (458 to 7,400)	1,000 (229 to 3,700)	1,000 (229 to 3,700)	1,000 (229 to 3,700)	1,000 (229 to 3,700)	1,000 (229 to 3,700)	1,000 (229 to 3,700)	21,000
HIV/AIDS - Extensively drug-resistant Tuberculosis	0 (0 to 0)	0 (0 to 0)	0 (0 to 0)	24 (5 to 81)	1 (0 to 3)	1 (0 to 3)	3 (0 to 9)	4 (0 to 12)	4 (0 to 12)	4 (0 to 12)	4 (0 to 12)	4 (0 to 12)	4 (0 to 12)	4 (0 to 12)	3 (0 to 11)	3 (0 to 9)	2 (0 to 7)	2 (0 to 5)	1 (0 to 3)	0 (0 to 2)	0 (0 to 1)	0 (0 to 0)	395
HIV/AIDS - Other sexually transmitted infections	0 (0 to 0)	0 (0 to 0)	0 (0 to 0)	0 (0 to 0)	0 (0 to 0)	0 (0 to 0)	0 (0 to 0)	0 (0 to 0)	0 (0 to 0)	0 (0 to 0)	0 (0 to 0)	0 (0 to 0)	0 (0 to 0)	0 (0 to 0)	0 (0 to 0)	0 (0 to 0)	0 (0 to 0)	0 (0 to 0)	0 (0 to 0)	0 (0 to 0)	0 (0 to 0)	0 (0 to 0)	0
HIV/AIDS resulting in other diseases	162,000 (21 to 511)	16,000 (2 to 50)	46,000 (5 to 145)	19,000 (2 to 60)	1,000 (0 to 4)	1,000 (0 to 3)	7,000 (1 to 22)	12,000 (2 to 38)	14,000 (2 to 45)	16,000 (2 to 52)	17,000 (2 to 55)	17,000 (2 to 55)	16,000 (2 to 52)	15,000 (2 to 49)	13,000 (2 to 42)	11,000 (1 to 35)	8,000 (1 to 25)	6,000 (1 to 18)	3,000 (0 to 10)	2,000 (0 to 5)	1,000 (0 to 2)	394,000
Sexually transmitted infections, excluding HIV	164,000 (97,100 to 398,000)	17,000 (7,000 to 44,400)	49,000 (20,000 to 218,000)	3,000 (1,000 to 9,400)	3,000 (1,000 to 8,000)	2,000 (1,000 to 5,000)	2,000 (1,000 to 5,000)	2,000 (1,000 to 5,000)	2,000 (1,000 to 5,000)	2,000 (1,000 to 5,000)	2,000 (1,000 to 5,000)	2,000 (1,000 to 5,000)	2,000 (1,000 to 5,000)	2,000 (1,000 to 5,000)	2,000 (1,000 to 5,000)	2,000 (1,000 to 5,000)	2,000 (1,000 to 5,000)	2,000 (1,000 to 5,000)	2,000 (1,000 to 5,000)	2,000 (1,000 to 5,000)	1,000 (0 to 2,000)	297,000
Syphilis	164,000 (97,100 to 398,000)	17,000 (7,000 to 44,400)	49,000 (20,000 to 218,000)	3,000 (1,000 to 9,400)	3,000 (1,000 to 8,000)	2,000 (1,000 to 5,000)	2,000 (1,000 to 5,000)	2,000 (1,000 to 5,000)	2,000 (1,000 to 5,000)	2,000 (1,000 to 5,000)	2,000 (1,000 to 5,000)	2,000 (1,000 to 5,000)	2,000 (1,000 to 5,000)	2,000 (1,000 to 5,000)	2,000 (1,000 to 5,000)	2,000 (1,000 to 5,000)	2,000 (1,000 to 5,000)	2,000 (1,000 to 5,000)	2,000 (1,000 to 5,000)	2,000 (1,000 to 5,000)	1,000 (0 to 2,000)	294,000
Chlamydial infection	0 (0 to 0)	0 (0 to 0)	0 (0 to 0)	0 (0 to 0)	0 (0 to 0)	0 (0 to 0)	0 (0 to 0)	0 (0 to 0)	0 (0 to 0)	0 (0 to 0)	0 (0 to 0)	0 (0 to 0)	0 (0 to 0)	0 (0 to 0)	0 (0 to 0)	0 (0 to 0)	0 (0 to 0)	0 (0 to 0)	0 (0 to 0)	0 (0 to 0)	0 (0 to 0)	0 (0 to 0)	0
Gonococcal infection	0 (0 to 0)	0 (0 to 0)	0 (0 to 0)	0 (0 to 0)	0 (0 to 0)	0 (0 to 0)	0 (0 to 0)	0 (0 to 0)	0 (0 to 0)	0 (0 to 0)	0 (0 to 0)	0 (0 to 0)	0 (0 to 0)	0 (0 to 0)	0 (0 to 0)	0 (0 to 0)	0 (0 to 0)	0 (0 to 0)	0 (0 to 0)	0 (0 to 0)	0 (0 to 0)	0 (0 to 0)	0
Trichomoniasis	0 (0 to 0)	0 (0 to 0)	0 (0 to 0)	0 (0 to 0)	0 (0 to 0)	0 (0 to 0)	0 (0 to 0)	0 (0 to 0)	0 (0 to 0)	0 (0 to 0)	0 (0 to 0)	0 (0 to 0)	0 (0 to 0)	0 (0 to 0)	0 (0 to 0)	0 (0 to 0)	0 (0 to 0)	0 (0 to 0)	0 (0 to 0)	0 (0 to 0)	0 (0 to 0)	0 (0 to 0)	0
Genital herpes	0 (0 to 0)	0 (0 to 0)	0 (0 to 0)	0 (0 to 0)	0 (0 to 0)	0 (0 to 0)	0 (0 to 0)	0 (0 to 0)	0 (0 to 0)	0 (0 to 0)	0 (0 to 0)	0 (0 to 0)	0 (0 to 0)	0 (0 to 0)	0 (0 to 0)	0 (0 to 0)	0 (0 to 0)	0 (0 to 0)	0 (0 to 0)	0 (0 to 0)	0 (0 to 0)	0 (0 to 0)	0
Other sexually transmitted infections	0 (0 to 0)	0 (0 to 0)	0 (0 to 0)	0 (0 to 0)	0 (0 to 0)	0 (0 to 0)	0 (0 to 0)	0 (0 to 0)	0 (0 to 0)	0 (0 to 0)	0 (0 to 0)	0 (0 to 0)	0 (0 to 0)	0 (0 to 0)	0 (0 to 0)	0 (0 to 0)	0 (0 to 0)	0 (0 to 0)	0 (0 to 0)	0 (0 to 0)	0 (0 to 0)	0 (0 to 0)	0
Respiratory infections and tuberculosis	64,000 (22,700 to 79,500)	21,000 (7,000 to 27,200)	179,000 (74,100 to 243,000)	134,000 (74,700 to 213,000)	21,000 (11,000 to 34,000)	23,000 (13,000 to 36,000)	28,000 (16,000 to 44,000)	30,000 (17,000 to 47,000)	30,000 (16,000 to 47,000)	30,000 (16,000 to 47,000)	30,000 (16,000 to 47,000)	30,000 (16,000 to 47,000)	30,000 (16,000 to 47,000)	30,000 (16,000 to 47,000)	30,000 (16,000 to 47,000)	30,000 (16,000 to 47,000)	30,000 (16,000 to 47,000)	30,000 (16,000 to 47,000)	30,000 (16,000 to 47,000)	30,000 (16,000 to 47,000)	30,000 (16,000 to 47,000)	1,240,000
Tuberculosis	64,000 (22,700 to 79,500)	21,000 (7,000 to 27,200)	179,000 (74,100 to 243,000)	134,000 (74,700 to 213,000)	21,000 (11,000 to 34,000)	23,000 (13,000 to 36,000)	28,000 (16,000 to 44,000)	30,000 (17,000 to 47,000)	30,000 (16,000 to 47,000)	30,000 (16,000 to 47,000)	30,000 (16,000 to 47,000)	30,000 (16,000 to 47,000)	30,000 (16,000 to 47,000)	30,000 (16,000 to 47,000)	30,000 (16,000 to 47,000)	30,000 (16,000 to 47,000)	30,000 (16,000 to 47,000)	30,000 (16,000 to 47,000)	30,000 (16,000 to 47,000)	30,000 (16,000 to 47,000)	30,000 (16,000 to 47,000)	1,240,000
Latent tuberculosis infection	0 (0 to 0)	0 (0 to 0)	0 (0 to 0)	0 (0 to 0)	0 (0 to 0)	0 (0 to 0)	0 (0 to 0)	0 (0 to 0)	0 (0 to 0)	0 (0 to 0)	0 (0 to 0)	0 (0 to 0)	0 (0 to 0)	0 (0 to 0)	0 (0 to 0)	0 (0 to 0)	0 (0 to 0)	0 (0 to 0)	0 (0 to 0)	0 (0 to 0)	0 (0 to 0)	0 (0 to 0)	0
Active tuberculosis	64,000 (22,700 to 79,500)	21,000 (7,000 to 27,200)	179,000 (74,100 to 243,000)	134,000 (74,700 to 213,000)	21,000 (11,000 to 34,000)	23,000 (13,000 to 36,000)	28,000 (16,000 to 44,000)	30,000 (17,000 to 47,000)	30,000 (16,000 to 47,000)	30,000 (16,000 to 47,000)	30,000 (16,000 to 47,000)	30,000 (16,000 to 47,000)	30,000 (16,000 to 47,000)	30,000 (16,000 to 47,000)	30,000 (16,000 to 47,000)	30,000 (16,000 to 47,000)	30,000 (16,000 to 47,000)	30,000 (16,000 to 47,000)	30,000 (16,000 to 47,000)	30,000 (16,000 to 47,000)	30,000 (16,000 to 47,000)	1,240,000
Drug-susceptible tuberculosis	0 (0 to 0)	0 (0 to 0)	0 (0 to 0)	0 (0 to 0)	0 (0 to 0)	0 (0 to 0)	0 (0 to 0)	0 (0 to 0)	0 (0 to 0)	0 (0 to 0)	0 (0 to 0)	0 (0 to 0)	0 (0 to 0)	0 (0 to 0)	0 (0 to 0)	0 (0 to 0)	0 (0 to 0)	0 (0 to 0)	0 (0 to 0)	0 (0 to 0)	0 (0 to 0)	0 (0 to 0)	0
Multidrug-resistant tuberculosis without extensive drug resistance	0 (0 to 0)	0 (0 to 0)	0 (0 to 0)	0 (0 to 0)	0 (0 to 0)	0 (0 to 0)	0 (0 to 0)	0 (0 to 0)	0 (0 to 0)	0 (0 to 0)	0 (0 to 0)	0 (0 to 0)	0 (0 to 0)	0 (0 to 0)	0 (0 to 0)	0 (0 to 0)	0 (0 to 0)	0 (0 to 0)	0 (0 to 0)	0 (0 to 0)	0 (0 to 0)	0 (0 to 0)	0
Extensively drug-resistant tuberculosis	0 (0 to 0)	0 (0 to 0)	0 (0 to 0)	0 (0 to 0)	0 (0 to 0)	0 (0 to 0)	0 (0 to 0)	0 (0 to 0)	0 (0 to 0)	0 (0 to 0)	0 (0 to 0)	0 (0 to 0)	0 (0 to 0)	0 (0 to 0)	0 (0 to 0)	0 (0 to 0)	0 (0 to 0)	0 (0 to 0)	0 (0 to 0)	0 (0 to 0)	0 (0 to 0)	0 (0 to 0)	0
Lower respiratory infections	63,000 (21,000 to 78,000)	21,000 (7,000 to 27,000)	179,000 (74,000 to 243,000)	134,000 (74,000 to 213,000)	21,000 (11,000 to 34,000)	23,000 (13,000 to 36,000)	28,000 (16,000 to 44,000)	30,000 (17,000 to 47,000)	30,000 (16,000 to 47,000)	30,000 (16,000 to 47,000)	30,000 (16,000 to 47,000)	30,000 (16,000 to 47,000)	30,000 (16,000 to 47,000)	30,000 (16,000 to 47,000)	30,000 (16,000 to 47,000)	30,000 (16,000 to 47,000)	30,000 (16,000 to 47,000)	30,000 (16,000 to 47,000)	30,000 (16,000 to 47,000)	30,000 (16,000 to 47,000)	30,000 (16,000 to 47,000)	1,240,000
Upper respiratory infections	1,000 (0 to 7,100)	1,000 (0 to 4,000)	3,000 (1,000 to 13,000)	3,000 (1,000 to 13,000)	1,000 (0 to 5,000)	1,000 (0 to 5,000)	1,000 (0 to 5,000)	1,000 (0 to 5,000)	1,000 (0 to 5,000)	1,000 (0 to 5,000)	1,000 (0 to 5,000)	1,000 (0 to 5,000)	1,000 (0 to 5,000)	1,000 (0 to 5,000)	1,000 (0 to 5,000)	1,000 (0 to 5,000)	1,000 (0 to 5,000)	1,000 (0 to 5,000)	1,000 (0 to 5,000)	1,000 (0 to 5,000)	1,000 (0 to 5,000)	29,000
Otitis media	0 (0 to 0)	0 (0 to 0)	0 (0 to 0)	0 (0 to 0)	0 (0 to 0)	0 (0 to 0)	0 (0 to 0)	0 (0 to 0)	0 (0 to 0)	0 (0 to 0)	0 (0 to 0)	0 (0 to 0)	0 (0 to 0)	0 (0 to 0)	0 (0 to 0)	0 (0 to 0)	0 (0 to 0)	0 (0 to 0)	0 (0 to 0)	0 (0 to 0)	0 (0 to 0)	0 (0 to 0)	0
Enteric infections	7,000 (3,000 to 19,000)	1,000 (1,000 to 4,000)	106,000 (41,000 to 333,000)	174,000 (66,000 to 474,000)	43,000 (16,000 to 120,000)	23,000 (9,000 to 64,000)	13,000 (5,000 to 36,000)	10,000 (4,000 to 28,000)	7,000 (3,000 to 20,000)	6,000 (2,000 to 17,000)	5,000 (2,000 to 14,000)	5,000 (2,000 to 14,000)	4,000 (1,000 to 12,000)	4,000 (1,000 to 11,000)	3,000 (1,000 to 9,000)	3,000 (1,000 to 8,000)	2,000 (1,000 to 6,000)	2,000 (1,000 to 5,000)	1,000 (0 to 3,000)	1,000 (0 to 2,000)	0 (0 to 1,000)	450,000
Diarrheal diseases	7,000 (3,000 to 19,000)	1,000 (1,000 to 4,000)	106,000 (41,000 to 333,000)	164,000 (62,000 to 474,000)	39,000 (15,000 to 120,000)	21,000 (8,000 to 64,000)	12,000 (5,000 to 36,000)	9,000 (4,000 to 28,000)	6,000 (2,000 to 20,000)	5,000 (2,000 to 17,000)	4,000 (2,000 to 14,000)	4,000 (2,000 to 14,000)	4,000 (1,000 to 12,000)	3,000 (1,000 to 11,000)	3,000 (1,000 to 9,000)	2,000 (1,000 to 8,000)	2,000 (1,000 to 6,000)	2,000 (1,000 to 5,000)	1,000 (0 to 3,000)	1,000 (0 to 2,000)	0 (0 to 1,000)	420,000
Typhoid and paratyphoid	0 (0 to 0)	69 (2 to 240)	7,000 (2,000 to 25,000)	7,000 (2,000 to 25,000)	5,000 (1,000 to 17,000)	3,000 (1,000 to 11,000)	2,000 (0 to 7,000)	1,000 (0 to 5,000)	1,000 (0 to 4,000)	1,000 (0 to 3,000)	1,000 (0 to 3,000)	1,000 (0 to 3,000)	1,000 (0 to 3,000)	1,000 (0 to 3,000)	1,000 (0 to 3,000)	1,000 (0 to 3,000)	1,000 (0 to 3,000)	1,000 (0 to 3,000)	1,000 (0 to 3,000)	1,000 (0 to 3,000)	1,000 (0 to 3,000)	27,100
Typhoid fever	0 (0 to 0)	69 (2 to 240)	7,000 (2,000 to 25,000)	7,000 (2,000 to 25,000)	5,000 (1,000 to 17,000)	3,000 (1,000 to 11,000)	2,000 (0 to 7,000)	1,000 (0 to 5,000)	1,000 (0 to 4,000)	1,000 (0 to 3,000)	1,000 (0 to 3,000)	1,000 (0 to 3,000)	1,000 (0 to 3,000)	1,000 (0 to 3,000)	1,000 (0 to 3,000)	1,000 (0 to 3,000)	1,000 (0 to 3,000)	1,000 (0 to 3,000)	1,000 (0 to 3,000)	1,000 (0 to 3,000)	1,000 (0 to 3,000)	27,000
Paratyphoid fever	0 (0 to 0)	0 (0 to 0)	0 (0 to 0)	0 (0 to 0)	0 (0 to 0)	0 (0 to 0)	0 (0 to 0)	0 (0 to 0)	0 (0 to 0)	0 (0 to 0)	0 (0 to 0)	0 (0 to 0)	0 (0 to 0)	0 (0 to 0)	0 (0 to 0)	0 (0 to 0)	0 (0 to 0)	0 (0 to 0)	0 (0 to 0)	0 (0 to 0)	0 (0 to 0)	0 (0 to 0)	0
Invasive Non-typhoidal Salmonella (iNTS)	0 (0 to 0)	0 (0 to 0)	0 (0 to 0)	2,000 (1,000 to 5,000)	1,000 (0 to 3,000)	1,000 (0 to 3,000)	1,000 (0 to 3,000)	1,000 (0 to 3,000)	1,000 (0 to 3,000)	1,000 (0 to 3,000)	1,000 (0 to 3,000)	1,000 (0 to 3,000)	1,000 (0 to 3,000)	1,000 (0 to 3,000)	1,000 (0 to 3,000)	1,000 (0 to 3,000)	1,000 (0 to 3,000)	1,000 (0 to 3,000)	1,000 (0 to 3,000)	1,000 (0 to 3,000)	1,000 (0 to 3,000)	9,000
Other intestinal infectious diseases	0 (0 to 0)	0 (0 to 0)	0 (0 to 0)	0 (0 to 0)	0 (0 to 0)	0 (0 to 0)	0 (0 to 0)	0 (0 to 0)	0 (0 to 0)	0 (0 to 0)	0 (0 to 0)	0 (0 to 0)	0 (0 to 0)	0 (0 to 0)	0 (0 to 0)	0 (0 to 0)	0 (0 to 0)	0 (0 to 0)	0 (0 to 0)	0 (0 to 0)	0 (0 to 0)	0 (0 to 0)	0
Neglected tropical diseases and malaria	75 (20 to 231)	61,000 (21,000 to 77,000)	322,000 (132,000 to 435,000)	429,000 (197,000 to 650,000)	62,000 (28,000 to 94,000)	43,000 (20,000 to 65,000)	27,000 (12,000 to 41,000)	21,000 (9,000 to 32,000)	15,000 (6,000 to 23,000)	12,000 (5,000 to 18,000)	10,000 (4,000 to 15,000)	9,000 (3,000 to 13,000)	7,000 (3,000 to 11,000)	6,000 (2,000 to 9,000)	5,000 (2,000 to 8,000)	4,000 (1,000 to 6,000)	3,000 (1,000 to 5,000)	2,000 (1,000 to 4,000)	1,000 (0 to 3,000)	1,000 (0 to 2,000)	0 (0 to 1,000)	1,068,000
Malaria	43 (21 to 73.3)	61,000 (21,000 to 77,000)	322,000 (121,000 to 410,000)	428,000 (175,000 to 729,000)	62,000 (24,700 to 99,700)	43,000 (14,000 to 62,100)	27,000 (7,470 to 39,000)	21,000 (5,160 to 32,100)	15,000 (3,420 to 21,900)	12,000 (2,870 to 18,600)	10,000 (2,660 to 14,700)	9,000 (2,720 to 13,500)	7,000 (2,320 to 10,700)	6,000 (2,360 to 9,000)	5,000 (2,320 to 7,700)	4,000 (1,870 to 6,200)	3,000 (1,260 to 4,600)	2,000 (797 to 3,180)	1,000 (358 to 2,020)	1,000 (121 to 920)	0 (21.9 to 62.3)	990,000
Chagas disease	0 (0 to 0)	0 (0 to 0)	0 (0 to 0)	0 (0 to 0)	0 (0 to 0)	0 (0 to 0)	0 (0 to 0)	0 (0 to 0)	0 (0 to 0)	0 (0 to 0)	0 (0 to 0)	0 (0 to 0)	0 (0 to 0)	0 (0 to 0)	0 (0 to 0)	0 (0 to 0)	0 (0 to 0)	0 (0 to 0)	0 (0 to 0)	0 (0 to 0)	0 (0 to 0)	0 (0 to 0)	0
Leishmaniasis	0 (0 to 0)	0 (0 to 0)	0 (0 to 0)	0 (0 to 0)	0 (0 to 0)	0 (0 to 0)	0 (0 to 0)	0 (0 to 0)	0 (0 to 0)	0 (0 to 0)	0 (0 to 0)	0 (0 to 0)	0 (0 to 0)	0 (0 to 0)	0 (0 to 0)	0 (0 to 0)	0 (0 to 0)	0 (0 to 0)	0 (0 to 0)	0 (0 to 0)	0 (0 to 0)	0 (0 to 0)	0
Schistosomiasis	0 (0 to 0)	0 (0 to 0)	0 (0 to 0)	0 (0 to 0)	0 (0 to 0)	0 (0 to 0)	0 (0 to 0)	0 (0 to 0)	0 (0 to 0)	0 (0 to 0)	0 (0 to 0)	0 (0 to 0)	0 (0 to 0)	0 (0 to 0)	0 (0 to 0)	0 (0 to 0)	0 (0 to 0)	0 (0 to 0)	0 (0 to 0)	0 (0 to 0)	0 (0 to 0)	0 (0 to 0)	0
Cysticercosis	0 (0 to 0)	0 (0 to 0)	0 (0 to 0)	0 (0 to 0)	0 (0 to 0)	0 (0 to 0)	0 (0 to 0)	0 (0 to 0)	0 (0 to 0)	0 (0 to 0)	0 (0 to 0)	0 (0 to 0)	0 (0 to 0)	0 (0 to 0)	0 (0 to 0)	0 (0 to 0)	0 (0 to 0)	0 (0 to 0)	0 (0 to 0)	0 (0 to 0)	0 (0 to 0)	0 (0 to 0)	0
Cystic echinococcosis	0 (0 to 0)	0 (0 to 0)	0 (0 to 0)	0 (0 to 0)	0 (0 to 0)	0 (0 to 0)	0 (0 to 0)	0 (0 to 0)	0 (0 to 0)	0 (0 to 0)	0 (0 to 0)	0 (0 to 0)	0 (0 to 0)	0 (0 to 0)	0 (0 to 0)	0 (0 to 0)	0 (0 to 0)	0 (0 to 0)	0 (0 to 0)	0 (0 to 0)	0 (0 to 0)	0 (0 to 0)	0
Lymphatic filariasis	0 (0 to 0)	0 (0 to 0)	0 (0 to 0)	0 (0 to 0)	0 (0 to 0)	0 (0 to 0)	0 (0 to 0)	0 (0 to 0)	0 (0 to 0)	0 (0 to 0)	0 (0 to 0)	0 (0 to 0)	0 (0 to 0)	0 (0 to 0)	0 (0 to 0)	0 (0 to 0)	0 (0 to 0)	0 (0 to 0)	0 (0 to 0)	0 (0 to 0)	0 (0 to 0)	0 (0 to 0)	0
Onchocerciasis	0 (0 to 0)	0 (0 to 0)	0 (0 to 0)	0 (0 to 0)	0 (0 to 0)	0 (0 to 0)	0 (0 to 0)	0 (0 to 0)	0 (0 to 0)	0 (0 to 0)	0 (0 to 0)	0 (0 to 0)	0 (0 to 0)	0 (0 to 0)	0 (0 to 0)	0 (0 to 0)	0 (0 to 0)	0 (0 to 0)	0 (0 to 0)	0 (0 to 0)	0 (0 to 0)	0 (0 to 0)	0
Trachoma	0 (0 to 0)	0 (0 to 0)	0 (0 to 0)	0 (0 to 0)	0 (0 to 0)	0 (0 to 0)	0 (0 to 0)	0 (0 to 0)	0 (0 to 0)	0 (0 to 0)	0 (0 to 0)	0 (0 to 0)	0 (0 to 0)	0 (0 to 0)	0 (0 to 0)	0 (0 to 0)	0 (0 to 0)	0 (0 to 0)	0 (0 to 0)	0 (0 to 0)	0 (0 to 0)	0 (0 to 0)	0
Dengue	0 (0 to 0)	43 (0 to 154)	69 (0 to 76.3)	69 (1 to 238)	43 (0 to 154)	23 (0 to 77)	13 (0 to 43)	10 (0 to 34)	8 (0 to 26)	7 (0 to 23)	6 (0 to 20)	5 (0 to 17)	4 (0 to 14)	4 (0 to 12)	3 (0 to 10)	3 (0 to 8)	2 (0 to 6)	2 (0 to 5)	1 (0 to 3)	1 (0 to 2)	0 (0 to 1)	0 (0 to 0)	762
Yellow fever	0 (0 to 0)	2.6 (0 to 11.9)	43.2 (0 to 299)	599 (97 to 2,020)	1,060 (180 to 3,600)	665 (77 to 2,300)	524 (49 to 1,770)	345 (29 to 1,160)	234 (14 to 788)	165 (10 to 555)	120 (7 to 403)	89.3 (5 to 300)	66.3 (4 to 223)	50.3 (3 to 169)	38.9 (2 to 131)	30.3 (1 to 102)	23.7 (1 to 79.8)	18.3 (1 to 61.6)	13.9 (1 to 46.8)	10.4 (1 to 35)	7.3 (0 to 24.6)	4,900
Rabies	0 (0 to 0)	0 (0 to 0)	29.4 (0 to 204)	1,370 (1,150 to 1,600)	1,140 (955 to 1,330)	775 (649 to 904)	604 (506 to 705)	470 (394 to 548)	366 (306 to 427)	285 (239 to 333)	222 (186 to 259)	173 (145 to 202)	135 (113 to 157)	105 (88 to 122)	82 (69 to 95.6)	64 (53 to 74.5)	49.8 (41 to 58)	38.8 (32 to 45.2)	30.2 (25 to 35.2)	23.5 (19 to 27.4)	18.3 (15 to 21.3)	6,200
Intestinal nematode infections	0 (0 to 0)	0 (0 to 0)	27.4 (0 to 260)	1,170 (1,100 to 1,310)	1,020 (1,000 to 1,070)	1,000 (999 to 1,010)	1,000 (997 to 1,000)	1,000 (996 to 1,000)	1,000 (995 to 1,000)	1,000 (994 to 1,000)	1,000 (993 to 1,000)	1,000 (992 to 1,000)	1,000 (991 to 1,000)	1,000 (990 to 1,000)	1,000 (989 to 1,000)	1,000 (988 to 1,000)	1,000 (987 to 1,000)	1,000 (986 to 1,000)	1,000 (985 to 1,000)	1,000 (984 to 1,000)	1,000 (983 to 1,000)	11,800
Ascariasis	0 (0 to 0)	0 (0 to 0)	0 (0 to 0)	0 (0 to 0)	0 (0 to 0)	0 (0 to 0)	0 (0 to 0)	0 (0 to 0)	0 (0 to 0)	0 (0 to 0)	0 (0 to 0)	0 (0 to 0)	0 (0 to 0)	0 (0 to 0)	0 (0 to 0)	0 (0 to 0)	0 (0 to 0)	0 (0 to 0)	0 (0 to 0)	0 (0 to 0)	0 (0 to 0)	0 (0 to 0)	0
Trichuriasis	0 (0 to 0)	0 (0 to 0)	0 (0 to 0)	0 (0 to 0)	0 (0 to 0)	0 (0 to 0)	0 (0 to 0)	0 (0 to 0)	0 (0 to 0)	0 (0 to 0)	0 (0 to 0)	0 (0 to 0)	0 (0 to 0)	0 (0 to 0)	0 (0 to 0)	0 (0 to 0)	0 (0 to 0)	0 (0 to 0)	0 (0 to 0)	0 (0 to 0)	0 (0 to 0)	0 (0 to 0)	0
Hookworm disease	0 (0 to 0)	0 (0 to 0)	27.3 (0 to 260)	1,170 (1,100 to 1,310)	1,020 (1,000 to 1,070)	1,000 (999 to 1,010)	1,000 (997 to 1,000)	1,000 (996 to 1,000)	1,000 (995 to 1,000)	1,000 (994 to 1,000)	1,000 (993 to 1,000)	1,000 (992 to 1,000)	1,000 (991 to 1,000)	1,000 (990 to 1,000)	1,000 (989 to 1,000)	1,000 (988 to 1,000)	1,000 (987 to 1,000)	1,000 (986 to 1,000)	1,000 (985 to 1,000)	1,000 (984 to 1,000)	1,000 (983 to 1,000)	11,800
Food-borne trematodiases	0 (0 to 0)	0 (0 to 0)	0 (0 to 0)	0 (0 to 0)	0 (0 to 0)	0 (0 to 0)	0 (0 to 0)	0 (0 to 0)	0 (0 to 0)	0 (0 to 0)	0 (0 to 0)	0 (0 to 0)	0 (0 to 0)	0 (0 to 0)	0 (0 to 0)	0 (0 to 0)	0 (0 to 0)	0 (0 to 0)	0 (0 to 0)	0 (0 to 0)	0 (0 to 0)	0 (0 to 0)	0
Leprosy	0 (0 to 0)	0 (0 to 0)	0 (0 to 0)	0 (0 to 0)	0 (0 to 5)	2.5 (0 to 9.5)	4.4 (0 to 16)	5.1 (0 to 18)	5.6 (0 to 20)	5.6 (0 to 20)	5.5 (0 to 20)	5.3 (0 to 19)	5.1 (0 to 18)	4.9 (0 to 17)	4.6 (0 to 16)	4.3 (0 to 15)	3.9 (0 to 14)	3.5 (0 to 12)	3.1 (0 to 11)	2.6 (0 to 9.2)	2.1 (0



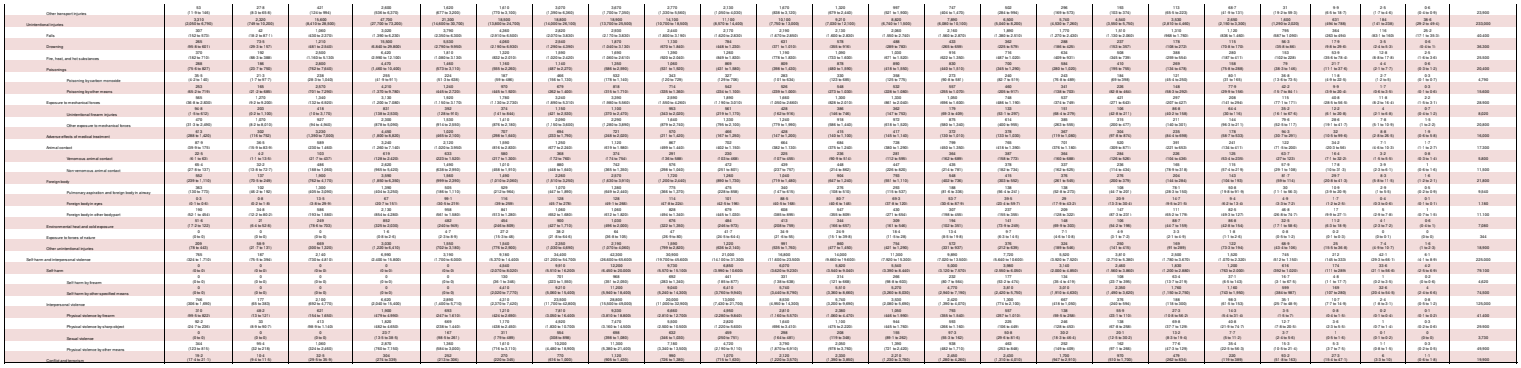

SA Table 2a: Zambia DALYs by cause and sex across for males with 95% uncertainty intervals, 2019

Cause	Early Neonatal	Late Neonatal	Post Neonatal	1 to 4	5 to 9	10 to 14	15 to 19	20 to 24	25 to 29	30 to 34	35 to 39	40 to 44	45 to 49	50 to 54	55 to 59	60 to 64	65 to 69	70 to 74	75 to 79	80 to 84	85 to 89	90 to 94	95 plus	Total
All causes	541,000 (420,000 to 707,000)	137,000 (109,000 to 173,000)	439,000 (329,000 to 566,000)	686,000 (566,000 to 842,000)	174,000 (143,000 to 211,000)	174,000 (143,000 to 211,000)	209,000 (180,000 to 246,000)	209,000 (180,000 to 246,000)	209,000 (174,000 to 249,000)	203,000 (160,000 to 257,000)	203,000 (160,000 to 256,000)	247,000 (203,000 to 304,000)	240,000 (203,000 to 286,000)	209,000 (177,000 to 249,000)	164,000 (139,000 to 194,000)	137,000 (116,000 to 159,000)	107,000 (79,700 to 136,000)	69,600 (49,900 to 122,000)	62,500 (39,700 to 96,400)	39,200 (22,900 to 59,100)	22,900 (12,700 to 35,600)	14,900 (7,700 to 24,900)	3,400,000 (3,100,000 to 3,700,000)
Communicable, maternal, neonatal, and nutritional diseases	459,000 (356,000 to 600,000)	109,000 (86,000 to 139,000)	348,000 (260,000 to 450,000)	576,000 (482,000 to 706,000)	136,000 (106,000 to 174,000)	99,700 (76,000 to 131,000)	99,400 (75,000 to 131,000)	89,100 (67,000 to 118,000)	84,000 (62,000 to 111,000)	72,000 (52,000 to 97,000)	61,000 (43,000 to 84,000)	73,000 (52,000 to 100,000)	61,000 (43,000 to 84,000)	47,000 (33,000 to 65,000)	36,100 (25,000 to 50,000)	27,000 (18,000 to 38,000)	20,600 (13,000 to 30,000)	13,700 (8,000 to 21,000)	8,400 (4,000 to 14,000)	4,700 (2,000 to 8,000)	2,700 (1,000 to 5,000)	1,700 (600 to 3,000)	2,670,000
HIV/AIDS and sexually transmitted infections	33,000 (12,000 to 71,700)	16,000 (4,000 to 33,000)	55,000 (29,100 to 89,700)	65,400 (50,600 to 127,000)	17,100 (13,000 to 21,700)	25,400 (19,600 to 39,400)	33,600 (26,000 to 48,000)	33,600 (26,000 to 48,000)	33,600 (25,000 to 49,000)	33,600 (25,000 to 47,000)	33,600 (25,000 to 47,000)	33,600 (25,000 to 47,000)	33,600 (25,000 to 47,000)	33,600 (25,000 to 47,000)	33,600 (25,000 to 47,000)	33,600 (25,000 to 47,000)	33,600 (25,000 to 47,000)	33,600 (25,000 to 47,000)	33,600 (25,000 to 47,000)	33,600 (25,000 to 47,000)	33,600 (25,000 to 47,000)	33,600 (25,000 to 47,000)	756,000
HIV/AIDS	31,700 (11,400 to 69,000)	15,300 (3,800 to 32,000)	52,700 (28,000 to 86,100)	62,700 (48,500 to 122,000)	16,400 (12,500 to 20,900)	24,400 (18,800 to 37,800)	32,300 (25,000 to 46,100)	32,300 (25,000 to 46,100)	32,300 (24,000 to 47,000)	32,300 (24,000 to 45,000)	32,300 (24,000 to 45,000)	32,300 (24,000 to 45,000)	32,300 (24,000 to 45,000)	32,300 (24,000 to 45,000)	32,300 (24,000 to 45,000)	32,300 (24,000 to 45,000)	32,300 (24,000 to 45,000)	32,300 (24,000 to 45,000)	32,300 (24,000 to 45,000)	32,300 (24,000 to 45,000)	32,300 (24,000 to 45,000)	32,300 (24,000 to 45,000)	726,000
HIV/AIDS - Drug-susceptible Tuberculosis	0 (0 to 0)	0 (0 to 0)	13,100 (5,017 to 23,700)	37,000 (19,000 to 64,100)	6,200 (3,200 to 9,500)	1,900 (1,000 to 2,900)	17,400 (7,000 to 31,000)	6,900 (3,100 to 13,000)	12,700 (7,000 to 19,000)	19,100 (11,000 to 28,000)	29,400 (15,000 to 49,000)	29,200 (15,000 to 49,000)	23,900 (13,000 to 39,000)	14,800 (7,000 to 25,000)	6,900 (3,100 to 11,900)	4,100 (2,000 to 6,900)	1,700 (800 to 2,900)	780 (400 to 1,300)	400 (200 to 700)	200 (100 to 300)	100 (50 to 200)	0 (0 to 0)	200,000
HIV/AIDS - Multidrug-resistant Tuberculosis without extensive drug resistance	0 (0 to 0)	0 (0 to 0)	1,600 (500 to 3,900)	900 (400 to 2,000)	700 (300 to 1,600)	1,200 (500 to 2,700)	1,200 (500 to 2,700)	1,000 (400 to 2,300)	1,000 (400 to 2,300)	1,000 (400 to 2,300)	1,000 (400 to 2,300)	1,000 (400 to 2,300)	1,000 (400 to 2,300)	1,000 (400 to 2,300)	1,000 (400 to 2,300)	1,000 (400 to 2,300)	1,000 (400 to 2,300)	1,000 (400 to 2,300)	1,000 (400 to 2,300)	1,000 (400 to 2,300)	1,000 (400 to 2,300)	1,000 (400 to 2,300)	22,000
HIV/AIDS - Extensively drug-resistant Tuberculosis	0 (0 to 0)	0 (0 to 0)	0 (0 to 0)	0 (0 to 0)	0 (0 to 0)	0 (0 to 0)	0 (0 to 0)	0 (0 to 0)	0 (0 to 0)	0 (0 to 0)	0 (0 to 0)	0 (0 to 0)	0 (0 to 0)	0 (0 to 0)	0 (0 to 0)	0 (0 to 0)	0 (0 to 0)	0 (0 to 0)	0 (0 to 0)	0 (0 to 0)	0 (0 to 0)	0 (0 to 0)	0 (0 to 0)	266
HIV/AIDS resulting in other diseases	1,400 (1,000 to 1,900)	1,000 (700 to 1,400)	2,400 (1,600 to 3,400)	26,800 (27,000 to 66,700)	9,500 (7,000 to 14,300)	22,800 (18,000 to 34,000)	14,000 (11,000 to 20,000)	25,600 (20,000 to 38,000)	20,000 (15,000 to 30,000)	13,000 (10,000 to 20,000)	3,000 (2,000 to 4,000)	42,000 (33,000 to 63,000)	36,000 (27,000 to 54,000)	27,000 (21,000 to 40,000)	1,000 (700 to 1,400)	1,000 (700 to 1,400)	1,000 (700 to 1,400)	1,000 (700 to 1,400)	1,000 (700 to 1,400)	1,000 (700 to 1,400)	1,000 (700 to 1,400)	1,000 (700 to 1,400)	392,000
Sexually transmitted infections, excluding HIV	33,000 (12,000 to 71,700)	16,000 (4,000 to 33,000)	55,000 (29,100 to 89,700)	65,400 (50,600 to 127,000)	17,100 (13,000 to 21,700)	25,400 (19,600 to 39,400)	33,600 (26,000 to 48,000)	33,600 (26,000 to 48,000)	33,600 (25,000 to 49,000)	33,600 (25,000 to 47,000)	33,600 (25,000 to 47,000)	33,600 (25,000 to 47,000)	33,600 (25,000 to 47,000)	33,600 (25,000 to 47,000)	33,600 (25,000 to 47,000)	33,600 (25,000 to 47,000)	33,600 (25,000 to 47,000)	33,600 (25,000 to 47,000)	33,600 (25,000 to 47,000)	33,600 (25,000 to 47,000)	33,600 (25,000 to 47,000)	33,600 (25,000 to 47,000)	756,000
Syphilis	0 (0 to 0)	0 (0 to 0)	0 (0 to 0)	0 (0 to 0)	0 (0 to 0)	0 (0 to 0)	0 (0 to 0)	0 (0 to 0)	0 (0 to 0)	0 (0 to 0)	0 (0 to 0)	0 (0 to 0)	0 (0 to 0)	0 (0 to 0)	0 (0 to 0)	0 (0 to 0)	0 (0 to 0)	0 (0 to 0)	0 (0 to 0)	0 (0 to 0)	0 (0 to 0)	0 (0 to 0)	0 (0 to 0)	0
Chlamydial infection	0 (0 to 0)	0 (0 to 0)	0 (0 to 0)	0 (0 to 0)	0 (0 to 0)	0 (0 to 0)	0 (0 to 0)	0 (0 to 0)	0 (0 to 0)	0 (0 to 0)	0 (0 to 0)	0 (0 to 0)	0 (0 to 0)	0 (0 to 0)	0 (0 to 0)	0 (0 to 0)	0 (0 to 0)	0 (0 to 0)	0 (0 to 0)	0 (0 to 0)	0 (0 to 0)	0 (0 to 0)	0 (0 to 0)	0
Gonococcal infection	0 (0 to 0)	0 (0 to 0)	0 (0 to 0)	0 (0 to 0)	0 (0 to 0)	0 (0 to 0)	0 (0 to 0)	0 (0 to 0)	0 (0 to 0)	0 (0 to 0)	0 (0 to 0)	0 (0 to 0)	0 (0 to 0)	0 (0 to 0)	0 (0 to 0)	0 (0 to 0)	0 (0 to 0)	0 (0 to 0)	0 (0 to 0)	0 (0 to 0)	0 (0 to 0)	0 (0 to 0)	0 (0 to 0)	0
Trichomoniasis	0 (0 to 0)	0 (0 to 0)	0 (0 to 0)	0 (0 to 0)	0 (0 to 0)	0 (0 to 0)	0 (0 to 0)	0 (0 to 0)	0 (0 to 0)	0 (0 to 0)	0 (0 to 0)	0 (0 to 0)	0 (0 to 0)	0 (0 to 0)	0 (0 to 0)	0 (0 to 0)	0 (0 to 0)	0 (0 to 0)	0 (0 to 0)	0 (0 to 0)	0 (0 to 0)	0 (0 to 0)	0 (0 to 0)	0
Genital herpes	0 (0 to 0)	0 (0 to 0)	0 (0 to 0)	0 (0 to 0)	0 (0 to 0)	0 (0 to 0)	0 (0 to 0)	0 (0 to 0)	0 (0 to 0)	0 (0 to 0)	0 (0 to 0)	0 (0 to 0)	0 (0 to 0)	0 (0 to 0)	0 (0 to 0)	0 (0 to 0)	0 (0 to 0)	0 (0 to 0)	0 (0 to 0)	0 (0 to 0)	0 (0 to 0)	0 (0 to 0)	0 (0 to 0)	0
Other sexually transmitted infections	0 (0 to 0)	0 (0 to 0)	0 (0 to 0)	0 (0 to 0)	0 (0 to 0)	0 (0 to 0)	0 (0 to 0)	0 (0 to 0)	0 (0 to 0)	0 (0 to 0)	0 (0 to 0)	0 (0 to 0)	0 (0 to 0)	0 (0 to 0)	0 (0 to 0)	0 (0 to 0)	0 (0 to 0)	0 (0 to 0)	0 (0 to 0)	0 (0 to 0)	0 (0 to 0)	0 (0 to 0)	0 (0 to 0)	0
Respiratory infections and tuberculosis	27,000 (12,700 to 56,100)	14,100 (6,600 to 29,000)	69,000 (33,100 to 135,000)	69,400 (39,700 to 105,000)	12,100 (8,200 to 15,000)	7,700 (5,200 to 10,000)	14,700 (11,000 to 20,000)	29,200 (23,000 to 36,000)	29,600 (23,000 to 37,000)	31,000 (24,000 to 40,000)	31,000 (24,000 to 40,000)	30,200 (23,000 to 39,000)	28,300 (21,000 to 37,000)	25,700 (19,000 to 34,000)	20,900 (15,000 to 28,000)	14,400 (10,000 to 20,000)	11,100 (7,600 to 15,000)	10,600 (7,000 to 15,000)	7,400 (4,000 to 12,000)	4,700 (2,000 to 8,000)	2,900 (1,000 to 6,000)	666 (200 to 1,700)	490,000
Tuberculosis	0 (0 to 0)	0 (0 to 0)	6,000 (3,000 to 11,000)	11,700 (5,000 to 23,000)	2,000 (1,000 to 3,000)	1,900 (1,000 to 3,000)	10,000 (6,000 to 15,000)	14,700 (11,000 to 19,000)	23,000 (17,000 to 30,000)	26,700 (20,000 to 35,000)	26,100 (19,000 to 34,000)	23,900 (18,000 to 31,000)	21,800 (16,000 to 29,000)	19,200 (14,000 to 25,000)	14,600 (10,000 to 20,000)	9,900 (6,000 to 14,000)	6,600 (3,000 to 11,000)	5,000 (2,000 to 9,000)	3,000 (1,000 to 5,000)	1,900 (600 to 3,000)	1,000 (300 to 2,000)	280 (80 to 800)	217,000
Latent tuberculosis infection	0 (0 to 0)	0 (0 to 0)	0 (0 to 0)	0 (0 to 0)	0 (0 to 0)	0 (0 to 0)	0 (0 to 0)	0 (0 to 0)	0 (0 to 0)	0 (0 to 0)	0 (0 to 0)	0 (0 to 0)	0 (0 to 0)	0 (0 to 0)	0 (0 to 0)	0 (0 to 0)	0 (0 to 0)	0 (0 to 0)	0 (0 to 0)	0 (0 to 0)	0 (0 to 0)	0 (0 to 0)	0 (0 to 0)	0
Drug-susceptible tuberculosis	0 (0 to 0)	0 (0 to 0)	6,000 (3,000 to 11,100)	11,700 (5,000 to 23,000)	2,000 (1,000 to 3,000)	1,900 (1,000 to 3,000)	10,000 (6,000 to 15,000)	14,700 (11,000 to 19,000)	23,000 (17,000 to 30,000)	26,700 (20,000 to 35,000)	26,100 (19,000 to 34,000)	23,900 (18,000 to 31,000)	21,800 (16,000 to 29,000)	19,200 (14,000 to 25,000)	14,600 (10,000 to 20,000)	9,900 (6,000 to 14,000)	6,600 (3,000 to 11,000)	5,000 (2,000 to 9,000)	3,000 (1,000 to 5,000)	1,900 (600 to 3,000)	1,000 (300 to 2,000)	280 (80 to 800)	217,000
Multidrug-resistant tuberculosis without extensive drug resistance	0 (0 to 0)	0 (0 to 0)	0 (0 to 0)	0 (0 to 0)	0 (0 to 0)	0 (0 to 0)	0 (0 to 0)	0 (0 to 0)	0 (0 to 0)	0 (0 to 0)	0 (0 to 0)	0 (0 to 0)	0 (0 to 0)	0 (0 to 0)	0 (0 to 0)	0 (0 to 0)	0 (0 to 0)	0 (0 to 0)	0 (0 to 0)	0 (0 to 0)	0 (0 to 0)	0 (0 to 0)	0 (0 to 0)	0
Extensively drug-resistant tuberculosis	0 (0 to 0)	0 (0 to 0)	0 (0 to 0)	0 (0 to 0)	0 (0 to 0)	0 (0 to 0)	0 (0 to 0)	0 (0 to 0)	0 (0 to 0)	0 (0 to 0)	0 (0 to 0)	0 (0 to 0)	0 (0 to 0)	0 (0 to 0)	0 (0 to 0)	0 (0 to 0)	0 (0 to 0)	0 (0 to 0)	0 (0 to 0)	0 (0 to 0)	0 (0 to 0)	0 (0 to 0)	0 (0 to 0)	0
Diarrheal diseases	54,000 (29,000 to 101,000)	15,000 (7,000 to 29,000)	76,000 (37,000 to 142,000)	104,000 (52,000 to 196,000)	7,000 (3,000 to 13,000)	2,000 (1,000 to 4,000)	2,000 (1,000 to 4,000)	2,000 (1,000 to 4,000)	2,000 (1,000 to 4,000)	2,000 (1,000 to 4,000)	2,000 (1,000 to 4,000)	2,000 (1,000 to 4,000)	2,000 (1,000 to 4,000)	2,000 (1,000 to 4,000)	2,000 (1,000 to 4,000)	2,000 (1,000 to 4,000)	2,000 (1,000 to 4,000)	2,000 (1,000 to 4,000)	2,000 (1,000 to 4,000)	2,000 (1,000 to 4,000)	2,000 (1,000 to 4,000)	2,000 (1,000 to 4,000)	279,000
Typhoid and paratyphoid	0 (0 to 0)	0 (0 to 0)	4,200 (1,000 to 9,000)	3,200 (1,000 to 7,000)	2,000 (1,000 to 4,000)	1,000 (0 to 2,000)	600 (0 to 1,000)	600 (0 to 1,000)	600 (0 to 1,000)	600 (0 to 1,000)	600 (0 to 1,000)	600 (0 to 1,000)	600 (0 to 1,000)	600 (0 to 1,000)	600 (0 to 1,000)	600 (0 to 1,000)	600 (0 to 1,000)	600 (0 to 1,000)	600 (0 to 1,000)	600 (0 to 1,000)	600 (0 to 1,000)	600 (0 to 1,000)	600 (0 to 1,000)	13,900
Typhoid fever	0 (0 to 0)	0 (0 to 0)	4,200 (1,000 to 9,000)	3,200 (1,000 to 7,000)	2,000 (1,000 to 4,000)	1,000 (0 to 2,000)	600 (0 to 1,000)	600 (0 to 1,000)	600 (0 to 1,000)	600 (0 to 1,000)	600 (0 to 1,000)	600 (0 to 1,000)	600 (0 to 1,000)	600 (0 to 1,000)	600 (0 to 1,000)	600 (0 to 1,000)	600 (0 to 1,000)	600 (0 to 1,000)	600 (0 to 1,000)	600 (0 to 1,000)	600 (0 to 1,000)	600 (0 to 1,000)	600 (0 to 1,000)	13,900
Paratyphoid fever	0 (0 to 0)	0 (0 to 0)	0 (0 to 0)	0 (0 to 0)	0 (0 to 0)	0 (0 to 0)	0 (0 to 0)	0 (0 to 0)	0 (0 to 0)	0 (0 to 0)	0 (0 to 0)	0 (0 to 0)	0 (0 to 0)	0 (0 to 0)	0 (0 to 0)	0 (0 to 0)	0 (0 to 0)	0 (0 to 0)	0 (0 to 0)	0 (0 to 0)	0 (0 to 0)	0 (0 to 0)	0 (0 to 0)	0
Invasive Non-typhoidal Salmonella (iNTS)	29,000 (14,000 to 54,000)	7,900 (3,000 to 15,000)	39,000 (19,000 to 74,000)	54,000 (27,000 to 101,000)	1,000 (0 to 2,000)	1,000 (0 to 2,000)	1,000 (0 to 2,000)	1,000 (0 to 2,000)	1,000 (0 to 2,000)	1,000 (0 to 2,000)	1,000 (0 to 2,000)	1,000 (0 to 2,000)	1,000 (0 to 2,000)	1,000 (0 to 2,000)	1,000 (0 to 2,000)	1,000 (0 to 2,000)	1,000 (0 to 2,000)	1,000 (0 to 2,000)	1,000 (0 to 2,000)	1,000 (0 to 2,000)	1,000 (0 to 2,000)	1,000 (0 to 2,000)	1,000 (0 to 2,000)	2,900
Other intestinal infectious diseases	0 (0 to 0)	76 (0 to 1,000)	140 (0 to 1,000)	27 (0 to 200)	0 (0 to 0)	0 (0 to 0)	14 (0 to 100)	0 (0 to 0)	9 (0 to 70)	0 (0 to 0)	3 (0 to 20)	0 (0 to 0)	0 (0 to 0)	0 (0 to 0)	0 (0 to 0)	0 (0 to 0)	0 (0 to 0)	0 (0 to 0)	0 (0 to 0)	0 (0 to 0)	0 (0 to 0)	0 (0 to 0)	0 (0 to 0)	314
Malaria	6,000 (2,000 to 13,000)	1,000 (300 to 3,000)	39,000 (16,000 to 84,000)	69,000 (29,000 to 137,000)	15,000 (5,000 to 30,000)	1,000 (300 to 3,000)	1,000 (300 to 3,000)	1,000 (300 to 3,000)	1,000 (300 to 3,000)	1,000 (300 to 3,000)	1,000 (300 to 3,000)	1,000 (300 to 3,000)	1,000 (300 to 3,000)	1,000 (300 to 3,000)	1,000 (300 to 3,000)	1,000 (300 to 3,000)	1,000 (300 to 3,000)	1,000 (300 to 3,000)	1,000 (300 to 3,000)	1,000 (300 to 3,000)	1,000 (300 to 3,000)	1,000 (300 to 3,000)	1,000 (300 to 3,000)	183,000
Chagas disease	0 (0 to 0)	0 (0 to 0)	0 (0 to 0)	0 (0 to 0)	0 (0 to 0)	0 (0 to 0)	0 (0 to 0)	0 (0 to 0)	0 (0 to 0)	0 (0 to 0)	0 (0 to 0)	0 (0 to 0)	0 (0 to 0)	0 (0 to 0)	0 (0 to 0)	0 (0 to 0)	0 (0 to 0)	0 (0 to 0)	0 (0 to 0)	0 (0 to 0)	0 (0 to 0)	0 (0 to 0)	0 (0 to 0)	0
Leishmaniasis	0 (0 to 0)	0 (0 to 0)	0 (0 to 0)	0 (0 to 0)	0 (0 to 0)	0 (0 to 0)	0 (0 to 0)	0 (0 to 0)	0 (0 to 0)	0 (0 to 0)	0 (0 to 0)	0 (0 to 0)	0 (0 to 0)	0 (0 to 0)	0 (0 to 0)	0 (0 to 0)	0 (0 to 0)	0 (0 to 0)	0 (0 to 0)	0 (0 to 0)	0 (0 to 0)	0 (0 to 0)	0 (0 to 0)	0
Leishmaniasis	0 (0 to 0)	0 (0 to 0)	0 (0 to 0)	0 (0 to 0)	0 (0 to 0)	0 (0 to 0)	0 (0 to 0)	0 (0 to 0)	0 (0 to 0)	0 (0 to 0)	0 (0 to 0)	0 (0 to 0)	0 (0 to 0)	0 (0 to 0)	0 (0 to 0)	0 (0 to 0)	0 (0 to 0)	0 (0 to 0)	0 (0 to 0)	0 (0 to 0)	0 (0 to 0)	0 (0 to 0)	0 (0 to 0)	0
Visceral leishmaniasis	0 (0 to 0)	0 (0 to 0)	0 (0 to 0)	0 (0 to 0)	0 (0 to 0)	0 (0 to 0)	0 (0 to 0)	0 (0 to 0)	0 (0 to 0)	0 (0 to 0)	0 (0 to 0)	0 (0 to 0)	0 (0 to 0)	0 (0 to 0)	0 (0 to 0)	0 (0 to 0)	0 (0 to 0)	0 (0 to 0)	0 (0 to 0)	0 (0 to 0)	0 (0 to 0)	0 (0 to 0)	0 (0 to 0)	0
Cutaneous and mucocutaneous leishmaniasis	0 (0 to 0)	0 (0 to 0)	0 (0 to 0)	0 (0 to 0)	0 (0 to 0)	0 (0 to 0)	0 (0 to 0)	0 (0 to 0)	0 (0 to 0)	0 (0 to 0)	0 (0 to 0)	0 (0 to 0)	0 (0 to 0)	0 (0 to 0)	0 (0 to 0)	0 (0 to 0)	0 (0 to 0)	0 (0 to 0)	0 (0 to 0)	0 (0 to 0)	0 (0 to 0)	0 (0 to 0)	0 (0 to 0)	0
African trypanosomiasis	0 (0 to 0)	0 (0 to 0)	0 (0 to 0)	0 (0 to 0)	0 (0 to 0)	0 (0 to 0)	0 (0 to 0)	0 (0 to 0)	0 (0 to 0)	0 (0 to 0)	0 (0 to 0)	0 (0 to 0)	0 (0 to 0)	0 (0 to 0)	0 (0 to 0)	0 (0 to 0)	0 (0 to 0)	0 (0 to 0)	0 (0 to 0)	0 (0 to 0)	0 (0 to 0)	0 (0 to 0)	0 (0 to 0)	0
Schistosomiasis	0 (0 to 0)	0 (0 to 0)	0 (0 to 0)	0 (0 to 0)	0 (0 to 0)	0 (0 to 0)	0 (0 to 0)	0 (0 to 0)	0 (0 to 0)	0 (0 to 0)	0 (0 to 0)	0 (0 to 0)	0 (0 to 0)	0 (0 to 0)	0 (0 to 0)	0 (0 to 0)	0 (0 to 0)	0 (0 to 0)	0 (0 to 0)	0 (0 to 0)	0 (0 to 0)	0 (0 to 0)	0 (0 to 0)	0
Cysticercosis	0 (0 to 0)	0 (0 to 0)	0 (0 to 0)	0 (0 to 0)	0 (0 to 0)	0 (0 to 0)	0 (0 to 0)	0 (0 to 0)	0 (0 to 0)	0 (0 to 0)	0 (0 to 0)	0 (0 to 0)	0 (0 to 0)	0 (0 to 0)	0 (0 to 0)	0 (0 to 0)	0 (0 to 0)	0 (0 to 0)	0 (0 to 0)	0 (0 to 0)	0 (0 to 0)	0 (0 to 0)	0 (0 to 0)	0
Cystic echinococcosis	0 (0 to 0)	0 (0 to 0)	26 (0 to 79)	0 (0 to 0)	0 (0 to 0)	0 (0 to 0)	0 (0 to 0)	0 (0 to 0)	0 (0 to 0)	0 (0 to 0)	0 (0 to 0)	0 (0 to 0)	0 (0 to 0)	0 (0 to 0)	0 (0 to 0)	0 (0 to 0)	0 (0 to 0)	0 (0 to 0)	0 (0 to 0)	0 (0 to 0)	0 (0 to 0)	0 (0 to 0)	0 (0 to 0)	0
Lymphatic filariasis	0 (0 to 0)	0 (0 to 0)	0 (0 to 0)	0 (0 to 0)	0 (0 to 0)	0 (0 to 0)	0 (0 to 0)	0 (0 to 0)	0 (0 to 0)	0 (0 to 0)	0 (0 to 0)	0 (0 to 0)	0 (0 to 0)	0 (0 to 0)	0 (0 to 0)	0 (0 to 0)	0 (0 to 0)	0 (0 to 0)	0 (0 to 0)	0 (0 to 0)	0 (0 to 0)	0 (0 to 0)	0 (0 to 0)	0
Onchocerciasis	0 (0 to 0)	0 (0 to 0)	0 (0 to 0)	0 (0 to 0)	0 (0 to 0)	0 (0 to 0)	0 (0 to 0)	0 (0 to 0)	0 (0 to 0)	0 (0 to 0)	0 (0 to 0)	0 (0 to 0)	0 (0 to 0)	0 (0 to 0)	0 (0 to 0)	0 (0 to 0)	0 (0 to 0)	0 (0 to 0)	0 (0 to 0)	0 (0 to 0)	0 (0 to 0)	0 (0 to 0)	0 (0 to 0)	0
Trachoma	0 (0 to 0)	0 (0 to 0)	0 (0 to 0)	0 (0 to 0)	0 (0 to 0)	0 (0 to 0)	0 (0 to 0)	0 (0 to 0)	0 (0 to 0)	0 (0 to 0)	0 (0 to 0)	0 (0 to 0)	0 (0 to 0)	0 (0 to 0)	0 (0 to 0)	0 (0 to 0)	0 (0 to 0)	0 (0 to 0)	0 (0 to 0)	0 (0 to 0)	0 (0 to 0)	0 (0 to 0)	0 (0 to 0)	0
Dengue	0 (0 to 73)	0 (0 to 71)	0 (0 to 0)	0 (0 to 178)	0 (0 to 0)	0 (0 to 0)	0 (0 to 0)	0 (0 to 0)	0 (0 to 0)	0 (0 to 0)	0 (0 to 0)	0 (0 to 0)	0 (0 to 0)	0 (0 to 0)	0 (0 to 0)	0 (0 to 0)	0 (0 to 0)	0 (0 to 0)	0 (0 to 0)	0 (0 to 0)	0 (0 to 0)	0 (0 to 0)	0 (0 to 0)	0
Yellow fever	0 (0 to 1)	0 (0 to 0)	87 (0 to 1,000)	150 (0 to 1,000)	1 (0 to 7)	1 (0 to 6)	87 (0 to 600)	63 (0 to 400)	61 (0 to 400)	31 (0 to 200)	22 (0 to 150)	14 (0 to 100)	8 (0 to 50)	5 (0 to 30)	3 (0 to 20)	2 (0 to 10)	1 (0 to 7)	0 (0 to 3)	0 (0 to 2)	0 (0 to 1)	0 (0 to 0)	0 (0 to 0)	0 (0 to 0)	769
Rabies	0 (0 to 0)	0 (0 to 0)	1,200 (0 to 3,000)	1,700 (1,000 to 3,000)	1,000 (0 to 2,000)	1,000 (0 to 2,000)	1,000 (0 to 2,000)	1,000 (0 to 2,000)	1,000 (0 to 2,000)	1,000 (0 to 2,000)	1,000 (0 to 2,000)	1,000 (0 to 2,000)	1,000 (0 to 2,000)	1,000 (0 to 2,000)	1,000 (0 to 2,000)	1,000 (0 to 2,000)	1,000 (0 to 2,000)	1,000 (0 to 2,000)	1,000 (0 to 2,000)	1,000 (0 to 2,000)	1,000 (0 to 2,000)	1,000 (0 to 2,000)	1,000 (0 to 2,000)	2,060
Intestinal nematode infections	0 (0 to 0)	0 (0 to 0)	0 (0 to 0)	0 (0 to 0)	0 (0 to 0)	0 (0 to 0)	0 (0 to 0)	0 (0 to 0)	0 (0 to 0)	0 (0 to 0)	0 (0 to 0)	0 (0 to 0)	0 (0 to 0)	0 (0 to 0)	0 (0 to 0)	0 (0 to 0)	0 (0 to 0)	0 (0 to 0)	0 (0 to 0)	0 (0 to 0)	0 (0 to 0)	0 (0 to 0)	0 (0 to 0)	0
Ascariasis	0 (0 to 0)	0 (0 to 0)	0 (0 to 0)	0 (0 to 0)	0 (0 to 0)	0 (0 to 0)	0 (0 to 0)	0 (0 to 0)	0 (0 to 0)	0 (0 to 0)	0 (0 to 0)	0 (0 to 0)	0 (0 to 0)	0 (0 to 0)	0 (0 to 0)	0 (0 to 0)	0 (0 to 0)	0 (0 to 0)	0 (0 to 0)	0 (0 to 0)	0 (0 to 0)	0 (0 to 0)	0 (0 to 0)	0
Trichuriasis	0 (0 to 0)	0 (0 to 0)	0 (0 to 0)	0 (0 to 0)	0 (0 to 0)	0 (0 to 0)	0 (0 to 0)	0 (0 to 0)	0 (0 to 0)	0 (0 to 0)	0 (0 to 0)	0 (0 to 0)	0 (0 to 0)	0 (0 to 0)	0 (0 to 0)	0 (0 to 0)	0 (0 to 0)	0 (0 to 0)	0 (0 to 0)	0 (0 to 0)	0 (0 to 0)	0 (0 to 0)	0 (0 to 0)	0
Hookworm disease	0 (0 to 0)	16 (0 to 73)	602 (21 to 713)	967 (648 to 1,800)	998 (612 to 1,800)	998 (606 to 1,800)	998 (606 to 1,800)	997 (777 to 1,600)	996 (777 to 1,600)	995 (777 to 1,600)	994 (777 to 1,600)	993 (777 to 1,600)	992 (777 to 1,600)	991 (777 to 1,600)	990 (777 to 1,600)	989 (777 to 1,600)	988 (777 to 1,600)	987 (777 to 1,600)	986 (777 to 1,600)	985 (777 to 1,600)	984 (777 to 1,600)	983 (777 to 1,600)	982 (777 to 1,600)	4,200
Food-borne trematodiases	0 (0 to 0)	0 (0 to 0)	0 (0 to 0)	0 (0 to 0)	0 (0 to 0)	0 (0 to 0)	0 (0 to 0)	0 (0 to 0)	0 (0 to 0)	0 (0 to 0)	0 (0 to 0)	0 (0 to 0)	0 (0 to 0)	0 (0 to 0)	0 (0 to 0)	0 (0 to 0)	0 (0 to 0)	0 (0 to 0)	0 (0 to 0)	0 (0 to 0)	0 (0 to 0)	0 (0 to 0)	0 (0 to 0)	0
Leprosy	0 (0 to 0)	0 (0 to 0)	0 (0 to 0)	0 (0 to 0)	0 (0 to 1)	0 (0 to 1)	0 (0 to 1)	1 (0 to 1)	1 (0 to 2)	1 (0 to 2)	1 (0 to 2)	2 (1 to 3)	2 (1 to 3)	2 (1 to 3)	2 (1 to 3)	1 (1 to 2)	1 (0 to 2)	1 (0 to 2)	0 (0 to 1)	0 (0 to 1)	0 (0 to 1)	0 (0 to 1)	0 (0 to 0)	19
Ebola	0 (0 to 0)	0 (0 to 0)	0 (0 to 0)	0 (0 to 0)	0 (0 to 0)	0 (0 to 0)	0 (0 to 0)	0 (0 to 0)	0 (0 to 0)	0 (0 to 0)	0 (0 to 0)	0 (0 to 0)	0 (0 to 0)	0 (0 to 0)	0 (0 to 0)	0 (0 to 0)	0 (0 to 0)	0 (0 to 0)	0 (0 to 0)	0 (0 to 0)	0 (0 to 0)	0 (0 to 0)	0 (0 to 0)	0
Zika virus	0 (0 to 0)	0 (0 to 0)	0 (0 to 0)	0 (0 to 0)	0 (0 to 0)	0 (0 to 0)	0 (0 to 0)	0 (0 to 0)	0 (0 to 0)	0 (0 to 0)	0 (0 to 0)	0 (0 to 0)	0 (0 to 0)	0 (0 to 0)	0 (0 to 0)	0 (0 to 0)	0 (0 to 0)	0 (0 to 0)	0 (0 to 0)	0 (0 to 0)	0 (0 to 0)	0 (0 to 0)	0 (0 to 0)	0
Guinea worm disease	0 (0 to 0)	0 (0 to 0)	0 (0 to 0)	0 (0 to 0)	0 (0 to 0)	0 (0 to 0)	0 (0 to 0)	0 (0 to 0)



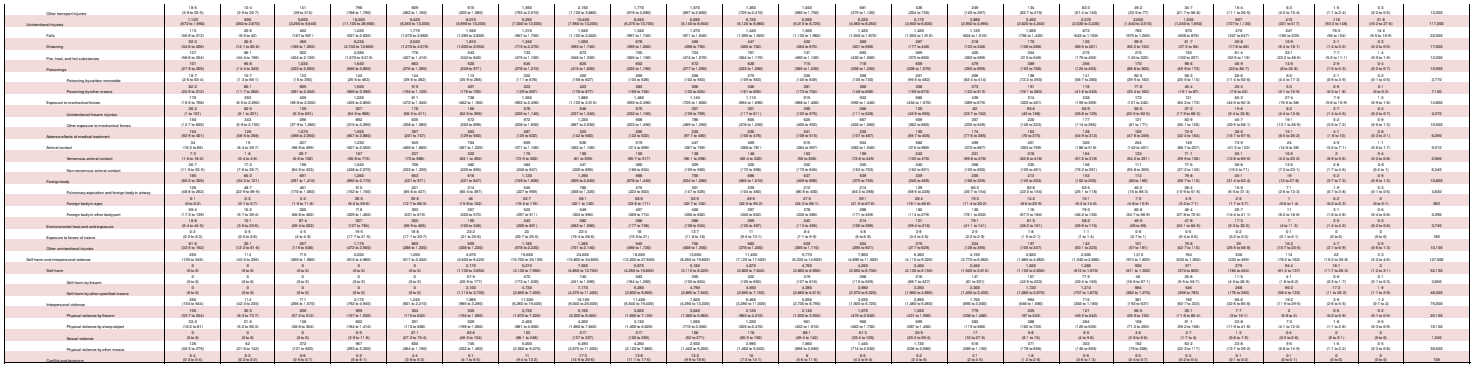

SR Table 2a: Southern Sub-Saharan Africa DALYS by cause and age group for males with 95% uncertainty intervals, 2019

Cause	Early Neonatal	Late Neonatal	Post Neonatal	1 to 4	5 to 9	10 to 14	15 to 19	20 to 24	25 to 29	30 to 34	35 to 39
All causes	1,490,000 (1,170,000 to 1,930,000)	331,000 (263,000 to 425,000)	1,030,000 (818,000 to 1,300,000)	752,000 (637,000 to 908,000)	482,000 (420,000 to 548,000)	452,000 (395,000 to 518,000)	690,000 (607,000 to 775,000)	996,000 (901,000 to 1,090,000)	1,420,000 (1,260,000 to 1,590,000)	1,860,000 (1,620,000 to 2,120,000)	1,880,000 (1,640,000 to 2,140,000)
Communicable, maternal, neonatal, and nutritional diseases	1,380,000 (1,080,000 to 1,790,000)	297,000 (233,000 to 381,000)	877,000 (702,000 to 1,130,000)	572,000 (485,000 to 694,000)	252,000 (221,000 to 288,000)	245,000 (223,000 to 270,000)	272,000 (247,000 to 302,000)	283,000 (252,000 to 323,000)	483,000 (407,000 to 570,000)	839,000 (714,000 to 981,000)	1,030,000 (900,000 to 1,180,000)
HIV/AIDS and sexually transmitted infections	87,600 (29,100 to 183,000)	21,400 (7,300 to 43,900)	110,000 (83,600 to 149,000)	116,000 (101,000 to 132,000)	70,400 (60,500 to 81,200)	155,000 (140,000 to 169,000)	169,000 (151,000 to 189,000)	130,000 (110,000 to 154,000)	272,000 (211,000 to 356,000)	575,000 (464,000 to 706,000)	766,000 (648,000 to 911,000)
HIV/AIDS	8·3 (5·8 to 11·1)	27·5 (19·5 to 37·3)	76,900 (65,500 to 89,400)	114,000 (100,000 to 130,000)	69,700 (59,900 to 80,400)	154,000 (140,000 to 169,000)	168,000 (150,000 to 188,000)	129,000 (109,000 to 153,000)	271,000 (209,000 to 355,000)	573,000 (463,000 to 704,000)	765,000 (647,000 to 910,000)
HIV/AIDS - Drug-susceptible Tuberculosis	0·1 (0·1 to 0·2)	1·8 (1·1 to 2·7)	24,700 (18,300 to 31,700)	35,800 (26,700 to 45,500)	21,200 (15,600 to 27,500)	45,400 (31,300 to 60,900)	47,900 (33,300 to 64,600)	37,500 (27,000 to 48,900)	74,000 (52,400 to 97,400)	156,000 (108,000 to 207,000)	210,000 (146,000 to 279,000)
HIV/AIDS - Multidrug-resistant Tuberculosis without exten	0 (0 to 0)	0·1 (0 to 0·2)	3,290 (1,130 to 7,200)	4,550 (1,660 to 9,570)	2,330 (828 to 5,070)	4,420 (1,460 to 9,980)	5,040 (1,810 to 10,700)	4,030 (1,430 to 8,570)	6,880 (2,570 to 14,500)	13,800 (5,060 to 29,700)	18,100 (6,720 to 38,600)
HIV/AIDS - Extensively drug-resistant Tuberculosis	0 (0 to 0)	0 (0 to 0)	44·8 (14·8 to 104)	61·7 (21·7 to 142)	31·4 (10·2 to 73·4)	59·6 (19·1 to 147)	68·1 (23·3 to 155)	54·2 (18·9 to 125)	92·3 (32·5 to 209)	185 (65·1 to 414)	243 (86·5 to 553)
HIV/AIDS resulting in other diseases	8·2 (5·8 to 10·9)	25·5 (18·1 to 35)	48,900 (39,400 to 59,300)	73,900 (59,900 to 88,000)	46,200 (36,800 to 58,000)	105,000 (85,500 to 125,000)	115,000 (92,300 to 140,000)	87,200 (67,000 to 113,000)	190,000 (132,000 to 269,000)	403,000 (294,000 to 544,000)	537,000 (403,000 to 694,000)
Sexually transmitted infections excluding HIV	87,600 (29,100 to 183,000)	21,400 (7,280 to 43,900)	32,600 (10,800 to 68,900)	1,230 (379 to 2,790)	690 (217 to 1,530)	140 (80·2 to 246)	595 (349 to 918)	1,020 (623 to 1,590)	1,310 (799 to 2,130)	1,580 (990 to 2,520)	1,290 (813 to 2,050)
Syphilis	87,600 (29,100 to 183,000)	21,400 (7,280 to 43,900)	32,600 (10,800 to 68,900)	1,230 (379 to 2,790)	690 (217 to 1,530)	19·6 (13·6 to 33·6)	38·9 (25·8 to 63·4)	71·2 (40·5 to 136)	167 (92·6 to 361)	292 (171 to 630)	396 (225 to 790)
Chlamydial infection	0 (0 to 0)	0 (0 to 0)	0 (0 to 0)	0 (0 to 0)	0 (0 to 0)	1·5 (0·6 to 2·7)	31·4 (14·3 to 58)	122 (59·3 to 227)	245 (120 to 440)	273 (130 to 486)	206 (96·5 to 367)
Gonococcal infection	0 (0 to 0)	0 (0 to 0)	0 (0 to 0)	0 (0 to 0)	0 (0 to 0)	34·8 (16 to 71·6)	227 (120 to 384)	400 (220 to 667)	312 (151 to 546)	199 (97·6 to 369)	112 (57·8 to 200)
Trichomoniasis	0 (0 to 0)	0 (0 to 0)	0 (0 to 0)	0 (0 to 0)	0 (0 to 0)	0·1 (0 to 0·2)	0·7 (0·2 to 2)	3·9 (1·1 to 9·5)	10·9 (3·1 to 24·7)	17·4 (5·3 to 40)	18·5 (6 to 42·4)
Genital herpes	0 (0 to 0)	0 (0 to 0)	0 (0 to 0)	0 (0 to 0)	0 (0 to 0)	12·1 (3·8 to 29·6)	51·1 (15·8 to 130)	118 (38·8 to 287)	230 (79·6 to 545)	317 (107 to 768)	309 (99·8 to 754)
Other sexually transmitted infections	0 (0 to 0)	0 (0 to 0)	0 (0 to 0)	0 (0 to 0)	0 (0 to 0)	71·6 (37·7 to 136)	246 (137 to 393)	308 (181 to 494)	350 (210 to 561)	477 (284 to 741)	247 (143 to 391)
Respiratory infections and tuberculosis	61,700 (42,500 to 87,400)	45,800 (31,400 to 65,600)	312,000 (237,000 to 420,000)	130,000 (94,500 to 172,000)	54,400 (44,300 to 65,500)	23,200 (17,900 to 28,900)	46,700 (37,700 to 56,900)	90,900 (76,000 to 111,000)	136,000 (112,000 to 164,000)	180,000 (145,000 to 218,000)	187,000 (148,000 to 228,000)
Tuberculosis	0 (0 to 0)	0·2 (0·1 to 0·4)	43,100 (30,700 to 59,300)	36,900 (26,400 to 51,700)	22,300 (17,400 to 28,100)	9,240 (6,730 to 12,100)	25,900 (19,700 to 33,300)	59,200 (46,900 to 75,200)	89,700 (72,300 to 109,000)	117,000 (93,300 to 143,000)	122,000 (95,800 to 152,000)
Latent tuberculosis infection	0 (0 to 0)	0 (0 to 0)	0 (0 to 0)	0 (0 to 0)	0 (0 to 0)	0 (0 to 0)	0 (0 to 0)	0 (0 to 0)	0 (0 to 0)	0 (0 to 0)	0 (0 to 0)
Drug-susceptible tuberculosis	0 (0 to 0)	0·2 (0·1 to 0·4)	38,900 (27,500 to 55,000)	33,600 (24,000 to 47,800)	20,600 (16,100 to 26,300)	8,450 (6,170 to 11,300)	23,800 (17,500 to 31,000)	54,000 (42,300 to 69,100)	82,700 (65,700 to 102,000)	108,000 (85,100 to 135,000)	113,000 (86,900 to 141,000)
Multidrug-resistant tuberculosis without extensive drug re	0 (0 to 0)	0 (0 to 0)	4,120 (1,300 to 9,870)	3,230 (1,060 to 7,230)	1,670 (621 to 3,650)	779 (276 to 1,770)	2,090 (737 to 4,870)	5,110 (1,720 to 12,100)	6,920 (2,430 to 15,400)	8,590 (3,050 to 18,900)	9,120 (3,290 to 20,600)
Extensively drug-resistant tuberculosis	0 (0 to 0)	0 (0 to 0)	56 (16·6 to 133)	42·8 (13 to 104)	21·5 (7·4 to 49·1)	10 (3·4 to 24·1)	26·7 (8·8 to 65·9)	67·7 (21·6 to 161)	92·4 (30·7 to 216)	116 (37·7 to 263)	123 (40·8 to 293)
Lower respiratory infections	61,700 (42,500 to 87,300)	45,600 (31,300 to 65,500)	267,000 (198,000 to 363,000)	86,700 (61,000 to 120,000)	25,500 (20,000 to 31,700)	8,860 (6,370 to 11,600)	16,000 (12,100 to 20,600)	27,100 (21,000 to 35,400)	41,500 (33,300 to 52,300)	58,500 (44,800 to 74,100)	61,300 (46,900 to 77,900)
Upper respiratory infections	44·9 (22·7 to 85·8)	148 (81·4 to 283)	2,070 (1,240 to 3,680)	3,840 (2,310 to 6,020)	3,920 (2,250 to 6,410)	3,350 (1,840 to 5,630)	3,170 (1,700 to 5,430)	3,100 (1,780 to 5,220)	3,200 (1,950 to 4,960)	3,210 (1,930 to 5,030)	2,700 (1,550 to 4,140)
Otitis media	1 (0·6 to 1·6)	7·2 (3·9 to 13·7)	250 (141 to 426)	2,090 (1,190 to 3,460)	2,710 (1,550 to 4,440)	1,770 (968 to 3,020)	1,650 (919 to 2,700)	1,500 (674 to 2,860)	1,250 (623 to 2,240)	905 (428 to 1,640)	755 (403 to 1,370)
Enteric infections	1,430 (920 to 2,290)	13,000 (8,970 to 18,500)	197,000 (142,000 to 271,000)	78,700 (53,300 to 139,000)	33,400 (21,300 to 55,000)	15,800 (10,200 to 23,800)	17,000 (9,650 to 27,300)	24,800 (13,100 to 40,900)	32,000 (17,100 to 55,000)	35,700 (19,200 to 63,300)	30,600 (16,400 to 52,400)
Diarrheal diseases	1,430 (920 to 2,290)	12,700 (8,720 to 18,300)	193,000 (138,000 to 266,000)	67,400 (44,600 to 126,000)	29,700 (17,500 to 50,800)	15,000 (9,470 to 23,100)	16,500 (9,080 to 26,600)	24,200 (12,500 to 40,400)	31,600 (16,700 to 54,600)	35,400 (18,800 to 62,700)	30,300 (16,300 to 52,100)
Typhoid and paratyphoid	0 (0 to 0)	0 (0 to 0)	9·3 (3·2 to 21·5)	208 (77·3 to 455)	169 (60·1 to 378)	115 (42 to 243)	91·8 (34·2 to 203)	52 (20·8 to 114)	34·6 (14·3 to 71·8)	22·7 (8·8 to 47)	13 (5 to 26·8)
Typhoid fever	0 (0 to 0)	0 (0 to 0)	8·9 (3 to 20·7)	199 (73·8 to 437)	162 (58 to 366)	111 (40·6 to 234)	88·8 (33·1 to 196)	50·5 (19·9 to 112)	33·6 (14 to 69·6)	22·1 (8·6 to 46)	12·6 (4·9 to 26)
Paratyphoid fever	0 (0 to 0)	0 (0 to 0)	0·4 (0·1 to 1·1)	8·6 (2·6 to 22·4)	6·6 (2 to 16·8)	4·1 (1·2 to 9·8)	3 (0·9 to 7·4)	1·5 (0·5 to 3·9)	1 (0·3 to 2·2)	0·6 (0·2 to 1·4)	0·3 (0·1 to 0·8)
Invasive Non-typhoidal Salmonella (iNTS)	0 (0 to 0)	250 (126 to 444)	3,940 (1,940 to 7,200)	10,900 (5,040 to 20,200)	3,420 (1,390 to 6,980)	633 (226 to 1,280)	433 (152 to 935)	420 (164 to 865)	340 (122 to 750)	278 (111 to 557)	235 (101 to 457)
Other intestinal infectious diseases	0 (0 to 0)	0 (0 to 0)	178 (2·8 to 551)	204 (10·4 to 678)	83·4 (4·5 to 288)	34·7 (3·8 to 110)	32·6 (2·8 to 102)	42·1 (3·5 to 130)	23·1 (2·2 to 76·6)	56·3 (6·2 to 181)	23·6 (3·1 to 74·9)
Neglected tropical diseases and malaria	49·9 (13·6 to 95·4)	1,600 (225 to 5,050)	18,300 (2,410 to 54,800)	43,100 (8,950 to 109,000)	19,400 (8,520 to 39,100)	14,700 (6,560 to 28,300)	7,730 (4,230 to 13,500)	7,460 (4,300 to 14,800)	8,750 (4,810 to 21,000)	9,600 (5,160 to 26,000)	9,080 (4,880 to 23,400)
Malaria	0·8 (0·1 to 3·1)	1,520 (146 to 4,960)	17,600 (1,800 to 54,200)	40,600 (6,460 to 106,000)	12,700 (2,260 to 32,200)	8,860 (1,550 to 22,800)	2,670 (645 to 7,640)	2,200 (504 to 9,950)	3,030 (492 to 15,400)	3,510 (457 to 20,400)	3,120 (394 to 17,700)
Chagas disease	0 (0 to 0)	0 (0 to 0)	0 (0 to 0)	0 (0 to 0)	0 (0 to 0)	0 (0 to 0)	0 (0 to 0)	0 (0 to 0)	0 (0 to 0)	0 (0 to 0)	0 (0 to 0)
Leishmaniasis	0 (0 to 0)	0 (0 to 0)	0 (0 to 0)	0 (0 to 0)	0 (0 to 0)	0 (0 to 0)	0 (0 to 0)	0 (0 to 0)	0 (0 to 0)	0 (0 to 0)	0 (0 to 0)
Visceral leishmaniasis	0 (0 to 0)	0 (0 to 0)	0 (0 to 0)	0 (0 to 0)	0 (0 to 0)	0 (0 to 0)	0 (0 to 0)	0 (0 to 0)	0 (0 to 0)	0 (0 to 0)	0 (0 to 0)
Cutaneous and mucocutaneous leishmaniasis	0 (0 to 0)	0 (0 to 0)	0 (0 to 0)	0 (0 to 0)	0 (0 to 0)	0 (0 to 0)	0 (0 to 0)	0 (0 to 0)	0 (0 to 0)	0 (0 to 0)	0 (0 to 0)
African trypanosomiasis	0 (0 to 0)	0 (0 to 0)	0 (0 to 0)	2·4 (0 to 17·5)	8·4 (0·1 to 65)	9·2 (0·1 to 74·1)	9·8 (0·1 to 63·9)	10·7 (0·1 to 74·5)	7·2 (0·1 to 49)	5·9 (0 to 42·5)	5·4 (0·1 to 38·8)
Schistosomiasis	0 (0 to 0)	0 (0 to 0)	0·1 (0 to 0·2)	187 (52·4 to 445)	1,560 (656 to 3,250)	2,590 (1,120 to 5,530)	2,830 (1,280 to 5,790)	2,920 (1,350 to 5,760)	3,030 (1,400 to 5,940)	3,020 (1,500 to 5,700)	2,800 (1,460 to 5,120)
Cysticercosis	0 (0 to 0)	0 (0 to 0)	0 (0 to 0)	10·3 (0 to 37·2)	47·6 (0·4 to 162)	63·6 (10·4 to 159)	288 (69·6 to 592)	856 (311 to 1,750)	1,560 (633 to 2,880)	2,040 (947 to 3,640)	2,230 (1,010 to 4,000)
Cystic echinococcosis	0 (0 to 0)	0 (0 to 0)	0 (0 to 0)	22·5 (0 to 87·7)	25 (0·2 to 100)	8·6 (0·2 to 31·4)	11·9 (0·3 to 41)	18·5 (0·3 to 62·9)	31·6 (0·3 to 112)	40 (0·3 to 145)	35 (0·2 to 123)
Lymphatic filariasis	0 (0 to 0)	0 (0 to 0)	0 (0 to 0)	0 (0 to 0)	462 (194 to 982)	456 (187 to 962)	436 (184 to 908)	381 (159 to 775)	323 (138 to 657)	297 (129 to 590)	277 (124 to 561)
Onchocerciasis	0 (0 to 0)	0 (0 to 0)	0 (0 to 0)	0 (0 to 0)	0 (0 to 0)	0 (0 to 0)	0 (0 to 0)	0 (0 to 0)	0 (0 to 0)	0 (0 to 0)	0 (0 to 0)
Trachoma	0 (0 to 0)	0 (0 to 0)	0 (0 to 0)	0 (0 to 0)	0 (0 to 0)	0 (0 to 0)	0·1 (0 to 0·2)	0·1 (0 to 0·2)	0·1 (0 to 0·2)	0·3 (0·1 to 0·8)	1·2 (0·4 to 2·7)
Dengue	0 (0 to 0)	0 (0 to 0·3)	4·3 (0·3 to 12)	13·4 (0·7 to 39·6)	27·8 (0·2 to 101)	25·3 (0·3 to 97·4)	21·5 (0·3 to 72·9)	16·5 (0·3 to 59·5)	13·8 (0·3 to 45·9)	13·9 (2·4 to 33·5)	11·9 (2·1 to 28·3)
Yellow fever	0 (0 to 0)	0 (0 to 0)	0 (0 to 0)	0 (0 to 0)	0 (0 to 0)	0 (0 to 0)	0 (0 to 0)	0 (0 to 0)	0 (0 to 0)	0 (0 to 0)	0 (0 to 0)
Rabies	0 (0 to 0)	0 (0 to 0)	0·4 (0·1 to 1·4)	177 (55·2 to 467)	708 (242 to 1,860)	480 (108 to 1,670)	110 (35·7 to 292)	61 (24·1 to 142)	54·6 (18·5 to 106)	75·2 (18·3 to 162)	69 (22·7 to 130)
Intestinal nematode infections	0 (0 to 0)	0 (0 to 0)	45·3 (21·4 to 89·3)	620 (372 to 1,000)	1,540 (873 to 2,510)	1,260 (699 to 2,130)	1,140 (601 to 1,960)	837 (445 to 1,460)	572 (300 to 975)	446 (237 to 774)	390 (212 to 655)

Cause	40 to 44	45 to 49	50 to 54	55 to 59	60 to 64	65 to 69	70 to 74	75 to 79	80 to 84	85 to 89	90 to 94	95 plus	Total
All causes	1,680,000 (1,520,000 to 1,850,000)	1,440,000 (1,300,000 to 1,590,000)	1,270,000 (1,160,000 to 1,390,000)	1,110,000 (1,020,000 to 1,200,000)	1,020,000 (949,000 to 1,090,000)	839,000 (787,000 to 897,000)	582,000 (548,000 to 622,000)	386,000 (363,000 to 410,000)	244,000 (232,000 to 257,000)	123,000 (117,000 to 129,000)	39,400 (37,700 to 41,000)	8,160 (7,850 to 8,450)	20,100,000
Communicable, maternal, neonatal, and nutritional diseases	966,000 (873,000 to 1,070,000)	792,000 (724,000 to 874,000)	583,000 (535,000 to 634,000)	392,000 (360,000 to 425,000)	273,000 (251,000 to 296,000)	191,000 (176,000 to 207,000)	116,000 (106,000 to 127,000)	69,400 (63,200 to 76,000)	40,100 (35,900 to 45,200)	20,200 (17,700 to 23,200)	6,640 (5,570 to 7,670)	1,680 (1,350 to 2,050)	9,980,000
HIV/AIDS and sexually transmitted infections	729,000 (648,000 to 827,000)	587,000 (527,000 to 660,000)	400,000 (360,000 to 444,000)	220,000 (195,000 to 245,000)	110,000 (96,800 to 125,000)	52,100 (45,100 to 60,500)	24,500 (20,900 to 29,000)	11,000 (9,350 to 12,900)	2,150 (1,780 to 2,580)	786 (652 to 944)	191 (158 to 228)	31·7 (26 to 37·9)	4,610,000
HIV/AIDS	728,000 (647,000 to 826,000)	586,000 (526,000 to 659,000)	400,000 (360,000 to 443,000)	220,000 (195,000 to 245,000)	110,000 (96,400 to 125,000)	51,900 (44,900 to 60,400)	24,400 (20,800 to 28,900)	10,900 (9,300 to 12,900)	2,120 (1,750 to 2,550)	766 (634 to 921)	187 (153 to 224)	30·2 (24·6 to 36·2)	4,460,000
HIV/AIDS - Drug-susceptible Tuberculosis	201,000 (140,000 to 270,000)	159,000 (112,000 to 216,000)	110,000 (76,400 to 148,000)	59,600 (41,800 to 80,200)	29,800 (21,000 to 39,800)	14,000 (9,890 to 18,500)	6,490 (4,600 to 8,500)	2,890 (2,060 to 3,760)	545 (403 to 704)	188 (139 to 243)	42·8 (31·3 to 55·8)	6·6 (4·8 to 8·6)	1,240,000
HIV/AIDS - Multidrug-resistant Tuberculosis without exten	17,500 (6,370 to 37,700)	14,200 (5,160 to 30,400)	10,100 (3,710 to 21,400)	5,570 (2,060 to 11,800)	2,790 (1,020 to 5,810)	1,310 (498 to 2,690)	594 (224 to 1,200)	262 (101 to 526)	54 (21·5 to 108)	17·6 (6·7 to 35·8)	3·8 (1·5 to 7·9)	0·6 (0·2 to 1·2)	115,000
HIV/AIDS - Extensively drug-resistant Tuberculosis	235 (84·2 to 535)	191 (68·7 to 439)	136 (49·4 to 315)	74·8 (27 to 172)	37·3 (13·5 to 85·3)	17·6 (6·4 to 39·8)	7·9 (2·8 to 17·7)	3·5 (1·2 to 7·7)	0·7 (0·3 to 1·6)	0·2 (0·1 to 0·5)	0 (0 to 0·1)	0 (0 to 0)	1,540
HIV/AIDS resulting in other diseases	509,000 (406,000 to 630,000)	413,000 (335,000 to 503,000)	280,000 (227,000 to 332,000)	154,000 (123,000 to 186,000)	77,300 (60,800 to 93,900)	36,600 (28,700 to 45,700)	17,300 (13,500 to 21,700)	7,780 (6,110 to 9,720)	1,520 (1,180 to 1,910)	560 (437 to 704)	140 (110 to 175)	23 (17·8 to 28·7)	3,100,000
Sexually transmitted infections excluding HIV	1,010 (653 to 1,640)	739 (481 to 1,210)	614 (394 to 1,020)	391 (252 to 653)	304 (203 to 521)	155 (96·6 to 271)	104 (63·6 to 183)	60·6 (37·5 to 105)	29·5 (18·8 to 50)	20·3 (13·6 to 32)	3·8 (2·4 to 6)	1·6 (1 to 2·5)	153,000
Syphilis	326 (206 to 666)	221 (139 to 442)	256 (159 to 494)	180 (121 to 343)	164 (110 to 288)	71 (46·6 to 141)	52·1 (34·3 to 104)	23·4 (15·1 to 45)	9 (6·1 to 16·4)	5·3 (3·4 to 8·9)	0·7 (0·4 to 1·2)	0·3 (0·2 to 0·5)	146,000
Chlamydial infection	143 (66 to 250)	84·1 (40·1 to 151)	30·6 (12·4 to 56·9)	7·9 (3·8 to 13·7)	1·2 (0·6 to 2·2)	0·3 (0·1 to 0·5)	0 (0 to 0)	0 (0 to 0)	0 (0 to 0)	0 (0 to 0)	0 (0 to 0)	0 (0 to 0)	1,150
Gonococcal infection	103 (62·8 to 176)	74 (43·5 to 123)	53·8 (29·8 to 94·8)	29·4 (16·4 to 50·5)	19·5 (13·3 to 32·2)	10 (6·6 to 19·7)	6 (3·8 to 12·5)	3·1 (2 to 6·2)	1·6 (1·1 to 3·1)	1·2 (0·8 to 2·1)	0·1 (0 to 0·1)	0 (0 to 0)	1,590
Trichomoniasis	16·3 (5·2 to 41·6)	12·4 (3·8 to 29·4)	7·6 (2·4 to 17·7)	4 (1·3 to 9·7)	1·9 (0·7 to 4·5)	1·2 (0·4 to 2·7)	0·6 (0·2 to 1·4)	0·3 (0·1 to 0·7)	0·1 (0 to 0·3)	0 (0 to 0·1)	0 (0 to 0)	0 (0 to 0)	96
Genital herpes	256 (81·1 to 625)	204 (64·3 to 509)	154 (46·9 to 373)	119 (36·3 to 292)	91 (27·3 to 219)	61·7 (18·9 to 152)	36·9 (11·3 to 91)	20·4 (6·1 to 49·3)	9·8 (3 to 24·1)	3·9 (1·2 to 9·5)	1 (0·3 to 2·4)	0·2 (0·1 to 0·4)	1,990
Other sexually transmitted infections	162 (102 to 250)	143 (93·9 to 222)	112 (73·7 to 184)	50·5 (34 to 83·1)	26·1 (17·6 to 45)	10·5 (6·7 to 21·1)	8·2 (5·2 to 17·1)	13·4 (8·3 to 26·5)	8·9 (5·9 to 17)	9·8 (6·2 to 16·7)	2 (1·1 to 3·4)	1·1 (0·6 to 1·8)	2,250
Respiratory infections and tuberculosis	173,000 (145,000 to 206,000)	150,000 (125,000 to 177,000)	137,000 (117,000 to 159,000)	129,000 (113,000 to 145,000)	126,000 (111,000 to 139,000)	105,000 (94,500 to 116,000)	64,900 (58,300 to 72,000)	41,500 (37,200 to 45,700)	27,100 (24,100 to 30,200)	14,000 (12,200 to 15,700)	4,630 (3,920 to 5,190)	1,070 (859 to 1,230)	2,240,000
Tuberculosis	112,000 (91,700 to 137,000)	94,600 (77,200 to 115,000)	79,600 (66,400 to 93,700)	73,000 (63,200 to 84,200)	56,000 (48,600 to 64,800)	51,600 (45,400 to 58,300)	29,500 (25,300 to 34,300)	17,000 (14,400 to 20,100)	9,280 (7,750 to 11,000)	3,960 (3,330 to 4,640)	1,050 (877 to 1,230)	237 (191 to 279)	1,050,000
Latent tuberculosis infection	0 (0 to 0)	0 (0 to 0)	0 (0 to 0)	0 (0 to 0)	0 (0 to 0)	0 (0 to 0)	0 (0 to 0)	0 (0 to 0)	0 (0 to 0)	0 (0 to 0)	0 (0 to 0)	0 (0 to 0)	0
Drug-susceptible tuberculosis	104,000 (82,400 to 127,000)	87,200 (70,500 to 108,000)	73,600 (60,700 to 88,100)	67,600 (56,300 to 78,300)	51,800 (44,100 to 60,100)	47,700 (40,400 to 55,000)	27,200 (22,700 to 32,300)	15,600 (12,900 to 18,700)	8,490 (6,920 to 10,300)	3,630 (2,990 to 4,350)	968 (785 to 1,150)	219 (170 to 261)	971,000
Multidrug-resistant tuberculosis without extensive drug re	8,500 (3,090 to 18,700)	7,260 (2,610 to 15,600)	5,950 (2,190 to 12,300)	5,370 (1,980 to 11,500)	4,140 (1,480 to 8,960)	3,910 (1,390 to 8,460)	2,280 (782 to 5,190)	1,330 (454 to 3,190)	780 (248 to 1,780)	321 (104 to 741)	82 (27·4 to 179)	17·9 (6·3 to 39·1)	81,600
Extensively drug-resistant tuberculosis	115 (38·3 to 270)	98·6 (33·4 to 234)	80·8 (28·1 to 187)	72·9 (25·3 to 169)	56·1 (18·8 to 128)	53 (18·1 to 124)	31 (10·3 to 73·4)	18 (5·6 to 46)	10·5 (3·2 to 26·7)	4·3 (1·4 to 10·4)	1·1 (0·3 to 2·6)	0·2 (0·1 to 0·6)	1,100
Lower respiratory infections	58,100 (46,700 to 70,400)	53,200 (42,400 to 64,800)	55,600 (44,800 to 66,700)	55,200 (45,200 to 64,500)	69,000 (58,600 to 78,800)	52,800 (44,800 to 60,900)	35,100 (29,900 to 40,500)	24,300 (21,200 to 27,700)	17,700 (15,300 to 20,000)	10,000 (8,540 to 11,400)	3,560 (2,940 to 4,050)	828 (656 to 966)	1,130,000
Upper respiratory infections	2,040 (1,200 to 3,360)	1,540 (949 to 2,470)	1,180 (727 to 1,860)	944 (587 to 1,430)	770 (488 to 1,180)	594 (388 to 878)	328 (207 to 493)	204 (135 to 298)	96·2 (62·6 to 146)	41·3 (27·3 to 62)	14·1 (9·4 to 20·1)	4 (2·6 to 5·8)	36,500
Otitis media	644 (340 to 1,090)	502 (267 to 847)	391 (201 to 663)	299 (166 to 500)	227 (121 to 411)	128 (67·2 to 229)	71·8 (35·7 to 132)	39·9 (20·3 to 69·7)	23·5 (11·9 to 42·1)	10·8 (5·8 to 18·2)	2·9 (1·4 to 5·1)	0·6 (0·3 to 1)	15,200
Enteric infections	28,000 (13,900 to 45,200)	26,600 (13,800 to 43,900)	23,000 (12,100 to 38,200)	22,300 (11,900 to 39,500)	19,400 (10,000 to 31,600)	18,800 (9,410 to 29,500)	16,400 (8,150 to 26,600)	11,000 (5,570 to 17,300)	7,270 (3,580 to 12,500)	3,760 (1,990 to 6,690)	1,300 (651 to 2,410)	415 (217 to 815)	658,000
Diarrheal diseases	27,800 (13,700 to 45,000)	26,500 (13,600 to 43,700)	22,900 (12,000 to 38,000)	22,200 (11,700 to 39,400)	19,300 (9,910 to 31,600)	18,700 (9,220 to 29,400)	16,300 (8,100 to 26,600)	10,900 (5,540 to 17,300)	7,250 (3,550 to 12,500)	3,750 (1,980 to 6,680)	1,290 (648 to 2,400)	414 (216 to 814)	634,000
Typhoid and paratyphoid	7·6 (2·8 to 15)	5·1 (1·8 to 10·9)	3·3 (1·1 to 7)	2·1 (0·7 to 4·9)	1·4 (0·5 to 3·4)	1 (0·4 to 2)	0·5 (0·2 to 1·1)	0·2 (0·1 to 0·5)	0·1 (0 to 0·2)	0 (0 to 0·1)	0 (0 to 0)	0 (0 to 0)	737
Typhoid fever	7·4 (2·7 to 14·7)	5 (1·8 to 10·6)	3·2 (1·1 to 6·9)	2 (0·7 to 4·8)	1·4 (0·5 to 3·4)	0·9 (0·4 to 2)	0·5 (0·2 to 1·1)	0·2 (0·1 to 0·5)	0·1 (0 to 0·2)	0 (0 to 0·1)	0 (0 to 0)	0 (0 to 0)	710
Paratyphoid fever	0·2 (0·1 to 0·4)	0·1 (0 to 0·3)	0·1 (0 to 0·2)	0 (0 to 0·1)	0 (0 to 0·1)	0 (0 to 0·1)	0 (0 to 0)	0 (0 to 0)	0 (0 to 0)	0 (0 to 0)	0 (0 to 0)	0 (0 to 0)	26·6
Invasive Non-typhoidal Salmonella (iNTS)	183 (84 to 339)	136 (66 to 250)	116 (57·9 to 210)	113 (56·6 to 201)	112 (53·4 to 207)	90·1 (41·3 to 161)	50·4 (23·4 to 91)	24·4 (11·2 to 46·2)	19·7 (8·4 to 37·6)	7·2 (2·8 to 13·7)	1·7 (0·5 to 3·7)	0·3 (0 to 0·8)	21,700
Other intestinal infectious diseases	19·6 (3·1 to 62)	9·2 (1·6 to 30)	7·3 (1·2 to 23·2)	5 (0·7 to 15·5)	3·9 (0·5 to 12·6)	5·1 (0·6 to 17·2)	2·5 (0·3 to 8·5)	1·3 (0·1 to 4·2)	1 (0·1 to 3·3)	0·9 (0·1 to 3·1)	0·3 (0 to 0·9)	0·1 (0 to 0·3)	734
Neglected tropical diseases and malaria	8,470 (4,490 to 21,800)	7,060 (3,980 to 16,600)	5,640 (3,230 to 12,400)	5,020 (3,110 to 10,300)	4,210 (2,680 to 7,220)	3,380 (2,170 to 5,640)	2,270 (1,480 to 3,440)	1,310 (846 to 1,860)	703 (440 to 1,010)	304 (193 to 430)	87·2 (52·7 to 129)	17·7 (10 to 26·2)	178,000
Malaria	3,140 (400 to 16,800)	2,390 (320 to 11,900)	1,650 (208 to 8,590)	1,210 (153 to 6,010)	703 (92·1 to 4,040)	545 (74·9 to 2,850)	278 (40 to 1,440)	54 (9·6 to 282)	22·3 (4·2 to 111)	3·2 (0·7 to 11·8)	0·4 (0·1 to 1·1)	0·1 (0 to 0·2)	106,000
Chagas disease	0 (0 to 0)	0 (0 to 0)	0 (0 to 0)	0 (0 to 0)	0 (0 to 0)	0 (0 to 0)	0 (0 to 0)	0 (0 to 0)	0 (0 to 0)	0 (0 to 0)	0 (0 to 0)	0 (0 to 0)	0
Leishmaniasis	0 (0 to 0)	0 (0 to 0)	0 (0 to 0)	0 (0 to 0)	0 (0 to 0)	0 (0 to 0)	0 (0 to 0)	0 (0 to 0)	0 (0 to 0)	0 (0 to 0)	0 (0 to 0)	0 (0 to 0)	0·1
Visceral leishmaniasis	0 (0 to 0)	0 (0 to 0)	0 (0 to 0)	0 (0 to 0)	0 (0 to 0)	0 (0 to 0)	0 (0 to 0)	0 (0 to 0)	0 (0 to 0)	0 (0 to 0)	0 (0 to 0)	0 (0 to 0)	0
Cutaneous and mucocutaneous leishmaniasis	0 (0 to 0)	0 (0 to 0)	0 (0 to 0)	0 (0 to 0)	0 (0 to 0)	0 (0 to 0)	0 (0 to 0)	0 (0 to 0)	0 (0 to 0)	0 (0 to 0)	0 (0 to 0)	0 (0 to 0)	0·1
African trypanosomiasis	4·6 (0 to 35·6)	3·1 (0 to 23·9)	1·5 (0 to 9)	1·1 (0 to 9·3)	0·6 (0 to 3·9)	0·4 (0 to 2·6)	0·3 (0 to 1·3)	0·1 (0 to 1)	0·1 (0 to 0·4)	0 (0 to 0·1)	0 (0 to 0)	0 (0 to 0)	71
Schistosomiasis	2,350 (1,190 to 4,180)	1,850 (966 to 3,320)	1,440 (694 to 2,560)	1,170 (603 to 1,990)	938 (479 to 1,650)	648 (344 to 1,140)	436 (227 to 765)	250 (121 to 444)	122 (60 to 237)	50·6 (24·3 to 90·6)	12·9 (5·8 to 26·6)	2·3 (1 to 4·7)	28,200
Cysticercosis	2,230 (992 to 3,860)	2,190 (1,030 to 3,770)	2,120 (1,010 to 3,590)	2,210 (1,120 to 3,600)	2,240 (1,150 to 3,510)	1,950 (1,020 to 2,960)	1,400 (797 to 2,160)	912 (498 to 1,430)	508 (263 to 793)	227 (121 to 355)	67·4 (35·1 to 110)	13·5 (6 to 22)	23,200
Cystic echinococcosis	25·3 (0·1 to 92·6)	18·2 (0·1 to 69·7)	15·1 (0·1 to 55·5)	14 (0·1 to 49·3)	11·6 (0·1 to 41·1)	8·4 (0·1 to 31·1)	5·4 (0 to 19·8)	3·1 (0 to 11·1)	1·7 (0 to 6·3)	0·9 (0 to 3·1)	0·3 (0 to 1)	0·1 (0 to 0·2)	297
Lymphatic filariasis	235 (98·4 to 470)	181 (82·5 to 361)	125 (56·6 to 255)	90·1 (39·8 to 180)	75·4 (34·3 to 150)	60·8 (28·6 to 122)	37·5 (17 to 71·8)	20·6 (9·4 to 39·4)	10 (4·7 to 19·2)	3·6 (1·7 to 6·8)	0·9 (0·4 to 1·8)	0·1 (0·1 to 0·3)	3,470
Onchocerciasis	0 (0 to 0)	0 (0 to 0)	0 (0 to 0)	0 (0 to 0)	0 (0 to 0)	0 (0 to 0)	0 (0 to 0)	0 (0 to 0)	0 (0 to 0)	0 (0 to 0)	0 (0 to 0)	0 (0 to 0)	0
Trachoma	3·1 (0·9 to 7·7)	4·5 (1·6 to 10·8)	4·4 (0 to 13·6)	4·7 (0·1 to 12·2)	5·2 (0·8 to 12·9)	5·7 (1·1 to 14·2)	5 (1·3 to 11·5)	3·6 (1 to 8·1)	2·1 (0·6 to 4·3)	0·9 (0·3 to 2)	0·3 (0·1 to 0·6)	0·1 (0 to 0·1)	41·3
Dengue	11·4 (2·5 to 27·7)	7·5 (1·6 to 17·1)	4·5 (0·6 to 11·3)	3·3 (0·5 to 8·3)	2·7 (0·1 to 8·9)	2·4 (0·1 to 7·1)	1·6 (0·1 to 4·7)	1 (0·1 to 2·8)	0·6 (0 to 1·5)	0·2 (0 to 0·6)	0·1 (0 to 0·3)	0 (0 to 0·1)	184
Yellow fever	0 (0 to 0)	0 (0 to 0)	0 (0 to 0)	0 (0 to 0)	0 (0 to 0)	0 (0 to 0)	0 (0 to 0)	0 (0 to 0)	0 (0 to 0)	0 (0 to 0)	0 (0 to 0)	0 (0 to 0)	0
Rabies	46 (15·1 to 103)	76 (19·8 to 200)	16·1 (4·5 to 35·8)	74·1 (14·2 to 191)	62·9 (11·3 to 178)	13·4 (2·6 to 34·4)	5·3 (2 to 12)	1·8 (0·7 to 3·6)	3·7 (1·4 to 6·4)	0 (0 to 0·1)	0 (0 to 0)	0·4 (0·1 to 0·9)	2,030
Intestinal nematode infections	303 (161 to 526)	228 (122 to 388)	169 (91·3 to 282)	140 (75·2 to 238)	117 (64·4 to 197)	86·9 (47·1 to 148)	57·1 (32 to 94·3)	36·1 (19·9 to 59·3)	18·7 (10·3 to 30·8)	8·5 (4·9 to 14·3)	2·5 (1·4 to 4·2)	0·5 (0·3 to 0·7)	8,020



Exposure to forces of nature	37.2 (32.9 to 41)	60.1 (53.2 to 66.3)	690 (617 to 768)	3,150 (2,820 to 3,510)	3,950 (3,770 to 4,160)	3,690 (3,540 to 4,070)	3,750 (3,590 to 4,130)	3,670 (3,790 to 3,980)	2,550 (2,370 to 2,750)	2,540 (1,990 to 2,950)	1,650 (1,480 to 1,820)	1,230 (1,120 to 1,370)	668 (590 to 760)	579 (520 to 650)	420 (365 to 485)	341 (308 to 377)	223 (201 to 247)	139 (126 to 154)	73.5 (66.9 to 81.4)	39.6 (32.5 to 45.3)	11.7 (10.5 to 13)	2.15 (2.0 to 2.3)	0.5 (0.3 to 0.7)	27,900
Other unintentional injuries	230 (183 to 293)	157 (117 to 194)	910 (789 to 1,050)	2,250 (2,060 to 2,470)	2,060 (1,920 to 2,210)	2,420 (1,870 to 2,760)	2,900 (2,520 to 3,270)	2,860 (2,420 to 3,240)	2,290 (1,750 to 2,720)	2,020 (1,540 to 2,500)	2,040 (1,580 to 2,570)	2,040 (1,700 to 2,500)	2,060 (1,670 to 2,510)	2,060 (1,700 to 2,720)	1,460 (1,190 to 1,800)	1,170 (975 to 1,390)	840 (696 to 1,010)	619 (497 to 766)	466 (394 to 568)	196 (157 to 245)	65.5 (52.2 to 79)	22.2 (20.7 to 23.7)	7.2 (5.5 to 9)	53,500
Self-harm and interpersonal violence	2,410 (1,990 to 2,880)	468 (384 to 570)	5,060 (4,510 to 7,600)	7,640 (6,980 to 11,600)	13,500 (7,180 to 14,600)	9,790 (6,420 to 10,500)	19,000 (10,600 to 20,600)	206,000 (195,000 to 220,000)	341,000 (292,000 to 385,000)	312,000 (277,000 to 348,000)	262,000 (232,000 to 293,000)	183,000 (157,000 to 208,000)	74,700 (64,100 to 85,000)	49,100 (42,100 to 56,000)	28,700 (24,600 to 32,800)	22,500 (19,600 to 25,500)	13,600 (11,800 to 15,500)	7,570 (6,530 to 8,620)	3,750 (3,240 to 4,270)	1,440 (1,220 to 1,650)	147 (122 to 171)	29.1 (23.1 to 35.6)	1,650,000
Self-harm	2 (0 to 2)	2 (0 to 3)	3 (0 to 3)	3 (0 to 3)	3 (0 to 3)	941 (570 to 1,540)	31,400 (21,500 to 41,200)	164,000 (149,000 to 179,000)	86,100 (66,700 to 105,000)	36,200 (26,200 to 126,000)	37,400 (27,000 to 48,200)	22,200 (16,300 to 28,000)	20,500 (21,700 to 39,200)	14,400 (16,400 to 28,500)	9,900 (11,900 to 20,600)	6,900 (7,850 to 13,800)	4,900 (5,600 to 9,700)	3,700 (2,810 to 4,600)	2,400 (1,900 to 2,900)	1,200 (778 to 1,540)	441 (283 to 623)	141 (81.1 to 192)	24.6 (18.1 to 32.3)	486,000
Self-harm by firearm	0 (0 to 0)	0 (0 to 0)	0 (0 to 0)	0 (0 to 0)	0 (0 to 0)	0 (0 to 0)	1,470 (774 to 2,160)	5,420 (477 to 10,400)	6,430 (1,420 to 11,400)	4,490 (1,110 to 8,110)	4,750 (1,170 to 8,600)	3,040 (1,120 to 5,000)	2,740 (1,120 to 4,360)	1,940 (1,120 to 2,760)	1,440 (1,120 to 1,760)	960 (1,120 to 1,120)	720 (1,120 to 1,120)	480 (1,120 to 1,120)	360 (1,120 to 1,120)	180 (1,120 to 1,120)	60 (1,120 to 1,120)	12 (1,120 to 1,120)	2.4 (1,120 to 1,120)	27,500
Self-harm by other specified means	0 (0 to 0)	0 (0 to 0)	0 (0 to 0)	0 (0 to 0)	0 (0 to 0)	928 (581 to 1,550)	29,900 (20,100 to 39,700)	151,000 (141,000 to 177,000)	80,000 (64,400 to 111,000)	33,000 (25,100 to 119,000)	33,000 (24,900 to 45,000)	19,900 (15,000 to 26,000)	17,800 (20,600 to 36,700)	12,500 (15,600 to 27,000)	8,460 (11,300 to 19,400)	5,940 (7,390 to 13,200)	4,180 (5,290 to 9,360)	3,220 (2,660 to 4,070)	2,080 (1,800 to 2,660)	946 (739 to 1,260)	418 (268 to 573)	121 (76.5 to 165)	20.9 (17.3 to 31)	462,000
Interpersonal violence	2,400 (1,990 to 2,870)	464 (384 to 567)	5,270 (4,690 to 7,920)	7,640 (7,000 to 11,700)	13,700 (7,180 to 14,800)	8,930 (5,490 to 9,580)	76,600 (59,600 to 93,500)	201,000 (189,000 to 214,000)	259,000 (228,000 to 287,000)	219,000 (194,000 to 243,000)	194,000 (166,000 to 220,000)	125,000 (102,000 to 147,000)	56,900 (46,100 to 67,500)	36,600 (29,600 to 43,600)	21,200 (17,200 to 25,200)	16,000 (13,000 to 19,000)	9,670 (7,860 to 11,500)	5,850 (4,930 to 6,770)	1,920 (1,630 to 2,200)	492 (389 to 591)	62.2 (32.2 to 91.1)	10.8 (7.1 to 14.5)	1,110,000
Physical violence by firearm	548 (328 to 850)	94.8 (55.5 to 150)	1,110 (658 to 1,710)	821 (372 to 1,160)	963 (453 to 1,490)	660 (370 to 1,040)	10,100 (5,660 to 15,800)	45,800 (29,900 to 65,700)	47,700 (36,100 to 66,700)	31,800 (20,400 to 45,000)	19,400 (9,940 to 34,500)	9,940 (4,990 to 19,900)	4,750 (3,300 to 8,660)	3,850 (2,700 to 5,270)	2,210 (1,690 to 2,940)	1,250 (1,020 to 1,520)	1,150 (899 to 1,490)	1,400 (777 to 1,990)	841 (533 to 990)	410 (49.9 to 51.1)	2.4 (2.0 to 4.6)	0.4 (0.2 to 0.7)	171,000
Physical violence by sharp object	448 (224 to 714)	82.1 (41.1 to 131)	448 (224 to 714)	1,340 (671 to 2,240)	1,630 (822 to 2,720)	1,630 (822 to 2,720)	2,450 (1,220 to 4,080)	2,450 (1,220 to 4,080)	1,630 (822 to 2,720)	1,630 (822 to 2,720)	1,630 (822 to 2,720)	1,630 (822 to 2,720)	1,630 (822 to 2,720)	1,630 (822 to 2,720)	1,630 (822 to 2,720)	1,630 (822 to 2,720)	1,630 (822 to 2,720)	1,630 (822 to 2,720)	1,630 (822 to 2,720)	1,630 (822 to 2,720)	1,630 (822 to 2,720)	1,630 (822 to 2,720)	548,000
Sexual violence	0 (0 to 0)	0 (0 to 0)	0 (0 to 0)	10.9 (10.9 to 32.8)	136 (62.4 to 418)	232 (120 to 697)	463 (242 to 737)	716 (420 to 1,090)	605 (409 to 1,450)	776 (439 to 1,200)	994 (530 to 951)	624 (347 to 995)	328 (177 to 526)	195 (111 to 309)	135 (62 to 199)	60.9 (46.2 to 97.9)	46.9 (20.1 to 69.1)	29.3 (17.5 to 41.3)	10.7 (7.9 to 20.3)	7.4 (3.8 to 10.8)	2.2 (1.3 to 3.5)	0.3 (0.2 to 0.4)	0 (0 to 0)	5,910
Physical violence by other means	1,360 (997 to 1,830)	256 (187 to 337)	3,430 (2,470 to 4,700)	6,290 (4,710 to 8,700)	8,140 (5,970 to 11,800)	6,990 (5,150 to 10,200)	24,200 (16,500 to 34,700)	83,100 (71,200 to 97,000)	71,200 (55,100 to 89,000)	51,900 (38,900 to 67,100)	35,700 (26,100 to 46,100)	22,000 (16,000 to 28,000)	14,600 (11,000 to 18,700)	10,600 (10,200 to 13,000)	6,550 (7,010 to 9,750)	5,260 (4,930 to 7,160)	3,500 (3,410 to 4,980)	2,490 (1,930 to 3,230)	814 (1,020 to 1,630)	417 (450 to 675)	66.5 (51.8 to 77.7)	6.5 (4.1 to 9.1)	395,000
Conflict and terrorism	37 (21.7 to 51.9)	6.1 (3.2 to 9.1)	23 (13.2 to 36)	23 (13.8 to 169)	23 (62.8 to 117)	23 (68.7 to 129)	23 (259 to 527)	23 (477 to 836)	23 (432 to 971)	23 (378 to 887)	23 (330 to 814)	23 (284 to 670)	23 (324 to 548)	23 (324 to 567)	23 (214 to 344)	23 (193 to 322)	23 (164 to 282)	23 (127 to 1.12)	23 (93.1 to 204)	23 (50.7 to 231.7)	23 (12.2 to 32.3)	23 (1.2 to 2.3)	23 (0.3 to 0.9)	4,602

SR Table 2a. Botswana DALYS by cause and age group for males with 95% uncertainty intervals, 2019

Cause	Birth Neonatal	Late Neonatal	Post Neonatal	1 to 4	5 to 9	10 to 14	15 to 19	20 to 24	25 to 29	30 to 34	35 to 39	40 to 44	45 to 49	50 to 54	55 to 59	60 to 64	65 to 69	70 to 74	75 to 79	80 to 84	85 to 89	90 to 94	95 plus	Total
All causes	21,000 (20,300 to 21,700)	9,090 (8,210 to 10,000)	21,900 (19,700 to 24,400)	29,600 (22,000 to 37,300)	13,500 (11,000 to 16,200)	12,700 (10,300 to 15,500)	21,100 (17,600 to 24,900)	29,700 (24,600 to 35,200)	29,900 (24,700 to 35,500)	29,400 (24,600 to 34,900)	27,400 (23,000 to 32,400)	27,900 (23,400 to 33,000)	27,100 (22,300 to 32,400)	25,900 (20,900 to 31,500)	23,100 (18,600 to 28,000)	21,000 (16,600 to 25,900)	17,900 (13,900 to 22,600)	15,400 (11,900 to 19,600)	12,300 (9,230 to 16,000)	9,260 (6,990 to 12,400)	5,992 (4,700 to 7,980)	2,916 (2,180 to 3,900)	497,000 (481,000 to 513,000)
Communicable, maternal, neonatal, and nutritional diseases	16,200 (15,200 to 16,100)	7,440 (6,520 to 8,720)	18,400 (13,000 to 24,400)	19,500 (14,100 to 24,800)	6,190 (4,730 to 8,010)	4,260 (3,410 to 5,300)	6,350 (5,060 to 7,970)	9,040 (6,730 to 12,300)	13,900 (9,900 to 22,700)	22,900 (16,400 to 36,400)	31,800 (23,000 to 48,000)	32,600 (23,400 to 49,700)	31,800 (23,000 to 48,000)	27,100 (20,000 to 36,400)	20,000 (15,000 to 29,100)	13,900 (10,000 to 17,600)	9,040 (7,180 to 11,400)	5,990 (4,490 to 7,560)	3,190 (2,430 to 3,970)	1,710 (1,320 to 2,170)	668 (529 to 1,080)	239 (201 to 422)	293,000 (261 to 330)
HIV/AIDS and sexually transmitted infections	1,870 (973 to 4,480)	645 (183 to 1,990)	1,780 (564 to 3,960)	870 (423 to 998)	667 (486 to 881)	631 (326 to 1,210)	3,200 (2,200 to 4,370)	6,690 (5,200 to 7,900)	8,770 (6,380 to 11,700)	16,600 (9,060 to 29,400)	24,200 (14,400 to 38,900)	24,900 (17,200 to 39,500)	24,900 (17,200 to 39,500)	20,200 (14,200 to 29,600)	15,400 (10,600 to 24,000)	9,630 (6,630 to 14,400)	6,490 (4,490 to 9,660)	3,980 (2,220 to 5,100)	2,220 (1,290 to 2,900)	760 (452 to 1,290)	310 (180 to 496)	72.0 (41 to 122)	0.8 (0.5 to 1.5)	149,000 (13.2 to 39.1)
HIV/AIDS	0 (0 to 0)	0.2 (0.1 to 0.2)	799 (0 to 3,960)	622 (0 to 998)	656 (0 to 881)	627 (0 to 1,200)	3,160 (2,180 to 4,360)	6,660 (5,180 to 7,880)	8,740 (6,360 to 11,700)	16,600 (9,060 to 29,400)	24,100 (14,400 to 38,900)	24,900 (17,200 to 39,500)	24,900 (17,200 to 39,500)	20,200 (14,200 to 29,600)	15,400 (10,600 to 24,000)	9,610 (6,630 to 14,400)	6,490 (4,490 to 9,660)	3,980 (2,220 to 5,100)	2,210 (1,290 to 2,900)	759 (452 to 1,290)	308 (179 to 496)	71.6 (41 to 122)	0.8 (0.5 to 1.5)	139,000 (9.6 to 39.1)
HIV/AIDS - Drug-susceptible Tuberculosis	0 (0 to 0)	0 (0 to 0)	0 (0 to 316)	0 (0 to 241)	0 (0 to 266)	0 (0 to 178)	0 (0 to 316)	0 (0 to 1,210)	0 (0 to 1,900)	0 (0 to 5,100)	0 (0 to 9,610)	0 (0 to 15,400)	0 (0 to 9,610)	0 (0 to 5,100)	0 (0 to 2,170)	0 (0 to 1,210)	0 (0 to 1,210)	0 (0 to 1,210)	0 (0 to 1,210)	0 (0 to 797)	0 (0 to 327)	0 (0 to 111)	0 (0 to 0.1)	0 (0 to 0)	33,100
HIV/AIDS - Multidrug-resistant Tuberculosis without extensive drug resistance	0 (0 to 0)	0 (0 to 0)	26.0 (0.3 to 90.6)	20.2 (0.3 to 70.0)	20.2 (0.4 to 71.3)	20.2 (0.4 to 71.3)	20.2 (0.4 to 71.3)	20.2 (0.4 to 71.3)	20.2 (0.4 to 71.3)	20.2 (0.4 to 71.3)	20.2 (0.4 to 71.3)	20.2 (0.4 to 71.3)	20.2 (0.4 to 71.3)	20.2 (0.4 to 71.3)	20.2 (0.4 to 71.3)	20.2 (0.4 to 71.3)	20.2 (0.4 to 71.3)	20.2 (0.4 to 71.3)	20.2 (0.4 to 71.3)	20.2 (0.4 to 71.3)	20.2 (0.4 to 71.3)	1.8 (0.1 to 1.8)	4,300
HIV/AIDS - Extensively drug-resistant Tuberculosis	0 (0 to 0)	0 (0 to 0)	0.4 (0 to 1.3)	0.4 (0 to 1)	0.4 (0 to 1)	0.4 (0 to 1.2)	0.4 (0 to 2.1)	0.4 (0 to 4.7)	0.4 (0 to 11.6)	0.4 (0 to 31.2)	0.4 (0 to 31.2)	0.4 (0 to 31.2)	0.4 (0 to 31.2)	0.4 (0 to 31.2)	0.4 (0 to 31.2)	0.4 (0 to 31.2)	0.4 (0 to 31.2)	0.4 (0 to 31.2)	0.4 (0 to 31.2)	0.4 (0 to 31.2)	0.4 (0 to 31.2)	0.4 (0 to 0.5)	0.4 (0 to 0.5)	97.6
HIV/AIDS resulting in other diseases	0 (0 to 0)	0.1 (0 to 0.2)	179 (0 to 1,390)	622 (0 to 998)	620 (0 to 881)	620 (0 to 1,190)	3,060 (2,180 to 4,360)	6,630 (5,180 to 7,880)	12,200 (8,370 to 16,600)	17,900 (9,470 to 29,300)	19,200 (9,620 to 32,200)	19,200 (9,620 to 32,200)	19,200 (9,620 to 32,200)	14,900 (9,470 to 23,600)	10,200 (5,170 to 16,600)	4,730 (1,970 to 8,060)	3,130 (1,270 to 5,160)	1,740 (649 to 3,000)	922 (322 to 1,610)	390 (129 to 719)	167 (57 to 330)	42.0 (13 to 87)	0.2 (0 to 1.3)	68,900
Sexually transmitted infections excluding HIV	1,870 (1,600 to 2,200)	645 (183 to 1,990)	1,000 (0 to 2,210)	247 (0 to 522)	11 (0 to 41)	4.4 (0 to 7.2)	39 (0 to 78)	30 (0 to 78)	30 (0 to 78)	30 (0 to 78)	30 (0 to 78)	30 (0 to 78)	30 (0 to 78)	30 (0 to 78)	30 (0 to 78)	30 (0 to 78)	30 (0 to 78)	30 (0 to 78)	30 (0 to 78)	30 (0 to 78)	30 (0 to 78)	30 (0 to 78)	0.1 (0 to 1.5)	3,700
Syphilis	1,870 (1,600 to 2,200)	639 (180 to 1,990)	977 (260 to 2,210)	(12.7 to 122)	10.6 (0.6 to 41)	2.6 (0.6 to 7.2)	12 (0.6 to 78)	12 (0.6 to 78)	12 (0.6 to 78)	12 (0.6 to 78)	12 (0.6 to 78)	12 (0.6 to 78)	12 (0.6 to 78)	12 (0.6 to 78)	12 (0.6 to 78)	12 (0.6 to 78)	12 (0.6 to 78)	12 (0.6 to 78)	12 (0.6 to 78)	12 (0.6 to 78)	12 (0.6 to 78)	12 (0.6 to 78)	0.0 (0.0 to 0.2)	3,600
Chlamydial infection	0 (0 to 0)	0 (0 to 0)	0 (0 to 0)	0 (0 to 0)	0 (0 to 0)	0 (0 to 0)	0 (0 to 0)	0 (0 to 0)	0 (0 to 0)	0 (0 to 0)	0 (0 to 0)	0 (0 to 0)	0 (0 to 0)	0 (0 to 0)	0 (0 to 0)	0 (0 to 0)	0 (0 to 0)	0 (0 to 0)	0 (0 to 0)	0 (0 to 0)	0 (0 to 0)	0 (0 to 0)	0 (0 to 0)	19.5
Gonococcal infection	0 (0 to 0)	0 (0 to 0)	0 (0 to 0)	0 (0 to 0)	0 (0 to 0)	0 (0 to 0)	0 (0 to 0)	0 (0 to 0)	0 (0 to 0)	0 (0 to 0)	0 (0 to 0)	0 (0 to 0)	0 (0 to 0)	0 (0 to 0)	0 (0 to 0)	0 (0 to 0)	0 (0 to 0)	0 (0 to 0)	0 (0 to 0)	0 (0 to 0)	0 (0 to 0)	0 (0 to 0)	0 (0 to 0)	0
Trichomoniasis	0 (0 to 0)	0 (0 to 0)	0 (0 to 0)	0 (0 to 0)	0 (0 to 0)	0 (0 to 0)	0 (0 to 0)	0 (0 to 0)	0 (0 to 0)	0 (0 to 0)	0 (0 to 0)	0 (0 to 0)	0 (0 to 0)	0 (0 to 0)	0 (0 to 0)	0 (0 to 0)	0 (0 to 0)	0 (0 to 0)	0 (0 to 0)	0 (0 to 0)	0 (0 to 0)	0 (0 to 0)	0 (0 to 0)	2.8
Genital herpes	0 (0 to 0)	0 (0 to 0)	0 (0 to 0)	0 (0 to 0)	0 (0 to 0)	0 (0 to 1.1)	0 (0 to 9.1)	0 (0 to 29.2)	0 (0 to 29.2)	0 (0 to 29.2)	0 (0 to 29.2)	0 (0 to 29.2)	0 (0 to 29.2)	0 (0 to 29.2)	0 (0 to 29.2)	0 (0 to 29.2)	0 (0 to 29.2)	0 (0 to 29.2)	0 (0 to 29.2)	0 (0 to 29.2)	0 (0 to 29.2)	0 (0 to 29.2)	0 (0 to 0.1)	67
Other sexually transmitted infections	0 (0 to 0)	0 (0 to 0)	0 (0 to 0)	0 (0 to 0)	1.8 (0 to 3.7)	1.8 (0 to 11.2)	3.7 (0 to 16.7)	3.7 (0 to 16.7)	3.7 (0 to 16.7)	3.7 (0 to 16.7)	3.7 (0 to 16.7)	3.7 (0 to 16.7)	3.7 (0 to 16.7)	3.2 (0 to 16.7)	3.2 (0 to 16.7)	3.2 (0 to 16.7)	3.2 (0 to 16.7)	3.2 (0 to 16.7)	3.2 (0 to 16.7)	3.2 (0 to 16.7)	3.2 (0 to 16.7)	3.2 (0 to 16.7)	0.0 (0 to 0.1)	44.2
Respiratory infections and tuberculosis	1,490 (998 to 2,060)	913 (429 to 1,870)	2,020 (1,210 to 10,000)	1,230 (1,000 to 10,000)	1,230 (1,000 to 2,300)	1,230 (982 to 1,580)	1,230 (1,000 to 2,300)	1,230 (1,000 to 3,700)	1,230 (1,000 to 5,100)	1,230 (1,000 to 6,900)	1,230 (1,000 to 6,900)	1,230 (1,000 to 6,900)	1,230 (1,000 to 6,900)	1,230 (1,000 to 6,900)	1,230 (1,000 to 6,900)	1,230 (1,000 to 6,900)	1,230 (1,000 to 5,870)	1,230 (1,000 to 5,870)	1,230 (1,000 to 5,870)	1,230 (1,000 to 5,870)	1,230 (1,000 to 5,870)	1,230 (1,000 to 5,870)	1,230 (1,000 to 5,870)	1,490 (997 to 1,760)	1,490 (1,000 to 1,760)	1,490 (1,000 to 1,760)	1,490 (1,000





SR Table 2a. Lesotho DALYS by cause and sex group for males with 95% uncertainty intervals, 2019

Cause	Early Neonatal	Late Neonatal	Post Neonatal	1 to 4	5 to 9	10 to 14	15 to 19	20 to 24	25 to 29	30 to 34	35 to 39	40 to 44	45 to 49	50 to 54	55 to 59	60 to 64	65 to 69	70 to 74	75 to 79	80 to 84	85 to 89	90 to 94	95 plus	Total
All causes	28,900 (26,300 to 30,600)	11,200 (7,790 to 15,400)	50,200 (42,100 to 58,200)	39,600 (29,200 to 39,200)	20,200 (17,000 to 22,900)	19,200 (15,900 to 22,700)	24,800 (20,100 to 31,400)	44,700 (37,700 to 56,900)	64,500 (49,800 to 79,400)	76,700 (57,200 to 93,200)	86,700 (76,400 to 100,000)	97,200 (71,700 to 109,000)	98,100 (75,600 to 112,000)	84,200 (66,500 to 95,600)	80,700 (61,100 to 91,200)	60,900 (43,300 to 69,000)	41,900 (26,900 to 49,000)	34,900 (20,600 to 39,300)	26,100 (16,100 to 29,700)	11,600 (11,100 to 12,000)	3,490 (3,120 to 3,890)	1,890 (1,730 to 2,070)	611 (551 to 669)	811,000 (711 to 916)	695,000
Communicable, maternal, neonatal, and nutritional diseases	19,300 (16,900 to 21,000)	10,300 (7,060 to 14,200)	47,100 (37,900 to 56,600)	37,900 (23,000 to 32,500)	12,200 (7,700 to 15,200)	8,930 (7,190 to 10,700)	13,300 (10,400 to 17,400)	16,400 (11,900 to 21,800)	29,800 (20,500 to 39,100)	50,400 (32,700 to 64,700)	66,100 (48,600 to 77,200)	84,200 (59,200 to 94,800)	84,200 (59,300 to 96,200)	71,900 (50,200 to 81,900)	67,900 (47,500 to 77,200)	51,900 (35,200 to 58,800)	35,600 (21,200 to 40,000)	29,600 (16,500 to 33,200)	22,100 (12,600 to 24,800)	9,970 (9,550 to 10,200)	3,290 (2,920 to 3,550)	1,660 (1,530 to 1,800)	541 (503 to 587)	139 (129 to 150)	29.0 (27.0 to 31.4)	525,000
HIV/AIDS and sexually transmitted infections	1,720 (910 to 3,080)	699 (342 to 1,290)	6,000 (3,400 to 9,620)	10,900 (7,600 to 15,300)	3,880 (2,830 to 4,980)	3,300 (2,670 to 3,960)	7,070 (5,420 to 11,100)	7,990 (5,750 to 13,100)	17,700 (9,470 to 31,000)	34,600 (21,300 to 56,800)	47,900 (31,700 to 74,000)	61,400 (41,200 to 90,000)	59,000 (39,200 to 87,000)	47,100 (31,000 to 69,000)	43,200 (28,200 to 63,100)	30,600 (19,000 to 44,000)	20,100 (11,600 to 28,900)	15,800 (8,880 to 22,600)	10,900 (4,190 to 17,400)	4,370 (2,070 to 6,260)	2,060 (997 to 2,950)	1,060 (479 to 1,720)	764 (364 to 1,240)	198 (94 to 318)	97.6 (50.4 to 167.7)	19.6 (9.5 to 33.7)	1.6 (1 to 2.4)	296,000
HIV/AIDS	614 (0 to 0)	0 (0 to 0)	5,160 (3,750 to 6,900)	10,500 (7,500 to 15,100)	3,660 (2,600 to 4,800)	3,300 (2,600 to 3,900)	7,060 (5,300 to 11,100)	7,930 (5,700 to 13,000)	17,700 (9,370 to 30,900)	34,500 (21,300 to 56,800)	47,900 (31,600 to 73,900)	61,400 (41,200 to 90,000)	59,000 (39,200 to 87,000)	47,100 (31,000 to 69,000)	43,200 (28,200 to 63,100)	30,600 (19,000 to 44,000)	20,100 (11,600 to 28,900)	15,800 (8,880 to 22,600)	10,900 (4,190 to 17,400)	4,370 (2,070 to 6,260)	2,060 (997 to 2,950)	1,060 (479 to 1,720)	762 (364 to 1,240)	198 (94 to 318)	97.3 (50.4 to 167.7)	19.6 (9.5 to 33.7)	1.6 (1 to 2.4)	293,000
HIV/AIDS - Drug-susceptible Tuberculosis	0 (0 to 0)	0 (0 to 0)	0 (0 to 0)	0 (0 to 0)	0 (0 to 0)	0 (0 to 0)	0 (0 to 0)	0 (0 to 0)	0 (0 to 0)	0 (0 to 0)	0 (0 to 0)	0 (0 to 0)	0 (0 to 0)	0 (0 to 0)	0 (0 to 0)	0 (0 to 0)	0 (0 to 0)	0 (0 to 0)	0 (0 to 0)	0 (0 to 0)	0 (0 to 0)	0 (0 to 0)	0 (0 to 0)	0 (0 to 0)	0 (0 to 0)	0 (0 to 0)	0 (0 to 0)	0
HIV/AIDS - Multidrug-resistant Tuberculosis without extensive drug resistance	0 (0 to 0)	0 (0 to 0)	0 (0 to 0)	0 (0 to 0)	0 (0 to 0)	0 (0 to 0)	0 (0 to 0)	0 (0 to 0)	0 (0 to 0)	0 (0 to 0)	0 (0 to 0)	0 (0 to 0)	0 (0 to 0)	0 (0 to 0)	0 (0 to 0)	0 (0 to 0)	0 (0 to 0)	0 (0 to 0)	0 (0 to 0)	0 (0 to 0)	0 (0 to 0)	0 (0 to 0)	0 (0 to 0)	0 (0 to 0)	0 (0 to 0)	0 (0 to 0)	0 (0 to 0)	0
HIV/AIDS - Extensively drug-resistant Tuberculosis	0 (0 to 0)	0 (0 to 0)	0 (0 to 0)	0 (0 to 0)	0 (0 to 0)	0 (0 to 0)	0 (0 to 0)	0 (0 to 0)	0 (0 to 0)	0 (0 to 0)	0 (0 to 0)	0 (0 to 0)	0 (0 to 0)	0 (0 to 0)	0 (0 to 0)	0 (0 to 0)	0 (0 to 0)	0 (0 to 0)	0 (0 to 0)	0 (0 to 0)	0 (0 to 0)	0 (0 to 0)	0 (0 to 0)	0 (0 to 0)	0 (0 to 0)	0 (0 to 0)	0 (0 to 0)	0
HIV/AIDS resulting in other diseases	0.6 (0 to 0)	0 (0 to 0)	1.9 (1.3 to 2.6)	2,850 (2,070 to 3,830)	5,850 (4,330 to 7,400)	2,770 (2,070 to 3,470)	4,250 (2,920 to 6,100)	4,310 (2,700 to 6,720)	7,120 (4,270 to 11,100)	13,500 (8,180 to 20,500)	18,100 (10,100 to 28,500)	23,300 (17,600 to 30,800)	22,300 (16,700 to 30,200)	18,100 (13,300 to 23,200)	16,100 (11,900 to 21,100)	11,400 (8,060 to 15,600)	7,450 (5,260 to 10,200)	5,860 (3,980 to 8,230)	4,030 (2,590 to 5,810)	1,620 (1,180 to 2,420)	763 (466 to 1,260)	394 (270 to 664)	284 (180 to 479)	73.6 (47.0 to 122.2)	7.3 (4.6 to 12.1)	0.6 (0.4 to 1)	100,000
Sexually transmitted infections excluding HIV	1,100 (560 to 1,980)	699 (342 to 1,290)	840 (500 to 1,280)	400 (240 to 600)	320 (190 to 480)	170 (100 to 250)	810 (500 to 1,200)	1,100 (700 to 1,600)	1,100 (700 to 1,600)	1,100 (700 to 1,600





Cell Table 2a: Cases by SAL, 5 year and age groups for males with 95% uncertainty intervals, 2019

Cause	Early Neonatal	Late Neonatal	Post Neonatal	1 to 4	5 to 9	10 to 14	15 to 19	20 to 24	25 to 29	30 to 34	35 to 39	40 to 44	45 to 49	50 to 54	55 to 59	60 to 64	65 to 69	70 to 74	75 to 79	80 to 84	85 to 89	90 to 94	95 plus	Total
All causes	266,000 (223,000 to 309,000)	63,200 (53,000 to 74,000)	340,000 (289,000 to 396,000)	370,000 (320,000 to 430,000)	99,700 (84,200 to 116,000)	81,200 (67,900 to 97,000)	114,000 (95,500 to 134,000)	142,000 (120,000 to 166,000)	139,000 (117,000 to 163,000)	142,000 (119,000 to 167,000)	156,000 (129,000 to 184,000)	176,000 (143,000 to 209,000)	194,000 (158,000 to 227,000)	190,000 (155,000 to 224,000)	183,000 (149,000 to 215,000)	169,000 (138,000 to 199,000)	129,000 (103,000 to 153,000)	97,300 (76,100 to 118,000)	58,600 (42,200 to 75,500)	31,600 (20,700 to 44,000)	13,600 (7,200 to 21,000)	4,200 (1,810 to 6,970)	469 (201 to 880)	3,066,000
Communicable, maternal, neonatal, and nutritional diseases	247,000 (207,000 to 287,000)	17,200 (14,400 to 20,200)	261,000 (219,000 to 305,000)	294,000 (244,000 to 350,000)	28,000 (23,600 to 33,700)	20,600 (17,200 to 24,600)	27,500 (22,900 to 32,900)	30,100 (25,000 to 36,000)	29,600 (24,500 to 35,400)	32,400 (26,800 to 38,600)	36,600 (30,200 to 43,600)	39,600 (32,600 to 47,200)	34,500 (28,300 to 41,200)	26,400 (21,600 to 31,500)	20,200 (16,500 to 24,100)	17,600 (14,300 to 21,000)	13,600 (10,900 to 16,200)	9,300 (7,200 to 12,000)	6,800 (4,810 to 9,200)	3,630 (2,300 to 5,190)	1,478 (1,010 to 2,080)	394 (270 to 553)	1,189,000
HIV/AIDS and sexually transmitted infections	26,200 (19,600 to 42,100)	8,670 (6,390 to 13,700)	19,600 (14,600 to 31,700)	7,270 (726 to 19,300)	1,990 (320 to 4,500)	2,210 (164 to 5,470)	2,770 (209 to 6,850)	5,650 (492 to 11,700)	6,660 (664 to 13,500)	8,330 (1,060 to 15,500)	9,720 (1,660 to 17,900)	11,600 (2,560 to 20,600)	9,730 (2,660 to 17,600)	6,150 (2,060 to 10,800)	4,160 (1,660 to 7,350)	3,620 (1,560 to 6,060)	2,760 (1,290 to 4,660)	2,170 (1,130 to 3,750)	1,610 (799 to 2,850)	1,010 (494 to 1,790)	484 (232 to 858)	114 (54 to 202)	140,000
HIV/AIDS	26,200 (19,600 to 42,100)	8,670 (6,390 to 13,700)	19,600 (14,600 to 31,700)	7,270 (726 to 19,300)	1,990 (320 to 4,500)	2,210 (164 to 5,470)	2,770 (209 to 6,850)	5,650 (492 to 11,700)	6,660 (664 to 13,500)	8,330 (1,060 to 15,500)	9,720 (1,660 to 17,900)	11,600 (2,560 to 20,600)	9,730 (2,660 to 17,600)	6,150 (2,060 to 10,800)	4,160 (1,660 to 7,350)	3,620 (1,560 to 6,060)	2,760 (1,290 to 4,660)	2,170 (1,130 to 3,750)	1,610 (799 to 2,850)	1,010 (494 to 1,790)	484 (232 to 858)	114 (54 to 202)	140,000
HIV/AIDS - Drug-susceptible Tuberculosis	0 (0 to 0)	0 (0 to 0)	0 (0 to 0)	0 (0 to 0)	0 (0 to 0)	0 (0 to 0)	0 (0 to 0)	0 (0 to 0)	0 (0 to 0)	0 (0 to 0)	0 (0 to 0)	0 (0 to 0)	0 (0 to 0)	0 (0 to 0)	0 (0 to 0)	0 (0 to 0)	0 (0 to 0)	0 (0 to 0)	0 (0 to 0)	0 (0 to 0)	0 (0 to 0)	0 (0 to 0)	0 (0 to 0)	0
HIV/AIDS - Multidrug resistant Tuberculosis without extensive drug resistance	0 (0 to 0)	0 (0 to 0)	0 (0 to 0)	0 (0 to 0)	0 (0 to 0)	0 (0 to 0)	0 (0 to 0)	0 (0 to 0)	0 (0 to 0)	0 (0 to 0)	0 (0 to 0)	0 (0 to 0)	0 (0 to 0)	0 (0 to 0)	0 (0 to 0)	0 (0 to 0)	0 (0 to 0)	0 (0 to 0)	0 (0 to 0)	0 (0 to 0)	0 (0 to 0)	0 (0 to 0)	0 (0 to 0)	0
HIV/AIDS - Extensively drug-resistant Tuberculosis	0 (0 to 0)	0 (0 to 0)	0 (0 to 0)	0 (0 to 0)	0 (0 to 0)	0 (0 to 0)	0 (0 to 0)	0 (0 to 0)	0 (0 to 0)	0 (0 to 0)	0 (0 to 0)	0 (0 to 0)	0 (0 to 0)	0 (0 to 0)	0 (0 to 0)	0 (0 to 0)	0 (0 to 0)	0 (0 to 0)	0 (0 to 0)	0 (0 to 0)	0 (0 to 0)	0 (0 to 0)	0 (0 to 0)	0
HIV/AIDS resulting in other diseases	0 (0 to 0)	0 (0 to 0)	0 (0 to 0)	0 (0 to 0)	0 (0 to 0)	0 (0 to 0)	0 (0 to 0)	0 (0 to 0)	0 (0 to 0)	0 (0 to 0)	0 (0 to 0)	0 (0 to 0)	0 (0 to 0)	0 (0 to 0)	0 (0 to 0)	0 (0 to 0)	0 (0 to 0)	0 (0 to 0)	0 (0 to 0)	0 (0 to 0)	0 (0 to 0)	0 (0 to 0)	0 (0 to 0)	0
Sexually transmitted infections excluding HIV	26,000 (19,600 to 42,100)	8,670 (6,390 to 13,700)	19,600 (14,600 to 31,700)	7,270 (726 to 19,300)	1,990 (320 to 4,500)	2,210 (164 to 5,470)	2,770 (209 to 6,850)	5,650 (492 to 11,700)	6,660 (664 to 13,500)	8,330 (1,060 to 15,500)	9,720 (1,660 to 17,900)	11,600 (2,560 to 20,600)	9,730 (2,660 to 17,600)	6,150 (2,060 to 10,800)	4,160 (1,660 to 7,350)	3,620 (1,560 to 6,060)	2,760 (1,290 to 4,660)	2,170 (1,130 to 3,750)	1,610 (799 to 2,850)	1,010 (494 to 1,790)	484 (232 to 858)	114 (54 to 202)	140,000
Syphilis	26,000 (19,600 to 42,100)	8,670 (6,390 to 13,700)	19,600 (14,600 to 31,700)	7,270 (726 to 19,300)	1,990 (320 to 4,500)	2,210 (164 to 5,470)	2,770 (209 to 6,850)	5,650 (492 to 11,700)	6,660 (664 to 13,500)	8,330 (1,060 to 15,500)	9,720 (1,660 to 17,900)	11,600 (2,560 to 20,600)	9,730 (2,660 to 17,600)	6,150 (2,060 to 10,800)	4,160 (1,660 to 7,350)	3,620 (1,560 to 6,060)	2,760 (1,290 to 4,660)	2,170 (1,130 to 3,750)	1,610 (799 to 2,850)	1,010 (494 to 1,790)	484 (232 to 858)	114 (54 to 202)	140,000
Chlamydial infection	0 (0 to 0)	0 (0 to 0)	0 (0 to 0)	0 (0 to 0)	0 (0 to 0)	0 (0 to 0)	1.2 (0 to 2.1)	2.3 (0 to 4.1)	4.3 (0 to 7.7)	5.6 (0 to 9.9)	7.4 (0 to 13.1)	9.4 (0 to 16.5)	7.4 (0 to 13.1)	5.1 (0 to 9.1)	3.4 (0 to 6.1)	2.8 (0 to 5.1)	2.1 (0 to 3.8)	1.6 (0 to 2.9)	1.2 (0 to 2.2)	0.8 (0 to 1.5)	0.4 (0 to 0.8)	0.1 (0 to 0.2)	0 (0 to 0)	20.4
Gonococcal infection	0 (0 to 0)	0 (0 to 0)	0 (0 to 0)	0 (0 to 0)	0 (0 to 0)	0 (0 to 0)	0.4 (0 to 0.7)	0.8 (0 to 1.5)	1.5 (0 to 2.6)	2.1 (0 to 3.8)	2.8 (0 to 5.1)	3.6 (0 to 6.4)	2.8 (0 to 5.1)	2.0 (0 to 3.6)	1.3 (0 to 2.4)	1.1 (0 to 2.0)	0.8 (0 to 1.5)	0.6 (0 to 1.1)	0.5 (0 to 0.9)	0.3 (0 to 0.6)	0.1 (0 to 0.3)	0 (0 to 0)	0 (0 to 0)	7.1
Trichomoniasis	0 (0 to 0)	0 (0 to 0)	0 (0 to 0)	0 (0 to 0)	0 (0 to 0)	0 (0 to 0)	0.2 (0 to 0.4)	0.4 (0 to 0.8)	0.8 (0 to 1.5)	1.1 (0 to 2.0)	1.4 (0 to 2.6)	1.8 (0 to 3.2)	1.4 (0 to 2.6)	1.0 (0 to 1.8)	0.7 (0 to 1.2)	0.5 (0 to 1.0)	0.4 (0 to 0.7)	0.3 (0 to 0.5)	0.2 (0 to 0.4)	0.1 (0 to 0.3)	0 (0 to 0.1)	0 (0 to 0)	0 (0 to 0)	3.9
Genital herpes	0 (0 to 0)	0 (0 to 0)	0 (0 to 0)	0 (0 to 0)	0 (0 to 0)	0 (0 to 0)	0.2 (0 to 0.4)	0.4 (0 to 0.8)	0.8 (0 to 1.5)	1.1 (0 to 2.0)	1.4 (0 to 2.6)	1.8 (0 to 3.2)	1.4 (0 to 2.6)	1.0 (0 to 1.8)	0.7 (0 to 1.2)	0.5 (0 to 1.0)	0.4 (0 to 0.7)	0.3 (0 to 0.5)	0.2 (0 to 0.4)	0.1 (0 to 0.3)	0 (0 to 0.1)	0 (0 to 0)	0 (0 to 0)	7.1
Other sexually transmitted infections	0 (0 to 0)	0 (0 to 0)	0 (0 to 0)	0 (0 to 0)	0 (0 to 0)	0 (0 to 0)	0.2 (0 to 0.4)	0.4 (0 to 0.8)	0.8 (0 to 1.5)	1.1 (0 to 2.0)	1.4 (0 to 2.6)	1.8 (0 to 3.2)	1.4 (0 to 2.6)	1.0 (0 to 1.8)	0.7 (0 to 1.2)	0.5 (0 to 1.0)	0.4 (0 to 0.7)	0.3 (0 to 0.5)	0.2 (0 to 0.4)	0.1 (0 to 0.3)	0 (0 to 0.1)	0 (0 to 0)	0 (0 to 0)	7.1
Respiratory infections and tuberculosis	37,000 (19,600 to 56,000)	29,500 (19,600 to 39,900)	1,900,000 (1,900,000 to 1,900,000)	68,000 (38,500 to 98,000)	6,210 (3,220 to 10,800)	4,660 (2,570 to 7,530)	4,660 (2,570 to 7,530)	7,750 (4,660 to 11,200)	9,040 (5,970 to 12,900)	9,160 (6,020 to 13,000)	8,560 (5,220 to 12,500)	7,830 (4,330 to 11,900)	7,660 (4,330 to 11,900)	6,990 (3,780 to 11,200)	6,810 (3,780 to 10,500)	6,260 (3,220 to 10,000)	5,270 (2,570 to 8,660)	4,290 (2,060 to 7,220)	3,260 (1,540 to 5,290)	2,400 (1,060 to 3,940)	1,490 (660 to 2,490)	668 (290 to 1,110)	257 (108 to 430)	3,900,000
Tuberculosis	0 (0 to 0)	0 (0 to 0)	2,900 (1,900 to 4,200)	1,100 (1,100 to 1,200)	926 (777 to 1,100)	1,100 (1,000 to 1,200)	1,670 (1,500 to 1,900)	4,130 (3,800 to 4,500)	5,200 (4,800 to 5,600)	5,270 (4,900 to 5,700)	5,060 (4,700 to 5,500)	5,060 (4,700 to 5,500)	5,200 (4,800 to 5,600)	4,930 (4,500 to 5,300)	5,270 (4,900 to 5,700)	5,270 (4,900 to 5,700)	4,970 (4,600 to 5,400)	4,060 (3,700 to 4,400)	3,170 (2,900 to 3,500)	2,270 (2,000 to 2,500)	1,360 (1,200 to 1,500)	629 (560 to 700)	244 (210 to 280)	52,200
Latent tuberculosis infection	0 (0 to 0)	0 (0 to 0)	0 (0 to 0)	0 (0 to 0)	0 (0 to 0)	0 (0 to 0)	0 (0 to 0)	0 (0 to 0)	0 (0 to 0)	0 (0 to 0)	0 (0 to 0)	0 (0 to 0)	0 (0 to 0)	0 (0 to 0)	0 (0 to 0)	0 (0 to 0)	0 (0 to 0)	0 (0 to 0)	0 (0 to 0)	0 (0 to 0)	0 (0 to 0)	0 (0 to 0)	0 (0 to 0)	0
Drug-susceptible tuberculosis	0 (0 to 0)	0 (0 to 0)	2,900 (1,900 to 4,200)	1,100 (1,100 to 1,200)	926 (777 to 1,100)	1,100 (1,000 to 1,200)	1,670 (1,500 to 1,900)	4,130 (3,800 to 4,500)	5,200 (4,800 to 5,600)	5,270 (4,900 to 5,700)	5,060 (4,700 to 5,500)	5,060 (4,700 to 5,500)	5,200 (4,800 to 5,600)	4,930 (4,500 to 5,300)	5,270 (4,900 to 5,700)	5,270 (4,900 to 5,700)	4,970 (4,600 to 5,400)	4,060 (3,700 to 4,400)	3,170 (2,900 to 3,500)	2,270 (2,000 to 2,500)	1,360 (1,200 to 1,500)	629 (560 to 700)	244 (210 to 280)	52,200
Multidrug-resistant tuberculosis without extensive drug resistance	0 (0 to 0)	0 (0 to 0)	0 (0 to 0)	0 (0 to 0)	0 (0 to 0)	0 (0 to 0)	0 (0 to 0)	0 (0 to 0)	0 (0 to 0)	0 (0 to 0)	0 (0 to 0)	0 (0 to 0)	0 (0 to 0)	0 (0 to 0)	0 (0 to 0)	0 (0 to 0)	0 (0 to 0)	0 (0 to 0)	0 (0 to 0)	0 (0 to 0)	0 (0 to 0)	0 (0 to 0)	0 (0 to 0)	0
Extensively drug-resistant tuberculosis	0 (0 to 0)	0 (0 to 0)	0 (0 to 0)	0 (0 to 0)	0 (0 to 0)	0 (0 to 0)	0 (0 to 0)	0 (0 to 0)	0 (0 to 0)	0 (0 to 0)	0 (0 to 0)	0 (0 to 0)	0 (0 to 0)	0 (0 to 0)	0 (0 to 0)	0 (0 to 0)	0 (0 to 0)	0 (0 to 0)	0 (0 to 0)	0 (0 to 0)	0 (0 to 0)	0 (0 to 0)	0 (0 to 0)	0
Diarrheal diseases	37,000 (19,600 to 56,000)	29,500 (19,600 to 39,900)	1,900,000 (1,900,000 to 1,900,000)	68,000 (38,500 to 98,000)	6,210 (3,220 to 10,800)	4,660 (2,570 to 7,530)	4,660 (2,570 to 7,530)	7,750 (4,660 to 11,200)	9,040 (5,970 to 12,900)	9,160 (6,020 to 13,000)	8,560 (5,220 to 12,500)	7,830 (4,330 to 11,900)	7,660 (4,330 to 11,900)	6,990 (3,780 to 11,200)	6,810 (3,780 to 10,500)	6,260 (3,220 to 10,000)	5,270 (2,570 to 8,660)	4,290 (2,060 to 7,220)	3,260 (1,540 to 5,290)	2,400 (1,060 to 3,940)	1,490 (660 to 2,490)	668 (290 to 1,110)	257 (108 to 430)	3,900,000
Typhoid and paratyphoid	0 (0 to 0)	23 (0 to 43)	2,460 (1,900 to 3,100)	3,750 (2,900 to 4,800)	3,700 (2,900 to 4,800)	2,450 (1,900 to 3,100)	2,310 (1,800 to 2,900)	613 (480 to 770)	348 (270 to 440)	213 (170 to 270)	174 (140 to 220)	116 (90 to 150)	99 (80 to 130)	74 (60 to 96)	49 (40 to 64)	37 (30 to 48)	28 (23 to 36)	21 (17 to 27)	14 (11 to 18)	8.8 (7.1 to 11)	4.3 (3.5 to 5.5)	1.3 (1.0 to 1.7)	0.3 (0.2 to 0.4)	15,300
Typhoid fever	0 (0 to 0)	23 (0 to 43)	2,460 (1,900 to 3,100)	3,750 (2,900 to 4,800)	3,700 (2,900 to 4,800)	2,450 (1,900 to 3,100)	2,310 (1,800 to 2,900)	613 (480 to 770)	348 (270 to 440)	213 (170 to 270)	174 (140 to 220)	116 (90 to 150)	99 (80 to 130)	74 (60 to 96)	49 (40 to 64)	37 (30 to 48)	28 (23 to 36)	21 (17 to 27)	14 (11 to 18)	8.8 (7.1 to 11)	4.3 (3.5 to 5.5)	1.3 (1.0 to 1.7)	0.3 (0.2 to 0.4)	15,300
Paratyphoid fever	0 (0 to 0)	0 (0 to 0)	0 (0 to 0)	0 (0 to 0)	0 (0 to 0)	0 (0 to 0)	0 (0 to 0)	0 (0 to 0)	0 (0 to 0)	0 (0 to 0)	0 (0 to 0)	0 (0 to 0)	0 (0 to 0)	0 (0 to 0)	0 (0 to 0)	0 (0 to 0)	0 (0 to 0)	0 (0 to 0)	0 (0 to 0)	0 (0 to 0)	0 (0 to 0)	0 (0 to 0)	0 (0 to 0)	0
Invasive Non-typhoidal Salmonella (iNTS)	0 (0 to 0)	0 (0 to 0)	0 (0 to 0)	0 (0 to 0)	0 (0 to 0)	0 (0 to 0)	0 (0 to 0)	0 (0 to 0)	0 (0 to 0)	0 (0 to 0)	0 (0 to 0)	0 (0 to 0)	0 (0 to 0)	0 (0 to 0)	0 (0 to 0)	0 (0 to 0)	0 (0 to 0)	0 (0 to 0)	0 (0 to 0)	0 (0 to 0)	0 (0 to 0)	0 (0 to 0)	0 (0 to 0)	0
Upper respiratory infections	0 (0 to 0)	0 (0 to 0)	0 (0 to 0)	0 (0 to 0)	0 (0 to 0)	0 (0 to 0)	0 (0 to 0)	0 (0 to 0)	0 (0 to 0)	0 (0 to 0)	0 (0 to 0)	0 (0 to 0)	0 (0 to 0)	0 (0 to 0)	0 (0 to 0)	0 (0 to 0)	0 (0 to 0)	0 (0 to 0)	0 (0 to 0)	0 (0 to 0)	0 (0 to 0)	0 (0 to 0)	0 (0 to 0)	0
Otitis media	0 (0 to 0)	0 (0 to 0)	0 (0 to 0)	0 (0 to 0)	0 (0 to 0)	0 (0 to 0)	0 (0 to 0)	0 (0 to 0)	0 (0 to 0)	0 (0 to 0)	0 (0 to 0)	0 (0 to 0)	0 (0 to 0)	0 (0 to 0)	0 (0 to 0)	0 (0 to 0)	0 (0 to 0)	0 (0 to 0)	0 (0 to 0)	0 (0 to 0)	0 (0 to 0)	0 (0 to 0)	0 (0 to 0)	0
Enteric infections	1,900 (1,200 to 3,000)	4,850 (2,220 to 9,000)	37,000 (13,000 to 69,000)	17,000 (6,000 to 32,000)	8,180 (2,970 to 15,000)	5,120 (1,770 to 9,600)	5,060 (1,770 to 9,600)	3,190 (1,110 to 6,000)	2,730 (1,000 to 5,000)	3,010 (1,110 to 5,600)	3,270 (1,220 to 6,000)	4,070 (1,550 to 7,500)	4,230 (1,660 to 7,500)	4,140 (1,660 to 7,500)	4,050 (1,660 to 7,500)	3,940 (1,660 to 7,500)	3,620 (1,550 to 6,900)	3,050 (1,330 to 5,800)	2,360 (1,000 to 4,500)	1,720 (720 to 3,300)	1,030 (410 to 1,980)	446 (180 to 860)	114 (44 to 220)	184,000
Diarrheal diseases	1,900 (982 to 3,000)	4,850 (2,220 to 9,000)	37,000 (13,000 to 69,000)	16,000 (6,000 to 32,000)	8,180 (2,970 to 15,000)	5,120 (1,770 to 9,600)	5,060 (1,770 to 9,600)	3,190 (1,110 to 6,000)	2,730 (1,000 to 5,000)	3,010 (1,110 to 5,600)	3,270 (1,220 to 6,000)	4,070 (1,550 to 7,500)	4,230 (1,660 to 7,500)	4,140 (1,660 to 7,500)	4,050 (1,660 to 7,500)	3,940 (1,660 to 7,500)	3,620 (1,550 to 6,900)	3,050 (1,330 to 5,800)	2,360 (1,000 to 4,500)	1,720 (720 to 3,300)	1,030 (410 to 1,980)	446 (180 to 860)	114 (44 to 220)	184,000
Typhoid and paratyphoid	0 (0 to 0)	23 (0 to 43)	2,460 (1,900 to 3,100)	3,750 (2,900 to 4,800)	3,700 (2,900 to 4,800)	2,450 (1,900 to 3,100)	2,310 (1,800 to 2,900)	613 (480 to 770)	348 (270 to 440)	213 (170 to 270)	174 (140 to 220)	116 (90 to 150)	99 (80 to 130)	74 (60 to 96)	49 (40 to 64)	37 (30 to 48)	28 (23 to 36)	21 (17 to 27)	14 (11 to 18)	8.8 (7.1 to 11)	4.3 (3.5 to 5.5)	1.3 (1.0 to 1.7)	0.3 (0.2 to 0.4)	15,300
Typhoid fever	0 (0 to 0)	23 (0 to 43)	2,460 (1,900 to 3,100)	3,750 (2,900 to 4,800)	3,700 (2,900 to 4,800)	2,450 (1,900 to 3,100)	2,310 (1,800 to 2,900)	613 (480 to 770)	348 (270 to 440)	213 (170 to 270)	174 (140 to 220)	116 (90 to 150)	99 (80 to 130)	74 (60 to 96)	49 (40 to 64)	37 (30 to 48)	28 (23 to 36)	21 (17 to 27)	14 (11 to 18)	8.8 (7.1 to 11)	4.3 (3.5 to 5.5)	1.3 (1.0 to 1.7)	0.3 (0.2 to 0.4)	15,300
Paratyphoid fever	0 (0 to 0)	0 (0 to 0)	0 (0 to 0)	0 (0 to 0)	0 (0 to 0)	0 (0 to 0)	0 (0 to 0)	0 (0 to 0)	0 (0 to 0)	0 (0 to 0)	0 (0 to 0)	0 (0 to 0)	0 (0 to 0)	0 (0 to 0)	0 (0 to 0)	0 (0 to 0)	0 (0 to 0)	0 (0 to 0)	0 (0 to 0)	0 (0 to 0)	0 (0 to 0)	0 (0 to 0)	0 (0 to 0)	0
Invasive Non-typhoidal Salmonella (iNTS)	0 (0 to 0)	0 (0 to 0)	0 (0 to 0)	0 (0 to 0)	0 (0 to 0)	0 (0 to 0)	0 (0 to 0)	0 (0 to 0)	0 (0 to 0)	0 (0 to 0)	0 (0 to 0)	0 (0 to 0)	0 (0 to 0)	0 (0 to 0)	0 (0 to 0)	0 (0 to 0)	0 (0 to 0)	0 (0 to 0)	0 (0 to 0)	0 (0 to 0)	0 (0 to 0)	0 (0 to 0)	0 (0 to 0)	0
Upper respiratory infections	0 (0 to 0)	0 (0 to 0)	0 (0 to 0)	0 (0 to 0)	0 (0 to 0)	0 (0 to 0)	0 (0 to 0)	0 (0 to 0)	0 (0 to 0)	0 (0 to 0)	0 (0 to 0)	0 (0 to 0)	0 (0 to 0)	0 (0 to 0)	0 (0 to 0)	0 (0 to 0)	0 (0 to 0)	0 (0 to 0)	0 (0 to 0)	0 (0 to 0)	0 (0 to 0)	0 (0 to 0)	0 (0 to 0)	0
Otitis media	0 (0 to 0)	0 (0 to 0)	0 (0 to 0)	0 (0 to 0)	0 (0 to 0)	0 (0 to 0)	0 (0 to 0)	0 (0 to 0)	0 (0 to 0)	0 (0 to 0)	0 (0 to 0)	0 (0 to 0)	0 (0 to 0)	0 (0 to 0)	0 (0 to 0)	0 (0 to 0)	0 (0 to 0)	0 (0 to 0)	0 (0 to 0)	0 (0 to 0)	0 (0 to 0)	0 (0 to 0)	0 (0 to 0)	0
Neglected tropical diseases and malaria	1,900 (1,900 to 1,900)	1,200 (1,200 to 1,200)	1,200 (1,200 to 1,200)	1,200 (1,200 to 1,200

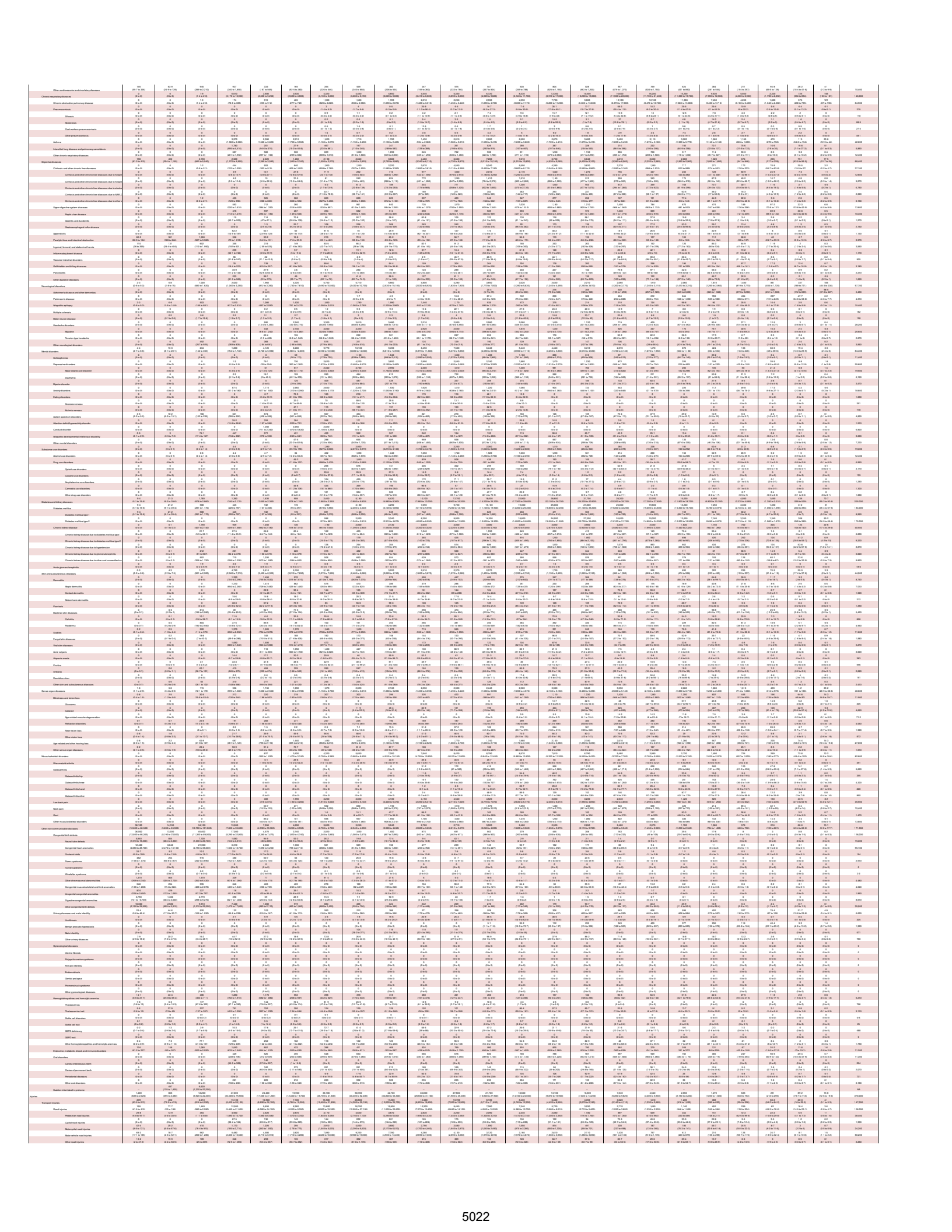

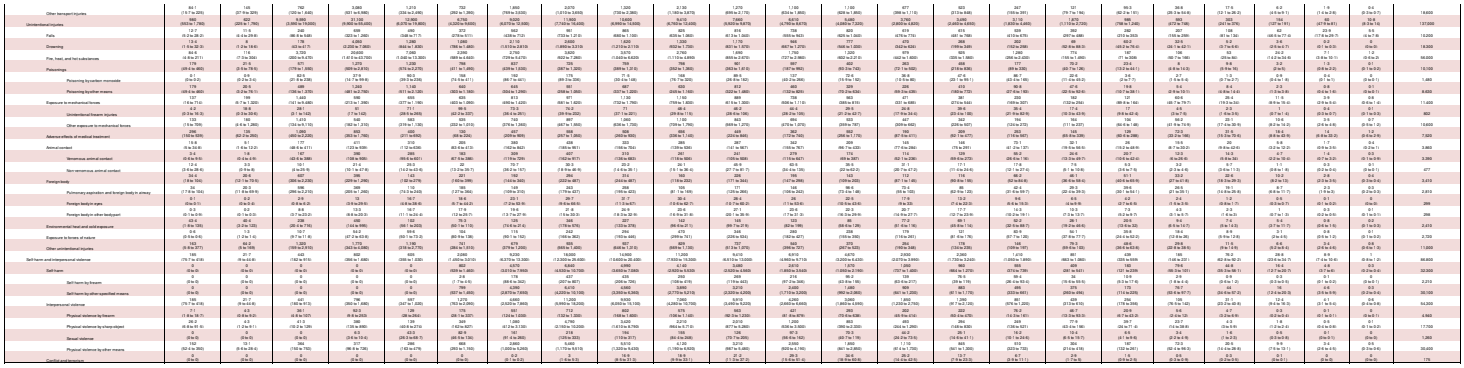

SR Table 2a. Namibia DALYS by cause and sex group for males with 95% uncertainty intervals, 2019

Cause	Both Neonatal	Post Neonatal	1 to 4	5 to 9	10 to 14	15 to 19	20 to 24	25 to 29	30 to 34	35 to 39	40 to 44	45 to 49	50 to 54	55 to 59	60 to 64	65 to 69	70 to 74	75 to 79	80 to 84	85 to 89	90 to 94	95 plus	Total
All causes	27,800 (26,900 to 28,700)	31,400 (30,000 to 32,800)	37,200 (34,300 to 40,000)	27,200 (23,100 to 31,200)	19,600 (13,300 to 26,100)	19,200 (15,700 to 23,000)	28,200 (24,000 to 32,700)	28,200 (24,000 to 32,700)	28,200 (24,000 to 32,700)	28,200 (24,000 to 32,700)	28,200 (24,000 to 32,700)	28,200 (24,000 to 32,700)	28,200 (24,000 to 32,700)	28,200 (24,000 to 32,700)	28,200 (24,000 to 32,700)	28,200 (24,000 to 32,700)	28,200 (24,000 to 32,700)	28,200 (24,000 to 32,700)	28,200 (24,000 to 32,700)	28,200 (24,000 to 32,700)	28,200 (24,000 to 32,700)	622 (396 to 900)	527,000 (494,000 to 560,000)
Communicable, maternal, neonatal, and nutritional diseases	15,400 (13,600 to 16,900)	9,530 (4,660 to 14,700)	26,900 (23,200 to 29,500)	21,400 (17,100 to 27,000)	8,713 (6,700 to 11,100)	7,130 (5,440 to 9,420)	9,900 (6,770 to 13,300)	8,170 (5,610 to 11,300)	9,890 (6,970 to 13,700)	13,600 (9,560 to 18,200)	17,900 (12,600 to 23,100)	20,600 (15,500 to 26,200)	26,300 (19,600 to 33,200)	16,400 (12,600 to 21,200)	10,900 (8,670 to 13,300)	7,350 (5,770 to 9,220)	6,330 (4,180 to 8,790)	3,760 (2,660 to 4,750)	2,660 (1,790 to 3,520)	1,970 (1,190 to 2,920)	696 (363 to 910)	265 (107 to 396)	369,1 (39,1 to 79,7)
HIV/AIDS and sexually transmitted infections	1,830 (980 to 4,000)	974 (182 to 1,770)	4,210 (2,860 to 5,970)	6,980 (4,340 to 9,760)	1,900 (1,230 to 2,960)	2,790 (2,090 to 3,690)	6,590 (5,290 to 7,810)	6,590 (5,170 to 8,270)	6,590 (5,170 to 8,270)	6,140 (4,960 to 7,530)	11,900 (7,160 to 16,100)	14,100 (10,100 to 20,200)	13,400 (9,260 to 18,000)	10,200 (7,260 to 14,200)	6,650 (3,670 to 9,960)	3,650 (1,670 to 5,790)	1,170 (709 to 1,880)	564 (316 to 910)	271 (138 to 463)	61,2 (34,7 to 104)	22 (10,7 to 37,5)	1,1 (0,4 to 1,7)	99,400 (94,1 to 104,000)
HIV/AIDS	614 (542 to 693)	1,2 (0,5 to 2,1)	3,230 (2,200 to 4,600)	6,860 (4,300 to 9,700)	1,900 (1,230 to 2,960)	2,790 (2,090 to 3,690)	6,590 (5,290 to 7,780)	6,590 (5,170 to 8,270)	6,590 (5,170 to 8,270)	6,110 (4,940 to 7,500)	11,900 (7,160 to 16,100)	14,000 (10,100 to 20,200)	13,400 (9,260 to 18,000)	10,200 (7,260 to 14,200)	6,590 (3,660 to 9,960)	3,640 (1,660 to 5,790)	1,160 (709 to 1,880)	561 (316 to 910)	269 (138 to 463)	60,3 (34,6 to 104)	21,4 (10,7 to 37,5)	0,4 (0,2 to 1,7)	98,600 (94,1 to 104,000)
HIV/AIDS - Drug-susceptible Tuberculosis	0 (0 to 0)	0 (0 to 0)	1,140 (597 to 1,240)	1,110 (551 to 1,870)	1,110 (551 to 1,870)	1,110 (551 to 1,870)	1,110 (551 to 1,870)	1,110 (551 to 1,870)	1,110 (551 to 1,870)	1,110 (551 to 1,870)	1,110 (551 to 1,870)	1,110 (551 to 1,870)	1,110 (551 to 1,870)	1,110 (551 to 1,870)	1,110 (551 to 1,870)	1,110 (551 to 1,870)	1,110 (551 to 1,870)	1,110 (551 to 1,870)	1,110 (551 to 1,870)	1,110 (551 to 1,870)	1,110 (551 to 1,870)	0,4 (0,2 to 0,7)	22,600 (11,000 to 37,400)
HIV/AIDS - Multidrug-resistant Tuberculosis without extensive d	40 (0 to 0)	0 (0 to 0)	156 (69,6 to 399)	156 (52,9 to 717)	156 (44,9 to 1,91)	156 (39,5 to 2,64)	156 (37,4 to 2,91)	156 (37,4 to 2,91)	156 (37,4 to 2,91)	156 (37,4 to 2,91)	156 (37,4 to 2,91)	156 (37,4 to 2,91)	156 (37,4 to 2,91)	156 (37,4 to 2,91)	156 (37,4 to 2,91)	156 (37,4 to 2,91)	156 (37,4 to 2,91)	156 (37,4 to 2,91)	156 (37,4 to 2,91)	156 (37,4 to 2,91)	156 (37,4 to 2,91)	0,2 (0,2 to 1,8)	3,860 (1,860 to 9,860)
HIV/AIDS - Extensively drug-resistant Tuberculosis	0 (0 to 0)	0 (0 to 0)	0,2 (0,2 to 0,3)	1,7 (0,9 to 2,6)	1,7 (0,9 to 2,6)	1,7 (0,9 to 2,6)	1,7 (0,9 to 2,6)	1,7 (0,9 to 2,6)	1,7 (0,9 to 2,6)	1,7 (0,9 to 2,6)	1,7 (0,9 to 2,6)	1,7 (0,9 to 2,6)	1,7 (0,9 to 2,6)	1,7 (0,9 to 2,6)	1,7 (0,9 to 2,6)	1,7 (0,9 to 2,6)	1,7 (0,9 to 2,6)	1,7 (0,9 to 2,6)	1,7 (0,9 to 2,6)	1,7 (0,9 to 2,6)	1,7 (0,9 to 2,6)	0,1 (0,1 to 0,2)	30,7 (16,2 to 47,2)
HIV/AIDS resulting in other diseases	0,6 (0,5 to 0,8)	0,4 (0,7 to 1,6)	1,1 (1,060 to 3,660)	1,700 (1,060 to 2,700)	16,000 (7,720 to 24,900)	2,700 (1,200 to 5,200)	2,700 (1,200 to 5,200)	2,700 (1,200 to 5,200)	2,700 (1,200 to 5,200)	2,700 (1,200 to 5,200)	16,000 (7,720 to 24,900)	16,000 (8,150 to 26,700)	16,000 (8,690 to 26,000)	16,000 (4,330 to 31,400)	9,650 (2,060 to 20,400)	1,700 (640 to 3,500)	910 (260 to 2,100)	390 (83,6 to 1,060)	190 (27,7 to 569)	64 (8,6 to 214)	0,4 (0,1 to 1,5)	0,4 (0,4 to 1,6)	69,200 (16,1 to 151,000)
Sexually transmitted infections excluding HIV	1,200 (322 to 3,320)	970 (296 to 2,230)	984 (618 to 1,360)	271 (0,1 to 1,1)	19,6 (0,1 to 1,1)	0,1 (0,1 to 1,1)	0,1 (0,1 to 1,1)	0,1 (0,1 to 1,1)	0,1 (0,1 to 1,1)	0,1 (0,1 to 1,1)	0,1 (0,1 to 1,1)	0,1 (0,1 to 1,1)	0,1 (0,1 to 1,1)	0,1 (0,1 to 1,1)	0,1 (0,1 to 1,1)	0,1 (0,1 to 1,1)	0,1 (0,1 to 1,1)	0,1 (0,1 to 1,1)	0,1 (0,1 to 1,1)	0,1 (0,1 to 1,1)	0,1 (0,1 to 1,1)	0,1 (0,1 to 1,1)	3,600 (1,600 to 7,600)
Syphilis	1,200 (322 to 3,320)	972 (296 to 2,230)	984 (618 to 1,360)	271 (0,1 to 1,1)	19,6 (0,1 to 1,1)	0,1 (0,1 to 1,1)	0,1 (0,1 to 1,1)	0,1 (0,1 to 1,1)	0,1 (0,1 to 1,1)	0,1 (0,1 to 1,1)	0,1 (0,1 to 1,1)	0,1 (0,1 to 1,1)	0,1 (0,1 to 1,1)	0,1 (0,1 to 1,1)	0,1 (0,1 to 1,1)	0,1 (0,1 to 1,1)	0,1 (0,1 to 1,1)	0,1 (0,1 to 1,1)	0,1 (0,1 to 1,1)	0,1 (0,1 to 1,1)	0,1 (0,1 to 1,1)	0,1 (0,1 to 1,1)	3,470 (1,600 to 7,600)
Chlamydial infection	0 (0 to 0)	0 (0 to 0)	0 (0 to 0)	0 (0 to 0)	0 (0 to 0)	0 (0 to 0)	0 (0 to 0)	0 (0 to 0)	0 (0 to 0)	0 (0 to 0)	0 (0 to 0)	0 (0 to 0)	0 (0 to 0)	0 (0 to 0)	0 (0 to 0)	0 (0 to 0)	0 (0 to 0)	0 (0 to 0)	0 (0 to 0)	0 (0 to 0)	0 (0 to 0)	0 (0 to 0)	0 (0 to 0)	0 (0 to 0)
Gonococcal infection	0 (0 to 0)	0 (0 to 0)	0 (0 to 0)	0 (0 to 0)	0 (0 to 0)	0 (0 to 0)	0 (0 to 0)	0 (0 to 0)	0 (0 to 0)	0 (0 to 0)	0 (0 to 0)	0 (0 to 0)	0 (0 to 0)	0 (0 to 0)	0 (0 to 0)	0 (0 to 0)	0 (0 to 0)	0 (0 to 0)	0 (0 to 0)	0 (0 to 0)	0 (0 to 0)	0 (0 to 0)	0 (0 to 0)	0 (0 to 0)
Trichomoniasis	0 (0 to 0)	0 (0 to 0)	0 (0 to 0)	0 (0 to 0)	0 (0 to 0)	0 (0 to 0)	0 (0 to 0)	0 (0 to 0)	0 (0 to 0)	0 (0 to 0)	0 (0 to 0)	0 (0 to 0)	0 (0 to 0)	0 (0 to 0)	0 (0 to 0)	0 (0 to 0)	0 (0 to 0)	0 (0 to 0)	0 (0 to 0)	0 (0 to 0)	0 (0 to 0)	0 (0 to 0)	0 (0 to 0)	0 (0 to 0)
Genital herpes	0 (0 to 0)	0 (0 to 0)	0 (0 to 0)	0 (0 to 0)	0 (0 to 0)	0 (0 to 0)	0 (0 to 0)	0 (0 to 0)	0 (0 to 0)	0 (0 to 0)	0 (0 to 0)	0 (0 to 0)	0 (0 to 0)	0 (0 to 0)	0 (0 to 0)	0 (0 to 0)	0 (0 to 0)	0 (0 to 0)	0 (0 to 0)	0 (0 to 0)	0 (0 to 0)	0 (0 to 0)	0 (0 to 0)	0 (0 to 0)
Other sexually transmitted infections	0 (0 to 0)	0 (0 to 0)	0 (0 to 0)	0 (0 to 0)	0 (0 to 0)	0 (0 to 0)	0 (0 to 0)	0 (0 to 0)	0 (0 to 0)	0 (0 to 0)	0 (0 to 0)	0 (0 to 0)	0 (0 to 0)	0 (0 to 0)	0 (0 to 0)	0 (0 to 0)	0 (0 to 0)	0 (0 to 0)	0 (0 to 0)	0 (0 to 0)	0 (0 to 0)	0 (0 to 0)	0 (0 to 0)	0 (0 to 0)
Respiratory infections and tuberculosis	1,3 (0,6 to 2,1)	0,6 (0,3 to 1,1)	1,700 (1,060 to 2,700)	1,700 (1,060 to 2,700)	1,700 (1,060 to 2,700)	1,700 (1,060 to 2,700)	2,700 (1,680 to 3,900)	2,700 (1,680 to 3,900)	3,100 (1,900 to 4,500)	3,600 (2,200 to 5,200)	4,200 (2,600 to 6,000)	4,200 (2,600 to 6,000)	4,200 (2,600 to 6,000)	4,200 (2,600 to 6,000)	4,200 (2,600 to 6,000)	4,200 (2,600 to 6,000)	4,200 (2,600 to 6,000)	4,200 (2,600 to 6,000)	4,200 (2,600 to 6,000)	4,200 (2,600 to 6,000)	4,200 (2,600 to 6,000)	0,4 (0,2 to 0,6)	61,000 (37,000 to 87,000)
Tuberculosis	0 (0 to 0)	0 (0 to 0)	1,700 (629 to 1,810)	1,700 (520 to 1,870)	600 (369 to 929)	390 (277 to 572)	990 (679 to 1,400)	1,600 (994 to 2,720)	2,700 (1,680 to 3,900)	2,700 (1,680 to 3,900)	2,700 (1,680 to 3,900)	2,700 (1,680 to 3,900)	2,670 (1,680 to 3,900)	2,500 (1,680 to 3,410)	1,290 (1,270 to 3,010)	702 (674 to 2,060)	402 (369 to 1,060)	227 (180 to 350)	169 (77 to 488)	26,4 (9,6 to 56)	0,4 (0,2 to 1,6)	0,4 (0,4 to 1,6)	29,600 (16,4 to 54,000)
Latent tuberculosis infection	0 (0 to 0)	0 (0 to 0)	0 (0 to 0)	0 (0 to 0)	0 (0 to 0)	0 (0 to 0)	0 (0 to 0)	0 (0 to 0)	0 (0 to 0)	0 (0 to 0)	0 (0 to 0)	0 (0 to 0)	0 (0 to 0)	0 (0 to 0)	0 (0 to 0)	0 (0 to 0)	0 (0 to 0)	0 (0 to 0)	0 (0 to 0)	0 (0 to 0)	0 (0 to 0)	0 (0 to 0)	0 (0 to 0)	0 (0 to 0)
Drug-susceptible Tuberculosis	1,700 (629 to 1,800)	1,300 (520 to 1,870)	1,700 (629 to 1,810)	600 (369 to 929)	390 (277 to 572)	990 (679 to 1,400)	1,600 (994 to 2,720)	2,700 (1,680 to 3,900)	2,700 (1,680 to 3,900)	2,700 (1,680 to 3,900)	2,670 (1,680 to 3,900)	2,500 (1,680 to 3,410)	1,290 (1,270 to 3,010)	702 (674 to 2,060)	402 (369 to 1,060)	227 (180 to 350)	169 (77 to 488)	26,4 (9,6 to 56)	0,4 (0,2 to 1,6)	0,4 (0,4 to 1,6)	29,600 (16,4 to 54,000)		
Multidrug-resistant tuberculosis without extensive drug-resista	0 (0 to 0)	0 (0 to 0)	0 (0 to 0)	0 (0 to 0)	0 (0 to 0)	0 (0 to 0)	0 (0 to 0)	0 (0 to 0)	0 (0 to 0)	0 (0 to 0)	0 (0 to 0)	0 (0 to 0)	0 (0 to 0)	0 (0 to 0)	0 (0 to 0)	0 (0 to 0)	0 (0 to 0)	0 (0 to 0)	0 (0 to 0)	0 (0 to 0)	0 (0 to 0)	0 (0 to 0)	0 (0 to 0)	0 (0 to 0)
Extensively drug-resistant tuberculosis	0 (0 to 0)	0 (0 to 0)	0 (0 to 0)	0 (0 to 0)	0 (0 to 0)	0 (0 to 0)	0 (0 to 0)	0 (0 to 0)	0 (0 to 0)	0 (0 to 0)	0 (0 to 0)	0 (0 to 0)	0 (0 to 0)	0 (0 to 0)	0 (0 to 0)	0 (0 to 0)	0 (0 to 0)	0 (0 to 0)	0 (0 to 0)	0 (0 to 0)	0 (0 to 0)	0 (0 to 0)	0 (0 to 0)	0 (0 to 0)
Lower respiratory infections	1,600 (781 to 2,980)	769 (0,6 to 1,700)	7,200 (3,900 to 11,700)	2,400 (0,6 to 5,100)	880 (0,6 to 3,100)	670 (0,6 to 3,100)	770 (0,6 to 3,100)	920 (0,6 to 1,980)	970 (0,6 to 2,100)	1,100 (0,6 to 2,100)	1,200 (0,6 to 2,100)	1,300 (0,6 to 2,100)	1,700 (0,6 to 2,100)	1,900 (1,170 to 2,100)	1,900 (1,170 to 2,100)	1,900 (1,170 to 2,100)	2,130 (1,170 to 2,100)	1,770 (1,170 to 2,100)	1,400 (0,6 to 2,100)	1,200 (0,6 to 2,100)	786 (0,6 to 2,100)	393 (0,6 to 1,980)	38,4 (0,6 to 78,000)
Upper respiratory infections	1,3 (0,6 to 2,1)	0,6 (0,3 to 1,1)	1,700 (629 to 1,810)	1,700 (520 to 1,870)	1,700 (1,060 to 2,700)	1,700 (1,060 to 2,700)	2,700 (1,680 to 3,900)	2,700 (1,680 to 3,900)	3,100 (1,900 to 4,500)	3,600 (2,200 to 5,200)	4,200 (2,600 to 6,000)	4,200 (2,600 to 6,000)	4,200 (2,600 to 6,000)	4,200 (2,600 to 6,000)	4,200 (2,600 to 6,000)	4,200 (2,600 to 6,000)	4,200 (2,600 to 6,000)	4,200 (2,600 to 6,000)	4,200 (2,600 to 6,000)	4,200 (2,600 to 6,000)	4,200 (2,600 to 6,000)	0,4 (0,2 to 0,6)	61,000 (37,000 to 87,000)
Otitis media	0,4 (0,1 to 0,6)	0,2 (0,1 to 0,4)	0,8 (0,5 to 1,3)	0,7 (0,5 to 1,1)	0,7 (0,5 to 1,1)	0,7 (0,5 to 1,1)	0,7 (0,5 to 1,1)	0,7 (0,5 to 1,1)	0,7 (0,5 to 1,1)	0,7 (0,5 to 1,1)	0,7 (0,5 to 1,1)	0,7 (0,5 to 1,1)	0,7 (0,5 to 1,1)	0,7 (0,5 to 1,1)	0,7 (0,5 to 1,1)	0,7 (0,5 to 1,1)	0,7 (0,5 to 1,1)	0,7 (0,5 to 1,1)	0,7 (0,5 to 1,1)	0,7 (0,5 to 1,1)	0,7 (0,5 to 1,1)	0,2 (0,1 to 0,3)	427 (0,1 to 0,6)
Enteric infections	224 (143 to 349)	207 (110 to 739)	9,960 (2,230 to 12,100)	2,200 (618 to 6,290)	1,450 (681 to 3,490)	797 (420 to 1,940)	772 (420 to 1,940)	992 (539 to 2,580)	1,270 (689 to 3,240)	1,290 (687 to 3,470)	1,290 (622 to 3,180)	1,060 (469 to 2,570)	1,060 (424 to 2,570)	1,060 (424 to 2,570)	1,060 (424 to 2,570)	1,060 (424 to 2,570)	1,060 (424 to 2,570)	1,060 (424 to 2,570)	1,060 (424 to 2,570)	1,060 (424 to 2,570)	1,060 (424 to 2,570)	0,4 (0,2 to 0,6)	23,200 (9,6 to 39,6)
Diarrheal diseases	224 (143 to 349)	202 (104 to 731)	9,960 (2,130 to 12,000)	2,200 (626 to 6,210)	1,450 (626 to 3,420)	665 (370 to 1,910)	772 (338 to 1,420)	992 (433 to 2,530)	1,270 (623 to 3,070)	1,290 (690 to 3,230)	1,290 (622 to 3,060)	1,060 (469 to 2,570)	1,060 (477 to 2,570)	1,060 (481 to 2,570)	1,060 (481 to 2,570)	1,060 (481 to 2,570)	1,060 (483 to 2,570)	1,060 (474 to 2,570)	1,060 (474 to 2,570)	1,060 (424 to 2,570)	1,060 (424 to 2,570)	0,4 (0,2 to 0,6)	23,200 (9,6 to 39,6)
Typhoid and paratyphoid	0 (0 to 0)	0 (0 to 0)	0,1 (0,2 to 0,9)	0,1 (0,2 to 0,9)	0,1 (0,2 to 0,9





DALYs by South Africa DALYS by cause and age across for males with 95% Lancet habits Intervals, 2019

Cause	Early Neonatal	Late Neonatal	Post Neonatal	1 to 4	5 to 9	10 to 14	15 to 19	20 to 24	25 to 29	30 to 34	35 to 39	40 to 44	45 to 49	50 to 54	55 to 59	60 to 64	65 to 69	70 to 74	75 to 79	80 to 84	85 to 89	90 to 94	95 plus	Total
All causes	626,000 (717,000 to 545,000)	179,000 (199,000 to 161,000)	151,000 (166,000 to 137,000)	365,000 (395,000 to 335,000)	249,000 (267,000 to 232,000)	224,000 (242,000 to 207,000)	227,000 (245,000 to 209,000)	674,000 (722,000 to 627,000)	1,150,000 (1,230,000 to 1,070,000)	1,650,000 (1,760,000 to 1,540,000)	1,430,000 (1,530,000 to 1,330,000)	1,210,000 (1,290,000 to 1,120,000)	1,010,000 (1,080,000 to 941,000)	844,000 (902,000 to 787,000)	815,000 (871,000 to 760,000)	749,000 (801,000 to 699,000)	692,000 (742,000 to 646,000)	626,000 (671,000 to 584,000)	556,000 (597,000 to 519,000)	483,000 (519,000 to 451,000)	193,000 (208,000 to 180,000)	103,000 (111,000 to 96,200)	13,000,000
Communicable, maternal, neonatal, and nutritional diseases	626,000 (717,000 to 545,000)	179,000 (199,000 to 161,000)	151,000 (166,000 to 137,000)	365,000 (395,000 to 335,000)	249,000 (267,000 to 232,000)	224,000 (242,000 to 207,000)	227,000 (245,000 to 209,000)	674,000 (722,000 to 627,000)	1,150,000 (1,230,000 to 1,070,000)	1,650,000 (1,760,000 to 1,540,000)	1,430,000 (1,530,000 to 1,330,000)	1,210,000 (1,290,000 to 1,120,000)	1,010,000 (1,080,000 to 941,000)	844,000 (902,000 to 787,000)	815,000 (871,000 to 760,000)	749,000 (801,000 to 699,000)	692,000 (742,000 to 646,000)	626,000 (671,000 to 584,000)	556,000 (597,000 to 519,000)	483,000 (519,000 to 451,000)	193,000 (208,000 to 180,000)	103,000 (111,000 to 96,200)	13,000,000
HIV/AIDS and sexually transmitted infections	1,100 (1,230 to 1,000)	4,000 (4,500 to 3,600)	12,000 (13,000 to 11,000)	20,000 (22,000 to 18,000)	10,000 (11,000 to 9,400)	6,000 (6,600 to 5,500)	8,000 (8,900 to 7,400)	30,000 (33,000 to 28,000)	70,000 (77,000 to 64,000)	110,000 (120,000 to 100,000)	110,000 (120,000 to 100,000)	110,000 (120,000 to 100,000)	110,000 (120,000 to 100,000)	110,000 (120,000 to 100,000)	110,000 (120,000 to 100,000)	110,000 (120,000 to 100,000)	110,000 (120,000 to 100,000)	110,000 (120,000 to 100,000)	110,000 (120,000 to 100,000)	110,000 (120,000 to 100,000)	110,000 (120,000 to 100,000)	110,000 (120,000 to 100,000)	3,000,000
HIV/AIDS	0.0 (0.0 to 0.0)	0.0 (0.0 to 0.0)	0.0 (0.0 to 0.0)



Exposure to forces of nature	2.1 (1.9 to 2.3)	4.6 (4.2 to 5.1)	29.6 (26.1 to 33.3)	150 (137 to 163)	685 (649 to 722)	259 (250 to 267)	253 (231 to 281)	276 (264 to 293)	299 (284 to 321)	267 (251 to 285)	203 (191 to 220)	192 (158 to 215)	125 (110 to 141)	97.3 (86.5 to 110)	74.1 (66.3 to 83.7)	59.2 (52.5 to 67.3)	37.3 (32.9 to 43.4)	23.6 (20.7 to 26.6)	14 (12.3 to 15.9)	7.3 (6.5 to 8.3)	3 (2.6 to 3.4)	0.7 (0.6 to 0.8)	0.1 (0.1 to 0.2)	2,020
Other unintentional injuries	56.9 (52.2 to 61)	46.7 (43.3 to 50.1)	177 (166 to 213)	701 (647 to 1,120)	1,710 (1,630 to 2,460)	610 (580 to 1,040)	550 (1,140 to 2,890)	3,140 (2,460 to 5,990)	4,660 (3,190 to 5,330)	4,278 (3,370 to 5,956)	2,446 (2,240 to 4,256)	2,078 (1,980 to 2,900)	1,960 (1,200 to 7,770)	1,680 (841 to 1,930)	804 (687 to 1,080)	617 (569 to 730)	396 (23 to 478)	236 (190 to 279)	139 (110 to 169)	64.7 (19.9 to 118)	47.6 (28.5 to 56.2)	19.6 (15.7 to 24.3)	4.8 (3.9 to 5.9)	27,200
Self-harm and interpersonal violence	1,850 (1,200 to 2,770)	393 (224 to 2,200)	2,350 (2,030 to 2,700)	6,290 (5,910 to 6,700)	9,660 (9,010 to 9,920)	2,750 (2,710 to 2,780)	2,530 (2,500 to 2,550)	2,540 (2,500 to 2,580)	2,540 (2,500 to 2,580)	2,540 (2,500 to 2,580)	1,940 (1,900 to 1,980)	1,940 (1,900 to 1,980)	1,940 (1,900 to 1,980)	1,940 (1,900 to 1,980)	1,940 (1,900 to 1,980)	1,940 (1,900 to 1,980)	1,940 (1,900 to 1,980)	1,940 (1,900 to 1,980)	1,940 (1,900 to 1,980)	1,940 (1,900 to 1,980)	1,940 (1,900 to 1,980)	1,940 (1,900 to 1,980)	1,940 (1,900 to 1,980)	1,250,000
Self-harm	0 (0 to 0)	0 (0 to 0)	0 (0 to 0)	0 (0 to 0)	0 (0 to 0)	114 (89.2 to 325)	13,000 (7,550 to 15,500)	45,900 (33,700 to 55,700)	73,400 (54,200 to 90,200)	77,900 (52,400 to 103,000)	47,600 (33,900 to 67,200)	28,400 (20,300 to 39,200)	16,900 (12,300 to 23,600)	10,700 (8,400 to 17,400)	6,400 (7,510 to 12,700)	3,410 (4,780 to 7,990)	1,870 (2,960 to 5,170)	1,060 (1,520 to 3,320)	625 (888 to 1,950)	354 (500 to 991)	241 (283 to 460)	93.6 (66.4 to 111)	41.9 (15 to 39.6)	339,000
Self-harm by firearm	0 (0 to 0)	0 (0 to 0)	0 (0 to 0)	0 (0 to 0)	0 (0 to 0)	0 (1 to 2.4)	0 (3.5 to 17.2)	0 (17.1 to 43.6)	0 (69.1 to 131)	0 (1.1 to 203)	0 (64.1 to 161)	0 (43.2 to 113)	0 (23.4 to 72.3)	0 (20.2 to 59.6)	0 (15.6 to 44.1)	0 (10.2 to 29.6)	0 (6.1 to 17.4)	0 (3.5 to 10.1)	0 (2.2 to 6.4)	0 (1.1 to 3.3)	0 (0.6 to 1.8)	0 (0.3 to 0.9)	0 (0.1 to 0.4)	13,700
Self-harm by other specified means	0 (0 to 0)	0 (0 to 0)	0 (0 to 0)	0 (0 to 0)	0 (0 to 0)	0 (0.6 to 0.7)	0 (0.7 to 1.7)	1,600 (1,200 to 1,900)	43,800 (32,700 to 54,300)	69,600 (51,500 to 88,900)	73,900 (51,700 to 94,500)	47,900 (33,900 to 62,400)	28,400 (19,900 to 39,200)	16,900 (12,200 to 23,600)	10,600 (8,030 to 15,700)	6,170 (5,080 to 7,470)	3,540 (3,420 to 4,750)	1,760 (1,580 to 2,130)	1,010 (899 to 1,630)	564 (697 to 909)	298 (357 to 469)	90.2 (63.7 to 108)	28.9 (10.2 to 27.7)	322,000
Interpersonal violence	1,850 (1,200 to 2,760)	342 (224 to 2,200)	2,320 (2,030 to 2,700)	6,170 (5,910 to 6,700)	9,060 (9,010 to 9,920)	2,630 (2,610 to 2,660)	2,530 (2,500 to 2,550)	2,640 (2,500 to 2,780)	2,640 (2,500 to 2,780)	2,640 (2,500 to 2,780)	1,940 (1,900 to 1,980)	1,940 (1,900 to 1,980)	1,940 (1,900 to 1,980)	1,940 (1,900 to 1,980)	1,940 (1,900 to 1,980)	1,940 (1,900 to 1,980)	1,940 (1,900 to 1,980)	1,940 (1,900 to 1,980)	1,940 (1,900 to 1,980)	1,940 (1,900 to 1,980)	1,940 (1,900 to 1,980)	1,940 (1,900 to 1,980)	1,940 (1,900 to 1,980)	934,000
Physical violence by firearm	473 (300 to 770)	84.7 (48.7 to 189)	566 (472 to 1,540)	1,510 (1,280 to 1,820)	967 (933 to 1,370)	455 (159 to 619)	1,140 (1,050 to 1,450)	2,140 (1,710 to 2,660)	2,640 (2,260 to 3,260)	2,140 (1,720 to 2,660)	1,940 (1,580 to 2,390)	1,940 (1,580 to 2,390)	1,940 (1,580 to 2,390)	1,940 (1,580 to 2,390)	1,940 (1,580 to 2,390)	1,940 (1,580 to 2,390)	1,940 (1,580 to 2,390)	1,940 (1,580 to 2,390)	1,940 (1,580 to 2,390)	1,940 (1,580 to 2,390)	1,940 (1,580 to 2,390)	1,940 (1,580 to 2,390)	1,940 (1,580 to 2,390)	149,000
Physical violence by sharp object	0 (0 to 0)	0 (0 to 0)	0 (0 to 0)	0 (0 to 0)	0 (0 to 0)	0 (0 to 0)	0 (0 to 0)	0 (0 to 0)	0 (0 to 0)	0 (0 to 0)	0 (0 to 0)	0 (0 to 0)	0 (0 to 0)	0 (0 to 0)	0 (0 to 0)	0 (0 to 0)	0 (0 to 0)	0 (0 to 0)	0 (0 to 0)	0 (0 to 0)	0 (0 to 0)	0 (0 to 0)	0 (0 to 0)	0 (0 to 0)	491,000
Sexual violence	0 (0 to 0)	0 (0 to 0)	0 (0 to 0)	0 (0.2 to 22.1)	73 (0.1 to 82.3)	62.3 (52.2 to 73)	63.2 (56.3 to 70)	178 (156 to 208)	338 (296 to 399)	472 (398 to 557)	409 (355 to 479)	268 (232 to 314)	144 (124 to 169)	89.2 (77.2 to 104)	49.1 (42.1 to 57.5)	27.3 (23.4 to 32)	14.9 (12.7 to 17.5)	8.6 (7.3 to 10)	4.6 (3.9 to 5.4)	1.4 (0.9 to 2.3)	0.2 (0.1 to 0.3)	0 (0 to 0)	0 (0 to 0)	2,850
Physical violence by other means	969 (637 to 1,470)	233 (144 to 1,200)	2,460 (1,910 to 2,770)	5,110 (4,770 to 5,470)	6,740 (6,170 to 7,150)	2,620 (2,580 to 2,650)	2,530 (2,500 to 2,550)	2,640 (2,500 to 2,780)	2,640 (2,500 to 2,780)	2,640 (2,500 to 2,780)	1,940 (1,900 to 1,980)	1,940 (1,900 to 1,980)	1,940 (1,900 to 1,980)	1,940 (1,900 to 1,980)	1,940 (1,900 to 1,980)	1,940 (1,900 to 1,980)	1,940 (1,900 to 1,980)	1,940 (1,900 to 1,980)	1,940 (1,900 to 1,980)	1,940 (1,900 to 1,980)	1,940 (1,900 to 1,980)	1,940 (1,900 to 1,980)	1,940 (1,900 to 1,980)	322,000
Conflict and terrorism	0.7 (0.1 to 2.2)	0.1 (0.2 to 0.4)	0.1 (0.6 to 0.8)	0.1 (0.9 to 12.8)	0.1 (67.9 to 107)	0.1 (62.8 to 82.6)	0.1 (66.6 to 85.7)	0.1 (103 to 228)	0.1 (361 to 451)	0.1 (539 to 658)	0.1 (368 to 457)	0.1 (197 to 268)	0.1 (73 to 97)	0.1 (43 to 59)	0.1 (14.2 to 19.8)	0.1 (7.5 to 10.5)	0.1 (3.2 to 4.5)	0.1 (1.4 to 2.1)	0.1 (0.6 to 0.9)	0.1 (0.2 to 0.3)	0.1 (0.1 to 0.1)	0.1 (0.1 to 0.1)	0.1 (0.1 to 0.2)	3,900

SR Table 2a. Essential DALYS by cause and sex group for males with 95% uncertainty intervals, 2019

Cause	Early Neonatal	Late Neonatal	Post Neonatal	1 to 4	5 to 9	10 to 14	15 to 19	20 to 24	25 to 29	30 to 34	35 to 39	40 to 44	45 to 49	50 to 54	55 to 59	60 to 64	65 to 69	70 to 74	75 to 79	80 to 84	85 to 89	90 to 94	95 plus	Total
All causes	20,700 (19,800 to 20,900)	6,070 (3,000 to 9,380)	31,900 (24,900 to 39,400)	19,900 (13,500 to 19,600)	10,200 (8,370 to 11,700)	9,320 (7,930 to 10,600)	15,200 (13,300 to 16,900)	19,800 (16,300 to 23,100)	22,900 (18,700 to 26,600)	26,400 (20,700 to 30,600)	29,700 (22,900 to 34,600)	32,100 (24,000 to 37,400)	31,700 (23,900 to 37,000)	31,600 (23,700 to 37,000)	31,700 (23,700 to 37,100)	31,200 (23,300 to 36,100)	30,700 (22,700 to 35,900)	29,600 (21,600 to 34,600)	27,600 (20,000 to 32,000)	23,600 (17,000 to 27,600)	18,600 (13,200 to 21,900)	8,078 (5,622 to 9,703)	23.0 (23.0 to 23.0)	396,000
Communicable, maternal, neonatal, and nutritional diseases	19,300 (18,600 to 20,000)	3,900 (3,130 to 4,940)	21,100 (12,500 to 33,700)	12,100 (10,100 to 14,400)	5,290 (4,280 to 6,610)	4,250 (3,420 to 5,240)	5,990 (4,700 to 7,260)	6,960 (5,230 to 8,660)	8,990 (6,270 to 11,700)	10,600 (7,630 to 13,900)	12,600 (8,760 to 16,600)	14,400 (9,770 to 18,900)	14,700 (10,300 to 19,000)	14,900 (10,300 to 19,200)	15,300 (10,500 to 19,700)	15,200 (10,400 to 19,500)	15,100 (10,300 to 19,300)	14,900 (10,100 to 19,000)	14,200 (9,720 to 18,200)	12,600 (8,570 to 16,000)	9,170 (6,020 to 11,600)	4,020 (2,700 to 5,200)	12.0 (12.0 to 12.0)	198,000
HIV/AIDS and sexually transmitted infections	923 (309 to 3,020)	313 (100 to 960)	3,870 (1,730 to 5,200)	3,560 (2,820 to 4,760)	1,120 (870 to 1,240)	1,890 (1,320 to 2,610)	3,110 (1,960 to 4,610)	2,800 (1,910 to 3,760)	3,040 (2,060 to 3,950)	3,260 (2,160 to 4,220)	3,450 (2,160 to 4,460)	3,600 (2,160 to 4,660)	3,660 (2,160 to 4,720)	3,660 (2,160 to 4,720)	3,670 (2,160 to 4,720)	3,660 (2,160 to 4,720)	3,650 (2,160 to 4,720)	3,630 (2,160 to 4,720)	3,560 (2,160 to 4,720)	3,390 (2,160 to 4,720)	3,060 (2,160 to 4,720)	2,160 (1,620 to 2,700)	12.0 (12.0 to 12.0)	66,100
HIV/AIDS	0 (0 to 0)	0 (0 to 0)	3,350 (2,600 to 4,700)	3,350 (2,600 to 4,700)	1,000 (780 to 1,200)	1,890 (1,260 to 2,610)	3,100 (1,960 to 4,610)	2,810 (1,910 to 3,760)	3,030 (2,060 to 3,950)	3,260 (2,160 to 4,220)	3,450 (2,160 to 4,460)	3,600 (2,160 to 4,660)	3,660 (2,160 to 4,720)	3,660 (2,160 to 4,720)	3,670 (2,160 to 4,720)	3,660 (2,160 to 4,720)	3,650 (2,160 to 4,720)	3,630 (2,160 to 4,720)	3,560 (2,160 to 4,720)	3,390 (2,160 to 4,720)	3,060 (2,160 to 4,720)	2,160 (1,620 to 2,700)	12.0 (12.0 to 12.0)	66,100
HIV/AIDS - Drug-susceptible Tuberculosis	0 (0 to 0)	0 (0 to 0)	1,060 (1,060 to 1,060)	1,140 (1,140 to 1,140)	622 (622 to 739)	994 (994 to 994)	686 (686 to 686)	607 (607 to 607)	1,790 (1,790 to 1,790)	2,360 (2,360 to 2,360)	2,460 (2,460 to 2,460)	2,290 (2,290 to 2,290)	2,410 (2,410 to 2,410)	2,270 (2,270 to 2,270)	2,190 (2,190 to 2,190)	2,160 (2,160 to 2,160)	2,140 (2,140 to 2,140)	2,120 (2,120 to 2,120)	2,080 (2,080 to 2,080)	1,980 (1,980 to 1,980)	1,790 (1,790 to 1,790)	1,260 (1,260 to 1,260)	6.0 (6.0 to 6.0)	0.0 (0.0 to 0.0)	31,100
HIV/AIDS - Multidrug-resistant Tuberculosis without extensive	0 (0 to 0)	0 (0 to 0)	276 (64.6 to 644)	287 (64.6 to 686)	134 (32.4 to 327)	216 (39.5 to 499)	245 (43.2 to 559)	226 (49.7 to 527)	532 (109.1 to 1,260)	1,040 (216.3 to 2,270)	1,210 (256.9 to 2,650)	1,440 (296.3 to 3,160)	1,540 (292.6 to 3,350)	1,540 (229.3 to 3,350)	1,540 (156.5 to 3,350)	1,540 (73.8 to 3,350)	1,540 (34.5 to 3,350)	1,540 (19.7 to 3,350)	1,540 (7.1 to 3,350)	1,540 (2.5 to 3,350)	1,540 (0.9 to 3,350)	1,540 (0.4 to 3,350)	6.0 (6.0 to 6.0)	0.0 (0.0 to 0.0)	9,020
HIV/AIDS - Extensively drug-resistant Tuberculosis	0 (0 to 0)	0 (0 to 0)	3.0 (1.1 to 12.0)	2.1 (1.1 to 12.0)	2.6 (1.1 to 5.3)	2.6 (0.9 to 5.3)	4.6 (0.9 to 11.0)	2.7 (0.7 to 7.1)	7.3 (1.6 to 19.6)	13.0 (2.6 to 32.7)	17 (3.5 to 41.6)	19.7 (3.6 to 50.1)	12.9 (2.3 to 35.6)	8.6 (1.6 to 21.4)	4.6 (0.9 to 11.5)	2.3 (0.4 to 5.7)	1.1 (0.2 to 2.5)	0.7 (0.1 to 1.6)	0.2 (0.0 to 0.6)	0.1 (0.0 to 0.1)	0.0 (0.0 to 0.0)	0.0 (0.0 to 0.0)	0.0 (0.0 to 0.0)	109
HIV/AIDS resulting in other diseases	0.0 (0.0 to 0.0)	0 (0.0 to 1.9)	1,900 (1,260 to 2,600)	1,900 (1,260 to 2,700)	378 (169.6 to 1,340)	1,300 (787 to 1,860)	1,770 (1,110 to 2,760)	1,770 (980 to 2,510)	1,700 (1,720 to 2,350)	1,900 (1,930 to 2,610)	2,000 (2,000 to 2,760)	2,000 (2,000 to 2,760)	2,000 (2,000 to 2,760)	2,000 (2,000 to 2,760)	2,000 (2,000 to 2,760)	2,000 (2,000 to 2,760)	2,000 (2,000 to 2,760)	2,000 (2,000 to 2,760)	2,000 (2,000 to 2,760)	2,000 (2,000 to 2,760)	2,000 (2,000 to 2,760)	2,000 (2,000 to 2,760)	2,000 (2,000 to 2,760)	6.0 (6.0 to 6.0)	0.0 (0.0 to 0.0)	52,400
Sexually transmitted infections excluding HIV	922 (309 to 2,020)	312 (100 to 960)	518 (179 to 1,230)	211 (61 to 472)	9.6 (2.8 to 21.3)	0.6 (0.2 to 1.3)	0.9 (0.4 to 1.9)	1 (0.4 to 2)	2.2 (0.6 to 5.2)	2.2 (0.6 to 5.2)	2.2 (0.6 to 5.2)	2.2 (0.6 to 5.2)	2.2 (0.6 to 5.2)	2.2 (0.6 to 5.2)	2.2 (0.6 to 5.2)	2.2 (0.6 to 5.2)	2.2 (0.6 to 5.2)	2.2 (0.6 to 5.2)	2.2 (0.6 to 5.2)	2.2 (0.6 to 5.2)	2.2 (0.6 to 5.2)	2.2 (0.6 to 5.2)	2.2 (0.6 to 5.2)	0.0 (0.0 to 0.0)	1,960
Syphilis	0 (0 to 0)	0 (0 to 0)	0 (0 to 0)	0 (0 to 0)	0 (0 to 0)	0 (0 to 0)	0 (0 to 0)	0 (0 to 0)	0 (0 to 0)	0 (0 to 0)	0 (0 to 0)	0 (0 to 0)	0 (0 to 0)	0 (0 to 0)	0 (0 to 0)	0 (0 to 0)	0 (0 to 0)	0 (0 to 0)	0 (0 to 0)	0 (0 to 0)	0 (0 to 0)	0 (0 to 0)	0 (0 to 0)	0 (0 to 0)	0.0 (0.0 to 0.0)	0
Chlamydial infection	0 (0 to 0)	0 (0 to 0)	0 (0 to 0)	0 (0 to 0)	0 (0 to 0)	0 (0 to 0)	0 (0 to 0)	0 (0 to 0)	0 (0 to 0)	0 (0 to 0)	0 (0 to 0)	0 (0 to 0)	0 (0 to 0)	0 (0 to 0)	0 (0 to 0)	0 (0 to 0)	0 (0 to 0)	0 (0 to 0)	0 (0 to 0)	0 (0 to 0)	0 (0 to 0)	0 (0 to 0)	0 (0 to 0)	0 (0 to 0)	0.0 (0.0 to 0.0)	0
Gonococcal infection	0 (0 to 0)	0 (0 to 0)	0 (0 to 0)	0 (0 to 0)	0 (0 to 0)	0 (0 to 0)	0 (0 to 0)	0 (0 to 0)	0 (0 to 0)	0 (0 to 0)	0 (0 to 0)	0 (0 to 0)	0 (0 to 0)	0 (0 to 0)	0 (0 to 0)	0 (0 to 0)	0 (0 to 0)	0 (0 to 0)	0 (0 to 0)	0 (0 to 0)	0 (0 to 0)	0 (0 to 0)	0 (0 to 0)	0 (0 to 0)	0.0 (0.0 to 0.0)	0
Trichomoniasis	0 (0 to 0)	0 (0 to 0)	0 (0 to 0)	0 (0 to 0)	0 (0 to 0)	0 (0 to 0)	0 (0 to 0)	0 (0 to 0)	0 (0 to 0)	0 (0 to 0)	0 (0 to 0)	0 (0 to 0)	0 (0 to 0)	0 (0 to 0)	0 (0 to 0)	0 (0 to 0)	0 (0 to 0)	0 (0 to 0)	0 (0 to 0)	0 (0 to 0)	0 (0 to 0)	0 (0 to 0)	0 (0 to 0)	0 (0 to 0)	0.0 (0.0 to 0.0)	0
Genital herpes	0 (0 to 0)	0 (0 to 0)	0 (0 to 0)	0 (0 to 0)	0 (0 to 0)	0.6 (0.2 to 1.3)	0.9 (0.4 to 1.9)	1 (0.4 to 2)	2.2 (0.6 to 5.2)	2.2 (0.6 to 5.2)	2.2 (0.6 to 5.2)	2.2 (0.6 to 5.2)	2.2 (0.6 to 5.2)	2.2 (0.6 to 5.2)	2.2 (0.6 to 5.2)	2.2 (0.6 to 5.2)	2.2 (0.6 to 5.2)	2.2 (0.6 to 5.2)	2.2 (0.6 to 5.2)	2.2 (0.6 to 5.2)	2.2 (0.6 to 5.2)	2.2 (0.6 to 5.2)	2.2 (0.6 to 5.2)	0.0 (0.0 to 0.0)	27.2
Other sexually transmitted infections	0 (0 to 0)	0 (0 to 0)	0 (0 to 0)	0 (0 to 0)	0 (0 to 0)	0.6 (0.2 to 1.3)	0.9 (0.4 to 1.9)	1 (0.4 to 2)	2.2 (0.6 to 5.2)	2.2 (0.6 to 5.2)	2.2 (0.6 to 5.2)	2.2 (0.6 to 5.2)	2.2 (0.6 to 5.2)	2.2 (0.6 to 5.2)	2.2 (0.6 to 5.2)	2.2 (0.6 to 5.2)	2.2 (0.6 to 5.2)	2.2 (0.6 to 5.2)	2.2 (0.6 to 5.2)	2.2 (0.6 to 5.2)	2.2 (0.6 to 5.2)	2.2 (0.6 to 5.2)	2.2 (0.6 to 5.2)	0.0 (0.0 to 0.0)	23.6
Respiratory infections and tuberculosis	708 (412 to 1,300)	502 (203 to 913)	10,700 (6,030 to 19,800)	3,280 (1,810 to 6,260)	494 (279 to 1,730)	284 (163 to 1,290)	274 (160 to 1,260)	2,470 (1,380 to 5,760)	2,260 (1,600 to 5,640)	2,220 (1,630 to 5,610)	2,220 (1,700 to 5,610)	2,220 (2,160 to 5,610)	2,220 (2,160 to 5,610)	2,220 (2,160 to 5,610)	2,220 (1,710 to 5,610)	2,220 (1,410 to 5,610)	2,220 (1,220 to 5,610)	2,220 (1,220 to 5,610)	2,220 (1,220 to 5,610)	2,220 (1,220 to 5,610)	2,220 (1,220 to 5,610)	2,220 (1,220 to 5,610)	2,220 (1,220 to 5,610)	0.0 (0.0 to 0.0)	46,900
Tuberculosis	0 (0 to 0)	0 (0 to 0)	1,700 (672 to 2,850)	990 (548 to 1,530)	664 (365 to 960)	394 (261 to 576)	774 (422 to 1,160)	1,400 (766 to 2,090)	1,960 (1,030 to 3,140)	2,460 (1,320 to 3,900)	2,460 (1,560 to 4,060)	2,460 (1,560 to 4,060)	2,460 (1,560 to 4,060)	2,610 (1,560 to 4,060)	1,230 (1,230 to 3,460)	1,230 (968 to 2,850)	1,230 (769 to 1,760)	769 (501 to 1,150)	769 (427 to 999)	769 (412 to 972)	769 (373 to 972)	769 (339 to 972)	98.3 (83.3 to 102)	0.0 (0.0 to 0.0)	23,100
Latent tuberculosis infection	0 (0 to 0)	0 (0 to 0)	0 (0 to 0)	0 (0 to 0)	0 (0 to 0)	0 (0 to 0)	0 (0 to 0)	0 (0 to 0)	0 (0 to 0)	0 (0 to 0)	0 (0 to 0)	0 (0 to 0)	0 (0 to 0)	0 (0 to 0)	0 (0 to 0)	0 (0 to 0)	0 (0 to 0)	0 (0 to 0)	0 (0 to 0)	0 (0 to 0)	0 (0 to 0)	0 (0 to 0)	0 (0 to 0)	0 (0 to 0)	0.0 (0.0 to 0.0)	0
Drug-susceptible tuberculosis	0 (0 to 0)	1,360 (632 to 2,240)	790 (181 to 1,270)	471 (238 to 743)	314 (173 to 476)	0.6 (208 to 970)	0.9 (349 to 1,360)	1 (760 to 1,760)	2 (997 to 3,330)	2 (1,060 to 3,330)	2 (1,060 to 3,330)	2 (1,060 to 3,330)	2 (1,060 to 3,330)	2 (1,060 to 3,330)	2 (1,060 to 3,330)	2 (1,060 to 3,330)	2 (1,060 to 3,330)	2 (1,060 to 3,330)	2 (1,060 to 3,330)	2 (1,060 to 3,330)	2 (1,060 to 3,330)	2 (1,060 to 3,330)	2 (1,060 to 3,330)	2 (1,060 to 3,330)	0.0 (0.0 to 0.0)	1,980
Multidrug-resistant tuberculosis without extensive drug-resistance	0 (0 to 0)	0 (0 to 0)	373 (79.9 to 976)	232 (49.9 to 606)	132 (28.7 to 327)	79.1 (17.2 to 197)	139 (29.4 to 344)	282 (57.3 to 701)	391 (71.3 to 967)	491 (82.1 to 1,190)	562 (89.6 to 1,350)	621 (89.6 to 1,490)	629 (84.6 to 1,490)	644 (81.1 to 1,490)	417 (81.1 to 1,490)	289 (69.6 to 1,060)	232 (55.9 to 773)	155 (37.5 to 515)	102 (24.6 to 339)	39 (9.4 to 129)	16 (3.9 to 53.2)	3.0 (0.7 to 9.9)	0.0 (0.0 to 0.0)	0.0 (0.0 to 0.0)	4,460
Extensively drug-resistant tuberculosis	0 (0 to 0)	0 (0 to 0)	9.1 (2.9 to 13.9)	2.7 (0.9 to 4.4)	1.4 (0.3 to 2.3)	1.1 (0.2 to 2.7)	2.1 (0.4 to 5.3)	3.8 (0.7 to 9.4)	9.1 (1.6 to 22.5)	6.3 (1.1 to 16.7)	7.4 (1.2 to 19.8)	7.2 (1.2 to 19.2)	9.7 (1.6 to 25.7)	6.1 (1.1 to 16.1)	3.2 (0.6 to 8.5)	2.1 (0.4 to 5.6)	1.8 (0.3 to 4.7)	0.9 (0.2 to 2.5)	0.5 (0.1 to 1.4)	0.2 (0.0 to 0.6)	0.0 (0.0 to 0.1)	0.0 (0.0 to 0.0)	0.0 (0.0 to 0.0)	0.0 (0.0 to 0.0)	59.4
Lower respiratory infections	184 (417 to 1,290)	501 (203 to 913)	8,970 (4,170 to 13,900)	1,990 (989 to 2,990)	668 (320 to 917)	418 (229 to 586)	276 (177 to 372)	1,070 (520 to 1,540)	680 (338 to 1,060)	680 (338 to 1,060)	682 (400 to 1,060)	680 (400 to 1,060)	1,190 (400 to 1,060)	1,060 (399 to 1,060)	819 (397 to 1,060)	773 (399 to 1,060)	486 (397 to 1,060)	697 (331 to 1,060)	531 (245 to 1,060)	480 (241 to 1,060)	261 (127 to 1,060)	182 (90.4 to 1,060)	47.0 (20.9 to 96.4)	11.2 (5.6 to 23.7)	23,100
Upper respiratory infections	0.6 (0.2 to 1.3)	0.4 (0.2 to 0.9)	479.4 (0.2 to 1,100)	64.7 (0.2 to 153)	0.6 (0.2 to 1.3)	0.6 (0.2 to 1.3)	0.9 (0.4 to 1.9)	1 (0.4 to 2)	2.2 (0.6 to 5.2)	2.2 (0.6 to 5.2)	2.2 (0.6 to 5.2)	2.2 (0.6 to 5.2)	2.2 (0.6 to 5.2)	2.2 (0.6 to 5.2)	2.2 (0.6 to 5.2)	2.2 (0.6 to 5.2)	2.2 (0.6 to 5.2)	2.2 (0.6 to 5.2)	2.2 (0.6 to 5.2)	2.2 (0.6 to 5.2)	2.2 (0.6 to 5.2)	2.2 (0.6 to 5.2)	2.2 (0.6 to 5.2)	0.0 (0.0 to 0.0)	575
Otitis media	0 (0 to 0)	0 (0 to 0)	0 (0 to 7.4)	0 (0 to 0)	0 (0 to 0)	0 (0 to 0)	0 (0 to 0)	0 (0 to 0)	0 (0 to 0)	0 (0 to 0)	0 (0 to 0)	0 (0 to 0)	0 (0 to 0)	0 (0 to 0)	0 (0 to 0)	0 (0 to 0)	0 (0 to 0)	0 (0 to 0)	0 (0 to 0)	0 (0 to 0)	0 (0 to 0)	0 (0 to 0)	0 (0 to 0)	0 (0 to 0)	0.0 (0.0 to 0.0)	217
Enteric infections	324 (123 to 827)	302 (109 to 681)	6,660 (2,370 to 14,300)	1,910 (639 to 4,570)	1,040 (329 to 2,510)	448 (276 to 1,060)	1,160 (732 to 2,160)	1,730 (1,130 to 3,220)	2,470 (1,540 to 4,600)	3,220 (2,020 to 5,920)	3,830 (2,150 to 6,860)	4,360 (2,360 to 7,650)	4,360 (2,160 to 7,650)	4,360 (2,160 to 7,650)	4,360 (2,160 to 7,650)	4,360 (1,410 to 7,650)	4,360 (1,220 to 7,650)	4,360 (1,220 to 7,650)	4,360 (986 to 7,650)	4,360 (1,060 to 7,650)	4,360 (1,060 to 7,650)	4,360 (1,060 to 7,650)	4,360 (1,060 to 7,650)	0.0 (0.0 to 0.0)	77,400
Diarrheal diseases	324 (123 to 827)	302 (109 to 679)	6,660 (2,370 to 14,300)	1,770 (620 to 4,410)	968 (273 to 2,490)	424 (198 to 976)	1,160 (324 to 2,160)	1,730 (1,130 to 3,220)	2,470 (1,540 to 4,600)	3,220 (2,020 to 5,920)	3,830 (2,150 to 6,860)	4,360 (2,360 to 7,650)	4,360 (2,160 to 7,650)	4,360 (2,160 to 7,650)	4,360 (2,160 to 7,650)	4,360 (2,160 to 7,650)	4,360 (2,160 to 7,650)	4,360 (2,160 to 7,650)	4,360 (2,160 to 7,650)	4,360 (2,160 to 7,650)	4,360 (2,160 to 7,650)	4,360 (2,160 to 7,650)	4,360 (2,160 to 7,650)	0.0 (0.0 to 0.0)	77,200
Typhoid and paratyphoid	0 (0 to 0)	0 (0 to 0)	0 (0 to 0.7)	0 (0 to 0)	0 (0 to 0)	0 (0 to 0)	0 (0 to 0)	0 (0 to 0)	0 (0 to 0)	0 (0 to 0)	0 (0 to 0)	0 (0 to 0)	0 (0 to 0)	0 (0 to 0)	0 (0 to 0)	0 (0 to 0)	0 (0 to 0)	0 (0 to 0)	0 (0 to 0)	0 (0 to 0)	0 (0 to 0)	0 (0 to 0)	0 (0 to 0)	0 (0 to 0)	0.0 (0.0 to 0.0)	0
Typhoid fever	0 (0 to 0)	0 (0 to 0)	0 (0 to 0.7)	0 (0 to 0)	0 (0 to 0)	0 (0 to 0)	0 (0 to 0)	0 (0 to 0)	0 (0 to 0)	0 (0 to 0)	0 (0 to 0)	0 (0 to 0)	0 (0 to 0)	0 (0 to 0)	0 (0 to 0)	0 (0 to 0)	0 (0 to 0)	0 (0 to 0)	0 (0 to 0)	0 (0 to 0)	0 (0 to 0)	0 (0 to 0)	0 (0 to 0)	0 (0 to 0)	0.0 (0.0 to 0.0)	0
Paratyphoid fever	0 (0 to 0)	0 (0 to 0)	0 (0 to 0.7)	0.0 (0 to 0)	0.0 (0 to 0)	0.1 (0 to 0)	0.1 (0 to 0)	0.1 (0 to 0)	0.2 (0 to 0)	0.2 (0 to 0)	0.2 (0 to 0)	0.2 (0 to 0)	0.2 (0 to 0)	0.2 (0 to 0)	0.2 (0 to 0)	0.2 (0 to 0)	0.2 (0 to 0)	0.2 (0 to 0)	0.2 (0 to 0)	0.2 (0 to 0)	0.2 (0 to 0)	0.2 (0 to 0)	0.2 (0 to 0)	0.2 (0 to 0)	0.0 (0.0 to 0.0)	0.6
Invasive Non-typhoidal Salmonella (iNTS)	0 (0 to 0)	2.9 (1.7 to 4.9)	669.6 (329.2 to 1,390)	198 (98.9 to 335)	20.2 (10.7 to 33.9)	14.1 (6.1 to 28.2)	8.9 (3.2 to 20.9)	9.8 (3.2 to 22.9)	12.3 (3.4 to 31.5)	11.6 (3.4 to 30.1)	9.9 (3.4 to 26.2)	7.9 (3.4 to 20.9)	6.2 (3.4 to 16.1)	5.1 (3.4 to 13.2)	4.1 (3.4 to 10.6)	3.3 (3.3 to 8.5)	3.3 (3.3 to 8.5)	3.3 (3.3 to 8.5)	3.3 (3.3 to 8.5)	3.3 (3.3 to 8.5)	3.3 (3.3 to 8.5)	3.3 (3.3 to 8.5)	3.3 (3.3 to 8.5)	0.0 (0.0 to 0.0)	397
Other intestinal infectious diseases	0 (0 to 0)	0 (0 to 0)	6.6 (2.6 to 28.9)	5.3 (2.1 to 19.7)	2.2 (0.9 to 8.1)	1.5 (0.6 to 5.4)	1.1 (0.4 to 3.9)	1.1 (0.4 to 3.9)	0.4 (0.2 to 1.4)	0.4 (0.2 to 1.4)	1 (0.4 to 3.4)	0.4 (0.2 to 1.4)	0.2 (0.2 to 0.6)	0.2 (0.2 to 0.6)	0.2 (0.2 to 0.6)	0.2 (0.2 to 0.6)	0.2 (0.2 to 0.6)	0.2 (0.2 to 0.6)	0.2 (0.2 to 0.6)	0.2 (0.2 to 0.6)	0.2 (0.2 to 0.6)	0.2 (0.2 to 0.6)	0.2 (0.2 to 0.6)	0.0 (0.0 to 0.0)	20.6
Neglected tropical diseases and malaria	1.3 (0.4 to 3.1)	0.4 (0.1 to 1.1)	637 (278 to 1,360)	278 (146 to 1,040)	194 (98.2 to 1,040)	162 (86.2 to 1,040)	137 (77.1 to 1,040)	131 (76.1 to 1,040)	126 (75.1 to 1,040)	126 (75.1 to 1,040)	126 (75.1 to 1,040)	126 (75.1 to 1,040)	126 (75.1 to 1,040)	126 (75.1 to 1,040)	126 (75.1 to 1,040)	126 (75.1 to 1,040)	126 (75.1 to 1,040)	126 (75.1 to 1,040)	126 (75.1 to 1,040)	126 (75.1 to 1,040)	126 (75.1 to 1,040)	126 (75.1 to 1,040)	126 (75.1 to 1,040)	126 (75.1 to 1,040)	0.0 (0.0 to 0.0)	1,860
Malaria	0 (0 to 0)	0 (0 to 0)	0 (0 to 0)	0 (0 to 0)	0 (0 to 0)	0 (0 to 0)	0 (0 to 0)	0 (0 to 0)	0 (0 to 0)	0 (0 to 0)	0 (0 to 0)	0 (0 to 0)	0 (0 to 0)	0 (0 to 0)	0 (0 to 0)	0 (0 to 0)	0 (0 to 0)	0 (0 to 0)	0 (0 to 0)	0 (0 to 0)	0 (0 to 0)	0 (0 to 0)	0 (0 to 0)	0 (0 to 0)	0.0 (0.0 to 0.0)	0
Chagas disease	0 (0 to 0)	0 (0 to 0)	0 (0 to 0)	0 (0 to 0)	0 (0 to 0)	0 (0 to 0)	0 (0 to 0)	0 (0 to 0)	0 (0 to 0)	0 (0 to 0)	0 (0 to 0)	0 (0 to 0)	0 (0 to 0)	0 (0 to 0)	0 (0 to 0)	0 (0 to 0)	0 (0 to 0)	0 (0 to 0)	0 (0 to 0)	0 (0 to 0)	0 (0 to 0)	0 (0 to 0)	0 (0 to 0)	0 (0 to 0)	0.0 (0.0 to 0.0)	0
Leishmaniasis	0 (0 to 0)	0 (0 to 0)	0 (0 to 0)	0 (0 to 0)	0 (0 to 0)	0 (0 to 0)	0 (0 to 0)	0 (0 to 0)	0 (0 to 0)	0 (0 to 0)	0 (0 to 0)	0 (0 to 0)	0 (0 to 0)	0 (0 to 0)	0 (0 to 0)	0 (0 to 0)	0 (0 to 0)	0 (0 to 0)	0 (0 to 0)	0 (0 to 0)	0 (0 to 0)	0 (0 to 0)	0 (0 to 0)	0 (0 to 0)	0.0 (0.0 to 0.0)	0
Visceral leishmaniasis	0 (0 to 0)	0 (0 to 0)	0 (0 to 0)	0 (0 to 0)	0 (0 to 0)	0 (0 to 0)	0 (0 to 0)	0 (0 to 0)	0 (0 to 0)	0 (0 to 0)	0 (0 to 0)	0 (0 to 0)	0 (0 to 0)	0 (0 to 0)	0 (0 to 0)	0 (0 to 0)	0 (0 to 0)	0 (0 to 0)	0 (0 to 0)	0 (0 to 0)	0 (0 to 0)	0 (0 to 0)	0 (0 to 0)	0 (0 to 0)	0.0 (0.0 to 0.0)	0
Cutaneous and mucocutaneous leishmaniasis	0 (0 to 0)	0 (0 to 0)	0 (0 to 0)	0 (0 to 0)	0 (0 to 0)	0 (0 to 0)	0 (0 to 0)	0 (0 to 0)	0 (0 to 0)	0 (0 to 0)	0 (0 to 0)	0 (0 to 0)	0 (0 to 0)	0 (0 to 0)	0 (0 to 0)	0 (0 to 0)	0 (0 to 0)	0 (0 to 0)	0 (0 to 0)	0 (0 to 0)	0 (0 to 0)	0 (0 to 0)	0 (0 to 0)	0 (0 to 0)	0.0 (0.0 to 0.0)	0
African trypanosomiasis	0 (0 to 0)	0 (0 to 0)	0 (0 to 0)	0 (0 to 0)	0 (0 to 0)	0 (0 to 0)	0 (0 to 0)	0 (0 to 0)	0 (0 to 0)	0 (0 to 0)	0 (0 to 0)	0 (0 to 0)	0 (0 to 0)	0 (0 to 0)	0 (0 to 0)	0 (0 to 0)	0 (0 to 0)	0 (0 to 0)	0 (0 to 0)	0 (0 to 0)	0 (0 to 0)	0 (0 to 0)	0 (0 to 0)	0 (0 to 0)	0.0 (0.0 to 0.0)	0
Schistosomiasis	0 (0 to 0)	0 (0 to 0)	7.5 (1.7 to 17.9)	2.7 (1.1 to 6.4)	39.7 (16.6 to 423.4)	56 (20.1 to 116)	59 (19.1 to 118)	56 (18 to 109)	61.6 (19.6 to 116)	69.8 (19.6 to 161)	77.4 (19.6 to 161)	68.8 (13.5 to 161)	60.9 (9.49 to 161)	39.1 (7.54 to 161)	27.5 (4.77 to 96.6)	16.9 (3.43 to 61.5)	10.4 (2.19 to 40.5)	6.9 (1.54 to 29.3)	2.9 (0.6 to 13.3)	0.8 (0.1 to 3.6)	0.1 (0.0 to 0.7)	0.0 (0.0 to 0.1)	0.0 (0.0 to 0.0)	630
Cysticercosis	0 (0 to 0)	0 (0 to 0)	0.0 (0 to 1.1)	1.9 (0 to 9.4)	2.6 (0 to 7.9)	2.6 (0 to 7.9)	8.6 (0 to 23.7)	22.2 (0 to 59.4)	51.5 (0 to 127)	28.7 (0 to 74.4)	13.6 (0 to 36.1)	4.7 (0 to 12.7)	1.6 (0 to 4.3)	0.6 (0 to 1.7)	0.2 (0 to 0.6)	0.1 (0 to 0.2)	0.0 (0 to 0.1)	0.0 (0 to 0.0)	0.0 (0 to 0.0)	0.0 (0 to 0.0)	0.0 (0 to 0.0)	0.0 (0 to 0.0)	0.0 (0 to 0.0)	0.0 (0 to 0.0)	398
Cystic echinococcosis	0 (0 to 0)	0 (0 to 0)	0 (0 to 0)	0 (0 to 0)	0 (0 to 0)	0 (0 to 0)	0 (0 to 0)	0 (0 to 0)	0 (0 to 0)	0 (0 to 0)	0 (0 to 0)	0 (0 to 0)	0 (0 to 0)	0 (0 to 0)	0 (0 to 0)	0 (0 to 0)	0 (0 to 0)	0 (0 to 0)	0 (0 to 0)	0 (0 to 0)	0 (0 to 0)	0 (0 to 0)	0 (0 to 0)	0 (0 to 0)	0.0 (0.0 to 0.0)	7.2
Lymphatic filariasis	0 (0 to 0)	0 (0 to 0)	0 (0 to 0)	0 (0 to 0)	0 (0 to 0)	0 (0 to 0)	0 (0 to 0)	0 (0 to 0)	0 (0 to 0)	0 (0 to 0)	0 (0 to 0)	0 (0 to 0)	0 (0 to 0)	0 (0 to 0)	0 (0 to 0)	0 (0 to 0)	0 (0 to 0)	0 (0 to 0)	0 (0 to 0)	0 (0 to 0)	0 (0 to 0)	0 (0 to 0)	0 (0 to 0)	0 (0 to 0)	0.0 (0.0 to 0.0)	0
Onchocerciasis	0 (0 to 0)	0 (0 to 0)	0 (0 to 0)	0 (0 to 0)	0 (0 to 0)	0 (0 to 0)	0 (0 to 0)	0 (0 to 0)	0 (0 to 0)	0 (0 to 0)	0 (0 to 0)	0 (0 to 0)	0 (0 to 0)	0 (0 to 0)	0 (0 to 0)	0 (0 to 0)	0 (0 to 0)	0 (0 to 0)	0 (0 to 0)	0 (0 to 0)	0 (0 to 0)	0 (0 to 0)	0 (0 to 0)	0 (0 to 0)	0.0 (0.0 to 0.0)	0
Trachoma	0 (0 to 0)	0 (0 to 0)	0 (0 to 0)	0 (0 to 0)	0 (0 to 0)	0 (0 to 0)	0 (0 to 0)	0 (0 to 0)	0 (0 to 0)	0 (0 to 0)	0 (0 to 0)	0 (0 to 0)	0 (0 to 0)	0 (0 to 0)	0 (0 to 0)	0 (0 to 0)	0 (0 to 0)	0 (0 to 0)	0 (0 to 0)	0 (0 to 0)	0 (0 to 0)	0 (0 to 0)	0 (0 to 0)	0 (0 to 0)	0.0 (0.0 to 0.0)	0
Dengue	0 (0 to 0)	0 (0 to 0)	0 (0 to 0)	0 (0 to 0)	0 (0 to

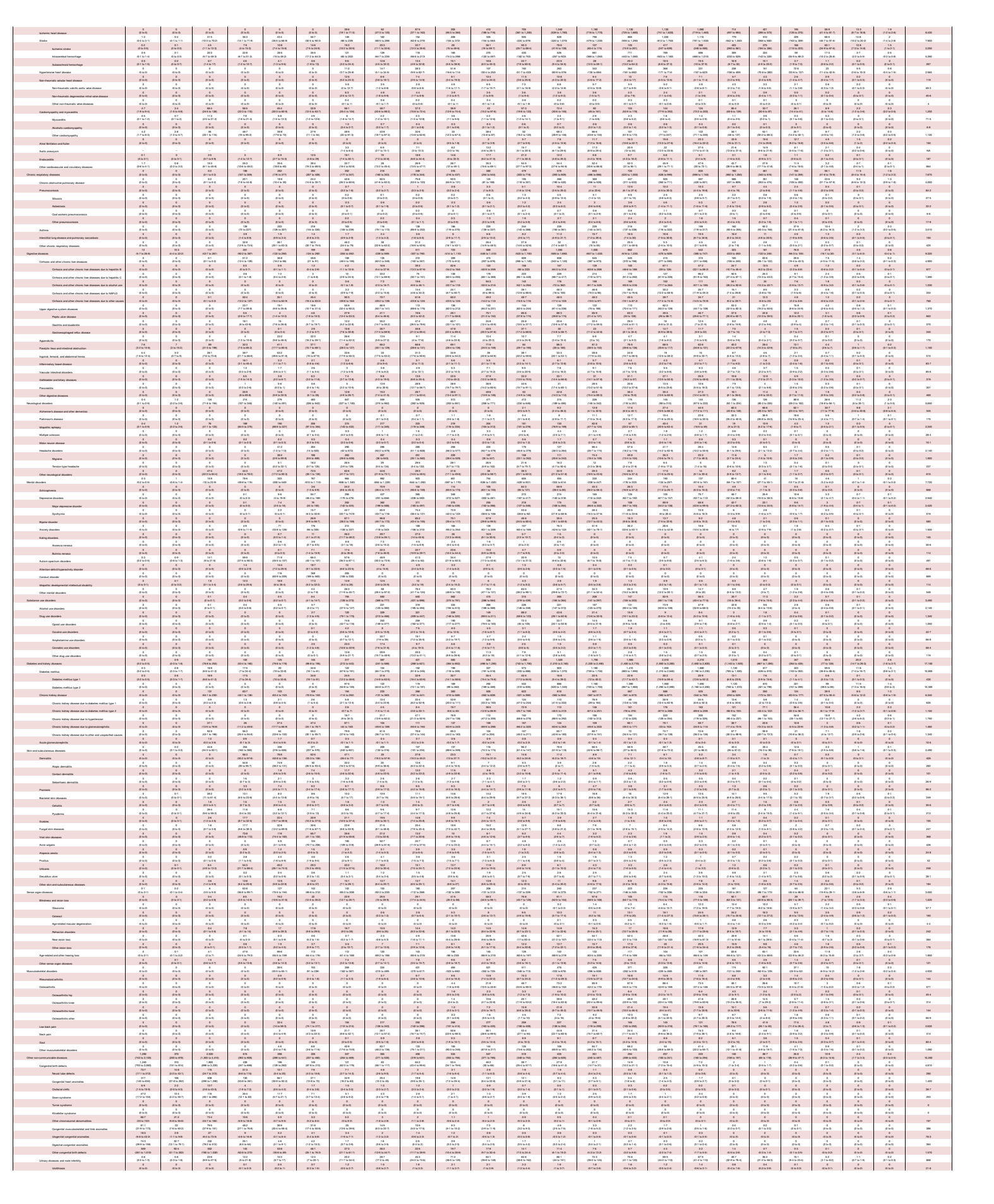



Benign prostatic hyperplasia	0 (0 to 0)	0 (0 to 0)	0 (0 to 0)	0 (0 to 0)	0 (0 to 0)	0 (0 to 0)	0 (0 to 0)	0 (0 to 0)	0 (0 to 0)	0 (0 to 0)	0 (0 to 0)	0 (0 to 0)	0 (0 to 0)	0.3 (0 to 0.7)	1.7 (0.6 to 3.4)	4.6 (2.1 to 7.7)	9.3 (4.7 to 14.8)	14.6 (7.3 to 24.6)	16.8 (9.0 to 27)	13.1 (7.1 to 21.6)	7.2 (4.1 to 11.6)	2.6 (1.4 to 4.2)	0.6 (0.2 to 1)	0.1 (0.1 to 0.2)	0 (0 to 0)	0 (0 to 0)	70.6
Male infertility	0 (0 to 0)	0 (0 to 0)	0 (0 to 0)	0 (0 to 0)	0 (0 to 0)	0 (0 to 0)	0 (0 to 0)	0 (0 to 0)	0 (0 to 0)	0 (0 to 0)	0 (0 to 0)	0 (0 to 0)	0 (0 to 0)	0 (0 to 0)	0 (0 to 0)	0 (0 to 0)	0 (0 to 0)	0 (0 to 0)	0 (0 to 0)	0 (0 to 0)	0 (0 to 0)	0 (0 to 0)	0 (0 to 0)	0 (0 to 0)	0 (0 to 0)	0 (0 to 0)	0 (0 to 0)	0
Other urinary diseases	0.4 (0.2 to 0.6)	0.7 (0.3 to 1.1)	18.3 (9.5 to 28.3)	7.7 (2.9 to 14.6)	9.7 (2.6 to 22.3)	6.3 (2.7 to 11.6)	11.3 (5.1 to 20.7)	14.6 (7.2 to 26)	29.1 (12.6 to 53.6)	43.3 (19.6 to 79.2)	54 (22.1 to 106)	66.7 (23.1 to 139)	88.6 (27.9 to 199)	67.8 (22.4 to 166.6)	49.7 (22.4 to 92.4)	40.4 (21.4 to 71.3)	38.9 (18.2 to 67.9)	39.6 (18.6 to 66.3)	20.7 (10.2 to 39)	8.9 (4.8 to 14.7)	3.3 (1.6 to 5.7)	0.7 (0.4 to 1.3)	0.1 (0.1 to 0.2)	533
Gynecological diseases	0 (0 to 0)	0 (0 to 0)	0 (0 to 0)	0 (0 to 0)	0 (0 to 0)	0 (0 to 0)	0 (0 to 0)	0 (0 to 0)	0 (0 to 0)	0 (0 to 0)	0 (0 to 0)	0 (0 to 0)	0 (0 to 0)	0 (0 to 0)	0 (0 to 0)	0 (0 to 0)	0 (0 to 0)	0 (0 to 0)	0 (0 to 0)	0 (0 to 0)	0 (0 to 0)	0 (0 to 0)	0 (0 to 0)	0 (0 to 0)	0 (0 to 0)	0 (0 to 0)	0
Uterine fibroids	0 (0 to 0)	0 (0 to 0)	0 (0 to 0)	0 (0 to 0)	0 (0 to 0)	0 (0 to 0)	0 (0 to 0)	0 (0 to 0)	0 (0 to 0)	0 (0 to 0)	0 (0 to 0)	0 (0 to 0)	0 (0 to 0)	0 (0 to 0)	0 (0 to 0)	0 (0 to 0)	0 (0 to 0)	0 (0 to 0)	0 (0 to 0)	0 (0 to 0)	0 (0 to 0)	0 (0 to 0)	0 (0 to 0)	0 (0 to 0)	0 (0 to 0)	0 (0 to 0)	0
Polycystic ovarian syndrome	–	–	–	–	–	–	–	–	–	–	–	–	–	–	–	–	–	–	–	–	–	–	–	–	–	–	NA
Female infertility	–	–	–	–	–	–	–	–	–	–	–	–	–	–	–	–	–	–	–	–	–	–	–	–	–	–	NA
Endometriosis	–	–	–	–	–	–	–	–	–	–	–	–	–	–	–	–	–	–	–	–	–	–	–	–	–	–	NA
Genital prolapse	0 (0 to 0)	0 (0 to 0)	0 (0 to 0)	0 (0 to 0)	0 (0 to 0)	0 (0 to 0)	0 (0 to 0)	0 (0 to 0)	0 (0 to 0)	0 (0 to 0)	0 (0 to 0)	0 (0 to 0)	0 (0 to 0)	0 (0 to 0)	0 (0 to 0)	0 (0 to 0)	0 (0 to 0)	0 (0 to 0)	0 (0 to 0)	0 (0 to 0)	0 (0 to 0)	0 (0 to 0)	0 (0 to 0)	0 (0 to 0)	0 (0 to 0)	0 (0 to 0)	0
Premenstrual syndrome	–	–	–	–	–	–	–	–	–	–	–	–	–	–	–	–	–	–	–	–	–	–	–	–	–	–	NA
Other gynecological diseases	0 (0 to 0)	0 (0 to 0)	0 (0 to 0)	0 (0 to 0)	0 (0 to 0)	0 (0 to 0)	0 (0 to 0)	0 (0 to 0)	0 (0 to 0)	0 (0 to 0)	0 (0 to 0)	0 (0 to 0)	0 (0 to 0)	0 (0 to 0)	0 (0 to 0)	0 (0 to 0)	0 (0 to 0)	0 (0 to 0)	0 (0 to 0)	0 (0 to 0)	0 (0 to 0)	0 (0 to 0)	0 (0 to 0)	0 (0 to 0)	0 (0 to 0)	0 (0 to 0)	0
Hemoglobinopathies and hemolytic anemias	3.5 (1.9 to 6.1)	2.6 (1.7 to 4.6)	28.1 (13.6 to 47.1)	43.6 (20.2 to 67.2)	66 (20.1 to 117.2)	27 (12.9 to 49.6)	29.4 (16.6 to 47.9)	23.7 (13.7 to 39.3)	21.6 (11.6 to 36.4)	21.4 (10.7 to 37.3)	28.1 (10.2 to 53.9)	21.8 (7.1 to 56)	11.7 (10.3 to 29)	11.1 (8.9 to 17.1)	11 (7.4 to 16)	9.3 (5.9 to 15.2)	9.6 (5.3 to 15.9)	9.1 (5.4 to 13.5)	6.1 (3.5 to 9.6)	3.8 (1.9 to 6.2)	0.8 (0.6 to 1.3)	0.2 (0.2 to 0.3)	0 (0 to 0.1)	370
Thalassemias	1 (0.4 to 1.9)	0.9 (0.3 to 1.1)	7.5 (1.1 to 15.6)	9.6 (2.1 to 12.9)	2.7 (1.1 to 5.4)	0.7 (0.1 to 2.2)	0.3 (0 to 0.9)	0.1 (0 to 0.1)	0 (0 to 0)	0 (0 to 0)	0 (0 to 0)	0 (0 to 0)	0 (0 to 0)	0 (0 to 0)	0 (0 to 0)	0 (0 to 0)	0 (0 to 0)	0 (0 to 0)	0 (0 to 0)	0 (0 to 0)	0 (0 to 0)	0 (0 to 0)	0 (0 to 0)	0 (0 to 0)	0 (0 to 0)	0 (0 to 0)	19.4
Thalassemias trait	0 (0 to 0.1)	0.2 (0.1 to 0.5)	1.8 (0.9 to 3.3)	9.6 (2.6 to 15.4)	7.2 (2.7 to 13.9)	2.8 (0.7 to 6.1)	2.8 (0.5 to 7.8)	0.6 (0.1 to 1.7)	0.1 (0.1 to 0.3)	0.1 (0 to 0.1)	0.1 (0 to 0.3)	0.4 (0.1 to 1.1)	0.6 (0.1 to 2.1)	0.3 (0.1 to 0.7)	0.3 (0.1 to 0.7)	0.3 (0.1 to 0.6)	0.2 (0.1 to 0.5)	0.3 (0.1 to 0.6)	0.2 (0.1 to 0.5)	0 (0 to 0.1)	0 (0 to 0.1)	0 (0 to 0.1)	0 (0 to 0)	0 (0 to 0)	0 (0 to 0)	23
Sickle cell disorders	0.7 (0.3 to 1.4)	0.4 (0.2 to 0.8)	9.3 (2.1 to 17.6)	4.6 (1.6 to 9.1)	1.9 (0.6 to 4.1)	0.7 (0.4 to 1.4)	0.7 (0.4 to 1.4)	0.9 (0.4 to 1.6)	1.1 (0.4 to 2.1)	0.4 (0.2 to 0.8)	0.3 (0.1 to 0.7)	0.2 (0.1 to 0.5)	0.2 (0.1 to 0.5)	0.2 (0.1 to 0.5)	0.2 (0.1 to 0.5)	0.2 (0.1 to 0.5)	0.2 (0.1 to 0.5)	0.2 (0.1 to 0.5)	0.2 (0.1 to 0.5)	0.2 (0.1 to 0.5)	0.2 (0.1 to 0.5)	0.2 (0.1 to 0.5)	0.2 (0.1 to 0.5)	0.2 (0.1 to 0.5)	0.2 (0.1 to 0.5)	19.9
Sickle cell trait	0.1 (0 to 0.1)	0.1 (0 to 0.1)	0.9 (0.2 to 1.6)	2.4 (0.7 to 4.1)	1.4 (0.7 to 2.5)	0.4 (0.1 to 0.8)	0.4 (0.1 to 0.9)	0.2 (0.1 to 0.4)	0.2 (0.1 to 0.4)	0.1 (0 to 0.2)	0.1 (0 to 0.2)	0.1 (0 to 0.2)	0.1 (0 to 0.2)	0.1 (0 to 0.2)	0.1 (0 to 0.2)	0.1 (0 to 0.2)	0.1 (0 to 0.2)	0.1 (0 to 0.2)	0.1 (0 to 0.2)	0.1 (0 to 0.2)	0.1 (0 to 0.2)	0.1 (0 to 0.2)	0.1 (0 to 0.2)	0.1 (0 to 0.2)	0.1 (0 to 0.2)	11
SBPD	0.8 (0.4 to 1.4)	0.6 (0.4 to 1.4)	9.7 (2.6 to 13.9)	13.9 (3.6 to 17.8)	13.8 (7.2 to 22.9)	7.4 (2.6 to 23.3)	21.3 (11.7 to 35.7)	27.3 (9.3 to 50.4)	17.4 (7.6 to 29.6)	19.1 (9.6 to 27.4)	14.7 (6.6 to 27.4)	13.2 (4.9 to 27.9)	19.6 (7.6 to 29.2)	13.1 (7.3 to 22.9)	7.3 (4.4 to 11.6)	4.3 (2.6 to 6.2)	2.8 (2.1 to 4.2)	2.5 (1.4 to 4.6)	1.2 (1.2 to 3.9)	0.5 (0.5 to 1.7)	0.1 (0.1 to 0.5)	0.1 (0.1 to 0.1)	0.1 (0.1 to 0.5)	0.1 (0.1 to 0.5)	185
SBPD trait	0 (0 to 0)	0 (0 to 0)	0 (0 to 0)	0 (0 to 0)	0 (0 to 0)	0 (0 to 0)	0 (0 to 0)	0 (0 to 0)	0 (0 to 0)	0 (0 to 0)	0 (0 to 0)	0 (0 to 0)	0 (0 to 0)	0 (0 to 0)	0 (0 to 0)	0 (0 to 0)	0 (0 to 0)	0 (0 to 0)	0 (0 to 0)	0 (0 to 0)	0 (0 to 0)	0 (0 to 0)	0 (0 to 0)	0 (0 to 0)	0 (0 to 0)	0 (0 to 0)	0
Other hemoglobinopathies and hemolytic anemias	0.7 (0.4 to 1.2)	0.6 (0.4 to 1.4)	6 (2.6 to 10.6)	14.6 (5.7 to 27.3)	19.8 (9.4 to 39.1)	7.1 (2.5 to 17.6)	6.6 (2.9 to 9.4)	4.6 (1.9 to 8.8)	4.7 (2.3 to 11.3)	4.2 (1.9 to 8.3)	6.6 (2.4 to 14.6)	6.1 (2.1 to 17.2)	3.4 (2.3 to 7.5)	4.2 (1.7 to 9.4)	4.2 (2.3 to 7.1)	2.1 (1.7 to 4.6)	2.9 (2.9 to 6.1)	2.5 (1.1 to 5.2)	0.9 (0.6 to 1.7)	0.6 (0.6 to 1.3)	0.2 (0.2 to 0.5)	0 (0 to 0.1)	0 (0 to 0.1)	0 (0 to 0.1)	116
Endocrine, metabolic, blood, and immune disorders	79.9 (77.9 to 81.7)	79.8 (77.8 to 82.1)	1,265 (1,240 to 1,290)	1,673 (1,640 to 1,705)	2,290 (2,240 to 2,340)	2,273 (2,230 to 2,320)	6,200 (6,080 to 6,320)	8,630 (8,460 to 8,800)	7,930 (7,780 to 8,080)	6,460 (6,340 to 6,590)	5,700 (5,590 to 5,810)	4,620 (4,530 to 4,710)	3,240 (3,180 to 3,310)	2,160 (2,120 to 2,200)	1,390 (1,360 to 1,420)	820 (800 to 1,850)	560 (548 to 708)	378 (369 to 481)	171 (164 to 228)	66.7 (64.3 to 91.8)	19.7 (19.6 to 24)	3.2 (3.2 to 4.9)	0.7 (0.5 to 0.9)	0 (0 to 0.1)	56,200
Transport injuries	227 (219 to 235)	512 (494 to 530)	2,230 (2,160 to 2,300)	497 (482 to 511)	648 (628 to 1,290)	660 (642 to 681)	1,290 (1,250 to 2,550)	2,060 (1,740 to 4,060)	2,660 (1,390 to 5,890)	2,290 (1,200 to 5,810)	2,270 (1,170 to 5,350)	1,990 (999 to 4,730)	1,790 (769 to 4,380)	1,790 (532 to 4,380)	1,290 (348 to 3,750)	783 (214 to 2,420)	509 (140 to 2,060)	224 (60 to 1,090)	97.1 (26.4 to 479.6)	20.8 (17 to 26)	8.3 (4.7 to 8.3)	1.2 (0.9 to 1.6)	0.2 (0.2 to 0.3)	0 (0 to 0)	19,000
Road injuries	219 (211 to 227)	504 (486 to 522)	2,210 (2,140 to 2,280)	493 (477 to 509)	643 (623 to 1,290)	655 (637 to 676)	1,280 (1,240 to 2,540)	2,040 (1,670 to 4,030)	2,640 (1,380 to 5,840)	2,270 (1,190 to 5,760)	2,250 (1,160 to 5,300)	1,970 (990 to 4,690)	1,770 (761 to 4,340)	1,770 (526 to 4,340)	1,280 (344 to 3,720)	776 (212 to 2,400)	504 (139 to 2,040)	222 (59 to 1,080)	96.2 (26.1 to 474.9)	20.7 (16.8 to 25.8)	8.2 (4.6 to 8.2)	1.2 (0.9 to 1.6)	0.2 (0.1 to 0.3)	0 (0 to 0)	18,900
Pedestrian road injuries	21.5 (20.6 to 22.1)	49.4 (47.6 to 51.2)	218 (209 to 225)	48.5 (46.9 to 50.1)	63.3 (61.3 to 127)	64.5 (62.7 to 66.5)	126 (122 to 250)	201 (165 to 397)	260 (136 to 576)	224 (117 to 568)	222 (114 to 523)	194 (97.5 to 462)	174 (75 to 428)	174 (51.8 to 428)	126 (33.9 to 369)	76.4 (20.9 to 238)	49.7 (13.7 to 200)	21.9 (5.8 to 107)	9.5 (2.6 to 46.8)	2 (1.7 to 2.5)	0.8 (0.6 to 0.8)	0.1 (0.1 to 0.2)	0 (0 to 0)	0 (0 to 0)	1,870
Cyclist road injuries	4.3 (4 to 4.5)	9.8 (9.3 to 10)	43 (41.4 to 44.6)	9.5 (9.2 to 9.9)	12.5 (12.1 to 25)	12.7 (12.4 to 13.1)	24.9 (24.1 to 49.4)	39.7 (32.4 to 78.4)	51.4 (26.8 to 113.7)	44.2 (23.1 to 112.1)	43.9 (22.5 to 103.2)	38.3 (19.2 to 91)	34.4 (14.8 to 84.4)	34.4 (10.2 to 84.4)	24.9 (6.7 to 73.1)	15.1 (4.1 to 47.4)	9.8 (2.7 to 40.3)	4.3 (1.1 to 21.9)	1.9 (0.5 to 9.2)	0.4 (0.2 to 0.4)	0.1 (0.1 to 0.1)	0 (0 to 0)	0 (0 to 0)	0 (0 to 0)	370
Motorcyclist road injuries	3.8 (3.5 to 4.1)	8.5 (7.9 to 9.1)	19.4 (18.2 to 20.3)	4.3 (3.9 to 4.6)	5.6 (5.2 to 11.3)	5.6 (5.2 to 5.9)	11.1 (10.4 to 22.1)	17.6 (14.4 to 35.1)	23 (11.9 to 50.4)	19.6 (10.2 to 49.7)	19.4 (9.9 to 46.2)	17 (8.5 to 40.3)	15.2 (6.6 to 37.4)	15.2 (4.5 to 37.4)	11 (3 to 32.3)	6.7 (1.8 to 20.9)	4.3 (1.2 to 17.8)	1.9 (0.5 to 9.7)	0.8 (0.2 to 4.1)	0.2 (0.1 to 0.2)	0 (0 to 0.1)	0 (0 to 0.1)	0 (0 to 0)	0 (0 to 0)	0 (0 to 0)	1,200
Motor vehicle road injuries	3 (2.3 to 22.8)	2.6 (2 to 3.1)	94.6 (91.1 to 229)	197 (91.6 to 356)	314 (186 to 1,527)	362 (182 to 1,527)	1,100 (700 to 2,660)	1,630 (699 to 2,660)	1,490 (736 to 2,260)	1,490 (693 to 2,130)	1,390 (683 to 1,930)	1,170 (623 to 1,930)	974 (582 to 1,930)	939 (348 to 1,870)	364 (210 to 988)	220 (148 to 502)	120 (73 to 191)	44 (28 to 84.1)	19.6 (10 to 39.7)	7.4 (5.1 to 11)	2.1 (1.4 to 3.2)	0.4 (0.3 to 0.6)	0.1 (0.1 to 0.1)	0 (0 to 0)	9,930
Other road injuries	0.1 (0 to 0.1)	0.1 (0 to 0.1)	2.6 (2.4 to 2.8)	2.2 (2.1 to 2.3)	5.3 (5.1 to 5.5)	6 (5.7 to 6.1)	13.7 (13.2 to 14.1)	19.4 (18.7 to 20.1)	21.7 (20.9 to 22.5)	19.8 (19.1 to 20.5)	19.5 (18.8 to 20.2)	16 (15.4 to 16.6)	12.6 (12.1 to 13.1)	12.6 (12.1 to 13.1)	8.6 (8.2 to 8.9)	4.3 (4.1 to 4.5)	2.1 (2 to 2.2)	1.7 (1.6 to 1.8)	1.3 (1.2 to 1.4)	0.6 (0.5 to 0.7)	0.2 (0.2 to 0.2)	0 (0 to 0)	0 (0 to 0)	0 (0 to 0)	109
Other transport injuries	0.2 (0.2 to 2.3)	0.1 (0 to 0.9)	7.9 (7.7 to 17.7)	7.6 (7.6 to 39)	19.1 (18.6 to 69.8)	34.3 (16.9 to 57.2)	21.6 (17.4 to 34.1)	19.7 (17.4 to 19.7)	19.2 (18.7 to 19.7)	18.4 (18.1 to 18.4)	18.7 (18.4 to 18.7)	17.4 (17.2 to 17.4)	16.1 (15.9 to 16.1)	15.9 (15.7 to 15.9)	13.2 (13.1 to 13.2)	10.2 (10.1 to 10.2)	7.2 (7.1 to 7.2)	4.6 (4.5 to 4.6)	2.5 (2.4 to 2.5)	1.1 (1.1 to 1.1)	0.3 (0.3 to 0.3)	0.1 (0.1 to 0.1)	0 (0 to 0)	0 (0 to 0)	775
Unintentional injuries	69.6 (68.7 to 127)	154.7 (29.9 to 760)	695 (681 to 1,500)	1,160 (688 to 1,640)	1,290 (674 to 1,730)	1,270 (649 to 1,410)	1,170 (631 to 1,410)	1,240 (661 to 2,020)	1,240 (786 to 1,820)	1,240 (785 to 1,820)	1,240 (785 to 1,820)	1,240 (649 to 1,820)	1,240 (649 to 1,820)	1,240 (649 to 1,820)	1,240 (649 to 1,820)	1,240 (649 to 1,820)	1,240 (649 to 1,820)	1,240 (649 to 1,820)	1,240 (649 to 1,820)	1,240 (649 to 1,820)	1,240 (649 to 1,820)	1,240 (649 to 1,820)	1,240 (649 to 1,820)	1,240 (649 to 1,820)	1,240 (649 to 1,820)	13,900
Falls	2.9 (1.5 to 4.6)	1.1 (0.4 to 2.4)	19.7 (9.9 to 28.6)	28.2 (11.5 to 48.6)	54.5 (32.6 to 92.1)	54.7 (37.7 to 79.7)	139 (87.2 to 193)	156 (99.6 to 233)	156 (99.6 to 233)	156 (99.6 to 233)	156 (99.6 to 233)	148 (99.6 to 233)	123 (99.6 to 233)	92.7 (79.9 to 149)	107 (99.6 to 133)	79.9 (99.6 to 133)	62.5 (99.6 to 87.1)	47.2 (34.9 to 62.7)	22.9 (20.6 to 49.4)	7.7 (7.4 to 11.4)	3.9 (3.7 to 5.3)	1.1 (0.7 to 1.5)	0.1 (0.1 to 0.2)	0 (0 to 0)	1,440
Drowning	4.6 (3.7 to 20.8)	2.5 (1.6 to 19.2)	20.5 (20.5 to 196)	20.5 (13.9 to 68)	37.2 (13.9 to 106)	37.2 (13.9 to 82)	106 (13.9 to 106)	106 (13.9 to 106)	106 (13.9 to 106)	106 (13.9 to 106)	106 (13.9 to 106)	106 (13.9 to 106)	106 (13.9 to 106)	106 (13.9 to 106)	106 (13.9 to 106)	106 (13.9 to 106)	106 (13.9 to 106)	106 (13.9 to 106)	106 (13.9 to 106)	106 (13.9 to 106)	106 (13.9 to 106)	106 (13.9 to 106)	106 (13.9 to 106)	106 (13.9 to 106)	106 (13.9 to 106)	2,870
Fire, heat, and hot substances	2.6 (1.4 to 3.9)	1.1 (0.7 to 4.7)	19.7 (9.6 to 28)	28.2 (7.9 to 37)	54.5 (30.1 to 74)	54.7 (30.1 to 74)	139 (87.1 to 171)	156 (99.6 to 233)	156 (99.6 to 233)	156 (99.6 to 233)	156 (99.6 to 233)	148 (99.6 to 233)	123 (75 to 233)	92.7 (62.5 to 233)	107 (47.7 to 141)	79.9 (23.5 to 141)	62.5 (23.5 to 141)	47.2 (19.5 to 141)	22.9 (19.5 to 141)	7.7 (7.4 to 17.6)	3.9 (2.9 to 7.4)	1.1 (0.4 to 2.5)	0.1 (0.1 to 0.2)	0 (0 to 0)	1,960
Poisonings	11.9 (5.5 to 54.6)	13.1 (5.9 to 58.6)	178 (90.9 to 488)	122 (28.8 to 296)	67.4 (25.7 to 150)	63.6 (23.3 to 139)	91.2 (20.5 to 191)	73.7 (20.5 to 153)	68.6 (20.1 to 129)	64.6 (25 to 128)	61.1 (23.5 to 121)	57.1 (21.4 to 99.2)	48.8 (20.1 to 99.2)	35 (14.5 to 89)	33 (13.6 to 82.6)	19.6 (8.9 to 57.2)	19.2 (8.9 to 39.7)	6.6 (2.9 to 19.7)	2.8 (1.6 to 9.3)	1.6 (0.7 to 2.6)	0.5 (0.1 to 0.8)	0.1 (0.1 to 0.2)	0 (0 to 0)	930
Poisoning by carbon monoxide	2 (0.5 to 9.3)	2.1 (0.1 to 10.6)	18.1 (2.2 to 66.4)	19.6 (2.2 to 56.8)	14.1 (4.1 to 36.4)	23.6 (4.1 to 56.4)	31 (7.3 to 66)	17.7 (3.9 to 66.2)	20.2 (6.4 to 52.7)	22.7 (10.4 to 72.1)	20.4 (7.7 to 52)	12.6 (3.7 to 29.3)	9.9 (2.9 to 25)	7.3 (2.1 to 17.3)	3.4 (1 to 9.2)	1.3 (0.4 to 3.5)	1.8 (0.4 to 6.1)	0.1 (0.3 to 1.9)	0.1 (0.4 to 0.1)	0.1 (0.4 to 0.1)	0.1 (0.4 to 0.1)	0 (0 to 0)	0 (0 to 0)	0 (0 to 0)	263
Poisoning by other means	9.8 (2.3 to 49.7)	10.9 (4.1 to 52)	156 (44.1 to 420)	107 (24.6 to 244)	53.3 (19.3 to 114)	39.2 (19.6 to 82)	59.4 (8.6 to 146.4)	22.2 (9.6 to 46.4)	20.6 (9.6 to 46.4)	19.7 (9.6 to 46.4)	18.7 (9.6 to 37.3)	22.6 (12.4 to 46.4)	19.1 (10.4 to 37.3)	28.2 (14.4 to 79.7)	29.1 (9.9 to 79.7)	29.7 (10.9 to 82.3)	18.1 (6.7 to 37.7)	8.6 (2.6 to 17.3)	4.8 (1.9 to 9.6)	1.8 (0.7 to 3.6)	0.4 (0.2 to 0.8)	0.1 (0.1 to 0.2)	0 (0 to 0)	0 (0 to 0)	697
Exposure to mechanical forces	9.1 (5.4 to 14.1)	7.1 (2.9 to 13.1)	69.7 (41.2 to 108)	153 (81.5 to 277)	101 (51.1 to 181)	147 (80.2 to 196)	236 (96.1 to 336)	225 (108 to 336)	195 (107 to 336)	196 (80.9 to 336)	122 (63.9 to 216)	115 (39.9 to 216)	63.7 (44.9 to 108)	61.8 (30.6 to 108)	39.8 (23.9 to 61.8)	19.1 (12.7 to 32.9)	9.6 (3.9 to 19.1)	3.2 (1.2 to 9.6)	0.7 (0.7 to 3.2)	0.7 (0.7 to 0.7)	0 (0 to 0)	0 (0 to 0)	0 (0 to 0)	0 (0 to 0)	1,740
Unintentional firearm injuries	0.2 (0 to 1.6)	0.4 (0 to 0.7)	4.1 (0.1 to 27.2)	2.4 (0.5 to 9.4)	2.4 (0.6 to 6.8)	2.4 (1.4 to 13.2)	29.1 (9.6 to 100)	62.6 (16.2 to 197)	62.1 (19.9 to 197)	62.1 (19.9 to 197)	61.2 (19 to 197)	61.2 (19 to 197)	29.9 (9.7 to 100)	29.9 (7.7 to 76.1)	19.9 (6 to 60.3)	19.9 (3 to 27)	9.7 (2.1 to 19.9)	3.7 (1 to 9.1)	1.7 (0.6 to 3.2)	0.7 (0.3 to 1.4)	0.1 (0 to 0.5)	0 (0 to 0)	0 (0 to 0)	0 (0 to 0)	348
Other exposure to mechanical forces	8.8 (4.4 to 48.6)	7.1 (2.3 to 134)	67 (9.6 to 379)	64.3 (29.1 to 146)	100 (39.6 to 174)	99.6 (39.6 to 197)	139 (69.1 to 205)	135 (62.3 to 219)	135 (69.9 to 307)	140 (67.6 to 307)	140 (69.9 to 219)	140 (69.9 to 219)	72.2 (69.9 to 161)	72.2 (29.6 to 120)	72.9 (41.6 to 111)	47.6 (28.7 to 71)	25.4 (13.9 to 38.4)	19.6 (10.6 to 32.9)	6.9 (6 to 12.1)	1.8 (0.3 to 6.4)	0.6 (0.3 to 0.9)	0.2 (0.1 to 0.2)	0 (0 to 0)	0 (0 to 0)	1,280
Adverse effects of medical treatment	7.4 (6.5 to 15.7)	7.4 (3.6 to 16.2)	198 (61.7 to 239)	322.2 (132.2 to 622.2)	25 (10.6 to 33)	19.6 (8.5 to 33.6)	28.6 (14.9 to 51)	27.7 (19.1 to 51.5)	28.6 (12.1 to 63.3)	28.6 (12.7 to 63.3)	28.6 (8.7 to 69.9)	28.4 (11.3 to 69.7)	30 (10.6 to 74.5)	30.2 (10.6 to 74.5)	23.6 (13.3 to 39.9)	19.6 (11.3 to 27.2)	15.3 (8.4 to 26.9)	12.9 (7.9 to 20)	7.8 (4.2 to 12.1)	2 (1.3 to 3.2)	0.6 (0.3 to 0.8)	0.1 (0.1 to 0.2)	0 (0 to 0)	0 (0 to 0)	474
Animal contact	7.2 (2.2 to 19.4)	3.4 (1.1 to 9.3)	63.8 (19.2 to 147)	134.7 (29.9 to 277)	197 (52.1 to 342)	92.1 (22.9 to 256)	111 (33.1 to 189)	106 (29.7 to 260)	106 (34.8 to 228)	106 (33.4 to 228)	106 (33.4 to 228)	106 (32.9 to 189)	66.1 (27.4 to 189)	66.2 (26.6 to 172)	62.2 (34.9 to 189)	56 (26.6 to 172)	70.9 (34.9 to 189)	49.7 (26.2 to 147)	33 (19.6 to 98.3)	11.1 (12.9 to 49.6)	19.5 (3.3 to 39.6)	8.7 (3.3 to 19.2)	2.9 (0.1 to 6.1)	0 (0 to 0.1)	1,420
Venomous animal contact	0.7 (0.1 to 2.4)	0.2 (0.1 to 0.6)	4.1 (1.1 to 9.1)	8.1 (1.1 to 17.1)	17.4 (1.1 to 17.4)	17.4 (1.1 to 17.4)	17.4 (1.1 to 17.4

GBD Table 2a: Zimbabwe DALYS by cause and age group for males with 95% uncertainty intervals, 2019

Cause	Early Neonatal	Late Neonatal	Post Neonatal	1 to 4	5 to 9	10 to 14	15 to 19	20 to 24	25 to 29	30 to 34	35 to 39	40 to 44	45 to 49	50 to 54	55 to 59	60 to 64	65 to 69	70 to 74	75 to 79	80 to 84	85 to 89	90 to 94	95 plus	Total
All causes	416,000 (370,000 to 453,000)	131,000 (94,000 to 167,000)	366,000 (287,000 to 449,000)	2,000,000 (1,700,000 to 2,300,000)	1,100,000 (1,000,000 to 1,200,000)	1,000,000 (1,000,000 to 1,100,000)	1,100,000 (1,000,000 to 1,200,000)	1,100,000 (1,000,000 to 1,200,000)	1,100,000 (1,000,000 to 1,200



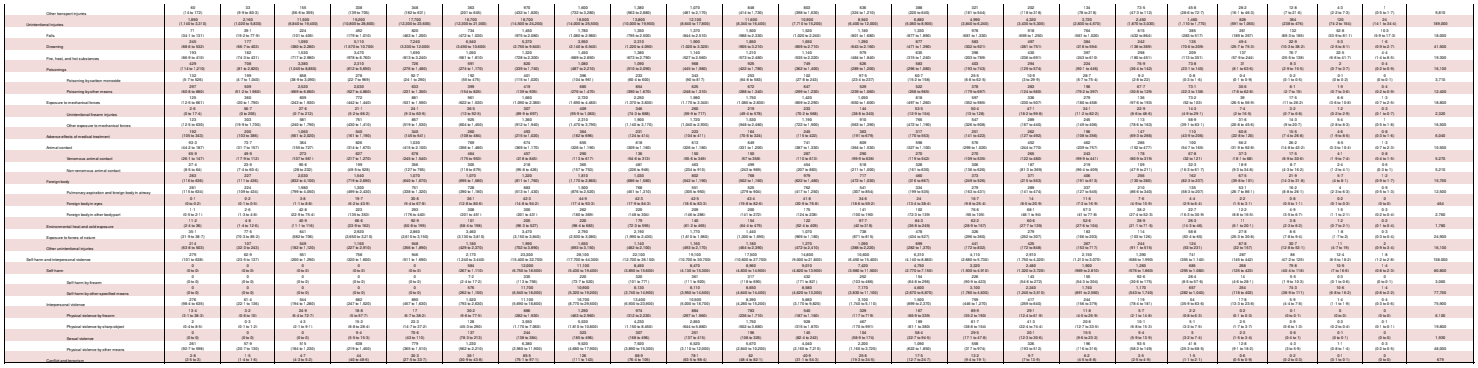

Cause	Age-Standardized	Late Neonatal	Post Neonatal	1 to 4	5 to 9	10 to 14	15 to 19	20 to 24	25 to 29	30 to 34	35 to 39	40 to 44	45 to 49	50 to 54	55 to 59	60 to 64	65 to 69	70 to 74	75 to 79	80 to 84	85 plus	Total
All causes	23,000,000	6,000,000	11,000,000	37,700,000	7,000,000	6,100,000	6,000,000	5,700,000	5,200,000	4,500,000	3,900,000	3,200,000	2,600,000	2,100,000	1,700,000	1,300,000	1,000,000	770,000	530,000	350,000	310,000	130,000,000
	24,200,000 to 26,700,000	6,400,000 to 6,900,000	11,000,000 to 11,400,000	42,000,000 to 54,100,000	8,100,000 to 9,200,000	6,100,000 to 6,700,000	6,100,000 to 6,700,000	5,700,000 to 6,100,000	5,200,000 to 5,600,000	4,500,000 to 4,900,000	3,900,000 to 4,200,000	3,200,000 to 3,500,000	2,600,000 to 2,800,000	2,100,000 to 2,300,000	1,700,000 to 1,900,000	1,300,000 to 1,400,000	1,000,000 to 1,100,000	770,000 to 830,000	530,000 to 570,000	350,000 to 380,000	310,000 to 340,000	130,000,000 to 140,000,000
Communicable, maternal, neonatal, and nutritional diseases	23,000,000 to 26,700,000	6,000,000 to 6,900,000	11,000,000 to 11,400,000	42,000,000 to 54,100,000	8,100,000 to 9,200,000	6,100,000 to 6,700,000	6,100,000 to 6,700,000	5,700,000 to 6,100,000	5,200,000 to 5,600,000	4,500,000 to 4,900,000	3,900,000 to 4,200,000	3,200,000 to 3,500,000	2,600,000 to 2,800,000	2,100,000 to 2,300,000	1,700,000 to 1,900,000	1,300,000 to 1,400,000	1,000,000 to 1,100,000	770,000 to 830,000	530,000 to 570,000	350,000 to 380,000	310,000 to 340,000	130,000,000 to 140,000,000	84,000,000 to 93,000,000
HIV/AIDS and sexually transmitted infections	19,000,000	4,000,000	8,000,000	24,000,000	4,000,000	3,000,000	3,000,000	3,000,000	3,000,000	2,000,000	2,000,000	1,000,000	1,000,000	1,000,000	1,000,000	1,000,000	1,000,000	1,000,000	1,000,000	1,000,000	1,000,000	84,000,000
	17,000,000 to 21,000,000	3,000,000 to 5,000,000	7,000,000 to 9,000,000	21,000,000 to 28,000,000	3,000,000 to 5,000,000	2,000,000 to 4,000,000	2,000,000 to 4,000,000	2,000,000 to 4,000,000	2,000,000 to 4,000,000	2,000,000 to 3,000,000	1,000,000 to 3,000,000	1,000,000 to 2,000,000	1,000,000 to 2,000,000	1,000,000 to 2,000,000	1,000,000 to 2,000,000	1,000,000 to 2,000,000	1,000,000 to 2,000,000	1,000,000 to 2,000,000	1,000,000 to 2,000,000	1,000,000 to 2,000,000	1,000,000 to 2,000,000	84,000,000 to 93,000,000
HIV/AIDS	17,000,000	3,000,000	7,000,000	21,000,000	3,000,000	2,000,000	2,000,000	2,000,000	2,000,000	2,000,000	1,000,000	1,000,000	1,000,000	1,000,000	1,000,000	1,000,000	1,000,000	1,000,000	1,000,000	1,000,000	1,000,000	84,000,000
	15,000,000 to 19,000,000	3,000,000 to 5,000,000	6,000,000 to 8,000,000	19,000,000 to 25,000,000	3,000,000 to 4,000,000	2,000,000 to 3,000,000	2,000,000 to 3,000,000	2,000,000 to 3,000,000	2,000,000 to 3,000,000	2,000,000 to 3,000,000	1,000,000 to 2,000,000	1,000,000 to 2,000,000	1,000,000 to 2,000,000	1,000,000 to 2,000,000	1,000,000 to 2,000,000	1,000,000 to 2,000,000	1,000,000 to 2,000,000	1,000,000 to 2,000,000	1,000,000 to 2,000,000	1,000,000 to 2,000,000	1,000,000 to 2,000,000	84,000,000 to 93,000,000
HIV/AIDS - Drug-susceptible Tuberculosis	1,000,000	200,000	500,000	1,000,000	200,000	200,000	200,000	200,000	200,000	200,000	200,000	100,000	100,000	100,000	100,000	100,000	100,000	100,000	100,000	100,000	100,000	5,000,000
	1,000,000 to 1,000,000	200,000 to 300,000	500,000 to 600,000	1,000,000 to 1,000,000	200,000 to 300,000	200,000 to 300,000	200,000 to 300,000	200,000 to 300,000	200,000 to 300,000	200,000 to 300,000	200,000 to 300,000	100,000 to 200,000	100,000 to 200,000	100,000 to 200,000	100,000 to 200,000	100,000 to 200,000	100,000 to 200,000	100,000 to 200,000	100,000 to 200,000	100,000 to 200,000	100,000 to 200,000	5,000,000 to 5,000,000
HIV/AIDS - Multidrug-resistant Tuberculosis still	0	0	0	0	0	0	0	0	0	0	0	0	0	0	0	0	0	0	0	0	0	0
	0 to 0	0 to 0	0 to 0	0 to 0	0 to 0	0 to 0	0 to 0	0 to 0	0 to 0	0 to 0	0 to 0	0 to 0	0 to 0	0 to 0	0 to 0	0 to 0	0 to 0	0 to 0	0 to 0	0 to 0	0 to 0	0 to 0
HIV/AIDS resistant HIV infections and syndromes	1,000,000	200,000	500,000	1,000,000	200,000	200,000	200,000	200,000	200,000	200,000	200,000	100,000	100,000	100,000	100,000	100,000	100,000	100,000	100,000	100,000	100,000	5,000,000
	1,000,000 to 1,000,000	200,000 to 300,000	500,000 to 600,000	1,000,000 to 1,000,000	200,000 to 300,000	200,000 to 300,000	200,000 to 300,000	200,000 to 300,000	200,000 to 300,000	200,000 to 300,000	200,000 to 300,000	100,000 to 200,000	100,000 to 200,000	100,000 to 200,000	100,000 to 200,000	100,000 to 200,000	100,000 to 200,000	100,000 to 200,000	100,000 to 200,000	100,000 to 200,000	100,000 to 200,000	5,000,000 to 5,000,000
Other HIV/AIDS and sexually transmitted infections	2,000,000	1,000,000	1,000,000	3,000,000	1,000,000	1,000,000	1,000,000	1,000,000	1,000,000	1,000,000	1,000,000	1,000,000	1,000,000	1,000,000	1,000,000	1,000,000	1,000,000	1,000,000	1,000,000	1,000,000	1,000,000	84,000,000
	1,000,000 to 2,000,000	1,000,000 to 1,000,000	1,000,000 to 1,000,000	2,000,000 to 3,000,000	1,000,000 to 1,000,000	1,000,000 to 1,000,000	1,000,000 to 1,000,000	1,000,000 to 1,000,000	1,000,000 to 1,000,000	1,000,000 to 1,000,000	1,000,000 to 1,000,000	1,000,000 to 1,000,000	1,000,000 to 1,000,000	1,000,000 to 1,000,000	1,000,000 to 1,000,000	1,000,000 to 1,000,000	1,000,000 to 1,000,000	1,000,000 to 1,000,000	1,000,000 to 1,000,000	1,000,000 to 1,000,000	1,000,000 to 1,000,000	84,000,000 to 93,000,000
Respiratory infections and tuberculosis	2,400,000 to 2,900,000	750,000 to 1,200,000	2,000,000 to 2,500,000	7,000,000 to 9,000,000	1,000,000 to 1,200,000	600,000 to 700,000	500,000 to 600,000	400,000 to 500,000	300,000 to 400,000	300,000 to 400,000	300,000 to 400,000	300,000 to 400,000	300,000 to 400,000	300,000 to 400,000	300,000 to 400,000	300,000 to 400,000	300,000 to 400,000	300,000 to 400,000	300,000 to 400,000	300,000 to 400,000	300,000 to 400,000	19,000,000
	2,200,000 to 2,600,000	700,000 to 1,200,000	2,000,000 to 2,500,000	6,000,000 to 8,000,000	1,000,000 to 1,100,000	600,000 to 700,000	500,000 to 600,000	400,000 to 500,000	300,000 to 400,000	300,000 to 400,000	300,000 to 400,000	300,000 to 400,000	300,000 to 400,000	300,000 to 400,000	300,000 to 400,000	300,000 to 400,000	300,000 to 400,000	300,000 to 400,000	300,000 to 400,000	300,000 to 400,000	300,000 to 400,000	19,000,000 to 19,000,000
Tuberculosis	1 to 2	1 to 2	1 to 2	1 to 2	1 to 2	1 to 2	1 to 2	1 to 2	1 to 2	1 to 2	1 to 2	1 to 2	1 to 2	1 to 2	1 to 2	1 to 2	1 to 2	1 to 2	1 to 2	1 to 2	1 to 2	1 to 2
	200,000 to 200,000	100,000 to 100,000	200,000 to 200,000	1,000,000 to 1,000,000	100,000 to 100,000	100,000 to 100,000	100,000 to 100,000	100,000 to 100,000	100,000 to 100,000	100,000 to 100,000	100,000 to 100,000	100,000 to 100,000	100,000 to 100,000	100,000 to 100,000	100,000 to 100,000	100,000 to 100,000	100,000 to 100,000	100,000 to 100,000	100,000 to 100,000	100,000 to 100,000	100,000 to 100,000	5,000,000 to 5,000,000
Lower respiratory infections	2,400,000 to 2,900,000	750,000 to 1,200,000	2,000,000 to 2,500,000	6,000,000 to 8,000,000	1,000,000 to 1,100,000	600,000 to 700,000	500,000 to 600,000	400,000 to 500,000	300,000 to 400,000	300,000 to 400,000	300,000 to 400,000	300,000 to 400,000	300,000 to 400,000	300,000 to 400,000	300,000 to 400,000	300,000 to 400,000	300,000 to 400,000	300,000 to 400,000	300,000 to 400,000	300,000 to 400,000	300,000 to 400,000	19,000,000 to 19,000,000
Upper respiratory infections	2,400,000 to 2,900,000	750,000 to 1,200,000	2,000,000 to 2,500,000	6,000,000 to 8,000,000	1,000,000 to 1,100,000	600,000 to 700,000	500,000 to 600,000	400,000 to 500,000	300,000 to 400,000	300,000 to 400,000	300,000 to 400,000	300,000 to 400,000	300,000 to 400,000	300,000 to 400,000	300,000 to 400,000	300,000 to 400,000	300,000 to 400,000	300,000 to 400,000	300,000 to 400,000	300,000 to 400,000	300,000 to 400,000	19,000,000 to 19,000,000
Otitis media	2,400,000 to 2,900,000	750,000 to 1,200,000	2,000,000 to 2,500,000	6,000,000 to 8,000,000	1,000,000 to 1,100,000	600,000 to 700,000	500,000 to 600,000	400,000 to 500,000	300,000 to 400,000	300,000 to 400,000	300,000 to 400,000	300,000 to 400,000	300,000 to 400,000	300,000 to 400,000	300,000 to 400,000	300,000 to 400,000	300,000 to 400,000	300,000 to 400,000	300,000 to 400,000	300,000 to 400,000	300,000 to 400,000	19,000,000 to 19,000,000
	2,400,000 to 2,900,000	750,000 to 1,200,000	2,000,000 to 2,500,000	6,000,000 to 8,000,000	1,000,000 to 1,100,000	600,000 to 700,000	500,000 to 600,000	400,000 to 500,000	300,000 to 400,000	300,000 to 400,000	300,000 to 400,000	300,000 to 400,000	300,000 to 400,000	300,000 to 400,000	300,000 to 400,000	300,000 to 400,000	300,000 to 400,000	300,000 to 400,000	300,000 to 400,000	300,000 to 400,000	300,000 to 400,000	19,000,000 to 19,000,000
Enteric infections	2,400,000 to 2,900,000	750,000 to 1,200,000	2,000,000 to 2,500,000	6,000,000 to 8,000,000	1,000,000 to 1,100,000	600,000 to 700,000	500,000 to 600,000	400,000 to 500,000	300,000 to 400,000	300,000 to 400,000	300,000 to 400,000	300,000 to 400,000	300,000 to 400,000	300,000 to 400,000	300,000 to 400,000	300,000 to 400,000	300,000 to 400,000	300,000 to 400,000	300,000 to 400,000	300,000 to 400,000	300,000 to 400,000	19,000,000 to 19,000,000
Diarrheal diseases	2,400,000 to 2,900,000	750,000 to 1,200,000	2,000,000 to 2,500,000	6,000,000 to 8,000,000	1,000,000 to 1,100,000	600,000 to 700,000	500,000 to 600,000	400,000 to 500,000	300,000 to 400,000	300,000 to 400,000	300,000 to 400,000	300,000 to 400,000	300,000 to 400,000	300,000 to 400,000	300,000 to 400,000	300,000 to 400,000	300,000 to 400,000	300,000 to 400,000	300,000 to 400,000	300,000 to 400,000	300,000 to 400,000	19,000,000 to 19,000,000
	2,400,000 to 2,900,000	750,000 to 1,200,000	2,000,000 to 2,500,000	6,000,000 to 8,000,000	1,000,000 to 1,100,000	600,000 to 700,000	500,000 to 600,000	400,000 to 500,000	300,000 to 400,000	300,000 to 400,000	300,000 to 400,000	300,000 to 400,000	300,000 to 400,000	300,000 to 400,000	300,000 to 400,000	300,000 to 400,000	300,000 to 400,000	300,000 to 400,000	300,000 to 400,000	300,000 to 400,000	300,000 to 400,000	19,000,000 to 19,000,000
Typhoid and paratyphoid	0	0	0	0	0	0	0	0	0	0	0	0	0	0	0	0	0	0	0	0	0	0
	0 to 0	0 to 0	0 to 0	0 to 0	0 to 0	0 to 0	0 to 0	0 to 0	0 to 0	0 to 0	0 to 0	0 to 0	0 to 0	0 to 0	0 to 0	0 to 0	0 to 0	0 to 0	0 to 0	0 to 0	0 to 0	0 to 0
Typhoid fever	0	0	0	0	0	0	0	0	0	0	0	0	0	0	0	0	0	0	0	0	0	0
	0 to 0	0 to 0	0 to 0	0 to 0	0 to 0	0 to 0	0 to 0	0 to 0	0 to 0	0 to 0	0 to 0	0 to 0	0 to 0	0 to 0	0 to 0	0 to 0	0 to 0	0 to 0	0 to 0	0 to 0	0 to 0	0 to 0
Paratyphoid fever	0	0	0	0	0	0	0	0	0	0	0	0	0	0	0	0	0	0	0	0	0	0
	0 to 0	0 to 0	0 to 0	0 to 0	0 to 0	0 to 0	0 to 0	0 to 0	0 to 0	0 to 0	0 to 0	0 to 0	0 to 0	0 to 0	0 to 0	0 to 0	0 to 0	0 to 0	0 to 0	0 to 0	0 to 0	0 to 0
Invasive Nontyphoidal Salmonella (iNTS)	1,000,000	200,000	500,000	1,000,000	200,000	200,000	200,000	200,000	200,000	200,000	200,000	100,000	100,000	100,000	100,000	100,000	100,000	100,000	100,000	100,000	100,000	5,000,000
	1,000,000 to 1,000,000	200,000 to 300,000	500,000 to 600,000	1,000,000 to 1,000,000	200,000 to 300,000	200,000 to 300,000	200,000 to 300,000	200,000 to 300,000	200,000 to 300,000	200,000 to 300,000	200,000 to 300,000	100,000 to 200,000	100,000 to 200,000	100,000 to 200,000	100,000 to 200,000	100,000 to 200,000	100,000 to 200,000	100,000 to 200,000	100,000 to 200,000	100,000 to 200,000	100,000 to 200,000	5,000,000 to 5,000,000
Other intestinal infectious diseases	2,000,000	500,000	1,000,000	3,000,000	500,000	400,000	300,000	300,000	200,000	200,000	200,000	100,000	100,000	100,000	100,000	100,000	100,000	100,000	100,000	100,000	100,000	10,000,000
	1,000,000 to 2,000,000	400,000 to 600,000	1,000,000 to 1,000,000	2,000,000 to 3,000,000	400,000 to 600,000	300,000 to 400,000	200,000 to 300,000	200,000 to 300,000	200,000 to 300,000	200,000 to 300,000	200,000 to 300,000	100,000 to 200,000	100,000 to 200,000	100,000 to 200,000	100,000 to 200,000	100,000 to 200,000	100,000 to 200,000	100,000 to 200,000	100,000 to 200,000	100,000 to 200,000	100,000 to 200,000	10,000,000 to 10,000,000
Meningitis	1,000,000	200,000	500,000	1,000,000	200,000	200,000	200,000	200,000	200,000	200,000	200,000	100,000	100,000	100,000	100,000	100,000	100,000	100,000	100,000	100,000	100,000	5,000,000
	1,000,000 to 1,000,000	200,000 to 300,000	500,000 to 600,000	1,000,000 to 1,000,000	200,000 to 300,000	200,000 to 300,000	200,000 to 300,000	200,000 to 300,000	200,000 to 300,000	200,000 to 300,000	200,000 to 300,000	100,000 to 200,000	100,000 to 200,000	100,000 to 200,000	100,000 to 200,000	100,000 to 200,000	100,000 to 200,000	100,000 to 200,000	100,000 to 200,000	100,000 to 200,000	100,000 to 200,000	5,000,000 to 5,000,000
Encephalitis	1,000,000	200,000	500,000	1,000,000	200,000	200,000	200,000	200,000	200,000	200,000	200,000	100,000	100,000	100,000	100,000	100,000	100,000	100,000	100,000	100,000	100,000	5,000,000
	1,000,000 to 1,000,000	200,000 to 300,000	500,000 to 600,000	1,000,000 to 1,000,000	200,000 to 300,000	200,000 to 300,000	200,000 to 300,000	200,000 to 300,000	200,000 to 300,000	200,000 to 300,000	200,000 to 300,000	100,000 to 200,000	100,000 to 200,000	100,000 to 200,000	100,000 to 200,000	100,000 to 200,000	100,000 to 200,000	100,000 to 200,000	100,000 to 200,000	100,000 to 200,000	100,000 to 200,000	5,000,000 to 5,000,000
Cysticercosis	0	0	0	0	0	0	0	0	0	0	0	0	0	0	0	0	0	0	0	0	0	0
	0 to 0	0 to 0	0 to 0	0 to 0	0 to 0	0 to 0	0 to 0	0 to 0	0 to 0	0 to 0	0 to 0	0 to 0	0 to 0	0 to 0	0 to 0	0 to 0	0 to 0	0 to 0	0 to 0	0 to 0	0 to 0	0 to 0
Cystic echinococcosis	0	0	0	0	0	0	0	0	0	0	0	0	0	0	0	0	0	0	0	0	0	0
	0 to 0	0 to 0	0 to 0	0 to 0	0 to 0	0 to 0	0 to 0	0 to 0	0 to 0	0 to 0	0 to 0	0 to 0	0 to 0	0 to 0	0 to 0	0 to 0	0 to 0	0 to 0	0 to 0	0 to 0	0 to 0	0 to 0
Lymphatic Filariasis	0	0	0	0	0	0	0	0	0	0	0	0	0	0	0	0	0	0	0	0	0	0
	0 to 0	0 to 0	0 to 0	0 to 0	0 to 0	0 to 0	0 to 0	0 to 0	0 to 0	0 to 0	0 to 0	0 to 0	0 to 0	0 to 0	0 to 0	0 to 0	0 to 0	0 to 0	0 to 0	0 to 0	0 to 0	0 to 0
Onchocerciasis	0	0	0	0	0	0	0	0	0	0	0	0	0	0	0	0	0	0	0	0	0	0
	0 to 0	0 to 0	0 to 0	0 to 0	0 to 0	0 to 0	0 to 0	0 to 0	0 to 0	0 to 0	0 to 0	0 to 0	0 to 0	0 to 0	0 to 0	0 to 0	0 to 0	0 to 0	0 to 0	0 to 0	0 to 0	0 to 0
Trachoma	0	0	0	0	0	0	0	0	0	0	0	0	0	0	0	0	0	0	0	0	0	0
	0 to 0	0 to 0	0 to 0	0 to 0	0 to 0	0 to 0	0 to 0	0 to 0	0 to 0	0 to 0	0 to 0	0 to 0	0 to 0	0 to 0	0 to 0	0 to 0	0 to 0	0 to 0	0 to 0	0 to 0	0 to 0	0 to 0
Dengue	0	0	0	0	0	0	0	0	0	0	0	0	0	0	0	0	0	0	0	0	0	0
	0 to 0	0 to 0	0 to 0	0 to 0	0 to 0	0 to 0	0 to 0	0 to 0	0 to 0	0 to 0	0 to 0	0 to 0	0 to 0	0 to 0	0 to 0	0 to 0	0 to 0	0 to 0	0 to 0	0 to 0	0 to 0	0 to 0
Yellow fever	0	0	0	0	0	0	0	0	0	0	0	0	0	0	0	0	0	0	0	0	0	0
	0 to 0	0 to 0	0 to 0	0 to 0	0 to 0	0 to 0	0 to 0	0 to 0	0 to 0	0 to 0	0 to 0	0 to 0	0 to 0	0 to 0	0 to 0	0 to 0	0 to 0	0 to 0	0 to 0	0 to 0	0 to 0	0 to 0
Rabies	0	0	0	0	0	0	0	0	0	0	0	0	0	0	0	0	0	0	0	0	0	0
	0 to 0	0 to 0	0 to 0	0 to 0	0 to 0	0 to 0	0 to 0	0 to 0	0 to 0	0 to 0	0 to 0	0 to 0	0 to 0	0 to 0	0 to 0	0 to 0	0 to 0	0 to 0	0 to 0	0 to 0	0 to 0	0 to 0
Intestinal nematode infections	1,000,000	200,000	500,000	1,000,000	200,000	200,000	200,000	200,000	200,000	200,000	200,000	100,000	100,000	100,000	100,000	100,000	100,000	100,000	100,000	100,000	100,000	5,000,000
	1,000,000 to 1,000,000	200,000 to 300,000	500,000 to 600,000	1,000,000 to 1,000,000	200,000 to 300,000	200,000 to 300,000	200,000 to 300,000	200,000 to 300,000	200,000 to 300,000	200,000 to 300,000	200,000 to 300,000	100,000 to 200,000	100,000 to 200,000	100,000 to 200,000	100,000 to 200,000	100,000 to 200,000	100,000 to 200,000	100,000 to 200,000	100,000 to 200,000	100,000 to 200,000	100,000 to 200,000	5,000,000 to 5,000,000
Ascariasis	0	0	0	0	0	0	0	0	0	0	0	0	0	0	0	0	0	0	0	0	0	0
	0 to 0	0 to 0	0 to 0	0 to 0	0 to 0	0 to 0	0 to 0	0 to 0	0 to 0	0 to 0	0 to 0	0 to 0	0 to 0	0 to 0	0 to 0	0 to 0	0 to 0	0 to 0	0 to 0	0 to 0	0 to 0	0 to 0
Trichuriasis	0	0	0	0	0	0	0	0	0	0	0	0	0	0	0	0	0	0	0	0	0	0
	0 to 0	0 to 0	0 to 0	0 to 0	0 to 0	0 to 0	0 to 0	0 to 0	0 to 0	0 to 0	0 to 0	0 to 0	0 to 0	0 to 0	0 to 0	0 to 0	0 to 0	0 to 0	0 to 0	0 to 0	0 to 0	0 to 0
Hookworm disease	0	0	0	0	0	0	0	0	0	0	0	0	0	0	0	0	0	0	0	0	0	0
	0 to 0	0 to 0	0 to 0	0 to 0	0 to 0	0 to 0	0 to 0	0 to 0	0 to 0	0 to 0	0 to 0	0 to 0	0 to 0	0 to 0	0 to 0	0 to 0	0 to 0	0 to 0	0 to 0	0 to 0	0 to 0	0 to 0
Food-borne trematodiases	0	0	0	0	0	0	0	0	0	0	0	0	0	0	0	0	0	0	0	0	0	0
	0 to 0	0 to 0	0 to 0	0 to 0	0 to 0	0 to 0	0 to 0	0 to 0	0 to 0	0 to 0	0 to 0	0 to 0	0 to 0	0 to 0	0 to 0	0 to 0	0 to 0	0 to 0	0 to 0	0 to 0	0 to 0	0 to 0
Leprosy	0	0	0	0	0	0	0	0	0	0	0	0	0	0	0	0	0	0	0	0	0	0
	0 to 0	0 to 0	0 to 0	0 to 0	0 to 0	0 to 0	0 to 0	0 to 0	0 to 0	0 to 0	0 to 0	0 to 0	0 to 0	0 to 0	0 to 0	0 to 0	0 to 0	0 to 0	0 to 0	0 to 0	0 to 0	0 to 0
Ebola	0	0	0	0	0	0	0	0	0	0	0	0	0	0	0	0	0	0	0	0	0	0
	0 to 0	0 to 0	0 to 0	0 to 0	0 to 0	0 to 0	0 to 0	0 to 0	0 to 0	0 to 0	0 to 0	0 to 0	0 to 0	0 to 0	0 to 0	0 to 0	0 to 0	0 to 0	0 to 0	0 to 0	0 to 0	0 to 0
Zika virus	0	0	0	0	0	0	0	0	0	0	0	0	0	0	0	0	0	0	0	0	0	0
	0 to 0	0 to 0	0 to 0	0 to 0	0 to 0	0 to 0	0 to 0	0 to 0	0 to 0	0 to 0	0 to 0	0 to 0	0 to 0	0 to 0	0 to 0	0 to 0	0 to 0	0 to 0	0 to 0	0 to 0	0 to 0	0 to 0
Guinea worm disease	0	0	0	0	0	0	0	0	0	0	0	0	0	0	0	0	0	0	0	0	0	0
	0 to 0	0 to 0	0 to 0	0 to 0	0 to 0	0 to 0	0 to 0	0 to 0	0 to 0	0 to 0	0 to 0	0 to 0	0 to 0	0 to 0	0 to 0	0 to 0	0 to 0	0 to 0	0 to 0	0 to 0	0 to 0	0 to 0
Other neglected tropical diseases	2,000,000	500,000	1,000,000	3,000,000	500,000	400,000	300,000	300,000	200,000	200,000	200,000	100,000	100,000	100,000	100,000	100,000	100,000	100,000	100,000	100,000	100,000	10,000,000
	1,000,000 to 2,000,000	400,000 to 600,000	1,000,000 to 1,000,000	2,000,000 to 3,000,000	400,000 to 600,000	300,000 to 400,000	200,000 to 300,000	200,000 to 300,000	200,000 to 300,000	200,000 to 300,000	200,000 to 300,000	100,000 to 200,000	100,000 to 200,000	100,000 to 200,000	100,000 to 200,000	100,000 to 200,000	100,000 to 200,000	100,000 to 200,000	100,000 to 200,000	100,000 to 200,000	100,000 to 200,000	10,000,000 to 10,000,000
Malaria	2,000,000	500,000	1,000,000	3,000,000	500,000	400,000	300,000	300,000	200,000	200,000	200,000	100,000	100,000	100,000	100,000	100,000	100,000	100,000	100,000	100,000	100,000	10,000,000
	1,000,000 to 2,000,000	400,000 to 600,000	1,000,000 to 1,000,000	2,000,000 to 3,000,000	400,000 to 600,000	300,000 to 400,000	200,000 to 300,000	200,000 to 300,000	200,000 to 300,000	200,000 to 300,000	200,000 to 300,000	100,000 to 200,000	100,000 to 200,000	100,000 to 200,000	100,000 to 200,000	100,000 to 200,000	100,000 to 200,000	100,000 to 200,000	100,000 to 200,000	100,000 to 200,000	100,000 to 200,000	10,000,000 to 10,000,000
Chagas disease	0	0	0	0	0	0	0	0	0	0	0	0	0	0	0	0	0	0	0	0	0	0
	0 to 0	0 to 0	0 to 0	0 to 0	0 to 0	0 to 0	0 to 0	0 to 0	0 to 0	0 to 0	0 to 0	0 to 0	0 to 0	0 to 0	0 to 0	0 to 0	0 to 0	0 to 0	0 to 0	0 to 0	0 to 0	0 to 0
Leishmaniasis	0	0	0	0	0	0	0	0	0	0	0	0	0	0	0	0	0	0	0	0	0	0
	0 to 0	0 to 0	0 to 0	0 to 0	0 to 0	0 to 0	0 to 0	0 to 0	0 to 0	0 to 0	0 to 0	0 to 0	0 to 0	0 to 0	0 to 0	0 to 0	0 to 0	0 to 0	0 to 0	0 to 0	0 to 0	0 to 0
Visceral leishmaniasis	0	0	0



SR Table 2a: Benin DALYS by cause and age group for males with 95% uncertainty intervals, 2019

Cause	Early Neonatal	Late Neonatal	Post Neonatal	1 to 4	5 to 9	10 to 14	15 to 19	20 to 24	25 to 29	30 to 34	35 to 39	40 to 44	45 to 49	50 to 54	55 to 59	60 to 64	65 to 69	70 to 74	75 to 79	80 to 84	85 to 89	90 to 94	95 plus	Total
All causes	682,000 (606,000 to 761,000)	139,000 (84,900 to 196,000)	346,000 (223,000 to 482,000)	703,000 (598,000 to 809,000)	197,000 (118,000 to 286,000)	120,000 (77,400 to 169,000)	126,000 (82,300 to 182,000)	139,000 (93,600 to 191,000)	160,000 (107,000 to 220,000)	161,000 (91,700 to 241,000)	166,000 (93,300 to 253,000)	162,000 (73,000 to 270,000)	170,000 (75,600 to 276,000)	171,000 (71,300 to 274,000)	169,000 (68,400 to 283,000)	164,000 (66,300 to 267,000)	157,000 (63,700 to 252,000)	144,000 (58,000 to 230,000)	129,000 (52,300 to 205,000)	110,000 (44,000 to 180,000)	83,000 (33,900 to 135,000)	55,000 (22,400 to 90,000)	3,000 (1,220 to 4,870)	755 (279 to 1,760)	3,490,000
Communicable, maternal, neonatal, and nutritional diseases	609,000 (539,000 to 683,000)	93,200 (72,700 to 119,000)	230,000 (220,000 to 242,000)	669,000 (636,000 to 706,000)	94,700 (87,400 to 106,000)	41,600 (29,600 to 56,400)	36,700 (26,500 to 48,900)	36,400 (24,800 to 49,800)	33,100 (21,300 to 47,200)	31,400 (20,300 to 45,000)	31,600 (20,700 to 45,800)	29,500 (18,700 to 43,300)	28,600 (18,000 to 42,000)	28,400 (18,000 to 42,000)	27,600 (17,600 to 40,700)	26,400 (16,900 to 39,100)	24,600 (16,000 to 36,300)	22,800 (15,000 to 33,400)	19,700 (13,000 to 28,600)	16,000 (10,600 to 23,400)	11,100 (7,510 to 16,000)	6,200 (4,070 to 8,970)	2,490 (1,560 to 3,590)	760 (463 to 1,180)	2,230,000
HIV/AIDS and sexually transmitted infections	4,900 (3,410 to 7,100)	1,410 (1,000 to 1,900)	5,900 (4,200 to 8,000)	5,400 (3,760 to 7,400)	4,200 (2,900 to 5,900)	2,810 (1,900 to 4,000)	4,200 (2,900 to 5,900)	5,900 (4,100 to 8,100)	7,400 (5,100 to 10,100)	7,100 (4,200 to 10,600)	6,900 (3,900 to 10,600)	6,100 (3,000 to 10,000)	5,600 (2,900 to 9,400)	5,000 (2,600 to 8,500)	4,400 (2,300 to 7,600)	3,900 (2,000 to 6,900)	3,400 (1,800 to 6,000)	2,900 (1,600 to 5,200)	2,400 (1,400 to 4,400)	1,900 (1,100 to 3,500)	1,400 (900 to 2,600)	1,000 (600 to 1,800)	400 (200 to 700)	100 (60 to 180)	65,900
HIV/AIDS	2,900 (2,000 to 4,200)	1,000 (700 to 1,400)	4,700 (3,400 to 6,200)	4,700 (3,400 to 6,200)	3,900 (2,800 to 5,500)	2,600 (1,800 to 3,800)	4,000 (2,800 to 5,700)	5,800 (4,000 to 8,000)	7,300 (5,000 to 10,000)	7,000 (4,100 to 10,400)	6,800 (3,800 to 10,400)	6,000 (2,900 to 9,800)	5,500 (2,800 to 9,200)	4,900 (2,500 to 8,300)	4,300 (2,200 to 7,500)	3,800 (1,900 to 6,800)	3,300 (1,700 to 5,900)	2,800 (1,500 to 5,100)	2,300 (1,300 to 4,300)	1,900 (1,000 to 3,400)	1,300 (800 to 2,500)	900 (500 to 1,700)	400 (200 to 700)	100 (60 to 170)	64,800
HIV/AIDS - Drug-susceptible Tuberculosis	0.2 (0.1 to 0.3)	0.2 (0.1 to 0.3)	597 (382 to 853)	1,200 (781 to 1,670)	961 (598 to 1,400)	668 (413 to 999)	932 (576 to 1,410)	1,400 (876 to 2,070)	2,000 (1,200 to 2,970)	2,000 (1,140 to 3,140)	1,900 (1,040 to 3,140)	1,800 (1,000 to 3,000)	1,600 (900 to 2,800)	1,500 (800 to 2,600)	1,300 (700 to 2,300)	1,100 (600 to 2,000)	987 (500 to 1,800)	857 (427 to 1,600)	687 (337 to 1,300)	557 (272 to 1,050)	409 (201 to 770)	287 (141 to 540)	127 (62 to 240)	32 (16 to 60)	19,600
HIV/AIDS - Multidrug-resistant Tuberculosis without extensi	0 (0 to 0)	0 (0 to 0)	0.6 (0.4 to 0.9)	1.4 (0.9 to 2.0)	1.1 (0.7 to 1.6)	0.7 (0.5 to 1.1)	1.1 (0.7 to 1.6)	1.6 (1.1 to 2.3)	2.3 (1.5 to 3.3)	2.3 (1.3 to 3.6)	2.2 (1.2 to 3.6)	2.0 (1.0 to 3.3)	1.8 (0.9 to 3.0)	1.7 (0.8 to 2.8)	1.5 (0.7 to 2.5)	1.3 (0.6 to 2.2)	1.1 (0.5 to 1.9)	0.9 (0.4 to 1.6)	0.8 (0.3 to 1.4)	0.6 (0.3 to 1.1)	0.4 (0.2 to 0.8)	0.3 (0.1 to 0.5)	0.1 (0.1 to 0.2)	0 (0 to 0.1)	22
HIV/AIDS - Extensively drug-resistant Tuberculosis	0 (0 to 0)	0 (0 to 0)	0.1 (0.1 to 0.2)	0.3 (0.2 to 0.4)	0.2 (0.1 to 0.4)	0.1 (0.1 to 0.2)	0.2 (0.1 to 0.3)	0.3 (0.2 to 0.5)	0.4 (0.2 to 0.6)	0.4 (0.2 to 0.7)	0.4 (0.2 to 0.7)	0.3 (0.2 to 0.6)	0.3 (0.2 to 0.6)	0.3 (0.2 to 0.5)	0.3 (0.1 to 0.5)	0.2 (0.1 to 0.4)	0.2 (0.1 to 0.4)	0.2 (0.1 to 0.3)	0.1 (0.1 to 0.3)	0.1 (0.1 to 0.2)	0.1 (0.1 to 0.2)	0.1 (0.1 to 0.1)	0 (0 to 0.1)	0 (0 to 0.1)	2.4
HIV/AIDS resulting in other diseases	0.2 (0.1 to 0.3)	0.2 (0.1 to 0.3)	1,600 (1,020 to 2,300)	3,100 (2,100 to 4,300)	2,700 (1,900 to 3,900)	1,900 (1,300 to 2,700)	2,900 (2,000 to 4,100)	4,000 (2,800 to 5,600)	5,000 (3,400 to 7,000)	4,800 (2,800 to 7,300)	4,700 (2,600 to 7,400)	4,200 (2,000 to 6,900)	3,900 (1,900 to 6,500)	3,500 (1,700 to 6,000)	3,000 (1,500 to 5,200)	2,700 (1,300 to 4,700)	2,300 (1,100 to 4,000)	1,900 (900 to 3,400)	1,600 (800 to 2,900)	1,300 (600 to 2,400)	900 (400 to 1,700)	600 (300 to 1,100)	300 (100 to 500)	70 (30 to 120)	41,700
Sexually transmitted infections excluding HIV	1,900 (1,300 to 2,800)	1,870 (1,300 to 2,600)	3,430 (2,400 to 4,700)	124 (84 to 174)	49.9 (34 to 70)	24.1 (16 to 33)	61.1 (42 to 85)	77.1 (53 to 105)	74.4 (51 to 101)	64.6 (44 to 88)	49.8 (34 to 68)	34.1 (23 to 46)	24.3 (16 to 33)	17.4 (12 to 24)	12.7 (8.7 to 17)	9.7 (6.6 to 13)	7.6 (5.2 to 10)	5.9 (4.0 to 8.0)	4.6 (3.1 to 6.2)	3.6 (2.4 to 4.8)	2.7 (1.8 to 3.6)	1.9 (1.3 to 2.6)	0.9 (0.6 to 1.2)	0.2 (0.1 to 0.3)	10,800
Syphilis	1,870 (1,270 to 2,760)	1,870 (1,270 to 2,760)	3,430 (2,400 to 4,700)	124 (84 to 174)	48.8 (33 to 69)	23.6 (16 to 33)	4.6 (2.7 to 7.6)	4.6 (2.6 to 7.6)	4.6 (2.6 to 7.5)	4.6 (2.6 to 7.5)	4.6 (2.6 to 7.5)	4.6 (2.6 to 7.5)	4.6 (2.6 to 7.5)	4.6 (2.6 to 7.5)	4.6 (2.6 to 7.5)	4.6 (2.6 to 7.5)	4.6 (2.6 to 7.5)	4.6 (2.6 to 7.5)	4.6 (2.6 to 7.5)	4.6 (2.6 to 7.5)	4.6 (2.6 to 7.5)	4.6 (2.6 to 7.5)	0.9 (0.6 to 1.2)	0.2 (0.1 to 0.3)	10,200
Chlamydial infection	0 (0 to 0)	0 (0 to 0)	0 (0 to 0)	0 (0 to 0)	0 (0 to 0)	0 (0 to 0)	0 (0 to 0)	11.1 (6.6 to 17.1)	13.1 (7.9 to 21.0)	11.1 (6.3 to 18.0)	11.1 (6.2 to 18.1)	9.8 (5.3 to 15.9)	8.9 (4.8 to 14.7)	8.1 (4.3 to 13.6)	7.4 (3.9 to 12.5)	6.8 (3.6 to 11.4)	6.2 (3.2 to 10.4)	5.6 (2.9 to 9.5)	4.9 (2.5 to 8.1)	4.2 (2.1 to 7.1)	3.4 (1.7 to 5.8)	2.6 (1.3 to 4.4)	1.3 (0.6 to 2.2)	0.3 (0.1 to 0.5)	98
Gonococcal infection	0 (0 to 0)	0 (0 to 0)	0 (0 to 0)	0 (0 to 0)	0 (0 to 0)	0 (0 to 0.1)	0 (0 to 0.1)	0 (0 to 0.1)	0 (0 to 0.1)	0 (0 to 0.1)	0 (0 to 0.1)	0 (0 to 0.1)	0 (0 to 0.1)	0 (0 to 0.1)	0 (0 to 0.1)	0 (0 to 0.1)	0 (0 to 0.1)	0 (0 to 0.1)	0 (0 to 0.1)	0 (0 to 0.1)	0 (0 to 0.1)	0 (0 to 0.1)	0 (0 to 0.1)	0 (0 to 0.1)	0 (0 to 0.1)	98.9
Trichomoniasis	0 (0 to 0)	0 (0 to 0)	0 (0 to 0)	0 (0 to 0)	0 (0 to 0)	0 (0 to 0)	0 (0 to 0)	0 (0 to 0)	0 (0 to 0)	0 (0 to 0)	0 (0 to 0)	0 (0 to 0)	0 (0 to 0)	0 (0 to 0)	0 (0 to 0)	0 (0 to 0)	0 (0 to 0)	0 (0 to 0)	0 (0 to 0)	0 (0 to 0)	0 (0 to 0)	0 (0 to 0)	0 (0 to 0)	0 (0 to 0)	0 (0 to 0)	19.1
Genital herpes	0 (0 to 0)	0 (0 to 0)	0 (0 to 0)	0 (0 to 0)	0.9 (0 to 2)	7.2 (4 to 10.2)	13.2 (8 to 19.2)	9.6 (5.9 to 15.1)	19.4 (11.6 to 30.6)	19.4 (11.1 to 31.6)	19.4 (10.7 to 32.1)	19.4 (10.1 to 31.6)	19.4 (9.4 to 31.7)	19.4 (9.1 to 31.4)	19.4 (8.8 to 31.4)	19.4 (8.5 to 31.4)	19.4 (8.2 to 31.4)	19.4 (8.1 to 31.4)	19.4 (8.1 to 31.4)	19.4 (8.1 to 31.4)	19.4 (8.1 to 31.4)	19.4 (8.1 to 31.4)	19.4 (8.1 to 31.4)	19.4 (8.1 to 31.4)	138
Other sexually transmitted infections	0 (0 to 0)	0 (0 to 0)	0 (0 to 0)	0 (0 to 0)	0 (0 to 0)	11.6 (7.4 to 16.7)	23.6 (15.1 to 33.9)	21.7 (13.9 to 31.2)	19.4 (12.4 to 27.9)	19.4 (11.1 to 29.4)	19.4 (10.7 to 29.4)	19.4 (9.8 to 29.4)	19.4 (9.4 to 29.4)	19.4 (9.1 to 29.4)	19.4 (8.8 to 29.4)	19.4 (8.5 to 29.4)	19.4 (8.2 to 29.4)	19.4 (8.1 to 29.4)	19.4 (8.1 to 29.4)	19.4 (8.1 to 29.4)	19.4 (8.1 to 29.4)	19.4 (8.1 to 29.4)	19.4 (8.1 to 29.4)	19.4 (8.1 to 29.4)	177
Respiratory infections and tuberculosis	34,400 (27,200 to 42,100)	13,400 (8,400 to 19,600)	103,000 (66,600 to 144,000)	169,000 (98,600 to 250,000)	9,600 (6,100 to 14,000)	5,000 (3,200 to 7,200)	3,200 (2,000 to 4,500)	3,100 (1,900 to 4,600)	3,100 (1,900 to 4,700)	3,100 (1,800 to 4,800)	3,100 (1,800 to 4,900)	3,100 (1,800 to 4,900)	3,100 (1,800 to 4,900)	3,100 (1,800 to 4,900)	3,100 (1,800 to 4,900)	3,100 (1,800 to 4,900)	3,100 (1,800 to 4,900)	3,100 (1,800 to 4,900)	3,100 (1,800 to 4,900)	3,100 (1,800 to 4,900)	3,100 (1,800 to 4,900)	3,100 (1,800 to 4,900)	3,100 (1,800 to 4,900)	3,100 (1,800 to 4,900)	389,000
Tuberculosis	0 (0 to 0)	0 (0 to 0)	1,700 (1,100 to 2,400)	5,200 (3,400 to 7,500)	1,700 (1,100 to 2,400)	2,200 (1,500 to 3,000)	3,100 (2,100 to 4,300)	3,100 (2,100 to 4,300)	3,100 (2,100 to 4,300)	3,100 (2,100 to 4,300)	3,100 (2,100 to 4,300)	3,100 (2,100 to 4,300)	3,100 (2,100 to 4,300)	3,100 (2,100 to 4,300)	3,100 (2,100 to 4,300)	3,100 (2,100 to 4,300)	3,100 (2,100 to 4,300)	3,100 (2,100 to 4,300)	3,100 (2,100 to 4,300)	3,100 (2,100 to 4,300)	3,100 (2,100 to 4,300)	3,100 (2,100 to 4,300)	3,100 (2,100 to 4,300)	3,100 (2,100 to 4,300)	76,900
Latent tuberculosis infection	0 (0 to 0)	0 (0 to 0)	0 (0 to 0)	0 (0 to 0)	0 (0 to 0)	0 (0 to 0)	0 (0 to 0)	0 (0 to 0)	0 (0 to 0)	0 (0 to 0)	0 (0 to 0)	0 (0 to 0)	0 (0 to 0)	0 (0 to 0)	0 (0 to 0)	0 (0 to 0)	0 (0 to 0)	0 (0 to 0)	0 (0 to 0)	0 (0 to 0)	0 (0 to 0)	0 (0 to 0)	0 (0 to 0)	0 (0 to 0)	0 (0 to 0)	0
Active tuberculosis	0 (0 to 0)	0 (0 to 0)	1,700 (1,100 to 2,400)	5,200 (3,400 to 7,500)	1,700 (1,100 to 2,400)	2,200 (1,500 to 3,000)	3,100 (2,100 to 4,300)	3,100 (2,100 to 4,300)	3,100 (2,100 to 4,300)	3,100 (2,100 to 4,300)	3,100 (2,100 to 4,300)	3,100 (2,100 to 4,300)	3,100 (2,100 to 4,300)	3,100 (2,100 to 4,300)	3,100 (2,100 to 4,300)	3,100 (2,100 to 4,300)	3,100 (2,100 to 4,300)	3,100 (2,100 to 4,300)	3,100 (2,100 to 4,300)	3,100 (2,100 to 4,300)	3,100 (2,100 to 4,300)	3,100 (2,100 to 4,300)	3,100 (2,100 to 4,300)	3,100 (2,100 to 4,300)	76,900
Drug-susceptible tuberculosis	0 (0 to 0)	0 (0 to 0)	1,700 (1,100 to 2,400)	5,200 (3,400 to 7,500)	1,700 (1,100 to 2,400)	2,200 (1,500 to 3,000)	3,100 (2,100 to 4,300)	3,100 (2,100 to 4,300)	3,100 (2,100 to 4,300)	3,100 (2,100 to 4,300)	3,100 (2,100 to 4,300)	3,100 (2,100 to 4,300)	3,100 (2,100 to 4,300)	3,100 (2,100 to 4,300)	3,100 (2,100 to 4,300)	3,100 (2,100 to 4,300)	3,100 (2,100 to 4,300)	3,100 (2,100 to 4,300)	3,100 (2,100 to 4,300)	3,100 (2,100 to 4,300)	3,100 (2,100 to 4,300)	3,100 (2,100 to 4,300)	3,100 (2,100 to 4,300)	3,100 (2,100 to 4,300)	73,900
Multidrug-resistant tuberculosis without extensive drug-res	0 (0 to 0)	0 (0 to 0)	0 (0 to 0)	0 (0 to 0)	0 (0 to 0)	0 (0 to 0)	0 (0 to 0)	0 (0 to 0)	0 (0 to 0)	0 (0 to 0)	0 (0 to 0)	0 (0 to 0)	0 (0 to 0)	0 (0 to 0)	0 (0 to 0)	0 (0 to 0)	0 (0 to 0)	0 (0 to 0)	0 (0 to 0)	0 (0 to 0)	0 (0 to 0)	0 (0 to 0)	0 (0 to 0)	0 (0 to 0)	0 (0 to 0)	0
Extensively drug-resistant tuberculosis	0 (0 to 0)	0 (0 to 0)	0 (0 to 0)	0 (0 to 0)	0 (0 to 0)	0 (0 to 0)	0 (0 to 0)	0 (0 to 0)	0 (0 to 0)	0 (0 to 0)	0 (0 to 0)	0 (0 to 0)	0 (0 to 0)	0 (0 to 0)	0 (0 to 0)	0 (0 to 0)	0 (0 to 0)	0 (0 to 0)	0 (0 to 0)	0 (0 to 0)	0 (0 to 0)	0 (0 to 0)	0 (0 to 0)	0 (0 to 0)	0 (0 to 0)	0
Lower respiratory infections	34,400 (27,200 to 42,100)	13,600 (8,500 to 19,800)	103,000 (66,600 to 144,000)	164,000 (94,000 to 244,000)	1,700 (1,100 to 2,500)	1,100 (700 to 1,600)	1,100 (700 to 1,600)	1,100 (700 to 1,600)	1,100 (700 to 1,600)	1,100 (700 to 1,600)	1,100 (700 to 1,600)	1,100 (700 to 1,600)	1,100 (700 to 1,600)	1,100 (700 to 1,600)	1,100 (700 to 1,600)	1,100 (700 to 1,600)	1,100 (700 to 1,600)	1,100 (700 to 1,600)	1,100 (700 to 1,600)	1,100 (700 to 1,600)	1,100 (700 to 1,600)	1,100 (700 to 1,600)	1,100 (700 to 1,600)	1,100 (700 to 1,600)	300,000
Upper respiratory infections	124 (24.2 to 321)	124 (24.2 to 321)	124 (17.2 to 169)	465 (122 to 1,060)	362 (94 to 1,120)	362 (89 to 1,130)	362 (89 to 1,130)	362 (89 to 1,130)	362 (89 to 1,130)	362 (89 to 1,130)	362 (89 to 1,130)	362 (89 to 1,130)	362 (89 to 1,130)	362 (89 to 1,130)	362 (89 to 1,130)	362 (89 to 1,130)	362 (89 to 1,130)	362 (89 to 1,130)	362 (89 to 1,130)	362 (89 to 1,130)	362 (89 to 1,130)	362 (89 to 1,130)	362 (89 to 1,130)	362 (89 to 1,130)	4,770
Otitis media	0 (0 to 0)	0 (0 to 0)	0.7 (0.2 to 2.1)	226 (52.8 to 511)	471 (109 to 1,070)	0 (0 to 0)	0 (0 to 0)	0 (0 to 0)	0 (0 to 0)	0 (0 to 0)	0 (0 to 0)	0 (0 to 0)	0 (0 to 0)	0 (0 to 0)	0 (0 to 0)	0 (0 to 0)	0 (0 to 0)	0 (0 to 0)	0 (0 to 0)	0 (0 to 0)	0 (0 to 0)	0 (0 to 0)	0 (0 to 0)	0 (0 to 0)	698
Sinusitis	4,700 (929 to 7,140)	4,700 (1,610 to 11,700)	16,900 (12,000 to 23,000)	14,900 (10,400 to 20,000)	19,900 (14,000 to 26,000)	4,300 (2,930 to 6,060)	4,300 (2,930 to 6,060)	4,300 (2,930 to 6,060)	4,300 (2,930 to 6,060)	4,300 (2,930 to 6,060)	4,300 (2,930 to 6,060)	4,300 (2,930 to 6,060)	4,300 (2,930 to 6,060)	4,300 (2,930 to 6,060)	4,300 (2,930 to 6,060)	4,300 (2,930 to 6,060)	4,300 (2,930 to 6,060)	4,300 (2,930 to 6,060)	4,300 (2,930 to 6,060)	4,300 (2,930 to 6,060)	4,300 (2,930 to 6,060)	4,300 (2,930 to 6,060)	4,300 (2,930 to 6,060)	4,300 (2,930 to 6,060)	203,000
Pharyngitis	0 (0 to 0)	0 (0 to 0)	0 (0 to 0)	0 (0 to 0)	0 (0 to 0)	0 (0 to 0)	0 (0 to 0)	0 (0 to 0)	0 (0 to 0)	0 (0 to 0)	0 (0 to 0)	0 (0 to 0)	0 (0 to 0)	0 (0 to 0)	0 (0 to 0)	0 (0 to 0)	0 (0 to 0)	0 (0 to 0)	0 (0 to 0)	0 (0 to 0)	0 (0 to 0)	0 (0 to 0)	0 (0 to 0)	0 (0 to 0)	0 (0 to 0)	0
Tonsillitis	0 (0 to 0)	0 (0 to 0)	0 (0 to 0)	0 (0 to 0)	0 (0 to 0)	0 (0 to 0)	0 (0 to 0)	0 (0 to 0)	0 (0 to 0)	0 (0 to 0)	0 (0 to 0)	0 (0 to 0)	0 (0 to 0)	0 (0 to 0)	0 (0 to 0)	0 (0 to 0)	0 (0 to 0)	0 (0 to 0)	0 (0 to 0)	0 (0 to 0)	0 (0 to 0)	0 (0 to 0)	0 (0 to 0)	0 (0 to 0)	0 (0 to 0)	0
Middle ear infection	0 (0 to 0)	0 (0 to 0)	0 (0 to 0)	0 (0 to 0)	0 (0 to 0)	0 (0 to 0)	0 (0 to 0)	0 (0 to 0)	0 (0 to 0)	0 (0 to 0)	0 (0 to 0)	0 (0 to 0)	0 (0 to 0)	0 (0 to 0)	0 (0 to 0)	0 (0 to 0)	0 (0 to 0)	0 (0 to 0)	0 (0 to 0)	0 (0 to 0)	0 (0 to 0)	0 (0 to 0)	0 (0 to 0)	0 (0 to 0)	0 (0 to 0)	0
Laryngitis	0 (0 to 0)	0 (0 to 0)	0 (0 to 0)	0 (0 to 0)	0 (0 to 0)	0 (0 to 0)	0 (0 to 0)	0 (0 to 0)	0 (0 to 0)	0 (0 to 0)	0 (0 to 0)	0 (0 to 0)	0 (0 to 0)	0 (0 to 0)	0 (0 to 0)	0 (0 to 0)	0 (0 to 0)	0 (0 to 0)	0 (0 to 0)	0 (0 to 0)	0 (0 to 0)	0 (0 to 0)	0 (0 to 0)	0 (0 to 0)	0 (0 to 0)	0
Pneumonia	0 (0 to 0)	0 (0 to 0)	0 (0 to 0)	0 (0 to 0)	0 (0 to 0)	0 (0 to 0)	0 (0 to 0)	0 (0 to 0)	0 (0 to 0)	0 (0 to 0)	0 (0 to 0)	0 (0 to 0)	0 (0 to 0)	0 (0 to 0)	0 (0 to 0)	0 (0 to 0)	0 (0 to 0)	0 (0 to 0)	0 (0 to 0)	0 (0 to 0)	0 (0 to 0)	0 (0 to 0)	0 (0 to 0)	0 (0 to 0)	0 (0 to 0)	0
Acute bronchitis, bronchiolitis, and bronchitis	34,400 (27,200 to 42,100)	13,600 (8,500 to 19,800)	103,000 (66,600 to 144,000)	164,000 (94,000 to 244,000)	1,700 (1,100 to 2,500)	1,100 (700 to 1,600)	1,100 (700 to 1,600)	1,100 (700 to 1,600)	1,100 (700 to 1,600)	1,100 (700 to 1,600)	1,100 (700 to 1,600)	1,100 (700 to 1,600)	1,100 (700 to 1,600)	1,100 (700 to 1,600)	1,100 (700 to 1,600)	1,100 (700 to 1,600)	1,100 (700 to 1,600)	1,100 (700 to 1,600)	1,100 (700 to 1,600)	1,100 (700 to 1,600)	1,100 (700 to 1,600)	1,100 (700 to 1,600)	1,100 (700 to 1,600)	1,100 (700 to 1,600)	300,000
Otitis media	0 (0 to 0)	0 (0 to 0)	0.7 (0.2 to 2.1)	226 (52.8 to 511)	471 (109 to 1,070)	0 (0 to 0)	0 (0 to 0)	0 (0 to 0)	0 (0 to 0)	0 (0 to 0)	0 (0 to 0)	0 (0 to 0)	0 (0 to 0)	0 (0 to 0)	0 (0 to 0)	0 (0 to 0)	0 (0 to 0)	0 (0 to 0)	0 (0 to 0)	0 (0 to 0)	0 (0 to 0)	0 (0 to 0)	0 (0 to 0)	0 (0 to 0)	698
Sinusitis	4,700 (929 to 7,140)	4,700 (1,610 to 11,700)	16,900 (12,000 to 23,000)	14,900 (10,400 to 20,000)	19,900 (14,000 to 26,000)	4,300 (2,930 to 6,060)	4,300 (2,930 to 6,060)	4,300 (2,930 to 6,060)	4,300 (2,930 to 6,060)	4,300 (2,930 to 6,060)	4,300 (2,930 to 6,060)	4,300 (2,930 to 6,060)	4,300 (2,930 to 6,060)	4,300 (2,930 to 6,060)	4,300 (2,930 to 6,060)	4,300 (2,930 to 6,060)	4,300 (2,930 to 6,060)	4,300 (2,930 to 6,060)	4,300 (2,930 to 6,060)	4,300 (2,930 to 6,060)	4,300 (2,930 to 6,060)	4,300 (2,930 to 6,060)	4,300 (2,930 to 6,060)	4,300 (2,930 to 6,060)	203,000
Pharyngitis	0 (0 to 0)	0 (0 to 0)	0 (0 to 0)	0 (0 to 0)	0 (0 to 0)	0 (0 to 0)	0 (0 to 0)	0 (0 to 0)	0 (0 to 0)	0 (0 to 0)	0 (0 to 0)	0 (0 to 0)	0 (0 to 0)	0 (0 to 0)	0 (0 to 0)	0 (0 to 0)	0 (0 to 0)	0 (0 to 0)	0 (0 to 0)	0 (0 to 0)	0 (0 to 0)	0 (0 to 0)	0 (0 to 0)	0 (0 to 0)	0 (0 to 0)	0
Tonsillitis	0 (0 to 0)	0 (0 to 0)	0 (0 to 0)	0 (0 to 0)	0 (0 to 0)	0 (0 to 0)	0 (0 to 0)	0 (0 to 0)	0 (0 to 0)	0 (0 to 0)	0 (0 to 0)	0 (0 to 0)	0 (0 to 0)	0 (0 to 0)	0 (0 to 0)	0 (0 to 0)	0 (0 to 0)	0 (0 to 0)	0 (0 to 0)	0 (0 to 0)	0 (0 to 0)	0 (0 to 0)	0 (0 to 0)	0 (0 to 0)	0 (0 to 0)	0
Middle ear infection	0 (0 to 0)	0 (0 to 0)	0 (0 to 0)	0 (0 to 0)	0 (0 to 0)	0 (0 to 0)	0 (0 to 0)	0 (0 to 0)	0 (0 to 0)	0 (0 to 0)	0 (0 to 0)	0 (0 to 0)	0 (0 to 0)	0 (0 to 0)	0 (0 to 0)	0 (0 to 0)	0 (0 to 0)	0 (0 to 0)	0 (0 to 0)	0 (0 to 0)	0 (0 to 0)	0 (0 to 0)	0 (0 to 0)	0 (0 to 0)	0 (0 to 0)	0
Laryngitis	0 (0 to 0)	0 (0 to 0)	0 (0 to 0)	0 (0 to 0)	0 (0 to 0)	0 (0 to 0)	0 (0 to 0)	0 (0 to 0)	0 (0 to 0)	0 (0 to 0)	0 (0 to 0)	0 (0 to 0)	0 (0 to 0)	0 (0 to 0)	0 (0 to 0)	0 (0 to 0)	0 (0 to 0)	0 (0 to 0)	0 (0 to 0)	0 (0 to 0)	0 (0 to 0)	0 (0 to 0)	0 (0 to 0)	0 (0 to 0)	0 (0 to 0)	0
Pneumonia	0 (0 to 0)	0 (0 to 0)	0 (0 to 0)	0 (0 to 0)	0 (0 to 0)	0 (0 to 0)	0 (0 to 0)	0 (0 to 0)	0 (0 to 0)	0 (0 to 0)	0 (0 to 0)	0 (0 to 0)	0 (0 to 0)	0 (0 to 0)	0 (0 to 0)	0 (0 to 0)	0 (0 to 0)	0 (0 to 0)	0 (0 to 0)	0 (0 to 0)	0 (0 to 0)	0 (0 to 0)	0 (0 to 0)	0 (0 to 0)	0 (0 to 0)	0
Acute bronchitis, bronchiolitis, and bronchitis	34,400 (27,200 to 42,100)	13,600 (8,500 to 19,800)	103,000 (66,600 to 144,000)	164,000 (94,000 to 244,000)	1,700 (1,100 to 2,500)	1,100 (700 to 1,600)	1,100 (700 to 1,600)	1,100 (700 to 1,600)	1,100 (700 to 1,600)	1,100 (700 to 1,600)	1,100 (700 to 1,600)	1,100 (700 to 1,600)	1,100 (700 to 1,600)	1,100 (700 to 1,600)	1,100 (700 to 1,600)	1,100 (700 to 1,600)	1,100 (700 to 1,600)	1,100 (700 to 1,600)	1,100 (700 to 1,600)	1,100 (700 to 1,600)	1,100 (700 to 1,600)	1,100 (700 to 1,600)	1,100 (700 to 1,600)	1,100 (700 to 1,600)	300,000
Acute hepatitis	2,400 (1,600 to 3,400)	1,600 (1,100 to 2,300)	1,700 (1,100 to 2,400)	1,600 (1,100 to 2,300)	1,600 (1,100 to 2,300)	1,600 (1,100 to 2,300





S6 Table 2a. Burkina Faso DALYs by cause and sex group for males with 95% uncertainty intervals, 2019

Cause	Early Neonatal	Late Neonatal	Post Neonatal	1 to 4	5 to 9	10 to 14	15 to 19	20 to 24	25 to 29	30 to 34	35 to 39	40 to 44	45 to 49	50 to 54	55 to 59	60 to 64	65 to 69	70 to 74	75 to 79	80 to 84	85 to 89	90 to 94	95 plus	Total
All causes	1,609,000 (776,000 to 2,720,000)	348,000 (268,000 to 437,000)	1,490,000 (1,130,000 to 1,870,000)	1,930,000 (1,490,000 to 2,430,000)	339,000 (267,000 to 417,000)	217,000 (173,000 to 267,000)	223,000 (177,000 to 276,000)	209,000 (166,000 to 258,000)	163,000 (129,000 to 202,000)	175,000 (138,000 to 220,000)	176,000 (139,000 to 220,000)	163,000 (127,000 to 202,000)	174,000 (136,000 to 220,000)	161,000 (125,000 to 204,000)	174,000 (135,000 to 220,000)	167,000 (127,000 to 214,000)	143,000 (107,000 to 190,000)	122,000 (90,000 to 164,000)	84,000 (59,000 to 116,000)	48,000 (32,000 to 70,000)	19,900 (12,000 to 31,000)	6,350 (3,500 to 10,000)	11,900,000 (11,200,000 to 12,600,000)
Communicable, maternal, neonatal, and nutritional diseases	896,000 (691,000 to 1,120,000)	299,000 (227,000 to 380,000)	1,130,000 (790,000 to 1,500,000)	1,370,000 (996,000 to 1,810,000)	191,000 (144,000 to 245,000)	84,000 (64,000 to 107,000)	75,000 (57,000 to 96,000)	62,000 (47,000 to 80,000)	47,000 (35,000 to 61,000)	59,000 (44,000 to 77,000)	60,000 (45,000 to 78,000)	43,000 (32,000 to 57,000)	51,000 (38,000 to 67,000)	39,000 (29,000 to 52,000)	33,000 (24,000 to 45,000)	27,000 (19,000 to 37,000)	22,000 (15,000 to 31,000)	13,000 (8,000 to 19,000)	6,000 (3,000 to 10,000)	2,000 (1,000 to 4,000)	500 (200 to 1,000)	100 (40 to 200)	5,950,000 (5,600,000 to 6,300,000)
HIV/AIDS and sexually transmitted infections	7,000 (3,000 to 14,000)	4,700 (2,000 to 9,000)	14,000 (7,000 to 27,000)	10,000 (7,000 to 14,000)	5,200 (3,000 to 7,000)	5,600 (3,000 to 8,000)	7,000 (4,000 to 10,000)	8,000 (4,000 to 12,000)	6,000 (3,000 to 9,000)	6,000 (3,000 to 9,000)	5,000 (2,000 to 8,000)	4,000 (2,000 to 7,000)	4,000 (2,000 to 7,000)	3,000 (1,000 to 5,000)	3,000 (1,000 to 5,000)	2,000 (1,000 to 4,000)	1,000 (500 to 2,000)	1,000 (300 to 2,000)	500 (200 to 1,000)	200 (100 to 400)	100 (40 to 200)	30 (10 to 60)	120,000 (100,000 to 140,000)
HIV/AIDS	6,000 (3,000 to 13,000)	4,000 (2,000 to 8,000)	13,000 (6,000 to 25,000)	9,000 (6,000 to 13,000)	4,000 (2,000 to 6,000)	4,000 (2,000 to 6,000)	6,000 (3,000 to 9,000)	7,000 (3,000 to 10,000)	5,000 (2,000 to 8,000)	5,000 (2,000 to 8,000)	4,000 (2,000 to 7,000)	3,000 (1,000 to 5,000)	3,000 (1,000 to 5,000)	2,000 (1,000 to 4,000)	2,000 (1,000 to 4,000)	1,000 (500 to 3,000)	1,000 (400 to 2,000)	1,000 (200 to 1,000)	400 (100 to 800)	200 (100 to 400)	100 (40 to 200)	30 (10 to 60)	90,000 (70,000 to 110,000)
HIV/AIDS - Drug-susceptible Tuberculosis	0 (0 to 0)	0 (0 to 0)	1,000 (1,000 to 2,000)	4,000 (2,000 to 6,000)	1,000 (1,000 to 2,000)	1,000 (1,000 to 2,000)	2,000 (1,000 to 3,000)	2,000 (1,000 to 3,000)	2,000 (1,000 to 3,000)	2,000 (1,000 to 3,000)	2,000 (1,000 to 3,000)	2,000 (1,000 to 3,000)	2,000 (1,000 to 3,000)	2,000 (1,000 to 3,000)	2,000 (1,000 to 3,000)	1,000 (1,000 to 2,000)	1,000 (500 to 2,000)	1,000 (400 to 2,000)	400 (200 to 800)	200 (100 to 400)	100 (40 to 200)	30 (10 to 60)	30,000 (20,000 to 40,000)
HIV/AIDS - Multidrug-resistant Tuberculosis without extensive drug resistance	0 (0 to 0)	0 (0 to 0)	100 (0 to 300)	500 (100 to 1,000)	100 (100 to 200)	100 (100 to 200)	200 (100 to 300)	200 (100 to 400)	200 (100 to 400)	200 (100 to 400)	200 (100 to 400)	200 (100 to 400)	200 (100 to 400)	200 (100 to 400)	200 (100 to 400)	100 (100 to 300)	100 (100 to 300)	100 (100 to 300)	100 (100 to 200)	100 (100 to 200)	100 (100 to 200)	100 (100 to 200)	30 (10 to 60)	2,670 (1,000 to 4,000)
HIV/AIDS - Extensively drug-resistant Tuberculosis	0 (0 to 0)	0 (0 to 0)	0 (0 to 0.6)	0 (0 to 0.2)	0 (0 to 0.1)	0 (0 to 0.1)	0 (0 to 0.1)	0 (0 to 0.1)	0 (0 to 0.1)	0 (0 to 0.1)	0 (0 to 0.1)	0 (0 to 0.1)	0 (0 to 0.1)	0 (0 to 0.1)	0 (0 to 0.1)	0 (0 to 0.1)	0 (0 to 0.1)	0 (0 to 0.1)	0 (0 to 0.1)	0 (0 to 0.1)	0 (0 to 0.1)	0 (0 to 0.1)	0 (0 to 0)	39.7 (0 to 100)
HIV/AIDS resulting in other diseases	0 (0 to 0.9)	1.7 (0 to 2.7)	2,000 (1,000 to 3,000)	2,000 (1,000 to 3,000)	1,000 (1,000 to 2,000)	1,000 (1,000 to 2,000)	2,000 (1,000 to 3,000)	2,000 (1,000 to 3,000)	2,000 (1,000 to 3,000)	2,000 (1,000 to 3,000)	2,000 (1,000 to 3,000)	2,000 (1,000 to 3,000)	2,000 (1,000 to 3,000)	2,000 (1,000 to 3,000)	2,000 (1,000 to 3,000)	1,000 (1,000 to 2,000)	1,000 (500 to 2,000)	1,000 (400 to 2,000)	400 (200 to 800)	200 (100 to 400)	100 (40 to 200)	30 (10 to 60)	30 (10 to 60)	48,000 (30,000 to 70,000)
Sexually transmitted infections, excluding HIV	7,000 (5,000 to 20,000)	6,000 (2,000 to 14,000)	13,000 (5,000 to 30,000)	23,000 (14,000 to 35,000)	2,000 (1,000 to 3,000)	1,000 (1,000 to 2,000)	1,000 (1,000 to 2,000)	1,000 (1,000 to 2,000)	1,000 (1,000 to 2,000)	1,000 (1,000 to 2,000)	1,000 (1,000 to 2,000)	1,000 (1,000 to 2,000)	1,000 (1,000 to 2,000)	1,000 (1,000 to 2,000)	1,000 (1,000 to 2,000)	1,000 (1,000 to 2,000)	1,000 (1,000 to 2,000)	1,000 (1,000 to 2,000)	1,000 (1,000 to 2,000)	1,000 (1,000 to 2,000)	1,000 (1,000 to 2,000)	1,000 (1,000 to 2,000)	1,000 (1,000 to 2,000)	100,000 (90,000 to 110,000)
Syphilis	6,000 (5,000 to 20,000)	6,000 (2,000 to 14,000)	13,000 (5,000 to 30,000)	23,000 (14,000 to 35,000)	2,000 (1,000 to 3,000)	1,000 (1,000 to 2,000)	1,000 (1,000 to 2,000)	1,000 (1,000 to 2,000)	1,000 (1,000 to 2,000)	1,000 (1,000 to 2,000)	1,000 (1,000 to 2,000)	1,000 (1,000 to 2,000)	1,000 (1,000 to 2,000)	1,000 (1,000 to 2,000)	1,000 (1,000 to 2,000)	1,000 (1,000 to 2,000)	1,000 (1,000 to 2,000)	1,000 (1,000 to 2,000)	1,000 (1,000 to 2,000)	1,000 (1,000 to 2,000)	1,000 (1,000 to 2,000)	1,000 (1,000 to 2,000)	1,000 (1,000 to 2,000)	100,000 (90,000 to 110,000)
Chlamydial infection	0 (0 to 0)	0 (0 to 0)	0 (0 to 0)	0 (0 to 0)	0 (0 to 0)	0 (0 to 0)	0 (0 to 0)	0 (0 to 0)	0 (0 to 0)	0 (0 to 0)	0 (0 to 0)	0 (0 to 0)	0 (0 to 0)	0 (0 to 0)	0 (0 to 0)	0 (0 to 0)	0 (0 to 0)	0 (0 to 0)	0 (0 to 0)	0 (0 to 0)	0 (0 to 0)	0 (0 to 0)	0 (0 to 0)	0 (0 to 0)
Gonococcal infection	0 (0 to 0)	0 (0 to 0)	0 (0 to 0)	0 (0 to 0)	0 (0 to 0)	0 (0 to 0)	0 (0 to 0)	0 (0 to 0)	0 (0 to 0)	0 (0 to 0)	0 (0 to 0)	0 (0 to 0)	0 (0 to 0)	0 (0 to 0)	0 (0 to 0)	0 (0 to 0)	0 (0 to 0)	0 (0 to 0)	0 (0 to 0)	0 (0 to 0)	0 (0 to 0)	0 (0 to 0)	0 (0 to 0)	0 (0 to 0)
Trichomoniasis	0 (0 to 0)	0 (0 to 0)	0 (0 to 0)	0 (0 to 0)	0 (0 to 0)	0 (0 to 0)	0 (0 to 0)	0 (0 to 0)	0 (0 to 0)	0 (0 to 0)	0 (0 to 0)	0 (0 to 0)	0 (0 to 0)	0 (0 to 0)	0 (0 to 0)	0 (0 to 0)	0 (0 to 0)	0 (0 to 0)	0 (0 to 0)	0 (0 to 0)	0 (0 to 0)	0 (0 to 0)	0 (0 to 0)	0 (0 to 0)
Genital herpes	0 (0 to 0)	0 (0 to 0)	0 (0 to 0)	0 (0 to 0)	0 (0 to 0)	0 (0 to 0)	0 (0 to 0)	0 (0 to 0)	0 (0 to 0)	0 (0 to 0)	0 (0 to 0)	0 (0 to 0)	0 (0 to 0)	0 (0 to 0)	0 (0 to 0)	0 (0 to 0)	0 (0 to 0)	0 (0 to 0)	0 (0 to 0)	0 (0 to 0)	0 (0 to 0)	0 (0 to 0)	0 (0 to 0)	0 (0 to 0)
Other sexually transmitted infections	0 (0 to 0)	0 (0 to 0)	0 (0 to 0)	0 (0 to 0)	0 (0 to 0)	0 (0 to 0)	0 (0 to 0)	0 (0 to 0)	0 (0 to 0)	0 (0 to 0)	0 (0 to 0)	0 (0 to 0)	0 (0 to 0)	0 (0 to 0)	0 (0 to 0)	0 (0 to 0)	0 (0 to 0)	0 (0 to 0)	0 (0 to 0)	0 (0 to 0)	0 (0 to 0)	0 (0 to 0)	0 (0 to 0)	0 (0 to 0)
Respiratory infections and tuberculosis	62,700 (46,700 to 120,000)	69,100 (56,600 to 81,900)	376,000 (305,000 to 450,000)	267,000 (198,000 to 349,000)	23,000 (13,000 to 35,000)	13,000 (9,000 to 18,000)	11,000 (8,000 to 15,000)	14,000 (9,000 to 20,000)	13,000 (9,000 to 18,000)	21,000 (15,000 to 28,000)	21,000 (15,000 to 28,000)	22,000 (16,000 to 30,000)	23,000 (16,000 to 32,000)	23,000 (16,000 to 32,000)	23,000 (16,000 to 32,000)	23,000 (16,000 to 32,000)	19,000 (13,000 to 26,000)	16,000 (10,000 to 24,000)	12,000 (7,000 to 19,000)	7,000 (4,000 to 11,000)	2,000 (1,000 to 3,000)	700 (300 to 1,000)	1,060,000 (1,000,000 to 1,120,000)
Tuberculosis	0 (0 to 0)	0 (0 to 0)	34,000 (14,000 to 77,000)	33,000 (14,000 to 77,000)	4,000 (2,000 to 6,000)	3,000 (2,000 to 5,000)	5,000 (3,000 to 7,000)	9,000 (5,000 to 13,000)	10,000 (6,000 to 15,000)	13,000 (8,000 to 19,000)	13,000 (8,000 to 19,000)	14,000 (9,000 to 20,000)	15,000 (9,000 to 21,000)	14,000 (9,000 to 21,000)	15,000 (9,000 to 22,000)	14,000 (9,000 to 21,000)	12,000 (7,000 to 18,000)	9,000 (5,000 to 14,000)	7,000 (4,000 to 11,000)	6,000 (3,000 to 9,000)	3,000 (1,000 to 5,000)	1,000 (300 to 2,000)	300 (100 to 700)	214,000 (180,000 to 253,000)
Latent tuberculosis infection	0 (0 to 0)	0 (0 to 0)	0 (0 to 0)	0 (0 to 0)	0 (0 to 0)	0 (0 to 0)	0 (0 to 0)	0 (0 to 0)	0 (0 to 0)	0 (0 to 0)	0 (0 to 0)	0 (0 to 0)	0 (0 to 0)	0 (0 to 0)	0 (0 to 0)	0 (0 to 0)	0 (0 to 0)	0 (0 to 0)	0 (0 to 0)	0 (0 to 0)	0 (0 to 0)	0 (0 to 0)	0 (0 to 0)	0 (0 to 0)	0 (0 to 0)
Drug-susceptible tuberculosis	0 (0 to 0)	0 (0 to 0)	34,000 (14,000 to 77,000)	33,000 (14,000 to 77,000)	4,000 (2,000 to 6,000)	3,000 (2,000 to 5,000)	5,000 (3,000 to 7,000)	9,000 (5,000 to 13,000)	10,000 (6,000 to 15,000)	13,000 (8,000 to 19,000)	13,000 (8,000 to 19,000)	14,000 (9,000 to 20,000)	15,000 (9,000 to 21,000)	14,000 (9,000 to 21,000)	15,000 (9,000 to 22,000)	14,000 (9,000 to 21,000)	12,000 (7,000 to 18,000)	9,000 (5,000 to 14,000)	7,000 (4,000 to 11,000)	6,000 (3,000 to 9,000)	3,000 (1,000 to 5,000)	1,000 (300 to 2,000)	300 (100 to 700)	214,000 (180,000 to 253,000)
Multidrug-resistant tuberculosis without extensive drug resistance	0 (0 to 0)	0 (0 to 0)	0 (0 to 0)	0 (0 to 0)	0 (0 to 0)	0 (0 to 0)	0 (0 to 0)	0 (0 to 0)	0 (0 to 0)	0 (0 to 0)	0 (0 to 0)	0 (0 to 0)	0 (0 to 0)	0 (0 to 0)	0 (0 to 0)	0 (0 to 0)	0 (0 to 0)	0 (0 to 0)	0 (0 to 0)	0 (0 to 0)	0 (0 to 0)	0 (0 to 0)	0 (0 to 0)	0 (0 to 0)
Extensively drug-resistant tuberculosis	0 (0 to 0)	0 (0 to 0)	0 (0 to 0)	0 (0 to 0)	0 (0 to 0)	0 (0 to 0)	0 (0 to 0)	0 (0 to 0)	0 (0 to 0)	0 (0 to 0)	0 (0 to 0)	0 (0 to 0)	0 (0 to 0)	0 (0 to 0)	0 (0 to 0)	0 (0 to 0)	0 (0 to 0)	0 (0 to 0)	0 (0 to 0)	0 (0 to 0)	0 (0 to 0)	0 (0 to 0)	0 (0 to 0)	0 (0 to 0)
Tuberculosis resulting in other diseases	0 (0 to 0)	0 (0 to 0)	0 (0 to 0)	0 (0 to 0)	0 (0 to 0)	0 (0 to 0)	0 (0 to 0)	0 (0 to 0)	0 (0 to 0)	0 (0 to 0)	0 (0 to 0)	0 (0 to 0)	0 (0 to 0)	0 (0 to 0)	0 (0 to 0)	0 (0 to 0)	0 (0 to 0)	0 (0 to 0)	0 (0 to 0)	0 (0 to 0)	0 (0 to 0)	0 (0 to 0)	0 (0 to 0)	0 (0 to 0)
Lower respiratory infections	62,000 (46,000 to 120,000)	69,000 (56,000 to 81,000)	342,000 (272,000 to 417,000)	234,000 (165,000 to 316,000)	19,000 (9,000 to 31,000)	10,000 (6,000 to 15,000)	6,000 (4,000 to 9,000)	5,000 (3,000 to 8,000)	3,000 (2,000 to 5,000)	8,000 (5,000 to 12,000)	8,000 (5,000 to 12,000)	8,000 (5,000 to 12,000)	8,000 (5,000 to 12,000)	9,000 (5,000 to 13,000)	8,000 (5,000 to 12,000)	9,000 (5,000 to 13,000)	7,000 (4,000 to 10,000)	7,000 (4,000 to 10,000)	5,000 (3,000 to 8,000)	4,000 (2,000 to 6,000)	2,000 (1,000 to 3,000)	700 (300 to 1,000)	300 (100 to 700)	883,000 (822,000 to 944,000)
Upper respiratory infections	6,000 (4,000 to 10,000)	200 (100 to 400)	2,000 (1,000 to 3,000)	1,000 (1,000 to 2,000)	1,000 (1,000 to 2,000)	1,000 (1,000 to 2,000)	1,000 (1,000 to 2,000)	1,000 (1,000 to 2,000)	1,000 (1,000 to 2,000)	1,000 (1,000 to 2,000)	1,000 (1,000 to 2,000)	1,000 (1,000 to 2,000)	1,000 (1,000 to 2,000)	1,000 (1,000 to 2,000)	1,000 (1,000 to 2,000)	1,000 (1,000 to 2,000)	1,000 (1,000 to 2,000)	1,000 (1,000 to 2,000)	1,000 (1,000 to 2,000)	1,000 (1,000 to 2,000)	1,000 (1,000 to 2



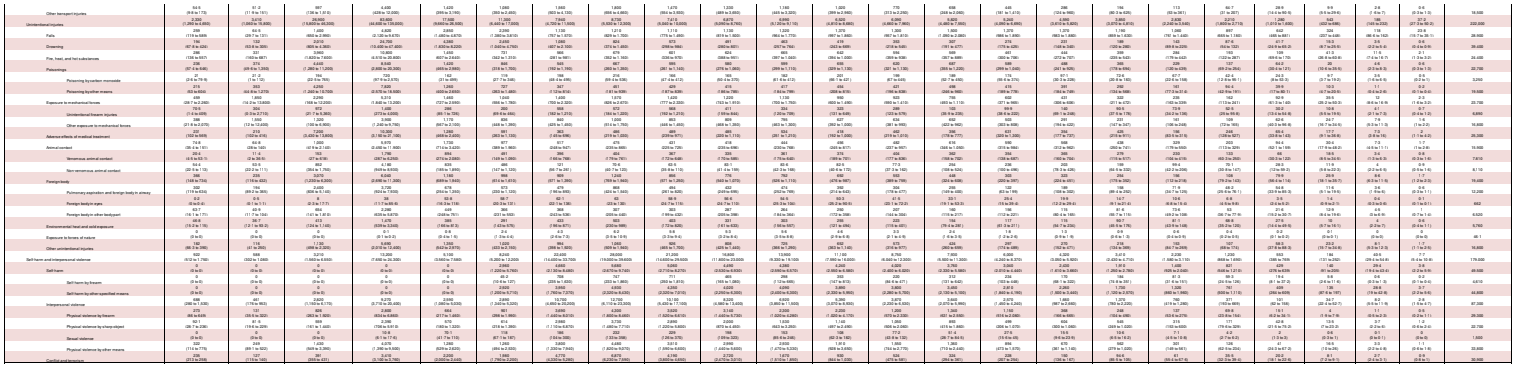

GBD Table 2a: Cameroon DALYs by cause and age group for males with 95% uncertainties intervals, 2019.

Cause	Early Neonatal	Late Neonatal	Post Neonatal	1 to 4	5 to 9	10 to 14	15 to 19	20 to 24	25 to 29	30 to 34	35 to 39	40 to 44	45 to 49	50 to 54	55 to 59	60 to 64	65 to 69	70 to 74	75 to 79	80 to 84	85 to 89	90 to 94	95 plus	Total
All causes	609,000 (564,000 to 656,000)	242,000 (199,000 to 302,000)	668,000 (602,000 to 1,360,000)	1,140,000 (939,000 to 1,390,000)	516,000 (432,000 to 614,000)	249,000 (194,000 to 322,000)	295,000 (234,000 to 374,000)	295,000 (234,000 to 374,000)	295,000 (234,000 to 374,000)	311,000 (246,000 to 394,000)	322,000 (254,000 to 409,000)	326,000 (255,000 to 415,000)	303,000 (234,000 to 386,000)	275,000 (207,000 to 356,000)	243,000 (180,000 to 316,000)	233,000 (172,000 to 301,000)	193,000 (142,000 to 247,000)	165,000 (120,000 to 214,000)	126,000 (90,000 to 170,000)	69,000 (44,000 to 100,000)	23,900 (22,100 to 26,000)	4,940 (4,570 to 5,320)	1,110 (1,030 to 1,190)	7,140,000
Communicable, maternal, neonatal, and nutritional diseases	579,000 (535,000 to 625,000)	213,000 (170,000 to 272,000)	169,000 (129,000 to 220,000)	934,000 (747,000 to 1,160,000)	193,000 (147,000 to 252,000)	154,000 (114,000 to 208,000)	154,000 (114,000 to 208,000)	154,000 (114,000 to 208,000)	154,000 (114,000 to 208,000)	154,000 (114,000 to 208,000)	154,000 (114,000 to 208,000)	154,000 (114,000 to 208,000)	154,000 (114,000 to 208,000)	154,000 (114,000 to 208,000)	154,000 (114,000 to 208,000)	154,000 (114,000 to 208,000)	154,000 (114,000 to 208,000)	154,000 (114,000 to 208,000)	154,000 (114,000 to 208,000)	154,000 (114,000 to 208,000)	154,000 (114,000 to 208,000)	154,000 (114,000 to 208,000)	154,000 (114,000 to 208,000)	4,270,000
HIV/AIDS and sexually transmitted infections	22,000 (19,600 to 24,600)	22,000 (19,600 to 24,600)	25,000 (21,600 to 32,000)	25,400 (19,900 to 31,100)	16,000 (13,600 to 19,000)	16,000 (13,600 to 23,000)	16,000 (13,600 to 23,000)	16,000 (13,600 to 23,000)	16,000 (13,600 to 23,000)	16,000 (13,600 to 23,000)	16,000 (13,600 to 23,000)	16,000 (13,600 to 23,000)	16,000 (13,600 to 23,000)	16,000 (13,600 to 23,000)	16,000 (13,600 to 23,000)	16,000 (13,600 to 23,000)	16,000 (13,600 to 23,000)	16,000 (13,600 to 23,000)	16,000 (13,600 to 23,000)	16,000 (13,600 to 23,000)	16,000 (13,600 to 23,000)	16,000 (13,600 to 23,000)	16,000 (13,600 to 23,000)	517,000
HIV/AIDS	0 (0 to 0)	0 (0 to 0)	2,010 (1,660 to 2,420)	3,060 (2,570 to 3,650)	2,920 (2,520 to 3,440)	3,090 (2,620 to 3,640)	4,660 (3,940 to 5,540)	4,070 (3,450 to 4,790)	4,440 (3,760 to 5,230)	4,710 (3,980 to 5,550)	5,060 (4,280 to 6,000)	5,660 (4,800 to 6,650)	5,660 (4,800 to 6,650)	5,660 (4,800 to 6,650)	5,660 (4,800 to 6,650)	5,660 (4,800 to 6,650)	5,660 (4,800 to 6,650)	5,660 (4,800 to 6,650)	5,660 (4,800 to 6,650)	5,660 (4,800 to 6,650)	5,660 (4,800 to 6,650)	5,660 (4,800 to 6,650)	5,660 (4,800 to 6,650)	85,200
HIV/AIDS - Drug-susceptible Tuberculosis	0 (0 to 0)	0 (0 to 0)	0 (0 to 0)	0 (0 to 0)	0 (0 to 0)	0 (0 to 0)	0 (0 to 0)	0 (0 to 0)	0 (0 to 0)	0 (0 to 0)	0 (0 to 0)	0 (0 to 0)	0 (0 to 0)	0 (0 to 0)	0 (0 to 0)	0 (0 to 0)	0 (0 to 0)	0 (0 to 0)	0 (0 to 0)	0 (0 to 0)	0 (0 to 0)	0 (0 to 0)	0 (0 to 0)	0 (0 to 0)	0
HIV/AIDS - Multidrug-resistant Tuberculosis without extensive drug resistance	0 (0 to 0)	0 (0 to 0)	0 (0 to 0)	0 (0 to 0)	0 (0 to 0)	0 (0 to 0)	0 (0 to 0)	0 (0 to 0)	0 (0 to 0)	0 (0 to 0)	0 (0 to 0)	0 (0 to 0)	0 (0 to 0)	0 (0 to 0)	0 (0 to 0)	0 (0 to 0)	0 (0 to 0)	0 (0 to 0)	0 (0 to 0)	0 (0 to 0)	0 (0 to 0)	0 (0 to 0)	0 (0 to 0)	0 (0 to 0)	0
HIV/AIDS - Extensively drug-resistant Tuberculosis	0 (0 to 0)	0 (0 to 0)	0 (0 to 7.2)	0 (0 to 7.2)	0 (0 to 9.3)	0 (0 to 11)	0 (0 to 16.6)	0 (0 to 8.4)	0 (0 to 8.7)	0 (0 to 9.4)	0 (0 to 9.7)	0 (0 to 9.7)	0 (0 to 9.7)	0 (0 to 9.7)	0 (0 to 9.7)	0 (0 to 9.7)	0 (0 to 9.7)	0 (0 to 9.7)	0 (0 to 9.7)	0 (0 to 9.7)	0 (0 to 9.7)	0 (0 to 9.7)	0 (0 to 9.7)	77.5
HIV/AIDS resulting in other diseases	0 (0 to 0)	0 (0 to 0)	169,000 (142,000 to 200,000)	316,000 (267,000 to 375,000)	11,000 (9,270 to 13,000)	12,000 (9,770 to 14,000)	15,000 (12,000 to 18,000)	21,000 (17,000 to 25,000)	25,000 (20,000 to 30,000)	26,000 (21,000 to 31,000)	26,000 (21,000 to 31,000)	25,000 (20,000 to 30,000)	22,000 (17,000 to 27,000)	18,000 (14,000 to 23,000)	14,000 (11,000 to 18,000)	11,000 (8,610 to 14,000)	8,120 (6,270 to 10,000)	5,660 (4,370 to 7,000)	3,660 (2,820 to 4,530)	1,930 (1,490 to 2,390)	747 (576 to 925)	192 (148 to 238)	1,110,000
Respiratory infections and tuberculosis	54,000 (48,000 to 60,000)	23,000 (20,000 to 27,000)	77,000 (68,000 to 86,000)	116,000 (103,000 to 129,000)	20,000 (18,000 to 23,000)	12,000 (10,000 to 15,000)	15,000 (13,000 to 18,000)	21,000 (18,000 to 24,000)	25,000 (21,000 to 29,000)	26,000 (22,000 to 30,000)	26,000 (22,000 to 30,000)	25,000 (21,000 to 29,000)	22,000 (18,000 to 26,000)	18,000 (15,000 to 22,000)	14,000 (11,000 to 18,000)	11,000 (8,610 to 14,000)	8,120 (6,270 to 10,000)	5,660 (4,370 to 7,000)	3,660 (2,820 to 4,530)	1,930 (1,490 to 2,390)	747 (576 to 925)	192 (148 to 238)	711,000
Tuberculosis	0 (0 to 0)	0 (0 to 0)	12,000 (9,540 to 15,000)	12,800 (10,200 to 16,000)	9,410 (7,490 to 11,800)	2,490 (1,980 to 3,120)	6,450 (5,130 to 8,080)	11,000 (8,740 to 13,800)	15,000 (12,000 to 19,000)	17,000 (13,000 to 21,000)	16,700 (13,300 to 21,000)	16,000 (12,700 to 20,000)	15,000 (11,900 to 18,800)	13,200 (10,500 to 16,500)	12,000 (9,570 to 15,000)	9,670 (7,690 to 12,100)	6,720 (5,340 to 8,410)	5,790 (4,600 to 7,250)	3,930 (3,120 to 4,920)	1,950 (1,550 to 2,440)	766 (608 to 959)	201 (159 to 252)	177,000
Latent tuberculosis infection	0 (0 to 0)	0 (0 to 0)	0 (0 to 0)	0 (0 to 0)	0 (0 to 0)	0 (0 to 0)	0 (0 to 0)	0 (0 to 0)	0 (0 to 0)	0 (0 to 0)	0 (0 to 0)	0 (0 to 0)	0 (0 to 0)	0 (0 to 0)	0 (0 to 0)	0 (0 to 0)	0 (0 to 0)	0 (0 to 0)	0 (0 to 0)	0 (0 to 0)	0 (0 to 0)	0 (0 to 0)	0 (0 to 0)	0
Active tuberculosis	0 (0 to 0)	0 (0 to 0)	12,000 (9,540 to 15,000)	12,800 (10,200 to 16,000)	9,410 (7,490 to 11,800)	2,490 (1,980 to 3,120)	6,450 (5,130 to 8,080)	11,000 (8,740 to 13,800)	15,000 (12,000 to 19,000)	17,000 (13,000 to 21,000)	16,700 (13,300 to 21,000)	16,000 (12,700 to 20,000)	15,000 (11,900 to 18,800)	13,200 (10,500 to 16,500)	12,000 (9,570 to 15,000)	9,670 (7,690 to 12,100)	6,720 (5,340 to 8,410)	5,790 (4,600 to 7,250)	3,930 (3,120 to 4,920)	1,950 (1,550 to 2,440)	766 (608 to 959)	201 (159 to 252)	177,000
Drug-susceptible tuberculosis	0 (0 to 0)	0 (0 to 0)	12,000 (9,540 to 15,000)	12,800 (10,200 to 16,000)	9,410 (7,490 to 11,800)	2,490 (1,980 to 3,120)	6,450 (5,130 to 8,080)	11,000 (8,740 to 13,800)	15,000 (12,000 to 19,000)	17,000 (13,000 to 21,000)	16,700 (13,300 to 21,000)	16,000 (12,700 to 20,000)	15,000 (11,900 to 18,800)	13,200 (10,500 to 16,500)	12,000 (9,570 to 15,000)	9,670 (7,690 to 12,100)	6,720 (5,340 to 8,410)	5,790 (4,600 to 7,250)	3,930 (3,120 to 4,920)	1,950 (1,550 to 2,440)	766 (608 to 959)	201 (159 to 252)	177,000
Multidrug-resistant tuberculosis without extensive drug resistance	0 (0 to 0)	0 (0 to 0)	667 (519 to 862)	667 (519 to 862)	0 (0 to 0)	0 (0 to 0)	0 (0 to 0)	0 (0 to 0)	0 (0 to 0)	0 (0 to 0)	0 (0 to 0)	0 (0 to 0)	0 (0 to 0)	0 (0 to 0)	0 (0 to 0)	0 (0 to 0)	0 (0 to 0)	0 (0 to 0)	0 (0 to 0)	0 (0 to 0)	0 (0 to 0)	0 (0 to 0)	0 (0 to 0)	1,330
Extensively drug-resistant tuberculosis	0 (0 to 0)	0 (0 to 0)	0 (0 to 0)	0 (0 to 0)	0 (0 to 0)	0 (0 to 0)	0 (0 to 0)	0 (0 to 0)	0 (0 to 0)	0 (0 to 0)	0 (0 to 0)	0 (0 to 0)	0 (0 to 0)	0 (0 to 0)	0 (0 to 0)	0 (0 to 0)	0 (0 to 0)	0 (0 to 0)	0 (0 to 0)	0 (0 to 0)	0 (0 to 0)	0 (0 to 0)	0 (0 to 0)	0
Diarrhoeal diseases	56,000 (47,000 to 66,000)	23,000 (19,000 to 28,000)	17,000 (14,000 to 21,000)	56,000 (46,000 to 68,000)	8,610 (6,980 to 10,600)	2,180 (1,770 to 2,690)	2,180 (1,770 to 2,690)	2,180 (1,770 to 2,690)	2,180 (1,770 to 2,690)	2,180 (1,770 to 2,690)	2,180 (1,770 to 2,690)	2,180 (1,770 to 2,690)	2,180 (1,770 to 2,690)	2,180 (1,770 to 2,690)	2,180 (1,770 to 2,690)	2,180 (1,770 to 2,690)	2,180 (1,770 to 2,690)	2,180 (1,770 to 2,690)	2,180 (1,770 to 2,690)	2,180 (1,770 to 2,690)	2,180 (1,770 to 2,690)	2,180 (1,770 to 2,690)	227,000
Typhoid and paratyphoid	0 (0 to 0)	0 (0 to 0)	4,060 (3,290 to 5,000)	4,200 (3,400 to 5,170)	0 (0 to 0)	0 (0 to 0)	0 (0 to 0)	0 (0 to 0)	0 (0 to 0)	0 (0 to 0)	0 (0 to 0)	0 (0 to 0)	0 (0 to 0)	0 (0 to 0)	0 (0 to 0)	0 (0 to 0)	0 (0 to 0)	0 (0 to 0)	0 (0 to 0)	0 (0 to 0)	0 (0 to 0)	0 (0 to 0)	0 (0 to 0)	8,260
Salmonella	0 (0 to 0)	0 (0 to 0)	1,130 (916 to 1,390)	1,170 (948 to 1,440)	0 (0 to 0)	0 (0 to 0)	0 (0 to 0)	0 (0 to 0)	0 (0 to 0)	0 (0 to 0)	0 (0 to 0)	0 (0 to 0)	0 (0 to 0)	0 (0 to 0)	0 (0 to 0)	0 (0 to 0)	0 (0 to 0)	0 (0 to 0)	0 (0 to 0)	0 (0 to 0)	0 (0 to 0)	0 (0 to 0)	0 (0 to 0)	2,300
Paratyphoid fever	0 (0 to 0)	0 (0 to 0)	2,930 (2,370 to 3,610)	3,030 (2,450 to 3,730)	0 (0 to 0)	0 (0 to 0)	0 (0 to 0)	0 (0 to 0)	0 (0 to 0)	0 (0 to 0)	0 (0 to 0)	0 (0 to 0)	0 (0 to 0)	0 (0 to 0)	0 (0 to 0)	0 (0 to 0)	0 (0 to 0)	0 (0 to 0)	0 (0 to 0)	0 (0 to 0)	0 (0 to 0)	0 (0 to 0)	0 (0 to 0)	5,960
Invasive Non-typhoidal Salmonella (iNTS)	0 (0 to 0)	0 (0 to 0)	615 (249 to 995)	5,220 (2,750 to 7,700)	27,000 (11,900 to 41,600)	5,610 (2,450 to 8,650)	2,020 (816 to 3,230)	2,170 (877 to 3,460)	2,170 (877 to 3,460)	2,170 (877 to 3,460)	2,170 (877 to 3,460)	2,170 (877 to 3,460)	2,170 (877 to 3,460)	2,170 (877 to 3,460)	2,170 (877 to 3,460)	2,170 (877 to 3,460)	2,170 (877 to 3,460)	2,170 (877 to 3,460)	2,170 (877 to 3,460)	2,170 (877 to 3,460)	2,170 (877 to 3,460)	2,170 (877 to 3,460)	2,170 (877 to 3,460)	69,100
Other intestinal infectious diseases	0 (0 to 0)	0 (0 to 0)	386 (244 to 570)	332 (210 to 490)	42.1 (26.7 to 62.1)	22.3 (14.1 to 32.9)	6.9 (4.4 to 10.2)	6.9 (4.4 to 10.2)	6.9 (4.4 to 10.2)	6.9 (4.4 to 10.2)	6.7 (4.3 to 9.9)	6.1 (3.9 to 9.1)	5.4 (3.4 to 8.0)	4.7 (3.0 to 7.0)	4.1 (2.6 to 6.1)	3.6 (2.3 to 5.3)	3.1 (2.0 to 4.6)	2.6 (1.7 to 3.9)	2.2 (1.4 to 3.3)	1.9 (1.2 to 2.8)	1.6 (1.0 to 2.4)	1.4 (0.9 to 2.1)	441
Neglected tropical diseases and malaria	469,000 (428,000 to 511,000)	178,000 (142,000 to 228,000)	106,000 (77,000 to 144,000)	766,000 (621,000 to 947,000)	131,000 (97,000 to 175,000)	92,000 (67,000 to 123,000)	92,000 (67,000 to 123,000)	92,000 (67,000 to 123,000)	92,000 (67,000 to 123,000)	92,000 (67,000 to 123,000)	92,000 (67,000 to 123,000)	92,000 (67,000 to 123,000)	92,000 (67,000 to 123,000)	92,000 (67,000 to 123,000)	92,000 (67,000 to 123,000)	92,000 (67,000 to 123,000)	92,000 (67,000 to 123,000)	92,000 (67,000 to 123,000)	92,000 (67,000 to 123,000)	92,000 (67,000 to 123,000)	92,000 (67,000 to 123,000)	92,000 (67,000 to 123,000)	3,010,000
Malaria	0 (0 to 0)	0 (0 to 0)	24,000 (16,000 to 34,000)	245,000 (165,000 to 354,000)	25,000 (16,000 to 37,000)	15,000 (9,450 to 23,000)	15,000 (9,450 to 23,000)	15,000 (9,450 to 23,000)	15,000 (9,450 to 23,000)	15,000 (9,450 to 23,000)	15,000 (9,450 to 23,000)	15,000 (9,450 to 23,000)	15,000 (9,450 to 23,000)	15,000 (9,450 to 23,000)	15,000 (9,450 to 23,000)	15,000 (9,450 to 23,000)	15,000 (9,450 to 23,000)	15,000 (9,450 to 23,000)	15,000 (9,450 to 23,000)	15,000 (9,450 to 23,000)	15,000 (9,450 to 23,000)	15,000 (9,450 to 23,000)	729,000
Chagas disease	0 (0 to 0)	0 (0 to 0)	0 (0 to 0)	0 (0 to 0)	0 (0 to 0)	0 (0 to 0)	0 (0 to 0)	0 (0 to 0)	0 (0 to 0)	0 (0 to 0)	0 (0 to 0)	0 (0 to 0)	0 (0 to 0)	0 (0 to 0)	0 (0 to 0)	0 (0 to 0)	0 (0 to 0)	0 (0 to 0)	0 (0 to 0)	0 (0 to 0)	0 (0 to 0)	0 (0 to 0)	0 (0 to 0)	0
Leishmaniasis	0 (0 to 0)	0 (0 to 0)	12.1 (9.74 to 15.0)	109 (78.9 to 152)	7.78 (5.64 to 10.7)	6.64 (4.84 to 9.06)	6.64 (4.84 to 9.06)	6.64 (4.84 to 9.06)	6.64 (4.84 to 9.06)	6.64 (4.84 to 9.06)	6.64 (4.84 to 9.06)	6.64 (4.84 to 9.06)	6.64 (4.84 to 9.06)	6.64 (4.84 to 9.06)	6.64 (4.84 to 9.06)	6.64 (4.84 to 9.06)	6.64 (4.84 to 9.06)	6.64 (4.84 to 9.06)	6.64 (4.84 to 9.06)	6.64 (4.84 to 9.06)	6.64 (4.84 to 9.06)	6.64 (4.84 to 9.06)	199
Visceral leishmaniasis	0 (0 to 0)	0 (0 to 0)	12.1 (9.74 to 15.0)	109 (78.9 to 152)	7.78 (5.64 to 10.7)	6.64 (4.84 to 9.06)	6.64 (4.84 to 9.06)	6.64 (4.84 to 9.06)	6.64 (4.84 to 9.06)	6.64 (4.84 to 9.06)	6.64 (4.84 to 9.06)	6.64 (4.84 to 9.06)	6.64 (4.84 to 9.06)	6.64 (4.84 to 9.06)	6.64 (4.84 to 9.06)	6.64 (4.84 to 9.06)	6.64 (4.84 to 9.06)	6.64 (4.84 to 9.06)	6.64 (4.84 to 9.06)	6.64 (4.84 to 9.06)	6.64 (4.84 to 9.06)	6.64 (4.84 to 9.06)	199
Cutaneous and mucocutaneous leishmaniasis	0 (0 to 0)	0 (0 to 0)	0 (0 to 0)	0 (0 to 0)	0 (0 to 0)	0 (0 to 0)	0 (0 to 0)	0 (0 to 0)	0 (0 to 0)	0 (0 to 0)	0 (0 to 0)	0 (0 to 0)	0 (0 to 0)	0 (0 to 0)	0 (0 to 0)	0 (0 to 0)	0 (0 to 0)	0 (0 to 0)	0 (0 to 0)	0 (0 to 0)	0 (0 to 0)	0 (0 to 0)	0 (0 to 0)	62.2
African trypanosomiasis	0 (0 to 0)	0 (0 to 0)	0 (0 to 0)	0 (0 to 0)	0 (0 to 0)	0 (0 to 0)	0 (0 to 0)	0 (0 to 0)	0 (0 to 0)	0 (0 to 0)	0 (0 to 0)	0 (0 to 0)	0 (0 to 0)	0 (0 to 0)	0 (0 to 0)	0 (0 to 0)	0 (0 to 0)	0 (0 to 0)	0 (0 to 0)	0 (0 to 0)	0 (0 to 0)	0 (0 to 0)	0 (0 to 0)	0
Schistosomiasis	0 (0 to 0)	0 (0 to 0)	0 (0 to 0)	0 (0 to 0)	0 (0 to 0)	0 (0 to 0)	0 (0 to 0)	0 (0 to 0)	0 (0 to 0)	0 (0 to 0)	0 (0 to 0)	0 (0 to 0)	0 (0 to 0)	0 (0 to 0)	0 (0 to 0)	0 (0 to 0)	0 (0 to 0)	0 (0 to 0)	0 (0 to 0)	0 (0 to 0)	0 (0 to 0)	0 (0 to 0)	0 (0 to 0)	0
Cysticercosis	0 (0 to 0)	0 (0 to 0)	0 (0 to 0)	0 (0 to 0)	0 (0 to 0)	0 (0 to 0)	0 (0 to 0)	0 (0 to 0)	0 (0 to 0)	0 (0 to 0)	0 (0 to 0)	0 (0 to 0)	0 (0 to 0)	0 (0 to 0)	0 (0 to 0)	0 (0 to 0)	0 (0 to 0)	0 (0 to 0)	0 (0 to 0)	0 (0 to 0)	0 (0 to 0)	0 (0 to 0)	0 (0 to 0)	0
Cystic echinococcosis	0 (0 to 0)	0 (0 to 0)	0 (0 to 0)	22.2 (14.1 to 32.1)	11.6 (7.38 to 17.0)	7.5 (4.74 to 10.9)	6.1 (3.85 to 8.9)	6.1 (3.85 to 8.9)	6.1 (3.85 to 8.9)	6.1 (3.85 to 8.9)	6.1 (3.85 to 8.9)	6.1 (3.85 to 8.9)	6.1 (3.85 to 8.9)	6.1 (3.85 to 8.9)	6.1 (3.85 to 8.9)	6.1 (3.85 to 8.9)	6.1 (3.85 to 8.9)	6.1 (3.85 to 8.9)	6.1 (3.85 to 8.9)	6.1 (3.85 to 8.9)	6.1 (3.85 to 8.9)	6.1 (3.85 to 8.9)	93.6
Lymphatic filariasis	0 (0 to 0)	0 (0 to 0)	0 (0 to 0)	0 (0 to 0)	0 (0 to 0)	0 (0 to 0)	0 (0 to 0)	0 (0 to 0)	0 (0 to 0)	0 (0 to 0)	0 (0 to 0)	0 (0 to 0)	0 (0 to 0)	0 (0 to 0)	0 (0 to 0)	0 (0 to 0)	0 (0 to 0)	0 (0 to 0)	0 (0 to 0)	0 (0 to 0)	0 (0 to 0)	0 (0 to 0)	0 (0 to 0)	0
Onchocerciasis	0 (0 to 0)	0 (0 to 0)	0 (0 to 0)	0.222 (0.143 to 0.322)	0.0 (0.0 to 0.0)	0.0 (0.0 to 0.0)	0.0 (0.0 to 0.0)	0.0 (0.0 to 0.0)	0.0 (0.0 to 0.0)	0.0 (0.0 to 0.0)	0.0 (0.0 to 0.0)	0.0 (0.0 to 0.0)	0.0 (0.0 to 0.0)	0.0 (0.0 to 0.0)	0.0 (0.0 to 0.0)	0.0 (0.0 to 0.0)	0.0 (0.0 to 0.0)	0.0 (0.0 to 0.0)	0.0 (0.0 to 0.0)	0.0 (0.0 to 0.0)	0.0 (0.0 to 0.0)	0.0 (0.0 to 0.0)	0.322
Trachoma	0 (0 to 0)	0 (0 to 0)	0 (0 to 0)	0.222 (0.143 to 0.322)	0.0 (0.0 to 0.0)	0.0 (0.0 to 0.0)	0.0 (0.0 to 0.0)	0.0 (0.0 to 0.0)	0.0 (0.0 to 0.0)	0.0 (0.0 to 0.0)	0.0 (0.0 to 0.0)	0.0 (0.0 to 0.0)	0.0 (0.0 to 0.0)	0.0 (0.0 to 0.0)	0.0 (0.0 to 0.0)	0.0 (0.0 to 0.0)	0.0 (0.0 to 0.0)	0.0 (0.0 to 0.0)	0.0 (0.0 to 0.0)	0.0 (0.0 to 0.0)	0.0 (0.0 to 0.0)	0.0 (0.0 to 0.0)	0.322
Dengue	0 (0 to 0)	0 (0 to 0)	0 (0 to 0)	0.222 (0.143 to 0.322)	0.0 (0.0 to 0.0)	0.0 (0.0 to 0.0)	0.0 (0.0 to 0.0)	0.0 (0.0 to 0.0)	0.0 (0.0 to 0.0)	0.0 (0.0 to 0.0)	0.0 (0.0 to 0.0)	0.0 (0.0 to 0.0)	0.0 (0.0 to 0.0)	0.0 (0.0 to 0.0)	0.0 (0.0 to 0.0)	0.0 (0.0 to 0.0)	0.0 (0.0 to 0.0)	0.0 (0.0 to 0.0)	0.0 (0.0 to 0.0)	0.0 (0.0 to 0.0)	0.0 (0.0 to 0.0)	0.0 (0.0 to 0.0)	0.322
Yellow fever	0 (0 to 0)	0 (0 to 0)	0 (0 to 0)	0.222 (0.143 to 0.322)	0.0 (0.0 to 0.0)	0.0 (0.0 to 0.0)	0.0 (0.0 to 0.0)	0.0 (0.0 to 0.0)	0.0 (0.0 to 0.0)	0.0 (0.0 to 0.0)	0.0 (0.0 to 0.0)	0.0 (0.0 to 0.0)	0.0 (0.0 to 0.0)	0.0 (0.0 to 0.0)	0.0 (0.0 to 0.0)	0.0 (0.0 to 0.0)	0.0 (0.0 to 0.0)	0.0 (0.0 to 0.0)	0.0 (0.0 to 0.0)	0.0 (0.0 to 0.0)	0.0 (0.0 to 0.0)	0.0 (0.0 to 0.0)	0.322
Rabies	0 (0 to 0)	0 (0 to 0)	0 (0 to 0)	0.222 (0.143 to 0.322)	0.0 (0.0 to 0.0)	0.0 (0.0 to 0.0)	0.0 (0.0 to 0.0)	0.0 (0.0 to 0.0)	0.0 (0.0 to 0.0)	0.0 (0.0 to 0.0)	0.0 (0.0 to 0.0)	0.0 (0.0 to 0.0)	0.0 (0.0 to 0.0)	0.0 (0.0 to 0.0)	0.0 (0.0 to 0.0)	0.0 (0.0 to 0.0)	0.0 (0.0 to 0.0)	0.0 (0.0 to 0.0)	0.0 (0.0 to 0.0)	0.0 (0.0 to 0.0)	0.0 (0.0 to 0.0)	0.0 (0.0 to 0.0)	0.322
Intestinal nematode infections	0 (0 to 0)	0 (0 to 0)	60.8 (14.9 to 205)	1,150 (277 to 3,240)	1,150 (261 to 3,860)	1,150 (263 to 3,850)	1,150 (263 to 3,850)	1,150 (263 to 3,850)	1,150 (263 to 3,850)	1,150 (263 to 3,850)	1,150 (263 to 3,850)	1,150 (263 to 3,850)	1,150 (263 to 3,850)	1,150 (263 to 3,850)	1,150 (263 to 3,850)	1,150 (263 to 3,850)	1,150 (263 to 3,850)	1,150 (263 to 3,850)	1,150 (263 to 3,850)	1,150 (263 to 3,850)	1,150 (263 to 3,850)	1,150 (263 to 3,850)	7,020
Ascariasis	0 (0 to 0)	0 (0 to 0)	6.1 (2.0 to 12.9)	109 (33.2 to 232)	103 (31.4 to 220)	103 (31.5 to 220)	103 (31.5 to 220)	103 (31.5 to 220)	103 (31.5 to 220)	103 (31.5 to 220)	103 (31.5 to 220)	103 (31.5 to 220)	103 (31.5 to 220)	103 (31.5 to 220)	103 (31.5 to 220)	103 (31.5 to 220)	103 (31.5 to 220)	103 (31.5 to 220)	103 (31.5 to 220)	103 (31.5 to 220)	103 (31.5 to 220)	103 (31.5 to 220)	2,060
Trichuriasis	0 (0 to 0)	0 (0 to 0)	11.2 (3.73 to 21.9)	292 (89.1 to 624)	499 (154 to 1,060)	470 (145 to 1,000)	268 (82.7 to 570)	174 (53.8 to 369)	109 (33.6 to 232)	19.6 (6.06 to 41.6)	49.9 (15.4 to 106)	49.9 (15.4 to 106)	42.8 (13.2 to 91.0)	32.8 (10.1 to 69.7)	28.6 (8.84 to 60.8)	22.3 (6.89 to 47.4)	19.6 (6.06 to 41.6)	8.1 (2.5 to 17.2)	3.6 (1.11 to 7.64)	3.6 (1.11 to 7.64)	3.6 (1.11 to 7.64)	3.6 (1.11 to 7.64)	2,360
Hookworm disease	0 (0 to 0)	0 (0 to 0)	43.7 (11.9 to 183)	748 (204 to 3,080)	548 (150 to 2,300)	677 (185 to 2,840)	879 (240 to 3,690)	976 (267 to 4,090)	1,040 (284 to 4,360)	1,130 (309 to 4,740)	1,150 (314 to 4,820)	1,150 (314 to 4,820)	1,150 (314 to 4,820)	1,150 (314 to 4,820)	1,150 (314 to 4,820)	1,150 (314 to 4,820)	1,150 (314 to 4,820)	1,150 (314 to 4,820)	1,150 (314 to 4,820)	1,150 (314 to 4,820)	1,150 (314 to 4,820)	1,150 (314 to 4,820)	26,100
Food-borne trematodiases	0 (0 to 0)	0 (0 to 0)	0 (0 to 0)	0 (0 to 0)	0 (0 to 0)	0 (0 to 0)	0 (0 to 0)	0 (0 to 0)	0 (0 to 0)	0 (0 to 0)	0 (0 to 0)	0 (0 to 0)	0 (0 to 0)	0 (0 to 0)	0 (0 to 0)	0 (0 to 0)	0 (0 to 0)	0 (0 to 0)	0 (0 to 0)	0 (0 to 0)	0 (0 to 0)	0 (0 to 0)	0 (0 to 0)	0
Leprosy	0 (0 to 0)	0 (0 to 0)	0 (0 to 0)	0 (0 to 0.1)	0 (0 to 0.1)	0 (0 to 0.2)	1.3 (0.4 to 3.1)	2.2 (1.1 to 3.7)	2.2 (1.1 to 3.5)	2.2 (1.1 to 3.5)	2.2 (1.1 to 3.5)	2.2 (1.1 to 3.5)	2.2 (1.1 to 3.5)	2.2 (1.1 to 3.5)	2.2 (1.1 to 3.5)	2.2 (1.1 to 3.5)	2.2 (1.1 to 3.5)	2.2 (1.1 to 3.5)	2.2 (1.1 to 3.5)	2.2 (1.1 to 3.5)	2.2 (1.1 to 3.5)	2.2 (1.1 to 3.5)	29.3
Ebola	0 (0 to 0)	0 (0 to 0)	0 (0 to 0)	0 (0 to 0)	0 (0 to 0)	0 (0 to 0)	0 (0 to 0)	0 (0 to 0)	0 (0 to 0)	0 (0 to 0)	0 (0 to 0)	0 (0 to 0)	0 (0 to 0)	0 (0 to 0)	0 (0 to 0)	0 (0 to 0)	0 (0 to 0)	0 (0 to 0)	0 (0 to 0)	0 (0 to 0)	0 (0 to 0)	0 (0 to 0)	0 (0 to 0)	0
Zika virus	0 (0 to 0)	0 (0 to 0)	0 (0 to 0)	0 (0 to 0)	0 (0 to 0)	0 (0 to 0)	0 (0 to 0)	0 (0 to 0)	0 (0 to 0)	0 (0 to 0)	0 (0 to 0)	0 (0 to 0)	0 (0 to 0)	0 (0 to 0)	0 (0 to 0)	0 (0 to 0)	0 (0 to 0)	0 (0 to 0)	0 (0 to 0)	0 (0 to 0)	0 (0 to 0)	0 (0 to 0)	0 (0 to 0)	0
Guinea worm disease	0 (0 to 0)	0 (0 to 0)	0 (0 to 0)	0 (0 to 0)	0 (0 to 0)	0 (0 to 0)	0 (0 to 0)	0 (0 to 0)	0 (0 to 0)	0 (0 to 0)	0 (0 to 0)	0 (0 to 0)	0 (0 to 0)	0 (0 to 0)	0 (0 to 0)	0 (0 to 0)	0 (0 to 0)	0 (0 to 0)	0 (0 to 0)	0 (0 to 0)	0 (0 to 0)	0 (0 to 0)	0 (0 to 0)	0
Other neglected tropical diseases	1,770 (1,420 to 2,200)	1,420 (1,140 to 1,760)	4,060 (3,250 to 5,050)	6,420 (5,140 to 7,950)	4,060 (3,250 to 5,050)	4,060 (3,250 to 5,050)	4,060 (3,250 to 5,050)	4,060 (3,250 to 5,050)	4,060 (3,250 to 5,050)	4,060 (3,250 to 5,050)	4,060 (3,250 to 5,050)	4,060 (3,250 to 5,050)	4,060 (3,250 to 5,050)	4,060 (3,250 to 5,050)	4,060 (3,250 to 5,050)	4,060 (3,250 to 5,050)	4,060 (3,250 to 5,050)	4,060 (3,250 to 5,050)	4,060 (



Other transport injuries	34.4 (7.5 to 154)	24.9 (5 to 49)	297 (65 to 790)	2,190 (579 to 5,420)	1,920 (699 to 3,950)	1,910 (699 to 3,950)	2,030 (670 to 4,650)	2,030 (6,120 to 10,400)	2,760 (1,290 to 5,710)	2,960 (1,120 to 6,250)	2,960 (1,040 to 6,650)	2,960 (1,040 to 6,650)	1,720 (699 to 3,160)	1,960 (663 to 3,960)	877 (463 to 1,900)	764 (362 to 1,370)	606 (290 to 975)	332 (170 to 692)	225 (114 to 481)	221 (98 to 332)	121 (27.5 to 440)	48.6 (9.6 to 131)	30.3 (11 to 69.1)	19.1 (6.1 to 76.7)	2.6 (1.1 to 9)	0.2 (0.3 to 0.8)	21,000
Unintentional injuries	4,060 (994 to 12,140)	3,170 (997 to 10,280)	1,750 (9,830 to 27,430)	39,080 (21,260 to 69,530)	19,450 (12,600 to 36,430)	19,430 (13,700 to 33,150)	11,650 (6,120 to 19,400)	13,600 (9,520 to 19,300)	13,000 (8,840 to 19,400)	11,000 (6,380 to 17,600)	10,900 (5,380 to 17,600)	10,900 (7,990 to 14,400)	10,900 (7,990 to 14,400)	8,900 (5,800 to 12,700)	6,460 (5,170 to 7,950)	2,900 (2,700 to 3,500)	2,100 (1,940 to 2,270)	2,100 (1,940 to 2,270)	2,100 (1,940 to 2,270)	2,090 (1,710 to 2,440)	2,090 (1,710 to 2,440)	2,090 (1,710 to 2,440)	2,090 (1,710 to 2,440)	1,650 (1,650 to 1,650)	257 (257 to 257)	257,000
Falls	169 (79.7 to 353)	34.6 (14.9 to 82.3)	661 (329 to 1,330)	1,050 (1,020 to 6,860)	2,220 (1,790 to 5,060)	2,200 (1,950 to 4,790)	1,700 (1,190 to 2,550)	1,970 (1,260 to 2,740)	1,930 (1,270 to 2,930)	1,960 (1,430 to 2,630)	1,960 (1,430 to 2,630)	2210 (1,410 to 3,030)	2,140 (1,920 to 2,960)	2,140 (1,920 to 2,960)	1,970 (1,430 to 2,770)	2,210 (1,920 to 3,160)	2,210 (1,410 to 2,960)	2,960 (1,960 to 3,950)	1,760 (1,210 to 2,960)	1,480 (1,060 to 2,200)	1,090 (677 to 1,630)	427 (259 to 866)	141 (56.9 to 194)	32 (10.2 to 73.1)	39,800
Drowning	1,110 (503 to 2,540)	1,110 (27.3 to 1,110)	809 (294 to 1,730)	10,200 (4,120 to 21,200)	5,160 (3,020 to 10,200)	5,430 (3,020 to 10,200)	3,230 (1,110 to 5,220)	3,230 (713 to 5,220)	3,230 (928 to 5,220)	3,230 (867 to 5,220)	3,230 (829 to 5,220)	3,230 (1,060 to 5,220)	3,230 (1,060 to 5,220)	3,230 (1,060 to 5,220)	3,230 (1,060 to 5,220)	3,230 (227 to 7,770)	3,230 (303 to 7,770)	3,230 (1,060 to 7,770)	3,230 (1,060 to 7,770)	3,230 (1,060 to 7,770)	3,230 (1,060 to 7,770)	3,230 (1,060 to 7,770)	3,230 (1,060 to 7,770)	3,230 (1,060 to 7,770)	3,230 (1,060 to 7,770)	3,230 (1,060 to 7,770)	28,700
Fire, heat, and hot substances	772 (66.7 to 363)	192 (69.1 to 2.5k)	1,650 (627 to 3,260)	2,050 (2,050 to 5,410)	2,050 (787 to 3,220)	2,040 (929 to 1,960)	812 (527 to 1,960)	1,130 (606 to 2,000)	1,130 (629 to 1,960)	1,130 (494 to 1,770)	1,210 (615 to 1,870)	1,210 (569 to 1,630)	676 (569 to 1,630)	626 (470 to 1,490)	799 (365 to 1,590)	629 (329 to 1,590)	422 (329 to 1,180)	630 (361 to 820)	659 (329 to 686)	233 (132 to 370)	138 (78 to 219)	50.1 (29.7 to 78.9)	12.7 (7.4 to 19.9)	1.9 (1.1 to 3)	20,500
Poisonings	1,110 (34.5 to 5,760)	1,110 (27.3 to 1,110)	809 (294 to 1,730)	10,200 (4,120 to 21,200)	5,160 (3,020 to 10,200)	5,430 (3,020 to 10,200)	3,230 (1,110 to 5,220)	3,230 (713 to 5,220)	3,230 (928 to 5,220)	3,230 (867 to 5,220)	3,230 (829 to 5,220)	3,230 (1,060 to 5,220)	3,230 (1,060 to 5,220)	3,230 (1,060 to 5,220)	3,230 (1,060 to 5,220)	3,230 (227 to 7,770)	3,230 (303 to 7,770)	3,230 (1,060 to 7,770)	3,230 (1,060 to 7,770)	3,230 (1,060 to 7,770)	3,230 (1,060 to 7,770)	3,230 (1,060 to 7,770)	3,230 (1,060 to 7,770)	3,230 (1,060 to 7,770)	3,230 (1,060 to 7,770)	3,230 (1,060 to 7,770)	15,300
Poisoning by/adv reaction mucosable	4.91 (2.9 to 51.4)	1.3 (0.4 to 65.5)	525 (7.7 to 485)	986 (70.9 to 1,290)	846 (49.9 to 556)	741 (49.7 to 556)	729 (74.7 to 512)	872 (82.8 to 656)	856 (78.8 to 533)	778 (71.2 to 656)	778 (79.2 to 656)	778 (79.2 to 656)	676 (82.2 to 481)	676 (82.2 to 481)	656 (89.1 to 481)	677 (88.9 to 467)	596 (88.9 to 467)	26.5 (24.2 to 213)	52.6 (19.2 to 136)	43.2 (14.4 to 56.1)	25.7 (9.6 to 67)	10.9 (2 to 32.8)	6.7 (2.9 to 12.9)	2.2 (1 to 7.1)	3,260
Poisoning by/other means	134 (32.4 to 354)	197 (60.1 to 672)	1,690 (479 to 6,660)	3,110 (1,220 to 7,210)	3,190 (429 to 2,700)	768 (527 to 1,960)	452 (180 to 920)	676 (239 to 1,710)	669 (251 to 1,960)	619 (228 to 1,710)	479 (219 to 914)	486 (219 to 656)	402 (219 to 656)	451 (199 to 656)	392 (199 to 779)	261 (199 to 779)	286 (177 to 506)	7.56 (61.7 to 206)	76.2 (28.1 to 149)	36.2 (16.9 to 67.4)	8.3 (4.2 to 17.3)	1 (0.6 to 2.2)	0.1 (0.4 to 0.5)	12,200
Exposure to mechanical forces	1.7 (0.7 to 7.95)	1,960 (6.7 to 1,960)	1,290 (1,290 to 1,290)	2,910 (1,290 to 6,600)	1,710 (1,290 to 3,960)	1,690 (1,290 to 3,960)	2,010 (1,290 to 3,960)	2,270 (1,290 to 3,770)	2,230 (1,290 to 3,960)	1,950 (1,290 to 3,960)	1,710 (1,290 to 3,960)	1,670 (1,290 to 3,960)	1,290 (1,290 to 3,960)	1,290 (1,290 to 3,960)	1,220 (1,290 to 3,960)	1,220 (1,290 to 3,960)	667 (1,290 to 3,960)	1,220 (1,290 to 3,960)	1,220 (1,290 to 3,960)	1,220 (1,290 to 3,960)	1,220 (1,290 to 3,960)	1,220 (1,290 to 3,960)	1,220 (1,290 to 3,960)	1,220 (1,290 to 3,960)	1,220 (1,290 to 3,960)	1,220 (1,290 to 3,960)	25,300
Unintentional firearm injuries	56.2 (9.7 to 344)	1.82 (0.2 to 1,830)	1.82 (8.7 to 2,260)	363 (83.6 to 1,390)	344 (82.2 to 266)	1.82 (1.82 to 266)	1.82 (1.82 to 1,390)	641 (1.82 to 1,390)	644 (260 to 1,370)	644 (178 to 1,140)	644 (1.82 to 1,140)	644 (1.82 to 1,140)	644 (1.82 to 1,140)	644 (1.82 to 1,140)	644 (1.82 to 1,140)	644 (1.82 to 1,140)	644 (1.82 to 1,140)	644 (1.82 to 1,140)	644 (1.82 to 1,140)	644 (1.82 to 1,140)	644 (1.82 to 1,140)	644 (1.82 to 1,140)	644 (1.82 to 1,140)	644 (1.82 to 1,140)	644 (1.82 to 1,140)	644 (1.82 to 1,140)	9,650
Other exposure to mechanical forces	1.7 (1.5 to 1,100)	1,960 (6.7 to 1,960)	1,290 (1,290 to 1,290)	2,910 (1,290 to 6,600)	1,710 (1,290 to 3,960)	1,690 (1,290 to 3,960)	2,010 (1,290 to 3,960)	2,270 (1,290 to 3,770)	2,230 (1,290 to 3,960)	1,950 (1,290 to 3,960)	1,710 (1,290 to 3,960)	1,670 (1,290 to 3,960)	1,290 (1,290 to 3,960)	1,290 (1,290 to 3,960)	1,220 (1,290 to 3,960)	1,220 (1,290 to 3,960)	667 (1,290 to 3,960)	1,220 (1,290 to 3,960)	1,220 (1,290 to 3,960)	1,220 (1,290 to 3,960)	1,220 (1,290 to 3,960)	1,220 (1,290 to 3,960)	1,220 (1,290 to 3,960)	1,220 (1,290 to 3,960)	1,220 (1,290 to 3,960)	1,220 (1,290 to 3,960)	19,700
Adverse effects of medical treatment	1.95 (0.9 to 7.75)	79.9 (27 to 146)	2,220 (61.2 to 9,560)	3,960 (1,960 to 7,940)	3,130 (229 to 2,240)	831 (249 to 686)	422 (7.78 to 786)	1,760 (244 to 1,270)	909 (268 to 1,130)	964 (268 to 1,770)	943 (262 to 1,130)	648 (162 to 662)	472 (162 to 677)	542 (162 to 677)	501 (215 to 1,010)	547 (165 to 687)	432 (217 to 786)	1.95 (71.2 to 238)	2.6 (126 to 334)	98 (29 to 91)	1.9 (7.64 to 33.3)	0.9 (0.9 to 9.6)	0.2 (0.9 to 2)	14,000
Animal contact	53 (22.8 to 113)	33.1 (14.7 to 71.9)	474 (178 to 1,830)	2,860 (1,190 to 6,970)	1,630 (749 to 3,740)	1,250 (627 to 2,600)	769 (358 to 1,360)	769 (349 to 1,360)	665 (342 to 1,170)	631 (228 to 1,110)	619 (215 to 1,060)	696 (205 to 1,130)	670 (267 to 1,060)	709 (267 to 1,060)	697 (319 to 1,270)	709 (323 to 1,270)	636 (305 to 901)	561 (179 to 823)	559 (126 to 372)	502 (92.3 to 777)	31.7 (16.2 to 62)	7.2 (3 to 11.3)	1.3 (0.7 to 2.3)	14,400
Venomous animal contact	7.38 (1.7 to 30.4)	1.3 (0.9 to 5.95)	129 (39.7 to 1,830)	1,360 (1,360 to 1,360)	1,360 (1,360 to 1,360)	1,360 (1,360 to 1,360)	1,360 (1,360 to 1,360)	1,360 (1,360 to 1,360)	1,360 (1,360 to 1,360)	1,360 (1,360 to 1,360)	1,360 (1,360 to 1,360)	1,360 (1,360 to 1,360)	1,360 (1,360 to 1,360)	1,360 (1,360 to 1,360)	1,360 (1,360 to 1,360)	1,360 (1,360 to 1,360)	1,360 (1,360 to 1,360)	1,360 (1,360 to 1,360)	1,360 (1,360 to 1,360)	1,360 (1,360 to 1,360)	1,360 (1,360 to 1,360)	1,360 (1,360 to 1,360)	1,360 (1,360 to 1,360)	1,360 (1,360 to 1,360)	1,360 (1,360 to 1,360)	1,360 (1,360 to 1,360)	10,100
Non-venomous animal contact	45.6 (9.6 to 62.9)	23.8 (9 to 61.8)	348 (114 to 770)	1,920 (223 to 5,270)	927 (114 to 1,650)	429 (114 to 1,010)	329 (57.7 to 214)	461 (65.1 to 130)	75.1 (65.6 to 130)	457 (67.6 to 764)	83 (67.6 to 750)	75.1 (63 to 1.45)	69.2 (27.2 to 126)	132 (62.7 to 417)	171 (71.7 to 399)	132 (63.9 to 330)	119 (67.6 to 291)	72.9 (31.2 to 156)	47.6 (31.7 to 101)	22 (7.9 to 63.2)	8.8 (4.2 to 17.8)	2.9 (1.9 to 5.5)	0.5 (0.3 to 1)	4,260
Foreign body	1,110 (34.5 to 5,760)	1,110 (27.3 to 1,110)	809 (294 to 1,730)	10,200 (4,120 to 21,200)	5,160 (3,020 to 10,200)	5,430 (3,020 to 10,200)	3,230 (1,110 to 5,220)	3,230 (713 to 5,220)	3,230 (928 to 5,220)	3,230 (867 to 5,220)	3,230 (829 to 5,220)	3,230 (1,060 to 5,220)	3,230 (1,060 to 5,220)	3,230 (1,060 to 5,220)	3,230 (1,060 to 5,220)	3,230 (227 to 7,770)	3,230 (303 to 7,770)	3,230 (1,060 to 7,770)	3,230 (1,060 to 7,770)	3,230 (1,060 to 7,770)	3,230 (1,060 to 7,770)	3,230 (1,060 to 7,770)	3,230 (1,060 to 7,770)	3,230 (1,060 to 7,770)	3,230 (1,060 to 7,770)	3,230 (1,060 to 7,770)	21,400
Pulmonary aspiration and foreign body in airway	423 (132 to 719)	1.08 (0.5 to 283)	1,230 (264 to 3,280)	2,460 (939 to 5,230)	1,630 (939 to 3,220)	1,670 (957 to 1,970)	786 (402 to 1,260)	1,690 (939 to 2,260)	907 (939 to 1,970)	861 (939 to 1,340)	909 (939 to 1,510)	713 (939 to 1,170)	611 (268 to 956)	436 (244 to 956)	186 (86.4 to 339)	320 (167 to 513)	236 (137 to 379)	11 (86.1 to 156)	66.4 (29.9 to 91.1)	72.9 (49.7 to 116)	1.9 (7 to 22.6)	0.7 (7 to 8)	0.2 (0.7 to 0.9)	14,100
Foreign body in eyes	6.2 (5 to 31.3)	0.5 (0.1 to 1)	7.8 (2.2 to 71.2)	63.1 (13.9 to 99.1)	63.5 (19.9 to 139)	76 (26.4 to 199)	64.6 (29.9 to 164)	90.4 (39.2 to 186)	91.3 (39.2 to 186)	89.7 (37.9 to 186)	81.7 (37.4 to 186)	73.4 (37.2 to 132)	60.2 (35.9 to 104)	48.7 (26.7 to 79.5)	39.1 (21.9 to 69.6)	29.4 (17.3 to 52.4)	20.6 (12.9 to 39.1)	14.2 (9.3 to 29.6)	8.7 (5.7 to 12.5)	6.5 (2.9 to 9.9)	1.7 (1.1 to 2.5)	0.5 (0.3 to 0.7)	0.1 (0.1 to 0.1)	500
Foreign body in other body part	14.9 (7.2 to 31.1)	23.6 (7.9 to 71.2)	213 (79.7 to 612)	1,250 (1,250 to 1,820)	1,250 (1,250 to 1,250)	1,250 (1,250 to 1,250)	1,250 (1,250 to 1,250)	1,250 (1,250 to 1,250)	1,250 (1,250 to 1,250)	1,250 (1,250 to 1,250)	1,250 (1,250 to 1,250)	1,250 (1,250 to 1,250)	1,250 (1,250 to 1,250)	1,250 (1,250 to 1,250)	1,250 (1,250 to 1,250)	1,250 (1,250 to 1,250)	1,250 (1,250 to 1,250)	1,250 (1,250 to 1,250)	1,250 (1,250 to 1,250)	1,250 (1,250 to 1,250)	1,250 (1,250 to 1,250)	1,250 (1,250 to 1,250)	1,250 (1,250 to 1,250)	1,250 (1,250 to 1,250)	1,250 (1,250 to 1,250)	1,250 (1,250 to 1,250)	6,560
Environmental heat and cold exposure	26.5 (7.6 to 82.3)	1.8.1 (5.5 to 44.4)	1.82 (52 to 508)	1.82 (249 to 1,670)	644 (1.82 to 863)	644 (1.82 to 676)	647 (209 to 1,270)	670 (266 to 1,410)	644 (266 to 1,260)	611 (213 to 1,060)	616 (1.82 to 1,060)	643 (1.82 to 896)	643 (142 to 796)	643 (327 to 819)	596 (96.6 to 577)	746 (96.7 to 256)	742 (83.9 to 337)	742 (90.9 to 231)	742 (83.9 to 337)	742 (83.9 to 337)	742 (83.9 to 337)	742 (83.9 to 337)	742 (83.9 to 337)	742 (83.9 to 337)	742 (83.9 to 337)	742 (83.9 to 337)	742 (83.9 to 337)	8,920
Exposure to forces of nature	1.82 (1.7 to 2.5)	1.82 (1.8 to 9.1)	1.82 (27.1 to 61.1)	1.82 (77.1 to 1,770)	644 (1.82 to 863)	644 (209 to 676)	647 (209 to 1,270)	670 (266 to 1,410)	644 (266 to 1,260)	611 (213 to 1,060)	616 (1.82 to 1,060)	643 (1.82 to 896)	643 (142 to 796)	643 (327 to 819)	596 (96.6 to 577)	746 (96.7 to 256)	742 (83.9 to 337)	742 (90.9 to 231)	742 (83.9 to 337)	742 (83.9 to 337)	742 (83.9 to 337)	742 (83.9 to 337)	742 (83.9 to 337)	742 (83.9 to 337)	742 (83.9 to 337)	742 (83.9 to 337)	742 (83.9 to 337)	2,200
Other unintentional injuries	1.16 (.68 to 24.999)	59.1 (27.79 to 136)	523 (190 to 1,110)	2,720 (911 to 6,240)	1,630 (690 to 3,940)	1,630 (697 to 3,770)	1,630 (689 to 3,960)	1,630 (697 to 3,330)	1,610 (689 to 3,960)	1,630 (689 to 3,960)	1,630 (689 to 3,960)	1,170 (648 to 2,260)	977 (689 to 1,710)	837 (689 to 1,630)	647 (268 to 991)	647 (268 to 716)	292 (196 to 556)	292 (196 to 556)	292 (196 to 497)	185 (103 to 330)	185 (103 to 330)	73 (33.7 to 168)	68.6 (22.9 to 136)	25.6 (17.9 to 38.9)	6.5 (0.9 to 12.7)	1 (0.9 to 2.1)	17,300
Self-harm and interpersonal violence	648 (228 to 635)	147 (109 to 208)	762 (420 to 1,400)	6,130 (5,480 to 6,720)	3,090 (2,600 to 4,740)	7,090 (6,300 to 14,600)	16,600 (13,500 to 29,600)	27,900 (19,600 to 39,200)	24,600 (17,200 to 34,600)	16,600 (13,500 to 29,600)	16,600 (13,500 to 29,600)	14,600 (10,100 to 21,600)	16,600 (6,480 to 14,300)	16,600 (6,480 to 14,300)	8,380 (5,320 to 12,800)	6,600 (5,200 to 9,980)	5,700 (4,460 to 7,490)	2,700 (2,400 to 3,350)	2,700 (1,790 to 4,200)	1,770 (1,170 to 2,810)	643 (498 to 1,600)	163 (121 to 716)	36.7 (11.2 to 22.4)	3.7 (2.5 to 6.3)	163,000
Self-harm	45.6 (9 to 62)	0 (0 to 0)	0 (0 to 0)	0 (0 to 0)	0 (0 to 0)	5,420 (4,770 to 6,720)	16,600 (13,500 to 29,600)	19,100 (13,500 to 29,600)	16,600 (13,500 to 29,600)	16,600 (13,500 to 29,600)	16,600 (13,500 to 29,600)	14,600 (10,100 to 21,600)	16,600 (6,480 to 14,300)	16,600 (6,480 to 14,300)	8,230 (5,320 to 12,800)	5,170 (4,460 to 6,600)	5,700 (4,460 to 7,490)	2,700 (2,400 to 3,350)	2,700 (1,790 to 4,200)	1,770 (1,170 to 2,810)	643 (498 to 1,600)	163 (121 to 716)	36.7 (11.2 to 22.4)	3.7 (2.5 to 6.3)	163,000
Self-harm by firearm	0 (0 to 0)	0 (0 to 0)	0 (0 to 0)	0 (0 to 0)	0 (0 to 0)	45.4 (12.1 to 135)	817 (330 to 2,130)	1,050 (365 to 2,300)	1,050 (321 to 2,060)	1,050 (282 to 1,340)	817 (61 to 999)	474 (197 to 992)	457 (112 to 914)	271 (143 to 721)	206 (113 to 521)	211 (72.5 to 439)	227 (61.6 to 447)	62.4 (28.4 to 175)	46.9 (27.6 to 127)	22 (9 to 62.9)	8.3 (2.9 to 12.2)	0.6 (0.3 to 1.2)	0.1 (0 to 0.3)	6,250
Self-harm by other specified means	45.6 (9 to 62)	0 (0 to 0)	0 (0 to 0)	0 (0 to 0)	0 (0 to 0)	5,420 (4,770 to 6,720)	16,600 (13,500 to 29,600)	19,100 (13,500 to 29,600)	16,600 (13,500 to 29,600)	16,600 (13,500 to 29,600)	16,600 (13,500 to 29,600)	14,600 (10,100 to 21,600)	16,600 (6,480 to 14,300)	16,600 (6,480 to 14,300)	8,230 (5,320 to 12,800)	5,170 (4,460 to 6,600)	5,460 (4,460 to 7,490)	2,620 (2,400 to 3,350)	2,620 (1,790 to 4,200)	1,620 (1,170 to 2,810)	643 (498 to 1,600)	163 (121 to 716)	36.7 (11.2 to 22.4)	3.7 (2.5 to 6.3)	74,300
Interpersonal violence	1.64k (71.7 to 574)	56.6 (20.79 to 136)	519 (167 to 1,160)	2,400 (611 to 6,940)	1,630 (693 to 3,630)	1,760 (697 to 3,200)	1,270 (5,470 to 1,630)	9,440 (5,800 to 15,700)	7,640 (5,100 to 13,600)	5,990 (3,230 to 9,640)	4,060 (2,210 to 7,240)	2,760 (1,440 to 4,870)	1,900 (994 to 3,240)	1,900 (994 to 3,240)	940 (356 to 927)	356 (220 to 569)	276 (152 to 476)	176 (112 to 276)	89.5 (65.5 to 130)	23.7 (20.7 to 44.4)	16.2 (7.9 to 27.4)	6.9 (2.9 to 7.5)	2.2 (1.1 to 2)	0.2 (0.2 to 0.3)	47,800
Physical violence by firearm	79.3 (19 to 179)	9.7 (4.55 to 22.2)	191 (57 to 398)	709 (186 to 1,980)	339 (130 to 787)	643 (190 to 1,760)	2,600 (952 to 5,700)	2,130 (1,230 to 4,660)	2,640 (1,620 to 5,810)	1,620 (758 to 3,660)	1,200 (487 to 2,600)	616 (227 to 1,200)	292 (163 to 661)	256 (123 to 588)	150 (62 to 356)	49.7 (23 to 104)	23.4 (9.1 to 51)	13.1 (4.2 to 31.4)	4.4 (1.7 to 9.5)	1 (0.3 to 2)	0.3 (0.2 to 0.5)	0.1 (0 to 0.1)	0 (0 to 0)	19,000
Physical violence by sharp object	22.4 (5.6 to 52.5)	6.7 (1.9 to 16.5)	76 (15 to 215)	361 (94.3 to 1,480)	171 (71 to 417)	329 (71 to 1,000)	1,600 (530 to 3,670)	2,600 (1,230 to 4,660)	2,210 (1,230 to 4,660)	1,030 (758 to 2,600)	1,030 (487 to 2,600)	616 (227 to 1,200)	316 (163 to 661)	256 (123 to 588)	150 (62 to 356)	49.7 (23 to 104)	23.4 (9.1 to 51)	13.1 (4.2 to 31.4)	4.4 (1.7 to 9.5)	1 (0.3 to 2)	0.3 (0.2 to 0.5)	0.1 (0 to 0.1)	0 (0 to 0)	11,900
Sexual violence	0 (0 to 0)	0 (0 to 0)	0 (0 to 0)	45.4 (6.4 to 118)	163 (49.3 to 709)	163 (86.7 to 241)	2,600 (1,420 to 4,660)	2,130 (1,160 to 4,660)	2,640 (1,620 to 5,810)	1,620 (758 to 3,660)	1,200 (487 to 2,600)	616 (227 to 1,200)	292 (91.3 to 297)	256 (45.6 to 126)	150 (20.3 to 63.3)	49.7 (3.9 to 54.4)	23.4 (9.2 to 29.5)	13.1 (4.2 to 31.4)	4.4 (1.7 to 9.5)	1 (0.3 to 2)	0.3 (0.2 to 0.5)	0.1 (0 to 0.1)	0 (0 to 0)	2,170
Physical violence by other means	22.4 (5.6 to 52.5)	6.7 (1.9 to 16.5)	76 (15 to 215)	361 (94.3 to 1,480)	171 (71 to 417)	329 (71 to 1,000)	1,600 (530 to 3,670)	2,600 (1,230 to 4,660)	2,210 (1,230 to 4,660)	1,030 (758 to 2,600)	1,030 (487 to 2,600)	616 (227 to 1,200)	316 (163 to 661)	256 (123 to 588)	150 (62 to 356)	49.7 (23 to 104)	23.4 (9.1 to 51)	13.1 (4.2 to 31.4)	4.4 (1.7 to 9.5)	1 (0.3 to 2)	0.3 (0.2 to 0.5)	0.1 (0 to 0.1)	0 (0 to 0)	19,600
Conflict and terrorism	163 (1.91 to 711)	24.7 (16.7 to 61.9)	265 (265 to 265)	2,000 (2,000 to 2,000)	1,910 (1,740 to 2,220)	1,910 (1,910 to 2,220)	2,450 (2,220 to 5,220)	2,450 (2,220 to 5,220)	2,450 (2,220 to 5,220)	2,450 (2,220 to 5,220)	2,450 (2,220 to 5,220)	2,450 (2,220 to 5,220)	2,450 (2,220 to 5,220)	2,450 (2,220 to 5,220)	2,450 (2,220 to 5,220)	2,450 (2,220 to 5,220)	2,450 (2,220 to 5,220)	2,450 (2,220 to 5,220)	2,450 (2,220 to 5,220)	2,450 (2,220 to 5,220)	2,450 (2,220 to 5,220)	2,450 (2,220 to 5,220)	2,450 (2,220 to 5,220)	2,450 (2,220 to 5,220)	2,450 (2,220 to 5,220)	2,450 (2,220 to 5,220)	50,400

SR Table 2a: Cabo Verde DALYS by cause and age group for males with 95% uncertainty intervals, 2019

Cause	Early Neonatal	Late Neonatal	Post Neonatal	1 to 4	5 to 9	10 to 14	15 to 19	20 to 24	25 to 29	30 to 34	35 to 39	40 to 44	45 to 49	50 to 54	55 to 59	60 to 64	65 to 69	70 to 74	75 to 79	80 to 84	85 to 89	90 to 94	95 plus	Total
All causes	4,200 (3,224 to 5,290)	2,660 (547 to 6,020)	2,660 (1,660 to 3,590)	2,660 (1,020 to 3,940)	2,660 (1,660 to 3,590)	2,660 (1,600 to 3,790)	2,660 (1,600 to 3,790)	3,190 (2,020 to 4,540)	3,190 (2,020 to 4,540)	3,190 (2,020 to 4,540)	3,190 (2,020 to 4,540)	3,190 (2,020 to 4,540)	3,190 (2,020 to 4,540)	3,190 (2,020 to 4,540)	3,190 (2,020 to 4,540)	3,190 (2,020 to 4,540)	3,190 (2,020 to 4,540)	3,190 (2,020 to 4,540)	3,190 (2,020 to 4,540)	3,190 (2,020 to 4,540)	3,190 (2,020 to 4,540)	3,190 (2,020 to 4,540)	3,190 (2,020 to 4,540)	84,000
Communicable, maternal, neonatal, and nutritional diseases	4,200 (2,830 to 5,590)	2,660 (428 to 6,020)	2,660 (1,560 to 3,600)	2,660 (967 to 3,720)	2,660 (1,660 to 3,590)	2,660 (1,640 to 3,770)	2,660 (1,640 to 3,770)	3,190 (2,060 to 4,540)	3,190 (2,060 to 4,540)	3,190 (2,060 to 4,540)	3,190 (2,060 to 4,540)	3,190 (2,060 to 4,540)	3,190 (2,060 to 4,540)	3,190 (2,060 to 4,540)	3,190 (2,060 to 4,540)	3,190 (2,060 to 4,540)	3,190 (2,060 to 4,540)	3,190 (2,060 to 4,540)	3,190 (2,060 to 4,540)	3,190 (2,060 to 4,540)	3,190 (2,060 to 4,540)	3,190 (2,060 to 4,540)	3,190 (2,060 to 4,540)	15,600
HIV/AIDS and sexually transmitted infections	69.8 (20.4 to 155)	22.7 (4.6 to 52)	103 (49.6 to 190)	99.6 (51.1 to 166)	22.6 (12.9 to 41)	42.3 (23.4 to 69.3)	101 (72 to 146)	62.3 (36.9 to 92.4)	91.4 (49.7 to 139)	194 (70.2 to 399)	270.9 (97.8 to 532)	240 (121 to 393)	220 (109 to 402)	192 (109 to 314)	113 (76.7 to 174)	72.4 (35.2 to 97.3)	20 (12.4 to 34.1)	7.2 (4.3 to 12.6)	3.5 (2.1 to 6.5)	0.5 (0.3 to 2.1)	0.2 (0.1 to 0.3)	0.1 (0.1 to 0.1)	1,840
HIV/AIDS	0 (0 to 0)	0 (0 to 0)	0 (23.2 to 58.1)	66 (46.4 to 166)	17 (12.3 to 46.6)	41.7 (22.8 to 68.7)	99.6 (56.2 to 164)	59.1 (35.6 to 90.3)	77.4 (36.1 to 147)	159 (60.3 to 384)	221 (96 to 520)	208 (108 to 392)	216 (107 to 400)	187 (107 to 312)	110 (75.6 to 173)	72.4 (34.7 to 96.8)	19.7 (12.3 to 29.9)	7 (4.1 to 12.6)	3.4 (2 to 6.4)	0.5 (0.3 to 1)	0.2 (0.2 to 0.3)	0.1 (0.1 to 0.1)	1,670
HIV/AIDS - Drug-susceptible Tuberculosis	0 (0 to 0)	0.2 (0 to 0.6)	9.2 (5.4 to 15)	3.2 (2 to 5.2)	0.2 (0.2 to 0.3)	0.2 (0.2 to 0.3)	0.6 (0.4 to 1.1)	0.6 (0.4 to 1)	0.6 (0.4 to 1)	0.6 (0.4 to 1)	0.6 (0.4 to 1)	0.6 (0.4 to 1)	0.6 (0.4 to 1)	0.6 (0.4 to 1)	0.6 (0.4 to 1)	0.6 (0.4 to 1)	0.6 (0.4 to 1)	0.6 (0.4 to 1)	0.6 (0.4 to 1)	0.6 (0.4 to 1)	0.6 (0.4 to 1)	0.6 (0.4 to 1)	164
HIV/AIDS - Multidrug-resistant Tuberculosis without extensive dr...	0 (0 to 0)	0 (0 to 0)	0.5 (0 to 1.7)	0.9 (0.1 to 2.9)	0.3 (0 to 1)	0.5 (0.1 to 1.6)	1.2 (0.1 to 3.6)	0.9 (0.1 to 2.6)	1.1 (0.1 to 3.4)	1.1 (0.1 to 3.3)	1.5 (0.2 to 4.9)	1.9 (0.2 to 6.3)	2.1 (0.2 to 6.9)	1.8 (0.2 to 5.6)	1.2 (0.2 to 4.6)	0.8 (0.1 to 3.1)	0.3 (0 to 1.1)	0.1 (0 to 0.3)	0.1 (0 to 0.3)	0 (0 to 0.1)	0 (0 to 0.1)	0 (0 to 0.1)	15.4
HIV/AIDS - Extensively drug-resistant Tuberculosis	0 (0 to 0)	0 (0 to 0)	0 (0 to 0)	0 (0 to 0)	0 (0 to 0)	0 (0 to 0)	0 (0 to 0.1)	0 (0 to 0.1)	0 (0 to 0.1)	0 (0 to 0.1)	0 (0 to 0.1)	0 (0 to 0.1)	0 (0 to 0.1)	0 (0 to 0.1)	0 (0 to 0.1)	0 (0 to 0.1)	0 (0 to 0.1)	0 (0 to 0.1)	0 (0 to 0.1)	0 (0 to 0.1)	0 (0 to 0.1)	0 (0 to 0.1)	0 (0 to 0.1)	0.2
HIV/AIDS resulting in other diseases	0 (0 to 0)	0 (0 to 0)	44.1 (17.4 to 87.2)	27.9 (8.7 to 74)	16.5 (9.5 to 27.1)	36 (16.3 to 63)	65.5 (41 to 101)	51.9 (27.6 to 82.5)	70.9 (30.1 to 140)	146 (51.4 to 374)	213 (77.4 to 513)	215 (106 to 462)	197 (105 to 401)	163 (100 to 288)	97.2 (68.3 to 161)	64 (31.2 to 75.1)	16.2 (9.4 to 30.2)	5.8 (2.9 to 11.2)	2.9 (1.4 to 5.8)	0.4 (0.2 to 0.9)	0.1 (0 to 0.3)	0 (0 to 0.1)	1,490
Sexually transmitted infections excluding HIV	69.8 (20.4 to 155)	22.7 (4.6 to 52)	93.2 (43.9 to 179)	1.6 (0.4 to 3.2)	0.6 (0.2 to 1.2)	0.6 (0.4 to 1)	1.1 (0.5 to 2.1)	3.9 (1.4 to 5.7)	13.8 (5.1 to 23.3)	48.3 (14.5 to 94.3)	57.9 (20.1 to 120)	25.3 (11 to 49.4)	22.5 (9.9 to 37.1)	28.5 (9.5 to 52)	15.8 (8.2 to 31.4)	8.4 (3.1 to 20.7)	3.3 (1.1 to 7.1)	0.1 (0.1 to 0.2)	0.1 (0 to 0.2)	0 (0 to 0.1)	0 (0 to 0.1)	0 (0 to 0.1)	172
Syphilis	69.8 (20.4 to 155)	22.7 (4.6 to 52)	53.2 (11.4 to 120)	1.6 (0.4 to 3.2)	0.6 (0.2 to 1.2)	0.2 (0.1 to 0.2)	0.5 (0.2 to 1.1)	0.7 (0.2 to 1.7)	0.7 (0.2 to 1.7)	0.7 (0.2 to 1.7)	0.7 (0.2 to 1.7)	0.7 (0.2 to 1.7)	0.7 (0.2 to 1.7)	0.2 (0 to 0.7)	0.2 (0.1 to 0.4)	0.1 (0 to 0.2)	0.1 (0 to 0.2)	0 (0 to 0.1)	0 (0 to 0.1)	0 (0 to 0.1)	0 (0 to 0.1)	0 (0 to 0.1)	0 (0 to 0.1)	151
Chlamydial infection	0 (0 to 0)	0 (0 to 0)	0 (0 to 0)	0 (0 to 0)	0 (0 to 0)	0 (0 to 0)	0 (0 to 0)	0 (0 to 0)	0 (0 to 0)	0 (0 to 0)	0 (0 to 0)	0 (0 to 0)	0 (0 to 0)	0 (0 to 0)	0 (0 to 0)	0 (0 to 0)	0 (0 to 0)	0 (0 to 0)	0 (0 to 0)	0 (0 to 0)	0 (0 to 0)	0 (0 to 0)	0 (0 to 0)	2.9
Gonococcal infection	0 (0 to 0)	0 (0 to 0)	0 (0 to 0)	0 (0 to 0)	0 (0 to 0)	0 (0 to 0)	0 (0 to 0)	0 (0 to 0)	0 (0 to 0)	0 (0 to 0)	0 (0 to 0)	0 (0 to 0)	0 (0 to 0)	0 (0 to 0)	0 (0 to 0)	0 (0 to 0)	0 (0 to 0)	0 (0 to 0)	0 (0 to 0)	0 (0 to 0)	0 (0 to 0)	0 (0 to 0)	0 (0 to 0)	3.4
Trichomoniasis	0 (0 to 0)	0 (0 to 0)	0 (0 to 0)	0 (0 to 0)	0 (0 to 0)	0 (0 to 0)	0 (0 to 0)	0 (0 to 0)	0 (0 to 0)	0 (0 to 0)	0 (0 to 0)	0 (0 to 0)	0 (0 to 0)	0 (0 to 0)	0 (0 to 0)	0 (0 to 0)	0 (0 to 0)	0 (0 to 0)	0 (0 to 0)	0 (0 to 0)	0 (0 to 0)	0 (0 to 0)	0 (0 to 0)	1
Genital herpes	0 (0 to 0)	0 (0 to 0)	0 (0 to 0)	0 (0 to 0)	0 (0 to 0)	0 (0 to 0)	0 (0 to 0.1)	0.6 (0.2 to 1.7)	0.6 (0.2 to 1.7)	0.6 (0.2 to 1.7)	1.4 (0.4 to 3.4)	1.4 (0.4 to 3.4)	1.1 (0.3 to 2.6)	0.9 (0.3 to 2.2)	0.6 (0.2 to 1.5)	0.4 (0.1 to 1.1)	0.3 (0.1 to 0.7)	0.1 (0 to 0.3)	0.1 (0 to 0.3)	0 (0 to 0.1)	0 (0 to 0.1)	0 (0 to 0.1)	0 (0 to 0.1)	9.3
Other sexually transmitted infections	0 (0 to 0)	0 (0 to 0)	0 (0 to 0)	0 (0 to 0)	0 (0 to 0)	0 (0 to 0)	0 (0 to 0.1)	0 (0 to 0.1)	0 (0 to 0.1)	0 (0 to 0.1)	0 (0 to 0.1)	0 (0 to 0.1)	0 (0 to 0.1)	0 (0 to 0.1)	0 (0 to 0.1)	0 (0 to 0.1)	0 (0 to 0.1)	0 (0 to 0.1)	0 (0 to 0.1)	0 (0 to 0.1)	0 (0 to 0.1)	0 (0 to 0.1)	0 (0 to 0.1)	4.6
Respiratory infections and tuberculosis	863.7 (433 to 1,550)	474.6 (224 to 886.6)	484 (158 to 771)	153 (75.2 to 253)	73.7 (54.2 to 107)	68.6 (46.7 to 91.9)	72.4 (50.5 to 173)	77.3 (46 to 127)	106 (126 to 247)	144 (72 to 332)	192 (107 to 430)	266 (127 to 582)	356 (167 to 696)	387 (187 to 696)	427 (220 to 688)	469 (261 to 687)	348 (241 to 477)	276 (200 to 376)	207 (166 to 263)	103 (234 to 406)	37 (170 to 259)	5.9 (49.2 to 132)	5,520
Tuberculosis	0 (0 to 0)	0 (0 to 0)	0.1 (0.3 to 34.1)	0.4 (0.4 to 19.2)	0.2 (0 to 7.9)	0.6 (0 to 6.6)	2.6 (0.6 to 23.4)	46.4 (28.7 to 70.9)	46.4 (27.5 to 146)	124 (76 to 198)	137 (81 to 222)	139 (76.5 to 193)	126 (69.2 to 208)	146 (80 to 222)	132 (84 to 194)	57.6 (36 to 93.2)	46.9 (26 to 79.8)	25 (14.2 to 37.2)	19.8 (12.9 to 28.7)	9.3 (5.4 to 12.2)	2.3 (1.3 to 3.3)	0.3 (0.2 to 0.5)	1,230
Latent tuberculosis infection	0 (0 to 0)	0 (0 to 0)	0 (0 to 0)	0 (0 to 0)	0 (0 to 0)	0 (0 to 0)	0 (0 to 0)	0 (0 to 0)	0 (0 to 0)	0 (0 to 0)	0 (0 to 0)	0 (0 to 0)	0 (0 to 0)	0 (0 to 0)	0 (0 to 0)	0 (0 to 0)	0 (0 to 0)	0 (0 to 0)	0 (0 to 0)	0 (0 to 0)	0 (0 to 0)	0 (0 to 0)	0 (0 to 0)	0
Drug-susceptible tuberculosis	0 (0 to 0)	0 (0 to 0)	0.1 (0.3 to 33.7)	0.4 (0.4 to 18.9)	0.2 (0 to 7.8)	0.6 (0 to 6.4)	2.6 (0.6 to 23.1)	46.4 (28.6 to 67.4)	46.4 (27.4 to 143)	124 (75.9 to 193)	137 (79.7 to 222)	139 (75.2 to 192)	126 (68.9 to 207)	146 (80 to 222)	132 (83.7 to 211)	57.6 (35.9 to 93.2)	46.9 (25.9 to 79.6)	25 (14.2 to 37.2)	19.8 (12.9 to 28.7)	9.3 (5.4 to 12.2)	2.3 (1.3 to 3.3)	0.3 (0.2 to 0.5)	1,140
Multidrug-resistant tuberculosis without extensive drug-resistance	0 (0 to 0)	0 (0 to 0)	1.3 (0.1 to 4.9)	0.7 (0.1 to 2.2)	0.2 (0 to 0.9)	0.2 (0 to 0.7)	1.4 (0.1 to 4.4)	1.4 (0.3 to 3.4)	1.4 (0.3 to 3.5)	1.4 (0.3 to 3.7)	1.4 (0.4 to 3.7)	1.4 (0.4 to 3.4)	1.1 (0.3 to 2.6)	0.9 (0.2 to 2.2)	0.7 (0.2 to 1.7)	0.4 (0.1 to 1.1)	0.3 (0.1 to 0.7)	0.1 (0 to 0.3)	0.1 (0 to 0.3)	0 (0 to 0.1)	0 (0 to 0.1)	0 (0 to 0.1)	0 (0 to 0.1)	84
Extensively drug-resistant tuberculosis	0 (0 to 0)	0 (0 to 0)	0 (0 to 0.1)	0 (0 to 0)	0 (0 to 0)	0 (0 to 0)	0 (0 to 0.1)	0 (0 to 0.1)	0 (0 to 0.1)	0 (0 to 0.1)	0 (0 to 0.1)	0 (0 to 0.1)	0 (0 to 0.1)	0 (0 to 0.1)	0 (0 to 0.1)	0 (0 to 0.1)	0 (0 to 0.1)	0 (0 to 0.1)	0 (0 to 0.1)	0 (0 to 0.1)	0 (0 to 0.1)	0 (0 to 0.1)	0 (0 to 0.1)	1.1
Lower respiratory infections	89.7 (43.5 to 153)	473.9 (23.5 to 886.2)	396 (144 to 740)	112 (39.8 to 210)	60 (24.2 to 94.3)	27.7 (24.6 to 54.4)	27.5 (24.6 to 54)	16 (9.9 to 116)	11.6 (9.8 to 139)	7.3 (6.9 to 110)	5.3 (6.9 to 130)	5.3 (6.9 to 130)	5.3 (7.6 to 127)	5.3 (7.6 to 127)	5.3 (7.6 to 127)	5.3 (7.6 to 127)	5.3 (7.6 to 127)	5.3 (7.6 to 127)	5.3 (7.6 to 127)	5.3 (7.6 to 127)	5.3 (7.6 to 127)	5.3 (7.6 to 127)	5.3 (7.6 to 127)	4,050
Upper respiratory infections	0.1 (0 to 0.1)	0.2 (0.1 to 0.4)	4.6 (2.4 to 7.4)	16.6 (9.2 to 28)	19.7 (9.7 to 32.1)	21.4 (10.4 to 33)	26.6 (10.1 to 34.5)	19.5 (10.2 to 32)	19.5 (10.1 to 31.2)	19.5 (9.5 to 30.5)	17.7 (9.5 to 30.5)	16.5 (8.1 to 26.5)	15.7 (8.1 to 26.5)	10.3 (5.3 to 19.2)	8.2 (4.4 to 14.1)	7.2 (4.1 to 12)	2.3 (1.1 to 3.9)	1.4 (0.6 to 2.2)	0.8 (0.4 to 1.4)	0.2 (0.1 to 0.4)	0.2 (0 to 0.5)	0.1 (0 to 0.1)	0.1 (0 to 0.1)	191
Otitis media	0 (0 to 0)	0 (0 to 0)	1.3 (0.7 to 2.3)	11.6 (5.4 to 19.9)	14.6 (5.8 to 19.1)	15.2 (7.3 to 21.7)	19.2 (7.3 to 24.5)	14.5 (6.6 to 26.5)	14.5 (6.5 to 28.5)	14.5 (6.7 to 32.9)	14.5 (6.8 to 34.2)	14.5 (6.8 to 34.2)	14.5 (7.8 to 31.3)	8.7 (2.1 to 9.8)	6.7 (1.7 to 8.6)	3.6 (1.3 to 5.1)	1.8 (0.8 to 3.7)	0.9 (0.4 to 1.7)	0.4 (0.2 to 0.8)	0.1 (0 to 0.2)	0.1 (0 to 0.2)	0 (0 to 0.1)	0 (0 to 0.1)	99.7
Enteric infections	14.2 (4.5 to 27.9)	20.4 (8.4 to 41.2)	243 (80.2 to 521)	257 (116.5 to 434)	177 (69.2 to 292)	110 (47.4 to 179)	90 (54.2 to 146)	78.6 (50.5 to 121)	78.7 (52 to 110)	80.4 (51.6 to 120)	80.4 (53.6 to 124)	80.4 (52.6 to 124)	80.4 (52.9 to 121)	80.4 (53.2 to 121)	80.4 (53.2 to 121)	80.4 (53.2 to 121)	80.4 (53.2 to 121)	80.4 (53.2 to 121)	80.4 (53.2 to 121)	80.4 (53.2 to 121)	80.4 (53.2 to 121)	80.4 (53.2 to 121)	80.4 (53.2 to 121)	1,900
Diarrheal diseases	14.2 (4.5 to 27.9)	20.4 (7.7 to 40.2)	243 (68.3 to 479)	257 (53 to 371)	177 (33.2 to 139)	110 (27.1 to 69.7)	90 (28.4 to 70.4)	78.6 (35 to 87.5)	78.7 (41.2 to 96)	80.4 (41.2 to 100)	80.4 (42.1 to 100)	80.4 (42.1 to 100)	80.4 (42.1 to 100)	80.4 (42.1 to 100)	80.4 (42.1 to 100)	80.4 (42.1 to 100)	80.4 (42.1 to 100)	80.4 (42.1 to 100)	80.4 (42.1 to 100)	80.4 (42.1 to 100)	80.4 (42.1 to 100)	80.4 (42.1 to 100)	80.4 (42.1 to 100)	1,420
Typhoid and paratyphoid	0 (0 to 0)	0 (0 to 0)	0 (0 to 2.5)	0.1 (0 to 1.6)	0.1 (0 to 0.6)	0.1 (0 to 0.6)	0.1 (0 to 0.6)	0.1 (0 to 0.6)	0.1 (0 to 0.6)	0.1 (0 to 0.6)	0.1 (0 to 0.6)	0.1 (0 to 0.6)	0.1 (0 to 0.6)	0.1 (0 to 0.6)	0.1 (0 to 0.6)	0.1 (0 to 0.6)	0.1 (0 to 0.6)	0.1 (0 to 0.6)	0.1 (0 to 0.6)	0.1 (0 to 0.6)	0.1 (0 to 0.6)	0.1 (0 to 0.6)	0.1 (0 to 0.6)	22.1
Typhoid fever	0 (0 to 0)	0 (0 to 0)	0 (0 to 2.5)	0.1 (0 to 1.6)	0.1 (0 to 0.6)	0.1 (0 to 0.6)	0.1 (0 to 0.6)	0.1 (0 to 0.6)	0.1 (0 to 0.6)	0.1 (0 to 0.6)	0.1 (0 to 0.6)	0.1 (0 to 0.6)	0.1 (0 to 0.6)	0.1 (0 to 0.6)	0.1 (0 to 0.6)	0.1 (0 to 0.6)	0.1 (0 to 0.6)	0.1 (0 to 0.6)	0.1 (0 to 0.6)	0.1 (0 to 0.6)	0.1 (0 to 0.6)	0.1 (0 to 0.6)	0.1 (0 to 0.6)	22.1
Paratyphoid fever	0 (0 to 0)	0 (0 to 0)	0 (0 to 0)	0 (0 to 0)	0 (0 to 0)	0 (0 to 0)	0 (0 to 0)	0 (0 to 0)	0 (0 to 0)	0 (0 to 0)	0 (0 to 0)	0 (0 to 0)	0 (0 to 0)	0 (0 to 0)	0 (0 to 0)	0 (0 to 0)	0 (0 to 0)	0 (0 to 0)	0 (0 to 0)





All Table 2a: Child DALYS (in crore and see errors for rates with 95% uncertainty intervals, 2019

Cause	Early Neonatal	Late Neonatal	Post Neonatal	1 to 5	6 to 9	10 to 14	15 to 19	20 to 24	25 to 29	30 to 34	35 to 39	40 to 44	45 to 49	50 to 54	55 to 59	60 to 64	65 to 69	70 to 74	75 to 79	80 to 84	85 to 89	90 to 94	95 plus	Total
All causes	976,000 (784,000 to 1,200,000)	337,000 (263,000 to 427,000)	1,060,000 (1,040,000 to 1,080,000)	4,500,000 (1,200,000 to 1,970,000)	279,000 (213,000 to 357,000)	163,000 (130,000 to 199,000)	163,000 (130,000 to 199,000)	142,000 (113,000 to 176,000)	125,000 (100,000 to 155,000)	119,000 (96,000 to 150,000)	116,000 (96,000 to 139,000)	126,000 (102,000 to 151,000)	129,000 (104,000 to 156,000)	129,000 (104,000 to 156,000)	137,000 (111,000 to 170,000)	129,000 (101,000 to 159,000)	129,000 (102,000 to 161,000)	114,000 (89,000 to 143,000)	93,000 (72,000 to 118,000)	60,000 (46,000 to 76,000)	62,000 (47,000 to 79,000)	36,000 (26,000 to 47,000)	16,000 (12,000 to 19,000)	2,700 (2,000 to 3,400)	937 (720 to 1,180)	6,140,000
Communicable, maternal, neonatal, and nutritional diseases	956,000 (756,000 to 1,200,000)	299,000 (237,000 to 377,000)	1,130,000 (677,000 to 1,650,000)	1,130,000 (1,050,000 to 1,220,000)	171,000 (131,000 to 220,000)	75,100 (59,000 to 94,000)	66,000 (52,000 to 83,000)	48,000 (38,000 to 61,000)	45,000 (35,000 to 57,000)	40,000 (31,000 to 51,000)	39,000 (30,000 to 50,000)	40,000 (31,000 to 51,000)	42,000 (32,000 to 53,000)	42,000 (32,000 to 53,000)	45,000 (34,000 to 57,000)	42,000 (31,000 to 53,000)	42,000 (32,000 to 54,000)	37,000 (28,000 to 47,000)	30,000 (23,000 to 38,000)	19,000 (14,000 to 24,000)	17,000 (13,000 to 22,000)	11,000 (8,000 to 14,000)	4,900 (3,700 to 6,300)	1,110 (860 to 1,400)	3,302 (2,900 to 3,700)	4,400,000
HIV/AIDS and sexually transmitted infections	10,700 (4,900 to 20,000)	3,600 (2,000 to 6,000)	6,000 (4,000 to 9,000)	12,000 (7,000 to 21,000)	6,000 (3,000 to 12,000)	3,000 (2,000 to 5,000)	7,000 (4,000 to 11,000)	5,000 (3,000 to 9,000)	5,000 (3,000 to 9,000)	5,000 (3,000 to 9,000)	5,000 (3,000 to 9,000)	5,000 (3,000 to 9,000)	5,000 (3,000 to 9,000)	5,000 (3,000 to 9,000)	5,000 (3,000 to 9,000)	4,000 (2,000 to 7,000)	4,000 (2,000 to 7,000)	3,000 (2,000 to 6,000)	3,000 (2,000 to 5,000)	2,000 (1,000 to 3,000)	1,000 (1,000 to 2,000)	1,000 (1,000 to 2,000)	500 (300 to 800)	100 (70 to 130)	0 (0 to 1)	186,000
HIV/AIDS	4,000 (1,000 to 8,000)	2,000 (1,000 to 4,000)	5,000 (3,000 to 8,000)	11,000 (6,000 to 19,000)	5,000 (2,000 to 10,000)	2,000 (1,000 to 4,000)	6,000 (3,000 to 10,000)	4,000 (2,000 to 8,000)	4,000 (2,000 to 8,000)	4,000 (2,000 to 8,000)	4,000 (2,000 to 8,000)	4,000 (2,000 to 8,000)	4,000 (2,000 to 8,000)	4,000 (2,000 to 8,000)	4,000 (2,000 to 8,000)	3,000 (1,000 to 6,000)	3,000 (1,000 to 6,000)	2,000 (1,000 to 5,000)	2,000 (1,000 to 4,000)	1,000 (1,000 to 3,000)	1,000 (1,000 to 2,000)	1,000 (1,000 to 2,000)	500 (300 to 800)	100 (70 to 130)	0 (0 to 1)	135,000
HIV/AIDS - Drug-susceptible Tuberculosis	0 (0 to 1)	0 (0 to 0)	1,000 (1,000 to 2,000)	2,000 (1,000 to 3,000)	1,000 (1,000 to 2,000)	1,000 (1,000 to 2,000)	2,000 (1,000 to 3,000)	1,000 (1,000 to 2,000)	2,000 (1,000 to 3,000)	2,000 (1,000 to 3,000)	2,000 (1,000 to 3,000)	2,000 (1,000 to 3,000)	2,000 (1,000 to 3,000)	2,000 (1,000 to 3,000)	2,000 (1,000 to 3,000)	2,000 (1,000 to 3,000)	2,000 (1,000 to 3,000)	2,000 (1,000 to 3,000)	1,000 (1,000 to 2,000)	1,000 (1,000 to 2,000)	1,000 (1,000 to 2,000)	1,000 (1,000 to 2,000)	500 (300 to 800)	100 (70 to 130)	0 (0 to 1)	48,000
HIV/AIDS - Multidrug-resistant Tuberculosis without extensive drug resistance	0 (0 to 0)	0 (0 to 0)	141 (77 to 229)	370 (207 to 596)	199 (109 to 318)	117 (64 to 188)	214 (118 to 343)	318 (175 to 512)	369 (203 to 594)	393 (216 to 632)	392 (216 to 631)	402 (221 to 647)	426 (234 to 685)	426 (234 to 685)	452 (249 to 727)	425 (234 to 684)	425 (234 to 684)	376 (207 to 605)	307 (169 to 494)	198 (109 to 318)	197 (108 to 317)	118 (65 to 190)	59 (32 to 95)	15 (8 to 24)	3 (2 to 5)	5,735
HIV/AIDS - Extensively drug-resistant Tuberculosis	0 (0 to 0)	0 (0 to 0)	0 (0 to 0)	0 (0 to 0)	0 (0 to 0)	0 (0 to 0)	0 (0 to 0)	0 (0 to 0)	0 (0 to 0)	0 (0 to 0)	0 (0 to 0)	0 (0 to 0)	0 (0 to 0)	0 (0 to 0)	0 (0 to 0)	0 (0 to 0)	0 (0 to 0)	0 (0 to 0)	0 (0 to 0)	0 (0 to 0)	0 (0 to 0)	0 (0 to 0)	0 (0 to 0)	0 (0 to 0)	0 (0 to 0)	0 (0 to 0)	49
HIV/AIDS resulting in other diseases	6 (1 to 20)	1 (1 to 3)	1,000 (1,000 to 2,000)	2,000 (1,000 to 4,000)	1,000 (1,000 to 2,000)	1,000 (1,000 to 2,000)	2,000 (1,000 to 3,000)	2,000 (1,000 to 3,000)	2,000 (1,000 to 3,000)	2,000 (1,000 to 3,000)	2,000 (1,000 to 3,000)	2,000 (1,000 to 3,000)	2,000 (1,000 to 3,000)	2,000 (1,000 to 3,000)	2,000 (1,000 to 3,000)	2,000 (1,000 to 3,000)	2,000 (1,000 to 3,000)	2,000 (1,000 to 3,000)	1,000 (1,000 to 2,000)	1,000 (1,000 to 2,000)	1,000 (1,000 to 2,000)	1,000 (1,000 to 2,000)	500 (300 to 800)	100 (70 to 130)	0 (0 to 0)	75,000
Sexually transmitted infections	10,000 (4,000 to 20,000)	3,000 (1,000 to 6,000)	1,000 (1,000 to 2,000)	1,000 (1,000 to 2,000)	1,000 (1,000 to 2,000)	1,000 (1,000 to 2



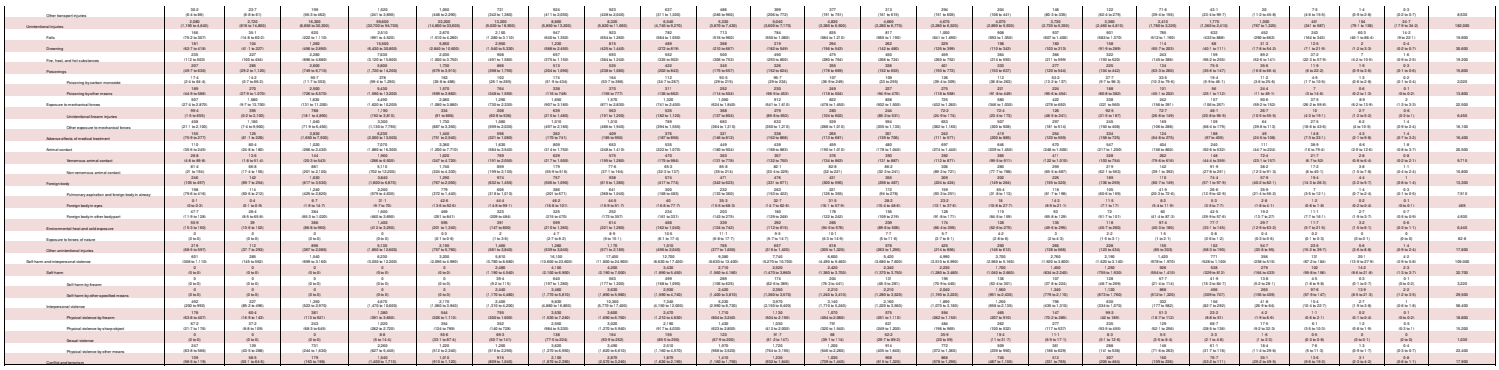



SR Table 2c: Fiji DALYS by cause and age group for males with 95% uncertainty intervals, 2019

Cause	Early Neonatal	Late Neonatal	Post Neonatal	1 to 4	5 to 9	10 to 14	15 to 19	20 to 24	25 to 29	30 to 34	35 to 39	40 to 44	45 to 49	50 to 54	55 to 59	60 to 64	65 to 69	70 to 74	75 to 79	80 to 84	85 to 89	90 to 94	95 plus	Total
All causes	5,672 (4,778 to 6,240)	1,393 (1,211 to 1,644)	1,554 (1,331 to 1,844)	4,364 (3,626 to 5,185)	3,284 (2,811 to 3,854)	3,008 (2,554 to 3,538)	3,744 (3,208 to 4,392)	4,968 (4,274 to 5,720)	5,967 (5,270 to 6,720)	6,744 (5,966 to 7,600)	7,700 (6,760 to 8,660)	8,553 (7,553 to 9,612)	10,000 (8,850 to 11,400)	11,900 (10,500 to 13,400)	13,900 (12,300 to 15,600)	15,100 (13,300 to 17,000)	16,100 (14,000 to 18,400)	16,900 (14,600 to 19,400)	16,600 (14,400 to 19,100)	15,400 (13,400 to 17,800)	12,400 (10,400 to 14,900)	7,400 (5,940 to 9,360)	177,000
Communicable, maternal, neonatal, and nutritional diseases	5,590 (3,870 to 7,790)	1,352 (1,010 to 2,000)	3,480 (2,450 to 4,960)	3,270 (2,470 to 4,390)	1,410 (1,020 to 1,900)	1,030 (782 to 1,390)	867 (657 to 1,130)	943 (716 to 1,250)	1,010 (764 to 1,330)	1,010 (759 to 1,330)	1,010 (764 to 1,340)	964 (728 to 1,270)	1,040 (789 to 1,370)	1,080 (819 to 1,420)	1,060 (810 to 1,390)	1,020 (780 to 1,350)	1,000 (760 to 1,320)	1,000 (760 to 1,320)	1,000 (760 to 1,320)	1,000 (760 to 1,320)	1,000 (760 to 1,320)	1,000 (760 to 1,320)	27,300
HIV/AIDS and sexually transmitted infections	298 (94.3 to 648)	102 (29 to 221)	164 (57 to 359)	17.2 (1.3 to 39.4)	19.2 (6.4 to 37.3)	10.1 (1.1 to 24.4)	13.6 (1.6 to 29.6)	18.5 (2.5 to 39.7)	44.1 (21.9 to 68.4)	44.9 (21.9 to 67.2)	44.9 (21.9 to 67.2)	43.9 (21.2 to 66.3)	26.3 (9.7 to 46.3)	18 (12.4 to 24.7)	13.9 (9.8 to 18.4)	10.4 (7.5 to 13.8)	9.6 (6.9 to 12.7)	8.4 (6.1 to 11.2)	1.3 (0.9 to 2.1)	0.9 (0.6 to 1.4)	0.1 (0.1 to 0.3)	0.1 (0.1 to 0.1)	881
HIV/AIDS	0 (0 to 0)	0 (0 to 0)	11.5 (7.6 to 16.8)	9.2 (6.1 to 13)	2.9 (1.9 to 4.2)	7.6 (5.1 to 10.7)	12.2 (7.9 to 17.2)	14.4 (10.1 to 20.1)	29.1 (21.5 to 38.4)	40.2 (27.7 to 56.4)	39.5 (27.3 to 55.1)	22.3 (15.4 to 31.2)	13.2 (9.1 to 18.4)	10.2 (7.1 to 14.2)	6.6 (4.6 to 9.2)	4.6 (3.2 to 6.4)	2.6 (1.8 to 3.7)	2.3 (1.6 to 3.2)	0.4 (0.3 to 0.5)	0.1 (0.1 to 0.2)	0 (0 to 0.1)	0 (0 to 0)	269
HIV/AIDS - Drug-susceptible Tuberculosis	0 (0 to 0)	1.9 (0.6 to 3.2)	1.3 (0.4 to 2.2)	1 (0.7 to 1.4)	0.4 (0.3 to 0.6)	0.6 (0.4 to 0.9)	1.2 (0.8 to 1.6)	1.8 (1.2 to 2.4)	3.7 (2.5 to 5)	5.1 (3.4 to 7.2)	4.9 (3.3 to 6.9)	2.9 (1.9 to 4)	1.8 (1.2 to 2.5)	1.4 (0.9 to 1.9)	0.9 (0.6 to 1.2)	0.6 (0.4 to 0.9)	0.4 (0.2 to 0.5)	0.3 (0.2 to 0.4)	0.1 (0 to 0.1)	0 (0 to 0)	0 (0 to 0)	0 (0 to 0)	32.2
HIV/AIDS - Multidrug-resistant Tuberculosis without extensive drug resistance	0 (0 to 0)	0 (0 to 0)	0 (0 to 0)	0 (0 to 0)	0 (0 to 0)	0 (0 to 0)	0 (0 to 0)	0 (0 to 0)	0 (0 to 0)	0 (0 to 0)	0 (0 to 0)	0 (0 to 0)	0 (0 to 0)	0 (0 to 0)	0 (0 to 0)	0 (0 to 0)	0 (0 to 0)	0 (0 to 0)	0 (0 to 0)	0 (0 to 0)	0 (0 to 0)	0 (0 to 0)	0 (0 to 0)	0.2
HIV/AIDS - Extensively drug-resistant Tuberculosis	0 (0 to 0)	0 (0 to 0)	0 (0 to 0)	0 (0 to 0)	0 (0 to 0)	0 (0 to 0)	0 (0 to 0)	0 (0 to 0)	0 (0 to 0)	0 (0 to 0)	0 (0 to 0)	0 (0 to 0)	0 (0 to 0)	0 (0 to 0)	0 (0 to 0)	0 (0 to 0)	0 (0 to 0)	0 (0 to 0)	0 (0 to 0)	0 (0 to 0)	0 (0 to 0)	0 (0 to 0)	0 (0 to 0)	0
HIV/AIDS resulting in other diseases	0 (0 to 0)	0 (0 to 0)	16.2 (9.6 to 25.7)	10.1 (6.1 to 15.9)	9.2 (5.6 to 14.2)	2.2 (1.3 to 3.4)	0.7 (0.4 to 0.9)	0.9 (0.5 to 1.3)	12.7 (8.1 to 19.4)	3.4 (2.2 to 4.9)	2.6 (1.6 to 3.9)	2.1 (1.3 to 3.1)	2.8 (1.8 to 4.2)	1.9 (1.2 to 2.8)	1.3 (0.8 to 1.9)	0.9 (0.6 to 1.3)	0.7 (0.4 to 1)	0.4 (0.3 to 0.6)	0.2 (0.1 to 0.3)	0.1 (0 to 0.2)	0 (0 to 0)	0 (0 to 0)	236
Sexually transmitted infections excluding HIV	298 (94.3 to 648)	102 (29 to 221)	147 (51.1 to 341)	7.9 (1.6 to 13.4)	9.4 (2.6 to 18.5)	0.4 (0.1 to 0.8)	0.9 (0.2 to 1.7)	3.6 (1.1 to 6.7)	14.9 (5.1 to 29.7)	4.7 (1.6 to 9.1)	5.4 (1.9 to 10.3)	21.6 (7.6 to 41.1)	13.1 (4.6 to 24.8)	8.1 (2.9 to 15.2)	12.6 (4.6 to 23.4)	9.5 (3.7 to 17.2)	8.4 (3.4 to 15.4)	8.1 (3.4 to 14.6)	1.1 (0.5 to 2.1)	0.9 (0.4 to 1.6)	0.1 (0 to 0.3)	0.1 (0 to 0.1)	592
Syphilis	298 (94.3 to 648)	102 (29 to 221)	132 (51.1 to 341)	7.7 (1.6 to 13.4)	7.8 (0.8 to 16.6)	0.3 (0.2 to 0.4)	0.3 (0.2 to 0.4)	0.3 (0.2 to 0.5)	0.3 (0.3 to 1.3)	0.3 (0.3 to 1.4)	0.3 (0.3 to 1.4)	0.3 (0.3 to 1.4)	0.3 (0.2 to 0.4)	0.3 (0.2 to 0.5)	0.3 (0.2 to 0.5)	0.3 (0.2 to 0.5)	0.3 (0.2 to 0.5)	0.3 (0.2 to 0.5)	0.3 (0.2 to 0.7)	0.3 (0.2 to 0.7)	0.3 (0.1 to 0.7)	0.3 (0.1 to 0.7)	561
Chlamydial infection	0 (0 to 0)	0 (0 to 0)	0 (0 to 0)	0 (0 to 0)	0 (0 to 0)	0 (0 to 0)	0 (0 to 0)	0 (0 to 0)	0 (0 to 0)	0 (0 to 0)	0 (0 to 0)	0 (0 to 0)	0 (0 to 0)	0 (0 to 0)	0 (0 to 0)	0 (0 to 0)	0 (0 to 0)	0 (0 to 0)	0 (0 to 0)	0 (0 to 0)	0 (0 to 0)	0 (0 to 0)	0 (0 to 0)	1.4
Gonococcal infection	0 (0 to 0)	0 (0 to 0)	0 (0 to 0)	0 (0 to 0)	0 (0 to 0)	0 (0 to 0.1)	0 (0 to 1.1)	0 (0 to 1.1)	0 (0 to 1.2)	0 (0 to 1.4)	0 (0 to 1.4)	0 (0 to 1.4)	0 (0 to 1.3)	0 (0 to 1.3)	0 (0 to 1.3)	0 (0 to 1.3)	0 (0 to 1.3)	0 (0 to 1.3)	0 (0 to 1.3)	0 (0 to 1.3)	0 (0 to 1.3)	0 (0 to 1.3)	0 (0 to 1.3)	3.9
Trichomoniasis	0 (0 to 0)	0 (0 to 0)	0 (0 to 0)	0 (0 to 0)	0 (0 to 0)	0 (0 to 0)	0 (0 to 0)	0 (0 to 0)	0 (0 to 0)	0 (0 to 0)	0 (0 to 0)	0 (0 to 0)	0 (0 to 0)	0 (0 to 0)	0 (0 to 0)	0 (0 to 0)	0 (0 to 0)	0 (0 to 0)	0 (0 to 0)	0 (0 to 0)	0 (0 to 0)	0 (0 to 0)	0 (0 to 0)	1.2
Genital herpes	0 (0 to 0)	0 (0 to 0)	0 (0 to 0)	0 (0 to 0)	0 (0 to 0)	0.1 (0 to 0.4)	0 (0 to 0.2)	1.9 (0.4 to 3.2)	1.9 (0.4 to 4.5)	0 (0 to 0)	0.6 (0.6 to 6.2)	0 (0 to 0)	0.7 (0 to 6.1)	0.7 (0 to 6.1)	0.1 (0 to 0.4)	0.1 (0 to 0.3)	0 (0 to 0.1)	0 (0 to 0.1)	0 (0 to 0.1)	0 (0 to 0.1)	0 (0 to 0)	0 (0 to 0)	0 (0 to 0)	20.1
Other sexually transmitted infections	0 (0 to 0)	0 (0 to 0)	0 (0 to 0)	0 (0 to 0)	0.6 (0.1 to 1.6)	0.4 (0.1 to 1.2)	0.7 (0.2 to 1.6)	0.7 (0.2 to 1.6)	0.6 (0.2 to 1.3)	0.4 (0.1 to 0.9)	0.4 (0.1 to 0.9)	0.4 (0.1 to 0.9)	0.3 (0.1 to 0.8)	0.3 (0.1 to 0.8)	0.3 (0.1 to 0.8)	0.3 (0.1 to 0.8)	0.3 (0.1 to 0.8)	0.3 (0.1 to 0.8)	0.3 (0.1 to 0.8)	0.3 (0.1 to 0.8)	0.3 (0.1 to 0.8)	0.3 (0.1 to 0.8)	4.7
Respiratory infections and tuberculosis	1,190 (904 to 1,559)	196 (90.2 to 291)	339 (179 to 1,730)	266 (169 to 1,330)	94 (49.2 to 1,230)	79 (37.2 to 1,210)	77 (31.5 to 1,210)	84 (35.7 to 1,210)	87 (37.6 to 1,210)	89 (38.1 to 1,210)	92 (39.3 to 1,210)	94 (40.2 to 1,210)	96 (40.9 to 1,210)	97 (41.5 to 1,210)	98 (41.9 to 1,210)	98 (42.1 to 1,210)	98 (42.2 to 1,210)	98 (42.2 to 1,210)	98 (42.2 to 1,210)	98 (42.2 to 1,210)	98 (42.2 to 1,210)	98 (42.2 to 1,210)	6,680
Tuberculosis	1,190 (904 to 1,559)	196 (90.2 to 291)	339 (179 to 1,730)	266 (169 to 1,330)	94 (49.2 to 1,230)	79 (37.2 to 1,210)	77 (31.5 to 1,210)	84 (35.7 to 1,210)	87 (37.6 to 1,210)	89 (38.1 to 1,210)	92 (39.3 to 1,210)	94 (40.2 to 1,210)	96 (40.9 to 1,210)	97 (41.5 to 1,210)	98 (41.9 to 1,210)	98 (42.1 to 1,210)	98 (42.2 to 1,210)	98 (42.2 to 1,210)	98 (42.2 to 1,210)	98 (42.2 to 1,210)	98 (42.2 to 1,210)	98 (42.2 to 1,210)	893
Latent tuberculosis infection	0 (0 to 0)	0 (0 to 0)	0 (0 to 0)	0 (0 to 0)	0 (0 to 0)	0 (0 to 0)	0 (0 to 0)	0 (0 to 0)	0 (0 to 0)	0 (0 to 0)	0 (0 to 0)	0 (0 to 0)	0 (0 to 0)	0 (0 to 0)	0 (0 to 0)	0 (0 to 0)	0 (0 to 0)	0 (0 to 0)	0 (0 to 0)	0 (0 to 0)	0 (0 to 0)	0 (0 to 0)	0 (0 to 0)	0
Drug-susceptible tuberculosis	0 (0 to 0)	0 (0 to 0)	12.9 (9.7 to 17.4)	22.9 (17.2 to 31)	8.7 (6.5 to 11.7)	19.4 (14.6 to 26.1)	19.7 (14.8 to 26.5)	44.9 (33.7 to 60.5)	27.1 (20.4 to 36.5)	38.9 (29.2 to 52.4)	32.8 (24.6 to 44.2)	30.3 (22.7 to 40.8)	30.3 (22.7 to 40.8)	49.4 (37.1 to 66.5)	29.1 (21.9 to 39.2)	79.1 (59.4 to 106)	48.7 (36.6 to 65.6)	87.3 (65.6 to 118)	64.2 (48.2 to 86.5)	59.3 (44.5 to 79.9)	21.6 (16.2 to 29.1)	11.9 (8.9 to 16)	836
Multidrug-resistant tuberculosis without extensive drug resistance	0 (0 to 0)	0.1 (0 to 0.3)	0 (0 to 0)	0 (0 to 0.1)	0.1 (0 to 0.3)	0.2 (0 to 0.7)	0.2 (0 to 0.7)	0.2 (0 to 0.6)	0.2 (0 to 0.6)	0.2 (0 to 0.6)	0.2 (0 to 0.6)	0.2 (0 to 0.6)	0.2 (0 to 0.6)	0.2 (0 to 0.6)	0.2 (0 to 0.6)	0.2 (0 to 0.6)	0.2 (0 to 0.6)	0.2 (0 to 0.6)	0.2 (0 to 0.6)	0.2 (0 to 0.6)	0.2 (0 to 0.6)	0.2 (0 to 0.6)	0.2 (0 to 0.6)	3.2
Extensively drug-resistant tuberculosis	0 (0 to 0)	0 (0 to 0)	0 (0 to 0)	0 (0 to 0)	0 (0 to 0)	0 (0 to 0.1)	0 (0 to 0.1)	0 (0 to 0.1)	0 (0 to 0.2)	0 (0 to 0.2)	0 (0 to 0.2)	0 (0 to 0.2)	0 (0 to 0.2)	0 (0 to 0.2)	0 (0 to 0.1)	0 (0 to 0.1)	0 (0 to 0.1)	0 (0 to 0.1)	0 (0 to 0.1)	0 (0 to 0.1)	0 (0 to 0.1)	0 (0 to 0.1)	0 (0 to 0.1)	0.6
Lower respiratory infections	1,190 (904 to 1,559)	196 (90.2 to 291)	1,220 (179 to 1,720)	777 (422 to 1,240)	291 (131 to 787)	179 (110 to 260)	122 (69.7 to 256)	162 (94.7 to 256)	174 (113 to 268)	168 (104 to 268)	162 (103 to 262)	163 (103 to 262)	161 (104 to 262)	228 (143 to 339)	279 (182 to 439)	369 (241 to 561)	225 (147 to 353)	175 (112 to 269)	137 (88 to 204)	69.2 (43.4 to 104)	53 (32 to 79)	13.9 (8.3 to 19)	6.6 (3.9 to 9.6)	5,260
Upper respiratory infections	0 (0 to 0.1)	0 (0 to 0.4)	6.4 (4.6 to 8.7)	34.9 (23.5 to 52.4)	41.3 (27.1 to 69.6)	34.2 (17.5 to 60.2)	35.6 (17.9 to 72.3)	29 (13.3 to 69.9)	29.1 (13.4 to 82.8)	24.6 (11.2 to 67.4)	19.4 (8.9 to 53.1)	22.9 (10.4 to 62.5)	19.4 (8.9 to 53.1)	15.6 (7.1 to 42.6)	14.3 (6.4 to 39.4)	7.4 (3.3 to 20.5)	6.5 (2.9 to 18)	3.2 (1.4 to 8.9)	2.7 (1.2 to 7.4)	1.6 (0.7 to 4.5)	0.7 (0.3 to 1.9)	0.2 (0.1 to 0.4)	336
Otitis media	0 (0 to 0)	1.5 (0.4 to 2.9)	19.6 (9.4 to 29)	23.6 (12.6 to 40.5)	19.1 (8.1 to 38.6)	13.2 (5.4 to 29.7)	11.6 (4.6 to 27.3)	11.9 (4.8 to 27.3)	12.1 (4.8 to 27.3)	11.7 (4.8 to 27.3)	11.3 (4.8 to 27.3)	11.1 (4.8 to 27.3)	10.9 (4.8 to 27.3)	10.8 (4.8 to 27.3)	10.7 (4.8 to 27.3)	10.6 (4.8 to 27.3)	10.5 (4.8 to 27.3)	10.5 (4.8 to 27.3)	10.4 (4.8 to 27.3)	10.4 (4.8 to 27.3)	10.4 (4.8 to 27.3)	10.4 (4.8 to 27.3)	137
Enteric infections	459.5 (201.2 to 1,120)	164 (20.1 to 1,112)	1,190 (222 to 1,120)	114 (14.1 to 1,120)	119 (14.7 to 1,120)	119 (14.7 to 1,120)	119 (14.7 to 1,120)	119 (14.7 to 1,120)	119 (14.7 to 1,120)	119 (14.7 to 1,120)	119 (14.7 to 1,120)	119 (14.7 to 1,120)	119 (14.7 to 1,120)	119 (14.7 to 1,120)	119 (14.7 to 1,120)	119 (14.7 to 1,120)	119 (14.7 to 1,120)	119 (14.7 to 1,120)	119 (14.7 to 1,120)	119 (14.7 to 1,120)	119 (14.7 to 1,120)	119 (14.7 to 1,120)	3,650
Salmonella infections	21.2 (6.5 to 42.7)	4.6 (20.1 to 112)	5.6 (2.6 to 13.1)	1.2 (0.4 to 2.7)	0.5 (0.2 to 1.1)	0.4 (0.1 to 0.9)	0.4 (0.1 to 0.9)	0.4 (0.1 to 0.9)	0.4 (0.1 to 0.9)	0.4 (0.1 to 0.9)	0.4 (0.1 to 0.9)	0.4 (0.1 to 0.9)	0.4 (0.1 to 0.9)	0.4 (0.1 to 0.9)	0.4 (0.1 to 0.9)	0.4 (0.1 to 0.9)	0.4 (0.1 to 0.9)	0.4 (0.1 to 0.9)	0.4 (0.1 to 0.9)	0.4 (0.1 to 0.9)	0.4 (0.1 to 0.9)	0.4 (0.1 to 0.9)	19.2
Diarrheal diseases	459.5 (201.2 to 1,120)	164 (20.1 to 1,112)	1,190 (691 to 1,480)	114 (61.3 to 212)	119 (63.4 to 217)	119 (71.1 to 184)	119 (59.9 to 185)	119 (74.9 to 174)	119 (66.6 to 184)	119 (72.5 to 184)	119 (72.5 to 184)	119 (72.5 to 184)	119 (72.5 to 184)	119 (72.5 to 184)	119 (72.5 to 184)	119 (72.5 to 184)	119 (72.5 to 184)	119 (72.5 to 184)	119 (72.5 to 184)	119 (72.5 to 184)	119 (72.5 to 184)	119 (72.5 to 184)	3,650
Typhoid and paratyphoid	0 (0 to 0)	0 (0 to 0)	2.6 (1.6 to 4.6)	27.3 (12.6 to 62.2)	28 (12.9 to 63.9)	26 (11.9 to 57.9)	25 (11.9 to 54.7)	24 (11.9 to 54.7)	23 (11.9 to 54.7)	23 (11.9 to 54.7)	23 (11.9 to 54.7)	23 (11.9 to 54.7)	23 (11.9 to 54.7)	23 (11.9 to 54.7)	23 (11.9 to 54.7)	23 (11.9 to 54.7)	23 (11.9 to 54.7)	23 (11.9 to 54.7)	23 (11.9 to 54.7)	23 (11.9 to 54.7)	23 (11.9 to 54.7)	23 (11.9 to 54.7)	171
Typhoid fever	0 (0 to 0)	0 (0 to 0)	0.2 (0 to 0.6)	24.1 (11.9 to 78.6)	25.1 (11.9 to 79.6)	24.6 (11.9 to 54.7)	24.6 (11.9 to 54.7)	24.6 (11.9 to 54.7)	24.6 (11.9 to 54.7)	24.6 (11.9 to 54.7)	24.6 (11.9 to 54.7)	24.6 (11.9 to 54.7)	24.6 (11.9 to 54.7)	24.6 (11.9 to 54.7)	24.6 (11.9 to 54.7)	24.6 (11.9 to 54.7)	24.6 (11.9 to 54.7)	24.6 (11.9 to 54.7)	24.6 (11.9 to 54.7)	24.6 (11.9 to 54.7)	24.6 (11.9 to 54.7)	24.6 (11.9 to 54.7)	162
Paratyphoid fever	0 (0 to 0)	0 (0 to 0)	1.6 (0.4 to 4.1)	2.2 (0.4 to 5.9)	2.2 (0.7 to 5.2)	1.6 (0.4 to 3.6)	0.8 (0.3 to 2.3)	0.3 (0.1 to 1.2)	0.3 (0.1 to 1.2)	0.3 (0.1 to 1.2)	0.3 (0.1 to 1.2)	0.3 (0.1 to 1.2)	0.3 (0.1 to 1.2)	0.3 (0.1 to 1.2)	0.3 (0.1 to 1.2)	0.3 (0.1 to 1.2)	0.3 (0.1 to 1.2)	0.3 (0.1 to 1.2)	0.3 (0.1 to 1.2)	0.3 (0.1 to 1.2)	0.3 (0.1 to 1.2)	0.3 (0.1 to 1.2)	9.9
Invasive Non-typhoidal Salmonella (iNTS)	0 (0 to 0)	1.3 (0.4 to 2.9)	2.4 (2.3 to 3.5)	2.3 (1.3 to 3.6)	1.1 (0.4 to 1.9)	0.5 (0.2 to 1.1)	0.4 (0.2 to 0.9)	0.4 (0.2 to 0.9)	0.4 (0.2 to 0.9)	0.4 (0.2 to 0.9)	0.4 (0.2 to 0.9)	0.4 (0.2 to 0.9)	0.4 (0.2 to 0.9)	0.4 (0.2 to 0.9)	0.4 (0.2 to 0.9)	0.4 (0.2 to 0.9)	0.4 (0.2 to 0.9)	0.4 (0.2 to 0.9)	0.4 (0.2 to 0.9)	0.4 (0.2 to 0.9)	0.4 (0.2 to 0.9)	0.4 (0.2 to 0.9)	9.1
Other intestinal infectious diseases	0 (0 to 0)	0.7 (0 to 2.6)	1.5 (0.2 to 3)	0.6 (0.1 to 2.1)	0.6 (0.1 to 1.6)	0.1 (0 to 0.7)	0.1 (0 to 0.7)	0.1 (0 to 0.7)	0.1 (0 to 0.9)	0.2 (0.1 to 0.9)	0.2 (0.1 to 0.9)	0.2 (0.1 to 0.9)	0.2 (0.1 to 0.9)	0.1 (0 to 0.9)	0.1 (0 to 0.9)	0.1 (0 to 0.9)	0.1 (0 to 0.9)	0.1 (0 to 0.9)	0.1 (0 to 0.9)	0.1 (0 to 0.9)	0.1 (0 to 0.9)	0.1 (0 to 0.9)	4.8
Neglected tropical diseases and malaria	0 (0 to 0.1)	0 (0 to 1.9)	0 (0 to 56.1)	0 (0 to 49.5)	0 (0 to 28)	0 (0 to 19.6)	0 (0 to 19.6)	0 (0 to 19.6)	0 (0 to 19.6)	0 (0 to 19.6)	0 (0 to 19.6)	0 (0 to 19.6)	0 (0 to 19.6)	0 (0 to 19.6)	0 (0 to 19.6)	0 (0 to 19.6)	0 (0 to 19.6)	0 (0 to 19.6)	0 (0 to 19.6)	0 (0 to 19.6)	0 (0 to 19.6)	0 (0 to 19.6)	0 (0 to 19.6)	2,210
Malaria	0 (0 to 0)	0 (0 to 0)	0 (0 to 0)	0 (0 to 0)	0 (0 to 0)	0 (0 to 0)	0 (0 to 0)	0 (0 to 0)	0 (0 to 0)	0 (0 to 0)	0 (0 to 0)	0 (0 to 0)	0 (0 to 0)	0 (0 to 0)	0 (0 to 0)	0 (0 to 0)	0 (0 to 0)	0 (0 to 0)	0 (0 to 0)	0 (0 to 0)	0 (0 to 0)	0 (0 to 0)	0 (0 to 0)	0
Chagas disease	0 (0 to 0)	0 (0 to 0)	0 (0 to 0)	0 (0 to 0)	0 (0 to 0)	0 (0 to 0)	0 (0 to 0)	0 (0 to 0)	0 (0 to 0)	0 (0 to 0)	0 (0 to 0)	0 (0 to 0)	0 (0 to 0)	0 (0 to 0)	0 (0 to 0)	0 (0 to 0)	0 (0 to 0)	0 (0 to 0)	0 (0 to 0)	0 (0 to 0)	0 (0 to 0)	0 (0 to 0)	0 (0 to 0)	0
Leishmaniasis	0 (0 to 0)	0 (0 to 0)	0 (0 to 0)	0 (0 to 0)	0 (0 to 0)	0 (0 to 0)	0 (0 to 0)	0 (0 to 0)	0 (0 to 0)	0 (0 to 0)	0 (0 to 0)	0 (0 to 0)	0 (0 to 0)	0 (0 to 0)	0 (0 to 0)	0 (0 to 0)	0 (0 to 0)	0 (0 to 0)	0 (0 to 0)	0 (0 to 0)	0 (0 to 0)	0 (0 to 0)	0 (0 to 0)	0
Visceral leishmaniasis	0 (0 to 0)	0 (0 to 0)	0 (0 to 0)	0 (0 to 0)	0 (0 to 0)	0 (0 to 0)	0 (0 to 0)	0 (0 to 0)	0 (0 to 0)	0 (0 to 0)	0 (0 to 0)	0 (0 to 0)	0 (0 to 0)	0 (0 to 0)	0 (0 to 0)	0 (0 to 0)	0 (0 to 0)	0 (0 to 0)	0 (0 to 0)	0 (0 to 0)	0 (0 to 0)	0 (0 to 0)	0 (0 to 0)	0
Cutaneous and mucocutaneous leishmaniasis	0 (0 to 0)	0 (0 to 0)	0 (0 to 0)	0 (0 to 0)	0 (0 to 0)	0 (0 to 0)	0 (0 to 0)	0 (0 to 0)	0 (0 to 0)	0 (0 to 0)	0 (0 to 0)	0 (0 to 0)	0 (0 to 0)	0 (0 to 0)	0 (0 to 0)	0 (0 to 0)	0 (0 to 0)	0 (0 to 0)	0 (0 to 0)	0 (0 to 0)	0 (0 to 0)	0 (0 to 0)	0 (0 to 0)	0
African trypanosomiasis	0 (0 to 0)	0 (0 to 0)	0 (0 to 0)	0 (0 to 0)	0 (0 to 0)	0 (0 to 0)	0 (0 to 0)	0 (0 to 0)	0 (0 to 0)	0 (0 to 0)	0 (0 to 0)	0 (0 to 0)	0 (0 to 0)	0 (0 to 0)	0 (0 to 0)	0 (0 to 0)	0 (0 to 0)	0 (0 to 0)	0 (0 to 0)	0 (0 to 0)	0 (0 to 0)	0 (0 to 0)	0 (0 to 0)	0
Schistosomiasis	0 (0 to 0)	0 (0 to 0)	0 (0 to 0)	0 (0 to 0)	0 (0 to 0)	0 (0 to 0)	0 (0 to 0)	0 (0 to 0)	0 (0 to 0)	0 (0 to 0)	0 (0 to 0)	0 (0 to 0)	0 (0 to 0)	0 (0 to 0)	0 (0 to 0)	0 (0 to 0)	0 (0 to 0)	0 (0 to 0)	0 (0 to 0)	0 (0 to 0)	0 (0 to 0)	0 (0 to 0)	0 (0 to 0)	0
Cysticercosis	0 (0 to 0)	0 (0 to 0)	0 (0 to 0)	0 (0 to 0)	0 (0 to 0)	0.1 (0 to 0.1)	0.5 (0 to 1.1)	1.4 (0.4 to 3.4)	2.6 (0.6 to 6.5)	3.3 (0.9 to 9.3)	3.6 (0.7 to 9.4)	3.7 (0.7 to 9.4)	4.1 (1.1 to 11)	4.9 (1.1 to 11.4)	5.1 (1.4 to 14.6)	4.9 (1.4 to 14.6)	5.1 (1.4 to 14.6)	4.8 (1.4 to 14.6)	2.4 (0.8 to 8.2)	1.1 (0.3 to 3.7)	0.3 (0.1 to 0.7)	0.1 (0 to 0.1)	51.3
Cystic echinococcosis	0 (0 to 0)	0 (0 to 0)	0 (0 to 0)	0 (0 to 0)	0 (0 to 0)	0 (0 to 0)	0 (0 to 0)	0 (0 to 0)	0 (0 to 0)	0 (0 to 0)	0 (0 to 0)	0 (0 to 0)	0 (0 to 0)	0 (0 to 0)	0 (0 to 0)	0 (0 to 0)	0 (0 to 0)	0 (0 to 0)	0 (0 to 0)	0 (0 to 0)	0 (0 to 0)	0 (0 to 0)	0 (0 to 0)	0.5
Lymphatic filariasis	0 (0 to 0)	0 (0 to 0)	0 (0 to 0)	64.3 (27.4 to 107)	117 (49.3 to 192)	132 (66.9 to 198)	132 (66.9 to 233)	132 (72.6 to 178)	132 (72.6 to 178)	132 (72.6 to 178)	132 (72.6 to 178)	132 (72.6 to 178)	132 (72.6 to 178)	132 (72.6 to 178)	132 (72.6 to 178)	132 (72.6 to 178)	132 (72.6 to 178)	132 (72.6 to 178)	132 (72.6 to 178)	132 (72.6 to 178)	132 (72.6 to 178)	132 (72.6 to 178)	1,690
Onchocerciasis	0 (0 to 0)	0 (0 to 0)	0 (0 to 0)	0 (0 to 0)	0 (0 to 0)	0 (0 to 0)	0 (0 to 0)	0 (0 to 0)	0 (0 to 0)	0 (0 to 0)	0 (0 to 0)	0 (0 to 0)	0 (0 to 0)	0 (0 to 0)	0 (0 to 0)	0 (0 to 0)	0 (0 to 0)	0 (0 to 0)	0 (0 to 0)	0 (0 to 0)	0 (0 to 0)	0 (0 to 0)	0 (0 to 0)	0
Trachoma	0 (0 to 0)	0 (0 to 0)	0 (0 to 0)	0 (0 to 0)	0 (0 to 0)	0 (0 to 0)	0 (0 to 0)	0 (0 to 0)	0 (0 to 0)	0 (0 to 0)	0 (0 to 0)	0 (0 to 0)	0 (0 to 0)	0 (0 to 0)	0 (0 to 0)	0 (0 to 0)	0 (0 to 0)	0 (0 to 0)	0 (0 to 0)	0 (0 to 0)	0 (0 to 0)	0 (0 to 0)	0 (0 to 0)	1.9
Dengue	0 (0 to 0.1)	0 (0 to 0.7)	0.6 (0.1 to 1.9)	0.7 (0.1 to 4.6)	21.4 (4.3 to 67.2)	27.2 (3.9 to 89.4)	31.5 (4.5 to 89.4)	31.5 (4.5 to 89.4)	19.1 (3.9 to 60.1)	19.3 (3.9 to 49.1)	19.3 (3.7 to 56.4)	12.7 (2.1 to 39.4)	7.9 (1.3 to 23.9)	6.6 (1.3 to 19.4)	4.6 (1.1 to 12.9)	3.5 (1.1 to 8.9)	2.7 (0.9 to 6.6)	2.1 (0.8 to 5.1)	1.2 (0.5 to 2.9)	0.7 (0.3 to 1.4)	0.4 (0.1 to 0.9)	0.2 (0.1 to 0.5)	236
Yellow fever	0 (0 to 0)	0 (0 to 0)	0 (0 to 0)	0 (0 to 0)	0 (0 to 0)	0 (0 to 0)	0 (0 to 0)	0 (0 to 0)	0 (0 to 0)	0 (0 to 0)	0 (0 to 0)	0 (0 to 0)	0 (0 to 0)	0 (0 to 0)	0 (0 to 0)	0 (0 to 0)	0 (0 to 0)	0 (0 to 0)	0 (0 to 0)	0 (0 to 0)	0 (0 to 0)	0 (0 to 0)	0 (0 to 0)	0
Rabies	0 (0 to 0)	0 (0 to 0)	0 (0 to 0)	0 (0 to 0)	0 (0 to 0)	0 (0 to 0)	0 (0 to 0)	0.1 (0 to 0.2)	0 (0 to 0.2)	0 (0 to 0.2)	0 (0 to 0.2)	0 (0 to 0.2)	0 (0 to 0.2)	0 (0 to 0.2)	0 (0 to 0.2)	0 (0 to 0.2)	0 (0 to 0.2)	0 (0 to 0.2)	0 (0 to 0.2)	0 (0 to 0.2)	0 (0 to 0.2)	0 (0 to 0.2)	0 (0 to 0.2)	0.4
Intestinal nematode infections

Other neoplasms	1-4 (0·8 to 2·4)	0 (0 to 0)	1-4 (0·7 to 2·4)	5-11 (2·3 to 10·3)	5-7 (0·9 to 0·8)	0-5 (0·4 to 5·7)	0-4 (0·3 to 0·5)	0-4 (0·3 to 0·4)	0-3 (0·3 to 0·4)	4-5 (2·1 to 9·6)	0-3 (0·2 to 0·5)	0-4 (0·4 to 0·1)	4 (0·3 to 10·6)	9-3 (3·4 to 10·6)	4 (2·3 to 9·4)	7-4 (4·9 to 12·1)	5-7 (2·4 to 9·2)	0 (0·8 to 6·9)	3-6 (3·4 to 6·8)	1-7 (1·1 to 2·5)	3 (1·6 to 4·7)	1-3 (0·6 to 1·6)	0 (0 to 0)	0 (0 to 0)	57
Medulloblastoma, medulloblastoma, and other hemangioblastic n	1-4 (0·6 to 2·4)	0 (0 to 0)	3-1 (0·7 to 2·4)	0-7 (0·2 to 10·3)	0-5 (0·6 to 0·8)	0-4 (0·4 to 5·7)	0-3 (0·3 to 0·5)	0-3 (0·3 to 0·4)	0-3 (0·3 to 0·4)	0-4 (0·1 to 9·6)	0-3 (0·2 to 0·5)	0-4 (0·4 to 0·1)	4 (0·3 to 10·6)	7-4 (4·9 to 12·1)	4 (2·3 to 9·4)	7-4 (4·9 to 12·1)	5-7 (2·4 to 9·2)	0 (0·8 to 6·9)	3-6 (3·4 to 6·8)	1-7 (1·1 to 2·5)	3 (1·6 to 4·7)	1-3 (0·6 to 1·6)	0 (0 to 0)	0 (0 to 0)	57
Benign and in situ intestinal neoplasms	0 (0 to 0)	0 (0 to 0)	0 (0 to 0)



Cause	Early Neonatal	Late Neonatal	Post Neonatal	1 to 4	5 to 9	10 to 14	15 to 19	20 to 24	25 to 29	30 to 34	35 to 39	40 to 44	45 to 49	50 to 54	55 to 59	60 to 64	65 to 69	70 to 74	75 to 79	80 to 84	85 to 89	90 to 94	95 plus	Total
All causes	2,268,000 (1,920,000 to 2,670,000)	266,000 (229,000 to 306,000)	551,000 (460,000 to 715,000)	1,060,000 (919,000 to 1,250,000)	297,000 (255,000 to 355,000)	219,000 (179,000 to 268,000)	249,000 (207,000 to 297,000)	263,000 (209,000 to 322,000)	269,000 (209,000 to 338,000)	267,000 (208,000 to 335,000)	262,000 (202,000 to 331,000)	215,000 (166,000 to 273,000)	209,000 (161,000 to 265,000)	207,000 (160,000 to 261,000)	203,000 (156,000 to 255,000)	203,000 (156,000 to 255,000)	178,000 (136,000 to 225,000)	137,000 (102,000 to 180,000)	93,100 (69,100 to 122,000)	61,100 (44,600 to 81,200)	42,000 (30,700 to 55,600)	1,110 (1,020 to 1,200)	7,600,000
Communicable, maternal, neonatal, and nutritional diseases	1,790,000 (1,660,000 to 1,930,000)	203,000 (182,000 to 225,000)	459,000 (377,000 to 542,000)	806,000 (720,000 to 900,000)	169,000 (143,000 to 197,000)	119,000 (97,100 to 145,000)	109,000 (87,400 to 134,000)	107,000 (76,400 to 142,000)	103,000 (73,500 to 138,000)	100,000 (69,400 to 135,000)	93,900 (64,200 to 128,000)	77,000 (51,900 to 107,000)	72,000 (48,000 to 100,000)	69,000 (46,600 to 96,000)	65,100 (44,000 to 90,600)	60,000 (40,500 to 83,000)	49,000 (32,200 to 68,000)	33,100 (21,600 to 46,000)	19,800 (12,900 to 27,600)	11,600 (7,600 to 16,000)	6,770 (4,450 to 9,400)	1,220 (1,020 to 1,460)	4,299,000
HIV/AIDS and sexually transmitted infections	2,230 (1,600 to 3,030)	7,900 (2,610 to 17,700)	26,000 (13,900 to 45,100)	26,000 (18,200 to 37,700)	10,000 (7,150 to 12,900)	10,000 (7,040 to 13,600)	25,200 (13,600 to 39,300)	41,000 (19,600 to 66,600)	51,000 (24,600 to 82,000)	54,000 (25,600 to 87,000)	51,000 (24,000 to 82,000)	41,000 (19,200 to 66,000)	36,000 (16,700 to 58,000)	32,000 (14,700 to 51,000)	28,000 (13,000 to 44,000)	24,000 (10,900 to 38,000)	19,000 (8,670 to 30,000)	13,000 (5,970 to 20,000)	8,270 (3,900 to 12,600)	5,210 (2,450 to 7,900)	3,210 (1,500 to 4,900)	1,250 (587 to 1,900)	397 (179 to 605)	354,000 (164,000 to 541,000)	1,100,000
HIV/AIDS	2,230 (1,600 to 3,030)	7,900 (2,610 to 17,700)	26,000 (13,900 to 45,100)	26,000 (18,200 to 37,700)	10,000 (7,150 to 12,900)	10,000 (7,040 to 13,600)	25,200 (13,600 to 39,300)	41,000 (19,600 to 66,600)	51,000 (24,600 to 82,000)	54,000 (25,600 to 87,000)	51,000 (24,000 to 82,000)	41,000 (19,200 to 66,000)	36,000 (16,700 to 58,000)	32,000 (14,700 to 51,000)	28,000 (13,000 to 44,000)	24,000 (10,900 to 38,000)	19,000 (8,670 to 30,000)	13,000 (5,970 to 20,000)	8,270 (3,900 to 12,600)	5,210 (2,450 to 7,900)	3,210 (1,500 to 4,900)	1,250 (587 to 1,900)	397 (179 to 605)	354,000 (164,000 to 541,000)	347,000
HIV/AIDS - Drug-susceptible Tuberculosis	0 (0 to 0)	0 (0 to 0)	1,450 (598 to 2,740)	2,170 (1,600 to 2,810)	2,370 (1,750 to 3,060)	1,120 (826 to 1,450)	2,990 (2,200 to 3,860)	2,420 (1,780 to 3,130)	2,290 (1,690 to 2,960)	2,170 (1,600 to 2,800)	2,130 (1,580 to 2,750)	1,740 (1,280 to 2,250)	1,510 (1,110 to 1,950)	1,340 (984 to 1,730)	1,210 (889 to 1,560)	1,040 (764 to 1,340)	866 (635 to 1,120)	606 (445 to 782)	385 (283 to 497)	243 (179 to 314)	149 (110 to 192)	58 (43 to 75)	0.2 (0.1 to 0.3)	65,400
HIV/AIDS - Multidrug-resistant Tuberculosis without extensive drug resistance	0 (0 to 0)	0 (0 to 0)	169 (70 to 318)	605 (446 to 783)	316 (211 to 408)	389 (271 to 503)	472 (329 to 611)	230 (161 to 298)	221 (154 to 286)	274 (191 to 355)	242 (169 to 313)	642 (448 to 830)	527 (368 to 682)	766 (534 to 991)	678 (473 to 877)	343 (239 to 444)	175 (122 to 227)	69.7 (48 to 90)	25 (17 to 32)	9.6 (6 to 12)	1.7 (1 to 2)	0.2 (0 to 0)	0 (0 to 0)	6,300
HIV/AIDS - Extensively drug-resistant Tuberculosis	0 (0 to 0)	0 (0 to 0)	2.2 (0.7 to 4.6)	17.6 (5.6 to 37.2)	9.1 (2.9 to 19.2)	3.2 (1 to 6.8)	13.6 (4.3 to 28.7)	6.9 (2.2 to 14.5)	6.3 (2 to 13.3)	7.8 (2.5 to 16.5)	6.9 (2.2 to 14.6)	11.7 (3.7 to 24.7)	9.6 (3 to 20.3)	13.9 (4.4 to 29.4)	12.3 (3.9 to 26)	6.2 (1.9 to 13.1)	3.2 (1 to 6.7)	1.3 (0.4 to 2.7)	0.5 (0.1 to 1)	0.2 (0 to 0.4)	0 (0 to 0)	0 (0 to 0)	0 (0 to 0)	180
HIV/AIDS resulting in other diseases	0 (0 to 0)	0 (0 to 0)	1,450 (598 to 2,740)	2,170 (1,600 to 2,810)	2,370 (1,750 to 3,060)	1,120 (826 to 1,450)	2,990 (2,200 to 3,860)	2,420 (1,780 to 3,130)	2,290 (1,690 to 2,960)	2,170 (1,600 to 2,800)	2,130 (1,580 to 2,750)	1,740 (1,280 to 2,250)	1,510 (1,110 to 1,950)	1,340 (984 to 1,730)	1,210 (889 to 1,560)	1,040 (764 to 1,340)	866 (635 to 1,120)	606 (445 to 782)	385 (283 to 497)	243 (179 to 314)	149 (110 to 192)	58 (43 to 75)	0.2 (0.1 to 0.3)	65,400
Sexually transmitted infections excluding HIV	0 (0 to 0)	0 (0 to 0)	0 (0 to 0)	0 (0 to 0)	0 (0 to 0)	0 (0 to 0)	0 (0 to 0)	0 (0 to 0)	0 (0 to 0)	0 (0 to 0)	0 (0 to 0)	0 (0 to 0)	0 (0 to 0)	0 (0 to 0)	0 (0 to 0)	0 (0 to 0)	0 (0 to 0)	0 (0 to 0)	0 (0 to 0)	0 (0 to 0)	0 (0 to 0)	0 (0 to 0)	0 (0 to 0)	0
Syphilis	24,000 (7,600 to 55,000)	7,900 (2,600 to 17,700)	13,000 (3,900 to 27,000)	517 (147 to 1,200)	208 (75 to 435)	11.1 (4.1 to 23)	11.5 (4.7 to 23)	11.8 (4.4 to 25)	13.9 (5.1 to 29)	11.8 (4.1 to 25)	12.7 (4.2 to 27)	2.7 (0.9 to 5.6)	2.1 (0.7 to 4.5)	2.5 (0.8 to 5.1)	2.1 (0.7 to 4.5)	1.9 (0.6 to 4.1)	1.8 (0.6 to 3.7)	0.9 (0.3 to 1.9)	0.2 (0 to 0.5)	0.1 (0 to 0.2)	0 (0 to 0.1)	0 (0 to 0)	0 (0 to 0)	68,400
Chlamydial infection	0 (0 to 0)	0 (0 to 0)	0 (0 to 0)	0 (0 to 0)	0 (0 to 0)	0 (0 to 1)	0 (0 to 1)	27.4 (9.4 to 58)	29.6 (9.9 to 63)	27.2 (9.1 to 58)	29.7 (9.7 to 63)	13.4 (4.4 to 28.7)	7.6 (2.5 to 16)	3.1 (1 to 6.6)	0.9 (0.3 to 2)	0.2 (0.1 to 0.5)	0.1 (0 to 0.2)	0 (0 to 0.1)	0 (0 to 0)	0 (0 to 0)	0 (0 to 0)	0 (0 to 0)	0 (0 to 0)	120
Gonococcal infection	0 (0 to 0)	0 (0 to 0)	0 (0 to 0)	0 (0 to 0)	0 (0 to 0)	0 (0 to 0)	0 (0 to 0)	28.4 (9.7 to 61)	27.2 (9.2 to 57)	19.7 (6.7 to 41)	14.5 (4.9 to 30)	7.1 (2.4 to 15)	5.6 (1.9 to 12)	3.7 (1.2 to 7.9)	2.1 (0.7 to 4.5)	0.7 (0.2 to 1.6)	0.2 (0.1 to 0.5)	0.1 (0 to 0.2)	0 (0 to 0)	0 (0 to 0)	0 (0 to 0)	0 (0 to 0)	0 (0 to 0)	156
Trichomoniasis	0 (0 to 0)	0 (0 to 0)	0 (0 to 0)	0 (0 to 0)	0 (0 to 0)	0 (0 to 1)	0 (0 to 1)	0 (0 to 0)	0 (0 to 0)	0 (0 to 0)	0 (0 to 0)	0 (0 to 0)	0 (0 to 0)	0 (0 to 0)	0 (0 to 0)	0 (0 to 0)	0 (0 to 0)	0 (0 to 0)	0 (0 to 0)	0 (0 to 0)	0 (0 to 0)	0 (0 to 0)	0 (0 to 0)	0
Genital herpes	0 (0 to 0)	0 (0 to 0)	0 (0 to 0)	0 (0 to 0)	0 (0 to 0)	0 (0 to 0)	0 (0 to 0)	0 (0 to 0)	0 (0 to 0)	0 (0 to 0)	0 (0 to 0)	0 (0 to 0)	0 (0 to 0)	0 (0 to 0)	0 (0 to 0)	0 (0 to 0)	0 (0 to 0)	0 (0 to 0)	0 (0 to 0)	0 (0 to 0)	0 (0 to 0)	0 (0 to 0)	0 (0 to 0)	0
Other sexually transmitted infections	1.6 (0.6 to 3.2)	4.7 (1.6 to 10)	11.6 (3.9 to 24)	12.7 (4.2 to 27)	10.2 (3.4 to 21)	10.2 (3.4 to 21)	11.2 (3.8 to 23)	11.2 (3.8 to 23)	11.2 (3.8 to 23)	11.2 (3.8 to 23)	11.2 (3.8 to 23)	11.2 (3.8 to 23)	11.2 (3.8 to 23)	11.2 (3.8 to 23)	11.2 (3.8 to 23)	11.2 (3.8 to 23)	11.2 (3.8 to 23)	11.2 (3.8 to 23)	11.2 (3.8 to 23)	11.2 (3.8 to 23)	11.2 (3.8 to 23)	11.2 (3.8 to 23)	11.2 (3.8 to 23)	271
HIV/AIDS resulting in other diseases	0 (0 to 0)	0 (0 to 0)	0 (0 to 0)	0 (0 to 0)	0 (0 to 0)	0 (0 to 0)	0 (0 to 0)	0 (0 to 0)	0 (0 to 0)	0 (0 to 0)	0 (0 to 0)	0 (0 to 0)	0 (0 to 0)	0 (0 to 0)	0 (0 to 0)	0 (0 to 0)	0 (0 to 0)	0 (0 to 0)	0 (0 to 0)	0 (0 to 0)	0 (0 to 0)	0 (0 to 0)	0 (0 to 0)	0 (0 to 0)	0
Respiratory infections and tuberculosis	153,000 (52,700 to 278,000)	68,200 (25,700 to 121,000)	149,000 (77,900 to 229,000)	154,000 (79,400 to 246,000)	19,100 (11,900 to 28,700)	10,700 (7,020 to 15,600)	9,490 (6,490 to 13,300)	10,400 (7,220 to 14,600)	10,200 (6,730 to 14,900)	10,200 (6,660 to 15,000)	10,200 (6,660 to 15,000)	9,730 (6,350 to 14,300)	9,730 (6,350 to 14,300)	10,200 (6,660 to 15,000)	10,200 (6,660 to 15,000)	10,200 (6,660 to 15,000)	9,730 (6,350 to 14,300)	7,450 (4,870 to 10,900)	5,020 (3,280 to 7,370)	3,260 (2,130 to 4,790)	1,900 (1,240 to 2,790)	294 (192 to 431)	1,100,000
Tuberculosis	14,700 (9,000 to 21,800)	16,400 (9,600 to 25,700)	6,990 (3,900 to 11,200)	2,930 (1,630 to 4,690)	1,040 (578 to 1,660)	1,040 (578 to 1,660)	1,040 (578 to 1,660)	1,040 (578 to 1,660)	1,040 (578 to 1,660)	1,040 (578 to 1,660)	1,040 (578 to 1,660)	1,040 (578 to 1,660)	1,040 (578 to 1,660)	1,040 (578 to 1,660)	1,040 (578 to 1,660)	1,040 (578 to 1,660)	1,040 (578 to 1,660)	1,040 (578 to 1,660)	1,040 (578 to 1,660)	1,040 (578 to 1,660)	1,040 (578 to 1,660)	294 (164 to 470)	222,000
Latent tuberculosis infection	0 (0 to 0)	0 (0 to 0)	0 (0 to 0)	0 (0 to 0)	0 (0 to 0)	0 (0 to 0)	0 (0 to 0)	0 (0 to 0)	0 (0 to 0)	0 (0 to 0)	0 (0 to 0)	0 (0 to 0)	0 (0 to 0)	0 (0 to 0)	0 (0 to 0)	0 (0 to 0)	0 (0 to 0)	0 (0 to 0)	0 (0 to 0)	0 (0 to 0)	0 (0 to 0)	0 (0 to 0)	0 (0 to 0)	0
Active tuberculosis	14,700 (9,000 to 21,800)	16,400 (9,600 to 25,700)	6,990 (3,900 to 11,200)	2,930 (1,630 to 4,690)	1,040 (578 to 1,660)	1,040 (578 to 1,660)	1,040 (578 to 1,660)	1,040 (578 to 1,660)	1,040 (578 to 1,660)	1,040 (578 to 1,660)	1,040 (578 to 1,660)	1,040 (578 to 1,660)	1,040 (578 to 1,660)	1,040 (578 to 1,660)	1,040 (578 to 1,660)	1,040 (578 to 1,660)	1,040 (578 to 1,660)	1,040 (578 to 1,660)	1,040 (578 to 1,660)	1,040 (578 to 1,660)	1,040 (578 to 1,660)	294 (164 to 470)	222,000
Multidrug-resistant tuberculosis without extensive drug resistance	0 (0 to 0)	0 (0 to 0)	0 (0 to 0)	0 (0 to 0)	0 (0 to 0)	0 (0 to 0)	0 (0 to 0)	0 (0 to 0)	0 (0 to 0)	0 (0 to 0)	0 (0 to 0)	0 (0 to 0)	0 (0 to 0)	0 (0 to 0)	0 (0 to 0)	0 (0 to 0)	0 (0 to 0)	0 (0 to 0)	0 (0 to 0)	0 (0 to 0)	0 (0 to 0)	0 (0 to 0)	0 (0 to 0)	0
Extensively drug-resistant tuberculosis	0 (0 to 0)	0 (0 to 0)	0 (0 to 0)	0 (0 to 0)	0 (0 to 0)	0 (0 to 0)	0 (0 to 0)	0 (0 to 0)	0 (0 to 0)	0 (0 to 0)	0 (0 to 0)	0 (0 to 0)	0 (0 to 0)	0 (0 to 0)	0 (0 to 0)	0 (0 to 0)	0 (0 to 0)	0 (0 to 0)	0 (0 to 0)	0 (0 to 0)	0 (0 to 0)	0 (0 to 0)	0 (0 to 0)	0
Sinusitis	0 (0 to 0)	17 (1.9 to 69)	1.9 (0.1 to 9.1)	3.7 (0.4 to 17)	2.6 (0.3 to 12)	0.8 (0.1 to 3.6)	11.5 (1.3 to 52)	10.6 (1.2 to 48)	9.9 (1.1 to 44)	20 (2.3 to 89)	20 (2.3 to 91)	16.8 (1.9 to 76)	17.8 (2 to 80)	14.2 (1.6 to 64)	8.7 (1 to 39)	3.1 (0.3 to 14)	0.8 (0.1 to 3.5)	0.2 (0 to 0.8)	0.1 (0 to 0.3)	0 (0 to 0.1)	0 (0 to 0)	0 (0 to 0)	213
Lower respiratory infections	122,000 (42,700 to 230,000)	66,100 (24,900 to 118,000)	129,000 (67,000 to 200,000)	136,000 (70,000 to 216,000)	12,700 (7,940 to 18,900)	7,140 (4,470 to 10,600)	4,870 (3,030 to 7,240)	5,180 (3,190 to 7,710)	5,180 (3,190 to 7,710)	5,180 (3,190 to 7,710)	5,180 (3,190 to 7,710)	5,180 (3,190 to 7,710)	5,180 (3,190 to 7,710)	5,180 (3,190 to 7,710)	5,180 (3,190 to 7,710)	5,180 (3,190 to 7,710)	5,180 (3,190 to 7,710)	5,180 (3,190 to 7,710)	5,180 (3,190 to 7,710)	5,180 (3,190 to 7,710)	5,180 (3,190 to 7,710)	677 (421 to 1,020)	1,100,000
Upper respiratory infections	8 (2 to 44.6)	23.2 (9.1 to 70)	488 (273 to 847)	2,010 (1,070 to 3,700)	1,420 (774 to 2,320)	1,480 (812 to 2,500)	1,290 (703 to 2,050)	908 (494 to 1,520)	797 (434 to 1,300)	786 (428 to 1,320)	497 (270 to 832)	277 (150 to 468)	272 (148 to 460)	264 (144 to 445)	256 (139 to 432)	248 (135 to 418)	240 (131 to 404)	232 (126 to 391)	224 (122 to 378)	216 (118 to 364)	208 (113 to 351)	200 (109 to 337)	0.1 (0 to 0.3)	11,100
Otitis media	0 (0 to 0.1)	0 (0 to 0.1)	0.5 (0.2 to 1.1)	0.5 (0.2 to 1.1)	0.5 (0.2 to 1



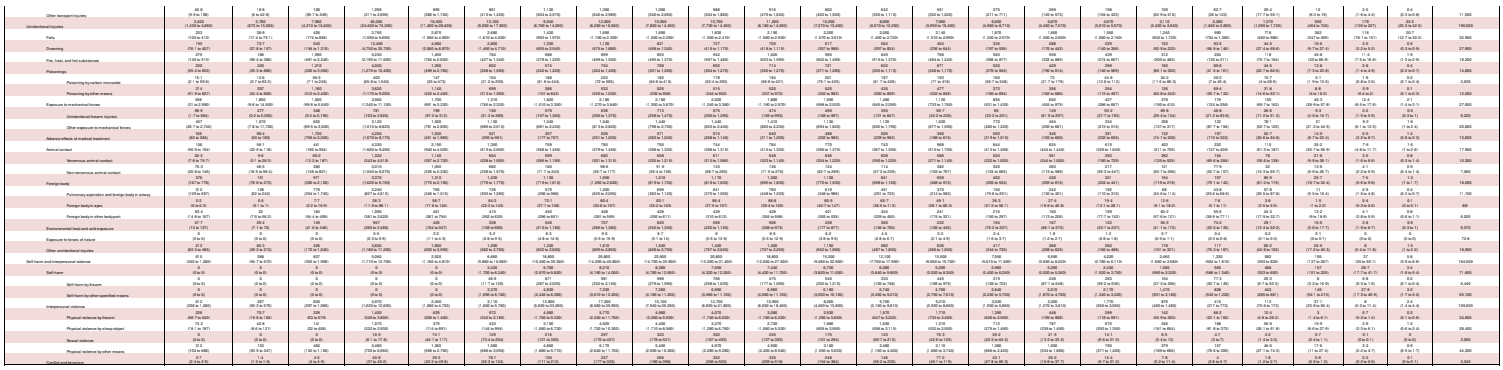

SR Table 2x. Gambia DALYS by cause and sex arcoss for males with 95% uncertainty intervals, 2019

Cause	Both Neonatal	Late Neonatal	Post Neonatal	1 to 4	5 to 9	10 to 14	15 to 19	20 to 24	25 to 29	30 to 34	35 to 39	40 to 44	45 to 49	50 to 54	55 to 59	60 to 64	65 to 69	70 to 74	75 to 79	80 to 84	85 to 89	90 to 94	95 plus	Total
All causes	60,769 (56,290 to 65,250)	9,040 (5,600 to 11,190)	27,600 (25,650 to 27,600)	41,200 (32,000 to 50,700)	19,600 (15,600 to 23,900)	16,600 (12,900 to 19,600)	19,900 (15,900 to 23,900)	27,600 (21,600 to 34,400)	29,200 (23,300 to 35,600)	28,100 (22,300 to 34,600)	29,400 (23,400 to 36,000)	27,200 (21,600 to 33,400)	27,200 (21,600 to 33,400)	28,100 (22,300 to 34,600)	25,200 (19,900 to 31,000)	17,400 (13,200 to 21,900)	17,100 (13,200 to 21,600)	14,800 (11,200 to 18,600)	12,600 (9,300 to 16,400)	10,400 (7,600 to 13,900)	6,800 (4,700 to 9,700)	2,670 (2,000 to 3,600)	632 (324 to 1,090)	419,000
Communicable, maternal, neonatal, and nutritional diseases	57,900 (51,200 to 64,100)	8,650 (5,670 to 9,610)	21,100 (19,100 to 24,400)	29,600 (23,200 to 36,700)	11,600 (8,300 to 14,400)	6,760 (4,960 to 8,900)	6,860 (4,970 to 9,300)	6,760 (4,770 to 9,270)	6,870 (5,000 to 9,480)	6,200 (4,590 to 8,330)	6,760 (4,960 to 9,060)	9,690 (7,280 to 12,900)	8,310 (6,370 to 10,700)	6,690 (5,040 to 8,920)	5,310 (3,990 to 7,020)	4,690 (3,390 to 6,400)	3,870 (2,690 to 5,490)	3,690 (2,730 to 5,060)	2,700 (1,920 to 3,720)	1,860 (1,300 to 2,660)	877 (552 to 1,530)	171 (100 to 319)	366.4 (206 to 664)	219,000
HIV/AIDS and sexually transmitted infections	2,090 (647 to 4,410)	612 (199 to 1,320)	1,890 (586 to 3,960)	1,020 (309 to 1,900)	917 (267 to 1,850)	908 (265 to 1,850)	990 (279 to 1,840)	939 (262 to 1,870)	1,380 (387 to 2,760)	2,200 (615 to 4,360)	5,280 (1,500 to 10,300)	8,290 (2,730 to 17,700)	6,290 (1,780 to 12,400)	5,210 (1,470 to 10,200)	3,870 (1,090 to 7,550)	2,140 (610 to 4,170)	1,530 (434 to 2,980)	1,220 (345 to 2,380)	722 (204 to 1,400)	460 (129 to 894)	189 (53 to 367)	60.9 (17.3 to 118)	24.1 (6.9 to 46.9)	51,900
HIV/AIDS	0.1 (0 to 0.1)	0.2 (0 to 0.4)	666 (189 to 1,300)	966 (274 to 1,900)	464 (132 to 914)	406 (115 to 800)	661 (187 to 1,300)	496 (140 to 977)	1,370 (389 to 2,700)	2,200 (625 to 4,330)	5,060 (1,440 to 9,970)	8,080 (2,300 to 15,900)	6,080 (1,730 to 11,900)	3,840 (1,090 to 7,550)	2,140 (610 to 4,210)	1,530 (434 to 3,020)	493 (140 to 970)	230 (65 to 453)	122 (35 to 240)	60.6 (17.2 to 119)	12.4 (3.5 to 24.4)	3.8 (1.1 to 7.5)	0.8 (0.2 to 1.5)	26,700
HIV/AIDS - Drug-susceptible Tuberculosis	0 (0 to 0)	0 (0 to 0.1)	0.1 (0 to 0.3)	0.1 (0 to 0.3)	0.1 (0 to 0.3)	0.1 (0 to 0.3)	0.1 (0 to 0.3)	0.1 (0 to 0.3)	0.1 (0 to 0.3)	0.1 (0 to 0.3)	0.1 (0 to 0.3)	0.1 (0 to 0.3)	0.1 (0 to 0.3)	0.1 (0 to 0.3)	0.1 (0 to 0.3)	0.1 (0 to 0.3)	0.1 (0 to 0.3)	0.1 (0 to 0.3)	0.1 (0 to 0.3)	0.1 (0 to 0.3)	0 (0 to 0.1)	0 (0 to 0)	0 (0 to 0)	1
HIV/AIDS - Multidrug-resistant Tuberculosis without extensive drug-resistance	0 (0 to 0)	0 (0 to 0)	0.3 (0.1 to 0.8)	0.3 (0.1 to 0.8)	0.3 (0.1 to 0.8





| | | |

GBD Table 2a: Ghana DALYs by cause, and sex group for males with 95% uncertainty intervals, 2019

Cause	Early Neonatal	Late Neonatal	Post Neonatal	1 to 4	5 to 9	10 to 14	15 to 19	20 to24	25 to29	30 to34	35 to39	40 to44	45 to49	50 to54	55 to59	60 to64	65 to69	70 to74	75 to79	80 to84	85 to89	90 to94	95 plus	Total
All causes	793,000 (668,000 to 1,000,000)	179,000 (127,000 to 246,000)	494,000 (340,000 to 686,000)	768,000 (512,000 to 1,000,000)	264,000 (172,000 to 392,000)	209,000 (135,000 to 310,000)	264,000 (156,000 to 421,000)	311,000 (206,000 to 464,000)	296,000 (200,000 to 423,000)	299,000 (201,000 to 427,000)	314,000 (213,000 to 443,000)	334,000 (241,000 to 457,000)	329,000 (240,000 to 451,000)	366,000 (267,000 to 497,000)	394,000 (284,000 to 529,000)	394,000 (282,000 to 527,000)	394,000 (282,000 to 527,000)	392,000 (282,000 to 527,000)	392,000 (282,000 to 527,000)	392,000 (282,000 to 527,000)	392,000 (282,000 to 527,000)	392,000 (282,000 to 527,000)	6,020 (5,330 to 6,830)	670 (588 to 760)	6,430,000
Communicable, maternal, neonatal, and nutritional diseases	724,000 (600,000 to 870,000)	158,000 (110,000 to 220,000)	269,000 (183,000 to 377,000)	603,000 (403,000 to 837,000)	149,000 (97,000 to 220,000)	87,000 (56,000 to 130,000)	104,000 (61,000 to 164,000)	105,000 (68,000 to 156,000)	103,000 (70,000 to 150,000)	103,000 (70,000 to 150,000)	107,000 (73,000 to 155,000)	107,000 (77,000 to 147,000)	104,000 (76,000 to 143,000)	109,000 (80,000 to 150,000)	112,000 (82,000 to 154,000)	110,000 (80,000 to 151,000)	110,000 (80,000 to 151,000)	109,000 (80,000 to 151,000)	109,000 (80,000 to 151,000)	109,000 (80,000 to 151,000)	109,000 (80,000 to 151,000)	109,000 (80,000 to 151,000)	1,660 (1,350 to 2,050)	170 (127 to 224)	3,410,000
HIV/AIDS and sexually transmitted infections	15,000 (9,490 to 39,900)	14,000 (7,870 to 24,000)	14,000 (6,440 to 27,600)	14,000 (5,960 to 33,000)	3,200 (1,520 to 6,920)	1,700 (720 to 4,020)	2,200 (1,100 to 4,650)	3,700 (1,720 to 7,900)	4,200 (2,140 to 8,250)	4,600 (2,440 to 8,740)	5,000 (2,660 to 9,450)	5,200 (2,880 to 9,450)	5,000 (2,800 to 9,050)	5,000 (2,800 to 9,050)	5,000 (2,800 to 9,050)	5,000 (2,800 to 9,050)	5,000 (2,800 to 9,050)	5,000 (2,800 to 9,050)	5,000 (2,800 to 9,050)	5,000 (2,800 to 9,050)	5,000 (2,800 to 9,050)	5,000 (2,800 to 9,050)	76 (51 to 109)	7 (5 to 10)	151,000
HIV/AIDS	15,000 (9,490 to 39,900)	14,000 (7,870 to 24,000)	14,000 (6,440 to 27,600)	14,000 (5,960 to 33,000)	3,200 (1,520 to 6,920)	1,700 (720 to 4,020)	2,200 (1,100 to 4,650)	3,700 (1,720 to 7,900)	4,200 (2,140 to 8,250)	4,600 (2,440 to 8,740)	5,000 (2,660 to 9,450)	5,200 (2,880 to 9,450)	5,000 (2,800 to 9,050)	5,000 (2,800 to 9,050)	5,000 (2,800 to 9,050)	5,000 (2,800 to 9,050)	5,000 (2,800 to 9,050)	5,000 (2,800 to 9,050)	5,000 (2,800 to 9,050)	5,000 (2,800 to 9,050)	5,000 (2,800 to 9,050)	5,000 (2,800 to 9,050)	76 (51 to 109)	7 (5 to 10)	151,000
HIV/AIDS - Drug-susceptible Tuberculosis	0 (0 to 0)	0 (0 to 0)	699 (329 to 1,380)	2,900 (1,240 to 5,260)	2,040 (1,200 to 3,150)	2,420 (1,440 to 3,650)	2,760 (1,620 to 4,230)	2,160 (1,290 to 3,270)	2,710 (1,690 to 4,160)	3,410 (2,060 to 5,020)	3,690 (2,270 to 5,480)	1,600 (1,130 to 2,260)	2,320 (1,630 to 3,250)	2,480 (1,630 to 3,760)	2,480 (1,630 to 3,760)	2,480 (1,630 to 3,760)	730 (1,070 to 2,480)	779 (479 to 1,130)	351 (208 to 497)	139 (83 to 196)	24 (14 to 33)	0 (0 to 0)	42,000 (29,400 to 57,400)
HIV/AIDS - Multidrug-resistant Tuberculosis without extensive drug resistance	0 (0 to 0)	0 (0 to 0)	69 (9 to 220)	192 (19 to 638)	192 (19 to 638)	192 (22 to 638)	192 (19 to 638)	192 (19 to 638)	192 (24 to 638)	192 (19 to 638)	192 (24 to 638)	606 (60 to 2,270)	606 (60 to 2,270)	192 (19 to 638)	192 (19 to 638)	131 (16 to 438)	68 (7 to 180)	18 (2 to 58)	1 (0 to 3)	1 (0 to 3)	0 (0 to 0)	0 (0 to 0)	4,990
HIV/AIDS - Extensively drug-resistant Tuberculosis	0 (0 to 0)	0 (0 to 0)	42.1 (5.3 to 120)	42.3 (5.3 to 120)	42.3 (5.3 to 120)	42.3 (5.3 to 120)	42.4 (5.3 to 120)	42.3 (5.3 to 120)	42.3 (5.3 to 120)	42.3 (5.3 to 120)	42.7 (5.3 to 120)	11.9 (1.5 to 33.7)	11.9 (1.5 to 33.7)	11.9 (1.5 to 33.7)	11.9 (1.5 to 33.7)	4.4 (0.6 to 12.4)	2.2 (0.3 to 6.2)	0.7 (0.1 to 2.1)	0.2 (0 to 0.6)	0.1 (0 to 0.3)	0 (0 to 0)	0 (0 to 0)	671
HIV/AIDS resulting in other diseases	0 (0.0 to 0.0)	0 (0 to 0)	11,000 (1,390 to 4,280)	10,000 (2,060 to 19,600)	1,000 (0.0 to 3,870)	1,000 (0.0 to 3,710)	1,000 (0.0 to 3,550)	1,000 (0.0 to 3,550)	1,000 (0.0 to 3,550)	1,000 (0.0 to 3,550)	1,000 (0.0 to 3,550)	1,000 (0.0 to 3,550)	1,000 (0.0 to 3,550)	1,000 (0.0 to 3,550)	1,000 (0.0 to 3,550)	1,000 (0.0 to 3,550)	1,000 (0.0 to 3,550)	1,000 (0.0 to 3,550)	1,000 (0.0 to 3,550)	1,000 (0.0 to 3,550)	1,000 (0.0 to 3,550)	1,000 (0.0 to 3,550)	21,000
Sexually transmitted infections excluding HIV	6,000 (3,540 to 9,000)	1,000 (0.0 to 2,000)	12,000 (7,000 to 19,000)	11,000 (7,000 to 17,000)	1,000 (0.0 to 2,000)	1,000 (0.0 to 2,000)	1,000 (0.0 to 2,000)	1,000 (0.0 to 2,000)	1,000 (0.0 to 2,000)	1,000 (0.0 to 2,000)	1,000 (0.0 to 2,000)	1,000 (0.0 to 2,000)	1,000 (0.0 to 2,000)	1,000 (0.0 to 2,000)	1,000 (0.0 to 2,000)	1,000 (0.0 to 2,000)	1,000 (0.0 to 2,000)	1,000 (0.0 to 2,000)	1,000 (0.0 to 2,000)	1,000 (0.0 to 2,000)	1,000 (0.0 to 2,000)	1,000 (0.0 to 2,000)	37,000
Syphilis	6,000 (3,540 to 9,000)	1,000 (0.0 to 2,000)	12,000 (7,000 to 19,000)	11,000 (7,000 to 17,000)	1,000 (0.0 to 2,000)	1,000 (0.0 to 2,000)	1,000 (0.0 to 2,000)	1,000 (0.0 to 2,000)	1,000 (0.0 to 2,000)	1,000 (0.0 to 2,000)	1,000 (0.0 to 2,000)	1,000 (0.0 to 2,000)	1,000 (0.0 to 2,000)	1,000 (0.0 to 2,000)	1,000 (0.0 to 2,000)	1,000 (0.0 to 2,000)	1,000 (0.0 to 2,000)	1,000 (0.0 to 2,000)	1,000 (0.0 to 2,000)	1,000 (0.0 to 2,000)	1,000 (0.0 to 2,000)	1,000 (0.0 to 2,000)	36,000
Chlamydial infection	0 (0 to 0)	0 (0 to 0)	0 (0 to 0)	0 (0 to 0)	0 (0 to 0)	0 (0 to 0)	0 (0 to 0)	0 (0 to 0)	0 (0 to 0)	0 (0 to 0)	0 (0 to 0)	0 (0 to 0)	0 (0 to 0)	0 (0 to 0)	0 (0 to 0)	0 (0 to 0)	0 (0 to 0)	0 (0 to 0)	0 (0 to 0)	0 (0 to 0)	0 (0 to 0)	0 (0 to 0)	0 (0 to 0)	312
Gonococcal infection	0 (0 to 0)	0 (0 to 0)	0 (0 to 0)	0 (0 to 0)	0 (0 to 0)	0 (0 to 0)	0 (0 to 0)	0 (0 to 0)	0 (0 to 0)	0 (0 to 0)	0 (0 to 0)	0 (0 to 0)	0 (0 to 0)	0 (0 to 0)	0 (0 to 0)	0 (0 to 0)	0 (0 to 0)	0 (0 to 0)	0 (0 to 0)	0 (0 to 0)	0 (0 to 0)	0 (0 to 0)	0 (0 to 0)	329
Trichomoniasis	0 (0 to 0)	0 (0 to 0)	0 (0 to 0)	0 (0 to 0)	0 (0 to 0)	0 (0 to 0)	0 (0 to 0)	0 (0 to 0)	0 (0 to 0)	0 (0 to 0)	0 (0 to 0)	0 (0 to 0)	0 (0 to 0)	0 (0 to 0)	0 (0 to 0)	0 (0 to 0)	0 (0 to 0)	0 (0 to 0)	0 (0 to 0)	0 (0 to 0)	0 (0 to 0)	0 (0 to 0)	0 (0 to 0)	0
Genital herpes	0 (0 to 0)	0 (0 to 0)	0 (0 to 0)	0 (0 to 0)	0 (0 to 0)	0 (0 to 0)	0 (0 to 0)	0 (0 to 0)	0 (0 to 0)	0 (0 to 0)	0 (0 to 0)	0 (0 to 0)	0 (0 to 0)	0 (0 to 0)	0 (0 to 0)	0 (0 to 0)	0 (0 to 0)	0 (0 to 0)	0 (0 to 0)	0 (0 to 0)	0 (0 to 0)	0 (0 to 0)	0 (0 to 0)	0
Other sexually transmitted infections	0 (0 to 0)	1 (0 to 2)	1,000 (0 to 2,000)	1,000 (0 to 2,000)	1,000 (0 to 2,000



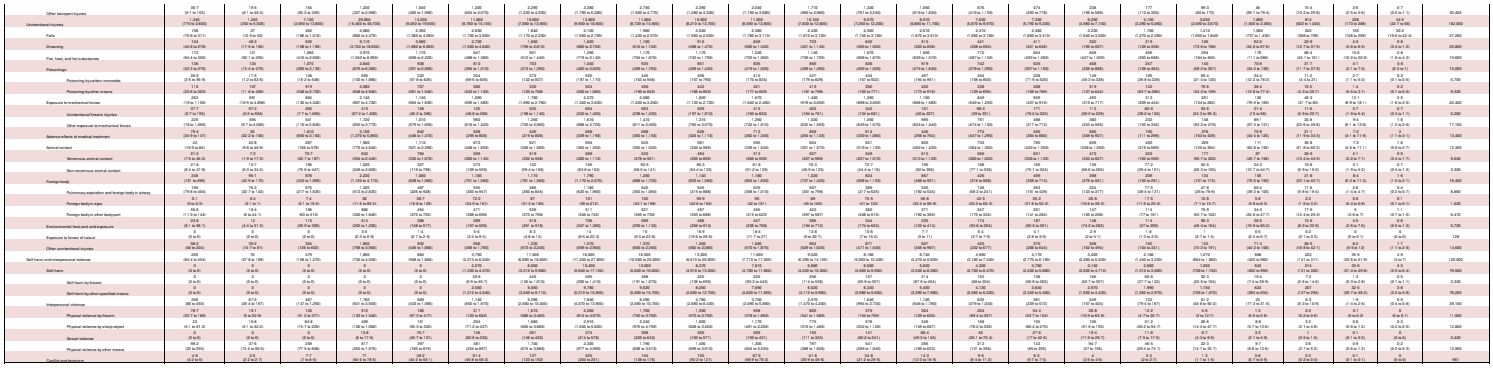

SR Table 2a: Guinea DALYS by cause and age group for males with 95% uncertainty intervals, 2019

Cause	Early Neonatal	Late Neonatal	Post Neonatal	1 to 4	5 to 9	10 to 14	15 to 19	20 to 24	25 to 29	30 to 34	35 to 39	40 to 44	45 to 49	50 to 54	55 to 59	60 to 64	65 to 69	70 to 74	75 to 79	80 to 84	85 to 89	90 to 94	95 plus	Total
All causes	562,000 (439,000 to 697,000)	150,000 (143,000 to 206,000)	405,000 (357,000 to 746,000)	696,000 (729,000 to 1,060,000)	150,000 (150,000 to 233,000)	119,000 (96,000 to 176,000)	114,000 (89,000 to 146,000)	106,000 (84,000 to 136,000)	102,000 (87,000 to 130,000)	102,000 (89,000 to 117,000)	97,000 (83,000 to 113,000)	100,000 (85,000 to 117,000)	100,000 (86,000 to 116,000)	96,000 (82,000 to 112,000)	100,000 (85,000 to 117,000)	103,000 (86,000 to 120,000)	111,000 (92,000 to 129,000)	120,000 (96,000 to 139,000)	86,100 (68,000 to 103,000)	60,000 (45,000 to 75,000)	34,400 (25,000 to 45,000)	6,972 (4,900 to 9,500)	3,470 (2,370 to 5,040)	
Communicable, maternal, neonatal, and nutritional diseases	505,000 (397,000 to 633,000)	119,000 (120,000 to 201,000)	304,000 (268,000 to 667,000)	556,000 (640,000 to 969,000)	110,000 (90,000 to 193,000)	57,600 (39,000 to 99,000)	41,000 (27,000 to 63,000)	27,000 (17,000 to 39,000)	27,000 (16,000 to 39,000)	27,000 (16,000 to 39,000)	26,000 (16,000 to 38,000)	26,000 (16,000 to 38,000)	26,000 (16,000 to 38,000)	25,000 (16,000 to 36,000)	25,000 (16,000 to 36,000)	25,000 (16,000 to 36,000)	26,000 (16,000 to 38,000)	26,000 (16,000 to 38,000)	19,600 (12,000 to 29,000)	9,950 (5,900 to 15,000)	4,190 (2,500 to 6,500)	1,750 (1,050 to 2,750)	4,227 (2,600 to 6,600)	2,500,000
HIV/AIDS and sexually transmitted infections	13,400 (8,100 to 20,000)	4,600 (1,900 to 11,000)	6,470 (1,900 to 13,000)	6,230 (2,600 to 13,000)	2,310 (1,000 to 4,700)	2,960 (1,300 to 6,000)	4,090 (1,800 to 8,200)	5,220 (2,300 to 10,000)	4,830 (2,300 to 9,400)	5,900 (2,900 to 11,000)	5,700 (2,800 to 10,000)	5,700 (2,800 to 10,000)	5,700 (2,800 to 10,000)	5,400 (2,600 to 9,900)	5,400 (2,600 to 9,900)	5,400 (2,600 to 9,900)	5,400 (2,600 to 9,900)	5,400 (2,600 to 9,900)	4,600 (2,200 to 8,400)	2,900 (1,400 to 5,300)	1,500 (700 to 2,700)	594 (280 to 1,100)	294 (140 to 540)	1,112,000
HIV/AIDS	13,400 (8,100 to 20,000)	4,600 (1,900 to 11,000)	6,470 (1,900 to 13,000)	6,230 (2,600 to 13,000)	2,310 (1,000 to 4,700)	2,960 (1,300 to 6,000)	4,090 (1,800 to 8,200)	5,220 (2,300 to 10,000)	4,830 (2,300 to 9,400)	5,900 (2,900 to 11,000)	5,700 (2,800 to 10,000)	5,700 (2,800 to 10,000)	5,700 (2,800 to 10,000)	5,400 (2,600 to 9,900)	5,400 (2,600 to 9,900)	5,400 (2,600 to 9,900)	5,400 (2,600 to 9,900)	5,400 (2,600 to 9,900)	4,600 (2,200 to 8,400)	2,900 (1,400 to 5,300)	1,500 (700 to 2,700)	594 (280 to 1,100)	294 (140 to 540)	89,500
HIV/AIDS - Drug-susceptible Tuberculosis	0 (0 to 0)	0 (0 to 0)	664 (420 to 960)	2,150 (1,410 to 3,150)	1,150 (757 to 1,770)	1,280 (774 to 1,970)	1,290 (778 to 2,010)	623 (420 to 960)	623 (420 to 960)	666 (444 to 2,510)	1,160 (1,160 to 1,710)	2,260 (2,260 to 3,330)	4,060 (4,060 to 5,980)	3,660 (3,660 to 5,390)	2,420 (2,420 to 3,560)	1,290 (1,290 to 1,900)	742 (742 to 1,090)	398 (398 to 586)	193 (193 to 284)	88.1 (88.1 to 130)	18.0 (18.0 to 26.5)	4.7 (4.7 to 6.9)	1.6 (1.6 to 2.3)	29,200
HIV/AIDS - Multidrug-resistant Tuberculosis without extensi	0 (0 to 0)	0 (0 to 0)	0 (0 to 0)	0 (0 to 0)	0 (0 to 0)	0 (0 to 0)	0 (0 to 0)	0 (0 to 0)	0 (0 to 0)	0 (0 to 0)	0 (0 to 0)	0 (0 to 0)	0 (0 to 0)	0 (0 to 0)	0 (0 to 0)	0 (0 to 0)	0 (0 to 0)	0 (0 to 0)	0 (0 to 0)	0 (0 to 0)	0 (0 to 0)	0 (0 to 0)	0 (0 to 0)	0
HIV/AIDS - Extensively drug-resistant Tuberculosis	0 (0 to 0)	0 (0 to 0)	0 (0 to 0)	0 (0 to 0)	0 (0 to 0)	0 (0 to 0)	0 (0 to 0)	0 (0 to 0)	0 (0 to 0)	0 (0 to 0)	0 (0 to 0)	0 (0 to 0)	0 (0 to 0)	0 (0 to 0)	0 (0 to 0)	0 (0 to 0)	0 (0 to 0)	0 (0 to 0)	0 (0 to 0)	0 (0 to 0)	0 (0 to 0)	0 (0 to 0)	0 (0 to 0)	0
HIV/AIDS resulting in other diseases	0 (0 to 0)	0 (0 to 0)	0 (0 to 0)	0 (0 to 0)	0 (0 to 0)	0 (0 to 0)	0 (0 to 0)	0 (0 to 0)	0 (0 to 0)	0 (0 to 0)	0 (0 to 0)	0 (0 to 0)	0 (0 to 0)	0 (0 to 0)	0 (0 to 0)	0 (0 to 0)	0 (0 to 0)	0 (0 to 0)	0 (0 to 0)	0 (0 to 0)	0 (0 to 0)	0 (0 to 0)	0 (0 to 0)	0
Sexually transmitted infections excluding HIV	13,400 (8,100 to 20,000)	4,600 (1,900 to 11,000)	5,990 (1,900 to 13,000)	3,980 (1,200 to 9,900)	1,160 (257 to 3,000)	1,680 (374 to 4,300)	2,800 (627 to 7,200)	4,600 (1,000 to 11,000)	4,210 (1,000 to 9,400)	5,240 (1,200 to 11,000)	4,540 (1,000 to 10,000)	3,440 (774 to 7,600)	1,640 (365 to 3,600)	1,740 (387 to 3,800)	2,990 (665 to 6,600)	4,090 (910 to 9,000)	4,660 (1,040 to 10,000)	5,030 (1,120 to 11,000)	4,010 (894 to 8,800)	2,050 (456 to 4,500)	1,020 (227 to 2,200)	420 (93 to 920)	208 (46 to 460)	26,400
Syphilis	0 (0 to 0)	0 (0 to 0)	0 (0 to 0)	0 (0 to 0)	0 (0 to 0)	0 (0 to 0)	0 (0 to 0)	0 (0 to 0)	0 (0 to 0)	0 (0 to 0)	0 (0 to 0)	0 (0 to 0)	0 (0 to 0)	0 (0 to 0)	0 (0 to 0)	0 (0 to 0)	0 (0 to 0)	0 (0 to 0)	0 (0 to 0)	0 (0 to 0)	0 (0 to 0)	0 (0 to 0)	0 (0 to 0)	0
Chlamydial infection	0 (0 to 0)	0 (0 to 0)	0 (0 to 0)	0 (0 to 0)	0 (0 to 0)	0 (0 to 0)	0 (0 to 0)	0 (0 to 0)	0 (0 to 0)	0 (0 to 0)	0 (0 to 0)	0 (0 to 0)	0 (0 to 0)	0 (0 to 0)	0 (0 to 0)	0 (0 to 0)	0 (0 to 0)	0 (0 to 0)	0 (0 to 0)	0 (0 to 0)	0 (0 to 0)	0 (0 to 0)	0 (0 to 0)	0
Gonococcal infection	0 (0 to 0)	0 (0 to 0)	0 (0 to 0)	0 (0 to 0)	0 (0 to 0)	0 (0 to 0)	0 (0 to 0)	0 (0 to 0)	0 (0 to 0)	0 (0 to 0)	0 (0 to 0)	0 (0 to 0)	0 (0 to 0)	0 (0 to 0)	0 (0 to 0)	0 (0 to 0)	0 (0 to 0)	0 (0 to 0)	0 (0 to 0)	0 (0 to 0)	0 (0 to 0)	0 (0 to 0)	0 (0 to 0)	0
Trichomoniasis	0 (0 to 0)	0 (0 to 0)	0 (0 to 0)	0 (0 to 0)	0 (0 to 0)	0 (0 to 0)	0 (0 to 0)	0 (0 to 0)	0 (0 to 0)	0 (0 to 0)	0 (0 to 0)	0 (0 to 0)	0 (0 to 0)	0 (0 to 0)	0 (0 to 0)	0 (0 to 0)	0 (0 to 0)	0 (0 to 0)	0 (0 to 0)	0 (0 to 0)	0 (0 to 0)	0 (0 to 0)	0 (0 to 0)	0
Genital herpes	0 (0 to 0)	0 (0 to 0)	0 (0 to 0)	0 (0 to 0)	0 (0 to 0)	0 (0 to 0)	0 (0 to 0)	0 (0 to 0)	0 (0 to 0)	0 (0 to 0)	0 (0 to 0)	0 (0 to 0)	0 (0 to 0)	0 (0 to 0)	0 (0 to 0)	0 (0 to 0)	0 (0 to 0)	0 (0 to 0)	0 (0 to 0)	0 (0 to 0)	0 (0 to 0)	0 (0 to 0)	0 (0 to 0)	0
Other sexually transmitted infections	0 (0 to 0)	0 (0 to 0)	0 (0 to 0)	0 (0 to 0)	0 (0 to 0)	0 (0 to 0)	0 (0 to 0)	0 (0 to 0)	0 (0 to 0)	0 (0 to 0)	0 (0 to 0)	0 (0 to 0)	0 (0 to 0)	0 (0 to 0)	0 (0 to 0)	0 (0 to 0)	0 (0 to 0)	0 (0 to 0)	0 (0 to 0)	0 (0 to 0)	0 (0 to 0)	0 (0 to 0)	0 (0 to 0)	0
Respiratory infections and tuberculosis	34,200 (17,000 to 55,000)	28,100 (16,000 to 46,000)	104,000 (63,000 to 210,000)	207,000 (91,000 to 370,000)	17,000 (11,000 to 25,000)	6,170 (4,000 to 9,000)	3,140 (2,000 to 4,600)	2,020 (1,300 to 3,000)	1,810 (1,200 to 2,600)	1,720 (1,100 to 2,500)	1,660 (1,100 to 2,400)	1,660 (1,100 to 2,400)	1,660 (1,100 to 2,400)	1,660 (1,100 to 2,400)	1,660 (1,100 to 2,400)	1,660 (1,100 to 2,400)	1,660 (1,100 to 2,400)	1,660 (1,100 to 2,400)	1,660 (1,100 to 2,400)	1,660 (1,100 to 2,400)	1,660 (1,100 to 2,400)	1,660 (1,100 to 2,400)	1,660 (1,100 to 2,400)	386,000
Tuberculosis	0 (0 to 0)	0 (0 to 0)	15,100 (8,810 to 26,900)	13,600 (1,760 to 35,200)	3,310 (1,220 to 6,960)	3,730 (1,910 to 5,760)	3,730 (1,940 to 5,620)	3,730 (1,940 to 5,620)	3,730 (1,940 to 5,620)	3,730 (1,940 to 5,620)	3,730 (1,940 to 5,620)	3,730 (1,940 to 5,620)	3,730 (1,940 to 5,620)	3,730 (1,940 to 5,620)	3,730 (1,940 to 5,620)	3,730 (1,940 to 5,620)	3,730 (1,940 to 5,620)	3,730 (1,940 to 5,620)	3,730 (1,940 to 5,620)	3,730 (1,940 to 5,620)	3,730 (1,940 to 5,620)	3,730 (1,940 to 5,620)	3,730 (1,940 to 5,620)	117,000
Latent tuberculosis infection	0 (0 to 0)	0 (0 to 0)	0 (0 to 0)	0 (0 to 0)	0 (0 to 0)	0 (0 to 0)	0 (0 to 0)	0 (0 to 0)	0 (0 to 0)	0 (0 to 0)	0 (0 to 0)	0 (0 to 0)	0 (0 to 0)	0 (0 to 0)	0 (0 to 0)	0 (0 to 0)	0 (0 to 0)	0 (0 to 0)	0 (0 to 0)	0 (0 to 0)	0 (0 to 0)	0 (0 to 0)	0 (0 to 0)	0
Drug-susceptible tuberculosis	0 (0 to 0)	0 (0 to 0)	15,100 (8,810 to 26,900)	13,600 (1,760 to 35,200)	3,310 (1,220 to 6,960)	3,730 (1,910 to 5,760)	3,730 (1,940 to 5,620)	3,730 (1,940 to 5,620)	3,730 (1,940 to 5,620)	3,730 (1,940 to 5,620)	3,730 (1,940 to 5,620)	3,730 (1,940 to 5,620)	3,730 (1,940 to 5,620)	3,730 (1,940 to 5,620)	3,730 (1,940 to 5,620)	3,730 (1,940 to 5,620)	3,730 (1,940 to 5,620)	3,730 (1,940 to 5,620)	3,730 (1,940 to 5,620)	3,730 (1,940 to 5,620)	3,730 (1,940 to 5,620)	3,730 (1,940 to 5,620)	3,730 (1,940 to 5,620)	117,000
Multidrug-resistant tuberculosis without extensive drug-re	0 (0 to 0)	0 (0 to 0)	0 (0 to 0)	0 (0 to 0)	0 (0 to 0)	0 (0 to 0)	0 (0 to 0)	0 (0 to 0)	0 (0 to 0)	0 (0 to 0)	0 (0 to 0)	0 (0 to 0)	0 (0 to 0)	0 (0 to 0)	0 (0 to 0)	0 (0 to 0)	0 (0 to 0)	0 (0 to 0)	0 (0 to 0)	0 (0 to 0)	0 (0 to 0)	0 (0 to 0)	0 (0 to 0)	0
Extensively drug-resistant tuberculosis	0 (0 to 0)	0 (0 to 0)	0 (0 to 0)	0 (0 to 0)	0 (0 to 0)	0 (0 to 0)	0 (0 to 0)	0 (0 to 0)	0 (0 to 0)	0 (0 to 0)	0 (0 to 0)	0 (0 to 0)	0 (0 to 0)	0 (0 to 0)	0 (0 to 0)	0 (0 to 0)	0 (0 to 0)	0 (0 to 0)	0 (0 to 0)	0 (0 to 0)	0 (0 to 0)	0 (0 to 0)	0 (0 to 0)	0
Lower respiratory infections	34,200 (17,000 to 55,000)	28,100 (16,000 to 46,000)	89,000 (54,000 to 180,000)	193,000 (89,000 to 340,000)	14,000 (9,000 to 19,000)	2,440 (1,600 to 3,500)	2,410 (1,600 to 3,500)	2,290 (1,500 to 3,300)	2,080 (1,400 to 3,000)	1,990 (1,300 to 2,900)	1,930 (1,300 to 2,800)	1,930 (1,300 to 2,800)	1,930 (1,300 to 2,800)	1,930 (1,300 to 2,800)	1,930 (1,300 to 2,800)	1,930 (1,300 to 2,800)	1,930 (1,300 to 2,800)	1,930 (1,300 to 2,800)	1,930 (1,300 to 2,800)	1,930 (1,300 to 2,800)	1,930 (1,300 to 2,800)	1,930 (1,300 to 2,800)	1,930 (1,300 to 2,800)	269,000
Upper respiratory infections	0 (0 to 37)	0 (0 to 62.2)	0 (0 to 1,090)	257 (164 to 1,140)	257 (164 to 1,270)	257 (166 to 1,140)	257 (166 to 1,140)	257 (166 to 1,140)	257 (166 to 1,140)	257 (166 to 1,140)	257 (166 to 1,140)	257 (166 to 1,140)	257 (166 to 1,140)	257 (166 to 1,140)	257 (166 to 1,140)	257 (166 to 1,140)	257 (166 to 1,140)	257 (166 to 1,140)	257 (166 to 1,140)	257 (166 to 1,140)	257 (166 to 1,140)	257 (166 to 1,140)	257 (166 to 1,140)	4,900
Otitis media	1.9 (0.3 to 5.9)	1.7 (0.3 to 5.6)	0.4 (0.1 to 1.5)	223 (206 to 860)	223 (206 to 860)	223 (206 to 860)	223 (206 to 860)	223 (206 to 860)	223 (206 to 860)	223 (206 to 860)	223 (206 to 860)	223 (206 to 860)	223 (206 to 860)	223 (206 to 860)	223 (206 to 860)	223 (206 to 860)	223 (206 to 860)	223 (206 to 860)	223 (206 to 860)	223 (206 to 860)	223 (206 to 860)	223 (206 to 860)	223 (206 to 860)	3,960
Sinonasal infections	3,290 (1,210 to 6,960)	7,430 (2,560 to 15,700)	15,000 (4,120 to 32,000)	11,000 (107,600 to 28,000)	11,000 (10,600 to 27,600)	11,000 (8,540 to 16,700)	11,000 (8,140 to 12,300)	6,010 (3,430 to 8,600)	5,930 (3,540 to 8,400)	5,330 (2,760 to 8,000)	5,170 (2,760 to 8,000)	4,790 (2,460 to 7,190)	4,970 (2,570 to 7,460)	4,970 (2,570 to 7,460)	5,360 (2,660 to 8,000)	5,090 (2,550 to 7,630)	4,690 (2,350 to 7,030)	4,690 (2,350 to 7,030)	4,690 (2,350 to 7,030)	4,690 (2,350 to 7,030)	4,690 (2,350 to 7,030)	4,690 (2,350 to 7,030)	4,690 (2,350 to 7,030)	359,000
Chronic diseases	23,000 (12,000 to 36,000)	4,610 (2,000 to 10,000)	17,000 (7,000 to 100,000)	29,000 (9,000 to 100,000)	4,000 (2,000 to 6,000)	3,000 (1,000 to 4,000)	3,000 (1,000 to 4,000)	3,000 (1,000 to 4,000)	3,000 (1,000 to 4,000)	3,000 (1,000 to 4,000)	3,000 (1,000 to 4,000)	3,000 (1,000 to 4,000)	3,000 (1,000 to 4,000)	3,000 (1,000 to 4,000)	3,000 (1,000 to 4,000)	3,000 (1,000 to 4,000)	3,000 (1,000 to 4,000)	3,000 (1,000 to 4,000)	3,000 (1,000 to 4,000)	3,000 (1,000 to 4,000)	3,000 (1,000 to 4,000)	3,000 (1,000 to 4,000)	3,000 (1,000 to 4,000)	214,000
Thyroid and parathyroid	0 (0 to 0)	0 (0 to 0)	39.3 (11 to 98.1)	4,600 (1,410 to 10,300)	4,600 (1,410 to 10,300)	2,480 (1,410 to 3,800)	2,480 (1,410 to 3,800)	2,480 (1,410 to 3,800)	2,480 (1,410 to 3,800)	2,480 (1,410 to 3,800)	2,480 (1,410 to 3,800)	2,480 (1,410 to 3,800)	2,480 (1,410 to 3,800)	2,480 (1,410 to 3,800)	2,480 (1,410 to 3,800)	2,480 (1,410 to 3,800)	2,480 (1,410 to 3,800)	2,480 (1,410 to 3,800)	2,480 (1,410 to 3,800)	2,480 (1,410 to 3,800)	2,480 (1,410 to 3,800)	2,480 (1,410 to 3,800)	2,480 (1,410 to 3,800)	13,600
Thyroid liver	0 (0 to 0)	0 (0 to 0)	34.1 (9.09 to 88.7)	4,600 (1,410 to 10,700)	4,600 (1,410 to 10,300)	2,480 (875 to 3,800)	1,130 (875 to 1,530)	466 (275 to 1,530)	466 (275 to 1,530)	466 (275 to 1,530)	466 (275 to 1,530)	466 (275 to 1,530)	466 (275 to 1,530)	466 (275 to 1,530)	466 (275 to 1,530)	466 (275 to 1,530)	466 (275 to 1,530)	466 (275 to 1,530)	466 (275 to 1,530)	466 (275 to 1,530)	466 (275 to 1,530)	466 (275 to 1,530)	466 (275 to 1,530)	466 (275 to 1,530)	13,500
Parathyroid liver	0 (0 to 0)	0 (0 to 0)	29.4 (7.87 to 76.2)	0 (0 to 0)	0 (0 to 0)	0 (0 to 0)	1,350 (1,410 to 2,270)	2,010 (1,410 to 2,270)	2,010 (1,410 to 2,270)	2,010 (1,410 to 2,270)	2,010 (1,410 to 2,270)	2,010 (1,410 to 2,270)	2,010 (1,410 to 2,270)	2,010 (1,410 to 2,270)	2,010 (1,410 to 2,270)	2,010 (1,410 to 2,270)	2,010 (1,410 to 2,270)	2,010 (1,410 to 2,270)	2,010 (1,410 to 2,270)	2,010 (1,410 to 2,270)	2,010 (1,410 to 2,270)	2,010 (1,410 to 2,270)	2,010 (1,410 to 2,270)	2,010 (1,410 to 2,270)	695
Diabetes	602 (389 to 1,920)	154 (99.6 to 1,000)	1,420 (1,000 to 2,000)	2,480 (1,720 to 3,220)	2,480 (1,720 to 3,220)	2,480 (1,720 to 3,220



G6PD deficiency	1 (0.2 to 2.8)	1.9 (0.4 to 10.9)	11.7 (2.6 to 52.4)	60 (12.6 to 284)	64.6 (13.7 to 304)	59.7 (12.4 to 286)	35.7 (7.6 to 167)	27.8 (5.9 to 131)	23.4 (5.0 to 110)	16.9 (3.6 to 80)	17.4 (3.7 to 82.6)	19.8 (4.2 to 93.4)	17.9 (3.8 to 83.9)	60.9 (13.8 to 269)	32.2 (6.9 to 77.9)	62.7 (16.1 to 245)	37.5 (9.6 to 89)	27.6 (6.1 to 62.9)	9.2 (2.0 to 22.6)	1.6 (0.5 to 5)	0.4 (0.1 to 1)	0.1 (0 to 0.2)	0 (0 to 0)	403
G6PD bat	0 (0 to 0)	0 (0 to 0)	0 (0 to 0)

SR Table 2x. Guinea-Bissau DALYS by cause and sex group for males with 95% uncertainty intervals, 2019

Cause	Early Neonatal	Late Neonatal	Post Neonatal	1 to 4	5 to 9	10 to 14	15 to 19	20 to 24	25 to 29	30 to 34	35 to 39	40 to 44	45 to 49	50 to 54	55 to 59	60 to 64	65 to 69	70 to 74	75 to 79	80 to 84	85 to 89	90 to 94	95 plus	Total
All causes	16,900 (15,300 to 18,500)	19,000 (15,900 to 22,400)	73,900 (66,900 to 166,200)	73,900 (66,900 to 166,200)	23,200 (20,300 to 27,400)	17,600 (14,900 to 20,400)	20,200 (18,100 to 22,700)	22,600 (19,700 to 27,100)	21,400 (18,400 to 26,000)	21,700 (18,400 to 26,600)	22,100 (18,300 to 27,900)	23,900 (19,300 to 31,000)	23,900 (19,200 to 30,200)	21,200 (16,900 to 28,200)	20,000 (16,300 to 28,100)	16,900 (13,100 to 25,700)	15,100 (11,100 to 23,700)	13,900 (9,600 to 23,400)	9,600 (6,500 to 17,400)	5,200 (3,300 to 9,700)	3,010 (2,100 to 5,200)	998 (690 to 1,800)	501.4 (347.1 to 902.3)	529,000
Communicable, maternal, neonatal, and nutritional diseases	16,100 (14,200 to 18,000)	18,700 (15,600 to 19,600)	59,000 (51,600 to 66,000)	59,000 (59,600 to 66,000)	13,600 (10,600 to 17,100)	7,290 (5,300 to 9,200)	7,360 (5,400 to 9,500)	6,970 (4,900 to 9,600)	7,150 (5,400 to 9,600)	6,940 (4,900 to 9,600)	6,230 (4,100 to 9,000)	6,660 (4,600 to 9,400)	6,430 (4,200 to 9,700)	5,600 (3,600 to 9,000)	5,010 (3,200 to 8,200)	4,220 (2,600 to 7,200)	3,460 (2,000 to 6,400)	2,730 (1,500 to 5,400)	1,940 (1,010 to 3,900)	776 (370 to 1,800)	329 (140 to 770)	80.2 (34.1 to 197)	117 (13.6 to 22.1)	297,000
HIV/AIDS and sexually transmitted infections	1,000 (1,000 to 1,110)	1,060 (1,000 to 1,200)	2,060 (1,900 to 2,300)	765 (670 to 1,000)	602 (370 to 1,000)	606 (470 to 1,000)	1,060 (1,000 to 1,200)	766 (700 to 1,000)	1,200 (1,000 to 1,400)	1,200 (1,000 to 1,400)	4,270 (3,900 to 4,900)	4,300 (3,700 to 5,000)	4,300 (3,800 to 5,000)	4,270 (3,700 to 5,000)	4,300 (3,800 to 5,000)	4,300 (3,800 to 5,000)	4,300 (3,800 to 5,000)	4,300 (3,800 to 5,000)	4,300 (3,800 to 5,000)	2,600 (2,300 to 3,000)	1,200 (1,000 to 1,400)	266 (230 to 300)	0.1 (0.1 to 0.1)	31,600
HIV/AIDS	0.1 (0 to 0.1)	0.2 (0.1 to 0.3)	459 (350 to 780)	752 (520 to 1,000)	771 (580 to 1,000)	686 (510 to 1,000)	1,070 (980 to 1,200)	798 (580 to 1,100)	1,310 (1,000 to 1,600)	1,300 (1,000 to 1,600)	4,270 (3,900 to 4,900)	4,300 (3,700 to 5,000)	4,300 (3,800 to 5,000)	4,270 (3,700 to 5,000)	4,300 (3,800 to 5,000)	4,300 (3,800 to 5,000)	4,300 (3,800 to 5,000)	4,300 (3,800 to 5,000)	4,300 (3,800 to 5,000)	2,600 (2,300 to 3,000)	1,200 (1,000 to 1,400)	266 (230 to 300)	0.1 (0.1 to 0.1)	29,500
HIV/AIDS - Drug-susceptible Tuberculosis	0 (0 to 0)	0 (0 to 0)	156 (120 to 240)	282 (190 to 380)	312 (230 to 400)	301 (220 to 400)	770 (710 to 870)	290 (210 to 400)	431 (370 to 500)	420 (360 to 500)	1,460 (1,300 to 1,700)	1,410 (1,200 to 1,600)	1,290 (1,100 to 1,500)	780 (660 to 900)	299 (250 to 350)	111 (90 to 130)	77.6 (63 to 90)	36.3 (29 to 43)	13.9 (11 to 16)	3.4 (2.7 to 4.1)	0.7 (0.5 to 0.8)	0.2 (0.1 to 0.2)	0.1 (0 to 0.1)	9,390
HIV/AIDS - Multidrug-resistant Tuberculosis without extensive drug-resistance	0 (0 to 0)	0 (0 to 0)	0.2 (0 to 0.3)	0.2 (0 to 0.3)	0.1 (0 to 0.2)	0.1 (0 to 0.2)	0.3 (0 to 0.5)	0.2 (0 to 0.4)	0.3 (0 to 0.5)	0.3 (0 to 0.5)	0.4 (0 to 0.6)	0.4 (0 to 0.6)	0.3 (0 to 0.5)	0.2 (0 to 0.4)	0.2 (0 to 0.3)	0.1 (0 to 0.2)	0.1 (0 to 0.2)	0.1 (0 to 0.1)	0 (0 to 0.1)	0 (0 to 0.1)	0 (0 to 0)	0 (0 to 0)	0 (0 to 0)	476
HIV/AIDS - Extensively drug-resistant Tuberculosis	0 (0 to 0)	0 (0 to 0)	0 (0 to 0)	0 (0 to 0)	0 (0 to 0)	0 (0 to 0)	0 (0 to 0)	0 (0 to 0)	0 (0 to 0)	0 (0 to 0)	0.1 (0 to 0.2)	0.1 (0 to 0.2)	0.1 (0 to 0.2)	0.1 (0 to 0.2)	0.1 (0 to 0.2)	0.1 (0 to 0.1)	0 (0 to 0.1)	0 (0 to 0.1)	0 (0 to 0.1)	0 (0 to 0.1)	0 (0 to 0)	0 (0 to 0)	0 (0 to 0)	0 (0 to 0)	6.4
HIV/AIDS resulting in other diseases	0.1 (0 to 0.1)	0.1 (0 to 0.3)	303 (120 to 580)	481 (180 to 1,000)	459 (210 to 1,000)	379 (160 to 1,000)	300 (140 to 1,000)	468 (210 to 1,000)	878 (400 to 1,700)	879 (400 to 1,700)	3,810 (1,800 to 6,400)	3,890 (1,900 to 6,500)	3,970 (1,900 to 6,700)	3,490 (1,600 to 6,000)	3,700 (1,800 to 6,200)	4,190 (2,000 to 7,000)	4,220 (2,000 to 7,100)	4,270 (2,000 to 7,200)	4,290 (2,000 to 7,200)	2,600 (1,200 to 4,400)	1,200 (600 to 2,000)	266 (120 to 450)	0.1 (0 to 0.1)	19,700
Sexually transmitted infections excluding HIV	1,000 (1,000 to 1,110)	1,060 (1,000 to 1,200)	1,600 (1,400 to 1,900)	623 (470 to 810)	31 (19 to 47)	1.2 (0.5 to 2.5)	0.5 (0.2 to 1.2)	0.3 (0.1 to 0.7)	0.2 (0 to 0.5)	0.1 (0 to 0.3)	0.1 (0 to 0.2)	0.1 (0 to 0.2)	0.1 (0 to 0.2)	0.1 (0 to 0.2)	0.1 (0 to 0.2)	0.1 (0 to 0.2)	0.1 (0 to 0.2)	0.1 (0 to 0.2)	0.1 (0 to 0.2)	0 (0 to 0.1)	0 (0 to 0)	0 (0 to 0)	0 (0 to 0)	6,030
Syphilis	0 (0 to 0)	0 (0 to 0)	0 (0 to 0)	0 (0 to 0)	0 (0 to 0)	0 (0 to 0)	0 (0 to 0)	0 (0 to 0)	0 (0 to 0)	0 (0 to 0)	0 (0 to 0)	0 (0 to 0)	0 (0 to 0)	0 (0 to 0)	0 (0 to 0)	0 (0 to 0)	0 (0 to 0)	0 (0 to 0)	0 (0 to 0)	0 (0 to 0)	0 (0 to 0)	0 (0 to 0)	0 (0 to 0)	0 (0 to 0)	0
Chlamydial infection	0 (0 to 0)	0 (0 to 0)	0 (0 to 0)	0 (0 to 0)	0 (0 to 0)	0 (0 to 0)	0.3 (0 to 1.2)	1.6 (0.5 to 4.1)	1.6 (0.5 to 4.1)	1.6 (0.5 to 4.1)	1.6 (0.5 to 4.1)	1.7 (0.5 to 4.1)	1.7 (0.5 to 4.1)	1.6 (0.5 to 4.1)	1.6 (0.5 to 4.1)	1.6 (0.5 to 4.1)	1.6 (0.5 to 4.1)	1.6 (0.5 to 4.1)	1.6 (0.5 to 4.1)	1.6 (0.5 to 4.1)	1.6 (0.5 to 4.1)	1.6 (0.5 to 4.1)	0 (0 to 0)	8
Gonococcal infection	0 (0 to 0)	0 (0 to 0)	0 (0 to 0)	0 (0 to 0)	0 (0 to 0)	0.6 (0.2 to 1.3)	2.1 (0.8 to 5.1)	2.8 (1.1 to 6.7)	2.1 (0.8 to 5.1)	1.2 (0.5 to 2.9)	0.6 (0.2 to 1.4)	0.4 (0.2 to 1.0)	0.3 (0.1 to 0.7)	0.2 (0.1 to 0.5)	0.2 (0.1 to 0.5)	0.1 (0.1 to 0.3)	0.1 (0.1 to 0.3)	0.1 (0.1 to 0.3)	0.1 (0.1 to 0.3)	0 (0 to 0.1)	0 (0 to 0.1)	0 (0 to 0)	0 (0 to 0)	167
Trichomoniasis	0 (0 to 0)	0 (0 to 0)	0 (0 to 0)	0 (0 to 0)	0 (0 to 0)	0 (0 to 0)	0 (0 to 0)	0.2 (0 to 0.5)	0.3 (0 to 0.6)	0.4 (0 to 0.7)	0.4 (0 to 0.7)	0.4 (0 to 0.7)	0.3 (0 to 0.6)	0.2 (0 to 0.5)	0.2 (0 to 0.5)	0.1 (0 to 0.3)	0.1 (0 to 0.3)	0.1 (0 to 0.3)	0 (0 to 0.2)	0 (0 to 0.1)	0 (0 to 0.1)	0 (0 to 0)	0 (0 to 0)	2.4
Genital herpes	0 (0 to 0)	0 (0 to 0)	0 (0 to 0)	0 (0 to 0)	0 (0 to 0)	0 (0 to 0)	0.1 (0 to 0.2)	0.1 (0 to 0.2)	0 (0 to 0.1)	0 (0 to 0.1)	0 (0 to 0.1)	0 (0 to 0.1)	0 (0 to 0.1)	0 (0 to 0.1)	0 (0 to 0.1)	0 (0 to 0.1)	0 (0 to 0.1)	0 (0 to 0.1)	0 (0 to 0.1)	0 (0 to 0.1)	0 (0 to 0.1)	0 (0 to 0)	0 (0 to 0)	0 (0 to 0)	21.5
Other sexually transmitted infections	0 (0 to 0)	0 (0 to 0)	0 (0 to 0)	0 (0 to 0)	0 (0 to 0)	0.6 (0.2 to 1.3)	2.6 (0.8 to 6.1)	2.4 (0.8 to 5.8)	2.4 (0.8 to 5.8)	2.4 (0.7 to 5.8)	2.4 (0.8 to 5.8)	2.4 (0.7 to 5.8)	2.4 (0.7 to 5.8)	2.4 (0.7 to 5.8)	2.4 (0.7 to 5.8)	2.4 (0.7 to 5.8)	2.4 (0.7 to 5.8)	2.4 (0.7 to 5.8)	2.4 (0.7 to 5.8)	2.4 (0.7 to 5.8)	2.4 (0.7 to 5.8)	2.4 (0.7 to 5.8)	2.4 (0.7 to 5.8)	14.7
Respiratory infections and tuberculosis	1,300 (1,300 to 1,400)	1,400 (1,300 to 1,500)	4,000 (3,200 to 5,100)	4,000 (3,400 to 5,300)	1,000 (870 to 2,200)	672 (620 to 1,200)	1,300 (1,000 to 1,900)	1,300 (1,000 to 1,900)	1,300 (1,000 to 1,900)	1,300 (1,000 to 1,900)	1,300 (1,000 to 1,900)	1,300 (1,000 to 1,900)	1,300 (1,000 to 1,900)	1,300 (1,000 to 1,900)	1,300 (1,000 to 1,900)	1,300 (1,000 to 1,900)	1,300 (1,000 to 1,900)	1,300 (1,000 to 1,900)	1,300 (1,000 to 1,900)	1,300 (1,000 to 1,900)	1,300 (1,000 to 1,900)	1,300 (1,000 to 1,900)	1,300 (1,000 to 1,900)	49,700
Tuberculosis	0 (0 to 0)	0 (0 to 0)	289 (220 to 360)	330 (260 to 400)	223 (170 to 280)	277 (210 to 350)	779 (600 to 960)	1,000 (770 to 1,200)	1,000 (770 to 1,200)	1,000 (770 to 1,200)	1,000 (770 to 1,200)	1,000 (770 to 1,200)	1,000 (770 to 1,200)	1,000 (770 to 1,200)	1,000 (770 to 1,200)	1,000 (770 to 1,200)	1,000 (770 to 1,200)	1,000 (770 to 1,200)	1,000 (770 to 1,200)	1,000 (770 to 1,200)	1,000 (770 to 1,200)	1,000 (770 to 1,200)	1,000 (770 to 1,200)	20,300
Latent tuberculosis infection	0 (0 to 0)	0 (0 to 0)	0 (0 to 0)	0 (0 to 0)	0 (0 to 0)	0 (0 to 0)	0 (0 to 0)	0 (0 to 0)	0 (0 to 0)	0 (0 to 0)	0 (0 to 0)	0 (0 to 0)	0 (0 to 0)	0 (0 to 0)	0 (0 to 0)	0 (0 to 0)	0 (0 to 0)	0 (0 to 0)	0 (0 to 0)	0 (0 to 0)	0 (0 to 0)	0 (0 to 0)	0 (0 to 0)	0 (0 to 0)	0
Drug-susceptible Tuberculosis	0 (0 to 0)	0 (0 to 0)	0 (0 to 0)	0 (0 to 0)	0 (0 to 0)	0 (0 to 0)	0 (0 to 0)	0 (0 to 0)	0 (0 to 0)	0 (0 to 0)	0 (0 to 0)	0 (0 to 0)	0 (0 to 0)	0 (0 to 0)	0 (0 to 0)	0 (0 to 0)	0 (0 to 0)	0 (0 to 0)	0 (0 to 0)	0 (0 to 0)	0 (0 to 0)	0 (0 to 0)	0 (0 to 0)	0 (0 to 0)	0
Multidrug-resistant tuberculosis without extensive drug-resistance	0 (0 to 0)	0 (0 to 0)	24.0 (0 to 97)	39.1 (1.7 to 130)	9.2 (0 to 51)	8.9 (1.1 to 31)	29.6 (3.6 to 100)	60 (10.6 to 170)	69.4 (13.5 to 200)	64.4 (12.1 to 200)	61.2 (11.4 to 200)	74.3 (14.3 to 200)	70.6 (13.9 to 200)	69.7 (13.4 to 200)	69.1 (11.7 to 200)	39.6 (4.7 to 120)	32.6 (3.3 to 97)	13.7 (1.7 to 41)	7.1 (0.4 to 24)	2.9 (0.2 to 9.5)	0.6 (0 to 2.1)	0.1 (0 to 0.4)	0 (0 to 0)	19,600
Extensively drug-resistant tuberculosis	0 (0 to 0)	0 (0 to 0)	0 (0 to 0)	0 (0 to 0)	0 (0 to 0)	0.1 (0 to 0.2)	0.4 (0 to 1.2)	0.4 (0 to 1.2)	0.4 (0 to 1.2)	0.3 (0 to 1.0)	0.3 (0 to 1.0)	0.3 (0 to 1.0)	0.3 (0 to 1.0)	0.2 (0 to 0.8)	0.2 (0 to 0.8)	0.1 (0 to 0.5)	0.1 (0 to 0.4)	0.1 (0 to 0.3)	0 (0 to 0.2)	0 (0 to 0.1)	0 (0 to 0.1)	0 (0 to 0)	0 (0 to 0)	11
Lower respiratory infections	2,660 (1,300 to 4,900)	1,660 (670 to 2,800)	4,460 (1,900 to 8,040)	4,460 (1,700 to 8,040)	1,060 (680 to 1,500)	632 (360 to 1,000)	772 (580 to 1,100)	796 (480 to 1,200)	797 (470 to 1,200)	779 (480 to 1,200)	688 (520 to 1,000)	688 (520 to 1,000)	688 (520 to 1,000)	1,170 (720 to 1,800)	1,190 (720 to 1,800)	1,420 (820 to 2,200)	1,260 (810 to 1,900)	1,070 (690 to 1,600)	673 (430 to 1,000)	356 (230 to 530)	137 (87 to 200)	36.6 (23.5 to 52.2)	0.7 (0.5 to 1.0)	29,300
Upper respiratory infections	1.4 (1 to 2.2)	2.4 (1.6 to 3.6)	39.2 (19 to 72)	99 (50 to 160)	104 (50 to 170)	139 (70 to 210)	89.1 (45 to 140)	69.3 (35 to 110)	52 (26 to 82)	41.7 (21 to 66)	49.6 (25 to 78)	23.6 (12 to 37)	19.3 (9.7 to 30)	14.6 (7.4 to 23)	11.7 (5.9 to 18)	9.3 (4.7 to 15)	6.8 (3.4 to 11)	4.8 (2.4 to 7.6)	2.1 (1.1 to 3.3)	0.8 (0.4 to 1.3)	0.2 (0.1 to 0.4)	0 (0 to 0.1)	0 (0 to 0.1)	715
Otitis media	0 (0 to 0.1)	0.1 (0 to 0.4)	18 (9.1 to 33)	48.5 (27 to 74)	39.2 (20.2 to 63)	20.1 (10.1 to 34)	9.6 (4.8 to 17)	5.4 (2.7 to 9.6)	3.6 (1.8 to 6.4)	2.5 (1.3 to 4.5)	1.7 (0.9 to 3.1)	1.2 (0.6 to 2.2)	0.8 (0.4 to 1.5)	0.6 (0.3 to 1.1)	0.4 (0.2 to 0.8)	0.3 (0.1 to 0.5)	0.2 (0.1 to 0.4)	0.1 (0.1 to 0.3)	0.1 (0.1 to 0.2)	0 (0 to 0.1)	0 (0 to 0.1)	0 (0 to 0.1)	0 (0 to 0)	473
Enteric infections	660 (240 to 2,180)	1,600 (490 to 4,600)	1,600 (4,700 to 26,900)	1,600 (6,100 to 37,900)	1,600 (1,300 to 4,200)	1,600 (947 to 3,400)	1,600 (454 to 3,400)	1,600 (479 to 3,400)	1,600 (460 to 3,400)	1,600 (460 to 3,400)	1,600 (460 to 3,400)	1,600 (460 to 3,400)	1,600 (460 to 3,400)	1,600 (460 to 3,400)	1,600 (460 to 3,400)	1,600 (460 to 3,400)	1,600 (460 to 3,400)	1,600 (460 to 3,400)	1,600 (460 to 3,400)	1,600 (460 to 3,400)	1,600 (460 to 3,400)	1,600 (460 to 3,400)	1,600 (460 to 3,400)	47,000
Diarrheal diseases	1,600 (240 to 3,180)	1,600 (490 to 4,600)	13,000 (4,900 to 28,900)	13,000 (5,900 to 28,900)	1,900 (429 to 5,400)	976 (429 to 2,400)	1,600 (297 to 5,500)	1,600 (429 to 5,400)	1,600 (448 to 5,400)	1,600 (448 to 5,400)	1,600 (459 to 5,400)	1,600 (459 to 5,400)	1,600 (459 to 5,400)	1,600 (459 to 5,400)	1,600 (459 to 5,400)	1,600 (297 to 5,400)	1,600 (410 to 5,400)	1,600 (398 to 5,400)	1,600 (398 to 5,400)	1,600 (398 to 5,400)	1,600 (398 to 5,400)	1,600 (397 to 5,400)	1,600 (397 to 5,400)	44,000
Typhoid and paratyphoid	0 (0 to 0)	0 (0 to 0)	0.3 (0 to 3.1)	131 (13 to 290)	102 (32 to 190)	93 (28 to 170)	0 (0 to 0)	0 (0 to 0)	0 (0 to 0)	0 (0 to 0)	0 (0 to 0)	0 (0 to 0)	0 (0 to 0)	0 (0 to 0)	0 (0 to 0)	0 (0 to 0)	0 (0 to 0)	0 (0 to 0)	0 (0 to 0)	0 (0 to 0)	0 (0 to 0)	0 (0 to 0)	0 (0 to 0)	299
Typhoid fever	0 (0 to 0)	0 (0 to 0)	0.3 (0 to 3.1)	131 (13 to 290)	102 (32 to 190)	93 (28 to 170)	0 (0 to 0)	0 (0 to 0)	0 (0 to 0)	0 (0 to 0)	0 (0 to 0)	0 (0 to 0)	0 (0 to 0)	0 (0 to 0)	0 (0 to 0)	0 (0 to 0)	0 (0 to 0)	0 (0 to 0)	0 (0 to 0)	0 (0 to 0)	0 (0 to 0)	0 (0 to 0)	0 (0 to 0)	299
Paratyphoid fever	0 (0 to 0)	0 (0 to 0)	0 (0 to 0)	0 (0 to 0)	0 (0 to 0)	0 (0 to 0)	0 (0 to 0)	0 (0 to 0)	0 (0 to 0)	0 (0 to 0)	0 (0 to 0)	0 (0 to 0)	0 (0 to 0)	0 (0 to 0)	0 (0 to 0)	0 (0 to 0)	0 (0 to 0)	0 (0 to 0)	0 (0 to 0)	0 (0 to 0)	0 (0 to 0)	0 (0 to 0)	0 (0 to 0)	0
Invasive Non-typhoidal Salmonella (iNTS)	660 (240 to 2,180)	1,600 (490 to 4,600)	1,270 (600 to 2,700)	499 (180 to 1,000)	134 (29 to 370)	54.9 (11 to 150)	62.2 (12 to 170)	356 (70 to 1,000)	311 (62 to 870)	290 (58 to 810)	284 (57 to 800)	245 (49 to 690)	220 (44 to 620)	193 (39 to 540)	172 (34 to 480)	143 (29 to 400)	93.3 (19 to 260)	67 (13 to 190)	21 (4.2 to 59)	6.1 (1.2 to 17)	1.4 (0.3 to 3.9)	0.3 (0.1 to 0.8)	0 (0 to 0.1)	2,630
Other intestinal infectious diseases	0 (0 to 0)	0 (0 to 0)	1,060 (514 to 1,700)	3.7 (0.7 to 9.1)	2.2 (0.4 to 5.5)	1.1 (0.2 to 2.7)	1 (0.2 to 2.5)	0.4 (0.1 to 1.1)	0.6 (0.1 to 1.5)	0.4 (0.1 to 1.1)	0.3 (0.1 to 1.2)	0.2 (0.1 to 0.7)	0.2 (0.1 to 0.6)	0.2 (0.1 to 0.6)	0.1 (0.1 to 0.4)	0.1 (0.1 to 0.3)	0.1 (0.1 to 0.3)	0.1 (0.1 to 0.3)	0.1 (0.1 to 0.3)	0.1 (0.1 to 0.3)	0 (0 to 0.1)	0 (0 to 0.1)	0 (0 to 0.1)	38.1
Neglected tropical diseases and malaria	644.1 (19 to 1,540)	1,340 (267 to 3,200)	6,340 (1,210 to 15,600)	6,760 (2,400 to 15,600)	1,760 (1,000 to 3,000)	1,120 (1,000 to 1,300)	1,120 (1,000 to 1,300)	1,260 (1,000 to 1,600)	977 (770 to 1,300)	730 (580 to 1,000)	698 (550 to 960)	577 (460 to 790)	623 (490 to 860)	585 (460 to 810)	577 (460 to 790)	521 (410 to 720)	373 (290 to 520)	298 (230 to 420)	194 (150 to 270)	84.7 (65 to 120)	23.7 (18 to 33)	6.1 (4.7 to 8.5)	1.1 (0.8 to 1.5)	27,600
Malaria	0 (0 to 0)	0 (0 to 0)	221 (43 to 580)	1,160 (428 to 2,700)	1,160 (1,000 to 1,300)	1,160 (1,000 to 1,300)	1,160 (1,000 to 1,300)	1,160 (1,000 to 1,300)	1,160 (1,000 to 1,300)	1,160 (1,000 to 1,300)	1,160 (1,000 to 1,300)	1,160 (1,000 to 1,300)	1,160 (1,000 to 1,300)	1,160 (1,000 to 1,300)	1,160 (1,000 to 1,300)	1,160 (1,000 to 1,300)	1,160 (1,000 to 1,300)	1,160 (1,000 to 1,300)	1,160 (1,000 to 1,300)	1,160 (1,000 to 1,300)	1,160 (1,000 to 1,300)	1,160 (1,000 to 1,300)	1,160 (1,000 to 1,300)	21,300
Chagas disease	0 (0 to 0)	0 (0 to 0)	0 (0 to 0)	0 (0 to 0)	0 (0 to 0)	0 (0 to 0)	0 (0 to 0)	0 (0 to 0)	0 (0 to 0)	0 (0 to 0)	0 (0 to 0)	0 (0 to 0)	0 (0 to 0)	0 (0 to 0)	0 (0 to 0)	0 (0 to 0)	0 (0 to 0)	0 (0 to 0)	0 (0 to 0)	0 (0 to 0)	0 (0 to 0)	0 (0 to 0)	0 (0 to 0)	0
Leishmaniasis	0 (0 to 0)	0 (0 to 0)	0 (0 to 0)	0 (0 to 0)	0 (0 to 0)	0 (0 to 0)	0 (0 to 0)	0 (0 to 0)	0 (0 to 0)	0 (0 to 0)	0 (0 to 0)	0 (0 to 0)	0 (0 to 0)	0 (0 to 0)	0 (0 to 0)	0 (0 to 0)	0 (0 to 0)	0 (0 to 0)	0 (0 to 0)	0 (0 to 0)	0 (0 to 0)	0 (0 to 0)	0 (0 to 0)	0
Visceral leishmaniasis	0 (0 to 0)	0 (0 to 0)	0 (0 to 0)	0 (0 to 0)	0 (0 to 0)	0 (0 to 0)	0 (0 to 0)	0 (0 to 0)	0 (0 to 0)	0 (0 to 0)	0 (0 to 0)	0 (0 to 0)	0 (0 to 0)	0 (0 to 0)	0 (0 to 0)	0 (0 to 0)	0 (0 to 0)	0 (0 to 0)	0 (0 to 0)	0 (0 to 0)	0 (0 to 0)	0 (0 to 0)	0 (0 to 0)	0
Cutaneous and mucocutaneous leishmaniasis	0 (0 to 0)	0 (0 to 0)	0 (0 to 0)	0 (0 to 0)	0 (0 to 0)	0 (0 to 0)	0 (0 to 0)	0 (0 to 0)	0 (0 to 0)	0 (0 to 0)	0 (0 to 0)	0 (0 to 0)	0 (0 to 0)	0 (0 to 0)	0 (0 to 0)	0 (0 to 0)	0 (0 to 0)	0 (0 to 0)	0 (0 to 0)	0 (0 to 0)	0 (0 to 0)	0 (0 to 0)	0 (0 to 0)	0
African trypanosomiasis	0 (0 to 0)	0 (0 to 0)	0 (0 to 0)	0 (0 to 0)	0 (0 to 0)	0 (0 to 0)	0 (0 to 0)	0 (0 to 0)	0 (0 to 0)	0 (0 to 0)	0 (0 to 0)	0 (0 to 0)	0 (0 to 0)	0 (0 to 0)	0 (0 to 0)	0 (0 to 0)	0 (0 to 0)	0 (0 to 0)	0 (0 to 0)	0 (0 to 0)	0 (0 to 0)	0 (0 to 0)	0 (0 to 0)	0
Schistosomiasis	0 (0 to 0)	0 (0 to 0)	28.3 (0 to 120)	107 (0 to 290)	139 (0 to 370)	137 (0 to 370)	106 (0 to 290)	102 (0 to 280)	106 (0 to 290)	102 (0 to 280)	106 (0 to 290)	120 (0 to 330)	109 (0 to 310)	99.7 (0 to 280)	80.1 (0 to 230)	62.7 (0 to 180)	49.7 (0 to 140)	30.2 (0 to 90)	16.6 (0 to 50)	9.7 (0 to 29)	2.4 (0 to 7.1)	0.6 (0 to 1.8)	0.1 (0 to 0.3)	1,990
Cysticercosis	0 (0 to 0)	0 (0 to 0)	0.9 (0 to 7.6)	1.9 (0 to 7.6)	2.6 (0.1 to 12)	1.1 (0 to 5.3)	6 (0.2 to 28)	12.3 (0.5 to 58)	10.6 (0.4 to 50)	10.2 (0.4 to 48)	13.4 (0.5 to 63)	12.7 (0.5 to 60)	11.4 (0.5 to 53)	10 (0.4 to 47)	8.6 (0.3 to 40)	7.3 (0.3 to 34)	5.6 (0.2 to 26)	3.2 (0.1 to 15)	1.7 (0.1 to 8)	0.8 (0 to 3.8)	0.2 (0 to 0.8)	0 (0 to 0.1)	0 (0 to 0.1)	106
Cystic echinococcosis	0 (0 to 0)	0 (0 to 0)	0 (0 to 0)	3.9 (0 to 14)	3.4 (0 to 12)	1.9 (0 to 7.1)	2 (0 to 7.9)	2.4 (0 to 9.4)	2.4 (0 to 9.4)	2.4 (0 to 9.4)	2.7 (0 to 11)	2.7 (0 to 11)	2.4 (0 to 9.4)	2.1 (0 to 8.3)	1.8 (0 to 7.1)	1.5 (0 to 6)	1.2 (0 to 4.8)	0.7 (0 to 2.8)	0.3 (0 to 1.4)	0.2 (0 to 0.7)	0 (0 to 0.2)	0 (0 to 0.1)	0 (0 to 0)	29.9
Lymphatic filariasis	0 (0 to 0)	0 (0 to 0)	0 (0 to 0)	0 (0 to 0)	0 (0 to 0)	0 (0 to 0)	0 (0 to 0)	0 (0 to 0)	0 (0 to 0)	0 (0 to 0)	0 (0 to 0)	0 (0 to 0)	0 (0 to 0)	0 (0 to 0)	0 (0 to 0)	0 (0 to 0)	0 (0 to 0)	0 (0 to 0)	0 (0 to 0)	0 (0 to 0)	0 (0 to 0)	0 (0 to 0)	0 (0 to 0)	0 (0 to 0)	687
Onchocerciasis	0 (0 to 0)	0 (0 to 0)	0 (0 to 0)	0 (0 to 0)	0 (0 to 0)	0 (0 to 0)	0 (0 to 0)	0 (0 to 0)	0 (0 to 0)	0 (0 to 0)	0 (0 to 0)	0 (0 to 0)	0 (0 to 0)	0 (0 to 0)	0 (0 to 0)	0 (0 to 0)	0 (0 to 0)	0 (0 to 0)	0 (0 to 0)	0 (0 to 0)	0 (0 to 0)	0 (0 to 0)	0 (0 to 0)	0 (0 to 0)	1.1
Trachoma	0 (0 to 0)	0 (0 to 0)	0 (0 to 0)	0 (0 to 0)	0 (0 to 0)	0 (0 to 0)	0 (0 to 0)	0 (0 to 0)	0 (0 to 0)	0 (0 to 0)	0 (0 to 0)	0 (0 to 0)	0 (0 to 0)	0 (0 to 0)	0 (0 to 0)	0 (0 to 0)	0 (0 to 0)	0 (0 to 0)	0 (0 to 0)	0 (0 to 0)	0 (0 to 0)	0 (0 to 0)	0 (0 to 0)	0 (0 to 0)	6
Dengue	0 (0 to 0)	0 (0 to 0)	1.2 (0 to 2.2)	0.1 (0 to 1.6)	0.1 (0 to 1.5)	0.1 (0 to 1.6)	0.1 (0 to 1.6)	0.1 (0 to 1.6)	0.1 (0 to 1.6)	0.1 (0 to 1.6)	0.1 (0 to 1.6)	0.1 (0 to 1.6)	0.1 (0 to 1.6)	0.1 (0 to 1.6)	0.1 (0 to 1.6)	0.1 (0 to 1.6)	0.1 (0 to 1.6)	0.1 (0 to 1.6)	0.1 (0 to 1.6)	0.1 (0 to 1.6)	0.1 (0 to 1.6)	0.1 (0 to 1.6)	0 (0 to 0)	16
Yellow fever	0 (0 to 0)	0 (0 to 0)	0.1 (0 to 0.5)	0.1 (0 to 0.5)	0.1 (0 to 0.5





SR Table 2a. Liberia DALYS by cause and age group for males with 95% uncertainty intervals. 2019

Cause	Early Neonatal	Late Neonatal	Post Neonatal	1 to 4	5 to 9	10 to 14	15 to 19	20 to 24	25 to 29	30 to 34	35 to 39	40 to 44	45 to 49	50 to 54	55 to 59	60 to 64	65 to 69	70 to 74	75 to 79	80 to 84	85 to 89	90 to 94	95 plus	Total
All causes	121,000 (96,000 to 148,000)	22,000 (23,000 to 24,000)	178,000 (99,000 to 163,000)	127,000 (99,000 to 160,000)	49,000 (41,000 to 58,000)	39,000 (31,000 to 48,000)	43,000 (33,000 to 53,000)	43,000 (33,000 to 54,000)	41,000 (32,000 to 49,000)	41,000 (32,000 to 49,000)	41,000 (32,000 to 49,000)	44,000 (34,000 to 54,000)	44,000 (34,000 to 54,000)	41,000 (32,000 to 50,000)	39,000 (30,000 to 47,000)	32,000 (25,000 to 39,000)	27,000 (20,000 to 34,000)	23,000 (16,000 to 30,000)	16,000 (10,000 to 22,000)	10,000 (5,000 to 16,000)	6,000 (2,000 to 9,000)	2,000 (2,000 to 2,000)	999 (503 to 1,697)	1,000,000
Communicable, maternal, neonatal, and nutritional diseases	121,000 (96,000 to 148,000)	22,000 (21,000 to 24,000)	100,000 (73,000 to 131,000)	106,000 (79,000 to 139,000)	31,000 (23,000 to 39,000)	19,000 (13,000 to 25,000)	20,000 (13,000 to 28,000)	19,000 (13,000 to 26,000)	18,000 (12,000 to 25,000)	19,000 (13,000 to 26,000)	22,000 (17,000 to 29,000)	26,000 (21,000 to 33,000)	26,000 (21,000 to 33,000)	25,000 (20,000 to 32,000)	17,000 (13,000 to 22,000)	13,000 (10,000 to 17,000)	11,000 (8,000 to 15,000)	8,000 (5,000 to 12,000)	7,000 (4,000 to 10,000)	4,000 (2,000 to 7,000)	2,000 (1,000 to 3,000)	1,000 (1,000 to 1,000)	999 (503 to 1,697)	627,000
HIV/AIDS and sexually transmitted infections	13,000 (5,000 to 27,000)	4,190 (1,490 to 9,300)	6,000 (2,000 to 15,000)	1,070 (397 to 2,600)	1,070 (374 to 2,500)	696 (243 to 1,700)	1,770 (651 to 3,900)	697 (267 to 1,600)	2,060 (1,000 to 3,500)	2,060 (1,000 to 3,500)	2,060 (1,000 to 3,500)	2,060 (1,000 to 3,500)	2,060 (1,000 to 3,500)	2,760 (1,700 to 4,000)	1,760 (1,000 to 2,800)	776 (414 to 1,700)	556 (222 to 1,500)	164 (99 to 352)	72.3 (40.2 to 171)	14 (7.6 to 29.4)	6 (3.4 to 9.6)	1.7 (0.7 to 3.5)	0.3 (0.2 to 0.5)	68,000
HIV/AIDS	0 (0 to 0.1)	0.1 (0.1 to 0.2)	172 (119 to 264)	859 (539 to 1,310)	901 (567 to 1,300)	649 (407 to 1,000)	1,760 (1,100 to 2,600)	996 (622 to 1,600)	2,220 (1,300 to 3,500)	4,240 (2,400 to 7,000)	7,210 (4,000 to 12,000)	8,620 (4,700 to 15,000)	8,150 (4,300 to 15,000)	8,150 (4,300 to 15,000)	7,760 (3,900 to 15,000)	7,760 (3,900 to 15,000)	7,760 (3,900 to 15,000)	7,760 (3,900 to 15,000)	7,760 (3,900 to 15,000)	7,760 (3,900 to 15,000)	7,760 (3,900 to 15,000)	7,760 (3,900 to 15,000)	7,760 (3,900 to 15,000)	63,000
HIV/AIDS - Drug-susceptible Tuberculosis	0 (0 to 0)	0 (0 to 0)	11 (4 to 29)	74 (28 to 196)	78 (29 to 200)	56 (20 to 140)	151 (56 to 380)	86 (32 to 220)	192 (72 to 480)	366 (136 to 910)	623 (232 to 1,600)	744 (277 to 1,900)	704 (262 to 1,800)	704 (262 to 1,800)	670 (249 to 1,700)	670 (249 to 1,700)	670 (249 to 1,700)	670 (249 to 1,700)	670 (249 to 1,700)	670 (249 to 1,700)	670 (249 to 1,700)	670 (249 to 1,700)	670 (249 to 1,700)	5,400
HIV/AIDS - Multidrug-resistant Tuberculosis without extensive drug-resistance	0 (0 to 0)	0 (0 to 0)	0.1 (0 to 0.2)	0.5 (0 to 1.2)	0.5 (0 to 1.2)	0.4 (0.1 to 0.9)	0.9 (0.4 to 2.1)	0.5 (0.2 to 1.2)	1.1 (0.5 to 2.6)	2.2 (1 to 5.1)	3.7 (1.7 to 8.6)	4.4 (2 to 10)	4.2 (1.9 to 9.8)	4.2 (1.9 to 9.8)	4 (1.8 to 9.2)	4 (1.8 to 9.2)	4 (1.8 to 9.2)	4 (1.8 to 9.2)	4 (1.8 to 9.2)	4 (1.8 to 9.2)	4 (1.8 to 9.2)	4 (1.8 to 9.2)	4 (1.8 to 9.2)	32
HIV/AIDS - Extensively drug-resistant Tuberculosis	0 (0 to 0)	0 (0 to 0)	0 (0 to 0)	0 (0 to 0)	0 (0 to 0)	0 (0 to 0)	0 (0 to 0)	0 (0 to 0)	0 (0 to 0)	0 (0 to 0)	0 (0 to 0)	0 (0 to 0)	0 (0 to 0)	0 (0 to 0)	0 (0 to 0)	0 (0 to 0)	0 (0 to 0)	0 (0 to 0)	0 (0 to 0)	0 (0 to 0)	0 (0 to 0)	0 (0 to 0)	0 (0 to 0)	0 (0 to 0)	0
HIV/AIDS resulting in other diseases	0 (0 to 0.1)	0 (0.1 to 0.2)	161 (99 to 260)	787 (479 to 1,200)	827 (499 to 1,300)	595 (358 to 900)	1,610 (1,000 to 2,500)	895 (537 to 1,400)	1,900 (1,200 to 3,000)	3,900 (2,300 to 6,000)	6,600 (4,000 to 10,000)	7,900 (4,800 to 12,000)	7,460 (4,500 to 11,000)	7,460 (4,500 to 11,000)	7,110 (4,200 to 11,000)	7,110 (4,200 to 11,000)	7,110 (4,200 to 11,000)	7,110 (4,200 to 11,000)	7,110 (4,200 to 11,000)	7,110 (4,200 to 11,000)	7,110 (4,200 to 11,000)	7,110 (4,200 to 11,000)	7,110 (4,200 to 11,000)	58,000
Sexually transmitted infections excluding HIV	13,000 (5,000 to 27,000)	4,190 (1,490 to 9,300)	5,800 (2,000 to 15,000)	211 (78 to 530)	169 (59 to 440)	47 (17 to 120)	111 (37 to 290)	29 (9 to 77)	2.6 (0.9 to 7)	2.6 (0.9 to 7)	2.6 (0.9 to 7)	2.6 (0.9 to 7)	2.6 (0.9 to 7)	2.6 (0.9 to 7)	2.6 (0.9 to 7)	2.6 (0.9 to 7)	2.6 (0.9 to 7)	2.6 (0.9 to 7)	2.6 (0.9 to 7)	2.6 (0.9 to 7)	2.6 (0.9 to 7)	2.6 (0.9 to 7)	2.6 (0.9 to 7)	25,000
Syphilis	13,000 (5,000 to 27,000)	4,190 (1,490 to 9,300)	5,800 (2,000 to 15,000)	209 (69 to 530)	120 (39 to 290)	17 (5.2 to 43)	21 (5.2 to 53)	2.6 (0.6 to 6.5)	2.6 (0.6 to 6.5)	2.6 (0.6 to 6.5)	2.6 (0.6 to 6.5)	2.6 (0.6 to 6.5)	2.6 (0.6 to 6.5)	2.6 (0.6 to 6.5)	2.6 (0.6 to 6.5)	2.6 (0.6 to 6.5)	2.6 (0.6 to 6.5)	2.6 (0.6 to 6.5)	2.6 (0.6 to 6.5)	2.6 (0.6 to 6.5)	2.6 (0.6 to 6.5)	2.6 (0.6 to 6.5)	2.6 (0.6 to 6.5)	25,000
Chlamydial infection	0 (0 to 0)	0 (0 to 0)	0 (0 to 0)	0 (0 to 0)	0 (0 to 0)	0.1 (0 to 0.2)	0.4 (0.1 to 1.1)	0.2 (0 to 0.6)	0.2 (0 to 0.6)	0.2 (0 to 0.6)	0.2 (0 to 0.6)	0.2 (0 to 0.6)	0.2 (0 to 0.6)	0.2 (0 to 0.6)	0.2 (0 to 0.6)	0.2 (0 to 0.6)	0.2 (0 to 0.6)	0.2 (0 to 0.6)	0.2 (0 to 0.6)	0.2 (0 to 0.6)	0.2 (0 to 0.6)	0.2 (0 to 0.6)	0.2 (0 to 0.6)	0.2 (0 to 0.6)	213
Gonococcal infection	0 (0 to 0)	0 (0 to 0)	0 (0 to 0)	0 (0 to 0)	0 (0 to 0)	1.4 (0.5 to 3.7)	6.6 (2.1 to 17)	6.7 (2.1 to 17)	2.6 (0.7 to 6.7)	1.4 (0.4 to 3.7)	1.4 (0.4 to 3.7)	1.4 (0.4 to 3.7)	1.4 (0.4 to 3.7)	0.9 (0.3 to 2.4)	0.9 (0.3 to 2.4)	0.9 (0.3 to 2.4)	0.9 (0.3 to 2.4)	0.9 (0.3 to 2.4)	0.9 (0.3 to 2.4)	0.9 (0.3 to 2.4)	0.9 (0.3 to 2.4)	0.9 (0.3 to 2.4)	0.9 (0.3 to 2.4)	27
Trichomoniasis	0 (0 to 0)	0 (0 to 0)	0 (0 to 0)	0 (0 to 0)	0 (0 to 0)	0.1 (0 to 0.2)	0.4 (0.1 to 1.1)	0.2 (0 to 0.6)	0.2 (0 to 0.6)	0.2 (0 to 0.6)	0.2 (0 to 0.6)	0.2 (0 to 0.6)	0.2 (0 to 0.6)	0.2 (0 to 0.6)	0.2 (0 to 0.6)	0.2 (0 to 0.6)	0.2 (0 to 0.6)	0.2 (0 to 0.6)	0.2 (0 to 0.6)	0.2 (0 to 0.6)	0.2 (0 to 0.6)	0.2 (0 to 0.6)	0.2 (0 to 0.6)	0.2 (0 to 0.6)	7
Genital herpes	0 (0 to 0)	0 (0 to 0)	0 (0 to 0)	0 (0 to 0)	0 (0 to 0)	0.1 (0 to 0.2)	0.4 (0.1 to 1.1)	0.2 (0 to 0.6)	0.2 (0 to 0.6)	0.2 (0 to 0.6)	0.2 (0 to 0.6)	0.2 (0 to 0.6)	0.2 (0 to 0.6)	0.2 (0 to 0.6)	0.2 (0 to 0.6)	0.2 (0 to 0.6)	0.2 (0 to 0.6)	0.2 (0 to 0.6)	0.2 (0 to 0.6)	0.2 (0 to 0.6)	0.2 (0 to 0.6)	0.2 (0 to 0.6)	0.2 (0 to 0.6)	0.2 (0 to 0.6)	624
Other sexually transmitted infections	0 (0 to 0)	0 (0 to 0)	0 (0 to 0)	0 (0 to 0)	0 (0 to 0)	0.4 (0.1 to 0.9)	1.4 (0.4 to 3.4)	0.9 (0.3 to 2.2)	0.9 (0.3 to 2.2)	0.9 (0.3 to 2.2)	0.9 (0.3 to 2.2)	0.9 (0.3 to 2.2)	0.9 (0.3 to 2.2)	0.4 (0.1 to 0.9)	0.4 (0.1 to 0.9)	0.4 (0.1 to 0.9)	0.4 (0.1 to 0.9)	0.4 (0.1 to 0.9)	0.4 (0.1 to 0.9)	0.4 (0.1 to 0.9)	0.4 (0.1 to 0.9)	0.4 (0.1 to 0.9)	0.4 (0.1 to 0.9)	394
Respiratory infections and tuberculosis	4,480 (2,990 to 6,500)	2,230 (1,120 to 4,030)	12,700 (8,610 to 18,000)	6,960 (3,960 to 11,600)	2,420 (1,700 to 3,400)	2,100 (1,500 to 3,000)	2,100 (1,380 to 3,200)	2,100 (1,300 to 3,200)	2,100 (1,300 to 3,200)	2,100 (1,300 to 3,200)	2,100 (1,300 to 3,200)	2,100 (1,300 to 3,200)	2,100 (1,300 to 3,200)	2,100 (1,300 to 3,200)	2,100 (1,300 to 3,200)	2,100 (1,300 to 3,200)	2,100 (1,300 to 3,200)	2,100 (1,300 to 3,200)	2,100 (1,300 to 3,200)	2,100 (1,300 to 3,200)	2,100 (1,300 to 3,200)	2,100 (1,300 to 3,200)	2,100 (1,300 to 3,200)	32,000
Tuberculosis	0 (0 to 0)	0 (0 to 0.1)	688 (490 to 2,000)	335 (197 to 1,800)	295 (177 to 996)	193 (161 to 588)	533 (508 to 1,560)	1,070 (1,020 to 3,010)	1,070 (1,060 to 3,080)	1,070 (1,060 to 3,080)	1,070 (1,060 to 3,080)	1,070 (1,060 to 3,080)	1,070 (1,060 to 3,080)	1,070 (1,060 to 3,080)	1,070 (1,060 to 3,080)	1,070 (1,060 to 3,080)	1,070 (1,060 to 3,080)	1,070 (1,060 to 3,080)	1,070 (1,060 to 3,080)	1,070 (1,060 to 3,080)	1,070 (1,060 to 3,080)	1,070 (1,060 to 3,080)	1,070 (1,060 to 3,080)	29,000
Latent tuberculosis infection	0 (0 to 0)	0 (0 to 0)	0 (0 to 0)	0 (0 to 0)	0 (0 to 0)	0 (0 to 0)	0 (0 to 0)	0 (0 to 0)	0 (0 to 0)	0 (0 to 0)	0 (0 to 0)	0 (0 to 0)	0 (0 to 0)	0 (0 to 0)	0 (0 to 0)	0 (0 to 0)	0 (0 to 0)	0 (0 to 0)	0 (0 to 0)	0 (0 to 0)	0 (0 to 0)	0 (0 to 0)	0 (0 to 0)	0 (0 to 0)	0
Drug-susceptible tuberculosis	0 (0 to 0)	0 (0 to 0)	688 (490 to 2,000)	335 (197 to 1,800)	295 (177 to 996)	193 (161 to 588)	533 (508 to 1,560)	1,070 (1,020 to 3,010)	1,070 (1,060 to 3,080)	1,070 (1,060 to 3,080)	1,070 (1,060 to 3,080)	1,070 (1,060 to 3,080)	1,070 (1,060 to 3,080)	1,070 (1,060 to 3,080)	1,070 (1,060 to 3,080)	1,070 (1,060 to 3,080)	1,070 (1,060 to 3,080)	1,070 (1,060 to 3,080)	1,070 (1,060 to 3,080)	1,070 (1,060 to 3,080)	1,070 (1,060 to 3,080)	1,070 (1,060 to 3,080)	1,070 (1,060 to 3,080)	29,000
Multidrug-resistant tuberculosis without extensive drug-resistance	0 (0 to 0)	0 (0 to 0)	0 (0 to 0)	0 (0 to 0)	0 (0 to 0)	0 (0 to 0)	0 (0 to 0)	0 (0 to 0)	0 (0 to 0)	0 (0 to 0)	0 (0 to 0)	0 (0 to 0)	0 (0 to 0)	0 (0 to 0)	0 (0 to 0)	0 (0 to 0)	0 (0 to 0)	0 (0 to 0)	0 (0 to 0)	0 (0 to 0)	0 (0 to 0)	0 (0 to 0)	0 (0 to 0)	0 (0 to 0)	0
Extensively drug-resistant tuberculosis	0 (0 to 0)	0 (0 to 0)	0.7 (0 to 2)	0.5 (0 to 2)	0.2 (0 to 0.8)	0 (0 to 0)	0 (0 to 0)	0 (0 to 0)	0 (0 to 0)	0 (0 to 0)	0 (0 to 0)	0 (0 to 0)	0 (0 to 0)	0 (0 to 0)	0 (0 to 0)	0 (0 to 0)	0 (0 to 0)	0 (0 to 0)	0 (0 to 0)	0 (0 to 0)	0 (0 to 0)	0 (0 to 0)	0 (0 to 0)	0 (0 to 0)	0
Lower respiratory infections	4,480 (2,990 to 6,500)	2,230 (1,110 to 4,030)	11,900 (8,600 to 17,000)	6,620 (3,900 to 11,000)	2,120 (1,700 to 3,000)	1,900 (1,500 to 2,800)	1,570 (1,300 to 2,500)	1,030 (800 to 1,700)	1,030 (800 to 1,700)	1,030 (800 to 1,700)	1,030 (800 to 1,700)	1,030 (800 to 1,700)	1,030 (800 to 1,700)	1,030 (800 to 1,700)	1,030 (800 to 1,700)	1,030 (800 to 1,700)	1,030 (800 to 1,700)	1,030 (800 to 1,700)	1,030 (800 to 1,700)	1,030 (800 to 1,700)	1,030 (800 to 1,700)	1,030 (800 to 1,700)	1,030 (800 to 1,700)	2,600
Upper respiratory infections	0 (0 to 0.1)	0.4 (0 to 2)	294 (190 to 450)	342 (200 to 550)	202 (140 to 300)	202 (140 to 300)	202 (140 to 300)	202 (140 to 300)	202 (140 to 300)	202 (140 to 300)	202 (140 to 300)	202 (140 to 300)	202 (140 to 300)	202 (140 to 300)	202 (140 to 300)	202 (140 to 300)	202 (140 to 300)	202 (140 to 300)	202 (140 to 300)	202 (140 to 300)	202 (140 to 300)	202 (140 to 300)	202 (140 to 300)	202 (140 to 300)	1,900
Otitis media	0.1 (0 to 0.4)	0.4 (0 to 0.9)	294 (87 to 39)	342 (99 to 396)	202 (59 to 285)	202 (59 to 285)	202 (57 to 285)	202 (56 to 285)	202 (56 to 285)	202 (56 to 285)	202 (56 to 285)	202 (56 to 285)	202 (56 to 285)	202 (56 to 285)	202 (56 to 285)	202 (56 to 285)	202 (56 to 285)	202 (56 to 285)	202 (56 to 285)	202 (56 to 285)	202 (56 to 285)	202 (56 to 285)	202 (56 to 285)	1,900
Sinteric infections	1,200 (430 to 3,090)	1,200 (1,020 to 1,670)	1,200 (1,020 to 1,670)	1,200 (1,020 to 1,670

Ischemic heart disease	0 (0 to 0)	0 (0 to 0)	0 (0 to 0)	0 (0 to 0)	0 (0 to 0)	0 (0 to 0)	700 (99 to 2776)	350 (119 to 956)	291 (106 to 666)	506 (247 to 975)	1,050 (578 to 1,750)	1,460 (876 to 2,190)	2,340 (1,264 to 3,810)	2,450 (1,379 to 3,770)	2,380 (1,458 to 3,660)	2,730 (1,726 to 4,160)	2,690 (1,740 to 4,060)	2,370 (1,606 to 3,590)	1,730 (1,175 to 2,570)	1,450 (1,042 to 1,950)	772 (619 to 1,066)	329 (228 to 448)	76.6 (49.3 to 103)	23,000
Stroke	0 (0 to 0)	0 (0 to 0)	0 (0 to 0)	0 (0 to 0)	0 (0 to 0)	0 (0 to 0)	1,120 (332 to 3,380)	1,230 (561 to 2,660)	1,020 (561 to 1,850)	1,770 (1,020 to 2,920)	3,680 (2,270 to 5,450)	5,110 (3,360 to 7,450)	8,200 (5,180 to 12,000)	8,580 (5,180 to 12,900)	8,330 (5,180 to 12,800)	9,560 (6,180 to 14,300)	9,420 (6,180 to 14,200)	8,300 (5,180 to 12,500)	6,060 (4,180 to 9,000)	5,080 (3,660 to 7,000)	2,700 (2,170 to 3,730)	1,150 (798 to 1,570)	268 (172 to 370)	80.4 (49.3 to 111)	80,500
Ischemic stroke	1.1 (0.0 to 3.3)	3.1 (0.6 to 9.6)	3.6 (0.9 to 9.6)	10.7 (2.9 to 25)	54.4 (26.1 to 101)	66 (32.6 to 109)	197 (92.1 to 387)	327 (162.2 to 598)	486 (216.7 to 931)	1,030 (514.2 to 1,870)	2,230 (1,230 to 3,630)	3,290 (1,940 to 5,210)	5,280 (3,180 to 8,000)	5,880 (3,180 to 8,800)	5,880 (3,180 to 8,800)	6,970 (3,180 to 10,200)	6,970 (3,180 to 10,200)	6,170 (3,180 to 9,470)	4,530 (2,960 to 6,720)	3,980 (2,960 to 5,350)	2,170 (1,740 to 2,770)	1,030 (798 to 1,290)	238 (172 to 308)	58.1 (34.5 to 78.7)	53,300
Intracerebral hemorrhage	106 (60 to 208)	92.3 (54.1 to 123)	216 (111 to 489)	674 (377 to 1,290)	994 (720 to 1,500)	986 (722 to 1,360)	937 (707 to 1,250)	973 (747 to 1,270)	933 (721 to 1,220)	988 (767 to 1,280)	1,060 (821 to 1,390)	1,360 (1,060 to 1,790)	1,750 (1,360 to 2,300)	1,760 (1,360 to 2,300)	1,980 (1,530 to 2,600)	1,800 (1,530 to 2,700)	1,360 (1,530 to 2,040)	1,190 (1,530 to 1,790)	834 (1,530 to 1,250)	699 (1,530 to 1,050)	298 (1,530 to 450)	103 (1,530 to 155)	29.4 (1,530 to 44.1)	15,700
Subarachnoid hemorrhage	0.7 (0.4 to 29.8)	3 (0.4 to 11.8)	19.1 (2.1 to 73.3)	150 (65.7 to 343)	69 (29.2 to 160)	65 (30.2 to 202)	29.5 (9.5 to 106)	73.5 (19.9 to 288)	57.6 (13.3 to 298)	44.3 (21.7 to 272)	49.5 (9.9 to 298)	156 (27.9 to 515)	156 (27.9 to 515)	149 (27.9 to 515)	170 (40.2 to 562)	97.5 (29.7 to 416)	62.5 (29.7 to 265)	52.4 (12.9 to 197)	29.3 (9.9 to 170)	29.6 (9.9 to 98.3)	17 (4.9 to 50.6)	4.6 (4.9 to 16)	0.1 (0.9 to 19.2)	0.0 (0.0 to 2)	1,360
Hypertensive heart disease	0 (0 to 0)	0 (0 to 0)	0 (0 to 0)	0 (0 to 0)	0 (0 to 0)	12.6 (0 to 0)	97.6 (0 to 0)	126 (0 to 0)	166 (0 to 0)	326 (0 to 0)	1,360 (127 to 4,050)	1,700 (127 to 5,060)	1,700 (164 to 5,060)	1,760 (164 to 5,060)	1,980 (164 to 5,060)	1,800 (164 to 5,060)	1,360 (164 to 5,060)	1,190 (164 to 5,060)	834 (164 to 5,060)	699 (164 to 5,060)	298 (164 to 5,060)	103 (164 to 5,060)	29.4 (164 to 5,060)	15,700
Non-rheumatic valvular heart disease	0 (0 to 0)	0 (0 to 0)	0 (0 to 0)	0 (0 to 0)	0 (0 to 0)	0 (0 to 0)	0 (0 to 0)	0 (0 to 0)	0 (0 to 0)	0 (0 to 0)	0 (0 to 0)	0 (0 to 0)	0 (0 to 0)	0 (0 to 0)	0 (0 to 0)	0 (0 to 0)	0 (0 to 0)	0 (0 to 0)	0 (0 to 0)	0 (0 to 0)	0 (0 to 0)	0 (0 to 0)	0 (0 to 0)	0 (0 to 0)	0
Non-rheumatic aortic valve disease	0 (0 to 0)	0 (0 to 0)	0 (0 to 0)	0 (0 to 0)	0 (0 to 0)	0 (0 to 0)	0 (0 to 0)	0 (0 to 0)	0 (0 to 0)	0 (0 to 0)	0 (0 to 0)	0 (0 to 0)	0 (0 to 0)	0 (0 to 0)	0 (0 to 0)	0 (0 to 0)	0 (0 to 0)	0 (0 to 0)	0 (0 to 0)	0 (0 to 0)	0 (0 to 0)	0 (0 to 0)	0 (0 to 0)	0 (0 to 0)	0
Non-rheumatic mitral valve disease	0 (0 to 0)	0 (0 to 0)	0 (0 to 0)	0 (0 to 0)	0 (0 to 0)	0 (0 to 0)	1.1 (0 to 23.9)	7.4 (0 to 23.9)	6.1 (0 to 23.9)	8.1 (0 to 23.9)	11 (0 to 23.9)	11 (0 to 23.9)	13 (0 to 23.9)	13 (0 to 23.9)	13 (0 to 23.9)	13 (0 to 23.9)	13 (0 to 23.9)	13 (0 to 23.9)	11 (0 to 23.9)	8.6 (0 to 23.9)	5.5 (0 to 23.9)	2.1 (0 to 23.9)	0.4 (0 to 23.9)	0.0 (0 to 23.9)	675
Non-rheumatic aortic valve disease	0 (0 to 0)	0 (0 to 0)	0 (0 to 0)	0 (0 to 0)	0 (0 to 0)	0 (0 to 0)	1.1 (0 to 23.9)	7.4 (0 to 23.9)	6.1 (0 to 23.9)	8.1 (0 to 23.9)	11 (0 to 23.9)	11 (0 to 23.9)	13 (0 to 23.9)	13 (0 to 23.9)	13 (0 to 23.9)	13 (0 to 23.9)	13 (0 to 23.9)	13 (0 to 23.9)	11 (0 to 23.9)	8.6 (0 to 23.9)	5.5 (0 to 23.9)	2.1 (0 to 23.9)	0.4 (0 to 23.9)	0.0 (0 to 23.9)	271
Non-rheumatic mitral valve disease	0 (0 to 0)	0 (0 to 0)	0 (0 to 0)	0 (0 to 0)	0 (0 to 0)	0 (0 to 0)	0 (0 to 0)	0 (0 to 0)	0 (0 to 0)	0 (0 to 0)	0 (0 to 0)	0 (0 to 0)	0 (0 to 0)	0 (0 to 0)	0 (0 to 0)	0 (0 to 0)	0 (0 to 0)	0 (0 to 0)	0 (0 to 0)	0 (0 to 0)	0 (0 to 0)	0 (0 to 0)	0 (0 to 0)	0 (0 to 0)	0
Other non-rheumatic valve disease	0 (0 to 0)	0 (0 to 0)	0 (0 to 0)	0 (0 to 0)	0 (0 to 0)	0 (0 to 0)	0.2 (0 to 2.4)	0.2 (0 to 2.4)	0.2 (0 to 2.4)	0.1 (0 to 0.6)	0.1 (0 to 0.6)	0.1 (0 to 0.6)	0.1 (0 to 0.6)	0.1 (0 to 0.6)	0.1 (0 to 0.6)	0.1 (0 to 0.6)	0.1 (0 to 0.6)	0.1 (0 to 0.6)	0.1 (0 to 0.6)	0.1 (0 to 0.6)	0.1 (0 to 0.6)	0.1 (0 to 0.6)	0.1 (0 to 0.6)	0.0 (0 to 0.6)	0
Cardiomyopathy and myocarditis	0 (0 to 0)	0 (0 to 0)	0 (0 to 0)	0 (0 to 0)	0 (0 to 0)	0 (0 to 0)	0 (0 to 0)	0 (0 to 0)	0 (0 to 0)	0 (0 to 0)	0 (0 to 0)	0 (0 to 0)	0 (0 to 0)	0 (0 to 0)	0 (0 to 0)	0 (0 to 0)	0 (0 to 0)	0 (0 to 0)	0 (0 to 0)	0 (0 to 0)	0 (0 to 0)	0 (0 to 0)	0 (0 to 0)	0 (0 to 0)	0
Myocarditis	0.7 (0.1 to 1.9)	1.6 (0.4 to 3.2)	4.6 (0.7 to 15.1)	11 (1.9 to 17.1)	16.2 (2.9 to 30.1)	9.2 (1.6 to 17.1)	12.6 (2.9 to 30.1)	26 (5.6 to 57.2)	19.1 (3.2 to 53.6)	9.6 (1.7 to 53.6)	9.6 (1.7 to 53.6)	20.1 (2.9 to 53.6)	20.6 (2.9 to 53.6)	20.6 (2.9 to 53.6)	19.6 (2.9 to 53.6)	14 (2.9 to 53.6)	9.9 (2.9 to 53.6)	5.9 (2.9 to 17.7)	3.7 (2.9 to 17.7)	4.7 (2.9 to 17.7)	2.9 (2.9 to 17.7)	1.5 (2.9 to 3.3)	0.3 (2.9 to 3.3)	238
Alcoholic cardiomyopathy	0 (0 to 0)	0 (0 to 0)	0 (0 to 0)	0 (0 to 0)	0 (0 to 0)	2.1 (0 to 0)	1.6 (0 to 0)	1.5 (0 to 0)	0.6 (0 to 2.4)	1.9 (0 to 11.6)	9.8 (1.7 to 11.6)	9.7 (1.7 to 11.6)	23 (1.7 to 81.6)	19.7 (1.7 to 81.6)	13.7 (1.7 to 81.6)	13.2 (1.7 to 81.6)	16.5 (1.7 to 81.6)	9.7 (1.7 to 81.6)	3.6 (1.7 to 7.3)	0.6 (1.7 to 7.3)	0.2 (1.7 to 7.3)	0.0 (1.7 to 7.3)	0.0 (1.7 to 7.3)	0
Other cardiomyopathy	38.5 (12.7 to 92.1)	22.6 (7.1 to 64.4)	67.5 (14.4 to 94.4)	94.9 (20.4 to 97)	20.4 (6.6 to 97.6)	147 (62.7 to 298)	79.8 (21 to 161)	220 (89.4 to 392)	192 (89.4 to 392)	249.2 (98.7 to 392)	125 (39.7 to 392)	189 (67.6 to 392)	339 (90.1 to 392)	339 (90.1 to 392)	339 (90.1 to 392)	196 (90.1 to 392)	132 (90.1 to 392)	72 (90.1 to 392)	60.2 (90.1 to 392)	61.7 (90.1 to 392)	19.1 (90.1 to 392)	5.7 (90.1 to 392)	23.3 (90.1 to 392)	2,340
Atrial fibrillation and flutter	0 (0 to 0)	0 (0 to 0)	0 (0 to 0)	0 (0 to 0)	0 (0 to 0)	0 (0 to 0)	0 (0 to 0)	0 (0 to 0)	0 (0 to 0)	1.9 (0 to 0)	4.3 (0 to 0)	12.9 (0 to 0)	29.2 (0 to 0)	31.6 (0 to 0)	49.5 (0 to 0)	58.7 (0 to 0)	47.6 (0 to 0)	72 (0 to 0)	60.1 (0 to 0)	59.5 (0 to 0)	18.1 (0 to 0)	6.6 (0 to 0)	0.9 (0 to 0)	0.0 (0 to 0)	20
Aortic aneurysm	0 (0 to 0)	0 (0 to 0)	0 (0 to 0)	0 (0 to 0)	0 (0 to 0)	0 (0 to 0)	12.4 (0 to 0)	12.4 (0 to 0)	12.4 (0 to 0)	12.4 (0 to 0)	12.4 (0 to 0)	12.4 (0 to 0)	12.4 (0 to 0)	12.4 (0 to 0)	12.4 (0 to 0)	12.4 (0 to 0)	12.4 (0 to 0)	12.4 (0 to 0)	12.4 (0 to 0)	12.4 (0 to 0)	12.4 (0 to 0)	12.4 (0 to 0)	12.4 (0 to 0)	12.4 (0 to 0)	NA
Endocarditis	26.6 (8.3 to 62.6)	22.7 (6.9 to 32.1)	173 (57.3 to 666)	39 (11.1 to 107)	21.9 (10.4 to 68.4)	22.7 (9.9 to 116)	58.7 (9.9 to 116)	57.6 (12.2 to 116)	51.2 (9.6 to 116)	54.3 (11.7 to 91.2)	54.3 (7.4 to 83)	54.3 (7.8 to 42.6)	54.3 (7.8 to 42.6)	54.3 (7.8 to 42.6)	54.3 (7.8 to 42.6)	54.3 (7.8 to 42.6)	54.3 (11.6 to 42.6)	54.3 (11.7 to 42.6)	54.3 (9.6 to 20.2)	54.3 (2.7 to 8.2)	54.3 (2.7 to 7.1)	54.3 (2.7 to 7.1)	54.3 (2.7 to 7.1)	698
Other cardiovascular and circulatory diseases	222 (14.4 to 101)	209 (67.9 to 613)	1,090 (329 to 2,660)	472 (77.7 to 704)	222 (57.9 to 384)	1,090 (72.8 to 2,660)	1,090 (100 to 3,990)	272 (100 to 3,990)	551 (100 to 3,990)	127 (100 to 327)	222 (75.1 to 294)	222 (71.1 to 294)	175 (69.6 to 294)	192 (68.6 to 294)	177 (64.8 to 294)	139 (77.9 to 294)	136 (77.9 to 294)	177 (69.3 to 294)	139 (77.9 to 294)	81.6 (69.3 to 294)	32.1 (62.2 to 294)	12.1 (62.2 to 294)	2.6 (62.2 to 294)	0.0 (18.6 to 62.2)	3,480
Chronic respiratory diseases	0 (0 to 0)	0 (0 to 0)	0 (0 to 0.6)	679 (369 to 1,660)	775 (479 to 1,230)	655 (364 to 1,000)	0 (0 to 0)	0 (0 to 0)	0 (0 to 0)	0 (0 to 0)	0 (0 to 0)	0 (0 to 0)	0 (0 to 0)	0 (0 to 0)	0 (0 to 0)	0 (0 to 0)	0 (0 to 0)	0 (0 to 0)	0 (0 to 0)	0 (0 to 0)	0 (0 to 0)	0 (0 to 0)	0 (0 to 0)	0 (0 to 0)	0
Chronic obstructive pulmonary disease	0 (0 to 0)	0 (0 to 0)	0 (0 to 0)	0 (0 to 0.2)	0 (0 to 0.2)	0 (0 to 0)	0 (0 to 0)	0 (0 to 0)	0 (0 to 0)	0 (0 to 0)	0 (0 to 0)	0 (0 to 0)	0 (0 to 0)	0 (0 to 0)	0 (0 to 0)	0 (0 to 0)	0 (0 to 0)	0 (0 to 0)	0 (0 to 0)	0 (0 to 0)	0 (0 to 0)	0 (0 to 0)	0 (0 to 0)	0 (0 to 0)	0
Pneumoconiosis	0 (0 to 0)	0 (0 to 0)	0 (0 to 0)	0 (0 to 0)	0 (0 to 0)	0 (0 to 0)	0.1 (0 to 0.2)	0.2 (0 to 0.2)	0.6 (0 to 1.8)	0.2 (0 to 0.6)	1.9 (0 to 3.6)	12.6 (0 to 24.6)	2.4 (0 to 24.6)	2.6 (0 to 24.6)	1.3 (0 to 24.6)	1.6 (0 to 24.6)	0.6 (0 to 24.6)	0.5 (0 to 24.6)	0.2 (0 to 24.6)	0.5 (0 to 24.6)	0.2 (0 to 24.6)	0.1 (0 to 24.6)	0.0 (0 to 24.6)	0.0 (0 to 24.6)	221
Silicosis	0 (0 to 0)	0 (0 to 0)	0 (0 to 0)	0 (0 to 0)	0 (0 to 0)	0 (0 to 0)	0 (0 to 0)	0 (0 to 0)	0 (0 to 0)	0 (0 to 0)	0 (0 to 0)	0 (0 to 0)	0 (0 to 0)	0 (0 to 0)	0 (0 to 0)	0 (0 to 0)	0 (0 to 0)	0 (0 to 0)	0 (0 to 0)	0 (0 to 0)	0 (0 to 0)	0 (0 to 0)	0 (0 to 0)	0 (0 to 0)	0
Asbestosis	0 (0 to 0)	0 (0 to 0)	0 (0 to 0)	0 (0 to 0)	0 (0 to 0)	0 (0 to 0)	0 (0 to 0)	0 (0 to 0)	0 (0 to 0)	0 (0 to 0)	0 (0 to 0)	0 (0 to 0)	0 (0 to 0)	0 (0 to 0)	0 (0 to 0)	0 (0 to 0)	0 (0 to 0)	0 (0 to 0)	0 (0 to 0)	0 (0 to 0)	0 (0 to 0)	0 (0 to 0)	0 (0 to 0)	0 (0 to 0)	0
Coal workers pneumoconiosis	0 (0 to 0)	0 (0 to 0)	0 (0 to 0)	0 (0 to 0)	0 (0 to 0)	0 (0 to 0)	0 (0 to 0)	0 (0 to 0)	0.4 (0 to 1.8)	0 (0 to 0)	0 (0 to 0)	0 (0 to 0)	0 (0 to 0)	0 (0 to 0)	0 (0 to 0)	0 (0 to 0)	0 (0 to 0)	0 (0 to 0)	0 (0 to 0)	0 (0 to 0)	0 (0 to 0)	0 (0 to 0)	0 (0 to 0)	0 (0 to 0)	1.6
Other pneumoconiosis	0 (0 to 0)	0 (0 to 0)	0 (0 to 0)	0 (0 to 0)	0 (0 to 0)	0 (0 to 0)	0 (0 to 0)	0 (0 to 0)	0 (0 to 0)	0 (0 to 0)	0 (0 to 0)	0 (0 to 0)	0 (0 to 0)	0 (0 to 0)	0 (0 to 0)	0 (0 to 0)	0 (0 to 0)	0 (0 to 0)	0 (0 to 0)	0 (0 to 0)	0 (0 to 0)	0 (0 to 0)	0 (0 to 0)	0 (0 to 0)	0
Asthma	0 (0 to 0)	0 (0 to 0)	0 (0 to 0)	566 (376 to 1,200)	654 (364 to 1,030)	1,030 (362 to 976)	0 (0 to 0)	0 (0 to 0)	0 (0 to 0)	0 (0 to 0)	0 (0 to 0)	0 (0 to 0)	0 (0 to 0)	0 (0 to 0)	0 (0 to 0)	0 (0 to 0)	0 (0 to 0)	0 (0 to 0)	0 (0 to 0)	0 (0 to 0)	0 (0 to 0)	0 (0 to 0)	0 (0 to 0)	0 (0 to 0)	4,980
Interstitial lung disease and pulmonary sarcoidosis	0 (0 to 0)	0 (0 to 0)	0 (0 to 0)	769 (239 to 2,346)	1,030 (777 to 2,010)	1,030 (897 to 1,960)	0 (0 to 0)	0 (0 to 0)	0 (0 to 0)	0 (0 to 0)	0 (0 to 0)	0 (0 to 0)	0 (0 to 0)	0 (0 to 0)	0 (0 to 0)	0 (0 to 0)	0 (0 to 0)	0 (0 to 0)	0 (0 to 0)	0 (0 to 0)	0 (0 to 0)	0 (0 to 0)	0 (0 to 0)	0 (0 to 0)	192
Other chronic respiratory diseases	0 (0 to 0)	0 (0 to 0)	0 (0 to 0)	769 (239 to 2,346)	1,030 (777 to 2,010)	1,030 (897 to 1,960)	0 (0 to 0)	0 (0 to 0)	0 (0 to 0)	186 (96 to 7,789.3)	69 (46 to 249)	69 (47 to 126)	69 (47 to 126)	69 (47 to 126)	69 (47 to 126)	69 (47 to 126)	69 (47 to 126)	69 (47 to 126)	69 (47 to 126)	69 (47 to 126)	69 (47 to 126)	69 (47 to 126)	69 (47 to 126)	69 (47 to 126)	1,360
Digestive diseases	68.9 (4 to 736)	68.5 (4 to 822)	2,650 (329 to 3,740)	1,030 (329 to 3,740)	1,030 (876 to 2,830)	1,030 (648 to 2,760)	1,030 (796 to 2,310)	1,030 (796 to 2,310)	1,030 (1,030 to 2,310)	1,030 (1,030 to 2,310)	1,030 (1,030 to 2,310)	1,030 (1,030 to 2,310)	1,030 (1,030 to 2,310)	1,030 (1,030 to 2,310)	1,030 (1,030 to 2,310)	1,030 (1,030 to 2,310)	1,030 (1,030 to 2,310)	1,030 (1,030 to 2,310)	1,030 (1,030 to 2,310)	1,030 (1,030 to 2,310)	1,030 (1,030 to 2,310)	1,030 (1,030 to 2,310)	1,030 (1,030 to 2,310)	1,030 (1,030 to 2,310)	39,600
Cirrhosis and other chronic liver diseases	0 (0 to 0)	0 (0 to 0)	0 (0 to 1.2)	1,030 (742 to 3,440)	1,030 (1,030 to 2,970)	1,030 (1,030 to 2,960)	1,030 (1,030 to 2,960)	1,030 (1,030 to 2,960)	1,030 (1,030 to 2,960)	1,030 (1,030 to 2,960)	1,030 (1,030 to 2,960)	1,030 (1,030 to 2,960)	1,030 (1,030 to 2,960)	1,030 (1,030 to 2,960)	1,030 (1,030 to 2,960)	1,030 (1,030 to 2,960)	1,030 (1,030 to 2,960)	1,030 (1,030 to 2,960)	1,030 (1,030 to 2,960)	1,030 (1,030 to 2,960)	1,030 (1,030 to 2,960)	1,030 (1,030 to 2,960)	1,030 (1,030 to 2,960)	1,030 (1,030 to 2,960)	22,600
Cirrhosis and other chronic liver diseases due to hepatitis B	0 (0 to 0)	0 (0 to 0)	0 (0 to 0)	14 (1.4 to 62)	37.4 (3.4 to 231)	44.2 (3.4 to 231)	101 (7.2 to 231)	220 (7.2 to 231)	697 (7.2 to 231)	622 (7.2 to 231)	1,360 (7.2 to 231)	1,360 (7.2 to 231)	1,370 (7.2 to 231)	1,370 (7.2 to 231)	1,360 (7.2 to 231)	997 (7.2 to 231)	997 (7.2 to 231)	677 (7.2 to 231)	330 (7.2 to 231)	330 (7.2 to 231)	134 (7.2 to 231)	57.5 (7.2 to 231)	17.4 (7.2 to 231)	0.4 (7.2 to 231)	10,400
Cirrhosis and other chronic liver diseases due to hepatitis C	0 (0 to 0)	0 (0 to 0)	0 (0 to 0)	2.5 (0.2 to 12.1)	5 (1.2 to 19.5)	8.1 (2.3 to 22.2)	19.4 (5.3 to 48.5)	49.2 (11.2 to 109)	277.3 (77.3 to 1,030)	447.3 (77.3 to 1,030)	1,030 (77.3 to 1,030)	1,030 (77.3 to 1,030)	1,030 (77.3 to 1,030)	1,030 (77.3 to 1,030)	1,030 (77.3 to 1,030)	1,030 (77.3 to 1,030)	1,030 (77.3 to 1,030)	1,030 (77.3 to 1,030)	1,030 (77.3 to 1,030)	1,030 (77.3 to 1,030)	1,030 (77.3 to 1,030)	1,030 (77.3 to 1,030)	1,030 (77.3 to 1,030)	1,030 (77.3 to 1,030)	1,310
Cirrhosis and other chronic liver diseases due to alcohol use	0 (0 to 0)	0 (0 to 0)	0 (0 to 0)	0 (0 to 0)	0 (0 to 0)	0 (0 to 0)	0.6 (0 to 0)	49.1 (11.6 to 111)	170 (11.6 to 111)	206 (11.6 to 111)	411 (11.6 to 111)	671 (11.6 to 111)	699 (11.6 to 111)	640 (11.6 to 111)	676 (11.6 to 111)	720 (11.6 to 111)	682 (11.6 to 111)	239 (11.6 to 111)	119 (11.6 to 111)	68.4 (11.6 to 111)	26 (11.6 to 111)	8.8 (11.6 to 111)	2.2 (11.6 to 111)	0.4 (11.6 to 111)	5,160
Cirrhosis and other chronic liver diseases due to NAFLD	0 (0 to 0)	0 (0 to 0)	0 (0 to 0)	0 (0 to 0)	0 (0 to 0)	0 (0 to 0)	51.6 (0 to 0)	57.4 (0 to 0)	66 (27 to 0)	79.1 (27 to 0)	107 (27 to 0)	133 (27 to 0)	133 (27 to 0)	133 (27 to 0)	133 (27 to 0)	133 (27 to 0)	133 (27 to 0)	133 (27 to 0)	133 (27 to 0)	133 (27 to 0)	133 (27 to 0)	133 (27 to 0)	133 (27 to 0)	133 (27 to 0)	1,310
Cirrhosis and other chronic liver diseases due to other causes	0 (0 to 0)	0 (0 to 0)	0.7 (0.4 to 1.2)	670 (182 to 3,370)	694 (364 to 1,960)	656 (378 to 1,960)	1,030 (314 to 1,200)	1,030 (768 to 1,730)	1,030 (512 to 1,730)	1,030 (902 to 1,610)	1,030 (768 to 1,730)	1,030 (768 to 1,730)	1,030 (768 to 1,730)	1,030 (768 to 1,730)	1,030 (827 to 3,921)	1,030 (827 to 3,921)	1,030 (827 to 3,921)	1,030 (827 to 3,921)	1,030 (827 to 3,921)	1,030 (827 to 3,921)	1,030 (827 to 3,921)	1,030 (827 to 3,921)	1,030 (827 to 3,921)	1,030 (827 to 3,921)	4,780
Upper digestive system diseases	0 (0 to 0)	0 (0 to 0)	139 (29.9 to 748)	89.6 (39 to 292)	73.7 (29.6 to 292)	113 (29.6 to 292)	139 (160 to 646)	139 (227 to 622)	139 (268 to 699)	139 (224 to 995)	139 (242 to 1,030)	139 (242 to 1,030)	139 (242 to 1,030)	139 (237 to 1,030)	139 (237 to 1,030)	139 (237 to 1,030)	139 (237 to 1,030)	139 (237 to 1,030)	139 (237 to 1,030)	139 (237 to 1,030)	139 (237 to 1,030)	139 (237 to 1,030)	139 (237 to 1,030)	139 (237 to 1,030)	4,200
Peptic ulcer disease	0 (0 to 0)	0 (0 to 0)	0 (0 to 0)	89.3 (7.9 to 235)	73.7 (17.6 to 178)	113 (17.6 to 178)	139 (47.7 to 207)	139 (98.6 to 207)	139 (71.1 to 282)	139 (92.6 to 336)	139 (92.6 to 336)	139 (92.6 to 336)	139 (92.6 to 336)	139 (92.6 to 336)	139 (97.7 to 399)	139 (122 to 552)	139 (97.6 to 552)	139 (97.6 to 552)	139 (97.6 to 552)	139 (97.6 to 552)	139 (97.6 to 552)	139 (97.6 to 552)	139 (97.6 to 552)	139 (97.6 to 552)	1,960
Gastritis and duodenitis	0 (0 to 0)	0 (0 to 0)	0 (0 to 0)	0 (0 to 0)	0 (0 to 0)	0 (0 to 0)	0 (0 to 0)	0 (0 to 0)	0 (0 to 0)	0 (0 to 0)	0 (0 to 0)	0 (0 to 0)	0 (0 to 0)	0 (0 to 0)	0 (0 to 0)	0 (0 to 0)	0 (0 to 0)	0 (0 to 0)	0 (0 to 0)	0 (0 to 0)	0 (0 to 0)	0 (0 to 0)	0 (0 to 0)	0 (0 to 0)	0
Gastroesophageal reflux disease	0 (0 to 0)	0 (0 to 0)	0 (0 to 0)	0 (0 to 1.6)	0 (0 to 1.6)	0 (0 to 0)	0 (0 to 0)	0 (0 to 0)	0 (0 to 0)	0 (0 to 0)	0 (0 to 0)	0 (0 to 0)	0 (0 to 0)	0 (0 to 0)	0 (0 to 0)	0 (0 to 0)	0 (0 to 0)	0 (0 to 0)	0 (0 to 0)	0 (0 to 0)	0 (0 to 0)	0 (0 to 0)	0 (0 to 0)	0 (0 to 0)	0
Appendicitis	0 (0 to 0)	0 (0 to 0)	34 (7.1 to 126)	28.4 (6.7 to 87.2)	26 (7.9 to 87.2)	16 (7.9 to 87.2)	11.1 (2.2 to 29.6)	17.9 (2.2 to 29.6)	19.1 (2.2 to 29.6)	9.9 (2.2 to 17.9)	3.6 (2.2 to 17.9)	4.6 (2.2 to 17.9)	3.6 (2.2 to 17.9)	3.6 (2.2 to 17.9)	3.6 (2.2 to 17.9)	3.6 (2.2 to 17.9)	3.6 (2.2 to 17.9)	3.6 (2.2 to 17.9)	3.6 (2.2 to 17.9)	3.6 (2.2 to 17.9)	3.6 (2.2 to 17.9)	3.6 (2.2 to 17.9)	3.6 (2.2 to 17.9)	3.6 (2.2 to 17.9)	201
Paralytic ileus and intestinal obstruction	178 (50.9 to 611)	177 (50.9 to 570)	1,030 (229.4 to 1,870)	439 (98.5 to 1,870)	311 (98.5 to 1,870)	334 (98.5 to 1,870)	139 (98.5 to 1,870)	139 (98.5 to 1,870)	139 (98.5 to 1,870)	139 (98.5 to 1,870)	139 (98.5 to 1,870)	139 (98.5 to 1,870)	139 (98.5 to 1,870)	139 (98.5 to 1,870)	139 (98.5 to 1,870)	139 (98.5 to 1,870)	139 (98.5 to 1,870)	139 (98.5 to 1,870)	139 (98.5 to 1,870)	139 (98.5 to 1,870)	139 (98.5 to 1,870)	139 (98.5 to 1,870)	139 (98.5 to 1,870)	139 (98.5 to 1,870)	5,340
Inguinal, femoral, and abdominal hernia	69.6 (27.7 to 288)	39 (9.4 to 131)	192 (68.1 to 354)	139 (62 to 332)	102 (49.1 to 332)	49.9 (20.9 to 332)	139 (20.9 to 332)	139 (20.9 to 332)	223 (20.9 to 332)	139 (20.9 to 332)	139 (20.9 to 332)	113 (20.9 to 332)	87 (20.9 to 332)	139 (20.9 to 332)	139 (20.9 to 332)	139 (20.9 to 332)	139 (20.9 to 332)	139 (20.9 to 332)	139 (20.9 to 332)	139 (20.9 to 332)	32.5 (20.9 to 332)	7.6 (20.9 to 14.6)	3 (20.9 to 14.6)	0.6 (20.9 to 14.6)	1,960
Inflammatory bowel disease	0 (0 to 0)	0 (0 to 0)	0 (0 to 0)	24.3 (1.7 to 97.1)	0 (0 to 0)	0 (0 to 0)	0 (0 to 0)	0 (0 to 0)	0 (0 to 0)	0 (0 to 0)	0 (0 to 0)	0 (0 to 0)	0 (0 to 0)	0 (0 to 0)	0 (0 to 0)	0 (0 to 0)	0 (0 to 0)	0 (0 to 0)	0 (0 to 0)	0 (0 to 0)	0 (0 to 0)	0 (0 to 0)	0 (0 to 0)	0 (0 to 0)	373
Vascular intestinal disorders	0 (0 to 0)	0 (0 to 0)	0 (0 to 0)	89.3 (3.1 to 348)	73.7 (9.4 to 197)	113 (9.4 to 197)	139 (7.9 to 216)	139 (13.9 to 694)	139 (20.9 to 694)	139 (9.6 to 2)	139 (1.2 to 4.3)	139 (2.2 to 8.3)	139 (2.2 to 8.3)	139 (2.2 to 8.3)	139 (4.9 to 22.4)	139 (3.4 to 12.7)	139 (12.2 to 45)	139 (4.9 to 19.4)	139 (7.7 to 24.7)	139 (12.6 to 41)	139 (11 to 32)	139 (7.7 to 19.4)	139 (2.7 to 7.7)	310
Gallbladder and biliary diseases	0 (0 to 0)	0 (0 to 0)	0 (0 to 0)	0 (0 to 0)	0 (0 to 0)	0 (0 to 0)	0 (0 to 0)	0 (0 to 0)	0 (0 to 0)	0 (0 to 0)	0 (0 to 0)	0 (0 to 0)	0 (0 to 0)	0 (0 to 0)	0 (0 to 0)	0 (0 to 0)	0 (0 to 0)	0 (0 to 0)	0 (0 to 0)	0 (0 to 0)	0 (0 to 0)	0 (0 to 0)	0 (0 to 0)	0 (0 to 0)	0
Pancreatitis	0 (0 to 0)	0 (0 to 0)	0 (0 to 0)	0 (0 to 14.5)	0 (0 to 6.1)	0 (0 to 2.1)	0 (0 to 7.5)	0 (0 to 12.7)	0 (0 to 63.5)	0 (0 to 79.7)	0 (0 to 79.7)	0 (0 to 79.7)	0 (0 to 79.7)	0 (0 to 79.7)	0 (0 to 79.7)	0 (0 to 79.7)	0 (0 to 79.7)	0 (0 to 79.7)	0 (0 to 79.7)	0 (0 to



Mali Table 2a: Mali DALYs by cause and age group for males with 95% uncertainties intervals, 2019

Cause	Early Neonatal	Late Neonatal	Post Neonatal	1 to 4	5 to 9	10 to 14	15 to 19	20 to 24	25 to 29	30 to 34	35 to 39	40 to 44	45 to 49	50 to 54	55 to 59	60 to 64	65 to 69	70 to 74	75 to 79	80 to 84	85 to 89	90 to 94	95 plus	Total
All causes	1,650,000 (1,310,000 to 2,060,000)	320,000 (264,000 to 407,000)	1,210,000 (1,110,000 to 1,330,000)	2,540,000 (2,060,000 to 3,020,000)	2,050,000 (1,860,000 to 2,260,000)	2,020,000 (1,870,000 to 2,200,000)	2,050,000 (1,890,000 to 2,230,000)	2,060,000 (1,870,000 to 2,270,000)	1,940,000 (1,760,000 to 2,130,000)	1,720,000 (1,560,000 to 1,900,000)	1,570,000 (1,410,000 to 1,750,000)	1,390,000 (1,250,000 to 1,550,000)	1,240,000 (1,110,000 to 1,380,000)	1,090,000 (977,000 to 1,210,000)	1,000,000 (896,000 to 1,110,000)	1,000,000 (893,000 to 1,120,000)	1,000,000 (887,000 to 1,120,000)	1,000,000 (883,000 to 1,120,000)	76,900 (66,400 to 88,600)	68,700 (59,400 to 79,200)	53,600 (47,800 to 60,200)	8,720 (7,620 to 9,910)	3,090 (2,670 to 3,510)	7,630,000
Communicable, maternal, neonatal, and nutritional diseases	1,650,000 (1,310,000 to 2,060,000)	291,000 (227,000 to 380,000)	671,000 (530,000 to 850,000)	1,630,000 (1,220,000 to 2,060,000)	1,030,000 (772,000 to 1,320,000)	1,000,000 (746,000 to 1,290,000)	1,000,000 (746,000 to 1,290,000)	1,000,000 (746,000 to 1,290,000)	1,000,000 (746,000 to 1,290,000)	1,000,000 (746,000 to 1,290,000)	1,000,000 (746,000 to 1,290,000)	1,000,000 (746,000 to 1,290,000)	1,000,000 (746,000 to 1,290,000)	1,000,000 (746,000 to 1,290,000)	1,000,000 (746,000 to 1,290,000)	1,000,000 (746,000 to 1,290,000)	1,000,000 (746,000 to 1,290,000)	1,000,000 (746,000 to 1,290,000)	76,700 (57,000 to 99,000)	68,700 (51,000 to 89,000)	53,600 (39,900 to 69,200)	8,720 (6,500 to 11,200)	3,090 (2,300 to 3,980)	5,660,000
HIV/AIDS and sexually transmitted infections	19,000 (9,300 to 33,900)	19,000 (9,300 to 33,900)	39,000 (19,900 to 76,500)	4,200 (1,900 to 8,600)	2,090 (1,000 to 4,270)	2,090 (1,000 to 4,270)	2,090 (1,000 to 4,270)	2,090 (1,000 to 4,270)	4,600 (2,200 to 9,400)	4,600 (2,200 to 9,400)	4,790 (2,300 to 9,800)	12,900 (6,200 to 26,400)	16,100 (7,700 to 32,900)	16,100 (7,700 to 32,900)	16,100 (7,700 to 32,900)	16,100 (7,700 to 32,900)	16,100 (7,700 to 32,900)	16,100 (7,700 to 32,900)	1,180 (570 to 2,420)	1,180 (570 to 2,420)	1,180 (570 to 2,420)	464 (223 to 950)	164 (79 to 336)	301,000
HIV/AIDS	0.0 (0.0 to 0.0)	0.0 (0.0 to 0.0)	0.0 (0.0 to 0.0)



Other transport injuries	42.7 (1.9 to 138)	19.9 (9.9 to 45.4)	2056 (94.6 to 643)	2,010 (93.4 to 6,192)	916 (430 to 1,950)	497 (227 to 1,190)	864 (404 to 1,758)	922 (466 to 1,828)	673 (364 to 1,228)	621 (299 to 1,229)	439 (236 to 879)	369 (210 to 767)	323 (177 to 668)	266 (137 to 606)	268 (117 to 683)	134 (61.2 to 304)	69.6 (29.6 to 203)	76.8 (33 to 173)	28.1 (7.3 to 130)	23.0 (10.3 to 67.9)	9.0 (2.6 to 19.6)	3 (1 to 9.3)	6.7 (0.9 to 1.6)	5,290
Unintentional injuries	2,560 (1,620 to 4,890)	2,200 (191 to 13,360)	131,100 (10,100 to 27,700)	113,000 (75,700 to 175,000)	232,000 (13,800 to 59,800)	13,700 (8,640 to 19,900)	8,710 (5,710 to 13,400)	9,220 (6,130 to 13,400)	7,990 (5,200 to 11,700)	6,390 (4,220 to 9,470)	6,580 (3,990 to 9,410)	5,500 (3,600 to 8,200)	5,530 (3,520 to 8,200)	5,270 (3,470 to 8,200)	4,810 (3,000 to 7,300)	4,530 (2,900 to 6,810)	3,960 (2,610 to 5,920)	2,790 (1,800 to 4,170)	2,140 (1,310 to 3,150)	1,360 (840 to 2,270)	874 (489 to 1,550)	292 (171 to 599)	69.6 (27.8 to 99.9)	251,000
Falls	371 (120 to 938)	48.9 (19.7 to 79.2)	1,190 (519 to 2,460)	9,670 (2,760 to 11,000)	9,260 (1,790 to 21,900)	2,710 (1,490 to 5,130)	1,240 (811 to 2,070)	1,240 (843 to 2,100)	1,180 (724 to 1,870)	1,090 (701 to 1,790)	1,220 (741 to 2,020)	1,290 (789 to 2,190)	1,270 (782 to 2,100)	1,030 (669 to 2,100)	1,090 (709 to 2,200)	1,490 (842 to 2,550)	1,230 (777 to 2,270)	1,170 (783 to 2,020)	649 (389 to 1,600)	726 (428 to 1,210)	423 (261 to 716)	171 (101 to 291)	39.4 (22.7 to 71.9)	37,100
Drowning	338 (66.7 to 1,080)	60.4 (9.1 to 77)	1,270 (679 to 2,000)	13,100 (1,100 to 17,000)	9,910 (2,120 to 21,900)	2,940 (1,460 to 5,900)	1,180 (624 to 2,080)	871 (437 to 1,660)	965 (562 to 1,710)	641 (329 to 1,250)	562 (292 to 1,220)	529 (276 to 1,090)	391 (194 to 1,040)	374 (179 to 1,040)	332 (159 to 1,040)	196 (77 to 1,040)	137 (63.7 to 1,040)	104 (39.7 to 1,040)	35.6 (12.7 to 90.4)	32.6 (8.7 to 87.1)	8.8 (2.6 to 36)	5 (1.2 to 14.6)	0.9 (0.2 to 1.8)	69,100
Fire, heat, and hot substances	222 (112 to 592)	238 (102 to 412)	5,430 (1,630 to 7,220)	14,000 (6,810 to 27,700)	1,900 (930 to 3,720)	899 (421 to 1,850)	602 (329 to 1,240)	723 (453 to 1,470)	628 (393 to 1,240)	599 (362 to 1,220)	579 (330 to 1,200)	547 (329 to 1,160)	497 (279 to 1,020)	507 (297 to 1,020)	397 (233 to 821)	372 (227 to 829)	272 (215 to 657)	178 (109 to 556)	136 (67.6 to 239)	68.9 (29.3 to 98.2)	13.4 (9.2 to 32)	2.1 (1.6 to 7.6)	27,900
Poisonings	786 (68.7 to 1,917)	29.7 (3.9 to 71)	1,670 (1,240 to 6,950)	13,000 (3,740 to 20,000)	1,870 (540 to 3,450)	1,010 (290 to 1,900)	1,010 (293 to 1,900)	1,010 (272 to 1,770)	1,010 (243 to 1,770)	1,010 (257 to 1,770)	1,010 (257 to 1,770)	1,010 (257 to 1,770)	1,010 (257 to 1,770)	1,010 (257 to 1,770)	1,010 (257 to 1,770)	1,010 (257 to 1,770)	1,010 (257 to 1,770)	1,010 (257 to 1,770)	1,010 (257 to 1,770)	1,010 (257 to 1,770)	1,010 (257 to 1,770)	1,010 (257 to 1,770)	1,010 (257 to 1,770)	20,400
Poisoning by opiates nec/unsp	256.2 (3 to 103)	1.9.8 (1.1 to 43.3)	217 (37 to 763)	4,120 (194 to 7,540)	696 (97.6 to 900)	268 (28.9 to 623)	268 (28.9 to 623)	263 (81.2 to 761)	263 (122 to 512)	263 (73.9 to 629)	263 (61.2 to 627)	267 (62.5 to 627)	268 (64 to 599)	268 (63.2 to 598)	268 (77.2 to 623)	263 (65 to 562)	174 (29.6 to 533)	616 (29.5 to 544)	616 (29.5 to 544)	37.9 (1.1 to 59.1)	22.7 (1 to 57.1)	9.8 (0.9 to 21.1)	0.3 (0.1 to 7.2)	4,330
Poisoning by other means	267 (54.8 to 713)	208 (27.9 to 736)	2,480 (1,000 to 6,420)	9,910 (5,300 to 21,600)	1,390 (427 to 2,230)	678 (264 to 1,610)	243 (79.7 to 561)	252 (72.3 to 606)	268 (72.9 to 621)	233 (67.9 to 521)	207 (67.1 to 488)	200 (72.6 to 458)	161 (60.3 to 336)	217 (76.1 to 533)	178 (57 to 427)	203 (73.3 to 458)	168 (49.6 to 372)	87.1 (34.2 to 203)	49.3 (7.8 to 53)	23.7 (7.8 to 53)	6.7 (2.3 to 14.5)	0.8 (0.2 to 1.9)	0.1 (0 to 0.3)	18,100
Exposure to mechanical forces	167 (52.7 to 1,040)	1,260 (1,260 to 1,260)	849 (167 to 1,260)	6,130 (1,260 to 11,000)	1,750 (630 to 3,330)	1,140 (1,140 to 1,140)	1,020 (1,020 to 1,020)	1,070 (723 to 1,070)	1,090 (1,090 to 1,090)	993 (993 to 993)	1,170 (1,170 to 1,170)	1,000 (1,000 to 1,000)	993 (993 to 993)	783 (783 to 783)	1,040 (1,040 to 1,040)	647 (647 to 647)	1,040 (1,040 to 1,040)	343 (343 to 343)	1,040 (1,040 to 1,040)	64.7 (64.7 to 64.7)	964.6 (964.6 to 964.6)	16.2 (16.2 to 16.2)	3.4 (3.4 to 3.4)	20,900
Unintentional firearm injuries	86.9 (1.9 to 504)	21.3 (0.9 to 1,270)	164 (20.6 to 4,230)	1,440 (362 to 4,870)	218 (70.9 to 736)	178 (52.1 to 679)	163 (109 to 1,430)	169 (109 to 1,290)	169 (117 to 1,840)	169 (120 to 1,230)	169 (92.6 to 826)	169 (93.1 to 760)	169 (80.6 to 654)	169 (29.5 to 21.5)	169 (29.1 to 197)	169 (47.9 to 291)	169 (29.6 to 262)	87.8 (27.9 to 149)	64.7 (18.3 to 97)	64.7 (21.3 to 97.1)	64.7 (5 to 23.2)	4.7 (2.1 to 9.3)	0.1 (0 to 0.2)	6,650
Other exposure to mechanical forces	1,260 (291 to 1,260)	1,260 (1.9 to 4,650)	1,260 (91.6 to 6,170)	1,260 (1,260 to 1,260)	1,260 (671 to 2,750)	1,260 (499 to 1,810)	1,260 (423 to 1,970)	1,260 (443 to 1,260)	1,260 (443 to 1,260)	1,260 (279 to 1,260)	1,260 (249 to 1,260)	1,260 (247 to 1,210)	1,260 (249 to 1,260)	1,260 (21 to 1,260)	1,260 (21 to 1,260)	1,260 (21 to 1,260)	1,260 (21 to 1,260)	1,260 (21 to 1,260)	1,260 (21 to 1,260)	1,260 (21 to 1,260)	1,260 (21 to 1,260)	1,260 (21 to 1,260)	1,260 (21 to 1,260)	17,600
Adverse effects of medical treatment	232 (120 to 419)	105 (69 to 248)	2,130 (1,130 to 11,800)	13,000 (5,210 to 22,700)	1,930 (980 to 2,790)	643 (310 to 1,710)	362 (195 to 956)	481 (259 to 1,130)	478 (210 to 1,170)	418 (179 to 1,160)	427 (179 to 1,160)	383 (157 to 911)	373 (152 to 969)	269 (108 to 764)	512 (259 to 1,160)	318 (142 to 793)	420 (163 to 952)	196 (79 to 596)	333 (170 to 644)	187 (57.9 to 746)	59.3 (19 to 93)	9.2 (4.9 to 24.3)	2.4 (1.4 to 7.6)	29,900
Animal contact	66.9 (42 to 160)	39.6 (17.9 to 64.4)	664 (382 to 1,750)	7,170 (3,210 to 14,600)	1,600 (730 to 4,000)	940 (420 to 2,210)	494 (237 to 1,030)	424 (216 to 929)	378 (199 to 736)	322 (163 to 653)	303 (156 to 572)	309 (135 to 717)	317 (132 to 767)	439 (209 to 1,010)	402 (186 to 922)	426 (196 to 964)	397 (189 to 839)	341 (123 to 838)	149 (77.9 to 299)	78.2 (28 to 157)	28.9 (15 to 102.1)	8.2 (4.6 to 19.8)	2.2 (1 to 5.1)	19,600
Venomous animal contact	24.9 (5.2 to 69)	1.4 (0.4 to 231)	134 (54.9 to 1,020)	2,060 (1,020 to 3,080)	948 (240 to 2,090)	471 (120 to 1,020)	367 (120 to 1,020)	352 (120 to 1,020)	314 (120 to 1,020)	293 (120 to 1,020)	256 (120 to 1,020)	241 (120 to 1,020)	253 (120 to 1,020)	243 (120 to 1,020)	234 (120 to 1,020)	264 (120 to 1,020)	274 (120 to 1,020)	165 (120 to 1,020)	41.6 (37.8 to 1,020)	49.6 (37.8 to 1,020)	16 (37.8 to 1,020)	3.4 (3.4 to 1,020)	0.4 (0.4 to 2.8)	7,190
Non-venomous animal contact	60.6 (24.1 to 123)	22.2 (10.1 to 63.4)	721 (398 to 1,430)	4,810 (1,210 to 12,700)	665 (240 to 2,040)	409 (150 to 1,130)	178 (90.1 to 516)	77.9 (43.9 to 126)	59.9 (33.9 to 104)	69.6 (34.6 to 150)	64.7 (33.5 to 133)	63.4 (31.8 to 136)	64.4 (32.8 to 140)	784 (79.3 to 699)	729 (80.1 to 654)	743 (83.6 to 699)	139 (59 to 329)	66.9 (24.1 to 190)	67.4 (23.5 to 132)	29.7 (11.1 to 59.6)	12.9 (5.4 to 26)	4.8 (2.5 to 9.3)	1.2 (0.6 to 2.4)	8,440
Foreign body	1,260 (149 to 710)	1,260 (1,260 to 1,260)	1,260 (174 to 1,260)	1,260 (1,260 to 1,260)	1,260 (1,260 to 1,260)	1,260 (1,260 to 1,260)	1,260 (1,260 to 1,260)	1,260 (1,260 to 1,260)	1,260 (1,260 to 1,260)	1,260 (1,260 to 1,260)	1,260 (1,260 to 1,260)	1,260 (1,260 to 1,260)	1,260 (1,260 to 1,260)	1,260 (1,260 to 1,260)	1,260 (1,260 to 1,260)	1,260 (1,260 to 1,260)	1,260 (1,260 to 1,260)	1,260 (1,260 to 1,260)	1,260 (1,260 to 1,260)	1,260 (1,260 to 1,260)	1,260 (1,260 to 1,260)	1,260 (1,260 to 1,260)	1,260 (1,260 to 1,260)	21,400
Foreign body in eyes	22.1 (3.8 to 439)	1.96 (0.7 to 241)	499 (0.9 to 12,100)	14,100 (3,770 to 33,000)	1,960 (570 to 5,100)	1,130 (540 to 3,640)	695 (304 to 1,810)	594 (299 to 1,540)	1,180 (599 to 2,050)	665 (259 to 1,640)	460 (214 to 954)	612 (209 to 926)	412 (199 to 779)	327 (103 to 989)	284 (105 to 922)	132 (61 to 239)	234 (116 to 421)	217 (71 to 399)	97.7 (30 to 161)	60.1 (29.4 to 134)	60.1 (9.1 to 139)	16.6 (8.1 to 33.7)	1.3 (0.6 to 11.8)	19,800
Foreign body in eyes	8.2 (5 to 8.2)	8.2 (8.1 to 11)	8.2 (2.9 to 24)	99 (11.6 to 99.6)	92.6 (16.4 to 114)	58 (26 to 129)	60.6 (23.7 to 122)	65.2 (29.1 to 134)	66.6 (23.5 to 7.1)	68.6 (21 to 96.2)	68.3 (21.1 to 97.4)	65.5 (22.8 to 92.1)	41 (22.5 to 72.3)	33.9 (10.5 to 56.3)	28.7 (10.6 to 42.7)	27.6 (12.5 to 32.8)	16.6 (10.2 to 24.2)	11.8 (7.6 to 17.1)	7.5 (4.6 to 10.3)	8.2 (2.8 to 8)	1.9 (1.2 to 2.6)	0.6 (0.2 to 0.9)	0.1 (0.1 to 0.2)	651
Foreign body in other bodypart	69.6 (1.9 to 1,040)	29.9 (3.2 to 69.6)	574 (122 to 1,040)	9,650 (1,040 to 11,000)	921 (240 to 1,940)	454 (240 to 921)	451 (240 to 921)	454 (240 to 921)	354 (240 to 921)	354 (240 to 921)	354 (240 to 921)	371 (240 to 921)	354 (240 to 921)	354 (240 to 921)	354 (240 to 921)	144 (240 to 921)	157 (240 to 921)	90.1 (240 to 921)	36 (12.8 to 69.6)	19.8 (12.8 to 69.6)	4.1 (1.2 to 7.7)	0.3 (0.1 to 0.4)	0.1 (0.1 to 0.2)	10,600
Environmental heat and cold exposure	48.6 (7.6 to 177)	3.6 (0.6 to 69.3)	338 (106 to 799)	2,140 (672 to 5,810)	443 (163 to 967)	217 (100 to 509)	472 (159 to 1,110)	329 (209 to 1,200)	329 (176 to 1,200)	329 (136 to 720)	329 (119 to 589)	219 (99.6 to 539)	241 (92.3 to 696)	219 (72 to 383)	161 (64.3 to 269)	132 (53.3 to 269)	136 (49.4 to 259)	136 (23.5 to 196)	80.9 (21.3 to 180)	19.1 (10.4 to 61.9)	18.4 (7.1 to 29.6)	3.6 (2.9 to 7.1)	0.9 (0.6 to 2.1)	6,100
Exposure to forces of nature	20.1 (3 to 5)	2.1 (0 to 5)	64.3 (5 to 5)	1,260 (5.1 to 5.1)	1,260 (5.5 to 1.3)	1,260 (1.3 to 1.3)	1,260 (1.3 to 1.3)	1,260 (1.3 to 1.3)	1,260 (1.3 to 1.3)	1,260 (1.3 to 1.3)	1,260 (1.3 to 1.3)	1,260 (1.3 to 1.3)	1,260 (1.3 to 1.3)	1,260 (1.3 to 1.3)	1,260 (1.3 to 1.3)	1,260 (1.3 to 1.3)	1,260 (1.3 to 1.3)	1,260 (1.3 to 1.3)	1,260 (1.3 to 1.3)	1,260 (1.3 to 1.3)	1,260 (1.3 to 1.3)	1,260 (1.3 to 1.3)	1,260 (1.3 to 1.3)	42.2
Other unintentional injuries	287 (82.1 to 417)	31.4 (26.8 to 134)	643 (432 to 2,010)	8,210 (2,400 to 14,600)	1,970 (556 to 3,720)	1,290 (449 to 2,630)	668 (439 to 2,160)	561 (439 to 1,850)	606 (439 to 2,160)	729 (297 to 1,810)	619 (270 to 1,490)	569 (261 to 1,300)	493 (233 to 1,130)	362 (169 to 764)	293 (137 to 664)	239 (126 to 609)	199 (114 to 363)	135 (73.7 to 293)	97.4 (32.5 to 195)	39.5 (32.6 to 63.7)	20.3 (19.3 to 56.3)	9 (6 to 12.2)	2.1 (1.4 to 3.5)	17,200
Self-harm and interpersonal violence	1,240 (662 to 2,310)	532 (283 to 886)	5,230 (1,790 to 7,110)	14,600 (5,960 to 29,800)	7,070 (5,370 to 11,100)	9,630 (6,970 to 13,600)	28,700 (20,600 to 42,300)	36,600 (26,600 to 48,300)	28,400 (18,200 to 39,000)	17,800 (12,800 to 23,700)	15,700 (9,620 to 19,300)	15,800 (7,570 to 19,200)	7,690 (5,500 to 11,100)	6,130 (4,130 to 8,990)	4,090 (2,790 to 5,920)	2,790 (1,890 to 4,230)	2,090 (1,360 to 3,100)	1,260 (829 to 1,760)	679 (429 to 1,160)	329 (204 to 567)	129 (82.4 to 209)	32.3 (21.3 to 59.1)	7.3 (5 to 12.9)	198,000
Self-harm	0 (0 to 0)	0 (0 to 0)	0 (0 to 0)	0 (0 to 0)	0 (0 to 0)	0 (0 to 0)	2,260 (1,260 to 2,260)	2,260 (1,260 to 2,260)	2,260 (1,260 to 2,260)	2,260 (1,260 to 2,260)	2,260 (1,260 to 2,260)	2,260 (1,260 to 2,260)	2,260 (1,260 to 2,260)	2,260 (1,260 to 2,260)	2,260 (1,260 to 2,260)	1,300 (1,260 to 2,260)	1,760 (1,260 to 2,260)	1,260 (1,260 to 2,260)	1,260 (1,260 to 2,260)	929 (1,260 to 2,260)	929 (1,260 to 2,260)	290 (1,260 to 2,260)	79.8 (1,260 to 2,260)	16.2 (1,260 to 2,260)	27,900
Self-harm by firearm	0 (0 to 0)	0 (0 to 0)	0 (0 to 0)	0 (0 to 0)	0 (0 to 0)	0 (0 to 0)	344 (77 to 961)	648 (122 to 1,430)	639 (122 to 1,510)	619 (119 to 1,430)	207 (60.2 to 672)	208 (60.4 to 526)	208 (60.9 to 556)	139 (27.5 to 436)	139 (27.5 to 436)	139 (27.5 to 436)	177 (27.5 to 436)	54.6 (27.5 to 274)	54.6 (14.1 to 139)	14.7 (2.5 to 22.2)	8.1 (1.3 to 14.7)	0.6 (0.2 to 2.1)	0.2 (0 to 0.5)	3,130
Self-harm by other specified means	0 (0 to 0)	0 (0 to 0)	0 (0 to 0)	0 (0 to 0)	0 (0 to 0)	0 (0 to 0)	2,260 (1,260 to 2,260)	2,260 (1,260 to 2,260)	2,260 (1,260 to 2,260)	2,260 (1,260 to 2,260)	2,260 (1,260 to 2,260)	2,260 (1,260 to 2,260)	2,260 (1,260 to 2,260)	2,260 (1,260 to 2,260)	2,260 (1,260 to 2,260)	1,300 (1,260 to 2,260)	1,760 (1,260 to 2,260)	1,260 (1,260 to 2,260)	1,260 (1,260 to 2,260)	1,260 (1,260 to 2,260)	1,260 (1,260 to 2,260)	1,260 (1,260 to 2,260)	1,260 (1,260 to 2,260)	1,260 (1,260 to 2,260)	21,400
Interpersonal violence	87.9 (39.1 to 260)	102 (101 to 674)	2,540 (1,130 to 4,430)	13,600 (4,810 to 23,200)	2,740 (1,960 to 5,150)	3,770 (2,810 to 7,210)	11,600 (8,960 to 18,900)	10,900 (10,700 to 20,100)	14,900 (7,940 to 22,700)	10,300 (5,520 to 17,300)	7,960 (3,960 to 13,300)	6,040 (2,770 to 9,710)	2,760 (1,890 to 5,240)	2,560 (1,630 to 5,070)	1,860 (1,060 to 3,810)	1,140 (693 to 2,370)	629 (397 to 1,350)	414 (270 to 713)	276 (138 to 559)	8.15 (6.9 to 60.9)	29.1 (19.4 to 39.9)	2.9 (2.9 to 7.9)	1.4 (1.4 to 5.1)	139,000
Physical violence by firearm	227 (189 to 756)	99.3 (61.4 to 227)	649 (382 to 1,870)	5,410 (1,770 to 8,330)	943 (579 to 1,960)	1,430 (771 to 2,750)	7,590 (5,520 to 11,900)	8,590 (8,590 to 15,900)	8,790 (5,590 to 15,900)	4,630 (2,330 to 9,920)	2,730 (1,390 to 5,440)	2,290 (1,120 to 3,810)	1,250 (900 to 2,590)	997 (699 to 1,790)	707 (314 to 1,340)	338 (129 to 827)	139 (79.3 to 502)	85.3 (33.7 to 139)	29.4 (19 to 98.4)	7.6 (6.9 to 13)	2.3 (1 to 5.9)	0.6 (0.2 to 1)	0.3 (0.2 to 0.5)	47,300
Physical violence by sharp object	99.4 (21.1 to 217)	53.7 (7.1 to 1.47)	490 (1.47 to 1,260)	2,760 (1,260 to 5,180)	490 (1.47 to 1,260)	784 (270 to 1,760)	9,270 (1.47 to 1,260)	6,920 (2,420 to 1,260)	9,290 (2,420 to 1,260)	3,090 (1,260 to 1,260)	2,630 (1,260 to 1,260)	1,990 (1,260 to 1,260)	1,210 (1,260 to 1,260)	1,060 (1,260 to 1,260)	929 (1,260 to 1,260)	426 (1,260 to 1,260)	274 (1,260 to 1,260)	111 (1,260 to 1,260)	31.2 (1,260 to 1,260)	12.4 (1,260 to 1,260)	3.8 (1,260 to 1,260)	0.1 (1,260 to 1,260)	0.1 (1,260 to 1,260)	34,700
Sexual violence	29.9 (3 to 5)	5 (3 to 5)	5 (3 to 5)	15.8 (5 to 17.6)	69.7 (20.3 to 154)	117 (39.2 to 154)	1,760 (158 to 312)	2,600 (158 to 312)	2,910 (137 to 353)	1,770 (69.4 to 291)	1,150 (72.6 to 209)	766 (69.3 to 154)	216 (43.5 to 130)	78.2 (29.5 to 96.3)	52.6 (18.5 to 67)	28.7 (10.6 to 35.9)	11.6 (7.5 to 18.2)	7.6 (3 to 11.6)	2.4 (2.5 to 3.9)	0.8 (0.9 to 1.3)	0.1 (0.1 to 0.2)	0.1 (0 to 0.2)	0 (0 to 0)	1,490
Physical violence by other means	1.96 (1.9 to 20)	1.96 (1.9 to 196)	1.96 (47.1 to 1,260)	1.96 (47.1 to 1,260)	1.96 (47.1 to 1,260)	1.96 (47.1 to 1,260)	1.96 (47.1 to 1,260)	1.96 (47.1 to 1,260)	1.96 (47.1 to 1,260)	1.96 (47.1 to 1,260)	1.96 (47.1 to 1,260)	1.96 (47.1 to 1,260)	1.96 (47.1 to 1,260)	1.96 (47.1 to 1,260)	1.96 (47.1 to 1,260)	1.96 (47.1 to 1,260)	1.96 (47.1 to 1,260)	1.96 (47.1 to 1,260)	1.96 (47.1 to 1,260)	1.96 (47.1 to 1,260)	1.96 (47.1 to 1,260)	1.96 (47.1 to 1,260)	1.96 (47.1 to 1,260)	33,000
Suicide and intention	1.96 (0.6 to 46)	1.96 (0.6 to 196)	1.96 (0.6 to 196)	1.96 (0.6 to 1,260)	1.96 (0.6 to 1,260)	1.96 (0.6 to 1,260)	1.96 (0.6 to 1,260)	1.96 (0.6 to 1,260)	1.96 (0.6 to 1,260)	1.96 (0.6 to 1,260)	1.96 (0.6 to 1,260)	1.96 (0.6 to 1,260)	1.96 (0.6 to 1,260)	1.96 (0.6 to 1,260)	1.96 (0.6 to 1,260)	1.96 (0.6 to 1,260)	1.96 (0.6 to 1,260)	1.96 (0.6 to 1,260)	1.96 (0.6 to 1,260)	1.96 (0.6 to 1,260)	1.96 (0.6 to 1,260)	1.96 (0.6 to 1,260)	1.96 (0.6 to 1,260)	60,300

SR Table 2a. Mauritania DALYS by cause and age group for males with 95% uncertainty intervals, 2019.

Cause	Early Neonatal	Late Neonatal	Post Neonatal	1 to 4	5 to 9	10 to 14	15 to 19	20 to 24	25 to 29	30 to 34	35 to 39	40 to 44	45 to 49	50 to 54	55 to 59	60 to 64	65 to 69	70 to 74	75 to 79	80 to 84	85 to 89	90 to 94	95 plus	Total
All causes	109,000 (97,700 to 119,000)	25,500 (23,000 to 31,000)	44,200 (39,500 to 49,700)	94,200 (79,500 to 112,000)	29,400 (25,500 to 33,200)	26,600 (23,700 to 30,000)	29,600 (26,100 to 33,400)	31,200 (27,600 to 35,000)	33,200 (29,300 to 37,600)	33,200 (29,600 to 36,900)	31,400 (28,400 to 34,200)	27,700 (24,900 to 30,200)	25,900 (23,300 to 28,700)	27,900 (24,900 to 31,000)	29,200 (26,400 to 32,600)	29,400 (26,700 to 32,600)	27,900 (25,300 to 30,800)	25,400 (22,900 to 28,000)	22,500 (20,100 to 25,000)	17,200 (15,000 to 19,200)	12,500 (10,700 to 13,900)	7,200 (6,070 to 7,990)	3,010 (2,710 to 3,350)	798 (686 to 919)	620,000
Communicable, maternal, neonatal, and nutritional diseases	99,200 (79,600 to 119,000)	22,600 (17,700 to 28,300)	40,900 (28,600 to 57,700)	85,600 (56,200 to 97,700)	16,800 (12,900 to 20,300)	9,060 (6,300 to 12,600)	7,200 (5,020 to 10,600)	6,900 (4,200 to 11,000)	6,290 (4,000 to 9,850)	5,870 (3,700 to 9,230)	5,010 (3,300 to 8,020)	5,010 (3,300 to 8,020)	5,360 (3,400 to 8,730)	5,470 (3,470 to 8,750)	5,990 (3,700 to 9,360)	6,420 (4,070 to 10,100)	6,070 (3,800 to 9,660)	5,990 (3,800 to 9,320)	3,930 (2,500 to 6,240)	2,730 (2,110 to 3,540)	1,640 (1,190 to 1,960)	694 (560 to 840)	197 (159 to 240)	323,000
HIV/AIDS and sexually transmitted infections	1,360 (1,340 to 1,390)	1,330 (440 to 2,370)	1,690 (480 to 4,130)	753 (217 to 2,020)	462 (131 to 1,310)	78 (21 to 202)	374 (104 to 977)	609 (201 to 1,230)	784 (281 to 1,540)	223 (80 to 1,040)	191 (69 to 1,040)	120 (37 to 668)	297 (77 to 1,530)	609 (127 to 3,220)	1,170 (262 to 6,080)	2,170 (511 to 10,200)	2,770 (649 to 12,900)	3,270 (814 to 15,000)	2,780 (674 to 12,900)	1,940 (471 to 8,970)	1,110 (274 to 5,090)	548 (136 to 2,500)	172 (42 to 787)	6,680 (1,640 to 30,600)
HIV/AIDS	0 (0 to 0)	0 (0 to 0)	4.2 (0 to 26)	17.7 (0 to 101)	9.6 (0 to 62)	13.8 (1 to 84)	12 (1 to 77)	42 (7 to 228)	134 (19 to 611)	225 (32 to 1,060)	176 (19 to 1,030)	126 (13 to 1,060)	73.9 (7 to 1,060)	49 (7 to 707)	33.6 (3 to 484)	29.6 (3 to 426)	29.9 (3 to 431)	17.6 (2 to 261)	10.1 (1 to 154)	3.3 (0 to 51)	1.6 (0 to 25)	0.4 (0 to 7)	0.1 (0 to 2)	971
HIV/AIDS - Drug-susceptible Tuberculosis	0 (0 to 0)	0.1 (0 to 0)	0.6 (0 to 3.6)	2.6 (0 to 15)	2.6 (0 to 16)	3.8 (0 to 23)	3.4 (0 to 22)	10 (1 to 57)	31.9 (4 to 147)	53.8 (7 to 256)	41 (4 to 242)	29.4 (3 to 247)	17.1 (2 to 247)	11.6 (1 to 168)	7.8 (1 to 113)	6.9 (1 to 99)	7 (1 to 102)	4.1 (0 to 60)	2.4 (0 to 35)	0.8 (0 to 12)	0.4 (0 to 5)	0.1 (0 to 1)	0.1 (0 to 1)	384
HIV/AIDS - Multidrug-resistant Tuberculosis without extensive	0 (0 to 0)	0 (0 to 0)	0.1 (0 to 0.9)	0.4 (0 to 3.2)	0.2 (0 to 1.2)	0.3 (0 to 1.9)	0.3 (0 to 1.7)	0.9 (0.1 to 5.2)	2.7 (0.3 to 15)	4.5 (0.6 to 25)	3.5 (0.4 to 22)	2.5 (0.3 to 22)	1.4 (0.2 to 22)	1 (0.1 to 15)	0.7 (0.1 to 10)	0.6 (0.1 to 8.6)	0.6 (0.1 to 9.1)	0.4 (0 to 5.4)	0.2 (0 to 3.2)	0.1 (0 to 1.1)	0 (0 to 0.5)	0 (0 to 0.2)	0 (0 to 0.1)	19.1
HIV/AIDS - Extensively drug-resistant Tuberculosis	0 (0 to 0)	0 (0 to 0)	0 (0 to 0)	0 (0 to 0)	0 (0 to 0)	0 (0 to 0)	0 (0 to 0)	0 (0 to 0.1)	0 (0 to 0.3)	0 (0 to 0.4)	0 (0 to 0.3)	0 (0 to 0.3)	0 (0 to 0.3)	0 (0 to 0.1)	0 (0 to 0.1)	0 (0 to 0.1)	0 (0 to 0.1)	0 (0 to 0.1)	0 (0 to 0.1)	0 (0 to 0.1)	0 (0 to 0.1)	0 (0 to 0.1)	0 (0 to 0.1)	0.2
HIV/AIDS resulting in other diseases	0 (0 to 0)	0 (0 to 0)	0 (0 to 0)	0.1 (0 to 0.4)	0.1 (0 to 0.4)	0.1 (0 to 0.4)	0.1 (0 to 0.4)	0.3 (0 to 1.2)	0.8 (0 to 3.4)	1.3 (0 to 5.6)	1 (0 to 4.8)	0.7 (0 to 4.8)	0.4 (0 to 4.8)	0.3 (0 to 3.7)	0.2 (0 to 2.6)	0.2 (0 to 2.5)	0.2 (0 to 2.6)	0.1 (0 to 1.6)	0.1 (0 to 0.9)	0 (0 to 0.5)	0 (0 to 0.2)	0 (0 to 0.1)	0 (0 to 0.1)	3.6
Sexually transmitted infections excluding HIV	1,360 (1,340 to 1,390)	1,330 (440 to 2,370)	1,690 (480 to 4,130)	750 (216 to 2,000)	453 (128 to 1,290)	74 (20 to 192)	362 (101 to 945)	567 (187 to 1,150)	650 (234 to 1,320)	153 (55 to 720)	15 (5 to 72)	1.1 (0.4 to 5.2)	0.6 (0.2 to 2.9)	0.3 (0.1 to 1.3)	0.2 (0.1 to 0.8)	0.1 (0 to 0.5)	0.1 (0 to 0.4)	0.1 (0 to 0.2)	0.1 (0 to 0.2)	0 (0 to 0.1)	0 (0 to 0.1)	0 (0 to 0.1)	0 (0 to 0.1)	1,700
Syphilis	4,360 (1,340 to 8,760)	1,330 (440 to 2,370)	1,690 (480 to 4,080)	980.4 (141 to 7,167)	31.7 (10.2 to 90.4)	1.6 (0.5 to 4.5)	2.9 (0.9 to 8.2)	2.5 (0.8 to 7.1)	2.5 (0.8 to 7.1)	2.1 (0.7 to 6.1)	1.1 (0.4 to 3.2)	0.6 (0.2 to 1.7)	0.3 (0.1 to 0.9)	0.2 (0.1 to 0.6)	0.1 (0 to 0.4)	0.1 (0 to 0.2)	0.1 (0 to 0.2)	0.1 (0 to 0.2)	0 (0 to 0.1)	0 (0 to 0.1)	0 (0 to 0.1)	0 (0 to 0.1)	0 (0 to 0.1)	7,280
Chlamydial infection	0 (0 to 0)	0 (0 to 0)	0 (0 to 0)	0 (0 to 0)	0 (0 to 0)	0.1 (0 to 0.4)	0.4 (0.1 to 1.4)	0.2 (0.1 to 0.8)	0.3 (0.2 to 0.9)	0.2 (0.2 to 0.8)	0.2 (0.1 to 0.8)	0.1 (0.1 to 0.5)	0.1 (0 to 0.4)	0.1 (0 to 0.4)	0.1 (0 to 0.3)	0.1 (0 to 0.3)	0 (0 to 0.1)	0 (0 to 0.1)	0 (0 to 0.1)	0 (0 to 0.1)	0 (0 to 0.1)	0 (0 to 0.1)	0 (0 to 0.1)	0 (0 to 0.1)	16.1
Gonococcal infection	0 (0 to 0)	0 (0 to 0)	0 (0 to 0)	0 (0 to 0)	0 (0 to 0)	0.1 (0 to 0.4)	0.3 (0.1 to 1.2)	0.6 (0.2 to 2.5)	0.8 (0.3 to 3.4)	0.8 (0.3 to 3.5)	0.7 (0.3 to 3.2)	0.4 (0.1 to 2.1)	0.2 (0.1 to 1.1)	0.1 (0 to 0.6)	0.1 (0 to 0.4)	0.1 (0 to 0.3)	0 (0 to 0.1)	0 (0 to 0.1)	0 (0 to 0.1)	0 (0 to 0.1)	0 (0 to 0.1)	0 (0 to 0.1)	0 (0 to 0.1)	0 (0 to 0.1)	21.6
Trichomoniasis	0 (0 to 0)	0 (0 to 0)	0 (0 to 0)	0 (0 to 0)	0 (0 to 0)	0.1 (0 to 0.4)	0.3 (0.1 to 1.2)	0.7 (0.2 to 2.8)	0.9 (0.3 to 3.7)	0.9 (0.3 to 3.8)	0.8 (0.3 to 3.7)	0.5 (0.1 to 2.4)	0.2 (0.1 to 1.1)	0.1 (0 to 0.7)	0.1 (0 to 0.4)	0.1 (0 to 0.3)	0 (0 to 0.1)	0 (0 to 0.1)	0 (0 to 0.1)	0 (0 to 0.1)	0 (0 to 0.1)	0 (0 to 0.1)	0 (0 to 0.1)	0 (0 to 0.1)	9.3
Genital herpes	0 (0 to 0)	0 (0 to 0)	0 (0 to 0)	0 (0 to 0)	0 (0 to 0)	0.6 (0.2 to 2.4)	1.4 (0.4 to 5.5)	0.7 (0.2 to 2.7)	0.5 (0.2 to 2.1)	0.3 (0.1 to 1.4)	0.2 (0.1 to 0.9)	0.1 (0 to 0.5)	0.1 (0 to 0.4)	0 (0 to 0.2)	0 (0 to 0.1)	0 (0 to 0.1)	0 (0 to 0.1)	0 (0 to 0.1)	0 (0 to 0.1)	0 (0 to 0.1)	0 (0 to 0.1)	0 (0 to 0.1)	0 (0 to 0.1)	0 (0 to 0.1)	48.6
Other sexually transmitted infections	0 (0 to 0)	0 (0 to 0)	0 (0 to 0)	0 (0 to 0)	0 (0 to 0)	0.1 (1.5 to 5.4)	0.4 (1.3 to 1.24)	0.4 (1.7 to 1.57)	0.5 (1.4 to 9.3)	0.4 (1.3 to 9.3)	0.3 (0.6 to 4.6)	0.2 (0.4 to 3.3)	0.1 (0.7 to 2)	0.1 (0.4 to 1.1)	0.1 (0.2 to 0.7)	0.1 (0.1 to 0.3)	0 (0 to 0.2)	0 (0 to 0.1)	0 (0 to 0.1)	0 (0 to 0.1)	0 (0 to 0.1)	0 (0 to 0.1)	0 (0 to 0.1)	0 (0 to 0.1)	28.9
Respiratory infections and tuberculosis	4,560 (3,240 to 12,000)	3,270 (1,610 to 5,740)	1,790 (1,060 to 16,600)	3,200 (1,630 to 6,140)	1,470 (972 to 2,720)	661 (629 to 1,410)	1,250 (898 to 1,470)	1,260 (797 to 1,980)	1,200 (838 to 2,110)	1,270 (823 to 2,150)	1,250 (797 to 2,020)	1,270 (792 to 1,990)	1,350 (897 to 2,020)	1,540 (1,060 to 2,060)	1,910 (1,160 to 2,760)	2,190 (1,360 to 3,160)	1,990 (1,300 to 2,980)	1,910 (1,400 to 2,760)	1,320 (1,070 to 2,000)	1,090 (871 to 1,360)	737 (610 to 1,000)	350 (273 to 450)	107 (77 to 149)	47,900
Tuberculosis	0 (0 to 0)	0 (0 to 0)	479 (169 to 992)	314 (164 to 600)	192 (91 to 334)	139 (77 to 228)	311 (166 to 540)	555 (289 to 943)	673 (337 to 1,170)	627 (318 to 1,240)	644 (299 to 1,160)	774 (371 to 1,120)	792 (381 to 1,280)	778 (400 to 1,280)	777 (373 to 994)	771 (370 to 969)	777 (383 to 963)	774 (389 to 963)	611 (318 to 813)	464 (192 to 634)	314 (109 to 398)	144 (33 to 184)	44 (9.5 to 59)	9,140
Latent tuberculosis infection	0 (0 to 0)	0 (0 to 0)	0 (0 to 0)	0 (0 to 0)	0 (0 to 0)	0 (0 to 0)	0 (0 to 0)





Table 2a: Notes: DALYS by cause and age groups for males with 95% uncertainty intervals, 2019

Cause	Early Neonatal	Late Neonatal	Post Neonatal	1 to 4	5 to 9	10 to 14	15 to 19	20 to 24	25 to 29	30 to 34	35 to 39	40 to 44	45 to 49	50 to 54	55 to 59	60 to 64	65 to 69	70 to 74	75 to 79	80 to 84	85 to 89	90 to 94	95 plus	Total
All causes	2,200,000 (1,920,000 to 2,490,000)	591,000 (370,000 to 840,000)	1,400,000 (1,190,000 to 1,660,000)	2,720,000 (2,360,000 to 3,100,000)	261,000 (227,000 to 297,000)	209,000 (182,000 to 239,000)	199,000 (169,000 to 231,000)	199,000 (167,000 to 233,000)	197,000 (166,000 to 233,000)	192,000 (163,000 to 223,000)	192,000 (166,000 to 219,000)	195,000 (167,000 to 224,000)	199,000 (171,000 to 230,000)	205,000 (177,000 to 235,000)	215,000 (186,000 to 246,000)	232,000 (202,000 to 263,000)	252,000 (220,000 to 286,000)	275,000 (240,000 to 312,000)	297,000 (259,000 to 338,000)	320,000 (279,000 to 364,000)	333,000 (290,000 to 379,000)	332,000 (289,000 to 378,000)	1,118 (1,000 to 1,260)	8,090,000
Communicable, maternal, neonatal, and nutritional diseases	1,130,000 (967,000 to 1,300,000)	339,000 (224,000 to 469,000)	1,020,000 (861,000 to 1,200,000)	2,030,000 (1,800,000 to 2,300,000)	1,040,000 (775,000 to 1,370,000)	1,040,000 (777,000 to 1,370,000)	1,040,000 (777,000 to 1,370,000)	1,040,000 (777,000 to 1,370,000)	1,040,000 (777,000 to 1,370,000)	1,040,000 (777,000 to 1,370,000)	1,040,000 (777,000 to 1,370,000)	1,040,000 (777,000 to 1,370,000)	1,040,000 (777,000 to 1,370,000)	1,040,000 (777,000 to 1,370,000)	1,040,000 (777,000 to 1,370,000)	1,040,000 (777,000 to 1,370,000)	1,040,000 (777,000 to 1,370,000)	1,040,000 (777,000 to 1,370,000)	1,040,000 (777,000 to 1,370,000)	1,040,000 (777,000 to 1,370,000)	1,040,000 (777,000 to 1,370,000)	1,040,000 (777,000 to 1,370,000)	1,040,000 (777,000 to 1,370,000)	5,950,000
HIV/AIDS and sexually transmitted infections	4,660 (1,900 to 10,600)	1,430 (696 to 3,010)	5,410 (1,740 to 14,400)	2,220 (1,420 to 3,270)	1,270 (777 to 2,010)	1,930 (1,230 to 2,930)	2,290 (1,210 to 3,730)	2,290 (693 to 5,850)	1,910 (693 to 5,110)	2,270 (1,000 to 5,620)	4,220 (2,170 to 9,000)	6,790 (3,620 to 13,900)	9,640 (5,000 to 17,900)	12,500 (7,020 to 20,900)	15,100 (8,530 to 24,900)	17,700 (10,000 to 28,900)	19,600 (11,000 to 31,800)	20,800 (11,600 to 33,800)	20,900 (11,600 to 34,000)	19,900 (11,000 to 32,400)	18,100 (10,000 to 29,500)	15,900 (8,790 to 25,900)	13 (7 to 21)	67,700
HIV/AIDS	4,660 (1,900 to 10,600)	1,430 (696 to 3,010)	5,410 (1,740 to 14,400)	2,220 (1,420 to 3,270)	1,270 (777 to 2,010)	1,930 (1,230 to 2,930)	2,290 (1,210 to 3,730)	2,290 (693 to 5,850)	1,910 (693 to 5,110)	2,270 (1,000 to 5,620)	4,220 (2,170 to 9,000)	6,790 (3,620 to 13,900)	9,640 (5,000 to 17,900)	12,500 (7,020 to 20,900)	15,100 (8,530 to 24,900)	17,700 (10,000 to 28,900)	19,600 (11,000 to 31,800)	20,800 (11,600 to 33,800)	20,900 (11,600 to 34,000)	19,900 (11,000 to 32,400)	18,100 (10,000 to 29,500)	15,900 (8,790 to 25,900)	13 (7 to 21)	67,700
HIV/AIDS - Drug-susceptible Tuberculosis	4,660 (1,900 to 10,600)	1,430 (696 to 3,010)	5,410 (1,740 to 14,400)	2,220 (1,420 to 3,270)	1,270 (777 to 2,010)	1,930 (1,230 to 2,930)	2,290 (1,210 to 3,730)	2,290 (693 to 5,850)	1,910 (693 to 5,110)	2,270 (1,000 to 5,620)	4,220 (2,170 to 9,000)	6,790 (3,620 to 13,900)	9,640 (5,000 to 17,900)	12,500 (7,020 to 20,900)	15,100 (8,530 to 24,900)	17,700 (10,000 to 28,900)	19,600 (11,000 to 31,800)	20,800 (11,600 to 33,800)	20,900 (11,600 to 34,000)	19,900 (11,000 to 32,400)	18,100 (10,000 to 29,500)	15,900 (8,790 to 25,900)	13 (7 to 21)	14,200
HIV/AIDS - Multidrug-resistant Tuberculosis without extensive drug resistance	0 (0 to 0)	0 (0 to 0)	51 (7 to 230)	46 (4 to 130)	35 (3 to 100)	49 (4 to 140)	57 (5 to 160)	57 (5 to 160)	57 (5 to 160)	57 (5 to 160)	57 (5 to 160)	57 (5 to 160)	57 (5 to 160)	57 (5 to 160)	57 (5 to 160)	57 (5 to 160)	57 (5 to 160)	57 (5 to 160)	57 (5 to 160)	57 (5 to 160)	57 (5 to 160)	57 (5 to 160)	57 (5 to 160)	1,124
HIV/AIDS - Extensively drug-resistant Tuberculosis	0 (0 to 0)	0 (0 to 0)	0 (0 to 1)	0 (0 to 1)	0 (0 to 1)	0 (0 to 1)	0 (0 to 1)	0 (0 to 1)	0 (0 to 1)	0 (0 to 1)	0 (0 to 1)	0 (0 to 1)	0 (0 to 1)	0 (0 to 1)	0 (0 to 1)	0 (0 to 1)	0 (0 to 1)	0 (0 to 1)	0 (0 to 1)	0 (0 to 1)	0 (0 to 1)	0 (0 to 1)	0 (0 to 1)	12.6
HIV/AIDS resulting in other diseases	0 (0 to 0)	0 (0 to 0)	4,950 (470 to 21,100)	1,040 (277 to 2,180)	730 (456 to 1,210)	894 (498 to 1,510)	1,230 (618 to 2,060)	1,230 (459 to 3,560)	1,060 (459 to 3,020)	1,230 (520 to 3,530)	2,590 (1,080 to 6,290)	4,230 (1,760 to 10,200)	6,230 (2,550 to 14,500)	8,370 (3,450 to 19,000)	10,200 (4,220 to 23,000)	11,900 (5,000 to 26,800)	13,200 (5,500 to 29,800)	13,900 (5,800 to 31,400)	13,900 (5,800 to 31,400)	13,200 (5,500 to 29,800)	12,000 (5,000 to 27,100)	10,500 (4,400 to 23,800)	8.5 (3.6 to 19.5)	33,900
Sexually transmitted infections, excluding HIV	0 (0 to 0)	0 (0 to 0)	0 (0 to 0)	0 (0 to 0)	0 (0 to 0)	0 (0 to 0)	0 (0 to 0)	0 (0 to 0)	0 (0 to 0)	0 (0 to 0)	0 (0 to 0)	0 (0 to 0)	0 (0 to 0)	0 (0 to 0)	0 (0 to 0)	0 (0 to 0)	0 (0 to 0)	0 (0 to 0)	0 (0 to 0)	0 (0 to 0)	0 (0 to 0)	0 (0 to 0)	0 (0 to 0)	0 (0 to 0)	0
Syphilis	4,660 (1,900 to 10,600)	1,430 (696 to 3,010)	5,290 (640 to 14,300)	1,180 (144 to 2,980)	477 (219 to 1,050)	1,040 (478 to 2,310)	1,230 (564 to 2,730)	1,230 (564 to 2,730)	1,060 (564 to 2,730)	1,230 (564 to 2,730)	2,590 (1,190 to 5,750)	4,230 (1,940 to 9,400)	6,230 (2,870 to 13,800)	8,370 (3,840 to 18,600)	10,200 (4,690 to 22,700)	11,900 (5,500 to 26,400)	13,200 (6,070 to 29,300)	13,900 (6,400 to 30,900)	13,900 (6,400 to 30,900)	13,200 (6,070 to 29,300)	12,000 (5,500 to 26,700)	10,500 (4,840 to 23,400)	8.5 (3.9 to 19)	8,960
Chlamydial infection	0 (0 to 0)	0 (0 to 0)	0 (0 to 0)	0 (0 to 0)	0 (0 to 0)	0 (0 to 1)	7 (1 to 19)	17 (2 to 46)	18 (2 to 49)	18 (2 to 49)	18 (2 to 49)	18 (2 to 49)	18 (2 to 49)	18 (2 to 49)	18 (2 to 49)	18 (2 to 49)	18 (2 to 49)	18 (2 to 49)	18 (2 to 49)	18 (2 to 49)	18 (2 to 49)	18 (2 to 49)	18 (2 to 49)	178
Gonococcal infection	0 (0 to 0)	0 (0 to 0)	0 (0 to 0)	0 (0 to 0)	0 (0 to 0)	0 (0 to 1)	7 (1 to 17)	20 (3 to 51)	19 (3 to 48)	19 (3 to 48)	19 (3 to 48)	19 (3 to 48)	19 (3 to 48)	19 (3 to 48)	19 (3 to 48)	19 (3 to 48)	19 (3 to 48)	19 (3 to 48)	19 (3 to 48)	19 (3 to 48)	19 (3 to 48)	19 (3 to 48)	19 (3 to 48)	111
Trichomoniasis	0 (0 to 0)	0 (0 to 0)	0 (0 to 0)	0 (0 to 0)	0 (0 to 0)	0 (0 to 1)	1 (0 to 3)	3 (0 to 8)	3 (0 to 8)	3 (0 to 8)	3 (0 to 8)	3 (0 to 8)	3 (0 to 8)	3 (0 to 8)	3 (0 to 8)	3 (0 to 8)	3 (0 to 8)	3 (0 to 8)	3 (0 to 8)	3 (0 to 8)	3 (0 to 8)	3 (0 to 8)	3 (0 to 8)	23.5
Genital herpes	0 (0 to 0)	0 (0 to 0)	0 (0 to 0)	0 (0 to 0)	0 (0 to 0)	0 (0 to 0)	0 (0 to 1)	0 (0 to 2)	0 (0 to 2)	0 (0 to 2)	0 (0 to 2)	0 (0 to 2)	0 (0 to 2)	0 (0 to 2)	0 (0 to 2)	0 (0 to 2)	0 (0 to 2)	0 (0 to 2)	0 (0 to 2)	0 (0 to 2)	0 (0 to 2)	0 (0 to 2)	0 (0 to 2)	2.6
Other sexually transmitted infections	0 (0 to 0)	0 (0 to 0)	0 (0 to 0)	0 (0 to 0)	0 (0 to 0)	0 (0 to 0)	0 (0 to 0)	0 (0 to 0)	0 (0 to 0)	0 (0 to 0)	0 (0 to 0)	0 (0 to 0)	0 (0 to 0)	0 (0 to 0)	0 (0 to 0)	0 (0 to 0)	0 (0 to 0)	0 (0 to 0)	0 (0 to 0)	0 (0 to 0)	0 (0 to 0)	0 (0 to 0)	0 (0 to 0)	0
Other sexually transmitted infections	0 (0 to 0)	0 (0 to 0)	0 (0 to 0)	0 (0 to 0)	0 (0 to 0)	0 (0 to 0)	0 (0 to 0)	0 (0 to 0)	0 (0 to 0)	0 (0 to 0)	0 (0 to 0)	0 (0 to 0)	0 (0 to 0)	0 (0 to 0)	0 (0 to 0)	0 (0 to 0)	0 (0 to 0)	0 (0 to 0)	0 (0 to 0)	0 (0 to 0)	0 (0 to 0)	0 (0 to 0)	0 (0 to 0)	0
Respiratory infections and tuberculosis	186,000 (98,800 to 278,000)	67,100 (37,500 to 107,000)	264,000 (156,000 to 382,000)	343,000 (224,000 to 472,000)	23,200 (14,700 to 33,000)	11,400 (7,470 to 17,000)	11,900 (7,630 to 18,100)	13,600 (8,200 to 20,000)	17,600 (11,000 to 26,200)	16,600 (10,600 to 24,000)	17,200 (11,000 to 24,700)	16,700 (10,600 to 23,900)	16,700 (10,700 to 23,900)	16,700 (10,700 to 23,900)	13,600 (8,670 to 19,500)	16,700 (10,600 to 23,900)	16,600 (10,600 to 23,900)	16,600 (10,600 to 23,900)	13,100 (8,330 to 18,700)	12,000 (7,700 to 17,200)	10,200 (6,530 to 14,600)	8,200 (5,270 to 11,800)	2,200 (1,400 to 3,200)	1,070,000
Tuberculosis	0.4 (0 to 7)	13,000 (5,000 to 25,000)	63,000 (32,000 to 110,000)	4,750 (2,600 to 7,600)	2,900 (1,600 to 4,600)	5,230 (2,900 to 8,300)	6,230 (3,500 to 9,900)	12,000 (6,600 to 19,000)	17,900 (9,900 to 28,000)	15,700 (8,700 to 24,500)	16,000 (8,900 to 25,000)	15,700 (8,700 to 24,500)	15,700 (8,700 to 24,500)	15,700 (8,700 to 24,500)	13,000 (7,200 to 20,000)	15,700 (8,700 to 24,500)	15,700 (8,700 to 24,500)	15,700 (8,700 to 24,500)	12,500 (6,900 to 19,500)	11,400 (6,300 to 17,800)	9,670 (5,350 to 15,000)	7,750 (4,290 to 12,000)	2,080 (1,150 to 3,230)	760,000
Latent tuberculosis infection	0 (0 to 0)	0 (0 to 0)	0 (0 to 0)	0 (0 to 0)	0 (0 to 0)	0 (0 to 0)	0 (0 to 0)	0 (0 to 0)	0 (0 to 0)	0 (0 to 0)	0 (0 to 0)	0 (0 to 0)	0 (0 to 0)	0 (0 to 0)	0 (0 to 0)	0 (0 to 0)	0 (0 to 0)	0 (0 to 0)	0 (0 to 0)	0 (0 to 0)	0 (0 to 0)	0 (0 to 0)	0 (0 to 0)	0
Drug-susceptible tuberculosis	0.4 (0 to 7)	13,000 (5,000 to 25,000)	63,000 (32,000 to 110,000)	4,750 (2,600 to 7,600)	2,900 (1,600 to 4,600)	5,230 (2,900 to 8,300)	6,230 (3,500 to 9,900)	12,000 (6,600 to 19,000)	17,900 (9,900 to 28,000)	15,700 (8,700 to 24,500)	16,000 (8,900 to 25,000)	15,700 (8,700 to 24,500)	15,700 (8,700 to 24,500)	15,700 (8,700 to 24,500)	13,000 (7,200 to 20,000)	15,700 (8,700 to 24,500)	15,700 (8,700 to 24,500)	15,700 (8,700 to 24,500)	12,500 (6,900 to 19,500)	11,400 (6,300 to 17,800)	9,670 (5,350 to 15,000)	7,750 (4,290 to 12,000)	2,080 (1,150 to 3,230)	760,000
Multidrug-resistant tuberculosis without extensive drug resistance	0 (0 to 0)	0 (0 to 0)	0 (0 to 0)	0 (0 to 0)	0 (0 to 0)	0 (0 to 0)	0 (0 to 0)	0 (0 to 0)	0 (0 to 0)	0 (0 to 0)	0 (0 to 0)	0 (0 to 0)	0 (0 to 0)	0 (0 to 0)	0 (0 to 0)	0 (0 to 0)	0 (0 to 0)	0 (0 to 0)	0 (0 to 0)	0 (0 to 0)	0 (0 to 0)	0 (0 to 0)	0 (0 to 0)	0
Extensively drug-resistant tuberculosis	0 (0 to 0)	0 (0 to 0)	0 (0 to 0)	0 (0 to 0)	0 (0 to 0)	0 (0 to 0)	0 (0 to 0)	0 (0 to 0)	0 (0 to 0)	0 (0 to 0)	0 (0 to 0)	0 (0 to 0)	0 (0 to 0)	0 (0 to 0)	0 (0 to 0)	0 (0 to 0)	0 (0 to 0)	0 (0 to 0)	0 (0 to 0)	0 (0 to 0)	0 (0 to 0)	0 (0 to 0)	0 (0 to 0)	0
Tuberculosis resulting in other diseases	0 (0 to 0)	0 (0 to 0)	0 (0 to 0)	0 (0 to 0)	0 (0 to 0)	0 (0 to 0)	0 (0 to 0)	0 (0 to 0)	0 (0 to 0)	0 (0 to 0)	0 (0 to 0)	0 (0 to 0)	0 (0 to 0)	0 (0 to 0)	0 (0 to 0)	0 (0 to 0)	0 (0 to 0)	0 (0 to 0)	0 (0 to 0)	0 (0 to 0)	0 (0 to 0)	0 (0 to 0)	0 (0 to 0)	0
Lower respiratory infections	186,000 (98,800 to 278,000)	67,100 (37,500 to 107,000)	201,000 (106,000 to 319,000)	339,000 (219,000 to 468,000)	23,200 (14,700 to 33,000)	11,400 (7,470 to 17,000)	11,900 (7,630 to 18,100)	13,600 (8,200 to 20,000)	17,600 (11,000 to 26,200)	16,600 (10,600 to 24,000)	17,200 (11,000 to 24,700)	16,700 (10,600 to 23,900)	16,700 (10,700 to 23,900)	16,700 (10,700 to 23,900)	13,600 (8,670 to 19,500)	16,700 (10,600 to 23,900)	16,600 (10,600 to 23,900)	16,600 (10,600 to 23,900)	13,100 (8,330 to 18,700)	12,000 (7,700 to 17,200)	10,200 (6,530 to 14,600)	8,200 (5,270 to 11,800)	2,200 (1,400 to 3,200)	810,000
Upper respiratory infections	0 (0 to 46)	0 (0 to 230)	63,000 (567 to 5,360)	4,410 (698 to 12,900)	5,130 (769 to 17,700)	1,120 (167 to 3,720)	1,120 (167 to 3,720)	1,120 (167 to 3,720)	1,120 (167 to 3,720)	1,120 (167 to 3,720)	1,120 (167 to 3,720)	1,120 (167 to 3,720)	1,120 (167 to 3,720)	1,120 (167 to 3,720)	1,120 (167 to 3,720)	1,120 (167 to 3,720)	1,120 (167 to 3,720)	1,120 (167 to 3,720)	1,120 (167 to 3,720)	1,120 (167 to 3,720)	1,120 (167 to 3,720)	1,120 (167 to 3,720)	1,120 (167 to 3,720)	10,200
Otitis media	0 (0 to 0)	0 (0 to 0)	0 (0 to 0)	0 (0 to 0)	0 (0 to 0)	0 (0 to 0)	0 (0 to 0)	0 (0 to 0)	0 (0 to 0)	0 (0 to 0)	0 (0 to 0)	0 (0 to 0)	0 (0 to 0)	0 (0 to 0)	0 (0 to 0)	0 (0 to 0)	0 (0 to 0)	0 (0 to 0)	0 (0 to 0)	0 (0 to 0)	0 (0 to 0)	0 (0 to 0)	0 (0 to 0)	0
Enteric infections	5,400 (2,800 to 8,700)	43,300 (17,600 to 84,000)	205,000 (101,000 to 332,000)	17,600 (11,000 to 25,000)	67,900 (42,000 to 96,700)	21,200 (13,000 to 30,000)	10,900 (6,800 to 15,900)	8,630 (5,400 to 12,600)	11,700 (7,300 to 17,000)	10,900 (6,800 to 15,900)	10,900 (6,800 to 15,900)	10,100 (6,300 to 14,700)	9,480 (5,900 to 13,800)	7,960 (4,970 to 11,600)	8,480 (5,300 to 12,300)	7,530 (4,700 to 11,000)	9,670 (6,040 to 14,100)	9,500 (5,930 to 13,800)	8,080 (5,050 to 11,800)	8,290 (5,180 to 12,100)	4,650 (2,900 to 6,800)	997 (622 to 1,450)	413 (258 to 602)	286,000
Diarrheal diseases	5,400 (2,800 to 8,700)	43,300 (17,600 to 84,000)	205,000 (101,000 to 332,000)	17,600 (11,000 to 25,000)	67,900 (42,000 to 96,700)	21,200 (13,000 to 30,000)	10,900 (6,800 to 15,900)	8,630 (5,400 to 12,600)	11,700 (7,300 to 17,000)	10,900 (6,800 to 15,900)	10,900 (6,800 to 15,900)	10,100 (6,300 to 14,700)	9,480 (5,900 to 13,800)	7,960 (4,970 to 11,600)	8,480 (5,300 to 12,300)	7,530 (4,700 to 11,000)	9,670 (6,040 to 14,100)	9,500 (5,930 to 13,800)	8,080 (5,050 to 11,800)	8,290 (5,180 to 12,100)	4,650 (2,900 to 6,800)	997 (622 to 1,450)	413 (258 to 602)	286,000
Typhoid and paratyphoid	617 (224 to 1,170)	4,510 (1,660 to 8,720)	9,530 (3,510 to 18,000)	6,460 (2,380 to 12,200)	7,370 (2,710 to 13,900)	1,790 (659 to 3,380)	729 (268 to 1,380)	372 (137 to 703)	294 (108 to 555)	276 (102 to 521)	274 (101 to 518)	265 (98 to 501)	253 (93 to 478)	214 (79 to 404)	194 (71 to 366)	173 (64 to 327)	181 (67 to 342)	164 (60 to 309)	134 (49 to 253)	111 (41 to 210)	64 (24 to 121)	44 (16 to 83)	13 (5 to 25)	22,900
Typhoid fever	617 (224 to 1,170)	4,510 (1,660 to 8,720)	9,530 (3,510 to 18,000)	6,460 (2,380 to 12,200)	7,370 (2,710 to 13,900)	1,790 (659 to 3,380)	729 (268 to 1,380)	372 (137 to 703)	294 (108 to 555)	276 (102 to 521)	274 (101 to 518)	265 (98 to 501)	253 (93 to 478)	214 (79 to 404)	194 (71 to 366)	173 (64 to 327)	181 (67 to 342)	164 (60 to 309)	134 (49 to 253)	111 (41 to 210)	64 (24 to 121)	44 (16 to 83)	13 (5 to 25)	22,900
Paratyphoid fever	0 (0 to 0)	0 (0 to 0)	0 (0 to 0)	0 (0 to 0)	0 (0 to 0)	0 (0 to 0)	0 (0 to 0)	0 (0 to 0)	0 (0 to 0)	0 (0 to 0)	0 (0 to 0)	0 (0 to 0)	0 (0 to 0)	0 (0 to 0)	0 (0 to 0)	0 (0 to 0)	0 (0 to 0)	0 (0 to 0)	0 (0 to 0)	0 (0 to 0)	0 (0 to 0)	0 (0 to 0)	0 (0 to 0)	0
Invasive Non-typhoidal Salmonella (iNTS)	4,800 (2,500 to 7,700)	38,800 (15,800 to 76,000)	195,000 (96,000 to 316,000)	11,200 (8,000 to 16,000)	60,600 (38,000 to 86,000)	19,400 (12,000 to 27,000)	10,200 (6,400 to 14,900)	8,260 (5,200 to 12,100)	11,400 (7,100 to 16,600)	10,700 (6,700 to 15,600)	10,700 (6,700 to 15,600)	9,980 (6,200 to 14,500)	9,230 (5,800 to 13,500)	7,750 (4,840 to 11,300)	8,290 (5,150 to 12,000)	7,360 (4,600 to 10,800)	9,500 (5,930 to 13,800)	9,340 (5,830 to 13,600)	7,950 (4,970 to 11,600)	8,170 (5,100 to 11,900)	4,590 (2,860 to 6,700)	987 (615 to 1,440)	408 (254 to 593)	716,000
Other intestinal infectious diseases	0 (0 to 0)	0 (0 to 0)	4,430 (1,940 to 9,260)	132 (44 to 330)	453 (152 to 1,130)	117 (39 to 292)	11.7 (3.9 to 29)	6.5 (2.2 to 16)	6.5 (2.2 to 16)	6.1 (2.1 to 15)	6.1 (2.1 to 15)	6.1 (2.1 to 15)	6.1 (2.1 to 15)	6.1 (2.1 to 15)	6.1 (2.1 to 15)	6.1 (2.1 to 15)	6.1 (2.1 to 15)	6.1 (2.1 to 15)	6.1 (2.1 to 15)	6.1 (2.1 to 15)	6.1 (2.1 to 15)	6.1 (2.1 to 15)	6.1 (2.1 to 15)	1,870
Neglected tropical diseases and malaria	1,420 (1,000 to 1,900)	24,600 (16,000 to 35,000)	162,000 (101,000 to 240,000)	542,000 (350,000 to 770,000)	69,200 (44,000 to 98,000)	28,700 (18,000 to 41,000)	28,200 (17,000 to 41,000)	17,900 (10,000 to 28,000)	19,600 (11,000 to 30,000)	17,900 (10,000 to 28,000)	17,900 (10,000 to 28,000)	17,900 (10,000 to 28,000)	17,900 (10,000 to 28,000)	17,900 (10,000 to 28,000)	13,900 (7,800 to 21,000)	17,900 (10,000 to 28,000)	17,900 (10,000 to 28,000)	17,900 (10,000 to 28,000)	13,900 (7,800 to 21,000)	12,700 (7,100 to 19,000)	9,400 (5,200 to 14,000)	3,010 (1,700 to 4,500)	767 (424 to 1,150)	999,000
Malaria	22.2 (7 to 42)	24,600 (16,000 to 35,000)	162,000 (101,000 to 240,000)	542,000 (350,000 to 770,000)	69,200 (44,000 to 98,000)	28,700 (18,000 to 41,000)	28,200 (17,000 to 41,000)	17,900 (10,000 to 28,000)	19,600 (11,000 to 30,000)	17,900 (10,000 to 28,000)	17,900 (10,000 to 28,000)	17,900 (10,000 to 28,000)	17,900 (10,000 to 28,000)	17,900 (10,000 to 28,000)	13,900 (7,800 to 21,000)	17,900 (10,000 to 28,000)	17,900 (10,000 to 28,000)	17,900 (10,000 to 28,000)	13,900 (7,800 to 21,000)	12,700 (7,100 to 19,000)	9,400 (5,200 to 14,000)	3,010 (1,700 to 4,500)	767 (424 to 1,150)	961,000
Chagas disease	0 (0 to 0)	0 (0 to 0)	0 (0 to 0)	0 (0 to 0)	0 (0 to 0)	0 (0 to 0)	0 (0 to 0)	0 (0 to 0)	0 (0 to 0)	0 (0 to 0)	0 (0 to 0)	0 (0 to 0)	0 (0 to 0)	0 (0 to 0)	0 (0 to 0)	0 (0 to 0)	0 (0 to 0)	0 (0 to 0)	0 (0 to 0)	0 (0 to 0)	0 (0 to 0)	0 (0 to 0)	0 (0 to 0)	0
Schistosomiasis	0 (0 to 0)	0 (0 to 0)	0 (0 to 0)	0 (0 to 0)	0 (0 to 0)	0 (0 to 0)	0 (0 to 0)	0 (0 to 0)	0 (0 to 0)	0 (0 to 0)	0 (0 to 0)	0 (0 to 0)	0 (0 to 0)	0 (0 to 0)	0 (0 to 0)	0 (0 to 0)	0 (0 to 0)	0 (0 to 0)	0 (0 to 0)	0 (0 to 0)	0 (0 to 0)	0 (0 to 0)	0 (0 to 0)	0
Leishmaniasis	0 (0 to 0)	0 (0 to 0)	0 (0 to 0)	0 (0 to 0)	0 (0 to 0)	0 (0 to 0)	0 (0 to 0)	0 (0 to 0)	0 (0 to 0)	0 (0 to 0)	0 (0 to 0)	0 (0 to 0)	0 (0 to 0)	0 (0 to 0)	0 (0 to 0)	0 (0 to 0)	0 (0 to 0)	0 (0 to 0)	0 (0 to 0)	0 (0 to 0)	0 (0 to 0)	0 (0 to 0)	0 (0 to 0)	0
Cysticercosis	0 (0 to 0)	0 (0 to 0)	0 (0 to 0)	0 (0 to 0)	0 (0 to 0)	0 (0 to 0)	0 (0 to 0)	0 (0 to 0)	0 (0 to 0)	0 (0 to 0)	0 (0 to 0)	0 (0 to 0)	0 (0 to 0)	0 (0 to 0)	0 (0 to 0)	0 (0 to 0)	0 (0 to 0)	0 (0 to 0)	0 (0 to 0)	0 (0 to 0)	0 (0 to 0)	0 (0 to 0)	0 (0 to 0)	0
Cystic echinococcosis	0 (0 to 0)	0 (0 to 0)	385 (124 to 720)	172 (54 to 323)	77.8 (24 to 146)	34 (11 to 64)	16.7 (5.4 to 31)	9.3 (3 to 17)	9.3 (3 to 17)	8.7 (2.8 to 16)	8.7 (2.8 to 16)	8.7 (2.8 to 16)	8.7 (2.8 to 16)	8.7 (2.8 to 16)	8.7 (2.8 to 16)	8.7 (2.8 to 16)	8.7 (2.8 to 16)	8.7 (2.8 to 16)	8.7 (2.8 to 16)	8.7 (2.8 to 16)	8.7 (2.8 to 16)	8.7 (2.8 to 16)	8.7 (2.8 to 16)	630
Lymphatic filariasis	0 (0 to 0)	0 (0 to 0)	0 (0 to 0)	870 (0 to 4,350)	1,290 (0 to 6,450)	774 (0 to 3,870)	645 (0 to 3,230)	387 (0 to 1,940)	258 (0 to 1,290)	258 (0 to 1,290)	258 (0 to 1,290)	258 (0 to 1,290)	258 (0 to 1,290)	258 (0 to 1,290)	258 (0 to 1,290)	258 (0 to 1,290)	258 (0 to 1,290)	258 (0 to 1,290)	258 (0 to 1,290)	258 (0 to 1,290)	258 (0 to 1,290)	258 (0 to 1,290)	258 (0 to 1,290)	6,480
Onchocerciasis	0 (0 to 0)	0 (0 to 0)	0 (0 to 0)	0 (0 to 0)	0 (0 to 0)	0 (0 to 0)	0 (0 to 0)	0 (0 to 0)	0 (0 to 0)	0 (0 to 0)	0 (0 to 0)	0 (0 to 0)	0 (0 to 0)	0 (0 to 0)	0 (0 to 0)	0 (0 to 0)	0 (0 to 0)	0 (0 to 0)	0 (0 to 0)	0 (0 to 0)	0 (0 to 0)	0 (0 to 0)	0 (0 to 0)	0
Trachoma	0.1 (0 to 0.4)	18 (6.4 to 42)	66.8 (14 to 237)	69.6 (15 to 253)	76.1 (16 to 281)	62.6 (13 to 233)	33.3 (7 to 125)	38.3 (8 to 144)	28.1 (5 to 110)	23.7 (4 to 94)	19.9 (3 to 79)	15.9 (2 to 64)	11.6 (2 to 47)	10.5 (2 to 43)	8.2 (1 to 34)	7.6 (1 to 32)	6.8 (1 to 29)	6.2 (1 to 26)	4.1 (0 to 18)	3.1 (0 to 14)	1.6 (0 to 7)	0.6 (0 to 3)	0.1 (0 to 0.5)	1,010
Dengue	0 (0 to 42)	0 (0 to 42)	143 (0 to 1,370)	2,770 (98 to 9,650)	2,990 (107 to 10,500)	1,130 (40 to 3,980)	1,130 (40 to 3,980)	1,130 (40 to 3,980)	1,130 (40 to 3,980)	1,130 (40 to 3,980)	1,130 (40 to 3,980)	1,130 (40 to 3,980)	1,130 (40 to 3,980)	1,130 (40 to 3,980)	1,130 (40 to 3,980)	1,130 (40 to 3,980)	1,130 (40 to 3,980)	1,130 (40 to 3,980)	1,130 (40 to 3,980)	1,130 (40 to 3,980)	1,130 (40 to 3,980)	1,130 (40 to 3,980)	1,130 (40 to 3,980)	670
Yellow fever	0 (0 to 0)	0 (0 to 0)	0 (0 to 0)	0 (0 to 0)	0 (0 to 0)	0 (0 to 0)	0 (0 to 0)	0 (0 to 0)	0 (0 to 0)	0 (0 to 0)	0 (0 to 0)	0 (0 to 0)	0 (0 to 0)	0 (0 to 0)	0 (0 to 0)	0 (0 to 0)	0 (0 to 0)	0 (0 to 0)	0 (0 to 0)	0 (0 to 0)	0 (0 to 0)	0 (0 to 0)	0 (0 to 0)	0
Rabies	0 (0 to 0)	50.4 (0 to 1,260)	6,730 (0 to 33,600)	3,450 (0 to 17,200)	1,740 (0 to 8,690)	695 (0 to 3,470)	347 (0 to 1,730)	277 (0 to 1,380)	195 (0 to 970)	153 (0 to 761)	90.6 (0 to 451)	73.7 (0 to 367)	291 (0 to 1,450)	50.1 (0 to 249)	19.6 (0 to 97.6)	0 (0 to 0)	0 (0 to 0)	0 (0 to 0)	0 (0 to 0)	0 (0 to 0)	0 (0 to 0)	0 (0 to 0)	0 (0 to 0)	14,100
Intestinal nematode infections	0 (0 to 0)	0 (0 to 0)	364 (99 to 849)	1,770 (1,060 to 2,800)	1,770 (1,060 to 2,800)	1,230 (739 to 1,940)	1,230 (739 to 1,940)	1,230 (739 to 1,940)	1,230 (739 to 1,940)	1,230 (739 to 1,940)	1,230 (739 to 1,940)	1,230 (739 to 1,940)	1,230 (739 to 1,940)	1,230 (739 to 1,940)	1,230 (739 to 1,940)	1,230 (739 to 1,940)	1,230 (739 to 1,940)	1,230 (739 to 1,940)	1,230 (739 to 1,940)	1,230 (739 to 1,940)	1,230 (739 to 1,940)	1,230 (739 to 1,940)	1,230 (739 to 1,940)	8,460
Ascariasis	0 (0 to 0)	0 (0 to 0)	0.1 (0 to 0.3)	0.0 (0 to 0)	0.0 (0 to 0)	0.1 (0 to 0.2)	0.1 (0 to 0.2)	0.1 (0 to 0.2)	0.1 (0 to 0.2



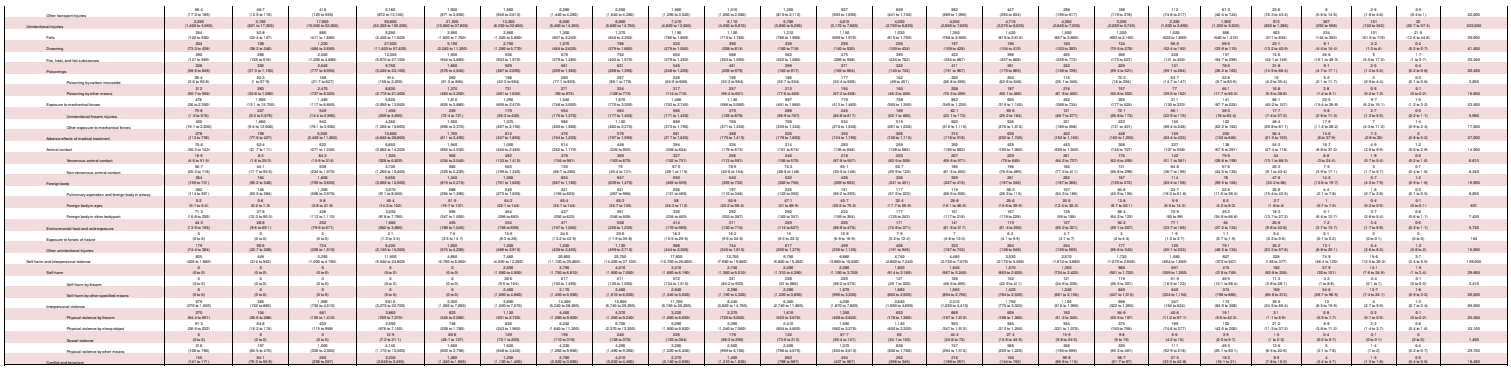

Cause	Both Standardized	Both Numbered	Male Numbered	1 to 4	5 to 9	10 to 14	15 to 19	20 to 24	25 to 29	30 to 34	35 to 39	40 to 44	45 to 49	50 to 54	55 to 59	60 to 64	65 to 69	70 to 74	75 to 79	80 to 84	85 to 89	90 to 94	95 plus	Total
All causes	11,500,000 (9,110,000 to 14,000,000)	2,734,000 (2,170,000 to 3,330,000)	9,050,000 (7,160,000 to 11,000,000)	1,020,000 (11,100,000 to 1,020,000)	2,050,000 (2,170,000 to 2,050,000)	1,730,000 (1,370,000 to 2,110,000)	1,650,000 (1,290,000 to 1,980,000)	1,650,000 (1,290,000 to 1,980,000)	1,650,000 (1,290,000 to 1,980,000)	1,610,000 (1,270,000 to 1,930,000)	1,610,000 (1,260,000 to 1,930,000)	1,570,000 (1,240,000 to 1,880,000)	1,530,000 (1,210,000 to 1,830,000)	1,490,000 (1,180,000 to 1,790,000)	1,450,000 (1,150,000 to 1,730,000)	1,410,000 (1,110,000 to 1,690,000)	1,370,000 (1,080,000 to 1,640,000)	1,330,000 (1,050,000 to 1,590,000)	1,290,000 (1,020,000 to 1,540,000)	1,250,000 (984,000 to 1,490,000)	1,210,000 (954,000 to 1,450,000)	1,170,000 (923,000 to 1,400,000)	1,130,000 (892,000 to 1,350,000)	1,090,000 (860,000 to 1,300,000)	1,050,000 (828,000 to 1,250,000)	1,010,000 (797,000 to 1,210,000)	970,000 (765,000 to 1,160,000)	930,000 (734,000 to 1,110,000)	890,000 (702,000 to 1,060,000)	850,000 (671,000 to 1,020,000)	810,000 (639,000 to 969,000)	770,000 (607,000 to 921,000)	730,000 (576,000 to 873,000)	690,000 (544,000 to 825,000)	650,000 (513,000 to 777,000)	610,000 (481,000 to 729,000)	570,000 (450,000 to 681,000)	530,000 (418,000 to 633,000)	490,000 (387,000 to 585,000)	450,000 (355,000 to 538,000)	410,000 (324,000 to 490,000)	370,000 (292,000 to 442,000)	330,000 (260,000 to 394,000)	290,000 (229,000 to 347,000)	250,000 (197,000 to 299,000)	210,000 (166,000 to 251,000)	170,000 (134,000 to 203,000)	130,000 (103,000 to 156,000)	90,000 (71,000 to 108,000)	50,000 (39,000 to 60,000)	10,000 (7,900 to 12,000)	60,600,000
Communicable, maternal, neonatal, and nutritional diseases	10,000,000 (8,920,000 to 11,000,000)	2,380,000 (1,990,000 to 2,870,000)	8,240,000 (6,960,000 to 10,000,000)	11,100,000 (9,990,000 to 12,300,000)	1,830,000 (1,650,000 to 2,030,000)	483,000 (427,000 to 1,030,000)	307,000 (269,000 to 347,000)	307,000 (269,000 to 347,000)	307,000 (269,000 to 347,000)	309,000 (272,000 to 348,000)	310,000 (272,000 to 350,000)	311,000 (273,000 to 351,000)	312,000 (274,000 to 352,000)	314,000 (276,000 to 354,000)	315,000 (277,000 to 356,000)	316,000 (278,000 to 358,000)	317,000 (279,000 to 359,000)	318,000 (280,000 to 360,000)	319,000 (281,000 to 361,000)	320,000 (282,000 to 362,000)	321,000 (283,000 to 363,000)	322,000 (284,000 to 364,000)	323,000 (285,000 to 365,000)	324,000 (286,000 to 366,000)	325,000 (287,000 to 367,000)	326,000 (288,000 to 368,000)	327,000 (289,000 to 369,000)	328,000 (290,000 to 370,000)	329,000 (291,000 to 371,000)	330,000 (292,000 to 372,000)	331,000 (293,000 to 373,000)	332,000 (294,000 to 374,000)	333,000 (295,000 to 375,000)	334,000 (296,000 to 376,000)	335,000 (297,000 to 377,000)	336,000 (298,000 to 378,000)	337,000 (299,000 to 379,000)	338,000 (300,000 to 380,000)	339,000 (301,000 to 381,000)	340,000 (302,000 to 382,000)	341,000 (303,000 to 383,000)	342,000 (304,000 to 384,000)	343,000 (305,000 to 385,000)	344,000 (306,000 to 386,000)	345,000 (307,000 to 387,000)	346,000 (308,000 to 388,000)	347,000 (309,000 to 389,000)	348,000 (310,000 to 390,000)	349,000 (311,000 to 391,000)	350,000 (312,000 to 392,000)	351,000 (313,000 to 393,000)	352,000 (314,000 to 394,000)	353,000 (315,000 to 395,000)	354,000 (316,000 to 396,000)	355,000 (317,000 to 397,000)	356,000 (318,000 to 398,000)	357,000 (319,000 to 399,000)	358,000 (320,000 to 400,000)	359,000 (321,000 to 401,000)	360,000 (322,000 to 402,000)	361,000 (323,000 to 403,000)	362,000 (324,000 to 404,000)	363,000 (325,000 to 405,000)	364,000 (326,000 to 406,000)	365,000 (327,000 to 407,000)	366,000 (328,000 to 408,000)	367,000 (329,000 to 409,000)	368,000 (330,000 to 410,000)	369,000 (331,000 to 411,000)	370,000 (332,000 to 412,000)	371,000 (333,000 to 413,000)	372,000 (334,000 to 414,000)	373,000 (335,000 to 415,000)	374,000 (336,000 to 416,000)	375,000 (337,000 to 417,000)	376,000 (338,000 to 418,000)	377,000 (339,000 to 419,000)	378,000 (340,000 to 420,000)	379,000 (341,000 to 421,000)	380,000 (342,000 to 422,000)	381,000 (343,000 to 423,000)	382,000 (344,000 to 424,000)	383,000 (345,000 to 425,000)	384,000 (346,000 to 426,000)	385,000 (347,000 to 427,000)	386,000 (348,000 to 428,000)	387,000 (349,000 to 429,000)	388,000 (350,000 to 430,000)	389,000 (351,000 to 431,000)	390,000 (352,000 to 432,000)	391,000 (353,000 to 433,000)	392,000 (354,000 to 434,000)	393,000 (355,000 to 435,000)	394,000 (356,000 to 436,000)	395,000 (357,000 to 437,000)	396,000 (358,000 to 438,000)	397,000 (359,000 to 439,000)	398,000 (360,000 to 440,000)	399,000 (361,000 to 441,000)	400,000 (362,000 to 442,000)	401,000 (363,000 to 443,000)	402,000 (364,000 to 444,000)	403,000 (365,000 to 445,000)	404,000 (366,000 to 446,000)	405,000 (367,000 to 447,000)	406,000 (368,000 to 448,000)	407,000 (369,000 to 449,000)	408,000 (370,000 to 450,000)	409,000 (371,000 to 451,000)	410,000 (372,000 to 452,000)	411,000 (373,000 to 453,000)	412,000 (374,000 to 454,000)	413,000 (375,000 to 455,000)	414,000 (376,000 to 456,000)	415,000 (377,000 to 457,000)	416,000 (378,000 to 458,000)	417,000 (379,000 to 459,000)	418,000 (380,000 to 460,000)	419,000 (381,000 to 461,000)	420,000 (382,000 to 462,000)	421,000 (383,000 to 463,000)	422,000 (384,000 to 464,000)	423,000 (385,000 to 465,000)	424,000 (386,000 to 466,000)	425,000 (387,000 to 467,000)	426,000 (388,000 to 468,000)	427,000 (389,000 to 469,000)	428,000 (390,000 to 470,000)	429,000 (391,000 to 471,000)	430,000 (392,000 to 472,000)	431,000 (393,000 to 473,000)	432,000 (394,000 to 474,000)	433,000 (395,000 to 475,000)	434,000 (396,000 to 476,000)	435,000 (397,000 to 477,000)	436,000 (398,000 to 478,000)	437,000 (399,000 to 479,000)	438,000 (400,000 to 480,000)	439,000 (401,000 to 481,000)	440,000 (402,000 to 482,000)	441,000 (403,000 to 483,000)	442,000 (404,000 to 484,000)	443,000 (405,000 to 485,000)	444,000 (406,000 to 486,000)	445,000 (407,000 to 487,000)	446,000 (408,000 to 488,000)	447,000 (409,000 to 489,000)	448,000 (410,000 to 490,000)	449,000 (411,000 to 491,000)	450,000 (412,000 to 492,000)	451,000 (413,000 to 493,000)	452,000 (414,000 to 494,000)	453,000 (415,000 to 495,000)	454,000 (416,000 to 496,000)	455,000 (417,000 to 497,000)	456,000 (418,000 to 498,000)	457,000 (419,000 to 499,000)	458,000 (420,000 to 500,000)	459,000 (421,000 to 501,000)	460,000 (422,000 to 502,000)	461,000 (423,000 to 503,000)	462,000 (424,000 to 504,000)	463,000 (425,000 to 505,000)	464,000 (426,000 to 506,000)	465,000 (427,000 to 507,000)	466,000 (428,000 to 508,000)	467,000 (429,000 to 509,000)	468,000 (430,000 to 510,000)	469,000 (431,000 to 511,000)	470,000 (432,000 to 512,000)	471,000 (433,000 to 513,000)	472,000 (434,000 to 514,000)	473,000 (435,000 to 515,000)	474,000 (436,000 to 516,000)	475,000 (437,000 to 517,000)	476,000 (438,000 to 518,000)	477,000 (439,000 to 519,000)	478,000 (440,000 to 520,000)	479,000 (441,000 to 521,000)	480,000 (442,000 to 522,000)	481,000 (443,000 to 523,000)	482,000 (444,000 to 524,000)	483,000 (445,000 to 525,000)	484,000 (446,000 to 526,000)	485,000 (447,000 to 527,000)	486,000 (448,000 to 528,000)	487,000 (449,000 to 529,000)	488,000 (450,000 to 530,000)	489,000 (451,000 to 531,000)	490,000 (452,000 to 532,000)	491,000 (453,000 to 533,000)	492,000 (454,000 to 534,000)	493,000 (455,000 to 535,000)	494,000 (456,000 to 536,000)	495,000 (457,000 to 537,000)	496,000 (458,000 to 538,000)	497,000 (459,000 to 539,000)	498,000 (460,000 to 540,000)	499,000 (461,000 to 541,000)	500,000 (462,000 to 542,000)	501,000 (463,000 to 543,000)	502,000 (464,000 to 544,000)	503,000 (465,000 to 545,000)	504,000 (466,000 to 546,000)	505,000 (467,000 to 547,000)	506,000 (468,000 to 548,000)	507,000 (469,000 to 549,000)	508,000 (470,000 to 550,000)	509,000 (471,000 to 551,000)	510,000 (472,000 to 552,000)	511,000 (473,000 to 553,000)	512,000 (474,000 to 554,000)	513,000 (475,000 to 555,000)	514,000 (476,000 to 556,000)	515,000 (477,000 to 557,000)	516,000 (478,000 to 558,000)	517,000 (479,000 to 559,000)	518,000 (480,000 to 560,000)	519,000 (481,000 to 561,000)	520,000 (482,000 to 562,000)	521,000 (483,000 to 563,000)	522,000 (484,000 to 564,000)	523,000 (485,000 to 565,000)	524,000 (486,000 to 566,000)	525,000 (487,000 to 567,000)	526,000 (488,000 to 568,000)	527,000 (489,000 to 569,000)	528,000 (490,000 to 570,000)	529,000 (491,000 to 571,000)	530,000 (492,000 to 572,000)	531,000 (493,000 to 573,000)	532,000 (494,000 to 574,000)	533,000 (495,000 to 575,000)	534,000 (496,000 to 576,000)	535,000 (497,000 to 577,000)	536,000 (498,000 to 578,000)	537,000 (499,000 to 579,000)	538,000 (500,000 to 580,000)	539,000 (501,000 to 581,000)	540,000 (502,000 to 582,000)	541,000 (503,000 to 583,000)	542,000 (504,000 to 584,000)	543,000 (505,000 to 585,000)	544,000 (506,000 to 586,000)	545,000 (507,000 to 587,000)	546,000 (508,000 to 588,000)	547,000 (509,000 to 589,000)	548,000 (510,000 to 590,000)	549,000 (511,000 to 591,000)	550,000 (512,000 to 592,000)	551,000 (513,000 to 593,000)	552,000 (514,000 to 594,000)	553,000 (515,000 to 595,000)	554,000 (516,000 to 596,000)	555,000 (517,000 to 597,000)	556,000 (518,000 to 598,000)	557,000 (519,000 to 599,000)	558,000 (520,000 to 600,000)	559,000 (521,000 to 601,000)	560,000 (522,000 to 602,000)	561,000 (523,000 to 603,000)	562,000 (524,000 to 604,000)	563,000 (525,000 to 605,000)	564,000 (526,000 to 606,000)	565,000 (527,000 to 607,000)	566,000 (528,000 to 608,000)	567,000 (529,000 to 609,000)	568,000 (530,000 to 610,000)	569,000 (531,000 to 611,000)	570,000 (532,000 to 612,000)	571,000 (533,000 to 613,000)	572,000 (534,000 to 614,000)	573,000 (535,000 to 615,000)	574,000 (536,000 to 616,000)	575,000 (537,000 to 617,000)	576,000 (538,000 to 618,000)	577,000 (539,000 to 619,000)	578,000 (540,000 to 620,000)	579,000 (541,000 to 621,000)	580,000 (542,000 to 622,000)	581,000 (543,000 to 623,000)	582,000 (544,000 to 624,000)	583,000 (545,000 to 625,000)	584,000 (546,000 to 626,000)	585,000 (547,000 to 627,000)	586,000 (548,000 to 628,000)	587,000 (549,000 to 629,000)	588,000 (550,000 to 630,000)	589,000 (551,000 to 631,000)	590,000 (552,000 to 632,000)	591,000 (553,000 to 633,000)	592,000 (554,000 to 634,000)	593,000 (555,000 to 635,000)	594,000 (556,000 to 636,000)	595,000 (557,000 to 637,000)	596,000 (558,000 to 638,000)	597,000 (559,000 to 639,000)	598,000 (560,000 to 640,000)	599,000 (561,000 to 641,000)	600,000 (562,000 to 642,000)	601,000 (563,000 to 643,000)	602,000 (564,000 to 644,000)	603,000 (565,000 to 645,000)	604,000 (566,000 to 646,000)	605,000 (567,000 to 647,000)	606,000 (568,000 to 648,000)	607,000 (569,000 to 649,000)	608,000 (570,000 to 650,000)	609,000 (571,000 to 651,000)	610,000 (572,000 to 652,000)	611,000 (573,000 to 653,000)	612,000 (574,000 to 654,000)	613,000 (575,000 to 655,000)	614,000 (576,000 to 656,000)	615,000 (577,000 to 657,000)	616,000 (578,000 to 658,000)	617,000 (579,000 to 659,000)	618,000 (580,000 to 660,000)	619,000 (581,000 to 661,000)	620,000 (582,000 to 662,000)	621,000 (583,000 to 663,000)	622,000 (584,000 to 664,000)	623,000 (585,000 to 665,000)	624,000 (586,000 to 666,000)	625,000 (587,000 to 667,000)	626,000 (588,000 to 668,000)	627,000 (589,000 to 669,000)	628,000 (590,000 to 670,000)	629,000 (591,000 to 671,000)	630,000 (592,000 to 672,000)	631,000 (593,000 to 673,000)	632,000 (594,000 to 674,000)	633,000 (595,000 to 675,000)	634,000 (596,000 to 676,000)	635,000 (597,000 to 677,000)	636,000 (598,000 to 678,000)	637,000 (599,000 to 679,000)	638,000 (600,000 to 680,000)	639,000 (601,000 to 681,000)	640,000 (602,000 to 682,000)	641,000 (603,000 to 683,000)	642,000 (604,000 to 684,000)	643,000 (605,000 to 685,000)	644,000 (606,000 to 686,000)	645,000 (607,000 to 687,000)	646,000 (608,000 to 688,000)	647,000 (609,000 to 689,000)	648,000 (610,000 to 690,000)	649,000 (611,000 to 691,000)	650,000 (612,000 to 692,000)	651,000 (613,000 to 693,000)	652,000 (614,000 to 694,000)	653,000 (615,000 to 695,000)	654,000 (616,000 to 696,000)	655,000 (617,000 to 697,000)	656,000 (618,000 to 698,000)	657,000 (619,000 to 699,000)	658,000 (620,000 to 700,000)	659,000 (621,000 to 701,000)	660,000 (622,000 to 702,000)	661,000 (623,000 to 703,000)	662,000 (624,000 to 704,000)	663,000 (625,000 to 705,000)	664,000 (626,000 to 706,000)	665,000 (627,000 to 707,000)	666,000 (628,000 to 708,000)	667,000 (629,000 to 709,000)	668,000 (630,000 to 710,000)	669,000 (631,000 to 711,000)	670,000 (632,000 to 712,000)	671,000 (633,000 to 713,000)	672,000 (634,000 to 714,000)	673,000 (635,000 to 715,000)	674,000 (636,000 to 716,000)	675,000 (637,000 to 717,000)	676,000 (638,000 to 718,000)	677,000 (639,000 to 719,000)	678,000 (640,000 to 720,000)	679,000 (641,000 to 721,000)	680,000 (642,000 to 722,000)	681,000 (643,000 to 723,000)	682,000 (644,000 to 724,000)	683,000 (645,000 to 725,000)	684,000 (646,000 to 726,000)	685,000 (647,000 to 727,000)	686,000 (648,000 to 728,000)	687,000 (649,000 to 729,000)	688,000 (650,000 to 730,000)	689,000 (651,000 to 731,000)	690,000 (652,000 to 732,000)	691,000 (653,000 to 733,000)	692,000 (654,000 to 734,000)	693,000 (655,000 to 735,000)	694,000 (656,000 to 736,000)	695,000 (657,000 to 737,000)	696,000 (658,000 to 738,000)	697,000 (659,000 to 739,000)	698,000 (660,000 to 740,000)	699,000 (661,000 to 741,000)	700,000 (662,000 to 742,000)	701,000 (663,000 to 743,000)	702,000 (664,000 to 744,000)	703,000 (665,000 to 745,000)	704,000 (666,000 to 746,000)	705,000 (667,000 to 747,000)	706,000 (668,000 to 748,000)	707,000 (669,000 to 749,000)	708,000 (670,000 to 750,000)	709,000 (671,000 to 751,000)	710,000 (672,000 to 752,000)	711,000 (673,000 to 753,000)	712,000 (674,000 to 754,000)	713,000 (675,000 to 755,000)	714,000 (676,000 to 756,000)	715,000 (677,000 to 757,000)	716,000 (678,000 to 758,000)	717,000 (679,000 to 759,000)	718,000 (680,000 to 760,000)	719,000 (681,000 to 761,000)	720,000 (682,000 to 762,000)	721,000 (683,000 to 763,000)	722,000 (684,000 to 764,000)	723,000 (685,000 to 765,000)	724,000 (686,000 to 766,000)	725,000 (687,000 to 767,000)	726,000 (688,000 to 768,000)	727,000 (689,000 to 769,000)	728,000 (690,000 to 770,000)	729,000 (691,000 to 771,000)	730,000 (692,000 to 772,000)	731,000 (693,000 to 773,000)	732,000 (694,000 to 774,000)	733,000 (695,000 to 775,000)	734,000 (696,000 to 776,000)	735,000 (697,000 to 777,000)	736,000 (698,000 to 778,000)	737,000 (699,000 to 779,000)	738,000 (700,000 to 780,000)	739,000 (701,000 to 781,000)	740,000 (702,000 to 782,000)	741,000 (703,000 to 783,000)	742,000 (704,000 to 784,000)	743,000 (705,000 to 785,000)	744,000 (706,000 to 786,000)	745,000 (707,000 to 787,000)	746,000 (708,000 to 788,000)	747,000 (709,000 to 789,000)	748,000 (710,000 to 790,000)	749,000 (711,000 to 791,000)	750,000 (712,000 to 792,000)	751,000 (713,000 to 793,000)	752,000 (714,000 to 794,000)	753,000 (715,000 to 795,000)	754,000 (716,000 to 796,000)	755,000 (717,000 to 797,000)	756,000 (718,000 to 798,000)	757,000 (719,000 to 799,000)	758,000 (720,000 to 800,000)	759,000 (721,000 to 801,000)	760,000 (722,000 to 802,000)	761,000 (723,000 to 803,000)	762,000 (724,000 to 804,000)	763,000 (725,000 to 805,000)	764,000 (726,000 to 806,000)	765,000 (727,000 to 807,000)	766,000 (728,000 to 808,000)	767,000 (729,000 to 809,000)	768,000 (730,000 to 810,000)	769,000 (731,000 to 811,000)	770,000 (732,000 to 812,000)	771,000 (733,000 to 813,000)	772,000 (734,000 to 814,000)	773,000 (735,000 to 815,000)	774,000 (736,000 to 816,000)	775,000 (737,000 to 817,000)	776,000 (738,000 to 818,000)	777,000 (739,000 to 819,000)	778,000 (740,000 to 820,000)	779,000 (741,000 to 821,000)	780,000 (742,000 to 822,000)	781,000 (743,000 to 823,000)	782,000 (744,000 to 824,000)	783,000 (745,000 to 825,000)	784,000 (746,000 to 826,000)	785,000 (747,000 to 827,000)	786,000 (748,000 to 828,000)	787,000 (749,000 to 829,000)	788,000 (750,000 to 830,000)	789,000 (751,000 to 831,000)	790,000 (752,000 to 832,000)	791,000 (753,000 to 833,000)	792,000 (754,000 to 834,000)	793,000 (755,000 to 835,000)	794,000 (756,000 to 836,000)	795,000 (757,000 to 837,000)	796,000 (758,000 to 838,000)	797,000 (759,000 to 839,000)	798,000 (760,000 to 840,000)	799,000 (761,000 to 841,000)	800,000 (762,000 to 842,000)	801,000 (763,000 to 843,000)	802,000 (764,000 to 844,000)	803,000 (765,000 to 845,000)	804,000 (766,000 to 846,000)	805,000 (767,000 to 847,000)	806,000 (768,000 to 848,000)	807,000 (769,000 to 849,000)	808,000 (770,000 to 850,000)	809,000 (771,000 to 851,000)	810,000 (772,000 to 852,000)	811,000 (773,000 to 853,000)	812,000 (774,000 to 854,000)	813,000 (775,000 to 855,000)	814,000 (776,000 to 856,000)	815,000 (777,000 to 857,000)	816,000 (778,000 to 858,000)	817,000 (779,000 to 859,000)	818,000 (780,000 to 860,000)	819,000 (781,000 to 861,000)	820,000 (782,000 to 862,000)	821,000 (783,000 to 863,000)	822,000 (784,000 to 864,000)	823,000 (785,000 to 865,000)	824,000 (786,000 to 866,000)	825,000 (787,000 to 867,000)	826,000 (788,000 to 868,000)	827,000 (789,000 to 869,000)	828,000 (790,000 to 870,000)	829,000 (791,000 to 871,000)	830,000 (792,000 to 872,000)	831,000 (793,000 to 873,000)	832,000 (794,000 to 874,000)	833,000 (795,000 to 875,000)	834,000 (796,000 to 876,000)	835,000 (797,000 to 877,000)	836,000 (798,000 to 878,000)	837,000 (799,000 to 879,000)	838,000 (800,000 to 880,000)	839,000 (801,000 to 881,000)	840,000 (802,000 to 882,000)	841,000 (803,000 to 883,000)	842,000 (804,000 to 884,000)	843,000 (805,000 to 885,000)	844,000 (806,000 to 886,000)	845,000 (807,000 to 887,000)	846,000 (808,000 to 888,000)	847,000 (809,000 to 889,000)	848,000 (810,000 to 890,000)	849,000 (811,000 to 891,000)	850,000 (812,000 to 892,000)	851,000 (813,000 to 893,000)	852,000 (814,000 to 894,000)	853,000 (815,000 to 895,000)	854,000 (816,000 to 896,000)	855,000 (817,000 to 897,000)	856,000 (818,000 to 898,000)	857,000 (819,000 to 899,000)	858,000 (820,000 to 900,000)	859,000 (821,000 to 901,000)	860,000 (822,000 to 902,000)	861,000 (823,000 to 903,000)	862,000 (824,000 to 904,000)	863,000 (825,000 to 905,000)	864,000 (826,000 to 906,000)	865,000 (827,000 to 907,000)	866,000 (828,000 to 908,000)	867,000 (829,000 to 909,000)	868,000 (830,000 to 910,000)	869,000 (831,000 to 911,000)	870,000 (832,000 to 912,000)	871,000 (833,000 to 913,000)	872,000 (834,000 to 914,000)	873,000 (835,000 to 915,000)	874,000 (836,000 to 916,000)	875,000 (837,000 to 917,000)	876,000 (838,000 to 918,000)	877,000 (839,000 to 919,000)	878,000 (840,000 to 920,000)	879,000 (841,000 to 921,000)	880,000 (842,000 to 922,000)	881,000 (843,000 to 923,000)	882,000 (844,000 to 924,000)	883,000 (845,000 to 925,000)	884,000 (846,000 to 926,000)	885,000 (847,000 to 927,000)	886,000 (848,000 to 928,000)	887,000 (849,000 to 929,000)	888,000 (850,000 to 930,000)	889,000 (851,000 to 931,000)	890,000 (852,000 to 932,000)	891,000 (853,000 to 933,000)	892,000 (854,000 to 934,000)	893,000 (855,000 to 935,000)	894,000 (856,000 to 936,000)	895,000 (857,000 to 937,000)	896,000 (858,000 to 938,000)	897,000 (859,000 to 939,000)	898,000 (860,000 to 940,000)	899,000 (861,000 to 941,000)	900,000 (862,000 to 942,000)	901,000 (863,000 to 943,000)	902,000 (864,000 to 944,000)	903,000 (865,000 to 945,000)	904,000 (866,000 to 946,000)	905,000 (867,000 to 947,000)	906,000 (868,000 to 948,000)	907,000 (869,000 to 949,000)	908,000 (870,000 to 950,000)	909,000 (871,000 to 951,000)	910,000 (872,000 to 952,000)	911,000 (873,000 to 953,000)	912,000 (874,000 to 954,000)	913,000 (875,000 to 955,000)	914,000 (876,000 to 956,000)	915,000 (877,000 to 957,000)	916,000 (878,000 to 958,000)	917,000 (879,000 to 959,000)	918,000 (880,000 to 960,000)	919,000 (881,000 to 961,000)	920,000 (882,000 to 962,000)	921,000 (883,000 to 963,000)	922,000 (884,000 to 964,000)	923,000 (885,000 to 965,000)	924,000 (886,000 to 966,000)	925,000 (887,000 to 967,000)	926,000 (888,000 to 968,000)	927,000 (889,000 to 969,000)	928,000 (890,000 to 970,000)	929,000 (891,000 to 971,000)	930,000 (892,000 to 972,000)	931,000 (893,000 to 973,000)	932,000 (894,000 to 974,000)	933,000 (895,000 to 975,000)	934,000 (896,000 to 976,000)	935,000 (897,000 to 977,000)	936,000 (898,000 to 978,000)	937,000 (899,000 to 979,000)	938,000 (900,000 to 980,000)	939,000 (901,000 to 981,000)	940,000 (902,000 to 982,000)	941,000 (903,000 to 983,000)	942,000 (904,000 to 984,000)	943,000 (905,000 to 985,000)	944,000 (906,000 to 986,000)	945,000 (907,000 to 987,000)	946,000 (908,000 to 988,000)	947,000 (909,000 to 989,000)	948,000 (910,000 to 990,000)	949,000 (911,000 to 991,000)	950,000 (912,000 to 992,000)	951,000 (913,000 to 993,000)	952,000 (914,000 to 994,000)	953,000 (915,000 to 995,000)	954,000 (916,000 to 996,000)	955,000 (917,000 to 997,000)	956,000 (918,000 to 998,000)	957,000 (919,000 to 999,000)	958,000 (920,000 to 1,000,000)	959,000 (921,000 to 1,000,000)	960,000 (922,000 to 1,000,000)	961,000 (923,000 to 1,000,000)	962,000 (924,000 to 1,000,000)	963,000 (925,000 to 1,000,000)	964,000 (926,000 to 1,000,000)	965,000 (927,000 to 1,000,000)	966,000 (928,000 to 1,000,000)	967,000 (929,000 to 1,000,000)	968,000 (930,000 to 1,000,000)	969,000 (931,000 to 1,000,000)	970,000 (932,000 to 1,000,000)	971,000 (933,000 to 1,000,000)	972,000 (934,000 to 1,000,000)	973,000 (935,000 to 1,000,000)	974,000 (936,000 to 1,000,000)	975,000 (937,000 to 1,000,000)	976,000 (938,000 to 1,000,000)	977,000 (939,000 to 1,000,000)	978,000 (940,000 to 1,000,000)	979,000 (941,000 to 1,000,000)	980,000 (942,000 to 1,000,000)	981,000 (943,000 to 1,000,000)	982,000 (944,000 to 1,000,000)	983,000 (945,000 to 1,000,000)	984,000 (946,000 to 1,000,000)	985,000 (947,000 to 1,000,000)	986,000 (948,000 to 1,000,000)	987,000 (949,000 to 1,000,000)	988,000 (950,000 to 1,000,000)	989,000 (951,000 to 1,000,000)	990,000 (952,000 to 1,000,000)	991,000 (953,000 to 1,000,000)	992,000 (954,000 to 1,000,000)	993,000 (955,000 to 1,000,000)	994,000 (956,000 to 1,000,000)	995,000 (957,000 to 1,000,000)	996,000 (958,000 to 1,000,000)	997,000 (959,000 to 1,000,000)	998,000 (960,000 to 1,000,000)	999,000 (961,000 to 1,000,000)	1,000,000 (962,000 to 1,000,000)	1,001,000 (963,000 to 1,000,000)	1,002,000 (964,000 to 1,000,000)	1,003,000 (965,000 to 1,000,000)	1,004,000 (966,000 to 1,000,000)	1,005,000 (967,000 to 1,000,000)	1,006,000 (968,000 to 1,000,000)	1,007,000 (969,000 to 1,000,000)	1,008,000 (970,000 to 1,000,000)	1,009,000 (971,000 to 1,000,000)	1,010,000 (972,000 to 1,000,000)	1,011,000 (973,000 to 1,000,000)	1,012,000 (974,000 to 1,000,000)	1,013,000 (975,000 to 1,000,000)	1,014,000 (976,000 to 1,000,000)	1,015,000 (977,000 to 1,000,000)	1,016,000 (978,000 to 1,000,000)	1,017,000 (979,000 to 1,000,000)	1,018,000 (980,000 to 1,000,000)	1,019,000 (981,000 to 1,000,000)	1,020,000 (982,000 to 1,000,000)	1,021,000 (983,000 to 1,000,000)	1,022,000 (984,000 to 1,000,000)	1,023,000 (985,000 to 1,000,000)	1,024,000 (986,000 to 1,000,000)	1,025,000 (987,000 to 1,000,000)	1,026,000 (988,000 to 1,000,000)	1,027,000 (989,000 to 1,000,000)	1,028,000 (990,000 to 1,000,000)	1,029,000 (991,000 to 1,000,000)	1,030,000 (992,000 to 1,000,000)	1,031,000 (993,000 to 1,000,000)	1,032,000 (994,000 to 1,000,000)	1,033,000 (995,000 to 1,000,000)	1,034,000 (996,000 to 1,000,000)	1,035,000 (997,000 to 1,000,000)	1,036,000 (998,000 to 1,000,000)	1,037,000 (999,000 to 1,000,000)	1,038,000 (1,000,000 to 1,000,000)	1,039,000 (1,000,000 to 1,000,000)	1,040,000 (1,000,000 to 1,000,000)	1,041,000 (1,000,000 to 1,000,000)	1,042,000 (1,000,000 to 1,000,000)	1,043,000 (1,000,000 to 1,000,000)	1,044,000 (1,000,000 to 1,000,000)	1,045,000 (1,000,000 to 1,000,000)	1,046,000 (1,000,000 to 1,000,000)	1,047,000 (1,000,000 to 1,000,000)	1,048,000



SR Table 2a: Kinibati DALYS by cause and age group for males with 95% uncertainty intervals. 2019

Cause	Early Neonatal	Late Neonatal	Post Neonatal	1 to 4	5 to 9	10 to 14	15 to 19	20 to 24	25 to 29	30 to 34	35 to 39	40 to 44	45 to 49	50 to 54	55 to 59	60 to 64	65 to 69	70 to 74	75 to 79	80 to 84	85 to 89	90 to 94	95 plus	Total
All causes	1,200 (1,200 to 1,200)	660 (660 to 660)	1,490 (1,100 to 1,890)	2,060 (1,940 to 2,180)	1,320 (1,240 to 1,400)	1,240 (1,160 to 1,320)	1,540 (1,440 to 1,640)	2,060 (1,930 to 2,190)	2,360 (2,210 to 2,510)	2,360 (2,210 to 2,510)	2,360 (2,200 to 2,520)	2,360 (2,200 to 2,520)	2,360 (2,200 to 2,520)	2,360 (2,200 to 2,520)	2,360 (2,200 to 2,520)	2,360 (2,200 to 2,520)	2,360 (2,200 to 2,520)	2,360 (2,200 to 2,520)	2,360 (2,200 to 2,520)	2,360 (2,200 to 2,520)	2,360 (2,200 to 2,520)	2,360 (2,200 to 2,520)	37,000
Communicable, maternal, neonatal, and nutritional diseases	(1,100 to 2,100)	(260 to 520)	(670 to 1,640)	(740 to 1,270)	(391 to 466)	(167 to 294)	(173 to 286)	(242 to 409)	(318 to 530)	(288 to 488)	(288 to 488)	(288 to 488)	(288 to 488)	(288 to 488)	(288 to 488)	(288 to 488)	(288 to 488)	(288 to 488)	(288 to 488)	(288 to 488)	(288 to 488)	(288 to 488)	(288 to 488)	8,040
HIV/AIDS and sexually transmitted infections	132 (42 to 280)	42.9 (12.9 to 97.2)	61.4 (19.4 to 131)	3.8 (2.1 to 7.3)	2.5 (1.4 to 4.3)	0.4 (0.3 to 0.4)	1.1 (0.7 to 1.5)	1.4 (1 to 2)	2.1 (1.5 to 2.8)	4.3 (3.2 to 5.9)	3.2 (2.2 to 4.5)	3.1 (2.2 to 4.3)	2.7 (1.9 to 3.8)	1.9 (1.2 to 2.4)	0.6 (0.4 to 1.3)	0.6 (0.4 to 0.9)	0.4 (0.3 to 0.6)	0.2 (0.1 to 0.3)	0.1 (0 to 0.1)	0 (0 to 0)	0 (0 to 0)	0 (0 to 0)	284
HIV/AIDS	0 (0 to 0)	0 (0 to 0)	2.3 (1.6 to 3.2)	1.5 (1 to 2.1)	0.9 (0.7 to 1.3)	0.3 (0.2 to 0.4)	0.5 (0.3 to 1)	0.9 (0.7 to 1.3)	1.6 (1.1 to 2.1)	3.7 (2.6 to 5.1)	2.7 (1.9 to 3.8)	2.7 (1.9 to 3.8)	2.3 (1.6 to 3.2)	1.6 (1.1 to 2.2)	0.4 (0.3 to 0.6)	0.4 (0.3 to 0.6)	0.3 (0.2 to 0.4)	0.1 (0.1 to 0.2)	0 (0 to 0.1)	0 (0 to 0)	0 (0 to 0)	0 (0 to 0)	20.8
HIV/AIDS - Drug-susceptible Tuberculosis	0 (0 to 0)	0 (0 to 0)	1 (0.7 to 1.4)	0.6 (0.3 to 0.9)	0.4 (0.3 to 0.6)	0.1 (0.1 to 0.1)	0.2 (0.2 to 0.4)	0.4 (0.3 to 0.6)	0.6 (0.4 to 0.9)	1.6 (1.1 to 2.2)	1.2 (0.8 to 1.6)	1.2 (0.8 to 1.6)	1 (0.7 to 1.4)	0.7 (0.5 to 1)	0.2 (0.2 to 0.4)	0.2 (0.1 to 0.3)	0.1 (0.1 to 0.2)	0 (0 to 0.1)	0 (0 to 0)	0 (0 to 0)	0 (0 to 0)	0 (0 to 0)	9
HIV/AIDS - Multidrug-resistant Tuberculosis without extensive dr...	0 (0 to 0)	0 (0 to 0)	0 (0 to 0)	0 (0 to 0)	0 (0 to 0)	0 (0 to 0)	0 (0 to 0)	0 (0 to 0)	0 (0 to 0)	0 (0 to 0)	0 (0 to 0)	0 (0 to 0)	0 (0 to 0)	0 (0 to 0)	0 (0 to 0)	0 (0 to 0)	0 (0 to 0)	0 (0 to 0)	0 (0 to 0)	0 (0 to 0)	0 (0 to 0)	0 (0 to 0)	0 (0 to 0)	0.1
HIV/AIDS - Extensively drug-resistant Tuberculosis	0 (0 to 0)	0 (0 to 0)	0 (0 to 0)	0 (0 to 0)	0 (0 to 0)	0 (0 to 0)	0 (0 to 0)	0 (0 to 0)	0 (0 to 0)	0 (0 to 0)	0 (0 to 0)	0 (0 to 0)	0 (0 to 0)	0 (0 to 0)	0 (0 to 0)	0 (0 to 0)	0 (0 to 0)	0 (0 to 0)	0 (0 to 0)	0 (0 to 0)	0 (0 to 0)	0 (0 to 0)	0 (0 to 0)	0
HIV/AIDS resulting in other diseases	0 (0 to 0)	0 (0 to 0)	1.3 (0.9 to 1.8)	0.8 (0.4 to 1.2)	0.5 (0.3 to 0.7)	0.2 (0.1 to 0.2)	0.4 (0.3 to 0.5)	0.5 (0.4 to 0.6)	0.9 (0.6 to 1.2)	2.1 (1.4 to 2.9)	1.5 (1 to 2.1)	1.5 (1 to 2.1)	1.4 (1 to 1.9)	0.9 (0.6 to 1.2)	0.4 (0.2 to 0.5)	0.3 (0.2 to 0.3)	0.2 (0.2 to 0.3)	0.1 (0 to 0.1)	0 (0 to 0)	0 (0 to 0)	0 (0 to 0)	0 (0 to 0)	11.7
Sexually transmitted infections excluding HIV	132 (42 to 280)	42.9 (12.9 to 97.2)	59.1 (16.8 to 129)	2.4 (1.1 to 4.5)	1.5 (0.8 to 2.3)	0.2 (0.1 to 0.3)	0.4 (0.2 to 0.6)	0.5 (0.2 to 0.9)	0.5 (0.2 to 1)	0.6 (0.3 to 1.1)	0.5 (0.2 to 1)	0.4 (0.2 to 0.9)	0.3 (0.1 to 0.6)	0.2 (0.1 to 0.4)	0.2 (0.1 to 0.4)	0.2 (0.1 to 0.3)	0.2 (0.1 to 0.3)	0.1 (0 to 0.2)	0 (0 to 0.1)	0 (0 to 0)	0 (0 to 0)	0 (0 to 0)	243
Syphilis	132 (42 to 280)	42.9 (12.9 to 97.2)	59.1 (16.8 to 129)	2.4 (0.7 to 5.5)	1.5 (0.4 to 3.3)	0.1 (0 to 0.1)	0.2 (0 to 0.1)	0.1 (0 to 0.1)	0.1 (0 to 0.1)	0.1 (0 to 0.1)	0.1 (0 to 0.1)	0.1 (0 to 0.1)	0 (0 to 0.1)	0 (0 to 0.1)	0 (0 to 0)	0 (0 to 0)	0 (0 to 0)	0 (0 to 0)	0 (0 to 0)	0 (0 to 0)	0 (0 to 0)	0 (0 to 0)	0 (0 to 0)	240
Chlamydial infection	0 (0 to 0)	0 (0 to 0)	0 (0 to 0)	0 (0 to 0)	0 (0 to 0)	0 (0 to 0)	0 (0 to 0)	0 (0 to 0)	0 (0 to 0)	0 (0 to 0)	0 (0 to 0)	0 (0 to 0)	0 (0 to 0)	0 (0 to 0)	0 (0 to 0)	0 (0 to 0)	0 (0 to 0)	0 (0 to 0)	0 (0 to 0)	0 (0 to 0)	0 (0 to 0)	0 (0 to 0)	0 (0 to 0)	0.2
Gonococcal infection	0 (0 to 0)	0 (0 to 0)	0 (0 to 0)	0 (0 to 0)	0 (0 to 0)	0 (0 to 0)	0 (0 to 0)	0 (0 to 0)	0 (0 to 0)	0 (0 to 0)	0 (0 to 0)	0 (0 to 0)	0 (0 to 0)	0 (0 to 0)	0 (0 to 0)	0 (0 to 0)	0 (0 to 0)	0 (0 to 0)	0 (0 to 0)	0 (0 to 0)	0 (0 to 0)	0 (0 to 0)	0 (0 to 0)	0.5
Trichomoniasis	0 (0 to 0)	0 (0 to 0)	0 (0 to 0)	0 (0 to 0)	0 (0 to 0)	0 (0 to 0)	0 (0 to 0)	0 (0 to 0)	0 (0 to 0)	0 (0 to 0)	0 (0 to 0)	0 (0 to 0)	0 (0 to 0)	0 (0 to 0)	0 (0 to 0)	0 (0 to 0)	0 (0 to 0)	0 (0 to 0)	0 (0 to 0)	0 (0 to 0)	0 (0 to 0)	0 (0 to 0)	0 (0 to 0)	0.1
Genital herpes	0 (0 to 0)	0 (0 to 0)	0 (0 to 0)	0 (0 to 0)	0 (0 to 0)	0 (0 to 0)	0 (0 to 0)	0.2 (0.1 to 0.4)	0.2 (0.1 to 0.3)	0.3 (0.1 to 0.7)	0.3 (0.1 to 0.6)	0.3 (0.1 to 0.6)	0.2 (0.1 to 0.4)	0.2 (0.1 to 0.4)	0.2 (0.1 to 0.4)	0.2 (0.1 to 0.3)	0.2 (0.1 to 0.3)	0.1 (0 to 0.1)	0 (0 to 0.1)	0 (0 to 0)	0 (0 to 0)	0 (0 to 0)	2.1
Other sexually transmitted infections	0 (0 to 0)	0 (0 to 0)	0 (0 to 0)	0 (0 to 0)	0 (0 to 0)	0 (0 to 0)	0 (0 to 0)	0 (0 to 0)	0 (0 to 0)	0 (0 to 0)	0 (0 to 0)	0 (0 to 0)	0 (0 to 0)	0 (0 to 0)	0 (0 to 0)	0 (0 to 0)	0 (0 to 0)	0 (0 to 0)	0 (0 to 0)	0 (0 to 0)	0 (0 to 0)	0 (0 to 0)	0 (0 to 0)	0.6
Respiratory infections and tuberculosis	31.2 (15.5 to 57.4)	27.5 (12.2 to 52.4)	166 (89.2 to 280)	48.3 (26.1 to 83.1)	46.5 (26.1 to 77.5)	56.5 (34.5 to 84.7)	69.1 (42.1 to 104)	69.1 (42.1 to 104)	69.1 (42.1 to 104)	69.1 (42.1 to 104)	69.1 (42.1 to 104)	69.1 (42.1 to 104)	69.1 (42.1 to 104)	69.1 (42.1 to 104)	69.1 (42.1 to 104)	69.1 (42.1 to 104)	69.1 (42.1 to 104)	69.1 (42.1 to 104)	69.1 (42.1 to 104)	69.1 (42.1 to 104)	69.1 (42.1 to 104)	69.1 (42.1 to 104)	2,510
Tuberculosis	0 (0 to 0)	0.5 (0 to 2)	0.5 (0 to 2)	0.9 (0 to 4)	1.9 (0.9 to 3.5)	2.5 (1.3 to 4.5)	3.6 (1.9 to 6.4)	4.6 (2.5 to 8.1)	5.5 (2.9 to 9.6)	6.4 (3.5 to 11)	6.4 (3.5 to 11)	6.4 (3.5 to 11)	6.4 (3.5 to 11)	6.4 (3.5 to 11)	6.4 (3.5 to 11)	6.4 (3.5 to 11)	6.4 (3.5 to 11)	6.4 (3.5 to 11)	6.4 (3.5 to 11)	6.4 (3.5 to 11)	6.4 (3.5 to 11)	6.4 (3.5 to 11)	129
Latent tuberculosis infection	0 (0 to 0)	0 (0 to 0)	0 (0 to 0)	0 (0 to 0)	0 (0 to 0)	0 (0 to 0)	0 (0 to 0)	0 (0 to 0)	0 (0 to 0)	0 (0 to 0)	0 (0 to 0)	0 (0 to 0)	0 (0 to 0)	0 (0 to 0)	0 (0 to 0)	0 (0 to 0)	0 (0 to 0)	0 (0 to 0)	0 (0 to 0)	0 (0 to 0)	0 (0 to 0)	0 (0 to 0)	0 (0 to 0)	0
Drug-susceptible tuberculosis	0 (0 to 0)	0.5 (0 to 2)	0.4 (0 to 1.9)	0.8 (0 to 3.7)	1.8 (0.8 to 3.4)	2.4 (1.2 to 4.3)	3.4 (1.8 to 6.1)	4.4 (2.4 to 7.7)	5.2 (2.8 to 9.1)	6.1 (3.3 to 10.6)	6.1 (3.3 to 10.6)	6.1 (3.3 to 10.6)	6.1 (3.3 to 10.6)	6.1 (3.3 to 10.6)	6.1 (3.3 to 10.6)	6.1 (3.3 to 10.6)	6.1 (3.3 to 10.6)	6.1 (3.3 to 10.6)	6.1 (3.3 to 10.6)	6.1 (3.3 to 10.6)	6.1 (3.3 to 10.6)	6.1 (3.3 to 10.6)	123
Multidrug-resistant tuberculosis without extensive drug-resistance	0 (0 to 0)	0 (0 to 0)	0.1 (0 to 0.4)	0.1 (0 to 0.7)	0.1 (0 to 0.2)	0.1 (0 to 0.5)	0.2 (0 to 0.9)	0.2 (0 to 1)	0.3 (0 to 1.2)	0.3 (0 to 1.5)	0.3 (0 to 1.5)	0.3 (0 to 1.5)	0.3 (0 to 1.5)	0.3 (0 to 1.5)	0.3 (0 to 1.5)	0.3 (0 to 1.5)	0.3 (0 to 1.5)	0.3 (0 to 1.5)	0.3 (0 to 1.5)	0.3 (0 to 1.5)	0.3 (0 to 1.5)	0.3 (0 to 1.5)	9.3
Extensively drug-resistant tuberculosis	0 (0 to 0)	0 (0 to 0)	0 (0 to 0)	0 (0 to 0)	0 (0 to 0)	0 (0 to 0)	0 (0 to 0)	0 (0 to 0)	0 (0 to 0)	0 (0 to 1)	0 (0 to 0)	0 (0 to 0)	0 (0 to 0)	0 (0 to 0)	0 (0 to 0)	0 (0 to 0)	0 (0 to 0)	0 (0 to 0)	0 (0 to 0)	0 (0 to 0)	0 (0 to 0)	0 (0 to 0)	0 (0 to 0)	1.8
Lower respiratory infections	31.2 (15.5 to 57.4)	27.4 (12.1 to 52.2)	166 (74 to 282)	46.2 (23.6 to 83.1)	43.2 (23.7 to 77.4)	51.5 (31.5 to 84.4)	61.9 (37.1 to 104)	60.4 (36.1 to 97.5)	58.4 (35.1 to 93.8)	54 (32.6 to 86.7)	52.4 (32.6 to 82.7)	52.4 (32.6 to 82.7)	52.4 (32.6 to 82.7)	52.4 (32.6 to 82.7)	52.4 (32.6 to 82.7)	52.4 (32.6 to 82.7)	52.4 (32.6 to 82.7)	52.4 (32.6 to 82.7)	52.4 (32.6 to 82.7)	52.4 (32.6 to 82.7)	52.4 (32.6 to 82.7)	52.4 (32.6 to 82.7)	906
Upper respiratory infections	0 (0 to 0)	0.1 (0 to 0.1)	1.5 (0.4 to 3.4)	6.2 (3.5 to 10.4)	3.5 (2.1 to 5.5)	5.2 (2.7 to 9.1)	4.3 (2.2 to 7.8)	3.7 (2 to 6.4)	2.6 (1.5 to 4.5)	2.1 (1.3 to 3.6)	1.9 (1.1 to 3.3)	1.9 (1.1 to 3.3)	1.9 (1.1 to 3.3)	1.9 (1.1 to 3.3)	1.9 (1.1 to 3.3)	1.9 (1.1 to 3.3)	1.9 (1.1 to 3.3)	1.9 (1.1 to 3.3)	1.9 (1.1 to 3.3)	1.9 (1.1 to 3.3)	1.9 (1.1 to 3.3)	1.9 (1.1 to 3.3)	45.4
Otitis media	0 (0 to 0)	0 (0 to 0)	0.3 (0.2 to 0.5)	0.1 (0 to 0.3)	0.1 (0 to 0.2)	0.3 (0.1 to 0.7)	0.2 (0.1 to 0.4)	0.2 (0.1 to 0.4)	0.2 (0.1 to 0.4)	0.2 (0.1 to 0.4)	0.2 (0.1 to 0.4)	0.2 (0.1 to 0.4)	0.2 (0.1 to 0.4)	0.2 (0.1 to 0.4)	0.2 (0.1 to 0.4)	0.2 (0.1 to 0.4)	0.2 (0.1 to 0.4)	0.2 (0.1 to 0.4)	0.2 (0.1 to 0.4)	0.2 (0.1 to 0.4)	0.2 (0.1 to 0.4)	0.2 (0.1 to 0.4)	24.5
Enteric infections	7.4 (3.2 to 15.5)	19.1 (6.7 to 46.9)	101 (38.4 to 322)	227 (125 to 378)	62.4 (29.6 to 94.9)	64.2 (40.4 to 96.1)	61.6 (33.9 to 103)	19.3 (11.6 to 29.7)	46.5 (21.9 to 80.6)	34.1 (18.6 to 53.9)	19.6 (9.7 to 33)	19.6 (9.7 to 33)	19.6 (9.7 to 33)	19.6 (9.7 to 33)	19.6 (9.7 to 33)	19.6 (9.7 to 33)	19.6 (9.7 to 33)	19.6 (9.7 to 33)	19.6 (9.7 to 33)	19.6 (9.7 to 33)	19.6 (9.7 to 33)	19.6 (9.7 to 33)	1,080
Diarrheal diseases	7.4 (3.2 to 15.5)	19.1 (6.6 to 46.7)	101 (57.6 to 322)	227 (116 to 402)	62.4 (29.3 to 94.9)	64.2 (40.4 to 96.1)	61.6 (33.9 to 103)	19.3 (9.8 to 29.7)	46.5 (19.2 to 78.5)	34.1 (16.7 to 52.9)	19.6 (8.6 to 32.4)	19.6 (8.6 to 32.4)	19.6 (8.6 to 32.4)	19.6 (8.6 to 32.4)	19.6 (8.6 to 32.4)	19.6 (8.6 to 32.4)	19.6 (8.6 to 32.4)	19.6 (8.6 to 32.4)	19.6 (8.6 to 32.4)	19.6 (8.6 to 32.4)	19.6 (8.6 to 32.4)	19.6 (8.6 to 32.4)	1,010
Typhoid and paratyphoid	0 (0 to 0)	0 (0 to 0)	0 (0 to 0)	0.1 (0 to 0.4)	0.1 (0 to 0.3)	0.1 (0 to 0.2)	0.1 (0 to 0.2)	0.1 (0 to 0.2)	0.1 (0 to 0.2)	0.1 (0 to 0.2)	0.1 (0 to 0.2)	0.1 (0 to 0.2)	0.1 (0 to 0.2)	0.1 (0 to 0.2)	0.1 (0 to 0.2)	0.1 (0 to 0.2)	0.1 (0 to 0.2)	0.1 (0 to 0.2)	0.1 (0 to 0.2)	0.1 (0 to 0.2)	0.1 (0 to 0.2)	0.1 (0 to 0.2)	0.3
Typhoid fever	0 (0 to 0)	0 (0 to 0)	0 (0 to 0)	0.1 (0 to 0.3)	0.1 (0 to 0.2)	0.1 (0 to 0.2)	0.1 (0 to 0.2)	0.1 (0 to 0.2)	0.1 (0 to 0.2)	0.1 (0 to 0.2)	0.1 (0 to 0.2)	0.1 (0 to 0.2)	0.1 (0 to 0.2)	0.1 (0 to 0.2)	0.1 (0 to 0.2)	0.1 (0 to 0.2)	0.1 (0 to 0.2)	0.1 (0 to 0.2)	0.1 (0 to 0.2)	0.1 (0 to 0.2)	0.1 (0 to 0.2)	0.1 (0 to 0.2)	0.3
Paratyphoid fever	0 (0 to 0)	0 (0 to 0)	0 (0 to 0)	0 (0 to 0)	0 (0 to 0)	0 (0 to 0)	0 (0 to 0)	0 (0 to 0)	0 (0 to 0)	0 (0 to 0)	0 (0 to 0)	0 (0 to 0)	0 (0 to 0)	0 (0 to 0)	0 (0 to 0)	0 (0 to 0)	0 (0 to 0)	0 (0 to 0)	0 (0 to 0)	0 (0 to 0)	0 (0 to 0)	0 (0 to 0)	0 (0 to 0)	0
Invasive Non-typhoidal Salmonella (iNTS)	0 (0 to 0)	0 (0 to 0)	0.3 (0 to 1.3)	4.7 (2.2 to 8.7)	2.5 (1.1 to 4.6)	1.4 (0.6 to 2.8)	0.7 (0.3 to 1.4)	0.4 (0.2 to 1)	0.5 (0.2 to 1)	0.4 (0.1 to 0.9)	0.2 (0 to 0.5)	0.2 (0 to 0.5)	0.2 (0 to 0.5)	0.2 (0 to 0.5)	0.2 (0 to 0.5)	0.2 (0 to 0.5)	0.2 (0 to 0.5)	0.2 (0 to 0.5)	0.2 (0 to 0.5)	0.2 (0 to 0.5)	0.2 (0 to 0.5)	0.2 (0 to 0.5)	15.8
Other intestinal infectious diseases	0 (0 to 0)	0 (0 to 0)	0.4 (0 to 1.5)	0.2 (0 to 0.6)	0.1 (0 to 0.3)	0.1 (0 to 0.4)	0.1 (0 to 0.3)	0.1 (0 to 0.3)	0.1 (0 to 0.3)	0.1 (0 to 0.3)	0.1 (0 to 0.3)	0.1 (0 to 0.3)	0.1 (0 to 0.3)	0.1 (0 to 0.3)	0.1 (0 to 0.3)	0.1 (0 to 0.3)	0.1 (0 to 0.3)	0.1 (0 to 0.3)	0.1 (0 to 0.3)	0.1 (0 to 0.3)	0.1 (0 to 0.3)	0.1 (0 to 0.3)	1.4
Neglected tropical diseases and malaria	0 (0 to 0.3)	4 (1.6 to 8.3)	19.7 (5.4 to 46.4)	23.7 (7.9 to 50.6)	20.3 (6.9 to 35.9)	17 (7.2 to 29.1)	17.1 (6.9 to 30.9)	16.1 (7.9 to 28)	11.3 (5.5 to 22.9)	9.4 (4.4 to 17.7)	9.4 (5.1 to 14.5)	9.4 (5.1 to 14.5)	5.7 (2.2 to 9.4)	5.7 (2.2 to 9.4)	5.7 (2.2 to 9.4)	5.7 (2.2 to 9.4)	5.7 (2.2 to 9.4)	5.7 (2.2 to 9.4)	5.7 (2.2 to 9.4)	5.7 (2.2 to 9.4)	5.7 (2.2 to 9.4)	5.7 (2.2 to 9.4)	184
Malaria	0 (0 to 0)	0 (0 to 0)	0 (0 to 0)	0 (0 to 0)	0 (0 to 0)	0 (0 to 0)	0 (0 to 0)	0 (0 to 0)	0 (0 to 0)	0 (0 to 0)	0 (0 to 0)	0 (0 to 0)	0 (0 to 0)	0 (0 to 0)	0 (0 to 0)	0 (0 to 0)	0 (0 to 0)	0 (0 to 0)	0 (0 to 0)	0 (0 to 0)	0 (0 to 0)	0 (0 to 0)	0 (0 to 0)	0
Chagas disease	0 (0 to 0)	0 (0 to 0)	0 (0 to 0)	0 (0 to 0)	0 (0 to 0)	0 (0 to 0)	0 (0 to 0)	0 (0 to 0)	0 (0 to 0)	0 (0 to 0)	0 (0 to 0)	0 (0 to 0)	0 (0 to 0)	0 (0 to 0)	0 (0 to 0)	0 (0 to 0)	0 (0 to 0)	0 (0 to 0)	0 (0 to 0)	0 (0 to 0)	0 (0 to 0)	0 (0 to 0)	0 (0 to 0)	0
Leishmaniasis	0 (0 to 0)	0 (0 to 0)	0 (0 to 0)	0 (0 to 0)	0 (0 to 0)	0 (0 to 0)	0 (0 to 0)	0 (0 to 0)	0 (0 to 0)	0 (0 to 0)	0 (0 to 0)	0 (0 to 0)	0 (0 to 0)	0 (0 to 0)	0 (0 to 0)	0 (0 to 0)	0 (0 to 0)	0 (0 to 0)	0 (0 to 0)	0 (0 to 0)	0 (0 to 0)	0 (0 to 0)	0 (0 to 0)	0
Visceral leishmaniasis	0 (0 to 0)	0 (0 to 0)	0 (0 to 0)	0 (0 to 0)	0 (0 to 0)	0 (0 to 0)	0 (0 to 0)	0 (0 to 0)	0 (0 to 0)	0 (0 to 0)	0 (0 to 0)	0 (0 to 0)	0 (0 to 0)	0 (0 to 0)	0 (0 to 0)	0 (0 to 0)	0 (0 to 0)	0 (0 to 0)	0 (0 to 0)	0 (0 to 0)	0 (0 to 0)	0 (0 to 0)	0 (0 to 0)	0
Cutaneous and mucocutaneous leishmaniasis	0 (0 to 0)	0 (0 to 0)	0 (0 to 0)	0 (0 to 0)	0 (0 to 0)	0 (0 to 0)	0 (0 to 0)	0 (0 to 0)	0 (0 to 0)	0 (0 to 0)	0 (0 to 0)	0 (0 to 0)	0 (0 to 0)	0 (0 to 0)	0 (0 to 0)	0 (0 to 0)	0 (0 to 0)	0 (0 to 0)	0 (0 to 0)	0 (0 to 0)	0 (0 to 0)	0 (0 to 0)	0 (0 to 0)	0
African trypanosomiasis	0 (0 to 0)	0 (0 to 0)	0 (0 to 0)	0 (0 to 0)	0 (0 to 0)	0 (0 to 0)	0 (0 to 0)	0 (0 to 0)	0 (0 to 0)	0 (0 to 0)	0 (0 to 0)	0 (0 to 0)	0 (0 to 0)	0 (0 to 0)	0 (0 to 0)	0 (0 to 0)	0 (0 to 0)	0 (0 to 0)	0 (0 to 0)	0 (0 to 0)	0 (0 to 0)	0 (0 to 0)	0 (0 to 0)	0
Schistosomiasis	0 (0 to 0)	0 (0 to 0)	0 (0 to 0)	0 (0 to 0)	0 (0 to 0)	0 (0 to 0)	0 (0 to 0)	0 (0 to 0)	0 (0 to 0)	0 (0 to 0)	0 (0 to 0)	0 (0 to 0)	0 (0 to 0)	0 (0 to 0)	0 (0 to 0)	0 (0 to 0)	0 (0 to 0)	0 (0 to 0)	0 (0 to 0)	0 (0 to 0)	0 (0 to 0)	0 (0 to 0)	0 (0 to 0)	0
Cysticercosis	0 (0 to 0)	0 (0 to 0)	0 (0 to 0)	0 (0 to 0)	0 (0 to 0)	0 (0 to 0)	0 (0 to 0)	0.4 (0 to 1.4)	0.4 (0 to 1.4)	0.4 (0 to 1.4)	0.2 (0 to 0.5)	0.2 (0 to 0.5)	0.2 (0 to 0.5)	0.2 (0 to 0.5)	0.2 (0 to 0.5)	0.2 (0 to 0.5)	0.2 (0 to 0.5)	0.2 (0 to 0.5)	0.2 (0 to 0.5)	0.2 (0 to 0.5)	0.2 (0 to 0.5)	0.2 (0 to 0.5)	6.5
Cystic echinococcosis	0 (0 to 0)	0 (0 to 0)	0 (0 to 0)	0 (0 to 0)	0 (0 to 0)	0 (0 to 0)	0 (0 to 0)	0 (0 to 0)	0 (0 to 0)	0 (0 to 0)	0 (0 to 0)	0 (0 to 0)	0 (0 to 0)	0 (0 to 0)	0 (0 to 0)	0 (0 to 0)	0 (0 to 0)	0 (0 to 0)	0 (0 to 0)	0 (0 to 0)	0 (0 to 0)	0 (0 to 0)	0 (0 to 0)	0.3
Lymphatic filariasis	0 (0 to 0)	0 (0 to 0)	0 (0 to 0)	0 (0 to 0)	0.4 (0 to 1.4)	0.4 (0 to 1.4)	0.4 (0 to 1.4)	0.3 (0 to 0.5)	0.3 (0 to 0.5)	0.3 (0 to 0.5)	0.3 (0 to 0.5)	0.3 (0 to 0.5)	0.3 (0 to 0.5)	0.3 (0 to 0.5)	0.3 (0 to 0.5)	0.3 (0 to 0.5)	0.3 (0 to 0.5)	0.3 (0 to 0.5)	0.3 (0 to 0.5)	0.3 (0 to 0.5)	0.3 (0 to 0.5)	0.3 (0 to 0.5)	36.9
Onchocerciasis	0 (0 to 0)	0 (0 to 0)	0 (0 to 0)	0 (0 to 0)	0 (0 to 0)	0 (0 to 0)	0 (0 to 0)	0 (0 to 0)	0 (0 to 0)	0 (0 to 0)	0 (0 to 0)	0 (0 to 0)	0 (0 to 0)	0 (0 to 0)	0 (0 to 0)	0 (0 to 0)	0 (0 to 0)	0 (0 to 0)	0 (0 to 0)	0 (0 to 0)	0 (0 to 0)	0 (0 to 0)	0 (0 to 0)	0
Trachoma	0 (0 to 0)	0 (0 to 0)	0 (0 to 0)	0 (0 to 0)	0 (0 to 0)	0 (0 to 0)	0 (0 to 0)	0 (0 to 0)	0 (0 to 0)	0 (0 to 0)	0 (0 to 0)	0 (0 to 0)	0 (0 to 0)	0 (0 to 0)	0 (0 to 0)	0 (0 to 0)	0 (0 to 0)	0 (0 to 0)	0 (0 to 0)	0 (0 to 0)	0 (0 to 0)	0 (0 to 0)	0 (0 to 0)	0.6
Dengue	0 (0 to 0)	0 (0 to 0)	0.3 (0.1 to 0.8)	0.9 (0.2 to 2.3)	0.5 (0.3 to 0.8)	0.2 (0 to 0.3)	0.2 (0 to 0.3)	0.2 (0 to 0.4)	0.3 (0 to 0.6)	0.4 (0.2 to 0.9)	0.2 (0 to 0.5)	0.2 (0 to 0.5)	0.2 (0 to 0.5)	0.2 (0 to 0.5)	0.2 (0 to 0.5)	0.2 (0 to 0.5)	0.2 (0 to 0.5)	0.2 (0 to 0.5)	0.2 (0 to 0.5)	0.2 (0 to 0.5)	0.2 (0 to 0.5)	0.2 (0 to 0.5)	22.2
Yellow fever	0 (0 to 0)	0 (0 to 0)	0 (0 to 0)	0 (0 to 0)	0 (0 to 0)	0 (0 to 0)	0 (0 to 0)	0 (0 to 0)	0 (0 to 0)	0 (0 to 0)	0 (0 to 0)	0 (0 to 0)	0 (0 to 0)	0 (0 to 0)	0 (0 to 0)	0 (0 to 0)	0 (0 to 0)	0 (0 to 0)	0 (0 to 0)	0 (0 to 0)	0 (0 to 0)	0 (0 to 0)	0 (0 to 0)	0
Rabies	0 (0 to 0)	0 (0 to 0)	0 (0 to 0)	0 (0 to 0)	0 (0 to 0)	0 (0 to 0)	0 (0 to 0)	0 (0 to 0)	0 (0 to 0)	0 (0 to 0)	0 (0 to 0)	0 (0 to 0)	0 (0 to 0)	0 (0 to 0)	0 (0 to 0)	0 (0 to 0)	0 (0 to 0)	0 (0 to 0)	0 (0 to 0)	0 (0 to 0)	0 (0 to 0)	0 (0 to 0)	0 (0 to 0)	0.3
Intestinal nematode infections	0 (0 to 0)	0 (0 to 0)	0.2 (0 to 1.5)	3.5 (1.4 to 6.9)	4.1 (1.7 to 7.9)	2.7 (0.9 to 5.6)	2.7 (0.9 to 5.6)	1.9 (0.7 to 4)	1.9 (0.7 to 4)	1.9 (0.7 to 4)	1.9 (0.7 to 4)	1.9 (0.7 to 4)	1.9 (0.7 to 4)	1.9 (0.7 to 4)	1.9 (0.7 to 4)	1.9 (0.7 to 4)	1.9 (0.7 to 4)	1.9 (0.7 to 4)	1.9 (0.7 to 4)	1.9 (0.7 to 4)	1.9 (0.7 to 4)	1.9 (0.7 to 4)	22.9
Ascariasis	0 (0 to 0)	0 (0 to 0)	0 (0 to 0.2)	0 (0 to 0.8)	0 (0 to 0.7)	0 (0 to 0.5)	0 (0 to 0.2)	0 (0 to 0.4)	0 (0 to 0.3)	0 (0 to 0.1)	0 (0 to 0.1)	0 (0 to 0.1)	0 (0 to 0.1)	0 (0 to 0.1)	0 (0 to 0.2)	0 (0 to 0.2)	0 (0 to 0.2)	0 (0 to 0.2)	0 (0 to 0.2)	0 (0 to 0.2)	0 (0 to 0.2)	0 (0 to 0.2)	0 (0 to 0.2)	1.7
Trichuriasis	0 (0 to 0)	0 (0 to 0)	0 (0 to 0.2)	1.3 (0.5 to 3.1)	1.6 (0.6 to 3.8)	1 (0.4 to 2.6)	1 (0.2 to 3.6)	0.7 (0.2 to 2.1)	0.7 (0.2 to 2.1)	0.7 (0.2 to 2.1)	0.7 (0.2 to 2.1)	0.7 (0.2 to 2.1)	0.7 (0.2 to 2.1)	0.7 (0.2 to 2.1)	0.7

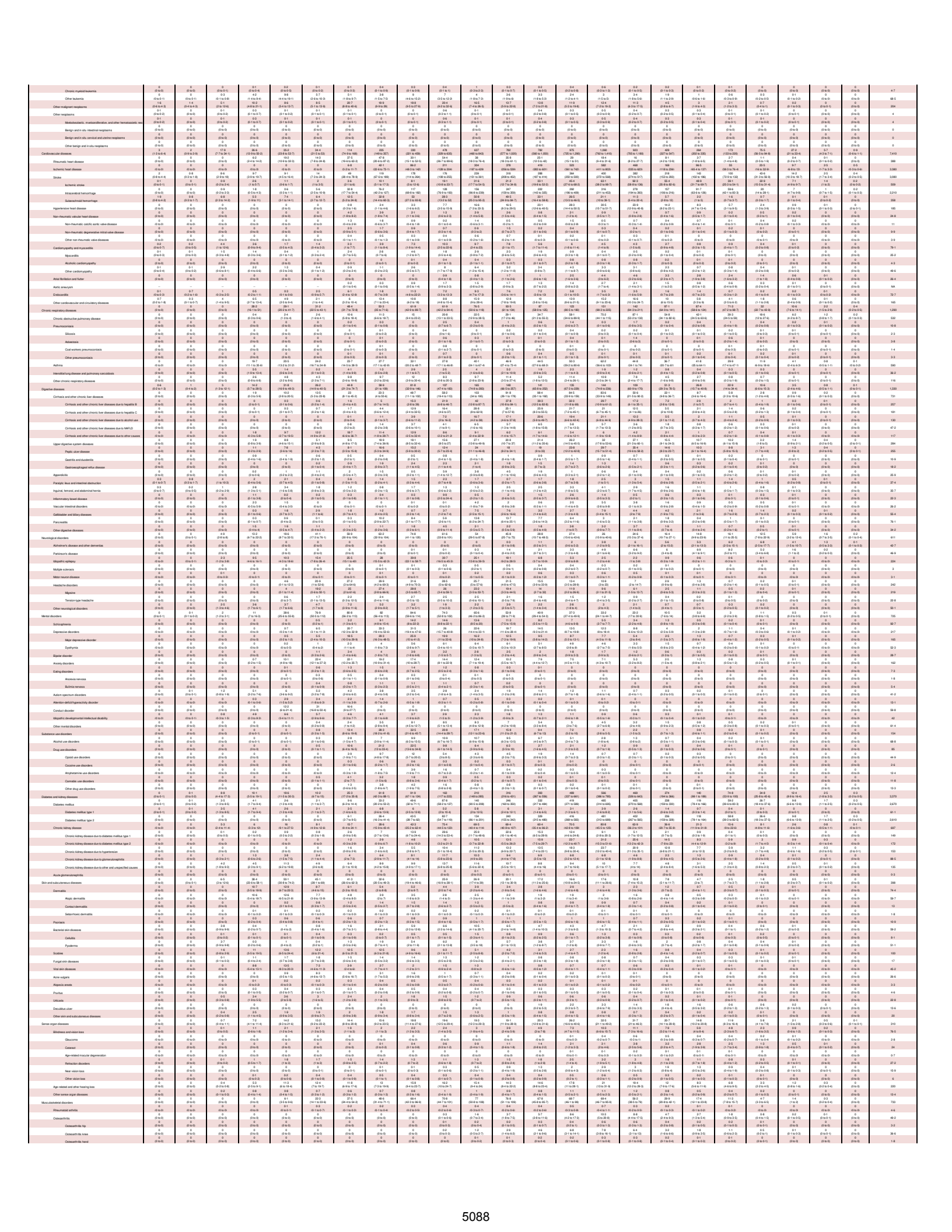

5088

Osteoarthritis other	0 (0 to 0)	0 (0 to 0)	0 (0 to 0)	0 (0 to 0)	0 (0 to 0)	0 (0 to 0)	0 (0 to 0)	0 (0 to 0)	0 (0 to 0)	0 (0 to 0)	0 (0 to 1)	0.2 (0 to 0.4)	0.4 (0 to 1)	0.7 (0.3 to 1.6)	1.1 (0.5 to 2.5)	1.6 (0.7 to 3.4)	1.0 (0.7 to 2)	0.9 (0.4 to 1.8)	0.6 (0.3 to 1.1)	0.4 (0.2 to 0.8)	0.2 (0.1 to 0.4)	0.1 (0 to 0.1)	0 (0 to 0)	0 (0 to 0)	0 (0 to 0)	7-74
Low back pain	0 (0 to 0)	0 (0 to 0)	0 (0 to 0)	0 (0 to 0)	4.4 (2 to 7.7)	29.4 (16.6 to 39.5)	32.6 (16.6 to 42.1)	39.9 (19.2 to 53.1)	38.9 (22.8 to 50.7)	38 (21.7 to 53.9)	40.7 (24 to 62)	39.5 (23 to 62.2)	33.1 (20.5 to 50.7)	29.1 (19.5 to 51.2)	22.6 (20.3 to 48.2)	26.4 (16.9 to 39.2)	26 (5.5 to 52.9)	23.2 (3.7 to 54)	20.4 (1.7 to 51.4)	17.5 (0.5 to 53.2)	14.7 (0.1 to 53.2)	12.2 (0.1 to 53.2)	0 (0 to 0)	0 (0 to 0)	0 (0 to 0)	397
Neck pain	0 (0 to 0)	0 (0 to 0)	0 (0 to 0)	0.5 (0 to 1.1)	2.4 (1.1 to 4.6)	4.5 (2 to 9.5)	6.9 (3.2 to 13.4)	9.4 (4.7 to 17.8)	10.6 (5.2 to 21.3)	14.5 (7 to 27.4)	16.6 (8.1 to 29.4)	16.8 (8.7 to 29.4)	16.4 (8.4 to 29.4)	12.6 (6.4 to 24.4)	12.4 (6.1 to 23.4)	11.9 (5.4 to 21.4)	9.2 (4.6 to 19)	4.7 (2 to 7.8)	2.6 (1.4 to 4.4)	1.5 (0.8 to 2.8)	0.5 (0.3 to 1.1)	0.2 (0.1 to 0.3)	0 (0 to 0)	0 (0 to 0)	0 (0 to 0)	130
Gout	0 (0 to 0)	0 (0 to 0)	0 (0 to 0)	0 (0 to 0)	0 (0 to 0)	0 (0 to 0)	0 (0 to 0)	0 (0 to 0.2)	0.1 (0 to 0.3)	0.2 (0 to 1.1)	0.4 (0 to 1.5)	0.6 (0 to 2.1)	0.7 (0 to 2.6)	0.8 (0 to 2.4)	0.9 (0 to 2.3)	1.1 (0 to 2.9)	0.8 (0 to 2.6)	0.6 (0 to 2.1)	0.4 (0 to 1.5)	0.2 (0 to 0.9)	0.1 (0 to 0.3)	0 (0 to 0.1)	0 (0 to 0)	0 (0 to 0)	0 (0 to 0)	13.1
Other musculoskeletal disorders	0 (0 to 0)	0 (0 to 0)	0 (0 to 0)	1.2 (0.3 to 1.9)	1.3 (0.4 to 2.3)	5.8 (2.3 to 9.2)	8.4 (4.7 to 12.6)	10.4 (5.4 to 24.6)	15.9 (5.4 to 32.6)	19.8 (10 to 37.7)	16.2 (9.4 to 32.6)	15.3 (9.9 to 34.3)	13.5 (7.1 to 30.3)	13.2 (6.2 to 30.6)	12.5 (7.1 to 29.2)	12.5 (7.3 to 19.4)	6.7 (3.7 to 15.4)	4.8 (2.5 to 7.6)	2.6 (1.5 to 4.3)	1.4 (0.8 to 2.2)	0.6 (0.3 to 0.9)	0.2 (0 to 0.3)	0 (0 to 0)	0 (0 to 0)	0 (0 to 0)	139
Other non-communicable diseases	174 (54.5 to 321)	66.2 (27.5 to 112)	210 (73.1 to 365)	104 (48.6 to 177)	61.8 (36.1 to 96.2)	43.4 (23.3 to 59.5)	46.9 (28.3 to 59.6)	39 (20.2 to 59.2)	47 (20.3 to 67.2)	47 (20.8 to 69.7)	40 (27.9 to 59.7)	44 (30.5 to 66.7)	47.2 (31.1 to 66.9)	29.2 (21.1 to 39.6)	41.6 (24.4 to 56)	35.4 (25.9 to 46.4)	29.2 (14.5 to 56.7)	15.1 (10.9 to 20.1)	11.6 (8.2 to 15.6)	5.8 (4.8 to 7.8)	1.7 (1.2 to 2.3)	0.4 (0.3 to 0.5)	0 (0 to 0.1)	1,100
Congenital birth defects	172 (52.9 to 320)	61.9 (24.9 to 108)	176 (53.3 to 340)	86 (34.9 to 167)	43.4 (18.7 to 90.3)	31.2 (14.6 to 57.1)	22.8 (12.3 to 37.1)	20.6 (9.4 to 39.9)	21.1 (8.1 to 37.4)	13.2 (4.5 to 31.7)	10 (2.5 to 19.1)	6.7 (1.5 to 15.7)	3.5 (1.5 to 10.7)	3.6 (1.6 to 7.1)	4.9 (2.4 to 7.4)	4.6 (1.6 to 7.4)	1.6 (1.2 to 2.9)	0.5 (0.2 to 0.8)	0.2 (0.1 to 0.4)	0.1 (0 to 0.2)	0 (0 to 0)	0 (0 to 0)	0 (0 to 0)	0 (0 to 0)	0 (0 to 0)	677
Neural tube defects	25.3 (3.6 to 69.4)	3.4 (0.7 to 9.7)	22.2 (3.6 to 68.3)	5 (0.6 to 22.6)	0.6 (0.1 to 2.4)	0.5 (0.2 to 1.5)	0.4 (0.2 to 0.8)	0.2 (0.1 to 0.3)	0.2 (0.1 to 0.4)	0.1 (0 to 0.2)	0.1 (0 to 0.3)	0.1 (0 to 0.2)	0.1 (0 to 0.3)	0.1 (0 to 0.1)	0.1 (0 to 0.1)	0 (0 to 0)	0 (0 to 0)	0 (0 to 0)	0 (0 to 0)	0 (0 to 0)	0 (0 to 0)	0 (0 to 0)	0 (0 to 0)	0 (0 to 0)	0 (0 to 0)	0 (0 to 0)	59.1
Congenital heart anomalies	59.7 (16.5 to 128)	31.1 (12.7 to 57)	93.9 (35.1 to 191)	39.9 (15 to 79.7)	15.7 (6 to 33.7)	7.1 (3.1 to 14)	14 (4.5 to 29.9)	12.5 (4.3 to 25.7)	9.4 (3.4 to 17.4)	4.5 (1.6 to 9.9)	2 (0.4 to 4.2)	0.9 (0.2 to 2.3)	1.1 (0.5 to 2.2)	2.3 (1 to 4.5)	2.6 (1.2 to 4.2)	2.4 (1.2 to 4.3)	0.1 (0 to 0.1)	0 (0 to 0)	0 (0 to 0)	0 (0 to 0)	0 (0 to 0)	0 (0 to 0)	0 (0 to 0)	0 (0 to 0)	0 (0 to 0)	304
Orofacial clefts	0.3 (0 to 0.9)	0.1 (0 to 0.3)	0.1 (0 to 0.5)	0.2 (0 to 0.9)	0.2 (0 to 0.6)	0.1 (0 to 0.2)	0.1 (0 to 0.2)	0.1 (0 to 0.1)	0.1 (0 to 0.1)	0.1 (0 to 0.1)	0.1 (0 to 0.1)	0.1 (0 to 0.1)	0.1 (0 to 0.1)	0 (0 to 0.1)	0 (0 to 0.1)	0 (0 to 0.1)	0 (0 to 0.1)	0 (0 to 0.1)	0 (0 to 0)	0 (0 to 0)	0 (0 to 0)	0 (0 to 0)	0 (0 to 0)	0 (0 to 0)	0 (0 to 0)	0 (0 to 0)	1-4
Down syndrome	1.8 (0.4 to 4.9)	1 (0.3 to 2.5)	3.3 (0.8 to 9.5)	2.2 (0.4 to 6.4)	0.5 (0.2 to 1)	0.5 (0.1 to 1.3)	1.2 (0.4 to 2.8)	0.2 (0.1 to 0.5)	0.2 (0.1 to 0.4)	0.2 (0 to 0.5)	0.2 (0 to 0.6)	0.2 (0 to 0.6)	0.1 (0 to 0.2)	0.1 (0 to 0.2)	0.1 (0 to 0.1)	0.1 (0 to 0.2)	0.2 (0 to 0.5)	0.1 (0 to 0.3)	0 (0 to 0)	0 (0 to 0)	0 (0 to 0)	0 (0 to 0)	0 (0 to 0)	0 (0 to 0)	0 (0 to 0)	0 (0 to 0)	12-3
Turner syndrome	0 (0 to 0)	0 (0 to 0)	0 (0 to 0)	0 (0 to 0)	0 (0 to 0)	0 (0 to 0)	0 (0 to 0)	0 (0 to 0)	0 (0 to 0)	0 (0 to 0)	0 (0 to 0)	0 (0 to 0)	0 (0 to 0)	0 (0 to 0)	0 (0 to 0)	0 (0 to 0)	0 (0 to 0)	0 (0 to 0)	0 (0 to 0)	0 (0 to 0)	0 (0 to 0)	0 (0 to 0)	0 (0 to 0)	0 (0 to 0)	0 (0 to 0)	0 (0 to 0)	0
Klinefelter syndrome	0 (0 to 0)	0 (0 to 0)	0 (0 to 0)	0 (0 to 0)	0 (0 to 0)	0 (0 to 0)	0 (0 to 0)	0 (0 to 0)	0 (0 to 0)	0 (0 to 0)	0 (0 to 0)	0 (0 to 0)	0 (0 to 0)	0 (0 to 0)	0 (0 to 0)	0 (0 to 0)	0 (0 to 0)	0 (0 to 0)	0 (0 to 0)	0 (0 to 0)	0 (0 to 0)	0 (0 to 0)	0 (0 to 0)	0 (0 to 0)	0 (0 to 0)	0 (0 to 0)	0
Other chromosomal abnormalities	4.2 (1 to 9.9)	2.6 (0.7 to 6.5)	4 (1.2 to 11.3)	1.3 (0.4 to 3.7)	0.6 (0.3 to 1.3)	0.7 (0.3 to 1.5)	0.7 (0.3 to 1.5)	0.5 (0.2 to 0.4)	0.4 (0.1 to 0.9)	0.1 (0 to 0.3)	0.1 (0 to 0.1)	0.1 (0 to 0.1)	0.1 (0 to 0.1)	0.2 (0 to 0.6)	0.2 (0 to 0.6)	0.2 (0 to 0.6)	0.2 (0 to 0.6)	0.1 (0 to 0.3)	0.1 (0 to 0.3)	0 (0 to 0)	0 (0 to 0)	0 (0 to 0)	0 (0 to 0)	0 (0 to 0)	0 (0 to 0)	0 (0 to 0)	14-8
Congenital musculoskeletal and limb anomalies	2.8 (0.4 to 5.5)	1.6 (0.4 to 3.2)	6.9 (2.2 to 9.8)	4.6 (0.9 to 7.5)	4.1 (1.7 to 7.3)	2.5 (1.4 to 4.1)	1.4 (0.6 to 2.2)	0.8 (0.2 to 1.9)	1 (0.3 to 1.5)	0.8 (0.1 to 1.3)	0.8 (0.3 to 1.5)	0.6 (0.1 to 1.3)	0.5 (0.2 to 1.1)	0.2 (0.1 to 0.4)	0.2 (0.1 to 0.4)	0.1 (0.1 to 0.3)	0.1 (0.1 to 0.2)	0.1 (0 to 0.2)	0 (0 to 0)	0 (0 to 0)	0 (0 to 0)	0 (0 to 0)	0 (0 to 0)	0 (0 to 0)	0 (0 to 0)	0 (0 to 0)	35.4
Urogenital congenital anomalies	4.5 (1.3 to 11.5)	2.2 (0.7 to 4.8)	6.8 (2.3 to 21)	0.8 (0.4 to 1.5)	0.5 (0.2 to 0.9)	0.4 (0.2 to 0.7)	0.3 (0.2 to 0.4)	0.2 (0.1 to 0.3)	0.2 (0.1 to 0.4)	0.1 (0.1 to 0.2)	0.1 (0.1 to 0.1)	0.1 (0.1 to 0.1)	0.1 (0.1 to 0.1)	0.1 (0.1 to 0.1)	0.1 (0.1 to 0.1)	0 (0 to 0)	0 (0 to 0)	0 (0 to 0)	0 (0 to 0)	0 (0 to 0)	0 (0 to 0)	0 (0 to 0)	0 (0 to 0)	0 (0 to 0)	0 (0 to 0)	0 (0 to 0)	10-8
Digestive congenital anomalies	22.2 (3.4 to 58.9)	10.2 (1.7 to 19.9)	29.7 (3.6 to 84.2)	5.1 (0.7 to 16.1)	2.1 (0.2 to 6.4)	1.1 (0.1 to 3.6)	0.9 (0.1 to 2.6)	0.5 (0.1 to 1.4)	0.3 (0.1 to 0.8)	0.2 (0 to 0.6)	0.2 (0 to 0.6)	0.2 (0 to 0.5)	0.1 (0 to 0.4)	0 (0 to 0)	0 (0 to 0)	0 (0 to 0)	0 (0 to 0)	0 (0 to 0)	0 (0 to 0)	0 (0 to 0)	0 (0 to 0)	0 (0 to 0)	0 (0 to 0)	0 (0 to 0)	0 (0 to 0)	0 (0 to 0)	49-8
Other congenital birth defects	514.7 (113.5 to 1,027)	122.3 (29.6 to 286.4)	369.7 (66.9 to 877)	143.1 (43.2 to 352.3)	43.2 (16.2 to 94.4)	43.3 (16.8 to 89.6)	43.3 (16.8 to 89.6)	32.5 (12.3 to 71)	30.1 (11.2 to 68.9)	19.2 (5.4 to 47.1)	15.2 (4.6 to 34.6)	12.2 (3.9 to 29.6)	11.4 (3.4 to 29.6)	9.6 (1.4 to 24.9)	9.6 (0.9 to 24.6)	9.6 (0.9 to 24.6)	3.7 (0.3 to 12)	3.7 (0.3 to 12)	3.1 (0.1 to 9.6)	3.1 (0.1 to 9.6)	0 (0 to 0)	0 (0 to 0)	0 (0 to 0)	0 (0 to 0)	0 (0 to 0)	188
Urinary diseases and male infertility	5.3 (0.1 to 0.4)	0.4 (0 to 0.8)	2.9 (1 to 6.6)	0.7 (0.3 to 1.7)	0.5 (0.2 to 0.4)	0.7 (0.3 to 1.8)	4.3 (2 to 8.7)	4.2 (1.6 to 7)	8.7 (4.6 to 14.6)	6.4 (2.6 to 12.1)	4.1 (2.5 to 7.4)	3.2 (1.6 to 5.7)	5.3 (2.9 to 8.7)	3.4 (1.6 to 6.2)	4.6 (3.5 to 9.8)	4.6 (3.5 to 9.8)	3.4 (1.6 to 6.2)	2.6 (1.6 to 4.4)	2.6 (1.6 to 4.4)	2.1 (1.2 to 3.2)	0.9 (0.5 to 1.2)	0.2 (0.1 to 0.3)	0.2 (0.1 to 0.3)	0.2 (0.1 to 0.3)	0.2 (0.1 to 0.3)	115
Urolithiasis	0 (0 to 0)	0 (0 to 0)	0 (0 to 0)	0 (0 to 0)	0 (0 to 0.1)	0 (0 to 0.1)	0 (0 to 0.1)	0 (0 to 0.1)	0 (0 to 0.1)	0 (0 to 0.2)	0 (0 to 0.2)	0 (0 to 0.2)	0 (0 to 0.2)	0 (0 to 0.2)	0 (0 to 0.2)	0 (0 to 0.2)	0 (0 to 0.2)	0 (0 to 0.1)	0 (0 to 0.1)	0 (0 to 0.1)	0 (0 to 0.1)	0 (0 to 0.1)	0 (0 to 0.1)	0 (0 to 0)	0 (0 to 0)	0 (0 to 0)	3-9
Benign prostatic hyperplasia	0 (0 to 0)	0 (0 to 0)	0 (0 to 0)	0 (0 to 0)	0 (0 to 0)	0 (0 to 0)	0 (0 to 0)	0 (0 to 0)	0 (0 to 0)	0 (0 to 0)	0 (0 to 0)	0 (0 to 0)	0 (0 to 0)	0 (0 to 0)	0 (0 to 0)	0 (0 to 0)	0 (0 to 0)	0 (0 to 0)	0 (0 to 0)	0 (0 to 0)	0 (0 to 0)	0 (0 to 0)	0 (0 to 0)	0 (0 to 0)	0 (0 to 0)	0 (0 to 0)	16
Male infertility	0 (0 to 0)	0 (0 to 0)	0 (0 to 0)	0 (0 to 0)	0 (0 to 0)	0 (0 to 0)	0 (0 to 0)	0 (0 to 0.2)	0 (0 to 0.2)	0 (0 to 0.2)	0 (0 to 0.2)	0 (0 to 0.2)	0 (0 to 0.2)	0 (0 to 0.2)	0 (0 to 0.2)	0 (0 to 0.2)	0 (0 to 0.2)	0 (0 to 0.2)	0 (0 to 0.2)	0 (0 to 0.2)	0 (0 to 0.2)	0 (0 to 0.2)	0 (0 to 0.2)	0 (0 to 0)	0 (0 to 0)	0 (0 to 0)	4-9
Other urinary diseases	0.1 (0 to 0.2)	0.1 (0 to 0.4)	0.1 (0 to 0.5)	0.2 (0 to 0.7)	0.2 (0 to 0.5)	0.2 (0 to 0.5)	0.4 (0 to 1)	0.4 (0.2 to 1.4)	0.8 (0.2 to 1.6)	0.6 (0.1 to 1.5)	0.4 (0.1 to 0.7)	0.3 (0 to 0.6)	0.3 (0 to 0.6)	0.2 (0 to 0.4)	0.2 (0 to 0.4)	0.2 (0 to 0.4)	0.3 (0 to 0.7)	0.4 (0.1 to 1.1)	0.4 (0.1 to 1.2)	0.3 (0 to 0.8)	0.3 (0 to 0.6)	0.2 (0 to 0.5)	0.1 (0 to 0.2)	0 (0 to 0)	0 (0 to 0)	0 (0 to 0)	19-4
Gynecological diseases	0 (0 to 0)	0 (0 to 0)	0 (0 to 0)	0 (0 to 0)	0 (0 to 0)	0 (0 to 0)	0 (0 to 0)	0 (0 to 0)	0 (0 to 0)	0 (0 to 0)	0 (0 to 0)	0 (0 to 0)	0 (0 to 0)	0 (0 to 0)	0 (0 to 0)	0 (0 to 0)	0 (0 to 0)	0 (0 to 0)	0 (0 to 0)	0 (0 to 0)	0 (0 to 0)	0 (0 to 0)	0 (0 to 0)	0 (0 to 0)	0 (0 to 0)	0 (0 to 0)	0
Uterine fibroids	0 (0 to 0)	0 (0 to 0)	0 (0 to 0)	0 (0 to 0)	0 (0 to 0)	0 (0 to 0)	0 (0 to 0)	0 (0 to 0)	0 (0 to 0)	0 (0 to 0)	0 (0 to 0)	0 (0 to 0)	0 (0 to 0)	0 (0 to 0)	0 (0 to 0)	0 (0 to 0)	0 (0 to 0)	0 (0 to 0)	0 (0 to 0)	0 (0 to 0)	0 (0 to 0)	0 (0 to 0)	0 (0 to 0)	0 (0 to 0)	0 (0 to 0)	0 (0 to 0)	0
Polycystic ovarian syndrome	..	..	..	..	..	..	..	..	..	..	..	..	..	..	..	..	..	..	..	..	..	..	..	..	..	..	NA
Female infertility	..	..	..	..	..	..	..	..	..	..	..	..	..	..	..	..	..	..	..	..	..	..	..	..	..	..	NA
Endometriosis	..	..	..	..	..	..	..	..	..	..	..	..	..	..	..	..	..	..	..	..	..	..	..	..	..	..	NA
Genital prolapse	0 (0 to 0)	0 (0 to 0)	0 (0 to 0)	0 (0 to 0)	0 (0 to 0)	0 (0 to 0)	0 (0 to 0)	0 (0 to 0)	0 (0 to 0)	0 (0 to 0)	0 (0 to 0)	0 (0 to 0)	0 (0 to 0)	0 (0 to 0)	0 (0 to 0)	0 (0 to 0)	0 (0 to 0)	0 (0 to 0)	0 (0 to 0)	0 (0 to 0)	0 (0 to 0)	0 (0 to 0)	0 (0 to 0)	0 (0 to 0)	0 (0 to 0)	0 (0 to 0)	0
Premenstrual syndrome	..	..	..	..	..	..	..	..	..	..	..	..	..	..	..	..	..	..	..	..	..	..	..	..	..	..	NA
Other gynecological diseases	0 (0 to 0)	0 (0 to 0)	0 (0 to 0)	0 (0 to 0)	0 (0 to 0)	0 (0 to 0)	0 (0 to 0)	0 (0 to 0)	0 (0 to 0)	0 (0 to 0)	0 (0 to 0)	0 (0 to 0)	0 (0 to 0)	0 (0 to 0)	0 (0 to 0)	0 (0 to 0)	0 (0 to 0)	0 (0 to 0)	0 (0 to 0)	0 (0 to 0)	0 (0 to 0)	0 (0 to 0)	0 (0 to 0)	0 (0 to 0)	0 (0 to 0)	0 (0 to 0)	0
Hemoglobinopathies and hemolytic anemias	0 (0 to 0.1)	0.2 (0.1 to 0.3)	1.8 (1 to 2.8)	0.2 (0 to 0.4)	0.9 (0.2 to 0.7)	2.7 (1.5 to 4.5)	4.4 (2.7 to 7.2)	2.9 (1.7 to 4.6)	3.5 (2 to 5.7)	4.7 (2.3 to 8.6)	4.1 (2.2 to 8.6)	2.8 (1.4 to 4.7)	3 (1.4 to 4.6)	1.7 (1 to 3)	1.6 (0.9 to 2.7)	2.1 (1.2 to 3.3)	1.3 (0.7 to 2.1)	0.6 (0.4 to 1.1)	0.4 (0.2 to 0.7)	0.4 (0.1 to 0.6)	0.2 (0 to 0.4)	0.1 (0 to 0.1)	0 (0 to 0)	0 (0 to 0)	0 (0 to 0)	45
Thalassemias	0 (0 to 0)	0 (0 to 0.1)	0.7 (0.4 to 1.4)	1.2 (0.4 to 2.4)	1.4 (0.4 to 1.5)	0.8 (0.3 to 2.3)	0.9 (0.4 to 1.9)	0.4 (0 to 0.9)	0.1 (0 to 0.1)	0 (0 to 0)	0 (0 to 0)	0 (0 to 0)	0 (0 to 0)	0 (0 to 0)	0 (0 to 0)	0 (0 to 0)	0 (0 to 0)	0 (0 to 0)	0 (0 to 0)	0 (0 to 0)	0 (0 to 0)	0 (0 to 0)	0 (0 to 0)	0 (0 to 0)	0 (0 to 0)	0 (0 to 0)	5-4
Thalassemias trait	0 (0 to 0)	0.1 (0 to 0.2)	0.4 (0.2 to 0.7)	1.7 (0.4 to 2.9)	1.8 (0.6 to 3.2)	0.7 (0.2 to 1.5)	0.3 (0 to 0.7)	0.3 (0 to 0.6)	0.1 (0 to 0.4)	0.1 (0 to 0.3)	0.1 (0 to 0.2)	0.1 (0 to 0.2)	0.1 (0 to 0.2)	0.2 (0 to 0.4)	0.1 (0 to 0.2)	0.2 (0 to 0.4)	0.1 (0 to 0.2)	0.1 (0 to 0.2)	0.1 (0 to 0.2)	0.1 (0 to 0.2)	0.1 (0 to 0.2)	0.1 (0 to 0.2)	0.1 (0 to 0.1)	0 (0 to 0)	0 (0 to 0)	0 (0 to 0)	7-6
Sickle cell disorders	0 (0 to 0)	0 (0 to 0)	0 (0 to 0)	0 (0 to 0)	0 (0 to 0)	0 (0 to 0)	0 (0 to 0)	0 (0 to 0)	0 (0 to 0)	0 (0 to 0)	0 (0 to 0)	0 (0 to 0)	0 (0 to 0)	0 (0 to 0)	0 (0 to 0)	0 (0 to 0)	0 (0 to 0)	0 (0 to 0)	0 (0 to 0)	0 (0 to 0)	0 (0 to 0)	0 (0 to 0)	0 (0 to 0)	0 (0 to 0)	0 (0 to 0)	0 (0 to 0)	0
Sickle cell trait	0 (0 to 0)	0 (0 to 0)	0 (0 to 0)	0 (0 to 0)	0.1 (0 to 0.1)	0 (0 to 0)	0 (0 to 0)	0 (0 to 0)	0 (0 to 0)	0 (0 to 0)	0 (0 to 0)	0 (0 to 0)	0 (0 to 0)	0 (0 to 0)	0 (0 to 0)	0 (0 to 0)	0 (0 to 0)	0 (0 to 0)	0 (0 to 0)	0 (0 to 0)	0 (0 to 0)	0 (0 to 0)	0 (0 to 0)	0 (0 to 0)	0 (0 to 0)	0 (0 to 0)	0-2
G6PD deficiency	0 (0 to 0)	0 (0 to 0)	0.1 (0 to 0.1)	0.2 (0 to 0.9)	0.4 (0.2 to 0.9)	1.6 (1 to 2.6)	1.2 (0.6 to 2.1)	1.4 (0.6 to 2.5)	2.3 (1.2 to 4.2)	1.2 (0.4 to 2.3)	1.2 (0.7 to 2.1)	1.3 (0.7 to 2.1)	0.5 (0.3 to 0.9)	0.5 (0.3 to 0.9)	0.6 (0.3 to 1)	0.4 (0.2 to 0.6)	0.1 (0 to 0.2)	0.1 (0 to 0.2)	0.1 (0 to 0.2)	0.1 (0 to 0.2)	0 (0 to 0.1)	0 (0 to 0.1)	0 (0 to 0)	0 (0 to 0)	0 (0 to 0)	12-3
G6PD trait	0 (0 to 0)	0 (0 to 0)	0 (0 to 0)	0 (0 to 0)	0 (0 to 0)	0 (0 to 0)	0 (0 to 0)	0 (0 to 0)	0 (0 to 0)	0 (0 to 0)	0 (0 to 0)	0 (0 to 0)	0 (0 to 0)	0 (0 to 0)	0 (0 to 0)	0 (0 to 0)	0 (0 to 0)	0 (0 to 0)	0 (0 to 0)	0 (0 to 0)	0 (0 to 0)	0 (0 to 0)	0 (0 to 0)	0 (0 to 0)	0 (0 to 0)	0 (0 to 0)	0
Other hemoglobinopathies and hemolytic anemias	0.3 (0 to 1)	0.6 (0 to 1)	2.1 (0.6 to 4.4)	2.2 (0.8 to 4.4)	0.9 (0.2 to 1.7)	1.3 (0.5 to 2.6)	1.3 (0.5 to 2.4)	1.6 (0.6 to 3.3)	1.4 (0.4 to 2.9)	1.3 (0.3 to 2.4)	1.4 (0.7 to 2.5)	1.3 (0.3 to 2.6)	1 (0.4 to 2)	0.9 (0.3 to 1.6)	1.2 (0.4 to 2.1)	0.8 (0.4 to 1.4)	0.4 (0.2 to 0.8)	0.3 (0.2 to 0.5)	0.3 (0.2 to 0.5)	0.2 (0 to 0.3)	0.1 (0 to 0.2)	0.1 (0 to 0.1)	0 (0 to 0)	0 (0 to 0)	0 (0 to 0)	19-3
Endocrine, metabolic, blood, and immune disorders	0.9 (0.4 to 1.7)	1.1 (0.5 to 2.1)	0.7 (0.3 to 1.2)	0.5 (0.3 to 0.9)	0.9 (0.3 to 1.7)	4.2 (2.7 to 6.2)	4.6 (2.1 to 6.8)	5.7 (3.1 to 9.2)	7.5 (4.1 to 12.2)	11.5 (6.6 to 18)	14.6 (8.1 to 22.6)	14.6 (7.9 to 24.6)	11.1 (6.6 to 17.7)	9.8 (4.9 to 16.8)	10.1 (4.1 to 17.7)	7.5 (3.2 to 13.4)	3.7 (1.3 to 7.3)	1.2 (0.3 to 2.9)	0.4 (0.1 to 1.1)	0.2 (0 to 0.6)	0.1 (0 to 0.2)	0 (0 to 0)	0 (0 to 0)	0 (0 to 0)	0 (0 to 0)	133
Oral disorders	0 (0 to 0)	0.5 (0.1 to 1.1)	0.7 (0.2 to 1.7)	4.7 (1.5 to 9.2)	4.6 (2.5 to 8)	2.8 (2.5 to 3.6)	5.6 (3.1 to 9.2)	6.2 (3.2 to 10.1)	6.2 (3.3 to 9.8)	6.2 (3.4 to 9.8)	5.6 (3.4 to 9.2)	5.5 (3.2 to 8.7)	6.9 (4.1 to 10.7)	6.1 (3.4 to 9.6)	9.1 (4.2 to 14.8)	10.4 (4.6 to 16.4)	7.3 (4.2 to 11.2)	5.1 (2.7 to 7.4)	3.7 (2.2 to 5.3)	1.6 (1 to 2.2)	0.5 (0.3 to 0.7)	0.1 (0 to 0.2)	0 (0 to 0)	0 (0 to 0)	0 (0 to 0)	97.5
Caries of deciduous teeth	0 (0 to 0)	0 (0 to 0)	0 (0 to 0)	0 (0 to 0.2)	0.5 (0.3 to 0.7)	0.1 (0 to 0.1)	0 (0 to 0)	0 (0 to 0)	0 (0 to 0)	0 (0 to 0)	0 (0 to 0)	0 (0 to 0)	0 (0 to 0)	0 (0 to 0)	0 (0 to 0)	0 (0 to 0)	0 (0 to 0)	0 (0 to 0)	0 (0 to 0)	0 (0 to 0)	0 (0 to 0)	0 (0 to 0)	0 (0 to 0)	0 (0 to 0)	0 (0 to 0)	0 (0 to 0)	2-5
Caries of permanent teeth	0 (0 to 0)	0 (0 to 0)	0 (0 to 0)	0 (0 to 0)	2.1 (1.5 to 3.2)	2.1 (0.6 to 4.7)	2.1 (0.9 to 4.5)	1.6 (0.5 to 4.2)	1.6 (0.6 to 4.2)	1.6 (0.7 to 3.4)	1.5 (0.6 to 3.1)	1.2 (0.5 to 2.5)	0.8 (0.4 to 1.6)	0.6 (0.3 to 1.7)	0.8 (0.2 to 1.2)	0.8 (0.2 to 1.2)	0.5 (0.1 to 0.8)	0.4 (0.1 to 0.7)	0.3 (0.1 to 0.6)	0.2 (0 to 0.4)	0.1 (0 to 0.2)	0 (0 to 0)	0 (0 to 0)	0 (0 to 0)	0 (0 to 0)	18-3
Periodontal diseases	0 (0 to 0)	0 (0 to 0)	0 (0 to 0)	0 (0 to 0)	0 (0 to 0)	0 (0 to 0)	0 (0 to 0)	0 (0 to 0)	0 (0 to 0)	0 (0 to 0)	0 (0 to 0)	0 (0 to 0)	0 (0 to 0)	0 (0 to 0)	0 (0 to 0)	0 (0 to 0)	0 (0 to 0)	0 (0 to 0)	0 (0 to 0)	0 (0 to 0)	0 (0 to 0)	0 (0 to 0)	0 (0 to 0)	0 (0 to 0)	0 (0 to 0)	0 (0 to 0)	5-6
Other oral disorders	0 (0 to 0)	0 (0 to 0)	0 (0 to 0)	0.3 (0 to 3.5)	1.2 (1 to 1.5)	1.6 (1 to 3.1)	2.1 (1 to 4.3)	2.7 (1 to 4.3)	2.3 (1 to 4.9)	2.6 (1.7 to 4.4)	2.3 (1 to 3.6)	2 (1 to 2.9)	1.5 (0 to 2.3)	1.4 (0 to 2.3)	1.3 (0 to 2.1)	0.8 (0 to 1.4)	0.4 (0 to 0.7)	0.3 (0 to 0.5)	0.2 (0 to 0.3)	0.1 (0 to 0.2)	0 (0 to 0.1)	0 (0 to 0)	0 (0 to 0)	0 (0 to 0)	0 (0 to 0)	27-1
Sudden infant death syndrome	..	29.9 (9.9 to 6.8)	..	..	..	..	..	..	..	..	..	..	..	..	..	..	..	..	..	..	..	..	..	..	..	..	NA
Injuries	0.2 (2.7 to 9.8)	2.6 (0.6 to 4.6)	18.8 (10.1 to 35.2)	85.1 (52.3 to 137)	117 (79.4 to 146)	367 (88.8 to 148)	695 (301 to 492)	645 (545 to 865)	601 (476 to 737)	481 (357 to 578)	284 (268 to 511)	228 (171 to 321)	150 (108 to 294)	97.9 (70.6 to 133)	93.2 (64.4 to 122)	61.8 (45.1 to 80.3)	29.4 (20.4 to 38.7)	16.3 (11.1 to 21.4)	9.4 (6.4 to 12.4)	4.8 (3.1 to 6.1)	1.3 (1 to 1.7)	0.3 (0.3 to 0.5)	0 (0 to 0)	0 (0 to 0)	0 (0 to 0)	3,580
Transport injuries	0.4 (0.1 to 1)	0.3 (0.1 to 0.7)	2 (1 to 5.7)	27.9 (13.1 to 52.7)	40.8 (28.3 to 70)	91.1 (20 to 46.4)	204 (51 to 126)	196 (126 to 280)	204 (132 to 290)	134 (88.1 to 193)	106 (64.6 to 154)	68.4 (38.9 to 95.7)	49.7 (31.8 to 74.7)	30.6 (22.1 to 53.7)	29.

SR Table 2a: Sao Tome and Principe DALYS by cause and age group for males with 95% uncertainty intervals, 2019

Cause	Early Neonatal	Late Neonatal	Post Neonatal	1 to 4	5 to 9	10 to 14	15 to 19	20 to 24	25 to 29	30 to 34	35 to 39	40 to 44	45 to 49	50 to 54	55 to 59	60 to 64	65 to 69	70 to 74	75 to 79	80 to 84	85 to 89	90 to 94	95 plus	Total
All causes	2,100 (1,510 to 2,650)	1,660 (542 to 1,930)	1,290 (1,050 to 2,030)	1,040 (1,040 to 2,020)	1,000 (991 to 1,380)	1,000 (699 to 1,370)	1,000 (1,020 to 1,800)	1,000 (1,270 to 1,750)	1,000 (1,270 to 1,750)	1,000 (1,080 to 1,910)	1,000 (1,080 to 1,920)	1,000 (1,120 to 1,740)	1,000 (1,160 to 1,600)	1,000 (1,160 to 1,560)	1,000 (1,160 to 1,560)	1,000 (1,160 to 1,560)	1,000 (1,450 to 1,940)	1,000 (1,260 to 1,540)	1,000 (1,260 to 1,540)	1,000 (1,260 to 1,540)	1,000 (940 to 1,540)	1,000 (760 to 803)	29,100
Communicable, maternal, neonatal, and nutritional diseases	1,000 (1,000 to 1,070)	1,000 (398 to 827)	1,000 (764 to 1,540)	1,000 (600 to 1,200)	1,000 (599 to 837)	1,000 (599 to 656)	1,000 (660 to 815)	1,000 (2024 to 2,550)	1,000 (1,000 to 1,510)	1,000 (1,000 to 1,510)	1,000 (1,000 to 1,520)	1,000 (1,000 to 1,510)	1,000 (1,000 to 1,510)	1,000 (1,000 to 1,510)	1,000 (1,000 to 1,510)	1,000 (1,000 to 1,510)	1,000 (1,000 to 1,510)	1,000 (1,000 to 1,510)	1,000 (1,000 to 1,510)	1,000 (1,000 to 1,510)	1,000 (1,000 to 1,510)	1,000 (1,000 to 1,510)	5,570
HIV/AIDS and sexually transmitted infections	69.6 (21 to 139)	29.2 (6.5 to 66)	43.8 (12.9 to 104)	0.2 (0.1 to 0.3)	0.2 (0.1 to 0.3)	0.5 (0.2 to 1.2)	1 (0.5 to 2.6)	1.9 (1.1 to 2.8)	2 (1.1 to 3.1)	3.9 (2.4 to 5.6)	3.9 (2.3 to 5.7)	3.8 (2.2 to 4.8)	3.5 (1.9 to 4.5)	2.6 (1.5 to 3.5)	1.8 (1.1 to 2.5)	1.4 (0.9 to 1.9)	0.7 (0.4 to 1)	0.5 (0.3 to 0.7)	0.2 (0.1 to 0.3)	0.1 (0.1 to 0.2)	0 (0 to 0)	0 (0 to 0)	171
HIV/AIDS	0 (0 to 0)	0 (0 to 0)	0.2 (0 to 2.8)	0.7 (0 to 2.8)	0.3 (0 to 1.5)	0.2 (0 to 0.6)	0.2 (0 to 0.6)	0.4 (0.1 to 1.2)	0.6 (0.2 to 1.5)	2.8 (1.4 to 4.3)	2.9 (1.5 to 4.5)	2.6 (1.4 to 4)	2.4 (1.2 to 3.6)	1.4 (0.9 to 2.1)	1.1 (0.7 to 1.6)	0.8 (0.5 to 1.2)	0.4 (0.2 to 0.6)	0.2 (0.1 to 0.3)	0.1 (0.1 to 0.2)	0 (0 to 0)	0 (0 to 0)	0 (0 to 0)	17.8
HIV/AIDS - Drug-susceptible Tuberculosis	0 (0 to 0)	0 (0 to 0)	0.1 (0 to 1.2)	0.3 (0 to 1.2)	0.2 (0 to 0.4)	0.1 (0 to 0.4)	0.1 (0 to 0.4)	0.2 (0.2 to 0.4)	0.4 (0.1 to 1.1)	1 (0.4 to 1.8)	1.6 (0.8 to 2.5)	1.7 (0.9 to 2.4)	1.7 (0.9 to 2.4)	1.2 (0.7 to 1.8)	0.9 (0.5 to 1.4)	0.5 (0.3 to 0.7)	0.3 (0.1 to 0.5)	0.1 (0.1 to 0.2)	0.1 (0.1 to 0.2)	0 (0 to 0)	0 (0 to 0)	0 (0 to 0)	10.5
HIV/AIDS - Multidrug-resistant Tuberculosis without extensive dr...	0 (0 to 0)	0 (0 to 0)	0 (0 to 0)	0 (0 to 0)	0 (0 to 0)	0 (0 to 0)	0 (0 to 0)	0 (0 to 0)	0 (0 to 0)	0 (0 to 0)	0 (0 to 0)	0 (0 to 0)	0 (0 to 0)	0 (0 to 0)	0 (0 to 0)	0 (0 to 0)	0 (0 to 0)	0 (0 to 0)	0 (0 to 0)	0 (0 to 0)	0 (0 to 0)	0 (0 to 0)	0 (0 to 0)	0.7
HIV/AIDS - Extensively drug-resistant Tuberculosis	0 (0 to 0)	0 (0 to 0)	0 (0 to 0)	0 (0 to 0)	0 (0 to 0)	0 (0 to 0)	0 (0 to 0)	0 (0 to 0)	0 (0 to 0)	0 (0 to 0)	0 (0 to 0)	0 (0 to 0)	0 (0 to 0)	0 (0 to 0)	0 (0 to 0)	0 (0 to 0)	0 (0 to 0)	0 (0 to 0)	0 (0 to 0)	0 (0 to 0)	0 (0 to 0)	0 (0 to 0)	0 (0 to 0)	0
HIV/AIDS resulting in other diseases	0 (0 to 0)	0 (0 to 0)	0.1 (0 to 0.4)	0.4 (0 to 1.5)	0.2 (0 to 0.6)	0.1 (0 to 0.3)	0.2 (0 to 0.5)	0.3 (0.1 to 0.6)	0.8 (0.3 to 1.3)	1.1 (0.4 to 1.9)	1.1 (0.4 to 1.9)	1 (0.4 to 1.6)	0.9 (0.4 to 1.4)	0.7 (0.3 to 1.1)	0.6 (0.2 to 0.9)	0.4 (0.2 to 0.7)	0.2 (0.1 to 0.3)	0.1 (0.1 to 0.2)	0.1 (0.1 to 0.2)	0 (0 to 0)	0 (0 to 0)	0 (0 to 0)	6.5
Sexually transmitted infections excluding HIV	69.6 (21 to 139)	29.2 (6.5 to 66)	43.7 (12.8 to 104)	1.6 (0.4 to 3.1)	0.7 (0.2 to 1.5)	0.3 (0.2 to 1.2)	0.8 (0.2 to 2.5)	1.5 (0.5 to 3.1)	1.1 (0.5 to 2.1)	1.1 (0.5 to 2.1)	1.1 (0.5 to 2.1)	0.9 (0.4 to 1.8)	0.7 (0.3 to 1.4)	0.6 (0.2 to 1.1)	0.4 (0.2 to 0.9)	0.3 (0.1 to 0.6)	0.2 (0.1 to 0.4)	0.1 (0.1 to 0.3)	0.1 (0.1 to 0.2)	0 (0 to 0)	0 (0 to 0)	0 (0 to 0)	153
Syphilis	69.6 (21 to 139)	29.2 (6.5 to 66)	43.7 (12.8 to 104)	1.6 (0.4 to 3.1)	0.7 (0.2 to 1.5)	0.1 (0.1 to 0.2)	0.1 (0.1 to 0.2)	0.1 (0.1 to 0.2)	0.1 (0.1 to 0.2)	0.1 (0.1 to 0.2)	0.1 (0.1 to 0.2)	0.1 (0.1 to 0.2)	0.1 (0.1 to 0.2)	0.1 (0.1 to 0.2)	0.1 (0.1 to 0.2)	0.1 (0.1 to 0.2)	0.1 (0.1 to 0.2)	0.1 (0.1 to 0.2)	0.1 (0.1 to 0.2)	0.1 (0.1 to 0.2)	0 (0 to 0)	0 (0 to 0)	146
Chlamydial infection	0 (0 to 0)	0 (0 to 0)	0 (0 to 0)	0 (0 to 0)	0 (0 to 0)	0 (0 to 0)	0 (0 to 0)	0 (0 to 0)	0 (0 to 0)	0 (0 to 0)	0 (0 to 0)	0 (0 to 0)	0 (0 to 0)	0 (0 to 0)	0 (0 to 0)	0 (0 to 0)	0 (0 to 0)	0 (0 to 0)	0 (0 to 0)	0 (0 to 0)	0 (0 to 0)	0 (0 to 0)	0 (0 to 0)	0.9
Gonococcal infection	0 (0 to 0)	0 (0 to 0)	0 (0 to 0)	0 (0 to 0)	0 (0 to 0)	0 (0 to 0)	0 (0 to 0)	0.2 (0 to 0.6)	0.2 (0 to 0.6)	0.2 (0 to 0.6)	0.1 (0 to 0.4)	0.1 (0 to 0.3)	0.1 (0 to 0.3)	0.1 (0 to 0.3)	0.1 (0 to 0.3)	0.1 (0 to 0.3)	0 (0 to 0)	0 (0 to 0)	0 (0 to 0)	0 (0 to 0)	0 (0 to 0)	0 (0 to 0)	0 (0 to 0)	1.2
Trichomoniasis	0 (0 to 0)	0 (0 to 0)	0 (0 to 0)	0 (0 to 0)	0 (0 to 0)	0 (0 to 0)	0 (0 to 0)	0 (0 to 0)	0 (0 to 0)	0 (0 to 0)	0 (0 to 0)	0 (0 to 0)	0 (0 to 0)	0 (0 to 0)	0 (0 to 0)	0 (0 to 0)	0 (0 to 0)	0 (0 to 0)	0 (0 to 0)	0 (0 to 0)	0 (0 to 0)	0 (0 to 0)	0 (0 to 0)	0.3
Genital herpes	0 (0 to 0)	0 (0 to 0)	0 (0 to 0)	0 (0 to 0)	0 (0 to 0)	0 (0 to 0)	0 (0 to 0)	0.2 (0 to 0.6)	0.2 (0 to 0.6)	0.2 (0 to 0.6)	0.1 (0 to 0.4)	0.1 (0 to 0.3)	0.1 (0 to 0.3)	0.1 (0 to 0.3)	0.1 (0 to 0.3)	0.1 (0 to 0.3)	0 (0 to 0)	0 (0 to 0)	0 (0 to 0)	0 (0 to 0)	0 (0 to 0)	0 (0 to 0)	0 (0 to 0)	2.6
Other sexually transmitted infections	0 (0 to 0)	0 (0 to 0)	0 (0 to 0)	0 (0 to 0)	0 (0 to 0)	0 (0 to 0)	0 (0 to 0)	0 (0 to 0)	0 (0 to 0)	0 (0 to 0)	0 (0 to 0)	0 (0 to 0)	0 (0 to 0)	0 (0 to 0)	0 (0 to 0)	0 (0 to 0)	0 (0 to 0)	0 (0 to 0)	0 (0 to 0)	0 (0 to 0)	0 (0 to 0)	0 (0 to 0)	0 (0 to 0)	1.6
Respiratory infections and tuberculosis	79.9 (55.4 to 185)	165 (101 to 559)	266 (48.5 to 294)	133 (48.5 to 294)	52.6 (37.5 to 73.7)	29.8 (20.7 to 142)	19.7 (20.7 to 142)	16.1 (8.5 to 168)	16.1 (8.5 to 168)	16.1 (7.6 to 163)	16.1 (7.6 to 163)	16.1 (7.6 to 163)	16.1 (7.6 to 163)	16.1 (7.6 to 163)	16.1 (7.6 to 163)	16.1 (7.6 to 163)	16.1 (7.6 to 163)	16.1 (7.6 to 163)	16.1 (7.6 to 163)	16.1 (7.6 to 163)	16.1 (7.6 to 163)	16.1 (7.6 to 163)	2,580
Tuberculosis	0 (0 to 0)	0 (0 to 0)	7.9 (4.9 to 14)	3.6 (1.9 to 7.4)	3.7 (2.2 to 5.9)	17.2 (9.9 to 28.6)	17.2 (9.9 to 28.6)	15.1 (9.1 to 23.8)	15.1 (9.1 to 23.8)	40.2 (22.8 to 65.5)	40.2 (22.8 to 65.5)	40.2 (24.1 to 64.9)	40.2 (24.1 to 64.9)	40.2 (27.7 to 77.1)	47.1 (27.7 to 77.1)	49.1 (30.5 to 75.4)	49.1 (29.5 to 73.2)	32 (19.2 to 45.9)	25.7 (16.6 to 39.2)	16.2 (9.2 to 22.2)	14.4 (6.4 to 15.4)	10.2 (3.3 to 7.7)	460
Latent tuberculosis infection	0 (0 to 0)	0 (0 to 0)	0 (0 to 0)	0 (0 to 0)	0 (0 to 0)	0 (0 to 0)	0 (0 to 0)	0 (0 to 0)	0 (0 to 0)	0 (0 to 0)	0 (0 to 0)	0 (0 to 0)	0 (0 to 0)	0 (0 to 0)	0 (0 to 0)	0 (0 to 0)	0 (0 to 0)	0 (0 to 0)	0 (0 to 0)	0 (0 to 0)	0 (0 to 0)	0 (0 to 0)	0 (0 to 0)	0
Drug-susceptible tuberculosis	0 (0 to 0)	0 (0 to 0)	7.9 (4.9 to 13.1)	3.6 (1.9 to 7.4)	3.7 (2.2 to 5.9)	17.2 (9.9 to 28.3)	17.2 (9.9 to 28.3)	15.1 (9.1 to 23.7)	15.1 (9.1 to 23.7)	40.2 (22.8 to 65.5)	40.2 (22.8 to 65.5)	40.2 (24.1 to 64.9)	40.2 (24.1 to 64.9)	40.2 (27.7 to 77.1)	47.1 (27.7 to 77.1)	49.1 (30.5 to 75.4)	49.1 (29.5 to 73.2)	32 (19.2 to 45.9)	25.7 (16.6 to 39.2)	16.2 (9.2 to 22.2)	14.4 (6.4 to 15.4)	10.2 (3.3 to 7.7)	460
Multidrug-resistant tuberculosis without extensive drug-resistance	0 (0 to 0)	0 (0 to 0)	0 (0 to 1.2)	0 (0 to 1.4)	0 (0 to 0.6)	0 (0 to 0.6)	0 (0 to 0.6)	0 (0 to 1.4)	0 (0 to 2.2)	0 (0 to 2.7)	0 (0 to 2.7)	0 (0 to 3.1)	0 (0 to 3.1)	0 (0 to 3.1)	0 (0 to 3.1)	0 (0 to 3.1)	0 (0 to 3.1)	0 (0 to 3.1)	0 (0 to 3.1)	0 (0 to 3.1)	0 (0 to 3.1)	0 (0 to 3.1)	0 (0 to 3.1)	0
Extensively drug-resistant tuberculosis	0 (0 to 0)	0 (0 to 0)	0 (0 to 0)	0 (0 to 0)	0 (0 to 0)	0 (0 to 0)	0 (0 to 0)	0 (0 to 0)	0 (0 to 0)	0 (0 to 0)	0 (0 to 0)	0 (0 to 0)	0 (0 to 0)	0 (0 to 0)	0 (0 to 0)	0 (0 to 0)	0 (0 to 0)	0 (0 to 0)	0 (0 to 0)	0 (0 to 0)	0 (0 to 0)	0 (0 to 0)	0 (0 to 0)	0.5
Lower respiratory infections	79.9 (55.4 to 149)	96.7 (44.9 to 185)	266 (141 to 526)	114 (43.9 to 211)	52 (33.2 to 84.2)	12.6 (9.9 to 55.7)	2.5 (2.5 to 73)	0.3 (0 to 84.5)	0.3 (0 to 167)	0.3 (0 to 117)	0.3 (0 to 117)	0.3 (0 to 117)	0.3 (0 to 117)	0.3 (0 to 117)	0.3 (0 to 117)	0.3 (0 to 117)	0.3 (0 to 117)	0.3 (0 to 117)	0.3 (0 to 117)	0.3 (0 to 117)	0.3 (0 to 117)	0.3 (0 to 117)	1,980
Upper respiratory infections	0 (0 to 0.1)	2.1 (1.1 to 3.2)	7 (3.6 to 11.3)	5.2 (4.2 to 14.4)	9.2 (5.5 to 15.4)	5.2 (4.3 to 14.2)	5.2 (4.3 to 14.2)	6.4 (3.5 to 11)	6.4 (3.5 to 11)	4.7 (2.4 to 7.9)	4.7 (2.4 to 7.9)	4.7 (2.5 to 8)	4.7 (2.5 to 8)	3.3 (1.7 to 5.6)	3.3 (1.7 to 5.6)	2.6 (1.4 to 4.4)	2.6 (1.1 to 3.3)	2.6 (1.1 to 3.3)	2.6 (1.1 to 3.3)	2.6 (1.1 to 3.3)	2.6 (1.1 to 3.3)	2.6 (1.1 to 3.3)	67.5
Otitis media	0 (0 to 0)	0.6 (0 to 1)	3 (0 to 5)	2.2 (1.9 to 10)	3.9 (1.9 to 6.5)	4.8 (1.9 to 8.1)	4.8 (1.9 to 8.1)	3.9 (1.9 to 6.5)	3.9 (1.9 to 6.5)	2.7 (1.2 to 4.5)	2.7 (1.2 to 4.5)	2.7 (1.2 to 4.6)	2.7 (1.2 to 4.6)	1.9 (0.8 to 3.2)	1.9 (0.8 to 3.2)	1.5 (0.6 to 2.5)	1.5 (0.6 to 2.1)	1.5 (0.6 to 2.1)	1.5 (0.6 to 2.1)	1.5 (0.6 to 2.1)	1.5 (0.6 to 2.1)	1.5 (0.6 to 2.1)	43.2
Enteric infections	2.3 (0.7 to 7.9)	9.7 (3.5 to 26.9)	94.7 (44.4 to 203)	169 (103 to 359)	106 (62.5 to 159)	57 (35.6 to 88.5)	42 (26.9 to 65.7)	29.1 (19.5 to 49.3)	29 (17.5 to 41.1)	27.3 (17.5 to 41.1)	27.3 (18.4 to 42.4)	27.4 (17.6 to 44.1)	27.4 (17.6 to 44.1)	29.1 (19.4 to 43)	29.1 (19.4 to 43)	22.1 (14.1 to 34.2)	19.2 (13.4 to 34.5)	15.1 (11 to 29.3)	15.1 (9.3 to 24.6)	9.3 (5.4 to 16.2)	7.1 (3.6 to 12.1)	3.5 (2 to 6.3)	781
Diarrheal diseases	2.3 (0.7 to 7.9)	9.5 (3.4 to 26.4)	92.1 (39.6 to 177)	161 (42.2 to 348)	101 (24.2 to 73.9)	52 (14.4 to 39.3)	36 (9.3 to 29.4)	25.3 (2.1 to 35.4)	25.3 (2.1 to 35.4)	23.6 (2.1 to 35.4)	23.6 (2.1 to 35.4)	23.7 (2.1 to 35.4)	23.7 (2.1 to 35.4)	24.1 (2.1 to 35.4)	24.1 (2.1 to 35.4)	18.1 (2.1 to 35.4)	15.7 (2.1 to 35.4)	12.1 (2.1 to 35.4)	11.4 (2.1 to 35.4)	7.4 (2.1 to 35.4)	5.6 (2.1 to 35.4)	2.7 (2.1 to 35.4)	486
Typhoid and paraphoid	0 (0 to 0)	0 (0 to 0)	0.4 (0.1 to 0.9)	0.4 (0.1 to 0.9)	0.2 (0.1 to 0.5)	0.2 (0.1 to 0.5)	0.2 (0.1 to 0.5)	0.2 (0.1 to 0.5)	0.2 (0.1 to 0.5)	0.2 (0.1 to 0.5)	0.2 (0.1 to 0.5)	0.2 (0.1 to 0.5)	0.2 (0.1 to 0.5)	0.2 (0.1 to 0.5)	0.2 (0.1 to 0.5)	0.2 (0.1 to 0.5)	0.2 (0.1 to 0.5)	0.2 (0.1 to 0.5)	0.2 (0.1 to 0.5)	0.2 (0.1 to 0.5)	0.2 (0.1 to 0.5)	0.2 (0.1 to 0.5)	0.7
Typhoid fever	0 (0 to 0)	0 (0 to 0)	0.4 (0.1 to 0.9)	0.4 (0.1 to 0.9)	0.2 (0.1 to 0.5)	0.2 (0.1 to 0.5)	0.2 (0.1 to 0.5)	0.2 (0.1 to 0.5)	0.2 (0.1 to 0.5)	0.2 (0.1 to 0.5)	0.2 (0.1 to 0.5)	0.2 (0.1 to 0.5)	0.2 (0.1 to 0.5)	0.2 (0.1 to 0.5)	0.2 (0.1 to 0.5)	0.2 (0.1 to 0.5)	0.2 (0.1 to 0.5)	0.2 (0.1 to 0.5)	0.2 (0.1 to 0.5)	0.2 (0.1 to 0.5)	0.2 (0.1 to 0.5)	0.2 (0.1 to 0.5)	0.7
Paratyphoid fever	0 (0 to 0)	0 (0 to 0)	0 (0 to 0)	0 (0 to 0)	0 (0 to 0)	0 (0 to 0)	0 (0 to 0)	0 (0 to 0)	0 (0 to 0)	0 (0 to 0)	0 (0 to 0)	0 (0 to 0)	0 (0 to 0)	0 (0 to 0)	0 (0 to 0)	0 (0 to 0)	0 (0 to 0)	0 (0 to 0)	0 (0 to 0)	0 (0 to 0)	0 (0 to 0)	0 (0 to 0)	0 (0 to 0)	0
Invasive Non-typhoidal Salmonella (iNTS)	0 (0 to 0)	1.2 (0.4 to 2.4)	21 (9.4 to 40)	20.9 (12.2 to 32.2)	2.9 (1.2 to 5.3)	3.1 (1.2 to 6.6)	2.4 (1 to 5)	2.2 (0.8 to 4.6)	2.2 (0.8 to 4.6)	2.5 (1 to 4.7)	2.4 (1 to 4.7)	2.2 (1 to 4.3)	2.1 (1 to 4.3)	2.2 (1 to 4.3)	2.1 (1 to 4.3)	1.8 (0.8 to 3.6)	1.6 (0.6 to 2.4)	1.3 (0.4 to 2.4)	0.9 (0.4 to 1.6)	0.5 (0.2 to 0.9)	0.3 (0.1 to 0.5)	0.1 (0.1 to 0.2)	139
Other intestinal infectious diseases	0 (0 to 0)	0 (0 to 0)	0.4 (0.1 to 1.5)	0.6 (0.1 to 1.5)	0.1 (0 to 0.3)	0.1 (0 to 0.3)	0.1 (0 to 0.3)	0.1 (0 to 0.1)	0.1 (0 to 0.1)	0.1 (0 to 0.1)	0.1 (0 to 0.1)	0.1 (0 to 0.1)	0.1 (0 to 0.1)	0.1 (0 to 0.1)	0.1 (0 to 0.1)	0.1 (0 to 0.1)	0.1 (0 to 0.1)	0.1 (0 to 0.1)	0.1 (0 to 0.1)	0.1 (0 to 0.1)	0.1 (0 to 0.1)	0.1 (0 to 0.1)	1.1
Neglected tropical diseases and malaria	9.3 (2.6 to 22.2)	23.3 (8.4 to 47.1)	315 (120 to 627)	196 (79.7 to 350)	69.5 (38.9 to 118)	40.6 (25.4 to 62.9)	39.1 (25.4 to 58.3)	48.1 (27.6 to 77.7)	34.1 (21.7 to 51.9)	27.9 (18.2 to 41.1)	25.6 (16.6 to 37.6)	25.4 (16.3 to 36.9)	24.2 (15.7 to 35.7)	23.7 (15.4 to 34.7)	23.7 (15.4 to 34.7)	19.2 (11.4 to 27.4)	14.3 (9.3 to 21.8)	11.5 (7.1 to 17.4)	8.6 (5.1 to 13.1)	5.1 (2.8 to 7.6)	1.2 (0.7 to 1.9)	0.4 (0.2 to 0.6)	966
Malaria	0 (0 to 0)	11.8 (3.1 to 21.9)	291 (77 to 584)	194 (56.5 to 353)	9.3 (4.5 to 15.4)	8.1 (4.6 to 11.9)	20.3 (10.8 to 31.6)	29.4 (14.8 to 51.5)	11.8 (5.7 to 23)	9 (4.6 to 14.9)	7.9 (3.8 to 13.7)	7.8 (3.8 to 13.7)	6.9 (3.4 to 12.1)	5.4 (2.6 to 10.1)	5.4 (2.6 to 10.1)	3.8 (1.9 to 6.4)	3.2 (1.5 to 7.4)	2.8 (1.5 to 5.3)	1.9 (1 to 3.2)	1 (0.5 to 2.3)	0.4 (0.1 to 0.8)	0.1 (0 to 0.2)	514
Chagas disease	0 (0 to 0)	0 (0 to 0)	0 (0 to 0)	0 (0 to 0)	0 (0 to 0)	0 (0 to 0)	0 (0 to 0)	0 (0 to 0)	0 (0 to 0)	0 (0 to 0)	0 (0 to 0)	0 (0 to 0)	0 (0 to 0)	0 (0 to 0)	0 (0 to 0)	0 (0 to 0)	0 (0 to 0)	0 (0 to 0)	0 (0 to 0)	0 (0 to 0)	0 (0 to 0)	0 (0 to 0)	0 (0 to 0)	0
Leishmaniasis	0 (0 to 0)	0 (0 to 0)	0 (0 to 0)	0 (0 to 0)	0 (0 to 0)	0 (0 to 0)	0 (0 to 0)	0 (0 to 0)	0 (0 to 0)	0 (0 to 0)	0 (0 to 0)	0 (0 to 0)	0 (0 to 0)	0 (0 to 0)	0 (0 to 0)	0 (0 to 0)	0 (0 to 0)	0 (0 to 0)	0 (0 to 0)	0 (0 to 0)	0 (0 to 0)	0 (0 to 0)	0 (0 to 0)	0
Visceral leishmaniasis	0 (0 to 0)	0 (0 to 0)	0 (0 to 0)	0 (0 to 0)	0 (0 to 0)	0 (0 to 0)	0 (0 to 0)	0 (0 to 0)	0 (0 to 0)	0 (0 to 0)	0 (0 to 0)	0 (0 to 0)	0 (0 to 0)	0 (0 to 0)	0 (0 to 0)	0 (0 to 0)	0 (0 to 0)	0 (0 to 0)	0 (0 to 0)	0 (0 to 0)	0 (0 to 0)	0 (0 to 0)	0 (0 to 0)	0
Cutaneous and mucocutaneous leishmaniasis	0 (0 to 0)	0 (0 to 0)	0 (0 to 0)	0 (0 to 0)	0 (0 to 0)	0 (0 to 0)	0 (0 to 0)	0 (0 to 0)	0 (0 to 0)	0 (0 to 0)	0 (0 to 0)	0 (0 to 0)	0 (0 to 0)	0 (0 to 0)	0 (0 to 0)	0 (0 to 0)	0 (0 to 0)	0 (0 to 0)	0 (0 to 0)	0 (0 to 0)	0 (0 to 0)	0 (0 to 0)	0 (0 to 0)	0
African trypanosomiasis	0 (0 to 0)	0 (0 to 0)	0 (0 to 0)	0 (0 to 0)	0 (0 to 0)	0 (0 to 0)	0 (0 to 0)	0 (0 to 0)	0 (0 to 0)	0 (0 to 0)	0 (0 to 0)	0 (0 to 0)	0 (0 to 0)	0 (0 to 0)	0 (0 to 0)	0 (0 to 0)	0 (0 to 0)	0 (0 to 0)	0 (0 to 0)	0 (0 to 0)	0 (0 to 0)	0 (0 to 0)	0 (0 to 0)	0
Schistosomiasis	0 (0 to 0)	0 (0 to 0)	0 (0 to 0)	0 (0 to 0)	0 (0 to 0)	0 (0 to 0)	0 (0 to 0)	0 (0 to 0)	0 (0 to 1)	0 (0 to 1)	0 (0 to 1)	0 (0 to 1)	0 (0 to 1)	0 (0 to 1)	0 (0 to 1)	0 (0 to 1)	0 (0 to 1)	0 (0 to 1)	0 (0 to 1)	0 (0 to 1)	0 (0 to 1)	0 (0 to 1)	0 (0 to 1)	2.5
Cysticercosis	0 (0 to 0)	0 (0 to 0)	0 (0 to 0)	0 (0 to 0)	0 (0 to 0)	0 (0 to 0)	0 (0 to 0)	0 (0 to 0)	0 (0 to 0)	0 (0 to 0)	0 (0 to 0)	0 (0 to 0)	0 (0 to 0)	0 (0 to 0)	0 (0 to 0)	0 (0 to 0)	0 (0 to 0)	0 (0 to 0)	0 (0 to 0)	0 (0 to 0)	0 (0 to 0)	0 (0 to 0)	0 (0 to 0)	0
Cystic echinococcosis	0 (0 to 0)	0 (0 to 0)	0 (0 to 0)	0 (0 to 0)	0 (0 to 0)	0 (0 to 0)	0 (0 to 0)	0 (0 to 0)	0 (0 to 0)	0 (0 to 0)	0 (0 to 0)	0 (0 to 0)	0 (0 to 0)	0 (0 to 0)	0 (0 to 0)	0 (0 to 0)	0 (0 to 0)	0 (0 to 0)	0 (0 to 0)	0 (0 to 0)	0 (0 to 0)	0 (0 to 0)	0 (0 to 0)	0.2
Lymphatic filariasis	0 (0 to 0)	0 (0 to 0)	0 (0 to 0)	0 (0 to 0)	0 (0 to 0)	0 (0 to 0)	0 (0 to 0)	0 (0 to 0)	0 (0 to 0)	0 (0 to 0)	0 (0 to 0)	0 (0 to 0)	0 (0 to 0)	0 (0 to 0)	0 (0 to 0)	0 (0 to 0)	0 (0 to 0)	0 (0 to 0)	0 (0 to 0)	0 (0 to 0)	0 (0 to 0)	0 (0 to 0)	0 (0 to 0)	0
Onchocerciasis	0 (0 to 0)	0 (0 to 0)	0 (0 to 0)	0 (0 to 0)	0 (0 to 0)	0 (0 to 0)	0 (0 to 0)	0 (0 to 0)	0 (0 to 0)	0 (0 to 0)	0 (0 to 0)	0 (0 to 0)	0 (0 to 0)	0 (0 to 0)	0 (0 to 0)	0 (0 to 0)	0 (0 to 0)	0 (0 to 0)	0 (0 to 0)	0 (0 to 0)	0 (0 to 0)	0 (0 to 0)	0 (0 to 0)	0
Trachoma	0 (0 to 0)	0 (0 to 0)	0 (0 to 0)	0 (0 to 0)	0 (0 to 0)	0 (0 to 0)	0 (0 to 0)	0 (0 to 0)	0 (0 to 0)	0 (0 to 0)	0 (0 to 0)	0 (0 to 0)	0 (0 to 0)	0 (0 to 0)	0 (0 to 0)	0 (0 to 0)	0 (0 to 0)	0 (0 to 0)	0 (0 to 0)	0 (0 to 0)	0 (0 to 0)	0 (0 to 0)	0 (0 to 0)	0
Dengue	0 (0 to 0)	0 (0 to 0)	0.2 (0 to 0.4)	0.4 (0 to 0.9)	0.2 (0 to 0.5)	0.2 (0 to 0.5)	0.2 (0 to 0.5)	0.6 (0 to 0.9)	0.5 (0 to 1.6)	0.5 (0 to 1.4)	0.5 (0 to 1.2)	0.5 (0 to 1.1)	0.4 (0 to 1.1)	0.3 (0 to 0.8)	0.2 (0 to 0.6)	0.2 (0 to 0.4)	0.1 (0 to 0.3)	0.1 (0 to 0.2)	0.1 (0 to 0.2)	0.1 (0 to 0.1)	0 (0 to 0)	0 (0 to 0)	4.6
Yellow fever	0 (0 to 0)	0 (0 to 0)	0 (0 to 0)	0 (0 to 0)	0 (0 to 0)	0 (0 to 0)	0 (0 to 0)	0 (0 to 0)	0 (0 to 0)	0 (0 to 0)	0 (0 to 0)	0 (0 to 0)	0 (0 to 0)	0 (0 to 0)	0 (0 to 0)	0 (0 to 0)	0 (0 to 0)	0 (0 to 0)	0 (0 to 0)	0 (0 to 0)	0 (0 to 0)	0 (0 to 0)	0 (0 to 0)	26.7
Rabies	0 (0 to 0)	0 (0 to 0)	0 (0 to 0.1)	1.4 (0.2 to 5.2)	2.6 (0.4 to 10.6)	1.1 (0.3 to 7.4)	1.1 (0.3 to 7.4)	1.3 (0.2 to 4)	1.3 (0.2 to 4)	1.2 (0.1 to 3.7)	1.2 (0.1 to 3.7)	1.2 (0.1 to 3.7)	1.2 (0.1 to 3.7)	1.2 (0.1 to 3.7)	1.2 (0.1 to 3.7)	1 (0.2 to 3.2)	0.8 (0.2 to 2.2)	0.5 (0.1 to 1.5)	0.3 (0.1 to 0.8)	0.2 (0.1 to 0.4)	0.1 (0.1 to 0.2)	0 (0 to 0)	11.2
Intestinal nematode infections	0 (0 to 0)	0 (0 to 0)	0 (0 to 0)	0 (0 to 0)	0 (0 to 0)	0 (0 to 0)	0 (0 to 0)	0 (0 to 0)	0 (0 to 0)	0 (0 to 0)	0 (0 to 0)	0 (0 to 0)	0 (0 to 0)	0 (0 to 0)	0 (0 to 0)	0 (0 to 0)	0 (0 to 0)	0 (0 to 0)	0 (0 to 0)	0 (0 to 0)	0 (0 to 0)	0 (0 to 0)	0 (0 to 0)	10.9
Ascariasis	0 (0 to 0)	0 (0 to 0)	0 (0 to 0)	0 (0 to 0)	0 (0 to 0)	0 (0 to 0)	0 (0 to 0)	0 (0 to 0)	0 (0 to 0)	0 (0 to 0)	0 (0 to 0)	0 (0 to 0)	0 (0 to 0)	0 (0 to 0)	0 (0 to 0)	0 (0 to 0)	0 (0 to 0)	0 (0 to 0)	0 (0 to 0)	0 (0 to 0)	0 (0 to 0)	0 (0 to 0)	0 (0 to 0)	0.5
Trichuriasis	0 (0 to 0

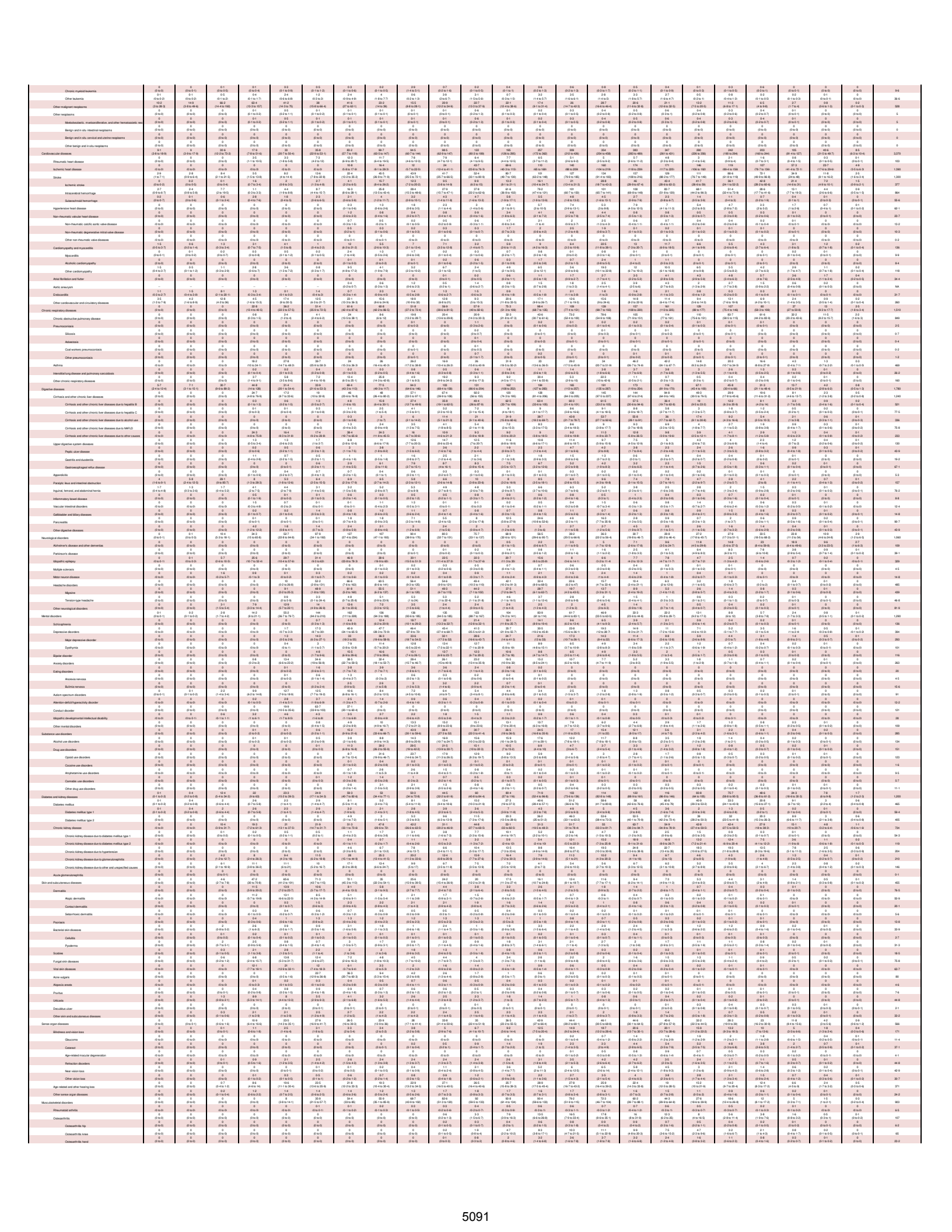

| | | |

GBD Table 2a: Sexmed GALYS by cause and age groups for males with 95% uncertainty intervals, 2019

Cause	Early Neonatal	Late Neonatal	Post Neonatal	1 to 4	5 to 9	10 to 14	15 to 19	20 to 24	25 to 29	30 to 34	35 to 39	40 to 44	45 to 49	50 to 54	55 to 59	60 to 64	65 to 69	70 to 74	75 to 79	80 to 84	85 to 89	90 plus	Total
All causes	496,000 (370,000 to 669,000)	134,000 (72,900 to 192,000)	266,000 (182,000 to 429,000)	266,000 (236,000 to 301,000)	140,000 (118,000 to 174,000)	113,000 (93,000 to 139,000)	129,000 (107,000 to 160,000)	139,000 (103,000 to 182,000)	114,000 (84,300 to 153,000)	100,000 (68,000 to 133,000)	100,000 (63,400 to 133,000)	104,000 (64,900 to 139,000)	99,900 (62,100 to 134,000)	107,000 (64,000 to 151,000)	115,000 (69,000 to 160,000)	115,000 (70,000 to 160,000)	101,000 (62,000 to 139,000)	89,900 (53,200 to 123,000)	64,000 (37,900 to 89,000)	41,500 (24,000 to 57,000)	7,210 (4,000 to 9,980)	2,660,000
Communicable, maternal, neonatal, and nutritional diseases	479,000 (355,000 to 650,000)	106,000 (60,000 to 157,000)	221,000 (146,000 to 359,000)	209,000 (179,000 to 247,000)	84,200 (69,000 to 104,000)	49,600 (39,000 to 63,000)	48,900 (38,000 to 63,000)	43,200 (32,000 to 57,000)	38,200 (28,000 to 51,000)	27,000 (19,000 to 37,000)	24,700 (16,000 to 34,000)	24,000 (15,000 to 33,000)	21,900 (14,000 to 31,000)	20,600 (13,000 to 29,000)	20,600 (13,000 to 29,000)	20,500 (13,000 to 29,000)	20,900 (13,000 to 29,000)	20,700 (13,000 to 29,000)	16,900 (10,000 to 24,000)	9,960 (6,000 to 14,000)	1,420 (1,000 to 2,000)	1,630,000
HIV/AIDS and sexually transmitted infections	12,200 to 51,600	4,600 to 12,100	2,790 to 7,500	1,900 to 3,900	1,400 to 2,500	1,100 to 2,100	1,300 to 3,000	2,100 to 4,200	2,400 to 5,100	2,600 to 5,600	2,600 to 5,600	2,600 to 5,600	2,500 to 5,500	2,400 to 5,300	2,200 to 4,900	1,900 to 4,300	1,600 to 3,600	1,200 to 2,800	1,000 to 2,200	700 to 1,600	200 to 400	42,200
HIV/AIDS	(0 to 0)	(0 to 0)	(0 to 0)	(0 to 0)	(0 to 0)	(0 to 0)	(0 to 0)	(0 to 0)	(0 to 0)	(0 to 0)	(0 to 0)	(0 to 0)	(0 to 0)	(0 to 0)	(0 to 0)	(0 to 0)	(0 to 0)	(0 to 0)	(0 to 0)	(0 to 0)	(0 to 0)	(0 to 0)	33,700
HIV/AIDS - Drug-susceptible Tuberculosis	0.1 (0.1 to 0.1)	0.1 (0.1 to 0.1)	254 (194 to 356)	219 (174 to 272)	244 (207 to 305)	207 (164 to 257)	192 (154 to 239)	170 (134 to 211)	153 (119 to 191)	135 (104 to 169)	116 (89 to 146)	99 (75 to 125)	84 (63 to 106)	72 (53 to 91)	63 (46 to 80)	55 (40 to 70)	50 (36 to 63)	46 (33 to 58)	43 (31 to 54)	41 (29 to 51)	39 (28 to 49)	7.6 (5.4 to 9.5)	7,170
HIV/AIDS - Multidrug-resistant Tuberculosis without extensive drug resistance	(0 to 0)	(0 to 0)	17.2 (3.9 to 36.2)	18.7 (4.2 to 38.2)	22.4 (5.1 to 46.1)	20.6 (4.7 to 42.3)	31.2 (7.1 to 63.4)	31.6 (7.2 to 64.2)	32.4 (7.4 to 65.8)	31.6 (7.2 to 64.2)	30.5 (6.9 to 62.0)	28.6 (6.5 to 58.1)	26.4 (6.0 to 53.6)	24.1 (5.5 to 49.0)	21.7 (4.9 to 44.1)	19.2 (4.4 to 39.0)	16.8 (3.8 to 34.1)	14.5 (3.3 to 29.4)	12.4 (2.8 to 25.2)	10.4 (2.4 to 21.1)	8.6 (2.0 to 17.5)	1.9 (0.4 to 3.8)	484
HIV/AIDS - Extensively drug-resistant Tuberculosis	0 (0 to 0)	0 (0 to 0)	0.2 (0 to 0.5)	0.2 (0 to 0.5)	0.2 (0 to 0.5)	0.2 (0 to 0.5)	0.3 (0 to 0.7)	0.3 (0 to 0.7)	0.3 (0 to 0.7)	0.3 (0 to 0.7)	0.3 (0 to 0.7)	0.3 (0 to 0.7)	0.3 (0 to 0.7)	0.3 (0 to 0.7)	0.3 (0 to 0.7)	0.3 (0 to 0.7)	0.3 (0 to 0.7)	0.3 (0 to 0.7)	0.3 (0 to 0.7)	0.3 (0 to 0.7)	0.3 (0 to 0.7)	0.3 (0 to 0.7)	6.5
HIV/AIDS resulting in other diseases	12,200 to 51,600	4,600 to 12,100	2,700 to 7,300	1,900 to 3,900	1,400 to 2,500	1,100 to 2,100	1,300 to 3,000	2,100 to 4,200	2,400 to 5,100	2,600 to 5,600	2,600 to 5,600	2,600 to 5,600	2,500 to 5,500	2,400 to 5,300	2,200 to 4,900	1,900 to 4,300	1,600 to 3,600	1,200 to 2,800	1,000 to 2,200	700 to 1,600	200 to 400	42,200
Sexually transmitted infections, excluding HIV	3,010 (1,220 to 5,540)	1,620 (489 to 3,210)	2,060 (747 to 3,770)	201 (81 to 391)	29 (11 to 56)	9.6 (3.9 to 19)	19 (7.7 to 37)	13 (5.3 to 25)	10 (4 to 20)	9.3 (3.8 to 18)	8.3 (3.4 to 16)	7.4 (3 to 15)	6.5 (2.6 to 13)	5.7 (2.3 to 11)	4.9 (2 to 9.6)	4.2 (1.7 to 8.2)	3.5 (1.4 to 6.8)	2.9 (1.2 to 5.6)	2.4 (1 to 4.6)	1.9 (0.8 to 3.7)	1.4 (0.6 to 2.8)	0.3 (0.1 to 0.6)	6,190
Syphilis	(0 to 0)	(0 to 0)	(0 to 0)	(0 to 0)	(0 to 0)	(0 to 0)	(0 to 0)	(0 to 0)	(0 to 0)	(0 to 0)	(0 to 0)	(0 to 0)	(0 to 0)	(0 to 0)	(0 to 0)	(0 to 0)	(0 to 0)	(0 to 0)	(0 to 0)	(0 to 0)	(0 to 0)	(0 to 0)	-
Chlamydial infection	(0 to 0)	(0 to 0)	(0 to 0)	(0 to 0)	(0 to 0)	0.3 (0 to 1.4)	3.1 (1 to 6.6)	7.7 (2.7 to 15)	6.9 (2.4 to 13)	6.3 (2.1 to 11)	5.7 (1.9 to 10)	5.2 (1.7 to 9.5)	4.8 (1.6 to 8.8)	4.3 (1.4 to 7.9)	3.9 (1.3 to 7.1)	3.5 (1.2 to 6.4)	3.1 (1 to 5.7)	2.7 (0.9 to 5)	2.4 (0.8 to 4.4)	2.1 (0.7 to 3.8)	1.8 (0.6 to 3.3)	0.4 (0.1 to 0.7)	39
Gonococcal infection	(0 to 0)	(0 to 0)	(0 to 0)	(0 to 0)	(0 to 0)	0.2 (0 to 0.9)	2.4 (0.8 to 5.1)	5.4 (1.9 to 10)	4.8 (1.7 to 9.2)	4.4 (1.5 to 8.2)	4 (1.4 to 7.4)	3.6 (1.3 to 6.7)	3.3 (1.2 to 6.1)	3 (1 to 5.6)	2.7 (1 to 5)	2.4 (0.9 to 4.5)	2.2 (0.8 to 4)	1.9 (0.7 to 3.5)	1.7 (0.6 to 3.1)	1.5 (0.5 to 2.7)	1.3 (0.5 to 2.4)	0.3 (0.1 to 0.5)	29.9
Trichomoniasis	(0 to 0)	(0 to 0)	(0 to 0)	(0 to 0)	(0 to 0)	0.1 (0 to 0.4)	0.3 (0 to 0.8)	0.3 (0 to 0.8)	0.3 (0 to 0.7)	0.3 (0 to 0.7)	0.3 (0 to 0.6)	0.3 (0 to 0.6)	0.3 (0 to 0.6)	0.3 (0 to 0.6)	0.3 (0 to 0.6)	0.3 (0 to 0.6)	0.3 (0 to 0.6)	0.3 (0 to 0.6)	0.3 (0 to 0.6)	0.3 (0 to 0.6)	0.3 (0 to 0.6)	0.3 (0 to 0.6)	19.9
Genital herpes	(0 to 0)	(0 to 0)	(0 to 0)	(0 to 0)	(0 to 0)	(0 to 0)	(0 to 0)	(0 to 0)	(0 to 0)	(0 to 0)	(0 to 0)	(0 to 0)	(0 to 0)	(0 to 0)	(0 to 0)	(0 to 0)	(0 to 0)	(0 to 0)	(0 to 0)	(0 to 0)	(0 to 0)	(0 to 0)	1.6
Other sexually transmitted infections	0.1 (0 to 0.1)	0.1 (0 to 0.1)	0.2 (0 to 0.5)	0.2 (0 to 0.5)	0.2 (0 to 0.5)	0.2 (0 to 0.5)	0.3 (0 to 0.7)	0.3 (0 to 0.7)	0.3 (0 to 0.7)	0.3 (0 to 0.7)	0.3 (0 to 0.7)	0.3 (0 to 0.7)	0.3 (0 to 0.7)	0.3 (0 to 0.7)	0.3 (0 to 0.7)	0.3 (0 to 0.7)	0.3 (0 to 0.7)	0.3 (0 to 0.7)	0.3 (0 to 0.7)	0.3 (0 to 0.7)	0.3 (0 to 0.7)	0.3 (0 to 0.7)	6.2
Respiratory infections and tuberculosis	19,600 (11,500 to 29,000)	16,200 (9,500 to 25,300)	24,200 (11,400 to 42,400)	8,770 (5,700 to 13,000)	5,640 (3,700 to 7,700)	7,910 (5,210 to 11,000)	11,600 (7,500 to 17,000)	13,100 (8,400 to 19,000)	12,900 (8,400 to 18,700)	11,900 (7,670 to 16,700)	11,100 (7,200 to 15,600)	11,100 (7,210 to 15,600)	10,800 (7,000 to 15,200)	10,600 (6,900 to 14,800)	10,500 (6,800 to 14,700)	9,620 (6,400 to 13,300)	8,190 (5,400 to 11,200)	6,670 (4,400 to 9,200)	5,090 (3,400 to 7,000)	3,240 (2,200 to 4,400)	605 (400 to 820)	193,000
Tuberculosis	9,110 (5,410 to 13,400)	3,660 (2,170 to 5,370)	2,670 (1,590 to 3,910)	1,100 (650 to 1,610)	1,130 (670 to 1,650)	3,060 (1,820 to 4,470)	6,960 (4,140 to 10,200)	9,940 (5,910 to 14,500)	9,220 (5,490 to 13,500)	8,220 (4,890 to 12,000)	7,690 (4,580 to 11,200)	8,090 (4,810 to 11,800)	8,090 (4,810 to 11,800)	8,200 (4,880 to 12,000)	8,370 (4,980 to 12,200)	8,060 (4,800 to 11,800)	7,000 (4,170 to 10,200)	5,900 (3,510 to 8,600)	4,500 (2,680 to 6,600)	2,980 (1,770 to 4,350)	1,460 (870 to 2,130)	103,000
Latent tuberculosis infection	(0 to 0)	(0 to 0)	(0 to 0)	(0 to 0)	(0 to 0)	(0 to 0)	(0 to 0)	(0 to 0)	(0 to 0)	(0 to 0)	(0 to 0)	(0 to 0)	(0 to 0)	(0 to 0)	(0 to 0)	(0 to 0)	(0 to 0)	(0 to 0)	(0 to 0)	(0 to 0)	(0 to 0)	(0 to 0)	-
Drug-susceptible tuberculosis	9,110 (5,410 to 13,400)	3,660 (2,170 to 5,370)	2,670 (1,590 to 3,910)	1,100 (650 to 1,610)	1,130 (670 to 1,650)	3,060 (1,820 to 4,470)	6,960 (4,140 to 10,200)	9,940 (5,910 to 14,500)	9,220 (5,490 to 13,500)	8,220 (4,890 to 12,000)	7,690 (4,580 to 11,200)	8,090 (4,810 to 11,800)	8,090 (4,810 to 11,800)	8,200 (4,880 to 12,000)	8,370 (4,980 to 12,200)	8,060 (4,800 to 11,800)	7,000 (4,170 to 10,200)	5,900 (3,510 to 8,600)	4,500 (2,680 to 6,600)	2,980 (1,770 to 4,350)	1,460 (870 to 2,130)	103,000
Multidrug-resistant tuberculosis without extensive drug resistance	(0 to 0)	(0 to 0)	(0 to 0)	(0 to 0)	(0 to 0)	(0 to 0)	(0 to 0)	(0 to 0)	(0 to 0)	(0 to 0)	(0 to 0)	(0 to 0)	(0 to 0)	(0 to 0)	(0 to 0)	(0 to 0)	(0 to 0)	(0 to 0)	(0 to 0)	(0 to 0)	(0 to 0)	(0 to 0)	-
Extensively drug-resistant tuberculosis	(0 to 0)	(0 to 0)	(0 to 0)	(0 to 0)	(0 to 0)	(0 to 0)	(0 to 0)	(0 to 0)	(0 to 0)	(0 to 0)	(0 to 0)	(0 to 0)	(0 to 0)	(0 to 0)	(0 to 0)	(0 to 0)	(0 to 0)	(0 to 0)	(0 to 0)	(0 to 0)	(0 to 0)	(0 to 0)	-
Upper respiratory infections	2,140 (1.1e-26 to 4.6e-26)	1,960 (9e-42)	1,960 (424 to 4,240)	1,960 (424 to 4,240)	1,960 (424 to 4,240

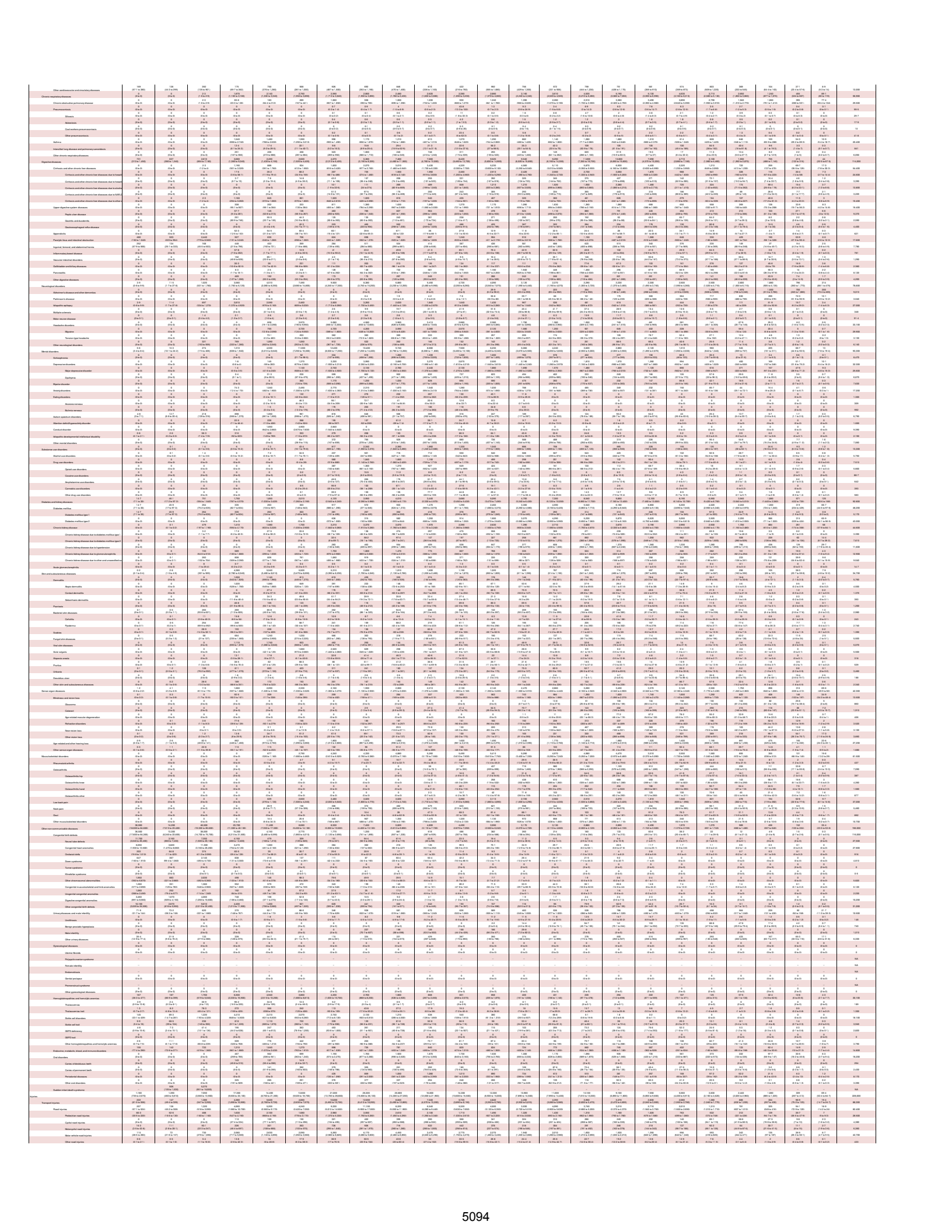

Other transport injuries	1 in 8 (2.1 to 42.1)	1 in 4 (2.7 to 27.3)	4 in 5 (1.9 to 149)	320 (69.9 to 779)	417 (156 to 939)	415 (203 to 763)	736 (383 to 1,269)	666 (379 to 1,466)	626 (311 to 1,110)	492 (248 to 812)	491 (269 to 754)	326 (171 to 481)	374 (196 to 603)	269 (147 to 479)	212 (120 to 342)	156 (86.1 to 287)	126 (70.4 to 228)	79.7 (43.7 to 137)	49.8 (29.4 to 83)	24.7 (13 to 42.7)	9.5 (5.1 to 18.4)	2.6 (1.9 to 4.9)	0.9 (0.4 to 1.7)	6,870
Unintentional injuries	502 (500 to 1,709)	1,630 (1,629 to 5,640)	9,920 (2,668 to 11,490)	10,690 (5,700 to 22,990)	9,430 (5,190 to 12,990)	8,170 (4,810 to 14,270)	6,950 (4,210 to 11,110)	7,330 (4,710 to 13,350)	5,737 (4,000 to 7,810)	4,948 (3,590 to 6,496)	4,810 (3,570 to 6,670)	4,690 (3,660 to 5,950)	5,400 (3,750 to 6,990)	5,670 (3,970 to 7,120)	5,760 (3,900 to 8,200)	5,940 (3,770 to 8,770)	5,670 (2,900 to 9,540)	4,940 (2,670 to 8,120)	3,740 (2,420 to 7,190)	1,780 (1,570 to 2,850)	672 (509 to 1,060)	265 (170 to 560)	43.0 (20.9 to 90.6)	91,900
Falls	99.6 (48.6 to 164)	18.6 (9.3 to 39.7)	263 (112 to 667)	699 (309 to 2,000)	1,060 (727 to 2,000)	1,260 (631 to 2,310)	928 (567 to 1,580)	972 (603 to 1,890)	803 (512 to 1,200)	636 (409 to 1,119)	914 (642 to 1,360)	954 (664 to 1,360)	898 (639 to 1,330)	1,040 (727 to 1,670)	1,060 (705 to 1,810)	1,150 (719 to 1,940)	999 (597 to 1,990)	740 (462 to 1,550)	612 (421 to 1,020)	348 (243 to 691)	131 (90.3 to 178)	39.4 (18.6 to 59)	17,100
Drowning	1.1 (0.7 to 1.62)	1.1 (0.8 to 86.5)	1.1 (0.7 to 870)	1.1 (0.8 to 1,000)	1.1 (0.8 to 1,000)	1.1 (0.8 to 1,000)	1.1 (0.8 to 1,000)	1.1 (0.8 to 1,000)	1.1 (0.8 to 1,000)	1.1 (0.8 to 1,000)	1.1 (0.8 to 1,000)	1.1 (0.8 to 1,000)	1.1 (0.8 to 1,000)	1.1 (0.8 to 1,000)	1.1 (0.8 to 1,000)	1.1 (0.8 to 1,000)	1.1 (0.8 to 1,000)	1.1 (0.8 to 1,000)	1.1 (0.8 to 1,000)	1.1 (0.8 to 1,000)	1.1 (0.8 to 1,000)	1.1 (0.8 to 1,000)	1.1 (0.8 to 1,000)	10,900
Fire, heat, and hot substances	80.2 (43.6 to 167)	79.6 (37.2 to 1,160)	699 (232 to 1,330)	1,250 (429 to 3,600)	828 (366 to 1,160)	368 (228 to 633)	422 (21.6 to 670)	522 (27 to 886)	426 (263 to 728)	425 (268 to 693)	423 (293 to 664)	362 (242 to 581)	352 (208 to 565)	367 (210 to 581)	326 (203 to 588)	337 (195 to 593)	278 (178 to 539)	214 (130 to 324)	147 (94.1 to 216)	94.4 (61.3 to 151)	52.1 (27.1 to 83.3)	13.7 (7 to 19)	2.5 (1.9 to 6)	7,620
Poisonings	24.2 (20.7 to 28.2)	11.5 (11.4 to 11.5)	11.5 (11.4 to 11.5)	11.5 (11.4 to 11.5)	11.5 (11.4 to 11.5)	11.5 (11.4 to 11.5)	11.5 (11.4 to 11.5)	11.5 (11.4 to 11.5)	11.5 (11.4 to 11.5)	11.5 (11.4 to 11.5)	11.5 (11.4 to 11.5)	11.5 (11.4 to 11.5)	11.5 (11.4 to 11.5)	11.5 (11.4 to 11.5)	11.5 (11.4 to 11.5)	11.5 (11.4 to 11.5)	11.5 (11.4 to 11.5)	11.5 (11.4 to 11.5)	11.5 (11.4 to 11.5)	11.5 (11.4 to 11.5)	11.5 (11.4 to 11.5)	11.5 (11.4 to 11.5)	11.5 (11.4 to 11.5)	7,930
Poisoning by other medications and drugs	5.9 (1.2 to 31.9)	5.9 (0.9 to 38.9)	5.9 (0.9 to 381)	232 (32.2 to 630)	147 (27.2 to 351)	74 (27.2 to 351)	27.4 (27.4 to 438)	108 (15.2 to 543)	208 (82.2 to 405)	146 (69.7 to 309)	182 (87.7 to 367)	173 (79.1 to 338)	173 (54.9 to 356)	98 (32.6 to 304)	100 (38.9 to 321)	105 (28.9 to 340)	82.5 (20.9 to 335)	54.6 (13.9 to 221)	28.0 (14.9 to 56.4)	17.9 (9.4 to 33.5)	18.2 (8.9 to 39.7)	8.5 (3.4 to 17)	2.3 (1.9 to 5.9)	2,410
Poisoning by other means	69.7 (1.8 to 222)	7.69 (1.2 to 214)	71.4 (1.8 to 1,500)	662 (229 to 2,130)	611 (177 to 1,130)	366 (132 to 721)	208 (72.8 to 439)	300 (113 to 626)	277 (113 to 539)	209 (128 to 452)	212 (81.1 to 422)	215 (88.2 to 412)	208 (81.4 to 427)	264 (112 to 529)	248 (102 to 585)	271 (119 to 549)	208 (82.7 to 426)	111 (48.9 to 254)	67.2 (30.2 to 156)	34.6 (18.1 to 69.9)	12.8 (4.3 to 21.2)	1.3 (0.9 to 2.9)	0.2 (0.1 to 0.5)	6,620
Exposure to mechanical forces	1.1 (1.1 to 86.5)	1.1 (1.1 to 870)	1.1 (1.1 to 1,000)	1,210 (429 to 3,020)	1,000 (429 to 2,000)	421 (429 to 1,000)	1,000 (429 to 2,000)	1,210 (429 to 3,020)	1,000 (429 to 2,000)	1,210 (429 to 3,020)	777 (429 to 1,000)	429 (429 to 1,000)	429 (429 to 1,000)	52 (1.1 to 797)	42 (1.1 to 696)	392 (1.1 to 1,000)	240 (1.1 to 777)	1.1 (1.1 to 1,000)	1.1 (1.1 to 1,000)	1.1 (1.1 to 1,000)	1.1 (1.1 to 1,000)	1.1 (1.1 to 1,000)	1.1 (1.1 to 1,000)	12,600
Unintentional firearm injuries	32 (0.6 to 260)	87.1 (0.1 to 87.5)	439 (0.6 to 1,240)	439 (327 to 998)	439 (277 to 998)	439 (277 to 998)	439 (277 to 998)	439 (277 to 998)	439 (277 to 998)	439 (277 to 998)	279 (277 to 998)	205 (99.5 to 433)	166 (76.1 to 372)	144 (69.5 to 339)	84.1 (34.7 to 246)	69.1 (29.5 to 190)	111 (53 to 307)	74.2 (32.1 to 1.45)	49.7 (27.6 to 106)	41.6 (19.7 to 75.3)	27 (12.7 to 69.7)	13.8 (2.3 to 7.4)	4.3 (0.4 to 1.8)	3,260
Other exposure to mechanical forces	1.1 (1.1 to 722)	1.1 (0.4 to 2,000)	1.1 (0.5 to 2,000)	1.1 (0.5 to 2,000)	1.1 (0.5 to 2,000)	1.1 (0.5 to 2,000)	1.1 (0.5 to 2,000)	1.1 (0.5 to 2,000)	1.1 (0.5 to 2,000)	1.1 (0.5 to 2,000)	1.1 (0.5 to 2,000)	1.1 (0.5 to 2,000)	1.1 (0.5 to 2,000)	1.1 (0.5 to 2,000)	1.1 (0.5 to 2,000)	1.1 (0.5 to 2,000)	1.1 (0.5 to 2,000)	1.1 (0.5 to 2,000)	1.1 (0.5 to 2,000)	1.1 (0.5 to 2,000)	1.1 (0.5 to 2,000)	1.1 (0.5 to 2,000)	1.1 (0.5 to 2,000)	9,000
Adverse effects of medical treatment	29.6 (27.6 to 129)	29.6 (28.4 to 96.2)	1,030 (342 to 2,810)	1,030 (579 to 2,660)	948 (277 to 948)	314 (179 to 579)	292 (11.6 to 497)	277 (77.9 to 748)	268 (160 to 748)	213 (1.42 to 736)	212 (1.42 to 755)	209 (1.89 to 668)	291 (132 to 554)	292 (109 to 612)	299 (206 to 744)	292 (139 to 687)	292 (171 to 648)	111 (66.4 to 216)	80 (1.86 to 207)	59.6 (42.9 to 106)	7.8 (1.9 to 13.6)	2.2 (1.9 to 5.6)	2.2 (1.9 to 5.3)	7,290
Animal contact	32.9 (12.3 to 69.9)	22.6 (12.3 to 28.7)	241 (67.5 to 585)	568 (320 to 2,600)	631 (271 to 1,730)	568 (272 to 1,130)	391 (180 to 791)	382 (180 to 720)	338 (180 to 613)	392 (1.62 to 613)	295 (1.62 to 567)	285 (1.62 to 541)	292 (180 to 541)	403 (215 to 850)	413 (221 to 836)	460 (223 to 968)	393 (166 to 836)	268 (120 to 627)	183 (89.5 to 350)	92.9 (58.1 to 152)	68.5 (36.1 to 152)	8.6 (5 to 12.4)	2.2 (1.2 to 3.6)	7,180
Venomous animal contact	1.1 (0.4 to 22.2)	1.1 (0.4 to 77)	1.1 (0.4 to 1,000)	1.1 (0.4 to 1,000)	1.1 (0.4 to 1,000)	1.1 (0.4 to 683)	1.1 (0.4 to 678)	1.1 (0.4 to 636)	1.1 (0.4 to 549)	1.1 (0.4 to 454)	1.1 (0.4 to 358)	1.1 (0.4 to 358)	1.1 (0.4 to 358)	1.1 (0.4 to 451)	1.1 (0.4 to 528)	1.1 (0.4 to 591)	1.1 (0.4 to 591)	1.1 (0.4 to 591)	1.1 (0.4 to 591)	1.1 (0.4 to 591)	1.1 (0.4 to 591)	1.1 (0.4 to 591)	1.1 (0.4 to 591)	4,330
Non-venomous animal contact	24.7 (1.9 to 92)	14.2 (8 to 39.2)	205 (79 to 489)	672 (267 to 1,710)	208 (148 to 563)	320 (148 to 563)	89.7 (11.6 to 422)	61.7 (42.7 to 177)	61.6 (36 to 156)	60.3 (32.6 to 113)	59 (31.1 to 87.2)	52.6 (27.6 to 95)	52.4 (26.6 to 102)	105 (78 to 299)	104 (68.6 to 348)	148 (87 to 523)	128 (58.1 to 291)	62.3 (29.6 to 166)	59.1 (13.1 to 52.2)	27.1 (7 to 34.7)	12.2 (2.6 to 7.8)	1.7 (0.6 to 2)	1.1 (0.6 to 2)	2,640
Foreign body	1.1 (0.6 to 454)	1.1 (0.6 to 1,000)	1.1 (0.6 to 1,000)	1.1 (0.6 to 1,000)	1.1 (0.6 to 1,000)	1.1 (0.6 to 1,000)	1.1 (0.6 to 1,000)	1.1 (0.6 to 1,000)	1.1 (0.6 to 1,000)	1.1 (0.6 to 1,000)	1.1 (0.6 to 1,000)	1.1 (0.6 to 1,000)	1.1 (0.6 to 1,000)	1.1 (0.6 to 1,000)	1.1 (0.6 to 1,000)	1.1 (0.6 to 1,000)	1.1 (0.6 to 1,000)	1.1 (0.6 to 1,000)	1.1 (0.6 to 1,000)	1.1 (0.6 to 1,000)	1.1 (0.6 to 1,000)	1.1 (0.6 to 1,000)	1.1 (0.6 to 1,000)	10,400
Pulmonary aspiration and foreign body in airway	3.97 (0.6 to 34.6)	3.92 (0.6 to 143)	759 (240 to 1,830)	903 (420 to 2,260)	541 (229 to 979)	459 (203 to 971)	439 (21.6 to 748)	439 (21.6 to 1,420)	402 (229 to 722)	402 (1.62 to 629)	324 (1.62 to 701)	245 (1.62 to 386)	242 (162 to 535)	182 (69.2 to 392)	96 (48.7 to 194)	174 (90.2 to 396)	147 (57.1 to 432)	101 (29.6 to 193)	60.8 (20.7 to 92)	62.0 (22.7 to 97.9)	21.3 (6.6 to 27.8)	6.2 (1.9 to 7.2)	0.9 (0.6 to 1.3)	4,040
Foreign body in eyes	8.1 (0.9 to 20)	8.2 (0.7 to 9.9)	1 (1.1 to 8.9)	20.6 (6.9 to 56.3)	32.3 (3.9 to 78)	39.7 (13.9 to 98.4)	46 (16.9 to 101)	48.9 (16.2 to 101)	42.7 (16.9 to 82.4)	39.7 (19.6 to 74.8)	38.6 (18.7 to 68.6)	31 (17.2 to 52.3)	26.1 (1.6 to 42.4)	22 (1.3 to 33.9)	17.9 (1.1 to 27)	13.4 (0.9 to 19.7)	8.7 (0.7 to 9.1)	6.3 (0.7 to 9.1)	3.7 (0.6 to 5.3)	1.6 (1.1 to 2.5)	0.5 (0.3 to 0.7)	0.1 (0.1 to 0.1)	486
Foreign body in other body part	6.3 (0.4 to 68.6)	6.3 (0.4 to 70)	6.3 (0.4 to 512)	6.3 (0.4 to 2,000)	6.3 (0.4 to 2,000)	6.3 (0.4 to 2,000)	6.3 (0.4 to 2,000)	6.3 (0.4 to 2,000)	6.3 (0.4 to 2,000)	6.3 (0.4 to 2,000)	6.3 (0.4 to 2,000)	6.3 (0.4 to 2,000)	6.3 (0.4 to 2,000)	6.3 (0.4 to 2,000)	6.3 (0.4 to 2,000)	6.3 (0.4 to 2,000)	6.3 (0.4 to 2,000)	6.3 (0.4 to 2,000)	6.3 (0.4 to 2,000)	6.3 (0.4 to 2,000)	6.3 (0.4 to 2,000)	6.3 (0.4 to 2,000)	6.3 (0.4 to 2,000)	3,410
Environmental heat and cold exposure	1.1 (0.9 to 37.4)	1.1 (1.1 to 29.7)	46.3 (24.7 to 248)	248 (64.4 to 656)	192 (66 to 360)	192 (67.7 to 350)	192 (1.61 to 68)	192 (7.72 to 720)	192 (7.06 to 656)	192 (7.72 to 632)	192 (99.4 to 329)	167 (79 to 272)	156 (87 to 252)	96.2 (54.3 to 179)	79.2 (43 to 142)	60.3 (45.9 to 134)	66.8 (34.5 to 127)	56.8 (29 to 121)	47.7 (24.5 to 88)	21.8 (11.6 to 39.5)	8.2 (6.4 to 19.7)	2.8 (2.1 to 6.4)	0.7 (0.6 to 1.7)	2,600
Exposure to forces of nature	1.1 (0 to 5)	1.1 (0 to 5)	1.1 (0 to 5)	1.1 (0 to 5)	1.1 (0 to 5)	1.1 (0 to 5)	1.1 (0 to 5)	1.1 (0 to 5)	1.1 (0 to 5)	1.1 (0 to 5)	1.1 (0 to 5)	1.1 (0 to 5)	1.1 (0 to 5)	1.1 (0 to 5)	1.1 (0 to 5)	1.1 (0 to 5)	1.1 (0 to 5)	1.1 (0 to 5)	1.1 (0 to 5)	1.1 (0 to 5)	1.1 (0 to 5)	1.1 (0 to 5)	1.1 (0 to 5)	60.0
Other unintentional injuries	29.6 (28.4 to 166)	29.6 (14.6to 96.5)	292 (107 to 663)	592 (329 to 2,240)	592 (269 to 1,490)	592 (297 to 1,140)	292 (297 to 1,140)	292 (297 to 1,070)	292 (297 to 1,070)	292 (216 to 672)	292 (216 to 672)	292 (203 to 476)	292 (197 to 589)	292 (189 to 589)	292 (124 to 540)	292 (114 to 541)	292 (89.9 to 577)	292 (62.6 to 353)	292 (47.6 to 121)	292 (28.6 to 54.4)	29.6 (20.7 to 72.3)	29.6 (9.6 to 124)	29.6 (1 to 29)	7,600
Self-harm and interpersonal violence	50.3 (21.1 to 111)	16.8 (6.9 to 34)	134 (42.4 to 311)	602 (1.61 to 1,190)	313 (179 to 556)	2,120 (1,220 to 3,620)	6,130 (3,410 to 9,020)	7,250 (4,170 to 11,000)	6,150 (3,720 to 8,970)	4,605 (3,000 to 6,670)	3,666 (2,620 to 5,170)	3,040 (2,070 to 4,690)	2,936 (1,750 to 4,490)	2,760 (1,720 to 4,240)	2,400 (1,480 to 3,820)	2,060 (1,260 to 3,260)	1,656 (1,020 to 2,480)	1,210 (777 to 1,830)	734 (489 to 1,150)	442 (289 to 648)	194 (113 to 295)	59.1 (36.1 to 87.8)	9.7 (3.3 to 22.6)	49,200
Self-harm	29.6 (9 to 29)	29.6 (9 to 29)	29.6 (9 to 29)	29.6 (9 to 29)	29.6 (9 to 29)	29.6 (9 to 29)	29.6 (9 to 29)	29.6 (9 to 29)	29.6 (9 to 29)	29.6 (9 to 29)	29.6 (9 to 29)	29.6 (9 to 29)	29.6 (9 to 29)	29.6 (9 to 29)	29.6 (9 to 29)	29.6 (9 to 29)	29.6 (9 to 29)	29.6 (9 to 29)	29.6 (9 to 29)	29.6 (9 to 29)	29.6 (9 to 29)	29.6 (9 to 29)	29.6 (9 to 29)	7,300
Self-harm by firearm	0 (0 to 0)	0 (0 to 0)	0 (0 to 0)	0 (0 to 0)	0 (0 to 0)	0 (0 to 0)	27.9 (0 to 27.9)	495 (166 to 1,200)	567 (166 to 1,200)	518 (175 to 1,170)	320 (1.56 to 732)	168 (0.6 to 427)	202 (67.4 to 475)	229 (49.1 to 439)	163 (42.2 to 341)	142 (32.3 to 347)	126 (30.5 to 297)	105 (27.5 to 232)	63 (20.9 to 163)	23.2 (8.6 to 61.3)	7.2 (3.1 to 13.9)	0.6 (0.3 to 1.8)	0.2 (0.1 to 0.5)	3,220
Self-harm by other specified means	29.6 (9 to 29)	29.6 (9 to 29)	29.6 (9 to 29)	29.6 (9 to 29)	29.6 (9 to 29)	29.6 (9 to 29)	29.6 (9 to 29)	29.6 (9 to 29)	29.6 (9 to 29)	29.6 (9 to 29)	29.6 (9 to 29)	29.6 (9 to 29)	29.6 (9 to 29)	29.6 (9 to 29)	29.6 (9 to 29)	29.6 (9 to 29)	29.6 (9 to 29)	29.6 (9 to 29)	29.6 (9 to 29)	29.6 (9 to 29)	29.6 (9 to 29)	29.6 (9 to 29)	29.6 (9 to 29)	32,000
Interpersonal violence	20.6 (20.6 to 111)	11.5 (6.4 to 33.7)	3.91 (3.9 to 344)	464 (1.52 to 1,110)	292 (104 to 633)	1,900 (540 to 930)	1,400 (797 to 2,250)	2,270 (1,190 to 4,200)	1,700 (940 to 3,220)	1,200 (709 to 1,940)	961 (499 to 1,570)	724 (320 to 1,160)	649 (237 to 955)	556 (164 to 951)	199 (119 to 342)	149 (66.9 to 1.46)	224 (62.2 to 99.9)	99.7 (24.2 to 91.9)	44.7 (14.4 to 58.8)	9.6 (7.7 to 12.4)	4.2 (2.5 to 6.5)	1.3 (1 to 1.8)	0.3 (0.2 to 0.5)	19,700
Physical violence by firearm	17.6 (6.9 to 32)	4.4 (1.2 to 11.9)	36.3 (6.3 to 97.3)	141 (22.4 to 335)	69.4 (32.2 to 216)	99.5 (38.1 to 1,200)	648 (290 to 1,990)	748 (290 to 1,990)	676 (228 to 1,240)	413 (1.77 to 758)	268 (99.2 to 508)	282 (88.3 to 388)	87 (34.8 to 179)	73 (32 to 141)	64.2 (22.4 to 130)	18.2 (7.2 to 31.9)	8.1 (3.9 to 16.9)	2 (0.8 to 4.4)	0.6 (0.1 to 2.1)	0.2 (0.1 to 0.5)	0.1 (0 to 0.1)	0 (0 to 0.1)	3,330
Physical violence by sharp object	6 (2.9 to 6.6)	1.9 (0.4 to 3.6)	13.6 (1.9 to 41.7)	63.1 (9.1 to 170)	31.6 (14.1 to 88.8)	44.2 (16.9 to 548)	294 (132 to 1,040)	332 (132 to 1,040)	308 (103 to 777)	194 (1.77 to 520)	124 (45.1 to 241)	99.4 (40.1 to 165)	39.6 (16.1 to 72.1)	31 (14.6 to 60.6)	29 (10.2 to 58.6)	8.1 (3.5 to 16.9)	3.6 (1.7 to 7.6)	0.9 (0.4 to 1.9)	0.3 (0.1 to 0.6)	0.1 (0 to 0.1)	0 (0 to 0.1)	0 (0 to 0.1)	2,130
Sexual violence	0 (0 to 0)	0 (0 to 0)	0 (0 to 0)	0 (0 to 9.6)	0 (0 to 9.6)	0 (0 to 9.6)	0 (0 to 9.6)	0 (0 to 9.6)	0 (0 to 9.6)	0 (0 to 9.6)	0 (0 to 9.6)	0 (0 to 9.6)	0 (0 to 9.6)	0 (0 to 9.6)	0 (0 to 9.6)	0 (0 to 9.6)	0 (0 to 9.6)	0 (0 to 9.6)	0 (0 to 9.6)	0 (0 to 9.6)	0 (0 to 9.6)	0 (0 to 9.6)	0 (0 to 9.6)	1,120
Physical violence by other means	1.1 (0.6 to 6.6)	1.1 (0.7 to 5.1)	1.1 (0.5 to 7.1)	1.1 (0.4 to 11)	1.1 (0.4 to 11)	1.1 (0.4 to 11)	1.1 (0.4 to 11)	1.1 (0.4 to 11)	1.1 (0.4 to 11)	1.1 (0.4 to 11)	1.1 (0.4 to 11)	1.1 (0.4 to 11)	1.1 (0.4 to 11)	1.1 (0.4 to 11)	1.1 (0.4 to 11)	1.1 (0.4 to 11)	1.1 (0.4 to 11)	1.1 (0.4 to 11)	1.1 (0.4 to 11)	1.1 (0.4 to 11)	1.1 (0.4 to 11)	1.1 (0.4 to 11)	1.1 (0.4 to 11)	4,130
Conflict and terrorism	1.1 (0.7 to 5.6)	1.1 (0.7 to 5.1)	1.1 (0.5 to 7.1)	1.1 (0.4 to 11)	1.1 (0.4 to 11)	1.1 (0.4 to 11)	1.1 (0.4 to 11)	1.1 (0.4 to 11)	1.1 (0.4 to 11)	1.1 (0.4 to 11)	1.1 (0.4 to 11)	1.1 (0.4 to 11)	1.1 (0.4 to 11)	1.1 (0.4 to 11)	1.1 (0.4 to 11)	1.1 (0.4 to 11)	1.1 (0.4 to 11)	1.1 (0.4 to 11)	1.1 (0.4 to 11)	1.1 (0.4 to 11)	1.1 (0.4 to 11)	1.1 (0.4 to 11)	1.1 (0.4 to 11)	650

SR Table 2a: Sierra Leone DALYS by cause and age group for males with 95% uncertainty intervals, 2019

Cause	Early Neonatal	Late Neonatal	Post Neonatal	1 to 4	5 to 9	10 to 14	15 to 19	20 to 24	25 to 29	30 to 34	35 to 39	40 to 44	45 to 49	50 to 54	55 to 59	60 to 64	65 to 69	70 to 74	75 to 79	80 to 84	85 to 89	90 to 94	95 plus	Total
All causes	322,000 (299,000 to 350,000)	69,000 (58,000 to 81,000)	610,000 (512,000 to 724,000)	666,000 (566,000 to 784,000)	114,000 (95,000 to 136,000)	73,000 (57,000 to 90,000)	79,000 (62,000 to 98,000)	80,000 (62,000 to 100,000)	81,000 (63,000 to 102,000)	80,000 (62,000 to 100,000)	77,000 (60,000 to 96,000)	74,000 (58,000 to 93,000)	73,000 (56,000 to 93,000)	70,000 (54,000 to 89,000)	64,000 (49,000 to 82,000)	56,000 (42,000 to 73,000)	47,000 (34,000 to 62,000)	36,000 (25,000 to 50,000)	21,000 (14,000 to 30,000)	9,000 (5,000 to 15,000)	3,000 (1,000 to 5,000)	596 (261 to 1,000)	2,489,000
Communicable, maternal, neonatal, and nutritional diseases	299,000 (232,000 to 388,000)	76,900 (49,000 to 112,000)	397,000 (283,000 to 512,000)	344,000 (244,000 to 459,000)	74,100 (49,000 to 104,000)	39,200 (25,000 to 56,000)	25,000 (15,000 to 39,000)	24,200 (14,000 to 38,000)	24,000 (14,000 to 37,000)	23,900 (14,000 to 37,000)	23,600 (14,000 to 37,000)	23,000 (14,000 to 36,000)	23,300 (14,000 to 36,000)	22,900 (14,000 to 36,000)	21,900 (13,000 to 34,000)	20,400 (12,000 to 32,000)	18,000 (10,000 to 28,000)	17,100 (9,000 to 26,000)	13,000 (6,000 to 20,000)	6,000 (2,000 to 11,000)	2,000 (693 to 3,000)	629 (279 to 1,000)	1,499,000
HIV/AIDS and sexually transmitted infections	6,000 (4,000 to 8,000)	2,000 (1,000 to 4,000)	9,900 (7,000 to 14,000)	994 (607 to 1,000)	2,000 (1,000 to 3,000)	2,010 (1,000 to 3,000)	2,470 (1,000 to 4,000)	2,410 (1,000 to 4,000)	2,400 (1,000 to 4,000)	2,390 (1,000 to 4,000)	2,360 (1,000 to 4,000)	2,300 (1,000 to 4,000)	2,200 (1,000 to 4,000)	2,100 (1,000 to 4,000)	1,900 (1,000 to 3,000)	1,700 (1,000 to 3,000)	1,500 (1,000 to 3,000)	1,200 (1,000 to 2,000)	1,000 (1,000 to 2,000)	1,000 (1,000 to 2,000)	1,000 (1,000 to 2,000)	1,000 (1,000 to 2,000)	84,000
HIV/AIDS	6,000 (5,000 to 7,000)	2,000 (2,000 to 3,000)	9,000 (7,000 to 12,000)	1,000 (1,000 to 1,000)	2,000 (1,000 to 2,000)	2,000 (1,000 to 2,000)	2,000 (1,000 to 3,000)	2,000 (1,000 to 3,000)	2,000 (1,000 to 3,000)	2,000 (1,000 to 3,000)	2,000 (1,000 to 3,000)	2,000 (1,000 to 3,000)	2,000 (1,000 to 3,000)	2,000 (1,000 to 3,000)	2,000 (1,000 to 3,000)	2,000 (1,000 to 3,000)	2,000 (1,000 to 3,000)	2,000 (1,000 to 3,000)	2,000 (1,000 to 3,000)	2,000 (1,000 to 3,000)	2,000 (1,000 to 3,000)	2,000 (1,000 to 3,000)	72,000
HIV/AIDS - Drug-susceptible Tuberculosis	0 (0 to 0)	0 (0 to 0)	170 (1 to 290)	159 (2 to 268)	118 (1 to 198)	316 (2 to 530)	344 (2 to 580)	402 (2 to 680)	332 (2 to 560)	320 (2 to 540)	305 (2 to 510)	285 (2 to 480)	264 (2 to 440)	243 (2 to 410)	220 (2 to 370)	196 (2 to 330)	170 (2 to 290)	144 (2 to 240)	104 (2 to 180)	58 (2 to 100)	22 (2 to 40)	3 (2 to 4)	0 (0 to 1)	9,970
HIV/AIDS - Multidrug-resistant Tuberculosis without extensi	0 (0 to 0)	0 (0 to 0)	0 (0 to 0)	0 (0 to 0)	0 (0 to 0)	0 (0 to 0)	0 (0 to 0)	0 (0 to 0)	0 (0 to 0)	0 (0 to 0)	0 (0 to 0)	0 (0 to 0)	0 (0 to 0)	0 (0 to 0)	0 (0 to 0)	0 (0 to 0)	0 (0 to 0)	0 (0 to 0)	0 (0 to 0)	0 (0 to 0)	0 (0 to 0)	0 (0 to 0)	0 (0 to 0)	0
HIV/AIDS - Extensively drug-resistant Tuberculosis	0 (0 to 0)	0 (0 to 0)	0 (0 to 0)	0 (0 to 0)	0 (0 to 0)	0 (0 to 0)	0 (0 to 0)	0 (0 to 0)	0 (0 to 0)	0 (0 to 0)	0 (0 to 0)	0 (0 to 0)	0 (0 to 0)	0 (0 to 0)	0 (0 to 0)	0 (0 to 0)	0 (0 to 0)	0 (0 to 0)	0 (0 to 0)	0 (0 to 0)	0 (0 to 0)	0 (0 to 0)	0 (0 to 0)	0
HIV/AIDS resulting in other diseases	0 (0 to 0)	0 (0 to 0)	429 (0 to 1,000)	834 (249 to 1,000)	1,000 (894 to 1,000)	1,000 (899 to 1,000)	1,000 (899 to 1,000)	1,000 (899 to 1,000)	1,000 (899 to 1,000)	1,000 (899 to 1,000)	1,000 (899 to 1,000)	1,000 (899 to 1,000)	1,000 (899 to 1,000)	1,000 (899 to 1,000)	1,000 (899 to 1,000)	1,000 (899 to 1,000)	1,000 (899 to 1,000)	1,000 (899 to 1,000)	1,000 (899 to 1,000)	1,000 (899 to 1,000)	1,000 (899 to 1,000)	1,000 (899 to 1,000)	62,000
Sexually transmitted infections excluding HIV	6,000 (4,000 to 8,000)	2,000 (1,000 to 3,000)	4,900 (3,000 to 7,000)	164 (104 to 230)	429 (13 to 1,000)	12 (7 to 17)	82 (2 to 190)	64 (2 to 150)	47 (2 to 110)	42 (2 to 97)	39 (2 to 91)	36 (2 to 84)	34 (2 to 79)	31 (2 to 73)	28 (2 to 66)	25 (2 to 59)	22 (2 to 52)	19 (2 to 45)	15 (2 to 36)	10 (2 to 24)	6 (2 to 14)	2 (2 to 5)	0 (0 to 1)	13,000
Syphilis	2,000 (1,000 to 3,000)	1,000 (1,000 to 2,000)	1,000 (1,000 to 2,000)	0 (0 to 0)	0 (0 to 0)	0 (0 to 0)	0 (0 to 0)	0 (0 to 0)	0 (0 to 0)	0 (0 to 0)	0 (0 to 0)	0 (0 to 0)	0 (0 to 0)	0 (0 to 0)	0 (0 to 0)	0 (0 to 0)	0 (0 to 0)	0 (0 to 0)	0 (0 to 0)	0 (0 to 0)	0 (0 to 0)	0 (0 to 0)	0 (0 to 0)	12,700
Chlamydial infection	0 (0 to 0)	0 (0 to 0)	0 (0 to 0)	0 (0 to 0)	0 (0 to 0)	0 (0 to 0)	0 (0 to 0)	0 (0 to 0)	0 (0 to 0)	0 (0 to 0)	0 (0 to 0)	0 (0 to 0)	0 (0 to 0)	0 (0 to 0)	0 (0 to 0)	0 (0 to 0)	0 (0 to 0)	0 (0 to 0)	0 (0 to 0)	0 (0 to 0)	0 (0 to 0)	0 (0 to 0)	0 (0 to 0)	39
Gonococcal infection	0 (0 to 0)	0 (0 to 0)	0 (0 to 0)	0 (0 to 0)	0 (0 to 0)	0 (0 to 0)	0 (0 to 0)	0 (0 to 0)	0 (0 to 0)	0 (0 to 0)	0 (0 to 0)	0 (0 to 0)	0 (0 to 0)	0 (0 to 0)	0 (0 to 0)	0 (0 to 0)	0 (0 to 0)	0 (0 to 0)	0 (0 to 0)	0 (0 to 0)	0 (0 to 0)	0 (0 to 0)	0 (0 to 0)	49
Trichomoniasis	0 (0 to 0)	0 (0 to 0)	0 (0 to 0)	0 (0 to 0)	0 (0 to 0)	0 (0 to 0)	0 (0 to 0)	0 (0 to 0)	0 (0 to 0)	0 (0 to 0)	0 (0 to 0)	0 (0 to 0)	0 (0 to 0)	0 (0 to 0)	0 (0 to 0)	0 (0 to 0)	0 (0 to 0)	0 (0 to 0)	0 (0 to 0)	0 (0 to 0)	0 (0 to 0)	0 (0 to 0)	0 (0 to 0)	0
Genital herpes	0 (0 to 0)	0 (0 to 0)	0 (0 to 0)	0 (0 to 0)	0 (0 to 0)	1 (0 to 2)	1 (0 to 3)	1 (0 to 3)	1 (0 to 3)	1 (0 to 3)	1 (0 to 3)	1 (0 to 3)	1 (0 to 3)	1 (0 to 3)	1 (0 to 3)	1 (0 to 3)	1 (0 to 3)	1 (0 to 3)	1 (0 to 3)	1 (0 to 3)	1 (0 to 3)	0 (0 to 0)	0 (0 to 0)	102
Other sexually transmitted infections	0 (0 to 0)	0 (0 to 0)	0 (0 to 0)	0 (0 to 0)	0 (0 to 0)	9 (7 to 12)	79 (11 to 180)	62 (11 to 140)	45 (11 to 100)	40 (11 to 90)	37 (11 to 84)	34 (11 to 78)	32 (11 to 73)	29 (11 to 67)	26 (11 to 61)	24 (11 to 55)	21 (11 to 48)	18 (11 to 41)	14 (11 to 32)	10 (11 to 23)	6 (11 to 14)	2 (11 to 5)	0 (0 to 1)	621
Respiratory infections and tuberculosis	19,000 (7,000 to 36,000)	10,600 (4,000 to 17,000)	129,000 (60,000 to 214,000)	222,000 (122,000 to 330,000)	31,000 (14,000 to 49,000)	7,000 (3,000 to 12,000)	6,000 (2,000 to 11,000)	6,000 (2,000 to 11,000)	7,000 (2,000 to 12,000)	6,000 (2,000 to 11,000)	6,000 (2,000 to 11,000)	6,000 (2,000 to 10,000)	6,000 (2,000 to 10,000)	6,000 (2,000 to 10,000)	5,000 (2,000 to 9,000)	5,000 (2,000 to 8,000)	4,000 (2,000 to 7,000)	4,000 (2,000 to 6,000)	3,000 (1,000 to 5,000)	2,000 (1,000 to 3,000)	1,000 (1,000 to 2,000)	1,000 (1,000 to 2,000)	689	774,000
Tuberculosis	6,000 (5,000 to 8,000)	2,000 (1,000 to 3,000)	6,000 (4,000 to 10,000)	1,000 (997 to 1,000)	1,000 (844 to 1,000)	1,000 (846 to 2,000)	1,000 (846 to 2,000)	1,000 (1,000 to 2,000)	1,000 (1,000 to 2,000)	1,000 (1,000 to 2,000)	1,000 (1,000 to 2,000)	1,000 (1,000 to 2,000)	1,000 (1,000 to 2,000)	1,000 (1,000 to 2,000)	1,000 (1,000 to 2,000)	1,000 (1,000 to 2,000)	1,000 (1,000 to 2,000)	1,000 (1,000 to 2,000)	1,000 (1,000 to 2,000)	1,000 (1,000 to 2,000)	1,000 (1,000 to 2,000)	1,000 (1,000 to 2,000)	1,000 (1,000 to 2,000)	67,900
Latent tuberculosis infection	0 (0 to 0)	0 (0 to 0)	0 (0 to 0)	0 (0 to 0)	0 (0 to 0)	0 (0 to 0)	0 (0 to 0)	0 (0 to 0)	0 (0 to 0)	0 (0 to 0)	0 (0 to 0)	0 (0 to 0)	0 (0 to 0)	0 (0 to 0)	0 (0 to 0)	0 (0 to 0)	0 (0 to 0)	0 (0 to 0)	0 (0 to 0)	0 (0 to 0)	0 (0 to 0)	0 (0 to 0)	0 (0 to 0)	0
Drug-susceptible tuberculosis	6,000 (5,000 to 8,000)	2,000 (1,000 to 3,000)	6,000 (4,000 to 10,000)	1,000 (997 to 1,000)	1,000 (844 to 1,000)	1,000 (846 to 2,000)	1,000 (846 to 2,000)	1,000 (1,000 to 2,000)	1,000 (1,000 to 2,000)	1,000 (1,000 to 2,000)	1,000 (1,000 to 2,000)	1,000 (1,000 to 2,000)	1,000 (1,000 to 2,000)	1,000 (1,000 to 2,000)	1,000 (1,000 to 2,000)	1,000 (1,000 to 2,000)	1,000 (1,000 to 2,000)	1,000 (1,000 to 2,000)	1,000 (1,000 to 2,000)	1,000 (1,000 to 2,000)	1,000 (1,000 to 2,000)	1,000 (1,000 to 2,000)	67,900
Multidrug-resistant tuberculosis without extensive drug-re	0 (0 to 0)	0 (0 to 0)	0 (0 to 0)	0 (0 to 0)	0 (0 to 0)	0 (0 to 0)	0 (0 to 0)	0 (0 to 0)	0 (0 to 0)	0 (0 to 0)	0 (0 to 0)	0 (0 to 0)	0 (0 to 0)	0 (0 to 0)	0 (0 to 0)	0 (0 to 0)	0 (0 to 0)	0 (0 to 0)	0 (0 to 0)	0 (0 to 0)	0 (0 to 0)	0 (0 to 0)	0 (0 to 0)	0
Extensively drug-resistant tuberculosis	0 (0 to 0)	0 (0 to 0)	0 (0 to 0)	0 (0 to 0)	0 (0 to 0)	0 (0 to 0)	0 (0 to 0)	0 (0 to 0)	0 (0 to 0)	0 (0 to 0)	0 (0 to 0)	0 (0 to 0)	0 (0 to 0)	0 (0 to 0)	0 (0 to 0)	0 (0 to 0)	0 (0 to 0)	0 (0 to 0)	0 (0 to 0)	0 (0 to 0)	0 (0 to 0)	0 (0 to 0)	0 (0 to 0)	0
Lower respiratory infections	13,000 (7,000 to 30,000)	10,600 (4,000 to 17,000)	124,000 (60,000 to 208,000)	86,000 (39,000 to 144,000)	6,000 (3,000 to 10,000)	3,000 (1,000 to 5,000)	2,000 (1,000 to 4,000)	2,000 (1,000 to 4,000)	2,000 (1,000 to 4,000)	2,000 (1,000 to 4,000)	2,000 (1,000 to 4,000)	2,000 (1,000 to 4,000)	2,000 (1,000 to 4,000)	2,000 (1,000 to 4,000)	2,000 (1,000 to 4,000)	2,000 (1,000 to 4,000)	2,000 (1,000 to 4,000)	2,000 (1,000 to 4,000)	2,000 (1,000 to 4,000)	2,000 (1,000 to 4,000)	1,000 (1,000 to 2,000)	1,000 (1,000 to 2,000)	291,000
Upper respiratory infections	1 (1 to 1)	0 (0 to 0)	0 (0 to 0)	0 (0 to 0)	0 (0 to 0)	0 (0 to 0)	0 (0 to 0)	0 (0 to 0)	0 (0 to 0)	0 (0 to 0)	0 (0 to 0)	0 (0 to 0)	0 (0 to 0)	0 (0 to 0)	0 (0 to 0)	0 (0 to 0)	0 (0 to 0)	0 (0 to 0)	0 (0 to 0)	0 (0 to 0)	0 (0 to 0)	0 (0 to 0)	0 (0 to 0)	0
Otitis media	1 (1 to 1)	0 (0 to 0)	0 (0 to 0)	0 (0 to 0)	0 (0 to 0)	0 (0 to 0)	0 (0 to 0)	0 (0 to 0)	0 (0 to 0)	0 (0 to 0)	0 (0 to 0)	0 (0 to 0)	0 (0 to 0)	0 (0 to 0)	0 (0 to 0)	0 (0 to 0)	0 (0 to 0)	0 (0 to 0)	0 (0 to 0)	0 (0 to 0)	0 (0 to 0)	0 (0 to 0)	0 (0 to 0)	0
Enteric infections	577 (423 to 2,000)	1,000 (439 to 6,190)	37,000 (10,000 to 131,000)	47,000 (19,000 to 152,000)	7,000 (3,000 to 23,000)	2,000 (1,000 to 7,000)	1,000 (1,000 to 5,000)	1,000 (1,000 to 5,000)	1,000 (1,000 to 5,000)	1,000 (1,000 to 5,000)	1,000 (1,000 to 5,000)	1,000 (1,000 to 5,000)	1,000 (1,000 to 5,000)	1,000 (1,000 to 5,000)	1,000 (1,000 to 5,000)	1,000 (1,000 to 5,000)	1,000 (1,000 to 5,000)	1,000 (1,000 to 5,000)	1,000 (1,000 to 5,000)	1,000 (1,000 to 5,000)	1,000 (1,000 to 5,000)	1,000 (1,000 to 5,000)	272	193,000
Diarrheal diseases	577 (423 to 2,000)	1,000 (439 to 6,190)	37,000 (10,000 to 131,000)	47,000 (19,000 to 152,000)	7,000 (3,000 to 23,000)	2,000 (1,000 to 7,000)	1,000 (1,000 to 5,000)	1,000 (1,000 to 5,000)	1,000 (1,000 to 5,000)	1,000 (1,000 to 5,000)	1,000 (1,000 to 5,000)	1,000 (1,000 to 5,000)	1,000 (1,000 to 5,000)	1,000 (1,000 to 5,000)	1,000 (1,000 to 5,000)	1,000 (1,000 to 5,000)	1,000 (1,000 to 5,000)	1,000 (1,000 to 5,000)	1,000 (1,000 to 5,000)	1,000 (1,000 to 5,000)	1,000 (1,000 to 5,000)	1,000 (1,000 to 5,000)	272	193,000
Typhoid and paratyphoid	0 (0 to 0)	0 (0 to 0)	322 (0 to 1,000)	2,980 (885 to 7,775)	1,000 (0 to 3,000)	1,000 (0 to 3,000)	662 (0 to 2,000)	1,000 (0 to 3,000)	1,000 (0 to 3,000)	1,000 (0 to 3,000)	1,000 (0 to 3,000)	1,000 (0 to 3,000)	1,000 (0 to 3,000)	1,000 (0 to 3,000)	1,000 (0 to 3,000)	1,000 (0 to 3,000)	1,000 (0 to 3,000)	1,000 (0 to 3,000)	1,000 (0 to 3,000)	1,000 (0 to 3,000)	1,000 (0 to 3,000)	1,000 (0 to 3,000)	1,000 (0 to 3,000)	7,750
Typhoid fever	0 (0 to 0)	0 (0 to 0)	32 (0 to 100)	2,980 (885 to 7,775)	1,000 (0 to 3,000)	1,000 (0 to 3,000)	662 (0 to 2,000)	1,000 (0 to 3,000)	659 (0 to 2,000)	302 (0 to 1,000)	176 (0 to 500)	99 (0 to 280)	56 (0 to 160)	32 (0 to 90)	18 (0 to 51)	10 (0 to 29)	6 (0 to 16)	3 (0 to 9)	2 (0 to 5)	1 (0 to 3)	0 (0 to 1)	0 (0 to 0)	0 (0 to 0)	7,710
Paratyphoid fever	0 (0 to 0)	0 (0 to 0)	0 (0 to 0)	0 (0 to 0)	0 (0 to 0)	0 (0 to 0)	0 (0 to 0)	0 (0 to 0)	0 (0 to 0)	0 (0 to 0)	0 (0 to 0)	0 (0 to 0)	0 (0 to 0)	0 (0 to 0)	0 (0 to 0)	0 (0 to 0)	0 (0 to 0)	0 (0 to 0)	0 (0 to 0)	0 (0 to 0)	0 (0 to 0)	0 (0 to 0)	0 (0 to 0)	0 (0 to 0)	39
Invasive Non-typhoidal Salmonella (iNTS)	412 (164 to 830)	1,000 (0 to 3,000)	26,700 (11,000 to 61,000)	1,000 (0 to 3,000)	1,000 (0 to 3,000)	1,000 (0 to 3,000)	822 (0 to 2,000)	1,000 (0 to 3,000)	1,000 (0 to 3,000)	1,000 (0 to 3,000)	1,000 (0 to 3,000)	1,000 (0 to 3,000)	1,000 (0 to 3,000)	1,000 (0 to 3,000)	1,000 (0 to 3,000)	1,000 (0 to 3,000)	1,000 (0 to 3,000)	1,000 (0 to 3,000)	1,000 (0 to 3,000)	1,000 (0 to 3,000)	1,000 (0 to 3,000)	1,000 (0 to 3,000)	1,000 (0 to 3,000)	47,000
Other intestinal infectious diseases	0 (0 to 0)	0 (0 to 0)	139 (0 to 439)	0 (0 to 0)	191 (0 to 1,000)	0 (0 to 0)	0 (0 to 0)	0 (0 to 0)	0 (0 to 0)	0 (0 to 0)	0 (0 to 0)	0 (0 to 0)	0 (0 to 0)	0 (0 to 0)	0 (0 to 0)	0 (0 to 0)	0 (0 to 0)	0 (0 to 0)	0 (0 to 0)	0 (0 to 0)	0 (0 to 0)	0 (0 to 0)	0 (0 to 0)	0 (0 to 0)	396
Neglected tropical diseases and malaria	10,000 (2,000 to 17,000)	1,000 (0 to 2,000)	4,000 (1,000 to 10,000)	1,000 (0 to 2,000)	1,000 (0 to 2,000)	1,000 (0 to 2

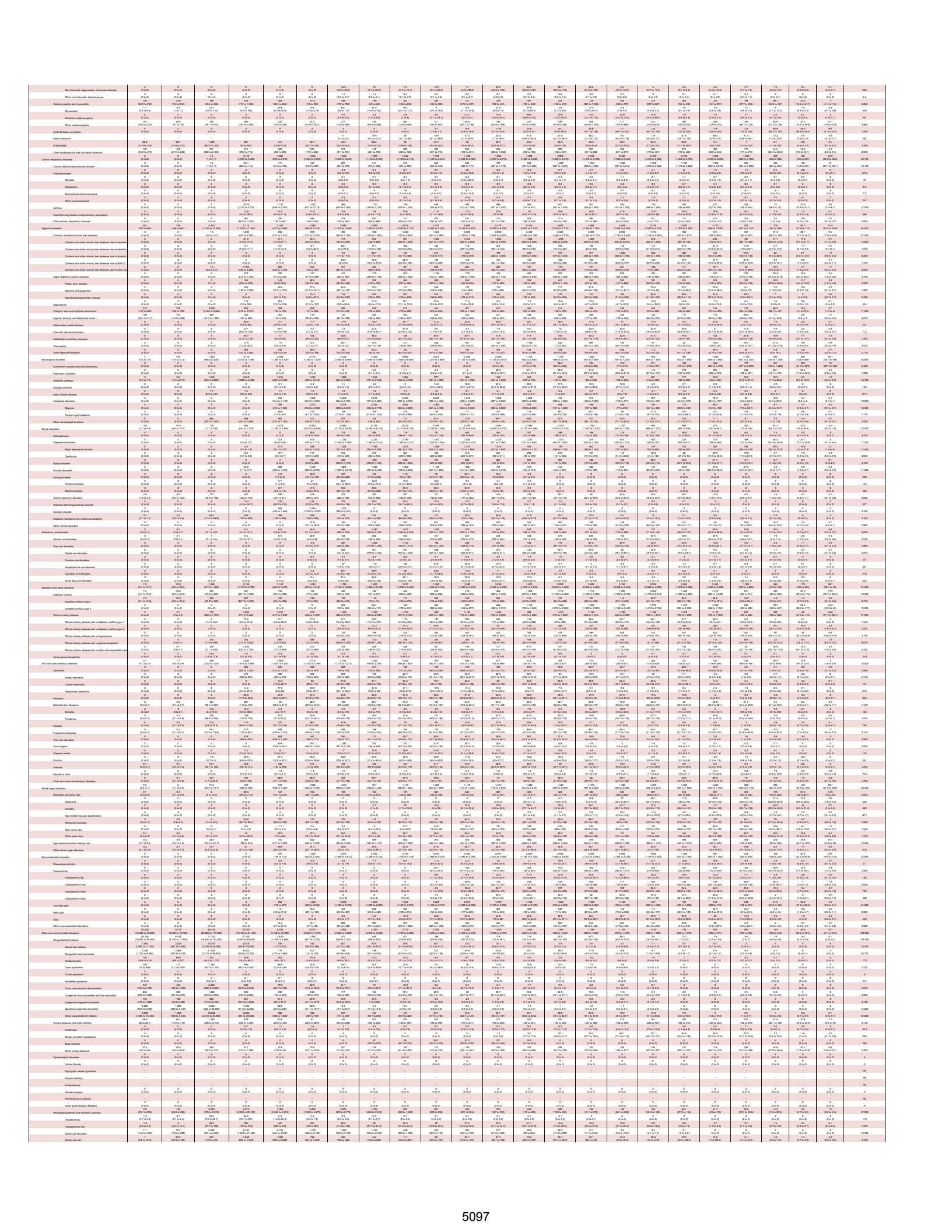

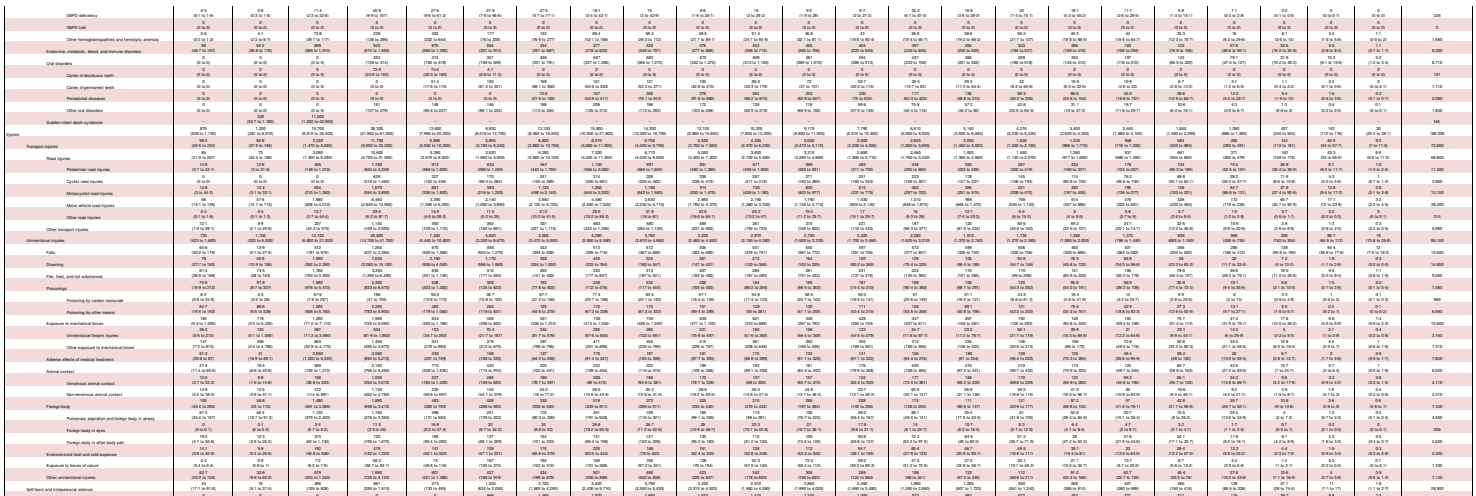

SR Table 2a: Topo DALYS by cause and age group for males with 95% uncertainty intervals, 2019

Cause	Early Neonatal	Late Neonatal	Post Neonatal	1 to 4	5 to 9	10 to 14	15 to 19	20 to 24	25 to 29	30 to 34	35 to 39	40 to 44	45 to 49	50 to 54	55 to 59	60 to 64	65 to 69	70 to 74	75 to 79	80 to 84	85 to 89	90 to 94	95 plus	Total
All causes	367,000 (330,000 to 397,000)	43,000 (35,100 to 51,700)	176,000 (130,000 to 232,000)	276,000 (197,000 to 410,000)	69,700 (53,800 to 104,000)	69,000 (52,400 to 104,000)	74,900 (52,400 to 112,000)	77,000 (52,900 to 116,000)	75,100 (52,000 to 113,000)	67,900 (47,900 to 99,200)	74,000 (52,000 to 107,000)	86,900 (61,300 to 127,000)	98,600 (72,600 to 135,000)	97,000 (72,000 to 129,000)	94,700 (71,700 to 126,000)	77,000 (54,400 to 96,300)	69,700 (50,200 to 87,000)	66,000 (47,000 to 83,000)	55,400 (39,000 to 70,000)	42,000 (29,000 to 53,000)	24,000 (16,000 to 30,000)	12,700 (8,000 to 15,000)	4,700 (2,900 to 5,900)	1,080 (650 to 1,400)	262 (170 to 330)	1,920,000 (1,900,000 to 1,950,000)
Communicable, maternal, neonatal, and nutritional diseases	366,000 (185,000 to 516,000)	39,400 (27,300 to 52,000)	154,000 (111,000 to 207,000)	230,000 (161,000 to 349,000)	39,400 (29,600 to 52,000)	27,300 (20,900 to 36,900)	27,700 (20,900 to 38,900)	29,000 (21,900 to 41,000)	33,000 (25,000 to 46,000)	34,500 (26,000 to 49,000)	39,000 (29,000 to 55,000)	49,000 (36,000 to 69,000)	58,100 (44,000 to 77,000)	58,000 (44,000 to 77,000)	57,000 (43,000 to 76,000)	46,000 (34,000 to 61,000)	41,000 (30,000 to 55,000)	39,000 (29,000 to 52,000)	33,000 (24,000 to 44,000)	25,000 (18,000 to 33,000)	14,000 (10,000 to 19,000)	7,000 (4,900 to 9,000)	2,800 (1,700 to 3,600)	1,000 (620 to 1,300)	1,065,000 (994,000 to 1,132,000)
HIV/AIDS and sexually transmitted infections	3,200 (1,900 to 5,000)	700 (400 to 1,100)	3,700 (2,100 to 5,900)	3,500 (2,000 to 5,600)	2,000 (1,100 to 3,200)	2,000 (1,100 to 3,200)	3,000 (1,600 to 4,900)	4,100 (2,200 to 6,700)	5,000 (2,700 to 8,200)	5,000 (2,700 to 8,200)	5,000 (2,700 to 8,200)	5,000 (2,700 to 8,200)	5,000 (2,700 to 8,200)	4,000 (2,200 to 6,600)	3,000 (1,600 to 4,900)	2,000 (1,100 to 3,200)	1,000 (600 to 1,700)	1,000 (500 to 1,600)	500 (300 to 900)	300 (200 to 500)	100 (100 to 200)	100 (100 to 200)	0 (0 to 0)	46,000 (24,000 to 68,000)
HIV/AIDS	2,900 (1,700 to 4,500)	600 (300 to 1,000)	3,500 (1,900 to 5,600)	3,300 (1,900 to 5,300)	1,900 (1,000 to 3,000)	1,900 (1,000 to 3,000)	2,900 (1,500 to 4,700)	4,000 (2,100 to 6,500)	4,900 (2,600 to 8,000)	4,900 (2,600 to 8,000)	4,900 (2,600 to 8,000)	4,900 (2,600 to 8,000)	4,900 (2,600 to 8,000)	3,900 (2,100 to 6,400)	2,900 (1,500 to 4,700)	1,900 (1,000 to 3,000)	1,000 (500 to 1,600)	1,000 (500 to 1,600)	500 (300 to 800)	300 (200 to 500)	100 (100 to 200)	100 (100 to 200)	0 (0 to 0)	46,000 (24,000 to 68,000)
HIV/AIDS - Drug-susceptible Tuberculosis	0 (0 to 0)	0 (0 to 0)	0 (0 to 0)	0 (0 to 0)	0 (0 to 0)	0 (0 to 0)	0 (0 to 0)	0 (0 to 0)	0 (0 to 0)	0 (0 to 0)	0 (0 to 0)	0 (0 to 0)	0 (0 to 0)	0 (0 to 0)	0 (0 to 0)	0 (0 to 0)	0 (0 to 0)	0 (0 to 0)	0 (0 to 0)	0 (0 to 0)	0 (0 to 0)	0 (0 to 0)	0 (0 to 0)	0 (0 to 0)
HIV/AIDS - Multidrug-resistant Tuberculosis without extens	0 (0 to 0)	0 (0 to 0)	0 (0 to 0)	0 (0 to 0)	0 (0 to 0)	0 (0 to 0)	0 (0 to 0)	0 (0 to 0)	0 (0 to 0)	0 (0 to 0)	0 (0 to 0)	0 (0 to 0)	0 (0 to 0)	0 (0 to 0)	0 (0 to 0)	0 (0 to 0)	0 (0 to 0)	0 (0 to 0)	0 (0 to 0)	0 (0 to 0)	0 (0 to 0)	0 (0 to 0)	0 (0 to 0)	0 (0 to 0)
HIV/AIDS - Extensively drug-resistant Tuberculosis	0 (0 to 0)	0 (0 to 0)	0 (0 to 0)	0 (0 to 0)	0 (0 to 0)	0 (0 to 0)	0 (0 to 0)	0 (0 to 0)	0 (0 to 0)	0 (0 to 0)	0 (0 to 0)	0 (0 to 0)	0 (0 to 0)	0 (0 to 0)	0 (0 to 0)	0 (0 to 0)	0 (0 to 0)	0 (0 to 0)	0 (0 to 0)	0 (0 to 0)	0 (0 to 0)	0 (0 to 0)	0 (0 to 0)	0 (0 to 0)
HIV/AIDS resulting in other diseases	300 (0 to 1,100)	100 (0 to 400)	200 (0 to 1,000)	200 (0 to 1,000)	100 (0 to 400)	100 (0 to 400)	100 (0 to 400)	100 (0 to 400)	100 (0 to 400)	100 (0 to 400)	100 (0 to 400)	100 (0 to 400)	100 (0 to 400)	100 (0 to 400)	100 (0 to 400)	100 (0 to 400)	100 (0 to 400)	100 (0 to 400)	100 (0 to 400)	100 (0 to 400)	100 (0 to 400)	100 (0 to 400)	0 (0 to 0)	1,000 (0 to 4,000)
Respiratory infections and tuberculosis	76,000 (8,000 to 129,000)	4,500 (2,100 to 7,500)	24,000 (3,000 to 47,000)	31,000 (4,000 to 56,000)	2,000 (1,000 to 3,000)	1,000 (500 to 2,000)	1,000 (500 to 2,000)	1,000 (500 to 2,000)	1,000 (500 to 2,000)	1,000 (500 to 2,000)	1,000 (500 to 2,000)	1,000 (500 to 2,000)	1,000 (500 to 2,000)	1,000 (500 to 2,000)	1,000 (500 to 2,000)	1,000 (500 to 2,000)	1,000 (500 to 2,000)	1,000 (500 to 2,000)	1,000 (500 to 2,000)	1,000 (500 to 2,000)	1,000 (500 to 2,000)	1,000 (500 to 2,000)	0 (0 to 0)	173,000 (30,000 to 316,000)
Tuberculosis	0 (0 to 0)	0 (0 to 0)	0 (0 to 0)	1,000 (600 to 1,900)	1,000 (270 to 1,100)	1,000 (670 to 3,110)	1,000 (1,700 to 5,100)	2,000 (2,400 to 7,200)	2,000 (2,700 to 7,100)	2,000 (2,700 to 7,100)	2,000 (2,700 to 7,100)	2,000 (2,700 to 7,100)	2,000 (3,100 to 8,400)	2,000 (3,300 to 8,700)	2,000 (3,500 to 9,000)	2,000 (3,600 to 9,200)	2,000 (3,600 to 9,200)	2,000 (3,600 to 9,200)	2,000 (3,600 to 9,200)	2,000 (3,600 to 9,200)	2,000 (3,600 to 9,200)	2,000 (3,600 to 9,200)	0 (0 to 0)	99,200 (91,000 to 107,000)
Latent tuberculosis infection	0 (0 to 0)	0 (0 to 0)	0 (0 to 0)	0 (0 to 0)	0 (0 to 0)	0 (0 to 0)	0 (0 to 0)	0 (0 to 0)	0 (0 to 0)	0 (0 to 0)	0 (0 to 0)	0 (0 to 0)	0 (0 to 0)	0 (0 to 0)	0 (0 to 0)	0 (0 to 0)	0 (0 to 0)	0 (0 to 0)	0 (0 to 0)	0 (0 to 0)	0 (0 to 0)	0 (0 to 0)	0 (0 to 0)	0 (0 to 0)
Drug-susceptible tuberculosis	0 (0 to 1)	0 (0 to 1)	0 (0 to 1)	1,000 (600 to 1,900)	1,000 (270 to 1,100)	1,000 (670 to 3,110)	1,000 (1,700 to 5,100)	2,000 (2,400 to 7,200)	2,000 (2,700 to 7,100)	2,000 (2,700 to 7,100)	2,000 (2,700 to 7,100)	2,000 (2,700 to 7,100)	2,000 (3,100 to 8,400)	2,000 (3,300 to 8,700)	2,000 (3,500 to 9,000)	2,000 (3,600 to 9,200)	2,000 (3,600 to 9,200)	2,000 (3,600 to 9,200)	2,000 (3,600 to 9,200)	2,000 (3,600 to 9,200)	2,000 (3,600 to 9,200)	2,000 (3,600 to 9,200)	0 (0 to 0)	99,200 (91,000 to 107,000)
Multidrug-resistant tuberculosis without extensive drug-re	0 (0 to 0)	0 (0 to 0)	0 (0 to 0)	0 (0 to 0)	0 (0 to 0)	0 (0 to 0)	0 (0 to 0)	0 (0 to 0)	0 (0 to 0)	0 (0 to 0)	0 (0 to 0)	0 (0 to 0)	0 (0 to 0)	0 (0 to 0)	0 (0 to 0)	0 (0 to 0)	0 (0 to 0)	0 (0 to 0)	0 (0 to 0)	0 (0 to 0)	0 (0 to 0)	0 (0 to 0)	0 (0 to 0)	0 (0 to 0)
Extensively drug-resistant tuberculosis	0 (0 to 0)	0 (0 to 0)	0 (0 to 0)	0 (0 to 0)	0 (0 to 0)	0 (0 to 0)	0 (0 to 0)	0 (0 to 0)	0 (0 to 0)	0 (0 to 0)	0 (0 to 0)	0 (0 to 0)	0 (0 to 0)	0 (0 to 0)	0 (0 to 0)	0 (0 to 0)	0 (0 to 0)	0 (0 to 0)	0 (0 to 0)	0 (0 to 0)	0 (0 to 0)	0 (0 to 0)	0 (0 to 0)	0 (0 to 0)
Lower respiratory infections	76,000 (8,000 to 129,000)	3,900 (1,800 to 6,500)	21,000 (2,000 to 43,000)	28,000 (3,000 to 52,000)	1,000 (200 to 2,000)	1,000 (200 to 2,000)	1,000 (200 to 2,000)	1,000 (200 to 2,000)	1,000 (200 to 2,000)	1,000 (200 to 2,000)	1,000 (200 to 2,000)	1,000 (200 to 2,000)	1,000 (200 to 2,000)	1,000 (200 to 2,000)	1,000 (200 to 2,000)	1,000 (200 to 2,000)	1,000 (200 to 2,000)	1,000 (200 to 2,000)	1,000 (200 to 2,000)	1,000 (200 to 2,000)	1,000 (200 to 2,000)	1,000 (200 to 2,000)	0 (0 to 0)	73,000 (0 to 316,000)
Upper respiratory infections	0 (0 to 0)	0 (0 to 0)	0 (0 to 0)	0 (0 to 0)	0 (0 to 0)	0 (0 to 0)	0 (0 to 0)	0 (0 to 0)	0 (0 to 0)	0 (0 to 0)	0 (0 to 0)	0 (0 to 0)	0 (0 to 0)	0 (0 to 0)	0 (0 to 0)	0 (0 to 0)	0 (0 to 0)	0 (0 to 0)	0 (0 to 0)	0 (0 to 0)	0 (0 to 0)	0 (0 to 0)	0 (0 to 0)	0 (0 to 0)
Otitis media	0 (0 to 1)	0 (0 to 1)	0 (0 to 0)	0 (0 to 0)	0 (0 to 0)	0 (0 to 0)	0 (0 to 0)	0 (0 to 0)	0 (0 to 0)	0 (0 to 0)	0 (0 to 0)	0 (0 to 0)	0 (0 to 0)	0 (0 to 0)	0 (0 to 0)	0 (0 to 0)	0 (0 to 0)	0 (0 to 0)	0 (0 to 0)	0 (0 to 0)	0 (0 to 0)	0 (0 to 0)	0 (0 to 0)	0 (0 to 0)
Enteric infections	7,500 (1,500 to 11,700)	11,000 (2,100 to 22,700)	66,000 (34,000 to 129,000)	100,000 (49,000 to 205,000)	30,000 (17,000 to 47,000)	26,000 (15,000 to 40,000)	26,000 (15,000 to 40,000)	26,000 (15,000 to 40,000)	26,000 (15,000 to 40,000)	26,000 (15,000 to 40,000)	26,000 (15,000 to 40,000)	26,000 (15,000 to 40,000)	26,000 (15,000 to 40,000)	26,000 (15,000 to 40,000)	26,000 (15,000 to 40,000)	26,000 (15,000 to 40,000)	26,000 (15,000 to 40,000)	26,000 (15,000 to 40,000)	26,000 (15,000 to 40,000)	26,000 (15,000 to 40,000)	26,000 (15,000 to 40,000)	26,000 (15,000 to 40,000)	0 (0 to 0)	590,000 (340,000 to 840,000)
Diarrheal diseases	7,500 (1,500 to 11,700)	11,000 (2,100 to 22,700)	66,000 (34,000 to 129,000)	100,000 (49,000 to 205,000)	30,000 (17,000 to 47,000)	26,000 (15,000 to 40,000)	26,000 (15,000 to 40,000)	26,000 (15,000 to 40,000)	26,000 (15,000 to 40,000)	26,000 (15,000 to 40,000)	26,000 (15,000 to 40,000)	26,000 (15,000 to 40,000)	26,000 (15,000 to 40,000)	26,000 (15,000 to 40,000)	26,000 (15,000 to 40,000)	26,000 (15,000 to 40,000)	26,000 (15,000 to 40,000)	26,000 (15,000 to 40,000)	26,000 (15,000 to 40,000)	26,000 (15,000 to 40,000)	26,000 (15,000 to 40,000)	26,000 (15,000 to 40,000)	0 (0 to 0)	590,000 (340,000 to 840,000)
Typhoid and paratyphoid	0 (0 to 0)	0 (0 to 0)	1,000 (270 to 4,600)	1,000 (277 to 3,900)	1,000 (334 to 2,900)	1,000 (207 to 1,300)	1,000 (311 to 1,991)	1,000 (549 to 3,867)	1,000 (777 to 4,063)	1,000 (1,000 to 4,000)	1,000 (1,000 to 4,000)	1,000 (1,000 to 4,000)	1,000 (1,000 to 4,000)	1,000 (1,000 to 4,000)	1,000 (1,000 to 4,000)	1,000 (1,000 to 4,000)	1,000 (1,000 to 4,000)	1,000 (1,000 to 4,000)	1,000 (1,000 to 4,000)	1,000 (1,000 to 4,000)	1,000 (1,000 to 4,000)	1,000 (1,000 to 4,000)	0 (0 to 0)	8,490 (0 to 34,000)
Typhoid fever	0 (0 to 0)	0 (0 to 0)	11 (0 to 3,386)	1,000 (277 to 3,386)	1,000 (334 to 2,900)	1,000 (207 to 1,300)	1,000 (311 to 1,991)	1,000 (549 to 3,867)	1,000 (777 to 4,063)	1,000 (1,000 to 4,000)	1,000 (1,000 to 4,000)	1,000 (1,000 to 4,000)	1,000 (1,000 to 4,000)	1,000 (1,000 to 4,000)	1,000 (1,000 to 4,000)	1,000 (1,000 to 4,000)	1,000 (1,000 to 4,000)	1,000 (1,000 to 4,000)	1,000 (1,000 to 4,000)	1,000 (1,000 to 4,000)	1,000 (1,000 to 4,000)	1,000 (1,000 to 4,000)	0 (0 to 0)	8,490 (0 to 34,000)
Paratyphoid fever	0 (0 to 0)	0 (0 to 0)	0 (0 to 0)	0 (0 to 0)	0 (0 to 0)	0 (0 to 0)	0 (0 to 0)	0 (0 to 0)	0 (0 to 0)	0 (0 to 0)	0 (0 to 0)	0 (0 to 0)	0 (0 to 0)	0 (0 to 0)	0 (0 to 0)	0 (0 to 0)	0 (0 to 0)	0 (0 to 0)	0 (0 to 0)	0 (0 to 0)	0 (0 to 0)	0 (0 to 0)	0 (0 to 0)	0 (0 to 0)
Invasive Non-typhoidal Salmonella (iNTS)	200 (100 to 4,600)	4,600 (1,700 to 8,700)	12,000 (6,900 to 26,900)	3,000 (2,400 to 8,700)	1,000 (600 to 3,000)	1,000 (433 to 3,300)	1,000 (439 to 3,400)	1,000 (439 to 3,400)	1,000 (439 to 3,400)	1,000 (439 to 3,400)	1,000 (439 to 3,400)	1,000 (439 to 3,400)	1,000 (439 to 3,400)	1,000 (439 to 3,400)	1,000 (439 to 3,400)	1,000 (439 to 3,400)	1,000 (439 to 3,400)	1,000 (439 to 3,400)	1,000 (439 to 3,400)	1,000 (439 to 3,400)	1,000 (439 to 3,400)	1,000 (439 to 3,400)	0 (0 to 0)	28,000 (7,700 to 52,000)
Other intestinal infectious diseases	0 (0 to 0)	0 (0 to 0)	0 (0 to 0)	0 (0 to 0)	0 (0 to 0)	0 (0 to 0)	0 (0 to 0)	0 (0 to 0)	0 (0 to 0)	0 (0 to 0)	0 (0 to 0)	0 (0 to 0)	0 (0 to 0)	0 (0 to 0)	0 (0 to 0)	0 (0 to 0)	0 (0 to 0)	0 (0 to 0)	0 (0 to 0)	0 (0 to 0)	0 (0 to 0)	0 (0 to 0)	0 (0 to 0)	0 (0 to 0)
Neglected tropical diseases and malaria	600 (0 to 1,700)	100 (0 to 300)	1,000 (0 to 3,000)	1,000 (0 to 3,000)	1,000 (0 to 3,000



G6PD deficiency	1 (0.0 to 2.7)	0.6 (0.0 to 1.6)	6.6 (2.6 to 13.6)	47.6 (13.4 to 121)	94.6 (17.4 to 248)	69.3 (17.3 to 182)	67.4 (12.6 to 179)	29 (6.7 to 72)	39.3 (9.6 to 110)	29.3 (6 to 82)	52.9 (7.6 to 179)	69.6 (9.1 to 212)	72.6 (11.2 to 200)	209 (37.3 to 672)	84.1 (18.9 to 268)	178 (39.1 to 586)	67.4 (14.6 to 217)	30.6 (6.4 to 103)	13.2 (2.7 to 42.9)	2.1 (0.4 to 7)	0.1 (0 to 0.7)	0.3 (0.1 to 1.1)	0.1 (0 to 0.5)	0 (0 to 0)	1,040
G6PD bot	0 (0 to 0)	0 (0 to 0)	0 (0 to 0)

SR Table 2a: American Samoa DALYS by cause and age group for males with 95% uncertainty intervals. 2019

Cause	Early Neonatal	Late Neonatal	Post Neonatal	1 to 4	5 to 9	10 to 14	15 to 19	20 to 24	25 to 29	30 to 34	35 to 39	40 to 44	45 to 49	50 to 54	55 to 59	60 to 64	65 to 69	70 to 74	75 to 79	80 plus	Total
All causes	1,180 (1,029 to 1,343)	1,044 (907 to 1,183)	1,880 (1,686 to 2,092)	1,104 (1,011 to 1,206)	1,006 (921 to 1,106)	1,044 (944 to 1,153)	1,220 (1,102 to 1,340)	1,441 (1,302 to 1,574)	1,647 (1,513 to 1,787)	1,844 (1,703 to 1,993)	2,102 (1,950 to 2,263)	2,403 (2,240 to 2,570)	2,844 (2,666 to 3,028)	3,564 (3,353 to 3,781)	4,354 (4,113 to 4,597)	5,243 (4,967 to 5,530)	6,257 (5,930 to 6,597)	7,179 (6,805 to 7,557)	8,023 (7,604 to 8,446)	8,900
Communicable, maternal, neonatal, and nutritional diseases	1,114 (1,010 to 1,218)	1,044 (907 to 1,183)	1,880 (1,686 to 2,092)	1,104 (1,011 to 1,206)	1,006 (921 to 1,106)	1,044 (944 to 1,153)	1,220 (1,102 to 1,340)	1,441 (1,302 to 1,574)	1,647 (1,513 to 1,787)	1,844 (1,703 to 1,993)	2,102 (1,950 to 2,263)	2,403 (2,240 to 2,570)	2,844 (2,666 to 3,028)	3,564 (3,353 to 3,781)	4,354 (4,113 to 4,597)	5,243 (4,967 to 5,530)	6,257 (5,930 to 6,597)	7,179 (6,805 to 7,557)	8,023 (7,604 to 8,446)	8,900
HIV/AIDS and sexually transmitted infections	39.5 (32.4 to 47.6)	10.3 (2.2 to 21.9)	16 (5.2 to 34.3)	0.7 (0.3 to 1.5)	0.5 (0.3 to 0.9)	0.2 (0.1 to 0.3)	0.6 (0.4 to 0.9)	0.8 (0.4 to 1.1)	0.9 (0.4 to 1.2)	1.4 (1.0 to 1.9)	1.5 (1.0 to 2.1)	1.7 (1.2 to 2.4)	1.5 (1.0 to 2.2)	0.8 (0.4 to 1.3)	0.6 (0.3 to 1.1)	0.4 (0.2 to 0.7)	0.3 (0.2 to 0.4)	0.2 (0.1 to 0.3)	0 (0 to 0)	68.7
HIV/AIDS	0 (0 to 0)	0 (0 to 0)	0.4 (0 to 0.9)	0.2 (0.1 to 0.3)	0.2 (0.1 to 0.3)	0.1 (0.1 to 0.2)	0.4 (0.3 to 0.6)	0.6 (0.4 to 0.8)	0.7 (0.5 to 0.9)	1.2 (0.9 to 1.7)	1.3 (0.9 to 1.8)	1.5 (1.1 to 2.2)	1.3 (0.9 to 1.8)	0.7 (0.4 to 0.9)	0.4 (0.3 to 0.6)	0.4 (0.2 to 0.6)	0.2 (0.1 to 0.3)	0.1 (0.1 to 0.2)	0 (0 to 0)	9.5
HIV/AIDS - Drug-susceptible Tuberculosis	0 (0 to 0)	0 (0 to 0)	0 (0 to 0)	0 (0 to 0)	0 (0 to 0)	0 (0 to 0)	0 (0 to 0)	0 (0 to 0)	0 (0 to 0)	0 (0 to 0)	0 (0 to 0)	0 (0 to 0)	0 (0 to 0)	0 (0 to 0)	0 (0 to 0)	0 (0 to 0)	0 (0 to 0)	0 (0 to 0)	0 (0 to 0)	0 (0 to 0)	0.5
HIV/AIDS - Multidrug-resistant Tuberculosis without extensive dr...	0 (0 to 0)	0 (0 to 0)	0 (0 to 0)	0 (0 to 0)	0 (0 to 0)	0 (0 to 0)	0 (0 to 0)	0 (0 to 0)	0 (0 to 0)	0 (0 to 0)	0 (0 to 0)	0 (0 to 0)	0 (0 to 0)	0 (0 to 0)	0 (0 to 0)	0 (0 to 0)	0 (0 to 0)	0 (0 to 0)	0 (0 to 0)	0 (0 to 0)	0
HIV/AIDS - Extensively drug-resistant Tuberculosis	0 (0 to 0)	0 (0 to 0)	0 (0 to 0)	0 (0 to 0)	0 (0 to 0)	0 (0 to 0)	0 (0 to 0)	0 (0 to 0)	0 (0 to 0)	0 (0 to 0)	0 (0 to 0)	0 (0 to 0)	0 (0 to 0)	0 (0 to 0)	0 (0 to 0)	0 (0 to 0)	0 (0 to 0)	0 (0 to 0)	0 (0 to 0)	0 (0 to 0)	0
HIV/AIDS resulting in other diseases	39.5 (32.4 to 47.6)	10.0 (2.0 to 21.6)	15.5 (4.9 to 33.9)	0.5 (0.1 to 1.4)	0.3 (0.1 to 0.7)	0.1 (0.0 to 0.2)	0.2 (0.1 to 0.4)	0.2 (0.1 to 0.4)	0.2 (0.1 to 0.4)	0.2 (0.1 to 0.4)	0.2 (0.1 to 0.4)	0.2 (0.1 to 0.4)	0.2 (0.1 to 0.4)	0.1 (0.0 to 0.4)	0.2 (0.0 to 0.5)	0.2 (0.1 to 0.5)	0.1 (0.0 to 0.3)	0.1 (0.0 to 0.3)	0 (0 to 0)	8.9
Sexually transmitted infections excluding HIV	39.5 (32.4 to 47.6)	10.3 (2.2 to 21.9)	16.5 (4.8 to 35.9)	0.5 (0.1 to 1.4)	0.3 (0.1 to 0.7)	0.1 (0.0 to 0.2)	0.2 (0.1 to 0.4)	0.2 (0.1 to 0.4)	0.2 (0.1 to 0.4)	0.2 (0.1 to 0.4)	0.2 (0.1 to 0.4)	0.2 (0.1 to 0.4)	0.2 (0.1 to 0.4)	0.1 (0.0 to 0.4)	0.2 (0.0 to 0.5)	0.2 (0.1 to 0.5)	0.1 (0.0 to 0.3)	0.1 (0.0 to 0.3)	0 (0 to 0)	59.2
Syphilis	39.5 (32.4 to 47.6)	10.0 (2.2 to 21.4)	16.5 (4.8 to 35.9)	0.5 (0.1 to 1.4)	0.3 (0.1 to 0.7)	0.1 (0.0 to 0.2)	0.2 (0.1 to 0.4)	0.2 (0.1 to 0.4)	0.2 (0.1 to 0.4)	0.2 (0.1 to 0.4)	0.2 (0.1 to 0.4)	0.2 (0.1 to 0.4)	0.2 (0.1 to 0.4)	0.1 (0.0 to 0.4)	0.2 (0.0 to 0.5)	0.2 (0.1 to 0.5)	0.1 (0.0 to 0.3)	0.1 (0.0 to 0.3)	0 (0 to 0)	57.5
Chlamydial infection	0 (0 to 0)	0 (0 to 0)	0 (0 to 0)	0 (0 to 0)	0 (0 to 0)	0 (0 to 0)	0 (0 to 0)	0 (0 to 0)	0 (0 to 0)	0 (0 to 0)	0 (0 to 0)	0 (0 to 0)	0 (0 to 0)	0 (0 to 0)	0 (0 to 0)	0 (0 to 0)	0 (0 to 0)	0 (0 to 0)	0 (0 to 0)	0 (0 to 0)	0
Gonococcal infection	0 (0 to 0)	0 (0 to 0)	0 (0 to 0)	0 (0 to 0)	0 (0 to 0)	0 (0 to 0)	0 (0 to 0.1)	0 (0 to 0.1)	0 (0 to 0.1)	0 (0 to 0.1)	0 (0 to 0.1)	0 (0 to 0.1)	0 (0 to 0.1)	0 (0 to 0.1)	0 (0 to 0.1)	0 (0 to 0.1)	0 (0 to 0.1)	0 (0 to 0.1)	0 (0 to 0.1)	0 (0 to 0)	0.2
Trichomoniasis	0 (0 to 0)	0 (0 to 0)	0 (0 to 0)	0 (0 to 0)	0 (0 to 0)	0 (0 to 0)	0 (0 to 0)	0 (0 to 0)	0 (0 to 0)	0 (0 to 0)	0 (0 to 0)	0 (0 to 0)	0 (0 to 0)	0 (0 to 0)	0 (0 to 0)	0 (0 to 0)	0 (0 to 0)	0 (0 to 0)	0 (0 to 0)	0 (0 to 0)	0.1
Genital herpes	0 (0 to 0)	0 (0 to 0)	0 (0 to 0)	0 (0 to 0)	0 (0 to 0)	0 (0 to 0)	0 (0 to 0.1)	0 (0 to 0.1)	0 (0 to 0.2)	0 (0 to 0.1)	0 (0 to 0.1)	0 (0 to 0.1)	0 (0 to 0.1)	0 (0 to 0.1)	0 (0 to 0.2)	0 (0 to 0.1)	0 (0 to 0.1)	0 (0 to 0.1)	0 (0 to 0.1)	0 (0 to 0)	1.1
Other sexually transmitted infections	0 (0 to 0)	0 (0 to 0)	0 (0 to 0)	0 (0 to 0)	0 (0 to 0)	0 (0 to 0)	0 (0 to 0.1)	0 (0 to 0.1)	0 (0 to 0.1)	0 (0 to 0.1)	0 (0 to 0.1)	0 (0 to 0.1)	0 (0 to 0.1)	0 (0 to 0.1)	0 (0 to 0.1)	0 (0 to 0.1)	0 (0 to 0.1)	0 (0 to 0.1)	0 (0 to 0.1)	0 (0 to 0)	0.3
Respiratory infections and tuberculosis	2.7 (1.9 to 3.6)	2.8 (2.0 to 3.8)	25.4 (12.8 to 41.1)	7.6 (7.4 to 22.2)	3.6 (1.6 to 11.8)	2.2 (0.8 to 5.4)	2.2 (0.8 to 10.3)	2.2 (0.8 to 8.1)	2.2 (0.8 to 8.4)	2.2 (0.8 to 8.6)	2.2 (0.8 to 8.6)	2.2 (0.8 to 8.6)	2.2 (0.8 to 8.6)	2.2 (0.8 to 8.6)	2.2 (0.8 to 8.6)	2.2 (0.8 to 8.6)	2.2 (0.8 to 8.6)	2.2 (0.8 to 8.6)	2.2 (0.8 to 8.6)	240
Tuberculosis	0 (0 to 0)	0 (0 to 0)	0 (0.1 to 0.2)	0 (0 to 0.2)	0 (0 to 0.1)	0 (0 to 0.2)	0 (0.2 to 0.5)	0 (0.4 to 1.5)	0 (0.4 to 1.7)	0 (0.4 to 1.7)	0 (0.5 to 1.4)	0 (0.4 to 1.2)	0 (0.4 to 1.4)	0 (0.4 to 1.2)	0 (0.3 to 1.2)	0 (0.2 to 1.2)	0 (0.2 to 1.2)	0 (0.2 to 1.2)	0 (0.2 to 0.5)	0 (0 to 0)	16.5
Latent tuberculosis infection	0 (0 to 0)	0 (0 to 0)	0 (0 to 0)	0 (0 to 0)	0 (0 to 0)	0 (0 to 0)	0 (0 to 0)	0 (0 to 0)	0 (0 to 0)	0 (0 to 0)	0 (0 to 0)	0 (0 to 0)	0 (0 to 0)	0 (0 to 0)	0 (0 to 0)	0 (0 to 0)	0 (0 to 0)	0 (0 to 0)	0 (0 to 0)	0 (0 to 0)	0
Drug-susceptible tuberculosis	0 (0 to 0)	0 (0 to 0)	0 (0.1 to 0.2)	0 (0 to 0.2)	0 (0 to 0.1)	0 (0 to 0.2)	0 (0.2 to 0.5)	0 (0.4 to 1.5)	0 (0.4 to 1.7)	0 (0.4 to 1.7)	0 (0.5 to 1.4)	0 (0.4 to 1.2)	0 (0.4 to 1.4)	0 (0.4 to 1.2)	0 (0.3 to 1.2)	0 (0.2 to 1.2)	0 (0.2 to 1.2)	0 (0.2 to 1.2)	0 (0.2 to 0.5)	0 (0 to 0)	16.4
Multidrug-resistant tuberculosis without extensive drug-resistance	0 (0 to 0)	0 (0 to 0)	0 (0 to 0)	0 (0 to 0)	0 (0 to 0)	0 (0 to 0)	0 (0 to 0)	0 (0 to 0)	0 (0 to 0)	0 (0 to 0)	0 (0 to 0)	0 (0 to 0)	0 (0 to 0)	0 (0 to 0)	0 (0 to 0)	0 (0 to 0)	0 (0 to 0)	0 (0 to 0)	0 (0 to 0)	0 (0 to 0)	0.1
Extensively drug-resistant tuberculosis	0 (0 to 0)	0 (0 to 0)	0 (0 to 0)	0 (0 to 0)	0 (0 to 0)	0 (0 to 0)	0 (0 to 0)	0 (0 to 0)	0 (0 to 0)	0 (0 to 0)	0 (0 to 0)	0 (0 to 0)	0 (0 to 0)	0 (0 to 0)	0 (0 to 0)	0 (0 to 0)	0 (0 to 0)	0 (0 to 0)	0 (0 to 0)	0 (0 to 0)	0
Lower respiratory infections	2.7 (1.9 to 3.6)	2.8 (2.0 to 3.8)	24.7 (12.2 to 40.2)	7.4 (7.2 to 21.8)	3.4 (1.4 to 11.6)	2.0 (0.6 to 5.2)	2.0 (0.6 to 10.1)	2.0 (0.6 to 7.9)	2.0 (0.6 to 8.2)	2.0 (0.6 to 8.4)	2.0 (0.6 to 8.4)	2.0 (0.6 to 8.4)	2.0 (0.6 to 8.4)	2.0 (0.6 to 8.4)	2.0 (0.6 to 8.4)	2.0 (0.6 to 8.4)	2.0 (0.6 to 8.4)	2.0 (0.6 to 8.4)	2.0 (0.6 to 8.4)	199
Upper respiratory infections	0 (0 to 0)	0 (0 to 0)	0.5 (0.2 to 0.9)	0.2 (0.2 to 0.4)	0.2 (0.1 to 0.4)	0.2 (0.2 to 0.3)	0.3 (0.2 to 0.4)	1.9 (1.3 to 2.3)	1.9 (1.3 to 2.4)	1.9 (0.3 to 2.4)	1.9 (0.3 to 2.4)	1.9 (0.3 to 2.4)	1.9 (0.3 to 2.4)	1.9 (0.3 to 2.4)	1.9 (0.3 to 2.4)	1.9 (0.3 to 2.4)	1.9 (0.3 to 2.4)	1.9 (0.3 to 2.4)	1.9 (0.3 to 2.4)	20.4
Otitis media	0 (0 to 0)	0 (0 to 0)	0.1 (0 to 0.1)	0.9 (0.5 to 1.4)	1.4 (0.7 to 2.3)	0.1 (0.5 to 1.9)	0.1 (0.5 to 1.7)	0.4 (0.3 to 1.2)	0.4 (0.2 to 0.7)	0.3 (0.1 to 0.5)	0.3 (0.1 to 0.5)	0.3 (0.1 to 0.5)	0.3 (0.1 to 0.5)	0.3 (0.2 to 0.6)	0.3 (0.1 to 0.6)	0.3 (0.1 to 0.6)	0.1 (0.0 to 0.3)	0.1 (0.0 to 0.1)	0.1 (0.0 to 0.1)	7.5
Enteric infections	0.3 (0.1 to 0.5)	0.7 (0.3 to 1.2)	7.3 (3.7 to 13.7)	10.2 (7.2 to 20.3)	7.9 (5.2 to 11.4)	8.4 (5.9 to 12.8)	8.4 (5.9 to 12.6)	4.8 (3.1 to 7.1)	3.3 (2.0 to 5.7)	2.8 (2.0 to 5.2)	3.0 (2.0 to 5.7)	2.8 (2.0 to 5.2)	4 (2.9 to 6.5)	4 (2.9 to 6.4)	4.7 (3.4 to 6.4)	5.5 (4.1 to 7.2)	4.7 (3.4 to 6.1)	4.7 (3.4 to 6.4)	1.5 (1.0 to 2.2)	119
Diarrheal diseases	0.3 (0.1 to 0.5)	0.7 (0.3 to 1.2)	7.3 (3.4 to 13.4)	10.2 (6.9 to 19.1)	7.9 (5.0 to 9.6)	8.4 (4.2 to 9.7)	8.4 (4.2 to 9.6)	4.8 (2.3 to 5.4)	3.3 (1.4 to 4.2)	2.8 (0.9 to 3.6)	3.0 (0.9 to 3.8)	2.8 (0.9 to 3.6)	4 (1.4 to 5.1)	4 (1.4 to 5.1)	4.7 (1.7 to 6.1)	5.5 (2.1 to 7.1)	4.7 (1.7 to 6.1)	4.7 (1.7 to 6.1)	1.5 (0.5 to 2.1)	108
Typhoid and paratyphoid	0 (0 to 0)	0 (0 to 0)	0 (0 to 0.2)	0 (0 to 0.3)	0 (0 to 0.2)	0 (0 to 0.2)	0 (0 to 0.2)	0 (0 to 0.2)	0 (0 to 0.2)	0 (0 to 0.2)	0 (0 to 0.2)	0 (0 to 0.2)	0 (0 to 0.2)	0 (0 to 0.2)	0 (0 to 0.2)	0 (0 to 0.2)	0 (0 to 0.2)	0 (0 to 0.2)	0 (0 to 0.2)	0 (0 to 0.2)	10.1
Typhoid fever	0 (0 to 0)	0 (0 to 0)	0 (0 to 0.1)	0 (0 to 0.2)	0 (0 to 0.1)	0 (0 to 0.1)	0 (0 to 0.1)	0 (0 to 0.1)	0 (0 to 0.1)	0 (0 to 0.1)	0 (0 to 0.1)	0 (0 to 0.1)	0 (0 to 0.1)	0 (0 to 0.1)	0 (0 to 0.1)	0 (0 to 0.1)	0 (0 to 0.1)	0 (0 to 0.1)	0 (0 to 0.1)	0 (0 to 0.1)	9.4
Paratyphoid fever	0 (0 to 0)	0 (0 to 0)	0 (0 to 0.1)	0 (0 to 0.1)	0 (0 to 0.1)	0 (0 to 0.1)	0 (0 to 0.1)	0 (0 to 0.1)	0 (0 to 0.1)	0 (0 to 0.1)	0 (0 to 0.1)	0 (0 to 0.1)	0 (0 to 0.1)	0 (0 to 0.1)	0 (0 to 0.1)	0 (0 to 0.1)	0 (0 to 0.1)	0 (0 to 0.1)	0 (0 to 0.1)	0 (0 to 0.1)	0.6
Invasive Non-typhoidal Salmonella (iNTS)	0 (0 to 0)	0 (0 to 0)	0 (0 to 0.1)	0.2 (0.1 to 0.5)	0.2 (0.1 to 0.5)	0.2 (0.1 to 0.5)	0.1 (0.0 to 0.2)	0.1 (0.0 to 0.2)	0.1 (0.0 to 0.1)	0.1 (0.0 to 0.1)	0.1 (0.0 to 0.1)	0.1 (0.0 to 0.1)	0.1 (0.0 to 0.1)	0.1 (0.0 to 0.1)	0.1 (0.0 to 0.1)	0.1 (0.0 to 0.1)	0.1 (0.0 to 0.1)	0.1 (0.0 to 0.1)	0.1 (0.0 to 0.1)	1.1
Other intestinal infectious diseases	0 (0 to 0)	0 (0 to 0)	0 (0 to 0)	0 (0 to 0)	0 (0 to 0)	0 (0 to 0)	0 (0 to 0)	0 (0 to 0)	0 (0 to 0)	0 (0 to 0)	0 (0 to 0)	0 (0 to 0)	0 (0 to 0)	0 (0 to 0)	0 (0 to 0)	0 (0 to 0)	0 (0 to 0)	0 (0 to 0)	0 (0 to 0)	0 (0 to 0)	0.2
Neglected tropical diseases and malaria	0 (0 to 0)	0.1 (0 to 0.1)	0.6 (0.2 to 1.2)	1.7 (0.7 to 3.4)	2.6 (1.6 to 3.8)	4.2 (2.5 to 5.8)	5.5 (2.8 to 9.2)	5.6 (2.8 to 7.2)	4.4 (2.0 to 7.2)	3.6 (2.0 to 5.1)	3.7 (2.1 to 5.3)	4.2 (2.4 to 6.4)	4.3 (2.5 to 6.4)	4.3 (2.4 to 6.4)	4.1 (2.3 to 6.2)	2.2 (1.2 to 4.6)	2.6 (1.7 to 4.5)	1.8 (1.1 to 2.7)	1.2 (0.7 to 1.9)	59.3
Malaria	0 (0 to 0)	0 (0 to 0)	0 (0 to 0)	0 (0 to 0)	0 (0 to 0)	0 (0 to 0)	0 (0 to 0)	0 (0 to 0)	0 (0 to 0)	0 (0 to 0)	0 (0 to 0)	0 (0 to 0)	0 (0 to 0)	0 (0 to 0)	0 (0 to 0)	0 (0 to 0)	0 (0 to 0)	0 (0 to 0)	0 (0 to 0)	0 (0 to 0)	0
Chagas disease	0 (0 to 0)	0 (0 to 0)	0 (0 to 0)	0 (0 to 0)	0 (0 to 0)	0 (0 to 0)	0 (0 to 0)	0 (0 to 0)	0 (0 to 0)	0 (0 to 0)	0 (0 to 0)	0 (0 to 0)	0 (0 to 0)	0 (0 to 0)	0 (0 to 0)	0 (0 to 0)	0 (0 to 0)	0 (0 to 0)	0 (0 to 0)	0 (0 to 0)	0
Leishmaniasis	0 (0 to 0)	0 (0 to 0)	0 (0 to 0)	0 (0 to 0)	0 (0 to 0)	0 (0 to 0)	0 (0 to 0)	0 (0 to 0)	0 (0 to 0)	0 (0 to 0)	0 (0 to 0)	0 (0 to 0)	0 (0 to 0)	0 (0 to 0)	0 (0 to 0)	0 (0 to 0)	0 (0 to 0)	0 (0 to 0)	0 (0 to 0)	0 (0 to 0)	0
Visceral leishmaniasis	0 (0 to 0)	0 (0 to 0)	0 (0 to 0)	0 (0 to 0)	0 (0 to 0)	0 (0 to 0)	0 (0 to 0)	0 (0 to 0)	0 (0 to 0)	0 (0 to 0)	0 (0 to 0)	0 (0 to 0)	0 (0 to 0)	0 (0 to 0)	0 (0 to 0)	0 (0 to 0)	0 (0 to 0)	0 (0 to 0)	0 (0 to 0)	0 (0 to 0)	0
Cutaneous and mucocutaneous leishmaniasis	0 (0 to 0)	0 (0 to 0)	0 (0 to 0)	0 (0 to 0)	0 (0 to 0)	0 (0 to 0)	0 (0 to 0)	0 (0 to 0)	0 (0 to 0)	0 (0 to 0)	0 (0 to 0)	0 (0 to 0)	0 (0 to 0)	0 (0 to 0)	0 (0 to 0)	0 (0 to 0)	0 (0 to 0)	0 (0 to 0)	0 (0 to 0)	0 (0 to 0)	0
African trypanosomiasis	0 (0 to 0)	0 (0 to 0)	0 (0 to 0)	0 (0 to 0)	0 (0 to 0)	0 (0 to 0)	0 (0 to 0)	0 (0 to 0)	0 (0 to 0)	0 (0 to 0)	0 (0 to 0)	0 (0 to 0)	0 (0 to 0)	0 (0 to 0)	0 (0 to 0)	0 (0 to 0)	0 (0 to 0)	0 (0 to 0)	0 (0 to 0)	0 (0 to 0)	0
Schistosomiasis	0 (0 to 0)	0 (0 to 0)	0 (0 to 0)	0 (0 to 0)	0 (0 to 0)	0 (0 to 0)	0 (0 to 0)	0 (0 to 0)	0 (0 to 0)	0 (0 to 0)	0 (0 to 0)	0 (0 to 0)	0 (0 to 0)	0 (0 to 0)	0 (0 to 0)	0 (0 to 0)	0 (0 to 0)	0 (0 to 0)	0 (0 to 0)	0 (0 to 0)	0
Cysticercosis	0 (0 to 0)	0 (0 to 0)	0 (0 to 0)	0 (0 to 0)	0 (0 to 0)	0 (0 to 0)	0 (0 to 0.1)	0 (0 to 0.1)	0 (0 to 0.2)	0 (0 to 0.1)	0 (0 to 0.2)	0 (0 to 0.2)	0 (0 to 0.2)	0 (0 to 0.2)	0 (0 to 0.2)	0 (0 to 0.2)	0 (0 to 0.2)	0 (0 to 0.2)	0 (0 to 0.1)	0 (0 to 0.1)	2.6
Cystic echinococcosis	0 (0 to 0)	0 (0 to 0)	0 (0 to 0)	0 (0 to 0)	0 (0 to 0)	0 (0 to 0)	0 (0 to 0)	0 (0 to 0)	0 (0 to 0)	0 (0 to 0)	0 (0 to 0)	0 (0 to 0)	0 (0 to 0)	0 (0 to 0)	0 (0 to 0.1)	0 (0 to 0.1)	0 (0 to 0.1)	0 (0 to 0)	0 (0 to 0)	0 (0 to 0)	0.1
Lymphatic filariasis	0 (0 to 0)	0 (0 to 0)	0 (0 to 0)	0 (0 to 0)	0 (0 to 0)	0 (0 to 0)	0 (0 to 0)	0 (0 to 0)	0 (0 to 0)	0 (0 to 0)	0 (0 to 0)	0 (0 to 0)	0 (0 to 0)	0 (0 to 0)	0 (0 to 0)	0 (0 to 0)	0 (0 to 0)	0 (0 to 0)	0 (0 to 0)	0 (0 to 0)	0
Onchocerciasis	0 (0 to 0)	0 (0 to 0)	0 (0 to 0)	0 (0 to 0)	0 (0 to 0)	0 (0 to 0)	0 (0 to 0)	0 (0 to 0)	0 (0 to 0)	0 (0 to 0)	0 (0 to 0)	0 (0 to 0)	0 (0 to 0)	0 (0 to 0)	0 (0 to 0)	0 (0 to 0)	0 (0 to 0)	0 (0 to 0)	0 (0 to 0)	0 (0 to 0)	0
Trachoma	0 (0 to 0)	0 (0 to 0)	0 (0 to 0)	0 (0 to 0)	0 (0 to 0)	0 (0 to 0)	0 (0 to 0)	0 (0 to 0)	0 (0 to 0)	0 (0 to 0)	0 (0 to 0)	0 (0 to 0)	0 (0 to 0)	0 (0 to 0)	0 (0 to 0)	0 (0 to 0)	0 (0 to 0)	0 (0 to 0)	0 (0 to 0)	0 (0 to 0)	0.1
Dengue	0 (0 to 0)	0 (0 to 0)	0.2 (0.1 to 0.6)	0.5 (0.1 to 1.2)	1.3 (0.5 to 2.2)	1.4 (0.3 to 4.4)	1.8 (0.4 to 4.9)	1.1 (0.3 to 2.2)	0.9 (0.2 to 2.2)	0.6 (0.1 to 2)	0.7 (0.1 to 2)	0.7 (0.1 to 1.9)	0.6 (0.1 to 1.7)	0.5 (0.1 to 1.7)	0.6 (0.2 to 1.7)	0.8 (0.2 to 2.2)	0.3 (0.1 to 1)	0.3 (0.1 to 0.9)	0.1 (0.0 to 0.3)	13.2
Yellow fever	0 (0 to 0)	0 (0 to 0)	0 (0 to 0)	0 (0 to 0)	0 (0 to 0)	0 (0 to 0)	0 (0 to 0)	0 (0 to 0)	0 (0 to 0)	0 (0 to 0)	0 (0 to 0)	0 (0 to 0)	0 (0 to 0)	0 (0 to 0)	0 (0 to 0)	0 (0 to 0)	0 (0 to 0)	0 (0 to 0)	0 (0 to 0)	0 (0 to 0)	0
Rabies	0 (0 to 0)	0 (0 to 0)	0 (0 to 0)	0 (0 to 0)	0 (0 to 0)	0 (0 to 0)	0 (0 to 0.1)	0 (0 to 0.1)	0 (0 to 0.1)	0 (0 to 0.1)	0 (0 to 0.1)	0 (0 to 0.1)	0 (0 to 0.1)	0 (0 to 0.1)	0 (0 to 0.1)	0 (0 to 0.1)	0 (0 to 0.1)	0 (0 to 0.1)	0 (0 to 0.1)	0 (0 to 0.1)	0.1
Intestinal nematode infections	0 (0 to 0)	0 (0 to 0)	0 (0 to 0)	0 (0 to 0)	0 (0 to 0)	0 (0 to 0)	0 (0 to 0)	0 (0 to 0)	0 (0 to 0)	0 (0 to 0)	0 (0 to 0)	0 (0 to 0)	0 (0 to 0)	0 (0 to 0)	0 (0 to 0)	0 (0 to 0)	0 (0 to 0)	0 (0 to 0)	0 (0 to 0)	0 (0 to 0)	0
Ascariasis	0 (0 to 0)	0 (0 to 0)	0 (0 to 0)	0 (0 to 0)	0 (0 to 0)	0 (0 to 0)	0 (0 to 0)	0 (0 to 0)	0 (0 to 0)	0 (0 to 0)	0 (0 to 0)	0 (0 to 0)	0 (0 to 0)	0 (0 to 0)	0 (0 to 0)	0 (0 to 0)	0 (0 to 0)	0 (0 to 0)	0 (0 to 0)	0 (0 to 0)	0
Trichuriasis	0 (0 to 0)	0 (0 to 0)	0 (0 to 0)	0 (0 to 0)	0 (0 to 0)	0 (0 to 0)	0 (0 to 0)	0 (0 to 0)	0 (0 to 0)	0 (0 to 0)	0 (0 to 0)	0 (0 to 0)	0 (0 to 0)	0 (0 to 0)	0 (0 to 0)	0 (0 to 0)	0 (0 to 0)	0 (0 to 0)	0 (0 to 0)	0 (0 to 0)	0
Hookworm disease	0 (0 to 0)	0 (0 to 0)	0 (0 to 0)	0 (0 to 0)	0 (0 to 0)	0 (0 to 0)	0 (0 to 0)	0 (0 to 0)	0 (0 to 0)	0 (0 to 0)	0 (0 to 0)	0 (0 to 0)	0 (0 to 0)	0 (0 to 0)	0 (0 to 0)	0 (0 to 0)	0 (0 to 0)	0 (0 to 0)	0 (0 to 0)	0 (0 to 0)	0
Food-borne trematodiases	0 (0 to 0)	0 (0 to 0)	0 (0 to 0)	0 (0 to 0)	0 (0 to 0)	0 (0 to 0)	0 (0 to 0)	0 (0 to 0)	0 (0 to 0)	0 (0 to 0)	0 (0 to 0)	0 (0 to 0)	0 (0 to 0)	0 (0 to 0)	0 (0 to 0)	0 (0 to 0)	0 (0 to 0)	0 (0 to 0)	0 (0 to 0)	0 (0 to 0)	0
Leprosy	0 (0 to 0)	0 (0 to 0)	0 (0 to 0)	0 (0 to 0)	0 (0 to 0)	0 (0 to 0)	0 (0 to 0)	0 (0 to 0)	0 (0 to 0)	0 (0 to 0)	0 (0 to 0)	0 (0 to 0)	0 (0 to 0)	0 (0 to 0)	0 (0 to 0)	0 (0 to 0)	0 (0 to 0)	0 (0 to 0)	0 (0 to 0)	0 (0 to 0)	0.2
Ebola	0 (0 to 0)	0 (0 to 0)	0 (0 to 0)	0 (0 to 0)	0 (0 to 0)	0 (0 to 0)	0 (0 to 0)	0 (0 to 0)	0 (0 to 0)	0 (0 to 0)	0 (0 to 0)	0 (0 to 0)	0 (0 to 0)	0 (0 to 0)	0 (0 to 0)	0 (0 to 0)	0 (0 to 0)	0 (0 to 0)	0 (0 to 0)	0 (0 to 0)	0
Zika virus	0 (0 to 0)	0 (0 to 0)	0 (0 to 0)	0 (0 to 0)	0 (0 to 0)	0 (0 to 0)	0 (0 to 0)	0 (0 to 0)	0 (0 to 0)	0 (0 to 0)	0 (0 to 0)	0 (0 to 0)	0 (0 to 0)	0 (0 to 0)	0 (0 to 0)	0 (0 to 0)	0 (0 to 0)	0 (0 to 0)	0 (0 to 0)	0 (0 to 0)	0
Guinea worm disease	0 (0 to 0)	0 (0 to 0)	0 (0 to 0)	0 (0 to 0)	0 (0 to 0)	0 (0 to 0)	0 (0 to 0)	0 (0 to 0)	0 (0 to 0)	0 (0 to 0)	0 (0 to 0)	0 (0 to 0)	0 (0 to 0)	0 (0 to 0)	0 (0 to 0)	0 (0 to 0)	0 (0 to 0)	0 (0 to 0)	0 (0 to 0)	0 (0 to 0)	0
Other neglected tropical diseases	0 (0 to 0)	0 (0 to 0)	0 (0 to 0.6)	1.2 (0.4 to 2.7)	0.3 (0.2 to 0.6)	0.2 (0.2 to 0.3)	0.2 (0.1 to 0.4)	0.2 (0.1 to 0.3)	0.2 (0.1 to 0.3)	0.2 (0.1 to 0.3)	0.2 (0.1 to 0.3)	0.2 (0.1 to 0.4)	0.2 (0.1 to 0.4)	0.2 (0.1 to 0.4)	0.2 (0.1 to 0.4)	0.2 (0.1 to 0.4)	0.2 (0.1 to 0.4)	0.2 (0.1 to 0.4)	0.1 (0.0 to 0.1)	4.7
Other infectious diseases	0.6 (0.5 to 1.1)	0.8 (0.5 to 1.4)	23.9 (19.6 to 28.8)	28.4 (19.6 to 34.8)	7.5 (4.5 to 10.3)	4.5 (2.2 to 6.2)	7.5 (2.3 to 12.3)	9.1 (5.4 to 15.4)	6 (3.

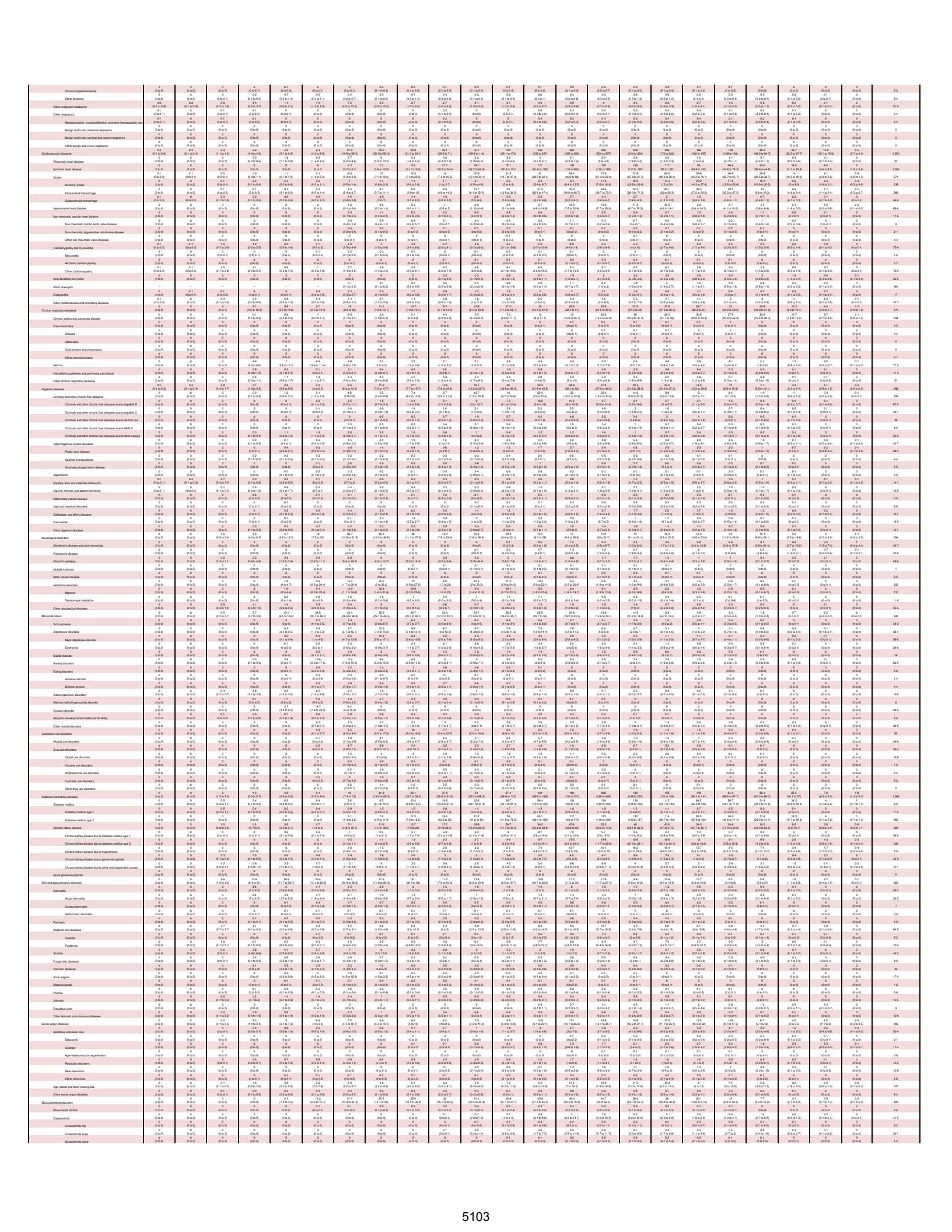

Osteoarthritis other	0 (0 to 0)	0 (0 to 0)	0 (0 to 0)	0 (0 to 0)	0 (0 to 0)	0 (0 to 0)	0 (0 to 0)	0 (0 to 0)	0 (0 to 0)	0 (0 to 0)	0 (0 to 0)	0-1 (0 to 0-2)	0-3 (0 to 0-14)	0-3 (0 to 0-14)	0-6 (0-2 to 1-2)	0-9 (0-4 to 2-2)	1-1 (0-5 to 2-4)	1-1 (0-5 to 2-3)	0-9 (0 to 1-4)	0-7 (0 to 1-5)	0-5 (0 to 1-1)	0-3 (0 to 0-7)	0-1 (0 to 0-3)	0-1 (0 to 0-5)	0 (0 to 0)	4-7
Low back pain	0 (0 to 0)	0 (0 to 0)	0 (0 to 0)	0 (0 to 0)	1-6 (0-7 to 3)	8-9 (5 to 13-6)	5-6 (6-6 to 23-7)	1-5 (9 to 24-3)	1-4 (6-4 to 22-7)	1-3 (7-2 to 19-1)	1-2 (9 to 24-3)	1-2 (12 to 36-1)	1-2 (12 to 36-1)	1-2 (12 to 33-3)	1-2 (12 to 33-3)	1-2 (13 to 34-9)	1-2 (12 to 29)	1-2 (10 to 29)	1-2 (8 to 20-1)	1-2 (6 to 14-7)	1-2 (4 to 15-2)	1-2 (2 to 6-3)	1-2 (1 to 2-3)	1-2 (0 to 0-7)	1-2 (0 to 0-1)	230
Neck pain	0 (0 to 0)	0 (0 to 0)	0 (0 to 0)	0-2 (0 to 0-4)	1-1 (0 to 2-2)	2-4 (1 to 4-5)	2-4 (1 to 4-5)	1-3 (0 to 8-1)	1-3 (0 to 8-1)	1-3 (2 to 9-4)	1-3 (2 to 9-4)	1-3 (3 to 11-9)	1-3 (3 to 11-9)	1-3 (4 to 15-2)	1-3 (4 to 15-2)	1-3 (4 to 16-2)	1-3 (5 to 17-4)	1-3 (5 to 15-3)	1-3 (4 to 12-3)	1-3 (3 to 7-5)	1-3 (2 to 5-4)	1-3 (1 to 3-3)	1-3 (0 to 2-3)	1-3 (0 to 0-7)	1-3 (0 to 0-1)	6-7
Gout	0 (0 to 0)	0 (0 to 0)	0 (0 to 0)	0 (0 to 0)	0 (0 to 0)	0 (0 to 0)	0 (0 to 0)	0 (0 to 0)	0 (0 to 0)	0 (0 to 0)	0 (0 to 0)	0 (0 to 0)	0 (0 to 0)	0 (0 to 0)	0 (0 to 0)	0 (0 to 0)	0 (0 to 0)	0 (0 to 0)	0 (0 to 0)	0 (0 to 0)	0 (0 to 0)	0 (0 to 0)	0 (0 to 0)	0 (0 to 0)	0 (0 to 0)	0 (0 to 0)	19-20
Other musculoskeletal disorders	0 (0 to 0)	0 (0 to 0)	0 (0 to 0)	0-3 (0 to 0-10)	0-7 (0 to 1-2)	3-6 (0 to 7-5)	4-5 (2 to 7-3)	2-4 (1 to 10-7)	2-4 (1 to 10-7)	2-4 (3 to 10-9)	2-4 (3 to 10-9)	2-4 (4 to 11-1)	2-4 (4 to 11-1)	2-4 (4 to 14-1)	2-4 (5 to 14-9)	2-4 (5 to 15-2)	2-4 (5 to 15-2)	2-4 (5 to 15-2)	2-4 (4 to 12-7)	2-4 (3 to 9-7)	2-4 (2 to 7)	2-4 (1 to 4-8)	2-4 (0 to 1-7)	2-4 (0 to 0-2)	2-4 (0 to 0-1)	2-4 (0 to 0-3)	2-5
Other non-communicable diseases	17-9 (9-5 to 29-6)	9-5 (4-7 to 19)	29-6 (19-2 to 46-1)	13-8 (9 to 21-5)	10-5 (7 to 14-5)	10-4 (7 to 13-8)	14-3 (10 to 18-4)	13-4 (9-7 to 19-2)	13-2 (9-2 to 18-6)	13-1 (8-5 to 20-2)	16-6 (11 to 25-5)	20-4 (14 to 31-2)	20-4 (14 to 31-2)	24-4 (16 to 34-2)	26-6 (18-7 to 36-6)	33 (22 to 46)	25-3 (16 to 33-3)	29-7 (15 to 37-6)	18-1 (12 to 23-5)	13-6 (10 to 17-7)	9-6 (7 to 12-7)	3-9 (2 to 5-1)	1-6 (1 to 2-2)	0-4 (0 to 0-5)	0-2 (0 to 0-5)	392
Congenital birth defects	17-3 (9-4 to 28-8)	7-2 (2-8 to 13)	19-4 (10 to 31-7)	8-1 (3 to 13-8)	5-3 (3 to 7-4)	5-5 (3 to 7-5)	5-3 (3 to 7-5)	4-2 (2 to 6-3)	3-1 (1 to 5-4)	1-8 (1 to 3-4)	1-6 (1 to 2-2)	1-5 (1 to 2-2)	1-5 (1 to 2-2)	1-3 (0 to 1-8)	1-6 (1 to 2-2)	1-6 (1 to 2-3)	1-6 (1 to 1-9)	0-7 (0 to 1)	0-4 (0 to 0-5)	0-2 (0 to 0-3)	0-1 (0 to 0-2)	0-1 (0 to 0-1)	0 (0 to 0)	0 (0 to 0)	0 (0 to 0)	66
Neural tube defects	1-6 (0-4 to 4-2)	0-3 (0 to 0-8)	1-8 (0-4 to 5)	0-2 (0 to 0-7)	0-1 (0 to 0-2)	0-1 (0 to 0-1)	0-1 (0 to 0-1)	0-1 (0 to 0-1)	0-1 (0 to 0-1)	0-1 (0 to 0-1)	0-1 (0 to 0-1)	0-1 (0 to 0-1)	0-1 (0 to 0-1)	0-1 (0 to 0-1)	0-1 (0 to 0-1)	0-1 (0 to 0-1)	0-1 (0 to 0-1)	0-1 (0 to 0-1)	0-1 (0 to 0-1)	0-1 (0 to 0-1)	0-1 (0 to 0-1)	0-1 (0 to 0-1)	0-1 (0 to 0-1)	0-1 (0 to 0-1)	0 (0 to 0)	4-6
Congenital heart anomalies	6-5 (2-5 to 11-7)	3-6 (1-8 to 6-9)	10-7 (5-4 to 19-1)	2-7 (1 to 5-7)	2-2 (1 to 3-1)	2 (1 to 3-1)	1-2 (0-2 to 2)	2-1 (1 to 3-9)	1-4 (0-4 to 3-6)	0-9 (0 to 2-1)	0-5 (0 to 1-3)	0-3 (0 to 0-5)	0-3 (0 to 0-5)	0-3 (0 to 0-4)	0-6 (0 to 1-3)	0-6 (0 to 1-2)	0-6 (0 to 1-2)	0-2 (0 to 0-3)	0-1 (0 to 0-1)	0 (0 to 0)	0 (0 to 0)	0 (0 to 0)	0 (0 to 0)	0 (0 to 0)	0 (0 to 0)	35-8
Orofacial clefts	0 (0 to 0)	0 (0 to 0)	0-1 (0 to 0-1)	0-1 (0 to 0-1)	0-1 (0 to 0-1)	0 (0 to 0)	0-1 (0 to 0-1)	0 (0 to 0-1)	0 (0 to 0)	0 (0 to 0)	0 (0 to 0)	0 (0 to 0)	0 (0 to 0)	0 (0 to 0)	0 (0 to 0)	0 (0 to 0)	0 (0 to 0)	0 (0 to 0)	0 (0 to 0)	0 (0 to 0)	0 (0 to 0)	0 (0 to 0)	0 (0 to 0)	0 (0 to 0)	0 (0 to 0)	0-6
Down syndrome	0-4 (0-1 to 1)	0-2 (0 to 0-4)	0-6 (0-2 to 1-2)	0-3 (0 to 0-9)	0-1 (0 to 0-2)	0-1 (0 to 0-2)	0-3 (0 to 0-4)	0-1 (0 to 0-1)	0 (0 to 0-1)	0 (0 to 0-1)	0 (0 to 0-1)	0 (0 to 0-2)	0 (0 to 0)	0 (0 to 0)	0 (0 to 0)	0-1 (0 to 0-1)	0-1 (0 to 0-1)	0 (0 to 0)	0 (0 to 0)	0 (0 to 0)	0 (0 to 0)	0 (0 to 0)	0 (0 to 0)	0 (0 to 0)	0 (0 to 0)	2-5
Turner syndrome	0 (0 to 0)	0 (0 to 0)	0 (0 to 0)	0 (0 to 0)	0 (0 to 0)	0 (0 to 0)	0 (0 to 0)	0 (0 to 0)	0 (0 to 0)	0 (0 to 0)	0 (0 to 0)	0 (0 to 0)	0 (0 to 0)	0 (0 to 0)	0 (0 to 0)	0 (0 to 0)	0 (0 to 0)	0 (0 to 0)	0 (0 to 0)	0 (0 to 0)	0 (0 to 0)	0 (0 to 0)	0 (0 to 0)	0 (0 to 0)	0 (0 to 0)	0
Klinefelter syndrome	0 (0 to 0)	0 (0 to 0)	0 (0 to 0)	0 (0 to 0)	0 (0 to 0)	0 (0 to 0)	0 (0 to 0)	0 (0 to 0)	0 (0 to 0)	0 (0 to 0)	0 (0 to 0)	0 (0 to 0)	0 (0 to 0)	0 (0 to 0)	0 (0 to 0)	0 (0 to 0)	0 (0 to 0)	0 (0 to 0)	0 (0 to 0)	0 (0 to 0)	0 (0 to 0)	0 (0 to 0)	0 (0 to 0)	0 (0 to 0)	0 (0 to 0)	0
Other chromosomal abnormalities	0-7 (0-2 to 1-5)	0-4 (0 to 1-4)	0-8 (0-2 to 2-5)	0-3 (0 to 0-9)	0-1 (0 to 0-2)	0-2 (0 to 0-4)	0-2 (0 to 0-4)	0-1 (0 to 0-1)	0-1 (0 to 0-1)	0-1 (0 to 0-1)	0-1 (0 to 0-1)	0-2 (0 to 0-3)	0 (0 to 0)	0 (0 to 0)	0-1 (0 to 0-1)	0 (0 to 0)	0 (0 to 0)	0 (0 to 0)	0 (0 to 0)	0 (0 to 0)	0 (0 to 0)	0 (0 to 0)	0 (0 to 0)	0 (0 to 0)	0 (0 to 0)	3
Congenital musculoskeletal and limb anomalies	0-5 (0 to 0-9)	0-3 (0 to 0-5)	1-3 (0-4 to 2-4)	1-2 (0-4 to 2-2)	0-7 (0 to 1-2)	1-1 (0 to 1-8)	0-6 (0 to 1-8)	0-4 (0 to 1-1)	0-4 (0 to 1-1)	0-3 (0 to 1-1)	0-3 (0 to 1-1)	0-4 (0 to 0-14)	0-4 (0 to 0-14)	0-4 (0 to 0-14)	0-3 (0 to 0-5)	0-3 (0 to 0-5)	0-3 (0 to 0-5)	0-2 (0 to 0-3)	0-1 (0 to 0-2)	0-1 (0 to 0-1)	0 (0 to 0)	0 (0 to 0)	0 (0 to 0)	0 (0 to 0)	0 (0 to 0)	10-4
Urogenital congenital anomalies	1-5 (0 to 3-5)	0-6 (0 to 1-4)	0-2 (0 to 1-5)	0-3 (0 to 1-4)	0-2 (0 to 0-7)	0-2 (0 to 0-7)	0-1 (0 to 0-3)	0-1 (0 to 0-1)	0-1 (0 to 0-1)	0-1 (0 to 0-1)	0 (0 to 0-1)	0 (0 to 0)	0 (0 to 0)	0 (0 to 0)	0-2 (0 to 0-4)	0 (0 to 0)	0 (0 to 0)	0 (0 to 0)	0 (0 to 0)	0 (0 to 0)	0 (0 to 0)	0 (0 to 0)	0 (0 to 0)	0 (0 to 0)	0 (0 to 0)	3-5
Digestive congenital anomalies	1-2 (0-4 to 2-9)	0-5 (0 to 2)	0-3 (0 to 1-4)	0-1 (0 to 0-5)	0-1 (0 to 0-1)	0-1 (0 to 0-1)	0-1 (0 to 0)	0-1 (0 to 0-1)	0-1 (0 to 0-1)	0-1 (0 to 0-1)	0-1 (0 to 0-1)	0 (0 to 0)	0 (0 to 0)	0 (0 to 0)	0 (0 to 0)	0 (0 to 0)	0 (0 to 0)	0 (0 to 0)	0 (0 to 0)	0 (0 to 0)	0 (0 to 0)	0 (0 to 0)	0 (0 to 0)	0 (0 to 0)	0 (0 to 0)	3-1
Other congenital birth defects	4-8 (2-2 to 7)	2-7 (1 to 4-3)	2-7 (1-3 to 5-2)	1-3 (0-7 to 2-1)	0-9 (0 to 2-2)	0-9 (0 to 2-2)	1-1 (0 to 3-3)	0-5 (0 to 1-8)	0-4 (0 to 1-7)	0-3 (0 to 1-1)	0-4 (0 to 1-6)	0-4 (0 to 2-1)	0-4 (0 to 2-1)	0-6 (0 to 2-5)	0-6 (0 to 3)	0-6 (0 to 2-1)	0-5 (0 to 2-1)	0-3 (0 to 0-7)	0-3 (0 to 0-5)	0-3 (0 to 0-5)	0-3 (0 to 0-5)	0-2 (0 to 0-2)	0-1 (0 to 0-1)	0-1 (0 to 0-1)	0-1 (0 to 0)	22-6
Urinary diseases and male infertility	0-1 (0 to 0-1)	0-1 (0 to 0-1)	0-5 (0 to 1-1)	0-2 (0 to 0-3)	0-2 (0 to 0-3)	0-2 (0 to 0-3)	1-2 (0-7 to 1-9)	0-9 (0 to 1-4)	0-7 (0 to 1-4)	0-6 (0 to 1-7)	0-7 (0 to 1-9)	0-8 (0 to 2-1)	0-7 (0 to 1-9)	1-3 (0 to 2-5)	1-3 (0 to 2-5)	1-3 (1-7 to 3-9)	1-3 (0 to 2-6)	0-8 (0 to 2-1)	0-7 (0 to 1-7)	0-5 (0 to 1-3)	0-4 (0 to 0-9)	0-4 (0 to 0-8)	0-2 (0 to 0-6)	0-1 (0 to 0-2)	0-2 (0 to 0-3)	52-2
Urolithiasis	0 (0 to 0)	0 (0 to 0)	0 (0 to 0)	0 (0 to 0)	0 (0 to 0)	0 (0 to 0)	0 (0 to 0)	0 (0 to 0-1)	0 (0 to 0-1)	0 (0 to 0)	0 (0 to 0-1)	0 (0 to 0-2)	0 (0 to 0)	0 (0 to 0-1)	0 (0 to 0-1)	0 (0 to 0-1)	0 (0 to 0-1)	0 (0 to 0-1)	0 (0 to 0-1)	0 (0 to 0-1)	0 (0 to 0-1)	0 (0 to 0-1)	0 (0 to 0-1)	0 (0 to 0-1)	0 (0 to 0)	1-8
Benign prostatic hyperplasia	0 (0 to 0)	0 (0 to 0)	0 (0 to 0)	0 (0 to 0)	0 (0 to 0)	0 (0 to 0)	0 (0 to 0)	0 (0 to 0)	0 (0 to 0)	0 (0 to 0)	0 (0 to 0)	0 (0 to 0)	0 (0 to 0)	0 (0 to 0)	0 (0 to 0)	0 (0 to 0)	0 (0 to 0)	0 (0 to 0)	0 (0 to 0)	0 (0 to 0)	0 (0 to 0)	0 (0 to 0)	0 (0 to 0)	0 (0 to 0)	0 (0 to 0)	13-3
Male infertility	0 (0 to 0)	0 (0 to 0)	0 (0 to 0)	0 (0 to 0)	0 (0 to 0)	0 (0 to 0)	0 (0 to 0)	0 (0 to 0)	0 (0 to 0-1)	0 (0 to 0-1)	0 (0 to 0-1)	0 (0 to 0-1)	0 (0 to 0-1)	0 (0 to 0-1)	0 (0 to 0-1)	0 (0 to 0-1)	0 (0 to 0-1)	0 (0 to 0-1)	0 (0 to 0-1)	0 (0 to 0)	0 (0 to 0)	0 (0 to 0)	0 (0 to 0)	0 (0 to 0)	0 (0 to 0)	2-1
Other urinary diseases	0 (0 to 0)	0 (0 to 0)	0 (0 to 0)	0 (0 to 0-1)	0 (0 to 0-1)	0 (0 to 0-1)	0 (0 to 0-1)	0-1 (0 to 0-3)	0-1 (0 to 0-2)	0-1 (0 to 0-2)	0-1 (0 to 0-7)	0-3 (0 to 0-14)	0-3 (0 to 0-14)	0-6 (0 to 2-1)	0-3 (0 to 0-7)	0-3 (0 to 0-7)	0-3 (0 to 0-7)	0-3 (0 to 1-1)	0-2 (0 to 0-4)	0-1 (0 to 0-4)	0-1 (0 to 0-3)	0-1 (0 to 0-3)	0-1 (0 to 0-1)	0-1 (0 to 0-1)	0 (0 to 0)	5-6
Gynecological diseases	0 (0 to 0)	0 (0 to 0)	0 (0 to 0)	0 (0 to 0)	0 (0 to 0)	0 (0 to 0)	0 (0 to 0)	0 (0 to 0)	0 (0 to 0)	0 (0 to 0)	0 (0 to 0)	0 (0 to 0)	0 (0 to 0)	0 (0 to 0)	0 (0 to 0)	0 (0 to 0)	0 (0 to 0)	0 (0 to 0)	0 (0 to 0)	0 (0 to 0)	0 (0 to 0)	0 (0 to 0)	0 (0 to 0)	0 (0 to 0)	0 (0 to 0)	0
Uterine fibroids	0 (0 to 0)	0 (0 to 0)	0 (0 to 0)	0 (0 to 0)	0 (0 to 0)	0 (0 to 0)	0 (0 to 0)	0 (0 to 0)	0 (0 to 0)	0 (0 to 0)	0 (0 to 0)	0 (0 to 0)	0 (0 to 0)	0 (0 to 0)	0 (0 to 0)	0 (0 to 0)	0 (0 to 0)	0 (0 to 0)	0 (0 to 0)	0 (0 to 0)	0 (0 to 0)	0 (0 to 0)	0 (0 to 0)	0 (0 to 0)	0 (0 to 0)	0
Polycystic ovarian syndrome	..	..	..	..	..	..	..	..	..	..	..	..	..	..	..	..	..	..	..	..	..	..	..	..	..	NA
Female infertility	..	..	..	..	..	..	..	..	..	..	..	..	..	..	..	..	..	..	..	..	..	..	..	..	..	NA
Endometriosis	..	..	..	..	..	..	..	..	..	..	..	..	..	..	..	..	..	..	..	..	..	..	..	..	..	NA
Genital prolapse	0 (0 to 0)	0 (0 to 0)	0 (0 to 0)	0 (0 to 0)	0 (0 to 0)	0 (0 to 0)	0 (0 to 0)	0 (0 to 0)	0 (0 to 0)	0 (0 to 0)	0 (0 to 0)	0 (0 to 0)	0 (0 to 0)	0 (0 to 0)	0 (0 to 0)	0 (0 to 0)	0 (0 to 0)	0 (0 to 0)	0 (0 to 0)	0 (0 to 0)	0 (0 to 0)	0 (0 to 0)	0 (0 to 0)	0 (0 to 0)	0 (0 to 0)	0
Premenstrual syndrome	..	..	..	..	..	..	..	..	..	..	..	..	..	..	..	..	..	..	..	..	..	..	..	..	..	NA
Other gynecological diseases	0 (0 to 0)	0 (0 to 0)	0 (0 to 0)	0 (0 to 0)	0 (0 to 0)	0 (0 to 0)	0 (0 to 0)	0 (0 to 0)	0 (0 to 0)	0 (0 to 0)	0 (0 to 0)	0 (0 to 0)	0 (0 to 0)	0 (0 to 0)	0 (0 to 0)	0 (0 to 0)	0 (0 to 0)	0 (0 to 0)	0 (0 to 0)	0 (0 to 0)	0 (0 to 0)	0 (0 to 0)	0 (0 to 0)	0 (0 to 0)	0 (0 to 0)	0
Hemoglobinopathies and hemolytic anemias	0 (0 to 1)	0-4 (0-2 to 0-9)	1 (0-4 to 1-5)	0-9 (0-4 to 1-5)	0-4 (0-2 to 0-9)	1 (0-4 to 1-5)	0-5 (0-2 to 1)	0-5 (0-2 to 1)	0-5 (0-2 to 1)	0-5 (0-2 to 0-9)	0-5 (0-2 to 0-9)	0-4 (0-2 to 0-9)	0-4 (0-2 to 0-9)	0-5 (0-2 to 1)	0-5 (0-2 to 1)	0-7 (0-4 to 1-2)	0-4 (0-2 to 0-7)	0-3 (0-2 to 0-5)	0-3 (0-2 to 0-5)	0-3 (0-2 to 0-5)	0-3 (0-2 to 0-4)	0-2 (0-2 to 0-4)	0-1 (0-1 to 0-2)	0 (0 to 0)	9-5
Thalassemias	0 (0 to 0)	0-1 (0 to 0-2)	0-1 (0 to 0-2)	0-1 (0 to 0-2)	0-1 (0 to 0-2)	0-1 (0 to 0-2)	0-2 (0 to 0-1)	0 (0 to 0)	0 (0 to 0)	0 (0 to 0)	0 (0 to 0)	0 (0 to 0)	0 (0 to 0)	0 (0 to 0)	0 (0 to 0)	0 (0 to 0)	0 (0 to 0)	0 (0 to 0)	0 (0 to 0)	0 (0 to 0)	0 (0 to 0)	0 (0 to 0)	0 (0 to 0)	0 (0 to 0)	0 (0 to 0)	0-9
Thalassemias trait	0 (0 to 0)	0-1 (0 to 0-2)	0-4 (0 to 0-7)	0-3 (0 to 0-9)	0-1 (0 to 0-2)	0-1 (0 to 0-2)	0-1 (0 to 0-1)	0-1 (0 to 0-2)	0 (0 to 0-1)	0 (0 to 0-1)	0-1 (0 to 0-2)	0-1 (0 to 0-2)	0-1 (0 to 0-2)	0-1 (0 to 0-2)	0-1 (0 to 0-2)	0-1 (0 to 0-2)	0-1 (0 to 0-2)	0-1 (0 to 0-1)	0-1 (0 to 0-1)	0-1 (0 to 0-1)	0-1 (0 to 0-1)	0-1 (0 to 0-1)	0-1 (0 to 0-1)	0 (0 to 0)	0 (0 to 0)	1-7
Sickle cell disorders	0 (0 to 0)	0 (0 to 0)	0 (0 to 0)	0 (0 to 0)	0 (0 to 0)	0 (0 to 0)	0 (0 to 0)	0 (0 to 0)	0 (0 to 0)	0 (0 to 0)	0 (0 to 0)	0 (0 to 0)	0 (0 to 0)	0 (0 to 0)	0 (0 to 0)	0 (0 to 0)	0 (0 to 0)	0 (0 to 0)	0 (0 to 0)	0 (0 to 0)	0 (0 to 0)	0 (0 to 0)	0 (0 to 0)	0 (0 to 0)	0 (0 to 0)	0
Sickle cell trait	0 (0 to 0)	0 (0 to 0)	0 (0 to 0)	0 (0 to 0)	0 (0 to 0)	0 (0 to 0)	0 (0 to 0)	0 (0 to 0)	0 (0 to 0)	0 (0 to 0)	0 (0 to 0)	0 (0 to 0)	0 (0 to 0)	0 (0 to 0)	0 (0 to 0)	0 (0 to 0)	0 (0 to 0)	0 (0 to 0)	0 (0 to 0)	0 (0 to 0)	0 (0 to 0)	0 (0 to 0)	0 (0 to 0)	0 (0 to 0)	0 (0 to 0)	0-1
G6PD deficiency	0 (0 to 0)	0 (0 to 0)	0 (0 to 0)	0 (0 to 0)	0 (0 to 0-1)	0-4 (0-2 to 0-9)	0-2 (0 to 0-3)	0-2 (0 to 0-3)	0-2 (0 to 0-3)	0-2 (0 to 0-4)	0-1 (0 to 0-2)	0-2 (0 to 0-3)	0-2 (0 to 0-3)	0-1 (0 to 0-2)	0-2 (0 to 0-3)	0-2 (0 to 0-3)	0-1 (0 to 0-2)	0-1 (0 to 0-2)	0-1 (0 to 0-2)	0-1 (0 to 0-2)	0-1 (0 to 0-2)	0-1 (0 to 0-2)	0-1 (0 to 0-2)	0 (0 to 0)	0 (0 to 0)	2-1
G6PD trait	0 (0 to 0)	0 (0 to 0)	0 (0 to 0)	0 (0 to 0)	0 (0 to 0)	0 (0 to 0)	0 (0 to 0)	0 (0 to 0)	0 (0 to 0)	0 (0 to 0)	0 (0 to 0)	0 (0 to 0)	0 (0 to 0)	0 (0 to 0)	0 (0 to 0)	0 (0 to 0)	0 (0 to 0)	0 (0 to 0)	0 (0 to 0)	0 (0 to 0)	0 (0 to 0)	0 (0 to 0)	0 (0 to 0)	0 (0 to 0)	0 (0 to 0)	0
Other hemoglobinopathies and hemolytic anemias	0 (0 to 0)	0 (0 to 0)	0-5 (0 to 1)	0-4 (0 to 0-9)	0 (0 to 0)	0-1 (0 to 0-4)	0-3 (0 to 0-4)	0-3 (0 to 0-4)	0-2 (0 to 0-3)	0-2 (0 to 0-3)	0-2 (0 to 0-4)	0-2 (0 to 0-3)	0-3 (0 to 0-7)	0-3 (0 to 0-7)	0-3 (0 to 0-7)	0-3 (0 to 0-6)	0-4 (0 to 0-7)	0-2 (0 to 0-5)	0-2 (0 to 0-4)	0-2 (0 to 0-4)	0-2 (0 to 0-4)	0-2 (0 to 0-3)	0-1 (0 to 0-3)	0-1 (0 to 0-1)	0 (0 to 0)	4-9
Endocrine, metabolic, blood, and immune disorders	0-6 (0-2 to 1-2)	0-8 (0 to 1-8)	4-5 (2 to 8-2)	2-5 (1-6 to 3-6)	2-3 (1-4 to 2-8)	4-2 (2-7 to 7-1)	2-5 (1 to 5-5)	2-7 (1 to 5-7)	2-7 (1 to 5-7)	2-6 (1 to 5-2)	2-6 (1 to 5-2)	2-8 (1 to 5-2)	2-8 (1 to 5-2)	2-8 (1 to 5-2)	2-8 (1 to 5-2)	2-8 (1 to 5-2)	2-8 (1 to 5-2)	2-8 (1 to 5-2)	2-8 (1 to 5-2)	2-8 (1 to 5-2)	2-8 (1 to 5-2)	2-8 (1 to 5-2)	2-8 (1 to 5-2)	2-8 (1 to 5-2)	0-7 (0 to 0-1)	152
Oral disorders	0 (0 to 0)	0 (0 to 0)	1-2 (0 to 2-7)	1-0 (0 to 2-1)	0-7 (0 to 1-3)	1-3 (0 to 4-3)	2-6 (1 to 4-3)	2-4 (1 to 4-2)	2-2 (1 to 3-4)	2-2 (1 to 3-4)	2-2 (1 to 3-3)	2-3 (1 to 3-9)	2-3 (1 to 3-9)	2-6 (1 to 4-7)	2-4 (1 to 4-6)	4-4 (2 to 7)	5-0 (2 to 9)	5-7 (2 to 9-1)	5-8 (2 to 9)	5-4 (2 to 9)	5 (2 to 7-7)	3-7 (2 to 5-4)	2-3 (1 to 3-4)	1-3 (0 to 2-1)	0-3 (0 to 0-6)	58-4
Caries of deciduous teeth	0 (0 to 0)	0 (0 to 0)	0 (0 to 0)	0 (0 to 0-9)	0 (0 to 0)	0 (0 to 0-1)	0 (0 to 0)	0 (0 to 0)	0 (0 to 0)	0 (0 to 0)	0 (0 to 0)	0 (0 to 0)	0 (0 to 0)	0 (0 to 0)	0 (0 to 0)	0 (0 to 0)	0 (0 to 0)	0 (0 to 0)	0 (0 to 0)	0 (0 to 0)	0 (0 to 0)	0 (0 to 0)	0 (0 to 0)	0 (0 to 0)	0 (0 to 0)	0-9
Caries of permanent teeth	0 (0 to 0)	0 (0 to 0)	0 (0 to 0)	0 (0 to 0)	0-2 (0 to 1-1)	0-4 (0-2 to 0-8)	0-4 (0 to 0-9)	0-4 (0 to 0-9)	0-7 (0 to 1-3)	0-5 (0 to 1-1)	0-5 (0 to 1-2)	0-6 (0 to 1-2)	0-6 (0 to 1-2)	0-5 (0 to 1-1)	0-5 (0 to 1-1)	0-5 (0 to 1-1)	0-5 (0 to 1-1)	0-3 (0 to 0-7)	0-3 (0 to 0-5)	0-3 (0 to 0-5)	0-3 (0 to 0-5)	0-1 (0 to 0-3)	0-1 (0 to 0-2)	0 (0 to 0)	0 (0 to 0)	8-4
Periodontal diseases	0 (0 to 0)	0 (0 to 0)	0 (0 to 0)	0 (0 to 0)	0 (0 to 0)	0 (0 to 0)	0 (0 to 0)	0 (0 to 0)	0 (0 to 0)	0 (0 to 0)	0 (0 to 0)	0 (0 to 0)	0 (0 to 0)	0 (0 to 0)	0 (0 to 0)	0 (0 to 0)	0 (0 to 0)	0 (0 to 0)	0 (0 to 0)	0 (0 to 0)	0 (0 to 0)	0 (0 to 0)	0 (0 to 0)	0 (0 to 0)	0 (0 to 0)	4-6
Other oral disorders	0 (0 to 0)	0 (0 to 0)	0 (0 to 0)	0-8 (0-5 to 1-3)	0-8 (0-4 to 1-2)	0-8 (0-5 to 1-5)	1-4 (0-8 to 2-1)	1-3 (0-8 to 2-1)	1-1 (0-7 to 1-7)	0-9 (0 to 1-4)	0-9 (0 to 1-4)	1 (0-4 to 1-6)	0-9 (0 to 1-4)	1 (0-4 to 1-6)	0-9 (0-4 to 1-5)	0-8 (0-4 to 0-9)	0-8 (0-3 to 0-8)	0-6 (0-2 to 0-4)	0-6 (0-1 to 0-2)	0-5 (0 to 0-1)	0-3 (0 to 0-3)	0-2 (0 to 0-2)	0-1 (0 to 0-1)	0 (0 to 0)	0 (0 to 0)	13-5
Sudden infant death syndrome	..	4-8 (2-2 to 5-9)	4-8 (1-6 to 9-4)	..	..	..	..	..	..	..	..	..	..	..	..	..	..	..	..	..	..	..	..	..	..	NA
Injuries	1-3 (0-7 to 2-1)	1-1 (0-3 to 0-9)	11-6 (6-4 to 19-1)	21-6 (11-2 to 38-7)	23-1 (17-3 to 31-4)	36-3 (30-3 to 43-3)	124 (107 to 143)	191 (150 to 254)	136 (101 to 195)	83-4 (66-5 to 107)	66-3 (62-1 to 121)	77-3 (56-5 to 104)	74-3 (58-2 to 94-8)	58-9 (45-8 to 67-6)	49-1 (40-7 to 58-5)	36-4 (30-6 to 42-8)	29-2 (20-5 to 39-2)	19-8 (15-9 to 21-8)	12-7 (10-8 to 14-8)	7-8 (6-5 to 9-1)	4-2 (3-5 to 5)	1-8 (1-5 to 2-2)	0-4 (0-3 to 0-5)	1,090
Transport injuries	0-1 (0 to 0-1)	0-1 (0 to 0-1)	0-5 (0 to 2-3)	0-4 (0-2 to 0-8)	0-4 (0-2 to 0-8)	0-6 (0-4 to 0-8)	2-4 (1-4 to 3-2)	3-4 (2-6 to 4-2)	2-4 (1 to 3-7)	2-3 (1 to 3-4)	2-3 (1 to 3-4)	2-3 (1 to 3-4)	2-3 (1 to 3-4)	2-3 (1 to 3-4)	2-3 (1 to 3-4)	2-3 (1 to 3-4)	2-3 (1 to 3-4)	2-3 (1 to 3-4)	2-3 (1 to 3-4)	2-3 (1 to 3-4)	2-3 (1 to 3-4)	2-3 (1 to 3-4)	2-3 (1 to 3-4)	2-3 (1 to 3-4)	2-3 (1 to 3-4)	4-6
Road injuries	0 (0 to 0-1)	0 (0 to 0)	0-3 (0 to 0-6)	0-4 (0 to 0-6)	0-8 (0 to 0-7)	0-5 (0 to 0-7)	2-4 (0 to 7)	2-4 (0 to 6-7)	2-4 (0 to 6-7)	2-4 (0 to 6-7)	2-4 (0 to 6-7)	2-4 (0 to 6-7)	2-4 (0 to 6-7)	2-4 (0 to 6-7)	2-4 (0 to 6-7)	2-4 (0 to 6-7)	2-4 (0 to 6-7)	2-4 (0 to 6-7)	2-4 (0 to 6-7)	2-4 (0 to 6-7)	2-4 (0 to 6-7)	2-4 (0 to 6-7)	2-4 (0 to 6-7)	2-4 (0 to 6-7)	2-4 (0 to 6-7)	191
Pedestrian road injuries	0 (0 to 0)	0 (0 to 0)	0 (0 to 0-2)	0-2 (0 to 0-3)	0-4 (0 to 0-4)	0-3 (0 to 0-4)	0-6 (0 to 3)	0-6 (0 to 1-7)	0-4 (0 to 1-5)	0-4 (0 to 1-1)	0-4 (0 to 1-1)	0-4 (

SR Table 2a: Bermuda DALYS by cause and age groups for males with 95% uncertainty intervals, 2019

Cause	Early Neonatal	Late Neonatal	Post Neonatal	1 to 4	5 to 9	10 to 14	15 to 19	20 to 24	25 to 29	30 to 34	35 to 39	40 to 44	45 to 49	50 to 54	55 to 59	60 to 64	65 to 69	70 to 74	75 to 79	80 to 84	85 to 89	90 to 94	95 plus	Total
All causes	600.6 (447.3 to 811.3)	1,000.2 (5 to 19.5)	1,000.2 (10 to 20.2)	1,000.2 (8 to 16.6)	1,000.2 (5 to 10.5)	1,000.2 (5.7 to 12.1)	1,000.2 (10 to 17.5)	1,000.2 (14.7 to 30.7)	1,000.2 (17.9 to 37.2)	1,000.2 (17.9 to 37.2)	1,000.2 (21.9 to 31.5)	1,000.2 (29.2 to 41.6)	1,000.2 (38 to 53.6)	1,000.2 (58.6 to 71.3)	1,000.2 (87 to 109)	1,000.2 (94.9 to 120)	1,000.2 (127.1 to 161.2)	1,000.2 (180.9 to 231.1)	1,000.2 (244.9 to 309)	1,000.2 (362.5 to 455)	1,000.2 (160 to 208)	1,000.2 (47 to 62.9)	10,100
Communicable, maternal, neonatal, and nutritional diseases	284.4 (198.1 to 400.1)	144.8 (3.6 to 14.3)	144.8 (5.6 to 9.2)	144.8 (4.1 to 8.5)	144.8 (3.2 to 6.6)	144.8 (157.1 to 233.2)	144.8 (3.2 to 13.9)	144.8 (11.4 to 19.7)	144.8 (15.4 to 23.6)	144.8 (29.6 to 37.3)	144.8 (37.2 to 47.2)	144.8 (37.2 to 47.2)	144.8 (45.2 to 55.6)	144.8 (49.9 to 61.4)	144.8 (55.2 to 68.2)	144.8 (57.6 to 71.4)	144.8 (72.9 to 91.4)	144.8 (97.1 to 122.3)	144.8 (135.4 to 170.6)	144.8 (154.9 to 195.1)	144.8 (71.1 to 91.1)	144.8 (12.3 to 15.5)	684
HIV/AIDS and sexually transmitted infections	0 (0 to 0)	0 (0 to 0)	0.4 (0.4 to 0.5)	0.9 (0.9 to 1)	0.7 (0.7 to 0.8)	0.4 (0.4 to 0.7)	1.1 (1 to 1.2)	4.9 (4.5 to 5.5)	12 (11.2 to 13.4)	21.1 (19.4 to 22.8)	27.2 (25.1 to 29.5)	33.6 (31.1 to 36.2)	39.2 (36.3 to 42.3)	26.4 (24.3 to 28.4)	19.6 (18 to 21.2)	12 (11 to 14)	8.1 (7.4 to 8.8)	2.8 (2.6 to 3)	1.5 (1.3 to 1.7)	0.8 (0.7 to 0.9)	0.3 (0.3 to 0.4)	0.1 (0.1 to 0.1)	232
HIV/AIDS	0 (0 to 0)	0 (0 to 0)	0.4 (0.4 to 0.5)	0.9 (0.9 to 1)	0.7 (0.7 to 0.8)	0.4 (0.4 to 0.4)	1 (0.9 to 1.1)	4.7 (4.3 to 5.2)	12 (11 to 12.3)	20.7 (19.1 to 22.5)	26.8 (24.6 to 29.1)	33.2 (30.7 to 36)	38.8 (35.9 to 42)	26 (24 to 28.1)	19.3 (17.7 to 20.9)	11.9 (11 to 13.6)	8 (7.3 to 8.6)	2.7 (2.6 to 2.9)	1.4 (1.3 to 1.6)	0.8 (0.7 to 0.8)	0.3 (0.3 to 0.3)	0.1 (0.1 to 0.1)	206
HIV/AIDS - Drug-susceptible Tuberculosis	0 (0 to 0)	0 (0 to 0)	0 (0 to 0)	0 (0 to 0)	0 (0 to 0)	0 (0 to 0)	0 (0 to 0)	0 (0 to 0)	0 (0 to 0)	0 (0 to 0)	0 (0 to 0)	0 (0 to 0)	0 (0 to 0)	0 (0 to 0)	0 (0 to 0)	0 (0 to 0)	0 (0 to 0)	0 (0 to 0)	0 (0 to 0)	0 (0 to 0)	0 (0 to 0)	0 (0 to 0)	0 (0 to 0)	1.5
HIV/AIDS - Multidrug-resistant Tuberculosis without extensive dr...	0 (0 to 0)	0 (0 to 0)	0 (0 to 0)	0 (0 to 0)	0 (0 to 0)	0 (0 to 0)	0 (0 to 0)	0 (0 to 0)	0 (0 to 0)	0 (0 to 0)	0 (0 to 0)	0 (0 to 0)	0 (0 to 0)	0 (0 to 0)	0 (0 to 0)	0 (0 to 0)	0 (0 to 0)	0 (0 to 0)	0 (0 to 0)	0 (0 to 0)	0 (0 to 0)	0 (0 to 0)	0 (0 to 0)	0
HIV/AIDS - Extensively drug-resistant Tuberculosis	0 (0 to 0)	0 (0 to 0)	0 (0 to 0)	0 (0 to 0)	0 (0 to 0)	0 (0 to 0)	0 (0 to 0)	0 (0 to 0)	0 (0 to 0)	0 (0 to 0)	0 (0 to 0)	0 (0 to 0)	0 (0 to 0)	0 (0 to 0)	0 (0 to 0)	0 (0 to 0)	0 (0 to 0)	0 (0 to 0)	0 (0 to 0)	0 (0 to 0)	0 (0 to 0)	0 (0 to 0)	0 (0 to 0)	0
HIV/AIDS resulting in other diseases	0 (0 to 0)	0 (0 to 0)	0.4 (0.4 to 0.5)	0.9 (0.9 to 1)	0.7 (0.7 to 0.8)	0.4 (0.4 to 0.4)	0.9 (0.9 to 1)	4.7 (4.2 to 5.1)	11.9 (10.9 to 13.1)	20.6 (19.1 to 22.4)	26.6 (24.4 to 28.9)	32.9 (30.4 to 35.6)	38.6 (35.8 to 41.8)	25.9 (23.9 to 27.9)	19.2 (17.6 to 20.8)	11.9 (11 to 13.7)	7.9 (7.2 to 8.5)	2.6 (2.4 to 2.9)	1.4 (1.3 to 1.6)	0.8 (0.7 to 0.8)	0.3 (0.3 to 0.3)	0.1 (0.1 to 0.1)	207
Sexually transmitted infections excluding HIV	0 (0 to 0)	0 (0 to 0)	0 (0 to 0)	0 (0 to 0)	0 (0 to 0)	0 (0 to 0.1)	0.1 (0.1 to 0.2)	0.2 (0.1 to 0.4)	0.3 (0.2 to 0.7)	0.4 (0.2 to 0.7)	0.4 (0.2 to 0.8)	0.4 (0.2 to 0.7)	0.4 (0.2 to 0.7)	0.3 (0.1 to 0.6)	0.3 (0.1 to 0.6)	0.2 (0.1 to 0.4)	0.2 (0.1 to 0.3)	0.1 (0.1 to 0.2)	0.1 (0.1 to 0.2)	0.1 (0.1 to 0.1)	0 (0 to 0)	0 (0 to 0)	3.5
Syphilis	0 (0 to 0)	0 (0 to 0)	0 (0 to 0)	0 (0 to 0)	0 (0 to 0)	0 (0 to 0)	0 (0 to 0)	0 (0 to 0)	0 (0 to 0)	0 (0 to 0)	0 (0 to 0)	0 (0 to 0)	0 (0 to 0)	0 (0 to 0)	0 (0 to 0)	0 (0 to 0)	0 (0 to 0)	0 (0 to 0)	0 (0 to 0)	0 (0 to 0)	0 (0 to 0)	0 (0 to 0)	0 (0 to 0)	0.3
Chlamydial infection	0 (0 to 0)	0 (0 to 0)	0 (0 to 0)	0 (0 to 0)	0 (0 to 0)	0 (0 to 0)	0 (0 to 0)	0 (0 to 0)	0 (0 to 0)	0 (0 to 0)	0 (0 to 0)	0 (0 to 0)	0 (0 to 0)	0 (0 to 0)	0 (0 to 0)	0 (0 to 0)	0 (0 to 0)	0 (0 to 0)	0 (0 to 0)	0 (0 to 0)	0 (0 to 0)	0 (0 to 0)	0 (0 to 0)	0.4
Gonococcal infection	0 (0 to 0)	0 (0 to 0)	0 (0 to 0)	0 (0 to 0)	0 (0 to 0)	0 (0 to 0)	0 (0 to 0)	0 (0 to 0)	0 (0 to 0)	0 (0 to 0)	0 (0 to 0)	0 (0 to 0)	0 (0 to 0)	0 (0 to 0)	0 (0 to 0)	0 (0 to 0)	0 (0 to 0)	0 (0 to 0)	0 (0 to 0)	0 (0 to 0)	0 (0 to 0)	0 (0 to 0)	0 (0 to 0)	0.3
Trichomoniasis	0 (0 to 0)	0 (0 to 0)	0 (0 to 0)	0 (0 to 0)	0 (0 to 0)	0 (0 to 0)	0 (0 to 0)	0 (0 to 0)	0 (0 to 0)	0 (0 to 0)	0 (0 to 0)	0 (0 to 0)	0 (0 to 0)	0 (0 to 0)	0 (0 to 0)	0 (0 to 0)	0 (0 to 0)	0 (0 to 0)	0 (0 to 0)	0 (0 to 0)	0 (0 to 0)	0 (0 to 0)	0 (0 to 0)	0.1
Genital herpes	0 (0 to 0)	0 (0 to 0)	0 (0 to 0)	0 (0 to 0)	0 (0 to 0)	0 (0 to 0)	0 (0 to 0)	0 (0 to 0)	0 (0 to 0)	0 (0 to 0)	0.2 (0 to 0.4)	0.2 (0 to 0.4)	0.2 (0 to 0.4)	0.2 (0 to 0.5)	0.2 (0 to 0.5)	0.2 (0 to 0.4)	0.1 (0 to 0.3)	0.1 (0 to 0.2)	0.1 (0 to 0.2)	0.1 (0 to 0.1)	0 (0 to 0)	0 (0 to 0)	0 (0 to 0)	1.6
Other sexually transmitted infections	0 (0 to 0)	0 (0 to 0)	0 (0 to 0)	0 (0 to 0)	0 (0 to 0)	0 (0 to 0)	0 (0 to 0)	0 (0 to 0)	0 (0 to 0)	0 (0 to 0)	0 (0 to 0)	0 (0 to 0)	0 (0 to 0)	0 (0 to 0)	0 (0 to 0)	0 (0 to 0)	0 (0 to 0)	0 (0 to 0)	0 (0 to 0)	0 (0 to 0)	0 (0 to 0)	0 (0 to 0)	0 (0 to 0)	0.7
Respiratory infections and tuberculosis	0.8 (0.5 to 1.2)	0.2 (0.2 to 0.4)	0.2 (0.1 to 0.3)	2.4 (1.6 to 3.7)	2.4 (1.4 to 3.7)	2.4 (1.5 to 3.4)	2.4 (1.4 to 3.5)	2.4 (1.4 to 3.5)	2.4 (1.5 to 3.6)	2.4 (2.2 to 2.6)	2.4 (2 to 2.6)	2.4 (1.9 to 2.6)	2.4 (1.9 to 2.6)	2.4 (1.9 to 2.6)	2.4 (1.9 to 2.6)	2.4 (1.9 to 2.6)	2.4 (1.9 to 2.6)	2.4 (1.9 to 2.6)	2.4 (1.9 to 2.6)	2.4 (1.9 to 2.6)	2.4 (1.9 to 2.6)	2.4 (1.9 to 2.6)	160
Tuberculosis	0 (0 to 0)	0 (0 to 0)	0 (0 to 0)	0 (0 to 0)	0 (0 to 0)	0 (0 to 0)	0 (0 to 0)	0 (0 to 0)	0 (0 to 0)	0 (0 to 0)	0 (0 to 0)	0 (0 to 0)	0 (0 to 0)	0 (0 to 0)	0 (0 to 0)	0 (0 to 0)	0 (0 to 0)	0 (0 to 0)	0 (0 to 0)	0 (0 to 0)	0 (0 to 0)	0 (0 to 0)	0 (0 to 0)	2.5
Latent tuberculosis infection	0 (0 to 0)	0 (0 to 0)	0 (0 to 0)	0 (0 to 0)	0 (0 to 0)	0 (0 to 0)	0 (0 to 0)	0 (0 to 0)	0 (0 to 0)	0 (0 to 0)	0 (0 to 0)	0 (0 to 0)	0 (0 to 0)	0 (0 to 0)	0 (0 to 0)	0 (0 to 0)	0 (0 to 0)	0 (0 to 0)	0 (0 to 0)	0 (0 to 0)	0 (0 to 0)	0 (0 to 0)	0 (0 to 0)	0
Drug-susceptible tuberculosis	0 (0 to 0)	0 (0 to 0)	0 (0 to 0)	0 (0 to 0)	0 (0 to 0)	0 (0 to 0)	0 (0 to 0)	0 (0 to 0)	0 (0 to 0)	0 (0 to 0)	0 (0 to 0)	0 (0 to 0)	0 (0 to 0)	0 (0 to 0)	0 (0 to 0)	0 (0 to 0)	0 (0 to 0)	0 (0 to 0)	0 (0 to 0)	0 (0 to 0)	0 (0 to 0)	0 (0 to 0)	0 (0 to 0)	2.5
Multidrug-resistant tuberculosis without extensive drug-resistance	0 (0 to 0)	0 (0 to 0)	0 (0 to 0)	0 (0 to 0)	0 (0 to 0)	0 (0 to 0)	0 (0 to 0)	0 (0 to 0)	0 (0 to 0)	0 (0 to 0)	0 (0 to 0)	0 (0 to 0)	0 (0 to 0)	0 (0 to 0)	0 (0 to 0)	0 (0 to 0)	0 (0 to 0)	0 (0 to 0)	0 (0 to 0)	0 (0 to 0)	0 (0 to 0)	0 (0 to 0)	0 (0 to 0)	0
Extensively drug-resistant tuberculosis	0 (0 to 0)	0 (0 to 0)	0 (0 to 0)	0 (0 to 0)	0 (0 to 0)	0 (0 to 0)	0 (0 to 0)	0 (0 to 0)	0 (0 to 0)	0 (0 to 0)	0 (0 to 0)	0 (0 to 0)	0 (0 to 0)	0 (0 to 0)	0 (0 to 0)	0 (0 to 0)	0 (0 to 0)	0 (0 to 0)	0 (0 to 0)	0 (0 to 0)	0 (0 to 0)	0 (0 to 0)	0 (0 to 0)	0
Lower respiratory infections	0.8 (0.5 to 1.2)	0.2 (0.1 to 0.4)	0.2 (0.1 to 0.3)	1.9 (1.1 to 2.9)	0.4 (0.2 to 0.6)	0.3 (0.2 to 0.4)	0.4 (0.2 to 0.6)	0.4 (0.3 to 1.1)	0.4 (0.2 to 1.2)	0.4 (0.3 to 1.8)	1.2 (1.2 to 2.4)	2.7 (1.8 to 3.9)	2.8 (2.5 to 5.4)	3.2 (2.7 to 7.7)	3.2 (2.7 to 7.7)	3.2 (2.7 to 7.7)	3.2 (2.7 to 7.7)	3.2 (2.7 to 7.7)	3.2 (2.7 to 7.7)	3.2 (2.7 to 7.7)	3.2 (2.7 to 7.7)	3.2 (2.7 to 7.7)	129
Upper respiratory infections	0 (0 to 0)	0.2 (0 to 0.5)	0.2 (0.1 to 0.3)	1.6 (0.8 to 2.7)	1.5 (0.8 to 2.6)	1.4 (0.7 to 2.4)	1.2 (0.7 to 2.1)	1.2 (0.7 to 2.2)	1.5 (0.8 to 3.4)	1.7 (0.9 to 3.2)	1.7 (0.9 to 3.1)	1.8 (0.9 to 3.3)	1.7 (0.9 to 3.1)	1.6 (0.9 to 3.1)	1.6 (0.9 to 3.1)	1.6 (0.9 to 3.1)	1.6 (0.9 to 3.1)	1.6 (0.9 to 3.1)	1.6 (0.9 to 3.1)	1.6 (0.9 to 3.1)	1.6 (0.9 to 3.1)	1.6 (0.9 to 3.1)	22.6
Otitis media	0 (0 to 0)	0.1 (0 to 0.1)	0.1 (0.1 to 0.2)	0.7 (0.4 to 1.2)	0.3 (0.2 to 0.5)	0.3 (0.2 to 0.5)	0.3 (0.2 to 0.5)	0.3 (0.2 to 0.5)	0.3 (0.1 to 0.6)	0.3 (0.1 to 0.6)	0.3 (0.1 to 0.6)	0.4 (0.2 to 0.7)	0.4 (0.2 to 0.7)	0.4 (0.2 to 0.7)	0.4 (0.2 to 0.7)	0.3 (0.1 to 0.6)	0.2 (0.1 to 0.4)	0.1 (0.1 to 0.3)	0.1 (0.1 to 0.2)	0 (0 to 0)	0 (0 to 0)	0 (0 to 0)	5.7
Enteric infections	2.4 (0 to 0.1)	1.3 (0.8 to 1.9)	1.3 (1 to 1.6)	2.4 (1.5 to 4.1)	2.4 (1.4 to 4.1)	2.4 (1.7 to 4.1)	1.7 (1.1 to 2.6)	1.4 (0.8 to 2.2)	1.7 (1.1 to 2.6)	2 (1.5 to 3.4)	2.3 (1.6 to 3.4)	2.6 (2 to 3.5)	3 (2 to 4.5)	3.6 (2.4 to 5.2)	4.2 (2.8 to 6.1)	4.7 (3.2 to 6.9)	5.2 (3.5 to 7.6)	5.6 (3.8 to 8.2)	6 (4 to 8.9)	6.3 (4.5 to 9.2)	6.5 (3.5 to 9.4)	6.6 (3.6 to 9.6)	71.6
Diarrheal diseases	0 (0 to 0.1)	1.3 (0.8 to 1.9)	1.3 (1 to 1.6)	2.4 (1.5 to 4.1)	2.3 (1.4 to 4.1)	2.3 (1.7 to 4.1)	1.7 (1.1 to 2.6)	1.4 (0.8 to 2.2)	1.7 (1.1 to 2.6)	2 (1.5 to 3.4)	2.3 (1.6 to 3.4)	2.6 (2 to 3.5)	3 (2 to 4.5)	3.6 (2.4 to 5.2)	4.2 (2.8 to 6.1)	4.7 (3.2 to 6.9)	5.2 (3.5 to 7.6)	5.6 (3.8 to 8.2)	6 (4 to 8.9)	6.3 (4.5 to 9.2)	6.5 (3.5 to 9.4)	6.6 (3.6 to 9.6)	71.5
Typhoid and paraphyoid	0 (0 to 0)	0 (0 to 0)	0 (0 to 0)	0 (0 to 0)	0 (0 to 0)	0 (0 to 0)	0 (0 to 0)	0 (0 to 0)	0 (0 to 0)	0 (0 to 0)	0 (0 to 0)	0 (0 to 0)	0 (0 to 0)	0 (0 to 0)	0 (0 to 0)	0 (0 to 0)	0 (0 to 0)	0 (0 to 0)	0 (0 to 0)	0 (0 to 0)	0 (0 to 0)	0 (0 to 0)	0 (0 to 0)	0
Typhoid fever	0 (0 to 0)	0 (0 to 0)	0 (0 to 0)	0 (0 to 0)	0 (0 to 0)	0 (0 to 0)	0 (0 to 0)	0 (0 to 0)	0 (0 to 0)	0 (0 to 0)	0 (0 to 0)	0 (0 to 0)	0 (0 to 0)	0 (0 to 0)	0 (0 to 0)	0 (0 to 0)	0 (0 to 0)	0 (0 to 0)	0 (0 to 0)	0 (0 to 0)	0 (0 to 0)	0 (0 to 0)	0 (0 to 0)	0
Paratyphoid fever	0 (0 to 0)	0 (0 to 0)	0 (0 to 0)	0 (0 to 0)	0 (0 to 0)	0 (0 to 0)	0 (0 to 0)	0 (0 to 0)	0 (0 to 0)	0 (0 to 0)	0 (0 to 0)	0 (0 to 0)	0 (0 to 0)	0 (0 to 0)	0 (0 to 0)	0 (0 to 0)	0 (0 to 0)	0 (0 to 0)	0 (0 to 0)	0 (0 to 0)	0 (0 to 0)	0 (0 to 0)	0 (0 to 0)	0
Invasive Non-typhoidal Salmonella (iNTS)	0 (0 to 0)	0 (0 to 0)	0 (0 to 0)	0 (0 to 0)	0 (0 to 0)	0 (0 to 0)	0 (0 to 0)	0 (0 to 0)	0 (0 to 0)	0 (0 to 0)	0 (0 to 0)	0 (0 to 0)	0 (0 to 0)	0 (0 to 0)	0 (0 to 0)	0 (0 to 0)	0 (0 to 0)	0 (0 to 0)	0 (0 to 0)	0 (0 to 0)	0 (0 to 0)	0 (0 to 0)	0 (0 to 0)	0
Other intestinal infectious diseases	0 (0 to 0)	0 (0 to 0)	0 (0 to 0)	0 (0 to 0)	0 (0 to 0)	0 (0 to 0)	0 (0 to 0)	0 (0 to 0)	0 (0 to 0)	0 (0 to 0)	0 (0 to 0)	0 (0 to 0)	0 (0 to 0)	0 (0 to 0)	0 (0 to 0)	0 (0 to 0)	0 (0 to 0)	0 (0 to 0)	0 (0 to 0)	0 (0 to 0)	0 (0 to 0)	0 (0 to 0)	0 (0 to 0)	0.1
Neglected tropical diseases and malaria	0 (0 to 0)	0.1 (0.1 to 0.2)	0.4 (0.1 to 0.9)	0.6 (0.1 to 1.5)	0.3 (0.1 to 0.8)	0.3 (0.1 to 0.8)	0.4 (0.1 to 1.1)	0.5 (0.1 to 1.2)	0.6 (0.2 to 1.5)	0.7 (0.2 to 1.5)	0.9 (0.3 to 2)	1.2 (0.4 to 2.5)	1.6 (0.6 to 3.2)	1.9 (0.7 to 4.2)	1.9 (0.6 to 4.2)	1.8 (0.6 to 4)	1.6 (0.6 to 3.3)	1.1 (0.4 to 2.5)	0.6 (0.2 to 1.3)	0.2 (0.1 to 0.5)	0.1 (0 to 0.1)	17.1
Malaria	0 (0 to 0)	0 (0 to 0)	0 (0 to 0)	0 (0 to 0)	0 (0 to 0)	0 (0 to 0)	0 (0 to 0)	0 (0 to 0)	0 (0 to 0)	0 (0 to 0)	0 (0 to 0)	0 (0 to 0)	0 (0 to 0)	0 (0 to 0)	0 (0 to 0)	0 (0 to 0)	0 (0 to 0)	0 (0 to 0)	0 (0 to 0)	0 (0 to 0)	0 (0 to 0)	0 (0 to 0)	0 (0 to 0)	0
Chagas disease	0 (0 to 0)	0 (0 to 0)	0 (0 to 0)	0 (0 to 0)	0 (0 to 0)	0 (0 to 0)	0 (0 to 0)	0 (0 to 0)	0 (0 to 0)	0 (0 to 0)	0 (0 to 0)	0 (0 to 0)	0 (0 to 0)	0 (0 to 0)	0 (0 to 0)	0 (0 to 0)	0 (0 to 0)	0 (0 to 0)	0 (0 to 0)	0 (0 to 0)	0 (0 to 0)	0 (0 to 0)	0 (0 to 0)	0
Leishmaniasis	0 (0 to 0)	0 (0 to 0)	0 (0 to 0)	0 (0 to 0)	0 (0 to 0)	0 (0 to 0)	0 (0 to 0)	0 (0 to 0)	0 (0 to 0)	0 (0 to 0)	0 (0 to 0)	0 (0 to 0)	0 (0 to 0)	0 (0 to 0)	0 (0 to 0)	0 (0 to 0)	0 (0 to 0)	0 (0 to 0)	0 (0 to 0)	0 (0 to 0)	0 (0 to 0)	0 (0 to 0)	0 (0 to 0)	0
Visceral leishmaniasis	0 (0 to 0)	0 (0 to 0)	0 (0 to 0)	0 (0 to 0)	0 (0 to 0)	0 (0 to 0)	0 (0 to 0)	0 (0 to 0)	0 (0 to 0)	0 (0 to 0)	0 (0 to 0)	0 (0 to 0)	0 (0 to 0)	0 (0 to 0)	0 (0 to 0)	0 (0 to 0)	0 (0 to 0)	0 (0 to 0)	0 (0 to 0)	0 (0 to 0)	0 (0 to 0)	0 (0 to 0)	0 (0 to 0)	0
Cutaneous and mucocutaneous leishmaniasis	0 (0 to 0)	0 (0 to 0)	0 (0 to 0)	0 (0 to 0)	0 (0 to 0)	0 (0 to 0)	0 (0 to 0)	0 (0 to 0)	0 (0 to 0)	0 (0 to 0)	0 (0 to 0)	0 (0 to 0)	0 (0 to 0)	0 (0 to 0)	0 (0 to 0)	0 (0 to 0)	0 (0 to 0)	0 (0 to 0)	0 (0 to 0)	0 (0 to 0)	0 (0 to 0)	0 (0 to 0)	0 (0 to 0)	0
African trypanosomiasis	0 (0 to 0)	0 (0 to 0)	0 (0 to 0)	0 (0 to 0)	0 (0 to 0)	0 (0 to 0)	0 (0 to 0)	0 (0 to 0)	0 (0 to 0)	0 (0 to 0)	0 (0 to 0)	0 (0 to 0)	0 (0 to 0)	0 (0 to 0)	0 (0 to 0)	0 (0 to 0)	0 (0 to 0)	0 (0 to 0)	0 (0 to 0)	0 (0 to 0)	0 (0 to 0)	0 (0 to 0)	0 (0 to 0)	0
Schistosomiasis	0 (0 to 0)	0 (0 to 0)	0 (0 to 0)	0 (0 to 0)	0 (0 to 0)	0 (0 to 0)	0 (0 to 0)	0 (0 to 0)	0 (0 to 0)	0 (0 to 0)	0 (0 to 0)	0 (0 to 0)	0 (0 to 0)	0 (0 to 0)	0 (0 to 0)	0 (0 to 0)	0 (0 to 0)	0 (0 to 0)	0 (0 to 0)	0 (0 to 0)	0 (0 to 0)	0 (0 to 0)	0 (0 to 0)	0
Cysticercosis	0 (0 to 0)	0 (0 to 0)	0 (0 to 0)	0 (0 to 0)	0 (0 to 0)	0 (0 to 0.1)	0 (0 to 0.2)	0 (0 to 0.4)	0.2 (0 to 1.2)	0.4 (0 to 1.6)	0.6 (0 to 1.9)	0.8 (0.1 to 2.2)	1 (0.1 to 2.7)	1.2 (0.2 to 3.1)	1.3 (0.2 to 3.5)	1.4 (0.2 to 3.6)	1.3 (0.2 to 3.3)	1.2 (0.2 to 3.2)	1 (0.2 to 2.8)	0.7 (0.1 to 2)	0.3 (0.1 to 0.8)	0.1 (0 to 0.1)	13.4
Cystic echinococcosis	0 (0 to 0)	0 (0 to 0)	0 (0 to 0)	0 (0 to 0)	0 (0 to 0)	0 (0 to 0)	0 (0 to 0)	0 (0 to 0)	0 (0 to 0)	0 (0 to 0)	0 (0 to 0)	0 (0 to 0)	0 (0 to 0)	0 (0 to 0)	0 (0 to 0)	0 (0 to 0)	0 (0 to 0)	0 (0 to 0)	0 (0 to 0)	0 (0 to 0)	0 (0 to 0)	0 (0 to 0)	0 (0 to 0)	0
Lymphatic filariasis	0 (0 to 0)	0 (0 to 0)	0 (0 to 0)	0 (0 to 0)	0 (0 to 0)	0 (0 to 0)	0 (0 to 0)	0 (0 to 0)	0 (0 to 0)	0 (0 to 0)	0 (0 to 0)	0 (0 to 0)	0 (0 to 0)	0 (0 to 0)	0 (0 to 0)	0 (0 to 0)	0 (0 to 0)	0 (0 to 0)	0 (0 to 0)	0 (0 to 0)	0 (0 to 0)	0 (0 to 0)	0 (0 to 0)	0
Onchocerciasis	0 (0 to 0)	0 (0 to 0)	0 (0 to 0)	0 (0 to 0)	0 (0 to 0)	0 (0 to 0)	0 (0 to 0)	0 (0 to 0)	0 (0 to 0)	0 (0 to 0)	0 (0 to 0)	0 (0 to 0)	0 (0 to 0)	0 (0 to 0)	0 (0 to 0)	0 (0 to 0)	0 (0 to 0)	0 (0 to 0)	0 (0 to 0)	0 (0 to 0)	0 (0 to 0)	0 (0 to 0)	0 (0 to 0)	0
Trachoma	0 (0 to 0)	0 (0 to 0)	0 (0 to 0)	0 (0 to 0)	0 (0 to 0)	0 (0 to 0)	0 (0 to 0)	0 (0 to 0)	0 (0 to 0)	0 (0 to 0)	0 (0 to 0)	0 (0 to 0)	0 (0 to 0)	0 (0 to 0)	0 (0 to 0)	0 (0 to 0)	0 (0 to 0)	0 (0 to 0)	0 (0 to 0)	0 (0 to 0)	0 (0 to 0)	0 (0 to 0)	0 (0 to 0)	0
Dengue	0 (0 to 0)	0 (0 to 0)	0 (0 to 0)	0 (0 to 0)	0 (0 to 0)	0 (0 to 0)	0 (0 to 0)	0 (0 to 0)	0 (0 to 0)	0 (0 to 0)	0 (0 to 0)	0 (0 to 0)	0 (0 to 0)	0 (0 to 0)	0 (0 to 0)	0 (0 to 0)	0 (0 to 0)	0 (0 to 0)	0 (0 to 0)	0 (0 to 0)	0 (0 to 0)	0 (0 to 0)	0 (0 to 0)	0.1
Yellow fever	0 (0 to 0)	0 (0 to 0)	0 (0 to 0)	0 (0 to 0)	0 (0 to 0)	0 (0 to 0)	0 (0 to 0)	0 (0 to 0)	0 (0 to 0)	0 (0 to 0)	0 (0 to 0)	0 (0 to 0)	0 (0 to 0)	0 (0 to 0)	0 (0 to 0)	0 (0 to 0)	0 (0 to 0)	0 (0 to 0)	0 (0 to 0)	0 (0 to 0)	0 (0 to 0)	0 (0 to 0)	0 (0 to 0)	0
Rabies	0 (0 to 0)	0 (0 to 0)	0 (0 to 0)	0 (0 to 0)	0 (0 to 0)	0 (0 to 0)	0 (0 to 0)	0 (0 to 0)	0 (0 to 0)	0 (0 to 0)	0 (0 to 0)	0 (0 to 0)	0 (0 to 0)	0 (0 to 0)	0 (0 to 0)	0 (0 to 0)	0 (0 to 0)	0 (0 to 0)	0 (0 to 0)	0 (0 to 0)	0 (0 to 0)	0 (0 to 0)	0 (0 to 0)	0.1
Intestinal nematode infections	0 (0 to 0)	0 (0 to 0)	0 (0 to 0)	0 (0 to 0)	0 (0 to 0)	0 (0 to 0)	0 (0 to 0)	0 (0 to 0)	0 (0 to 0)	0 (0 to 0)	0 (0 to 0)	0 (0 to 0)	0 (0 to 0)	0 (0 to 0)	0 (0 to 0)	0 (0 to 0)	0 (0 to 0)	0 (0 to 0)	0 (0 to 0)	0 (0 to 0)	0 (0 to 0)	0 (0 to 0)	0 (0 to 0)	0.5
Ascariasis	0 (0 to 0)	0 (0 to 0)	0 (0 to 0)	0 (0 to 0)	0 (0 to 0)	0 (0 to 0)	0 (0 to 0)	0 (0 to 0)	0 (0 to 0)	0 (0 to 0)	0 (0 to 0)	0 (0 to 0)	0 (0 to 0)	0 (0 to 0)	0 (0 to 0)	0 (0 to 0)	0 (0 to 0)	0 (0 to 0)	0 (0 to 0)	0 (0 to 0)	0 (0 to 0)	0 (0 to 0)	0 (0 to 0)	0.1
Trichuriasis	0 (0 to 0)	0 (0 to 0)	0 (0 to 0)	0 (0 to 0)	0 (0 to 0)	0 (0 to 0)	0 (0 to 0)	0 (0 to 0)	0 (0 to 0)	0 (0 to 0)	0 (0 to 0)	0 (0 to 0)	0 (0 to 0)	0 (0 to 0)	0 (0 to 0)	0 (0 to 0)	0 (0 to 0)	0 (0 to 0)	0 (0 to 0)	0 (0 to 0)	0 (0 to 0)	0 (0 to 0)	0 (0 to 0)	0.2
Hookworm disease	0 (0 to 0)	0 (0 to 0)	0 (0 to 0)	0 (0 to 0)	0 (0 to 0)	0 (0 to 0)	0 (0 to 0)	0 (0 to 0)	0 (0 to 0)	0 (0 to 0)	0 (0 to 0)	0 (0 to 0)	0 (0 to 0)	0 (0 to 0)	0 (0 to 0)	0 (0 to 0)	0 (0 to 0)	0 (0 to 0)	0 (0 to 0)	0 (0 to 0)	0 (0 to 0)	0 (0 to 0)	0 (0 to 0)	0.3
Food-borne trematodiases	0 (0 to 0)	0 (0 to 0)	0 (0 to 0)	0 (0 to 0)	0 (0 to 0)	0 (0 to 0)	0 (0 to 0)	0 (0 to 0)	0 (0 to 0)	0 (0 to 0)	0 (0 to 0)	0 (0 to 0)	0 (0 to 0)	0 (0 to 0)	0 (0 to 0)	0 (0 to 0)	0 (0 to 0)	0 (0 to 0)	0 (0 to 0)	0 (0 to 0)	0 (0 to 0)	0 (0 to 0)	0 (0 to 0)	0
Leprosy	0 (0 to 0)	0 (0 to 0)	0 (0 to 0)	0 (0 to 0)	0 (0 to 0)	0 (0 to 0)	0 (0 to 0)	0 (0



Osteoarthritis other	0 (0 to 0)	0 (0 to 0)	0 (0 to 0)	0 (0 to 0)	0 (0 to 0)	0 (0 to 0)	0 (0 to 0)	0 (0 to 0)	0 (0 to 0)	0 (0 to 0)	0 (0 to 0)	0 (0 to 0)	0-1 (0 to 0.3)	0-4 (0.1 to 0.9)	0-8 (0.4 to 1.9)	1-5 (0.4 to 3.2)	2-2 (1 to 4.8)	2-5 (1.2 to 5.6)	2-3 (1.1 to 5)	2-1 (1 to 4.5)	1-7 (0.8 to 3.5)	1-2 (0.6 to 2.4)	0-7 (0.3 to 1.4)	0-2 (0.1 to 0.5)	0-1 (0 to 0.1)		15-9
Low back pain	0 (0 to 0)	0 (0 to 0)	0 (0 to 0)	0 (0 to 0)	0 (0.3 to 1.2)	0 (0 to 0.4)	0-6 (0.3 to 2.5)	0 (0 to 0)	0-5 (0.2 to 1.7)	0 (0 to 0)	13-2 (7.4 to 28.3)	17-8 (10.3 to 39)	20-8 (12.4 to 31.8)	22-9 (14.1 to 36.7)	22-6 (14.1 to 35.1)	19-3 (12.1 to 30.7)	29-4 (19.1 to 44.9)	37-6 (24.5 to 57.5)	23-1 (14.5 to 35.7)	19-6 (11.3 to 33.4)	10-4 (6.1 to 17.6)	9-2 (5.7 to 13.9)	4-3 (2.5 to 6.3)	1-3 (0.8 to 1.9)	0-3 (0.2 to 0.4)		257
Neck pain	0 (0 to 0)	0 (0 to 0)	0 (0 to 0)	0 (0 to 0)	0-3 (0 to 0.5)	0-1 (0 to 0.5)	0-6 (0.2 to 1)	0 (0 to 0)	0-8 (0.4 to 1.4)	0 (0 to 0)	1-5 (0.7 to 3.1)	2-8 (1.3 to 5.3)	4-5 (2.2 to 7.9)	5-6 (2.9 to 10.4)	5-8 (2.9 to 11.7)	5-5 (3.3 to 9.1)	6-7 (3.4 to 12.4)	8-1 (3.9 to 17.2)	4-6 (2.1 to 9.7)	3-5 (1.5 to 8.1)	2-4 (1.2 to 4.9)	1-4 (0.7 to 2.6)	0-7 (0.3 to 1.4)	0-2 (0.1 to 0.4)	0-1 (0 to 0.1)		54-4
Gout	0 (0 to 0)	0 (0 to 0)	0 (0 to 0)	0 (0 to 0)	0 (0 to 0)	0 (0 to 0)	0 (0 to 0)	0 (0 to 0)	0 (0 to 0)	0 (0 to 0)	0 (0 to 0)	0-1 (0 to 0.6)	0-2 (0 to 0.7)	0-3 (0 to 1.1)	0-3 (0 to 1.1)	0-3 (0 to 1.1)	0-4 (0 to 1.6)	0-5 (0 to 2.1)	0-3 (0 to 1.2)	0-2 (0 to 0.9)	0-2 (0 to 0.7)	0-1 (0 to 0.4)	0-1 (0 to 0.3)	0 (0 to 0.1)	0 (0 to 0)		5-6
Other musculoskeletal disorders	0 (0 to 0)	0 (0 to 0)	0 (0 to 0)	0 (0 to 0)	0-1 (0 to 0.2)	0-1 (0 to 0.4)	1-1 (0.4 to 3.1)	0-7 (0.3 to 1.7)	3 (1.7 to 4.9)	6-6 (3.9 to 10.9)	11-3 (6.4 to 17.9)	14-9 (9.6 to 22.9)	17-5 (10.1 to 28.2)	20-3 (12.1 to 31.6)	22-5 (13.1 to 35.6)	24-6 (14.7 to 37.7)	29-5 (17.1 to 45.3)	38-9 (22.7 to 59.4)	38-9 (23.6 to 58)	34-4 (20.6 to 55.5)	26-3 (21.7 to 37.2)	28-6 (21.7 to 37.5)	21-3 (16.5 to 27.5)	10-6 (8.1 to 14.3)	4-7 (3.7 to 5.9)		376
Other non-communicable diseases	8-9 (5.3 to 15.7)	2-2 (1.1 to 4.8)	5-5 (2.7 to 9.1)	2-5 (1.3 to 3.3)	2-5 (1.3 to 4.8)	2-1 (1.1 to 3.8)	2-6 (1.3 to 5.4)	2-1 (1.1 to 3.6)	1-8 (1 to 2.9)	1-8 (1 to 2.9)	2-1 (1.1 to 3.8)	0 (0 to 0)	0 (1.5 to 2.7)	0-1 (0.3 to 2.2)	0-2 (0.4 to 2.8)	0-3 (0.4 to 2.9)	0-4 (0.2 to 2.1)	0-6 (0.3 to 3.1)	1-1 (0.5 to 2.4)	0-4 (0.2 to 1.9)	0-3 (0.2 to 1.4)	0-2 (0.1 to 0.9)	0-1 (0 to 0.5)	0 (0 to 0.3)		49-6
Congenital birth defects	2-2 (1.1 to 4.8)	2-8 (1.7 to 4.4)	5-5 (2.7 to 9.1)	2-5 (1.3 to 3.3)	2-5 (1.3 to 4.8)	2-1 (1.1 to 3.8)	2-6 (1.3 to 5.4)	2-1 (1.1 to 3.6)	1-8 (1 to 2.9)	1-8 (1 to 2.9)	2-1 (1.1 to 3.8)	0 (0 to 0)	0 (1.5 to 2.7)	0-1 (0.3 to 2.2)	0-2 (0.4 to 2.8)	0-3 (0.4 to 2.9)	0-4 (0.2 to 2.1)	0-6 (0.3 to 3.1)	1-1 (0.5 to 2.4)	0-4 (0.2 to 1.9)	0-3 (0.2 to 1.4)	0-2 (0.1 to 0.9)	0-1 (0 to 0.5)	0 (0 to 0.3)		49-6
Neural tube defects	1-7 (0.8 to 3.4)	0-2 (0 to 0.5)	0-2 (0.1 to 0.4)	0-7 (0.3 to 1.4)	0-2 (0 to 0.5)	0-2 (0.1 to 0.5)	0-2 (0.1 to 0.5)	0-2 (0.1 to 0.5)	0-2 (0.1 to 0.5)	0-1 (0 to 0.3)	0-1 (0 to 0.3)	0 (0 to 0)	0-1 (0 to 0.2)	0-1 (0 to 0.2)	0-1 (0 to 0.2)	0-1 (0 to 0.2)	0-1 (0 to 0.2)	0-1 (0 to 0.2)	0-1 (0 to 0.2)	0 (0 to 0)	0 (0 to 0)	0 (0 to 0)	0 (0 to 0)	0 (0 to 0)	0 (0 to 0)		4-6
Congenital heart anomalies	3-3 (1.7 to 6)	1 (0.3 to 2.4)	1-2 (0.4 to 2.7)	2-3 (1.2 to 3.7)	0-6 (0.2 to 0.8)	0-5 (0.2 to 0.7)	0-7 (0.4 to 1.1)	0-7 (0.4 to 1)	0-5 (0.3 to 0.7)	0-5 (0.2 to 0.7)	0-5 (0.2 to 0.7)	0-6 (0.3 to 0.8)	0-6 (0.3 to 0.9)	0-5 (0.3 to 0.8)	0-5 (0.3 to 0.8)	0-4 (0.2 to 0.6)	0-3 (0.2 to 0.5)	0-2 (0.1 to 0.4)	0-2 (0.1 to 0.4)	0 (0 to 0.1)	0 (0 to 0.1)	0 (0 to 0.1)	0 (0 to 0.1)	0 (0 to 0)	0 (0 to 0)		14-6
Orofacial clefts	0 (0 to 0)	0 (0 to 0)	0-1 (0 to 0.1)	0-1 (0 to 0.1)	0-1 (0 to 0.1)	0-1 (0 to 0.1)	0-1 (0 to 0.1)	0-1 (0 to 0.1)	0-1 (0 to 0.1)	0-1 (0 to 0.1)	0-1 (0 to 0.1)	0-1 (0 to 0.1)	0-1 (0 to 0.2)	0-1 (0 to 0.2)	0-1 (0 to 0.2)	0-1 (0 to 0.2)	0-1 (0 to 0.2)	0-1 (0 to 0.2)	0-1 (0 to 0.2)	0-1 (0 to 0.1)	0 (0 to 0)	0 (0 to 0)	0 (0 to 0)	0 (0 to 0)	0 (0 to 0)		1-1
Down syndrome	0 (0 to 0.3)	0 (0 to 0.2)	0 (0 to 0.2)	0-3 (0.1 to 0.3)	0-1 (0.1 to 0.2)	0-2 (0.1 to 0.4)	0-2 (0.1 to 0.4)	0-2 (0.1 to 0.3)	0-2 (0.1 to 0.3)	0-2 (0.1 to 0.3)	0-2 (0.1 to 0.3)	0-3 (0.2 to 0.4)	0-3 (0.2 to 0.4)	0-4 (0.2 to 0.5)	0-5 (0.3 to 0.6)	0-7 (0.4 to 1.1)	0-4 (0.2 to 0.6)	0-2 (0.1 to 0.4)	0-2 (0.1 to 0.3)	0 (0 to 0.1)	0 (0 to 0.1)	0 (0 to 0.1)	0 (0 to 0.1)	0 (0 to 0)	0 (0 to 0)		4-6
Turner syndrome	0-1 (0 to 0)	0 (0 to 0)	0 (0 to 0)	0 (0 to 0)	0 (0 to 0)	0 (0 to 0)	0 (0 to 0)	0 (0 to 0)	0 (0 to 0)	0 (0 to 0)	0 (0 to 0)	0 (0 to 0)	0 (0 to 0)	0 (0 to 0)	0 (0 to 0)	0 (0 to 0)	0 (0 to 0)	0 (0 to 0)	0 (0 to 0)	0 (0 to 0)	0 (0 to 0)	0 (0 to 0)	0 (0 to 0)	0 (0 to 0)	0 (0 to 0)		0
Klinefelter syndrome	0 (0 to 0)	0 (0 to 0)	0 (0 to 0)	0 (0 to 0)	0 (0 to 0)	0 (0 to 0)	0 (0 to 0)	0 (0 to 0)	0 (0 to 0)	0 (0 to 0)	0 (0 to 0)	0 (0 to 0)	0 (0 to 0)	0 (0 to 0)	0 (0 to 0)	0 (0 to 0)	0 (0 to 0)	0 (0 to 0)	0 (0 to 0)	0 (0 to 0)	0 (0 to 0)	0 (0 to 0)	0 (0 to 0)	0 (0 to 0)	0 (0 to 0)		0
Other chromosomal abnormalities	1-8 (0.8 to 4.1)	0-5 (0.2 to 1.3)	0-9 (0.4 to 1.4)	0-8 (0.2 to 0.9)	0-3 (0.2 to 0.7)	0-3 (0.2 to 0.6)	0-4 (0.2 to 0.7)	0-2 (0.1 to 0.4)	0-2 (0.2 to 0.5)	0-1 (0 to 0.2)	0-1 (0 to 0.2)	0-2 (0.1 to 0.4)	0-1 (0.1 to 0.3)	0-1 (0.1 to 0.3)	0-1 (0.1 to 0.2)	0-1 (0.1 to 0.3)	0-1 (0.1 to 0.3)	0-1 (0 to 0.2)	0 (0 to 0)	0 (0 to 0)	0 (0 to 0)	0 (0 to 0)	0 (0 to 0)	0 (0 to 0)	0 (0 to 0)		6-1
Congenital musculoskeletal and limb anomalies	0-1 (0 to 0.2)	0 (0 to 0.1)	0-2 (0.1 to 0.7)	0-1 (0 to 0.4)	0-5 (0.2 to 0.6)	0-5 (0.2 to 0.6)	0-4 (0.2 to 0.5)	0-4 (0.2 to 0.5)	0-3 (0.2 to 0.5)	0-3 (0 to 0.5)	0-3 (0 to 0.5)	0-5 (0.2 to 0.6)	0-5 (0.2 to 0.6)	0-5 (0.2 to 0.6)	0-5 (0.2 to 0.6)	0-4 (0.2 to 0.6)	0-6 (0.3 to 0.9)	0-5 (0.2 to 0.8)	0-3 (0.2 to 0.6)	0-2 (0.1 to 0.4)	0-1 (0.1 to 0.2)	0-1 (0 to 0.2)	0-1 (0 to 0.1)	0 (0 to 0)	0 (0 to 0)		7-5
Urogenital congenital anomalies	0-4 (0.2 to 1.1)	0-1 (0 to 0.2)	0-1 (0 to 0.2)	0-2 (0.1 to 0.5)	0-1 (0 to 0.1)	0-1 (0 to 0.1)	0-1 (0 to 0.1)	0-1 (0 to 0.1)	0-1 (0 to 0.1)	0 (0 to 0)	0 (0 to 0)	0 (0 to 0)	0 (0 to 0)	0 (0 to 0)	0 (0 to 0)	0 (0 to 0)	0 (0 to 0)	0 (0 to 0)	0 (0 to 0)	0 (0 to 0)	0 (0 to 0)	0 (0 to 0)	0 (0 to 0)	0 (0 to 0)	0 (0 to 0)	0 (0 to 0)		1-3
Digestive congenital anomalies	0-4 (0.1 to 0.7)	0 (0 to 0)	0 (0 to 0.2)	0 (0 to 0.1)	0 (0 to 0)	0 (0 to 0)	0 (0 to 0)	0 (0 to 0)	0 (0 to 0)	0 (0 to 0)	0 (0 to 0)	0 (0 to 0)	0 (0 to 0)	0 (0 to 0)	0 (0 to 0)	0 (0 to 0)	0 (0 to 0)	0 (0 to 0)	0 (0 to 0)	0 (0 to 0)	0 (0 to 0)	0 (0 to 0)	0 (0 to 0)	0 (0 to 0)	0 (0 to 0)	0 (0 to 0)		1-1
Other congenital birth defects	0-2 (0.1 to 0.5)	0-2 (0.1 to 0.5)	0-3 (0.2 to 0.6)	0-2 (0.2 to 0.5)	0-2 (0.2 to 0.4)	0-2 (0.2 to 0.5)	0-2 (0.2 to 0.5)	0-2 (0.1 to 0.4)	0-3 (0.1 to 0.4)	0-3 (0 to 0.4)	0-3 (0 to 0.5)	0-3 (0.2 to 0.5)	0-3 (0.2 to 0.5)	0-3 (0.2 to 0.5)	0-3 (0.2 to 0.6)	0-3 (0.1 to 0.5)	0-3 (0.1 to 0.4)	0-3 (0.1 to 0.4)	0-3 (0.1 to 0.3)	0-3 (0.2 to 0.5)	0-3 (0.1 to 0.4)	0-3 (0.1 to 0.4)	0-3 (0.1 to 0.4)	0-3 (0 to 0.4)	0-3 (0 to 0.4)		5-9
Urinary diseases and male infertility	0 (0 to 0)	0 (0 to 0)	0 (0 to 0)	0-1 (0 to 0.1)	0-1 (0 to 0.1)	0-1 (0 to 0.1)	0-2 (0 to 0.4)	0-2 (0.1 to 0.4)	0-4 (0.1 to 0.7)	0-5 (0.2 to 1)	1-1 (0.5 to 2.1)	1-7 (0.7 to 3.1)	1-2 (0.6 to 2.1)	0-9 (0.4 to 1.7)	0-7 (0.3 to 1.5)	0-7 (0.3 to 1.4)	0-4 (0.2 to 0.9)	0-4 (0.2 to 0.8)	0-3 (0.1 to 0.6)	0-2 (0.1 to 0.4)	0-2 (0.1 to 0.4)	0-2 (0.1 to 0.4)	0-1 (0.1 to 0.3)	0-1 (0 to 0.1)	0-1 (0 to 0.1)		57-3
Urolithiasis	0 (0 to 0)	0 (0 to 0)	0 (0 to 0)	0 (0 to 0)	0 (0 to 0)	0 (0 to 0)	0 (0 to 0)	0 (0 to 0)	0 (0 to 0.1)	0 (0 to 0.2)	0 (0 to 0.1)	0 (0 to 0.3)	0 (0 to 0.3)	0-1 (0 to 0.5)	0-1 (0 to 0.6)	0-1 (0 to 0.6)	0-1 (0 to 0.7)	0-1 (0 to 0.6)	0-1 (0 to 0.5)	0-1 (0 to 0.5)	0-1 (0 to 0.3)	0-1 (0 to 0.2)	0-1 (0 to 0.2)	0 (0 to 0.1)	0 (0 to 0)	0 (0 to 0)		2-5
Benign prostatic hyperplasia	0 (0 to 0)	0 (0 to 0)	0 (0 to 0)	0 (0 to 0)	0 (0 to 0)	0 (0 to 0)	0 (0 to 0)	0 (0 to 0)	0 (0 to 0)	0 (0 to 0)	0 (0 to 0)	0 (0 to 0)	0 (0 to 0)	0 (0 to 0.1)	0 (0 to 0.4)	0-1 (0 to 0.4)	0-3 (0 to 0.9)	0-4 (0.1 to 1.1)	0-3 (0.1 to 0.8)	0-2 (0 to 0.6)	0-1 (0 to 0.3)	0-1 (0 to 0.3)	0-1 (0 to 0.2)	0 (0 to 0.1)	0 (0 to 0)	0 (0 to 0)		22-7
Male infertility	0 (0 to 0)	0 (0 to 0)	0 (0 to 0)	0 (0 to 0)	0 (0 to 0)	0 (0 to 0)	0 (0 to 0)	0 (0 to 0)	0 (0 to 0.3)	0 (0 to 0.5)	0-1 (0 to 1.4)	0-4 (0.2 to 1.5)	0-2 (0.1 to 0.8)	0-2 (0.1 to 0.8)	0-2 (0.1 to 0.8)	0-2 (0.1 to 0.8)	0-2 (0.1 to 0.8)	0-2 (0 to 0.6)	0-2 (0 to 0.6)	0-2 (0 to 0.5)	0-2 (0 to 0.5)	0-2 (0 to 0.5)	0-2 (0 to 0.5)	0-1 (0 to 0.2)	0-1 (0 to 0.2)	0 (0 to 0)		2-4
Other urinary diseases	0 (0 to 0)	0 (0 to 0)	0 (0 to 0)	0 (0 to 0)	0 (0 to 0)	0 (0 to 0)	0-1 (0 to 0.1)	0-1 (0 to 0.1)	0-1 (0 to 0.1)	0-1 (0 to 0.1)	0-1 (0 to 0.2)	0-2 (0 to 0.4)	0-2 (0 to 0.4)	0-2 (0 to 0.4)	0-2 (0 to 0.4)	0-2 (0 to 0.4)	0-3 (0 to 0.6)	0-4 (0 to 0.7)	0-3 (0 to 0.6)	0-3 (0 to 0.6)	0-2 (0 to 0.4)	0-2 (0 to 0.4)	0-2 (0 to 0.4)	0-1 (0 to 0.2)	0-1 (0 to 0.2)	0 (0 to 0.1)		5-2
Gynecological diseases	0 (0 to 0)	0 (0 to 0)	0 (0 to 0)	0 (0 to 0)	0 (0 to 0)	0 (0 to 0)	0 (0 to 0)	0 (0 to 0)	0 (0 to 0)	0 (0 to 0)	0 (0 to 0)	0 (0 to 0)	0 (0 to 0)	0 (0 to 0)	0 (0 to 0)	0 (0 to 0)	0 (0 to 0)	0 (0 to 0)	0 (0 to 0)	0 (0 to 0)	0 (0 to 0)	0 (0 to 0)	0 (0 to 0)	0 (0 to 0)	0 (0 to 0)	0 (0 to 0)		0
Uterine fibroids	0 (0 to 0)	0 (0 to 0)	0 (0 to 0)	0 (0 to 0)	0 (0 to 0)	0 (0 to 0)	0 (0 to 0)	0 (0 to 0)	0 (0 to 0)	0 (0 to 0)	0 (0 to 0)	0 (0 to 0)	0 (0 to 0)	0 (0 to 0)	0 (0 to 0)	0 (0 to 0)	0 (0 to 0)	0 (0 to 0)	0 (0 to 0)	0 (0 to 0)	0 (0 to 0)	0 (0 to 0)	0 (0 to 0)	0 (0 to 0)	0 (0 to 0)	0 (0 to 0)		0
Polycystic ovarian syndrome	..	..	..	..	..	..	..	..	..	..	..	..	..	..	..	..	..	..	..	..	..	..	..	..	..	..		NA
Female infertility	..	..	..	..	..	..	..	..	..	..	..	..	..	..	..	..	..	..	..	..	..	..	..	..	..	..		NA
Endometriosis	..	..	..	..	..	..	..	..	..	..	..	..	..	..	..	..	..	..	..	..	..	..	..	..	..	..		NA
Genital prolapse	0 (0 to 0)	0 (0 to 0)	0 (0 to 0)	0 (0 to 0)	0 (0 to 0)	0 (0 to 0)	0 (0 to 0)	0 (0 to 0)	0 (0 to 0)	0 (0 to 0)	0 (0 to 0)	0 (0 to 0)	0 (0 to 0)	0 (0 to 0)	0 (0 to 0)	0 (0 to 0)	0 (0 to 0)	0 (0 to 0)	0 (0 to 0)	0 (0 to 0)	0 (0 to 0)	0 (0 to 0)	0 (0 to 0)	0 (0 to 0)	0 (0 to 0)	0 (0 to 0)		0
Premenstrual syndrome	..	..	..	..	..	..	..	..	..	..	..	..	..	..	..	..	..	..	..	..	..	..	..	..	..	..		NA
Other gynecological diseases	0 (0 to 0)	0 (0 to 0)	0 (0 to 0)	0 (0 to 0)	0 (0 to 0)	0 (0 to 0)	0 (0 to 0)	0 (0 to 0)	0 (0 to 0)	0 (0 to 0)	0 (0 to 0)	0 (0 to 0)	0 (0 to 0)	0 (0 to 0)	0 (0 to 0)	0 (0 to 0)	0 (0 to 0)	0 (0 to 0)	0 (0 to 0)	0 (0 to 0)	0 (0 to 0)	0 (0 to 0)	0 (0 to 0)	0 (0 to 0)	0 (0 to 0)	0 (0 to 0)		0
Hemoglobinopathies and hemolytic anemias	0 (0 to 0.2)	0-1 (0 to 0.1)	0-5 (0.2 to 1.6)	1-2 (0.4 to 3.1)	0-8 (0.3 to 1.1)	0-5 (0.2 to 1.4)	1-1 (0.5 to 2.7)	0-9 (0.4 to 1.8)	0-9 (0.4 to 1.4)	1-1 (0.7 to 1.6)	1-4 (0.9 to 2)	1-4 (1 to 2.1)	1-4 (1 to 2.1)	1-3 (1 to 2.2)	1-2 (1 to 2.2)	1-7 (1.1 to 2.4)	1-5 (1 to 2.2)	1-1 (0.8 to 1.6)	1-1 (0.8 to 1.6)	1 (0.7 to 1.4)	0-8 (0.6 to 1.1)	0-9 (0.6 to 1.1)	0-4 (0.3 to 0.5)	0-1 (0.1 to 0.1)	21-1
Thalassemias	0 (0 to 0)	0 (0 to 0)	0 (0 to 0)	0 (0 to 0)	0 (0 to 0)	0 (0 to 0)	0 (0 to 0)	0 (0 to 0)	0 (0 to 0)	0 (0 to 0)	0 (0 to 0)	0 (0 to 0)	0 (0 to 0)	0 (0 to 0)	0 (0 to 0)	0 (0 to 0)	0 (0 to 0)	0 (0 to 0)	0 (0 to 0)	0 (0 to 0)	0 (0 to 0)	0 (0 to 0)	0 (0 to 0)	0 (0 to 0)	0 (0 to 0)	0 (0 to 0)		0
Thalassemias trait	0 (0 to 0)	0 (0 to 0)	0 (0 to 0)	0 (0 to 0.1)	0 (0 to 0)	0 (0 to 0)	0 (0 to 0)	0 (0 to 0)	0 (0 to 0)	0 (0 to 0)	0 (0 to 0)	0 (0 to 0)	0 (0 to 0)	0 (0 to 0)	0 (0 to 0)	0 (0 to 0)	0 (0 to 0)	0 (0 to 0)	0 (0 to 0)	0 (0 to 0)	0 (0 to 0)	0 (0 to 0)	0 (0 to 0)	0 (0 to 0)	0 (0 to 0)	0 (0 to 0)		0-2
Sickle cell disorders	0 (0 to 0)	0 (0 to 0.1)	0-5 (0 to 1)	0-4 (0.2 to 0.8)	0-5 (0.2 to 0.8)	0-6 (0.3 to 1.2)	0-8 (0.4 to 1.7)	0-7 (0.4 to 1.2)	0-5 (0.3 to 0.7)	0-4 (0.2 to 0.7)	0-5 (0.2 to 0.8)	0-5 (0.2 to 0.8)	0-6 (0.3 to 1)	0-6 (0.3 to 1)	0-6 (0.3 to 1)	0-4 (0.2 to 0.7)	0-2 (0.1 to 0.4)	0-1 (0 to 0.3)	0-1 (0 to 0.2)	0 (0 to 0.1)	0 (0 to 0.1)	0 (0 to 0.1)	0 (0 to 0.1)	0 (0 to 0)	0 (0 to 0)	0 (0 to 0)		6-5
Sickle cell trait	0 (0 to 0)	0 (0 to 0.1)	0-2 (0 to 0.5)	0-3 (0.1 to 0.8)	0-1 (0 to 0.3)	0-2 (0 to 0.5)	0-3 (0.1 to 0.6)	0-2 (0.1 to 0.5)	0-2 (0.1 to 0.5)	0-1 (0 to 0.3)	0-1 (0 to 0.3)	0-1 (0 to 0.3)	0-1 (0 to 0.3)	0-1 (0 to 0.3)	0-1 (0 to 0.3)	0-1 (0 to 0.2)	0-1 (0 to 0.3)	0-1 (0 to 0.3)	0-1 (0 to 0.3)	0-1 (0 to 0.2)	0-1 (0 to 0.2)	0-1 (0 to 0.2)	0-1 (0 to 0.2)	0 (0 to 0.1)	0 (0 to 0.1)	0 (0 to 0)		1-6
G6PD deficiency	0 (0 to 0)	0 (0 to 0)	0-1 (0 to 0.2)	0-1 (0 to 0.1)	0-2 (0.1 to 0.3)	0-3 (0.1 to 0.4)	0-3 (0.1 to 0.5)	0-3 (0.1 to 0.5)	0-3 (0.2 to 0.4)	0-3 (0.2 to 0.5)	0-4 (0.2 to 0.7)	0-5 (0.3 to 0.9)	0-6 (0.3 to 1)	0-6 (0.3 to 1)	0-7 (0.4 to 1.1)	0-8 (0.5 to 1.3)	0-5 (0.3 to 1)	0-7 (0.4 to 1.1)	0-5 (0.3 to 0.7)	0-3 (0.2 to 0.5)	0-2 (0.1 to 0.3)	0-1 (0 to 0.3)	0-1 (0 to 0.2)	0 (0 to 0.1)	0 (0 to 0)		6-3
G6PD trait	0 (0 to 0)	0 (0 to 0)	0 (0 to 0)	0 (0 to 0)	0 (0 to 0)	0 (0 to 0)	0 (0 to 0)	0 (0 to 0)	0 (0 to 0)	0 (0 to 0)	0 (0 to 0)	0 (0 to 0)	0 (0 to 0)	0 (0 to 0)	0 (0 to 0)	0 (0 to 0)	0 (0 to 0)	0 (0 to 0)	0 (0 to 0)	0 (0 to 0)	0 (0 to 0)	0 (0 to 0)	0 (0 to 0)	0 (0 to 0)	0 (0 to 0)	0 (0 to 0)		0
Other hemoglobinopathies and hemolytic anemias	0 (0 to 0)	0 (0 to 0)	0-1 (0 to 0.2)	0-2 (0 to 0.5)	0-1 (0 to 0.2)	0-1 (0 to 0.3)	0-1 (0 to 0.3)	0-1 (0 to 0.2)	0-1 (0 to 0.3)	0-1 (0 to 0.3)	0-1 (0 to 0.3)	0-2 (0 to 0.4)	0-2 (0 to 0.4)	0-2 (0 to 0.4)	0-3 (0 to 0.6)	0-3 (0 to 0.6)	0-5 (0.2 to 0.8)	0-6 (0.3 to 0.9)	0-4 (0.2 to 0.7)	0-4 (0.2 to 0.6)	0-3 (0.2 to 0.5)	0-3 (0.2 to 0.5)	0-3 (0.2 to 0.5)	0-1 (0 to 0.2)	0-1 (0 to 0.1)	0-3 (0.2 to 0.4)	6-5
Endocrine, metabolic, blood, and immune disorders	0-4 (0.2 to 1.2)	0-3 (0 to 0.7)	1-2 (0.5 to 2.7)	1-5 (0.6 to 2.8)	1-5 (0.6 to 2.6)	1-3 (0.6 to 2.1)	1-9 (0.8 to 2.6)	1-3 (0.6 to 2.1)	2-5 (1.1 to 3.7)	3-9 (1.8 to 6.4)	5-6 (2.5 to 7.1)	6-8 (3.7 to 9.7)	8-3 (4.3 to 11.4)	8-3 (4.3 to 12.2)	10-5 (5.3 to 14.3)	12-8 (6.7 to 17.6)	13-4 (8.1 to 19.9)	14-7 (8.3 to 21.4)	11-7 (6.3 to 17.6)	11-1 (7.6 to 15.8)	9-9 (6.6 to 14.1)	9-1 (5.5 to 13.4)	3-5 (2.1 to 5.2)	2-1 (1.4 to 3.1)	0-4 (0.2 to 0.6)	123
Oral disorders	0 (0 to 0)	0-6 (0 to 2.6)	0-8 (0.4 to 1.6)	0-6 (0.3 to 1.7)	1-4 (0.7 to 2.4)	2-2 (1.1 to 4.3)	3-6 (1.8 to 6.9)	3-1 (1.6 to 5.9)	0-7 (0.3 to 1.5)	0-7 (0.3 to 1.6)	0-7 (0.3 to 1.5)	0-7 (0.3 to 1.5)	0-7 (0.3 to 1.5)	0-7 (0.3 to 1.5)	0-7 (0.3 to 1.5)	0-7 (0.3 to 1.5)	0-8 (0.3 to 1.6)	0-8 (0.3 to 1.7)	0-7 (0.3 to 1.6)	0-6 (0.3 to 1.3)	0-5 (0.2 to 1.1)	0-5 (0.2 to 1.1)	0-3 (0.1 to 0.6)	0-1 (0 to 0.2)	0-1 (0 to 0.2)	11-1 (7.1 to 16.4)	129
Caries of deciduous teeth	0 (0 to 0)	0 (0 to 0)	0 (0 to 0)	0 (0 to 0.4)	0 (0 to 0.5)	0 (0 to 0)	0 (0 to 0)	0 (0 to 0)	0 (0 to 0)	0 (0 to 0)	0 (0 to 0)	0 (0 to 0)	0 (0 to 0)	0 (0 to 0)	0 (0 to 0)	0 (0 to 0)	0 (0 to 0)	0 (0 to 0)	0 (0 to 0)	0 (0 to 0)	0 (0 to 0)	0 (0 to 0)	0 (0 to 0)	0 (0 to 0)	0 (0 to 0)	0 (0 to 0)	0-4	
Caries of permanent teeth	0 (0 to 0)	0 (0 to 0)	0 (0 to 0)	0 (0 to 0.4)	0-5 (0.2 to 1)	0-5 (0.2 to 1)	0-5 (0.2 to 1)	0-5 (0.2 to 1)	0-6 (0.3 to 1.3)	0-6 (0.3 to 1.4)	0-7 (0.3 to 1.4)	0-7 (0.3 to 1.4)	0-7 (0.3 to 1.5)	0-7 (0.3 to 1.5)	0-8 (0.3 to 1.4)	0-5 (0.2 to 1.1)	0-3 (0.1 to 0.7)	0-3 (0.1 to 0.7)	0-3 (0.1 to 0.6)	0-3 (0.1 to 0.7)	0-3 (0.1 to 0.6)	0-3 (0.1 to 0.6)	0-3 (0.1 to 0.6)	0 (0 to 0.1)	0 (0 to 0.1)	0 (0 to 0)	7-4
Periodontal diseases	0 (0 to 0)	0 (0 to 0)	0 (0 to 0)	0 (0 to 0)	0-2 (0 to 0.6)	0-2 (0.1 to 0.6)	0-3 (0.1 to 0.8)	0-2 (0.1 to 0.7)	0-3 (0.1 to 0.8)	0-4 (0.1 to 0.9)	0-5 (0.2 to 1.2)	0-5 (0.2 to 1.2)	0-6 (0.2 to 1.4)	0-7 (0.2 to 1.6)	0-7 (0.2 to 1.6)	0-6 (0.2 to 1.4)	0-5 (0.2 to 1.1)	0-4 (0.1 to 0.9)	0-3 (0.1 to 0.7)	0-2 (0.1 to 0.5)	0-2 (0.1 to 0.4)	0-2 (0.1 to 0.4)	0-2 (0.1 to 0.4)	0 (0 to 0.1)	0 (0 to 0.1)	0 (0 to 0)	53-9
Other oral disorders	0 (0 to 0)	0 (0 to 0)	0-4 (0.2 to 0.6)	0-4 (0.2 to 0.6)	0-5 (0.3 to 0.8)	0-7 (0.4 to 1.1)	0-9 (0.5 to 1.3)	0-8 (0.5 to 1.2)	1-2 (0.7 to 1.9)	1-4 (0.8 to 2.1)	1-5 (0.9 to 2.3)	1-6 (1 to 2.4)	1-7 (1 to 2.5)	1-6 (1 to 2.4)	1-7 (1 to 2.5)	1-6 (1 to 2.3)	1-4 (0.8 to 2.2)	1-1 (0.7 to 1.8)	0-9 (0.6 to 1.4)	0-8 (0.5 to 1.2)	0-7 (0.4 to 1.1)	0-7 (0.4 to 1.1)	0-6 (0.3 to 0.9)	0-2 (0.1 to 0.4)	0 (0 to 0)	0 (0 to 0)	16-8
Sudden infant death syndrome	..	0-3 (0.1 to 0.9)	0-4 (0.2 to 2.3)	..	..	..	..	..	..	..	..	..	..	..	..	..	..	..	..	..	..	..	..	..	..	..		NA
Injuries	0-3 (0.2 to 0.5)	0-7 (0.1 to 0.2)	0-7 (0.4 to 1)	0-4 (0.2 to 0.6)	0-9 (0.4 to 1.4)	12-7 (10.5 to 15.

S8 Table 2a: Cook Islands DALYS by cause and age group for males with 95% uncertainty intervals, 2019

Cause	Early Neonatal	Late Neonatal	Post Neonatal	1 to 4	5 to 9	10 to 14	15 to 19	20 to 24	25 to 29	30 to 34	35 to 39	40 to 44	45 to 49	50 to 54	55 to 59	60 to 64	65 to 69	70 to 74	75 to 79	80 to 84	85 to 89	90 to 94	95 plus	Total
All causes	782 (749 to 812)	644 (549 to 744)	1116 (1 to 2)	1067 (1 to 2)	1 (1 to 1)	1 (1 to 1)	1 (1 to 1)	1 (1 to 1)	1 (1 to 1)	1 (1 to 1)	1 (1 to 1)	1 (1 to 1)	1 (1 to 1)	1 (1 to 1)	1 (1 to 1)	1 (1 to 1)	1 (1 to 1)	1 (1 to 1)	1 (1 to 1)	1 (1 to 1)	1 (1 to 1)	1 (1 to 1)	1 (1 to 1)	3,390
Communicable, maternal, neonatal, and nutritional diseases	782 (749 to 812)	644 (549 to 744)	1116 (2 to 2)	1067 (1 to 2)	1 (1 to 1)	1 (1 to 1)	1 (1 to 1)	1 (1 to 1)	1 (1 to 1)	1 (1 to 1)	1 (1 to 1)	1 (1 to 1)	1 (1 to 1)	1 (1 to 1)	1 (1 to 1)	1 (1 to 1)	1 (1 to 1)	1 (1 to 1)	1 (1 to 1)	1 (1 to 1)	1 (1 to 1)	1 (1 to 1)	1 (1 to 1)	3,390
HIV/AIDS and sexually transmitted infections	4 (1 to 7)	1 (0 to 2)	2 (0 to 4)	1 (0 to 1)	0 (0 to 0)	0 (0 to 1)	0 (0 to 0)	1 (0 to 2)	2 (0 to 4)	2 (0 to 5)	3 (1 to 6)	4 (2 to 8)	5 (2 to 10)	6 (3 to 12)	7 (3 to 14)	8 (4 to 16)	8 (4 to 16)	7 (3 to 14)	6 (3 to 12)	4 (2 to 8)	3 (1 to 6)	2 (1 to 4)	1 (0 to 2)	58
HIV/AIDS	0 (0 to 0)	0 (0 to 0)	0 (0 to 2)	0 (0 to 0)	0 (0 to 0)	0 (0 to 0)	0 (0 to 0)	0 (0 to 1)	0 (0 to 1)	0 (0 to 1)	0 (0 to 1)	0 (0 to 1)	0 (0 to 1)	0 (0 to 1)	0 (0 to 1)	0 (0 to 1)	0 (0 to 1)	0 (0 to 1)	0 (0 to 1)	0 (0 to 1)	0 (0 to 1)	0 (0 to 1)	0 (0 to 0)	49.2
HIV/AIDS - Drug-susceptible Tuberculosis	0 (0 to 0)	0 (0 to 0)	0 (0 to 0)	0 (0 to 0)	0 (0 to 0)	0 (0 to 0)	0 (0 to 0)	0 (0 to 0)	0 (0 to 0)	0 (0 to 0)	0 (0 to 0)	0 (0 to 0)	0 (0 to 0)	0 (0 to 0)	0 (0 to 0)	0 (0 to 0)	0 (0 to 0)	0 (0 to 0)	0 (0 to 0)	0 (0 to 0)	0 (0 to 0)	0 (0 to 0)	0 (0 to 0)	0.9
HIV/AIDS - Multidrug-resistant Tuberculosis without extensive dr...	0 (0 to 0)	0 (0 to 0)	0 (0 to 0)	0 (0 to 0)	0 (0 to 0)	0 (0 to 0)	0 (0 to 0)	0 (0 to 0)	0 (0 to 0)	0 (0 to 0)	0 (0 to 0)	0 (0 to 0)	0 (0 to 0)	0 (0 to 0)	0 (0 to 0)	0 (0 to 0)	0 (0 to 0)	0 (0 to 0)	0 (0 to 0)	0 (0 to 0)	0 (0 to 0)	0 (0 to 0)	0 (0 to 0)	0
HIV/AIDS - Extensively drug-resistant Tuberculosis	0 (0 to 0)	0 (0 to 0)	0 (0 to 0)	0 (0 to 0)	0 (0 to 0)	0 (0 to 0)	0 (0 to 0)	0 (0 to 0)	0 (0 to 0)	0 (0 to 0)	0 (0 to 0)	0 (0 to 0)	0 (0 to 0)	0 (0 to 0)	0 (0 to 0)	0 (0 to 0)	0 (0 to 0)	0 (0 to 0)	0 (0 to 0)	0 (0 to 0)	0 (0 to 0)	0 (0 to 0)	0 (0 to 0)	0
HIV/AIDS resulting in other diseases	0 (0 to 0)	0 (0 to 0)	0 (0 to 0)	0 (0 to 0)	0 (0 to 0)	0 (0 to 0)	0 (0 to 0)	0 (0 to 0)	0 (0 to 0)	0 (0 to 0)	0 (0 to 0)	0 (0 to 0)	0 (0 to 0)	0 (0 to 0)	0 (0 to 0)	0 (0 to 0)	0 (0 to 0)	0 (0 to 0)	0 (0 to 0)	0 (0 to 0)	0 (0 to 0)	0 (0 to 0)	0 (0 to 0)	0
Sexually transmitted infections excluding HIV	4 (1 to 7)	1 (0 to 2)	2 (0 to 4)	1 (0 to 1)	0 (0 to 0)	0 (0 to 1)	0 (0 to 0)	1 (0 to 2)	2 (0 to 4)	2 (0 to 5)	3 (1 to 6)	4 (2 to 8)	5 (2 to 10)	6 (3 to 12)	7 (3 to 14)	8 (4 to 16)	8 (4 to 16)	7 (3 to 14)	6 (3 to 12)	4 (2 to 8)	3 (1 to 6)	2 (1 to 4)	1 (0 to 2)	58.2
Syphilis	4 (1 to 7)	1 (0 to 2)	2 (0 to 4)	1 (0 to 1)	0 (0 to 0)	0 (0 to 1)	0 (0 to 0)	1 (0 to 2)	2 (0 to 4)	2 (0 to 5)	3 (1 to 6)	4 (2 to 8)	5 (2 to 10)	6 (3 to 12)	7 (3 to 14)	8 (4 to 16)	8 (4 to 16)	7 (3 to 14)	6 (3 to 12)	4 (2 to 8)	3 (1 to 6)	2 (1 to 4)	1 (0 to 2)	58.2
Chlamydial infection	0 (0 to 0)	0 (0 to 0)	0 (0 to 0)	0 (0 to 0)	0 (0 to 0)	0 (0 to 0)	0 (0 to 0)	0 (0 to 0)	0 (0 to 0)	0 (0 to 0)	0 (0 to 0)	0 (0 to 0)	0 (0 to 0)	0 (0 to 0)	0 (0 to 0)	0 (0 to 0)	0 (0 to 0)	0 (0 to 0)	0 (0 to 0)	0 (0 to 0)	0 (0 to 0)	0 (0 to 0)	0 (0 to 0)	0
Gonococcal infection	0 (0 to 0)	0 (0 to 0)	0 (0 to 0)	0 (0 to 0)	0 (0 to 0)	0 (0 to 0)	0 (0 to 0)	0 (0 to 0)	0 (0 to 0)	0 (0 to 0)	0 (0 to 0)	0 (0 to 0)	0 (0 to 0)	0 (0 to 0)	0 (0 to 0)	0 (0 to 0)	0 (0 to 0)	0 (0 to 0)	0 (0 to 0)	0 (0 to 0)	0 (0 to 0)	0 (0 to 0)	0 (0 to 0)	0.1
Trichomoniasis	0 (0 to 0)	0 (0 to 0)	0 (0 to 0)	0 (0 to 0)	0 (0 to 0)	0 (0 to 0)	0 (0 to 0)	0 (0 to 0)	0 (0 to 0)	0 (0 to 0)	0 (0 to 0)	0 (0 to 0)	0 (0 to 0)	0 (0 to 0)	0 (0 to 0)	0 (0 to 0)	0 (0 to 0)	0 (0 to 0)	0 (0 to 0)	0 (0 to 0)	0 (0 to 0)	0 (0 to 0)	0 (0 to 0)	0
Genital herpes	0 (0 to 0)	0 (0 to 0)	0 (0 to 0)	0 (0 to 0)	0 (0 to 0)	0 (0 to 0)	0 (0 to 0)	0 (0 to 0)	0 (0 to 0)	0 (0 to 0)	0 (0 to 0)	0 (0 to 0)	0 (0 to 0)	0 (0 to 0)	0 (0 to 0)	0 (0 to 0)	0 (0 to 0)	0 (0 to 0)	0 (0 to 0)	0 (0 to 0)	0 (0 to 0)	0 (0 to 0)	0 (0 to 0)	0.4
Other sexually transmitted infections	0 (0 to 0)	0 (0 to 0)	0 (0 to 0)	0 (0 to 0)	0 (0 to 0)	0 (0 to 0)	0 (0 to 0)	0 (0 to 0)	0 (0 to 0)	0 (0 to 0)	0 (0 to 0)	0 (0 to 0)	0 (0 to 0)	0 (0 to 0)	0 (0 to 0)	0 (0 to 0)	0 (0 to 0)	0 (0 to 0)	0 (0 to 0)	0 (0 to 0)	0 (0 to 0)	0 (0 to 0)	0 (0 to 0)	0.1
Respiratory infections and tuberculosis	3 (1 to 5)	1 (0 to 2)	1 (0 to 3)	1 (0 to 2)	0 (0 to 1)	0 (0 to 1)	0 (0 to 1)	0 (0 to 1)	0 (0 to 1)	0 (0 to 1)	0 (0 to 1)	0 (0 to 1)	0 (0 to 1)	0 (0 to 1)	0 (0 to 1)	0 (0 to 1)	0 (0 to 1)	0 (0 to 1)	0 (0 to 1)	0 (0 to 1)	0 (0 to 1)	0 (0 to 1)	0 (0 to 0)	4.6
Tuberculosis	0 (0 to 0)	0 (0 to 0)	0 (0 to 0)	0 (0 to 0)	0 (0 to 0)	0 (0 to 0)	0 (0 to 0)	0 (0 to 0)	0 (0 to 0)	0 (0 to 0)	0 (0 to 0)	0 (0 to 0)	0 (0 to 0)	0 (0 to 0)	0 (0 to 0)	0 (0 to 0)	0 (0 to 0)	0 (0 to 0)	0 (0 to 0)	0 (0 to 0)	0 (0 to 0)	0 (0 to 0)	0 (0 to 0)	0
Latent tuberculosis infection	0 (0 to 0)	0 (0 to 0)	0 (0 to 0)	0 (0 to 0)	0 (0 to 0)	0 (0 to 0)	0 (0 to 0)	0 (0 to 0)	0 (0 to 0)	0 (0 to 0)	0 (0 to 0)	0 (0 to 0)	0 (0 to 0)	0 (0 to 0)	0 (0 to 0)	0 (0 to 0)	0 (0 to 0)	0 (0 to 0)	0 (0 to 0)	0 (0 to 0)	0 (0 to 0)	0 (0 to 0)	0 (0 to 0)	0
Drug-susceptible tuberculosis	0 (0 to 0)	0 (0 to 0)	0 (0 to 0)	0 (0 to 0)	0 (0 to 0)	0 (0 to 0)	0 (0 to 0)	0 (0 to 0)	0 (0 to 0)	0 (0 to 0)	0 (0 to 0)	0 (0 to 0)	0 (0 to 0)	0 (0 to 0)	0 (0 to 0)	0 (0 to 0)	0 (0 to 0)	0 (0 to 0)	0 (0 to 0)	0 (0 to 0)	0 (0 to 0)	0 (0 to 0)	0 (0 to 0)	0
Multidrug-resistant tuberculosis without extensive drug-resistance	0 (0 to 0)	0 (0 to 0)	0 (0 to 0)	0 (0 to 0)	0 (0 to 0)	0 (0 to 0)	0 (0 to 0)	0 (0 to 0)	0 (0 to 0)	0 (0 to 0)	0 (0 to 0)	0 (0 to 0)	0 (0 to 0)	0 (0 to 0)	0 (0 to 0)	0 (0 to 0)	0 (0 to 0)	0 (0 to 0)	0 (0 to 0)	0 (0 to 0)	0 (0 to 0)	0 (0 to 0)	0 (0 to 0)	0
Extensively drug-resistant tuberculosis	0 (0 to 0)	0 (0 to 0)	0 (0 to 0)	0 (0 to 0)	0 (0 to 0)	0 (0 to 0)	0 (0 to 0)	0 (0 to 0)	0 (0 to 0)	0 (0 to 0)	0 (0 to 0)	0 (0 to 0)	0 (0 to 0)	0 (0 to 0)	0 (0 to 0)	0 (0 to 0)	0 (0 to 0)	0 (0 to 0)	0 (0 to 0)	0 (0 to 0)	0 (0 to 0)	0 (0 to 0)	0 (0 to 0)	0
Lower respiratory infections	3 (1 to 5)	1 (0 to 2)	1 (0 to 3)	1 (0 to 2)	0 (0 to 1)	0 (0 to 1)	0 (0 to 1)	0 (0 to 1)	0 (0 to 1)	0 (0 to 1)	0 (0 to 1)	0 (0 to 1)	0 (0 to 1)	0 (0 to 1)	0 (0 to 1)	0 (0 to 1)	0 (0 to 1)	0 (0 to 1)	0 (0 to 1)	0 (0 to 1)	0 (0 to 1)	0 (0 to 1)	0 (0 to 0)	4.6
Upper respiratory infections	0 (0 to 0)	0 (0 to 0)	0 (0 to 0)	0 (0 to 0)	0 (0 to 0)	0 (0 to 0)	0 (0 to 0)	0 (0 to 0)	0 (0 to 0)	0 (0 to 0)	0 (0 to 0)	0 (0 to 0)	0 (0 to 0)	0 (0 to 0)	0 (0 to 0)	0 (0 to 0)	0 (0 to 0)	0 (0 to 0)	0 (0 to 0)	0 (0 to 0)	0 (0 to 0)	0 (0 to 0)	0 (0 to 0)	0
Otitis media	0 (0 to 0)	0 (0 to 0)	0 (0 to 0)	0 (0 to 0)	0 (0 to 0)	0 (0 to 0)	0 (0 to 0)	0 (0 to 0)	0 (0 to 0)	0 (0 to 0)	0 (0 to 0)	0 (0 to 0)	0 (0 to 0)	0 (0 to 0)	0 (0 to 0)	0 (0 to 0)	0 (0 to 0)	0 (0 to 0)	0 (0 to 0)	0 (0 to 0)	0 (0 to 0)	0 (0 to 0)	0 (0 to 0)	0
Enteric infections	3 (0 to 5)	1 (0 to 2)	1 (0 to 3)	1 (0 to 2)	0 (0 to 1)	0 (0 to 1)	0 (0 to 1)	0 (0 to 1)	0 (0 to 1)	0 (0 to 1)	0 (0 to 1)	0 (0 to 1)	0 (0 to 1)	0 (0 to 1)	0 (0 to 1)	0 (0 to 1)	0 (0 to 1)	0 (0 to 1)	0 (0 to 1)	0 (0 to 1)	0 (0 to 1)	0 (0 to 1)	0 (0 to 0)	4.6
Diarrheal diseases	3 (0 to 5)	1 (0 to 2)	1 (0 to 3)	1 (0 to 2)	0 (0 to 1)	0 (0 to 1)	0 (0 to 1)	0 (0 to 1)	0 (0 to 1)	0 (0 to 1)	0 (0 to 1)	0 (0 to 1)	0 (0 to 1)	0 (0 to 1)	0 (0 to 1)	0 (0 to 1)	0 (0 to 1)	0 (0 to 1)	0 (0 to 1)	0 (0 to 1)	0 (0 to 1)	0 (0 to 1)	0 (0 to 0)	4.6
Typhoid and paratyphoid	0 (0 to 0)	0 (0 to 0)	0 (0 to 0)	0 (0 to 0)	0 (0 to 0)	0 (0 to 0)	0 (0 to 0)	0 (0 to 0)	0 (0 to 0)	0 (0 to 0)	0 (0 to 0)	0 (0 to 0)	0 (0 to 0)	0 (0 to 0)	0 (0 to 0)	0 (0 to 0)	0 (0 to 0)	0 (0 to 0)	0 (0 to 0)	0 (0 to 0)	0 (0 to 0)	0 (0 to 0)	0 (0 to 0)	0
Typhoid fever	0 (0 to 0)	0 (0 to 0)	0 (0 to 0)	0 (0 to 0)	0 (0 to 0)	0 (0 to 0)	0 (0 to 0)	0 (0 to 0)	0 (0 to 0)	0 (0 to 0)	0 (0 to 0)	0 (0 to 0)	0 (0 to 0)	0 (0 to 0)	0 (0 to 0)	0 (0 to 0)	0 (0 to 0)	0 (0 to 0)	0 (0 to 0)	0 (0 to 0)	0 (0 to 0)	0 (0 to 0)	0 (0 to 0)	0
Paratyphoid fever	0 (0 to 0)	0 (0 to 0)	0 (0 to 0)	0 (0 to 0)	0 (0 to 0)	0 (0 to 0)	0 (0 to 0)	0 (0 to 0)	0 (0 to 0)	0 (0 to 0)	0 (0 to 0)	0 (0 to 0)	0 (0 to 0)	0 (0 to 0)	0 (0 to 0)	0 (0 to 0)	0 (0 to 0)	0 (0 to 0)	0 (0 to 0)	0 (0 to 0)	0 (0 to 0)	0 (0 to 0)	0 (0 to 0)	0
Invasive Non-typhoidal Salmonella (iNTS)	0 (0 to 0)	0 (0 to 0)	0 (0 to 0)	0 (0 to 0)	0 (0 to 0)	0 (0 to 0)	0 (0 to 0)	0 (0 to 0)	0 (0 to 0)	0 (0 to 0)	0 (0 to 0)	0 (0 to 0)	0 (0 to 0)	0 (0 to 0)	0 (0 to 0)	0 (0 to 0)	0 (0 to 0)	0 (0 to 0)	0 (0 to 0)	0 (0 to 0)	0 (0 to 0)	0 (0 to 0)	0 (0 to 0)	0
Other intestinal infectious diseases	0 (0 to 0)	0 (0 to 0)	0 (0 to 0)	0 (0 to 0)	0 (0 to 0)	0 (0 to 0)	0 (0 to 0)	0 (0 to 0)	0 (0 to 0)	0 (0 to 0)	0 (0 to 0)	0 (0 to 0)	0 (0 to 0)	0 (0 to 0)	0 (0 to 0)	0 (0 to 0)	0 (0 to 0)	0 (0 to 0)	0 (0 to 0)	0 (0 to 0)	0 (0 to 0)	0 (0 to 0)	0 (0 to 0)	0
Neglected tropical diseases and malaria	0 (0 to 0)	0 (0 to 0)	0 (0 to 0)	0 (0 to 0)	0 (0 to 0)	0 (0 to 0)	0 (0 to 0)	0 (0 to 0)	0 (0 to 0)	0 (0 to 0)	0 (0 to 0)	0 (0 to 0)	0 (0 to 0)	0 (0 to 0)	0 (0 to 0)	0 (0 to 0)	0 (0 to 0)	0 (0 to 0)	0 (0 to 0)	0 (0 to 0)	0 (0 to 0)	0 (0 to 0)	0 (0 to 0)	0
Malaria	0 (0 to 0)	0 (0 to 0)	0 (0 to 0)	0 (0 to 0)	0 (0 to 0)	0 (0 to 0)	0 (0 to 0)	0 (0 to 0)	0 (0 to 0)	0 (0 to 0)	0 (0 to 0)	0 (0 to 0)	0 (0 to 0)	0 (0 to 0)	0 (0 to 0)	0 (0 to 0)	0 (0 to 0)	0 (0 to 0)	0 (0 to 0)	0 (0 to 0)	0 (0 to 0)	0 (0 to 0)	0 (0 to 0)	0
Chagas disease	0 (0 to 0)	0 (0 to 0)	0 (0 to 0)	0 (0 to 0)	0 (0 to 0)	0 (0 to 0)	0 (0 to 0)	0 (0 to 0)	0 (0 to 0)	0 (0 to 0)	0 (0 to 0)	0 (0 to 0)	0 (0 to 0)	0 (0 to 0)	0 (0 to 0)	0 (0 to 0)	0 (0 to 0)	0 (0 to 0)	0 (0 to 0)	0 (0 to 0)	0 (0 to 0)	0 (0 to 0)	0 (0 to 0)	0
Leishmaniasis	0 (0 to 0)	0 (0 to 0)	0 (0 to 0)	0 (0 to 0)	0 (0 to 0)	0 (0 to 0)	0 (0 to 0)	0 (0 to 0)	0 (0 to 0)	0 (0 to 0)	0 (0 to 0)	0 (0 to 0)	0 (0 to 0)	0 (0 to 0)	0 (0 to 0)	0 (0 to 0)	0 (0 to 0)	0 (0 to 0)	0 (0 to 0)	0 (0 to 0)	0 (0 to 0)	0 (0 to 0)	0 (0 to 0)	0
Visceral leishmaniasis	0 (0 to 0)	0 (0 to 0)	0 (0 to 0)	0 (0 to 0)	0 (0 to 0)	0 (0 to 0)	0 (0 to 0)	0 (0 to 0)	0 (0 to 0)	0 (0 to 0)	0 (0 to 0)	0 (0 to 0)	0 (0 to 0)	0 (0 to 0)	0 (0 to 0)	0 (0 to 0)	0 (0 to 0)	0 (0 to 0)	0 (0 to 0)	0 (0 to 0)	0 (0 to 0)	0 (0 to 0)	0 (0 to 0)	0
Cutaneous and mucocutaneous leishmaniasis	0 (0 to 0)	0 (0 to 0)	0 (0 to 0)	0 (0 to 0)	0 (0 to 0)	0 (0 to 0)	0 (0 to 0)	0 (0 to 0)	0 (0 to 0)	0 (0 to 0)	0 (0 to 0)	0 (0 to 0)	0 (0 to 0)	0 (0 to 0)	0 (0 to 0)	0 (0 to 0)	0 (0 to 0)	0 (0 to 0)	0 (0 to 0)	0 (0 to 0)	0 (0 to 0)	0 (0 to 0)	0 (0 to 0)	0
African trypanosomiasis	0 (0 to 0)	0 (0 to 0)	0 (0 to 0)	0 (0 to 0)	0 (0 to 0)	0 (0 to 0)	0 (0 to 0)	0 (0 to 0)	0 (0 to 0)	0 (0 to 0)	0 (0 to 0)	0 (0 to 0)	0 (0 to 0)	0 (0 to 0)	0 (0 to 0)	0 (0 to 0)	0 (0 to 0)	0 (0 to 0)	0 (0 to 0)	0 (0 to 0)	0 (0 to 0)	0 (0 to 0)	0 (0 to 0)	0
Schistosomiasis	0 (0 to 0)	0 (0 to 0)	0 (0 to 0)	0 (0 to 0)	0 (0 to 0)	0 (0 to 0)	0 (0 to 0)	0 (0 to 0)	0 (0 to 0)	0 (0 to 0)	0 (0 to 0)	0 (0 to 0)	0 (0 to 0)	0 (0 to 0)	0 (0 to 0)	0 (0 to 0)	0 (0 to 0)	0 (0 to 0)	0 (0 to 0)	0 (0 to 0)	0 (0 to 0)	0 (0 to 0)	0 (0 to 0)	0
Cysticercosis	0 (0 to 0)	0 (0 to 0)	0 (0 to 0)	0 (0 to 0)	0 (0 to 0)	0 (0 to 0)	0 (0 to 0)	0 (0 to 0)	0 (0 to 0)	0 (0 to 0)	0 (0 to 0)	0 (0 to 0)	0 (0 to 0)	0 (0 to 0)	0 (0 to 0)	0 (0 to 0)	0 (0 to 0)	0 (0 to 0)	0 (0 to 0)	0 (0 to 0)	0 (0 to 0)	0 (0 to 0)	0 (0 to 0)	0
Cystic echinococcosis	0 (0 to 0)	0 (0 to 0)	0 (0 to 0)	0 (0 to 0)	0 (0 to 0)	0 (0 to 0)	0 (0 to 0)	0 (0 to 0)	0 (0 to 0)	0 (0 to 0)	0 (0 to 0)	0 (0 to 0)	0 (0 to 0)	0 (0 to 0)	0 (0 to 0)	0 (0 to 0)	0 (0 to 0)	0 (0 to 0)	0 (0 to 0)	0 (0 to 0)	0 (0 to 0)	0 (0 to 0)	0 (0 to 0)	0
Lymphatic filariasis	0 (0 to 0)	0 (0 to 0)	0 (0 to 0)	0 (0 to 0)	0 (0 to 0)	0 (0 to 0)	0 (0 to 0)	0 (0 to 0)	0 (0 to 0)	0 (0 to 0)	0 (0 to 0)	0 (0 to 0)	0 (0 to 0)	0 (0 to 0)	0 (0 to 0)	0 (0 to 0)	0 (0 to 0)	0 (0 to 0)	0 (0 to 0)	0 (0 to 0)	0 (0 to 0)	0 (0 to 0)	0 (0 to 0)	0
Onchocerciasis	0 (0 to 0)	0 (0 to 0)	0 (0 to 0)	0 (0 to 0)	0 (0 to 0)	0 (0 to 0)	0 (0 to 0)	0 (0 to 0)	0 (0 to 0)	0 (0 to 0)	0 (0 to 0)	0 (0 to 0)	0 (0 to 0)	0 (0 to 0)	0 (0 to 0)	0 (0 to 0)	0 (0 to 0)	0 (0 to 0)	0 (0 to 0)	0 (0 to 0)	0 (0 to 0)	0 (0 to 0)	0 (0 to 0)	0
Trachoma	0 (0 to 0)	0 (0 to 0)	0 (0 to 0)	0 (0 to 0)	0 (0 to 0)	0 (0 to 0)	0 (0 to 0)	0 (0 to 0)	0 (0 to 0)	0 (0 to 0)	0 (0 to 0)	0 (0 to 0)	0 (0 to 0)	0 (0 to 0)	0 (0 to 0)	0 (0 to 0)	0 (0 to 0)	0 (0 to 0)	0 (0 to 0)	0 (0 to 0)	0 (0 to 0)	0 (0 to 0)	0 (0 to 0)	0
Dengue	0 (0 to 0)	0 (0 to 0)	0 (0 to 0)	0 (0 to 0)	0 (0 to 0)	0 (0 to 0)	0 (0 to 0)	0 (0 to 0)	0 (0 to 0)	0 (0 to 0)	0 (0 to 0)	0 (0 to 0)	0 (0 to 0)	0 (0 to 0)	0 (0 to 0)	0 (0 to 0)	0 (0 to 0)	0 (0 to 0)	0 (0 to 0)	0 (0 to 0)	0 (0 to 0)	0 (0 to 0)	0 (0 to 0)	0
Yellow fever	0 (0 to 0)	0 (0 to 0)	0 (0 to 0)	0 (0 to 0)	0 (0 to 0)	0 (0 to 0)	0 (0 to 0)	0 (0 to 0)	0 (0 to 0)	0 (0 to 0)	0 (0 to 0)	0 (0 to 0)	0 (0 to 0)	0 (0 to 0)	0 (0 to 0)	0 (0 to 0)	0 (0 to 0)	0 (0 to 0)	0 (0 to 0)	0 (0 to 0)	0 (0 to 0)	0 (0 to 0)	0 (0 to 0)	0
Rabies	0 (0 to 0)	0 (0 to 0)	0 (0 to 0)	0 (0 to 0)	0 (0 to 0)	0 (0 to 0)	0 (0 to 0)	0 (0 to 0)	0 (0 to 0)	0 (0 to 0)	0 (0 to 0)	0 (0 to 0)	0 (0 to 0)	0 (0 to 0)	0 (0 to 0)	0 (0 to 0)	0 (0 to 0)	0 (0 to 0)	0 (0 to 0)	0 (0 to 0)	0 (0 to 0)	0 (0 to 0)	0 (0 to 0)	0
Intestinal nematode infections	0 (0 to 0)	0 (0 to 0)	0 (0 to 0)	0 (0 to 0)	0 (0 to 0)	0 (0 to 0)	0 (0 to 0)	0 (0 to 0)	0 (0 to 0)	0 (0 to 0)	0 (0 to 0)	0 (0 to 0)	0 (0 to 0)	0 (0 to 0)	0 (0 to 0)	0 (0 to 0)	0 (0 to 0)	0 (0 to 0)	0 (0 to 0)	0 (0 to 0)	0 (0 to 0)	0 (0 to 0)	0 (0 to 0)	0
Ascariasis	0 (0 to 0)	0 (0 to 0)	0 (0 to 0)	0 (0 to 0)	0 (0 to 0)	0 (0 to 0)	0 (0 to 0)	0 (0 to 0)	0 (0 to 0)	0 (0 to 0)	0 (0 to 0)	0 (0 to 0)	0 (0 to 0)	0 (0 to 0)	0 (0 to 0)	0 (0 to 0)	0 (0 to 0)	0 (0 to 0)	0 (0 to 0)	0 (0 to 0)	0 (0 to 0)	0 (0 to 0)	0 (0 to 0)	0
Trichuriasis	0 (0 to 0)	0 (0 to 0)	0 (0 to 0)	0 (0 to 0)	0 (0 to 0)	0 (0 to 0)	0 (0 to 0)	0 (0 to 0)	0 (0 to 0)	0 (0 to 0)	0 (0 to 0)	0 (0 to 0)	0 (0 to 0)	0 (0 to 0)	0 (0 to 0)	0 (0 to 0)	0 (0 to 0)	0 (0 to 0)	0 (0 to 0)	0 (0 to 0)	0 (0 to 0)	0 (0 to 0)	0 (0 to 0)	0
Hookworm disease	0 (0 to 0)	0 (0 to 0)	0 (0 to 0)	0 (0 to 0)	0 (0 to 0)	0 (0 to 0)	0 (0 to 0)	0 (0 to 0)	0 (0 to 0)	0 (0 to 0)	0 (0 to 0)	0 (0 to 0)	0 (0 to 0)	0 (0 to 0)	0 (0 to 0)	0 (0 to 0)	0 (0 to 0)	0 (0 to 0)	0 (0 to 0)	0 (0 to 0)	0 (0 to 0)	0 (0 to 0)	0 (0 to 0)	0
Food-borne trematodiases	0 (0 to 0)	0 (0 to 0)	0 (0 to 0)	0 (0 to 0)	0 (0 to 0)	0 (0 to 0)	0 (0 to 0)	0 (0 to 0)	0 (0 to 0)	0 (0 to 0)	0 (0 to 0)	0 (0 to 0)	0 (0 to 0)	0 (0 to 0)	0 (0 to 0)	0 (0 to 0)	0 (0 to 0)	0 (0 to 0)	0 (0 to 0)	0 (0 to 0)	0 (0 to 0)	0 (0 to 0)	0 (0 to 0)	0
Leprosy	0 (0 to 0)	0 (0 to 0)	0 (0 to 0)	0 (0 to 0)	0 (0 to 0)	0 (0 to 0)	0 (0 to 0)	0 (0 to 0)	0 (0 to 0)	0 (0 to 0)	0 (0 to 0)	0 (0 to 0)	0 (0 to 0)	0 (0 to 0)	0 (0 to 0)	0 (0 to 0)	0 (0 to 0)	0 (0 to 0)	0 (0 to 0)	0 (0 to 0)	0 (0 to 0)	0 (0 to 0)	0 (0 to 0)	0
Ebola	0 (0 to 0)	0 (0 to 0)	0 (0 to 0)	0 (0 to 0)	0 (0 to 0)	0 (0 to 0)	0 (0 to 0)	0 (0 to 0)	0 (0 to 0)	0 (0 to 0)	0 (0 to 0)	0 (0 to 0)	0 (0 to 0)	0 (0 to 0)	0 (0 to 0)	0 (0 to 0)	0 (0 to 0)	0 (0 to 0)	0 (0 to 0)	0 (0 to 0)	0 (0 to 0)	0 (0 to 0)	0 (0 to 0)	0
Zika virus	0 (0 to 0)	0 (0 to 0)	0 (0 to 0)	0 (0 to 0)	0 (0 to 0)	0 (0 to 0)	0 (0 to 0)	0 (0 to 0)	0 (0 to 0)	0 (0 to 0)	0 (0 to 0)	0 (0 to 0)	0 (0 to 0)	0 (0 to 0)	0 (0 to 0)	0 (0 to 0)	0 (0 to 0)	0 (0 to 0)	0 (0 to 0)	0 (0 to 0)	0 (0 to 0)	0 (0 to 0)	0 (0 to 0)	0
Guinea worm disease	0 (0 to 0)	0 (0 to 0)	0 (0 to 0)	0 (0 to 0)	0 (0 to 0)	0 (0 to 0)	0 (0 to 0)	0 (0 to 0)	0 (0 to 0)	0 (0 to 0)	0 (0 to 0)	0 (0 to 0)	0 (0 to 0)	0 (0 to 0)	0 (0 to 0)	0 (0 to 0)	0 (0 to 0)	0 (0 to 0)	0 (0 to 0)	0 (0 to 0)	0 (0 to 0)	0 (0 to 0)	0 (0 to 0)	0
Other neglected tropical diseases	0 (0 to 0)	0 (0 to 0)	0 (0 to 0)	0 (0 to 0)	0 (0 to 0)	0 (0 to 0)	0 (0 to 0)	0 (0 to 0)	0 (0 to 0)	0 (0 to 0)	0 (0 to 0)	0 (0 to 0)	0 (0 to 0)	0 (0 to 0)	0 (0 to 0)	0 (0 to 0)	0 (0 to 0)	0 (0 to 0)	0 (0 to 0)	0 (0 to 0)	0 (0 to 0)	0 (0 to 0)	0 (0 to 0)	0
Other infectious diseases	1 (0 to 1)	1 (0 to 2)	2 (0 to 4)	1 (0 to 1)	0 (0 to 0)	0 (0 to 0)	0 (0 to 0)	0 (0 to 0)	0 (0 to 0)	0 (0 to 0)	0 (0 to 0)	0 (0 to 0)	0 (0 to 0)	0 (0 to 0)	0 (0 to 0)	0 (0 to 0)	0 (0 to 0)	0 (0 to 0)	0 (0 to 0)	0 (0 to 0)	0 (0 to 0)



| | | |



SR Table 2a: Greenland DALYS by cause and age group for males with 95% uncertainty intervals, 2019

Cause	Early Neonatal	Late Neonatal	Post Neonatal	1 to 4	5 to 9	10 to 14	15 to 19	20 to 24	25 to 29	30 to 34	35 to 39	40 to 44	45 to 49	50 to 54	55 to 59	60 to 64	65 to 69	70 to 74	75 to 79	80 to 84	85 to 89	90 to 94	95 plus	Total
All causes	194 (94.1 to 332)	222 (105.6 to 372)	99 (49.1 to 182)	214 (71.2 to 369)	74 (34.5 to 132)	101 (49.1 to 183)	202 (110 to 303)	379 (214 to 537)	568 (329 to 842)	449 (249 to 690)	444 (249 to 658)	443 (253 to 658)	587 (367 to 846)	1,146 (741 to 1,592)	1,298 (815 to 1,830)	1,207 (747 to 1,655)	967 (581 to 1,310)	1,016 (597 to 1,399)	1,010 (618 to 1,396)	515 (305 to 699)	304 (167 to 412)	161 (87 to 221)	134 (64 to 214)	11,700 (7,140 to 16,100)
Communicable, maternal, neonatal, and nutritional diseases	194 (94.1 to 332)	222 (105.6 to 372)	99 (49.1 to 182)	214 (71.2 to 369)	74 (34.5 to 132)	101 (49.1 to 183)	202 (110 to 303)	379 (214 to 537)	568 (329 to 842)	449 (249 to 690)	444 (249 to 658)	443 (253 to 658)	587 (367 to 846)	1,146 (741 to 1,592)	1,298 (815 to 1,830)	1,207 (747 to 1,655)	967 (581 to 1,310)	1,016 (597 to 1,399)	1,010 (618 to 1,396)	515 (305 to 699)	304 (167 to 412)	161 (87 to 221)	134 (64 to 214)	11,700 (7,140 to 16,100)
HIV/AIDS and sexually transmitted infections	0 (0 to 0.2)	0 (0 to 0.3)	0 (0 to 0.4)	0 (0 to 0.5)	0 (0 to 0.1)	0 (0 to 0.1)	0 (0 to 0.2)	0 (0 to 0.2)	1 (0.2 to 2.1)	2.5 (0.3 to 5.2)	3.8 (0.4 to 8.2)	4 (0.2 to 9.2)	3.6 (0.2 to 8.4)	4 (0.2 to 9.5)	4.9 (0.3 to 9.7)	3.2 (0.5 to 6.1)	2.5 (0.2 to 3.4)	1.4 (0.1 to 2)	0.2 (0.2 to 0.3)	0.2 (0.2 to 0.3)	0 (0 to 0.1)	0 (0 to 0)	34.6 (1.9 to 70.1)
HIV/AIDS	0 (0 to 0)	0 (0 to 0)	0 (0 to 0.1)	0 (0 to 0.5)	0 (0 to 0.1)	0 (0 to 0.1)	0 (0 to 0.1)	0.9 (0.7 to 1.1)	2.4 (1.9 to 3.1)	3.5 (2.8 to 4.6)	3.9 (3.1 to 5)	3.5 (2.8 to 4.6)	3.8 (3.1 to 4.8)	4.7 (3.8 to 6)	5.3 (4.2 to 6.8)	3.9 (3.2 to 4.9)	2.4 (2.1 to 2.8)	1.6 (1.3 to 2)	0.2 (0.1 to 0.3)	0.2 (0.1 to 0.3)	0 (0 to 0)	0 (0 to 0)	31.4 (25.4 to 39.1)
HIV/AIDS - Drug-susceptible Tuberculosis	0 (0 to 0)	0 (0 to 0)	0 (0 to 0)	0.2 (0 to 1.2)	0 (0 to 0)	0 (0 to 0)	0 (0 to 0)	0.3 (0.2 to 0.3)	0.7 (0.5 to 0.9)	1 (0.7 to 1.3)	1.1 (0.8 to 1.4)	0.9 (0.6 to 1.2)	1 (0.7 to 1.4)	1.2 (0.8 to 1.7)	0.7 (0.5 to 1)	0.7 (0.5 to 1)	0.4 (0.3 to 0.6)	0.2 (0.2 to 0.3)	0 (0 to 0)	0 (0 to 0)	0 (0 to 0)	0 (0 to 0)	8.6 (6.2 to 11.7)
HIV/AIDS - Multidrug-resistant Tuberculosis without extensive dr...	0 (0 to 0)	0 (0 to 0)	0 (0 to 0)	0 (0 to 0)	0 (0 to 0)	0 (0 to 0)	0 (0 to 0)	0 (0 to 0)	0 (0 to 0)	0 (0 to 0)	0 (0 to 0)	0 (0 to 0)	0 (0 to 0)	0 (0 to 0)	0 (0 to 0)	0 (0 to 0)	0 (0 to 0)	0 (0 to 0)	0 (0 to 0)	0 (0 to 0)	0 (0 to 0)	0 (0 to 0)	0 (0 to 0)
HIV/AIDS - Extensively drug-resistant Tuberculosis	0 (0 to 0)	0 (0 to 0)	0 (0 to 0)	0 (0 to 0)	0 (0 to 0)	0 (0 to 0)	0 (0 to 0)	0 (0 to 0)	0 (0 to 0)	0 (0 to 0)	0 (0 to 0)	0 (0 to 0)	0 (0 to 0)	0 (0 to 0)	0 (0 to 0)	0 (0 to 0)	0 (0 to 0)	0 (0 to 0)	0 (0 to 0)	0 (0 to 0)	0 (0 to 0)	0 (0 to 0)	0 (0 to 0)
HIV/AIDS resulting in other diseases	0 (0 to 0)	0 (0 to 0)	0 (0 to 0.1)	0 (0 to 0.1)	0 (0 to 0.1)	0 (0 to 0.1)	0 (0 to 0.1)	1.6 (0.4 to 3.6)	1.6 (0.4 to 3.6)	2.5 (0.6 to 5.6)	2.8 (0.6 to 6.3)	2.5 (0.7 to 5.5)	2.7 (0.8 to 5.9)	3.4 (0.9 to 7.4)	3.3 (0.9 to 7.3)	2.3 (0.6 to 5)	1.5 (0.4 to 3.2)	1.1 (0.3 to 2.3)	0.2 (0.1 to 0.4)	0.1 (0.1 to 0.2)	0 (0 to 0)	0 (0 to 0)	22.3 (6.1 to 48.6)
Sexually transmitted infections excluding HIV	0 (0 to 0.2)	0 (0 to 0.3)	0 (0 to 1.3)	0 (0 to 0.3)	0 (0 to 0)	0 (0 to 0)	0 (0 to 0.1)	0 (0 to 0.2)	0 (0 to 0.2)	0 (0 to 0.1)	0 (0 to 0.2)	0 (0 to 0.2)	0.1 (0 to 0.3)	0.1 (0 to 0.3)	0.2 (0 to 0.4)	0.2 (0 to 0.5)	0.1 (0 to 0.2)	0.1 (0 to 0.2)	0 (0 to 0.1)	0 (0 to 0.1)	0 (0 to 0)	0 (0 to 0)	3.2 (0.1 to 7.9)
Syphilis	0 (0 to 0.2)	0 (0 to 0.3)	0 (0 to 1.3)	0 (0 to 0.3)	0 (0 to 0)	0 (0 to 0)	0 (0 to 0)	0 (0 to 0)	0 (0 to 0)	0 (0 to 0)	0 (0 to 0)	0 (0 to 0)	0 (0 to 0)	0 (0 to 0)	0 (0 to 0)	0 (0 to 0)	0 (0 to 0)	0 (0 to 0)	0 (0 to 0)	0 (0 to 0)	0 (0 to 0)	0 (0 to 0)	0 (0 to 0)	2.2 (0 to 7.9)
Chlamydial infection	0 (0 to 0)	0 (0 to 0)	0 (0 to 0)	0 (0 to 0)	0 (0 to 0)	0 (0 to 0)	0 (0 to 0)	0 (0 to 0)	0 (0 to 0)	0 (0 to 0)	0 (0 to 0)	0 (0 to 0)	0 (0 to 0)	0 (0 to 0)	0 (0 to 0)	0 (0 to 0)	0 (0 to 0)	0 (0 to 0)	0 (0 to 0)	0 (0 to 0)	0 (0 to 0)	0 (0 to 0)	0 (0 to 0)	0 (0 to 0)
Gonococcal infection	0 (0 to 0)	0 (0 to 0)	0 (0 to 0)	0 (0 to 0)	0 (0 to 0)	0 (0 to 0)	0 (0 to 0)	0 (0 to 0)	0 (0 to 0)	0 (0 to 0)	0 (0 to 0)	0 (0 to 0)	0 (0 to 0)	0 (0 to 0)	0 (0 to 0)	0 (0 to 0)	0 (0 to 0)	0 (0 to 0)	0 (0 to 0)	0 (0 to 0)	0 (0 to 0)	0 (0 to 0)	0 (0 to 0)	0 (0 to 0)
Trichomoniasis	0 (0 to 0)	0 (0 to 0)	0 (0 to 0)	0 (0 to 0)	0 (0 to 0)	0 (0 to 0)	0 (0 to 0)	0 (0 to 0)	0 (0 to 0)	0 (0 to 0)	0 (0 to 0)	0 (0 to 0)	0 (0 to 0)	0 (0 to 0)	0 (0 to 0)	0 (0 to 0)	0 (0 to 0)	0 (0 to 0)	0 (0 to 0)	0 (0 to 0)	0 (0 to 0)	0 (0 to 0)	0 (0 to 0)	0 (0 to 0)
Genital herpes	0 (0 to 0)	0 (0 to 0)	0 (0 to 0)	0 (0 to 0)	0 (0 to 0)	0 (0 to 0)	0 (0 to 0)	0 (0 to 0)	0 (0 to 0)	0 (0 to 0)	0 (0 to 0)	0 (0 to 0)	0 (0 to 0)	0 (0 to 0)	0 (0 to 0)	0 (0 to 0)	0 (0 to 0)	0 (0 to 0)	0 (0 to 0)	0 (0 to 0)	0 (0 to 0)	0 (0 to 0)	0 (0 to 0)	0 (0 to 0)
Other sexually transmitted infections	0 (0 to 0)	0 (0 to 0)	0 (0 to 0)	0 (0 to 0)	0 (0 to 0)	0 (0 to 0)	0 (0 to 0)	0 (0 to 0)	0 (0 to 0)	0 (0 to 0)	0 (0 to 0)	0 (0 to 0)	0 (0 to 0)	0 (0 to 0)	0 (0 to 0)	0 (0 to 0)	0 (0 to 0)	0 (0 to 0)	0 (0 to 0)	0 (0 to 0)	0 (0 to 0)	0 (0 to 0)	0 (0 to 0)	0 (0 to 0)
Respiratory infections and tuberculosis	0 (0 to 0.1)	0 (0 to 0.2)	0.7 (0.1 to 1.9)	0 (0 to 0.2)	0 (0 to 0.1)	0 (0 to 0.1)	0 (0 to 0.1)	0 (0 to 0.1)	0 (0 to 0.1)	0 (0 to 0.1)	0 (0 to 0.1)	0 (0 to 0.1)	0 (0 to 0.1)	0 (0 to 0.1)	0 (0 to 0.1)	0 (0 to 0.1)	0 (0 to 0.1)	0 (0 to 0.1)	0 (0 to 0.1)	0 (0 to 0.1)	0 (0 to 0.1)	0 (0 to 0.1)	0 (0 to 0.1)	0 (0 to 0.1)
Tuberculosis	0 (0 to 0.1)	0 (0 to 0.2)	0.7 (0.1 to 1.9)	0 (0 to 0.2)	0 (0 to 0.1)	0 (0 to 0.1)	0 (0 to 0.1)	0 (0 to 0.1)	0 (0 to 0.1)	0 (0 to 0.1)	0 (0 to 0.1)	0 (0 to 0.1)	0 (0 to 0.1)	0 (0 to 0.1)	0 (0 to 0.1)	0 (0 to 0.1)	0 (0 to 0.1)	0 (0 to 0.1)	0 (0 to 0.1)	0 (0 to 0.1)	0 (0 to 0.1)	0 (0 to 0.1)	0 (0 to 0.1)	0 (0 to 0.1)
Latent tuberculosis infection	0 (0 to 0)	0 (0 to 0)	0 (0 to 0)	0 (0 to 0)	0 (0 to 0)	0 (0 to 0)	0 (0 to 0)	0 (0 to 0)	0 (0 to 0)	0 (0 to 0)	0 (0 to 0)	0 (0 to 0)	0 (0 to 0)	0 (0 to 0)	0 (0 to 0)	0 (0 to 0)	0 (0 to 0)	0 (0 to 0)	0 (0 to 0)	0 (0 to 0)	0 (0 to 0)	0 (0 to 0)	0 (0 to 0)	0 (0 to 0)
Drug-susceptible tuberculosis	0 (0 to 0)	0 (0 to 0)	0 (0 to 0.6)	0 (0 to 0.5)	0 (0 to 0.1)	0 (0 to 0.1)	0 (0 to 0.1)	0 (0 to 0.1)	0 (0 to 0.1)	0 (0 to 0.1)	0 (0 to 0.1)	0 (0 to 0.1)	0 (0 to 0.1)	0 (0 to 0.1)	0 (0 to 0.1)	0 (0 to 0.1)	0 (0 to 0.1)	0 (0 to 0.1)	0 (0 to 0.1)	0 (0 to 0.1)	0 (0 to 0.1)	0 (0 to 0.1)	0 (0 to 0.1)	0 (0 to 0.1)
Multidrug-resistant tuberculosis without extensive drug-resistance	0 (0 to 0)	0 (0 to 0)	0 (0 to 0.1)	0 (0 to 0)	0 (0 to 0)	0 (0 to 0)	0 (0 to 0)	0 (0 to 0)	0 (0 to 0)	0 (0 to 0.1)	0 (0 to 0.1)	0 (0 to 0.2)	0 (0 to 0.2)	0 (0 to 0.2)	0 (0 to 0.1)	0 (0 to 0.1)	0 (0 to 0.1)	0 (0 to 0.1)	0 (0 to 0.1)	0 (0 to 0.1)	0 (0 to 0.1)	0 (0 to 0.1)	0 (0 to 0.1)	0 (0 to 0.1)
Extensively drug-resistant tuberculosis	0 (0 to 0)	0 (0 to 0)	0 (0 to 0)	0 (0 to 0)	0 (0 to 0)	0 (0 to 0)	0 (0 to 0)	0 (0 to 0)	0 (0 to 0)	0 (0 to 0)	0 (0 to 0)	0 (0 to 0)	0 (0 to 0)	0 (0 to 0)	0 (0 to 0)	0 (0 to 0)	0 (0 to 0)	0 (0 to 0)	0 (0 to 0)	0 (0 to 0)	0 (0 to 0)	0 (0 to 0)	0 (0 to 0)	0 (0 to 0)
Lower respiratory infections	0.9 (0.5 to 1.6)	1.1 (0.6 to 1.9)	7.4 (3.7 to 12.8)	21 (10.4)	2.4 (0.2 to 5.7)	0.4 (0.2 to 0.4)	0.4 (0.2 to 0.4)	0.5 (0.3 to 1)	2.1 (1.2 to 3.4)	2.8 (1.7 to 4.4)	3.6 (2.2 to 5.6)	3.6 (2.2 to 5.6)	4.2 (2.7 to 6.7)	4.2 (2.7 to 6.7)	4.2 (2.7 to 6.7)	3.2 (2.1 to 5.2)	2.2 (1.4 to 3.4)	1.6 (1.1 to 2.6)	0.9 (0.6 to 1.4)	0.4 (0.3 to 0.6)	0.2 (0.1 to 0.3)	0.2 (0.1 to 0.3)	149 (4.9 to 5.2)
Upper respiratory infections	0 (0 to 0)	0 (0 to 0)	0.7 (0.4 to 1.1)	3 (1.7 to 4.9)	2.0 (1.5 to 2.4)	1.6 (1.1 to 2.2)	1.6 (1.1 to 2.2)	2.1 (1.1 to 3.7)	2.1 (1.3 to 3.4)	2.1 (1.3 to 3.4)	2.1 (1.3 to 3.4)	2.1 (1.3 to 3.4)	1.9 (1.3 to 3.1)	1.9 (1.3 to 3.1)	1.5 (0.8 to 2.4)	1.2 (0.8 to 2)	0.8 (0.5 to 1.3)	0.5 (0.4 to 0.9)	0.3 (0.2 to 0.5)	0.3 (0.1 to 0.5)	0.1 (0.1 to 0.2)	0.1 (0.1 to 0.1)	29.4 (3.2 to 5.2)
Otitis media	0 (0 to 0)	0 (0 to 0)	0 (0 to 0.2)	0.6 (0.3 to 0.9)	0.6 (0.3 to 0.9)	0.5 (0.2 to 0.5)	0.5 (0.1 to 0.4)	0.3 (0.1 to 0.5)	0.3 (0.2 to 0.5)	0.3 (0.1 to 0.5)	0.3 (0.1 to 0.5)	0.2 (0.1 to 0.4)	0.2 (0.1 to 0.4)	0.2 (0.1 to 0.4)	0.2 (0.1 to 0.4)	0.2 (0.2 to 0.3)	0.2 (0.1 to 0.4)	0.1 (0.1 to 0.2)	0.1 (0.1 to 0.2)	0.1 (0.1 to 0.1)	0 (0 to 0)	0 (0 to 0)	4.4 (0.6 to 8.1)
Enteric infections	0.1 (0.0 to 0.2)	0.2 (0.1 to 0.3)	2.4 (1.2 to 4.9)	2.6 (2.3 to 5.5)	2.6 (1.5 to 4.2)	1.8 (1.5 to 3)	1.8 (1.5 to 2.7)	2.3 (1.5 to 3.9)	2.5 (1.5 to 3.9)	2.3 (1.5 to 3.9)	2.1 (1.4 to 3)	1.8 (1.2 to 2.6)	2.2 (1.4 to 3.2)	2.2 (1.4 to 3.2)	2.7 (2.3 to 5.4)	3.1 (2.3 to 6.1)	2.5 (1.9 to 5)	1.8 (1.3 to 4.5)	1.2 (1.1 to 4.5)	1.2 (0.8 to 2.3)	0.7 (0.3 to 1.4)	0.2 (0 to 0.5)	46.2 (19.1 to 81.9)
Diarrheal diseases	0.1 (0.0 to 0.2)	0.2 (0.1 to 0.3)	2.4 (1.2 to 4.9)	2.6 (2.3 to 5.5)	2.6 (1.5 to 4.2)	1.8 (1.5 to 3)	1.8 (1.5 to 2.7)	2.3 (1.5 to 3.9)	2.5 (1.5 to 3.9)	2.3 (1.5 to 3.9)	2.1 (1.4 to 3)	1.8 (1.2 to 2.6)	2.2 (1.4 to 3.2)	2.2 (1.4 to 3.2)	2.7 (2.3 to 5.4)	3.1 (2.3 to 6.1)	2.5 (1.9 to 5)	1.8 (1.3 to 4.5)	1.2 (1.1 to 4.5)	1.2 (0.8 to 2.3)	0.7 (0.3 to 1.4)	0.2 (0 to 0.5)	44.8 (19.1 to 81.9)
Typhoid and paraphyoid	0 (0 to 0)	0 (0 to 0)	0 (0 to 0)	0 (0 to 0)	0 (0 to 0)	0 (0 to 0)	0 (0 to 0)	0 (0 to 0)	0 (0 to 0)	0 (0 to 0)	0 (0 to 0)	0 (0 to 0)	0 (0 to 0)	0 (0 to 0)	0 (0 to 0)	0 (0 to 0)	0 (0 to 0)	0 (0 to 0)	0 (0 to 0)	0 (0 to 0)	0 (0 to 0)	0 (0 to 0)	0 (0 to 0)	0 (0 to 0)
Typhoid fever	0 (0 to 0)	0 (0 to 0)	0 (0 to 0)	0 (0 to 0)	0 (0 to 0)	0 (0 to 0)	0 (0 to 0)	0 (0 to 0)	0 (0 to 0)	0 (0 to 0)	0 (0 to 0)	0 (0 to 0)	0 (0 to 0)	0 (0 to 0)	0 (0 to 0)	0 (0 to 0)	0 (0 to 0)	0 (0 to 0)	0 (0 to 0)	0 (0 to 0)	0 (0 to 0)	0 (0 to 0)	0 (0 to 0)	0 (0 to 0)
Paratyphoid fever	0 (0 to 0)	0 (0 to 0)	0 (0 to 0)	0 (0 to 0)	0 (0 to 0)	0 (0 to 0)	0 (0 to 0)	0 (0 to 0)	0 (0 to 0)	0 (0 to 0)	0 (0 to 0)	0 (0 to 0)	0 (0 to 0)	0 (0 to 0)	0 (0 to 0)	0 (0 to 0)	0 (0 to 0)	0 (0 to 0)	0 (0 to 0)	0 (0 to 0)	0 (0 to 0)	0 (0 to 0)	0 (0 to 0)	0 (0 to 0)
Invasive Non-typhoidal Salmonella (iNTS)	0 (0 to 0)	0 (0 to 0)	0 (0 to 0)	0 (0 to 0.1)	0 (0 to 0.1)	0 (0 to 0)	0 (0 to 0)	0 (0 to 0)	0 (0 to 0)	0 (0 to 0)	0 (0 to 0)	0 (0 to 0)	0 (0 to 0)	0 (0 to 0)	0 (0 to 0)	0 (0 to 0)	0 (0 to 0)	0 (0 to 0)	0 (0 to 0)	0 (0 to 0)	0 (0 to 0)	0 (0 to 0)	0 (0 to 0)	0 (0 to 0)
Other intestinal infectious diseases	0 (0 to 0)	0 (0 to 0)	0 (0 to 0)	0 (0 to 0)	0 (0 to 0)	0 (0 to 0)	0 (0 to 0)	0 (0 to 0)	0 (0 to 0)	0 (0 to 0)	0 (0 to 0)	0 (0 to 0)	0 (0 to 0)	0 (0 to 0)	0 (0 to 0)	0 (0 to 0)	0 (0 to 0)	0 (0 to 0)	0 (0 to 0)	0 (0 to 0)	0 (0 to 0)	0 (0 to 0)	0 (0 to 0)	0 (0 to 0)
Neglected tropical diseases and malaria	0 (0 to 0)	0 (0 to 0)	0.1 (0 to 0.2)	0.2 (0.1 to 0.4)	0.3 (0.1 to 0.5)	0.2 (0 to 0.3)	0.2 (0 to 0.3)	0.1 (0 to 0.1)	0.1 (0 to 0.1)	0.1 (0 to 0.1)	0.1 (0 to 0.1)	0.1 (0 to 0.2)	0.1 (0 to 0.2)	0.1 (0 to 0.2)	0.1 (0 to 0.2)	0.1 (0 to 0.1)	0.1 (0 to 0.1)	0.1 (0 to 0.1)	0.1 (0 to 0.1)	0.1 (0 to 0.1)	0 (0 to 0)	0 (0 to 0)	1.5 (0.6 to 3.1)
Malaria	0 (0 to 0)	0 (0 to 0)	0 (0 to 0)	0 (0 to 0)	0 (0 to 0)	0 (0 to 0)	0 (0 to 0)	0 (0 to 0)	0 (0 to 0)	0 (0 to 0)	0 (0 to 0)	0 (0 to 0)	0 (0 to 0)	0 (0 to 0)	0 (0 to 0)	0 (0 to 0)	0 (0 to 0)	0 (0 to 0)	0 (0 to 0)	0 (0 to 0)	0 (0 to 0)	0 (0 to 0)	0 (0 to 0)	0 (0 to 0)
Chagas disease	0 (0 to 0)	0 (0 to 0)	0 (0 to 0)	0 (0 to 0)	0 (0 to 0)	0 (0 to 0)	0 (0 to 0)	0 (0 to 0)	0 (0 to 0)	0 (0 to 0)	0 (0 to 0)	0 (0 to 0)	0 (0 to 0)	0 (0 to 0)	0 (0 to 0)	0 (0 to 0)	0 (0 to 0)	0 (0 to 0)	0 (0 to 0)	0 (0 to 0)	0 (0 to 0)	0 (0 to 0)	0 (0 to 0)	0 (0 to 0)
Leishmaniasis	0 (0 to 0)	0 (0 to 0)	0 (0 to 0)	0 (0 to 0)	0 (0 to 0)	0 (0 to 0)	0 (0 to 0)	0 (0 to 0)	0 (0 to 0)	0 (0 to 0)	0 (0 to 0)	0 (0 to 0)	0 (0 to 0)	0 (0 to 0)	0 (0 to 0)	0 (0 to 0)	0 (0 to 0)	0 (0 to 0)	0 (0 to 0)	0 (0 to 0)	0 (0 to 0)	0 (0 to 0)	0 (0 to 0)	0 (0 to 0)
Visceral leishmaniasis	0 (0 to 0)	0 (0 to 0)	0 (0 to 0)	0 (0 to 0)	0 (0 to 0)	0 (0 to 0)	0 (0 to 0)	0 (0 to 0)	0 (0 to 0)	0 (0 to 0)	0 (0 to 0)	0 (0 to 0)	0 (0 to 0)	0 (0 to 0)	0 (0 to 0)	0 (0 to 0)	0 (0 to 0)	0 (0 to 0)	0 (0 to 0)	0 (0 to 0)	0 (0 to 0)	0 (0 to 0)	0 (0 to 0)	0 (0 to 0)
Cutaneous and mucocutaneous leishmaniasis	0 (0 to 0)	0 (0 to 0)	0 (0 to 0)	0 (0 to 0)	0 (0 to 0)	0 (0 to 0)	0 (0 to 0)	0 (0 to 0)	0 (0 to 0)	0 (0 to 0)	0 (0 to 0)	0 (0 to 0)	0 (0 to 0)	0 (0 to 0)	0 (0 to 0)	0 (0 to 0)	0 (0 to 0)	0 (0 to 0)	0 (0 to 0)	0 (0 to 0)	0 (0 to 0)	0 (0 to 0)	0 (0 to 0)	0 (0 to 0)
African trypanosomiasis	0 (0 to 0)	0 (0 to 0)	0 (0 to 0)	0 (0 to 0)	0 (0 to 0)	0 (0 to 0)	0 (0 to 0)	0 (0 to 0)	0 (0 to 0)	0 (0 to 0)	0 (0 to 0)	0 (0 to 0)	0 (0 to 0)	0 (0 to 0)	0 (0 to 0)	0 (0 to 0)	0 (0 to 0)	0 (0 to 0)	0 (0 to 0)	0 (0 to 0)	0 (0 to 0)	0 (0 to 0)	0 (0 to 0)	0 (0 to 0)
Schistosomiasis	0 (0 to 0)	0 (0 to 0)	0 (0 to 0)	0 (0 to 0)	0 (0 to 0)	0 (0 to 0)	0 (0 to 0)	0 (0 to 0)	0 (0 to 0)	0 (0 to 0)	0 (0 to 0)	0 (0 to 0)	0 (0 to 0)	0 (0 to 0)	0 (0 to 0)	0 (0 to 0)	0 (0 to 0)	0 (0 to 0)	0 (0 to 0)	0 (0 to 0)	0 (0 to 0)	0 (0 to 0)	0 (0 to 0)	0 (0 to 0)
Cysticercosis	0 (0 to 0)	0 (0 to 0)	0 (0 to 0)	0 (0 to 0)	0 (0 to 0)	0 (0 to 0)	0 (0 to 0)	0 (0 to 0)	0 (0 to 0)	0 (0 to 0)	0 (0 to 0)	0 (0 to 0)	0 (0 to 0)	0 (0 to 0)	0 (0 to 0)	0 (0 to 0)	0 (0 to 0)	0 (0 to 0)	0 (0 to 0)	0 (0 to 0)	0 (0 to 0)	0 (0 to 0)	0 (0 to 0)	0 (0 to 0)
Cystic echinococcosis	0 (0 to 0)	0 (0 to 0)	0 (0 to 0)	0 (0 to 0)	0 (0 to 0)	0 (0 to 0)	0 (0 to 0)	0 (0 to 0)	0 (0 to 0)	0 (0 to 0)	0 (0 to 0)	0 (0 to 0)	0 (0 to 0)	0 (0 to 0)	0 (0 to 0)	0 (0 to 0)	0 (0 to 0)	0 (0 to 0)	0 (0 to 0)	0 (0 to 0)	0 (0 to 0)	0 (0 to 0)	0 (0 to 0)	0 (0 to 0)
Lymphatic filariasis	0 (0 to 0)	0 (0 to 0)	0 (0 to 0)	0 (0 to 0)	0 (0 to 0)	0 (0 to 0)	0 (0 to 0)	0 (0 to 0)	0 (0 to 0)	0 (0 to 0)	0 (0 to 0)	0 (0 to 0)	0 (0 to 0)	0 (0 to 0)	0 (0 to 0)	0 (0 to 0)	0 (0 to 0)	0 (0 to 0)	0 (0 to 0)	0 (0 to 0)	0 (0 to 0)	0 (0 to 0)	0 (0 to 0)	0 (0 to 0)
Onchocerciasis	0 (0 to 0)	0 (0 to 0)	0 (0 to 0)	0 (0 to 0)	0 (0 to 0)	0 (0 to 0)	0 (0 to 0)	0 (0 to 0)	0 (0 to 0)	0 (0 to 0)	0 (0 to 0)	0 (0 to 0)	0 (0 to 0)	0 (0 to 0)	0 (0 to 0)	0 (0 to 0)	0 (0 to 0)	0 (0 to 0)	0 (0 to 0)	0 (0 to 0)	0 (0 to 0)	0 (0 to 0)	0 (0 to 0)	0 (0 to 0)
Trachoma	0 (0 to 0)	0 (0 to 0)	0 (0 to 0)	0 (0 to 0)	0 (0 to 0)	0 (0 to 0)	0 (0 to 0)	0 (0 to 0)	0 (0 to 0)	0 (0 to 0)	0 (0 to 0)	0 (0 to 0)	0 (0 to 0)	0 (0 to 0)	0 (0 to 0)	0 (0 to 0)	0 (0 to 0)	0 (0 to 0)	0 (0 to 0)	0 (0 to 0)	0 (0 to 0)	0 (0 to 0)	0 (0 to 0)	0 (0 to 0)
Dengue	0 (0 to 0)	0 (0 to 0)	0 (0 to 0)	0 (0 to 0)	0 (0 to 0)	0 (0 to 0)	0 (0 to 0)	0 (0 to 0)	0 (0 to 0)	0 (0 to 0)	0 (0 to 0)	0 (0 to 0)	0 (0 to 0)	0 (0 to 0)	0 (0 to 0)	0 (0 to 0)	0 (0 to 0)	0 (0 to 0)	0 (0 to 0)	0 (0 to 0)	0 (0 to 0)	0 (0 to 0)	0 (0 to 0)	0 (0 to 0)
Yellow fever	0 (0 to 0)	0 (0 to 0)	0 (0 to 0)	0 (0 to 0)	0 (0 to 0)	0 (0 to 0)	0 (0 to 0)	0 (0 to 0)	0 (0 to 0)	0 (0 to 0)	0 (0 to 0)	0 (0 to 0)	0 (0 to 0)	0 (0 to 0)	0 (0 to 0)	0 (0 to 0)	0 (0 to 0)	0 (0 to 0)	0 (0 to 0)	0 (0 to 0)	0 (0 to 0)	0 (0 to 0)	0 (0 to 0)	0 (0 to 0)
Rabies	0 (0 to 0)	0 (0 to 0)	0 (0 to 0)	0 (0 to 0)	0 (0 to 0)	0 (0 to 0)	0 (0 to 0)	0 (0 to 0)	0 (0 to 0)	0 (0 to 0)	0 (0 to 0)	0 (0 to 0)	0 (0 to 0)	0 (0 to 0)	0 (0 to 0)	0 (0 to 0)	0 (0 to 0)	0 (0 to 0)	0 (0 to 0)	0 (0 to 0)	0 (0 to 0)	0 (0 to 0)	0 (0 to 0)	0 (0 to 0)
Intestinal nematode infections	0 (0 to 0)	0 (0 to 0)	0 (0 to 0)	0 (0 to 0)	0 (0 to 0)	0 (0 to 0)	0 (0 to 0)	0 (0 to 0)	0 (0 to 0)	0 (0 to 0)	0 (0 to 0)	0 (0 to 0)	0 (0 to 0)	0 (0 to 0)	0 (0 to 0)	0 (0 to 0)	0 (0 to 0)	0 (0 to 0)	0 (0 to 0)	0 (0 to 0)	0 (0 to 0)	0 (0 to 0)	0 (0 to 0)	0 (0 to 0)
Ascariasis	0 (0 to 0)	0 (0 to 0)	0 (0 to 0)	0 (0 to 0)	0 (0 to 0)	0 (0 to 0)	0 (0 to 0)	0 (0 to 0)	0 (0 to 0)	0 (0 to 0)	0 (0 to 0)	0 (0 to 0)	0 (0 to 0)	0 (0 to 0)	0 (0 to 0)	0 (0 to 0)	0 (0 to 0)	0 (0 to 0)	0 (0 to 0)	0 (0 to 0)	0 (0 to 0)	0 (0 to 0)	0 (0 to 0)	0 (0 to 0)
Trichuriasis	0 (0 to 0)	0 (0 to 0)	0 (0 to 0)	0 (0 to 0)	0 (0 to 0)	0 (0 to 0)	0 (0 to 0)	0 (0 to 0)	0 (0 to 0)	0 (0 to 0)	0 (0 to 0)	0 (0 to 0)	0 (0 to 0)	0 (0 to 0)	0 (0 to 0)	0 (0 to 0)	0 (0 to 0)	0 (0 to 0)	0 (0 to 0)	0 (0 to 0)	0 (0 to 0)	0 (0 to 0)	0 (0 to 0)	0 (0 to 0)
Hookworm disease	0 (0 to 0)	0 (0 to 0)	0 (0 to 0)	0 (0 to 0)	0 (0 to 0)	0 (0 to 0)	0 (0 to 0)	0 (0 to 0)	0 (0 to 0)	0 (0 to 0)	0 (0 to 0)	0 (0 to 0)	0 (0 to 0)	0 (0 to 0)	0 (0 to 0)	0 (0 to 0)	0 (0 to 0)	0 (0 to 0)	0 (0 to 0)	0 (0 to 0)	0 (0 to 0)	0 (0 to 0)	0 (0 to 0)	0 (0 to 0)
Food-borne trematodiases	0 (0 to 0)	0 (0 to 0)	0 (0 to 0)	0 (0 to 0)	0 (0 to 0)	0 (0 to 0)	0 (0 to 0)	0 (0 to 0)	0 (0 to 0)	0 (0 to 0)	0 (0 to 0)	0 (0 to 0)	0 (0 to 0)	0 (0 to 0)	0 (0 to 0)	0 (0 to 0)	0 (0 to 0)	0 (0 to 0)	0 (0 to 0)	0 (0 to 0)	0 (0 to 0)	0 (0 to 0)	0 (0 to 0)	0 (0 to 0)
Leprosy	0 (0 to 0)	0



Osteoarthritis other	0 (0 to 0)	0 (0 to 0)	0 (0 to 0)	0 (0 to 0)	1-4 (0 to 1)	0 (0 to 0)	0 (0 to 0)	0 (0 to 0)	0 (0 to 0)	0 (0 to 0)	0 (0 to 1)	0-2 (0 to 0.5)	0-3 (0 to 0.7)	0-5 (0.2 to 1.2)	1-1 (0.5 to 2.4)	1-4 (0.6 to 3.1)	1-4 (0.7 to 3.2)	1-1 (0.5 to 2.3)	0-9 (0.4 to 1.8)	0-6 (0.3 to 1.2)	0-3 (0.2 to 0.7)	0-2 (0.1 to 0.3)	0-1 (0 to 0.1)	0 (0 to 0)		9-2
Low back pain	0 (0 to 0)	0 (0 to 0)	0 (0 to 0)	0 (0 to 0)	9-4 (5.7 to 23)	15-2 (9.9 to 23.9)	23-5 (13.8 to 39.7)	27-2 (15.5 to 51.9)	28-1 (17.2 to 49)	25-8 (15.4 to 39.3)	30-3 (18.1 to 47.1)	29-1 (17.2 to 50.1)	29-2 (16.9 to 50.1)	28-1 (16.1 to 49.1)	27-3 (15.2 to 46.4)	27-3 (15.2 to 46.4)	27-3 (15.2 to 46.4)	26-4 (15.2 to 46.4)	25-5 (14.6 to 43.9)	25-5 (14.6 to 43.9)	25-5 (14.6 to 43.9)	25-5 (14.6 to 43.9)	25-5 (14.6 to 43.9)	25-5 (14.6 to 43.9)		361
Neck pain	0 (0 to 0)	0 (0 to 0)	0 (0 to 0)	0-2 (0 to 0.4)	0-7 (0.3 to 1.5)	1-1 (0.5 to 2)	1-9 (0.9 to 3.7)	2-7 (1.1 to 7.4)	3-5 (1.5 to 10.2)	3-1 (1.3 to 11.1)	4-7 (1.9 to 16.1)	4-7 (1.9 to 16.1)	4-7 (1.9 to 16.1)	4-7 (1.9 to 16.1)	4-7 (1.9 to 16.1)	4-7 (1.9 to 16.1)	4-7 (1.9 to 16.1)	4-6 (1.9 to 16.1)	4-6 (1.9 to 16.1)	4-6 (1.9 to 16.1)	4-6 (1.9 to 16.1)	4-6 (1.9 to 16.1)	4-6 (1.9 to 16.1)	4-6 (1.9 to 16.1)		89
Gout	0 (0 to 0)	0 (0 to 0)	0 (0 to 0)	0 (0 to 0)	0 (0 to 0)	0 (0 to 0)	0 (0 to 0)	0 (0 to 0)	0 (0 to 0)	0 (0 to 0)	0 (0 to 0)	0 (0 to 0)	0 (0 to 0)	0 (0 to 0)	0 (0 to 0)	0 (0 to 0)	0 (0 to 0)	0 (0 to 0)	0 (0 to 0)	0 (0 to 0)	0 (0 to 0)	0 (0 to 0)	0 (0 to 0)	0 (0 to 0)	0 (0 to 0)		24-4
Other musculoskeletal disorders	0 (0 to 0)	0 (0 to 0)	0 (0 to 0)	0-1 (0.1 to 0.3)	2-9 (1.7 to 4.4)	10-6 (6.3 to 16.3)	18-1 (10.4 to 28)	20-4 (12.7 to 31.2)	19-4 (11.9 to 28.4)	20 (12.4 to 29.4)	19-9 (12.3 to 28.6)	20-1 (12.4 to 29.4)	20-3 (12.6 to 29.4)	20-6 (13.1 to 30.6)	21-6 (13.2 to 32.6)	28-6 (14.9 to 43.6)	21-5 (11.4 to 34.7)	34-4 (20.3 to 56.4)	7-9 (3.7 to 15.4)	4 (1.8 to 8.9)	1-2 (0.4 to 3.7)	0-3 (0.1 to 0.9)	0-1 (0.1 to 0.3)	0 (0 to 0)		229
Other non-communicable diseases	28-4 (15.5 to 46.2)	7-9 (4.9 to 12.9)	36-2 (22.1 to 57.2)	11 (7.7 to 16.6)	7-3 (4.3 to 9.1)	5-4 (3.7 to 7.4)	7-3 (5.1 to 10.2)	10-2 (7.1 to 15.3)	11-9 (8.4 to 16.9)	12-7 (8.4 to 18.3)	13-2 (9.2 to 19.3)	13-2 (9.2 to 19.3)	13-2 (9.2 to 19.3)	16-6 (12.1 to 22.9)	36-3 (26.5 to 49.1)	39-6 (28.7 to 54.6)	34-4 (25.3 to 46.4)	29-6 (19.7 to 35.2)	20-9 (15.9 to 27.4)	14-7 (10.8 to 19.1)	9-4 (6.8 to 12.3)	2-2 (0.8 to 6.9)	1-9 (1.3 to 2.6)	0-5 (0.3 to 0.9)		384
Congenital birth defects	25-2 (14.5 to 44.4)	6-3 (3.4 to 10.4)	14-1 (8.1 to 22.4)	7-4 (3.4 to 11.2)	4-2 (2.9 to 6.2)	3-2 (2.2 to 4.4)	2-6 (1.6 to 4)	2-1 (1.4 to 3.7)	2-5 (1.7 to 3.9)	2-2 (1.4 to 3.3)	1-5 (1.1 to 2.8)	1-5 (1.1 to 2.8)	1-8 (1.3 to 2.4)	2-1 (1.5 to 2.9)	2-8 (1.9 to 3.9)	2-5 (1.6 to 3.4)	1-6 (1.2 to 2.5)	0-8 (0.6 to 1.1)	0-2 (0.1 to 0.3)	0-1 (0.1 to 0.1)	0-1 (0 to 0.1)	0 (0 to 0)	0 (0 to 0)	0 (0 to 0)		82-4
Neural tube defects	2-8 (0.7 to 7.1)	0-2 (0.1 to 0.9)	0-7 (0.2 to 1.8)	0-2 (0.1 to 0.5)	0-1 (0.1 to 0.2)	0-1 (0.1 to 0.2)	0-1 (0.1 to 0.4)	0-1 (0.1 to 0.3)	0-1 (0.1 to 0.3)	0-1 (0 to 0.3)	0-1 (0.1 to 0.2)	0-1 (0.1 to 0.2)	0-1 (0.1 to 0.2)	0-1 (0.1 to 0.2)	0-1 (0.1 to 0.2)	0-1 (0.1 to 0.2)	0-1 (0.1 to 0.2)	0-1 (0.1 to 0.2)	0 (0 to 0)	0 (0 to 0)	0 (0 to 0)	0 (0 to 0)	0 (0 to 0)	0 (0 to 0)	0 (0 to 0)		5-4
Congenital heart anomalies	5-8 (2.6 to 11)	2-8 (1.4 to 5.1)	5-3 (2.5 to 10.2)	1-6 (0.9 to 2.4)	1 (0.5 to 1.6)	0-6 (0.3 to 1.3)	0-4 (0.2 to 1.2)	0-7 (0.3 to 1.2)	0-6 (0.3 to 1.1)	0-7 (0.3 to 1.2)	0-5 (0.2 to 0.9)	0-5 (0.2 to 0.9)	0-6 (0.4 to 1)	0-9 (0.5 to 1.4)	0-9 (0.5 to 1.4)	0-5 (0.2 to 0.9)	0-6 (0.3 to 1)	0-3 (0.2 to 0.4)	0-2 (0 to 0)	0 (0 to 0)	0 (0 to 0)	0 (0 to 0)	0 (0 to 0)	0 (0 to 0)		24-4
Orofacial clefts	0 (0 to 0.1)	0 (0 to 0)	0-1 (0 to 0.1)	0 (0 to 0)	0 (0 to 0)	0 (0 to 0)	0 (0 to 0)	0 (0 to 0)	0 (0 to 0)	0 (0 to 0)	0 (0 to 0)	0 (0 to 0)	0 (0 to 0)	0 (0 to 0)	0 (0 to 0)	0 (0 to 0)	0 (0 to 0)	0 (0 to 0)	0 (0 to 0)	0 (0 to 0)	0 (0 to 0)	0 (0 to 0)	0 (0 to 0)	0 (0 to 0)	0 (0 to 0)		0-4
Down syndrome	0-3 (0.1 to 0.7)	0-1 (0 to 0.2)	0-6 (0.1 to 1.4)	0-3 (0 to 0.8)	0-2 (0 to 0.5)	0-2 (0 to 0.5)	0-2 (0.1 to 0.4)	0-2 (0 to 0.5)	0-3 (0 to 0.6)	0-2 (0 to 0.5)	0-2 (0 to 0.5)	0-2 (0 to 0.5)	0-3 (0 to 0.6)	0-6 (0.2 to 1.4)	0-8 (0.3 to 1.9)	0-7 (0.3 to 1.7)	0-5 (0.2 to 1.2)	0-2 (0 to 0.5)	0-2 (0 to 0.5)	0 (0 to 0)	0 (0 to 0)	0 (0 to 0)	0 (0 to 0)	0 (0 to 0)		5-5
Turner syndrome	0 (0 to 0)	0 (0 to 0)	0 (0 to 0)	0 (0 to 0)	0 (0 to 0)	0 (0 to 0)	0 (0 to 0)	0 (0 to 0)	0 (0 to 0)	0 (0 to 0)	0 (0 to 0)	0 (0 to 0)	0 (0 to 0)	0 (0 to 0)	0 (0 to 0)	0 (0 to 0)	0 (0 to 0)	0 (0 to 0)	0 (0 to 0)	0 (0 to 0)	0 (0 to 0)	0 (0 to 0)	0 (0 to 0)	0 (0 to 0)	0 (0 to 0)		0
Klinefelter syndrome	0 (0 to 0)	0 (0 to 0)	0 (0 to 0)	0 (0 to 0)	0 (0 to 0)	0 (0 to 0)	0 (0 to 0)	0 (0 to 0)	0 (0 to 0)	0 (0 to 0)	0 (0 to 0)	0 (0 to 0)	0 (0 to 0)	0 (0 to 0)	0 (0 to 0)	0 (0 to 0)	0 (0 to 0)	0 (0 to 0)	0 (0 to 0)	0 (0 to 0)	0 (0 to 0)	0 (0 to 0)	0 (0 to 0)	0 (0 to 0)	0 (0 to 0)		0-1
Other chromosomal abnormalities	4-9 (1.9 to 10.2)	1-4 (0.4 to 2.7)	2-4 (1 to 4.4)	0-8 (0.5 to 1.5)	0-6 (0.3 to 0.9)	0-4 (0.2 to 0.6)	0-2 (0.2 to 0.5)	0-2 (0.1 to 0.4)	0-2 (0.1 to 0.4)	0-2 (0.1 to 0.3)	0-2 (0.1 to 0.3)	0-1 (0.1 to 0.2)	0-1 (0.1 to 0.2)	0-1 (0 to 0.1)	0-1 (0 to 0.2)	0-1 (0 to 0)	0-1 (0 to 0.1)	0-1 (0 to 0.1)	0-1 (0 to 0.1)	0-1 (0 to 0.1)	0-1 (0 to 0.1)	0-1 (0 to 0.1)	0-1 (0 to 0.1)	0-1 (0 to 0.1)		11-9
Congenital musculoskeletal and limb anomalies	0-2 (0 to 0.5)	0-1 (0 to 0.2)	1-1 (0.4 to 1.8)	0-7 (0.3 to 0.9)	0-4 (0.2 to 0.7)	0-4 (0.2 to 0.7)	0-6 (0.3 to 1.2)	0-6 (0.3 to 1)	0-4 (0.2 to 0.8)	0-5 (0.2 to 0.9)	0-5 (0.2 to 0.9)	0-4 (0.2 to 0.8)	0-4 (0.2 to 0.8)	0-4 (0.2 to 0.7)	0-6 (0.3 to 1.1)	0-4 (0.2 to 0.8)	0-4 (0.2 to 0.8)	0-2 (0.1 to 0.3)	0-1 (0 to 0.1)	0-1 (0 to 0.1)	0 (0 to 0)	0 (0 to 0)	0 (0 to 0)	0 (0 to 0)		11-2
Urogenital congenital anomalies	1-5 (0.4 to 3.2)	0-1 (0.1 to 0.3)	0-2 (0.1 to 0.5)	0-1 (0.1 to 0.2)	0-1 (0 to 0.1)	0-1 (0 to 0.1)	0-1 (0 to 0.1)	0-1 (0 to 0.1)	0-1 (0 to 0.1)	0 (0 to 0)	0 (0 to 0)	0 (0 to 0)	0 (0 to 0)	0 (0 to 0)	0 (0 to 0)	0 (0 to 0)	0 (0 to 0)	0 (0 to 0)	0 (0 to 0)	0 (0 to 0)	0 (0 to 0)	0 (0 to 0)	0 (0 to 0)	0 (0 to 0)	0 (0 to 0)		2-4
Digestive congenital anomalies	2-4 (0.9 to 7.2)	0-6 (0.2 to 1.3)	0-5 (0.4 to 2.7)	0-2 (0.2 to 0.6)	0-1 (0.1 to 0.3)	0-1 (0 to 0.1)	0-1 (0 to 0.1)	0-1 (0 to 0.1)	0-1 (0 to 0.1)	0-1 (0 to 0.2)	0-1 (0 to 0.2)	0-1 (0 to 0.2)	0-1 (0 to 0.2)	0-1 (0 to 0.2)	0-1 (0 to 0.2)	0-1 (0 to 0.2)	0-1 (0 to 0.2)	0-1 (0 to 0.2)	0-1 (0 to 0.2)	0-1 (0 to 0.2)	0-1 (0 to 0.2)	0-1 (0 to 0.2)	0-1 (0 to 0.2)	0-1 (0 to 0.2)		5-2
Other congenital birth defects	1-2 (0.5 to 3.8)	0-4 (0.1 to 1.7)	1-6 (0.7 to 3.5)	0-8 (0.4 to 1.6)	0-3 (0.2 to 0.6)	0-3 (0.2 to 0.6)	0-3 (0.2 to 0.7)	0-3 (0.2 to 0.7)	0-3 (0.2 to 0.6)	0-3 (0.2 to 0.6)	0-3 (0.2 to 0.5)	0-3 (0.2 to 0.5)	0-3 (0.2 to 0.6)	0-3 (0.2 to 0.6)	0-3 (0.1 to 0.6)	0-3 (0.2 to 0.6)	0-3 (0.2 to 0.6)	0-3 (0.2 to 0.6)	0-3 (0.2 to 0.6)	0-3 (0.2 to 0.6)	0-3 (0.2 to 0.6)	0-3 (0.2 to 0.6)	0-3 (0.2 to 0.6)	0-3 (0.2 to 0.6)		16-8
Urinary diseases and male infertility	0-3 (0.1 to 0.5)	0-1 (0 to 0.2)	0-1 (0.1 to 0.2)	0-1 (0 to 0.2)	0-1 (0.1 to 0.2)	0-1 (0 to 0.1)	0-3 (0.1 to 0.6)	0-3 (0.2 to 1)	0-3 (0.1 to 1)	0-3 (0.1 to 1)	0-3 (0.1 to 1)	0-3 (0.1 to 1)	0-7 (0.4 to 1.1)	1-6 (1 to 2.2)	1-6 (0.9 to 3.2)	0-7 (0.3 to 1.6)	0-5 (0.2 to 1.2)	0-2 (0 to 0.5)	0-2 (0 to 0.5)	0-1 (0 to 0.3)	0-5 (0.2 to 1.2)	0-3 (0.1 to 0.6)	0-2 (0 to 0.5)	0-2 (0 to 0.5)		49-3
Urolithiasis	0 (0 to 0)	0 (0 to 0)	0 (0 to 0)	0 (0 to 0)	0 (0 to 0)	0 (0 to 0)	0 (0 to 0)	0 (0 to 0)	0 (0 to 0)	0 (0 to 0)	0 (0 to 0)	0 (0 to 0)	0 (0 to 0)	0 (0 to 0)	0 (0 to 0)	0 (0 to 0)	0 (0 to 0)	0 (0 to 0)	0 (0 to 0)	0 (0 to 0)	0 (0 to 0)	0 (0 to 0)	0 (0 to 0)	0 (0 to 0)	0 (0 to 0)		1-2
Benign prostatic hyperplasia	0 (0 to 0)	0 (0 to 0)	0 (0 to 0)	0 (0 to 0)	0 (0 to 0)	0 (0 to 0)	0 (0 to 0)	0 (0 to 0)	0 (0 to 0)	0 (0 to 0)	0 (0 to 0)	0 (0 to 0)	0 (0 to 0)	0 (0 to 0)	0 (0 to 0)	0 (0 to 0)	0 (0 to 0)	0 (0 to 0)	0 (0 to 0)	0 (0 to 0)	0 (0 to 0)	0 (0 to 0)	0 (0 to 0)	0 (0 to 0)	0 (0 to 0)		13-1
Male infertility	0 (0 to 0)	0 (0 to 0)	0 (0 to 0)	0 (0 to 0)	0 (0 to 0)	0 (0 to 0)	0 (0 to 0)	0-2 (0 to 0.5)	0-3 (0.1 to 0.6)	0-3 (0.1 to 0.6)	0-2 (0 to 0.5)	0-2 (0 to 0.5)	0-2 (0 to 0.6)	0-3 (0.1 to 0.6)	0-3 (0.1 to 0.6)	0-3 (0.1 to 0.6)	0-3 (0.1 to 0.6)	0-2 (0 to 0.5)	0-2 (0 to 0.5)	0-2 (0 to 0.5)	0-2 (0 to 0.5)	0-2 (0 to 0.5)	0-2 (0 to 0.5)	0-2 (0 to 0.5)	0-2 (0 to 0.5)		1-2
Other urinary diseases	0-2 (0.1 to 0.3)	0 (0 to 0.1)	0 (0 to 0.1)	0 (0 to 0.1)	0 (0 to 0.1)	0 (0 to 0.1)	0 (0 to 0.1)	0 (0 to 0.1)	0 (0 to 0.1)	0 (0 to 0.1)	0 (0 to 0.1)	0 (0 to 0.1)	0 (0 to 0.1)	0 (0 to 0.1)	0 (0 to 0.2)	0 (0 to 0.1)	0 (0 to 0.1)	0 (0 to 0.2)	0 (0 to 0.2)	0 (0 to 0.1)	0 (0 to 0.1)	0 (0 to 0.1)	0 (0 to 0.1)	0 (0 to 0.1)	0 (0 to 0.1)		2-2
Gynecological diseases	0 (0 to 0)	0 (0 to 0)	0 (0 to 0)	0 (0 to 0)	0 (0 to 0)	0 (0 to 0)	0 (0 to 0)	0 (0 to 0)	0 (0 to 0)	0 (0 to 0)	0 (0 to 0)	0 (0 to 0)	0 (0 to 0)	0 (0 to 0)	0 (0 to 0)	0 (0 to 0)	0 (0 to 0)	0 (0 to 0)	0 (0 to 0)	0 (0 to 0)	0 (0 to 0)	0 (0 to 0)	0 (0 to 0)	0 (0 to 0)	0 (0 to 0)		0
Uterine fibroids	0 (0 to 0)	0 (0 to 0)	0 (0 to 0)	0 (0 to 0)	0 (0 to 0)	0 (0 to 0)	0 (0 to 0)	0 (0 to 0)	0 (0 to 0)	0 (0 to 0)	0 (0 to 0)	0 (0 to 0)	0 (0 to 0)	0 (0 to 0)	0 (0 to 0)	0 (0 to 0)	0 (0 to 0)	0 (0 to 0)	0 (0 to 0)	0 (0 to 0)	0 (0 to 0)	0 (0 to 0)	0 (0 to 0)	0 (0 to 0)	0 (0 to 0)		0
Polycystic ovarian syndrome	..	..	..	..	..	..	..	..	..	..	..	..	..	..	..	..	..	..	..	..	..	..	..	..	..		NA
Female infertility	..	..	..	..	..	..	..	..	..	..	..	..	..	..	..	..	..	..	..	..	..	..	..	..	..		NA
Endometriosis	..	..	..	..	..	..	..	..	..	..	..	..	..	..	..	..	..	..	..	..	..	..	..	..	..		NA
Genital prolapse	0 (0 to 0)	0 (0 to 0)	0 (0 to 0)	0 (0 to 0)	0 (0 to 0)	0 (0 to 0)	0 (0 to 0)	0 (0 to 0)	0 (0 to 0)	0 (0 to 0)	0 (0 to 0)	0 (0 to 0)	0 (0 to 0)	0 (0 to 0)	0 (0 to 0)	0 (0 to 0)	0 (0 to 0)	0 (0 to 0)	0 (0 to 0)	0 (0 to 0)	0 (0 to 0)	0 (0 to 0)	0 (0 to 0)	0 (0 to 0)	0 (0 to 0)		0
Premenstrual syndrome	..	..	..	..	..	..	..	..	..	..	..	..	..	..	..	..	..	..	..	..	..	..	..	..	..		NA
Other gynecological diseases	0 (0 to 0)	0 (0 to 0)	0 (0 to 0)	0 (0 to 0)	0 (0 to 0)	0 (0 to 0)	0 (0 to 0)	0 (0 to 0)	0 (0 to 0)	0 (0 to 0)	0 (0 to 0)	0 (0 to 0)	0 (0 to 0)	0 (0 to 0)	0 (0 to 0)	0 (0 to 0)	0 (0 to 0)	0 (0 to 0)	0 (0 to 0)	0 (0 to 0)	0 (0 to 0)	0 (0 to 0)	0 (0 to 0)	0 (0 to 0)	0 (0 to 0)		0
Hemoglobinopathies and hemolytic anemias	0 (0 to 0)	0 (0 to 0)	0-1 (0 to 0.1)	0-2 (0 to 0.2)	0-1 (0 to 0.2)	0-1 (0 to 0.2)	0-1 (0 to 0.2)	0-1 (0.1 to 0.2)	0-1 (0.1 to 0.2)	0-1 (0 to 0.2)	0-1 (0.1 to 0.2)	0-1 (0.1 to 0.2)	0-1 (0.1 to 0.2)	0-2 (0.1 to 0.3)	0-2 (0.1 to 0.3)	0-3 (0.1 to 0.5)	0-4 (0.2 to 0.6)	0-3 (0.2 to 0.5)	0-3 (0.2 to 0.5)	0-2 (0.1 to 0.3)	0-1 (0.1 to 0.2)	0-1 (0.1 to 0.1)	0-1 (0 to 0.1)	0 (0 to 0)		3-3
Thalassemias	0 (0 to 0)	0 (0 to 0)	0 (0 to 0)	0 (0 to 0)	0 (0 to 0)	0 (0 to 0)	0 (0 to 0)	0 (0 to 0)	0 (0 to 0)	0 (0 to 0)	0 (0 to 0)	0 (0 to 0)	0 (0 to 0)	0 (0 to 0)	0 (0 to 0)	0 (0 to 0)	0 (0 to 0)	0 (0 to 0)	0 (0 to 0)	0 (0 to 0)	0 (0 to 0)	0 (0 to 0)	0 (0 to 0)	0 (0 to 0)	0 (0 to 0)		0
Thalassemias trait	0 (0 to 0)	0 (0 to 0)	0 (0 to 0)	0 (0 to 0)	0 (0 to 0)	0 (0 to 0)	0 (0 to 0)	0 (0 to 0)	0 (0 to 0)	0 (0 to 0)	0 (0 to 0)	0 (0 to 0)	0 (0 to 0)	0 (0 to 0)	0 (0 to 0)	0 (0 to 0)	0 (0 to 0)	0 (0 to 0)	0 (0 to 0)	0 (0 to 0)	0 (0 to 0)	0 (0 to 0)	0 (0 to 0)	0 (0 to 0)	0 (0 to 0)		0-1
Sickle cell disorders	0 (0 to 0)	0 (0 to 0)	0 (0 to 0)	0 (0 to 0)	0 (0 to 0)	0 (0 to 0)	0 (0 to 0)	0 (0 to 0)	0 (0 to 0)	0 (0 to 0)	0 (0 to 0)	0 (0 to 0)	0 (0 to 0)	0 (0 to 0)	0 (0 to 0)	0 (0 to 0)	0 (0 to 0)	0 (0 to 0)	0 (0 to 0)	0 (0 to 0)	0 (0 to 0)	0 (0 to 0)	0 (0 to 0)	0 (0 to 0)	0 (0 to 0)		0
Sickle cell trait	0 (0 to 0)	0 (0 to 0)	0 (0 to 0)	0 (0 to 0)	0 (0 to 0)	0 (0 to 0)	0 (0 to 0)	0 (0 to 0)	0 (0 to 0)	0 (0 to 0)	0 (0 to 0)	0 (0 to 0)	0 (0 to 0)	0 (0 to 0)	0 (0 to 0)	0 (0 to 0)	0 (0 to 0)	0 (0 to 0)	0 (0 to 0)	0 (0 to 0)	0 (0 to 0)	0 (0 to 0)	0 (0 to 0)	0 (0 to 0)	0 (0 to 0)		0
G6PD deficiency	0 (0 to 0)	0 (0 to 0)	0 (0 to 0)	0 (0 to 0)	0 (0 to 0)	0 (0 to 0)	0 (0 to 0)	0 (0 to 0.1)	0 (0 to 0.1)	0 (0 to 0.1)	0 (0 to 0.1)	0 (0 to 0.1)	0 (0 to 0.1)	0 (0 to 0.1)	0-1 (0 to 0.2)	0-1 (0 to 0.2)	0-1 (0 to 0.2)	0-1 (0 to 0.2)	0 (0 to 0.1)	0 (0 to 0.1)	0 (0 to 0.1)	0 (0 to 0.1)	0 (0 to 0.1)	0 (0 to 0.1)	0 (0 to 0.1)		0-8
G6PD trait	0 (0 to 0)	0 (0 to 0)	0 (0 to 0)	0 (0 to 0)	0 (0 to 0)	0 (0 to 0)	0 (0 to 0)	0 (0 to 0)	0 (0 to 0)	0 (0 to 0)	0 (0 to 0)	0 (0 to 0)	0 (0 to 0)	0 (0 to 0)	0 (0 to 0)	0 (0 to 0)	0 (0 to 0)	0 (0 to 0)	0 (0 to 0)	0 (0 to 0)	0 (0 to 0)	0 (0 to 0)	0 (0 to 0)	0 (0 to 0)	0 (0 to 0)		0
Other hemoglobinopathies and hemolytic anemias	0 (0 to 0)	0 (0 to 0)	0-1 (0 to 0.2)	0-1 (0 to 0.4)	0-1 (0 to 0.2)	0-1 (0 to 0.2)	0-1 (0 to 0.2)	0-1 (0 to 0.2)	0-1 (0 to 0.2)	0-1 (0 to 0.2)	0-1 (0 to 0.2)	0-1 (0 to 0.2)	0-1 (0 to 0.2)	0-1 (0 to 0.2)	0-1 (0 to 0.2)	0-2 (0 to 0.5)	0-3 (0 to 0.5)	0-2 (0 to 0.5)	0-2 (0 to 0.4)	0-2 (0 to 0.4)	0-2 (0 to 0.4)	0-2 (0 to 0.4)	0-1 (0 to 0.2)	0-1 (0 to 0.2)	0-1 (0 to 0.2)		2-3
Endocrine, metabolic, blood, and immune disorders	1 (0.3 to 2)	0-5 (0.1 to 0.9)	2-5 (1 to 5.3)	2-4 (1.2 to 4.1)	1-8 (1 to 3)	1-5 (0.9 to 2.6)	1-2 (0.7 to 2.5)	2-7 (1.4 to 3.6)	2-3 (1.3 to 3.6)	4-7 (3.1 to 7.3)	4-8 (3.1 to 7.3)	5-5 (3.6 to 8.2)	5-5 (3.6 to 8.2)	7-9 (5.5 to 11.4)	10-7 (7.5 to 15.2)	13-2 (9.3 to 20.1)	18 (11.9 to 28.3)	14-6 (9.8 to 19.7)	8-1 (5.1 to 11.5)	5-1 (3.3 to 7.5)	3 (1.7 to 4.6)	1-5 (0.8 to 2.3)	0-5 (0.2 to 1.2)	0-1 (0 to 0.2)		115
Oral disorders	1 (0.4 to 1.7)	0-5 (0.1 to 1.2)	0-9 (0.4 to 1.7)	0-5 (0.2 to 1.1)	0-5 (0.1 to 1.7)	1-2 (0.7 to 2.1)	2-2 (1.2 to 3.6)	3-5 (1.9 to 6.2)	4-4 (2.3 to 7.9)	5-1 (2.4 to 9.3)	5-4 (2.8 to 9.8)	7-2 (3.9 to 12.8)	10-9 (5.7 to 21.6)	13-2 (7.1 to 27.1)	11-4 (6.1 to 22.7)	9-5 (5.1 to 17.8)	7-8 (4.1 to 14.3)	5-8 (3.2 to 10.2)	3-4 (2.1 to 5.2)	1-7 (1.1 to 2.6)	0-6 (0.3 to 1.1)	0-2 (0.1 to 0.3)	0-1 (0 to 0.1)	89-4
Caries of deciduous teeth	0 (0 to 0)	0 (0 to 0)	0 (0 to 0)	0-3 (0 to 0.9)	0-3 (0 to 0.7)	0 (0 to 0)	0 (0 to 0)	0 (0 to 0)	0 (0 to 0)	0 (0 to 0)	0 (0 to 0)	0 (0 to 0)	0 (0 to 0)	0 (0 to 0)	0 (0 to 0)	0 (0 to 0)	0 (0 to 0)	0 (0 to 0)	0 (0 to 0)	0 (0 to 0)	0 (0 to 0)	0 (0 to 0)	0 (0 to 0)	0 (0 to 0)	0 (0 to 0)		0-6
Caries of permanent teeth	0 (0 to 0)	0 (0 to 0)	0 (0 to 0)	0-3 (0 to 0.9)	0-4 (0.2 to 1)	0-4 (0.2 to 0.9)	0-7 (0.3 to 1.5)	0-7 (0.3 to 1.5)	0-7 (0.3 to 1.4)	0-6 (0.2 to 1.2)	0-7 (0.3 to 1.4)	0-6 (0.2 to 0.9)	0-5 (0.2 to 0.9)	0-5 (0.2 to 1)	0-7 (0.3 to 1.4)	0-5 (0.2 to 1.2)	0-4 (0.1 to 0.9)	0-3 (0.1 to 0.5)	0-3 (0.1 to 0.5)	0-3 (0.1 to 0.5)	0-3 (0.1 to 0.5)	0-3 (0.1 to 0.5)	0-3 (0.1 to 0.5)	0-3 (0.1 to 0.5)		6-7
Periodontal diseases	0 (0 to 0)	0 (0 to 0)	0 (0 to 0)	0 (0 to 0)	0 (0 to 0)	0 (0 to 0.2)	0 (0 to 0.2)	0-1 (0 to 0.3)	0-2 (0.1 to 0.4)	0-2 (0.1 to 0.5)	0-2 (0.1 to 0.4)	0-2 (0.1 to 0.4)	0-2 (0.1 to 0.4)	0-2 (0.1 to 0.4)	0-2 (0.1 to 0.4)	0-2 (0.1 to 0.4)	0-2 (0.1 to 0.4)	0-2 (0.1 to 0.4)	0-2 (0.1 to 0.4)	0-2 (0.1 to 0.4)	0-2 (0.1 to 0.4)	0-2 (0.1 to 0.4)	0-2 (0.1 to 0.4)	0-2 (0.1 to 0.4)		30-1
Other oral disorders	0 (0 to 0)	0 (0 to 0)	0 (0 to 0)	0 (0 to 0)	0-5 (0.3 to 0.8)	0-6 (0.4 to 1.2)	0-7 (0.4 to 1.7)	1-1 (0.7 to 1.7)	0-8 (0.6 to 2)	1-2 (0.8 to 1.9)	1-3 (0.8 to 2)	1-2 (0.8 to 1.7)	1-2 (0.8 to 1.7)	1-1 (0.7 to 1.7)	1-1 (0.7 to 1.7)	1-1 (0.7 to 1.7)	1-1 (0.7 to 1.7)	1-1 (0.7 to 1.7)	1-1 (0.7 to 1.7)	1-1 (0.7 to 1.7)	1-1 (0.7 to 1.7)	1-1 (0.7 to 1.7)	1-1 (0.7 to 1.7)	1-1 (0.7 to 1.7)		15
Sudden infant death syndrome	..	1-1 (0.4 to 2.2)	1-5 (0.6 to 3.2)	..	..	..	..	..	..	..	..	..	..	..	..	..	..	..	..	..	..	..	..	..	..		NA
Injuries	0-7 (0.4 to 1.2)	0-8 (0.4 to 1.2)	16-1 (7.4 to 33.3)	21-3 (12.6 to 33)	20 (14.9 to 27.7)	33 (25.7 to 41.4)	256 (94.4 to 537)	250 (105 to 591)	262 (226 to 537)	239 (204 to 500)	227 (170 to 370)	174 (126 to 259)	174 (128 to 259)	188 (147 to 246)	274 (215 to 338)	274 (171 to 372)	218 (151 to 312)	151 (122 to 187)	88-6 (71.3 to 109)	64-1 (52.2 to 78.6)	42-7 (35.1 to 51.4)	26-1 (21.3 to 31.8)	14-2 (11.4 to 17.5)	5-2 (4.2 to 6.4)	1-1 (0.9 to 1.3)	2,390
Transport injuries	0-1 (0 to 0.1)	0-1 (0 to 0.1)	0-3 (0.2 to 1.1)	1-1 (0.1 to 4.4)	2-1 (0.1 to 7.2)	3-6 (0.1 to 7.2)	6-4 (0.3 to 20.5)	12-1 (0.5 to 49.9)	15-9 (0.5 to 49.9)	22-5 (1.1 to 74)	29-8 (1.6 to 74)	29-8 (1.6 to 74)	29-8 (1.6 to 74)	29-8 (1.6 to 74)	29-1 (1.5 to 74)	29-1 (1.5 to 74)	29-1 (1.5 to 74)	29-1 (1.5 to 74)	29-1 (1.5 to 74)	29-1 (1.5 to 74)	29-1 (1.5 to 74)	29-1 (1.5 to 74)	29-1 (1.5 to 74)	29-1 (1.5 to 74)		244
Road injuries	0 (0 to 0.1)	0 (0 to 0.1)	0 (0 to 0.7)	0 (0 to 2.8)	0-4 (0.1 to 2.6)	0-5 (0.2 to 2.6)	0-5 (0.2 to 2.6)	13-2 (7.3 to 30.5)	11-9 (6.6 to 22.9)	9-4 (5.3 to 14.9)	7 (4 to 13.9)	6 (4 to 9.4)	7 (4 to 9.9)	7 (4 to 9.9)	9-

SI Table 2a: Guam DALYS by cause and age group for males with 95% uncertainty intervals, 2019

Cause	Early Neonatal	Late Neonatal	Post Neonatal	1 to 4	5 to 9	10 to 14	15 to 19	20 to 24	25 to 29	30 to 34	35 to 39	40 to 44	45 to 49	50 to 54	55 to 59	60 to 64	65 to 69	70 to 74	75 to 79	80 to 84	85 to 89	90 to 94	95 plus	Total
All causes	841 (649 to 1,068)	1,064 (780 to 1,324)	1,796 (1,372 to 2,302)	1,964 (1,574 to 2,477)	1,284 (968 to 1,676)	1,284 (966 to 1,677)	1,407 (1,061 to 1,861)	1,647 (1,247 to 2,126)	1,966 (1,536 to 2,483)	2,307 (1,799 to 2,900)	2,607 (2,029 to 3,310)	2,907 (2,260 to 3,710)	3,207 (2,496 to 4,095)	3,507 (2,729 to 4,484)	3,807 (2,960 to 4,880)	4,107 (3,190 to 5,290)	4,407 (3,422 to 5,696)	4,707 (3,655 to 6,102)	5,007 (3,888 to 6,508)	5,307 (4,121 to 6,914)	5,607 (4,354 to 7,320)	5,907 (4,587 to 7,726)	6,207 (4,820 to 8,132)	26,900 (20,900 to 34,100)
Communicable, maternal, neonatal, and nutritional diseases	841 (649 to 1,068)	1,064 (780 to 1,324)	1,796 (1,372 to 2,302)	1,964 (1,574 to 2,477)	1,284 (968 to 1,676)	1,284 (966 to 1,677)	1,407 (1,061 to 1,861)	1,647 (1,247 to 2,126)	1,966 (1,536 to 2,483)	2,307 (1,799 to 2,900)	2,607 (2,029 to 3,310)	2,907 (2,260 to 3,710)	3,207 (2,496 to 4,095)	3,507 (2,729 to 4,484)	3,807 (2,960 to 4,880)	4,107 (3,190 to 5,290)	4,407 (3,422 to 5,696)	4,707 (3,655 to 6,102)	5,007 (3,888 to 6,508)	5,307 (4,121 to 6,914)	5,607 (4,354 to 7,320)	5,907 (4,587 to 7,726)	6,207 (4,820 to 8,132)	3,660 (2,900 to 4,700)
HIV/AIDS and sexually transmitted infections	92 (29-4 to 199)	39 (9-4 to 92.3)	52.8 (20.7 to 113)	3.4 (2.2 to 5.8)	2.7 (1.7 to 3.9)	0.8 (0.6 to 1)	0.4 (0.3 to 0.7)	6.7 (4.9 to 9.4)	11 (7.6 to 15.4)	24.5 (17.1 to 35.2)	19.5 (13.3 to 27.4)	40.9 (28.4 to 58.4)	18.4 (13 to 26)	9 (6.2 to 12.5)	2.7 (1.5 to 4.3)	3.9 (2.5 to 6)	2.6 (1.6 to 3.4)	0.5 (0.3 to 0.8)	0.2 (0.1 to 0.2)	0.1 (0.1 to 0.1)	0.1 (0.1 to 0.1)	0 (0 to 0)	257 (180 to 360)
HIV/AIDS	0 (0 to 0)	0.4 (0.2 to 0.9)	1.6 (1 to 2.3)	1.9 (1.2 to 2.7)	0.6 (0.4 to 0.9)	0.6 (0.4 to 0.9)	0.4 (0.3 to 0.7)	6.1 (4.5 to 8.6)	10.3 (7.2 to 14.8)	23.8 (16.5 to 34.3)	18.9 (12.9 to 27)	39.2 (27.3 to 56.3)	17.8 (12.3 to 25.6)	8.4 (5.7 to 11.9)	2.5 (1.4 to 3.9)	3.7 (2.4 to 5.3)	2.3 (1.5 to 3.3)	0.3 (0.2 to 0.4)	0.1 (0.1 to 0.2)	0.1 (0.1 to 0.1)	0.1 (0 to 0.1)	0 (0 to 0)	135 (94 to 193)
HIV/AIDS - Drug-susceptible Tuberculosis	0 (0 to 0)	0 (0 to 0)	0.3 (0.2 to 0.4)	0.1 (0 to 0.1)	0.1 (0 to 0.1)	0.2 (0.1 to 0.3)	0.3 (0.2 to 0.4)	0.5 (0.3 to 0.7)	1.2 (0.8 to 1.8)	0.9 (0.7 to 1.4)	0.9 (0.6 to 1.3)	0.7 (0.4 to 1)	0.4 (0.2 to 0.6)	0.3 (0.2 to 0.5)	0.2 (0.1 to 0.4)	0.2 (0.1 to 0.3)	0.1 (0 to 0.2)	0.1 (0 to 0.1)	0 (0 to 0)	0 (0 to 0)	0 (0 to 0)	0 (0 to 0)	6.3 (4.3 to 9)
HIV/AIDS - Multidrug-resistant Tuberculosis without extensive dr...	0 (0 to 0)	0 (0 to 0)	0 (0 to 0)	0 (0 to 0)	0 (0 to 0)	0 (0 to 0)	0 (0 to 0)	0 (0 to 0)	0 (0 to 0)	0 (0 to 0)	0 (0 to 0)	0 (0 to 0)	0 (0 to 0)	0 (0 to 0)	0 (0 to 0)	0 (0 to 0)	0 (0 to 0)	0 (0 to 0)	0 (0 to 0)	0 (0 to 0)	0 (0 to 0)	0 (0 to 0)	0 (0 to 0)	0.1 (0 to 0.2)
HIV/AIDS - Extensively drug-resistant Tuberculosis	0 (0 to 0)	0 (0 to 0)	0 (0 to 0)	0 (0 to 0)	0 (0 to 0)	0 (0 to 0)	0 (0 to 0)	0 (0 to 0)	0 (0 to 0)	0 (0 to 0)	0 (0 to 0)	0 (0 to 0)	0 (0 to 0)	0 (0 to 0)	0 (0 to 0)	0 (0 to 0)	0 (0 to 0)	0 (0 to 0)	0 (0 to 0)

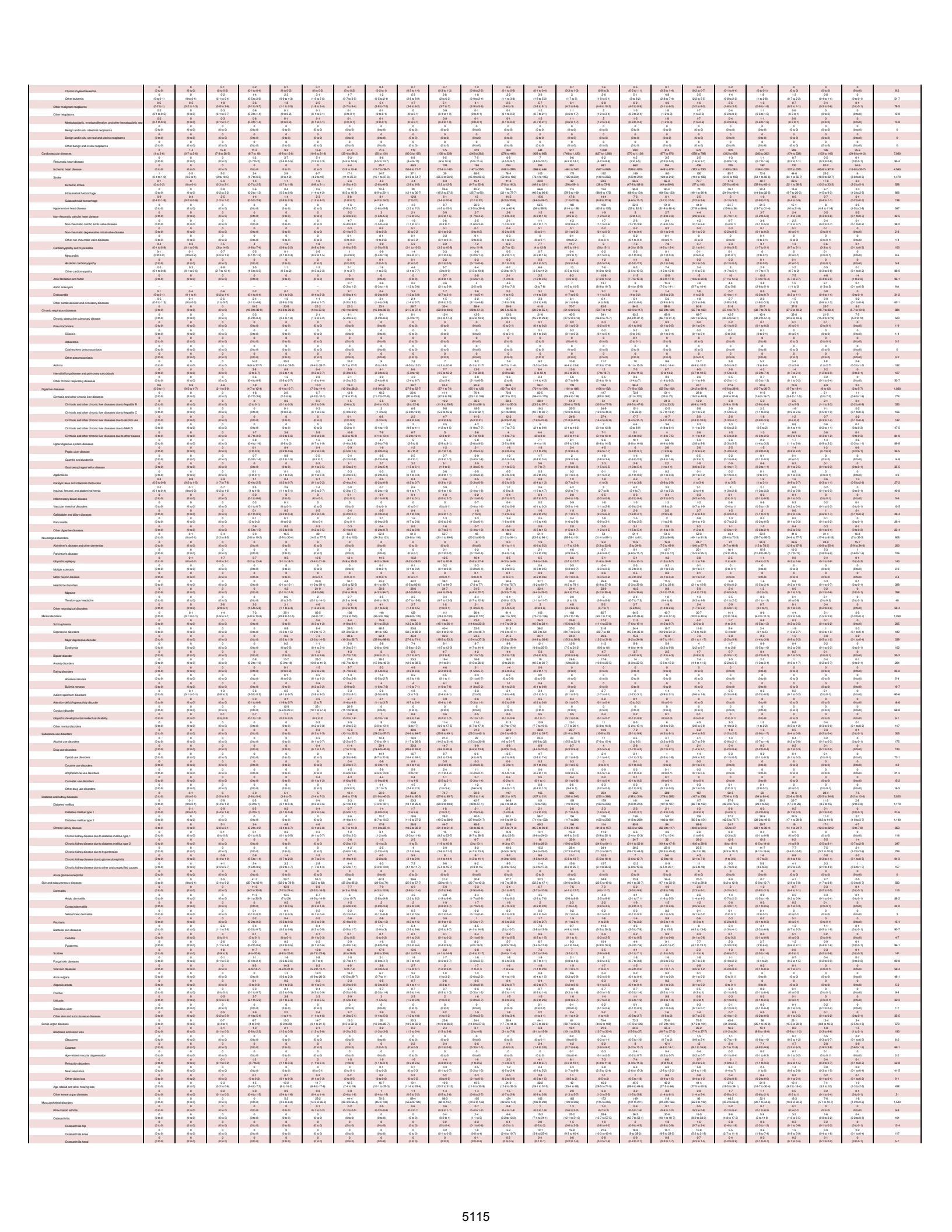

5115

SR Table 2a: Monaco DALYS by cause and age group for males with 95% uncertainty intervals, 2019

Cause	Early Neonatal	Late Neonatal	Post Neonatal	1 to 4	5 to 9	10 to 14	15 to 19	20 to 24	25 to 29	30 to 34	35 to 39	40 to 44	45 to 49	50 to 54	55 to 59	60 to 64	65 to 69	70 to 74	75 to 79	80 to 84	85 to 89	90 to 94	95 plus	Total
All causes	89 (84 to 94)	27 (25 to 29)	19 (14 to 22)	20 (15 to 26)	20 (20 to 21)	21 (20 to 22)	22 (21 to 23)	24 (23 to 25)	25 (24 to 26)	27 (26 to 28)	29 (28 to 30)	32 (30 to 33)	36 (34 to 38)	41 (38 to 43)	47 (44 to 50)	54 (50 to 58)	62 (58 to 67)	69 (64 to 74)	77 (71 to 82)	77 (70 to 84)	70 (62 to 78)	60 (50 to 69)	48 (39 to 58)	1,040
Communicable, maternal, neonatal, and nutritional diseases	89 (84 to 94)	27 (25 to 29)	19 (14 to 22)	20 (15 to 26)	20 (20 to 21)	21 (20 to 22)	22 (21 to 23)	24 (23 to 25)	25 (24 to 26)	27 (26 to 28)	29 (28 to 30)	32 (30 to 33)	36 (34 to 38)	41 (38 to 43)	47 (44 to 50)	54 (50 to 58)	62 (58 to 67)	69 (64 to 74)	77 (71 to 82)	77 (70 to 84)	70 (62 to 78)	60 (50 to 69)	48 (39 to 58)	366
HIV/AIDS and sexually transmitted infections	0 (0 to 0)	0 (0 to 0)	0 (0 to 0)	0 (0 to 0)	0 (0 to 0)	0 (0 to 0)	0 (0 to 0)	0 (0 to 0)	0 (0 to 0)	0 (0 to 0)	0 (0 to 0)	0 (0 to 0)	0 (0 to 0)	0 (0 to 0)	0 (0 to 0)	0 (0 to 0)	0 (0 to 0)	0 (0 to 0)	0 (0 to 0)	0 (0 to 0)	0 (0 to 0)	0 (0 to 0)	0 (0 to 0)	0
HIV/AIDS	0 (0 to 0)	0 (0 to 0)	0 (0 to 0)	0 (0 to 0)	0 (0 to 0)	0 (0 to 0)	0 (0 to 0)	0 (0 to 0)	0 (0 to 0)	0 (0 to 0)	0 (0 to 0)	0 (0 to 0)	0 (0 to 0)	0 (0 to 0)	0 (0 to 0)	0 (0 to 0)	0 (0 to 0)	0 (0 to 0)	0 (0 to 0)	0 (0 to 0)	0 (0 to 0)	0 (0 to 0)	0 (0 to 0)	0
HIV/AIDS - Drug-susceptible Tuberculosis	0 (0 to 0)	0 (0 to 0)	0 (0 to 0)	0 (0 to 0)	0 (0 to 0)	0 (0 to 0)	0 (0 to 0)	0 (0 to 0)	0 (0 to 0)	0 (0 to 0)	0 (0 to 0)	0 (0 to 0)	0 (0 to 0)	0 (0 to 0)	0 (0 to 0)	0 (0 to 0)	0 (0 to 0)	0 (0 to 0)	0 (0 to 0)	0 (0 to 0)	0 (0 to 0)	0 (0 to 0)	0 (0 to 0)	0
HIV/AIDS - Multidrug-resistant Tuberculosis without extensive dr...	0 (0 to 0)	0 (0 to 0)	0 (0 to 0)	0 (0 to 0)	0 (0 to 0)	0 (0 to 0)	0 (0 to 0)	0 (0 to 0)	0 (0 to 0)	0 (0 to 0)	0 (0 to 0)	0 (0 to 0)	0 (0 to 0)	0 (0 to 0)	0 (0 to 0)	0 (0 to 0)	0 (0 to 0)	0 (0 to 0)	0 (0 to 0)	0 (0 to 0)	0 (0 to 0)	0 (0 to 0)	0 (0 to 0)	0
HIV/AIDS - Extensively drug-resistant Tuberculosis	0 (0 to 0)	0 (0 to 0)	0 (0 to 0)	0 (0 to 0)	0 (0 to 0)	0 (0 to 0)	0 (0 to 0)	0 (0 to 0)	0 (0 to 0)	0 (0 to 0)	0 (0 to 0)	0 (0 to 0)	0 (0 to 0)	0 (0 to 0)	0 (0 to 0)	0 (0 to 0)	0 (0 to 0)	0 (0 to 0)	0 (0 to 0)	0 (0 to 0)	0 (0 to 0)	0 (0 to 0)	0 (0 to 0)	0
HIV/AIDS resulting in other diseases	0 (0 to 0)	0 (0 to 0)	0 (0 to 0)	0 (0 to 1)	0 (0 to 1)	0 (0 to 0)	0 (0 to 0)	0 (0 to 0)	0 (0 to 0)	0 (0 to 0)	0 (0 to 0)	1 (0 to 4)	1 (0 to 4)	2 (0 to 7)	3 (0 to 10)	4 (0 to 12)	5 (0 to 15)	6 (0 to 17)	6 (0 to 18)	5 (0 to 16)	4 (0 to 13)	3 (0 to 10)	2 (0 to 7)	16
Sexually transmitted infections excluding HIV	0 (0 to 0)	0 (0 to 0)	0 (0 to 0)	0 (0 to 0)	0 (0 to 0)	0 (0 to 0)	0 (0 to 0)	0 (0 to 0)	0 (0 to 0)	0 (0 to 0)	0 (0 to 0)	0 (0 to 0)	0 (0 to 0)	0 (0 to 0)	0 (0 to 0)	0 (0 to 0)	0 (0 to 0)	0 (0 to 0)	0 (0 to 0)	0 (0 to 0)	0 (0 to 0)	0 (0 to 0)	0 (0 to 0)	1
Syphilis	0 (0 to 0)	0 (0 to 0)	0 (0 to 0)	0 (0 to 0)	0 (0 to 0)	0 (0 to 0)	0 (0 to 0)	0 (0 to 0)	0 (0 to 0)	0 (0 to 0)	0 (0 to 0)	0 (0 to 0)	0 (0 to 0)	0 (0 to 0)	0 (0 to 0)	0 (0 to 0)	0 (0 to 0)	0 (0 to 0)	0 (0 to 0)	0 (0 to 0)	0 (0 to 0)	0 (0 to 0)	0 (0 to 0)	0
Chlamydial infection	0 (0 to 0)	0 (0 to 0)	0 (0 to 0)	0 (0 to 0)	0 (0 to 0)	0 (0 to 0)	0 (0 to 0)	0 (0 to 0)	0 (0 to 0)	0 (0 to 0)	0 (0 to 0)	0 (0 to 0)	0 (0 to 0)	0 (0 to 0)	0 (0 to 0)	0 (0 to 0)	0 (0 to 0)	0 (0 to 0)	0 (0 to 0)	0 (0 to 0)	0 (0 to 0)	0 (0 to 0)	0 (0 to 0)	0
Gonococcal infection	0 (0 to 0)	0 (0 to 0)	0 (0 to 0)	0 (0 to 0)	0 (0 to 0)	0 (0 to 0)	0 (0 to 0)	0 (0 to 0)	0 (0 to 0)	0 (0 to 0)	0 (0 to 0)	0 (0 to 0)	0 (0 to 0)	0 (0 to 0)	0 (0 to 0)	0 (0 to 0)	0 (0 to 0)	0 (0 to 0)	0 (0 to 0)	0 (0 to 0)	0 (0 to 0)	0 (0 to 0)	0 (0 to 0)	0
Trichomoniasis	0 (0 to 0)	0 (0 to 0)	0 (0 to 0)	0 (0 to 0)	0 (0 to 0)	0 (0 to 0)	0 (0 to 0)	0 (0 to 0)	0 (0 to 0)	0 (0 to 0)	0 (0 to 0)	0 (0 to 0)	0 (0 to 0)	0 (0 to 0)	0 (0 to 0)	0 (0 to 0)	0 (0 to 0)	0 (0 to 0)	0 (0 to 0)	0 (0 to 0)	0 (0 to 0)	0 (0 to 0)	0 (0 to 0)	0
Genital herpes	0 (0 to 0)	0 (0 to 0)	0 (0 to 0)	0 (0 to 0)	0 (0 to 0)	0 (0 to 0)	0 (0 to 0)	0 (0 to 0)	0 (0 to 0)	0 (0 to 0)	0 (0 to 0)	0 (0 to 0)	0 (0 to 0)	0 (0 to 0)	0 (0 to 0)	0 (0 to 0)	0 (0 to 0)	0 (0 to 0)	0 (0 to 0)	0 (0 to 0)	0 (0 to 0)	0 (0 to 0)	0 (0 to 0)	0
Other sexually transmitted infections	0 (0 to 0)	0 (0 to 0)	0 (0 to 0)	0 (0 to 0)	0 (0 to 0)	0 (0 to 0)	0 (0 to 0)	0 (0 to 0)	0 (0 to 0)	0 (0 to 0)	0 (0 to 0)	0 (0 to 0)	0 (0 to 0)	0 (0 to 0)	0 (0 to 0)	0 (0 to 0)	0 (0 to 0)	0 (0 to 0)	0 (0 to 0)	0 (0 to 0)	0 (0 to 0)	0 (0 to 0)	0 (0 to 0)	0
Respiratory infections and tuberculosis	1 (0 to 1)	1 (0 to 1)	1 (0 to 1)	1 (0 to 2)	1 (0 to 1)	1 (0 to 1)	1 (0 to 1)	1 (0 to 1)	1 (1 to 2)	1 (1 to 2)	1 (1 to 2)	1 (1 to 2)	1 (1 to 2)	2 (1 to 3)	2 (1 to 3)	2 (2 to 4)	3 (2 to 5)	4 (3 to 6)	5 (4 to 8)	6 (4 to 9)	6 (4 to 9)	6 (4 to 9)	5 (3 to 8)	168
Tuberculosis	0 (0 to 0)	0 (0 to 0)	0 (0 to 0)	0 (0 to 0)	0 (0 to 0)	0 (0 to 0)	0 (0 to 0)	0 (0 to 0)	0 (0 to 0)	0 (0 to 0)	0 (0 to 0)	0 (0 to 0)	0 (0 to 0)	0 (0 to 0)	0 (0 to 0)	0 (0 to 0)	0 (0 to 0)	0 (0 to 0)	0 (0 to 0)	0 (0 to 0)	0 (0 to 0)	0 (0 to 0)	0 (0 to 0)	0
Latent tuberculosis infection	0 (0 to 0)	0 (0 to 0)	0 (0 to 0)	0 (0 to 0)	0 (0 to 0)	0 (0 to 0)	0 (0 to 0)	0 (0 to 0)	0 (0 to 0)	0 (0 to 0)	0 (0 to 0)	0 (0 to 0)	0 (0 to 0)	0 (0 to 0)	0 (0 to 0)	0 (0 to 0)	0 (0 to 0)	0 (0 to 0)	0 (0 to 0)	0 (0 to 0)	0 (0 to 0)	0 (0 to 0)	0 (0 to 0)	0
Drug-susceptible tuberculosis	0 (0 to 0)	0 (0 to 0)	0 (0 to 0)	0 (0 to 0)	0 (0 to 0)	0 (0 to 0)	0 (0 to 0)	0 (0 to 0)	0 (0 to 0)	0 (0 to 0)	0 (0 to 0)	0 (0 to 0)	0 (0 to 0)	0 (0 to 0)	0 (0 to 0)	0 (0 to 0)	0 (0 to 0)	0 (0 to 0)	0 (0 to 0)	0 (0 to 0)	0 (0 to 0)	0 (0 to 0)	0 (0 to 0)	0
Multidrug-resistant tuberculosis without extensive drug-resistance	0 (0 to 0)	0 (0 to 0)	0 (0 to 0)	0 (0 to 0)	0 (0 to 0)	0 (0 to 0)	0 (0 to 0)	0 (0 to 0)	0 (0 to 0)	0 (0 to 0)	0 (0 to 0)	0 (0 to 0)	0 (0 to 0)	0 (0 to 0)	0 (0 to 0)	0 (0 to 0)	0 (0 to 0)	0 (0 to 0)	0 (0 to 0)	0 (0 to 0)	0 (0 to 0)	0 (0 to 0)	0 (0 to 0)	0
Extensively drug-resistant tuberculosis	0 (0 to 0)	0 (0 to 0)	0 (0 to 0)	0 (0 to 0)	0 (0 to 0)	0 (0 to 0)	0 (0 to 0)	0 (0 to 0)	0 (0 to 0)	0 (0 to 0)	0 (0 to 0)	0 (0 to 0)	0 (0 to 0)	0 (0 to 0)	0 (0 to 0)	0 (0 to 0)	0 (0 to 0)	0 (0 to 0)	0 (0 to 0)	0 (0 to 0)	0 (0 to 0)	0 (0 to 0)	0 (0 to 0)	0
Lower respiratory infections	1 (0 to 1)	0 (0 to 0)	0 (0 to 1)	0 (0 to 1)	0 (0 to 1)	0 (0 to 0)	0 (0 to 0)	0 (0 to 0)	0 (0 to 1)	0 (0 to 1)	0 (0 to 1)	0 (0 to 1)	0 (0 to 1)	0 (0 to 1)	0 (0 to 1)	0 (0 to 1)	0 (0 to 1)	0 (0 to 1)	0 (0 to 1)	0 (0 to 1)	0 (0 to 1)	0 (0 to 1)	0 (0 to 1)	0
Pyelonephritis	0 (0 to 0)	0 (0 to 0)	0 (0 to 0)	0 (0 to 0)	0 (0 to 0)	0 (0 to 0)	0 (0 to 0)	0 (0 to 0)	0 (0 to 0)	0 (0 to 0)	0 (0 to 0)	0 (0 to 0)	0 (0 to 0)	0 (0 to 0)	0 (0 to 0)	0 (0 to 0)	0 (0 to 0)	0 (0 to 0)	0 (0 to 0)	0 (0 to 0)	0 (0 to 0)	0 (0 to 0)	0 (0 to 0)	0
Upper respiratory infections	0 (0 to 0)	0 (0 to 0)	0 (0 to 0)	0 (0 to 0)	0 (0 to 0)	0 (0 to 0)	0 (0 to 0)	0 (0 to 0)	0 (0 to 0)	0 (0 to 0)	0 (0 to 0)	0 (0 to 0)	0 (0 to 0)	0 (0 to 0)	0 (0 to 0)	0 (0 to 0)	0 (0 to 0)	0 (0 to 0)	0 (0 to 0)	0 (0 to 0)	0 (0 to 0)	0 (0 to 0)	0 (0 to 0)	0
Otitis media	0 (0 to 0)	0 (0 to 0)	0 (0 to 0)	0 (0 to 0)	0 (0 to 0)	0 (0 to 0)	0 (0 to 0)	0 (0 to 0)	0 (0 to 0)	0 (0 to 0)	0 (0 to 0)	0 (0 to 0)	0 (0 to 0)	0 (0 to 0)	0 (0 to 0)	0 (0 to 0)	0 (0 to 0)	0 (0 to 0)	0 (0 to 0)	0 (0 to 0)	0 (0 to 0)	0 (0 to 0)	0 (0 to 0)	0
Enteric infections	0 (0 to 0)	0 (0 to 0)	0 (0 to 1)	0 (0 to 1)	0 (0 to 0)	0 (0 to 0)	0 (0 to 0)	0 (0 to 0)	0 (0 to 0)	0 (0 to 0)	0 (0 to 0)	0 (0 to 0)	0 (0 to 0)	0 (0 to 0)	0 (0 to 0)	0 (0 to 0)	0 (0 to 0)	0 (0 to 0)	0 (0 to 0)	0 (0 to 0)	0 (0 to 0)	0 (0 to 0)	0 (0 to 0)	0
Diarrheal diseases	0 (0 to 0)	0 (0 to 0)	0 (0 to 1)	0 (0 to 1)	0 (0 to 0)	0 (0 to 0)	0 (0 to 0)	0 (0 to 0)	0 (0 to 0)	0 (0 to 0)	0 (0 to 0)	0 (0 to 0)	0 (0 to 0)	0 (0 to 0)	0 (0 to 0)	0 (0 to 0)	0 (0 to 0)	0 (0 to 0)	0 (0 to 0)	0 (0 to 0)	0 (0 to 0)	0 (0 to 0)	0 (0 to 0)	0
Typhoid and paratyphoid	0 (0 to 0)	0 (0 to 0)	0 (0 to 0)	0 (0 to 0)	0 (0 to 0)	0 (0 to 0)	0 (0 to 0)	0 (0 to 0)	0 (0 to 0)	0 (0 to 0)	0 (0 to 0)	0 (0 to 0)	0 (0 to 0)	0 (0 to 0)	0 (0 to 0)	0 (0 to 0)	0 (0 to 0)	0 (0 to 0)	0 (0 to 0)	0 (0 to 0)	0 (0 to 0)	0 (0 to 0)	0 (0 to 0)	0
Typhoid fever	0 (0 to 0)	0 (0 to 0)	0 (0 to 0)	0 (0 to 0)	0 (0 to 0)	0 (0 to 0)	0 (0 to 0)	0 (0 to 0)	0 (0 to 0)	0 (0 to 0)	0 (0 to 0)	0 (0 to 0)	0 (0 to 0)	0 (0 to 0)	0 (0 to 0)	0 (0 to 0)	0 (0 to 0)	0 (0 to 0)	0 (0 to 0)	0 (0 to 0)	0 (0 to 0)	0 (0 to 0)	0 (0 to 0)	0
Paratyphoid fever	0 (0 to 0)	0 (0 to 0)	0 (0 to 0)	0 (0 to 0)	0 (0 to 0)	0 (0 to 0)	0 (0 to 0)	0 (0 to 0)	0 (0 to 0)	0 (0 to 0)	0 (0 to 0)	0 (0 to 0)	0 (0 to 0)	0 (0 to 0)	0 (0 to 0)	0 (0 to 0)	0 (0 to 0)	0 (0 to 0)	0 (0 to 0)	0 (0 to 0)	0 (0 to 0)	0 (0 to 0)	0 (0 to 0)	0
Invasive Non-typhoidal Salmonella (iNTS)	0 (0 to 0)	0 (0 to 0)	0 (0 to 0)	0 (0 to 0)	0 (0 to 0)	0 (0 to 0)	0 (0 to 0)	0 (0 to 0)	0 (0 to 0)	0 (0 to 0)	0 (0 to 0)	0 (0 to 0)	0 (0 to 0)	0 (0 to 0)	0 (0 to 0)	0 (0 to 0)	0 (0 to 0)	0 (0 to 0)	0 (0 to 0)	0 (0 to 0)	0 (0 to 0)	0 (0 to 0)	0 (0 to 0)	0
Other intestinal infectious diseases	0 (0 to 0)	0 (0 to 0)	0 (0 to 0)	0 (0 to 0)	0 (0 to 0)	0 (0 to 0)	0 (0 to 0)	0 (0 to 0)	0 (0 to 0)	0 (0 to 0)	0 (0 to 0)	0 (0 to 0)	0 (0 to 0)	0 (0 to 0)	0 (0 to 0)	0 (0 to 0)	0 (0 to 0)	0 (0 to 0)	0 (0 to 0)	0 (0 to 0)	0 (0 to 0)	0 (0 to 0)	0 (0 to 0)	0
Neglected tropical diseases and malaria	0 (0 to 0)	0 (0 to 0)	0 (0 to 0)	0 (0 to 0)	0 (0 to 0)	0 (0 to 1)	0 (0 to 0)	0 (0 to 0)	0 (0 to 1)	0 (0 to 0)	0 (0 to 0)	0 (0 to 1)	0 (0 to 1)	0 (0 to 1)	0 (0 to 1)	0 (0 to 1)	0 (0 to 1)	0 (0 to 1)	0 (0 to 1)	0 (0 to 1)	0 (0 to 1)	0 (0 to 1)	0 (0 to 1)	6
Malaria	0 (0 to 0)	0 (0 to 0)	0 (0 to 0)	0 (0 to 0)	0 (0 to 0)	0 (0 to 0)	0 (0 to 0)	0 (0 to 0)	0 (0 to 0)	0 (0 to 0)	0 (0 to 0)	0 (0 to 0)	0 (0 to 0)	0 (0 to 0)	0 (0 to 0)	0 (0 to 0)	0 (0 to 0)	0 (0 to 0)	0 (0 to 0)	0 (0 to 0)	0 (0 to 0)	0 (0 to 0)	0 (0 to 0)	0
Chagas disease	0 (0 to 0)	0 (0 to 0)	0 (0 to 0)	0 (0 to 0)	0 (0 to 0)	0 (0 to 0)	0 (0 to 0)	0 (0 to 0)	0 (0 to 0)	0 (0 to 0)	0 (0 to 0)	0 (0 to 0)	0 (0 to 0)	0 (0 to 0)	0 (0 to 0)	0 (0 to 0)	0 (0 to 0)	0 (0 to 0)	0 (0 to 0)	0 (0 to 0)	0 (0 to 0)	0 (0 to 0)	0 (0 to 0)	0
Leishmaniasis	0 (0 to 0)	0 (0 to 0)	0 (0 to 0)	0 (0 to 0)	0 (0 to 0)	0 (0 to 0)	0 (0 to 0)	0 (0 to 0)	0 (0 to 0)	0 (0 to 0)	0 (0 to 0)	0 (0 to 0)	0 (0 to 0)	0 (0 to 0)	0 (0 to 0)	0 (0 to 0)	0 (0 to 0)	0 (0 to 0)	0 (0 to 0)	0 (0 to 0)	0 (0 to 0)	0 (0 to 0)	0 (0 to 0)	0
Visceral leishmaniasis	0 (0 to 0)	0 (0 to 0)	0 (0 to 0)	0 (0 to 0)	0 (0 to 0)	0 (0 to 0)	0 (0 to 0)	0 (0 to 0)	0 (0 to 0)	0 (0 to 0)	0 (0 to 0)	0 (0 to 0)	0 (0 to 0)	0 (0 to 0)	0 (0 to 0)	0 (0 to 0)	0 (0 to 0)	0 (0 to 0)	0 (0 to 0)	0 (0 to 0)	0 (0 to 0)	0 (0 to 0)	0 (0 to 0)	0
Cutaneous and mucocutaneous leishmaniasis	0 (0 to 0)	0 (0 to 0)	0 (0 to 0)	0 (0 to 0)	0 (0 to 0)	0 (0 to 0)	0 (0 to 0)	0 (0 to 0)	0 (0 to 0)	0 (0 to 0)	0 (0 to 0)	0 (0 to 0)	0 (0 to 0)	0 (0 to 0)	0 (0 to 0)	0 (0 to 0)	0 (0 to 0)	0 (0 to 0)	0 (0 to 0)	0 (0 to 0)	0 (0 to 0)	0 (0 to 0)	0 (0 to 0)	0
African trypanosomiasis	0 (0 to 0)	0 (0 to 0)	0 (0 to 0)	0 (0 to 0)	0 (0 to 0)	0 (0 to 0)	0 (0 to 0)	0 (0 to 0)	0 (0 to 0)	0 (0 to 0)	0 (0 to 0)	0 (0 to 0)	0 (0 to 0)	0 (0 to 0)	0 (0 to 0)	0 (0 to 0)	0 (0 to 0)	0 (0 to 0)	0 (0 to 0)	0 (0 to 0)	0 (0 to 0)	0 (0 to 0)	0 (0 to 0)	0
Schistosomiasis	0 (0 to 0)	0 (0 to 0)	0 (0 to 0)	0 (0 to 0)	0 (0 to 0)	0 (0 to 0)	0 (0 to 0)	0 (0 to 0)	0 (0 to 0)	0 (0 to 0)	0 (0 to 0)	0 (0 to 0)	0 (0 to 0)	0 (0 to 0)	0 (0 to 0)	0 (0 to 0)	0 (0 to 0)	0 (0 to 0)	0 (0 to 0)	0 (0 to 0)	0 (0 to 0)	0 (0 to 0)	0 (0 to 0)	0
Cysticercosis	0 (0 to 0)	0 (0 to 0)	0 (0 to 0)	0 (0 to 0)	0 (0 to 0)	0 (0 to 1)	0 (0 to 0)	0 (0 to 0)	0 (0 to 0)	0 (0 to 0)	0 (0 to 0)	0 (0 to 0)	0 (0 to 0)	0 (0 to 0)	0 (0 to 0)	0 (0 to 0)	0 (0 to 0)	0 (0 to 0)	0 (0 to 0)	0 (0 to 0)	0 (0 to 0)	0 (0 to 0)	0 (0 to 0)	0
Cystic echinococcosis	0 (0 to 0)	0 (0 to 0)	0 (0 to 0)	0 (0 to 0)	0 (0 to 0)	0 (0 to 0)	0 (0 to 0)	0 (0 to 0)	0 (0 to 0)	0 (0 to 0)	0 (0 to 0)	0 (0 to 0)	0 (0 to 0)	0 (0 to 0)	0 (0 to 0)	0 (0 to 0)	0 (0 to 0)	0 (0 to 0)	0 (0 to 0)	0 (0 to 0)	0 (0 to 0)	0 (0 to 0)	0 (0 to 0)	0
Lymphatic filariasis	0 (0 to 0)	0 (0 to 0)	0 (0 to 0)	0 (0 to 0)	0 (0 to 0)	0 (0 to 0)	0 (0 to 0)	0 (0 to 0)	0 (0 to 0)	0 (0 to 0)	0 (0 to 0)	0 (0 to 0)	0 (0 to 0)	0 (0 to 0)	0 (0 to 0)	0 (0 to 0)	0 (0 to 0)	0 (0 to 0)	0 (0 to 0)	0 (0 to 0)	0 (0 to 0)	0 (0 to 0)	0 (0 to 0)	0
Onchocerciasis	0 (0 to 0)	0 (0 to 0)	0 (0 to 0)	0 (0 to 0)	0 (0 to 0)	0 (0 to 0)	0 (0 to 0)	0 (0 to 0)	0 (0 to 0)	0 (0 to 0)	0 (0 to 0)	0 (0 to 0)	0 (0 to 0)	0 (0 to 0)	0 (0 to 0)	0 (0 to 0)	0 (0 to 0)	0 (0 to 0)	0 (0 to 0)	0 (0 to 0)	0 (0 to 0)	0 (0 to 0)	0 (0 to 0)	0
Trachoma	0 (0 to 0)	0 (0 to 0)	0 (0 to 0)	0 (0 to 0)	0 (0 to 0)	0 (0 to 0)	0 (0 to 0)	0 (0 to 0)	0 (0 to 0)	0 (0 to 0)	0 (0 to 0)	0 (0 to 0)	0 (0 to 0)	0 (0 to 0)	0 (0 to 0)	0 (0 to 0)	0 (0 to 0)	0 (0 to 0)	0 (0 to 0)	0 (0 to 0)	0 (0 to 0)	0 (0 to 0)	0 (0 to 0)	0
Dengue	0 (0 to 0)	0 (0 to 0)	0 (0 to 0)	0 (0 to 0)	0 (0 to 0)	0 (0 to 0)	0 (0 to 0)	0 (0 to 0)	0 (0 to 0)	0 (0 to 0)	0 (0 to 0)	0 (0 to 0)	0 (0 to 0)	0 (0 to 0)	0 (0 to 0)	0 (0 to 0)	0 (0 to 0)	0 (0 to 0)	0 (0 to 0)	0 (0 to 0)	0 (0 to 0)	0 (0 to 0)	0 (0 to 0)	0
Yellow fever	0 (0 to 0)	0 (0 to 0)	0 (0 to 0)	0 (0 to 0)	0 (0 to 0)	0 (0 to 0)	0 (0 to 0)	0 (0 to 0)	0 (0 to 0)	0 (0 to 0)	0 (0 to 0)	0 (0 to 0)	0 (0 to 0)	0 (0 to 0)	0 (0 to 0)	0 (0 to 0)	0 (0 to 0)	0 (0 to 0)	0 (0 to 0)	0 (0 to 0)	0 (0 to 0)	0 (0 to 0)	0 (0 to 0)	0
Rabies	0 (0 to 0)	0 (0 to 0)	0 (0 to 0)	0 (0 to 0)	0 (0 to 0)	0 (0 to 0)	0 (0 to 0)	0 (0 to 0)	0 (0 to 0)	0 (0 to 0)	0 (0 to 0)	0 (0 to 0)	0 (0 to 0)	0 (0 to 0)	0 (0 to 0)	0 (0 to 0)	0 (0 to 0)	0 (0 to 0)	0 (0 to 0)	0 (0 to 0)	0 (0 to 0)	0 (0 to 0)	0 (0 to 0)	0
Intestinal nematode infections	0 (0 to 0)	0 (0 to 0)	0 (0 to 0)	0 (0 to 0)	0 (0 to 0)	0 (0 to 0)	0 (0 to 0)	0 (0 to 0)	0 (0 to 0)	0 (0 to 0)	0 (0 to 0)	0 (0 to 0)	0 (0 to 0)	0 (0 to 0)	0 (0 to 0)	0 (0 to 0)	0 (0 to 0)	0 (0 to 0)	0 (0 to 0)	0 (0 to 0)	0 (0 to 0)	0 (0 to 0)	0 (0 to 0)	0
Ascariasis	0 (0 to 0)	0 (0 to 0)	0 (0 to 0)	0 (0 to 0)	0 (0 to 0)	0 (0 to 0)	0 (0 to 0)	0 (0 to 0)	0 (0 to 0)	0 (0 to 0)	0 (0 to 0)	0 (0 to 0)	0 (0 to 0)	0 (0 to 0)	0 (0 to 0)	0 (0 to 0)	0 (0 to 0)	0 (0 to 0)	0 (0 to 0)	0 (0 to 0)	0 (0 to 0)	0 (0 to 0)	0 (0 to 0)	0
Trichuriasis	0 (0 to 0)	0 (0 to 0)	0 (0 to 0)	0 (0 to 0)	0 (0 to 0)	0 (0 to 0)	0 (0 to 0)	0 (0 to 0)	0 (0 to 0)	0 (0 to 0)	0 (0 to 0)	0 (0 to 0)	0 (0 to 0)	0 (0 to 0)	0 (0 to 0)	0 (0 to 0)	0 (0 to 0)	0 (0 to 0)	0 (0 to 0)	0 (0 to 0)	0 (0 to 0)	0 (0 to 0)	0 (0 to 0)	0
Hookworm disease	0 (0 to 0)	0 (0 to 0)	0 (0 to 0)	0 (0 to 0)	0 (0 to 0)	0 (0 to 0)	0 (0 to 0)	0 (0 to 0)	0 (0 to 0)	0 (0 to 0)	0 (0 to 0)	0 (0 to 0)	0 (0 to 0)	0 (0 to 0)	0 (0 to 0)	0 (0 to 0)	0 (0 to 0)	0 (0 to 0)	0 (0 to 0)	0 (0 to 0)	0 (0 to 0)	0 (0 to 0)	0 (0 to 0)	0
Food-borne trematodiases	0 (0 to 0)	0 (0 to 0)	0 (0 to 0)	0 (0 to 0)	0 (0 to 0)	0 (0 to 0)	0 (0 to 0)	0 (0 to 0)	0 (0 to 0)	0 (0 to 0)	0 (0 to 0)	0 (0 to 0)	0 (0 to 0)	0 (0 to 0)	0 (0 to 0)	0 (0 to 0)	0 (0 to 0)	0 (0 to 0)	0 (0 to 0)	0 (0 to 0)	0 (0 to 0)	0 (0 to 0)	0 (0 to 0)	0
Leprosy	0 (0 to 0)	0 (0 to 0)	0 (0 to 0)	0 (0 to 0)	0 (0 to 0)	0 (0 to 0)	0 (0 to 0)	0 (0 to 0)	0 (0 to 0)	0 (0 to 0)	0 (0 to 0)	0 (0 to 0)	0 (0 to 0)	0 (0 to 0)	0 (0 to 0)	0 (0 to 0)	0 (0 to 0)	0 (0 to 0)	0 (0 to 0)	0 (0 to 0)	0 (0 to 0)	0 (0 to 0)	0 (0 to 0)	0
Ebola	0 (0 to 0)	0 (0 to 0)	0 (0 to 0)	0 (0 to 0)	0 (0 to 0)	0 (0 to 0)	0 (0 to 0)	0 (0 to 0)	0 (0 to 0)	0 (0 to 0)	0 (0 to 0)	0 (0 to 0)	0 (0 to 0)	0 (0 to 0)	0 (0 to 0)	0 (0 to 0)	0 (0 to 0)	0 (0 to 0)	0 (0 to 0)	0 (0 to 0)	0 (0 to 0)	0 (0 to 0)	0 (0 to 0)	0
Zika virus	0 (0 to 0)	0 (0 to 0)	0 (0 to 0)	0 (0 to 0)	0 (0 to 0)	0 (0 to 0)	0 (0 to 0)	0 (0 to 0)	0 (0 to 0)	0 (0 to 0)	0 (0 to 0)	0 (0 to 0)	0 (0 to 0)	0 (0 to 0)	0 (0 to 0)	0 (0 to 0)	0 (0 to 0)	0 (0 to 0)	0 (0 to 0)	0 (0 to 0)	0 (0 to 0)	0 (0 to 0)	0 (0 to 0)	0
Guinea worm disease	0 (0 to 0)	0 (0 to 0)	0 (0 to 0)	0 (0 to 0)	0 (0 to 0)	0 (0 to 0)	0 (0 to 0)	0 (0 to 0)	0 (0 to 0)	0 (0 to 0)	0 (0 to 0)	0 (0 to 0)	0 (0 to 0)	0 (0 to 0)	0 (0 to 0)	0 (0 to 0)	0 (0 to 0)	0 (0 to 0)	0 (0 to 0)	0 (0 to 0)	0 (0 to 0)	0 (0 to 0)	0 (0 to 0)	0
Other neglected tropical diseases	0 (0 to 0)	0 (0 to 0)	0 (0 to 0)	0 (0 to 0)	0 (0 to 0)	0 (0 to 0)	0 (0 to 0)	0 (0 to 0)	0 (0 to 0)	0 (0 to 0)	0 (0 to 0)	0 (0 to 0)	0 (0 to 0)	0 (0 to 0)	0 (0 to 0)	0 (0 to 0)	0 (0 to 0)	0 (0 to 0)	0 (0 to 0)	0 (0 to 0)	0 (0 to 0)	0 (0 to 0)	0 (0 to 0)	0
Other infect



Chronic myeloid leukemia	0 (0 to 0)	0 (0 to 0)	0 (0 to 0)	0 (0 to 0)	0 (0 to 0)	0 (0 to 0)	0 (0 to 0)	0 (0 to 1)	0 (0 to 0)	0 (0 to 2)	0 (0 to 0)	0 (0 to 0)	0 (0 to 1)	0 (0 to 2)	0 (0 to 1)	0 (0 to 0)	0 (0 to 0)	0 (0 to 0)	0 (0 to 0)	0 (0 to 0)	0 (0 to 0)	0 (0 to 0)	0 (0 to 0)	0 (0 to 0)	0 (0 to 0)	0 (0 to 0)	0 (0 to 0)	0 (0 to 0)	0 (0 to 0)	0 (0 to 0)	0 (0 to 0)	0 (0 to 1)	3.7
Other leukemia	1 (0 to 0)	0 (0 to 0)	0 (0 to 1)	0.3 (0 to 3)	0.3 (0 to 1)	0.4 (0 to 2)	0.6 (0 to 7)	1 (0 to 3)	0.8 (0 to 1)	1 (0 to 4)	0.9 (0 to 1)	0.9 (0 to 4)	1 (0 to 3)	1.1 (0 to 4)	1.3 (0 to 3)	1.2 (0 to 5)	2 (0 to 6)	2.7 (0 to 8)	3 (0 to 9)	2.4 (0 to 8)	4.1 (1 to 14)	3.7 (1 to 11)	6.4 (2 to 19)	5.4 (2 to 16)	7.5 (3 to 19)	6.5 (2 to 20)	9.3 (3 to 23)	8.2 (3 to 24)	11.6 (4 to 33)	9.6 (3 to 30)	14 (5 to 41)	12.1 (4 to 37)	40.5
Other malignant neoplasms	0 (0 to 0)	0 (0 to 0)	0 (0 to 0)	0.3 (0 to 4)	0.3 (0 to 4)	0.4 (0 to 5)	0.6 (0 to 9)	0.8 (0 to 14)	0.7 (0 to 12)	1.2 (0 to 20)	1.1 (0 to 18)	1.3 (0 to 22)	1.6 (0 to 26)	1.9 (0 to 32)	2.1 (0 to 35)	2.4 (0 to 40)	2.9 (0 to 48)	3.3 (0 to 54)	3.7 (0 to 61)	3.9 (0 to 65)	4.6 (0 to 77)	4.9 (0 to 82)	5.7 (0 to 95)	6.3 (0 to 105)	7 (0 to 117)	7.6 (0 to 127)	8.4 (0 to 140)	9.4 (0 to 157)	10.5 (0 to 175)	11.6 (0 to 193)	12.9 (0 to 215)	14.2 (0 to 237)	59.1
Other neoplasms	0 (0 to 0)	0 (0 to 0)	0 (0 to 0)	0 (0 to 0)	0 (0 to 0)	0 (0 to 0)	0 (0 to 0)	0 (0 to 0)	0 (0 to 0)	0 (0 to 0)	0 (0 to 0)	0 (0 to 0)	0 (0 to 0)	0 (0 to 0)	0 (0 to 0)	0 (0 to 0)

| | | |

SII Table 2a: Marshall Islands DALYS by cause and age group for males with 95% uncertainty intervals, 2019

Cause	Early Neonatal	Late Neonatal	Post Neonatal	1 to 4	5 to 9	10 to 14	15 to 19	20 to 24	25 to 29	30 to 34	35 to 39	40 to 44	45 to 49	50 to 54	55 to 59	60 to 64	65 to 69	70 to 74	75 to 79	80 to 84	85 to 89	90 to 94	95 plus	Total
All causes	492 (349 to 613)	1,109 (1,110 to 992)	1,109 (301 to 466)	2,183 (942 to 3,000)	1,109 (917 to 1,334)	1,109 (916 to 1,316)	1,109 (907 to 1,326)	1,109 (940 to 1,756)	1,109 (1,109 to 1,892)	1,109 (1,109 to 1,946)	1,109 (946 to 1,538)	1,109 (773 to 1,203)	1,109 (754 to 1,170)	1,109 (759 to 1,170)	1,109 (759 to 1,183)	1,109 (759 to 1,093)	1,109 (759 to 1,107)	1,109 (759 to 1,107)	1,109 (759 to 1,107)	1,109 (759 to 1,107)	1,109 (759 to 1,107)	1,109 (759 to 1,107)	11,993 (8,154 to 15,911)
Communicable, maternal, neonatal, and nutritional diseases	492 (339 to 545)	1,109 (99.7 to 523)	1,109 (339 to 393)	2,183 (146 to 350)	1,109 (79 to 146)	1,109 (45.2 to 93)	1,109 (45.5 to 79.8)	1,109 (49.3 to 87)	1,109 (61.1 to 140)	1,109 (67.2 to 226)	1,109 (58.2 to 212)	1,109 (54.8 to 169)	1,109 (49.4 to 136)	1,109 (49.2 to 202)	1,109 (48.5 to 178)	1,109 (48.3 to 177)	1,109 (48.3 to 177)	1,109 (48.3 to 177)	1,109 (48.3 to 177)	1,109 (48.3 to 177)	1,109 (48.3 to 177)	1,109 (48.3 to 177)	3,050 (1,942 to 4,158)
HIV/AIDS and sexually transmitted infections	42.4 (12.7 to 67.3)	13.9 (4.4 to 28.4)	21.2 (6.5 to 47.1)	8 (0.4 to 57.1)	1.9 (0.2 to 12.4)	1.4 (0.1 to 7.6)	2.1 (0.2 to 13.6)	5.4 (0.3 to 31)	12.5 (0.4 to 61.5)	18.6 (0.5 to 146)	16.3 (0.4 to 128)	14 (0.3 to 108)	12 (0.3 to 108)	8.1 (0.2 to 83)	4.9 (0.2 to 31.2)	2.7 (0.1 to 17.8)	2.5 (0.1 to 16.1)	2.3 (0.1 to 20.1)	2.1 (0.1 to 20.1)	0.9 (0 to 7.6)	0.2 (0 to 1.3)	0 (0 to 0)	177 (0 to 0)
HIV/AIDS	0 (0 to 0)	0 (0 to 0)	1.6 (0 to 12.2)	7.2 (0 to 56)	1.5 (0 to 11.7)	1.2 (0 to 13.7)	0.7 (0 to 7.5)	2 (0.1 to 20.7)	9.2 (0.1 to 91.4)	16.2 (0.1 to 146)	14.2 (0.1 to 128)	11.8 (0.1 to 108)	10.4 (0.1 to 96.9)	6.9 (0.1 to 64)	4.2 (0 to 31.1)	2.4 (0 to 17.8)	2.2 (0 to 16.4)	2 (0 to 20.3)	1.8 (0 to 20.3)	0.8 (0 to 7.3)	0.2 (0 to 1.3)	0 (0 to 0)	97.6 (0 to 0)
HIV/AIDS - Drug-susceptible Tuberculosis	0 (0 to 0)	0 (0 to 0)	0.2 (0 to 1.4)	0.2 (0 to 1.5)	0 (0 to 0.1)	0.1 (0 to 0.1)	0.1 (0 to 0.4)	0.2 (0 to 1.4)	0.4 (0 to 3.8)	0.6 (0 to 5.2)	0.5 (0 to 4.1)	0.4 (0 to 3.7)	0.2 (0 to 2.5)	0.1 (0 to 1.2)	0.1 (0 to 0.9)	0.1 (0 to 0.7)	0.1 (0 to 0.6)	0.1 (0 to 0.6)	0.1 (0 to 0.6)	0 (0 to 0.5)	0 (0 to 0.1)	0 (0 to 0)	3.1 (0 to 0)
HIV/AIDS - Multidrug-resistant Tuberculosis without extensive dr...	0 (0 to 0)	0 (0 to 0)	0 (0 to 0)	0 (0 to 0)	0 (0 to 0)	0 (0 to 0)	0 (0 to 0)	0 (0 to 0)	0 (0 to 0)	0 (0 to 0)	0 (0 to 0)	0 (0 to 0)	0 (0 to 0)	0 (0 to 0)	0 (0 to 0)	0 (0 to 0)	0 (0 to 0)	0 (0 to 0)	0 (0 to 0)	0 (0 to 0)	0 (0 to 0)	0 (0 to 0)	0 (0 to 0)	0.1 (0 to 0)
HIV/AIDS - Extensively drug-resistant Tuberculosis	0 (0 to 0)	0 (0 to 0)	0 (0 to 0)	0 (0 to 0)	0 (0 to 0)	0 (0 to 0)	0 (0 to 0)	0 (0 to 0)	0 (0 to 0)	0 (0 to 0)	0 (0 to 0)	0 (0 to 0)	0 (0 to 0)	0 (0 to 0)	0 (0 to 0)	0 (0 to 0)	0 (0 to 0)	0 (0 to 0)	0 (0 to 0)



| | | |

SI Table 2a: Nauru DALYS by cause and age group for males with 95% uncertainty intervals, 2019

Cause	Early Neonatal	Late Neonatal	Post Neonatal	1 to 4	5 to 9	10 to 14	15 to 19	20 to 24	25 to 29	30 to 34	35 to 39	40 to 44	45 to 49	50 to 54	55 to 59	60 to 64	65 to 69	70 to 74	75 to 79	80 to 84	85 to 89	90 to 94	95 plus	Total
All causes	1,194 (964 to 1,506)	240 (27.2 to 441.1)	192 (77.4 to 322)	66.7 (66 to 67.8)	47 (47 to 48.3)	41 (41 to 42.3)	45 (44 to 45.9)	54 (53 to 55)	102 (100 to 105)	160 (160 to 160)	144 (144 to 211)	157 (147 to 225)	160 (153 to 208)	166 (166 to 230)	166 (166 to 216)	166 (135 to 192)	166 (91 to 166)	166 (91 to 166)	166 (91 to 166)	166 (91 to 166)	166 (91 to 166)	166 (91 to 166)	2,210
Communicable, maternal, neonatal, and nutritional diseases	1,194 (964 to 1,506)	240 (21.8 to 438.6)	192 (55 to 88.6)	66.7 (66 to 67.8)	47 (38.3 to 73.3)	41 (13.2 to 54.5)	45 (9.4 to 72)	54 (8.6 to 55.3)	102 (10 to 104)	160 (11.4 to 227.6)	144 (11.7 to 62.6)	157 (9.6 to 61.1)	160 (9.4 to 37.2)	166 (7.9 to 35.6)	166 (6.2 to 32.1)	166 (5.2 to 11.3)	166 (4.1 to 9.5)	166 (3.4 to 8.1)	166 (2.9 to 6.1)	166 (2.5 to 5.1)	166 (2.1 to 4.3)	166 (1.5 to 3.2)	419
HIV/AIDS and sexually transmitted infections	0.4 (2.6 to 22.4)	3 (0.9 to 6.7)	0.3 (1.7 to 11.9)	1.6 (1.1 to 2.3)	0.9 (0.1 to 1.7)	0.4 (0.1 to 1.5)	0.2 (0.1 to 1.6)	0.5 (0.1 to 1.6)	1.3 (0.2 to 5.2)	2 (0.2 to 13)	3.1 (0.3 to 20.1)	5.4 (0.2 to 29.3)	4.5 (0.2 to 26)	5 (0.2 to 24.5)	1.4 (0.1 to 9)	0.7 (0.1 to 3)	0.4 (0.1 to 1.6)	0.4 (0.1 to 1.6)	0.3 (0.1 to 1.2)	0.3 (0.1 to 1.2)	0.2 (0.1 to 1.1)	0.1 (0.1 to 0.6)	45.4
HIV/AIDS	0 (0 to 0)	0 (0 to 0)	0.3 (0 to 2.2)	1.4 (0 to 8.1)	0.3 (0 to 1.6)	0.2 (0 to 0.6)	0.2 (0.1 to 1.1)	1.2 (0.1 to 5.1)	0.2 (0.1 to 0.9)	0.3 (0.1 to 1.4)	0.5 (0.2 to 2.8)	0.5 (0.2 to 2.4)	0.5 (0.2 to 2.5)	0.5 (0.2 to 2.5)	1.4 (0.1 to 8.6)	0.7 (0.2 to 3.2)	0.4 (0.1 to 1.6)	0.4 (0 to 1.6)	0.3 (0 to 1.2)	0.3 (0 to 1.2)	0.2 (0 to 1.1)	0.1 (0 to 0.6)	27.4
HIV/AIDS - Drug-susceptible Tuberculosis	0 (0 to 0)	0 (0 to 0)	0 (0 to 0)	0 (0 to 0)	0 (0 to 0)	0 (0 to 0)	0 (0 to 0)	0 (0 to 0)	0 (0 to 0)	0 (0 to 0)	0 (0 to 0)	0 (0 to 0)	0 (0 to 0)	0 (0 to 0)	0 (0 to 0)	0 (0 to 0)	0 (0 to 0)	0 (0 to 0)	0 (0 to 0)	0 (0 to 0)	0 (0 to 0)	0 (0 to 0)	0 (0 to 0)	0
HIV/AIDS - Multidrug-resistant Tuberculosis without extensive dr...	0 (0 to 0)	0 (0 to 0)	0 (0 to 0)	0 (0 to 0)	0 (0 to 0)	0 (0 to 0)	0 (0 to 0)	0 (0 to 0)	0 (0 to 0)	0 (0 to 0)	0 (0 to 0)	0 (0 to 0)	0 (0 to 0)	0 (0 to 0)	0 (0 to 0)	0 (0 to 0)	0 (0 to 0)	0 (0 to 0)	0 (0 to 0)	0 (0 to 0)	0 (0 to 0)	0 (0 to 0)	0 (0 to 0)	0
HIV/AIDS - Extensively drug-resistant Tuberculosis	0 (0 to 0)	0 (0 to 0)	0 (0 to 0)	0 (0 to 0)	0 (0 to 0)	0 (0 to 0)	0 (0 to 0)	0 (0 to 0)	0 (0 to 0)	0 (0 to 0)	0 (0 to 0)	0 (0 to 0)	0 (0 to 0)	0 (0 to 0)	0 (0 to 0)	0 (0 to 0)	0 (0 to 0)	0 (0 to 0)	0 (0 to 0)	0 (0 to 0)	0 (0 to 0)	0 (0 to 0)	0 (0 to 0)	0
HIV/AIDS resulting in other diseases	0 (0 to 0)	0 (0 to 0)	0.3 (0 to 2.2)	1.4 (0 to 8.1)	0.3 (0 to 1.6)	0.2 (0 to 0.6)	0.2 (0 to 1.1)	1.2 (0 to 5.1)	0.2 (0 to 0.9)	0.3 (0 to 1.4)	0.5 (0 to 2.8)	0.5 (0 to 2.4)	0.5 (0 to 2.5)	0.5 (0 to 2.5)	1.4 (0 to 8.6)	0.7 (0 to 3.2)	0.4 (0 to 1.6)	0.4 (0 to 1.6)	0.3 (0 to 1.2)	0.3 (0 to 1.2)	0.2 (0 to 1.1)	0.1 (0 to 0.6)	26
Sexually transmitted infections excluding HIV	0.4 (2.6 to 22.4)	3 (0.9 to 6.7)	5 (1.4 to 11.4)	0.2 (0.1 to 0.5)	0.1 (0 to 0.2)	0.1 (0 to 0.5)	0.1 (0 to 0.1)	0.1 (0 to 0.1)	0.1 (0 to 0.1)	0.1 (0 to 0.1)	0.1 (0 to 0.1)	0.1 (0 to 0.1)	0.1 (0 to 0.1)	0.1 (0 to 0.1)	0.1 (0 to 0.1)	0.1 (0 to 0.1)	0.1 (0 to 0.1)	0.1 (0 to 0.1)	0.1 (0 to 0.1)	0.1 (0 to 0.1)	0.1 (0 to 0.1)	0.1 (0 to 0.1)	18
Syphilis	0.4 (2.6 to 22.4)	3 (0.9 to 6.7)	5 (1.4 to 11.4)	0.2 (0.1 to 0.5)	0.1 (0 to 0.2)	0 (0 to 0)	0 (0 to 0)	0 (0 to 0)	0 (0 to 0)	0 (0 to 0)	0 (0 to 0)	0 (0 to 0)	0 (0 to 0)	0 (0 to 0)	0 (0 to 0)	0 (0 to 0)	0 (0 to 0)	0 (0 to 0)	0 (0 to 0)	0 (0 to 0)	0 (0 to 0)	0 (0 to 0)	0 (0 to 0)	17.7
Chlamydial infection	0 (0 to 0)	0 (0 to 0)	0 (0 to 0)	0 (0 to 0)	0 (0 to 0)	0 (0 to 0)	0 (0 to 0)	0 (0 to 0)	0 (0 to 0)	0 (0 to 0)	0 (0 to 0)	0 (0 to 0)	0 (0 to 0)	0 (0 to 0)	0 (0 to 0)	0 (0 to 0)	0 (0 to 0)	0 (0 to 0)	0 (0 to 0)	0 (0 to 0)	0 (0 to 0)	0 (0 to 0)	0 (0 to 0)	0
Gonococcal infection	0 (0 to 0)	0 (0 to 0)	0 (0 to 0)	0 (0 to 0)	0 (0 to 0)	0 (0 to 0)	0 (0 to 0)	0 (0 to 0)	0 (0 to 0)	0 (0 to 0)	0 (0 to 0)	0 (0 to 0)	0 (0 to 0)	0 (0 to 0)	0 (0 to 0)	0 (0 to 0)	0 (0 to 0)	0 (0 to 0)	0 (0 to 0)	0 (0 to 0)	0 (0 to 0)	0 (0 to 0)	0 (0 to 0)	0
Trichomoniasis	0 (0 to 0)	0 (0 to 0)	0 (0 to 0)	0 (0 to 0)	0 (0 to 0)	0 (0 to 0)	0 (0 to 0)	0 (0 to 0)	0 (0 to 0)	0 (0 to 0)	0 (0 to 0)	0 (0 to 0)	0 (0 to 0)	0 (0 to 0)	0 (0 to 0)	0 (0 to 0)	0 (0 to 0)	0 (0 to 0)	0 (0 to 0)	0 (0 to 0)	0 (0 to 0)	0 (0 to 0)	0 (0 to 0)	0
Genital herpes	0 (0 to 0)	0 (0 to 0)	0 (0 to 0)	0 (0 to 0)	0 (0 to 0)	0 (0 to 0)	0 (0 to 0)	0 (0 to 0)	0 (0 to 0)	0 (0 to 0)	0 (0 to 0)	0 (0 to 0)	0 (0 to 0)	0 (0 to 0)	0 (0 to 0)	0 (0 to 0)	0 (0 to 0)	0 (0 to 0)	0 (0 to 0)	0 (0 to 0)	0 (0 to 0)	0 (0 to 0)	0 (0 to 0)	0.2
Other sexually transmitted infections	0 (0 to 0)	0 (0 to 0)	0 (0 to 0)	0 (0 to 0)	0 (0 to 0)	0 (0 to 0)	0 (0 to 0)	0 (0 to 0)	0 (0 to 0)	0 (0 to 0)	0 (0 to 0)	0 (0 to 0)	0 (0 to 0)	0 (0 to 0)	0 (0 to 0)	0 (0 to 0)	0 (0 to 0)	0 (0 to 0)	0 (0 to 0)	0 (0 to 0)	0 (0 to 0)	0 (0 to 0)	0 (0 to 0)	0.1
Respiratory infections and tuberculosis	4.6 (2.2 to 7.7)	4.6 (2.2 to 7.4)	27.5 (16.1 to 42.2)	15.7 (15.7 to 37.5)	3.8 (4 to 9.2)	3.2 (2.8 to 5.2)	3.2 (3.5 to 8)	3.2 (3.5 to 8)	3.6 (3.1 to 13)	7.8 (4.9 to 33.2)	10 (4.4 to 56.7)	12.2 (4.4 to 72.2)	14 (4.4 to 87.5)	17.2 (4.3 to 104.6)	14 (3.8 to 87.7)	14 (3.5 to 77.1)	14 (2.9 to 64.9)	14 (1.3 to 29.9)	14 (0.7 to 1.5)	14 (0.4 to 0.9)	14 (0.2 to 0.5)	14 (0.1 to 0.1)	147
Tuberculosis	0 (0 to 0)	0 (0 to 0)	0.3 (0.2 to 0.5)	0.3 (0.3 to 0.9)	0.3 (0.1 to 0.3)	0.3 (0.2 to 0.5)	0.2 (0.3 to 1.1)	1.6 (0.9 to 2.7)	2.2 (1.2 to 3.7)	2.2 (1.3 to 3.8)	2.2 (1.3 to 3.8)	1.3 (0.8 to 2.1)	1.6 (0.9 to 2.4)	1.7 (1 to 2.7)	1.6 (0.9 to 2.4)	1.7 (0.4 to 1.7)	1.6 (0.4 to 1.5)	0.5 (0.3 to 0.8)	0.1 (0.1 to 0.2)	0.1 (0.1 to 0.2)	0.2 (0.1 to 0.1)	0.1 (0.1 to 0.1)	16.8
Latent tuberculosis infection	0 (0 to 0)	0 (0 to 0)	0 (0 to 0)	0 (0 to 0)	0 (0 to 0)	0 (0 to 0)	0 (0 to 0)	0 (0 to 0)	0 (0 to 0)	0 (0 to 0)	0 (0 to 0)	0 (0 to 0)	0 (0 to 0)	0 (0 to 0)	0 (0 to 0)	0 (0 to 0)	0 (0 to 0)	0 (0 to 0)	0 (0 to 0)	0 (0 to 0)	0 (0 to 0)	0 (0 to 0)	0 (0 to 0)	0
Drug-susceptible tuberculosis	0 (0 to 0)	0 (0 to 0)	0.3 (0.2 to 0.5)	0.3 (0.3 to 0.9)	0.3 (0 to 0.3)	0.3 (0.2 to 0.4)	0.2 (0.3 to 1.1)	1.6 (0.9 to 2.7)	2.2 (1.2 to 3.4)	2.2 (1.3 to 3.8)	2.2 (1.3 to 3.8)	1.3 (0.8 to 2.1)	1.6 (0.9 to 2.4)	1.7 (1 to 2.7)	1.6 (0.9 to 2.4)	1.7 (0.4 to 1.7)	1.6 (0.4 to 1.5)	0.5 (0.3 to 0.8)	0.1 (0.1 to 0.2)	0.1 (0.1 to 0.2)	0.2 (0.1 to 0.1)	0.1 (0.1 to 0.1)	16.7
Multidrug-resistant tuberculosis without extensive drug-resistance	0 (0 to 0)	0 (0 to 0)	0 (0 to 0)	0 (0 to 0)	0 (0 to 0)	0 (0 to 0)	0 (0 to 0)	0 (0 to 0)	0 (0 to 0)	0 (0 to 0)	0 (0 to 0)	0 (0 to 0)	0 (0 to 0)	0 (0 to 0)	0 (0 to 0)	0 (0 to 0)	0 (0 to 0)	0 (0 to 0)	0 (0 to 0)	0 (0 to 0)	0 (0 to 0)	0 (0 to 0)	0 (0 to 0)	0.1
Extensively drug-resistant tuberculosis	0 (0 to 0)	0 (0 to 0)	0 (0 to 0)	0 (0 to 0)	0 (0 to 0)	0 (0 to 0)	0 (0 to 0)	0 (0 to 0)	0 (0 to 0)	0 (0 to 0)	0 (0 to 0)	0 (0 to 0)	0 (0 to 0)	0 (0 to 0)	0 (0 to 0)	0 (0 to 0)	0 (0 to 0)	0 (0 to 0)	0 (0 to 0)	0 (0 to 0)	0 (0 to 0)	0 (0 to 0)	0 (0 to 0)	0
Lower respiratory infections	4.6 (2.2 to 9.7)	4.6 (2.2 to 7.4)	27 (15.7 to 41.5)	15 (14.9 to 36)	3.4 (3.6 to 8.9)	2.9 (1.8 to 4.2)	3 (2.5 to 6.6)	3.2 (2.5 to 6.6)	3.4 (3.1 to 10.4)	5.6 (3.9 to 11.7)	7.4 (4.3 to 12.1)	10.9 (4.3 to 11.1)	12.4 (4.3 to 9.7)	15.5 (3.3 to 9.7)	12.6 (2.8 to 8.6)	12.3 (2.5 to 6.3)	12.3 (2.5 to 5.2)	13.5 (0.9 to 2.3)	13.5 (0.5 to 1.2)	13.5 (0.3 to 0.9)	13.5 (0.4 to 0.9)	13.5 (0.2 to 0.4)	124
Upper respiratory infections	0 (0 to 0)	0 (0 to 0)	0.1 (0.1 to 0.2)	0.6 (0.3 to 1)	0.6 (0.2 to 0.9)	0.5 (0.2 to 0.9)	0.2 (0.2 to 0.7)	0.1 (0.1 to 0.1)	0.1 (0.1 to 0.1)	0.1 (0.2 to 0.5)	0.1 (0.2 to 0.5)	0.2 (0.1 to 0.4)	0.2 (0.1 to 0.3)	0.2 (0.1 to 0.3)	0.1 (0.1 to 0.2)	0.1 (0.1 to 0.1)	0.1 (0 to 0.1)	0.1 (0 to 0.1)	0.1 (0 to 0.1)	0.1 (0 to 0.1)	0.1 (0 to 0.1)	0.1 (0 to 0.1)	4.2
Otitis media	0 (0 to 0)	0 (0 to 0)	0.3 (0 to 0.4)	0.3 (0.2 to 0.6)	0.2 (0.1 to 0.4)	0.2 (0.1 to 0.4)	0.1 (0.1 to 0.3)	0.1 (0.1 to 0.1)	0.1 (0.1 to 0.2)	0.1 (0.1 to 0.2)	0.1 (0.1 to 0.2)	0.1 (0.1 to 0.1)	0.1 (0.1 to 0.1)	0.1 (0.1 to 0.1)	0.1 (0.1 to 0.1)	0.1 (0.1 to 0.1)	0.1 (0 to 0.1)	0.1 (0 to 0.1)	0.1 (0 to 0.1)	0.1 (0 to 0.1)	0.1 (0 to 0.1)	0.1 (0 to 0.1)	1.7
Enteric infections	0.1 (0 to 0.2)	0.3 (0.1 to 0.4)	3.1 (1.4 to 6.1)	4 (3.3 to 11.2)	2.1 (1.4 to 3.1)	2.1 (1.4 to 3.1)	1.4 (1.1 to 2.4)	1.4 (0.4 to 1.4)	1.2 (0.9 to 1.8)	1.2 (0.8 to 1.5)	1.1 (0.8 to 1.6)	1.2 (0.9 to 1.8)	1.2 (0.8 to 1.7)	1.1 (0.8 to 1.6)	0.8 (0.4 to 1.1)	0.7 (0.5 to 1.1)	0.4 (0.4 to 0.9)	0.3 (0.2 to 0.5)	0.2 (0.1 to 0.3)	0.2 (0.1 to 0.3)	0.2 (0 to 0.1)	0.1 (0 to 0.1)	25.1
Diarrheal diseases	0.1 (0 to 0.2)	0.3 (0.1 to 0.4)	3.1 (1.4 to 6.1)	4 (3.7 to 10.1)	2.1 (1.4 to 3.1)	2.1 (1.4 to 3.1)	1.4 (0.9 to 2.4)	1.4 (0.9 to 2.3)	1.2 (0.9 to 1.8)	1.2 (0.8 to 1.5)	1.1 (0.8 to 1.6)	1.2 (0.9 to 1.8)	1.2 (0.8 to 1.7)	1.1 (0.8 to 1.6)	0.8 (0.4 to 1.1)	0.7 (0.5 to 1.1)	0.4 (0.4 to 0.9)	0.3 (0.2 to 0.5)	0.2 (0.1 to 0.3)	0.2 (0.1 to 0.3)	0.2 (0 to 0.1)	0.1 (0 to 0.1)	21.9
Typhoid and paratyphoid	0 (0 to 0)	0 (0 to 0)	0 (0 to 0)	0.5 (0.2 to 1.2)	0.4 (0.2 to 0.4)	0.4 (0.2 to 0.4)	0.4 (0.2 to 0.9)	0.4 (0.1 to 0.5)	0.3 (0.2 to 0.3)	0.3 (0.2 to 0.3)	0.3 (0.2 to 0.3)	0.3 (0.2 to 0.3)	0.3 (0.2 to 0.3)	0.3 (0.2 to 0.3)	0.3 (0.2 to 0.3)	0.3 (0.2 to 0.3)	0.3 (0.2 to 0.3)	0.3 (0.2 to 0.3)	0.3 (0.2 to 0.3)	0.3 (0.2 to 0.3)	0.3 (0.2 to 0.3)	0.3 (0.2 to 0.3)	2.7
Typhoid fever	0 (0 to 0)	0 (0 to 0)	0 (0 to 0)	0.5 (0.2 to 1.2)	0.4 (0.2 to 0.4)	0.4 (0.2 to 0.4)	0.4 (0.2 to 0.9)	0.4 (0.1 to 0.5)	0.3 (0.2 to 0.3)	0.3 (0.2 to 0.3)	0.3 (0.2 to 0.3)	0.3 (0.2 to 0.3)	0.3 (0.2 to 0.3)	0.3 (0.2 to 0.3)	0.3 (0.2 to 0.3)	0.3 (0.2 to 0.3)	0.3 (0.2 to 0.3)	0.3 (0.2 to 0.3)	0.3 (0.2 to 0.3)	0.3 (0.2 to 0.3)	0.3 (0.2 to 0.3)	0.3 (0.2 to 0.3)	2.6
Paratyphoid fever	0 (0 to 0)	0 (0 to 0)	0 (0 to 0)	0 (0 to 0)	0 (0 to 0)	0 (0 to 0)	0 (0 to 0)	0 (0 to 0)	0 (0 to 0)	0 (0 to 0)	0 (0 to 0)	0 (0 to 0)	0 (0 to 0)	0 (0 to 0)	0 (0 to 0)	0 (0 to 0)	0 (0 to 0)	0 (0 to 0)	0 (0 to 0)	0 (0 to 0)	0 (0 to 0)	0 (0 to 0)	0 (0 to 0)	0.2
Invasive Non-typhoidal Salmonella (iNTS)	0 (0 to 0)	0 (0 to 0)	0 (0 to 0)	0.1 (0 to 0.1)	0.1 (0 to 0.1)	0.1 (0 to 0.1)	0.1 (0 to 0.1)	0 (0 to 0)	0 (0 to 0)	0 (0 to 0)	0 (0 to 0)	0 (0 to 0)	0 (0 to 0)	0 (0 to 0)	0 (0 to 0)	0 (0 to 0)	0 (0 to 0)	0 (0 to 0)	0 (0 to 0)	0 (0 to 0)	0 (0 to 0)	0 (0 to 0)	0 (0 to 0)	0.4
Other intestinal infectious diseases	0 (0 to 0)	0 (0 to 0)	0 (0 to 0)	0 (0 to 0)	0 (0 to 0)	0 (0 to 0)	0 (0 to 0)	0 (0 to 0)	0 (0 to 0)	0 (0 to 0)	0 (0 to 0)	0 (0 to 0)	0 (0 to 0)	0 (0 to 0)	0 (0 to 0)	0 (0 to 0)	0 (0 to 0)	0 (0 to 0)	0 (0 to 0)	0 (0 to 0)	0 (0 to 0)	0 (0 to 0)	0 (0 to 0)	0.1
Neglected tropical diseases and malaria	0 (0 to 0)	0 (0 to 0)	0.2 (0.1 to 0.5)	0.6 (0.3 to 1.7)	1.2 (0.5 to 2.9)	0.6 (0.2 to 2.7)	0.6 (0.1 to 2.7)	0.7 (0.1 to 2.2)	0.6 (0.1 to 1.7)	0.4 (0.1 to 1.1)	0.2 (0.1 to 0.5)	0.2 (0.1 to 0.5)	0.2 (0.1 to 0.5)	0.1 (0.1 to 0.2)	0.1 (0.1 to 0.2)	0.1 (0 to 0.1)	0.1 (0 to 0.1)	0.1 (0 to 0.1)	0.1 (0 to 0.1)	0.1 (0 to 0.1)	0.1 (0 to 0.1)	0.1 (0 to 0.1)	6.6
Malaria	0 (0 to 0)	0 (0 to 0)	0 (0 to 0)	0 (0 to 0)	0 (0 to 0)	0 (0 to 0)	0 (0 to 0)	0 (0 to 0)	0 (0 to 0)	0 (0 to 0)	0 (0 to 0)	0 (0 to 0)	0 (0 to 0)	0 (0 to 0)	0 (0 to 0)	0 (0 to 0)	0 (0 to 0)	0 (0 to 0)	0 (0 to 0)	0 (0 to 0)	0 (0 to 0)	0 (0 to 0)	0 (0 to 0)	0
Chagas disease	0 (0 to 0)	0 (0 to 0)	0 (0 to 0)	0 (0 to 0)	0 (0 to 0)	0 (0 to 0)	0 (0 to 0)	0 (0 to 0)	0 (0 to 0)	0 (0 to 0)	0 (0 to 0)	0 (0 to 0)	0 (0 to 0)	0 (0 to 0)	0 (0 to 0)	0 (0 to 0)	0 (0 to 0)	0 (0 to 0)	0 (0 to 0)	0 (0 to 0)	0 (0 to 0)	0 (0 to 0)	0 (0 to 0)	0
Leishmaniasis	0 (0 to 0)	0 (0 to 0)	0 (0 to 0)	0 (0 to 0)	0 (0 to 0)	0 (0 to 0)	0 (0 to 0)	0 (0 to 0)	0 (0 to 0)	0 (0 to 0)	0 (0 to 0)	0 (0 to 0)	0 (0 to 0)	0 (0 to 0)	0 (0 to 0)	0 (0 to 0)	0 (0 to 0)	0 (0 to 0)	0 (0 to 0)	0 (0 to 0)	0 (0 to 0)	0 (0 to 0)	0 (0 to 0)	0
Visceral leishmaniasis	0 (0 to 0)	0 (0 to 0)	0 (0 to 0)	0 (0 to 0)	0 (0 to 0)	0 (0 to 0)	0 (0 to 0)	0 (0 to 0)	0 (0 to 0)	0 (0 to 0)	0 (0 to 0)	0 (0 to 0)	0 (0 to 0)	0 (0 to 0)	0 (0 to 0)	0 (0 to 0)	0 (0 to 0)	0 (0 to 0)	0 (0 to 0)	0 (0 to 0)	0 (0 to 0)	0 (0 to 0)	0 (0 to 0)	0
Cutaneous and mucocutaneous leishmaniasis	0 (0 to 0)	0 (0 to 0)	0 (0 to 0)	0 (0 to 0)	0 (0 to 0)	0 (0 to 0)	0 (0 to 0)	0 (0 to 0)	0 (0 to 0)	0 (0 to 0)	0 (0 to 0)	0 (0 to 0)	0 (0 to 0)	0 (0 to 0)	0 (0 to 0)	0 (0 to 0)	0 (0 to 0)	0 (0 to 0)	0 (0 to 0)	0 (0 to 0)	0 (0 to 0)	0 (0 to 0)	0 (0 to 0)	0
African trypanosomiasis	0 (0 to 0)	0 (0 to 0)	0 (0 to 0)	0 (0 to 0)	0 (0 to 0)	0 (0 to 0)	0 (0 to 0)	0 (0 to 0)	0 (0 to 0)	0 (0 to 0)	0 (0 to 0)	0 (0 to 0)	0 (0 to 0)	0 (0 to 0)	0 (0 to 0)	0 (0 to 0)	0 (0 to 0)	0 (0 to 0)	0 (0 to 0)	0 (0 to 0)	0 (0 to 0)	0 (0 to 0)	0 (0 to 0)	0
Schistosomiasis	0 (0 to 0)	0 (0 to 0)	0 (0 to 0)	0 (0 to 0)	0 (0 to 0)	0 (0 to 0)	0 (0 to 0)	0 (0 to 0)	0 (0 to 0)	0 (0 to 0)	0 (0 to 0)	0 (0 to 0)	0 (0 to 0)	0 (0 to 0)	0 (0 to 0)	0 (0 to 0)	0 (0 to 0)	0 (0 to 0)	0 (0 to 0)	0 (0 to 0)	0 (0 to 0)	0 (0 to 0)	0 (0 to 0)	0
Cysticercosis	0 (0 to 0)	0 (0 to 0)	0 (0 to 0)	0 (0 to 0)	0 (0 to 0)	0 (0 to 0)	0 (0 to 0)	0 (0 to 0)	0 (0 to 0)	0 (0 to 0)	0 (0 to 0)	0 (0 to 0)	0 (0 to 0)	0 (0 to 0)	0 (0 to 0)	0 (0 to 0)	0 (0 to 0)	0 (0 to 0)	0 (0 to 0)	0 (0 to 0)	0 (0 to 0)	0 (0 to 0)	0 (0 to 0)	0.4
Cystic echinococcosis	0 (0 to 0)	0 (0 to 0)	0 (0 to 0)	0 (0 to 0)	0 (0 to 0)	0 (0 to 0)	0 (0 to 0)	0 (0 to 0)	0 (0 to 0)	0 (0 to 0)	0 (0 to 0)	0 (0 to 0)	0 (0 to 0)	0 (0 to 0)	0 (0 to 0)	0 (0 to 0)	0 (0 to 0)	0 (0 to 0)	0 (0 to 0)	0 (0 to 0)	0 (0 to 0)	0 (0 to 0)	0 (0 to 0)	0
Lymphatic filariasis	0 (0 to 0)	0 (0 to 0)	0 (0 to 0)	0 (0 to 0)	0 (0 to 0)	0 (0 to 0)	0 (0 to 0)	0 (0 to 0)	0 (0 to 0)	0 (0 to 0)	0 (0 to 0)	0 (0 to 0)	0 (0 to 0)	0 (0 to 0)	0 (0 to 0)	0 (0 to 0)	0 (0 to 0)	0 (0 to 0)	0 (0 to 0)	0 (0 to 0)	0 (0 to 0)	0 (0 to 0)	0 (0 to 0)	0
Onchocerciasis	0 (0 to 0)	0 (0 to 0)	0 (0 to 0)	0 (0 to 0)	0 (0 to 0)	0 (0 to 0)	0 (0 to 0)	0 (0 to 0)	0 (0 to 0)	0 (0 to 0)	0 (0 to 0)	0 (0 to 0)	0 (0 to 0)	0 (0 to 0)	0 (0 to 0)	0 (0 to 0)	0 (0 to 0)	0 (0 to 0)	0 (0 to 0)	0 (0 to 0)	0 (0 to 0)	0 (0 to 0)	0 (0 to 0)	0
Trachoma	0 (0 to 0)	0 (0 to 0)	0 (0 to 0)	0 (0 to 0)	0 (0 to 0)	0 (0 to 0)	0 (0 to 0)	0 (0 to 0)	0 (0 to 0)	0 (0 to 0)	0 (0 to 0)	0 (0 to 0)	0 (0 to 0)	0 (0 to 0)	0 (0 to 0)	0 (0 to 0)	0 (0 to 0)	0 (0 to 0)	0 (0 to 0)	0 (0 to 0)	0 (0 to 0)	0 (0 to 0)	0 (0 to 0)	0
Dengue	0 (0 to 0)	0 (0 to 0)	0.3 (0 to 0.3)	0.6 (0.1 to 1)	0.3 (0 to 0.4)	0.7 (0.3 to 2.7)	0.7 (0.3 to 2.6)	0.6 (0.2 to 2.1)	0.4 (0.1 to 1.6)	0.3 (0 to 1)	0.3 (0 to 0.6)	0.1 (0 to 0.2)	0.1 (0 to 0.2)	0.1 (0 to 0.1)	0.1 (0 to 0.1)	0.1 (0 to 0.1)	0.1 (0 to 0.1)	0.1 (0 to 0.1)	0.1 (0 to 0.1)	0.1 (0 to 0.1)	0.1 (0 to 0.1)	0.1 (0 to 0.1)	4
Yellow fever	0 (0 to 0)	0 (0 to 0)	0 (0 to 0)	0 (0 to 0)	0 (0 to 0)	0 (0 to 0)	0 (0 to 0)	0 (0 to 0)	0 (0 to 0)	0 (0 to 0)	0 (0 to 0)	0 (0 to 0)	0 (0 to 0)	0 (0 to 0)	0 (0 to 0)	0 (0 to 0)	0 (0 to 0)	0 (0 to 0)	0 (0 to 0)	0 (0 to 0)	0 (0 to 0)	0 (0 to 0)	0 (0 to 0)	0
Rabies	0 (0 to 0)	0 (0 to 0)	0 (0 to 0)	0 (0 to 0)	0 (0 to 0)	0 (0 to 0)	0 (0 to 0)	0 (0 to 0)	0 (0 to 0)	0 (0 to 0)	0 (0 to 0)	0 (0 to 0)	0 (0 to 0)	0 (0 to 0)	0 (0 to 0)	0 (0 to 0)	0 (0 to 0)	0 (0 to 0)	0 (0 to 0)	0 (0 to 0)	0 (0 to 0)	0 (0 to 0)	0 (0 to 0)	0
Intestinal nematode infections	0 (0 to 0)	0 (0 to 0)	0 (0 to 0)	0.1 (0 to 0.3)	0.1 (0.1 to 0.3)	0.1 (0 to 0.2)	0.1 (0 to 0.2)	0.1 (0 to 0.1)	0.1 (0 to 0.1)	0.1 (0 to 0.1)	0.1 (0 to 0.1)	0.1 (0 to 0.1)	0.1 (0 to 0.1)	0.1 (0 to 0.1)	0.1 (0 to 0.1)	0.1 (0 to 0.1)	0.1 (0 to 0.1)	0.1 (0 to 0.1)	0.1 (0 to 0.1)	0.1 (0 to 0.1)	0.1 (0 to 0.1)	0.1 (0 to 0.1)	0.7
Ascariasis	0 (0 to 0)	0 (0 to 0)	0 (0 to 0)	0.1 (0 to 0.3)	0.1 (0 to 0.3)	0.1 (0 to 0.2)	0.1 (0 to 0.2)	0.1 (0 to 0.1)	0.1 (0 to 0.1)	0.1 (0 to 0.1)	0.1 (0 to 0.1)	0.1 (0 to 0.1)	0.1 (0 to 0.1)	0.1 (0 to 0.1)	0.1 (0 to 0.1)	0.1 (0 to 0.1)	0.1 (0 to 0.1)	0.1 (0 to 0.1)	0.1 (0 to 0.1)	0.1 (0 to 0.1)	0.1 (0 to 0.1)	0.1 (0 to 0.1)	0.2
Trichuriasis	0 (0 to 0)	0 (0 to 0)	0 (0 to 0)	0 (0 to 0.1)	0 (0 to 0.1)	0 (0 to 0.1)	0 (0 to 0.1)	0 (0 to 0.1)	0 (0 to 0.1)	0 (0 to 0.1)	0 (0 to 0.1)	0 (0 to 0.1)	0 (0 to 0.1)	0 (0 to 0.1)	0 (0 to 0.1)	0 (0 to 0.1)	0 (0 to 0.1)	0 (0 to 0.1)	0 (0 to 0.1)	0 (0 to 0.1)	0 (0 to 0.1)	0 (0 to 0.1)	0 (0 to 0.1)	0.3
Hookworm disease	0 (0 to 0)	0 (0 to 0)	0 (0 to 0)	0 (0 to 0.1)	0 (0 to 0.1)	0 (0 to 0.1)	0 (0 to 0.1)	0 (0 to 0.1)	0 (0 to 0.1)	0 (0 to 0.1)	0 (0 to 0.1)	0 (0 to 0.1)	0 (0 to 0.1)	0 (0 to 0.1)	0 (0 to 0.1)	0 (0 to 0.1)	0 (0 to 0.1)	0 (0 to 0.1)	0 (0 to 0.1)	0

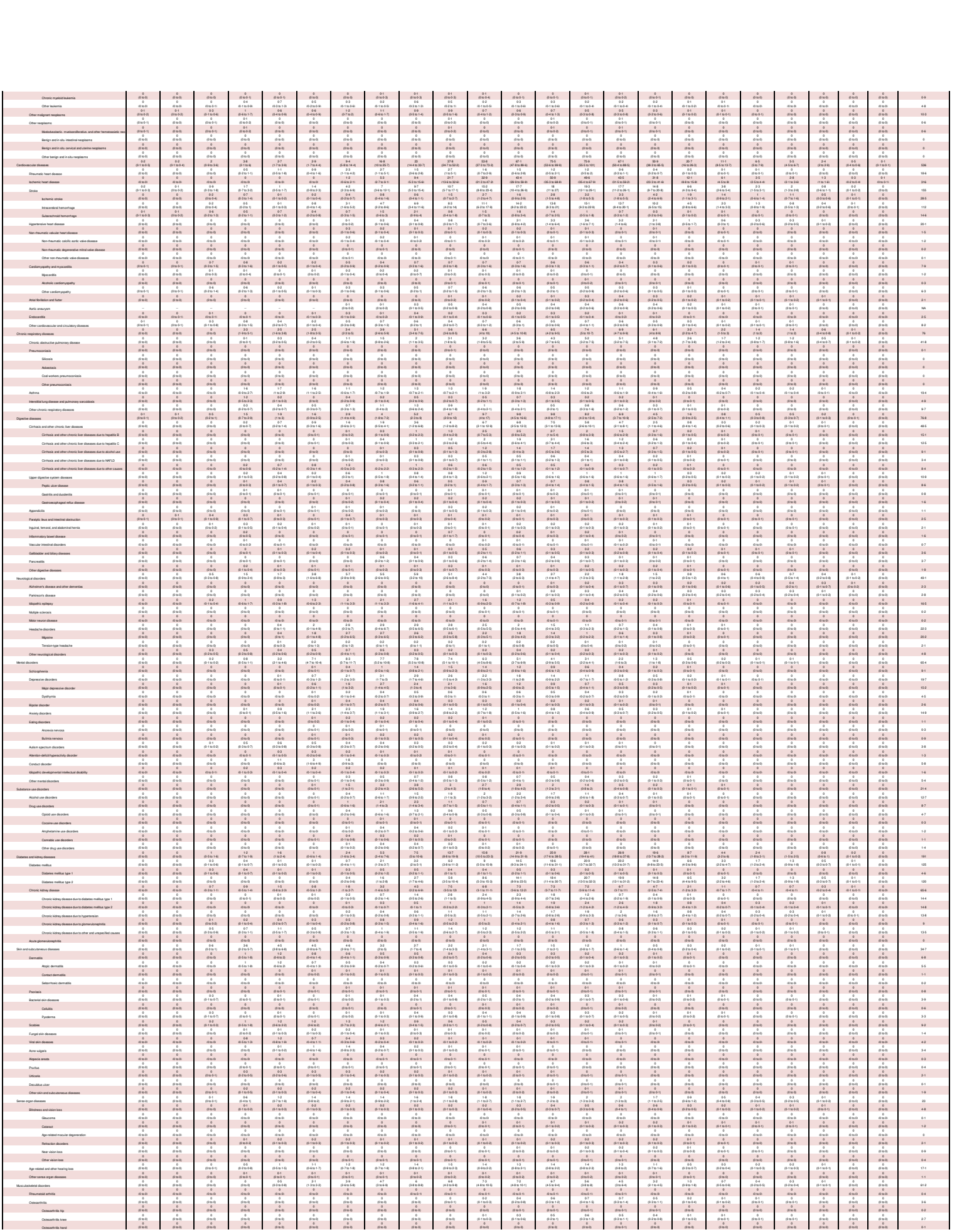



SR Table 2a: Nux DALYS by cause and age group for males with 95% uncertainty intervals, 2019

Cause	Early Neonatal	Late Neonatal	Post Neonatal	1 to 4	5 to 9	10 to 14	15 to 19	20 to 24	25 to 29	30 to 34	35 to 39	40 to 44	45 to 49	50 to 54	55 to 59	60 to 64	65 to 69	70 to 74	75 to 79	80 to 84	85 to 89	90 to 94	95 plus	Total
All causes	6 (4·6 to 7·7)	1·8 (1·4 to 2·2)	4·9 (3·8 to 6·2)	11·8 (9·4 to 14·8)	9 (7·1 to 11·4)	9 (5·8 to 7·3)	10·7 (9·2 to 12·2)	11·2 (9·4 to 14·4)	11·1 (9·5 to 15·6)	11·2 (9·2 to 14·2)	11·1 (7·4 to 19·4)	11·1 (7·4 to 23·6)	14·1 (9·4 to 29·8)	16·3 (12·9 to 25·4)	19·5 (15·7 to 28·7)	20·5 (17·6 to 28·2)	24·2 (20·1 to 40·4)	34·2 (27·1 to 49·6)	46 (38·1 to 59·4)	66 (56·3 to 69·2)	94 (82·1 to 98·2)	139·2 (29·2 to 34·7)	17 (16·1 to 18)	9·6 (9·5 to 9·8)	5·9 (5·1 to 6·4)	9·7 (9·4 to 9·7)	368
Communicable, maternal, neonatal, and nutritional diseases	5·2 (3·9 to 6·7)	1·4 (1·1 to 1·9)	3·3 (2·5 to 4·3)	5·3 (3·7 to 7·4)	1·4 (1 to 2)	1·2 (0·9 to 1·6)	1·2 (0·9 to 1·6)	1·1 (0·7 to 1·4)	1·2 (0·9 to 2·5)	1·4 (0·7 to 4·2)	1·6 (0·9 to 5·5)	1·8 (0·9 to 5·5)	1·8 (1 to 4·5)	1·8 (1 to 3·9)	1·9 (1 to 3·9)	1·8 (1·5 to 2·2)	2·1 (1·5 to 2·9)	2·1 (1·5 to 2·9)	1·1 (1 to 2·2)	1·5 (1 to 2·2)	1·1 (0·8 to 1·5)	0·6 (0·6 to 1·4)	0·4 (0·7 to 1·3)	0·4 (0·4 to 0·8)	0·3 (0·2 to 0·4)	0 (0 to 0·1)	39·4
HIV/AIDS and sexually transmitted infections	0 (0·2 to 1·5)	0·2 (0·1 to 0·5)	0·4 (0·1 to 0·9)	0·2 (0 to 0·6)	0 (0 to 0·2)	0 (0 to 0·1)	0·1 (0 to 0·2)	0·1 (0 to 0·4)	0·3 (0 to 1·5)	0·4 (0 to 2·2)	0·6 (0 to 4·2)	0·8 (0 to 4·5)	0·9 (0 to 4·2)	0·8 (0 to 4·5)	0·9 (0 to 4·2)	0·9 (0 to 4·5)	0·4 (0 to 2·3)	0·4 (0 to 2·3)	0·3 (0 to 1·4)	0·2 (0 to 0·9)	0·1 (0 to 0·4)	0 (0 to 0·2)	0 (0 to 0·1)	0 (0 to 0)	0 (0 to 0)	0 (0 to 0)	0 (0 to 0)	6
HIV/AIDS	0 (0 to 0)	0 (0 to 0)	0 (0 to 0·2)	0 (0 to 0·6)	0 (0 to 0·2)	0 (0 to 0·1)	0 (0 to 0·2)	0 (0 to 0·4)	0 (0 to 1·5)	0 (0 to 2·2)	0 (0 to 4·2)	0 (0 to 4·5)	0 (0 to 3·5)	0 (0 to 2·3)	0 (0 to 2·3)	0 (0 to 1·4)	0 (0 to 0·9)	0 (0 to 0·9)	0 (0 to 0·4)	0 (0 to 0·2)	0 (0 to 0·1)	0 (0 to 0)	0 (0 to 0)	0 (0 to 0)	0 (0 to 0)	0 (0 to 0)	0 (0 to 0)	4·6
HIV/AIDS - Drug-susceptible Tuberculosis	0 (0 to 0)	0 (0 to 0)	0 (0 to 0)	0 (0 to 0)	0 (0 to 0)	0 (0 to 0)	0 (0 to 0)	0 (0 to 0)	0 (0 to 0)	0 (0 to 0)	0 (0 to 0)	0 (0 to 0)	0 (0 to 0)	0 (0 to 0)	0 (0 to 0)	0 (0 to 0)	0 (0 to 0)	0 (0 to 0)	0 (0 to 0)	0 (0 to 0)	0 (0 to 0)	0 (0 to 0)	0 (0 to 0)	0 (0 to 0)	0 (0 to 0)	0 (0 to 0)	0 (0 to 0)	0·2
HIV/AIDS - Multidrug-resistant Tuberculosis without extensive drug resistance	0 (0 to 0)	0 (0 to 0)	0 (0 to 0)	0 (0 to 0)	0 (0 to 0)	0 (0 to 0)	0 (0 to 0)	0 (0 to 0)	0 (0 to 0)	0 (0 to 0)	0 (0 to 0)	0 (0 to 0)	0 (0 to 0)	0 (0 to 0)	0 (0 to 0)	0 (0 to 0)	0 (0 to 0)	0 (0 to 0)	0 (0 to 0)	0 (0 to 0)	0 (0 to 0)	0 (0 to 0)	0 (0 to 0)	0 (0 to 0)	0 (0 to 0)	0 (0 to 0)	0 (0 to 0)	0
HIV/AIDS - Extensively drug-resistant Tuberculosis	0 (0 to 0)	0 (0 to 0)	0 (0 to 0)	0 (0 to 0)	0 (0 to 0)	0 (0 to 0)	0 (0 to 0)	0 (0 to 0)	0 (0 to 0)	0 (0 to 0)	0 (0 to 0)	0 (0 to 0)	0 (0 to 0)	0 (0 to 0)	0 (0 to 0)	0 (0 to 0)	0 (0 to 0)	0 (0 to 0)	0 (0 to 0)	0 (0 to 0)	0 (0 to 0)	0 (0 to 0)	0 (0 to 0)	0 (0 to 0)	0 (0 to 0)	0 (0 to 0)	0 (0 to 0)	0
HIV/AIDS resulting in other diseases	0 (0 to 0)	0 (0 to 0)	0 (0 to 0)	0 (0 to 0)	0 (0 to 0·2)	0 (0 to 0·1)	0 (0 to 0·2)	0 (0 to 0·4)	0 (0 to 1·5)	0 (0 to 2·2)	0 (0 to 4·1)	0 (0 to 4·5)	0 (0 to 3·4)	0 (0 to 2·3)	0 (0 to 2·3)	0 (0 to 1·4)	0 (0 to 0·9)	0 (0 to 0·9)	0 (0 to 0·4)	0 (0 to 0·2)	0 (0 to 0·1)	0 (0 to 0)	0 (0 to 0)	0 (0 to 0)	0 (0 to 0)	0 (0 to 0)	0 (0 to 0)	4·4
Sexually transmitted infections excluding HIV	0·7 (0·2 to 1·5)	0·2 (0·1 to 0·5)	0·4 (0·1 to 0·9)	0·2 (0 to 0·6)	0 (0 to 0·2)	0 (0 to 0·1)	0 (0 to 0·2)	0 (0 to 0·4)	0 (0 to 0·4)	0 (0 to 0·4)	0 (0 to 0·4)	0 (0 to 0·4)	0 (0 to 0·4)	0 (0 to 0·4)	0 (0 to 0·4)	0 (0 to 0·4)	0 (0 to 0·4)	0 (0 to 0·4)	0 (0 to 0·4)	0 (0 to 0·4)	0 (0 to 0·4)	0 (0 to 0·4)	0 (0 to 0·4)	0 (0 to 0·4)	0 (0 to 0·4)	0 (0 to 0·4)	0 (0 to 0·4)	1·5
Syphilis	0·7 (0·2 to 1·5)	0·2 (0·1 to 0·5)	0·4 (0·1 to 0·9)	0·2 (0 to 0·6)	0 (0 to 0·2)	0 (0 to 0·1)	0 (0 to 0·2)	0 (0 to 0·4)	0 (0 to 0·4)	0 (0 to 0·4)	0 (0 to 0·4)	0 (0 to 0·4)	0 (0 to 0·4)	0 (0 to 0·4)	0 (0 to 0·4)	0 (0 to 0·4)	0 (0 to 0·4)	0 (0 to 0·4)	0 (0 to 0·4)	0 (0 to 0·4)	0 (0 to 0·4)	0 (0 to 0·4)	0 (0 to 0·4)	0 (0 to 0·4)	0 (0 to 0·4)	0 (0 to 0·4)	0 (0 to 0·4)	1·4
Chlamydial infection	0 (0 to 0)	0 (0 to 0)	0 (0 to 0)	0 (0 to 0)	0 (0 to 0)	0 (0 to 0)	0 (0 to 0)	0 (0 to 0)	0 (0 to 0)	0 (0 to 0)	0 (0 to 0)	0 (0 to 0)	0 (0 to 0)	0 (0 to 0)	0 (0 to 0)	0 (0 to 0)	0 (0 to 0)	0 (0 to 0)	0 (0 to 0)	0 (0 to 0)	0 (0 to 0)	0 (0 to 0)	0 (0 to 0)	0 (0 to 0)	0 (0 to 0)	0 (0 to 0)	0 (0 to 0)	0
Gonococcal infection	0 (0 to 0)	0 (0 to 0)	0 (0 to 0)	0 (0 to 0)	0 (0 to 0)	0 (0 to 0)	0 (0 to 0)	0 (0 to 0)	0 (0 to 0)	0 (0 to 0)	0 (0 to 0)	0 (0 to 0)	0 (0 to 0)	0 (0 to 0)	0 (0 to 0)	0 (0 to 0)	0 (0 to 0)	0 (0 to 0)	0 (0 to 0)	0 (0 to 0)	0 (0 to 0)	0 (0 to 0)	0 (0 to 0)	0 (0 to 0)	0 (0 to 0)	0 (0 to 0)	0 (0 to 0)	0
Trichomoniasis	0 (0 to 0)	0 (0 to 0)	0 (0 to 0)	0 (0 to 0)	0 (0 to 0)	0 (0 to 0)	0 (0 to 0)	0 (0 to 0)	0 (0 to 0)	0 (0 to 0)	0 (0 to 0)	0 (0 to 0)	0 (0 to 0)	0 (0 to 0)	0 (0 to 0)	0 (0 to 0)	0 (0 to 0)	0 (0 to 0)	0 (0 to 0)	0 (0 to 0)	0 (0 to 0)	0 (0 to 0)	0 (0 to 0)	0 (0 to 0)	0 (0 to 0)	0 (0 to 0)	0 (0 to 0)	0
Genital herpes	0 (0 to 0)	0 (0 to 0)	0 (0 to 0)	0 (0 to 0)	0 (0 to 0)	0 (0 to 0)	0 (0 to 0)	0 (0 to 0)	0 (0 to 0)	0 (0 to 0)	0 (0 to 0)	0 (0 to 0)	0 (0 to 0)	0 (0 to 0)	0 (0 to 0)	0 (0 to 0)	0 (0 to 0)	0 (0 to 0)	0 (0 to 0)	0 (0 to 0)	0 (0 to 0)	0 (0 to 0)	0 (0 to 0)	0 (0 to 0)	0 (0 to 0)	0 (0 to 0)	0 (0 to 0)	0
Other sexually transmitted infections	0 (0 to 0)	0 (0 to 0)	0 (0 to 0)	0 (0 to 0)	0 (0 to 0)	0 (0 to 0)	0 (0 to 0)	0 (0 to 0)	0 (0 to 0)	0 (0 to 0)	0 (0 to 0)	0 (0 to 0)	0 (0 to 0)	0 (0 to 0)	0 (0 to 0)	0 (0 to 0)	0 (0 to 0)	0 (0 to 0)	0 (0 to 0)	0 (0 to 0)	0 (0 to 0)	0 (0 to 0)	0 (0 to 0)	0 (0 to 0)	0 (0 to 0)	0 (0 to 0)	0 (0 to 0)	0
Respiratory infections and tuberculosis	0·2 (0·1 to 0·3)	0·2 (0·1 to 0·3)	0·4 (0·4 to 1·4)	2·5 (1·4 to 4)	0·4 (0·3 to 0·5)	0·4 (0·3 to 0·5)	0·4 (0·3 to 0·6)	0·4 (0·3 to 0·6)	0·4 (0·3 to 0·7)	0·4 (0·2 to 0·7)	0·5 (0·2 to 0·7)	0·5 (0·3 to 0·9)	0·6 (0·4 to 0·9)	0·6 (0·4 to 0·9)	0·6 (0·5 to 1·2)	1·1 (0·6 to 1·9)	1·3 (0·9 to 1·9)	1 (0·7 to 1·4)	0·8 (0·5 to 1·1)	0·7 (0·5 to 1·1)	0·4 (0·3 to 0·9)	0·2 (0·1 to 0·3)	0·2 (0·1 to 0·3)	0·1 (0·1 to 0·2)	0 (0 to 0·1)	0 (0 to 0·1)	14·9
Tuberculosis	0 (0 to 0)	0 (0 to 0)	0 (0 to 0)	0 (0 to 0·1)	0 (0 to 0)	0 (0 to 0)	0 (0 to 0)	0 (0 to 0·1)	0·1 (0 to 0·1)	0·1 (0 to 0·1)	0·1 (0 to 0·1)	0·1 (0 to 0·1)	0·1 (0 to 0·1)	0·1 (0 to 0·1)	0·1 (0 to 0·2)	0·2 (0 to 0·3)	0·2 (0 to 0·3)	0·2 (0 to 0·3)	0·2 (0 to 0·3)	0·2 (0 to 0·3)	0·1 (0 to 0·2)	0·1 (0 to 0·2)	0·1 (0 to 0·2)	0 (0 to 0·1)	0 (0 to 0·1)	0 (0 to 0·1)	0 (0 to 0·1)	1·4
Latent tuberculosis infection	0 (0 to 0)	0 (0 to 0)	0 (0 to 0)	0 (0 to 0)	0 (0 to 0)	0 (0 to 0)	0 (0 to 0)	0 (0 to 0)	0 (0 to 0)	0 (0 to 0)	0 (0 to 0)	0 (0 to 0)	0 (0 to 0)	0 (0 to 0)	0 (0 to 0)	0 (0 to 0)	0 (0 to 0)	0 (0 to 0)	0 (0 to 0)	0 (0 to 0)	0 (0 to 0)	0 (0 to 0)	0 (0 to 0)	0 (0 to 0)	0 (0 to 0)	0 (0 to 0)	0 (0 to 0)	0
Drug-susceptible tuberculosis	0 (0 to 0)	0 (0 to 0)	0 (0 to 0)	0 (0 to 0·1)	0 (0 to 0)	0 (0 to 0)	0 (0 to 0)	0 (0 to 0·1)	0·1 (0 to 0·1)	0·1 (0 to 0·1)	0·1 (0 to 0·1)	0·1 (0 to 0·1)	0·1 (0 to 0·1)	0·1 (0 to 0·1)	0·1 (0 to 0·2)	0·2 (0 to 0·3)	0·2 (0 to 0·3)	0·2 (0 to 0·3)	0·2 (0 to 0·3)	0·2 (0 to 0·3)	0·1 (0 to 0·2)	0·1 (0 to 0·2)	0·1 (0 to 0·2)	0 (0 to 0·1)	0 (0 to 0·1)	0 (0 to 0·1)	0 (0 to 0·1)	1·4
Multidrug-resistant tuberculosis without extensive drug resistance	0 (0 to 0)	0 (0 to 0)	0 (0 to 0)	0 (0 to 0)	0 (0 to 0)	0 (0 to 0)	0 (0 to 0)	0 (0 to 0)	0 (0 to 0)	0 (0 to 0)	0 (0 to 0)	0 (0 to 0)	0 (0 to 0)	0 (0 to 0)	0 (0 to 0)	0 (0 to 0)	0 (0 to 0)	0 (0 to 0)	0 (0 to 0)	0 (0 to 0)	0 (0 to 0)	0 (0 to 0)	0 (0 to 0)	0 (0 to 0)	0 (0 to 0)	0 (0 to 0)	0 (0 to 0)	0
Extensively drug-resistant tuberculosis	0 (0 to 0)	0 (0 to 0)	0 (0 to 0)	0 (0 to 0)	0 (0 to 0)	0 (0 to 0)	0 (0 to 0)	0 (0 to 0)	0 (0 to 0)	0 (0 to 0)	0 (0 to 0)	0 (0 to 0)	0 (0 to 0)	0 (0 to 0)	0 (0 to 0)	0 (0 to 0)	0 (0 to 0)	0 (0 to 0)	0 (0 to 0)	0 (0 to 0)	0 (0 to 0)	0 (0 to 0)	0 (0 to 0)	0 (0 to 0)	0 (0 to 0)	0 (0 to 0)	0 (0 to 0)	0
Lower respiratory infections	0·2 (0·1 to 0·3)	0·2 (0·1 to 0·3)	0·5 (0·5 to 1·6)	2·4 (1·3 to 3·9)	0·3 (0·2 to 0·4)	0·2 (0·2 to 0·4)	0·3 (0·2 to 0·5)	0·3 (0·2 to 0·5)	0·3 (0·2 to 0·5)	0·3 (0·2 to 0·6)	0·3 (0·1 to 0·6)	0·3 (0·2 to 0·7)	0·4 (0·2 to 0·7)	0·4 (0·2 to 0·7)	0·4 (0·2 to 0·7)	0·6 (0·4 to 1·4)	0·8 (0·5 to 1·4)	1·1 (0·7 to 1·9)	0·8 (0·5 to 1·2)	0·7 (0·4 to 1·1)	0·6 (0·4 to 1)	0·4 (0·3 to 0·9)	0·4 (0·3 to 0·9)	0·2 (0·1 to 0·3)	0·2 (0·1 to 0·3)	0 (0 to 0·1)	12·7
Upper respiratory infections	0 (0 to 0)	0 (0 to 0)	0 (0 to 0)	0·1 (0 to 0·1)	0 (0 to 0·1)	0 (0 to 0·1)	0·1 (0 to 0·1)	0·1 (0 to 0·1)	0·1 (0 to 0·1)	0 (0 to 0·1)	0 (0 to 0·1)	0 (0 to 0·1)	0 (0 to 0·1)	0 (0 to 0·1)	0 (0 to 0·1)	0 (0 to 0·1)	0 (0 to 0·1)	0 (0 to 0·1)	0 (0 to 0·1)	0 (0 to 0·1)	0 (0 to 0·1)	0 (0 to 0·1)	0 (0 to 0·1)	0 (0 to 0·1)	0 (0 to 0·1)	0 (0 to 0·1)	0 (0 to 0·1)	0·6
Otitis media	0 (0 to 0)	0 (0 to 0)	0 (0 to 0)	0 (0 to 0)	0 (0 to 0·1)	0 (0 to 0)	0 (0 to 0)	0 (0 to 0)	0 (0 to 0)	0 (0 to 0)	0 (0 to 0)	0 (0 to 0)	0 (0 to 0)	0 (0 to 0)	0 (0 to 0)	0 (0 to 0)	0 (0 to 0)	0 (0 to 0)	0 (0 to 0)	0 (0 to 0)	0 (0 to 0)	0 (0 to 0)	0 (0 to 0)	0 (0 to 0)	0 (0 to 0)	0 (0 to 0)	0 (0 to 0)	0·2
Enteric infections	0·5 (0 to 0)	0·2 (0 to 0)	0·5 (0·1 to 0·3)	0·5 (0·3 to 1·1)	0·2 (0·1 to 0·3)	0·2 (0·2 to 0·3)	0·2 (0·1 to 0·3)	0·1 (0·1 to 0·2)	0·1 (0·1 to 0·2)	0·1 (0·1 to 0·2)	0·2 (0·1 to 0·3)	0·2 (0·1 to 0·3)	0·2 (0·1 to 0·3)	0·2 (0·1 to 0·3)	0·3 (0·2 to 0·4)	0·3 (0·2 to 0·5)	0·4 (0·2 to 0·5)	0·3 (0·2 to 0·5)	0·2 (0·2 to 0·4)	0·2 (0·1 to 0·3)	0·1 (0·1 to 0·3)	0·1 (0·1 to 0·3)	0·1 (0·1 to 0·3)	0·1 (0·1 to 0·2)	0·1 (0·1 to 0·1)	0 (0 to 0·1)	4·2
Diarrheal diseases	0·5 (0 to 0)	0·2 (0 to 0)	0·5 (0·1 to 0·3)	0·4 (0·2 to 1·1)	0·1 (0·1 to 0·2)	0·2 (0·1 to 0·2)	0·2 (0·1 to 0·3)	0·1 (0·1 to 0·2)	0·1 (0·1 to 0·2)	0·1 (0·1 to 0·2)	0·2 (0·1 to 0·2)	0·2 (0·1 to 0·3)	0·2 (0·1 to 0·3)	0·2 (0·2 to 0·4)	0·2 (0·2 to 0·4)	0·3 (0·2 to 0·5)	0·3 (0·2 to 0·5)	0·3 (0·2 to 0·5)	0·2 (0·2 to 0·4)	0·2 (0·1 to 0·3)	0·2 (0·1 to 0·3)	0·1 (0·1 to 0·3)	0·1 (0·1 to 0·3)	0·1 (0·1 to 0·1)	0·1 (0·1 to 0·1)	0 (0 to 0·1)	3·9
Typhoid and paratyphoid	0 (0 to 0)	0 (0 to 0)	0 (0 to 0)	0·1 (0 to 0·1)	0 (0 to 0·1)	0 (0 to 0·1)	0·1 (0 to 0·1)	0·1 (0 to 0·1)	0·1 (0 to 0·1)	0 (0 to 0·1)	0 (0 to 0·1)	0 (0 to 0)	0 (0 to 0)	0 (0 to 0)	0 (0 to 0)	0 (0 to 0)	0 (0 to 0)	0 (0 to 0)	0 (0 to 0)	0 (0 to 0)	0 (0 to 0)	0 (0 to 0)	0 (0 to 0)	0 (0 to 0)	0 (0 to 0)	0 (0 to 0)	0 (0 to 0)	0·3
Typhoid fever	0 (0 to 0)	0 (0 to 0)	0 (0 to 0)	0·1 (0 to 0·1)	0 (0 to 0·1)	0 (0 to 0·1)	0·1 (0 to 0·1)	0·1 (0 to 0·1)	0·1 (0 to 0·1)	0 (0 to 0·1)	0 (0 to 0·1)	0 (0 to 0)	0 (0 to 0)	0 (0 to 0)	0 (0 to 0)	0 (0 to 0)	0 (0 to 0)	0 (0 to 0)	0 (0 to 0)	0 (0 to 0)	0 (0 to 0)	0 (0 to 0)	0 (0 to 0)	0 (0 to 0)	0 (0 to 0)	0 (0 to 0)	0 (0 to 0)	0·3
Paratyphoid fever	0 (0 to 0)	0 (0 to 0)	0 (0 to 0)	0 (0 to 0)	0 (0 to 0)	0 (0 to 0)	0 (0 to 0)	0 (0 to 0)	0 (0 to 0)	0 (0 to 0)	0 (0 to 0)	0 (0 to 0)	0 (0 to 0)	0 (0 to 0)	0 (0 to 0)	0 (0 to 0)	0 (0 to 0)	0 (0 to 0)	0 (0 to 0)	0 (0 to 0)	0 (0 to 0)	0 (0 to 0)	0 (0 to 0)	0 (0 to 0)	0 (0 to 0)	0 (0 to 0)	0 (0 to 0)	0
Invasive Non-typhoidal Salmonella (NTS)	0 (0 to 0)	0 (0 to 0)	0 (0 to 0)	0 (0 to 0)	0 (0 to 0)	0 (0 to 0)	0 (0 to 0)	0 (0 to 0)	0 (0 to 0)	0 (0 to 0)	0 (0 to 0)	0 (0 to 0)	0 (0 to 0)	0 (0 to 0)	0 (0 to 0)	0 (0 to 0)	0 (0 to 0)	0 (0 to 0)	0 (0 to 0)	0 (0 to 0)	0 (0 to 0)	0 (0 to 0)	0 (0 to 0)	0 (0 to 0)	0 (0 to 0)	0 (0 to 0)	0 (0 to 0)	0
Other intestinal infectious diseases	0 (0 to 0)	0 (0 to 0)	0 (0 to 0)	0 (0 to 0)	0 (0 to 0)	0 (0 to 0)	0 (0 to 0)	0 (0 to 0)	0 (0 to 0)	0 (0 to 0)	0 (0 to 0)	0 (0 to 0)	0 (0 to 0)	0 (0 to 0)	0 (0 to 0)	0 (0 to 0)	0 (0 to 0)	0 (0 to 0)	0 (0 to 0)	0 (0 to 0)	0 (0 to 0)	0 (0 to 0)	0 (0 to 0)	0 (0 to 0)	0 (0 to 0)	0 (0 to 0)	0 (0 to 0)	0
Neglected tropical diseases and malaria	0 (0 to 0)	0 (0 to 0)	0 (0 to 0)	0 (0 to 0)	0 (0 to 0)	0 (0 to 0)	0 (0 to 0)	0 (0 to 0·1)	0 (0 to 0·1)	0 (0 to 0·2)	0 (0 to 0·2)	0 (0 to 0·2)	0 (0 to 0·2)	0 (0 to 0·1)	0 (0 to 0·1)	0 (0 to 0·1)	0 (0 to 0·2)	0 (0 to 0·2)	0 (0 to 0·2)	0 (0 to 0·2)	0 (0 to 0·1)	0 (0 to 0·1)	0 (0 to 0·1)	0 (0 to 0·1)	0 (0 to 0·1)	0 (0 to 0·1)	0 (0 to 0·1)	1·4
Malaria	0 (0 to 0)	0 (0 to 0)	0 (0 to 0)	0 (0 to 0)	0 (0 to 0)	0 (0 to 0)	0 (0 to 0)	0 (0 to 0)	0 (0 to 0)	0 (0 to 0)	0 (0 to 0)	0 (0 to 0)	0 (0 to 0)	0 (0 to 0)	0 (0 to 0)	0 (0 to 0)	0 (0 to 0)	0 (0 to 0)	0 (0 to 0)	0 (0 to 0)	0 (0 to 0)	0 (0 to 0)	0 (0 to 0)	0 (0 to 0)	0 (0 to 0)	0 (0 to 0)	0 (0 to 0)	0
Chagas disease	0 (0 to 0)	0 (0 to 0)	0 (0 to 0)	0 (0 to 0)	0 (0 to 0)	0 (0 to 0)	0 (0 to 0)	0 (0 to 0)	0 (0 to 0)	0 (0 to 0)	0 (0 to 0)	0 (0 to 0)	0 (0 to 0)	0 (0 to 0)	0 (0 to 0)	0 (0 to 0)	0 (0 to 0)	0 (0 to 0)	0 (0 to 0)	0 (0 to 0)	0 (0 to 0)	0 (0 to 0)	0 (0 to 0)	0 (0 to 0)	0 (0 to 0)	0 (0 to 0)	0 (0 to 0)	0
Leishmaniasis	0 (0 to 0)	0 (0 to 0)	0 (0 to 0)	0 (0 to 0)	0 (0 to 0)	0 (0 to 0)	0 (0 to 0)	0 (0 to 0)	0 (0 to 0)	0 (0 to 0)	0 (0 to 0)	0 (0 to 0)	0 (0 to 0)	0 (0 to 0)	0 (0 to 0)	0 (0 to 0)	0 (0 to 0)	0 (0 to 0)	0 (0 to 0)	0 (0 to 0)	0 (0 to 0)	0 (0 to 0)	0 (0 to 0)	0 (0 to 0)	0 (0 to 0)	0 (0 to 0)	0 (0 to 0)	0
Visceral leishmaniasis	0 (0 to 0)	0 (0 to 0)	0 (0 to 0)	0 (0 to 0)	0 (0 to 0)	0 (0 to 0)	0 (0 to 0)	0 (0 to 0)	0 (0 to 0)	0 (0 to 0)	0 (0 to 0)	0 (0 to 0)	0 (0 to 0)	0 (0 to 0)	0 (0 to 0)	0 (0 to 0)	0 (0 to 0)	0 (0 to 0)	0 (0 to 0)	0 (0 to 0)	0 (0 to 0)	0 (0 to 0)	0 (0 to 0)	0 (0 to 0)	0 (0 to 0)	0 (0 to 0)	0 (0 to 0)	0
Cutaneous and mucocutaneous leishmaniasis	0 (0 to 0)	0 (0 to 0)	0 (0 to 0)	0 (0 to 0)	0 (0 to 0)	0 (0 to 0)	0 (0 to 0)	0 (0 to 0)	0 (0 to 0)	0 (0 to 0)	0 (0 to 0)	0 (0 to 0)	0 (0 to 0)	0 (0 to 0)	0 (0 to 0)	0 (0 to 0)	0 (0 to 0)	0 (0 to 0)	0 (0 to 0)	0 (0 to 0)	0 (0 to 0)	0 (0 to 0)	0 (0 to 0)	0 (0 to 0)	0 (0 to 0)	0 (0 to 0)	0 (0 to 0)	0
African trypanosomiasis	0 (0 to 0)	0 (0 to 0)	0 (0 to 0)	0 (0 to 0)	0 (0 to 0)	0 (0 to 0)	0 (0 to 0)	0 (0 to 0)	0 (0 to 0)	0 (0 to 0)	0 (0 to 0)	0 (0 to 0)	0 (0 to 0)	0 (0 to 0)	0 (0 to 0)	0 (0 to 0)	0 (0 to 0)	0 (0 to 0)	0 (0 to 0)	0 (0 to 0)	0 (0 to 0)	0 (0 to 0)	0 (0 to 0)	0 (0 to 0)	0 (0 to 0)	0 (0 to 0)	0 (0 to 0)	0
Schistosomiasis	0 (0 to 0)	0 (0 to 0)	0 (0 to 0)	0 (0 to 0)	0 (0 to 0)	0 (0 to 0)	0 (0 to 0)	0 (0 to 0)	0 (0 to 0)	0 (0 to 0)	0 (0 to 0)	0 (0 to 0)	0 (0 to 0)	0 (0 to 0)	0 (0 to 0)	0 (0 to 0)	0 (0 to 0)	0 (0 to 0)	0 (0 to 0)	0 (0 to 0)	0 (0 to 0)	0 (0 to 0)	0 (0 to 0)	0 (0 to 0)	0 (0 to 0)	0 (0 to 0)	0 (0 to 0)	0
Cysticercosis	0 (0 to 0)	0 (0 to 0)	0 (0 to 0)	0 (0 to 0)	0 (0 to 0)	0 (0 to 0)	0 (0 to 0)	0 (0 to 0)	0 (0 to 0)	0 (0 to 0)	0 (0 to 0)	0 (0 to 0)	0 (0 to 0)	0 (0 to 0)	0 (0 to 0)	0 (0 to 0)	0 (0 to 0)	0 (0 to 0)	0 (0 to 0)	0 (0 to 0)	0 (0 to 0)	0 (0 to 0)	0 (0 to 0)	0 (0 to 0)	0 (0 to 0)	0 (0 to 0)	0 (0 to 0)	0·1
Cystic echinococcosis	0 (0 to 0)	0 (0 to 0)	0 (0 to 0)	0 (0 to 0)	0 (0 to 0)	0 (0 to 0)	0 (0 to 0)	0 (0 to 0)	0 (0 to 0)	0 (0 to 0)	0 (0 to 0)	0 (0 to 0)	0 (0 to 0)	0 (0 to 0)	0 (0 to 0)	0 (0 to 0)	0 (0 to 0)	0 (0 to 0)	0 (0 to 0)	0 (0 to 0)	0 (0 to 0)	0 (0 to 0)	0 (0 to 0)	0 (0 to 0)	0 (0 to 0)	0 (0 to 0)	0 (0 to 0)	0
Lymphatic filariasis	0 (0 to 0)	0 (0 to 0)	0 (0 to 0)	0 (0 to 0)	0 (0 to 0·1)	0 (0 to 0·1)	0 (0 to 0·1)	0 (0 to 0·1)	0 (0 to 0·1)	0 (0 to 0·1)	0 (0 to 0·1)	0 (0 to 0·1)	0 (0 to 0·1)	0 (0 to 0·1)	0 (0 to 0·1)	0 (0 to 0·1)	0 (0 to 0·1)	0 (0 to 0·1)	0 (0 to 0·1)	0 (0 to 0·1)	0 (0 to 0·1)	0 (0 to 0·1)	0 (0 to 0·1)	0 (0 to 0·1)	0 (0 to 0·1)	0 (0 to 0·1)	0 (0 to 0·1)	0·4
Onchocerciasis	0 (0 to 0)	0 (0 to 0)	0 (0 to 0)	0 (0 to 0)	0 (0 to 0)	0 (0 to 0)	0 (0 to 0)	0 (0 to 0)	0 (0 to 0)	0 (0 to 0)	0 (0 to 0)	0 (0 to 0)	0 (0 to 0)	0 (0 to 0)	0 (0 to 0)	0 (0 to 0)	0 (0 to 0)	0 (0 to 0)	0 (0 to 0)	0 (0 to 0)	0 (0 to 0)	0 (0 to 0)	0 (0 to 0)	0 (0 to 0)	0 (0 to 0)	0 (0 to 0)	0 (0 to 0)	0
Trachoma	0 (0 to 0)	0 (0 to 0)	0 (0 to 0)	0 (0 to 0)	0 (0 to 0)	0 (0 to 0)	0 (0 to 0)	0 (0 to 0)	0 (0 to 0)	0 (0 to 0)	0 (0 to 0)	0 (0 to 0)	0 (0 to 0)	0 (0 to 0)	0 (0 to 0)	0 (0 to 0)	0 (0 to 0)	0 (0 to 0)	0 (0 to 0)	0 (0 to 0)	0 (0 to 0)	0 (0 to 0)	0 (0 to 0)	0 (0 to 0)	0 (0 to 0)	0 (0 to 0)	0 (0 to 0)	0
Dengue	0 (0 to 0)	0 (0 to 0)	0 (0 to 0)	0 (0 to 0·1)	0 (0 to 0·2)	0 (0 to 0·2)	0·1 (0 to 0·2)	0·1 (0 to 0·2)	0·1 (0 to 0·2)	0·1 (0 to 0·2)	0·1 (0 to 0·1)	0·1 (0 to 0·1)	0·1 (0 to 0·1)	0·1 (0 to 0·1)	0·1 (0 to 0·1)	0·1 (0 to 0·1)	0·1 (0 to 0·1)	0·1 (0 to 0·1)	0·1 (0 to 0·1)	0·1 (0 to 0·1)	0·1 (0 to 0·1)	0 (0 to 0)	0 (0 to 0)	0 (0 to 0)	0 (0 to

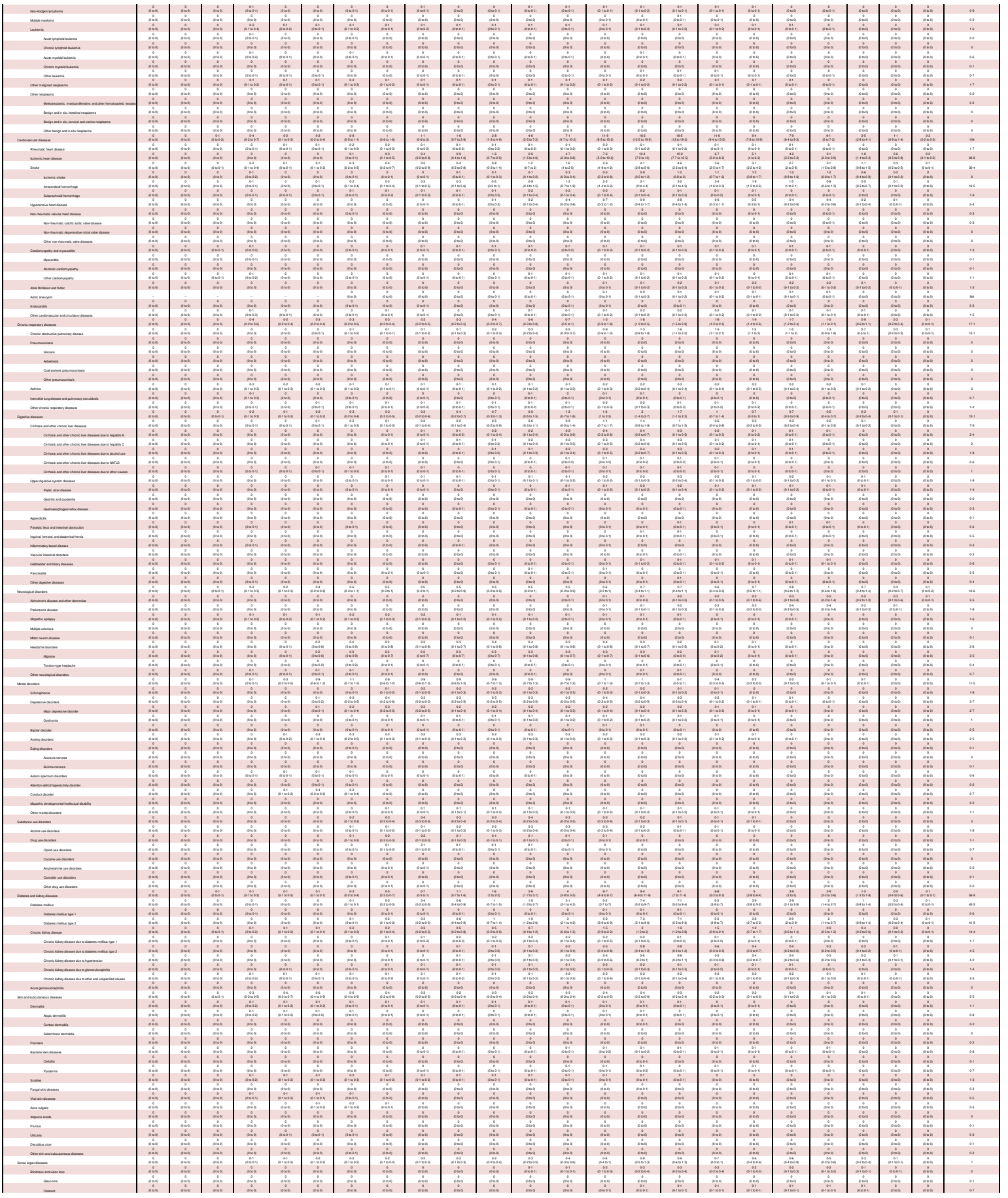

5127

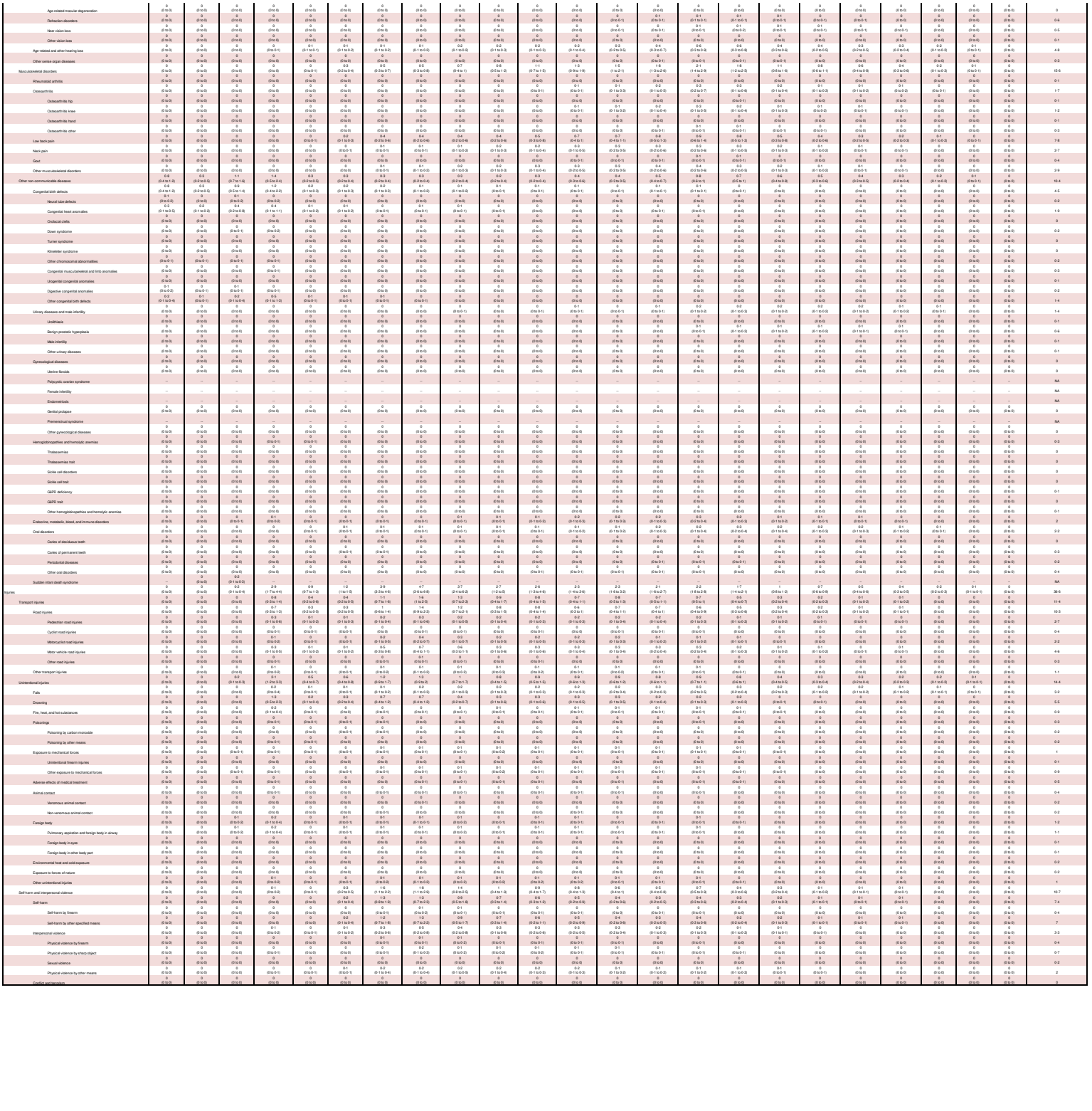

SR Table 2a: Northern Mariana Islands DALYS by cause and age group for males with 95% uncertainty intervals. 2019

Cause	Early Neonatal	Late Neonatal	Post Neonatal	1 to 4	5 to 9	10 to 14	15 to 19	20 to 24	25 to 29	30 to 34	35 to 39	40 to 44	45 to 49	50 to 54	55 to 59	60 to 64	65 to 69	70 to 74	75 to 79	80 to 84	85 to 89	90 to 94	95 plus	Total
All causes	72 (59 to 85)	72 (59 to 84)	72 (59 to 84)	72 (59 to 84)	72 (59 to 84)	72 (59 to 84)	72 (59 to 84)	72 (59 to 84)	72 (59 to 84)	72 (59 to 84)	72 (59 to 84)	72 (59 to 84)	72 (59 to 84)	72 (59 to 84)	72 (59 to 84)	72 (59 to 84)	72 (59 to 84)	72 (59 to 84)	72 (59 to 84)	72 (59 to 84)	72 (59 to 84)	72 (59 to 84)	72 (59 to 84)	72 (59 to 84)	8,730
Communicable, maternal, neonatal, and nutritional diseases	1,117 (1,117 to 1,117)	1,117 (1,117 to 1,117)	1,117 (1,117 to 1,117)

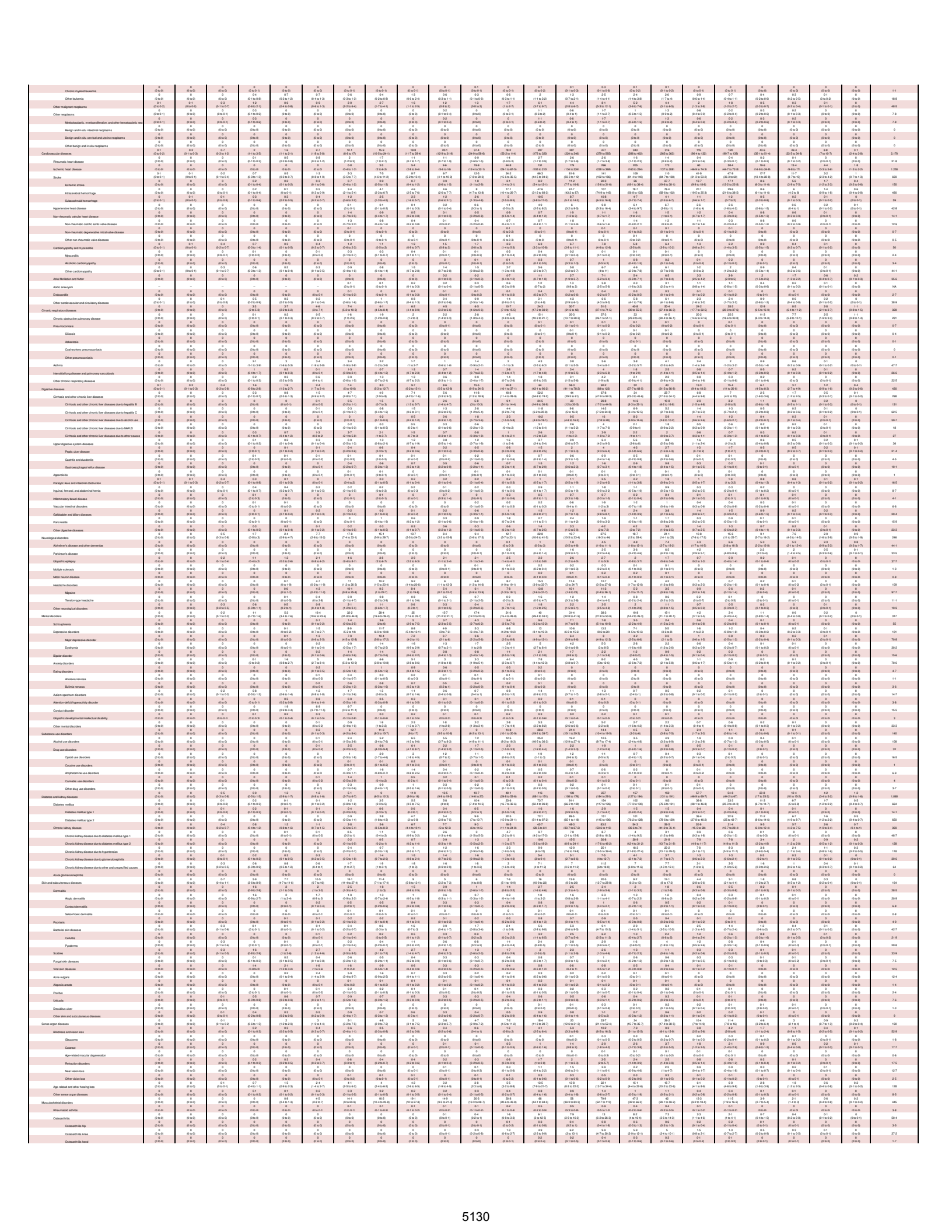

| | | |

SR Table 2a: Palau DALYS by cause and age group for males with 95% uncertainty intervals, 2019

Cause	Early Neonatal	Late Neonatal	Post Neonatal	1 to 4	5 to 9	10 to 14	15 to 19	20 to 24	25 to 29	30 to 34	35 to 39	40 to 44	45 to 49	50 to 54	55 to 59	60 to 64	65 to 69	70 to 74	75 to 79	80 plus	Total
All causes	284.1 (264.6 to 324.6)	210.1 (103.1 to 17.6)	284.1 (94.4 to 44.7)	1,139.4 (1,139.4 to 1,139.4)	1,139.4 (1,139.4 to 1,139.4)	1,139.4 (1,139.4 to 1,139.4)	1,139.4 (1,139.4 to 1,139.4)	1,139.4 (1,139.4 to 1,139.4)	1,139.4 (1,139.4 to 1,139.4)	1,139.4 (1,139.4 to 1,139.4)	1,139.4 (1,139.4 to 1,139.4)	1,139.4 (1,139.4 to 1,139.4)	1,139.4 (1,139.4 to 1,139.4)	1,139.4 (1,139.4 to 1,139.4)	1,139.4 (1,139.4 to 1,139.4)	1,139.4 (1,139.4 to 1,139.4)	1,139.4 (1,139.4 to 1,139.4)	1,139.4 (1,139.4 to 1,139.4)	1,139.4 (1,139.4 to 1,139.4)	1,139.4 (1,139.4 to 1,139.4)	5,130
Communicable, maternal, neonatal, and nutritional diseases	284.1 (264.7 to 47.5)	210.1 (9.3 to 15.2)	284.1 (18.6 to 33.1)	1,139.4 (32.7 to 45.5)	1,139.4 (9.9 to 9.9)	1,139.4 (9.6 to 9.6)	1,139.4 (10.1 to 10.7)	1,139.4 (10.4 to 20.7)	1,139.4 (18.4 to 42.2)	1,139.4 (22.4 to 72.2)	1,139.4 (25.6 to 66.1)	1,139.4 (31.6 to 100)	1,139.4 (32.6 to 90.7)	1,139.4 (31.4 to 71.7)	1,139.4 (33 to 67.1)	1,139.4 (28.9 to 59.3)	1,139.4 (20.3 to 39.4)	1,139.4 (14.3 to 29.4)	1,139.4 (7.3 to 19.3)	1,139.4 (5.4 to 15.4)	576 (4.2 to 7.6)
HIV/AIDS and sexually transmitted infections	2.7 (2.7 to 10.1)	2.5 (0.9 to 4.6)	2.7 (1.2 to 7.6)	1.1 (0.1 to 5.2)	0.3 (0.1 to 1.4)	0.2 (0.0 to 0.6)	0.5 (0.1 to 2.2)	1.5 (0.2 to 5.2)	4 (0.3 to 17.6)	8.2 (0.4 to 46.1)	11.3 (0.6 to 61)	11.9 (0.6 to 57.8)	10.1 (0.5 to 52.7)	5.7 (0.3 to 32)	3.3 (0.2 to 15.5)	2.1 (0.1 to 10)	1.2 (0.1 to 5.6)	0.4 (0.0 to 2.3)	0.1 (0.0 to 0.5)	0 (0.0 to 0.1)	75.9 (0.0 to 0.2)
HIV/AIDS	0 (0.0 to 0)	0 (0.0 to 0)	0.2 (0.0 to 1.3)	0.6 (0.0 to 4.6)	0.2 (0.0 to 0.6)	0.2 (0.0 to 0.6)	0.4 (0.1 to 2.1)	1.4 (0.1 to 6.1)	3.9 (0.2 to 17.4)	8.1 (0.3 to 46)	11.2 (0.4 to 60.9)	11.8 (0.5 to 57.7)	10 (0.4 to 52.6)	5.6 (0.3 to 31.9)	3.2 (0.2 to 15.3)	2.1 (0.1 to 9.9)	1.2 (0.1 to 5.6)	0.4 (0.0 to 2.3)	0.1 (0.0 to 0.5)	0 (0.0 to 0.1)	49.2 (0.0 to 0.2)
HIV/AIDS - Drug-susceptible Tuberculosis	0 (0.0 to 0)	0 (0.0 to 0)	0 (0.0 to 0)



Osteoarthritis other	0 (0 to 0)	0 (0 to 0)	0 (0 to 0)	0 (0 to 0)	0 (0 to 0)	0 (0 to 0)	0 (0 to 0)	0 (0 to 0)	0 (0 to 0)	0 (0 to 0)	0 (0 to 0)	0 (0 to 1)	0 (0 to 0)	0 (0 to 2)	0 (0 to 1)	0 (0 to 0)	0 (0 to 1)	0 (0 to 0)	0 (0 to 0)	0 (0 to 0)	0 (0 to 0)	0 (0 to 0)	0 (0 to 0)	0 (0 to 0)	0 (0 to 0)	0 (0 to 0)	0 (0 to 0)	0 (0 to 0)	0 (0 to 0)	0 (0 to 0)	3-2
Low back pain	0 (0 to 0)	0 (0 to 0)	0 (0 to 0)	0 (0 to 0)	0 (0 to 1)	0 (0 to 0)	1 (1 to 2)	0 (0 to 1)	0 (0 to 1)	0 (0 to 1)	0 (0 to 0)	0 (0 to 1)	0 (0 to 1)	0 (0 to 1)	0 (0 to 1)	0 (0 to 1)	0 (0 to 1)	0 (0 to 1)	0 (0 to 1)	0 (0 to 1)	0 (0 to 1)	0 (0 to 1)	0 (0 to 1)	0 (0 to 1)	0 (0 to 1)	0 (0 to 1)	0 (0 to 1)	0 (0 to 1)	0 (0 to 1)	0 (0 to 1)	98-4
Neck pain	0 (0 to 0)	0 (0 to 0)	0 (0 to 0)	0 (0 to 0)	0 (0 to 0)	0 (0 to 0)	0 (0 to 0)	0 (0 to 0)	0 (0 to 0)	0 (0 to 0)	0 (0 to 0)	0 (0 to 0)	0 (0 to 0)

SR Table 2a. Puerto Rico DALYS by cause and age group for males with 95% uncertainty intervals, 2019

Cause	Early Neonatal	Late Neonatal	Post-Neonatal	1 to 4	5 to 9	10 to 14	15 to 19	20 to 24	25 to 29	30 to 34	35 to 39	40 to 44	45 to 49	50 to 54	55 to 59	60 to 64	65 to 69	70 to 74	75 to 79	80 to 84	85 to 89	90 to 94	95 plus	Total
All causes	6,629 (5,299 to 8,166)	1,563 (1,419 to 2,613)	2,486 (2,206 to 2,886)	2,778 (2,156 to 3,400)	2,291 (1,785 to 2,753)	2,279 (1,810 to 2,713)	3,330 (2,609 to 4,186)	5,260 (4,150 to 6,259)	6,990 (5,393 to 8,259)	7,900 (6,183 to 9,259)	8,960 (7,009 to 10,600)	10,900 (8,530 to 12,900)	13,400 (10,400 to 15,900)	16,700 (12,900 to 19,900)	17,900 (13,900 to 21,200)	19,600 (15,100 to 23,100)	20,900 (16,100 to 24,600)	21,000 (16,100 to 24,800)	20,000 (15,200 to 23,600)	18,100 (13,700 to 21,400)	15,100 (11,300 to 17,900)	12,200 (9,000 to 14,500)	6,430 (4,300 to 7,580)	166,000
Communicable, maternal, neonatal, and nutritional diseases	3,640 (2,920 to 4,480)	1,470 (1,350 to 1,970)	1,290 (767 to 1,990)	696 (520 to 1,150)	1,110 (720 to 1,580)	1,010 (720 to 1,410)	1,040 (733 to 1,500)	1,190 (843 to 1,670)	1,390 (1,020 to 1,900)	1,760 (1,270 to 2,290)	2,060 (1,520 to 2,700)	2,470 (1,790 to 3,250)	2,760 (2,020 to 3,700)	2,760 (2,000 to 3,710)	2,440 (1,720 to 3,350)	2,370 (1,640 to 3,400)	2,300 (1,600 to 3,500)	2,430 (1,660 to 3,710)	2,270 (1,520 to 3,600)	1,930 (1,320 to 3,120)	1,300 (1,000 to 1,630)	670 (521 to 867)	564 (398 to 695)	43,500
HIV/AIDS and sexually transmitted infections	0.3 (0.2 to 0.5)	0.1 (0 to 0.1)	19.2 (3.9 to 54.9)	7.1 (0.6 to 31.7)	0.9 (0.1 to 3.7)	10.4 (0.9 to 37.3)	39.3 (3.6 to 97.2)	178 (16.7 to 422)	348 (37.2 to 780)	621 (66.7 to 1,350)	866 (79.4 to 1,810)	1,160 (1,080 to 2,280)	1,390 (1,280 to 2,610)	1,510 (1,370 to 2,900)	1,530 (1,360 to 2,900)	1,600 (1,400 to 3,000)	1,660 (1,440 to 3,200)	1,720 (1,490 to 3,300)	1,660 (1,430 to 3,200)	1,540 (1,320 to 2,900)	1,230 (1,060 to 2,300)	1,000 (861 to 1,870)	1,030 (891 to 1,930)	19,500
HIV/AIDS	0 (0 to 0)	0 (0 to 0)	14.4 (3.6 to 54.1)	7.1 (0.6 to 31.7)	0.7 (0.1 to 3.6)	10.1 (0.8 to 36.8)	39.0 (3.6 to 96.7)	174 (16.6 to 419)	340 (36.9 to 776)	608 (66.4 to 1,350)	846 (79.1 to 1,810)	1,140 (1,070 to 2,270)	1,370 (1,260 to 2,600)	1,490 (1,350 to 2,890)	1,510 (1,350 to 2,890)	1,580 (1,390 to 3,000)	1,640 (1,420 to 3,200)	1,700 (1,470 to 3,300)	1,640 (1,420 to 3,200)	1,520 (1,300 to 2,900)	1,210 (1,050 to 2,300)	988 (852 to 1,870)	1,020 (882 to 1,930)	19,200
HIV/AIDS - Drug-susceptible Tuberculosis	0 (0 to 0)	0 (0 to 0)	0.2 (0 to 0.3)	0.2 (0 to 0.3)	0.2 (0 to 0.4)	0.3 (0 to 0.4)	0.3 (0 to 0.5)	3.2 (0.3 to 7.5)	7.3 (0.8 to 16.6)	13.6 (1.5 to 29.5)	19.6 (1.8 to 42.3)	27.1 (2.6 to 58.1)	32.7 (3.1 to 70.1)	35.7 (3.4 to 76.8)	36.1 (3.4 to 77.5)	37.7 (3.6 to 81.2)	39.1 (3.7 to 84.2)	40.7 (3.8 to 87.6)	39.2 (3.7 to 84.4)	36.5 (3.5 to 78.5)	29.1 (2.8 to 62.7)	23.8 (2.3 to 51.2)	24.4 (2.3 to 52.5)	460 (43.9 to 990)
HIV/AIDS - Multidrug-resistant Tuberculosis without extensive	0 (0 to 0)	0 (0 to 0)	0.1 (0 to 0.1)	0 (0 to 0)	0 (0 to 0)	0 (0 to 0)	0 (0 to 0)	0.1 (0 to 0.1)	0.3 (0 to 0.6)	0.6 (0.1 to 1.1)	0.9 (0.1 to 1.6)	1.2 (0.1 to 2.2)	1.5 (0.1 to 2.8)	1.6 (0.2 to 3.1)	1.7 (0.2 to 3.2)	1.7 (0.2 to 3.3)	1.8 (0.2 to 3.4)	1.9 (0.2 to 3.6)	1.8 (0.2 to 3.5)	1.7 (0.2 to 3.3)	1.4 (0.1 to 2.7)	1.1 (0.1 to 2.1)	1.1 (0.1 to 2.1)	21 (2.1 to 40.5)	7.5
HIV/AIDS - Extensively drug-resistant Tuberculosis	0 (0 to 0)	0 (0 to 0)	0 (0 to 0)	0 (0 to 0)	0 (0 to 0)	0 (0 to 0)	0 (0 to 0)	0 (0 to 0)	0 (0 to 0)	0 (0 to 0.2)	0 (0 to 0.2)	0 (0 to 0.2)	0 (0 to 0.2)	0 (0 to 0.2)	0 (0 to 0.2)	0 (0 to 0.2)	0 (0 to 0.2)	0 (0 to 0.2)	0 (0 to 0.2)	0 (0 to 0.2)	0 (0 to 0.2)	0 (0 to 0.2)	0 (0 to 0.2)	0 (0 to 0.2)	1.2
HIV/AIDS resulting in other diseases	0 (0 to 0)	0 (0 to 0)	1.6 (1.0 to 5.1)	0.6 (0.3 to 2.3)	0.2 (0.1 to 0.6)	0.2 (0.1 to 0.6)	0.4 (0.1 to 1.1)	1.1 (0.3 to 2.8)	2.5 (0.7 to 6.1)	4.5 (1.3 to 10.5)	6.5 (1.8 to 15.1)	8.7 (2.4 to 20.1)	10.4 (2.8 to 24.1)	11.4 (3.1 to 26.4)	11.5 (3.1 to 26.6)	12.1 (3.3 to 27.9)	12.5 (3.4 to 28.9)	13.1 (3.5 to 30.2)	12.6 (3.4 to 29.1)	11.7 (3.2 to 27.1)	9.3 (2.5 to 21.5)	7.6 (2.1 to 17.6)	7.6 (2.1 to 17.6)	7.5 (2.1 to 17.4)	159
Sexually transmitted infections excluding HIV	0.3 (0.2 to 0.5)	0.1 (0 to 0.1)	4.8 0.7 (0 to 1.6)	0.5 (0 to 0)	0.2 0.2 (0 to 0.5)	0.4 0.3 (0.1 to 0.9)	0.3 0.3 (0 to 0.8)	0.4 0.4 (0 to 1.1)	0.5 0.5 (0 to 1.4)	0.6 0.6 (0 to 1.6)	0.7 0.7 (0 to 1.9)	0.8 0.8 (0 to 2.1)	0.9 0.9 (0 to 2.5)	0.9 0.9 (0 to 2.5)	0.9 0.9 (0 to 2.5)	0.9 0.9 (0 to 2.5)	0.9 0.9 (0 to 2.5)	0.9 0.9 (0 to 2.5)	0.9 0.9 (0 to 2.5)	0.8 0.8 (0 to 2.3)	0.7 0.7 (0 to 2.1)	0.6 0.6 (0 to 1.8)	0.5 0.5 (0 to 1.5)	0.5 0.5 (0 to 1.4)	11 11 29
Syphilis	0 (0 to 0)	0 (0 to 0)	0.7 (0.1 to 1.6)	0.1 (0 to 0.3)	0.1 (0 to 0.3)	0.2 (0 to 0.5)	0.3 (0.1 to 0.8)	0.4 (0.1 to 1.1)	0.5 (0.1 to 1.4)	0.6 (0.1 to 1.6)	0.7 (0.1 to 1.9)	0.8 (0.2 to 2.1)	0.9 (0.2 to 2.5)	0.9 (0.2 to 2.5)	0.9 (0.2 to 2.5)	0.9 (0.2 to 2.5)	0.9 (0.2 to 2.5)	0.9 (0.2 to 2.5)	0.9 (0.2 to 2.5)	0.8 (0.2 to 2.3)	0.7 (0.2 to 2.1)	0.6 (0.1 to 1.8)	0.5 (0.1 to 1.5)	0.5 (0.1 to 1.4)	10 29
Chlamydial infection	0 (0 to 0)	0 (0 to 0)	0 (0 to 0)	0 (0 to 0)	0 (0 to 0)	0 (0 to 0)	0 (0 to 0)	0 (0 to 0)	0 (0 to 0)



Benign prostatic hyperplasia	0 (0 to 0)	0 (0 to 0)	0 (0 to 0)	0 (0 to 0)	0 (0 to 0)	0 (0 to 0)	0 (0 to 0)	0 (0 to 0)	0 (0 to 0)	0 (0 to 0)	0 (0 to 0)	0 (0 to 0)	0 (0 to 0)	1 (0 to 2)	0 (0 to 0)	0 (0 to 1)	0 (0 to 0)	0 (0 to 0)	0 (0 to 0)	0 (0 to 0)	0 (0 to 0)	0 (0 to 0)	0 (0 to 0)	0 (0 to 0)	0 (0 to 0)	0 (0 to 0)	0 (0 to 0)	0 (0 to 0)	0 (0 to 0)	0 (0 to 0)	1,860
Male infertility	0 (0 to 0)	0 (0 to 0)	0 (0 to 0)	0 (0 to 0)	0 (0 to 0)	0 (0 to 0)	0 (0 to 0)	0 (0 to 0)	0 (0 to 0)	0 (0 to 0)	0 (0 to 0)	0 (0 to 0)	0 (0 to 0)	0 (0 to 0)

SR Table 2a: Saint Kitts and Nevis DALYS by cause and age group for males with 95% uncertainty intervals, 2019

Cause	Early Neonatal	Late Neonatal	Post Neonatal	1 to 4	5 to 9	10 to 14	15 to 19	20 to 24	25 to 29	30 to 34	35 to 39	40 to 44	45 to 49	50 to 54	55 to 59	60 to 64	65 to 69	70 to 74	75 to 79	80 to 84	85 to 89	90 to 94	95 plus	Total
All causes	446 (169 to 812)	294 (94 to 518)	252 (92 to 464)	78 (70 to 204)	46 (35 to 70)	43 (33 to 61)	58 (42 to 77)	79 (52 to 107)	104 (68 to 147)	124 (82 to 171)	151 (100 to 214)	178 (120 to 252)	211 (139 to 301)	251 (161 to 360)	301 (191 to 427)	350 (221 to 497)	401 (252 to 570)	447 (279 to 636)	487 (299 to 693)	511 (309 to 728)	527 (309 to 750)	527 (297 to 750)	11,860 (10,110 to 13,740)
Communicable, maternal, neonatal, and nutritional diseases	446 (161 to 812)	294 (94 to 518)	252 (92 to 464)	78 (38 to 203)	46 (35 to 70)	43 (33 to 61)	58 (42 to 77)	79 (52 to 107)	104 (68 to 147)	124 (82 to 171)	151 (100 to 214)	178 (120 to 252)	211 (139 to 301)	251 (161 to 360)	301 (191 to 427)	350 (221 to 497)	401 (252 to 570)	447 (279 to 636)	487 (299 to 693)	511 (309 to 728)	527 (309 to 750)	527 (297 to 750)	2,010 (1,450 to 2,610)
HIV/AIDS and sexually transmitted infections	0.2 (0.1 to 0.3)	0.1 (0 to 0.1)	4.8 (2.2 to 7.9)	19.8 (5.6 to 78.5)	2.2 (0.2 to 9.4)	1.9 (0.3 to 7)	7.4 (1.7 to 20)	24.2 (6.4 to 72.4)	79 (15.4 to 244)	137 (25.3 to 342)	170 (28.2 to 468)	177 (30.2 to 481)	162 (30 to 439)	135 (22.4 to 372)	107 (14.2 to 306)	87.3 (9.4 to 262)	67.3 (4.1 to 202)	47.7 (1.4 to 154)	31.2 (0.4 to 113)	20.4 (-0.5 to 77.3)	10.3 (-0.1 to 51)	1,052 (-0.5 to 3,960)
HIV/AIDS	0 (0 to 0)	0 (0 to 0)	4.8 (0.1 to 21.9)	19.8 (0.4 to 78.5)	2.2 (0.2 to 9.4)	1.9 (0.2 to 7)	7.3 (1.1 to 24.6)	23.9 (5 to 70.5)	78.6 (15.2 to 243)	136 (24.8 to 341)	169 (26.9 to 467)	176 (28.9 to 481)	161 (29.8 to 438)	134 (22.3 to 371)	106 (13.9 to 306)	86.6 (8.1 to 262)	66.8 (3.9 to 202)	47.1 (1.1 to 154)	31 (0.2 to 113)	20.2 (-0.6 to 77.2)	10.2 (-0.1 to 50.9)	1,040 (-0.5 to 3,960)
HIV/AIDS - Drug-susceptible Tuberculosis	0 (0 to 0)	0 (0 to 0)	0.1 (0 to 0.1)	0.4 (0.2 to 0.6)	0 (0 to 0)	0 (0 to 0)	0.2 (0.1 to 0.3)	0.4 (0.1 to 0.6)	1.4 (0.3 to 2.2)	0.7 (0.1 to 1.2)	1.1 (0.1 to 1.9)	0.9 (0.1 to 1.6)	0.8 (0.1 to 1.4)	0.5 (0.1 to 1)	0.3 (0 to 0.6)	0.2 (0 to 0.5)	0.1 (0 to 0.4)	0.1 (0 to 0.3)	0 (0 to 0.2)	0 (0 to 0.1)	0 (0 to 0.1)	0 (0 to 0.1)	20.8 (0 to 68.2)
HIV/AIDS - Multidrug-resistant Tuberculosis without extensive dr...	0 (0 to 0)	0 (0 to 0)	0 (0 to 0)	0 (0 to 0)	0 (0 to 0)	0 (0 to 0)	0 (0 to 0)	0 (0 to 0)	0 (0 to 0)	0 (0 to 0)	0 (0 to 0)	0 (0 to 0)	0 (0 to 0)	0 (0 to 0)	0 (0 to 0)	0 (0 to 0)	0 (0 to 0)	0 (0 to 0)	0 (0 to 0)	0 (0 to 0)	0 (0 to 0)	0 (0 to 0)	0 (0 to 0)	0.3 (0 to 1.1)
HIV/AIDS - Extensively drug-resistant Tuberculosis	0 (0 to 0)	0 (0 to 0)	0 (0 to 0)	0 (0 to 0)	0 (0 to 0)	0 (0 to 0)	0 (0 to 0)	0 (0 to 0)	0 (0 to 0)	0 (0 to 0)	0 (0 to 0)	0 (0 to 0)	0 (0 to 0)	0 (0 to 0)	0 (0 to 0)	0 (0 to 0)	0 (0 to 0)	0 (0 to 0)	0 (0 to 0)



| | | |

SR Table 2a: San Marino DALYS by cause and age group for males with 95% uncertainty intervals, 2019

Cause	Early Neonatal	Late Neonatal	Post Neonatal	1 to 4	5 to 9	10 to 14	15 to 19	20 to 24	25 to 29	30 to 34	35 to 39	40 to 44	45 to 49	50 to 54	55 to 59	60 to 64	65 to 69	70 to 74	75 to 79	80 to 84	85 to 89	90 to 94	95 plus	Total
All causes	220.6 (177.9 to 267.6)	220.6 (177.9 to 267.6)	12.8 (10.4 to 15.5)	39.1 (32.3 to 46.4)	36.3 (29.5 to 44.0)	36.3 (42.1 to 72.6)	70.1 (75.4 to 107)	70.1 (92.4 to 150)	70.1 (94.6 to 161)	70.1 (89.4 to 167)	70.1 (112 to 187)	70.1 (141 to 220)	70.1 (160 to 311)	70.1 (230 to 453)	70.1 (362 to 664)	70.1 (396 to 837)	70.1 (521 to 1,062)	70.1 (559 to 1,268)	70.1 (514 to 1,468)	70.1 (445 to 1,592)	70.1 (325 to 1,168)	70.1 (144 to 1,008)	4,539
Communicable, maternal, neonatal, and nutritional diseases	220.6 (177.9 to 267.6)	220.6 (177.9 to 267.6)	12.8 (10.4 to 15.5)	39.1 (32.3 to 46.4)	36.3 (29.5 to 44.0)	36.3 (23.9 to 53.6)	70.1 (59.9 to 83.2)	70.1 (65.6 to 84.6)	70.1 (65.7 to 84.7)	70.1 (61.5 to 81.2)	70.1 (49.5 to 101)	70.1 (51.0 to 93.6)	70.1 (53.0 to 93.5)	70.1 (54.6 to 92.0)	70.1 (64.0 to 92.0)	70.1 (61.3 to 92.0)	70.1 (72.9 to 114)	70.1 (72.9 to 114)	70.1 (72.9 to 114)	70.1 (72.9 to 114)	70.1 (72.9 to 114)	70.1 (72.9 to 114)	181
HIV/AIDS and sexually transmitted infections	0.2 (0.1 to 0.7)	0.1 (0 to 0.3)	0.2 (0 to 0.5)	0.2 (0 to 1.2)	0 (0 to 0.1)	0 (0 to 0.1)	0.1 (0 to 0.3)	0.3 (0.1 to 1.2)	0.6 (0.2 to 2.3)	1.1 (0.3 to 4.3)	1.3 (0.3 to 5.2)	1.4 (0.4 to 5.7)	1.8 (0.5 to 7.3)	2.5 (0.6 to 9.9)	2.6 (0.6 to 10.3)	2.1 (0.4 to 8.7)	1.4 (0.4 to 5.5)	0.7 (0.2 to 2.7)	0.7 (0.1 to 2.4)	0.2 (0 to 1.2)	0.1 (0 to 0.3)	0 (0 to 0.1)	19.6
HIV/AIDS	0 (0 to 0)	0 (0 to 0)	0 (0 to 0.3)	0 (0 to 1.2)	0 (0 to 0.1)	0 (0 to 0.1)	0 (0 to 0.2)	0.3 (0.1 to 1.2)	0.6 (0.1 to 2.4)	1.1 (0.2 to 4.3)	1.3 (0.2 to 4.9)	1.4 (0.3 to 5.7)	1.8 (0.3 to 7.2)	2.4 (0.5 to 9.5)	2.5 (0.5 to 9.6)	2.0 (0.3 to 8.6)	1.4 (0.3 to 5.4)	0.6 (0.2 to 2.6)	0.6 (0.1 to 2.3)	0.2 (0 to 1.2)	0.1 (0 to 0.3)	0 (0 to 0.1)	19.6
HIV/AIDS - Drug-susceptible Tuberculosis	0 (0 to 0)	0 (0 to 0)	0 (0 to 0)	0 (0 to 0)	0 (0 to 0)	0 (0 to 0)	0 (0 to 0)	0 (0 to 0)	0 (0 to 0)	0 (0 to 0)	0 (0 to 0)	0 (0 to 0)	0 (0 to 0)	0 (0 to 0)	0 (0 to 0)	0 (0 to 0)	0 (0 to 0)	0 (0 to 0)	0 (0 to 0)	0 (0 to 0)	0 (0 to 0)	0 (0 to 0)	0 (0 to 0)	0.9
HIV/AIDS - Multidrug-resistant Tuberculosis without extensive dr...	0 (0 to 0)	0 (0 to 0)	0 (0 to 0)	0 (0 to 0)	0 (0 to 0)	0 (0 to 0)	0 (0 to 0)	0 (0 to 0)	0 (0 to 0)	0 (0 to 0)	0 (0 to 0)	0 (0 to 0)	0 (0 to 0)	0 (0 to 0)	0 (0 to 0)	0 (0 to 0)	0 (0 to 0)	0 (0 to 0)	0 (0 to 0)	0 (0 to 0)	0 (0 to 0)	0 (0 to 0)	0 (0 to 0)	0
HIV/AIDS - Extensively drug-resistant Tuberculosis	0 (0 to 0)	0 (0 to 0)	0 (0 to 0)	0 (0 to 0)	0 (0 to 0)	0 (0 to 0)	0 (0 to 0)	0 (0 to 0)	0 (0 to 0)	0 (0 to 0)	0 (0 to 0)	0 (0 to 0)	0 (0 to 0)	0 (0 to 0)	0 (0 to 0)	0 (0 to 0)	0 (0 to 0)	0 (0 to 0)	0 (0 to 0)	0 (0 to 0)	0 (0 to 0)	0 (0 to 0)	0 (0 to 0)	0
HIV/AIDS resulting in other diseases	0 (0 to 0)	0 (0 to 0)	0 (0 to 0.3)	0 (0 to 1.2)	0 (0 to 0.1)	0 (0 to 0.1)	0 (0 to 0.2)	0.3 (0.1 to 1.2)	0.6 (0.1 to 2.4)	1 (0.2 to 4.3)	1.2 (0.1 to 4.9)	1.3 (0.2 to 5.7)	1.7 (0.2 to 7.2)	2.3 (0.3 to 9.9)	2.4 (0.4 to 9.1)	1.9 (0.3 to 8.6)	1.3 (0.3 to 5.4)	0.6 (0.2 to 2.6)	0.5 (0.1 to 2.3)	0.2 (0 to 1.2)	0.1 (0 to 0.3)	0 (0 to 0.1)	14.9
Sexually transmitted infections excluding HIV	0 (0 to 0.7)	0 (0 to 0)	0 (0 to 0.1)	0 (0 to 0)	0 (0 to 0)	0 (0 to 0)	0 (0 to 0)	0 (0 to 0)	0 (0 to 0)	0 (0 to 0)	0 (0 to 0)	0 (0 to 0)	0 (0 to 0)	0.1 (0 to 0.1)	0.1 (0 to 0.1)	0 (0 to 0.1)	0 (0 to 0.1)	0 (0 to 0.1)	0 (0 to 0.1)	0 (0 to 0.1)	0 (0 to 0)	0 (0 to 0)	0 (0 to 0)	1
Syphilis	0.2 (0.1 to 0.7)	0.1 (0 to 0.3)	0.1 (0 to 0.3)	0 (0 to 0)	0 (0 to 0)	0 (0 to 0)	0 (0 to 0)	0 (0 to 0)	0 (0 to 0)	0 (0 to 0)	0 (0 to 0)	0 (0 to 0)	0 (0 to 0)	0 (0 to 0)	0 (0 to 0)	0 (0 to 0)	0 (0 to 0)	0 (0 to 0)	0 (0 to 0)	0 (0 to 0)	0 (0 to 0)	0 (0 to 0)	0 (0 to 0)	0.6
Chlamydial infection	0 (0 to 0)	0 (0 to 0)	0 (0 to 0)	0 (0 to 0)	0 (0 to 0)	0 (0 to 0)	0 (0 to 0)	0 (0 to 0)	0 (0 to 0)	0 (0 to 0)	0 (0 to 0)	0 (0 to 0)	0 (0 to 0)	0 (0 to 0)	0 (0 to 0)	0 (0 to 0)	0 (0 to 0)	0 (0 to 0)	0 (0 to 0)	0 (0 to 0)	0 (0 to 0)	0 (0 to 0)	0 (0 to 0)	0
Gonococcal infection	0 (0 to 0)	0 (0 to 0)	0 (0 to 0)	0 (0 to 0)	0 (0 to 0)	0 (0 to 0)	0 (0 to 0)	0 (0 to 0)	0 (0 to 0)	0 (0 to 0)	0 (0 to 0)	0 (0 to 0)	0 (0 to 0)	0 (0 to 0)	0 (0 to 0)	0 (0 to 0)	0 (0 to 0)	0 (0 to 0)	0 (0 to 0)	0 (0 to 0)	0 (0 to 0)	0 (0 to 0)	0 (0 to 0)	0
Trichomoniasis	0 (0 to 0)	0 (0 to 0)	0 (0 to 0)	0 (0 to 0)	0 (0 to 0)	0 (0 to 0)	0 (0 to 0)	0 (0 to 0)	0 (0 to 0)	0 (0 to 0)	0 (0 to 0)	0 (0 to 0)	0 (0 to 0)	0 (0 to 0)	0 (0 to 0)	0 (0 to 0)	0 (0 to 0)	0 (0 to 0)	0 (0 to 0)	0 (0 to 0)	0 (0 to 0)	0 (0 to 0)	0 (0 to 0)	0
Genital herpes	0 (0 to 0)	0 (0 to 0)	0 (0 to 0)	0 (0 to 0)	0 (0 to 0)	0 (0 to 0)	0 (0 to 0)	0 (0 to 0)	0 (0 to 0)	0 (0 to 0)	0 (0 to 0)	0 (0 to 0)	0 (0 to 0)	0 (0 to 0)	0 (0 to 0)	0 (0 to 0)	0 (0 to 0)	0 (0 to 0)	0 (0 to 0)	0 (0 to 0)	0 (0 to 0)	0 (0 to 0)	0 (0 to 0)	0.3
Other sexually transmitted infections	0 (0 to 0)	0 (0 to 0)	0 (0 to 0)	0 (0 to 0)	0 (0 to 0)	0 (0 to 0)	0 (0 to 0)	0 (0 to 0)	0 (0 to 0)	0 (0 to 0)	0 (0 to 0)	0 (0 to 0)	0 (0 to 0)	0 (0 to 0)	0 (0 to 0)	0 (0 to 0)	0 (0 to 0)	0 (0 to 0)	0 (0 to 0)	0 (0 to 0)	0 (0 to 0)	0 (0 to 0)	0 (0 to 0)	0
Respiratory infections and tuberculosis	2 (0.9 to 3.2)	2 (0.9 to 3.1)	1.7 (0.7 to 2.7)	1.3 (1.3 to 2.9)	1.1 (1 to 2.7)	1.1 (0.7 to 2.1)	1.1 (0.7 to 2)	1.1 (0.9 to 2.1)	1.1 (0.9 to 2.1)	1.1 (0.9 to 2.1)	1.1 (0.9 to 2.3)	1.1 (1.1 to 2.5)	1.1 (1.4 to 3.1)	2.5 (1.6 to 3.7)	2.8 (1.8 to 4.2)	3.1 (1.9 to 4.7)	3.2 (2.3 to 5.6)	3.2 (2.4 to 5.9)	3.2 (2.4 to 6.1)	3.2 (2.4 to 6.4)	3.2 (2.4 to 6.4)	3.2 (2.4 to 6.4)	70.8
Tuberculosis	0 (0 to 0)	0 (0 to 0)	0 (0 to 0)	0 (0 to 0)	0 (0 to 0)	0 (0 to 0)	0 (0 to 0)	0 (0 to 0)	0 (0 to 0)	0 (0 to 0)	0 (0 to 0)	0 (0 to 0)	0 (0 to 0)	0 (0 to 0)	0 (0 to 0)	0 (0 to 0)	0 (0 to 0)	0 (0 to 0)	0 (0 to 0)	0 (0 to 0)	0 (0 to 0)	0 (0 to 0)	0 (0 to 0)	1.5
Latent tuberculosis infection	0 (0 to 0)	0 (0 to 0)	0 (0 to 0)	0 (0 to 0)	0 (0 to 0)	0 (0 to 0)	0 (0 to 0)	0 (0 to 0)	0 (0 to 0)	0 (0 to 0)	0 (0 to 0)	0 (0 to 0)	0 (0 to 0)	0 (0 to 0)	0 (0 to 0)	0 (0 to 0)	0 (0 to 0)	0 (0 to 0)	0 (0 to 0)	0 (0 to 0)	0 (0 to 0)	0 (0 to 0)	0 (0 to 0)	0
Drug-susceptible tuberculosis	0 (0 to 0)	0 (0 to 0)	0 (0 to 0)	0 (0 to 0)	0 (0 to 0)	0 (0 to 0)	0 (0 to 0)	0 (0 to 0)	0 (0 to 0)	0 (0 to 0)	0 (0 to 0)	0 (0 to 0)	0 (0 to 0)	0 (0 to 0)	0 (0 to 0)	0 (0 to 0)	0 (0 to 0)	0 (0 to 0)	0 (0 to 0)	0 (0 to 0)	0 (0 to 0)	0 (0 to 0)	0 (0 to 0)	1.4
Multidrug-resistant tuberculosis without extensive drug-resistance	0 (0 to 0)	0 (0 to 0)	0 (0 to 0)	0 (0 to 0)	0 (0 to 0)	0 (0 to 0)	0 (0 to 0)	0 (0 to 0)	0 (0 to 0)	0 (0 to 0)	0 (0 to 0)	0 (0 to 0)	0 (0 to 0)	0 (0 to 0)	0 (0 to 0)	0 (0 to 0)	0 (0 to 0)	0 (0 to 0)	0 (0 to 0)	0 (0 to 0)	0 (0 to 0)	0 (0 to 0)	0 (0 to 0)	0
Extensively drug-resistant tuberculosis	0 (0 to 0)	0 (0 to 0)	0 (0 to 0)	0 (0 to 0)	0 (0 to 0)	0 (0 to 0)	0 (0 to 0)	0 (0 to 0)	0 (0 to 0)	0 (0 to 0)	0 (0 to 0)	0 (0 to 0)	0 (0 to 0)	0 (0 to 0)	0 (0 to 0)	0 (0 to 0)	0 (0 to 0)	0 (0 to 0)	0 (0 to 0)	0 (0 to 0)	0 (0 to 0)	0 (0 to 0)	0 (0 to 0)	0
Lower respiratory infections	0.1 (0 to 0.2)	0.1 (0 to 0.1)	0.4 (0.2 to 0.7)	0.2 (0.2 to 0.7)	0.1 (0.1 to 0.2)	0.1 (0.1 to 0.1)	0.2 (0.1 to 0.3)	0.2 (0.2 to 0.3)	0.2 (0.2 to 0.4)	0.2 (0.2 to 0.4)	0.3 (0.2 to 0.4)	0.5 (0.3 to 0.6)	0.7 (0.4 to 1.2)	0.9 (0.5 to 1.4)	1.4 (0.7 to 2.3)	1.7 (0.9 to 3)	2.2 (1.2 to 3.7)	2.2 (1.4 to 3.1)	2.2 (1.4 to 3.1)	2.2 (1.4 to 3.1)	2.2 (1.4 to 3.1)	2.2 (1.4 to 3.1)	52.7
Upper respiratory infections	0 (0 to 0)	0 (0 to 0)	0.3 (0.2 to 0.4)	1.3 (0.8 to 2.1)	1 (0.7 to 2.2)	1 (0.5 to 1.8)	0.8 (0.5 to 1.4)	0.8 (0.5 to 1.4)	0.8 (0.5 to 1.4)	0.8 (0.5 to 1.4)	0.8 (0.5 to 1.4)	0.8 (0.5 to 1.4)	0.8 (0.5 to 1.4)	0.9 (0.5 to 1.3)	0.9 (0.5 to 1.3)	0.8 (0.4 to 1.2)	0.6 (0.4 to 1.1)	0.6 (0.3 to 1)	0.6 (0.3 to 0.9)	0.5 (0.2 to 0.5)	0.1 (0 to 0.2)	0 (0 to 0.1)	14
Otitis media	0 (0 to 0)	0 (0 to 0)	0 (0 to 0.1)	0.2 (0.1 to 0.4)	0.2 (0.1 to 0.4)	0.1 (0.1 to 0.2)	0.2 (0.1 to 0.3)	0.2 (0.1 to 0.3)	0.2 (0.1 to 0.3)	0.1 (0.1 to 0.3)	0.1 (0.1 to 0.3)	0.2 (0.1 to 0.3)	0.2 (0.1 to 0.4)	0.2 (0.1 to 0.4)	0.2 (0.1 to 0.4)	0.2 (0.1 to 0.3)	0.2 (0.1 to 0.3)	0.2 (0 to 0.3)	0.2 (0 to 0.3)	0.2 (0 to 0.3)	0.2 (0 to 0.3)	0.2 (0 to 0.3)	2.6
Enteric infections	0 (0 to 0)	0.6 (0 to 0.1)	1.2 (0.7 to 1.9)	0.7 (0.4 to 1.1)	0.5 (0.3 to 0.9)	0.4 (0.2 to 0.6)	0.3 (0.2 to 0.5)	0.3 (0.2 to 0.5)	0.3 (0.2 to 0.5)	0.3 (0.2 to 0.5)	0.3 (0.2 to 0.5)	0.3 (0.2 to 0.5)	0.3 (0.2 to 0.5)	0.3 (0.2 to 0.5)	0.3 (0.2 to 0.5)	0.3 (0.2 to 0.5)	0.4 (0.3 to 0.8)	0.4 (0.3 to 0.8)	0.4 (0.3 to 0.8)	0.4 (0.3 to 0.8)	0.4 (0.3 to 0.8)	0.1 (0 to 0.2)	10.4
Diarrheal diseases	0 (0 to 0)	0.6 (0 to 0.1)	1.2 (0.7 to 1.9)	0.7 (0.4 to 1.1)	0.5 (0.3 to 0.9)	0.4 (0.2 to 0.6)	0.3 (0.2 to 0.5)	0.3 (0.2 to 0.5)	0.3 (0.2 to 0.5)	0.3 (0.2 to 0.5)	0.3 (0.2 to 0.5)	0.3 (0.2 to 0.5)	0.3 (0.2 to 0.5)	0.3 (0.2 to 0.5)	0.3 (0.2 to 0.5)	0.3 (0.2 to 0.5)	0.4 (0.3 to 0.8)	0.4 (0.3 to 0.8)	0.4 (0.3 to 0.8)	0.4 (0.3 to 0.8)	0.4 (0.3 to 0.8)	0.1 (0.1 to 0.2)	10.3
Typhoid and paraphyoid	0 (0 to 0)	0 (0 to 0)	0 (0 to 0)	0 (0 to 0)	0 (0 to 0)	0 (0 to 0)	0 (0 to 0)	0 (0 to 0)	0 (0 to 0)	0 (0 to 0)	0 (0 to 0)	0 (0 to 0)	0 (0 to 0)	0 (0 to 0)	0 (0 to 0)	0 (0 to 0)	0 (0 to 0)	0 (0 to 0)	0 (0 to 0)	0 (0 to 0)	0 (0 to 0)	0 (0 to 0)	0 (0 to 0)	0
Typhoid fever	0 (0 to 0)	0 (0 to 0)	0 (0 to 0)	0 (0 to 0)	0 (0 to 0)	0 (0 to 0)	0 (0 to 0)	0 (0 to 0)	0 (0 to 0)	0 (0 to 0)	0 (0 to 0)	0 (0 to 0)	0 (0 to 0)	0 (0 to 0)	0 (0 to 0)	0 (0 to 0)	0 (0 to 0)	0 (0 to 0)	0 (0 to 0)	0 (0 to 0)	0 (0 to 0)	0 (0 to 0)	0 (0 to 0)	0
Paratyphoid fever	0 (0 to 0)	0 (0 to 0)	0 (0 to 0)	0 (0 to 0)	0 (0 to 0)	0 (0 to 0)	0 (0 to 0)	0 (0 to 0)	0 (0 to 0)	0 (0 to 0)	0 (0 to 0)	0 (0 to 0)	0 (0 to 0)	0 (0 to 0)	0 (0 to 0)	0 (0 to 0)	0 (0 to 0)	0 (0 to 0)	0 (0 to 0)	0 (0 to 0)	0 (0 to 0)	0 (0 to 0)	0 (0 to 0)	0
Invasive Non-typhoidal Salmonella (iNTS)	0 (0 to 0)	0 (0 to 0)	0 (0 to 0)	0 (0 to 0)	0 (0 to 0)	0 (0 to 0)	0 (0 to 0)	0 (0 to 0)	0 (0 to 0)	0 (0 to 0)	0 (0 to 0)	0 (0 to 0)	0 (0 to 0)	0 (0 to 0)	0 (0 to 0)	0 (0 to 0)	0 (0 to 0)	0 (0 to 0)	0 (0 to 0)	0 (0 to 0)	0 (0 to 0)	0 (0 to 0)	0 (0 to 0)	0.1
Other intestinal infectious diseases	0 (0 to 0)	0 (0 to 0)	0 (0 to 0)	0 (0 to 0)	0 (0 to 0)	0 (0 to 0)	0 (0 to 0)	0 (0 to 0)	0 (0 to 0)	0 (0 to 0)	0 (0 to 0)	0 (0 to 0)	0 (0 to 0)	0 (0 to 0)	0 (0 to 0)	0 (0 to 0)	0 (0 to 0)	0 (0 to 0)	0 (0 to 0)	0 (0 to 0)	0 (0 to 0)	0 (0 to 0)	0 (0 to 0)	0
Neglected tropical diseases and malaria	0 (0 to 0.1)	0 (0 to 0.1)	0 (0 to 0.2)	0 (0 to 0.3)	0 (0 to 0.1)	0 (0 to 0.1)	0.1 (0 to 0.1)	0.1 (0 to 0.2)	0.2 (0 to 0.2)	0.1 (0 to 0.2)	0.1 (0 to 0.2)	0.1 (0 to 0.3)	0.2 (0 to 0.3)	0.2 (0 to 0.5)	0.3 (0 to 0.6)	0.4 (0 to 0.8)	0.5 (0.2 to 1.1)	0.5 (0.2 to 1.1)	0.4 (0.2 to 0.7)	0.3 (0.2 to 0.5)	0.1 (0 to 0.2)	0.1 (0 to 0.2)	4.5
Malaria	0 (0 to 0)	0 (0 to 0)	0 (0 to 0)	0 (0 to 0)	0 (0 to 0)	0 (0 to 0)	0 (0 to 0)	0 (0 to 0)	0 (0 to 0)	0 (0 to 0)	0 (0 to 0)	0 (0 to 0)	0 (0 to 0)	0 (0 to 0)	0 (0 to 0)	0 (0 to 0)	0 (0 to 0)	0 (0 to 0)	0 (0 to 0)	0 (0 to 0)	0 (0 to 0)	0 (0 to 0)	0 (0 to 0)	0
Chagas disease	0 (0 to 0)	0 (0 to 0)	0 (0 to 0)	0 (0 to 0)	0 (0 to 0)	0 (0 to 0)	0 (0 to 0)	0 (0 to 0)	0 (0 to 0)	0 (0 to 0)	0 (0 to 0)	0 (0 to 0)	0 (0 to 0)	0 (0 to 0)	0 (0 to 0)	0 (0 to 0)	0 (0 to 0)	0 (0 to 0)	0 (0 to 0)	0 (0 to 0)	0 (0 to 0)	0 (0 to 0)	0 (0 to 0)	0
Leishmaniasis	0 (0 to 0)	0 (0 to 0)	0 (0 to 0)	0 (0 to 0)	0 (0 to 0)	0 (0 to 0)	0 (0 to 0)	0 (0 to 0)	0 (0 to 0)	0 (0 to 0)	0 (0 to 0)	0 (0 to 0)	0 (0 to 0)	0 (0 to 0)	0 (0 to 0)	0 (0 to 0)	0 (0 to 0)	0 (0 to 0)	0 (0 to 0)	0 (0 to 0)	0 (0 to 0)	0 (0 to 0)	0 (0 to 0)	0
Visceral leishmaniasis	0 (0 to 0)	0 (0 to 0)	0 (0 to 0)	0 (0 to 0)	0 (0 to 0)	0 (0 to 0)	0 (0 to 0)	0 (0 to 0)	0 (0 to 0)	0 (0 to 0)	0 (0 to 0)	0 (0 to 0)	0 (0 to 0)	0 (0 to 0)	0 (0 to 0)	0 (0 to 0)	0 (0 to 0)	0 (0 to 0)	0 (0 to 0)	0 (0 to 0)	0 (0 to 0)	0 (0 to 0)	0 (0 to 0)	0
Cutaneous and mucocutaneous leishmaniasis	0 (0 to 0)	0 (0 to 0)	0 (0 to 0)	0 (0 to 0)	0 (0 to 0)	0 (0 to 0)	0 (0 to 0)	0 (0 to 0)	0 (0 to 0)	0 (0 to 0)	0 (0 to 0)	0 (0 to 0)	0 (0 to 0)	0 (0 to 0)	0 (0 to 0)	0 (0 to 0)	0 (0 to 0)	0 (0 to 0)	0 (0 to 0)	0 (0 to 0)	0 (0 to 0)	0 (0 to 0)	0 (0 to 0)	0
African trypanosomiasis	0 (0 to 0)	0 (0 to 0)	0 (0 to 0)	0 (0 to 0)	0 (0 to 0)	0 (0 to 0)	0 (0 to 0)	0 (0 to 0)	0 (0 to 0)	0 (0 to 0)	0 (0 to 0)	0 (0 to 0)	0 (0 to 0)	0 (0 to 0)	0 (0 to 0)	0 (0 to 0)	0 (0 to 0)	0 (0 to 0)	0 (0 to 0)	0 (0 to 0)	0 (0 to 0)	0 (0 to 0)	0 (0 to 0)	0
Schistosomiasis	0 (0 to 0)	0 (0 to 0)	0 (0 to 0)	0 (0 to 0)	0 (0 to 0)	0 (0 to 0)	0 (0 to 0)	0 (0 to 0)	0 (0 to 0)	0 (0 to 0)	0 (0 to 0)	0 (0 to 0)	0 (0 to 0)	0 (0 to 0)	0 (0 to 0)	0 (0 to 0)	0 (0 to 0)	0 (0 to 0)	0 (0 to 0)	0 (0 to 0)	0 (0 to 0)	0 (0 to 0)	0 (0 to 0)	0
Cysticercosis	0 (0 to 0)	0 (0 to 0)	0 (0 to 0)	0 (0 to 0)	0 (0 to 0)	0 (0 to 0)	0 (0 to 0)	0 (0 to 0.1)	0 (0 to 0.1)	0 (0 to 0.1)	0 (0 to 0.2)	0 (0 to 0.1)	0 (0 to 0.2)	0 (0 to 0.2)	0 (0 to 0.4)	0 (0 to 0.7)	0 (0 to 0.8)	0 (0 to 0.8)	0 (0 to 0.6)	0 (0 to 0.5)	0 (0 to 0.2)	0 (0 to 0.1)	2.4
Cystic echinococcosis	0 (0 to 0)	0 (0 to 0)	0 (0 to 0)	0 (0 to 0)	0 (0 to 0)	0 (0 to 0)	0 (0 to 0)	0 (0 to 0)	0 (0 to 0)	0 (0 to 0)	0 (0 to 0)	0 (0 to 0)	0 (0 to 0)	0 (0 to 0)	0 (0 to 0)	0 (0 to 0)	0 (0 to 0)	0 (0 to 0)	0 (0 to 0)	0 (0 to 0)	0 (0 to 0)	0 (0 to 0)	0 (0 to 0)	0
Lymphatic filariasis	0 (0 to 0)	0 (0 to 0)	0 (0 to 0)	0 (0 to 0)	0 (0 to 0)	0 (0 to 0)	0 (0 to 0)	0 (0 to 0)	0 (0 to 0)	0 (0 to 0)	0 (0 to 0)	0 (0 to 0)	0 (0 to 0)	0 (0 to 0)	0 (0 to 0)	0 (0 to 0)	0 (0 to 0)	0 (0 to 0)	0 (0 to 0)	0 (0 to 0)	0 (0 to 0)	0 (0 to 0)	0 (0 to 0)	0
Onchocerciasis	0 (0 to 0)	0 (0 to 0)	0 (0 to 0)	0 (0 to 0)	0 (0 to 0)	0 (0 to 0)	0 (0 to 0)	0 (0 to 0)	0 (0 to 0)	0 (0 to 0)	0 (0 to 0)	0 (0 to 0)	0 (0 to 0)	0 (0 to 0)	0 (0 to 0)	0 (0 to 0)	0 (0 to 0)	0 (0 to 0)	0 (0 to 0)	0 (0 to 0)	0 (0 to 0)	0 (0 to 0)	0 (0 to 0)	0
Trachoma	0 (0 to 0)	0 (0 to 0)	0 (0 to 0)	0 (0 to 0)	0 (0 to 0)	0 (0 to 0)	0 (0 to 0)	0 (0 to 0)	0 (0 to 0)	0 (0 to 0)	0 (0 to 0)	0 (0 to 0)	0 (0 to 0)	0 (0 to 0)	0 (0 to 0)	0 (0 to 0)	0 (0 to 0)	0 (0 to 0)	0 (0 to 0)	0 (0 to 0)	0 (0 to 0)	0 (0 to 0)	0 (0 to 0)	0
Dengue	0 (0 to 0)	0 (0 to 0)	0 (0 to 0)	0 (0 to 0)	0 (0 to 0)	0 (0 to 0)	0 (0 to 0)	0 (0 to 0)	0 (0 to 0)	0 (0 to 0)	0 (0 to 0)	0 (0 to 0)	0 (0 to 0)	0 (0 to 0)	0 (0 to 0)	0 (0 to 0)	0 (0 to 0)	0 (0 to 0)	0 (0 to 0)	0 (0 to 0)	0 (0 to 0)	0 (0 to 0)	0 (0 to 0)	0
Yellow fever	0 (0 to 0)	0 (0 to 0)	0 (0 to 0)	0 (0 to 0)	0 (0 to 0)	0 (0 to 0)	0 (0 to 0)	0 (0 to 0)	0 (0 to 0)	0 (0 to 0)	0 (0 to 0)	0 (0 to 0)	0 (0 to 0)	0 (0 to 0)	0 (0 to 0)	0 (0 to 0)	0 (0 to 0)	0 (0 to 0)	0 (0 to 0)	0 (0 to 0)	0 (0 to 0)	0 (0 to 0)	0 (0 to 0)	0
Rabies	0 (0 to 0)	0 (0 to 0)	0 (0 to 0.1)	0 (0 to 0)	0 (0 to 0)	0 (0 to 0)	0 (0 to 0)	0 (0 to 0)	0 (0 to 0)	0 (0 to 0)	0 (0 to 0)	0 (0 to 0)	0 (0 to 0)	0 (0 to 0)	0 (0 to 0)	0 (0 to 0)	0 (0 to 0)	0 (0 to 0)	0 (0 to 0)	0 (0 to 0)	0 (0 to 0)	0 (0 to 0)	0 (0 to 0)	0.1
Intestinal nematode infections	0 (0 to 0)	0 (0 to 0)	0 (0 to 0)	0 (0 to 0)	0 (0 to 0)	0 (0 to 0)	0 (0 to 0)	0 (0 to 0)	0 (0 to 0)	0 (0 to 0)	0 (0 to 0)	0 (0 to 0)	0 (0 to 0)	0 (0 to 0)	0 (0 to 0)	0 (0 to 0)	0 (0 to 0)	0 (0 to 0)	0 (0 to 0)	0 (0 to 0)	0 (0 to 0)	0 (0 to 0)	0 (0 to 0)	0
Ascariasis	0 (0 to 0)	0 (0 to 0)	0 (0 to 0)	0 (0 to 0)	0 (0 to 0)	0 (0 to 0)	0 (0 to 0)	0 (0 to 0)	0 (0 to 0)	0 (0 to 0)	0 (0 to 0)	0 (0 to 0)	0 (0 to 0)	0 (0 to 0)	0 (0 to 0)	0 (0 to 0)	0 (0 to 0)	0 (0 to 0)	0 (0 to 0)	0 (0 to 0)	0 (0 to 0)	0 (0 to 0)	0 (0 to 0)	0
Trichuriasis	0 (0 to 0)	0 (0 to 0)	0 (0 to 0)	0 (0 to 0)	0 (0 to 0)	0 (0 to 0)	0 (0 to 0)	0 (0 to 0)	0 (0 to 0)	0 (0 to 0)	0 (0 to 0)	0 (0 to 0)	0 (0 to 0)	0 (0 to 0)	0 (0 to 0)	0 (0 to 0)	0 (0 to 0)	0 (0 to 0)	0 (0 to 0)	0 (0 to 0)	0 (0 to 0)	0 (0 to 0)	0 (0 to 0)	0
Hookworm disease	0 (0 to 0)	0 (0 to 0)	0 (0 to 0)	0 (0 to 0)	0 (0 to 0)	0 (0 to 0)	0 (0 to 0)	0 (0 to 0)	0 (0 to 0)	0 (0 to 0)	0 (0 to 0)	0 (0 to 0)	0 (0 to 0)	0 (0 to 0)	0 (0 to 0)	0 (0 to 0)	0 (0 to 0)	0 (0 to 0)	0 (0 to 0)	0 (0 to 0)	0 (0 to 0)	0 (0 to 0)	0 (0 to 0)	0
Food-borne trematodiases	0 (0 to 0)	0 (0 to 0)	0 (0 to 0)	0 (0 to 0)	0 (0 to 0)	0 (0 to 0)	0 (0 to 0)	0 (0 to 0)	0 (0 to 0)	0 (0 to 0)	0 (0 to 0)	0 (0 to 0)	0 (0 to 0)	0 (0 to 0)	0 (0 to 0)	0 (0 to 0)	0 (0 to 0)	0 (0 to 0)	0 (0 to 0)	0 (0 to 0)	0 (0 to 0)	0 (0 to 0)	0 (0 to 0)	0
Leprosy	0 (0 to 0)	0 (0 to 0)	0 (0 to 0)	0 (0 to 0)	0 (0 to 0)	0 (0 to 0)	0 (0 to 0)	0 (0 to 0)	0 (0 to 0)	0 (0 to 0)	0 (0 to 0)	0 (0 to 0)	0 (0 to 0)	0 (0 to 0)	0 (0 to 0)	0 (0 to 0)	0 (0 to 0)	0 (0 to 0)	0 (0 to 0)	0 (0 to 0)	0 (0 to 0)	0 (0 to 0)	0 (0 to 0)	0
Ebola	0 (0 to 0)	0 (0 to 0)	0 (0 to 0)	0 (0 to 0)	0 (0 to 0)	0 (0 to 0)	0 (0 to 0)	0 (0 to 0



SR Table 2a: Tokelau DALYS by cause and age group for males with 95% uncertainty intervals, 2019

Cause	Early Neonatal	Late Neonatal	Post Neonatal	1 to 4	5 to 9	10 to 14	15 to 19	20 to 24	25 to 29	30 to 34	35 to 39	40 to 44	45 to 49	50 to 54	55 to 59	60 to 64	65 to 69	70 to 74	75 to 79	80 to 84	85 to 89	90 to 94	95 plus	Total
All causes	4.0 (3.6 to 4.2)	2 (1.5 to 2.5)	4.0 (3.5 to 5.7)	4.7 (3.2 to 6.2)	4.4 (3.3 to 5.8)	4.3 (3.4 to 5.4)	5.9 (5.7 to 6.2)	8.4 (6.4 to 10.4)	9.5 (7.1 to 12.2)	8.5 (5.5 to 11.4)	11.2 (7.5 to 15.4)	9.9 (6.4 to 13.4)	11.4 (7.4 to 15.7)	10.7 (6.9 to 15.1)	13.9 (8.9 to 19.4)	14.7 (9.4 to 19.9)	16.5 (10.2 to 19.2)	22 (14.4 to 26.5)	13 (7.8 to 18.1)	7.8 (7.2 to 8.5)	9.6 (8.9 to 10.4)	3 (2.8 to 3.3)	2.7 (2.5 to 3)	2.7 (2.7 to 2.8)	200
Communicable, maternal, neonatal, and nutritional diseases	4.1 (3.5 to 5.2)	1.6 (1.1 to 2)	3.3 (2.4 to 4.2)	2.6 (1.8 to 4.2)	1.6 (1.1 to 2.4)	0.9 (0.7 to 1.3)	0.9 (0.6 to 1.2)	0.9 (0.6 to 1.4)	1.2 (0.7 to 2.3)	1.1 (0.6 to 2.4)	1.4 (0.7 to 4.7)	1.1 (0.6 to 3.7)	1.4 (0.7 to 3.8)	1.4 (0.7 to 3.9)	0.9 (0.4 to 2.2)	1 (0.7 to 1.7)	0.9 (0.4 to 1.3)	1.3 (0.9 to 1.9)	0.7 (0.5 to 0.9)	0.4 (0.3 to 0.6)	0.2 (0.1 to 0.3)	0.2 (0.2 to 0.3)	0.1 (0.1 to 0.1)	28.6
HIV/AIDS and sexually transmitted infections	0.8 (0.3 to 1.5)	0.3 (0.1 to 0.6)	0.4 (0.1 to 0.8)	0.2 (0.1 to 1.1)	0 (0 to 0.2)	0 (0 to 0.1)	0.1 (0 to 0.3)	0.1 (0 to 0.5)	0.3 (0 to 1.4)	0.5 (0 to 2.6)	0.7 (0.2 to 3.9)	0.5 (0.1 to 3.1)	0.5 (0 to 3)	0.4 (0 to 3.1)	0.3 (0 to 2.5)	0.2 (0 to 1.5)	0.1 (0 to 0.6)	0.1 (0 to 0.5)	0 (0 to 0.2)	0 (0 to 0)	0 (0 to 0)	0 (0 to 0)	0 (0 to 0)	5.2
HIV/AIDS	0 (0 to 0)	0 (0 to 0)	0 (0 to 0.3)	0 (0 to 1.1)	0 (0 to 0.2)	0 (0 to 0.1)	0 (0 to 0.3)	0 (0 to 0.5)	0 (0 to 1.4)	0 (0 to 2.6)	0 (0 to 3.9)	0 (0 to 3.1)	0 (0 to 3)	0 (0 to 3.1)	0 (0 to 2.5)	0 (0 to 1.5)	0 (0 to 0.6)	0 (0 to 0.5)	0 (0 to 0.4)	0 (0 to 0.2)	0 (0 to 0)	0 (0 to 0)	0 (0 to 0)	0 (0 to 0)	3.7
HIV/AIDS - Drug-susceptible Tuberculosis	0 (0 to 0)	0 (0 to 0)	0 (0 to 0)	0 (0 to 0)	0 (0 to 0)	0 (0 to 0)	0 (0 to 0)	0 (0 to 0)	0 (0 to 0)	0 (0 to 0)	0 (0 to 0)	0 (0 to 0)	0 (0 to 0)	0 (0 to 0)	0 (0 to 0)	0 (0 to 0)	0 (0 to 0)	0 (0 to 0)	0 (0 to 0)	0 (0 to 0)	0 (0 to 0)	0 (0 to 0)	0 (0 to 0)	0 (0 to 0)	0.2
HIV/AIDS - Multidrug-resistant Tuberculosis without extensive drug re	0 (0 to 0)	0 (0 to 0)	0 (0 to 0)	0 (0 to 0)	0 (0 to 0)	0 (0 to 0)	0 (0 to 0)	0 (0 to 0)	0 (0 to 0)	0 (0 to 0)	0 (0 to 0)	0 (0 to 0)	0 (0 to 0)	0 (0 to 0)	0 (0 to 0)	0 (0 to 0)	0 (0 to 0)	0 (0 to 0)	0 (0 to 0)	0 (0 to 0)	0 (0 to 0)	0 (0 to 0)	0 (0 to 0)	0
HIV/AIDS - Extensively drug-resistant Tuberculosis	0 (0 to 0)	0 (0 to 0)	0 (0 to 0)	0 (0 to 0)	0 (0 to 0)	0 (0 to 0)	0 (0 to 0)	0 (0 to 0)	0 (0 to 0)	0 (0 to 0)	0 (0 to 0)	0 (0 to 0)	0 (0 to 0)	0 (0 to 0)	0 (0 to 0)	0 (0 to 0)	0 (0 to 0)	0 (0 to 0)	0 (0 to 0)	0 (0 to 0)	0 (0 to 0)	0 (0 to 0)	0 (0 to 0)	0
HIV/AIDS resulting in other diseases	0 (0 to 0)	0 (0 to 0)	0 (0 to 0.3)	0 (0 to 1.1)	0 (0 to 0.2)	0 (0 to 0.1)	0 (0 to 0.2)	0 (0 to 0.5)	0 (0 to 1.4)	0 (0 to 2.7)	0 (0 to 3.9)	0 (0 to 3.1)	0 (0 to 3)	0 (0 to 3.1)	0 (0 to 2.5)	0 (0 to 1.5)	0 (0 to 0.6)	0 (0 to 0.5)	0 (0 to 0.4)	0 (0 to 0.2)	0 (0 to 0)	0 (0 to 0)	0 (0 to 0)	3.5
Sexually transmitted infections excluding HIV	0.8 (0.3 to 1.5)	0.3 (0.1 to 0.6)	0.4 (0.1 to 0.8)	0.2 (0 to 0)	0 (0 to 0)	0 (0 to 0)	0 (0 to 0)	0 (0 to 0)	0 (0 to 0)	0 (0 to 0)	0 (0 to 0)	0 (0 to 0)	0 (0 to 0)	0 (0 to 0)	0 (0 to 0)	0 (0 to 0)	0 (0 to 0)	0 (0 to 0)	0 (0 to 0)	0 (0 to 0)	0 (0 to 0)	0 (0 to 0)	0 (0 to 0)	0 (0 to 0)	1.5
Syphilis	0.3 (0.2 to 1.5)	0.3 (0.1 to 0.6)	0.4 (0.1 to 0.8)	0 (0 to 0)	0 (0 to 0)	0 (0 to 0)	0 (0 to 0)	0 (0 to 0)	0 (0 to 0)	0 (0 to 0)	0 (0 to 0)	0 (0 to 0)	0 (0 to 0)	0 (0 to 0)	0 (0 to 0)	0 (0 to 0)	0 (0 to 0)	0 (0 to 0)	0 (0 to 0)	0 (0 to 0)	0 (0 to 0)	0 (0 to 0)	0 (0 to 0)	0 (0 to 0)	1.4
Chlamydial infection	0 (0 to 0)	0 (0 to 0)	0 (0 to 0)	0 (0 to 0)	0 (0 to 0)	0 (0 to 0)	0 (0 to 0)	0 (0 to 0)	0 (0 to 0)	0 (0 to 0)	0 (0 to 0)	0 (0 to 0)	0 (0 to 0)	0 (0 to 0)	0 (0 to 0)	0 (0 to 0)	0 (0 to 0)	0 (0 to 0)	0 (0 to 0)	0 (0 to 0)	0 (0 to 0)	0 (0 to 0)	0 (0 to 0)	0
Gonococcal infection	0 (0 to 0)	0 (0 to 0)	0 (0 to 0)	0 (0 to 0)	0 (0 to 0)	0 (0 to 0)	0 (0 to 0)	0 (0 to 0)	0 (0 to 0)	0 (0 to 0)	0 (0 to 0)	0 (0 to 0)	0 (0 to 0)	0 (0 to 0)	0 (0 to 0)	0 (0 to 0)	0 (0 to 0)	0 (0 to 0)	0 (0 to 0)	0 (0 to 0)	0 (0 to 0)	0 (0 to 0)	0 (0 to 0)	0
Trichomoniasis	0 (0 to 0)	0 (0 to 0)	0 (0 to 0)	0 (0 to 0)	0 (0 to 0)	0 (0 to 0)	0 (0 to 0)	0 (0 to 0)	0 (0 to 0)	0 (0 to 0)	0 (0 to 0)	0 (0 to 0)	0 (0 to 0)	0 (0 to 0)	0 (0 to 0)	0 (0 to 0)	0 (0 to 0)	0 (0 to 0)	0 (0 to 0)	0 (0 to 0)	0 (0 to 0)	0 (0 to 0)	0 (0 to 0)	0
Genital herpes	0 (0 to 0)	0 (0 to 0)	0 (0 to 0)	0 (0 to 0)	0 (0 to 0)	0 (0 to 0)	0 (0 to 0)	0 (0 to 0)	0 (0 to 0)	0 (0 to 0)	0 (0 to 0)	0 (0 to 0)	0 (0 to 0)	0 (0 to 0)	0 (0 to 0)	0 (0 to 0)	0 (0 to 0)	0 (0 to 0)	0 (0 to 0)	0 (0 to 0)	0 (0 to 0)	0 (0 to 0)	0 (0 to 0)	0
Other sexually transmitted infections	0 (0 to 0)	0 (0 to 0)	0 (0 to 0)	0 (0 to 0)	0 (0 to 0)	0 (0 to 0)	0 (0 to 0)	0 (0 to 0)	0 (0 to 0)	0 (0 to 0)	0 (0 to 0)	0 (0 to 0)	0 (0 to 0)	0 (0 to 0)	0 (0 to 0)	0 (0 to 0)	0 (0 to 0)	0 (0 to 0)	0 (0 to 0)	0 (0 to 0)	0 (0 to 0)	0 (0 to 0)	0 (0 to 0)	0
Respiratory infections and tuberculosis	0.1 (0.1 to 0.3)	0.2 (0.1 to 0.3)	0.4 (0.4 to 1.2)	0.4 (0.2 to 0.6)	0.2 (0.2 to 0.4)	0.2 (0.1 to 0.2)	0.3 (0.2 to 0.3)	0.3 (0.2 to 0.5)	0.4 (0.2 to 0.6)	0.3 (0.1 to 0.5)	0.3 (0.2 to 0.5)	0.3 (0.1 to 0.5)	0.4 (0.2 to 0.6)	0.4 (0.2 to 0.6)	0.5 (0.3 to 0.7)	0.5 (0.3 to 0.7)	0.4 (0.3 to 0.6)	0.4 (0.3 to 0.6)	0.4 (0.2 to 0.6)	0.3 (0.2 to 0.4)	0.2 (0.1 to 0.2)	0.2 (0.1 to 0.2)	0.1 (0.1 to 0.1)	7.8
Tuberculosis	0 (0 to 0)	0 (0 to 0)	0 (0 to 0)	0 (0 to 0)	0 (0 to 0)	0 (0 to 0)	0 (0 to 0)	0 (0 to 0.1)	0 (0 to 0.1)	0 (0 to 0.1)	0 (0 to 0.1)	0 (0 to 0.1)	0 (0 to 0.1)	0 (0 to 0.1)	0 (0 to 0.1)	0 (0 to 0.1)	0 (0 to 0.2)	0 (0 to 0.2)	0 (0 to 0.2)	0 (0 to 0.2)	0 (0 to 0.1)	0 (0 to 0.1)	0 (0 to 0.1)	0 (0 to 0)	1.2
Latent tuberculosis infection	0 (0 to 0)	0 (0 to 0)	0 (0 to 0)	0 (0 to 0)	0 (0 to 0)	0 (0 to 0)	0 (0 to 0)	0 (0 to 0)	0 (0 to 0)	0 (0 to 0)	0 (0 to 0)	0 (0 to 0)	0 (0 to 0)	0 (0 to 0)	0 (0 to 0)	0 (0 to 0)	0 (0 to 0)	0 (0 to 0)	0 (0 to 0)	0 (0 to 0)	0 (0 to 0)	0 (0 to 0)	0 (0 to 0)	0 (0 to 0)	0
Drug-susceptible tuberculosis	0 (0 to 0)	0 (0 to 0)	0 (0 to 0)	0 (0 to 0)	0 (0 to 0)	0 (0 to 0)	0 (0 to 0)	0 (0 to 0.1)	0 (0 to 0.1)	0 (0 to 0.1)	0 (0 to 0.1)	0 (0 to 0.1)	0 (0 to 0.1)	0 (0 to 0.1)	0 (0 to 0.1)	0 (0 to 0.1)	0 (0 to 0.2)	0 (0 to 0.2)	0 (0 to 0.2)	0 (0 to 0.2)	0 (0 to 0.1)	0 (0 to 0.1)	0 (0 to 0.1)	0 (0 to 0)	1.2
Multidrug-resistant tuberculosis without extensive drug resistance	0 (0 to 0)	0 (0 to 0)	0 (0 to 0)	0 (0 to 0)	0 (0 to 0)	0 (0 to 0)	0 (0 to 0)	0 (0 to 0)	0 (0 to 0)	0 (0 to 0)	0 (0 to 0)	0 (0 to 0)	0 (0 to 0)	0 (0 to 0)	0 (0 to 0)	0 (0 to 0)	0 (0 to 0)	0 (0 to 0)	0 (0 to 0)	0 (0 to 0)	0 (0 to 0)	0 (0 to 0)	0 (0 to 0)	0
Extensively drug-resistant tuberculosis	0 (0 to 0)	0 (0 to 0)	0 (0 to 0)	0 (0 to 0)	0 (0 to 0)	0 (0 to 0)	0 (0 to 0)	0 (0 to 0)	0 (0 to 0)	0 (0 to 0)	0 (0 to 0)	0 (0 to 0)	0 (0 to 0)	0 (0 to 0)	0 (0 to 0)	0 (0 to 0)	0 (0 to 0)	0 (0 to 0)	0 (0 to 0)	0 (0 to 0)	0 (0 to 0)	0 (0 to 0)	0 (0 to 0)	0
Lower respiratory infections	0.1 (0.1 to 0.3)	0.2 (0.1 to 0.3)	0.7 (0.4 to 1.2)	0.2 (0.1 to 0.5)	0.1 (0.1 to 0.1)	0.1 (0.1 to 0.1)	0.2 (0.1 to 0.2)	0.3 (0.1 to 0.4)	0.3 (0.1 to 0.5)	0.2 (0.1 to 0.4)	0.2 (0.1 to 0.4)	0.2 (0.1 to 0.4)	0.3 (0.1 to 0.4)	0.3 (0.1 to 0.4)	0.2 (0.2 to 0.5)	0.2 (0.2 to 0.4)	0.3 (0.2 to 0.5)	0.3 (0.2 to 0.6)	0.3 (0.2 to 0.5)	0.2 (0.1 to 0.3)	0.2 (0.1 to 0.2)	0.2 (0.1 to 0.2)	0.1 (0.1 to 0.1)	5.9
Upper respiratory infections	0 (0 to 0)	0 (0 to 0)	0 (0 to 0)	0 (0 to 0.1)	0 (0 to 0.1)	0 (0 to 0.1)	0 (0 to 0.1)	0 (0 to 0)	0 (0 to 0)	0 (0 to 0)	0 (0 to 0)	0 (0 to 0)	0 (0 to 0)	0 (0 to 0)	0 (0 to 0)	0 (0 to 0)	0 (0 to 0)	0 (0 to 0)	0 (0 to 0)	0 (0 to 0)	0 (0 to 0)	0 (0 to 0)	0 (0 to 0)	0 (0 to 0)	0.5
Otitis media	0 (0 to 0)	0 (0 to 0)	0 (0 to 0)	0 (0 to 0.1)	0 (0 to 0.1)	0 (0 to 0.1)	0 (0 to 0)	0 (0 to 0)	0 (0 to 0)	0 (0 to 0)	0 (0 to 0)	0 (0 to 0)	0 (0 to 0)	0 (0 to 0)	0 (0 to 0)	0 (0 to 0)	0 (0 to 0)	0 (0 to 0)	0 (0 to 0)	0 (0 to 0)	0 (0 to 0)	0 (0 to 0)	0 (0 to 0)	0 (0 to 0)	0.2
Enteric infections	0.2 (0 to 0)	0.2 (0.1 to 0.5)	0.4 (0.1 to 0.9)	0.2 (0.2 to 0.4)	0.2 (0.1 to 0.3)	0.2 (0.1 to 0.2)	0.2 (0.1 to 0.3)	0.2 (0.1 to 0.3)	0.2 (0.1 to 0.3)	0.2 (0.1 to 0.3)	0.2 (0.1 to 0.3)	0.1 (0.1 to 0.2)	0.2 (0.1 to 0.2)	0.2 (0.1 to 0.2)	0.1 (0.1 to 0.2)	0.1 (0.1 to 0.2)	0.2 (0.2 to 0.3)	0.2 (0.1 to 0.3)	0.1 (0.1 to 0.1)	0.1 (0.1 to 0.2)	0.1 (0.1 to 0.1)	0.1 (0.1 to 0.1)	0.1 (0.1 to 0.1)	3.1
Diarrheal diseases	0.2 (0 to 0)	0.2 (0.1 to 0.5)	0.3 (0.2 to 0.9)	0.2 (0.2 to 0.4)	0.2 (0.1 to 0.3)	0.2 (0.1 to 0.2)	0.2 (0.1 to 0.2)	0.2 (0.1 to 0.3)	0.2 (0.1 to 0.2)	0.2 (0.1 to 0.3)	0.2 (0.1 to 0.3)	0.1 (0.1 to 0.2)	0.2 (0.1 to 0.2)	0.2 (0.1 to 0.2)	0.1 (0.1 to 0.2)	0.1 (0.1 to 0.2)	0.2 (0.2 to 0.3)	0.2 (0.1 to 0.3)	0.1 (0.1 to 0.1)	0.1 (0.1 to 0.2)	0.1 (0.1 to 0.1)	0.1 (0.1 to 0.1)	0.1 (0.1 to 0.1)	2.9
Typhoid and paratyphoid	0 (0 to 0)	0 (0 to 0)	0 (0 to 0)	0 (0 to 0.1)	0 (0 to 0.1)	0 (0 to 0.1)	0 (0 to 0.1)	0 (0 to 0)	0 (0 to 0)	0 (0 to 0)	0 (0 to 0)	0 (0 to 0)	0 (0 to 0)	0 (0 to 0)	0 (0 to 0)	0 (0 to 0)	0 (0 to 0)	0 (0 to 0)	0 (0 to 0)	0 (0 to 0)	0 (0 to 0)	0 (0 to 0)	0 (0 to 0)	0 (0 to 0)	0.2
Typhoid fever	0 (0 to 0)	0 (0 to 0)	0 (0 to 0)	0 (0 to 0.1)	0 (0 to 0.1)	0 (0 to 0.1)	0 (0 to 0.1)	0 (0 to 0)	0 (0 to 0)	0 (0 to 0)	0 (0 to 0)	0 (0 to 0)	0 (0 to 0)	0 (0 to 0)	0 (0 to 0)	0 (0 to 0)	0 (0 to 0)	0 (0 to 0)	0 (0 to 0)	0 (0 to 0)	0 (0 to 0)	0 (0 to 0)	0 (0 to 0)	0 (0 to 0)	0.2
Paratyphoid fever	0 (0 to 0)	0 (0 to 0)	0 (0 to 0)	0 (0 to 0)	0 (0 to 0)	0 (0 to 0)	0 (0 to 0)	0 (0 to 0)	0 (0 to 0)	0 (0 to 0)	0 (0 to 0)	0 (0 to 0)	0 (0 to 0)	0 (0 to 0)	0 (0 to 0)	0 (0 to 0)	0 (0 to 0)	0 (0 to 0)	0 (0 to 0)	0 (0 to 0)	0 (0 to 0)	0 (0 to 0)	0 (0 to 0)	0 (0 to 0)	0
Invasive Non-typhoidal Salmonella (NTS)	0 (0 to 0)	0 (0 to 0)	0 (0 to 0)	0 (0 to 0)	0 (0 to 0)	0 (0 to 0)	0 (0 to 0)	0 (0 to 0)	0 (0 to 0)	0 (0 to 0)	0 (0 to 0)	0 (0 to 0)	0 (0 to 0)	0 (0 to 0)	0 (0 to 0)	0 (0 to 0)	0 (0 to 0)	0 (0 to 0)	0 (0 to 0)	0 (0 to 0)	0 (0 to 0)	0 (0 to 0)	0 (0 to 0)	0 (0 to 0)	0
Other intestinal infectious diseases	0 (0 to 0)	0 (0 to 0)	0 (0 to 0)	0 (0 to 0)	0 (0 to 0)	0 (0 to 0)	0 (0 to 0)	0 (0 to 0)	0 (0 to 0)	0 (0 to 0)	0 (0 to 0)	0 (0 to 0)	0 (0 to 0)	0 (0 to 0)	0 (0 to 0)	0 (0 to 0)	0 (0 to 0)	0 (0 to 0)	0 (0 to 0)	0 (0 to 0)	0 (0 to 0)	0 (0 to 0)	0 (0 to 0)	0 (0 to 0)	0
Neglected tropical diseases and malaria	0 (0 to 0)	0 (0 to 0)	0 (0 to 0)	0 (0 to 0)	0 (0 to 0.1)	0 (0 to 0.1)	0 (0 to 0.2)	0 (0 to 0.1)	0 (0 to 0.1)	0 (0 to 0.1)	0 (0 to 0.1)	0 (0 to 0.1)	0 (0 to 0.1)	0 (0 to 0.1)	0 (0 to 0.1)	0 (0 to 0.1)	0 (0 to 0.1)	0 (0 to 0.1)	0 (0 to 0.1)	0 (0 to 0.1)	0 (0 to 0.1)	0 (0 to 0.1)	0 (0 to 0.1)	0 (0 to 0.1)	0.7
Malaria	0 (0 to 0)	0 (0 to 0)	0 (0 to 0)	0 (0 to 0)	0 (0 to 0)	0 (0 to 0)	0 (0 to 0)	0 (0 to 0)	0 (0 to 0)	0 (0 to 0)	0 (0 to 0)	0 (0 to 0)	0 (0 to 0)	0 (0 to 0)	0 (0 to 0)	0 (0 to 0)	0 (0 to 0)	0 (0 to 0)	0 (0 to 0)	0 (0 to 0)	0 (0 to 0)	0 (0 to 0)	0 (0 to 0)	0 (0 to 0)	0
Chagas disease	0 (0 to 0)	0 (0 to 0)	0 (0 to 0)	0 (0 to 0)	0 (0 to 0)	0 (0 to 0)	0 (0 to 0)	0 (0 to 0)	0 (0 to 0)	0 (0 to 0)	0 (0 to 0)	0 (0 to 0)	0 (0 to 0)	0 (0 to 0)	0 (0 to 0)	0 (0 to 0)	0 (0 to 0)	0 (0 to 0)	0 (0 to 0)	0 (0 to 0)	0 (0 to 0)	0 (0 to 0)	0 (0 to 0)	0 (0 to 0)	0
Leishmaniasis	0 (0 to 0)	0 (0 to 0)	0 (0 to 0)	0 (0 to 0)	0 (0 to 0)	0 (0 to 0)	0 (0 to 0)	0 (0 to 0)	0 (0 to 0)	0 (0 to 0)	0 (0 to 0)	0 (0 to 0)	0 (0 to 0)	0 (0 to 0)	0 (0 to 0)	0 (0 to 0)	0 (0 to 0)	0 (0 to 0)	0 (0 to 0)	0 (0 to 0)	0 (0 to 0)	0 (0 to 0)	0 (0 to 0)	0 (0 to 0)	0
Visceral leishmaniasis	0 (0 to 0)	0 (0 to 0)	0 (0 to 0)	0 (0 to 0)	0 (0 to 0)	0 (0 to 0)	0 (0 to 0)	0 (0 to 0)	0 (0 to 0)	0 (0 to 0)	0 (0 to 0)	0 (0 to 0)	0 (0 to 0)	0 (0 to 0)	0 (0 to 0)	0 (0 to 0)	0 (0 to 0)	0 (0 to 0)	0 (0 to 0)	0 (0 to 0)	0 (0 to 0)	0 (0 to 0)	0 (0 to 0)	0 (0 to 0)	0
Cutaneous and mucocutaneous leishmaniasis	0 (0 to 0)	0 (0 to 0)	0 (0 to 0)	0 (0 to 0)	0 (0 to 0)	0 (0 to 0)	0 (0 to 0)	0 (0 to 0)	0 (0 to 0)	0 (0 to 0)	0 (0 to 0)	0 (0 to 0)	0 (0 to 0)	0 (0 to 0)	0 (0 to 0)	0 (0 to 0)	0 (0 to 0)	0 (0 to 0)	0 (0 to 0)	0 (0 to 0)	0 (0 to 0)	0 (0 to 0)	0 (0 to 0)	0 (0 to 0)	0
African trypanosomiasis	0 (0 to 0)	0 (0 to 0)	0 (0 to 0)	0 (0 to 0)	0 (0 to 0)	0 (0 to 0)	0 (0 to 0)	0 (0 to 0)	0 (0 to 0)	0 (0 to 0)	0 (0 to 0)	0 (0 to 0)	0 (0 to 0)	0 (0 to 0)	0 (0 to 0)	0 (0 to 0)	0 (0 to 0)	0 (0 to 0)	0 (0 to 0)	0 (0 to 0)	0 (0 to 0)	0 (0 to 0)	0 (0 to 0)	0 (0 to 0)	0
Schistosomiasis	0 (0 to 0)	0 (0 to 0)	0 (0 to 0)	0 (0 to 0)	0 (0 to 0)	0 (0 to 0)	0 (0 to 0)	0 (0 to 0)	0 (0 to 0)	0 (0 to 0)	0 (0 to 0)	0 (0 to 0)	0 (0 to 0)	0 (0 to 0)	0 (0 to 0)	0 (0 to 0)	0 (0 to 0)	0 (0 to 0)	0 (0 to 0)	0 (0 to 0)	0 (0 to 0)	0 (0 to 0)	0 (0 to 0)	0 (0 to 0)	0
Cysticercosis	0 (0 to 0)	0 (0 to 0)	0 (0 to 0)	0 (0 to 0)	0 (0 to 0)	0 (0 to 0)	0 (0 to 0)	0 (0 to 0)	0 (0 to 0)	0 (0 to 0)	0 (0 to 0)	0 (0 to 0)	0 (0 to 0)	0 (0 to 0)	0 (0 to 0)	0 (0 to 0)	0 (0 to 0)	0 (0 to 0)	0 (0 to 0)	0 (0 to 0)	0 (0 to 0)	0 (0 to 0)	0 (0 to 0)	0 (0 to 0)	0.1
Cystic echinococcosis	0 (0 to 0)	0 (0 to 0)	0 (0 to 0)	0 (0 to 0)	0 (0 to 0)	0 (0 to 0)	0 (0 to 0)	0 (0 to 0)	0 (0 to 0)	0 (0 to 0)	0 (0 to 0)	0 (0 to 0)	0 (0 to 0)	0 (0 to 0)	0 (0 to 0)	0 (0 to 0)	0 (0 to 0)	0 (0 to 0)	0 (0 to 0)	0 (0 to 0)	0 (0 to 0)	0 (0 to 0)	0 (0 to 0)	0 (0 to 0)	0
Lymphatic filariasis	0 (0 to 0)	0 (0 to 0)	0 (0 to 0)	0 (0 to 0)	0 (0 to 0)	0 (0 to 0)	0 (0 to 0)	0 (0 to 0)	0 (0 to 0)	0 (0 to 0)	0 (0 to 0)	0 (0 to 0)	0 (0 to 0)	0 (0 to 0)	0 (0 to 0)	0 (0 to 0)	0 (0 to 0)	0 (0 to 0)	0 (0 to 0)	0 (0 to 0)	0 (0 to 0)	0 (0 to 0)	0 (0 to 0)	0 (0 to 0)	0
Onchocerciasis	0 (0 to 0)	0 (0 to 0)	0 (0 to 0)	0 (0 to 0)	0 (0 to 0)	0 (0 to 0)	0 (0 to 0)	0 (0 to 0)	0 (0 to 0)	0 (0 to 0)	0 (0 to 0)	0 (0 to 0)	0 (0 to 0)	0 (0 to 0)	0 (0 to 0)	0 (0 to 0)	0 (0 to 0)	0 (0 to 0)	0 (0 to 0)	0 (0 to 0)	0 (0 to 0)	0 (0 to 0)	0 (0 to 0)	0 (0 to 0)	0
Trachoma	0 (0 to 0)	0 (0 to 0)	0 (0 to 0)	0 (0 to 0)	0 (0 to 0)	0 (0 to 0)	0 (0 to 0)	0 (0 to 0)	0 (0 to 0)	0 (0 to 0)	0 (0 to 0)	0 (0 to 0)	0 (0 to 0)	0 (0 to 0)	0 (0 to 0)	0 (0 to 0)	0 (0 to 0)	0 (0 to 0)	0 (0 to 0)	0 (0 to 0)	0 (0 to 0)	0 (0 to 0)	0 (0 to 0)	0 (0 to 0)	0
Dengue	0 (0 to 0)	0 (0 to 0)	0 (0 to 0)	0 (0 to 0)	0 (0 to 0)	0 (0 to 0)	0 (0 to 0)	0 (0 to 0)	0 (0 to 0)	0 (0 to 0)	0 (0 to 0)	0 (0 to 0)	0 (0 to 0)	0 (0 to 0)	0 (0 to 0)	0 (0 to 0)	0 (0 to 0)	0 (0 to 0)	0 (0 to 0)	0 (0 to 0)	0 (0 to 0)	0 (0 to 0)	0 (0 to 0)	0 (0 to 0)	0.4
Yellow fever	0 (0 to 0)	0 (0 to 0)	0 (0 to 0)	0 (0 to 0)	0 (0 to 0)	0 (0 to 0)	0 (0 to 0)	0 (0 to 0)	0 (0 to 0)	0 (0 to 0)	0 (0 to 0)	0 (0 to 0)	0 (0 to 0)	0 (0 to 0)	0 (0 to 0)	0 (0 to 0)	0 (0 to 0)	0 (0 to 0)	0 (0 to 0)	0 (0 to 0)	0 (0 to 0)	0 (0 to 0)	0 (0 to 0)	0 (0 to 0)	0
Rabies	0 (0 to 0)	0 (0 to 0)	0 (0 to 0)	0 (0 to 0)	0 (0 to 0)	0 (0 to 0)	0 (0 to 0)	0 (0 to 0)	0 (0 to 0)	0 (0 to 0)	0 (0 to 0)	0 (0 to 0)	0 (0 to 0)	0 (0 to 0)	0 (0 to 0)	0 (0 to 0)	0 (0 to 0)	0 (0 to 0)	0 (0 to 0)	0 (0 to 0)	0 (0 to 0)	0 (0 to 0)	0 (0 to 0)	0 (0 to 0)	0
Intestinal nematode infections	0 (0 to 0)	0 (0 to 0)	0 (0 to 0)	0 (0 to 0)	0 (0 to 0)	0 (0 to 0)	0 (0 to 0)	0 (0 to 0)	0 (0 to 0)	0 (0 to 0)	0 (0 to 0)	0 (0 to 0)	0 (0 to 0)	0 (0 to 0)	0 (0 to 0)	0 (0 to 0)	0 (0 to 0)	0 (0 to 0)	0 (0 to 0)	0 (0 to 0)	0 (0 to 0)	0 (0 to 0)	0 (0 to 0)	0 (0 to 0)	0.1
Ascariasis	0 (0 to 0)	0 (0 to 0)	0 (0 to 0)	0 (0 to 0)	0 (0 to 0)	0 (0 to 0)	0 (0 to 0)	0 (0 to 0)	0 (0 to 0)	0 (0 to 0)	0 (0 to 0)	0 (0 to 0)	0 (0 to 0)	0 (0 to 0)	0 (0 to 0)	0 (0 to 0)	0 (0 to 0)	0 (0 to 0)	0 (0 to 0)	0 (0 to 0)	0 (0 to 0)	0 (0 to 0)	0 (0 to 0)	0 (0 to 0)	0
Trichuriasis	0 (0 to 0)	0 (0 to 0)	0 (0 to 0)	0 (0 to 0)	0 (0 to 0)	0 (0 to 0)	0 (0 to 0)	0 (0 to 0)	0 (0 to 0)	0 (0 to 0)	0 (0 to 0)	0 (0 to 0)	0 (0 to 0)	0 (0 to 0)	0 (0 to 0)	0 (0 to 0)	0 (0 to 0)	0 (0 to 0)	0 (0 to 0)	0 (0 to 0)	0 (0 to 0)	0 (0 to 0)	0 (0 to 0)	0 (0 to 0)	0
Hookworm disease	0 (0 to 0)	0 (0 to 0)	0 (0 to 0)	0 (0 to 0)	0 (0 to 0)	0 (0 to 0)	0 (0 to 0)	0 (0 to 0)	0 (0 to 0)	0 (0 to 0)	0 (0 to 0)	0 (0 to 0)	0 (0 to 0)	0 (0 to 0)	0 (0 to 0)	0 (0 to 0)	0 (0 to 0)	0 (0 to 0)	0 (0 to 0)	0 (0 to 0)	0 (0 to 0)	0 (0 to 0)	0 (0 to 0)	0 (0 to 0)	0
Food-borne trematodiases	0 (0 to 0)	0 (0 to 0)	0 (0 to 0)	0 (0 to 0)	0 (0 to 0)	0 (0 to 0)	0 (0 to 0)	0 (0 to 0)	0 (0 to 0)	0 (0 to 0)	0 (0 to 0)	0 (0 to 0)	0 (0 to 0)	0 (0 to 0)	0 (0 to 0)	0 (0 to 0)	0 (0 to 0)	0 (0 to 0)	0 (0 to 0)	0 (0 to 0)	0 (0 to 0)	0 (0 to 0)	0 (0 to 0)	0 (0 to 0)	0
Leprosy	0 (0 to 0)	0 (0 to 0)	0 (0 to 0)

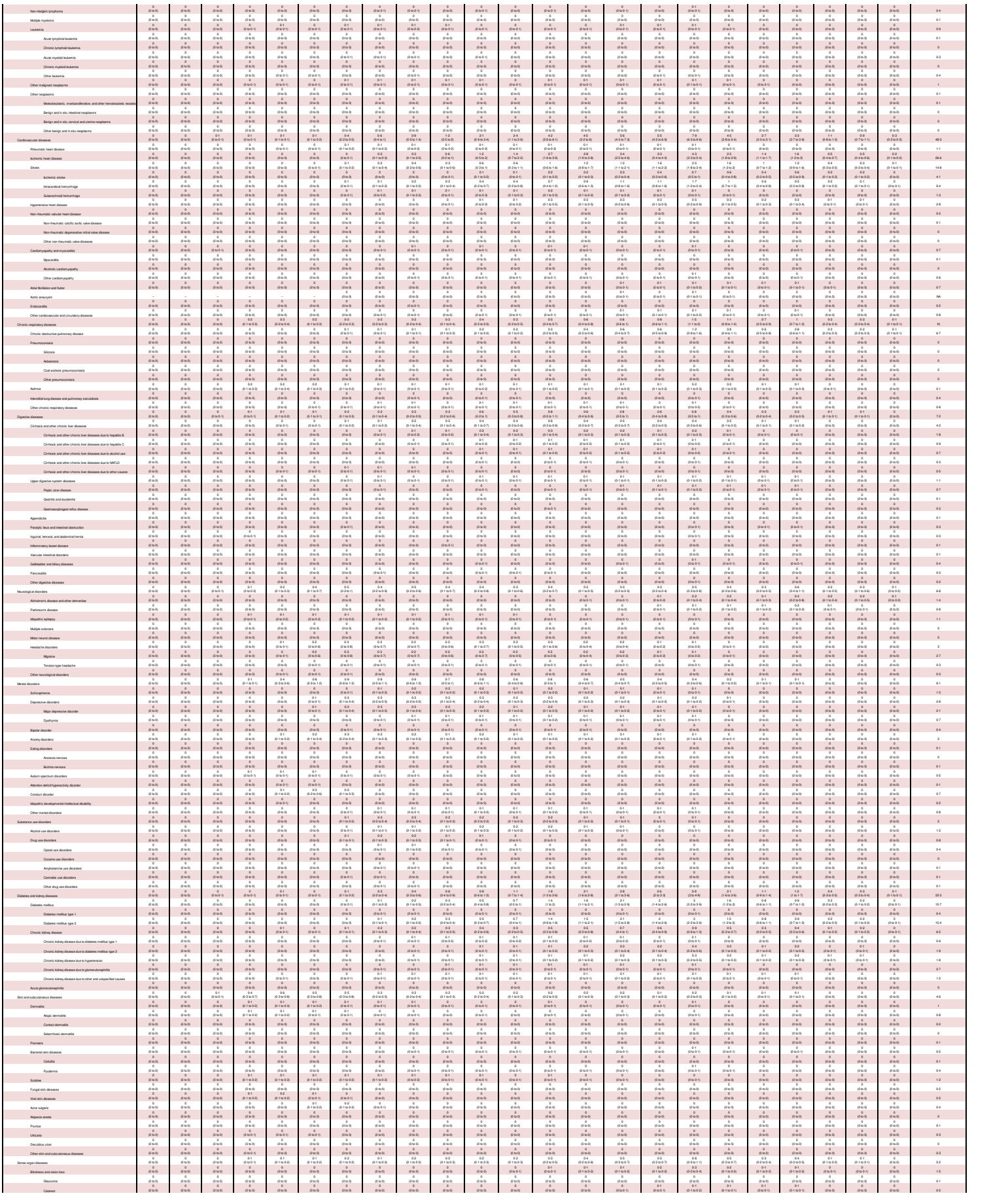

Age-related macular degeneration	0 (0 to 0)	0 (0 to 0)	0 (0 to 0)	0 (0 to 0)	0 (0 to 0)	0 (0 to 0)	0 (0 to 0)	0 (0 to 0)	0 (0 to 0)	0 (0 to 0)	0 (0 to 0)	0 (0 to 0)	0 (0 to 0)	0 (0 to 0)	0 (0 to 0)	0 (0 to 0)	0 (0 to 0)	0 (0 to 0)	0 (0 to 0)	0 (0 to 0)	0 (0 to 0)	0 (0 to 0)	0 (0 to 0)	0 (0 to 0)	0
Refraction disorders	0 (0 to 0)	0 (0 to 0)	0 (0 to 0)	0 (0 to 0)	0 (0 to 0)	0 (0 to 0)	0 (0 to 0)	0 (0 to 0)	0 (0 to 0)	0 (0 to 0)	0 (0 to 0)	0 (0 to 0)	0 (0 to 0)	0 (0 to 0)	0 (0 to 0)	0 (0 to 0)	0 (0 to 0)	0 (0 to 0)	0 (0 to 0)	0 (0 to 0)	0 (0 to 0)	0 (0 to 0)	0 (0 to 0)	0 (0 to 0)	0.5
Near vision loss	0 (0 to 0)	0 (0 to 0)	0 (0 to 0)	0 (0 to 0)	0 (0 to 0)	0 (0 to 0)	0 (0 to 0)	0 (0 to 0)	0 (0 to 0)	0 (0 to 0)	0 (0 to 0)	0 (0 to 0)	0 (0 to 0)	0 (0 to 0)	0 (0 to 0)	0 (0 to 0)	0 (0 to 0)	0 (0 to 0)	0 (0 to 0)	0 (0 to 0)	0 (0 to 0)	0 (0 to 0)	0 (0 to 0)	0 (0 to 0)	0.3
Other vision loss	0 (0 to 0)	0 (0 to 0)	0 (0 to 0)	0 (0 to 0)	0 (0 to 0)	0 (0 to 0)	0 (0 to 0)	0 (0 to 0)	0 (0 to 0)	0 (0 to 0)	0 (0 to 0)	0 (0 to 0)	0 (0 to 0)	0 (0 to 0)	0 (0 to 0)	0 (0 to 0)	0 (0 to 0)	0 (0 to 0)	0 (0 to 0)	0 (0 to 0)	0 (0 to 0)	0 (0 to 0)	0 (0 to 0)	0 (0 to 0)	0.1
Age-related and other hearing loss	0 (0 to 0)	0 (0 to 0)	0 (0 to 0)	0 (0 to 1)	0.1 (0 to 1.2)	0.1 (0 to 0.2)	0.1 (0 to 0.2)	0.1 (0 to 0.2)	0.1 (0 to 0.2)	0.2 (0 to 0.3)	0.2 (0 to 0.3)	0.2 (0 to 0.3)	0.3 (0.2 to 0.4)	0.3 (0.2 to 0.4)	0.3 (0.2 to 0.4)	0.3 (0.2 to 0.4)	0.3 (0.2 to 0.4)	0.3 (0.3 to 0.7)	0.3 (0.2 to 0.4)	0.3 (0.2 to 0.4)	0.3 (0.2 to 0.4)	0.3 (0.2 to 0.4)	0.3 (0 to 0.1)	3.5
Other sense organ diseases	0 (0 to 0)	0 (0 to 0)	0 (0 to 0)	0 (0 to 0)	0 (0 to 0)	0 (0 to 0)	0 (0 to 0)	0 (0 to 0)	0 (0 to 0)	0 (0 to 0)	0 (0 to 0)	0 (0 to 0)	0 (0 to 0)	0 (0 to 0)	0 (0 to 0)	0 (0 to 0)	0 (0 to 0)	0 (0 to 0)	0 (0 to 0)	0 (0 to 0)	0 (0 to 0)	0 (0 to 0)	0 (0 to 0)	0 (0 to 0)	0.2
Musculoskeletal disorders	0 (0 to 0)	0 (0 to 0)	0 (0 to 0)	0.1 (0 to 0.1)	0.2 (0.1 to 0.2)	0.4 (0.3 to 0.6)	0.5 (0.3 to 0.7)	0.6 (0.4 to 0.9)	0.8 (0.4 to 0.9)	0.8 (0.4 to 1.2)	0.8 (0.4 to 1.2)	1.2 (0.6 to 1.7)	1.2 (0.7 to 1.6)	1.1 (0.7 to 1.5)	1.1 (0.6 to 1.2)	1.0 (0.6 to 1.7)	1.0 (0.6 to 1.7)	1.0 (0.6 to 1.8)	1.0 (0.6 to 1.7)	1.0 (0.6 to 1.8)	1.0 (0.6 to 1.7)	1.0 (0.6 to 1.8)	0.3 (0.2 to 0.4)	10.9
Rheumatoid arthritis	0 (0 to 0)	0 (0 to 0)	0 (0 to 0)	0 (0 to 0)	0 (0 to 0)	0 (0 to 0)	0 (0 to 0)	0 (0 to 0)	0 (0 to 0)	0 (0 to 0)	0 (0 to 0)	0 (0 to 0)	0 (0 to 0)	0 (0 to 0)	0 (0 to 0)	0 (0 to 0)	0 (0 to 0)	0 (0 to 0)	0 (0 to 0)	0 (0 to 0)	0 (0 to 0)	0 (0 to 0)	0 (0 to 0)	0 (0 to 0)	0.1
Osteoarthritis	0 (0 to 0)	0 (0 to 0)	0 (0 to 0)	0 (0 to 0)	0 (0 to 0)	0 (0 to 0)	0 (0 to 0)	0 (0 to 0)	0 (0 to 0)	0 (0 to 0)	0 (0 to 0)	0 (0 to 0)	0 (0 to 0)	0 (0 to 0)	0 (0 to 0)	0 (0 to 0)	0 (0 to 0)	0 (0 to 0)	0 (0 to 0)	0 (0 to 0)	0 (0 to 0)	0 (0 to 0)	0 (0 to 0)	0 (0 to 0)	1.1
Osteoarthritis hip	0 (0 to 0)	0 (0 to 0)	0 (0 to 0)	0 (0 to 0)	0 (0 to 0)	0 (0 to 0)	0 (0 to 0)	0 (0 to 0)	0 (0 to 0)	0 (0 to 0)	0 (0 to 0)	0 (0 to 0)	0 (0 to 0)	0 (0 to 0)	0 (0 to 0)	0 (0 to 0)	0 (0 to 0)	0 (0 to 0)	0 (0 to 0)	0 (0 to 0)	0 (0 to 0)	0 (0 to 0)	0 (0 to 0)	0 (0 to 0)	0.1
Osteoarthritis knee	0 (0 to 0)	0 (0 to 0)	0 (0 to 0)	0 (0 to 0)	0 (0 to 0)	0 (0 to 0)	0 (0 to 0)	0 (0 to 0)	0 (0 to 0)	0 (0 to 0)	0 (0 to 0)	0 (0 to 0)	0 (0 to 0)	0 (0 to 0)	0 (0 to 0)	0 (0 to 0)	0 (0 to 0)	0 (0 to 0)	0 (0 to 0)	0 (0 to 0)	0 (0 to 0)	0 (0 to 0)	0 (0 to 0)	0 (0 to 0)	0.6
Osteoarthritis hand	0 (0 to 0)	0 (0 to 0)	0 (0 to 0)	0 (0 to 0)	0 (0 to 0)	0 (0 to 0)	0 (0 to 0)	0 (0 to 0)	0 (0 to 0)	0 (0 to 0)	0 (0 to 0)	0 (0 to 0)	0 (0 to 0)	0 (0 to 0)	0 (0 to 0)	0 (0 to 0)	0 (0 to 0)	0 (0 to 0)	0 (0 to 0)	0 (0 to 0)	0 (0 to 0)	0 (0 to 0)	0 (0 to 0)	0 (0 to 0)	0
Osteoarthritis other	0 (0 to 0)	0 (0 to 0)	0 (0 to 0)	0 (0 to 0)	0 (0 to 0)	0 (0 to 0)	0 (0 to 0)	0 (0 to 0)	0 (0 to 0)	0 (0 to 0)	0 (0 to 0)	0 (0 to 0)	0 (0 to 0)	0 (0 to 0)	0 (0 to 0)	0 (0 to 0)	0 (0 to 0)	0 (0 to 0)	0 (0 to 0)	0 (0 to 0)	0 (0 to 0)	0 (0 to 0)	0 (0 to 0)	0 (0 to 0)	0.2
Low back pain	0 (0 to 0)	0 (0 to 0)	0 (0 to 0)	0 (0 to 0)	0.2 (0 to 0.2)	0.3 (0.2 to 0.5)	0.3 (0.2 to 0.5)	0.4 (0.2 to 0.6)	0.3 (0.2 to 0.5)	0.4 (0.3 to 0.6)	0.4 (0.2 to 0.7)	0.6 (0.4 to 0.9)	0.5 (0.3 to 0.7)	0.5 (0.3 to 0.7)	0.5 (0.3 to 0.8)	0.4 (0.3 to 0.6)	0.4 (0.3 to 0.6)	0.4 (0.3 to 0.6)	0.3 (0.2 to 0.5)	0.3 (0.2 to 0.4)	0.2 (0.1 to 0.2)	0.2 (0.1 to 0.3)	0 (0 to 0.1)	5.8
Neck pain	0 (0 to 0)	0 (0 to 0)	0 (0 to 0)	0 (0 to 0)	0 (0 to 0)	0 (0 to 0.1)	0 (0 to 0.1)	0 (0 to 0.1)	0 (0 to 0.1)	0 (0 to 0.2)	0 (0 to 0.2)	0.2 (0 to 0.4)	0.2 (0 to 0.4)	0.2 (0 to 0.3)	0.2 (0 to 0.4)	0.2 (0 to 0.3)	0.2 (0 to 0.3)	0.2 (0 to 0.3)	0.2 (0 to 0.3)	0.2 (0 to 0.3)	0.2 (0 to 0.3)	0.2 (0 to 0.3)	0.1 (0 to 0.1)	1.9
Gout	0 (0 to 0)	0 (0 to 0)	0 (0 to 0)	0 (0 to 0)	0 (0 to 0)	0 (0 to 0)	0 (0 to 0)	0 (0 to 0)	0 (0 to 0)	0 (0 to 0)	0 (0 to 0)	0 (0 to 0)	0 (0 to 0)	0 (0 to 0)	0 (0 to 0)	0 (0 to 0)	0 (0 to 0)	0 (0 to 0)	0 (0 to 0)	0 (0 to 0)	0 (0 to 0)	0 (0 to 0)	0 (0 to 0)	0 (0 to 0)	0.3
Other musculoskeletal disorders	0 (0 to 0)	0 (0 to 0)	0 (0 to 0)	0 (0 to 0)	0 (0 to 0)	0.1 (0 to 0.1)	0.1 (0 to 0.1)	0.2 (0 to 0.3)	0.2 (0 to 0.2)	0.2 (0 to 0.3)	0.2 (0 to 0.2)	0.2 (0 to 0.4)	0.2 (0 to 0.4)	0.2 (0 to 0.3)	0.2 (0 to 0.4)	0.2 (0 to 0.3)	0.2 (0 to 0.3)	0.2 (0 to 0.3)	0.1 (0 to 0.2)	0.1 (0 to 0.2)	0.1 (0 to 0.2)	0.1 (0 to 0.2)	0 (0 to 0.1)	1.9
Other non-communicable diseases	0.4 (0.2 to 0.7)	0.4 (0.3 to 0.6)	0.4 (0.3 to 0.5)	0.4 (0.2 to 0.6)	0.3 (0.2 to 0.5)	0.2 (0.2 to 0.3)	0.2 (0.2 to 0.3)	0.2 (0.2 to 0.3)	0.2 (0.1 to 0.3)	0.2 (0.2 to 0.4)	0.2 (0.2 to 0.4)	0.3 (0.2 to 0.4)	0.3 (0.2 to 0.4)	0.3 (0.2 to 0.4)	0.4 (0.2 to 0.5)	0.3 (0.2 to 0.4)	0.3 (0.2 to 0.4)	0.3 (0.2 to 0.5)	0.3 (0.2 to 0.5)	0.2 (0.1 to 0.3)	0.2 (0.2 to 0.3)	0.2 (0.1 to 0.3)	0.2 (0 to 0.1)	6.8
Congenital birth defects	0.6 (0.3 to 1.1)	0.3 (0.2 to 0.5)	0.7 (0.4 to 1.1)	0.3 (0.1 to 0.5)	0.2 (0.1 to 0.2)	0.1 (0.1 to 0.2)	0.1 (0.1 to 0.2)	0.1 (0.1 to 0.2)	0.1 (0.1 to 0.1)	0.1 (0.1 to 0.2)	0.1 (0.1 to 0.1)	0.1 (0.1 to 0.1)	0 (0.0 to 0.1)	0 (0.0 to 0.1)	0 (0.0 to 0.1)	0 (0.0 to 0.1)	0 (0.0 to 0.1)	0 (0.0 to 0.1)	0 (0.0 to 0.1)	0 (0.0 to 0.1)	0 (0.0 to 0.1)	0 (0.0 to 0.1)	0 (0.0 to 0.1)	2.8
Neural tube defects	0 (0.0 to 0.1)	0 (0.0 to 0.1)	0 (0.0 to 0.1)	0 (0.0 to 0.1)	0 (0.0 to 0.1)	0 (0.0 to 0.1)	0 (0.0 to 0.1)	0 (0.0 to 0.1)	0 (0.0 to 0.1)	0 (0.0 to 0.1)	0 (0.0 to 0.1)

SR Table 2a: Tuvalu DALYS by cause and age group for males with 50% uncertainty intervals, 2019

Cause	Early Neonatal	Late Neonatal	Post Neonatal	1 to 4	5 to 9	10 to 14	15 to 19	20 to 24	25 to 29	30 to 34	35 to 39	40 to 44	45 to 49	50 to 54	55 to 59	60 to 64	65 to 69	70 to 74	75 to 79	80 to 84	85 to 89	90 to 94	95 plus	Total
All causes	594.5 (364.5-751.1)	1,042.5 (713.5-1,224.4)	467.1 (355.9-619.6)	1,104.4 (961.2-1,249.1)	1,139.6 (1,007.7-1,283.1)	1,161.8 (1,029.1-1,303.1)	1,183.1 (1,051.3-1,322.1)	1,204.5 (1,073.1-1,342.1)	1,226.1 (1,095.1-1,362.1)	1,247.8 (1,117.1-1,382.1)	1,269.6 (1,139.1-1,402.1)	1,291.5 (1,161.1-1,422.1)	1,313.4 (1,183.1-1,442.1)	1,335.3 (1,205.1-1,462.1)	1,357.2 (1,227.1-1,482.1)	1,379.1 (1,249.1-1,502.1)	1,400.9 (1,270.1-1,521.1)	1,422.6 (1,292.1-1,539.1)	1,443.9 (1,313.1-1,555.1)	1,464.5 (1,334.1-1,568.1)	1,483.9 (1,353.1-1,579.1)	1,501.5 (1,371.1-1,587.1)	1,516.8 (1,386.1-1,594.1)	2,240 (1,962.2-2,441.4)
Communicable, maternal, neonatal, and nutritional diseases	594.5 (364.5-751.1)	1,042.5 (713.5-1,224.4)	467.1 (355.9-619.6)	1,104.4 (957.2-1,249.1)	1,139.6 (1,007.7-1,283.1)	1,161.8 (1,029.1-1,303.1)	1,183.1 (1,051.3-1,322.1)	1,204.5 (1,073.1-1,342.1)	1,226.1 (1,095.1-1,362.1)	1,247.8 (1,117.1-1,382.1)	1,269.6 (1,139.1-1,402.1)	1,291.5 (1,161.1-1,422.1)	1,313.4 (1,183.1-1,442.1)	1,335.3 (1,205.1-1,462.1)	1,357.2 (1,227.1-1,482.1)	1,379.1 (1,249.1-1,502.1)	1,400.9 (1,270.1-1,521.1)	1,422.6 (1,292.1-1,539.1)	1,443.9 (1,313.1-1,555.1)	1,464.5 (1,334.1-1,568.1)	1,483.9 (1,353.1-1,579.1)	1,501.5 (1,371.1-1,587.1)	1,516.8 (1,386.1-1,594.1)	318 (1,962.2-2,441.4)
HIV/AIDS and sexually transmitted infections	6.6 (2.3-12.5)	2.3 (0.6-4.6)	2.5 (1.1-3.7)	1.2 (0.1-2.7)	0.2 (0-1.4)	0.2 (0-1.1)	0.5 (0.1-2.1)	1.4 (0.2-3.4)	2.4 (0.2-5.4)	3.4 (0.2-14.4)	5.7 (0.2-33.2)	6 (0.2-33.2)	5.2 (0.2-32.4)	5.2 (0.2-32.4)	3.8 (0.2-21.5)	2.1 (0.1-11.7)	1.2 (0.1-9.6)	0.6 (0.1-4.2)	0.2 (0-1.2)	0.1 (0-0.3)	0 (0-0)	0 (0-0)	0 (0-0)	45.5
HIV/AIDS	6.6 (2.3-12.5)	2.3 (0.6-4.6)	2.5 (1.1-3.7)	1.2 (0.1-2.7)	0.2 (0-1.4)	0.2 (0-1.1)	0.5 (0.1-2.1)	1.4 (0.2-3.4)	2.4 (0.2-5.4)	3.4 (0.2-14.4)	5.7 (0.2-33.2)	6 (0.2-33.2)	5.2 (0.2-32.4)	5.2 (0.2-32.4)	3.8 (0.2-21.5)	2.1 (0.1-11.7)	1.2 (0.1-9.6)	0.6 (0.1-4.2)	0.2 (0-1.2)	0.1 (0-0.3)	0 (0-0)	0 (0-0)	0 (0-0)	45.5
HIV/AIDS - Drug-susceptible Tuberculosis	0 (0-0)	0 (0-0)	0 (0-0)	0 (0-0)	0 (0-0)	0 (0-0)	0 (0-0)	0 (0-0)	0 (0-0)	0 (0-0)	0 (0-0)	0 (0-0)	0 (0-0)	0 (0-0)	0 (0-0)	0 (0-0)	0 (0-0)	0 (0-0)	0 (0-0)	0 (0-0)	0 (0-0)	0 (0-0)	0 (0-0)	0 (0-0)	0
HIV/AIDS - Multidrug-resistant Tuberculosis without extensive dr...	0 (0-0)	0 (0-0)	0 (0-0)	0 (0-0)	0 (0-0)	0 (0-0)	0 (0-0)	0 (0-0)	0 (0-0)	0 (0-0)	0 (0-0)	0 (0-0)	0 (0-0)	0 (0-0)	0 (0-0)	0 (0-0)	0 (0-0)	0 (0-0)	0 (0-0)	0 (0-0)	0 (0-0)	0 (0-0)	0 (0-0)	0 (0-0)	0
HIV/AIDS - Extensively drug-resistant Tuberculosis	0 (0-0)	0 (0-0)	0 (0-0)	0 (0-0)	0 (0-0)	0 (0-0)	0 (0-0)	0 (0-0)	0 (0-0)	0 (0-0)	0 (0-0)	0 (0-0)	0 (0-0)	0 (0-0)	0 (0-0)	0 (0-0)	0 (0-0)	0 (0-0)	0 (0-0)	0 (0-0)	0 (0-0)	0 (0-0)	0 (0-0)	0 (0-0)	0
HIV/AIDS resulting in other diseases	0 (0-0)	0 (0-0)	0 (0-0)	0 (0-0)	0 (0-0)	0 (0-0)	0 (0-0)	0 (0-0)	0 (0-0)	0 (0-0)	0 (0-0)	0 (0-0)	0 (0-0)	0 (0-0)	0 (0-0)	0 (0-0)	0 (0-0)	0 (0-0)	0 (0-0)	0 (0-0)	0 (0-0)	0 (0-0)	0 (0-0)	0 (0-0)	0
Sexually transmitted infections excluding HIV	6.6 (2.3-12.5)	2.3 (0.6-4.6)	2.5 (1.1-3.7)	1.2 (0.1-2.7)	0.2 (0-1.4)	0.2 (0-1.1)	0.5 (0.1-2.1)	1.4 (0.2-3.4)	2.4 (0.2-5.4)	3.4 (0.2-14.4)	5.7 (0.2-33.2)	6 (0.2-33.2)	5.2 (0.2-32.4)	5.2 (0.2-32.4)	3.8 (0.2-21.5)	2.1 (0.1-11.7)	1.2 (0.1-9.6)	0.6 (0.1-4.2)	0.2 (0-1.2)	0.1 (0-0.3)	0 (0-0)	0 (0-0)	0 (0-0)	12.9
Syphilis	6.6 (2.3-12.5)	2.3 (0.6-4.6)	2.2 (1.0-3.2)	0.1 (0-0.5)	0.1 (0-0.5)	0 (0-0)	0 (0-0)	0 (0-0)	0 (0-0)	0 (0-0)	0 (0-0)	0 (0-0)	0 (0-0)	0 (0-0)	0 (0-0)	0 (0-0)	0 (0-0)	0 (0-0)	0 (0-0)	0 (0-0)	0 (0-0)	0 (0-0)	0 (0-0)	0 (0-0)	12.5
Chlamydial infection	0 (0-0)	0 (0-0)	0 (0-0)	0 (0-0)	0 (0-0)	0 (0-0)	0 (0-0)	0 (0-0)	0 (0-0)	0 (0-0)	0 (0-0)	0 (0-0)	0 (0-0)	0 (0-0)	0 (0-0)	0 (0-0)	0 (0-0)	0 (0-0)	0 (0-0)	0 (0-0)	0 (0-0)	0 (0-0)	0 (0-0)	0 (0-0)	0
Gonococcal infection	0 (0-0)	0 (0-0)	0 (0-0)	0 (0-0)	0 (0-0)	0 (0-0)	0 (0-0)	0 (0-0)	0 (0-0)	0 (0-0)	0 (0-0)	0 (0-0)	0 (0-0)	0 (0-0)	0 (0-0)	0 (0-0)	0 (0-0)	0 (0-0)	0 (0-0)	0 (0-0)	0 (0-0)	0 (0-0)	0 (0-0)	0 (0-0)	0.1
Trichomoniasis	0 (0-0)	0 (0-0)	0 (0-0)	0 (0-0)	0 (0-0)	0 (0-0)	0 (0-0)	0 (0-0)	0 (0-0)	0 (0-0)	0 (0-0)	0 (0-0)	0 (0-0)	0 (0-0)	0 (0-0)	0 (0-0)	0 (0-0)	0 (0-0)	0 (0-0)	0 (0-0)	0 (0-0)	0 (0-0)	0 (0-0)	0 (0-0)	0
Genital herpes	0 (0-0)	0 (0-0)	0 (0-0)	0 (0-0)	0 (0-0)	0 (0-0)	0 (0-0)	0 (0-0)	0 (0-0)	0 (0-0)	0 (0-0)	0 (0-0)	0 (0-0)	0 (0-0)	0 (0-0)	0 (0-0)	0 (0-0)	0 (0-0)	0 (0-0)	0 (0-0)	0 (0-0)	0 (0-0)	0 (0-0)	0 (0-0)	0.3
Other sexually transmitted infections	0 (0-0)	0 (0-0)	0 (0-0)	0 (0-0)	0 (0-0)	0 (0-0)	0 (0-0)	0 (0-0)	0 (0-0)	0 (0-0)	0 (0-0)	0 (0-0)	0 (0-0)	0 (0-0)	0 (0-0)	0 (0-0)	0 (0-0)	0 (0-0)	0 (0-0)	0 (0-0)	0 (0-0)	0 (0-0)	0 (0-0)	0 (0-0)	0.1
Respiratory infections and tuberculosis	21.1 (11.9-28.8)	19.4 (11.2-26.4)	9.4 (4.9-15.9)	3.4 (2.4-4.5)	2.6 (2.2-3.2)	2.6 (1.9-3.3)	2.6 (2.0-3.4)	2.6 (2.0-3.4)	2.6 (1.9-3.4)	2.6 (1.9-3.4)	2.6 (1.9-3.4)	2.6 (1.9-3.4)	2.6 (1.9-3.4)	2.6 (1.9-3.4)	2.6 (1.9-3.4)	2.7 (1.9-3.5)	2.7 (1.9-3.5)	2.8 (1.9-3.6)	2.8 (1.9-3.6)	2.8 (1.9-3.6)	2.8 (1.9-3.6)	2.8 (1.9-3.6)	2.8 (1.9-3.6)	113
Tuberculosis	0 (0-0)	0 (0-0)	0 (0-0)	0 (0-0)	0 (0-0)	0 (0-0)	0 (0-0)	0 (0-0)	0 (0-0)	0 (0-0)	0 (0-0)	0 (0-0)	0 (0-0)	0 (0-0)	0 (0-0)	0 (0-0)	0 (0-0)	0 (0-0)	0 (0-0)	0 (0-0)	0 (0-0)	0 (0-0)	0 (0-0)	0 (0-0)	29.9
Latent tuberculosis infection	0 (0-0)	0 (0-0)	0 (0-0)	0 (0-0)	0 (0-0)	0 (0-0)	0 (0-0)	0 (0-0)	0 (0-0)	0 (0-0)	0 (0-0)	0 (0-0)	0 (0-0)	0 (0-0)	0 (0-0)	0 (0-0)	0 (0-0)	0 (0-0)	0 (0-0)	0 (0-0)	0 (0-0)	0 (0-0)	0 (0-0)	0 (0-0)	0
Drug-susceptible tuberculosis	0 (0-0)	0 (0-0)	0 (0-0)	0 (0-0)	0 (0-0)	0 (0-0)	0 (0-0)	0 (0-0)	0 (0-0)	0 (0-0)	0 (0-0)	0 (0-0)	0 (0-0)	0 (0-0)	0 (0-0)	0 (0-0)	0 (0-0)	0 (0-0)	0 (0-0)	0 (0-0)	0 (0-0)	0 (0-0)	0 (0-0)	0 (0-0)	21.7
Multidrug-resistant tuberculosis without extensive drug-resistance	0 (0-0)	0 (0-0)	0 (0-0)	0 (0-0)	0 (0-0)	0 (0-0)	0 (0-0)	0 (0-0)	0 (0-0)	0 (0-0)	0 (0-0)	0 (0-0)	0 (0-0)	0 (0-0)	0 (0-0)	0 (0-0)	0 (0-0)	0 (0-0)	0 (0-0)	0 (0-0)	0 (0-0)	0 (0-0)	0 (0-0)	0 (0-0)	0.1
Extensively drug-resistant tuberculosis	0 (0-0)	0 (0-0)	0 (0-0)	0 (0-0)	0 (0-0)	0 (0-0)	0 (0-0)	0 (0-0)	0 (0-0)	0 (0-0)	0 (0-0)	0 (0-0)	0 (0-0)	0 (0-0)	0 (0-0)	0 (0-0)	0 (0-0)	0 (0-0)	0 (0-0)	0 (0-0)	0 (0-0)	0 (0-0)	0 (0-0)	0 (0-0)	0
Lower respiratory infections	21.1 (11.9-28.8)	19.4 (11.2-26.4)	9.4 (4.9-15.4)	3.4 (1.8-5.4)	2.6 (1.4-4.3)	2.6 (1.1-3.2)	2.6 (1.4-4.3)	2.6 (1.4-4.3)	2.6 (1.4-4.3)	2.6 (1.4-4.3)	2.6 (1.4-4.3)	2.6 (1.4-4.3)	2.6 (1.4-4.3)	2.6 (1.4-4.3)	2.6 (1.4-4.3)	2.7 (1.4-4.3)	2.7 (1.4-4.3)	2.8 (1.4-4.3)	2.8 (1.4-4.3)	2.8 (1.4-4.3)	2.8 (1.4-4.3)	2.8 (1.4-4.3)	2.8 (1.4-4.3)	84.4
Upper respiratory infections	0 (0-0)	0 (0-0)	0 (0-0)	0 (0-0)	0 (0-0)	0 (0-0)	0 (0-0)	0 (0-0)	0 (0-0)	0 (0-0)	0 (0-0)	0 (0-0)	0 (0-0)	0 (0-0)	0 (0-0)	0 (0-0)	0 (0-0)	0 (0-0)	0 (0-0)	0 (0-0)	0 (0-0)	0 (0-0)	0 (0-0)	0 (0-0)	4.5
Otitis media	0 (0-0)	0 (0-0)	2 (0-10.4)	0.2 (0-2.6)	0.2 (0-1.5)	0.2 (0-1.5)	0.2 (0-1.5)	0.2 (0-1.5)	0.2 (0-1.5)	0.2 (0-1.5)	0.2 (0-1.5)	0.2 (0-1.5)	0.2 (0-1.5)	0.2 (0-1.5)	0.2 (0-1.5)	0.1 (0-0.5)	0.1 (0-0.5)	0.1 (0-0.5)	0.1 (0-0.5)	0.1 (0-0.5)	0.1 (0-0.5)	0.1 (0-0.5)	0.1 (0-0.5)	0.1 (0-0.5)	2.2
Enteric infections	0.1 (0.0-0.1)	0.2 (0.1-0.3)	0.2 (0.0-0.4)	0.1 (0.0-0.2)	0.2 (0.1-0.3)	0.2 (0.1-0.3)	0.2 (0.1-0.3)	1.7 (0.1-3.4)	1.7 (0.1-3.4)	1.7 (0.0-3.4)	1.7 (0.0-3.4)	1.6 (0.1-3.2)	1.3 (0.1-2.5)	1.3 (0.1-2.5)	1.4 (0.1-2.6)	1.5 (0.1-2.9)	1.5 (0.1-2.9)	1.6 (0.1-3.1)	1.3 (0.1-2.7)	1.1 (0.1-2.1)	0.9 (0.0-2.1)	0.4 (0.2-0.9)	0.3 (0.1-0.6)	30.6
Diarrheal diseases	0.1 (0.0-0.1)	0.2 (0.1-0.3)	0.2 (0.0-0.4)	0.1 (0.0-0.2)	0.2 (0.1-0.3)	0.2 (0.1-0.3)	0.2 (0.1-0.3)	1.7 (0.1-3.4)	1.7 (0.0-3.4)	1.7 (0.0-3.4)	1.7 (0.0-3.4)	1.6 (0.1-3.2)	1.3 (0.1-2.5)	1.3 (0.1-2.5)	1.4 (0.1-2.6)	1.5 (0.1-2.9)	1.5 (0.1-2.9)	1.6 (0.1-3.1)	1.3 (0.1-2.7)	1.1 (0.1-2.1)	0.9 (0.0-2.1)	0.4 (0.2-0.9)	0.3 (0.1-0.6)	27.5
Typhoid and paratyphoid	0 (0-0)	0 (0-0)	0 (0-0)	0 (0-0)	0 (0-0)	0 (0-0)	0 (0-0)	0 (0-0)	0 (0-0)	0 (0-0)	0 (0-0)	0 (0-0)	0 (0-0)	0 (0-0)	0 (0-0)	0 (0-0)	0 (0-0)	0 (0-0)	0 (0-0)	0 (0-0)	0 (0-0)	0 (0-0)	0 (0-0)	0 (0-0)	2.6
Typhoid fever	0 (0-0)	0 (0-0)	0 (0-0)	0 (0-0)	0 (0-0)	0 (0-0)	0 (0-0)	0 (0-0)	0 (0-0)	0 (0-0)	0 (0-0)	0 (0-0)	0 (0-0)	0 (0-0)	0 (0-0)	0 (0-0)	0 (0-0)	0 (0-0)	0 (0-0)	0 (0-0)	0 (0-0)	0 (0-0)	0 (0-0)	0 (0-0)	2.6
Paratyphoid fever	0 (0-0)	0 (0-0)	0 (0-0)	0 (0-0)	0 (0-0)	0 (0-0)	0 (0-0)	0 (0-0)	0 (0-0)	0 (0-0)	0 (0-0)	0 (0-0)	0 (0-0)	0 (0-0)	0 (0-0)	0 (0-0)	0 (0-0)	0 (0-0)	0 (0-0)	0 (0-0)	0 (0-0)	0 (0-0)	0 (0-0)	0 (0-0)	0
Invasive Non-typhoidal Salmonella (iNTS)	0 (0-0)	0 (0-0)	0 (0-0)	0 (0-0)	0 (0-0)	0 (0-0)	0 (0-0)	0 (0-0)	0 (0-0)	0 (0-0)	0 (0-0)	0 (0-0)	0 (0-0)	0 (0-0)	0 (0-0)	0 (0-0)	0 (0-0)	0 (0-0)	0 (0-0)	0 (0-0)	0 (0-0)	0 (0-0)	0 (0-0)	0 (0-0)	0.4
Other intestinal infectious diseases	0 (0-0)	0 (0-0)	0 (0-0)	0 (0-0)	0 (0-0)	0 (0-0)	0 (0-0)	0 (0-0)	0 (0-0)	0 (0-0)	0 (0-0)	0 (0-0)	0 (0-0)	0 (0-0)	0 (0-0)	0 (0-0)	0 (0-0)	0 (0-0)	0 (0-0)	0 (0-0)	0 (0-0)	0 (0-0)	0 (0-0)	0 (0-0)	0.1
Neglected tropical diseases and malaria	0 (0-0)	0 (0-0)	0.1 (0.1-0.2)	0.5 (0.3-0.7)	0.8 (0.2-1.7)	0.5 (0.1-1.5)	0.6 (0.2-1.4)	0.5 (0.2-1.2)	0.5 (0.2-1.2)	0.5 (0.1-1.2)	0.3 (0.1-0.9)	0.3 (0.1-0.9)	0.2 (0.1-0.6)	0.2 (0.1-0.6)	0.2 (0.1-0.6)	0.2 (0.1-0.6)	0.2 (0.1-0.6)	0.2 (0.1-0.6)	0.1 (0.1-0.4)	0.1 (0.0-0.2)	0.1 (0.0-0.2)	0 (0.0-0.1)	0 (0.0-0.1)	5.8
Malaria	0 (0-0)	0 (0-0)	0 (0-0)	0 (0-0)	0 (0-0)	0 (0-0)	0 (0-0)	0 (0-0)	0 (0-0)	0 (0-0)	0 (0-0)	0 (0-0)	0 (0-0)	0 (0-0)	0 (0-0)	0 (0-0)	0 (0-0)	0 (0-0)	0 (0-0)	0 (0-0)	0 (0-0)	0 (0-0)	0 (0-0)	0 (0-0)	0
Chagas disease	0 (0-0)	0 (0-0)	0 (0-0)	0 (0-0)	0 (0-0)	0 (0-0)	0 (0-0)	0 (0-0)	0 (0-0)	0 (0-0)	0 (0-0)	0 (0-0)	0 (0-0)	0 (0-0)	0 (0-0)	0 (0-0)	0 (0-0)	0 (0-0)	0 (0-0)	0 (0-0)	0 (0-0)	0 (0-0)	0 (0-0)	0 (0-0)	0
Leishmaniasis	0 (0-0)	0 (0-0)	0 (0-0)	0 (0-0)	0 (0-0)	0 (0-0)	0 (0-0)	0 (0-0)	0 (0-0)	0 (0-0)	0 (0-0)	0 (0-0)	0 (0-0)	0 (0-0)	0 (0-0)	0 (0-0)	0 (0-0)	0 (0-0)	0 (0-0)	0 (0-0)	0 (0-0)	0 (0-0)	0 (0-0)	0 (0-0)	0
Visceral leishmaniasis	0 (0-0)	0 (0-0)	0 (0-0)	0 (0-0)	0 (0-0)	0 (0-0)	0 (0-0)	0 (0-0)	0 (0-0)	0 (0-0)	0 (0-0)	0 (0-0)	0 (0-0)	0 (0-0)	0 (0-0)	0 (0-0)	0 (0-0)	0 (0-0)	0 (0-0)	0 (0-0)	0 (0-0)	0 (0-0)	0 (0-0)	0 (0-0)	0
Cutaneous and mucocutaneous leishmaniasis	0 (0-0)	0 (0-0)	0 (0-0)	0 (0-0)	0 (0-0)	0 (0-0)	0 (0-0)	0 (0-0)	0 (0-0)	0 (0-0)	0 (0-0)	0 (0-0)	0 (0-0)	0 (0-0)	0 (0-0)	0 (0-0)	0 (0-0)	0 (0-0)	0 (0-0)	0 (0-0)	0 (0-0)	0 (0-0)	0 (0-0)	0 (0-0)	0
African trypanosomiasis	0 (0-0)	0 (0-0)	0 (0-0)	0 (0-0)	0 (0-0)	0 (0-0)	0 (0-0)	0 (0-0)	0 (0-0)	0 (0-0)	0 (0-0)	0 (0-0)	0 (0-0)	0 (0-0)	0 (0-0)	0 (0-0)	0 (0-0)	0 (0-0)	0 (0-0)	0 (0-0)	0 (0-0)	0 (0-0)	0 (0-0)	0 (0-0)	0
Schistosomiasis	0 (0-0)	0 (0-0)	0 (0-0)	0 (0-0)	0 (0-0)	0 (0-0)	0 (0-0)	0 (0-0)	0 (0-0)	0 (0-0)	0 (0-0)	0 (0-0)	0 (0-0)	0 (0-0)	0 (0-0)	0 (0-0)	0 (0-0)	0 (0-0)	0 (0-0)	0 (0-0)	0 (0-0)	0 (0-0)	0 (0-0)	0 (0-0)	0
Cysticercosis	0 (0-0)	0 (0-0)	0 (0-0)	0 (0-0)	0 (0-0)	0 (0-0)	0 (0-0)	0 (0-0)	0 (0-0)	0 (0-0)	0 (0-0)	0 (0-0)	0 (0-0)	0 (0-0)	0 (0-0)	0 (0-0)	0 (0-0)	0 (0-0)	0 (0-0)	0 (0-0)	0 (0-0)	0 (0-0)	0 (0-0)	0 (0-0)	0.5
Cystic echinococcosis	0 (0-0)	0 (0-0)	0 (0-0)	0 (0-0)	0 (0-0)	0 (0-0)	0 (0-0)	0 (0-0)	0 (0-0)	0 (0-0)	0 (0-0)	0 (0-0)	0 (0-0)	0 (0-0)	0 (0-0)	0 (0-0)	0 (0-0)	0 (0-0)	0 (0-0)	0 (0-0)	0 (0-0)	0 (0-0)	0 (0-0)	0 (0-0)	0
Lymphatic filariasis	0 (0-0)	0 (0-0)	0 (0-0)	0 (0-0)	0 (0-0)	0 (0-0)	0 (0-0)	0 (0-0)	0 (0-0)	0 (0-0)	0 (0-0)	0 (0-0)	0 (0-0)	0 (0-0)	0 (0-0)	0 (0-0)	0 (0-0)	0 (0-0)	0 (0-0)	0 (0-0)	0 (0-0)	0 (0-0)	0 (0-0)	0 (0-0)	0
Onchocerciasis	0 (0-0)	0 (0-0)	0 (0-0)	0 (0-0)	0 (0-0)	0 (0-0)	0 (0-0)	0 (0-0)	0 (0-0)	0 (0-0)	0 (0-0)	0 (0-0)	0 (0-0)	0 (0-0)	0 (0-0)	0 (0-0)	0 (0-0)	0 (0-0)	0 (0-0)	0 (0-0)	0 (0-0)	0 (0-0)	0 (0-0)	0 (0-0)	0
Trachoma	0 (0-0)	0 (0-0)	0 (0-0)	0 (0-0)	0 (0-0)	0 (0-0)	0 (0-0)	0 (0-0)	0 (0-0)	0 (0-0)	0 (0-0)	0 (0-0)	0 (0-0)	0 (0-0)	0 (0-0)	0 (0-0)	0 (0-0)	0 (0-0)	0 (0-0)	0 (0-0)	0 (0-0)	0 (0-0)	0 (0-0)	0 (0-0)	0
Dengue	0 (0-0)	0 (0-0)	0 (0-0.1)	0.1 (0.0-0.4)	0.4 (0.1-1.1)	0.4 (0.0-1.4)	0.4 (0.1-1.4)	0.4 (0.1-1.4)	0.3 (0.1-1)	0.2 (0.0-0.8)	0.2 (0.0-0.8)	0.1 (0.0-0.5)	0.1 (0.0-0.3)	0.1 (0.0-0.3)	0.1 (0.0-0.3)	0.1 (0.0-0.3)	0.1 (0.0-0.3)	0.1 (0.0-0.3)	0.1 (0.0-0.2)	0.1 (0.0-0.1)	0 (0.0-0.1)	0 (0.0-0.1)	0 (0.0-0.1)	2.8
Yellow fever	0 (0-0)	0 (0-0)	0 (0-0)	0 (0-0)	0 (0-0)	0 (0-0)	0 (0-0)	0 (0-0)	0 (0-0)	0 (0-0)	0 (0-0)	0 (0-0)	0 (0-0)	0 (0-0)	0 (0-0)	0 (0-0)	0 (0-0)	0 (0-0)	0 (0-0)	0 (0-0)	0 (0-0)	0 (0-0)	0 (0-0)	0 (0-0)	0
Rabies	0 (0-0)	0 (0-0)	0 (0-0)	0 (0-0)	0 (0-0)	0 (0-0)	0 (0-0)	0 (0-0)	0 (0-0)	0 (0-0)	0 (0-0)	0 (0-0)	0 (0-0)	0 (0-0)	0 (0-0)	0 (0-0)	0 (0-0)	0 (0-0)	0 (0-0)	0 (0-0)	0 (0-0)	0 (0-0)	0 (0-0)	0 (0-0)	0
Intestinal nematode infections	0 (0-0)	0 (0-0)	0 (0-0)	0 (0-0.1)	0.1 (0.1-0.2)	0.1 (0.0-0.2)	0.1 (0.0-0.2)	0.1 (0.0-0.1)	0.1 (0.0-0.1)	0.1 (0.0-0.1)	0.1 (0.0-0.1)	0.1 (0.0-0.1)	0.1 (0.0-0.1)	0.1 (0.0-0.1)	0.1 (0.0-0.1)	0.1 (0.0-0.1)	0.1 (0.0-0.1)	0.1 (0.0-0.1)	0.1 (0.0-0.1)	0.1 (0.0-0.1)	0.1 (0.0-0.1)	0 (0.0-0.1)	0 (0.0-0.1)	0.7
Ascariasis	0 (0-0)	0 (0-0)	0 (0-0)	0 (0-0.1)	0 (0-0.1)	0 (0-0.1)	0 (0-0.1)	0 (0-0.1)	0 (0-0.1)	0 (0-0.1)	0 (0-0.1)	0 (0-0.1)	0 (0-0.1)	0 (0-0.1)	0 (0-0.1)	0 (0-0.1)	0 (0-0.1)	0 (0-0.1)	0 (0-0.1)	0 (0-0.1)	0 (0-0.1)	0 (0-0.1)	0 (0-0.1)	0 (0-0.1)	0.2
Trichuriasis	0 (0-0)	0 (0-0)	0 (0-0)	0 (0-0.1)	0 (0-0.1)	0 (0-0.1)	0 (0-0.1)	0 (0-0.1)	0 (0-0.1)	0 (0-0.1)	0 (0-0.1)	0 (0-0.1)	0 (0-0.1)	0 (0-0.1)	0 (0-0.1)	0 (0-0.1)	0 (0-0.1)	0 (0-0.1)	0 (0-0.1)	0 (0-0.1)	0 (0-0.1)	0 (0-0.1)	0 (0-0.1)	0 (0-0.1)	0.4
Hookworm disease	0 (0-0)	0 (0-0)	0 (0-0)	0 (0-0.1)	0 (0-0.1)	0 (0-0.1)	0 (0-0.1)	0 (0-0.1)	0 (0-0.1)	0 (0-0.1)	0 (0-0.1)	0 (0-0.1)	0 (0-0.1)	0 (0-0.1)	0 (0-0.1)	0 (0-0.1)	0 (0-0.1)	0 (0-0.1)	0 (0-0.1)	0 (0-0.1)	0 (0-0.1)	0 (0-0.1)	0 (0-0.1)	0 (0-0.1)	0.2
Food-borne trematodiases	0 (0-0)	0 (0-0)	0 (0-0)	0 (0-0)	0 (0-0)	0 (0-0)	0 (0-0)	0 (0-0)	0 (0-0)	0 (0-0)	0 (0-0)	0 (0-0)	0 (0-0)	0 (0-0)	0 (0-0)	0 (0-0)	0 (0-0)	0 (0-0)	0 (0-0)	0 (0-0)	0 (0-0)	0 (0-0)	0 (0-0)	0 (0-0)	0
Leprosy	0 (0-0)	0 (0-0)	0 (0-0)	0 (0-0)	0 (0-0)	0 (0-0)	0 (0-0)	0 (0-0)	0 (0-0)	0 (0-0)	0 (0-0)	0 (0-0)	0 (0-0)	0 (0-0)	0 (0-0)	0 (0-0)	0 (0-0)	0 (0-0)	0 (0-0)	0 (0-0)	0 (0-0)	0 (0-0)	0 (0-0)	0 (0-0)	0.1
Ebola	0 (0-0)	0 (0-0)	0 (0-0)	0 (0-0)	0 (0-0)	0 (0-0)	0 (0-0)	0 (0-0)	0 (0-0)	0 (0-0)	0 (0-0)	0 (0-0)	0 (0-0)	0 (0-0)	0 (0-0)	0 (0-0)	0 (0-0)	0 (0-0)	0 (0-0)	0 (0-0)	0 (0-0)	0 (0-0)	0 (0-0)	0 (0-0)	0
Zika virus	0 (0-0)	0 (0-0)	0 (0-0)	0 (0-0)	0 (0-0)	0 (0-0)	0 (0-0)	0 (0-0)	0 (0-0)	0 (0-0)	0 (0-0)	0 (0-0)	0 (0-0)	0 (0-0)	0 (0-0)	0 (0-0)	0 (0-0)	0 (0-0)	0 (0-0)	0 (0-0)	0 (0-0)	0 (0-0)	0 (0-0)	0 (0-0)	0
Guinea worm disease	0 (0-0)	0 (0-0)	0 (0-0)	0 (0-0)	0 (0-0)	0 (0-0)	0 (0-0)	0 (0-0)	0 (0-0)	0 (0-0)	0 (0-0)	0 (0-0)	0 (0-0)	0 (0-0)	0 (0-0)	0 (0-0)	0 (0-0)	0 (0-0)	0 (0-0)	0 (0-0)	0 (0-0)	0 (0-0)	0 (0-0)	0 (0-0)	0
Other neglected tropical diseases	0 (0-0)	0 (0-0)	0 (0-0)	0.4 (0.2-0.6)	0.4 (0.0-1.4)	0.1 (0-0.5)	0.1 (0-0.5)	0.1 (0-0.5)	0.1 (0-0.5)	0.1 (0-0.5)	0.1 (0-0.5)	1 (0.4-1.5)	1 (0.4-1.5)	0.7 (0.3-1.2)	0.6 (0.2-0.9)	0.5 (0.2-0.9)	0.4 (0.1-0.8)	0.2 (0.1-0.5)	0.1 (0.0-0.3)	0.1 (0.0-0.2)	0 (0.0-0.1)	0 (0.0-0.1)	0 (0.0-0.1)	1.6
Other infectious diseases	0.1 (0.1-0.2)	0.2 (0.1-0.4)	7.1 (2.8-12.5)	8.1 (2.7-14.4)	2.7 (1.4-4.4)	1.3 (0.6-2.4)	1.2 (0.6-2.2)	1.8 (1.1-2.8)	1.5 (0.9-2.3)	1.5 (0.8-2.4)	1.5 (0.8-2.4)	1 (0.4-1.5)	1 (0.4-1.5)	0.7 (0.3-1.2)	0.6 (0.2-0.9)	0.5 (0.2-0.9)	0.4 (0.1-0.8)	0.2 (0.1-0.5)	0.1 (0.1-0.3)	0.1 (0.0-0.2)	0.1 (0.0-0.1)	0 (0.0-



Osteoarthritis other	0 (0 to 0)	0 (0 to 0)	0 (0 to 0)

SR Table 2a: United States Virgin Islands DALYS by cause and age group for males with 95% uncertainty intervals. 2019

Cause	Early Neonatal	Late Neonatal	Post Neonatal	1 to 4	5 to 9	10 to 14	15 to 19	20 to 24	25 to 29	30 to 34	35 to 39	40 to 44	45 to 49	50 to 54	55 to 59	60 to 64	65 to 69	70 to 74	75 to 79	80 to 84	85 to 89	90 to 94	95 plus	Total
All causes	1,946 (1,649 to 2,223)	1,796 (1,547 to 2,104)	1,599 (1,353 to 1,862)	1,104 (1,004 to 1,200)	1,000 (947 to 1,054)	1,000 (947 to 1,054)	1,000 (947 to 1,054)	1,000 (947 to 1,054)	1,000 (947 to 1,054)	1,000 (947 to 1,054)	1,000 (947 to 1,054)	1,000 (947 to 1,054)	1,000 (947 to 1,054)	1,000 (947 to 1,054)	1,000 (947 to 1,054)	1,000 (947 to 1,054)	1,000 (947 to 1,054)	1,000 (947 to 1,054)	1,000 (947 to 1,054)	1,000 (947 to 1,054)	1,000 (947 to 1,054)	1,000 (947 to 1,054)	23,600
Communicable, maternal, neonatal, and nutritional diseases	1,946 (1,649 to 2,223)	1,796 (1,547 to 2,104)	1,599 (1,353 to 1,862)	1,104 (1,004 to 1,200)	1,000 (947 to 1,054)	1,000 (947 to 1,054)	1,000 (947 to 1,054)	1,000 (947 to 1,054)	1,000 (947 to 1,054)	1,000 (947 to 1,054)	1,000 (947 to 1,054)	1,000 (947 to 1,054)	1,000 (947 to 1,054)	1,000 (947 to 1,054)	1,000 (947 to 1,054)	1,000 (947 to 1,054)	1,000 (947 to 1,054)	1,000 (947 to 1,054)	1,000 (947 to 1,054)	1,000 (947 to 1,054)	1,000 (947 to 1,054)	1,000 (947 to 1,054

Osteoarthritis other	0 (0 to 0)	0 (0 to 0)	0 (0 to 0)	0 (0 to 0)	1 (1 to 4)	0 (0 to 0)	0 (0 to 0)	0 (0 to 0)	0 (0 to 0)	0 (0 to 0)	0 (0 to 0)	0 (0 to 0)	0-1 (0 to 3)	0 (0 to 0)	0-5 (0 to 1 1)	1-1 (0 4 to 2 4)	2-1 (0 4 to 4 3)	3 (1 4 to 6 4)	3-9 (1 4 to 8 2)	4-1 (2 to 6 8)	2-6 (1 2 to 5 0)	1-3 (0 4 to 2 4)	0-5 (0 2 to 0 9)	0-2 (0 1 to 0 3)	0 (0 to 0 1)	23
Low back pain	0 (0 to 0)	0 (0 to 0)	0 (0 to 0)	0 (0 to 0)	7-1 (4 1 to 11 9)	12-2 (6 to 19 6)	13-2 (7 7 to 21 1)	15-1 (8 4 to 23 4)	18 (10 1 to 27 9)	20-6 (13 2 to 35 2)	25-4 (15 to 39 2)	38 (17 5 to 47 1)	39-5 (21 8 to 58 1)	38-7 (23 4 to 59 4)	39-5 (22 7 to 57 7)	37-3 (22 6 to 54 3)	36-5 (12 4 to 31 3)	29-2 (5 7 to 16 1)	20-2 (1 7 to 6 3)	0-6 (0 5 to 1 3)	365
Neck pain	0 (0 to 0)	0 (0 to 0)	0-1 (0 to 0 3)	0-4 (0 2 to 1 2)	1-2 (0 5 to 2 3)	2-4 (0 7 to 3 2)	1-4 (0 to 3 1)	2-4 (1 to 5)	7-2 (3 to 12 6)	7-2 (3 4 to 12 6)	9-6 (4 5 to 16 4)	9-4 (4 7 to 18 3)	8-5 (4 to 15 4)	7-6 (4 to 12 6)	8-9 (3 4 to 15 4)	2-6 (1 to 5 4)	1-5 (0 4 to 3 4)	0-5 (0 2 to 0 9)	0-1 (0 to 0 3)	79-7
Gout	0 (0 to 0)	0 (0 to 0)	0 (0 to 0)	0 (0 to 0)	0 (0 to 0)	0 (0 to 0)	0 (0 to 0 1)	0 (0 to 0 3)	0 (0 to 0 3)	0 (0 to 0 3)	0 (0 to 0 3)	0 (0 to 0 3)	0 (0 to 0 3)	0 (0 to 0 3)	0 (0 to 0 3)	0 (0 to 0 3)	0 (0 to 0 3)	0 (0 to 0 3)	0 (0 to 0 3)	0 (0 to 0 3)	0 (0 to 0 3)	0 (0 to 0 3)	0 (0 to 0 3)	0 (0 to 0 3)	0 (0 to 0 3)	8-4
Other musculoskeletal disorders	0 (0 to 0)	0 (0 to 0)	0 (0 to 0)	0-1 (0 to 0 3)	0-2 (0 1 to 0 5)	2-4 (1 to 6 1)	5-9 (3 4 to 9 4)	11-2 (6 4 to 17 6)	16-2 (9 7 to 25)	20-2 (12 2 to 33 4)	22-6 (13 1 to 35 2)	26-4 (16 to 41)	31-6 (19 1 to 49 4)	29-8 (19 1 to 45 2)	28-1 (17 2 to 42 3)	29-1 (14 1 to 49 8)	28-2 (7 2 to 78 5)	2-2 (1 2 to 3 5)	0-6 (0 2 to 1 5)	0-1 (0 1 to 0 2)	274
Other non-communicable diseases	31-2 (17 7 to 56 7)	14-8 (8 6 to 25 3)	17-1 (10 1 to 27)	18-7 (9 7 to 28 2)	19-1 (11 6 to 27 8)	13-3 (10 to 17 3)	13-2 (7 9 to 17 6)	13-2 (9 5 to 19 8)	15-3 (10 4 to 23 2)	19-9 (12 4 to 30 7)	31 (21 4 to 46 1)	27-6 (20 2 to 53 1)	31 (21 3 to 49 5)	29-7 (18 5 to 39)	28-4 (14 5 to 59 5)	25-2 (19 7 to 39 2)	26-2 (19 7 to 38 2)	10-1 (7 7 to 13 1)	3-9 (2 to 6 8)	688
Congenital birth defects	39-1 (16 4 to 53 4)	13-1 (7 4 to 21 4)	11-2 (5 9 to 20 4)	10-3 (5 1 to 17 9)	7-3 (3 2 to 12 3)	6-3 (4 4 to 9 4)	5-6 (4 to 8 7)	4 (2 to 6 1)	3-3 (1 2 to 5)	3-2 (2 1 to 4 9)	3-2 (2 1 to 4 9)	3-7 (2 to 5 4)	3-6 (2 4 to 5 1)	4-1 (2 1 to 6 7)	4-7 (2 1 to 9 7)	4-2 (2 to 8 5)	2-9 (2 to 6 1)	2-2 (1 4 to 3)	0-7 (0 4 to 1 1)	0-4 (0 2 to 0 7)	121
Neural tube defects	0-9 (0 2 to 2 5)	0-3 (0 1 to 0 7)	0-2 (0 1 to 0 4)	0-6 (0 2 to 2 7)	0-2 (0 1 to 0 4)	0-2 (0 2 to 0 6)	0-2 (0 1 to 0 4)	0-1 (0 1 to 0 2)	0-1 (0 1 to 0 2)	0-1 (0 1 to 0 2)	0-1 (0 to 0 1)	0-1 (0 to 0 1)	0-1 (0 to 0 1)	0-1 (0 to 0 1)	0 (0 to 0 1)	0-2 (0 to 0 5)	0-3 (0 to 0 1)	0 (0 to 0)	0 (0 to 0)	0 (0 to 0)	3-6
Congenital heart anomalies	13-8 (5 5 to 23 6)	7-1 (3 5 to 12 3)	5-6 (2 1 to 11 2)	2-7 (1 to 7 6)	2-4 (1 3 to 4 9)	1-9 (1 1 to 2 9)	1-9 (1 to 3 3)	1-4 (0 7 to 3 4)	1-1 (0 4 to 2 4)	1-1 (0 4 to 2 3)	1-1 (0 4 to 2 3)	0-9 (0 4 to 1 7)	1-3 (0 7 to 2 2)	1-3 (0 7 to 2 2)	1-4 (0 7 to 2 3)	0-9 (0 4 to 1 5)	0-9 (0 4 to 1 2)	0-6 (0 2 to 1 1)	0-2 (0 to 0 5)	0 (0 to 0)	47-5
Orofacial clefts	0 (0 to 0 1)	0-1 (0 to 0 1)	0-1 (0 to 0 1)	0-2 (0 1 to 0 5)	0-1 (0 to 0 3)	0-1 (0 to 0 2)	0-1 (0 to 0 2)	0-1 (0 to 0 2)	0-1 (0 to 0 2)	0-1 (0 to 0 2)	0-1 (0 to 0 2)	0-1 (0 to 0 2)	0-1 (0 to 0 2)	0-1 (0 to 0 2)	0-1 (0 to 0 2)	0-1 (0 to 0 2)	0-1 (0 to 0 2)	0-1 (0 to 0 2)	0 (0 to 0)	0 (0 to 0)	1-8
Down syndrome	0-3 (0 1 to 0 8)	0-2 (0 1 to 0 5)	0-5 (0 2 to 1)	0-6 (0 2 to 1 2)	0-3 (0 1 to 0 6)	0-4 (0 2 to 0 8)	0-5 (0 2 to 0 9)	0-4 (0 2 to 0 8)	0-3 (0 2 to 0 7)	0-4 (0 2 to 0 7)	0-5 (0 2 to 1 1)	0-6 (0 3 to 1 1)	0-8 (0 4 to 1 4)	1-1 (0 5 to 2)	1-3 (0 7 to 2 4)	0-7 (0 3 to 1 3)	0-4 (0 2 to 0 8)	0-2 (0 to 0 5)	0 (0 to 0)	0 (0 to 0)	9-3
Turner syndrome	0 (0 to 0)	0 (0 to 0)	0 (0 to 0)	0 (0 to 0)	0 (0 to 0)	0 (0 to 0)	0 (0 to 0)	0 (0 to 0)	0 (0 to 0)	0 (0 to 0)	0 (0 to 0)	0 (0 to 0)	0 (0 to 0)	0 (0 to 0)	0 (0 to 0)	0 (0 to 0)	0 (0 to 0)	0 (0 to 0)	0 (0 to 0)	0 (0 to 0)	0 (0 to 0)	0
Klinefelter syndrome	0 (0 to 0)	0 (0 to 0)	0 (0 to 0)	0 (0 to 0)	0 (0 to 0)	0 (0 to 0)	0 (0 to 0)	0 (0 to 0)	0 (0 to 0)	0 (0 to 0)	0 (0 to 0)	0 (0 to 0)	0 (0 to 0)	0 (0 to 0)	0 (0 to 0)	0 (0 to 0)	0 (0 to 0)	0 (0 to 0)	0 (0 to 0)	0 (0 to 0)	0 (0 to 0)	0
Other chromosomal abnormalities	5-4 (1 7 to 10 2)	2-1 (0 9 to 5 4)	1-8 (0 7 to 5 4)	1-2 (0 4 to 3)	0-7 (0 4 to 1 3)	0-6 (0 3 to 1)	0-7 (0 4 to 1 4)	0-4 (0 2 to 0 7)	0-5 (0 2 to 0 9)	0-2 (0 1 to 0 5)	0-4 (0 1 to 0 9)	0-2 (0 1 to 0 4)	0-1 (0 1 to 0 3)	0-2 (0 1 to 0 4)	0-1 (0 1 to 0 3)	0-2 (0 to 0 5)	0-1 (0 to 0 1)	0 (0 to 0)	0 (0 to 0)	0 (0 to 0)	14-7
Congenital musculoskeletal and limb anomalies	0-9 (0 3 to 2 2)	0-4 (0 1 to 0 8)	0-9 (0 4 to 2)	0-5 (0 1 to 1 2)	1-7 (0 4 to 3 6)	1-4 (0 6 to 3)	0-8 (0 4 to 1 2)	0-6 (0 2 to 1)	0-4 (0 2 to 1)	0-5 (0 2 to 1)	0-7 (0 4 to 1 1)	0-6 (0 4 to 1)	0-7 (0 4 to 1 2)	0-7 (0 5 to 1 3)	0-7 (0 4 to 1 1)	0-5 (0 2 to 0 8)	0-3 (0 1 to 0 7)	0-1 (0 to 0 3)	0 (0 to 0)	0 (0 to 0)	16-7
Urogenital congenital anomalies	2-3 (0 7 to 5 1)	0-8 (0 3 to 1 8)	0-5 (0 2 to 0 9)	0-5 (0 2 to 1 2)	0-3 (0 1 to 0 6)	0-2 (0 1 to 0 5)	0-1 (0 1 to 0 2)	0-1 (0 to 0 3)	0-1 (0 1 to 0 2)	0-1 (0 to 0 1)	0-1 (0 to 0 1)	0-1 (0 to 0 2)	0-1 (0 to 0 2)	0-1 (0 to 0 1)	0-1 (0 to 0 2)	0-1 (0 to 0 2)	0-1 (0 to 0 2)	0-1 (0 to 0 2)	0 (0 to 0)	0 (0 to 0)	5-7
Digestive congenital anomalies	1-4 (0 4 to 3 5)	0-7 (0 2 to 1 1)	0-4 (0 2 to 0 9)	0-6 (0 1 to 0 3)	0-3 (0 to 0 1)	0-3 (0 to 0 1)	0-3 (0 to 0)	0-3 (0 to 0)	0-3 (0 to 0)	0-3 (0 to 0)	0-3 (0 to 0)	0-3 (0 to 0)	0-3 (0 to 0)	0-3 (0 to 0)	0-3 (0 to 0)	0-3 (0 to 0)	0-3 (0 to 0)	0-3 (0 to 0)	0 (0 to 0)	0 (0 to 0)	3-3
Other congenital birth defects	5-2 (2 to 11)	1-3 (0 4 to 3 8)	1-3 (0 5 to 3 1)	0-9 (0 4 to 1 8)	0-6 (0 3 to 1 4)	0-5 (0 2 to 1 4)	0-6 (0 2 to 1 5)	0-6 (0 4 to 1 5)	0-6 (0 3 to 1)	0-6 (0 3 to 1)	0-6 (0 3 to 1)	0-6 (0 3 to 0 9)	0-7 (0 3 to 1 3)	0-6 (0 4 to 1 1)	0-7 (0 3 to 1 4)	0-6 (0 2 to 1 2)	0-4 (0 2 to 0 7)	0-3 (0 2 to 0 6)	0 (0 to 0)	0 (0 to 0)	18-5
Urinary diseases and male infertility	0-1 (0 to 0 1)	0-2 (0 to 0 2)	0-2 (0 1 to 0 3)	0-3 (0 1 to 0 3)	0-2 (0 1 to 0 3)	0-2 (0 1 to 0 4)	0-2 (0 1 to 0 4)	0-2 (0 to 0 5)	0-2 (0 to 0 3)	0-2 (0 to 0 4)	0-3 (0 to 0 4)	0-4 (0 to 0 5)	0-4 (0 to 0 5)	0-5 (0 to 0 6)	0-6 (0 4 to 1 1)	0-5 (0 2 to 1 1)	0-4 (0 2 to 0 8)	0-3 (0 1 to 0 7)	0 (0 to 0)	0 (0 to 0)	148
Urolithiasis	0 (0 to 0)	0 (0 to 0)	0 (0 to 0)	0 (0 to 0)	0 (0 to 0)	0 (0 to 0)	0 (0 to 0)	0-1 (0 to 0 1)	0-1 (0 to 0 1)	0-1 (0 to 0 1)	0-1 (0 to 0 2)	0-1 (0 to 0 3)	0-1 (0 to 0 3)	0-1 (0 to 0 7)	0-2 (0 2 to 0 9)	0-1 (0 to 0 5)	0-1 (0 to 0 4)	0-1 (0 to 0 3)	0 (0 to 0)	0-1 (0 to 0 3)	14-9
Benign prostatic hyperplasia	0 (0 to 0)	0 (0 to 0)	0 (0 to 0)	0 (0 to 0)	0 (0 to 0)	0 (0 to 0)	0 (0 to 0)	0 (0 to 0)	0 (0 to 0)	0 (0 to 0)	0 (0 to 0)	0 (0 to 0)	0 (0 to 0)	0 (0 to 0)	0 (0 to 0)	0 (0 to 0)	0 (0 to 0)	0 (0 to 0)	0 (0 to 0)	0 (0 to 0)	0 (0 to 0)	51-1
Male infertility	0 (0 to 0)	0 (0 to 0)	0 (0 to 0)	0 (0 to 0)	0 (0 to 0)	0 (0 to 0)	0 (0 to 0)	0 (0 to 1 3)	0 (0 2 to 1 4)	0 (0 2 to 1 4)	0 (0 2 to 2)	0 (0 2 to 2)	0 (0 2 to 1 8)	0 (0 2 to 1 6)	0 (0 1 to 1 3)	0 (0 to 0)	0 (0 to 0)	0 (0 to 0)	0 (0 to 0)	0 (0 to 0)	3-4
Other urinary diseases	0 (0 to 0)	0 (0 to 0 1)	0 (0 to 0 1)	0-1 (0 to 0 1)	0-1 (0 to 0 1)	0-1 (0 to 0 1)	0-1 (0 to 0 1)	0-1 (0 to 0 2)	0-1 (0 to 0 2)	0-1 (0 to 0 2)	0-2 (0 to 0 4)	0-2 (0 to 0 5)	0-3 (0 to 0 6)	0-4 (0 2 to 0 7)	0-4 (0 2 to 0 9)	0-3 (0 2 to 0 7)	0-2 (0 2 to 0 6)	0-1 (0 to 0 5)	0 (0 to 0)	0 (0 to 0)	11-1
Gynecological diseases	0 (0 to 0)	0 (0 to 0)	0 (0 to 0)	0 (0 to 0)	0 (0 to 0)	0 (0 to 0)	0 (0 to 0)	0 (0 to 0)	0 (0 to 0)	0 (0 to 0)	0 (0 to 0)	0 (0 to 0)	0 (0 to 0)	0 (0 to 0)	0 (0 to 0)	0 (0 to 0)	0 (0 to 0)	0 (0 to 0)	0 (0 to 0)	0 (0 to 0)	0
Uterine fibroids	0 (0 to 0)	0 (0 to 0)	0 (0 to 0)	0 (0 to 0)	0 (0 to 0)	0 (0 to 0)	0 (0 to 0)	0 (0 to 0)	0 (0 to 0)	0 (0 to 0)	0 (0 to 0)	0 (0 to 0)	0 (0 to 0)	0 (0 to 0)	0 (0 to 0)	0 (0 to 0)	0 (0 to 0)	0 (0 to 0)	0 (0 to 0)	0 (0 to 0)	0
Polycystic ovarian syndrome	– –	– –	– –	– –	– –	– –	– –	– –	– –	– –	– –	– –	– –	– –	– –	– –	– –	– –	– –	– –	NA
Female infertility	– –	– –	– –	– –	– –	– –	– –	– –	– –	– –	– –	– –	– –	– –	– –	– –	– –	– –	– –	– –	NA
Endometriosis	– –	– –	– –	– –	– –	– –	– –	– –	– –	– –	– –	– –	– –	– –	– –	– –	– –	– –	– –	– –	NA
Genital prolapse	0 (0 to 0)	0 (0 to 0)	0 (0 to 0)	0 (0 to 0)	0 (0 to 0)	0 (0 to 0)	0 (0 to 0)	0 (0 to 0)	0 (0 to 0)	0 (0 to 0)	0 (0 to 0)	0 (0 to 0)	0 (0 to 0)	0 (0 to 0)	0 (0 to 0)	0 (0 to 0)	0 (0 to 0)	0 (0 to 0)	0 (0 to 0)	0 (0 to 0)	0
Premenstrual syndrome	– –	– –	– –	– –	– –	– –	– –	– –	– –	– –	– –	– –	– –	– –	– –	– –	– –	– –	– –	– –	NA
Other gynecological diseases	0 (0 to 0)	0 (0 to 0)	0 (0 to 0)	0 (0 to 0)	0 (0 to 0)	0 (0 to 0)	0 (0 to 0)	0 (0 to 0)	0 (0 to 0)	0 (0 to 0)	0 (0 to 0)	0 (0 to 0)	0 (0 to 0)	0 (0 to 0)	0 (0 to 0)	0 (0 to 0)	0 (0 to 0)	0 (0 to 0)	0 (0 to 0)	0 (0 to 0)	0
Hemoglobinopathies and hemolytic anemias	0 (0 to 0 1)	0-1 (0 1 to 0 2)	0-5 (0 2 to 0 9)	2 (1 to 3 4)	2-2 (1 4 to 3 4)	2 (1 2 to 3 1)	1-7 (1 to 2 9)	1-6 (0 9 to 2 5)	2 (0 9 to 3 1)	2 (1 1 to 2 4)	2-5 (1 5 to 3 8)	2-7 (1 6 to 4 1)	3-1 (1 8 to 4 5)	2-8 (1 5 to 4 2)	2-4 (1 4 to 3 5)	2-5 (1 4 to 3 6)	1-5 (1 1 to 2 3)	0-8 (0 5 to 1 2)	0-2 (0 2 to 0 8)	0-1 (0 1 to 0 2)	38-9
Thalassemias	0 (0 to 0)	0 (0 to 0)	0 (0 to 0)	0 (0 to 0)	0 (0 to 0)	0 (0 to 0)	0 (0 to 0)	0 (0 to 0)	0 (0 to 0)	0 (0 to 0)	0 (0 to 0)	0 (0 to 0)	0 (0 to 0)	0 (0 to 0)	0 (0 to 0)	0 (0 to 0)	0 (0 to 0)	0 (0 to 0)	0 (0 to 0)	0 (0 to 0)	0
Thalassemias trait	0 (0 to 0)	0 (0 to 0)	0-1 (0 to 0 2)	0-1 (0 to 0 2)	0-1 (0 to 0 1)	0-1 (0 to 0 1)	0-1 (0 to 0 1)	0 (0 to 0)	0 (0 to 0)	0 (0 to 0)	0 (0 to 0)	0 (0 to 0)	0 (0 to 0)	0 (0 to 0 1)	0 (0 to 0 1)	0 (0 to 0 1)	0 (0 to 0 1)	0 (0 to 0)	0 (0 to 0)	0 (0 to 0)	0-6
Sickle cell disorders	0 (0 to 0 1)	0-2 (0 to 0 2)	0-7 (0 3 to 1 2)	1-2 (0 7 to 1 9)	1-1 (0 7 to 1 6)	1-2 (0 8 to 2)	0-4 (0 2 to 0 8)	1-1 (0 4 to 1 4)	0-8 (0 3 to 1 5)	0-9 (0 4 to 1 8)	1-1 (0 5 to 1 9)	1 (0 5 to 1 4)	0-7 (0 3 to 1 3)	0-3 (0 1 to 0 6)	0-4 (0 2 to 0 7)	0-1 (0 to 0)	0-2 (0 to 0)	0 (0 to 0)	0 (0 to 0)	0 (0 to 0)	11-1
Sickle cell trait	0 (0 to 0)	0-1 (0 to 0 1)	0-2 (0 1 to 0 4)	0-7 (0 3 to 1 5)	1-1 (0 3 to 2 4)	0-4 (0 1 to 1 1)	0-2 (0 to 0 4)	0-3 (0 to 0 6)	0-3 (0 to 0 7)	0-2 (0 to 0 6)	0-3 (0 to 0 6)	0-3 (0 to 0 6)	0-3 (0 to 0 6)	0-3 (0 to 0 6)	0-3 (0 to 0 6)	0-2 (0 to 0 5)	0-2 (0 to 0 5)	0-2 (0 to 0 5)	0 (0 to 0)	0 (0 to 0)	4-8
G6PD deficiency	0 (0 to 0)	0 (0 to 0)	0-1 (0 to 0 3)	0-2 (0 to 0 6)	0-2 (0 1 to 0 5)	0-3 (0 1 to 0 5)	0-4 (0 2 to 0 7)	0-4 (0 2 to 0 8)	0-5 (0 2 to 1 1)	0-7 (0 3 to 1 3)	0-9 (0 4 to 1 7)	1-1 (0 4 to 1 6)	1-4 (0 7 to 2 3)	1-2 (0 6 to 2 3)	1-5 (0 6 to 2 7)	1-3 (0 7 to 2)	0-9 (0 5 to 1 4)	0-7 (0 4 to 1 1)	0-3 (0 1 to 0 4)	0-1 (0 to 0 1)	11
G6PD trait	0 (0 to 0)	0-1 (0 to 0 3)	0-4 (0 1 to 1)	0-6 (0 2 to 1 5)	0-2 (0 1 to 0 4)	0-4 (0 1 to 0 9)	0-3 (0 to 0 6)	0-4 (0 to 0 9)	0-4 (0 2 to 0 9)	0-5 (0 2 to 1 1)	0-7 (0 3 to 1 3)	0-9 (0 4 to 1 7)	1-1 (0 4 to 1 6)	0-7 (0 3 to 1 4)	1-2 (0 6 to 2 7)	1-2 (0 6 to 2 7)	1-2 (0 to 2 4)	1-4 (0 7 to 2 9)	0-7 (0 4 to 1 1)	0-3 (0 1 to 0 4)	6
Other hemoglobinopathies and hemolytic anemias	1 (0 4 to 2 4)	0-9 (0 4 to 1 8)	2-5 (1 to 4 6)	4-8 (2 5 to 8 6)	3-6 (2 2 to 5 4)	2-7 (1 6 to 4 3)	2-4 (1 4 to 3 5)	2-5 (1 4 to 3 4)	3-7 (2 1 to 5 1)	5-8 (3 3 to 8 5)	5-2 (3 to 7 9)	11 (4 6 to 17 5)	13-6 (8 1 to 20 9)	20-1 (13 to 30 4)	22-7 (15 1 to 32 7)	24-3 (16 5 to 34 5)	19-4 (10 1 to 32 4)	8-2 (5 4 to 12 2)	2-5 (2 2 to 3 2)	1-2 (0 8 to 1 6)	205
Endocrine, metabolic, blood, and immune disorders	21-4 (10 to 33 6)	10-5 (5 4 to 17 8)	9-6 (5 to 15 4)	8-2 (3 9 to 13 6)	7-1 (3 4 to 12 2)	6-4 (3 to 10 6)	6-5 (3 to 10 5)	6-6 (3 to 10 6)	7-2 (3 4 to 11 6)	7-5 (3 4 to 11 6)	8-2 (3 7 to 12 6)	8-6 (3 8 to 13 6)	8-9 (4 to 14 5)	8-7 (4 to 14 3)	8-6 (4 to 14 3)	8-2 (4 to 13 3)	6-7 (3 to 10 7)	4-1 (2 to 6 8)	1-2 (0 6 to 2 4)	0-6 (0 3 to 1 1)	172
Cysts of deciduous teeth	0 (0 to 0)	0 (0 to 0)	0 (0 to 0)	0 (0 to 0 1)	0 (0 to 0 1)	0 (0 to 0)	0 (0 to 0)	0 (0 to 0)	0 (0 to 0)	0 (0 to 0)	0 (0 to 0)	0 (0 to 0)	0 (0 to 0)	0 (0 to 0)	0 (0 to 0)	0 (0 to 0)	0 (0 to 0)	0 (0 to 0)	0 (0 to 0)	0 (0 to 0)	1-1
Cysts of permanent teeth	0 (0 to 0)	0 (0 to 0)	0 (0 to 0)	0 (0 to 0)	0-1 (0 1 to 0 6)	0-3 (0 4 to 2 1)	0-4 (0 4 to 2 1)	0-6 (0 4 to 2)	0-8 (0 5 to 1 9)	0-9 (0 6 to 2)	0-8 (0 4 to 1 9)	0-8 (0 4 to 1 9)	0-8 (0 4 to 1 8)	0-8 (0 4 to 2)	0-8 (0 3 to 2 1)	0-7 (0 2 to 1 6)	0-5 (0 2 to 1 2)	0-3 (0 1 to 0 7)	0 (0 to 0)	0 (0 to 0)	12
Periodontal diseases	0 (0 to 0)	0 (0 to 0)	0 (0 to 0)	0 (0 to 0)	0 (0 to 0)	0 (0 to 1 3)	0 (0 to 1 3)	0 (0 to 3 4)	0 (1 to 7 5)	0 (1 7 to 10 9)	0 (2 to 13 7)	0 (2 8 to 15 5)	0 (3 3 to 18 3)	0 (3 6 to 20 3)	0 (2 7 to 18 9)	0 (1 to 16 3)	0 (0 6 to 13 4)	0 (0 2 to 11 2)	0 (0 to 2 5)	0 (0 to 2 9)	76-3
Other oral disorders	0 (0 to 0)	0 (0 to 0)	0 (0 to 0)	0-6 (0 4 to 1 5)	0-9 (0 5 to 1 5)	1-1 (0 6 to 2 2)	1-4 (0 8 to 2 2)	1-5 (0 9 to 2 3)	1-6 (0 9 to 2 4)	1-7 (1 to 2 4)	1-8 (1 1 to 2 6)	1-9 (1 1 to 2 6)	1-9 (1 3 to 2 5)	2-2 (1 4 to 3 4)	1-8 (1 2 to 3)	1-5 (1 to 2 3)	1-3 (0 9 to 2 2)	0-8 (0 4 to 1 4)	0-1 (0 to 0 4)	0-3 (0 to 0 6)	25-6
Sudden infant death syndrome	1-7 (0 2 to 1 3)	0-6 (0 to 3 6)	0 (0 to 0)	0 (0 to 0)	0 (0 to 0)	0 (0 to 0)	0 (0 to 0)	0 (0 to 0)	0 (0 to 0)	0 (0 to 0)	0 (0 to 0)	0 (0 to 0)	0 (0 to 0)	0 (0 to 0)	0 (0 to 0)	0 (0 to 0)	0 (0 to 0)	0 (0 to 0)	0 (0 to 0)	0 (0 to 0)	NA
Injuries	2-2 (1 4 to 3 4)	1-4 (0 4 to 3 3)	4-2 (2 to 7 1)	18 (11 1 to 27 7)	28-7 (23 2 to 35 3)	44-2 (36 5 to 51 5)	59-2 (51 to 68)	228 (192 to 302)	211 (161 to 268)	159 (159 to 308)	221 (146 to 332)	241 (179 to 340)	250 (186 to 343)	247 (202 to 341)	271 (209 to 340)	234 (165 to 292)	190 (159 to 227)	160 (122 to 191)	146 (122 to 174)	86-4 (71 4 to 103)	42-8 (35 5 to 51 4)	17 (13 9 to 20 4)	6-4 (5 2 to 7 8)	2 (1 6 to 2 5)	2,830
Transport injuries	0-1 (0 to 0 2)	0-2 (0 to 0 1)	0-3 (0 1 to 0 5)	2-4 (1 2 to 4 1)	4-4 (4 2 to 5 1)	10-2 (7 1 to 14 1)	28-3 (19 2 to 40 3)	37 (22 5 to 57 3)	29-3 (21 2 to 57 3)	28-7 (25 to 62 1)	49-1 (32 7 to 75 4)	56-1 (34 1 to 84 3)	65-9 (45 6 to 93 5)	59-9 (50 1 to 95 4)	62-3 (44 6 to 87 2)	45-9 (36 5 to 67)	37-9 (26 5 to 54 7)	19-4 (12 1 to 28 4)	7-8 (4 2 to 9 7)	2-7 (2 to 3 1)	624
Road injuries	0-1 (0 to 0 2)	0-2 (0 to 0 1)	0-4 (0 1 to 0 3)	1-3 (1 to 3 5)	3-6 (3 4 to 8 2)	8-7 (5 8 to 12)	22 (15 9 to 28 2)	32-4 (19 7 to 50 4)	31 (19 4 to 49 6)	29-4 (24 to 53)	42-6 (25 6 to 64 1)	46-5 (33 to 73 1)	52-7 (39 6 to 81 6)	52-3 (43 9 to 84 4)	55 (40 1 to 74 2)	45-4 (33 8 to 59 4)	37-6 (28 6 to 49 2)	17-4 (13 4 to 22 6)	7-2 (5 7 to 9 6)	2-4 (1 8 to 3 9)	547
Pedestrian road injuries	0 (0 to 0 1)	0-1 (0 to 0 2)	0-1 (0 to 0 2)	1-1 (0 5 to 2 1)	1-9 (1 to 4 4)	3-4 (2 2 to 5)	4-3 (2 4 to 7 9)	6-4 (3 5 to 9 4)

SR Table 2a: Micronesia (Federated States of): DALYS by cause and age group for males with 95% uncertainty intervals. 2019

Cause	Early Neonatal	Late Neonatal	Post Neonatal	1 to 4	5 to 9	10 to 14	15 to 19	20 to 24	25 to 29	30 to 34	35 to 39	40 to 44	45 to 49	50 to 54	55 to 59	60 to 64	65 to 69	70 to 74	75 to 79	80 to 84	85 to 89	90 to 94	95 plus	Total
All causes	442 (340 to 544)	442 (110 to 1,009)	548 (310 to 1,044)	1,797 (1,497 to 2,160)	1,191 (1,014 to 1,397)	1,191 (952 to 1,447)	1,191 (967 to 1,455)	1,191 (1,009 to 1,409)	1,191 (1,031 to 1,400)	1,191 (1,027 to 1,382)	1,191 (1,023 to 1,382)	1,191 (1,023 to 1,382)	1,191 (1,023 to 1,382)	1,191 (1,023 to 1,382)	1,191 (1,023 to 1,382)	1,191 (1,023 to 1,382)	1,191 (1,023 to 1,382)	1,191 (1,023 to 1,382)	1,191 (1,023 to 1,382)	1,191 (1,023 to 1,382)	1,191 (1,023 to 1,382)	1,191 (1,023 to 1,382)	23,760
Communicable, maternal, neonatal, and nutritional diseases	442 (288 to 544)	442 (110 to 1,009)	548 (332 to 1,044)	1,797 (1,497 to 2,160)	1,191 (1,014 to 1,397)	1,191 (952 to 1,447)	1,191 (967 to 1,455)	1,191 (1,009 to 1,409)	1,191 (1,031 to 1,400)	1,191 (1,027 to 1,382)	1,191 (1,023 to 1,382)	1,191 (1,023 to 1,382)	1,191 (1,023 to 1,382)	1,191 (1,023 to 1,382)	1,191 (1,023 to 1,382)	1,191 (1,023 to 1,382)	1,191 (1,023 to 1,382)	1,191 (1,023 to 1,382)	1,191 (1,023 to 1,382)	1,191 (1,023 to 1,382)	1,191 (1,023 to 1,382)	1,191 (1,023 to 1,382)	4,000
HIV/AIDS and sexually transmitted infections	67.9 (24.4 to 128)	23 (4.4 to 44.4)	46.4 (12.4 to 109)	38.2 (9.5 to 89.2)	18 (5.7 to 39.2)	21.2 (5.4 to 44)	28.5 (6.6 to 73)	39.6 (11.5 to 91.4)	39.6 (11.5 to 91.4)	77.6 (17.7 to 184)	355 (7.3 to 1,402)	389 (6.5 to 1,460)	396 (6.1 to 1,490)	396 (5.9 to 1,500)	396 (6.1 to 1,500)	396 (6.2 to 1,500)	396 (6.3 to 1,500)	396 (6.3 to 1,500)	396 (6.3 to 1,500)	396 (6.3 to 1,500)	396 (6.3 to 1,500)	396 (6.3 to 1,500)	1,450
HIV/AIDS	0 (0 to 0)	0 (0 to 0)	0 (0 to 0)	0 (0 to 0)	0 (0 to 0)	0 (0 to 0)	0 (0 to 0)	0 (0 to 0)	0 (0 to 0)	0 (0 to 0)	0 (0 to 0)	0 (0 to 0)	0 (0 to 0)	0 (0 to 0)	0 (0 to 0)	0 (0 to 0)	0 (0 to 0)	0 (0 to 0)	0 (0 to 0)	0 (0 to 0)	0 (0 to 0)	0 (0 to 0)	0 (0 to 0)	1,200
HIV/AIDS - Drug-susceptible Tuberculosis	0 (0 to 0)	0 (0 to 0)	0.3 (0 to 0.9)	1.1 (0 to 2.3)	0.9 (0 to 1.6)	0.9 (0 to 1.6)	0.5 (0 to 1.6)	0.7 (0.2 to 1.1)	1.1 (0.2 to 1.9)	2.5 (0.4 to 4.3)	12.4 (1.9 to 20.4)	13.4 (1.7 to 22.3)	14 (1.7 to 23.3)	14 (1.7 to 23.3)	14 (1.7 to 23.3)	14 (1.7 to 23.3)	14 (1.7 to 23.3)	14 (1.7 to 23.3)	14 (1.7 to 23.3)	14 (1.7 to 23.3)	14 (1.7 to 23.3)	14 (1.7 to 23.3)	45.9
HIV/AIDS - Multidrug-resistant Tuberculosis without extensive drug-resistance	0 (0 to 0)	0 (0 to 0)	0 (0 to 0)	0 (0 to 0)	0 (0 to 0)	0 (0 to 0)	0 (0 to 0)	0 (0 to 0)	0 (0 to 0)	0 (0 to 0)	0 (0 to 0)	0 (0 to 0)	0 (0 to 0)	0 (0 to 0)	0 (0 to 0)	0 (0 to 0)	0 (0 to 0)	0 (0 to 0)	0 (0 to 0)	0 (0 to 0)	0 (0 to 0)	0 (0 to 0)	0 (0 to 0)	0.3
HIV/AIDS - Extensively drug-resistant Tuberculosis	0 (0 to 0)	0 (0 to 0)	0 (0 to 0)	0 (0 to 0)	0 (0 to 0)	0 (0 to 0)	0 (0 to 0)	0 (0 to 0)	0 (0 to 0)	0 (0 to 0)	0 (0 to 0)	0 (0 to 0)	0 (0 to 0)	0 (0 to 0)	0 (0 to 0)	0 (0 to 0)	0 (0 to 0)	0 (0 to 0)	0 (0 to 0)	0 (0 to 0)	0 (0 to 0)	0 (0 to 0)	0 (0 to 0)	0.1
HIV/AIDS resulting in other diseases	67.9 (24.4 to 128)	23 (4.4 to 44.4)	32.7 (11.1 to 96)	1.3 (0.1 to 3.1)	0.7 (0.1 to 2.1)	0.7 (0.1 to 2.1)	0.7 (0.1 to 2.1)	0.7 (0.1 to 2.1)	0.7 (0.1 to 2.1)	0.7 (0.1 to 2.1)	0.7 (0.1 to 2.1)	0.7 (0.1 to 2.1)	0.7 (0.1 to 2.1)	0.7 (0.1 to 2.1)	0.7 (0.1 to 2.1)	0.7 (0.1 to 2.1)	0.7 (0.1 to 2.1)	0.7 (0.1 to 2.1)	0.7 (0.1 to 2.1)	0.7 (0.1 to 2.1)	0.7 (0.1 to 2.1)	0.7 (0.1 to 2.1)	1,200
Sexually transmitted infections excluding HIV	67.9 (24.4 to 128)	23 (4.4 to 44.4)	32.7 (11.1 to 96)	1.3 (0.1 to 3.1)	0.7 (0.1 to 2.1)	0.7 (0.1 to 2.1)	0.7 (0.1 to 2.1)	0.7 (0.1 to 2.1)	0.7 (0.1 to 2.1)	0.7 (0.1 to 2.1)	0.7 (0.1 to 2.1)	0.7 (0.1 to 2.1)	0.7 (0.1 to 2.1)	0.7 (0.1 to 2.1)	0.7 (0.1 to 2.1)	0.7 (0.1 to 2.1)	0.7 (0.1 to 2.1)	0.7 (0.1 to 2.1)	0.7 (0.1 to 2.1)	0.7 (0.1 to 2.1)	0.7 (0.1 to 2.1)	0.7 (0.1 to 2.1)	130
Syphilis	67.9 (24.4 to 128)	23 (4.4 to 44.4)	32.7 (11.1 to 96)	1.3 (0.1 to 3.1)	0.7 (0.1 to 2.1)	0.7 (0.1 to 2.1)	0.7 (0.1 to 2.1)	0.7 (0.1 to 2.1)	0.7 (0.1 to 2.1)	0.7 (0.1 to 2.1)	0.7 (0.1 to 2.1)	0.7 (0.1 to 2.1)	0.7 (0.1 to 2.1)	0.7 (0.1 to 2.1)	0.7 (0.1 to 2.1)	0.7 (0.1 to 2.1)	0.7 (0.1 to 2.1)	0.7 (0.1 to 2.1)	0.7 (0.1 to 2.1)	0.7 (0.1 to 2.1)	0.7 (0.1 to 2.1)	0.7 (0.1 to 2.1)	126
Chlamydial infection	0 (0 to 0)	0 (0 to 0)	0 (0 to 0)	0 (0 to 0)	0 (0 to 0)	0 (0 to 0)	0 (0 to 0)	0 (0 to 0)	0 (0 to 0)	0 (0 to 0)	0 (0 to 0)	0 (0 to 0)	0 (0 to 0)	0 (0 to 0)	0 (0 to 0)	0 (0 to 0)	0 (0 to 0)	0 (0 to 0)	0 (0 to 0)	0 (0 to 0)	0 (0 to 0)	0 (0 to 0)	0 (0 to 0)	0.2
Gonococcal infection	0 (0 to 0)	0 (0 to 0)	0 (0 to 0)	0 (0 to 0)	0 (0 to 0)	0 (0 to 0)	0 (0 to 0)	0 (0 to 0)	0 (0 to 0)	0 (0 to 0)	0 (0 to 0)	0 (0 to 0)	0 (0 to 0)	0 (0 to 0)	0 (0 to 0)	0 (0 to 0)	0 (0 to 0)	0 (0 to 0)	0 (0 to 0)	0 (0 to 0)	0 (0 to 0)	0 (0 to 0)	0 (0 to 0)	0.5
Trichomoniasis	0 (0 to 0)	0 (0 to 0)	0 (0 to 0)	0 (0 to 0)	0 (0 to 0)	0 (0 to 0)	0 (0 to 0)	0 (0 to 0)	0 (0 to 0)	0 (0 to 0)	0 (0 to 0)	0 (0 to 0)	0 (0 to 0)	0 (0 to 0)	0 (0 to 0)	0 (0 to 0)	0 (0 to 0)	0 (0 to 0)	0 (0 to 0)	0 (0 to 0)	0 (0 to 0)	0 (0 to 0)	0 (0 to 0)	0.1
Genital herpes	0 (0 to 0)	0 (0 to 0)	0 (0 to 0)	0 (0 to 0)	0 (0 to 0)	0 (0 to 0)	0 (0 to 0)	0 (0 to 0)	0 (0 to 0)	0 (0 to 0)	0 (0 to 0)	0 (0 to 0)	0 (0 to 0)	0 (0 to 0)	0 (0 to 0)	0 (0 to 0)	0 (0 to 0)	0 (0 to 0)	0 (0 to 0)	0 (0 to 0)	0 (0 to 0)	0 (0 to 0)	0 (0 to 0)	2.1
Other sexually transmitted infections	0 (0 to 0)	0 (0 to 0)	0 (0 to 0)	0 (0 to 0)	0 (0 to 0)	0 (0 to 0)	0 (0 to 0)	0 (0 to 0)	0 (0 to 0)	0 (0 to 0)	0 (0 to 0)	0 (0 to 0)	0 (0 to 0)	0 (0 to 0)	0 (0 to 0)	0 (0 to 0)	0 (0 to 0)	0 (0 to 0)	0 (0 to 0)	0 (0 to 0)	0 (0 to 0)	0 (0 to 0)	0 (0 to 0)	0.6
Respiratory infections and tuberculosis	16.8 (8.2 to 30.5)	18.8 (4.6 to 39.1)	67.4 (48.7 to 104)	164.6 (114.3 to 199)	32.6 (12.6 to 60.4)	32.6 (12.6 to 60.4)	32.6 (12.6 to 60.4)	32.6 (12.6 to 60.4)	32.6 (12.6 to 60.4)	32.6 (12.6 to 60.4)	32.6 (12.6 to 60.4)	32.6 (12.6 to 60.4)	32.6 (12.6 to 60.4)	32.6 (12.6 to 60.4)	32.6 (12.6 to 60.4)	32.6 (12.6 to 60.4)	32.6 (12.6 to 60.4)	32.6 (12.6 to 60.4)	32.6 (12.6 to 60.4)	32.6 (12.6 to 60.4)	32.6 (12.6 to 60.4)	32.6 (12.6 to 60.4)	1,180
Tuberculosis	0 (0 to 0)	0 (0 to 0)	0 (0 to 2.3)	0 (0 to 4.3)	0 (0 to 5.2)	2.6 (1 to 4.6)	2.6 (1 to 4.6)	2.6 (1 to 4.6)	2.6 (1 to 4.6)	2.6 (1 to 4.6)	2.6 (1 to 4.6)	2.6 (1 to 4.6)	2.6 (1 to 4.6)	2.6 (1 to 4.6)	2.6 (1 to 4.6)	2.6 (1 to 4.6)	2.6 (1 to 4.6)	2.6 (1 to 4.6)	2.6 (1 to 4.6)	2.6 (1 to 4.6)	2.6 (1 to 4.6)	2.6 (1 to 4.6)	273
Latent tuberculosis infection	0 (0 to 0)	0 (0 to 0)	0 (0 to 0)	0 (0 to 0)	0 (0 to 0)	0 (0 to 0)	0 (0 to 0)	0 (0 to 0)	0 (0 to 0)	0 (0 to 0)	0 (0 to 0)	0 (0 to 0)	0 (0 to 0)	0 (0 to 0)	0 (0 to 0)	0 (0 to 0)	0 (0 to 0)	0 (0 to 0)	0 (0 to 0)	0 (0 to 0)	0 (0 to 0)	0 (0 to 0)	0 (0 to 0)	0
Drug-susceptible tuberculosis	0 (0 to 0)	0 (0 to 0)	0 (0 to 2.3)	0 (0 to 4.3)	0 (0 to 5.2)	2.6 (1 to 4.6)	2.6 (1 to 4.6)	2.6 (1 to 4.6)	2.6 (1 to 4.6)	2.6 (1 to 4.6)	2.6 (1 to 4.6)	2.6 (1 to 4.6)	2.6 (1 to 4.6)	2.6 (1 to 4.6)	2.6 (1 to 4.6)	2.6 (1 to 4.6)	2.6 (1 to 4.6)	2.6 (1 to 4.6)	2.6 (1 to 4.6)	2.6 (1 to 4.6)	2.6 (1 to 4.6)	2.6 (1 to 4.6)	271
Multidrug-resistant tuberculosis without extensive drug-resistance	0 (0 to 0)	0 (0 to 0)	0 (0 to 0)	0 (0 to 0.1)	0 (0 to 0)	0 (0 to 0.1)	0 (0 to 0.2)	0 (0 to 0.1)	0 (0 to 0.2)	0 (0 to 0.1)	0 (0 to 0.2)	0 (0 to 0.1)	0 (0 to 0.2)	0 (0 to 0.1)	0 (0 to 0.2)	0 (0 to 0.1)	0 (0 to 0.2)	0 (0 to 0.1)	0 (0 to 0.2)	0 (0 to 0.1)	0 (0 to 0.2)	0 (0 to 0.1)	0 (0 to 0.2)	1.8
Extensively drug-resistant tuberculosis	0 (0 to 0)	0 (0 to 0)	0 (0 to 0)	0 (0 to 0)	0 (0 to 0)	0 (0 to 0)	0 (0 to 0)	0 (0 to 0)	0 (0 to 0)	0 (0 to 0)	0 (0 to 0)	0 (0 to 0)	0 (0 to 0)	0 (0 to 0)	0 (0 to 0)	0 (0 to 0)	0 (0 to 0)	0 (0 to 0)	0 (0 to 0)	0 (0 to 0)	0 (0 to 0)	0 (0 to 0)	0 (0 to 0)	0.3
Lower respiratory infections	16.8 (8.2 to 30.5)	18 (4.3 to 39)	67.2 (46.3 to 121)	162.8 (72.2 to 66.7)	32.6 (5.5 to 31)	30.6 (7.2 to 56.4)	29.9 (4.3 to 26.7)	30.6 (9.9 to 54.1)	29.8 (7.5 to 62.2)	30.1 (5.9 to 118)	29.8 (25.2 to 150)	30.1 (20.1 to 158)	29.8 (4.9 to 77.5)	30.1 (4.9 to 80.1)	29.8 (4.9 to 80.1)	30.1 (5.2 to 82.2)	29.8 (5.2 to 82.2)	30.1 (5.2 to 82.2)	29.8 (5.2 to 82.2)	30.1 (5.2 to 82.2)	29.8 (5.2 to 82.2)	30.1 (5.2 to 82.2)	651
Upper respiratory infections	0 (0 to 0)	0.1 (0 to 0.1)	1 (0.3 to 1.6)	2.4 (0.3 to 8.1)	0.4 (0.2 to 2.6)	0.4 (0.2 to 2.6)	0.4 (0.2 to 2.6)	0.4 (0.2 to 2.6)	3.8 (1.7 to 5.2)	2.4 (1.4 to 4.3)	2 (1.1 to 3.7)	2 (1.3 to 3.5)	2 (0.9 to 2.9)	2 (0.9 to 2.9)	2 (0.9 to 2.9)	2 (0.9 to 2.9)	2 (0.9 to 2.9)	2 (0.9 to 2.9)	2 (0.9 to 2.9)	2 (0.9 to 2.9)	2 (0.9 to 2.9)	2 (0.9 to 2.9)	38.7
Otitis media	0 (0 to 0)	0 (0 to 0)	0.2 (0.1 to 0.3)	0.2 (0.1 to 0.3)	2.2 (1.7 to 5.2)	2.2 (1.7 to 5.2)	2.2 (1.2 to 4.1)	1.4 (0.6 to 2.7)	1.4 (0.6 to 2.7)	1 (0.4 to 1.8)	0.9 (0.4 to 1.6)	0.9 (0.4 to 1.6)	0.9 (0.4 to 1.6)	0.9 (0.4 to 1.6)	0.9 (0.4 to 1.6)	0.9 (0.4 to 1.6)	0.9 (0.3 to 1.3)	0.9 (0.3 to 1.3)	0.9 (0.3 to 1.3)	0.9 (0.3 to 1.3)	0.9 (0.3 to 1.3)	0.9 (0.3 to 1.3)	19.1
Enteric infections	0.6 (0.2 to 1.9)	2.4 (0.6 to 5.1)	4.6 (0.9 to 53.4)	4.1 (0.2 to 26.7)	2.2 (0.1 to 31.1)	2.2 (0.1 to 31.1)	2.1 (0.1 to 32.9)	1.6 (0.1 to 7.1)	1.2 (0.1 to 7.1)	1.3 (0.1 to 9.8)	1.2 (0.1 to 8.6)	1.2 (0.1 to 8.6)	1.2 (0.1 to 8.6)	1.2 (0.1 to 8.6)	1.2 (0.1 to 8.6)	1.2 (0.1 to 8.6)	1.2 (0.1 to 8.6)	1.2 (0.1 to 8.6)	1.2 (0.1 to 8.6)	1.2 (0.1 to 8.6)	1.2 (0.1 to 8.6)	1.2 (0.1 to 8.6)	281
Diarrheal diseases	0.6 (0.2 to 1.9)	2.4 (0.6 to 5.1)	4.6 (1.9 to 53.4)	4.1 (1.6 to 26.7)	2.2 (1.1 to 31.1)	2.2 (1.1 to 31.1)	2.1 (1.1 to 32.9)	1.6 (1.1 to 7.1)	1.2 (1.1 to 7.1)	1.3 (1.1 to 9.8)	1.2 (1.1 to 8.6)	1.2 (1.1 to 8.6)	1.2 (1.1 to 8.6)	1.2 (1.1 to 8.6)	1.2 (1.1 to 8.6)	1.2 (1.1 to 8.6)	1.2 (1.1 to 8.6)	1.2 (1.1 to 8.6)	1.2 (1.1 to 8.6)	1.2 (1.1 to 8.6)	1.2 (1.1 to 8.6)	1.2 (1.1 to 8.6)	238
Typhoid and paraphyoid	0 (0 to 0)	0 (0 to 0)	0 (0 to 0)	0.4 (0.1 to 1.6)	0.3 (0.1 to 1.3)	0.3 (0.1 to 1.3)	0.3 (0.1 to 1.2)	0.2 (0.1 to 0.5)	0.2 (0.1 to 0.5)	0.2 (0.1 to 0.5)	0.2 (0.1 to 0.5)	0.2 (0.1 to 0.5)	0.2 (0.1 to 0.5)	0.2 (0.1 to 0.5)	0.2 (0.1 to 0.5)	0.2 (0.1 to 0.5)	0.2 (0.1 to 0.5)	0.2 (0.1 to 0.5)	0.2 (0.1 to 0.5)	0.2 (0.1 to 0.5)	0.2 (0.1 to 0.5)	0.2 (0.1 to 0.5)	38.3
Typhoid fever	0 (0 to 0)	0 (0 to 0)	0 (0 to 0)	0.4 (0.1 to 1.6)	0.3 (0.1 to 1.3)	0.3 (0.1 to 1.3)	0.3 (0.1 to 1.2)	0.2 (0.1 to 0.5)	0.2 (0.1 to 0.5)	0.2 (0.1 to 0.5)	0.2 (0.1 to 0.5)	0.2 (0.1 to 0.5)	0.2 (0.1 to 0.5)	0.2 (0.1 to 0.5)	0.2 (0.1 to 0.5)	0.2 (0.1 to 0.5)	0.2 (0.1 to 0.5)	0.2 (0.1 to 0.5)	0.2 (0.1 to 0.5)	0.2 (0.1 to 0.5)	0.2 (0.1 to 0.5)	0.2 (0.1 to 0.5)	36.2
Paratyphoid fever	0 (0 to 0)	0 (0 to 0)	0 (0 to 0)	0.4 (0.1 to 1.6)	0.3 (0.1 to 1.3)	0.3 (0.1 to 1.3)	0.3 (0.1 to 1.2)	0.2 (0.1 to 0.5)	0.2 (0.1 to 0.5)	0.2 (0.1 to 0.5)	0.2 (0.1 to 0.5)	0.2 (0.1 to 0.5)	0.2 (0.1 to 0.5)	0.2 (0.1 to 0.5)	0.2 (0.1 to 0.5)	0.2 (0.1 to 0.5)	0.2 (0.1 to 0.5)	0.2 (0.1 to 0.5)	0.2 (0.1 to 0.5)	0.2 (0.1 to 0.5)	0.2 (0.1 to 0.5)	0.2 (0.1 to 0.5)	2.1
Invasive Non-typhoidal Salmonella (iNTS)	0 (0 to 0)	0.2 (0 to 0.3)	0.8 (0.1 to 1.5)	0.9 (0.1 to 6.1)	0.6 (0.2 to 3.1)	0.6 (0.2 to 3.1)	0.5 (0.1 to 3.1)	0.3 (0.1 to 0.4)	0.3 (0.1 to 0.4)	0.3 (0.1 to 0.4)	0.3 (0.1 to 0.4)	0.3 (0.1 to 0.4)	0.3 (0.1 to 0.4)	0.3 (0.1 to 0.4)	0.3 (0.1 to 0.4)	0.3 (0.1 to 0.4)	0.3 (0.1 to 0.4)	0.3 (0.1 to 0.4)	0.3 (0.1 to 0.4)	0.3 (0.1 to 0.4)	0.3 (0.1 to 0.4)	0.3 (0.1 to 0.4)	4.1
Other intestinal infectious diseases	0 (0 to 0)	0 (0 to 0)	0 (0 to 0)	0.1 (0 to 0.3)	0.1 (0 to 0.2)	0.1 (0 to 0.2)	0.1 (0 to 0.2)	0 (0 to 0.1)	0 (0 to 0.1)	0 (0 to 0.1)	0 (0 to 0.1)	0 (0 to 0.1)	0 (0 to 0.1)	0 (0 to 0.1)	0 (0 to 0.1)	0 (0 to 0.1)	0 (0 to 0.1)	0 (0 to 0.1)	0 (0 to 0.1)	0 (0 to 0.1)	0 (0 to 0.1)	0 (0 to 0.1)	0 (0 to 0.1)	0.6
Neglected tropical diseases and malaria	0 (0 to 0)	0.1 (0.4 to 2.2)	1.3 (2.8 to 9.6)	2.6 (5.6 to 17.6)	1.5 (3.9 to 7.7)	1.5 (3.9 to 7.7)	1.5 (3.4 to 16.3)	1.2 (3.4 to 7.1)	1.2 (3.4 to 7.1)	1.2 (3.4 to 7.1)	1.2 (3.4 to 7.1)	1.2 (3.4 to 7.1)	1.2 (3.4 to 7.1)	1.2 (3.4 to 7.1)	1.2 (3.4 to 7.1)	1.2 (3.4 to 7.1)	1.2 (3.4 to 7.1)	1.2 (3.4 to 7.1)	1.2 (3.4 to 7.1)	1.2 (3.4 to 7.1)	1.2 (3.4 to 7.1)	1.2 (3.4 to 7.1)	79.3
Malaria	0 (0 to 0)	0 (0 to 0)	0 (0 to 0)	0 (0 to 0)	0 (0 to 0)	0 (0 to 0)	0 (0 to 0)	0 (0 to 0)	0 (0 to 0)	0 (0 to 0)	0 (0 to 0)	0 (0 to 0)	0 (0 to 0)	0 (0 to 0)	0 (0 to 0)	0 (0 to 0)	0 (0 to 0)	0 (0 to 0)	0 (0 to 0)	0 (0 to 0)	0 (0 to 0)	0 (0 to 0)	0 (0 to 0)	0
Chagas disease	0 (0 to 0)	0 (0 to 0)	0 (0 to 0)	0 (0 to 0)	0 (0 to 0)	0 (0 to 0)	0 (0 to 0)	0 (0 to 0)	0 (0 to 0)	0 (0 to 0)	0 (0 to 0)	0 (0 to 0)	0 (0 to 0)	0 (0 to 0)	0 (0 to 0)	0 (0 to 0)	0 (0 to 0)	0 (0 to 0)	0 (0 to 0)	0 (0 to 0)	0 (0 to 0)	0 (0 to 0)	0 (0 to 0)	0
Leishmaniasis	0 (0 to 0)	0 (0 to 0)	0 (0 to 0)	0 (0 to 0)	0 (0 to 0)	0 (0 to 0)	0 (0 to 0)	0 (0 to 0)	0 (0 to 0)	0 (0 to 0)	0 (0 to 0)	0 (0 to 0)	0 (0 to 0)	0 (0 to 0)	0 (0 to 0)	0 (0 to 0)	0 (0 to 0)	0 (0 to 0)	0 (0 to 0)	0 (0 to 0)	0 (0 to 0)	0 (0 to 0)	0 (0 to 0)	0
Visceral leishmaniasis	0 (0 to 0)	0 (0 to 0)	0 (0 to 0)	0 (0 to 0)	0 (0 to 0)	0 (0 to 0)	0 (0 to 0)	0 (0 to 0)	0 (0 to 0)	0 (0 to 0)	0 (0 to 0)	0 (0 to 0)	0 (0 to 0)	0 (0 to 0)	0 (0 to 0)	0 (0 to 0)	0 (0 to 0)	0 (0 to 0)	0 (0 to 0)	0 (0 to 0)	0 (0 to 0)	0 (0 to 0)	0 (0 to 0)	0
Cutaneous and mucocutaneous leishmaniasis	0 (0 to 0)	0 (0 to 0)	0 (0 to 0)	0 (0 to 0)	0 (0 to 0)	0 (0 to 0)	0 (0 to 0)	0 (0 to 0)	0 (0 to 0)	0 (0 to 0)	0 (0 to 0)	0 (0 to 0)	0 (0 to 0)	0 (0 to 0)	0 (0 to 0)	0 (0 to 0)	0 (0 to 0)	0 (0 to 0)	0 (0 to 0)	0 (0 to 0)	0 (0 to 0)	0 (0 to 0)	0 (0 to 0)	0
African trypanosomiasis	0 (0 to 0)	0 (0 to 0)	0 (0 to 0)	0 (0 to 0)	0 (0 to 0)	0 (0 to 0)	0 (0 to 0)	0 (0 to 0)	0 (0 to 0)	0 (0 to 0)	0 (0 to 0)	0 (0 to 0)	0 (0 to 0)	0 (0 to 0)	0 (0 to 0)	0 (0 to 0)	0 (0 to 0)	0 (0 to 0)	0 (0 to 0)	0 (0 to 0)	0 (0 to 0)	0 (0 to 0)	0 (0 to 0)	0
Schistosomiasis	0 (0 to 0)	0 (0 to 0)	0 (0 to 0)	0 (0 to 0)	0 (0 to 0)	0 (0 to 0)	0 (0 to 0)	0 (0 to 0)	0 (0 to 0)	0 (0 to 0)	0 (0 to 0)	0 (0 to 0)	0 (0 to 0)	0 (0 to 0)	0 (0 to 0)	0 (0 to 0)	0 (0 to 0)	0 (0 to 0)	0 (0 to 0)	0 (0 to 0)	0 (0 to 0)	0 (0 to 0)	0 (0 to 0)	0
Cysticercosis	0 (0 to 0)	0 (0 to 0)	0 (0 to 0)	0 (0 to 0)	0 (0 to 0)	0 (0 to 0)	0 (0 to 0)	0.2 (0 to 0.2)	0.2 (0 to 0.2)	0.4 (0.1 to 0.9)	0.4 (0.1 to 0.9)	0.5 (0.1 to 1.1)	0.5 (0.1 to 1.1)	0.5 (0.1 to 1.1)	0.5 (0.1 to 1.1)	0.5 (0.1 to 1.1)	0.5 (0.1 to 1.1)	0.5 (0.1 to 1.1)	0.5 (0.1 to 1.1)	0.5 (0.1 to 1.1)	0.5 (0.1 to 1.1)	0.5 (0.1 to 1.1)	5.7
Cystic echinococcosis	0 (0 to 0)	0 (0 to 0)	0 (0 to 0)	0 (0 to 0)	0 (0 to 0)	0 (0 to 0)	0 (0 to 0)	0 (0 to 0)	0 (0 to 0)	0 (0 to 0)	0 (0 to 0)	0 (0 to 0)	0 (0 to 0)	0 (0 to 0)	0 (0 to 0)	0 (0 to 0)	0 (0 to 0)	0 (0 to 0)	0 (0 to 0)	0 (0 to 0)	0 (0 to 0)	0 (0 to 0)	0 (0 to 0)	0.1
Lymphatic filariasis	0 (0 to 0)	0 (0 to 0)	0 (0 to 0)	0 (0 to 0)	0 (0 to 0)	0 (0 to 0)	0 (0 to 0)	0 (0 to 0)	0 (0 to 0)	0 (0 to 0)	0 (0 to 0)	0 (0 to 0)	0 (0 to 0)	0 (0 to 0)	0 (0 to 0)	0 (0 to 0)	0 (0 to 0)	0 (0 to 0)	0 (0 to 0)	0 (0 to 0)	0 (0 to 0)	0 (0 to 0)	0 (0 to 0)	0
Onchocerciasis	0 (0 to 0)	0 (0 to 0)	0 (0 to 0)	0 (0 to 0)	0 (0 to 0)	0 (0 to 0)	0 (0 to 0)	0 (0 to 0)	0 (0 to 0)	0 (0 to 0)	0 (0 to 0)	0 (0 to 0)	0 (0 to 0)	0 (0 to 0)	0 (0 to 0)	0 (0 to 0)	0 (0 to 0)	0 (0 to 0)	0 (0 to 0)	0 (0 to 0)	0 (0 to 0)	0 (0 to 0)	0 (0 to 0)	0
Trachoma	0 (0 to 0)	0 (0 to 0)	0 (0 to 0)	0 (0 to 0)	0 (0 to 0)	0 (0 to 0)	0 (0 to 0)	0 (0 to 0)	0 (0 to 0)	0 (0 to 0)	0 (0 to 0)	0 (0 to 0)	0 (0 to 0)	0 (0 to 0)	0 (0 to 0)	0 (0 to 0)	0 (0 to 0)	0 (0 to 0)	0 (0 to 0)	0 (0 to 0)	0 (0 to 0)	0 (0 to 0)	0 (0 to 0)	0
Dengue	0 (0 to 0)	0 (0 to 0)	0.2 (0 to 0.6)	0.8 (0.1 to 2.5)	0.8 (0.2 to 4.6)	0.8 (0.2 to 4.6)	0.8 (0.3 to 3.9)	0.8 (0.3 to 4.6)	0.8 (0.3 to 4.6)	1.9 (0.2 to 4.6)	1.4 (0.2 to 4.2)	0.9 (0.1 to 2.9)	0.7 (0.1 to 2.2)	0.7 (0.1 to 2.2)	0.6 (0.1 to 2.2)	0.5 (0.1 to 1.7)	0.5 (0.1 to 1.6)	0.4 (0.1 to 1.3)	0.3 (0.1 to 1.2)	0.3 (0.1 to 0.9)	0.1 (0 to 0.3)	0.1 (0 to 0.3)	19.3
Yellow fever	0 (0 to 0)	0 (0 to 0)	0 (0 to 0)	0 (0 to 0)	0 (0 to 0)	0 (0 to 0)	0 (0 to 0)	0 (0 to 0)	0 (0 to 0)	0 (0 to 0)	0 (0 to 0)	0 (0 to 0)	0 (0 to 0)	0 (0 to 0)	0 (0 to 0)	0 (0 to 0)	0 (0 to 0)	0 (0 to 0)	0 (0 to 0)	0 (0 to 0)	0 (0 to 0)	0 (0 to 0)	0 (0 to 0)	0
Rabies	0 (0 to 0)	0 (0 to 0)	0 (0 to 0)	0 (0 to 0)	0 (0 to 0)	0 (0 to 0)	0 (0 to 0)	0 (0 to 0)	0 (0 to 0)	0 (0 to 0)	0 (0 to 0)	0 (0 to 0)	0 (0 to 0)	0 (0 to 0)	0 (0 to 0)	0 (0 to 0)	0 (0 to 0)	0 (0 to 0)	0 (0 to 0)	0 (0 to 0)	0 (0 to 0)	0 (0 to 0)	0 (0 to 0)	0.3
Intestinal nematode infections	0 (0 to 0)	0 (0 to 0)	0.1 (0 to 0.2)	1.3 (0.7 to 2.3)	0.7 (0.4 to 1.4)	0.7 (0.3 to 1.4)	0.6 (0.3 to 2.7)	0.5 (0.3 to 1.6)	0.5 (0.3 to 1.2)	0.6 (0.3 to 1.2)	0.5 (0.3 to 1.1)	0.5 (0.3 to 0.9)	0.5 (0.3 to 0.9)	0.4 (0.2 to 0.8)	0.4 (0.2 to 0.8)	0.3 (0.2 to 0.6)	0.3 (0.1 to 0.5)	0.2 (0.1 to 0.5)	0.2 (0.1 to 0.4)	0.2 (0.1 to 0.4)	0.1 (0.1 to 0.3)	0.1 (0.1 to 0.3)	12.9
Ascariasis	0 (0 to 0)	0 (0 to 0)	0 (0 to 0.1)	0.5 (0.4 to 1.8)	0.5 (0.3 to 1.2)	0.5 (0.2 to 1.2)	0.5 (0.2 to 0.7)	0.3 (0.1 to 0.7)	0.3 (0.1 to 0.6)	0.3 (0.1 to 0.6)	0.3 (0.1 to 0.5)	0.3 (0.1 to 0.4)	0.2 (

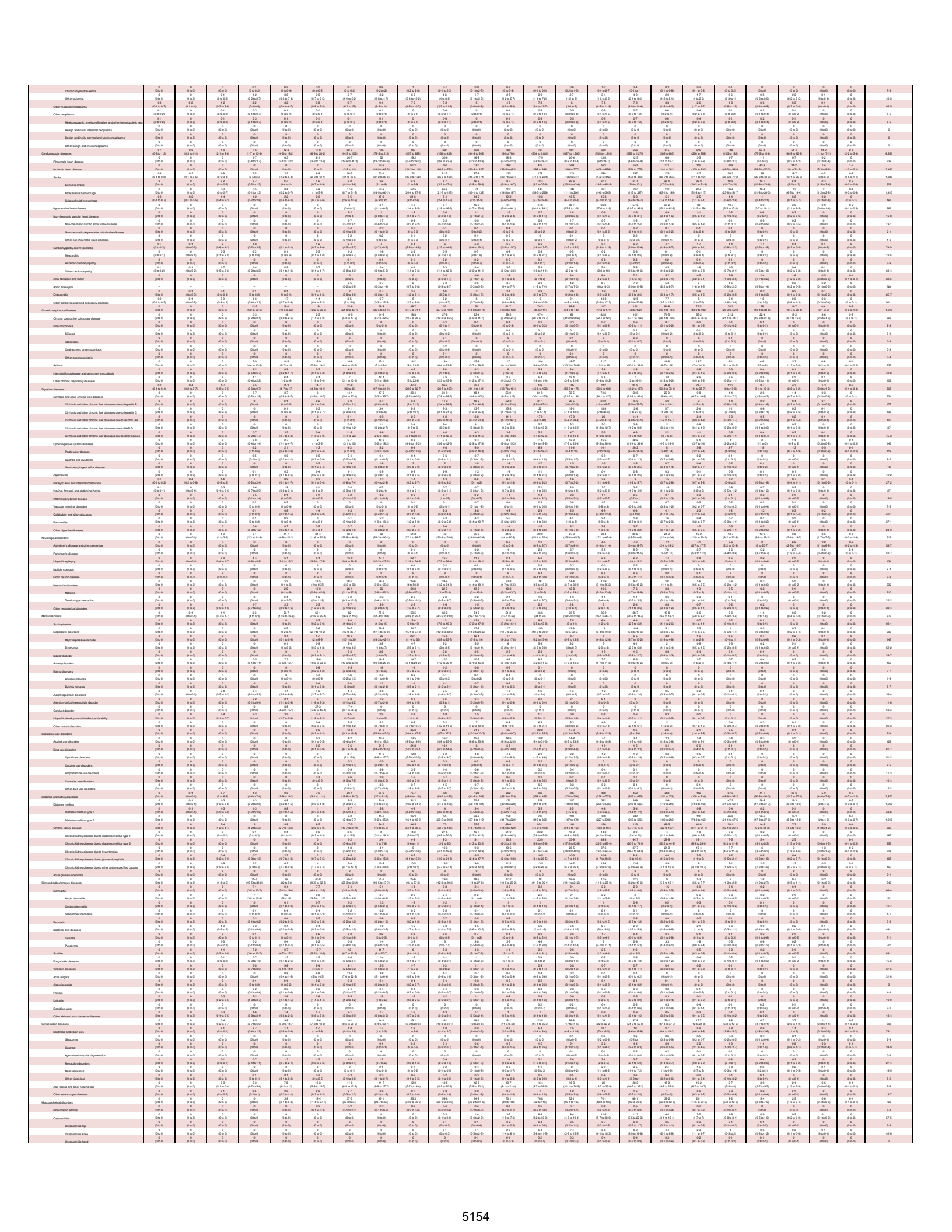

| | | |

SB Table 2a. Northern Ireland DALYs by cause and age-group for males with 95% uncertainty intervals, 2019

Cause	Early Neonatal	Late Neonatal	Post-Neonatal	1 to 4	5 to 9	10 to 14	15 to 19	20 to 24	25 to 29	30 to 34	35 to 39	40 to 44	45 to 49	50 to 54	55 to 59	60 to 64	65 to 69	70 to 74	75 to 79	80 to 84	85 to 89	90 to 94	95 plus	Total
All causes	3,570 (3,060 to 3,990)	696 (510 to 971)	1,072 (790 to 1,370)	1,908 (1,390 to 2,300)	2,470 (1,890 to 2,900)	3,669 (2,950 to 4,200)	6,220 (5,000 to 7,490)	8,660 (7,770 to 10,300)	9,290 (7,770 to 11,200)	10,200 (9,020 to 11,900)	10,600 (8,800 to 12,600)	11,400 (9,430 to 13,400)	11,900 (9,630 to 13,900)	12,700 (10,300 to 17,200)	16,200 (14,000 to 19,900)	21,400 (19,000 to 24,300)	23,300 (20,900 to 26,000)	25,200 (23,100 to 28,000)	27,900 (25,600 to 30,300)	29,900 (27,500 to 32,200)	13,300 (12,000 to 14,700)	5,909 (5,600 to 6,210)	370 (300 to 1,700)	368,000
Communicable, maternal, neonatal, and nutritional diseases	2,550 (1,930 to 3,700)	395 (220 to 604)	492 (286 to 769)	425 (219 to 647)	418 (216 to 716)	328 (127 to 577)	501 (227 to 1,000)	358 (262 to 627)	380 (297 to 479)	462 (362 to 597)	463 (361 to 580)	432 (321 to 541)	497 (384 to 639)	614 (472 to 829)	936 (721 to 1,211)	1,420 (1,170 to 1,720)	1,640 (1,370 to 1,940)	1,930 (1,610 to 2,270)	1,980 (1,650 to 2,350)	1,060 (864 to 1,300)	722 (566 to 917)	290 (221 to 377)	14,400
HIV/AIDS and sexually transmitted infections	0 (0 to 0)	0 (0 to 0)	2.3 (2 to 2.6)	2.2 (1.8 to 2.6)	1.6 (1.3 to 2.1)	1.6 (1.3 to 1.9)	5.6 (4.5 to 6.7)	19.4 (15.9 to 24.6)	42.6 (31.4 to 56.7)	79.6 (59.3 to 111)	91 (67.8 to 133)	76.9 (58.3 to 105)	69.5 (52.1 to 101)	66.2 (49.7 to 97.1)	59.1 (44.3 to 86.7)	49.2 (36.9 to 72.2)	36.2 (27.2 to 53.1)	26.2 (19.6 to 38.4)	17.7 (13.3 to 25.9)	11.5 (8.6 to 16.9)	6.7 (4.9 to 9.8)	2.6 (1.9 to 3.8)	0.2 (0.2 to 0.4)	0 (0 to 0.1)	484
HIV/AIDS	0 (0 to 0)	0 (0 to 0)	2.3 (2 to 2.6)	2.2 (1.8 to 2.6)	1.6 (1.3 to 2.1)	1.4 (1.1 to 1.8)	5.1 (4.1 to 6.1)	18.2 (14.9 to 23.1)	40.7 (30.2 to 54.1)	77.6 (58.4 to 108)	89.6 (66.9 to 129)	74.5 (57.6 to 111)	67.6 (50.2 to 97.7)	64 (48.2 to 94.2)	56.7 (42.9 to 83.6)	47.4 (35.7 to 69.5)	34.7 (26.4 to 50.9)	23.6 (17.8 to 34.7)	13.6 (10.4 to 20.3)	8.6 (6.7 to 13)	3.3 (2.6 to 5.1)	1.1 (0.8 to 1.7)	0.3 (0.2 to 0.5)	0.1 (0.1 to 0.1)	468
HIV/AIDS - Drug-susceptible Tuberculosis	0 (0 to 0)	0 (0 to 0)	0.2 (0.2 to 0.3)	0.3 (0.2 to 0.5)	0.2 (0.1 to 0.3)	0.2 (0.1 to 0.3)	0.7 (0.5 to 1)	2.4 (1.7 to 3.6)	5.4 (3.7 to 7.8)	10.4 (7.1 to 15.7)	12 (8.1 to 17.8)	10 (6.9 to 15.3)	9.1 (6.2 to 14.3)	8.6 (5.8 to 13.8)	7.6 (5.1 to 12.4)	6.4 (4.3 to 10.4)	4.7 (3.1 to 7.7)	3.2 (2.1 to 5.3)	1.8 (1.2 to 3.1)	1.2 (0.8 to 2.1)	0.4 (0.3 to 0.8)	0.2 (0.1 to 0.4)	0 (0 to 0)	0 (0 to 0)	63.7
HIV/AIDS - Multidrug-resistant Tuberculosis without extensive	0 (0 to 0)	0 (0 to 0)	0 (0 to 0.1)	0 (0 to 0.1)	0 (0 to 0.1)	0 (0 to 0.1)	0 (0 to 0.1)	0 (0 to 0.1)	0 (0 to 0.1)	0 (0 to 0.2)	0 (0 to 0.2)	0 (0 to 0.2)	0 (0 to 0.2)	0 (0 to 0.2)	0 (0 to 0.2)	0 (0 to 0.2)	0 (0 to 0.1)	0 (0 to 0.1)	0 (0 to 0.1)	0 (0 to 0.1)	0 (0 to 0.1)	0 (0 to 0.1)	0 (0 to 0)	0 (0 to 0)	0 (0 to 0)	1.6
HIV/AIDS - Extensively drug-resistant Tuberculosis	0 (0 to 0)	0 (0 to 0)	0 (0 to 0)	0 (0 to 0)	0 (0 to 0)	0 (0 to 0)	0 (0 to 0)	0 (0 to 0)	0 (0 to 0)	0 (0 to 0)	0 (0 to 0)	0 (0 to 0)	0 (0 to 0)	0 (0 to 0)	0 (0 to 0)	0 (0 to 0)	0 (0 to 0)	0 (0 to 0)	0 (0 to 0)	0 (0 to 0)	0 (0 to 0)	0 (0 to 0)	0 (0 to 0)	0 (0 to 0)	0 (0 to 0)	0.9
HIV/AIDS resulting in other diseases	0 (0 to 0)	0 (0 to 0)	0 (1.6 to 2.2)	0 (1.6 to 2.3)	1 (1.2 to 1.9)	1 (0.8 to 1.4)	4 (1.9 to 4.6)	16 (4.4 to 17.1)	34.1 (26.1 to 50.8)	66.2 (49.4 to 97.1)	76.7 (57.5 to 111)	63.9 (47.6 to 93.1)	57.5 (42.1 to 83.7)	54.5 (39.5 to 80.4)	48.1 (34.9 to 72.1)	40.1 (29.1 to 61.1)	29.3 (21.3 to 45.3)	19.9 (14.4 to 31.1)	11.5 (8.3 to 18.2)	7.3 (5.3 to 11.7)	2.8 (2.1 to 4.5)	0.9 (0.7 to 1.5)	0.3 (0.2 to 0.5)	0.1 (0.1 to 0.1)	422
Sexually transmitted infections excluding HIV	0 (0 to 0)	0 (0 to 0)	0 (0 to 0)	0 (0 to 0)	0 (0 to 0)	0 (0 to 0)	0.5 (0.2 to 0.9)	1.2 (0.5 to 2.1)	2.2 (0.9 to 3.8)	2.2 (0.9 to 3.8)	2.2 (0.9 to 3.8)	2.2 (0.9 to 3.8)	2.2 (0.9 to 3.8)	2.2 (0.9 to 3.8)	2.2 (0.9 to 3.8)	2.2 (0.9 to 3.8)	2.2 (0.9 to 3.8)	2.2 (0.9 to 3.8)	2.2 (0.9 to 3.8)	2.2 (0.9 to 3.8)	2.2 (0.9 to 3.8)	2.2 (0.9 to 3.8)	0.7 (0.3 to 1.3)	0 (0 to 0.1)	39.4
Syphilis	0 (0 to 0)	0 (0 to 0)	0 (0 to 0)	0 (0 to 0)	0 (0 to 0)	0 (0 to 0)	0 (0 to 0.1)	0 (0 to 0.1)	0 (0 to 0.1)	0 (0 to 0.1)	0 (0 to 0.1)	0 (0 to 0.1)	0 (0 to 0.1)	0 (0 to 0.1)	0 (0 to 0.1)	0 (0 to 0.1)	0 (0 to 0.1)	0 (0 to 0.1)	0 (0 to 0.1)	0 (0 to 0.1)	0 (0 to 0.1)	0 (0 to 0.1)	0 (0 to 0.1)	0 (0 to 0.1)	0 (0 to 0.1)	4.2
Chlamydial infection	0 (0 to 0)	0 (0 to 0)	0 (0 to 0)	0 (0 to 0)	0 (0 to 0)	0 (0 to 0)	0 (0 to 0.1)	0 (0 to 0.1)	0 (0 to 0.1)	0 (0 to 0.1)	0 (0 to 0.1)	0 (0 to 0.1)	0 (0 to 0.1)	0 (0 to 0.1)	0 (0 to 0.1)	0 (0 to 0.1)	0 (0 to 0.1)	0 (0 to 0.1)	0 (0 to 0.1)	0 (0 to 0.1)	0 (0 to 0.1)	0 (0 to 0.1)	0 (0 to 0.1)	0 (0 to 0.1)	0 (0 to 0.1)	0.4
Gonococcal infection	0 (0 to 0)	0 (0 to 0)	0 (0 to 0)	0 (0 to 0)	0 (0 to 0)	0 (0 to 0)	0 (0 to 0.1)	0 (0 to 0.1)	0 (0 to 0.1)	0 (0 to 0.1)	0 (0 to 0.1)	0 (0 to 0.1)	0 (0 to 0.1)	0 (0 to 0.1)	0 (0 to 0.1)	0 (0 to 0.1)	0 (0 to 0.1)	0 (0 to 0.1)	0 (0 to 0.1)	0 (0 to 0.1)	0 (0 to 0.1)	0 (0 to 0.1)	0 (0 to 0.1)	0 (0 to 0.1)	0 (0 to 0.1)	0.9
Trichomoniasis	0 (0 to 0)	0 (0 to 0)	0 (0 to 0)	0 (0 to 0)	0 (0 to 0)	0 (0 to 0)	0 (0 to 0.2)	0 (0 to 0.2)	0 (0 to 0.2)	0 (0 to 0.2)	0 (0 to 0.2)	0 (0 to 0.2)	0 (0 to 0.2)	0 (0 to 0.2)	0 (0 to 0.2)	0 (0 to 0.2)	0 (0 to 0.2)	0 (0 to 0.2)	0 (0 to 0.2)	0 (0 to 0.2)	0 (0 to 0.2)	0 (0 to 0.2)	0 (0 to 0.2)	0 (0 to 0.2)	0 (0 to 0.2)	1.8
Genital herpes	0 (0 to 0)	0 (0 to 0)	0 (0 to 0)	0 (0 to 0)	0 (0 to 0)	0 (0 to 0)	0 (0 to 0.1)	0 (0 to 0.1)	0 (0 to 0.1)	0 (0 to 0.1)	0 (0 to 0.1)	0 (0 to 0.1)	0 (0 to 0.1)	0 (0 to 0.1)	0 (0 to 0.1)	0 (0 to 0.1)	0 (0 to 0.1)	0 (0 to 0.1)	0 (0 to 0.1)	0 (0 to 0.1)	0 (0 to 0.1)	0 (0 to 0.1)	0 (0 to 0.1)	0 (0 to 0.1)	0 (0 to 0.1)	0.6
Other sexually transmitted infections	0 (0 to 0)	0 (0 to 0)	0 (0 to 0)	0 (0 to 0)	0 (0 to 0)	0 (0 to 0)	0 (0 to 0.1)	0 (0 to 0.1)	0 (0 to 0.1)	0 (0 to 0.1)	0 (0 to 0.1)	0 (0 to 0.1)	0 (0 to 0.1)	0 (0 to 0.1)	0 (0 to 0.1)	0 (0 to 0.1)	0 (0 to 0.1)	0 (0 to 0.1)	0 (0 to 0.1)	0 (0 to 0.1)	0 (0 to 0.1)	0 (0 to 0.1)	0 (0 to 0.1)	0 (0 to 0.1)	0 (0 to 0.1)	0.6
Respiratory infections and tuberculosis	28.2 (13.3 to 66)	14 (8.6 to 23.1)	49.6 (29.5 to 103)	124 (69.5 to 200)	121 (72.2 to 197)	89.6 (50.3 to 143)	106 (60.8 to 180)	116 (72.4 to 194)	106 (60.8 to 180)	104 (63.1 to 166)	106 (62.4 to 166)	112 (67.1 to 178)	116 (67.9 to 208)	140 (78.1 to 228)	207 (107 to 364)	293 (166 to 506)	365 (203 to 601)	440 (257 to 676)	502 (284 to 862)	615 (351 to 1,060)	1,060 (607 to 1,770)	1,060 (787 to 1,700)	679 (520 to 930)	246 (191 to 350)	7,238
Tuberculosis	0 (0 to 0)	0 (0 to 0)	0.2 (0.1 to 0.3)	0.6 (0.3 to 0.9)	0.5 (0.2 to 0.8)	0.4 (0.2 to 0.6)	1 (0.7 to 1.5)	2 (1 to 3)	2.6 (1.6 to 3.9)	3.3 (2.1 to 5)	3.5 (2.2 to 5.2)	3.9 (2.5 to 5.8)	4.2 (2.6 to 6.2)	5.1 (3.2 to 7.6)	6.8 (4.2 to 10.1)	9.4 (5.8 to 14)	12 (7.4 to 17.7)	13.6 (8.6 to 19.9)	16.1 (10.3 to 23.6)	17 (10.9 to 25.1)	12.5 (8.1 to 18.3)	6.9 (4.5 to 10.1)	2.5 (1.6 to 3.7)	0.5 (0.3 to 0.8)	150
Latent tuberculosis infection	0 (0 to 0)	0 (0 to 0)	0 (0 to 0)	0 (0 to 0)	0 (0 to 0)	0 (0 to 0)	0 (0 to 0)	0 (0 to 0)	0 (0 to 0)	0 (0 to 0)	0 (0 to 0)	0 (0 to 0)	0 (0 to 0)	0 (0 to 0)	0 (0 to 0)	0 (0 to 0)	0 (0 to 0)	0 (0 to 0)	0 (0 to 0)	0 (0 to 0)	0 (0 to 0)	0 (0 to 0)	0 (0 to 0)	0 (0 to 0)	0 (0 to 0)	0
Drug-susceptible Tuberculosis	0 (0 to 0)	0 (0 to 0)	0.2 (0.1 to 0.3)	0.6 (0.3 to 0.8)	0.5 (0.2 to 0.8)	0.3 (0.2 to 0.6)	0.9 (0.6 to 1.4)	2 (1.3 to 3)	2.4 (1.5 to 3.6)	3.1 (2 to 4.8)	3.3 (2.1 to 4.9)	3.7 (2.4 to 5.5)	4 (2.5 to 5.9)	4.8 (2.9 to 7.1)	6.4 (3.9 to 9.5)	8.9 (5.5 to 13.2)	11.4 (7.1 to 16.8)	12.9 (8.1 to 18.9)	15.3 (9.8 to 22.4)	16.1 (10.3 to 23.8)	11.9 (7.7 to 17.4)	6.5 (4.3 to 9.6)	2.4 (1.5 to 3.5)	0.5 (0.3 to 0.7)	142
Multidrug-resistant tuberculosis without extensive drug-resistar	0 (0 to 0)	0 (0 to 0)	0 (0 to 0)	0 (0 to 0)	0 (0 to 0)	0 (0 to 0)	0 (0 to 0.1)	0 (0 to 0.1)	0 (0 to 0.1)	0 (0 to 0.2)	0 (0 to 0.2)	0 (0 to 0.2)	0 (0 to 0.2)	0 (0 to 0.2)	0 (0 to 0.2)	0 (0 to 0.2)	0 (0 to 0.2)	0 (0 to 0.2)	0 (0 to 0.2)	0 (0 to 0.2)	0 (0 to 0.2)	0 (0 to 0.2)	0 (0 to 0.2)	0 (0 to 0.1)	0 (0 to 0.1)	0.5
Extensively drug-resistant tuberculosis	0 (0 to 0)	0 (0 to 0)	0 (0 to 0)	0 (0 to 0)	0 (0 to 0)	0 (0 to 0)	0 (0 to 0)	0 (0 to 0)	0 (0 to 0)	0 (0 to 0)	0 (0 to 0)	0 (0 to 0)	0 (0 to 0)	0 (0 to 0)	0 (0 to 0)	0 (0 to 0)	0 (0 to 0)	0 (0 to 0)	0 (0 to 0)	0 (0 to 0)	0 (0 to 0)	0 (0 to 0)	0 (0 to 0)	0 (0 to 0)	0 (0 to 0)	0
Lower respiratory infections	28.2 (13.1 to 66.0)	13.1 (7.6 to 22.1)	45.6 (27.2 to 92.5)	34.1 (17.1 to 58.1)	11 (7.0 to 18)	10.9 (7.0 to 16.7)	22 (12.7 to 37.5)	36.5 (20.7 to 59.7)	49 (29.3 to 84)	70.7 (48.5 to 107)	89.6 (61.2 to 134)	102 (70.1 to 153)	120 (79.1 to 183)	177 (109.0 to 303)	222 (129.0 to 382)	288 (167.0 to 516)	369 (214.0 to 618)	469 (274.0 to 1,000)	786 (474.0 to 1,000)	1,060 (786.0 to 1,360)	998 (774.0 to 1,210)	668 (545.0 to 831)	247 (206.0 to 300)	6,098
Upper respiratory infections	0 (0 to 0)	0.9 (0.7 to 1.2)	1.7 (1.3 to 2.2)	40.3 (27.1 to 56.2)	110 (74.4 to 154)	78.7 (53.1 to 110)	84 (56.7 to 118)	79.1 (53.4 to 111)	57 (38.5 to 80.1)	33.9 (22.9 to 47.6)	16 (10.8 to 22.5)	10.6 (7.1 to 14.9)	8.1 (5.4 to 11.4)	6.5 (4.3 to 9.1)	4.7 (3.1 to 6.6)	3.3 (2.2 to 4.6)	2.4 (1.6 to 3.4)	1.8 (1.2 to 2.5)	1.3 (0.9 to 1.8)	1 (0.7 to 1.4)	0.7 (0.5 to 1)	0.4 (0.3 to 0.6)	0.1 (0.1 to 0.2)	0 (0 to 0.1)	601
Otitis media	0 (0 to 0)	0 (0 to 0)	0 (1.5 to 5.8)	0 (0.6 to 3.5)	0 (0.3 to 2.6)	0 (0.3 to 2.6)	0 (0.9 to 3.6)	0 (1.9 to 5.2)	0 (1.1 to 2.5)	0 (0.5 to 2.2)	0 (0.5 to 2.2)	0 (0.5 to 2.2)	0 (0.5 to 2.2)	0 (0.5 to 2.2)	0 (0.5 to 2.2)	0 (0.5 to 2.2)	0 (0.5 to 2.2)	0 (0.5 to 2.2)	0 (0.5 to 2.2)	0 (0.5 to 2.2)	0 (0.5 to 2.2)	0 (0.5 to 2.2)	0 (0.5 to 2.2)	0 (0.5 to 2.2)	0 (0.1 to 0.1)	182
Enteric infections	1.6 (1.1 to 2.6)	0.6 (0.5 to 0.8)	70 (57.1 to 100)	89.6 (61.2 to 127)	34 (24.6 to 48.6)	20.4 (12.9 to 32.1)	19.5 (12.3 to 30.1)	20.1 (12.9 to 31.3)	20.2 (12.9 to 34.1)	20.2 (12.9 to 34.1)	20.2 (12.9 to 34.1)	20.2 (12.9 to 34.1)	20.2 (12.9 to 34.1)	20.2 (12.9 to 34.1)	21.7 (14.0 to 33.8)	31.4 (20.6 to 39.7)	29.1 (22.1 to 41.6)	29.1 (20.6 to 39.7)	29.1 (22.1 to 41.6)	29.1 (20.6 to 39.7)	29.1 (22.1 to 41.6)	29.1 (20.6 to 39.7)	29.1 (22.1 to 41.6)	29.1 (20.6 to 39.7)	819
Diarrheal diseases	1.6 (1.1 to 2.6)	0.6 (0.5 to 0.8)	69.7 (57.1 to 100)	88.1 (60.1 to 126)	33.6 (24.6 to 48.2)	20.2 (12.9 to 31.8)	19.3 (12.3 to 29.8)	20.1 (12.9 to 31.3)	20.1 (12.9 to 34.1)	20.1 (12.9 to 34.1)	20.1 (12.9 to 34.1)	20.1 (12.9 to 34.1)	20.1 (12.9 to 34.1)	20.1 (12.9 to 34.1)	21.6 (13.9 to 33.8)	31.3 (20.5 to 39.6)	29.0 (22.1 to 41.5)	29.0 (20.5 to 39.6)	29.0 (22.1 to 41.5)	29.0 (20.5 to 39.6)	29.0 (22.1 to 41.5)	29.0 (20.5 to 39.6)	29.0 (22.1 to 41.5)	29.0 (20.5 to 39.6)	809
Typhoid and paratyphoid	0 (0 to 0)	0 (0 to 0)	0 (0 to 0)	0 (0 to 0)	0 (0 to 0)	0 (0 to 0)	0 (0 to 0)	0 (0 to 0)	0 (0 to 0)	0 (0 to 0)	0 (0 to 0)	0 (0 to 0)	0 (0 to 0)	0 (0 to 0)	0 (0 to 0)	0 (0 to 0)	0 (0 to 0)	0 (0 to 0)	0 (0 to 0)	0 (0 to 0)	0 (0 to 0)	0 (0 to 0)	0 (0 to 0)	0 (0 to 0)	0 (0 to 0)	0
Typhoid fever	0 (0 to 0)	0 (0 to 0)	0 (0 to 0)	0 (0 to 0)	0 (0 to 0)	0 (0 to 0)	0 (0 to 0)	0 (0 to 0)	0 (0 to 0)	0 (0 to 0)	0 (0 to 0)	0 (0 to 0)	0 (0 to 0)	0 (0 to 0)	0 (0 to 0)	0 (0 to 0)	0 (0 to 0)	0 (0 to 0)	0 (0 to 0)	0 (0 to 0)	0 (0 to 0)	0 (0 to 0)	0 (0 to 0)	0 (0 to 0)	0 (0 to 0)	0
Paratyphoid fever	0 (0 to 0)	0 (0 to 0)	0 (0 to 0)	0 (0 to 0)	0 (0 to 0)	0 (0 to 0)	0 (0 to 0)	0 (0 to 0)	0 (0 to 0)	0 (0 to 0)	0 (0 to 0)	0 (0 to 0)	0 (0 to 0)	0 (0 to 0)	0 (0 to 0)	0 (0 to 0)	0 (0 to 0)	0 (0 to 0)	0 (0 to 0)	0 (0 to 0)	0 (0 to 0)	0 (0 to 0)	0 (0 to 0)	0 (0 to 0)	0 (0 to 0)	0.1
Invasive Non-typhoidal Salmonella (iNTS)	0 (0 to 0.2)	0 (0 to 0.1)	0.2 (0.1 to 0.4)	0.1 (0.1 to 0.2)	0.1 (0.1 to 0.2)	0.1 (0.1 to 0.2)	0.1 (0.1 to 0.2)	0.1 (0.1 to 0.2)	0.1 (0.1 to 0.2)	0.1 (0.1 to 0.2)	0.1 (0.1 to 0.2)	0.1 (0.1 to 0.2)	0.2 (0.1 to 0.2)	0.2 (0.1 to 0.2)	0.3 (0.1 to 0.4)	0.3 (0.1 to 0.4)	0.3 (0.1 to 0.4)	0.4 (0.1 to 0.5)	0.4 (0.1 to 0.5)	0.4 (0.1 to 0.5)	0.3 (0.1 to 0.4)	0.2 (0.1 to 0.3)	0.1 (0.1 to 0.1)	0.1 (0.1 to 0.1)	4.9
Other intestinal infectious diseases	0 (0 to 0)	0 (0 to 0)	0.2 (0.1 to 0.4)	0.1 (0.1 to 0.2)	0.1 (0.1 to 0.2)	0.1 (0.1 to 0.2)	0.1 (0.1 to 0.4)	0.1 (0 to 0.2)	0.1 (0 to 0.2)	0.1 (0 to 0.2)	0.1 (0 to 0.2)	0.1 (0 to 0.2)	0.1 (0 to 0.2)	0.1 (0 to 0.2)	0.1 (0 to 0.2)	0.1 (0 to 0.2)	0.1 (0 to 0.2)	0.1 (0 to 0.2)	0.1 (0 to 0.2)	0.1 (0 to 0.2)	0.1 (0 to 0.2)	0.1 (0 to 0.2)	0.1 (0 to 0.2)	0.1 (0 to 0.2)	0.1 (0 to 0.2)	1.9
Neglected tropical diseases and malaria	0.1 (0 to 0.1)	0.5 (0.1 to 1.1)	0.8 (0.1 to 2.2)	0.8 (0.1 to 2.3)	0.4 (0.1 to 1.2)	0.4 (0.1 to 1.1)	0.6 (0.1 to 1.7)	0.6 (0.1 to 1.6)	0.6 (0.1 to 1.6)	0.6 (0.1 to 1.6)	0.6 (0.1 to 1.6)	0.6 (0.1 to 1.6)	0.6 (0.1 to 1.6)	0.6 (0.1 to 1.6)	0.6 (0.2 to 2.3)	0.6 (0.2 to 2.3)	0.6 (0.2 to 2.3)	0.6 (0.2 to 2.3)	0.6 (0.2 to 2.3)	0.6 (0.2 to 2.3)	0.6 (0.2 to 2.3)	0.6 (0.2 to 2.3)	0.6 (0.2 to 2.3)	0.6 (0.2 to 2.3)	19.6
Malaria	0 (0 to 0)	0 (0 to 0)	0 (0 to 0)	0 (0 to 0)	0 (0 to 0)	0 (0 to 0)	0 (0 to 0)	0 (0 to 0)	0 (0 to 0)	0 (0 to 0)	0 (0 to 0)	0 (0 to 0)	0 (0 to 0)	0 (0 to 0)	0 (0 to 0)	0 (0 to 0)	0 (0 to 0)	0 (0 to 0)	0 (0 to 0)	0 (0 to 0)	0 (0 to 0)	0 (0 to 0)	0 (0 to 0)	0 (0 to 0)	0 (0 to 0)	0
Chagas disease	0 (0 to 0)	0 (0 to 0)	0 (0 to 0)	0 (0 to 0)	0 (0 to 0)	0 (0 to 0)	0 (0 to 0)	0 (0 to 0)	0 (0 to 0)	0 (0 to 0)	0 (0 to 0)	0 (0 to 0)	0 (0 to 0)	0 (0 to 0)	0 (0 to 0)	0 (0 to 0)	0 (0 to 0)	0 (0 to 0)	0 (0 to 0)	0 (0 to 0)	0 (0 to 0)	0 (0 to 0)	0 (0 to 0)	0 (0 to 0)	0 (0 to 0)	0.2
Leishmaniasis	0 (0 to 0)	0 (0 to 0)	0 (0 to 0)	0 (0 to 0)	0 (0 to 0)	0 (0 to 0)	0 (0 to 0)	0 (0 to 0)	0 (0 to 0)	0 (0 to 0)	0 (0 to 0)	0 (0 to 0)	0 (0 to 0)	0 (0 to 0)	0 (0 to 0)	0 (0 to 0)	0 (0 to 0)	0 (0 to 0)	0 (0 to 0)	0 (0 to 0)	0 (0 to 0)	0 (0 to 0)	0 (0 to 0)	0 (0 to 0)	0 (0 to 0)	0
Visceral leishmaniasis	0 (0 to 0)	0 (0 to 0)	0 (0 to 0)	0 (0 to 0)	0 (0 to 0)	0 (0 to 0)	0 (0 to 0)	0 (0 to 0)	0 (0 to 0)	0 (0 to 0)	0 (0 to 0)	0 (0 to 0)	0 (0 to 0)	0 (0 to 0)	0 (0 to 0)	0 (0 to 0)	0 (0 to 0)	0 (0 to 0)	0 (0 to 0)	0 (0 to 0)	0 (0 to 0)	0 (0 to 0)	0 (0 to 0)	0 (0 to 0)	0 (0 to 0)	0
Cutaneous and mucocutaneous leishmaniasis	0 (0 to 0)	0 (0 to 0)	0 (0 to 0)	0 (0 to 0)	0 (0 to 0)	0 (0 to 0)	0 (0 to 0)	0 (0 to 0)	0 (0 to 0)	0 (0 to 0)	0 (0 to 0)	0 (0 to 0)	0 (0 to 0)	0 (0 to 0)	0 (0 to 0)	0 (0 to 0)	0 (0 to 0)	0 (0 to 0)	0 (0 to 0)	0 (0 to 0)	0 (0 to 0)	0 (0 to 0)	0 (0 to 0)	0 (0 to 0)	0 (0 to 0)	0
African trypanosomiasis	0 (0 to 0)	0 (0 to 0)	0 (0 to 0)	0 (0 to 0)	0 (0 to 0)	0 (0 to 0)	0 (0 to 0)	0 (0 to 0)	0 (0 to 0)	0 (0 to 0)	0 (0 to 0)	0 (0 to 0)	0 (0 to 0)	0 (0 to 0)	0 (0 to 0)	0 (0 to 0)	0 (0 to 0)	0 (0 to 0)	0 (0 to 0)	0 (0 to 0)	0 (0 to 0)	0 (0 to 0)	0 (0 to 0)	0 (0 to 0)	0 (0 to 0)	0
Schistosomiasis	0 (0 to 0)	0 (0 to 0)	0 (0 to 0)	0 (0 to 0)	0 (0 to 0)	0 (0 to 0)	0 (0 to 0)	0 (0 to 0)	0 (0 to 0)	0 (0 to 0)	0 (0 to 0)	0 (0 to 0)	0 (0 to 0)	0 (0 to 0)	0 (0 to 0)	0 (0 to 0)	0 (0 to 0)	0 (0 to 0)	0 (0 to 0)	0 (0 to 0)	0 (0 to 0)	0 (0 to 0)	0 (0 to 0)	0 (0 to 0)	0 (0 to 0)	0
Cysticercosis	0 (0 to 0)	0 (0 to 0)	0 (0 to 0)	0 (0 to 0)	0 (0 to 0)	0 (0 to 0)	0 (0 to 0)	0 (0 to 0)	0 (0 to 0)	0 (0 to 0)	0 (0 to 0)	0 (0 to 0)	0 (0 to 0)	0 (0 to 0)	0 (0 to 0)	0 (0 to 0)	0 (0 to 0)	0 (0 to 0)	0 (0 to 0)	0 (0 to 0)	0 (0 to 0)	0 (0 to 0)	0 (0 to 0)	0 (0 to 0)	0 (0 to 0)	0
Cystic echinococcosis	0 (0 to 0)	0 (0 to 0)	0 (0 to 0)	0 (0 to 0)	0 (0 to 0)	0 (0 to 0)	0 (0 to 0)	0 (0 to 0)	0 (0 to 0)	0 (0 to 0)	0 (0 to 0)	0 (0 to 0)	0 (0 to 0)	0 (0 to 0)	0 (0 to 0)	0 (0 to 0)	0 (0 to 0)	0 (0 to 0)	0 (0 to 0)	0 (0 to 0)	0 (0 to 0)	0 (0 to 0)	0 (0 to 0)	0 (0 to 0)	0 (0 to 0)	0.7
Lymphatic filariasis	0 (0 to 0)	0 (0 to 0)	0 (0 to 0)	0 (0 to 0)	0 (0 to 0)	0 (0 to 0)	0 (0 to 0)	0 (0 to 0)	0 (0 to 0)	0 (0 to 0)	0 (0 to 0)	0 (0 to 0)	0 (0 to 0)	0 (0 to 0)	0 (0 to 0)	0 (0 to 0)	0 (0 to 0)	0 (0 to 0)	0 (0 to 0)	0 (0 to 0)	0 (0 to 0)	0 (0 to 0)	0 (0 to 0)	0 (0 to 0)	0 (0 to 0)	0
Onchocerciasis	0 (0 to 0)	0 (0 to 0)	0 (0 to 0)	0 (0 to 0)	0 (0 to 0)	0 (0 to 0)	0 (0 to 0)	0 (0 to 0)	0 (0 to 0)	0 (0 to 0)	0 (0 to 0)	0 (0 to 0)	0 (0 to 0)	0 (0 to 0)	0 (0 to 0)	0 (0 to 0)	0 (0 to 0)	0 (0 to 0)	0 (0 to 0)	0 (0 to 0)	0 (0 to 0)	0 (0 to 0)	0 (0 to 0)	0 (0 to 0)	0 (0 to 0)	0
Trachoma	0 (0 to 0)	0 (0 to 0)	0 (0 to 0)	0 (0 to 0)	0 (0 to 0)	0 (0 to 0)	0 (0 to 0)	0 (0 to 0)	0 (0 to 0)	0 (0 to 0)	0 (0 to 0)	0 (0 to 0)	0 (0 to 0)	0 (0 to 0)	0 (0 to 0)	0 (0 to 0)	0 (0 to 0)	0 (0 to 0)	0 (0 to 0)	0 (0 to 0)	0 (0 to 0)	0 (0 to 0)	0 (0 to 0)	0 (0 to 0)	0 (0 to 0)	0
Dengue	0 (0 to 0)	0 (0 to 0)	0 (0 to 0)	0 (0 to 0)	0 (0 to 0)	0 (0 to 0)	0 (0 to 0)	0 (0 to 0)	0 (0 to 0)	0 (0 to 0)	0 (0 to 0)	0 (0 to 0)	0 (0 to 0)	0 (0 to 0)	0 (0 to 0)	0 (0 to 0)	0 (0 to 0)	0 (0 to 0)	0 (0 to 0)	0 (0 to 0)	0 (0 to 0)	0 (0 to 0)	0 (0 to 0)	0 (0 to 0)	0 (0 to 0)	0
Yellow fever	0 (0 to 0)	0 (0 to 0)	0 (0 to 0)	0 (0 to 0)	0 (0 to 0)	0 (0 to 0)	0 (0 to 0)	0 (0 to 0)	0 (0 to 0)	0 (0 to 0)	0 (0 to 0)	0 (0 to 0)	0 (0 to 0)	0 (0 to 0)	0 (0 to 0)	0 (0 to 0)	0 (0 to 0)	0 (0 to 0)	0 (0 to 0)	0 (0 to 0)	0 (0 to 0)	0 (0 to 0)	0 (0 to 0)	0 (0 to 0)	0 (0 to 0)	0
Rabies	0 (0 to 0)	0 (0 to 0)	0 (0 to 0)	0 (0 to 0)	0 (0 to 0)	0 (0 to 0)	0 (0 to 0)	0 (0 to 0)	0 (0





SR Table 2a. Scotland DALYS by cause and sex aroun for males with 95% uncertainty intervals, 2019

Cause	Early Neonatal	Late Neonatal	Post-Neonatal	1 to 4	5 to 9	10 to 14	15 to 19	20 to 24	25 to 29	30 to 34	35 to 39	40 to 44	45 to 49	50 to 54	55 to 59	60 to 64	65 to 69	70 to 74	75 to 79	80 to 84	85 to 89	90 to 94	95 plus	Total
All causes	4,000 (2,700 to 5,600)	1,570 (1,160 to 2,100)	3,130 (2,200 to 4,380)	2,500 (2,030 to 2,970)	1,660 (1,350 to 1,990)	5,000 (4,410 to 11,400)	15,300 (12,300 to 18,900)	24,900 (20,000 to 29,800)	29,000 (24,000 to 35,200)	29,000 (24,000 to 34,800)	29,000 (24,000 to 35,200)	29,000 (23,900 to 34,800)	29,000 (24,300 to 34,800)	30,900 (25,900 to 36,900)	34,000 (28,900 to 40,600)	36,900 (30,900 to 43,900)	39,700 (33,100 to 46,900)	47,200 (39,600 to 56,200)	66,400 (56,000 to 77,100)	96,400 (82,200 to 107,000)	110,000 (103,000 to 120,000)	83,000 (70,700 to 94,900)	1,000,000
Communicable, maternal, neonatal, and nutritional diseases	2,890 (1,880 to 4,280)	963 (606 to 1,560)	1,040 (639 to 1,740)	680 (429 to 1,140)	492 (304 to 824)	764 (423 to 1,230)	720 (423 to 1,230)	927 (543 to 1,490)	1,210 (723 to 1,870)	1,340 (820 to 2,060)	1,340 (820 to 2,060)	1,450 (885 to 2,220)	1,450 (885 to 2,220)	1,750 (1,060 to 2,710)	1,870 (1,130 to 2,930)	1,930 (1,160 to 2,990)	1,930 (1,160 to 2,990)	1,930 (1,160 to 2,990)	2,220 (1,330 to 3,410)	2,970 (1,780 to 4,750)	2,970 (1,630 to 4,450)	3,160 (1,920 to 3,870)	1,960 (1,020 to 2,440)	938 (683 to 1,770)	39,900
HIV/AIDS and sexually transmitted infections	0 (0 to 0)	0 (0 to 0)	6.2 (5.2 to 7.4)	9.1 (7.3 to 11)	3.6 (2.6 to 5.1)	3.4 (2.6 to 4.1)	17.7 (14 to 21)	79.6 (67.2 to 94)	223 (187 to 264)	339 (287 to 402)	439 (369 to 521)	498 (419 to 594)	498 (419 to 594)	498 (419 to 594)	342 (287 to 407)	231 (194 to 275)	130 (109 to 154)	81.7 (68.5 to 97)	46.6 (37.5 to 56.2)	40.8 (32.8 to 49.2)	6.6 (3.6 to 9.6)	0.7 (1.4 to 4.6)	2,760
HIV/AIDS	0 (0 to 0)	0 (0 to 0)	6.2 (5.2 to 7.4)	9.1 (7.3 to 11)	3.3 (2.5 to 4.5)	3 (2.3 to 3.6)	16.5 (13.1 to 20)	78.6 (66.2 to 93)	222 (186 to 263)	332 (280 to 395)	396 (332 to 469)	396 (332 to 469)	400 (332 to 469)	400 (337 to 469)	334 (279 to 393)	223 (187 to 264)	123 (104 to 146)	76.9 (64.5 to 91)	43.5 (34.9 to 52.9)	16.5 (12.6 to 21)	3.4 (1.6 to 7.2)	0.1 (0.4 to 3.9)	2,680
HIV/AIDS - Drug-susceptible Tuberculosis	0 (0 to 0)	0 (0 to 0)	0.9 (0.4 to 1.7)	0.9 (0.4 to 1.7)	0.4 (0.2 to 0.8)	0.4 (0.2 to 0.7)	1.1 (0.5 to 2.1)	12.4 (5.8 to 23)	17.2 (8.1 to 32)	17.2 (8.1 to 32)	16.6 (7.8 to 31)	16.6 (7.8 to 31)	16.4 (7.8 to 31)	11.7 (5.5 to 22)	8.2 (3.9 to 15)	3.9 (1.8 to 7.4)	2.4 (1.1 to 4.5)	0.9 (0.4 to 1.7)	0.3 (0.1 to 0.6)	0.1 (0 to 0.2)	0 (0 to 0)	0 (0 to 0)	116
HIV/AIDS - Multidrug-resistant Tuberculosis without extensive	0 (0 to 0)	0 (0 to 0)	0.1 (0 to 0.2)	0.1 (0 to 0.2)	0.1 (0 to 0.2)	0.1 (0 to 0.1)	0.1 (0 to 0.1)	0.2 (0 to 0.7)	0.3 (0 to 0.9)	0.3 (0 to 0.9)	0.3 (0 to 0.9)	0.3 (0 to 0.9)	0.3 (0 to 0.9)	0.2 (0 to 0.7)	0.2 (0 to 0.6)	0.1 (0 to 0.4)	0.1 (0 to 0.3)	0.1 (0 to 0.2)	0 (0 to 0.1)	0 (0 to 0)	0 (0 to 0)	0 (0 to 0)	9.6
HIV/AIDS - Extensively drug-resistant Tuberculosis	0 (0 to 0)	0 (0 to 0)	0 (0 to 0)	0 (0 to 0)	0 (0 to 0)	0 (0 to 0)	0 (0 to 0)	0 (0 to 0)	0 (0 to 0)	0 (0 to 0)	0 (0 to 0)	0 (0 to 0)	0 (0 to 0)	0 (0 to 0)	0 (0 to 0)	0 (0 to 0)	0 (0 to 0)	0 (0 to 0)	0 (0 to 0)	0 (0 to 0)	0 (0 to 0)	0 (0 to 0)	0 (0 to 0)	1.4
HIV/AIDS resulting in other diseases	0 (0 to 0)	0 (0 to 0)	0 (0 to 0.2)	0 (0 to 0.2)	0 (0 to 0.2)	0.2 (0 to 0.7)	1.1 (0.4 to 2.6)	0.8 (0.3 to 2.1)	4.4 (1.7 to 10)	6.9 (2.7 to 16)	7.6 (3 to 17)	7.6 (3 to 17)	7.6 (3 to 17)	7.6 (3 to 17)	7.6 (3 to 17)	7.6 (3 to 17)	5.4 (2.1 to 12)	3.8 (1.5 to 8.7)	3.2 (1.2 to 7.3)	2.4 (0.9 to 5.5)	2.1 (0.8 to 4.8)	1.3 (0.5 to 3)	0.2 (0.1 to 0.5)	93.7
Sexually transmitted infections excluding HIV	0 (0 to 0)	0 (0 to 0)	0 (0 to 0)	0 (0 to 0)	0.2 (0.1 to 0.4)	0.4 (0.2 to 0.7)	1.2 (0.6 to 2.1)	0.8 (0.4 to 1.5)	0.6 (0.3 to 1.2)	0.6 (0.3 to 1.2)	0.6 (0.3 to 1.2)	0.6 (0.3 to 1.2)	0.6 (0.3 to 1.2)	0.6 (0.3 to 1.2)	0.6 (0.3 to 1.2)	0.6 (0.3 to 1.2)	0.6 (0.3 to 1.2)	0.6 (0.3 to 1.2)	0.6 (0.3 to 1.2)	0.6 (0.3 to 1.2)	0.6 (0.3 to 1.2)	0.6 (0.3 to 1.2)	79.7
Syphilis	0 (0 to 0)	0 (0 to 0)	0 (0 to 0)	0 (0 to 0)	0 (0 to 0)	0 (0 to 0)	0.1 (0 to 0.2)	0.6 (0.2 to 1.3)	0.6 (0.2 to 1.3)	0.6 (0.2 to 1.3)	0.6 (0.2 to 1.3)	0.6 (0.2 to 1.3)	0.6 (0.2 to 1.3)	1.1 (0.7 to 1.7)	1.1 (0.7 to 1.7)	1.2 (0.8 to 1.7)	1.2 (0.8 to 1.7)	1.3 (0.9 to 1.9)	1.3 (0.9 to 1.9)	0.6 (0.4 to 0.9)	0.3 (0.2 to 0.5)	0.1 (0.1 to 0.2)	13.2
Chlamydial infection	0 (0 to 0)	0 (0 to 0)	0 (0 to 0)	0 (0 to 0)	0 (0 to 0)	0 (0 to 0)	0 (0 to 0)	0 (0 to 0)	0 (0 to 0)	0 (0 to 0)	0 (0 to 0)	0 (0 to 0)	0 (0 to 0)	0 (0 to 0)	0 (0 to 0)	0 (0 to 0)	0 (0 to 0)	0 (0 to 0)	0 (0 to 0)	0 (0 to 0)	0 (0 to 0)	0 (0 to 0)	0 (0 to 0)	1
Gonococcal infection	0 (0 to 0)	0 (0 to 0)	0 (0 to 0)	0 (0 to 0)	0 (0 to 0)	0 (0 to 0)	0 (0 to 0)	0 (0 to 0)	0 (0 to 0)	0 (0 to 0)	0 (0 to 0)	0 (0 to 0)	0 (0 to 0)	0 (0 to 0)	0 (0 to 0)	0 (0 to 0)	0 (0 to 0)	0 (0 to 0)	0 (0 to 0)	0 (0 to 0)	0 (0 to 0)	0 (0 to 0)	0 (0 to 0)	1.4
Trichomoniasis	0 (0 to 0)	0 (0 to 0)	0 (0 to 0)	0 (0 to 0)	0 (0 to 0)	0 (0 to 0)	0.2 (0 to 0.5)	0.6 (0.1 to 1.4)	0.7 (0.2 to 1.6)	0.8 (0.2 to 1.8)	0.7 (0.2 to 1.6)	0.7 (0.2 to 1.6)	0.6 (0.2 to 1.4)	0.4 (0.1 to 1)	0.2 (0 to 0.5)	0.2 (0 to 0.5)	0.1 (0 to 0.3)	0.1 (0 to 0.3)	0 (0 to 0.1)	0 (0 to 0)	0 (0 to 0)	0 (0 to 0)	0 (0 to 0)	9.2
Genital herpes	0 (0 to 0)	0 (0 to 0)	0 (0 to 0)	0 (0 to 0)	0 (0 to 0)	0 (0 to 0)	0 (0 to 0)	0 (0 to 0)	0 (0 to 0)	0 (0 to 0)	0 (0 to 0)	0 (0 to 0)	0 (0 to 0)	0 (0 to 0)	0 (0 to 0)	0 (0 to 0)	0 (0 to 0)	0 (0 to 0)	0 (0 to 0)	0 (0 to 0)	0 (0 to 0)	0 (0 to 0)	0 (0 to 0)	1.4
Other sexually transmitted infections	0 (0 to 0)	0 (0 to 0)	0 (0 to 0)	0 (0 to 0)	0 (0 to 0.3)	0 (0 to 0.3)	0 (0 to 0.3)	0 (0 to 0.3)	0 (0 to 0.3)	0 (0 to 0.3)	0 (0 to 0.3)	0 (0 to 0.3)	0 (0 to 0.3)	0 (0 to 0.3)	0 (0 to 0.3)	0 (0 to 0.3)	0 (0 to 0.3)	0 (0 to 0.3)	0 (0 to 0.3)	0 (0 to 0.3)	0 (0 to 0.3)	0 (0 to 0.3)	0 (0 to 0.3)	1.6
Respiratory infections and tuberculosis	28.6 (19.6 to 46.4)	32.3 (21.9 to 46.8)	161 (107 to 297)	294 (197 to 427)	232 (176 to 449)	239 (159 to 342)	224 (134 to 331)	289 (178 to 393)	402 (257 to 562)	444 (277 to 634)	529 (339 to 698)	629 (406 to 856)	629 (406 to 856)	629 (406 to 856)	629 (406 to 856)	629 (406 to 856)	629 (406 to 856)	629 (406 to 856)	629 (406 to 856)	629 (406 to 856)	629 (406 to 856)	629 (406 to 856)	629 (406 to 856)	20,200
Tuberculosis	0 (0 to 0)	0 (0 to 0)	0.3 (0.3 to 0.7)	0.7 (0.6 to 1.7)	0.5 (0.4 to 1)	2.7 (2.6 to 5.1)	2.7 (1.9 to 3.6)	23.7 (9.9 to 12.2)	29.5 (13.2 to 33)	33.7 (15.7 to 37.7)	29.5 (13.9 to 32.7)	29.5 (13.9 to 32.7)	29.5 (13.9 to 32.7)	29.5 (13.9 to 32.7)	29.5 (13.9 to 32.7)	44 (21.8 to 48.9)	27.9 (13.9 to 31.2)	44 (21.8 to 48.9)	27.9 (13.9 to 31.2)	66.2 (33.9 to 74.2)	66.2 (33.9 to 74.2)	66.2 (33.9 to 74.2)	539
Latent tuberculosis infection	0 (0 to 0)	0 (0 to 0)	0 (0 to 0)	0 (0 to 0)	0 (0 to 0)	0 (0 to 0)	0 (0 to 0)	0 (0 to 0)	0 (0 to 0)	0 (0 to 0)	0 (0 to 0)	0 (0 to 0)	0 (0 to 0)	0 (0 to 0)	0 (0 to 0)	0 (0 to 0)	0 (0 to 0)	0 (0 to 0)	0 (0 to 0)	0 (0 to 0)	0 (0 to 0)	0 (0 to 0)	0 (0 to 0)	0
Drug-susceptible Tuberculosis	0 (0 to 0)	0 (0 to 0)	0.6 (0.6 to 1.4)	1.2 (0.9 to 1.7)	0.7 (0.5 to 1)	0.6 (0.4 to 0.8)	2.6 (1.7 to 3.7)	7.6 (5.2 to 11)	19.4 (13.1 to 28)	21.6 (14.7 to 31)	24.6 (16.7 to 35)	24.6 (16.7 to 35)	24.6 (16.7 to 35)	24.6 (16.7 to 35)	24.6 (16.7 to 35)	24.6 (16.7 to 35)	24.6 (16.7 to 35)	24.6 (16.7 to 35)	24.6 (16.7 to 35)	24.6 (16.7 to 35)	24.6 (16.7 to 35)	24.6 (16.7 to 35)	509
Multidrug-resistant tuberculosis without extensive drug-resistar	0 (0 to 0)	0 (0 to 0)	0 (0 to 0)	0 (0 to 0)	0 (0 to 0)	0 (0 to 0)	0.1 (0 to 0.1)	0.2 (0 to 0.5)	0.6 (0.2 to 1.4)	0.8 (0.3 to 1.8)	0.9 (0.3 to 2)	0.9 (0.3 to 2)	0.9 (0.3 to 2)	1.2 (0.4 to 2.7)	1.5 (0.5 to 3.4)	1.7 (0.6 to 3.8)	1.9 (0.7 to 4.2)	2.2 (0.8 to 4.9)	2.5 (0.9 to 5.6)	2.2 (0.8 to 5)	1.8 (0.6 to 4.1)	0.4 (0.1 to 1)	29.7
Extensively drug-resistant tuberculosis	0 (0 to 0)	0 (0 to 0)	0 (0 to 0)	0 (0 to 0)	0 (0 to 0)	0 (0 to 0)	0 (0 to 0)	0 (0 to 0)	0 (0 to 0)	0 (0 to 0)	0 (0 to 0)	0 (0 to 0)	0 (0 to 0)	0 (0 to 0)	0 (0 to 0)	0 (0 to 0)	0 (0 to 0)	0 (0 to 0)	0 (0 to 0)	0 (0 to 0)	0 (0 to 0)	0 (0 to 0)	0 (0 to 0)	1.4
Lower respiratory infections	28.1 (19.6 to 46.4)	32.1 (21.9 to 46.8)	132 (89.2 to 181)	169 (120 to 221)	27.4 (17.6 to 32.1)	24.1 (15.2 to 28.6)	47.6 (29.6 to 67.8)	79.6 (50.2 to 114)	99.2 (62.3 to 142)	126 (79.3 to 180)	163 (101 to 232)	171 (107 to 244)	236 (149 to 337)	315 (200 to 450)	476 (302 to 679)	542 (345 to 773)	691 (440 to 986)	991 (631 to 1,410)	1,150 (732 to 1,640)	1,450 (923 to 2,060)	1,790 (1,140 to 2,540)	2,230 (1,420 to 3,160)	1,790 (1,140 to 2,540)	16,900
Upper respiratory infections	0.3 (0 to 0.5)	0.1 (0 to 0.2)	0.8 (0.2 to 2.1)	180 (120 to 281)	7.5 (4.5 to 11)	190 (120 to 281)	133 (83.1 to 196)	191 (119 to 284)	196 (122 to 290)	191 (119 to 284)	194 (121 to 287)	191 (119 to 284)	140 (87.5 to 207)	140 (87.5 to 207)	140 (87.5 to 207)	140 (87.5 to 207)	140 (87.5 to 207)	140 (87.5 to 207)	140 (87.5 to 207)	140 (87.5 to 207)	140 (87.5 to 207)	140 (87.5 to 207)	140 (87.5 to 207)	2,290
Otitis media	0 (0 to 0)	0 (0 to 0)	0.2 (0.2 to 12.3)	0.2 (0.2 to 16.6)	0.2 (0.2 to 16.6)	0.2 (0.2 to 16.6)	0.2 (0.2 to 16.6)	0.2 (0.2 to 16.6)	0.2 (0.2 to 16.6)	0.2 (0.2 to 16.6)	0.2 (0.2 to 16.6)	0.2 (0.2 to 16.6)	0.2 (0.2 to 16.6)	0.2 (0.2 to 16.6)	0.2 (0.2 to 16.6)	0.2 (0.2 to 16.6)	0.2 (0.2 to 16.6)	0.2 (0.2 to 16.6)	0.2 (0.2 to 16.6)	0.2 (0.2 to 16.6)	0.2 (0.2 to 16.6)	0.2 (0.2 to 16.6)	0.2
Enteric infections	11.7 (2 to 0.3)	11.7 (9.6 to 19.9)	147 (98 to 208)	190 (113 to 307)	178 (84.2 to 190)	178 (69.3 to 190)	87.4 (39.4 to 102)	69.6 (28.5 to 82.5)	66.7 (28.5 to 82.5)	71 (28.5 to 82.5)	66.2 (28.5 to 82.5)	66.2 (28.5 to 82.5)	66.2 (28.5 to 82.5)	71 (28.5 to 82.5)	67.9 (28.5 to 82.5)	66.3 (28.5 to 82.5)	102 (28.5 to 82.5)	142 (28.5 to 82.5)	179 (28.5 to 82.5)	252 (127 to 256)	179 (72.5 to 256)	252 (127 to 256)	2,430
Diarrheal diseases	11.7 (2 to 0.3)	11.7 (9.6 to 19.9)	146 (97.7 to 208)	190 (122 to 306)	178 (83.9 to 189)	178 (69.3 to 189)	86.9 (39.3 to 102)	69.3 (28.5 to 82.5)	66.5 (28.5 to 82.5)	70.8 (28.5 to 82.5)	66.1 (28.5 to 82.5)	66.1 (28.5 to 82.5)	66.1 (28.5 to 82.5)	70.8 (28.5 to 82.5)	67.8 (28.5 to 82.5)	66.2 (28.5 to 82.5)	102 (28.5 to 82.5)	142 (28.5 to 82.5)	179 (72.5 to 256)	252 (127 to 256)	179 (72.5 to 256)	252 (127 to 256)	2,430
Typhoid and paratyphoid	0 (0 to 0)	0 (0 to 0)	0 (0 to 0)	0 (0 to 0)	0 (0 to 0)	0 (0 to 0)	0 (0 to 0)	0 (0 to 0)	0 (0 to 0)	0 (0 to 0)	0 (0 to 0)	0 (0 to 0)	0 (0 to 0)	0 (0 to 0)	0 (0 to 0)	0 (0 to 0)	0 (0 to 0)	0 (0 to 0)	0 (0 to 0)	0 (0 to 0)	0 (0 to 0)	0 (0 to 0)	0 (0 to 0)	0.3
Typhoid fever	0 (0 to 0)	0 (0 to 0)	0 (0 to 0)	0 (0 to 0)	0 (0 to 0)	0 (0 to 0)	0 (0 to 0)	0 (0 to 0)	0 (0 to 0)	0 (0 to 0)	0 (0 to 0)	0 (0 to 0)	0 (0 to 0)	0 (0 to 0)	0 (0 to 0)	0 (0 to 0)	0 (0 to 0)	0 (0 to 0)	0 (0 to 0)	0 (0 to 0)	0 (0 to 0)	0 (0 to 0)	0 (0 to 0)	0.3
Paratyphoid fever	0 (0 to 0)	0 (0 to 0)	0 (0 to 0)	0 (0 to 0)	0 (0 to 0)	0 (0 to 0)	0 (0 to 0)	0 (0 to 0)	0 (0 to 0)	0 (0 to 0)	0 (0 to 0)	0 (0 to 0)	0 (0 to 0)	0 (0 to 0)	0 (0 to 0)	0 (0 to 0)	0 (0 to 0)	0 (0 to 0)	0 (0 to 0)	0 (0 to 0)	0 (0 to 0)	0 (0 to 0)	0 (0 to 0)	0.2
Invasive Non-typhoidal Salmonella (iNTS)	0 (0 to 0.3)	0 (0 to 0.3)	0.2 (0.1 to 0.7)	0.2 (0.1 to 0.6)	0.2 (0.1 to 0.6)	0.1 (0 to 0.5)	0.1 (0 to 0.5)	0.2 (0 to 0.6)	0.2 (0 to 0.6)	0.2 (0 to 0.6)	0.2 (0 to 0.6)	0.2 (0 to 0.6)	0.2 (0 to 0.6)	0.2 (0 to 0.6)	0.2 (0 to 0.6)	0.1 (0 to 0.4)	0.1 (0 to 0.4)	0.1 (0 to 0.3)	0.1 (0 to 0.3)	0.1 (0 to 0.3)	0.1 (0 to 0.3)	0.1 (0 to 0.3)	0.1 (0 to 0.3)	13.6
Other intestinal infectious diseases	0 (0 to 0)	0.4 (0.2 to 1.3)	0.6 (0.3 to 1.9)	0.3 (0.2 to 1.3)	0.3 (0.2 to 1.3)	0.1 (0 to 0.4)	0.2 (0 to 0.6)	0.2 (0 to 0.6)	0.2 (0 to 0.6)	0.2 (0 to 0.6)	0.2 (0 to 0.6)	0.2 (0 to 0.6)	0.2 (0 to 0.6)	0.2 (0 to 0.6)	0.2 (0 to 0.6)	0.2 (0 to 0.6)	0.2 (0 to 0.6)	0.2 (0 to 0.6)	0.2 (0 to 0.6)	0.2 (0 to 0.6)	0.2 (0 to 0.6)	0.2 (0 to 0.6)	0.2 (0 to 0.6)	9.2
Neglected tropical diseases and malaria	0.1 (0 to 0.2)	0.2 (0 to 0.5)	1.1 (0.7 to 2.3)	1.3 (0.8 to 2.6)	0.8 (0.5 to 1.6)	0.8 (0.5 to 1.6)	0.7 (0.4 to 1.3)	1.2 (0.7 to 2.1)	2.2 (1.3 to 3.7)	2.6 (1.5 to 4.3)	1.9 (1.1 to 3.2)	2.4 (1.4 to 3.9)	2.4 (1.4 to 3.9)	1.8 (1.1 to 3.1)	1.4 (0.8 to 2.4)	0.7 (0.4 to 1.2)	0.5 (0.3 to 0.9)	0.3 (0.2 to 0.6)	0.2 (0.1 to 0.4)	0.1 (0 to 0.2)	0 (0 to 0.1)	0 (0 to 0.1)	37.2
Malaria	0 (0 to 0)	0 (0 to 0)	0 (0 to 0)	0 (0 to 0)	0 (0 to 0)	0 (0 to 0)	0 (0 to 0)	0 (0 to 0)	0 (0 to 0)	0 (0 to 0)	0 (0 to 0)	0 (0 to 0)	0 (0 to 0)	0 (0 to 0)	0 (0 to 0)	0 (0 to 0)	0 (0 to 0)	0 (0 to 0)	0 (0 to 0)	0 (0 to 0)	0 (0 to 0)	0 (0 to 0)	0 (0 to 0)	0
Chagas disease	0 (0 to 0)	0 (0 to 0)	0 (0 to 0)	0 (0 to 0)	0 (0 to 0)	0 (0 to 0)	0 (0 to 0)	0 (0 to 0)	0 (0 to 0)	0 (0 to 0)	0 (0 to 0)	0 (0 to 0)	0 (0 to 0)	0 (0 to 0)	0 (0 to 0)	0 (0 to 0)	0 (0 to 0)	0 (0 to 0)	0 (0 to 0)	0 (0 to 0)	0 (0 to 0)	0 (0 to 0)	0 (0 to 0)	0.5
Leishmaniasis	0 (0 to 0)	0 (0 to 0)	0 (0 to 0)	0 (0 to 0)	0 (0 to 0)	0 (0 to 0)	0 (0 to 0)	0 (0 to 0)	0 (0 to 0)	0 (0 to 0)	0 (0 to 0)	0 (0 to 0)	0 (0 to 0)	0 (0 to 0)	0 (0 to 0)	0 (0 to 0)	0 (0 to 0)	0 (0 to 0)	0 (0 to 0)	0 (0 to 0)	0 (0 to 0)	0 (0 to 0)	0 (0 to 0)	0
Visceral leishmaniasis	0 (0 to 0)	0 (0 to 0)	0 (0 to 0)	0 (0 to 0)	0 (0 to 0)	0 (0 to 0)	0 (0 to 0)	0 (0 to 0)	0 (0 to 0)	0 (0 to 0)	0 (0 to 0)	0 (0 to 0)	0 (0 to 0)	0 (0 to 0)	0 (0 to 0)	0 (0 to 0)	0 (0 to 0)	0 (0 to 0)	0 (0 to 0)	0 (0 to 0)	0 (0 to 0)	0 (0 to 0)	0 (0 to 0)	0
Cutaneous and mucocutaneous leishmaniasis	0 (0 to 0)	0 (0 to 0)	0 (0 to 0)	0 (0 to 0)	0 (0 to 0)	0 (0 to 0)	0 (0 to 0)	0 (0 to 0)	0 (0 to 0)	0 (0 to 0)	0 (0 to 0)	0 (0 to 0)	0 (0 to 0)	0 (0 to 0)	0 (0 to 0)	0 (0 to 0)	0 (0 to 0)	0 (0 to 0)	0 (0 to 0)	0 (0 to 0)	0 (0 to 0)	0 (0 to 0)	0 (0 to 0)	0
African trypanosomiasis	0 (0 to 0)	0 (0 to 0)	0 (0 to 0)	0 (0 to 0)	0 (0 to 0)	0 (0 to 0)	0 (0 to 0)	0 (0 to 0)	0 (0 to 0)	0 (0 to 0)	0 (0 to 0)	0 (0 to 0)	0 (0 to 0)	0 (0 to 0)	0 (0 to 0)	0 (0 to 0)	0 (0 to 0)	0 (0 to 0)	0 (0 to 0)	0 (0 to 0)	0 (0 to 0)	0 (0 to 0)	0 (0 to 0)	0
Schistosomiasis	0 (0 to 0)	0 (0 to 0)	0 (0 to 0)	0 (0 to 0)	0 (0 to 0)	0 (0 to 0)	0 (0 to 0)	0 (0 to 0)	0 (0 to 0)	0 (0 to 0)	0 (0 to 0)	0 (0 to 0)	0 (0 to 0)	0 (0 to 0)	0 (0 to 0)	0 (0 to 0)	0 (0 to 0)	0 (0 to 0)	0 (0 to 0)	0 (0 to 0)	0 (0 to 0)	0 (0 to 0)	0 (0 to 0)	0
Cysticercosis	0 (0 to 0)	0 (0 to 0)	0 (0 to 0)	0 (0 to 0)	0 (0 to 0)	0 (0 to 0)	0 (0 to 0)	0 (0 to 0)	0 (0 to 0)	0 (0 to 0)	0 (0 to 0)	0 (0 to 0)	0 (0 to 0)	0 (0 to 0)	0 (0 to 0)	0 (0 to 0)	0 (0 to 0)	0 (0 to 0)	0 (0 to 0)	0 (0 to 0)	0 (0 to 0)	0 (0 to 0)	0 (0 to 0)	0
Cystic echinococcosis	0 (0 to 0)	0 (0 to 0)	0 (0 to 0)	0 (0 to 0)	0 (0 to 0)	0 (0 to 0)	0 (0 to 0)	0 (0 to 0)	0 (0 to 0)	0 (0 to 0)	0 (0 to 0)	0 (0 to 0)	0 (0 to 0)	0 (0 to 0)	0 (0 to 0)	0 (0 to 0)	0 (0 to 0)	0 (0 to 0)	0 (0 to 0)	0 (0 to 0)	0 (0 to 0)	0 (0 to 0)	0 (0 to 0)	1.3
Lymphatic filariasis	0 (0 to 0)	0 (0 to 0)	0 (0 to 0)	0 (0 to 0)	0 (0 to 0)	0 (0 to 0)	0 (0 to 0)	0 (0 to 0)	0 (0 to 0)	0 (0 to 0)	0 (0 to 0)	0 (0 to 0)	0 (0 to 0)	0 (0 to 0)	0 (0 to 0)	0 (0 to 0)	0 (0 to 0)	0 (0 to 0)	0 (0 to 0)	0 (0 to 0)	0 (0 to 0)	0 (0 to 0)	0 (0 to 0)	0
Onchocerciasis	0 (0 to 0)	0 (0 to 0)	0 (0 to 0)	0 (0 to 0)	0 (0 to 0)	0 (0 to 0)	0 (0 to 0)	0 (0 to 0)	0 (0 to 0)	0 (0 to 0)	0 (0 to 0)	0 (0 to 0)	0 (0 to 0)	0 (0 to 0)	0 (0 to 0)	0 (0 to 0)	0 (0 to 0)	0 (0 to 0)	0 (0 to 0)	0 (0 to 0)	0 (0 to 0)	0 (0 to 0)	0 (0 to 0)	0
Trachoma	0 (0 to 0)	0 (0 to 0)	0 (0 to 0)	0 (0 to 0)	0 (0 to 0)	0 (0 to 0)	0 (0 to 0)	0 (0 to 0)	0 (0 to 0)	0 (0 to 0)	0 (0 to 0)	0 (0 to 0)	0 (0 to 0)	0 (0 to 0)	0 (0 to 0)	0 (0 to 0)	0 (0 to 0)	0 (0 to 0)	0 (0 to 0)	0 (0 to 0)	0 (0 to 0)	0 (0 to 0)	0 (0 to 0)	0
Dengue	0 (0 to 0)	0 (0 to 0)	0 (0 to 0)	0 (0 to 0)	0 (0 to 0)	0 (0 to 0)	0 (0 to 0)	0 (0 to 0)	0 (0 to 0)	0 (0 to 0)	0 (0 to 0)	0 (0 to 0)	0 (0 to 0)	0 (0 to 0)	0 (0 to 0)	0 (0 to 0)	0 (0 to 0)	0 (0 to 0)	0 (0 to 0)	0 (0 to 0)	0 (0 to 0)	0 (0 to 0)	0 (0 to 0)	0
Yellow fever	0 (0 to 0)	0 (0 to 0)	0 (0 to 0)	0 (0 to 0)	0 (0 to 0)	0 (0 to 0)	0 (0 to 0)	0 (0 to 0)	0 (0 to 0)	0 (0 to 0)	0 (0 to 0)	0 (0 to 0)	0 (0 to 0)	0 (0 to 0)	0 (0 to 0)	0 (0 to 0)	0 (0 to 0)	0 (0 to 0)	0 (0 to 0)	0 (0 to 0)	0 (0 to 0)	0 (0 to 0)	0 (0 to 0)	0
Rabies	0 (0 to 0)	0 (0 to 0)	0 (0 to 0)	0 (0 to 0)	0 (0 to 0)	0 (0 to 0)	0 (0 to 0)	0 (0 to 0)	0 (0 to 0)	0 (0 to 0)	0 (0 to 0)	0 (0 to 0)	0 (0 to 0)	0 (0 to 0)	0 (0 to 0)	0 (0 to 0)	0 (0 to 0)	0 (0 to 0)	0 (0 to 0)	0 (0 to 0)	0 (0 to 0)	0 (0 to 0)	0 (0 to 0)	0.7
Intestinal nematode infections	0 (0 to 0)	0 (0 to 0)	0 (0 to 0)	0 (0 to 0)	0 (0 to 0)	0 (0 to 0)	0 (0 to 0)	0 (0 to 0)	0 (0 to 0)	0 (0 to 0)	0 (0 to 0)	0 (0 to 0)	0 (0 to 0)	0 (0 to 0)	0 (0 to 0)	0 (0 to 0)	0 (0 to 0)	0 (0 to 0)	0 (0 to 0)	0 (0 to 0)	0 (0 to 0)	0 (0 to 0)	0 (0 to 0)	0
Ascariasis	0 (0 to 0)	0 (0 to 0)	0 (0 to 0)	0 (0 to 0)	0 (0 to 0)	0 (0 to 0)	0 (0 to 0)	0 (0 to 0)	0 (0 to 0)	0 (0 to 0)	0 (0 to 0)	0 (0 to 0)	0 (0 to 0)	0 (0 to 0)	0 (0 to 0)	0 (0 to 0)	0 (0 to 0)	0 (0 to 0)	0 (0 to 0)	0 (0 to 0)	0 (0 to 0)	0 (0 to 0)	0 (0 to 0)	0
Trichuriasis	0 (0 to 0)	0 (0 to 0)	0 (0 to 0)	0 (0 to 0)	0 (0 to 0)	0 (0 to 0)	0 (0 to 0)	0 (0 to 0)	0 (0 to 0)	0 (0 to 0)	0 (0 to 0)	0 (0 to 0)	0 (0 to 0)	0 (0 to 0)	0 (0 to 0)	0 (0 to 0)	0 (0 to 0)	0 (0 to 0)	0 (0 to 0)	0 (0 to 0)	0 (0 to 0)	0 (0 to 0)	0 (0 to 0)	0
Hookworm disease	0 (0 to 0)	0 (0 to 0)	0 (0 to 0)	0 (0 to 0)	0 (0 to 0)	0 (0 to 0)	0 (0 to 0)	0 (0 to 0)	0 (0 to 0)	0 (0 to 0)	0 (0 to 0)	0 (0 to 0)	0 (0 to 0)	0 (0 to 0)	0 (0 to 0)	0 (0 to 0)	0 (0 to 0)	0 (0 to 0)	0 (0 to 0)	0 (0 to 0)	0 (0 to 0)	0 (0 to 0)	0 (0 to 0)	0
Food-borne trematodiases	0 (0 to 0)	0 (0 to 0)	0 (0 to 0)	0 (0 to 0)	0 (0 to 0)	0 (0



Benign prostatic hyperplasia	0 (0 to 0)	0 (0 to 0)	0 (0 to 0)	0 (0 to 0)	0 (0 to 0)	0 (0 to 0)	0 (0 to 0)	0 (0 to 0)	0 (0 to 0)	0 (0 to 0)	0 (0 to 0)	0 (0 to 0)	2 (0 to 2)	18.3 (7.1 to 39.1)	167.7 (99.2 to 111)	194 (77.6 to 262)	202 (119 to 316)	320 (175 to 520)	239 (132 to 394)	143 (77.7 to 226)	97.6 (39.6 to 184.6)	16.1 (6.4 to 39.6)	2.4 (1.3 to 4.1)	1,610
Male infertility	0 (0 to 0)	0 (0 to 0)	0 (0 to 0)	0 (0 to 0)	0 (0 to 0)	0 (0 to 0)	0 (0 to 0)	0 (0 to 0)	0 (0 to 0)	0 (0 to 0)	0 (0 to 0)	0 (0 to 0)

SR Table 2a: South Sudan DALYS by cause and age group for males with 95% uncertainty intervals, 2019

Cause	Early Neonatal	Late Neonatal	Post Neonatal	1 to 4	5 to 9	10 to 14	15 to 19	20 to 24	25 to 29	30 to 34	35 to 39	40 to 44	45 to 49	50 to 54	55 to 59	60 to 64	65 to 69	70 to 74	75 to 79	80 to 84	85 to 89	90 to 94	95 plus	Total
All causes	479,000 (386,000 to 599,000)	131,000 (103,000 to 162,000)	999,000 (651,000 to 1,500,000)	1,060,000 (721,000 to 1,500,000)	170,000 (121,000 to 230,000)	102,000 (73,900 to 137,000)	105,000 (69,400 to 150,000)	84,000 (54,000 to 126,000)	67,000 (44,000 to 97,000)	63,400 (41,000 to 92,000)	76,100 (49,000 to 110,000)	84,600 (54,000 to 123,000)	97,100 (62,000 to 140,000)	97,900 (62,000 to 140,000)	76,000 (47,000 to 110,000)	49,400 (29,000 to 73,000)	34,700 (19,000 to 53,000)	22,900 (11,000 to 36,000)	10,000 (4,470 to 17,000)	3,640 (1,550 to 6,000)	987 (397 to 1,850)	2,810,000
Communicable, maternal, neonatal, and nutritional diseases	439,000 (349,000 to 549,000)	118,000 (92,900 to 146,000)	470,000 (367,000 to 599,000)	570,000 (446,000 to 700,000)	96,000 (68,900 to 136,000)	57,000 (37,000 to 82,400)	49,000 (23,300 to 84,900)	34,000 (14,000 to 62,200)	26,000 (9,000 to 52,000)	23,000 (7,000 to 47,000)	30,000 (10,000 to 57,000)	36,000 (14,000 to 62,000)	46,000 (20,000 to 77,000)	54,000 (28,000 to 84,000)	46,000 (26,000 to 68,000)	33,000 (20,000 to 50,000)	25,000 (15,000 to 38,000)	16,000 (8,000 to 26,000)	10,000 (4,000 to 17,000)	6,000 (2,000 to 11,000)	3,000 (1,000 to 5,000)	1,960,000
HIV/AIDS and sexually transmitted infections	24,000 (8,000 to 47,000)	6,000 (2,000 to 12,000)	16,000 (5,000 to 34,000)	5,000 (2,000 to 11,000)	3,000 (1,000 to 7,000)	3,000 (1,000 to 7,000)	5,000 (2,000 to 11,000)	7,000 (3,000 to 15,000)	9,000 (4,000 to 19,000)	11,000 (5,000 to 23,000)	15,000 (7,000 to 31,000)	19,000 (9,000 to 39,000)	23,000 (11,000 to 46,000)	25,000 (12,000 to 50,000)	23,000 (11,000 to 46,000)	17,000 (8,000 to 34,000)	12,000 (6,000 to 24,000)	8,000 (4,000 to 16,000)	5,000 (2,000 to 10,000)	3,000 (1,000 to 6,000)	1,000 (500 to 2,000)	136,000
HIV/AIDS	23,000 (8,000 to 46,000)	6,000 (2,000 to 12,000)	16,000 (5,000 to 33,000)	5,000 (2,000 to 11,000)	3,000 (1,000 to 7,000)	3,000 (1,000 to 7,000)	5,000 (2,000 to 11,000)	7,000 (3,000 to 15,000)	9,000 (4,000 to 19,000)	11,000 (5,000 to 23,000)	15,000 (7,000 to 31,000)	19,000 (9,000 to 39,000)	23,000 (11,000 to 46,000)	25,000 (12,000 to 50,000)	23,000 (11,000 to 46,000)	17,000 (8,000 to 34,000)	12,000 (6,000 to 24,000)	8,000 (4,000 to 16,000)	5,000 (2,000 to 10,000)	3,000 (1,000 to 6,000)	1,000 (500 to 2,000)	131,000
HIV/AIDS - Drug-susceptible Tuberculosis	0 (0 to 0)	0 (0 to 0)	779 (369 to 1,200)	1,400 (698 to 2,200)	929 (393 to 1,600)	554 (229 to 1,000)	897 (400 to 1,300)	366 (229 to 600)	578 (229 to 1,000)	1,000 (611 to 2,000)	1,000 (700 to 1,600)	1,000 (700 to 1,600)	1,000 (700 to 1,600)	1,100 (700 to 1,600)	1,000 (700 to 1,600)	1,000 (700 to 1,600)	1,000 (700 to 1,600)	1,000 (700 to 1,600)	1,000 (700 to 1,600)	1,000 (700 to 1,600)	1,000 (700 to 1,600)	1,000 (700 to 1,600)	17,700
HIV/AIDS - Multidrug-resistant Tuberculosis without extensi	0 (0 to 0)	0 (0 to 0)	26 (4 to 57)	46 (7 to 100)	30 (5 to 66)	18 (3 to 39)	29 (4 to 63)	12 (2 to 26)	19 (3 to 41)	33 (5 to 72)	24 (4 to 52)	30 (5 to 66)	37 (6 to 81)	35 (5 to 77)	30 (5 to 66)	23 (4 to 51)	16 (3 to 35)	10 (2 to 22)	6 (1 to 13)	3 (0 to 6)	1 (0 to 3)	0 (0 to 1)	1,000
HIV/AIDS - Extensively drug-resistant Tuberculosis	0 (0 to 0)	0 (0 to 0)	1.2 (0.1 to 3.0)	2.2 (0.2 to 5.6)	0.6 (0.1 to 1.5)	0.6 (0.1 to 1.5)	0.6 (0.2 to 1.5)	0.6 (0.1 to 1.5)	0.6 (0.1 to 1.5)	0.6 (0.2 to 1.5)	0.6 (0.1 to 1.5)	0.6 (0.1 to 1.5)	0.6 (0.1 to 1.5)	0.6 (0.1 to 1.5)	0.6 (0.1 to 1.5)	0.6 (0.1 to 1.5)	0.6 (0.1 to 1.5)	0.6 (0.1 to 1.5)	0.6 (0.1 to 1.5)	0.6 (0.1 to 1.5)	0.6 (0.1 to 1.5)	0.6 (0.1 to 1.5)	28.6
HIV/AIDS resulting in other diseases	0.3 (0.1 to 0.7)	0 (0 to 0.1)	1,600 (522 to 3,000)	2,900 (989 to 5,600)	2,600 (870 to 5,000)	2,600 (750 to 5,100)	2,600 (775 to 5,000)	1,200 (350 to 2,300)	1,200 (350 to 2,300)	2,200 (660 to 4,000)	3,000 (1,000 to 5,700)	3,000 (1,000 to 5,800)	4,000 (1,000 to 7,000)	4,000 (1,000 to 7,000)	3,000 (1,000 to 6,000)	2,000 (1,000 to 4,000)	1,000 (500 to 2,000)	690 (300 to 1,300)	230 (100 to 1,000)	90 (40 to 170)	20 (9 to 40)	0.7 (0.2 to 1.5)	41,600
Sexually transmitted infections excluding HIV	29,000 (8,000 to 62,000)	8,000 (2,000 to 18,000)	15,000 (4,000 to 34,000)	500 (100 to 1,000)	150 (40 to 340)	50 (10 to 110)	50 (10 to 110)	60 (10 to 130)	70 (10 to 150)	80 (20 to 170)	100 (20 to 210)	120 (30 to 250)	140 (30 to 290)	150 (40 to 310)	140 (40 to 290)	110 (30 to 230)	80 (20 to 170)	60 (20 to 120)	40 (10 to 80)	20 (5 to 40)	10 (3 to 20)	3 (1 to 6)	52,300
Syphilis	26,000 (6,130 to 60,000)	6,000 (1,400 to 14,000)	3,000 (600 to 7,000)	300 (100 to 700)	100 (30 to 200)	30 (7 to 70)	30 (8 to 80)	30 (8 to 80)	30 (8 to 80)	30 (8 to 80)	30 (8 to 80)	30 (8 to 80)	30 (8 to 80)	30 (8 to 80)	30 (8 to 80)	30 (8 to 80)	30 (8 to 80)	30 (8 to 80)	30 (8 to 80)	30 (8 to 80)	30 (8 to 80)	30 (8 to 80)	51,700
Chlamydial infection	0 (0 to 0)	0 (0 to 0)	0 (0 to 0)	0 (0 to 0)	0 (0 to 0)	0 (0 to 0)	0 (0 to 0)	0 (0 to 0)	0 (0 to 0)	0 (0 to 0)	0 (0 to 0)	0 (0 to 0)	0 (0 to 0)	0 (0 to 0)	0 (0 to 0)	0 (0 to 0)	0 (0 to 0)	0 (0 to 0)	0 (0 to 0)	0 (0 to 0)	0 (0 to 0)	0 (0 to 0)	0 (0 to 0)	67.6
Gonococcal infection	0 (0 to 0)	0 (0 to 0)	0 (0 to 0)	0 (0 to 0)	0 (0 to 0)	0 (0 to 0)	0 (0 to 0)	0 (0 to 0)	0 (0 to 0)	0 (0 to 0)	0 (0 to 0)	0 (0 to 0)	0 (0 to 0)	0 (0 to 0)	0 (0 to 0)	0 (0 to 0)	0 (0 to 0)	0 (0 to 0)	0 (0 to 0)	0 (0 to 0)	0 (0 to 0)	0 (0 to 0)	0 (0 to 0)	99.9
Trichomoniasis	0 (0 to 0)	0 (0 to 0)	0 (0 to 0)	0 (0 to 0)	0 (0 to 0)	0 (0 to 0)	0 (0 to 0)	0 (0 to 0)	0 (0 to 0)	0 (0 to 0)	0 (0 to 0)	0 (0 to 0)	0 (0 to 0)	0 (0 to 0)	0 (0 to 0)	0 (0 to 0)	0 (0 to 0)	0 (0 to 0)	0 (0 to 0)	0 (0 to 0)	0 (0 to 0)	0 (0 to 0)	0 (0 to 0)	0
Genital herpes	0 (0 to 0)	0 (0 to 0)	0 (0 to 0)	0 (0 to 0)	0 (0 to 0)	0 (0 to 0)	0 (0 to 0)	0 (0 to 0)	0 (0 to 0)	0 (0 to 0)	0 (0 to 0)	0 (0 to 0)	0 (0 to 0)	0 (0 to 0)	0 (0 to 0)	0 (0 to 0)	0 (0 to 0)	0 (0 to 0)	0 (0 to 0)	0 (0 to 0)	0 (0 to 0)	0 (0 to 0)	0 (0 to 0)	180
Other sexually transmitted infections	0 (0 to 0)	0 (0 to 0)	0 (0 to 0)	0 (0 to 0)	0 (0 to 0)	0 (0 to 0)	0 (0 to 0)	0 (0 to 0)	0 (0 to 0)	0 (0 to 0)	0 (0 to 0)	0 (0 to 0)	0 (0 to 0)	0 (0 to 0)	0 (0 to 0)	0 (0 to 0)	0 (0 to 0)	0 (0 to 0)	0 (0 to 0)	0 (0 to 0)	0 (0 to 0)	0 (0 to 0)	0 (0 to 0)	0
Respiratory infections and tuberculosis	54,000 (37,000 to 80,000)	20,000 (13,000 to 29,000)	169,000 (99,000 to 270,000)	180,000 (94,000 to 300,000)	15,000 (8,400 to 27,000)	5,000 (3,100 to 8,100)	5,000 (3,300 to 8,000)	4,000 (2,600 to 6,000)	4,000 (2,600 to 6,000)	4,000 (2,600 to 6,000)	4,000 (2,600 to 6,000)	4,000 (2,600 to 6,000)	4,000 (2,600 to 6,000)	4,000 (2,600 to 6,000)	4,000 (2,600 to 6,000)	3,000 (2,000 to 5,000)	3,000 (2,000 to 5,000)	2,000 (1,000 to 3,000)	1,000 (700 to 2,000)	1,000 (500 to 1,000)	500 (300 to 800)	200 (100 to 300)	491,000
Tuberculosis	54,000 (9,610 to 37,200)	19,000 (3,310 to 23,200)	169,000 (29,000 to 205,000)	180,000 (31,200 to 220,000)	15,000 (2,600 to 18,000)	5,000 (1,000 to 6,000)	5,000 (1,000 to 6,000)	4,000 (1,000 to 5,000)	4,000 (1,000 to 5,000)	4,000 (1,000 to 5,000)	4,000 (1,000 to 5,000)	4,000 (1,000 to 5,000)	4,000 (1,000 to 5,000)	4,000 (1,000 to 5,000)	4,000 (1,000 to 5,000)	3,000 (1,000 to 4,000)	3,000 (1,000 to 4,000)	2,000 (1,000 to 3,000)	1,000 (700 to 2,000)	1,000 (500 to 1,000)	500 (300 to 800)	200 (100 to 300)	130,000
Latent tuberculosis infection	0 (0 to 0)	0 (0 to 0)	0 (0 to 0)	0 (0 to 0)	0 (0 to 0)	0 (0 to 0)	0 (0 to 0)	0 (0 to 0)	0 (0 to 0)	0 (0 to 0)	0 (0 to 0)	0 (0 to 0)	0 (0 to 0)	0 (0 to 0)	0 (0 to 0)	0 (0 to 0)	0 (0 to 0)	0 (0 to 0)	0 (0 to 0)	0 (0 to 0)	0 (0 to 0)	0 (0 to 0)	0 (0 to 0)	0
Drug-susceptible tuberculosis	0 (0 to 0)	0 (0 to 0)	0 (0 to 0)	0 (0 to 0)	0 (0 to 0)	0 (0 to 0)	0 (0 to 0)	0 (0 to 0)	0 (0 to 0)	0 (0 to 0)	0 (0 to 0)	0 (0 to 0)	0 (0 to 0)	0 (0 to 0)	0 (0 to 0)	0 (0 to 0)	0 (0 to 0)	0 (0 to 0)	0 (0 to 0)	0 (0 to 0)	0 (0 to 0)	0 (0 to 0)	0 (0 to 0)	0
Multidrug-resistant tuberculosis without extensive drug-re	0 (0 to 0)	0 (0 to 0)	0 (0 to 0)	0 (0 to 0)	0 (0 to 0)	0 (0 to 0)	0 (0 to 0)	0 (0 to 0)	0 (0 to 0)	0 (0 to 0)	0 (0 to 0)	0 (0 to 0)	0 (0 to 0)	0 (0 to 0)	0 (0 to 0)	0 (0 to 0)	0 (0 to 0)	0 (0 to 0)	0 (0 to 0)	0 (0 to 0)	0 (0 to 0)	0 (0 to 0)	0 (0 to 0)	0
Extensively drug-resistant tuberculosis	0 (0 to 0)	0 (0 to 0)	0 (0 to 0)	0 (0 to 0)	0 (0 to 0)	0 (0 to 0)	0 (0 to 0)	0 (0 to 0)	0 (0 to 0)	0 (0 to 0)	0 (0 to 0)	0 (0 to 0)	0 (0 to 0)	0 (0 to 0)	0 (0 to 0)	0 (0 to 0)	0 (0 to 0)	0 (0 to 0)	0 (0 to 0)	0 (0 to 0)	0 (0 to 0)	0 (0 to 0)	0 (0 to 0)	0
Lower respiratory infections	53,000 (17,000 to 80,000)	20,000 (6,000 to 29,000)	164,000 (96,000 to 265,000)	73,000 (39,000 to 120,000)	4,700 (2,600 to 7,600)	2,300 (1,200 to 3,800)	1,900 (1,000 to 3,200)	1,700 (900 to 2,900)	1,700 (900 to 2,900)	1,700 (900 to 2,900)	1,700 (900 to 2,900)	1,700 (900 to 2,900)	1,700 (900 to 2,900)	1,700 (900 to 2,900)	1,700 (900 to 2,900)	1,300 (700 to 2,200)	1,300 (700 to 2,200)	1,000 (500 to 1,700)	500 (300 to 900)	300 (200 to 500)	200 (100 to 300)	100 (50 to 200)	130,000
Upper respiratory infections	1,000 (0 to 4,000)	0 (0 to 0)	5,000 (213 to 8,270)	3,000 (97 to 9,200)	2,000 (369 to 7,210)	1,000 (327 to 3,260)	1,000 (262 to 3,660)	1,000 (172 to 3,400)	1,000 (101 to 3,200)	1,000 (97 to 2,877)	1,000 (89 to 2,991)	1,000 (97 to 3,277)	1,000 (89 to 3,260)	1,000 (73 to 3,240)	1,000 (69 to 3,022)	1,000 (73 to 3,240)	1,000 (69 to 3,022)	1,000 (431 to 1,960)	1,000 (211 to 1,960)	1,000 (113 to 1,960)	1,000 (56 to 1,960)	1,000 (18 to 1,960)	8,420
Otitis media	0 (0 to 2,000)	60 (0 to 699)	112 (32 to 407)	288 (100 to 879)	104 (31 to 360)	52 (19 to 186)	37 (10 to 129)	24 (7 to 87)	24 (7 to 87)	24 (7 to 87)	24 (7 to 87)	24 (7 to 87)	24 (7 to 87)	24 (7 to 87)	24 (7 to 87)	24 (7 to 87)	24 (7 to 87)	24 (7 to 87)	24 (7 to 87)	24 (7 to 87)	24 (7 to 87)	24 (7 to 87)	24 (7 to 87)	2,090
Sinusitis	4,270 (1,670 to 9,920)	1,000 (0.000 to 19,000)	8,760 (2,000 to 19,000)	1,000 (0.000 to 19,000)	1,000 (0.000 to 19,000)	1,000 (0.000 to 19,000)	1,000 (0.000 to 19,000)	1,000 (0.000 to 19,000)	1,000 (0.000 to 19,000)	1,000 (0.000 to 19,000)	1,000 (0.000 to 19,000)	1,000 (0.000 to 19,000)	1,000 (0.000 to 19,000)	1,000 (0.000 to 19,000)	1,000 (0.000 to 19,000)	1,000 (0.000 to 19,000)	1,000 (0.000 to 19,000)	1,000 (0.000 to 19,000)	1,000 (0.000 to 19,000)	1,000 (0.000 to 19,000)	1,000 (0.000 to 19,000)	1,000 (0.000 to 19,000)	247,000
Chronic diseases	8,000 (1,000 to 19,000)	2,000 (0.000 to 5,000)	16,000 (4,000 to 40,000)	16,000 (4,000 to 40,000)	16,000 (4,000 to 40



G6PD deficiency	3 (1.5 to 5.2)	3 (1.6 to 7.1)	69 (13.6 to 132)	208 (39.7 to 466)	197 (49 to 359)	139 (42.3 to 238)	112 (42.4 to 222)	66 (29 to 126)	377 (131 to 753)	31 (10 to 66)	20 (13.5 to 42)	23 (19.3 to 34)	33 (19.6 to 56)	33 (19.6 to 56)	31 (13.6 to 69)	24 (11.1 to 52.6)	24 (9.9 to 62.6)	13 (3.6 to 29.1)	9 (4 to 19.4)	4 (1.6 to 10.1)	1 (0.4 to 3.7)	1 (0.2 to 7)	0 (0 to 2.3)	0 (0 to 2)	966
G6PD bat	0 (0 to 0)	0 (0 to 0)	0 (0 to 0)	0 (0 to 0)	0 (0 to 0)	0 (0 to 0)	0 (0 to 0)	0 (0 to 0)	0 (0 to 0)	0 (0 to 0)	0 (0 to 0)	0 (0 to 0)	0 (0 to 0)	0 (0 to 0)	0 (0 to 0)	0 (0 to 0)	0 (0 to 0)	0 (0 to 0)	0 (0 to 0)	0 (0 to 0)	0 (0 to 0)	0 (0 to 0)	0 (0 to 0)	0 (0 to 0)	0 (0 to 0)	9
Other hemoglobinopathies and hemolytic anemias	3 (1.3 to 6.4)	7.2 (3.7 to 11.8)	69.4 (48.8 to 106)	286 (121 to 564)	294 (139 to 528)	264 (77.8 to 421)	264 (89.7 to 519)	264 (91.1 to 537)	904 (194 to 1.9)	69.6 (24.3 to 139)	69.4 (24.6 to 139)	64.6 (24.6 to 129)	91.1 (36.2 to 178)	89.6 (32 to 171)	100.4 (35.1 to 189.9)	97.2 (29.9 to 199)	84.3 (26.4 to 191.1)	49.3 (22.7 to 79.7)	42.6 (22 to 70.8)	34.6 (16.7 to 69.9)	10.6 (3.6 to 41)	4 (1.2 to 9.6)	21 (6.4 to 54)	1 (0 to 3.9)	1,868
Endocrine, metabolic, blood, and immune disorders	122 (99.9 to 249)	86.9 (66.7 to 160)	626 (340 to 1,180)	898 (526 to 1,380)	672 (378 to 1,050)	472 (263 to 994)	369 (203 to 736)	226 (120 to 458)	187 (74.9 to 382)	220 (89 to 466)	224 (98.2 to 458)	169 (73.9 to 362)	164 (73.3 to 350)	167 (73.3 to 350)	197 (85.2 to 412)	142 (59.4 to 308)	139 (56.3 to 308)	89 (36.1 to 199)	76 (30.1 to 169)	60 (23.2 to 135)	29 (10.1 to 67.4)	8.9 (2.7 to 20.5)	1.6 (0.4 to 3.7)	0.3 (0.1 to 0.8)	7,892
Oral disorders	0 (0 to 0)	0 (0 to 0)	0 (0 to 0)	0 (0 to 0)	0 (0 to 0)	0 (0 to 0)	0 (0 to 0)	0 (0 to 0)	0 (0 to 0)	0 (0 to 0)	0 (0 to 0)	0 (0 to 0)	0 (0 to 0)	0 (0 to 0)	0 (0 to 0)	0 (0 to 0)	0 (0 to 0)	0 (0 to 0)	0 (0 to 0)	0 (0 to 0)	0 (0 to 0)	0 (0 to 0)	0 (0 to 0)	0 (0 to 0)	0 (0 to 0)	7,892
Caries of deciduous teeth	0 (0 to 0)	0 (0 to 0)	0 (0 to 0)	0 (0 to 217)	0 (0 to 212)	0 (0 to 14.6)	0 (0 to 0)	0 (0 to 0)	0 (0 to 0)	0 (0 to 0)	0 (0 to 0)	0 (0 to 0)	0 (0 to 0)	0 (0 to 0)	0 (0 to 0)	0 (0 to 0)	0 (0 to 0)	0 (0 to 0)	0 (0 to 0)	0 (0 to 0)	0 (0 to 0)	0 (0 to 0)	0 (0 to 0)	0 (0 to 0)	0 (0 to 0)	199
Caries of permanent teeth	0 (0 to 0)	0 (0 to 0)	0 (0 to 0)	0 (0 to 0)	0 (0 to 0)	0 (0 to 0)	0 (0 to 0)	0 (0 to 0)	0 (0 to 0)	0 (0 to 0)	0 (0 to 0)	0 (0 to 0)	0 (0 to 0)	0 (0 to 0)	0 (0 to 0)	0 (0 to 0)	0 (0 to 0)	0 (0 to 0)	0 (0 to 0)	0 (0 to 0)	0 (0 to 0)	0 (0 to 0)	0 (0 to 0)	0 (0 to 0)	0 (0 to 0)	1,560
Periodontal diseases	0 (0 to 0)	0 (0 to 0)	0 (0 to 0)	0 (0 to 0)	0 (0 to 0)	0 (0 to 0)	0 (0 to 0)	0 (0 to 0)	0 (0 to 0)	0 (0 to 0)	0 (0 to 0)	0 (0 to 0)	0 (0 to 0)	0 (0 to 0)	0 (0 to 0)	0 (0 to 0)	0 (0 to 0)	0 (0 to 0)	0 (0 to 0)	0 (0 to 0)	0 (0 to 0)	0 (0 to 0)	0 (0 to 0)	0 (0 to 0)	0 (0 to 0)	3,562
Other oral disorders	0 (0 to 0)	0 (0 to 0)	0 (0 to 0)	0 (0 to 228)	0 (0 to 197)	0 (0 to 190)	0 (0 to 202)	0 (0 to 201)	0 (0 to 198)	0 (0 to 131)	0 (0 to 131)	0 (0 to 126)	0 (0 to 127)	0 (0 to 114)	0 (0 to 114)	0 (0 to 94.9)	0 (0 to 70.4)	0 (0 to 49.9)	0 (0 to 32.6)	0 (0 to 20.3)	0 (0 to 10.3)	0 (0 to 4.4)	0 (0 to 1.9)	0 (0 to 0.1)	0 (0 to 0.1)	1,959
Sudden infant death syndrome	–	407 (86.6 to 1,200)	6,150 (798 to 26,900)	–	–	–	–	–	–	–	–	–	–	–	–	–	–	–	–	–	–	–	–	–	N/A
Injuries	1,758 (1,120 to 2,600)	1,660 (1,120 to 2,400)	11,200 (7,220 to 16,900)	21,600 (22,200 to 20,100)	13,000 (9,610 to 16,500)	13,900 (9,760 to 17,400)	16,700 (16,400 to 17,200)	24,900 (16,200 to 31,900)	15,100 (13,200 to 18,000)	12,900 (10,200 to 15,700)	13,800 (10,200 to 17,600)	15,600 (10,200 to 21,600)	16,600 (11,200 to 22,000)	16,600 (11,200 to 22,000)	9,900 (6,400 to 13,400)	7,940 (5,200 to 10,100)	9,890 (6,400 to 13,600)	6,390 (3,270 to 9,720)	3,700 (1,820 to 5,600)	1,210 (577 to 1,890)	914 (434 to 1,490)	139 (59.2 to 249)	409.9 (211 to 718)	220,000
Transport injuries	336 (157 to 613)	319 (93 to 692)	2,100 (1,000 to 4,290)	4,420 (3,130 to 11,700)	4,200 (2,020 to 9,920)	4,200 (1,980 to 9,720)	4,200 (3,640 to 9,590)	4,660 (3,210 to 7,840)	2,200 (1,980 to 4,150)	2,400 (1,860 to 3,920)	2,400 (2,600 to 3,950)	2,400 (2,980 to 4,950)	2,400 (2,640 to 3,810)	2,400 (2,070 to 3,810)	2,100 (1,600 to 3,220)	1,790 (1,220 to 2,600)	1,790 (1,080 to 2,980)	1,430 (779 to 1,390)	1,220 (631 to 914)	697 (295 to 583)	395 (177 to 786)	48.1 (26.2 to 99.7)	6.7 (7.7 to 12.7)	60,900
Road injuries	227 (67.9 to 563)	212 (43.2 to 266)	1,270 (629 to 4,110)	3,200 (2,860 to 11,000)	3,200 (1,660 to 9,610)	2,790 (1,700 to 6,020)	3,000 (3,420 to 8,960)	3,600 (3,020 to 7,110)	2,200 (1,760 to 3,820)	2,200 (1,490 to 3,310)	2,600 (1,860 to 3,820)	2,600 (1,960 to 3,730)	2,600 (1,910 to 3,460)	2,600 (1,490 to 3,730)	2,100 (1,540 to 2,960)	1,720 (1,260 to 2,320)	1,430 (1,020 to 1,900)	1,220 (753 to 1,390)	997 (520 to 850)	599 (256 to 489)	189 (115 to 191)	48.1 (39.3 to 58.2)	6.7 (15 to 12.3)	47,700
Pedestrian road injuries	126 (22.6 to 329)	99.2 (19.6 to 139)	1,010 (163 to 2,260)	2,100 (1,320 to 6,380)	1,900 (827 to 5,160)	1,600 (668 to 4,220)	1,900 (1,620 to 4,660)	2,200 (1,220 to 3,760)	1,200 (729 to 2,160)	1,100 (732 to 1,710)	1,210 (913 to 1,850)	1,200 (897 to 1,760)	1,200 (893 to 1,800)	1,200 (889 to 1,800)	1,000 (681 to 1,470)	837 (527 to 1,360)	837 (492 to 974)	633 (339 to 752)	497 (229 to 658)	229 (132 to 299)	97 (52 to 167)	23.6 (16.9 to 29.6)	2.5 (3.5 to 6)	23,400
Cyclist road injuries	10 (3 to 27)	10 (4 to 12)	61 (30 to 200)	100 (74 to 308)	100 (37 to 414)	100 (32 to 302)	100 (22 to 309)	100 (27 to 314)	100 (37 to 249)	100 (74 to 249)	100 (52 to 263)	100 (77 to 272)	100 (77 to 272)	100 (74 to 272)	100 (74 to 249)	100 (74 to 249)	100 (74 to 249)	100 (77 to 221)	100 (68.7 to 199)	100 (64 to 157)	100 (54 to 131)	100 (52.2 to 128)	8.9 (4.4 to 8)	0.9 (0.9 to 1.7)	3,840
Motorcyclist road injuries	13.7 (2.6 to 43.1)	7.1 (1.6 to 18.7)	137 (38 to 317)	288 (101 to 878)	214 (66.6 to 636)	209 (103 to 396)	372 (189 to 772)	323 (167 to 677)	179 (119 to 329)	160 (117 to 267)	196 (133 to 363)	223 (162 to 393)	197 (136 to 356)	193 (135 to 338)	192 (134 to 353)	132 (87.4 to 196)	111 (73.4 to 166)	98.2 (51.2 to 159)	89.5 (44.9 to 161)	39.6 (20.7 to 74.6)	17.6 (12.3 to 30.3)	6.1 (4.3 to 8.3)	1.9 (1.1 to 2)	3,360
Motor vehicle road injuries	164.4 (27.7 to 399)	46.1 (10.9 to 117)	624 (219 to 1,490)	2,170 (1,020 to 4,460)	1,230 (564 to 2,270)	994 (361 to 1,900)	2,120 (1,170 to 4,270)	1,740 (1,060 to 3,130)	931 (497 to 1,930)	871 (497 to 1,660)	1,060 (687 to 2,060)	877 (552 to 1,450)	996 (647 to 1,540)	971 (679 to 1,430)	724 (497 to 1,120)	676 (397 to 1,060)	472 (266 to 677)	332 (206 to 477)	272 (128 to 372)	114 (72 to 172)	41.6 (26.5 to 62)	11.9 (8.1 to 17.5)	2.3 (1.4 to 3.6)	17,000
Other road injuries	0.4 (0.1 to 1.1)	0.3 (0.1 to 0.8)	3.2 (0.9 to 11)	9.3 (2.4 to 28.6)	6.5 (2.1 to 21.6)	6.1 (1.9 to 19.4)	7.3 (2.3 to 22.4)	6.4 (2.1 to 22.1)	5.2 (1.7 to 16.7)	4.6 (1.5 to 14.7)	5.2 (1.8 to 16.5)	5.4 (1.8 to 17.5)	5.2 (1.8 to 16.7)	5.2 (1.8 to 16.7)	3.8 (1.3 to 12)	3.4 (1.2 to 10.7)	2.4 (0.8 to 7.5)	1.8 (0.6 to 5.7)	1.4 (0.5 to 4.3)	0.6 (0.2 to 1.9)	0.3 (0.1 to 0.9)	0.1 (0 to 0.3)	0.1 (0 to 0.2)	168
Other transport injuries	9.1 (1.7 to 27.7)	7.9 (2.3 to 20.3)	127 (29.4 to 327)	532 (63.6 to 1,360)	233 (66.6 to 661)	278 (112 to 632)	393 (168 to 740)	352 (168 to 640)	277 (107 to 607)	225 (116 to 413)	229 (121 to 407)	229 (114 to 378)	229 (84.4 to 397)	229 (83 to 292)	192 (86.4 to 362)	192 (86.4 to 359)	192 (72.6 to 359)	96 (29.1 to 214)	96 (29.6 to 217)	74 (21.6 to 172)	25 (9.6 to 57.2)	7.8 (2.3 to 18.2)	1.2 (0.6 to 1.9)	3.3 (0.5 to 7)	3,260
Unintentional injuries	1,090 (629 to 1,660)	1,060 (566 to 6,360)	7,040 (4,900 to 12,000)	20,600 (13,400 to 38,600)	8,600 (4,600 to 19,000)	9,300 (5,960 to 17,600)	9,200 (5,960 to 17,600)	8,200 (5,720 to 16,200)	9,200 (2,200 to 21,600)	9,600 (3,600 to 21,600)	9,000 (2,200 to 21,600)	9,000 (2,160 to 21,600)	9,000 (2,160 to 21,600)	9,000 (2,160 to 21,600)	5,180 (1,760 to 14,400)	5,280 (1,800 to 14,400)	5,280 (1,800 to 14,400)	1,800 (1,220 to 2,600)	1,800 (1,220 to 2,600)	277 (1,800 to 1,960)	167 (732 to1,690)	7.8 (4.6 to 14.7)	0.5 (0.7 to 1.1)	60,900
Falls	222 (61.1 to 514)	214 (51.9 to 514)	1,530 (722 to 4,000)	3,530 (2,020 to 9,000)	1,900 (1,060 to 4,600)	1,900 (1,060 to 4,600)	2,000 (1,220 to 4,600)	2,000 (1,220 to 4,600)	2,000 (1,220 to 4,600)	2,000 (1,220 to 4,600)	2,000 (1,220 to 4,600)	2,000 (1,220 to 4,600)	2,000 (1,220 to 4,600)	2,000 (1,220 to 4,600)	1,800 (1,220 to 4,600)	1,800 (1,220 to 4,600)	1,800 (1,220 to 4,600)	1,800 (1,220 to 4,600)	1,800 (1,220 to 4,600)	1,800 (1,220 to 4,600)	1,800 (1,220 to 4,600)	1,800 (1,220 to 4,600)	1,800 (1,220 to 4,600)	1,800 (1,220 to 4,600)	8,500
Drowning	78 (17.2 to 196)	20 (2 to 76.3)	598 (219 to 1,290)	1,400 (2,290 to 11,500)	1,200 (563 to 2,700)	980 (429 to 1,900)	1,200 (329 to 1,910)	1,200 (128 to 938)	1,200 (714 to 2,290)	147 (69.6 to 260)	133 (69.6 to 260)	136 (69.6 to 260)	137 (68.4 to 260)	136 (68.4 to 260)	122 (62.7 to 219)	102 (48.6 to 194)	85.6 (32.6 to 192)	68.9 (23.9 to 129)	61.3 (27.5 to 99.3)	24.6 (10.1 to 47.6)	17.6 (9.1 to 27.6)	0.4 (0.2 to 0.8)	0.4 (0.2 to 0.7)	10,500
Fire, heat, and hot substances	126 (47.9 to 242)	102 (42.9 to 206)	1,080 (629 to 2,100)	3,400 (1,760 to 6,340)	762 (472 to 1,170)	472 (322 to 722)	466 (364 to 696)	466 (322 to 696)	379 (242 to 629)	352 (242 to 481)	413 (299 to 563)	430 (329 to 623)	427 (322 to 623)	393 (268 to 587)	354 (268 to 542)	268 (171 to 396)	196 (127 to 289)	154 (100 to 267)	110 (68.6 to 164)	63.6 (34.9 to 91.9)	27.6 (17.4 to 39.9)	6.9 (4.7 to 12.7)	2 (1.3 to 2.9)	11,000
Poisonings	69.6 (24.9 to 201)	91.2 (40.2 to 231)	1,260 (516 to 3,130)	1,900 (1,140 to 3,740)	353 (196 to 1,120)	394 (196 to 1,120)	333 (196 to 1,120)	310 (196 to 1,120)	196 (98 to 1,120)	136 (98 to 1,120)	196 (98 to 1,120)	196 (98 to 1,120)	196 (98 to 1,120)	196 (98 to 1,120)	196 (98 to 1,120)	196 (98 to 1,120)	196 (98 to 1,120)	98.2 (49 to 1,120)	98.2 (49 to 1,120)	98.2 (49 to 1,120)	27 (49 to 1,120)	9.2 (4.9 to 1,120)	2.6 (1.3 to 1,120)	8,000
Poisoning by carbon monoxide	12.1 (1.4 to 31.4)	8.3 (0.4 to 37.6)	72.2 (10.4 to 208)	63.4 (9.9 to 189)	37 (12.3 to 121)	29.1 (11.3 to 109)	102 (29.6 to 244)	19.4 (29.2 to 237)	41.1 (14.8 to 157)	41.1 (17.4 to 139)	50.7 (21.1 to 142)	67.4 (28.3 to 187)	53.6 (34.9 to 240)	49.4 (29.9 to 192)	75.3 (23.4 to 190)	51.6 (24.3 to 192)	49.3 (19.6 to 192)	22.9 (9.2 to 86.4)	24.6 (9.9 to 32.9)	12.6 (4.3 to 62.5)	2.2 (0.9 to 12.5)	0.2 (0.7 to 2.7)	0.2 (0.1 to 0.6)	1,190
Poisoning by other means	57.5 (17.9 to 218)	73.2 (8 to 279)	1,200 (370 to 3,130)	1,300 (497 to 3,930)	299 (99.6 to 884)	299 (91.9 to 439)	159 (99.7 to 279)	159 (92.3 to 260)	159 (32.1 to 186)	159 (32 to 170)	159 (39.9 to 223)	159 (63.3 to 286)	159 (62 to 256)	159 (49.6 to 312)	159 (39.6 to 269)	159 (39.1 to 213)	159 (39.6 to 159)	159 (12.9 to 98.7)	159 (8.7 to 98.1)	159 (2.6 to 28.4)	159 (1 to 7.8)	159 (0.2 to 2)	159 (0 to 0.6)	6,600
Exposure to mechanical forces	156 (102 to 1,020)	771 (0 to 5,620)	680 (0 to 459)	1,160 (19.7 to 2,840)	618 (0 to 1,600)	497 (0 to 1,600)	799 (0 to 1,600)	716 (0 to 1,340)	438 (0 to 1,600)	614 (0 to 1,600)	488 (0 to 1,600)	548 (0 to 1,600)	475 (0 to 1,600)	347 (0 to 1,600)	297 (0 to 1,600)	197 (0 to 1,600)	97.5 (0 to 1,600)	99 (0 to 1,600)	28.7 (0 to 1,600)	9.6 (0 to 1,600)	2.2 (0 to 1,600)	0.3 (0 to 1,600)	9,160
Unintentional firearm injuries	20.2 (4.2 to 218)	0 (0 to 226)	0 (0 to 1,200)	0 (0 to 1,200)	0 (0 to 1,200)	0 (0 to 1,200)	0 (0 to 1,200)	0 (0 to 1,200)	0 (0 to 1,200)	0 (0 to 1,200)	0 (0 to 1,200)	0 (0 to 1,200)	0 (0 to 1,200)	0 (0 to 1,200)	0 (0 to 1,200)	0 (0 to 1,200)	0 (0 to 1,200)	0 (0 to 1,200)	0 (0 to 1,200)	0 (0 to 1,200)	0 (0 to 1,200)	0 (0 to 1,200)	0 (0 to 1,200)	0 (0 to 1,200)	2,100
Other exposure to mechanical forces	156 (7.5 to 680)	666 (28.6 to 3,360)	3,200 (262 to 7,200)	4,700 (2,710 to 9,600)	2,900 (1,270 to 6,600)	2,900 (1,270 to 6,600)	2,900 (1,270 to 6

DALY Table 2a: Sudan DALYs by cause, and sex across for males with 95% uncertainty intervals, 2019

Cause	Early Neonatal	Late Neonatal	Post Neonatal	1 to 4	5 to 9	10 to 14	15 to 19	20 to 24	25 to 29	30 to 34	35 to 39	40 to 44	45 to 49	50 to 54	55 to 59	60 to 64	65 to 69	70 to 74	75 to 79	80 to 84	85 to 89	90 to 94	95 plus	Total
All causes	1,049,000 (972,000 to 1,098,000)	297,000 (229,000 to 324,000)	666,000 (624,000 to 1,130,000)	618,000 (480,000 to 796,000)	373,000 (323,000 to 544,000)	302,000 (186,000 to 561,000)	387,000 (245,000 to 604,000)	519,000 (342,000 to 804,000)	599,000 (339,000 to 954,000)	564,000 (327,000 to 927,000)	564,000 (327,000 to 927,000)	564,000 (327,000 to 927,000)	599,000 (327,000 to 1,000,000)	599,000 (327,000 to 1,000,000)	581,000 (327,000 to 1,000,000)	599,000 (327,000 to 1,000,000)	599,000 (327,000 to 1,000,000)	599



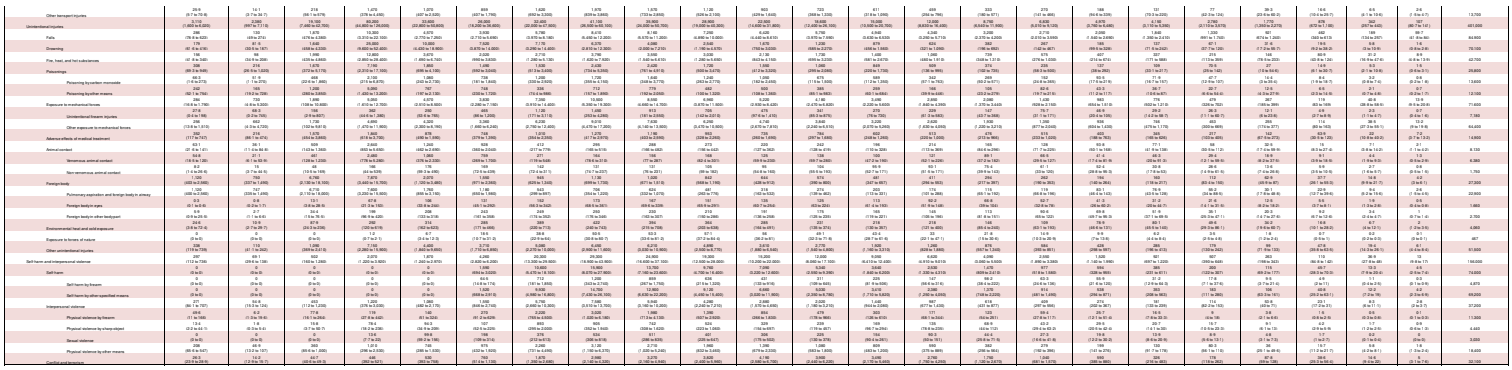

SR Table 2a. Alabama DALYS by cause and age group for males with 95% uncertainty intervals, 2019

Cause	Birth-Neonatal	Late Neonatal	1 to 5	5 to 9	10 to 14	15 to 19	20 to 24	25 to 29	30 to 34	35 to 39	40 to 44	45 to 49	50 to 54	55 to 59	60 to 64	65 to 69	70 to 74	75 to 79	80 to 84	85 to 89	90 to 94	95 plus	Total
All causes	11,100 (10,600 to 11,600)	4,090 (3,950 to 4,260)	6,980 (6,560 to 7,370)	7,990 (7,630 to 8,440)	11,000 (10,600 to 11,500)	29,000 (27,800 to 30,600)	33,000 (32,000 to 37,600)	33,000 (32,600 to 34,600)	33,000 (32,000 to 34,200)	33,000 (32,100 to 34,000)	36,000 (33,100 to 39,000)	43,000 (42,300 to 45,000)	51,000 (50,300 to 53,000)	60,000 (61,900 to 61,600)	72,000 (71,300 to 72,900)	92,000 (90,300 to 93,000)	106,000 (99,000 to 126,000)	107,000 (96,400 to 118,000)	77,000 (66,100 to 90,200)	44,000 (36,100 to 52,200)	20,000 (16,300 to 24,900)	16,700 (12,900 to 19,500)	3,990 (3,990 to 3,990)	1,040,000
Communicable, maternal, neonatal, and nutritional diseases	8,740 (7,790 to 9,850)	2,660 (2,540 to 3,290)	2,320 (1,790 to 2,980)	1,470 (1,160 to 1,900)	1,260 (990 to 1,660)	1,130 (820 to 1,600)	1,210 (880 to 1,800)	1,030 (800 to 1,600)	1,070 (820 to 1,600)	1,150 (1,070 to 2,020)	1,290 (1,020 to 2,130)	2,210 (1,820 to 3,660)	2,290 (1,830 to 3,900)	2,630 (2,080 to 3,830)	2,830 (2,280 to 3,830)	2,710 (2,080 to 3,660)	2,610 (1,900 to 3,450)	2,300 (1,690 to 3,060)	1,950 (1,380 to 2,660)	1,390 (1,080 to 1,730)	699 (529 to 901)	291 (210 to 394)	69,300
HIV/AIDS and sexually transmitted infections	1 (0.7 to 1.5)	0.6 (0.3 to 0.9)	12.2 (10.3 to 14.5)	9.1 (7.7 to 10.8)	9.4 (8.0 to 11.2)	9.9 (8 to 11.7)	18.8 (15.1 to 22.2)	58.3 (39.8 to 72.3)	374 (298 to 467)	960 (828 to 1,160)	996 (862 to 1,150)	997 (866 to 1,150)	747 (660 to 852)	627 (552 to 707)	552 (502 to 604)	331 (292 to 378)	409 (349 to 469)	79.6 (64.9 to 97.2)	33.7 (26.1 to 41.6)	9.2 (6.5 to 12.4)	4.6 (2.9 to 6.8)	1.6 (1 to 2.5)	6,000 (5,100 to 6,900)
HIV/AIDS	0 (0 to 0)	0 (0 to 0)	11.7 (9.9 to 13.9)	8.6 (7.3 to 10.4)	8.9 (7.6 to 10.6)	13.3 (12.5 to 14.2)	61.8 (57.8 to 70)	364 (356 to 384)	948 (924 to 992)	982 (957 to 1,020)	963 (938 to 1,000)	732 (712 to 760)	473 (461 to 491)	367 (356 to 383)	317 (308 to 329)	192 (186 to 199)	164.2 (159 to 170)	29.6 (28.6 to 30.7)	7.8 (7.5 to 8.1)	1.8 (1.7 to 1.9)	0.6 (0.5 to 0.6)	0.2 (0.2 to 0.3)	4,780
HIV/AIDS - Drug-susceptible Tuberculosis	0 (0 to 0)	0.4 (0 to 0.8)	0.3 (0.2 to 0.5)	0.2 (0.2 to 0.3)	0.2 (0.2 to 0.3)	0.3 (0.2 to 0.4)	2.3 (1.7 to 3.1)	9.4 (6.9 to 12.1)	12.6 (9.1 to 16.7)	13.9 (9.9 to 18.7)	17.3 (11.9 to 23.3)	19.6 (13.3 to 26.3)	10.6 (7.2 to 14.2)	8.4 (5.8 to 11.2)	6.4 (4.4 to 8.6)	3.9 (2.6 to 5.2)	3.3 (2.2 to 4.4)	0.6 (0.4 to 0.8)	0.1 (0.1 to 0.2)	0 (0 to 0.1)	0 (0 to 0)	0 (0 to 0)	112
HIV/AIDS - Multidrug-resistant Tuberculosis without extensive drug resistance	0 (0 to 0)	0 (0 to 0)	0 (0 to 0.1)	0 (0 to 0)	0 (0 to 0)	0 (0 to 0)	0 (0 to 0.2)	0 (0 to 0.1)	0.1 (0 to 0.1)	0.1 (0 to 0.1)	0.1 (0 to 0.2)	0.2 (0 to 0.3)	0.2 (0 to 0.3)	0.2 (0 to 0.2)	0.2 (0 to 0.3)	0.1 (0 to 0.2)	0.1 (0 to 0.2)	0 (0 to 0.1)	0 (0 to 0.1)	0 (0 to 0)	0 (0 to 0)	0 (0 to 0)	3.6
HIV/AIDS - Extensively drug-resistant Tuberculosis	0 (0 to 0)	0 (0 to 0)	0 (0 to 0)	0 (0 to 0)	0 (0 to 0)	0 (0 to 0)	0 (0 to 0)	0 (0 to 0)	0 (0 to 0)	0 (0 to 0)	0 (0 to 0)	0 (0 to 0)	0 (0 to 0)	0 (0 to 0)	0 (0 to 0)	0 (0 to 0)	0 (0 to 0)	0 (0 to 0)	0 (0 to 0)	0 (0 to 0)	0 (0 to 0)	0 (0 to 0)	0 (0 to 0)	0.9
HIV/AIDS resulting in other diseases	0 (0 to 0)	0 (0 to 0)	11.3 (9.6 to 13.5)	8.7 (7.2 to 10.6)	8.6 (7.3 to 10.4)	13 (12.1 to 14.1)	59.5 (55.4 to 68.1)	355 (347 to 374)	923 (899 to 965)	955 (931 to 992)	935 (910 to 972)	710 (692 to 737)	459 (447 to 476)	356 (346 to 371)	308 (299 to 319)	186 (180 to 193)	159.3 (154 to 165)	28.7 (27.8 to 29.8)	7.6 (7.3 to 7.9)	1.8 (1.7 to 1.8)	0.6 (0.5 to 0.6)	0.2 (0.2 to 0.3)	4,640
Sexually transmitted infections excluding HIV	1 (0.7 to 1.5)	0.6 (0.3 to 0.9)	0.5 (0.3 to 0.7)	0.5 (0.3 to 0.7)	0.5 (0.3 to 0.7)	0.6 (0.4 to 0.8)	1.1 (0.7 to 1.5)	2.3 (1.4 to 3.2)	2.6 (1.6 to 3.6)	3.1 (2.1 to 4.2)	3.3 (2.2 to 4.5)	3.4 (2.3 to 4.6)	2.8 (1.9 to 3.8)	2.7 (1.8 to 3.7)	2.4 (1.6 to 3.2)	1.4 (0.9 to 1.9)	1.3 (0.8 to 1.7)	0.8 (0.5 to 1.1)	0.4 (0.2 to 0.5)	0.2 (0.1 to 0.3)	0.1 (0 to 0.2)	100
Syphilis	0 (0 to 0)	0.6 (0.3 to 1.2)	0.1 (0 to 0.2)	0 (0 to 0.1)	0.2 (0.1 to 0.3)	0.3 (0.2 to 0.5)	0.7 (0.4 to 1.1)	1.6 (0.9 to 2.5)	2.5 (1.5 to 3.7)	3.1 (2.2 to 4.2)	3.7 (2.5 to 4.9)	4.1 (2.8 to 5.5)	3.5 (2.4 to 4.8)	3.4 (2.3 to 4.6)	3.2 (2.2 to 4.3)	1.7 (1.1 to 2.3)	1.7 (1.1 to 2.3)	1.1 (0.7 to 1.5)	0.5 (0.3 to 0.7)	0.2 (0.1 to 0.3)	0.1 (0 to 0.2)	0.1 (0 to 0.2)	62.2
Chlamydial infection	0 (0 to 0)	0 (0 to 0)	0 (0 to 0)	0 (0 to 0)	0 (0 to 0)	0 (0 to 0)	0 (0 to 0.1)	0 (0 to 0.1)	0 (0 to 0.1)	0 (0 to 0.1)	0 (0 to 0.1)	0 (0 to 0.1)	0 (0 to 0.1)	0 (0 to 0.1)	0 (0 to 0.1)	0 (0 to 0.1)	0 (0 to 0.1)	0 (0 to 0.1)	0 (0 to 0.1)	0 (0 to 0.1)	0 (0 to 0)	0 (0 to 0)	0 (0 to 0)	4.7
Gonococcal infection	0 (0 to 0)	0 (0 to 0)	0 (0 to 0)	0 (0 to 0)	0 (0 to 0)	0.2 (0 to 0.3)	0.6 (0.3 to 1.1)	0.9 (0.4 to 1.6)	0.8 (0.4 to 1.4)	0.6 (0.3 to 1.1)	0.6 (0.3 to 1.1)	0.5 (0.3 to 0.9)	0.3 (0.2 to 0.6)	0.2 (0.1 to 0.4)	0.2 (0.1 to 0.3)	0.1 (0 to 0.2)	0.1 (0 to 0.2)	0 (0 to 0.1)	0 (0 to 0.1)	0 (0 to 0)	0 (0 to 0)	0 (0 to 0)	9.1
Trichomoniasis	0 (0 to 0)	0 (0 to 0)	0 (0 to 0)	0 (0 to 0)	0 (0 to 0)	0 (0 to 0)	0 (0 to 0.1)	0 (0 to 0.1)	0 (0 to 0.1)	0 (0 to 0.1)	0 (0 to 0.1)	0 (0 to 0.1)	0 (0 to 0.1)	0 (0 to 0.1)	0 (0 to 0.1)	0 (0 to 0.1)	0 (0 to 0.1)	0 (0 to 0.1)	0 (0 to 0.1)	0 (0 to 0)	0 (0 to 0)	0 (0 to 0)	0 (0 to 0)	5
Genital herpes	0 (0 to 0)	0 (0 to 0)	0 (0 to 0)	0 (0 to 0)	0 (0 to 0)	0 (0 to 0)	0 (0 to 0.1)	0 (0 to 0.1)	0 (0 to 0.1)	0 (0 to 0.1)	0 (0 to 0.1)	0 (0 to 0.1)	0 (0 to 0.1)	0 (0 to 0.1)	0 (0 to 0.1)	0 (0 to 0.1)	0 (0 to 0.1)	0 (0 to 0.1)	0 (0 to 0.1)	0 (0 to 0)	0 (0 to 0)	0 (0 to 0)	0 (0 to 0)	60.6
Other sexually transmitted infections	0 (0 to 0)	0 (0 to 0)	0 (0 to 0)	0 (0 to 0)	0 (0.1 to 0.4)	0 (0 to 0.1)	0 (0 to 1.4)	0 (0 to 1.4)	0 (0 to 1.5)	0 (0 to 1.5)	0 (0 to 1.2)	0 (0.1 to 1.1)	0 (0.2 to 0.9)	0 (0.1 to 0.5)	0 (0 to 0.3)	0 (0 to 0.1)	0 (0 to 0.1)	0 (0 to 0.1)	0 (0 to 0.1)	0 (0 to 0)	0 (0 to 0)	0 (0 to 0)	6.5
Respiratory infections and tuberculosis	70.2 (199.6 to 38.6)	0.02 (54.9 to 88.6)	0.04 (278 to 675)	0.05 (303 to 815)	0.04 (271 to 723)	0.04 (168 to 450)	0.04 (151 to 394)	0.04 (258 to 640)	0.04 (264 to 635)	0.04 (337 to 795)	0.04 (389 to 726)	0.04 (480 to 976)	0.04 (676 to 1,370)	0.04 (909 to 1,850)	0.04 (1,150 to 2,190)	0.04 (1,580 to 2,980)	0.04 (1,990 to 3,230)	0.04 (2,280 to 3,470)	0.04 (2,320 to 3,530)	0.04 (2,070 to 3,210)	0.04 (1,610 to 2,610)	0.04 (1,090 to 1,740)	17,000
Tuberculosis	0 (0 to 0)	0 (0 to 0)	1.7 (1.5 to 2.3)	1.6 (1.4 to 2.3)	2.3 (1.9 to 3.1)	6.7 (5.9 to 7.1)	31.7 (27.9 to 34.6)	93.3 (81.9 to 98.1)	153 (134 to 161)	177 (156 to 186)	214 (188 to 225)	231 (203 to 243)	211 (185 to 222)	182 (160 to 191)	151 (133 to 159)	97.1 (85.6 to 102)	77.9 (68.6 to 81.9)	22.6 (19.9 to 23.8)	9.1 (8 to 9.6)	2.5 (2.2 to 2.6)	0.8 (0.7 to 0.9)	0.2 (0.2 to 0.3)	1,400
Latent tuberculosis infection	0 (0 to 0)	0 (0 to 0)	0.1 (0 to 0.2)	0.1 (0 to 0.2)	0.2 (0.1 to 0.3)	0.6 (0.5 to 0.7)	3.1 (2.7 to 3.4)	9.2 (8.1 to 9.7)	15.1 (13.2 to 15.9)	17.5 (15.4 to 18.4)	21.1 (18.6 to 22.3)	22.8 (20 to 24)	20.8 (18.3 to 21.9)	17.9 (15.8 to 18.9)	14.9 (13.1 to 15.7)	9.6 (8.4 to 10.1)	7.7 (6.8 to 8.1)	2.2 (1.9 to 2.3)	0.9 (0.8 to 0.9)	0.2 (0.2 to 0.3)	0 (0 to 0.1)	138
Drug-susceptible Tuberculosis	0 (0 to 0)	1.7 (1.5 to 2.2)	1.6 (1.4 to 2.3)	1.5 (1.3 to 2.1)	2.1 (1.8 to 2.9)	6.1 (5.3 to 6.5)	28.6 (25.2 to 31.2)	84.1 (73.9 to 88.5)	138 (121 to 145)	160 (140 to 168)	193 (169 to 203)	208 (183 to 219)	190 (167 to 200)	164 (144 to 172)	136 (120 to 143)	87.5 (77.1 to 92)	70.2 (61.8 to 73.8)	20.4 (17.9 to 21.4)	8.2 (7.2 to 8.7)	2.2 (2 to 2.4)	0.7 (0.6 to 0.8)	0.2 (0.2 to 0.3)	1,260
Multidrug-resistant tuberculosis without extensive drug resistance	0 (0 to 0)	0 (0 to 0)	0 (0 to 0)	0 (0 to 0)	0 (0 to 0)	0 (0 to 0)	0 (0 to 0.1)	0 (0 to 0.1)	0 (0 to 0.1)	0 (0 to 0.1)	0 (0 to 0.1)	0 (0 to 0.1)	0 (0 to 0.1)	0 (0 to 0.1)	0 (0 to 0.1)	0 (0 to 0.1)	0 (0 to 0.1)	0 (0 to 0.1)	0 (0 to 0.1)	0 (0 to 0)	0 (0 to 0)	0 (0 to 0)	0 (0 to 0)	77
Extensively drug-resistant tuberculosis	0 (0 to 0)	0 (0 to 0)	0 (0 to 0)	0 (0 to 0)	0 (0 to 0)	0 (0 to 0)	0 (0 to 0)	0 (0 to 0)	0 (0 to 0)	0 (0 to 0)	0 (0 to 0)	0 (0 to 0)	0 (0 to 0)	0 (0 to 0)	0 (0 to 0)	0 (0 to 0)	0 (0 to 0)	0 (0 to 0)	0 (0 to 0)	0 (0 to 0)	0 (0 to 0)	0 (0 to 0)	0 (0 to 0)	3.6
Lower respiratory infections	277.6 (787.5 to 37.9)	77.1 (69.3 to 86.2)	439 (328 to 603)	192 (142 to 263)	42.9 (30.3 to 57.2)	15.2 (9.6 to 20.5)	18.4 (11.6 to 25.1)	157 (98.9 to 184)	134 (86.9 to 156)	177 (114 to 208)	261 (163 to 304)	334 (210 to 391)	370 (227 to 431)	378 (227 to 441)	1,090 (686 to 1,270)	1,760 (1,100 to 2,050)	1,390 (1,000 to 1,660)	1,470 (1,070 to 1,750)	1,600 (1,070 to 2,020)	1,600 (1,020 to 2,230)	1,090 (756 to 1,580)	236 (164 to 342)	13,700
Upper respiratory infections	0.6 (1.7 to 0.1)	0.3 (0.3 to 0.4)	40.6 (29.9 to 55.8)	22 (16.2 to 30.1)	4.6 (3.3 to 6.1)	1.6 (1 to 2.2)	1.9 (1.2 to 2.6)	17.6 (11.1 to 20.6)	16.1 (10.4 to 18.7)	19.6 (12.7 to 22.5)	24.7 (15.4 to 28.7)	28.2 (17.8 to 32.9)	31.1 (19.1 to 36.2)	31.7 (19.1 to 36.9)	92.1 (57.9 to 107)	148 (92.5 to 172)	117 (84.1 to 139)	124 (90.1 to 147)	135 (90.2 to 170)	135 (85.5 to 188)	91.7 (63.6 to 133)	19.9 (13.8 to 28.8)	1,160
Otitis media	0 (0 to 0)	0 (0 to 0.1)	0.1 (0 to 0.2)	0.1 (0 to 0.2)	0.1 (0 to 0.2

Ischemic heart disease	0 (0 to 0)	0 (0 to 0)	0 (0 to 0)	0 (0 to 0)	0 (0 to 0)	87.3 (86.9 to 87.6)	197 (120 to 297)	257 (212 to 308)	629 (529 to 736)	1,660 (1,460 to 2,060)	2,600 (2,410 to 3,000)	3,420 (3,420 to 3,420)	6,160 (6,160 to 6,160)	9,260 (8,750 to 11,200)	13,000 (9,600 to 17,000)	19,300 (11,600 to 29,900)	14,600 (11,200 to 18,400)	13,400 (10,900 to 17,100)	11,200 (8,600 to 15,900)	8,990 (6,900 to 13,300)	6,200 (5,020 to 9,360)	2,960 (2,580 to 3,350)	1,110 (909 to 1,350)	109,000
Stroke	0 (0 to 0)	0 (0 to 0)	0 (0 to 0)	0 (0 to 0)	0 (0 to 0)	0 (0 to 0)	0 (0 to 0)	0 (0 to 0)	0 (0 to 0)	0 (0 to 0)	0 (0 to 0)	0 (0 to 0)	0 (0 to 0)	0 (0 to 0)	0 (0 to 0)	0 (0 to 0)	0 (0 to 0)	0 (0 to 0)	0 (0 to 0)	0 (0 to 0)	0 (0 to 0)	0 (0 to 0)	0 (0 to 0)	0
	0 (0 to 0)	0 (0 to 0)	0 (0 to 0)	0 (0 to 0)	0 (0 to 0)	0 (0 to 0)	0 (0 to 0)	0 (0 to 0)	0 (0 to 0)	0 (0 to 0)	0 (0 to 0)	0 (0 to 0)	0 (0 to 0)	0 (0 to 0)	0 (0 to 0)	0 (0 to 0)	0 (0 to 0)	0 (0 to 0)	0 (0 to 0)	0 (0 to 0)	0 (0 to 0)	0 (0 to 0)	0 (0 to 0)	0
Hypertensive heart disease	0 (0 to 0)	0 (0 to 0)	0 (0 to 0)	0 (0 to 0)	0 (0 to 0)	0 (0 to 0)	0 (0 to 0)	0 (0 to 0)	0 (0 to 0)	0 (0 to 0)	0 (0 to 0)	0 (0 to 0)	0 (0 to 0)	0 (0 to 0)	0 (0 to 0)	0 (0 to 0)	0 (0 to 0)	0 (0 to 0)	0 (0 to 0)	0 (0 to 0)	0 (0 to 0)	0 (0 to 0)	0 (0 to 0)	0
	0 (0 to 0)	0 (0 to 0)	0 (0 to 0)	0 (0 to 0)	0 (0 to 0)	0 (0 to 0)	0 (0 to 0)	0 (0 to 0)	0 (0 to 0)	0 (0 to 0)	0 (0 to 0)	0 (0 to 0)	0 (0 to 0)	0 (0 to 0)	0 (0 to 0)	0 (0 to 0)	0 (0 to 0)	0 (0 to 0)	0 (0 to 0)	0 (0 to 0)	0 (0 to 0)	0 (0 to 0)	0 (0 to 0)	0
Non-rheumatic valve disease	0 (0 to 0)	0 (0 to 0)	0 (0 to 0)	0 (0 to 0)	0 (0 to 0)	0 (0 to 0)	0 (0 to 0)	0 (0 to 0)	0 (0 to 0)	0 (0 to 0)	0 (0 to 0)	0 (0 to 0)	0 (0 to 0)	0 (0 to 0)	0 (0 to 0)	0 (0 to 0)	0 (0 to 0)	0 (0 to 0)	0 (0 to 0)	0 (0 to 0)	0 (0 to 0)	0 (0 to 0)	0 (0 to 0)	0
	0 (0 to 0)	0 (0 to 0)	0 (0 to 0)	0 (0 to 0)	0 (0 to 0)	0 (0 to 0)	0 (0 to 0)	0 (0 to 0)	0 (0 to 0)	0 (0 to 0)	0 (0 to 0)	0 (0 to 0)	0 (0 to 0)	0 (0 to 0)	0 (0 to 0)	0 (0 to 0)	0 (0 to 0)	0 (0 to 0)	0 (0 to 0)	0 (0 to 0)	0 (0 to 0)	0 (0 to 0)	0 (0 to 0)	0
Non-rheumatic aortic valve disease	0 (0 to 0)	0 (0 to 0)	0 (0 to 0)	0 (0 to 0)	0 (0 to 0)	0 (0 to 0)	0 (0 to 0)	0 (0 to 0)	0 (0 to 0)	0 (0 to 0)	0 (0 to 0)	0 (0 to 0)	0 (0 to 0)	0 (0 to 0)	0 (0 to 0)	0 (0 to 0)	0 (0 to 0)	0 (0 to 0)	0 (0 to 0)	0 (0 to 0)	0 (0 to 0)	0 (0 to 0)	0 (0 to 0)	0
	0 (0 to 0)	0 (0 to 0)	0 (0 to 0)	0 (0 to 0)	0 (0 to 0)	0 (0 to 0)	0 (0 to 0)	0 (0 to 0)	0 (0 to 0)	0 (0 to 0)	0 (0 to 0)	0 (0 to 0)	0 (0 to 0)	0 (0 to 0)	0 (0 to 0)	0 (0 to 0)	0 (0 to 0)	0 (0 to 0)	0 (0 to 0)	0 (0 to 0)	0 (0 to 0)	0 (0 to 0)	0 (0 to 0)	0
Non-rheumatic degenerative mitral valve disease	0 (0 to 0)	0 (0 to 0)	0 (0 to 0)	0 (0 to 0)	0 (0 to 0)	0 (0 to 0)	0 (0 to 0)	0 (0 to 0)	0 (0 to 0)	0 (0 to 0)	0 (0 to 0)	0 (0 to 0)	0 (0 to 0)	0 (0 to 0)	0 (0 to 0)	0 (0 to 0)	0 (0 to 0)	0 (0 to 0)	0 (0 to 0)	0 (0 to 0)	0 (0 to 0)	0 (0 to 0)	0 (0 to 0)	0
	0 (0 to 0)	0 (0 to 0)	0 (0 to 0)	0 (0 to 0)	0 (0 to 0)	0 (0 to 0)	0 (0 to 0)	0 (0 to 0)	0 (0 to 0)	0 (0 to 0)	0 (0 to 0)	0 (0 to 0)	0 (0 to 0)	0 (0 to 0)	0 (0 to 0)	0 (0 to 0)	0 (0 to 0)	0 (0 to 0)	0 (0 to 0)	0 (0 to 0)	0 (0 to 0)	0 (0 to 0)	0 (0 to 0)	0
Other non-rheumatic valve disease	0 (0 to 0)	0 (0 to 0)	0 (0 to 0)	0 (0 to 0)	0 (0 to 0)	0 (0 to 1.1)	0 (0 to 1.4)	0 (0 to 1.6)	0 (0 to 1.8)	0 (0 to 1.9)	0 (0 to 2.1)	0 (0 to 2.1)	0 (0 to 2.1)	0 (0 to 2.1)	0.7 (0 to 1.9)	0.7 (0 to 1.9)	0.7 (0 to 1.9)	0.7 (0 to 1.9)	0.7 (0 to 1.9)	0.7 (0 to 1.9)	0.7 (0 to 1.9)	0.7 (0 to 1.9)	0.7 (0 to 1.9)	9.2
	0 (0 to 0)	0 (0 to 0)	0 (0 to 0)	0 (0 to 0)	0 (0 to 0)	0 (0 to 0)	0 (0 to 0)	0 (0 to 0)	0 (0 to 0)	0 (0 to 0)	0 (0 to 0)	0 (0 to 0)	0 (0 to 0)	0 (0 to 0)	0 (0 to 0)	0 (0 to 0)	0 (0 to 0)	0 (0 to 0)	0 (0 to 0)	0 (0 to 0)	0 (0 to 0)	0 (0 to 0)	0 (0 to 0)	0
Cardiomyopathy and myocarditis	0 (0 to 0)	0 (0 to 0)	0 (0 to 0)	0 (0 to 0)	0 (0 to 0)	0 (0 to 0)	0 (0 to 0)	0 (0 to 0)	0 (0 to 0)	0 (0 to 0)	0 (0 to 0)	0 (0 to 0)	0 (0 to 0)	0 (0 to 0)	0 (0 to 0)	0 (0 to 0)	0 (0 to 0)	0 (0 to 0)	0 (0 to 0)	0 (0 to 0)	0 (0 to 0)	0 (0 to 0)	0 (0 to 0)	0
	0 (0 to 0)	0 (0 to 0)	0 (0 to 0)	0 (0 to 0)	0 (0 to 0)	0 (0 to 0)	0 (0 to 0)	0 (0 to 0)	0 (0 to 0)	0 (0 to 0)	0 (0 to 0)	0 (0 to 0)	0 (0 to 0)	0 (0 to 0)	0 (0 to 0)	0 (0 to 0)	0 (0 to 0)	0 (0 to 0)	0 (0 to 0)	0 (0 to 0)	0 (0 to 0)	0 (0 to 0)	0 (0 to 0)	0
Myocarditis	0 (0 to 0)	0 (0 to 0)	0 (0 to 0)	0 (0 to 0)	0 (0 to 0)	0 (0 to 0)	0 (0 to 0)	0 (0 to 0)	0 (0 to 0)	0 (0 to 0)	0 (0 to 0)	0 (0 to 0)	0 (0 to 0)	0 (0 to 0)	0 (0 to 0)	0 (0 to 0)	0 (0 to 0)	0 (0 to 0)	0 (0 to 0)	0 (0 to 0)	0 (0 to 0)	0 (0 to 0)	0 (0 to 0)	0
	0 (0 to 0)	0 (0 to 0)	0 (0 to 0)	0 (0 to 0)	0 (0 to 0)	0 (0 to 0)	0 (0 to 0)	0 (0 to 0)	0 (0 to 0)	0 (0 to 0)	0 (0 to 0)	0 (0 to 0)	0 (0 to 0)	0 (0 to 0)	0 (0 to 0)	0 (0 to 0)	0 (0 to 0)	0 (0 to 0)	0 (0 to 0)	0 (0 to 0)	0 (0 to 0)	0 (0 to 0)	0 (0 to 0)	0
Alcoholic cardiomyopathy	0 (0 to 0)	0 (0 to 0)	0 (0 to 0)	0 (0 to 0)	0 (0 to 0)	0 (0 to 0)	0 (0 to 0)	0 (0 to 0)	0 (0 to 0)	0 (0 to 0)	0 (0 to 0)	0 (0 to 0)	0 (0 to 0)	0 (0 to 0)	0 (0 to 0)	0 (0 to 0)	0 (0 to 0)	0 (0 to 0)	0 (0 to 0)	0 (0 to 0)	0 (0 to 0)	0 (0 to 0)	0 (0 to 0)	0
	0 (0 to 0)	0 (0 to 0)	0 (0 to 0)	0 (0 to 0)	0 (0 to 0)	0 (0 to 0)	0 (0 to 0)	0 (0 to 0)	0 (0 to 0)	0 (0 to 0)	0 (0 to 0)	0 (0 to 0)	0 (0 to 0)	0 (0 to 0)	0 (0 to 0)	0 (0 to 0)	0 (0 to 0)	0 (0 to 0)	0 (0 to 0)	0 (0 to 0)	0 (0 to 0)	0 (0 to 0)	0 (0 to 0)	0
Other cardiomyopathy	18.6 (10.0 to 28.9)	20.6 (14.4 to 28.4)	91 (26.7 to 193)	39 (17.1 to 72.3)	171 (33.3 to 333)	33.2 (24.7 to 45)	66.2 (49.7 to 84.1)	161 (107 to 230)	172 (113 to 245)	188 (118 to 280)	261 (179 to 367)	179 (179 to 179)	342 (342 to 342)	376 (376 to 376)	443 (443 to 443)	423 (423 to 423)	672 (672 to 672)	666 (666 to 666)	777 (777 to 777)	1,030 (1,030 to 1,030)	1,270 (1,270 to 1,270)	1,060 (1,060 to 1,060)	730 (730 to 730)	399 (399 to 399)	139 (139 to 139)	6,600 (4,700 to 8,900)
	0 (0 to 0)	0 (0 to 0)	0 (0 to 0)	0 (0 to 0)	0 (0 to 0)	0 (0 to 0)	0 (0 to 0)	0 (0 to 0)	0 (0 to 0)	0 (0 to 0)	0 (0 to 0)	0 (0 to 0)	0 (0 to 0)	0 (0 to 0)	0 (0 to 0)	0 (0 to 0)	0 (0 to 0)	0 (0 to 0)	0 (0 to 0)	0 (0 to 0)	0 (0 to 0)	0 (0 to 0)	0 (0 to 0)	0 (0 to 0)	7,690
Atrial fibrillation and flutter	0 (0 to 0)	0 (0 to 0)	0 (0 to 0)	0 (0 to 0)	0 (0 to 0)	0 (0 to 0)	0 (0 to 0)	0 (0 to 0)	0 (0 to 0)	0 (0 to 0)	0 (0 to 0)	0 (0 to 0)	0 (0 to 0)	0 (0 to 0)	0 (0 to 0)	0 (0 to 0)	0 (0 to 0)	0 (0 to 0)	0 (0 to 0)	0 (0 to 0)	0 (0 to 0)	0 (0 to 0)	0 (0 to 0)	0
	0 (0 to 0)	0 (0 to 0)	0 (0 to 0)	0 (0 to 0)	0 (0 to 0)	0 (0 to 0)	0 (0 to 0)	0 (0 to 0)	0 (0 to 0)	0 (0 to 0)	0 (0 to 0)	0 (0 to 0)	0 (0 to 0)	0 (0 to 0)	0 (0 to 0)	0 (0 to 0)	0 (0 to 0)	0 (0 to 0)	0 (0 to 0)	0 (0 to 0)	0 (0 to 0)	0 (0 to 0)	0 (0 to 0)	0
Aortic aneurysm	–	–	–	–	–	0 (0 to 0)	0 (0 to 0)	0 (0 to 0)	0 (0 to 0)	0 (0 to 0)	0 (0 to 0)	0 (0 to 0)	0 (0 to 0)	0 (0 to 0)	0 (0 to 0)	0 (0 to 0)	0 (0 to 0)	0 (0 to 0)	0 (0 to 0)	0 (0 to 0)	0 (0 to 0)	0 (0 to 0)	0 (0 to 0)	0 (0 to 0)	NA
	1.6 (0.5 to 3.7)	1.6 (0.6 to 3.7)	2.2 (0.8 to 5.7)	1.6 (1 to 2.4)	1.8 (1 to 3.1)	7.4 (4.2 to 12.4)	13.2 (8.4 to 20.1)	20.1 (13.1 to 31.4)	46.4 (29.1 to 73.9)	67.2 (42.9 to 104)	73.4 (47.1 to 114)	122 (122 to 122)	122 (122 to 122)	122 (122 to 122)	122 (122 to 122)	122 (122 to 122)	122 (122 to 122)	122 (122 to 122)	122 (122 to 122)	122 (122 to 122)	122 (122 to 122)	122 (122 to 122)	122 (122 to 122)	1,940
Endocarditis	20.6 (11.6 to 31.8)	20.6 (11.6 to 31.8)	20.6 (11.6 to 31.8)

Benign prostatic hyperplasia	0 (0 to 0)	0 (0 to 0)	0 (0 to 0)	0 (0 to 0)	0 (0 to 0)	0 (0 to 0)	0 (0 to 0)
Male infertility	0 (0 to 0)	0 (0 to 0)	0 (0 to 0)	0 (0 to 0)	0 (0 to 0)	0 (0 to 0)	0 (0 to 0)
Other urinary diseases	4·9 (3 to 9)	4·2 (2·4 to 7·3)	4·8 (2·2 to 10)	2·1 (1·4 to 3·3)	1·9 (1·3 to 3·3)	1·9 (1·2 to 3·1)	2·2 (1·4 to 3·3)
Gynecological diseases	0 (0 to 0)	0 (0 to 0)	0 (0 to 0)	0 (0 to 0)	0 (0 to 0)	0 (0 to 0)	0 (0 to 0)
Uterine fibroids	0 (0 to 0)	0 (0 to 0)	0 (0 to 0)	0 (0 to 0)	0 (0 to 0)	0 (0 to 0)	0 (0 to 0)
Polycystic ovarian syndrome	--	--	--	--	--	--	--
Female infertility	--	--	--	--	--	--	--
Endometriosis	--	--	--	--	--	--	--
Genital prolapse	0 (0 to 0)	0 (0 to 0)	0 (0 to 0)	0 (0 to 0)	0 (0 to 0)	0 (0 to 0)	0 (0 to 0)
Premenstrual syndrome	--	--	--	--	--	--	--
Other gynecological diseases	0 (0 to 0)	0 (0 to 0)	0 (0 to 0)	0 (0 to 0)	0 (0 to 0)	0 (0 to 0)	0 (0 to 0)
Hemoglobinopathies and hemolytic anemias	4·5 (3 to 6·5)	3·8 (2·2 to 6·9)	19·1 (11·1 to 32·9)	44·8 (25·4 to 93·2)	52·1 (20·6 to 132)	33·5 (16·3 to 76·4)	40·6 (26·3 to 63·5)
Thalassemias	0·7 (0·4 to 1·1)	0·4 (0·2 to 0·6)	3·3 (1·9 to 5·1)	9·4 (6·4 to 13·1)	6·6 (4·3 to 9·7)	3·2 (1·8 to 5·1)	4·1 (2·2 to 7)
Thalassemias trait	0·1 (0 to 0·2)	0·5 (0·2 to 1·2)	2·3 (0·1 to 8·7)	9 (0·8 to 32·7)	16·3 (1·2 to 56·7)	8·4 (0·7 to 29·7)	2·6 (0·1 to 9·5)
Sickle cell disorders	3·6 (2·4 to 5·3)	1·8 (1 to 2·8)	10·8 (6·7 to 15·6)	16·1 (11·7 to 21·6)	10·3 (7·3 to 14·1)	8·8 (6·1 to 12·3)	19·3 (13·2 to 27·8)
Sickle cell trait	0 (0 to 0·2)	0·8 (0·2 to 2)	1·4 (0 to 5·2)	5·3 (0·3 to 19·6)	9·6 (0·6 to 33·5)	4·8 (0·2 to 17·2)	1·6 (0·1 to 5·3)
G6PD deficiency	0 (0 to 0·1)	0·1 (0 to 0·3)	0·3 (0·1 to 0·5)	1·4 (0·9 to 2·1)	3·2 (1·7 to 5)	3·9 (2·1 to 6·2)	8·2 (4 to 13·8)
G6PD trait	0 (0 to 0)	0 (0 to 0)	0 (0 to 0)	0 (0 to 0)	0 (0 to 0)	0 (0 to 0)	0 (0 to 0)
Other hemoglobinopathies and hemolytic anemias	0·1 (0 to 0·1)	0·3 (0 to 1)	1 (0·1 to 4)	3·6 (0·3 to 13·5)	6·3 (0·7 to 21·8)	4·4 (0·7 to 14·7)	4·7 (1·4 to 14·3)
Endocrine, metabolic, blood, and immune disorders	55·9 (36 to 91·6)	42·9 (26·5 to 67·1)	178 (116 to 300)	180 (124 to 266)	115 (77·8 to 164)	130 (86·7 to 204)	150 (104 to 233)
Oral disorders	0 (0 to 0)	0 (0 to 0)	0 (0 to 0)	74·6 (41·3 to 121)	72·2 (40·7 to 122)	81·9 (43·3 to 143)	120 (66·7 to 197)
Caries of deciduous teeth	0 (0 to 0)	0 (0 to 0)	0 (0 to 0)	22·6 (8·3 to 46·6)	22·2 (9·2 to 48·4)	1·4 (0·2 to 3·6)	0 (0 to 0)
Caries of permanent teeth	0 (0 to 0)	0 (0 to 0)	0 (0 to 0)	0 (0 to 0)	8·2 (2·6 to 19·9)	34·8 (13 to 79·1)	44·3 (17·4 to 91·6)
Periodontal diseases	0 (0 to 0)	0 (0 to 0)	0 (0 to 0)	0 (0 to 0)	0 (0 to 0)	0 (0 to 0)	4·5 (1·2 to 12·3)
Other oral disorders	0 (0 to 0)	0 (0 to 0)	0 (0 to 0)	52 (30·2 to 82·5)	41·8 (24·2 to 65·5)	45·7 (26·1 to 71·9)	70·9 (40·4 to 113)
Sudden infant death syndrome	--	160 (107 to 237)	2,230 (1,620 to 2,930)	--	--	--	--
Injuries	66·3 (53·3 to 82)	172 (136 to 215)	2,010 (1,580 to 2,450)	2,240 (2,000 to 2,510)	1,370 (1,220 to 1,510)	1,850 (1,610 to 2,130)	10,200 (8,270 to 12,400)
Transport injuries	8·5 (6·4 to 11·6)	11·1 (7·7 to 15·2)	168 (115 to 235)	592 (436 to 785)	551 (429 to 685)	617 (487 to 778)	4,190 (3,110 to 5,360)
Road injuries	7·2 (5·4 to 9·9)	10 (6·9 to 13·9)	164 (112 to 230)	569 (419 to 761)	499 (381 to 630)	518 (401 to 670)	3,960 (2,910 to 5,110)
Pedestrian road injuries	1·1 (0·8 to 1·5)	1 (0·7 to 1·4)	17·3 (11·7 to 24·3)	241 (172 to 324)	150 (113 to 190)	110 (81·6 to 145)	287 (212 to 376)
Cyclist road injuries	0 (0 to 0)	0 (0 to 0)	0 (0 to 0)	7 (4·4 to 10·5)	32·9 (19·8 to 52)	56·9 (34·9 to 92·2)	70·9 (46·4 to 107)
Motorcyclist road injuries	0·4 (0·3 to 0·5)	0·5 (0·3 to 0·6)	1·8 (1·3 to 2·6)	2·6 (1·9 to 3·7)	7 (5·3 to 9·1)	21·5 (16·2 to 27·9)	205 (146 to 273)
Motor vehicle road injuries	5·2 (3·9 to 7·2)	8 (5·5 to 11·2)	143 (97·8 to 201)	314 (229 to 422)	303 (232 to 387)	323 (245 to 420)	3,390 (2,480 to 4,400)
Other road injuries	0·6 (0·3 to 1)	0·5 (0·2 to 1·1)	1·6 (0·7 to 3·2)	3·9 (1·7 to 8·4)	5·5 (2·8 to 10·5)	7·2 (3·9 to 12·3)	9·8 (5·7 to 17·3)
Other transport injuries	1·2 (0·8 to 2)	1·2 (0·6 to 2)	4·3 (2·7 to 6·8)	22·8 (14·1 to 35·6)	52 (34·4 to 74·8)	98·7 (66·1 to 143)	222 (132 to 337)
Unintentional injuries	35 (28·3 to 43·2)	142 (108 to 182)	1,420 (1,040 to 1,830)	1,220 (996 to 1,480)	656 (524 to 791)	736 (575 to 926)	1,490 (1,150 to 1,960)
Falls	1·6 (1·2 to 2)	2·3 (1·6 to 3·2)	23·2 (15·7 to 32·9)	67·3 (49 to 91·2)	91·9 (61 to 133)	153 (102 to 216)	280 (205 to 373)
Drowning	2·5 (1·9 to 3·3)	0·8 (0·6 to 1·1)	67·2 (48·7 to 88)	464 (367 to 563)	157 (115 to 204)	130 (94·9 to 173)	414 (278 to 588)
Fire, heat, and hot substances	1·1 (0·9 to 1·4)	3·7 (2·9 to 4·7)	52·2 (38·6 to 66·6)	224 (165 to 295)	129 (99·1 to 160)	74·3 (55·6 to 96·3)	99 (70·6 to 137)
Poisonings	1·4 (1 to 2·1)	1·6 (0·9 to 2·7)	18 (11·8 to 25·2)	44·6 (30·4 to 62·4)	23·7 (15·4 to 34·9)	38·1 (25·5 to 53)	68·9 (46·5 to 97·2)
Poisoning by carbon monoxide	0·2 (0·1 to 0·4)	0·3 (0·1 to 0·8)	5·4 (2 to 10·4)	14·5 (5·9 to 27·9)	7·1 (4 to 10·8)	10·1 (5·3 to 17·3)	38·4 (20 to 62·7)
Poisoning by other means	1·3 (0·9 to 1·8)	1·3 (0·8 to 2)	12·6 (9·1 to 16·6)	30·1 (22·2 to 40·2)	16·7 (9·6 to 26·7)	28 (18·2 to 40·3)	30·5 (20·7 to 43·3)
Exposure to mechanical forces	1·6 (1·2 to 2·2)	1·4 (1·1 to 1·8)	22·7 (17·9 to 27·4)	132 (106 to 159)	115 (88·4 to 151)	166 (122 to 232)	366 (266 to 499)
Unintentional firearm injuries	0·5 (0·3 to 0·8)	0·3 (0·2 to 0·5)	2·5 (1·3 to 4)	41·1 (21·4 to 60·2)	32·7 (21·4 to 45·1)	58·5 (40·4 to 81·4)	170 (112 to 252)
Other exposure to mechanical forces	1·1 (0·8 to 1·5)	1·1 (0·8 to 1·5)	20·1 (15·8 to 24·7)	90·5 (66·9 to 117)	81·9 (58·2 to 116)	108 (70·2 to 170)	196 (135 to 285)
Adverse effects of medical treatment	7·8 (5·3 to 11·2)	8·9 (6·2 to 12·2)	64·4 (36·6 to 102)	50·9 (34 to 73·1)	22·9 (15·3 to 32·4)	18·9 (12·4 to 27·4)	21·2 (13·8 to 31·4)
Animal contact	0·5 (0·3 to 0·7)	1·1 (0·7 to 1·8)	3·4 (2·3 to 5)	13·8 (9·8 to 19·1)	13·9 (9·3 to 19·5)	15 (9·2 to 22·5)	18·7 (11·7 to 26·4)
Venomous animal contact	0 (0 to 0·1)	0·1 (0 to 0·3)	0·5 (0·3 to 0·7)	2·8 (1·6 to 4·5)	4·9 (2·9 to 7·8)	6·9 (3·8 to 11·1)	8·5 (5 to 13·1)
Non-venomous animal contact	0·4 (0·3 to 0·6)	1 (0·6 to 1·6)	3 (2 to 4·3)	11 (7·8 to 15·6)	9 (5·8 to 13·4)	8·1 (4·7 to 13·3)	10·2 (6·2 to 16·4)
Foreign body	17·2 (13·6 to 21·6)	121 (90·9 to 157)	1,150 (818 to 1,510)	190 (153 to 228)	65·7 (51·6 to 82·5)	82 (61·6 to 106)	97·2 (71·4 to 128)
Pulmonary aspiration and foreign body in airway	17·1 (13·5 to 21·5)	120 (90·6 to 157)	1,150 (816 to 1,510)	177 (142 to 214)	46·1 (35·8 to 57·3)	55·4 (40·3 to 74·6)	64·5 (44·5 to 89·7)
Foreign body in eyes	0 (0 to 0)	0·1 (0 to 0·1)	0·9 (0·2 to 1·8)	4·1 (1·3 to 9·1)	5·8 (1·9 to 13)	7·8 (2·7 to 17·7)	10·4 (3·8 to 23·4)
Foreign body in other body part	0·1 (0 to 0·1)	0·1 (0·1 to 0·2)	1·9 (1 to 3·8)	9·5 (5·8 to 15·9)	13·7 (8·1 to 22·3)	18·7 (11·6 to 29·3)	22·3 (14·8 to 33·2)
Environmental heat and cold exposure	0·5 (0·4 to 0·8)	0·4 (0·3 to 0·7)	11·2 (6·9 to 17·5)	13·9 (9·5 to 20·1)	5·2 (3·5 to 7·4)	8·1 (5·4 to 11·6)	26·8 (18·2 to 39·5)
Exposure to forces of nature	0·1 (0·1 to 0·1)	0·1 (0·1 to 0·2)	1·2 (1·1 to 1·3)	5·6 (5·1 to 6·2)	6·6 (6 to 7·3)	10 (8·9 to 11·1)	11·9 (10·6 to 13·5)
Other unintentional injuries	0·7 (0·4 to 1·2)	0·5 (0·3 to 0·9)	6·6 (4·9 to 8·4)	16·8 (12·5 to 22·4)	25·1 (17·8 to 35·3)	40·8 (29·3 to 56·7)	84·3 (62·2 to 116)
Self-harm and interpersonal violence	22·8 (14·2 to 34·7)	19·2 (12·3 to 28·8)	420 (303 to 556)	429 (334 to 541)	165 (133 to 203)	497 (380 to 634)	4,510 (3,440 to 5,780)
Self-harm	0 (0 to 0)	0 (0 to 0)	0 (0 to 0)	0 (0 to 0)	0 (0 to 0)	244 (156 to 365)	1,910 (1,380 to 2,590)
Self-harm by firearm	0 (0 to 0)	0 (0 to 0)	0 (0 to 0)	0 (0 to 0)	0 (0 to 0)	132 (75·9 to 210)	1,340 (893 to 1,850)
Self-harm by other specified means	0 (0 to 0)	0 (0 to 0)	0 (0 to 0)	0 (0 to 0)	0 (0 to 0)	112 (60·2 to 186)	576 (365 to 877)
Interpersonal violence	22·8 (14·2 to 34·7)	19·2 (12·3 to 28·8)	420 (303 to 555)	427 (332 to 539)	163 (132 to 201)	252 (186 to 333)	2,580 (1,890 to 3,390)
Physical violence by firearm	2 (1·2 to 3)	3·2 (2 to 4·8)	45·9 (32·5 to 62·7)	139 (105 to 179)	91·9 (73·4 to 115)	191 (137 to 258)	2,330 (1,710 to 3,080)
Physical violence by sharp object	1·2 (0·7 to 1·9)	0·9 (0·6 to 1·4)	7·5 (5·2 to 10·5)	14·9 (11·6 to 18·8)	11·2 (9·2 to 13·9)	14·5 (10·8 to 18·7)	146 (104 to 201)
Sexual violence	0 (0 to 0)	0 (0 to 0)	0 (0 to 0)	0·4 (0·2 to 0·6)	2·9 (1·7 to 4·6)	7·1 (4 to 11·5)	20·8 (11·1 to 34)
Physical violence by other means	19·6 (12·2 to 29·8)	15·2 (9·6 to 22·5)	366 (264 to 484)	273 (212 to 346)	57·3 (46·1 to 71)	39·2 (29·2 to 51)	77·4 (60·2 to 99·7)
Conflict and terrorism	0 (0 to 0)	0 (0 to 0)	0 (0 to 0)	0 (0 to 0)	0·1 (0 to 0·1)	0·4 (0·2 to 0·7)	0·9 (0·5 to 1·5)

Benign prostatic hyperplasia	0 (0 to 0)	0 (0 to 0)	0 (0 to 0)	0 (0 to 0)	10·2 (4·6 to 19·1)	38·2 (21·3 to 60·6)	72·9 (41·7 to 115)	138 (80·8 to 212)	191 (112 to 293)
Male infertility	24·5 (6·1 to 69·5)	39·9 (10·9 to 98·4)	38·4 (10·6 to 102)	31·7 (9·3 to 79·1)	21·6 (6 to 56)	3 (0·5 to 9·4)	0 (0 to 0)	0 (0 to 0)	0 (0 to 0)
Other urinary diseases	2·3 (1·4 to 4·2)	3·8 (2·3 to 6·5)	5 (3·1 to 8·2)	7 (4 to 12·5)	8·1 (4·2 to 14·5)	13 (7·2 to 22·1)	17·8 (9·4 to 34·7)	23 (12·1 to 42·9)	29 (15·2 to 59·5)
Gynecological diseases	0 (0 to 0)	0 (0 to 0)	0 (0 to 0)	0 (0 to 0)	0 (0 to 0)	0 (0 to 0)	0 (0 to 0)	0 (0 to 0)	0 (0 to 0)
Uterine fibroids	0 (0 to 0)	0 (0 to 0)	0 (0 to 0)	0 (0 to 0)	0 (0 to 0)	0 (0 to 0)	0 (0 to 0)	0 (0 to 0)	0 (0 to 0)
Polycystic ovarian syndrome	--	--	--	--	--	--	--	--	--
Female infertility	--	--	--	--	--	--	--	--	--
Endometriosis	--	--	--	--	--	--	--	--	--
Genital prolapse	0 (0 to 0)	0 (0 to 0)	0 (0 to 0)	0 (0 to 0)	0 (0 to 0)	0 (0 to 0)	0 (0 to 0)	0 (0 to 0)	0 (0 to 0)
Premenstrual syndrome	--	--	--	--	--	--	--	--	--
Other gynecological diseases	0 (0 to 0)	0 (0 to 0)	0 (0 to 0)	0 (0 to 0)	0 (0 to 0)	0 (0 to 0)	0 (0 to 0)	0 (0 to 0)	0 (0 to 0)
Hemoglobinopathies and hemolytic anemias	59·1 (37·6 to 85·2)	59·6 (40·5 to 90·4)	58·5 (37·3 to 86·1)	55·3 (37 to 79·9)	53·3 (35·6 to 78·4)	57·4 (36·6 to 88·5)	52·2 (33·8 to 81)	70·8 (43·2 to 122)	69·7 (43·3 to 111)
Thalassemias	4·5 (2·4 to 7·5)	2·1 (1 to 3·8)	0·9 (0·4 to 1·7)	0·6 (0·3 to 1·1)	0·6 (0·3 to 1)	0·6 (0·3 to 1)	0·4 (0·2 to 0·7)	0·2 (0·1 to 0·4)	0·1 (0 to 0·2)
Thalassemias trait	1·9 (0·1 to 7·4)	2·2 (0·2 to 8·2)	2·4 (0·1 to 9)	2·3 (0·1 to 8)	2·4 (0·1 to 7·4)	4 (0·3 to 13·3)	3·7 (0·3 to 12·4)	7·5 (1·2 to 21·8)	6 (0·8 to 17·2)
Sickle cell disorders	33·4 (20·8 to 50·2)	35·4 (22·8 to 52·3)	33·3 (20·5 to 49·4)	29·7 (18·6 to 43)	26·3 (16·4 to 37·4)	23·8 (15·2 to 34·5)	19·2 (12·5 to 28·7)	19·9 (12·7 to 29·4)	13·7 (8 to 21·5)
Sickle cell trait	1·1 (0·1 to 4·3)	1·3 (0·1 to 4·8)	1·4 (0·1 to 5·2)	1·4 (0·1 to 5·4)	1·4 (0·1 to 4·4)	2·3 (0·1 to 7·8)	2·2 (0·1 to 7)	4·3 (0·6 to 12·9)	3·5 (0·4 to 10·7)
G6PD deficiency	13 (6·4 to 22·2)	13·7 (7·1 to 23·1)	14·7 (7·1 to 24·2)	15 (7·5 to 25)	15·2 (8 to 24·4)	16·4 (9·1 to 26·8)	15·1 (8·3 to 23·8)	16·2 (8·4 to 25·8)	17·1 (9·3 to 27·4)
G6PD trait	0 (0 to 0)	0 (0 to 0)	0 (0 to 0)	0 (0 to 0)	0 (0 to 0)	0 (0 to 0)	0 (0 to 0)	0 (0 to 0)	0 (0 to 0)
Other hemoglobinopathies and hemolytic anemias	5·1 (2·3 to 13·1)	4·9 (2 to 12·6)	5·8 (2·5 to 14·2)	6·2 (3 to 15)	7·4 (3·5 to 15·4)	10·3 (4·6 to 24·3)	11·6 (6·1 to 22·3)	22·7 (11·2 to 49·9)	29·3 (16·5 to 52·1)
Endocrine, metabolic, blood, and immune disorders	191 (130 to 277)	256 (180 to 358)	334 (235 to 459)	487 (342 to 657)	582 (401 to 796)	777 (531 to 1,060)	905 (639 to 1,220)	1,160 (829 to 1,570)	1,180 (831 to 1,570)
Oral disorders	170 (96·5 to 278)	237 (134 to 392)	305 (173 to 519)	395 (219 to 695)	488 (262 to 828)	654 (378 to 1,080)	795 (454 to 1,260)	1,000 (607 to 1,580)	1,080 (649 to 1,670)
Caries of deciduous teeth	0 (0 to 0)	0 (0 to 0)	0 (0 to 0)	0 (0 to 0)	0 (0 to 0)	0 (0 to 0)	0 (0 to 0)	0 (0 to 0)	0 (0 to 0)
Caries of permanent teeth	52·7 (22·2 to 103)	53·5 (20·9 to 112)	46·1 (18·7 to 95·3)	43 (16·8 to 86·5)	37·5 (15·6 to 75·6)	36·3 (15·2 to 76·5)	34 (13·7 to 76)	34·3 (13·1 to 79·3)	30·9 (11 to 68·6)
Periodontal diseases	15·1 (4·3 to 38·4)	38·3 (10·8 to 90·9)	69·2 (21·9 to 178)	111 (34·7 to 293)	154 (48·6 to 384)	211 (69·6 to 519)	241 (88·1 to 547)	271 (102 to 591)	250 (94·4 to 525)
Other oral disorders	84·2 (50·3 to 132)	93·1 (54·6 to 144)	91·6 (54·9 to 140)	89·3 (54·3 to 137)	85·6 (50 to 131)	92·2 (55·8 to 140)	91·6 (56·1 to 138)	97·4 (59 to 148)	92·4 (55·4 to 140)
Sudden infant death syndrome	--	--	--	--	--	--	--	--	--
Injuries	14,000 (11,200 to 17,400)	12,000 (9,490 to 14,400)	10,200 (8,300 to 12,200)	9,750 (7,750 to 11,900)	9,200 (7,390 to 11,400)	9,520 (7,450 to 11,800)	9,210 (7,320 to 11,600)	9,080 (7,210 to 11,300)	8,030 (6,520 to 9,920)
Transport injuries	5,310 (3,920 to 6,860)	4,080 (2,950 to 5,220)	3,380 (2,530 to 4,350)	3,250 (2,420 to 4,260)	2,940 (2,230 to 3,840)	3,120 (2,300 to 4,130)	2,860 (2,180 to 3,720)	2,780 (2,110 to 3,630)	2,330 (1,840 to 2,920)
Road injuries	5,060 (3,720 to 6,560)	3,840 (2,780 to 4,940)	3,160 (2,350 to 4,050)	3,030 (2,260 to 3,950)	2,740 (2,070 to 3,600)	2,900 (2,130 to 3,870)	2,650 (2,010 to 3,440)	2,580 (1,970 to 3,380)	2,130 (1,680 to 2,680)
Pedestrian road injuries	417 (312 to 536)	379 (286 to 481)	364 (274 to 466)	382 (281 to 503)	383 (288 to 507)	436 (310 to 582)	434 (325 to 572)	433 (330 to 574)	356 (275 to 452)
Cyclist road injuries	60·5 (41·7 to 83·1)	60·9 (43·2 to 83·6)	63 (44·6 to 84·6)	70·1 (50·6 to 95·5)	76·3 (53·5 to 103)	97·2 (70·3 to 131)	106 (79·4 to 140)	114 (83·7 to 155)	103 (75·8 to 138)
Motorcyclist road injuries	574 (427 to 738)	460 (348 to 582)	417 (318 to 530)	407 (306 to 528)	384 (294 to 497)	435 (303 to 604)	376 (266 to 524)	368 (259 to 508)	283 (218 to 352)
Motor vehicle road injuries	4,000 (2,920 to 5,190)	2,930 (2,110 to 3,770)	2,310 (1,680 to 3,000)	2,160 (1,590 to 2,850)	1,890 (1,410 to 2,490)	1,920 (1,370 to 2,590)	1,720 (1,290 to 2,260)	1,650 (1,230 to 2,180)	1,380 (1,070 to 1,760)
Other road injuries	11·1 (6·6 to 18·2)	12 (7·3 to 19·8)	9·8 (6·3 to 15·6)	9·2 (6·2 to 13·6)	10·5 (6·8 to 15·4)	14·1 (9·1 to 21·8)	15·4 (9·6 to 24·7)	16·5 (10·6 to 25·3)	14·4 (9·7 to 21·7)
Other transport injuries	247 (159 to 374)	235 (147 to 344)	223 (143 to 327)	221 (144 to 327)	204 (142 to 284)	216 (146 to 308)	209 (148 to 289)	203 (149 to 270)	200 (148 to 268)
Unintentional injuries	1,820 (1,390 to 2,320)	1,850 (1,450 to 2,330)	1,850 (1,450 to 2,400)	2,080 (1,630 to 2,620)	2,220 (1,740 to 2,830)	2,650 (2,060 to 3,380)	2,970 (2,330 to 3,840)	3,390 (2,680 to 4,320)	3,560 (2,830 to 4,490)
Falls	388 (295 to 506)	456 (341 to 595)	492 (370 to 646)	591 (448 to 772)	665 (512 to 851)	853 (656 to 1,100)	1,090 (852 to 1,390)	1,330 (1,040 to 1,700)	1,500 (1,170 to 1,910)
Drowning	309 (203 to 436)	222 (152 to 313)	167 (112 to 229)	172 (122 to 235)	163 (117 to 215)	146 (101 to 199)	128 (89·5 to 178)	115 (82·7 to 157)	109 (78·7 to 148)
Fire, heat, and hot substances	141 (99·1 to 188)	164 (120 to 221)	174 (121 to 245)	206 (148 to 289)	215 (152 to 295)	265 (193 to 364)	290 (207 to 406)	331 (244 to 455)	334 (248 to 454)
Poisonings	111 (76·3 to 152)	123 (85·2 to 174)	101 (69·1 to 138)	96·9 (65·7 to 134)	95·5 (68·9 to 126)	82·7 (57·7 to 113)	88·5 (62·2 to 122)	77 (56·3 to 102)	56·7 (40·5 to 75·3)
Poisoning by carbon monoxide	65·7 (36·8 to 101)	71·3 (40 to 116)	70·2 (41·3 to 104)	67·4 (39·9 to 104)	68·3 (43·8 to 98·5)	56·4 (34·8 to 83·4)	51 (29·6 to 80·6)	43·2 (26·5 to 65·2)	30·8 (19·9 to 45·1)
Poisoning by other means	45·5 (31·7 to 59·9)	52 (37·7 to 69·3)	30·5 (20·8 to 42·5)	29·5 (19·9 to 41)	27·2 (18·9 to 38)	26·3 (17·5 to 37·6)	37·6 (26 to 52)	33·8 (23·6 to 46·6)	25·9 (17 to 37·8)
Exposure to mechanical forces	513 (377 to 686)	495 (370 to 675)	480 (348 to 659)	522 (385 to 711)	548 (399 to 746)	664 (490 to 906)	668 (488 to 924)	712 (522 to 977)	701 (518 to 952)
Unintentional firearm injuries	203 (127 to 295)	129 (81·1 to 189)	97·1 (59·1 to 141)	94·9 (63·4 to 134)	81·2 (51·9 to 118)	93·9 (58·9 to 140)	78·6 (50·9 to 112)	76·6 (50·7 to 109)	63·4 (40·5 to 90·8)
Other exposure to mechanical forces	310 (213 to 443)	366 (261 to 528)	382 (266 to 558)	427 (300 to 595)	467 (335 to 657)	571 (408 to 800)	589 (425 to 824)	635 (458 to 883)	637 (465 to 879)
Adverse effects of medical treatment	28·9 (18·5 to 43)	32·7 (21·5 to 47·3)	38·1 (25·2 to 55·3)	48·7 (34 to 68·2)	59·4 (39·4 to 86·7)	95·9 (63·2 to 140)	123 (81·6 to 181)	161 (115 to 227)	193 (131 to 273)
Animal contact	22·4 (14·7 to 32·3)	25·7 (17·2 to 37·1)	26·7 (17·6 to 39·2)	30·2 (20·6 to 44·3)	32·5 (22·3 to 47·5)	37·2 (25·5 to 54·3)	40·4 (27·8 to 56·6)	44·8 (30·2 to 64·7)	44·3 (30·2 to 63·2)
Venomous animal contact	9·8 (6 to 15·1)	11·3 (7·2 to 16·4)	11·6 (7·6 to 16·3)	12·8 (8·6 to 18·2)	14·2 (9·8 to 19·7)	15·6 (10·7 to 21·5)	16·4 (11·3 to 23)	16·7 (11·5 to 23·1)	15·8 (10·9 to 22·2)
Non-venomous animal contact	12·6 (7·5 to 20)	14·5 (8·7 to 22·8)	15·1 (9 to 24·9)	17·3 (10·5 to 28·2)	18·3 (10·8 to 29·5)	21·6 (12·9 to 35·9)	24 (14·5 to 37·9)	28 (17·3 to 43·9)	28·5 (17·9 to 44·8)
Foreign body	124 (92·8 to 162)	127 (97·6 to 163)	136 (104 to 176)	155 (120 to 197)	166 (128 to 209)	195 (146 to 249)	209 (158 to 272)	243 (189 to 313)	276 (212 to 360)
Pulmonary aspiration and foreign body in airway	85·6 (58·3 to 119)	81·8 (58 to 113)	88·1 (58·7 to 122)	103 (73·2 to 142)	113 (81·8 to 149)	133 (92·3 to 182)	141 (96·4 to 201)	166 (119 to 225)	195 (135 to 271)
Foreign body in eyes	13·3 (4·9 to 27·9)	15·7 (6·5 to 30·6)	16 (6·8 to 31·1)	16·3 (7·5 to 30·6)	16·3 (8·2 to 28·9)	17·7 (10 to 30·6)	17·5 (10·1 to 28)	18·3 (11 to 28·4)	17·7 (10·7 to 26·8)
Foreign body in other body part	25·4 (17·4 to 37·1)	29·2 (19·9 to 41·8)	31·8 (21·9 to 45·2)	35·3 (24·4 to 49·4)	37 (26·2 to 51·6)	44·6 (31 to 61·8)	50·4 (34·8 to 69·8)	58·9 (40·6 to 82)	63·2 (44 to 88)
Environmental heat and cold exposure	37·4 (26·5 to 51·9)	45·4 (32·1 to 63·1)	51·3 (36·4 to 72)	60 (41·4 to 85·4)	68·1 (46·4 to 96·2)	84·4 (56·2 to 120)	104 (69·6 to 149)	114 (77·3 to 163)	105 (71·5 to 149)
Exposure to forces of nature	12·9 (11·3 to 14·8)	12·7 (11·2 to 14·5)	11·5 (10·1 to 13·4)	11·3 (9·7 to 13·5)	9·7 (8·3 to 11·7)	10 (8·5 to 12)	10·1 (8·6 to 12·1)	9·7 (8·2 to 11·7)	8·6 (7·3 to 10·2)
Other unintentional injuries	128 (93·7 to 169)	152 (113 to 206)	171 (125 to 233)	189 (140 to 253)	197 (143 to 264)	220 (159 to 297)	225 (160 to 308)	245 (171 to 338)	232 (162 to 326)
Self-harm and interpersonal violence	6,890 (5,220 to 8,760)	6,110 (4,710 to 7,560)	4,920 (3,870 to 6,070)	4,420 (3,360 to 5,650)	4,040 (3,100 to 5,210)	3,740 (2,780 to 4,950)	3,380 (2,460 to 4,470)	2,920 (2,130 to 3,810)	2,130 (1,620 to 2,760)
Self-harm	2,890 (2,040 to 3,910)	2,790 (2,080 to 3,620)	2,230 (1,650 to 2,910)	2,300 (1,690 to 3,120)	2,360 (1,700 to 3,160)	2,400 (1,690 to 3,340)	2,310 (1,610 to 3,230)	2,050 (1,410 to 2,790)	1,510 (1,090 to 2,080)
Self-harm by firearm	1,970 (1,350 to 2,710)	1,780 (1,270 to 2,400)	1,370 (946 to 1,860)	1,470 (1,050 to 2,040)	1,530 (1,060 to 2,100)	1,570 (1,100 to 2,220)	1,670 (1,130 to 2,430)	1,480 (995 to 2,060)	1,190 (834 to 1,640)
Self-harm by other specified means	916 (570 to 1,410)	1,010 (687 to 1,440)	862 (575 to 1,190)	831 (540 to 1,210)	834 (540 to 1,240)	824 (527 to 1,230)	635 (403 to 955)	570 (355 to 856)	319 (205 to 482)
Interpersonal violence	3,950 (2,980 to 5,160)	3,260 (2,400 to 4,040)	2,640 (2,020 to 3,300)	2,070 (1,530 to 2,650)	1,650 (1,250 to 2,130)	1,320 (987 to 1,740)	1,060 (788 to 1,380)	853 (651 to 1,090)	612 (478 to 764)
Physical violence by firearm	3,540 (2,660 to 4,640)	2,850 (2,060 to 3,570)	2,250 (1,690 to 2,840)	1,660 (1,200 to 2,160)	1,290 (968 to 1,710)	923 (664 to 1,250)	671 (474 to 909)	489 (352 to 661)	309 (231 to 407)
Physical violence by sharp object	253 (191 to 331)	229 (170 to 287)	215 (164 to 265)	202 (152 to 255)	154 (121 to 195)	161 (122 to 210)	150 (113 to 196)	126 (95·7 to 160)	95·2 (73·8 to 123)
Sexual violence	29·3 (16·9 to 44·4)	22·8 (12·5 to 36·9)	14·6 (8·1 to 23·7)	11·2 (6·4 to 18·4)	8·8 (5 to 14·6)	8·2 (4·8 to 13·9)	7·5 (4·2 to 12·5)	6·8 (4·1 to 10·9)	5·8 (3·5 to 8·7)
Physical violence by other means	131 (101 to 166)	158 (120 to 203)	168 (128 to 218)	195 (149 to 254)	194 (146 to 250)	224 (167 to 295)	228 (170 to 301)	231 (170 to 308)	202 (147 to 269)
Conflict and terrorism	1·2 (0·7 to 2)	2·3 (1·2 to 4)	3·5 (2 to 6·4)	4·2 (2·4 to 7·3)	3·6 (2·1 to 6·1)	3·1 (1·9 to 5·3)	2·6 (1·6 to 4·3)	2·5 (1·6 to 4)	2 (1·3 to 3)

Benign prostatic hyperplasia	205 (123 to 309)	186 (109 to 290)	134 (81·4 to 204)	84·5 (51·3 to 126)	43·8 (26·9 to 64·8)	16·8 (10·2 to 24·7)	5·1 (3 to 7·7)	1,130
Male infertility	0 (0 to 0)	0 (0 to 0)	0 (0 to 0)	0 (0 to 0)	0 (0 to 0)	0 (0 to 0)	0 (0 to 0)	159
Other urinary diseases	28·9 (15·6 to 57·3)	28·8 (15 to 59·1)	20·9 (10·1 to 47·4)	17·5 (8·3 to 40·5)	12·2 (5·9 to 28·1)	6·1 (2·9 to 14·1)	2·3 (1 to 5·3)	248
Gynecological diseases	0 (0 to 0)	0 (0 to 0)	0 (0 to 0)	0 (0 to 0)	0 (0 to 0)	0 (0 to 0)	0 (0 to 0)	0
Uterine fibroids	0 (0 to 0)	0 (0 to 0)	0 (0 to 0)	0 (0 to 0)	0 (0 to 0)	0 (0 to 0)	0 (0 to 0)	0
Polycystic ovarian syndrome	--	--	--	--	--	--	--	NA
Female infertility	--	--	--	--	--	--	--	NA
Endometriosis	--	--	--	--	--	--	--	NA
Genital prolapse	0 (0 to 0)	0 (0 to 0)	0 (0 to 0)	0 (0 to 0)	0 (0 to 0)	0 (0 to 0)	0 (0 to 0)	0
Premenstrual syndrome	--	--	--	--	--	--	--	NA
Other gynecological diseases	0 (0 to 0)	0 (0 to 0)	0 (0 to 0)	0 (0 to 0)	0 (0 to 0)	0 (0 to 0)	0 (0 to 0)	0
Hemoglobinopathies and hemolytic anemias	61·2 (38·8 to 94·7)	58·3 (38·5 to 89·8)	57·9 (38·6 to 84·8)	47·3 (32 to 70·9)	27·5 (18·5 to 40·3)	13·3 (8·9 to 20·4)	5·4 (3 to 9)	1,010
Thalassemias	0 (0 to 0)	0 (0 to 0)	0 (0 to 0)	0 (0 to 0)	0 (0 to 0)	0 (0 to 0)	0 (0 to 0)	37·7
Thalassemias trait	5 (0·7 to 14·2)	5·7 (1·1 to 15·1)	5·7 (1·4 to 13·3)	5·4 (1·6 to 11·1)	2·5 (0·4 to 5·9)	0·9 (0·1 to 2·4)	0·3 (0 to 0·8)	97·2
Sickle cell disorders	8 (4·6 to 12·7)	2·3 (1·2 to 3·8)	0·4 (0·2 to 0·8)	0 (0 to 0·1)	0 (0 to 0)	0 (0 to 0)	0 (0 to 0)	316
Sickle cell trait	2·9 (0·4 to 8·2)	3·3 (0·6 to 9·2)	3·4 (0·7 to 7·8)	3·3 (0·8 to 7)	1·5 (0·3 to 3·5)	0·6 (0 to 1·5)	0·2 (0 to 0·5)	57·4
G6PD deficiency	12·5 (6·3 to 19·4)	8·3 (4·6 to 12·9)	5·5 (2·8 to 8·7)	2·3 (1·2 to 3·5)	0·7 (0·4 to 1·2)	0·2 (0·1 to 0·3)	0 (0 to 0·1)	183
G6PD trait	0 (0 to 0)	0 (0 to 0)	0 (0 to 0)	0 (0 to 0)	0 (0 to 0)	0 (0 to 0)	0 (0 to 0)	0
Other hemoglobinopathies and hemolytic anemias	32·8 (20·8 to 51·5)	38·6 (26 to 57·6)	43 (29·7 to 60·4)	36·3 (25·8 to 52)	22·8 (16·2 to 30·9)	11·6 (8·2 to 16·8)	4·9 (2·8 to 7·7)	314
Endocrine, metabolic, blood, and immune disorders	1,000 (720 to 1,350)	827 (588 to 1,120)	596 (429 to 806)	388 (270 to 522)	232 (154 to 311)	98·1 (60 to 132)	40·6 (19·8 to 59·2)	9,900
Oral disorders	1,030 (634 to 1,610)	892 (553 to 1,360)	615 (390 to 907)	373 (235 to 546)	192 (121 to 281)	75·3 (46·4 to 110)	23·8 (14·8 to 34·9)	8,680
Caries of deciduous teeth	0 (0 to 0)	0 (0 to 0)	0 (0 to 0)	0 (0 to 0)	0 (0 to 0)	0 (0 to 0)	0 (0 to 0)	46·1
Caries of permanent teeth	24·9 (9·3 to 52·4)	18·8 (7·3 to 39·7)	11·3 (4·7 to 22·7)	6·1 (2·4 to 12·7)	2·6 (1 to 5·5)	0·9 (0·3 to 1·9)	0·2 (0·1 to 0·5)	520
Periodontal diseases	202 (77·6 to 408)	152 (60·6 to 310)	96·3 (39·2 to 193)	55·8 (21·3 to 113)	28 (10·4 to 57·5)	10·7 (3·9 to 22·2)	3·2 (1·1 to 6·7)	1,910
Other oral disorders	79·8 (48·6 to 122)	56·5 (35·1 to 86·4)	28 (17·1 to 42·7)	12·5 (7·6 to 18·8)	4·8 (2·8 to 7·3)	1·6 (0·9 to 2·5)	0·5 (0·3 to 0·8)	1,210
Sudden infant death syndrome	--	--	--	--	--	--	--	NA
Injuries	6,490 (5,280 to 7,960)	5,390 (4,390 to 6,570)	3,880 (3,150 to 4,750)	2,680 (2,210 to 3,220)	1,650 (1,360 to 1,980)	740 (611 to 889)	286 (233 to 354)	130,000
Transport injuries	1,720 (1,390 to 2,120)	1,290 (1,030 to 1,610)	795 (644 to 983)	466 (374 to 574)	245 (198 to 297)	88·2 (70·9 to 108)	26·1 (20·5 to 33·1)	40,800
Road injuries	1,550 (1,240 to 1,920)	1,150 (920 to 1,450)	708 (572 to 880)	415 (329 to 508)	217 (175 to 263)	75·8 (60·8 to 92·6)	21·2 (16·8 to 26·8)	38,000
Pedestrian road injuries	255 (202 to 321)	194 (154 to 246)	127 (100 to 159)	74·2 (58·7 to 92)	37·8 (30·2 to 46·7)	13·7 (10·9 to 16·7)	3·8 (2·9 to 4·9)	5,100
Cyclist road injuries	82·9 (61·9 to 108)	60·7 (45·2 to 79·9)	38·6 (28·9 to 50·6)	21·6 (15·7 to 28·2)	10·8 (7·8 to 14·5)	4·1 (2·9 to 5·5)	1·2 (0·9 to 1·7)	1,140
Motorcyclist road injuries	197 (153 to 248)	124 (94·3 to 161)	70·8 (52·3 to 93·2)	37·5 (27·1 to 50·3)	17·6 (12·4 to 24)	6·9 (4·8 to 9·6)	2·3 (1·6 to 3·2)	4,400
Motor vehicle road injuries	1,010 (801 to 1,260)	767 (603 to 986)	466 (371 to 581)	279 (218 to 344)	150 (120 to 185)	50·8 (40·4 to 62)	13·7 (10·8 to 17·6)	27,200
Other road injuries	11·9 (8·3 to 17·2)	8·9 (6·5 to 12·4)	5·8 (4·1 to 7·9)	3·2 (2·3 to 4·5)	1·4 (1 to 1·8)	0·5 (0·3 to 0·7)	0·2 (0·1 to 0·3)	174
Other transport injuries	169 (129 to 218)	132 (100 to 171)	86·9 (65·1 to 113)	51·2 (38·5 to 68·3)	28 (20·4 to 37)	12·3 (9 to 16·5)	5 (3·5 to 6·7)	2,840
Unintentional injuries	3,290 (2,620 to 4,190)	3,110 (2,450 to 3,900)	2,490 (1,990 to 3,130)	1,900 (1,520 to 2,340)	1,270 (1,040 to 1,530)	611 (500 to 738)	249 (203 to 311)	41,000
Falls	1,510 (1,180 to 1,910)	1,570 (1,210 to 1,970)	1,390 (1,100 to 1,780)	1,190 (936 to 1,480)	857 (678 to 1,060)	433 (349 to 540)	184 (145 to 242)	15,100
Drowning	72·8 (52·8 to 97·3)	53·3 (40·5 to 69·7)	29·1 (21·9 to 37·7)	15·9 (12·1 to 20·6)	7·1 (5·5 to 9)	2·2 (1·8 to 2·6)	0·5 (0·4 to 0·6)	2,950
Fire, heat, and hot substances	263 (194 to 356)	210 (156 to 285)	146 (109 to 191)	90·2 (67·5 to 120)	51·7 (40 to 67·8)	21·2 (16·6 to 27·5)	7·5 (5·8 to 9·5)	3,490
Poisonings	37·7 (27·6 to 49·9)	26·8 (19·1 to 35·7)	16·3 (12·1 to 21·3)	10·8 (8·2 to 13·8)	6·1 (4·6 to 7·7)	2·1 (1·6 to 2·6)	0·6 (0·4 to 0·7)	1,130
Poisoning by carbon monoxide	19·8 (12·5 to 28·8)	11·8 (7·9 to 17·2)	7·3 (4·8 to 10·5)	4·7 (3·1 to 6·8)	2·9 (1·9 to 4·2)	0·9 (0·6 to 1·2)	0·2 (0·1 to 0·2)	648
Poisoning by other means	17·9 (11·8 to 26·2)	15 (9·8 to 21)	9 (6 to 13)	6·1 (4·3 to 8·5)	3·2 (2·3 to 4·3)	1·2 (0·9 to 1·7)	0·4 (0·3 to 0·5)	481
Exposure to mechanical forces	603 (444 to 832)	485 (353 to 675)	322 (232 to 446)	195 (139 to 275)	103 (71·5 to 144)	42 (29·2 to 59·1)	13·9 (9·7 to 19·8)	7,870
Unintentional firearm injuries	53·3 (33·5 to 75·2)	36·1 (24·3 to 50)	21·5 (14·6 to 29·8)	12·7 (8·8 to 17·7)	6 (4·2 to 8·2)	2·2 (1·6 to 3·1)	0·9 (0·6 to 1·2)	1,360
Other exposure to mechanical forces	549 (400 to 767)	449 (322 to 629)	300 (213 to 419)	183 (129 to 258)	97·1 (66·8 to 136)	39·7 (27·2 to 55·9)	13·1 (9 to 18·6)	6,510
Adverse effects of medical treatment	218 (155 to 304)	224 (160 to 310)	168 (119 to 233)	97·4 (70 to 135)	51·5 (38·6 to 67·6)	20 (15·1 to 26·6)	7·8 (5 to 11·6)	1,760
Animal contact	37·8 (25·9 to 55·5)	30·8 (21·2 to 44·7)	20 (13·7 to 29·3)	12·6 (8·4 to 18)	6·5 (4·4 to 9·6)	2·7 (1·8 to 4)	0·9 (0·6 to 1·4)	482
Venomous animal contact	12·1 (8·5 to 16·6)	8·8 (6 to 12·1)	4·9 (3·4 to 6·8)	3 (2 to 4·2)	1·4 (0·9 to 1·9)	0·6 (0·4 to 0·8)	0·2 (0·1 to 0·3)	179
Non-venomous animal contact	25·7 (15·9 to 41)	22 (13·6 to 34·5)	15·1 (9·6 to 23·5)	9·6 (6 to 14·7)	5·2 (3·3 to 8)	2·1 (1·3 to 3·3)	0·7 (0·5 to 1·1)	303
Foreign body	248 (190 to 315)	266 (208 to 343)	227 (178 to 282)	172 (135 to 217)	124 (100 to 151)	59·6 (48·4 to 71·3)	23·3 (17·5 to 27·9)	4,480
Pulmonary aspiration and foreign body in airway	173 (121 to 240)	198 (146 to 267)	174 (129 to 232)	135 (99·4 to 181)	102 (78·9 to 129)	49·3 (38·5 to 60·8)	19·2 (13·3 to 23·7)	3,590
Foreign body in eyes	15·5 (9·7 to 22·4)	12·6 (8·2 to 18·2)	8·8 (5·8 to 12·7)	5·5 (3·7 to 8)	2·9 (2 to 4·2)	1·2 (0·8 to 1·7)	0·4 (0·3 to 0·6)	225
Foreign body in other body part	60·2 (42·5 to 84·7)	55·5 (37·6 to 76·2)	44 (30·4 to 61·5)	31·3 (21·5 to 42·9)	18·9 (13·2 to 26·3)	9·1 (6·2 to 12·8)	3·7 (2·5 to 5·2)	665
Environmental heat and cold exposure	87·4 (65·2 to 119)	73·9 (53·6 to 100)	57·7 (43·3 to 75·5)	40·2 (29·6 to 51·7)	24·9 (18·9 to 32·4)	11 (8·2 to 14·4)	4·2 (3·1 to 5·7)	1,040
Exposure to forces of nature	6·6 (5·5 to 7·8)	4·9 (4·1 to 5·8)	3 (2·5 to 3·6)	1·9 (1·6 to 2·2)	1 (0·8 to 1·2)	0·4 (0·3 to 0·5)	0·1 (0·1 to 0·1)	150
Other unintentional injuries	200 (139 to 284)	163 (113 to 230)	113 (77·5 to 160)	70·7 (48·7 to 99·4)	39·2 (27·3 to 54·8)	16·9 (11·8 to 24)	6·2 (4·5 to 8·6)	2,540
Self-harm and interpersonal violence	1,480 (1,130 to 1,900)	988 (767 to 1,270)	587 (464 to 742)	313 (246 to 393)	135 (107 to 169)	41·3 (33·2 to 50·5)	10·7 (8·7 to 13·1)	48,200
Self-harm	1,040 (767 to 1,400)	712 (524 to 967)	429 (318 to 565)	242 (180 to 324)	102 (76 to 134)	29·2 (22·3 to 37·1)	6·4 (5 to 8·3)	25,600
Self-harm by firearm	848 (603 to 1,170)	597 (423 to 824)	365 (261 to 489)	206 (151 to 278)	84·5 (61·6 to 112)	22·9 (17 to 29·7)	4·4 (3·3 to 5·8)	17,600
Self-harm by other specified means	194 (127 to 295)	115 (76·4 to 181)	64·6 (43·2 to 102)	36·4 (23·1 to 60·7)	17·7 (11·5 to 31)	6·3 (4·2 to 9·7)	2 (1·4 to 2·8)	7,930
Interpersonal violence	433 (343 to 540)	273 (214 to 342)	157 (125 to 199)	69·9 (51·7 to 93·5)	32·4 (23·5 to 44·5)	12·1 (8·6 to 16·8)	4·2 (3·1 to 5·8)	22,300
Physical violence by firearm	196 (150 to 252)	105 (81·9 to 131)	53·4 (42 to 67·2)	16·6 (12·8 to 21·3)	6·5 (4·8 to 8·6)	2·1 (1·5 to 2·9)	0·8 (0·6 to 1·1)	17,200
Physical violence by sharp object	69·7 (54·6 to 88·7)	45·8 (35·3 to 59·6)	26·7 (20·6 to 35·5)	12·5 (9·1 to 17·3)	6 (4·2 to 8·4)	2·4 (1·7 to 3·4)	0·9 (0·6 to 1·3)	1,940
Sexual violence	4·7 (2·8 to 7)	3·5 (2·2 to 5·1)	2·1 (1·4 to 3·2)	1·2 (0·8 to 1·8)	0·4 (0·3 to 0·7)	0·1 (0 to 0·1)	0 (0 to 0)	158
Physical violence by other means	162 (118 to 217)	119 (85·6 to 163)	74·9 (54·4 to 103)	39·6 (27·8 to 55·8)	19·6 (13·6 to 27·5)	7·6 (5·2 to 10·7)	2·5 (1·8 to 3·5)	3,000
Conflict and terrorism	1·6 (1 to 2·4)	0·9 (0·6 to 1·3)	0·4 (0·3 to 0·7)	0·2 (0·2 to 0·4)	0·1 (0·1 to 0·2)	0·1 (0 to 0·1)	0 (0 to 0·1)	29·6

SR Table 2c: Alaska DALYS by cause and age group for males with 95% uncertainty intervals, 2019

Cause	Early Neonatal (0-6 days)	Late Neonatal (7-27 days)	Post Neonatal (28-364 days)	1 to 4	5 to 9	10 to 14	15 to 19	20 to 24	25 to 29	30 to 34	35 to 39	40 to 44	45 to 49	50 to 54	55 to 59	60 to 64	65 to 69	70 to 74	75 to 79	80 to 84	85 to 89	90 to 94	95 plus	Total
All causes	2,776 (1,716 to 3,782)	1,116 (774 to 1,474)	1,116 (1,072 to 1,203)	1,169 (1,100 to 1,464)	1,169 (1,029 to 1,462)	1,169 (1,060 to 1,462)	1,169 (1,030 to 1,775)	1,169 (1,030 to 1,775)	1,169 (1,030 to 1,775)	1,169 (1,030 to 1,775)	1,169 (1,030 to 1,775)	1,169 (1,030 to 1,775)	1,169 (1,030 to 1,775)	1,169 (1,030 to 1,775)	1,169 (1,030 to 1,775)	1,169 (1,030 to 1,775)	1,169 (1,030 to 1,775)	1,169 (1,030 to 1,775)	1,169 (1,030 to 1,775)	1,169 (1,030 to 1,775)	1,169 (1,030 to 1,775)	1,169 (1,030 to 1,775)	124,000
Communicable, maternal, neonatal, and nutritional diseases	1,716 (944 to 1,119)	1,116 (745 to 1,222)	1,116 (222 to 617)	1,169 (178 to 297)	1,169 (141 to 291)	1,169 (121 to 228)	1,169 (120 to 196)	1,169 (119 to 196)	1,169 (118 to 196)	1,169 (118 to 196)	1,169 (118 to 196)	1,169 (118 to 196)	1,169 (118 to 196)	1,169 (118 to 196)	1,169 (118 to 196)	1,169 (118 to 196)	1,169 (118 to 196)	1,169 (118 to 196)	1,169 (118 to 196)	1,169 (118 to 196)	1,169 (118 to 196)	1,169 (118 to 196)	6,900
HIV/AIDS and sexually transmitted infections	0 (0.1 to 0.2)	0 (0 to 0)	1 (0.9 to 1.2)	0 (0.7 to 0.9)	0 (0 to 0.4)	0 (0 to 0.4)	1 (0.6 to 2.1)	8 (3.4 to 21)	8 (3.4 to 21)	7 (3.4 to 20)	6 (3.4 to 20)	5 (3.4 to 20)	4 (3.4 to 20)	3 (3.4 to 20)	2 (3.4 to 20)	2 (3.4 to 20)	1 (3.4 to 20)	1 (3.4 to 20)	0 (3.4 to 20)	0 (3.4 to 20)	0 (3.4 to 20)	0 (3.4 to 20)	314
HIV/AIDS	0 (0 to 0)	0 (0 to 0)	1 (0.8 to 1.1)	0 (0.6 to 0.9)	0 (0 to 0.4)	0 (0 to 0.4)	1 (0.6 to 2.1)	7 (3.4 to 20)	8 (3.4 to 20)	7 (3.4 to 20)	6 (3.4 to 20)	5 (3.4 to 20)	4 (3.4 to 20)	3 (3.4 to 20)	2 (3.4 to 20)	2 (3.4 to 20)	1 (3.4 to 20)	1 (3.4 to 20)	0 (3.4 to 20)	0 (3.4 to 20)	0 (3.4 to 20)	0 (3.4 to 20)	288
HIV/AIDS - Drug-susceptible Tuberculosis	0 (0 to 0)	0 (0 to 0)	0 (0 to 0.1)	0 (0 to 0.1)	0 (0 to 0)	0 (0 to 0)	0 (0 to 0)	1 (0.2 to 0.5)	2 (0.7 to 1.9)	2 (1 to 3.1)	1 (1.3 to 3.1)	2 (1.1 to 3.1)	1 (1 to 2.9)	1 (0.9 to 2.1)	0 (0.6 to 1.4)	0 (0.5 to 1.1)	0 (0.3 to 0.7)	0 (0.2 to 0.5)	0 (0.1 to 0.3)	0 (0 to 0.1)	0 (0 to 0.1)	0 (0 to 0.1)	11-4
HIV/AIDS - Multidrug-resistant Tuberculosis without extensive drug resistance	0 (0 to 0)	0 (0 to 0)	0 (0 to 0)	0 (0 to 0)	0 (0 to 0)	0 (0 to 0)	0 (0 to 0)	0 (0 to 0)	0 (0 to 0)	0 (0 to 0)	0 (0 to 0)	0 (0 to 0)	0 (0 to 0)	0 (0 to 0)	0 (0 to 0)	0 (0 to 0)	0 (0 to 0)	0 (0 to 0)	0 (0 to 0)	0 (0 to 0)	0 (0 to 0)	0 (0 to 0)	0 (0 to 0)	0.4
HIV/AIDS - Extensively drug-resistant Tuberculosis	0 (0 to 0)	0 (0 to 0)	0 (0 to 0)	0 (0 to 0)	0 (0 to 0)	0 (0 to 0)	0 (0 to 0)	0 (0 to 0)	0 (0 to 0)	0 (0 to 0)	0 (0 to 0)	0 (0 to 0)	0 (0 to 0)	0 (0 to 0)	0 (0 to 0)	0 (0 to 0)	0 (0 to 0)	0 (0 to 0)	0 (0 to 0)	0 (0 to 0)	0 (0 to 0)	0 (0 to 0)	0 (0 to 0)	0.1
HIV/AIDS resulting in other diseases	0 (0 to 0)	0 (0 to 0)	0.9 (0.7 to 1.1)	0.7 (0.5 to 0.9)	0.5 (0 to 0.4)	0.4 (0 to 0.4)	0.8 (0.5 to 2.1)	9.7 (3.5 to 24)	27.5 (21.1 to 39.7)	43 (28 to 63)	49.7 (33 to 72)	37.5 (29.2 to 51.3)	32.6 (25.4 to 45.3)	23.9 (18.4 to 33.5)	20.6 (15.9 to 28.8)	13.7 (10.6 to 19.2)	9.6 (7.4 to 13.4)	6.8 (5.3 to 9.5)	2.8 (2.1 to 3.9)	1.5 (1.1 to 2.1)	0.2 (0.1 to 0.3)	0 (0 to 0.1)	276
Sexually transmitted infections excluding HIV	0 (0.1 to 0.2)	0 (0 to 0.1)	0 (0 to 0.2)	0 (0 to 0.1)	0 (0 to 0.1)	0 (0 to 0.1)	0 (0 to 0.1)	0 (0.1 to 0.2)	0 (0 to 0.3)	0 (0.1 to 0.3)	0 (0.2 to 0.5)	0 (0.2 to 0.6)	0 (0.2 to 0.6)	0 (0.2 to 0.5)	0 (0.2 to 0.5)	0 (0.2 to 0.5)	0 (0.1 to 0.3)	0 (0.1 to 0.2)	0 (0.1 to 0.2)	0 (0.1 to 0.2)	0 (0.1 to 0.2)	0 (0.1 to 0.1)	29-4
Syphilis	0 (0.1 to 0.2)	0 (0 to 0.1)	0 (0 to 0.2)	0 (0 to 0.1)	0 (0 to 0.1)	0 (0 to 0.1)	0 (0 to 0.1)	0 (0.1 to 0.3)	0 (0.2 to 0.5)	0 (0.2 to 0.6)	0 (0.2 to 0.6)	0 (0.2 to 0.5)	0 (0.2 to 0.5)	0 (0.4 to 0.9)	0 (0.4 to 0.9)	0 (0.3 to 0.7)	0 (0.2 to 0.5)	0 (0.2 to 0.4)	0 (0.1 to 0.3)	0 (0.2 to 0.4)	0 (0.2 to 0.3)	0 (0.1 to 0.1)	0.8
Chlamydial infection	0 (0 to 0)	0 (0 to 0)	0 (0 to 0)	0 (0 to 0)	0 (0 to 0)	0 (0 to 0)	0 (0 to 0)	0 (0 to 0.1)	0 (0 to 0.3)	0 (0.1 to 0.3)	0 (0.1 to 0.3)	0 (0.1 to 0.3)	0 (0.1 to 0.2)	0 (0 to 0.1)	0 (0 to 0.1)	0 (0 to 0.1)	0 (0 to 0.1)	0 (0 to 0.1)	0 (0 to 0.1)	0 (0 to 0.1)	0 (0 to 0.1)	0 (0 to 0.1)	0 (0 to 0.1)	0.6
Gonococcal infection	0 (0 to 0)	0 (0 to 0)	0 (0 to 0)	0 (0 to 0)	0 (0 to 0)	0 (0 to 0.1)	0 (0 to 0.2)	0 (0 to 0.2)	0 (0 to 0.3)	0 (0.1 to 0.3)	0 (0.1 to 0.3)	0 (0.1 to 0.3)	0 (0.1 to 0.2)	0 (0 to 0.1)	0 (0 to 0.1)	0 (0 to 0.1)	0 (0 to 0.1)	0 (0 to 0.1)	0 (0 to 0.1)	0 (0 to 0.1)	0 (0 to 0.1)	0 (0 to 0.1)	0 (0 to 0.1)	0.9
Trichomoniasis	0 (0 to 0)	0 (0 to 0)	0 (0 to 0)	0 (0 to 0)	0 (0 to 0)	0 (0 to 0)	0 (0 to 0.1)	0 (0 to 0.2)	0 (0 to 0.4)	0 (0 to 0.4)	0 (0 to 0.4)	0 (0 to 0.4)	0 (0 to 0.3)	0 (0 to 0.3)	0 (0 to 0.3)	0 (0 to 0.2)	0 (0 to 0.1)	0 (0 to 0.1)	0 (0 to 0.1)	0 (0 to 0.1)	0 (0 to 0.1)	0 (0 to 0.1)	0 (0 to 0.1)	0.9
Genital herpes	0 (0 to 0)	0 (0 to 0)	0 (0 to 0)	0 (0 to 0)	0 (0 to 0)	0 (0 to 0.2)	0 (0 to 0.3)	0 (0 to 0.6)	0 (0.2 to 1.1)	0 (0.3 to 1.2)	0 (0.4 to 1.6)	0 (0.4 to 1.9)	0 (0.4 to 1.7)	0 (0.4 to 1.5)	0 (0.3 to 1.3)	0 (0.3 to 1.1)	0 (0.2 to 0.8)	0 (0.2 to 0.6)	0 (0.1 to 0.4)	0 (0.1 to 0.4)	0 (0.1 to 0.4)	0 (0.1 to 0.5)	0 (0.1 to 0.5)	1.9
Other sexually transmitted infections	0 (0 to 0)	0 (0 to 0)	0 (0 to 0)	0 (0 to 0)	0 (0 to 0)	0 (0 to 0)	0 (0 to 0.1)	0 (0 to 0.2)	0 (0.1 to 0.3)	0 (0.1 to 0.3)	0 (0.1 to 0.3)	0 (0.1 to 0.3)	0 (0.1 to 0.2)	0 (0 to 0.1)	0 (0 to 0.1)	0 (0 to 0.1)	0 (0 to 0.1)	0 (0 to 0.1)	0 (0 to 0.1)	0 (0 to 0.1)	0 (0 to 0.1)	0 (0 to 0.1)	0 (0 to 0.1)	1.1
Respiratory infections and tuberculosis	1,716 (1.5 to 2.9)	1,116 (3.8 to 7.5)	1,116 (51.5 to 152)	1,169 (52.2 to 103)	1,169 (36.3 to 69.9)	1,169 (29.1 to 79.7)	1,169 (27.3 to 69)	1,169 (32 to 75.1)	1,169 (39.3 to 77.8)	1,169 (44.3 to 92.4)	1,169 (49.6 to 92.9)	1,169 (63.2 to 103)	1,169 (44.6 to 88)	1,169 (49.9 to 99.7)	1,169 (66.1 to 117)	1,169 (79.6 to 153)	1,169 (94 to 179)	1,169 (92.7 to 179)	1,169 (90.4 to 180)	1,169 (94.4 to 187)	1,169 (92.2 to 187)	1,169 (49.4 to 137)	1,980
Tuberculosis	1,716 (1.5 to 2.9)	1,116 (3.8 to 7.5)	1,116 (51.5 to 152)	1,169 (52.2 to 103)	1,169 (36.3 to 69.9)	1,169 (29.1 to 79.7)	1,169 (27.3 to 69)	1,169 (32 to 75.1)	1,169 (39.3 to 77.8)	1,169 (44.3 to 92.4)	1,169 (49.6 to 92.9)	1,169 (63.2 to 103)	1,169 (44.6 to 88)	1,169 (49.9 to 99.7)	1,169 (66.1 to 117)	1,169 (79.6 to 153)	1,169 (94 to 179)	1,169 (92.7 to 179)	1,169 (90.4 to 180)	1,169 (94.4 to 187)	1,169 (92.2 to 187)	1,169 (49.4 to 137)	1,980
Latent tuberculosis infection	0 (0 to 0)	0 (0 to 0)	0 (0 to 0)	0 (0 to 0)	0 (0 to 0)	0 (0 to 0)	0 (0 to 0)	0 (0 to 0)	0 (0 to 0)	0 (0 to 0)	0 (0 to 0)	0 (0 to 0)	0 (0 to 0)	0 (0 to 0)	0 (0 to 0)	0 (0 to 0)	0 (0 to 0)	0 (0 to 0)	0 (0 to 0)	0 (0 to 0)	0 (0 to 0)	0 (0 to 0)	0 (0 to 0)	0
Drug-susceptible tuberculosis	0 (0 to 0)	0 (0 to 0)	0.3 (0.2 to 0.4)	0.4 (0.3 to 0.5)	0.1 (0.1 to 0.2)	0.2 (0.1 to 0.3)	0.4 (0.2 to 0.8)	1.3 (0.5 to 1.9)	2.3 (1.4 to 3.3)	2.6 (1.7 to 3.4)	3 (2.1 to 4.1)	3.2 (2.2 to 4.4)	2.4 (1.6 to 3.5)	4.1 (2.8 to 5.5)	5.6 (3.7 to 7.4)	7.2 (5.2 to 10.6)	7.7 (5.2 to 10.6)	7.3 (4.8 to 10.4)	6.3 (4.1 to 9.1)	4 (2.6 to 5.5)	2.4 (1.7 to 3.3)	1.2 (0.8 to 1.7)	60.4
Multidrug-resistant tuberculosis without extensive drug resistance	0 (0 to 0)	0 (0 to 0)	0 (0 to 0.1)	0 (0 to 0.1)	0 (0 to 0)	0 (0 to 0)	0 (0 to 0.1)	0 (0 to 0.2)	0 (0 to 0.3)	0 (0 to 0.3)	0 (0 to 0.4)	0 (0 to 0.5)	0 (0 to 0.4)	0 (0 to 0.5)	0 (0 to 0.7)	0 (0 to 1)	0 (0 to 0.9)	0 (0 to 0.8)	0 (0 to 0.6)	0 (0 to 0.5)	0 (0 to 0.3)	0 (0 to 0.1)	0 (0 to 0.1)	1.7
Extensively drug-resistant tuberculosis	0 (0 to 0)	0 (0 to 0)	0 (0 to 0)	0 (0 to 0)	0 (0 to 0)	0 (0 to 0)	0 (0 to 0)	0 (0 to 0)	0 (0 to 0)	0 (0 to 0)	0 (0 to 0)	0 (0 to 0)	0 (0 to 0)	0 (0 to 0)	0 (0 to 0)	0 (0 to 0)	0 (0 to 0)	0 (0 to 0)	0 (0 to 0)	0 (0 to 0)	0 (0 to 0)	0 (0 to 0)	0 (0 to 0)	0.4
Lower respiratory infections	2.3 (1.4 to 3.8)	4.8 (3.1 to 9.8)	59.7 (32.1 to 87.7)	22.4 (16.5 to 29.5)	6.9 (4.6 to 9.7)	6.7 (4.3 to 9.5)	9.2 (5.8 to 13.2)	14.8 (9.3 to 21.1)	18.5 (11.1 to 26.4)	24.1 (14.4 to 35.2)	28 (16.8 to 40.2)	31.9 (21.1 to 47.4)	29.9 (23.7 to 54.9)	52.9 (39.2 to 80)	75.6 (49.3 to 113)	98.6 (67 to 161)	112 (68.7 to 191)	108 (74.2 to 181)	89 (70.4 to 151)	60.2 (49.7 to 79.8)	41.6 (29.4 to 58)	22.4 (16.5 to 29.4)	1,030
Upper respiratory infections	0 (0.1 to 0.2)	0 (0.4 to 0.9)	11 (4.6 to 19.1)	61 (34.3 to 94.4)	44 (24.1 to 75.4)	25.4 (18.6 to 41.1)	28.6 (15.4 to 52.4)	29.2 (15.2 to 49.9)	31.3 (16.2 to 51.9)	34.3 (17.3 to 57.4)	32.7 (16.4 to 54.1)	32.1 (16.1 to 53.4)	30.7 (15.4 to 51.3)	31.6 (15.8 to 52.6)	31.5 (15.8 to 52.4)	30.4 (15.2 to 50.6)	29.9 (14.9 to 49.8)	28.1 (14.1 to 46.9)	25.5 (12.8 to 42.5)	21.1 (10.6 to 35.1)	15.2 (7.6 to 25.3)	7.6 (3.8 to 12.6)	437
Otitis media	0 (0 to 0)	0 (0 to 0)	1.4 (0.7 to 2.6)	7.4 (4.2 to 13.7)	5.2 (2.8 to 9.6)	3.4 (1.9 to 6.4)	3.6 (1.9 to 6.6)	4.7 (2.4 to 8.6)	3.9 (1.7 to 7.4)	4.2 (1.7 to 7.8)	4.2 (1.7 to 7.8)	3.9 (1.7 to 7.1)	3.6 (1.6 to 6.5)	3.7 (1.6 to 6.8)	3.8 (1.6 to 6.9)	3.7 (1.6 to 6.7)	3.6 (1.5 to 6.5)	3.1 (1.3 to 5.6)	2.1 (1 to 4)	1.2 (0.5 to 2.2)	0.7 (0.3 to 1.2)	0.2 (0.1 to 0.3)	66.5
Enteric infections	1,716 (1.5 to 2.9)	1,116 (3.8 to 7.5)	14.3 (9.2 to 21.1)	27.5 (17.1 to 41.4)	21.5 (12.2 to 33.9)	19.3 (9.3 to 33.1)	19.6 (9.1 to 34.2)	19.8 (9.1 to 34.1)	19.6 (9.1 to 32.4)	19.7 (11 to 28.3)	19.7 (12.6 to 28.9)	19.9 (13.1 to 29.1)	19.6 (12.6 to 28.6)	19.6 (12.6 to 28.6)	19.6 (12.6 to 28.6)	19.6 (12.6 to 28.6)	23.3 (14.7 to 34.2)	24.3 (14.4 to 35.2)	19.3 (12.2 to 28.6)	15.4 (9.7 to 22.6)	10.5 (6.7 to 15.4)	5.2 (3.3 to 7.6)	346
Diarrheal diseases	1.1 (0.5 to 2.8)	1.2 (0.7 to 1.6)	1.2 (0.9 to 2.6)	1.2 (0.9 to 2.5)	1.2 (0.9 to 2.4)	1.2 (0.9 to 2.1)	1.2 (0.9 to 2.1)	1.2 (0.9 to 2.1)	1.2 (0.9 to 2.1)	1.2 (0.9 to 2.1)	1.2 (0.9 to 2.1)	1.2 (0.9 to 2.1)	1.2 (0.9 to 2.1)	1.2 (0.9 to 2.1)	1.2 (0.9 to 2.1)	1.2 (0.9 to 2.1)	1.2 (0.9 to 2.1)	1.2 (0.9 to 2.1)	1.2 (0.9 to 2.1)	1.2 (0.9 to 2.1)	1.2 (0.9 to 2.1)	1.2 (0.9 to 2.1)	341
Typhoid and paratyphoid	0 (0 to 0)	0 (0 to 0)	0 (0 to 0)	0 (0 to 0)	0 (0 to 0)	0 (0 to 0)	0 (0 to 0)	0 (0 to 0)	0 (0 to 0)	0 (0 to 0)	0 (0 to 0)	0 (0 to 0)	0 (0 to 0)	0 (0 to 0)	0 (0 to 0)	0 (0 to 0)	0 (0 to 0)	0 (0 to 0)	0 (0 to 0)	0 (0 to 0)	0 (0 to 0)	0 (0 to 0)	0 (0 to 0)	0.3
Typhoid fever	0 (0 to 0)	0 (0 to 0)	0 (0 to 0)	0 (0 to 0)	0 (0 to 0)	0 (0 to 0)	0 (0 to 0)	0 (0 to 0)	0 (0 to 0)	0 (0 to 0)	0 (0 to 0)	0 (0 to 0)	0 (0 to 0)	0 (0 to 0)	0 (0 to 0)	0 (0 to 0)	0 (0 to 0)	0 (0 to 0)	0 (0 to 0)	0 (0 to 0)	0 (0 to 0)	0 (0 to 0)	0 (0 to 0)	0
Paratyphoid fever	0 (0 to 0)	0 (0 to 0)	0 (0 to 0)	0 (0 to 0)	0 (0 to 0)	0 (0 to 0)	0 (0 to 0)	0 (0 to 0)	0 (0 to 0)	0 (0 to 0)	0 (0 to 0)	0 (0 to 0)	0 (0 to 0)	0 (0 to 0)	0 (0 to 0)	0 (0 to 0)	0 (0 to 0)	0 (0 to 0)	0 (0 to 0)	0 (0 to 0)	0 (0 to 0)	0 (0 to 0)	0 (0 to 0)	0.2
Invasive Non-typhoidal Salmonella (iNTS)	0 (0 to 0)	0 (0 to 0)	0.1 (0 to 0.4)	0 (0 to 0)	0 (0 to 0)	0 (0 to 0)	0 (0 to 0)	0 (0 to 0.1)	0 (0 to 0.1)	0 (0 to 0.2)	0 (0 to 0.1)	0 (0 to 0.1)	0 (0 to 0.1)	0 (0 to 0.2)	0 (0 to 0.2)	0 (0 to 0.2)	0 (0 to 0.2)	0 (0 to 0.2)	0 (0 to 0.1)	0 (0 to 0.1)	0 (0 to 0.1)	0 (0 to 0.1)	0 (0 to 0.1)	0.9
Other intestinal infectious diseases	0 (0 to 0)	0 (0 to 0)	0 (0 to 0.7)	0 (0 to 0.6)	0 (0 to 0.5)	0 (0 to 0.3)	0.1 (0 to 0.3)	0.1 (0 to 0.4)	0.1 (0 to 0.2)	0.1 (0 to 0.3)	0.1 (0 to 0.3)	0.1 (0 to 0.1)	0.1 (0 to 0.1)	0.1 (0 to 0.1)	0.1 (0 to 0.1)	0.1 (0 to 0.1)	0.1 (0 to 0.1)	0.1 (0 to 0.1)	0.1 (0 to 0.1)	0.1 (0 to 0.1)	0.1 (0 to 0.1)	0.1 (0 to 0.1)	0.1 (0 to 0.1)	1.2
Neglected tropical diseases and malaria	2.4 (0 to 5.2)	2.8 (0 to 9.6)	2.8 (0 to 3.2)	2.8 (0 to 3.1)	2.8 (0 to 3.1)	2.8 (0.4 to 6.4)	1.9 (0.2 to 5.1)	2.7 (0.4 to 5.1)	2.7 (0.3 to 3.8)	2.7 (0.4 to 5.1)	2.7 (0.7 to 5.8)	2.7 (0.9 to 6.9)	2.7 (1.2 to 7.4)	2.7 (1.6 to 11.7)	2.7 (2.3 to 20.2)	2.7 (4.6 to 27.2)	2.7 (3.4 to 32.6)	2.7 (3.5 to 33.1)	2.7 (3.6 to 33.1)	2.7 (3.6 to 33.1)	2.7 (3.6 to 33.1)	2.7 (3.6 to 33.1)	91.5
Malaria	0 (0 to 0)	0 (0 to 0)	0 (0 to 0)	0 (0 to 0)	0 (0 to 0)	0 (0 to 0)	0 (0 to 0)	0 (0 to 0)	0 (0 to 0)	0 (0 to 0)	0 (0 to 0)	0 (0 to 0)	0 (0 to 0)	0 (0 to 0)	0 (0 to 0)	0 (0 to 0)	0 (0 to 0)	0 (0 to 0)	0 (0 to 0)	0 (0 to 0)	0 (0 to 0)	0 (0 to 0)	0 (0 to 0)	0
Chagas disease	0 (0 to 0)	0 (0 to 0)	0 (0 to 0)	0 (0 to 0)	0 (0 to 0)	0 (0 to 0)	0 (0 to 0)	0 (0 to 0)	0 (0 to 0)	0 (0 to 0)	0 (0 to 0)	0 (0 to 0)	0 (0 to 0)	0 (0 to 0)	0 (0 to 0)	0 (0 to 0)	0 (0 to 0)	0 (0 to 0)	0 (0 to 0)	0 (0 to 0)	0 (0 to 0)	0 (0 to 0)	0 (0 to 0)	0.3
Leishmaniasis	0 (0 to 0)	0 (0 to 0)	0 (0 to 0)	0 (0 to 0)	0 (0 to 0)	0 (0 to 0)	0 (0 to 0)	0 (0 to 0)	0 (0 to 0)	0 (0 to 0)	0 (0 to 0)	0 (0 to 0)	0 (0 to 0)	0 (0 to 0)	0 (0 to 0)	0 (0 to 0)	0 (0 to 0)	0 (0 to 0)	0 (0 to 0)	0 (0 to 0)	0 (0 to 0)	0 (0 to 0)	0 (0 to 0)	0
Visceral leishmaniasis	0 (0 to 0)	0 (0 to 0)	0 (0 to 0)	0 (0 to 0)	0 (0 to 0)	0 (0 to 0)	0 (0 to 0)	0 (0 to 0)	0 (0 to 0)	0 (0 to 0)	0 (0 to 0)	0 (0 to 0)	0 (0 to 0)	0 (0 to 0)	0 (0 to 0)	0 (0 to 0)	0 (0 to 0)	0 (0 to 0)	0 (0 to 0)	0 (0 to 0)	0 (0 to 0)	0 (0 to 0)	0 (0 to 0)	0
Cutaneous and mucocutaneous leishmaniasis	0 (0 to 0)	0 (0 to 0)	0 (0 to 0)	0 (0 to 0)	0 (0 to 0)	0 (0 to 0)	0 (0 to 0)	0 (0 to 0)	0 (0 to 0)	0 (0 to 0)	0 (0 to 0)	0 (0 to 0)	0 (0 to 0)	0 (0 to 0)	0 (0 to 0)	0 (0 to 0)	0 (0 to 0)	0 (0 to 0)	0 (0 to 0)	0 (0 to 0)	0 (0 to 0)	0 (0 to 0)	0 (0 to 0)	0
African trypanosomiasis	0 (0 to 0)	0 (0 to 0)	0 (0 to 0)	0 (0 to 0)	0 (0 to 0)	0 (0 to 0)	0 (0 to 0)	0 (0 to 0)	0 (0 to 0)	0 (0 to 0)	0 (0 to 0)	0 (0 to 0)	0 (0 to 0)	0 (0 to 0)	0 (0 to 0)	0 (0 to 0)	0 (0 to 0)	0 (0 to 0)	0 (0 to 0)	0 (0 to 0)	0 (0 to 0)	0 (0 to 0)	0 (0 to 0)	0
Schistosomiasis	0 (0 to 0)	0 (0 to 0)	0 (0 to 0)	0 (0 to 0)	0 (0 to 0)	0 (0 to 0)	0 (0 to 0)	0 (0 to 0)	0 (0 to 0)	0 (0 to 0)	0 (0 to 0)	0 (0 to 0)	0 (0 to 0)	0 (0 to 0)	0 (0 to 0)	0 (0 to 0)	0 (0 to 0)	0 (0 to 0)	0 (0 to 0)	0 (0 to 0)	0 (0 to 0)	0 (0 to 0)	0 (0 to 0)	0
Cysticercosis	0 (0 to 0)	0 (0 to 0)	0 (0 to 0)	0 (0 to 0)	0 (0 to 0)	0.1 (0 to 0.4)	0.6 (0.1 to 1.3)	0.7 (0.1 to 1.3)	1 (0.3 to 2.2)	1.6 (0.3 to 3.1)	1.8 (0.2 to 3.1)	2.1 (0.3 to 3.9)	2.6 (0.4 to 7.1)	4.2 (0.7 to 11)	7.6 (1.6 to 19.4)	11.1 (3.1 to 28.7)	13.2 (4.3 to 32.1)	11 (3.4 to 28.5)	7.1 (2.3 to 19.7)	2.9 (0.9 to 8.3)	1.6 (0.5 to 4.3)	0.3 (0.1 to 0.8)	71-3
Cystic echinococcosis	0 (0 to 0)	0 (0 to 0)	0 (0 to 0)	0 (0 to 0)	0 (0 to 0)	0 (0 to 0)	0 (0 to 0)	0 (0 to 0)	0 (0 to 0)	0 (0 to 0)	0 (0 to 0)	0 (0 to 0)	0 (0 to 0)	0 (0 to 0)	0 (0 to 0)	0 (0 to 0)	0 (0 to 0)	0 (0 to 0)	0 (0 to 0)	0 (0 to 0)	0 (0 to 0)	0 (0 to 0)	0 (0 to 0)	0.2
Lymphatic filariasis	0 (0 to 0)	0 (0 to 0)	0 (0 to 0)	0 (0 to 0)	0 (0 to 0)	0 (0 to 0)	0 (0 to 0)	0 (0 to 0)	0 (0 to 0)	0 (0 to 0)	0 (0 to 0)	0 (0 to 0)	0 (0 to 0)	0 (0 to 0)	0 (0 to 0)	0 (0 to 0)	0 (0 to 0)	0 (0 to 0)	0 (0 to 0)	0 (0 to 0)	0 (0 to 0)	0 (0 to 0)	0 (0 to 0)	0
Onchocerciasis	0 (0 to 0)	0 (0 to 0)	0 (0 to 0)	0 (0 to 0)	0 (0 to 0)	0 (0 to 0)	0 (0 to 0)	0 (0 to 0)	0 (0 to 0)	0 (0 to 0)	0 (0 to 0)	0 (0 to 0)	0 (0 to 0)	0 (0 to 0)	0 (0 to 0)	0 (0 to 0)	0 (0 to 0)	0 (0 to 0)	0 (0 to 0)	0 (0 to 0)	0 (0 to 0)	0 (0 to 0)	0 (0 to 0)	0
Trachoma	0 (0 to 0)	0 (0 to 0)	0 (0 to 0)	0 (0 to 0)	0 (0 to 0)	0 (0 to 0)	0 (



Congenital birth defects	243 (167 to 421)	97·1 (71·7 to 131)	258 (174 to 381)	116 (89·1 to 152)	49·4 (37·1 to 63·2)	49·2 (36·9 to 63)	46·4 (35 to 60·2)	43·5 (31·5 to 59·4)	39·4 (28·4 to 54·4)	37·1 (26·9 to 50)	32·2 (24·2 to 42·9)	25·6 (19·1 to 33·6)	23·2 (17·4 to 31·1)	24·1 (17·6 to 32·3)	28 (20·7 to 39·4)	23·2 (16·8 to 30·3)	15·3 (11·2 to 20·7)	3·4 (2·5 to 3·2)	1·6 (0·9 to 2·6)	0·7 (0·4 to 1·1)	0·3 (0·2 to 0·5)	0·1 (0·1 to 0·2)	0 (0 to 0·1)	1,180
Neural tube defects	29·4 (13·2 to 49·5)	4·4 (2·1 to 8·2)	11·3 (4·8 to 21·4)	13·4 (7 to 24·6)	1·5 (1·1 to 2·6)	1·7 (1·1 to 2·6)	1·6 (1·1 to 2·5)	2 (1·2 to 3·3)	1·8 (1·1 to 3·1)	1·5 (0·9 to 2·6)	1·3 (0·7 to 2)	0·9 (0·6 to 1·4)	0·7 (0·4 to 1·1)	0·5 (0·3 to 0·8)	0·4 (0·2 to 0·7)	0·3 (0·2 to 0·5)	0·2 (0·1 to 0·3)	0 (0 to 0·1)	0 (0 to 0·1)	0 (0 to 0·1)	0 (0 to 0·1)	0 (0 to 0·1)	0 (0 to 0·1)	0 (0 to 0·1)	79·5
Congenital heart anomalies	114 (74·2 to 166·9)	46·1 (22·8 to 87·1)	97·1 (53·2 to 169)	47·1 (27·4 to 68·6)	20·1 (9·1 to 31·6)	20·1 (9·2 to 31·6)	19·3 (8·8 to 31·1)	18·2 (7·9 to 31·4)	16·7 (7·3 to 32·1)	16·1 (7·2 to 31·9)	14·2 (6·1 to 30)	11·3 (4·9 to 24·4)	10·2 (4·3 to 23·6)	10·6 (4·5 to 23·9)	9·6 (4·2 to 22·9)	9·3 (4·2 to 22·1)	6·8 (2·9 to 16·7)	1·5 (0·6 to 3·2)	0·7 (0·3 to 1·5)	0·3 (0·1 to 0·6)	0·1 (0·1 to 0·3)	0·1 (0·1 to 0·3)	0 (0 to 0·1)	0 (0 to 0·1)	315
Orofacial clefts	0·1 (0 to 0·1)	0 (0 to 0·1)	0·2 (0·1 to 0·1)	0·1 (0 to 0·1)	0·1 (0·2 to 0·5)	0·1 (0·2 to 0·4)	0·1 (0·2 to 0·5)	0·2 (0·2 to 0·5)	0·1 (0·2 to 0·4)	0·1 (0·2 to 0·4)	0·1 (0·2 to 0·4)	0·1 (0·2 to 0·4)	0·2 (0·2 to 0·5)	0·2 (0·2 to 0·5)	0·2 (0·2 to 0·5)	0·2 (0·2 to 0·5)	0·2 (0·2 to 0·5)	0·2 (0·2 to 0·5)	0·1 (0·1 to 0·2)	0·1 (0·1 to 0·1)	0·1 (0·1 to 0·1)	0 (0 to 0·1)	0 (0 to 0·1)	0 (0 to 0·1)	5·6
Down syndrome	2·4 (1·1 to 4·6)	1·1 (0·4 to 2·3)	1·2 (0·7 to 1·5)	2·1 (2 to 4·6)	2·1 (1·4 to 3·3)	2·4 (1·5 to 3·4)	2·9 (1·7 to 4·7)	3·1 (2 to 4·9)	3·1 (2 to 4·7)	3·1 (2 to 4·8)	2·6 (1·6 to 4·2)	2·6 (1·6 to 4·2)	2·6 (1·6 to 4·3)	2·9 (2·2 to 5·4)	3·6 (2·2 to 5·6)	3·7 (2·5 to 6·2)	2·5 (1·6 to 4·1)	2·6 (1·6 to 4·6)	1·3 (0·8 to 2·2)	0·6 (0·3 to 1·1)	0·3 (0·2 to 0·5)	0·1 (0·1 to 0·2)	0 (0 to 0·1)	0 (0 to 0·1)	42·9
Turner syndrome	0 (0 to 0)	0 (0 to 0)	0 (0 to 0)

SR Table 2a: Arizona DALYS by cause and age group for males with 95% uncertainty intervals, 2019

Cause	Early Neonatal	Late Neonatal	Post Neonatal	1 to 4	5 to 9	10 to 14	15 to 19	20 to 24	25 to 29	30 to 34	35 to 39	40 to 44	45 to 49	50 to 54	55 to 59	60 to 64	65 to 69	70 to 74	75 to 79	80 to 84	85 to 89	90 to 94	95 plus	Total
All causes	10,590 (9,970 to 11,300)	2,900 (2,630 to 3,290)	9,230 (7,610 to 10,900)	10,300 (8,990 to 12,300)	10,900 (9,190 to 12,900)	16,700 (13,900 to 20,100)	36,300 (28,500 to 44,100)	50,900 (39,900 to 67,300)	61,100 (51,900 to 72,400)	64,200 (56,900 to 74,700)	67,600 (59,100 to 78,000)	71,000 (62,100 to 82,000)	75,000 (64,400 to 85,900)	85,000 (68,900 to 105,000)	105,000 (86,400 to 126,000)	124,000 (101,000 to 151,000)	137,000 (112,000 to 169,000)	151,000 (124,000 to 183,000)	153,000 (123,000 to 191,000)	146,000 (114,000 to 186,000)	25,000 (20,000 to 31,000)	12,000 (10,000 to 15,000)	1,269,000
Communicable, maternal, neonatal, and nutritional diseases	7,060 (6,470 to 8,000)	1,750 (1,500 to 2,060)	3,060 (1,870 to 4,660)	1,850 (1,490 to 2,420)	1,630 (1,180 to 2,270)	1,500 (1,130 to 2,170)	1,450 (1,060 to 2,230)	1,560 (1,060 to 2,380)	2,130 (1,700 to 2,880)	2,250 (1,860 to 2,750)	2,530 (2,090 to 3,040)	2,900 (2,370 to 3,450)	3,250 (2,670 to 3,930)	3,900 (3,070 to 4,870)	4,440 (3,600 to 5,570)	4,900 (3,880 to 6,060)	5,180 (4,060 to 6,540)	5,180 (4,060 to 6,540)	4,660 (3,660 to 5,880)	3,980 (3,130 to 5,060)	895 (691 to 1,090)	597 (391 to 877)	91,100
HIV/AIDS and sexually transmitted infections	29 (24 to 34)	2 (2 to 2)	13 (11 to 15)	13 (11 to 15)	14 (12 to 16)	24 (21 to 28)	120 (96 to 150)	474 (387 to 597)	1,040 (862 to 1,240)	1,170 (1,000 to 1,360)	1,220 (1,040 to 1,420)	1,270 (1,080 to 1,480)	1,320 (1,120 to 1,540)	1,370 (1,150 to 1,610)	1,420 (1,190 to 1,670)	1,470 (1,230 to 1,730)	1,520 (1,270 to 1,790)	1,570 (1,310 to 1,850)	1,620 (1,350 to 1,910)	1,670 (1,390 to 1,970)	1,720 (1,430 to 2,030)	1,770 (1,470 to 2,080)	1,820 (1,510 to 2,140)	25,000 (20,900 to 29,400)
HIV/AIDS	0 (0 to 0)	0 (0 to 0)	0 (0 to 0)



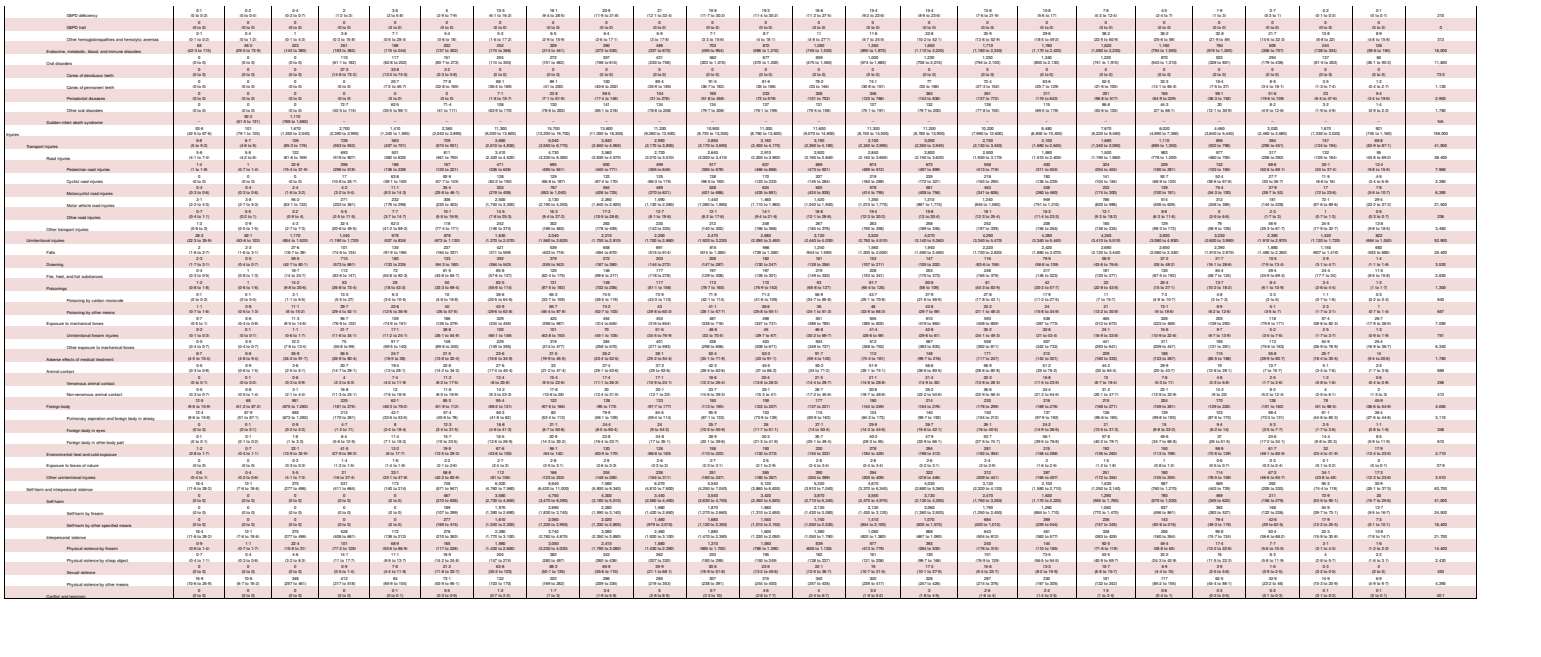

SR Table 2a. Arkansas DALYS by cause and sex crosso for males with 95% uncertainty intervals, 2019

Cause	Early Neonatal	Late Neonatal	Post-Neonatal	1 to 4	5 to 9	10 to 14	15 to 19	20 to 24	25 to 29	30 to 34	35 to 39	40 to 44	45 to 49	50 to 54	55 to 59	60 to 64	65 to 69	70 to 74	75 to 79	80 to 84	85 to 89	90 to 94	95 plus	Total
All causes	6,000 (5,670 to 6,370)	1,750 (1,410 to 1,950)	5,990 (5,290 to 6,530)	4,990 (4,190 to 5,760)	2,980 (2,560 to 3,350)	3,220 (2,760 to 3,630)	10,400 (10,000 to 10,800)	20,900 (20,000 to 22,000)	20,900 (20,000 to 22,000)	20,700 (20,700 to 20,800)	20,400 (21,000 to 20,000)	20,200 (20,000 to 20,300)	23,600 (23,000 to 24,200)	27,600 (27,600 to 28,000)	32,100 (32,100 to 32,200)	38,100 (38,000 to 38,200)	43,600 (41,300 to 46,300)	52,100 (52,700 to 51,500)	53,600 (53,600 to 53,700)	57,200 (56,700 to 58,000)	53,100 (54,200 to 52,000)	27,600 (27,600 to 28,000)	6,780 (6,490 to 6,980)	4,160 (3,760 to 4,550)	605,000
Communicable, maternal, neonatal, and nutritional diseases	4,620 (4,000 to 5,200)	1,050 (810 to 1,300)	1,190 (810 to 1,500)	645 (720 to 1,250)	638 (520 to 1,300)	709 (520 to 1,310)	1,020 (820 to 1,310)	1,290 (1,010 to 1,710)	1,030 (820 to 1,360)	1,030 (820 to 1,360)	1,030 (820 to 1,360)	1,070 (820 to 1,360)	1,160 (820 to 1,360)	1,160 (820 to 1,360)	1,210 (820 to 1,360)	1,400 (1,100 to 1,800)	1,520 (1,170 to 1,970)	1,440 (1,090 to 1,890)	1,540 (1,140 to 2,060)	1,540 (1,140 to 2,060)	1,400 (1,020 to 1,900)	1,200 (820 to 1,810)	891 (679 to 1,320)	620 (360 to 967)	371 (196 to 742)	27,300
HIV/AIDS and sexually transmitted infections	0.3 (0.2 to 0.5)	0.1 (0.1 to 0.2)	4.6 (4.7 to 6.7)	4.6 (2.6 to 9.4)	2.6 (2.3 to 5.2)	3.0 (2.7 to 6)	8.7 (6.7 to 11.1)	42.6 (34.1 to 52)	148 (119 to 184)	256 (209 to 324)	323 (266 to 409)	331 (266 to 419)	370 (291 to 464)	359 (283 to 452)	352 (276 to 451)	350 (274 to 451)	342 (264 to 452)	330 (252 to 441)	306 (230 to 412)	276 (206 to 373)	243 (179 to 331)	203 (145 to 283)	159 (109 to 224)	99 (64 to 141)	64 (32 to 114)	2,170
HIV/AIDS	0 (0 to 0)	0 (0 to 0)	4.5 (4.6 to 6.6)	4.5 (2.6 to 9.2)	2.6 (2.3 to 5.2)	2.7 (2.5 to 5.2)	8.6 (6.7 to 11)	39.6 (31.2 to 49.3)	137 (110 to 170)	242 (198 to 301)	310 (255 to 391)	323 (254 to 409)	367 (284 to 464)	352 (276 to 443)	342 (266 to 437)	339 (264 to 437)	331 (255 to 427)	319 (244 to 426)	296 (222 to 398)	267 (199 to 360)	235 (173 to 320)	196 (140 to 273)	154 (104 to 216)	96 (62 to 136)	62 (31 to 110)	2,090
HIV/AIDS - Drug-susceptible Tuberculosis	0 (0 to 0)	0 (0 to 0)	0.2 (0 to 0.3)	0.2 (0 to 0.3)	0.1 (0 to 0.1)	0.1 (0 to 0.1)	0.2 (0 to 0.3)	2.5 (2 to 3.1)	2.2 (1.8 to 2.8)	6.2 (5.1 to 7.8)	6.2 (5.1 to 7.8)	6.2 (5.1 to 7.8)	6.2 (5.1 to 7.8)	6.2 (5.1 to 7.8)	6.2 (5.1 to 7.8)	6.2 (5.1 to 7.8)	6.2 (5.1 to 7.8)	6.2 (5.1 to 7.8)	6.2 (5.1 to 7.8)	6.2 (5.1 to 7.8)	6.2 (5.1 to 7.8)	6.2 (5.1 to 7.8)	6.2 (5.1 to 7.8)	6.2 (5.1 to 7.8)	109
HIV/AIDS - Multidrug-resistant Tuberculosis without extensive drug resistance	0 (0 to 0)	0 (0 to 0)	0 (0 to 0)	0 (0 to 0)	0 (0 to 0)	0 (0 to 0)	0 (0 to 0)	0.3 (0.2 to 0.4)	0.3 (0.2 to 0.4)	0.3 (0.2 to 0.4)	0.3 (0.2 to 0.4)	0.3 (0.2 to 0.4)	0.3 (0.2 to 0.4)	0.3 (0.2 to 0.4)	0.3 (0.2 to 0.4)	0.3 (0.2 to 0.4)	0.3 (0.2 to 0.4)	0.3 (0.2 to 0.4)	0.3 (0.2 to 0.4)	0.3 (0.2 to 0.4)	0.3 (0.2 to 0.4)	0.3 (0.2 to 0.4)	0.3 (0.2 to 0.4)	0.3 (0.2 to 0.4)	1.6
HIV/AIDS - Extensively drug-resistant Tuberculosis	0 (0 to 0)	0 (0 to 0)	0 (0 to 0)	0 (0 to 0)	0 (0 to 0)	0 (0 to 0)	0 (0 to 0)	0 (0 to 0)	0 (0 to 0)	0 (0 to 0)	0 (0 to 0)	0 (0 to 0)	0 (0 to 0)	0 (0 to 0)	0 (0 to 0)	0 (0 to 0)	0 (0 to 0)	0 (0 to 0)	0 (0 to 0)	0 (0 to 0)	0 (0 to 0)	0 (0 to 0)	0 (0 to 0)	0 (0 to 0)	0 (0 to 0)	0.4
HIV/AIDS resulting in other diseases	0 (0 to 0)	0 (0 to 0)	0.1 (0.1 to 0.3)	0.1 (0.06 to 0.2)	0.1 (0.2 to 0.3)	0.1 (0.2 to 0.3)	0.1 (0.4 to 0.5)	0.7 (2.1 to 3.1)	4.4 (10.6 to 17.4)	7.4 (18.5 to 30.5)	7.4 (18.5 to 30.5)	7.4 (18.5 to 30.5)	7.4 (18.5 to 30.5)	7.4 (18.5 to 30.5)	7.4 (18.5 to 30.5)	7.4 (18.5 to 30.5)	7.4 (18.5 to 30.5)	7.4 (18.5 to 30.5)	7.4 (18.5 to 30.5)	7.4 (18.5 to 30.5)	7.4 (18.5 to 30.5)	7.4 (18.5 to 30.5)	7.4 (18.5 to 30.5)	7.4 (18.5 to 30.5)	137
Sexually transmitted infections excluding HIV	0.3 (0.2 to 0.5)	0.1 (0.1 to 0.2)	0.2 (0.2 to 0.3)	0.2 (0.2 to 0.3)	0.1 (0.1 to 0.2)	0.1 (0.1 to 0.2)	0.1 (0.2 to 0.3)	0.3 (0.3 to 0.4)	0.6 (0.5 to 0.8)	1.3 (1.1 to 1.7)	1.6 (1.3 to 2.1)	1.7 (1.3 to 2.2)	2.6 (2.2 to 3.2)	2.6 (2.2 to 3.2)	2.6 (2.2 to 3.2)	2.6 (2.2 to 3.2)	2.6 (2.2 to 3.2)	2.6 (2.2 to 3.2)	2.6 (2.2 to 3.2)	2.6 (2.2 to 3.2)	2.6 (2.2 to 3.2)	2.6 (2.2 to 3.2)	2.6 (2.2 to 3.2)	2.6 (2.2 to 3.2)	29
Syphilis	0 (0 to 0)	0 (0 to 0)	0 (0 to 0)	0 (0 to 0)	0 (0 to 0)	0 (0 to 0)	0 (0 to 0)	0.1 (0 to 0.2)	0.3 (0.2 to 0.4)	0.6 (0.5 to 0.8)	0.8 (0.6 to 1)	0.9 (0.7 to 1.1)	1.1 (0.9 to 1.4)	1.1 (0.9 to 1.4)	1.1 (0.9 to 1.4)	1.1 (0.9 to 1.4)	1.1 (0.9 to 1.4)	1.1 (0.9 to 1.4)	1.1 (0.9 to 1.4)	1.1 (0.9 to 1.4)	1.1 (0.9 to 1.4)	1.1 (0.9 to 1.4)	1.1 (0.9 to 1.4)	1.1 (0.9 to 1.4)	29
Chlamydial infection	0 (0 to 0)	0 (0 to 0)	0 (0 to 0)	0 (0 to 0)	0 (0 to 0)	0 (0 to 0)	0 (0 to 0)	0 (0 to 0)	0 (0 to 0)	0 (0 to 0)	0 (0 to 0)	0 (0 to 0)	0 (0 to 0)	0 (0 to 0)	0 (0 to 0)	0 (0 to 0)	0 (0 to 0)	0 (0 to 0)	0 (0 to 0)	0 (0 to 0)	0 (0 to 0)	0 (0 to 0)	0 (0 to 0)	0 (0 to 0)	0 (0 to 0)	0 (0 to 0)	2.9
Gonococcal infection	0 (0 to 0)	0 (0 to 0)	0 (0 to 0)	0 (0 to 0)	0 (0 to 0)	0 (0 to 0)	0 (0 to 0)	0 (0 to 0)	0 (0 to 0)	0 (0 to 0)	0 (0 to 0)	0 (0 to 0)	0 (0 to 0)	0 (0 to 0)	0 (0 to 0)	0 (0 to 0)	0 (0 to 0)	0 (0 to 0)	0 (0 to 0)	0 (0 to 0)	0 (0 to 0)	0 (0 to 0)	0 (0 to 0)	0 (0 to 0)	0 (0 to 0)	0 (0 to 0)	0.1
Trichomoniasis	0 (0 to 0)	0 (0 to 0)	0 (0 to 0)	0 (0 to 0)	0 (0 to 0)	0 (0 to 0)	0 (0 to 0)	0 (0 to 0)	0 (0 to 0)	0 (0 to 0)	0 (0 to 0)	0 (0 to 0)	0 (0 to 0)	0 (0 to 0)	0 (0 to 0)	0 (0 to 0)	0 (0 to 0)	0 (0 to 0)	0 (0 to 0)	0 (0 to 0)	0 (0 to 0)	0 (0 to 0)	0 (0 to 0)	0 (0 to 0)	0 (0 to 0)	0 (0 to 0)	0.1
Genital herpes	0 (0 to 0)	0 (0 to 0)	0 (0 to 0)	0 (0 to 0)	0 (0 to 0)	0 (0 to 0)	0 (0 to 0)	0 (0 to 0)	0 (0 to 0)	0 (0 to 0)	0 (0 to 0)	0 (0 to 0)	0 (0 to 0)	0 (0 to 0)	0 (0 to 0)	0 (0 to 0)	0 (0 to 0)	0 (0 to 0)	0 (0 to 0)	0 (0 to 0)	0 (0 to 0)	0 (0 to 0)	0 (0 to 0)	0 (0 to 0)	0 (0 to 0)	0 (0 to 0)	0.3
Other sexually transmitted infections	0 (0 to 0)	0 (0 to 0)	0 (0 to 0)	0 (0 to 0)	0 (0 to 0)	0.2 (0.1 to 0.4)	0.4 (0.2 to 0.6)	2.1 (0.9 to 3.7)	7.6 (3.3 to 13.3)	17.4 (7.5 to 30.5)	17.4 (7.5 to 30.5)	17.4 (7.5 to 30.5)	17.4 (7.5 to 30.5)	17.4 (7.5 to 30.5)	17.4 (7.5 to 30.5)	17.4 (7.5 to 30.5)	17.4 (7.5 to 30.5)	17.4 (7.5 to 30.5)	17.4 (7.5 to 30.5)	17.4 (7.5 to 30.5)	17.4 (7.5 to 30.5)	17.4 (7.5 to 30.5)	17.4 (7.5 to 30.5)	17.4 (7.5 to 30.5)	109
Respiratory infections and tuberculosis	1,240 (1,010 to 1,500)	294 (261 to 326)	1,270 (1,060 to 1,480)	1,060 (1,000 to 1,120)	196 (170 to 224)	196 (170 to 224)	196 (170 to 224)	196 (170 to 224)	196 (170 to 224)	196 (170 to 224)	196 (170 to 224)	196 (170 to 224)	196 (170 to 224)	196 (170 to 224)	196 (170 to 224)	196 (170 to 224)	196 (170 to 224)	196 (170 to 224)	196 (170 to 224)	196 (170 to 224)	196 (170 to 224)	196 (170 to 224)	196 (170 to 224)	196 (170 to 224)	196 (170 to 224)	4,160
Tuberculosis	0 (0 to 0)	0 (0 to 0)	0.6 (0.6 to 1)	1 (0.6 to 1.3)	1.2 (0.3 to 0.6)	1.2 (0.5 to 0.6)	1.2 (0.6 to 1.6)	3.5 (2.3 to 5)	8.1 (5.1 to 9.6)	8.8 (6.7 to 9.2)	8.8 (6.9 to 12.3)	8.8 (7.6 to 15.2)	10.6 (9.5 to 21.4)	11.9 (12.4 to 28.3)	13.5 (16.2 to 37.2)	15.4 (17.4 to 37.6)	17.2 (19.9 to 39.9)	19.4 (19.5 to 39.1)	19.6 (19.5 to 39.1)	19.6 (19.5 to 39.1)	19.6 (19.5 to 39.1)	19.6 (19.5 to 39.1)	19.6 (19.5 to 39.1)	19.6 (19.5 to 39.1)	213
Latent tuberculosis infection	0 (0 to 0)	0 (0 to 0)	0 (0 to 0)	0 (0 to 0)	0 (0 to 0)	0 (0 to 0)	0 (0 to 0)	0 (0 to 0)	0 (0 to 0)	0 (0 to 0)	0 (0 to 0)	0 (0 to 0)	0 (0 to 0)	0 (0 to 0)	0 (0 to 0)	0 (0 to 0)	0 (0 to 0)	0 (0 to 0)	0 (0 to 0)	0 (0 to 0)	0 (0 to 0)	0 (0 to 0)	0 (0 to 0)	0 (0 to 0)	0 (0 to 0)	0 (0 to 0)	0
Drug-susceptible Tuberculosis	0 (0 to 0)	0 (0 to 0)	0.6 (0.6 to 1.3)	0.6 (0.6 to 1.3)	0.4 (0.2 to 0.6)	0.4 (0.2 to 0.6)	1.2 (0.6 to 1.6)	3.4 (2.2 to 4.9)	8.1 (5.1 to 9.6)	8.8 (6.7 to 9.2)	8.8 (6.9 to 12.3)	8.8 (7.6 to 15.2)	10.6 (9.5 to 21.4)	11.9 (12.4 to 28.3)	13.5 (16.2 to 37.2)	15.4 (17.4 to 37.6)	17.2 (19.9 to 39.9)	19.4 (19.5 to 39.1)	19.6 (19.5 to 39.1)	19.6 (19.5 to 39.1)	19.6 (19.5 to 39.1)	19.6 (19.5 to 39.1)	19.6 (19.5 to 39.1)	19.6 (19.5 to 39.1)	208
Multidrug-resistant tuberculosis without extensive drug resistance	0 (0 to 0)	0 (0 to 0)	0 (0 to 0)	0 (0 to 0)	0 (0 to 0)	0 (0 to 0)	0 (0 to 0)	0 (0 to 0)	0 (0 to 0)	0 (0 to 0)	0 (0 to 0)	0 (0 to 0)	0 (0 to 0)	0 (0 to 0)	0 (0 to 0)	0 (0 to 0)	0 (0 to 0)	0 (0 to 0)	0 (0 to 0)	0 (0 to 0)	0 (0 to 0)	0 (0 to 0)	0 (0 to 0)	0 (0 to 0)	0 (0 to 0)	0 (0 to 0)	0.4
Extensively drug-resistant tuberculosis	0 (0 to 0)	0 (0 to 0)	0 (0 to 0)	0 (0 to 0)	0 (0 to 0)	0 (0 to 0)	0 (0 to 0)	0 (0 to 0)	0 (0 to 0)	0 (0 to 0)	0 (0 to 0)	0 (0 to 0)	0 (0 to 0)	0 (0 to 0)	0 (0 to 0)	0 (0 to 0)	0 (0 to 0)	0 (0 to 0)	0 (0 to 0)	0 (0 to 0)	0 (0 to 0)	0 (0 to 0)	0 (0 to 0)	0 (0 to 0)	0 (0 to 0)	0 (0 to 0)	0.1
Lower respiratory infections	17.3 (12.3 to 26.3)	34 (24.4 to 48.3)	221 (157 to 312)	106 (75.7 to 148)	41.2 (29.1 to 57.1)	34.1 (24.1 to 47.1)	45 (31.8 to 62.1)	66.5 (47.1 to 92)	93 (67.3 to 124)	113 (77.1 to 160)	148 (99.7 to 213)	203 (133.8 to 303)	270 (177.5 to 405)	373 (245.2 to 559)	388 (241.2 to 579)	504 (310.5 to 748)	662 (389.1 to 1,000)	752 (407.1 to 1,230)	772 (400.1 to 1,320)	675 (400.1 to 1,320)	675 (400.1 to 1,320)	614 (320.5 to 1,320)	428 (320.5 to 1,320)	226 (320.5 to 1,320)	6,190
Upper respiratory infections	2.3 (1.6 to 3.4)	28.4 (20.4 to 40.3)	146 (104 to 205)	69 (49.1 to 96.2)	29.3 (20.7 to 40.6)	127 (89.8 to 176)	119 (84.2 to 166)	108 (76.5 to 150)	99.1 (70.1 to 138)	92.1 (65.1 to 128)	92.1 (65.1 to 128)	88.7 (62.7 to 123)	92.6 (65.4 to 128)	79 (55.8 to 110)	65.2 (45.9 to 90.5)	73.2 (51.5 to 101)	67.7 (47.5 to 93.7)	79.7 (55.2 to 110)	29.7 (20.5 to 41.1)	14.7 (10.1 to 20.3)	5.2 (3.6 to 7.2)	1.7 (1.2 to 2.3)	1.1 (0.7 to 1.5)	1,870
Otitis media	0 (0 to 0)	0 (0 to 0)	0.1 (0 to 0.4)	0.2 (0.1 to 0.4)	0.2 (0.1 to 0.4)	0.2 (0.1



Benign prostatic hyperplasia	0 (0 to 0)	0 (0 to 0)	0 (0 to 0)	0 (0 to 0)	0 (0 to 0)	0 (0 to 0)	0 (0 to 0)	0 (0 to 0)	0 (0 to 0)	0 (0 to 0)	0 (0 to 0)	0 (0 to 0)	0 (0 to 0)	41 (1 to 81.2)	74 (7 to 24.3)	30 (19 to 49.9)	89.5 (28 to 150)	98.9 (67 to 151)	119 (70 to 177)	119 (71.3 to 178)	89.6 (39 to 139)	59.7 (24 to 82.2)	29.9 (18 to 42.9)	12.6 (7 to 19.6)	4.6 (2 to 6.9)	443
Male infertility	0 (0 to 0)	0 (0 to 0)	0 (0 to 0)	0 (0 to 0)	0 (0 to 0)	0 (0 to 0)	0 (0 to 0)	0 (0 to 0)	0 (0 to 0)	0 (0 to 0)	0 (0 to 0)	0 (0 to 0)	0 (0 to 0)

GBD Table 2a: California DALYS for sexes and age groups for males with 95% uncertainty intervals, 2023

Cause	Early Neonatal	Late Neonatal	Post Neonatal	1 to 5	5 to 9	10 to 14	15 to 19	20 to 24	25 to 29	30 to 34	35 to 39	40 to 44	45 to 49	50 to 54	55 to 59	60 to 64	65 to 69	70 to 74	75 to 79	80 to 84	85 to 89	90 to 94	95 plus	Total
All causes	48,600 (42,600 to 54,400)	11,500 (10,000 to 12,700)	31,600 (28,200 to 34,800)	43,900 (39,200 to 48,500)	52,200 (46,500 to 57,700)	60,200 (53,600 to 66,700)	106,000 (94,400 to 118,000)	243,000 (207,000 to 280,000)	287,000 (243,000 to 329,000)	313,000 (267,000 to 361,000)	299,000 (255,000 to 342,000)	283,000 (239,000 to 326,000)	343,000 (294,000 to 394,000)	427,000 (367,000 to 484,000)	533,000 (459,000 to 612,000)	679,000 (578,000 to 780,000)	847,000 (695,000 to 1,000,000)	944,000 (724,000 to 1,200,000)	994,000 (726,000 to 1,300,000)	994,000 (681,000 to 1,340,000)	819,000 (493,000 to 1,240,000)	167,000 (106,000 to 240,000)	10,000,000 (10,000,000 to 10,000,000)
Communicable, maternal, neonatal, and nutritional diseases	36,400 (31,900 to 40,800)	6,450 (5,600 to 7,020)	7,410 (6,350 to 8,260)	8,760 (7,530 to 9,850)	6,060 (5,200 to 6,930)	7,230 (6,220 to 8,080)	6,890 (5,920 to 7,850)	7,910 (6,800 to 9,040)	9,640 (8,280 to 11,100)	10,400 (8,940 to 11,900)	10,200 (8,800 to 11,600)	10,200 (8,800 to 11,600)	11,900 (10,200 to 13,600)	13,900 (11,900 to 15,900)	17,000 (14,500 to 19,500)	19,600 (16,700 to 22,200)	21,400 (17,400 to 24,900)	19,400 (15,000 to 23,300)	15,400 (11,000 to 20,000)	9,430 (7,200 to 12,100)	3,060 (2,300 to 3,960)	260,000
HIV/AIDS and sexually transmitted infections	2.3 (1.1 to 4)	0.4 (0.2 to 0.8)	75.9 (43.2 to 122.6)	83.2 (44.5 to 141.4)	61.9 (32.1 to 107.4)	50.7 (27.4 to 87.1)	127 (68.1 to 218.9)	603 (321 to 1,010)	1,670 (1,000 to 2,570)	2,670 (1,610 to 3,960)	3,600 (2,020 to 5,600)	4,280 (2,520 to 6,500)	5,490 (3,400 to 8,170)	6,700 (4,020 to 9,900)	6,570 (4,290 to 9,400)	4,500 (2,900 to 6,700)	2,900 (1,870 to 4,360)	1,200 (690 to 1,730)	473 (226 to 731)	164 (68 to 269)	30.1 (12.4 to 52.9)	22.4 (7.1 to 46.9)	39,900
HIV/AIDS	2.3 (1.1 to 4)	0.4 (0.2 to 0.8)	75.9 (43.2 to 122.6)	83.2 (44.5 to 141.4)	61.9 (32.1 to 107.4)	50.7 (27.4 to 87.1)	127 (68.1 to 218.9)	603 (321 to 1,010)	1,670 (1,000 to 2,570)	2,670 (1,610 to 3,960)	3,600 (2,020 to 5,600)	4,280 (2,520 to 6,500)	5,490 (3,400 to 8,170)	6,700 (4,020 to 9,900)	6,570 (4,290 to 9,400)	4,500 (2,900 to 6,700)	2,900 (1,870 to 4,360)	1,200 (690 to 1,730)	473 (226 to 731)	164 (68 to 269)	30.1 (12.4 to 52.9)	22.4 (7.1 to 46.9)	37,400
HIV/AIDS - Drug-susceptible Tuberculosis	0.4 (0 to 0.8)	0.1 (0 to 0.2)	1.5 (0.4 to 3.2)	2.8 (0.8 to 5.1)	2.8 (0.8 to 5.2)	2.5 (0.7 to 4.6)	2.1 (0.6 to 4)	2.5 (0.7 to 4.6)	2.5 (0.7 to 4.6)	2.5 (0.7 to 4.6)	2.5 (0.7 to 4.6)	2.5 (0.7 to 4.6)	2.5 (0.7 to 4.6)	2.5 (0.7 to 4.6)	2.5 (0.7 to 4.6)	2.5 (0.7 to 4.6)	2.5 (0.7 to 4.6)	2.5 (0.7 to 4.6)	2.5 (0.7 to 4.6)	2.5 (0.7 to 4.6)	2.5 (0.7 to 4.6)	2.5 (0.7 to 4.6)	579
HIV/AIDS - Multidrug-resistant Tuberculosis without extensive drug resistance	0 (0 to 0)	0 (0 to 0)	0 (0 to 0)	0 (0 to 0)	0 (0 to 0)	0 (0 to 0)	0 (0 to 0)	0 (0 to 0)	0 (0 to 0)	0 (0 to 0)	0 (0 to 0)	0 (0 to 0)	0 (0 to 0)	0 (0 to 0)	0 (0 to 0)	0 (0 to 0)	0 (0 to 0)	0 (0 to 0)	0 (0 to 0)	0 (0 to 0)	0 (0 to 0)	0 (0 to 0)	0 (0 to 0)	19.0
HIV/AIDS - Extensively drug-resistant Tuberculosis	0 (0 to 0)	0 (0 to 0)	0 (0 to 0.1)	0 (0 to 0)	0 (0 to 0)	0 (0 to 0)	0 (0 to 0.1)	0 (0 to 0)	0 (0 to 0)	0 (0 to 0)	0 (0 to 0)	0 (0 to 0)	0 (0 to 0)	0 (0 to 0)	0 (0 to 0)	0 (0 to 0)	0 (0 to 0)	0 (0 to 0)	0 (0 to 0)	0 (0 to 0)	0 (0 to 0)	0 (0 to 0)	0 (0 to 0)	4.7
HIV/AIDS resulting in other diseases	0 (0 to 0)	0 (0 to 0)	68.6 (37.1 to 95.2)	72.9 (39.9 to 99.8)	52 (27.4 to 71.8)	41.1 (21.1 to 57.3)	113 (59.6 to 156)	589 (309 to 816)	1,660 (874 to 2,300)	2,650 (1,400 to 3,670)	3,580 (1,890 to 4,960)	4,250 (2,240 to 5,880)	5,460 (2,880 to 7,560)	6,700 (3,530 to 9,270)	6,570 (3,460 to 9,090)	4,500 (2,370 to 6,230)	2,900 (1,530 to 4,020)	1,200 (632 to 1,660)	473 (249 to 654)	164 (86 to 227)	30.1 (15.9 to 41.6)	22.4 (11.8 to 31)	34,800
Sexually transmitted infections, excluding HIV	2.3 (1.1 to 4)	0.4 (0.2 to 0.8)	1.1 (0.5 to 2.1)	0.2 (0.1 to 0.4)	0.1 (0 to 0.2)	0.1 (0 to 0.1)	0.1 (0 to 0.2)	0.2 (0.1 to 0.4)	0.3 (0.1 to 0.6)	0.3 (0.1 to 0.6)	0.3 (0.1 to 0.6)	0.3 (0.1 to 0.6)	0.3 (0.1 to 0.6)	0.3 (0.1 to 0.6)	0.3 (0.1 to 0.6)	0.3 (0.1 to 0.6)	0.3 (0.1 to 0.6)	0.3 (0.1 to 0.6)	0.3 (0.1 to 0.6)	0.3 (0.1 to 0.6)	0.3 (0.1 to 0.6)	0.3 (0.1 to 0.6)	1,100
Syphilis	0 (0 to 0)	0 (0 to 0)	0.1 (0 to 0.2)	0.1 (0 to 0.2)	0 (0 to 0.1)	0 (0 to 0.1)	0 (0 to 0.1)	0.1 (0 to 0.2)	0.1 (0 to 0.2)	0.1 (0 to 0.2)	0.1 (0 to 0.2)	0.1 (0 to 0.2)	0.1 (0 to 0.2)	0.1 (0 to 0.2)	0.1 (0 to 0.2)	0.1 (0 to 0.2)	0.1 (0 to 0.2)	0.1 (0 to 0.2)	0.1 (0 to 0.2)	0.1 (0 to 0.2)	0.1 (0 to 0.2)	0.1 (0 to 0.2)	0.1 (0 to 0.2)	294
Chlamydial infection	0 (0 to 0)	0 (0 to 0)	0 (0 to 0)	0 (0 to 0)	0 (0 to 0)	0 (0 to 0)	0 (0 to 0)	0 (0 to 0)	0 (0 to 0)	0 (0 to 0)	0 (0 to 0)	0 (0 to 0)	0 (0 to 0)	0 (0 to 0)	0 (0 to 0)	0 (0 to 0)	0 (0 to 0)	0 (0 to 0)	0 (0 to 0)	0 (0 to 0)	0 (0 to 0)	0 (0 to 0)	0 (0 to 0)	0
Gonococcal infection	0 (0 to 0)	0 (0 to 0)	0 (0 to 0)	0 (0 to 0)	0 (0 to 0)	0 (0 to 0)	0 (0 to 0)	0 (0 to 0)	0 (0 to 0)	0 (0 to 0)	0 (0 to 0)	0 (0 to 0)	0 (0 to 0)	0 (0 to 0)	0 (0 to 0)	0 (0 to 0)	0 (0 to 0)	0 (0 to 0)	0 (0 to 0)	0 (0 to 0)	0 (0 to 0)	0 (0 to 0)	0 (0 to 0)	40.9
Trichomoniasis	0 (0 to 0)	0 (0 to 0)	0 (0 to 0)	0 (0 to 0)	0 (0 to 0)	0 (0 to 0)	0 (0 to 0)	0 (0 to 0)	0 (0 to 0)	0 (0 to 0)	0 (0 to 0)	0 (0 to 0)	0 (0 to 0)	0 (0 to 0)	0 (0 to 0)	0 (0 to 0)	0 (0 to 0)	0 (0 to 0)	0 (0 to 0)	0 (0 to 0)	0 (0 to 0)	0 (0 to 0)	0 (0 to 0)	39.7
Genital herpes	0 (0 to 0)	0 (0 to 0)	0 (0 to 0)	0 (0 to 0)	0 (0 to 0)	0 (0 to 0)	0 (0 to 0)	0 (0 to 0)	0 (0 to 0)	0 (0 to 0)	0 (0 to 0)	0 (0 to 0)	0 (0 to 0)	0 (0 to 0)	0 (0 to 0)	0 (0 to 0)	0 (0 to 0)	0 (0 to 0)	0 (0 to 0)	0 (0 to 0)	0 (0 to 0)	0 (0 to 0)	0 (0 to 0)	0.1
Other sexually transmitted infections	0 (0 to 0)	0 (0 to 0)	0.1 (0 to 0.2)	0.1 (0 to 0.2)	0 (0 to 0.1)	0 (0 to 0.1)	0 (0 to 0.1)	0.1 (0 to 0.2)	0.1 (0 to 0.2)	0.1 (0 to 0.2)	0.1 (0 to 0.2)	0.1 (0 to 0.2)	0.1 (0 to 0.2)	0.1 (0 to 0.2)	0.1 (0 to 0.2)	0.1 (0 to 0.2)	0.1 (0 to 0.2)	0.1 (0 to 0.2)	0.1 (0 to 0.2)	0.1 (0 to 0.2)	0.1 (0 to 0.2)	0.1 (0 to 0.2)	0.1 (0 to 0.2)	62.2
Respiratory infections and tuberculosis	11.4 (8.7 to 14)	2.6 (1.9 to 3.2)	1,010 (1,000 to 1,020)	2,660 (2,600 to 2,720)	2,150 (2,090 to 2,200)	2,120 (2,060 to 2,170)	2,090 (2,040 to 2,140)	2,770 (2,710 to 2,830)	2,740 (2,680 to 2,800)	2,660 (2,600 to 2,720)	2,580 (2,520 to 2,640)	2,460 (2,400 to 2,520)	2,600 (2,540 to 2,660)	4,420 (4,320 to 4,520)	6,660 (6,500 to 6,820)	7,110 (6,910 to 7,300)	7,350 (7,150 to 7,550)	7,870 (7,650 to 8,080)	7,270 (7,060 to 7,460)	7,040 (6,840 to 7,230)	6,490 (6,300 to 6,670)	4,500 (4,370 to 4,630)	2,620 (2,540 to 2,690)	69,900
Tuberculosis	0.4 (0.3 to 0.5)	0.1 (0 to 0.1)	7.4 (2.2 to 15.1)	21.2 (6.4 to 44.6)	13.2 (3.9 to 27.6)	9.9 (2.9 to 20.7)	9.4 (2.7 to 19.6)	12.4 (3.6 to 25.9)	12.3 (3.6 to 25.7)	11.9 (3.5 to 24.9)	11.5 (3.4 to 24)	11.1 (3.3 to 23.2)	11.7 (3.4 to 24.4)	19.9 (5.9 to 41.5)	29.9 (8.9 to 62.4)	31.9 (9.5 to 66.5)	33 (9.8 to 68.9)	35.3 (10.5 to 73.7)	32.6 (9.7 to 68)	31.6 (9.4 to 66)	29.1 (8.7 to 60.7)	20.2 (6 to 42.2)	7.3 (2.2 to 15.3)	1,160
Latent tuberculosis infection	0 (0 to 0)	0 (0 to 0)	0 (0 to 0)	0 (0 to 0)	0 (0 to 0)	0 (0 to 0)	0 (0 to 0)	0 (0 to 0)	0 (0 to 0)	0 (0 to 0)	0 (0 to 0)	0 (0 to 0)	0 (0 to 0)	0 (0 to 0)	0 (0 to 0)	0 (0 to 0)	0 (0 to 0)	0 (0 to 0)	0 (0 to 0)	0 (0 to 0)	0 (0 to 0)	0 (0 to 0)	0 (0 to 0)	0
Drug-susceptible tuberculosis	0.4 (0.3 to 0.5)	0.1 (0 to 0.1)	7.4 (2.2 to 15.1)	21.2 (6.4 to 44.6)	13.2 (3.9 to 27.6)	9.9 (2.9 to 20.7)	9.4 (2.7 to 19.6)	12.4 (3.6 to 25.9)	12.3 (3.6 to 25.7)	11.9 (3.5 to 24.9)	11.5 (3.4 to 24)	11.1 (3.3 to 23.2)	11.7 (3.4 to 24.4)	19.9 (5.9 to 41.5)	29.9 (8.9 to 62.4)	31.9 (9.5 to 66.5)	33 (9.8 to 68.9)	35.3 (10.5 to 73.7)	32.6 (9.7 to 68)	31.6 (9.4 to 66)	29.1 (8.7 to 60.7)	20.2 (6 to 42.2)	7.3 (2.2 to 15.3)	1,160
Multidrug-resistant tuberculosis without extensive drug resistance	0 (0 to 0)	0 (0 to 0)	0 (0 to 0)	0 (0 to 0)	0 (0 to 0)	0 (0 to 0)	0 (0 to 0)	0 (0 to 0)	0 (0 to 0)	0 (0 to 0)	0 (0 to 0)	0 (0 to 0)	0 (0 to 0)	0 (0 to 0)	0 (0 to 0)	0 (0 to 0)	0 (0 to 0)	0 (0 to 0)	0 (0 to 0)	0 (0 to 0)	0 (0 to 0)	0 (0 to 0)	0 (0 to 0)	0
Extensively drug-resistant tuberculosis	0 (0 to 0)	0 (0 to 0)	0 (0 to 0)	0 (0 to 0)	0 (0 to 0)	0 (0 to 0)	0 (0 to 0)	0 (0 to 0)	0 (0 to 0)	0 (0 to 0)	0 (0 to 0)	0 (0 to 0)	0 (0 to 0)	0 (0 to 0)	0 (0 to 0)	0 (0 to 0)	0 (0 to 0)	0 (0 to 0)	0 (0 to 0)	0 (0 to 0)	0 (0 to 0)	0 (0 to 0)	0 (0 to 0)	0
Tuberculosis resistance not specified	0 (0 to 0)	0 (0 to 0)	0 (0 to 0)	0 (0 to 0)	0 (0 to 0)	0 (0 to 0)	0 (0 to 0)	0 (0 to 0)	0 (0 to 0)	0 (0 to 0)	0 (0 to 0)	0 (0 to 0)	0 (0 to 0)	0 (0 to 0)	0 (0 to 0)	0 (0 to 0)	0 (0 to 0)	0 (0 to 0)	0 (0 to 0)	0 (0 to 0)	0 (0 to 0)	0 (0 to 0)	0 (0 to 0)	0
Cutaneous and mucocutaneous leishmaniasis	0 (0 to 0)	0 (0 to 0)	0 (0 to 0)	0 (0 to 0)	0 (0 to 0)	0 (0 to 0)	0 (0 to 0)	0 (0 to 0)	0 (0 to 0)	0 (0 to 0)	0 (0 to 0)	0 (0 to 0)	0 (0 to 0)	0 (0 to 0)	0 (0 to 0)	0 (0 to 0)	0 (0 to 0)	0 (0 to 0)	0 (0 to 0)	0 (0 to 0)	0 (0 to 0)	0 (0 to 0)	0 (0 to 0)	0
African trypanosomiasis	0 (0 to 0)	0 (0 to 0)	0 (0 to 0)	0 (0 to 0)	0 (0 to 0)	0 (0 to 0)	0 (0 to 0)	0 (0 to 0)	0 (0 to 0)	0 (0 to 0)	0 (0 to 0)	0 (0 to 0)	0 (0 to 0)	0 (0 to 0)	0 (0 to 0)	0 (0 to 0)	0 (0 to 0)	0 (0 to 0)	0 (0 to 0)	0 (0 to 0)	0 (0 to 0)	0 (0 to 0)	0 (0 to 0)	0
Schistosomiasis	0 (0 to 0)	0 (0 to 0)	0 (0 to 0)	0 (0 to 0)	0 (0 to 0)	0 (0 to 0)	0 (0 to 0)	0 (0 to 0)	0 (0 to 0)	0 (0 to 0)	0 (0 to 0)	0 (0 to 0)	0 (0 to 0)	0 (0 to 0)	0 (0 to 0)	0 (0 to 0)	0 (0 to 0)	0 (0 to 0)	0 (0 to 0)	0 (0 to 0)	0 (0 to 0)	0 (0 to 0)	0 (0 to 0)	0
Cysticercosis	0 (0 to 0)	0 (0 to 0)	0 (0 to 0)	0.1 (0 to 0.2)	0.2 (0.1 to 0.3)	0.2 (0.1 to 0.4)	0.2 (0.1 to 0.4)	0.2 (0.1 to 0.4)	0.2 (0.1 to 0.4)	0.2 (0.1 to 0.4)	0.2 (0.1 to 0.4)	0.2 (0.1 to 0.4)	0.2 (0.1 to 0.4)	0.2 (0.1 to 0.4)	0.2 (0.1 to 0.4)	0.2 (0.1 to 0.4)	0.2 (0.1 to 0.4)	0.2 (0.1 to 0.4)	0.2 (0.1 to 0.4)	0.2 (0.1 to 0.4)	0.2 (0.1 to 0.4)	0.2 (0.1 to 0.4)	0.2 (0.1 to 0.4)	3,390
Cystic echinococcosis	0 (0 to 0)	0 (0 to 0)	0 (0 to 0)	0 (0 to 0)	0 (0 to 0)	0 (0 to 0)	0 (0 to 0)	0 (0 to 0)	0 (0 to 0)	0 (0 to 0)	0 (0 to 0)	0 (0 to 0)	0 (0 to 0)	0 (0 to 0)	0 (0 to 0)	0 (0 to 0)	0 (0 to 0)	0 (0 to 0)	0 (0 to 0)	0 (0 to 0)	0 (0 to 0)	0 (0 to 0)	0 (0 to 0)	0 (0 to 0)	7.2
Lymphatic filariasis	0 (0 to 0)	0 (0 to 0)	0 (0 to 0)	0 (0 to 0)	0 (0 to 0)	0 (0 to 0)	0 (0 to 0)	0 (0 to 0)	0 (0 to 0)	0 (0 to 0)	0 (0 to 0)	0 (0 to 0)	0 (0 to 0)	0 (0 to 0)	0 (0 to 0)	0 (0 to 0)	0 (0 to 0)	0 (0 to 0)	0 (0 to 0)	0 (0 to 0)	0 (0 to 0)	0 (0 to 0)	0 (0 to 0)	0
Onchocerciasis	0 (0 to 0)	0 (0 to 0)	0 (0 to 0)	0 (0 to 0)	0 (0 to 0)	0 (0 to 0)	0 (0 to 0)	0 (0 to 0)	0 (0 to 0)	0 (0 to 0)	0 (0 to 0)	0 (0 to 0)	0 (0 to 0)	0 (0 to 0)	0 (0 to 0)	0 (0 to 0)	0 (0 to 0)	0 (0 to 0)	0 (0 to 0)	0 (0 to 0)	0 (0 to 0)	0 (0 to 0)	0 (0 to 0)	0
Trachoma	0 (0 to 0)	0 (0 to 0)	0 (0 to 0)	0 (0 to 0)	0 (0 to 0)	0 (0 to 0)	0 (0 to 0)	0 (0 to 0)	0 (0 to 0)	0 (0 to 0)	0 (0 to 0)	0 (0 to 0)	0 (0 to 0)	0 (0 to 0)	0 (0 to 0)	0 (0 to 0)	0 (0 to 0)	0 (0 to 0)	0 (0 to 0)	0 (0 to 0)	0 (0 to 0)	0 (0 to 0)	0 (0 to 0)	0
Dengue	0 (0 to 0)	0 (0 to 0)	0 (0 to 0)	0 (0 to 0)	0 (0 to 0)	0 (0 to 0)	0 (0 to 0)	0 (0 to 0)	0 (0 to 0)	0 (0 to 0)	0 (0 to 0)	0 (0 to 0)	0 (0 to 0)	0 (0 to 0)	0 (0 to 0)	0 (0 to 0)	0 (0 to 0)	0 (0 to 0)	0 (0 to 0)	0 (0 to 0)	0 (0 to 0)	0 (0 to 0)	0 (0 to 0)	0
Yellow fever	0 (0 to 0)	0 (0 to 0)	0 (0 to 0)	0 (0 to 0)	0 (0 to 0)	0 (0 to 0)	0 (0 to 0)	0 (0 to 0)	0 (0 to 0)	0 (0 to 0)	0 (0 to 0)	0 (0 to 0)	0 (0 to 0)	0 (0 to 0)	0 (0 to 0)	0 (0 to 0)	0 (0 to 0)	0 (0 to 0)	0 (0 to 0)	0 (0 to 0)	0 (0 to 0)	0 (0 to 0)	0 (0 to 0)	0
Rabies	0 (0 to 0)	0 (0 to 0)	0.4 (0.1 to 0.9)	0.6 (0.2 to 1.4)	0.3 (0.1 to 0.7)	0.2 (0.1 to 0.4)	0.2 (0.1 to 0.4)	0.2 (0.1 to 0.4)	0.2 (0.1 to 0.4)	0.2 (0.1 to 0.4)	0.2 (0.1 to 0.4)	0.2 (0.1 to 0.4)	0.2 (0.1 to 0.4)	0.2 (0.1 to 0.4)	0.2 (0.1 to 0.4)	0.2 (0.1 to 0.4)	0.2 (0.1 to 0.4)	0.2 (0.1 to 0.4)	0.2 (0.1 to 0.4)	0.2 (0.1 to 0.4)	0.2 (0.1 to 0.4)	0.2 (0.1 to 0.4)	6.5
Intestinal nematode infections	0 (0 to 0)	0 (0 to 0)	0 (0 to 0)	0 (0 to 0)	0 (0 to 0)	0 (0 to 0)	0 (0 to 0)	0 (0 to 0)	0 (0 to 0)	0 (0 to 0)	0 (0 to 0)	0 (0 to 0)	0 (0 to 0)	0 (0 to 0)	0 (0 to 0)	0 (0 to 0)	0 (0 to 0)	0 (0 to 0)	0 (0 to 0)	0 (0 to 0)	0 (0 to 0)	0 (0 to 0)	0 (0 to 0)	0
Ascariasis	0 (0 to 0)	0 (0 to 0)	0 (0 to 0)	0 (0 to 0)	0 (0 to 0)	0 (0 to 0)	0 (0 to 0)	0 (0 to 0)	0 (0 to 0)	0 (0 to 0)	0 (0 to 0)	0 (0 to 0)	0 (0 to 0)	0 (0 to 0)	0 (0 to 0)	0 (0 to 0)	0 (0 to 0)	0 (0 to 0)	0 (0 to 0)	0 (0 to 0)	0 (0 to 0)	0 (0 to 0)	0 (0 to 0)	0
Trichuriasis	0 (0 to 0)	0 (0 to 0)	0 (0 to 0)	0 (0 to 0)	0 (0 to 0)	0 (0 to 0)	0 (0 to 0)	0 (0 to 0)	0 (0 to 0)	0 (0 to 0)	0 (0 to 0)	0 (0 to 0)	0 (0 to 0)	0 (0 to 0)	0 (0 to 0)	0 (0 to 0)	0 (0 to 0)	0 (0 to 0)	0 (0 to 0)	0 (0 to 0)	0 (0 to 0)	0 (0 to 0)	0 (0 to 0)	0
Hookworm disease	0 (0 to 0)	0 (0 to 0)	0 (0 to 0)	0 (0 to 0)	0 (0 to 0)	0 (0 to 0)	0 (0 to 0)	0 (0 to 0)	0 (0 to 0)	0 (0 to 0)	0 (0 to 0)	0 (0 to 0)	0 (0 to 0)	0 (0 to 0)	0 (0 to 0)	0 (0 to 0)	0 (0 to 0)	0 (0 to 0)	0 (0 to 0)	0 (0 to 0)	0 (0 to 0)	0 (0 to 0)	0 (0 to 0)	0
Food-borne trematodiases	0 (0 to 0)	0 (0 to 0)	0 (0 to 0)	0 (0 to 0)	0 (0 to 0)	0 (0 to 0)	0 (0 to 0)	0 (0 to 0)	0 (0 to 0)	0 (0 to 0)	0 (0 to 0)	0 (0 to 0)	0 (0 to 0)	0 (0 to 0)	0 (0 to 0)	0 (0 to 0)	0 (0 to 0)	0 (0 to 0)	0 (0 to 0)	0 (0 to 0)	0 (0 to 0)	0 (0 to 0)	0 (0 to 0)	0
Leprosy	0 (0 to 0)	0 (0 to 0)	0 (0 to 0)	0 (0 to 0)	0 (0 to 0)	0 (0 to 0)	0 (0 to 0)	0 (0 to 0)	0 (0 to 0)	0 (0 to 0)	0 (0 to 0)	0 (0 to 0)	0 (0 to 0)	0 (0 to 0)	0 (0 to 0)	0 (0 to 0)	0 (0 to 0)	0 (0 to 0)	0 (0 to 0)	0 (0 to 0)	0 (0 to 0)	0 (0 to 0)	0 (0 to 0)	0
Ebola	0 (0 to 0)	0 (0 to 0)	0 (0 to 0)	0 (0 to 0)	0 (0 to 0)	0 (0 to 0)	0 (0 to 0)	0 (0 to 0)	0 (0 to 0)	0 (0 to 0)	0 (0 to 0)	0 (0 to 0)	0 (0 to 0)	0 (0 to 0)	0 (0 to 0)	0 (0 to 0)	0 (0 to 0)	0 (0 to 0)	0 (0 to 0)	0 (0 to 0)	0 (0 to 0)	0 (0 to 0)	0 (0 to 0)	0
Zika virus	0 (0 to 0)	0 (0 to 0)	0 (0 to 0)	0 (0 to 0)	0 (0 to 0)	0 (0 to 0)	0 (0 to 0)	0 (0 to 0)	0 (0 to 0)	0 (0 to 0)	0 (0 to 0)	0 (0 to 0)	0 (0 to 0)	0 (0 to 0)	0 (0 to 0)	0 (0 to 0)	0 (0 to 0)	0 (0 to 0)	0 (0 to 0)	0 (0 to 0)	0 (0 to 0)	0 (0 to 0)	0 (0 to 0)	0
Guinea worm disease	0 (0 to 0)	0 (0 to 0)	0 (0 to 0)	0 (0 to 0)	0 (0 to 0)	0 (0 to 0)	0 (0 to 0)	0 (0 to 0)	0 (0 to 0)	0 (0 to 0)	0 (0 to 0)	0 (0 to 0)	0 (0 to 0)	0 (0 to 0)	0 (0 to 0)	0 (0 to 0)	0 (0 to 0)	0 (0 to 0)	0 (0 to 0)	0 (0 to 0)	0 (0 to 0)	0 (0 to 0)	0 (0 to 0)	0
Other neglected tropical diseases	2.6 (1.6 to 4)	0.4 (0.2 to 0.6)	29.2 (18.1 to 42.2)	64.6 (40.1 to 93.4)	41.5 (25.8 to 60)	19.8 (12.3 to 28.6)	11.5 (7.1 to 16.6)	8.6 (5.3 to 12.4)	10.1 (6.2 to 14.6)	9.5 (5.9 to 13.7)	9.1 (5.6 to 13.2)	10.4 (6.4 to 15)	20.5 (12.7 to 29.6)	22.4 (13.9 to 32.4)	22.4 (13.9 to 32.4)	41.3 (25.6 to 59.7)	59.9 (37.1 to 86.6)	33.1 (20.5 to 47.9)	23.6 (14.6 to 34.1)	11.4 (7.1 to 16.5)	4.4 (2.7 to 6.4)	1.5 (0.9 to 2.2)	621
Other infectious diseases	1,660 (79 to 187)	1,660 (227 to 302)	1,660 (683 to 1,590)	1,660 (434 to 779)	1,660 (299 to 439)	1,660 (298 to 427)	1,660 (264 to 354)	1,660 (247 to 714)	1,660 (227 to 707)	1,660 (221 to 707)	1,660 (220 to 707)	1,660 (465 to 1,660)	1,660 (1,660 to 1,660)	1,660 (1,660 to 1,660)	1,660 (1,660 to 1,660)	1,660 (1,660 to 1,660)	1,660 (1,660 to 1,660)	1,660 (1,660 to 1,660)	1,660 (1,660 to 1,660)	1,660 (1,660 to 1,660)	1,660 (1,660 to 1,660)	1,660 (1,660 to 1,660)	1,660 (1,660 to 1,660)	13,800
Meningitis	0.6 (0.5 to 0.8)	0.1 (0.1 to 0.2)	1.6 (1.1 to 2.2)	1.6 (1.1 to 2.2)	1.6 (1.1 to 2



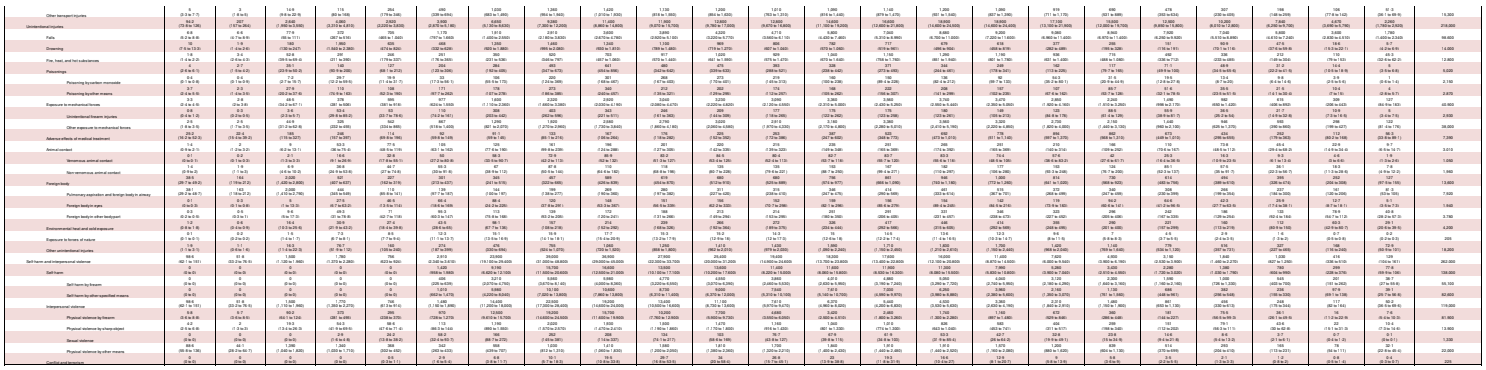

SR Table 2a. Colorado DALYs by cause and sex group for males with 95% uncertainty intervals, 2019

Cause	Early Neonatal	Late Neonatal	Post-Neonatal	1 to 4	5 to 9	10 to 14	15 to 19	20 to 24	25 to 29	30 to 34	35 to 39	40 to 44	45 to 49	50 to 54	55 to 59	60 to 64	65 to 69	70 to 74	75 to 79	80 to 84	85 to 89	90 to 94	95 plus	Total
All causes	7,680 (6,890 to 8,500)	1,820 (1,480 to 1,900)	6,490 (2,990 to 8,300)	1,900 (1,700 to 2,060)	1,060 (900 to 1,220)	1,220 (1,060 to 1,360)	1,260 (1,100 to 1,400)	1,310 (1,150 to 1,460)	1,370 (1,200 to 1,520)	1,440 (1,260 to 1,600)	1,530 (1,340 to 1,700)	1,650 (1,450 to 1,830)	1,770 (1,560 to 1,960)	1,900 (1,680 to 2,110)	2,110 (1,870 to 2,340)	2,360 (2,090 to 2,620)	2,660 (2,370 to 2,950)	3,020 (2,700 to 3,350)	3,450 (3,090 to 3,830)	3,960 (3,550 to 4,400)	4,560 (4,090 to 5,060)	5,260 (4,720 to 5,840)	6,070 (5,450 to 6,730)	871,200
Communicable, maternal, neonatal, and nutritional diseases	5,710 (4,980 to 6,490)	920 (747 to 1,030)	664 (479 to 1,020)	1,190 (939 to 1,160)	1,120 (822 to 1,540)	1,060 (799 to 1,350)	1,100 (839 to 1,390)	1,270 (1,020 to 1,560)	1,260 (1,010 to 1,560)	1,260 (1,010 to 1,560)	1,260 (1,010 to 1,560)	1,260 (1,010 to 1,560)	1,260 (1,010 to 1,560)	1,260 (1,010 to 1,560)	1,260 (1,010 to 1,560)	1,260 (1,010 to 1,560)	1,260 (1,010 to 1,560)	1,260 (1,010 to 1,560)	1,260 (1,010 to 1,560)	1,260 (1,010 to 1,560)	1,260 (1,010 to 1,560)	1,260 (1,010 to 1,560)	1,260 (1,010 to 1,560)	34,600
HIV/AIDS and sexually transmitted infections	1.1 (0.7 to 1.7)	0.3 (0.2 to 0.5)	11 (6 to 18)	7.6 (5.1 to 9.3)	4.6 (2.9 to 6.5)	6.8 (4.6 to 8.1)	17.6 (12.9 to 22.6)	79.6 (66.1 to 96.3)	170 (139 to 203)	192 (159 to 231)	216 (179 to 257)	281 (233 to 337)	346 (289 to 408)	466 (389 to 548)	608 (510 to 709)	382 (320 to 453)	273 (230 to 318)	190 (160 to 222)	177 (149 to 207)	66.2 (56.1 to 77.2)	28.5 (24.2 to 33.2)	8.5 (7.2 to 9.9)	4.9 (4.2 to 5.8)	3,020
HIV/AIDS	0 (0 to 0)	0 (0 to 0)	9.8 (8.5 to 9.8)	7.6 (6.6 to 8.6)	4.6 (4 to 5.2)	6.7 (5.8 to 7.6)	13.6 (11.7 to 15.4)	68.7 (59.3 to 77.8)	162 (139 to 184)	167 (139 to 191)	208 (179 to 236)	276 (237 to 314)	357 (307 to 407)	458 (389 to 522)	596 (510 to 679)	366 (312 to 417)	267 (229 to 304)	184 (158 to 210)	166 (142 to 189)	66.0 (56.9 to 75.2)	22 (19 to 25)	4.6 (4 to 5.2)	2.1 (1.8 to 2.4)	2,850
HIV/AIDS - Drug-susceptible Tuberculosis	0 (0 to 0)	0 (0 to 0)	0.2 (0.1 to 0.2)	0.2 (0.1 to 0.2)	0.2 (0.1 to 0.2



5184

Benign prostatic hyperplasia	0 (0 to 0)	0 (0 to 0)	0 (0 to 0)	0 (0 to 0)	0 (0 to 0)	0 (0 to 0)	0 (0 to 0)	0 (0 to 0)	0 (0 to 0)	0 (0 to 0)	0 (0 to 0)	0 (0 to 0)	0 (0 to 0)	9.3 (7.3 to 11)	29.6 (12.9 to 51.6)	64.6 (29.9 to 91.6)	178 (89.6 to 182)	196 (108 to 282)	229 (147 to 392)	197 (104 to 256)	201 (148 to 373)	167 (104 to 256)	102 (63.1 to 191)	56.7 (34.9 to 90)	21.4 (12.3 to 31.6)	9.7 (2.6 to 9.7)	1,220
Male infertility	0 (0 to 0)	0 (0 to 0)	0 (0 to 0)	0 (0 to 0)	0 (0 to 0)	0 (0 to 0)	0 (0 to 0)	0 (0 to 0)	0 (0 to 0)	0 (0 to 0)	0 (0 to 0)	0 (0 to 0)	0 (0 to 0)

SR Table 2a: Papua New Guinea DALYS by cause and age group for males with 95% uncertainty intervals, 2019

Cause	Early Neonatal	Late Neonatal	Post Neonatal	1 to 4	5 to 9	10 to 14	15 to 19	20 to 24	25 to 29	30 to 34	35 to 39	40 to 44	45 to 49	50 to 54	55 to 59	60 to 64	65 to 69	70 to 74	75 to 79	80 to 84	85 to 89	90 to 94	95 plus	Total
All causes	267,000 (195,000 to 371,000)	67,800 (44,100 to 100,000)	224,000 (240,000 to 386,000)	297,000 (193,000 to 294,000)	66,200 (49,400 to 84,300)	53,500 (42,000 to 69,000)	84,400 (72,400 to 100,000)	126,000 (99,000 to 159,000)	133,000 (96,000 to 183,000)	133,000 (96,000 to 183,000)	173,000 (126,000 to 236,000)	129,000 (87,400 to 186,000)	136,000 (101,000 to 184,000)	132,000 (94,000 to 186,000)	124,000 (89,000 to 172,000)	115,000 (84,000 to 159,000)	89,500 (64,000 to 123,000)	68,100 (47,600 to 100,000)	38,000 (25,000 to 56,200)	19,600 (17,900 to 21,700)	6,200 (5,470 to 6,930)	3,660 (2,650 to 4,690)	927 (610 to 976)	2,370,000
Communicable, maternal, neonatal, and nutritional diseases	214,000 (160,000 to 279,000)	67,700 (51,300 to 87,800)	224,000 (177,000 to 289,000)	193,000 (119,000 to 196,000)	31,600 (22,200 to 41,200)	21,800 (17,200 to 27,000)	17,200 (13,900 to 20,900)	20,700 (17,000 to 24,900)	24,600 (17,900 to 34,400)	23,700 (17,200 to 33,000)	26,500 (19,000 to 37,000)	30,200 (19,000 to 45,000)	31,600 (19,700 to 49,600)	30,600 (19,000 to 48,000)	27,900 (17,800 to 43,700)	24,900 (16,000 to 37,000)	19,800 (11,500 to 32,400)	12,800 (6,500 to 17,700)	10,100 (7,900 to 13,700)	4,200 (2,800 to 5,900)	1,370 (1,100 to 1,770)	464 (277 to 660)	1,020,000 (999,000 to 1,050,000)
HIV/AIDS and sexually transmitted infections	23,900 (7,400 to 51,900)	6,960 (2,150 to 15,000)	13,600 (5,110 to 29,500)	5,660 (1,750 to 12,200)	1,070 (330 to 2,310)	1,100 (340 to 2,370)	2,120 (650 to 4,570)	7,140 (2,210 to 15,400)	6,410 (1,980 to 13,800)	6,320 (1,950 to 13,700)	5,920 (1,830 to 12,800)	5,660 (1,750 to 12,200)	5,660 (1,750 to 12,200)	5,660 (1,750 to 12,200)	5,660 (1,750 to 12,200)	5,660 (1,750 to 12,200)	5,660 (1,750 to 12,200)	5,660 (1,750 to 12,200)	5,660 (1,750 to 12,200)	5,660 (1,750 to 12,200)	5,660 (1,750 to 12,200)	5,660 (1,750 to 12,200)	131,000 (131,000 to 131,000)
HIV/AIDS	(0 to 0.7)	(0 to 0.3)	(993 to 5,820)	(327 to 17,600)	(82.2 to 4,040)	(829 to 3,280)	(1,110 to 5,290)	(984 to 3,680)	(924 to 12,400)	(1,280 to 31,100)	(2,490 to 61,300)	(4,200 to 49,600)	(4,660 to 36,500)	(2,870 to 22,400)	(1,600 to 10,900)	(710 to 4,620)	(278 to 2,130)	(132 to 1,210)	(49 to 394)	(2 to 66.6)	(0.7 to 19.6)	(0.2 to 4.6)	(0 to 0.7)	88,500
HIV/AIDS - Drug-susceptible Tuberculosis	(0 to 0.1)	(0 to 0.1)	289 (30.4 to 936)	547 (39.9 to 989)	149 (19.6 to 293)	69.6 (7.9 to 186)	197 (139 to 329)	53.9 (6.9 to 157)	247 (137 to 402)	247 (137 to 402)	671 (329 to 1,360)	1,770 (666 to 1,960)	1,230 (676 to 1,710)	688 (227 to 1,130)	331 (108 to 590)	154 (51 to 261)	66.7 (21 to 109)	30.7 (7.4 to 50)	11.6 (4.6 to 37)	0.9 (0.3 to 3.1)	0.1 (0 to 0.6)	0 (0 to 0)	0 (0 to 0)	6,650
HIV/AIDS - Multidrug-resistant Tuberculosis without extra-resistance	(0 to 0)	(0 to 0)	13 (1.4 to 42.1)	24 (1.8 to 43.5)	6.6 (0.9 to 12.9)	3.1 (0.4 to 8.2)	8.7 (6.1 to 14.5)	2.4 (0.3 to 7)	10.9 (6.1 to 17.8)	10.9 (6.1 to 17.8)	29.5 (14.5 to 59.8)	78 (29.3 to 86.2)	54.1 (29.7 to 75.2)	30.3 (10 to 49.7)	14.6 (4.7 to 23.1)	6.8 (2.3 to 11.5)	2.9 (0.8 to 4.7)	1.4 (0.3 to 5.3)	0.5 (0.2 to 1.7)	0 (0 to 0.3)	0 (0 to 0)	0 (0 to 0)	0 (0 to 0)	293
HIV/AIDS - Extensively drug-resistant Tuberculosis	(0 to 0)	(0 to 0)	0.1 (0 to 0.4)	0.2 (0 to 0.4)	0.1 (0 to 0.2)	0.1 (0 to 0.2)	0.2 (0 to 0.4)	0.1 (0 to 0.2)	0.2 (0 to 0.4)	0.2 (0 to 0.4)	0.5 (0.2 to 1.1)	1.4 (0.5 to 1.7)	1 (0.5 to 1.4)	0.6 (0.2 to 1)	0.3 (0.1 to 0.5)	0.1 (0 to 0.2)	0.1 (0 to 0.2)	0 (0 to 0.1)	0 (0 to 0.1)	0 (0 to 0)	0 (0 to 0)	0 (0 to 0)	0 (0 to 0)	2
HIV/AIDS resulting in other diseases	23,900 (7,400 to 51,900)	6,960 (2,150 to 15,000)	13,300 (5,110 to 29,500)	5,020 (1,750 to 12,200)	1,070 (330 to 2,310)	1,100 (340 to 2,370)	1,920 (650 to 4,570)	7,140 (2,210 to 15,400)	6,160 (1,980 to 13,800)	6,070 (1,950 to 13,700)	5,250 (1,830 to 12,800)	3,890 (1,750 to 12,200)	4,430 (1,750 to 12,200)	5,030 (1,750 to 12,200)	5,330 (1,750 to 12,200)	5,530 (1,750 to 12,200)	5,660 (1,750 to 12,200)	5,660 (1,750 to 12,200)	5,660 (1,750 to 12,200)	5,660 (1,750 to 12,200)	5,660 (1,750 to 12,200)	5,660 (1,750 to 12,200)	5,660 (1,750 to 12,200)	85,100
Sexually transmitted infections excluding HIV	23,900 (7,400 to 51,900)	6,960 (2,150 to 15,000)	13,400 (5,110 to 29,500)	329 (176 to 1,040)	176 (99.3 to 317)	203 (114 to 364)	33 (18.6 to 59.2)	471 (265 to 844)	911 (514 to 1,630)	792 (447 to 1,420)	784 (442 to 1,410)	466 (263 to 835)	290 (164 to 520)	204 (115 to 366)	137 (77.2 to 246)	93 (52.5 to 167)	59 (33.3 to 106)	34 (19.2 to 61.1)	19 (10.7 to 34.1)	9.4 (5.3 to 16.9)	3.4 (1.9 to 6.1)	1.1 (0.6 to 2)	0.3 (0.2 to 0.5)	42,100
Syphilis	23,800 (7,380 to 51,800)	6,940 (2,150 to 14,700)	13,400 (5,100 to 29,500)	328 (175 to 1,040)	176 (99.3 to 317)	203 (114 to 364)	33 (18.6 to 59.2)	471 (265 to 844)	911 (514 to 1,630)	792 (447 to 1,420)	784 (442 to 1,410)	466 (263 to 835)	290 (164 to 520)	204 (115 to 366)	137 (77.2 to 246)	93 (52.5 to 167)	59 (33.3 to 106)	34 (19.2 to 61.1)	19 (10.7 to 34.1)	9.4 (5.3 to 16.9)	3.4 (1.9 to 6.1)	1.1 (0.6 to 2)	0.3 (0.2 to 0.5)	41,900
Chlamydial infection	(0 to 0)	(0 to 0)	(0 to 0)	(0 to 0)	(0 to 0)	(0 to 0.2)	(0.4 to 1.8)	(1.3 to 6.7)	(1.6 to 9.1)	(1.2 to 6.9)	(1 to 5.7)	(0.6 to 3)	(0.3 to 1.5)	(0.1 to 0.5)	(0 to 0.2)	(0 to 0.1)	(0 to 0)	(0 to 0)	(0 to 0)	(0 to 0)	(0 to 0)	(0 to 0)	(0 to 0)	19.3
Gonococcal infection	(0 to 0)	(0 to 0)	(0 to 0)	(0 to 0)	(0 to 0)	(0 to 0.2)	(0.7 to 2.9)	(2.1 to 9.1)	(2.6 to 12.2)	(1.9 to 9.2)	(1.6 to 7.6)	(0.9 to 4.1)	(0.5 to 2.2)	(0.2 to 1.2)	(0 to 0.6)	(0 to 0.3)	(0 to 0.1)	(0 to 0)	(0 to 0)	(0 to 0)	(0 to 0)	(0 to 0)	(0 to 0)	(0 to 0)	59.2
Trichomoniasis	(0 to 0)	(0 to 0)	(0 to 0)	(0 to 0)	(0 to 0)	(0 to 0.1)	(0.1 to 1.4)	(0.3 to 4)	(0.5 to 5.4)	(0.4 to 4.2)	(0.3 to 3.5)	(0.2 to 2.1)	(0.1 to 1.1)	(0 to 0.6)	(0 to 0.3)	(0 to 0.2)	(0 to 0.1)	(0 to 0)	(0 to 0)	(0 to 0)	(0 to 0)	(0 to 0)	(0 to 0)	(0 to 0)	11.4
Genital herpes	(0 to 0)	(0 to 0)	(0 to 0)	(0 to 0)	(0 to 0)	1.9 (0.5 to 4.9)	7.6 (1.8 to 19.8)	19.6 (5 to 39.5)	22.5 (6.3 to 52.1)	20.6 (6.3 to 52.1)	20.2 (6.3 to 52.1)	20.7 (6.3 to 52.1)	19.2 (6.3 to 47.1)	17.2 (4.9 to 38.8)	14.7 (3.2 to 33)	11.2 (2.3 to 25)	7.6 (1.5 to 17.2)	4.7 (1 to 11.4)	2.6 (0.6 to 6.3)	1.3 (0.3 to 3.1)	0.6 (0.2 to 1.5)	0.2 (0 to 0.5)	0 (0 to 0)	184
Other sexually transmitted infections	(0 to 0)	(0 to 0)	(0 to 0)	(0 to 0)	(0 to 0)	(0 to 0.1)	(0.1 to 0.5)	(0.2 to 1.2)	(0.3 to 2.1)	(0.2 to 1.2)	(0.2 to 1.2)	(0.1 to 0.8)	(0 to 0.5)	(0 to 0.3)	(0 to 0.2)	(0 to 0.1)	(0 to 0.1)	(0 to 0)	(0 to 0)	(0 to 0)	(0 to 0)	(0 to 0)	(0 to 0)	(0 to 0)	77.1
Respiratory infections and tuberculosis	34,000 (17,700 to 67,800)	23,100 (14,000 to 36,000)	119,000 (76,000 to 177,000)	73,000 (34,000 to 97,000)	3,660 (2,660 to 4,830)	2,460 (1,790 to 3,290)	3,040 (2,210 to 4,110)	5,110 (3,710 to 6,970)	6,370 (4,630 to 8,650)	6,370 (4,630 to 8,650)	8,220 (5,770 to 11,400)	8,220 (5,770 to 11,400)	8,220 (5,770 to 11,400)	8,220 (5,770 to 11,400)	8,220 (5,770 to 11,400)	8,220 (5,770 to 11,400)	8,220 (5,770 to 11,400)	8,220 (5,770 to 11,400)	8,220 (5,770 to 11,400)	8,220 (5,770 to 11,400)	8,220 (5,770 to 11,400)	8,220 (5,770 to 11,400)	8,220 (5,770 to 11,400)	394,000 (372,000 to 417,000)
Tuberculosis	(0 to 0)	(0 to 0)	(1,480 to 4,430)	(2,470 to 733)	(681 to 1,990)	(771 to 2,610)	(1,990 to 6,010)	(2,460 to 7,920)	(2,470 to 7,920)	(2,470 to 7,920)	(1,610 to 4,220)	(1,720 to 5,600)	(1,800 to 5,690)	(1,920 to 6,000)	(1,980 to 4,370)	(1,980 to 4,240)	(1,980 to 3,940)	(977 to 2,540)	(619 to 1,200)	(137 to 417)	(69.9 to 134)	(12.2 to 26)	(0.8 to 1.7)	44,200
Latent tuberculosis infection	(0 to 0)	(0 to 0)	(0 to 0)	(0 to 0)	(0 to 0)	(0 to 0)	(0 to 0)	(0 to 0)	(0 to 0)	(0 to 0)	(0 to 0)	(0 to 0)	(0 to 0)	(0 to 0)	(0 to 0)	(0 to 0)	(0 to 0)	(0 to 0)	(0 to 0)	(0 to 0)	(0 to 0)	(0 to 0)	(0 to 0)	(0 to 0)	0
Drug-susceptible tuberculosis	(0 to 0)	(0 to 0)	(1,480 to 4,430)	(2,470 to 733)	(681 to 1,990)	(771 to 2,610)	(1,990 to 6,010)	(2,460 to 7,920)	(2,470 to 7,920)	(2,470 to 7,920)	(1,610 to 4,220)	(1,720 to 5,600)	(1,800 to 5,690)	(1,920 to 6,000)	(1,980 to 4,370)	(1,980 to 4,240)	(1,980 to 3,940)	(977 to 2,540)	(619 to 1,200)	(137 to 417)	(69.9 to 134)	(12.2 to 26)	(0.8 to 1.7)	44,200
Multidrug-resistant tuberculosis without extensive drug resistance	(0 to 0)	(0 to 0)	(49.2 to 336)	(57.3 to 189)	(17.9 to 77.8)	(17.7 to 106)	(29.6 to 310)	(56.6 to 719)	(68.2 to 967)	(67.4 to 967)	(39.3 to 660)	(39.3 to 660)	(39.3 to 660)	(39.3 to 660)	(39.3 to 660)	(42.2 to 660)	(42.2 to 660)	(19.1 to 660)	(12.6 to 660)	(2.7 to 660)	(1.3 to 660)	(0.2 to 660)	(0 to 660)	(0 to 660)	3,050
Extensively drug-resistant tuberculosis	(0 to 0)	(0 to 0)	39.1 (0.9 to 156)	68.7 (1.6 to 274)	9.2 (0.2 to 36.6)	14.2 (0.3 to 56.6)	29.5 (0.7 to 118)	49.8 (1.2 to 199)	59.1 (1.4 to 236)	59.1 (1.4 to 236)	60.3 (1.4 to 240)	34.1 (0.8 to 136)	(0 to 0)	(0 to 0)	(0 to 0)	(0 to 0)	(0 to 0)	(0 to 0)	(0 to 0)	(0 to 0)	(0 to 0)	(0 to 0)	(0 to 0)	(0 to 0)	602
Lower respiratory infections	34,000 (17,700 to 67,800)	23,100 (14,000 to 36,000)	119,000 (76,000 to 177,000)	66,000 (32,000 to 97,000)	3,470 (2,520 to 4,580)	1,900 (1,380 to 2,540)	1,900 (1,380 to 2,540)	1,900 (1,380 to 2,540)	1,900 (1,380 to 2,540)	1,900 (1,380 to 2,540)	1,900 (1,380 to 2,540)	1,900 (1,380 to 2,540)	1,900 (1,380 to 2,540)	1,900 (1,380 to 2,540)	1,900 (1,380 to 2,540)	1,900 (1,380 to 2,540)	1,900 (1,380 to 2,540)	1,900 (1,380 to 2,540)	1,900 (1,380 to 2,540)	1,900 (1,380 to 2,540)	1,900 (1,380 to 2,540)	1,900 (1,380 to 2,540)	1,900 (1,380 to 2,540)	294,000 (272,000 to 317,000)
Upper respiratory infections	1.4 (1 to 3.2)	0.6 (0.4 to 19.2)	80.1 (99.3 to 327)	7,000 (371 to 1,990)	282 (181 to 410)	570 (229 to 748)	1,000 (186 to 950)	344 (181 to 649)	344 (170 to 917)	344 (102 to 441)	321 (113 to 396)	321 (96.4 to 371)	321 (74.6 to 291)	321 (60.6 to 194)	321 (43.9 to 137)	321 (29.1 to 89.9)	321 (19.1 to 62.4)	321 (11.6 to 39.9)	321 (6.9 to 24.6)	321 (3.9 to 14.5)	321 (2.3 to 7.6)	321 (0.9 to 2.6)	321 (0.3 to 0.9)	4,030
Otitis media	(0.1 to 4)	(0.3 to 2)	(16 to 69.4)	(167 to 699)	(260 to 650)	(124 to 424)	(39 to 164)	(17 to 84)	(9.6 to 56)	(7.1 to 39)	(4.6 to 25)	(2.6 to 14)	(1.4 to 7.5)	(0.7 to 3.7)	(0.3 to 2.1)	(0.1 to 1.2)	(0 to 0.6)	(0 to 0.3)	(0 to 0.2)	(0 to 0.1)	(0 to 0.1)	(0 to 0)	(0 to 0)	(0 to 0)	1,960
Enteric infections	1,870 (920 to 2,980)	251 (1,860 to 3,760)	27,400 (10,900 to 58,400)	10,600 (10,600 to 45,600)	1,660 (1,660 to 2,660)	1,660 (1,660 to 2,660)	1,660 (1,660 to 2,660)	2,660 (2,660 to 4,230)	2,660 (2,660 to 4,230)	2,660 (2,660 to 4,230)	2,660 (2,660 to 4,230)	2,660 (2,660 to 4,230)	2,660 (2,660 to 4,230)	2,660 (2,660 to 4,230)	2,660 (2,660 to 4,230)	2,660 (2,660 to 4,230)	2,660 (2,660 to 4,230)	2,660 (2,660 to 4,230)	2,660 (2,660 to 4,230)	2,660 (2,660 to 4,230)	2,660 (2,660 to 4,230)	2,660 (2,660 to 4,230)	2,660 (2,660 to 4,230)	127,000 (127,000 to 127,000)
Cholera	(0 to 0)	(0 to 0)	(0 to 0)	(0 to 0)	(0 to 0)	(0 to 0)	(0 to 0)	(0 to 0)	(0 to 0)	(0 to 0)	(0 to 0)	(0 to 0)	(0 to 0)	(0 to 0)	(0 to 0)	(0 to 0)	(0 to 0)	(0 to 0)	(0 to 0)	(0 to 0)	(0 to 0)	(0 to 0)	(0 to 0)	(0 to 0)	0
Diarrheal diseases	(0 to 0)	(0 to 0)	20.7 (7 to 54)	2,070 (763 to 4,870)	3,400 (1,270 to 8,000)	3,270 (1,220 to 7,690)	2,240 (837 to 5,280)	2,240 (837 to 5,280)	2,240 (837 to 5,280)	2,240 (837 to 5,280)	2,240 (837 to 5,280)	2,240 (837 to 5,280)	2,240 (837 to 5,280)	2,240 (837 to 5,280)	2,240 (837 to 5,280)	2,240 (837 to 5,280)	2,240 (837 to 5,280)	2,240 (837 to 5,280)	2,240 (837 to 5,280)	2,240 (837 to 5,280)	2,240 (837 to 5,280)	2,240 (837 to 5,280)	2,240 (837 to 5,280)	13,900
Typhoid and paratyphoid	(0 to 0)	(0 to 0)	19.4 (7.3 to 50.6)	2,130 (799 to 5,010)	3,210 (1,200 to 7,560)	3,160 (1,180 to 7,430)	2,120 (793 to 4,990)	2,120 (793 to 4,990)	999 (374 to 2,350)	920 (344 to 2,160)	292 (109 to 687)	139 (51.9 to 327)	139 (51.9 to 327)	139 (51.9 to 327)	139 (51.9 to 327)	139 (51.9 to 327)	139 (51.9 to 327)	139 (51.9 to 327)	139 (51.9 to 327)	139 (51.9 to 327)	139 (51.9 to 327)	139 (51.9 to 327)	139 (51.9 to 327)	13,700
Paratyphoid fever	(0 to 0)	(0 to 0.3)	(3.9 to 26.1)	(397 to 2,580)	(608 to 3,940)	(599 to 3,880)	(402 to 2,600)	(402 to 2,600)	(189 to 1,220)	(174 to 1,120)	(55.3 to 358)	(26.4 to 171)	(26.4 to 171)	(26.4 to 171)	(26.4 to 171)	(26.4 to 171)	(26.4 to 171)	(26.4 to 171)	(26.4 to 171)	(26.4 to 171)	(26.4 to 171)	(26.4 to 171)	(26.4 to 171)	794
Invasive Non-typhoidal Salmonella (iNTS)	(0 to 0)	0.2 (0 to 1.1)	113 (66 to 200)	371 (183 to 666)	322 (161 to 564)	318 (177 to 520)	225 (121 to 369)	225 (121 to 369)	225 (118 to 354)	225 (118 to 354)	225 (73.6 to 672)	225 (73.6 to 672)	225 (73.6 to 672)	225 (73.6 to 672)	225 (73.6 to 672)	225 (73.6 to 672)	225 (73.6 to 672)	225 (73.6 to 672)	225 (73.6 to 672)	225 (73.6 to 672)	225 (73.6 to 672)	225 (73.6 to 672)	225 (73.6 to 672)	1,320
Other intestinal infectious diseases	(0 to 0)	(0 to 0)	6.9 (3 to 24)	78.4 (34 to 281)	18 (7.9 to 64)	18 (7.9 to 64)	6.9 (3 to 24)	6.9 (3 to 24)	6.9 (3 to 24)	6.9 (3 to 24)	6.9 (3 to 24)	6.9 (3 to 24)	6.9 (3 to 24)	6.9 (3 to 24)	6.9 (3 to 24)	6.9 (3 to 24)	6.9 (3 to 24)	6.9 (3 to 24)	6.9 (3 to 24)	6.9 (3 to 24)	6.9 (3 to 24)	6.9 (3 to 24)	6.9 (3 to 24)	6.9 (3 to 24)	200
Chagas disease	1,870 (920 to 2,980)	251 (1,860 to 3,760)	27,400 (10,900 to 58,400)	10,600 (10,600 to 45,600)	1,660 (1,660 to 2,660)	1,660 (1,660 to 2,660)	1,660 (1,660 to 2,660)	2,660 (2,660 to 4,230)	2,660 (2,660 to 4,230)	2,660 (2,660 to 4,230)	2,660 (2,660 to 4,230)	2,660 (2,660 to 4,230)	2,660 (2,660 to 4,230)	2,660 (2,660 to 4,230)	2,660 (2,660 to 4,230)	2,660 (2,660 to 4,230)	2,660 (2,660 to 4,230)	2,660 (2,660 to 4,230)	2,660 (2,660 to 4,230)	2,660 (2,660 to 4,230)	2,660 (2,660 to 4,230)	2,660 (2,660 to 4,230)	2,660 (2,660 to 4,230)	127,000 (127,000 to 127,000)
Malaria	2 (0.9 to 4.3)	126 (77 to 2,490)	1,260 (1,020 to 6,300)	3,600 (609 to 5,990)	992 (236 to 2,240)	2,760 (997 to 7,410)	6,280 (1,720 to 17,000)	1,650 (1,650 to 3,960)	1,360 (1,360 to 3,960)	1,360 (1,360 to 3,960)	1,360 (323 to 3,960)	1,670 (1,670 to 4,270)	1,260 (1,260 to 3,960)	1,160 (1,160 to 3,960)	1,160 (1,160 to 3,960)	1,160 (1,160 to 3,960)	625 (625 to 3,960)	275 (275 to 3,960)	47.0 (19.9 to 3,960)	9.8 (2.9 to 3,960)	1.6 (0.5 to 3,960)	0.3 (0 to 3,960)	(0 to 0.1)	28,600
Chagas disease	(0 to 0)	(0 to 0)	(0 to 0)	(0 to 0)	(0 to 0)	(0 to 0)	(0 to 0)	(0 to 0)	(0 to 0)	(0 to 0)	(0 to 0)	(0 to 0)	(0 to 0)	(0 to 0)	(0 to 0)	(0 to 0)	(0 to 0)	(0 to 0)	(0 to 0)	(0 to 0)	(0 to 0)	(0 to 0)	(0 to 0)	(0 to 0)	0
Leishmaniasis	(0 to 0)	(0 to 0)	(0 to 0)	(0 to 0)	(0 to 0)	(0 to 0)	(0 to 0)	(0 to 0)	(0 to 0)	(0 to 0)	(0 to 0)	(0 to 0)	(0 to 0)	(0 to 0)	(0 to 0)	(0 to 0)	(0 to 0)	(0 to 0)	(0 to 0)	(0 to 0)	(0 to 0)	(0 to 0)	(0 to 0)	(0 to 0)	0
Visceral leishmaniasis	(0 to 0)	(0 to 0)	(0 to 0)	(0 to 0)	(0 to 0)	(0 to 0)	(0 to 0)	(0 to 0)	(0 to 0)	(0 to 0)	(0 to 0)	(0 to 0)	(0 to 0)	(0 to 0)	(0 to 0)	(0 to 0)	(0 to 0)	(0 to 0)	(0 to 0)	(0 to 0)	(0 to 0)	(0 to 0)	(0 to 0)	(0 to 0)	0
Cutaneous and mucocutaneous leishmaniasis	(0 to 0)	(0 to 0)	(0 to 0)	(0 to 0)	(0 to 0)	(0 to 0)	(0 to 0)	(0 to 0)	(0 to 0)	(0 to 0)	(0 to 0)	(0 to 0)	(0 to 0)	(0 to 0)	(0 to 0)	(0 to 0)	(0 to 0)	(0 to 0)	(0 to 0)	(0 to 0)	(0 to 0)	(0 to 0)	(0 to 0)	(0 to 0)	0
African trypanosomiasis	(0 to 0)	(0 to 0)	(0 to 0)	(0 to 0)	(0 to 0)	(0 to 0)	(0 to 0)	(0 to 0)	(0 to 0)	(0 to 0)	(0 to 0)	(0 to 0)	(0 to 0)	(0 to 0)	(0 to 0)	(0 to 0)	(0 to 0)	(0 to 0)	(0 to 0)	(0 to 0)	(0 to 0)	(0 to 0)	(0 to 0)	(0 to 0)	0
Schistosomiasis	(0 to 0)	(0 to 0)	(0 to 0)	(0 to 0)	(0 to 0)	(0 to 0)	(0 to 0)	(0 to 0)	(0 to 0)	(0 to 0)	(0 to 0)	(0 to 0)	(0 to 0)	(0 to 0)	(0 to 0)	(0 to 0)	(0 to 0)	(0 to 0)	(0 to 0)	(0 to 0)	(0 to 0)	(0 to 0)	(0 to 0)	(0 to 0)	0
Cysticercosis	(0 to 0)	(0 to 0)	0.7 (0 to 2.5)	2.7 (0.4 to 10.7)	3.7 (0.6 to 15.1)	11.6 (2.8 to 29.7)	34.0 (9.4 to 85.6)	69.8 (19.6 to 178)	62.8 (17.5 to 161)	62.8 (17.5 to 161)	66.3 (17.5 to 169)	67.1 (17.5 to 172)	69.1 (18.9 to 176)	62.8 (17.5 to 161)	49.4 (13.7 to 126)	39.5 (10.9 to 101)	28.4 (7.8 to 72.6)	18.3 (5.1 to 46.8)	9.4 (2.6 to 24.1)	3.6 (1 to 9.2)	1.1 (0.3 to 2.8)	(0 to 0.7)	726
Cystic echinococcosis	(0 to 0)	(0 to 0)	0.6 (0.1 to 2.7)	1.7 (0.4 to 7.1)	0.1 (0 to 0.6)	0.1 (0 to 0.6)	0.1 (0 to 0.6)	0.1 (0 to 0.6)	0.1 (0 to 0.6)	1.4 (0.4 to 6.8)	1.4 (0.4 to 6.8)	1.2 (0.4 to 5.7)	1.1 (0.4 to 5.4)	0.9 (0.3 to 4.4)	0.7 (0.2 to 3.5)	0.5 (0.2 to 2.5)	0.3 (0.1 to 1.6)	0.2 (0 to 1.1)	0.1 (0 to 0.6)	0 (0 to 0.3)	0 (0 to 0.1)	0 (0 to 0.1)	0 (0 to 0.1)	19.6
Lymphatic filariasis	(0 to 0)	(0 to 0)	1,240 (733 to 2,140)	1,360 (1,360 to 2,360)	2,660 (1,360 to 4,160)	2,660 (1,360 to 4,160)	2,660 (1,360 to 4,160)	2,660 (1,360 to 4,160)	2,660 (1,360 to 4,160)	2,660 (1,360 to 4,160)	2,660 (1,360 to 4,160)	2,660 (1,360 to 4,160)	2,660 (1,360 to 4,160)	2,660 (1,360 to 4,160)	2,660 (1,360 to 4,160)	2,660 (1,360 to 4,160)	2,660 (1,360 to 4,160)	2,660 (1,360 to 4,160)	2,660 (1,360 to 4,160)	2,660 (1,360 to 4,160)	2,660 (1,360 to 4,160)	2,660 (1,360 to 4,160)	2,660 (1,360 to 4,160)	27,000
Onchocerciasis	(0 to 0)	(0 to 0)	(0 to 0)	(0 to 0)	(0 to 0)	(0 to 0)	(0 to 0)	(0 to 0)	(0 to 0)	(0 to 0)	(0 to 0)	(0 to 0)	(0 to 0)	(0 to 0)	(0 to 0)	(0 to 0)	(0 to 0)	(0 to 0)	(0 to 0)	(0 to 0)	(0 to 0)	(0 to 0)	(0 to 0)	(0 to 0)	0
Trachoma	(0 to 0)	(0 to 0)	(0 to 0)	(0 to 0)	(0 to 0)	(0 to 0.2)	(0.2 to 1.1)	(0.6 to 3.2)	(1.1 to 6.8)	(1.6 to 8.8)	(1.2 to 7.2)	(0.7 to 4.2)	(0.4 to 2.1)	(0.2 to 1.1)	(0.1 to 0.5)	(0 to 0.2)	(0 to 0.1)	(0 to 0)	(0 to 0)	(0 to 0)	(0 to 0)	(0 to 0)	(0 to 0)	(0 to 0)	195
Dengue	(0 to 0.1)	(0 to 0)	(0 to 0.1)	(0 to 0.1)	(0 to 0.1)	(0 to 0.1)	(0 to 0.1)	(0 to 0.1)	(0 to 0.1)	(0 to 0.1)	(0 to 0.1)	(0 to 0.1)	(0 to 0.1)	(0 to 0.1)	(0 to 0.1)	(0 to 0.1)	(0 to 0.1)	(0 to 0.1)	(0 to 0.1)	(0 to 0.1)	(0 to 0.1)	(0 to 0.1)	(0 to 0.1)	(0 to 0.1)	1.6
Yellow fever	(0 to 0)	(0 to 0)	(0 to 0)	(0 to 0)	(0 to 0)	(0 to 0)	(0 to 0)	(0 to 0)	(0 to 0)	(0 to 0)	(0 to 0)	(0 to 0)	(0 to 0)	(0 to 0)	(0 to 0)	(0 to 0)	(0 to 0)	(0 to 0)	(0 to 0)	(0 to 0)	(0 to 0)	(0 to 0)	(0 to 0)	(0 to 0)	0
Rabies	(0 to 0)	(0 to 0)	2.2 (0.1 to 9.4)	0.9 (0.4 to 3.9)	0.1 (0 to 0.4)	0.1 (0 to 0.4)	0.1 (0 to 0.4)	4.5 (0.2 to 20.6)	9.5 (0.4 to 43.6)	1.9 (0.1 to 8.6)	0.8 (0 to 3.6)	0.8 (0 to 3.6)	0.7 (0 to 3.2)	0.7 (0 to 3.2)	0.7 (0 to 3.2)	0.7 (0 to 3.2)	0.6 (0 to 2.8)	0.6 (0 to 2.8)	0.5 (0 to 2.4)	0.2 (0 to 1.1)	0.1 (0 to 0.5)	0 (0 to 0.2)	0 (0 to 0)	29.3
Intestinal nematode infections	1.6 (0.3 to 3.6)	0.2 (0 to 0.6)	1,160 (699 to 2,020)	1,160 (1,160 to 2,160)	620 (620 to 1,160)	470 (470 to 1,160)	1,160 (1,160 to 2,160)	1,160 (1,160 to 2,160)	1,160 (1,160 to 2,160)	1,160 (1,160 to 2,160)	1,160 (1,160 to 2,160)	1,160 (1,160 to 2,160)	1,160 (1,160 to 2,160)	1,160 (1,160 to 2,160)	1,160 (1,160 to 2,160)	1,160 (1,160 to 2,160)	1,160 (1,160 to 2,160)	1,160 (1,160 to 2,160)	1,160 (1,160 to 2,160)	1,160 (1,160 to 2,160)	1,160 (1,160 to 2,160)	1,160 (1,160 to 2,160)	1,160 (1,160 to 2,160)	5,310
Ascariasis	(0 to 0)	(0 to 0)	0.5 (0.1 to 1.8)	0.2 (0 to 0.8)	(0 to 0.1)	(0 to 0.1)	(0 to 0.1)	(0 to 0.1)	(0 to 0.1)	(0 to 0.1)	(0 to 0.1)	(0 to 0.1)	(0 to 0.1)	(0 to 0.1)	(0 to 0.1)	(0 to 0.1)	(0 to 0.1)	(0 to 0.1)	(0 to 0.1)	(0 to 0.1)	(0 to 0.1)	(0 to 0.1)	(0 to 0.1)	0
Trichuriasis	(0 to 0)	(0 to 0)	(0 to 0)	(0 to 0)	(0 to 0)	(0 to 0)	(0 to 0)	(0 to 0)	(0 to 0)	(0 to 0)	(0 to 0)	(0 to 0)	(0 to 0)	(0 to 0)	(0 to 0)	(0 to 0)	(0 to 0)	(0 to 0)	(0 to 0)	(0 to 0)	(0 to 0)	(0 to 0)	(0 to 0)	(0 to 0)	0
Hookworm disease	(0 to 0)	(0 to 0)	19.1 (10.4 to 32.2)	439 (242 to 729)	484 (270 to 1,000)	572 (276 to 1,180)	572 (284 to 1,010)	572 (228 to 1,210)	572 (161 to 1,600)	572 (161 to 1,600)	572 (161 to 1,600)	572 (161 to 1,600)	572 (161 to 1,600)	572 (161 to 1,600)	572 (161 to 1,600)	572 (161 to 1,600)	572 (161 to 1,600)	572 (161 to 1,600)	572 (161 to 1,600)	572 (161 to 1,600)	572 (161 to 1,600)	572 (161 to 1,600)	572 (161 to 1,600)	572 (161 to 1,600)	4,360
Food-borne trematodiases	(0 to 0)	(0 to 0)	(0 to 0)	(0 to 0)	(0 to 0)	(0 to 0)	(0 to 0)	(0 to 0)	(0 to 0)	(0 to 0)	(0 to 0)	(0 to 0)	(0 to 0)	(0 to 0)	(0 to 0)	(0 to 0)	(0 to 0)	(0 to 0)	(0 to 0)	(0 to 0)	(0 to 0)	(0 to 0)	(0 to 0)	(0 to 0)	0
Leprosy	(0 to 0)	(0 to 0)	(0 to 0)	(0 to 0)	(0 to 0)	(0 to 0.1)	(0.1 to 10.4)



G6PD deficiency	0.2 (0.1 to 0.3)	0.6 (0.4 to 2.2)	3.1 (1.1 to 9.9)	8 (2.6 to 19.4)	12.5 (6.4 to 22.3)	17.4 (7.9 to 31)	69.9 (27.3 to 84.9)	29.6 (12.6 to 42.9)	29.9 (13.3 to 48.3)	33.2 (16.9 to 57.3)	18.6 (9.7 to 32.6)	27.9 (14.3 to 50.6)	16.9 (8.6 to 28.6)	19.9 (10 to 36.8)	20.6 (10.6 to 39.7)	14 (7.1 to 29.6)	6.9 (3.3 to 13.1)	3.8 (1.7 to 7.7)	2.1 (1 to 4.2)	0.8 (0.3 to 1.6)	0.1 (0.1 to 0.3)	0 (0 to 0)	0 (0 to 0)	0 (0 to 0)	334
G6PD bat	0 (0 to 0)	0 (0 to 0)	0 (0 to 0)

SB Table 2x. Connecticut DALYS by cause and age group for males with 95% uncertainty intervals, 2019

Cause	Early Neonatal	Late Neonatal	Post-Neonatal	1 to 4	5 to 9	10 to 14	15 to 19	20 to 24	25 to 29	30 to 34	35 to 39	40 to 44	45 to 49	50 to 54	55 to 59	60 to 64	65 to 69	70 to 74	75 to 79	80 to 84	85 to 89	90 to 94	95 plus	Total
All causes	5,090 (4,779 to 5,400)	995 (892 to 1,099)	2,490 (2,396 to 2,586)	3,588 (2,795 to 4,370)	4,920 (3,390 to 6,395)	5,990 (5,256 to 6,713)	11,020 (11,000 to 11,100)	22,700 (19,800 to 27,100)	26,100 (21,700 to 31,000)	25,200 (20,900 to 30,100)	25,400 (21,000 to 30,100)	26,000 (22,000 to 30,000)	23,900 (19,200 to 29,200)	24,700 (20,900 to 28,600)	23,700 (20,600 to 26,900)	22,700 (20,400 to 25,100)	19,700 (17,600 to 22,000)	18,100 (16,000 to 20,200)	15,000 (13,000 to 16,900)	13,000 (11,000 to 14,900)	10,200 (8,600 to 11,900)	6,220 (5,000 to 8,000)	496,000
Communicable, maternal, neonatal, and nutritional diseases	4,520 (3,550 to 5,560)	605 (395 to 879)	636 (486 to 800)	777 (593 to 1,000)	539 (389 to 726)	673 (483 to 1,000)	1,510 (1,200 to 2,000)	726 (568 to 967)	652 (503 to 851)	676 (524 to 1,000)	690 (530 to 1,000)	626 (478 to 1,000)	660 (507 to 1,000)	1,700 (1,300 to 2,200)	1,410 (1,100 to 1,800)	1,600 (1,200 to 2,000)	1,630 (1,200 to 2,000)	1,410 (1,000 to 1,800)	1,360 (1,000 to 1,800)	1,260 (930 to 1,600)	1,090 (800 to 1,400)	1,020 (750 to 1,300)	501 (325 to 693)	33,700 (32,900 to 34,600)
HIV/AIDS and sexually transmitted infections	0.6 (0.3 to 0.7)	0.1 (0 to 0.2)	4.3 (4.4 to 4.3)	4.6 (3.6 to 5.6)	3 (2 to 3.9)	3.7 (2.1 to 4.9)	10.6 (9.4 to 11.5)	61.1 (49.7 to 75.9)	131 (105 to 165)	179 (143 to 224)	261 (199 to 338)	270 (203 to 358)	372 (267 to 499)	369 (259 to 503)	402 (270 to 566)	390 (262 to 573)	370 (232 to 559)	66.1 (36 to 102)	29.6 (16 to 51.9)	7.6 (3 to 14.7)	2.1 (1 to 3.3)	0.8 (0 to 1.5)	2,670 (2,140 to 3,320)
HIV/AIDS	0 (0 to 0)	0.2 (0 to 0.2)	4.6 (4.6 to 4.6)	4.6 (3.6 to 5.6)	3 (2 to 3.9)	3.1 (1.6 to 4.3)	8.3 (6.9 to 9.2)	58.6 (47.2 to 73.4)	124 (98 to 158)	170 (135 to 214)	250 (189 to 327)	260 (193 to 348)	358 (257 to 485)	418 (297 to 581)	391 (263 to 551)	381 (256 to 559)	368 (231 to 557)	66 (36 to 102)	29.4 (16 to 50.4)	7.5 (3 to 14.5)	2.1 (1 to 3.3)	0.8 (0 to 1.5)	2,660 (2,130 to 3,310)
HIV/AIDS - Drug-susceptible Tuberculosis	0 (0 to 0)	0 (0 to 0)	0 (0 to 0.1)	0 (0 to 0.1)	0 (0 to 0.1)	0 (0 to 0.1)	0.1 (0 to 0.1)	0.6 (0.4 to 0.9)	1.3 (0.9 to 1.8)	1.6 (1.1 to 2.1)	2.1 (1.5 to 2.8)	2.9 (2.1 to 3.8)	3.5 (2.6 to 4.6)	4.4 (3.2 to 5.7)	3.9 (2.8 to 5.1)	3.4 (2.4 to 4.5)	3.1 (2.2 to 4.1)	1.2 (0.8 to 1.7)	0.5 (0.3 to 0.8)	0.1 (0 to 0.2)	0 (0 to 0.1)	0 (0 to 0)	29.9 (21.6 to 40.1)
HIV/AIDS - Multidrug-resistant Tuberculosis without extensive drug resistance	0 (0 to 0)	0 (0 to 0)	0 (0 to 0)	0 (0 to 0)	0 (0 to 0)	0 (0 to 0)	0 (0 to 0.1)	0 (0 to 0.2)	0 (0 to 0.2)	0 (0 to 0.3)	0 (0 to 0.3)	0 (0 to 0.3)	0 (0 to 0.4)	0 (0 to 0.5)	0 (0 to 0.5)	0 (0 to 0.7)	0 (0 to 0.6)	0 (0 to 0.3)	0 (0 to 0.2)	0 (0 to 0.1)	0 (0 to 0)	0 (0 to 0)	0 (0 to 0)	0.9 (0.6 to 1.3)
HIV/AIDS - Extensively drug-resistant Tuberculosis	0 (0 to 0)	0 (0 to 0)	0 (0 to 0)	0 (0 to 0)	0 (0 to 0)	0 (0 to 0)	0 (0 to 0)	0 (0 to 0)	0 (0 to 0)	0 (0 to 0)	0 (0 to 0)	0 (0 to 0)	0 (0 to 0)	0 (0 to 0)	0 (0 to 0)	0 (0 to 0)	0 (0 to 0)	0 (0 to 0)	0 (0 to 0)	0 (0 to 0)	0 (0 to 0)	0 (0 to 0)	0 (0 to 0)	0 (0 to 0)
HIV/AIDS resulting in other diseases	0 (0 to 0)	0 (0 to 0)	0.2 (0.2 to 0.1)	0.2 (0.2 to 0.2)	0 (0 to 0)	0.6 (0.4 to 0.8)	2.3 (2.1 to 2.4)	3 (2.8 to 3.2)	6.6 (6.1 to 7.1)	8.6 (8.1 to 9.1)	10.6 (10.1 to 11.2)	7.3 (6.8 to 7.8)	5.1 (4.7 to 5.5)	3.7 (3.4 to 4.1)	3.2 (2.9 to 3.5)	2.8 (2.5 to 3.1)	2.5 (2.2 to 2.8)	1.9 (1.6 to 2.2)	1.4 (1.2 to 1.7)	0.9 (0.7 to 1.1)	0.4 (0.3 to 0.5)	0.1 (0 to 0.1)	0.2 (0.2 to 0.3)	2,530 (2,000 to 3,170)
Sexually transmitted infections excluding HIV	0.6 (0.3 to 0.7)	0.1 (0 to 0.2)	0 (0 to 0)	0 (0 to 0)	0 (0 to 0)	0.6 (0.3 to 1.1)	2.1 (1.1 to 3.2)	3.6 (2.1 to 5.2)	6.9 (4.1 to 9.8)	9.4 (5.7 to 13.2)	11.4 (7.1 to 16)	10.3 (6.4 to 14.1)	11.6 (7.2 to 16.2)	11.2 (7.1 to 15.8)	11.2 (7.1 to 15.8)	11.2 (7.1 to 15.8)	11.2 (7.1 to 15.8)	11.2 (7.1 to 15.8)	11.2 (7.1 to 15.8)	11.2 (7.1 to 15.8)	11.2 (7.1 to 15.8)	11.2 (7.1 to 15.8)	0.1 (0 to 0.2)	176 (112 to 249)
Syphilis	0 (0 to 0)	0 (0 to 0)	0 (0 to 0)	0 (0 to 0)	0 (0 to 0)	0 (0 to 0.1)	0.1 (0 to 0.2)	0.3 (0.2 to 0.5)	0.6 (0.4 to 0.9)	0.8 (0.5 to 1.2)	1.1 (0.7 to 1.6)	0.8 (0.5 to 1.2)	0.9 (0.6 to 1.3)	0.9 (0.6 to 1.3)	0.9 (0.6 to 1.3)	0.9 (0.6 to 1.3)	0.9 (0.6 to 1.3)	0.9 (0.6 to 1.3)	0.9 (0.6 to 1.3)	0.9 (0.6 to 1.3)	0.9 (0.6 to 1.3)	0.9 (0.6 to 1.3)	0.7 (0.2 to 0.9)	28.8 (18.2 to 41.2)
Chlamydial infection	0 (0 to 0)	0 (0 to 0)	0 (0 to 0)	0 (0 to 0)	0 (0 to 0)	0 (0 to 0)	0 (0 to 0.2)	0.3 (0.2 to 0.5)	0.6 (0.4 to 1)	0.8 (0.5 to 1.2)	1.1 (0.7 to 1.6)	0.8 (0.5 to 1.2)	0.9 (0.6 to 1.3)	0.9 (0.6 to 1.3)	0.9 (0.6 to 1.3)	0.9 (0.6 to 1.3)	0.9 (0.6 to 1.3)	0.9 (0.6 to 1.3)	0.9 (0.6 to 1.3)	0.9 (0.6 to 1.3)	0.9 (0.6 to 1.3)	0.9 (0.6 to 1.3)	0.1 (0 to 0.1)	3.9 (2.5 to 5.5)
Gonococcal infection	0 (0 to 0)	0 (0 to 0)	0 (0 to 0)	0 (0 to 0)	0 (0 to 0)	0 (0 to 0)	0.1 (0 to 0.2)	0.4 (0.3 to 0.7)	0.8 (0.5 to 1.1)	1.1 (0.7 to 1.5)	1.4 (0.9 to 2)	1.1 (0.7 to 1.5)	1.2 (0.8 to 1.7)	1.2 (0.8 to 1.7)	1.2 (0.8 to 1.7)	1.2 (0.8 to 1.7)	1.2 (0.8 to 1.7)	1.2 (0.8 to 1.7)	1.2 (0.8 to 1.7)	1.2 (0.8 to 1.7)	1.2 (0.8 to 1.7)	1.2 (0.8 to 1.7)	0.1 (0 to 0.2)	3.2 (2.1 to 4.5)
Trichomoniasis	0 (0 to 0)	0 (0 to 0)	0 (0 to 0)	0 (0 to 0)	0 (0 to 0)	0 (0 to 0)	0.1 (0 to 0.2)	0.3 (0.2 to 0.4)	0.6 (0.4 to 0.9)	0.8 (0.5 to 1.1)	1.1 (0.7 to 1.5)	0.8 (0.5 to 1.1)	0.9 (0.6 to 1.3)	0.9 (0.6 to 1.3)	0.9 (0.6 to 1.3)	0.9 (0.6 to 1.3)	0.9 (0.6 to 1.3)	0.9 (0.6 to 1.3)	0.9 (0.6 to 1.3)	0.9 (0.6 to 1.3)	0.9 (0.6 to 1.3)	0.9 (0.6 to 1.3)	0.1 (0 to 0.1)	3.8 (2.5 to 5.4)
Genital herpes	0 (0 to 0)	0 (0 to 0)	0 (0 to 0)	0 (0 to 0)	0 (0 to 0)	0 (0 to 0)	0 (0 to 0)	0 (0 to 0)	0 (0 to 0)	0 (0 to 0)	0 (0 to 0)	0 (0 to 0)	0 (0 to 0)	0 (0 to 0)	0 (0 to 0)	0 (0 to 0)	0 (0 to 0)	0 (0 to 0)	0 (0 to 0)	0 (0 to 0)	0 (0 to 0)	0 (0 to 0)	0 (0 to 0)	0 (0 to 0)
Other sexually transmitted infections	0 (0 to 0)	0 (0 to 0)	0 (0 to 0)	0 (0 to 0)	0 (0 to 0)	0.2 (0 to 0.4)	0.5 (0.1 to 0.9)	0.9 (0.3 to 1.7)	1.9 (0.6 to 3.6)	2.6 (0.9 to 4.9)	3.2 (1.1 to 6)	2.9 (1 to 5.4)	3.3 (1.1 to 6.1)	3.2 (1.1 to 6)	3.2 (1.1 to 6)	3.2 (1.1 to 6)	3.2 (1.1 to 6)	3.2 (1.1 to 6)	3.2 (1.1 to 6)	3.2 (1.1 to 6)	3.2 (1.1 to 6)	3.2 (1.1 to 6)	0.2 (0 to 0.4)	4.5 (1.5 to 8.5)
Respiratory infections and tuberculosis	1,160 (819 to 1,540)	110 (53 to 202)	139 (106 to 330)	92 (37 to 227)	109 (39 to 246)	104 (39 to 199)	139 (109 to 186)	166 (121 to 260)	144 (114 to 205)	139 (102 to 215)	144 (102 to 215)	153 (112 to 220)	169 (123 to 235)	203 (149 to 280)	207 (149 to 287)	211 (149 to 296)	207 (146 to 291)	196 (138 to 276)	187 (132 to 263)	166 (117 to 233)	136 (96 to 191)	108 (76 to 151)	62 (43 to 87)	4,660 (3,980 to 5,350)
Tuberculosis	0 (0 to 0)	0.2 (0 to 0.3)	0.6 (0.1 to 0.3)	0.3 (0.3 to 0.6)	0.1 (0 to 0.2)	0.6 (0.4 to 1)	1.1 (1.2 to 3.1)	3.5 (2.3 to 5.2)	3.5 (2.3 to 4.6)	3.5 (2.4 to 5.1)	4.1 (2.8 to 5.6)	3.9 (2.6 to 5.3)	5.9 (3.9 to 8.3)	6.1 (4.1 to 7.9)	6.1 (4.1 to 7.9)	6.1 (4.1 to 7.9)	6.1 (4.1 to 7.9)	6.1 (4.1 to 7.9)	6.1 (4.1 to 7.9)	6.1 (4.1 to 7.9)	6.1 (4.1 to 7.9)	6.1 (4.1 to 7.9)	0.2 (0.2 to 0.3)	101 (79 to 131)
Latent tuberculosis infection	0 (0 to 0)	0 (0 to 0)	0 (0 to 0)	0 (0 to 0)	0 (0 to 0)	0 (0 to 0)	0 (0 to 0)	0 (0 to 0)	0 (0 to 0)	0 (0 to 0)	0 (0 to 0)	0 (0 to 0)	0 (0 to 0)	0 (0 to 0)	0 (0 to 0)	0 (0 to 0)	0 (0 to 0)	0 (0 to 0)	0 (0 to 0)	0 (0 to 0)	0 (0 to 0)	0 (0 to 0)	0 (0 to 0)	0 (0 to 0)	0 (0 to 0)
Drug-susceptible tuberculosis	0 (0 to 0)	0 (0 to 0)	0.2 (0.2 to 0.3)	0.2 (0.2 to 0.3)	0.1 (0 to 0.2)	0.2 (0.1 to 0.3)	0.6 (0.4 to 1)	1.6 (1.2 to 2.1)	3.4 (2.2 to 5.1)	3.4 (2.2 to 5.1)	3.9 (2.4 to 5.6)	3.7 (2.2 to 5.4)	5.4 (3.4 to 7.8)	5.4 (3.4 to 7.8)	5.4 (3.4 to 7.8)	5.4 (3.4 to 7.8)	5.4 (3.4 to 7.8)	5.4 (3.4 to 7.8)	5.4 (3.4 to 7.8)	5.4 (3.4 to 7.8)	5.4 (3.4 to 7.8)	5.4 (3.4 to 7.8)	0.2 (0.1 to 0.3)	84 (61 to 114)
Multidrug-resistant tuberculosis without extensive drug resistance	0 (0 to 0)	0 (0 to 0)	0 (0 to 0)	0 (0 to 0)	0 (0 to 0)	0 (0 to 0)	0 (0 to 0)	0 (0 to 0)	0 (0 to 0)	0 (0 to 0)	0 (0 to 0)	0 (0 to 0)	0 (0 to 0)	0 (0 to 0)	0 (0 to 0)	0 (0 to 0)	0 (0 to 0)	0 (0 to 0)	0 (0 to 0)	0 (0 to 0)	0 (0 to 0)	0 (0 to 0)	0 (0 to 0)	0 (0 to 0)	0 (0 to 0)
Extensively drug-resistant tuberculosis	0 (0 to 0)	0 (0 to 0)	0 (0 to 0)	0 (0 to 0)	0 (0 to 0)	0 (0 to 0)	0 (0 to 0)	0 (0 to 0)	0 (0 to 0)	0 (0 to 0)	0 (0 to 0)	0 (0 to 0)	0 (0 to 0)	0 (0 to 0)	0 (0 to 0)	0 (0 to 0)	0 (0 to 0)	0 (0 to 0)	0 (0 to 0)	0 (0 to 0)	0 (0 to 0)	0 (0 to 0)	0 (0 to 0)	0 (0 to 0)	0 (0 to 0)
Lower respiratory infections	12.8 (8.4 to 18)	14.8 (8.1 to 23.1)	134 (84 to 194)	44 (26.9 to 67)	20.1 (11.5 to 29.4)	20.2 (10.9 to 30.4)	28.1 (18.6 to 39.4)	43.7 (27.3 to 67.4)	42.9 (25.9 to 66.7)	29.7 (17.1 to 47.3)	30.5 (18.2 to 48.1)	33 (19.6 to 52.1)	39.6 (23.5 to 62.5)	49.1 (29.5 to 77.5)	48.3 (28.9 to 76.2)	47.3 (28.3 to 74.6)	46.1 (27.6 to 72.8)	43.5 (26.1 to 68.6)	42.3 (25.3 to 66.7)	39.1 (23.4 to 61.7)	33.5 (20.1 to 52.9)	28.1 (16.8 to 44.3)	15.1 (8.8 to 23.7)	1,040 (891 to 1,190)
Upper respiratory infections	0.3 (0 to 1.2)	0.3 (0 to 1.2)	0.6 (0.2 to 2.6)	1.9 (0.6 to 7.8)	1.2 (0.4 to 4.8)	1.2 (0.4 to 4.8)	1.2 (0.4 to 4.8)	1.2 (0.4 to 4.8)	1.2 (0.4 to 4.8)	1.2 (0.4 to 4.8)	1.2 (0.4 to 4.8)	1.2 (0.4 to 4.8)	1.2 (0.4 to 4.8)	1.2 (0.4 to 4.8)	1.2 (0.4 to 4.8)	1.2 (0.4 to 4.8)	1.2 (0.4 to 4.8)	1.2 (0.4 to 4.8)	1.2 (0.4 to 4.8)	1.2 (0.4 to 4.8)	1.2 (0.4 to 4.8)	1.2 (0.4 to 4.8)	0 (0 to 0.1)	1.8 (0.7 to 6.9)
Otitis media	0 (0 to 0)	0 (0 to 0.2)	0 (0.1 to 7.6)	0 (0 to 0.2)	0 (0 to 0.1)	0 (0 to 0.1)	0 (0 to 0.1)	0 (0 to 0.1)	0 (0 to 0.1)	0 (0 to 0.1)	0 (0 to 0.1)	0 (0 to 0.1)	0 (0 to 0.1)	0 (0 to 0.1)	0 (0 to 0.1)	0 (0 to 0.1)	0 (0 to 0.1)	0 (0 to 0.1)	0 (0 to 0.1)	0 (0 to 0.1)	0 (0 to 0.1)	0 (0 to 0.1)	0 (0 to 0.1)	0 (0 to 0.1)	273 (0 to 1,070)
Enteric infections	3.8 (2.4 to 5.6)	0.9 (0.3 to 1.7)	2.1 (0.7 to 79.6)	0.8 (0.6 to 1.2)	0.6 (0.4 to 1.2)	0.6 (0.3 to 1.2)	0.6 (0.3 to 1.2)	0.6 (0.3 to 1.2)	0.6 (0.3 to 1.2)	0.6 (0.3 to 1.2)	0.6 (0.3 to 1.2)	0.6 (0.3 to 1.2)	0.6 (0.3 to 1.2)	0.6 (0.3 to 1.2)	0.6 (0.3 to 1.2)	0.6 (0.3 to 1.2)	0.6 (0.3 to 1.2)	0.6 (0.3 to 1.2)	0.6 (0.3 to 1.2)	0.6 (0.3 to 1.2)	0.6 (0.3 to 1.2)	0.6 (0.3 to 1.2)	0.6 (0.3 to 1.2)	79.2 (49.6 to 119)
Diarrheal diseases	3.8 (2.4 to 5.6)	0.7 (0.3 to 0.9)	1.5 (0.6 to 78.3)	0.6 (0.5 to 1.1)	0.5 (0.3 to 1.1)	0.5 (0.3 to 1.1)	0.5 (0.3 to 1.1)	0.5 (0.3 to 1.1)	0.5 (0.3 to 1.1)	0.5 (0.3 to 1.1)	0.5 (0.3 to 1.1)	0.5 (0.3 to 1.1)	0.5 (0.3 to 1.1)	0.5 (0.3 to 1.1)	0.5 (0.3 to 1.1)	0.5 (0.3 to 1.1)	0.5 (0.3 to 1.1)	0.5 (0.3 to 1.1)	0.5 (0.3 to 1.1)	0.5 (0.3 to 1.1)	0.5 (0.3 to 1.1)	0.5 (0.3 to 1.1)	0.5 (0.3 to 1.1)	79.2 (49.6 to 119)
Typhoid and paratyphoid	0 (0 to 0)	0 (0 to 0)	0 (0 to 0)	0 (0 to 0)	0 (0 to 0)	0 (0 to 0)	0 (0 to 0)	0 (0 to 0)	0 (0 to 0)	0 (0 to 0)	0 (0 to 0)	0 (0 to 0)	0 (0 to 0)	0 (0 to 0)	0 (0 to 0)	0 (0 to 0)	0 (0 to 0)	0 (0 to 0)	0 (0 to 0)	0 (0 to 0)	0 (0 to 0)	0 (0 to 0)	0 (0 to 0)	0 (0 to 0)	0.3 (0 to 0.4)
Typhoid fever	0 (0 to 0)	0 (0 to 0)	0 (0 to 0)	0 (0 to 0)	0 (0 to 0)	0 (0 to 0)	0 (0 to 0)	0 (0 to 0)	0 (0 to 0)	0 (0 to 0)	0 (0 to 0)	0 (0 to 0)	0 (0 to 0)	0 (0 to 0)	0 (0 to 0)	0 (0 to 0)	0 (0 to 0)	0 (0 to 0)	0 (0 to 0)	0 (0 to 0)	0 (0 to 0)	0 (0 to 0)	0 (0 to 0)	0 (0 to 0)	0.3 (0 to 0.4)
Paratyphoid fever	0 (0 to 0)	0 (0 to 0)	0 (0 to 0)	0 (0 to 0)	0 (0 to 0)	0 (0 to 0)	0 (0 to 0)	0 (0 to 0)	0 (0 to 0)	0 (0 to 0)	0 (0 to 0)	0 (0 to 0)	0 (0 to 0)	0 (0 to 0)	0 (0 to 0)	0 (0 to 0)	0 (0 to 0)	0 (0 to 0)	0 (0 to 0)	0 (0 to 0)	0 (0 to 0)	0 (0 to 0)	0 (0 to 0)	0 (0 to 0)	0.3 (0 to 0.4)
Invasive Non-typhoidal Salmonella (iNTS)	0.2 (0 to 0.9)	0.2 (0 to 0.9)	0.6 (0.2 to 3.7)	0.2 (0.1 to 0.7)	0.1 (0 to 0.7)	0.1 (0 to 0.7)	0.1 (0 to 0.7)	0.1 (0 to 0.7)	0.1 (0 to 0.7)	0.1 (0 to 0.7)	0.1 (0 to 0.7)	0.1 (0 to 0.7)	0.1 (0 to 0.7)	0.1 (0 to 0.7)	0.1 (0 to 0.7)	0.1 (0 to 0.7)	0.1 (0 to 0.7)	0.1 (0 to 0.7)	0.1 (0 to 0.7)	0.1 (0 to 0.7)	0.1 (0 to 0.7)	0.1 (0 to 0.7)	0.1 (0 to 0.7)	11.3 (4.4 to 31.2)
Other intestinal infectious diseases	0.4 (0 to 1.6)	0.4 (0 to 1.6)	0.4 (0.1 to 2.6)	0.2 (0 to 0.9)	0.2 (0 to 0.9)	0.2 (0 to 0.9)	0.2 (0 to 0.9)	0.3 (0 to 0.9)	0.3 (0 to 0.9)	0.3 (0 to 0.9)	0.3 (0 to 0.9)	0.3 (0 to 0.9)	0.3 (0 to 0.9)	0.3 (0 to 0.9)	0.3 (0 to 0.9)	0.3 (0 to 0.9)	0.3 (0 to 0.9)	0.3 (0 to 0.9)	0.3 (0 to 0.9)	0.3 (0 to 0.9)	0.3 (0 to 0.9)	0.3 (0 to 0.9)	0.3 (0 to 0.9)	4.3 (1.7 to 11.2)
Schistosomiasis	0 (0 to 0)	0 (0 to 0)	0 (0 to 0)	0 (0 to 0)	0 (0 to 0)	0 (0 to 0)	0 (0 to 0)	0 (0 to 0)	0 (0 to 0)	0 (0 to 0)	0 (0 to 0)	0 (0 to 0)	0 (0 to 0)	0 (0 to 0)	0 (0 to 0)	0 (0 to 0)	0 (0 to 0)	0 (0 to 0)	0 (0 to 0)	0 (0 to 0)	0 (0 to 0)	0 (0 to 0)	0 (0 to 0)	0 (0 to 0)	0 (0 to 0)
Cysticercosis	0 (0 to 0)	0 (0 to 0)	0 (0 to 0)	0 (0 to 0)	0 (0 to 0)	0.1 (0 to 0.3)	0.7 (0.3 to 1.7)	2.3 (0.9 to 5.1)	4.2 (1.6 to 9.2)	5.1 (2 to 11.1)	4.9 (1.9 to 10.7)	5.6 (2.2 to 12.3)	7.3 (2.9 to 16.1)	12.1 (5 to 26.6)	22.6 (9.3 to 49.2)	37.1 (15.1 to 86.9)	58.9 (24.6 to 131)	58.9 (24.6 to 131)	57.2 (24.1 to 128)	44.9 (18.9 to 100)	28.6 (12.1 to 63.7)	18.6 (7.8 to 41.5)	8.2 (3.6 to 18.1)	3 (0.8 to 7.6)	362
Cystic echinococcosis	0 (0 to 0)	0 (0 to 0)	0 (0 to 0)	0 (0 to 0)	0 (0 to 0)	0 (0 to 0)	0 (0 to 0)	0 (0 to 0)	0 (0 to 0)	0 (0 to 0)	0 (0 to 0)	0 (0 to 0)	0 (0 to 0)	0 (0 to 0)	0 (0 to 0)	0 (0 to 0)	0 (0 to 0)	0 (0 to 0)	0 (0 to 0)	0 (0 to 0)	0 (0 to 0)	0 (0 to 0)	0 (0 to 0)	0 (0 to 0)	0.6 (0 to 2.4)
Lymphatic filariasis	0 (0 to 0)	0 (0 to 0)	0 (0 to 0)	0 (0 to 0)	0 (0 to 0)	0 (0 to 0)	0 (0 to 0)	0 (0 to 0)	0 (0 to 0)	0 (0 to 0)	0 (0 to 0)	0 (0 to 0)	0 (0 to 0)	0 (0 to 0)	0 (0 to 0)	0 (0 to 0)	0 (0 to 0)	0 (0 to 0)	0 (0 to 0)	0 (0 to 0)	0 (0 to 0)	0 (0 to 0)	0 (0 to 0)	0 (0 to 0)	0 (0 to 0)
Onchocerciasis	0 (0 to 0)	0 (0 to 0)	0 (0 to 0)	0 (0 to 0)	0 (0 to 0)	0 (0 to 0)	0 (0 to 0)	0 (0 to 0)	0 (0 to 0)	0 (0 to 0)	0 (0 to 0)	0 (0 to 0)	0 (0 to 0)	0 (0 to 0)	0 (0 to 0)	0 (0 to 0)	0 (0 to 0)	0 (0 to 0)	0 (0 to 0)	0 (0 to 0)	0 (0 to 0)	0 (0 to 0)	0 (0 to 0)	0 (0 to 0)	0 (0 to 0)
Trachoma	0 (0 to 0)	0 (0 to 0)	0 (0 to 0)	0 (0 to 0)	0 (0 to 0)	0 (0 to 0)	0 (0 to 0)	0 (0 to 0)	0 (0 to 0)	0 (0 to 0)	0 (0 to 0)	0 (0 to 0)	0 (0 to 0)	0 (0 to 0)	0 (0 to 0)	0 (0 to 0)	0 (0 to 0)	0 (0 to 0)	0 (0 to 0)	0 (0 to 0)	0 (0 to 0)	0 (0 to 0)	0 (0 to 0)	0 (0 to 0)	0 (0 to 0)
Dengue	0 (0 to 0)	0 (0 to 0)	0 (0 to 0)	0 (0 to 0)	0 (0 to 0)	0 (0 to 0)	0 (0 to 0)	0 (0 to 0)	0 (0 to 0)	0 (0 to 0)	0 (0 to 0)	0 (0 to 0)	0 (0 to 0)	0 (0 to 0)	0 (0 to 0)	0 (0 to 0)	0 (0 to 0)	0 (0 to 0)	0 (0 to 0)	0 (0 to 0)	0 (0 to 0)	0 (0 to 0)	0 (0 to 0)	0 (0 to 0)	0 (0 to 0)
Yellow fever	0 (0 to 0)	0 (0 to 0)	0 (0 to 0)	0 (0 to 0)	0 (0 to 0)	0 (0 to 0)	0 (0 to 0)	0 (0 to 0)	0 (0 to 0)	0 (0 to 0)	0 (0 to 0)	0 (0 to 0)	0 (0 to 0)	0 (0 to 0)	0 (0 to 0)	0 (0 to 0)	0 (0 to 0)	0 (0 to 0)	0 (0 to 0)	0 (0 to 0)	0 (0 to 0)	0 (0 to 0)	0 (0 to 0)	0 (0 to 0)	0 (0 to 0)
Rabies	0 (0 to 0)	0 (0 to 0)	0 (0 to 0)	0 (0 to 0)	0 (0 to 0)	0 (0 to 0)	0 (0 to 0)	0 (0 to 0)	0 (0 to 0)	0 (0 to 0)	0 (0 to 0)	0 (0 to 0)	0 (0 to 0)	0 (0 to 0)	0 (0 to 0)	0 (0 to 0)	0 (0 to 0)	0 (0 to 0)	0 (0 to 0)	0 (0 to 0)	0 (0 to 0)	0 (0 to 0)	0 (0 to 0)	0 (0 to 0)	0.2 (0 to 0.3)
Intestinal nematode infections	0 (0 to 0)	0 (0 to 0)	0 (0 to 0)	0 (0 to 0)	0 (0 to 0)	0 (0 to 0)	0 (0 to 0)	0 (0 to 0)	0 (0 to 0)	0 (0 to 0)	0 (0 to 0)	0 (0 to 0)	0 (0 to 0)	0 (0 to 0)	0 (0 to 0)	0 (0 to 0)	0 (0 to 0)	0 (0 to 0)	0 (0 to 0)	0 (0 to 0)	0 (0 to 0)	0 (0 to 0)	0 (0 to 0)	0 (0 to 0)	0 (0 to 0)
Ascariasis	0 (0 to 0)	0 (0 to 0)	0 (0 to 0)	0 (0 to 0)	0 (0 to 0)	0 (0 to 0)	0 (0 to 0)	0 (0 to 0)	0 (0 to 0)	0 (0 to 0)	0 (0 to 0)	0 (0 to 0)	0 (0 to 0)	0 (0 to 0)	0 (0 to 0)	0 (0 to 0)	0 (0 to 0)	0 (0 to 0)	0 (0 to 0)	0 (0 to 0)	0 (0 to 0)	0 (0 to 0)	0 (0 to 0)	0 (0 to 0)	0 (0 to 0)
Trichuriasis	0 (0 to 0)	0 (0 to 0)	0 (0 to 0)	0 (0 to 0)	0 (0 to 0)	0 (0 to 0)	0 (0 to 0)	0 (0 to 0)	0 (0 to 0)	0 (0 to 0)	0 (0 to 0)	0 (0 to 0)	0 (0 to 0)	0 (0 to 0)	0 (0 to 0)	0 (0 to 0)	0 (0 to 0)	0 (0 to 0)	0 (0 to 0)	0 (0 to 0)	0 (0 to 0)	0 (0 to 0)	0 (0 to 0)	0 (0 to 0)	0 (0 to 0)
Hookworm disease	0 (0 to 0)	0 (0 to 0)	0 (0 to 0)	0 (0 to 0)	0 (0 to 0)	0 (0 to 0)	0 (0 to 0)	0 (0 to 0)	0 (0 to 0)	0 (0 to 0)	0 (0 to 0)	0 (0 to 0)	0 (0 to 0)	0 (0 to 0)	0 (0 to 0)	0 (0 to 0)	0 (0 to 0)	0 (0 to 0)	0 (0 to 0)	0 (0 to 0)	0 (0 to 0)	0 (0 to 0)	0 (0 to 0)	0 (0 to 0)	0 (0 to 0)
Food-borne trematodiases	0 (0 to 0)	0 (0 to 0)	0 (0 to 0)	0 (0 to 0)	0 (0 to 0)	0 (0 to 0)	0 (0 to 0)	0 (0 to 0)	0 (0 to 0)	0 (0 to 0)	0 (0 to 0)	0 (0 to 0)	0 (0 to 0)	0 (0 to 0)	0 (0 to 0)	0 (0 to 0)	0 (0 to 0)	0 (0 to 0)	0 (0 to 0)	0 (0 to 0)	0 (0 to 0)	0 (0 to 0)	0 (0 to 0)	0 (0 to 0)	0 (0 to 0)
Leprosy	0 (0 to 0)	0 (0 to 0)	0 (0 to 0)	0 (0 to 0)	0 (0 to 0)	0 (0 to 0)	0 (0 to 0)	0 (0 to 0)	0 (0 to 0)	0 (0 to 0)	0 (0 to 0)	0 (0 to 0)	0 (0 to 0)	0 (0 to 0)	0 (0 to 0)	0 (0 to 0)	0 (0 to 0)	0 (0 to 0)	0 (0 to 0)	0 (0 to 0)	0 (0 to 0)	0 (0 to 0)	0 (0 to 0)	0 (0 to 0)	0 (0 to 0)
Malaria	0 (0 to 0)	0 (0 to 0)	0 (0 to 0)	0 (0 to 0)	0 (0 to 0)	0 (0 to 0)	0 (0 to 0)	0 (0 to 0)	0 (0 to 0)	0 (0 to 0)	0 (0 to 0)	0 (0 to 0)	0 (0 to 0)	0 (0 to 0)	0 (0 to 0)	0 (0 to 0)	0 (0 to 0)	0 (0 to 0)	0 (0 to 0)	0 (0 to 0)	0 (0 to 0)	0 (0 to 0)	0 (0 to 0)	0 (0 to 0)	0 (0 to 0)
Chagas disease	0 (0 to 0)	0 (0 to 0)	0 (0 to 0)	0 (0 to 0)	0 (0 to 0)	0 (0





SR Table 2c: Delaware DALYS by cause and age group for males with 95% uncertainty intervals, 2019

Cause	Early Neonatal	Late Neonatal	Post Neonatal	1 to 4	5 to 9	10 to 14	15 to 19	20 to 24	25 to 29	30 to 34	35 to 39	40 to 44	45 to 49	50 to 54	55 to 59	60 to 64	65 to 69	70 to 74	75 to 79	80 to 84	85 to 89	90 to 94	95 plus	Total
All causes	1,766 (1,742 to 1,790)	1,660 (1,614 to 1,704)	2,211 (2,171 to 2,254)	1,508 (1,419 to 1,600)	1,349 (1,270 to 1,429)	1,409 (1,331 to 1,490)	2,012 (1,903 to 2,127)	3,208 (3,056 to 3,362)	4,169 (3,996 to 4,343)	5,267 (5,062 to 5,472)	6,569 (6,324 to 6,809)	8,147 (7,863 to 8,434)	10,111 (9,776 to 10,453)	12,307 (11,900 to 12,722)	14,200 (13,720 to 14,693)	16,324 (15,777 to 16,900)	18,589 (17,966 to 19,232)	20,977 (20,276 to 21,695)	23,406 (22,620 to 24,200)	25,772 (24,900 to 26,650)	27,900 (26,956 to 28,850)	29,662 (28,650 to 30,679)	166,000
Communicable, maternal, neonatal, and nutritional diseases	2,009 (1,668 to 2,360)	311 (227 to 392)	329 (241 to 417)	240 (184 to 316)	220 (164 to 288)	209 (156 to 280)	212 (160 to 272)	208 (159 to 266)	226 (172 to 286)	225 (172 to 283)	268 (206 to 339)	334 (257 to 424)	456 (349 to 590)	439 (337 to 562)	500 (383 to 641)	463 (352 to 605)	430 (323 to 565)	407 (307 to 535)	415 (310 to 539)	359 (262 to 469)	282 (212 to 367)	199 (115 to 298)	6,090
HIV/AIDS and sexually transmitted infections	0.2 (0.1 to 0.3)	0.1 (0 to 0.2)	2.5 (1.1 to 4.2)	1.8 (1.1 to 2.6)	1.3 (1.1 to 1.6)	1.3 (1.1 to 1.6)	4.1 (2.3 to 6.1)	23.9 (19.2 to 29.7)	74.6 (70.4 to 79)	94.8 (91.4 to 98.2)	124 (119.7 to 128.5)	147 (142 to 152)	139 (135 to 144)	172 (167 to 177)	147 (143 to 151)	129 (124 to 134)	91.6 (87.9 to 97)	58.9 (56.4 to 62.1)	21.6 (20.6 to 22.9)	9 (8.1 to 10.1)	2.8 (2.4 to 4.4)	1.4 (0.9 to 2.4)	1,170
HIV/AIDS	0 (0 to 0)	0 (0 to 0)	2.5 (1.1 to 4.2)	1.8 (1.1 to 2.6)	1.3 (1.1 to 1.6)	1.1 (1 to 1.4)	2.6 (2.5 to 4.3)	23.7 (19.2 to 29.1)	69.7 (72.3 to 113)	121 (89.4 to 154)	164 (114 to 181)	133 (109 to 171)	199 (137 to 213)	166 (132 to 189)	166 (131 to 191)	126 (91.3 to 174)	89.6 (69.9 to 134)	53.1 (39.2 to 73.3)	19.1 (15.6 to 24.9)	8 (6.5 to 10.4)	2.6 (1.9 to 3.2)	0.2 (0.1 to 0.4)	1,130
HIV/AIDS - Drug-susceptible Tuberculosis	0 (0 to 0)	0 (0 to 0)	0 (0 to 0)	0 (0 to 0)	0 (0 to 0)	0 (0 to 0)	0 (0 to 0)	0.2 (0.2 to 0.4)	1.2 (0.7 to 1.9)	1.6 (1.1 to 2.1)	1.6 (1.1 to 2.1)	1.7 (1.1 to 2.6)	2.3 (1.4 to 3.4)	1.8 (1.2 to 2.6)	1.4 (0.9 to 2.1)	0.9 (0.6 to 1.3)	0.5 (0.3 to 0.8)	0.1 (0.1 to 0.2)	0 (0 to 0.1)	0 (0 to 0)	0 (0 to 0)	0 (0 to 0)	12.7
HIV/AIDS - Multidrug-resistant Tuberculosis without extensive drug resistance	0 (0 to 0)	0 (0 to 0)	0 (0 to 0)	0 (0 to 0)	0 (0 to 0)	0 (0 to 0)	0 (0 to 0)	0 (0 to 0)	0 (0 to 0)	0 (0 to 0)	0 (0 to 0)	0 (0 to 0)	0 (0 to 0)	0 (0 to 0)	0 (0 to 0)	0 (0 to 0)	0 (0 to 0)	0 (0 to 0)	0 (0 to 0)	0 (0 to 0)	0 (0 to 0)	0 (0 to 0)	0.5
HIV/AIDS - Extensively drug-resistant Tuberculosis	0 (0 to 0)	0 (0 to 0)	0 (0 to 0)	0 (0 to 0)	0 (0 to 0)	0 (0 to 0)	0 (0 to 0)	0 (0 to 0)	0 (0 to 0)	0 (0 to 0)	0 (0 to 0)	0 (0 to 0)	0 (0 to 0)	0 (0 to 0)	0 (0 to 0)	0 (0 to 0)	0 (0 to 0)	0 (0 to 0)	0 (0 to 0)	0 (0 to 0)	0 (0 to 0)	0 (0 to 0)	0.1
HIV/AIDS resulting in other diseases	0 (0 to 0)	0 (0 to 0)	2.4 (2 to 2.8)	1.8 (1.1 to 2.1)	1.3 (1.1 to 1.5)	1.1 (0.9 to 1.3)	2.4 (2.4 to 4.2)	23.4 (17.9 to 27.4)	91.5 (72.2 to 114)	122 (94.5 to 150)	162 (112 to 179)	131 (104 to 169)	197 (128 to 211)	162 (110 to 186)	164 (129 to 188)	124 (89.6 to 173)	87.6 (68.5 to 133)	52.3 (38.7 to 72.1)	18.9 (15.5 to 24.6)	8.4 (6.4 to 10.3)	1.7 (1.1 to 2.2)	0.2 (0.1 to 0.4)	1,130
Sexually transmitted infections excluding HIV	0 (0 to 0.2)	0 (0 to 0)	0 (0 to 0.2)	0 (0 to 0)	0 (0 to 0)	0 (0 to 0)	0 (0 to 0.2)	0 (0 to 0.2)	0.1 (0 to 0.4)	0.1 (0 to 0.5)	0.1 (0 to 0.5)	0.1 (0 to 0.5)	0.1 (0 to 0.5)	0.1 (0 to 0.5)	0.1 (0 to 0.5)	0.1 (0 to 0.5)	0.1 (0 to 0.5)	0.1 (0 to 0.5)	0.1 (0 to 0.5)	0.1 (0 to 0.5)	0.1 (0 to 0.5)	0 (0 to 0.2)	0.5
Syphilis	0 (0 to 0)	0 (0 to 0)	0 (0 to 0)	0 (0 to 0)	0 (0 to 0)	0 (0 to 0)	0 (0 to 0)	0 (0 to 0)	0 (0 to 0)	0 (0 to 0)	0 (0 to 0)	0 (0 to 0)	0 (0 to 0)	0 (0 to 0)	0 (0 to 0)	0 (0 to 0)	0 (0 to 0)	0 (0 to 0)	0 (0 to 0)	0 (0 to 0)	0 (0 to 0)	0 (0 to 0)	0.1
Chlamydial infection	0 (0 to 0)	0 (0 to 0)	0 (0 to 0)	0 (0 to 0)	0 (0 to 0)	0 (0 to 0)	0 (0 to 0)	0 (0 to 0)	0 (0 to 0)	0 (0 to 0)	0 (0 to 0)	0 (0 to 0)	0 (0 to 0)	0 (0 to 0)	0 (0 to 0)	0 (0 to 0)	0 (0 to 0)	0 (0 to 0)	0 (0 to 0)	0 (0 to 0)	0 (0 to 0)	0 (0 to 0)	0.1
Gonococcal infection	0 (0 to 0)	0 (0 to 0)	0 (0 to 0)	0 (0 to 0)	0 (0 to 0)	0 (0 to 0)	0 (0 to 0)	0 (0 to 0)	0 (0 to 0)	0 (0 to 0)	0 (0 to 0)	0 (0 to 0)	0 (0 to 0)	0 (0 to 0)	0 (0 to 0)	0 (0 to 0)	0 (0 to 0)	0 (0 to 0)	0 (0 to 0)	0 (0 to 0)	0 (0 to 0)	0 (0 to 0)	0
Trichomoniasis	0 (0 to 0)	0 (0 to 0)	0 (0 to 0)	0 (0 to 0)	0 (0 to 0)	0 (0 to 0)	0 (0 to 0)	0 (0 to 0)	0 (0 to 0)	0 (0 to 0)	0 (0 to 0)	0 (0 to 0)	0 (0 to 0)	0 (0 to 0)	0 (0 to 0)	0 (0 to 0)	0 (0 to 0)	0 (0 to 0)	0 (0 to 0)	0 (0 to 0)	0 (0 to 0)	0 (0 to 0)	0
Genital herpes	0 (0 to 0)	0 (0 to 0)	0 (0 to 0)	0 (0 to 0)	0 (0 to 0)	0 (0 to 0.1)	0 (0 to 0.1)	0.2 (0.1 to 0.4)	1.2 (0.4 to 2.9)	1.6 (0.4 to 3.9)	1.6 (0.5 to 3.9)	1.6 (0.5 to 3.9)	1.6 (0.5 to 3.9)	1.6 (0.5 to 3.9)	1.7 (0.5 to 4.3)	1.6 (0.5 to 4.1)	1.5 (0.4 to 3.9)	1.3 (0.3 to 3.3)	0.9 (0.2 to 2.3)	0.5 (0.1 to 1.4)	0.2 (0.2 to 0.4)	0 (0 to 0.2)	16.3
Other sexually transmitted infections	0 (0 to 0)	0 (0 to 0)	0 (0 to 0)	0 (0 to 0)	0 (0 to 0)	0 (0 to 0.1)	0 (0 to 0.1)	0 (0 to 0.2)	0 (0 to 0.3)	0 (0 to 0.3)	0 (0 to 0.3)	0 (0 to 0.3)	0 (0 to 0.2)	0 (0 to 0.2)	0 (0 to 0.2)	0 (0 to 0.2)	0 (0 to 0.2)	0 (0 to 0.2)	0 (0 to 0.2)	0 (0 to 0.2)	0 (0 to 0.2)	0 (0 to 0.1)	1.2
Respiratory infections and tuberculosis	69.1 (23.2 to 114)	7.7 (4.3 to 10.6)	29.3 (17.3 to 42.1)	49 (29.2 to 69.7)	37.6 (22.3 to 51.9)	46 (28.2 to 63.8)	38.2 (23.3 to 51.9)	37.6 (24.6 to 51.3)	39.2 (26.3 to 54.3)	42.7 (28.7 to 59.2)	49.1 (32.9 to 68.1)	57.6 (38.6 to 79.9)	70.6 (47.4 to 97.9)	87.1 (58.5 to 121)	107 (71.9 to 148)	129 (86.6 to 178)	156 (104.7 to 216)	189 (126.9 to 261)	239 (160.2 to 330)	296 (198.5 to 409)	354 (237.4 to 490)	514 (344.7 to 711)	2,339
Tuberculosis	0.1 (0 to 0.2)	0 (0 to 0)	0.1 (0 to 0.2)	0.1 (0 to 0.1)	0.1 (0 to 0.1)	0.1 (0 to 0.1)	0.2 (0.1 to 0.3)	0.4 (0.3 to 0.6)	0.6 (0.4 to 0.8)	0.8 (0.6 to 1.1)	1.1 (0.8 to 1.4)	1.4 (1 to 1.9)	1.9 (1.4 to 2.6)	2.5 (1.8 to 3.4)	3.2 (2.4 to 4.3)	4.1 (3.1 to 5.4)	5.2 (3.9 to 7.1)	6.5 (4.8 to 8.7)	8.1 (6 to 10.8)	9.8 (7.3 to 13.1)	11.6 (8.6 to 15.6)	13.4 (9.9 to 18.1)	86.1
Latent tuberculosis infection	0 (0 to 0)	0 (0 to 0)	0 (0 to 0)	0 (0 to 0)	0 (0 to 0)	0 (0 to 0)	0 (0 to 0)	0 (0 to 0)	0 (0 to 0)	0 (0 to 0)	0 (0 to 0)	0 (0 to 0)	0 (0 to 0)	0 (0 to 0)	0 (0 to 0)	0 (0 to 0)	0 (0 to 0)	0 (0 to 0)	0 (0 to 0)	0 (0 to 0)	0 (0 to 0)	0 (0 to 0)	0 (0 to 0)	0
Drug-susceptible tuberculosis	0 (0 to 0)	0 (0 to 0)	0 (0 to 0)	0 (0 to 0)	0 (0 to 0)	0 (0 to 0)	0 (0 to 0)	0 (0 to 0)	0 (0 to 0)	0 (0 to 0)	0 (0 to 0)	0 (0 to 0)	0 (0 to 0)	0 (0 to 0)	0 (0 to 0)	0 (0 to 0)	0 (0 to 0)	0 (0 to 0)	0 (0 to 0)	0 (0 to 0)	0 (0 to 0)	0 (0 to 0)	0
Multidrug-resistant tuberculosis without extensive drug resistance	0 (0 to 0)	0 (0 to 0)	0 (0 to 0)	0 (0 to 0)	0 (0 to 0)	0 (0 to 0)	0 (0 to 0)	0 (0 to 0)	0 (0 to 0)	0 (0 to 0)	0 (0 to 0)	0 (0 to 0)	0 (0 to 0)	0 (0 to 0)	0 (0 to 0)	0 (0 to 0)	0 (0 to 0)	0 (0 to 0)	0 (0 to 0)	0 (0 to 0)	0 (0 to 0)	0 (0 to 0)	0
Extensively drug-resistant tuberculosis	0 (0 to 0)	0 (0 to 0)	0 (0 to 0)	0 (0 to 0)	0 (0 to 0)	0 (0 to 0)	0 (0 to 0)	0 (0 to 0)	0 (0 to 0)	0 (0 to 0)	0 (0 to 0)	0 (0 to 0)	0 (0 to 0)	0 (0 to 0)	0 (0 to 0)	0 (0 to 0)	0 (0 to 0)	0 (0 to 0)	0 (0 to 0)	0 (0 to 0)	0 (0 to 0)	0 (0 to 0)	0
Lower respiratory infections	5.1 (3.1 to 7.4)	6.9 (4.4 to 9.9)	17 (10.4 to 23.9)	19.7 (12.1 to 28.1)	7 (3.9 to 9.3)	5.4 (2.9 to 7.2)	10 (7.1 to 13.5)	13.7 (9.7 to 18.2)	20.2 (12.4 to 29.8)	29 (17.8 to 42.7)	32.1 (21.2 to 46.1)	38.6 (25.1 to 56.4)	58.1 (40.9 to 82.9)	61.7 (39.4 to 93)	132 (84.3 to 201)	163 (110.1 to 239)	176 (120.5 to 256)	228 (157.1 to 329)	245 (170.5 to 355)	220 (157.1 to 308)	201 (146.7 to 280)	116 (86.1 to 166)	1,920
Upper respiratory infections	0.1 (0 to 0.2)	0.6 (0.4 to 1)	10.8 (6.6 to 16.4)	39.3 (24.2 to 56.6)	43.1 (22.6 to 71.4)	37.2 (20.2 to 62.2)	36.6 (19.9 to 62.9)	33.6 (18.3 to 57.2)	34.1 (18.1 to 57.2)	31.2 (16.7 to 52.7)	30.4 (16.4 to 51.6)	29 (13.6 to 49.5)	23.7 (10.4 to 44.5)	20.4 (8.5 to 39.5)	15.7 (6.3 to 30.4)	11.9 (5.2 to 23.1)	8.5 (3.6 to 16.7)	6.1 (2.6 to 12.1)	4.4 (1.9 to 8.7)	3.2 (1.4 to 6.4)	2.3 (1 to 4.6)	1.2 (0.4 to 2.7)	483
Otitis media	0 (0 to 0.2)	2 (0.9 to 3.1)	9.3 (4.6 to 15.1)	8.7 (4.5 to 14.3)	4.3 (2.1 to 6.5)	3.6 (1.8 to 5.2)	4.8 (2.4 to 6.7)	4.7 (2.4 to 6.7)	4.1 (2.1 to 5.9)	3.7 (1.9 to 5.4)	3.2 (1.6 to 4.7)	2.7 (1.3 to 4)	2.2 (1 to 3.4)	1.8 (0.8 to 2.8)	1.4 (0.6 to 2.2)	1.1 (0.5 to 1.8)	0.8 (0.3 to 1.4)	0.6 (0.2 to 1)	0.4 (0.2 to 0.7)	0.3 (0.1 to 0.5)	0.2 (0.1 to 0.4)	0.1 (0 to 0.2)	80.5
Enteric infections	1.2 (0.7 to 1.8)	2.1 (1.1 to 3.2)	4.6 (2.6 to 6.6)	33.4 (19.2 to 48.2)	31.6 (18.2 to 45.9)	29.4 (16.9 to 42.4)	25.4 (14.6 to 36.8)	22.6 (13 to 32.6)	20.1 (11.6 to 29.1)	19.7 (11.3 to 28.4)	20.4 (11.7 to 29.4)	20.4 (11.7 to 29.4)	20.4 (11.7 to 29.4)	20.4 (11.7 to 29.4)	20.4 (11.7 to 29.4)	20.4 (11.7 to 29.4)	20.4 (11.7 to 29.4)	20.4 (11.7 to 29.4)	20.4 (11.7 to 29.4)	20.4 (11.7 to 29.4)	20.4 (11.7 to 29.4)	20.4 (11.7 to 29.4)	927
Diarrheal diseases	1.2 (1 to 2.6)	2.1 (1 to 3)	4.6 (3.9 to 29.7)	33.3 (28.9 to 91.8)	31.6 (27.8 to 89.6)	29.4 (25.8 to 83.7)	25.4 (22.4 to 72.4)	22.6 (19.9 to 64.4)	20.1 (17.6 to 57.4)	19.7 (17.2 to 56.2)	20.4 (17.8 to 58.2)	20.4 (17.8 to 58.2)	20.4 (17.8 to 58.2)	20.4 (17.8 to 58.2)	20.4 (17.8 to 58.2)	20.4 (17.8 to 58.2)	20.4 (17.8 to 58.2)	20.4 (17.8 to 58.2)	20.4 (17.8 to 58.2)	20.4 (17.8 to 58.2)	20.4 (17.8 to 58.2)	20.4 (17.8 to 58.2)	921
Typhoid and paratyphoid	0 (0 to 0)	0 (0 to 0)	0 (0 to 0)	0 (0 to 0)	0 (0 to 0)	0 (0 to 0)	0 (0 to 0)	0 (0 to 0)	0 (0 to 0)	0 (0 to 0)	0 (0 to 0)	0 (0 to 0)	0 (0 to 0)	0 (0 to 0)	0 (0 to 0)	0 (0 to 0)	0 (0 to 0)	0 (0 to 0)	0 (0 to 0)	0 (0 to 0)	0 (0 to 0)	0 (0 to 0)	0 (0 to 0)	0
Typhoid fever	0 (0 to 0)	0 (0 to 0)	0 (0 to 0)	0 (0 to 0)	0 (0 to 0)	0 (0 to 0)	0 (0 to 0)	0 (0 to 0)	0 (0 to 0)	0 (0 to 0)	0 (0 to 0)	0 (0 to 0)	0 (0 to 0)	0 (0 to 0)	0 (0 to 0)	0 (0 to 0)	0 (0 to 0)	0 (0 to 0)	0 (0 to 0)	0 (0 to 0)	0 (0 to 0)	0 (0 to 0)	0 (0 to 0)	0
Paratyphoid fever	0 (0 to 0)	0 (0 to 0)	0 (0 to 0)	0 (0 to 0)	0 (0 to 0)	0 (0 to 0)	0 (0 to 0)	0 (0 to 0)	0 (0 to 0)	0 (0 to 0)	0 (0 to 0)	0 (0 to 0)	0 (0 to 0)	0 (0 to 0)	0 (0 to 0)	0 (0 to 0)	0 (0 to 0)	0 (0 to 0)	0 (0 to 0)	0 (0 to 0)	0 (0 to 0)	0 (0 to 0)	0 (0 to 0)	0
Invasive Non-typhoidal Salmonella (iNTS)	0 (0 to 0.2)	0.4 (0 to 1.9)	0.1 (0 to 0.7)	0.1 (0 to 0.3)	0.1 (0 to 0.2)	0.1 (0 to 0.1)	0.1 (0 to 0.1)	0.1 (0 to 0.2)	0.1 (0 to 0.2)	0.1 (0 to 0.2)	0.2 (0 to 0.3)	0.2 (0 to 0.3)	0.2 (0 to 0.3)	0.2 (0 to 0.3)	0.2 (0 to 0.3)	0.2 (0 to 0.3)	0.2 (0 to 0.3)	0.2 (0 to 0.3)	0.2 (0 to 0.3)	0.2 (0 to 0.3)	0.1 (0 to 0.3)	0.1 (0 to 0.3)	3.8
Other intestinal infectious diseases	0.1 (0 to 0.5)	0.1 (0 to 0.5)	0.1 (0 to 0.4)	0.1 (0 to 0.2)	0.1 (0 to 0.2)	0.1 (0 to 0.2)	0.1 (0 to 0.3)	0.1 (0 to 0.3)	0.1 (0 to 0.3)	0.1 (0 to 0.3)	0.1 (0 to 0.3)	0.1 (0 to 0.3)	0.1 (0 to 0.3)	0.1 (0 to 0.3)	0.1 (0 to 0.3)	0.1 (0 to 0.3)	0.1 (0 to 0.3)	0.1 (0 to 0.3)	0.1 (0 to 0.3)	0.1 (0 to 0.3)	0.1 (0 to 0.3)	0.1 (0 to 0.3)	1.3
Neglected tropical diseases and malaria	0 (0 to 0.2)	0 (0 to 0.4)	0.3 (0 to 2.2)	0.4 (0 to 1.9)	0.3 (0 to 1.6)	0.3 (0 to 1.5)	0.3 (0 to 1.5)	0.3 (0 to 1.5)	0.3 (0 to 1.5)	0.3 (0 to 1.5)	0.3 (0 to 1.5)	0.3 (0 to 1.5)	0.3 (0 to 1.5)	0.3 (0 to 1.5)	0.3 (0 to 1.5)	0.3 (0 to 1.5)	0.3 (0 to 1.5)	0.3 (0 to 1.5)	0.3 (0 to 1.5)	0.3 (0 to 1.5)	0.3 (0 to 1.5)	0.3 (0 to 1.5)	145
Malaria	0 (0 to 0)	0 (0 to 0)	0 (0 to 0)	0 (0 to 0)	0 (0 to 0)	0 (0 to 0)	0 (0 to 0)	0 (0 to 0)	0 (0 to 0)	0 (0 to 0)	0 (0 to 0)	0 (0 to 0)	0 (0 to 0)	0 (0 to 0)	0 (0 to 0)	0 (0 to 0)	0 (0 to 0)	0 (0 to 0)	0 (0 to 0)	0 (0 to 0)	0 (0 to 0)	0 (0 to 0)	0 (0 to 0)	0
Chagas disease	0 (0 to 0)	0 (0 to 0)	0 (0 to 0)	0 (0 to 0)	0 (0 to 0)	0 (0 to 0)	0 (0 to 0)	0 (0 to 0)	0 (0 to 0)	0 (0 to 0)	0 (0 to 0)	0 (0 to 0)	0 (0 to 0)	0 (0 to 0)	0 (0 to 0)	0 (0 to 0)	0 (0 to 0)	0 (0 to 0)	0 (0 to 0)	0 (0 to 0)	0 (0 to 0)	0 (0 to 0)	0 (0 to 0)	0
Leishmaniasis	0 (0 to 0)	0 (0 to 0)	0 (0 to 0)	0 (0 to 0)	0 (0 to 0)	0 (0 to 0)	0 (0 to 0)	0 (0 to 0)	0 (0 to 0)	0 (0 to 0)	0 (0 to 0)	0 (0 to 0)	0 (0 to 0)	0 (0 to 0)	0 (0 to 0)	0 (0 to 0)	0 (0 to 0)	0 (0 to 0)	0 (0 to 0)	0 (0 to 0)	0 (0 to 0)	0 (0 to 0)	0 (0 to 0)	0
Visceral leishmaniasis	0 (0 to 0)	0 (0 to 0)	0 (0 to 0)	0 (0 to 0)	0 (0 to 0)	0 (0 to 0)	0 (0 to 0)	0 (0 to 0)	0 (0 to 0)	0 (0 to 0)	0 (0 to 0)	0 (0 to 0)	0 (0 to 0)	0 (0 to 0)	0 (0 to 0)	0 (0 to 0)	0 (0 to 0)	0 (0 to 0)	0 (0 to 0)	0 (0 to 0)	0 (0 to 0)	0 (0 to 0)	0 (0 to 0)	0
Cutaneous and mucocutaneous leishmaniasis	0 (0 to 0)	0 (0 to 0)	0 (0 to 0)	0 (0 to 0)	0 (0 to 0)	0 (0 to 0)	0 (0 to 0)	0 (0 to 0)	0 (0 to 0)	0 (0 to 0)	0 (0 to 0)	0 (0 to 0)	0 (0 to 0)	0 (0 to 0)	0 (0 to 0)	0 (0 to 0)	0 (0 to 0)	0 (0 to 0)	0 (0 to 0)	0 (0 to 0)	0 (0 to 0)	0 (0 to 0)	0 (0 to 0)	0
African trypanosomiasis	0 (0 to 0)	0 (0 to 0)	0 (0 to 0)	0 (0 to 0)	0 (0 to 0)	0 (0 to 0)	0 (0 to 0)	0 (0 to 0)	0 (0 to 0)	0 (0 to 0)	0 (0 to 0)	0 (0 to 0)	0 (0 to 0)	0 (0 to 0)	0 (0 to 0)	0 (0 to 0)	0 (0 to 0)	0 (0 to 0)	0 (0 to 0)	0 (0 to 0)	0 (0 to 0)	0 (0 to 0)	0 (0 to 0)	0
Schistosomiasis	0 (0 to 0)	0 (0 to 0)	0 (0 to 0)	0 (0 to 0)	0 (0 to 0)	0 (0 to 0)	0 (0 to 0)	0 (0 to 0)	0 (0 to 0)	0 (0 to 0)	0 (0 to 0)	0 (0 to 0)	0 (0 to 0)	0 (0 to 0)	0 (0 to 0)	0 (0 to 0)	0 (0 to 0)	0 (0 to 0)	0 (0 to 0)	0 (0 to 0)	0 (0 to 0)	0 (0 to 0)	0 (0 to 0)	0
Cysticercosis	0 (0 to 0)	0 (0 to 0)	0 (0 to 0)	0.2 (0 to 0.9)	0.8 (0 to 3.6)	0.7 (0 to 3.2)	0.6 (0 to 2.8)	0.5 (0 to 2.4)	0.5 (0 to 2.3)	0.4 (0 to 2.1)	0.4 (0 to 2.1)	0.4 (0 to 2.1)	0.4 (0 to 2.1)	0.4 (0 to 2.1)	0.4 (0 to 2.1)	0.4 (0 to 2.1)	0.4 (0 to 2.1)	0.4 (0 to 2.1)	0.4 (0 to 2.1)	0.4 (0 to 2.1)	0.4 (0 to 2.1)	0.4 (0 to 2.1)	16.2
Cystic echinococcosis	0 (0 to 0)	0 (0 to 0)	0 (0 to 0)	0 (0 to 0)	0 (0 to 0)	0 (0 to 0)	0 (0 to 0)	0 (0 to 0)	0 (0 to 0)	0 (0 to 0)	0 (0 to 0)	0 (0 to 0)	0 (0 to 0)	0 (0 to 0)	0 (0 to 0)	0 (0 to 0)	0 (0 to 0)	0 (0 to 0)	0 (0 to 0)	0 (0 to 0)	0 (0 to 0)	0 (0 to 0)	0 (0 to 0)	0
Lymphatic filariasis	0 (0 to 0)	0 (0 to 0)	0 (0 to 0)	0 (0 to 0)	0 (0 to 0)	0 (0 to 0)	0 (0 to 0)	0 (0 to 0)	0 (0 to 0)	0 (0 to 0)	0 (0 to 0)	0 (0 to 0)	0 (0 to 0)	0 (0 to 0)	0 (0 to 0)	0 (0 to 0)	0 (0 to 0)	0 (0 to 0)	0 (0 to 0)	0 (0 to 0)	0 (0 to 0)	0 (0 to 0)	0 (0 to 0)	0
Onchocerciasis	0 (0 to 0)	0 (0 to 0)	0 (0 to 0)	0 (0 to 0)	0 (0 to 0)	0 (0 to 0)	0 (0 to 0)	0 (0 to 0)	0 (0 to 0)	0 (0 to 0)	0 (0 to 0)	0 (0 to 0)	0 (0 to 0)	0 (0 to 0)	0 (0 to 0)	0 (0 to 0)	0 (0 to 0)	0 (0 to 0)	0 (0 to 0)	0 (0 to 0)	0 (0 to 0)	0 (0 to 0)	0 (0 to 0)	0
Trachoma	0 (0 to 0)	0 (0 to 0)	0 (0 to 0)	0 (0 to 0)	0 (0 to 0)	0 (0 to 0)	0 (0 to 0)	0 (0 to 0)	0 (0 to 0)	0 (0 to 0)	0 (0 to 0)	0 (0 to 0)	0 (0 to 0)	0 (0 to 0)	0 (0 to 0)	0 (0 to 0)	0 (0 to 0)	0 (0 to 0)	0 (0 to 0)	0 (0 to 0)	0 (0 to 0)	0 (0 to 0)	0 (0 to 0)	0
Dengue	0 (0 to 0)	0 (0 to 0)	0 (0 to 0)	0 (0 to 0)	0 (0 to 0)	0 (0 to 0)	0 (0 to 0)	0 (0 to 0)	0 (0 to 0)	0 (0 to 0)	0 (0 to 0)	0 (0 to 0)	0 (0 to 0)	0 (0 to 0)	0 (0 to 0)	0 (0 to 0)	0 (0 to 0)	0 (0 to 0)	0 (0 to 0)	0 (0 to 0)	0 (0 to 0)	0 (0 to 0)	0 (0 to 0)	0
Yellow fever	0 (0 to 0)	0 (0 to 0)	0 (0 to 0)	0 (0 to 0)	0 (0 to 0)	0 (0 to 0)	0 (0 to 0)	0 (0 to 0)	0 (0 to 0)	0 (0 to 0)	0 (0 to 0)	0 (0 to 0)	0 (0 to 0)	0 (0 to 0)	0 (0 to 0)	0 (0 to 0)	0 (0 to 0)	0 (0 to 0)	0 (0 to 0)	0 (0 to 0)	0 (0 to 0)	0 (0 to 0)	0 (0 to 0)	0
Rabies	0 (0 to 0)	0 (0 to 0)	0 (0 to 0)	0 (0 to 0)	0 (0 to 0)	0 (0 to 0)	0 (0 to 0)	0 (0 to 0)	0 (0 to 0)	0 (0 to 0)	0 (0 to 0)	0 (0 to 0)	0 (0 to 0)	0 (0 to 0)	0 (0 to 0)	0 (0 to 0)	0 (0 to 0)	0 (0 to 0)	0 (0 to 0)	0 (0 to 0)	0 (0 to 0)	0 (0 to 0)	0 (0 to 0)	0
Intestinal nematode infections	0 (0 to 0)	0 (0 to 0)	0 (0 to 0)	0 (0 to 0)	0 (0 to 0)	0 (0 to 0)	0 (0 to 0)	0 (0 to 0)	0 (0 to 0)	0 (0 to 0)	0 (0 to 0)	0 (0 to 0)	0 (0 to 0)	0 (0 to 0)	0 (0 to 0)	0 (0 to 0)	0 (0 to 0)	0 (0 to 0)	0 (0 to 0)	0 (0 to 0)	0 (0 to 0)	0 (0 to 0)	0 (0 to 0)	0
Ascariasis	0 (0 to 0)	0 (0 to 0)	0 (0 to 0)	0 (0 to 0)	0 (0 to 0)	0 (0 to 0)	0 (0 to 0)	0 (0 to 0)	0 (0 to 0)	0 (0 to 0)	0 (0 to 0)	0 (0 to 0)	0 (0 to 0)	0 (0 to 0)	0 (0 to 0)	0 (0 to 0)	0 (0 to 0)	0 (0 to 0)	0 (0 to 0)	0 (0 to 0)	0 (0 to 0)	0 (0 to 0)	0 (0 to 0)	0
Trichuriasis	0 (0 to 0)	0 (0 to 0)	0 (0 to 0)	0 (0 to 0)	0 (0 to 0)	0 (0 to 0)	0 (0 to 0)	0 (0 to 0)	0 (0 to 0)	0 (0 to 0)	0 (0 to 0)	0 (0 to 0)	0 (0 to 0)	0 (0 to 0)	0 (0 to 0)	0 (0 to 0)	0 (0 to 0)	0 (0 to 0)	0 (0 to 0)	0 (0 to 0)	0 (0 to 0)	0 (0 to 0)	0 (0 to 0)	0
Hookworm disease	0 (0 to 0)	0 (0 to 0)	0 (0 to 0)	0 (0 to 0)	0 (0 to 0)	0 (0 to 0)	0 (0 to 0)	0 (0 to 0)	0 (0 to 0)	0 (0 to 0)	0 (0 to 0)	0 (0 to 0)	0 (0 to 0)	0 (0 to 0)	0 (0 to 0)	0 (0 to 0)	0 (0 to 0)	0 (0 to 0)	0 (0 to 0)	0 (0 to 0)	0 (0 to 0)	0 (0 to 0)	0 (0 to 0)	0
Food-borne trematodiases	0 (0 to 0)	0 (0 to 0)	0 (0 to 0)	0 (0 to 0)	0 (0 to 0)	0 (0 to 0)	0 (0 to 0)	0 (0 to 0)	0 (0 to 0)	0 (0 to 0)	0 (0 to 0)	0 (0 to 0)	0 (0 to 0)	0 (0 to 0)	0 (0 to 0)	0 (0 to 0)	0 (0 to 0)	0 (0 to 0)	0 (0 to 0)	0 (0 to 0)	0 (0 to 0)	0 (0 to 0)	0 (0 to 0)	0
Leprosy	0 (0 to 0)	0 (0 to 0)	0 (0 to 0)	0 (0 to 0)	0 (0 to 0)	0 (0 to 0)	0 (0 to 0)	0 (0 to 0)	0 (0 to 0)	0 (0 to 0)	0 (0 to 0)

Other neoplasms	0·4 (0·2 to 0·6)	0·2 (0·1 to 0·4)	0·6 (0·4 to 1·0)	0·7 (0·4 to 1·2)	0·4 (0·3 to 0·5)	0·7 (0·4 to 1·2)	1 (0·6 to 1·6)	0·6 (0·4 to 1·4)	1·3 (0·7 to 2·3)	1·4 (0·7 to 2·5)	1·6 (1·1 to 2·1)	2·9 (1·6 to 4·3)	4·6 (2·6 to 7·3)	4·6 (2·6 to 7·3)	9·8 (5·6 to 15·3)	28·1 (17·4 to 31·8)	33 (19·6 to 53·7)	47·6 (27·1 to 76·4)	63 (37·4 to 99·8)	59·5 (34·3 to 102)	53·4 (30·7 to 84·2)	37·1 (21·0 to 59·5)	14·4 (8·2 to 22·7)	4·7 (2·9 to 7·7)	360
Mesothelioma; meningioma; other and unspecified neoplasms of brain	0·4 (0·2 to 0·6)	0·2 (0·1 to 0·4)	0·6 (0·4 to 1·0)	0·7 (0·4 to 1·2)	0·4 (0·3 to 0·5)	0·7 (0·4 to 1·2)	1 (0·6 to 1·6)	0·6 (0·4 to 1·4)	1·3 (0·7 to 2·3)	1·4 (0·7 to 2·5)	1·6 (1·1 to 2·1)	2·9 (1·6 to 4·3)	4·6 (2·6 to 7·3)	4·6 (2·6 to 7·3)	9·8 (5·6 to 15·3)	28·1 (17·4 to 31·8)	33 (19·6 to 53·7)	47·6 (27·1 to 76·4)	63 (37·4 to 99·8)	59·5 (34·3 to 102)	53·4 (30·7 to 84·2)	37·1 (21·0 to 59·5)	14·4 (8·2 to 22·7)	4·7 (2·9 to 7·7)	360
Benign and in situ intestinal neoplasms	0 (0 to 0)	0 (0 to 0)	0 (0 to 0)	0 (0 to 0)	0 (0 to 0)	0 (0 to 0)	0 (0 to 0)	0 (0 to 0)	0 (0 to 0)	0 (0 to 0)	0 (0 to 0)	0 (0 to 0)	0 (0 to 0)	0 (0 to 0)	0 (0 to 0)	0 (0 to 0)	0 (0 to 0)	0 (0 to 0)	0 (0 to 0)	0 (0 to 0)	0 (0 to 0)	0 (0 to 0)	0 (0 to 0)	0 (0 to 0)	0 (0 to 0)	0
Benign and in situ cervical and uterine neoplasms	0 (0 to 0)	0 (0 to 0)	0 (0 to 0)	0 (0 to 0)	0 (0 to 0)	0 (0 to 0)	0 (0 to 0)	0 (0 to 0)	0 (0 to 0)	0 (0 to 0)	0 (0 to 0)	0 (0 to 0)	0 (0 to 0)	0 (0 to 0)	0 (0 to 0)	0 (0 to 0)	0 (0 to 0)	0 (0 to 0)	0 (0 to 0)	0 (0 to 0)	0 (0 to 0)	0 (0 to 0)	0 (0 to 0)	0 (0 to 0)	0 (0 to 0)	0
Benign and in situ neoplasms, other	0 (0 to 0)	0 (0 to 0)	0 (0 to 0)	0 (0 to 0)	0 (0 to 0)	0 (0 to 0)	0 (0 to 0)	0 (0 to 0)	0 (0 to 0)	0 (0 to 0)	0 (0 to 0)	0 (0 to 0)	0 (0 to 0)	0 (0 to 0)	0 (0 to 0)	0 (0 to 0)	0 (0 to 0)	0 (0 to 0)	0 (0 to 0)	0 (0 to 0)	0 (0 to 0)	0 (0 to 0)	0 (0 to 0)	0 (0 to 0)	0 (0 to 0)	0
Cardiovascular diseases	9·2 (5·9 to 13·4)	7·1 (4·6 to 9·9)	40·3 (27·8 to 56·2)	17·4 (14·3 to 21·3)	15 (11·5 to 19·4)	22 (16·7 to 28·2)	60·7 (47·2 to 76·8)	90·6 (67·4 to 115)	158 (111 to 220)	295 (196 to 397)	361 (272 to 472)	454 (326 to 572)	752 (585 to 937)	1,220 (1,000 to 1,500)	2,260 (1,760 to 2,870)	3,210 (2,630 to 4,190)	3,930 (3,160 to 4,910)	4,040 (3,210 to 4,870)	4,480 (3,660 to 5,430)	3,670 (3,040 to 4,710)	2,190 (1,730 to 2,720)	2,920 (2,120 to 3,890)	1,290 (1,070 to 1,480)	525 (460 to 612)	32,600
Rheumatic heart disease	0 (0 to 0)	0 (0 to 0)	0·4 (0·3 to 0·6)	0·3 (0·2 to 0·4)	0·3 (0·2 to 0·4)	0·7 (0·5 to 1·0)	0·6 (0·4 to 1·0)	1·2 (0·7 to 2·0)	2·6 (1·4 to 3·9)	2·6 (1·4 to 4·2)	3·6 (2·1 to 5·3)	5·7 (2·9 to 8·7)	9·7 (5·2 to 14·8)	9·4 (4·9 to 14·1)	19·7 (9·9 to 30·1)	9·4 (4·9 to 20·4)	19·4 (12·3 to 24)	21·7 (13·1 to 29·4)	19·6 (11·6 to 29·4)	12·3 (7·1 to 18·9)	8·6 (5·1 to 13·4)	2·6 (1·6 to 4·1)	0·6 (0·3 to 1·1)	159
Ischemic heart disease	0 (0 to 0)	0 (0 to 0)	0 (0 to 0)	0 (0 to 0)	0 (0 to 0)	9·6 (6·6 to 13·1)	17·7 (12·3 to 24·7)	38·3 (26·7 to 51·4)	96·2 (66·3 to 132)	199 (133 to 263)	383 (294 to 493)	684 (529 to 866)	1,060 (1,000 to 1,760)	2,210 (1,630 to 2,930)	3,210 (2,630 to 4,190)	3,930 (3,160 to 4,910)	4,040 (3,210 to 4,870)	4,480 (3,660 to 5,430)	3,670 (3,040 to 4,710)	2,190 (1,730 to 2,720)	2,920 (2,120 to 3,890)	1,290 (1,070 to 1,480)	525 (460 to 612)	18,800
Stroke	1·3 (0·8 to 2·4)	0·8 (0·5 to 1·4)	3·2 (2·3 to 4·7)	2·7 (2·0 to 3·4)	3·7 (2·9 to 4·5)	17·5 (9·5 to 31·2)	22·4 (14·2 to 31·3)	23·7 (15·1 to 34·9)	48 (29·7 to 71·8)	70·7 (46·2 to 105)	99·7 (72·1 to 132)	159 (112·5 to 222)	282 (202·5 to 382)	455 (324·5 to 612)	553 (413·5 to 730)	670 (472·4 to 893)	804 (619·5 to 1,040)	764 (580·2 to 1,000)	652 (497·5 to 852)	513 (391·5 to 671)	358 (272·5 to 469)	233 (161·5 to 322)	84·6 (62·1 to 109)	5,480
Ischemic stroke	0·6 (0·4 to 1·5)	0·6 (0·3 to 1·1)	1·9 (1·2 to 3·1)	1·3 (0·9 to 1·8)	2·3 (1·7 to 2·9)	9·7 (5·4 to 17·3)	8·7 (5·4 to 13·1)	9·9 (4·6 to 17)	12·9 (6·7 to 20·1)	19·3 (11·4 to 29·4)	22·6 (14·4 to 32·4)	39·9 (25·4 to 56·2)	69·4 (47·5 to 96·7)	124 (87·1 to 169)	201 (150 to 262)	271 (205 to 353)	424 (320 to 545)	471 (340 to 618)	432 (322 to 566)	197 (144 to 264)	147 (106 to 199)	84 (60 to 116)	34 (25 to 46)	2,810
Intracerebral hemorrhage	0·5 (0·2 to 0·9)	0·3 (0·1 to 0·6)	1·1 (0·7 to 1·6)	0·9 (0·6 to 1·3)	0·9 (0·6 to 1·2)	3·2 (2·2 to 4·4)	6·9 (4·4 to 9·7)	9·4 (6·1 to 13·4)	11·2 (7·2 to 16·2)	20·4 (13·2 to 29·5)	34·6 (24·1 to 46·6)	44·6 (31·1 to 60·1)	74·5 (52·1 to 100)	133 (93·2 to 179)	210 (148·1 to 283)	348 (245·1 to 469)	506 (356·2 to 682)	564 (397·1 to 760)	511 (359·7 to 688)	427 (300·6 to 575)	307 (216·2 to 413)	197 (138·7 to 265)	72·1 (50·7 to 97·1)	11·9 (8·4 to 16)	3,960
Subarachnoid hemorrhage	0·2 (0·2 to 0·4)	0·2 (0·1 to 0·4)	0·7 (0·4 to 1·4)	0·4 (0·2 to 0·9)	0·7 (0·4 to 2·2)	1·4 (0·8 to 3·4)	1·7 (0·9 to 4·7)	2·4 (1·2 to 6·5)	3·4 (1·7 to 9·5)	5·1 (2·5 to 14·2)	6·4 (3·2 to 17·9)	7·9 (4·1 to 22·1)	10·4 (5·4 to 29·1)	14·7 (7·6 to 41·1)	19·2 (9·9 to 53·8)	23·5 (12·1 to 65·8)	28·1 (14·5 to 78·7)	29·5 (15·2 to 82·6)	27·1 (14·0 to 75·8)	21·7 (11·2 to 60·7)	15·4 (7·9 to 43·1)	10·2 (5·3 to 28·6)	4·2 (2·2 to 11·8)	1·9 (1·0 to 5·3)	316
Non-rheumatic valvular heart disease	0 (0 to 0)	0 (0 to 0)	0 (0 to 0)	0 (0 to 0)	0 (0 to 0)	0 (0 to 0)	0 (0 to 0)	0 (0 to 0)	0 (0 to 0)	0 (0 to 0)	0 (0 to 0)	0 (0 to 0)	0 (0 to 0)	0 (0 to 0)	0 (0 to 0)	0 (0 to 0)	0 (0 to 0)	0 (0 to 0)	0 (0 to 0)	0 (0 to 0)	0 (0 to 0)	0 (0 to 0)	0 (0 to 0)	0 (0 to 0)	0 (0 to 0)	0
Non-rheumatic calcific aortic valve disease	0 (0 to 0)	0 (0 to 0)	0 (0 to 0)	0 (0 to 0)	0 (0 to 0)	0 (0 to 0)	0·5 (0·3 to 1·4)	1·8 (0·5 to 1·7)	2·2 (0·9 to 3·4)	4·6 (1·4 to 5·2)	7·4 (3·4 to 7·6)	9·6 (4·3 to 10·9)	17·7 (9·4 to 19·1)	27·4 (14·7 to 29·6)	43·9 (24·1 to 47·5)	59·8 (33·1 to 64·7)	77·1 (42·9 to 83·5)	84·6 (47·3 to 91·7)	77·5 (43·5 to 84)	59·2 (33·4 to 64·2)	41·7 (23·7 to 45·1)	26·9 (15·4 to 29·1)	9·8 (5·7 to 10·6)	2·4 (1·5 to 2·6)	479
Non-rheumatic degenerative mitral valve disease	0 (0 to 0)	0 (0 to 0)	0 (0 to 0)	0 (0 to 0)	0 (0 to 0)	0 (0 to 0)	0·2 (0·2 to 0·6)	0·6 (0·3 to 1·1)	1·3 (0·7 to 2·3)	2·6 (1·3 to 3·7)	4·1 (1·9 to 5·4)	5·4 (2·5 to 7·1)	9·7 (4·5 to 12·8)	15·1 (7·1 to 19·9)	24·2 (11·4 to 31·8)	33·1 (15·6 to 43·5)	42·6 (20·1 to 56·1)	46·7 (22·1 to 61·5)	42·8 (20·2 to 56·3)	32·7 (15·4 to 43)	23 (10·9 to 30·3)	14·8 (7·1 to 19·5)	5·4 (2·6 to 7·1)	1·3 (0·6 to 1·8)	264
Other non-rheumatic valve diseases	0 (0 to 0)	0 (0 to 0)	0 (0 to 0)	0 (0 to 0)	0 (0 to 0)	0 (0 to 0)	0 (0 to 0·1)	0·1 (0 to 0·3)	0·2 (0 to 0·5)	0·4 (0 to 0·9)	0·6 (0 to 1·3)	0·8 (0 to 1·7)	1·4 (0 to 3·1)	2·2 (0 to 4·8)	3·5 (0 to 7·7)	4·8 (0 to 10·5)	6·2 (0 to 13·6)	6·8 (0 to 14·8)	6·2 (0 to 13·5)	4·7 (0 to 10·2)	3·3 (0 to 7·2)	2·1 (0 to 4·6)	0·8 (0 to 1·8)	0·2 (0 to 0·4)	38
Cardiomyopathy and myocarditis	4·7 (2·7 to 7·6)	3·7 (2·2 to 5·9)	17·9 (11·4 to 28·4)	9·6 (6·9 to 11·3)	7·1 (3·9 to 9·8)	9·6 (7·1 to 12·5)	29·3 (19·4 to 39·3)	44 (28·7 to 57·8)	79·6 (49·3 to 114)	154 (92·1 to 211)	187 (129·5 to 253)	235 (167·3 to 314)	384 (276·5 to 506)	634 (473·3 to 814)	1,170 (944·4 to 1,450)	1,660 (1,370·0 to 2,020)	2,040 (1,660 to 2,470)	2,090 (1,670 to 2,530)	1,900 (1,510 to 2,310)	1,420 (1,130 to 1,730)	1,130 (894 to 1,380)	667 (527 to 813)	272 (214 to 331)	64 (49·0 to 80·6)	1,300
Myocarditis	0·2 (0·1 to 0·4)	0·1 (0·1 to 0·3)	0·5 (0·3 to 1·0)	0·3 (0·2 to 0·6)	0·2 (0·1 to 0·4)	0·3 (0·2 to 0·6)	0·8 (0·5 to 1·4)	1·1 (0·6 to 1·8)	2·1 (1·2 to 3·3)	3·7 (2·1 to 5·7)	4·7 (2·7 to 7·1)	5·9 (3·4 to 8·9)	9·6 (5·5 to 14·5)	15·7 (9·1 to 23·7)	29·1 (16·8 to 43·9)	41·3 (23·9 to 62·3)	50·7 (29·3 to 76·6)	51·9 (30·1 to 78·4)	47·2 (27·3 to 71·3)	35·3 (20·4 to 53·3)	25·9 (15·0 to 39·1)	16·4 (9·5 to 24·8)	5·9 (3·4 to 8·9)	1·5 (0·9 to 2·2)	89·2
Alcoholic cardiomyopathy	0 (0 to 0)	0 (0 to 0)	0 (0 to 0)	0 (0 to 0)	0 (0 to 0)	0·4 (0·3 to 0·5)	0·8 (0·6 to 1·2)	1·4 (0·9 to 2·1)	2·8 (1·7 to 4·2)	5·1 (2·9 to 7·6)	7·4 (4·1 to 11)	10·3 (5·6 to 15·4)	17·2 (9·3 to 25·6)	27·3 (14·7 to 40·6)	43·8 (23·6 to 65·2)	60·8 (32·7 to 90·7)	74·7 (40·1 to 111)	77·1 (41·4 to 115)	70·2 (37·7 to 104)	52·3 (28·1 to 78)	38·3 (20·6 to 57)	24·3 (13·1 to 36·2)	8·7 (4·7 to 13)	2·2 (1·2 to 3·3)	132
Other cardiomyopathy	4·1 (2·4 to 6·6)	3·1 (1·8 to 4·9)	12·4 (7·9 to 18·4)	6·9 (4·9 to 8·1)	5·2 (2·8 to 7·2)	5·3 (3·9 to 7·1)	17·2 (11·4 to 22·9)	21·6 (13·7 to 30·5)	29·2 (17·6 to 46·4)	33·2 (20·2 to 49·6)	42·9 (27·6 to 62·6)	48·7 (29·7 to 70·4)	72·1 (47·6 to 104)	98·5 (67·1 to 132)	133·0 (98·9 to 180)	160·5 (122·1 to 206)	180·5 (138·1 to 232)	174·0 (133·1 to 224)	151·1 (114·1 to 196)	113·1 (85·1 to 147)	83·3 (62·1 to 108)	53·4 (39·1 to 69·3)	19·4 (14·2 to 25·2)	4·9 (3·6 to 6·4)	1,210
Atrial fibrillation and flutter	0 (0 to 0)	0 (0 to 0)	0 (0 to 0)	0 (0 to 0)	0 (0 to 0)	0 (0 to 0)	0 (0 to 0)	0 (0 to 0)	0 (0 to 0)	0 (0 to 0)	0 (0 to 0)	0 (0 to 0)	0 (0 to 0)	0 (0 to 0)	0 (0 to 0)	0 (0 to 0)	0 (0 to 0)	0 (0 to 0)	0 (0 to 0)	0 (0 to 0)	0 (0 to 0)	0 (0 to 0)	0 (0 to 0)	0 (0 to 0)	0 (0 to 0)	0
Aortic aneurysm	—	—	—	—	—	1·2 (0·8 to 1·6)	2·2 (1·1 to 3·1)	4·1 (2·2 to 5·6)	7·4 (3·9 to 11·2)	12·3 (7·4 to 19·4)	19·5 (10·2 to 33·3)	23·3 (10·2 to 39·3)	39·4 (20·3 to 67·2)	64·7 (33·4 to 110)	94·6 (49·2 to 161)	129·0 (67·3 to 220)	169·0 (88·2 to 288)	177·6 (92·7 to 303)	161·2 (84·2 to 275)	124·4 (64·9 to 212)	88·2 (46·0 to 150)	56·5 (29·5 to 96·4)	20·5 (10·7 to 35)	5·1 (2·7 to 8·7)	1,750
Endocarditis	0·2 (0·2 to 0·3)	0·2 (0·1 to 0·3)	0·6 (0·4 to 0·8)	0·5 (0·3 to 0·6)	0·4 (0·3 to 0·5)	0·6 (0·4 to 0·8)	2·2 (1·4 to 3·1)	4·5 (2·7 to 6·3)	7·4 (4·1 to 10·7)	9·6 (5·1 to 14·1)	11·7 (6·3 to 20·4)	15·3 (8·0 to 26)	21·8 (12·2 to 37)	28·7 (15·2 to 48·7)	39·2 (20·7 to 66·5)	47·7 (25·2 to 80·9)	51·9 (27·4 to 88·1)	49·2 (26·0 to 83·5)	40·2 (21·2 to 68·2)	29·3 (15·5 to 49·7)	21·5 (11·3 to 36·4)	9·6 (5·1 to 16·2)	3·6 (1·9 to 6·1)	269
Other cardiovascular and circulatory diseases	2·3 (1·5 to 3·7)	2·3 (1·3 to 4)	13·7 (7·8 to 24·2)	6·4 (4·2 to 8·6)	4·9 (2·4 to 6·8)	7·6 (5·2 to 10·5)	7·2 (4·6 to 10·1)	9·3 (5·3 to 13·7)	16·6 (9·3 to 24·2)	27·2 (15·1 to 39·8)	45·8 (26·2 to 66·2)	63·2 (36·2 to 91·4)	92·6 (53·1 to 133)	142·8 (84·9 to 205)	194·4 (117·1 to 279)	242·9 (147·1 to 348)	284·9 (172·6 to 409)	290·3 (175·8 to 416)	254·1 (154·1 to 364)	199·2 (120·7 to 286)	144·3 (87·4 to 207)	89·3 (54·1 to 128)	32·4 (19·6 to 46·5)	8·1 (4·9 to 11·6)	2,260
Chronic respiratory diseases	0 (0 to 0)	0·1 (0·1 to 0·2)	180 (159 to 206)	293 (259 to 330)	239 (213 to 268)	168 (149 to 189)	107 (95·1 to 120)	159 (139 to 182)	113 (98·1 to 130)	132 (112 to 154)	161 (132 to 197)	221 (182 to 267)	291 (222 to 367)	480 (369 to 621)	819 (649 to 1,010)	1,150 (943 to 1,410)	1,460 (1,200 to 1,790)	1,730 (1,440 to 2,090)	1,430 (1,200 to 1,730)	1,130 (942 to 1,360)	892 (739 to 1,070)	492 (398 to 612)	248 (210 to 291)	86·7 (68·9 to 104)	11,200
Chronic obstructive pulmonary disease	0 (0 to 0)	0 (0 to 0·1)	2·4 (1·9 to 3·1)	4·4 (3·4 to 5·7)	3·4 (2·6 to 4·3)	2·5 (1·9 to 3·2)	1·6 (1·2 to 2·1)	2·4 (1·8 to 3·1)	4·2 (3·1 to 5·4)	7·1 (5·1 to 9·3)	9·6 (6·8 to 12·4)	13·2 (9·2 to 17·2)	20·4 (14·1 to 26·5)	32·1 (22·2 to 41·8)	48·2 (33·3 to 62·7)	64·1 (44·3 to 83·4)	77·1 (53·3 to 100)	80·1 (55·4 to 104)	70·2 (48·5 to 91·4)	54·1 (37·4 to 70·4)	39·7 (27·4 to 51·7)	25·2 (17·4 to 32·8)	9·1 (6·3 to 11·8)	2·3 (1·6 to 3)	1,150
Pneumoconiosis	0 (0 to 0)	0 (0 to 0)	0 (0 to 0)	0 (0 to 0)	0 (0 to 0)	0 (0 to 0·1)	0 (0 to 0·1)	0 (0 to 0·1)	0 (0 to 0·1)	0 (0 to 0·1)	0 (0 to 0·1)	0 (0 to 0·1)	0 (0 to 0·1)	0 (0 to 0·1)	0 (0 to 0·1)	0 (0 to 0·1)	0 (0 to 0·1)	0 (0 to 0·1)	0 (0 to 0·1)	0 (0 to 0·1)	0 (0 to 0·1)	0 (0 to 0·1)	0 (0 to 0·1)	0 (0 to 0·1)	0 (0 to 0·1)	0
Silicosis	0 (0 to 0)	0 (0 to 0)	0 (0 to 0)	0 (0 to 0)	0 (0 to 0)	0 (0 to 0)	0 (0 to 0)	0 (0 to 0)	0 (0 to 0)	0 (0 to 0·1)	0 (0 to 0·1)	0 (0 to 0·1)	0 (0 to 0·1)	0 (0 to 0·1)	0 (0 to 0·1)	0 (0 to 0·1)	0 (0 to 0·1)	0 (0 to 0·1)	0 (0 to 0·1)	0 (0 to 0·1)	0 (0 to 0·1)	0 (0 to 0·1)	0 (0 to 0·1)	0 (0 to 0·1)	0 (0 to 0·1)	0
Asbestosis	0 (0 to 0)	0 (0 to 0)	0 (0 to 0)	0 (0 to 0)	0 (0 to 0)	0 (0 to 0)	0 (0 to 0)	0 (0 to 0)	0 (0 to 0)	0 (0 to 0·1)	0 (0 to 0·1)	0 (0 to 0·1)	0 (0 to 0·1)	0 (0 to 0·1)	0 (0 to 0·1)	0 (0 to 0·1)	0 (0 to 0·1)	0 (0 to 0·1)	0 (0 to 0·1)	0 (0 to 0·1)	0 (0 to 0·1)	0 (0 to 0·1)	0 (0 to 0·1)	0 (0 to 0·1)	0 (0 to 0·1)	0
Coal workers pneumoconiosis	0 (0 to 0)	0 (0 to 0)	0 (0 to 0)	0 (0 to 0)	0 (0 to 0)	0 (0 to 0)	0 (0 to 0)	0 (0 to 0)	0 (0 to 0)	0 (0 to 0)	0 (0 to 0)	0 (0 to 0)	0 (0 to 0)	0 (0 to 0)	0 (0 to 0)	0 (0 to 0)	0 (0 to 0)	0 (0 to 0)	0 (0 to 0)	0 (0 to 0)	0 (0 to 0)	0 (0 to 0)	0 (0 to 0)	0 (0 to 0)	0 (0 to 0)	0
Other pneumoconiosis	0 (0 to 0)	0 (0 to 0)	0 (0 to 0)	0 (0 to 0)	0 (0 to 0)	0 (0 to 0)	0 (0 to 0·1)	0 (0 to 0·1)	0 (0 to 0·1)	0 (0 to 0·1)	0 (0 to 0·1)	0 (0 to 0·1)	0 (0 to 0·1)	0 (0 to 0·1)	0 (0 to 0·1)	0 (0 to 0·1)	0 (0 to 0·1)	0 (0 to 0·1)	0 (0 to 0·1)	0 (0 to 0·1)	0 (0 to 0·1)	0 (0 to 0·1)	0 (0 to 0·1)	0 (0 to 0·1)	0 (0 to 0·1)	0
Asthma	0 (0 to 0)	0 (0 to 0)	271 (98·4 to 285)	271 (161 to 435)	194 (132 to 396)	229 (79·2 to 207)	121 (73·3 to 239)	89·6 (51·9 to 124)	81·4 (51·9 to 124)	81·2 (51·9 to 124)	89·6 (58·6 to 139)	89·3 (50·2 to 121)	89·6 (58·6 to 139)	89·3 (58·6 to 139)	89·4 (61·6 to 140)	110 (71·4 to 160)	112 (72·9 to 160)	103 (68·7 to 151)	89·6 (61·2 to 136)	89·6 (61·6 to 140)	89·6 (61·6 to 140)	89·6 (61·6 to 140)	89·6 (61·6 to 140)	89·6 (61·6 to 140)	1,950
Interstitial lung disease and pulmonary sarcoidosis	0 (0 to 0)	0 (0 to 0)	0 (0 to 0)	0 (0 to 0)	0 (0 to 0)	1·2 (1·1 to 1·3)	0·6 (0·6 to 0·7)	0·8 (0·7 to 1·0)	0·9 (0·8 to 1·1)	1·1 (0·9 to 1·3)	1·2 (1·0 to 1·4)	1·3 (1·1 to 1·5)	1·4 (1·2 to 1·6)	1·4 (1·2 to 1·6)	1·4 (1·2 to 1·6)	1·4 (1·2 to 1·6)	1·4 (1·2 to 1·6)	1·4 (1·2 to 1·6)	1·4 (1·2 to 1·6)	1·4 (1·2 to 1·6)	1·4 (1·2 to 1·6)	1·4 (1·2 to 1·6)	1·4 (1·2 to 1·6)	1·4 (1·2 to 1·6)	197
Other chronic respiratory diseases	0 (0 to 0)	0 (0 to 0)	0 (0 to 0)	0 (0 to 0)	0 (0 to 0)	0 (0 to 0)	0 (0 to 0)	0 (0 to 0)	0 (0 to 0)	0 (0 to 0)	0 (0 to 0)	0 (0 to 0)	0 (0 to 0)	0 (0 to 0)	0 (0 to 0)	0 (0 to 0)	0 (0 to 0)	0 (0 to 0)	0 (0 to 0)	0 (0 to 0)	0 (0 to 0)	0 (0 to 0)	0 (0 to 0)	0 (0 to 0)	0 (0 to 0)	0
Digestive diseases	2·7 (2·3 to 3·2)	2·2 (2·0 to 2·5)	17·2 (14·9 to 20·1)	7·9 (7·0 to 9·2)	12·3 (10·3 to 14·5)	29·5 (25·9 to 33·1)	54·9 (47·9 to 62·4)	96·7 (84·2 to 108)	194 (170·0 to 218)	267 (233·0 to 300)	276 (242·0 to 311)	479 (419·0 to 539)	784 (686·0 to 882)	772 (675·0 to 869)	1,190 (1,040 to 1,340)	1,550 (1,360 to 1,750)	1,660 (1,450 to 1,870)	1,670 (1,460 to 1,880)	1,560 (1,360 to 1,760)	1,270 (1,110 to 1,430)	1,020 (892 to 1,150)	777 (679 to 875)	396 (346 to 446)	79·1 (69·2 to 89·1)	26,900
Cirrhosis and other chronic liver diseases	0 (0 to 0)	0 (0 to 0)	1·8 (1·1 to 2·8)	0·8 (0·5 to 1·2)	0·7 (0·4 to 1·1)	2·4 (1·4 to 3·6)	8·1 (5·1 to 12·1)	26·4 (16·7 to 39·1)	59·1 (37·5 to 87·1)	105 (67·1 to 155)	165 (106 to 243)	232 (148 to 342)	372 (239 to 549)	696 (447 to 1,030)	944 (606 to 1,390)	1,210 (777 to 1,790)	1,460 (939 to 2,150)	1,560 (1,000 to 2,300)	1,460 (939 to 2,150)	1,190 (764 to 1,750)	954 (613 to 1,410)	727 (467 to 1,070)	370 (238 to 545)	74·1 (47·6 to 109)	12,100
Cirrhosis and other chronic liver diseases due to hepatitis B	0 (0 to 0)	0 (0 to 0)	0·4 (0·2 to 0·6)	0·2 (0·1 to 0·3)	0·2 (0·1 to 0·3)	0·5 (0·3 to 0·7)	2·1 (1·2 to 3·1)	7·1 (4·2 to 10·4)	16·1 (9·7 to 24·1)	34·5 (20·4 to 51·1)	62·1 (37·1 to 92·1)	103 (61·5 to 153)	165 (98·1 to 245)	199 (120·0 to 295)	310 (187·0 to 460)	402 (242·0 to 596)	486 (293·0 to 721)	518 (312·0 to 768)	486 (293·0 to 721)	395 (238·0 to 586)	317 (191·0 to 470)	241 (145·0 to 358)	123 (74·1 to 183)	24·6 (14·8 to 36·5)	4,020
Cirrhosis and other chronic liver diseases due to hepatitis C	0 (0 to 0)	0 (0 to 0·1)	0 (0 to 0·1)	0·1 (0 to 0·1)	0·1 (0 to 0·1)	0·3 (0·2 to 0·5)	1·1 (0·6 to 1·7)	3·6 (2·1 to 5·3)	8·1 (4·8 to 12·2)	17·4 (10·3 to 25·9)	31·2 (18·7 to 46·5)	52·1 (31·1 to 77·6)	83·1 (49·6 to 123)	100 (59·7 to 149)	156 (93·2 to 232)	202 (121·0 to 300)	244 (146·0 to 363)	261 (156·0 to 387)	244 (146·0 to 363)	199 (119·0 to 295)	159 (95·2 to 237)	121 (72·4 to 180)	62·1 (37·2 to 92·2)	12·4 (7·4 to 18·4)	2,020
Cirrhosis and other chronic liver diseases due to alcohol use	0 (0 to 0)	0 (0 to 0)	0 (0 to 0)	0 (0 to 0)	0 (0 to 0)	0·2 (0·1 to 0·3)	0·6 (0·4 to 0·9)	2·1 (1·3 to 3·1)	4·8 (2·9 to 7·1)	10·2 (6·1 to 15·1)	18·4 (11·0 to 27·3)	30·8 (18·4 to 45·7)	49·1 (29·3 to 72·8)	59·2 (35·3 to 87·8)	92·2 (55·0 to 137)	120 (71·6 to 178)	144 (86·2 to 214)	154 (92·1 to 229)	144 (86·2 to 214)	118 (70·4 to 175)	94·2 (56·2 to 140)	71·7 (42·8 to 106)	36·7 (21·9 to 54·4)	7·3 (4·4 to 10·8)	1,030
Cirrhosis and other chronic liver diseases due to NAFLD	0 (0 to 0)	0 (0 to 0)	0 (0 to 0)	0 (0 to 0)	0 (0 to 0)	0·1 (0 to 0·1)	0·3 (0·2 to 0·4)	1·3 (0·8 to 1·8)	3·1 (1·9 to 4·3)	6·6 (3·9 to 9·2)	12·0 (7·1 to 16·6)	20·1 (11·9 to 27·7)	32·1 (19·1 to 44·2)	38·6 (23·0 to 53·2)	59·8 (35·6 to 82·4)	78·1 (46·5 to 107)	93·5 (55·7 to 129)	100 (59·7 to 138)	93·5 (55·7 to 129)	76·4 (45·5 to 105)	60·8 (36·2 to 83·8)	46·5 (27·7 to 64·1)	23·7 (14·1 to 32·7)	4·7 (2·8 to 6·5)	329
Cirrhosis and other chronic liver diseases due to other causes	0 (0 to 0)	1·6 (1·1 to 2·7)	9·7 (6·5 to 16·1)	5·6 (3·8 to 8·2)	4·2 (2·8 to 6·2)	7·4 (5·0 to 10·8)	6·2 (4·2 to 9·1)	8·1 (5·4 to 11·9)	13·9 (9·3 to 20·4)	23·6 (15·8 to 34·6)	39·9 (26·7 to 58·5)	63·2 (42·3 to 92·7)	100 (67·0 to 147)	121 (81·0 to 178)	188 (126·0 to 276)	244 (163·0 to 358)	294 (197·0 to 431)	314 (210·0 to 461)	294 (197·0 to 431)	239 (160·0 to 351)	192 (129·0 to 282)	146 (98·0 to 215)	74·4 (49·8 to 109)	14·9 (10·0 to 21·9)	2,430
Upper digestive system diseases	0·5 (0·3 to 0·8)	0·4 (0·2 to 0·7)	1·1 (0·7 to 1·7)	0·5 (0·3 to 0·8)	0·6 (0·4 to 0·9)	1·2 (0·8 to 1·8)	2·2 (1·4 to 3·2)	3·4 (2·2 to 5·1)	5·6 (3·6 to 8·3)	8·1 (5·2 to 12·1)	11·4 (7·3 to 17·1)	16·1 (10·3 to 24·2)	25·2 (16·1 to 37·9)	39·2 (25·1 to 58·9)	57·9 (37·1 to 87·1)	74·4 (47·6 to 112)	84·1 (53·8 to 126)	84·1 (53·8 to 126)	74·4 (47·6 to 112)	57·9 (37·1 to 87·1)	43·9 (28·1 to 66·1)	29·7 (19·0 to 44·6)	11·4 (7·3 to 17·1)	1·9 (1·2 to 2·9)	662
Peptic ulcer disease	0·1 (0·1 to 0·2)	0·1 (0·1 to 0·2)	0·3 (0·2 to 0·5)	0·2 (0·1 to 0·3)	0·2 (0·2 to 0·4)	0·4 (0·3 to 0·6)	0·7 (0·5 to 1·1)	1·2 (0·8 to 1·8)	2·1 (1·4 to 3·2)	3·2 (2·1 to 4·7)	4·7 (3·1 to 6·7)	6·7 (4·4 to 9·5)	10·6 (7·0 to 15·1)	16·7 (11·0 to 23·7)	24·9 (16·4 to 35·4)	32·4 (21·3 to 46·1)	37·1 (24·4 to 52·7)	37·1 (24·4 to 52·7)	32·4 (21·3 to 46·1)	25·4 (16·7 to 36·1)	19·5 (12·8 to 27·7)	13·4 (8·8 to 19·1)	5·2 (3·4 to 7·4)	0·9 (0·6 to 1·3)	157
Gastritis and duodenitis	0 (0 to 0)	0 (0 to 0)	0 (0 to 0)	0 (0 to 0)	0 (0 to 0)	0·1 (0 to 0·2)	0·2 (0·1 to 0·4)	0·4

Congenital birth defects	328 (200 to 482)	105 (76 to 151)	246 (172 to 356)	89.7 (68.1 to 121)	44.7 (34 to 58.4)	41 (30.1 to 59.3)	50.6 (38.6 to 69.4)	43.6 (30.2 to 59.9)	39.4 (28.1 to 53)	34.5 (24.7 to 48.2)	31.6 (22.4 to 43.4)	29.6 (19.6 to 39.4)	29.5 (20.4 to 37.1)	31.8 (22.6 to 42.1)	35.2 (25.2 to 46.4)	29.4 (21.2 to 39.2)	19.6 (14 to 29.7)	5 (3 to 7.7)	2.6 (1.6 to 4.4)	1.5 (0.9 to 2.4)	0.7 (0.4 to 1.2)	0.3 (0.2 to 0.5)	0.1 (0.1 to 0.2)	1,230
Neural tube defects	39.4 (19.3 to 62.1)	4.6 (2.4 to 8.6)	13.2 (6.1 to 27.7)	11.4 (5.3 to 20.6)	1.1 (0.7 to 1.7)	1.1 (0.7 to 1.7)	2.1 (0.8 to 3.1)	1.4 (0.6 to 2.4)	1.4 (0.6 to 2.4)	1.1 (0.7 to 1.6)	1 (0.6 to 1.6)	0.7 (0.4 to 1.2)	0.7 (0.4 to 1.1)	0.5 (0.3 to 0.9)	0.3 (0.2 to 0.5)	0.2 (0.2 to 0.4)	0.2 (0.1 to 0.3)	0 (0 to 0)	0 (0 to 0)	0 (0 to 0)	0 (0 to 0)	0 (0 to 0)	0 (0 to 0)	78.7
Congenital heart anomalies	284 (174 to 428)	89 (64 to 139)	208 (134 to 318)	76.1 (57 to 105)	37.9 (29.1 to 51.5)	34.7 (25.5 to 48.1)	42.9 (32.7 to 59.4)	37 (25.6 to 51)	33.4 (23.8 to 46.1)	29.3 (20.9 to 40.9)	26.8 (19.1 to 37.2)	25.1 (16.6 to 33.5)	25 (17.3 to 33.2)	27 (19.2 to 37.2)	29.8 (21.4 to 40.1)	24.9 (17.9 to 34.5)	16.6 (11.9 to 25.2)	4.2 (2.7 to 6.3)	2.2 (1.4 to 3.7)	1.3 (0.8 to 2.1)	0.6 (0.4 to 1)	0.3 (0.2 to 0.4)	0.1 (0.1 to 0.2)	349
Orofacial clefts	0 (0 to 0.1)	0 (0 to 0)	0.2 (0.1 to 0.4)	0.4 (0.2 to 0.6)	0.3 (0.2 to 0.5)	0.3 (0.2 to 0.5)	0.3 (0.2 to 0.5)	0.3 (0.2 to 0.5)	0.3 (0.2 to 0.5)	0.3 (0.2 to 0.4)	0.3 (0.2 to 0.4)	0.3 (0.2 to 0.4)	0.3 (0.2 to 0.4)	0.3 (0.2 to 0.4)	0.3 (0.2 to 0.4)	0.3 (0.2 to 0.4)	0.3 (0.1 to 0.4)	0.2 (0.1 to 0.3)	0.1 (0.1 to 0.2)	0.1 (0 to 0.1)	0.1 (0 to 0.1)	0 (0 to 0.1)	0 (0 to 0)	0
Down syndrome	3.6 (1.6 to 7.4)	1.5 (0.8 to 2.9)	7.6 (4.2 to 13.4)	2.7 (1.7 to 4.3)	2.1 (1.3 to 3.1)	2.4 (1.6 to 3.5)	1.9 (1.2 to 2.9)	3.2 (2.1 to 4.7)	3.1 (2.2 to 4.3)	2.7 (2.1 to 3.7)	3.2 (2.3 to 4.6)	2.2 (1.2 to 3.5)	3 (2 to 4.1)	2.9 (2 to 4.1)	8.9 (6.1 to 11)	12.2 (7.5 to 18.4)	19.1 (12.6 to 29.6)	4.3 (2.4 to 7)	1.7 (0.9 to 3.1)	0.5 (0.2 to 1.3)	0.2 (0.1 to 0.6)	0 (0 to 0.1)	0 (0 to 0)	80.1
Turner syndrome	0 (0 to 0)	0 (0 to 0)	0 (0 to 0)	0 (0 to 0)	0 (0 to 0)	0 (0 to 0)

SR Table 2c: District of Columbia DALYS by cause and age group for males with 95% uncertainty intervals, 2019

Cause	Early Neonatal	Late Neonatal	Post Neonatal	1 to 4	5 to 9	10 to 14	15 to 19	20 to 24	25 to 29	30 to 34	35 to 39	40 to 44	45 to 49	50 to 54	55 to 59	60 to 64	65 to 69	70 to 74	75 to 79	80 to 84	85 to 89	90 to 94	95 plus	Total
All causes	1,429 (1,158 to 2,322)	1,429 (331 to 3,427)	1,429 (1,132 to 2,160)	1,429 (622 to 1,270)	1,429 (453 to 1,245)	1,429 (474 to 1,195)	1,429 (1,062 to 2,748)	1,429 (3,856 to 5,462)	1,429 (4,202 to 6,690)	1,429 (4,975 to 6,989)	1,429 (7,080 to 9,443)	1,429 (5,705 to 8,140)	1,429 (5,992 to 8,760)	1,429 (6,777 to 9,492)	1,429 (7,349 to 11,482)	1,429 (7,458 to 11,400)	1,429 (7,379 to 10,665)	1,429 (6,320 to 9,392)	1,429 (4,906 to 8,062)	1,429 (3,445 to 5,900)	1,429 (1,739 to 3,966)	1,429 (1,050 to 1,210)	112,000
Communicable, maternal, neonatal, and nutritional diseases	1,430 (623 to 2,556)	329 (227 to 462)	479 (272 to 685)	200 (157 to 267)	142 (103 to 213)	92.8 (69.6 to 126)	96.5 (70.7 to 152)	177 (120 to 313)	409 (241 to 665)	533 (406 to 837)	635 (542 to 781)	644 (456 to 933)	686 (479 to 977)	692 (452 to 998)	533 (315 to 882)	478 (319 to 830)	321 (244 to 633)	217 (160 to 397)	162 (126 to 312)	118 (84 to 251)	90.4 (64 to 199)	84.4 (39 to 179)	8,230
HIV/AIDS and sexually transmitted infections	0.3 (0.2 to 0.6)	0.1 (0.1 to 0.2)	11.4 (9.4 to 13.4)	9.8 (7.7 to 9.1)	2.2 (2.7 to 3.8)	2.1 (1.1 to 2.4)	9.7 (4.6 to 7)	29.6 (22.7 to 39.7)	182 (147 to 229)	282 (232 to 362)	368 (321 to 449)	397 (286 to 498)	385 (311 to 479)	360 (282 to 468)	308 (222 to 427)	206 (128 to 326)	123 (74 to 204)	70 (41 to 120)	16 (9.1 to 28.9)	2.6 (1.7 to 4.2)	0.8 (0.4 to 1.5)	0.4 (0.2 to 0.6)	2,750
HIV/AIDS	0 (0 to 0)	0 (0 to 0)	11.2 (9.2 to 13.4)	9.6 (7.5 to 9.1)	2.2 (2.7 to 3.8)	2 (1.1 to 2.3)	9.4 (4.4 to 6.9)	28.6 (21.9 to 37.7)	182 (144 to 223)	282 (232 to 356)	364 (318 to 445)	394 (284 to 493)	382 (309 to 474)	360 (281 to 466)	308 (222 to 426)	206 (128 to 326)	123 (72 to 203)	70 (41 to 120)	16 (9.1 to 28.9)	2.6 (1.7 to 4.2)	0.8 (0.4 to 1.5)	0.4 (0.2 to 0.6)	2,730
HIV/AIDS - Drug-susceptible Tuberculosis	0 (0 to 0)	0 (0 to 0)	0.2 (0.1 to 0.3)	0.1 (0 to 0.1)	0 (0 to 0.1)	0.1 (0 to 0.1)	0.4 (0.1 to 0.9)	2.6 (1.4 to 4.2)	4.8 (2.9 to 7.3)	9.5 (5.9 to 14.5)	8.1 (5.1 to 12.3)	3.3 (2.6 to 3.3)	4.3 (3.6 to 5.2)	3.8 (2.9 to 4.9)	2.6 (1.7 to 3.9)	1.4 (0.9 to 2.1)	0.8 (0.5 to 1.2)	0.2 (0.1 to 0.3)	0.1 (0 to 0.1)	0 (0 to 0.1)	0 (0 to 0.1)	0 (0 to 0)	39.5
HIV/AIDS - Multidrug-resistant Tuberculosis without extensive drug resistance	0 (0 to 0)	0 (0 to 0)	0 (0 to 0)	0 (0 to 0)	0 (0 to 0)	0 (0 to 0)	0 (0 to 0.1)	0 (0 to 0.1)	0.1 (0 to 0.2)	0.2 (0 to 0.3)	0.2 (0 to 0.3)	0.2 (0 to 0.3)	0.2 (0 to 0.3)	0.1 (0 to 0.2)	0 (0 to 0.1)	0 (0 to 0.1)	0 (0 to 0.1)	0 (0 to 0)	0 (0 to 0)	0 (0 to 0)	0 (0 to 0)	0 (0 to 0)	0 (0 to 0)	1.2
HIV/AIDS - Extensively drug-resistant Tuberculosis	0 (0 to 0)	0 (0 to 0)	0 (0 to 0)	0 (0 to 0)	0 (0 to 0)	0 (0 to 0)	0 (0 to 0)	0 (0 to 0)	0 (0 to 0)	0 (0 to 0)	0 (0 to 0)	0 (0 to 0)	0 (0 to 0)	0 (0 to 0)	0 (0 to 0)	0 (0 to 0)	0 (0 to 0)	0 (0 to 0)	0 (0 to 0)	0 (0 to 0)	0 (0 to 0)	0 (0 to 0)	0 (0 to 0)	0.3
HIV/AIDS resulting in other diseases	0 (0 to 0)	0 (0 to 0)	11 (9.2 to 12.2)	9.7 (8.2 to 7.9)	2.2 (2.7 to 3.8)	2 (1.1 to 2.3)	9.3 (4.3 to 6.8)	28 (20.9 to 37.1)	177 (140 to 220)	263 (221 to 339)	355 (311 to 434)	388 (277 to 488)	377 (304 to 471)	352 (275 to 462)	302 (218 to 420)	202 (126 to 321)	122 (73 to 202)	70 (41 to 120)	16 (9.1 to 28.9)	2.6 (1.7 to 4.2)	0.8 (0.4 to 1.5)	0.4 (0.2 to 0.6)	2,680
Sexually transmitted infections excluding HIV	0.3 (0.2 to 0.6)	0.1 (0.1 to 0.2)	0.2 (0.1 to 0.4)	0.2 (0 to 0.2)	0.1 (0 to 0.2)	0.1 (0 to 0.2)	0.3 (0.2 to 0.6)	1 (0.5 to 1.7)	0.4 (0.2 to 0.8)	0.4 (0.2 to 0.9)	0.4 (0.2 to 0.9)	0.3 (0.2 to 0.6)	0.3 (0.2 to 0.6)	0.3 (0.2 to 0.6)	0.3 (0.2 to 0.6)	0.3 (0.2 to 0.6)	0.2 (0.1 to 0.3)	0.2 (0.1 to 0.3)	0.1 (0 to 0.2)	0.1 (0 to 0.2)	0.1 (0 to 0.2)	0.1 (0 to 0.2)	284
Syphilis	0 (0 to 0)	0 (0 to 0)	0.2 (0.1 to 0.2)	0.1 (0 to 0.1)	0 (0 to 0)	0 (0 to 0)	0.1 (0 to 0.1)	0.3 (0.1 to 0.5)	0.2 (0.1 to 0.4)	0.3 (0.1 to 0.6)	0.3 (0.1 to 0.6)	0.2 (0.1 to 0.4)	0.2 (0.1 to 0.4)	0.2 (0.1 to 0.4)	0.2 (0.1 to 0.4)	0.2 (0.1 to 0.4)	0.1 (0 to 0.2)	0.1 (0 to 0.2)	0.1 (0 to 0.2)	0.1 (0 to 0.2)	0.1 (0 to 0.2)	0.1 (0 to 0.2)	0.1 (0 to 0.2)	15
Chlamydial infection	0 (0 to 0)	0 (0 to 0)	0 (0 to 0)	0 (0 to 0)	0 (0 to 0)	0 (0 to 0)	0 (0 to 0)	0 (0 to 0.1)	0 (0 to 0.1)	0 (0 to 0.1)	0 (0 to 0.1)	0 (0 to 0.1)	0 (0 to 0.1)	0 (0 to 0.1)	0 (0 to 0)	0 (0 to 0)	0 (0 to 0)	0 (0 to 0)	0 (0 to 0)	0 (0 to 0)	0 (0 to 0)	0 (0 to 0)	0 (0 to 0)	0.8
Gonococcal infection	0 (0 to 0)	0 (0 to 0)	0 (0 to 0)	0 (0 to 0)	0 (0 to 0)	0 (0 to 0)	0 (0 to 0.1)	0 (0 to 0.2)	0 (0 to 0.2)	0 (0 to 0.2)	0 (0 to 0.2)	0 (0 to 0.2)	0 (0 to 0.1)	0 (0 to 0.1)	0 (0 to 0.1)	0 (0 to 0.1)	0 (0 to 0)	0 (0 to 0)	0 (0 to 0)	0 (0 to 0)	0 (0 to 0)	0 (0 to 0)	0 (0 to 0)	0.9
Trichomoniasis	0 (0 to 0)	0 (0 to 0)	0 (0 to 0)	0 (0 to 0)	0 (0 to 0)	0 (0 to 0)	0 (0 to 0)	0 (0 to 0.2)	0 (0 to 0.4)	0 (0 to 0.4)	0 (0 to 0.3)	0 (0 to 0.3)	0 (0 to 0.2)	0 (0 to 0.2)	0 (0 to 0.1)	0 (0 to 0.1)	0 (0 to 0.1)	0 (0 to 0)	0 (0 to 0)	0 (0 to 0)	0 (0 to 0)	0 (0 to 0)	0 (0 to 0)	0.8
Genital herpes	0 (0 to 0)	0 (0 to 0)	0 (0 to 0)	0 (0 to 0)	0 (0 to 0)	0 (0 to 0.1)	0 (0 to 0.1)	1.2 (0.5 to 1.9)	1.6 (0.6 to 2.9)	1.6 (0.6 to 3.8)	1.6 (0.6 to 3.9)	1.6 (0.6 to 3.4)	1.5 (0.6 to 3.2)	1.3 (0.5 to 2.7)	1 (0.3 to 2.3)	0.7 (0.3 to 2.1)	0.4 (0.2 to 1.4)	0.2 (0.1 to 1.1)	0.1 (0.1 to 0.6)	0.1 (0 to 0.3)	0.1 (0 to 0.3)	0.1 (0 to 0.3)	0.1 (0 to 0.3)	11.4
Other sexually transmitted infections	0 (0 to 0)	0 (0 to 0)	0 (0 to 0)	0 (0 to 0)	0 (0 to 0)	0 (0 to 0)	0 (0 to 0.1)	0 (0 to 0.1)	0 (0 to 0.1)	0 (0 to 0.1)	0 (0 to 0.1)	0 (0 to 0.1)	0 (0 to 0.1)	0 (0 to 0.1)	0 (0 to 0)	0 (0 to 0)	0 (0 to 0)	0 (0 to 0)	0 (0 to 0)	0 (0 to 0)	0 (0 to 0)	0 (0 to 0)	0 (0 to 0)	0.1
Respiratory infections and tuberculosis	8.9 (4.6 to 14.9)	9.9 (5.5 to 12.4)	38.1 (22.6 to 58.9)	27.9 (13.9 to 39)	38.1 (22.5) to 58.9	27.9 (13.9 to 39)	38.1 (19.4 to 59.3)	27.9 (9.5 to 52.2)	38.1 (16.2 to 72.1)	27.9 (9.5 to 52.2)	38.1 (16.2 to 72.1)	27.9 (9.5 to 52.2)	38.1 (16.2 to 72.1)	27.9 (9.5 to 52.2)	38.1 (16.2 to 72.1)	27.9 (9.5 to 52.2)	38.1 (16.2 to 72.1)	27.9 (9.5 to 52.2)	38.1 (16.2 to 72.1)	27.9 (9.5 to 52.2)	38.1 (16.2 to 72.1)	27.9 (9.5 to 52.2)	1,690
Tuberculosis	0 (0 to 0)	0 (0 to 0)	0.2 (0.1 to 0.3)	0.1 (0 to 0.1)	0 (0 to 0.1)	0.1 (0 to 0.1)	0.4 (0.1 to 0.9)	2.6 (1.4 to 4.2)	4.8 (2.9 to 7.3)	9.5 (5.9 to 14.5)	8.1 (5.1 to 12.3)	3.3 (2.6 to 3.3)	4.3 (3.6 to 5.2)	3.8 (2.9 to 4.9)	2.6 (1.7 to 3.9)	1.4 (0.9 to 2.1)	0.8 (0.5 to 1.2)	0.2 (0.1 to 0.3)	0.1 (0 to 0.1)	0 (0 to 0.1)	0 (0 to 0.1)	0 (0 to 0)	39.5
Latent tuberculosis infection	0 (0 to 0)	0 (0 to 0)	0 (0 to 0)	0 (0 to 0)	0 (0 to 0)	0 (0 to 0)	0 (0 to 0)	0 (0 to 0)	0 (0 to 0)	0 (0 to 0)	0 (0 to 0)	0 (0 to 0)	0 (0 to 0)	0 (0 to 0)	0 (0 to 0)	0 (0 to 0)	0 (0 to 0)	0 (0 to 0)	0 (0 to 0)	0 (0 to 0)	0 (0 to 0)	0 (0 to 0)	0 (0 to 0)	0
Drug-susceptible tuberculosis	0 (0 to 0)	0 (0 to 0)	0 (0 to 0)	0 (0 to 0)	0 (0 to 0)	0 (0 to 0)	0 (0 to 0)	0 (0 to 0)	0 (0 to 0)	0 (0 to 0)	0 (0 to 0)	0 (0 to 0)	0 (0 to 0)	0 (0 to 0)	0 (0 to 0)	0 (0 to 0)	0 (0 to 0)	0 (0 to 0)	0 (0 to 0)	0 (0 to 0)	0 (0 to 0)	0 (0 to 0)	0 (0 to 0)	0
Multidrug-resistant tuberculosis without extensive drug resistance	0 (0 to 0)	0 (0 to 0)	0 (0 to 0)	0 (0 to 0)	0 (0 to 0)	0 (0 to 0)	0 (0 to 0)	0 (0 to 0)	0 (0 to 0)	0 (0 to 0)	0 (0 to 0)	0 (0 to 0)	0 (0 to 0)	0 (0 to 0)	0 (0 to 0)	0 (0 to 0)	0 (0 to 0)	0 (0 to 0)	0 (0 to 0)	0 (0 to 0)	0 (0 to 0)	0 (0 to 0)	0 (0 to 0)	0
Extensively drug-resistant tuberculosis	0 (0 to 0)	0 (0 to 0)	0 (0 to 0)	0 (0 to 0)	0 (0 to 0)	0 (0 to 0)	0 (0 to 0)	0 (0 to 0)	0 (0 to 0)	0 (0 to 0)	0 (0 to 0)	0 (0 to 0)	0 (0 to 0)	0 (0 to 0)	0 (0 to 0)	0 (0 to 0)	0 (0 to 0)	0 (0 to 0)	0 (0 to 0)	0 (0 to 0)	0 (0 to 0)	0 (0 to 0)	0 (0 to 0)	0
Lower respiratory infections	4.6 (0.5 to 9.8)	8.6 (5.1 to 12.2)	20.1 (10.1 to 39.6)	6.4 (2.6 to 5.3)	3.9 (2.6 to 5.3)	7.4 (5.1 to 9.1)	18.4 (9.8 to 40.4)	25.9 (18.4 to 36.4)	45.1 (32.5 to 63.5)	59.2 (44.6 to 82.1)	54.6 (44.6 to 82.1)	59.2 (47.4 to 82.2)	68.4 (52.7 to 92.1)	92 (64.7 to 143)	97.5 (62.7 to 146)	86.7 (53.2 to 143)	89.9 (56.2 to 151)	84.7 (52.5 to 130)	82.9 (50.5 to 127)	97.8 (59.9 to 169.4)	46.1 (29.3 to 82.4)	1,210
Upper respiratory infections	0 (0 to 0.1)	0.5 (0.3 to 0.7)	28.8 (18.1 to 39.6)	24.8 (13.4 to 42.9)	13.6 (6.2 to 26.9)	19 (12.1 to 29.8)	22.6 (12.1 to 39.8)	36.4 (19.1 to 66.1)	34.2 (18.2 to 61.5)	36.4 (19.2 to 63.6)	30.9 (16.1 to 57.2)	20.6 (11.1 to 37.2)	17.3 (9.2 to 32.8)	15.7 (8.1 to 29.6)	15 (8.1 to 24.6)	9.7 (4.3 to 17.1)	7 (3.8 to 11.4)	4.2 (2.1 to 7)	2.6 (1.4 to 4.2)	1.5 (0.8 to 2.5)	0.9 (0.4 to 1.5)	0.4 (0.2 to 0.7)	322
Otitis media	0 (0 to 0)	1.5 (0.3 to 3.9)	6.2 (2.3 to 13.4)	4.7 (2.4 to 7.8)	2.5 (1.2 to 4.3)	2.3 (1.2 to 3.8)	2.8 (1.4 to 4.7)	4.1 (1.9 to 8.2)	3.9 (1.8 to 8.2)	3.8 (1.8 to 7.9)	2.9 (1.4 to 5.5)	2.7 (1.3 to 5.2)	2.7 (1.2 to 4.8)	2.4 (1.1 to 4.2)	2.2 (1.1 to 3.6)	1.7 (0.8 to 2.9)	1.4 (0.7 to 2.4)	0.7 (0.3 to 1.2)	0.4 (0.2 to 0.8)	0.2 (0.1 to 0.5)	0.2 (0.1 to 0.3)	0.1 (0 to 0.2)	47.1
Enteric infections	11.2 (4.6 to 21.9)	12.9 (1.1 to 27.4)	23.9 (11.2 to 44.6)	21.5 (10.3 to 37.7)	16.3 (8.1 to 29.4)	9.5 (4.7 to 16.4)	10.2 (4.9 to 19.4)	19.4 (7.7 to 43.4)	27.7 (11.3 to 59.7)	29.4 (12.3 to 64.7)	21.1 (9.1 to 46.5)	19.1 (8.2 to 42.1)	23.2 (9.9 to 51.2)	19.5 (7.9 to 43.1)	23.4 (9.7 to 51.9)	20.4 (8.5 to 45.1)	27.3 (11.4 to 60.4)	18.7 (7.8 to 41.3)	20.4 (8.5 to 45.1)	16.7 (6.9 to 36.9)	11.2 (4.6 to 24.8)	8.2 (3.4 to 18.1)	430
Diarrheal diseases	11.2 (4.6 to 21.9)	12.9 (1.1 to 27.4)	23.9 (10.1 to 39.6)	21.5 (8.9 to 37.5)	16.3 (8.1 to 29.4)	9.5 (4.7 to 16.4)	10.2 (4.9 to 19.4)	19.4 (10.4 to 23.4)	27.7 (17.5 to 39.3)	29.4 (19.5 to 42.7)	21.1 (13.1 to 32.3)	19.1 (12.1 to 29.2)	23.2 (15.5 to 33.5)	19.5 (12.1 to 29.2)	23.4 (15.5 to 33.5)	20.4 (12.1 to 29.2)	27.3 (18.7 to 39.5)	18.7 (12.1 to 29.2)	20.4 (12.1 to 29.2)	16.7 (9.7 to 26.7)	11.2 (6.4 to 16.6)	8.2 (4.9 to 14.6)	430
Typhoid and paratyphoid	0 (0 to 0)	0 (0 to 0)	0 (0 to 0)	0 (0 to 0)	0 (0 to 0)	0 (0 to 0)	0 (0 to 0)	0 (0 to 0)	0 (0 to 0)	0 (0 to 0)	0 (0 to 0)	0 (0 to 0)	0 (0 to 0)	0 (0 to 0)	0 (0 to 0)	0 (0 to 0)	0 (0 to 0)	0 (0 to 0)	0 (0 to 0)	0 (0 to 0)	0 (0 to 0)	0 (0 to 0)	0 (0 to 0)	0.3
Typhoid fever	0 (0 to 0)	0 (0 to 0)	0 (0 to 0)	0 (0 to 0)	0 (0 to 0)	0 (0 to 0)	0 (0 to 0)	0 (0 to 0)	0 (0 to 0)	0 (0 to 0)	0 (0 to 0)	0 (0 to 0)	0 (0 to 0)	0 (0 to 0)	0 (0 to 0)	0 (0 to 0)	0 (0 to 0)	0 (0 to 0)	0 (0 to 0)	0 (0 to 0)	0 (0 to 0)	0 (0 to 0)	0 (0 to 0)	0
Paratyphoid fever	0 (0 to 0)	0 (0 to 0)	0 (0 to 0)	0 (0 to 0)	0 (0 to 0)	0 (0 to 0)	0 (0 to 0)	0 (0 to 0)	0 (0 to 0)	0 (0 to 0)	0 (0 to 0)	0 (0 to 0)	0 (0 to 0)	0 (0 to 0)	0 (0 to 0)	0 (0 to 0)	0 (0 to 0)	0 (0 to 0)	0 (0 to 0)	0 (0 to 0)	0 (0 to 0)	0 (0 to 0)	0 (0 to 0)	0.3
Invasive Non-typhoidal Salmonella (iNTS)	0.2 (0 to 0.4)	0.7 (0 to 1.8)	0.6 (0.1 to 1.2)	0.1 (0 to 0.3)	0.1 (0 to 0.3)	0.1 (0 to 0.1)	0.1 (0 to 0.2)	0.2 (0 to 0.5)	0.2 (0 to 0.5)	0.2 (0 to 0.4)	0.2 (0 to 0.4)	0.2 (0 to 0.4)	0.2 (0 to 0.4)	0.2 (0 to 0.4)	0.2 (0 to 0.4)	0.2 (0 to 0.3)	0.2 (0 to 0.3)	0.2 (0 to 0.3)	0.2 (0 to 0.3)	0.2 (0 to 0.3)	0.2 (0 to 0.3)	0.1 (0 to 0.1)	4.2
Other intestinal infectious diseases	0 (0 to 0)	0 (0 to 0)	0.2 (0 to 0.7)	0.2 (0 to 0.4)	0.1 (0 to 0.3)	0.1 (0 to 0.1)	0.1 (0 to 0.2)	0.1 (0 to 0.2)	0.1 (0 to 0.4)	0.1 (0 to 0.4)	0.1 (0 to 0.2)	0.1 (0 to 0.2)	0.1 (0 to 0.2)	0.1 (0 to 0.1)	0.1 (0 to 0.1)	0.1 (0 to 0.1)	0.1 (0 to 0.1)	0.1 (0 to 0.1)	0.1 (0 to 0.1)	0.1 (0 to 0.1)	0.1 (0 to 0.1)	0.1 (0 to 0.1)	0.1 (0 to 0.1)	1
Neglected tropical diseases and malaria	0.2 (0 to 0.5)	0.2 (0 to 0.5)	0.2 (0 to 0.5)	0.2 (0 to 0.7)	0.2 (0 to 0.7)	0.2 (0 to 0.7)	0.2 (0 to 0.5)	0.2 (0 to 0.5)	0.2 (0 to 0.5)	0.2 (0 to 0.5)	0.2 (0 to 0.5)	0.2 (0 to 0.5)	0.2 (0 to 0.5)	0.2 (0 to 0.5)	0.2 (0 to 0.5)	0.2 (0 to 0.5)	0.2 (0 to 0.5)	0.2 (0 to 0.5)	0.2 (0 to 0.5)	0.2 (0 to 0.5)	0.2 (0 to 0.5)	0.2 (0 to 0.5)	0.2 (0 to 0.5)	401.4
Malaria	0 (0 to 0)	0 (0 to 0)	0 (0 to 0)	0 (0 to 0)	0 (0 to 0)	0 (0 to 0)	0 (0 to 0)	0 (0 to 0)	0 (0 to 0)	0 (0 to 0)	0 (0 to 0)	0 (0 to 0)	0 (0 to 0)	0 (0 to 0)	0 (0 to 0)	0 (0 to 0)	0 (0 to 0)	0 (0 to 0)	0 (0 to 0)	0 (0 to 0)	0 (0 to 0)	0 (0 to 0)	0 (0 to 0)	0
Chagas disease	0 (0 to 0)	0 (0 to 0)	0 (0 to 0)	0 (0 to 0)	0 (0 to 0)	0 (0 to 0)	0 (0 to 0)	0 (0 to 0.1)	0 (0 to 0.1)	0 (0 to 0.1)	0 (0 to 0.2)	0 (0 to 0.2)	0 (0 to 0.2)	0 (0 to 0.2)	0 (0 to 0.2)	0 (0 to 0.2)	0 (0 to 0.2)	0 (0 to 0.2)	0 (0 to 0.2)	0 (0 to 0.2)	0 (0 to 0.2)	0 (0 to 0.2)	0 (0 to 0.1)	2.1
Leishmaniasis	0 (0 to 0)	0 (0 to 0)	0 (0 to 0)	0 (0 to 0)	0 (0 to 0)	0 (0 to 0)	0 (0 to 0)	0 (0 to 0)	0 (0 to 0)	0 (0 to 0)	0 (0 to 0)	0 (0 to 0)	0 (0 to 0)	0 (0 to 0)	0 (0 to 0)	0 (0 to 0)	0 (0 to 0)	0 (0 to 0)	0 (0 to 0)	0 (0 to 0)	0 (0 to 0)	0 (0 to 0)	0 (0 to 0)	0
Visceral leishmaniasis	0 (0 to 0)	0 (0 to 0)	0 (0 to 0)	0 (0 to 0)	0 (0 to 0)	0 (0 to 0)	0 (0 to 0)	0 (0 to 0)	0 (0 to 0)	0 (0 to 0)	0 (0 to 0)	0 (0 to 0)	0 (0 to 0)	0 (0 to 0)	0 (0 to 0)	0 (0 to 0)	0 (0 to 0)	0 (0 to 0)	0 (0 to 0)	0 (0 to 0)	0 (0 to 0)	0 (0 to 0)	0 (0 to 0)	0
Cutaneous and mucocutaneous leishmaniasis	0 (0 to 0)	0 (0 to 0)	0 (0 to 0)	0 (0 to 0)	0 (0 to 0)	0 (0 to 0)	0 (0 to 0)	0 (0 to 0)	0 (0 to 0)	0 (0 to 0)	0 (0 to 0)	0 (0 to 0)	0 (0 to 0)	0 (0 to 0)	0 (0 to 0)	0 (0 to 0)	0 (0 to 0)	0 (0 to 0)	0 (0 to 0)	0 (0 to 0)	0 (0 to 0)	0 (0 to 0)	0 (0 to 0)	0
African trypanosomiasis	0 (0 to 0)	0 (0 to 0)	0 (0 to 0)	0 (0 to 0)	0 (0 to 0)	0 (0 to 0)	0 (0 to 0)	0 (0 to 0)	0 (0 to 0)	0 (0 to 0)	0 (0 to 0)	0 (0 to 0)	0 (0 to 0)	0 (0 to 0)	0 (0 to 0)	0 (0 to 0)	0 (0 to 0)	0 (0 to 0)	0 (0 to 0)	0 (0 to 0)	0 (0 to 0)	0 (0 to 0)	0 (0 to 0)	0
Schistosomiasis	0 (0 to 0)	0 (0 to 0)	0 (0 to 0)	0 (0 to 0)	0 (0 to 0)	0 (0 to 0)	0 (0 to 0)	0 (0 to 0)	0 (0 to 0)	0 (0 to 0)	0 (0 to 0)	0 (0 to 0)	0 (0 to 0)	0 (0 to 0)	0 (0 to 0)	0 (0 to 0)	0 (0 to 0)	0 (0 to 0)	0 (0 to 0)	0 (0 to 0)	0 (0 to 0)	0 (0 to 0)	0 (0 to 0)	0
Cysticercosis	0 (0 to 0)	0 (0 to 0)	0 (0 to 0)	0 (0 to 0)	0 (0 to 0)	0 (0 to 0)	0 (0 to 0)	0.3 (0.1 to 0.7)	0.8 (0.3 to 1.8)	1.1 (0.4 to 2.3)	1.1 (0.4 to 2.3)	1.2 (0.5 to 2.3)	1.7 (0.6 to 3.4)	2.7 (0.9 to 4.4)	4.6 (1.5 to 9.6)	6.2 (2.1 to 11.2)	7.5 (2.4 to 13.2)	7.2 (2.4 to 12.6)	6.4 (2.1 to 11.4)	3.8 (1.4 to 7.4)	2.2 (0.7 to 4.1)	1.2 (0.4 to 2.2)	0.6 (0.2 to 1.4)	47.6
Cystic echinococcosis	0 (0 to 0)	0 (0 to 0)	0 (0 to 0)	0 (0 to 0)	0 (0 to 0)	0 (0 to 0)	0 (0 to 0)	0 (0 to 0)	0 (0 to 0)	0 (0 to 0)	0 (0 to 0)	0 (0 to 0)	0 (0 to 0)	0 (0 to 0)	0 (0 to 0)	0 (0 to 0)	0 (0 to 0)	0 (0 to 0)	0 (0 to 0)	0 (0 to 0)	0 (0 to 0)	0 (0 to 0)	0 (0 to 0)	0 (0 to 0)	0.1
Lymphatic filariasis	0 (0 to 0)	0 (0 to 0)	0 (0 to 0)	0 (0 to 0)	0 (0 to 0)	0 (0 to 0)	0 (0 to 0)	0 (0 to 0)	0 (0 to 0)	0 (0 to 0)	0 (0 to 0)	0 (0 to 0)	0 (0 to 0)	0 (0 to 0)	0 (0 to 0)	0 (0 to 0)	0 (0 to 0)	0 (0 to 0)	0 (0 to 0)	0 (0 to 0)	0 (0 to 0)	0 (0 to 0)	0 (0 to 0)	0
Onchocerciasis	0 (0 to 0)	0 (0 to 0)	0 (0 to 0)	0 (0 to 0)	0 (0 to 0)	0 (0 to 0)	0 (0 to 0)	0 (0 to 0)	0 (0 to 0)	0 (0 to 0)	0 (0 to 0)	0 (0 to 0)	0 (0 to 0)	0 (0 to 0)	0 (0 to 0)	0 (0 to 0)	0 (0 to 0)	0 (0 to 0)	0 (0 to 0)	0 (0 to 0)	0 (0 to 0)	0 (0 to 0)	0 (0 to 0)	0
Trachoma	0 (0 to 0)	0 (0 to 0)	0 (0 to 0)	0 (0 to 0)	0 (0 to 0)	0 (0 to 0)	0 (0 to 0)	0 (0 to 0)	0 (0 to 0)	0 (0 to 0)	0 (0 to 0)	0 (0 to 0)	0 (0 to 0)	0 (0 to 0)	0 (0 to 0)	0 (0 to 0)	0 (0 to 0)	0 (0 to 0)	0 (0 to 0)	0 (0 to 0)	0 (0 to 0)	0 (0 to 0)	0 (0 to 0)	0
Dengue	0 (0 to 0)	0 (0 to 0)	0 (0 to 0)	0 (0 to 0)	0 (0 to 0)	0 (0 to 0)	0 (0 to 0)	0 (0 to 0)	0 (0 to 0)	0 (0 to 0)	0 (0 to 0)	0 (0 to 0)	0 (0 to 0)	0 (0 to 0)	0 (0 to 0)	0 (0 to 0)	0 (0 to 0)	0 (0 to 0)	0 (0 to 0)	0 (0 to 0)	0 (0 to 0)	0 (0 to 0)	0 (0 to 0)	0
Yellow fever	0 (0 to 0)	0 (0 to 0)	0 (0 to 0)	0 (0 to 0)	0 (0 to 0)	0 (0 to 0)	0 (0 to 0)	0 (0 to 0)	0 (0 to 0)	0 (0 to 0)	0 (0 to 0)	0 (0 to 0)	0 (0 to 0)	0 (0 to 0)	0 (0 to 0)	0 (0 to 0)	0 (0 to 0)	0 (0 to 0)	0 (0 to 0)	0 (0 to 0)	0 (0 to 0)	0 (0 to 0)	0 (0 to 0)	0
Rabies	0 (0 to 0)	0 (0 to 0)	0 (0 to 0)	0 (0 to 0)	0 (0 to 0)	0 (0 to 0)	0 (0 to 0)	0 (0 to 0)	0 (0 to 0)	0 (0 to 0)	0 (0 to 0)	0 (0 to 0)	0 (0 to 0)	0 (0 to 0)	0 (0 to 0)	0 (0 to 0)	0 (0 to 0)	0 (0 to 0)	0 (0 to 0)	0 (0 to 0)	0 (0 to 0)	0 (0 to 0)	0 (0 to 0)	0.1
Intestinal nematode infections	0 (0 to 0)	0 (0 to 0)	0 (0 to 0)	0 (0 to 0)	0 (0 to 0)	0 (0 to 0)	0 (0 to 0)	0 (0 to 0)	0 (0 to 0)	0 (0 to 0)	0 (0 to 0)	0 (0 to 0)	0 (0 to 0)	0 (0 to 0)	0 (0 to 0)	0 (0 to 0)	0 (0 to 0)	0 (0 to 0)	0 (0 to 0)	0 (0 to 0)	0 (0 to 0)	0 (0 to 0)	0 (0 to 0)	0
Ascariasis	0 (0 to 0)	0 (0 to 0)	0 (0 to 0)	0 (0 to 0)	0 (0 to 0)	0 (0 to 0)	0 (0 to 0)	0 (0 to 0)	0 (0 to 0)	0 (0 to 0)	0 (0 to 0)	0 (0 to 0)	0 (0 to 0)	0 (0 to 0)	0 (0 to 0)	0 (0 to 0)	0 (0 to 0)	0 (0 to 0)	0 (0 to 0)	0 (0 to 0)	0 (0 to 0)	0 (0 to 0)	0 (0 to 0)	0
Trichuriasis	0 (0 to 0)	0 (0 to 0)	0 (0 to 0)	0 (0 to 0)	0 (0 to 0)	0 (0 to 0)	0 (0 to 0)	0 (0 to 0)	0 (0 to 0)	0 (0 to 0)	0 (0 to 0)	0 (0 to 0)	0 (0 to 0)	0 (0 to 0)	0 (0 to 0)	0 (0 to 0)	0 (0 to 0)	0 (0 to 0)	0 (0 to 0)	0 (0 to 0)	0 (0 to 0)	0 (0 to 0)	0 (0 to 0)	0
Hookworm disease	0 (0 to 0)	0 (0 to 0)	0 (0 to 0)	0 (0 to 0)	0 (0 to 0)	0 (0 to 0)	0 (0 to 0)	0 (0 to 0)	0 (0 to 0)	0 (0 to 0)	0 (0 to 0)	0 (0 to 0)	0 (0 to 0)	0 (0 to 0)	0 (0 to 0)	0 (0 to 0)	0 (0 to 0)	0 (0

Other neoplasms	0·3 (0·1 to 0·6)	0·2 (0·1 to 0·4)	0·6 (0·3 to 1·4)	0·6 (0·3 to 1·2)	0·4 (0·2 to 0·8)	0·4 (0·2 to 0·7)	0·5 (0·3 to 0·9)	0·6 (0·3 to 1·1)	1·4 (0·8 to 2·4)	1·6 (0·9 to 3·2)	2·4 (1·4 to 4·6)	2·9 (1·6 to 5·2)	3·4 (2·0 to 6·2)	3·4 (2·0 to 6·2)	5·5 (3·1 to 10)	9·8 (5·3 to 17·9)	14·7 (8·1 to 28·4)	20·1 (12·1 to 37·8)	23·6 (13·9 to 43·4)	22·1 (13·9 to 43·4)	18·6 (11·4 to 36·9)	13·3 (8·9 to 29·2)	7·7 (4·7 to 14·6)	3·4 (1·9 to 6·5)	155
Mesbulastastic, myeloproliferative, and other hemopoietic neoplasms	0·3 (0·1 to 0·6)	0·2 (0·1 to 0·4)	0·6 (0·3 to 1·4)	0·4 (0·2 to 0·8)	0·4 (0·2 to 0·7)	0·5 (0·2 to 0·9)	0·6 (0·3 to 1·1)	1·4 (0·8 to 2·4)	1·8 (0·9 to 3·2)	2·4 (1·4 to 4·6)	2·9 (1·6 to 5·2)	3·4 (2·0 to 6·2)	3·4 (2·0 to 6·2)	5·5 (3·1 to 10)	9·8 (5·3 to 17·9)	14·7 (8·1 to 28·4)	20·1 (12·1 to 37·8)	23·6 (13·9 to 43·4)	22·1 (13·9 to 43·4)	18·6 (11·4 to 36·9)	13·3 (8·9 to 29·2)	7·7 (4·7 to 14·6)	3·4 (1·9 to 6·5)	155
Benign and in situ intestinal neoplasms	0·0 (0·0 to 0·0)	0·0 (0·0 to 0·0)	0·0 (0·0 to 0·0)

Congenital birth defects	255 (1421to477)	90·1 (64·3 to 123)	268 (166·5 to 465)	81·8 (57·4 to 121)	32·7 (24·1to 43·9)	22·0 (16·4 to 30·4)	27·2 (19·6 to 39·1)	31·7 (22·2 to 47·9)	46·7 (31·4 to 67·5)	43·3 (31·5 to 66·4)	38·2 (27·1 to 58·9)	25 (19·1to 38·4)	20·2 (14·6 to 29·8)	17·4 (12·2 to 25·4)	17·2 (11·6 to 26·4)	13·1 (9·2 to 19·2)	8·3 (5·6 to 12)	1·9 (1·1 to 3)	1·1 (0·6 to 1·7)	0·6 (0·3 to 0·9)	0·3 (0·2 to 0·5)	0·2 (0·1 to 0·3)	0·1 (0 to 0·1)	1,040
Neural tube defects	24·3 (11·8 to 47·4)	3·7 (1·9 to 7·1)	19·7 (4·4 to 27·4)	7·6 (3·4 to 14·6)	2·6 (0·9 to 5·1)	2·6 (0·8 to 5·9)	1·1 (0·4 to 3·1)	1·5 (0·6 to 3·4)	1·9 (0·9 to 3·4)	1·3 (0·6 to 2·3)	1·1 (0·5 to 2·2)	0·6 (0·3 to 1·1)	0·4 (0·2 to 0·7)	0·3 (0·2 to 0·6)	0·2 (0·1 to 0·5)	0·1 (0 to 0·2)	0·1 (0 to 0·2)	0 (0 to 0·1)	0 (0 to 0·1)	0 (0 to 0·1)	0 (0 to 0·1)	0 (0 to 0·1)	0 (0 to 0·1)	99·3
Congenital heart anomalies	19·8 (9·1 to 44·2)	3·1 (1·4 to 6·9)	16·4 (3·4 to 22·8)	6·3 (1·7 to 12·3)	2·2 (0·7 to 4·3)	2·2 (0·6 to 4·9)	0·9 (0·3 to 2·3)	1·3 (0·5 to 2·9)	1·6 (0·7 to 2·9)	1·1 (0·5 to 2·3)	0·9 (0·4 to 2·2)	0·5 (0·2 to 1·1)	0·3 (0·1 to 0·7)	0·3 (0·1 to 0·6)	0·2 (0·1 to 0·5)	0·1 (0 to 0·3)	0·1 (0 to 0·2)	0 (0 to 0·1)	0 (0 to 0·1)	0 (0 to 0·1)	0 (0 to 0·1)	0 (0 to 0·1)	0 (0 to 0·1)	282
Orofacial clefts	0 (0 to 0·1)	0 (0 to 0)	0·2 (0·1 to 0·5)	0·1 (0·1 to 0·3)	0·2 (0·1 to 0·3)	0·1 (0·1 to 0·2)	0·1 (0·1 to 0·3)	0·3 (0·1 to 0·5)	0·3 (0·2 to 0·5)	0·3 (0·2 to 0·5)	0·3 (0·2 to 0·5)	0·2 (0·1 to 0·3)	0·2 (0·1 to 0·3)	0·1 (0·1 to 0·2)	0·1 (0·1 to 0·2)	0·1 (0·1 to 0·2)	0·1 (0·1 to 0·2)	0 (0 to 0·1)	0 (0 to 0·1)	0 (0 to 0·1)	0 (0 to 0·1)	0 (0 to 0·1)	0 (0 to 0·1)	3·6
Down syndrome	4·2 (1·9 to 9·7)	1·6 (1 to 3·1)	13·1 (4·6 to 22·6)	2·9 (2·4 to 4·1)	2·4 (1·4 to 3·9)	2·3 (1·3 to 3·8)	2·8 (1·6 to 4·5)	3·8 (2·3 to 5·9)	5·8 (3·6 to 9·3)	5·7 (3·5 to 8·7)	5·4 (3·3 to 8·6)	4·3 (2·7 to 7·2)	2·7 (1·8 to 4·1)	2·1 (1·4 to 3·2)	1·9 (1·2 to 3·1)	1·2 (0·7 to 2)	0·7 (0·4 to 1·2)	0·2 (0 to 0·4)	0·1 (0 to 0·3)	0·1 (0 to 0·2)	0·1 (0 to 0·2)	0·1 (0 to 0·2)	0·1 (0 to 0·2)	80·4
Turner syndrome	0 (0 to 0)	0 (0 to 0)	0 (0 to 0)

SA Table 2a: Florida (HL1) by cause and sex across for males with 95% uncertainty intervals, 2019

Cause	Early Neonatal	Late Neonatal	Post Neonatal	1 to 4	5 to 9	10 to 14	15 to 19	20 to 24	25 to 29	30 to 34	35 to 39	40 to 44	45 to 49	50 to 54	55 to 59	60 to 64	65 to 69	70 to 74	75 to 79	80 to 84	85 to 89	90 to 94	95 plus	Total
All causes	54,000	8,160	24,750	27,000	27,000	29,000	84,000	154,000	154,000	154,000	154,000	154,000	154,000	214,000	376,000	376,000	407,000	409,000	409,000	392,000	350,000	176,000	99,000	60,100	4,033,000
	(50,500 to 58,100)	(7,360 to 9,060)	(22,700 to 27,000)	(25,700 to 28,600)	(21,100 to 34,900)	(22,300 to 36,600)	(68,400 to 100,000)	(139,000 to 169,000)	(139,000 to 169,000)	(139,000 to 169,000)	(139,000 to 169,000)	(139,000 to 169,000)	(139,000 to 169,000)	(195,000 to 233,000)	(330,000 to 421,000)	(330,000 to 421,000)	(359,000 to 455,000)	(359,000 to 459,000)	(359,000 to 459,000)	(344,000 to 440,000)	(310,000 to 390,000)	(153,000 to 199,000)	(87,900 to 110,000)	(49,600 to 69,500)	
Communicable, maternal, neonatal, and nutritional diseases	27,000	5,940	6,940	3,640	4,270	4,980	8,870	6,490	6,920	6,960	7,940	8,750	10,200	13,200	17,000	17,000	16,000	16,000	16,000	8,170	4,040	2,020	1,040	1,040	174,000
	(23,600 to 30,500)	(5,170 to 6,760)	(6,170 to 7,760)	(3,170 to 4,150)	(3,720 to 4,870)	(4,350 to 5,660)	(7,730 to 10,100)	(5,660 to 7,380)	(6,040 to 7,890)	(6,070 to 7,900)	(6,920 to 9,010)	(7,630 to 9,930)	(8,900 to 11,600)	(11,500 to 15,000)	(14,800 to 19,300)	(14,800 to 19,300)	(13,900 to 18,200)	(13,900 to 18,200)	(13,900 to 18,200)	(7,120 to 9,270)	(3,520 to 4,580)	(1,760 to 2,290)	(900 to 1,170)	(900 to 1,170)	
HIV/AIDS and sexually transmitted infections	4.4	1.5	74.0	62.7	39.7	39.4	529	643	1,410	2,420	3,240	3,240	5,170	5,720	6,720	6,720	6,120	4,230	2,420	992	422	215	113	53.3	
	(2.6 to 6.4)	(0.7 to 2.2)	(62 to 88.9)	(53.5 to 79.2)	(33.6 to 47.2)	(32.4 to 48.5)	(380.3 to 1,381	(526 to 819)	(1,070 to 2,310)	(2,100 to 3,410)	(2,670 to 4,290)	(2,670 to 4,290)	(4,000 to 6,800)	(4,690 to 6,390)	(5,490 to 7,290)	(5,530 to 7,710)	(5,060 to 6,890)	(3,490 to 4,790)	(1,790 to 3,420)	(823 to 1,890)	(320 to 833)	(164 to 393)	(87.1 to 197.1)	(11.4 to 239.1)	
HIV/AIDS	4.4	1.5	74.0	62.7	39.7	39.4	529	643	1,410	2,420	3,240	3,240	5,170	5,720	6,720	6,720	6,120	4,230	2,420	992	422	215	113	53.3	37,000
	(2.6 to 6.4)	(0.7 to 2.2)	(62 to 88.9)	(53.5 to 79.2)	(33.6 to 47.2)	(32.4 to 48.5)	(380.3 to 1,381	(526 to 819)	(1,070 to 2,310)	(2,100 to 3,410)	(2,670 to 4,290)	(2,670 to 4,290)	(4,000 to 6,800)	(4,690 to 6,390)	(5,490 to 7,290)	(5,530 to 7,710)	(5,060 to 6,890)	(3,490 to 4,790)	(1,790 to 3,420)	(823 to 1,890)	(320 to 833)	(164 to 393)	(87.1 to 197.1)	(11.4 to 239.1)	(24,700 to 53,300)
HIV/AIDS - Drug-susceptible Tuberculosis	0	0	0.9	0.4	0.3	0.3	0.7	1.6	2.5	2.5	2.5	2.5	3.1	3.1	3.1	3.1	2.6	1.8	0.9	0.3	0.1	0	0	0	377
	(0 to 0)	(0 to 0)	(0.4 to 1.6)	(0.2 to 0.8)	(0.2 to 0.5)	(0.2 to 0.5)	(0.7 to 1.5)	(0.9 to 2.5)	(1.7 to 3.7)	(1.7 to 3.7)	(1.7 to 3.7)	(1.7 to 3.7)	(2.3 to 4.2)	(2.3 to 4.2)	(2.3 to 4.2)	(2.3 to 4.2)	(1.9 to 3.5)	(1.3 to 2.5)	(0.6 to 1.4)	(0.2 to 0.5)	(0.1 to 0.2)	(0 to 0)	(0 to 0)	(0 to 0)	
HIV/AIDS - Multidrug-resistant Tuberculosis without extensive drug resistance	0	0	0	0	0	0	0	0	0	0	0	0	0	0	0	0	0	0	0	0	0	0	0	0	1.8
	(0 to 0)	(0 to 0)	(0 to 0)	(0 to 0)	(0 to 0)	(0 to 0)	(0 to 0)	(0 to 0)	(0 to 0)	(0 to 0)	(0 to 0)	(0 to 0)	(0 to 0)	(0 to 0)	(0 to 0)	(0 to 0)	(0 to 0)	(0 to 0)	(0 to 0)	(0 to 0)	(0 to 0)	(0 to 0)	(0 to 0)	(0 to 0)	
HIV/AIDS - Extensively drug-resistant Tuberculosis	0	0	0	0	0	0	0	0	0	0	0	0	0	0	0	0	0	0	0	0	0	0	0	0	3.3
	(0 to 0)	(0 to 0)	(0 to 0)	(0 to 0)	(0 to 0)	(0 to 0)	(0 to 0)	(0 to 0)	(0 to 0)	(0 to 0)	(0 to 0)	(0 to 0)	(0 to 0)	(0 to 0)	(0 to 0)	(0 to 0)	(0 to 0)	(0 to 0)	(0 to 0)	(0 to 0)	(0 to 0)	(0 to 0)	(0 to 0)	(0 to 0)	
HIV/AIDS resulting in other diseases	0	0	73.0	62.4	39.3	39.1	527	639	1,400	2,410	3,230	3,230	5,160	5,710	6,710	6,710	6,110	4,220	2,410	989	421	214	113	53.2	36,600
	(0 to 0)	(0 to 0)	(99.9 to 88.7)	(52.3 to 79.9)	(33.1 to 47.9)	(32.9 to 47)	(379.2 to 1,74)	(529 to 789)	(1,410 to 2,290)	(2,030 to 3,340)	(2,660 to 4,770)	(2,660 to 4,770)	(3,990 to 6,790)	(4,680 to 6,380)	(5,480 to 7,280)	(5,520 to 7,690)	(5,050 to 6,880)	(3,480 to 4,780)	(1,780 to 3,410)	(822 to 1,880)	(319 to 832)	(163 to 392)	(87.1 to 197.1)	(11.4 to 239.1)	
Sexually transmitted infections, excluding HIV	0.4	0.2	1.1	0.3	0.4	0.3	1.4	3.1	7.1	7.1	7.1	7.1	10.1	13.5	13.5	13.5	11.5	8.4	4.7	2.1	0.9	0.4	0.2	0.2	674
	(0 to 0.4)	(0.1 to 0.2)	(0.5 to 1.9)	(0.1 to 0.7)	(0.2 to 0.8)	(0.1 to 0.6)	(0.7 to 2.6)	(1.7 to 5.2)	(3.7 to 12.1)	(3.7 to 12.1)	(3.7 to 12.1)	(3.7 to 12.1)	(5.4 to 17.6)	(7.2 to 23.5)	(7.2 to 23.5)	(7.2 to 23.5)	(6.1 to 20.1)	(4.5 to 15.2)	(2.5 to 8.5)	(1.1 to 3.8)	(0.5 to 1.7)	(0.2 to 0.7)	(0.1 to 0.4)	(0.1 to 0.4)	
Syphilis	0	0	0.4	0.1	0.1	0.1	0.4	1.1	2.7	2.7	2.7	2.7	4.1	5.6	5.6	5.6	4.8	3.5	1.9	0.8	0.3	0.1	0	0	277
	(0 to 0)	(0 to 0)	(0.1 to 0.7)	(0 to 0.2)	(0 to 0)	(0 to 0)	(0.2 to 0.9)	(0.6 to 1.8)	(1.7 to 4.4)	(1.7 to 4.4)	(1.7 to 4.4)	(1.7 to 4.4)	(2.5 to 6.4)	(3.5 to 8.5)	(3.5 to 8.5)	(3.5 to 8.5)	(2.9 to 7.1)	(2.1 to 5.2)	(1.1 to 2.9)	(0.5 to 1.3)	(0.2 to 0.6)	(0.1 to 0.2)	(0 to 0)	(0 to 0)	
Chlamydial infection	0	0	0	0	0	0	0	0	0	0	0	0	0	0	0	0	0	0	0	0	0	0	0	0	19.5
	(0 to 0)	(0 to 0)	(0 to 0)	(0 to 0)	(0 to 0)	(0 to 0)	(0 to 0)	(0 to 0)	(0 to 0)	(0 to 0)	(0 to 0)	(0 to 0)	(0 to 0)	(0 to 0)	(0 to 0)	(0 to 0)	(0 to 0)	(0 to 0)	(0 to 0)	(0 to 0)	(0 to 0)	(0 to 0)	(0 to 0)	(0 to 0)	
Gonococcal infection	0	0	0	0	0	0	0	0	0	0	0	0	0	0	0	0	0	0	0	0	0	0	0	0	19.7
	(0 to 0)	(0 to 0)	(0 to 0)	(0 to 0)	(0 to 0)	(0 to 0)	(0 to 0)	(0 to 0)	(0 to 0)	(0 to 0)	(0 to 0)	(0 to 0)	(0 to 0)	(0 to 0)	(0 to 0)	(0 to 0)	(0 to 0)	(0 to 0)	(0 to 0)	(0 to 0)	(0 to 0)	(0 to 0)	(0 to 0)	(0 to 0)	
Trichomoniasis	0	0	0	0	0	0	0	0	0	0	0	0	0	0	0	0	0	0	0	0	0	0	0	0	21.6
	(0 to 0)	(0 to 0)	(0 to 0)	(0 to 0)	(0 to 0)	(0 to 0)	(0 to 0)	(0 to 1.9)	(0 to 4.5)	(0 to 4.5)	(0 to 4.5)	(0 to 4.5)	(0 to 6.1)	(0 to 7.3)	(0 to 7.3)	(0 to 7.3)	(0 to 6.3)	(0 to 4.5)	(0 to 2.5)	(0 to 1.1)	(0 to 1.9)	(0 to 0.8)	(0 to 0.4)	(0 to 0.2)	(0 to 0)	
Genital herpes	0	0	0	0	0	0	0	0	0	0	0	0	0	0	0	0	0	0	0	0	0	0	0	0	7.4
	(0 to 0)	(0 to 0)	(0 to 0)	(0 to 0)	(0 to 0)	(0 to 0)	(0 to 0)	(0 to 0)	(0 to 0)	(0 to 0)	(0 to 0)	(0 to 0)	(0 to 0)	(0 to 0)	(0 to 0)	(0 to 0)	(0 to 0)	(0 to 0)	(0 to 0)	(0 to 0)	(0 to 0)	(0 to 0)	(0 to 0)	(0 to 0)	
Other sexually transmitted infections	0.4	0.2	1.1	0.2	0.4	0.2	1.4	3.1	7.1	7.1	7.1	7.1	10.1	13.5	13.5	13.5	11.5	8.4	4.7	2.1	0.9	0.4	0.2	0.2	26.1
	(0 to 0)	(0 to 0)	(0.5 to 1.9)	(0.1 to 0.7)	(0.2 to 0.8)	(0.1 to 0.6)	(0.7 to 2.6)	(1.7 to 5.2)	(3.7 to 12.1)	(3.7 to 12.1)	(3.7 to 12.1)	(3.7 to 12.1)	(5.4 to 17.6)	(7.2 to 23.5)	(7.2 to 23.5)	(7.2 to 23.5)	(6.1 to 20.1)	(4.5 to 15.2)	(2.5 to 8.5)	(1.1 to 3.8)	(0.5 to 1.7)	(0.2 to 0.7)	(0.1 to 0.4)	(0.1 to 0.4)	
Respiratory infections and tuberculosis	64.6	122	1,410	1,190	680	570	1,270	1,290	1,290	1,290	1,460	2,010	2,630	3,690	5,930	5,930	6,270	6,290	6,170	5,720	5,150	2,270	1,160		
	(59 to 70.1)	(104 to 139)	(1,300 to 1,530)	(1,100 to 1,300)	(629 to 732)	(485 to 655)	(1,180 to 1,360)	(791 to 1,720)	(961 to 1,670)	(1,000 to 1,570)	(1,220 to 1,690)	(1,640 to 2,370)	(2,200 to 3,060)	(3,060 to 4,320)	(5,000 to 6,850)	(5,000 to 6,850)	(5,300 to 7,240)	(5,320 to 7,260)	(5,220 to 7,110)	(4,840 to 6,600)	(4,350 to 5,940)	(1,920 to 2,620)	(980 to 1,340)	(1,600 to 2,060)	(47,600)
Tuberculosis	0	0	0.4	0.2	0.2	0.2	0.7	1.6	3.6	3.6	3.6	3.6	4.9	6.5	6.5	6.5	5.6	4.1	2.2	1	0.4	0.2	0.1	0.1	1,140
	(0 to 0)	(0 to 0)	(0.2 to 0.6)	(0.1 to 0.4)	(0 to 0.3)	(0 to 0.3)	(0.4 to 1.1)	(0.9 to 2.5)	(2 to 5.1)	(2 to 5.1)	(2 to 5.1)	(2 to 5.1)	(2.8 to 6.9)	(3.7 to 9.1)	(3.7 to 9.1)	(3.7 to 9.1)	(3.2 to 7.9)	(2.3 to 5.8)	(1.2 to 3.1)	(0.5 to 1.4)	(0.2 to 0.5)	(0.1 to 0.2)	(0 to 0)	(0 to 0)	
Latent tuberculosis infection	0	0	0	0	0	0	0	0	0	0	0	0	0	0	0	0	0	0	0	0	0	0	0	0	
	(0 to 0)	(0 to 0)	(0 to 0)	(0 to 0)	(0 to 0)	(0 to 0)	(0 to 0)	(0 to 0)	(0 to 0)	(0 to 0)	(0 to 0)	(0 to 0)	(0 to 0)	(0 to 0)	(0 to 0)	(0 to 0)	(0 to 0)	(0 to 0)	(0 to 0)	(0 to 0)	(0 to 0)	(0 to 0)	(0 to 0)	(0 to 0)	
Drug-susceptible tuberculosis	0	0	0.4	0.2	0.2	0.2	0.7	1.6	3.6	3.6	3.6	3.6	4.9	6.5	6.5	6.5	5.6	4.1	2.2	1	0.4	0.2	0.1	0.1	
	(0 to 0)	(0 to 0)	(0.2 to 0.6)	(0.1 to 0.4)	(0 to 0.3)	(0 to 0.3)	(0.4 to 1.1)	(0.9 to 2.5)	(2 to 5.1)	(2 to 5.1)	(2 to 5.1)	(2 to 5.1)	(2.8 to 6.9)	(3.7 to 9.1)	(3.7 to 9.1)	(3.7 to 9.1)	(3.2 to 7.9)	(2.3 to 5.8)	(1.2 to 3.1)	(0.5 to 1.4)	(0.2 to 0.5)	(0.1 to 0.2)	(0 to 0)	(0 to 0)	
Multidrug-resistant tuberculosis without extensive drug resistance	0	0	0	0	0	0	0	0	0	0	0	0	0	0	0	0	0	0	0	0	0	0	0	0	
	(0 to 0)	(0 to 0)	(0 to 0)	(0 to 0)	(0 to 0)	(0 to 0)	(0 to 0)	(0 to 0)	(0 to 0)	(0 to 0)	(0 to 0)	(0 to 0)	(0 to 0)	(0 to 0)	(0 to 0)	(0 to 0)	(0 to 0)	(0 to 0)	(0 to 0)	(0 to 0)	(0 to 0)	(0 to 0)	(0 to 0)	(0 to 0)	
Extensively drug-resistant tuberculosis	0	0	0	0	0	0	0	0	0	0	0	0	0	0	0	0	0	0	0	0	0	0	0	0	
	(0 to 0)	(0 to 0)	(0 to 0)	(0 to 0)	(0 to 0)	(0 to 0)	(0 to 0)	(0 to 0)	(0 to 0)	(0 to 0)	(0 to 0)	(0 to 0)	(0 to 0)	(0 to 0)	(0 to 0)	(0 to 0)	(0 to 0)	(0 to 0)	(0 to 0)	(0 to 0)	(0 to 0)	(0 to 0)	(0 to 0)	(0 to 0)	
Upper respiratory infections	0	0	0	0	0	0	0	0	0	0	0	0	0	0	0	0	0	0	0	0	0	0	0	0	
	(0 to 0)	(0 to 0)	(0 to 0)	(0 to 0)	(0 to 0)	(0 to 0)	(0 to 0)	(0 to 0)	(0 to 0)	(0 to 0)	(0 to 0)	(0 to 0)	(0 to 0)	(0 to 0)	(0 to 0)	(0 to 0)	(0 to 0)	(0 to 0)	(0 to 0)	(0 to 0)	(0 to 0)	(0 to 0)	(0 to 0)	(0 to 0)	
Otitis media	0	0	0	0	0	0	0	0	0	0	0	0	0	0	0	0	0	0	0	0	0	0	0	0	
	(0 to 0)	(0 to 0)	(0 to 0)	(0 to 0)	(0 to 0)	(0 to 0)	(0 to 0)	(0 to 0)	(0 to 0)	(0 to 0)	(0 to 0)	(0 to 0)	(0 to 0)	(0 to 0)	(0 to 0)	(0 to 0)	(0 to 0)	(0 to 0)	(0 to 0)	(0 to 0)	(0 to 0)	(0 to 0)	(0 to 0)	(0 to 0)	
Enteric infections	1.6	1.1	27	22	14	11	24	29	29	29	29	29	29	29	29	29	29	29	29	29	29	29	29	29	261
	(1.1 to 2.4)	(0.8 to 1.5)	(19 to 39.6)	(15.4 to 32.3)	(9.6 to 20.1)	(7.4 to 16.2)	(17 to 35.6)	(21 to 44.2)	(21 to 44.1)	(21 to 44.1)	(21 to 44.1)	(21 to 44.1)	(21 to 44.1)	(21 to 44.1)	(21 to 44.1)	(21 to 44.1)	(21 to 44.1)	(21 to 44.1)	(21 to 44.1)	(21 to 44.1)	(21 to 44.1)	(21 to 44.1)	(21 to 44.1)	(21 to 44.1)	(67.1 to 261)
Diarrheal diseases	17.0	28.6	277	462	692	686	477	488	524	529	527	562	667	877	949	954	1,020	1,000	1,000	907	820	343	183	105	13,200
	(11.6 to 25.6)	(20.2 to 39.1)	(197 to 388)	(329 to 648)	(488 to 968)	(482 to 957)	(340 to 666)	(347 to 681)	(373 to 734)	(376 to 741)	(375 to 737)	(400 to 787)	(474 to 933)	(623 to 1,230)	(675 to 1,330)	(679 to 1,340)	(725 to 1,430)	(712 to 1,400)	(712 to 1,400)	(645 to 1,270)	(583 to 1,150)	(244 to 481)	(130 to 257)	(74.5 to 147)	(9,390 to 18,500)
Typhoid and paratyphoid	0	0	0	0	0	0	0	0	0	0	0	0	0	0	0	0	0	0	0	0	0	0	0	0	1.3
	(0 to 0)	(0 to 0)	(0 to 0)	(0 to 0)	(0 to 0)	(0 to 0)	(0 to 0)	(0 to 0)	(0 to 0)	(0 to 0)	(0 to 0)	(0 to 0)	(0 to 0)	(0 to 0)	(0 to 0)	(0 to 0)	(0 to 0)	(0 to 0)	(0 to 0)	(0 to 0)	(0 to 0)	(0 to 0)	(0 to 0)	(0 to 0)	
Typhoid fever	0	0	0	0	0	0	0	0	0	0	0	0	0	0	0	0	0	0	0	0	0	0	0	0	1
	(0 to 0)	(0 to 0)	(0 to 0)	(0 to 0)	(0 to 0)	(0 to 0)	(0 to 0)	(0 to 0)	(0 to 0)	(0 to 0)	(0 to 0)	(0 to 0)	(0 to 0)	(0 to 0)	(0 to 0)	(0 to 0)	(0 to 0)	(0 to 0)	(0 to 0)	(0 to 0)	(0 to 0)	(0 to 0)	(0 to 0)	(0 to 0)	
Paratyphoid fever	0	0	0	0	0	0	0	0	0	0	0	0	0	0	0	0	0	0	0	0	0	0	0	0	
	(0 to 0)	(0 to 0)	(0 to 0)	(0 to 0)	(0 to 0)	(0 to 0)	(0 to 0)	(0 to 0)	(0 to 0)	(0 to 0)	(0 to 0)	(0 to 0)	(0 to 0)	(0 to 0)	(0 to 0)	(0 to 0)	(0 to 0)	(0 to 0)	(0 to 0)	(0 to 0)	(0 to 0)	(0 to 0)	(0 to 0)	(0 to 0)	
Invasive Non-typhoidal Salmonella (iNTS)	0.4	0.2	1.1	0.3	0.4	0.3	1.4	3.1	7.1	7.1	7.1	7.1	10.1	13.5	13.5	13.5	11.5	8.4	4.7	2.1	0.9	0.4	0.2	0.2	546
	(0 to 0.4)	(0.1 to 0.2)	(0.5 to 1.9)	(0.1 to 0.7)	(0.2 to 0.8)	(0.1 to 0.6)	(0.7 to 2.6)	(1.7 to 5.2)	(3.7 to 12.1)	(3.7 to 12.1)	(3.7 to 12.1)	(3.7 to 12.1)	(5.4 to 17.6)	(7.2 to 23.5)	(7.2 to 23.5)	(7.2 to 23.5)	(6.1 to 20.1)	(4.5 to 15.2)	(2.5 to 8.5)	(1.1 to 3.8)	(0.5 to 1.7)	(0.2 to 0.7)	(0.1 to 0.4)	(0.1 to 0.4)	
Cholera	0	0	0	0	0	0	0	0	0	0	0	0	0	0	0	0	0	0	0	0	0	0	0	0	
	(0 to 0)	(0 to 0)	(0 to 0)	(0 to 0)	(0 to 0)	(0 to 0)	(0 to 0)	(0 to 0)	(0 to 0)	(0 to 0)	(0 to 0)	(0 to 0)	(0 to 0)	(0 to 0)	(0 to 0)	(0 to 0)	(0 to 0)	(0 to 0)	(0 to 0)	(0 to 0)	(0 to 0)	(0 to 0)	(0 to 0)	(0 to 0)	
Cryptosporidiosis	0	0	0.1	0.1	0.1	0.1	0.2	0.4	0.5	0.5	0.5	0.5	0.7	0.9	0.9	0.9	0.8	0.6	0.3	0.1	0.1	0	0	0	6
	(0 to 0)	(0 to 0)	(0 to 0.3)	(0 to 0.2)	(0 to 0.1)	(0 to 0.1)	(0 to 0.4)	(0 to 0.9)	(0 to 1.1)	(0 to 1.1)	(0 to 1.1)	(0 to 1.1)	(0 to 1.5)	(0 to 1.9)	(0 to 1.9)	(0 to 1.9)	(0 to 1.7)	(0 to 1.3)	(0 to 0.7)	(0 to 0.3)	(0 to 0.2)	(0 to 0)	(0 to 0)	(0 to 0)	
Cyclosporiasis	0	0	0	0	0	0	0	0	0	0	0	0	0	0	0	0	0	0	0	0	0	0	0	0	
	(0 to 0)	(0 to 0)	(0 to 0)	(0 to 0)	(0 to 0)	(0 to 0)	(0 to 0)	(0 to 0)	(0 to 0)	(0 to 0)	(0 to 0)	(0 to 0)	(0 to 0)	(0 to 0)	(0 to 0)	(0 to 0)	(0 to 0)	(0 to 0)	(0 to 0)	(0 to 0)	(0 to 0)	(0 to 0)	(0 to 0)	(0 to 0)	
Cyclo-isosporiasis	0	0	0	0	0	0	0	0	0	0	0	0	0	0	0	0	0	0	0	0	0	0	0	0	
	(0 to 0)	(0 to 0)	(0 to 0)	(0 to 0)	(0 to 0)	(0 to 0)	(0 to 0)	(0 to 0)	(0 to 0)	(0 to 0)	(0 to 0)	(0 to 0)	(0 to 0)	(0 to 0)	(0 to 0)	(0 to 0)	(0 to 0)	(0 to 0)	(0 to 0)	(0 to 0)	(0 to 0)	(0 to 0)	(0 to 0)	(0 to 0)	
Lymphatic filariasis	0	0	0	0	0	0	0	0	0	0	0	0	0	0	0	0	0	0	0	0	0	0	0	0	
	(0 to 0)	(0 to 0)	(0 to 0)	(0 to 0)	(0 to 0)	(0 to 0)	(0 to 0)	(0 to 0)	(0 to 0)	(0 to 0)	(0 to 0)	(0 to 0)	(0 to 0)	(0 to 0)	(0 to 0)	(0 to 0)	(0 to 0)	(0 to 0)	(0 to 0)	(0 to 0)	(0 to 0)	(0 to 0)	(0 to 0)	(0 to 0)	
Onchocerciasis	0	0	0	0	0	0	0	0	0	0	0	0	0	0	0	0	0	0	0	0	0	0	0	0	
	(0 to 0)	(0 to 0)	(0 to 0)	(0 to 0)	(0 to 0)	(0 to 0)	(0 to 0)	(0 to 0)	(0 to 0)	(0 to 0)	(0 to 0)	(0 to 0)	(0 to 0)	(0 to 0)	(0 to 0)	(0 to 0)	(0 to 0)	(0 to 0)	(0 to 0)	(0 to 0)	(0 to 0)	(0 to 0)	(0 to 0)	(0 to 0)	
Trachoma	0	0	0	0	0	0	0	0	0	0	0	0	0	0	0	0	0	0	0	0	0	0	0	0	
	(0 to 0)	(0 to 0)	(0 to 0)	(0 to 0)	(0 to 0)	(0 to 0)	(0 to 0)	(0 to 0)	(0 to 0)	(0 to 0)	(0 to 0)	(0 to 0)	(0 to 0)	(0 to 0)	(0 to 0)	(0 to 0)	(0 to 0)	(0 to 0)	(0 to 0)	(0 to 0)	(0 to 0)	(0 to 0)	(0 to 0)	(0 to 0)	
Dengue	0.2	0.1	0.6	0.5	0.3	0.3	0.8	1.7	3.9	3.9	3.9	3.9	5.5	7.4	7.4	7.4	6.3	4.6	2.6	1.1	0.5	0.2	0.1	0.1	424
	(0 to 0.2)	(0 to 0.1)	(0.3 to 1.1)	(0.3 to 0.9)	(0.2 to 0.4)	(0.2 to 0.4)	(0.4 to 1.4)	(0.9 to 3.1)	(2.1 to 6.7)	(2.1 to 6.7)	(2.1 to 6.7)	(2.1 to 6.7)	(3 to 9.7)	(4 to 13)	(4 to 13)	(4 to 13)	(3.4 to 11.1)	(2.5 to 8.4)	(1.4 to 4.7)	(0.6 to 2.1)	(0.3 to 0.9)	(0.1 to 0.4)	(0.1 to 0.2)	(0.1 to 0.2)	
Yellow fever	0	0	0	0	0	0	0	0	0	0	0	0	0	0	0	0	0	0	0	0	0	0	0	0	
	(0 to 0)	(0 to 0)	(0 to 0)	(0 to 0)	(0 to 0)	(0 to 0)	(0 to 0)	(0 to 0)	(0 to 0)	(0 to 0)	(0 to 0)	(0 to 0)	(0 to 0)	(0 to 0)	(0 to 0)	(0 to 0)	(0 to 0)	(0 to 0)	(0 to 0)	(0 to 0)	(0 to 0)	(0 to 0)	(0 to 0)	(0 to 0)	
Rabies	0	0	0.2	0.1	0.1	0.1	0.2	0.4	0.5	0.5	0.5	0.5	0.7	0.9	0.9	0.9	0.8	0.6	0.3	0.1	0.1	0	0	0	2.4
	(0 to 0)	(0 to 0)	(0 to 0.3)	(0 to 0.2)	(0 to 0.1)	(0 to 0.1)	(0 to 0.4)	(0 to 0.9)	(0 to 1.1)	(0 to 1.1)	(0 to 1.1)	(0 to 1.1)	(0 to 1.5)	(0 to 1.9)	(0 to 1.9)	(0 to 1.9)	(0 to 1.7)	(0 to 1.3)	(0 to 0.7)	(0 to 0.3)	(0 to 0.2)	(0 to 0)	(0 to 0)	(0 to 0)	
Intestinal nematode infections	0	0	0	0	0	0	0	0	0	0	0	0	0	0	0	0	0	0	0	0	0	0	0	0	
	(0 to 0)	(0 to 0)	(0 to 0)	(0 to 0)	(0 to 0)	(0 to 0)	(0 to 0)	(0 to 0)	(0 to 0)	(0 to 0)	(0 to 0)	(0 to 0)	(0 to 0)	(0 to 0)	(0 to 0)	(0 to 0)	(0 to 0)	(0 to 0)	(0 to 0)	(0 to 0)	(0 to 0)	(0 to 0)	(0 to 0)	(0 to 0)	
Ascariasis	0	0	0	0	0	0	0	0	0	0	0	0	0	0	0	0	0	0	0	0	0	0	0	0	
	(0 to 0)	(0 to 0)	(0 to 0)	(0 to 0)	(0 to 0)	(0 to 0)	(0 to 0)	(0 to 0)	(0 to 0)	(0 to 0)	(0 to 0)	(0 to 0)	(0 to 0)	(0 to 0)	(0 to 0)	(0 to 0)	(0 to 0)	(0 to 0)	(0 to 0)	(0 to 0)	(0 to 0)	(0 to 0)	(0 to 0)	(0 to 0)	
Trichuriasis	0	0	0	0	0	0	0	0	0	0	0	0	0	0	0	0	0	0	0	0	0	0	0	0	
	(0 to 0)	(0 to 0)	(0 to 0)	(0 to 0)	(0 to 0)	(0 to 0)	(0 to 0)	(0 to 0)	(0 to 0)	(0 to 0)	(0 to 0)	(0 to 0)	(0 to 0)	(0 to 0)	(0 to 0)	(0 to 0)	(0 to 0)	(0 to 0)	(0 to 0)	(0 to 0)	(0 to 0)	(0 to 0)	(0 to 0)	(0 to 0)	
Hookworm disease	0	0	0	0	0	0	0	0	0	0	0	0	0	0	0	0	0	0	0	0	0	0	0	0	
	(0 to 0)	(0 to 0)	(0 to 0)	(0 to 0)	(0 to 0)	(0 to 0)	(0 to 0)	(0 to 0)	(0 to 0)	(0 to 0)	(0 to 0)	(0 to 0)	(0 to 0)	(0 to 0)	(0 to 0)	(0 to 0)	(0 to 0)	(0 to 0)	(0 to 0)	(0 to 0)	(0 to 0)	(0 to 0)	(0 to 0)	(0 to 0)	
Food-borne trematodiases	0	0	0	0	0	0	0	0	0	0	0	0	0	0	0	0	0	0	0	0	0	0	0	0	
	(0 to 0)	(0 to 0)	(0 to 0)	(0 to 0)	(0 to 0)	(0 to 0)	(0 to 0)	(0 to 0)	(0 to 0)	(0 to 0)	(0 to 0)	(0 to 0)	(0 to 0)	(0 to 0)	(0 to 0)	(0 to 0)	(0 to 0)	(0 to 0)	(0 to 0)	(0 to 0)	(0 to 0)	(0 to 0)	(0 to 0)	(0 to 0)	
Leprosy	0	0	0	0	0	0	0



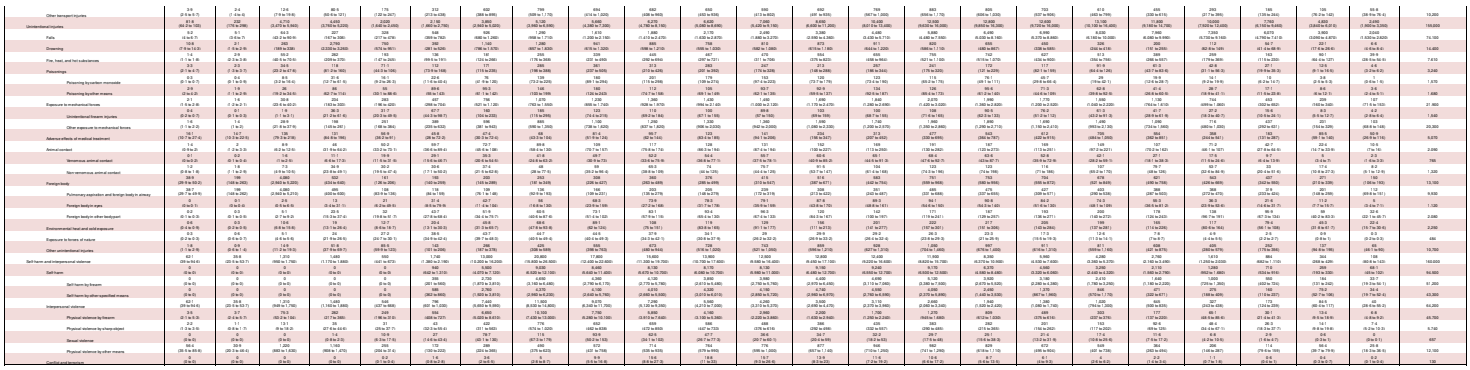

SR Table 2c: Hawaii DALYs by cause and age group for males with 95% uncertainty intervals, 2019

Cause	Early Neonatal	Late Neonatal	Post Neonatal	1 to 4	5 to 9	10 to 14	15 to 19	20 to 24	25 to 29	30 to 34	35 to 39	40 to 44	45 to 49	50 to 54	55 to 59	60 to 64	65 to 69	70 to 74	75 to 79	80 to 84	85 to 89	90 to 94	95 plus	Total
All causes	2,159 (1,836 to 2,793)	1,268 (1,077 to 1,677)	1,552 (1,362 to 1,850)	1,164 (1,063 to 1,319)	1,018 (1,005 to 1,034)	1,128 (1,113 to 1,144)	1,412 (1,394 to 1,430)	1,814 (1,791 to 1,840)	2,264 (2,235 to 2,294)	2,744 (2,707 to 2,782)	3,329 (3,283 to 3,376)	4,023 (3,966 to 4,080)	4,911 (4,843 to 4,980)	6,048 (5,964 to 6,134)	7,420 (7,316 to 7,525)	9,035 (8,907 to 9,163)	10,966 (10,809 to 11,125)	13,211 (13,020 to 13,405)	15,610 (15,381 to 15,842)	17,966 (17,699 to 18,233)	19,977 (19,680 to 20,276)	21,253 (20,934 to 21,572)	239,352
Communicable, maternal, neonatal, and nutritional diseases	2,170 (1,838 to 2,795)	268 (221 to 379)	551 (411 to 749)	349 (272 to 486)	229 (201 to 261)	243 (213 to 280)	266 (235 to 299)	314 (278 to 357)	404 (357 to 460)	462 (407 to 524)	568 (497 to 650)	664 (586 to 764)	804 (707 to 925)	978 (860 to 1,124)	1,178 (1,035 to 1,355)	1,414 (1,243 to 1,625)	1,710 (1,503 to 1,966)	2,064 (1,814 to 2,374)	2,523 (2,217 to 2,901)	3,023 (2,656 to 3,476)	3,486 (3,063 to 4,008)	3,866 (3,398 to 4,445)	22,223 (19,532 to 25,550)	52,200
HIV/AIDS and sexually transmitted infections	0.4 (0.2 to 0.6)	0.1 (0 to 0.1)	2.1 (0.4 to 2.8)	2.2 (0.2 to 2.8)	1.2 (1 to 1.5)	1.4 (1.2 to 1.7)	3.9 (2.6 to 4.6)	19.6 (13.9 to 23)	68.5 (54.2 to 81.9)	98.9 (68.4 to 144)	113 (78.9 to 159)	109 (74.9 to 154)	124 (84.9 to 177)	121 (82.3 to 174)	117 (82.1 to 166)	103 (71.7 to 144)	98 (68.4 to 138)	89 (61.9 to 126)	77 (53.2 to 109)	57 (39.4 to 81.2)	37 (25.4 to 53.9)	21 (14.4 to 30.6)	1,030
HIV/AIDS	0 (0 to 0)	0 (0 to 0)	2 (1.4 to 2.8)	2.2 (1.6 to 2.8)	1.2 (1 to 1.5)	1.1 (0.9 to 1.4)	2.7 (1.7 to 3.4)	18 (12 to 23)	58 (42 to 74)	95 (66 to 123)	109 (72 to 142)	105 (72 to 136)	122 (84 to 158)	119 (82 to 154)	115 (80 to 149)	102 (71 to 132)	97 (68 to 126)	88 (61 to 114)	76 (53 to 98)	56 (39 to 72)	36 (25 to 47)	21 (14 to 27)	985
HIV/AIDS - Drug-susceptible Tuberculosis	0 (0 to 0)	0 (0 to 0)	0.1 (0.1 to 0.1)	0.1 (0 to 0.1)	0.1 (0 to 0.1)	0.1 (0 to 0.1)	0.1 (0 to 0.1)	0.6 (0.4 to 0.8)	1.9 (1.2 to 2.5)	3.4 (2.2 to 4.5)	4.2 (2.7 to 5.5)	3.8 (2.4 to 5)	3.4 (2.2 to 4.5)	2.9 (1.8 to 3.8)	2.4 (1.5 to 3.1)	1.7 (1.1 to 2.3)	1.2 (0.8 to 1.6)	0.8 (0.5 to 1.1)	0.5 (0.3 to 0.7)	0.3 (0.2 to 0.4)	0.1 (0.1 to 0.2)	0.1 (0 to 0.1)	29.3
HIV/AIDS - Multidrug-resistant Tuberculosis without extensive drug resistance	0 (0 to 0)	0 (0 to 0)	0 (0 to 0)	0 (0 to 0)	0 (0 to 0)	0 (0 to 0)	0 (0 to 0.1)	0.1 (0 to 0.1)	0.1 (0 to 0.1)	0.1 (0 to 0.1)	0.2 (0 to 0.1)	0.1 (0 to 0.1)	0.1 (0 to 0.1)	0.1 (0 to 0.1)	0.1 (0 to 0.1)	0.1 (0 to 0.1)	0.1 (0 to 0.1)	0.1 (0 to 0.1)	0.1 (0 to 0.1)	0 (0 to 0)	0 (0 to 0)	0 (0 to 0)	0.9
HIV/AIDS - Extensively drug-resistant Tuberculosis	0 (0 to 0)	0 (0 to 0)	0 (0 to 0)	0 (0 to 0)	0 (0 to 0)	0 (0 to 0)	0 (0 to 0)	0 (0 to 0)	0 (0 to 0)	0 (0 to 0)	0 (0 to 0)	0 (0 to 0)	0 (0 to 0)	0 (0 to 0)	0 (0 to 0)	0 (0 to 0)	0 (0 to 0)	0 (0 to 0)	0 (0 to 0)	0 (0 to 0)	0 (0 to 0)	0 (0 to 0)	0 (0 to 0)	0.2
HIV/AIDS resulting in other diseases	0 (0 to 0)	0 (0 to 0)	2.8 (2.3 to 3.4)	2.2 (1.9 to 2.7)	1.2 (1 to 1.4)	1.1 (0.9 to 1.3)	2.6 (2.2 to 3)	17.6 (13.9 to 22.3)	56.5 (45 to 69.1)	92.7 (69.8 to 120.7)	106 (78.9 to 139)	102 (75.8 to 134)	127 (94.1 to 167)	124 (91.7 to 163)	119 (88.3 to 158)	112 (83.1 to 149)	101 (74.6 to 136)	92 (68.3 to 123)	79 (58.1 to 106)	59 (43.2 to 79.2)	38 (27.8 to 51.1)	22 (16.1 to 29.7)	957
Sexually transmitted infections excluding HIV	0.4 (0.2 to 0.6)	0 (0 to 0.1)	0 (0 to 0.1)	0 (0 to 0)	0 (0 to 0)	0 (0 to 0)	0.1 (0 to 0.1)	0.4 (0.2 to 0.6)	0.6 (0.3 to 0.9)	1.4 (0.7 to 2.1)	1.8 (0.9 to 2.7)	1.6 (0.8 to 2.4)	1.4 (0.7 to 2.1)	1.2 (0.6 to 1.8)	1 (0.5 to 1.5)	0.8 (0.4 to 1.2)	0.6 (0.3 to 0.9)	0.4 (0.2 to 0.6)	0.3 (0.1 to 0.4)	0.2 (0.1 to 0.3)	0.1 (0 to 0.2)	0 (0 to 0.1)	13.6
Syphilis	0 (0 to 0)	0 (0 to 0)	0 (0 to 0)	0 (0 to 0)	0 (0 to 0)	0 (0 to 0)	0 (0 to 0)	0.1 (0 to 0.1)	0.3 (0 to 0.5)	0.6 (0.2 to 0.7)	0.8 (0.3 to 0.9)	0.7 (0.3 to 0.8)	0.7 (0.3 to 0.8)	0.6 (0.3 to 0.7)	0.5 (0.2 to 0.6)	0.4 (0.1 to 0.5)	0.3 (0.1 to 0.4)	0.2 (0.1 to 0.3)	0.1 (0 to 0.2)	0.1 (0 to 0.1)	0 (0 to 0.1)	0 (0 to 0.1)	11.1
Chlamydial infection	0 (0 to 0)	0 (0 to 0)	0 (0 to 0)	0 (0 to 0)	0 (0 to 0)	0 (0 to 0)	0 (0 to 0)	0 (0 to 0.1)	0 (0 to 0.1)	0 (0 to 0.1)	0 (0 to 0.1)	0 (0 to 0.1)	0 (0 to 0.1)	0 (0 to 0.1)	0 (0 to 0.1)	0 (0 to 0.2)	0 (0 to 0.1)	0 (0 to 0)	0 (0 to 0)	0 (0 to 0)	0 (0 to 0)	0 (0 to 0)	0 (0 to 0)	1.4
Gonococcal infection	0 (0 to 0)	0 (0 to 0)	0 (0 to 0)	0 (0 to 0)	0 (0 to 0)	0 (0 to 0)	0 (0 to 0.1)	0 (0 to 0.1)	0 (0 to 0.1)	0 (0 to 0.1)	0 (0 to 0.1)	0 (0 to 0.1)	0 (0 to 0.1)	0 (0 to 0.1)	0 (0 to 0.1)	0 (0 to 0.1)	0 (0 to 0.1)	0 (0 to 0)	0 (0 to 0)	0 (0 to 0)	0 (0 to 0)	0 (0 to 0)	0 (0 to 0)	1.4
Trichomoniasis	0 (0 to 0)	0 (0 to 0)	0 (0 to 0)	0 (0 to 0)	0 (0 to 0)	0 (0 to 0)	0 (0 to 0)	0 (0 to 0.1)	0 (0 to 0.1)	0 (0 to 0.1)	0 (0 to 0.1)	0 (0 to 0.1)	0 (0 to 0.1)	0 (0 to 0.1)	0 (0 to 0.1)	0 (0 to 0.1)	0 (0 to 0.1)	0 (0 to 0)	0 (0 to 0)	0 (0 to 0)	0 (0 to 0)	0 (0 to 0)	0 (0 to 0)	1.4
Genital herpes	0 (0 to 0)	0 (0 to 0)	0 (0 to 0)	0 (0 to 0)	0 (0 to 0)	0 (0 to 0)	0 (0 to 0.1)	0.2 (0 to 0.3)	0.6 (0.4 to 0.8)	1.4 (0.9 to 1.9)	2.1 (1.4 to 2.8)	2.6 (1.7 to 3.5)	2.6 (1.7 to 3.5)	2.4 (1.6 to 3.2)	2.1 (1.4 to 2.8)	1.8 (1.2 to 2.4)	1.5 (0.9 to 2)	1.1 (0.7 to 1.5)	0.8 (0.4 to 1.1)	0.4 (0.2 to 0.6)	0.2 (0.1 to 0.3)	0.1 (0 to 0.1)	29.1
Other sexually transmitted infections	0 (0 to 0)	0 (0 to 0)	0 (0 to 0)	0 (0 to 0)	0 (0 to 0)	0 (0 to 0)	0 (0 to 0)	0 (0 to 0.1)	0 (0 to 0.1)	0 (0 to 0.1)	0 (0 to 0.1)	0 (0 to 0.1)	0 (0 to 0.1)	0 (0 to 0.1)	0 (0 to 0.1)	0 (0 to 0.1)	0 (0 to 0.1)	0 (0 to 0)	0 (0 to 0)	0 (0 to 0)	0 (0 to 0)	0 (0 to 0)	0 (0 to 0)	1.9
Respiratory infections and tuberculosis	0.9 (0.9 to 1.2)	70 (71.9 to 114)	149 (157.9 to 208)	101 (109.9 to 151)	59.1 (64.2 to 148)	59.1 (64.7 to 135)	70.1 (76.6 to 153)	89.9 (98.1 to 174)	114 (124.1 to 195)	122 (132.8 to 203)	140 (152.1 to 217)	167 (180.8 to 244)	194 (209.8 to 272)	228 (246.1 to 303)	266 (286.8 to 337)	308 (331.2 to 386)	357 (383.1 to 441)	412 (441.6 to 509)	459 (491.2 to 562)	502 (536.3 to 613)	539 (575.9 to 657)	562 (600.4 to 684)	4,690
Tuberculosis	0.1 (0.1 to 0.1)	0.1 (0 to 0.1)	0.4 (0.3 to 0.5)	0.3 (0.2 to 0.4)	0.1 (0.1 to 0.2)	0.1 (0.1 to 0.2)	0.2 (0.1 to 0.3)	0.3 (0.2 to 0.4)	0.4 (0.2 to 0.5)	0.5 (0.3 to 0.6)	0.6 (0.3 to 0.7)	0.7 (0.4 to 0.9)	0.8 (0.5 to 1)	0.9 (0.5 to 1.1)	1 (0.6 to 1.3)	1.1 (0.6 to 1.4)	1.2 (0.7 to 1.6)	1.3 (0.8 to 1.7)	1.4 (0.8 to 1.8)	1.4 (0.8 to 1.8)	1.4 (0.8 to 1.8)	1.3 (0.8 to 1.7)	17.1
Latent tuberculosis infection	0 (0 to 0)	0 (0 to 0)	0 (0 to 0)	0 (0 to 0)	0 (0 to 0)	0 (0 to 0)	0 (0 to 0)	0 (0 to 0)	0 (0 to 0)	0 (0 to 0)	0 (0 to 0)	0 (0 to 0)	0 (0 to 0)	0 (0 to 0)	0 (0 to 0)	0 (0 to 0)	0 (0 to 0)	0 (0 to 0)	0 (0 to 0)	0 (0 to 0)	0 (0 to 0)	0 (0 to 0)	0 (0 to 0)	0
Drug-susceptible tuberculosis	0 (0 to 0)	0 (0 to 0)	0.4 (0.3 to 0.5)	0.3 (0.2 to 0.4)	0.1 (0.1 to 0.2)	0.2 (0.1 to 0.2)	0.2 (0.1 to 0.3)	0.3 (0.2 to 0.4)	0.4 (0.2 to 0.5)	0.5 (0.3 to 0.6)	0.6 (0.3 to 0.7)	0.7 (0.4 to 0.9)	0.8 (0.5 to 1)	0.9 (0.5 to 1.1)	1 (0.6 to 1.3)	1.1 (0.6 to 1.4)	1.2 (0.7 to 1.6)	1.3 (0.8 to 1.7)	1.4 (0.8 to 1.8)	1.4 (0.8 to 1.8)	1.4 (0.8 to 1.8)	1.3 (0.8 to 1.7)	17
Multidrug-resistant tuberculosis without extensive drug resistance	0 (0 to 0)	0 (0 to 0)	0 (0 to 0)	0 (0 to 0)	0 (0 to 0)	0 (0 to 0)	0 (0 to 0)	0 (0 to 0)	0 (0 to 0)	0 (0 to 0)	0 (0 to 0)	0 (0 to 0)	0 (0 to 0)	0 (0 to 0)	0 (0 to 0)	0 (0 to 0)	0 (0 to 0)	0 (0 to 0)	0 (0 to 0)	0 (0 to 0)	0 (0 to 0)	0 (0 to 0)	0 (0 to 0)	0
Extensively drug-resistant tuberculosis	0 (0 to 0)	0 (0 to 0)	0 (0 to 0)	0 (0 to 0)	0 (0 to 0)	0 (0 to 0)	0 (0 to 0)	0 (0 to 0)	0 (0 to 0)	0 (0 to 0)	0 (0 to 0)	0 (0 to 0)	0 (0 to 0)	0 (0 to 0)	0 (0 to 0)	0 (0 to 0)	0 (0 to 0)	0 (0 to 0)	0 (0 to 0)	0 (0 to 0)	0 (0 to 0)	0 (0 to 0)	0 (0 to 0)	0.7
Lower respiratory infections	7.9 (6.9 to 12)	9 (8.3 to 13)	130 (89.9 to 187)	29.1 (20.5 to 38.4)	14.1 (10.5 to 18.4)	11.7 (8.6 to 16)	12.1 (8.8 to 16)	14.2 (10.1 to 21.7)	27.2 (20.1 to 39.2)	29.1 (20.9 to 42.2)	32.7 (23.3 to 47.1)	36.1 (26.1 to 52.2)	66.5 (42.1 to 101)	86.2 (56.5 to 123)	126 (79.1 to 186)	197 (122.5 to 287)	251 (157.6 to 367)	344 (226.5 to 518)	425 (272.3 to 632)	435 (283.9 to 654)	396 (270.6 to 592)	429 (312.5 to 598)	347 (265.9 to 452)	198 (134.9 to 262)	3,710
Upper respiratory infections	0.2 (0.1 to 0.2)	0 (0 to 0.1)	0.9 (0.4 to 2.8)	66 (34.2 to 104)	70.6 (37.7 to 119)	67.2 (36.4 to 118)	49.3 (27.1 to 89.7)	51.6 (27.4 to 99.7)	53.5 (29.7 to 98.1)	52.5 (27.7 to 96.2)	52.5 (26.4 to 96.9)	46.3 (24.3 to 79.2)	41.6 (21.4 to 71.4)	40.2 (20.1 to 69.3)	41.6 (22.5 to 70.1)	40.9 (22.1 to 68.3)	38.8 (21.2 to 63.4)	34.6 (17.4 to 63.4)	29.8 (14.7 to 53.9)	24.1 (11.9 to 43.1)	17.6 (8.3 to 32.3)	11.4 (5.4 to 21.1)	787
Otitis media	0 (0 to 0)	2.2 (1.4 to 3.2)	10.4 (6.4 to 15.2)	13.4 (8.4 to 20.4)	9 (4.8 to 15.6)	7.2 (3.8 to 13.2)	7.2 (3.8 to 13.2)	7.1 (3.8 to 13.2)	6.8 (3.6 to 12.7)	7.2 (3.8 to 13.2)	7.2 (3.8 to 13.2)	7.2 (3.8 to 13.2)	7.1 (3.8 to 13.2)	6.9 (3.6 to 12.7)	5.9 (3.2 to 10.4)	4.4 (2.3 to 8.1)	3 (1.5 to 5.6)	2 (1 to 3.8)	1.3 (0.6 to 2.4)	0.8 (0.3 to 1.5)	0.4 (0.1 to 0.8)	0.2 (0 to 0.4)	117
Enteric infections	0.9 (0.6 to 1.4)	1.9 (1.1 to 3.4)	5.2 (2.7 to 9.6)	46 (24.2 to 85.2)	69.1 (36.1 to 127)	49.6 (25.4 to 93.6)	41.1 (21.1 to 77.6)	49.8 (25.4 to 94.5)	54.5 (27.8 to 103.7)	59.1 (30.1 to 112.3)	52.3 (26.7 to 99.4)	46 (23.4 to 87.4)	32.3 (16.4 to 61.4)	26 (13.2 to 49.4)	21.1 (10.7 to 40.1)	17.1 (8.6 to 32.5)	14.3 (7.2 to 27.2)	12.1 (6.1 to 23)	10.4 (5.2 to 19.8)	8.9 (4.4 to 16.9)	7.6 (3.8 to 14.4)	6.2 (3.1 to 11.8)	659
Diarrheal diseases	0.7 (0.4 to 1.4)	1.7 (1.2 to 2.9)	3.3 (1.6 to 4.9)	45.7 (24.5 to 83.5)	68.7 (36.9 to 126)	49.2 (26.2 to 91.7)	40.8 (21.7 to 76.4)	49.4 (25.8 to 93.6)	54.2 (27.9 to 103.2)	58.8 (30.2 to 111.8)	52 (26.8 to 98.7)	45.7 (23.5 to 86.9)	32.1 (16.5 to 61)	25.8 (13.3 to 49.1)	20.9 (10.8 to 39.8)	16.9 (8.7 to 32.1)	14.2 (7.3 to 26.9)	12 (6.2 to 22.7)	10.3 (5.3 to 19.5)	8.8 (4.5 to 16.7)	7.5 (3.8 to 14.2)	6.2 (3.2 to 11.7)	652
Typhoid and paratyphoid	0 (0 to 0)	0 (0 to 0)	0 (0 to 0)	0 (0 to 0)	0 (0 to 0)	0 (0 to 0)	0 (0 to 0)	0 (0 to 0)	0 (0 to 0)	0 (0 to 0)	0 (0 to 0)	0 (0 to 0)	0 (0 to 0)	0 (0 to 0)	0 (0 to 0)	0 (0 to 0)	0 (0 to 0)	0 (0 to 0)	0 (0 to 0)	0 (0 to 0)	0 (0 to 0)	0 (0 to 0)	0 (0 to 0)	0.3
Typhoid fever	0 (0 to 0)	0 (0 to 0)	0 (0 to 0)	0 (0 to 0)	0 (0 to 0)	0 (0 to 0)	0 (0 to 0)	0 (0 to 0)	0 (0 to 0)	0 (0 to 0)	0 (0 to 0)	0 (0 to 0)	0 (0 to 0)	0 (0 to 0)	0 (0 to 0)	0 (0 to 0)	0 (0 to 0)	0 (0 to 0)	0 (0 to 0)	0 (0 to 0)	0 (0 to 0)	0 (0 to 0)	0 (0 to 0)	0
Paratyphoid fever	0 (0 to 0)	0 (0 to 0)	0 (0 to 0)	0 (0 to 0)	0 (0 to 0)	0 (0 to 0)	0 (0 to 0)	0 (0 to 0)	0 (0 to 0)	0 (0 to 0)	0 (0 to 0)	0 (0 to 0)	0 (0 to 0)	0 (0 to 0)	0 (0 to 0)	0 (0 to 0)	0 (0 to 0)	0 (0 to 0)	0 (0 to 0)	0 (0 to 0)	0 (0 to 0)	0 (0 to 0)	0 (0 to 0)	0.3
Invasive Non-typhoidal Salmonella (iNTS)	0 (0 to 0)	0 (0 to 0)	0.7 (0.3 to 2.9)	0.4 (0.1 to 1.1)	0.2 (0.1 to 0.5)	0.1 (0 to 0.4)	0.1 (0 to 0.4)	0.1 (0 to 0.2)	0.2 (0 to 0.3)	0.2 (0 to 0.4)	0.2 (0 to 0.4)	0.2 (0 to 0.4)	0.2 (0 to 0.4)	0.2 (0 to 0.5)	0.2 (0 to 0.5)	0.3 (0.1 to 0.6)	0.3 (0.1 to 0.6)	0.3 (0.1 to 0.6)	0.3 (0.1 to 0.6)	0.3 (0.1 to 0.6)	0.3 (0.1 to 0.6)	0.2 (0 to 0.5)	5.7
Other intestinal infectious diseases	0 (0 to 0)	0 (0 to 0)	0 (0 to 0.1)	0 (0 to 0.1)	0 (0 to 0.1)	0 (0 to 0.1)	0 (0 to 0.1)	0 (0 to 0.2)	0 (0 to 0.2)	0 (0 to 0.1)	0 (0 to 0.1)	0 (0 to 0.2)	0 (0 to 0.2)	0 (0 to 0.2)	0 (0 to 0.2)	0 (0 to 0.2)	0 (0 to 0.2)	0 (0 to 0.1)	0 (0 to 0.1)	0 (0 to 0.1)	0 (0 to 0.1)	0 (0 to 0.1)	0 (0 to 0.1)	1.9
Neglected tropical diseases and malaria	0 (0 to 0.1)	0 (0 to 0.1)	0.3 (0.2 to 0.5)	0.9 (0.6 to 1.5)	0.9 (0.5 to 1.2)	0.9 (0.5 to 1.2)	0.9 (0.5 to 1.2)	1.1 (0.7 to 1.5)	1.3 (0.8 to 1.8)	1.4 (0.9 to 1.9)	1.6 (1 to 2.2)	1.8 (1.1 to 2.4)	2.1 (1.3 to 2.8)	2.3 (1.5 to 3.1)	2.6 (1.7 to 3.5)	2.9 (1.9 to 3.9)	3.2 (2.1 to 4.3)	3.5 (2.3 to 4.7)	3.8 (2.5 to 5.1)	4 (2.6 to 5.4)	4.2 (2.7 to 5.6)	4.2 (2.7 to 5.6)	49
Malaria	0 (0 to 0)	0 (0 to 0)	0 (0 to 0)	0 (0 to 0)	0 (0 to 0)	0 (0 to 0)	0 (0 to 0)	0 (0 to 0)	0 (0 to 0)	0 (0 to 0)	0 (0 to 0)	0 (0 to 0)	0 (0 to 0)	0 (0 to 0)	0 (0 to 0)	0 (0 to 0)	0 (0 to 0)	0 (0 to 0)	0 (0 to 0)	0 (0 to 0)	0 (0 to 0)	0 (0 to 0)	0 (0 to 0)	0
Chagas disease	0 (0 to 0)	0 (0 to 0)	0 (0 to 0)	0 (0 to 0)	0 (0 to 0)	0 (0 to 0)	0 (0 to 0)	0 (0 to 0)	0 (0 to 0)	0 (0 to 0)	0 (0 to 0)	0 (0 to 0)	0 (0 to 0)	0 (0 to 0)	0 (0 to 0)	0 (0 to 0)	0 (0 to 0)	0 (0 to 0)	0 (0 to 0)	0 (0 to 0)	0 (0 to 0)	0 (0 to 0)	0 (0 to 0)	0.2
Leishmaniasis	0 (0 to 0)	0 (0 to 0)	0 (0 to 0)	0 (0 to 0)	0 (0 to 0)	0 (0 to 0)	0 (0 to 0)	0 (0 to 0)	0 (0 to 0)	0 (0 to 0)	0 (0 to 0)	0 (0 to 0)	0 (0 to 0)	0 (0 to 0)	0 (0 to 0)	0 (0 to 0)	0 (0 to 0)	0 (0 to 0)	0 (0 to 0)	0 (0 to 0)	0 (0 to 0)	0 (0 to 0)	0 (0 to 0)	0
Visceral leishmaniasis	0 (0 to 0)	0 (0 to 0)	0 (0 to 0)	0 (0 to 0)	0 (0 to 0)	0 (0 to 0)	0 (0 to 0)	0 (0 to 0)	0 (0 to 0)	0 (0 to 0)	0 (0 to 0)	0 (0 to 0)	0 (0 to 0)	0 (0 to 0)	0 (0 to 0)	0 (0 to 0)	0 (0 to 0)	0 (0 to 0)	0 (0 to 0)	0 (0 to 0)	0 (0 to 0)	0 (0 to 0)	0 (0 to 0)	0
Cutaneous and mucocutaneous leishmaniasis	0 (0 to 0)	0 (0 to 0)	0 (0 to 0)	0 (0 to 0)	0 (0 to 0)	0 (0 to 0)	0 (0 to 0)	0 (0 to 0)	0 (0 to 0)	0 (0 to 0)	0 (0 to 0)	0 (0 to 0)	0 (0 to 0)	0 (0 to 0)	0 (0 to 0)	0 (0 to 0)	0 (0 to 0)	0 (0 to 0)	0 (0 to 0)	0 (0 to 0)	0 (0 to 0)	0 (0 to 0)	0 (0 to 0)	0
African trypanosomiasis	0 (0 to 0)	0 (0 to 0)	0 (0 to 0)	0 (0 to 0)	0 (0 to 0)	0 (0 to 0)	0 (0 to 0)	0 (0 to 0)	0 (0 to 0)	0 (0 to 0)	0 (0 to 0)	0 (0 to 0)	0 (0 to 0)	0 (0 to 0)	0 (0 to 0)	0 (0 to 0)	0 (0 to 0)	0 (0 to 0)	0 (0 to 0)	0 (0 to 0)	0 (0 to 0)	0 (0 to 0)	0 (0 to 0)	0
Schistosomiasis	0 (0 to 0)	0 (0 to 0)	0 (0 to 0)	0 (0 to 0)	0 (0 to 0)	0 (0 to 0)	0 (0 to 0)	0 (0 to 0)	0 (0 to 0)	0 (0 to 0)	0 (0 to 0)	0 (0 to 0)	0 (0 to 0)	0 (0 to 0)	0 (0 to 0)	0 (0 to 0)	0 (0 to 0)	0 (0 to 0)	0 (0 to 0)	0 (0 to 0)	0 (0 to 0)	0 (0 to 0)	0 (0 to 0)	0
Cysticercosis	0 (0 to 0)	0 (0 to 0)	0 (0 to 0)	0 (0 to 0)	0.1 (0 to 0.2)	0.2 (0 to 0.3)	1 (0.2 to 2.7)	1.9 (0.3 to 5.2)	2.5 (0.3 to 7.2)	3.2 (0.4 to 9.2)	3.7 (0.4 to 10.3)	3.5 (0.4 to 9.8)	3.1 (0.4 to 8.7)	2.7 (0.3 to 7.6)	2.2 (0.3 to 6.2)	1.8 (0.2 to 5.1)	1.5 (0.2 to 4.2)	1.2 (0.2 to 3.4)	0.9 (0.1 to 2.6)	0.7 (0.1 to 2.1)	0.5 (0.1 to 1.5)	0.3 (0 to 0.9)	39.8
Cystic echinococcosis	0 (0 to 0)	0 (0 to 0)	0 (0 to 0)	0 (0 to 0)	0 (0 to 0)	0 (0 to 0)	0 (0 to 0)	0 (0 to 0)	0 (0 to 0)	0 (0 to 0)	0 (0 to 0)	0 (0 to 0)	0 (0 to 0)	0 (0 to 0)	0 (0 to 0)	0 (0 to 0)	0 (0 to 0)	0 (0 to 0)	0 (0 to 0)	0 (0 to 0)	0 (0 to 0)	0 (0 to 0)	0 (0 to 0)	0.3
Lymphatic filariasis	0 (0 to 0)	0 (0 to 0)	0 (0 to 0)	0 (0 to 0)	0 (0 to 0)	0 (0 to 0)	0 (0 to 0)	0 (0 to 0)	0 (0 to 0)	0 (0 to 0)	0 (0 to 0)	0 (0 to 0)	0 (0 to 0)	0 (0 to 0)	0 (0 to 0)	0 (0 to 0)	0 (0 to 0)	0 (0 to 0)	0 (0 to 0)	0 (0 to 0)	0 (0 to 0)	0 (0 to 0)	0 (0 to 0)	0
Onchocerciasis	0 (0 to 0)	0 (0 to 0)	0 (0 to 0)	0 (0 to 0)	0 (0 to 0)	0 (0 to 0)	0 (0 to 0)	0 (0 to 0)	0 (0 to 0)	0 (0 to 0)	0 (0 to 0)	0 (0 to 0)	0 (0 to 0)	0 (0 to 0)	0 (0 to 0)	0 (0 to 0)	0 (0 to 0)	0 (0 to 0)	0 (0 to 0)	0 (0 to 0)	0 (0 to 0)	0 (0 to 0)	0 (0 to 0)	0
Trachoma	0 (0 to 0)	0 (0 to 0)	0 (0 to 0)	0 (0 to 0)	0 (0 to 0)	0 (0 to 0)	0 (0 to 0)	0 (0 to 0)	0 (0 to 0)	0 (0 to 0)	0 (0 to 0)	0 (0 to 0)	0 (0 to 0)	0 (0 to 0)	0 (0 to 0)	0 (0 to 0)	0 (0 to 0)	0 (0 to 0)	0 (0 to 0)	0 (0 to 0)	0 (0 to 0)	0 (0 to 0)	0 (0 to 0)	0
Dengue	0 (0 to 0)	0 (0 to 0)	1.3 (0.1 to 2.1)	2.2 (0.2 to 3.6)	2.5 (0.3 to 4.1)	2.5 (0.3 to 4.1)	2.2 (0.3 to 3.6)	2.5 (0.3 to 4.1)	2.7 (0.3 to 4.4)	2.4 (0.3 to 3.9)	2.3 (0.3 to 3.8)	2.1 (0.3 to 3.5)	2.8 (0.3 to 4.7)	2.7 (0.3 to 4.5)	2.7 (0.3 to 4.4)	2.6 (0.3 to 4.3)	2.5 (0.3 to 4.1)	2.4 (0.3 to 3.9)	2.2 (0.3 to 3.6)	2.1 (0.3 to 3.4)	1.9 (0.2 to 3.1)	1.7 (0.2 to 2.8)	49.2
Yellow fever	0 (0 to 0)	0 (0 to 0)	0 (0 to 0)	0 (0 to 0)	0 (0 to 0)	0 (0 to 0)	0 (0 to 0)	0 (0 to 0)	0 (0 to 0)	0 (0 to 0)	0 (0 to 0)	0 (0 to 0)	0 (0 to 0)	0 (0 to 0)	0 (0 to 0)	0 (0 to 0)	0 (0 to 0)	0 (0 to 0)	0 (0 to 0)	0 (0 to 0)	0 (0 to 0)	0 (0 to 0)	0 (0 to 0)	0
Rabies	0 (0 to 0)	0 (0 to 0)	0 (0 to 0)	0 (0 to 0)	0 (0 to 0)	0 (0 to 0)	0 (0 to 0)	0 (0 to 0)	0 (0 to 0)	0 (0 to 0)	0 (0 to 0)	0 (0 to 0)	0 (0 to 0)	0 (0 to 0)	0 (0 to 0)	0 (0 to 0)	0 (0 to 0)	0 (0 to 0)	0 (0 to 0)	0 (0 to 0)	0 (0 to 0)	0 (0 to 0)	0 (0 to 0)	0.2
Intestinal nematode infections	0 (0 to 0)	0 (0 to 0)	0 (0 to 0)	0 (0 to 0)	0 (0 to 0)	0 (0 to 0)	0 (0 to 0)	0 (0 to 0)	0 (0 to 0)	0 (0 to 0)	0 (0 to 0)	0 (0 to 0)	0 (0 to 0)	0 (0 to 0)	0 (0 to 0)	0 (0 to 0)	0 (0 to 0)	0 (0 to 0)	0 (0 to 0)	0 (0 to 0)	0 (0 to 0)	0 (0 to 0)	0 (0 to 0)	0
Ascariasis	0 (0 to 0)	0 (0 to 0)	0 (0 to 0)	0 (0 to 0)	0 (0 to 0)	0 (0 to 0)	0 (0 to 0)	0 (0 to 0)	0 (0 to 0)	0 (0 to 0)	0 (0 to 0)	0 (0 to 0)	0 (0 to 0)	0 (0 to 0)	0 (0 to 0)	0 (0 to 0)	0 (0 to 0)	0 (0 to 0)	0 (0 to 0)	0 (0 to 0)	0 (0 to 0)	0 (0 to 0)	0 (0 to 0)	0
Trichuriasis	0 (0 to 0)	0 (0 to 0)	0 (0 to 0)	0 (0 to 0)	0 (0 to 0)	0 (0 to 0)	0 (0 to 0)	0 (0 to 0)	0 (0 to 0)	0 (0 to 0)	0 (0 to 0)	0 (0 to 0)	0 (0 to 0)	0 (0 to 0)	0 (0 to 0)	0 (0 to 0)	0 (0 to 0)	0 (0 to 0)	0 (0 to 0)	0 (0 to 0)	0 (0 to 0)	0 (0 to 0)	0 (0 to 0)	0
Hookworm disease	0 (0 to 0)	0 (0 to 0)	0 (0 to 0)	0 (0 to 0)	0 (0 to 0)	0 (0 to 0)	0 (0 to 0



| | | |

SR Table 2a. Idaho DALYS by cause and age across for males with 95% uncertainty intervals, 2019

Cause	Early Neonatal	Late Neonatal	Post-Neonatal	1 to 4	5 to 9	10 to 14	15 to 19	20 to 24	25 to 29	30 to 34	35 to 39	40 to 44	45 to 49	50 to 54	55 to 59	60 to 64	65 to 69	70 to 74	75 to 79	80 to 84	85 to 89	90 to 94	95 plus	Total
All causes	3,160 (2,270 to 4,180)	920 (610 to 912)	2,280 (1,700 to 2,990)	2,290 (1,690 to 2,760)	1,870 (1,390 to 2,460)	1,920 (1,410 to 2,500)	3,490 (2,600 to 4,600)	11,900 (8,980 to 15,900)	11,900 (9,040 to 15,900)	11,400 (8,610 to 15,600)	11,600 (8,650 to 15,600)	12,000 (8,930 to 16,100)	12,000 (8,930 to 16,000)	14,100 (10,500 to 17,200)	16,700 (12,600 to 20,200)	23,000 (17,600 to 27,600)	26,700 (21,000 to 31,900)	29,800 (23,400 to 35,700)	27,600 (22,000 to 32,400)	25,000 (19,600 to 27,600)	17,300 (14,700 to 20,000)	10,900 (9,000 to 13,300)	5,490 (4,060 to 6,970)	3,640 (2,660 to 4,780)	279,000
Communicable, maternal, neonatal, and nutritional diseases	2,260 (1,660 to 3,020)	240 (170 to 330)	419 (290 to 580)	426 (329 to 560)	407 (292 to 578)	368 (262 to 539)	341 (243 to 481)	350 (250 to 511)	334 (243 to 459)	361 (263 to 491)	396 (277 to 562)	391 (283 to 541)	393 (283 to 539)	399 (289 to 556)	399 (289 to 556)	439 (319 to 599)	530 (410 to 689)	626 (492 to 804)	626 (505 to 807)	508 (409 to 663)	424 (333 to 570)	332 (262 to 439)	226 (166 to 296)	77.1 (57.3 to 100)	10,700
HIV/AIDS and sexually transmitted infections	0.1 (0.1 to 0.2)	0 (0 to 0)	1.3 (1.1 to 1.6)	1.1 (0.9 to 1.3)	0.7 (0.5 to 0.9)	1.3 (1.0 to 1.6)	3.1 (2.3 to 4.0)	12.3 (9.7 to 15.7)	36.4 (28.5 to 46.5)	68.5 (54.6 to 87.0)	77.8 (61.9 to 97.3)	68.6 (54.6 to 86.6)	59.6 (48.4 to 74.7)	46 (37.6 to 57.1)	39.2 (31.1 to 49.5)	29.1 (23.0 to 36.4)	29.1 (23.1 to 37.2)	27.6 (21.9 to 34.1)	21.6 (17.1 to 26.9)	16.1 (12.9 to 19.7)	9.3 (7.3 to 11.5)	2 (1.4 to 2.7)	1 (0.7 to 1.4)	0.6 (0.3 to 0.9)	0.1 (0.1 to 0.2)	486
HIV/AIDS	0 (0 to 0)	0 (0 to 0)	1.2 (1.0 to 1.5)	1 (0.9 to 1.2)	0.7 (0.5 to 0.9)	1.2 (0.9 to 1.5)	1.6 (1.2 to 2.0)	10.1 (7.9 to 12.9)	33.7 (26.3 to 43.1)	64.3 (50.7 to 82.0)	73.4 (58.7 to 93.1)	64.2 (51.2 to 81.8)	55.7 (44.7 to 69.7)	43 (34.5 to 53.2)	36 (28.6 to 44.4)	26 (20.6 to 32.4)	26.2 (20.8 to 32.9)	24.5 (19.5 to 30.6)	19.1 (15.2 to 23.8)	14.2 (11.4 to 17.4)	8.2 (6.5 to 10.1)	1.8 (1.3 to 2.4)	0.9 (0.6 to 1.2)	0.5 (0.3 to 0.7)	0.1 (0.1 to 0.2)	417
HIV/AIDS - Drug-susceptible Tuberculosis	0 (0 to 0)	0 (0 to 0)	0 (0 to 0)	0 (0 to 0)	0 (0 to 0)	0 (0 to 0)	0 (0 to 0)	0 (0 to 0)	0 (0 to 0)	0 (0 to 0)	0 (0 to 0)	0 (0 to 0)	0 (0 to 0)	0 (0 to 0)	0 (0 to 0)	0 (0 to 0)	0 (0 to 0)	0 (0 to 0)	0 (0 to 0)	0 (0 to 0)	0 (0 to 0)	0 (0 to 0)	0 (0 to 0)	0 (0 to 0)	0 (0 to 0)	0 (0 to 0)	0
HIV/AIDS - Multidrug-resistant Tuberculosis without extensive drug resistance	0 (0 to 0)	0 (0 to 0)	0 (0 to 0)	0 (0 to 0)	0 (0 to 0)	0 (0 to 0)	0 (0 to 0)	0 (0 to 0)	0 (0 to 0)	0 (0 to 0)	0 (0 to 0)	0 (0 to 0)	0 (0 to 0)	0 (0 to 0)	0 (0 to 0)	0 (0 to 0)	0 (0 to 0)	0 (0 to 0)	0 (0 to 0)	0 (0 to 0)	0 (0 to 0)	0 (0 to 0)	0 (0 to 0)	0 (0 to 0)	0 (0 to 0)	0 (0 to 0)	0
HIV/AIDS - Extensively drug-resistant Tuberculosis	0 (0 to 0)	0 (0 to 0)	0 (0 to 0)	0 (0 to 0)	0 (0 to 0)	0 (0 to 0)	0 (0 to 0)	0 (0 to 0)	0 (0 to 0)	0 (0 to 0)	0 (0 to 0)	0 (0 to 0)	0 (0 to 0)	0 (0 to 0)	0 (0 to 0)	0 (0 to 0)	0 (0 to 0)	0 (0 to 0)	0 (0 to 0)	0 (0 to 0)	0 (0 to 0)	0 (0 to 0)	0 (0 to 0)	0 (0 to 0)	0 (0 to 0)	0 (0 to 0)	0
HIV/AIDS resulting in other diseases	0 (0 to 0)	0 (0 to 0)	0.1 (0 to 0.1)	0.1 (0 to 0.2)	0.1 (0 to 0.1)	0.1 (0 to 0.2)	1.6 (1.2 to 2.0)	2.2 (1.7 to 2.8)	2.7 (2.1 to 3.4)	4.2 (3.2 to 5.4)	4.4 (3.4 to 5.6)	4.4 (3.4 to 5.6)	3.9 (3.0 to 5.0)	3 (2.3 to 3.8)	3.1 (2.4 to 3.9)	3.1 (2.4 to 3.9)	3.2 (2.5 to 4.1)	3.1 (2.4 to 4.0)	2.5 (1.9 to 3.2)	2 (1.5 to 2.6)	1.1 (0.8 to 1.4)	0.3 (0.2 to 0.4)	0.1 (0.1 to 0.2)	0.1 (0.1 to 0.1)	0.1 (0.1 to 0.1)	40.3
Sexually transmitted infections excluding HIV	0 (0 to 0)	0 (0 to 0)	0 (0 to 0)	0 (0 to 0)	0 (0 to 0)	0 (0 to 0)	0 (0 to 0)	0 (0 to 0)	0 (0 to 0)	0 (0 to 0)	0 (0 to 0)	0 (0 to 0)	0 (0 to 0)	0 (0 to 0)	0 (0 to 0)	0 (0 to 0)	0 (0 to 0)	0 (0 to 0)	0 (0 to 0)	0 (0 to 0)	0 (0 to 0)	0 (0 to 0)	0 (0 to 0)	0 (0 to 0)	0 (0 to 0)	0 (0 to 0)	0
Syphilis	0 (0 to 0)	0 (0 to 0)	0 (0 to 0)	0 (0 to 0)	0 (0 to 0)	0 (0 to 0)	0 (0 to 0)	0 (0 to 0)	0 (0 to 0)	0 (0 to 0)	0 (0 to 0)	0 (0 to 0)	0 (0 to 0)	0 (0 to 0)	0 (0 to 0)	0 (0 to 0)	0 (0 to 0)	0 (0 to 0)	0 (0 to 0)	0 (0 to 0)	0 (0 to 0)	0 (0 to 0)	0 (0 to 0)	0 (0 to 0)	0 (0 to 0)	0 (0 to 0)	0
Chlamydial infection	0 (0 to 0)	0 (0 to 0)	0 (0 to 0)	0 (0 to 0)	0 (0 to 0)	0 (0 to 0)	0 (0 to 0)	0 (0 to 0)	0 (0 to 0)	0 (0 to 0)	0 (0 to 0)	0 (0 to 0)	0 (0 to 0)	0 (0 to 0)	0 (0 to 0)	0 (0 to 0)	0 (0 to 0)	0 (0 to 0)	0 (0 to 0)	0 (0 to 0)	0 (0 to 0)	0 (0 to 0)	0 (0 to 0)	0 (0 to 0)	0 (0 to 0)	0 (0 to 0)	0
Gonococcal infection	0 (0 to 0)	0 (0 to 0)	0 (0 to 0)	0 (0 to 0)	0 (0 to 0)	0 (0 to 0)	0 (0 to 0)	0 (0 to 0)	0 (0 to 0)	0 (0 to 0)	0 (0 to 0)	0 (0 to 0)	0 (0 to 0)	0 (0 to 0)	0 (0 to 0)	0 (0 to 0)	0 (0 to 0)	0 (0 to 0)	0 (0 to 0)	0 (0 to 0)	0 (0 to 0)	0 (0 to 0)	0 (0 to 0)	0 (0 to 0)	0 (0 to 0)	0 (0 to 0)	0
Trichomoniasis	0 (0 to 0)	0 (0 to 0)	0 (0 to 0)	0 (0 to 0)	0 (0 to 0)	0 (0 to 0)	0 (0 to 0)	0 (0 to 0)	0 (0 to 0)	0 (0 to 0)	0 (0 to 0)	0 (0 to 0)	0 (0 to 0)	0 (0 to 0)	0 (0 to 0)	0 (0 to 0)	0 (0 to 0)	0 (0 to 0)	0 (0 to 0)	0 (0 to 0)	0 (0 to 0)	0 (0 to 0)	0 (0 to 0)	0 (0 to 0)	0 (0 to 0)	0 (0 to 0)	0
Genital herpes	0 (0 to 0)	0 (0 to 0)	0 (0 to 0)	0 (0 to 0)	0 (0 to 0)	0 (0 to 0)	0 (0 to 0)	0 (0 to 0)	0 (0 to 0)	0 (0 to 0)	0 (0 to 0)	0 (0 to 0)	0 (0 to 0)	0 (0 to 0)	0 (0 to 0)	0 (0 to 0)	0 (0 to 0)	0 (0 to 0)	0 (0 to 0)	0 (0 to 0)	0 (0 to 0)	0 (0 to 0)	0 (0 to 0)	0 (0 to 0)	0 (0 to 0)	0 (0 to 0)	0
Other sexually transmitted infections	0 (0 to 0)	0 (0 to 0)	0 (0 to 0)	0 (0 to 0)	0 (0 to 0)	0 (0 to 0)	0.1 (0.1 to 0.1)	0.2 (0.1 to 0.3)	0.3 (0.2 to 0.4)	0.3 (0.2 to 0.4)	0.3 (0.2 to 0.4)	0.2 (0.1 to 0.4)	0.2 (0.1 to 0.4)	0.2 (0.1 to 0.3)	0.2 (0.1 to 0.3)	0.2 (0.1 to 0.3)	0.2 (0.1 to 0.3)	0.2 (0.1 to 0.3)	0.2 (0.1 to 0.3)	0.2 (0.1 to 0.3)	0.2 (0.1 to 0.3)	0.1 (0.1 to 0.2)	0 (0 to 0)	0 (0 to 0)	0 (0 to 0)	0 (0 to 0)	2.1
Respiratory infections and tuberculosis	217 (9.1 to 7.8)	8.8 (6.3 to 12)	127 (78.1 to 189)	102 (69.5 to 209)	127 (77.8 to 186)	113 (68.7 to 181)	100 (62.7 to 160)	102 (62.3 to 159)	99.2 (62.3 to 139)	99.3 (62.9 to 139)	110 (67.9 to 161)	121 (80.1 to 166)	156 (96.1 to 171)	196 (123.0 to 245)	256 (157.0 to 316)	356 (198.0 to 398)	396 (198.0 to 398)	394 (194.0 to 397)	394 (210.0 to 432)	394 (227.0 to 454)	299 (208.0 to 406)	232 (159.0 to 331)	159 (132.0 to 207)	78 (68.9 to 89.7)	3,920
Tuberculosis	0 (0 to 0)	0 (0 to 0)	0.1 (0.1 to 0.2)	0.1 (0.0 to 0.3)	0.1 (0.1 to 0.1)	0.1 (0.1 to 0.2)	0.3 (0.2 to 0.4)	0.6 (0.5 to 1.2)	1.3 (0.9 to 2.2)	2.1 (1.5 to 3.1)	2.1 (1.5 to 3.1)	2.1 (1.5 to 3.1)	2.1 (1.5 to 3.1)	2.1 (1.5 to 3.1)	2.1 (1.5 to 3.1)	2.1 (1.5 to 3.1)	2.1 (1.5 to 3.1)	2.1 (1.5 to 3.1)	2.1 (1.5 to 3.1)	2.1 (1.5 to 3.1)	2.1 (1.5 to 3.1)	1.1 (0.8 to 1.5)	0.5 (0.3 to 0.7)	0.2 (0.1 to 0.3)	0.1 (0.1 to 0.2)	38.0
Latent tuberculosis infection	0 (0 to 0)	0 (0 to 0)	0 (0 to 0)	0 (0 to 0)	0 (0 to 0)	0 (0 to 0)	0 (0 to 0)	0 (0 to 0)	0 (0 to 0)	0 (0 to 0)	0 (0 to 0)	0 (0 to 0)	0 (0 to 0)	0 (0 to 0)	0 (0 to 0)	0 (0 to 0)	0 (0 to 0)	0 (0 to 0)	0 (0 to 0)	0 (0 to 0)	0 (0 to 0)	0 (0 to 0)	0 (0 to 0)	0 (0 to 0)	0 (0 to 0)	0 (0 to 0)	0
Drug-susceptible Tuberculosis	0 (0 to 0)	0 (0 to 0)	0 (0 to 0)	0 (0 to 0)	0 (0 to 0)	0 (0 to 0)	0 (0 to 0)	0 (0 to 0)	0 (0 to 0)	0 (0 to 0)	0 (0 to 0)	0 (0 to 0)	0 (0 to 0)	0 (0 to 0)	0 (0 to 0)	0 (0 to 0)	0 (0 to 0)	0 (0 to 0)	0 (0 to 0)	0 (0 to 0)	0 (0 to 0)	0 (0 to 0)	0 (0 to 0)	0 (0 to 0)	0 (0 to 0)	0 (0 to 0)	0
Multidrug-resistant tuberculosis without extensive drug resistance	0 (0 to 0)	0 (0 to 0)	0 (0 to 0)	0 (0 to 0)	0 (0 to 0)	0 (0 to 0)	0 (0 to 0)	0 (0 to 0)	0 (0 to 0)	0 (0 to 0)	0 (0 to 0)	0 (0 to 0)	0 (0 to 0)	0 (0 to 0)	0 (0 to 0)	0 (0 to 0)	0 (0 to 0)	0 (0 to 0)	0 (0 to 0)	0 (0 to 0)	0 (0 to 0)	0 (0 to 0)	0 (0 to 0)	0 (0 to 0)	0 (0 to 0)	0 (0 to 0)	0
Extensively drug-resistant tuberculosis	0 (0 to 0)	0 (0 to 0)	0 (0 to 0)	0 (0 to 0)	0 (0 to 0)	0 (0 to 0)	0 (0 to 0)	0 (0 to 0)	0 (0 to 0)	0 (0 to 0)	0 (0 to 0)	0 (0 to 0)	0 (0 to 0)	0 (0 to 0)	0 (0 to 0)	0 (0 to 0)	0 (0 to 0)	0 (0 to 0)	0 (0 to 0)	0 (0 to 0)	0 (0 to 0)	0 (0 to 0)	0 (0 to 0)	0 (0 to 0)	0 (0 to 0)	0 (0 to 0)	0
Lower respiratory infections	7.9 (6.8 to 11.9)	7.9 (6.9 to 10.6)	91.5 (61.5 to 118)	39.1 (29.5 to 50.2)	19.2 (11.6 to 27.6)	19.1 (11.4 to 23.2)	17 (10.4 to 22.2)	24.1 (15.7 to 31.6)	28 (18.3 to 37.1)	27 (20.5 to 33.2)	32.6 (24.7 to 41.2)	39.3 (29.5 to 47.4)	76 (56.1 to 112)	102 (69.9 to 150)	160 (108 to 228)	271 (182 to 364)	338 (193 to 364)	398 (205 to 429)	398 (205 to 429)	282 (145 to 304)	245 (130 to 264)	181 (120 to 264)	82.5 (64.5 to 107)	2,320
Upper respiratory infections	0.2 (0.1 to 0.3)	1.3 (0.9 to 1.8)	22.9 (15.4 to 29.6)	67.3 (50.8 to 86.4)	93.2 (68.0 to 120)	87.6 (64.0 to 113)	73.6 (53.8 to 94.5)	67.1 (49.0 to 86.2)	66.4 (48.5 to 85.3)	57.6 (42.1 to 73.9)	53.8 (39.3 to 69.1)	51.7 (37.8 to 66.4)	44.8 (32.7 to 57.5)	41.6 (30.4 to 53.4)	40.1 (29.3 to 51.5)	39.1 (28.6 to 50.2)	31 (22.6 to 39.8)	16.8 (12.3 to 21.6)	9.4 (6.9 to 12.1)	4.6 (3.4 to 5.9)	1.9 (1.4 to 2.4)	0.9 (0.7 to 1.2)	0.4 (0.3 to 0.5)	0.2 (0.1 to 0.3)	0.1 (0.1 to 0.1)	576
Otitis media	0 (0 to 0)	0 (0 to 0)	1.3 (0.5 to 4.6)	0.7 (0.3 to 2.6)	0.2 (0.1 to 0.8)	0.2 (0.1 to 0.8)	0.2 (0.1 to 0.8)	0.2 (0.1 to 0.8)	0.2 (0.1 to 0.8)	0.2 (0.1 to 0.8)	0.2 (0.1 to 0.8)	0.2 (0.1 to 0.8)	0.2 (0.1 to 0.8)	0.2 (0.1 to 0.8)	0.2 (0.1 to 0.8)	0.2 (0.1 to 0.8)	0.2 (0.1 to 0.8)	0.2 (0.1 to 0.8)	0.2 (0.1 to 0.8)	0.2 (0.1 to 0.8)	0.2 (0.1 to 0.8)	0.2 (0.1 to 0.8)	0.1 (0.1 to 0.3)	0.1 (0.1 to 0.2)	0.1 (0.1 to 0.2)	1.97
Enteric infections	1.4 (0.9 to 2.1)	2.4 (1.6 to 3.4)	27.5 (19.2 to 38.7)	69.6 (51.5 to 88.2)	39.6 (23.9 to 58.1)	23.9 (14.9 to 34.6)	16.4 (10.1 to 24.1)	16.1 (10.1 to 23.1)	16.5 (10.4 to 23.6)	16.5 (10.1 to 24.1)	19.2 (11.9 to 28.1)	20.2 (12.6 to 29.2)	23.8 (15.1 to 33.9)	28.2 (17.9 to 40.2)	28.2 (17.9 to 40.2)	28.2 (17.9 to 40.2)	28.2 (17.9 to 40.2)	28.2 (17.9 to 40.2)	28.2 (17.9 to 40.2)	28.2 (17.9 to 40.2)	28.2 (17.9 to 40.2)	28.2 (17.9 to 40.2)	28.2 (17.9 to 40.2)	28.2 (17.9 to 40.2)	28.2 (17.9 to 40.2)	789
Diarrheal diseases	2.3 (1.6 to 3.1)	2.3 (1.6 to 3.3)	28.9 (18.6 to 38.3)	68.9 (51.4 to 73.4)	38.3 (22.3 to 56.7)	22.3 (14.0 to 33.1)	15.2 (9.6 to 22.5)	15.2 (9.6 to 22.5)	15.2 (9.6 to 22.5)	15.2 (9.6 to 22.5)	17.7 (11.0 to 26.1)	18.7 (11.6 to 27.5)	22.1 (14.0 to 32.1)	26.1 (16.6 to 38.1)	26.1 (16.6 to 38.1)	26.1 (16.6 to 38.1)	26.1 (16.6 to 38.1)	26.1 (16.6 to 38.1)	26.1 (16.6 to 38.1)	26.1 (16.6 to 38.1)	26.1 (16.6 to 38.1)	26.1 (16.6 to 38.1)	26.1 (16.6 to 38.1)	26.1 (16.6 to 38.1)	26.1 (16.6 to 38.1)	774
Typhoid and paratyphoid	0 (0 to 0)	0 (0 to 0)	0 (0 to 0)	0 (0 to 0)	0 (0 to 0)	0 (0 to 0)	0 (0 to 0)	0 (0 to 0)	0 (0 to 0)	0 (0 to 0)	0 (0 to 0)	0 (0 to 0)	0 (0 to 0)	0 (0 to 0)	0 (0 to 0)	0 (0 to 0)	0 (0 to 0)	0 (0 to 0)	0 (0 to 0)	0 (0 to 0)	0 (0 to 0)	0 (0 to 0)	0 (0 to 0)	0 (0 to 0)	0 (0 to 0)	0 (0 to 0)	0
Invasive non-typhoidal Salmonella (iNTS)	0 (0 to 0)	0 (0 to 0)	0 (0 to 0)	0 (0 to 0)	0 (0 to 0)	0 (0 to 0)	0 (0 to 0)	0 (0 to 0)	0 (0 to 0)	0 (0 to 0)	0 (0 to 0)	0 (0 to 0)	0 (0 to 0)	0 (0 to 0)	0 (0 to 0)	0 (0 to 0)	0 (0 to 0)	0 (0 to 0)	0 (0 to 0)	0 (0 to 0)	0 (0 to 0)	0 (0 to 0)	0 (0 to 0)	0 (0 to 0)	0 (0 to 0)	0 (0 to 0)	0
Other intestinal infectious diseases	0.2 (0 to 0.3)	0.2 (0 to 0.3)	0.2 (0.1 to 0.3)	0.2 (0.1 to 0.3)	0.2 (0.1 to 0.3)	0.2 (0.1 to 0.3)	0.2 (0.1 to 0.3)	0.2 (0.1 to 0.3)	0.2 (0.1





SR Table 2a: Illinois DALYS by cause and age group for males with 95% uncertainty intervals, 2019

Cause	Each Neonatal	Each Neonatal	1 to 4	5 to 9	10 to 14	15 to 19	20 to 24	25 to 29	30 to 34	35 to 39	40 to 44	45 to 49	50 to 54	55 to 59	60 to 64	65 to 69	70 to 74	75 to 79	80 to 84	85 to 89	90 to 94	95 plus	Total
All causes	24,000 (22,100 to 27,000)	9,040 (8,450 to 9,560)	14,000 (13,100 to 15,100)	16,700 (15,100 to 18,100)	17,200 (15,100 to 20,000)	27,700 (21,200 to 39,000)	39,000 (29,600 to 51,000)	66,000 (51,700 to 101,000)	94,000 (81,100 to 119,000)	120,000 (104,000 to 139,000)	150,000 (129,000 to 174,000)	170,000 (146,000 to 196,000)	190,000 (164,000 to 220,000)	220,000 (191,000 to 251,000)	250,000 (219,000 to 283,000)	280,000 (246,000 to 317,000)	310,000 (273,000 to 357,000)	340,000 (296,000 to 393,000)	370,000 (319,000 to 430,000)	390,000 (330,000 to 460,000)	410,000 (340,000 to 490,000)	430,000 (350,000 to 520,000)	17,900 (15,900 to 19,900)	≥ 160,000
Communicable, maternal, neonatal, and nutritional diseases	19,600 (17,000 to 22,000)	8,290 (7,790 to 8,750)	2,260 (2,060 to 2,450)	3,090 (2,610 to 4,090)	2,820 (1,870 to 3,960)	2,920 (1,990 to 4,060)	3,070 (1,940 to 5,030)	2,750 (2,120 to 3,810)	3,260 (2,560 to 4,260)	3,320 (2,600 to 4,190)	3,710 (2,870 to 4,960)	3,750 (2,870 to 4,960)	3,720 (2,870 to 4,960)	4,380 (3,400 to 5,290)	4,950 (3,990 to 6,010)	6,030 (4,850 to 7,490)	6,640 (5,250 to 8,550)	6,350 (5,000 to 8,170)	5,810 (4,660 to 7,440)	3,170 (2,490 to 4,550)	2,140 (1,600 to 3,700)	1,060 (779 to 1,370)	197,000
HIV/AIDS and sexually transmitted infections	1.9 (1.7 to 2.4)	0.5 (0.4 to 0.6)	24.7 (21.7 to 28.1)	29.4 (25.7 to 33.7)	31.7 (27.3 to 36.7)	43.1 (36.7 to 50.2)	58.1 (49.2 to 68.2)	89.6 (75.6 to 106)	124 (104 to 145)	166 (140 to 193)	217 (183 to 252)	276 (233 to 321)	340 (287 to 395)	423 (358 to 491)	507 (429 to 588)	597 (505 to 693)	694 (586 to 805)	782 (661 to 907)	852 (720 to 989)	879 (743 to 1,020)	852 (720 to 989)	1,010 (854 to 1,170)	9,940
HIV/AIDS	0 (0 to 0)	0 (0 to 0)	23.2 (20.2 to 26.5)	28.3 (24.6 to 32.5)	30.7 (26.3 to 35.6)	42.1 (35.8 to 49.1)	57.1 (48.3 to 67.1)	88.2 (74.3 to 105)	122 (103 to 143)	164 (138 to 191)	215 (181 to 250)	274 (231 to 319)	338 (285 to 393)	421 (356 to 489)	505 (427 to 586)	595 (503 to 691)	692 (584 to 803)	780 (659 to 905)	850 (718 to 987)	877 (741 to 1,020)	850 (718 to 987)	1,010 (853 to 1,170)	9,770
HIV/AIDS - Drug-susceptible Tuberculosis	0 (0 to 0)	0 (0 to 0)	0.6 (0.3 to 0.7)	0.4 (0.3 to 0.6)	0.2 (0.1 to 0.3)	0.2 (0.1 to 0.4)	0.2 (0.1 to 0.4)	0.4 (0.2 to 0.8)	0.7 (0.4 to 1.1)	0.9 (0.5 to 1.4)	1.3 (0.7 to 2.0)	1.8 (1.0 to 2.8)	2.1 (1.2 to 3.3)	2.4 (1.3 to 3.8)	2.5 (1.4 to 4.0)	2.6 (1.4 to 4.1)	2.7 (1.5 to 4.3)	2.8 (1.5 to 4.4)	2.8 (1.5 to 4.4)	2.7 (1.5 to 4.3)	2.5 (1.4 to 4.0)	2.2 (1.2 to 3.5)	134
HIV/AIDS - Multidrug-resistant Tuberculosis without extensi	0 (0 to 0)	0 (0 to 0)	0 (0 to 0)	0 (0 to 0)	0 (0 to 0)	0 (0 to 0)	0 (0 to 0)	0 (0 to 0)	0 (0 to 0)	0 (0 to 0)	0 (0 to 0)	0 (0 to 0)	0 (0 to 0)	0 (0 to 0)	0 (0 to 0)	0 (0 to 0)	0 (0 to 0)	0 (0 to 0)	0 (0 to 0)	0 (0 to 0)	0 (0 to 0)	0 (0 to 0)	0 (0 to 0)	0
HIV/AIDS - Extensively drug-resistant Tuberculosis	0 (0 to 0)	0 (0 to 0)	0 (0 to 0)	0 (0 to 0)	0 (0 to 0)	0 (0 to 0)	0 (0 to 0)	0 (0 to 0)	0 (0 to 0)	0 (0 to 0)	0 (0 to 0)	0 (0 to 0)	0 (0 to 0)	0 (0 to 0)	0 (0 to 0)	0 (0 to 0)	0 (0 to 0)	0 (0 to 0)	0 (0 to 0)	0 (0 to 0)	0 (0 to 0)	0 (0 to 0)	0 (0 to 0)	1.2
HIV/AIDS resulting in other diseases	0 (0 to 0)	0 (0 to 0)	23.6 (19.7 to 28.1)	28.1 (24.6 to 32.5)	30.4 (26.1 to 35.6)	41.9 (35.7 to 49.1)	56.9 (48.2 to 67.1)	87.8 (74.1 to 105)	121 (102 to 142)	163 (137 to 190)	213 (180 to 249)	272 (230 to 318)	336 (284 to 391)	419 (354 to 487)	503 (425 to 584)	592 (501 to 688)	689 (581 to 800)	776 (656 to 901)	846 (715 to 983)	873 (737 to 1,020)	846 (715 to 983)	1,000 (845 to 1,160)	9,650
Sexually transmitted infections excluding HIV	1.9 (1.7 to 2.4)	0.5 (0.4 to 0.6)	0.7 (0.6 to 1.4)	0.1 (0.1 to 0.2)	0.1 (0.1 to 0.2)	0.3 (0.2 to 0.4)	0.9 (0.7 to 1.2)	1.4 (1.1 to 2.1)	2.2 (1.7 to 3.2)	2.9 (2.2 to 4.1)	3.9 (3.0 to 5.4)	4.7 (3.6 to 6.5)	5.4 (4.1 to 7.5)	6.1 (4.6 to 8.5)	6.8 (5.1 to 9.5)	7.4 (5.5 to 10.3)	7.9 (5.9 to 11.0)	8.2 (6.1 to 11.4)	8.2 (6.1 to 11.4)	7.9 (5.9 to 11.0)	7.4 (5.5 to 10.3)	6.7 (5.0 to 9.3)	385
Syphilis	0 (0 to 2.9)	0 (0 to 0.5)	0 (0 to 1.4)	0 (0 to 0.3)	0 (0 to 0)	0 (0 to 0.1)	0.1 (0 to 0.5)	0.3 (0 to 1.2)	0.7 (0.2 to 2.2)	1.2 (0.4 to 3.7)	1.8 (0.6 to 5.7)	2.5 (0.9 to 7.8)	3.1 (1.1 to 9.6)	3.7 (1.3 to 11.4)	4.2 (1.5 to 12.9)	4.6 (1.7 to 14.1)	4.9 (1.8 to 15.1)	5.1 (1.9 to 15.6)	5.1 (1.9 to 15.6)	4.9 (1.8 to 15.1)	4.6 (1.7 to 14.1)	4.2 (1.5 to 12.9)	116
Chlamydial infection	0 (0 to 0)	0 (0 to 0)	0 (0 to 0)	0 (0 to 0)	0 (0 to 0)	0 (0 to 0)	0 (0 to 0.1)	0.1 (0 to 0.2)	0.1 (0 to 0.3)	0.2 (0 to 0.4)	0.2 (0 to 0.4)	0.3 (0 to 0.6)	0.3 (0 to 0.6)	0.4 (0 to 0.8)	0.4 (0 to 0.8)	0.5 (0 to 0.9)	0.5 (0 to 1)	0.5 (0 to 1)	0.5 (0 to 1)	0.5 (0 to 1)	0.5 (0 to 1)	0.4 (0 to 0.9)	12.9
Gonococcal infection	0 (0 to 0)	0 (0 to 0)	0 (0 to 0)	0 (0 to 0)	0 (0 to 0)	0 (0 to 0)	0 (0 to 0)	0 (0 to 0)	0 (0 to 0)	0 (0 to 0)	0 (0 to 0)	0 (0 to 0)	0 (0 to 0)	0 (0 to 0)	0 (0 to 0)	0 (0 to 0)	0 (0 to 0)	0 (0 to 0)	0 (0 to 0)	0 (0 to 0)	0 (0 to 0)	0 (0 to 0)	0 (0 to 0)	0
Trichomoniasis	0 (0 to 0)	0 (0 to 0)	0 (0 to 0)	0 (0 to 0)	0 (0 to 0)	0 (0 to 0)	0 (0 to 0)	0 (0 to 0)	0 (0 to 0)	0 (0 to 0)	0 (0 to 0)	0 (0 to 0)	0 (0 to 0)	0 (0 to 0)	0 (0 to 0)	0 (0 to 0)	0 (0 to 0)	0 (0 to 0)	0 (0 to 0)	0 (0 to 0)	0 (0 to 0)	0 (0 to 0)	0 (0 to 0)	0
Genital herpes	0 (0 to 0)	0 (0 to 0)	0 (0 to 0)	0 (0 to 0)	0 (0 to 0)	0 (0 to 0)	0 (0 to 0)	0 (0 to 0)	0 (0 to 0)	0 (0 to 0)	0 (0 to 0)	0 (0 to 0)	0 (0 to 0)	0 (0 to 0)	0 (0 to 0)	0 (0 to 0)	0 (0 to 0)	0 (0 to 0)	0 (0 to 0)	0 (0 to 0)	0 (0 to 0)	0 (0 to 0)	0 (0 to 0)	0
Other sexually transmitted infections	0 (0 to 0)	0 (0 to 0)	0.6 (0.3 to 1.4)	0.1 (0 to 0.2)	0.1 (0 to 0.2)	0.2 (0.1 to 0.4)	0.7 (0.4 to 1.2)	1.2 (0.7 to 2.1)	1.9 (1.1 to 3.2)	2.6 (1.4 to 4.1)	3.5 (1.9 to 5.4)	4.3 (2.4 to 6.5)	4.9 (2.8 to 7.5)	5.6 (3.2 to 8.5)	6.2 (3.6 to 9.5)	6.8 (3.9 to 10.3)	7.2 (4.1 to 11)	7.5 (4.2 to 11.4)	7.5 (4.2 to 11.4)	7.2 (4.1 to 11)	6.8 (3.9 to 10.3)	6.2 (3.6 to 9.5)	168
Respiratory infections and tuberculosis	16.8 (15.1 to 18.1)	6.9 (6.5 to 7.3)	1.65 (1.45 to 2.04)	1.65 (1.45 to 2.04)	1.65 (1.45 to 2.04



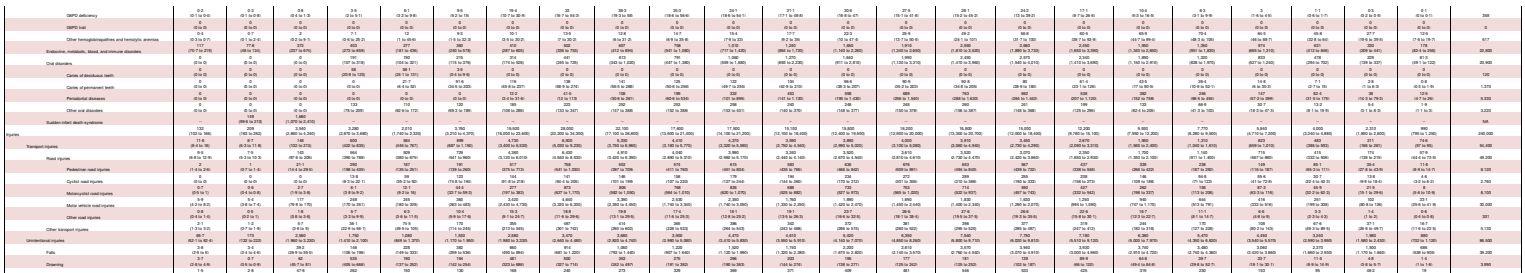

SR Table 2a: Indians DALYS by cause and age group for males with 95% uncertainty intervals, 2019

Cause	Early Neonatal	Late Neonatal	Post Neonatal	1 to 4	5 to 9	10 to 14	15 to 19	20 to 24	25 to 29	30 to 34	35 to 39	40 to 44	45 to 49	50 to 54	55 to 59	60 to 64	65 to 69	70 to 74	75 to 79	80 to 84	85 to 89	90 to 94	95 plus	Total
All causes	14,900 (13,900 to 16,400)	9,490 (8,190 to 9,890)	9,970 (9,220 to 10,800)	9,160 (7,490 to 10,900)	10,000 (7,760 to 12,900)	9,490 (7,530 to 12,200)	33,500 (26,200 to 41,200)	50,300 (42,200 to 59,900)	64,900 (57,500 to 73,900)	82,000 (74,000 to 90,100)	93,100 (84,300 to 102,000)	97,200 (87,700 to 106,100)	96,100 (86,400 to 106,000)	91,600 (82,000 to 101,000)	89,100 (79,400 to 98,900)	84,100 (74,600 to 93,900)	77,000 (68,000 to 86,400)	67,900 (59,400 to 76,900)	57,400 (49,800 to 65,600)	44,000 (37,600 to 50,600)	29,900 (25,100 to 34,900)	16,700 (13,800 to 19,900)	1,215,000
Communicable, maternal, neonatal, and nutritional diseases	11,200 (9,990 to 12,500)	2,010 (1,790 to 2,270)	2,190 (1,870 to 2,780)	1,720 (1,340 to 2,260)	1,060 (1,000 to 1,210)	1,490 (1,000 to 1,980)	1,400 (1,010 to 1,920)	1,430 (1,110 to 1,900)	1,490 (1,210 to 2,030)	1,750 (1,360 to 2,150)	1,870 (1,510 to 2,280)	1,920 (1,540 to 2,290)	2,190 (1,790 to 2,660)	2,370 (1,950 to 2,920)	2,950 (2,390 to 3,790)	3,010 (2,360 to 3,790)	2,830 (2,200 to 3,660)	2,660 (1,980 to 3,550)	2,270 (1,630 to 3,140)	2,270 (1,590 to 3,160)	1,590 (1,220 to 1,980)	922 (699 to 1,170)	399 (299 to 509)	53,900
HIV/AIDS and sexually transmitted infections	1.6 (1.1 to 2.2)	1.5 (1.1 to 2.1)	10.1 (6.1 to 16.1)	6.4 (3.9 to 9.5)	2.1 (1.3 to 3.4)	6.3 (3.9 to 9.5)	19.0 (11.7 to 28.1)	77.5 (47.7 to 114.7)	231 (142 to 340)	394 (242 to 582)	426 (262 to 630)	541 (333 to 800)	707 (435 to 1,040)	802 (493 to 1,190)	1,010 (622 to 1,490)	1,210 (744 to 1,790)	1,310 (807 to 1,940)	1,360 (837 to 2,010)	1,360 (837 to 2,010)	1,270 (779 to 1,880)	1,060 (652 to 1,570)	703 (432 to 1,040)	344 (211 to 509)	3,970
HIV/AIDS	0 (0 to 0)	0 (0 to 0)	7.8 (4.8 to 11.2)	6.4 (3.9 to 9.2)	2.1 (1.3 to 3.2)	6.3 (3.9 to 9.1)	19.0 (11.7 to 27.5)	77.5 (47.7 to 112.1)	231 (142 to 336)	394 (242 to 574)	426 (262 to 620)	541 (333 to 788)	707 (435 to 1,030)	802 (493 to 1,170)	1,010 (622 to 1,470)	1,210 (744 to 1,770)	1,310 (807 to 1,910)	1,360 (837 to 1,980)	1,360 (837 to 1,980)	1,270 (779 to 1,850)	1,060 (652 to 1,550)	703 (432 to 1,030)	344 (211 to 501)	3,790
HIV/AIDS - Drug-susceptible Tuberculosis	0 (0 to 0)	0 (0 to 0)	0.2 (0.1 to 0.3)	0.1 (0.1 to 0.2)	0.1 (0.1 to 0.2)	0.1 (0.1 to 0.2)	1.3 (0.8 to 2)	4.6 (2.9 to 6.8)	9.6 (6 to 14.2)	9.4 (5.8 to 13.7)	9.6 (5.9 to 14.3)	9.4 (5.8 to 14.4)	9.6 (5.9 to 13.7)	7.9 (4.9 to 11.4)	6.1 (3.8 to 8.7)	4.5 (2.8 to 6.6)	3.5 (2.2 to 5.1)	2.5 (1.6 to 3.6)	1.6 (1 to 2.3)	0.9 (0.6 to 1.3)	0.5 (0.3 to 0.7)	0.2 (0.1 to 0.3)	0.1 (0 to 0.2)	62
HIV/AIDS - Multidrug-resistant Tuberculosis without extra-resistance	0 (0 to 0)	0 (0 to 0)	0 (0 to 0)	0 (0 to 0)	0 (0 to 0)	0 (0 to 0)	0 (0 to 0)	0 (0 to 0)	0 (0 to 0)	0 (0 to 0)	0 (0 to 0)	0 (0 to 0)	0 (0 to 0)	0 (0 to 0)	0 (0 to 0)	0 (0 to 0)	0 (0 to 0)	0 (0 to 0)	0 (0 to 0)	0 (0 to 0)	0 (0 to 0)	0 (0 to 0)	0 (0 to 0)	0 (0 to 0)	2.2
HIV/AIDS - Extensively drug-resistant Tuberculosis	0 (0 to 0)	0 (0 to 0)	0 (0 to 0)	0 (0 to 0)	0 (0 to 0)	0 (0 to 0)	0 (0 to 0.1)	0 (0 to 0.2)	0 (0 to 0.2)	0 (0 to 0.2)	0 (0 to 0.2)	0 (0 to 0.2)	0 (0 to 0.2)	0 (0 to 0.2)	0 (0 to 0.2)	0 (0 to 0.1)	0 (0 to 0.1)	0 (0 to 0.1)	0 (0 to 0.1)	0 (0 to 0.1)	0 (0 to 0.1)	0 (0 to 0.1)	0 (0 to 0)	0 (0 to 0)	0.6
HIV/AIDS resulting in other diseases	0 (0 to 0)	0 (0 to 0)	2 (1.2 to 3.1)	0 (0 to 0)	0 (0 to 0)	0 (0 to 0)	0 (0 to 0)	0 (0 to 0)	0 (0 to 0)	0 (0 to 0)	0 (0 to 0)	0 (0 to 0)	0 (0 to 0)	0 (0 to 0)	0 (0 to 0)	0 (0 to 0)	0 (0 to 0)	0 (0 to 0)	0 (0 to 0)	0 (0 to 0)	0 (0 to 0)	0 (0 to 0)	0 (0 to 0)	0 (0 to 0)	62
Sexually transmitted infections excluding HIV	1.6 (1.1 to 2.2)	1.5 (1.1 to 2.1)	0.4 (0.3 to 0.5)	0.1 (0.1 to 0.2)	0.1 (0.1 to 0.2)	0.1 (0.1 to 0.2)	0.2 (0.1 to 0.3)	0.9 (0.6 to 1.4)	1.4 (0.9 to 2.1)	1.6 (0.9 to 2.5)	1.8 (1 to 2.8)	2.1 (1.2 to 3.2)	2.4 (1.4 to 3.7)	2.7 (1.6 to 4.1)	3.1 (1.8 to 4.7)	3.5 (2.1 to 5.3)	3.8 (2.3 to 5.8)	4.1 (2.5 to 6.2)	4.2 (2.5 to 6.4)	4.2 (2.5 to 6.4)	3.9 (2.3 to 5.9)	3.4 (2 to 5.2)	2.6 (1.5 to 3.9)	222
Syphilis	0 (0 to 0)	0 (0 to 0)	0 (0 to 0)	0 (0 to 0)	0 (0 to 0)	0 (0 to 0)	0 (0 to 0)	0 (0 to 0)	0 (0 to 0)	0 (0 to 0)	0 (0 to 0)	0 (0 to 0)	0 (0 to 0)	0 (0 to 0)	0 (0 to 0)	0 (0 to 0)	0 (0 to 0)	0 (0 to 0)	0 (0 to 0)	0 (0 to 0)	0 (0 to 0)	0 (0 to 0)	0 (0 to 0)	0 (0 to 0)	0
Chlamydial infection	0 (0 to 0)	0 (0 to 0)	0 (0 to 0)	0 (0 to 0)	0 (0 to 0)	0 (0 to 0)	0 (0 to 0.1)	0 (0 to 0.1)	0 (0 to 0.1)	0 (0 to 0.1)	0 (0 to 0.1)	0 (0 to 0.1)	0 (0 to 0.1)	0 (0 to 0.1)	0 (0 to 0.1)	0 (0 to 0.1)	0 (0 to 0.1)	0 (0 to 0.1)	0 (0 to 0.1)	0 (0 to 0)	0 (0 to 0)	0 (0 to 0)	0 (0 to 0)	0 (0 to 0)	6.4
Gonococcal infection	0 (0 to 0)	0 (0 to 0)	0 (0 to 0)	0 (0 to 0)	0 (0 to 0)	0 (0 to 0)	0 (0 to 0)	0 (0 to 0)	0 (0 to 0)	0 (0 to 0)	0 (0 to 0)	0 (0 to 0)	0 (0 to 0)	0 (0 to 0)	0 (0 to 0)	0 (0 to 0)	0 (0 to 0)	0 (0 to 0)	0 (0 to 0)	0 (0 to 0)	0 (0 to 0)	0 (0 to 0)	0 (0 to 0)	0 (0 to 0)	9.4
Trichomoniasis	0 (0 to 0)	0 (0 to 0)	0 (0 to 0)	0 (0 to 0)	0 (0 to 0)	0 (0 to 0)	0 (0 to 0.1)	0 (0 to 0.1)	0 (0 to 0.1)	0 (0 to 0.1)	0 (0 to 0.1)	0 (0 to 0.1)	0 (0 to 0.1)	0 (0 to 0.1)	0 (0 to 0.1)	0 (0 to 0.1)	0 (0 to 0.1)	0 (0 to 0.1)	0 (0 to 0.1)	0 (0 to 0.1)	0 (0 to 0.1)	0 (0 to 0.1)	0 (0 to 0.1)	0 (0 to 0.1)	8.7
Genital herpes	0 (0 to 0)	0 (0 to 0)	0 (0 to 0)	0 (0 to 0)	0 (0 to 0)	0.6 (0.4 to 0.9)	2.7 (1.8 to 3.9)	9.6 (6.5 to 13.6)	9.6 (6.5 to 13.5)	11.6 (7.8 to 16.4)	13 (8.7 to 18.3)	13 (8.8 to 18.4)	13.1 (8.8 to 18.3)	12.7 (8.6 to 17.2)	12.6 (8.5 to 17.5)	11.2 (7.6 to 15.6)	9.7 (6.6 to 13.6)	8.1 (5.5 to 11.5)	6.6 (4.4 to 9.3)	5.1 (3.4 to 7.2)	3.8 (2.5 to 5.4)	2.6 (1.7 to 3.7)	1.4 (0.9 to 2.1)	127
Other sexually transmitted infections	0 (0 to 0)	0 (0 to 0)	0 (0 to 0)	0 (0 to 0)	0 (0 to 0)	0 (0 to 0)	0 (0 to 0.1)	0 (0 to 0.1)	0 (0 to 0.1)	0 (0 to 0.1)	0 (0 to 0.1)	0 (0 to 0.1)	0 (0 to 0.1)	0 (0 to 0.1)	0 (0 to 0.1)	0 (0 to 0.1)	0 (0 to 0.1)	0 (0 to 0.1)	0 (0 to 0.1)	0 (0 to 0.1)	0 (0 to 0.1)	0 (0 to 0.1)	0 (0 to 0.1)	0 (0 to 0.1)	0.6
Respiratory infections and tuberculosis	34 (24.6 to 50.7)	69.6 (50.6 to 93.7)	568 (466 to 710)	466 (382 to 573)	69.6 (56.8 to 85.6)	297 (242 to 365)	1,040 (850 to 1,270)	1,240 (1,020 to 1,500)	1,240 (1,020 to 1,500)	1,190 (982 to 1,440)	1,110 (913 to 1,350)	1,110 (913 to 1,350)	1,110 (913 to 1,350)	1,110 (913 to 1,350)	1,110 (913 to 1,350)	1,110 (913 to 1,350)	1,110 (913 to 1,350)	1,110 (913 to 1,350)	1,110 (913 to 1,350)	1,110 (913 to 1,350)	1,110 (913 to 1,350)	1,110 (913 to 1,350)	1,110 (913 to 1,350)	17,600
Tuberculosis	0 (0 to 0)	0 (0 to 0)	0.6 (0.6 to 1.4)	0.6 (0.6 to 1.4)	0.6 (0.6 to 1.4)	1.4 (1 to 2.3)	2.3 (1.6 to 3.7)	2.3 (1.6 to 3.6)	2.3 (1.6 to 3.6)	2.3 (1.6 to 3.6)	2.3 (1.6 to 3.6)	2.3 (1.6 to 3.6)	2.3 (1.6 to 3.6)	2.3 (1.6 to 3.6)	2.3 (1.6 to 3.6)	2.3 (1.6 to 3.6)	2.3 (1.6 to 3.6)	2.3 (1.6 to 3.6)	2.3 (1.6 to 3.6)	2.3 (1.6 to 3.6)	2.3 (1.6 to 3.6)	2.3 (1.6 to 3.6)	2.3 (1.6 to 3.6)	292
Latent tuberculosis infection	0 (0 to 0)	0 (0 to 0)	0 (0 to 0)	0 (0 to 0)	0 (0 to 0)	0 (0 to 0)	0 (0 to 0)	0 (0 to 0)	0 (0 to 0)	0 (0 to 0)	0 (0 to 0)	0 (0 to 0)	0 (0 to 0)	0 (0 to 0)	0 (0 to 0)	0 (0 to 0)	0 (0 to 0)	0 (0 to 0)	0 (0 to 0)	0 (0 to 0)	0 (0 to 0)	0 (0 to 0)	0 (0 to 0)	0 (0 to 0)	0
Drug-susceptible tuberculosis	0 (0 to 0)	0 (0 to 0)	0.6 (0.6 to 1.3)	0.6 (0.6 to 1.3)	0.6 (0.6 to 1.3)	1.4 (1 to 2.3)	2.3 (1.6 to 3.7)	2.3 (1.6 to 3.6)	2.3 (1.6 to 3.6)	2.3 (1.6 to 3.6)	2.3 (1.6 to 3.6)	2.3 (1.6 to 3.6)	2.3 (1.6 to 3.6)	2.3 (1.6 to 3.6)	2.3 (1.6 to 3.6)	2.3 (1.6 to 3.6)	2.3 (1.6 to 3.6)	2.3 (1.6 to 3.6)	2.3 (1.6 to 3.6)	2.3 (1.6 to 3.6)	2.3 (1.6 to 3.6)	2.3 (1.6 to 3.6)	2.3 (1.6 to 3.6)	282
Multidrug-resistant tuberculosis without extensive drug resistance	0 (0 to 0)	0 (0 to 0)	0 (0 to 0)	0 (0 to 0)	0 (0 to 0)	0 (0 to 0)	0 (0 to 0)	0 (0 to 0)	0 (0 to 0)	0 (0 to 0)	0 (0 to 0)	0 (0 to 0)	0 (0 to 0)	0 (0 to 0)	0 (0 to 0)	0 (0 to 0)	0 (0 to 0)	0 (0 to 0)	0 (0 to 0)	0 (0 to 0)	0 (0 to 0)	0 (0 to 0)	0 (0 to 0)	0 (0 to 0)	0
Extensively drug-resistant tuberculosis	0 (0 to 0)	0 (0 to 0)	0 (0 to 0)	0 (0 to 0)	0 (0 to 0)	0 (0 to 0)	0 (0 to 0)	0 (0 to 0)	0 (0 to 0)	0 (0 to 0)	0 (0 to 0)	0 (0 to 0)	0 (0 to 0)	0 (0 to 0)	0 (0 to 0)	0 (0 to 0)	0 (0 to 0)	0 (0 to 0)	0 (0 to 0)	0 (0 to 0)	0 (0 to 0)	0 (0 to 0)	0 (0 to 0)	0 (0 to 0)	0
Lower respiratory infections	33.2 (23.9 to 49.1)	68.5 (49.7 to 92.5)	563 (462 to 704)	460 (377 to 567)	63.6 (49.7 to 81.6)	74.6 (59.4 to 93.6)	1,110 (894 to 1,370)	1,190 (966 to 1,460)	1,190 (966 to 1,460)	1,090 (882 to 1,340)	1,000 (809 to 1,230)	1,000 (809 to 1,230)	1,000 (809 to 1,230)	1,000 (809 to 1,230)	1,000 (809 to 1,230)	1,000 (809 to 1,230)	1,000 (809 to 1,230)	1,000 (809 to 1,230)	1,000 (809 to 1,230)	1,000 (809 to 1,230)	1,000 (809 to 1,230)	1,000 (809 to 1,230)	1,000 (809 to 1,230)	13,300
Upper respiratory infections	0.6 (0.5 to 1.2)	1 (0.6 to 7.6)	5.6 (4.2 to 12.9)	6.7 (4.9 to 15.3)	6.7 (4.9 to 15.3)	223 (173 to 309)	227 (178 to 308)	50 (39 to 72)	50 (39 to 72)	219 (172 to 296)	219 (172 to 296)	219 (172 to 296)	219 (172 to 296)	219 (172 to 296)	219 (172 to 296)	219 (172 to 296)	219 (172 to 296)	219 (172 to 296)	219 (172 to 296)	219 (172 to 296)	219 (172 to 296)	219 (172 to 296)	219 (172 to 296)	3,440
Otitis media	0 (0 to 0)	0 (0 to 0)	0 (0 to 0.1)	0.1 (0 to 0.2)	0.1 (0 to 0.2)	0.1 (0 to 0.2



G6PD deficiency	0.2 (0.1 to 0.3)	0.3 (0.1 to 1)	0.6 (0.3 to 1)	2.6 (1.6 to 3.8)	0.7 (0.6 to 1.2)	0.7 (0.6 to 1.2)	11.2 (9.3 to 17.4)	16.5 (9.5 to 29)	16.2 (9.6 to 32.6)	17.4 (9.1 to 29)	17.2 (10.5 to 29.4)	17.3 (9.6 to 27.6)	19 (10.6 to 27.6)	19.1 (9.6 to 33.6)	19 (9.1 to 29.8)	16.5 (9.3 to 29)	12.6 (6.4 to 19)	6.8 (4.7 to 13.7)	5 (2.6 to 7.6)	2.2 (1.2 to 3.4)	0.7 (0.4 to 1.1)	0.2 (0.1 to 0.2)	0 (0 to 0.1)		209
G6PD bat	0 (0 to 0)	0 (0 to 0)	0 (0 to 0)

SR Table 2a. loss DALYS by cause and age group for males with 95% uncertainty intervals, 2019

Cause	Early Neonatal	Late Neonatal	Post-Neonatal	1 to 4	5 to 9	10 to 14	15 to 19	20 to 24	25 to 29	30 to 34	35 to 39	40 to 44	45 to 49	50 to 54	55 to 59	60 to 64	65 to 69	70 to 74	75 to 79	80 to 84	85 to 89	90 to 94	95 plus	Total
All causes	3,670 (3,190 to 4,200)	1,069 (797 to 1,410)	3,990 (3,240 to 5,000)	4,190 (3,470 to 5,060)	4,420 (3,490 to 5,700)	5,000 (3,950 to 6,350)	13,100 (10,600 to 16,000)	19,100 (15,600 to 23,600)	20,000 (16,600 to 24,600)	20,000 (16,600 to 24,600)	22,000 (18,000 to 26,600)	22,000 (18,000 to 26,600)	22,000 (18,000 to 26,600)	22,000 (18,000 to 26,600)	23,000 (21,000 to 25,900)	23,000 (21,000 to 25,900)	23,000 (21,000 to 25,900)	23,000 (21,000 to 25,900)	23,000 (21,000 to 25,900)	23,000 (21,000 to 25,900)	23,000 (21,000 to 25,900)	23,000 (21,000 to 25,900)	23,000 (21,000 to 25,900)	5,600 (5,070 to 6,180)	640,000
Communicable, maternal, neonatal, and nutritional diseases	2,670 (2,220 to 3,060)	947 (661 to 989)	727 (577 to 989)	786 (572 to 1,030)	732 (521 to 1,060)	624 (462 to 898)	556 (400 to 771)	622 (453 to 860)	668 (503 to 893)	730 (561 to 953)	771 (577 to 997)	809 (609 to 1,050)	764 (564 to 1,050)	667 (464 to 1,000)	627 (427 to 1,000)	1,100 (672 to 1,600)	1,120 (663 to 1,640)	1,060 (729 to 1,600)	969 (720 to 1,360)	868 (637 to 1,260)	693 (429 to 779)	322 (210 to 398)	19,900
HIV/AIDS and sexually transmitted infections	0.2 (0.1 to 0.5)	0.1 (0 to 0.1)	2.5 (2 to 2.9)	2.1 (1.6 to 2.6)	1.4 (1.2 to 1.6)	1.8 (1.6 to 2.4)	2.5 (2 to 3.1)	20.2 (19 to 22.7)	49.7 (46.8 to 52.1)	87.9 (79.7 to 106)	120 (92.4 to 159)	137 (100 to 182)	156 (99.3 to 218)	161 (91.1 to 233)	153 (73 to 238)	146 (69.4 to 236)	138 (62.3 to 234)	124 (51.7 to 213)	104 (44.5 to 174)	84 (37.4 to 142)	1 (0.7 to 1.3)	1 (0.7 to 1.6)	976 (0.3 to 916)
HIV/AIDS	0 (0 to 0)	0 (0 to 0)	2.3 (1.9 to 2.8)	2.1 (1.6 to 2.6)	1.4 (1.1 to 1.6)	1.5 (1.2 to 2.1)	2.4 (2 to 3)	19.2 (18 to 21.6)	48.2 (45.4 to 50.7)	86.3 (78.2 to 104)	111 (85.1 to 153)	127 (92.7 to 174)	119 (77.1 to 171)	111 (63.1 to 164)	96.3 (45.6 to 157)	88.6 (42.1 to 147)	85.7 (38.7 to 146)	82.6 (34.5 to 141)	74 (31.7 to 126)	61 (27.4 to 104)	0.6 (0.5 to 1.1)	0.3 (0.2 to 0.6)	824 (0.1 to 804)
HIV/AIDS - Drug-susceptible Tuberculosis	0 (0 to 0)	0 (0 to 0)	0 (0 to 0)





SR Table 2x. Kansas DALYS by cause and sex group for males with 95% uncertainty intervals, 2019

Cause	Early Neonatal	Late Neonatal	Post-Neonatal	1 to 4	5 to 9	10 to 14	15 to 19	20 to 24	25 to 29	30 to 34	35 to 39	40 to 44	45 to 49	50 to 54	55 to 59	60 to 64	65 to 69	70 to 74	75 to 79	80 to 84	85 to 89	90 to 94	95 plus	Total
All causes	9,640 (9,009 to 7,358)	1,293 (822 to 1,972)	3,526 (2,970 to 4,439)	4,648 (3,330 to 6,812)	3,460 (2,930 to 3,986)	3,546 (3,060 to 4,060)	11,300 (10,180 to 12,700)	20,600 (17,700 to 24,300)	20,900 (17,900 to 24,700)	20,600 (17,800 to 24,700)	20,400 (16,700 to 24,600)	22,000 (18,200 to 26,600)	23,300 (19,300 to 28,100)	23,700 (21,700 to 25,900)	22,000 (19,900 to 24,500)	23,900 (21,600 to 26,600)	23,900 (21,700 to 26,300)	23,300 (20,800 to 26,400)	23,300 (20,700 to 26,300)	23,300 (20,900 to 26,400)	23,600 (20,400 to 26,600)	23,700 (19,700 to 25,400)	11,700 (9,870 to 13,200)	4,090 (3,270 to 4,870)	556,000
Communicable, maternal, neonatal, and nutritional diseases	6,220 (5,530 to 5,390)	740 (456 to 972)	671 (486 to 912)	786 (609 to 1,040)	639 (579 to 1,139)	669 (489 to 941)	1,820 (1,570 to 764)	3,220 (2,870 to 3,630)	3,190 (2,870 to 3,600)	3,020 (2,720 to 3,430)	2,880 (2,550 to 3,290)	2,940 (2,600 to 3,360)	2,940 (2,600 to 3,360)	2,940 (2,600 to 3,360)	2,940 (2,600 to 3,360)	2,940 (2,600 to 3,360)	2,940 (2,600 to 3,360)	2,940 (2,600 to 3,360)	2,940 (2,600 to 3,360)	2,940 (2,600 to 3,360)	2,940 (2,600 to 3,360)	2,940 (2,600 to 3,360)	1,470 (1,300 to 1,680)	527 (427 to 701)	22,000
HIV/AIDS and sexually transmitted infections	0.4 (0.2 to 0.6)	0.1 (0.1 to 0.2)	2.7 (2.1 to 4.2)	2.6 (2.0 to 4.2)	1.6 (1.6 to 2.2)	2.7 (2.2 to 3.3)	7.2 (6.4 to 8.7)	27.0 (21.0 to 42.4)	34.4 (26.0 to 53.4)	109 (83.3 to 134)	142 (110 to 169)	194 (154 to 229)	270 (220 to 322)	389 (347 to 433)	514 (461 to 562)	722 (651 to 790)	1,010 (911 to 1,100)	1,270 (1,150 to 1,380)	1,530 (1,390 to 1,660)	1,740 (1,580 to 1,880)	1,900 (1,730 to 2,060)	1,980 (1,790 to 2,150)	1,010 (907 to 1,100)	352 (316 to 384)	1,300
HIV/AIDS	0 (0 to 0)	0 (0 to 0)	2.5 (2.0 to 4.0)	2.5 (2.0 to 4.1)	1.6 (1.6 to 2.2)	2.1 (1.7 to 2.6)	6.7 (6.0 to 8.1)	26.4 (20.6 to 41.5)	33.6 (25.4 to 52.2)	106 (81.4 to 131)	139 (107 to 165)	189 (150 to 224)	263 (214 to 314)	379 (337 to 422)	501 (449 to 548)	703 (634 to 770)	983 (887 to 1,070)	1,240 (1,120 to 1,350)	1,490 (1,350 to 1,620)	1,690 (1,540 to 1,830)	1,850 (1,680 to 2,010)	1,930 (1,740 to 2,100)	984 (885 to 1,070)	343 (308 to 374)	1,260
HIV/AIDS - Drug-susceptible Tuberculosis	0 (0 to 0)	0 (0 to 0)	0.1 (0.1 to 0.1)	0.1 (0.1 to 0.1)	0.1 (0.1 to 0.1)	0.1 (0.1 to 0.1)	0.5 (0.4 to 0.6)	1.2 (0.9 to 1.6)	1.6 (1.2 to 2.1)	3.1 (2.3 to 4.1)	2.4 (1.8 to 3.2)	1.8 (1.3 to 2.4)	2.7 (2.0 to 3.6)	2.7 (2.0 to 3.6)	2.7 (2.0 to 3.6)	2.7 (2.0 to 3.6)	2.7 (2.0 to 3.6)	2.7 (2.0 to 3.6)	2.7 (2.0 to 3.6)	2.7 (2.0 to 3.6)	2.7 (2.0 to 3.6)	2.7 (2.0 to 3.6)	1.4 (1.0 to 1.8)	0.5 (0.4 to 0.6)	174
HIV/AIDS - Multidrug-resistant Tuberculosis without extensive	0 (0 to 0)	0 (0 to 0)	0 (0 to 0)	0 (0 to 0)	0 (0 to 0)	0 (0 to 0)	0 (0 to 0)	0.1 (0 to 0.1)	0.1 (0 to 0.1)	0.1 (0 to 0.1)	0.1 (0 to 0.1)	0.1 (0 to 0.1)	0.1 (0 to 0.1)	0.1 (0 to 0.1)	0.1 (0 to 0.1)	0.1 (0 to 0.1)	0.1 (0 to 0.1)	0.1 (0 to 0.1)	0.1 (0 to 0.1)	0.1 (0 to 0.1)	0.1 (0 to 0.1)	0.1 (0 to 0.1)	0.1 (0 to 0.1)	0 (0 to 0)	0 (0 to 0)	0.6
HIV/AIDS - Extensively drug-resistant Tuberculous	0 (0 to 0)	0 (0 to 0)	0 (0 to 0)	0 (0 to 0)	0 (0 to 0)	0 (0 to 0)	0 (0 to 0)



| | | |

SR Table 2a: Samoa DALYs by cause and age group for males with 95% uncertainty intervals, 2019

Cause	Early Neonatal	Late Neonatal	Post Neonatal	1 to 4	5 to 9	10 to 14	15 to 19	20 to 24	25 to 29	30 to 34	35 to 39	40 to 44	45 to 49	50 to 54	55 to 59	60 to 64	65 to 69	70 to 74	75 to 79	80 plus	Total
All causes	842 (589.9 to 1,180)	842 (201 to 400)	786 (506 to 972)	1,104 (762 to 1,130)	1,104 (948 to 1,130)	1,104 (810 to 1,240)	1,104 (1,000 to 1,900)	1,104 (1,460 to 2,260)	1,104 (1,440 to 2,260)	1,104 (1,260 to 2,320)	1,104 (1,120 to 2,440)	1,104 (1,180 to 2,370)	1,104 (1,300 to 2,320)	1,104 (1,200 to 2,320)	1,104 (1,270 to 2,320)	1,104 (2,190 to 2,260)	1,104 (2,410 to 2,340)	1,104 (2,210 to 2,530)	1,104 (1,760 to 2,130)	1,104 (1,320 to 2,320)	31,700
Communicable, maternal, neonatal, and nutritional diseases	842 (510 to 1,220)	842 (197 to 760)	786 (362 to 709)	1,104 (356 to 466)	1,104 (160 to 209)	1,104 (152 to 273)	1,104 (120 to 206)	1,104 (120 to 170)	1,104 (112 to 160)	1,104 (92.8 to 134)	1,104 (84.1 to 130)	1,104 (100 to 145)	1,104 (157 to 226)	1,104 (157 to 226)	1,104 (86.5 to 126)	1,104 (49.7 to 115)	1,104 (53.3 to 94.4)	1,104 (46.5 to 96.4)	1,104 (27.5 to 49.6)	1,104 (13.9 to 22.7)	4,700 (3.5 to 5.1)
HIV/AIDS and sexually transmitted infections	135 (44.3 to 256)	45.5 (14.9 to 97.3)	64.3 (19.7 to 149)	21 (9.9 to 108)	7.4 (7.7 to 51)	7.1 (5.4 to 49.4)	11.4 (1.1 to 79.4)	26.6 (1.3 to 182)	47.4 (1.5 to 297)	59.2 (1.5 to 368)	47.5 (1.1 to 415)	39.6 (1.2 to 346)	33.1 (0.9 to 288)	18.6 (0.7 to 141)	12.8 (0.5 to 94)	11.4 (0.4 to 91.5)	9.5 (0.4 to 82.6)	3.4 (0.1 to 29.6)	1.1 (0 to 9.5)	0.3 (0 to 2.6)	599 (0 to 5.2)
HIV/AIDS	0 (0 to 0)	0 (0 to 35.3)	19.2 (5.1 to 108)	6.2 (0.1 to 58.1)	6.8 (0.3 to 70.2)	10.7 (0.3 to 154)	23.7 (0.7 to 194)	46.6 (0.6 to 297)	46.7 (0.4 to 281)	46.7 (0.4 to 274)	46.9 (0.4 to 246)	32.5 (0.3 to 200)	18.1 (0.2 to 141)	12.4 (0.2 to 96.8)	11.2 (0.2 to 91.2)	9.2 (0.2 to 82.6)	3.2 (0.2 to 29.6)	1 (0 to 9.5)	0.2 (0 to 1.5)	0.1 (0 to 0.6)	348 (0 to 3.2)
HIV/AIDS - Drug-susceptible Tuberculosis	0 (0 to 0)	0.2 (0 to 0.9)	0.9 (0 to 2.9)	1.1 (0.1 to 9.7)	0.3 (0.1 to 6.4)	0.3 (0.1 to 6.6)	0.6 (0.1 to 4.2)	2.4 (0.2 to 4.4)	3.4 (0.2 to 4.6)	2.3 (0.2 to 4.2)	1.6 (0.2 to 2.8)	1.3 (0.2 to 2.4)	0.8 (0.1 to 1.4)	0.5 (0 to 0.9)	0.4 (0.1 to 1)	0.3 (0 to 0.8)	0.1 (0 to 0.3)	0.1 (0 to 0.1)	0 (0 to 0)	0 (0 to 0)	16.2 (0.1 to 25.2)
HIV/AIDS - Multidrug-resistant Tuberculosis without extensive dr...	0 (0 to 0)	0 (0 to 0)	0 (0 to 0)	0 (0 to 0)	0 (0 to 0)	0 (0 to 0)	0 (0 to 0)	0 (0 to 0)	0 (0 to 0)	0 (0 to 0)	0 (0 to 0)	0 (0 to 0)	0 (0 to 0)	0 (0 to 0)	0 (0 to 0)	0 (0 to 0)	0 (0 to 0)	0 (0 to 0)	0 (0 to 0)	0 (0 to 0)	0 (0 to 0)	0 (0 to 0)
HIV/AIDS - Extensively drug-resistant Tuberculosis	0 (0 to 0)	0 (0 to 0)	0 (0 to 0)	0 (0 to 0)	0 (0 to 0)	0 (0 to 0)	0 (0 to 0)	0 (0 to 0)	0 (0 to 0)	0 (0 to 0)	0 (0 to 0)	0 (0 to 0)	0 (0 to 0)	0 (0 to 0)	0 (0 to 0)	0 (0 to 0)	0 (0 to 0)	0 (0 to 0)	0 (0 to 0)	0 (0 to 0)	0 (0 to 0)	0 (0 to 0)
HIV/AIDS resulting in other diseases	0 (0 to 0)	0.7 (0 to 34.7)	18.1 (5 to 106)	5.6 (0.1 to 48.5)	6.5 (0.1 to 67.3)	10.1 (0.2 to 68.5)	22.3 (0.3 to 153)	44.2 (0.3 to 294)	44.2 (0.2 to 264)	44.7 (0.1 to 253)	27.2 (0.1 to 240)	21.2 (0.1 to 206)	17.3 (0.1 to 140)	11.9 (0.1 to 90.5)	10.7 (0.1 to 90.5)	8.8 (0.1 to 82.6)	3.1 (0.1 to 29.6)	1 (0 to 9.5)	0.2 (0 to 1.5)	0.1 (0 to 0.6)	332 (0 to 3.2)
Sexually transmitted infections excluding HIV	135 (44.3 to 256)	45.5 (14.9 to 97.3)	44.9 (14.6 to 41)	14.7 (9.8 to 59.7)	1.2 (0.2 to 51.5)	0.4 (0.2 to 0.5)	0.6 (0.1 to 0.8)	0.2 (0.1 to 0.4)	0.2 (0.1 to 0.4)	0.2 (0.1 to 0.4)	0.2 (0.1 to 0.4)	0.3 (0.1 to 0.5)	0.4 (0.2 to 1.2)	0.2 (0.1 to 0.4)	0.2 (0.1 to 0.4)	0.2 (0.1 to 0.4)	0.2 (0.1 to 0.4)	0.2 (0.1 to 0.4)	0.1 (0 to 0.1)	0.1 (0 to 0.1)	251 (0.1 to 0.5)
Syphilis	135 (44.3 to 256)	45.5 (14.9 to 97.3)	44.9 (14.6 to 41)	14.7 (9.8 to 59.7)	1.2 (0.2 to 51.5)	0.4 (0 to 0.1)	0.1 (0 to 0.1)	0.1 (0 to 0.2)	0.1 (0 to 0.2)	0.2 (0 to 0.3)	0.1 (0 to 0.2)	0.1 (0 to 0.2)	0.1 (0 to 0.1)	0.1 (0 to 0.1)	0.1 (0 to 0.1)	0.2 (0 to 0.4)	0.2 (0 to 0.3)	0.2 (0 to 0.4)	0.1 (0 to 0.1)	0.1 (0 to 0.1)	245 (0.1 to 0.5)
Chlamydial infection	0 (0 to 0)	0 (0 to 0)	0 (0 to 0)	0 (0 to 0)	0 (0 to 0)	0 (0 to 0)	0 (0 to 0)	0 (0 to 0)	0 (0 to 0)	0 (0 to 0)	0 (0 to 0)	0 (0 to 0)	0 (0 to 0)	0 (0 to 0)	0 (0 to 0)	0 (0 to 0)	0 (0 to 0)	0 (0 to 0)	0 (0 to 0)	0 (0 to 0)	0 (0 to 0)	0 (0 to 0)
Gonococcal infection	0 (0 to 0)	0 (0 to 0)	0 (0 to 0)	0 (0 to 0)	0 (0 to 0)	0 (0 to 0)	0.2 (0 to 0.6)	0.2 (0 to 0.6)	0.1 (0 to 0.4)	0.1 (0 to 0.3)	0.1 (0 to 0.3)	0.1 (0 to 0.3)	0 (0 to 0.1)	0 (0 to 0.1)	0 (0 to 0.1)	0 (0 to 0.1)	0 (0 to 0.1)	0 (0 to 0.1)	0 (0 to 0.1)	0 (0 to 0.1)	0 (0 to 0.1)	0.9 (0 to 0.1)
Trichomoniasis	0 (0 to 0)	0 (0 to 0)	0 (0 to 0)	0 (0 to 0)	0 (0 to 0)	0 (0 to 0)	0 (0 to 0)	0 (0 to 0)	0 (0 to 0)	0 (0 to 0)	0 (0 to 0)	0 (0 to 0)	0 (0 to 0)	0 (0 to 0)	0 (0 to 0)	0 (0 to 0)	0 (0 to 0)	0 (0 to 0)	0 (0 to 0)	0 (0 to 0)	0 (0 to 0)	0.2 (0 to 0.2)
Genital herpes	0 (0 to 0)	0 (0 to 0)	0 (0 to 0)	0 (0 to 0)	0 (0 to 0)	0 (0 to 0)	0.2 (0 to 0.1)	0.2 (0 to 0.5)	0.3 (0.1 to 0.6)	0.4 (0.1 to 0.8)	0.5 (0.2 to 1.2)	0.5 (0.1 to 1.1)	0.5 (0.1 to 1.1)	0.4 (0.1 to 1)	0.3 (0.1 to 0.8)	0.2 (0.1 to 0.6)	0.1 (0 to 0.3)	0.1 (0 to 0.3)	0 (0 to 0.2)	0 (0 to 0.1)	4.1 (0.1 to 9.5)
Other sexually transmitted infections	0 (0 to 0)	0 (0 to 0)	0 (0 to 0)	0 (0 to 0)	0 (0.1 to 0.2)	0 (0 to 0.1)	0 (0 to 0.1)	0 (0 to 0.1)	0 (0 to 0.1)	0 (0 to 0.1)	0 (0 to 0.1)	0 (0 to 0.1)	0 (0 to 0.1)	0 (0 to 0.1)	0 (0 to 0.1)	0 (0 to 0.1)	0 (0 to 0.1)	0 (0 to 0.1)	0 (0 to 0.1)	0 (0 to 0.1)	0 (0 to 0.1)	1.1 (0 to 2.6)
Respiratory infections and tuberculosis	29.7 (12.1 to 54)	114 (14 to 54.4)	122 (71.5 to 219)	39.6 (36 to 78)	16.6 (14.1 to 121)	7.2 (5.7 to 67)	7.1 (4.9 to 115)	7.7 (4.9 to 130)	8.2 (4.9 to 134)	9.4 (4.1 to 124)	9.6 (3.2 to 150)	9.2 (3.6 to 157)	9.2 (4.9 to 115)	9.2 (3.6 to 127)	9.2 (4.9 to 115)	9.2 (3.6 to 127)	9.2 (4.9 to 115)	9.2 (3.6 to 127)	9.2 (4.9 to 115)	9.2 (3.6 to 127)	1,440 (1.6 to 3.7)
Tuberculosis	0 (0 to 0)	0.9 (0.4 to 1.5)	0.9 (0.4 to 2)	0.7 (0.7 to 3.1)	0.1 (0.2 to 0.2)	0.1 (0.2 to 0.2)	0.2 (0.4 to 14.2)	0.2 (0.9 to 28.5)	0.2 (0.7 to 31.4)	0.2 (0.7 to 32.4)	0.2 (0.7 to 32.4)	0.2 (0.7 to 32.4)	0.2 (0.7 to 32.4)	0.2 (0.7 to 32.4)	0.2 (0.7 to 32.4)	0.2 (0.7 to 32.4)	0.2 (0.7 to 32.4)	0.2 (0.7 to 32.4)	0.2 (0.7 to 32.4)	0.2 (0.7 to 32.4)	259 (0.9 to 2.1)
Latent tuberculosis infection	0 (0 to 0)	0 (0 to 0)	0 (0 to 0)	0 (0 to 0)	0 (0 to 0)	0 (0 to 0)	0 (0 to 0)	0 (0 to 0)	0 (0 to 0)	0 (0 to 0)	0 (0 to 0)	0 (0 to 0)	0 (0 to 0)	0 (0 to 0)	0 (0 to 0)	0 (0 to 0)	0 (0 to 0)	0 (0 to 0)	0 (0 to 0)	0 (0 to 0)	0 (0 to 0)	0 (0 to 0)
Drug-susceptible tuberculosis	0 (0 to 0)	0 (0 to 0)	0.9 (0.4 to 1.5)	0.7 (0.7 to 3.1)	0.1 (0.2 to 0.2)	0.1 (0.2 to 0.2)	0.2 (0.4 to 14.2)	0.2 (0.9 to 28.4)	0.2 (0.7 to 31.4)	0.2 (0.7 to 32.4)	0.2 (0.7 to 32.4)	0.2 (0.7 to 32.4)	0.2 (0.7 to 32.4)	0.2 (0.7 to 32.4)	0.2 (0.7 to 32.4)	0.2 (0.7 to 32.4)	0.2 (0.7 to 32.4)	0.2 (0.7 to 32.4)	0.2 (0.7 to 32.4)	0.2 (0.7 to 32.4)	259 (0.9 to 2.1)
Multidrug-resistant tuberculosis without extensive drug-resistance	0 (0 to 0)	0 (0 to 0)	0 (0 to 0)	0 (0 to 0)	0 (0 to 0)	0 (0 to 0)	0 (0 to 0)	0 (0 to 0)	0 (0 to 0)	0 (0 to 0)	0 (0 to 0)	0 (0 to 0)	0 (0 to 0)	0 (0 to 0)	0 (0 to 0)	0 (0 to 0)	0 (0 to 0)	0 (0 to 0)	0 (0 to 0)	0 (0 to 0)	0 (0 to 0)	0.3 (0 to 0.8)
Extensively drug-resistant tuberculosis	0 (0 to 0)	0 (0 to 0)	0 (0 to 0)	0 (0 to 0)	0 (0 to 0)	0 (0 to 0)	0 (0 to 0)	0 (0 to 0)	0 (0 to 0)	0 (0 to 0)	0 (0 to 0)	0 (0 to 0)	0 (0 to 0)	0 (0 to 0)	0 (0 to 0)	0 (0 to 0)	0 (0 to 0)	0 (0 to 0)	0 (0 to 0)	0 (0 to 0)	0 (0 to 0)	0.1 (0 to 0.4)
Lower respiratory infections	29 (12.1 to 54)	29.6 (13.9 to 54.4)	109 (68.7 to 214)	38.1 (35.7 to 106)	15.5 (21.5 to 53.2)	6.2 (19.7 to 42.9)	6.1 (4.6 to 42)	5.6 (3.9 to 37.4)	5.6 (3.8 to 37.2)	6.3 (3.4 to 37.2)	6.5 (2.6 to 37.2)	6.3 (2.9 to 37.2)	6.3 (3.8 to 37.2)	6.3 (2.9 to 37.2)	6.3 (3.8 to 37.2)	6.3 (2.9 to 37.2)	6.3 (3.8 to 37.2)	6.3 (2.9 to 37.2)	6.3 (3.8 to 37.2)	6.3 (2.9 to 37.2)	1,060 (1.5 to 3.7)
Upper respiratory infections	0 (0 to 0)	0.1 (0.1 to 0.2)	1.8 (1.1 to 3)	0.4 (0.5 to 15.1)	0.2 (0.5 to 19.1)	0.2 (0.4 to 17)	0.2 (0.4 to 17)	0.2 (3.8 to 12.1)	0.2 (3.8 to 12.1)	0.2 (3.2 to 5.7)	0.2 (2.4 to 5.5)	0.2 (2.4 to 5.5)	0.2 (2.4 to 5.5)	0.2 (2.4 to 5.5)	0.2 (2.4 to 5.5)	0.2 (2.4 to 5.5)	0.2 (2.4 to 5.5)	0.2 (2.4 to 5.5)	0.2 (2.4 to 5.5)	0.2 (2.4 to 5.5)	91.4 (0 to 0.2)
Otitis media	0 (0 to 0)	0.3 (0 to 0)	4.2 (2.4 to 7.2)	1.2 (4.1 to 12.7)	0.4 (2.9 to 9.4)	0.2 (2.4 to 8.1)	0.2 (2.9 to 9.3)	0.2 (2.3 to 9.3)	0.2 (2.1 to 9.2)	0.2 (1.9 to 9.2)	0.2 (1.9 to 9.2)	0.2 (1.9 to 9.2)	0.2 (1.9 to 9.2)	0.2 (1.9 to 9.2)	0.2 (1.9 to 9.2)	0.2 (1.9 to 9.2)	0.2 (1.9 to 9.2)	0.2 (1.9 to 9.2)	0.2 (1.9 to 9.2)	0.2 (1.9 to 9.2)	36.9 (0 to 0.2)
Enteric infections	1.1 (0.4 to 2.4)	2.3 (1.3 to 7.5)	24.4 (13.7 to 53)	68.5 (39.5 to 110)	42.1 (26.9 to 62.3)	44.5 (29.5 to 64)	34.4 (20.9 to 49.4)	20.3 (13.3 to 29.3)	22.4 (14.6 to 32)	19 (12.1 to 26.3)	20.7 (13.4 to 29.1)	20.7 (14.1 to 28.6)	20.7 (16.2 to 24.5)	20.7 (14.2 to 28.5)	11.5 (9.5 to 14.2)	11.3 (7.9 to 15.2)	15.3 (10.5 to 22.9)	11.5 (7.9 to 15.3)	11.3 (7.4 to 16.4)	3.1 (1.9 to 4.5)	464 (1.3 to 1.8)
Diarrheal diseases	1.1 (0.4 to 2.4)	2.3 (1.3 to 7.5)	24.4 (13.7 to 53)	68.5 (39.5 to 110)	42.1 (26.9 to 62.3)	44.5 (29.5 to 64)	34.4 (20.9 to 49.4)	20.3 (13.3 to 29.3)	22.4 (14.6 to 32)	19 (12.1 to 26.3)	20.7 (13.4 to 29.1)	20.7 (14.1 to 28.6)	20.7 (16.2 to 24.5)	20.7 (14.2 to 28.5)	11.5 (9.5 to 14.2)	11.3 (7.9 to 15.2)	15.3 (10.5 to 22.9)	11.5 (7.9 to 15.3)	11.3 (7.4 to 16.4)	3.1 (1.9 to 4.5)	464 (1.3 to 1.8)
Typhoid and paratyphoid	0 (0 to 0)	0 (0 to 0)	0.4 (0.1 to 1.7)	0.5 (1.5 to 13.8)	0.3 (3.3 to 24.4)	0.3 (4.6 to 24)	0.3 (3.9 to 23.2)	0.3 (3.7 to 12)	0.3 (3.7 to 11)	0.3 (3.6 to 11.4)	0.3 (3.3 to 12.2)	0.3 (3.2 to 11.4)	0.3 (3.2 to 11.4)	0.3 (3.2 to 11.4)	0.3 (3.2 to 11.4)	0.3 (3.2 to 11.4)	0.3 (3.2 to 11.4)	0.3 (3.2 to 11.4)	0.3 (3.2 to 11.4)	0.3 (3.2 to 11.4)	32.9 (0 to 0.1)
Typhoid fever	0 (0 to 0)	0 (0 to 0)	0.4 (0.1 to 1.7)	0.5 (1.5 to 13.8)	0.3 (3.3 to 24.4)	0.3 (4.6 to 24)	0.3 (3.9 to 23.2)	0.3 (3.7 to 11.4)	0.3 (3.7 to 10.9)	0.3 (3.6 to 11.4)	0.3 (3.3 to 12.2)	0.3 (3.2 to 11.4)	0.3 (3.2 to 11.4)	0.3 (3.2 to 11.4)	0.3 (3.2 to 11.4)	0.3 (3.2 to 11.4)	0.3 (3.2 to 11.4)	0.3 (3.2 to 11.4)	0.3 (3.2 to 11.4)	0.3 (3.2 to 11.4)	32.9 (0 to 0.1)
Paratyphoid fever	0 (0 to 0)	0 (0 to 0)	0.4 (0.1 to 1.7)	0.5 (1.5 to 13.8)	0.3 (3.3 to 24.4)	0.3 (4.6 to 24)	0.3 (3.9 to 23.2)	0.3 (3.7 to 11.4)	0.3 (3.7 to 10.9)	0.3 (3.6 to 11.4)	0.3 (3.3 to 12.2)	0.3 (3.2 to 11.4)	0.3 (3.2 to 11.4)	0.3 (3.2 to 11.4)	0.3 (3.2 to 11.4)	0.3 (3.2 to 11.4)	0.3 (3.2 to 11.4)	0.3 (3.2 to 11.4)	0.3 (3.2 to 11.4)	0.3 (3.2 to 11.4)	32.9 (0 to 0.1)
Invasive Non-typhoidal Salmonella (iNTS)	0 (0 to 0)	0 (0 to 0)	0.3 (0 to 0.9)	1.1 (0.5 to 2.1)	1.6 (0.7 to 3.2)	0.7 (0.4 to 2.8)	0.5 (0.2 to 2.1)	0.7 (0.1 to 1.1)	0.8 (0.1 to 0.9)	0.8 (0.2 to 1.1)	0.8 (0.2 to 1.1)	0.8 (0.2 to 1.1)	0.8 (0.2 to 1.1)	0.8 (0.2 to 1.1)	0.8 (0.2 to 1.1)	0.8 (0.2 to 1.1)	0.8 (0.2 to 1.1)	0.8 (0.2 to 1.1)	0.8 (0.2 to 1.1)	0.8 (0.2 to 1.1)	7.2 (0 to 0.1)
Other intestinal infectious diseases	0 (0 to 0)	0.1 (0 to 0)	0.6 (0.1 to 1.9)	1.8 (0.7 to 3.1)	0.7 (0.4 to 2.7)	0.5 (0.2 to 1.7)	0.4 (0.1 to 1.1)	0.5 (0.1 to 0.9)	0.6 (0.1 to 0.9)	0.6 (0.2 to 0.9)	0.6 (0.2 to 0.9)	0.6 (0.2 to 0.9)	0.6 (0.2 to 0.9)	0.6 (0.2 to 0.9)	0.6 (0.2 to 0.9)	0.6 (0.2 to 0.9)	0.6 (0.2 to 0.9)	0.6 (0.2 to 0.9)	0.6 (0.2 to 0.9)	0.6 (0.2 to 0.9)	6.6 (0 to 0.1)
Neglected tropical diseases and malaria	0 (0.1 to 0.3)	2.3 (1.1 to 4.1)	6.4 (2.1 to 14.6)	22.9 (7.2 to 42.4)	20.7 (6.5 to 41.4)	18.4 (6.5 to 41.4)	15.1 (6.5 to 31.5)	12.9 (6.5 to 26.7)	11 (5.7 to 22.5)	9.3 (4.4 to 15.4)	8.7 (4.8 to 13.8)	8.6 (4.8 to 14.1)	8.5 (4.9 to 13.1)	8.3 (4.2 to 11.5)	7.2 (3.1 to 9.1)	5.4 (2.2 to 8.1)	3.8 (2.2 to 6)	2.9 (1.6 to 4.4)	1.8 (0.7 to 1.8)	1.1 (0.7 to 1.8)	178 (0.2 to 0.2)
Malaria	0 (0 to 0)	0 (0 to 0)	0 (0 to 0)	0 (0 to 0)	0 (0 to 0)	0 (0 to 0)	0 (0 to 0)	0 (0 to 0)	0 (0 to 0)	0 (0 to 0)	0 (0 to 0)	0 (0 to 0)	0 (0 to 0)	0 (0 to 0)	0 (0 to 0)	0 (0 to 0)	0 (0 to 0)	0 (0 to 0)	0 (0 to 0)	0 (0 to 0)	0 (0 to 0)
Chagas disease	0 (0 to 0)	0 (0 to 0)	0 (0 to 0)	0 (0 to 0)	0 (0 to 0)	0 (0 to 0)	0 (0 to 0)	0 (0 to 0)	0 (0 to 0)	0 (0 to 0)	0 (0 to 0)	0 (0 to 0)	0 (0 to 0)	0 (0 to 0)	0 (0 to 0)	0 (0 to 0)	0 (0 to 0)	0 (0 to 0)	0 (0 to 0)	0 (0 to 0)	0 (0 to 0)
Leishmaniasis	0 (0 to 0)	0 (0 to 0)	0 (0 to 0)	0 (0 to 0)	0 (0 to 0)	0 (0 to 0)	0 (0 to 0)	0 (0 to 0)	0 (0 to 0)	0 (0 to 0)	0 (0 to 0)	0 (0 to 0)	0 (0 to 0)	0 (0 to 0)	0 (0 to 0)	0 (0 to 0)	0 (0 to 0)	0 (0 to 0)	0 (0 to 0)	0 (0 to 0)	0 (0 to 0)
Visceral leishmaniasis	0 (0 to 0)	0 (0 to 0)	0 (0 to 0)	0 (0 to 0)	0 (0 to 0)	0 (0 to 0)	0 (0 to 0)	0 (0 to 0)	0 (0 to 0)	0 (0 to 0)	0 (0 to 0)	0 (0 to 0)	0 (0 to 0)	0 (0 to 0)	0 (0 to 0)	0 (0 to 0)	0 (0 to 0)	0 (0 to 0)	0 (0 to 0)	0 (0 to 0)	0 (0 to 0)
Cutaneous and mucocutaneous leishmaniasis	0 (0 to 0)	0 (0 to 0)	0 (0 to 0)	0 (0 to 0)	0 (0 to 0)	0 (0 to 0)	0 (0 to 0)	0 (0 to 0)	0 (0 to 0)	0 (0 to 0)	0 (0 to 0)	0 (0 to 0)	0 (0 to 0)	0 (0 to 0)	0 (0 to 0)	0 (0 to 0)	0 (0 to 0)	0 (0 to 0)	0 (0 to 0)	0 (0 to 0)	0 (0 to 0)
African trypanosomiasis	0 (0 to 0)	0 (0 to 0)	0 (0 to 0)	0 (0 to 0)	0 (0 to 0)	0 (0 to 0)	0 (0 to 0)	0 (0 to 0)	0 (0 to 0)	0 (0 to 0)	0 (0 to 0)	0 (0 to 0)	0 (0 to 0)	0 (0 to 0)	0 (0 to 0)	0 (0 to 0)	0 (0 to 0)	0 (0 to 0)	0 (0 to 0)	0 (0 to 0)	0 (0 to 0)
Schistosomiasis	0 (0 to 0)	0 (0 to 0)	0 (0 to 0)	0 (0 to 0)	0 (0 to 0)	0 (0 to 0)	0 (0 to 0)	0 (0 to 0)	0 (0 to 0)	0 (0 to 0)	0 (0 to 0)	0 (0 to 0)	0 (0 to 0)	0 (0 to 0)	0 (0 to 0)	0 (0 to 0)	0 (0 to 0)	0 (0 to 0)	0 (0 to 0)	0 (0 to 0)	0 (0 to 0)
Cysticercosis	0 (0 to 0)	0 (0 to 0)	0 (0 to 0)	0 (0 to 0)	0 (0 to 0)	0 (0 to 0)	0.4 (0 to 0.1)	0.4 (0 to 0.7)	0.4 (0 to 0.4)	0.3 (0 to 0.4)	0.3 (0 to 0.2)	0.3 (0 to 0.2)	0.3 (0 to 0.2)	0.3 (0 to 0.2)	0.3 (0 to 0.2)	0.3 (0 to 0.2)	0.3 (0 to 0.2)	0.3 (0 to 0.2)	0.3 (0 to 0.2)	0.3 (0 to 0.2)	0.4 (0 to 0.1)
Cystic echinococcosis	0 (0 to 0)	0 (0 to 0)	0 (0 to 0)	0 (0 to 0)	0 (0 to 0)	0 (0 to 0)	0 (0 to 0)	0 (0 to 0)	0 (0 to 0)	0 (0 to 0)	0 (0 to 0)	0 (0 to 0)	0 (0 to 0)	0 (0 to 0)	0 (0 to 0)	0 (0 to 0)	0 (0 to 0)	0 (0 to 0)	0 (0 to 0)	0 (0 to 0)	0 (0 to 0)	0.1 (0 to 0.1)
Lymphatic filariasis	0 (0 to 0)	0 (0 to 0)	0 (0 to 0)	0 (0 to 0)	7.5 (3.1 to 15)	8.2 (3.6 to 16.4)	8.6 (3.9 to 17.7)	8.5 (3.4 to 14.4)	8.5 (3.1 to 13.4)	8.5 (3.1 to 12)	8.5 (2.4 to 9.6)	8.5 (2.4 to 9.6)	8.5 (2.5 to 9.5)	8.5 (2.2 to 9.6)	8.5 (1.7 to 9.2)	8.5 (1.1 to 3.8)	8.5 (0.6 to 2.4)	8.5 (0.5 to 1.7)	8.5 (0.3 to 1.1)	8.5 (0.1 to 0.5)	79.9 (0.1 to 0.5)
Onchocerciasis	0 (0 to 0)	0 (0 to 0)	0 (0 to 0)	0 (0 to 0)	0 (0 to 0)	0 (0 to 0)	0 (0 to 0)	0 (0 to 0)	0 (0 to 0)	0 (0 to 0)	0 (0 to 0)	0 (0 to 0)	0 (0 to 0)	0 (0 to 0)	0 (0 to 0)	0 (0 to 0)	0 (0 to 0)	0 (0 to 0)	0 (0 to 0)	0 (0 to 0)	0 (0 to 0)
Trachoma	0 (0 to 0)	0 (0 to 0)	0 (0 to 0)	0 (0 to 0)	0 (0 to 0)	0 (0 to 0)	0 (0 to 0)	0 (0 to 0)	0 (0 to 0)	0 (0 to 0)	0 (0 to 0)	0 (0 to 0)	0 (0 to 0)	0 (0 to 0)	0 (0 to 0)	0 (0 to 0)	0 (0 to 0)	0 (0 to 0)	0 (0 to 0)	0 (0 to 0)	0 (0 to 0)
Dengue	0 (0 to 0)	0 (0 to 0)	0.6 (0.1 to 1.6)	2.5 (0.2 to 8.4)	7 (0.7 to 34.2)	6.2 (0.7 to 31.7)	6.4 (0.7 to 29.6)	6.3 (0.6 to 21.2)	6.2 (0.4 to 15.4)	6.3 (0.3 to 10.3)	6.3 (0.2 to 6.2)	6.3 (0.2 to 6.2)	1 (0.2 to 3.5)	1 (0.2 to 2.6)	1 (0.1 to 2.3)	0.9 (0.2 to 2.6)	0.9 (0.1 to 2.3)	0.5 (0.1 to 1.9)	0.5 (0.1 to 1

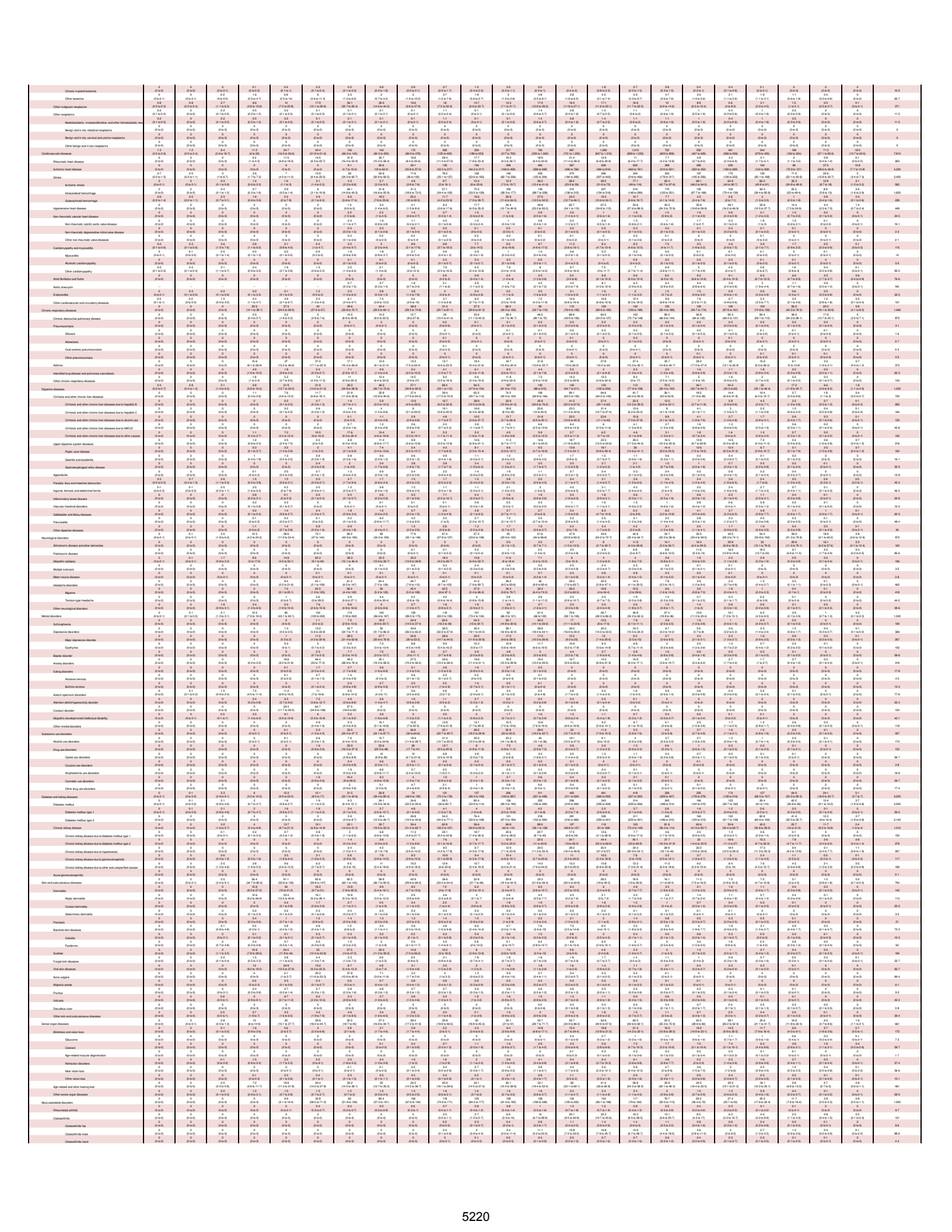

Osteoarthritis other	0 (0 to 0)	0 (0 to 0)	0 (0 to 0)	0 (0 to 0)	0 (0 to 0)	0 (0 to 0)	0 (0 to 0)	0 (0 to 0)	0 (0 to 0)	0 (0 to 0)	0 (0 to 0)	0 (0 to 1)	0 (0 to 0.7)	0 (0 to 0)	0.8 (0.3 to 1.9)	1.6 (0.7 to 4)	2.7 (1.2 to 5.8)	3.4 (1.5 to 7.3)	3.3 (1.5 to 7)	2.5 (1.2 to 5)	1.7 (0.9 to 3.4)	1.4 (0.7 to 2.9)	1 (0.5 to 2.1)	0.6 (0.3 to 1.1)	0.2 (0.1 to 0.4)	0 (0 to 0.1)	19.7
Low back pain	0 (0 to 0)	0 (0 to 0)	0 (0 to 0)	0 (0 to 0)	0.4 (0.2 to 1.1)	2.9 (1.3 to 6.3)	6.2 (2.7 to 13.1)	10 (4.5 to 21.4)	15 (6.7 to 30)	20 (9 to 39.3)	24 (10.7 to 46.1)	26.7 (11.9 to 50.4)	27.5 (12.2 to 51.6)	26.7 (11.9 to 49.9)	24.5 (10.9 to 45.3)	21.5 (9.6 to 39.5)	18.4 (8.2 to 33.6)	15.4 (6.9 to 28.1)	12.4 (5.5 to 22.5)	9.6 (4.3 to 17.3)	7.3 (3.3 to 13.1)	5.2 (2.3 to 9.2)	3.5 (1.6 to 6.1)	2.2 (1 to 3.8)	1.1 (0.5 to 1.9)	0.5 (0.2 to 0.7)	821
Neck pain	0 (0 to 0)	0 (0 to 0)	0 (0 to 0)	0 (0 to 0)	0.8 (0.3 to 2.1)	5.1 (2.2 to 10.3)	10.3 (4.6 to 19.2)	17 (7.9 to 29.6)	23.6 (11.5 to 44.9)	29.1 (14.3 to 52.4)	32 (16.2 to 56.1)	32.4 (16.9 to 55.1)	29.7 (15.7 to 46.8)	24.5 (13.7 to 39.2)	18.4 (10.4 to 28.5)	13.1 (7.5 to 19.9)	8.9 (5.1 to 13.4)	5.8 (3.3 to 8.7)	3.6 (2.1 to 5.3)	2.2 (1.3 to 3.1)	1.3 (0.8 to 2.4)	0.8 (0.5 to 1.5)	0.4 (0.2 to 0.9)	0.2 (0.1 to 0.5)	0 (0 to 0.2)	252
Gout	0 (0 to 0)	0 (0 to 0)	0 (0 to 0)	0 (0 to 0)	0 (0 to 0)	0 (0 to 0)	0 (0 to 0)	0 (0 to 0)	0 (0 to 0.4)	0.2 (0.1 to 1.4)	0.7 (0.2 to 3.6)	1.6 (0.7 to 7.2)	2.9 (1.3 to 9.6)	3.8 (1.6 to 12.5)	4.2 (1.9 to 13.1)	4.1 (1.9 to 12.6)	3.6 (1.6 to 10.7)	2.9 (1.3 to 8.6)	2.1 (0.9 to 6.1)	1.4 (0.6 to 3.9)	0.9 (0.4 to 2.5)	0.6 (0.3 to 1.6)	0.3 (0.1 to 0.9)	0.2 (0.1 to 0.5)	0 (0 to 0.1)	0 (0 to 0.1)	21
Other musculoskeletal disorders	0 (0 to 0)	0 (0 to 0)	0 (0 to 0)	0 (0 to 0)	0.6 (0.3 to 1.1)	1.1 (0.5 to 2.4)	1.9 (0.9 to 4.2)	2.5 (1.2 to 5.7)	2.9 (1.4 to 6.6)	3.2 (1.5 to 7.4)	3.3 (1.6 to 7.6)	3.2 (1.6 to 7.4)	3.1 (1.5 to 7.1)	2.9 (1.4 to 6.5)	2.6 (1.3 to 5.9)	2.3 (1.1 to 5.2)	2 (1 to 4.5)	1.7 (0.8 to 3.8)	1.4 (0.7 to 3.1)	1.1 (0.5 to 2.5)	0.8 (0.4 to 1.8)	0.6 (0.3 to 1.3)	0.4 (0.2 to 0.9)	0.2 (0.1 to 0.5)	0 (0 to 0.1)	0 (0 to 0.1)	257
Other non-communicable diseases	67.1 (52.7 to 168)	46.2 (36.3 to 116)	117 (89.7 to 184)	44.3 (41.5 to 58.2)	58.9 (52.2 to 81.5)	51.6 (45.2 to 67.9)	53.8 (47.2 to 68.3)	49.6 (43.5 to 62.3)	43.6 (38.1 to 54.4)	38.2 (33.5 to 47.6)	33.2 (29.2 to 41.4)	28.9 (25.4 to 36.1)	25.1 (22.1 to 31.4)	22.1 (19.4 to 27.6)	19.4 (17.1 to 24.2)	17.1 (15 to 21.3)	15.1 (13.2 to 18.8)	13.4 (11.7 to 16.7)	11.8 (10.3 to 14.7)	10.4 (9.1 to 13)	9.1 (8 to 11.4)	8 (7 to 10)	7 (6.1 to 8.8)	6.1 (5.3 to 7.7)	5.3 (4.6 to 6.6)	4.6 (4 to 5.8)	1,010
Congenital birth defects	96.4 (92 to 169)	43.7 (23.1 to 72.5)	91 (45.7 to 158)	46.9 (27.1 to 78.1)	34.5 (23.1 to 55.4)	32.3 (22.7 to 49.9)	39.6 (29.1 to 58.4)	51.1 (39.1 to 72.2)	62.4 (47.9 to 87.2)	70.2 (53.8 to 97.8)	74.1 (56.9 to 102.3)	74.1 (57.1 to 101.1)	70.5 (54.5 to 97.1)	63.5 (49.1 to 87.6)	54.5 (42.1 to 75.1)	44.5 (34.4 to 61.4)	35.4 (27.4 to 48.6)	27.1 (20.9 to 37.2)	20.3 (15.6 to 27.9)	14.9 (11.4 to 20.5)	10.6 (8.1 to 14.6)	7.4 (5.6 to 10.2)	5.1 (3.8 to 7)	3.4 (2.5 to 4.7)	2.3 (1.7 to 3.2)	1.5 (1.1 to 2.1)	460
Neural tube defects	9.2 (2.5 to 23.4)	1.4 (0.4 to 3.8)	7.3 (1.9 to 21.7)	1.6 (0.4 to 5.2)	0.6 (0.2 to 1.9)	0.5 (0.2 to 1.6)	0.4 (0.2 to 1.7)	0.3 (0.2 to 1.4)	0.3 (0.2 to 1.4)	0.2 (0.1 to 1.3)	0.2 (0.1 to 1.2)	0.1 (0.1 to 1.1)	0.1 (0.1 to 1)	0.1 (0.1 to 0.9)	0.1 (0.1 to 0.8)	0.1 (0.1 to 0.7)	0.1 (0.1 to 0.6)	0 (0 to 0.5)	0 (0 to 0.4)	0 (0 to 0.3)	0 (0 to 0.2)	0 (0 to 0.2)	0 (0 to 0.1)	0 (0 to 0.1)	0 (0 to 0.1)	0 (0 to 0.1)	22.2
Congenital heart anomalies	40.3 (19.3 to 77.4)	23.6 (11.6 to 43.8)	51 (22.2 to 92.5)	17.2 (7.1 to 34.8)	16.9 (9.1 to 29)	14.1 (7.9 to 22.7)	7.5 (3.9 to 12.1)	12.1 (6.3 to 21.4)	10 (4.9 to 19.6)	4.5 (2.2 to 9.1)	3.1 (1.4 to 6.5)	1.9 (0.9 to 3.3)	1.4 (0.7 to 2.4)	2.6 (1.3 to 4.8)	3 (1.6 to 4.8)	2.2 (1.1 to 3.6)	1.5 (0.7 to 2.5)	1 (0.4 to 1.6)	0.6 (0.3 to 1)	0.3 (0.1 to 0.5)	0.2 (0.1 to 0.3)	0.1 (0 to 0.1)	0 (0 to 0.2)	0 (0 to 0.1)	0 (0 to 0)	213
Orofacial clefts	0.1 (0 to 0.4)	0 (0 to 0)	0.1 (0 to 0.1)	0.3 (0.1 to 0.9)	0.3 (0.1 to 0.6)	0.3 (0.1 to 0.6)	0.2 (0.1 to 0.5)	0.2 (0.1 to 0.5)	0.1 (0.1 to 0.2)	0.1 (0.1 to 0.2)	0.1 (0.1 to 0.2)	0.1 (0.1 to 0.2)	0.1 (0.1 to 0.2)	0.1 (0.1 to 0.2)	0.1 (0.1 to 0.2)	0.1 (0.1 to 0.2)	0.1 (0.1 to 0.2)	0 (0 to 0.1)	0 (0 to 0.1)	0 (0 to 0.1)	0 (0 to 0.1)	0 (0 to 0.1)	0 (0 to 0.1)	0 (0 to 0.1)	0 (0 to 0)	0 (0 to 0)	2.4
Down syndrome	1.7 (0.4 to 3.8)	1 (0.3 to 2.3)	2.9 (0.9 to 7.1)	1.8 (0.4 to 4.4)	0.5 (0.2 to 0.9)	0.7 (0.4 to 1.1)	1.4 (0.6 to 2.9)	0.3 (0.2 to 0.6)	0.2 (0.1 to 0.4)	0.1 (0.1 to 0.4)	0.2 (0.1 to 0.5)	0.2 (0.1 to 0.6)	0.5 (0.2 to 1)	0.1 (0.1 to 0.2)	0.1 (0.1 to 0.2)	0.3 (0.1 to 0.9)	0.3 (0.1 to 0.7)	0.3 (0.1 to 0.9)	0.3 (0.1 to 0.9)	0 (0 to 0.2)	0 (0 to 0.1)	0 (0 to 0.1)	0 (0 to 0.1)	0 (0 to 0.1)	0 (0 to 0)	0 (0 to 0)	12.1
Turner syndrome	0 (0 to 0)	0 (0 to 0)	0 (0 to 0)	0 (0 to 0)	0 (0 to 0)	0 (0 to 0)	0 (0 to 0)	0 (0 to 0)	0 (0 to 0)	0 (0 to 0)	0 (0 to 0)	0 (0 to 0)	0 (0 to 0)	0 (0 to 0)	0 (0 to 0)	0 (0 to 0)	0 (0 to 0)	0 (0 to 0)	0 (0 to 0)	0 (0 to 0)	0 (0 to 0)	0 (0 to 0)	0 (0 to 0)	0 (0 to 0)	0 (0 to 0)	0 (0 to 0)	0 (0 to 0)	0
Klinefelter syndrome	0 (0 to 0)	0 (0 to 0)	0 (0 to 0)	0 (0 to 0)	0 (0 to 0)	0 (0 to 0)	0 (0 to 0)	0 (0 to 0)	0 (0 to 0)	0 (0 to 0)	0 (0 to 0)	0 (0 to 0)	0 (0 to 0)	0 (0 to 0)	0 (0 to 0)	0 (0 to 0)	0 (0 to 0)	0 (0 to 0)	0 (0 to 0)	0 (0 to 0)	0 (0 to 0)	0 (0 to 0)	0 (0 to 0)	0 (0 to 0)	0 (0 to 0)	0 (0 to 0)	0 (0 to 0)	0
Other chromosomal abnormalities	3.8 (1.3 to 9.8)	2.6 (0.9 to 6.8)	3.5 (1.4 to 7.8)	1.3 (0.4 to 3.4)	0.7 (0.3 to 1.1)	0.9 (0.5 to 1.5)	1.1 (0.4 to 2.1)	0.3 (0.2 to 0.4)	0.3 (0.1 to 0.5)	0.1 (0.1 to 0.1)	0.1 (0.1 to 0.1)	0.1 (0.1 to 0.2)	0.1 (0.1 to 0.2)	0.1 (0.1 to 0.2)	0 (0 to 0.2)	0 (0 to 0.2)	0 (0 to 0.1)	0.2 (0 to 0.5)	0.1 (0 to 0.3)	0 (0 to 0.2)	0 (0 to 0.1)	0 (0 to 0.1)	0 (0 to 0.1)	0 (0 to 0.1)	0 (0 to 0.1)	0 (0 to 0.1)	15.2
Congenital musculoskeletal and limb anomalies	1.9 (0.7 to 3.9)	1.1 (0.4 to 2.3)	3.9 (2.2 to 6.4)	2.4 (1.2 to 4.2)	0.8 (0.3 to 1.4)	0.8 (0.3 to 1.4)	0.4 (0.2 to 0.8)	0.4 (0.2 to 0.8)	0.4 (0.2 to 0.8)	0.4 (0.2 to 0.8)	0.4 (0.2 to 0.8)	0.4 (0.2 to 0.8)	0.4 (0.2 to 0.8)	0.4 (0.2 to 0.8)	0.4 (0.2 to 0.8)	0.4 (0.2 to 0.8)	0.4 (0.2 to 0.8)	0.3 (0.1 to 0.7)	0.3 (0.1 to 0.7)	0.2 (0.1 to 0.5)	0.2 (0.1 to 0.4)	0.1 (0.1 to 0.3)	0.1 (0.1 to 0.2)	0 (0 to 0.1)	0 (0 to 0.1)	0 (0 to 0.1)	42
Urogenital congenital anomalies	2.4 (0.4 to 5.9)	1.3 (0.4 to 3.4)	0.6 (0.2 to 1.5)	0.9 (0.3 to 2.1)	0.7 (0.4 to 1.2)	0.6 (0.3 to 1.1)	0.5 (0.2 to 0.9)	0.3 (0.2 to 0.4)	0.2 (0.1 to 0.3)	0.1 (0.1 to 0.2)	0.1 (0.1 to 0.2)	0.1 (0.1 to 0.2)	0.1 (0.1 to 0.2)	0.1 (0.1 to 0.2)	0.1 (0.1 to 0.2)	0.1 (0.1 to 0.2)	0 (0 to 0.1)	0 (0 to 0.1)	0 (0 to 0.1)	0 (0 to 0.1)	0 (0 to 0.1)	0 (0 to 0.1)	0 (0 to 0.1)	0 (0 to 0.1)	0 (0 to 0)	0 (0 to 0)	0 (0 to 0)	8.1
Digestive congenital anomalies	10.2 (4.1 to 20.3)	4 (1.7 to 8.6)	3.2 (1.6 to 11.4)	1.3 (0.4 to 4.2)	0.5 (0.2 to 0.7)	0.5 (0.2 to 0.7)	0.5 (0.2 to 0.8)	0.5 (0.2 to 0.8)	0.5 (0.2 to 0.8

SR Table 2a. Kentucky DALYS by cause and age group for males with 95% uncertainty intervals, 2019

Cause	Early Neonatal	Post Neonatal	1 to 4	5 to 9	10 to 14	15 to 19	20 to 24	25 to 29	30 to 34	35 to 39	40 to 44	45 to 49	50 to 54	55 to 59	60 to 64	65 to 69	70 to 74	75 to 79	80 to 84	85 to 89	90 and above	Total
All causes	8,170 (7,200 to 9,200)	2,260 (2,050 to 2,500)	4,590 (4,200 to 5,190)	4,660 (4,270 to 5,060)	5,260 (4,860 to 5,690)	22,700 (18,700 to 27,200)	39,400 (34,900 to 44,300)	41,200 (36,800 to 46,100)	41,100 (36,900 to 45,700)	44,200 (37,300 to 51,900)	47,900 (40,300 to 56,500)	58,400 (48,900 to 70,400)	72,000 (59,900 to 86,000)	84,000 (71,600 to 99,000)	100,000 (84,500 to 120,000)	93,600 (76,600 to 112,000)	71,000 (56,600 to 89,700)	49,000 (38,000 to 62,700)	29,600 (24,000 to 39,000)	13,000 (10,000 to 16,800)	1,070 (2,110 to 2,890)	986,000
Communicable, maternal, neonatal, and nutritional diseases	5,660 (5,230 to 6,730)	1,230 (1,090 to 1,410)	1,290 (1,090 to 1,750)	1,270 (960 to 1,690)	1,450 (1,190 to 1,790)	3,230 (2,610 to 4,200)	3,450 (2,760 to 4,310)	3,260 (2,660 to 4,010)	3,260 (2,660 to 4,060)	3,260 (2,660 to 4,110)	3,450 (2,760 to 4,270)	3,450 (2,770 to 4,330)	3,860 (3,090 to 4,770)	3,860 (3,090 to 4,770)	3,860 (3,090 to 4,770)	2,410 (1,930 to 3,060)	2,100 (1,670 to 2,620)	1,760 (1,330 to 2,290)	707 (570 to 927)	297 (232 to 391)	38,000
HIV/AIDS and sexually transmitted infections	6.6 (5.4 to 8.6)	0.2 (0.1 to 0.3)	4.6 (3.7 to 6.4)	4.1 (3.5 to 4.9)	4.5 (3.9 to 5.2)	3.2 (2.6 to 4)	44.2 (36.1 to 54.4)	156 (127 to 196)	232 (173 to 297)	298 (228 to 372)	334 (270 to 426)	377 (301 to 475)	398 (320 to 501)	337 (272 to 424)	222 (177 to 282)	159 (124 to 199)	103 (74.5 to 150)	59.1 (39.9 to 89.4)	19.1 (11.6 to 33.7)	4 (2.2 to 8.4)	2,310 (2,040 to 2,610)
HIV/AIDS	0 (0 to 0)	0 (0 to 0)	0.2 (0.1 to 0.3)	4.1 (3.5 to 4.9)	2.2 (1.8 to 2.8)	2.4 (1.9 to 3.2)	9.9 (8.1 to 12.2)	38.7 (31.7 to 47.5)	106 (87.1 to 130)	212 (174 to 260)	277 (227 to 337)	321 (263 to 391)	360 (297 to 439)	276 (227 to 338)	222 (182 to 272)	147 (120 to 179)	91.1 (74.6 to 111)	52.7 (39.9 to 69.1)	2.3 (1.2 to 4.3)	0.9 (0.5 to 1.8)	2,160 (1,770 to 2,630)
HIV/AIDS - Drug-susceptible Tuberculosis	0 (0 to 0)	0 (0 to 0)	0 (0 to 0)	0 (0 to 0)	0 (0 to 0)	0 (0 to 0)	0 (0 to 0)	0 (0 to 0)	0 (0 to 0)	0 (0 to 0)	0 (0 to 0)	0 (0 to 0)	0 (0 to 0)	0 (0 to 0)	0 (0 to 0)	0 (0 to 0)	0 (0 to 0)	0 (0 to 0)	0 (0 to 0)	0 (0 to 0)	0 (0 to 0)	0
HIV/AIDS - Multidrug-resistant Tuberculosis without extensive	0 (0 to 0)	0 (0 to 0)	0 (0 to 0)	0 (0 to 0)	0 (0 to 0)	0 (0 to 0)	0 (0 to 0)	0 (0 to 0)	0 (0 to 0)	0 (0 to 0)	0 (0 to 1.2)	0 (0 to 1.9)	0 (0 to 1.9)	0 (0 to 1.9)	0 (0 to 1.9)	0 (0 to 0.6)	0 (0 to 0.6)	0 (0 to 0)	0 (0 to 0)	0 (0 to 0)	0
HIV/AIDS - Extensively drug-resistant Tuberculous	0 (0 to 0)	0 (0 to 0)	0 (0 to 0)	0 (0 to 0)	0 (0 to 0)	0 (0 to 0)	0 (0 to 0)	0 (0 to 0)	0 (0 to 0)	0 (0 to 0)	0 (0 to 0)	0 (0 to 0)	0 (0 to 0)	0 (0 to 0)	0 (0 to 0)	0 (0 to 0)	0 (0 to 0)	0 (0 to 0)	0 (0 to 0)	0 (0 to 0)	0 (0 to 0)	0
HIV/AIDS resulting in other diseases	0 (0 to 0)	0 (0 to 0)	0.2 (0.2 to 0.3)	0.1 (0.1 to 0.1)	2.2 (1.8 to 2.8)	0.8 (0.6 to 1.1)	34.3 (28.1 to 42.3)	117 (96.1 to 144)	126 (103 to 155)	86 (70.7 to 106)	57 (46.8 to 70.3)	56 (45.9 to 69.1)	38 (31.2 to 46.9)	61 (50.1 to 75.2)	0.2 (0.1 to 0.3)	0.1 (0 to 0.1)	0 (0 to 0)	0 (0 to 0)	0 (0 to 0)	0 (0 to 0)	2,150 (1,770 to 2,630)
Sexually transmitted infections excluding HIV	6.6 (5.4 to 8.6)	0.2 (0.1 to 0.3)	4.3 (3.5 to 6)	0 (0 to 0)	2.3 (1.9 to 3.2)	0.8 (0.7 to 1.2)	9.9 (8.1 to 12.2)	117 (96.1 to 144)	126 (103 to 155)	86 (70.7 to 106)	57 (46.8 to 70.3)	56 (45.9 to 69.1)	38 (31.2 to 46.9)	61 (50.1 to 75.2)	0.2 (0.1 to 0.3)	0.1 (0 to 0.1)	0 (0 to 0)	0 (0 to 0)	0 (0 to 0)	0 (0 to 0)	181 (149 to 220)
Syphilis	0 (0 to 0)	0 (0 to 0)	0 (0 to 0)	0 (0 to 0)	0 (0 to 0)	0 (0 to 0)	0.1 (0.1 to 0.2)	0.4 (0.3 to 0.6)	0.6 (0.4 to 0.9)	0.7 (0.5 to 1)	0.7 (0.5 to 1)	0.7 (0.5 to 1)	0.6 (0.5 to 0.9)	0.5 (0.4 to 0.8)	0.4 (0.3 to 0.6)	0.2 (0.2 to 0.4)	0.1 (0.1 to 0.2)	0.1 (0 to 0.1)	0 (0 to 0)	0 (0 to 0)	4.9
Chlamydial infection	0 (0 to 0)	0 (0 to 0)	0 (0 to 0)	0 (0 to 0)	0 (0 to 0)	0 (0 to 0)	0 (0 to 0)	0 (0 to 0)	0 (0 to 0)	0 (0 to 0)	0 (0 to 0)	0 (0 to 0)	0 (0 to 0)	0 (0 to 0)	0 (0 to 0)	0 (0 to 0)	0 (0 to 0)	0 (0 to 0)	0 (0 to 0)	0 (0 to 0)	0 (0 to 0)	0
Gonococcal infection	0 (0 to 0)	0 (0 to 0)	0 (0 to 0)	0 (0 to 0)	0 (0 to 0)	0 (0 to 0)	0.1 (0 to 0.2)	0.6 (0.5 to 0.8)	0.7 (0.5 to 1)	0.8 (0.6 to 1)	0.8 (0.6 to 1)	0.8 (0.6 to 1)	0.7 (0.5 to 1)	0.6 (0.5 to 0.8)	0.4 (0.3 to 0.5)	0.2 (0.2 to 0.3)	0.1 (0 to 0.1)	0.1 (0 to 0.1)	0 (0 to 0)	0 (0 to 0)	4.1
Trichomoniasis	0 (0 to 0)	0 (0 to 0)	0 (0 to 0)	0 (0 to 0)	0 (0 to 0)	0 (0 to 0)	0 (0 to 0)	0 (0 to 0)	0 (0 to 0)	0 (0 to 0)	0 (0 to 0)	0 (0 to 0)	0 (0 to 0)	0 (0 to 0)	0 (0 to 0)	0 (0 to 0)	0 (0 to 0)	0 (0 to 0)	0 (0 to 0)	0 (0 to 0)	0 (0 to 0)	4.6
Genital herpes	0 (0 to 0)	0 (0 to 0)	0 (0 to 0)	0 (0 to 0)	0 (0 to 0)	0 (0 to 0)	0 (0 to 0)	0 (0 to 0)	0 (0 to 0)	0 (0 to 0)	0 (0 to 0)	0 (0 to 0)	0 (0 to 0)	0 (0 to 0)	0 (0 to 0)	0 (0 to 0)	0 (0 to 0)	0 (0 to 0)	0 (0 to 0)	0 (0 to 0)	0 (0 to 0)	79.6
Other sexually transmitted infections	0 (0 to 0)	0 (0 to 0)	0 (0 to 0)	0 (0 to 0)	0 (0 to 0)	0 (0 to 0)	0 (0 to 0)	0 (0 to 0)	0 (0 to 0)	0 (0 to 0)	0 (0 to 0)	0 (0 to 0)	0 (0 to 0)	0 (0 to 0)	0 (0 to 0)	0 (0 to 0)	0 (0 to 0)	0 (0 to 0)	0 (0 to 0)	0 (0 to 0)	0 (0 to 0)	9.7
Respiratory infections and tuberculosis	418 (16.2 to 30.6)	69.6 (2.6 to 41.2)	282 (266 to 516)	283 (266 to 548)	298 (281 to 421)	298 (187 to 472)	311 (177 to 597)	311 (211 to 460)	306 (205 to 500)	311 (205 to 500)	306 (205 to 479)	306 (203 to 468)	306 (205 to 479)	306 (205 to 468)	306 (205 to 479)	306 (205 to 468)	306 (205 to 479)	306 (205 to 468)	306 (205 to 479)	306 (205 to 468)	6,290 (4,190 to 9,630)
Tuberculosis	0 (0 to 0)	0 (0 to 0)	0.6 (0.6 to 1.1)	1.1 (0.6 to 1.4)	0.6 (0.4 to 0.8)	1.4 (0.4 to 2.6)	7.4 (2.5 to 14.8)	9.5 (3 to 17.3)	10.9 (3.7 to 12.4)	12.2 (7.3 to 16)	13.2 (8.6 to 18.3)	19.2 (12.4 to 29.1)	26.2 (19.6 to 34.9)	32.6 (23.9 to 47.9)	33.5 (23.4 to 47.6)	21.2 (21.1 to 44)	14.4 (14.8 to 29.6)	8.6 (10.4 to 19)	3.1 (3.9 to 6.1)	371 (248 to 1,040)
Latent tuberculosis infection	0 (0 to 0)	0 (0 to 0)	0 (0 to 0)	0 (0 to 0)	0 (0 to 0)	0 (0 to 0)	0 (0 to 0)	0 (0 to 0)	0 (0 to 0)	0 (0 to 0)	0 (0 to 0)	0 (0 to 0)	0 (0 to 0)	0 (0 to 0)	0 (0 to 0)	0 (0 to 0)	0 (0 to 0)	0 (0 to 0)	0 (0 to 0)	0 (0 to 0)	0 (0 to 0)	0
Drug-susceptible Tuberculosis	0.6 (0.6 to 1.1)	0.6 (0.6 to 1.1)	0.6 (0.6 to 1.4)	1.1 (0.6 to 1.4)	0.6 (0.4 to 0.8)	1.4 (0.4 to 2.6)	7.4 (2.5 to 14.8)	9.5 (3 to 17.3)	10.9 (3.7 to 12.4)	12.2 (7.3 to 16)	13.2 (8.6 to 18.3)	19.2 (12.4 to 29.1)	26.2 (19.6 to 34.9)	32.6 (23.9 to 47.9)	33.5 (23.4 to 47.6)	21.2 (21.1 to 44)	14.4 (14.8 to 29.6)	8.6 (10.4 to 19)	3.1 (3.9 to 6.1)	371 (248 to 1,040)
Multidrug-resistant tuberculosis without extensive drug-resistan	0 (0 to 0)	0 (0 to 0)	0 (0 to 0)	0 (0 to 0)	0 (0 to 0)	0 (0 to 0)	0 (0 to 0)	0 (0 to 0)	0 (0 to 0)	0 (0 to 0)	0 (0 to 0)	0 (0 to 0)	0 (0 to 0)	0 (0 to 0)	0 (0 to 0)	0 (0 to 0)	0 (0 to 0)	0 (0 to 0)	0 (0 to 0)	0 (0 to 0)	0 (0 to 0)	0
Extensively drug-resistant tuberculosis	0 (0 to 0)	0 (0 to 0)	0 (0 to 0)	0 (0 to 0)	0 (0 to 0)	0 (0 to 0)	0 (0 to 0)	0 (0 to 0)	0 (0 to 0)	0 (0 to 0)	0 (0 to 0)	0 (0 to 0)	0 (0 to 0)	0 (0 to 0)	0 (0 to 0)	0 (0 to 0)	0 (0 to 0)	0 (0 to 0)	0 (0 to 0)	0 (0 to 0)	0 (0 to 0)	1.6
Lower respiratory infections	22 (19.7 to 26.7)	42.4 (39.5 to 46)	228 (208 to 248)	122 (97.9 to 168)	69.7 (54.5 to 89.4)	61.9 (47.1 to 78.7)	69.8 (50.1 to 96.1)	76 (56.7 to 117)	106 (78.1 to 157)	171 (119 to 273)	332 (197 to 529)	399 (228 to 668)	636 (389 to 997)	818 (540 to 1,240)	976 (642 to 1,430)	1,210 (784 to 1,730)	1,290 (850 to 1,880)	1,010 (1,030 to 1,760)	1,020 (966 to 2,080)	970 (989 to 1,760)	209 (199 to 359)	12,100
Upper respiratory infections	0.3 (0.2 to 0.4)	0.3 (0.2 to 0.4)	44.6 (41.1 to 48.2)	297 (271 to 324)	213 (194 to 234)	164 (146 to 185)	199 (174 to 229)	191 (163 to 226)	204 (170 to 250)	203 (164 to 252)	206 (164 to 258)	139 (110 to 177)	139 (110 to 177)	139 (110 to 177)	139 (110 to 177)	139 (110 to 177)	139 (110 to 177)	139 (110 to 177)	139 (110 to 177)	139 (110 to 177)	4.9 (4.3 to 5.6)	2,310
Otitis media	0 (0 to 0)	0 (0 to 0.1)	0.1 (0.1 to 0.2)	0.1 (0.1 to 0.2)	0.1 (0.1 to 0.2)	0.1 (0.1 to 0.2)	0.1 (0.1 to 0.2)	0.1 (0.1 to 0.2)	0.1 (0.1 to 0.2)	0.1 (0.1 to 0.2)	0.1 (0.1 to 0.2)	0.1 (0.1 to 0.2)	0.1 (0.1 to 0.2)	0.1 (0.1 to 0.2)	0.1 (0.1 to 0.2)	0.1 (0.1 to 0.2)	0.1 (0.1 to 0.2)	0.1 (0.1 to 0.2)	0.1 (0.1 to 0.2)	0.1 (0.1 to 0.2)	404
Enteric infections	8.6 (3.4 to 9.6)	8.1 (3.7 to 13.7)	191 (122 to 288)	139 (99.9 to 206)	122 (89.9 to 228)	106 (56 to 240)	100 (57 to 220)	100 (55 to 227)	107 (59 to 233)	107 (59 to 233)	107 (59 to 233)	123 (77 to 221)	123 (77 to 221)	123 (77 to 221)	123 (77 to 221)	123 (77 to 221)	123 (77 to 221)	123 (77 to 221)	123 (77 to 221)	123 (77 to 221)	205 (180 to 399)	3,610
Diarrheal diseases	7.6 (3 to 9.6)	8.6 (4.6 to 12.9)	191 (99.2 to 326)	139 (109 to 286)	122 (89.9 to 227)	106 (57 to 240)	100 (55 to 226)	100 (57 to 220)	107 (59 to 233)	107 (59 to 233)	107 (59 to 233)	123 (77 to 221)	123 (77 to 221)	123 (77 to 221)	123 (77 to 221)	123 (77 to 221)	123 (77 to 221)	123 (77 to 221)	123 (77 to 221)	123 (77 to 221)	205 (180 to 399)	3,600
Typhoid and paratyphoid	0 (0 to 0)	0 (0 to 0)	0 (0 to 0.1)	0 (0 to 0)	0 (0 to 0)	0 (0 to 0)	0 (0 to 0)	0 (0 to 0)	0 (0 to 0)	0 (0 to 0)	0 (0 to 0)	0 (0 to 0)	0 (0 to 0)	0 (0 to 0)	0 (0 to 0)	0 (0 to 0)	0 (0 to 0)	0 (0 to 0)	0 (0 to 0)	0 (0 to 0)	0 (0 to 0)	0.3
Typhoid fever	0 (0 to 0)	0 (0 to 0)	0 (0 to 0.1)	0 (0 to 0)	0 (0 to 0)	0 (0 to 0)	0 (0 to 0)	0 (0 to 0)	0 (0 to 0)	0 (0 to 0)	0 (0 to 0)	0 (0 to 0)	0 (0 to 0)	0 (0 to 0)	0 (0 to 0)	0 (0 to 0)	0 (0 to 0)	0 (0 to 0)	0 (0 to 0)	0 (0 to 0)	0 (0 to 0)	0
Paratyphoid fever	0 (0 to 0)	0 (0 to 0)	0 (0 to 0)	0 (0 to 0)	0 (0 to 0)	0 (0 to 0)	0 (0 to 0)	0 (0 to 0)	0 (0 to 0)	0 (0 to 0)	0 (0 to 0)	0 (0 to 0)	0 (0 to 0)	0 (0 to 0)	0 (0 to 0)	0 (0 to 0)	0 (0 to 0)	0 (0 to 0)	0 (0 to 0)	0 (0 to 0)	0 (0 to 0)	0.2
Invasive Non-typhoidal Salmonella (iNTS)	0 (0 to 0.9)	0.3 (0.3 to 0.5)	1.1 (1 to 2.1)	0.5 (0.3 to 0.7)	0.3 (0.1 to 0.6)	0.3 (0.2 to 0.6)	0.3 (0.2 to 0.6)	0.3 (0.2 to 0.6)	0.3 (0.2 to 0.6)	0.3 (0.2 to 0.6)	0.3 (0.2 to 0.6)	0.3 (0.2 to 0.6)	0.3 (0.2 to 0.6)	0.3 (0.2 to 0.6)	0.3 (0.2 to 0.6)	0.3 (0.2 to 0.6)	0.3 (0.2 to 0.6)	0.3 (0.2 to 0.6)	0.3 (0.2 to 0.6)	0.1 (0.1 to 0.2)	10.3
Other intestinal infectious diseases	0 (0 to 0)	0.8 (0.3 to 2.9)	1 (0.5 to 2.9)	0.6 (0.4 to 1.4)	0.6 (0.4 to 1.4)	0.6 (0.4 to 1.4)	0.6 (0.4 to 1.4)	0.6 (0.4 to 1.4)	0.7 (0.4 to 1.4)	0.7 (0.4 to 1.4)	0.7 (0.4 to 1.4)	0.7 (0.4 to 1.4)	0.7 (0.4 to 1.4)	0.7 (0.4 to 1.4)	0.7 (0.4 to 1.4)	0.3 (0.2 to 0.6)	0.3 (0.2 to 0.6)	0.3 (0.2 to 0.6)	0.3 (0.2 to 0.6)	0.3 (0.2 to 0.6)	7.6
Neglected tropical diseases and malaria	0.4 (0.4 to 0.6)	0.2 (0.2 to 0.4)	1.1 (0.9 to 1.4)	11 (7.1 to 20.1)	19.6 (12.5 to 34.5)	3.4 (2.2 to 6.1)	9.1 (5.7 to 17.3)	8.3 (5.2 to 16.1)	10.4 (6.5 to 19.6)	12.3 (7.6 to 23.1)	17.3 (10.7 to 31.1)	29.4 (18.1 to 54.6)	37.1 (23.1 to 68.5)	42.8 (27.2 to 77.4)	46.7 (29.8 to 86)	48.9 (29.9 to 89.1)	56.3 (34.6 to 102)	47.1 (29.1 to 87.1)	21 (12.9 to 39.6)	8.3 (5.1 to 15.9)	677 (420 to 1,250)
Malaria	0 (0 to 0)	0 (0 to 0)	0 (0 to 0)	0 (0 to 0)	0 (0 to 0)	0 (0 to 0)	0 (0 to 0)	0 (0 to 0)	0 (0 to 0)	0 (0 to 0)	0 (0 to 0)	0 (0 to 0)	0 (0 to 0)	0 (0 to 0)	0 (0 to 0)	0 (0 to 0)	0 (0 to 0)	0 (0 to 0)	0 (0 to 0)	0 (0 to 0)	0 (0 to 0)	0
Chagas disease	0 (0 to 0)	0 (0 to 0)	0 (0 to 0)	0 (0 to 0)	0 (0 to 0)	0 (0 to 0)	0 (0 to 0)	0 (0 to 0)	0 (0 to 0)	0 (0 to 0)	0 (0 to 0)	0 (0 to 0)	0 (0 to 0)	0 (0 to 0)	0 (0 to 0)	0 (0 to 0)	0 (0 to 0)	0 (0 to 0)	0 (0 to 0)	0 (0 to 0)	0 (0 to 0)	0.9
Leishmaniasis	0 (0 to 0)	0 (0 to 0)	0 (0 to 0)	0 (0 to 0)	0 (0 to 0)	0 (0 to 0)	0 (0 to 0)	0 (0 to 0)	0 (0 to 0)	0 (0 to 0)	0 (0 to 0)	0 (0 to 0)	0 (0 to 0)	0 (0 to 0)	0 (0 to 0)	0 (0 to 0)	0 (0 to 0)	0 (0 to 0)	0 (0 to 0)	0 (0 to 0)	0 (0 to 0)	0
Visceral leishmaniasis	0 (0 to 0)	0 (0 to 0)	0 (0 to 0)	0 (0 to 0)	0 (0 to 0)	0 (0 to 0)	0 (0 to 0)	0 (0 to 0)	0 (0 to 0)	0 (0 to 0)	0 (0 to 0)	0 (0 to 0)	0 (0 to 0)	0 (0 to 0)	0 (0 to 0)	0 (0 to 0)	0 (0 to 0)	0 (0 to 0)	0 (0 to 0)	0 (0 to 0)	0 (0 to 0)	0
Cutaneous and mucocutaneous leishmaniasis	0 (0 to 0)	0 (0 to 0)	0 (0 to 0)	0 (0 to 0)	0 (0 to 0)	0 (0 to 0)	0 (0 to 0)	0 (0 to 0)	0 (0 to 0)	0 (0 to 0)	0 (0 to 0)	0 (0 to 0)	0 (0 to 0)	0 (0 to 0)	0 (0 to 0)	0 (0 to 0)	0 (0 to 0)	0 (0 to 0)	0 (0 to 0)	0 (0 to 0)	0 (0 to 0)	0
African trypanosomiasis	0 (0 to 0)	0 (0 to 0)	0 (0 to 0)	0 (0 to 0)	0 (0 to 0)	0 (0 to 0)	0 (0 to 0)	0 (0 to 0)	0 (0 to 0)	0 (0 to 0)	0 (0 to 0)	0 (0 to 0)	0 (0 to 0)	0 (0 to 0)	0 (0 to 0)	0 (0 to 0)	0 (0 to 0)	0 (0 to 0)	0 (0 to 0)	0 (0 to 0)	0 (0 to 0)	0
Schistosomiasis	0 (0 to 0)	0 (0 to 0)	0 (0 to 0)	0 (0 to 0)	0 (0 to 0)	0 (0 to 0)	0 (0 to 0)	0 (0 to 0)	0 (0 to 0)	0 (0 to 0)	0 (0 to 0)	0 (0 to 0)	0 (0 to 0)	0 (0 to 0)	0 (0 to 0)	0 (0 to 0)	0 (0 to 0)	0 (0 to 0)	0 (0 to 0)	0 (0 to 0)	0 (0 to 0)	0
Cysticercosis	0 (0 to 0)	0 (0 to 0)	0 (0 to 0)	0 (0 to 0)	0.2 (0.2 to 0.4)	0.6 (0.3 to 2.8)	1 (0.6 to 4.8)	3.4 (2.1 to 6.8)	2.9 (1.8 to 5.8)	6 (3.7 to 11.9)	8.1 (5.2 to 16.2)	10.4 (6.5 to 21.1)	14.1 (8.9 to 28.4)	20.9 (13.1 to 41.6)	32.2 (21.2 to 63.7)	54 (34.1 to 106)	74.7 (47.1 to 147)	69.6 (44.1 to 137)	28.2 (17.9 to 55.2)	19.3 (12.2 to 37.2)	7.6 (4.9 to 15.2)	2.4 (0.7 to 5.6)	536
Cystic echinococcosis	0 (0 to 0)	0 (0 to 0)	0 (0 to 0)	0 (0 to 0)	0 (0 to 0)	0 (0 to 0)	0 (0 to 0)	0 (0 to 0)	0 (0 to 0)	0 (0 to 0)	0 (0 to 0)	0 (0 to 0)	0 (0 to 0)	0 (0 to 0)	0 (0 to 0)	0 (0 to 0)	0 (0 to 0)	0 (0 to 0)	0 (0 to 0)	0 (0 to 0)	0 (0 to 0)	1.4
Lymphatic filariasis	0 (0 to 0)	0 (0 to 0)	0 (0 to 0)	0 (0 to 0)	0 (0 to 0)	0 (0 to 0)	0 (0 to 0)	0 (0 to 0)	0 (0 to 0)	0 (0 to 0)	0 (0 to 0)	0 (0 to 0)	0 (0 to 0)	0 (0 to 0)	0 (0 to 0)	0 (0 to 0)	0 (0 to 0)	0 (0 to 0)	0 (0 to 0)	0 (0 to 0)	0 (0 to 0)	0
Onchocerciasis	0 (0 to 0)	0 (0 to 0)	0 (0 to 0)	0 (0 to 0)	0 (0 to 0)	0 (0 to 0)	0 (0 to 0)	0 (0 to 0)	0 (0 to 0)	0 (0 to 0)	0 (0 to 0)	0 (0 to 0)	0 (0 to 0)	0 (0 to 0)	0 (0 to 0)	0 (0 to 0)	0 (0 to 0)	0 (0 to 0)	0 (0 to 0)	0 (0 to 0)	0 (0 to 0)	0
Trachoma	0 (0 to 0)	0 (0 to 0)	0 (0 to 0)	0 (0 to 0)	0 (0 to 0)	0 (0 to 0)	0 (0 to 0)	0 (0 to 0)	0 (0 to 0)	0 (0 to 0)	0 (0 to 0)	0 (0 to 0)	0 (0 to 0)	0 (0 to 0)	0 (0 to 0)	0 (0 to 0)	0 (0 to 0)	0 (0 to 0)	0 (0 to 0)	0 (0 to 0)	0 (0 to 0)	0
Dengue	0 (0 to 0)	0 (0 to 0)	0 (0 to 0)	0 (0 to 0)	0 (0 to 0)	0 (0 to 0)	0 (0 to 0)	0 (0 to 0)	0 (0 to 0)	0 (0 to 0)	0 (0 to 0)	0 (0 to 0)	0 (0 to 0)	0 (0 to 0)	0 (0 to 0)	0 (0 to 0)	0 (0 to 0)	0 (0 to 0)	0 (0 to 0)	0 (0 to 0)	0 (0 to 0)	0
Yellow fever	0 (0 to 0)	0 (0 to 0)	0 (0 to 0)	0 (0 to 0)	0 (0 to 0)	0 (0 to 0)	0 (0 to 0)	0 (0 to 0)	0 (0 to 0)	0 (0 to 0)	0 (0 to 0)	0 (0 to 0)	0 (0 to 0)	0 (0 to 0)	0 (0 to 0)	0 (0 to 0)	0 (0 to 0)	0 (0 to 0)	0 (0 to 0)	0 (0 to 0)	0 (0 to 0)	0
Rabies	0 (0 to 0)	0 (0 to 0)	0 (0 to 0.1)	0 (0 to 0)	0 (0 to 0)	0 (0 to 0)	0 (0 to 0)	0 (0 to 0)	0 (0 to 0)	0 (0 to 0)	0 (0 to 0)	0 (0 to 0)	0 (0 to 0)	0 (0 to 0)	0 (0 to 0)	0 (0 to 0)	0 (0 to 0)	0 (0 to 0)	0 (0 to 0)	0 (0 to 0)	0 (0 to 0)	0.3
Intestinal nematode infections	0 (0 to 0)	0 (0 to 0)	0 (0 to 0)	0 (0 to 0)	0 (0 to 0)	0 (0 to 0)	0 (0 to 0)	0 (0 to 0)	0 (0 to 0)	0 (0 to 0)	0 (0 to 0)	0 (0 to 0)	0 (0 to 0)	0 (0 to 0)	0 (0 to 0)	0 (0 to 0)	0 (0 to 0)	0 (0 to 0)	0 (0 to 0)	0 (0 to 0)	0 (0 to 0)	0
Ascariasis	0 (0 to 0)	0 (0 to 0)	0 (0 to 0)	0 (0 to 0)	0 (0 to 0)	0 (0 to 0)	0 (0 to 0)	0 (0 to 0)	0 (0 to 0)	0 (0 to 0)	0 (0 to 0)	0 (0 to 0)	0 (0 to 0)	0 (0 to 0)	0 (0 to 0)	0 (0 to 0)	0 (0 to 0)	0 (0 to 0)	0 (0 to 0)	0 (0 to 0)	0 (0 to 0)	0
Trichuriasis	0 (0 to 0)	0 (0 to 0)	0 (0 to 0



SR Table 2a. Louisiana DALYS by cause and sex group for males with 95% uncertainty intervals, 2019

Cause	Early Neonatal	Late Neonatal	Post Neonatal	1 to 4	5 to 9	10 to 14	15 to 19	20 to 24	25 to 29	30 to 34	35 to 39	40 to 44	45 to 49	50 to 54	55 to 59	60 to 64	65 to 69	70 to 74	75 to 79	80 to 84	85 to 89	90 to 94	95 plus	Total
All causes	9,670 (8,910 to 10,500)	2,570 (2,400 to 2,740)	6,930 (6,180 to 8,000)	8,620 (7,650 to 10,000)	6,200 (5,390 to 10,300)	11,300 (9,920 to 16,100)	23,900 (19,900 to 29,000)	33,000 (27,200 to 40,000)	33,600 (28,600 to 40,000)	33,600 (27,700 to 40,000)	34,600 (28,900 to 42,700)	35,200 (28,600 to 43,200)	33,900 (22,100 to 49,400)	37,600 (24,900 to 55,700)	39,200 (25,600 to 57,700)	41,200 (26,600 to 61,200)	37,700 (23,900 to 56,600)	32,400 (20,500 to 48,000)	27,100 (17,200 to 39,500)	22,700 (14,300 to 33,300)	17,500 (11,000 to 25,900)	9,766 (6,150 to 14,600)	503,039
Communicable, maternal, neonatal, and nutritional diseases	7,410 (6,660 to 8,300)	1,790 (1,590 to 2,030)	2,260 (1,700 to 3,000)	1,570 (1,200 to 2,020)	1,360 (960 to 2,030)	1,190 (860 to 1,660)	1,050 (769 to 1,360)	1,170 (829 to 1,660)	1,600 (1,010 to 1,970)	2,010 (1,400 to 2,620)	2,230 (1,630 to 2,880)	2,170 (1,700 to 2,690)	2,260 (1,820 to 2,720)	2,260 (1,820 to 2,720)	2,260 (1,820 to 2,720)	2,400 (1,970 to 2,900)	2,400 (2,020 to 2,870)	2,400 (2,020 to 2,870)	1,490 (1,170 to 1,880)	1,070 (816 to 1,370)	621 (469 to 799)	298 (209 to 382)	49,400
HIV/AIDS and sexually transmitted infections	2 (1.5 to 3.2)	0.6 (0.4 to 1.3)	23.6 (17.9 to 31.7)	17.6 (13.1 to 24.4)	9.7 (6.1 to 17.4)	10.7 (6.1 to 19.4)	28.6 (21.1 to 37.6)	163 (122 to 208)	508 (429 to 592)	886 (684 to 1,100)	1,090 (870 to 1,370)	1,090 (868 to 1,370)	1,060 (848 to 1,350)	1,060 (848 to 1,350)	1,060 (848 to 1,350)	971 (749 to 1,260)	926 (689 to 1,190)	793 (589 to 777)	373 (275 to 479)	196 (97.2 to 296)	49.0 (24.7 to 81.4)	10.7 (7.3 to 16.9)	7,770
HIV/AIDS	0 (0 to 0)	0 (0 to 0)	19.5 (16.6 to 23.2)	11.2 (9.7 to 13.4)	9.7 (8.1 to 11.4)	9.4 (7.9 to 11.1)	22.6 (17.9 to 28.2)	156 (120 to 199)	498 (429 to 580)	879 (672 to 1,080)	1,070 (832 to 1,360)	1,070 (868 to 1,360)	1,060 (868 to 1,350)	1,060 (868 to 1,350)	1,060 (868 to 1,350)	972 (732 to 1,250)	926 (696 to 1,190)	793 (620 to 920)	373 (292 to 468)	196 (94.7 to 295)	49.0 (24.9 to 78.7)	10.7 (7.3 to 16.9)	7,580
HIV/AIDS - Drug-susceptible Tuberculosis	0 (0 to 0)	0 (0 to 0)	0.2 (0.1 to 0.3)	0.2 (0.1 to 0.3)	0.2 (0.1 to 0.3)	0.2 (0.1 to 0.3)	0.4 (0.2 to 0.6)	3.7 (2.1 to 5.6)	8.7 (5.4 to 12.1)	13.9 (9.1 to 19.5)	19.1 (11.9 to 27.1)	19.6 (11.9 to 27.8)	19.6 (11.9 to 27.8)	19.7 (11.9 to 27.8)	19.7 (11.9 to 27.8)	12.7 (7.4 to 18.6)	11.9 (6.9 to 17.4)	8.4 (4.9 to 12.4)	3.5 (2.0 to 5.1)	0.7 (0.4 to 1.1)	0.2 (0.1 to 0.3)	0 (0 to 0)	133
HIV/AIDS - Multidrug-resistant Tuberculosis without extensive drug resistance	0 (0 to 0)	0 (0 to 0)	0 (0 to 0.1)	0 (0 to 0)	0 (0 to 0)	0 (0 to 0)	0.1 (0 to 0.2)	0.5 (0 to 1.2)	1.2 (0 to 1.9)	1.9 (0 to 2.8)	2.5 (0 to 3.6)	2.5 (0 to 3.6)	2.5 (0 to 3.6)	2.5 (0 to 3.6)	2.5 (0 to 3.6)	1.6 (0 to 2.4)	1.4 (0 to 2.1)	0.9 (0 to 1.4)	0.4 (0 to 0.6)	0.1 (0 to 0.2)	0 (0 to 0)	0 (0 to 0)	4.1
HIV/AIDS - Extensively drug-resistant Tuberculosis	0 (0 to 0)	0 (0 to 0)	0 (0 to 0)	0 (0 to 0)	0 (0 to 0)	0 (0 to 0)	0 (0 to 0)	0 (0 to 0)	0 (0 to 0)	0 (0 to 0)	0 (0 to 0)	0 (0 to 0)	0 (0 to 0)	0 (0 to 0)	0 (0 to 0)	0 (0 to 0)	0 (0 to 0)	0 (0 to 0)	0 (0 to 0)	0 (0 to 0)	0 (0 to 0)	0 (0 to 0)	0 (0 to 0)	1.1
HIV/AIDS resulting in other diseases	0 (0 to 0)	0 (0 to 0)	19.1 (16.3 to 22.8)	11.1 (9.6 to 13.2)	9.4 (7.9 to 11.2)	22.1 (17.7 to 27.6)	22.6 (17.9 to 27.8)	152 (120 to 190)	487 (419 to 572)	858 (662 to 1,050)	1,050 (819 to 1,330)	1,050 (827 to 1,330)	1,040 (839 to 1,330)	1,040 (839 to 1,330)	1,040 (713 to 1,220)	958 (683 to 1,230)	912 (663 to 1,170)	781 (566 to 959)	367 (266 to 459)	193 (96.2 to 290)	48.2 (24.5 to 77.4)	10.5 (7.2 to 16.6)	7,490
Sexually transmitted infections excluding HIV	2 (1.5 to 3.2)	0.6 (0.4 to 1.3)	4.1 (2.8 to 6.2)	6.4 (4.5 to 9.2)	0.2 (0.1 to 0.4)	1.3 (0.7 to 2.4)	5.5 (3.7 to 8.1)	6.9 (4.5 to 10.1)	10.1 (6.7 to 14.5)	7.1 (4.7 to 10.3)	3.9 (2.6 to 5.6)	2.4 (1.6 to 3.5)	2.5 (1.7 to 3.6)	2.5 (1.7 to 3.6)	2.5 (1.7 to 3.6)	1.9 (1.3 to 2.7)	1.7 (1.1 to 2.4)	1.2 (0.8 to 1.7)	0.8 (0.5 to 1.1)	0.4 (0.2 to 0.6)	0.2 (0.1 to 0.3)	0.1 (0 to 0.2)	100
Syphilis	0 (0 to 0)	0 (0 to 0)	0.2 (0.1 to 0.3)	0.2 (0.1 to 0.3)	0.2 (0.1 to 0.3)	0.2 (0.1 to 0.3)	0.3 (0.2 to 0.5)	0.6 (0.4 to 0.9)	1.1 (0.7 to 1.6)	1.6 (1.1 to 2.2)	2.2 (1.5 to 3.1)	2.2 (1.5 to 3.1)	2.2 (1.5 to 3.1)	2.2 (1.5 to 3.1)	2.2 (1.5 to 3.1)	1.7 (1.1 to 2.4)	1.5 (1.0 to 2.1)	1.1 (0.7 to 1.5)	0.7 (0.5 to 1.0)	0.4 (0.2 to 0.5)	0.2 (0.1 to 0.3)	0 (0 to 0)	75
Chlamydial infection	0 (0 to 0)	0 (0 to 0)	0 (0 to 0)	0 (0 to 0)	0 (0 to 0)	0 (0 to 0)	0 (0 to 0)	0.1 (0 to 0.2)	0.2 (0 to 0.4)	0.3 (0 to 0.5)	0.4 (0 to 0.6)	0.4 (0 to 0.6)	0.4 (0 to 0.6)	0.4 (0 to 0.6)	0.4 (0 to 0.6)	0.3 (0 to 0.5)	0.3 (0 to 0.5)	0.2 (0 to 0.4)	0.1 (0 to 0.3)	0 (0 to 0)	0 (0 to 0)	0 (0 to 0)	0 (0 to 0)	19.6
Gonococcal infection	0 (0 to 0)	0 (0 to 0)	0 (0 to 0)	0 (0 to 0)	0 (0 to 0)	0 (0 to 0)	0.2 (0 to 0.3)	0.6 (0.4 to 0.9)	1.6 (1.1 to 2.2)	2.6 (1.8 to 3.5)	3.8 (2.6 to 5.1)	3.8 (2.6 to 5.1)	3.8 (2.6 to 5.1)	3.8 (2.6 to 5.1)	3.8 (2.6 to 5.1)	2.8 (1.9 to 3.8)	2.6 (1.8 to 3.5)	2.1 (1.4 to 2.8)	1.4 (0.9 to 1.9)	0.7 (0.4 to 1.0)	0.3 (0.2 to 0.5)	0.1 (0 to 0.2)	35.7
Trichomoniasis	0 (0 to 0)	0 (0 to 0)	0 (0 to 0)	0 (0 to 0)	0 (0 to 0)	0 (0 to 0)	0.1 (0 to 0.1)	0.4 (0.2 to 0.6)	0.9 (0.5 to 1.3)	1.4 (0.9 to 2.1)	2.1 (1.3 to 3.1)	2.1 (1.3 to 3.1)	2.1 (1.3 to 3.1)	2.1 (1.3 to 3.1)	2.1 (1.3 to 3.1)	1.5 (0.9 to 2.2)	1.4 (0.9 to 2.1)	1.1 (0.7 to 1.6)	0.8 (0.5 to 1.1)	0.4 (0.2 to 0.6)	0.2 (0.1 to 0.3)	0 (0 to 0)	19.7
Genital herpes	0 (0 to 0)	0 (0 to 0)	0 (0 to 0)	0 (0 to 0)	0 (0 to 0)	0 (0 to 0)	0 (0 to 0)	0 (0 to 0)	0 (0 to 0)	0 (0 to 0)	0 (0 to 0)	0 (0 to 0)	0 (0 to 0)	0 (0 to 0)	0 (0 to 0)	0 (0 to 0)	0 (0 to 0)	0 (0 to 0)	0 (0 to 0)	0 (0 to 0)	0 (0 to 0)	0 (0 to 0)	0 (0 to 0)	0.1
Other sexually transmitted infections	0 (0 to 0)	0 (0 to 0)	0 (0 to 0)	0 (0 to 0)	0 (0 to 0)	0 (0 to 0)	0 (0 to 0)	0 (0 to 0)	0 (0 to 0)	0 (0 to 0)	0 (0 to 0)	0 (0 to 0)	0 (0 to 0)	0 (0 to 0)	0 (0 to 0)	0 (0 to 0)	0 (0 to 0)	0 (0 to 0)	0 (0 to 0)	0 (0 to 0)	0 (0 to 0)	0 (0 to 0)	0 (0 to 0)	0
Respiratory infections and tuberculosis	2,810 (2,530 to 3,110)	1,060 (961 to 1,180)	1,020 (829 to 1,240)	1,020 (829 to 1,240)	1,020 (829 to 1,240)	1,020 (829 to 1,240)	1,020 (829 to 1,240)	1,020 (829 to 1,240)	1,020 (829 to 1,240)	1,020 (827 to 1,240)	1,020 (829 to 1,240)	1,020 (827 to 1,240)	1,020 (829 to 1,240)	1,020 (829 to 1,240)	1,020 (829 to 1,240)	1,020 (829 to 1,240)	1,020 (829 to 1,240)	1,020 (829 to 1,240)	1,020 (829 to 1,240)	1,020 (829 to 1,240)	1,020 (829 to 1,240)	1,020 (829 to 1,240)	33,700
Tuberculosis	0 (0 to 0)	0 (0 to 0)	2.4 (1.8 to 3.2)	2.6 (1.8 to 3.6)	2.6 (1.8 to 3.6)	2.7 (1.8 to 3.7)	3.1 (1.9 to 3.1)	3.1 (1.9 to 3.1)	3.1 (1.9 to 3.1)	3.1 (1.9 to 3.1)	3.1 (1.9 to 3.1)	3.1 (1.9 to 3.1)	3.1 (1.9 to 3.1)	3.1 (1.9 to 3.1)	3.1 (1.9 to 3.1)	3.1 (1.9 to 3.1)	3.1 (1.9 to 3.1)	3.1 (1.9 to 3.1)	3.1 (1.9 to 3.1)	3.1 (1.9 to 3.1)	3.1 (1.9 to 3.1)	3.1 (1.9 to 3.1)	376
Latent tuberculosis infection	0 (0 to 0)	0 (0 to 0)	0 (0 to 0)	0 (0 to 0)	0 (0 to 0)	0 (0 to 0)	0 (0 to 0)	0 (0 to 0)	0 (0 to 0)	0 (0 to 0)	0 (0 to 0)	0 (0 to 0)	0 (0 to 0)	0 (0 to 0)	0 (0 to 0)	0 (0 to 0)	0 (0 to 0)	0 (0 to 0)	0 (0 to 0)	0 (0 to 0)	0 (0 to 0)	0 (0 to 0)	0 (0 to 0)	0
Drug-susceptible Tuberculosis	1.6 (1.1 to 2.3)	0.3 (0.2 to 0.5)	0.4 (0.3 to 0.6)	0.4 (0.3 to 0.6)	0.4 (0.3 to 0.6)	0.4 (0.3 to 0.6)	0.5 (0.3 to 0.8)	0.5 (0.3 to 0.8)	0.5 (0.3 to 0.8)	0.5 (0.3 to 0.8)	0.5 (0.3 to 0.8)	0.5 (0.3 to 0.8)	0.5 (0.3 to 0.8)	0.5 (0.3 to 0.8)	0.5 (0.3 to 0.8)	0.5 (0.3 to 0.8)	0.5 (0.3 to 0.8)	0.5 (0.3 to 0.8)	0.5 (0.3 to 0.8)	0.5 (0.3 to 0.8)	0.5 (0.3 to 0.8)	0.5 (0.3 to 0.8)	75
Multidrug-resistant tuberculosis without extensive drug resistance	0 (0 to 0)	0 (0 to 0)	0 (0 to 0)	0 (0 to 0)	0 (0 to 0)	0 (0 to 0)	0 (0 to 0)	0 (0 to 0)	0 (0 to 0)	0 (0 to 0)	0 (0 to 0)	0 (0 to 0)	0 (0 to 0)	0 (0 to 0)	0 (0 to 0)	0 (0 to 0)	0 (0 to 0)	0 (0 to 0)	0 (0 to 0)	0 (0 to 0)	0 (0 to 0)	0 (0 to 0)	0 (0 to 0)	0
Extensively drug-resistant tuberculosis	0 (0 to 0)	0 (0 to 0)	0 (0 to 0)	0 (0 to 0)	0 (0 to 0)	0 (0 to 0)	0 (0 to 0)	0 (0 to 0)	0 (0 to 0)	0 (0 to 0)	0 (0 to 0)	0 (0 to 0)	0 (0 to 0)	0 (0 to 0)	0 (0 to 0)	0 (0 to 0)	0 (0 to 0)	0 (0 to 0)	0 (0 to 0)	0 (0 to 0)	0 (0 to 0)	0 (0 to 0)	0 (0 to 0)	0
Lower respiratory infections	2,810 (2,530 to 3,110)	1,060 (961 to 1,180)	1,020 (829 to 1,240)	1,020 (829 to 1,240)	1,020 (829 to 1,240)	1,020 (829 to 1,240)	1,020 (829 to 1,240)	1,020 (829 to 1,240)	1,020 (829 to 1,240)	1,020 (827 to 1,240)	1,020 (829 to 1,240)	1,020 (827 to 1,240)	1,020 (829 to 1,240)	1,020 (829 to 1,240)	1,020 (829 to 1,240)	1,020 (829 to 1,240)	1,020 (829 to 1,240)	1,020 (829 to 1,240)	1,020 (829 to 1,240)	1,020 (829 to 1,240)	1,020 (829 to 1,240)	1,020 (829 to 1,240)	33,600
Upper respiratory infections	0.9 (0.7 to 1.2)	0.2 (0.2 to 0.3)	0.2 (0.2 to 0.3)	0.2 (0.2 to 0.3



Benign prostatic hyperplasia	0 (0 to 0)	0 (0 to 0)	0 (0 to 0)	0 (0 to 0)	0 (0 to 0)	0 (0 to 0)	0 (0 to 0)	0 (0 to 0)	0 (0 to 0)	0 (0 to 0)	0 (0 to 0)	0 (0 to 0)	0 (0 to 0)	19.8 (7.3 to 27.7)	49.4 (28.7 to 79.1)	91.9 (52.4 to 143)	179 (106 to 272)	282 (159 to 399)	386 (173 to 439)	290 (197 to 400)	197 (111 to 273)	112 (68.6 to 164)	69.7 (39.6 to 97)	29.8 (19.7 to 39.4)	8.1 (0.9 to 11.6)		1,600
Male infertility	0 (0 to 0)	0 (0 to 0)	0 (0 to 0)	0 (0 to 0)	0 (0 to 0)	0 (0 to 0)	0 (0 to 0)	0 (0 to 0)	0 (0 to 0)	0 (0 to 0)	0 (0 to 0)	0 (0 to 0)	0 (0 to 0)

SR Table 2c: Maine DALYS by cause and age group for males with 95% uncertainty intervals, 2019

Cause	Early Neonatal	Late Neonatal	Post Neonatal	1 to 4	5 to 9	10 to 14	15 to 19	20 to 24	25 to 29	30 to 34	35 to 39	40 to 44	45 to 49	50 to 54	55 to 59	60 to 64	65 to 69	70 to 74	75 to 79	80 to 84	85 to 89	90 to 94	95 plus	Total
All causes	1,314 (1,214 to 1,422)	1,001 (931 to 1,077)	1,566 (1,392 to 1,760)	1,369 (1,022 to 1,757)	1,078 (1,041 to 1,124)	1,065 (1,026 to 1,109)	2,067 (2,042 to 2,092)	2,554 (2,479 to 2,633)	2,553 (2,474 to 2,631)	2,553 (2,474 to 2,633)	2,553 (2,474 to 2,633)	2,553 (2,474 to 2,633)	2,553 (2,474 to 2,633)	2,553 (2,474 to 2,633)	2,553 (2,474 to 2,633)	2,553 (2,474 to 2,633)	2,553 (2,474 to 2,633)	2,553 (2,474 to 2,633)	2,553 (2,474 to 2,633)	2,553 (2,474 to 2,633)	2,553 (2,474 to 2,633)	2,553 (2,474 to 2,633)	248,002
Communicable, maternal, neonatal, and nutritional diseases	1,296 (999 to 1,636)	291 (223 to 363)	287 (217 to 366)	240 (181 to 304)	228 (169 to 302)	223 (160 to 299)	217 (164 to 284)	209 (156 to 268)	261 (209 to 323)	236 (191 to 284)	238 (197 to 279)	297 (252 to 345)	362 (299 to 426)	416 (339 to 501)	551 (422 to 699)	680 (495 to 882)	932 (693 to 1,193)	629 (449 to 826)	541 (391 to 700)	508 (373 to 660)	418 (300 to 560)	266 (193 to 356)	66 (49 to 88)	9,030
HIV/AIDS and sexually transmitted infections	0.2 (0.1 to 0.3)	0.1 (0.0 to 0.2)	1.1 (0.6 to 1.7)	0.6 (0.3 to 0.9)	0.6 (0.3 to 0.7)	0.6 (0.4 to 0.8)	2.3 (1.6 to 3.3)	11.1 (9.0 to 14.1)	43.2 (34.4 to 56.1)	68.8 (52.9 to 88)	73.9 (58.6 to 89.6)	69.5 (54.2 to 87.4)	77.6 (62.1 to 96.9)	62.1 (49.3 to 82.4)	60.9 (47.9 to 84.4)	47.1 (33.8 to 68)	39 (25.1 to 61.4)	15 (9.2 to 25.1)	7.4 (4.4 to 12.6)	2.5 (1.7 to 3.7)	1.4 (0.9 to 2)	0.6 (0.3 to 0.9)	0.2 (0.1 to 0.3)	585
HIV/AIDS	0 (0 to 0)	0 (0 to 0)	1 (0.4 to 1.7)	0.6 (0.3 to 0.7)	0.6 (0.3 to 0.7)	0.6 (0.4 to 0.8)	1.7 (1.4 to 2.2)	9.7 (7.9 to 12.1)	40.9 (32.3 to 52.4)	65.9 (51.4 to 84.7)	70.2 (53.9 to 91.2)	66.1 (51.5 to 85.7)	73.7 (58.7 to 94.6)	59.6 (46.1 to 78.1)	57.9 (43.1 to 79.9)	43.6 (29.9 to 62)	35.7 (21.3 to 56.4)	13.4 (8.3 to 20.8)	6.8 (3.9 to 9.9)	2.3 (1.5 to 3.4)	1.3 (0.8 to 1.9)	0.4 (0.2 to 0.6)	0.2 (0.1 to 0.4)	540
HIV/AIDS - Drug-susceptible Tuberculosis	0 (0 to 0)	0 (0 to 0)	0 (0 to 0)	0 (0 to 0)	0 (0 to 0)	0 (0 to 0)	0 (0 to 0)	0 (0 to 0)	0 (0 to 0)	0 (0 to 0)	0 (0 to 0)	0 (0 to 0)	0 (0 to 0)	0 (0 to 0)	0 (0 to 0)	0 (0 to 0)	0 (0 to 0)	0 (0 to 0)	0 (0 to 0)	0 (0 to 0)	0 (0 to 0)	0 (0 to 0)	0 (0 to 0)	0
HIV/AIDS - Multidrug-resistant Tuberculosis without extensive drug resistance	0 (0 to 0)	0 (0 to 0)	0 (0 to 0)	0 (0 to 0)	0 (0 to 0)	0 (0 to 0)	0 (0 to 0)	0 (0 to 0)	0 (0 to 0)	0 (0 to 0)	0 (0 to 0)	0 (0 to 0)	0 (0 to 0)	0 (0 to 0)	0 (0 to 0)	0 (0 to 0)	0 (0 to 0)	0 (0 to 0)	0 (0 to 0)	0 (0 to 0)	0 (0 to 0)	0 (0 to 0)	0 (0 to 0)	0
HIV/AIDS - Extensively drug-resistant Tuberculosis	0 (0 to 0)	0 (0 to 0)	0 (0 to 0)	0 (0 to 0)	0 (0 to 0)	0 (0 to 0)	0 (0 to 0)	0 (0 to 0)	0 (0 to 0)	0 (0 to 0)	0 (0 to 0)	0 (0 to 0)	0 (0 to 0)	0 (0 to 0)	0 (0 to 0)	0 (0 to 0)	0 (0 to 0)	0 (0 to 0)	0 (0 to 0)	0 (0 to 0)	0 (0 to 0)	0 (0 to 0)	0 (0 to 0)	0
HIV/AIDS resulting in other diseases	0 (0 to 0)	0 (0 to 0)	0 (0 to 0)	0 (0 to 0)	0 (0 to 0)	0 (0 to 0)	0 (0 to 0)	0 (0 to 0)	0 (0 to 0)	0 (0 to 0)	0 (0 to 0)	0 (0 to 0)	0 (0 to 0)	0 (0 to 0)	0 (0 to 0)	0 (0 to 0)	0 (0 to 0)	0 (0 to 0)	0 (0 to 0)	0 (0 to 0)	0 (0 to 0)	0 (0 to 0)	0 (0 to 0)	0
Sexually transmitted infections excluding HIV	0.2 (0 to 0.3)	0.1 (0 to 0.1)	0.1 (0 to 0.1)	0.1 (0 to 0.1)	0 (0 to 0)	0 (0 to 0)	0.6 (0.4 to 0.9)	1.4 (0.7 to 2.4)	2.3 (1.5 to 3.2)	2.8 (1.9 to 3.7)	3.7 (2.7 to 4.8)	3.4 (2.4 to 4.7)	3.9 (2.7 to 5.4)	2.5 (1.7 to 3.6)	3.1 (2.1 to 4.6)	3.4 (2.2 to 5.1)	3.3 (2.2 to 4.7)	1.9 (1.2 to 2.7)	0.9 (0.6 to 1.4)	0.2 (0.1 to 0.3)	0.1 (0.1 to 0.2)	0.1 (0.1 to 0.2)	0.1 (0.1 to 0.2)	43.4
Syphilis	0 (0 to 0)	0 (0 to 0)	0 (0 to 0)	0 (0 to 0)	0 (0 to 0)	0 (0 to 0)	0 (0 to 0)	0.1 (0 to 0.2)	0.1 (0 to 0.2)	0.2 (0 to 0.3)	0.2 (0 to 0.3)	0.2 (0 to 0.3)	0.3 (0 to 0.4)	0.2 (0 to 0.3)	0.3 (0 to 0.4)	0.3 (0 to 0.4)	0.3 (0 to 0.4)	0.2 (0 to 0.3)	0.1 (0 to 0.2)	0 (0 to 0)	0 (0 to 0)	0 (0 to 0)	0 (0 to 0)	1.9
Chlamydial infection	0 (0 to 0)	0 (0 to 0)	0 (0 to 0)	0 (0 to 0)	0 (0 to 0)	0 (0 to 0)	0 (0 to 0)	0 (0 to 0)	0 (0 to 0)	0 (0 to 0)	0 (0 to 0)	0 (0 to 0)	0 (0 to 0)	0 (0 to 0)	0 (0 to 0)	0 (0 to 0)	0 (0 to 0)	0 (0 to 0)	0 (0 to 0)	0 (0 to 0)	0 (0 to 0)	0 (0 to 0)	0 (0 to 0)	0 (0 to 0)	1.2
Gonococcal infection	0 (0 to 0)	0 (0 to 0)	0 (0 to 0)	0 (0 to 0)	0 (0 to 0)	0 (0 to 0.1)	0 (0 to 0.2)	0 (0 to 0.2)	0 (0 to 0.3)	0 (0 to 0.3)	0 (0 to 0.3)	0 (0 to 0.2)	0 (0 to 0.2)	0 (0 to 0.2)	0 (0 to 0.1)	0 (0 to 0.1)	0 (0 to 0.1)	0 (0 to 0)	0 (0 to 0)	0 (0 to 0)	0 (0 to 0)	0 (0 to 0)	0 (0 to 0)	0 (0 to 0)	1.1
Trichomoniasis	0 (0 to 0)	0 (0 to 0)	0 (0 to 0)	0 (0 to 0)	0 (0 to 0)	0 (0 to 0.1)	0 (0 to 0.1)	0 (0 to 0.1)	0 (0 to 0.1)	0 (0 to 0.1)	0 (0 to 0.1)	0 (0 to 0.1)	0 (0 to 0.1)	0 (0 to 0.1)	0 (0 to 0.1)	0 (0 to 0.1)	0 (0 to 0.1)	0 (0 to 0.1)	0 (0 to 0.1)	0 (0 to 0.1)	0 (0 to 0.1)	0 (0 to 0.1)	0 (0 to 0.1)	0 (0 to 0.1)	1.4
Genital herpes	0 (0 to 0)	0 (0 to 0)	0 (0 to 0)	0 (0 to 0)	0 (0 to 0)	0 (0 to 0.1)	0 (0.1 to 0.1)	0.4 (0.2 to 0.9)	1.4 (0.8 to 2.3)	1.6 (0.9 to 2.6)	2.1 (1.2 to 3.4)	2.4 (1.4 to 3.7)	2.7 (1.6 to 4.1)	2.4 (1.4 to 3.7)	2.7 (1.6 to 4.1)	2.5 (1.5 to 3.8)	2.1 (1.2 to 3.2)	1.5 (0.9 to 2.3)	0.9 (0.5 to 1.4)	0.3 (0.2 to 0.5)	0.1 (0.1 to 0.2)	0.1 (0.1 to 0.2)	0.1 (0.1 to 0.2)	24
Other sexually transmitted infections	0 (0 to 0)	0 (0 to 0)	0 (0 to 0)	0 (0 to 0)	0 (0 to 0)	0 (0 to 0.1)	0.1 (0.1 to 0.2)	0.3 (0.1 to 0.5)	0.5 (0.1 to 0.9)	0.6 (0.2 to 1.1)	0.8 (0.2 to 1.4)	0.8 (0.2 to 1.4)	0.9 (0.2 to 1.5)	0.7 (0.2 to 1.2)	0.8 (0.2 to 1.4)	0.8 (0.2 to 1.4)	0.8 (0.2 to 1.4)	0.6 (0.2 to 1.1)	0.4 (0.1 to 0.7)	0.2 (0.1 to 0.3)	0.1 (0.1 to 0.2)	0.1 (0.1 to 0.2)	0.1 (0.1 to 0.2)	1.9
Respiratory infections and tuberculosis	4.1 (2.9 to 5.6)	39 (34 to 44)	68 (59 to 113)	72.4 (49.2 to 117)	64.6 (38 to 106)	66 (38.7 to 102)	79.4 (48.2 to 124)	89.9 (54.9 to 133)	82 (50.4 to 116)	82 (50.4 to 116)	82 (50.4 to 116)	82 (50.4 to 116)	116 (69.9 to 172)	166 (100 to 247)	227 (137 to 333)	311 (187 to 461)	371 (212 to 530)	339 (189 to 484)	299 (159 to 456)	239 (120 to 364)	164 (77 to 256)	96.7 (44 to 156)	384 (169 to 613)	3,490
Tuberculosis	0.1 (0 to 0.2)	0.1 (0 to 0.2)	0.3 (0 to 0.5)	0.3 (0 to 0.5)	0.2 (0 to 0.4)	0.2 (0 to 0.4)	0.3 (0 to 0.5)	0.4 (0.2 to 0.6)	0.4 (0.2 to 0.6)	0.4 (0.2 to 0.6)	0.4 (0.2 to 0.6)	0.4 (0.2 to 0.6)	0.5 (0.2 to 0.8)	0.7 (0.3 to 1.1)	1 (0.4 to 1.6)	1.4 (0.6 to 2.2)	1.7 (0.7 to 2.6)	1.5 (0.6 to 2.4)	1.3 (0.5 to 2.1)	1.1 (0.4 to 1.8)	0.7 (0.3 to 1.2)	0.4 (0.2 to 0.7)	0.2 (0.1 to 0.3)	40
Latent tuberculosis infection	0 (0 to 0)	0 (0 to 0)	0 (0 to 0)	0 (0 to 0)	0 (0 to 0)	0 (0 to 0)	0 (0 to 0)	0 (0 to 0)	0 (0 to 0)	0 (0 to 0)	0 (0 to 0)	0 (0 to 0)	0 (0 to 0)	0 (0 to 0)	0 (0 to 0)	0 (0 to 0)	0 (0 to 0)	0 (0 to 0)	0 (0 to 0)	0 (0 to 0)	0 (0 to 0)	0 (0 to 0)	0 (0 to 0)	0 (0 to 0)	0
Drug-susceptible tuberculosis	0 (0 to 0)	0 (0 to 0)	0 (0 to 0)	0 (0 to 0)	0 (0 to 0)	0 (0 to 0)	0.2 (0 to 0.4)	0.3 (0.2 to 0.4)	0.4 (0.2 to 0.6)	0.4 (0.2 to 0.6)	0.4 (0.2 to 0.6)	0.4 (0.2 to 0.6)	0.5 (0.2 to 0.8)	0.7 (0.3 to 1.1)	1 (0.4 to 1.6)	1.4 (0.6 to 2.2)	1.7 (0.7 to 2.6)	1.5 (0.6 to 2.4)	1.3 (0.5 to 2.1)	1.1 (0.4 to 1.8)	0.7 (0.3 to 1.2)	0.4 (0.2 to 0.7)	0.2 (0.1 to 0.3)	39
Multidrug-resistant tuberculosis without extensive drug resistance	0 (0 to 0)	0 (0 to 0)	0 (0 to 0)	0 (0 to 0)	0 (0 to 0)	0 (0 to 0)	0 (0 to 0)	0 (0 to 0)	0 (0 to 0)	0 (0 to 0)	0 (0 to 0)	0 (0 to 0)	0 (0 to 0)	0 (0 to 0)	0 (0 to 0)	0 (0 to 0)	0 (0 to 0)	0 (0 to 0)	0 (0 to 0)	0 (0 to 0)	0 (0 to 0)	0 (0 to 0)	0 (0 to 0)	0 (0 to 0)	1
Extensively drug-resistant tuberculosis	0 (0 to 0)	0 (0 to 0)	0 (0 to 0)	0 (0 to 0)	0 (0 to 0)	0 (0 to 0)	0 (0 to 0)	0 (0 to 0)	0 (0 to 0)	0 (0 to 0)	0 (0 to 0)	0 (0 to 0)	0 (0 to 0)	0 (0 to 0)	0 (0 to 0)	0 (0 to 0)	0 (0 to 0)	0 (0 to 0)	0 (0 to 0)	0 (0 to 0)	0 (0 to 0)	0 (0 to 0)	0 (0 to 0)	0 (0 to 0)	0.3
Lower respiratory infections	2.9 (2.0 to 3.9)	7.6 (5.2 to 10.6)	32.4 (22.4 to 47.6)	17.2 (12.1 to 23.8)	9.5 (6.6 to 12.7)	8 (5.7 to 11.1)	10.4 (7.3 to 14.4)	14.4 (9.9 to 20.1)	22.5 (16.2 to 30.8)	28.9 (18.7 to 41.5)	22.2 (15.4 to 30.6)	43.2 (29.4 to 60.2)	49.7 (32.8 to 69.4)	103 (68.4 to 158)	170 (108 to 251)	220 (146 to 320)	246 (148 to 369)	225 (122 to 353)	217 (109 to 352)	265 (129 to 450)	302 (137 to 497)	256 (107 to 439)	76.9 (28 to 150)	2,660
Upper respiratory infections	0.1 (0 to 0.2)	0.9 (0.4 to 1.4)	4.6 (2.6 to 8.1)	49.8 (29.6 to 84.1)	53.8 (32.1 to 90.1)	48.5 (29.5 to 74.1)	45.8 (27.6 to 71.1)	45.9 (27.6 to 70.1)	46.9 (27.9 to 67.7)	46.9 (27.9 to 67.7)	46.9 (27.9 to 67.7)	46.9 (27.9 to 67.7)	46.9 (27.9 to 67.7)	46.9 (27.9 to 67.7)	46.9 (27.9 to 67.7)	46.9 (27.9 to 67.7)	46.9 (27.9 to 67.7)	41.6 (23.3 to 64.7)	36.1 (19.1 to 61.6)	27 (13.9 to 46.8)	15.9 (8.1 to 27.9)	9 (3.5 to 17.9)	4.8 (2.6 to 7.6)	2.1 (1.2 to 3.3)	0.6 (0.3 to 0.9)	679
Otitis media	0 (0 to 0)	1.5 (0.9 to 2.2)	9.5 (6.1 to 14.2)	12 (7.9 to 17.2)	7.9 (5.1 to 11.2)	7.5 (4.8 to 10.6)	8.8 (5.6 to 12.6)	8.8 (5.6 to 12.6)	9.6 (6.1 to 13.6)	9.6 (6.1 to 13.6)	9.6 (6.1 to 13.6)	9.6 (6.1 to 13.6)	9.6 (6.1 to 13.6)	7.2 (4.6 to 10.2)	7.4 (4.7 to 10.5)	6.3 (3.9 to 9.1)	4.6 (2.8 to 6.7)	3.2 (1.9 to 4.8)	2.1 (1.2 to 3.2)	1.5 (0.7 to 2.4)	0.9 (0.4 to 1.7)	0.4 (0.2 to 0.8)	0.1 (0.1 to 0.2)	155
Enteric infections	1.4 (0.8 to 2.1)	2.2 (1.3 to 3.2)	12.6 (7.5 to 19.2)	31.2 (18.5 to 46)	29.2 (17.2 to 43.9)	25.4 (15.1 to 38.2)	24 (14.2 to 36.1)	24.2 (14.3 to 36.2)	27.2 (16.1 to 40.7)	27.2 (16.1 to 40.7)	27.2 (16.1 to 40.7)	28.3 (16.7 to 42.3)	29.4 (17.4 to 44.1)	30.4 (17.9 to 45.6)	45.9 (27.1 to 68.6)	66.1 (39.1 to 98.9)	73.4 (43.1 to 101)	59.6 (34.2 to 113.2)	47.5 (26.1 to 89.6)	41.5 (22.1 to 78.2)	33.4 (17.6 to 63.1)	23.4 (11.9 to 44.2)	10.4 (5.1 to 19.6)	955
Diarrheal diseases	1.4 (0.8 to 2.1)	2.2 (1.4 to 3.2)	12.6 (7.5 to 19.2)	31.2 (18.5 to 46)	29.2 (17.2 to 43.9)	25.4 (15.1 to 38.2)	24 (14.2 to 36.1)	24.2 (14.3 to 36.2)	27.2 (16.1 to 40.7)	27.2 (16.1 to 40.7)	27.2 (16.1 to 40.7)	28.3 (16.7 to 42.3)	29.4 (17.4 to 44.1)	30.4 (17.9 to 45.6)	45.9 (27.1 to 68.6)	66.1 (39.1 to 98.9)	73.4 (43.1 to 101)	59.6 (34.2 to 113.2)	47.5 (26.1 to 89.6)	41.5 (22.1 to 78.2)	33.4 (17.6 to 63.1)	23.4 (11.9 to 44.2)	10.4 (5.1 to 19.6)	952
Typhoid and paratyphoid	0 (0 to 0)	0 (0 to 0)	0 (0 to 0)	0 (0 to 0)	0 (0 to 0)	0 (0 to 0)	0 (0 to 0)	0 (0 to 0)	0 (0 to 0)	0 (0 to 0)	0 (0 to 0)	0 (0 to 0)	0 (0 to 0)	0 (0 to 0)	0 (0 to 0)	0 (0 to 0)	0 (0 to 0)	0 (0 to 0)	0 (0 to 0)	0 (0 to 0)	0 (0 to 0)	0 (0 to 0)	0 (0 to 0)	0 (0 to 0)	0.3
Typhoid fever	0 (0 to 0)	0 (0 to 0)	0 (0 to 0)	0 (0 to 0)	0 (0 to 0)	0 (0 to 0)	0 (0 to 0)	0 (0 to 0)	0 (0 to 0)	0 (0 to 0)	0 (0 to 0)	0 (0 to 0)	0 (0 to 0)	0 (0 to 0)	0 (0 to 0)	0 (0 to 0)	0 (0 to 0)	0 (0 to 0)	0 (0 to 0)	0 (0 to 0)	0 (0 to 0)	0 (0 to 0)	0 (0 to 0)	0 (0 to 0)	0
Paratyphoid fever	0 (0 to 0)	0 (0 to 0)	0 (0 to 0)	0 (0 to 0)	0 (0 to 0)	0 (0 to 0)	0 (0 to 0)	0 (0 to 0)	0 (0 to 0)	0 (0 to 0)	0 (0 to 0)	0 (0 to 0)	0 (0 to 0)	0 (0 to 0)	0 (0 to 0)	0 (0 to 0)	0 (0 to 0)	0 (0 to 0)	0 (0 to 0)	0 (0 to 0)	0 (0 to 0)	0 (0 to 0)	0 (0 to 0)	0 (0 to 0)	0.2
Invasive Non-typhoidal Salmonella (iNTS)	0 (0 to 0)	0 (0 to 0)	0.2 (0 to 0.7)	0.1 (0 to 0.4)	0 (0 to 0.1)	0 (0 to 0.1)	0 (0 to 0.1)	0 (0 to 0.2)	0 (0 to 0.2)	0 (0 to 0.2)	0 (0 to 0.2)	0 (0 to 0.2)	0 (0 to 0.2)	0 (0 to 0.1)	0 (0 to 0.1)	0 (0 to 0.1)	0 (0 to 0.1)	0 (0 to 0.1)	0 (0 to 0.1)	0 (0 to 0.1)	0 (0 to 0.1)	0 (0 to 0.1)	0 (0 to 0.1)	0 (0 to 0.1)	1.7
Other intestinal infectious diseases	0 (0 to 0)	0 (0 to 0)	0.1 (0 to 0.4)	0.1 (0 to 0.4)	0.1 (0 to 0.3)	0.1 (0 to 0.3)	0.1 (0 to 0.3)	0.1 (0 to 0.3)	0.1 (0 to 0.2)	0.1 (0 to 0.2)	0.1 (0 to 0.2)	0.1 (0 to 0.2)	0.1 (0 to 0.2)	0.1 (0 to 0.2)	0.1 (0 to 0.2)	0.1 (0 to 0.2)	0.1 (0 to 0.2)	0.1 (0 to 0.2)	0.1 (0 to 0.1)	0.1 (0 to 0.1)	0.1 (0 to 0.2)	0.1 (0 to 0.1)	0.1 (0 to 0.1)	1.9
Neglected tropical diseases and malaria	0.1 (0 to 0.1)	0.3 (0 to 0.7)	1.9 (0 to 3.2)	2.2 (0.6 to 3.9)	2.2 (0.6 to 3.9)	2.2 (0.6 to 3.9

Other neoplasms	0.4 (0.2 to 0.6)	0.4 (0.1 to 0.6)	0.6 (0.4 to 1.0)	0.6 (0.5 to 1.4)	0.6 (0.4 to 1.0)	1.0 (0.7 to 1.6)	1.2 (0.5 to 1.7)	1.6 (0.6 to 2.4)	1.6 (1.0 to 2.6)	2.4 (1.4 to 3.8)	3.9 (2.4 to 5.9)	6.7 (4.0 to 9.7)	13.7 (8.3 to 21.1)	29.3 (17.4 to 47.9)	50.1 (29.2 to 83.1)	74.8 (45.7 to 122)	103 (60.1 to 165)	109 (67.2 to 170)	87 (49.4 to 139)	62.6 (34.1 to 99.2)	29.7 (13.6 to 62.3)	6.9 (2.6 to 11.2)	582
Medulloblastoma, medulloblastoma, and other hemangioblastoma	0.4 (0.2 to 0.6)	0.3 (0.1 to 0.5)	0.6 (0.4 to 1.0)	0.6 (0.5 to 1.4)	0.6 (0.4 to 1.0)	1 (0.7 to 1.6)	1.2 (0.5 to 1.7)	1.6 (0.6 to 2.4)	1.6 (1.0 to 2.6)	2.4 (1.4 to 3.8)	3.9 (2.4 to 5.9)	6.7 (4.0 to 9.7)	13.7 (8.3 to 21.1)	29.3 (17.4 to 47.9)	50.1 (29.2 to 83.1)	74.8 (45.7 to 122)	103 (60.1 to 165)	109 (67.2 to 170)	87 (49.4 to 139)	62.6 (34.1 to 99.2)	29.7 (13.6 to 62.3)	6.9 (2.6 to 11.2)	582
Benign and in situ intestinal neoplasms	0 (0 to 0)	0 (0 to 0)	0 (0 to 0)	0 (0 to 0)	0 (0 to 0)	0 (0 to 0)	0 (0 to 0)	0 (0 to 0)	0 (0 to 0)	0 (0 to 0)	0 (0 to 0)	0 (0 to 0)	0 (0 to 0)	0 (0 to 0)	0 (0 to 0)	0 (0 to 0)	0 (0 to 0)	0 (0 to 0)	0 (0 to 0)	0 (0 to 0)	0 (0 to 0)	0 (0 to 0)	0
Benign and in situ cervical and uterine neoplasms	0 (0 to 0)	0 (0 to 0)	0 (0 to 0)	0 (0 to 0)	0 (0 to 0)	0 (0 to 0)	0 (0 to 0)	0 (0 to 0)	0 (0 to 0)	0 (0 to 0)	0 (0 to 0)	0 (0 to 0)	0 (0 to 0)	0 (0 to 0)	0 (0 to 0)	0 (0 to 0)	0 (0 to 0)	0 (0 to 0)	0 (0 to 0)	0 (0 to 0)	0 (0 to 0)	0 (0 to 0)	0
Other benign and in situ neoplasms	0 (0 to 0)	0 (0 to 0)	0 (0 to 0)	0 (0 to 0)	0 (0 to 0)	0 (0 to 0)	0 (0 to 0)	0 (0 to 0)	0 (0 to 0)	0 (0 to 0)	0 (0 to 0)	0 (0 to 0)	0 (0 to 0)	0 (0 to 0)	0 (0 to 0)	0 (0 to 0)	0 (0 to 0)	0 (0 to 0)	0 (0 to 0)	0 (0 to 0)	0 (0 to 0)	0 (0 to 0)	0
Cardiovascular diseases	7.2 (4.4 to 11.4)	9.1 (5.7 to 11.3)	17 (9.3 to 22.4)	19.2 (10.3 to 29.4)	19.9 (11.3 to 29.4)	30.9 (23.7 to 39.1)	66.6 (49.5 to 87.5)	99.9 (70.9 to 129)	162 (120 to 202)	293 (196 to 374)	492 (338 to 636)	693 (439 to 1,140)	1,420 (1,020 to 2,100)	2,940 (1,900 to 3,940)	6,740 (3,110 to 9,430)	11,700 (5,990 to 17,700)	15,300 (7,440 to 23,100)	16,600 (8,150 to 25,600)	15,200 (7,980 to 23,600)	11,400 (5,980 to 18,200)	6,400 (2,980 to 9,250)	2,000 (1,000 to 2,350)	161 (49 to 603)	43,800
Rheumatic heart disease	0 (0 to 0)	0 (0 to 0)	0 (0 to 0)	0 (0 to 0)	0.5 (0 to 0.9)	0.6 (0 to 0.9)	0.6 (0.1 to 1.1)	2.5 (0.9 to 3.9)	3.3 (1.2 to 5.1)	3.9 (1.5 to 6.1)	4.9 (2.1 to 7.5)	5.7 (2.7 to 9.1)	8.9 (5.4 to 14.1)	12.5 (6.9 to 21.1)	22 (11.7 to 39.1)	29.6 (12.1 to 59.5)	34.1 (14.9 to 66.2)	30 (12.9 to 58.4)	30.5 (12.9 to 58.4)	20.9 (8.9 to 40.6)	13.4 (5.6 to 26.1)	4.4 (1.9 to 7.1)	274
Ischemic heart disease	0 (0 to 0)	0 (0 to 0)	0 (0 to 0)	0 (0 to 0)	0 (0 to 0)	10.4 (4.3 to 17.4)	20.2 (14.1 to 27.4)	50.4 (34.7 to 67.4)	88.8 (66.4 to 112)	217 (156 to 286)	498 (338 to 660)	992 (718 to 1,330)	2,660 (1,920 to 3,480)	6,240 (4,180 to 8,340)	14,700 (9,270 to 20,100)	27,200 (15,900 to 39,600)	37,200 (21,700 to 53,800)	40,300 (23,700 to 58,400)	36,900 (21,600 to 53,400)	28,000 (16,400 to 40,600)	16,000 (8,980 to 23,200)	5,200 (2,800 to 6,250)	373 (89 to 1,300)	25,200
Stroke	1.1 (0.5 to 2.1)	1.1 (0.4 to 1.9)	3.6 (2.0 to 5.2)	7.4 (4.4 to 12.3)	13 (8.8 to 19.6)	19.6 (13.6 to 27.3)	29.6 (19.4 to 41.4)	41.4 (28.7 to 56.4)	58.2 (39.7 to 81.4)	87.7 (57.3 to 127)	130 (87.5 to 186)	227 (150 to 331)	395 (265 to 564)	619 (414 to 854)	784 (479 to 1,170)	897 (548 to 1,360)	1,110 (679 to 1,670)	975 (599 to 1,540)	918 (489 to 1,190)	752 (373 to 1,170)	456 (264 to 1,010)	117 (39 to 179)	7,500
Ischemic stroke	0.7 (0.3 to 1.3)	0.8 (0.4 to 1.4)	1.1 (0.9 to 2.1)	3.8 (1.9 to 6.1)	6.9 (3.7 to 11.4)	9.4 (5.1 to 15.3)	13.8 (9.1 to 19.2)	19.2 (12.1 to 26.4)	27.1 (17.0 to 38.4)	40.3 (23.4 to 59.7)	59.7 (36.1 to 87.5)	104 (62.1 to 154)	181 (109 to 267)	284 (167 to 420)	359 (179 to 552)	411 (203 to 632)	508 (252 to 781)	447 (222 to 687)	421 (209 to 647)	345 (171 to 530)	209 (104 to 321)	53.6 (26.6 to 82.4)	3,440
Intracerebral hemorrhage	0.4 (0.2 to 0.6)	0.3 (0 to 0.5)	0.6 (0.3 to 0.9)	0.7 (0.4 to 1.2)	0.6 (0.4 to 1.1)	0.8 (0.4 to 1.4)	1.1 (0.4 to 2.1)	1.6 (0.4 to 3.3)	2.1 (0.5 to 4.7)	2.6 (0.7 to 5.7)	3.4 (0.9 to 7.4)	4.1 (1.1 to 8.9)	5.4 (1.5 to 11.7)	6.8 (1.9 to 14.7)	8.2 (2.3 to 17.8)	9.2 (2.6 to 19.9)	9.8 (2.8 to 21.2)	9.5 (2.7 to 20.5)	8.9 (2.5 to 19.2)	8.2 (2.3 to 17.7)	7.4 (2.1 to 16.1)	2.4 (0.7 to 5.2)	106
Subarachnoid hemorrhage	0.2 (0.1 to 0.3)	0.2 (0.1 to 0.3)	0.3 (0.1 to 0.6)	0.4 (0.2 to 0.8)	0.4 (0.2 to 0.7)	0.5 (0.3 to 0.8)	0.6 (0.3 to 1.1)	0.8 (0.3 to 1.4)	1.1 (0.4 to 1.9)	1.4 (0.5 to 2.5)	1.9 (0.7 to 3.4)	2.4 (0.9 to 4.3)	3.2 (1.2 to 5.7)	4.1 (1.5 to 7.5)	5.1 (1.8 to 9.5)	5.8 (2.1 to 11.1)	6.3 (2.3 to 12.2)	6.2 (2.2 to 12.1)	5.9 (2.1 to 11.6)	5.5 (2.0 to 10.8)	5.1 (1.8 to 9.9)	1.7 (0.6 to 3.4)	69
Hypertensive heart disease	0 (0 to 0)	0 (0 to 0)	0 (0 to 0)	0 (0 to 0)	0 (0 to 0)	0 (0 to 0)	0.5 (0 to 1.4)	1.6 (0 to 3.9)	2.5 (0 to 5.9)	3.6 (0 to 7.5)	5.2 (0.9 to 11.2)	7.6 (1.4 to 16.9)	11.2 (2.1 to 24.6)	16.4 (3.1 to 35.6)	21.1 (3.9 to 45.9)	25.1 (4.6 to 54.6)	27.2 (4.9 to 59.2)	26.1 (4.7 to 56.8)	24.1 (4.3 to 52.4)	21.4 (3.8 to 46.5)	19.5 (3.5 to 42.4)	6.5 (1.2 to 14.1)	221
Non-rheumatic valvular heart disease	0 (0 to 0)	0 (0 to 0)	0 (0 to 0)	0 (0 to 0)	0 (0 to 0)	0.5 (0 to 2.3)	0.6 (0 to 2.6)	1.4 (0 to 3.8)	1.9 (0 to 4.6)	2.6 (0 to 6.1)	3.6 (0 to 8.1)	4.6 (0.7 to 10.2)	6.4 (0.7 to 14.2)	8.6 (0.9 to 19.3)	10.2 (1.1 to 23.2)	11.3 (1.2 to 25.8)	11.6 (1.2 to 26.5)	11.1 (1.1 to 25.4)	10.2 (1.1 to 23.4)	9.2 (1.0 to 21.1)	8.3 (0.9 to 19.1)	2.8 (0.3 to 6.5)	94
Non-rheumatic calcific aortic valve disease	0.6 (0 to 1.3)	0.6 (0 to 1.3)	3.0 (0 to 7.2)	7.6 (0 to 15.3)	13 (0 to 25.3)	19.8 (0 to 36.4)	29.6 (0 to 51.2)	41.9 (0 to 67.3)	57.7 (0 to 87.2)	79.2 (0 to 116)	107 (0 to 153)	142 (0 to 200)	197 (0 to 272)	263 (0 to 360)	327 (0 to 440)	374 (0 to 500)	406 (0 to 540)	398 (0 to 529)	364 (0 to 484)	317 (0 to 422)	264 (0 to 352)	84.2 (0 to 112)	2,600
Non-rheumatic degenerative mitral valve disease	0 (0 to 0)	0 (0 to 0)	0 (0 to 0)	0 (0 to 0)	0 (0 to 0)	0 (0 to 0.1)	0 (0 to 0.1)	0 (0 to 0.2)	0 (0 to 0.3)	0 (0 to 0.4)	0 (0 to 0.6)	0 (0 to 0.9)	0 (0 to 1.3)	0 (0 to 1.9)	0 (0 to 2.6)	0 (0 to 3.3)	0 (0 to 4.1)	0 (0 to 4.5)	0 (0 to 4.3)	0 (0 to 3.9)	0 (0 to 3.5)	0 (0 to 3.1)	0 (0 to 1.1)	33
Other non-rheumatic valve diseases	0 (0 to 0)	0 (0 to 0)	0 (0 to 0)	0 (0 to 0)	0 (0 to 0)	0 (0 to 0.1)	0 (0 to 0.3)	0 (0 to 0.4)	0 (0 to 0.5)	0 (0 to 0.7)	0 (0 to 1.1)	0 (0 to 1.5)	0 (0 to 2.2)	0 (0 to 3.2)	0 (0 to 4.4)	0 (0 to 5.7)	0 (0 to 7.1)	0 (0 to 8.1)	0 (0 to 8.1)	0 (0 to 7.5)	0 (0 to 6.7)	0 (0 to 5.9)	0 (0 to 2.1)	63
Cardiomyopathy and myocarditis	2.4 (1.7 to 3.7)	3.6 (2.6 to 5.4)	9.6 (7.0 to 13.9)	19.2 (13.9 to 28.3)	28.2 (20.3 to 41.3)	43.1 (31.2 to 63.1)	63.5 (46.0 to 92.7)	83.7 (60.7 to 122)	103 (74.7 to 150)	129 (93.7 to 188)	160 (116 to 233)	195 (141 to 284)	233 (169 to 339)	277 (201 to 403)	320 (232 to 466)	360 (261 to 524)	397 (288 to 578)	420 (304 to 612)	427 (309 to 622)	420 (304 to 612)	397 (287 to 578)	345 (250 to 502)	5,200
Myocarditis	1.4 (1.0 to 2.1)	2.1 (1.5 to 3.1)	5.7 (4.2 to 8.2)	11.4 (8.3 to 16.7)	16.7 (12.0 to 24.4)	25.5 (18.5 to 37.3)	37.5 (27.2 to 54.8)	49.5 (35.9 to 72.1)	61.3 (44.2 to 89.5)	76.3 (55.4 to 111)	94.6 (68.7 to 138)	115 (83.6 to 168)	138 (100 to 201)	164 (119 to 239)	189 (137 to 276)	213 (154 to 311)	235 (170 to 343)	248 (180 to 362)	253 (183 to 368)	248 (180 to 362)	235 (170 to 343)	204 (148 to 297)	3,100
Alcoholic cardiomyopathy	0 (0 to 0)	0 (0 to 0)	0 (0 to 0)	0 (0 to 0)	0 (0 to 0)	0 (0 to 0.1)	0 (0 to 0.2)	0 (0 to 0.3)	0 (0 to 0.5)	0 (0 to 0.7)	0 (0 to 1.1)	0 (0 to 1.6)	0 (0 to 2.4)	0 (0 to 3.5)	0 (0 to 4.9)	0 (0 to 6.4)	0 (0 to 8.1)	0 (0 to 9.1)	0 (0 to 9.1)	0 (0 to 8.5)	0 (0 to 7.6)	0 (0 to 6.7)	0 (0 to 2.4)	71
Other cardiomyopathy	2.1 (1.5 to 3.1)	2.8 (2.0 to 4.2)	6.9 (4.9 to 10.1)	7.1 (5.0 to 10.4)	10.7 (7.5 to 15.7)	15.2 (10.7 to 22.2)	20.6 (14.5 to 30.2)	31 (21.8 to 45.3)	43.5 (30.6 to 63.6)	59.2 (41.7 to 86.4)	79.4 (55.9 to 116)	102 (71.8 to 149)	129 (90.8 to 188)	161 (113 to 235)	196 (138 to 286)	229 (161 to 334)	257 (181 to 375)	271 (191 to 396)	276 (194 to 403)	271 (191 to 396)	257 (181 to 375)	223 (157 to 325)	3,400
Atrial fibrillation and flutter	0 (0 to 0)	0 (0 to 0)	0 (0 to 0)	0 (0 to 0)	0 (0 to 0)	0 (0 to 0)	0 (0 to 0)	0 (0 to 0)	0 (0 to 0)	0 (0 to 0)	0 (0 to 0)	0 (0 to 0)	0 (0 to 0)	0 (0 to 0)	0 (0 to 0)	0 (0 to 0)	0 (0 to 0)	0 (0 to 0)	0 (0 to 0)	0 (0 to 0)	0 (0 to 0)	0 (0 to 0)	0 (0 to 0)	0
Aortic aneurysm	--	--	--	--	1.6 (0.9 to 2.6)	2.6 (1.6 to 4.1)	3.3 (2.1 to 5.1)	4.6 (2.9 to 7.3)	5.9 (3.9 to 9.3)	7.9 (5.2 to 12.5)	10.2 (6.7 to 16.1)	13.2 (8.7 to 20.8)	17.2 (11.3 to 27.1)	22.4 (14.7 to 35.3)	28.1 (18.4 to 44.2)	34.2 (22.4 to 53.7)	40.1 (26.3 to 62.9)	44.8 (29.3 to 70.3)	46.2 (30.2 to 72.5)	44.8 (29.3 to 70.3)	40.1 (26.3 to 62.9)	34.2 (22.4 to 53.7)	10.2 (6.7 to 16.1)	350
Endocarditis	0.2 (0.1 to 0.3)	0.2 (0.1 to 0.3)	0.6 (0.4 to 0.8)	0.5 (0.2 to 0.9)	0.6 (0.3 to 1.1)	0.9 (0.4 to 1.7)	2.5 (1.1 to 4.5)	5.7 (2.5 to 10.1)	9.7 (4.3 to 17.2)	14.9 (6.7 to 26.4)	23.1 (10.4 to 40.9)	33.8 (15.2 to 59.9)	49.8 (22.4 to 88.1)	69.1 (31.1 to 122)	90.6 (40.8 to 160)	109.8 (49.4 to 194)	126.1 (56.7 to 223)	134.2 (60.4 to 237)	131.3 (59.1 to 232)	122.1 (54.9 to 216)	104.8 (47.2 to 185)	33.7 (15.2 to 59.6)	1,200
Other cardiovascular and circulatory diseases	2.6 (1.2 to 5.3)	2.9 (1.4 to 5.9)	7.2 (3.4 to 14.6)	4.6 (2.2 to 9.3)	5.8 (2.7 to 11.7)	7.4 (3.5 to 14.9)	10.1 (4.7 to 20.4)	11.1 (5.1 to 22.4)	12.1 (5.6 to 24.3)	13.8 (6.4 to 27.8)	16.2 (7.5 to 32.6)	18.9 (8.8 to 38.1)	22.4 (10.4 to 45.1)	26.5 (12.3 to 53.4)	30.9 (14.3 to 62.2)	35.2 (16.3 to 70.9)	38.8 (18.0 to 78.1)	40.3 (18.7 to 81.1)	39.4 (18.3 to 79.3)	36.7 (17.0 to 73.9)	31.5 (14.6 to 63.4)	10.1 (4.7 to 20.3)	360
Chronic respiratory diseases	0 (0 to 0)	0.1 (0 to 0.1)	0.4 (0.2 to 0.6)	0.9 (0.4 to 1.4)	1.6 (0.7 to 2.5)	2.7 (1.2 to 4.2)	4.3 (2.0 to 6.6)	6.5 (3.1 to 10.1)	9.5 (4.6 to 14.7)	13.7 (6.7 to 21.2)	19.8 (9.7 to 30.6)	28.1 (13.8 to 43.4)	39.3 (19.4 to 60.7)	52.8 (26.1 to 81.5)	67.5 (33.4 to 104)	80.9 (40.1 to 125)	91.2 (45.2 to 141)	94.1 (46.6 to 145)	90.2 (44.7 to 139)	82.6 (40.9 to 128)	69.2 (34.3 to 107)	22.6 (11.2 to 35.0)	1,400
Chronic obstructive pulmonary disease	0 (0 to 0)	0 (0 to 0)	0 (0 to 0)	0 (0 to 0)	0 (0 to 0)	0 (0 to 0)	0 (0 to 0)	0 (0 to 0)	0 (0 to 0)	0 (0 to 0)	0 (0 to 0)	0 (0 to 0)	0 (0 to 0)	0 (0 to 0)	0 (0 to 0)	0 (0 to 0)	0 (0 to 0)	0 (0 to 0)	0 (0 to 0)	0 (0 to 0)	0 (0 to 0)	0 (0 to 0)	0 (0 to 0)	0
Pneumoconiosis	0 (0 to 0)	0 (0 to 0)	0 (0 to 0)	0 (0 to 0)	0 (0 to 0)	0 (0 to 0.1)	0 (0 to 0.1)	0 (0 to 0.1)	0 (0 to 0.2)	0 (0 to 0.2)	0 (0 to 0.3)	0 (0 to 0.5)	0 (0 to 0.8)	0 (0 to 1.2)	0 (0 to 2.5)	0 (0 to 4.9)	0 (0 to 9.6)	0 (0 to 14.2)	0 (0 to 16.4)	0 (0 to 15.2)	0 (0 to 12.3)	0 (0 to 8.6)	0 (0 to 2.1)	104
Silicosis	0 (0 to 0)	0 (0 to 0)	0 (0 to 0)	0 (0 to 0)	0 (0 to 0)	0 (0 to 0)	0 (0 to 0)	0 (0 to 0)	0 (0 to 0)	0 (0 to 0)	0 (0 to 0)	0 (0 to 0)	0 (0 to 0)	0 (0 to 0)	0 (0 to 0)	0 (0 to 0)	0 (0 to 0)	0 (0 to 0)	0 (0 to 0)	0 (0 to 0)	0 (0 to 0)	0 (0 to 0)	0 (0 to 0)	0
Asbestosis	0 (0 to 0)	0 (0 to 0)	0 (0 to 0)	0 (0 to 0)	0 (0 to 0)	0 (0 to 0)	0 (0 to 0)	0 (0 to 0)	0 (0 to 0)	0 (0 to 0)	0 (0 to 0)	0 (0 to 0)	0 (0 to 0)	0 (0 to 0)	0 (0 to 0)	0 (0 to 0)	0 (0 to 0)	0 (0 to 0)	0 (0 to 0)	0 (0 to 0)	0 (0 to 0)	0 (0 to 0)	0 (0 to 0)	0
Coal workers pneumoconiosis	0 (0 to 0)	0 (0 to 0)	0 (0 to 0)	0 (0 to 0)	0 (0 to 0)	0 (0 to 0)	0 (0 to 0)	0 (0 to 0)	0 (0 to 0)	0 (0 to 0)	0 (0 to 0)	0 (0 to 0)	0 (0 to 0)	0 (0 to 0)	0 (0 to 0)	0 (0 to 0)	0 (0 to 0)	0 (0 to 0)	0 (0 to 0)	0 (0 to 0)	0 (0 to 0)	0 (0 to 0)	0 (0 to 0)	1
Other pneumoconioses	0 (0 to 0)	0 (0 to 0)	0 (0 to 0)	0 (0 to 0)	0 (0 to 0)	0 (0 to 0)	0 (0 to 0.1)	0 (0 to 0.1)	0 (0 to 0.2)	0 (0 to 0.2)	0 (0 to 0.3)	0 (0 to 0.5)	0 (0 to 0.8)	0 (0 to 1.2)	0 (0 to 2.5)	0 (0 to 4.9)	0 (0 to 9.6)	0 (0 to 14.2)	0 (0 to 16.4)	0 (0 to 15.2)	0 (0 to 12.3)	0 (0 to 8.6)	0 (0 to 2.1)	104
Asthma	0 (0 to 0)	0 (0 to 0)	209 (113 to 339)	207 (102 to 494)	209 (102 to 494)	192 (157 to 392)	187 (90 to 334)	187 (97 to 336)	184 (94 to 336)	183 (97 to 341)	183 (92 to 347)	183 (93 to 347)	183 (93 to 347)	183 (71 to 173)	173 (79 to 191)	173 (79 to 191)	173 (79 to 191)	173 (77 to 191)	173 (77 to 191)	173 (77 to 191)	173 (77 to 191)	173 (77 to 191)	173 (77 to 191)	2,400
Interstitial lung disease and pulmonary sensarcidosis	0 (0 to 0)	0 (0 to 0)	1 (0 to 3.1)	1 (0 to 4.6)	1 (0 to 4.6)	1 (0 to 4.6)	1 (0 to 4.6)	1 (0 to 4.6)	1 (0 to 4.6)	1 (0 to 4.6)	1 (0 to 4.6)	1 (0 to 4.6)	1 (0 to 4.6)	1 (0 to 4.6)	1 (0 to 4.6)	1 (0 to 4.6)	1 (0 to 4.6)	1 (0 to 4.6)	1 (0 to 4.6)	1 (0 to 4.6)	1 (0 to 4.6)	1 (0 to 4.6)	1 (0 to 4.6)	39
Other chronic respiratory diseases	0.2 (0 to 0.4)	0.2 (0 to 0.4)	0.4 (0 to 0.8)	0.8 (0 to 1.6)	1.3 (0 to 2.5)	2.1 (0 to 4.1)	3.2 (0 to 6.2)	4.8 (0 to 9.2)	6.9 (0 to 13.2)	9.8 (0 to 18.6)	13.9 (0 to 26.2)	19.4 (0 to 36.4)	26.8 (0 to 50.1)	35.9 (0 to 67.1)	45.9 (0 to 85.6)	54.9 (0 to 102)	61.9 (0 to 115)	64.1 (0 to 119)	61.4 (0 to 114)	56.1 (0 to 104)	47.1 (0 to 87.8)	15.4 (0 to 28.7)	950
Digestive diseases	21.2 (13.1 to 34.8)	26.4 (17.0 to 37.4)	59.9 (34.7 to 84.2)	109.9 (60.1 to 173)	151.1 (87.5 to 220)	214.6 (133.0 to 309)	310.4 (203.0 to 447)	434.1 (287.0 to 615)	592.1 (398.0 to 824)	799.6 (539.0 to 1,100)	1,060 (716.0 to 1,460)	1,350 (911.0 to 1,850)	1,790 (1,210 to 2,450)	2,340 (1,580 to 3,200)	2,960 (1,980 to 4,050)	3,540 (2,360 to 4,850)	4,010 (2,670 to 5,500)	4,190 (2,790 to 5,740)	4,040 (2,690 to 5,540)	3,690 (2,460 to 5,060)	3,040 (2,030 to 4,170)	1,350 (900 to 1,850)	32,000
Cirrhosis and other chronic liver diseases	0 (0 to 0)	0 (0 to 0)	1.9 (1.2 to 2.8)	1.2 (0.6 to 1.7)	1.2 (0.4 to 2.4)	2.4 (0.9 to 4.6)	3.1 (1.2 to 5.7)	4.2 (1.6 to 7.6)	5.3 (2.1 to 9.4)	6.6 (2.7 to 11.6)	8.2 (3.4 to 14.2)	10.2 (4.3 to 17.5)	12.8 (5.5 to 21.8)	15.9 (6.9 to 27.1)	19.4 (8.5 to 32.9)	22.9 (10.1 to 38.8)	25.8 (11.4 to 43.6)	27.1 (12.0 to 45.8)	26.1 (11.6 to 44.1)	24.2 (10.7 to 40.9)	21.4 (9.5 to 36.2)	8.7 (3.8 to 14.7)	290
Cirrhosis and other chronic liver diseases due to hepatitis B	0 (0 to 0)	0 (0 to 0)	0 (0 to 0.1)	0 (0 to 0.1)	0 (0 to 0.1)	0.2 (0 to 0.5)	0.2 (0 to 0.6)	0.3 (0 to 0.9)	0.4 (0 to 1.2)	0.6 (0 to 1.7)	0.8 (0 to 2.4)	1.1 (0 to 3.2)	1.5 (0 to 4.3)	2.1 (0 to 5.8)	2.8 (0 to 7.6)	3.5 (0 to 9.5)	4.1 (0 to 11.2)	4.5 (0 to 12.2)	4.6 (0 to 12.4)	4.4 (0 to 11.9)	4.1 (0 to 11.1)	1.5 (0 to 4.1)	49
Cirrhosis and other chronic liver diseases due to hepatitis C	0 (0 to 0)	0 (0 to 0)	0 (0 to 0.1)	0 (0 to 0.1)	0.1 (0 to 0.2)	0.5 (0 to 0.9)	2.5 (1.1 to 4.2)	6.1 (2.7 to 10.3)	17.9 (8.1 to 30.4)	34.7 (16.0 to 58.3)	78.2 (36.3 to 131)	121 (56.7 to 203)	257 (120 to 430)	376 (174 to 630)	479 (221 to 803)	572 (264 to 959)	650 (300 to 1,090)	679 (313 to 1,140)	652 (302 to 1,090)	606 (280 to 1,020)	535 (247 to 897)	216 (99 to 362)	5,200
Cirrhosis and other chronic liver diseases due to alcohol use	0 (0 to 0)	0 (0 to 0)	0 (0 to 0)	0 (0 to 0)	0 (0 to 0)	0.7 (0.4 to 1.3)	4.5 (2.1 to 7.7)	13.6 (7.5 to 23.6)	29.5 (16.3 to 50.9)	60.2 (33.2 to 104)	115 (63.7 to 199)	192 (106 to 332)	284 (157 to 490)	397 (219 to 686)	497 (274 to 859)	594 (328 to 1,030)	674 (372 to 1,160)	704 (389 to 1,210)	676 (373 to 1,170)	628 (347 to 1,080)	555 (306 to 958)	224 (124 to 386)	5,400
Cirrhosis and other chronic liver diseases due to NAFLD	0 (0 to 0)	0 (0 to 0)	0 (0 to 0)	0 (0 to 0)	0 (0 to 0)	0.1 (0 to 0.2)	0.4 (0 to 1.1)	1.6 (0.4 to 3.8)	3.9 (1.0 to 9.2)	8.7 (2.2 to 20.5)	19.3 (4.9 to 45.4)	33.8 (8.6 to 79.5)	60.4 (15.4 to 142)	96 (24.5 to 226)	139 (35.4 to 327)	180 (45.9 to 424)	214 (54.6 to 504)	227 (57.9 to 534)	218 (55.6 to 513)	203 (51.8 to 477)	179 (45.7 to 421)	72.4 (18.4 to 170)	1,700
Cirrhosis and other chronic liver diseases due to other causes	0 (0 to 0)	0 (0 to 0)	1.6 (0.7 to 2.9)	1.1 (0.7 to 1.7)	1.1 (0.7 to 1.7)	2.2 (1.4 to 3.2)	4.4 (2.9 to 6.7)	8.5 (5.4 to 12.7)	11.8 (7.5 to 17.6)	13.5 (8.6 to 20.1)	14.7 (9.4 to 21.9)	13.9 (8.9 to 20.7)	14.8 (9.5 to 22.1)	14.1 (9.1 to 21.1)	13.1 (8.4 to 19.6)	12.1 (7.8 to 18.1)	11.3 (7.2 to 16.8)	10.8 (6.9 to 16.1)	10.3 (6.6 to 15.4)	9.8 (6.3 to 14.6)	9.3 (5.9 to 13.9)	3.5 (2.2 to 5.2)	170
Upper digestive system diseases	0 (0 to 0)	0 (0 to 0)	0 (0 to 0)	0 (0 to 0)	0 (0 to 0)	0 (0 to 0)	0 (0 to 0)	0 (0 to 0)	0 (0 to 0)	0 (0 to 0)	0 (0 to 0)	0 (0 to 0)	0 (0 to 0)	0 (0 to 0)	0 (0 to 0)	0 (0 to 0)	0 (0 to 0)	0 (0 to 0)	0 (0 to 0)	0 (0 to 0)	0 (0 to 0)	0 (0 to 0)	0 (0 to 0)	0
Peptic ulcer disease	0 (0 to 0)	0 (0 to 0)	0 (0 to 0)	0 (0 to 0)	0 (0 to 0)	0 (0 to 0)	0 (0 to 0)	0 (0 to 0)	0 (0 to 0)	0 (0 to 0)	0 (0 to 0)	0 (0 to 0)	0 (0 to 0)	0 (0 to 0)	0 (0 to 0)	0 (0 to 0)	0 (0 to 0)	0 (0 to 0)	0 (0 to 0)	0 (0 to 0)	0 (0 to 0)	0 (0 to 0)	0 (0 to 0)	0
Gastritis and duodenitis	0 (0 to 0)	0 (0 to 0)	0 (0 to 0)	0 (0 to 1.9)	0 (0 to 1.9)	0 (0 to 1.9)	0 (0 to 1.9)	0 (0 to 1.9)	0 (0 to 1.9)	0 (0 to 1.9)	0 (0 to 1.9)	0 (0 to 1.9)	0 (0 to 1.9)	0 (0 to 1.9)	0 (0 to 1.9)	0 (0 to 1.9)	0 (0 to 1.9)	0 (0 to 1.9)	0 (0 to 1.9)	0 (0 to 1.9)	0 (0 to 1.9)	0 (0 to 1.9)	0 (0 to 1.9)	19
Gastroesophageal reflux disease	0 (0 to 0)	0 (0 to 0)	0 (0 to 0)	0 (0 to 0.1)	0 (0 to 0.2)	0 (0 to 0.3)	0 (0 to 0.5)	0 (0 to 0.8)	0 (0 to 1.2)	0 (0 to 1.8)	0 (0 to 2.8)	0 (0 to 4.1)	0 (0 to 6.1)	0 (0 to 8.6)	0 (0 to 12.1)	0 (0 to 16.2)	0 (0 to 20.2)	0 (0 to 23.1)	0 (0 to 24.2)	0 (0 to 23.5)	0 (0 to 21.5)	0 (0 to 18.6)	0 (0 to 5.2)	112
Appendicitis	0 (0 to 0)	0 (0 to 0)	0 (0 to 0.7)	0 (0 to 1.6)	0.4 (0 to 1.6)	1.2 (0 to 3.4)	2.1 (0 to 5.6)	3.4 (1 to 8.2)	4.6 (1 to 11.3)	5.7 (1 to 14.1)	6.7 (1 to 16.4)	7.7 (1 to 18.9)	8.7 (1 to 21.4)	9.7 (1 to 23.8)	10.7 (1 to 26.3)	11.7 (1 to 28.8)	12.7 (1 to 31.3)	13.7 (1 to 33.8)	14.7 (1 to 36.3)	15.7 (1 to 38.8)	16.7 (1 to 41.3)	17.7 (1 to 43.8)	46
Paralytic ileus and intestinal obstruction	1.3 (0.9 to 1.9)	2.3 (2.1 to 3.1)	3.6 (2.2 to 5.2)	4.4 (2.5 to 6.8)	5.7 (3.1 to 9.2)	7.7 (3.8 to 13.1)	10.1 (5.0 to 17.4)	13.1 (6.3 to 22.5)	16.9 (8.1 to 29.1)	21.1 (9.8 to 36.5)	26.1 (12.1 to 45.2)	31.7 (14.6 to 55.1)	38.1 (17.5 to 66.3)	45.2 (20.6 to 78.6)	52.9 (24.1 to 92.1)	61.2 (27.8 to 107)	69.9 (31.8 to 122)	79.1 (35.9 to 138)	88.7 (40.2 to 154)	98.6 (44.7 to 172)	108.8 (49.3 to 190)	119.4 (54.1 to 208)	1,400
Inguinal, femoral, and abdominal hernia	0 (0 to 0)	0 (0 to 0)	0 (0 to 0)	0 (0 to 0)	0 (0 to 0)	0 (0 to 0)	0 (0 to 0)	0 (0 to 0)	0 (0 to 0)	0 (0 to 0)	0 (0 to

Congenital birth defects	412 (270 to 413)	153 (113 to 166)	290 (211 to 299)	117 (89 to 124)	66.4 (49.4 to 69.4)	63.7 (48.2 to 67.4)	67.1 (50 to 69)	52.6 (39.1 to 70.4)	51.4 (36.5 to 68.9)	49.5 (32.4 to 61)	41.8 (29.6 to 56.3)	39.4 (28.1 to 51.7)	45.7 (32.8 to 61.9)	50.1 (34.6 to 68)	60 (41.2 to 83.2)	52.3 (36.1 to 71)	37.3 (26.5 to 50.8)	9 (5.4 to 14.1)	4.9 (2.9 to 7.5)	2.6 (1.4 to 4)	1.3 (0.8 to 2.1)	0.6 (0.3 to 0.9)	0.1 (0.1 to 0.2)	1,670	
Neural tube defects	49.2 (29.4 to 60.9)	9.6 (3.1 to 12)	12.6 (3.4 to 24)	14.3 (6.9 to 29.3)	1.6 (1.1 to 2.8)	1.6 (1.1 to 2.9)	1.9 (1.2 to 2.8)	1.9 (1.1 to 3.2)	1.9 (0.9 to 3.4)	1.6 (0.7 to 3)	1.3 (0.7 to 2)	1.3 (0.4 to 1.4)	1.1 (0.4 to 1.7)	0.4 (0.3 to 0.7)	0.5 (0.3 to 0.8)	0.5 (0.3 to 0.8)	0.3 (0.2 to 0.6)	0.1 (0.1 to 0.2)	0.1 (0.1 to 0.2)	0 (0 to 0)	0 (0 to 0)	0 (0 to 0)	0 (0 to 0)	0 (0 to 0)	99.4	
Congenital heart anomalies	0.1 (0.1 to 0.2)	0.2 (0.1 to 0.3)	0.3 (0.1 to 0.5)	0.3 (0.2 to 0.5)	0.4 (0.2 to 0.6)	0.4 (0.2 to 0.6)	0.4 (0.2 to 0.6)	0.4 (0.2 to 0.6)	0.4 (0.2 to 0.6)	0.4 (0.2 to 0.6)	0.4 (0.2 to 0.6)	0.4 (0.2 to 0.6)	0.4 (0.2 to 0.6)	0.4 (0.2 to 0.6)	0.4 (0.2 to 0.6)	0.4 (0.3 to 0.7)	0.5 (0.3 to 0.8)	0.3 (0.2 to 0.5)	0.2 (0.2 to 0.4)	0.1 (0.1 to 0.2)	0.1 (0.1 to 0.2)	0.1 (0.1 to 0.2)	0.1 (0.1 to 0.2)	0.1 (0.1 to 0.2)	498	
Orofacial clefts	0.1 (0.1 to 0.2)	0.2 (0.1 to 0.3)	0.3 (0.1 to 0.5)	0.3 (0.2 to 0.5)	0.4 (0.2 to 0.6)	0.4 (0.2 to 0.6)	0.4 (0.2 to 0.6)	0.4 (0.2 to 0.6)	0.4 (0.2 to 0.6)	0.4 (0.2 to 0.6)	0.4 (0.2 to 0.6)	0.4 (0.2 to 0.6)	0.4 (0.2 to 0.6)	0.4 (0.2 to 0.6)	0.4 (0.2 to 0.6)	0.4 (0.3 to 0.7)	0.5 (0.3 to 0.8)	0.3 (0.2 to 0.5)	0.2 (0.2 to 0.4)	0.1 (0.1 to 0.2)	0.1 (0.1 to 0.2)	0.1 (0.1 to 0.2)	0.1 (0.1 to 0.2)	0.1 (0.1 to 0.2)	71	
Down syndrome	7.1 (3.5 to 12.6)	2.9 (1.6 to 4.5)	12.3 (6.6 to 22.8)	2.9 (2.4 to 6.1)	2.6 (1.6 to 4.1)	2.5 (2.4 to 5.1)	4.3 (2.7 to 6.2)	2.4 (2.4 to 4.8)	4.6 (2.6 to 7.6)	3.2 (2.4 to 6.3)	4.6 (2.6 to 7.6)	3.6 (2.4 to 5.6)	4.6 (2.6 to 7.6)	3.9 (2.4 to 5.6)	5.6 (3.6 to 10.7)	19.2 (9.3 to 29.4)	23.5 (12.3 to 37.9)	20.6 (11.4 to 32.3)	10.2 (5.4 to 19)	4 (2.4 to 6.5)	0 (0 to 0)	0 (0 to 0)	0 (0 to 0)	0 (0 to 0)	141	
Turner syndrome	0 (0 to 0)	0 (0 to 0)	0 (0 to 0)	0 (0 to 0)	0 (0 to 0)	0 (0 to 0)	0 (0 to 0)	0 (0 to 0)	0 (0 to 0)	0 (0 to 0)	0 (0 to 0)	0 (0 to 0)	0 (0 to 0)	0 (0 to 0)	0 (0 to 0)	0 (0 to 0)	0 (0 to 0)	0 (0 to 0)	0 (0 to 0)	0 (0 to 0)	0 (0 to 0)	0 (0 to 0)	0 (0 to 0)	0 (0 to 0)	0 (0 to 0)	0	
Klinefelter syndrome	0 (0 to 0)	0 (0 to 0)	0 (0 to 0)	0 (0 to 0)	0 (0 to 0)	0 (0 to 0)	0 (0 to 0)	0 (0 to 0)	0 (0 to 0)	0 (0 to 0)	0 (0 to 0)	0 (0 to 0)	0 (0 to 0)	0 (0 to 0)	0 (0 to 0)	0 (0 to 0)	0 (0 to 0)	0 (0 to 0)	0 (0 to 0)	0 (0 to 0)	0 (0 to 0)	0 (0 to 0)	0 (0 to 0)	0 (0 to 0)	0 (0 to 0)	1.1	
Other chromosomal abnormalities	78.6 (61.2 to 128)	27.5 (16.7 to 42)	41.8 (24.5 to 66.9)	12 (7.5 to 17.7)	7.8 (5.1 to 11.2)	7.7 (4.9 to 11.4)	7.2 (4.5 to 10.7)	8.4 (5.2 to 9.3)	9.2 (5.2 to 7.7)	6.6 (2.6 to 8.7)	4 (2.4 to 6.2)	2.2 (2.4 to 7)	2.3 (1.6 to 4.7)	2.1 (1.2 to 3.2)	1.8 (1.2 to 3.1)	1.2 (0.7 to 2.2)	1.1 (0.5 to 1.8)	0.6 (0.3 to 1.1)	0.3 (0.2 to 0.5)	0.2 (0.1 to 0.3)	0.1 (0.1 to 0.2)	0.1 (0.1 to 0.2)	0.1 (0.1 to 0.2)	0.1 (0.1 to 0.2)	212	
Congenital musculoskeletal and limb anomalies	18 (7.3 to 39.4)	4.4 (1.7 to 9)	20.2 (12.1 to 31.6)	22.9 (14.4 to 36.4)	17 (9.4 to 29.3)	18.6 (10.9 to 29.8)	17.6 (10.2 to 27.4)	11.9 (7.1 to 18)	11.9 (6.4 to 17.9)	11.3 (6.2 to 17.8)	11.2 (6.2 to 17.5)	11 (6.2 to 17)	11.6 (6.5 to 18.3)	11.6 (7.1 to 18.4)	12.5 (7.1 to 19.4)	14.1 (8.1 to 22.7)	12.9 (7.2 to 20.1)	9.4 (5.1 to 14.6)	4.5 (2.6 to 6.2)	2.7 (1.5 to 4.2)	1.2 (0.7 to 2.1)	0.5 (0.3 to 0.8)	0.2 (0.1 to 0.3)	0.1 (0.1 to 0.2)	247	
Congenital genitourinary anomalies	27.4 (17.2 to 42.9)	2.7 (1.3 to 5.2)	4.7 (2.5 to 8.1)	3.7 (2.1 to 6)	2.5 (1.5 to 4)	2 (1.2 to 3.4)	1.6 (1.1 to 2.5)	1.2 (0.8 to 1.9)	1.2 (0.7 to 1.9)	1 (0.6 to 1.5)	0.8 (0.4 to 1.3)	0.7 (0.4 to 1.1)	0.7 (0.4 to 1.1)	0.6 (0.4 to 0.9)	0.6 (0.3 to 0.9)	0.3 (0.2 to 0.5)	0.2 (0.1 to 0.3)	0.1 (0.1 to 0.2)	0 (0 to 0)	0 (0 to 0)	0 (0 to 0)	0 (0 to 0)	0 (0 to 0)	0 (0 to 0)	51.8	
Digestive congenital anomalies	20.1 (9.1 to 34.7)	10.9 (4.5 to 21.4)	16.2 (9.6 to 27.1)	11.4 (6.9 to 21.4)	6.4 (4.1 to 10.2)	6.4 (4.1 to 10.2)	6.3 (3.8 to 10.1)	5.1 (3.1 to 7.7)	5.1 (3.1 to 7.7)	4.6 (2.5 to 7.1)	4.1 (2.5 to 6.1)	3.9 (2.5 to 6.1)	4.1 (2.6 to 6.2)	3.9 (2.6 to 6.2)	4.3 (2.7 to 6.5)	4.3 (2.7 to 6.5)	3.6 (2.3 to 5.5)	2.6 (1.6 to 4.1)	1.5 (1.1 to 2.3)	0.8 (0.5 to 1.2)	0.4 (0.2 to 0.7)	0.2 (0.1 to 0.3)	0.1 (0.1 to 0.2)	0.1 (0.1 to 0.2)	155	
Other congenital birth defects	133 (71.9 to 199)	34 (16.2 to 39)	52 (34.5 to 69.3)	22.7 (14.3 to 33.7)	13.6 (10.3 to 22.9)	12.6 (8.6 to 18.1)	12.4 (7.7 to 18.6)	9.6 (6.6 to 15.3)	9.6 (5.1 to 13.5)	8.2 (4.1 to 11.3)	7.3 (3.5 to 9.6)	6.3 (3.1 to 8.6)	6.3 (3.2 to 8.7)	5.2 (2.7 to 7.1)	5.3 (2.9 to 7.2)	5.3 (2.9 to 7.2)	4.7 (2.3 to 6.5)	3.5 (1.9 to 5.2)	2.7 (1.4 to 3.9)	1.3 (0.8 to 2.1)	0.7 (0.4 to 1.1)	0.4 (0.2 to 0.6)	0.2 (0.1 to 0.3)	0.1 (0.1 to 0.2)	335	
Urinary diseases and male infertility	1 (0.5 to 1.9)	0.6 (0.4 to 1.3)	1.1 (1.1 to 2.9)	1.4 (1.1 to 1.9)	1.4 (1.1 to 1.9)	1.4 (1.1 to 1.9)	1.6 (1.2 to 2.2)	1.5 (1.1 to 1.9)	1.5 (0.9 to 2.3)	1.2 (0.9 to 1.9)	1.3 (0.9 to 1.9)	1.4 (0.9 to 2.1)	1.4 (0.9 to 2.1)	1.1 (0.9 to 1.6)	1.1 (0.9 to 1.6)	1.1 (0.9 to 1.6)	1.1 (0.9 to 1.6)	1.1 (0.9 to 1.6)	1.1 (0.9 to 1.6)	1.1 (0.9 to 1.6)	1.1 (0.9 to 1.6)	1.1 (0.9 to 1.6)	1.1 (0.9 to 1.6)	1.1 (0.9 to 1.6)	1,020	
Urolithiasis	0 (0 to 0)	0 (0 to 0)	0 (0 to 0)	0 (0 to 0.1)	0 (0.1 to 0.2)	0 (0.1 to 0.2)	0 (0.2 to 0.4)	0 (0.2 to 0.4)	0 (0.4 to 0.9)	0 (0.4 to 0.8)	0 (0.4 to 1)	0 (0.8 to 1.9)	0 (1.4 to 3.2)	0 (1.1 to 3.2)	0 (1.5 to 4.2)	0 (2.4 to 5.2)	0 (2.9 to 5.2)	0 (2.8 to 4.9)	0 (2.9 to 10.4)	0 (3.6 to 10.4)	0 (2.3 to 7.1)	0 (1.9 to 5.7)	0 (1.3 to 4.4)	0 (0.9 to 3.1)	0 (0.5 to 2.5)	48.2	
Benign prostatic hyperplasia	0 (0 to 0)	0 (0 to 0)	0 (0 to 0)	0 (0 to 0)	0 (0 to 0)	0 (0 to 0)	0 (0 to 0)	0 (0 to 0)	0 (0 to 0)	0 (0 to 0)	0 (0 to 0)	0 (0 to 0)	0 (0 to 0)	1 (0.4 to 3.3)	2 (0.9 to 11.7)	7.2 (4.9 to 29.4)	19.7 (9.3 to 29.4)	27.4 (21.6 to 56.4)	58.4 (32.9 to 90.1)	74.1 (45.1 to 112)	76.4 (50.5)	59.3 (34.5 to 80.7)	33.6 (21.9 to 53.3)	20.2 (12.3 to 29.4)	7.9 (4.7 to 11.7)	382	
Male infertility	0 (0 to 0)	0 (0 to 0)	0 (0 to 0)	0 (0 to 0)	0 (0 to 0)	0 (0 to 0)	0 (0 to 0)	0 (1.4 to 19.1)	0 (2.5 to 23.1)	0 (2.7 to 25.6)	0 (2.4 to 20.7)	0 (1.6 to 14.6)	0 (0.1 to 2.4)	0 (0 to 0)	0 (0 to 0)	0 (0 to 0)	0 (0 to 0)	0 (0 to 0)	0 (0 to 0)	0 (0 to 0)	0 (0 to 0)	0 (0 to 0)	0 (0 to 0)	0 (0 to 0)	0 (0 to 0)	39	
Other urinary diseases	0.7 (0.4 to 1.4)	0.5 (0.3 to 0.9)	0.6 (0.3 to 1.1)	0.4 (0.3 to 0.6)	0.4 (0.4 to 0.6)	0.4 (0.4 to 0.6)	0.4 (0.4 to 0.6)	0.4 (0.3 to 0.6)	0.4 (0.4 to 1.1)	0.4 (0.3 to 1.3)	0.4 (0.3 to 1.2)	0.4 (0.3 to 1.2)	0.4 (0.3 to 1.2)	0.4 (0.3 to 1.2)	0.4 (0.3 to 1.2)	0.4 (0.3 to 1.2)	0.4 (0.3 to 1.2)	0.4 (0.3 to 1.2)	0.4 (0.3 to 1.2)	0.4 (0.3 to 1.2)	0.4 (0.3 to 1.2)	0.4 (0.3 to 1.2)	0.4 (0.3 to 1.2)	0.4 (0.3 to 1.2)	62.4	
Gynecological diseases	0 (0 to 0)	0 (0 to 0)	0 (0 to 0)	0 (0 to 0)	0 (0 to 0)	0 (0 to 0)	0 (0 to 0)	0 (0 to 0)	0 (0 to 0)	0 (0 to 0)	0 (0 to 0)	0 (0 to 0)	0 (0 to 0)	0 (0 to 0)	0 (0 to 0)	0 (0 to 0)	0 (0 to 0)	0 (0 to 0)	0 (0 to 0)	0 (0 to 0)	0 (0 to 0)	0 (0 to 0)	0 (0 to 0)	0 (0 to 0)	0 (0 to 0)	0	
Uterine fibroids	0 (0 to 0)	0 (0 to 0)	0 (0 to 0)	0 (0 to 0)	0 (0 to 0)	0 (0 to 0)	0 (0 to 0)	0 (0 to 0)	0 (0 to 0)	0 (0 to 0)	0 (0 to 0)	0 (0 to 0)	0 (0 to 0)	0 (0 to 0)	0 (0 to 0)	0 (0 to 0)	0 (0 to 0)	0 (0 to 0)	0 (0 to 0)	0 (0 to 0)	0 (0 to 0)	0 (0 to 0)	0 (0 to 0)	0 (0 to 0)	0 (0 to 0)	0	
Polycystic ovarian syndrome	..	..	..	..	..	..	..	..	..	..	..	..	..	..	..	..	..	..	..	..	..	..	..	..	..	NA	
Female infertility	..	..	..	..	..	..	..	..	..	..	..	..	..	..	..	..	..	..	..	..	..	..	..	..	..	NA	
Endometriosis	..	..	..	..	..	..	..	..	..	..	..	..	..	..	..	..	..	..	..	..	..	..	..	..	..	NA	
Genital prolapse	0 (0 to 0)	0 (0 to 0)	0 (0 to 0)	0 (0 to 0)	0 (0 to 0)	0 (0 to 0)	0 (0 to 0)	0 (0 to 0)	0 (0 to 0)	0 (0 to 0)	0 (0 to 0)	0 (0 to 0)	0 (0 to 0)	0 (0 to 0)	0 (0 to 0)	0 (0 to 0)	0 (0 to 0)	0 (0 to 0)	0 (0 to 0)	0 (0 to 0)	0 (0 to 0)	0 (0 to 0)	0 (0 to 0)	0 (0 to 0)	0 (0 to 0)	0	
Premenstrual syndrome	..	..	..	..	..	..	..	..	..	..	..	..	..	..	..	..	..	..	..	..	..	..	..	..	..	NA	
Other gynecological diseases	0 (0 to 0)	0 (0 to 0)	0 (0 to 0)	0 (0 to 0)	0 (0 to 0)	0 (0 to 0)	0 (0 to 0)	0 (0 to 0)	0 (0 to 0)	0 (0 to 0)	0 (0 to 0)	0 (0 to 0)	0 (0 to 0)	0 (0 to 0)	0 (0 to 0)	0 (0 to 0)	0 (0 to 0)	0 (0 to 0)	0 (0 to 0)	0 (0 to 0)	0 (0 to 0)	0 (0 to 0)	0 (0 to 0)	0 (0 to 0)	0 (0 to 0)	0	
Hemoglobinopathies and hemolytic anemias	0.6 (0.3 to 0.9)	0.3 (0.2 to 0.5)	2.1 (1.1 to 4.6)	0.4 (0.3 to 0.7)	0.4 (0.3 to 0.6)	0.4 (0.3 to 0.7)	0.6 (0.4 to 0.8)	2.3 (2.3 to 9.7)	0.6 (0.4 to 1.1)	0.6 (0.4 to 1.2)	0.6 (0.4 to 1.2)	0.6 (0.4 to 1.2)	0.7 (0.4 to 1.4)	0.7 (0.4 to 1.4)	0.7 (0.4 to 1.4)	0.7 (0.4 to 1.4)	0.7 (0.4 to 1.4)	0.7 (0.4 to 1.4)	0.7 (0.4 to 1.4)	0.7 (0.4 to 1.4)	0.7 (0.4 to 1.4)	0.7 (0.4 to 1.4)	0.7 (0.4 to 1.4)	0.7 (0.4 to 1.4)	183	
Thalassemias	0.2 (0.2 to 0.7)	0.2 (0.1 to 0.3)	0.2 (0.7 to 1.8)	1.6 (1.1 to 2.4)	1.1 (0.8 to 2.4)	1.1 (0.8 to 2.4)	1.9 (0.8 to 2.4)	1.3 (0.8 to 1.9)	1.3 (0.8 to 1.9)	0.9 (0.5 to 1.4)	0.9 (0.5 to 1.4)	0.9 (0.5 to 1.4)	0.9 (0.5 to 1.4)	0.9 (0.5 to 1.4)	0.9 (0.5 to 1.4)	0.9 (0.5 to 1.4)	0.9 (0.5 to 1.4)	0.9 (0.5 to 1.4)	0.9 (0.5 to 1.4)	0.9 (0.5 to 1.4)	0.9 (0.5 to 1.4)	0.9 (0.5 to 1.4)	0.9 (0.5 to 1.4)	0.9 (0.5 to 1.4)	13.7	
Thalassemias trait	0 (0 to 0)	0 (0 to 0)	1.9 (0.9 to 2.2)	2.8 (0.9 to 6.6)	2.2 (0.9 to 5.1)	2 (0.9 to 5.1)	2.6 (0.9 to 5.1)	2.6 (0.9 to 2.1)	2.6 (0.9 to 2.1)	2.6 (0.9 to 2.1)	2.6 (0.9 to 2.1)	2.6 (0.9 to 2.1)	2.6 (0.9 to 2.1)	2.6 (0.9 to 2.1)	2.6 (0.9 to 2.1)	2.6 (0.9 to 2.1)	2.6 (0.9 to 2.1)	2.6 (0.9 to 2.1)	2.6 (0.9 to 2.1)	2.6 (0.9 to 2.1)	2.6 (0.9 to 2.1)	2.6 (0.9 to 2.1)	2.6 (0.9 to 2.1)	2.6 (0.9 to 2.1)	27.4	
Sickle cell disorders	0 (0 to 0.1)	0 (0 to 0)	0.1 (0 to 0.2)	0.2 (0.1 to 0.3)	0.1 (0.1 to 0.4)	0.1 (0.1 to 0.4)	0.1 (0.3 to 0.9)	0.1 (0.1 to 1.7)	0.1 (0.1 to 2.8)	0.1 (0.1 to 2.7)	0.1 (0.1 to 2.4)	0.1 (0.1 to 2.3)	0.1 (0.1 to 2.4)	0.1 (0.1 to 2.4)	0.1 (0.1 to 2.4)	0.1 (0.1 to 2.4)	0.1 (0.1 to 2.4)	0.1 (0.1 to 2.4)	0.1 (0.1 to 2.4)	0.1 (0.1 to 2.4)	0.1 (0.1 to 2.4)	0.1 (0.1 to 2.4)	0.1 (0.1 to 2.4)	0.1 (0.1 to 2.4)	11.9	
Sickle cell trait	0 (0 to 0)	0 (0 to 0.1)	0.2 (0.1 to 0.4)	0.3 (0.2 to 0.7)	0.2 (0.1 to 0.5)	0.2 (0.1 to 0.5)	0.2 (0.1 to 0.6)	0.2 (0.1 to 0.5)	0.2 (0.1 to 0.6)	0.2 (0.1 to 0.6)	0.2 (0.1 to 0.6)	0.2 (0.1 to 0.6)	0.2 (0.1 to 0.6)	0.2 (0.1 to 0.6)	0.2 (0.1 to 0.6)	0.2 (0.1 to 0.6)	0.2 (0.1 to 0.6)	0.2 (0.1 to 0.6)	0.2 (0.1 to 0.6)	0.2 (0.1 to 0.6)	0.2 (0.1 to 0.6)	0.2 (0.1 to 0.6)	0.2 (0.1 to 0.6)	0.2 (0.1 to 0.6)	4.8	
G6PD deficiency	0 (0 to 0)	0 (0 to 0.1)	0.1 (0 to 0.1)	0.2 (0 to 0.1)	0.6 (0.4 to 1)	0.6 (0.5 to 1.5)	1.3 (1.1 to 3.1)	2.2 (1.6 to 5)	4.2 (2.3 to 8.6)	3.6 (2.4 to 8.7)	4.2 (2.5 to 9)	3.6 (2.5 to 7)	4.2 (2.5 to 9.5)	3.7 (2.2 to 5.9)	3.7 (2.2 to 5.9)	4.2 (2.4 to 6.5)	3.2 (2.1 to 5.2)	2.3 (1.5 to 3.8)	1.3 (1.0 to 2.6)	0.6 (0.4 to 2.1)	0.3 (0.3 to 0.9)	0.2 (0.1 to 0.3)	0.2 (0.1 to 0.3)	0.2 (0.1 to 0.3)	49.7	
G6PD trait	0 (0 to 0)	0 (0 to 0)	0 (0 to 0)	0 (0 to 0)	0 (0 to 0)	0 (0 to 0)	0 (0 to 0)	0 (0 to 0)	0 (0 to 0)	0 (0 to 0)	0 (0 to 0)	0 (0 to 0)	0 (0 to 0)	0 (0 to 0)	0 (0 to 0)	0 (0 to 0)	0 (0 to 0)	0 (0 to 0)	0 (0 to 0)	0 (0 to 0)	0 (0 to 0)	0 (0 to 0)	0 (0 to 0)	0 (0 to 0)	0 (0 to 0)	0	
Other hemoglobinopathies and hemolytic anemias	0 (0 to 0.1)	0 (0 to 0.2)	0.2 (0 to 0.7)	0.4 (0.3 to 2)	1.1 (0.1 to 4.2)	0.8 (0.1 to 3.7)	0.8 (0.3 to 2.7)	1.1 (0.5 to 3.4)	1.1 (0.5 to 2.7)	1.3 (0.6 to 3)	1.3 (0.6 to 3)	1.3 (0.7 to 3.4)	1.3 (0.6 to 3)	2.2 (1.0 to 5)	2.7 (1.4 to 5.4)	2.7 (1.5 to 5.2)	2.7 (1.7 to 4.9)	2.2 (1.3 to 3.8)	1.3 (0.9 to 2.3)	0.7 (0.5 to 1.3)	0.4 (0.3 to 0.7)	0.2 (0.1 to 0.3)	0.1 (0.1 to 0.2)	0.1 (0.1 to 0.2)	79.4	
Endocrine, metabolic, blood, and immune disorders	39.3 (17.7 to 23.2)	9.6 (4.1 to 19.4)	29.3 (23.3 to 61.6)	29.7 (20.7 to 56.1)	20.1 (21.7 to 49.4)	20.7 (29.5 to 61.7)	47.1 (29.5 to 64.3)	39.3 (27.9 to 64.3)	39.3 (27.9 to 64.3)	39.3 (27.9 to 64.3)	39.3 (27.9 to 64.3)	39.3 (27.9 to 64.3)	39.3 (27.9 to 64.3)	39.3 (27.9 to 64.3)	39.3 (27.9 to 64.3)	39.3 (27.9 to 64.3)	39.3 (27.9 to 64.3)	39.3 (27.9 to 64.3)	39.3 (27.9 to 64.3)	39.3 (27.9 to 64.3)	39.3 (27.9 to 64.3)	39.3 (27.9 to 64.3)	39.3 (27.9 to 64.3)	39.3 (27.9 to 64.3)	3,210	
Oral disorders	0 (0 to 0)	0 (0 to 0)	0 (0 to 0)	0 (0 to 0)	0 (0 to 0)	0 (0 to 0)	0 (0 to 0)	0 (0 to 0)	0 (0 to 0)	0 (0 to 0)	0 (0 to 0)	0 (0 to 0)	0 (0 to 0)	0 (0 to 0)	0 (0 to 0)	0 (0 to 0)	0 (0 to 0)	0 (0 to 0)	0 (0 to 0)	0 (0 to 0)	0 (0 to 0)	0 (0 to 0)	0 (0 to 0)	0 (0 to 0)	0 (0 to 0)	0 (0 to 0)	2,670
Caries of deciduous teeth	0 (0 to 0)	0 (0 to 0)	0 (0 to 0)	4.9 (1.8 to 10)	5.1 (2.2 to 11.2)	5.2 (2.2 to 10.8)	0.3 (0 to 0.9)	0 (0 to 0)	0 (0 to 0)	0 (0 to 0)	0 (0 to 0)	0 (0 to 0)	0 (0 to 0)	0 (0 to 0)	0 (0 to 0)	0 (0 to 0)	0 (0 to 0)	0 (0 to 0)	0 (0 to 0)	0 (0 to 0)	0 (0 to 0)	0 (0 to 0)	0 (0 to 0)	0 (0 to 0)	0 (0 to 0)	0 (0 to 0)	18.3
Caries of permanent teeth	0 (0 to 0)	0 (0 to 0)	0 (0 to 0)	1.9 (0.6 to 4.4)	1.9 (0.6 to 4.4)	2 (0.6 to 4.4)	10.6 (4.9 to 21.3)	11.9 (5.1 to 23.6)	12.4 (4.7 to 23.7)	11.3 (4.3 to 22.1)	11 (4.3 to 22.1)	9.7 (4.3 to 20.3)	11 (4.3 to 22.1)	9.6 (3.9 to 21.4)	10.1 (3.9 to 21.4)	10.4 (4.1 to 22)	11.3 (4.4 to 24.7)	9.9 (3.9 to 22.1)	2.6 (1.4 to 7.3)	2.1 (1.2 to 5.3)	1 (0.6 to 2.4)	0.3 (0.2 to 0.6)	0.1 (0.1 to 0.2)	0.1 (0.1 to 0.2)	142	
Periodontal diseases	0 (0 to 0)	0 (0 to 0)	0 (0 to 0)	0 (0 to 0)	0 (0 to 0)	0 (0 to 0)	0 (0 to 0)	0 (0 to 0)	0 (0 to 0)	0 (0 to 0)	0 (0 to 0)	0 (0 to 0)	0 (0 to 0)	0 (0 to 0)	0 (0 to 0)	0 (0 to 0)	0 (0 to 0)	0 (0 to 0)	0 (0 to 0)	0 (0 to 0)	0 (0 to 0)	0 (0 to 0)	0 (0 to 0)	0 (0 to 0)	0 (0 to 0)	0 (0 to 0)	612
Other oral disorders	0 (0 to 0)	0 (0 to 0)	0 (0 to 0)	11.2 (4.4 to 19)	9.6 (4.4 to 15.3)	11.1 (4.4 to 19.1)	17.1 (10.1 to 27)	19.2 (11.9 to 33.2)	21.7 (12.7 to 33.1)	22.9 (13.4 to 36.7)	23.2 (13.2 to 34.5)	22.3 (13.4 to 36)	23.6 (14.5 to 39.2)	28 (16.8 to 45.2)	31.9 (19.5 to 48.2)	31.1 (19.3 to 46.5)	28.1 (17.2 to 42.2)	20 (12.2 to 30)	9.5 (6.6 to 14.5)	4.3 (2.6 to 6.6)	1.8 (1.1 to 2.7)	0.6 (0.4 to 0.9)	0.2 (0.1 to 0.3)	0.1 (0.1 to 0.2)	340	
Sudden infant death syndrome	..	23.8 (15.3 to 39)	288 (183 to 418)	..	..	..	..	..	..	..	..	..	..	..	..	..	..	..	..	..	..	..	..	..	..	NA	
Injuries	7.6 (4.1 to 10.8)	19.4 (14.4 to 22.9)	212 (148 to 298)	222 (164 to 272)	234 (163 to 274)	377 (320 to 440)	1,590 (1,279 to 1,892)	2,058 (1,648 to 2,372)	1,866 (1,260 to 2,295)	1,583 (1,205 to 1,964)	1,443 (1,078 to 1,800)	1,490 (1,198 to 1,880)	1,630 (1,426 to 2,010)	1,960 (1,649 to 2,495)	2,255 (1,782 to 2,810)	2,550 (1,923 to 2,300)	1,800 (1,445 to 2,258)	1,640 (1,320 to 2,038)	1,220 (963 to 1,533)	928 (749 to 1,136)	672 (541 to 825)	470 (382 to 571)	347 (282 to 421)	110 (87 to 139)	25,900	
Transport injuries	1.2 (0.7 to 1.8)	1.2 (0.8 to 1.6)	17.7 (11.6 to 23.4)	44.6 (30.4 to 58.7)	36.7 (26.5 to 47.2)	127 (96 to 160)	685 (502 to 864)	847 (642 to 1,135)	677 (448 to 911)	532 (345 to 699)	435 (256 to 598)	353 (206 to 485)	391 (224 to 544)	486 (284 to 664)	510 (294 to 709)	549 (322 to 755)	431 (248 to 606)	327 (184 to 470)	222 (117 to 315)	137 (68 to 171)	87.2 (46.4 to 101)	32.2 (20.6 to 39.4)	8.2 (4.4 to 10.3)	1.3 (0.7 to 1.6)	7,130	
Road injuries	0.4 (0.2 to 0.6)	0.4 (0.4 to 1.4)	6.9 (4.6 to 9.2)	30.7 (20.8 to 40.2)	30.7 (24.1 to 38.8)	99.1 (77.1 to 126)	609.8 (482.6 to 815)	760 (597 to 1,036)	607 (452 to 819)	474 (352 to 648)	374 (266 to 513)	324 (240 to 447)	327 (240 to 447)	428 (320 to 583)	469 (354 to 644)	514 (385 to 705)	379 (282 to 520)	292 (214 to 401)	192 (140 to 263)	115 (84 to 144)	67.6 (50 to 84)	25.1 (18.6 to 31.5)	6.1 (4.5 to 7.6)	0.9 (0.7 to 1.2)	0.2 (0.1 to 0.3)	6,180	
Pedestrian road injuries	0.1 (0.1 to 0.2)	0.1 (0.1 to 0.1)	1.1 (1.1 to 2.3)	2.3 (1.6 to 3.4)	2.8 (1.8 to 3.9)	9.6 (6.3 to 14.7)	62.2 (39.2 to 94.2)	82.1 (53.7 to 125)	58.1 (33.7 to 89.1)	43.6 (24.1 to 66.4)	33.4 (18.1 to 51.4)	29.7 (16.7 to 45.6)	32.6 (17.9 to 49.6)	40.7 (21.9 to 59.4)	44.6 (23.9 to 72.4)	48.1 (26.2 to 81.1)	36.1 (20.1 to 60.8)	27.4 (14.7 to 46.1)	18.6 (9.4 to 31.2)	10.9 (5.7 to 18.4)	6.3 (3.2 to 10.6)	2.4 (1.2 to 4.1)	0.4 (0.2 to 0.7)	0.1 (0.1 to 0.2)	762	
Cyclist road injuries	0 (0 to 0)	0 (0 to 0)	0 (0 to 0)	0.4 (0 to 1.6)	0.4 (0 to 1.6)	1.1 (0.4 to 1.9)	1.9 (0.7 to 1.6)	1.9 (0.7 to 1.6)	1.9 (0.7 to 1.6)	1.9 (0.7 to 1.6)	1.9 (0.7 to 1.6)	1.9 (0.7 to 1.6)	1.9 (0.7 to 1.6)	1.9 (0.7 to 1.6)	1.9 (0.7 to 1.6)	1.9 (0.7 to 1.6)	1.9 (0.7 to 1.6)	1.9 (0.7 to 1.6)	1.9 (0.7 to 1.6)	1.9 (0.7 to 1.6)	1.9 (0.7 to 1.6)	1.9 (0.7 to 1.6)	1.9 (0.7 to 1.6)	1.9 (0.7 to 1.6)	273	
Motorcyclist road injuries	0.1 (0.1 to 0.1)	0.1 (0.1 to 0.1)	0.4 (0.2 to 0.6)	0.6 (0.4 to 0.9)	2.1 (1.5 to 2.8)	7.7 (5.6 to 10.6)	54.5 (48.2 to 66.4)	72.6 (58.7 to 88)	57.4 (47.6 to 68.4)	46.2 (37.1 to 57.3)	37.1 (29.4 to 46.2)	32.1 (25.1 to 40.5)	34.2 (27.1 to 43.1)	42.2 (32.1 to 53.5)	46.9 (35.1 to 59.5)	51.1 (38.6 to 64.5)	38.4 (28.4 to 48.9)	29.1 (20.9 to 38.7)	19.8 (13.2 to 26.4)	11.6 (7.6 to 15.5)	6.7 (4.3 to 9.2)	2.5 (1.6 to 3.4)	0.4 (0.3 to 0.6)	0.1 (0.1 to 0.2)	1,170	
Motor vehicle road injuries	0.4 (0.4 to 0.

SR Table 2a. Maryland DALYS by cause and sex group for males with 95% uncertainty intervals. 2019

Cause	Birth-Neonatal	Post Neonatal	1 to 4	5 to 9	10 to 14	15 to 19	20 to 24	25 to 29	30 to 34	35 to 39	40 to 44	45 to 49	50 to 54	55 to 59	60 to 64	65 to 69	70 to 74	75 to 79	80 to 84	85 to 89	90 to 94	95 plus	Total
All causes	23,700 (21,300 to 26,100)	2,610 (2,270 to 2,790)	2,220 (2,000 to 2,500)	2,270 (2,000 to 2,500)	2,660 (2,300 to 2,900)	3,110 (2,800 to 3,400)	4,110 (3,700 to 4,500)	5,230 (4,700 to 5,700)	6,660 (6,000 to 7,300)	8,220 (7,400 to 9,000)	9,660 (8,700 to 10,600)	11,190 (10,100 to 12,300)	12,900 (11,600 to 14,200)	15,700 (14,200 to 17,300)	19,000 (17,100 to 20,900)	22,900 (20,500 to 25,200)	26,900 (23,900 to 29,600)	31,700 (28,100 to 34,900)	37,200 (32,700 to 41,000)	43,200 (38,000 to 47,600)	46,200 (39,700 to 51,000)	7,190 (6,500 to 7,950)	1,050,000
Communicable, maternal, neonatal, and nutritional diseases	11,000 (9,600 to 12,400)	1,520 (1,300 to 1,700)	1,070 (1,000 to 1,200)	1,490 (1,280 to 2,200)	1,520 (1,280 to 2,200)	1,290 (939 to 1,770)	1,210 (940 to 1,600)	1,410 (1,120 to 1,760)	1,850 (1,500 to 2,270)	2,170 (1,780 to 2,640)	2,170 (1,800 to 2,600)	2,260 (1,900 to 2,650)	2,710 (2,300 to 3,260)	3,190 (2,620 to 3,830)	3,950 (3,060 to 4,920)	5,260 (4,070 to 6,380)	6,980 (5,260 to 8,730)	9,170 (7,100 to 11,600)	12,000 (9,380 to 14,600)	14,000 (11,000 to 17,000)	15,000 (11,900 to 18,600)	2,330 (1,850 to 2,900)	54,600
HIV/AIDS and sexually transmitted infections	0 (0 to 0)	0.3 (0.2 to 0.6)	19.3 (16.3 to 22.8)	19.2 (13.6 to 19)	9.6 (6.3 to 11.7)	10.1 (6.7 to 12.4)	27.4 (17.5 to 35.4)	169 (129 to 208)	449 (344 to 548)	724 (577 to 859)	856 (679 to 1,010)	732 (589 to 1,110)	665 (517 to 1,060)	1,120 (837 to 1,560)	1,270 (1,020 to 1,620)	1,190 (900 to 1,560)	770 (566 to 1,060)	330 (246 to 474)	147 (98 to 236)	39.6 (25 to 67.4)	12.3 (7.6 to 22)	9,000
HIV/AIDS	0 (0 to 0)	0 (0 to 0)	19.6 (16.6 to 23.2)	14.1 (9.5 to 17.7)	9.6 (6.4 to 12)	23 (15.2 to 28.4)	129 (126 to 194)	429 (340 to 549)	725 (589 to 861)	994 (809 to 1,150)	1,150 (966 to 1,330)	1,250 (979 to 1,630)	1,190 (894 to 1,650)	796 (626 to 1,060)	419 (292 to 607)	139 (78 to 231)	73 (32 to 141)	52.7 (20 to 111)	29.1 (9.8 to 67.1)	9.8 (3.6 to 21.1)	4.6 (2.2 to 9.6)	7,780
HIV/AIDS - Drug-susceptible Tuberculosis	0 (0 to 0)	0.3 (0.2 to 0.6)	0.2 (0.1 to 0.4)	0.1 (0 to 0.2)	0.1 (0 to 0.2)	0.2 (0.1 to 0.4)	1.6 (1.1 to 2.3)	6.6 (4.6 to 9.2)	8.9 (6.4 to 12.1)	7.9 (5.6 to 10.8)	10.1 (7.2 to 13.6)	10.2 (7.3 to 13.7)	10.4 (7.5 to 14.2)	12.5 (8.9 to 17.2)	9.6 (6.9 to 13.5)	6.9 (4.8 to 9.7)	3.5 (2.4 to 5.1)	1.6 (1.1 to 2.4)	0.6 (0.4 to 1.1)	0.2 (0.1 to 0.4)	0 (0 to 0.1)	89.6
HIV/AIDS - Multidrug-resistant Tuberculosis without extensive d	0 (0 to 0)	0 (0 to 0)	0 (0 to 0)	0 (0 to 0)	0 (0 to 0)	0 (0 to 0)	0.2 (0.1 to 0.3)	0.9 (0.6 to 1.3)	1.2 (0.8 to 1.7)	1.1 (0.8 to 1.5)	1.4 (1 to 1.9)	1.4 (1 to 1.9)	1.4 (1 to 1.9)	1.7 (1.2 to 2.3)	1.3 (0.9 to 1.8)	0.9 (0.6 to 1.3)	0.5 (0.3 to 0.7)	0.2 (0.1 to 0.3)	0.1 (0 to 0.2)	0 (0 to 0.1)	0 (0 to 0)	12.3
HIV/AIDS - Extensively drug-resistant Tuberculosis	0 (0 to 0)	0 (0 to 0)	0 (0 to 0)	0 (0 to 0)	0 (0 to 0)	0 (0 to 0)	0 (0 to 0.1)	0 (0 to 0.2)	0 (0 to 0.3)	0 (0 to 0.3)	0 (0 to 0.4)	0 (0 to 0.4)	0 (0 to 0.4)	0 (0 to 0.4)	0 (0 to 0.4)	0 (0 to 0.3)	0 (0 to 0.2)	0 (0 to 0.2)	0 (0 to 0.1)	0 (0 to 0.1)	0 (0 to 0.1)	0 (0 to 0.1)	0.9
HIV/AIDS resulting in other diseases	0 (0 to 0)	0 (0 to 0)	19.6 (16.6 to 22.1)	13.9 (13.1 to 19.4)	9.4 (6.2 to 11.6)	22.6 (17.9 to 28.7)	124 (120 to 184)	424 (339 to 543)	716 (582 to 864)	982 (792 to 1,150)	1,140 (940 to 1,330)	1,240 (966 to 1,630)	1,180 (885 to 1,630)	789 (621 to 1,060)	415 (289 to 601)	137 (77.2 to 230)	72 (31.6 to 140)	51.8 (19.7 to 111)	28.8 (9.7 to 67.1)	9.6 (3.6 to 21.1)	4.5 (2.1 to 9.6)	7,690
Sexually transmitted infections excluding HIV	0 (0 to 0)	0.2 (0.1 to 0.3)	0.2 (0.1 to 0.3)	0.1 (0 to 0.2)	0.1 (0 to 0.2)	10.8 (7.7 to 14.7)	78.1 (57.1 to 104)	259 (191 to 346)	724 (541 to 961)	1,230 (911 to 1,640)	1,510 (1,120 to 2,010)	1,470 (1,090 to 1,960)	1,480 (1,100 to 1,970)	1,330 (987 to 1,770)	1,530 (1,130 to 2,040)	1,260 (931 to 1,680)	813 (597 to 1,080)	459 (336 to 611)	220 (161 to 293)	74 (54 to 98.4)	21 (15 to 28.1)	218
Syphilis	0 (0 to 0)	0 (0 to 0)	0 (0 to 0)	0.1 (0 to 0.2)	0 (0 to 0)	0.2 (0 to 0.3)	0.2 (0.1 to 0.3)	0.5 (0.3 to 0.8)	1.3 (0.8 to 2)	2.3 (1.5 to 3.4)	2.9 (1.9 to 4.3)	3.2 (2.2 to 4.6)	3.6 (2.5 to 5.1)	3.7 (2.6 to 5.3)	3.6 (2.5 to 5.2)	3.7 (2.6 to 5.3)	3.6 (2.5 to 5.2)	2.9 (2 to 4.2)	1.7 (1.1 to 2.5)	0.7 (0.4 to 1.1)	0.2 (0.1 to 0.4)	70.3
Chlamydial infection	0 (0 to 0)	0 (0 to 0)	0 (0 to 0)	0 (0 to 0)	0 (0 to 0)	0 (0 to 0)	0.4 (0.2 to 0.7)	1.5 (0.9 to 2.3)	2.3 (1.3 to 3.5)	2.9 (1.7 to 4.5)	3.6 (2.1 to 5.5)	3.6 (2.1 to 5.6)	3.6 (2.1 to 5.5)	3.1 (1.8 to 4.9)	2.4 (1.4 to 3.7)	1.7 (0.9 to 2.7)	0.9 (0.5 to 1.5)	0.5 (0.2 to 0.9)	0.2 (0.1 to 0.4)	0.1 (0 to 0.2)	0 (0 to 0)	16
Gonococcal infection	0 (0 to 0)	0 (0 to 0)	0 (0 to 0)	0 (0 to 0)	0 (0 to 0)	0 (0 to 0)	0.1 (0.1 to 0.2)	0.4 (0.3 to 1.1)	1 (0.6 to 1.7)	1 (0.6 to 1.7)	0.9 (0.5 to 1.5)	0.7 (0.4 to 1.1)	0.5 (0.3 to 0.8)	0.4 (0.2 to 0.7)	0.3 (0.2 to 0.5)	0.2 (0.1 to 0.3)	0.1 (0 to 0.2)	0.1 (0 to 0.2)	0 (0 to 0.1)	0 (0 to 0.1)	0 (0 to 0)	5.9
Trichomoniasis	0 (0 to 0)	0 (0 to 0)	0 (0 to 0)	0 (0 to 0)	0 (0 to 0)	0 (0 to 0)	0.2 (0.1 to 0.4)	0.9 (0.5 to 1.4)	1.4 (0.8 to 2.2)	1.3 (0.8 to 2.1)	1.4 (0.8 to 2.2)	1.3 (0.8 to 2.1)	1.2 (0.8 to 2)	0.9 (0.5 to 1.5)	0.7 (0.4 to 1.3)	0.5 (0.2 to 0.9)	0.2 (0.1 to 0.4)	0.1 (0 to 0.3)	0.1 (0 to 0.2)	0 (0 to 0.1)	0 (0 to 0)	6.3
Genital herpes	0 (0 to 0)	0 (0 to 0)	0 (0 to 0)	0 (0 to 0)	0.4 (0.2 to 0.7)	0.7 (0.4 to 1.1)	4.6 (2.9 to 6.8)	17.1 (11.1 to 24.7)	29.1 (19.2 to 41.2)	34.6 (23.2 to 48.1)	37.1 (25.1 to 50.7)	34.6 (23.7 to 47.2)	31.2 (21.6 to 42.2)	27.2 (18.9 to 36.7)	21.6 (15.2 to 29.1)	14.7 (10.4 to 19.8)	8.6 (6.1 to 11.6)	4.6 (3.2 to 6.2)	2.4 (1.6 to 3.2)	0.9 (0.6 to 1.2)	0.2 (0.1 to 0.3)	157
Other sexually transmitted infections	0 (0 to 0)	0 (0 to 0)	0 (0 to 0)	0 (0 to 0)	0 (0 to 0)	0 (0 to 0)	0.2 (0.1 to 0.4)	1.7 (0.9 to 2.3)	2.2 (1.1 to 3.3)	1.9 (1.4 to 4.6)	2.2 (1.2 to 4)	1.9 (1.2 to 3.4)	1.8 (0.9 to 2.4)	1.5 (0.9 to 2.4)	1.2 (0.6 to 1.6)	0.8 (0.4 to 1.2)	0.5 (0.2 to 0.8)	0.2 (0 to 0.5)	0.1 (0 to 0.3)	0 (0 to 0.1)	0 (0 to 0)	14.1
Respiratory infections and tuberculosis	2,004 (2,016 to 49.7)	42.6 (32 to 57.3)	220 (166 to 292)	278 (208 to 369)	299 (243 to 420)	224 (186 to 313)	288 (236 to 393)	423 (359 to 609)	488 (322 to 662)	520 (383 to 702)	526 (389 to 714)	577 (422 to 783)	666 (489 to 1,000)	1,070 (878 to 1,600)	1,460 (1,060 to 2,180)	1,920 (1,500 to 2,700)	1,600 (1,180 to 2,260)	1,290 (1,060 to 2,180)	1,170 (940 to 1,890)	797 (643 to 1,630)	334 (222 to 852)	16,900
Tuberculosis	0 (0 to 0)	0.7 (0 to 0)	1.2 (0.6 to 1.9)	1.2 (0.5 to 2.7)	1.6 (0.5 to 3.7)	1.7 (0.4 to 5.6)	5.6 (1.1 to 24)	16 (3.4 to 53)	18.6 (4.9 to 72.5)	19.9 (5.1 to 78.2)	20.1 (5.2 to 78.9)	21.7 (5.6 to 85.3)	25 (7.2 to 97.1)	31.7 (9.1 to 122)	32.7 (9.2 to 127)	33.2 (9.2 to 127)	31.3 (8.8 to 120)	27.5 (7.8 to 104)	19.8 (5.7 to 75.6)	9.5 (2.7 to 36.3)	2.3 (0.6 to 8.6)	379
Latent tuberculosis infection	0 (0 to 0)	0 (0 to 0)	0 (0 to 0)	0 (0 to 0)	0 (0 to 0)	0 (0 to 0)	0 (0 to 0)	0 (0 to 0)	0 (0 to 0)	0 (0 to 0)	0 (0 to 0)	0 (0 to 0)	0 (0 to 0)	0 (0 to 0)	0 (0 to 0)	0 (0 to 0)	0 (0 to 0)	0 (0 to 0)	0 (0 to 0)	0 (0 to 0)	0 (0 to 0)	0 (0 to 0)	0
Drug-susceptible Tuberculosis	0 (0 to 0)	0.7 (0 to 0)	1.2 (0.6 to 1.9)	0.9 (0.4 to 2.7)	0.6 (0.2 to 1.6)	1.7 (0.4 to 5.6)	5.6 (1.1 to 24)	16 (3.4 to 53)	18.6 (4.9 to 72.5)	19.9 (5.1 to 78.2)	20.1 (5.2 to 78.9)	21.7 (5.6 to 85.3)	25 (7.2 to 97.1)	31.7 (9.1 to 122)	32.7 (9.2 to 127)	33.2 (9.2 to 127)	31.3 (8.8 to 120)	27.5 (7.8 to 104)	19.8 (5.7 to 75.6)	9.5 (2.7 to 36.3)	2.3 (0.6 to 8.6)	379
Multidrug-resistant tuberculosis without extensive drug-resista	0 (0 to 0)	0 (0 to 0)	0 (0 to 0)	0 (0 to 0.1)	0 (0 to 0)	0 (0 to 0)	0 (0 to 0.1)	0 (0 to 0.2)	0 (0 to 0.3)	0 (0 to 0.3)	0 (0 to 0.4)	0 (0 to 0.4)	0 (0 to 0.4)	0 (0 to 0.4)	0 (0 to 0.4)	0 (0 to 0.3)	0 (0 to 0.2)	0 (0 to 0.2)	0 (0 to 0.1)	0 (0 to 0.1)	0 (0 to 0.1)	0 (0 to 0.1)	0
Extensively drug-resistant tuberculosis	0 (0 to 0)	0 (0 to 0)	0 (0 to 0)	0 (0 to 0)	0 (0 to 0)	0 (0 to 0)	0 (0 to 0)	0 (0 to 0)	0 (0 to 0)	0 (0 to 0)	0 (0 to 0)	0 (0 to 0)	0 (0 to 0)	0 (0 to 0)	0 (0 to 0)	0 (0 to 0)	0 (0 to 0)	0 (0 to 0)	0 (0 to 0)	0 (0 to 0)	0 (0 to 0)	0 (0 to 0)	0
Lower respiratory infections	2,017 (2,016 to 49.7)	39.5 (29 to 53.2)	202 (153 to 269)	142 (98.5 to 189)	98.5 (64.5 to 145)	49.6 (30.5 to 80.3)	60.8 (40.5 to 90.4)	126 (79 to 191)	162 (103 to 257)	209 (133 to 327)	277 (180 to 427)	361 (231 to 560)	492 (320 to 756)	777 (499 to 1,200)	1,260 (879 to 1,930)	1,760 (1,240 to 2,700)	1,390 (992 to 2,130)	1,060 (809 to 2,130)	1,070 (810 to 1,890)	1,130 (870 to 2,130)	770 (533 to 2,080)	330 (220 to 1,010)	13,000
Upper respiratory infections	0.7 (0 to 0)	0.4 (0.2 to 1.1)	69.7 (44 to 116)	176 (109 to 274)	201 (137 to 307)	277 (189 to 398)	209 (142 to 299)	222 (151 to 318)	221 (150 to 316)	215 (146 to 308)	176 (119 to 252)	176 (119 to 252)	170 (115 to 243)	173 (117 to 248)	151 (102 to 216)	160 (108 to 229)	116 (78 to 166)	103 (69 to 148)	69.6 (47 to 100)	27.3 (18 to 39.2)	14.7 (9.7 to 21.1)	6.9 (4.5 to 9.9)	3,100
Otitis media	0 (0 to 0)	0 (0 to 0.1)	0.1 (0 to 0.1)	0.1 (0 to 0.1)	0.1 (0 to 0.2)	0.1 (0 to 0.2)	0.1 (0 to 0.2)	0.1 (0 to 0.2)	0.1 (0 to 0.2)	0.1 (0 to 0.2)	0.1 (0 to 0.2)	0.1 (0 to 0.2)	0.1 (0 to 0.2)	0.1 (0 to 0.2)	0.1 (0 to 0.2)	0.1 (0 to 0.2)	0.1 (0 to 0.2)	0.1 (0 to 0.2)	0.1 (0 to 0.2)	0.1 (0 to 0.2)	0.1 (0 to 0.2)	0.1 (0 to 0.2)	485
Enteric infections	12.1 (7 to 19.4)	1.1 (0.4 to 19.6)	109 (79 to 154)	226 (158 to 328)	198 (137 to 293)	159 (97 to 232)	167 (107 to 264)	206 (123 to 362)	213 (127 to 396)	224 (134 to 399)	227 (133 to 399)	245 (139 to 394)	239 (139 to 391)	229 (137 to 366)	209 (127 to 331)	199 (122 to 309)	198 (122 to 307)	177 (109 to 276)	174 (107 to 270)	177 (114 to 276)	174 (109 to 261)	4,830
Diarrheal diseases	127 (7 to 19.4)	10.6 (7.9 to 19.6)	433 (373 to 598)	197 (156 to 297)	117 (77 to 208)	84 (48 to 231)	147 (107 to 264)	204 (122 to 362)	211 (126 to 396)	223 (133 to 399)	227 (133 to 399)	245 (139 to 394)	239 (139 to 391)	229 (137 to 366)	209 (127 to 331)	199 (122 to 309)	198 (122 to 307)	177 (109 to 276)	174 (107 to 270)	177 (114 to 276)	174 (109 to 261)	4,810
Typhoid and paratyphoid	0 (0 to 0)	0 (0 to 0)	0 (0 to 0.1)	0 (0 to 0.2)	0 (0 to 0)	0 (0 to 0)	0 (0 to 0.1)	0 (0 to 0)	0 (0 to 0.2)	0 (0 to 0.2)	0 (0 to 0.1)	0 (0 to 0.1)	0 (0 to 0.1)	0 (0 to 0.1)	0 (0 to 0.2)	0 (0 to 0.2)	0 (0 to 0.1)	0 (0 to 0.1)	0 (0 to 0.1)	0 (0 to 0.1)	0 (0 to 0.1)	0 (0 to 0.1)	0.4
Typhoid fever	0 (0 to 0)	0 (0 to 0)	0 (0 to 0.1)	0 (0 to 0.2)	0 (0 to 0)	0 (0 to 0)	0 (0 to 0.1)	0 (0 to 0)	0 (0 to 0.2)	0 (0 to 0.2)	0 (0 to 0.1)	0 (0 to 0.1)	0 (0 to 0.1)	0 (0 to 0.1)	0 (0 to 0.2)	0 (0 to 0.2)	0 (0 to 0.1)	0 (0 to 0.1)	0 (0 to 0.1)	0 (0 to 0.1)	0 (0 to 0.1)	0 (0 to 0.1)	0.1
Paratyphoid fever	0 (0 to 0)	0 (0 to 0)	0 (0 to 0.1)	0 (0 to 0.2)	0 (0 to 0)	0 (0 to 0)	0 (0 to 0.1)	0 (0 to 0)	0 (0 to 0.2)	0 (0 to 0.2)	0 (0 to 0.1)	0 (0 to 0.1)	0 (0 to 0.1)	0 (0 to 0.1)	0 (0 to 0.2)	0 (0 to 0.2)	0 (0 to 0.1)	0 (0 to 0.1)	0 (0 to 0.1)	0 (0 to 0.1)	0 (0 to 0.1)	0 (0 to 0.1)	0.6
Invasive Non-typhoidal Salmonella (iNTS)	0 (0 to 0)	0.6 (0.2 to 1.1)	1.7 (0.9 to 4.2)	2.2 (0.9 to 5.2)	0.7 (0.3 to 1.8)	0.6 (0.2 to 1.4)	0.1 (0 to 0.4)	0.6 (0.1 to 1.6)	0.8 (0.2 to 2.3)	0.8 (0.2 to 2.4)	0.8 (0.1 to 1.7)	0.8 (0.2 to 1.7)	0.7 (0.2 to 1.7)	1.1 (0.3 to 2.4)	1.1 (0.3 to 2.5)	1.2 (0.3 to 2.6)	1.2 (0.3 to 2.7)	0.7 (0.2 to 1.5)	0.3 (0.1 to 0.8)	0.2 (0 to 0.5)	0.2 (0 to 0.5)	17.9
Other intestinal infectious diseases	0 (0 to 0)	0 (0 to 0)	0.7 (0.3 to 1.8)	0.6 (0.2 to 1.6)	0.6 (0.2 to 1.4)	0.6 (0.1 to 1.6)	0.6 (0.1 to 2.3)	0.6 (0.1 to 2.3)	0.6 (0.2 to 2.3)	0.6 (0.2 to 2.4)	0.6 (0.1 to 1.7)	0.6 (0.1 to 1.7)	0.6 (0.1 to 1.7)	0.6 (0.1 to 1.7)	0.6 (0.1 to 1.7)	0.6 (0.1 to 1.7)	0.6 (0.1 to 1.7)	0.6 (0.1 to 1.7)	0.6 (0.1 to 1.7)	0.6 (0.1 to 1.7)	0.6 (0.1 to 1.7)	0.6 (0.1 to 1.7)	8.1
Neglected tropical diseases and malaria	2.1 (0.6 to 4.6)	0.4 (0.1 to 0.9)	19.6 (6.4 to 44.1)	29.7 (9.7 to 67.2)	13.2 (3.9 to 30.9)	3.8 (1.5 to 9.2)	5.8 (2.4 to 12.4)	10.2 (4.1 to 20.3)	12.2 (5.1 to 24.9)	14.6 (6.4 to 30.3)	16.3 (6.9 to 32.8)	22.6 (9.5 to 43.7)	36.7 (17.1 to 65)	64 (32.2 to 107)	93.2 (47.2 to 156)	157 (82.4 to 255)	223.1 (117 to 362)	313.2 (161 to 512)	13.3 (6.9 to 21.6)	0.7 (0.3 to 1.2)	1,660
Malaria	0 (0 to 0)	0 (0 to 0)	0 (0 to 0)	0 (0 to 0)	0 (0 to 0)	0 (0 to 0)	0 (0 to 0)	0 (0 to 0)	0 (0 to 0)	0 (0 to 0)	0 (0 to 0)	0 (0 to 0)	0 (0 to 0)	0 (0 to 0)	0 (0 to 0)	0 (0 to 0)	0 (0 to 0)	0 (0 to 0)	0 (0 to 0)	0 (0 to 0)	0 (0 to 0)	0 (0 to 0)	0
Chagas disease	0 (0 to 0)	0 (0 to 0)	0 (0 to 0)	0 (0 to 0)	0 (0 to 0)	0 (0 to 0)	0 (0 to 0.1)	0 (0 to 0.2)	0 (0 to 0.3)	0 (0 to 0.4)	0 (0 to 1.9)	1.6 (0.8 to 3.2)	1.7 (0.8 to 3.4)	1.7 (1.1 to 2.4)	1.7 (1.1 to 2.4)	1.4 (0.9 to 2.1)	1.4 (0.9 to 2.1)	0.9 (0.6 to 1.3)	0.6 (0.3 to 1.1)	0.3 (0.2 to 0.5)	0.1 (0 to 0.2)	17.3
Leishmaniasis	0 (0 to 0)	0 (0 to 0)	0 (0 to 0)	0 (0 to 0)	0 (0 to 0)	0 (0 to 0)	0 (0 to 0)	0 (0 to 0)	0 (0 to 0)	0 (0 to 0)	0 (0 to 0)	0 (0 to 0)	0 (0 to 0)	0 (0 to 0)	0 (0 to 0)	0 (0 to 0)	0 (0 to 0)	0 (0 to 0)	0 (0 to 0)	0 (0 to 0)	0 (0 to 0)	0 (0 to 0)	0
Visceral leishmaniasis	0 (0 to 0)	0 (0 to 0)	0 (0 to 0)	0 (0 to 0)	0 (0 to 0)	0 (0 to 0)	0 (0 to 0)	0 (0 to 0)	0 (0 to 0)	0 (0 to 0)	0 (0 to 0)	0 (0 to 0)	0 (0 to 0)	0 (0 to 0)	0 (0 to 0)	0 (0 to 0)	0 (0 to 0)	0 (0 to 0)	0 (0 to 0)	0 (0 to 0)	0 (0 to 0)	0 (0 to 0)	0
Cutaneous and mucocutaneous leishmaniasis	0 (0 to 0)	0 (0 to 0)	0 (0 to 0)	0 (0 to 0)	0 (0 to 0)	0 (0 to 0)	0 (0 to 0)	0 (0 to 0)	0 (0 to 0)	0 (0 to 0)	0 (0 to 0)	0 (0 to 0)	0 (0 to 0)	0 (0 to 0)	0 (0 to 0)	0 (0 to 0)	0 (0 to 0)	0 (0 to 0)	0 (0 to 0)	0 (0 to 0)	0 (0 to 0)	0 (0 to 0)	0
African trypanosomiasis	0 (0 to 0)	0 (0 to 0)	0 (0 to 0)	0 (0 to 0)	0 (0 to 0)	0 (0 to 0)	0 (0 to 0)	0 (0 to 0)	0 (0 to 0)	0 (0 to 0)	0 (0 to 0)	0 (0 to 0)	0 (0 to 0)	0 (0 to 0)	0 (0 to 0)	0 (0 to 0)	0 (0 to 0)	0 (0 to 0)	0 (0 to 0)	0 (0 to 0)	0 (0 to 0)	0 (0 to 0)	0
Schistosomiasis	0 (0 to 0)	0 (0 to 0)	0 (0 to 0)	0 (0 to 0)	0 (0 to 0)	0 (0 to 0)	0 (0 to 0)	0 (0 to 0)	0 (0 to 0)	0 (0 to 0)	0 (0 to 0)	0 (0 to 0)	0 (0 to 0)	0 (0 to 0)	0 (0 to 0)	0 (0 to 0)	0 (0 to 0)	0 (0 to 0)	0 (0 to 0)	0 (0 to 0)	0 (0 to 0)	0 (0 to 0)	0
Cysticercosis	0 (0 to 0)	0 (0 to 0)	0 (0 to 0)	0 (0 to 0)	0 (0 to 0)	0.2 (0 to 0.5)	0.6 (0.3 to 2.1)	2.5 (0.9 to 6.5)	6.8 (2.9 to 17.7)	8.2 (3.6 to 20.6)	9.2 (4.1 to 22.8)	10 (4.6 to 24.5)	11.5 (5.4 to 28.1)	17.6 (8.4 to 40.1)	32 (15.7 to 72.2)	74.6 (39.6 to 166)	69.6 (29.1 to 156)	64.2 (27.1 to 137)	43.1 (17.7 to 93.1)	28.7 (9.5 to 68.9)	9.2 (2.1 to 24.4)	3.2 (0.7 to 8.5)	521
Cystic echinococcosis	0 (0 to 0)	0 (0 to 0)	0 (0 to 0.1)	0 (0 to 0)	0 (0 to 0)	0 (0 to 0)	0 (0 to 0.1)	0 (0 to 0)	0 (0 to 0.1)	0 (0 to 0)	0 (0 to 0.1)	0 (0 to 0)	0 (0 to 0.1)	0 (0 to 0)	0 (0 to 0.1)	0 (0 to 0)	0 (0 to 0.1)	0 (0 to 0)	0 (0 to 0.1)	0 (0 to 0)	0 (0 to 0)	0 (0 to 0)	1.3
Lymphatic filariasis	0 (0 to 0)	0 (0 to 0)	0 (0 to 0)	0 (0 to 0)	0 (0 to 0)	0 (0 to 0)	0 (0 to 0)	0 (0 to 0)	0 (0 to 0)	0 (0 to 0)	0 (0 to 0)	0 (0 to 0)	0 (0 to 0)	0 (0 to 0)	0 (0 to 0)	0 (0 to 0)	0 (0 to 0)	0 (0 to 0)	0 (0 to 0)	0 (0 to 0)	0 (0 to 0)	0 (0 to 0)	0
Onchocerciasis	0 (0 to 0)	0 (0 to 0)	0 (0 to 0)	0 (0 to 0)	0 (0 to 0)	0 (0 to 0)	0 (0 to 0)	0 (0 to 0)	0 (0 to 0)	0 (0 to 0)	0 (0 to 0)	0 (0 to 0)	0 (0 to 0)	0 (0 to 0)	0 (0 to 0)	0 (0 to 0)	0 (0 to 0)	0 (0 to 0)	0 (0 to 0)	0 (0 to 0)	0 (0 to 0)	0 (0 to 0)	0
Trachoma	0 (0 to 0)	0 (0 to 0)	0 (0 to 0)	0 (0 to 0)	0 (0 to 0)	0 (0 to 0)	0 (0 to 0)	0 (0 to 0)	0 (0 to 0)	0 (0 to 0)	0 (0 to 0)	0 (0 to 0)	0 (0 to 0)	0 (0 to 0)	0 (0 to 0)	0 (0 to 0)	0 (0 to 0)	0 (0 to 0)	0 (0 to 0)	0 (0 to 0)	0 (0 to 0)	0 (0 to 0)	0
Dengue	0 (0 to 0)	0 (0 to 0)	0 (0 to 0)	0 (0 to 0)	0 (0 to 0)	0 (0 to 0)	0 (0 to 0)	0 (0 to 0)	0 (0 to 0)	0 (0 to 0)	0 (0 to 0)	0 (0 to 0)	0 (0 to 0)	0 (0 to 0)	0 (0 to 0)	0 (0 to 0)	0

Benign prostatic hyperplasia	0 (0 to 0)	0 (0 to 0)	0 (0 to 0)	0 (0 to 0)	0 (0 to 0)	0 (0 to 0)	0 (0 to 0)	0 (0 to 0)	0 (0 to 0)	0 (0 to 0)	0 (0 to 0)	0 (0 to 0)	0 (0 to 0)	9.4 (3.4 to 16.4)	37.9 (20.9 to 60.4)	86.1 (49.3 to 137)	161 (107 to 272)	296 (161 to 398)	261 (170 to 418)	270 (161 to 408)	196 (121 to 292)	123 (79.4 to 186)	69.6 (42 to 102)	39.4 (19 to 65)	9 (3.6 to 13.3)	1,560
Male infertility	0 (0 to 0)	0 (0 to 0)	0 (0 to 0)	0 (0 to 0)	0 (0 to 0)	0 (0 to 0)	0 (0 to 0)	0 (0 to 0)	0 (0 to 0)	0 (0 to 0)	0 (0 to 0)	0 (0 to 0)	0 (0 to 0)	0 (0 to 0)	0 (0 to 0)	0 (0 to 0)	0 (0 to 0)	0 (0 to 0)	0 (0 to 0)	0 (0 to 0)	0 (0 to 0)	0 (0 to 0)	0 (0 to 0)	0 (0 to 0)	0 (0 to 0)	0 (0 to 0)	0
Other urinary diseases	0.9 (0.4 to 15.9)	2.1 (1.2 to 4)	2.6 (1.1 to 9.7)	0.7 (1.6 to 3.9)	3 (2.1 to 4.1)	2.7 (2.3 to 3)	2.3 (1.4 to 4.1)	3.8 (2.2 to 6.6)	4.9 (2.6 to 8)	6.8 (2.8 to 11.1)	8.7 (4.1 to 17.4)	10.6 (4.1 to 17.4)	19.2 (8.1 to 29.4)	29.4 (11.4 to 39)	29.1 (12.7 to 42.3)	23 (12.2 to 35)	23.3 (12.5 to 36.5)	19.3 (9.1 to 32.8)	17.6 (8.9 to 33)	7.2 (3.6 to 17.6)	2.6 (1.4 to 9.6)	216
Gynecological diseases	0 (0 to 0)	0 (0 to 0)	0 (0 to 0)	0 (0 to 0)	0 (0 to 0)	0 (0 to 0)	0 (0 to 0)	0 (0 to 0)	0 (0 to 0)	0 (0 to 0)	0 (0 to 0)	0 (0 to 0)	0 (0 to 0)	0 (0 to 0)	0 (0 to 0)	0 (0 to 0)	0 (0 to 0)	0 (0 to 0)	0 (0 to 0)	0 (0 to 0)	0 (0 to 0)	0 (0 to 0)	0 (0 to 0)	0 (0 to 0)	0 (0 to 0)	0 (0 to 0)	0
Uterine fibroids	0 (0 to 0)	0 (0 to 0)	0 (0 to 0)	0 (0 to 0)	0 (0 to 0)	0 (0 to 0)	0 (0 to 0)	0 (0 to 0)	0 (0 to 0)	0 (0 to 0)	0 (0 to 0)	0 (0 to 0)	0 (0 to 0)	0 (0 to 0)	0 (0 to 0)	0 (0 to 0)	0 (0 to 0)	0 (0 to 0)	0 (0 to 0)	0 (0 to 0)	0 (0 to 0)	0 (0 to 0)	0 (0 to 0)	0 (0 to 0)	0 (0 to 0)	0 (0 to 0)	0
Polycystic ovarian syndrome	–	–	–	–	–	–	–	–	–	–	–	–	–	–	–	–	–	–	–	–	–	–	–	–	–	–	NA
Female infertility	–	–	–	–	–	–	–	–	–	–	–	–	–	–	–	–	–	–	–	–	–	–	–	–	–	–	NA
Endometriosis	–	–	–	–	–	–	–	–	–	–	–	–	–	–	–	–	–	–	–	–	–	–	–	–	–	–	NA
Genital prolapse	0 (0 to 0)	0 (0 to 0)	0 (0 to 0)	0 (0 to 0)	0 (0 to 0)	0 (0 to 0)	0 (0 to 0)	0 (0 to 0)	0 (0 to 0)	0 (0 to 0)	0 (0 to 0)	0 (0 to 0)	0 (0 to 0)	0 (0 to 0)	0 (0 to 0)	0 (0 to 0)	0 (0 to 0)	0 (0 to 0)	0 (0 to 0)	0 (0 to 0)	0 (0 to 0)	0 (0 to 0)	0 (0 to 0)	0 (0 to 0)	0 (0 to 0)	0 (0 to 0)	0
Premenstrual syndrome	–	–	–	–	–	–	–	–	–	–	–	–	–	–	–	–	–	–	–	–	–	–	–	–	–	–	NA
Other gynecological diseases	0 (0 to 0)	0 (0 to 0)	0 (0 to 0)	0 (0 to 0)	0 (0 to 0)	0 (0 to 0)	0 (0 to 0)	0 (0 to 0)	0 (0 to 0)	0 (0 to 0)	0 (0 to 0)	0 (0 to 0)	0 (0 to 0)	0 (0 to 0)	0 (0 to 0)	0 (0 to 0)	0 (0 to 0)	0 (0 to 0)	0 (0 to 0)	0 (0 to 0)	0 (0 to 0)	0 (0 to 0)	0 (0 to 0)	0 (0 to 0)	0 (0 to 0)	0 (0 to 0)	0
Hemoglobinopathies and hemolytic anemias	4.6 (3.1 to 6.6)	3.2 (1.6 to 5.1)	13.9 (6.9 to 21.1)	49.1 (22.6 to 102)	98 (27 to 156)	38 (9.9 to 61)	36.6 (24.5 to 50.3)	40.6 (28.6 to 56.4)	48.1 (34.1 to 70.3)	60.7 (38.6 to 91.4)	69.2 (37.5 to 91.2)	46.6 (29.6 to 66.5)	47.2 (30.5 to 76.4)	47 (26.6 to 77.7)	69.1 (38.5 to 119)	91.6 (32.4 to 161)	82.2 (32.4 to 161)	93 (33.6 to 181)	49.3 (29.1 to 79.1)	40 (21.7 to 62.2)	27 (17.5 to 42.9)	19.6 (10.2 to 31.4)	6.6 (3.5 to 11.5)	968
Thalassemias	0.8 (0.4 to 1.4)	0.2 (0.1 to 0.6)	2.3 (0.6 to 11.8)	8.4 (2.6 to 11.8)	6.2 (2.6 to 9.6)	4.1 (2.2 to 6.6)	2.9 (1.1 to 10.1)	2.9 (1.4 to 4.9)	1 (0.5 to 1.9)	0.8 (0.3 to 1)	0.4 (0.2 to 0.9)	0.4 (0.2 to 0.9)	0.3 (0.2 to 0.4)	0.2 (0.1 to 0.4)	0.1 (0.1 to 0.2)	0.1 (0.1 to 0.1)	0.1 (0.1 to 0.1)	0 (0 to 0)	0 (0 to 0)	0 (0 to 0)	0 (0 to 0)	0 (0 to 0)	0 (0 to 0)	0 (0 to 0)	0 (0 to 0)	37.2
Thalassemias trait	0.1 (0.1 to 0.2)	0.6 (0.2 to 1.5)	2.5 (1.3 to 10.1)	13.8 (3.5 to 38.1)	19.6 (3.9 to 39.3)	8.6 (2.5 to 14.6)	2.5 (0.5 to 9.6)	1.7 (0.5 to 3.2)	2.3 (0.5 to 3.9)	2.6 (0.6 to 4.6)	2.5 (0.5 to 5.2)	2.5 (0.5 to 5.2)	2.5 (0.5 to 5.2)	2.3 (0.5 to 5.2)	2.3 (0.5 to 5.2)	2.3 (0.5 to 5.2)	2.3 (0.5 to 5.2)	0.1 (0.1 to 0.2)	0.2 (0.1 to 0.4)	0.2 (0.1 to 0.4)	0.2 (0.1 to 0.4)	0.2 (0.1 to 0.4)	0.1 (0.1 to 0.2)	0.1 (0.1 to 0.2)	0.1 (0.1 to 0.1)	103
Sickle cell disorders	3.4 (2.3 to 4.7)	0.9 (0.4 to 1.6)	9.1 (4.4 to 17.4)	13 (4.6 to 23.1)	9.6 (2.9 to 12.9)	9.2 (3.4 to 12.9)	7.6 (2.4 to 20.1)	39.7 (22.7 to 55.1)	43.6 (25.6 to 69.5)	39.6 (22.3 to 60.2)	31.6 (21.3 to 46.1)	24.2 (15.6 to 35.2)	20.8 (12.4 to 29.7)	19.4 (11.7 to 27)	19.3 (11.9 to 29)	14.4 (8.7 to 22.6)	9.3 (4.6 to 15.3)	3.3 (1.2 to 6.9)	0.9 (0.3 to 1.7)	0.1 (0.1 to 0.2)	0.1 (0.1 to 0.2)	0.1 (0.1 to 0.2)	0 (0 to 0.1)	0 (0 to 0.1)	0 (0 to 0.1)	315
Sickle cell trait	0 (0 to 0)	0 (0 to 0.1)	1.6 (0.7 to 3.6)	6.2 (2.7 to 12.6)	10.4 (2.4 to 18.6)	9.3 (2.5 to 15.1)	7.6 (2.1 to 17.1)	17.1 (7.1 to 23.3)	17.6 (7.7 to 27)	16.6 (7.1 to 27.1)	12.6 (7.1 to 20.1)	7.6 (3.7 to 12.6)	6.4 (3.1 to 11.2)	5.7 (2.7 to 11.2)	6.4 (2.7 to 11.2)	4.9 (2.1 to 8.6)	3.4 (1.1 to 6.7)	1.1 (0.4 to 2.5)	0.3 (0.1 to 0.6)	0 (0 to 0.1)	0 (0 to 0.1)	0 (0 to 0.1)	0 (0 to 0.1)	0 (0 to 0.1)	0 (0 to 0.1)	69.1
G6PD deficiency	0.1 (0 to 0.1)	0.1 (0 to 0.4)	0.2 (0.1 to 0.4)	1.2 (0.6 to 2.6)	3.6 (1.6 to 4.6)	3.6 (2.1 to 5)	4.4 (2.3 to 10.7)	11.7 (9.3 to 20.9)	12.6 (9.4 to 21.8)	11.8 (9.2 to 22.2)	10.1 (8.1 to 20.1)	9.1 (6.9 to 20.1)	8.6 (6.9 to 18.5)	7.8 (6.7 to 18.4)	8.2 (6.9 to 19.5)	6.2 (4.6 to 14.4)	4.2 (2.6 to 11.2)	1.8 (0.9 to 5.2)	0.7 (0.4 to 1.7)	0.2 (0.1 to 0.5)	0.2 (0.1 to 0.5)	0.2 (0.1 to 0.5)	0.1 (0.1 to 0.4)	0.1 (0.1 to 0.4)	0.1 (0.1 to 0.4)	166
SMPD I/II	0 (0 to 0)	0 (0 to 0)	0 (0 to 0)	0 (0 to 0)	0 (0 to 0)	0 (0 to 0)	0 (0 to 0)	0 (0 to 0)	0 (0 to 0)	0 (0 to 0)	0 (0 to 0)	0 (0 to 0)	0 (0 to 0)	0 (0 to 0)	0 (0 to 0)	0 (0 to 0)	0 (0 to 0)	0 (0 to 0)	0 (0 to 0)	0 (0 to 0)	0 (0 to 0)	0 (0 to 0)	0 (0 to 0)	0 (0 to 0)	0 (0 to 0)	0 (0 to 0)	0
Other hemoglobinopathies and hemolytic anemias	0.1 (0.1 to 0.2)	0.4 (0 to 1.2)	1.1 (0.1 to 4.4)	0.7 (0.4 to 7.1)	7.6 (0.9 to 39.3)	8.7 (0.9 to 19.4)	4.4 (1.2 to 14.6)	6.1 (2.3 to 11.7)	7.2 (2 to 14.1)	9.6 (2.1 to 19.1)	8.1 (2.4 to 19.4)	6.7 (2.6 to 19.4)	8.7 (2.8 to 19.4)	10.6 (3.4 to 20.6)	22.5 (5.5 to 23.6)	29.1 (6.1 to 46.4)	23.1 (5.1 to 46.4)	28.7 (7.1 to 47.4)	22.1 (16.2 to 42.3)	29.6 (22.9 to 42.3)	29.6 (22.9 to 42.3)	29.6 (22.9 to 42.3)	29.6 (22.9 to 42.3)	29.6 (22.9 to 42.3)	29.6 (22.9 to 42.3)	282
Endocrine, metabolic, blood, and immune disorders	89.4 (81.9 to 109)	89.4 (81 to 111)	155 (120 to 201)	155 (139 to 181)	154 (124 to 201)	154 (124 to 201)	154 (124 to 201)	154 (124 to 201)	154 (124 to 201)	154 (124 to 201)	154 (124 to 201)	154 (124 to 201)	154 (124 to 201)	154 (124 to 201)	154 (124 to 201)	154 (124 to 201)	154 (124 to 201)	154 (124 to 201)	154 (124 to 201)	154 (124 to 201)	154 (124 to 201)	154 (124 to 201)	154 (124 to 201)	154 (124 to 201)	154 (124 to 201)	13,000
Oral disorders	0 (0 to 0)	0 (0 to 0)	0.1 (0 to 0.5)	0.2 (0 to 1.2)	0.6 (0 to 1.6)	0.6 (0 to 1.6)	1.1 (0 to 2.7)	1.6 (0 to 3.6)	2.1 (0 to 4.1)	2.7 (0 to 5.1)	3.2 (0 to 6.1)	3.7 (0 to 6.9)	4.2 (0 to 7.9)	4.7 (0 to 8.9)	5.2 (0 to 9.8)	5.7 (0 to 10.8)	6.2 (0 to 11.8)	6.7 (0 to 12.7)	7.2 (0 to 13.7)	7.7 (0 to 14.6)	8.2 (0 to 15.6)	8.7 (0 to 16.5)	9.2 (0 to 17.5)	9.7 (0 to 18.4)	10.2 (0 to 19.4)	9,560
Cases of deciduous teeth	0 (0 to 0)	0 (0 to 0)	0 (0 to 0)	27.7 (9.9 to 58.5)	27.1 (9.9 to 58.5)	1.6 (0.2 to 4.1)	0 (0 to 0)	0 (0 to 0)	0 (0 to 0)	0 (0 to 0)	0 (0 to 0)	0 (0 to 0)	0 (0 to 0)	0 (0 to 0)	0 (0 to 0)	0 (0 to 0)	0 (0 to 0)	0 (0 to 0)	0 (0 to 0)	0 (0 to 0)	0 (0 to 0)	0 (0 to 0)	0 (0 to 0)	0 (0 to 0)	0 (0 to 0)	0 (0 to 0)	564
Cases of permanent teeth	0 (0 to 0)	0 (0 to 0)	0 (0 to 0)	10 (2.1 to 23.6)	40.8 (14.6 to 63.2)	60.6 (23.3 to 84)	26.1 (7.1 to 43.3)	27.4 (9.1 to 52)	42.6 (24.4 to 121)	24.4 (9.1 to 121)	47 (19.1 to 92.4)	19.1 (10.1 to 92.4)	46.3 (17.5 to 92.4)	44.4 (17.5 to 88.7)	37.3 (10.4 to 88.2)	47.8 (7.9 to 88.2)	20.4 (7.9 to 41.1)	12.1 (3.4 to 41.2)	3.1 (2.6 to 12.7)	6.4 (2.6 to 12.7)	2.1 (1.2 to 5.9)	1.2 (0.3 to 4.2)	0.3 (0.1 to 1.7)	0.1 (0.1 to 0.1)	660
Periodontal diseases	0 (0 to 0)	0 (0 to 0)	0 (0 to 0)	0 (0 to 0)	0 (0 to 0)	0 (0 to 0)	0.4 (0 to 1.9)	11.7 (1.9 to 18.4)	12.6 (6.4 to 26.4)	12.6 (6.3 to 28)	16.1 (6.3 to 28)	20.7 (8.7 to 28)	27.6 (8.7 to 28)	34.2 (8.7 to 41.1)	34.2 (8.7 to 41.1)	34.2 (8.7 to 41.1)	34.2 (8.7 to 41.1)	34.2 (8.7 to 41.1)	34.2 (8.7 to 41.1)	34.2 (8.7 to 41.1)	34.2 (8.7 to 41.1)	34.2 (8.7 to 41.1)	34.2 (8.7 to 41.1)	34.2 (8.7 to 41.1)	34.2 (8.7 to 41.1)	2,030
Other oral disorders	0 (0 to 0)	0 (0 to 0)	0.4 (0.1 to 1.02)	31.6 (27.5 to 39.5)	64.4 (52.3 to 69.7)	61.8 (47.6 to 69)	99.2 (68.6 to 104)	120 (72.2 to 169)	129 (74.6 to 191)	122 (77.9 to 191)	109 (62.2 to 167)	97.2 (47.7 to 153)	73.5 (47.7 to 121)	57.1 (27.6 to 94)	39.5 (19.4 to 63)	28.2 (9.8 to 48.2)	13.4 (3.4 to 28.2)	6.8 (2.4 to 13.4)	2.2 (1.4 to 3.4)	0.7 (0.4 to 1.1)	0.1 (0.1 to 0.1)	0 (0 to 0)	0 (0 to 0)	0 (0 to 0)	0 (0 to 0)	1,600
Sudden infant death syndrome	126 (84.9 to 177)	2,020 (1,510 to 2,690)	–	–	–	–	–	–	–	–	–	–	–	–	–	–	–	–	–	–	–	–	–	–	–	–	NA
Injuries	751 (549 to 999)	762 (597 to 964)	1,050 (819 to 1,290)	1,490 (1,490 to 1,490)	1,720 (984 to 1,280)	1,900 (1,580 to 2,130)	6,420 (4,850 to 10,200)	11,900 (10,600 to 14,200)	13,500 (10,600 to 16,200)	11,200 (8,840 to 13,600)	10,300 (8,290 to 12,500)	8,600 (6,980 to 10,700)	9,720 (7,120 to 11,500)	9,920 (7,410 to 11,900)	9,760 (7,600 to 12,300)	7,970 (6,390 to 9,760)	6,090 (4,870 to 7,570)	5,220 (4,090 to 6,560)	3,810 (3,070 to 4,760)	2,760 (2,210 to 3,370)	1,870 (1,500 to 2,280)	1,220 (907 to 1,590)	387 (268 to 490)	130,000
Transport injuries	419 (418 to 868)	417 (219 to 916)	636 (439 to 909)	508 (239 to 636)	397 (250 to 499)	429 (329 to 591)	2,060 (1,600 to 3,050)	3,030 (2,660 to 4,760)	3,430 (2,100 to 3,810)	2,830 (1,760 to 3,190)	2,610 (1,660 to 2,920)	2,180 (1,490 to 2,520)	2,230 (1,920 to 2,620)	2,230 (1,660 to 2,690)	2,230 (1,720 to 2,790)	1,740 (1,370 to 2,190)	1,290 (1,030 to 1,590)	977 (788 to 1,200)	677 (529 to 867)	477 (372 to 597)	317 (253 to 397)	214 (173 to 267)	97.6 (73.5 to 119)	23.1 (20.9 to 26.9)	4.6 (3.9 to 9.7)	29,200
Road injuries	189 (4.1 to 7.4)	3.4 (3.4 to 9.1)	4.6 (4.6 to 31.2)	4.6 (4.6 to 31.2)	4.6 (4.6 to 31.2

SR Table 2a. Massachusetts DALYS by cause and age group for males with 95% uncertainty intervals, 2019

Cause	Early Neonatal	Late Neonatal	Post Neonatal	1 to 4	5 to 9	10 to 14	15 to 19	20 to 24	25 to 29	30 to 34	35 to 39	40 to 44	45 to 49	50 to 54	55 to 59	60 to 64	65 to 69	70 to 74	75 to 79	80 to 84	85 to 89	90 to 94	95 plus	Total
All causes	9,690 (8,810 to 10,590)	1,695 (1,370 to 2,070)	2,995 (2,390 to 3,660)	6,190 (4,790 to 7,770)	8,650 (6,650 to 10,930)	13,170 (9,720 to 16,790)	26,780 (19,660 to 33,980)	43,690 (33,660 to 53,160)	56,790 (43,660 to 69,360)	69,660 (54,790 to 83,990)	83,490 (65,610 to 99,880)	97,680 (76,150 to 116,860)	99,290 (78,110 to 118,900)	94,990 (74,600 to 113,600)	103,450 (82,150 to 123,650)	111,000 (86,960 to 132,280)	120,890 (94,330 to 143,290)	106,020 (81,700 to 126,350)	93,490 (70,130 to 113,400)	83,450 (59,630 to 104,700)	67,390 (41,280 to 89,700)	58,490 (30,260 to 84,600)	53,700 (9,980 to 73,890)	1,110,000
Communicable, maternal, neonatal, and nutritional diseases	6,760 (5,270 to 8,660)	1,030 (764 to 1,280)	1,130 (841 to 1,480)	1,370 (989 to 1,800)	1,060 (807 to 1,400)	1,160 (846 to 1,570)	1,190 (823 to 1,560)	1,330 (1,040 to 1,670)	1,610 (1,270 to 2,030)	1,630 (1,320 to 2,030)	1,620 (1,320 to 2,030)	1,620 (1,320 to 2,060)	2,000 (1,660 to 2,440)	2,490 (2,030 to 3,020)	3,070 (2,490 to 3,840)	2,870 (2,350 to 3,720)	2,900 (2,390 to 3,770)	2,910 (2,200 to 3,920)	2,640 (1,870 to 3,520)	2,370 (1,780 to 3,160)	1,980 (1,050 to 2,960)	707 (653 to 941)	67,300
HIV/AIDS and sexually transmitted infections	0.6 (0.3 to 0.9)	0.1 (0.1 to 0.2)	7.7 (6.4 to 9.1)	7 (5.8 to 8.3)	6.7 (5.6 to 8)	6.6 (5.5 to 7.7)	19.6 (12.6 to 28.9)	76.7 (61.5 to 94)	138 (110 to 166)	217 (177 to 259)	291 (237 to 356)	379 (309 to 466)	508 (403 to 662)	693 (572 to 852)	926 (765 to 1,140)	473 (387 to 586)	297 (236 to 428)	165 (99 to 276)	88 (39 to 176)	39 (9 to 97)	3.1 (0 to 14)	1.2 (0 to 7)	3,910
HIV/AIDS	0 (0 to 0)	0 (0 to 0)	7.6 (6.3 to 8.9)	7 (5.8 to 8.3)	6.7 (5.6 to 8)	6.6 (5.5 to 7.7)	19.4 (12.5 to 28.7)	76.4 (61.3 to 93.8)	137 (110 to 165)	216 (176 to 258)	290 (236 to 355)	378 (308 to 465)	507 (402 to 660)	692 (571 to 850)	925 (764 to 1,140)	469 (384 to 582)	292 (232 to 423)	159 (94 to 270)	82 (34 to 169)	34 (7 to 91)	2.5 (0 to 12)	0.6 (0 to 4)	3,700
HIV/AIDS - Drug-susceptible Tuberculosis	0 (0 to 0)	0 (0 to 0)	0 (0 to 0.2)	0 (0 to 0.1)	0 (0 to 0.1)	0 (0 to 0.1)	0.1 (0 to 0.2)	0.2 (0 to 0.4)	0.4 (0 to 0.7)	0.6 (0 to 1)	0.8 (0 to 1.2)	1 (0 to 1.5)	1.4 (0 to 2)	1.8 (0 to 2.6)	2.4 (0 to 3.4)	1.4 (0 to 2)	0.9 (0 to 1.4)	0.5 (0 to 0.9)	0.2 (0 to 0.5)	0.1 (0 to 0.3)	0 (0 to 0)	0 (0 to 0)	0 (0 to 0)	44
HIV/AIDS - Multidrug-resistant Tuberculosis without extensive drug resistance	0 (0 to 0)	0 (0 to 0)	0 (0 to 0)	0 (0 to 0)	0 (0 to 0)	0 (0 to 0)	0 (0 to 0)	0 (0 to 0.1)	0 (0 to 0.2)	0 (0 to 0.2)	0 (0 to 0.2)	0 (0 to 0.2)	0 (0 to 0.3)	0 (0 to 0.3)	0 (0 to 0.4)	0 (0 to 0.2)	0 (0 to 0.1)	0 (0 to 0.1)	0 (0 to 0.1)	0 (0 to 0)	0 (0 to 0)	0 (0 to 0)	0 (0 to 0)	1.6
HIV/AIDS - Extensively drug-resistant Tuberculosis	0 (0 to 0)	0 (0 to 0)	0 (0 to 0)	0 (0 to 0)	0 (0 to 0)	0 (0 to 0)	0 (0 to 0)	0 (0 to 0)	0 (0 to 0)	0 (0 to 0)	0 (0 to 0)	0 (0 to 0)	0 (0 to 0)	0 (0 to 0)	0 (0 to 0)	0 (0 to 0)	0 (0 to 0)	0 (0 to 0)	0 (0 to 0)	0 (0 to 0)	0 (0 to 0)	0 (0 to 0)	0 (0 to 0)	0.4
HIV/AIDS resulting in other diseases	0 (0 to 0)	0 (0 to 0)	6.2 (5.2 to 7.4)	6.7 (5.7 to 7.8)	3.9 (3.3 to 4.5)	3.6 (3.1 to 4.2)	14.4 (9.4 to 19.4)	64.3 (52.7 to 77.2)	116.5 (94.5 to 141.1)	183.2 (147.9 to 221.5)	245.1 (197.5 to 296.1)	319.2 (257.1 to 386.1)	427.7 (344.1 to 516.6)	583.2 (469.1 to 705)	779.5 (627.1 to 942.9)	395.1 (318.2 to 478.1)	246.1 (198.1 to 297.6)	134.1 (107.9 to 162.2)	69.1 (55.6 to 83.6)	29.4 (23.7 to 35.6)	2.1 (1.7 to 2.5)	0.5 (0.4 to 0.6)	3,660
Sexually transmitted infections excluding HIV	0.6 (0.1 to 0.2)	0.1 (0 to 0.2)	0.1 (0 to 0.1)	0.1 (0 to 0.1)	0.1 (0 to 0.1)	0.1 (0 to 0.1)	0.2 (0 to 0.4)	0.7 (0.1 to 1.4)	1.4 (0.2 to 2.8)	1.6 (0.2 to 3.2)	1.6 (0.2 to 3.2)	1.6 (0.2 to 3.2)	1.6 (0.2 to 3.2)	1.6 (0.2 to 3.2)	1.6 (0.2 to 3.2)	1.6 (0.2 to 3.2)	1.6 (0.2 to 3.2)	1.6 (0.2 to 3.2)	1.6 (0.2 to 3.2)	1.6 (0.2 to 3.2)	1.6 (0.2 to 3.2)	1.6 (0.2 to 3.2)	1.6 (0.2 to 3.2)	63.2
Syphilis	0 (0 to 0)	0 (0 to 0)	0 (0 to 0.1)	0 (0 to 0)	0 (0 to 0)	0 (0 to 0)	0 (0 to 0.1)	0.1 (0 to 0.2)	0.2 (0 to 0.4)	0.3 (0 to 0.6)	0.4 (0 to 0.8)	0.5 (0 to 1)	0.7 (0 to 1.4)	0.9 (0 to 1.8)	1.2 (0 to 2.4)	0.7 (0 to 1.4)	0.5 (0 to 1)	0.3 (0 to 0.6)	0.1 (0 to 0.3)	0.1 (0 to 0.2)	0 (0 to 0)	0 (0 to 0)	0 (0 to 0)	24
Chlamydial infection	0 (0 to 0)	0 (0 to 0)	0 (0 to 0)	0 (0 to 0)	0 (0 to 0)	0 (0 to 0)	0 (0 to 0)	0 (0 to 0)	0 (0 to 0)	0 (0 to 0)	0 (0 to 0)	0 (0 to 0)	0 (0 to 0)	0 (0 to 0)	0 (0 to 0)	0 (0 to 0)	0 (0 to 0)	0 (0 to 0)	0 (0 to 0)	0 (0 to 0)	0 (0 to 0)	0 (0 to 0)	0 (0 to 0)	0 (0 to 0)	0.4
Gonococcal infection	0 (0 to 0)	0 (0 to 0)	0 (0 to 0)	0 (0 to 0)	0 (0 to 0)	0 (0 to 0)	0 (0 to 0)	0 (0 to 0)	0 (0 to 0)	0 (0 to 0)	0 (0 to 0)	0 (0 to 0)	0 (0 to 0)	0 (0 to 0)	0 (0 to 0)	0 (0 to 0)	0 (0 to 0)	0 (0 to 0)	0 (0 to 0)	0 (0 to 0)	0 (0 to 0)	0 (0 to 0)	0 (0 to 0)	0 (0 to 0)	0.6
Trichomoniasis	0 (0 to 0)	0 (0 to 0)	0 (0 to 0)	0 (0 to 0)	0 (0 to 0)	0 (0 to 0)	0 (0 to 0)	0 (0 to 0)	0 (0 to 0)	0 (0 to 0)	0 (0 to 0)	0 (0 to 0)	0 (0 to 0)	0 (0 to 0)	0 (0 to 0)	0 (0 to 0)	0 (0 to 0)	0 (0 to 0)	0 (0 to 0)	0 (0 to 0)	0 (0 to 0)	0 (0 to 0)	0 (0 to 0)	0 (0 to 0)	0.9
Genital herpes	0 (0 to 0)	0 (0 to 0)	0 (0 to 0)	0 (0 to 0)	0 (0 to 0)	0 (0 to 0)	0 (0 to 0)	0 (0 to 0)	0 (0 to 0)	0 (0 to 0)	0 (0 to 0)	0 (0 to 0)	0 (0 to 0)	0 (0 to 0)	0 (0 to 0)	0 (0 to 0)	0 (0 to 0)	0 (0 to 0)	0 (0 to 0)	0 (0 to 0)	0 (0 to 0)	0 (0 to 0)	0 (0 to 0)	0 (0 to 0)	0.4
Other sexually transmitted infections	0 (0 to 0)	0 (0 to 0)	0 (0 to 0)	0 (0 to 0)	0 (0 to 0)	0.1 (0 to 0.4)	0.1 (0 to 0.4)	0.6 (0.1 to 2.4)	1.2 (0.2 to 4.8)	1.2 (0.2 to 4.8)	1.2 (0.2 to 4.8)	1.2 (0.2 to 4.8)	1.2 (0.2 to 4.8)	1.2 (0.2 to 4.8)	1.2 (0.2 to 4.8)	1.2 (0.2 to 4.8)	1.2 (0.2 to 4.8)	1.2 (0.2 to 4.8)	1.2 (0.2 to 4.8)	1.2 (0.2 to 4.8)	1.2 (0.2 to 4.8)	1.2 (0.2 to 4.8)	1.2 (0.2 to 4.8)	8.1
Respiratory infections and tuberculosis	233 (19.2 to 28.9)	202 (22.6 to 49.9)	200 (160 to 249)	288 (261 to 326)	237 (228 to 376)	220 (199 to 510)	237 (200 to 526)	459 (220 to 547)	472 (220 to 552)	494 (227 to 581)	472 (220 to 552)	494 (227 to 581)	477 (220 to 552)	1,200 (677 to 1,120)	1,190 (677 to 1,120)	1,190 (677 to 1,120)	1,190 (669 to 1,860)	1,200 (1,100 to 2,310)	1,200 (1,200 to 2,600)	1,200 (1,200 to 2,600)	1,200 (1,200 to 2,600)	1,200 (1,200 to 2,600)	1,200 (1,200 to 2,600)	18,300
Tuberculosis	0 (0 to 0)	0 (0 to 0)	0.3 (0.2 to 0.5)	0.3 (0.2 to 0.5)	0.3 (0.2 to 0.5)	0.4 (0.2 to 0.6)	1.3 (0.5 to 3.1)	2 (0.9 to 4.1)	2.6 (1.2 to 5.1)	3.2 (1.4 to 6.1)	3.8 (1.7 to 7.1)	4.4 (1.9 to 8.1)	5.1 (2.3 to 9.2)	6.4 (2.9 to 11.2)	7.7 (3.7 to 13.2)	8.2 (3.9 to 13.7)	9.2 (4.4 to 15.2)	10.2 (4.9 to 16.9)	11.6 (5.6 to 19.1)	11.8 (5.9 to 19.4)	9.3 (4.9 to 15.2)	3.6 (2.7 to 5.1)	1.2 (0.9 to 1.7)	193
Latent tuberculosis infection	0 (0 to 0)	0 (0 to 0)	0 (0 to 0)	0 (0 to 0)	0 (0 to 0)	0 (0 to 0)	0 (0 to 0)	0 (0 to 0)	0 (0 to 0)	0 (0 to 0)	0 (0 to 0)	0 (0 to 0)	0 (0 to 0)	0 (0 to 0)	0 (0 to 0)	0 (0 to 0)	0 (0 to 0)	0 (0 to 0)	0 (0 to 0)	0 (0 to 0)	0 (0 to 0)	0 (0 to 0)	0 (0 to 0)	0 (0 to 0)	0
Diarrheal diseases	0.5 (0.3 to 0.8)	0.4 (0.2 to 0.6)	0.5 (0.3 to 0.8)	0.4 (0.2 to 0.6)	0.2 (0.2 to 0.3)	0.2 (0.2 to 0.3)	0.2 (0.2 to 0.3)	0.2 (0.2 to 0.3)	0.2 (0.2 to 0.3)	0.2 (0.2 to 0.3)	0.2 (0.2 to 0.3)	0.2 (0.2 to 0.3)	0.2 (0.2 to 0.3)	0.2 (0.2 to 0.3)	0.2 (0.2 to 0.3)	0.2 (0.2 to 0.3)	0.2 (0.2 to 0.3)	0.2 (0.2 to 0.3)	0.2 (0.2 to 0.3)	0.2 (0.2 to 0.3)	0.2 (0.2 to 0.3)	0.2 (0.2 to 0.3)	0.2 (0.2 to 0.3)	3
Cholera and other vibrio diseases	0 (0 to 0)	0 (0 to 0)	0 (0 to 0)	0 (0 to 0)	0 (0 to 0)	0 (0 to 0)	0 (0 to 0)	0 (0 to 0)	0 (0 to 0)	0 (0 to 0)	0 (0 to 0)	0 (0 to 0)	0 (0 to 0)	0 (0 to 0)	0 (0 to 0)	0 (0 to 0)	0 (0 to 0)	0 (0 to 0)	0 (0 to 0)	0 (0 to 0)	0 (0 to 0)	0 (0 to 0)	0 (0 to 0)	0 (0 to 0)	0
Typhoid and paratyphoid	0 (0 to 0)	0 (0 to 0)	0 (0 to 0)	0 (0 to 0)	0 (0 to 0)	0 (0 to 0)	0 (0 to 0)	0 (0 to 0)	0 (0 to 0)	0 (0 to 0)	0 (0 to 0)	0 (0 to 0)	0 (0 to 0)	0 (0 to 0)	0 (0 to 0)	0 (0 to 0)	0 (0 to 0)	0 (0 to 0)	0 (0 to 0)	0 (0 to 0)	0 (0 to 0)	0 (0 to 0)	0 (0 to 0)	0 (0 to 0)	0
Typhoid fever	0 (0 to 0)	0 (0 to 0)	0 (0 to 0)	0 (0 to 0)	0 (0 to 0)	0 (0 to 0)	0 (0 to 0)	0 (0 to 0)	0 (0 to 0)	0 (0 to 0)	0 (0 to 0)	0 (0 to 0)	0 (0 to 0)	0 (0 to 0)	0 (0 to 0)	0 (0 to 0)	0 (0 to 0)	0 (0 to 0)	0 (0 to 0)	0 (0 to 0)	0 (0 to 0)	0 (0 to 0)	0 (0 to 0)	0 (0 to 0)	0
Paratyphoid fever	0 (0 to 0)	0 (0 to 0)	0 (0 to 0)	0 (0 to 0)	0 (0 to 0)	0 (0 to 0)	0 (0 to 0)	0 (0 to 0)	0 (0 to 0)	0 (0 to 0)	0 (0 to 0)	0 (0 to 0)	0 (0 to 0)	0 (0 to 0)	0 (0 to 0)	0 (0 to 0)	0 (0 to 0)	0 (0 to 0)	0 (0 to 0)	0 (0 to 0)	0 (0 to 0)	0 (0 to 0)	0 (0 to 0)	0 (0 to 0)	0
Invasive Non-typhoidal Salmonella (iNTS)	0 (0 to 0)	0 (0 to 0)	1.1 (0.4 to 2.1)	1.1 (0.4 to 2.2)	0.6 (0.3 to 1.1)	0.4 (0.2 to 0.7)	0.4 (0.2 to 0.7)	0.4 (0.2 to 0.7)	0.4 (0.2 to 0.7)	0.4 (0.2 to 0.7)	0.4 (0.2 to 0.7)	0.4 (0.2 to 0.7)	0.4 (0.2 to 0.7)	0.4 (0.2 to 0.7)	0.4 (0.2 to 0.7)	0.4 (0.2 to 0.7)	0.4 (0.2 to 0.7)	0.4 (0.2 to 0.7)	0.4 (0.2 to 0.7)	0.4 (0.2 to 0.7)	0.4 (0.2 to 0.7)	0.4 (0.2 to 0.7)	0.4 (0.2 to 0.7)	19.5
Other intestinal infectious diseases	0 (0 to 0)	0 (0 to 0)	0.4 (0.2 to 1.6)	0.6 (0.2 to 1.9)	0.3 (0.1 to 1.1)	0.3 (0.1 to 1.1)	0.4 (0.2 to 1.3)	0.5 (0.2 to 1.6)	0.6 (0.2 to 1.9)	0.7 (0.3 to 2.1)	0.8 (0.3 to 2.4)	0.9 (0.3 to 2.7)	0.9 (0.4 to 2.9)	1.1 (0.4 to 3.4)	1.2 (0.5 to 3.8)	1.2 (0.5 to 3.8)	1.2 (0.5 to 3.8)	1.2 (0.5 to 3.8)	1.2 (0.5 to 3.8)	1.2 (0.5 to 3.8)	1.2 (0.5 to 3.8)	1.2 (0.5 to 3.8)	1.2 (0.5 to 3.8)	6.1
Neglected tropical diseases and malaria	1.3 (0.5 to 2.1)	0.4 (0.1 to 0.7)	7.9 (3.6 to 14.1)	7.6 (3.5 to 13.7)	3.6 (1.6 to 6.5)	3.4 (1.5 to 6.1)	11.8 (5.2 to 21.2)	19.3 (8.5 to 34.6)	18 (7.9 to 32.3)	27.8 (12.3 to 49.8)	43.6 (19.2 to 78)	70 (30.9 to 125.3)	98.2 (43.3 to 175.8)	131 (57.8 to 234.5)	169 (74.6 to 302.3)	181 (79.9 to 324.1)	183 (80.8 to 327.8)	171 (75.5 to 306.2)	140 (61.7 to 250.5)	93.6 (41.3 to 167.5)	51.6 (22.8 to 92.3)	18.8 (8.3 to 33.6)	5.8 (2.6 to 10.4)	753
Malaria	0 (0 to 0)	0 (0 to 0)	0 (0 to 0)	0 (0 to 0)	0 (0 to 0)	0 (0 to 0)	0 (0 to 0)	0 (0 to 0)	0 (0 to 0)	0 (0 to 0)	0 (0 to 0)	0 (0 to 0)	0 (0 to 0)	0 (0 to 0)	0 (0 to 0)	0 (0 to 0)	0 (0 to 0)	0 (0 to 0)	0 (0 to 0)	0 (0 to 0)	0 (0 to 0)	0 (0 to 0)	0 (0 to 0)	0 (0 to 0)	0
Chagas disease	0 (0 to 0)	0 (0 to 0)	0 (0 to 0)	0 (0 to 0)	0 (0 to 0)	0 (0 to 0)	0 (0 to 0.1)	0 (0 to 0.1)	0 (0 to 0.2)	0 (0 to 0.2)	0 (0 to 0.3)	0 (0 to 0.4)	0 (0 to 0.5)	0 (0 to 0.7)	0 (0 to 0.9)	0 (0 to 1.1)	0 (0 to 1.4)	0 (0 to 1.7)	0 (0 to 2.1)	0 (0 to 2.5)	0 (0 to 2.7)	0 (0 to 2.7)	0 (0 to 2.7)	0 (0 to 2.7)	11.1
Leishmaniasis	0 (0 to 0)	0 (0 to 0)	0 (0 to 0)	0 (0 to 0)	0 (0 to 0)	0 (0 to 0)	0 (0 to 0)	0 (0 to 0)	0 (0 to 0)	0 (0 to 0)	0 (0 to 0)	0 (0 to 0)	0 (0 to 0)	0 (0 to 0)	0 (0 to 0)	0 (0 to 0)	0 (0 to 0)	0 (0 to 0)	0 (0 to 0)	0 (0 to 0)	0 (0 to 0)	0 (0 to 0)	0 (0 to 0)	0 (0 to 0)	0
Visceral leishmaniasis	0 (0 to 0)	0 (0 to 0)	0 (0 to 0)	0 (0 to 0)	0 (0 to 0)	0 (0 to 0)	0 (0 to 0)	0 (0 to 0)	0 (0 to 0)	0 (0 to 0)	0 (0 to 0)	0 (0 to 0)	0 (0 to 0)	0 (0 to 0)	0 (0 to 0)	0 (0 to 0)	0 (0 to 0)	0 (0 to 0)	0 (0 to 0)	0 (0 to 0)	0 (0 to 0)	0 (0 to 0)	0 (0 to 0)	0 (0 to 0)	0
Cutaneous and mucocutaneous leishmaniasis	0 (0 to 0)	0 (0 to 0)	0 (0 to 0)	0 (0 to 0)	0 (0 to 0)	0 (0 to 0)	0 (0 to 0)	0 (0 to 0)	0 (0 to 0)	0 (0 to 0)	0 (0 to 0)	0 (0 to 0)	0 (0 to 0)	0 (0 to 0)	0 (0 to 0)	0 (0 to 0)	0 (0 to 0)	0 (0 to 0)	0 (0 to 0)	0 (0 to 0)	0 (0 to 0)	0 (0 to 0)	0 (0 to 0)	0 (0 to 0)	0
African trypanosomiasis	0 (0 to 0)	0 (0 to 0)	0 (0 to 0)	0 (0 to 0)	0 (0 to 0)	0 (0 to 0)	0 (0 to 0)	0 (0 to 0)	0 (0 to 0)	0 (0 to 0)	0 (0 to 0)	0 (0 to 0)	0 (0 to 0)	0 (0 to 0)	0 (0 to 0)	0 (0 to 0)	0 (0 to 0)	0 (0 to 0)	0 (0 to 0)	0 (0 to 0)	0 (0 to 0)	0 (0 to 0)	0 (0 to 0)	0 (0 to 0)	0
Schistosomiasis	0 (0 to 0)	0 (0 to 0)	0 (0 to 0)	0 (0 to 0)	0 (0 to 0)	0 (0 to 0)	0 (0 to 0)	0 (0 to 0)	0 (0 to 0)	0 (0 to 0)	0 (0 to 0)	0 (0 to 0)	0 (0 to 0)	0 (0 to 0)	0 (0 to 0)	0 (0 to 0)	0 (0 to 0)	0 (0 to 0)	0 (0 to 0)	0 (0 to 0)	0 (0 to 0)	0 (0 to 0)	0 (0 to 0)	0 (0 to 0)	0
Cysticercosis	0 (0 to 0)	0 (0 to 0)	0 (0 to 0)	0 (0 to 0)	0.2 (0 to 0.5)	0.2 (0 to 0.5)	1.2 (0.1 to 3.1)	4.4 (0.4 to 10.8)	8.6 (0.8 to 20.7)	13 (1.2 to 31.1)	17.6 (1.6 to 41.2)	22.6 (2.1 to 52.2)	29 (2.6 to 67.2)	44.2 (3.9 to 102)	66.1 (5.9 to 151)	102 (9.1 to 232)	152 (13.7 to 342)	79.7 (29.1 to 178)	60 (19.2 to 133)	38.8 (9.2 to 87.4)	13.8 (1.6 to 33.2)	0.2 (1.4 to 13.1)	695
Cystic echinococcosis	0 (0 to 0)	0 (0 to 0)	0 (0 to 0)	0 (0 to 0)	0 (0 to 0)	0 (0 to 0)	0 (0 to 0)	0 (0 to 0)	0 (0 to 0)	0 (0 to 0)	0 (0 to 0)	0 (0 to 0)	0 (0 to 0)	0 (0 to 0)	0 (0 to 0)	0 (0 to 0)	0 (0 to 0)	0 (0 to 0)	0 (0 to 0)	0 (0 to 0)	0 (0 to 0)	0 (0 to 0)	0 (0 to 0)	0 (0 to 0)	1.1
Lymphatic filariasis	0 (0 to 0)	0 (0 to 0)	0 (0 to 0)	0 (0 to 0)	0 (0 to 0)	0 (0 to 0)	0 (0 to 0)	0 (0 to 0)	0 (0 to 0)	0 (0 to 0)	0 (0 to 0)	0 (0 to 0)	0 (0 to 0)	0 (0 to 0)	0 (0 to 0)	0 (0 to 0)	0 (0 to 0)	0 (0 to 0)	0 (0 to 0)	0 (0 to 0)	0 (0 to 0)	0 (0 to 0)	0 (0 to 0)	0 (0 to 0)	0
Onchocerciasis	0 (0 to 0)	0 (0 to 0)	0 (0 to 0)	0 (0 to 0)	0 (0 to 0)	0 (0 to 0)	0 (0 to 0)	0 (0 to 0)	0 (0 to 0)	0 (0 to 0)	0 (0 to 0)	0 (0 to 0)	0 (0 to 0)	0 (0 to 0)	0 (0 to 0)	0 (0 to 0)	0 (0 to 0)	0 (0 to 0)	0 (0 to 0)	0 (0 to 0)	0 (0 to 0)	0 (0 to 0)	0 (0 to 0)	0 (0 to 0)	0
Trachoma	0 (0 to 0)	0 (0 to 0)	0 (0 to 0)	0 (0 to 0)	0 (0 to 0)	0 (0 to 0)	0 (0 to 0)	0 (0 to 0)	0 (0 to 0)	0 (0 to 0)	0 (0 to 0)	0 (0 to 0)	0 (0 to 0)	0 (0 to 0)	0 (0 to 0)	0 (0 to 0)	0 (0 to 0)	0 (0 to 0)	0 (0 to 0)	0 (0 to 0)	0 (0 to 0)	0 (0 to 0)	0 (0 to 0)	0 (0 to 0)	0
Dengue	0 (0 to 0)	0 (0 to 0)	0 (0 to 0)	0 (0 to 0)	0 (0 to 0)	0 (0 to 0)	0 (0 to 0)	0 (0 to 0)	0 (0 to 0)	0 (0 to 0)	0 (0 to 0)	0 (0 to 0)	0 (0 to 0)	0 (0 to 0)	0 (0 to 0)	0 (0 to 0)	0 (0 to 0)	0 (0 to 0)	0 (0 to 0)	0 (0 to 0)	0 (0 to 0)	0 (0 to 0)	0 (0 to 0)	0 (0 to 0)	0
Yellow fever	0 (0 to 0)	0 (0 to 0)	0 (0 to 0)	0 (0 to 0)	0 (0 to 0)	0 (0 to 0)	0 (0 to 0)	0 (0 to 0)	0 (0 to 0)	0 (0 to 0)	0 (0 to 0)	0 (0 to 0)	0 (0 to 0)	0 (0 to 0)	0 (0 to 0)	0 (0 to 0)	0 (0 to 0)	0 (0 to 0)	0 (0 to 0)	0 (0 to 0)	0 (0 to 0)	0 (0 to 0)	0 (0 to 0)	0 (0 to 0)	0
Rabies	0 (0 to 0)	0 (0 to 0)	0 (0 to 0)	0 (0 to 0)	0 (0 to 0)	0 (0 to 0)	0 (0 to 0)	0 (0 to 0)	0 (0 to 0)	0 (0 to 0)	0 (0 to 0)	0 (0 to 0)	0 (0 to 0)	0 (0 to 0)	0 (0 to 0)	0 (0 to 0)	0 (0 to 0)	0 (0 to 0)	0 (0 to 0)	0 (0 to 0)	0 (0 to 0)	0 (0 to 0)	0 (0 to 0)	0 (0 to 0)	0
Intestinal nematode infections	0 (0 to 0)	0 (0 to 0)	0 (0 to 0)	0 (0 to 0)	0.1 (0 to 0.2)	0.1 (0 to 0.2)	0.2 (0 to 0.4)	0.3 (0 to 0.6)	0.4 (0 to 0.8)	0.5 (0 to 1)	0.6 (0 to 1.2)	0.7 (0 to 1.4)	0.8 (0 to 1.6)	0.9 (0 to 1.8)	1.1 (0 to 2.2)	0.6 (0 to 1.2)	0.4 (0 to 0.8)	0.2 (0 to 0.5)	0.1 (0 to 0.3)	0 (0 to 0.1)	0 (0 to 0.1)	0 (0 to 0.1)	0 (0 to 0.1)	2.3
Ascariasis	0 (0 to 0)	0 (0 to 0)	0 (0 to 0)	0 (0 to 0)	0 (0 to 0)	0 (0 to 0)	0 (0 to 0)	0 (0 to 0)	0 (0 to 0)	0 (0 to 0)	0 (0 to 0)	0 (0 to 0)	0 (0 to 0)	0 (0 to 0)	0 (0 to 0)	0 (0 to 0)	0 (0 to 0)	0 (0 to 0)	0 (0 to 0)	0 (0 to 0)	0 (0 to 0)	0 (0 to 0)	0 (0 to 0)	0 (0 to 0)	0
Trichuriasis	0 (0 to 0)	0 (0 to 0)	0 (0 to 0)	0 (0 to 0)	0 (0 to 0)	0 (0 to 0)	0 (0 to 0)	0 (0 to 0)	0 (0 to 0)	0 (0 to 0)	0 (0 to 0)	0 (0 to 0)	0 (0 to 0)	0 (0 to 0)	0 (0 to 0)	0 (0 to 0)	0 (0 to 0)	0 (0 to 0)	0 (0 to 0)	0 (0 to 0)	0 (0 to 0)	0 (0 to 0)	0 (0 to 0)	0 (0 to 0)	0
Hookworm disease	0 (0 to 0)	0 (0 to 0)	0 (0 to 0)	0 (0 to 0)	0 (0 to 0)	0 (0 to 0)	0 (0 to 0)	0 (0 to 0)	0 (0 to 0)	0 (0 to 0)	0 (0 to 0)	0 (0 to 0)	0 (0 to 0)	0 (0 to 0)	0 (0 to 0)	0 (0 to 0)	0 (0 to 0)	0 (0 to 0)	0 (0 to 0)	0 (0 to 0)	0 (0 to 0)	0 (0 to 0)	0 (0 to 0)	0 (0 to 0)	0
Food-borne trematodiases	0 (0 to 0)	0 (0 to 0)	0 (0 to 0)	0 (0 to 0)	0 (0 to 0)	0 (0 to 0)	0 (0 to 0)	0 (0 to 0)	0 (0 to 0)	0 (0 to 0)	0 (0 to 0)	0 (0 to 0)	0 (0 to 0)	0 (0 to 0)	0 (0 to 0)	0 (0 to 0)	0 (0 to 0)	0 (0 to 0)	0 (0 to 0)	0 (0 to 0)	0 (0 to 0)	0 (0 to 0)	0 (0 to 0)	0 (0 to 0)	0
Leprosy	0 (0 to 0)	0 (0 to 0)	0 (0 to 0)	0 (0 to 0)	0 (0 to 0)	0 (0 to 0)	0 (0 to 0)	0 (0 to 0)	0 (0 to 0)	0 (0 to 0)	0 (0 to 0)	0 (0 to 0)	0 (0 to 0)	0 (0 to 0)	0 (0 to 0)	0 (0 to 0)	0 (0 to 0)	0 (0 to 0)	0 (0 to 0)	0 (0 to 0)	0 (0 to 0)	0 (0 to 0)	0 (0 to 0)	0 (0 to 0)	0
Measles	0 (0 to 0)	0 (0 to 0)	0 (0 to 0)	0 (0 to 0)	0 (0 to 0)	0 (0 to 0)	0 (0 to 0)	0 (0 to 0)	0 (0 to 0)	0 (0 to 0)	0 (0 to 0)	0 (0 to 0)	0 (0 to 0)	0 (0 to 0)	0 (0 to 0)	0 (0 to 0)	0 (0 to 0)	0 (0 to 0)	0 (0 to 0)	0 (0 to 0)	0 (0 to 0)	0 (0 to 0)	0 (0 to 0)	0 (0 to 0)	0
Zika virus	0 (0 to 0)	0 (0 to 0)	0 (0 to 0)	0 (0 to 0)	0 (0 to 0)	0 (0 to 0)	0 (0 to 0)	0 (0 to 0)	0 (0 to 0)	0 (0 to 0)	0 (0 to 0)	0 (0 to 0)	0 (0 to 0)	0 (0 to 0)	0 (0 to 0)	0 (0 to 0)	0 (0 to 0)	0 (0 to 0)	0 (0 to 0)	0 (0 to 0)	0 (0 to 0)	0 (0 to 0)	0 (0 to 0)	0 (0 to 0)	0
Guinea worm disease	0 (0 to 0)	0 (0 to 0)	0 (0 to 0)	0 (0 to 0)	0 (0 to 0)	0 (0 to 0)	0 (0 to 0)	0 (0 to 0)	0 (0 to 0)	0 (0 to 0)	0 (0 to 0)	0 (0 to 0)	0 (0 to 0)	0 (0 to 0)	0 (0 to 0)	0 (0 to 0)	0 (0 to 0)	0 (0 to 0)	0 (0 to 0)	0 (0 to 0)	0 (0 to 0)	0 (0 to 0)	0 (0 to 0)	0 (0 to 0)	0
Other neglected tropical diseases	0.3 (0.1 to 0.6)	1.2 (0.4 to 3.1)	2.2 (0.7 to 5.1)	7.6 (2.4 to 24)	3.6 (1.4 to 9.6)	3.6 (1.4 to 9.6)	1.9 (0.7 to 4.7)	1.6 (0.6 to 4.1)	2.1





SR Table 2a: Michigan DALYS by cause and age group for males with 95% uncertainty intervals, 2018

Cause	Early Neonatal	Late Neonatal	Post Neonatal	1 to 4	5 to 9	10 to 14	15 to 19	20 to 24	25 to 29	30 to 34	35 to 39	40 to 44	45 to 49	50 to 54	55 to 59	60 to 64	65 to 69	70 to 74	75 to 79	80 to 84	85 to 89	90 to 94	95 plus	Total
All causes	16,100 (14,400 to 18,000)	4,290 (3,890 to 4,740)	11,900 (10,700 to 13,000)	13,900 (12,100 to 15,900)	21,400 (19,700 to 23,200)	49,600 (46,700 to 52,300)	66,400 (64,200 to 68,700)	76,500 (74,000 to 78,900)	89,700 (87,000 to 92,600)	99,200 (97,000 to 101,600)	92,200 (90,000 to 94,300)	76,700 (74,600 to 78,900)	68,400 (66,200 to 70,600)	72,500 (70,400 to 74,600)	77,600 (75,400 to 79,800)	84,300 (81,900 to 86,600)	94,000 (91,400 to 96,600)	106,000 (103,000 to 109,000)	117,000 (113,000 to 121,000)	124,000 (119,000 to 128,000)	127,000 (120,000 to 133,000)	122,000 (112,000 to 131,000)	1,890,000
Communicable, maternal, neonatal, and nutritional diseases	14,000 (12,600 to 15,900)	2,670 (2,370 to 2,980)	2,900 (1,970 to 3,350)	2,330 (1,790 to 3,010)	1,130 (1,000 to 1,330)	1,060 (1,000 to 1,120)	1,900 (1,800 to 2,000)	2,260 (2,150 to 2,380)	2,310 (1,970 to 2,690)	2,210 (1,700 to 2,770)	2,320 (1,870 to 2,900)	2,640 (2,090 to 3,700)	3,120 (2,500 to 3,830)	3,670 (2,900 to 4,630)	4,390 (3,470 to 5,450)	4,820 (3,900 to 5,710)	5,170 (3,970 to 6,560)	5,360 (3,960 to 6,980)	5,190 (3,700 to 6,940)	4,270 (2,850 to 5,770)	3,060 (1,900 to 4,530)	1,990 (1,170 to 2,900)	641 (341 to 1,060)	79,100
HIV/AIDS and sexually transmitted infections	1.2 (0.9 to 1.6)	0.3 (0.2 to 0.4)	13.4 (11.1 to 16.6)	9.9 (8.1 to 12.4)	6.2 (5.2 to 7.5)	6.2 (5.2 to 7.5)	24.1 (20.1 to 28.6)	120 (102 to 142)	349 (297 to 420)	634 (534 to 760)	1,010 (844 to 1,220)	1,360 (1,130 to 1,650)	1,750 (1,450 to 2,120)	2,190 (1,810 to 2,650)	2,660 (2,210 to 3,220)	3,110 (2,580 to 3,770)	3,510 (2,910 to 4,250)	3,710 (3,060 to 4,500)	3,710 (3,060 to 4,500)	3,450 (2,840 to 4,180)	2,900 (2,390 to 3,510)	2,140 (1,760 to 2,590)	1,140 (939 to 1,380)	35,400
HIV/AIDS	0 (0 to 0)	0 (0 to 0)	0 (0 to 1.6)	0 (0 to 1.5)	0 (0 to 0.2)	0 (0 to 0.2)	0 (0 to 0.3)	0 (0 to 0.3)	0 (0 to 0.3)	0 (0 to 0.3)	0 (0 to 0.3)	0 (0 to 0.3)	0 (0 to 0.3)	0 (0 to 0.3)	0 (0 to 0.3)	0 (0 to 0.3)	0 (0 to 0.3)	0 (0 to 0.3)	0 (0 to 0.3)	0 (0 to 0.3)	0 (0 to 0.3)	0 (0 to 0.3)	0 (0 to 0.3)	0 (0 to 0.3)	5,090
HIV/AIDS - Drug-susceptible Tuberculosis	0 (0 to 0)	0 (0 to 0)	0 (0 to 0.4)	0 (0 to 0.3)	0 (0 to 0.1)	0 (0 to 0.1)	0 (0 to 0.1)	1.8 (1.1 to 2.8)	5.3 (3.4 to 8.1)	9.6 (6.2 to 14.8)	8.4 (5.4 to 12.9)	11.6 (7.4 to 18)	13.2 (8.4 to 20.4)	11.6 (7.4 to 18.2)	11.6 (7.4 to 18.2)	9.2 (5.8 to 14.2)	6 (3.8 to 9.2)	4 (2.6 to 6.1)	2.6 (1.7 to 4)	1.8 (1.1 to 2.7)	1.1 (0.7 to 1.7)	0.6 (0.3 to 0.9)	0.3 (0.1 to 0.5)	81.3
HIV/AIDS - Multidrug-resistant Tuberculosis without extensi	0 (0 to 0)	0 (0 to 0)	0 (0 to 0)	0 (0 to 0)	0 (0 to 0)	0 (0 to 0)	0 (0 to 0)	0 (0 to 0)	0 (0 to 0)	0 (0 to 0)	0 (0 to 0)	0 (0 to 0)	0 (0 to 0)	0 (0 to 0)	0 (0 to 0)	0 (0 to 0)	0 (0 to 0)	0 (0 to 0)	0 (0 to 0)	0 (0 to 0)	0 (0 to 0)	0 (0 to 0)	0 (0 to 0)	0 (0 to 0)	0
HIV/AIDS - Extensively drug-resistant Tuberculosis	0 (0 to 0)	0 (0 to 0)	0 (0 to 0)	0 (0 to 0)	0 (0 to 0)	0 (0 to 0)	0 (0 to 0)	0 (0 to 0)	0 (0 to 0)	0 (0 to 0)	0 (0 to 0)	0 (0 to 0)	0 (0 to 0)	0 (0 to 0)	0 (0 to 0)	0 (0 to 0)	0 (0 to 0)	0 (0 to 0)	0 (0 to 0)	0 (0 to 0)	0 (0 to 0)	0 (0 to 0)	0 (0 to 0)	0 (0 to 0)	2.7
HIV/AIDS resulting in other diseases	0 (0 to 0)	0 (0 to 0)	11.6 (9.7 to 13.8)	7.9 (6.5 to 9.7)	5.2 (4.2 to 6.2)	5.2 (4.2 to 6.2)	17.3 (14.4 to 20.4)	106 (88 to 126)	320 (267 to 382)	606 (507 to 722)	950 (793 to 1,130)	1,310 (1,090 to 1,560)	1,700 (1,420 to 2,020)	2,140 (1,790 to 2,550)	2,620 (2,180 to 3,120)	3,080 (2,570 to 3,670)	3,470 (2,890 to 4,140)	3,670 (3,060 to 4,370)	3,670 (3,060 to 4,370)	3,410 (2,840 to 4,060)	2,870 (2,390 to 3,420)	2,120 (1,760 to 2,520)	1,130 (939 to 1,340)	35,010
Sexually transmitted infections excluding HIV	1.2 (0.9 to 1.6)	0.3 (0.2 to 0.4)	0.6 (0.5 to 0.7)	0.1 (0.1 to 0.2)	0.1 (0 to 0.1)	0.1 (0 to 0.1)	6.8 (5.7 to 8.1)	13.3 (11.1 to 15.9)	19.9 (16.6 to 23.8)	22.9 (19.1 to 27.4)	24.1 (20.1 to 28.8)	24 (20 to 28.6)	27.2 (22.7 to 32.5)	27.5 (22.9 to 32.9)	29.6 (24.7 to 35.4)	29.1 (24.3 to 34.8)	28.6 (23.9 to 34.2)	27.2 (22.7 to 32.5)	24.7 (20.6 to 29.5)	21.8 (18.2 to 26)	18.4 (15.3 to 22)	14.4 (12 to 17.2)	8.8 (7.3 to 10.5)	397
Syphilis	0 (0 to 0)	0 (0 to 0)	0 (0 to 1)	0 (0 to 0.3)	0 (0 to 0)	0 (0 to 0)	0.1 (0 to 0.1)	0.7 (0.6 to 0.9)	2.1 (1.7 to 2.7)	3.7 (2.9 to 4.7)	4.5 (3.5 to 5.7)	5.1 (3.9 to 6.5)	6.1 (4.6 to 7.8)	6.5 (4.9 to 8.3)	7.5 (5.6 to 9.6)	8.1 (6.1 to 10.4)	8.5 (6.4 to 10.9)	8.5 (6.4 to 10.9)	8.1 (6.1 to 10.4)	7.5 (5.6 to 9.6)	6.5 (4.9 to 8.3)	5.1 (3.9 to 6.5)	2.7 (2.1 to 3.5)	109
Chlamydial infection	0 (0 to 0)	0 (0 to 0)	0 (0 to 0)	0 (0 to 0)	0 (0 to 0)	0 (0 to 0)	0 (0 to 0)	0 (0 to 0)	1.4 (0.9 to 2.1)	1.3 (0.9 to 2.1)	1.4 (0.9 to 2.1)	1.3 (0.9 to 2.1)	1.3 (0.9 to 2.1)	1.3 (0.9 to 2.1)	1.3 (0.9 to 2.1)	1.3 (0.9 to 2.1)	1.3 (0.9 to 2.1)	1.3 (0.9 to 2.1)	1.3 (0.9 to 2.1)	1.3 (0.9 to 2.1)	1.3 (0.9 to 2.1)	1.3 (0.9 to 2.1)	1.3 (0.9 to 2.1)	89
Gonococcal infection	0 (0 to 0)	0 (0 to 0)	0 (0 to 0)	0 (0 to 0)	0 (0 to 0)	0 (0 to 0)	0 (0 to 0)	0 (0 to 0)	0 (0 to 0)	0 (0 to 0)	0 (0 to 0)	0 (0 to 0)	0 (0 to 0)	0 (0 to 0)	0 (0 to 0)	0 (0 to 0)	0 (0 to 0)	0 (0 to 0)	0 (0 to 0)	0 (0 to 0)	0 (0 to 0)	0 (0 to 0)	0 (0 to 0)	0 (0 to 0)	0
Trichomoniasis	0 (0 to 0)	0 (0 to 0)	0 (0 to 0)	0 (0 to 0)	0 (0 to 0)	0 (0 to 0)	0 (0 to 0)	0 (0 to 0)	0 (0 to 0)	0 (0 to 0)	0 (0 to 0)	0 (0 to 0)	0 (0 to 0)	0 (0 to 0)	0 (0 to 0)	0 (0 to 0)	0 (0 to 0)	0 (0 to 0)	0 (0 to 0)	0 (0 to 0)	0 (0 to 0)	0 (0 to 0)	0 (0 to 0)	0 (0 to 0)	0
Genital herpes	0 (0 to 0)	0 (0 to 0)	0 (0 to 0)	0 (0 to 0)	0 (0 to 0)	0 (0 to 0)	0 (0 to 0)	0.7 (0.4 to 1.1)	1.8 (1.1 to 2.8)	2.6 (1.6 to 4)	3.2 (2 to 5)	3.8 (2.4 to 5.9)	4.6 (2.9 to 7.1)	5.2 (3.3 to 8)	5.8 (3.7 to 8.9)	6.4 (4.1 to 9.8)	6.8 (4.4 to 10.5)	7.1 (4.5 to 10.9)	7.1 (4.5 to 10.9)	6.8 (4.4 to 10.5)	6.4 (4.1 to 9.8)	5.8 (3.7 to 8.9)	4.6 (2.9 to 7.1)	160
Other sexually transmitted infections	0 (0 to 0)	0 (0 to 0)	0.6 (0.5 to 0.7)	0.1 (0 to 0.2)	0.1 (0 to 0.1)	0.1 (0 to 0.1)	0.6 (0.5 to 0.7)	3.2 (2.7 to 3.8)	7.5 (6.3 to 9.1)	7.1 (5.9 to 8.6)	6.9 (5.8 to 8.4)	6.8 (5.7 to 8.3)	6.8 (5.7 to 8.3)	6.8 (5.7 to 8.3)	6.8 (5.7 to 8.3)	6.8 (5.7 to 8.3)	6.8 (5.7 to 8.3)	6.8 (5.7 to 8.3)	6.8 (5.7 to 8.3)	6.8 (5.7 to 8.3)	6.8 (5.7 to 8.3)	6.8 (5.7 to 8.3)	11.7
Respiratory infections and tuberculosis	483.4 (391.8 to 587.7)	1,260 (1,020 to 1,530)	683 (556 to 796)	1,060 (865 to 1,290)	1,020 (829 to 1,240)	1,020 (833 to 1,240)	1,020 (833 to 1,240)	1,020 (833 to 1,240)	1,020 (833 to 1,240)	1,020 (833 to 1,240)	1,020 (833 to 1,240)	1,020 (833 to 1,240)	1,020 (833 to 1,240)	1,020 (833 to 1,240)	1,020 (833 to 1,240)	1,020 (833 to 1,240)	1,020 (833 to 1,240)	1,020 (833 to 1,240)	1,020 (833 to 1,240)	1,020 (833 to 1,240)	1,020 (833 to 1,240)	1,020 (833 to 1,240)	1,020 (833 to 1,240)	26,300
Tuberculosis	0 (0 to 0)	0 (0 to 0)	0 (0 to 1.2)	0 (0 to 1.6)	0 (0 to 0.6)	0 (0 to 0.6)	0 (0 to 0.7)	0 (0 to 1.1)	0 (0 to 2.2)	0 (0 to 3.1)	0 (0 to 4.1)	0 (0 to 5.1)	0 (0 to 6.3)	0 (0 to 7.1)	0 (0 to 7.9)	0 (0 to 8.3)	0 (0 to 8.5)	0 (0 to 8.5)	0 (0 to 8.3)	0 (0 to 7.9)	0 (0 to 7.1)	0 (0 to 6.3)	0 (0 to 5.1)	364
Latent tuberculosis infection	0 (0 to 0)	0 (0 to 0)	0 (0 to 0)	0 (0 to 0)	0 (0 to 0)	0 (0 to 0)	0 (0 to 0)	0 (0 to 0)	0 (0 to 0)	0 (0 to 0)	0 (0 to 0)	0 (0 to 0)	0 (0 to 0)	0 (0 to 0)	0 (0 to 0)	0 (0 to 0)	0 (0 to 0)	0 (0 to 0)	0 (0 to 0)	0 (0 to 0)	0 (0 to 0)	0 (0 to 0)	0 (0 to 0)	0 (0 to 0)	6
Drug-susceptible tuberculosis	0 (0 to 0)	0 (0 to 0)	0 (0 to 1.2)	0 (0 to 1.6)	0 (0 to 0.6)	0 (0 to 0.6)	0 (0 to 0.7)	0 (0 to 1.1)	0 (0 to 2.2)	0 (0 to 3.1)	0 (0 to 4.1)	0 (0 to 5.1)	0 (0 to 6.3)	0 (0 to 7.1)	0 (0 to 7.9)	0 (0 to 8.3)	0 (0 to 8.5)	0 (0 to 8.5)	0 (0 to 8.3)	0 (0 to 7.9)	0 (0 to 7.1)	0 (0 to 6.3)	0 (0 to 5.1)	303
Multidrug-resistant tuberculosis without extensive drug-re	0 (0 to 0)	0 (0 to 0)	0 (0 to 0.1)	0 (0 to 0.1)	0 (0 to 0)	0 (0 to 0)	0 (0 to 0.2)	0 (0 to 0.2)	0 (0 to 0.2)	0 (0 to 0.3)	0 (0 to 0.4)	0 (0 to 0.5)	0 (0 to 0.6)	0 (0 to 0.6)	0 (0 to 0.6)	0 (0 to 0.6)	0 (0 to 0.6)	0 (0 to 0.6)	0 (0 to 0.6)	0 (0 to 0.6)	0 (0 to 0.6)	0 (0 to 0.6)	0 (0 to 0.6)	0 (0 to 0.6)	6
Extensively drug-resistant tuberculosis	0 (0 to 0)	0 (0 to 0)	0 (0 to 0)	0 (0 to 0)	0 (0 to 0)	0 (0 to 0)	0 (0 to 0)	0 (0 to 0)	0 (0 to 0)	0 (0 to 0)	0 (0 to 0)	0 (0 to 0)	0 (0 to 0)	0 (0 to 0)	0 (0 to 0)	0 (0 to 0)	0 (0 to 0)	0 (0 to 0)	0 (0 to 0)	0 (0 to 0)	0 (0 to 0)	0 (0 to 0)	0 (0 to 0)	0 (0 to 0)	2.3
Lower respiratory infections	396.6 (277.3 to 536.7)	456.4 (320.2 to 605)	699 (496 to 1,000)	1,190 (1,000 to 1,420)	821 (697 to 973)	773 (655 to 916)	664 (564 to 787)	538 (457 to 638)	520 (442 to 616)	490 (416 to 581)	466 (396 to 552)	419 (356 to 497)	397 (337 to 470)	1,020 (867 to 1,210)	1,310 (1,110 to 1,550)	1,960 (1,660 to 2,320)	2,160 (1,830 to 2,560)	2,400 (2,030 to 2,840)	2,400 (2,030 to 2,840)	2,220 (1,880 to 2,630)	1,940 (1,640 to 2,300)	1,370 (1,160 to 1,620)	928 (786 to 1,100)	29,300
Upper respiratory infections	0.9 (0.6 to 1.4)	0.9 (0.6 to 1.4)	0.9 (0.6 to 1.4)	422 (228 to 653)	232 (125 to 359)	232 (125 to 359)	232 (125 to 359)	232 (125 to 359)	232 (125 to 359)	232 (125 to 359)	232 (125 to 359)	232 (125 to 359)	232 (125 to 359)	232 (125 to 359)	232 (125 to 359)	232 (125 to 359)	232 (125 to 359)	232 (125 to 359)	232 (125 to 359)	232 (125 to 359)	232 (125 to 359)	232 (125 to 359)	232 (125 to 359)	4,850
Otitis media	0 (0 to 0)	0 (0 to 0.1)	3.9 (2.8 to 5.2)	19.7 (14.6 to 26)	32.6 (24.3 to 43.1)	32.6 (24.3 to 43.1)	32.7 (24.3 to 43.1)	32.6 (24.3 to 43.1)	32.6 (24.3 to 43.1)	32.6 (24.3 to 43.1)	32.6 (24.3 to 43.1)	32.6 (24.3 to 43.1)	32.6 (24.3 to 43.1)	32.6 (24.3 to 43.1)	32.6 (24.3 to 43.1)	32.6 (24.3 to 43.1)	32.6 (24.3 to 43.1)	32.6 (24.3 to 43.1)	32.6 (24.3 to 43.1)	32.6 (24.3 to 43.1)	32.6 (24.3 to 43.1)	32.6 (24.3 to 43.1)	32.6 (24.3 to 43.1)	789
Enteric infections	8.9 (6.9 to 12)	13.4 (9.9 to 18.7)	27.9 (21.1 to 37.1)	17.9 (13.5 to 23.6)	3.6 (2.7 to 4.8)	1.65 (1.2 to 2.2)	2.7 (2.1 to 3.6)	2.9 (2.2 to 3.8)	2.9 (2.2 to 3.8)	2.9 (2.2 to 3.8)	2.9 (2.2 to 3.8)	2.9 (2.2 to 3.8)	2.9 (2.2 to 3.8)	2.9 (2.2 to 3.8)	2.9 (2.2 to 3.8)	2.9 (2.2 to 3.8)	2.9 (2.2 to 3.8)	2.9 (2.2 to 3.8)	2.9 (2.2 to 3.8)	2.9 (2.2 to 3.8)	2.9 (2.2 to 3.8)	2.9 (2.2 to 3.8)	2.9 (2.2 to 3.8)	6,600
Malaria	0 (0 to 0)	0 (0 to 0)	0 (0 to 0)	0 (0 to 0)	0 (0 to 0)	0 (0 to 0)	0 (0 to 0)	0 (0 to 0)	0 (0 to 0)	0 (0 to 0)	0 (0 to 0)	0 (0 to 0)	0 (0 to 0)	0 (0 to 0)	0 (0 to 0)	0 (0 to 0)	0 (0 to 0)	0 (0 to 0)	0 (0 to 0)	0 (0 to 0)	0 (0 to 0)	0 (0 to 0)	0 (0 to 0)	0 (0 to 0)	0
Chagas disease	0 (0 to 0)	0 (0 to 0)	0 (0 to 0)	0 (0 to 0)	0 (0 to 0)	0 (0 to 0)	0 (0 to 0)	0 (0 to 0)	0 (0 to 0)	0 (0 to 0)	0 (0 to 0)	0 (0 to 0)	0 (0 to 0)	0 (0 to 0)	0 (0 to 0)	0 (0 to 0)	0 (0 to 0)	0 (0 to 0)	0 (0 to 0)	0 (0 to 0)	0 (0 to 0)	0 (0 to 0)	0 (0 to 0)	0 (0 to 0)	1.8
Leishmaniasis	0 (0 to 0)	0 (0 to 0)	0 (0 to 0)	0 (0 to 0)	0 (0 to 0)	0 (0 to 0)	0 (0 to 0)	0 (0 to 0)	0 (0 to 0)	0 (0 to 0)	0 (0 to 0)	0 (0 to 0)	0 (0 to 0)	0 (0 to 0)	0 (0 to 0)	0 (0 to 0)	0 (0 to 0)	0 (0 to 0)	0 (0 to 0)	0 (0 to 0)	0 (0 to 0)	0 (0 to 0)	0 (0 to 0)	0 (0 to 0)	0
Visceral leishmaniasis	0 (0 to 0)	0 (0 to 0)	0 (0 to 0)	0 (0 to 0)	0 (0 to 0)	0 (0 to 0)	0 (0 to 0)	0 (0 to 0)	0 (0 to 0)	0 (0 to 0)	0 (0 to 0)	0 (0 to 0)	0 (0 to 0)	0 (0 to 0)	0 (0 to 0)	0 (0 to 0)	0 (0 to 0)	0 (0 to 0)	0 (0 to 0)	0 (0 to 0)	0 (0 to 0)	0 (0 to 0)	0 (0 to 0)	0 (0 to 0)	0
Cutaneous and mucocutaneous leishmaniasis	0 (0 to 0)	0 (0 to 0)	0 (0 to 0)	0 (0 to 0)	0 (0 to 0)	0 (0 to 0)	0 (0 to 0)	0 (0 to 0)	0 (0 to 0)	0 (0 to 0)	0 (0 to 0)	0 (0 to 0)	0 (0 to 0)	0 (0 to 0)	0 (0 to 0)	0 (0 to 0)	0 (0 to 0)	0 (0 to 0)	0 (0 to 0)	0 (0 to 0)	0 (0 to 0)	0 (0 to 0)	0 (0 to 0)	0 (0 to 0)	0
African trypanosomiasis	0 (0 to 0)	0 (0 to 0)	0 (0 to 0)	0 (0 to 0)	0 (0 to 0)	0 (0 to 0)	0 (0 to 0)	0 (0 to 0)	0 (0 to 0)	0 (0 to 0)	0 (0 to 0)	0 (0 to 0)	0 (0 to 0)	0 (0 to 0)	0 (0 to 0)	0 (0 to 0)	0 (0 to 0)	0 (0 to 0)	0 (0 to 0)	0 (0 to 0)	0 (0 to 0)	0 (0 to 0)	0 (0 to 0)	0 (0 to 0)	0
Schistosomiasis	0 (0 to 0)	0 (0 to 0)	0 (0 to 0)	0 (0 to 0)	0 (0 to 0)	0 (0 to 0)	0 (0 to 0)	0 (0 to 0)	0 (0 to 0)	0 (0 to 0)	0 (0 to 0)	0 (0 to 0)	0 (0 to 0)	0 (0 to 0)	0 (0 to 0)	0 (0 to 0)	0 (0 to 0)	0 (0 to 0)	0 (0 to 0)	0 (0 to 0)	0 (0 to 0)	0 (0 to 0)	0 (0 to 0)	0 (0 to 0)	0
Cysticercosis	0 (0 to 0)	0 (0 to 0)	0 (0 to 0)	0.6 (0.5 to 0.7)	2.2 (1.9 to 2.6)	1.9 (1.6 to 2.3)	1.9 (1.6 to 2.3)	1.9 (1.6 to 2.3)	1.9 (1.6 to 2.3)	1.9 (1.6 to 2.3)	1.9 (1.6 to 2.3)	1.9 (1.6 to 2.3)	1.9 (1.6 to 2.3)	1.9 (1.6 to 2.3)	1.9 (1.6 to 2.3)	1.9 (1.6 to 2.3)	1.9 (1.6 to 2.3)	1.9 (1.6 to 2.3)	1.9 (1.6 to 2.3)	1.9 (1.6 to 2.3)	1.9 (1.6 to 2.3)	1.9 (1.6 to 2.3)	1.9 (1.6 to 2.3)	1,260
Cystic echinococcosis	0 (0 to 0)	0 (0 to 0)	0 (0 to 0.1)	0 (0 to 0.2)	0 (0 to 0.1)	0 (0 to 0.1)	0 (0 to 0.1)	0 (0 to 0.1)	0 (0 to 0.1)	0 (0 to 0.1)	0 (0 to 0.1)	0 (0 to 0.1)	0 (0 to 0.1)	0 (0 to 0.1)	0 (0 to 0.1)	0 (0 to 0.1)	0 (0 to 0.1)	0 (0 to 0.1)	0 (0 to 0.1)	0 (0 to 0.1)	0 (0 to 0.1)	0 (0 to 0.1)	0 (0 to 0.1)	0 (0 to 0.1)	2.3
Lymphatic filariasis	0 (0 to 0)	0 (0 to 0)	0 (0 to 0)	0 (0 to 0)	0 (0 to 0)	0 (0 to 0)	0 (0 to 0)	0 (0 to 0)	0 (0 to 0)	0 (0 to 0)	0 (0 to 0)	0 (0 to 0)	0 (0 to 0)	0 (0 to 0)	0 (0 to 0)	0 (0 to 0)	0 (0 to 0)	0 (0 to 0)	0 (0 to 0)	0 (0 to 0)	0 (0 to 0)	0 (0 to 0)	0 (0 to 0)	0 (0 to 0)	0
Onchocerciasis	0 (0 to 0)	0 (0 to 0)	0 (0 to 0)	0 (0 to 0)	0 (0 to 0)	0 (0 to 0)	0 (0 to 0)	0 (0 to 0)	0 (0 to 0)	0 (0 to 0)	0 (0 to 0)	0 (0 to 0)	0 (0 to 0)	0 (0 to 0)	0 (0 to 0)	0 (0 to 0)	0 (0 to 0)	0 (0 to 0)	0 (0 to 0)	0 (0 to 0)	0 (0 to 0)	0 (0 to 0)	0 (0 to 0)	0 (0 to 0)	0
Trachoma	0 (0 to 0)	0 (0 to 0)	0 (0 to 0)	0 (0 to 0)	0 (0 to 0)	0 (0 to 0)	0 (0 to 0)	0 (0 to 0)	0 (0 to 0)	0 (0 to 0)	0 (0 to 0)	0 (0 to 0)	0 (0 to 0)	0 (0 to 0)	0 (0 to 0)	0 (0 to 0)	0 (0 to 0)	0 (0 to 0)	0 (0 to 0)	0 (0 to 0)	0 (0 to 0)	0 (0 to 0)	0 (0 to 0)	0 (0 to 0)	0
Dengue	0 (0 to 0)	0 (0 to 0)	0 (0 to 0)	0 (0 to 0)	0 (0 to 0)	0 (0 to 0)	0 (0 to 0)	0 (0 to 0)	0 (0 to 0)	0 (0 to 0)	0 (0 to 0)	0 (0 to 0)	0 (0 to 0)	0 (0 to 0)	0 (0 to 0)	0 (0 to 0)	0 (0 to 0)	0 (0 to 0)	0 (0 to 0)	0 (0 to 0)	0 (0 to 0)	0 (0 to 0)	0 (0 to 0)	0 (0 to 0)	0
Yellow fever	0 (0 to 0)	0 (0 to 0)	0 (0 to 0)	0 (0 to 0)	0 (0 to 0)	0 (0 to 0)	0 (0 to 0)	0 (0 to 0)	0 (0 to 0)	0 (0 to 0)	0 (0 to 0)	0 (0 to 0)	0 (0 to 0)	0 (0 to 0)	0 (0 to 0)	0 (0 to 0)	0 (0 to 0)	0 (0 to 0)	0 (0 to 0)	0 (0 to 0)	0 (0 to 0)	0 (0 to 0)	0 (0 to 0)	0 (0 to 0)	0
Rabies	0 (0 to 0)	0 (0 to 0)	0 (0 to 0)	0 (0 to 0)	0 (0 to 0)	0 (0 to 0)	0 (0 to 0)	0 (0 to 0)	0 (0 to 0)	0 (0 to 0)	0 (0 to 0)	0 (0 to 0)	0 (0 to 0)	0 (0 to 0)	0 (0 to 0)	0 (0 to 0)	0 (0 to 0)	0 (0 to 0)	0 (0 to 0)	0 (0 to 0)	0 (0 to 0)	0 (0 to 0)	0 (0 to 0)	0 (0 to 0)	1.4
Intestinal nematode infections	0 (0 to 0)	0 (0 to 0)	0 (0 to 0)	0 (0 to 0)	0 (0 to 0)	0 (0 to 0)	0 (0 to 0)	0 (0 to 0)	0 (0 to 0)	0 (0 to 0)	0 (0 to 0)	0 (0 to 0)	0 (0 to 0)	0 (0 to 0)	0 (0 to 0)	0 (0 to 0)	0 (0 to 0)	0 (0 to 0)	0 (0 to 0)	0 (0 to 0)	0 (0 to 0)	0 (0 to 0)	0 (0 to 0)	0 (0 to 0)	0
Ascariasis	0 (0 to 0)	0 (0 to 0)	0 (0 to 0)	0 (0 to 0)	0 (0 to 0)	0 (0 to 0)	0 (0 to 0)	0 (0 to 0)	0 (0 to 0)	0 (0 to 0)	0 (0 to 0)	0 (0 to 0)	0 (0 to 0)	0 (0 to 0)	0 (0 to 0)	0 (0 to 0)	0 (0 to 0)	0 (0 to 0)	0 (0 to 0)	0 (0 to 0)	0 (0 to 0)	0 (0 to 0)	0 (0 to 0)	0 (0 to 0)	0
Trichuriasis	0 (0 to 0)	0 (0 to 0)	0 (0 to 0)	0 (0 to 0)	0 (0 to 0)	0 (0 to 0)	0 (0 to 0)	0 (0 to 0)	0 (0 to 0)	0 (0 to 0)	0 (0 to 0)	0 (0 to 0)	0 (0 to 0)	0 (0 to 0)	0 (0 to 0)	0 (0 to 0)	0 (0 to 0)	0 (0 to 0)	0 (0 to 0)	0 (0 to 0)	0 (0 to 0)	0 (0 to 0)	0 (0 to 0)	0 (0 to 0)	0
Hookworm disease	0 (0 to 0)	0 (0 to 0)	0 (0 to 0)	0 (0 to 0)	0 (0 to 0)	0 (0 to 0)	0 (0 to 0)	0 (0 to 0)	0 (0 to 0)	0 (0 to 0)	0 (0 to 0)	0 (0 to 0)	0 (0 to 0)	0 (0 to 0)	0 (0 to 0)	0 (0 to 0)	0 (0 to 0)	0 (0 to 0)	0 (0 to 0)	0 (0 to 0)	0 (0 to 0)	0 (0 to 0)	0 (0 to 0)	0 (0 to 0)	0
Food-borne trematodiases	0 (0 to 0)	0 (0 to 0)	0 (0 to 0)	0 (0 to 0)	0 (0 to 0)	0 (0 to 0)	0 (0 to 0)	0 (0 to 0)	0 (0 to 0)	0 (0 to 0)	0 (0 to 0)	0 (0 to 0)	0 (0 to 0)	0 (0 to 0)	0 (0 to 0)	0 (0 to 0)	0 (0 to 0)	0 (0 to 0)	0 (0 to 0)	0 (0 to 0)	0 (0 to 0)	0 (0 to 0)	0 (0 to 0)	0 (0 to 0)	0
Leprosy	0 (0 to 0)	0 (0 to 0)	0 (0 to 0)	0 (0 to 0)	0 (0 to 0)	0 (0 to 0)	0 (0 to 0)	0 (0 to 0)	0 (0 to 0)	0 (0 to 0)	0 (0 to 0)	0 (0 to 0)	0 (0 to 0)	0 (0 to 0)	0 (0 to 0)	0 (0 to 0)	0 (0 to 0)	0 (0 to 0)	0 (0 to 0)	0 (0 to 0)	0 (0 to 0)	0 (0 to 0)	0 (0 to 0)	0 (0 to 0)	0
Ebola	0 (0 to 0)	0 (0 to 0)	0 (0 to 0)	0 (0 to 0)	0 (0 to 0)	0 (0 to 0)	0 (0 to 0)	0 (0 to 0)	0 (0 to 0)	0 (0 to 0)	0 (0 to 0)	0 (0 to 0)	0 (0 to 0)	0 (0 to 0)	0 (0 to 0)	0 (0 to 0)	0 (0 to 0)	0 (0 to 0)	0 (0 to 0)	0 (0 to 0)	0 (0 to 0)	0 (0 to 0)	0 (0 to 0)	0 (0 to 0)	0
Zika virus	0 (0 to 0)	0 (0 to 0)	0 (0 to 0)	0 (0 to 0)	0 (0 to 0)	0 (0 to 0)	0 (0 to 0)	0 (0 to 0)	0 (0 to 0)	0 (0 to 0)	0 (0 to 0)	0 (0 to 0)	0 (0 to 0)	0 (0 to 0)	0 (0 to 0)	0 (0 to 0)	0 (0 to 0)	0 (0 to 0)	0 (0 to 0)	0 (0 to 0)	0 (0 to 0)	0 (0 to 0)	0 (0 to 0)	0 (0 to 0)	0
Guinea worm disease	0 (0 to 0)	0 (0 to 0)	0 (0 to 0)	0 (0 to 0)	0 (0 to 0)	0 (0 to 0)	0 (0 to 0)	0 (0 to 0)	0 (0 to 0)	0 (0 to 0)	0 (0 to 0)	0 (0 to 0)	0 (0 to 0)	0 (0 to 0)	0 (0 to 0)	0 (0 to 0)	0 (0 to 0)	0 (0 to 0)	0 (0 to 0)	0 (0 to 0)	0 (0 to 0)	0 (0 to 0)	0 (0 to 0)	0 (0 to 0)	0
Other neglected tropical diseases	0.7 (0.2 to 1.6)	0.2 (1.1 to 0.6)	7.6 (4.4 to 21.7)	19.6 (9.9 to 37)	29.1 (15.7 to 48.6)	19.6 (10.4 to 33)	2.8 (1.2 to 5.2)	2.5 (1.1 to 4.6)	3.6 (1.7 to 6.5)	3.6 (1.7 to 6.5)	3.6 (1.7 to 6.5)	3.6 (1.7 to 6.5)	6.8 (3.2 to 12





SR Table 2a. Minnesota DALYS by cause and age occurs for males with 95% uncertainty intervals, 2019

Cause	Early Neonatal	Late Neonatal	Post Neonatal	1 to 4	5 to 9	10 to 14	15 to 19	20 to 24	25 to 29	30 to 34	35 to 39	40 to 44	45 to 49	50 to 54	55 to 59	60 to 64	65 to 69	70 to 74	75 to 79	80 to 84	85 to 89	90 to 94	95 plus	Total
All causes	9,230 (8,209 to 10,164)	2,185 (1,842 to 2,576)	6,616 (5,979 to 6,972)	6,480 (5,268 to 7,870)	3,768 (3,055 to 4,810)	11,160 (9,619 to 14,060)	21,660 (17,190 to 26,900)	30,560 (24,580 to 36,900)	33,900 (27,000 to 39,600)	33,660 (27,000 to 39,600)	36,960 (30,200 to 43,200)	36,260 (29,200 to 42,300)	42,560 (34,400 to 49,600)	54,460 (43,900 to 63,100)	76,760 (62,200 to 91,600)	1,800 (1,400 to 2,300)	87,900 (71,000 to 106,000)	96,690 (77,400 to 120,000)	1,680 (1,200 to 2,100)	1,330 (1,010 to 1,710)	1,190 (812 to 1,630)	7,410 (5,000 to 10,400)	663,000
Communicable, maternal, neonatal, and nutritional diseases	6,580 (5,750 to 7,450)	1,190 (1,020 to 1,360)	1,360 (960 to 1,480)	1,260 (971 to 1,720)	1,160 (840 to 1,700)	1,390 (777 to 1,980)	970 (709 to 1,290)	971 (761 to 1,220)	1,150 (867 to 1,370)	1,160 (839 to 1,460)	1,270 (968 to 1,600)	1,160 (869 to 1,470)	1,260 (1,000 to 1,590)	1,450 (1,100 to 1,810)	1,830 (1,430 to 2,300)	1,830 (1,430 to 2,320)	1,660 (1,310 to 2,100)	1,490 (1,150 to 1,950)	1,330 (1,010 to 1,710)	1,190 (812 to 1,630)	1,170 (800 to 1,660)	817 (616 to 1,090)	375 (289 to 496)	33,500
HIV/AIDS and sexually transmitted infections	0.8 (0.5 to 1.2)	0.2 (0.1 to 0.4)	9.8 (4.8 to 9.8)	4.6 (2.6 to 9.4)	3.2 (2.7 to 3.8)	4.2 (3.4 to 5.2)	31 (8.4 to 141)	67 (27.6 to 99.1)	119 (61.3 to 164)	164 (108 to 228)	200 (139 to 276)	225 (179 to 291)	265 (207 to 332)	268 (192 to 378)	253 (173 to 329)	172 (97 to 249)	122 (64.9 to 184)	43.3 (24.7 to 72.7)	20.1 (9.9 to 39.6)	7.6 (4.9 to 11.1)	1.7 (1.1 to 2.6)	0.2 (0.1 to 0.3)	1,960
HIV/AIDS	0 (0 to 0)	0 (0 to 0)	0.5 (0.5 to 0.5)	4.6 (2.7 to 9.3)	3.2 (2.7 to 3.8)	3.2 (2.7 to 3.8)	7.5 (6.2 to 9.1)	49.7 (39.4 to 58.7)	109 (84.1 to 130)	160 (127 to 201)	214 (164 to 262)	215 (167 to 277)	243 (184 to 298)	224 (166 to 298)	209 (153 to 282)	158 (113 to 209)	108 (73.8 to 156)	71.2 (48 to 97)	34 (19.6 to 52.1)	16.5 (8.5 to 32.6)	5.4 (3.4 to 8.1)	1.6 (0.7 to 3.1)	0.2 (0.2 to 0.3)	1,800
HIV/AIDS - Drug-susceptible Tuberculosis	0 (0 to 0)	0 (0 to 0)	0.1 (0.1 to 0.1)	0 (0 to 0)	0 (0 to 0)	0 (0 to 0)	0.2 (0.2 to 0.2)	1.4 (1.1 to 1.6)	3.1 (2.4 to 3.7)	4.6 (3.6 to 5.6)	6.1 (4.7 to 7.5)	6.2 (4.8 to 7.6)	7.1 (5.4 to 8.8)	6.4 (4.8 to 8.3)	6.1 (4.4 to 8.2)	4.6 (3.3 to 6.2)	3.1 (2.1 to 4.4)	2.1 (1.3 to 3.2)	1 (0.6 to 1.6)	0.5 (0.2 to 0.9)	0.2 (0.1 to 0.4)	0 (0 to 0.1)	29.5
HIV/AIDS - Multidrug-resistant Tuberculosis without extensive drug resistance	0 (0 to 0)	0 (0 to 0)	0 (0 to 0)	0 (0 to 0)	0 (0 to 0)	0 (0 to 0)	0 (0 to 0)	0.1 (0 to 0.2)	0.2 (0 to 0.3)	0.3 (0 to 0.4)	0.4 (0 to 0.6)	0.4 (0 to 0.6)	0.5 (0 to 0.6)	0.4 (0 to 0.6)	0.4 (0 to 0.6)	0.3 (0 to 0.5)	0.2 (0 to 0.3)	0.1 (0 to 0.2)	0.1 (0 to 0.1)	0 (0 to 0.1)	0 (0 to 0.1)	0 (0 to 0.1)	0 (0 to 0.1)	3.9
HIV/AIDS - Extensively drug-resistant Tuberculosis	0 (0 to 0)	0 (0 to 0)	0 (0 to 0)	0 (0 to 0)	0 (0 to 0)	0 (0 to 0)	0 (0 to 0)	0 (0 to 0)	0 (0 to 0)	0 (0 to 0)	0 (0 to 0)	0 (0 to 0)	0 (0 to 0)	0 (0 to 0)	0 (0 to 0)	0 (0 to 0)	0 (0 to 0)	0 (0 to 0)	0 (0 to 0)	0 (0 to 0)	0 (0 to 0)	0 (0 to 0)	0 (0 to 0)	0.2
HIV/AIDS resulting in other diseases	0 (0 to 0)	0 (0 to 0)	0.6 (0.6 to 0.6)	0 (0 to 0.3)	0 (0 to 0)	0 (0 to 0)	0.7 (0.7 to 0.7)	7.2 (6.9 to 7.5)	6 (5.6 to 6.4)	3.1 (2.9 to 3.4)	2.6 (2.4 to 2.8)	2.1 (1.9 to 2.3)	1.8 (1.6 to 2)	1.6 (1.4 to 1.8)	1.4 (1.2 to 1.6)	1.1 (0.9 to 1.3)	0.8 (0.6 to 1)	0.5 (0.3 to 0.7)	0.2 (0.1 to 0.4)	0.1 (0 to 0.2)	0 (0 to 0.1)	0 (0 to 0.1)	0 (0 to 0.1)	1.7
Sexually transmitted infections excluding HIV	0.8 (0.5 to 1.2)	0.2 (0.1 to 0.4)	9.3 (4.1 to 9.3)	0 (0 to 0.1)	0 (0 to 0)	0 (0 to 0)	23 (1.8 to 134)	17 (2.1 to 39.4)	10 (1.4 to 34.3)	4 (1.1 to 16.6)	2 (0.7 to 8.6)	1 (0.4 to 3.8)	0.7 (0.3 to 2.4)	0.4 (0.1 to 1.4)	0.2 (0 to 0.8)	0.1 (0 to 0.4)	0.1 (0 to 0.2)	0 (0 to 0.1)	0 (0 to 0.1)	0 (0 to 0.1)	0 (0 to 0.1)	0 (0 to 0.1)	0 (0 to 0.1)	62.2
Syphilis	0 (0 to 0)	0 (0 to 0)	0 (0 to 0)	0 (0 to 0.1)	0 (0 to 0)	0 (0 to 0)	0.1 (0 to 0.2)	0.1 (0 to 0.2)	0.1 (0 to 0.2)	0.1 (0 to 0.2)	0.1 (0 to 0.2)	0.1 (0 to 0.2)	0.1 (0 to 0.2)	0.1 (0 to 0.2)	0.1 (0 to 0.2)	0.1 (0 to 0.2)	0.1 (0 to 0.2)	0.1 (0 to 0.2)	0 (0 to 0.1)	0 (0 to 0.1)	0 (0 to 0.1)	0 (0 to 0.1)	0 (0 to 0.1)	0.2
Chlamydial infection	0 (0 to 0)	0 (0 to 0)	0 (0 to 0)	0 (0 to 0)	0 (0 to 0)	0 (0 to 0)	0.2 (0 to 0.2)	0.6 (0.4 to 0.8)	0.6 (0.4 to 0.8)	0.6 (0.4 to 1.1)	0.6 (0.4 to 1.1)	0.6 (0.4 to 1.1)	0.7 (0.4 to 1.1)	0.6 (0.4 to 0.8)	0.5 (0.3 to 0.8)	0.2 (0.1 to 0.3)	0.1 (0 to 0.2)	0 (0 to 0.1)	0 (0 to 0.1)	0 (0 to 0.1)	0 (0 to 0.1)	0 (0 to 0.1)	0 (0 to 0.1)	5.2
Gonococcal infection	0 (0 to 0)	0 (0 to 0)	0 (0 to 0)	0 (0 to 0)	0 (0 to 0)	0 (0 to 0)	0.2 (0 to 0.2)	0.6 (0.4 to 0.8)	0.6 (0.4 to 0.8)	0.6 (0.4 to 1.1)	0.7 (0.4 to 1.2)	0.6 (0.4 to 1.1)	0.7 (0.4 to 1.2)	0.6 (0.4 to 0.8)	0.5 (0.3 to 0.8)	0.2 (0.1 to 0.3)	0.1 (0 to 0.2)	0 (0 to 0.1)	0 (0 to 0.1)	0 (0 to 0.1)	0 (0 to 0.1)	0 (0 to 0.1)	0 (0 to 0.1)	6.6
Trichomoniasis	0 (0 to 0)	0 (0 to 0)	0 (0 to 0)	0 (0 to 0)	0 (0 to 0)	0 (0 to 0)	0.2 (0 to 0.2)	0.6 (0.4 to 0.8)	0.6 (0.4 to 0.8)	0.6 (0.4 to 1.1)	0.6 (0.4 to 1.1)	0.6 (0.4 to 1.1)	0.7 (0.4 to 1.1)	0.6 (0.4 to 0.8)	0.5 (0.3 to 0.8)	0.2 (0.1 to 0.3)	0.1 (0 to 0.2)	0 (0 to 0.1)	0 (0 to 0.1)	0 (0 to 0.1)	0 (0 to 0.1)	0 (0 to 0.1)	0 (0 to 0.1)	6.6
Genital herpes	0 (0 to 0)	0 (0 to 0)	0 (0 to 0)	0 (0 to 0)	0 (0 to 0)	0 (0 to 0)	0.1 (0 to 0.1)	0.4 (0.2 to 0.6)	0.4 (0.2 to 0.6)	0.4 (0.2 to 0.7)	0.4 (0.2 to 0.7)	0.4 (0.2 to 0.7)	0.5 (0.3 to 0.7)	0.4 (0.2 to 0.6)	0.3 (0.2 to 0.5)	0.2 (0.1 to 0.3)	0.1 (0 to 0.2)	0 (0 to 0.1)	0 (0 to 0.1)	0 (0 to 0.1)	0 (0 to 0.1)	0 (0 to 0.1)	0 (0 to 0.1)	3.2
Other sexually transmitted infections	0 (0 to 0)	0 (0 to 0)	0 (0 to 0)	0 (0 to 0)	0 (0 to 0)	0 (0 to 0)	0.1 (0 to 0.1)	0.4 (0.4 to 1.4)	0.5 (0.3 to 1.6)	0.6 (0.4 to 2)	0.7 (0.4 to 2.1)	0.7 (0.4 to 2.2)	0.8 (0.4 to 2.1)	0.7 (0.4 to 2.2)	0.6 (0.4 to 2.2)	0.4 (0.1 to 0.9)	0.2 (0 to 0.5)	0.1 (0 to 0.3)	0 (0 to 0.1)	0 (0 to 0.1)	0 (0 to 0.1)	0 (0 to 0.1)	0 (0 to 0.1)	6.6
Respiratory infections and tuberculosis	1,190 (1,010 to 1,380)	299 (267 to 377)	239 (233 to 419)	273 (272 to 420)	388 (222 to 988)	339 (180 to 898)	287 (186 to 493)	277 (177 to 433)	299 (199 to 440)	297 (207 to 472)	307 (207 to 472)	307 (207 to 472)	367 (247 to 509)	383 (243 to 564)	460 (277 to 677)	603 (362 to 1,000)	1,000 (562 to 1,700)	1,000 (562 to 1,700)	1,000 (562 to 1,700)	1,000 (562 to 1,700)	1,000 (562 to 1,700)	1,000 (562 to 1,700)	1,000 (562 to 1,700)	16,900
Tuberculosis	0 (0 to 0)	0 (0 to 0)	0.4 (0.3 to 0.6)	0.7 (0.6 to 0.9)	0.6 (0.3 to 2)	0.5 (0.2 to 2)	2.9 (0.6 to 7.4)	4.9 (1.3 to 7.4)	4.8 (1.3 to 7.4)	5.2 (1.3 to 7.4)	5.2 (1.3 to 7.4)	5.2 (1.3 to 7.4)	7.2 (2.6 to 7.4)	9.3 (4.3 to 13.7)	13.5 (6.1 to 18.2)	18.5 (8.6 to 26.4)	16 (7.4 to 23.1)	11 (4.7 to 16.2)	8.4 (3.3 to 12.1)	7.4 (2.6 to 11.1)	6.1 (1.9 to 9.6)	3.3 (0.8 to 5.7)	139
Latent tuberculosis infection	0 (0 to 0)	0 (0 to 0)	0 (0 to 0)	0 (0 to 0)	0 (0 to 0)	0 (0 to 0)	0 (0 to 0)	0 (0 to 0)	0 (0 to 0)	0 (0 to 0)	0 (0 to 0)	0 (0 to 0)	0 (0 to 0)	0 (0 to 0)	0 (0 to 0)	0 (0 to 0)	0 (0 to 0)	0 (0 to 0)	0 (0 to 0)	0 (0 to 0)	0 (0 to 0)	0 (0 to 0)	0 (0 to 0)	0
Drug-susceptible tuberculosis	0 (0 to 0)	0 (0 to 0)	0.4 (0.3 to 0.6)	0.7 (0.6 to 0.9)	0.6 (0.2 to 2)	0.5 (0.2 to 2)	2.9 (0.6 to 7.4)	4.8 (1.3 to 7.4)	4.8 (1.3 to 7.4)	5.2 (1.3 to 7.4)	5.2 (1.3 to 7.4)	5.2 (1.3 to 7.4)	7.2 (2.6 to 7.4)	9.3 (4.3 to 13.7)	13.5 (6.1 to 18.2)	18.5 (8.6 to 26.4)	16 (7.4 to 23.1)	11 (4.7 to 16.2)	8.4 (3.3 to 12.1)	7.4 (2.6 to 11.1)	6.1 (1.9 to 9.6)	3.3 (0.8 to 5.7)	139
Multidrug-resistant tuberculosis without extensive drug resistance	0 (0 to 0)	0 (0 to 0)	0 (0 to 0)	0 (0 to 0)	0 (0 to 0)	0 (0 to 0)	0 (0 to 0)	0 (0 to 0)	0 (0 to 0)	0 (0 to 0)	0 (0 to 0)	0 (0 to 0)	0 (0 to 0)	0 (0 to 0)	0 (0 to 0)	0 (0 to 0)	0 (0 to 0)	0 (0 to 0)	0 (0 to 0)	0 (0 to 0)	0 (0 to 0)	0 (0 to 0)	0 (0 to 0)	0
Extensively drug-resistant tuberculosis	0 (0 to 0)	0 (0 to 0)	0 (0 to 0)	0 (0 to 0)	0 (0 to 0)	0 (0 to 0)	0 (0 to 0)	0 (0 to 0)	0 (0 to 0)	0 (0 to 0)	0 (0 to 0)	0 (0 to 0)	0 (0 to 0)	0 (0 to 0)	0 (0 to 0)	0 (0 to 0)	0 (0 to 0)	0 (0 to 0)	0 (0 to 0)	0 (0 to 0)	0 (0 to 0)	0 (0 to 0)	0 (0 to 0)	0
Lower respiratory infections	20.9 (17.7 to 24.6)	32 (23 to 43.7)	242 (170 to 320)	166.5 (98.6 to 238)	52.7 (27.1 to 89.6)	39.3 (20.2 to 67.2)	39.2 (20.2 to 67.2)	66.1 (34.9 to 96.6)	82 (44.5 to 118)	98.7 (54.5 to 144)	120 (67.5 to 181)	157 (92.2 to 231)	202 (121 to 306)	277 (161 to 408)	407 (232 to 615)	620 (357 to 1,000)	671 (380 to 1,080)	724 (400 to 1,200)	748 (384 to 1,270)	760 (364 to 1,370)	673 (303 to 1,370)	381 (157 to 866)	370 (127 to 1,000)	7,490
Upper respiratory infections	0.6 (0.4 to 0.9)	3.4 (2.6 to 4.5)	9.4 (6.6 to 12.4)	7.2 (4.2 to 10.3)	1.2 (0.6 to 2.1)	0.8 (0.4 to 1.4)	0.6 (0.3 to 1.1)	0.6 (0.3 to 1.1)	0.6 (0.3 to 1.1)	0.6 (0.3 to 1.1)	0.6 (0.3 to 1.1)	0.6 (0.3 to 1.1)	0.6 (0.3 to 1.1)	0.6 (0.3 to 1.1)	0.6 (0.3 to 1.1)	0.6 (0.3 to 1.1)	0.6 (0.3 to 1.1)	0.6 (0.3 to 1.1)	0.6 (0.3 to 1.1)	0.6 (0.3 to 1.1)	0.6 (0.3 to 1.1)	0.6 (0.3 to 1.1)	2,880
Otitis media	0 (0 to 0)	0 (0 to 0)	0.1 (0.1 to 0.1)	0.7 (0.1 to 1.6)	0.1 (0 to 0.2)	0.1 (0 to 0.2)	0.2 (0 to 0.3)	0.2 (0 to 0.3)	0.2 (0 to 0.3)	0.2 (0 to 0.3)	0.2 (0 to 0.3)	0.2 (0 to 0.3)	0.2 (0 to 0.3)	0.2 (0 to 0.3)	0.2 (0 to 0.3)	0.2 (0 to 0.3)	0.2 (0 to 0.3)	0.2 (0 to 0.3)	0.2 (0 to 0.3)	0.2 (0 to 0.3)	0.2 (0 to 0.3)	0.2 (0 to 0.3)	0.2 (0 to 0.3)	493
Enteric infections	4.6 (3.6 to 5.8)	7.8 (5.9 to 10)	79.6 (49.1 to 126)	66.4 (40.4 to 106)	18 (11.1 to 28.1)	11.1 (6.8 to 17.3)	5.4 (3.3 to 8.4)	4.8 (2.9 to 7.5)	5.2 (3.2 to 8.1)	5.6 (3.4 to 8.8)	6.2 (3.8 to 9.7)	6.6 (4.1 to 10.3)	8.1 (5.1 to 12.6)	10.1 (6.4 to 15.7)	13.7 (8.7 to 21.3)	17.7 (11.2 to 27.5)	22.1 (13.9 to 34.3)	27.2 (17.1 to 42.3)	33.6 (21.1 to 52.2)	41.7 (26.2 to 64.8)	51.6 (32.4 to 80.2)	63.6 (39.9 to 98.9)	2,440
Diarrheal diseases	3.4 (2.6 to 4.3)	7.8 (6.5 to 10.4)	79.2 (51.4 to 126)	66.4 (40.9 to 106)	18.4 (9.6 to 28.1)	11.1 (6.8 to 17.3)	5.4 (3.3 to 8.4)	4.8 (2.9 to 7.5)	5.2 (3.2 to 8.1)	5.6 (3.4 to 8.8)	6.2 (3.8 to 9.7)	6.6 (4.1 to 10.3)	8.1 (5.1 to 12.6)	10.1 (6.4 to 15.7)	13.7 (8.7 to 21.3)	17.7 (11.2 to 27.5)	22.1 (13.9 to 34.3)	27.2 (17.1 to 42.3)	33.6 (21.1 to 52.2)	41.7 (26.2 to 64.8)	51.6 (32.4 to 80.2)	63.6 (39.9 to 98.9)	2,430
Typhoid and paratyphoid	0 (0 to 0)	0 (0 to 0)	0 (0 to 0)	0 (0 to 0.1)	0 (0 to 0)	0 (0 to 0)	0 (0 to 0)	0 (0 to 0)	0 (0 to 0)	0 (0 to 0)	0 (0 to 0)	0 (0 to 0)	0 (0 to 0)	0 (0 to 0)	0 (0 to 0)	0 (0 to 0)	0 (0 to 0)	0 (0 to 0)	0 (0 to 0)	0 (0 to 0)	0 (0 to 0)	0 (0 to 0)	0 (0 to 0)	0.3
Typhoid fever	0 (0 to 0)	0 (0 to 0)	0 (0 to 0)	0 (0 to 0.1)	0 (0 to 0)	0 (0 to 0)	0 (0 to 0)	0 (0 to 0)	0 (0 to 0)	0 (0 to 0)	0 (0 to 0)	0 (0 to 0)	0 (0 to 0)	0 (0 to 0)	0 (0 to 0)	0 (0 to 0)	0 (0 to 0)	0 (0 to 0)	0 (0 to 0)	0 (0 to 0)	0 (0 to 0)	0 (0 to 0)	0 (0 to 0)	0.3
Paratyphoid fever	0 (0 to 0)	0 (0 to 0)	0 (0 to 0)	0 (0 to 0.1)	0 (0 to 0)	0 (0 to 0)	0 (0 to 0)	0 (0 to 0)	0 (0 to 0)	0 (0 to 0)	0 (0 to 0)	0 (0 to 0)	0 (0 to 0)	0 (0 to 0)	0 (0 to 0)	0 (0 to 0)	0 (0 to 0)	0 (0 to 0)	0 (0 to 0)	0 (0 to 0)	0 (0 to 0)	0 (0 to 0)	0 (0 to 0)	0.2
Invasive Non-typhoidal Salmonella (iNTS)	0.7 (0.5 to 0.9)	0.7 (0.5 to 0.9)	0.7 (0.2 to 2.4)	0.7 (0.3 to 1.5)	0.7 (0.3 to 1.5)	0.7 (0.3 to 1.5)	0.7 (0.3 to 1.5)	0.7 (0.3 to 1.5)	0.7 (0.3 to 1.5)	0.7 (0.3 to 1.5)	0.7 (0.3 to 1.5)	0.7 (0.3 to 1.5)	0.7 (0.3 to 1.5)	0.6 (0.3 to 1.5)	0.6 (0.3 to 1.5)	0.6 (0.3 to 1.5)	0.6 (0.3 to 1.5)	0.6 (0.3 to 1.5)	0.6 (0.3 to 1.5)	0.6 (0.3 to 1.5)	0.6 (0.3 to 1.5)	0.6 (0.3 to 1.5)	7.3
Other intestinal infectious diseases	0.6 (0.4 to 0.8)	0.6 (0.4 to 0.8)	0.7 (0.4 to 2.3)	0.4 (0.1 to 1.2)	0.4 (0.1 to 1.1)	0.4 (0.1 to 1.1)	0.4 (0.1 to 1.1)	0.4 (0.1 to 1.1)	0.4 (0.1 to 1.1)	0.4 (0.1 to 1.1)	0.4 (0.1 to 1.1)	0.4 (0.1 to 1.1)	0.4 (0.1 to 1.1)	0.4 (0.1 to 1.1)	0.4 (0.1 to 1.1)	0.4 (0.1 to 1.1)	0.4 (0.1 to 1.1)	0.4 (0.1 to 1.1)	0.4 (0.1 to 1.1)	0.4 (0.1 to 1.1)	0.4 (0.1 to 1.1)	0.4 (0.1 to 1.1)	0.4 (0.1 to 1.1)	9.4
Neglected tropical diseases and malaria	0.8 (0.6 to 1.1)	0.2 (0.2 to 0.3)	10.6 (7.6 to 15.1)	13.6 (9.6 to 19.4)	11.1 (7.8 to 15.8)	3.4 (2.4 to 4.8)	1.6 (1.1 to 2.3)	1.5 (1.1 to 2.2)	1.6 (1.1 to 2.3)	1.7 (1.2 to 2.4)	1.9 (1.3 to 2.7)	1.9 (1.3 to 2.7)	2.2 (1.5 to 3.1)	2.6 (1.8 to 3.7)	3.1 (2.1 to 4.4)	3.8 (2.6 to 5.4)	4.6 (3.1 to 6.5)	5.5 (3.7 to 7.8)	6.5 (4.3 to 9.2)	7.6 (5.1 to 10.8)	8.8 (5.9 to 12.5)	10.2 (6.8 to 14.4)	603
Malaria	0 (0 to 0)	0 (0 to 0)	0 (0 to 0)	0 (0 to 0)	0 (0 to 0)	0 (0 to 0)	0 (0 to 0)	0 (0 to 0)	0 (0 to 0)	0 (0 to 0)	0 (0 to 0)	0 (0 to 0)	0 (0 to 0)	0 (0 to 0)	0 (0 to 0)	0 (0 to 0)	0 (0 to 0)	0 (0 to 0)	0 (0 to 0)	0 (0 to 0)	0 (0 to 0)	0 (0 to 0)	0 (0 to 0)	0
Chagas disease	0 (0 to 0)	0 (0 to 0)	0 (0 to 0)	0 (0 to 0)	0 (0 to 0)	0 (0 to 0)	0 (0 to 0)	0 (0 to 0)	0 (0 to 0)	0 (0 to 0)	0 (0 to 0)	0 (0 to 0)	0 (0 to 0)	0 (0 to 0)	0 (0 to 0)	0 (0 to 0)	0 (0 to 0)	0 (0 to 0)	0 (0 to 0)	0 (0 to 0)	0 (0 to 0)	0 (0 to 0)	0 (0 to 0)	2.5
Leishmaniasis	0 (0 to 0)	0 (0 to 0)	0 (0 to 0)	0 (0 to 0)	0 (0 to 0)	0 (0 to 0)	0 (0 to 0)	0 (0 to 0)	0 (0 to 0)	0 (0 to 0)	0 (0 to 0)	0 (0 to 0)	0 (0 to 0)	0 (0 to 0)	0 (0 to 0)	0 (0 to 0)	0 (0 to 0)	0 (0 to 0)	0 (0 to 0)	0 (0 to 0)	0 (0 to 0)	0 (0 to 0)	0 (0 to 0)	0
Visceral leishmaniasis	0 (0 to 0)	0 (0 to 0)	0 (0 to 0)	0 (0 to 0)	0 (0 to 0)	0 (0 to 0)	0 (0 to 0)	0 (0 to 0)	0 (0 to 0)	0 (0 to 0)	0 (0 to 0)	0 (0 to 0)	0 (0 to 0)	0 (0 to 0)	0 (0 to 0)	0 (0 to 0)	0 (0 to 0)	0 (0 to 0)	0 (0 to 0)	0 (0 to 0)	0 (0 to 0)	0 (0 to 0)	0 (0 to 0)	0
Cutaneous and mucocutaneous leishmaniasis	0 (0 to 0)	0 (0 to 0)	0 (0 to 0)	0 (0 to 0)	0 (0 to 0)	0 (0 to 0)	0 (0 to 0)	0 (0 to 0)	0 (0 to 0)	0 (0 to 0)	0 (0 to 0)	0 (0 to 0)	0 (0 to 0)	0 (0 to 0)	0 (0 to 0)	0 (0 to 0)	0 (0 to 0)	0 (0 to 0)	0 (0 to 0)	0 (0 to 0)	0 (0 to 0)	0 (0 to 0)	0 (0 to 0)	0
African trypanosomiasis	0 (0 to 0)	0 (0 to 0)	0 (0 to 0)	0 (0 to 0)	0 (0 to 0)	0 (0 to 0)	0 (0 to 0)	0 (0 to 0)	0 (0 to 0)	0 (0 to 0)	0 (0 to 0)	0 (0 to 0)	0 (0 to 0)	0 (0 to 0)	0 (0 to 0)	0 (0 to 0)	0 (0 to 0)	0 (0 to 0)	0 (0 to 0)	0 (0 to 0)	0 (0 to 0)	0 (0 to 0)	0 (0 to 0)	0
Schistosomiasis	0 (0 to 0)	0 (0 to 0)	0 (0 to 0)	0 (0 to 0)	0 (0 to 0)	0 (0 to 0)	0 (0 to 0)	0 (0 to 0)	0 (0 to 0)	0 (0 to 0)	0 (0 to 0)	0 (0 to 0)	0 (0 to 0)	0 (0 to 0)	0 (0 to 0)	0 (0 to 0)	0 (0 to 0)	0 (0 to 0)	0 (0 to 0)	0 (0 to 0)	0 (0 to 0)	0 (0 to 0)	0 (0 to 0)	0
Cysticercosis	0 (0 to 0)	0 (0 to 0)	0 (0 to 0)	0 (0 to 0)	0 (0 to 0)	0 (0 to 0)	0.2 (0 to 0.2)	0.6 (0.4 to 0.8)	2.6 (0.7 to 7.1)	5.2 (1.4 to 9.6)	9.6 (2.6 to 24.5)	14.8 (4.1 to 37.6)	24.3 (6.5 to 62.1)	46.1 (12.7 to 117)	66.6 (18.7 to 166)	81.1 (25.7 to 207)	77.6 (25.6 to 196)	49.8 (17.5 to 121)	23.1 (7.5 to 56.2)	9.6 (2.9 to 24.3)	3.6 (0.9 to 9.6)	0.8 (0.2 to 2.1)	684
Cystic echinococcosis	0 (0 to 0)	0 (0 to 0)	0 (0 to 0)	0 (0 to 0.1)	0 (0 to 0)	0 (0 to 0)	0 (0 to 0)	0 (0 to 0)	0 (0 to 0)	0 (0 to 0)	0 (0 to 0)	0 (0 to 0)	0 (0 to 0)	0 (0 to 0)	0 (0 to 0)	0 (0 to 0)	0 (0 to 0)	0 (0 to 0)	0 (0 to 0)	0 (0 to 0)	0 (0 to 0)	0 (0 to 0)	0 (0 to 0)	0.9
Lymphatic filariasis	0 (0 to 0)	0 (0 to 0)	0 (0 to 0)	0 (0 to 0)	0 (0 to 0)	0 (0 to 0)	0 (0 to 0)	0 (0 to 0)	0 (0 to 0)	0 (0 to 0)	0 (0 to 0)	0 (0 to 0)	0 (0 to 0)	0 (0 to 0)	0 (0 to 0)	0 (0 to 0)	0 (0 to 0)	0 (0 to 0)	0 (0 to 0)	0 (0 to 0)	0 (0 to 0)	0 (0 to 0)	0 (0 to 0)	0
Onchocerciasis	0 (0 to 0)	0 (0 to 0)	0 (0 to 0)	0 (0 to 0)	0 (0 to 0)	0 (0 to 0)	0 (0 to 0)	0 (0 to 0)	0 (0 to 0)	0 (0 to 0)	0 (0 to 0)	0 (0 to 0)	0 (0 to 0)	0 (0 to 0)	0 (0 to 0)	0 (0 to 0)	0 (0 to 0)	0 (0 to 0)	0 (0 to 0)	0 (0 to 0)	0 (0 to 0)	0 (0 to 0)	0 (0 to 0)	0
Trachoma	0 (0 to 0)	0 (0 to 0)	0 (0 to 0)	0 (0 to 0)	0 (0 to 0)	0 (0 to 0)	0 (0 to 0)	0 (0 to 0)	0 (0 to 0)	0 (0 to 0)	0 (0 to 0)	0 (0 to 0)	0 (0 to 0)	0 (0 to 0)	0 (0 to 0)	0 (0 to 0)	0 (0 to 0)	0 (0 to 0)	0 (0 to 0)	0 (0 to 0)	0 (0 to 0)	0 (0 to 0)	0 (0 to 0)	0
Dengue	0 (0 to 0)	0 (0 to 0)	0 (0 to 0)	0 (0 to 0)	0 (0 to 0)	0 (0 to 0)	0 (0 to 0)	0 (0 to 0)	0 (0 to 0)	0 (0 to 0)	0 (0 to 0)	0 (0 to 0)	0 (0 to 0)	0 (0 to 0)	0 (0 to 0)	0 (0 to 0)	0 (0 to 0)	0 (0 to 0)	0 (0 to 0)	0 (0 to 0)	0 (0 to 0)	0 (0 to 0)	0 (0 to 0)	0
Yellow fever	0 (0 to 0)	0 (0 to 0)	0 (0 to 0)	0 (0 to 0)	0 (0 to 0)	0 (0 to 0)	0 (0 to 0)	0 (0 to 0)	0 (0 to 0)	0 (0 to 0)	0 (0 to 0)	0 (0 to 0)	0 (0 to 0)	0 (0 to 0)	0 (0 to 0)	0 (0 to 0)	0 (0 to 0)	0 (0 to 0)	0 (0 to 0)	0 (0 to 0)	0 (0 to 0)	0 (0 to 0)	0 (0 to 0)	0
Rabies	0 (0 to 0)	0 (0 to 0)	0.2 (0.1 to 0.4)	0.2 (0.1 to 0.4)	0.1 (0 to 0.2)	0.1 (0 to 0.2)	0.1 (0 to 0.2)	0.1 (0 to 0.2)	0.1 (0 to 0.2)	0.1 (0 to 0.2)	0.1 (0 to 0.2)	0.1 (0 to 0.2)	0.1 (0 to 0.2)	0.1 (0 to 0.2)	0.1 (0 to 0.2)	0.1 (0 to 0.2)	0.1 (0 to 0.2)	0.1 (0 to 0.2)	0.1 (0 to 0.2)	0.1 (0 to 0.2)	0.1 (0 to 0.2)	0.1 (0 to 0.2)	0.1 (0 to 0.2)	1.8
Intestinal nematode infections	0 (0 to 0)	0 (0 to 0)	0 (0 to 0)	0 (0 to 0)	0 (0 to 0)	0 (0 to 0)	0 (0 to 0)	0 (0 to 0)	0 (0 to 0)	0 (0 to 0)	0 (0 to 0)	0 (0 to 0)	0 (0 to 0)	0 (0 to 0)	0 (0 to 0)	0 (0 to 0)	0 (0 to 0)	0 (0 to 0)	0 (0 to 0)	0 (0 to 0)	0 (0 to 0)	0 (0 to 0)	0 (0 to 0)	0
Ascariasis	0 (0 to 0)	0 (0 to 0)	0 (0 to 0)	0 (0 to 0)	0 (0 to 0)	0 (0 to 0)	0 (0 to 0)	0 (0 to 0)	0 (0 to 0)	0 (0 to 0)	0 (0 to 0)	0 (0 to 0)	0 (0 to 0)	0 (0 to 0)	0 (0 to 0)	0 (0 to 0)	0 (0 to 0)	0 (0 to 0)	0 (0 to 0)	0 (0 to 0)	0 (0 to 0)





SR Table 2a. Mississippi DALYS by cause and age group for males with 95% uncertainty intervals, 2019

Cause	Early Neonatal	Late Neonatal	Post-Neonatal	1 to 4	5 to 9	10 to 14	15 to 19	20 to 24	25 to 29	30 to 34	35 to 39	40 to 44	45 to 49	50 to 54	55 to 59	60 to 64	65 to 69	70 to 74	75 to 79	80 to 84	85 to 89	90 to 94	95 plus	Total
All causes	7,029 (6,650 to 8,810)	2,293 (1,970 to 2,850)	9,270 (8,786 to 7,548)	6,788 (6,316 to 6,230)	4,779 (4,600 to 4,585)	7,748 (7,453 to 9,543)	15,900 (13,900 to 18,400)	23,700 (19,900 to 27,900)	26,400 (22,600 to 30,600)	25,700 (21,700 to 29,800)	26,100 (22,000 to 30,100)	25,600 (21,500 to 29,600)	26,100 (22,000 to 30,100)	26,500 (22,500 to 30,600)	27,600 (23,600 to 31,800)	31,600 (27,000 to 36,400)	34,600 (29,600 to 39,800)	37,200 (32,000 to 42,700)	39,700 (34,100 to 45,600)	39,600 (34,000 to 45,500)	37,000 (31,800 to 42,500)	30,200 (25,900 to 34,700)	17,900 (15,300 to 20,600)	6,230 (5,330 to 7,150)	2,790 (2,390 to 3,200)	600,000
Communicable, maternal, neonatal, and nutritional diseases	5,640 (4,670 to 6,880)	1,490 (1,200 to 1,850)	1,430 (1,010 to 1,950)	970 (749 to 1,230)	698 (598 to 1,280)	899 (681 to 1,140)	1,030 (782 to 1,360)	1,760 (1,320 to 2,350)	2,170 (1,620 to 2,870)	2,300 (1,720 to 3,070)	2,300 (1,720 to 3,080)	2,310 (1,720 to 3,090)	1,400 (1,070 to 1,930)	1,400 (1,060 to 1,960)	1,740 (1,370 to 2,230)	1,760 (1,380 to 2,270)	1,660 (1,220 to 2,200)	1,600 (1,180 to 2,140)	1,430 (1,020 to 2,020)	1,260 (840 to 1,860)	808 (521 to 1,350)	529 (322 to 999)	176 (127 to 239)	31,000
HIV/AIDS and sexually transmitted infections	1.2 (0.7 to 1.9)	0.5 (0.3 to 0.9)	6.5 (3.9 to 11.3)	7.3 (4.1 to 12.9)	3.6 (2.0 to 6.4)	6.6 (4.7 to 9.7)	12.7 (10.1 to 16.1)	69.3 (54.1 to 89.3)	275 (217 to 352)	440 (343 to 569)	647 (502 to 836)	960 (745 to 1,240)	1,450 (1,120 to 1,870)	2,140 (1,650 to 2,760)	3,020 (2,330 to 3,900)	4,020 (3,110 to 5,190)	4,880 (3,770 to 6,300)	5,450 (4,210 to 7,030)	5,750 (4,450 to 7,420)	5,610 (4,340 to 7,240)	4,980 (3,850 to 6,430)	3,610 (2,790 to 4,660)	1,900 (1,470 to 2,450)	3,730
HIV/AIDS	0 (0 to 0)	0 (0 to 0)	0.8 (0.4 to 1.6)	7.2 (3.2 to 14.4)	3.6 (1.6 to 6.3)	6.6 (4.7 to 9.7)	12.7 (10.1 to 16.1)	69 (53.9 to 88.7)	268 (212 to 344)	432 (337 to 556)	633 (492 to 817)	938 (729 to 1,210)	1,420 (1,100 to 1,830)	2,100 (1,620 to 2,710)	2,960 (2,290 to 3,820)	3,940 (3,050 to 5,080)	4,790 (3,700 to 6,180)	5,350 (4,130 to 6,900)	5,640 (4,370 to 7,280)	5,500 (4,260 to 7,100)	4,880 (3,780 to 6,300)	3,540 (2,740 to 4,570)	1,870 (1,440 to 2,410)	3,620
HIV/AIDS - Drug-susceptible Tuberculosis	0 (0 to 0)	0 (0 to 0)	0.2 (0 to 0.5)	0.2 (0 to 0.5)	0 (0 to 0.2)	0.2 (0 to 0.5)	1.3 (0.9 to 1.8)	5.1 (3.7 to 7.1)	12.7 (9.3 to 17.6)	17.9 (13.1 to 24.8)	21.2 (15.5 to 29.3)	23.7 (17.3 to 32.8)	25.6 (18.6 to 35.4)	27.1 (19.7 to 37.5)	28.2 (20.5 to 39.1)	29.1 (21.1 to 40.3)	29.8 (21.6 to 41.3)	30.2 (21.9 to 41.8)	30.4 (22.1 to 42.1)	30.4 (22.1 to 42.1)	30.2 (21.9 to 41.8)	29.8 (21.6 to 41.3)	29.4 (21.3 to 40.7)	699.4
HIV/AIDS - Multidrug-resistant Tuberculosis without extensive	0 (0 to 0)	0 (0 to 0)	0 (0 to 0)	0 (0 to 0)	0 (0 to 0)	0 (0 to 0)	0 (0 to 0.2)	0 (0 to 0.1)	0 (0 to 0.1)	0 (0 to 0.1)	0 (0 to 0.1)	0 (0 to 0.1)	0 (0 to 0.1)	0 (0 to 0.1)	0 (0 to 0.1)	0 (0 to 0.1)	0 (0 to 0.1)	0 (0 to 0.1)	0 (0 to 0.1)	0 (0 to 0.1)	0 (0 to 0.1)	0 (0 to 0.1)	0 (0 to 0.1)	0 (0 to 0.1)	2.2
HIV/AIDS - Extensively drug-resistant Tuberculosis	0 (0 to 0)	0 (0 to 0)	0 (0 to 0)	0 (0 to 0)	0 (0 to 0)	0 (0 to 0)	0 (0 to 0)	0 (0 to 0)	0 (0 to 0)	0 (0 to 0)	0 (0 to 0)	0 (0 to 0)	0 (0 to 0)	0 (0 to 0)	0 (0 to 0)	0 (0 to 0)	0 (0 to 0)	0 (0 to 0)	0 (0 to 0)	0 (0 to 0)	0 (0 to 0)	0 (0 to 0)	0 (0 to 0)	0 (0 to 0)	0.6
HIV/AIDS resulting in other diseases	0 (0 to 0)	0 (0 to 0)	0 (0 to 0.1)	0 (0 to 0.1)	0 (0 to 0.1)	0 (0 to 0.1)	0 (0 to 0.1)	0 (0 to 0.1)	0 (0 to 0.1)	0 (0 to 0.1)	0 (0 to 0.1)	0 (0 to 0.1)	0 (0 to 0.1)	0 (0 to 0.1)	0 (0 to 0.1)	0 (0 to 0.1)	0 (0 to 0.1)	0 (0 to 0.1)	0 (0 to 0.1)	0 (0 to 0.1)	0 (0 to 0.1)	0 (0 to 0.1)	0 (0 to 0.1)	0 (0 to 0.1)	3,600
Sexually transmitted infections excluding HIV	1.2 (0.7 to 1.9)	0.5 (0.3 to 0.9)	5.7 (3.2 to 10.1)	0.1 (0 to 0.3)	0 (0 to 0.1)	0 (0 to 0.1)	0 (0 to 0.1)	0.3 (0.2 to 0.5)	2.6 (1.9 to 3.6)	7.2 (5.1 to 10.1)	12.7 (9.1 to 17.9)	21.2 (15.2 to 29.7)	29.8 (21.5 to 41.6)	42.1 (30.4 to 58.7)	59.2 (42.8 to 82.5)	77.4 (55.9 to 107.8)	95.7 (69.2 to 133.3)	107.1 (77.4 to 149.2)	112.8 (81.5 to 157.1)	110.1 (79.6 to 153.4)	97.7 (70.6 to 136.1)	69.5 (50.2 to 96.8)	37.3 (27.0 to 51.9)	732
Syphilis	0 (0 to 0)	0 (0 to 0)	0.1 (0 to 0.3)	0 (0 to 0)	0 (0 to 0)	0 (0 to 0.1)	0 (0 to 0.1)	0.1 (0 to 0.2)	0.6 (0.4 to 0.9)	1.8 (1.3 to 2.6)	3.2 (2.3 to 4.6)	5.4 (3.9 to 7.7)	7.5 (5.4 to 10.7)	10.6 (7.7 to 15.1)	14.9 (10.8 to 21.2)	19.5 (14.1 to 27.8)	24.1 (17.4 to 34.4)	27.0 (19.5 to 38.5)	28.4 (20.5 to 40.5)	27.7 (20.0 to 39.5)	24.6 (17.8 to 35.1)	17.5 (12.6 to 25.0)	9.4 (6.8 to 13.4)	184
Chlamydial infection	0 (0 to 0)	0 (0 to 0)	0.1 (0 to 0.2)	0 (0 to 0)	0 (0 to 0)	0 (0 to 0)	0 (0 to 0.1)	0.1 (0 to 0.2)	0.3 (0.2 to 0.5)	0.6 (0.4 to 0.9)	0.9 (0.6 to 1.3)	1.4 (1 to 2)	1.9 (1.4 to 2.8)	2.8 (2 to 4)	3.9 (2.8 to 5.5)	5.2 (3.7 to 7.4)	6.4 (4.6 to 9.1)	7.2 (5.2 to 10.2)	7.6 (5.5 to 10.8)	7.4 (5.3 to 10.5)	6.5 (4.7 to 9.3)	4.7 (3.4 to 6.7)	2.5 (1.8 to 3.6)	49
Gonococcal infection	0 (0 to 0)	0 (0 to 0)	0 (0 to 0)	0 (0 to 0)	0 (0 to 0)	0.2 (0 to 0.4)	0.5 (0.3 to 0.8)	0.8 (0.5 to 1.2)	1.7 (1.1 to 2.5)	2.7 (1.8 to 3.9)	3.7 (2.5 to 5.4)	5.1 (3.4 to 7.4)	6.6 (4.4 to 9.6)	8.2 (5.5 to 11.9)	9.7 (6.5 to 14.1)	11.1 (7.4 to 16.1)	12.2 (8.1 to 17.7)	12.8 (8.5 to 18.6)	12.9 (8.6 to 18.8)	12.5 (8.3 to 18.2)	11.2 (7.4 to 16.3)	8.7 (5.8 to 12.7)	5.1 (3.4 to 7.4)	93
Trichomoniasis	0 (0 to 0)	0 (0 to 0)	0 (0 to 0)	0 (0 to 0)	0 (0 to 0)	0 (0 to 0)	0 (0 to 0)	0 (0 to 0)	0 (0 to 0)	0 (0 to 0)	0 (0 to 0)	0 (0 to 0)	0 (0 to 0)	0 (0 to 0)	0 (0 to 0)	0 (0 to 0)	0 (0 to 0)	0 (0 to 0)	0 (0 to 0)	0 (0 to 0)	0 (0 to 0)	0 (0 to 0)	0 (0 to 0)	0 (0 to 0)	3
Genital herpes	0 (0 to 0)	0 (0 to 0)	0 (0 to 0)	0 (0 to 0)	0 (0 to 0)	0 (0 to 0)	0.1 (0 to 0.1)	0.2 (0.1 to 0.3)	0.3 (0.2 to 0.5)	0.5 (0.3 to 0.7)	0.7 (0.4 to 1.1)	0.9 (0.6 to 1.4)	1.2 (0.8 to 1.8)	1.6 (1.1 to 2.4)	2.1 (1.4 to 3.2)	2.6 (1.7 to 3.9)	3.1 (2.1 to 4.7)	3.4 (2.2 to 5.1)	3.5 (2.3 to 5.3)	3.4 (2.2 to 5.1)	3.1 (2.1 to 4.7)	2.6 (1.7 to 3.9)	1.7 (1.1 to 2.6)	49.6
Other sexually transmitted infections	0 (0 to 0)	0 (0 to 0)	0 (0 to 0)	0 (0 to 0)	0 (0 to 0)	0.2 (0 to 0.4)	0.5 (0.3 to 0.8)	0.8 (0.5 to 1.2)	1.7 (1.1 to 2.5)	2.7 (1.8 to 3.9)	3.7 (2.5 to 5.4)	5.1 (3.4 to 7.4)	6.6 (4.4 to 9.6)	8.2 (5.5 to 11.9)	9.7 (6.5 to 14.1)	11.1 (7.4 to 16.1)	12.2 (8.1 to 17.7)	12.8 (8.5 to 18.6)	12.9 (8.6 to 18.8)	12.5 (8.3 to 18.2)	11.2 (7.4 to 16.3)	8.7 (5.8 to 12.7)	5.1 (3.4 to 7.4)	93
Respiratory infections and tuberculosis	1,240 (1,130 to 39.7)	1,060 (959 to 40.6)	1,060 (930 to 499)	1,060 (933 to 1,090)	1,060 (936 to 1,320)	597 (530 to 1,060)	196 (133 to 350)	210 (139 to 314)	228 (159 to 354)	256 (170 to 381)	271 (181 to 403)	287 (203 to 420)	311 (220 to 460)	421 (299 to 620)	568 (403 to 835)	810 (577 to 1,210)	1,060 (753 to 1,600)	1,260 (896 to 1,900)	1,350 (960 to 2,030)	1,350 (960 to 2,030)	1,220 (866 to 1,840)	1,020 (724 to 1,540)	622 (441 to 938)	16,700
Tuberculosis	0 (0 to 0)	0 (0 to 0)	0.8 (0.7 to 1.3)	1.2 (0.8 to 1.6)	1.3 (0.3 to 0.6)	1.3 (0.6 to 1.8)	3.9 (2.6 to 5.5)	8.6 (5.7 to 9.4)	12.6 (8.3 to 17.1)	16.4 (10.9 to 22.2)	19.4 (12.9 to 26.3)	22.1 (14.7 to 29.9)	24.4 (16.2 to 33.1)	26.3 (17.5 to 35.6)	27.9 (18.5 to 37.8)	29.3 (19.4 to 39.7)	30.4 (20.1 to 41.2)	31.2 (20.6 to 42.3)	31.6 (20.9 to 42.8)	31.6 (20.9 to 42.8)	31.2 (20.6 to 42.3)	30.4 (20.1 to 41.2)	29.3 (19.4 to 39.7)	239
Latent tuberculosis infection	0 (0 to 0)	0 (0 to 0)	0.6 (0.4 to 1.2)	1.2 (0.8 to 1.6)	1.3 (0.3 to 0.6)	1.3 (0.6 to 1.8)	3.9 (2.6 to 5.5)	8.6 (5.7 to 9.4)	12.6 (8.3 to 17.1)	16.4 (10.9 to 22.2)	19.4 (12.9 to 26.3)	22.1 (14.7 to 29.9)	24.4 (16.2 to 33.1)	26.3 (17.5 to 35.6)	27.9 (18.5 to 37.8)	29.3 (19.4 to 39.7)	30.4 (20.1 to 41.2)	31.2 (20.6 to 42.3)	31.6 (20.9 to 42.8)	31.6 (20.9 to 42.8)	31.2 (20.6 to 42.3)	30.4 (20.1 to 41.2)	29.3 (19.4 to 39.7)	239
Drug-susceptible tuberculosis	0 (0 to 0)	0 (0 to 0)	0.1 (0 to 0.2)	0.1 (0 to 0.2)	0 (0 to 0.1)	0 (0 to 0.1)	0.1 (0 to 0.2)	0.2 (0 to 0.3)	0.3 (0 to 0.5)	0.4 (0 to 0.6)	0.5 (0 to 0.7)	0.6 (0 to 0.8)	0.7 (0 to 0.9)	0.7 (0 to 1)	0.8 (0 to 1.1)	0.8 (0 to 1.1)	0.9 (0 to 1.2)	0.9 (0 to 1.2)	0.9 (0 to 1.2)	0.9 (0 to 1.2)	0.9 (0 to 1.2)	0.9 (0 to 1.2)	0.8 (0 to 1.1)	6.9
Multidrug-resistant tuberculosis without extensive drug-resistar	0 (0 to 0)	0 (0 to 0)	0 (0 to 0)	0 (0 to 0)	0 (0 to 0)	0 (0 to 0)	0 (0 to 0)	0 (0 to 0)	0 (0 to 0)	0 (0 to 0)	0 (0 to 0)	0 (0 to 0)	0 (0 to 0)	0 (0 to 0)	0 (0 to 0)	0 (0 to 0)	0 (0 to 0)	0 (0 to 0)	0 (0 to 0)	0 (0 to 0)	0 (0 to 0)	0 (0 to 0)	0 (0 to 0)	0 (0 to 0)	6.2
Extensively drug-resistant tuberculosis	0 (0 to 0)	0 (0 to 0)	0 (0 to 0)	0 (0 to 0)	0 (0 to 0)	0 (0 to 0)	0 (0 to 0)	0 (0 to 0)	0 (0 to 0)	0 (0 to 0)	0 (0 to 0)	0 (0 to 0)	0 (0 to 0)	0 (0 to 0)	0 (0 to 0)	0 (0 to 0)	0 (0 to 0)	0 (0 to 0)	0 (0 to 0)	0 (0 to 0)	0 (0 to 0)	0 (0 to 0)	0 (0 to 0)	0 (0 to 0)	1.6
Lower respiratory infections	19.6 (12.4 to 26.4)	43.6 (29.6 to 58.4)	291 (196 to 390)	196 (134 to 144)	29.4 (27.3 to 61.6)	43.1 (39.9 to 91.4)	43.3 (39.9 to 91.4)	68.9 (61.9 to 106)	96.6 (87.6 to 134)	129 (116 to 179)	171 (153 to 235)	218 (194 to 300)	287 (255 to 395)	401 (357 to 551)	580 (517 to 797)	882 (786 to 1,210)	1,240 (1,110 to 1,700)	1,550 (1,380 to 2,130)	1,690 (1,510 to 2,320)	1,690 (1,510 to 2,320)	1,550 (1,380 to 2,130)	1,240 (1,110 to 1,700)	697 (622 to 957)	15,700
Upper respiratory infections	2.4 (1.5 to 3.2)	5.3 (3.6 to 7.1)	35.5 (23.9 to 47.6)	23.9 (16.3 to 17.6)	3.6 (3.3 to 7.5)	5.3 (4.9 to 11.1)	5.3 (4.9 to 11.1)	8.4 (7.6 to 13)	11.8 (10.7 to 16.4)	15.7 (14.2 to 21.8)	20.8 (18.8 to 28.7)	26.5 (24 to 36.6)	34.9 (31.6 to 48.2)	48.8 (44.2 to 67.4)	70.6 (63.9 to 97.5)	107.4 (97.2 to 148.3)	151 (136.7 to 208.5)	188.7 (170.8 to 260.6)	205.6 (186.1 to 284)	205.6 (186.1 to 284)	188.7 (170.8 to 260.6)	151 (136.7 to 208.5)	84.8 (76.8 to 117.1)	1,940
Otitis media	0 (0 to 0)	0 (0 to 0)	0 (0 to 0.1)	0 (0 to 0)	0 (0 to 0)	0 (0 to 0)	0 (0 to 0)	0 (0 to 0)	0 (0 to 0)	0 (0 to 0)	0 (0 to 0)	0 (0 to 0)	0 (0 to 0)	0 (0 to 0)	0 (0 to 0)	0 (0 to 0)	0 (0 to 0)	0 (0 to 0)	0 (0 to 0)	0 (0 to 0)	0 (0 to 0)	0 (0 to 0)	0 (0 to 0)	0 (0 to 0)	0
Enteric infections	1,210 (1.6 to 8.6)	2,180 (4.1 to 9.8)	8,980 (17.7 to 69)	6,590 (792 to 778)	4,580 (86 to 161)	7,150 (61.8 to 132)	15,700 (62.7 to 137)	23,500 (61.9 to 140)	26,200 (62.1 to 140)	25,500 (62.2 to 139)	25,900 (62.1 to 139)	25,400 (62.1 to 139)	25,900 (62.1 to 139)	26,300 (62.1 to 139)	27,400 (62.1 to 139)	31,400 (62.1 to 139)	34,400 (62.1 to 139)	37,000 (62.1 to 139)	39,500 (62.1 to 139)	39,400 (62.1 to 139)	36,800 (62.1 to 139)	30,000 (62.1 to 139)	17,800 (62.1 to 139)	6,190 (62.1 to 139)	2,770 (62.1 to 139)	596,000
Diarrheal diseases	1,210 (1.6 to 8.6)	2,180 (4.1 to 9.8)	8,980 (17.7 to 69)	6,590 (792 to 778)	4,580 (86 to 161)	7,150 (61.8 to 132)	15,700 (62.7 to 137)	23,500 (61.9 to 140)	26,200 (62.1 to 140)	25,500 (62.2 to 139)	25,900 (62.1 to 139)	25,400 (62.1 to 139)	25,900 (62.1 to 139)	26,300 (62.1 to 139)	27,400 (62.1 to 139)	31,400 (62.1 to 139)	34,400 (62.1 to 139)	37,000 (62.1 to 139)	39,500 (62.1 to 139)	39,400 (62.1 to 139)	36,800 (62.1 to 139)	30,000 (62.1 to 139)	17,800 (62.1 to 139)	6,190 (62.1 to 139)	2,770 (62.1 to 139)	596,000
Typhoid and paratyphoid	0 (0 to 0)	0 (0 to 0)	0 (0 to 0.1)	0 (0 to 0)	0 (0 to 0)	0 (0 to 0)	0 (0 to 0)	0 (0 to 0)	0 (0 to 0)	0 (0 to 0)	0 (0 to 0)	0 (0 to 0)	0 (0 to 0)	0 (0 to 0)	0 (0 to 0)	0 (0 to 0)	0 (0 to 0)	0 (0 to 0)	0 (0 to 0)	0 (0 to 0)	0 (0 to 0)	0 (0 to 0)	0 (0 to 0)	0 (0 to 0)	1.1
Typhoid fever	0 (0 to 0)	0 (0 to 0)	0 (0 to 0)	0 (0 to 0)	0 (0 to 0)	0 (0 to 0)	0 (0 to 0)	0 (0 to 0)	0 (0 to 0)	0 (0 to 0)	0 (0 to 0)	0 (0 to 0)	0 (0 to 0)	0 (0 to 0)	0 (0 to 0)	0 (0 to 0)	0 (0 to 0)	0 (0 to 0)	0 (0 to 0)	0 (0 to 0)	0 (0 to 0)	0 (0 to 0)	0 (0 to 0)	0 (0 to 0)	1.1
Paratyphoid fever	0 (0 to 0)	0 (0 to 0)	0 (0 to 0)	0 (0 to 0)	0 (0 to 0)	0 (0 to 0)	0 (0 to 0)	0 (0 to 0)	0 (0 to 0)	0 (0 to 0)	0 (0 to 0)	0 (0 to 0)	0 (0 to 0)	0 (0 to 0)	0 (0 to 0)	0 (0 to 0)	0 (0 to 0)	0 (0 to 0)	0 (0 to 0)	0 (0 to 0)	0 (0 to 0)	0 (0 to 0)	0 (0 to 0)	0 (0 to 0)	0.4
Invasive Non-typhoidal Salmonella (iNTS)	0 (0 to 0)	0 (0 to 0.1)	1.9 (0.6 to 4.6)	1.5 (0.5 to 3.6)	0.6 (0.2 to 1.2)	0.6 (0.2 to 1.2)	0.6 (0.2 to 1.2)	0.2 (0 to 0.5)	0.2 (0 to 0.5)	0.2 (0 to 0.5)	0.2 (0 to 0.5)	0.2 (0 to 0.5)	0.2 (0 to 0.5)	0.2 (0 to 0.5)	0.2 (0 to 0.5)	0.2 (0 to 0.5)	0.2 (0 to 0.5)	0.2 (0 to 0.5)	0.2 (0 to 0.5)	0.2 (0 to 0.5)	0.2 (0 to 0.5)	0.2 (0 to 0.5)	0.2 (0 to 0.5)	13.6
Other intestinal infectious diseases	0 (0 to 0)	0 (0 to 0)	0.6 (0.1 to 2.4)	0.6 (0.1 to 1.6)	0.4 (0.1 to 1.1)	0.6 (0.1 to 1.6)	0.4 (0.1 to 1.1)	0.2 (0 to 0.5)	0.2 (0 to 0.5)	0.4 (0.1 to 1.1)	0.2 (0 to 0.5)	0.2 (0 to 0.5)	0.2 (0 to 0.5)	0.2 (0 to 0.5)	0.2 (0 to 0.5)	0.2 (0 to 0.5)	0.2 (0 to 0.5)	0.2 (0 to 0.5)	0.2 (0 to 0.5)	0.2 (0 to 0.5)	0.2 (0 to 0.5)	0.2 (0 to 0.5)	0.2 (0 to 0.5)	0.2 (0 to 0.5)	9.6
Neglected tropical diseases and malaria	0.7 (0.4 to 1.6)	2.7 (1.7 to 6.2)	11.2 (7.1 to 25.6)	12 (7.6 to 27.3)	6.8 (4.3 to 15.5)	12 (7.6 to 27.3)	3.9 (2.5 to 8.9)	4.2 (2.7 to 9.6)	6.4 (4.1 to 14.6)	7.6 (4.8 to 17.3)	9.3 (5.9 to 21.2)	12.1 (7.7 to 27.6)	17 (10.7 to 38.8)	23.1 (14.6 to 52.6)	28.9 (18.2 to 65.8)	39.5 (24.9 to 90)	52.2 (32.9 to 119)	67.7 (42.6 to 154)	73.4 (46.2 to 167)	73.4 (46.2 to 167)	67.4 (42.4 to 153)	52.6 (33.1 to 120)	28.2 (17.7 to 64.3)	629
Malaria	0 (0 to 0)	0 (0 to 0)	0 (0 to 0)	0 (0 to 0)	0 (0 to 0)	0 (0 to 0)	0 (0 to 0)	0 (0 to 0)	0 (0 to 0)	0 (0 to 0)	0 (0 to 0)	0 (0 to 0)	0 (0 to 0)	0 (0 to 0)	0 (0 to 0)	0 (0 to 0)	0 (0 to 0)	0 (0 to 0)	0 (0 to 0)	0 (0 to 0)	0 (0 to 0)	0 (0 to 0)	0 (0 to 0)	0 (0 to 0)	0
Chagas disease	0 (0 to 0)	0 (0 to 0)	0 (0 to 0)	0 (0 to 0)	0 (0 to 0)	0 (0 to 0)	0 (0 to 0)	0 (0 to 0)	0 (0 to 0)	0 (0 to 0)	0 (0 to 0)	0 (0 to 0)	0 (0 to 0)	0 (0 to 0)	0 (0 to 0)	0 (0 to 0)	0 (0 to 0)	0 (0 to 0)	0 (0 to 0)	0 (0 to 0)	0 (0 to 0)	0 (0 to 0)	0 (0 to 0)	0 (0 to 0)	0.6
Leishmaniasis	0 (0 to 0)	0 (0 to 0)	0 (0 to 0)	0 (0 to 0)	0 (0 to 0)	0 (0 to 0)	0 (0 to 0)	0 (0 to 0)	0 (0 to 0)	0 (0 to 0)	0 (0 to 0)	0 (0 to 0)	0 (0 to 0)	0 (0 to 0)	0 (0 to 0)	0 (0 to 0)	0 (0 to 0)	0 (0 to 0)	0 (0 to 0)	0 (0 to 0)	0 (0 to 0)	0 (0 to 0)	0 (0 to 0)	0 (0 to 0)	0
Visceral leishmaniasis	0 (0 to 0)	0 (0 to 0)	0 (0 to 0)	0 (0 to 0)	0 (0 to 0)	0 (0 to 0)	0 (0 to 0)	0 (0 to 0)	0 (0 to 0)	0 (0 to 0)	0 (0 to 0)	0 (0 to 0)	0 (0 to 0)	0 (0 to 0)	0 (0 to 0)	0 (0 to 0)	0 (0 to 0)	0 (0 to 0)	0 (0 to 0)	0 (0 to 0)	0 (0 to 0)	0 (0 to 0)	0 (0 to 0)	0 (0 to 0)	0
Cutaneous and mucocutaneous leishmaniasis	0 (0 to 0)	0 (0 to 0)	0 (0 to 0)	0 (0 to 0)	0 (0 to 0)	0 (0 to 0)	0 (0 to 0)	0 (0 to 0)	0 (0 to 0)	0 (0 to 0)	0 (0 to 0)	0 (0 to 0)	0 (0 to 0)	0 (0 to 0)	0 (0 to 0)	0 (0 to 0)	0 (0 to 0)	0 (0 to 0)	0 (0 to 0)	0 (0 to 0)	0 (0 to 0)	0 (0 to 0)	0 (0 to 0)	0 (0 to 0)	0
African trypanosomiasis	0 (0 to 0)	0 (0 to 0)	0 (0 to 0)	0 (0 to 0)	0 (0 to 0)	0 (0 to 0)	0 (0 to 0)	0 (0 to 0)	0 (0 to 0)	0 (0 to 0)	0 (0 to 0)	0 (0 to 0)	0 (0 to 0)	0 (0 to 0)	0 (0 to 0)	0 (0 to 0)	0 (0 to 0)	0 (0 to 0)	0 (0 to 0)	0 (0 to 0)	0 (0 to 0)	0 (0 to 0)	0 (0 to 0)	0 (0 to 0)	0
Schistosomiasis	0 (0 to 0)	0 (0 to 0)	0 (0 to 0)	0 (0 to 0)	0 (0 to 0)	0 (0 to 0)	0 (0 to 0)	0 (0 to 0)	0 (0 to 0)	0 (0 to 0)	0 (0 to 0)	0 (0 to 0)	0 (0 to 0)	0 (0 to 0)	0 (0 to 0)	0 (0 to 0)	0 (0 to 0)	0 (0 to 0)	0 (0 to 0)	0 (0 to 0)	0 (0 to 0)	0 (0 to 0)	0 (0 to 0)	0 (0 to 0)	0
Cysticercosis	0 (0 to 0)	0 (0 to 0)	0 (0 to 0)	0 (0 to 0)	0 (0 to 0)	0.1 (0 to 0.3)	0.7 (0.3 to 1.8)	2.2 (0.9 to 5.3)	3.9 (1.6 to 9.3)	6.9 (2.8 to 16.3)	6.8 (2.8 to 16.3)	8.6 (3.4 to 20.3)	12.4 (5.2 to 29.3)	18.2 (7.7 to 42.9)	30.4 (12.9 to 72)	42.9 (17.9 to 101)	58.2 (24.3 to 137)	68.9 (28.8 to 162)	76.4 (32.1 to 180)	73.4 (30.7 to 173)	11 (4.6 to 26)	1.6 (0.7 to 3.8)	1.9 (0.8 to 3.3)	339
Cystic echinococcosis	0 (0 to 0)	0 (0 to 0)	0 (0 to 0)	0 (0 to 0)	0 (0 to 0)	0 (0 to 0)	0 (0 to 0)	0 (0 to 0)	0 (0 to 0)	0 (0 to 0)	0 (0 to 0)	0 (0 to 0)	0 (0 to 0)	0 (0 to 0)	0 (0 to 0)	0 (0 to 0)	0 (0 to 0)	0 (0 to 0)	0 (0 to 0)	0 (0 to 0)	0 (0 to 0)	0 (0 to 0)	0 (0 to 0)	0 (0 to 0)	1
Lymphatic filariasis	0 (0 to 0)	0 (0 to 0)	0 (0 to 0)	0 (0 to 0)	0 (0 to 0)	0 (0 to 0)	0 (0 to 0)	0 (0 to 0)	0 (0 to 0)	0 (0 to 0)	0 (0 to 0)	0 (0 to 0)	0 (0 to 0)	0 (0 to 0)	0 (0 to 0)	0 (0 to 0)	0 (0 to 0)	0 (0 to 0)	0 (0 to 0)	0 (0 to 0)	0 (0 to 0)	0 (0 to 0)	0 (0 to 0)	0 (0 to 0)	0
Onchocerciasis	0 (0 to 0)	0 (0 to 0)	0 (0 to 0)	0 (0 to 0)	0 (0 to 0)	0 (0 to 0)	0 (0 to 0)	0 (0 to 0)	0 (0 to 0)	0 (0 to 0)	0 (0 to 0)	0 (0 to 0)	0 (0 to 0)	0 (0 to 0)	0 (0 to 0)	0 (0 to 0)	0 (0 to 0)	0 (0 to 0)	0 (0 to 0)	0 (0 to 0)	0 (0 to 0)	0 (0 to 0)	0 (0 to 0)	0 (0 to 0)	0
Trachoma	0 (0 to 0)	0 (0 to 0)	0 (0 to 0)	0 (0 to 0)	0 (0 to 0)	0 (0 to 0)	0 (0 to 0)	0 (0 to 0)	0 (0 to 0)	0 (0 to 0)	0 (0 to 0)	0 (0 to 0)	0 (0 to 0)	0 (0 to 0)	0 (0 to 0)	0 (0 to 0)	0 (0 to 0)	0 (0 to 0)	0 (0 to 0)	0 (0 to 0)	0 (0 to 0)	0 (0 to 0)	0 (0 to 0)	0 (0 to 0)	0
Dengue	0 (0 to 0)	0 (0 to 0)	0 (0 to 0)	0 (0 to 0)	0 (0 to 0)	0 (0 to 0)	0 (0 to 0)	0 (0 to 0)	0 (0 to 0)	0 (0 to 0)	0 (0 to 0)	0 (0 to 0)	0 (0 to 0)	0 (0 to 0)	0 (0 to 0)	0 (0 to 0)	0 (0 to 0)	0 (0 to 0)	0 (0 to 0)	0 (0 to 0)	0 (0 to 0)	0 (0 to 0)	0 (0 to 0)	0 (0 to 0)	0
Yellow fever	0 (0 to 0)	0 (0 to 0)	0 (0 to 0)	0 (0 to 0)	0 (0 to 0)	0 (0 to 0)	0 (0 to 0)	0 (0 to 0)	0 (0 to 0)	0 (0 to 0)	0 (0 to 0)	0 (0 to 0)	0 (0 to 0)	0 (0 to 0)	0 (0 to 0)	0 (0 to 0)	0 (0 to 0)	0 (0 to 0)	0 (0 to 0)	0 (0 to 0)	0 (0 to 0)	0 (0 to 0)	0 (0 to 0)	0 (0 to 0)	0
Rabies	0 (0 to 0)	0 (0 to 0)	0.2 (0 to 0.3)	0.2 (0 to 0.3)	0.1 (0 to 0.1)	0.2 (0 to 0.3)	0.1 (0 to 0.2)	0 (0 to 0.2)	0 (0 to 0.1)	0 (0 to 0.1)	0 (0 to 0.1)	0 (0 to 0.1)	0 (0 to 0.1)	0 (0 to 0.1)	0 (0 to 0.1)	0 (0 to 0.1)	0 (0 to 0.1)	0 (0 to 0.1)	0 (0 to 0.1)	0 (0 to 0.1)	0 (0 to 0.1)	0 (0 to 0.1)	0 (0 to 0.1)	0 (0 to 0.1)	1.1
Intestinal nematode infections	0 (0



SR Table 2a. Missouri DALYS by cause and age group for males with 95% uncertainty intervals, 2019

Cause	Birth Prevalent	Live Neonatal	1 to 4	5 to 9	10 to 14	15 to 19	20 to 24	25 to 29	30 to 34	35 to 39	40 to 44	45 to 49	50 to 54	55 to 59	60 to 64	65 to 69	70 to 74	75 to 79	80 to 84	85 to 89	90 to 94	95 plus	Total
All causes	2,450 (2,450 to 2,450)	2,450 (2,210 to 2,700)	8,920 (8,200 to 9,660)	9,120 (7,960 to 11,900)	10,890 (9,550 to 17,700)	21,280 (18,100 to 27,300)	46,980 (39,300 to 54,900)	51,490 (42,900 to 59,900)	52,490 (42,100 to 64,300)	52,760 (44,300 to 62,300)	51,980 (42,700 to 61,300)	52,890 (41,900 to 64,700)	62,890 (51,000 to 75,100)	66,890 (53,900 to 81,300)	74,890 (59,100 to 93,000)	106,000 (82,000 to 132,000)	122,000 (94,900 to 154,000)	150,000 (113,000 to 193,000)	161,000 (120,000 to 208,000)	141,000 (97,000 to 197,000)	44,980 (29,200 to 66,600)	1,140,000 (1,000,000 to 1,300,000)
Communicable, maternal, neonatal, and nutritional diseases	2,440 (2,440 to 2,450)	1,990 (1,780 to 1,990)	1,890 (1,660 to 2,300)	1,610 (1,240 to 2,300)	1,490 (1,040 to 2,300)	1,330 (909 to 1,780)	1,290 (900 to 1,810)	1,310 (1,000 to 1,850)	1,390 (1,060 to 1,850)	1,690 (1,370 to 2,050)	1,690 (1,380 to 2,190)	1,790 (1,440 to 2,190)	2,050 (1,660 to 2,510)	2,300 (1,870 to 2,850)	2,990 (2,390 to 3,670)	2,990 (2,360 to 3,760)	2,900 (2,150 to 3,660)	2,900 (2,200 to 3,490)	2,990 (2,260 to 3,770)	2,610 (1,870 to 3,350)	950 (670 to 1,390)	49,900
HIV/AIDS and sexually transmitted infections	1 (0.7 to 1.6)	0.3 (0.2 to 0.5)	19.6 (9 to 129)	6.2 (2.7 to 16.1)	9.5 (4.6 to 6.4)	8.7 (3.9 to 6.2)	19.6 (7.6 to 129)	39.6 (15.7 to 129)	272 (214 to 339)	313 (246 to 394)	442 (351 to 548)	491 (373 to 640)	522 (401 to 686)	533 (398 to 699)	502 (358 to 682)	337 (229 to 482)	272 (181 to 392)	179 (98.6 to 140)	93 (49.6 to 140)	19.5 (7.5 to 19)	2.3 (0.9 to 7.3)	4,250
HIV/AIDS	0 (0 to 0)	0 (0 to 0)	13.2 (4.5 to 120)	4.1 (1.4 to 14.6)	6.5 (2.3 to 6.4)	5.5 (1.7 to 6.2)	13.7 (3.2 to 129)	32 (7.7 to 129)	241 (204 to 339)	284 (239 to 394)	429 (339 to 548)	452 (362 to 577)	542 (423 to 685)	517 (401 to 679)	466 (331 to 646)	321 (211 to 457)	257 (164 to 392)	166 (87.6 to 139)	87.6 (39.6 to 140)	18.2 (6.2 to 19)	2.1 (0.8 to 7.3)	3,840
HIV/AIDS - Drug-susceptible Tuberculosis	0 (0 to 0)	0 (0 to 0)	0.2 (0 to 0.3)	0.1 (0 to 0.2)	0.1 (0 to 0.2)	0.1 (0 to 0.2)	0.3 (0.2 to 0.4)	0.7 (0.4 to 0.9)	5.4 (3.4 to 6)	6.4 (4 to 7.1)	9.4 (5.9 to 10.4)	11 (7.1 to 11.7)	13 (8.4 to 13.9)	13 (8.4 to 13.9)	12 (7.5 to 12.9)	8.1 (5 to 8.7)	6.4 (3.9 to 6.9)	4.2 (2.6 to 4.5)	2.2 (1.3 to 2.4)	0.5 (0.3 to 0.5)	0.1 (0 to 0.2)	87.6
HIV/AIDS - Multidrug-resistant Tuberculosis without extensive	0 (0 to 0)	0 (0 to 0)	0 (0 to 0)	0 (0 to 0)	0 (0 to 0)	0 (0 to 0)	0 (0 to 0)	0 (0 to 0)	0 (0 to 0)	0 (0 to 0.1)	0 (0 to 0.1)	0 (0 to 0.1)	0 (0 to 0.1)	0 (0 to 0.1)	0 (0 to 0.1)	0 (0 to 0.1)	0 (0 to 0.1)	0 (0 to 0.1)	0 (0 to 0)	0 (0 to 0)	0 (0 to 0)	0.1
HIV/AIDS - Extensively drug-resistant Tuberculosis	0 (0 to 0)	0 (0 to 0)	0 (0 to 0)	0 (0 to 0)	0 (0 to 0)	0 (0 to 0)	0 (0 to 0)	0 (0 to 0)	0 (0 to 0)	0 (0 to 0)	0 (0 to 0)	0 (0 to 0)	0 (0 to 0)	0 (0 to 0)	0 (0 to 0)	0 (0 to 0)	0 (0 to 0)	0 (0 to 0)	0 (0 to 0)	0 (0 to 0)	0 (0 to 0)	0 (0 to 0)	0.1
HIV/AIDS resulting in other diseases	0 (0 to 0)	0 (0 to 0)	0.3 (0.2 to 11.8)	0.1 (0 to 4.5)	0.2 (0 to 6.3)	0.2 (0 to 6.3)	0.6 (0.1 to 6.3)	1.4 (0.3 to 6.3)	9.5 (2.2 to 12.9)	12 (2.8 to 16.1)	17 (4 to 23.1)	20 (4.8 to 27.6)	24 (5.7 to 32.9)	24 (5.7 to 32.9)	22 (5.2 to 30.6)	15 (3.5 to 21.1)	12 (2.8 to 16.9)	7.7 (1.8 to 10.6)	4.1 (0.9 to 5.6)	0.9 (0.2 to 1.2)	0.1 (0 to 0.2)	172
Sexually transmitted infections excluding HIV	1 (0.7 to 1.6)	0.3 (0.2 to 0.5)	6.6 (4.6 to 9.1)	2.1 (1.3 to 3.2)	2.9 (2.1 to 4.3)	2.8 (2.1 to 4.2)	5.9 (4.4 to 8.1)	7.4 (5.6 to 10.2)	7.9 (6 to 10.9)	9.3 (7.1 to 12.8)	13 (9.8 to 17.9)	16 (12.2 to 22.1)	21 (15.9 to 29.1)	25 (18.9 to 34.6)	28 (21.1 to 38.7)	27 (19.9 to 37.1)	25 (18.3 to 34.5)	21 (15.2 to 29.1)	14 (9.8 to 19.4)	6.4 (4.2 to 8.8)	1.2 (0.8 to 1.7)	197
Syphilis	0 (0 to 0)	0 (0 to 0)	0.1 (0 to 0.2)	0 (0 to 0)	0 (0 to 0)	0.1 (0.1 to 0.2)	0.2 (0.2 to 0.3)	0.6 (0.4 to 0.8)	1.5 (1.1 to 2.1)	2.5 (1.8 to 3.5)	3 (2.1 to 4.1)	3.7 (2.7 to 5)	3.6 (2.6 to 4.9)	3.1 (2.2 to 4.3)	2.6 (1.8 to 3.6)	1.7 (1.2 to 2.4)	1.2 (0.8 to 1.7)	0.8 (0.5 to 1.1)	0.4 (0.2 to 0.6)	0.2 (0.1 to 0.3)	0 (0 to 0.1)	29.7
Chlamydial infection	0 (0 to 0)	0 (0 to 0)	0 (0 to 0)	0 (0 to 0)	0 (0 to 0)	0 (0 to 0)	0.2 (0.1 to 0.3)	0.6 (0.3 to 1.1)	0.9 (0.4 to 1.6)	1.1 (0.4 to 1.9)	1.4 (0.5 to 2.4)	1.9 (0.7 to 3.1)	2.6 (0.9 to 4.2)	3.2 (1.2 to 5.3)	3.5 (1.3 to 5.8)	3.2 (1.2 to 5.4)	2.8 (1 to 4.8)	2.3 (0.8 to 3.9)	1.6 (0.6 to 2.7)	0.8 (0.3 to 1.3)	0.2 (0.1 to 0.3)	24.1
Gonococcal infection	0 (0 to 0)	0 (0 to 0)	0 (0 to 0)	0 (0 to 0)	0 (0 to 0)	0.2 (0.1 to 0.3)	0.7 (0.3 to 1.3)	1.1 (0.5 to 2)	1.5 (0.6 to 2.6)	2.1 (0.8 to 3.5)	2.6 (1 to 4.3)	3.3 (1.3 to 5.5)	3.9 (1.5 to 6.5)	4.2 (1.6 to 7)	4.2 (1.6 to 7.1)	3.8 (1.5 to 6.5)	3.3 (1.3 to 5.6)	2.7 (1 to 4.6)	1.8 (0.7 to 3.1)	0.9 (0.3 to 1.5)	0.2 (0.1 to 0.3)	31.7
Trichomoniasis	0 (0 to 0)	0 (0 to 0)	0 (0 to 0)	0 (0 to 0)	0 (0 to 0)	0 (0 to 0)	0 (0 to 0)	0 (0 to 0)	0 (0 to 0)	0 (0 to 0)	0 (0 to 0)	0 (0 to 0)	0 (0 to 0)	0 (0 to 0)	0 (0 to 0)	0 (0 to 0)	0 (0 to 0)	0 (0 to 0)	0 (0 to 0)	0 (0 to 0)	0 (0 to 0)	0 (0 to 0)	0.1
Genital herpes	0 (0 to 0)	0 (0 to 0)	0 (0 to 0)	0 (0 to 0)	0 (0 to 0)	0 (0 to 0)	0 (0 to 0)	0 (0 to 0)	0 (0 to 0)	0 (0 to 0)	0 (0 to 0)	0 (0 to 0)	0 (0 to 0)	0 (0 to 0)	0 (0 to 0)	0 (0 to 0)	0 (0 to 0)	0 (0 to 0)	0 (0 to 0)	0 (0 to 0)	0 (0 to 0)	0 (0 to 0)	0.1
Other sexually transmitted infections	0 (0 to 0)	0 (0 to 0)	0 (0 to 0)	0 (0 to 0)	0 (0 to 0)	0 (0 to 0)	0 (0 to 0)	0 (0 to 0)	0 (0 to 0)	0 (0 to 0)	0 (0 to 0)	0 (0 to 0)	0 (0 to 0)	0 (0 to 0)	0 (0 to 0)	0 (0 to 0)	0 (0 to 0)	0 (0 to 0)	0 (0 to 0)	0 (0 to 0)	0 (0 to 0)	0 (0 to 0)	0.1
Respiratory infections and tuberculosis	289 (20 to 40.2)	43 (39.5 to 60.3)	471 (369 to 609)	696 (338 to 998)	418 (262 to 650)	292 (214 to 581)	371 (226 to 566)	407 (248 to 562)	377 (271 to 569)	407 (283 to 604)	519 (361 to 754)	708 (496 to 1,030)	877 (610 to 1,270)	1,060 (732 to 1,770)	1,320 (898 to 2,230)	1,660 (1,060 to 2,290)	1,940 (1,260 to 2,990)	2,120 (1,360 to 3,230)	1,770 (1,060 to 3,270)	1,440 (841 to 2,170)	696 (373 to 999)	19,100
Tuberculosis	0 (0 to 0)	0.7 (0.5 to 1)	1 (0.9 to 1.4)	0.6 (0.3 to 0.9)	0.6 (0.3 to 0.9)	1.5 (1 to 2.2)	4.3 (2.9 to 6.4)	7.4 (4.9 to 10.8)	7.9 (5.3 to 11.1)	8.3 (5.6 to 12.1)	10 (6.8 to 14.5)	13 (8.7 to 19.2)	14 (9.7 to 21.4)	16 (10.7 to 24.1)	19 (12.3 to 28.9)	20.2 (12.9 to 30.1)	21.7 (13.9 to 32.4)	19.2 (12.1 to 29.1)	13.4 (8.4 to 20.7)	6.6 (3.9 to 10.4)	1.3 (0.8 to 2.1)	233
Latent tuberculosis infection	0 (0 to 0)	0 (0 to 0)	0 (0 to 0)	0 (0 to 0)	0 (0 to 0)	0 (0 to 0)	0 (0 to 0)	0 (0 to 0)	0 (0 to 0)	0 (0 to 0)	0 (0 to 0)	0 (0 to 0)	0 (0 to 0)	0 (0 to 0)	0 (0 to 0)	0 (0 to 0)	0 (0 to 0)	0 (0 to 0)	0 (0 to 0)	0 (0 to 0)	0 (0 to 0)	0 (0 to 0)	0
Drug-susceptible Tuberculosis	0 (0 to 0)	0.7 (0.5 to 1)	0.4 (0.7 to 1.3)	0.4 (0.2 to 0.6)	0.4 (0.2 to 0.6)	1.4 (0.9 to 2.1)	4.2 (2.8 to 6.3)	7.2 (4.7 to 10.6)	7.7 (5.1 to 11.1)	8.6 (5.6 to 12.1)	10.4 (6.8 to 14.5)	14.0 (9.3 to 20.6)	19 (12.5 to 28.6)	29.4 (19.5 to 41.7)	37.4 (24.6 to 56)	39.8 (25.1 to 59.4)	39.4 (24.8 to 59.2)	19.6 (12.4 to 29.6)	9.2 (5.7 to 14.1)	2.4 (1.5 to 3.7)	0.3 (0.2 to 0.5)	329
Multidrug-resistant tuberculosis without extensive drug-resistan	0 (0 to 0)	0 (0 to 0)	0 (0 to 0)	0 (0 to 0)	0 (0 to 0)	0 (0 to 0)	0 (0 to 0.1)	0 (0 to 0.1)	0 (0 to 0.4)	0 (0 to 0.5)	0 (0 to 0.6)	0 (0 to 0.8)	0 (0 to 1.1)	0 (0 to 1.5)	0 (0 to 2)	0 (0 to 2.4)	0 (0 to 2.4)	0 (0 to 2.4)	0 (0 to 1.6)	0 (0 to 0.8)	0 (0 to 0.2)	0 (0 to 0.1)	6.4
Extensively drug-resistant tuberculosis	0 (0 to 0)	0 (0 to 0)	0 (0 to 0)	0 (0 to 0)	0 (0 to 0)	0 (0 to 0)	0 (0 to 0)	0 (0 to 0)	0 (0 to 0)	0 (0 to 0)	0 (0 to 0)	0 (0 to 0)	0 (0 to 0)	0 (0 to 0)	0 (0 to 0)	0 (0 to 0)	0 (0 to 0)	0 (0 to 0)	0 (0 to 0)	0 (0 to 0)	0 (0 to 0)	0 (0 to 0)	1.6
Lower respiratory infections	282 (194 to 394)	40.6 (29.2 to 56.5)	398 (269 to 563)	686 (329 to 978)	401 (252 to 649)	278 (205 to 573)	774 (219 to 113)	778 (219 to 1,160)	692 (194 to 1,020)	722 (217 to 1,070)	862 (262 to 1,280)	1,310 (410 to 1,940)	1,640 (522 to 2,410)	1,990 (646 to 2,920)	2,460 (806 to 3,580)	3,100 (1,010 to 4,500)	3,620 (1,180 to 5,230)	3,960 (1,300 to 5,700)	3,310 (1,080 to 4,760)	2,690 (877 to 3,870)	1,300 (421 to 1,870)	35,900
Upper respiratory infections	0.6 (0.4 to 0.9)	3.4 (2.4 to 4.8)	69.7 (47.1 to 98.6)	78 (53.1 to 110)	29 (19.7 to 41.1)	20 (13.5 to 28.4)	219 (148 to 311)	219 (148 to 311)	214 (144 to 304)	207 (140 to 294)	207 (140 to 293)	177 (120 to 251)	169 (114 to 240)	160 (108 to 227)	156 (105 to 222)	141 (95.2 to 200)	124 (83.6 to 176)	93.1 (62.8 to 132)	77.6 (52.3 to 110)	64.9 (43.8 to 92.2)	33.1 (22.3 to 47)	2,170
Otitis media	0 (0 to 0)	2.2 (0.1 to 57.1)	13.6 (0.6 to 20)	62.2 (30.6 to 112)	29.4 (21.9 to 104)	24.2 (23.3 to 74.4)	27.7 (20.7 to 68.7)	27.6 (13.1 to 62.1)	27.1 (13.5 to 56)	27.1 (11.6 to 56.3)	27.1 (11.6 to 56.3)	27.1 (11.6 to 56.3)	27.1 (11.6 to 56.3)	27.1 (11.6 to 56.3)	27.1 (13.3 to 59.9)	27.1 (11.7 to 59.9)	27.1 (11.7 to 59.9)	27.1 (8.3 to 31.7)	27.1 (8.3 to 31.7)	27.1 (7.7 to 34.2)	27.1 (8.8 to 32)	929
Enteric infections	7.2 (4.6 to 13.2)	6.6 (6.7 to 13.6)	99.6 (69.9 to 139)	139 (130 to 249)	159 (90.4 to 222)	127 (72.8 to 197)	134 (81.5 to 213)	140 (89.7 to 229)	150 (97.1 to 232)	162 (109 to 229)	164 (114 to 223)	170 (109 to 216)	172 (122 to 221)	209 (150 to 262)	237 (214 to 302)	322 (277 to 422)	343 (293 to 446)	377 (279 to 487)	323 (223 to 418)	243 (170 to 311)	91.7 (124 to 324)	4,120
Diarrheal diseases	7.2 (4.6 to 13.2)	6.6 (6.3 to 13.5)	97.6 (66.6 to 137)	137 (127 to 246)	156 (87.7 to 222)	126 (72.1 to 196)	134 (80.6 to 213)	140 (89.1 to 229)	150 (96.4 to 232)	162 (108 to 229)	164 (113 to 223)	170 (108 to 216)	172 (121 to 221)	209 (149 to 262)	237 (214 to 302)	322 (276 to 421)	343 (292 to 446)	377 (278 to 487)	323 (222 to 418)	243 (169 to 311)	91.7 (122 to 322)	4,100
Typhoid and paratyphoid	0 (0 to 0)	0 (0 to 0)	0 (0 to 0.1)	0 (0 to 0)	0 (0 to 0)	0 (0 to 0)	0 (0 to 0)	0 (0 to 0)	0 (0 to 0)	0 (0 to 0)	0 (0 to 0)	0 (0 to 0)	0 (0 to 0)	0 (0 to 0)	0 (0 to 0)	0 (0 to 0)	0 (0 to 0)	0 (0 to 0)	0 (0 to 0)	0 (0 to 0)	0 (0 to 0)	0 (0 to 0)	0.1
Typhoid fever	0 (0 to 0)	0 (0 to 0)	0 (0 to 0)	0 (0 to 0)	0 (0 to 0)	0 (0 to 0)	0 (0 to 0)	0 (0 to 0)	0 (0 to 0)	0 (0 to 0)	0 (0 to 0)	0 (0 to 0)	0 (0 to 0)	0 (0 to 0)	0 (0 to 0)	0 (0 to 0)	0 (0 to 0)	0 (0 to 0)	0 (0 to 0)	0 (0 to 0)	0 (0 to 0)	0 (0 to 0)	0
Paratyphoid fever	0 (0 to 0)	0 (0 to 0)	0 (0 to 0)	0 (0 to 0)	0 (0 to 0)	0 (0 to 0)	0 (0 to 0)	0 (0 to 0)	0 (0 to 0)	0 (0 to 0)	0 (0 to 0)	0 (0 to 0)	0 (0 to 0)	0 (0 to 0)	0 (0 to 0)	0 (0 to 0)	0 (0 to 0)	0 (0 to 0)	0 (0 to 0)	0 (0 to 0)	0 (0 to 0)	0 (0 to 0)	0.2
Invasive Non-typhoidal Salmonella (iNTS)	0 (0 to 0)	0 (0 to 0.1)	0.9 (0.6 to 1.3)	0.6 (0.3 to 0.9)	0.6 (0.3 to 0.9)	0.5 (0.3 to 0.8)	0.5 (0.3 to 0.8)	0.5 (0.3 to 0.8)	0.5 (0.3 to 0.8)	0.5 (0.3 to 0.8)	0.5 (0.3 to 0.8)	0.5 (0.3 to 0.8)	0.5 (0.3 to 0.8)	0.5 (0.3 to 0.8)	0.5 (0.3 to 0.8)	0.6 (0.3 to 0.9)	0.6 (0.3 to 0.9)	0.6 (0.3 to 0.9)	0.6 (0.3 to 0.9)	0.6 (0.3 to 0.9)	0.1 (0.1 to 0.1)	8.2
Other intestinal infectious diseases	0 (0 to 0)	0 (0 to 0)	1.1 (0.7 to 1.6)	0.6 (0.3 to 1.1)	0.6 (0.3 to 1.1)	0.7 (0.3 to 2.3)	0.8 (0.3 to 2.4)	0.8 (0.3 to 1.1)	0.7 (0.3 to 1.2)	0.8 (0.3 to 1.2)	0.8 (0.3 to 1.2)	0.8 (0.3 to 1.2)	0.8 (0.3 to 1.2)	0.8 (0.3 to 1.2)	0.8 (0.3 to 1.2)	0.8 (0.3 to 1.1)	0.8 (0.3 to 1.1)	0.8 (0.3 to 1.1)	0.8 (0.3 to 1.1)	0.8 (0.3 to 1.1)	0.2 (0.1 to 0.3)	9
Neglected tropical diseases and malaria	0.7 (0.4 to 0.8)	0.6 (0.4 to 0.8)	7.6 (2.1 to 12.8)	19.4 (4.6 to 34.5)	23.7 (5.6 to 41.3)	19.4 (4.6 to 33.9)	8.8 (2.1 to 15.5)	17.8 (4.2 to 28.8)	17.8 (4.2 to 28.8)	19.1 (4.5 to 30.7)	19.1 (4.5 to 30.7)	22.2 (5.3 to 35.2)	22.2 (5.3 to 35.2)	19.4 (4.6 to 32.3)	31 (7.4 to 51.4)	17.9 (4.3 to 29.6)	12.6 (3 to 20.9)	8.6 (2.1 to 14.2)	5.6 (1.3 to 9.3)	2.3 (0.5 to 3.8)	0.3 (0.1 to 0.5)	288
Malaria	0 (0 to 0)	0 (0 to 0)	0 (0 to 0)	0 (0 to 0)	0 (0 to 0)	0 (0 to 0)	0 (0 to 0)	0 (0 to 0)	0 (0 to 0)	0 (0 to 0)	0 (0 to 0)	0 (0 to 0)	0 (0 to 0)	0 (0 to 0)	0 (0 to 0)	0 (0 to 0)	0 (0 to 0)	0 (0 to 0)	0 (0 to 0)	0 (0 to 0)	0 (0 to 0)	0 (0 to 0)	0
Chagas disease	0 (0 to 0)	0 (0 to 0)	0 (0 to 0)	0 (0 to 0)	0 (0 to 0)	0 (0 to 0)	0 (0 to 0)	0 (0 to 0)	0 (0 to 0)	0 (0 to 0)	0 (0 to 0)	0 (0 to 0)	0 (0 to 0)	0 (0 to 0)	0 (0 to 0)	0 (0 to 0)	0 (0 to 0)	0 (0 to 0)	0 (0 to 0)	0 (0 to 0)	0 (0 to 0)	0 (0 to 0)	1.7
Leishmaniasis	0 (0 to 0)	0 (0 to 0)	0 (0 to 0)	0 (0 to 0)	0 (0 to 0)	0 (0 to 0)	0 (0 to 0)	0 (0 to 0)	0 (0 to 0)	0 (0 to 0)	0 (0 to 0)	0 (0 to 0)	0 (0 to 0)	0 (0 to 0)	0 (0 to 0)	0 (0 to 0)	0 (0 to 0)	0 (0 to 0)	0 (0 to 0)	0 (0 to 0)	0 (0 to 0)	0 (0 to 0)	0
Visceral leishmaniasis	0 (0 to 0)	0 (0 to 0)	0 (0 to 0)	0 (0 to 0)	0 (0 to 0)	0 (0 to 0)	0 (0 to 0)	0 (0 to 0)	0 (0 to 0)	0 (0 to 0)	0 (0 to 0)	0 (0 to 0)	0 (0 to 0)	0 (0 to 0)	0 (0 to 0)	0 (0 to 0)	0 (0 to 0)	0 (0 to 0)	0 (0 to 0)	0 (0 to 0)	0 (0 to 0)	0 (0 to 0)	0
Cutaneous and mucocutaneous leishmaniasis	0 (0 to 0)	0 (0 to 0)	0 (0 to 0)	0 (0 to 0)	0 (0 to 0)	0 (0 to 0)	0 (0 to 0)	0 (0 to 0)	0 (0 to 0)	0 (0 to 0)	0 (0 to 0)	0 (0 to 0)	0 (0 to 0)	0 (0 to 0)	0 (0 to 0)	0 (0 to 0)	0 (0 to 0)	0 (0 to 0)	0 (0 to 0)	0 (0 to 0)	0 (0 to 0)	0 (0 to 0)	0
African trypanosomiasis	0 (0 to 0)	0 (0 to 0)	0 (0 to 0)	0 (0 to 0)	0 (0 to 0)	0 (0 to 0)	0 (0 to 0)	0 (0 to 0)	0 (0 to 0)	0 (0 to 0)	0 (0 to 0)	0 (0 to 0)	0 (0 to 0)	0 (0 to 0)	0 (0 to 0)	0 (0 to 0)	0 (0 to 0)	0 (0 to 0)	0 (0 to 0)	0 (0 to 0)	0 (0 to 0)	0 (0 to 0)	0
Schistosomiasis	0 (0 to 0)	0 (0 to 0)	0 (0 to 0)	0 (0 to 0)	0 (0 to 0)	0 (0 to 0)	0 (0 to 0)	0 (0 to 0)	0 (0 to 0)	0 (0 to 0)	0 (0 to 0)	0 (0 to 0)	0 (0 to 0)	0 (0 to 0)	0 (0 to 0)	0 (0 to 0)	0 (0 to 0)	0 (0 to 0)	0 (0 to 0)	0 (0 to 0)	0 (0 to 0)	0 (0 to 0)	0
Cysticercosis	0 (0 to 0)	0 (0 to 0)	0 (0 to 0)	0 (0 to 0)	0 (0 to 0)	1.2 (0.3 to 3.3)	2.3 (1.1 to 11.4)	4.3 (1.1 to 11.4)	11.4 (2.9 to 30.2)	11.4 (2.9 to 30.2)	10.9 (2.9 to 27.7)	19.4 (5.2 to 49.8)	28.4 (8.1 to 67.4)	39.5 (9.8 to 100)	69.3 (20.1 to 171)	89.3 (27.1 to 227)	110 (33.4 to 277)	105 (29.6 to 263)	69.6 (19.6 to 176)	68.2 (19.5 to 176)	29.9 (8.6 to 69.4)	12.7 (3.4 to 28.1)	666
Cystic echinococcosis	0 (0 to 0)	0 (0 to 0)	0 (0 to 0.1)	0 (0 to 0)	0 (0 to 0)	0 (0 to 0)	0 (0 to 0)	0 (0 to 0)	0 (0 to 0)	0 (0 to 0)	0 (0 to 0)	0 (0 to 0)	0 (0 to 0)	0 (0 to 0)	0 (0 to 0)	0 (0 to 0)	0 (0 to 0)	0 (0 to 0)	0 (0 to 0)	0 (0 to 0)	0 (0 to 0)	0 (0 to 0)	0.1
Lymphatic filariasis	0 (0 to 0)	0 (0 to 0)	0 (0 to 0)	0 (0 to 0)	0 (0 to 0)	0 (0 to 0)	0 (0 to 0)	0 (0 to 0)	0 (0 to 0)	0 (0 to 0)	0 (0 to 0)	0 (0 to 0)	0 (0 to 0)	0 (0 to 0)	0 (0 to 0)	0 (0 to 0)	0 (0 to 0)	0 (0 to 0)	0 (0 to 0)	0 (0 to 0)	0 (0 to 0)	0 (0 to 0)	0
Onchocerciasis	0 (0 to 0)	0 (0 to 0)	0 (0 to 0)	0 (0 to 0)	0 (0 to 0)	0 (0 to 0)	0 (0 to 0)	0 (0 to 0)	0 (0 to 0)	0 (0 to 0)	0 (0 to 0)	0 (0 to 0)	0 (0 to 0)	0 (0 to 0)	0 (0 to 0)	0 (0 to 0)	0 (0 to 0)	0 (0 to 0)	0 (0 to 0)	0 (0 to 0)	0 (0 to 0)	0 (0 to 0)	0
Trachoma	0 (0 to 0)	0 (0 to 0)	0 (0 to 0)	0 (0 to 0)	0 (0 to 0)	0 (0 to 0)	0 (0 to 0)	0 (0 to 0)	0 (0 to 0)	0 (0 to 0)	0 (0 to 0)	0 (0 to 0)	0 (0 to 0)	0 (0 to 0)	0 (0 to 0)	0 (0 to 0)	0 (0 to 0)	0 (0 to 0)	0 (0 to 0)	0 (0 to 0)	0 (0 to 0)	0 (0 to 0)	0
Dengue	0 (0 to 0)	0 (0 to 0)	0 (0 to 0)	0 (0 to 0)	0 (0 to 0)	0 (0 to 0)	0 (0 to 0)	0 (0 to 0)	0 (0 to 0)	0 (0 to 0)	0 (0 to 0)	0 (0 to 0)	0 (0 to 0)	0 (0 to 0)	0 (0 to 0)	0 (0 to 0)	0 (0 to 0)	0 (0 to 0)	0 (0 to 0)	0 (0 to 0)	0 (0 to 0)	0 (0 to 0)	0
Yellow fever	0 (0 to 0)	0 (0 to 0)	0 (0 to 0)	0 (0 to 0)	0 (0 to 0)	0 (0 to 0)	0 (0 to 0)	0 (0 to 0)	0 (0 to 0)	0 (0 to 0)	0 (0 to 0)	0 (0 to 0)	0 (0 to 0)	0 (0 to 0)	0 (0 to 0)	0 (0 to 0)	0 (0 to 0)	0 (0 to 0)	0 (0 to 0)	0 (0 to 0)	0 (0 to 0)	0 (0 to 0)	0



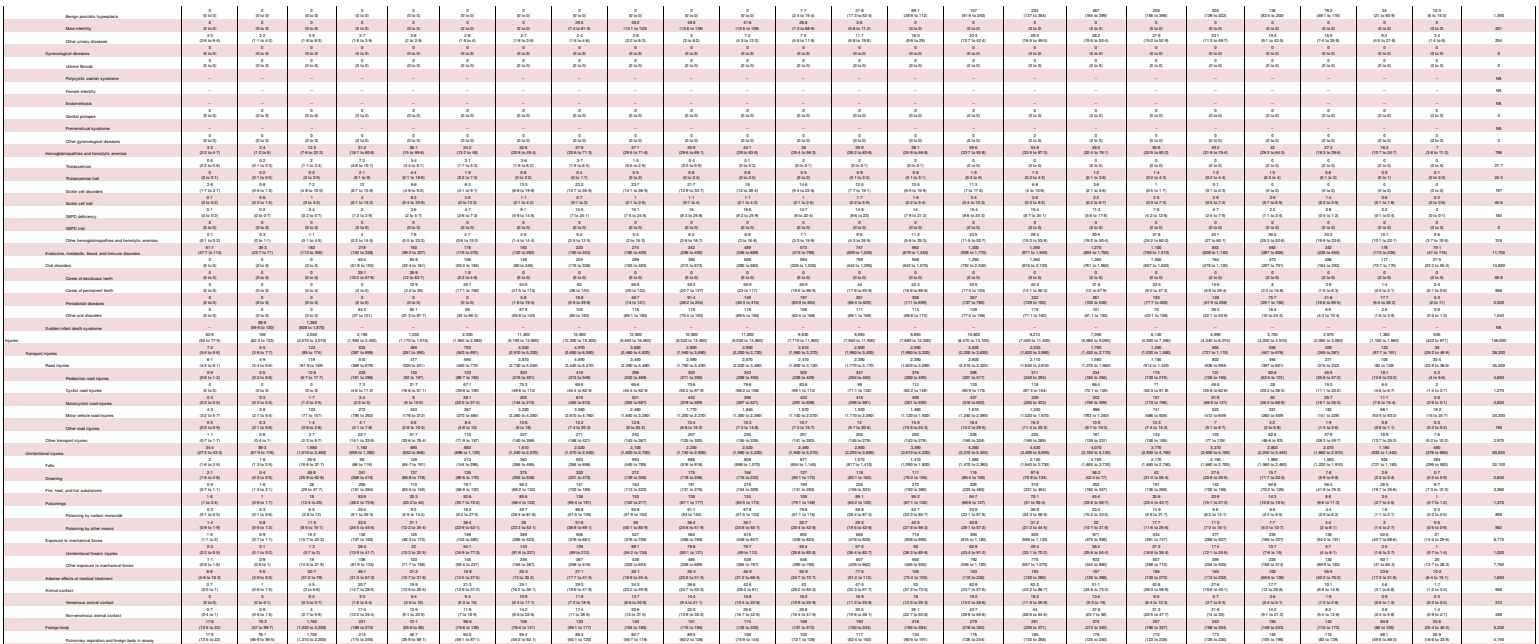

SR Table 2a: Montana DALYS by cause and age group for males with 95% uncertainty intervals, 2019

Cause	Early Neonatal	Late Neonatal	Post Neonatal	1 to 4	5 to 9	10 to 14	15 to 19	20 to 24	25 to 29	30 to 34	35 to 39	40 to 44	45 to 49	50 to 54	55 to 59	60 to 64	65 to 69	70 to 74	75 to 79	80 to 84	85 to 89	90 to 94	95 plus	Total
All causes	9,613 (8,632 to 10,632)	2,191 (1,748 to 2,691)	3,161 (2,662 to 3,701)	1,164 (1,102 to 1,230)	1,009 (953 to 1,072)	1,169 (1,101 to 1,240)	1,569 (1,491 to 1,652)	2,004 (1,906 to 2,105)	2,222 (2,109 to 2,339)	2,369 (2,249 to 2,492)	2,564 (2,433 to 2,700)	2,773 (2,633 to 2,920)	3,023 (2,873 to 3,180)	3,295 (3,133 to 3,460)	3,572 (3,397 to 3,753)	3,852 (3,664 to 4,045)	4,126 (3,923 to 4,333)	4,379 (4,166 to 4,600)	4,609 (4,385 to 4,842)	4,809 (4,577 to 5,052)	4,978 (4,737 to 5,228)	5,117 (4,869 to 5,374)	5,226 (4,972 to 5,489)	166,202 (158,144 to 174,564)
Communicable, maternal, neonatal, and nutritional diseases	9,201 (8,432 to 1,256)	158 (119 to 202)	256 (212 to 297)	243 (193 to 299)	234 (186 to 288)	205 (161 to 255)	190 (137 to 257)	174 (126 to 228)	213 (156 to 286)	241 (182 to 316)	260 (203 to 331)	241 (184 to 307)	239 (181 to 305)	252 (189 to 322)	269 (208 to 339)	279 (212 to 349)	406 (303 to 509)	410 (312 to 513)	398 (298 to 500)	337 (249 to 433)	262 (212 to 323)	172 (141 to 211)	82 (64 to 111)	6,700
HIV/AIDS and sexually transmitted infections	0 (0 to 0.1)	0 (0 to 0)	0.7 (0.4 to 0.9)	0.7 (0 to 2.6)	0.5 (0 to 0.6)	0.6 (0.4 to 0.8)	1.7 (1.2 to 2.3)	2.9 (2.1 to 3.8)	4.1 (2.9 to 5.5)	5.2 (3.8 to 6.8)	6.4 (4.7 to 8.4)	7.5 (5.5 to 9.8)	8.6 (6.3 to 11.2)	9.6 (7.1 to 12.4)	10.5 (7.8 to 13.6)	11.3 (8.4 to 14.6)	11.9 (8.8 to 15.3)	12.3 (9.1 to 15.8)	12.5 (9.2 to 16)	12.5 (9.2 to 16)	12.3 (9.1 to 15.8)	11.9 (8.8 to 15.3)	11.3 (8.4 to 14.6)	314
HIV/AIDS	0 (0 to 0)	0 (0 to 0)	0.7 (0.4 to 0.9)	0.7 (0 to 2.6)	0.5 (0 to 0.6)	0.4 (0.4 to 0.8)	1.1 (0.8 to 1.5)	2.6 (1.9 to 3.4)	4.1 (2.9 to 5.5)	5.2 (3.8 to 6.8)	6.4 (4.7 to 8.4)	7.5 (5.5 to 9.8)	8.6 (6.3 to 11.2)	9.6 (7.1 to 12.4)	10.5 (7.8 to 13.6)	11.3 (8.4 to 14.6)	11.9 (8.8 to 15.3)	12.3 (9.1 to 15.8)	12.5 (9.2 to 16)	12.5 (9.2 to 16)	12.3 (9.1 to 15.8)	11.9 (8.8 to 15.3)	11.3 (8.4 to 14.6)	283
HIV/AIDS - Drug-susceptible Tuberculosis	0 (0 to 0)	0 (0 to 0)	0 (0 to 0)	0 (0 to 0)	0 (0 to 0)	0 (0 to 0)	0.2 (0 to 0.2)	0.6 (0.1 to 0.2)	1.1 (0.4 to 1.4)	1.3 (0.4 to 1.6)	1.1 (0.4 to 1.6)	0.8 (0.4 to 1.3)	0.6 (0.3 to 1.1)	0.4 (0.2 to 0.9)	0.3 (0.2 to 0.6)	0.3 (0.2 to 0.4)	0.3 (0.2 to 0.4)	0.2 (0.1 to 0.4)	0.2 (0.1 to 0.4)	0.2 (0.1 to 0.4)	0.2 (0.1 to 0.4)	0.1 (0 to 0.2)	0.1 (0 to 0.2)	6.9
HIV/AIDS - Multidrug-resistant Tuberculosis without extensive drug resistance	0 (0 to 0)	0 (0 to 0)	0 (0 to 0)	0 (0 to 0)	0 (0 to 0)	0 (0 to 0)

Other neoplasms	0·2 (0·2 to 0·3)	0·2 (0·1 to 0·4)	0·9 (0·4 to 1·6)	1·1 (0·5 to 1·7)	1·1 (0·4 to 1·8)	1·1 (0·5 to 1·7)	1·2 (0·6 to 1·9)	1·1 (0·5 to 1·7)	1·6 (0·9 to 2·5)	1·6 (1·0 to 2·4)	1·9 (1·3 to 2·6)	2·7 (1·5 to 4·2)	3·8 (2·1 to 5·9)	5 (2·6 to 7·4)	6·9 (4·0 to 10)	9·7 (5·4 to 15)	13·4 (7·0 to 22·0)	21·6 (12·1 to 33·0)	37·6 (20·6 to 58·5)	61·1 (34·2 to 91·9)	77 (42·4 to 113)	80·9 (43·8 to 119)	67·5 (35·1 to 104)	43·6 (22·7 to 64·8)	19·3 (10·3 to 29·3)	6·1 (3·0 to 9·4)		
Mesothelioma; mesothelioma of the pericardium and tunica vaginalis	0·2 (0·2 to 0·3)	0·2 (0·1 to 0·4)	0·9 (0·4 to 1·6)	1·1 (0·5 to 1·7)	1·1 (0·4 to 1·8)	1·1 (0·5 to 1·7)	1·2 (0·6 to 1·9)	1·1 (0·5 to 1·7)	1·6 (0·9 to 2·5)	1·6 (1·0 to 2·4)	1·9 (1·3 to 2·6)	2·7 (1·5 to 4·2)	3·8 (2·1 to 5·9)	5 (2·6 to 7·4)	6·9 (4·0 to 10)	9·7 (5·4 to 15)	13·4 (7·0 to 22·0)	21·6 (12·1 to 33·0)	37·6 (20·6 to 58·5)	61·1 (34·2 to 91·9)	77 (42·4 to 113)	80·9 (43·8 to 119)	67·5 (35·1 to 104)	43·6 (22·7 to 64·8)	19·3 (10·3 to 29·3)	6·1 (3·0 to 9·4)	447	
Benign and in situ intestinal neoplasms	0·0 (0·0 to 0·0)	0·0 (0·0 to 0·0)	0·0 (0·0 to 0·0)

Congenital birth defects	379 (242 to 553)	101 (74 to 139)	290 (206 to 453)	123 (94 2 to 159)	68 (56 0 to 87 1)	62-4 (46 2 to 89 4)	59 7 (41 4 to 79 1)	49 6 (33 to 82)	44 9 (31 2 to 68 9)	42 (29 6 to 58 6)	40 9 (29 7 to 55 1)	33 6 (23 4 to 45)	30 5 (20 5 to 42)	31 8 (20 8 to 44 1)	29 7 (20 2 to 55)	34 5 (23 0 to 49 1)	29 1 (19 2 to 36)	5 7 (3 3 to 9 9)	3 2 (1 6 to 5 1)	1 7 (1 0 to 2 8)	0 8 (0 5 to 1 4)	0 3 (0 2 to 0 5)	0 1 (0 1 to 0 2)		1,470
Neural tube defects	33 3 (17 6 to 56 2)	9 7 (7 0 to 8 7)	12 1 (9 4 to 22 4)	13 6 (8 6 to 24 2)	7 9 (5 1 to 12)	8 (2 9 to 12)	7 4 (2 1 to 12 7)	7 8 (1 1 to 3 6)	7 (1 to 20)	7 3 (2 4 to 12 4)	6 3 (2 6 to 9 2)	5 3 (0 5 to 1 6)	6 7 (0 4 to 3 1)	5 5 (0 3 to 0 9)	5 4 (0 2 to 0 5)	5 3 (0 2 to 0 5)	5 3 (0 2 to 0 5)	0 (0 to 0)	0 (0 to 0)	0 (0 to 0)	0 (0 to 0)	0 (0 to 0)	0 (0 to 0)		77 5
Congenital heart anomalies	47 1 (21 2 to 89 7)	14 3 (4 9 to 33 1)	40 7 (20 3 to 93 7)	17 3 (7 7 to 44 6)	9 6 (3 1 to 23)	8 7 (1 9 to 33 7)	11 4 (1 9 to 57 2)	6 4 (0 7 to 31 3)	6 2 (0 4 to 49)	6 2 (1 4 to 31)	5 7 (1 7 to 20 1)	4 7 (0 1 to 15 9)	4 3 (0 1 to 22)	4 5 (0 1 to 15 9)	4 3 (0 1 to 22)	4 3 (0 1 to 22)	4 3 (0 1 to 22)	0 1 (0 to 0 4)	0 1 (0 to 0 4)	0 1 (0 to 0 4)	0 1 (0 to 0 4)	0 1 (0 to 0 4)	0 1 (0 to 0 4)		379
Orofacial clefts	9 2 (5 1 to 5 4)	2 1 (0 to 0 1)	5 6 (3 2 to 13 3)	2 6 (0 5 to 11 1)	1 4 (0 3 to 5 6)	0 4 (0 2 to 5 6)	0 4 (0 2 to 5 6)	0 4 (0 2 to 5 6)	0 4 (0 2 to 5 6)	0 4 (0 2 to 5 6)	0 4 (0 2 to 5 6)	0 4 (0 2 to 5 6)	0 3 (0 2 to 5 6)	0 3 (0 2 to 5 6)	0 3 (0 2 to 5 6)	0 3 (0 2 to 5 6)	0 4 (0 2 to 5 6)	0 4 (0 2 to 5 6)	0 3 (0 2 to 5 6)	0 2 (0 2 to 5 6)	0 1 (0 to 0 3)	0 1 (0 to 0 3)	0 1 (0 to 0 3)		9 8
Down syndrome	9 7 (7 7 to 10 1)	2 1 (1 1 to 2 9)	13 5 (7 4 to 22 8)	2 6 (2 2 to 7 4)	3 5 (2 2 to 4 7)	2 8 (2 5 to 5 8)	4 4 (2 7 to 6 9)	4 6 (2 5 to 7 1)	4 8 (2 6 to 7 4)	2 8 (2 6 to 5 1)	3 4 (2 3 to 6 6)	2 6 (2 3 to 5 6)	2 5 (2 3 to 5 6)	2 5 (2 3 to 5 6)	2 5 (2 3 to 5 6)	2 5 (2 3 to 5 6)	2 5 (2 3 to 5 6)	0 (0 to 0)	0 (0 to 0)	0 (0 to 0)	0 (0 to 0)	0 (0 to 0)	0 (0 to 0)		122
Turner syndrome	0 (0 to 0)	0 (0 to 0)	0 (0 to 0)	0 (0 to 0)	0 (0 to 0)	0 (0 to 0)	0 (0 to 0)	0 (0 to 0)	0 (0 to 0)	0 (0 to 0)	0 (0 to 0)	0 (0 to 0)	0 (0 to 0)	0 (0 to 0)	0 (0 to 0)	0 (0 to 0)	0 (0 to 0)	0 (0 to 0)	0 (0 to 0)	0 (0 to 0)	0 (0 to 0)	0 (0 to 0)	0 (0 to 0)		0
Klinefelter syndrome	0 (0 to 0)	0 (0 to 0)	0 (0 to 0)	0 1 (0 to 0 2)	0 1 (0 to 0 3)	0 1 (0 to 0 4)	0 1 (0 to 0 4)	0 2 (0 to 0 5)	0 2 (0 to 0 5)	0 2 (0 1 to 0 5)	0 2 (0 1 to 0 5)	0 1 (0 to 0 3)	0 1 (0 to 0 3)	0 (0 to 0)	0 (0 to 0)	0 (0 to 0)	0 (0 to 0)	0 (0 to 0)	0 (0 to 0)	0 (0 to 0)	0 (0 to 0)	0 (0 to 0)	0 (0 to 0)		1 5
Other chromosomal abnormalities	69 7 (29 4 to 142)	28 2 (13 9 to 60 1)	60 1 (28 2 to 133)	19 5 (11 5 to 29)	12 (6 6 to 17 4)	10 8 (6 5 to 16 3)	9 2 (5 1 to 14)	7 5 (2 6 to 11 5)	6 6 (2 4 to 10 1)	6 (3 to 9 7)	5 5 (2 7 to 9 5)	3 8 (1 9 to 6)	2 9 (1 4 to 4 8)	2 (0 9 to 3 2)	1 8 (0 8 to 3 2)	1 3 (0 5 to 2 3)	1 2 (0 5 to 2 1)	0 (0 to 0)	0 (0 to 0)	0 (0 to 0)	0 (0 to 0)	0 (0 to 0)	0 (0 to 0)		279
Congenital musculoskeletal and limb anomalies	19 4 (9 7 to 34 6)	3 5 (1 4 to 8)	17 7 (7 9 to 37 8)	10 1 (4 1 to 23 6)	3 6 (1 6 to 9)	3 5 (1 7 to 8 4)	3 6 (1 4 to 9 7)	3 4 (1 4 to 12 5)	3 4 (1 4 to 11)	3 5 (1 4 to 9 3)	3 4 (1 4 to 11)	3 3 (1 4 to 7 7)	3 3 (1 4 to 9 4)	3 3 (1 4 to 9 3)	3 3 (1 4 to 9 3)	3 3 (1 4 to 9 3)	3 3 (1 4 to 9 3)	0 1 (0 to 0 2)	0 1 (0 to 0 2)	0 1 (0 to 0 2)	0 1 (0 to 0 2)	0 1 (0 to 0 2)	0 1 (0 to 0 2)		173
Urogenital congenital anomalies	43 8 (19 3 to 77 6)	3 7 (1 7 to 9 2)	17 (9 9 to 33 3)	3 4 (1 6 to 9 5)	2 4 (1 4 to 5 2)	1 8 (1 to 5 2)	1 2 (0 7 to 2)	1 (0 to 3 1)	0 9 (0 to 2 5)	0 7 (0 4 to 1 7)	0 6 (0 3 to 1 5)	0 5 (0 3 to 0 7)	0 4 (0 2 to 0 6)	0 3 (0 2 to 0 6)	0 3 (0 2 to 0 6)	0 2 (0 to 0 5)	0 2 (0 1 to 0 5)	0 0 (0 to 0)	0 0 (0 to 0)	0 0 (0 to 0)	0 0 (0 to 0)	0 0 (0 to 0)	0 0 (0 to 0)		68 4
Digestive congenital anomalies	24 4 (12 1 to 42)	6 7 (4 to 12 1)	21 1 (11 1 to 44 2)	6 5 (3 to 15 5)	3 6 (1 7 to 9 1)	3 4 (2 to 9 1)	3 4 (1 6 to 7 4)	3 4 (1 6 to 7 1)	3 3 (1 6 to 8)	3 3 (1 6 to 6 9)	3 3 (1 6 to 6 4)	3 3 (1 6 to 6 4)	3 3 (1 6 to 6 4)	3 3 (1 6 to 6 4)	3 3 (1 6 to 6 4)	3 3 (1 6 to 6 4)	3 3 (1 6 to 6 4)	0 3 (0 to 0 5)	0 3 (0 to 0 5)	0 3 (0 to 0 5)	0 3 (0 to 0 5)	0 3 (0 to 0 5)	0 3 (0 to 0 5)		72 7
Other congenital birth defects	53 3 (62 5 to 169)	13 (4 4 to 32 1)	51 4 (19 5 to 37 4)	29 6 (10 5 to 24)	19 6 (7 6 to 49 6)	12 6 (4 9 to 17 2)	11 4 (4 6 to 23)	9 6 (3 3 to 13 9)	9 2 (3 7 to 15 5)	8 3 (4 6 to 12 3)	7 7 (3 5 to 9 8)	6 7 (2 6 to 7 4)	6 3 (2 6 to 7 4)	5 8 (2 2 to 6 4)	5 7 (2 2 to 7 3)	5 5 (2 2 to 7 3)	5 5 (2 2 to 7 3)	1 3 (0 to 2 1)	1 3 (0 to 2 1)	1 3 (0 to 2 1)	1 3 (0 to 2 1)	1 3 (0 to 2 1)	1 3 (0 to 2 1)		292
Urinary diseases and male infertility	0 7 (0 4 to 1 7)	0 4 (0 2 to 0 9)	1 1 (0 9 to 3)	0 6 (0 7 to 1 4)	0 7 (0 5 to 1 7)	0 7 (0 6 to 1 6)	1 2 (0 9 to 1 7)	0 7 (0 5 to 1 6)	1 2 (0 4 to 3 2)	1 1 (0 4 to 3 2)	1 4 (0 5 to 3 9)	1 2 (0 4 to 3 2)	1 2 (0 4 to 3 2)	1 2 (0 4 to 3 2)	1 2 (0 4 to 3 2)	1 2 (0 4 to 3 2)	1 2 (0 4 to 3 2)	0 6 (0 to 1 6)	0 6 (0 to 1 6)	0 6 (0 to 1 6)	0 6 (0 to 1 6)	0 6 (0 to 1 6)	0 6 (0 to 1 6)		707
Urolithiasis	0 (0 to 0)	0 (0 to 0)	0 (0 to 0)	0 (0 to 0 1)	0 (0 1 to 0 2)	0 (0 1 to 0 2)	0 (0 1 to 0 3)	0 (0 2 to 0 4)	0 (0 3 to 0 6)	0 (0 4 to 1 1)	0 (0 4 to 1 1)	0 (0 6 to 1 5)	0 (0 6 to 1 9)	0 (0 6 to 2)	0 (0 6 to 2)	0 (0 6 to 2)	0 (0 6 to 2)	0 (0 to 0)	0 (0 to 0)	0 (0 to 0)	0 (0 to 0)	0 (0 to 0)	0 (0 to 0)		31 4
Benign prostatic hyperplasia	0 (0 to 0)	0 (0 to 0)	0 (0 to 0)	0 (0 to 0)	0 (0 to 0)	0 (0 to 0)	0 (0 to 0)	0 (0 to 0)	0 (0 to 0)	0 (0 to 0)	0 (0 to 0)	0 (0 to 0)	0 (0 to 0)	0 (0 to 0)	0 (0 to 0)	0 (0 to 0)	0 (0 to 0)	0 (0 to 0)	0 (0 to 0)	0 (0 to 0)	0 (0 to 0)	0 (0 to 0)	0 (0 to 0)		277
Male infertility	0 (0 to 0)	0 (0 to 0)	0 (0 to 0)	0 (0 to 0)	0 (0 to 0)	0 (0 to 0)	0 (0 to 0)	0 (1 1 to 12 9)	0 (2 to 19 1)	0 (2 4 to 23 4)	0 (2 to 18)	0 (1 2 to 11 4)	0 (0 1 to 1 8)	0 (0 to 0)	0 (0 to 0)	0 (0 to 0)	0 (0 to 0)	0 (0 to 0)	0 (0 to 0)	0 (0 to 0)	0 (0 to 0)	0 (0 to 0)	0 (0 to 0)		32 4
Other urinary diseases	0 3 (0 3 to 1 3)	0 3 (0 1 to 0 9)	0 4 (0 3 to 1 3)	0 3 (0 2 to 0 9)	0 4 (0 3 to 0 7)	0 4 (0 3 to 0 7)	0 4 (0 2 to 0 6)	0 4 (0 3 to 0 9)	0 4 (0 to 0 5)	0 4 (0 to 0 1)	0 4 (0 to 1 6)	0 4 (0 to 1 6)	0 4 (0 to 1 6)	0 4 (0 to 1 6)	0 4 (0 to 1 6)	0 4 (0 to 1 6)	0 4 (0 to 1 6)	0 4 (0 to 1 6)	0 4 (0 to 1 6)	0 4 (0 to 1 6)	0 4 (0 to 1 6)	0 4 (0 to 1 6)	0 4 (0 to 1 6)		49 8
Gynecological diseases	0 (0 to 0)	0 (0 to 0)	0 (0 to 0)	0 (0 to 0)	0 (0 to 0)	0 (0 to 0)	0 (0 to 0)	0 (0 to 0)	0 (0 to 0)	0 (0 to 0)	0 (0 to 0)	0 (0 to 0)	0 (0 to 0)	0 (0 to 0)	0 (0 to 0)	0 (0 to 0)	0 (0 to 0)	0 (0 to 0)	0 (0 to 0)	0 (0 to 0)	0 (0 to 0)	0 (0 to 0)	0 (0 to 0)		
Uterine fibroids	0 (0 to 0)	0 (0 to 0)	0 (0 to 0)	0 (0 to 0)	0 (0 to 0)	0 (0 to 0)	0 (0 to 0)	0 (0 to 0)	0 (0 to 0)	0 (0 to 0)	0 (0 to 0)	0 (0 to 0)	0 (0 to 0)	0 (0 to 0)	0 (0 to 0)	0 (0 to 0)	0 (0 to 0)	0 (0 to 0)	0 (0 to 0)	0 (0 to 0)	0 (0 to 0)	0 (0 to 0)	0 (0 to 0)		
Polycystic ovarian syndrome	..	..	..	..	..	..	..	..	..	..	..	..	..	..	..	..	..	..	..	..	..	..	..	..		NA
Female infertility	..	..	..	..	..	..	..	..	..	..	..	..	..	..	..	..	..	..	..	..	..	..	..	..		NA
Endometriosis	..	..	..	..	..	..	..	..	..	..	..	..	..	..	..	..	..	..	..	..	..	..	..	..		NA
Genital prolapse	0 (0 to 0)	0 (0 to 0)	0 (0 to 0)	0 (0 to 0)	0 (0 to 0)	0 (0 to 0)	0 (0 to 0)	0 (0 to 0)	0 (0 to 0)	0 (0 to 0)	0 (0 to 0)	0 (0 to 0)	0 (0 to 0)	0 (0 to 0)	0 (0 to 0)	0 (0 to 0)	0 (0 to 0)	0 (0 to 0)	0 (0 to 0)	0 (0 to 0)	0 (0 to 0)	0 (0 to 0)	0 (0 to 0)		0
Premenstrual syndrome	..	..	..	..	..	..	..	..	..	..	..	..	..	..	..	..	..	..	..	..	..	..	..	..		NA
Other gynecological diseases	0 (0 to 0)	0 (0 to 0)	0 (0 to 0)	0 (0 to 0)	0 (0 to 0)	0 (0 to 0)	0 (0 to 0)	0 (0 to 0)	0 (0 to 0)	0 (0 to 0)	0 (0 to 0)	0 (0 to 0)	0 (0 to 0)	0 (0 to 0)	0 (0 to 0)	0 (0 to 0)	0 (0 to 0)	0 (0 to 0)	0 (0 to 0)	0 (0 to 0)	0 (0 to 0)	0 (0 to 0)	0 (0 to 0)		
Hemoglobinopathies and hemolytic anemias	0 4 (0 2 to 0 8)	0 2 (0 1 to 0 7)	1 6 (0 8 to 3 3)	0 2 (0 to 0 7)	0 1 (0 to 0 5)	0 2 (0 to 0 7)	0 2 (0 to 0 6)	0 2 (0 to 0 6)	0 2 (0 to 0 6)	0 2 (0 to 0 6)	0 2 (0 to 0 6)	0 2 (0 to 0 6)	0 2 (0 to 0 6)	0 2 (0 to 0 6)	0 2 (0 to 0 6)	0 2 (0 to 0 6)	0 2 (0 to 0 6)	0 2 (0 to 0 6)	0 2 (0 to 0 6)	0 2 (0 to 0 6)	0 2 (0 to 0 6)	0 2 (0 to 0 6)	0 2 (0 to 0 6)		11 8
Thalassemias	0 3 (0 2 to 0 6)	0 1 (0 to 0 2)	0 7 (0 7 to 1 7)	0 3 (0 to 0 9)	0 2 (0 to 0 5)	0 2 (0 to 0 4)	0 3 (0 to 0 6)	0 3 (0 to 0 7)	0 3 (0 to 0 6)	0 3 (0 to 0 6)	0 3 (0 to 0 6)	0 3 (0 to 0 6)	0 3 (0 to 0 6)	0 3 (0 to 0 6)	0 3 (0 to 0 6)	0 3 (0 to 0 6)	0 3 (0 to 0 6)	0 3 (0 to 0 6)	0 3 (0 to 0 6)	0 3 (0 to 0 6)	0 3 (0 to 0 6)	0 3 (0 to 0 6)	0 3 (0 to 0 6)		10 6
Thalassemias trait	0 (0 to 0)	0 (0 to 0 1)	0 1 (0 to 0 4)	0 0 (0 to 0 1)	0 0 (0 to 0 4)	0 0 (0 to 0 1)	0 0 (0 to 0 5)	0 0 (0 to 0 5)	0 0 (0 to 0 5)	0 0 (0 to 0 5)	0 0 (0 to 0 5)	0 0 (0 to 0 5)	0 0 (0 to 0 5)	0 0 (0 to 0 5)	0 0 (0 to 0 5)	0 0 (0 to 0 5)	0 0 (0 to 0 5)	0 0 (0 to 0 5)	0 0 (0 to 0 5)	0 0 (0 to 0 5)	0 0 (0 to 0 5)	0 0 (0 to 0 5)	0 0 (0 to 0 5)		3 6
Sickle cell disorders	0 (0 to 0)	0 (0 to 0)	0 (0 to 0 1)	0 1 (0 to 0 1)	0 0 (0 to 0 1)	0 0 (0 to 0 1)	0 1 (0 to 0 2)	0 1 (0 to 0 3)	0 1 (0 to 0 3)	0 1 (0 1 to 0 4)	0 1 (0 to 0 4)	0 1 (0 to 0 3)	0 1 (0 to 0 3)	0 1 (0 to 0 2)	0 1 (0 to 0 2)	0 1 (0 to 0 1)	0 1 (0 to 0 1)	0 1 (0 to 0 3)	0 1 (0 to 0 3)	0 1 (0 to 0 3)	0 1 (0 to 0 3)	0 1 (0 to 0 3)	0 1 (0 to 0 3)		1 2
Sickle cell trait	0 (0 to 0)	0 (0 to 0)	0 (0 to 0)	0 (0 to 0 4)	0 (0 to 0 1)	0 (0 to 0 4)	0 (0 to 0 1)	0 (0 to 0 1)	0 (0 to 0 1)	0 (0 to 0 1)	0 (0 to 0 1)	0 (0 to 0 1)	0 (0 to 0 1)	0 (0 to 0 2)	0 (0 to 0 2)	0 (0 to 0 2)	0 (0 to 0 2)	0 (0 to 0 2)	0 (0 to 0 2)	0 (0 to 0 2)	0 (0 to 0 2)	0 (0 to 0 2)	0 (0 to 0 2)		1 4
G6PD deficiency	0 (0 to 0)	0 1 (0 to 0 2)	0 1 (0 1 to 0 2)	0 4 (0 2 to 0 4)	0 6 (0 4 to 1 2)	0 6 (0 4 to 1 7)	1 (0 7 to 1 3)	0 9 (0 6 to 1 2)	0 8 (0 7 to 0 9)	0 8 (0 6 to 0 9)	0 8 (0 6 to 0 9)	0 8 (0 6 to 0 9)	0 8 (0 6 to 0 9)	0 8 (0 6 to 0 9)	0 8 (0 6 to 0 9)	0 8 (0 6 to 0 9)	0 8 (0 6 to 0 9)	0 8 (0 6 to 0 9)	0 8 (0 6 to 0 9)	0 8 (0 6 to 0 9)	0 8 (0 6 to 0 9)	0 8 (0 6 to 0 9)	0 8 (0 6 to 0 9)		3 6
G6PD trait	0 (0 to 0)	0 (0 to 0)	0 (0 to 0)	0 (0 to 0)	0 (0 to 0)	0 (0 to 0)	0 (0 to 0)	0 (0 to 0)	0 (0 to 0)	0 (0 to 0)	0 (0 to 0)	0 (0 to 0)	0 (0 to 0)	0 (0 to 0)	0 (0 to 0)	0 (0 to 0)	0 (0 to 0)	0 (0 to 0)	0 (0 to 0)	0 (0 to 0)	0 (0 to 0)	0 (0 to 0)	0 (0 to 0)		0
Other hemoglobinopathies and hemolytic anemias	0 (0 to 0 1)	0 (0 to 0 2)	0 (0 to 0 7)	0 (0 1 to 0 1)	0 (0 1 to 0 4)	0 (0 1 to 0 6)	0 (0 2 to 0 4)	0 (0 to 0 3)	0 (0 to 0)	1 (0 6 to 2 7)	1 (0 6 to 2 6)	1 (0 7 to 3 2)	1 (0 7 to 3 9)	1 (0 6 to 3 9)	1 (0 6 to 3 9)	1 (0 6 to 3 9)	1 (0 6 to 3 9)	0 (0 to 0)	0 (0 to 0)	0 (0 to 0)	0 (0 to 0)	0 (0 to 0)	0 (0 to 0)		57 2
Endocrine, metabolic, blood, and immune disorders	19 (9 3 to 19 9)	9 4 (3 7 to 18 9)	24 (20 3 to 54 1)	27 1 (23 3 to 50 4)	20 4 (18 5 to 42 4)	22 1 (20 1 to 44 4)	28 7 (26 6 to 47 4)	30 4 (24 6 to 59 3)	32 7 (26 6 to 70 3)	33 4 (29 to 67 6)	34 6 (29 to 67 6)	35 1 (29 to 67 6)	35 6 (29 to 67 6)	36 1 (29 to 67 6)	36 4 (29 to 67 6)	36 6 (29 to 67 6)	36 8 (29 to 67 6)	37 1 (29 to 67 6)	37 3 (29 to 67 6)	37 4 (29 to 67 6)	37 5 (29 to 67 6)	37 6 (29 to 67 6)	37 6 (29 to 67 6)		2,140
Oral disorders	0 (0 to 0)	0 (0 to 0)	0 (0 to 0)	0 1 (0 2 to 0 4)	0 1 (0 1 to 0 7)	0 1 (0 1 to 0 5)	0 1 (0 2 to 0 3)	0 1 (0 2 to 0 3)	0 1 (0 2 to 0 3)	0 1 (0 2 to 0 3)	0 1 (0 2 to 0 3)	0 1 (0 2 to 0 3)	0 1 (0 2 to 0 3)	0 1 (0 2 to 0 3)	0 1 (0 2 to 0 3)	0 1 (0 2 to 0 3)	0 1 (0 2 to 0 3)	0 1 (0 2 to 0 3)	0 1 (0 2 to 0 3)	0 1 (0 2 to 0 3)	0 1 (0 2 to 0 3)	0 1 (0 2 to 0 3)	0 1 (0 2 to 0 3)		1,850
Caries of deciduous teeth	0 (0 to 0)	0 (0 to 0)	0 (0 to 0)	0 5 (0 1 to 1 6)	0 6 (0 to 1 5)	0 6 (0 to 1 5)	0 3 (0 to 0 8)	0 3 (0 to 0 8)	0 3 (0 to 0)	0 (0 to 0)	0 (0 to 0)	0 (0 to 0)	0 (0 to 0)	0 (0 to 0)	0 (0 to 0)	0 (0 to 0)	0 (0 to 0)	0 (0 to 0)	0 (0 to 0)	0 (0 to 0)	0 (0 to 0)	0 (0 to 0)	0 (0 to 0)	0 (0 to 0)		9 6
Caries of permanent teeth	0 (0 to 0)	0 (0 to 0)	0 (0 to 0)	1 6 (0 5 to 4 2)	2 6 (1 7 to 4)	2 7 (1 9 to 4)	3 6 (2 5 to 5 1)	4 5 (2 9 to 6 4)	5 2 (3 2 to 7 5)	6 1 (3 7 to 8 5)	6 8 (4 1 to 9 5)	7 3 (4 4 to 10 2)	7 7 (4 6 to 10 9)	8 1 (4 8 to 11 2)	8 3 (4 9 to 11 5)	8 4 (4 9 to 11 6)	8 5 (4 9 to 11 6)	1 6 (0 to 3 1)	2 1 (0 to 4 1)	2 6 (0 to 5 1)	3 1 (0 to 6 1)	3 4 (0 to 6 4)	3 6 (0 to 6 6)		112
Periodontal diseases	0 (0 to 0)	0 (0 to 0)	0 (0 to 0)	0 (0 to 0)	0 (0 to 0)	0 (0 to 0)	0 (0 to 0)	0 (0 to 0)	0 (0 to 0)	0 (0 to 0)	0 (0 to 0)	0 (0 to 0)	0 (0 to 0)	0 (0 to 0)	0 (0 to 0)	0 (0 to 0)	0 (0 to 0)	0 (0 to 0)	0 (0 to 0)	0 (0 to 0)	0 (0 to 0)	0 (0 to 0)	0 (0 to 0)		481
Other oral disorders	0 (0 to 0)	0 (0 to 0)	10 0 (5 to 19 4)	9 1 (5 4 to 19 5)	12 7 (7 to 31 7)	15 4 (9 1 to 24 4)	19 4 (11 to 36 2)	19 3 (10 4 to 40 4)	19 7 (11 4 to 39 2)	19 7 (11 to 39 2)	19 6 (10 7 to 39 2)	19 1 (10 7 to 37 9)	18 7 (10 7 to 36 8)	18 (10 6 to 37 2)	17 3 (10 to 33 6)	16 (9 2 to 32 2)	15 (8 2 to 29 7)	2 2 (1 1 to 4 3)	1 9 (0 9 to 3 7)	1 6 (0 8 to 3 2)	1 3 (0 6 to 2 6)	0 9 (0 4 to 2)	0 2 (0 1 to 0 3)		264
Sudden infant death syndrome	..	..	291 (273 to 309)	..	..	..	..	..	..	..	..	..	..	..	..	..	..	..	..	..	..	..	..	..		..
Injuries	7 1 (4 7 to 10)	12 (8 6 to 19 8)	242 (173 to 337)	340 (237 to 502)	202 (140 to 291)	314 (220 to 453)	1,810 (1,308 to 2,335)	2,310 (1,808 to 2,840)	2,285 (1,820 to 2,790)	2,030 (1,628 to 2,510)	1,993 (1,603 to 2,445)	1,790 (1,429 to 2,205)	1,640 (1,279 to 2,070)	1,220 (1,000 to 2,200)	1,720 (1,340 to 2,320)	2,000 (1,549 to 2,629)	1,810 (1,429 to 2,236)	1,670 (1,338 to 2,062)	1,260 (1,103 to 1,715)	1,040 (1,000 to 1,290)	793 (629 to 972)	645 (496 to 846)	298 (236 to 392)	114 (89 to 150)	26,850
Transport injuries	1 2 (0 8 to 1 9)	1 (0 6 to 1 4)	26 8 (18 2 to 40 2)	19 2 (13 to 28)	191 (129 to 282)	181 (120 to 281)	893 (621 to 1,268)	921 (649 to 1,196)	852 (621 to 1,080)	699 (499 to 913)	672 (472 to 787)	527 (366 to 674)	477 (349 to 634)	339 (251 to 445)	533 (402 to 700)	482 (351 to 632)	420 (322 to 524)	327 (251 to 399)	204 (162 to 261)	126 (99 to 159)	68 6 (50 7 to 89 7)	29 (20 to 39)	12 (8 to 15 9)	8,670
Road injuries	0 9 (0 7 to 1 4)	0 9 (0 6 to 1 4)	20 3 (13 5 to 29 6)	13 (8 7 to 19 5)	115 (80 2 to 161)	101 (70 2 to 151)	451 (343 to 592)	524 (420 to 636)	486 (396 to 594)	394 (326 to 481)	382 (312 to 477)	302 (243 to 383)	269 (207 to 344)	194 (154 to 242)	306 (237 to 385)	283 (224 to 353)	255 (203 to 316)	192 (154 to 235)	116 (94 to 145)	70 (56 to 88)	39 (32 to 49)	16 (13 to 20)	6 (4 to 8)	4 (3 to 5)	4,980
Pedestrian road injuries	0 1 (0 1 to 0 1)	0 (0 to 0 1)	3 5 (2 1 to 5 6)	2 9 (1 6 to 4 5)	22 6 (13 2 to 35 4)	20 4 (11 9 to 32 4)	85 2 (49 4 to 133)	97 2 (57 7 to 153)	89 2 (52 to 142)	73 2 (39 5 to 96 9)	69 2 (40 to 93 6)	54 4 (32 to 72 5)	49 2 (28 5 to 66 3)	34 1 (20 to 46 3)	54 1 (32 to 72 5)	49 6 (29 to 66 4)	43 3 (25 to 57 9)	33 1 (20 to 44 2)	20 4 (12 to 27 3)	12 1 (7 to 16 1)	6 9 (4 to 9 2)	2 8 (1 to 3 8)	1 1 (0 to 1 5)	708
Cyclist road injuries	0 (0 to 0)	0 (0 to 0)	1 6 (1 1 to 2 6)	1 6 (0 7 to 1 9)	10 4 (7 1 to 14 7)	9 6 (6 6 to 13 7)	12 4 (9 4 to 18 5)	12 4 (9 to 17 6)	12 7 (10 3 to 20 6)	10 9 (8 to 15 1)	10 4 (7 to 15 2)	8 6 (6 2 to 12 4)	8 2 (5 9 to 12 1)	6 1 (4 to 9 2)	8 6 (5 9 to 12 1)	8 2 (5 6 to 11 7)	7 5 (5 to 10 9)	5 6 (3 7 to 8 2

SR Table 2a: Solomon Islands DALYS by cause and age group for males with 95% uncertainty intervals, 2019

Cause	Early Neonatal	Late Neonatal	Post Neonatal	1 to 4	5 to 9	10 to 14	15 to 19	20 to 24	25 to 29	30 to 34	35 to 39	40 to 44	45 to 49	50 to 54	55 to 59	60 to 64	65 to 69	70 to 74	75 to 79	80 to 84	85 to 89	90 to 94	95 plus	Total
All causes	7,458 (7,055 to 11,700)	2,136 (1,785 to 3,240)	4,158 (3,166 to 6,460)	12,000 (9,158 to 14,900)	5,200 (3,970 to 6,390)	4,764 (3,520 to 6,040)	5,348 (4,020 to 6,880)	7,260 (5,670 to 9,220)	8,977 (6,970 to 11,500)	10,200 (8,060 to 12,200)	11,200 (8,820 to 14,000)	12,000 (9,230 to 15,500)	12,900 (10,000 to 16,500)	13,400 (10,100 to 17,000)	13,200 (10,200 to 16,800)	12,900 (10,000 to 16,500)	12,600 (9,870 to 16,000)	12,200 (9,560 to 15,600)	11,700 (9,070 to 15,000)	10,900 (8,270 to 14,000)	9,800 (7,270 to 12,900)	8,200 (5,850 to 11,000)	8,200 (5,850 to 11,000)	170,000 (133,000 to 216,000)
Communicable, maternal, neonatal, and nutritional diseases	6,340 (4,820 to 10,600)	2,030 (1,740 to 2,930)	3,970 (2,940 to 6,160)	4,900 (3,240 to 6,150)	1,990 (1,430 to 2,360)	1,260 (919 to 1,660)	1,240 (893 to 1,650)	1,690 (1,130 to 2,580)	1,720 (1,220 to 2,610)	1,760 (1,220 to 2,540)	1,830 (1,240 to 2,650)	1,920 (1,320 to 2,870)	1,720 (1,210 to 2,450)	1,360 (926 to 1,810)	1,200 (779 to 1,720)	1,060 (695 to 1,770)	1,070 (706 to 1,520)	987 (650 to 1,560)	839 (556 to 1,370)	681 (457 to 1,060)	537 (364 to 1,000)	27,400 (18 to 37,800)
HIV/AIDS and sexually transmitted infections	2,600 (1,940 to 4,850)	661 (370 to 1,440)	1,200 (490 to 2,350)	193 (22 to 1,450)	98.6 (14 to 264)	21.6 (1 to 162)	29.2 (3 to 192)	63.6 (4 to 374)	125 (4 to 760)	190 (5 to 1,200)	139 (4 to 1,220)	114 (4 to 842)	78 (2 to 641)	39.6 (1 to 339)	22.4 (1 to 173)	19.6 (1 to 168)	11.7 (1 to 166)	7.6 (0 to 72.4)	1.8 (0 to 13.4)	0.6 (0 to 3.2)	0.2 (0 to 0.9)	5,990 (0 to 0)
HIV/AIDS	0 (0 to 0)	0 (0 to 0)	39.2 (0 to 340)	144 (0 to 1,040)	24.6 (0 to 172)	20.6 (0 to 162)	29.1 (3 to 192)	62.8 (4 to 370)	122 (7 to 764)	178 (7 to 1,200)	133 (7 to 1,220)	110 (7 to 840)	76.2 (5 to 639)	37.3 (2 to 309)	21.4 (1 to 169)	18.7 (1 to 167)	11 (0 to 159)	6.8 (0 to 72.4)	1.7 (0 to 13.4)	0.5 (0 to 3.2)	0.2 (0 to 0.9)	1,010 (0 to 0)
HIV/AIDS - Drug-susceptible Tuberculosis	0 (0 to 0)	0 (0 to 0)	1.6 (0 to 14.4)	6.3 (0 to 51.6)	1.2 (0 to 2.3)	1.2 (0 to 12)	1.8 (0 to 3)	3.8 (0 to 6.4)	9.1 (1 to 15)	7.2 (1 to 14)	9.1 (0 to 12.6)	6.1 (0 to 11.1)	3.6 (0 to 6.6)	1.9 (0 to 4.1)	1.1 (0 to 2.4)	0.9 (0 to 2.2)	0.7 (0 to 1.8)	0.3 (0 to 0.7)	0.1 (0 to 0.3)	0.03 (0 to 0.2)	0 (0 to 0)	49.9 (0 to 0)
HIV/AIDS - Multidrug-resistant Tuberculosis without extensive drug resistance	0 (0 to 0)	0 (0 to 0)	0 (0 to 0)	0.1 (0 to 0.5)	0 (0 to 0)	0 (0 to 0)	0 (0 to 0)	0 (0 to 0)	0 (0 to 0)	0 (0 to 0)	0 (0 to 0)	0 (0 to 0)	0 (0 to 0)	0 (0 to 0)	0 (0 to 0)	0 (0 to 0)	0 (0 to 0)	0 (0 to 0)	0 (0 to 0)	0 (0 to 0)	0 (0 to 0)	0 (0 to 0)	0.4 (0 to 0)
HIV/AIDS - Extensively drug-resistant Tuberculosis	0 (0 to 0)	0 (0 to 0)	0 (0 to 0)	0 (0 to 0)	0 (0 to 0)	0 (0 to 0)	0 (0 to 0)	0 (0 to 0)	0 (0 to 0)	0 (0 to 0)	0 (0 to 0)	0 (0 to 0)	0 (0 to 0)	0 (0 to 0)	0 (0 to 0)	0 (0 to 0)	0 (0 to 0)	0 (0 to 0)	0 (0 to 0)	0 (0 to 0)	0 (0 to 0)	0 (0 to 0)	0.1 (0 to 0)
HIV/AIDS resulting in other diseases	0 (0 to 0)	0 (0 to 0)	24.7 (0 to 209)	138 (0 to 1,040)	22.7 (0 to 222)	19.6 (0 to 162)	25.1 (0 to 171)	57.1 (0 to 362)	113 (0 to 764)	169 (0 to 1,200)	123 (0 to 1,220)	105 (0 to 840)	72.6 (0 to 639)	35.4 (0 to 309)	20.3 (0 to 167)	17.8 (0 to 166)	10.3 (0 to 159)	6.6 (0 to 72.4)	1.6 (0 to 13.4)	0.3 (0 to 3.1)	0.1 (0 to 0.9)	0 (0 to 0)	964 (0 to 0)
Sexually transmitted infections excluding HIV	2,600 (1,940 to 4,850)	661 (370 to 1,440)	1,200 (490 to 2,350)	49.1 (16 to 165)	73.9 (14 to 264)	1.1 (0 to 4)	0.1 (0 to 0.5)	0.8 (0 to 4.2)	3.5 (1 to 10)	11.7 (4 to 31)	6 (1 to 19)	3.9 (1 to 12)	1.4 (0 to 4.2)	2.2 (0 to 6.3)	1.4 (0 to 4.2)	1.8 (0 to 5.2)	1.1 (0 to 3.1)	1 (0 to 2.9)	0.4 (0 to 1.2)	0.3 (0 to 0.8)	0.1 (0 to 0.2)	6,970 (0 to 0)
Syphilis	2,600 (1,940 to 4,850)	661 (370 to 1,440)	1,200 (490 to 2,350)	49.1 (16 to 165)	73.9 (11 to 71.4)	0.5 (0 to 0.9)	0.1 (0 to 0.5)	0.8 (0 to 2.9)	3.5 (0 to 9.5)	11.7 (2 to 31)	6 (1 to 19)	3.9 (1 to 12)	1.4 (0 to 4.2)	2.2 (0 to 6.3)	1.4 (0 to 4.2)	1.8 (0 to 5.2)	1.1 (0 to 3.1)	1 (0 to 2.9)	0.4 (0 to 1.2)	0.3 (0 to 0.8)	0.1 (0 to 0.2)	4,960 (0 to 0)
Chlamydial infection	0 (0 to 0)	0 (0 to 0)	0 (0 to 0)	0 (0 to 0)	0 (0 to 0)	0 (0 to 0)	0 (0 to 0.1)	0 (0 to 0.3)	0 (0 to 0.4)	0 (0 to 0.2)	0 (0 to 0.2)	0 (0 to 0.2)	0 (0 to 0.1)	0 (0 to 0.1)	0 (0 to 0.1)	0 (0 to 0.1)	0 (0 to 0.1)	0 (0 to 0.1)	0 (0 to 0.1)	0 (0 to 0.1)	0 (0 to 0.1)	1
Gonococcal infection	0 (0 to 0)	0 (0 to 0)	0 (0 to 0)	0 (0 to 0)	0 (0 to 0)	0 (0 to 0.4)	0 (0 to 0.7)	0 (0 to 1.9)	0 (0 to 1.1)	0 (0 to 0.2)	0 (0 to 0.2)	0 (0 to 0.2)	0 (0 to 0.2)	0 (0 to 0.1)	0 (0 to 0.1)	0 (0 to 0.1)	0 (0 to 0.1)	0 (0 to 0.1)	0 (0 to 0.1)	0 (0 to 0.1)	0 (0 to 0.1)	3.3
Trichomoniasis	0 (0 to 0)	0 (0 to 0)	0 (0 to 0)	0 (0 to 0)	0 (0 to 0)	0 (0 to 0)	0 (0 to 0.1)	0 (0 to 0.2)	0 (0 to 0.3)	0 (0 to 0.3)	0 (0 to 0.3)	0 (0 to 0.2)	0 (0 to 0.2)	0 (0 to 0.1)	0 (0 to 0.1)	0 (0 to 0.1)	0 (0 to 0.1)	0 (0 to 0.1)	0 (0 to 0.1)	0 (0 to 0.1)	0 (0 to 0.1)	0.7
Genital herpes	0 (0 to 0)	0 (0 to 0)	0 (0 to 0)	0 (0 to 0)	0 (0 to 0)	0 (0 to 0.3)	0 (0.1 to 1.4)	0.4 (0 to 2.3)	1.3 (0.4 to 3.2)	1.6 (0.5 to 3.7)	1.6 (0.5 to 3.9)	1.6 (0.5 to 3.9)	1.5 (0.5 to 3.7)	1.3 (0.4 to 3.2)	1.2 (0.4 to 3.1)	1.1 (0.3 to 2.7)	0.9 (0.3 to 2.1)	0.7 (0.2 to 1.7)	0.4 (0.1 to 0.9)	0.2 (0 to 0.6)	0.1 (0 to 0.3)	11.5 (0 to 0)
Other sexually transmitted infections	0 (0 to 0)	0 (0 to 0)	0 (0 to 0)	0 (0 to 0)	0 (0 to 0)	0 (0 to 0.4)	0 (0 to 0.9)	0.7 (0 to 1.4)	2.1 (0 to 3.9)	2.9 (0 to 5.6)	2.1 (0 to 4.2)	1.4 (0 to 3.2)	0.7 (0 to 1.7)	0.3 (0 to 0.8)	0.2 (0 to 0.5)	0.2 (0 to 0.5)	0.1 (0 to 0.4)	0.1 (0 to 0.3)	0.03 (0 to 0.1)	0.01 (0 to 0.1)	0 (0 to 0)	4.2 (0 to 0)
Respiratory infections and tuberculosis	1,190 (979 to 1,300)	1,190 (977 to 1,600)	1,190 (1,090 to 2,060)	3,660 (719 to 1,480)	1,660 (239 to 521)	1,290 (160 to 350)	1,230 (282 to 634)	1,230 (412 to 963)	1,230 (416 to 1,130)	1,230 (428 to 1,320)	1,230 (464 to 1,350)	1,230 (497 to 1,330)	1,230 (477 to 1,500)	1,230 (478 to 1,370)	1,230 (467 to 1,590)	1,230 (461 to 1,570)	1,230 (472 to 1,570)	1,230 (378 to 1,610)	1,230 (292 to 1,510)	1,230 (198 to 1,330)	1,230 (159 to 1,330)	14,200 (159 to 0)
Tuberculosis	1,190 (979 to 1,300)	1,190 (977 to 1,600)	1,190 (1,090 to 2,060)	3,660 (719 to 1,480)	1,660 (239 to 521)	1,290 (160 to 350)	1,230 (282 to 634)	1,230 (412 to 963)	1,230 (416 to 1,130)	1,230 (428 to 1,320)	1,230 (464 to 1,350)	1,230 (497 to 1,330)	1,230 (477 to 1,500)	1,230 (478 to 1,370)	1,230 (467 to 1,590)	1,230 (461 to 1,570)	1,230 (472 to 1,570)	1,230 (378 to 1,610)	1,230 (292 to 1,510)	1,230 (198 to 1,330)	1,230 (159 to 1,330)	14,200 (159 to 0)
Latent tuberculosis infection	0 (0 to 0)	0 (0 to 0)	0 (0 to 0)	0 (0 to 0)	0 (0 to 0)	0 (0 to 0)	0 (0 to 0)	0 (0 to 0)	0 (0 to 0)	0 (0 to 0)	0 (0 to 0)	0 (0 to 0)	0 (0 to 0)	0 (0 to 0)	0 (0 to 0)	0 (0 to 0)	0 (0 to 0)	0 (0 to 0)	0 (0 to 0)	0 (0 to 0)	0 (0 to 0)	0 (0 to 0)	0 (0 to 0)
Drug-susceptible tuberculosis	0 (0 to 0)	0 (0 to 0)	0 (0 to 0)	0 (0 to 0)	0 (0 to 0)	0 (0 to 0)	0 (0 to 0)	0 (0 to 0)	0 (0 to 0)	0 (0 to 0)	0 (0 to 0)	0 (0 to 0)	0 (0 to 0)	0 (0 to 0)	0 (0 to 0)	0 (0 to 0)	0 (0 to 0)	0 (0 to 0)	0 (0 to 0)	0 (0 to 0)	0 (0 to 0)	0 (0 to 0)	0 (0 to 0)
Multidrug-resistant tuberculosis without extensive drug resistance	0 (0 to 0)	0 (0 to 0)	0 (0 to 0)	0 (0 to 0)	0 (0 to 0)	0 (0 to 0)	0 (0 to 0)	0 (0 to 0)	0 (0 to 0)	0 (0 to 0)	0 (0 to 0)	0 (0 to 0)	0 (0 to 0)	0 (0 to 0)	0 (0 to 0)	0 (0 to 0)	0 (0 to 0)	0 (0 to 0)	0 (0 to 0)	0 (0 to 0)	0 (0 to 0)	0 (0 to 0)	0 (0 to 0)
Extensively drug-resistant tuberculosis	0 (0 to 0)	0 (0 to 0)	0 (0 to 0)	0 (0 to 0)	0 (0 to 0)	0 (0 to 0)	0 (0 to 0)	0 (0 to 0)	0 (0 to 0)	0 (0 to 0)	0 (0 to 0)	0 (0 to 0)	0 (0 to 0)	0 (0 to 0)	0 (0 to 0)	0 (0 to 0)	0 (0 to 0)	0 (0 to 0)	0 (0 to 0)	0 (0 to 0)	0 (0 to 0)	0 (0 to 0)	0 (0 to 0)
Lower respiratory infections	704 (375 to 1,300)	511 (276 to 927)	2,020 (1,290 to 3,950)	1,100 (463 to 1,590)	257 (186 to 647)	202 (120 to 328)	269 (129 to 538)	322 (203 to 632)	620 (365 to 960)	745 (466 to 1,150)	913 (554 to 1,390)	899 (544 to 1,330)	723 (445 to 1,100)	613 (365 to 920)	581 (372 to 879)	449 (414 to 848)	507 (321 to 781)	331 (216 to 474)	209 (136 to 294)	141 (86 to 194)	50.6 (35 to 69.7)	13.2 (9 to 18.1)	1.1k (1.1 to 2.9)
Upper respiratory infections	0.1 (0.1 to 0.2)	0.6 (0.2 to 0.9)	10.5 (4.1 to 16.5)	39.1 (20.9 to 66.5)	21.9 (19.4 to 34.9)	27.4 (24.9 to 29.4)	22.4 (19.4 to 24.4)	16.1 (14.2 to 17.7)	13.7 (12.2 to 15.2)	14.1 (12.5 to 15.5)	12.4 (11.1 to 13.6)	9.4 (8.4 to 10.1)	6.7 (6.1 to 7.3)	4.8 (4.4 to 5.2)	3.2 (2.9 to 3.5)	2.2 (1.7 to 2.4)	1.3 (1.1 to 1.5)	0.7 (0.6 to 0.8)	0.3 (0.2 to 0.5)	0.1 (0 to 0.2)	242 (0 to 0)
Otitis media	0 (0 to 0)	0 (0 to 0)	1.9 (1.1 to 3.2)	20.4 (3.6 to 47.2)	29.4 (19.6 to 47.2)	19.4 (9.1 to 33.9)	16.1 (4.5 to 36.2)	13.6 (3.9 to 29.7)	9.5 (3.1 to 17.1)	6.9 (2.3 to 12.2)	4.1 (1.5 to 7.2)	2.8 (0.9 to 4.8)	1.9 (0.6 to 3.2)	1.2 (0.4 to 2.2)	0.8 (0.3 to 1.4)	0.5 (0.2 to 0.9)	0.3 (0.1 to 0.5)	0.1 (0 to 0.2)	0.1 (0 to 0.2)	0.03 (0 to 0.1)	0 (0 to 0)	146 (0 to 0)
Enteric infections	1,200 (1,100 to 1,700)	1,200 (961 to 2,317)	1,200 (543 to 2,240)	1,210 (1,010 to 1,510)	330 (260 to 1,020)	330 (260 to 1,020)	330 (199 to 1,020)	330 (194 to 1,020)	330 (194 to 1,020)	330 (194 to 1,020)	330 (194 to 1,020)	330 (194 to 1,020)	330 (202 to 1,020)	331 (212 to 1,020)	330 (222 to 1,020)	330 (240 to 1,020)	330 (242 to 1,020)	330 (242 to 1,020)	330 (242 to 1,020)	330 (242 to 1,020)	330 (242 to 1,020)	330 (242 to 1,020)	6,480 (242 to 0)
Diarrheal diseases	1,200 (1,100 to 1,700)	1,200 (961 to 2,317)	1,200 (539 to 2,240)	1,210 (1,010 to 1,510)	330 (260 to 1,020)	330 (260 to 1,020)	330 (199 to 1,020)	330 (194 to 1,020)	330 (194 to 1,020)	330 (194 to 1,020)	330 (194 to 1,020)	330 (194 to 1,020)	330 (202 to 1,020)	331 (212 to 1,020)	330 (222 to 1,020)	330 (240 to 1,020)	330 (242 to 1,020)	330 (242 to 1,020)	330 (242 to 1,020)	330 (242 to 1,020)	330 (242 to 1,020)	330 (242 to 1,020)	6,480 (242 to 0)
Typhoid and paratyphoid	0 (0 to 0)	0 (0 to 0)	0 (0 to 0)	0 (0 to 72.7)	0 (0 to 0)	0 (0 to 0)	0 (0 to 0)	0 (0 to 0)	0 (0 to 0)	0 (0 to 0)	0 (0 to 0)	0 (0 to 0)	0 (0 to 0)	0 (0 to 0)	0 (0 to 0)	0 (0 to 0)	0 (0 to 0)	0 (0 to 0)	0 (0 to 0)	0 (0 to 0)	0 (0 to 0)	0 (0 to 0)	0 (0 to 0)
Typhoid fever	0 (0 to 0)	0 (0 to 0)	0 (0 to 0)	0 (0 to 72.7)	0 (0 to 0)	0 (0 to 0)	0 (0 to 0)	0 (0 to 0)	0 (0 to 0)	0 (0 to 0)	0 (0 to 0)	0 (0 to 0)	0 (0 to 0)	0 (0 to 0)	0 (0 to 0)	0 (0 to 0)	0 (0 to 0)	0 (0 to 0)	0 (0 to 0)	0 (0 to 0)	0 (0 to 0)	0 (0 to 0)	0 (0 to 0)
Paratyphoid fever	0 (0 to 0)	0 (0 to 0)	0 (0 to 0)	0 (0 to 0)	0 (0 to 0)	0 (0 to 0)	0 (0 to 0)	0 (0 to 0)	0 (0 to 0)	0 (0 to 0)	0 (0 to 0)	0 (0 to 0)	0 (0 to 0)	0 (0 to 0)	0 (0 to 0)	0 (0 to 0)	0 (0 to 0)	0 (0 to 0)	0 (0 to 0)	0 (0 to 0)	0 (0 to 0)	0 (0 to 0)	0 (0 to 0)
Invasive Non-typhoidal Salmonella (iNTS)	0 (0 to 0)	0 (0 to 0.4)	0 (0 to 7.9)	0 (0 to 29.2)	0 (0 to 0)	0 (0 to 0)	0 (0 to 0)	0 (0 to 0)	0 (0 to 0)	0 (0 to 0)	0 (0 to 0)	0 (0 to 0)	0 (0 to 0)	0 (0 to 0)	0 (0 to 0)	0 (0 to 0)	0 (0 to 0)	0 (0 to 0)	0 (0 to 0)	0 (0 to 0)	0 (0 to 0)	0 (0 to 0)	67.2 (0 to 0)
Other intestinal infectious diseases	0 (0 to 0)	0 (0 to 0)	1.2 (0 to 9.6)	1.9 (0 to 9.6)	0.8 (0 to 3.6)	0.8 (0 to 2.7)	0.4 (0 to 2.1)	0.7 (0 to 2.4)	0.4 (0 to 1.1)	0.7 (0 to 1.5)	0.4 (0 to 1.3)	0.4 (0 to 1.3)	0.4 (0 to 1.1)	0.4 (0 to 1.1)	0.2 (0 to 0.6)	0.2 (0 to 0.6)	0.1 (0 to 0.4)	0.1 (0 to 0.3)	0.03 (0 to 0.1)	0.01 (0 to 0.1)	0 (0 to 0)	9.7 (0 to 0)
Neglected tropical diseases and malaria	0 (0 to 0)	28 (0 to 0.76)	590 (0 to 2,760)	2,540 (161 to 7,130)	196 (149 to 498)	22.1 (86 to 631)	660 (99 to 1,600)	1,010 (179 to 1,210)	1,210 (91 to 599)	1,210 (83 to 353)	1,210 (57 to 322)	1,210 (57 to 322)	1,210 (61 to 337)	1,210 (61 to 337)	1,210 (59 to 336)	1,210 (48 to 323)	1,210 (60 to 336)	1,210 (50 to 323)	1,210 (50 to 323)	1,210 (50 to 323)	1,210 (50 to 323)	1,210 (50 to 323)	2,880 (50 to 0)
Malaria	0 (0 to 0)	0 (0 to 0)	0.7 (0 to 1.3)	1,210 (14 to 7,130)	1,210 (14 to 6,920)	1,210 (14 to 7,130)	1,210 (14 to 6,920)	1,210 (14 to 7,130)	1,210 (14 to 6,920)	1,210 (14 to 7,130)	1,210 (14 to 6,920)	1,210 (14 to 7,130)	1,210 (13 to 6,920)	1,210 (13 to 7,130)	1,210 (13 to 6,920)	1,210 (13 to 7,130)	1,210 (13 to 6,920)	1,210 (13 to 7,130)	1,210 (13 to 6,920)	1,210 (13 to 7,130)	1,210 (13 to 6,920)	1,210 (13 to 7,130)	2,880 (13 to 0)
Chagas disease	0 (0 to 0)	0 (0 to 0)	0 (0 to 0)	0 (0 to 0)	0 (0 to 0)	0 (0 to 0)	0 (0 to 0)	0 (0 to 0)	0 (0 to 0)	0 (0 to 0)	0 (0 to 0)	0 (0 to 0)	0 (0 to 0)	0 (0 to 0)	0 (0 to 0)	0 (0 to 0)	0 (0 to 0)	0 (0 to 0)	0 (0 to 0)	0 (0 to 0)	0 (0 to 0)	0 (0 to 0)	0 (0 to 0)
Leishmaniasis	0 (0 to 0)	0 (0 to 0)	0 (0 to 0)	0 (0 to 0)	0 (0 to 0)	0 (0 to 0)	0 (0 to 0)	0 (0 to 0)	0 (0 to 0)	0 (0 to 0)	0 (0 to 0)	0 (0 to 0)	0 (0 to 0)	0 (0 to 0)	0 (0 to 0)	0 (0 to 0)	0 (0 to 0)	0 (0 to 0)	0 (0 to 0)	0 (0 to 0)	0 (0 to 0)	0 (0 to 0)	0 (0 to 0)
Visceral leishmaniasis	0 (0 to 0)	0 (0 to 0)	0 (0 to 0)	0 (0 to 0)	0 (0 to 0)	0 (0 to 0)	0 (0 to 0)	0 (0 to 0)	0 (0 to 0)	0 (0 to 0)	0 (0 to 0)	0 (0 to 0)	0 (0 to 0)	0 (0 to 0)	0 (0 to 0)	0 (0 to 0)	0 (0 to 0)	0 (0 to 0)	0 (0 to 0)	0 (0 to 0)	0 (0 to 0)	0 (0 to 0)	0 (0 to 0)
Cutaneous and mucocutaneous leishmaniasis	0 (0 to 0)	0 (0 to 0)	0 (0 to 0)	0 (0 to 0)	0 (0 to 0)	0 (0 to 0)	0 (0 to 0)	0 (0 to 0)	0 (0 to 0)	0 (0 to 0)	0 (0 to 0)	0 (0 to 0)	0 (0 to 0)	0 (0 to 0)	0 (0 to 0)	0 (0 to 0)	0 (0 to 0)	0 (0 to 0)	0 (0 to 0)	0 (0 to 0)	0 (0 to 0)	0 (0 to 0)	0 (0 to 0)
African trypanosomiasis	0 (0 to 0)	0 (0 to 0)	0 (0 to 0)	0 (0 to 0)	0 (0 to 0)	0 (0 to 0)	0 (0 to 0)	0 (0 to 0)	0 (0 to 0)	0 (0 to 0)	0 (0 to 0)	0 (0 to 0)	0 (0 to 0)	0 (0 to 0)	0 (0 to 0)	0 (0 to 0)	0 (0 to 0)	0 (0 to 0)	0 (0 to 0)	0 (0 to 0)	0 (0 to 0)	0 (0 to 0)	0 (0 to 0)
Schistosomiasis	0 (0 to 0)	0 (0 to 0)	0 (0 to 0)	0 (0 to 0)	0 (0 to 0)	0 (0 to 0)	0 (0 to 0)	0 (0 to 0)	0 (0 to 0)	0 (0 to 0)	0 (0 to 0)	0 (0 to 0)	0 (0 to 0)	0 (0 to 0)	0 (0 to 0)	0 (0 to 0)	0 (0 to 0)	0 (0 to 0)	0 (0 to 0)	0 (0 to 0)	0 (0 to 0)	0 (0 to 0)	0 (0 to 0)
Cysticercosis	0 (0 to 0)	0 (0 to 0)	0 (0 to 0)	0 (0 to 0)	0 (0 to 0)	0 (0 to 0)	0.5 (0 to 2.7)	1.4 (0 to 4)	2.4 (0 to 6.1)	2.9 (0 to 7.4)	2.3 (0 to 7.4)	3.3 (0 to 8.6)	3.9 (0 to 9.7)	3.4 (0 to 8.6)	3.1 (0 to 7.2)	2.7 (0 to 6.7)	2.7 (0 to 7.4)	2.1 (0 to 5.2)	1.1 (0 to 2.7)	0.6 (0 to 1.5)	0.2 (0 to 0.5)	33 (0 to 0)
Cystic echinococcosis	0 (0 to 0)	0 (0 to 0)	0 (0 to 0)	0 (0 to 0)	0 (0 to 0)	0 (0 to 0)	0 (0 to 0.1)	0 (0 to 0.4)	0 (0 to 0.7)	0 (0 to 0.7)	0 (0 to 0.7)	0 (0 to 0.7)	0 (0 to 0.7)	0 (0 to 0.7)	0 (0 to 0.6)	0 (0 to 0.6)	0 (0 to 0.6)	0 (0 to 0.5)	0 (0 to 0.3)	0 (0 to 0.2)	0 (0 to 0.1)	0 (0 to 0)	1.8 (0 to 0)
Lymphatic filariasis	0 (0 to 0)	0 (0 to 0)	0 (0 to 0)	0 (0 to 0)	0 (0 to 0)	0 (0 to 0)	0 (0 to 0)	0 (0 to 0)	0 (0 to 0)	0 (0 to 0)	0 (0 to 0)	0 (0 to 0)	0 (0 to 0)	0 (0 to 0)	0 (0 to 0)	0 (0 to 0)	0 (0 to 0)	0 (0 to 0)	0 (0 to 0)	0 (0 to 0)	0 (0 to 0)	0 (0 to 0)	0 (0 to 0)
Onchocerciasis	0 (0 to 0)	0 (0 to 0)	0 (0 to 0)	0 (0 to 0)	0 (0 to 0)	0 (0 to 0)	0 (0 to 0)	0 (0 to 0)	0 (0 to 0)	0 (0 to 0)	0 (0 to 0)	0 (0 to 0)	0 (0 to 0)	0 (0 to 0)	0 (0 to 0)	0 (0 to 0)	0 (0 to 0)	0 (0 to 0)	0 (0 to 0)	0 (0 to 0)	0 (0 to 0)	0 (0 to 0)	0 (0 to 0)
Trachoma	0 (0 to 0)	0 (0 to 0)	0 (0 to 0)	0 (0 to 0)	0 (0 to 0)	0 (0 to 0)	0 (0 to 0)	0 (0 to 0)	0 (0 to 0)	0 (0 to 0)	0 (0 to 0)	0 (0 to 0)	0 (0 to 0)	0 (0 to 0)	0 (0 to 0)	0 (0 to 0)	0 (0 to 0)	0 (0 to 0)	0 (0 to 0)	0 (0 to 0)	0 (0 to 0)	0 (0 to 0)	3.8 (0 to 0)
Dengue	29.6 (1.2 to 96.4)	1.9 (0 to 7.6)	248 (31 to 720)	630 (67 to 2,500)	128 (41 to 324)	118 (30 to 325)	129 (29 to 466)	220 (42 to 884)	157 (34 to 647)	155 (20 to 481)	98.6 (15 to 343)	71.3 (10 to 238)	71.6 (10 to 237)	19 (2 to 46)	21.5 (1 to 104)	22.6 (1 to 98)	19.9 (1 to 218)	2.9 (0 to 40.3)	39.7 (3 to 88.4)	2.9 (0 to 22.6)	0.1 (0 to 0.7)	1,890 (0 to 0)
Yellow fever	0 (0 to 0)	0 (0 to 0)	0 (0 to 0)	0 (0 to 0)	0 (0 to 0)	0 (0 to 0)	0 (0 to 0)	0 (0 to 0)	0 (0 to 0)	0

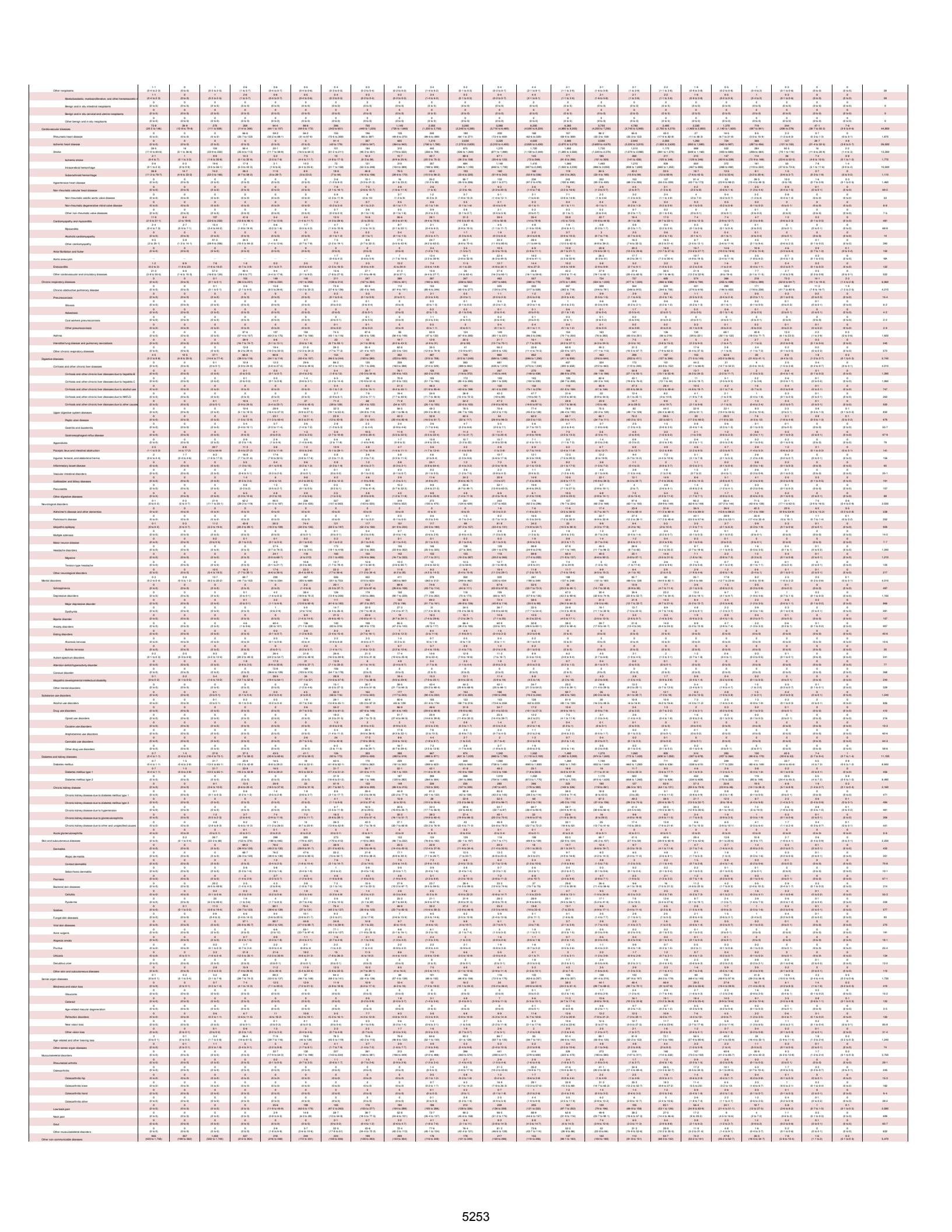



| | | |

SR Table 2a. Nebraska DALYS by cause and age group for males with 95% uncertainty intervals, 2019

Cause	Early Neonatal	Late Neonatal	Post-Neonatal	1 to 4	5 to 9	10 to 14	15 to 19	20 to 24	25 to 29	30 to 34	35 to 39	40 to 44	45 to 49	50 to 54	55 to 59	60 to 64	65 to 69	70 to 74	75 to 79	80 to 84	85 to 89	90 to 94	95 plus	Total
All causes	3,640 (2,600 to 4,980)	723 (491 to 1,050)	2,520 (2,030 to 3,190)	2,610 (2,150 to 3,170)	2,060 (1,690 to 2,560)	2,220 (1,830 to 2,710)	3,230 (2,670 to 3,910)	10,800 (8,700 to 13,300)	11,600 (9,550 to 13,900)	11,500 (9,560 to 13,700)	12,900 (10,800 to 15,300)	13,900 (11,600 to 16,600)	14,600 (12,000 to 17,900)	15,700 (13,100 to 18,700)	16,400 (13,600 to 20,000)	17,000 (14,000 to 20,400)	16,700 (13,800 to 20,300)	15,200 (12,600 to 18,200)	13,200 (10,900 to 16,000)	10,600 (8,600 to 13,000)	7,660 (6,070 to 9,500)	4,980 (3,960 to 6,250)	2,099 (1,660 to 2,650)	307,000
Communicable, maternal, neonatal, and nutritional diseases	2,650 (2,030 to 3,350)	395 (255 to 562)	499 (396 to 619)	526 (421 to 669)	476 (381 to 591)	417 (321 to 537)	397 (283 to 541)	370 (266 to 512)	431 (321 to 559)	466 (355 to 619)	498 (357 to 663)	583 (420 to 803)	667 (476 to 910)	756 (539 to 1,060)	855 (609 to 1,210)	957 (677 to 1,360)	1,040 (720 to 1,500)	1,060 (688 to 1,560)	1,010 (632 to 1,530)	1,010 (631 to 1,660)	1,010 (589 to 1,810)	1,010 (568 to 1,920)	1,010 (562 to 1,920)	13,100
HIV/AIDS and sexually transmitted infections	0.2 (0.1 to 0.3)	0.1 (0 to 0.1)	2.1 (1.6 to 2.6)	2 (1.7 to 2.4)	1.6 (1.4 to 1.8)	1.8 (1.2 to 1.8)	6.9 (3.4 to 9.7)	31.6 (15.2 to 47.3)	68 (34 to 104)	109 (59 to 154)	160 (90 to 227)	196 (113 to 276)	240 (144 to 336)	286 (172 to 400)	334 (203 to 466)	382 (232 to 532)	428 (260 to 597)	466 (283 to 650)	497 (302 to 693)	523 (318 to 729)	543 (329 to 757)	557 (338 to 776)	565 (343 to 787)	770
HIV/AIDS	0 (0 to 0)	0 (0 to 0)	2 (1.5 to 2.4)	2 (1.6 to 2.3)	1.5 (1.3 to 1.7)	1.1 (0.9 to 1.3)	6.5 (3.2 to 9.2)	19.4 (12.2 to 28.1)	56.2 (32.2 to 88.6)	99 (58 to 151)	156 (89 to 236)	194 (111 to 294)	237 (143 to 353)	283 (170 to 421)	330 (201 to 490)	378 (230 to 562)	423 (257 to 628)	461 (280 to 685)	491 (299 to 727)	517 (314 to 765)	537 (326 to 797)	551 (334 to 818)	559 (339 to 829)	712
HIV/AIDS - Drug-susceptible Tuberculosis	0 (0 to 0)	0 (0 to 0)	0 (0 to 0.1)	0 (0 to 0)	0 (0 to 0)	0 (0 to 0)	0 (0 to 0)	0.2 (0 to 0.3)	0.7 (0.1 to 1.1)	1.2 (0.2 to 1.8)	1.9 (0.3 to 2.8)	2.4 (0.4 to 3.5)	2.9 (0.5 to 4.2)	3.5 (0.6 to 5.1)	4.1 (0.7 to 6)	4.7 (0.8 to 6.9)	5.2 (0.9 to 7.7)	5.7 (1 to 8.5)	6.1 (1.1 to 9.1)	6.4 (1.1 to 9.6)	6.6 (1.2 to 9.9)	6.8 (1.2 to 10.2)	6.9 (1.2 to 10.3)	9.4
HIV/AIDS - Multidrug-resistant Tuberculosis without extensive drug resistance	0 (0 to 0)	0 (0 to 0)	0 (0 to 0)	0 (0 to 0)	0 (0 to 0)	0 (0 to 0)	0 (0 to 0)	0 (0 to 0)	0 (0 to 0.1)	0 (0 to 0.2)	0 (0 to 0.2)	0 (0 to 0.2)	0 (0 to 0.2)	0 (0 to 0.2)	0 (0 to 0.2)	0 (0 to 0.2)	0 (0 to 0.2)	0 (0 to 0.2)	0 (0 to 0.2)	0 (0 to 0.2)	0 (0 to 0.2)	0 (0 to 0.2)	0 (0 to 0.2)	0 (0 to 0.2)	0.3
HIV/AIDS - Extensively drug-resistant Tuberculosis	0 (0 to 0)	0 (0 to 0)	0 (0 to 0)	0 (0 to 0)	0 (0 to 0)	0 (0 to 0)	0 (0 to 0)	0 (0 to 0)	0 (0 to 0)	0 (0 to 0.1)	0 (0 to 0.1)	0 (0 to 0.1)	0 (0 to 0.1)	0 (0 to 0.1)	0 (0 to 0.1)	0 (0 to 0.1)	0 (0 to 0.1)	0 (0 to 0.1)	0 (0 to 0.1)	0 (0 to 0.1)	0 (0 to 0.1)	0 (0 to 0.1)	0 (0 to 0.1)	0 (0 to 0.1)	0.1
HIV/AIDS resulting in other diseases	0 (0 to 0)	0 (0 to 0)	0 (0 to 0.2)	0 (0 to 0.2)	0 (0 to 0.1)	0 (0 to 0.1)	0.2 (0 to 0.6)	1.2 (0.7 to 1.9)	2.4 (1.4 to 3.6)	3.7 (2.1 to 5.5)	5.4 (3.1 to 8.1)	7.3 (4.2 to 10.9)	9.3 (5.4 to 13.9)	11.5 (6.7 to 17.2)	13.9 (8.1 to 20.8)	16.5 (9.6 to 24.7)	19.2 (11.2 to 28.7)	21.9 (12.8 to 32.8)	24.6 (14.4 to 36.8)	27.2 (15.9 to 40.8)	29.6 (17.3 to 44.4)	31.8 (18.6 to 47.7)	32.8 (19.2 to 49.2)	152
Sexually transmitted infections excluding HIV	0.2 (0.1 to 0.3)	0.1 (0 to 0.1)	0.1 (0 to 0.2)	0.1 (0 to 0.2)	0.1 (0 to 0.1)	0.1 (0 to 0.1)	0.2 (0.1 to 0.3)	0.6 (0.3 to 0.9)	1.1 (0.7 to 1.5)	1.7 (1 to 2.3)	2.5 (1.5 to 3.4)	3.3 (2 to 4.5)	4.2 (2.5 to 5.8)	5.2 (3.1 to 7.2)	6.2 (3.8 to 8.7)	7.3 (4.5 to 10.2)	8.4 (5.2 to 11.8)	9.5 (5.8 to 13.3)	10.6 (6.5 to 14.9)	11.7 (7.2 to 16.5)	12.8 (7.9 to 18.1)	13.8 (8.5 to 19.5)	14.3 (8.8 to 20.2)	58.7
Syphilis	0 (0 to 0)	0 (0 to 0)	0 (0 to 0)	0 (0 to 0)	0 (0 to 0)	0 (0 to 0)	0 (0 to 0.1)	0.1 (0 to 0.2)	0.3 (0.1 to 0.5)	0.5 (0.2 to 0.8)	0.8 (0.3 to 1.2)	1 (0.4 to 1.6)	1.3 (0.5 to 2)	1.6 (0.6 to 2.5)	1.9 (0.7 to 2.9)	2.3 (0.9 to 3.4)	2.6 (1 to 3.9)	2.9 (1.1 to 4.4)	3.2 (1.2 to 4.8)	3.5 (1.3 to 5.2)	3.8 (1.4 to 5.6)	4.1 (1.5 to 6)	4.2 (1.6 to 6.1)	18
Chlamydial infection	0 (0 to 0)	0 (0 to 0)	0 (0 to 0)	0 (0 to 0)	0 (0 to 0)	0 (0 to 0)	0 (0 to 0)	0 (0 to 0)	0 (0 to 0)	0 (0 to 0)	0 (0 to 0)	0 (0 to 0)	0 (0 to 0)	0 (0 to 0)	0 (0 to 0)	0 (0 to 0)	0 (0 to 0)	0 (0 to 0)	0 (0 to 0)	0 (0 to 0)	0 (0 to 0)	0 (0 to 0)	0 (0 to 0)	0 (0 to 0)	1.6
Gonococcal infection	0 (0 to 0)	0 (0 to 0)	0 (0 to 0)	0 (0 to 0)	0 (0 to 0)	0 (0 to 0)	0 (0 to 0)	0 (0 to 0)	0 (0 to 0)	0 (0 to 0)	0 (0 to 0)	0 (0 to 0)	0 (0 to 0)	0 (0 to 0)	0 (0 to 0)	0 (0 to 0)	0 (0 to 0)	0 (0 to 0)	0 (0 to 0)	0 (0 to 0)	0 (0 to 0)	0 (0 to 0)	0 (0 to 0)	0 (0 to 0)	1.6
Trichomoniasis	0 (0 to 0)	0 (0 to 0)	0 (0 to 0)	0 (0 to 0)	0 (0 to 0)	0 (0 to 0)	0 (0 to 0)	0 (0 to 0)	0 (0 to 0)	0 (0 to 0)	0 (0 to 0)	0 (0 to 0)	0 (0 to 0)	0 (0 to 0)	0 (0 to 0)	0 (0 to 0)	0 (0 to 0)	0 (0 to 0)	0 (0 to 0)	0 (0 to 0)	0 (0 to 0)	0 (0 to 0)	0 (0 to 0)	0 (0 to 0)	1.9
Genital herpes	0 (0 to 0)	0 (0 to 0)	0 (0 to 0)	0 (0 to 0)	0 (0 to 0)	0 (0 to 0)	0 (0 to 0)	0 (0 to 0)	0 (0 to 0)	0 (0 to 0)	0 (0 to 0)	0 (0 to 0)	0 (0 to 0)	0 (0 to 0)	0 (0 to 0)	0 (0 to 0)	0 (0 to 0)	0 (0 to 0)	0 (0 to 0)	0 (0 to 0)	0 (0 to 0)	0 (0 to 0)	0 (0 to 0)	0 (0 to 0)	0.1
Other sexually transmitted infections	0 (0 to 0)	0 (0 to 0)	0 (0 to 0)	0 (0 to 0)	0 (0 to 0)	0 (0 to 0)	0 (0 to 0.1)	0.1 (0 to 0.1)	0.2 (0.2 to 0.4)	0.2 (0.2 to 0.4)	0.3 (0.2 to 0.5)	0.4 (0.2 to 0.6)	0.5 (0.3 to 0.7)	0.6 (0.4 to 0.8)	0.7 (0.4 to 1)	0.8 (0.5 to 1.1)	0.9 (0.6 to 1.3)	1 (0.6 to 1.4)	1.1 (0.7 to 1.5)	1.2 (0.7 to 1.6)	1.3 (0.8 to 1.8)	1.4 (0.8 to 1.9)	1.4 (0.8 to 2)	2.4
Respiratory infections and tuberculosis	6 (4 to 13)	6 (3 to 20.7)	17 (10.7 to 196)	13 (10 to 237)	11 (8.1 to 216)	11 (8.6 to 179)	13 (9.3 to 171)	16 (11.4 to 164)	20 (14.4 to 167)	27 (19.6 to 162)	34 (24.1 to 160)	43 (30.1 to 160)	53 (37.1 to 161)	65 (45.1 to 164)	78 (53.8 to 169)	92 (63.1 to 176)	107 (72.8 to 185)	122 (82.6 to 196)	137 (91.8 to 208)	151 (99.8 to 220)	164 (106.6 to 232)	175 (111.6 to 243)	180 (114.3 to 249)	4,460
Tuberculosis	0 (0 to 0)	0 (0 to 0)	0.1 (0.1 to 0.2)	0.1 (0 to 0.2)	0.1 (0 to 0.1)	0.1 (0.1 to 0.1)	0.3 (0.2 to 0.5)	0.5 (0.4 to 1.4)	0.9 (0.7 to 2.5)	1.4 (1.1 to 3.5)	2 (1.5 to 4.8)	2.6 (2 to 6.1)	3.4 (2.6 to 7.7)	4.4 (3.3 to 9.5)	5.5 (4.1 to 11.6)	6.8 (5.1 to 14.1)	8.2 (6.1 to 16.8)	9.6 (7.1 to 19.6)	11 (8.1 to 22.4)	12.3 (9.1 to 25.1)	13.4 (9.9 to 27.6)	14.3 (10.5 to 29.4)	14.6 (10.7 to 30.1)	49.6
Latent tuberculosis infection	0 (0 to 0)	0 (0 to 0)	0 (0 to 0)	0 (0 to 0)	0 (0 to 0)	0 (0 to 0)	0 (0 to 0)	0 (0 to 0)	0 (0 to 0)	0 (0 to 0)	0 (0 to 0)	0 (0 to 0)	0 (0 to 0)	0 (0 to 0)	0 (0 to 0)	0 (0 to 0)	0 (0 to 0)	0 (0 to 0)	0 (0 to 0)	0 (0 to 0)	0 (0 to 0)	0 (0 to 0)	0 (0 to 0)	0 (0 to 0)	0
Drug-susceptible Tuberculosis	0 (0 to 0)	0 (0 to 0)	0 (0 to 0.2)	0 (0 to 0.2)	0 (0 to 0.1)	0 (0 to 0.1)	0.2 (0 to 0.4)	0.5 (0.4 to 1.3)	0.9 (0.7 to 2.3)	1.3 (1.1 to 3.2)	1.9 (1.5 to 4.4)	2.4 (2 to 5.6)	3.2 (2.6 to 7.1)	4.1 (3.3 to 8.8)	5.1 (4.1 to 10.7)	6.3 (5.1 to 12.9)	7.6 (6.1 to 15.5)	8.9 (7.1 to 18.1)	10.2 (8.1 to 20.8)	11.4 (9.1 to 23.2)	12.4 (9.9 to 25.5)	13.3 (10.5 to 27.2)	13.5 (10.7 to 27.8)	46
Multidrug-resistant tuberculosis without extensive drug resistance	0 (0 to 0)	0 (0 to 0)	0 (0 to 0)	0 (0 to 0)	0 (0 to 0)	0 (0 to 0)	0 (0 to 0.1)	0 (0 to 0.2)	0 (0 to 0.3)	0 (0 to 0.3)	0 (0 to 0.3)	0 (0 to 0.3)	0 (0 to 0.3)	0 (0 to 0.3)	0 (0 to 0.3)	0 (0 to 0.3)	0 (0 to 0.3)	0 (0 to 0.3)	0 (0 to 0.3)	0 (0 to 0.3)	0 (0 to 0.3)	0 (0 to 0.3)	0 (0 to 0.3)	0 (0 to 0.3)	1.2
Extensively drug-resistant tuberculosis	0 (0 to 0)	0 (0 to 0)	0 (0 to 0)	0 (0 to 0)	0 (0 to 0)	0 (0 to 0)	0 (0 to 0)	0 (0 to 0)	0 (0 to 0)	0 (0 to 0)	0 (0 to 0)	0 (0 to 0)	0 (0 to 0)	0 (0 to 0)	0 (0 to 0)	0 (0 to 0)	0 (0 to 0)	0 (0 to 0)	0 (0 to 0)	0 (0 to 0)	0 (0 to 0)	0 (0 to 0)	0 (0 to 0)	0 (0 to 0)	0.3
Lower respiratory infections	6.6 (4.7 to 12)	11.6 (8.9 to 18.9)	133 (96.2 to 188)	48.2 (34.6 to 68)	7.5 (5.4 to 10.7)	12.2 (8.8 to 17.1)	19.4 (13.7 to 27.2)	27 (19.1 to 37.7)	37.3 (26.4 to 52.6)	49.3 (35.2 to 70.4)	59.7 (42.7 to 85.1)	67.6 (48.2 to 96.6)	76.1 (54.1 to 108.5)	81.3 (57.6 to 116)	85.9 (60.5 to 122.5)	91.1 (64.1 to 129.8)	95.6 (67.1 to 135.9)	99.1 (69.4 to 140.8)	101.5 (70.9 to 144.2)	103.1 (71.9 to 146.5)	103.9 (72.4 to 147.7)	104.2 (72.5 to 148.1)	1,350
Upper respiratory infections	0.2 (0.1 to 0.3)	1.4 (0.9 to 2.7)	24.9 (16.1 to 36.2)	19.2 (12.3 to 28.1)	3.1 (2.1 to 4.5)	0.7 (0.5 to 1)	0.7 (0.5 to 1)	0.7 (0.5 to 1)	0.8 (0.5 to 1.1)	0.9 (0.6 to 1.3)	1 (0.7 to 1.5)	1.1 (0.7 to 1.6)	1.2 (0.8 to 1.8)	1.3 (0.8 to 1.9)	1.4 (0.9 to 2.1)	1.5 (0.9 to 2.2)	1.6 (1 to 2.3)	1.6 (1 to 2.4)	1.7 (1.1 to 2.5)	1.7 (1.1 to 2.5)	1.7 (1.1 to 2.5)	1.7 (1.1 to 2.5)	1.7 (1.1 to 2.5)	1,000
Otitis media	0 (0 to 0)	0 (0 to 0.2)	1.7 (1.1 to 6.2)	1.4 (0.9 to 5.2)	1.1 (0.7 to 4.1)	0.8 (0.5 to 3.1)	0.6 (0.4 to 2.3)	0.5 (0.3 to 1.8)	0.4 (0.2 to 1.5)	0.3 (0.2 to 1.2)	0.3 (0.2 to 1.1)	0.3 (0.2 to 1.1)	0.3 (0.2 to 1.1)	0.3 (0.2 to 1.1)	0.3 (0.2 to 1.1)	0.3 (0.2 to 1.1)	0.3 (0.2 to 1.1)	0.3 (0.2 to 1.1)	0.3 (0.2 to 1.1)	0.3 (0.2 to 1.1)	0.3 (0.2 to 1.1)	0.3 (0.2 to 1.1)	0.3 (0.2 to 1.1)	190
Enteric infections	1.6 (1 to 2.3)	3 (2 to 4.6)	39 (23 to 47.7)	7.8 (4.9 to 9.5)	0.7 (0.5 to 0.9)	0.7 (0.5 to 0.9)	0.8 (0.5 to 1)	0.9 (0.6 to 1.2)	1.1 (0.7 to 1.5)	1.4 (0.9 to 1.9)	1.7 (1.1 to 2.4)	2.1 (1.4 to 3)	2.6 (1.7 to 3.7)	3.2 (2.1 to 4.5)	3.8 (2.5 to 5.4)	4.5 (2.9 to 6.4)	5.2 (3.4 to 7.4)	5.9 (3.8 to 8.4)	6.6 (4.3 to 9.4)	7.3 (4.7 to 10.4)	7.9 (5.1 to 11.3)	8.4 (5.4 to 12)	8.6 (5.5 to 12.3)	37
Diarrheal diseases	1.6 (1 to 2.3)	2.9 (1.9 to 4.4)	23.5 (15.9 to 68.9)	7.6 (4.9 to 22)	0.7 (0.5 to 2.1)	0.7 (0.5 to 2.1)	0.8 (0.5 to 2.4)	0.9 (0.6 to 2.7)	1.1 (0.7 to 3.2)	1.4 (0.9 to 4.1)	1.7 (1.1 to 5)	2.1 (1.4 to 6.1)	2.6 (1.7 to 7.6)	3.2 (2.1 to 9.2)	3.8 (2.5 to 11)	4.5 (2.9 to 13)	5.2 (3.4 to 15)	5.9 (3.8 to 17)	6.6 (4.3 to 19)	7.3 (4.7 to 21)	7.9 (5.1 to 23)	8.4 (5.4 to 24)	8.6 (5.5 to 25)	1,020
Typhoid and paratyphoid	0 (0 to 0)	0 (0 to 0)	0 (0 to 0)	0 (0 to 0)	0 (0 to 0)	0 (0 to 0)	0 (0 to 0)	0 (0 to 0)	0 (0 to 0)	0 (0 to 0)	0 (0 to 0)	0 (0 to 0)	0 (0 to 0)	0 (0 to 0)	0 (0 to 0)	0 (0 to 0)	0 (0 to 0)	0 (0 to 0)	0 (0 to 0)	0 (0 to 0)	0 (0 to 0)	0 (0 to 0)	0 (0 to 0)	0 (0 to 0)	0
Typhoid fever	0 (0 to 0)	0 (0 to 0)	0 (0 to 0)	0 (0 to 0)	0 (0 to 0)	0 (0 to 0)	0 (0 to 0)	0 (0 to 0)	0 (0 to 0)	0 (0 to 0)	0 (0 to 0)	0 (0 to 0)	0 (0 to 0)	0 (0 to 0)	0 (0 to 0)	0 (0 to 0)	0 (0 to 0)	0 (0 to 0)	0 (0 to 0)	0 (0 to 0)	0 (0 to 0)	0 (0 to 0)	0 (0 to 0)	0 (0 to 0)	0
Paratyphoid fever	0 (0 to 0)	0 (0 to 0)	0 (0 to 0)	0 (0 to 0)	0 (0 to 0)	0 (0 to 0)	0 (0 to 0)	0 (0 to 0)	0 (0 to 0)	0 (0 to 0)	0 (0 to 0)	0 (0 to 0)	0 (0 to 0)	0 (0 to 0)	0 (0 to 0)	0 (0 to 0)	0 (0 to 0)	0 (0 to 0)	0 (0 to 0)	0 (0 to 0)	0 (0 to 0)	0 (0 to 0)	0 (0 to 0)	0 (0 to 0)	0
Invasive Non-typhoidal Salmonella (iNTS)	0 (0 to 0)	0 (0 to 0)	0 (0 to 0)	0 (0 to 0)	0 (0 to 0)	0 (0 to 0)	0 (0 to 0)	0 (0 to 0)	0 (0 to 0)	0 (0 to 0)	0 (0 to 0)	0 (0 to 0)	0 (0 to 0)	0 (0 to 0)	0 (0 to 0)	0 (0 to 0)	0 (0 to 0)	0 (0 to 0)	0 (0 to 0)	0 (0 to 0)	0 (0 to 0)	0 (0 to 0)	0 (0 to 0)	0 (0 to 0)	0
Other intestinal infectious diseases	0 (0 to 0)	0 (0 to 0)	0.4 (0 to 1.1)	0.4 (0 to 1.1)	0.2 (0 to 0.5)	0.2 (0 to 0.5)	0.2 (0 to 0.5)	0.2 (0 to 0.5)	0.2 (0 to 0.5)	0.2 (0 to 0.5)	0.2 (0 to 0.5)	0.2 (0 to 0.5)	0.2 (0 to 0.5)	0.2 (0 to 0.5)	0.2 (0 to 0.5)	0.2 (0 to 0.5)	0.2 (0 to 0.5)	0.2 (0 to 0.5)	0.2 (0 to 0.5)	0.2 (0 to 0.5)	0.2 (0 to 0.5)	0.2 (0 to 0.5)	0.2 (0 to 0.5)	2.4
Neglected tropical diseases and malaria	0.6 (0.1 to 1.1)	1.9 (0.7 to 3.1)	3.9 (1.7 to 19.9)	6.6 (3.1 to 19.4)	7.5 (3.2 to 19.2)	5.2 (2.3 to 13.2)	1.8 (0.8 to 4.5)	2 (0.9 to 5.1)	3.1 (1.4 to 7.9)	3.4 (1.5 to 8.7)	4.1 (1.8 to 10.4)	4.4 (2 to 11.2)	5.1 (2.3 to 13)	6 (2.7 to 15.3)	6.8 (3.1 to 17.4)	7.6 (3.4 to 19.4)	8.6 (3.8 to 21.9)	9.4 (4.2 to 24)	10.1 (4.5 to 25.7)	10.7 (4.8 to 27.3)	11.2 (5 to 28.5)	11.4 (5.1 to 29)	11.5 (5.1 to 29.2)	228
Malaria	0 (0 to 0)	0 (0 to 0)	0 (0 to 0)	0 (0 to 0)	0 (0 to 0)	0 (0 to 0)	0 (0 to 0)	0 (0 to 0)	0 (0 to 0)	0 (0 to 0)	0 (0 to 0)	0 (0 to 0)	0 (0 to 0)	0 (0 to 0)	0 (0 to 0)	0 (0 to 0)	0 (0 to 0)	0 (0 to 0)	0 (0 to 0)	0 (0 to 0)	0 (0 to 0)	0 (0 to 0)	0 (0 to 0)	0 (0 to 0)	0
Chagas disease	0 (0 to 0)	0 (0 to 0)	0 (0 to 0)	0 (0 to 0)	0 (0 to 0)	0 (0 to 0)	0 (0 to 0)	0 (0 to 0)	0 (0 to 0)	0 (0 to 0)	0 (0 to 0)	0 (0 to 0)	0 (0 to 0)	0 (0 to 0)	0 (0 to 0)	0 (0 to 0)	0 (0 to 0)	0 (0 to 0)	0 (0 to 0)	0 (0 to 0)	0 (0 to 0)	0 (0 to 0)	0 (0 to 0)	0 (0 to 0)	1
Leishmaniasis	0 (0 to 0)	0 (0 to 0)	0 (0 to 0)	0 (0 to 0)	0 (0 to 0)	0 (0 to 0)	0 (0 to 0)	0 (0 to 0)	0 (0 to 0)	0 (0 to 0)	0 (0 to 0)	0 (0 to 0)	0 (0 to 0)	0 (0 to 0)	0 (0 to 0)	0 (0 to 0)	0 (0 to 0)	0 (0 to 0)	0 (0 to 0)	0 (0 to 0)	0 (0 to 0)	0 (0 to 0)	0 (0 to 0)	0 (0 to 0)	0
Visceral leishmaniasis	0 (0 to 0)	0 (0 to 0)	0 (0 to 0)	0 (0 to 0)	0 (0 to 0)	0 (0 to 0)	0 (0 to 0)	0 (0 to 0)	0 (0 to 0)	0 (0 to 0)	0 (0 to 0)	0 (0 to 0)	0 (0 to 0)	0 (0 to 0)	0 (0 to 0)	0 (0 to 0)	0 (0 to 0)	0 (0 to 0)	0 (0 to 0)	0 (0 to 0)	0 (0 to 0)	0 (0 to 0)	0 (0 to 0)	0 (0 to 0)	0
Cutaneous and mucocutaneous leishmaniasis	0 (0 to 0)	0 (0 to 0)	0 (0 to 0)	0 (0 to 0)	0 (0 to 0)	0 (0 to 0)	0 (0 to 0)	0 (0 to 0)	0 (0 to 0)	0 (0 to 0)	0 (0 to 0)	0 (0 to 0)	0 (0 to 0)	0 (0 to 0)	0 (0 to 0)	0 (0 to 0)	0 (0 to 0)	0 (0 to 0)	0 (0 to 0)	0 (0 to 0)	0 (0 to 0)	0 (0 to 0)	0 (0 to 0)	0 (0 to 0)	0
African trypanosomiasis	0 (0 to 0)	0 (0 to 0)	0 (0 to 0)	0 (0 to 0)	0 (0 to 0)	0 (0 to 0)	0 (0 to 0)	0 (0 to 0)	0 (0 to 0)	0 (0 to 0)	0 (0 to 0)	0 (0 to 0)	0 (0 to 0)	0 (0 to 0)	0 (0 to 0)	0 (0 to 0)	0 (0 to 0)	0 (0 to 0)	0 (0 to 0)	0 (0 to 0)	0 (0 to 0)	0 (0 to 0)	0 (0 to 0)	0 (0 to 0)	0
Schistosomiasis	0 (0 to 0)	0 (0 to 0)	0 (0 to 0)	0 (0 to 0)	0 (0 to 0)	0 (0 to 0)	0 (0 to 0)	0 (0 to 0)	0 (0 to 0)	0 (0 to 0)	0 (0 to 0)	0 (0 to 0)	0 (0 to 0)	0 (0 to 0)	0 (0 to 0)	0 (0 to 0)	0 (0 to 0)	0 (0 to 0)	0 (0 to 0)	0 (0 to 0)	0 (0 to 0)	0 (0 to 0)	0 (0 to 0)	0 (0 to 0)	0
Cysticercosis	0 (0 to 0)	0 (0 to 0)	0 (0 to 0)	0 (0 to 0)	0 (0 to 0)	0 (0 to 0)	0.2 (0 to 0.6)	0.6 (0.2 to 2.2)	1.6 (0.5 to 5.7)	1.7 (0.6 to 6.2)	2 (0.7 to 7.1)	2.4 (0.8 to 8.4)	3.6 (1.1 to 12.5)	5.8 (1.8 to 19.1)	12.2 (3.5 to 39.2)	19.6 (5.7 to 62.3)	24.6 (7.3 to 76.9)	24 (8.3 to 72.2)	18.6 (6.1 to 56.6)	13.1 (4.3 to 39.1)	7.7 (2.5 to 23.1)	3.6 (1.1 to 10.7)	1.1 (0.3 to 3.27)	143
Cystic echinococcosis	0 (0 to 0)	0 (0 to 0)	0 (0 to 0)	0 (0 to 0)	0 (0 to 0)	0 (0 to 0)	0 (0 to 0.1)	0 (0 to 0.1)	0 (0 to 0.1)	0 (0 to 0.1)	0 (0 to 0.1)	0 (0 to 0.1)	0 (0 to 0.1)	0 (0 to 0.1)	0 (0 to 0.1)	0 (0 to 0.1)	0 (0 to 0.1)	0 (0 to 0.1)	0 (0 to 0.1)	0 (0 to 0.1)	0 (0 to 0.1)	0 (0 to 0.1)	0 (0 to 0.1)	0 (0 to 0.1)	0.4
Lymphatic filariasis	0 (0 to 0)	0 (0 to 0)	0 (0 to 0)	0 (0 to 0)	0 (0 to 0)	0 (0 to 0)	0 (0 to 0)	0 (0 to 0)	0 (0 to 0)	0 (0 to 0)	0 (0 to 0)	0 (0 to 0)	0 (0 to 0)	0 (0 to 0)	0 (0 to 0)	0 (0 to 0)	0 (0 to 0)	0 (0 to 0)	0 (0 to 0)	0 (0 to 0)	0 (0 to 0)	0 (0 to 0)	0 (0 to 0)	0 (0 to 0)	0
Onchocerciasis	0 (0 to 0)	0 (0 to 0)	0 (0 to 0)	0 (0 to 0)	0 (0 to 0)	0 (0 to 0)	0 (0 to 0)	0 (0 to 0)	0 (0 to 0)	0 (0 to 0)	0 (0 to 0)	0 (0 to 0)	0 (0 to 0)	0 (0 to 0)	0 (0 to 0)	0 (0 to 0)	0 (0 to 0)	0 (0 to 0)	0 (0 to 0)	0 (0 to 0)	0 (0 to 0)	0 (0 to 0)	0 (0 to 0)	0 (0 to 0)	0
Trachoma	0 (0 to 0)	0 (0 to 0)	0 (0 to 0)	0 (0 to 0)	0 (0 to 0)	0 (0 to 0)	0 (0 to 0)	0 (0 to 0)	0 (0 to 0)	0 (0 to 0)	0 (0 to 0)	0 (0 to 0)	0 (0 to 0)	0 (0 to 0)	0 (0 to 0)	0 (0 to 0)	0 (0 to 0)	0 (0 to 0)	0 (0 to 0)	0 (0 to 0)	0 (0 to 0)	0 (0 to 0)	0 (0 to 0)	0 (0 to 0)	0
Dengue	0 (0 to 0)	0 (0 to 0)	0 (0 to 0)	0 (0 to 0)	0 (0 to 0)	0 (0 to 0)	0 (0 to 0)	0 (0 to 0)	0 (0 to 0)	0 (0 to 0)	0 (0 to 0)	0 (0 to 0)	0 (0 to 0)	0 (0 to 0)	0 (0 to 0)	0 (0 to 0)	0 (0 to 0)	0 (0 to 0)	0 (0 to 0)	0 (0 to 0)	0 (0 to 0)	0 (0 to 0)	0 (0 to 0)	0 (0 to 0)	0
Yellow fever	0 (0 to 0)	0 (0 to 0)	0 (0 to 0)	0 (0 to 0)	0 (0 to 0)	0 (0 to 0)	0 (0 to 0)	0 (0 to 0)	0 (0 to 0)	0 (0 to 0)	0 (0 to 0)	0 (0 to 0)	0 (0 to 0)	0 (0 to 0)	0 (0 to 0)	0 (0 to 0)	0 (0 to 0)	0 (0 to 0)	0 (0 to 0)	0 (0 to 0)	0 (0 to 0)	0 (0 to 0)	0 (0 to 0)	0 (0 to 0)	0
Rabies	0 (0 to 0)	0 (0 to 0)	0 (0 to 0)	0 (0 to 0)	0 (0 to 0)	0 (0 to 0)	0 (0 to 0)	0 (0 to 0)	0 (0 to 0)	0 (0 to 0)	0 (0 to 0)	0 (0 to 0)	0 (0 to 0)	0 (0 to 0)	0 (0 to 0)	0 (0 to 0)	0 (0 to 0)	0 (0 to 0)	0 (0 to 0)	0 (0 to 0)	0 (0 to 0)	0 (0 to 0)	0 (0 to 0)	0 (0 to 0)	0
Intestinal nematode infections	0 (0 to 0)	0 (0 to 0)	0 (0 to 0)	0 (0 to 0)	0 (0 to 0)	0 (0 to 0)	0 (0 to 0)	0 (0 to 0)	0 (0 to 0)	0 (0 to 0)	0 (0 to 0)	0 (0 to 0)	0 (0 to 0)	0 (0 to 0)	0 (0 to 0)	0 (0 to 0)	0 (0 to 0)	0 (0 to 0)	0 (0 to 0)	0 (0 to 0)	0 (0 to 0)	0 (0 to 0)	0 (0 to 0)	0 (0 to 0)	0
Ascariasis	0 (0 to 0)	0 (0 to 0)	0 (0 to 0)	0 (0 to 0)	0 (0 to 0)	0 (0 to 0)	0 (0 to 0)	0 (0 to 0)	0 (0 to 0)	0 (0 to 0)	0 (0 to 0)	0 (0 to 0)	0 (0 to 0)	0 (0 to 0)	0 (0 to 0)	0 (0 to 0)	0 (0 to 0)	0 (0 to 0)	0 (0 to 0)	0 (0 to 0)	0 (0 to 0)	0 (0 to 0)	0 (0 to 0)	0 (0





SR Table 2a. Nevada DALYS by cause and sex across for males with 95% uncertainty intervals, 2019

Cause	Early Neonatal	Late Neonatal	Post-Neonatal	1 to 4	5 to 9	10 to 14	15 to 19	20 to 24	25 to 29	30 to 34	35 to 39	40 to 44	45 to 49	50 to 54	55 to 59	60 to 64	65 to 69	70 to 74	75 to 79	80 to 84	85 to 89	90 to 94	95 plus	Total
All causes	4,600 (3,200 to 6,300)	1,700 (900 to 3,000)	3,500 (2,200 to 5,300)	4,500 (3,400 to 5,900)	4,070 (2,900 to 5,580)	4,710 (3,170 to 6,640)	10,000 (11,900 to 16,900)	20,100 (18,200 to 22,100)	26,100 (21,600 to 31,000)	29,000 (21,600 to 36,600)	27,900 (22,700 to 32,700)	28,700 (23,600 to 33,300)	27,700 (21,900 to 33,400)	32,600 (24,400 to 41,900)	33,900 (25,700 to 43,100)	33,100 (24,700 to 42,700)	32,000 (23,900 to 41,200)	30,600 (22,400 to 39,300)	29,100 (20,700 to 38,000)	29,600 (20,300 to 39,200)	28,500 (19,300 to 39,000)	4,600 (2,900 to 6,900)	1,900 (1,100 to 2,900)	670,200
Communicable, maternal, neonatal, and nutritional diseases	3,540 (2,500 to 4,900)	699 (500 to 960)	660 (453 to 1,100)	647 (490 to 1,000)	720 (512 to 1,080)	607 (453 to 1,000)	998 (700 to 1,500)	662 (510 to 1,000)	976 (700 to 1,500)	992 (709 to 1,500)	1,140 (822 to 1,600)	1,200 (900 to 1,700)	1,320 (1,000 to 1,800)	1,360 (1,000 to 1,900)	1,360 (1,000 to 1,900)	1,510 (1,100 to 1,900)	1,500 (1,100 to 1,900)	1,360 (990 to 1,700)	1,260 (900 to 1,700)	1,260 (900 to 1,700)	798 (580 to 1,100)	641 (328 to 975)	170 (76 to 300)	26,400
HIV/AIDS and sexually transmitted infections	0.6 (0.3 to 1)	0.2 (0.1 to 0.3)	4.3 (3.3 to 7.6)	6.9 (4.9 to 9.9)	3.1 (2.4 to 3.8)	3.8 (2.1 to 6.6)	21.1 (8.3 to 72.7)	108.5 (99.5 to 118.4)	226 (179 to 284)	333 (266 to 423)	423 (328 to 559)	463 (370 to 601)	469 (366 to 599)	363 (281 to 469)	356 (272 to 464)	329 (246 to 439)	329 (247 to 441)	299 (219 to 409)	266 (189 to 369)	237 (170 to 333)	167 (114 to 237)	87 (43 to 153)	22 (7 to 47)	3,060
HIV/AIDS	0 (0 to 0)	0 (0 to 0)	4.1 (3.1 to 7.2)	6.6 (4.6 to 9.6)	3.1 (2.4 to 3.7)	3.1 (2.1 to 5.9)	8.5 (6.7 to 10.7)	64.3 (55.2 to 73.8)	219 (173 to 276)	329 (262 to 421)	412 (320 to 551)	453 (360 to 591)	468 (366 to 600)	363 (272 to 469)	356 (272 to 464)	329 (246 to 439)	329 (247 to 441)	299 (219 to 409)	266 (189 to 369)	237 (170 to 333)	167 (114 to 237)	87 (43 to 153)	22 (7 to 47)	2,960
HIV/AIDS - Drug-susceptible Tuberculosis	0 (0 to 0)	0 (0 to 0)	0.1 (0 to 0.2)	0.1 (0 to 0.1)	0.1 (0 to 0.1)	0.1 (0 to 0.1)	0.1 (0 to 0.2)	0.7 (0.4 to 1.1)	2.7 (1.9 to 3.7)	3.7 (2.4 to 5.4)	3.2 (2.2 to 4.5)	3.2 (2.2 to 4.5)	3.2 (2.2 to 4.5)	2.6 (1.8 to 3.7)	2.6 (1.8 to 3.7)	2.6 (1.8 to 3.7)	2.6 (1.8 to 3.7)	2.6 (1.8 to 3.7)	2.6 (1.8 to 3.7)	2.6 (1.8 to 3.7)	2.6 (1.8 to 3.7)	2.6 (1.8 to 3.7)	0.6 (0.4 to 0.8)	39.6
HIV/AIDS - Multidrug-resistant Tuberculosis without extensive drug resistance	0 (0 to 0)	0 (0 to 0)	0 (0 to 0)	0 (0 to 0)	0 (0 to 0)	0 (0 to 0)	0 (0 to 0)	0.2 (0 to 0.5)	0.1 (0 to 0.4)	0.2 (0 to 0.6)	0.2 (0 to 0.6)	0.2 (0 to 0.6)	0.2 (0 to 0.6)	0.2 (0 to 0.6)	0.2 (0 to 0.6)	0.2 (0 to 0.6)	0.2 (0 to 0.6)	0.2 (0 to 0.6)	0.2 (0 to 0.6)	0.2 (0 to 0.6)	0.2 (0 to 0.6)	0.2 (0 to 0.6)	0.1 (0 to 0.4)	1.3
HIV/AIDS - Extensively drug-resistant Tuberculosis	0 (0 to 0)	0 (0 to 0)	0 (0 to 0)	0 (0 to 0)	0 (0 to 0)	0 (0 to 0)	0 (0 to 0)	0 (0 to 0)	0 (0 to 0)	0 (0 to 0)	0 (0 to 0)	0 (0 to 0)	0 (0 to 0)	0 (0 to 0)	0 (0 to 0)	0 (0 to 0)	0 (0 to 0)	0 (0 to 0)	0 (0 to 0)	0 (0 to 0)	0 (0 to 0)	0 (0 to 0)	0 (0 to 0)	0 (0 to 0)	0.3
HIV/AIDS resulting in other diseases	0 (0 to 0)	0 (0 to 0)	0.1 (0 to 0.1)	0.1 (0 to 0.1)	0.1 (0 to 0.1



Benign prostatic hyperplasia	0 (0 to 0)	0 (0 to 0)	0 (0 to 0)	0 (0 to 0)	0 (0 to 0)	0 (0 to 0)	0 (0 to 0)	0 (0 to 0)	0 (0 to 0)	0 (0 to 0)	0 (0 to 0)	0 (0 to 0)	10.1 (4.6 to 16.2)	39.7 (29 to 54)	66.9 (37.8 to 101)	120 (71.6 to 184)	173 (107 to 267)	190 (117 to 290)	189 (113 to 289)	186 (99.6 to 299)	829 (91.2 to 122)	426 (28.3 to 62)	19.1 (9.3 to 29.1)	2.4 (1.6 to 3.4)	1,060
Male infertility	0 (0 to 0)	0 (0 to 0)	0 (0 to 0)	0 (0 to 0)	0 (0 to 0)	0 (0 to 0)	0 (0 to 0)	0 (0 to 0)	0 (0 to 0)	0 (0 to 0)	0 (0 to 0)	0 (0 to 0)

SR Table 2a. New Hampshire DALYS by cause and age group for males with 95% uncertainty intervals, 2019

Cause	Early Neonatal	Late Neonatal	Post-Neonatal	1 to 4	5 to 9	10 to 14	15 to 19	20 to 24	25 to 29	30 to 34	35 to 39	40 to 44	45 to 49	50 to 54	55 to 59	60 to 64	65 to 69	70 to 74	75 to 79	80 to 84	85 to 89	90 to 94	95 plus	Total
All causes	1,670 (1,550 to 2,000)	286 (270 to 312)	909 (856 to 985)	1,098 (911 to 1,335)	970 (1,190 to 1,560)	2,009 (1,770 to 3,250)	5,119 (4,370 to 6,350)	9,995 (7,770 to 11,200)	11,998 (9,600 to 13,300)	11,998 (9,200 to 13,900)	13,040 (9,770 to 15,400)	13,993 (10,900 to 16,500)	13,280 (10,600 to 15,600)	17,980 (14,300 to 21,900)	20,480 (16,300 to 25,000)	24,860 (20,300 to 30,000)	28,100 (23,000 to 34,100)	27,300 (22,300 to 33,700)	25,860 (21,200 to 31,600)	22,660 (17,200 to 28,600)	14,490 (10,200 to 18,900)	6,909 (4,470 to 9,560)	2,480 (1,300 to 3,870)	363,000
Communicable, maternal, neonatal, and nutritional diseases	1,330 (781 to 1,930)	149 (111 to 184)	202 (138 to 272)	276 (196 to 360)	231 (156 to 320)	229 (156 to 336)	330 (196 to 496)	292 (179 to 394)	376 (222 to 502)	428 (256 to 572)	479 (276 to 639)	553 (329 to 739)	599 (375 to 819)	766 (489 to 1,040)	910 (579 to 1,230)	947 (603 to 1,270)	920 (594 to 1,230)	911 (586 to 1,220)	667 (414 to 904)	439 (272 to 589)	261 (156 to 358)	278 (167 to 396)	177 (97 to 256)	9,190
HIV/AIDS and sexually transmitted infections	0.1 (0.1 to 0.2)	0 (0 to 0.1)	0.7 (0.4 to 0.9)	0.6 (0.4 to 0.9)	0.4 (0.2 to 0.6)	0.6 (0.3 to 0.9)	1.8 (1.0 to 2.7)	10.4 (6.3 to 13.5)	40.9 (24.9 to 50.0)	63.6 (40.1 to 80.7)	89.2 (56.0 to 112.0)	91.4 (58.7 to 116.0)	93.4 (60.7 to 120.0)	92 (59.9 to 119.0)	88.5 (56.3 to 116.0)	86.9 (54.7 to 115.0)	79.8 (49.2 to 107.0)	70.6 (42.7 to 96.3)	59.5 (34.9 to 83.2)	41.1 (24.2 to 57.9)	21.6 (12.4 to 31.1)	6.1 (3.1 to 9.5)	690
HIV/AIDS	0 (0 to 0)	0 (0 to 0)	0.6 (0 to 0.8)	0.6 (0.3 to 0.8)	0.4 (0.2 to 0.6)	0.6 (0.3 to 0.8)	1.7 (0.9 to 2.6)	9 (5.1 to 11.2)	37 (20.7 to 47.0)	58.2 (32.3 to 76.0)	82.2 (45.6 to 106.0)	84.3 (46.8 to 109.0)	86.2 (47.9 to 111.0)	85.1 (47.3 to 110.0)	82.1 (45.6 to 106.0)	80.6 (44.8 to 104.0)	73.9 (41.0 to 95.6)	65.5 (36.4 to 84.8)	55.3 (30.7 to 71.6)	38.3 (21.3 to 49.6)	20.2 (11.2 to 26.1)	5.7 (2.9 to 8.8)	643
HIV/AIDS - Drug-susceptible Tuberculosis	0 (0 to 0)	0 (0 to 0)	0 (0 to 0)	0 (0 to 0)	0 (0 to 0)	0 (0 to 0)	0 (0 to 0)	0 (0 to 0.2)	0 (0 to 0.2)	0 (0 to 0.2)	0 (0 to 0.2)	0 (0 to 0.2)	0 (0 to 0.2)	0 (0 to 0.2)	0 (0 to 0.2)	0 (0 to 0.2)	0 (0 to 0.2)	0 (0 to 0.2)	0 (0 to 0.2)	0 (0 to 0.2)	0 (0 to 0.2)	0 (0 to 0.2)	0 (0 to 0.1)	0 (0 to 0.2)	6
HIV/AIDS - Multidrug-resistant Tuberculosis without extensive drug resistance	0 (0 to 0)	0 (0 to 0)	0 (0 to 0)	0 (0 to 0)	0 (0 to 0)	0 (0 to 0)	0 (0 to 0)	0 (0 to 0)	0 (0 to 0)	0 (0 to 0)	0 (0 to 0)	0 (0 to 0)	0 (0 to 0)	0 (0 to 0)	0 (0 to 0)	0 (0 to 0)	0 (0 to 0)	0 (0 to 0)	0 (0 to 0)	0 (0 to 0)	0 (0 to 0)	0 (0 to 0)	0 (0 to 0)	0.2
HIV/AIDS - Extensively drug-resistant Tuberculosis	0 (0 to 0)	0 (0 to 0)	0 (0 to 0)	0 (0 to 0)	0 (0 to 0)	0 (0 to 0)	0 (0 to 0)	0 (0 to 0)	0 (0 to 0)	0 (0 to 0)	0 (0 to 0)	0 (0 to 0)	0 (0 to 0)	0 (0 to 0)	0 (0 to 0)	0 (0 to 0)	0 (0 to 0)	0 (0 to 0)	0 (0 to 0)	0 (0 to 0)	0 (0 to 0)	0 (0 to 0)	0 (0 to 0)	0.1
HIV/AIDS resulting in other diseases	0 (0 to 0)	0 (0 to 0)	0.6 (0.3 to 0.7)	0.6 (0.4 to 0.8)	0.3 (0.2 to 0.5)	0.5 (0.3 to 0.8)	0.9 (0.5 to 1.3)	8.6 (4.9 to 11.1)	37.1 (20.1 to 46.9)	56.3 (30.3 to 73.0)	79.2 (42.8 to 102.0)	80.3 (43.6 to 104.0)	82.1 (44.7 to 106.0)	81.1 (44.1 to 105.0)	78.2 (42.3 to 101.0)	76.8 (41.5 to 99.1)	70.3 (37.9 to 90.7)	62.4 (33.6 to 80.6)	52.7 (28.1 to 68.1)	36.4 (19.2 to 47.2)	19.2 (10.1 to 24.8)	5.4 (2.7 to 8.3)	636
Sexually transmitted infections excluding HIV	0.1 (0 to 0.2)	0 (0 to 0.1)	0.1 (0 to 0.2)	0.1 (0 to 0.2)	0.1 (0 to 0.2)	0.1 (0 to 0.2)	0.1 (0 to 0.2)	1.8 (1.1 to 2.5)	3.9 (2.4 to 5.1)	5.6 (3.4 to 7.3)	9.1 (5.4 to 11.9)	11 (6.4 to 14.2)	13.2 (7.7 to 17.1)	14 (8.2 to 18.1)	10 (5.9 to 13.1)	9.2 (5.4 to 12.0)	8.2 (4.8 to 10.7)	7.1 (4.1 to 9.2)	6.1 (3.5 to 7.9)	4.1 (2.4 to 5.3)	2.5 (1.4 to 3.2)	0.8 (0.4 to 1.2)	121
Syphilis	0 (0 to 0)	0 (0 to 0)	0 (0 to 0)	0 (0 to 0)	0 (0 to 0)	0 (0 to 0)	0 (0 to 0)	0.2 (0.2 to 0.3)	0.6 (0.5 to 0.8)	0.7 (0.6 to 1)	0.8 (0.7 to 1.1)	0.9 (0.7 to 1.2)	1 (0.7 to 1.3)	1.1 (0.8 to 1.4)	1.4 (0.9 to 1.8)	1.5 (1.0 to 2.0)	2.2 (1.5 to 2.9)	2.3 (1.5 to 3.1)	2.2 (1.4 to 2.9)	1.9 (1.2 to 2.5)	1.2 (0.8 to 1.6)	0.6 (0.4 to 0.8)	0.1 (0.1 to 0.2)	17.9
Chlamydial infection	0 (0 to 0)	0 (0 to 0)	0 (0 to 0)	0 (0 to 0)	0 (0 to 0)	0 (0 to 0)	0 (0 to 0)	0.2 (0 to 0.2)	0.2 (0.1 to 0.3)	0.2 (0.1 to 0.3)	0.2 (0.1 to 0.4)	0.2 (0.1 to 0.4)	0.2 (0.1 to 0.4)	0.1 (0 to 0.2)	0.1 (0 to 0.2)	0.1 (0 to 0.2)	0.1 (0 to 0.2)	0.1 (0 to 0.2)	0.1 (0 to 0.2)	0.1 (0 to 0.2)	0 (0 to 0.1)	0 (0 to 0.1)	0 (0 to 0.1)	1.2
Gonococcal infection	0 (0 to 0)	0 (0 to 0)	0 (0 to 0)	0 (0 to 0)	0 (0 to 0)	0 (0 to 0)	0.1 (0 to 0.1)	0.2 (0.1 to 0.3)	0.2 (0.1 to 0.3)	0.2 (0.1 to 0.3)	0.1 (0.1 to 0.2)	0.1 (0 to 0.2)	0.1 (0 to 0.2)	0.1 (0 to 0.2)	0.1 (0 to 0.2)	0.1 (0 to 0.2)	0.1 (0 to 0.2)	0.1 (0 to 0.2)	0.1 (0 to 0.2)	0.1 (0 to 0.2)	0 (0 to 0.1)	0 (0 to 0.1)	0 (0 to 0.1)	1.2
Trichomoniasis	0 (0 to 0)	0 (0 to 0)	0 (0 to 0)	0 (0 to 0)	0 (0 to 0)	0 (0 to 0)	0 (0 to 0)	0 (0 to 0.1)	0 (0 to 0.1)	0.2 (0.1 to 0.4)	0.2 (0.1 to 0.4)	0.2 (0.1 to 0.4)	0.2 (0.1 to 0.4)	0.2 (0.1 to 0.4)	0.2 (0.1 to 0.4)	0.2 (0.1 to 0.4)	0.2 (0.1 to 0.4)	0.2 (0.1 to 0.4)	0.2 (0.1 to 0.4)	0.2 (0.1 to 0.4)	0.1 (0 to 0.2)	0 (0 to 0.1)	0 (0 to 0.1)	1.4
Genital herpes	0 (0 to 0)	0 (0 to 0)	0 (0 to 0)	0 (0 to 0)	0 (0 to 0)	0 (0 to 0)	0 (0 to 0)	0.1 (0 to 0.2)	0.2 (0.1 to 0.2)	0.2 (0.1 to 0.3)	0.2 (0.1 to 0.3)	0.2 (0.1 to 0.3)	0.2 (0.1 to 0.3)	0.2 (0.1 to 0.3)	0.2 (0.1 to 0.3)	0.2 (0.1 to 0.3)	0.2 (0.1 to 0.3)	0.2 (0.1 to 0.3)	0.2 (0.1 to 0.3)	0.2 (0.1 to 0.3)	0.1 (0 to 0.2)	0 (0 to 0.1)	0 (0 to 0.1)	2.1
Other sexually transmitted infections	0 (0 to 0)	0 (0 to 0)	0 (0 to 0)	0 (0 to 0)	0 (0 to 0)	0 (0 to 0)	0 (0 to 0)	0.1 (0 to 0.3)	0.1 (0 to 0.3)	0.1 (0 to 0.4)	0.2 (0.1 to 0.4)	0.2 (0.1 to 0.4)	0.2 (0.1 to 0.4)	0.2 (0.1 to 0.4)	0.2 (0.1 to 0.4)	0.2 (0.1 to 0.4)	0.2 (0.1 to 0.4)	0.2 (0.1 to 0.4)	0.2 (0.1 to 0.4)	0.2 (0.1 to 0.4)	0.1 (0 to 0.2)	0 (0 to 0.1)	0 (0 to 0.1)	1.6
Respiratory infections and tuberculosis	21 (19 to 27)	5 (4 to 6)	21 (18 to 24)	42 (35 to 50)	19 (16 to 23)	14 (12 to 18)	16 (13 to 20)	21 (17 to 26)	26 (21 to 32)	31 (25 to 38)	36 (29 to 44)	42 (33 to 51)	49 (39 to 59)	63 (51 to 76)	82 (67 to 98)	107 (87 to 127)	131 (107 to 155)	154 (127 to 182)	170 (140 to 201)	177 (145 to 209)	164 (133 to 194)	127 (103 to 150)	63 (50 to 75)	1,530
Tuberculosis	0 (0 to 0)	0 (0 to 0)	0 (0 to 0.1)	0.1 (0 to 0.1)	0.1 (0 to 0.1)	0.1 (0 to 0.1)	0.2 (0 to 0.3)	0.5 (0 to 0.6)	1.1 (0.7 to 1.6)	1.6 (1 to 2.2)	2.2 (1.5 to 3.1)	2.8 (1.7 to 3.9)	3.7 (2.3 to 5.1)	4.7 (3 to 6.4)	5.8 (3.8 to 7.7)	7.1 (4.7 to 9.4)	8.6 (5.7 to 11.3)	9.9 (6.6 to 13)	10.7 (7.1 to 14.1)	10.6 (7 to 14)	9.6 (6.2 to 12.6)	6.1 (3.9 to 8)	1.9 (1.1 to 2.7)	91.8
Latent tuberculosis infection	0 (0 to 0)	0 (0 to 0)	0 (0 to 0)	0 (0 to 0)	0 (0 to 0)	0 (0 to 0)	0 (0 to 0)	0 (0 to 0)	0 (0 to 0)	0 (0 to 0)	0 (0 to 0)	0 (0 to 0)	0 (0 to 0)	0 (0 to 0)	0 (0 to 0)	0 (0 to 0)	0 (0 to 0)	0 (0 to 0)	0 (0 to 0)	0 (0 to 0)	0 (0 to 0)	0 (0 to 0)	0 (0 to 0)	0
Drug-susceptible Tuberculosis	0 (0 to 0)	0 (0 to 0)	0 (0 to 0.1)	0.1 (0 to 0.1)	0 (0 to 0.1)	0 (0 to 0.1)	0.2 (0 to 0.3)	0.5 (0 to 0.6)	1.1 (0.7 to 1.6)	1.6 (1 to 2.2)	2.2 (1.5 to 3.1)	2.8 (1.7 to 3.9)	3.7 (2.3 to 5.1)	4.7 (3 to 6.4)	5.8 (3.8 to 7.7)	7.1 (4.7 to 9.4)	8.6 (5.7 to 11.3)	9.9 (6.6 to 13)	10.7 (7.1 to 14.1)	10.6 (7 to 14)	9.6 (6.2 to 12.6)	6.1 (3.9 to 8)	1.9 (1.1 to 2.7)	91.8
Multidrug-resistant tuberculosis without extensive drug resistance	0 (0 to 0)	0 (0 to 0)	0 (0 to 0)	0 (0 to 0)	0 (0 to 0)	0 (0 to 0)	0 (0 to 0)	0 (0 to 0)	0 (0 to 0)	0 (0 to 0)	0 (0 to 0)	0 (0 to 0)	0 (0 to 0)	0 (0 to 0)	0 (0 to 0)	0 (0 to 0)	0 (0 to 0)	0 (0 to 0)	0 (0 to 0)	0 (0 to 0)	0 (0 to 0)	0 (0 to 0)	0 (0 to 0)	0 (0 to 0)	0.6
Extensively drug-resistant tuberculosis	0 (0 to 0)	0 (0 to 0)	0 (0 to 0)	0 (0 to 0)	0 (0 to 0)	0 (0 to 0)	0 (0 to 0)	0 (0 to 0)	0 (0 to 0)	0 (0 to 0)	0 (0 to 0)	0 (0 to 0)	0 (0 to 0)	0 (0 to 0)	0 (0 to 0)	0 (0 to 0)	0 (0 to 0)	0 (0 to 0)	0 (0 to 0)	0 (0 to 0)	0 (0 to 0)	0 (0 to 0)	0 (0 to 0)	0.2
Lower respiratory infections	20 (18 to 26)	3.3 (2.3 to 4.8)	20.1 (16.7 to 23)	42.1 (34.7 to 49.7)	19 (15.7 to 22)	7.2 (5.1 to 9.7)	6.1 (4.3 to 8.6)	7.8 (5.4 to 10.6)	16.2 (11.3 to 22.6)	28.6 (19.9 to 39.5)	35.4 (24.6 to 48.7)	37.1 (25.6 to 51.1)	41.3 (28.4 to 56.6)	55.6 (38.3 to 76.1)	69.9 (47.9 to 94.6)	90.6 (62.7 to 121)	112 (78.3 to 150)	135 (94.2 to 180)	150 (104 to 200)	139 (96.1 to 186)	111 (76.2 to 149)	54 (36.9 to 73.2)	1,330
Upper respiratory infections	0.6 (0.3 to 0.9)	0.1 (0 to 0.1)	0.7 (0.3 to 1.2)	0.6 (0.3 to 1.1)	0.4 (0.2 to 0.8)	0.3 (0.2 to 0.6)	0.3 (0.2 to 0.6)	0.4 (0.2 to 0.7)	0.5 (0.3 to 0.9)	0.6 (0.3 to 1)	0.7 (0.4 to 1.2)	0.8 (0.4 to 1.3)	0.9 (0.5 to 1.5)	1.2 (0.6 to 2)	1.5 (0.8 to 2.5)	2 (1 to 3.3)	2.4 (1.2 to 3.9)	2.9 (1.4 to 4.6)	3.2 (1.6 to 5.1)	3 (1.5 to 4.8)	2.4 (1.2 to 3.8)	1.2 (0.6 to 1.9)	0.3 (0.1 to 0.5)	29.1
Otitis media	0 (0 to 0)	0 (0 to 0)	0.6 (0.3 to 0.9)	1.4 (0.7 to 2.1)	0.8 (0.4 to 1.2)	0.4 (0.2 to 0.6)	0.3 (0.2 to 0.5)	0.3 (0.2 to 0.5)	0.4 (0.2 to 0.6)	0.5 (0.2 to 0.8)	0.6 (0.3 to 0.9)	0.7 (0.3 to 1)	0.8 (0.4 to 1.2)	1 (0.5 to 1.5)	1.2 (0.6 to 1.8)	1.6 (0.8 to 2.4)	1.9 (0.9 to 2.8)	2.3 (1.1 to 3.4)	2.7 (1.3 to 4)	2.5 (1.2 to 3.8)	2 (1 to 3.1)	1 (0.5 to 1.6)	0.3 (0.1 to 0.5)	24.1
Interstitial lung disease and pulmonary sarcoidosis	0.1 (0 to 0.1)	0 (0 to 0)	0.1 (0 to 0.2)	0.1 (0 to 0.2)	0.1 (0 to 0.2)	0.1 (0 to 0.2)	0.1 (0 to 0.2)	0.1 (0 to 0.2)	0.1 (0 to 0.2)	0.1 (0 to 0.2)	0.1 (0 to 0.2)	0.1 (0 to 0.2)	0.1 (0 to 0.2)	0.1 (0 to 0.2)	0.1 (0 to 0.2)	0.1 (0 to 0.2)	0.1 (0 to 0.2)	0.1 (0 to 0.2)	0.1 (0 to 0.2)	0.1 (0 to 0.2)	0 (0 to 0.1)	0 (0 to 0.1)	0 (0 to 0.1)	1.3
Neglected tropical diseases and malaria	0.3 (0.1 to 0.6)	0.2 (0.1 to 0.4)	1.9 (0.9 to 3.1)	3.8 (1.8 to 6.1)	2.1 (1 to 3.4)	0.7 (0.3 to 1.2)	1.1 (0.5 to 1.8)	1.9 (0.9 to 3.1)	2.2 (1 to 3.6)	2.6 (1.2 to 4.2)	3.2 (1.5 to 5.1)	3.4 (1.6 to 5.4)	3.4 (1.6 to 5.4)	3.4 (1.6 to 5.4)	3.4 (1.6 to 5.4)	3.4 (1.6 to 5.4)	3.4 (1.6 to 5.4)	3.4 (1.6 to 5.4)	3.4 (1.6 to 5.4)	3.4 (1.6 to 5.4)	3.4 (1.6 to 5.4)	3.4 (1.6 to 5.4)	3.4 (1.6 to 5.4)	160
Malaria	0 (0 to 0)	0 (0 to 0)	0 (0 to 0)	0 (0 to 0)	0 (0 to 0)	0 (0 to 0)	0 (0 to 0)	0 (0 to 0)	0 (0 to 0)	0 (0 to 0)	0 (0 to 0)	0 (0 to 0)	0 (0 to 0)	0 (0 to 0)	0 (0 to 0)	0 (0 to 0)	0 (0 to 0)	0 (0 to 0)	0 (0 to 0)	0 (0 to 0)	0 (0 to 0)	0 (0 to 0)	0 (0 to 0)	0
Chagas disease	0 (0 to 0)	0 (0 to 0)	0 (0 to 0)	0 (0 to 0)	0 (0 to 0)	0 (0 to 0)	0 (0 to 0)	0 (0 to 0)	0 (0 to 0)	0 (0 to 0)	0 (0 to 0)	0 (0 to 0)	0 (0 to 0)	0 (0 to 0)	0 (0 to 0)	0 (0 to 0)	0 (0 to 0)	0 (0 to 0)	0 (0 to 0)	0 (0 to 0)	0 (0 to 0)	0 (0 to 0)	0 (0 to 0)	0
Leishmaniasis	0 (0 to 0)	0 (0 to 0)	0 (0 to 0)	0 (0 to 0)	0 (0 to 0)	0 (0 to 0)	0 (0 to 0)	0 (0 to 0)	0 (0 to 0)	0 (0 to 0)	0 (0 to 0)	0 (0 to 0)	0 (0 to 0)	0 (0 to 0)	0 (0 to 0)	0 (0 to 0)	0 (0 to 0)	0 (0 to 0)	0 (0 to 0)	0 (0 to 0)	0 (0 to 0)	0 (0 to 0)	0 (0 to 0)	0
Visceral leishmaniasis	0 (0 to 0)	0 (0 to 0)	0 (0 to 0)	0 (0 to 0)	0 (0 to 0)	0 (0 to 0)	0 (0 to 0)	0 (0 to 0)	0 (0 to 0)	0 (0 to 0)	0 (0 to 0)	0 (0 to 0)	0 (0 to 0)	0 (0 to 0)	0 (0 to 0)	0 (0 to 0)	0 (0 to 0)	0 (0 to 0)	0 (0 to 0)	0 (0 to 0)	0 (0 to 0)	0 (0 to 0)	0 (0 to 0)	0
Cutaneous and mucocutaneous leishmaniasis	0 (0 to 0)	0 (0 to 0)	0 (0 to 0)	0 (0 to 0)	0 (0 to 0)	0 (0 to 0)	0 (0 to 0)	0 (0 to 0)	0 (0 to 0)	0 (0 to 0)	0 (0 to 0)	0 (0 to 0)	0 (0 to 0)	0 (0 to 0)	0 (0 to 0)	0 (0 to 0)	0 (0 to 0)	0 (0 to 0)	0 (0 to 0)	0 (0 to 0)	0 (0 to 0)	0 (0 to 0)	0 (0 to 0)	0
African trypanosomiasis	0 (0 to 0)	0 (0 to 0)	0 (0 to 0)	0 (0 to 0)	0 (0 to 0)	0 (0 to 0)	0 (0 to 0)	0 (0 to 0)	0 (0 to 0)	0 (0 to 0)	0 (0 to 0)	0 (0 to 0)	0 (0 to 0)	0 (0 to 0)	0 (0 to 0)	0 (0 to 0)	0 (0 to 0)	0 (0 to 0)	0 (0 to 0)	0 (0 to 0)	0 (0 to 0)	0 (0 to 0)	0 (0 to 0)	0
Schistosomiasis	0 (0 to 0)	0 (0 to 0)	0 (0 to 0)	0 (0 to 0)	0 (0 to 0)	0 (0 to 0)	0 (0 to 0)	0 (0 to 0)	0 (0 to 0)	0 (0 to 0)	0 (0 to 0)	0 (0 to 0)	0 (0 to 0)	0 (0 to 0)	0 (0 to 0)	0 (0 to 0)	0 (0 to 0)	0 (0 to 0)	0 (0 to 0)	0 (0 to 0)	0 (0 to 0)	0 (0 to 0)	0 (0 to 0)	0
Cysticercosis	0 (0 to 0)	0 (0 to 0)	0 (0 to 0)	0 (0 to 0)	0 (0 to 0)	0.2 (0 to 0.3)	0.1 (0 to 0.2)	0.6 (0.2 to 1)	1.4 (0.5 to 2.2)	1.7 (0.6 to 2.6)	2 (0.8 to 3)	2.6 (1 to 3.7)	3.4 (1.4 to 4.8)	4.4 (1.9 to 6.1)	5.3 (2.4 to 7.3)	6.3 (2.9 to 8.6)	7.4 (3.5 to 10.1)	8.2 (3.9 to 11.2)	8.6 (4.1 to 11.7)	8.1 (3.9 to 11.1)	6.8 (3.2 to 9.3)	4.5 (2.1 to 6.2)	1.8 (0.8 to 2.5)	98
Cystic echinococcosis	0 (0 to 0)	0 (0 to 0)	0 (0 to 0)	0 (0 to 0)	0 (0 to 0)	0 (0 to 0)	0 (0 to 0)	0 (0 to 0)	0 (0 to 0)	0 (0 to 0)	0 (0 to 0)	0 (0 to 0)	0 (0 to 0)	0 (0 to 0)	0 (0 to 0)	0 (0 to 0)	0 (0 to 0)	0 (0 to 0)	0 (0 to 0)	0 (0 to 0)	0 (0 to 0)	0 (0 to 0)	0 (0 to 0)	0
Lymphatic filariasis	0 (0 to 0)	0 (0 to 0)	0 (0 to 0)	0 (0 to 0)	0 (0 to 0)	0 (0 to 0)	0 (0 to 0)	0 (0 to 0)	0 (0 to 0)	0 (0 to 0)	0 (0 to 0)	0 (0 to 0)	0 (0 to 0)	0 (0 to 0)	0 (0 to 0)	0 (0 to 0)	0 (0 to 0)	0 (0 to 0)	0 (0 to 0)	0 (0 to 0)	0 (0 to 0)	0 (0 to 0)	0 (0 to 0)	0
Onchocerciasis	0 (0 to 0)	0 (0 to 0)	0 (0 to 0)	0 (0 to 0)	0 (0 to 0)	0 (0 to 0)	0 (0 to 0)	0 (0 to 0)	0 (0 to 0)	0 (0 to 0)	0 (0 to 0)	0 (0 to 0)	0 (0 to 0)	0 (0 to 0)	0 (0 to 0)	0 (0 to 0)	0 (0 to 0)	0 (0 to 0)	0 (0 to 0)	0 (0 to 0)	0 (0 to 0)	0 (0 to 0)	0 (0 to 0)	0
Trachoma	0 (0 to 0)	0 (0 to 0)	0 (0 to 0)	0 (0 to 0)	0 (0 to 0)	0 (0 to 0)	0 (0 to 0)	0 (0 to 0)	0 (0 to 0)	0 (0 to 0)	0 (0 to 0)	0 (0 to 0)	0 (0 to 0)	0 (0 to 0)	0 (0 to 0)	0 (0 to 0)	0 (0 to 0)	0 (0 to 0)	0 (0 to 0)	0 (0 to 0)	0 (0 to 0)	0 (0 to 0)	0 (0 to 0)	0
Dengue	0 (0 to 0)	0 (0 to 0)	0 (0 to 0)	0 (0 to 0)	0 (0 to 0)	0 (0 to 0)	0 (0 to 0)	0 (0 to 0)	0 (0 to 0)	0 (0 to 0)	0 (0 to 0)	0 (0 to 0)	0 (0 to 0)	0 (0 to 0)	0 (0 to 0)	0 (0 to 0)	0 (0 to 0)	0 (0 to 0)	0 (0 to 0)	0 (0 to 0)	0 (0 to 0)	0 (0 to 0)	0 (0 to 0)	0
Yellow fever	0 (0 to 0)	0 (0 to 0)	0 (0 to 0)	0 (0 to 0)	0 (0 to 0)	0 (0 to 0)	0 (0 to 0)	0 (0 to 0)	0 (0 to 0)	0 (0 to 0)	0 (0 to 0)	0 (0 to 0)	0 (0 to 0)	0 (0 to 0)	0 (0 to 0)	0 (0 to 0)	0 (0 to 0)	0 (0 to 0)	0 (0 to 0)	0 (0 to 0)	0 (0 to 0)	0 (0 to 0)	0 (0 to 0)	0
Rabies	0 (0 to 0)	0 (0 to 0)	0 (0 to 0)	0 (0 to 0)	0 (0 to 0)	0 (0 to 0)	0 (0 to 0)	0 (0 to 0)	0 (0 to 0)	0 (0 to 0)	0 (0 to 0)	0 (0 to 0)	0 (0 to 0)	0 (0 to 0)	0 (0 to 0)	0 (0 to 0)	0 (0 to 0)	0 (0 to 0)	0 (0 to 0)	0 (0 to 0)	0 (0 to 0)	0 (0 to 0)	0 (0 to 0)	0
Intestinal nematode infections	0 (0 to 0)	0 (0 to 0)	0 (0 to 0)	0 (0 to 0)	0 (0 to 0)	0 (0 to 0)	0 (0 to 0)	0 (0 to 0)	0 (0 to 0)	0 (0 to 0)	0 (0 to 0)	0 (0 to 0)	0 (0 to 0)	0 (0 to 0)	0 (0 to 0)	0 (0 to 0)	0 (0 to 0)	0 (0 to 0)	0 (0 to 0)	0 (0 to 0)	0 (0 to 0)	0 (0 to 0)	0 (0 to 0)	0
Ascariasis	0 (0 to 0)	0 (0 to 0)	0 (0 to 0)	0 (0 to 0)	0 (0 to 0)	0 (0 to 0)	0 (0 to 0)	0 (0 to 0)	0 (0 to 0)	0 (0 to 0)	0 (0 to 0)	0 (0 to 0)	0 (0 to 0)	0 (0 to 0)	0 (0 to 0)	0 (0 to 0)	0 (0 to 0)	0 (0 to 0)	0 (0 to 0)	0 (0 to 0)	0 (0 to 0)	0 (0 to 0)	0 (0 to 0)	0
Trichuriasis	0 (0 to 0)	0 (0 to 0)	0 (0 to 0)	0 (0 to 0)	0 (0 to 0)	0 (0 to 0)	0 (0 to 0)	0 (0 to 0)	0 (0 to 0)	0 (0 to 0)	0 (0 to 0)	0 (0 to 0)	0 (0 to 0)	0 (0 to 0)	0 (0 to 0)	0 (0 to 0)	0 (0 to 0)	0 (0 to 0)	0 (0 to 0)	0 (0 to 0)	0 (0 to 0)	0 (0 to 0)	0 (0 to 0)	0
Hookworm disease	0 (0 to 0)	0 (0 to 0)	0 (0 to 0)	0 (0 to 0)	0 (0 to 0)	0 (0 to 0)	0 (0 to 0)	0 (0 to 0)	0 (0 to 0)	0 (0 to 0)	0 (0 to 0)	0 (0 to 0)	0 (0 to 0)	0 (0 to 0)	0 (0 to 0)	0 (0 to 0)	0 (0 to 0)	0 (0 to 0)	0 (0 to 0)	0 (0 to 0)	0 (0 to 0)	0 (0 to 0)	0 (0 to 0)	0
Food-borne trematodiases	0 (0 to 0)	0 (0 to 0)	0 (0 to 0)	0 (0 to 0)	0 (0 to 0)	0 (0 to 0)	0 (0 to 0)	0 (0 to 0)	0 (0 to 0)	0 (0 to 0)	0 (0 to 0)	0 (0 to 0)	0 (0 to 0)	0 (0 to 0)	0 (0 to 0)	0 (0 to 0)	0 (0 to 0)	0 (0 to 0)	0 (0 to 0)	0 (0 to 0)	0 (0 to 0)	0 (0 to 0)	0 (0 to 0)	0
Leprosy	0 (0 to 0)	0 (0 to 0)	0 (0 to 0)	0 (0 to 0)	0 (0 to 0)	0 (0 to 0)	0 (0 to 0)	0 (0 to 0)	0 (0 to 0)	0 (0 to 0)	0 (0 to 0)	0 (0 to 0)	0 (0 to 0)	0 (0 to 0)	0 (0 to 0)	0 (0 to 0)	0 (0 to 0)	0 (0 to 0)	0 (0 to 0)	0 (0 to 0)	0 (0 to 0)	0 (0 to 0)	0 (0 to 0)	0
Measles	0 (0 to 0)	0 (0 to 0)	0 (0 to 0)	0 (0 to 0)	0 (0 to 0)	0 (0 to 0)	0 (0 to 0)	0 (0 to 0)	0 (0 to 0)	0 (0 to 0)	0 (0 to 0)	0 (0 to 0)	0 (0 to 0)	0 (0 to 0)	0 (0 to 0)	0 (0 to 0)	0 (0 to 0)	0 (0 to 0)	0 (0 to 0)	0 (0 to 0)	0 (0 to 0)	0 (0 to 0)	0 (0 to 0)	0
Varicella and herpes zoster	0.1 (0 to 0.2)	0 (0 to 0.1)	0.3 (0.2 to 0.5)	0.3 (0.2 to 0.5)	0.2 (0.1 to 0.3)	0.2 (0.1 to 0.3)	0.2 (0.1 to 0.3)	0.3 (0.2 to 0.4)	0.4 (0.2 to 0.5)	0.4 (0.2 to 0.6)	0.5 (0.3 to 0.7)	0.6 (0.3 to 0.8)	0.6 (0.3 to 0.8)	0.6 (0.3 to 0.8)	0.6 (0.3 to 0.8)	0.6 (0.3 to 0.8)	0.6 (0.3 to 0.8)	0.6 (0.3 to 0.8)	0.6 (0.3 to 0.8)	0.6 (0.3 to 0.8)	0.6 (0.3 to 0.8)	0.6 (0.3 to 0.8)	0.6 (0.3 to 0.8)	9.4
Acute hepatitis	0 (0 to 0)	0 (0 to 0)	0.2 (0.1 to 0.4)	0.2 (0.1 to 0.4)	0.1 (0 to 0.3)	0.1 (0 to 0.3)	0.2 (0.1 to 0.4)	0.3 (0.2 to 0.4)	0.4 (0.2 to 0.6)	0.5 (0.3 to 0.7)	0.6 (0.3 to 0.8)	0.7 (0.4 to 1)	0.8 (0.4 to 1.1)	0.9 (0.5 to 1.2)	0.9 (0.5 to 1.2)	0.9 (0.5 to 1.2)	0.9 (0.5 to 1.2)	0.9 (0.5 to 1.2)	0.9 (0.5 to 1.2)	0.9 (0.5 to





SR Table 2a: New Jersey DALYS by cause and age group for males with 95% uncertainty intervals, 2019

Cause	Early Neonatal	Late Neonatal	Post Neonatal	1 to 4	5 to 9	10 to 14	15 to 19	20 to 24	25 to 29	30 to 34	35 to 39	40 to 44	45 to 49	50 to 54	55 to 59	60 to 64	65 to 69	70 to 74	75 to 79	80 to 84	85 to 89	90 to 94	95 plus	Total
All causes	11,700 (10,600, 12,900)	2,430 (2,170, 2,720)	6,870 (6,290, 7,490)	10,900 (9,610, 12,300)	12,800 (9,810, 16,500)	14,600 (12,100, 18,200)	34,900 (27,800, 42,600)	56,700 (43,600, 70,900)	67,200 (54,100, 79,900)	69,900 (54,100, 87,000)	69,100 (54,100, 87,500)	66,000 (51,600, 82,000)	62,200 (48,600, 77,300)	58,000 (45,600, 72,000)	53,200 (41,900, 66,000)	47,000 (36,900, 58,400)	41,000 (32,000, 50,900)	34,000 (26,600, 42,200)	27,000 (21,100, 33,500)	19,000 (14,900, 23,600)	10,000 (7,800, 12,400)	3,700 (2,900, 4,600)	1,470,000
Communicable, maternal, neonatal, and nutritional diseases	9,260 (7,780, 10,900)	1,690 (1,390, 1,980)	1,870 (1,480, 2,240)	2,110 (1,600, 2,770)	1,900 (1,400, 2,600)	1,630 (1,220, 2,080)	1,150 (1,000, 1,350)	1,890 (1,490, 2,340)	2,240 (1,600, 3,070)	2,560 (1,800, 3,590)	3,710 (2,510, 5,280)	2,600 (1,800, 3,650)	3,280 (2,210, 4,750)	3,230 (2,210, 4,750)	3,260 (2,210, 4,750)	3,260 (2,210, 4,750)	3,260 (2,210, 4,750)	3,260 (2,210, 4,750)	3,260 (2,210, 4,750)	3,260 (2,210, 4,750)	3,260 (2,210, 4,750)	3,260 (2,210, 4,750)	66,300
HIV/AIDS and sexually transmitted infections	1.2 (0.9, 1.7)	1.3 (0.9, 1.8)	29.2 (20.2, 40.7)	24.7 (17.0, 34.6)	13.4 (9.1, 19.2)	14.9 (10.2, 21.1)	62.2 (42.7, 87.5)	202 (139, 284)	424 (294, 594)	729 (504, 1,020)	994 (687, 1,390)	1,130 (781, 1,580)	1,040 (719, 1,460)	1,040 (719, 1,460)	1,040 (719, 1,460)	1,040 (719, 1,460)	1,040 (719, 1,460)	1,040 (719, 1,460)	1,040 (719, 1,460)	1,040 (719, 1,460)	1,040 (719, 1,460)	1,040 (719, 1,460)	10,700
HIV/AIDS	0 (0 to 0)	0 (0 to 0)	29.2 (19.9 to 39.2)	24.7 (17.0 to 33.4)	13.4 (9.2 to 18.2)	14.9 (10.6 to 19.9)	62.2 (26.5 to 87.2)	202 (101, to 282)	424 (224 to 529)	729 (548 to 877)	994 (648 to 1,370)	1,130 (743 to 1,260)	1,040 (1,080 to 1,870)	1,040 (1,340 to 2,090)	1,040 (1,430 to 2,350)	1,040 (900 to 1,850)	1,040 (570 to 1,720)	1,040 (529 to 1,120)	1,040 (727 to 1,030)	1,040 (727 to 1,030)	1,040 (727 to 1,030)	1,040 (727 to 1,030)	10,400
HIV/AIDS - Drug-susceptible Tuberculosis	0 (0 to 0)	0 (0 to 0)	0 (0 to 0.4)	0 (0 to 0.2)	0 (0 to 0.2)	0 (0 to 0.2)	0.4 (0 to 1.6)	2.0 (0 to 7.6)	4.9 (1 to 19)	9.6 (2 to 37)	11.5 (2 to 44)	19.9 (3 to 77)	22 (3 to 87)	25.0 (3 to 97)	25.0 (3 to 97)	7.3 (1 to 28)	1.6 (0 to 6.3)	0.6 (0 to 2.3)	0.1 (0 to 0.2)	0 (0 to 0.1)	0 (0 to 0)	0 (0 to 0)	118
HIV/AIDS - Multidrug-resistant Tuberculosis without extreme drug resistance	0 (0 to 0)	0 (0 to 0)	0 (0 to 0.1)	0 (0 to 0)	0 (0 to 0)	0 (0 to 0)	0 (0 to 0.1)	0 (0 to 0.1)	0.1 (0 to 0.4)	0.1 (0 to 0.5)	0.1 (0 to 0.5)	0.2 (0 to 0.8)	0.2 (0 to 0.8)	0.3 (0 to 1.1)	0.3 (0 to 1.1)	0.2 (0 to 0.8)	0.1 (0 to 0.4)	0 (0 to 0.2)	0 (0 to 0.1)	0 (0 to 0)	0 (0 to 0)	0 (0 to 0)	4.1
HIV/AIDS - Extensively drug-resistant Tuberculosis	0 (0 to 0)	0 (0 to 0)	0 (0 to 0)	0 (0 to 0)	0 (0 to 0)	0 (0 to 0)	0 (0 to 0.1)	0 (0 to 0.2)	0 (0 to 0.2)	0 (0 to 0.3)	0 (0 to 0.3)	0 (0 to 0.5)	0 (0 to 0.5)	0 (0 to 0.7)	0 (0 to 0.7)	0 (0 to 0.5)	0 (0 to 0.3)	0 (0 to 0.1)	0 (0 to 0)	0 (0 to 0)	0 (0 to 0)	0 (0 to 0)	0 (0 to 0)	1.1
HIV/AIDS resulting in other diseases	0 (0 to 0)	0 (0 to 0)	23.4 (15.9 to 31.8)	21.1 (17.0 to 26.0)	12 (9.1 to 15.3)	12.6 (10.1 to 15.8)	52 (37.7 to 70.4)	160 (116 to 220)	315 (229 to 429)	488 (351 to 665)	619 (446 to 842)	721 (520 to 980)	1,230 (887 to 1,670)	1,640 (1,320 to 2,080)	1,760 (1,390 to 2,230)	1,210 (909 to 1,660)	762 (520 to 1,110)	292 (195 to 398)	99.1 (65 to 135)	19 (12 to 26)	8.7 (5 to 12)	3.8 (2 to 5)	10,300
Sexually transmitted infections excluding HIV	1.2 (0.9, 1.7)	0.3 (0.2, 0.4)	0.4 (0.3, 0.6)	0.4 (0.3, 0.6)	1.5 (1.1, 2.1)	2.7 (1.9, 3.8)	10.8 (7.6, 15.2)	17.8 (12.5, 25.1)	23.9 (16.8, 33.6)	31.3 (22.0, 44.1)	24.3 (17.1, 34.2)	29.1 (20.5, 41.0)	29.1 (20.5, 41.0)	24.4 (17.2, 34.3)	23.9 (16.8, 33.6)	19.6 (13.8, 27.6)	19.6 (13.8, 27.6)	16 (11.2, 22.5)	11.4 (8.0, 16.1)	7.1 (5.0, 10.0)	4.1 (2.9, 5.8)	2.3 (1.6, 3.2)	276
Syphilis	0 (0 to 1.7)	0 (0 to 0.6)	0 (0 to 0.6)	0 (0 to 0.5)	0 (0 to 0.3)	0 (0 to 0.3)	0 (0 to 0.6)	0 (0 to 1.6)	0 (0 to 3.2)	0 (0 to 4.8)	0 (0 to 4.5)	0 (0 to 5.6)	0 (0 to 5.6)	0 (0 to 4.7)	0 (0 to 4.5)	0 (0 to 3.7)	0 (0 to 3.1)	0 (0 to 2.5)	0 (0 to 1.8)	0 (0 to 1.3)	0 (0 to 0.8)	0 (0 to 0.5)	0 (0 to 0.3)	23
Chlamydial infection	0 (0 to 0)	0 (0 to 0)	0 (0 to 0)	0 (0 to 0)	0 (0 to 0)	0 (0 to 0)	0 (0 to 0.1)	0 (0 to 0.1)	0 (0 to 0.1)	0 (0 to 0.2)	0 (0 to 0.2)	0 (0 to 0.2)	0 (0 to 0.2)	0 (0 to 0.2)	0 (0 to 0.2)	0 (0 to 0.1)	0 (0 to 0.1)	0 (0 to 0.1)	0 (0 to 0)	0 (0 to 0)	0 (0 to 0)	0 (0 to 0)	0 (0 to 0)	0.7
Gonococcal infection	0 (0 to 0)	0 (0 to 0)	0 (0 to 0)	0 (0 to 0)	0 (0 to 0)	0 (0 to 0)	0 (0 to 0)	0 (0 to 0)	0 (0 to 0)	0 (0 to 0)	0 (0 to 0)	0 (0 to 0)	0 (0 to 0)	0 (0 to 0)	0 (0 to 0)	0 (0 to 0)	0 (0 to 0)	0 (0 to 0)	0 (0 to 0)	0 (0 to 0)	0 (0 to 0)	0 (0 to 0)	0 (0 to 0)	0.3
Trichomoniasis	0 (0 to 0)	0 (0 to 0)	0 (0 to 0)	0 (0 to 0)	0 (0 to 0)	0 (0 to 0)	0 (0 to 0.1)	0 (0 to 0.1)	0 (0 to 0.2)	0 (0 to 0.3)	0 (0 to 0.3)	0 (0 to 0.3)	0 (0 to 0.3)	0 (0 to 0.3)	0 (0 to 0.2)	0 (0 to 0.1)	0 (0 to 0.1)	0 (0 to 0)	0 (0 to 0)	0 (0 to 0)	0 (0 to 0)	0 (0 to 0)	0 (0 to 0)	0.3
Genital herpes	0 (0 to 0)	0 (0 to 0)	0 (0 to 0)	0 (0 to 0)	0.6 (0.4 to 0.9)	2.6 (1.8 to 3.7)	8.1 (5.6 to 11.2)	10.7 (7.3 to 15.2)	14.2 (9.8 to 20.2)	19.6 (13.3 to 27.6)	15.3 (10.4 to 21.6)	19.1 (13.1 to 26.8)	19.7 (13.5 to 27.6)	19.7 (13.5 to 27.6)	19.6 (13.5 to 27.6)	12.6 (8.7 to 17.6)	9.9 (6.8 to 13.8)	7 (4.8 to 9.8)	4.3 (2.9 to 6.1)	2.6 (1.7 to 3.6)	1.4 (0.9 to 2.0)	0.6 (0.4 to 0.9)	199
Other sexually transmitted infections	0 (0 to 0)	0 (0 to 0)	0 (0 to 0)	0 (0 to 0)	0.4 (0.3 to 0.6)	1.2 (0.8 to 1.7)	1.3 (0.9 to 1.8)	1.9 (1.3 to 2.7)	2.4 (1.6 to 3.4)	3.1 (2.1 to 4.4)	2.3 (1.6 to 3.2)	2.8 (1.9 to 3.9)	2.8 (1.9 to 3.9)	2.8 (1.9 to 3.9)	2.8 (1.9 to 3.9)	2.1 (1.4 to 2.9)	1.6 (1.1 to 2.2)	1.1 (0.7 to 1.5)	0.7 (0.5 to 1.0)	0.4 (0.3 to 0.6)	0.2 (0.1 to 0.3)	0.1 (0 to 0.2)	17.4
Respiratory infections and tuberculosis	39.1 (31, 48)	22.6 (18.1, 28.1)	386 (295, 488)	653 (502, 837)	564 (437, 729)	481 (372, 620)	1,060 (820, 1,360)	1,660 (1,280, 2,120)	1,910 (1,480, 2,450)	1,990 (1,540, 2,560)	2,020 (1,560, 2,600)	2,040 (1,570, 2,620)	2,060 (1,590, 2,650)	2,080 (1,610, 2,670)	2,100 (1,620, 2,700)	2,120 (1,640, 2,720)	2,140 (1,650, 2,750)	2,150 (1,660, 2,760)	2,160 (1,670, 2,770)	2,170 (1,680, 2,790)	2,180 (1,690, 2,800)	2,190 (1,690, 2,810)	26,700
Tuberculosis	0.4 (0 to 0)	0.3 (0 to 0)	0.4 (0 to 1.1)	0.4 (0 to 1.2)	0.4 (0 to 0.6)	0.4 (0 to 0.6)	1.1 (0 to 1.6)	2.4 (1 to 3.6)	3.2 (1 to 4.8)	4.2 (1 to 6.3)	4.8 (1 to 7.1)	5.2 (1 to 7.7)	5.5 (1 to 8.1)	5.7 (1 to 8.4)	5.8 (1 to 8.6)	5.9 (1 to 8.7)	5.9 (1 to 8.8)	5.9 (1 to 8.8)	5.9 (1 to 8.8)	5.9 (1 to 8.8)	5.9 (1 to 8.8)	5.9 (1 to 8.8)	392
Latent tuberculosis infection	0 (0 to 0)	0 (0 to 0)	0 (0 to 0)	0 (0 to 0)	0 (0 to 0)	0 (0 to 0)	0 (0 to 0)	0 (0 to 0)	0 (0 to 0)	0 (0 to 0)	0 (0 to 0)	0 (0 to 0)	0 (0 to 0)	0 (0 to 0)	0 (0 to 0)	0 (0 to 0)	0 (0 to 0)	0 (0 to 0)	0 (0 to 0)	0 (0 to 0)	0 (0 to 0)	0 (0 to 0)	0 (0 to 0)	0
Drug-susceptible tuberculosis	0 (0 to 0)	0 (0 to 0)	0 (0 to 1.1)	0 (0 to 1.4)	0 (0 to 0.6)	0 (0 to 0.6)	0 (0 to 1.6)	0 (0 to 3.6)	0 (0 to 4.8)	0 (0 to 6.3)	0 (0 to 7.1)	0 (0 to 7.7)	0 (0 to 8.1)	0 (0 to 8.4)	0 (0 to 8.6)	0 (0 to 8.7)	0 (0 to 8.8)	0 (0 to 8.8)	0 (0 to 8.8)	0 (0 to 8.8)	0 (0 to 8.8)	0 (0 to 8.8)	0 (0 to 8.8)	370
Multidrug-resistant tuberculosis without extensive drug resistance	0 (0 to 0)	0 (0 to 0)	0 (0 to 0.2)	0 (0 to 0.1)	0 (0 to 0.1)	0 (0 to 0.2)	0 (0 to 0.2)	0 (0 to 0.3)	0 (0 to 0.3)	0 (0 to 0.4)	0 (0 to 0.4)	0 (0 to 0.5)	0 (0 to 0.5)	0 (0 to 0.6)	0 (0 to 0.6)	0 (0 to 0.5)	0 (0 to 0.4)	0 (0 to 0.3)	0 (0 to 0.2)	0 (0 to 0.1)	0 (0 to 0.1)	0 (0 to 0.1)	0 (0 to 0.1)	10.6
Extensively drug-resistant tuberculosis	0 (0 to 0)	0 (0 to 0)	0 (0 to 0)	0 (0 to 0)	0 (0 to 0)	0 (0 to 0)	0 (0 to 0.1)	0 (0 to 0.1)	0 (0 to 0.2)	0 (0 to 0.2)	0 (0 to 0.2)	0 (0 to 0.2)	0 (0 to 0.2)	0 (0 to 0.2)	0 (0 to 0.2)	0 (0 to 0.2)	0 (0 to 0.1)	0 (0 to 0.1)	0 (0 to 0.1)	0 (0 to 0)	0 (0 to 0)	0 (0 to 0)	0 (0 to 0)	2.6
Lower respiratory infections	39.2 (31, 48)	22.3 (17.8, 27.7)	382 (291, 483)	647 (497, 829)	559 (433, 722)	474 (367, 612)	1,050 (812, 1,350)	1,640 (1,270, 2,100)	1,890 (1,460, 2,420)	1,970 (1,520, 2,530)	2,000 (1,540, 2,580)	2,020 (1,560, 2,600)	2,040 (1,570, 2,620)	2,060 (1,590, 2,640)	2,080 (1,600, 2,670)	2,090 (1,620, 2,690)	2,120 (1,630, 2,720)	2,130 (1,640, 2,730)	2,140 (1,650, 2,740)	2,150 (1,660, 2,760)	2,160 (1,670, 2,770)	2,170 (1,670, 2,780)	26,400
Upper respiratory infections	0.9 (0.5 to 1.4)	0.3 (0 to 0.6)	4.1 (2.2 to 7.2)	6.6 (3.5 to 11.4)	4.7 (2.6 to 8.1)	6.7 (3.8 to 11.4)	9.7 (5.5 to 16.2)	9.8 (5.6 to 16.2)	9.8 (5.6 to 16.2)	9.8 (5.6 to 16.2)	9.8 (5.6 to 16.2)	9.8 (5.6 to 16.2)	9.8 (5.6 to 16.2)	9.8 (5.6 to 16.2)	9.8 (5.6 to 16.2)	9.8 (5.6 to 16.2)	9.8 (5.6 to 16.2)	9.8 (5.6 to 16.2)	9.8 (5.6 to 16.2)	9.8 (5.6 to 16.2)	9.8 (5.6 to 16.2)	9.8 (5.6 to 16.2)	4,320
Otitis media	0 (0 to 0)	0 (0 to 0.7)	0.7 (0 to 2.6)	0.7 (0 to 2.6)	0.7 (0 to 2.6



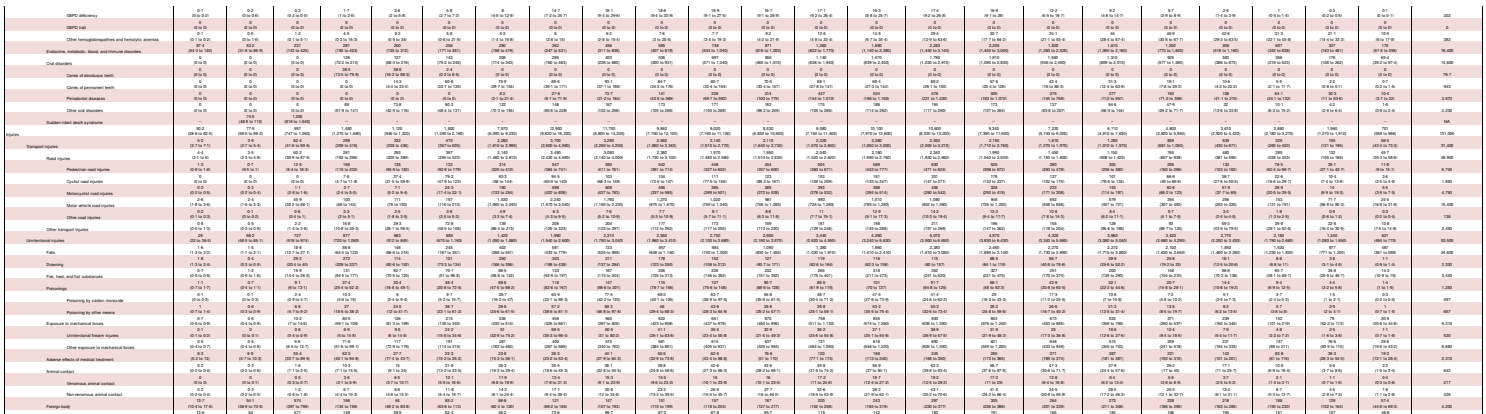

SR Table 2a. New Mexico DALYS by cause and age group for males with 95% uncertainty intervals, 2019

Cause	Early Neonatal	Late Neonatal	Post-Neonatal	1 to 4	5 to 9	10 to 14	15 to 19	20 to 24	25 to 29	30 to 34	35 to 39	40 to 44	45 to 49	50 to 54	55 to 59	60 to 64	65 to 69	70 to 74	75 to 79	80 to 84	85 to 89	90 to 94	95 plus	Total
All causes	3,090 (2,850 to 3,230)	972 (849 to 1,060)	2,370 (1,990 to 2,570)	2,900 (2,430 to 3,480)	3,160 (2,460 to 3,880)	5,440 (4,260 to 6,500)	11,600 (9,600 to 13,700)	17,900 (14,600 to 21,200)	20,400 (17,000 to 24,100)	21,200 (18,000 to 24,700)	21,600 (18,400 to 25,600)	21,400 (18,200 to 25,400)	21,400 (17,700 to 25,600)	23,000 (18,700 to 28,000)	24,600 (19,700 to 29,400)	27,600 (22,300 to 33,900)	33,100 (26,600 to 40,600)	39,600 (31,400 to 48,900)	43,000 (33,700 to 53,400)	46,300 (35,600 to 57,600)	45,800 (33,900 to 57,000)	38,200 (26,300 to 53,300)	7,420 (4,600 to 11,300)	3,210 (2,000 to 5,040)	422,000
Communicable, maternal, neonatal, and nutritional diseases	2,630 (1,910 to 3,120)	972 (597 to 827)	610 (458 to 830)	544 (427 to 713)	497 (356 to 780)	479 (357 to 682)	431 (322 to 589)	444 (327 to 662)	514 (381 to 765)	668 (503 to 994)	829 (627 to 1,230)	1,040 (783 to 1,540)	1,340 (1,010 to 1,980)	1,730 (1,300 to 2,560)	2,190 (1,650 to 3,240)	2,880 (2,170 to 4,260)	3,660 (2,760 to 5,420)	4,530 (3,420 to 6,700)	5,180 (3,910 to 7,660)	5,450 (4,110 to 8,060)	5,450 (4,110 to 8,060)	4,550 (3,430 to 6,730)	1,020 (770 to 1,510)	577 (435 to 853)	39,200
HIV/AIDS and sexually transmitted infections	0.3 (0.2 to 0.5)	0.1 (0.1 to 0.2)	2.6 (2.1 to 3.1)	2.6 (2.2 to 3.1)	1.6 (1.2 to 1.9)	2.2 (1.8 to 2.6)	6.6 (5.4 to 8.1)	26 (21 to 31.7)	33 (26 to 41.7)	175 (141 to 222)	195 (156 to 250)	262 (210 to 336)	197 (157 to 256)	196 (155 to 256)	136 (106 to 178)	136 (106 to 178)	136 (106 to 178)	140 (108 to 183)	136 (104 to 180)	136 (98.9 to 181)	136 (98.9 to 181)	136 (98.9 to 181)	136 (98.9 to 181)	1,490	0.4 (0.3 to 0.5)	3,400
HIV/AIDS	0 (0 to 0)	0 (0 to 0)	2.4 (2 to 2.9)	2.6 (2.1 to 3)	1.6 (1.2 to 1.9)	1.9 (1.5 to 2.3)	4.8 (3.8 to 6.1)	20.3 (15.9 to 25.7)	27 (20.8 to 34.2)	161 (127 to 205)	177 (140 to 226)	226 (181 to 294)	180 (143 to 236)	180 (142 to 236)	135 (105 to 176)	135 (105 to 176)	135 (105 to 176)	139 (108 to 180)	135 (103 to 176)	135 (97.9 to 176)	135 (97.9 to 176)	135 (97.9 to 176)	135 (97.9 to 176)	1,410	0.3 (0.2 to 0.5)	3,100
HIV/AIDS - Drug-susceptible Tuberculosis	0 (0 to 0)	0 (0 to 0)	0.1 (0.1 to 0.1)	0.1 (0.1 to 0.2)	0.1 (0 to 0.1)	0.1 (0 to 0.1)	0.2 (0.1 to 0.2)	0.6 (0.4 to 0.8)	0.8 (0.6 to 1.1)	2.2 (1.6 to 3)	2.4 (1.8 to 3.3)	2.7 (2 to 3.7)	2.1 (1.5 to 2.9)	2.1 (1.5 to 2.9)	1.4 (1 to 1.9)	1.4 (1 to 1.9)	1.4 (1 to 1.9)	1.4 (1 to 1.9)	1.4 (1 to 1.9)	1.4 (1 to 1.9)	1.4 (1 to 1.9)	1.4 (1 to 1.9)	1.4 (1 to 1.9)	39.6	0 (0 to 0)	94
HIV/AIDS - Multidrug-resistant Tuberculosis without extensive drug resistance	0 (0 to 0)	0 (0 to 0)	0 (0 to 0)	0 (0 to 0)	0 (0 to 0)	0 (0 to 0)	0 (0 to 0)	0.1 (0 to 0.1)	0.2 (0 to 0.1)	0.5 (0 to 0.3)	0.6 (0 to 0.3)	0.7 (0 to 0.4)	0.5 (0 to 0.3)	0.5 (0 to 0.3)	0.4 (0 to 0.2)	0.4 (0 to 0.2)	0.4 (0 to 0.2)	0.4 (0 to 0.2)	0.4 (0 to 0.2)	0.4 (0 to 0.2)	0.4 (0 to 0.2)	0.4 (0 to 0.2)	0.4 (0 to 0.2)	7.4	0 (0 to 0)	19
HIV/AIDS - Extensively drug-resistant Tuberculosis	0 (0 to 0)	0 (0 to 0)	0 (0 to 0)	0 (0 to 0)	0 (0 to 0)	0 (0 to 0)	0 (0 to 0)



All Table 2a: New York DALYS by cause and age group for males with 95% uncertainty intervals, 2013

Cause	Early Neonatal	Late Neonatal	Post Neonatal	1 to 4	5 to 9	10 to 14	15 to 19	20 to 24	25 to 29	30 to 34	35 to 39	40 to 44	45 to 49	50 to 54	55 to 59	60 to 64	65 to 69	70 to 74	75 to 79	80 to 84	85 to 89	90 plus	Total
All causes	29,459 (22,563 to 29,200)	6,130 (5,182 to 6,982)	17,260 (13,135 to 20,200)	23,660 (19,472 to 26,600)	27,690 (23,284 to 30,460)	28,700 (23,782 to 29,600)	31,260 (26,487 to 32,200)	40,530 (34,610 to 42,300)	46,240 (39,610 to 48,200)	46,240 (39,600 to 48,200)	46,240 (39,610 to 48,200)	46,240 (39,610 to 48,200)	46,240 (39,610 to 48,200)	46,240 (39,610 to 48,200)	173,000 (141,000 to 207,000)	230,000 (187,000 to 276,000)	230,000 (184,000 to 276,000)	324,000 (259,000 to 389,000)	324,000 (259,000 to 389,000)	312,000 (249,000 to 374,000)	299,000 (239,000 to 359,000)	177,000 (113,000 to 228,000)	199,000 (127,000 to 257,000)	76,000 (48,000 to 98,000)	33,100 (20,700 to 42,900)	3,170,000
Communicable, maternal, neonatal, and nutritional diseases	29,220 (17,000 to 29,000)	5,990 (3,900 to 6,980)	5,170 (3,900 to 6,980)	4,640 (3,900 to 5,290)	4,290 (3,700 to 4,970)	3,800 (3,200 to 4,400)	4,300 (3,600 to 5,000)	6,640 (5,500 to 7,700)	9,950 (8,200 to 11,500)	9,950 (8,200 to 11,500)	8,190 (6,800 to 9,500)	6,660 (5,500 to 7,700)	6,210 (5,200 to 7,200)	4,400 (3,700 to 5,200)	4,780 (4,000 to 5,600)	3,320 (2,800 to 3,900)	2,420 (2,000 to 2,800)	1,660 (1,400 to 1,900)	1,270 (1,000 to 1,500)	1,000 (800 to 1,200)	1,000 (800 to 1,200)	1,610 (1,300 to 1,900)	1,610 (1,300 to 1,900)	1,610 (1,300 to 1,900)	1,610 (1,300 to 1,900)	161,000
HIV/AIDS and sexually transmitted infections	11 (9 to 21)	9 (5 to 11)	102 (74 to 114)	185 (144 to 210)	32 (22 to 40)	19 (12 to 24)	1,100 (1,000 to 1,200)	3,100 (2,900 to 3,300)	4,100 (3,900 to 4,300)	3,900 (3,700 to 4,100)	3,200 (3,000 to 3,400)	2,400 (2,200 to 2,600)	2,000 (1,800 to 2,200)	1,500 (1,400 to 1,700)	1,200 (1,100 to 1,300)	1,000 (900 to 1,100)	800 (700 to 900)	600 (500 to 700)	400 (300 to 500)	300 (200 to 400)	200 (100 to 300)	100 (50 to 150)	100 (50 to 150)	100 (50 to 150)	100 (50 to 150)	100 (50 to 150)	29,400
HIV/AIDS	0 (0 to 0)	0 (0 to 0)	0 (0 to 0)	0 (0 to 0)	0 (0 to 0)	0 (0 to 0)	1,000 (900 to 1,100)	3,000 (2,800 to 3,200)	4,000 (3,800 to 4,200)	3,800 (3,600 to 4,000)	3,100 (2,900 to 3,300)	2,300 (2,100 to 2,500)	1,900 (1,700 to 2,100)	1,400 (1,300 to 1,600)	1,100 (1,000 to 1,200)	900 (800 to 1,000)	700 (600 to 800)	500 (400 to 600)	300 (200 to 400)	200 (100 to 300)	100 (50 to 150)	50 (0 to 100)	50 (0 to 100)	50 (0 to 100)	50 (0 to 100)	50 (0 to 100)	27,500
HIV/AIDS - Drug-susceptible Tuberculosis	0 (0 to 0)	0 (0 to 0)	0 (0 to 0)	0 (0 to 0)	0 (0 to 0)	0 (0 to 0)	0 (0 to 0)	0 (0 to 0)	0 (0 to 0)	0 (0 to 0)	0 (0 to 0)	0 (0 to 0)	0 (0 to 0)	0 (0 to 0)	0 (0 to 0)	0 (0 to 0)	0 (0 to 0)	0 (0 to 0)	0 (0 to 0)	0 (0 to 0)	0 (0 to 0)	0 (0 to 0)	0 (0 to 0)	0 (0 to 0)	0 (0 to 0)	0 (0 to 0)	0
HIV/AIDS - Multidrug-resistant Tuberculosis without extensive drug resistance	0 (0 to 0)	0 (0 to 0)	0 (0 to 0)	0 (0 to 0)	0 (0 to 0)	0 (0 to 0)	0 (0 to 0)	0 (0 to 0)	0 (0 to 0)	0 (0 to 0)	0 (0 to 0)	0 (0 to 0)	0 (0 to 0)	0 (0 to 0)	0 (0 to 0)	0 (0 to 0)	0 (0 to 0)	0 (0 to 0)	0 (0 to 0)	0 (0 to 0)	0 (0 to 0)	0 (0 to 0)	0 (0 to 0)	0 (0 to 0)	0 (0 to 0)	0 (0 to 0)	0
HIV/AIDS - Extensively drug-resistant Tuberculosis	0 (0 to 0)	0 (0 to 0)	0 (0 to 0)	0 (0 to 0)	0 (0 to 0)	0 (0 to 0)	0 (0 to 0)	0 (0 to 0)	0 (0 to 0)	0 (0 to 0)	0 (0 to 0)	0 (0 to 0)	0 (0 to 0)	0 (0 to 0)	0 (0 to 0)	0 (0 to 0)	0 (0 to 0)	0 (0 to 0)	0 (0 to 0)	0 (0 to 0)	0 (0 to 0)	0 (0 to 0)	0 (0 to 0)	0 (0 to 0)	0 (0 to 0)	0 (0 to 0)	0
HIV/AIDS resulting in other diseases	11 (9 to 21)	9 (5 to 11)	102 (74 to 114)	185 (144 to 210)	32 (22 to 40)	19 (12 to 24)	100 (100 to 100)	100 (100 to 100)	100 (100 to 100)	100 (100 to 100)	100 (100 to 100)	100 (100 to 100)	100 (100 to 100)	100 (100 to 100)	100 (100 to 100)	100 (100 to 100)	100 (100 to 100)	100 (100 to 100)	100 (100 to 100)	100 (100 to 100)	100 (100 to 100)	50 (0 to 100)	50 (0 to 100)	50 (0 to 100)	50 (0 to 100)	50 (0 to 100)	1,900
Sexually transmitted infections, excluding HIV	11 (9 to 21)	9 (5 to 11)	2 (0 to 4)	4 (0 to 6)	2 (0 to 3)	1 (0 to 2)	1 (1 to 1)	1 (1 to 1)	1 (1 to 1)	1 (1 to 1)	1 (1 to 1)	1 (1 to 1)	1 (1 to 1)	1 (1 to 1)	1 (1 to 1)	1 (1 to 1)	1 (1 to 1)	1 (1 to 1)	1 (1 to 1)	1 (1 to 1)	1 (1 to 1)	1 (1 to 1)	1 (1 to 1)	1 (1 to 1)	1 (1 to 1)	1 (1 to 1)	454
Syphilis	0 (0 to 0)	0 (0 to 0)	0 (0 to 0)	0 (0 to 0)	0 (0 to 0)	0 (0 to 0)	0 (0 to 0)	0 (0 to 0)	0 (0 to 0)	0 (0 to 0)	0 (0 to 0)	0 (0 to 0)	0 (0 to 0)	0 (0 to 0)	0 (0 to 0)	0 (0 to 0)	0 (0 to 0)	0 (0 to 0)	0 (0 to 0)	0 (0 to 0)	0 (0 to 0)	0 (0 to 0)	0 (0 to 0)	0 (0 to 0)	0 (0 to 0)	0 (0 to 0)	198
Chlamydial infection	0 (0 to 0)	0 (0 to 0)	0 (0 to 0)	0 (0 to 0)	0 (0 to 0)	0 (0 to 0)	0 (0 to 0)	0 (0 to 0)	0 (0 to 0)	0 (0 to 0)	0 (0 to 0)	0 (0 to 0)	0 (0 to 0)	0 (0 to 0)	0 (0 to 0)	0 (0 to 0)	0 (0 to 0)	0 (0 to 0)	0 (0 to 0)	0 (0 to 0)	0 (0 to 0)	0 (0 to 0)	0 (0 to 0)	0 (0 to 0)	0 (0 to 0)	0 (0 to 0)	19.0
Gonococcal infection	0 (0 to 0)	0 (0 to 0)	0 (0 to 0)	0 (0 to 0)	0 (0 to 0)	0 (0 to 0)	0 (0 to 0)	0 (0 to 0)	0 (0 to 0)	0 (0 to 0)	0 (0 to 0)	0 (0 to 0)	0 (0 to 0)	0 (0 to 0)	0 (0 to 0)	0 (0 to 0)	0 (0 to 0)	0 (0 to 0)	0 (0 to 0)	0 (0 to 0)	0 (0 to 0)	0 (0 to 0)	0 (0 to 0)	0 (0 to 0)	0 (0 to 0)	0 (0 to 0)	17.0
Trichomoniasis	0 (0 to 0)	0 (0 to 0)	0 (0 to 0)	0 (0 to 0)	0 (0 to 0)	0 (0 to 0)	0 (0 to 0)	0 (0 to 0)	0 (0 to 0)	0 (0 to 0)	0 (0 to 0)	0 (0 to 0)	0 (0 to 0)	0 (0 to 0)	0 (0 to 0)	0 (0 to 0)	0 (0 to 0)	0 (0 to 0)	0 (0 to 0)	0 (0 to 0)	0 (0 to 0)	0 (0 to 0)	0 (0 to 0)	0 (0 to 0)	0 (0 to 0)	0 (0 to 0)	20.6
Genital herpes	0 (0 to 0)	0 (0 to 0)	0 (0 to 0)	0 (0 to 0)	0 (0 to 0)	0 (0 to 0)	0 (0 to 0)	0 (0 to 0)	0 (0 to 0)	0 (0 to 0)	0 (0 to 0)	0 (0 to 0)	0 (0 to 0)	0 (0 to 0)	0 (0 to 0)	0 (0 to 0)	0 (0 to 0)	0 (0 to 0)	0 (0 to 0)	0 (0 to 0)	0 (0 to 0)	0 (0 to 0)	0 (0 to 0)	0 (0 to 0)	0 (0 to 0)	0 (0 to 0)	264
Other sexually transmitted infections	0 (0 to 0)	0 (0 to 0)	0 (0 to 0)	0 (0 to 0)	0 (0 to 0)	0 (0 to 0)	0 (0 to 0)	0 (0 to 0)	0 (0 to 0)	0 (0 to 0)	0 (0 to 0)	0 (0 to 0)	0 (0 to 0)	0 (0 to 0)	0 (0 to 0)	0 (0 to 0)	0 (0 to 0)	0 (0 to 0)	0 (0 to 0)	0 (0 to 0)	0 (0 to 0)	0 (0 to 0)	0 (0 to 0)	0 (0 to 0)	0 (0 to 0)	0 (0 to 0)	24.7
Respiratory infections and tuberculosis	620 (432 to 854)	110 (82 to 150)	1,260 (900 to 1,540)	1,210 (900 to 1,470)	580 (500 to 670)	500 (400 to 580)	1,100 (900 to 1,300)	1,200 (900 to 1,500)	1,600 (1,200 to 1,900)	1,600 (1,200 to 1,900)	1,600 (1,200 to 1,900)	1,600 (1,200 to 1,900)	1,600 (1,200 to 1,900)	2,000 (1,400 to 2,500)	2,000 (1,400 to 2,500)	4,000 (3,000 to 5,000)	4,700 (3,500 to 5,900)	5,000 (3,700 to 6,200)	6,000 (4,500 to 7,500)	6,000 (4,500 to 7,500)	6,100 (4,600 to 7,600)	4,800 (3,600 to 6,000)	2,000 (1,500 to 2,500)	2,000 (1,500 to 2,500)	1,000 (700 to 1,300)	56,900
Tuberculosis	0 (0 to 0)	0 (0 to 0)	0 (0 to 0)	0 (0 to 0)	0 (0 to 0)	0 (0 to 0)	20 (0 to 40)	30 (0 to 60)	30 (0 to 60)	40 (0 to 80)	40 (0 to 80)	40 (0 to 80)	50 (0 to 100)	60 (0 to 100)	70 (0 to 100)	80 (0 to 100)	90 (0 to 100)	100 (0 to 100)	100 (0 to 100)	100 (0 to 100)	100 (0 to 100)	100 (0 to 100)	60 (0 to 100)	30 (0 to 50)	20 (0 to 30)	10 (0 to 20)	1,040
Lower respiratory infections	620 (432 to 854)	110 (82 to 150)	1,260 (900 to 1,540)	1,210 (900 to 1,470)	580 (500 to 670)	500 (400 to 580)	1,100 (900 to 1,300)	1,200 (900 to 1,500)	1,600 (1,200 to 1,900)	1,600 (1,200 to 1,900)	1,600 (1,200 to 1,900)	1,600 (1,200 to 1,900)	1,600 (1,200 to 1,900)	2,000 (1,400 to 2,500)	2,000 (1,400 to 2,500)	4,000 (3,000 to 5,000)	4,700 (3,500 to 5,900)	5,000 (3,700 to 6,200)	6,000 (4,500 to 7,500)	6,000 (4,500 to 7,500)	6,100 (4,600 to 7,600)	4,800 (3,600 to 6,000)	2,000 (1,500 to 2,500)	2,000 (1,500 to 2,500)	1,000 (700 to 1,300)	56,900
Upper respiratory infections	0 (0 to 0)	0 (0 to 0)	0 (0 to 0)	0 (0 to 0)	0 (0 to 0)	0 (0 to 0)	0 (0 to 0)	0 (0 to 0)	0 (0 to 0)	0 (0 to 0)	0 (0 to 0)	0 (0 to 0)	0 (0 to 0)	0 (0 to 0)	0 (0 to 0)	0 (0 to 0)	0 (0 to 0)	0 (0 to 0)	0 (0 to 0)	0 (0 to 0)	0 (0 to 0)	0 (0 to 0)	0 (0 to 0)	0 (0 to 0)	0 (0 to 0)	0 (0 to 0)	0
Otitis media	0 (0 to 1)	0 (0 to 0)	0 (0 to 0)	0 (0 to 0)	0 (0 to 0)	0 (0 to 0)	0 (0 to 0)	0 (0 to 0)	0 (0 to 0)	0 (0 to 0)	0 (0 to 0)	0 (0 to 0)	0 (0 to 0)	0 (0 to 0)	0 (0 to 0)	0 (0 to 0)	0 (0 to 0)	0 (0 to 0)	0 (0 to 0)	0 (0 to 0)	0 (0 to 0)	0 (0 to 0)	0 (0 to 0)	0 (0 to 0)	0 (0 to 0)	0 (0 to 0)	0
Enteric infections	14 (9 to 23.0)	2 (1 to 3.0)	240 (170 to 340)	490 (370 to 630)	420 (320 to 540)	270 (210 to 340)	430 (330 to 540)	590 (450 to 740)	620 (470 to 780)	620 (470 to 780)	620 (470 to 780)	620 (470 to 780)	620 (470 to 780)	620 (470 to 780)	620 (470 to 780)	620 (470 to 780)	620 (470 to 780)	620 (470 to 780)	620 (470 to 780)	620 (470 to 780)	620 (470 to 780)	620 (470 to 780)	620 (470 to 780)	620 (470 to 780)	620 (470 to 780)	620 (470 to 780)	13,900
Diarrheal diseases	14 (9 to 23.0)	2.0 (1 to 3.0)	240 (170 to 340)	490 (370 to 630)	420 (320 to 540)	270 (210 to 340)	430 (330 to 540)	590 (450 to 740)	620 (470 to 780)	620 (470 to 780)	620 (470 to 780)	620 (470 to 780)	620 (470 to 780)	620 (470 to 780)	620 (470 to 780)	620 (470 to 780)	620 (470 to 780)	620 (470 to 780)	620 (470 to 780)	620 (470 to 780)	620 (470 to 780)	620 (470 to 780)	620 (470 to 780)	620 (470 to 780)	620 (470 to 780)	620 (470 to 780)	13,900
Typhoid and paratyphoid	0 (0 to 0)	0 (0 to 0)	0 (0 to 0)	0 (0 to 0)	0 (0 to 0)	0 (0 to 0)	0 (0 to 0)	0 (0 to 0)	0 (0 to 0)	0 (0 to 0)	0 (0 to 0)	0 (0 to 0)	0 (0 to 0)	0 (0 to 0)	0 (0 to 0)	0 (0 to 0)	0 (0 to 0)	0 (0 to 0)	0 (0 to 0)	0 (0 to 0)	0 (0 to 0)	0 (0 to 0)	0 (0 to 0)	0 (0 to 0)	0 (0 to 0)	0 (0 to 0)	2
Typhoid fever	0 (0 to 0)	0 (0 to 0)	0 (0 to 0)	0 (0 to 0)	0 (0 to 0)	0 (0 to 0)	0 (0 to 0)	0 (0 to 0)	0 (0 to 0)	0 (0 to 0)	0 (0 to 0)	0 (0 to 0)	0 (0 to 0)	0 (0 to 0)	0 (0 to 0)	0 (0 to 0)	0 (0 to 0)	0 (0 to 0)	0 (0 to 0)	0 (0 to 0)	0 (0 to 0)	0 (0 to 0)	0 (0 to 0)	0 (0 to 0)	0 (0 to 0)	0 (0 to 0)	0.1
Paratyphoid fever	0 (0 to 0)	0 (0 to 0)	0 (0 to 0)	0 (0 to 0)	0 (0 to 0)	0 (0 to 0)	0 (0 to 0)	0 (0 to 0)	0 (0 to 0)	0 (0 to 0)	0 (0 to 0)	0 (0 to 0)	0 (0 to 0)	0 (0 to 0)	0 (0 to 0)	0 (0 to 0)	0 (0 to 0)	0 (0 to 0)	0 (0 to 0)	0 (0 to 0)	0 (0 to 0)	0 (0 to 0)	0 (0 to 0)	0 (0 to 0)	0 (0 to 0)	0 (0 to 0)	1.8
Invasive Non-typhoidal Salmonella (iNTS)	1.8 (0.9 to 3.4)	0.3 (0.1 to 0.5)	2.2 (1.4 to 3.2)	3.2 (2.0 to 4.5)	2.2 (1.4 to 3.2)	1.4 (0.9 to 2.0)	1.5 (0.9 to 2.3)	2.1 (1.3 to 3.2)	2.5 (1.6 to 3.8)	2.5 (1.6 to 3.8)	2.5 (1.6 to 3.8)	2.1 (1.3 to 3.2)	1.8 (1.1 to 2.7)	1.4 (0.9 to 2.1)	1.2 (0.8 to 1.8)	1.0 (0.6 to 1.5)	0.8 (0.5 to 1.2)	0.6 (0.4 to 0.9)	0.4 (0.3 to 0.7)	0.3 (0.2 to 0.5)	0.2 (0.1 to 0.4)	0.1 (0.1 to 0.2)	0.1 (0.1 to 0.2)	0.1 (0.1 to 0.2)	0.1 (0.1 to 0.2)	99.0
Other intestinal infectious diseases	0 (0 to 0)	0 (0 to 0)	0.7 (0.4 to 1.0)	1.6 (0.9 to 2.1)	1.0 (0.6 to 1.4)	1.0 (0.6 to 1.4)	1.8 (1.0 to 2.5)	2.6 (1.5 to 3.5)	3.1 (1.8 to 4.3)	3.1 (1.8 to 4.3)	3.1 (1.8 to 4.3)	2.6 (1.5 to 3.5)	2.2 (1.3 to 3.1)	1.7 (1.0 to 2.4)	1.5 (0.9 to 2.1)	1.2 (0.7 to 1.7)	1.0 (0.6 to 1.4)	0.8 (0.5 to 1.1)	0.5 (0.3 to 0.7)	0.4 (0.2 to 0.5)	0.2 (0.1 to 0.3)	0.1 (0.1 to 0.2)	0.1 (0.1 to 0.2)	0.1 (0.1 to 0.2)	0.1 (0.1 to 0.2)	21.6
Neglected tropical diseases and malaria	6.0 (1.1 to 11.0)	0.7 (0.1 to 1.4)	13.0 (2.3 to 24.0)	32.0 (5.7 to 59.0)	50.0 (8.9 to 92.0)	43.0 (7.7 to 79.0)	39.0 (7.0 to 72.0)	38.0 (6.8 to 70.0)	37.0 (6.6 to 68.0)	36.0 (6.4 to 66.0)	30.0 (5.4 to 55.0)	22.0 (3.9 to 40.0)	16.0 (2.9 to 29.0)	11.0 (2.0 to 20.0)	8.0 (1.4 to 15.0)	6.0 (1.1 to 11.0)	4.0 (0.7 to 7.0)	3.0 (0.5 to 5.0)	2.0 (0.4 to 4.0)	1.0 (0.2 to 2.0)	0.5 (0.1 to 1.0)	0.2 (0.0 to 0.4)	0.1 (0.0 to 0.2)	0.1 (0.0 to 0.2)	0.1 (0.0 to 0.2)	2,540
Malaria	0 (0 to 0)	0 (0 to 0)	0 (0 to 0)	0 (0 to 0)	0 (0 to 0)	0 (0 to 0)	0 (0 to 0)	0 (0 to 0)	0 (0 to 0)	0 (0 to 0)	0 (0 to 0)	0 (0 to 0)	0 (0 to 0)	0 (0 to 0)	0 (0 to 0)	0 (0 to 0)	0 (0 to 0)	0 (0 to 0)	0 (0 to 0)	0 (0 to 0)	0 (0 to 0)	0 (0 to 0)	0 (0 to 0)	0 (0 to 0)	0 (0 to 0)	0 (0 to 0)	0
Chagas disease	0 (0 to 0)	0 (0 to 0)	0 (0 to 0)	0 (0 to 0)	0 (0 to 0)	0 (0 to 0)	0 (0 to 0)	0 (0 to 0)	0 (0 to 0)	0 (0 to 0)	0 (0 to 0)	0 (0 to 0)	0 (0 to 0)	0 (0 to 0)	0 (0 to 0)	0 (0 to 0)	0 (0 to 0)	0 (0 to 0)	0 (0 to 0)	0 (0 to 0)	0 (0 to 0)	0 (0 to 0)	0 (0 to 0)	0 (0 to 0)	0 (0 to 0)	0 (0 to 0)	0.0
Leishmaniasis	0 (0 to 0)	0 (0 to 0)	0 (0 to 0)	0 (0 to 0)	0 (0 to 0)	0 (0 to 0)	0 (0 to 0)	0 (0 to 0)	0 (0 to 0)	0 (0 to 0)	0 (0 to 0)	0 (0 to 0)	0 (0 to 0)	0 (0 to 0)	0 (0 to 0)	0 (0 to 0)	0 (0 to 0)	0 (0 to 0)	0 (0 to 0)	0 (0 to 0)	0 (0 to 0)	0 (0 to 0)	0 (0 to 0)	0 (0 to 0)	0 (0 to 0)	0 (0 to 0)	0
Visceral leishmaniasis	0 (0 to 0)	0 (0 to 0)	0 (0 to 0)	0 (0 to 0)	0 (0 to 0)	0 (0 to 0)	0 (0 to 0)	0 (0 to 0)	0 (0 to 0)	0 (0 to 0)	0 (0 to 0)	0 (0 to 0)	0 (0 to 0)	0 (0 to 0)	0 (0 to 0)	0 (0 to 0)	0 (0 to 0)	0 (0 to 0)	0 (0 to 0)	0 (0 to 0)	0 (0 to 0)	0 (0 to 0)	0 (0 to 0)	0 (0 to 0)	0 (0 to 0)	0 (0 to 0)	0
Cutaneous and mucocutaneous leishmaniasis	0 (0 to 0)	0 (0 to 0)	0 (0 to 0)	0 (0 to 0)	0 (0 to 0)	0 (0 to 0)	0 (0 to 0)	0 (0 to 0)	0 (0 to 0)	0 (0 to 0)	0 (0 to 0)	0 (0 to 0)	0 (0 to 0)	0 (0 to 0)	0 (0 to 0)	0 (0 to 0)	0 (0 to 0)	0 (0 to 0)	0 (0 to 0)	0 (0 to 0)	0 (0 to 0)	0 (0 to 0)	0 (0 to 0)	0 (0 to 0)	0 (0 to 0)	0 (0 to 0)	0
African trypanosomiasis	0 (0 to 0)	0 (0 to 0)	0 (0 to 0)	0 (0 to 0)	0 (0 to 0)	0 (0 to 0)	0 (0 to 0)	0 (0 to 0)	0 (0 to 0)	0 (0 to 0)	0 (0 to 0)	0 (0 to 0)	0 (0 to 0)	0 (0 to 0)	0 (0 to 0)	0 (0 to 0)	0 (0 to 0)	0 (0 to 0)	0 (0 to 0)	0 (0 to 0)	0 (0 to 0)	0 (0 to 0)	0 (0 to 0)	0 (0 to 0)	0 (0 to 0)	0 (0 to 0)	0
Schistosomiasis	0 (0 to 0)	0 (0 to 0)	0 (0 to 0)	0 (0 to 0)	0 (0 to 0)	0 (0 to 0)	0 (0 to 0)	0 (0 to 0)	0 (0 to 0)	0 (0 to 0)	0 (0 to 0)	0 (0 to 0)	0 (0 to 0)	0 (0 to 0)	0 (0 to 0)	0 (0 to 0)	0 (0 to 0)	0 (0 to 0)	0 (0 to 0)	0 (0 to 0)	0 (0 to 0)	0 (0 to 0)	0 (0 to 0)	0 (0 to 0)	0 (0 to 0)	0 (0 to 0)	0
Cysticercosis	0 (0 to 0)	0 (0 to 0)	0 (0 to 0)	0 (0 to 0)	0 (0 to 0)	0 (0 to 0)	0 (0 to 0)	0 (0 to 0)	0 (0 to 0)	0 (0 to 0)	0 (0 to 0)	0 (0 to 0)	0 (0 to 0)	0 (0 to 0)	0 (0 to 0)	0 (0 to 0)	0 (0 to 0)	0 (0 to 0)	0 (0 to 0)	0 (0 to 0)	0 (0 to 0)	0 (0 to 0)	0 (0 to 0)	0 (0 to 0)	0 (0 to 0)	0 (0 to 0)	0
Cystic echinococcosis	0 (0 to 0)	0 (0 to 0)	0 (0 to 0)	0 (0 to 0)	0 (0 to 0)	0 (0 to 0)	0 (0 to 0)	0 (0 to 0)	0 (0 to 0)	0 (0 to 0)	0 (0 to 0)	0 (0 to 0)	0 (0 to 0)	0 (0 to 0)	0 (0 to 0)	0 (0 to 0)	0 (0 to 0)	0 (0 to 0)	0 (0 to 0)	0 (0 to 0)	0 (0 to 0)	0 (0 to 0)	0 (0 to 0)	0 (0 to 0)	0 (0 to 0)	0 (0 to 0)	0
Lymphatic filariasis	0 (0 to 0)	0 (0 to 0)	0 (0 to 0)	0 (0 to 0)	0 (0 to 0)	0 (0 to 0)	0 (0 to 0)	0 (0 to 0)	0 (0 to 0)	0 (0 to 0)	0 (0 to 0)	0 (0 to 0)	0 (0 to 0)	0 (0 to 0)	0 (0 to 0)	0 (0 to 0)	0 (0 to 0)	0 (0 to 0)	0 (0 to 0)	0 (0 to 0)	0 (0 to 0)	0 (0 to 0)	0 (0 to 0)	0 (0 to 0)	0 (0 to 0)	0 (0 to 0)	0
Onchocerciasis	0 (0 to 0)	0 (0 to 0)	0 (0 to 0)	0 (0 to 0)	0 (0 to 0)	0 (0 to 0)	0 (0 to 0)	0 (0 to 0)	0 (0 to 0)	0 (0 to 0)	0 (0 to 0)	0 (0 to 0)	0 (0 to 0)	0 (0 to 0)	0 (0 to 0)	0 (0 to 0)	0 (0 to 0)	0 (0 to 0)	0 (0 to 0)	0 (0 to 0)	0 (0 to 0)	0 (0 to 0)	0 (0 to 0)	0 (0 to 0)	0 (0 to 0)	0 (0 to 0)	0
Trachoma	0 (0 to 0)	0 (0 to 0)	0 (0 to 0)	0 (0 to 0)	0 (0 to 0)	0 (0 to 0)	0 (0 to 0)	0 (0 to 0)	0 (0 to 0)	0 (0 to 0)	0 (0 to 0)	0 (0 to 0)	0 (0 to 0)	0 (0 to 0)	0 (0 to 0)	0 (0 to 0)	0 (0 to 0)	0 (0 to 0)	0 (0 to 0)	0 (0 to 0)	0 (0 to 0)	0 (0 to 0)	0 (0 to 0)	0 (0 to 0)	0 (0 to 0)	0 (0 to 0)	0
Dengue	0 (0 to 0)	0 (0 to 0)	0 (0 to 0)	0 (0 to 0)	0 (0 to 0)	0 (0 to 0)	0 (0 to 0)	0 (0 to 0)	0 (0 to 0)	0 (0 to 0)	0 (0 to 0)	0 (0 to 0)	0 (0 to 0)	0 (0 to 0)	0 (0 to 0)	0 (0 to 0)	0 (0 to 0)	0 (0 to 0)	0 (0 to 0)	0 (0 to 0)	0 (0 to 0)	0 (0 to 0)	0 (0 to 0)	0 (0 to 0)	0 (0 to 0)	0 (0 to 0)	0
Yellow fever	0 (0 to 0)	0 (0 to 0)	0 (0 to 0)	0 (0 to 0)	0 (0 to 0)	0 (0 to 0)	0 (0 to 0)	0 (0 to 0)	0 (0 to 0)	0 (0 to 0)	0 (0 to 0)	0 (0 to 0)	0 (0 to 0)	0 (0 to 0)	0 (0 to 0)	0 (0 to 0)	0 (0 to 0)	0 (0 to 0)	0 (0 to 0)	0 (0 to 0)	0 (0 to 0)	0 (0 to 0)	0 (0 to 0)	0 (0 to 0)	0 (0 to 0)	0 (0 to 0)	0
Rabies	0 (0 to 0)	0 (0 to 0)	0.1 (0 to 0.2)	0.2 (0 to 0.3)	0.1 (0 to 0.1)	0.0 (0 to 0.0)	0.0 (0 to 0.0)	0.0 (0 to 0.0



Other transport injuries	2 (1.2 to 3.1)	1.2 (0.7 to 2.1)	6.4 (4 to 10.2)	49.4 (39.4 to 62.7)	152 (66.1 to 153)	257 (227 to 316)	397 (227 to 516)	538 (333 to 813)	554 (335 to 773)	481 (314 to 697)	489 (333 to 696)	439 (299 to 599)	452 (321 to 614)	483 (348 to 630)	494 (347 to 636)	457 (344 to 591)	397 (295 to 533)	354 (252 to 497)	320 (197 to 456)	125 (109 to 161)	66.6 (37.1 to 127)	69.4 (43.9 to 73.8)	22 (7.9 to 36.4)	6,300
Unintentional injuries	54.6 (47.7 to 69.5)	36 (19.6 to 176)	1,960 (1,400 to 2,970)	4,720 (3,420 to 6,530)	1,490 (1,110 to 1,850)	2,990 (2,210 to 3,850)	2,990 (2,210 to 3,850)	4,040 (3,050 to 5,610)	5,300 (4,000 to 6,930)	5,770 (4,430 to 7,750)	6,140 (4,650 to 8,130)	6,040 (4,700 to 8,040)	7,990 (6,400 to 9,970)	8,760 (6,990 to 11,600)	10,400 (8,000 to 13,600)	10,600 (8,130 to 13,700)	9,900 (7,390 to 13,500)	8,980 (6,900 to 11,900)	7,900 (5,810 to 10,900)	6,260 (4,960 to 7,900)	4,860 (3,860 to 6,060)	3,040 (2,220 to 3,770)	1,470 (1,090 to 1,950)	116,000
Falls	4 (2 to 6.3)	0.9 (0.4 to 3.1)	50.9 (34.9 to 73.4)	264 (149 to 399)	391 (226 to 519)	937 (577 to 1,111)	917 (565 to 1,230)	1,410 (1,000 to 1,850)	1,850 (1,300 to 2,530)	2,060 (1,540 to 2,770)	2,060 (1,700 to 3,130)	2,060 (1,640 to 3,290)	3,060 (2,530 to 3,990)	3,660 (3,000 to 4,780)	4,260 (3,530 to 5,650)	4,260 (3,530 to 5,770)	4,060 (3,270 to 5,660)	3,760 (2,960 to 5,370)	4,600 (3,760 to 6,070)	4,410 (3,460 to 5,620)	3,660 (2,870 to 4,660)	2,060 (1,600 to 2,650)	1,160 (910 to 1,520)	67,100
Drowning	2.5 (1.2 to 2.8)	0.7 (0.4 to 1.1)	69.4 (52.1 to 92.6)	214 (164 to 277)	234 (180 to 320)	248 (175 to 327)	214 (152 to 283)	623 (432 to 821)	391 (270 to 511)	317 (220 to 411)	264 (182 to 344)	213 (147 to 276)	240 (166 to 312)	206 (142 to 270)	212 (146 to 276)	162 (112 to 210)	114 (78 to 148)	90 (62 to 118)	91.7 (62.9 to 119)	71 (48.7 to 92.4)	56.3 (38.6 to 73.3)	41.8 (28.7 to 54.4)	16.3 (11.2 to 21.2)	4,810
Fire, heat, and hot substances	1.4 (1.1 to 1.8)	2.9 (2.2 to 3.7)	52.6 (39.5 to 69.4)	262 (188 to 340)	229 (172 to 298)	176 (132 to 230)	169 (121 to 218)	217 (212 to 434)	225 (209 to 434)	193 (179 to 373)	193 (168 to 358)	163 (151 to 307)	163 (151 to 307)	152 (141 to 293)	167 (156 to 323)	159 (148 to 307)	139 (129 to 268)	109 (101 to 210)	240 (223 to 463)	137 (127 to 264)	66 (61 to 127)	33.7 (31.3 to 65)	6,380
Poisonings	2.1 (1.7 to 2.5)	21.5 (16.9 to 26.1)	21.5 (16.7 to 27.1)	84.4 (66.1 to 104)	84.4 (66.1 to 104)	84.4 (66.1 to 104)	84.4 (66.1 to 104)	84.4 (66.1 to 104)	84.4 (66.1 to 104)	84.4 (66.1 to 104)	84.4 (66.1 to 104)	84.4 (66.1 to 104)	84.4 (66.1 to 104)	84.4 (66.1 to 104)	84.4 (66.1 to 104)	84.4 (66.1 to 104)	84.4 (66.1 to 104)	84.4 (66.1 to 104)	84.4 (66.1 to 104)	84.4 (66.1 to 104)	84.4 (66.1 to 104)	84.4 (66.1 to 104)	2,000
Poisoning by other medications and drugs	0.9 (0.7 to 1.2)	8.5 (6.1 to 11)	28.1 (21.5 to 11.9)	124 (94.9 to 161)	87.8 (71.2 to 107)	116 (94.1 to 142)	116 (94.1 to 142)	124 (101 to 151)	124 (101 to 151)	124 (101 to 151)	124 (101 to 151)	124 (101 to 151)	124 (101 to 151)	124 (101 to 151)	124 (101 to 151)	124 (101 to 151)	124 (101 to 151)	124 (101 to 151)	124 (101 to 151)	124 (101 to 151)	124 (101 to 151)	124 (101 to 151)	124 (101 to 151)	2,000
Poisoning by other substances	1.2 (1.2 to 2.8)	13.8 (9.7 to 1.9)	69.2 (50.3 to 79.5)	69.7 (50 to 97)	78.2 (57.9 to 105)	78 (58.9 to 1.09)	113 (78.9 to 160)	145 (97 to 194)	99.7 (67.1 to 133)	93.7 (64.3 to 127)	79.9 (56.1 to 117)	76.3 (52.7 to 114)	104 (73.1 to 146)	97.5 (67.7 to 137)	79.9 (55.9 to 113)	63.6 (44.3 to 90.9)	44.1 (27 to 68.2)	27.7 (17.3 to 41.1)	19.2 (12.1 to 27.8)	11.9 (7.9 to 17.1)	6 (4.1 to 8.7)	2.3 (1.5 to 3.3)	1,300
Exposure to mechanical forces	1.4 (1.1 to 2.1)	3 (2.1 to 4.1)	24 (17.1 to 32.6)	68 (49.2 to 90)	254 (196 to 350)	439 (346 to 577)	439 (346 to 577)	903 (693 to 1,180)	1,150 (877 to 1,500)	1,200 (910 to 1,600)	1,220 (910 to 1,600)	1,210 (910 to 1,600)	1,420 (1,060 to 1,900)	1,420 (1,060 to 1,900)	1,750 (1,310 to 2,300)	1,450 (1,080 to 1,900)	1,360 (1,020 to 1,800)	1,270 (950 to 1,700)	741 (550 to 1,000)	490 (365 to 650)	310 (230 to 420)	165 (123 to 220)	44 (32 to 60.1)	18,200
Unintentional firearm injuries	0.3 (0.2 to 0.5)	0.7 (0.1 to 0.2)	1.5 (1 to 2.5)	3.2 (2.3 to 39.8)	6.2 (1.9 to 39.3)	6.2 (4.6 to 9.1)	6.2 (4.6 to 9.1)	10 (6.6 to 15)	10 (6.6 to 15)	10 (6.6 to 15)	10 (6.6 to 15)	10 (6.6 to 15)	10 (6.6 to 15)	10 (6.6 to 15)	10 (6.6 to 15)	10 (6.6 to 15)	10 (6.6 to 15)	10 (6.6 to 15)	10 (6.6 to 15)	10 (6.6 to 15)	10 (6.6 to 15)	10 (6.6 to 15)	10 (6.6 to 15)	1,170
Other exposure to mechanical forces	1.1 (0.9 to 1.7)	2.3 (1.6 to 3.1)	22.7 (16.1 to 31)	64.1 (46.4 to 86.2)	240 (172 to 332)	414 (297 to 572)	414 (297 to 572)	852 (612 to 1,180)	1,090 (773 to 1,500)	1,130 (801 to 1,560)	1,150 (801 to 1,560)	1,140 (801 to 1,560)	1,340 (951 to 1,850)	1,340 (951 to 1,850)	1,650 (1,170 to 2,280)	1,370 (1,020 to 1,900)	1,280 (910 to 1,800)	1,200 (850 to 1,660)	699 (497 to 966)	462 (328 to 638)	293 (208 to 405)	156 (111 to 215)	41 (29 to 57)	17,000
Adverse effects of medical treatment	0.6 (0.4 to 0.9)	1.4 (0.9 to 1.9)	12 (7.9 to 1.96)	31 (20.1 to 265)	87.6 (48.5 to 96.3)	414 (27.7 to 77)	414 (27.7 to 77)	20.9 (20.2 to 58.9)	66.2 (42.9 to 101)	92.8 (61.9 to 127)	96.8 (61.9 to 144)	130 (81.1 to 181)	136 (84.1 to 201)	200 (123 to 292)	272 (164 to 404)	47.5 (29.4 to 69)	423 (262 to 622)	363 (227 to 536)	664 (422 to 944)	499 (317 to 702)	272 (168 to 389)	180 (120 to 253)	73.1 (51.9 to 102)	6,420
Animal contact	0.6 (0.4 to 0.9)	0.9 (0.6 to 1.4)	6.2 (3.9 to 9.1)	22.5 (15.3 to 32.7)	32.5 (22.5 to 42.7)	44.1 (29.1 to 57.9)	53.5 (37.5 to 69.1)	67.9 (47.6 to 100)	89.7 (63 to 131)	89.7 (58 to 130)	96.1 (62.6 to 150)	89.7 (58 to 130)	102 (65.2 to 153)	102 (65.2 to 153)	113 (73.9 to 174)	128 (83.2 to 196)	120 (80 to 184)	104 (67.3 to 157)	82.7 (52.6 to 126)	59.2 (36.3 to 87)	37.9 (22.7 to 58)	24 (15.3 to 35.8)	1,360
Venomous animal contact	0.3 (0.2 to 0.5)	0.4 (0.3 to 0.7)	2.1 (1.7 to 2.7)	7.4 (5.3 to 12.4)	10.7 (7.4 to 14.9)	14.5 (10.2 to 19.1)	17.6 (12.3 to 23.1)	22.3 (15.7 to 32.8)	29.5 (21 to 43)	29.5 (19 to 43)	31.6 (20.6 to 49.4)	29.5 (19 to 43)	33.7 (21.4 to 51.4)	33.7 (21.4 to 51.4)	37.2 (23.9 to 57.3)	42.1 (27.4 to 64.5)	39.4 (26.3 to 60.8)	34.2 (22.1 to 51.7)	27.2 (17.3 to 41.4)	19.5 (11.9 to 29.8)	12.5 (7.5 to 19.2)	7.9 (5.0 to 12.1)	447
Non-venomous animal contact	0.3 (0.2 to 0.6)	0.5 (0.4 to 1.3)	3.1 (2 to 4.7)	14.8 (9.7 to 22.6)	19.8 (13.6 to 32.4)	22.8 (13.9 to 32.6)	29.2 (18.6 to 42.1)	37.9 (21.4 to 62.2)	48.8 (28 to 81.4)	54.2 (31 to 92.1)	55.8 (32.5 to 104)	59 (33.5 to 97.4)	60.6 (37.9 to 111)	79.1 (49 to 129)	89 (57.7 to 144)	79.6 (51.4 to 141)	67.8 (40.9 to 120)	43.4 (27.1 to 78)	29.6 (18.5 to 47.2)	19.1 (11.7 to 30.4)	10.1 (6.3 to 16.1)	4.2 (2.6 to 6.6)	914
Foreign body	0.3 (0.2 to 0.4)	0.5 (0.3 to 0.8)	2.1 (1.3 to 3.2)	7.5 (5.2 to 11.2)	10.7 (7.2 to 15.2)	14.5 (9.9 to 20.1)	17.6 (11.9 to 24.5)	22.3 (15.1 to 32.8)	29.5 (20 to 43)	29.5 (19 to 43)	31.6 (20.6 to 49.4)	29.5 (19 to 43)	33.7 (21.4 to 51.4)	33.7 (21.4 to 51.4)	37.2 (23.9 to 57.3)	42.1 (27.4 to 64.5)	39.4 (26.3 to 60.8)	34.2 (22.1 to 51.7)	27.2 (17.3 to 41.4)	19.5 (11.9 to 29.8)	12.5 (7.5 to 19.2)	7.9 (5.0 to 12.1)	447
Foreign body in eyes	0 (0 to 0.1)	0.1 (0 to 0.2)	0.4 (0.3 to 0.7)	12.3 (5.4 to 28.7)	19.4 (9.8 to 44)	23.7 (7.8 to 53.7)	34.4 (10.8 to 80.6)	46.6 (15.8 to 104)	66.6 (22.2 to 133)	62.6 (24.3 to 134)	62.6 (27 to 132)	62 (29.3 to 129)	69.7 (32.6 to 152)	69.2 (32 to 152)	77 (37.9 to 172)	66.5 (32.2 to 151)	56 (34.3 to 93.5)	44.6 (28.5 to 83.4)	31.1 (20.3 to 61.7)	20.8 (13.6 to 33.4)	13.1 (8.6 to 19.1)	6.8 (4.6 to 9.7)	2.6 (1.8 to 3.7)	609
Foreign body in other body part	0.4 (0.3 to 0.9)	1.2 (0.7 to 1.8)	4.7 (3.1 to 6.1)	21.2 (14.1 to 32.6)	31.2 (20.7 to 42.4)	39.2 (29.2 to 52.1)	49.7 (36.7 to 67.1)	66.9 (49.2 to 91.6)	77.9 (57.6 to 107)	81.3 (59.2 to 114)	86.6 (62.1 to 122)	84 (60.2 to 118)	104 (73.2 to 144)	104 (73.2 to 144)	124 (87.7 to 173)	110 (77.5 to 154)	103 (72.1 to 144)	94.3 (66.1 to 131)	77.7 (54.7 to 107)	59.1 (40.7 to 81)	43.1 (29.6 to 59.4)	26.1 (17.9 to 36.1)	10.4 (7.2 to 14.4)	1,740
Environmental heat and cold exposure	0.6 (0.4 to 0.9)	0.9 (0.3 to 0.5)	3.6 (0.3 to 13)	12.1 (1.1 to 22.7)	14.1 (0.7 to 18.6)	14.1 (1.2 to 20.5)	14.1 (27.9 to 67.7)	47.7 (39.5 to 65.4)	90.4 (64.7 to 126)	108 (73 to 153)	137 (84.9 to 194)	137 (89.3 to 171)	137 (107 to 206)	200 (149 to 287)	204 (154 to 304)	200 (157 to 299)	188 (132 to 281)	138 (91 to 214)	138 (89.8 to 129)	90.6 (57.9 to 90.7)	58 (37.9 to 92.5)	27 (17.1 to 34.2)	2,110
Exposure to forces of nature	0.4 (0 to 1)	0.6 (0.1 to 1.1)	2.4 (1.1 to 4)	6.6 (2.3 to 9)	7.4 (3.4 to 9)	7.4 (3.4 to 9.7)	7.4 (3.4 to 9.7)	7.4 (3.4 to 9.7)	7.4 (7 to 9.7)	7.4 (3.4 to 9.7)	7.4 (3.4 to 9.7)	7.4 (3.4 to 9.7)	7.4 (3.4 to 9.7)	7.4 (3.4 to 9.7)	7.4 (3.4 to 9.7)	7.4 (3.4 to 9.7)	7.4 (3.4 to 9.7)	7.4 (3.4 to 9.7)	7.4 (3.4 to 9.7)	7.4 (3.4 to 9.7)	7.4 (3.4 to 9.7)	7.4 (3.4 to 9.7)	7.4 (3.4 to 9.7)	66
Other unintentional injuries	6.6 (5.9 to 7.4)	3.6 (2.3 to 5.3)	9.5 (6.1 to 13.3)	34.6 (24.5 to 53.6)	72.4 (49.2 to 111)	121 (83 to 178)	200 (147 to 311)	338 (229 to 477)	482 (323 to 696)	666 (399 to 940)	801 (439 to 913)	853 (443 to 931)	753 (481 to 1,200)	823 (561 to 1,200)	923 (669 to 1,260)	874 (661 to 1,240)	795 (600 to 1,060)	669 (502 to 936)	415 (295 to 597)	277 (195 to 391)	180 (129 to 253)	87.7 (67.4 to 120)	24 (20 to 31.3)	8,600
Self-harm and interpersonal violence	50.3 (50.7 to 69.5)	27.7 (7.7 to 32.3)	502 (429 to 1,338)	685 (749 to 1,270)	427 (520 to 924)	1,250 (966 to 1,150)	6,260 (5,270 to 10,400)	14,600 (11,100 to 18,700)	10,900 (9,600 to 13,300)	10,600 (7,810 to 13,300)	9,630 (7,630 to 11,900)	7,620 (5,750 to 9,620)	6,960 (5,150 to 8,910)	7,060 (5,270 to 9,370)	6,260 (4,650 to 8,220)	4,560 (3,400 to 5,960)	2,970 (2,210 to 3,790)	1,960 (1,600 to 2,620)	1,150 (883 to 1,500)	631 (484 to 781)	320 (262 to 399)	147 (117 to 180)	62.1 (42.9 to 83.2)	99,600
Self-harm	0 (0 to 0)	0 (0 to 0)	0 (0 to 0)	0 (0 to 0)	0 (0 to 0)	640 (422 to 1,078)	3,420 (2,420 to 5,600)	6,600 (4,600 to 9,600)	6,960 (4,600 to 9,600)	6,960 (4,600 to 9,600)	6,220 (4,600 to 9,600)	4,750 (3,220 to 6,600)	4,710 (3,220 to 6,570)	4,960 (3,400 to 6,960)	4,960 (3,220 to 7,110)	3,120 (2,220 to 4,320)	1,960 (1,400 to 2,820)	1,320 (960 to 1,860)	761 (520 to 1,060)	402 (264 to 577)	203 (132 to 293)	89.3 (58.6 to 127)	31 (20.3 to 44.6)	53,600
Self-harm by firearm	0 (0 to 0)	0 (0 to 0)	0 (0 to 0)	0 (0 to 0)	0 (0 to 0)	139 (74.1 to 227)	480 (302 to 1,490)	1,630 (1,130 to 2,740)	1,490 (911 to 2,250)	1,420 (860 to 2,260)	1,290 (860 to 2,260)	1,230 (868 to 1,870)	1,400 (960 to 2,170)	1,600 (1,010 to 2,640)	1,260 (820 to 2,020)	1,060 (800 to 1,860)	1,010 (659 to 1,560)	895 (677 to 1,560)	455 (293 to 686)	233 (149 to 327)	139 (731 to 197)	48 (29.2 to 66.4)	9.8 (6.6 to 14.1)	17,000
Self-harm by other specified means	0 (0 to 0)	0 (0 to 0)	0 (0 to 0)	0 (0 to 0)	0 (0 to 0)	501 (327 to 751)	2,940 (2,120 to 5,260)	4,970 (3,470 to 7,170)	4,970 (3,470 to 7,170)	4,970 (3,470 to 7,170)	4,970 (3,470 to 7,170)	3,530 (2,350 to 5,030)	3,310 (2,350 to 4,710)	3,360 (2,400 to 4,810)	3,700 (2,400 to 5,090)	2,060 (1,400 to 2,970)	1,770 (1,270 to 2,540)	1,380 (1,000 to 1,960)	965 (691 to 1,380)	569 (407 to 814)	264 (189 to 378)	41 (29.4 to 58.6)	7.4 (5.3 to 10.6)	36,600
Interpersonal violence	50.3 (50.7 to 69.5)	27.7 (7.7 to 32.3)	502 (429 to 1,338)	685 (749 to 1,270)	427 (520 to 924)	500 (466 to 767)	2,840 (2,300 to 5,200)	9,040 (6,150 to 13,400)	6,040 (4,600 to 9,200)	6,040 (3,700 to 9,640)	5,060 (3,600 to 9,200)	3,890 (2,720 to 6,230)	3,660 (2,720 to 5,230)	3,700 (2,600 to 5,230)	3,700 (2,600 to 5,230)	2,060 (1,400 to 2,970)	1,770 (1,270 to 2,540)	1,380 (1,000 to 1,720)	965 (760 to 1,260)	569 (404 to 808)	264 (201 to 356)	41 (29.4 to 58.6)	7.4 (7.7 to 10.6)	39,600
Physical violence by firearm	2.7 (1.6 to 4.3)	0.8 (0.7 to 0.9)	52.7 (37.5 to 72.7)	169 (124 to 226)	182 (1.28 to 254)	348 (269 to 479)	3,650 (2,600 to 5,700)	4,640 (4,600 to 6,500)	4,640 (3,500 to 6,640)	4,200 (2,600 to 6,640)	3,660 (2,600 to 5,640)	2,450 (1,600 to 3,540)	1,460 (1,100 to 1,940)	964 (687 to 1,290)	779 (566 to 1,060)	606 (399 to 731)	363 (274 to 492)	238 (183 to 336)	143 (113 to 178)	81.6 (62 to 104)	31.6 (23.8 to 42.1)	10.2 (7.1 to 15.4)	0.8 (0.6 to 1.2)	26,900
Physical violence by sharp object	2.4 (1.2 to 3.9)	0.7 (0.7 to 0.8)	1.7 (1.1 to 2.7)	16.4 (11.7 to 23.1)	23.4 (16.7 to 32.1)	33.7 (23.2 to 47.7)	50 (34.7 to 70.5)	1,110 (800 to 1,540)	900 (600 to 1,300)	731 (500 to 1,040)	656 (450 to 1,040)	553 (380 to 1,040)	390 (260 to 581)	451 (300 to 670)	384 (260 to 550)	292 (200 to 420)	214 (150 to 300)	170 (120 to 240)	132 (92.1 to 181)	101 (69.8 to 141)	39.4 (27.1 to 55.4)	19.7 (13.6 to 27.5)	2.6 (1.8 to 3.7)	6,560
Sexual violence	0 (0 to 0)	0 (0 to 0)	0 (0 to 0)	0 (0 to 0.2)	0 (0 to 0.2)	11.6 (6.4 to 17.7)	29.6 (16.9 to 51.2)	74.5 (38.8 to 130)	74.5 (39.1 to 171)	74.5 (53.5 to 156)	74.5 (39.8to 156)	74.5 (27.6 to 79.3)	46.2 (29.5 to 69.4)	25.8 (18.7 to 54)	21.1 (17.6 to 32)	27.6 (17.6 to 32)	1.6 (0.9 to 2.4)	1.6 (0.9 to 2.4)	1.6 (0.9 to 2.4)	1.6 (0.9 to 2.4)	1.6 (0.9 to 2.4)	1.6 (0.9 to 2.4)	1.6 (0.9 to 2.4)	691
Physical violence by other means	45.1 (27.1 to 71.5)	25.1 (14.4 to 37.5)	425 (327 to 1,130)	501 (391 to 1,000)	227 (160 to 1,000)	1.6 (0.4 to 2.9)	1.6 (0.4 to 2.9)	1.6 (0.4 to 2.9)	1.6 (0.4 to 2.9)	1.6 (0.4 to 2.9)	1.6 (0.4 to 2.9)	1.6 (0.4 to 2.9)	1.6 (0.4 to 2.9)	1.6 (0.4 to 2.9)	1.6 (0.4 to 2.9)	1.6 (0.4 to 2.9)	1.6 (0.4 to 2.9)	1.6 (0.4 to 2.9)	1.6 (0.4 to 2.9)	1.6 (0.4 to 2.9)	1.6 (0.4 to 2.9)	1.6 (0.4 to 2.9)	1.6 (0.4 to 2.9)	13,000
Conflict and terrorism	0 (0 to 0)	0 (0 to 0)	0 (0 to 0)	0 (0 to 0)	0 (0 to 0.4)	1.6 (0.4 to 2.9)	1.6 (0.4 to 2.9)	1.6 (0.4 to 2.9)	1.6 (0.4 to 2.9)	1.6 (0.4 to 2.9)	1.6 (0.4 to 2.9)	1.6 (0.4 to 2.9)	1.6 (0.4 to 2.9)	1.6 (0.4 to 2.9)	1.6 (0.4 to 2.9)	1.6 (0.4 to 2.9)	1.6 (0.4 to 2.9)	1.6 (0.4 to 2.9)	1.6 (0.4 to 2.9)	1.6 (0.4 to 2.9)	1.6 (0.4 to 2.9)	1.6 (0.4 to 2.9)	1.6 (0.4 to 2.9)	668

SR Table 2a: North Carolina DALYS by cause and age group for males with 95% uncertainty intervals, 2019

Cause	Early Neonatal	Late Neonatal	Post Neonatal	1 to 4	5 to 9	10 to 14	15 to 19	20 to 24	25 to 29	30 to 34	35 to 39	40 to 44	45 to 49	50 to 54	55 to 59	60 to 64	65 to 69	70 to 74	75 to 79	80 to 84	85 to 89	90 to 94	95 plus	Total
All causes	22,920 (20,320 to 25,930)	9,190 (6,490 to 11,790)	14,990 (13,350 to 15,700)	15,030 (11,700 to 18,900)	13,450 (10,650 to 16,700)	23,950 (19,200 to 29,700)	47,660 (38,600 to 58,100)	72,900 (60,400 to 86,600)	76,500 (64,600 to 90,300)	73,920 (62,700 to 87,600)	74,460 (62,700 to 87,900)	82,900 (70,000 to 98,100)	111,000 (91,100 to 132,000)	136,000 (113,000 to 161,000)	179,000 (153,000 to 211,000)	196,000 (161,000 to 231,000)	194,000 (162,000 to 230,000)	189,000 (160,000 to 223,000)	147,000 (123,000 to 171,000)	102,000 (85,000 to 119,000)	65,000 (53,000 to 78,000)	24,000 (20,000 to 28,000)	5,300 (4,000 to 6,700)	1,669,000
Communicable, maternal, neonatal, and nutritional diseases	17,900 (15,900 to 20,200)	5,180 (2,740 to 8,060)	3,960 (2,700 to 5,460)	2,770 (2,170 to 3,610)	2,360 (1,850 to 3,060)	2,360 (1,770 to 3,210)	3,270 (2,560 to 4,310)	2,360 (1,850 to 3,050)	2,630 (2,070 to 3,390)	2,850 (2,220 to 3,690)	2,220 (1,690 to 2,870)	3,540 (2,690 to 4,580)	4,470 (3,710 to 5,310)	4,750 (3,960 to 5,610)	5,360 (4,200 to 6,700)	5,250 (4,080 to 6,610)	5,040 (3,900 to 6,350)	5,010 (3,870 to 6,500)	4,480 (3,540 to 5,660)	2,760 (2,150 to 3,510)	1,500 (1,180 to 1,900)	998 (800 to 1,250)	92,200
HIV/AIDS and sexually transmitted infections	1.6 (1.1 to 2.4)	0.5 (0.3 to 0.8)	22 (15 to 32)	19.5 (13 to 28)	11.1 (7.6 to 16.2)	9.6 (6.6 to 14.1)	31 (21 to 45)	68.3 (47 to 100)	110 (76 to 160)	150 (100 to 220)	170 (120 to 240)	190 (130 to 270)	190 (130 to 270)	170 (120 to 250)	160 (110 to 230)	140 (96 to 200)	110 (76 to 160)	76 (52 to 110)	46 (32 to 66)	23 (16 to 33)	10 (6.9 to 14)	3.2 (2.2 to 4.6)	1.2 (0.8 to 1.7)	10,100
HIV/AIDS	0 (0 to 0)	0 (0 to 0)	0.5 (0.3 to 0.7)	0.4 (0.2 to 0.6)	0.2 (0.1 to 0.4)	0.2 (0.1 to 0.4)	0.5 (0.3 to 0.8)	2.6 (1.6 to 4.2)	9.6 (6.1 to 15.2)	15 (9.3 to 23.2)	19.7 (12.4 to 31.4)	25.5 (16.2 to 39.3)	29.6 (17 to 45)	29.5 (18.6 to 46.2)	28.5 (18.6 to 44.3)	27.5 (17.4 to 43)	25.4 (16.1 to 39.6)	22.1 (14.1 to 34.2)	15.1 (9.6 to 23.1)	8.6 (5.5 to 13)	3.7 (2.3 to 5.7)	1.2 (0.8 to 1.8)	0.5 (0.3 to 0.8)	192
HIV/AIDS - Drug-susceptible Tuberculosis	0 (0 to 0)	0 (0 to 0)	0 (0.3 to 0.7)	0 (0.2 to 0.6)	0 (0.1 to 0.4)	0 (0.1 to 0.4)	0 (0.3 to 0.8)	2.6 (1.6 to 4.2)	9.6 (6.1 to 15.2)	15 (9.3 to 23.2)	19.7 (12.4 to 31.4)	25.5 (16.2 to 39.3)	29.6 (17 to 45)	29.5 (18.6 to 46.2)	28.5 (18.6 to 44.3)	27.5 (17.4 to 43)	25.4 (16.1 to 39.6)	22.1 (14.1 to 34.2)	15.1 (9.6 to 23.1)	8.6 (5.5 to 13)	3.7 (2.3 to 5.7)	1.2 (0.8 to 1.8)	0.5 (0.3 to 0.8)	192
HIV/AIDS - Multidrug-resistant Tuberculosis without extreme drug resistance	0 (0 to 0)	0 (0 to 0)	0 (0 to 0)





SR Table 2a: North Dakota DALYs by cause and age group for males with 95% uncertainty intervals, 2019

Cause	Early Neonatal (0-6 days)	Late Neonatal (7-27 days)	Post Neonatal (28-364 days)	1 to 4	5 to 9	10 to 14	15 to 19	20 to 24	25 to 29	30 to 34	35 to 39	40 to 44	45 to 49	50 to 54	55 to 59	60 to 64	65 to 69	70 to 74	75 to 79	80 to 84	85 to 89	90 to 94	95 plus	Total
All causes	1,410 (1,141–1,862)	777 (626–1,033)	1,532 (1,220–2,203)	2,497 (2,160–3,070)	2,621 (2,273–3,256)	3,164 (2,812–3,882)	4,438 (4,018–5,260)	5,207 (4,668–6,100)	5,603 (4,944–6,600)	5,966 (5,146–7,208)	6,284 (5,384–7,650)	6,570 (5,622–8,000)	6,975 (5,970–8,500)	7,650 (6,550–9,300)	8,154 (6,994–9,900)	8,623 (7,396–10,400)	9,060 (7,778–10,900)	9,429 (8,092–11,300)	9,670 (8,300–11,600)	9,729 (8,355–11,600)	9,556 (8,209–11,400)	9,183 (7,885–11,000)	9,000 (7,726–10,800)	123,282
Communicable, maternal, neonatal, and nutritional diseases	1,018 (731–1,336)	719 (96–1,129)	253 (182–349)	178 (133–239)	173 (130–219)	137 (97–174)	122 (90–159)	143 (111–182)	169 (126–207)	185 (140–232)	185 (140–232)	180 (139–230)	154 (120–194)	158 (122–199)	168 (129–214)	168 (129–214)	167 (129–213)	167 (129–213)	167 (129–213)	167 (129–213)	167 (129–213)	167 (129–213)	167 (129–213)	4,990
HIV/AIDS and sexually transmitted infections	0 (0–0.1)	0 (0–0)	0.5 (0.4–0.6)	0.4 (0.3–0.4)	0.2 (0.2–0.2)	0.2 (0.2–0.2)	0.9 (0.7–1.1)	4.1 (3.4–4.9)	12.4 (9.4–15.8)	22 (17.4–28.6)	24.5 (19.3–31.1)	22.6 (17.9–28.6)	26.1 (20.9–34.2)	28.1 (22.4–36.1)	16.1 (12.9–20.6)	12.7 (9.7–17.2)	10.1 (7.4–14.3)	7.8 (5.6–11.1)	5.6 (3.8–8.4)	3.1 (1.9–5.3)	0.7 (0.4–1.4)	0.1 (0.1–0.2)	164
HIV/AIDS	0 (0–0)	0 (0–0)	0.5 (0.3–0.6)	0.4 (0.2–0.5)	0.2 (0.2–0.2)	0.2 (0.1–0.2)	0.6 (0.4–0.8)	2.2 (1.6–3.1)	9.2 (6.6–12.6)	17.4 (12.4–24.6)	19.3 (13.7–27.1)	17.5 (12.4–24.6)	20.3 (14.5–28.6)	21.7 (15.6–30.7)	12.3 (8.8–17.5)	9.5 (6.7–13.7)	7.5 (5.4–10.7)	5.7 (3.9–8.2)	4.1 (2.8–6.1)	2.2 (1.4–3.3)	0.5 (0.3–0.8)	0.1 (0.1–0.2)	139
HIV/AIDS - Drug-susceptible Tuberculosis	0 (0–0)	0 (0–0)	0 (0–0)	0 (0–0)	0 (0–0)	0 (0–0)	0 (0–0)	0 (0–0)	0 (0–0)	0 (0–0)	0 (0–0)	0 (0–0)	0 (0–0)	0 (0–0)	0 (0–0)	0 (0–0)	0 (0–0)	0 (0–0)	0 (0–0)	0 (0–0)	0 (0–0)	0 (0–0)	0 (0–0)	0
HIV/AIDS - Multidrug-resistant Tuberculosis without extensive drug resistance	0 (0–0)	0 (0–0)	0 (0–0)	0 (0–0)	0 (0–0)	0 (0–0)	0 (0–0)	0 (0–0)	0 (0–0)	0 (0–0)	0 (0–0)	0 (0–0)	0 (0–0)	0 (0–0)	0 (0–0)	0 (0–0)	0 (0–0)	0 (0–0)	0 (0–0)	0 (0–0)	0 (0–0)	0 (0–0)	0 (0–0)	0
HIV/AIDS - Extensively drug-resistant Tuberculosis	0 (0–0)	0 (0–0)	0 (0–0)	0 (0–0)	0 (0–0)	0 (0–0)	0 (0–0)	0 (0–0)	0 (0–0)	0 (0–0)	0 (0–0)	0 (0–0)	0 (0–0)	0 (0–0)	0 (0–0)	0 (0–0)	0 (0–0)	0 (0–0)	0 (0–0)	0 (0–0)	0 (0–0)	0 (0–0)	0 (0–0)	0
HIV/AIDS resulting in other diseases	0 (0–0)	0 (0–0)	0.5 (0.3–0.6)	0.4 (0.2–0.5)	0.2 (0.2–0.2)	0.1 (0.1–0.2)	0.3 (0.2–0.4)	2.1 (1.6–3.1)	9.2 (6.6–12.6)	17.4 (12.4–24.6)	19.3 (13.7–27.1)	17.5 (12.4–24.6)	20.3 (14.5–28.6)	21.7 (15.6–30.7)	12.3 (8.8–17.5)	9.5 (6.7–13.7)	7.5 (5.4–10.7)	5.7 (3.9–8.2)	4.1 (2.8–6.1)	2.2 (1.4–3.3)	0.5 (0.3–0.8)	0.1 (0.1–0.2)	135
Sexually transmitted infections excluding HIV	0 (0–0.1)	0 (0–0)	0 (0–0)	0 (0–0)	0 (0–0)	0 (0–0)	0.3 (0.2–0.4)	2 (1.6–2.8)	3.2 (2.4–4.2)	4.6 (3.5–6.1)	5.2 (3.9–6.9)	4.9 (3.7–6.6)	5.8 (4.4–7.8)	6.4 (4.8–8.6)	3.8 (2.9–5.1)	3.2 (2.4–4.3)	2.6 (1.9–3.5)	1.9 (1.4–2.7)	1.4 (1.0–2.1)	0.9 (0.6–1.4)	0.2 (0.2–0.4)	0.1 (0.1–0.2)	39.5
Syphilis	0 (0–0.1)	0 (0–0)	0 (0–0)	0 (0–0)	0 (0–0)	0 (0–0)	0.1 (0.1–0.2)	0.3 (0.2–0.4)	0.8 (0.5–1.2)	1.4 (0.9–2.1)	1.6 (1.1–2.3)	1.4 (0.9–2.1)	1.7 (1.2–2.5)	1.9 (1.3–2.8)	1.1 (0.8–1.6)	0.9 (0.6–1.4)	0.8 (0.5–1.2)	0.6 (0.4–0.9)	0.4 (0.3–0.7)	0.3 (0.2–0.5)	0.1 (0.1–0.2)	0 (0–0.1)	11.3
Chlamydial infection	0 (0–0)	0 (0–0)	0 (0–0)	0 (0–0)	0 (0–0)	0 (0–0)	0 (0–0)	0 (0–0)	0 (0–0)	0 (0–0)	0 (0–0)	0 (0–0)	0 (0–0)	0 (0–0)	0 (0–0)	0 (0–0)	0 (0–0)	0 (0–0)	0 (0–0)	0 (0–0)	0 (0–0)	0 (0–0)	0 (0–0)	0
Gonococcal infection	0 (0–0)	0 (0–0)	0 (0–0)	0 (0–0)	0 (0–0)	0 (0–0)	0 (0–0)	0 (0–0)	0 (0–0)	0 (0–0)	0 (0–0)	0 (0–0)	0 (0–0)	0 (0–0)	0 (0–0)	0 (0–0)	0 (0–0)	0 (0–0)	0 (0–0)	0 (0–0)	0 (0–0)	0 (0–0)	0 (0–0)	0
Trichomoniasis	0 (0–0)	0 (0–0)	0 (0–0)	0 (0–0)	0 (0–0)	0 (0–0)	0 (0–0)	0 (0–0)	0 (0–0)	0 (0–0)	0 (0–0)	0 (0–0)	0 (0–0)	0 (0–0)	0 (0–0)	0 (0–0)	0 (0–0)	0 (0–0)	0 (0–0)	0 (0–0)	0 (0–0)	0 (0–0)	0 (0–0)	0
Genital herpes	0 (0–0)	0 (0–0)	0 (0–0)	0 (0–0)	0 (0–0)	0 (0–0)	0.2 (0.1–0.3)	0.9 (0.6–1.3)	1.3 (0.9–1.9)	1.3 (0.9–1.9)	1.5 (1.1–2.1)	1.3 (0.9–1.9)	1.6 (1.1–2.3)	1.7 (1.2–2.4)	1.1 (0.8–1.6)	0.9 (0.6–1.3)	0.8 (0.5–1.2)	0.6 (0.4–0.9)	0.4 (0.2–0.6)	0.3 (0.2–0.4)	0.1 (0.1–0.2)	0 (0–0.1)	12.2
Other sexually transmitted infections	0 (0–0)	0 (0–0)	0 (0–0)	0 (0–0)	0 (0–0)	0 (0–0)	0.1 (0.1–0.2)	0.5 (0.3–0.7)	0.9 (0.6–1.3)	1.3 (0.9–1.8)	1.5 (1.1–2.1)	1.3 (0.9–1.8)	1.6 (1.2–2.2)	1.8 (1.3–2.5)	1.1 (0.8–1.5)	0.9 (0.6–1.3)	0.7 (0.5–1.0)	0.5 (0.4–0.8)	0.4 (0.2–0.6)	0.2 (0.2–0.4)	0.1 (0.1–0.2)	0 (0–0.1)	11.9
Respiratory infections and tuberculosis	2.4 (2.3–3.1)	3.6 (2.9–5.3)	60.7 (49.3–93.7)	50.3 (39.9–70.1)	30.3 (20.7–46.3)	27.6 (22.7–33.6)	29.1 (23.9–36.1)	49.4 (40.2–61.2)	29.2 (23.7–36.1)	30.7 (24.9–38.1)	37.3 (29.3–50.6)	48.0 (38.3–60.3)	53.2 (41.9–69.7)	53.3 (41.9–69.7)	51.9 (41.9–69.7)	52.1 (41.9–69.7)	52.1 (41.9–69.7)	52.1 (41.9–69.7)	52.1 (41.9–69.7)	52.1 (41.9–69.7)	52.1 (41.9–69.7)	52.1 (41.9–69.7)	1,040
Tuberculosis	0 (0–0)	0 (0–0)	0 (0–0)	0 (0–0)	0 (0–0)	0 (0–0)	0 (0–0)	0 (0–0)	0 (0–0)	0 (0–0)	0 (0–0)	0 (0–0)	0 (0–0)	0 (0–0)	0 (0–0)	0 (0–0)	0 (0–0)	0 (0–0)	0 (0–0)	0 (0–0)	0 (0–0)	0 (0–0)	0 (0–0)	0
Latent tuberculosis infection	0 (0–0)	0 (0–0)	0 (0–0)	0 (0–0)	0 (0–0)	0 (0–0)	0 (0–0)	0 (0–0)	0 (0–0)	0 (0–0)	0 (0–0)	0 (0–0)	0 (0–0)	0 (0–0)	0 (0–0)	0 (0–0)	0 (0–0)	0 (0–0)	0 (0–0)	0 (0–0)	0 (0–0)	0 (0–0)	0 (0–0)	0
Drug-susceptible tuberculosis	0 (0–0)	0 (0–0)	0 (0–0)	0 (0–0)	0 (0–0)	0 (0–0)	0 (0–0)	0 (0–0)	0 (0–0)	0 (0–0)	0 (0–0)	0 (0–0)	0 (0–0)	0 (0–0)	0 (0–0)	0 (0–0)	0 (0–0)	0 (0–0)	0 (0–0)	0 (0–0)	0 (0–0)	0 (0–0)	0 (0–0)	0
Multidrug-resistant tuberculosis without extensive drug resistance	0 (0–0)	0 (0–0)	0 (0–0)	0 (0–0)	0 (0–0)	0 (0–0)	0 (0–0)	0 (0–0)	0 (0–0)	0 (0–0)	0 (0–0)	0 (0–0)	0 (0–0)	0 (0–0)	0 (0–0)	0 (0–0)	0 (0–0)	0 (0–0)	0 (0–0)	0 (0–0)	0 (0–0)	0 (0–0)	0 (0–0)	0
Extensively drug-resistant tuberculosis	0 (0–0)	0 (0–0)	0 (0–0)	0 (0–0)	0 (0–0)	0 (0–0)	0 (0–0)	0 (0–0)	0 (0–0)	0 (0–0)	0 (0–0)	0 (0–0)	0 (0–0)	0 (0–0)	0 (0–0)	0 (0–0)	0 (0–0)	0 (0–0)	0 (0–0)	0 (0–0)	0 (0–0)	0 (0–0)	0 (0–0)	0
Lower respiratory infections	2.2 (2.1–3.0)	3.4 (2.8–5.1)	54.1 (43.2–84.1)	12.3 (9.7–16.9)	6.4 (4.4–9.8)	4.4 (3.4–6.4)	7 (5.4–9.6)	14.9 (11.6–19.9)	17.8 (11.7–26.7)	23.6 (15.5–35.1)	28.3 (19.2–39.8)	32.6 (21.5–45.6)	39.7 (24.1–52.9)	39.5 (24.1–52.9)	76.2 (49.3–112)	105 (69.4–153)	127 (84.4–187)	135 (89.4–197)	149 (98.7–219)	158 (103.2–231)	158 (103.2–231)	124 (80.7–182)	984 (642.9–1,440)	1,290
Upper respiratory infections	0.1 (0.1–0.2)	0.3 (0.2–0.4)	34.4 (20.1–54.4)	36.9 (20.1–54.4)	20 (10.4–37.9)	20.6 (10.4–37.9)	29.6 (14.6–49.8)	34.2 (17.1–55.8)	27.7 (13.2–46.8)	27.7 (13.2–46.8)	34.1 (15.3–53.7)	23.6 (11.2–38.9)	17.6 (8.3–27.7)	17.2 (8.3–27.7)	19.9 (11.1–32.3)	19 (10.4–31.4)	19.2 (10.4–31.4)	19.8 (10.4–31.4)	19.6 (10.4–31.4)	20.1 (10.4–31.4)	20.1 (10.4–31.4)	16.1 (10.4–31.4)	379
Otitis media	0 (0–0)	0 (0–0)	6.6 (3.6–12.4)	7 (3.6–11.8)	4.5 (2.4–7.8)	3.6 (2.4–5.1)	3.5 (2.4–5.1)	1.9 (1.4–2.7)	2.4 (1.4–3.7)	2.3 (1.4–3.7)	3 (1.4–5.1)	2.6 (1.4–4.1)	2.8 (1.4–4.1)	2.8 (1.4–4.1)	2.1 (1.4–3.1)	2.1 (1.4–3.1)	2.1 (1.4–3.1)	2.1 (1.4–3.1)	2.1 (1.4–3.1)	2.1 (1.4–3.1)	2.1 (1.4–3.1)	2.1 (1.4–3.1)	58.8
Enteric infections	0.4 (0.3–0.6)	0.8 (0.6–1.1)	12.6 (9.6–17.9)	21.3 (16.1–29.4)	19.4 (14.6–27.1)	17.2 (13.1–24.1)	13.6 (10.4–19.1)	12.2 (9.2–17.2)	13.2 (10.1–18.6)	13.2 (10.1–18.6)	13.2 (10.1–18.6)	13.2 (10.1–18.6)	13.3 (10.1–18.6)	13.3 (10.1–18.6)	13.3 (10.1–18.6)	13.3 (10.1–18.6)	13.3 (10.1–18.6)	13.3 (10.1–18.6)	13.3 (10.1–18.6)	13.3 (10.1–18.6)	13.3 (10.1–18.6)	13.3 (10.1–18.6)	327
Salmonella	0.2 (0.2–0.3)	0.3 (0.2–0.5)	12.3 (7.1–21.1)	12.3 (7.1–21.1)	7.6 (4.1–13.6)	5.2 (2.9–9.1)	3.6 (1.9–6.4)	2.2 (1.2–3.9)	1.9 (1.1–3.4)	1.9 (1.1–3.4)	1.9 (1.1–3.4)	1.9 (1.1–3.4)	1.9 (1.1–3.4)	1.9 (1.1–3.4)	1.9 (1.1–3.4)	1.9 (1.1–3.4)	1.9 (1.1–3.4)	1.9 (1.1–3.4)	1.9 (1.1–3.4)	1.9 (1.1–3.4)	1.9 (1.1–3.4)	1.9 (1.1–3.4)	70
Shigella	0 (0–0)	0 (0–0)	0 (0–0)	0 (0–0)	0 (0–0)	0 (0–0)	0 (0–0)	0 (0–0)	0 (0–0)	0 (0–0)	0 (0–0)	0 (0–0)	0 (0–0)	0 (0–0)	0 (0–0)	0 (0–0)	0 (0–0)	0 (0–0)	0 (0–0)	0 (0–0)	0 (0–0)	0 (0–0)	0 (0–0)	0
Diarrheal diseases	0.2 (0.2–0.3)	0.5 (0.3–0.7)	10.2 (7.5–14.9)	17.8 (13.1–24.4)	16.2 (11.9–23.1)	14.4 (10.7–20.7)	11.3 (8.2–16.4)	10.2 (7.6–14.8)	11 (8.2–16.1)	11 (8.2–16.1)	11 (8.2–16.1)	11 (8.2–16.1)	11 (8.2–16.1)	11 (8.2–16.1)	11 (8.2–16.1)	11 (8.2–16.1)	11 (8.2–16.1)	11 (8.2–16.1)	11 (8.2–16.1)	11 (8.2–16.1)	11 (8.2–16.1)	11 (8.2–16.1)	275
Typhoid and paratyphoid	0 (0–0)	0 (0–0)	0 (0–0.1)	0 (0–0)	0 (0–0)	0 (0–0)	0 (0–0)	0 (0–0)	0 (0–0)	0 (0–0)	0 (0–0)	0 (0–0)	0 (0–0)	0 (0–0)	0 (0–0)	0 (0–0)	0 (0–0)	0 (0–0)	0 (0–0)	0 (0–0)	0 (0–0)	0 (0–0)	0 (0–0)	0
Typhoid fever	0 (0–0)	0 (0–0)	0 (0–0.1)	0 (0–0)	0 (0–0)	0 (0–0)	0 (0–0)	0 (0–0)	0 (0–0)	0 (0–0)	0 (0–0)	0 (0–0)	0 (0–0)	0 (0–0)	0 (0–0)	0 (0–0)	0 (0–0)	0 (0–0)	0 (0–0)	0 (0–0)	0 (0–0)	0 (0–0)	0 (0–0)	0
Paratyphoid fever	0 (0–0)	0 (0–0)	0 (0–0.1)	0 (0–0)	0 (0–0)	0 (0–0)	0 (0–0)	0 (0–0)	0 (0–0)	0 (0–0)	0 (0–0)	0 (0–0)	0 (0–0)	0 (0–0)	0 (0–0)	0 (0–0)	0 (0–0)	0 (0–0)	0 (0–0)	0 (0–0)	0 (0–0)	0 (0–0)	0 (0–0)	0
Invasive Non-typhoidal Salmonella (iNTS)	0 (0–0)	0 (0–0)	0.2 (0.1–0.4)	0.1 (0–0.4)	0 (0–0.2)	0 (0–0.1)	0 (0–0.1)	0 (0–0.1)	0 (0–0.1)	0 (0–0.1)	0 (0–0.1)	0 (0–0.1)	0 (0–0.2)	0 (0–0.2)	0 (0–0.2)	0 (0–0.2)	0 (0–0.2)	0 (0–0.2)	0 (0–0.2)	0 (0–0.2)	0 (0–0.2)	0 (0–0.2)	0 (0–0.1)	1.3
Other intestinal infectious diseases	0 (0–0)	0 (0–0)	0.1 (0–0.5)	0 (0–0.3)	0 (0–0.2)	0 (0–0.2)	0 (0–0.2)	0 (0–0.1)	0 (0–0.1)	0 (0–0.1)	0 (0–0.1)	0 (0–0.1)	0 (0–0.1)	0 (0–0.1)	0 (0–0.1)	0 (0–0.1)	0 (0–0.1)	0 (0–0.1)	0 (0–0.1)	0 (0–0.1)	0 (0–0.1)	0 (0–0.1)	0 (0–0.1)	0
Neglected tropical diseases and malaria	0.3 (0.3–0.4)	0.6 (0.1–1.2)	2.3 (0.3–5.4)	2.3 (0.4–5.1)	2.1 (0.4–5.2)	1.7 (0.2–5.2)	0.5 (0.2–3.2)	0.5 (0.2–3.4)	0.5 (0.2–3.4)	0.5 (0.2–3.4)	0.5 (0.2–3.4)	0.5 (0.2–3.4)	0.5 (0.2–3.4)	0.5 (0.2–3.4)	0.5 (0.2–3.4)	0.5 (0.2–3.4)	0.5 (0.2–3.4)	0.5 (0.2–3.4)	0.5 (0.2–3.4)	0.5 (0.2–3.4)	0.5 (0.2–3.4)	0.5 (0.2–3.4)	19
Malaria	0 (0–0)	0 (0–0)	0 (0–0)	0 (0–0)	0 (0–0)	0 (0–0)	0 (0–0)	0 (0–0)	0 (0–0)	0 (0–0)	0 (0–0)	0 (0–0)	0 (0–0)	0 (0–0)	0 (0–0)	0 (0–0)	0 (0–0)	0 (0–0)	0 (0–0)	0 (0–0)	0 (0–0)	0 (0–0)	0 (0–0)	0
Chagas disease	0 (0–0)	0 (0–0)	0 (0–0)	0 (0–0)	0 (0–0)	0 (0–0)	0 (0–0)	0 (0–0)	0 (0–0)	0 (0–0)	0 (0–0)	0 (0–0)	0 (0–0)	0 (0–0)	0 (0–0)	0 (0–0)	0 (0–0)	0 (0–0)	0 (0–0)	0 (0–0)	0 (0–0)	0 (0–0)	0 (0–0)	0
Leishmaniasis	0 (0–0)	0 (0–0)	0 (0–0)	0 (0–0)	0 (0–0)	0 (0–0)	0 (0–0)	0 (0–0)	0 (0–0)	0 (0–0)	0 (0–0)	0 (0–0)	0 (0–0)	0 (0–0)	0 (0–0)	0 (0–0)	0 (0–0)	0 (0–0)	0 (0–0)	0 (0–0)	0 (0–0)	0 (0–0)	0 (0–0)	0
Visceral leishmaniasis	0 (0–0)	0 (0–0)	0 (0–0)	0 (0–0)	0 (0–0)	0 (0–0)	0 (0–0)	0 (0–0)	0 (0–0)	0 (0–0)	0 (0–0)	0 (0–0)	0 (0–0)	0 (0–0)	0 (0–0)	0 (0–0)	0 (0–0)	0 (0–0)	0 (0–0)	0 (0–0)	0 (0–0)	0 (0–0)	0 (0–0)	0
Cutaneous and mucocutaneous leishmaniasis	0 (0–0)	0 (0–0)	0 (0–0)	0 (0–0)	0 (0–0)	0 (0–0)	0 (0–0)	0 (0–0)	0 (0–0)	0 (0–0)	0 (0–0)	0 (0–0)	0 (0–0)	0 (0–0)	0 (0–0)	0 (0–0)	0 (0–0)	0 (0–0)	0 (0–0)	0 (0–0)	0 (0–0)	0 (0–0)	0 (0–0)	0
African trypanosomiasis	0 (0–0)	0 (0–0)	0 (0–0)	0 (0–0)	0 (0–0)	0 (0–0)	0 (0–0)	0 (0–0)	0 (0–0)	0 (0–0)	0 (0–0)	0 (0–0)	0 (0–0)	0 (0–0)	0 (0–0)	0 (0–0)	0 (0–0)	0 (0–0)	0 (0–0)	0 (0–0)	0 (0–0)	0 (0–0)	0 (0–0)	0
Schistosomiasis	0 (0–0)	0 (0–0)	0 (0–0)	0 (0–0)	0 (0–0)	0 (0–0)	0 (0–0)	0 (0–0)	0 (0–0)	0 (0–0)	0 (0–0)	0 (0–0)	0 (0–0)	0 (0–0)	0 (0–0)	0 (0–0)	0 (0–0)	0 (0–0)	0 (0–0)	0 (0–0)	0 (0–0)	0 (0–0)	0 (0–0)	0
Cysticercosis	0 (0–0)	0 (0–0)	0 (0–0)	0.1 (0–0.4)	0.4 (0.1–1.1)	0.3 (0.2–0.6)	0.3 (0.2–0.6)	1.1 (0.7–1.6)	1.4 (0.7–2.3)	1.6 (0.7–2.6)	1.5 (0.7–2.4)	1.3 (0.6–2.1)	2 (0.9–3.1)	2 (0.9–3.1)	1.4 (0.7–2.1)	1.1 (0.7–1.7)	0.8 (0.4–1.2)	0.6 (0.3–0.9)	0.4 (0.2–0.6)	0.2 (0.1–0.4)	0.1 (0.1–0.2)	0 (0–0.1)	19
Cystic echinococcosis	0 (0–0)	0 (0–0)	0 (0–0)	0 (0–0)	0 (0–0)	0 (0–0)	0 (0–0)	0 (0–0)	0 (0–0)	0 (0–0)	0 (0–0)	0 (0–0)	0 (0–0)	0 (0–0)	0 (0–0)	0 (0–0)	0 (0–0)	0 (0–0)	0 (0–0)	0 (0–0)	0 (0–0)	0 (0–0)	0 (0–0)	0
Lymphatic filariasis	0 (0–0)	0 (0–0)	0 (0–0)	0 (0–0)	0 (0–0)	0 (0–0)	0 (0–0)	0 (0–0)	0 (0–0)	0 (0–0)	0 (0–0)	0 (0–0)	0 (0–0)	0 (0–0)	0 (0–0)	0 (0–0)	0 (0–0)	0 (0–0)	0 (0–0)	0 (0–0)	0 (0–0)	0 (0–0)	0 (0–0)	0
Onchocerciasis	0 (0–0)	0 (0–0)	0 (0–0)	0 (0–0)	0 (0–0)	0 (0–0)	0 (0–0)	0 (0–0)	0 (0–0)	0 (0–0)	0 (0–0)	0 (0–0)	0 (0–0)	0 (0–0)	0 (0–0)	0 (0–0)	0 (0–0)	0 (0–0)	0 (0–0)	0 (0–0)	0 (0–0)	0 (0–0)	0 (0–0)	0
Trachoma	0 (0–0)	0 (0–0)	0 (0–0)	0 (0–0)	0 (0–0)	0 (0–0)	0 (0–0)	0 (0–0)	0 (0–0)	0 (0–0)	0 (0–0)	0 (0–0)	0 (0–0)	0 (0–0)	0 (0–0)	0 (0–0)	0 (0–0)	0 (0–0)	0 (0–0)	0 (0–0)	0 (0–0)	0 (0–0)	0 (0–0)	0
Dengue	0 (0–0)	0 (0–0)	0 (0–0)	0 (0–0)	0 (0–0)	0 (0–0)	0 (0–0)	0 (0–0)	0 (0–0)	0 (0–0)	0 (0–0)	0 (0–0)	0 (0–0)	0 (0–0)	0 (0–0)	0 (0–0)	0 (0–0)	0 (0–0)	0 (0–0)	0 (0–0)	0 (0–0)	0 (0–0)	0 (0–0)	0
Yellow fever	0 (0–0)	0 (0–0)	0 (0–0)	0 (0–0)	0 (0–0)	0 (0–0)	0 (0–0)	0 (0–0)	0 (0–0)	0 (0–0)	0 (0–0)	0 (0–0)	0 (0–0)	0 (0–0)	0 (0–0)	0 (0–0)	0 (0–0)	0 (0–0)	0 (0–0)	0 (0–0)	0 (0–0)	0 (0–0)	0 (0–0)	0
Rabies	0 (0–0)	0 (0–0)	0 (0–0.1)	0 (0–0)	0 (0–0)	0 (0–0)	0 (0–0.1)	0 (0–0.1)	0 (0–0.1)	0 (0–0.1)	0 (0–0.1)	0 (0–0.1)	0 (0–0.1)	0 (0–0.1)	0 (0–0.1)	0 (0–0.1)	0 (0–0.1)	0 (0–0.1)	0 (0–0.1)	0 (0–0.1)	0 (0–0.1)	0 (0–0.1)	0 (0–0.1)	0
Intestinal nematode infections	0 (0–0)	0 (0–0)	0 (0–0)	0 (0–0)	0 (0–0)	0 (0–0)	0 (0–0)	0 (0–0)	0 (0–0)	0 (0–0)	0 (0–0)	0 (0–0)	0 (0–0)	0 (0–0)	0 (0–0)	0 (0–0)	0 (0–0)	0 (0–0)	0 (0–0)	0 (0–0)	0 (0–0)	0 (0–0)	0 (0–0)	0
Ascariasis	0 (0–0)	0 (0–0)	0 (0–0)	0 (0–0)	0 (0–0)	0 (0–0)	0 (0–0)	0 (0–0)	0 (0–0)	0 (0–0)	0 (0–0)	0 (0–0)	0 (0–0)	0 (0–0)	0 (0–0)	0 (0–0)	0 (0–0)	0 (0–0)	0 (0–0)	0 (0–0)	0 (0–0)	0 (0–0)	0 (0–0)	0
Trichuriasis	0 (0–0)	0 (0–0)	0 (0–0)	0 (0–0)	0 (0–0)	0 (0–0)	0 (0–0)	0 (0–0)	0 (0–0)	0 (0–0)	0 (0–0)	0 (0–0)	0 (0–0)	0 (0–0)	0 (0–0)	0 (0–0)	0 (0–0)	0 (0–0)	0 (0–0)	0 (0–0)	0 (0–0)	0 (0–0)	0 (0–0)	0
Hookworm disease	0 (0–0)	0 (0–0)	0 (0–0)	0 (0–0)	0 (0–0)	0 (0–0)	0 (0–0)	0 (0–0)	0 (0–0)	0 (0–0)	0 (0–0)	0 (0–0)	0 (0–0)	0 (0–0)	0 (0–0)	0 (0–0)	0 (0–0)	0 (0–0)	0 (0–0)	0 (0–0)	0 (0–0)	0 (0–0)	0 (0–0)	0
Food-borne trematodiases	0 (0–0)	0 (0–0)	0 (0–0)	0 (0–0)	0 (0–0)	0 (0–0)	0 (0–0)	0 (0–0)	0 (0–0)	0 (0–0)	0 (0–0)	0 (0–0)	0 (0–0)	0 (0–0)	0 (0–0)	0 (0–0)	0 (0–0)	0 (0–0)	0 (0–0)	0 (0–0)	0 (0–0)	0 (0–0)	0 (0–0)	0
Leprosy	0 (0–0)	0 (0–0)	0 (0–0)	0 (0–0)	0 (0–0)	0 (0–0)	0 (0–0)	0 (0–0)	0 (0–0)	0 (0–0)	0 (0–0)	0 (0–0)	0 (0–0)	0 (0–0)	0 (0–0)	0 (0–0)	0 (0–0)	0 (0–0)	0 (0–0)	0 (0–0)	0 (0–0)	0 (0–0)	0 (0–0)	0
Ebola	0 (0–0)	0 (0–0)	0 (0–0)	0 (0–0)	0 (0–0)	0 (0–0)	0 (0–0)	0 (0–0)	0 (0–0)	0 (0–0)	0 (0–0)	0 (0–0)	0 (0–0)	0 (0–0)	0 (0–0)	0 (0–0)	0 (0–0)	0 (0–0)	0 (0–0)	0 (0–0)	0 (0–0)	0 (0–0)	0 (0–0)	0
Zika virus	0 (0–0)	0 (0–0)	0 (0–0)	0 (0–0)	0 (0–0)	0 (0–0)	0 (0–0)	0 (0–0)	0 (0–0)	0 (0–0)	0 (0–0)	0 (0–0)	0 (0–0)	0 (0–0)	0 (0–0)	0 (0–0)	0 (0–0)	0 (0–0)	0 (0–0)	0 (0–0)	0 (0–0)	0 (0–0)	0 (0–0)	0
Guinea worm disease	0 (0–0)	0 (0–0)	0 (0–0)	0 (0–0)	0 (0–0)	0 (0–0)	0 (0–0)	0 (0–0)	0 (0–0)	0 (0–0)	0 (0–0)	0 (0–0)	0 (0–0)	0 (0–0)	0 (0–0)	0 (0–0)	0 (0–0)	0 (0–0)	0 (0–0)	0 (0–0)	0 (0–0)	0 (0–0)	0 (0–0)	0
Other neglected tropical diseases	0.3 (0.2–0.4)	0.6 (0.1–1.2)	2.3 (0.2–5.4)	2.3 (0.4–5.1)	2.1 (0.4–5.2)	1.7 (0.2–5.2)	0.5 (0.2–3.2)	0.5 (0.2–3.4)	0.5 (0.2–3.4)	0.5 (0.2–3.4)	0.5 (0.2–3.4)	0.5 (0.2–3.4)	0.5 (0.2–3.4)	0.5 (0.2–3.4)	0.5 (0.2–3.4)	0.5 (0.2–3.4)	0.5 (0.2–3.4)	0.5 (0.2–3.4)	0.5 (0.2–3.4)	0.5 (0.2–3.4)	0.5 (0.2–3.4)	0.5 (0.2–3.4)	19
Other infectious diseases	0.6 (0.5–0.8)	0.9 (0.8–1.2)	17.7 (17.5–21.6)	9.6 (9.5–12.2)	6.4 (6.3–7.9)	4.3 (4.2–5.3)	2.9 (2.9–3.5)	1.9 (1.9–2.4)	1.4 (1.4–1.8)	1.2 (1.2–1.5)	1.1 (1.1–1.4)	0.9 (0.9–1.2)	0.8 (0.8–1.1)	0.8 (0.8–1.1)	0.8 (0.8–1.1)	0.8 (0.8–1.1)	0.8 (0.8–1.1)	0.8 (0.8–1.1)	0.8 (0.8–1.1)	0.8 (0.8–1.1)	0.8 (0.8–1.1)	0.8 (0.8–1.

Other neoplasms	3 (0.1 to 0.9)	3 (0.1 to 0.9)	6 (0.4 to 1.3)	6 (0.4 to 1.1)	6 (0.3 to 0.9)	6 (0.3 to 1)	8 (0.4 to 1.2)	8 (0.5 to 1.4)	9 (0.5 to 1.5)	1-3 (0.7 to 2)	1-5 (0.9 to 2.4)	1-6 (0.9 to 2.6)	2 (1.1 to 3)	2-8 (1.7 to 4.1)	3-6 (2.1 to 5.4)	4-9 (2.9 to 10.4)	9-15 (4.9 to 20)	14-2 (8.1 to 22)	25-3 (14.2 to 38.2)	37-4 (21.3 to 59.6)	43-1 (24.9 to 64.5)	44-7 (23.7 to 69.1)	41 (22 to 62.9)	31-6 (17.9 to 49.3)	15-9 (9.4 to 23.4)	5-7 (2.8 to 9.6)	392
Medulloblastoma, medulloblastoma, and other hemangioblastoma	0 (0 to 0.6)	0 (0 to 0.2)	0 (0.4 to 1.3)	0 (0.4 to 1.1)	0 (0.3 to 0.9)	0 (0.3 to 1)	0 (0.4 to 1.2)	0 (0.5 to 1.4)	0 (0.5 to 1.5)	0 (0.7 to 2)	0 (0.9 to 2.4)	0 (1.1 to 3)	0 (1.1 to 3.1)	0 (1.7 to 4.1)	0 (2.1 to 5.4)	0 (2.9 to 10.4)	0 (4.9 to 20)	0 (8.1 to 22)	0 (14.2 to 38.2)	0 (21.3 to 59.6)	0 (24.9 to 64.5)	0 (23.7 to 69.1)	0 (22 to 62.9)	0 (17.9 to 49.3)	0 (9.4 to 23.4)	0 (2.8 to 9.6)	392
Meningioma and in situ intracranial neoplasms	0 (0 to 0)	0 (0 to 0)	0 (0 to 0)	0 (0 to 0)	0 (0 to 0)	0 (0 to 0)	0 (0 to 0)	0 (0 to 0)	0 (0 to 0)	0 (0 to 0)	0 (0 to 0)	0 (0 to 0)	0 (0 to 0)	0 (0 to 0)	0 (0 to 0)	0 (0 to 0)	0 (0 to 0)	0 (0 to 0)	0 (0 to 0)	0 (0 to 0)	0 (0 to 0)	0 (0 to 0)	0 (0 to 0)	0 (0 to 0)	0 (0 to 0)	0 (0 to 0)	0
Meningioma and in situ cerebral and uterine neoplasms	0 (0 to 0)	0 (0 to 0)	0 (0 to 0)	0 (0 to 0)	0 (0 to 0)	0 (0 to 0)	0 (0 to 0)	0 (0 to 0)	0 (0 to 0)	0 (0 to 0)	0 (0 to 0)	0 (0 to 0)	0 (0 to 0)	0 (0 to 0)	0 (0 to 0)	0 (0 to 0)	0 (0 to 0)	0 (0 to 0)	0 (0 to 0)	0 (0 to 0)	0 (0 to 0)	0 (0 to 0)	0 (0 to 0)	0 (0 to 0)	0 (0 to 0)	0 (0 to 0)	0
Other benign and in situ neoplasms	0 (0 to 0)	0 (0 to 0)	0 (0 to 0)	0 (0 to 0)	0 (0 to 0)	0 (0 to 0)	0 (0 to 0)	0 (0 to 0)	0 (0 to 0)	0 (0 to 0)	0 (0 to 0)	0 (0 to 0)	0 (0 to 0)	0 (0 to 0)	0 (0 to 0)	0 (0 to 0)	0 (0 to 0)	0 (0 to 0)	0 (0 to 0)	0 (0 to 0)	0 (0 to 0)	0 (0 to 0)	0 (0 to 0)	0 (0 to 0)	0 (0 to 0)	0 (0 to 0)	0
Cardiovascular diseases	9-8 (3.3 to 9.4)	3-3 (2.2 to 4.9)	27-7 (19.4 to 19.4)	12-7 (7.6 to 19.4)	12-3 (6.5 to 19.4)	18-1 (13.9 to 23.1)	42-6 (32.5 to 55.1)	91-8 (69.5 to 120)	135 (101 to 171)	248 (186 to 328)	360 (269 to 464)	588 (439 to 749)	621 (468 to 806)	1,230 (930 to 1,590)	1,890 (1,440 to 2,430)	2,610 (2,000 to 3,290)	2,830 (2,240 to 3,470)	2,930 (2,090 to 3,900)	2,520 (1,790 to 3,460)	2,190 (1,700 to 2,860)	1,940 (1,610 to 2,350)	1,700 (1,430 to 2,050)	984 (803 to 1,260)	494 (380 to 689)	21,000
Rheumatic heart disease	0 (0 to 0)	0 (0 to 0)	0 (0.3 to 0.9)	0 (0.2 to 0.9)	0 (0.2 to 0.7)	0 (0.4 to 1.1)	0 (0.7 to 1.7)	1 (0.3 to 2.1)	1 (0.4 to 2.1)	2 (0.6 to 4.5)	3 (1 to 6.9)	3 (0.9 to 6.9)	4 (1.3 to 8.7)	6 (2.2 to 12.7)	9 (3.2 to 17.4)	9 (3.5 to 16.2)	10 (4.1 to 21.1)	10 (4.2 to 23.6)	11 (4.2 to 23.6)	11 (4.2 to 23.6)	11 (4.2 to 21)	11 (4.6 to 21)	9 (4.6 to 16.4)	6 (3.1 to 12.2)	3 (1.6 to 6.1)	143
Ischemic heart disease	0 (0 to 0)	0 (0 to 0)	0 (0 to 0)	0 (0 to 0)	0 (0 to 0)	0 (0 to 0)	0 (0 to 0)	23-9 (14.6 to 33.5)	49-7 (29.7 to 70.3)	96-1 (59.1 to 139)	170 (107 to 239)	332 (209 to 478)	493 (316 to 688)	811 (527 to 1,120)	1,220 (800 to 1,670)	1,740 (1,210 to 2,300)	1,890 (1,440 to 2,380)	1,920 (1,440 to 2,380)	1,720 (1,290 to 2,170)	1,490 (1,120 to 1,870)	1,290 (967 to 1,610)	1,090 (809 to 1,310)	655 (479 to 786)	622 (464 to 753)	284 (209 to 339)	12,600
Stroke	1-1 (0.5 to 2.2)	0-5 (0.2 to 1.2)	10-9 (7.7 to 15.2)	5-1 (2.1 to 6.1)	7-7 (3.7 to 11)	12-9 (7.5 to 19.1)	23-9 (13.2 to 33.9)	51-1 (29.6 to 72.3)	68-5 (40.1 to 96.6)	90-9 (53 to 133)	133 (85.4 to 176)	180 (116 to 244)	219 (144 to 294)	291 (189 to 391)	365 (239 to 503)	447 (292 to 611)	460 (349 to 592)	469 (361 to 602)	423 (324 to 532)	382 (292 to 468)	352 (271 to 434)	309 (238 to 386)	226 (171 to 284)	96 (68.1 to 125)	3,760
Ischemic stroke	0-7 (0.2 to 1.4)	0-2 (0.2 to 0.8)	1-3 (0.4 to 2.4)	0-7 (0.1 to 1.4)	2-5 (0.6 to 4.6)	3-7 (1.6 to 6.1)	9-2 (3.7 to 12.2)	7-3 (2.7 to 12.2)	9-6 (3.1 to 15.1)	12-9 (4.1 to 21.1)	19-3 (6.3 to 32.1)	19 (7.1 to 29.4)	27-1 (10.4 to 37.9)	42-9 (18.1 to 63.1)	80-3 (39.9 to 115)	153 (83.2 to 213)	209 (134 to 283)	260 (157 to 356)	274 (210 to 356)	317 (246 to 389)	294 (227 to 359)	274 (212 to 336)	176 (133 to 217)	71-3 (53.9 to 87.5)	1,880
Intracerebral hemorrhage	0 (0 to 0)	0 (0 to 0)	0 (2.6 to 9.1)	0 (0.7 to 1.6)	1-5 (0.4 to 4.4)	2-4 (0.5 to 6.4)	4-1 (0.7 to 12.4)	5-1 (0.7 to 16.7)	7-1 (0.7 to 23.2)	9-1 (0.7 to 30.2)	11-7 (0.7 to 38.2)	14-3 (0.7 to 46.3)	17-2 (0.7 to 55.2)	20-4 (0.7 to 64.3)	23-7 (0.7 to 74.1)	27-1 (0.7 to 84.1)	30-4 (0.7 to 94.1)	33-6 (0.7 to 104)	36-9 (0.7 to 114)	40-1 (0.7 to 124)	43-4 (0.7 to 134)	46-6 (0.7 to 144)	49-9 (0.7 to 154)	53-1 (0.7 to 164)	1,290
Subarachnoid hemorrhage	0-2 (0.1 to 0.7)	0-2 (0.1 to 0.3)	1-4 (1.7 to 6.6)	1-4 (0.9 to 2.2)	2-2 (1.4 to 3.4)	2-8 (1.5 to 5.6)	4-6 (2.9 to 8.1)	5-2 (3.1 to 9.6)	6-2 (3.6 to 11.2)	7-2 (3.9 to 13.4)	8-2 (4.3 to 15.2)	9-2 (4.8 to 17.2)	10-2 (5.2 to 19.2)	11-2 (5.7 to 21.1)	12-2 (6.1 to 23.1)	13-2 (6.6 to 25.1)	14-2 (7.1 to 27.1)	15-2 (7.5 to 29.1)	16-2 (8 to 31)	17-2 (8.4 to 33)	18-2 (8.9 to 35)	19-2 (9.3 to 37)	20-2 (9.8 to 39)	21-2 (10.2 to 41)	262
Hypertensive heart disease	0 (0 to 0)	0 (0 to 0)	0 (0 to 0)	0 (0 to 0)	0 (0 to 0)	0 (0 to 0)	0 (0 to 0)	0 (0 to 0)	0 (0 to 0)	0 (0 to 0)	0 (0 to 0)	0 (0 to 0)	0 (0 to 0)	0 (0 to 0)	0 (0 to 0)	0 (0 to 0)	0 (0 to 0)	0 (0 to 0)	0 (0 to 0)	0 (0 to 0)	0 (0 to 0)	0 (0 to 0)	0 (0 to 0)	0 (0 to 0)	0 (0 to 0)	0
Non-rheumatic valvular heart disease	0 (0 to 0)	0 (0 to 0)	0 (0 to 0)	0 (0 to 0)	0 (0 to 0)	0 (0 to 0)	0 (0 to 0)	1-7 (0.7 to 3.7)	2-7 (1.2 to 3.3)	3-6 (1.7 to 4.6)	4-6 (2.6 to 7)	5-6 (3.4 to 8.5)	6-7 (4.1 to 11.4)	8-1 (4.8 to 13.2)	9-1 (5.7 to 15.1)	10-2 (6.5 to 16.9)	11-2 (7.3 to 18.7)	12-2 (8.1 to 20.5)	13-2 (8.9 to 22.3)	14-2 (9.6 to 24.1)	15-2 (10.4 to 25.9)	16-2 (11.2 to 27.7)	17-2 (11.9 to 29.5)	18-2 (12.7 to 31.3)	262
Non-rheumatic calcific aortic valve disease	0-1 (0 to 0.2)	0-1 (0 to 0.1)	0-6 (0.3 to 1.5)	0-3 (0 to 0.8)	0-7 (0.1 to 1.7)	0-9 (0.1 to 2.5)	2-5 (0.4 to 6.2)	1-4 (0.1 to 3.5)	2-6 (0.2 to 7.3)	3-2 (0.2 to 8.9)	4-3 (0.3 to 11.9)	5-3 (0.3 to 14.9)	6-3 (0.3 to 18.1)	7-3 (0.3 to 21.3)	8-3 (0.3 to 24.5)	9-3 (0.3 to 27.6)	10-3 (0.3 to 30.8)	11-3 (0.3 to 34)	12-3 (0.3 to 37.2)	13-3 (0.3 to 40.4)	14-3 (0.3 to 43.6)	15-3 (0.3 to 46.8)	16-3 (0.3 to 50)	17-3 (0.3 to 53.2)	309
Non-rheumatic degenerative mitral valve disease	0 (0 to 0)	0 (0 to 0)	0 (0 to 0)	0 (0 to 0)	0 (0 to 0)	0 (0 to 0)	0 (0.2 to 0.6)	0 (0.3 to 1.2)	0-3 (0.5 to 1.9)	0-3 (0.6 to 2.6)	0-5 (0.8 to 3.2)	0-6 (0.9 to 3.9)	0-7 (1.1 to 5.3)	0-9 (1.4 to 6.7)	1-1 (1.6 to 8.1)	1-2 (1.9 to 9.5)	1-4 (2.2 to 11)	1-5 (2.5 to 12)	1-6 (2.8 to 13)	1-8 (3.1 to 15)	1-9 (3.4 to 16)	2-1 (3.7 to 17)	2-2 (4 to 19)	2-4 (4.3 to 20)	13
Other non-rheumatic valve diseases	0 (0 to 0)	0 (0 to 0)	0 (0 to 0)	0 (0 to 0)	0 (0 to 0)	0-1 (0 to 0.3)	0-3 (0.1 to 0.7)	0-3 (0.1 to 0.9)	0-4 (0.1 to 1.1)	0-5 (0.2 to 1.4)	0-6 (0.2 to 1.8)	0-7 (0.2 to 2.2)	0-8 (0.2 to 2.6)	0-9 (0.2 to 3.1)	1-1 (0.3 to 3.6)	1-2 (0.3 to 4.1)	1-3 (0.3 to 4.6)	1-4 (0.3 to 5.1)	1-5 (0.3 to 5.6)	1-6 (0.3 to 6.1)	1-7 (0.3 to 6.6)	1-8 (0.3 to 7.1)	1-9 (0.3 to 7.6)	1-9 (0.3 to 8.1)	2-1 (0.3 to 8.6)	2-2 (0.3 to 9.1)	2-3 (0.3 to 9.6)	2-4 (0.3 to 10)	2-5 (0.3 to 10.5)	2-6 (0.3 to 11)	2-7 (0.3 to 11.5)	2-8 (0.3 to 12)	2-9 (0.3 to 12.5)	3 (0.3 to 13)	3-1 (0.3 to 13.5)	3-2 (0.3 to 14)	3-3 (0.3 to 14.5)	3-4 (0.3 to 15)	3-5 (0.3 to 15.5)	3-6 (0.3 to 16)	3-7 (0.3 to 16.5)	3-8 (0.3 to 17)	3-9 (0.3 to 17.5)	4 (0.3 to 18)	4-1 (0.3 to 18.5)	4-2 (0.3 to 19)	4-3 (0.3 to 19.5)	4-4 (0.3 to 20)	4-5 (0.3 to 20.5)	4-6 (0.3 to 21)	4-7 (0.3 to 21.5)	4-8 (0.3 to 22)	4-9 (0.3 to 22.5)	5 (0.3 to 23)	5-1 (0.3 to 23.5)	5-2 (0.3 to 24)	5-3 (0.3 to 24.5)	5-4 (0.3 to 25)	5-5 (0.3 to 25.5)	5-6 (0.3 to 26)	5-7 (0.3 to 26.5)	5-8 (0.3 to 27)	5-9 (0.3 to 27.5)	6 (0.3 to 28)	6-1 (0.3 to 28.5)	6-2 (0.3 to 29)	6-3 (0.3 to 29.5)	6-4 (0.3 to 30)	6-5 (0.3 to 30.5)	6-6 (0.3 to 31)	6-7 (0.3 to 31.5)	6-8 (0.3 to 32)	6-9 (0.3 to 32.5)	7 (0.3 to 33)	7-1 (0.3 to 33.5)	7-2 (0.3 to 34)	7-3 (0.3 to 34.5)	7-4 (0.3 to 35)	7-5 (0.3 to 35.5)	7-6 (0.3 to 36)	7-7 (0.3 to 36.5)	7-8 (0.3 to 37)	7-9 (0.3 to 37.5)	8 (0.3 to 38)	8-1 (0.3 to 38.5)	8-2 (0.3 to 39)	8-3 (0.3 to 39.5)	8-4 (0.3 to 40)	8-5 (0.3 to 40.5)	8-6 (0.3 to 41)	8-7 (0.3 to 41.5)	8-8 (0.3 to 42)	8-9 (0.3 to 42.5)	9 (0.3 to 43)	9-1 (0.3 to 43.5)	9-2 (0.3 to 44)	9-3 (0.3 to 44.5)	9-4 (0.3 to 45)	9-5 (0.3 to 45.5)	9-6 (0.3 to 46)	9-7 (0.3 to 46.5)	9-8 (0.3 to 47)	9-9 (0.3 to 47.5)	10 (0.3 to 48)	10-1 (0.3 to 48.5)	10-2 (0.3 to 49)	10-3 (0.3 to 49.5)	10-4 (0.3 to 50)	10-5 (0.3 to 50.5)	10-6 (0.3 to 51)	10-7 (0.3 to 51.5)	10-8 (0.3 to 52)	10-9 (0.3 to 52.5)	11 (0.3 to 53)	11-1 (0.3 to 53.5)	11-2 (0.3 to 54)	11-3 (0.3 to 54.5)	11-4 (0.3 to 55)	11-5 (0.3 to 55.5)	11-6 (0.3 to 56)	11-7 (0.3 to 56.5)	11-8 (0.3 to 57)	11-9 (0.3 to 57.5)	12 (0.3 to 58)	12-1 (0.3 to 58.5)	12-2 (0.3 to 59)	12-3 (0.3 to 59.5)	12-4 (0.3 to 60)	12-5 (0.3 to 60.5)	12-6 (0.3 to 61)	12-7 (0.3 to 61.5)	12-8 (0.3 to 62)	12-9 (0.3 to 62.5)	13 (0.3 to 63)	13-1 (0.3 to 63.5)	13-2 (0.3 to 64)	13-3 (0.3 to 64.5)	13-4 (0.3 to 65)	13-5 (0.3 to 65.5)	13-6 (0.3 to 66)	13-7 (0.3 to 66.5)	13-8 (0.3 to 67)	13-9 (0.3 to 67.5)	14 (0.3 to 68)	14-1 (0.3 to 68.5)	14-2 (0.3 to 69)	14-3 (0.3 to 69.5)	14-4 (0.3 to 70)	14-5 (0.3 to 70.5)	14-6 (0.3 to 71)	14-7 (0.3 to 71.5)	14-8 (0.3 to 72)	14-9 (0.3 to 72.5)	15 (0.3 to 73)	15-1 (0.3 to 73.5)	15-2 (0.3 to 74)	15-3 (0.3 to 74.5)	15-4 (0.3 to 75)	15-5 (0.3 to 75.5)	15-6 (0.3 to 76)	15-7 (0.3 to 76.5)	15-8 (0.3 to 77)	15-9 (0.3 to 77.5)	16 (0.3 to 78)	16-1 (0.3 to 78.5)	16-2 (0.3 to 79)	16-3 (0.3 to 79.5)	16-4 (0.3 to 80)	16-5 (0.3 to 80.5)	16-6 (0.3 to 81)	16-7 (0.3 to 81.5)	16-8 (0.3 to 82)	16-9 (0.3 to 82.5)	17 (0.3 to 83)	17-1 (0.3 to 83.5)	17-2 (0.3 to 84)	17-3 (0.3 to 84.5)	17-4 (0.3 to 85)	17-5 (0.3 to 85.5)	17-6 (0.3 to 86)	17-7 (0.3 to 86.5)	17-8 (0.3 to 87)	17-9 (0.3 to 87.5)	18 (0.3 to 88)	18-1 (0.3 to 88.5)	18-2 (0.3 to 89)	18-3 (0.3 to 89.5)	18-4 (0.3 to 90)	18-5 (0.3 to 90.5)	18-6 (0.3 to 91)	18-7 (0.3 to 91.5)	18-8 (0.3 to 92)	18-9 (0.3 to 92.5)	19 (0.3 to 93)	19-1 (0.3 to 93.5)	19-2 (0.3 to 94)	19-3 (0.3 to 94.5)	19-4 (0.3 to 95)	19-5 (0.3 to 95.5)	19-6 (0.3 to 96)	19-7 (0.3 to 96.5)	19-8 (0.3 to 97)	19-9 (0.3 to 97.5)	20 (0.3 to 98)	20-1 (0.3 to 98.5)	20-2 (0.3 to 99)	20-3 (0.3 to 99.5)	20-4 (0.3 to 100)	20-5 (0.3 to 100.5)	20-6 (0.3 to 101)	20-7 (0.3 to 101.5)	20-8 (0.3 to 102)	20-9 (0.3 to 102.5)	21 (0.3 to 103)	21-1 (0.3 to 103.5)	21-2 (0.3 to 104)	21-3 (0.3 to 104.5)	21-4 (0.3 to 105)	21-5 (0.3 to 105.5)	21-6 (0.3 to 106)	21-7 (0.3 to 106.5)	21-8 (0.3 to 107)	21-9 (0.3 to 107.5)	22 (0.3 to 108)	22-1 (0.3 to 108.5)	22-2 (0.3 to 109)	22-3 (0.3 to 109.5)	22-4 (0.3 to 110)	22-5 (0.3 to 110.5)	22-6 (0.3 to 111)	22-7 (0.3 to 111.5)	22-8 (0.3 to 112)	22-9 (0.3 to 112.5)	23 (0.3 to 113)	23-1 (0.3 to 113.5)	23-2 (0.3 to 114)	23-3 (0.3 to 114.5)	23-4 (0.3 to 115)	23-5 (0.3 to 115.5)	23-6 (0.3 to 116)	23-7 (0.3 to 116.5)	23-8 (0.3 to 117)	23-9 (0.3 to 117.5)	24 (0.3 to 118)	24-1 (0.3 to 118.5)	24-2 (0.3 to 119)	24-3 (0.3 to 119.5)	24-4 (0.3 to 120)	24-5 (0.3 to 120.5)	24-6 (0.3 to 121)	24-7 (0.3 to 121.5)	24-8 (0.3 to 122)	24-9 (0.3 to 122.5)	25 (0.3 to 123)	25-1 (0.3 to 123.5)	25-2 (0.3 to 124)	25-3 (0.3 to 124.5)	25-4 (0.3 to 125)	25-5 (0.3 to 125.5)	25-6 (0.3 to 126)	25-7 (0.3 to 126.5)	25-8 (0.3 to 127)	25-9 (0.3 to 127.5)	26 (0.3 to 128)	26-1 (0.3 to 128.5)	26-2 (0.3 to 129)	26-3 (0.3 to 129.5)	26-4 (0.3 to 130)	26-5 (0.3 to 130.5)	26-6 (0.3 to 131)	26-7 (0.3 to 131.5)	26-8 (0.3 to 132)	26-9 (0.3 to 132.5)	27 (0.3 to 133)	27-1 (0.3 to 133.5)	27-2 (0.3 to 134)	27-3 (0.3 to 134.5)	27-4 (0.3 to 135)	27-5 (0.3 to 135.5)	27-6 (0.3 to 136)	27-7 (0.3 to 136.5)	27-8 (0.3 to 137)	27-9 (0.3 to 137.5)	28 (0.3 to 138)	28-1 (0.3 to 138.5)	28-2 (0.3 to 139)	28-3 (0.3 to 139.5)	28-4 (0.3 to 140)	28-5 (0.3 to 140.5)	28-6 (0.3 to 141)	28-7 (0.3 to 141.5)	28-8 (0.3 to 142)	28-9 (0.3 to 142.5)	29 (0.3 to 143)	29-1 (0.3 to 143.5)	29-2 (0.3 to 144)	29-3 (0.3 to 144.5)	29-4 (0.3 to 145)	29-5 (0.3 to 145.5)	29-6 (0.3 to 146)	29-7 (0.3 to 146.5)	29-8 (0.3 to 147)	29-9 (0.3 to 147.5)	30 (0.3 to 148)	30-1 (0.3 to 148.5)	30-2 (0.3 to 149)	30-3 (0.3 to 149.5)	30-4 (0.3 to 150)	30-5 (0.3 to 150.5)	30-6 (0.3 to 151)	30-7 (0.3 to 151.5)	30-8 (0.3 to 152)	30-9 (0.3 to 152.5)	31 (0.3 to 153)	31-1 (0.3 to 153.5)	31-2 (0.3 to 154)	31-3 (0.3 to 154.5)	31-4 (0.3 to 155)	31-5 (0.3 to 155.5)	31-6 (0.3 to 156)	31-7 (0.3 to 156.5)	31-8 (0.3 to 157)	31-9 (0.3 to 157.5)	32 (0.3 to 158)	32-1 (0.3 to 158.5)	32-2 (0.3 to 159)	32-3 (0.3 to 159.5)	32-4 (0.3 to 160)	32-5 (0.3 to 160.5)	32-6 (0.3 to 161)	32-7 (0.3 to 161.5)	32-8 (0.3 to 162)	32-9 (0.3 to 162.5)	33 (0.3 to 163)	33-1 (0.3 to 163.5)	33-2 (0.3 to 164)	33-3 (0.3 to 164.5)	33-4 (0.3 to 165)	33-5 (0.3 to 165.5)	33-6 (0.3 to 166)	33-7 (0.3 to 166.5)	33-8 (0.3 to 167)	33-9 (0.3 to 167.5)	34 (0.3 to 168)	34-1 (0.3 to 168.5)	34-2 (0.3 to 169)	34-3 (0.3 to 169.5)	34-4 (0.3 to 170)	34-5 (0.3 to 170.5)	34-6 (0.3 to 171)	34-7 (0.3 to 171.5)	34-8 (0.3 to 172)	34-9 (0.3 to 172.5)	35 (0.3 to 173)	35-1 (0.3 to 173.5)	35-2 (0.3 to 174)	35-3 (0.3 to 174.5)	35-4 (0.3 to 175)	35-5 (0.3 to 175.5)	35-6 (0.3 to 176)	35-7 (0.3 to 176.5)	35-8 (0.3 to 177)	35-9 (0.3 to 177.5)	36 (0.3 to 178)	36-1 (0.3 to 178.5)	36-2 (0.3 to 179)	36-3 (0.3 to 179.5)	36-4 (0.3 to 180)	36-5 (0.3 to 180.5)	36-6 (0.3 to 181)	36-7 (0.3 to 181.5)	36-8 (0.3 to 182)	36-9 (0.3 to 182.5)	37 (0.3 to 183)	37-1 (0.3 to 183.5)	37-2 (0.3 to 184)	37-3 (0.3 to 184.5)	37-4 (0.3 to 185)	37-5 (0.3 to 185.5)	37-6 (0.3 to 186)	37-7 (0.3 to 186.5)	37-8 (0.3 to 187)	37-9 (0.3 to 187.5)	38 (0.3 to 188)	38-1 (0.3 to 188.5)	38-2 (0.3 to 189)	38-3 (0.3 to 189.5)	38-4 (0.3 to 190)	38-5 (0.3 to 190.5)	38-6 (0.3 to 191)	38-7 (0.3 to 191.5)	38-8 (0.3 to 192)	38-9 (0.3 to 192.5)	39 (0.3 to 193)	39-1 (0.3 to 193.5)	39-2 (0.3 to 194)	39-3 (0.3 to 194.5)	39-4 (0.3 to 195)	39-5 (0.3 to 195.5)	39-6 (0.3 to 196)	39-7 (0.3 to 196.5)	39-8 (0.3 to 197)	39-9 (0.3 to 197.5)	40 (0.3 to 198)	40-1 (0.3 to 198.5)	40-2 (0.3 to 199)	40-3 (0.3 to 199.5)	40-4 (0.3 to 200)	40-5 (0.3 to 200.5)	40-6 (0.3 to 201)	40-7 (0.3 to 201.5)	40-8 (0.3 to 202)	40-9 (0.3 to 202.5)	41 (0.3 to 203)	41-1 (0.3 to 203.5)	41-2 (0.3 to 204)	41-3 (0.3 to 204.5)	41-4 (0.3 to 205)	41-5 (0.3 to 205.5)	41-6 (0.3 to 206)	41-7 (0.3 to 206.5)	41-8 (0.3 to 207)	41-9 (0.3 to 207.5)	42 (0.3 to 208)	42-1 (0.3 to 208.5)	42-2 (0.3 to 209)	42-3 (0.3 to 209.5)	42-4 (0.3 to 210)	42-5 (0.3 to 210.5)	42-6 (0.3 to 211)	42-7 (0.3 to 211.5)	42-8 (0.3 to 212)	42-9 (0.3 to 212.5)	43 (0.3 to 213)	43-1 (0.3 to 213.5)	43-2 (0.3 to 214)	43-3 (0.3 to 214.5)	43-4 (0.3 to 215)	43-5 (0.3 to 215.5)	43-6 (0.3 to 216)	43-7 (0.3 to 216.5)	43-8 (0.3 to 217)	43-9 (0.3 to 217.5)	44 (0.3 to 218)	44-1 (0.3 to 218.5)	44-2 (0.3 to 219)	44-3 (0.3 to 219.5)	44-4 (0.3 to 220)	44-5 (0.3 to 220.5)	44-6 (0.3 to 221)	44-7 (0.3 to 221.5)	44-8 (0.3 to 222)	44-9 (0.3 to 222.5)	45 (0.3 to 223)	45-1 (0.3 to 223.5)	45-2 (0.3 to 224)	45-3 (0.3 to 224.5)	45-4 (0.3 to 225)	45-5 (0.3 to 225.5)	45-6 (0.3 to 226)	45-7 (0.3 to 226.5)	45-8 (0.3 to 227)	45-9 (0.3 to 227.5)	46 (0.3 to 228)	46-1 (0.3 to 228.5)	46-2 (0.3 to 229)	46-3 (0.3 to 229.5)	46-4 (0.3 to 230)	46-5 (0.3 to 230.5)	46-6 (0.3 to 231)	46-7 (0.3 to 231.5)	46-8 (0.3 to 232)	46-9 (0.3 to 232.5)	47 (0.3 to 233)	47-1 (0.3 to 233.5)	47-2 (0.3 to 234)	47-3 (0.3 to 234.5)	47-4 (0.3 to 235)	47-5 (0.3 to 235.5)	47-6 (0.3 to 236)	47-7 (0.3 to 236.5)	47-8 (0.3 to 237)	47-9 (0.3 to 237.5)	48 (0.3 to 238)	48-1 (0.3 to 238.5)	48-2 (0.3 to 239)	48-3 (0.3 to 239.5)	48-4 (0.3 to 240)	48-5 (0.3 to 240.5)	48-6 (0.3 to 241)	48-7 (0.3 to 241.5)	48-8 (0.3 to 242)	48-9 (0.3 to 242.5)	49 (0.3 to 243)	49-1 (0.3 to 243.5)	49-2 (0.3 to 244)	49-3 (0.3 to 244.5)	49-4 (0.3 to 245)	49-5 (0.3 to 245.5)	49-6 (0.3 to 246)	49-7 (0.3 to 246.5)	49-8 (0.3 to 247)	49-9 (0.3 to 247.5)	50 (0.3 to 248)	50-1 (0.3 to 248.5)	50-2 (0.3 to 249)	50-3 (0.3 to 249.5)	50-4 (0.3 to 250)	50-5 (0.3 to 250.5)	50-6 (0.3 to 251)	50-7 (0.3 to 251.5)	50-8 (0.3 to 252)	50-9 (0.3 to 252.5)	51 (0.3 to 253)	51-1 (0.3 to 253.5)	51-2 (0.3 to 254)	51-3 (0.3 to 254.5)	51-4 (0.3 to 255)	51-5 (0.3 to 255.5)	51-6 (0.3 to 256)	51-7 (0.3 to 256.5)	51-8 (0.3 to 257)	51-9 (0.3 to 257.5)	52 (0.3 to 258)	52-1 (0.3 to 258.5)	52-2 (0.3 to 259)	52-3 (0.3 to 259.5)	52-4 (0.3 to 260)	52-5 (0.3 to 260.5)	52-6 (0.3 to 261)	52-7 (0.3 to 261.5)	52-8 (0.3 to 262)	52-9 (0.3 to 262.5)	53 (0.3 to 263)	53-1 (0.3 to 263.5)	53-2 (0.3 to 264)	53-3 (0.3 to 264.5)	53-4 (0.3 to 265)	53-5 (0.3 to 265.5)	53-6 (0.3 to 266)	53-7 (0.3 to 266.5)	53-8 (0.3 to 267)	53-9 (0.3 to 267.5)	54 (0.3 to 268)	54-1 (0.3 to 268.5)	54-2 (0.3 to 269)	54-3 (0.3 to 269.5)	54-4 (0.3 to 270)	54-5 (0.3 to 270.5)	54-6 (0.3 to 271)	54-7 (0.3 to 271.5)	54-8 (0.3 to 272)	54-9 (0.3 to 272.5)	55 (0.3 to 273)	55-1 (0.3 to 273.5)	55-2 (0.3 to 274)	55-3 (0.3 to 274.5)	55-4 (0.3 to 275)	55-5 (0.3 to 275.5)	55-6 (0.3 to 276)	55-7 (0.3 to 276.5)	55-8 (0.3 to 277)	55-9 (0.3 to 277.5)	56 (0.3 to 278)	56-1 (0.3 to 278.5)	56-2 (0.3 to 279)	56-3 (0.3 to 279.5)	56-4 (0.3 to 280)	56-5 (0.3 to 280.5)	56-6 (0.3 to 281)	56-7 (0.3 to 281.5)	56-8 (0.3 to 282)	56-9 (0.3 to 282.5)	57 (0.3 to 283)	57-1 (0.3 to 283.5)	57-2 (0.3 to 284)	57-3 (0.3 to 284.5)	57-4 (0.3 to 285)	57-5 (0.3 to 285.5)	57-6 (0.3 to 286)	57-7 (0.3 to 286.5)	57-8 (0.3 to 287)	57-9 (0.3 to 287.5)	58 (0.3 to 288)	58-1 (0.3 to 288.5)	58-2 (0.3 to 289)	58-3 (0.3 to 289.5)	58-4 (0.3 to 290)	58-5 (0.3 to 290.5)	58-6 (0.3 to 291)	58-7 (0.3 to 291.5)	58-8 (0.3 to 292)	58-9 (0.3 to 292.5)	59 (0.3 to 293)	59-1 (0.3 to 293.5)	59-2 (0.3 to 294)	59-3 (0.3 to 294.5)	59-4 (0.3 to 295)	59-5 (0.3 to 295.5)	59-6 (0.3 to 296)	59-7 (0.3 to 296.5)	59-8 (0.3 to 297)	59-9 (0.3 to 297.5)	60 (0.3 to 298)	60-1 (0.3 to 298.5)	60-2 (0.3 to 299)	60-3 (0.3 to 299.5)	60-4 (0.3 to 300)	60-5 (0.3 to 300.5)	60-6 (0.3 to 301)	60-7 (0.3 to 301.5)	60-8 (0.3 to 302)	60-9 (0.3 to 302.5)	61 (0.3 to 303)	61-1 (0.3 to 303.5)	61-2 (0.3 to 304)	61-3 (0.3 to 304.5)	61-4 (0.3 to 305)	61-5 (0.3 to 305.5)	61-6 (0.3 to 306)	61-7 (0.3 to 306.5)	61-8 (0.3 to 307)	61-9 (0.3 to 307.5)	62 (0.3 to 308)	62-1 (0.3 to 308.5)	62-2 (0.3 to 309)	62-3 (0.3 to 309.5)	62-4 (0.3 to 310)	62-5 (0.3 to 310.5)	62-6 (0.3 to 311)	62-7 (0.3 to 311.5)	62-8 (0.3 to 312)	62-9 (0



SR Table 2a: Ohio DALYs by cause and age group for males with 95% uncertainty intervals, 2019

Cause	Early Neonatal	Late Neonatal	Post Neonatal	1 to 4	5 to 9	10 to 14	15 to 19	20 to 24	25 to 29	30 to 34	35 to 39	40 to 44	45 to 49	50 to 54	55 to 59	60 to 64	65 to 69	70 to 74	75 to 79	80 to 84	85 to 89	90 to 94	95 plus	Total
All causes	46,000 (23,600 to 80,000)	9,020 (5,000 to 14,500)	15,900 (14,200 to 18,400)	16,000 (13,900 to 18,300)	13,600 (12,000 to 15,400)	24,000 (20,900 to 28,000)	64,000 (53,400 to 81,000)	97,600 (75,900 to 126,000)	96,000 (62,600 to 153,000)	96,300 (61,600 to 150,000)	96,300 (62,100 to 150,000)	94,200 (60,900 to 147,000)	105,000 (70,200 to 161,000)	120,000 (83,500 to 185,000)	162,000 (109,000 to 253,000)	219,000 (151,000 to 329,000)	291,000 (204,000 to 418,000)	335,000 (236,000 to 467,000)	376,000 (266,000 to 523,000)	330,000 (233,000 to 459,000)	266,000 (188,000 to 369,000)	169,000 (119,000 to 234,000)	69,000 (49,000 to 96,000)	15,600 (11,000 to 21,600)	2,310,000
Communicable, maternal, neonatal, and nutritional diseases	29,600 (16,300 to 48,000)	5,180 (2,730 to 8,580)	3,220 (2,630 to 4,380)	2,430 (2,040 to 2,930)	1,850 (1,570 to 2,220)	2,480 (2,060 to 3,030)	3,350 (2,760 to 4,170)	3,360 (2,660 to 4,450)	2,790 (2,080 to 3,870)	2,870 (2,060 to 4,020)	2,870 (2,060 to 4,020)	2,860 (2,060 to 3,940)	3,160 (2,260 to 4,540)	3,630 (2,560 to 5,220)	4,500 (3,180 to 6,600)	6,060 (4,220 to 9,070)	6,660 (4,600 to 9,770)	6,660 (4,660 to 9,600)	6,720 (4,670 to 9,620)	4,120 (2,720 to 5,950)	3,120 (2,280 to 4,500)	2,050 (1,530 to 2,930)	760 (560 to 1,050)	97,400
HIV/AIDS and sexually transmitted infections	1,120 (1,010 to 1,240)	115 (104 to 127)	191 (171 to 211)	167 (149 to 187)	79 (71 to 88)	84 (75 to 93)	204 (182 to 227)	292 (261 to 325)	336 (300 to 374)	404 (361 to 450)	439 (392 to 488)	462 (413 to 514)	487 (435 to 542)	507 (453 to 564)	575 (514 to 640)	662 (592 to 737)	729 (652 to 811)	752 (673 to 837)	744 (665 to 828)	644 (576 to 716)	444 (397 to 494)	252 (225 to 280)	74 (66 to 82)	6,860
HIV/AIDS	(0 to 0)	(0 to 0)	(13.7 to 19.2)	(11.8 to 16.6)	(6.6 to 9.4)	(6.4 to 9)	(18.9 to 26.3)	(329 to 378)	(339 to 549)	(451 to 760)	(474 to 793)	(469 to 1,040)	(752 to 1,200)	(739 to 1,220)	(992 to 1,730)	(973 to 1,660)	(956 to 1,620)	(853 to 2,020)	(24.3 to 98.9)	(11.6 to 57.2)	(1.6 to 8.6)	(0.6 to 3.6)	(0.2 to 1.1)	6,500
HIV/AIDS - Drug-susceptible Tuberculosis	(0 to 0)	(0 to 0)	(0.2 to 0.6)	(0.2 to 0.5)	(0.1 to 0.3)	(0.1 to 0.3)	(0.2 to 0.6)	(1.4 to 3.9)	(4.3 to 10.4)	(6.9 to 14)	(8.1 to 16)	(8.7 to 16)	(9.9 to 22.1)	(10.4 to 29.4)	(9.9 to 23.2)	(7.9 to 19.6)	(6.2 to 12.6)	(3.6 to 8.1)	(0.8 to 1.7)	(0.3 to 0.6)	(0.1 to 0.2)	(0 to 0)	(0 to 0)	100
HIV/AIDS - Multidrug-resistant Tuberculosis without extensi	(0 to 0)	(0 to 0)	(0 to 0)	(0 to 0)	(0 to 0)	(0 to 0)	(0 to 0)	(0 to 0)	(0 to 0)	(0 to 0)	(0 to 0)	(0 to 0)	(0 to 0)	(0 to 0)	(0 to 0)	(0 to 0)	(0 to 0)	(0 to 0)	(0 to 0)	(0 to 0)	(0 to 0)	(0 to 0)	(0 to 0)	(0 to 0)	0
HIV/AIDS - Extensively drug-resistant Tuberculosis	(0 to 0)	(0 to 0)	(0 to 0)	(0 to 0)	(0 to 0)	(0 to 0)	(0 to 0)	(0 to 0.1)	(0 to 0.2)	(0 to 0.2)	(0 to 0.2)	(0 to 0.2)	(0 to 0.2)	(0 to 0.2)	(0 to 0.2)	(0 to 0.2)	(0 to 0.2)	(0 to 0.2)	(0 to 0.2)	(0 to 0.2)	(0 to 0.2)	(0 to 0.2)	(0 to 0.2)	0.6
HIV/AIDS resulting in other diseases	(0 to 0)	(0 to 0.1)	(13.3 to 18.7)	(11.5 to 16.2)	(6.4 to 9.2)	(6.2 to 8.8)	(18.5 to 25)	(326 to 372)	(327 to 538)	(437 to 750)	(460 to 773)	(444 to 1,020)	(731 to 1,180)	(707 to 1,190)	(957 to 1,700)	(937 to 1,630)	(919 to 1,590)	(817 to 1,980)	(23.2 to 96.4)	(11 to 55.8)	(1.5 to 8.3)	(0.6 to 3.4)	(0.2 to 1.1)	6,400
Sexually transmitted infections excluding HIV	1.17 (0.7 to 1.8)	0.5 (0.3 to 0.8)	0.6 (0.4 to 1)	0.1 (0.1 to 0.2)	0.1 (0 to 0.1)	0.1 (0 to 0.1)	1.4 (0.9 to 2.2)	19.1 (12.6 to 29.1)	23.5 (15.5 to 35.8)	27.6 (18.2 to 42)	31.1 (20.5 to 47.3)	35.5 (23.4 to 54)	29.4 (19.4 to 44.8)	33 (21.8 to 50.2)	31.6 (20.8 to 48.1)	33.1 (21.8 to 50.4)	33.8 (22.3 to 51.4)	29.2 (19.2 to 44.4)	23.6 (15.5 to 35.9)	19.7 (13 to 29.9)	9.6 (6.3 to 14.6)	5.6 (3.7 to 8.5)	2.9 (1.9 to 4.4)	350
Syphilis	(1.1 to 2.6)	(0.2 to 1.2)	(0.2 to 1.2)	(0 to 0.3)	(0 to 0)	(0 to 0)	(0.1 to 0.6)	(2.1 to 8.2)	(1.8 to 6.4)	(2.9 to 9.2)	(3.6 to 7.3)	(5 to 7.5)	(5 to 8.7)	(5 to 9.1)	(6.1 to 11.7)	(7.9 to 15.1)	(9.6 to 18.5)	(10.1 to 20.7)	(8.9 to 19.9)	(6.5 to 14.6)	(2.8 to 6.7)	(1.5 to 3.6)	(0.6 to 1.1)	113
Chlamydial infection	(0 to 0)	(0 to 0)	(0 to 0)	(0 to 0)	(0 to 0)	(0 to 0)	(0.2 to 0.6)	(5.9 to 1.8)	(7 to 3.2)	(7 to 3.1)	(7.9 to 3.1)	(7.5 to 2.9)	(7.7 to 2.9)	(7.4 to 2.8)	(6.4 to 1.4)	(5.1 to 0.6)	(3.7 to 0.1)	(2.1 to 0)	(0.9 to 0)	(0.3 to 0)	(0.1 to 0)	(0 to 0)	(0 to 0)	19.7
Gonococcal infection	(0 to 0)	(0 to 0)	(0 to 0)	(0 to 0)	(0 to 0)	(0 to 0)	(0.1 to 0.2)	(0.6 to 2.1)	(0.6 to 2.1)	(0.6 to 2.1)	(0.6 to 2.1)	(0.6 to 2.1)	(0.6 to 2.1)	(0.6 to 2.1)	(0.6 to 2.1)	(0.6 to 2.1)	(0.6 to 2.1)	(0.6 to 2.1)	(0.6 to 2.1)	(0.6 to 2.1)	(0.6 to 2.1)	(0.6 to 2.1)	(0.6 to 2.1)	10
Trichomoniasis	(0 to 0)	(0 to 0)	(0 to 0)	(0 to 0)	(0 to 0)	(0 to 0)	(0 to 0.2)	(0.7 to 1.1)	(0.2 to 2.5)	(0.4 to 3.4)	(0.4 to 3.6)	(0.4 to 3.6)	(0.4 to 3.6)	(0.3 to 3.5)	(0.2 to 3.1)	(0.1 to 2.6)	(0.1 to 2.1)	(0.1 to 1.5)	(0.1 to 1.1)	(0.1 to 0.8)	(0.1 to 0.5)	(0 to 0.3)	(0 to 0.1)	11.6
Genital herpes	(0 to 0)	(0 to 0)	(0 to 0)	(0 to 0)	(0 to 0)	(0 to 0)	(0 to 0.1)	(0.1 to 0.4)	(0.1 to 0.4)	(0.1 to 0.4)	(0.1 to 0.4)	(0.1 to 0.4)	(0.1 to 0.4)	(0.1 to 0.4)	(0.1 to 0.4)	(0.1 to 0.4)	(0.1 to 0.4)	(0.1 to 0.4)	(0.1 to 0.4)	(0.1 to 0.4)	(0.1 to 0.4)	(0.1 to 0.4)	(0.1 to 0.4)	0.6
Other sexually transmitted infections	(0 to 0)	(0 to 0)	(0 to 0)	(0 to 0)	(0 to 0)	(0 to 0)	(0.1 to 0.2)	(0.4 to 1.2)	(0.2 to 1.1)	(0.2 to 1.1)	(0.2 to 1.1)	(0.2 to 1.1)	(0.2 to 1.1)	(0.2 to 1.1)	(0.2 to 1.1)	(0.2 to 1.1)	(0.2 to 1.1)	(0.2 to 1.1)	(0.2 to 1.1)	(0.2 to 1.1)	(0.2 to 1.1)	(0.2 to 1.1)	(0.2 to 1.1)	14
Respiratory infections and tuberculosis	18,900 (10,200 to 31,000)	4,610 (2,430 to 7,770)	977 (825 to 1,130)	1,010 (825 to 1,230)	621 (498 to 760)	1,060 (860 to 1,300)	1,660 (1,360 to 2,040)	1,660 (1,360 to 2,040)	1,240 (1,000 to 1,540)	1,200 (967 to 1,490)	1,200 (967 to 1,490)	1,210 (967 to 1,490)	1,210 (967 to 1,490)	1,170 (932 to 1,450)	1,210 (967 to 1,490)	1,240 (1,000 to 1,540)	1,210 (967 to 1,490)	1,170 (932 to 1,450)	1,140 (907 to 1,410)	1,060 (844 to 1,310)	1,010 (804 to 1,250)	1,010 (804 to 1,250)	1,010 (804 to 1,250)	33,300
Tuberculosis	(0 to 0)	(0 to 0)	(0.8 to 1.9)	(1.4 to 3.4)	(1.9 to 4.5)	(2.4 to 5.7)	(4.4 to 10.1)	(9.1 to 19.9)	(9.6 to 17.3)	(9.9 to 20.4)	(10.3 to 20.3)	(11.9 to 22.9)	(12.3 to 23.1)	(11.9 to 22.4)	(12.4 to 22.9)	(12.1 to 22.1)	(11.9 to 21.5)	(11.9 to 21.5)	(11.9 to 21.5)	(11.9 to 21.5)	(11.9 to 21.5)	(11.9 to 21.5)	(11.9 to 21.5)	421
Latent tuberculosis infection	(0 to 0)	(0 to 0)	(0 to 0)	(0 to 0)	(0 to 0)	(0 to 0)	(0 to 0)	(0 to 0)	(0 to 0)	(0 to 0)	(0 to 0)	(0 to 0)	(0 to 0)	(0 to 0)	(0 to 0)	(0 to 0)	(0 to 0)	(0 to 0)	(0 to 0)	(0 to 0)	(0 to 0)	(0 to 0)	(0 to 0)	0
Drug-susceptible tuberculosis	(0 to 0)	(0 to 1.9)	(0.8 to 1.9)	(1.3 to 3.2)	(1.9 to 4.5)	(2.4 to 5.7)	(4.4 to 10.1)	(9.1 to 19.9)	(9.6 to 17.3)	(9.9 to 20.4)	(10.3 to 20.3)	(11.9 to 22.9)	(12.3 to 23.1)	(11.9 to 22.4)	(12.4 to 22.9)	(12.1 to 22.1)	(11.9 to 21.5)	(11.9 to 21.5)	(11.9 to 21.5)	(11.9 to 21.5)	(11.9 to 21.5)	(11.9 to 21.5)	(11.9 to 21.5)	408
Multidrug-resistant tuberculosis without extensive drug-re	(0 to 0)	(0 to 0)	(0 to 0.2)	(0 to 0.1)	(0 to 0)	(0 to 0)	(0 to 0.2)	(0 to 0.6)	(0 to 0.5)	(0 to 1.2)	(0 to 1.3)	(0 to 1.4)	(0 to 1.4)	(0 to 1.4)	(0 to 1.4)	(0 to 1.4)	(0 to 1.4)	(0 to 1.4)	(0 to 1.4)	(0 to 1.4)	(0 to 1.4)	(0 to 1.4)	(0 to 1.4)	13.6
Extensively drug-resistant tuberculosis	(0 to 0)	(0 to 0)	(0 to 0)	(0 to 0)	(0 to 0)	(0 to 0)	(0 to 0)	(0 to 0)	(0 to 0)	(0 to 0)	(0 to 0)	(0 to 0)	(0 to 0)	(0 to 0)	(0 to 0)	(0 to 0)	(0 to 0)	(0 to 0)	(0 to 0)	(0 to 0)	(0 to 0)	(0 to 0)	(0 to 0)	2.9
Lower respiratory infections	18.9 (10.2 to 31)	4.61 (2.43 to 7.77)	958 (809 to 1,110)	999 (814 to 1,220)	614 (492 to 752)	1,050 (848 to 1,290)	1,650 (1,350 to 2,030)	1,650 (1,350 to 2,030)	1,230 (994 to 1,530)	1,190 (957 to 1,480)	1,190 (957 to 1,480)	1,200 (957 to 1,480)	1,200 (957 to 1,480)	1,160 (925 to 1,440)	1,200 (957 to 1,480)	1,230 (989 to 1,530)	1,200 (957 to 1,480)	1,160 (925 to 1,440)	1,130 (900 to 1,400)	1,050 (837 to 1,300)	1,000 (797 to 1,240)	1,000 (797 to 1,240)	1,000 (797 to 1,240)	33,000
Upper respiratory infections	(0.6 to 2.2)	(0.1 to 12.5)	(84 to 327)	(265 to 812)	(224 to 605)	(243 to 791)	(229 to 785)	(213 to 699)	(219 to 653)	(189 to 629)	(187 to 604)	(179 to 598)	(172 to 566)	(175 to 533)	(161 to 541)	(167 to 558)	(132 to 427)	(100 to 299)	(59.2 to 182)	(34.6 to 102)	(18.9 to 54.6)	(9.2 to 26.4)	(4.6 to 13)	5,870
Otitis media	(0 to 0)	(0.3 to 1.4)	(39.3 to 58.2)	(68.6 to 209)	(60.2 to 189)	(52 to 182)	(27.7 to 126)	(23.5 to 117)	(24.7 to 102)	(19.9 to 88.2)	(20.7 to 89)	(20.7 to 89)	(20.7 to 89)	(20.7 to 89)	(20.7 to 89)	(20.7 to 89)	(20.2 to 84.1)	(19.6 to 82.6)	(19.6 to 82.6)	(19.6 to 82.6)	(19.6 to 82.6)	(19.6 to 82.6)	(19.6 to 82.6)	996
Sinusitis	18.9 (10.2 to 31)	237 (104 to 396.9)	357 (339 to 378)	342 (241 to 449)	267 (189 to 357)	277 (196 to 378)	292 (219 to 410)	279 (179 to 438)	253 (138 to 429)	258 (131 to 439)	258 (130 to 439)	258 (129 to 427)	258 (129 to 427)	258 (129 to 427)	258 (129 to 427)	258 (129 to 427)	258 (129 to 427)	258 (129 to 427)	258 (129 to 427)	258 (129 to 427)	258 (129 to 427)	258 (129 to 427)	258 (129 to 427)	6,020
Malaria	(0 to 0)	(0 to 0)	(0 to 0)	(0 to 0)	(0 to 0)	(0 to 0)	(0 to 0)	(0 to 0)	(0 to 0)	(0 to 0)	(0 to 0)	(0 to 0)	(0 to 0)	(0 to 0)	(0 to 0)	(0 to 0)	(0 to 0)	(0 to 0)	(0 to 0)	(0 to 0)	(0 to 0)	(0 to 0)	(0 to 0)	0
Chagas disease	(0 to 0)	(0 to 0)	(0 to 0)	(0 to 0)	(0 to 0)	(0 to 0)	(0 to 0)	(0 to 0)	(0 to 0)	(0 to 0)	(0 to 0)	(0 to 0)	(0 to 0)	(0 to 0)	(0 to 0)	(0 to 0)	(0 to 0)	(0 to 0)	(0 to 0)	(0 to 0)	(0 to 0)	(0 to 0)	(0 to 0)	1.9
Leishmaniasis	(0 to 0)	(0 to 0)	(0 to 0)	(0 to 0)	(0 to 0)	(0 to 0)	(0 to 0)	(0 to 0)	(0 to 0)	(0 to 0)	(0 to 0)	(0 to 0)	(0 to 0)	(0 to 0)	(0 to 0)	(0 to 0)	(0 to 0)	(0 to 0)	(0 to 0)	(0 to 0)	(0 to 0)	(0 to 0)	(0 to 0)	0
Visceral leishmaniasis	(0 to 0)	(0 to 0)	(0 to 0)	(0 to 0)	(0 to 0)	(0 to 0)	(0 to 0)	(0 to 0)	(0 to 0)	(0 to 0)	(0 to 0)	(0 to 0)	(0 to 0)	(0 to 0)	(0 to 0)	(0 to 0)	(0 to 0)	(0 to 0)	(0 to 0)	(0 to 0)	(0 to 0)	(0 to 0)	(0 to 0)	0
Cutaneous and mucocutaneous leishmaniasis	(0 to 0)	(0 to 0)	(0 to 0)	(0 to 0)	(0 to 0)	(0 to 0)	(0 to 0)	(0 to 0)	(0 to 0)	(0 to 0)	(0 to 0)	(0 to 0)	(0 to 0)	(0 to 0)	(0 to 0)	(0 to 0)	(0 to 0)	(0 to 0)	(0 to 0)	(0 to 0)	(0 to 0)	(0 to 0)	(0 to 0)	0
African trypanosomiasis	(0 to 0)	(0 to 0)	(0 to 0)	(0 to 0)	(0 to 0)	(0 to 0)	(0 to 0)	(0 to 0)	(0 to 0)	(0 to 0)	(0 to 0)	(0 to 0)	(0 to 0)	(0 to 0)	(0 to 0)	(0 to 0)	(0 to 0)	(0 to 0)	(0 to 0)	(0 to 0)	(0 to 0)	(0 to 0)	(0 to 0)	0
Schistosomiasis	(0 to 0)	(0 to 0)	(0 to 0)	(0 to 0)	(0 to 0)	(0 to 0)	(0 to 0)	(0 to 0)	(0 to 0)	(0 to 0)	(0 to 0)	(0 to 0)	(0 to 0)	(0 to 0)	(0 to 0)	(0 to 0)	(0 to 0)	(0 to 0)	(0 to 0)	(0 to 0)	(0 to 0)	(0 to 0)	(0 to 0)	0
Cysticercosis	(0 to 0)	(0 to 0)	(0 to 0)	(0 to 0)	(0 to 0)	(0 to 0)	(0.4 to 0.6)	(2.6 to 3.6)	(8.1 to 12.6)	(19.3 to 29.6)	(17.6 to 27.2)	(20.2 to 31.4)	(21.2 to 32.9)	(19.2 to 29.8)	(19.2 to 29.8)	(19.2 to 29.8)	(19.2 to 29.8)	(19.2 to 29.8)	(19.2 to 29.8)	(19.2 to 29.8)	(19.2 to 29.8)	(19.2 to 29.8)	(19.2 to 29.8)	229
Cystic echinococcosis	(0 to 0)	(0 to 0)	(0.1 to 0.2)	(0 to 0)	(0 to 0)	(0 to 0)	(0.1 to 0.4)	(0.4 to 1.4)	(0.4 to 1.4)	(0.4 to 1.4)	(0.4 to 1.4)	(0.4 to 1.4)	(0.4 to 1.4)	(0.4 to 1.4)	(0.4 to 1.4)	(0.4 to 1.4)	(0.4 to 1.4)	(0.4 to 1.4)	(0.4 to 1.4)	(0.4 to 1.4)	(0.4 to 1.4)	(0.4 to 1.4)	(0.4 to 1.4)	2.9
Lymphatic filariasis	(0 to 0)	(0 to 0)	(0 to 0)	(0 to 0)	(0 to 0)	(0 to 0)	(0 to 0)	(0 to 0)	(0 to 0)	(0 to 0)	(0 to 0)	(0 to 0)	(0 to 0)	(0 to 0)	(0 to 0)	(0 to 0)	(0 to 0)	(0 to 0)	(0 to 0)	(0 to 0)	(0 to 0)	(0 to 0)	(0 to 0)	0
Onchocerciasis	(0 to 0)	(0 to 0)	(0 to 0)	(0 to 0)	(0 to 0)	(0 to 0)	(0 to 0)	(0 to 0)	(0 to 0)	(0 to 0)	(0 to 0)	(0 to 0)	(0 to 0)	(0 to 0)	(0 to 0)	(0 to 0)	(0 to 0)	(0 to 0)	(0 to 0)	(0 to 0)	(0 to 0)	(0 to 0)	(0 to 0)	0
Trachoma	(0 to 0)	(0 to 0)	(0 to 0)	(0 to 0)	(0 to 0)	(0 to 0)	(0 to 0)	(0 to 0)	(0 to 0)	(0 to 0)	(0 to 0)	(0 to 0)	(0 to 0)	(0 to 0)	(0 to 0)	(0 to 0)	(0 to 0)	(0 to 0)	(0 to 0)	(0 to 0)	(0 to 0)	(0 to 0)	(0 to 0)	0
Dengue	(0 to 0)	(0 to 0)	(0 to 0)	(0 to 0)	(0 to 0)	(0 to 0)	(0 to 0)	(0 to 0)	(0 to 0)	(0 to 0)	(0 to 0)	(0 to 0)	(0 to 0)	(0 to 0)	(0 to 0)	(0 to 0)	(0 to 0)	(0 to 0)	(0 to 0)	(0 to 0)	(0 to 0)	(0 to 0)	(0 to 0)	0
Yellow fever	(0 to 0)	(0 to 0)	(0 to 0)	(0 to 0)	(0 to 0)	(0 to 0)	(0 to 0)	(0 to 0)	(0 to 0)	(0 to 0)	(0 to 0)	(0 to 0)	(0 to 0)	(0 to 0)	(0 to 0)	(0 to 0)	(0 to 0)	(0 to 0)	(0 to 0)	(0 to 0)	(0 to 0)	(0 to 0)	(0 to 0)	0
Rabies	(0 to 0)	(0 to 0)	(0 to 0.1)	(0 to 0.1)	(0 to 0)	(0 to 0)	(0 to 0.1)	(0 to 0.1)	(0 to 0.1)	(0 to 0.1)	(0 to 0.1)	(0 to 0.1)	(0 to 0.1)	(0 to 0.1)	(0 to 0.1)	(0 to 0.1)	(0 to 0.1)	(0 to 0.1)	(0 to 0.1)	(0 to 0.1)	(0 to 0.1)	(0 to 0.1)	(0 to 0.1)	0.6
Intestinal nematode infections	(0 to 0)	(0 to 0)	(0 to 0)	(0 to 0)	(0 to 0)	(0 to 0)	(0 to 0)	(0 to 0)	(0 to 0)	(0 to 0)	(0 to 0)	(0 to 0)	(0 to 0)	(0 to 0)	(0 to 0)	(0 to 0)	(0 to 0)	(0 to 0)	(0 to 0)	(0 to 0)	(0 to 0)	(0 to 0)	(0 to 0)	0
Ascariasis	(0 to 0)	(0 to 0)	(0 to 0)	(0 to 0)	(0 to 0)	(0 to 0)	(0 to 0)	(0 to 0)	(0 to 0)	(0 to 0)	(0 to 0)	(0 to 0)	(0 to 0)	(0 to 0)	(0 to 0)	(0 to 0)	(0 to 0)	(0 to 0)	(0 to 0)	(0 to 0)	(0 to 0)	(0 to 0)	(0 to 0)	0
Trichuriasis	(0 to 0)	(0 to 0)	(0 to 0)	(0 to 0)	(0 to 0)	(0 to 0)	(0 to 0)	(0 to 0)	(0 to 0)	(0 to 0)	(0 to 0)	(0 to 0)	(0 to 0)	(0 to 0)	(0 to 0)	(0 to 0)	(0 to 0)	(0 to 0)	(0 to 0)	(0 to 0)	(0 to 0)	(0 to 0)	(0 to 0)	0
Hookworm disease	(0 to 0)	(0 to 0)	(0 to 0)	(0 to 0)	(0 to 0)	(0 to 0)	(0 to 0)	(0 to 0)	(0 to 0)	(0 to 0)	(0 to 0)	(0 to 0)	(0 to 0)	(0 to 0)	(0 to 0)	(0 to 0)	(0 to 0)	(0 to 0)	(0 to 0)	(0 to 0)	(0 to 0)	(0 to 0)	(0 to 0)	0
Food-borne trematodiases	(0 to 0)	(0 to 0)	(0 to 0)	(0 to 0)	(0 to 0)	(0 to 0)	(0 to 0)	(0 to 0)	(0 to 0)	(0 to 0)	(0 to 0)	(0 to 0)	(0 to 0)	(0 to 0)	(0 to 0)	(0 to 0)	(0 to 0)	(0 to 0)	(0 to 0)	(0 to 0)	(0 to 0)	(0 to 0)	(0 to 0)	0
Leprosy	(0 to 0)	(0 to 0)	(0 to 0)	(0 to 0)	(0 to 0)	(0 to 0)	(0 to 0)	(0 to 0)	(0 to 0)	(0 to 0)	(0 to 0)	(0 to 0)	(0 to 0)	(0 to 0)	(0 to 0)	(0 to 0)	(0 to 0)	(0 to 0)	(0 to 0)	(0 to 0)	(0 to 0)	(0 to 0)	(0 to 0)	0
Ebola	(0 to 0)	(0 to 0)	(0 to 0)	(0 to 0)	(0 to 0)	(0 to 0)	(0 to 0)	(0 to 0)	(0 to 0)	(0 to 0)	(0 to 0)	(0 to 0)	(0 to 0)	(0 to 0)	(0 to 0)	(0 to 0)	(0 to 0)	(0 to 0)	(0 to 0)	(0 to 0)	(0 to 0)	(0 to 0)	(0 to 0)	0
Zika virus	(0 to 0)	(0 to 0)	(0 to 0)	(0 to 0)	(0 to 0)	(0 to 0)	(0 to 0)	(0 to 0)	(0 to 0)	(0 to 0)	(0 to 0)	(0 to 0)	(0 to 0)	(0 to 0)	(0 to 0)	(0 to 0)	(0 to 0)	(0 to 0)	(0 to 0)	(0 to 0)	(0 to 0)	(0 to 0)	(0 to 0)	0
Guinea worm disease	(0 to 0)	(0 to 0)	(0 to 0)	(0 to 0)	(0 to 0)	(0 to 0)	(0 to 0)	(0 to 0)	(0 to 0)	(0 to 0)	(0 to 0)	(0 to 0)	(0 to 0)	(0 to 0)	(0 to 0)	(0 to 0)	(0 to 0)	(0 to 0)	(0 to 0)	(0 to 0)	(0 to 0)	(0 to 0)	(0 to 0)	0
Other neglected tropical diseases	4.6 (2.5 to 7.6)	13.2 (3.6 to 28.6)	28.1 (17.6 to 41.1)	48 (29.6 to 69.1)	29.6 (18.1 to 42.9)	3.2 (1.9 to 4.7)	3.6 (2.1 to 5.2)	4.3 (2.5 to 6.4)	4.5 (2.7 to 6.7)	5.1 (3.1 to 7.5)	7.6 (4.7 to 11.4)	7.6 (4.6 to 11.3)	8.2 (5.1 to 12.3)	7.6 (4.6 to 11.4)	10.4 (6.4 to 15.6)	11.4 (6.9 to 17.1)	10.5 (6.5 to 15.6)	7.6 (4.6 to 11.4)	3.8 (2.3 to 5.7)	3.8 (2.3 to 5.7)	1.9 (1.1 to 2.8)	0.8 (0.4 to 1.1)	209
Other infectious diseases	1,010 (574 to 1,710)	207 (117 to 350)	1,160 (1,050 to 1,270)	1,160 (1,050 to 1,270)	1,160 (1,050 to 1,270



G6PD deficiency	0.3 (0.1 to 0.6)	0.6 (0.1 to 1.4)	0.9 (0.5 to 1.4)	0.9 (0 to 7.2)	0.2 (0 to 0.5)	0.2 (0 to 0.5)	10 (9.7 to 10.4)	7.6 (7.1 to 8)	29.7 (13.6 to 42.7)	30.3 (19.9 to 39.3)	37.9 (19.6 to 61.2)	21.2 (16.2 to 26.1)	30.8 (17.2 to 39.4)	33 (19.2 to 48.9)	30.2 (17.6 to 43.6)	31.3 (19.2 to 48.7)	31.9 (19.1 to 49.3)	24.5 (13.9 to 37.1)	17.4 (9.7 to 27)	9.6 (4.9 to 19.5)	4.2 (2.2 to 8.4)	1.5 (0.6 to 2.3)	0.6 (0.2 to 0.7)	0.1 (0 to 0.1)	376
G6PD test	0 (0 to 0)	0 (0 to 0)	0 (0 to 0)

SR Table 2a. Oklahoma DALYS by cause and age group for males with 95% uncertainty intervals, 2019

Cause	Early Neonatal	Late Neonatal	Post-Neonatal	1 to 4	5 to 9	10 to 14	15 to 19	20 to 24	25 to 29	30 to 34	35 to 39	40 to 44	45 to 49	50 to 54	55 to 59	60 to 64	65 to 69	70 to 74	75 to 79	80 to 84	85 to 89	90 to 94	95 plus	Total
All causes	6,480 (7,600 to 5,430)	2,103 (1,900 to 2,350)	6,980 (6,350 to 7,630)	4,970 (4,260 to 5,690)	2,350 (2,060 to 2,670)	2,130 (1,850 to 2,430)	2,750 (2,400 to 3,130)	3,170 (2,750 to 3,620)	3,240 (2,810 to 3,700)	3,240 (2,810 to 3,700)	3,230 (2,800 to 3,690)	3,220 (2,790 to 3,670)	3,200 (2,770 to 3,650)	3,180 (2,750 to 3,630)	3,160 (2,730 to 3,610)	3,140 (2,710 to 3,590)	3,120 (2,690 to 3,560)	3,100 (2,670 to 3,540)	3,080 (2,650 to 3,520)	3,060 (2,630 to 3,500)	3,040 (2,610 to 3,480)	3,020 (2,590 to 3,460)	3,000 (2,570 to 3,440)	2,980 (2,550 to 3,420)	2,960 (2,530 to 3,400)	2,940 (2,510 to 3,380)	2,920 (2,490 to 3,360)	2,900 (2,470 to 3,340)	2,880 (2,450 to 3,320)	2,860 (2,430 to 3,300)	2,840 (2,410 to 3,280)	2,820 (2,390 to 3,260)	2,800 (2,370 to 3,240)	2,780 (2,350 to 3,220)	2,760 (2,330 to 3,200)	2,740 (2,310 to 3,180)	2,720 (2,290 to 3,160)	2,700 (2,270 to 3,140)	2,680 (2,250 to 3,120)	2,660 (2,230 to 3,100)	2,640 (2,210 to 3,080)	2,620 (2,190 to 3,060)	2,600 (2,170 to 3,040)	2,580 (2,150 to 3,020)	2,560 (2,130 to 3,000)	2,540 (2,110 to 2,980)	2,520 (2,090 to 2,960)	2,500 (2,070 to 2,940)	2,480 (2,050 to 2,920)	2,460 (2,030 to 2,900)	2,440 (2,010 to 2,880)	2,420 (1,990 to 2,860)	2,400 (1,970 to 2,840)	2,380 (1,950 to 2,820)	2,360 (1,930 to 2,800)	2,340 (1,910 to 2,780)	2,320 (1,890 to 2,760)	2,300 (1,870 to 2,740)	2,280 (1,850 to 2,720)	2,260 (1,830 to 2,700)	2,240 (1,810 to 2,680)	2,220 (1,790 to 2,660)	2,200 (1,770 to 2,640)	2,180 (1,750 to 2,620)	2,160 (1,730 to 2,600)	2,140 (1,710 to 2,580)	2,120 (1,690 to 2,560)	2,100 (1,670 to 2,540)	2,080 (1,650 to 2,520)	2,060 (1,630 to 2,500)	2,040 (1,610 to 2,480)	2,020 (1,590 to 2,460)	2,000 (1,570 to 2,440)	1,980 (1,550 to 2,420)	1,960 (1,530 to 2,400)	1,940 (1,510 to 2,380)	1,920 (1,490 to 2,360)	1,900 (1,470 to 2,340)	1,880 (1,450 to 2,320)	1,860 (1,430 to 2,300)	1,840 (1,410 to 2,280)	1,820 (1,390 to 2,260)	1,800 (1,370 to 2,240)	1,780 (1,350 to 2,220)	1,760 (1,330 to 2,200)	1,740 (1,310 to 2,180)	1,720 (1,290 to 2,160)	1,700 (1,270 to 2,140)	1,680 (1,250 to 2,120)	1,660 (1,230 to 2,100)	1,640 (1,210 to 2,080)	1,620 (1,190 to 2,060)	1,600 (1,170 to 2,040)	1,580 (1,150 to 2,020)	1,560 (1,130 to 2,000)	1,540 (1,110 to 1,980)	1,520 (1,090 to 1,960)	1,500 (1,070 to 1,940)	1,480 (1,050 to 1,920)	1,460 (1,030 to 1,900)	1,440 (1,010 to 1,880)	1,420 (990 to 1,860)	1,400 (970 to 1,840)	1,380 (950 to 1,820)	1,360 (930 to 1,800)	1,340 (910 to 1,780)	1,320 (890 to 1,760)	1,300 (870 to 1,740)	1,280 (850 to 1,720)	1,260 (830 to 1,700)	1,240 (810 to 1,680)	1,220 (790 to 1,660)	1,200 (770 to 1,640)	1,180 (750 to 1,620)	1,160 (730 to 1,600)	1,140 (710 to 1,580)	1,120 (690 to 1,560)	1,100 (670 to 1,540)	1,080 (650 to 1,520)	1,060 (630 to 1,500)	1,040 (610 to 1,480)	1,020 (590 to 1,460)	1,000 (570 to 1,440)	980 (550 to 1,420)	960 (530 to 1,400)	940 (510 to 1,380)	920 (490 to 1,360)	900 (470 to 1,340)	880 (450 to 1,320)	860 (430 to 1,300)	840 (410 to 1,280)	820 (390 to 1,260)	800 (370 to 1,240)	780 (350 to 1,220)	760 (330 to 1,200)	740 (310 to 1,180)	720 (290 to 1,160)	700 (270 to 1,140)	680 (250 to 1,120)	660 (230 to 1,100)	640 (210 to 1,080)	620 (190 to 1,060)	600 (170 to 1,040)	580 (150 to 1,020)	560 (130 to 1,000)	540 (110 to 980)	520 (90 to 960)	500 (70 to 940)	480 (50 to 920)	460 (30 to 900)	440 (10 to 880)	420 (0 to 860)	400 (0 to 840)	380 (0 to 820)	360 (0 to 800)	340 (0 to 780)	320 (0 to 760)	300 (0 to 740)	280 (0 to 720)	260 (0 to 700)	240 (0 to 680)	220 (0 to 660)	200 (0 to 640)	180 (0 to 620)	160 (0 to 600)	140 (0 to 580)	120 (0 to 560)	100 (0 to 540)	80 (0 to 520)	60 (0 to 500)	40 (0 to 480)	20 (0 to 460)	0 (0 to 440)	0 (0 to 420)	0 (0 to 400)	0 (0 to 380)	0 (0 to 360)	0 (0 to 340)	0 (0 to 320)	0 (0 to 300)	0 (0 to 280)	0 (0 to 260)	0 (0 to 240)	0 (0 to 220)	0 (0 to 200)	0 (0 to 180)	0 (0 to 160)	0 (0 to 140)	0 (0 to 120)	0 (0 to 100)	0 (0 to 80)	0 (0 to 60)	0 (0 to 40)	0 (0 to 20)	0 (0 to 0)	
Communicable, maternal, neonatal, and nutritional diseases	6,302 (5,600 to 7,130)	1,210 (1,130 to 1,300)	1,470 (1,190 to 1,770)	1,210 (980 to 1,470)	1,270 (1,060 to 1,500)	944 (808 to 1,090)	899 (765 to 1,050)	1,130 (965 to 1,310)	1,110 (946 to 1,290)	1,100 (937 to 1,280)	1,090 (928 to 1,260)	1,080 (919 to 1,250)	1,070 (910 to 1,240)	1,060 (901 to 1,230)	1,050 (892 to 1,220)	1,040 (883 to 1,210)	1,030 (874 to 1,200)	1,020 (865 to 1,190)	1,010 (856 to 1,180)	1,000 (847 to 1,170)	990 (838 to 1,160)	980 (829 to 1,150)	970 (820 to 1,140)	960 (811 to 1,130)	950 (802 to 1,120)	940 (793 to 1,110)	930 (784 to 1,100)	920 (775 to 1,090)	910 (766 to 1,080)	900 (757 to 1,070)	890 (748 to 1,060)	880 (739 to 1,050)	870 (730 to 1,040)	860 (721 to 1,030)	850 (712 to 1,020)	840 (703 to 1,010)	830 (694 to 1,000)	820 (685 to 990)	810 (676 to 980)	800 (667 to 970)	790 (658 to 960)	780 (649 to 950)	770 (640 to 940)	760 (631 to 930)	750 (622 to 920)	740 (613 to 910)	730 (604 to 900)	720 (595 to 890)	710 (586 to 880)	700 (577 to 870)	690 (568 to 860)	680 (559 to 850)	670 (550 to 840)	660 (541 to 830)	650 (532 to 820)	640 (523 to 810)	630 (514 to 800)	620 (505 to 790)	610 (496 to 780)	600 (487 to 770)	590 (478 to 760)	580 (469 to 750)	570 (460 to 740)	560 (451 to 730)	550 (442 to 720)	540 (433 to 710)	530 (424 to 700)	520 (415 to 690)	510 (406 to 680)	500 (397 to 670)	490 (388 to 660)	480 (379 to 650)	470 (370 to 640)	460 (361 to 630)	450 (352 to 620)	440 (343 to 610)	430 (334 to 600)	420 (325 to 590)	410 (316 to 580)	400 (307 to 570)	390 (298 to 560)	380 (289 to 550)	370 (280 to 540)	360 (271 to 530)	350 (262 to 520)	340 (253 to 510)	330 (244 to 500)	320 (235 to 490)	310 (226 to 480)	300 (217 to 470)	290 (208 to 460)	280 (199 to 450)	270 (190 to 440)	260 (181 to 430)	250 (172 to 420)	240 (163 to 410)	230 (154 to 400)	220 (145 to 390)	210 (136 to 380)	200 (127 to 370)	190 (118 to 360)	180 (109 to 350)	170 (100 to 340)	160 (91 to 330)	150 (82 to 320)	140 (73 to 310)	130 (64 to 300)	120 (55 to 290)	110 (46 to 280)	100 (37 to 270)	90 (28 to 260)	80 (19 to 250)	70 (10 to 240)	60 (1 to 230)	50 (0 to 220)	40 (0 to 210)	30 (0 to 200)	20 (0 to 190)	10 (0 to 180)	0 (0 to 170)	0 (0 to 160)	0 (0 to 150)	0 (0 to 140)	0 (0 to 130)	0 (0 to 120)	0 (0 to 110)	0 (0 to 100)	0 (0 to 90)	0 (0 to 80)	0 (0 to 70)	0 (0 to 60)	0 (0 to 50)	0 (0 to 40)	0 (0 to 30)	0 (0 to 20)	0 (0 to 10)	0 (0 to 0)	33,200
HIV/AIDS and sexually transmitted infections	0.2 (0.0 to 0.6)	0.2 (0.1 to 0.4)	6.3 (3.3 to 9.8)	7.4 (3.9 to 11.4)	4.6 (2.6 to 6.9)	4.6 (2.6 to 6.9)	12.6 (7.3 to 19.7)	56 (32.4 to 86.3)	114.9 (68.9 to 174.6)	196 (114.1 to 300)	248 (140.9 to 376)	376 (213.1 to 570)	432 (243.3 to 651)	494 (278.1 to 744)	360 (202.4 to 542)	392 (220.3 to 590)	198 (111.2 to 298)	132 (74.2 to 199)	67.5 (37.9 to 101)	22.2 (12.5 to 33.4)	6.2 (3.5 to 9.3)	3.1 (1.7 to 4.6)	2.4 (1.3 to 3.6)	1.2 (0.6 to 1.8)	0.6 (0.3 to 0.9)	0.6 (0.3 to 0.9)	2,800
HIV/AIDS	0 (0 to 0)	0 (0 to 0)	0 (0 to 0)	7.4 (3.9 to 11.4)	4.6 (2.6 to 6.9)	4.6 (2.6 to 6.9)	12.6 (7.3 to 19.7)	56 (32.4 to 86.3)	114.9 (68.9 to 174.6)	196 (114.1 to 300)	248 (140.9 to 376)	376 (213.1 to 570)	432 (243.3 to 651)	494 (278.1 to 744)	360 (202.4 to 542)	392 (220.3 to 590)	198 (111.2 to 298)	132 (74.2 to 199)	67.5 (37.9 to 101)	22.2 (12.5 to 33.4)	6.2 (3.5 to 9.3)	3.1 (1.7 to 4.6)	2.4 (1.3 to 3.6)	1.2 (0.6 to 1.8)	0.6 (0.3 to 0.9)	0.6 (0.3 to 0.9)	2,700
HIV/AIDS - Drug-susceptible Tuberculosis	0 (0 to 0)	0 (0 to 0)	0.2 (0.1 to 0.3)	0.2 (0.1 to 0.3)	0.1 (0.1 to 0.2)	0.1 (0.1 to 0.2)	0.3 (0.2 to 0.5)	1.4 (0.7 to 2.2)	2.9 (1.7 to 4.3)	4.9 (2.8 to 7.2)	6.2 (3.5 to 9.4)	9.4 (5.3 to 13.7)	10.8 (6.1 to 16.3)	12.4 (7.0 to 18.6)	9 (5.1 to 13.6)	9.8 (5.5 to 14.8)	5 (2.8 to 7.5)	3.3 (1.9 to 5)	1.7 (0.9 to 2.5)	0.6 (0.3 to 0.8)	0.2 (0.1 to 0.3)	0.1 (0.0 to 0.2)	0.1 (0.0 to 0.1)	0.0 (0.0 to 0.1)	0.0 (0.0 to 0.0)	0.0 (0.0 to 0.0)	0.0 (0.0 to 0.0)	94.1
HIV/AIDS - Multidrug-resistant Tuberculosis without extensive drug resistance	0 (0 to 0)	0 (0 to 0)	0 (0 to 0)



Benign prostatic hyperplasia	0 (0 to 0)	0 (0 to 0)	0 (0 to 0)	0 (0 to 0)	0 (0 to 0)	0 (0 to 0)	0 (0 to 0)	0 (0 to 0)	0 (0 to 0)	0 (0 to 0)	0 (0 to 0)	0 (0 to 0)	7.5 (2.9 to 14.2)	27.6 (13.6 to 44.1)	64.7 (37 to 89.6)	178 (98.2 to 278)	178 (103 to 268)	197 (118 to 297)	186 (111 to 286)	139 (68 to 210)	89.5 (38.6 to 137)	49.2 (20.6 to 71)	19.6 (12.2 to 34.6)	9.2 (3.7 to 16.2)	1,070
Male infertility	0 (0 to 0)	0 (0 to 0)	0 (0 to 0)	0 (0 to 0)	0 (0 to 0)	0 (0 to 0)	0 (0 to 0)	0 (0 to 0)	0 (0 to 0)	0 (0 to 0)	0 (0 to 0)	0 (0 to 0)

SR Table 2a: Tonga DALYS by cause and age group for males with 95% uncertainty intervals, 2019

Cause	Early Neonatal	Late Neonatal	Post Neonatal	1 to 4	5 to 9	10 to 14	15 to 19	20 to 24	25 to 29	30 to 34	35 to 39	40 to 44	45 to 49	50 to 54	55 to 59	60 to 64	65 to 69	70 to 74	75 to 79	80 to 84	85 to 89	90 to 94	95 plus	Total
All causes	1,166 (968 to 1,364)	1,132 (1,042 to 1,224)	1,166 (941 to 1,414)	1,166 (985 to 1,360)	1,166 (937 to 1,414)	1,166 (940 to 1,393)	1,166 (937 to 1,393)	1,166 (940 to 1,393)	1,166 (937 to 1,393)	1,166 (940 to 1,393)	1,166 (937 to 1,393)	1,166 (932 to 1,393)	1,166 (940 to 1,393)	1,166 (760 to 1,393)	1,166 (920 to 1,393)	1,166 (940 to 1,393)	1,166 (940 to 1,393)	1,166 (940 to 1,393)	1,166 (940 to 1,393)	1,166 (940 to 1,393)	1,166 (940 to 1,393)	1,166 (940 to 1,393)	14,600
Communicable, maternal, neonatal, and nutritional diseases	1,166 (239 to 645)	1,166 (96 to 326)	1,166 (332 to 461)	1,166 (341 to 453)	1,166 (157 to 196)	1,166 (79 to 104)	1,166 (79 to 109)	1,166 (73 to 106)	1,166 (72 to 106)	1,166 (58 to 90)	1,166 (54 to 83)	1,166 (55 to 83)	1,166 (55 to 83)	1,166 (44 to 67)	1,166 (57 to 106)	1,166 (59 to 102)	1,166 (53 to 90)	1,166 (53 to 94)	1,166 (39 to 91)	1,166 (31 to 84)	1,166 (19 to 54)	1,166 (14 to 53)	1,166 (14 to 53)	2,550
HIV/AIDS and sexually transmitted infections	22 (2 to 113)	17 (4 to 73)	26 (6 to 52)	7 (1 to 17)	1 (0 to 2)	0 (0 to 1)	1 (0 to 2)	2 (1 to 3)	2 (1 to 3)	2 (1 to 3)	3 (1 to 5)	4 (2 to 5)	3 (2 to 5)	3 (2 to 4)	3 (2 to 4)	1 (1 to 2)	1 (0 to 2)	1 (0 to 2)	0 (0 to 1)	0 (0 to 1)	0 (0 to 1)	0 (0 to 0)	0 (0 to 0)	128
HIV/AIDS	0 (0 to 0)	0 (0 to 0)	1 (0 to 2)	1 (0 to 2)	0 (0 to 1)	0 (0 to 1)	1 (0 to 2)	2 (0 to 3)	2 (1 to 3)	2 (1 to 3)	3 (2 to 5)	3 (2 to 5)	3 (2 to 5)	3 (2 to 4)	3 (2 to 4)	1 (1 to 2)	1 (0 to 2)	1 (0 to 2)	0 (0 to 1)	0 (0 to 1)	0 (0 to 1)	0 (0 to 0)	0 (0 to 0)	39.1
HIV/AIDS - Drug-susceptible Tuberculosis	0 (0 to 0)	0 (0 to 0)	0 (0 to 0)	0 (0 to 0)	0 (0 to 0)	0 (0 to 0)	0 (0 to 0)	0 (0 to 0)	0 (0 to 0)	0 (0 to 0)	0 (0 to 0)	0 (0 to 0)	0 (0 to 0)	0 (0 to 0)	0 (0 to 0)	0 (0 to 0)	0 (0 to 0)	0 (0 to 0)	0 (0 to 0)	0 (0 to 0)	0 (0 to 0)	0 (0 to 0)	0 (0 to 0)	3.9
HIV/AIDS - Multidrug-resistant Tuberculosis without extensive dr...	0 (0 to 0)	0 (0 to 0)	0 (0 to 0)	0 (0 to 0)	0 (0 to 0)	0 (0 to 0)	0 (0 to 0)	0 (0 to 0)	0 (0 to 0)	0 (0 to 0)	0 (0 to 0)	0 (0 to 0)	0 (0 to 0)	0 (0 to 0)	0 (0 to 0)	0 (0 to 0)	0 (0 to 0)	0 (0 to 0)	0 (0 to 0)	0 (0 to 0)	0 (0 to 0)	0 (0 to 0)	0 (0 to 0)	0
HIV/AIDS - Extensively drug-resistant Tuberculosis	0 (0 to 0)	0 (0 to 0)	0 (0 to 0)	0 (0 to 0)	0 (0 to 0)	0 (0 to 0)	0 (0 to 0)	0 (0 to 0)	0 (0 to 0)	0 (0 to 0)	0 (0 to 0)	0 (0 to 0)	0 (0 to 0)	0 (0 to 0)	0 (0 to 0)	0 (0 to 0)	0 (0 to 0)	0 (0 to 0)	0 (0 to 0)	0 (0 to 0)	0 (0 to 0)	0 (0 to 0)	0 (0 to 0)	0
HIV/AIDS resulting in other diseases	0 (0 to 0)	0 (0 to 0)	1 (0 to 2)	1 (0 to 1)	0 (0 to 0)	0 (0 to 0)	1 (0 to 2)	1 (0 to 2)	1 (0 to 2)	1 (0 to 2)	2 (1 to 3)	2 (1 to 3)	2 (1 to 3)	2 (1 to 3)	2 (1 to 3)	1 (0 to 1)	1 (0 to 1)	1 (0 to 1)	0 (0 to 0)	0 (0 to 0)	0 (0 to 0)	0 (0 to 0)	0 (0 to 0)	25.2
Sexually transmitted infections excluding HIV	22 (2 to 113)	17 (4 to 73)	24 (6 to 52)	6 (1 to 16)	1 (0 to 2)	0 (0 to 1)	0 (0 to 1)	0 (0 to 1)	0 (0 to 1)	0 (0 to 1)	0 (0 to 1)	0 (0 to 1)	0 (0 to 1)	0 (0 to 1)	0 (0 to 1)	0 (0 to 1)	0 (0 to 1)	0 (0 to 1)	0 (0 to 1)	0 (0 to 1)	0 (0 to 1)	0 (0 to 0)	0 (0 to 0)	98.7
Syphilis	22 (2 to 113)	17 (4 to 73)	24 (6 to 52)	6 (1 to 16)	1 (0 to 2)	0 (0 to 1)	0 (0 to 1)	0 (0 to 1)	0 (0 to 1)	0 (0 to 1)	0 (0 to 1)	0 (0 to 1)	0 (0 to 1)	0 (0 to 1)	0 (0 to 1)	0 (0 to 1)	0 (0 to 1)	0 (0 to 1)	0 (0 to 1)	0 (0 to 1)	0 (0 to 1)	0 (0 to 0)	0 (0 to 0)	95.7
Chlamydial infection	0 (0 to 0)	0 (0 to 0)	0 (0 to 0)	0 (0 to 0)	0 (0 to 0)	0 (0 to 0)	0 (0 to 0)	0 (0 to 0)	0 (0 to 0)	0 (0 to 0)	0 (0 to 0)	0 (0 to 0)	0 (0 to 0)	0 (0 to 0)	0 (0 to 0)	0 (0 to 0)	0 (0 to 0)	0 (0 to 0)	0 (0 to 0)	0 (0 to 0)	0 (0 to 0)	0 (0 to 0)	0 (0 to 0)	0.1
Gonococcal infection	0 (0 to 0)	0 (0 to 0)	0 (0 to 0)	0 (0 to 0)	0 (0 to 0)	0 (0 to 0)	0 (0 to 0)	0 (0 to 0)	0 (0 to 0)	0 (0 to 0)	0 (0 to 0)	0 (0 to 0)	0 (0 to 0)	0 (0 to 0)	0 (0 to 0)	0 (0 to 0)	0 (0 to 0)	0 (0 to 0)	0 (0 to 0)	0 (0 to 0)	0 (0 to 0)	0 (0 to 0)	0 (0 to 0)	0.4
Trichomoniasis	0 (0 to 0)	0 (0 to 0)	0 (0 to 0)	0 (0 to 0)	0 (0 to 0)	0 (0 to 0)	0 (0 to 0)	0 (0 to 0)	0 (0 to 0)	0 (0 to 0)	0 (0 to 0)	0 (0 to 0)	0 (0 to 0)	0 (0 to 0)	0 (0 to 0)	0 (0 to 0)	0 (0 to 0)	0 (0 to 0)	0 (0 to 0)	0 (0 to 0)	0 (0 to 0)	0 (0 to 0)	0 (0 to 0)	0.1
Genital herpes	0 (0 to 0)	0 (0 to 0)	0 (0 to 0)	0 (0 to 0)	0 (0 to 0)	0 (0 to 0)	0 (0 to 0)	0 (0 to 0)	0 (0 to 0)	0 (0 to 0)	0 (0 to 0)	0 (0 to 0)	0 (0 to 0)	0 (0 to 0)	0 (0 to 0)	0 (0 to 0)	0 (0 to 0)	0 (0 to 0)	0 (0 to 0)	0 (0 to 0)	0 (0 to 0)	0 (0 to 0)	0 (0 to 0)	1.9
Other sexually transmitted infections	0 (0 to 0)	0 (0 to 0)	0 (0 to 0)	0 (0 to 0)	0 (0 to 0)	0 (0 to 0)	0 (0 to 0)	0 (0 to 0)	0 (0 to 0)	0 (0 to 0)	0 (0 to 0)	0 (0 to 0)	0 (0 to 0)	0 (0 to 0)	0 (0 to 0)	0 (0 to 0)	0 (0 to 0)	0 (0 to 0)	0 (0 to 0)	0 (0 to 0)	0 (0 to 0)	0 (0 to 0)	0 (0 to 0)	0.5
Respiratory infections and tuberculosis	1,166 (818 to 1,364)	1,166 (1,042 to 1,224)	1,166 (777 to 1,414)	1,166 (1,027 to 1,360)	1,166 (1,027 to 1,414)	1,166 (1,027 to 1,393)	1,166 (1,027 to 1,393)	1,166 (1,027 to 1,393)	1,166 (1,027 to 1,393)	1,166 (1,027 to 1,393)	1,166 (1,027 to 1,393)	1,166 (1,027 to 1,393)	1,166 (1,027 to 1,393)	1,166 (1,027 to 1,393)	1,166 (1,027 to 1,393)	1,166 (1,027 to 1,393)	1,166 (1,027 to 1,393)	1,166 (1,027 to 1,393)	1,166 (1,027 to 1,393)	1,166 (1,027 to 1,393)	1,166 (1,027 to 1,393)	1,166 (1,027 to 1,393)	719
Tuberculosis	0 (0 to 0)	0 (0 to 0)	1 (0 to 1)	1 (0 to 1)	0 (0 to 0)	0 (0 to 0)	1 (0 to 1)	1 (0 to 1)	1 (0 to 1)	1 (0 to 1)	1 (0 to 1)	1 (0 to 1)	1 (0 to 1)	1 (0 to 1)	1 (0 to 1)	1 (0 to 1)	1 (0 to 1)	1 (0 to 1)	1 (0 to 1)	1 (0 to 1)	1 (0 to 1)	1 (0 to 1)	1 (0 to 1)	93.9
Latent tuberculosis infection	0 (0 to 0)	0 (0 to 0)	0 (0 to 0)	0 (0 to 0)	0 (0 to 0)	0 (0 to 0)	0 (0 to 0)	0 (0 to 0)	0 (0 to 0)	0 (0 to 0)	0 (0 to 0)	0 (0 to 0)	0 (0 to 0)	0 (0 to 0)	0 (0 to 0)	0 (0 to 0)	0 (0 to 0)	0 (0 to 0)	0 (0 to 0)	0 (0 to 0)	0 (0 to 0)	0 (0 to 0)	0 (0 to 0)	0
Active tuberculosis	0 (0 to 0)	0 (0 to 0)	1 (0 to 1)	1 (0 to 1)	0 (0 to 0)	0 (0 to 0)	1 (0 to 1)	1 (0 to 1)	1 (0 to 1)	1 (0 to 1)	1 (0 to 1)	1 (0 to 1)	1 (0 to 1)	1 (0 to 1)	1 (0 to 1)	1 (0 to 1)	1 (0 to 1)	1 (0 to 1)	1 (0 to 1)	1 (0 to 1)	1 (0 to 1)	1 (0 to 1)	1 (0 to 1)	93.9
Drug-susceptible tuberculosis	0 (0 to 0)	0 (0 to 0)	1 (0 to 1)	1 (0 to 1)	0 (0 to 0)	0 (0 to 0)	1 (0 to 1)	1 (0 to 1)	1 (0 to 1)	1 (0 to 1)	1 (0 to 1)	1 (0 to 1)	1 (0 to 1)	1 (0 to 1)	1 (0 to 1)	1 (0 to 1)	1 (0 to 1)	1 (0 to 1)	1 (0 to 1)	1 (0 to 1)	1 (0 to 1)	1 (0 to 1)	1 (0 to 1)	93.2
Multidrug-resistant tuberculosis without extensive drug-resistance	0 (0 to 0)	0 (0 to 0)	0 (0 to 0)	0 (0 to 1)	0 (0 to 0)	0 (0 to 0)	0 (0 to 0)	0 (0 to 0)	0 (0 to 0)	0 (0 to 0)	0 (0 to 0)	0 (0 to 0)	0 (0 to 0)	0 (0 to 0)	0 (0 to 0)	0 (0 to 0)	0 (0 to 0)	0 (0 to 0)	0 (0 to 0)	0 (0 to 0)	0 (0 to 0)	0 (0 to 0)	0 (0 to 0)	0.6
Extensively drug-resistant tuberculosis	0 (0 to 0)	0 (0 to 0)	0 (0 to 0)	0 (0 to 0)	0 (0 to 0)	0 (0 to 0)	0 (0 to 0)	0 (0 to 0)	0 (0 to 0)	0 (0 to 0)	0 (0 to 0)	0 (0 to 0)	0 (0 to 0)	0 (0 to 0)	0 (0 to 0)	0 (0 to 0)	0 (0 to 0)	0 (0 to 0)	0 (0 to 0)	0 (0 to 0)	0 (0 to 0)	0 (0 to 0)	0 (0 to 0)	0.1
Lower respiratory infections	174 (8.5 to 322.2)	19.8 (4.4 to 39.5)	84.5 (34.9 to 125)	12.7 (5.6 to 19.5)	1.7 (0.4 to 2.6)	1.7 (0.4 to 2.7)	2.1 (0.5 to 3.2)	2.1 (0.5 to 3.2)	2.1 (0.5 to 3.2)	2.1 (0.5 to 3.2)	2.1 (0.5 to 3.2)	2.1 (0.5 to 3.2)	2.1 (0.5 to 3.2)	2.1 (0.5 to 3.2)	2.1 (0.5 to 3.2)	2.1 (0.5 to 3.2)	2.1 (0.5 to 3.2)	2.1 (0.5 to 3.2)	2.1 (0.5 to 3.2)	2.1 (0.5 to 3.2)	2.1 (0.5 to 3.2)	2.1 (0.5 to 3.2)	589
Upper respiratory infections	0 (0 to 0)	0 (0 to 1)	1 (0 to 1)	0 (0 to 1)	0 (0 to 0)	0 (0 to 0)	0 (0 to 0)	0 (0 to 0)	0 (0 to 0)	0 (0 to 0)	0 (0 to 0)	0 (0 to 0)	0 (0 to 0)	0 (0 to 0)	0 (0 to 0)	0 (0 to 0)	0 (0 to 0)	0 (0 to 0)	0 (0 to 0)	0 (0 to 0)	0 (0 to 0)	0 (0 to 0)	0 (0 to 0)	38.4
Otitis media	0 (0 to 0)	0 (0 to 0)	0 (0 to 0)	0 (0 to 0)	0 (0 to 0)	0 (0 to 0)	0 (0 to 0)	0 (0 to 0)	0 (0 to 0)	0 (0 to 0)	0 (0 to 0)	0 (0 to 0)	0 (0 to 0)	0 (0 to 0)	0 (0 to 0)	0 (0 to 0)	0 (0 to 0)	0 (0 to 0)	0 (0 to 0)	0 (0 to 0)	0 (0 to 0)	0 (0 to 0)	0 (0 to 0)	17.4
Enteric infections	0.3 (0.1 to 0.5)	0.8 (0.4 to 1.5)	8.4 (5 to 14.7)	20.1 (16.2 to 27.2)	19.4 (10.7 to 24.5)	19.6 (10.6 to 24.3)	19.4 (9.7 to 25.9)	19.7 (9.7 to 26.1)	19.4 (9.7 to 25.9)	19.7 (9.7 to 26.1)	19.4 (9.7 to 25.9)	19.7 (9.7 to 26.1)	19.4 (9.7 to 25.9)	19.7 (9.7 to 26.1)	19.4 (9.7 to 25.9)	19.7 (9.7 to 26.1)	19.4 (9.7 to 25.9)	19.7 (9.7 to 26.1)	19.4 (9.7 to 25.9)	19.7 (9.7 to 26.1)	19.4 (9.7 to 25.9)	19.7 (9.7 to 26.1)	172
Diarrheal diseases	0 (0.1 to 0.5)	0.8 (4.6 to 1.5)	8 (4.7 to 14.2)	20.1 (19.2 to 23.2)	19.4 (17.1 to 19.6)	19.6 (17.2 to 19.7)	19.4 (9.7 to 19.5)	19.7 (9.7 to 19.7)	19.4 (9.7 to 19.5)	19.7 (9.7 to 19.7)	19.4 (9.7 to 19.5)	19.7 (9.7 to 19.7)	19.4 (9.7 to 19.5)	19.7 (9.7 to 19.7)	19.4 (9.7 to 19.5)	19.7 (9.7 to 19.7)	19.4 (9.7 to 19.5)	19.7 (9.7 to 19.7)	19.4 (9.7 to 19.5)	19.7 (9.7 to 19.7)	19.4 (9.7 to 19.5)	19.7 (9.7 to 19.7)	150
Typhoid and paratyphoid	0 (0 to 0)	0 (0 to 0)	0 (0 to 0)	0 (0 to 0)	0 (0 to 0)	0 (0 to 0)	0 (0 to 0)	0 (0 to 0)	0 (0 to 0)	0 (0 to 0)	0 (0 to 0)	0 (0 to 0)	0 (0 to 0)	0 (0 to 0)	0 (0 to 0)	0 (0 to 0)	0 (0 to 0)	0 (0 to 0)	0 (0 to 0)	0 (0 to 0)	0 (0 to 0)	0 (0 to 0)	0 (0 to 0)	18.1
Typhoid fever	0 (0 to 0)	0 (0 to 0)	0 (0 to 0)	0 (0 to 0)	0 (0 to 0)	0 (0 to 0)	0 (0 to 0)	0 (0 to 0)	0 (0 to 0)	0 (0 to 0)	0 (0 to 0)	0 (0 to 0)	0 (0 to 0)	0 (0 to 0)	0 (0 to 0)	0 (0 to 0)	0 (0 to 0)	0 (0 to 0)	0 (0 to 0)	0 (0 to 0)	0 (0 to 0)	0 (0 to 0)	0 (0 to 0)	17.1
Paratyphoid fever	0 (0 to 0)	0 (0 to 0)	0 (0 to 0)	0 (0 to 0)	0 (0 to 0)	0 (0 to 0)	0 (0 to 0)	0 (0 to 0)	0 (0 to 0)	0 (0 to 0)	0 (0 to 0)	0 (0 to 0)	0 (0 to 0)	0 (0 to 0)	0 (0 to 0)	0 (0 to 0)	0 (0 to 0)	0 (0 to 0)	0 (0 to 0)	0 (0 to 0)	0 (0 to 0)	0 (0 to 0)	0 (0 to 0)	1
Invasive Non-typhoidal Salmonella (iNTS)	0 (0 to 0)	0 (0 to 0)	0.9 (0.4 to 1.8)	0.6 (0.3 to 1.2)	0.5 (0.2 to 0.9)	0.4 (0.2 to 0.8)	0.9 (0.1 to 0.5)	0.1 (0.1 to 0.3)	0.1 (0.1 to 0.3)	0.1 (0.1 to 0.3)	0.1 (0.1 to 0.3)	0.1 (0.1 to 0.3)	0.1 (0.1 to 0.3)	0.1 (0.1 to 0.3)	0.1 (0.1 to 0.3)	0.1 (0.1 to 0.3)	0.1 (0.1 to 0.3)	0.1 (0.1 to 0.3)	0.1 (0.1 to 0.3)	0.1 (0.1 to 0.3)	0.1 (0.1 to 0.3)	0.1 (0.1 to 0.3)	3.7
Other intestinal infectious diseases	0 (0 to 0)	0 (0 to 0)	0 (0 to 0)	0 (0 to 0)	0 (0 to 0)	0 (0 to 0)	0 (0 to 0)	0 (0 to 0)	0 (0 to 0)	0 (0 to 0)	0 (0 to 0)	0 (0 to 0)	0 (0 to 0)	0 (0 to 0)	0 (0 to 0)	0 (0 to 0)	0 (0 to 0)	0 (0 to 0)	0 (0 to 0)	0 (0 to 0)	0 (0 to 0)	0 (0 to 0)	0 (0 to 0)	0.4
Neglected tropical diseases and malaria	0 (0 to 0)	4.7 (1.4 to 12.9)	13.4 (4.6 to 25.2)	8.7 (4.4 to 15.1)	9.4 (4.4 to 20.1)	12.2 (4.6 to 47.9)	15.2 (4.6 to 47.9)	7.2 (2.6 to 19.2)	7.2 (2.6 to 19.2)	5 (2.2 to 11.2)	4.6 (2.1 to 10.1)	2.6 (1.1 to 5.9)	2.6 (1.1 to 5.9)	2.1 (1.1 to 3.2)	2.1 (1.1 to 3.2)	2.1 (1.1 to 3.2)	2.1 (1.1 to 3.2)	2.1 (1.1 to 3.2)	2.1 (1.1 to 3.2)	2.1 (1.1 to 3.2)	2.1 (1.1 to 3.2)	2.1 (1.1 to 3.2)	120
Malaria	0 (0 to 0)	0 (0 to 0)	0 (0 to 0)	0 (0 to 0)	0 (0 to 0)	0 (0 to 0)	0 (0 to 0)	0 (0 to 0)	0 (0 to 0)	0 (0 to 0)	0 (0 to 0)	0 (0 to 0)	0 (0 to 0)	0 (0 to 0)	0 (0 to 0)	0 (0 to 0)	0 (0 to 0)	0 (0 to 0)	0 (0 to 0)	0 (0 to 0)	0 (0 to 0)	0 (0 to 0)	0 (0 to 0)	0
Chagas disease	0 (0 to 0)	0 (0 to 0)	0 (0 to 0)	0 (0 to 0)	0 (0 to 0)	0 (0 to 0)	0 (0 to 0)	0 (0 to 0)	0 (0 to 0)	0 (0 to 0)	0 (0 to 0)	0 (0 to 0)	0 (0 to 0)	0 (0 to 0)	0 (0 to 0)	0 (0 to 0)	0 (0 to 0)	0 (0 to 0)	0 (0 to 0)	0 (0 to 0)	0 (0 to 0)	0 (0 to 0)	0 (0 to 0)	0
Leishmaniasis	0 (0 to 0)	0 (0 to 0)	0 (0 to 0)	0 (0 to 0)	0 (0 to 0)	0 (0 to 0)	0 (0 to 0)	0 (0 to 0)	0 (0 to 0)	0 (0 to 0)	0 (0 to 0)	0 (0 to 0)	0 (0 to 0)	0 (0 to 0)	0 (0 to 0)	0 (0 to 0)	0 (0 to 0)	0 (0 to 0)	0 (0 to 0)	0 (0 to 0)	0 (0 to 0)	0 (0 to 0)	0 (0 to 0)	0
Visceral leishmaniasis	0 (0 to 0)	0 (0 to 0)	0 (0 to 0)	0 (0 to 0)	0 (0 to 0)	0 (0 to 0)	0 (0 to 0)	0 (0 to 0)	0 (0 to 0)	0 (0 to 0)	0 (0 to 0)	0 (0 to 0)	0 (0 to 0)	0 (0 to 0)	0 (0 to 0)	0 (0 to 0)	0 (0 to 0)	0 (0 to 0)	0 (0 to 0)	0 (0 to 0)	0 (0 to 0)	0 (0 to 0)	0 (0 to 0)	0
Cutaneous and mucocutaneous leishmaniasis	0 (0 to 0)	0 (0 to 0)	0 (0 to 0)	0 (0 to 0)	0 (0 to 0)	0 (0 to 0)	0 (0 to 0)	0 (0 to 0)	0 (0 to 0)	0 (0 to 0)	0 (0 to 0)	0 (0 to 0)	0 (0 to 0)	0 (0 to 0)	0 (0 to 0)	0 (0 to 0)	0 (0 to 0)	0 (0 to 0)	0 (0 to 0)	0 (0 to 0)	0 (0 to 0)	0 (0 to 0)	0 (0 to 0)	0
African trypanosomiasis	0 (0 to 0)	0 (0 to 0)	0 (0 to 0)	0 (0 to 0)	0 (0 to 0)	0 (0 to 0)	0 (0 to 0)	0 (0 to 0)	0 (0 to 0)	0 (0 to 0)	0 (0 to 0)	0 (0 to 0)	0 (0 to 0)	0 (0 to 0)	0 (0 to 0)	0 (0 to 0)	0 (0 to 0)	0 (0 to 0)	0 (0 to 0)	0 (0 to 0)	0 (0 to 0)	0 (0 to 0)	0 (0 to 0)	0
Schistosomiasis	0 (0 to 0)	0 (0 to 0)	0 (0 to 0)	0 (0 to 0)	0 (0 to 0)	0 (0 to 0)	0 (0 to 0)	0 (0 to 0)	0 (0 to 0)	0 (0 to 0)	0 (0 to 0)	0 (0 to 0)	0 (0 to 0)	0 (0 to 0)	0 (0 to 0)	0 (0 to 0)	0 (0 to 0)	0 (0 to 0)	0 (0 to 0)	0 (0 to 0)	0 (0 to 0)	0 (0 to 0)	0 (0 to 0)	0
Cysticercosis	0 (0 to 0)	0 (0 to 0)	0 (0 to 0)	0 (0 to 0)	0 (0 to 0)	0 (0 to 0)	0 (0 to 0)	0 (0 to 0)	0 (0 to 0)	0 (0 to 0)	0 (0 to 0)	0 (0 to 0)	0 (0 to 0)	0 (0 to 0)	0 (0 to 0)	0 (0 to 0)	0 (0 to 0)	0 (0 to 0)	0 (0 to 0)	0 (0 to 0)	0 (0 to 0)	0 (0 to 0)	0 (0 to 0)	0
Cystic echinococcosis	0 (0 to 0)	0 (0 to 0)	0 (0 to 0)	0 (0 to 0)	0 (0 to 0)	0 (0 to 0)	0 (0 to 0)	0 (0 to 0)	0 (0 to 0)	0 (0 to 0)	0 (0 to 0)	0 (0 to 0)	0 (0 to 0)	0 (0 to 0)	0 (0 to 0)	0 (0 to 0)	0 (0 to 0)	0 (0 to 0)	0 (0 to 0)	0 (0 to 0)	0 (0 to 0)	0 (0 to 0)	0 (0 to 0)	0
Lymphatic filariasis	0 (0 to 0)	0 (0 to 0)	0 (0 to 0)	0 (0 to 0)	0 (0 to 0)	0 (0 to 0)	1.7 (0.7 to 3.7)	1.4 (0.6 to 3)	1.4 (0.6 to 3)	1.4 (0.6 to 3)	1.4 (0.6 to 3)	1.4 (0.6 to 3)	1.4 (0.6 to 3)	1.4 (0.6 to 3)	1.4 (0.6 to 3)	1.4 (0.6 to 3)	1.4 (0.6 to 3)	1.4 (0.6 to 3)	1.4 (0.6 to 3)	1.4 (0.6 to 3)	1.4 (0.6 to 3)	1.4 (0.6 to 3)	1.4 (0.6 to 3)	16.1
Onchocerciasis	0 (0 to 0)	0 (0 to 0)	0 (0 to 0)	0 (0 to 0)	0 (0 to 0)	0 (0 to 0)	0 (0 to 0)	0 (0 to 0)	0 (0 to 0)	0 (0 to 0)	0 (0 to 0)	0 (0 to 0)	0 (0 to 0)	0 (0 to 0)	0 (0 to 0)	0 (0 to 0)	0 (0 to 0)	0 (0 to 0)	0 (0 to 0)	0 (0 to 0)	0 (0 to 0)	0 (0 to 0)	0 (0 to 0)	0
Trachoma	0 (0 to 0)	0 (0 to 0)	0 (0 to 0)	0 (0 to 0)	0 (0 to 0)	0 (0 to 0)	0 (0 to 0)	0 (0 to 0)	0 (0 to 0)	0 (0 to 0)	0 (0 to 0)	0 (0 to 0)	0 (0 to 0)	0 (0 to 0)	0 (0 to 0)	0 (0 to 0)	0 (0 to 0)	0 (0 to 0)	0 (0 to 0)	0 (0 to 0)	0 (0 to 0)	0 (0 to 0)	0 (0 to 0)	0
Dengue	0 (0 to 0)	0.2 (0 to 0.7)	2.6 (0.4 to 12.5)	2.7 (0 to 28.2)	1.7 (1 to 9.9)	2.6 (1.6 to 15.9)	12.9 (2.6 to 28.2)	12.9 (2.6 to 45.9)	5.5 (1.2 to 17.2)	2.2 (1 to 16.2)	2.2 (0.7 to 9.2)	2.2 (0.7 to 9.2)	2.2 (0.7 to 9.2)	2.2 (0.7 to 9.2)	2.2 (0.7 to 9.2)	2.2 (0.7 to 9.2)	2.2 (0.7 to 9.2)	2.2 (0.7 to 9.2)	2.2 (0.7 to 9.2)	2.2 (0.7 to 9.2)	2.2 (0.7 to 9.2)	2.2 (0.7 to 9.2)	83.7
Yellow fever	0 (0 to 0)	0 (0 to 0)	0 (0 to 0)	0 (0 to 0)	0 (0 to 0)	0 (0 to 0)	0 (0 to 0)	0 (0 to 0)	0 (0 to 0)	0 (0 to 0)	0 (0 to 0)	0 (0 to 0)	0 (0 to 0)	0 (0 to 0)	0 (0 to 0)	0 (0 to 0)	0 (0 to 0)	0 (0 to 0)	0 (0 to 0)	0 (0 to 0)	0 (0 to 0)	0 (0 to 0)	0 (0 to 0)	0
Rabies	0 (0 to 0)	0 (0 to 0)	0 (0 to 0)	0 (0 to 0)	0 (0 to 0)	0 (0 to 0)	0 (0 to 0)	0 (0 to 0)	0 (0 to 0)	0 (0 to 0)	0 (0 to 0)	0 (0 to 0)	0 (0 to 0)	0 (0 to 0)	0 (0 to 0)	0 (0 to 0)	0 (0 to 0)	0 (0 to 0)	0 (0 to 0)	0 (0 to 0)	0 (0 to 0)	0 (0 to 0)	0 (0 to 0)	0.1
Intestinal nematode infections	0 (0 to 0)	0 (0 to 0)	0.4 (0 to 0.9)	0.4 (0.1 to 1.1)	0.2 (0 to 0.5)	0.2 (0 to 0.7)	0.2 (0 to 0.7)	0.1 (0.1 to 0.4)	0.1 (0.1 to 0.2)	0.1 (0 to 0.2)	0.1 (0 to 0.2)	0.1 (0 to 0.2)	0.1 (0 to 0.2)	0.1 (0 to 0.2)	0.1 (0 to 0.2)	0.1 (0 to 0.2)	0.1 (0 to 0.2)	0.1 (0 to 0.2)	0.1 (0 to 0.2)	0.1 (0 to 0.2)	0.1 (0 to 0.2)	0.1 (0 to 0.2)	0.1 (0 to 0.2)	3.1
Ascariasis	0 (0 to 0)	0 (0 to 0)	0 (0 to 0)	0 (0 to 0)	0 (0 to 0)	0 (0 to 0)	0 (0 to 0)	0 (0 to 0)	0 (0 to 0)	0 (0 to 0)	0 (0 to 0)	0 (0 to 0)	0 (0 to 0)	0 (0 to 0)	0 (0 to 0)	0 (0 to 0)	0 (0 to 0)	0 (0 to 0)	0 (0 to 0)	0 (0 to 0)	0 (0 to 0)	0 (0 to 0)	0 (0 to 0)	0.2
Trichuriasis	0 (0 to 0)	0 (0 to 0)	0 (0 to 0)	0 (0 to 0)	0 (0 to 0)	0 (0 to 0)	0 (0 to 0)	0 (0 to 0)	0 (0 to 0)	0 (0 to 0)	0 (0 to 0)	0 (0 to 0)	0 (0 to 0)	0 (0 to 0)	0 (0 to 0)	0 (0 to 0)	0 (0 to 0)	0 (0 to 0)	0 (0 to 0)	0 (0 to 0)	0 (0 to 0)	0 (0 to 0)	0 (0 to 0)	0
Hookworm disease	0 (0 to 0)	0 (0 to 0)	0 (0 to 0.4)	0.3 (0 to 1.4)	0.2 (0 to 0.5)	0.2 (0 to 1)	0.3 (0 to 0.7)	0.1 (0 to 0.4)	0.1 (0 to 0.2)	0.1 (0 to 0.2)	0.1 (0 to 0.2)	0.1 (0 to 0.2)	0.1 (0 to 0.2)	0.1 (0 to 0.2)	0.1 (0 to 0.2)	0.1 (0 to 0.2)	0.1 (0 to 0.2)	0.1 (0 to 0.2)	0.1 (0 to 0.2)	0.1 (0 to 0.2)	0.1 (0 to 0.2)	0.1 (0 to 0.2)	0.1 (0 to 0.2)	3.9
Food-borne trematodiases	0 (0 to 0)	0 (0 to 0)	0 (0 to 0)	0 (0 to 0)	0 (0 to 0)	0 (0 to 0)	0 (0 to 0)	0 (0 to 0)	0 (0 to 0)	0 (0 to 0)	0 (0 to 0)	0 (0 to 0)	0 (0 to 0)	0 (0 to 0)	0 (0 to 0)	0 (0 to 0)	0 (0 to 0)	0 (0 to 0)	0 (0 to 0)	0 (0 to 0)	0 (0 to 0)	0 (0 to 0)	0 (0 to 0)	0
Leprosy	0 (0 to 0)	0 (0 to 0)	0 (0 to 0)	0 (0 to 0)	0 (0 to 0)	0 (0 to 0)	0 (0 to 0)	0 (0 to 0)	0 (0 to 0)	0 (0 to 0)

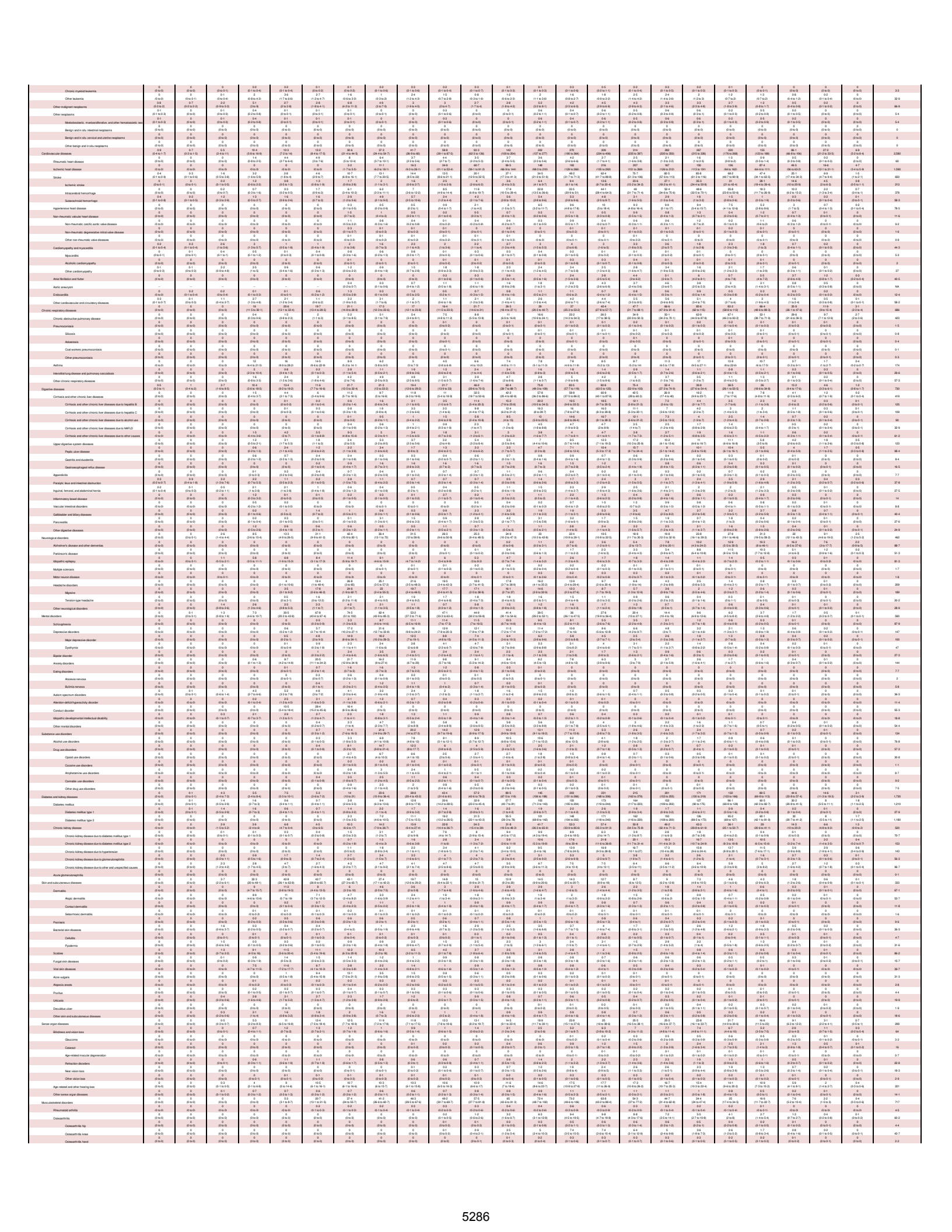

| | | |

SR Table 2a. Oregon DALYS by cause and sex group for males with 95% uncertainty intervals, 2019

Cause	Early Neonatal	Late Neonatal	Post-Neonatal	1 to 4	5 to 9	10 to 14	15 to 19	20 to 24	25 to 29	30 to 34	35 to 39	40 to 44	45 to 49	50 to 54	55 to 59	60 to 64	65 to 69	70 to 74	75 to 79	80 to 84	85 plus	Total
All causes	9,640 (7,070 to 9,770)	1,719 (790 to 1,990)	3,140 (2,340 to 3,560)	5,919 (3,330 to 6,740)	4,660 (2,960 to 5,200)	7,748 (5,150 to 8,450)	13,200 (9,060 to 14,300)	30,400 (20,900 to 33,100)	37,700 (22,700 to 39,100)	37,400 (22,900 to 38,400)	35,700 (23,200 to 36,600)	39,600 (29,000 to 39,900)	39,100 (29,900 to 39,500)	39,000 (28,900 to 39,000)	39,400 (28,300 to 39,400)	39,400 (27,900 to 77,400)	39,700 (27,600 to 39,500)	39,600 (26,600 to 39,300)	39,700 (25,700 to 39,700)	39,700 (24,800 to 39,700)	39,000 (23,700 to 77,200)	6,290 (5,770 to 6,750)	696,000
Communicable, maternal, neonatal, and nutritional diseases	3,790 (2,960 to 4,900)	671 (456 to 860)	649 (466 to 874)	794 (589 to 1,000)	394 (282 to 498)	369 (266 to 463)	440 (316 to 554)	623 (444 to 783)	669 (482 to 841)	679 (489 to 852)	667 (479 to 842)	1,040 (844 to 1,300)	1,160 (867 to 1,450)	1,760 (1,320 to 2,200)	1,760 (1,320 to 2,200)	1,360 (1,020 to 1,700)	1,410 (1,030 to 1,760)	1,440 (1,030 to 1,800)	1,340 (1,010 to 1,650)	1,160 (868 to 1,450)	923 (692 to 1,150)	222 (166 to 280)	23,700
HIV/AIDS and sexually transmitted infections	0.4 (0.2 to 0.6)	0.1 (0.1 to 0.2)	4.6 (3.6 to 6.1)	4.1 (3.0 to 5.9)	2.6 (2.2 to 3.1)	2.6 (2.2 to 3.2)	9.6 (7.5 to 12.3)	49.9 (38.9 to 57)	97.1 (66.2 to 104)	120 (72.0 to 205)	142 (100 to 211)	242 (180 to 311)	313 (243 to 384)	362 (277 to 429)	362 (283 to 428)	284 (196 to 338)	202 (141 to 264)	140 (100 to 219)	98.6 (69 to 166.9)	78.4 (57 to 150.9)	1.6 (1.4 to 2)	0.9 (0.4 to 0.9)	2,230
HIV/AIDS	0 (0 to 0)	0 (0 to 0)	4.2 (3.5 to 6)	4.1 (3.0 to 5.9)	2.6 (2.2 to 3.1)	2.6 (2.2 to 3.2)	9.5 (7.5 to 12.3)	49.2 (38.5 to 57)	96.4 (65.8 to 104)	119 (72.0 to 204)	142 (100 to 210)	239 (178 to 307)	312 (242 to 383)	361 (276 to 428)	361 (282 to 427)	283 (195 to 337)	201 (140 to 263)	139 (99 to 218)	97.9 (68 to 165.4)	78 (56 to 149.7)	1.6 (1.4 to 2)	0.7 (0.3 to 0.8)	2,210
HIV/AIDS - Drug-susceptible Tuberculosis	0 (0 to 0)	0 (0 to 0)	0.1 (0 to 0.1)	0.1 (0 to 0.1)	0.1 (0 to 0.1)	0.1 (0 to 0.2)	0.7 (0.5 to 0.9)	3.1 (2.4 to 3.7)	7.1 (4.9 to 8.1)	9.1 (5.4 to 15.6)	11 (7.4 to 16.1)	19 (13.6 to 24.1)	24 (18.2 to 29.1)	28 (21.1 to 33.1)	28 (21.1 to 33.1)	22 (14.7 to 26.1)	16 (10.4 to 20.7)	11 (7.3 to 17.2)	7.6 (5 to 12.9)	6 (4.3 to 11.6)	0.1 (0 to 0.1)	0.1 (0 to 0.1)	169
HIV/AIDS - Multidrug-resistant Tuberculosis without extensive	0 (0 to 0)	0 (0 to 0)	0 (0 to 0)	0 (0 to 0)	0 (0 to 0)	0 (0 to 0)	0 (0 to 0)	0.1 (0 to 0.1)	0.2 (0 to 0.2)	0.3 (0 to 0.4)	0.4 (0 to 0.5)	0.8 (0.6 to 1)	1 (0.8 to 1.2)	1.2 (0.9 to 1.4)	1.2 (0.9 to 1.4)	0.9 (0.6 to 1.1)	0.7 (0.4 to 0.9)	0.5 (0.3 to 0.7)	0.3 (0.2 to 0.5)	0.2 (0.1 to 0.4)	0 (0 to 0)	0 (0 to 0)	6.3
HIV/AIDS - Extensively drug-resistant Tuberculosis	0 (0 to 0)	0 (0 to 0)	0 (0 to 0)	0 (0 to 0)	0 (0 to 0)	0 (0 to 0)	0 (0 to 0)	0 (0 to 0)	0 (0 to 0)	0 (0 to 0)	0 (0 to 0)	0 (0 to 0)	0 (0 to 0)	0 (0 to 0)	0 (0 to 0)	0 (0 to 0)	0 (0 to 0)	0 (0 to 0)	0 (0 to 0)	0 (0 to 0)	0 (0 to 0)	0 (0 to 0)	0 (0 to 0)	0
HIV/AIDS resulting in other diseases	0 (0 to 0)	0 (0 to 0)	0.4 (0.4 to 0.9)	0.1 (0.0 to 0.4)	0.1 (0 to 0.2)	0.1 (0 to 0.2)	0.1 (0.1 to 0.2)	0.7 (0.6 to 0.8)	1 (0.8 to 1.2)	1.1 (0.9 to 1.3)	1.2 (0.9 to 1.4)	1.5 (1.2 to 1.8)	1.8 (1.5 to 2.1)	2.1 (1.7 to 2.5)	2.1 (1.7 to 2.5)	1.7 (1.3 to 2.1)	1.3 (1 to 1.6)	1 (0.7 to 1.3)	0.7 (0.5 to 1)	0.5 (0.3 to 0.8)	0 (0 to 0)	0 (0 to 0)	15
Sexually transmitted infections excluding HIV	0.4 (0.2 to 0.6)	0.1 (0 to 0.2)	0.4 (0.3 to 0.6)	0.1 (0 to 0.1)	0.1 (0 to 0.1)	0.1 (0.1 to 0.2)	0.1 (0 to 0.2)	0.6 (0.5 to 1.3)	1.6 (0.5 to 1.3)	1.9 (1.3 to 2.6)	1.9 (1.3 to 2.6)	2.2 (1.5 to 3.1)	2.6 (1.7 to 3.5)	3.3 (2.2 to 4.3)	3.9 (2.5 to 5)	4.6 (3 to 6.4)	5.6 (3.6 to 7.8)	3.6 (2.3 to 5)	2.2 (1.4 to 3)	1.4 (1 to 2)	0.6 (0.2 to 0.9)	0.2 (0.2 to 0.3)	122
Syphilis	0 (0 to 0)	0 (0 to 0)	0 (0 to 0)	0 (0 to 0)	0 (0 to 0)	0 (0 to 0)	0.1 (0.1 to 0.2)	0.2 (0.2 to 0.3)	0.6 (0.5 to 1.3)	1.6 (1.2 to 2.6)	1.8 (1.2 to 2.6)	2.2 (1.5 to 3.1)	2.6 (1.7 to 3.5)	3.3 (2.2 to 4.3)	3.9 (2.5 to 5)	4.6 (3 to 6.4)	5.6 (3.6 to 7.8)	3.6 (2.3 to 5)	2.2 (1.4 to 3)	1.4 (1 to 2)	0.6 (0.2 to 0.9)	0.2 (0.2 to 0.3)	38.8
Chlamydial infection	0 (0 to 0)	0 (0 to 0)	0 (0 to 0)	0 (0 to 0)	0 (0 to 0)	0 (0 to 0)	0.1 (0 to 0.2)	0.3 (0.2 to 0.5)	0.6 (0.2 to 1.1)	0.6 (0.2 to 1.1)	0.6 (0.2 to 1.1)	0.7 (0.3 to 1.3)	0.8 (0.3 to 1.5)	0.9 (0.3 to 1.7)	0.9 (0.3 to 1.7)	0.7 (0.2 to 1.3)	0.5 (0.2 to 1)	0.3 (0.1 to 0.7)	0.2 (0 to 0.5)	0.1 (0 to 0.4)	0 (0 to 0)	0 (0 to 0)	3.8
Gonococcal infection	0 (0 to 0)	0 (0 to 0)	0 (0 to 0)	0 (0 to 0)	0 (0 to 0)	0 (0 to 0)	0 (0 to 0.2)	0.2 (0.2 to 0.3)	0.6 (0.2 to 1.1)	0.6 (0.2 to 1.1)	0.6 (0.2 to 1.1)	0.7 (0.3 to 1.3)	0.8 (0.3 to 1.5)	0.9 (0.3 to 1.7)	0.9 (0.3 to 1.7)	0.7 (0.2 to 1.3)	0.5 (0.2 to 1)	0.3 (0.1 to 0.7)	0.2 (0 to 0.5)	0.1 (0 to 0.4)	0 (0 to 0)	0 (0 to 0)	3.9
Trichomoniasis	0 (0 to 0)	0 (0 to 0)	0 (0 to 0)	0 (0 to 0)	0 (0 to 0)	0 (0 to 0)	0 (0 to 0.2)	0.1 (0 to 0.2)	0.3 (0.1 to 0.6)	0.3 (0.1 to 0.6)	0.3 (0.1 to 0.6)	0.4 (0.2 to 0.7)	0.4 (0.2 to 0.8)	0.5 (0.2 to 0.9)	0.5 (0.2 to 0.9)	0.4 (0.1 to 0.7)	0.3 (0.1 to 0.6)	0.2 (0 to 0.5)	0.1 (0 to 0.4)	0.1 (0 to 0.3)	0 (0 to 0)	0 (0 to 0)	4.2
Genital herpes	0 (0 to 0)	0 (0 to 0)	0 (0 to 0)	0 (0 to 0)	0 (0 to 0)	0 (0 to 0)	0 (0 to 0)	0 (0 to 0)	0 (0 to 0)	0 (0 to 0)	0 (0 to 0)	0 (0 to 0)	0 (0 to 0)	0 (0 to 0)	0 (0 to 0)	0 (0 to 0)	0 (0 to 0)	0 (0 to 0)	0 (0 to 0)	0 (0 to 0)	0 (0 to 0)	0 (0 to 0)	0 (0 to 0)	70
Other sexually transmitted infections	0 (0 to 0)	0 (0 to 0)	0.4 (0.3 to 0.6)	0.1 (0 to 0.1)	0.1 (0 to 0.2)	0.2 (0.1 to 0.4)	0.6 (0.2 to 0.9)	2.6 (0.9 to 3.7)	5.7 (2.1 to 7.7)	7.2 (2.7 to 9.6)	7.7 (2.7 to 10.1)	9.6 (3.5 to 12.5)	11 (4.1 to 14.2)	12 (4.5 to 15.7)	12 (4.5 to 15.7)	9.6 (3.5 to 12.5)	7.3 (2.7 to 9.6)	5.1 (1.9 to 6.7)	3.5 (1.3 to 4.6)	2.3 (0.9 to 3.1)	0.3 (0.1 to 0.4)	0.1 (0 to 0.2)	4.9
Respiratory infections and tuberculosis	3,460 (2,630 to 4,570)	1,050 (734 to 1,260)	2,490 (1,900 to 2,900)	5,120 (2,740 to 5,900)	4,260 (2,680 to 4,800)	7,380 (4,880 to 8,050)	12,800 (8,750 to 13,900)	29,800 (20,400 to 32,400)	37,000 (22,200 to 38,200)	36,700 (22,400 to 37,600)	34,900 (22,600 to 35,800)	38,500 (28,100 to 38,800)	37,900 (28,900 to 38,300)	37,200 (27,400 to 37,600)	37,600 (26,900 to 37,600)	37,900 (26,600 to 74,400)	38,300 (26,600 to 38,000)	38,200 (25,600 to 37,900)	38,400 (24,800 to 38,400)	38,500 (24,000 to 38,500)	38,000 (23,000 to 74,400)	6,240 (5,720 to 6,700)	680,000
Tuberculosis	0 (0 to 0)	0 (0 to 0)	0.3 (0.2 to 0.4)	0.3 (0.3 to 0.5)	0.3 (0.1 to 0.5)	0.4 (0.2 to 0.6)	0.8 (0.5 to 1.2)	2.3 (1.4 to 3.4)	4 (2.7 to 5.6)	5.2 (2.9 to 8.6)	6.8 (3.9 to 7.4)	8.8 (5.6 to 11)	9.6 (6.6 to 13)	11.2 (7.3 to 16.7)	12.6 (8.6 to 20.6)	16.5 (10.6 to 23.6)	19.4 (13.6 to 27.6)	16 (11.6 to 25.6)	9.1 (6.5 to 19.2)	9.9 (6.6 to 12.4)	0.4 (0.1 to 0.5)	0.1 (0 to 0.1)	123
Latent tuberculosis infection	0 (0 to 0)	0 (0 to 0)	0 (0 to 0)	0 (0 to 0)	0 (0 to 0)	0 (0 to 0)	0 (0 to 0)	0 (0 to 0)	0 (0 to 0)	0 (0 to 0)	0 (0 to 0)	0 (0 to 0)	0 (0 to 0)	0 (0 to 0)	0 (0 to 0)	0 (0 to 0)	0 (0 to 0)	0 (0 to 0)	0 (0 to 0)	0 (0 to 0)	0 (0 to 0)	0 (0 to 0)	0 (0 to 0)	0
Drug-susceptible tuberculosis	0 (0 to 0)	0 (0 to 0)	0.3 (0.2 to 0.4)	0.4 (0.3 to 0.5)	0.2 (0.1 to 0.5)	0.3 (0.2 to 0.5)	0.7 (0.5 to 1.1)	2.2 (1.4 to 3.4)	3.9 (2.6 to 5.7)	5 (2.8 to 8.1)	6.7 (3.8 to 7.3)	8.6 (5.5 to 10.9)	9.4 (6.4 to 12.8)	10.9 (6.9 to 16.2)	12.3 (8.4 to 20.2)	16.1 (10.4 to 23.2)	19 (13.3 to 27)	15.7 (11.4 to 25.2)	8.9 (6.4 to 18.8)	9.7 (6.4 to 12.1)	0.4 (0.1 to 0.4)	0.1 (0 to 0.1)	120
Multidrug-resistant tuberculosis without extensive drug-resistar	0 (0 to 0)	0 (0 to 0)	0 (0 to 0)	0 (0 to 0)	0 (0 to 0)	0 (0 to 0)	0 (0 to 0)	0 (0 to 0)	0 (0 to 0)	0.1 (0 to 0.1)	0.1 (0 to 0.2)	0.2 (0.1 to 0.3)	0.2 (0.1 to 0.3)	0.3 (0.2 to 0.4)	0.3 (0.2 to 0.5)	0.4 (0.2 to 0.6)	0.5 (0.3 to 0.8)	0.4 (0.2 to 0.7)	0.2 (0.1 to 0.5)	0.2 (0.1 to 0.4)	0 (0 to 0)	0 (0 to 0)	4
Extensively drug-resistant tuberculosis	0 (0 to 0)	0 (0 to 0)	0 (0 to 0)	0 (0 to 0)	0 (0 to 0)	0 (0 to 0)	0 (0 to 0)	0 (0 to 0)	0 (0 to 0)	0 (0 to 0)	0 (0 to 0)	0 (0 to 0)	0 (0 to 0)	0 (0 to 0)	0 (0 to 0)	0 (0 to 0)	0 (0 to 0)	0 (0 to 0)	0 (0 to 0)	0 (0 to 0)	0 (0 to 0)	0 (0 to 0)	0 (0 to 0)	1
Lower respiratory infections	9.9 (8.4 to 14.6)	13.6 (9.1 to 21.9)	132 (98.1 to 163)	431 (311 to 563)	29.6 (19.7 to 38.6)	29.1 (17.7 to 39.4)	29.2 (17.3 to 40.4)	41.6 (26.3 to 57.8)	56.5 (34.1 to 78.7)	68.6 (41.7 to 94)	109 (68.3 to 139)	114 (73.9 to 160)	170 (113 to 222)	160 (110 to 205)	241 (165 to 307)	360 (230 to 457)	470 (300 to 597)	568 (366 to 724)	661 (426 to 842)	592 (385 to 753)	559 (362 to 777)	389 (248 to 495)	5,310
Upper respiratory infections	2.4 (1.9 to 3.4)	2.1 (1.4 to 3.1)	197 (144 to 247)	1,190 (866 to 1,590)	56 (38.3 to 73.5)	52 (32 to 71)	142 (97.1 to 194)	134 (89.7 to 183)	176 (116 to 240)	133 (87.3 to 183)	139 (91.2 to 190)	129 (84.7 to 176)	119 (78.1 to 163)	104 (68.3 to 142)	106 (69.6 to 145)	104 (67.1 to 142)	99.7 (65.5 to 136)	71.3 (46.8 to 97.3)	42.6 (28 to 58.2)	23.3 (15.3 to 31.8)	11.9 (7.8 to 16.3)	64 (42.1 to 87.4)	3,030
Otitis media	0 (0 to 0)	0 (0 to 0)	0.3 (0.1 to 0.5)	0.4 (0.1 to 0.6)	0.3 (0.1 to 0.5)	0.3 (0.1 to 0.5)	0.3 (0.1 to 0.5)	0.3 (0.1 to 0.5)	0.3 (0.1 to 0.5)	0.3 (0.1 to 0.5)	0.3 (0.1 to 0.5)	0.3 (0.1 to 0.5)	0.3 (0.1 to 0.5)	0.3 (0.1 to 0.5)	0.3 (0.1 to 0.5)	0.3 (0.1 to 0.5)	0.3 (0.1 to 0.5)	0.3 (0.1 to 0.5)	0.3 (0.1 to 0.5)	0.3 (0.1 to 0.5)	0.3 (0.1 to 0.5)	0.3 (0.1 to 0.5)	4
Sinusitis	0 (0 to 0)	0 (0 to 0)	0 (0 to 0)	0 (0 to 0)	0 (0 to 0)	0 (0 to 0)	0 (0 to 0)	0 (0 to 0)	0 (0 to 0)	0 (0 to 0)	0 (0 to 0)	0 (0 to 0)	0 (0 to 0)	0 (0 to 0)	0 (0 to 0)	0 (0 to 0)	0 (0 to 0)	0 (0 to 0)	0 (0 to 0)	0 (0 to 0)	0 (0 to 0)	0 (0 to 0)	0 (0 to 0)	0
Pharyngitis	0 (0 to 0)	0 (0 to 0)	0 (0 to 0)	0 (0 to 0)	0 (0 to 0)	0 (0 to 0)	0 (0 to 0)	0 (0 to 0)	0 (0 to 0)	0 (0 to 0)	0 (0 to 0)	0 (0 to 0)	0 (0 to 0)	0 (0 to 0)	0 (0 to 0)	0 (0 to 0)	0 (0 to 0)	0 (0 to 0)	0 (0 to 0)	0 (0 to 0)	0 (0 to 0)	0 (0 to 0)	0 (0 to 0)	0
Laryngitis	0 (0 to 0)	0 (0 to 0)	0 (0 to 0)	0 (0 to 0)	0 (0 to 0)	0 (0 to 0)	0 (0 to 0)	0 (0 to 0)	0 (0 to 0)	0 (0 to 0)	0 (0 to 0)	0 (0 to 0)	0 (0 to 0)	0 (0 to 0)	0 (0 to 0)	0 (0 to 0)	0 (0 to 0)	0 (0 to 0)	0 (0 to 0)	0 (0 to 0)	0 (0 to 0)	0 (0 to 0)	0 (0 to 0)	0
Tracheal, bronchial, and lung cancer	0 (0 to 0)	0 (0 to 0)	0 (0 to 0)	0 (0 to 0)	0 (0 to 0)	0 (0 to 0)	0 (0 to 0)	0 (0 to 0)	0 (0 to 0)	0 (0 to 0)	0 (0 to 0)	0 (0 to 0)	0 (0 to 0)	0 (0 to 0)	0 (0 to 0)	0 (0 to 0)	0 (0 to 0)	0 (0 to 0)	0 (0 to 0)	0 (0 to 0)	0 (0 to 0)	0 (0 to 0)	0 (0 to 0)	0
Malignant skin melanoma	0.1 (0.1 to 0.2)	0.1 (0.1 to 0.2)	0.8 (0.7 to 1)	3.6 (2.7 to 4.7)	1.1 (0.8 to 1.4)	1.9 (1.5 to 2.4)	5.2 (3.9 to 6.7)	16 (12.1 to 20.1)	37.5 (27.2 to 50)	72.2 (52.1 to 96.3)	93.8 (67.7 to 121)	97.5 (69.9 to 123)	131 (95.5 to 167)	169 (123 to 213)	223 (162 to 283)	338 (232 to 429)	413 (283 to 523)	420 (288 to 531)	345 (236 to 436)	272 (186 to 344)	197 (135 to 249)	63.7 (43.7 to 80.5)	2,880
Non-melanoma skin cancer	0 (0 to 0)	0 (0 to 0)	0 (0 to 0)	0 (0 to 0)	0 (0 to 0)	0 (0 to 0)	0 (0 to 0)	0 (0 to 0)	0.1 (0 to 0.1)	0.3 (0.2 to 0.4)	0.5 (0.3 to 0.7)	0.8 (0.5 to 1)	1.3 (0.8 to 1.7)	2.2 (1.4 to 2.8)	3.1 (2 to 4)	4.3 (2.8 to 5.5)	5.6 (3.7 to 7.2)	6.3 (4.2 to 8.1)	5.6 (3.7 to 7.2)	4.6 (3 to 5.9)	3.2 (2.1 to 4.1)	1.1 (0.7 to 1.4)	47
Non-melanoma skin cancer (squamous-cell carcinoma)	0 (0 to 0)	0 (0 to 0)	0 (0 to 0)	0 (0 to 0)	0 (0 to 0)	0 (0 to 0)	0 (0 to 0)	0 (0 to 0)	0 (0 to 0)	0 (0 to 0)	0 (0 to 0)	0 (0 to 0)	0 (0 to 0)	0 (0 to 0)	0 (0 to 0)	0 (0 to 0)	0 (0 to 0)	0 (0 to 0)	0 (0 to 0)	0 (0 to 0)	0 (0 to 0)	0 (0 to 0)	0 (0 to 0)	0
Non-melanoma skin cancer (basal-cell carcinoma)	0 (0 to 0)	0 (0 to 0)	0 (0 to 0)	0 (0 to 0)	0 (0 to 0)	0 (0 to 0)	0 (0 to 0)	0 (0 to 0)	0 (0 to 0)	0 (0 to 0)	0 (0 to 0)	0 (0 to 0)	0 (0 to 0)	0 (0 to 0)	0 (0 to 0)	0 (0 to 0)	0 (0 to 0)	0 (0 to 0)	0 (0 to 0)	0 (0 to 0)	0 (0 to 0)	0 (0 to 0)	0 (0 to 0)	0
Breast cancer	0 (0 to 0)	0 (0 to 0)	0 (0 to 0)	0 (0 to 0)	0 (0 to 0)	0 (0 to 0)	0 (0 to 0.1)	0 (0 to 0.1)	0 (0 to 0.1)	0 (0 to 0.1)	0 (0 to 0.1)	0 (0 to 0.1)	0 (0 to 0.1)	0 (0 to 0.1)	0 (0 to 0.1)	0 (0 to 0.1)	0 (0 to 0.1)	0 (0 to 0.1)	0 (0 to 0.1)	0 (0 to 0.1)	0 (0 to 0.1)	0 (0 to 0.1)	0 (0 to 0.1)	0
Cervical cancer	–	–	–	–	–	–	–	–	–	–	–	–	–	–	–	–	–	–	–	–	–	–	–	NA
Uterine cancer	–	–	–	–	–	–	–	–	–	–	–	–	–	–	–	–	–	–	–	–	–	–	–	NA
Ovarian cancer	0 (0 to 0)	0 (0 to 0)	0 (0 to 0)	0 (0 to 0)	0 (0 to 0)	0 (0 to 0)	0 (0 to 0)	0 (0 to 0)	0 (0 to 0)	0 (0 to 0)	0 (0 to 0)	0 (0 to 0)	0 (0 to 0)	0 (0 to 0)	0 (0 to 0)	0 (0 to 0)	0 (0 to 0)	0 (0 to 0)	0 (0 to 0)	0 (0 to 0)	0 (0 to 0)	0 (0 to 0)	0 (0 to 0)	0
Prostate cancer	0 (0 to 0)	0 (0 to 0)	0 (0 to 0)	0 (0 to 0)	0 (0 to 0)	0 (0 to 0)	0 (0 to 0)	0 (0 to 0)	0 (0 to 0)	0 (0 to 0)	0 (0 to 0)	0 (0 to 0)	0 (0 to 0)	0 (0 to 0)	0 (0 to 0)	0 (0 to 0)	0 (0 to 0)	0 (0 to 0)	0 (0 to 0)	0 (0 to 0)	0 (0 to 0)	0 (0 to 0)	0 (0 to 0)	0
Testicular cancer	0.7 (0.6 to 0.8)	0.2 (0.2 to 0.3)	0.6 (0.5 to 0.8)	0.2 (0.2 to 0.4)	0.1 (0.1 to 0.2)	0.2 (0.2 to 0.3)	0.2 (0.1 to 0.3)	0.4 (0.3 to 0.5)	0.6 (0.4 to 0.8)	0.9 (0.6 to 1.2)	0.9 (0.6 to 1.2)	0.9 (0.6 to 1.2)	0.9 (0.6 to 1.2)	0.9 (0.6 to 1.2)	0.9 (0.6 to 1.2)	0.9 (0.6 to 1.2)	0.9 (0.6 to 1.2)	0.9 (0.6 to 1.2)	0.9 (0.6 to 1.2)	0.9 (0.6 to 1.2)	0.9 (0.6 to 1.2)	0.9 (0.6 to 1.2)	0.9
Kidney cancer	0.2 (0.2 to 0.3)	0.1 (0.1 to 0.2)	1.5 (1.1 to 2)	0.7 (0.5 to 1.1)	0.2 (0.2 to 0.3)	0.4 (0.3 to 0.5)	0.8 (0.6 to 1.1)	1.6 (1.2 to 2.1)	2.6 (1.9 to 3.4)	3.6 (2.6 to 4.8)	4.3 (3.1 to 5.7)	5.2 (3.8 to 6.9)	5.8 (4.3 to 7.7)	6.5 (4.8 to 8.6)	7.2 (5.3 to 9.5)	8.1 (5.9 to 10.7)	8.6 (6.3 to 11.4)	7.6 (5.5 to 10.1)	5.6 (4.1 to 7.4)	4.2 (3.1 to 5.6)	1.6 (1.2 to 2.1)	0.5 (0.4 to 0.7)	76
Bladder cancer	0 (0 to 0)	0 (0 to 0)	0 (0 to 0)	0 (0 to 0)	0 (0 to 0)	0 (0 to 0)	0 (0 to 0)	0 (0 to 0)	0 (0 to 0)	0 (0 to 0)	0 (0 to 0)	0 (0 to 0)	0 (0 to 0)	0 (0 to 0)	0 (0 to 0)	0 (0 to 0)	0 (0 to 0)	0 (0 to 0)	0 (0 to 0)	0 (0 to 0)	0 (0 to 0)	0 (0 to 0)	0 (0 to 0)	0
Brain and central nervous system cancer	0.6 (0.5 to 0.8)	0.2 (0.2 to 0.3)	0.8 (0.7 to 1)	0.3 (0.2 to 0.5)	0.2 (0.1 to 0.3)	0.3 (0.2 to 0.4)	0.5 (0.3 to 0.6)	0.8 (0.6 to 1)	1.1 (0.8 to 1.4)	1.4 (1 to 1.8)	1.6 (1.2 to 2.1)	1.9 (1.4 to 2.4)	2.1 (1.6 to 2.7)	2.4 (1.8 to 3.1)	2.7 (2 to 3.4)	3.1 (2.3 to 4)	3.3 (2.4 to 4.3)	2.9 (2.1 to 3.8)	2.1 (1.5 to 2.8)	1.6 (1.1 to 2.1)	0.6 (0.4 to 0.8)	0.2 (0.1 to 0.3)	29
Thyroid cancer	0 (0 to 0)	0 (0 to 0)	0 (0 to 0)	0 (0 to 0)	0 (0 to 0)	0 (0 to 0)	0 (0 to 0)	0 (0 to 0)	0 (0 to 0)	0 (0 to 0)	0 (0 to 0)	0 (0 to 0)	0 (0 to 0)	0 (0 to 0)	0 (0 to 0)	0 (0 to 0)	0 (0 to 0)	0 (0 to 0)	0 (0 to 0)	0 (0 to 0)	0 (0 to 0)	0 (0 to 0)	0 (0 to 0)	0
Mesothelioma	0 (0 to 0)	0 (0 to 0)	0 (0 to 0)	0 (0 to 0)	0 (0 to 0)	0 (0 to 0)	0 (0 to 0)	0 (0 to 0)	0 (0 to 0)	0 (0 to 0)	0 (0 to 0)	0 (0 to 0)	0 (0 to 0)	0 (0 to 0)	0 (0 to 0)	0 (0 to 0)	0 (0 to 0)	0 (0 to 0)	0 (0 to 0)	0 (0 to 0)	0 (0 to 0)	0 (0 to 0)	0 (0 to 0)	0
Hodgkin lymphoma	0 (0 to 0)	0 (0 to 0)	0 (0 to 0)	0 (0 to 0)	0 (0 to 0)	0 (0 to 0)	0 (0 to 0)	0 (0 to 0)	0 (0 to 0)	0 (0 to 0)	0 (0 to 0)	0 (0 to 0)	0 (0 to 0)	0 (0 to 0)	0 (0 to 0)	0 (0 to 0)	0 (0 to 0)	0 (0 to 0)	0 (0 to 0)	0 (0 to 0)	0 (0 to 0)	0 (0 to 0)	0 (0 to 0)	0
Non-Hodgkin lymphoma	0 (0 to 0)	0 (0 to 0)	0 (0 to 0)	0 (0 to 0)	0 (0 to 0)	0 (0 to 0)	0 (0 to 0)	0 (0 to 0)	0 (0 to 0)	0 (0 to 0)	0 (0 to 0)	0 (0 to 0)	0 (0 to 0)	0 (0 to 0)	0 (0 to 0)	0 (0 to 0)	0 (0 to 0)





SR Table 2a: Pennsylvania DALYS by cause and age group for males with 95% uncertainty intervals, 2019

Cause	Early Neonatal	Late Neonatal	Post Neonatal	1 to 4	5 to 9	10 to 14	15 to 19	20 to 24	25 to 29	30 to 34	35 to 39	40 to 44	45 to 49	50 to 54	55 to 59	60 to 64	65 to 69	70 to 74	75 to 79	80 to 84	85 to 89	90 to 94	95 plus	Total
All causes	23,900 (21,600 to 26,400)	4,480 (4,170 to 4,890)	12,000 (10,900 to 13,200)	15,400 (13,900 to 16,900)	17,600 (15,900 to 19,500)	27,300 (25,000 to 29,800)	67,200 (62,100 to 72,400)	90,800 (84,100 to 98,100)	115,600 (106,900 to 124,600)	115,600 (107,200 to 124,400)	137,200 (127,100 to 147,600)	130,000 (120,400 to 140,000)	130,000 (120,400 to 140,000)	114,000 (105,600 to 123,000)	114,000 (105,600 to 123,000)	114,000 (105,600 to 123,000)	114,000 (105,600 to 123,000)	114,000 (105,600 to 123,000)	140,000 (129,600 to 151,000)	140,000 (129,600 to 151,000)	67,900 (62,100 to 73,900)	22,000 (20,000 to 24,000)	2,620,000
Communicable, maternal, neonatal, and nutritional diseases	19,200 (16,800 to 21,900)	2,810 (2,570 to 3,200)	2,060 (2,060 to 2,060)	2,990 (2,330 to 3,930)	2,810 (2,020 to 3,940)	2,360 (1,960 to 2,980)	3,050 (1,960 to 4,630)	2,620 (2,020 to 3,610)	3,180 (2,630 to 3,930)	3,150 (2,630 to 3,930)	3,540 (2,760 to 4,230)	3,490 (2,940 to 4,230)	4,330 (3,180 to 5,670)	2,980 (2,350 to 3,820)	3,220 (2,350 to 4,230)	3,220 (2,350 to 4,230)	3,220 (2,350 to 4,230)	3,220 (2,350 to 4,230)	3,960 (2,940 to 4,990)	3,960 (2,940 to 4,990)	3,540 (1,960 to 5,290)	1,780 (980 to 2,940)	103,000
HIV/AIDS and sexually transmitted infections	2.2 (1.7 to 2.6)	1.5 (0.9 to 2.1)	19.6 (14.7 to 24.5)	17.5 (14.4 to 20.7)	10.4 (7.7 to 13.4)	2.4 (1.8 to 3.1)	16.1 (12.0 to 20.6)	61.0 (45.1 to 78.2)	96.2 (71.2 to 123.4)	102.7 (76.0 to 131.7)	98.1 (72.6 to 125.8)	76.3 (56.5 to 97.8)	72.1 (53.4 to 92.5)	61.2 (45.3 to 78.5)	57.1 (42.3 to 73.2)	52.1 (38.6 to 66.8)	47.1 (34.9 to 60.4)	42.2 (31.2 to 54.1)	36.4 (26.9 to 46.7)	31.0 (22.9 to 39.8)	25.4 (18.8 to 32.6)	14.1 (10.4 to 18.1)	9,290
HIV/AIDS	0 (0 to 0)	0 (0 to 0)	19.4 (14.6 to 24.3)	17.3 (14.2 to 20.5)	10.2 (7.6 to 12.4)	2.3 (1.8 to 3.0)	15.9 (12.0 to 20.4)	60.7 (44.9 to 77.7)	95.8 (70.9 to 122.9)	102.3 (75.7 to 131.2)	97.7 (72.3 to 125.3)	76.0 (56.3 to 97.4)	71.8 (53.2 to 92.1)	60.9 (45.1 to 78.1)	56.9 (42.1 to 72.9)	51.9 (38.4 to 66.5)	46.9 (34.7 to 60.1)	42.0 (31.1 to 53.9)	36.2 (26.8 to 46.5)	30.9 (22.8 to 39.6)	25.3 (18.7 to 32.4)	14.0 (10.4 to 18.0)	9,260
HIV/AIDS - Drug-susceptible Tuberculosis	0 (0 to 0)	0 (0 to 0)	0.4 (0.2 to 0.6)	0.3 (0.2 to 0.5)	0.2 (0.1 to 0.3)	0.1 (0.0 to 0.1)	0.5 (0.3 to 0.7)	2.5 (1.5 to 3.6)	3.5 (2.0 to 5.2)	3.1 (1.8 to 4.6)	3.0 (1.7 to 4.4)	2.5 (1.4 to 3.6)	2.4 (1.4 to 3.4)	2.0 (1.2 to 2.9)	1.9 (1.1 to 2.7)	1.7 (1.0 to 2.5)	1.6 (0.9 to 2.3)	1.4 (0.8 to 2.0)	1.2 (0.7 to 1.7)	1.0 (0.6 to 1.5)	0.8 (0.5 to 1.2)	0.5 (0.3 to 0.7)	320
HIV/AIDS - Multidrug-resistant Tuberculosis without extensi	0 (0 to 0)	0 (0 to 0)	0.1 (0.0 to 0.1)	0.1 (0.0 to 0.1)	0.0 (0.0 to 0.0)	0.0 (0.0 to 0.0)	0.1 (0.0 to 0.1)	0.1 (0.0 to 0.2)	0.1 (0.0 to 0.2)	0.1 (0.0 to 0.2)	0.1 (0.0 to 0.2)	0.1 (0.0 to 0.2)	0.1 (0.0 to 0.2)	0.1 (0.0 to 0.2)	0.1 (0.0 to 0.2)	0.1 (0.0 to 0.2)	0.1 (0.0 to 0.2)	0.1 (0.0 to 0.2)	0.1 (0.0 to 0.2)	0.1 (0.0 to 0.2)	0.1 (0.0 to 0.2)	0.0 (0.0 to 0.1)	4.0
HIV/AIDS - Extensively drug-resistant Tuberculosis	0 (0 to 0)	0 (0 to 0)	0 (0 to 0)	0 (0 to 0)	0 (0 to 0)	0 (0 to 0)	0 (0 to 0)	0 (0 to 0)	0 (0 to 0)	0 (0 to 0)	0 (0 to 0)	0 (0 to 0)	0 (0 to 0)	0 (0 to 0)	0 (0 to 0)	0 (0 to 0)	0 (0 to 0)	0 (0 to 0)	0 (0 to 0)	0 (0 to 0)	0 (0 to 0)	0 (0 to 0)	0 (0 to 0)	1.1
HIV/AIDS resulting in other diseases	0 (0 to 0)	19.6 (15.6 to 23.9)	17 (14.0 to 20.2)	12.4 (9.6 to 15.2)	10 (7.6 to 12.3)	26.5 (20.2 to 35.3)	192 (129.3 to 265)	429 (287.6 to 594)	567 (379.6 to 784)	601 (404.1 to 834)	577 (386.3 to 798)	1,290 (1,040 to 1,600)	1,260 (1,040 to 1,600)	1,200 (990 to 1,480)	995 (820 to 1,230)	837 (691 to 1,040)	703 (581 to 874)	589 (487 to 732)	463 (383 to 575)	342 (283 to 425)	227 (187 to 281)	114 (94.1 to 141)	8,790
Sexually transmitted infections excluding HIV	2.2 (1.7 to 2.6)	1.5 (0.9 to 2.1)	0.7 (0.4 to 1.4)	0.1 (0.0 to 0.2)	0.1 (0.0 to 0.2)	0.2 (0.1 to 0.3)	0.2 (0.1 to 0.3)	0.9 (0.5 to 1.4)	1.3 (0.7 to 2.1)	1.3 (0.7 to 2.1)	1.3 (0.7 to 2.1)	1.3 (0.7 to 2.1)	1.3 (0.7 to 2.1)	1.2 (0.7 to 1.9)	1.2 (0.7 to 1.9)	1.2 (0.7 to 1.9)	1.2 (0.7 to 1.9)	1.2 (0.7 to 1.9)	1.2 (0.7 to 1.9)	1.2 (0.7 to 1.9)	1.2 (0.7 to 1.9)	1.0 (0.5 to 1.5)	410
Syphilis	0 (0 to 0)	0 (0 to 0)	0 (0 to 0)	0 (0 to 0)	0 (0 to 0)	0 (0 to 0)	0 (0 to 0)	0 (0 to 0)	0 (0 to 0)	0 (0 to 0)	0 (0 to 0)	0 (0 to 0)	0 (0 to 0)	0 (0 to 0)	0 (0 to 0)	0 (0 to 0)	0 (0 to 0)	0 (0 to 0)	0 (0 to 0)	0 (0 to 0)	0 (0 to 0)	0 (0 to 0)	0 (0 to 0)	136
Chlamydial infection	0 (0 to 0)	0 (0 to 0)	0 (0 to 0)	0 (0 to 0)	0 (0 to 0)	0 (0 to 0)	0 (0 to 0)	0 (0 to 0)	0 (0 to 0)	0 (0 to 0)	0 (0 to 0)	0 (0 to 0)	0 (0 to 0)	0 (0 to 0)	0 (0 to 0)	0 (0 to 0)	0 (0 to 0)	0 (0 to 0)	0 (0 to 0)	0 (0 to 0)	0 (0 to 0)	0 (0 to 0)	0 (0 to 0)	121
Gonococcal infection	0 (0 to 0)	0 (0 to 0)	0 (0 to 0)	0 (0 to 0)	0 (0 to 0)	0 (0 to 0)	0 (0 to 0)	0 (0 to 0)	0 (0 to 0)	0 (0 to 0)	0 (0 to 0)	0 (0 to 0)	0 (0 to 0)	0 (0 to 0)	0 (0 to 0)	0 (0 to 0)	0 (0 to 0)	0 (0 to 0)	0 (0 to 0)	0 (0 to 0)	0 (0 to 0)	0 (0 to 0)	0 (0 to 0)	116
Trichomoniasis	0 (0 to 0)	0 (0 to 0)	0 (0 to 0)	0 (0 to 0)	0 (0 to 0)	0 (0 to 0)	0 (0 to 1.2)	0.2 (0 to 0.8)	0.4 (0 to 1.6)	0.4 (0 to 1.6)	0.4 (0 to 1.6)	0.4 (0 to 1.6)	0.4 (0 to 1.6)	0.4 (0 to 1.6)	0.4 (0 to 1.6)	0.4 (0 to 1.6)	0.4 (0 to 1.6)	0.4 (0 to 1.6)	0.4 (0 to 1.6)	0.4 (0 to 1.6)	0.4 (0 to 1.6)	0.4 (0 to 1.6)	0.4 (0 to 1.6)	132
Genital herpes	0 (0 to 0)	0 (0 to 0)	0 (0 to 0)	0 (0 to 0)	0 (0 to 0)	0 (0 to 0)	0 (0 to 0)	0 (0 to 0)	0 (0 to 0)	0 (0 to 0)	0 (0 to 0)	0 (0 to 0)	0 (0 to 0)	0 (0 to 0)	0 (0 to 0)	0 (0 to 0)	0 (0 to 0)	0 (0 to 0)	0 (0 to 0)	0 (0 to 0)	0 (0 to 0)	0 (0 to 0)	0 (0 to 0)	0
Other sexually transmitted infections	0 (0 to 0)	0 (0 to 0)	0.6 (0.4 to 1.2)	1.6 (1.1 to 2.3)	0.8 (0.5 to 1.1)	0.2 (0.1 to 0.3)	0.2 (0.1 to 0.3)	0.8 (0.5 to 1.2)	1.2 (0.7 to 1.8)	1.2 (0.7 to 1.8)	1.2 (0.7 to 1.8)	1.2 (0.7 to 1.8)	1.2 (0.7 to 1.8)	1.2 (0.7 to 1.8)	1.2 (0.7 to 1.8)	1.2 (0.7 to 1.8)	1.2 (0.7 to 1.8)	1.2 (0.7 to 1.8)	1.2 (0.7 to 1.8)	1.2 (0.7 to 1.8)	1.2 (0.7 to 1.8)	0.9 (0.4 to 1.4)	19.9
Respiratory infections and tuberculosis	69.7 (53.9 to 87.5)	12.9 (10.0 to 16.1)	743 (597 to 891)	1,060 (871 to 1,310)	1,060 (880 to 1,250)	1,060 (880 to 1,250)	1,060 (880 to 1,250)	1,060 (880 to 1,250)	1,060 (881 to 1,250)	1,060 (881 to 1,250)	1,060 (880 to 1,250)	1,060 (880 to 1,250)	1,060 (880 to 1,250)	1,060 (880 to 1,250)	1,060 (880 to 1,250)	1,060 (880 to 1,250)	1,060 (880 to 1,250)	1,060 (880 to 1,250)	1,060 (880 to 1,250)	1,060 (880 to 1,250)	1,060 (880 to 1,250)	1,060 (880 to 1,250)	36,400
Tuberculosis	0 (0 to 0)	0 (0 to 0)	1.9 (0.9 to 1.9)	3.6 (1.4 to 3.9)	2.6 (0.9 to 1.1)	2.6 (0.7 to 1.3)	2.6 (0.9 to 4.2)	2.6 (0.9 to 5.6)	2.6 (0.9 to 12.1)	2.6 (0.9 to 12.1)	2.6 (0.9 to 12.1)	2.6 (0.9 to 12.1)	2.6 (0.9 to 12.1)	2.6 (0.9 to 12.1)	2.6 (0.9 to 12.1)	2.6 (0.9 to 12.1)	2.6 (0.9 to 12.1)	2.6 (0.9 to 12.1)	2.6 (0.9 to 12.1)	2.6 (0.9 to 12.1)	2.6 (0.9 to 12.1)	2.6 (0.9 to 12.1)	528
Latent tuberculosis infection	0 (0 to 0)	0 (0 to 0)	0 (0 to 0)	0 (0 to 0)	0 (0 to 0)	0 (0 to 0)	0 (0 to 0)	0 (0 to 0)	0 (0 to 0)	0 (0 to 0)	0 (0 to 0)	0 (0 to 0)	0 (0 to 0)	0 (0 to 0)	0 (0 to 0)	0 (0 to 0)	0 (0 to 0)	0 (0 to 0)	0 (0 to 0)	0 (0 to 0)	0 (0 to 0)	0 (0 to 0)	0 (0 to 0)	0
Drug-susceptible tuberculosis	0 (0 to 0)	0 (0 to 0)	1.9 (1.3 to 2.4)	3.6 (2.6 to 4.7)	2.6 (1.7 to 3.4)	2.6 (1.7 to 3.4)	2.6 (1.7 to 3.4)	2.6 (1.7 to 3.4)	2.6 (1.7 to 3.4)	2.6 (1.7 to 3.4)	2.6 (1.7 to 3.4)	2.6 (1.7 to 3.4)	2.6 (1.7 to 3.4)	2.6 (1.7 to 3.4)	2.6 (1.7 to 3.4)	2.6 (1.7 to 3.4)	2.6 (1.7 to 3.4)	2.6 (1.7 to 3.4)	2.6 (1.7 to 3.4)	2.6 (1.7 to 3.4)	2.6 (1.7 to 3.4)	2.6 (1.7 to 3.4)	510
Multidrug-resistant tuberculosis without extensive drug-re	0 (0 to 0)	0 (0 to 0)	0 (0 to 0.2)	0 (0 to 0.1)	0 (0 to 0.1)	0 (0 to 0.1)	0 (0 to 0.2)	0 (0 to 0.2)	0 (0 to 0.2)	0 (0 to 0.2)	0 (0 to 0.2)	0 (0 to 0.2)	0 (0 to 0.2)	0 (0 to 0.2)	0 (0 to 0.2)	0 (0 to 0.2)	0 (0 to 0.2)	0 (0 to 0.2)	0 (0 to 0.2)	0 (0 to 0.2)	0 (0 to 0.2)	0 (0 to 0.2)	0 (0 to 0.2)	14.1
Extensively drug-resistant tuberculosis	0 (0 to 0)	0 (0 to 0)	0 (0 to 0.1)	0 (0 to 0)	0 (0 to 0)	0 (0 to 0)	0 (0 to 0)	0 (0 to 0)	0 (0 to 0)	0 (0 to 0)	0 (0 to 0)	0 (0 to 0)	0 (0 to 0)	0 (0 to 0)	0 (0 to 0)	0 (0 to 0)	0 (0 to 0)	0 (0 to 0)	0 (0 to 0)	0 (0 to 0)	0 (0 to 0)	0 (0 to 0)	0 (0 to 0)	3.6
Lower respiratory infections	68.4 (53.1 to 85.9)	8.6 (6.6 to 10.8)	590 (474 to 707)	1,050 (864 to 1,300)	1,050 (870 to 1,240)	1,050 (870 to 1,240)	1,050 (870 to 1,240)	1,050 (870 to 1,240)	1,050 (870 to 1,240)	1,050 (870 to 1,240)	1,050 (870 to 1,240)	1,050 (870 to 1,240)	1,050 (870 to 1,240)	1,050 (870 to 1,240)	1,050 (870 to 1,240)	1,050 (870 to 1,240)	1,050 (870 to 1,240)	1,050 (870 to 1,240)	1,050 (870 to 1,240)	1,050 (870 to 1,240)	1,050 (870 to 1,240)	1,050 (870 to 1,240)	28,300
Upper respiratory infections	0.7 (0.7 to 2)	4.3 (4.4 to 11.8)	128 (99.9 to 210)	528 (365 to 699)	556 (502 to 660)	482 (360 to 620)	448 (329 to 591)	435 (259 to 766)	435 (260 to 736)	435 (259 to 715)	435 (272 to 715)	435 (193 to 630)	435 (190 to 615)	435 (265 to 620)	435 (271 to 630)	435 (266 to 620)	435 (199 to 556)	435 (192 to 556)	435 (192 to 556)	435 (697 to 2027)	435 (616 to 1,230)	435 (731 to 1,760)	6,490
Otitis media	0 (0 to 0)	0 (0 to 1.3)	2.6 (0.8 to 3.6)	19.1 (6.6 to 34)	128 (42.9 to 230)	67.7 (23.1 to 120)	128 (39.6 to 226)	128 (39.6 to 226)	128 (39.6 to 226)	128 (39.6 to 226)	128 (39.6 to 226)	128 (39.6 to 226)	128 (39.6 to 226)	128 (39.6 to 226)	128 (39.6 to 226)	128 (39.6 to 226)	128 (39.6 to 226)	128 (39.6 to 226)	128 (39.6 to 226)	128 (39.6 to 226)	128 (39.6 to 226)	128 (39.6 to 226)	1,990
Enteric infections	19.9 (19.9 to 21.8)	19.9 (13.1 to 28.4)	19.9 (12.6 to 28.6)	19.9 (12.1 to 28.2)	19.9 (12.1 to 28.2)	19.9 (12.1 to 28.2)	19.9 (12.1 to 28.2)	19.9 (12.1 to 28.2)	19.9 (12.1 to 28.2)	19.9 (12.1 to 28.2)	19.9 (12.1 to 28.2)	19.9 (12.1 to 28.2)	19.9 (12.1 to 28.2)	19.9 (12.1 to 28.2)	19.9 (12.1 to 28.2)	19.9 (12.1 to 28.2)	19.9 (12.1 to 28.2)	19.9 (12.1 to 28.2)	19.9 (12.1 to 28.2)	19.9 (12.1 to 28.2)	19.9 (12.1 to 28.2)	19.9 (12.1 to 28.2)	348
Malaria	0 (0 to 0)	0 (0 to 0)	0 (0 to 0)	0 (0 to 0)	0 (0 to 0)	0 (0 to 0)	0 (0 to 0)	0 (0 to 0)	0 (0 to 0)	0 (0 to 0)	0 (0 to 0)	0 (0 to 0)	0 (0 to 0)	0 (0 to 0)	0 (0 to 0)	0 (0 to 0)	0 (0 to 0)	0 (0 to 0)	0 (0 to 0)	0 (0 to 0)	0 (0 to 0)	0 (0 to 0)	0 (0 to 0)	0
Chagas disease	0 (0 to 0)	0 (0 to 0)	0 (0 to 0)	0 (0 to 0)	0 (0 to 0)	0 (0 to 0)	0 (0 to 0)	0 (0 to 0)	0 (0 to 0)	0 (0 to 0)	0 (0 to 0)	0 (0 to 0)	0 (0 to 0)	0 (0 to 0)	0 (0 to 0)	0 (0 to 0)	0 (0 to 0)	0 (0 to 0)	0 (0 to 0)	0 (0 to 0)	0 (0 to 0)	0 (0 to 0)	0 (0 to 0)	0
Leishmaniasis	0 (0 to 0)	0 (0 to 0)	0 (0 to 0)	0 (0 to 0)	0 (0 to 0)	0 (0 to 0)	0 (0 to 0)	0 (0 to 0)	0 (0 to 0)	0 (0 to 0)	0 (0 to 0)	0 (0 to 0)	0 (0 to 0)	0 (0 to 0)	0 (0 to 0)	0 (0 to 0)	0 (0 to 0)	0 (0 to 0)	0 (0 to 0)	0 (0 to 0)	0 (0 to 0)	0 (0 to 0)	0 (0 to 0)	0
Visceral leishmaniasis	0 (0 to 0)	0 (0 to 0)	0 (0 to 0)	0 (0 to 0)	0 (0 to 0)	0 (0 to 0)	0 (0 to 0)	0 (0 to 0)	0 (0 to 0)	0 (0 to 0)	0 (0 to 0)	0 (0 to 0)	0 (0 to 0)	0 (0 to 0)	0 (0 to 0)	0 (0 to 0)	0 (0 to 0)	0 (0 to 0)	0 (0 to 0)	0 (0 to 0)	0 (0 to 0)	0 (0 to 0)	0 (0 to 0)	0
Cutaneous and mucocutaneous leishmaniasis	0 (0 to 0)	0 (0 to 0)	0 (0 to 0)	0 (0 to 0)	0 (0 to 0)	0 (0 to 0)	0 (0 to 0)	0 (0 to 0)	0 (0 to 0)	0 (0 to 0)	0 (0 to 0)	0 (0 to 0)	0 (0 to 0)	0 (0 to 0)	0 (0 to 0)	0 (0 to 0)	0 (0 to 0)	0 (0 to 0)	0 (0 to 0)	0 (0 to 0)	0 (0 to 0)	0 (0 to 0)	0 (0 to 0)	0
African trypanosomiasis	0 (0 to 0)	0 (0 to 0)	0 (0 to 0)	0 (0 to 0)	0 (0 to 0)	0 (0 to 0)	0 (0 to 0)	0 (0 to 0)	0 (0 to 0)	0 (0 to 0)	0 (0 to 0)	0 (0 to 0)	0 (0 to 0)	0 (0 to 0)	0 (0 to 0)	0 (0 to 0)	0 (0 to 0)	0 (0 to 0)	0 (0 to 0)	0 (0 to 0)	0 (0 to 0)	0 (0 to 0)	0 (0 to 0)	0
Schistosomiasis	0 (0 to 0)	0 (0 to 0)	0 (0 to 0)	0 (0 to 0)	0 (0 to 0)	0 (0 to 0)	0 (0 to 0)	0 (0 to 0)	0 (0 to 0)	0 (0 to 0)	0 (0 to 0)	0 (0 to 0)	0 (0 to 0)	0 (0 to 0)	0 (0 to 0)	0 (0 to 0)	0 (0 to 0)	0 (0 to 0)	0 (0 to 0)	0 (0 to 0)	0 (0 to 0)	0 (0 to 0)	0 (0 to 0)	0
Cysticercosis	0 (0 to 0)	0 (0 to 0)	0 (0 to 0)	0.4 (0.1 to 1.0)	2.0 (0.7 to 5.6)	8.4 (2.2 to 23.3)	19.2 (5.1 to 53.6)	22 (5.8 to 59.7)	26.6 (7.0 to 66.4)	31.2 (8.2 to 77.8)	49.3 (9.2 to 138)	60.4 (21.3 to 156)	136 (39.9 to 337)	196 (56.5 to 483)	223 (77.9 to 495)	223 (77.9 to 495)	177 (59.6 to 392)	118 (37.7 to 265)	69 (21.7 to 157)	32.5 (10.2 to 74.4)	11.3 (3.2 to 26.4)	1,430
Cystic echinococcosis	0 (0 to 0)	0 (0 to 0)	0 (0 to 0.1)	0.1 (0 to 0.2)	0.1 (0 to 0.2)	0.1 (0 to 0.2)	0.1 (0 to 0.2)	0.1 (0 to 0.2)	0.2 (0 to 0.3)	0.2 (0 to 0.3)	0.2 (0 to 0.4)	0.2 (0 to 0.4)	0.2 (0 to 0.4)	0.2 (0 to 0.4)	0.2 (0 to 0.4)	0.2 (0 to 0.4)	0.2 (0 to 0.4)	0.2 (0 to 0.4)	0.2 (0 to 0.4)	0.2 (0 to 0.4)	0.2 (0 to 0.4)	0.2 (0 to 0.4)	3
Lymphatic filariasis	0 (0 to 0)	0 (0 to 0)	0 (0 to 0)	0 (0 to 0)	0 (0 to 0)	0 (0 to 0)	0 (0 to 0)	0 (0 to 0)	0 (0 to 0)	0 (0 to 0)	0 (0 to 0)	0 (0 to 0)	0 (0 to 0)	0 (0 to 0)	0 (0 to 0)	0 (0 to 0)	0 (0 to 0)	0 (0 to 0)	0 (0 to 0)	0 (0 to 0)	0 (0 to 0)	0 (0 to 0)	0 (0 to 0)	0
Onchocerciasis	0 (0 to 0)	0 (0 to 0)	0 (0 to 0)	0 (0 to 0)	0 (0 to 0)	0 (0 to 0)	0 (0 to 0)	0 (0 to 0)	0 (0 to 0)	0 (0 to 0)	0 (0 to 0)	0 (0 to 0)	0 (0 to 0)	0 (0 to 0)	0 (0 to 0)	0 (0 to 0)	0 (0 to 0)	0 (0 to 0)	0 (0 to 0)	0 (0 to 0)	0 (0 to 0)	0 (0 to 0)	0 (0 to 0)	0
Trachoma	0 (0 to 0)	0 (0 to 0)	0 (0 to 0)	0 (0 to 0)	0 (0 to 0)	0 (0 to 0)	0 (0 to 0)	0 (0 to 0)	0 (0 to 0)	0 (0 to 0)	0 (0 to 0)	0 (0 to 0)	0 (0 to 0)	0 (0 to 0)	0 (0 to 0)	0 (0 to 0)	0 (0 to 0)	0 (0 to 0)	0 (0 to 0)	0 (0 to 0)	0 (0 to 0)	0 (0 to 0)	0 (0 to 0)	0
Dengue	0 (0 to 0)	0 (0 to 0)	0 (0 to 0)	0 (0 to 0)	0 (0 to 0)	0 (0 to 0)	0 (0 to 0)	0 (0 to 0)	0 (0 to 0)	0 (0 to 0)	0 (0 to 0)	0 (0 to 0)	0 (0 to 0)	0 (0 to 0)	0 (0 to 0)	0 (0 to 0)	0 (0 to 0)	0 (0 to 0)	0 (0 to 0)	0 (0 to 0)	0 (0 to 0)	0 (0 to 0)	0 (0 to 0)	0
Yellow fever	0 (0 to 0)	0 (0 to 0)	0 (0 to 0)	0 (0 to 0)	0 (0 to 0)	0 (0 to 0)	0 (0 to 0)	0 (0 to 0)	0 (0 to 0)	0 (0 to 0)	0 (0 to 0)	0 (0 to 0)	0 (0 to 0)	0 (0 to 0)	0 (0 to 0)	0 (0 to 0)	0 (0 to 0)	0 (0 to 0)	0 (0 to 0)	0 (0 to 0)	0 (0 to 0)	0 (0 to 0)	0 (0 to 0)	0
Rabies	0 (0 to 0)	0 (0 to 0)	0 (0 to 0.2)	0 (0 to 0.1)	0 (0 to 0.1)	0 (0 to 0.1)	0 (0 to 0.1)	0 (0 to 0.1)	0 (0 to 0.1)	0 (0 to 0.1)	0 (0 to 0.1)	0 (0 to 0.1)	0 (0 to 0.1)	0 (0 to 0.1)	0 (0 to 0.1)	0 (0 to 0.1)	0 (0 to 0.1)	0 (0 to 0.1)	0 (0 to 0.1)	0 (0 to 0.1)	0 (0 to 0.1)	0 (0 to 0.1)	0 (0 to 0.1)	1.6
Intestinal nematode infections	0 (0 to 0)	0 (0 to 0)	0 (0 to 0)	0 (0 to 0)	0 (0 to 0)	0 (0 to 0)	0 (0 to 0)	0 (0 to 0)	0 (0 to 0)	0 (0 to 0)	0 (0 to 0)	0 (0 to 0)	0 (0 to 0)	0 (0 to 0)	0 (0 to 0)	0 (0 to 0)	0 (0 to 0)	0 (0 to 0)	0 (0 to 0)	0 (0 to 0)	0 (0 to 0)	0 (0 to 0)	0 (0 to 0)	0
Ascariasis	0 (0 to 0)	0 (0 to 0)	0 (0 to 0)	0 (0 to 0)	0 (0 to 0)	0 (0 to 0)	0 (0 to 0)	0 (0 to 0)	0 (0 to 0)	0 (0 to 0)	0 (0 to 0)	0 (0 to 0)	0 (0 to 0)	0 (0 to 0)	0 (0 to 0)	0 (0 to 0)	0 (0 to 0)	0 (0 to 0)	0 (0 to 0)	0 (0 to 0)	0 (0 to 0)	0 (0 to 0)	0 (0 to 0)	0
Trichuriasis	0 (0 to 0)	0 (0 to 0)	0 (0 to 0)	0 (0 to 0)	0 (0 to 0)	0 (0 to 0)	0 (0 to 0)	0 (0 to 0)	0 (0 to 0)	0 (0 to 0)	0 (0 to 0)	0 (0 to 0)	0 (0 to 0)	0 (0 to 0)	0 (0 to 0)	0 (0 to 0)	0 (0 to 0)	0 (0 to 0)	0 (0 to 0)	0 (0 to 0)	0 (0 to 0)	0 (0 to 0)	0 (0 to 0)	0
Hookworm disease	0 (0 to 0)	0 (0 to 0)	0 (0 to 0)	0 (0 to 0)	0 (0 to 0)	0 (0 to 0)	0 (0 to 0)	0 (0 to 0)	0 (0 to 0)	0 (0 to 0)	0 (0 to 0)	0 (0 to 0)	0 (0 to 0)	0 (0 to 0)	0 (0 to 0)	0 (0 to 0)	0 (0 to 0)	0 (0 to 0)	0 (0 to 0)	0 (0 to 0)	0 (0 to 0)	0 (0 to 0)	0 (0 to 0)	0
Food-borne trematodiases	0 (0 to 0)	0 (0 to 0)	0 (0 to 0)	0 (0 to 0)	0 (0 to 0)	0 (0 to 0)	0 (0 to 0)	0 (0 to 0)	0 (0 to 0)	0 (0 to 0)	0 (0 to 0)	0 (0 to 0)	0 (0 to 0)	0 (0 to 0)	0 (0 to 0)	0 (0 to 0)	0 (0 to 0)	0 (0 to 0)	0 (0 to 0)	0 (0 to 0)	0 (0 to 0)	0 (0 to 0)	0 (0 to 0)	0
Leprosy	0 (0 to 0)	0 (0 to 0)	0 (0 to 0)	0 (0 to 0)	0 (0 to 0)	0 (0 to 0)	0 (0 to 0)	0 (0 to 0)	0 (0 to 0)	0 (0 to 0)	0 (0 to 0)	0 (0 to 0)	0 (0 to 0)	0 (0 to 0)	0 (0 to 0)	0 (0 to 0)	0 (0 to 0)	0 (0 to 0)	0 (0 to 0)	0 (0 to 0)	0 (0 to 0)	0 (0 to 0)	0 (0 to 0)	0
Ebola	0 (0 to 0)	0 (0 to 0)	0 (0 to 0)	0 (0 to 0)	0 (0 to 0)	0 (0 to 0)	0 (0 to 0)	0 (0 to 0)	0 (0 to 0)	0 (0 to 0)	0 (0 to 0)	0 (0 to 0)	0 (0 to 0)	0 (0 to 0)	0 (0 to 0)	0 (0 to 0)	0 (0 to 0)	0 (0 to 0)	0 (0 to 0)	0 (0 to 0)	0 (0 to 0)	0 (0 to 0)	0 (0 to 0)	0
Zika virus	0 (0 to 0)	0 (0 to 0)	0 (0 to 0)	0 (0 to 0)	0 (0 to 0)	0 (0 to 0)	0 (0 to 0)	0 (0 to 0)	0 (0 to 0)	0 (0 to 0)	0 (0 to 0)	0 (0 to 0)	0 (0 to 0)	0 (0 to 0)	0 (0 to 0)	0 (0 to 0)	0 (0 to 0)	0 (0 to 0)	0 (0 to 0)	0 (0 to 0)	0 (0 to 0)	0 (0 to 0)	0 (0 to 0)	0
Guinea worm disease	0 (0 to 0)	0 (0 to 0)	0 (0 to 0)	0 (0 to 0)	0 (0 to 0)	0 (0 to 0)	0 (0 to 0)	0 (0 to 0)	0 (0 to 0)	0 (0 to 0)	0 (0 to 0)	0 (0 to 0)	0 (0 to 0)	0 (0 to 0)	0 (0 to 0)	0 (0 to 0)	0 (0 to 0)	0 (0 to 0)	0 (0 to 0)	0 (0 to 0)	0 (0 to 0)	0 (0 to 0)	0 (0 to 0)	0
Other neglected tropical diseases	0.6 (0.3 to 1.2)	0.1 (1 to 7.6)	21.6 (21 to 28.7)	39.4 (0.2 to 141)	23.3 (0.4 to 77.8)	3.1 (0.4 to 10.9)	4.6 (0.4 to 21.3)	4.6 (0.4 to 13.8)	4.6 (0.4 to 13.8)	4.6 (0.4 to 13.8)	4.6 (0.4 to 13.8)	4.6 (0.4 to 13.8)	7.6 (0.4 to 21.8)	8.3 (0.4 to 21.8)	17.7 (0.4 to 54)	10.1 (0.4 to 27.8)	10.4 (0.4 to 22.6)	11.4 (0.4 to 22.6)	9.4 (0.4 to 18.4)	7.2 (0.4 to 13.6)	3.7 (0.4 to 7.6)	0.8 (0.4 to 1.7)	207
Other infectious diseases	19.9 (19.9 to 19.9)	19.9 (19.9 to 19.9)	19.9 (19.9 to 19.9)	19.9 (19.9 to 19.9)	19.9 (19.9 to 19.9)	19.9 (19.9 to 19.9)	19.9 (19.9 to 19.9)	19.9 (19.9 to 19.9)	19.9 (19.9 to 19.9)	19.9 (19.9 to 19.9)	19.9 (19.9 to 19.9)	19.9 (19.9 to 19.9)	19.9 (19.9 to 19.9)	19.9 (19.9 to 19.9)	19.9 (19.9 to 19.

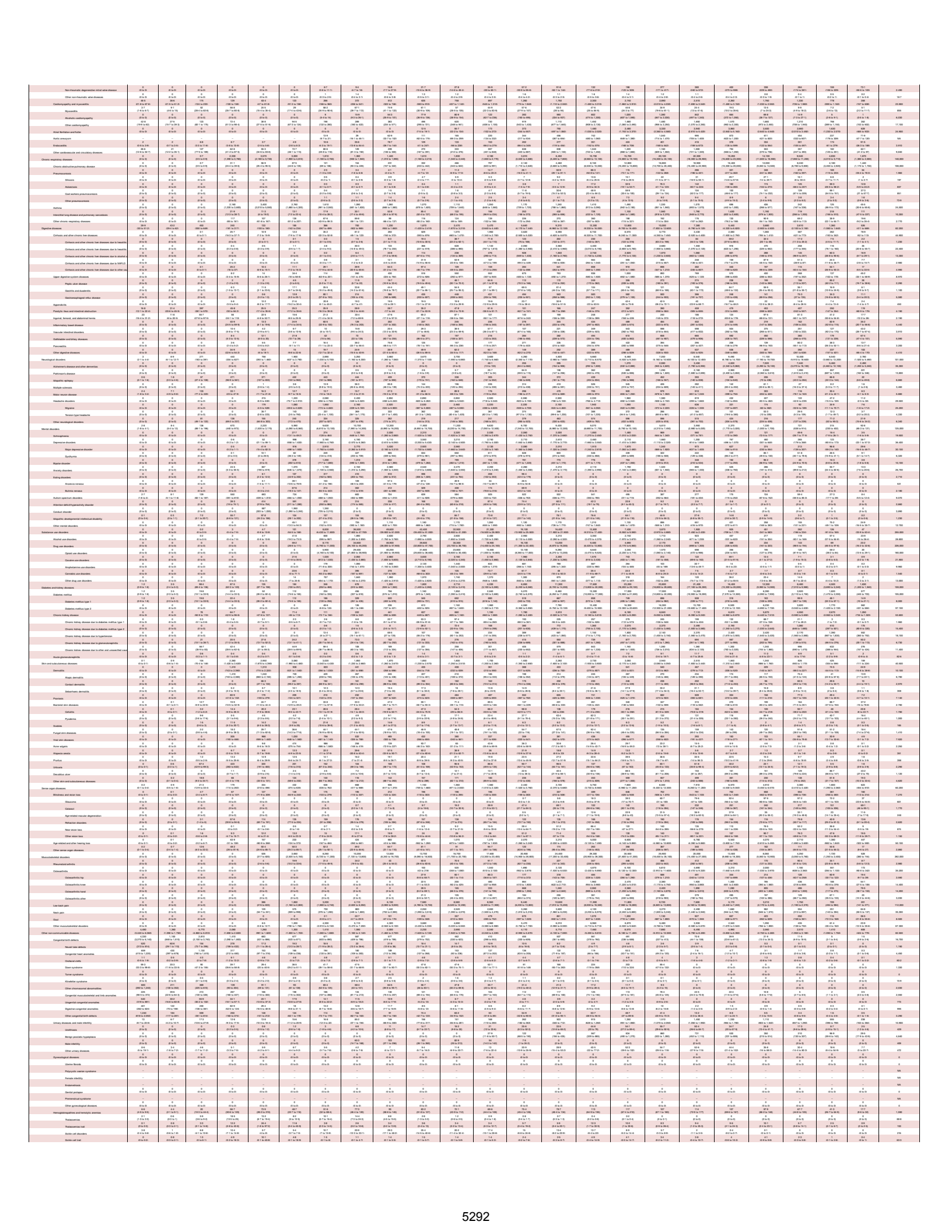

G6PD deficiency	0:2 (0:1 to 0:4)	0:4 (0:1 to 1:1)	0:7 (0:4 to 1:2)	3:6 (2:1 to 5:5)	7:2 (4:3 to 12:4)	9:6 (5:5 to 14:9)	16:3 (9:9 to 24:9)	27:6 (12:9 to 43:6)	39:0 (20:9 to 62:1)	36:9 (20:3 to 58:7)	32:9 (17:2 to 56:0)	31:6 (17:9 to 49:9)	31:4 (19:2 to 48)	31:1 (17:6 to 48:6)	32:3 (17:5 to 48:6)	33:4 (17:8 to 51:1)	23:7 (12:6 to 37:1)	17 (9:5 to 26:3)	9:9 (5:1 to 15:9)	4:6 (2:5 to 7:2)	1:8 (0:9 to 2:8)	0:4 (0:2 to 1:2)	0:1 (0:1 to 0:2)	391
G6PD bat	0 (0 to 0)	0 (0 to 0)	0 (0 to 0)	0 (0 to 0)	0 (0 to 0)	0 (0 to 0)	0 (0 to 0)	0 (0 to 0)	0 (0 to 0)	0 (0 to 0)	0 (0 to 0)	0 (0 to 0)	0 (0 to 0)	0 (0 to 0)	0 (0 to 0)	0 (0 to 0)	0 (0 to 0)	0 (0 to 0)	0 (0 to 0)	0 (0 to 0)	0 (0 to 0)	0 (0 to 0)	0 (0 to 0)	0
Other hemoglobinopathies and hemolytic anemias	0:4 (0:2 to 0:9)	0:7 (0:1 to 2:2)	2:1 (0:2 to 6:9)	7 (0:4 to 22:9)	13:4 (1 to 50:5)	9 (1:2 to 31:8)	9:2 (2:4 to 25:1)	19:6 (4:9 to 39:6)	11:4 (4:7 to 30:8)	13:1 (6:7 to 33:3)	13 (6:7 to 28)	15 (7 to 32:6)	20:2 (9:4 to 38:3)	25:2 (12:4 to 56:7)	49:2 (21:9 to 104)	61:1 (32:1 to 139)	69:5 (40:5 to 112)	81:9 (52:4 to 122)	82:6 (59:5 to 124)	78:4 (56:7 to 112)	57:6 (40:6 to 83)	37:2 (25:1 to 56:5)	19:4 (9:1 to 39:6)	681
Endocrine, metabolic, blood, and immune disorders	132 (84:5 to 207:1)	79:8 (49:5 to 126)	348 (213:3 to 539)	423 (262:1 to 670)	326 (209:9 to 492)	267 (164:2 to 397)	377 (234:1 to 582)	574 (317:7 to 899)	878 (388:3 to 1,630)	975 (466:1 to 1,930)	889 (441:7 to 1,790)	1,000 (576:1 to 1,670)	1,040 (651:1 to 1,660)	2,060 (1,120 to 3,240)	2,710 (1,630 to 4,310)	3,600 (2,260 to 5,350)	3,170 (2,130 to 4,930)	2,560 (1,700 to 3,930)	1,910 (1,270 to 2,970)	1,300 (879:1 to 1,790)	917 (630 to 1,230)	605 (370 to 896)	292 (181 to 479)	27,560
Oral disorders	0 (0 to 0)	0 (0 to 0)	0 (0 to 0)	179 (96:7 to 340)	192 (107 to 357)	204 (104 to 405)	259 (134 to 489)	418 (211 to 698)	604 (301 to 1,050)	1,019 (439 to 1,960)	1,220 (612 to 2,550)	1,630 (852 to 3,270)	1,790 (1,210 to 3,010)	2,100 (1,290 to 3,230)	2,660 (1,600 to 4,400)	3,290 (1,980 to 5,430)	3,240 (1,940 to 5,540)	2,960 (1,920 to 5,060)	2,410 (1,530 to 3,960)	1,620 (1,020 to 2,610)	1,010 (647 to 1,670)	554 (337 to 907)	257 (151 to 429)	23,500
Caries of deciduous teeth	0 (0 to 0)	0 (0 to 0)	0 (0 to 0)	53:2 (18:8 to 107)	54:7 (20:6 to 120)	53 (21:6 to 118)	0 (0 to 0)	0 (0 to 0)	0 (0 to 0)	0 (0 to 0)	0 (0 to 0)	0 (0 to 0)	0 (0 to 0)	0 (0 to 0)	0 (0 to 0)	0 (0 to 0)	0 (0 to 0)	0 (0 to 0)	0 (0 to 0)	0 (0 to 0)	0 (0 to 0)	0 (0 to 0)	0 (0 to 0)	0 (0 to 0)	111
Caries of permanent teeth	0 (0 to 0)	0 (0 to 0)	0 (0 to 0)	0 (0 to 0)	27:8 (7:1 to 69:8)	69:2 (20 to 200)	111 (49:7 to 239)	0 (0 to 0)	0 (0 to 0)	0 (0 to 0)	0 (0 to 0)	0 (0 to 0)	0 (0 to 0)	0 (0 to 0)	0 (0 to 0)	0 (0 to 0)	0 (0 to 0)	0 (0 to 0)	19:9 (7:7 to 47)	19:6 (7:7 to 47:1)	0 (0 to 0)	0 (0 to 0)	0 (0 to 0)	1,490
Periodontal diseases	0 (0 to 0)	0 (0 to 0)	0 (0 to 0)	0 (0 to 0)	0 (0 to 0)	0 (0 to 0)	0 (0 to 0)	0 (0 to 0)	0 (0 to 0)	0 (0 to 0)	0 (0 to 0)	0 (0 to 0)	0 (0 to 0)	0 (0 to 0)	0 (0 to 0)	0 (0 to 0)	0 (0 to 0)	0 (0 to 0)	0 (0 to 0)	0 (0 to 0)	0 (0 to 0)	0 (0 to 0)	0 (0 to 0)	6,430
Other oral disorders	0 (0 to 0)	0 (0 to 0)	0 (0 to 0)	123 (70:5 to 191)	104 (59:2 to 164)	111 (62:9 to 175)	175 (101 to 272)	208 (123 to 328)	242 (126 to 371)	241 (142 to 364)	236 (136 to 361)	216 (131 to 337)	237 (146 to 357)	265 (163 to 396)	273 (166 to 418)	298 (184 to 447)	252 (156 to 385)	164 (93:1 to 258)	77:4 (49:6 to 117)	39:2 (22 to 59:3)	16:2 (9:6 to 24:1)	9:7 (4 to 15:1)	2:2 (1:3 to 3:4)	3,230
Sudden infant death syndrome	– –	172 (172 to 242)	2,970 (1,920 to 3,460)	– –	– –	– –	– –	– –	– –	– –	– –	– –	– –	– –	– –	– –	– –	– –	– –	– –	– –	– –	– –	N/A
Injuries	114 (91:1 to 137)	162 (124 to 202)	2,470 (1,920 to 3,020)	2,930 (2,600 to 3,290)	3,060 (1,870 to 3,960)	3,660 (2,220 to 5,020)	19,600 (12,000 to 28,000)	23,000 (14,000 to 33,000)	21,100 (12,000 to 33,000)	17,700 (10,000 to 27,000)	14,100 (7,900 to 22,000)	15,400 (8,900 to 23,000)	17,100 (10,000 to 25,000)	19,100 (11,000 to 28,000)	19,900 (11,000 to 29,000)	17,900 (10,000 to 27,000)	15,200 (8,900 to 22,000)	12,900 (7,900 to 20,000)	9,830 (6,000 to 14,000)	7,040 (4,300 to 10,000)	5,040 (3,000 to 7,470)	3,150 (1,900 to 4,670)	1,360 (814 to 2,000)	1,000,000
Transport injuries	13:2 (9:8 to 16:9)	17:4 (9:5 to 10:7)	269 (99:6 to 191)	1,060 (499 to 1,910)	1,120 (506 to 2,140)	1,330 (604 to 2,470)	5,260 (2,660 to 9,250)	6,360 (4,760 to 9,440)	5,260 (4,210 to 7,430)	4,630 (3,210 to 6,860)	4,030 (2,680 to 5,290)	3,900 (2,600 to 5,270)	4,200 (2,920 to 6,870)	4,770 (3,320 to 6,810)	4,570 (3,320 to 6,610)	4,120 (3,300 to 5,290)	3,430 (2,700 to 4,200)	2,970 (1,930 to 3,970)	2,190 (1,330 to 3,090)	1,460 (890 to 2,170)	1,050 (699 to 1,540)	664 (379 to 1,030)	301 (152 to 519)	59,800
Road injuries	10:4 (7:4 to 13:4)	9:9 (4:6 to 9:4)	139 (66:1 to 170)	693 (427 to 992)	638 (449 to 797)	793 (578 to 1,030)	4,600 (3,490 to 6,470)	6,060 (4,910 to 8,500)	5,260 (3,760 to 6,960)	4,210 (3,100 to 5,480)	3,720 (2,620 to 4,960)	3,590 (2,660 to 4,640)	3,950 (2,940 to 5,210)	4,450 (3,340 to 5,660)	4,170 (3,190 to 5,320)	3,700 (2,970 to 4,620)	3,070 (2,460 to 3,800)	2,190 (1,720 to 2,670)	1,470 (1,160 to 1,810)	964 (761 to 1,160)	667 (527 to 879)	242 (183 to 294)	73:7 (48:8 to 92:1)	69,000
Pedestrian road injuries	1:6 (1:4 to 2:6)	0:8 (0:6 to 1:2)	17:6 (12 to 24:4)	139 (94:2 to 203)	231 (148 to 356)	272 (182 to 398)	1,210 (782 to 2,000)	1,630 (1,020 to 2,620)	1,540 (927 to 2,790)	1,240 (760 to 2,060)	1,020 (599 to 1,850)	1,020 (592 to 1,850)	1,110 (692 to 1,850)	1,210 (773 to 1,850)	1,140 (722 to 1,850)	1,010 (676 to 1,670)	835 (577 to 1,350)	596 (423 to 1,040)	400 (284 to 726)	262 (179 to 472)	181 (124 to 330)	66:4 (45:1 to 120)	19:9 (13:6 to 37:4)	8,030
Cyclist road injuries	0:3 (0 to 2)	0 (0 to 0)	0:3 (0 to 2)	7:4 (2:9 to 16:2)	7:6 (3:6 to 16)	9:2 (3:7 to 21:1)	47:3 (20:2 to 104)	64:2 (30:7 to 137)	58:1 (26:1 to 130)	47:7 (20:1 to 106)	42:2 (17:6 to 94:2)	41:2 (17:8 to 91:2)	46:1 (19:8 to 103)	51:2 (22:1 to 113)	49:2 (21:2 to 109)	43:1 (18:6 to 96:2)	36:2 (15:6 to 80:1)	25:8 (10:9 to 57:5)	17:3 (7:3 to 38:5)	11:4 (4:8 to 25:4)	7:8 (3:3 to 17:4)	2:8 (1:2 to 6:2)	0:9 (0:4 to 2:1)	2,490
Motorcyclist road injuries	0:8 (0:6 to 1:1)	0:5 (0:4 to 0:7)	2:6 (1:6 to 3:6)	9:6 (6:3 to 14:2)	19:2 (11:1 to 28)	44 (26:1 to 63:5)	411 (237 to 654)	1,010 (620 to 1,470)	1,200 (764 to 1,760)	1,200 (768 to 1,750)	868 (556 to 1,250)	784 (477 to 1,220)	761 (501 to 1,100)	963 (610 to 1,350)	970 (670 to 1,220)	786 (568 to 1,030)	668 (477 to 1,000)	337 (230 to 527)	288 (198 to 399)	111 (80:9 to 148)	60:8 (43:1 to 82:9)	28:7 (20:3 to 39:1)	10 (7:1 to 13:6)	9,690
Motor vehicle road injuries	6:8 (4:4 to 8:8)	9:1 (5:7 to 14:6)	100 (71:3 to 134)	299 (212 to 404)	284 (210 to 387)	286 (214 to 378)	2,770 (2,110 to 3,720)	4,760 (3,320 to 6,400)	3,970 (2,410 to 5,770)	2,720 (1,900 to 3,900)	2,270 (1,560 to 3,240)	2,090 (1,520 to 2,790)	2,260 (1,620 to 3,210)	2,460 (1,820 to 3,210)	2,260 (1,720 to 2,970)	2,020 (1,560 to 2,560)	1,720 (1,330 to 2,170)	1,240 (870 to 1,650)	870 (606 to 1,270)	574 (404 to 771)	347 (249 to 474)	148 (116 to 191)	45 (32 to 58)	34,200
Other road injuries	0:8 (0:5 to 1:5)	1:4 (0:9 to 2:1)	17:6 (12 to 23:1)	77:4 (51:7 to 110)	73:2 (51:7 to 101)	84:2 (61:2 to 116)	1,010 (671 to 1,500)	1,610 (1,110 to 2,130)	1,200 (751 to 1,810)	1,010 (717 to 1,390)	1,010 (717 to 1,390)	1,010 (717 to 1,390)	1,010 (717 to 1,390)	1,010 (717 to 1,390)	1,010 (717 to 1,390)	1,010 (717 to 1,390)	1,010 (717 to 1,390)	1,010 (717 to 1,390)	1,010 (717 to 1,390)	1,010 (717 to 1,390)	1,010 (717 to 1,390)	1,010 (717 to 1,390)	317
Other transport injuries	1:8 (1:1 to 2:6)	0:9 (0:6 to 1:5)	0:3 (0:2 to 0:4)	20:7 (12:9 to 32:6)	73 (49:9 to 98:9)	120 (80 to 156)	295 (199 to 403)	396 (264 to 553)	377 (220 to 591)	326 (200 to 501)	272 (166 to 463)	257 (157 to 429)	302 (182 to 472)	352 (208 to 492)	396 (239 to 559)	396 (240 to 557)	346 (214 to 484)	282 (167 to 392)	196 (126 to 247)	119 (77 to 150)	79:6 (51:3 to 104)	42:5 (27:7 to 55:6)	19:2 (12:8 to 24:6)	4,600
Unintentional injuries	88:6 (69:6 to 98:2)	140 (106 to 179)	1,960 (1,390 to 2,360)	1,540 (1,060 to 1,890)	1,310 (1,170 to 1,500)	1,910 (1,610 to 2,030)	2,370 (2,060 to 2,960)	3,100 (2,960 to 3,200)	2,790 (2,960 to 2,970)	3,630 (2,960 to 4,310)	3,790 (3,060 to 4,720)	3,630 (3,220 to 4,010)	4,190 (3,590 to 4,670)	4,290 (4,030 to 4,630)	5,230 (5,220 to 5,810)	6,790 (6,420 to 7,000)	7,970 (7,290 to 11,500)	8,980 (8,700 to 10,900)	8,230 (8,230 to 8,230)	6,900 (6,420 to 8,400)	5,490 (4,560 to 7,090)	3,660 (3,610 to 6,470)	1,900 (1,210 to 3,390)	94,900
Falls	2:1 (1:1 to 3:1)	2:3 (0:7 to 4:1)	23:3 (13:3 to 33:2)	110 (72:2 to 159)	140 (100 to 211)	211 (152 to 299)	1,020 (722 to 1,450)	1,610 (1,020 to 2,300)	1,610 (1,010 to 2,470)	1,610 (1,010 to 2,470)	1,610 (1,010 to 2,470)	1,610 (1,010 to 2,470)	1,610 (1,010 to 2,470)	1,610 (1,010 to 2,470)	1,610 (1,010 to 2,470)	1,610 (1,010 to 2,470)	1,610 (1,010 to 2,470)	1,610 (1,010 to 2,470)	1,610 (1,010 to 2,470)	1,610 (1,010 to 2,470)	1,610 (1,010 to 2,470)	1,610 (1,010 to 2,470)	1,610 (1,010 to 2,470)	44,200
Drowning	3:3 (2:5 to 4:3)	0:6 (0:4 to 0:8)	30 (20:1 to 39:6)	405 (267 to 566)	195 (128 to 283)	199 (129 to 283)	497 (297 to 827)	394 (261 to 560)	296 (187 to 432)	208 (132 to 306)	229 (143 to 351)	272 (157 to 439)	172 (107 to 270)	174 (119 to 271)	197 (118 to 327)	196 (109 to 309)	151 (93 to 239)	106 (79 to 139)	72:9 (54:6 to 96:4)	42:3 (32 to 54:6)	24:4 (18:7 to 32:4)	13:4 (10:2 to 16:8)	5:6 (4:5 to 6:7)	1:4 (1 to 1:8)	3,660
Fire, heat, and hot substances	1:6 (1:1 to 2:3)	0:9 (0:7 to 1:2)	4:9 (3:2 to 6:9)	291 (214 to 374)	199 (149 to 266)	139 (103 to 186)	191 (138 to 256)	202 (141 to 286)	267 (181 to 386)	323 (207 to 502)	339 (243 to 541)	357 (243 to 541)	604 (399 to 997)	650 (361 to 766)	631 (422 to 905)	648 (466 to 906)	621 (375 to 737)	396 (282 to 560)	282 (202 to 396)	168 (122 to 266)	116 (84:2 to 162)	56:5 (39:4 to 79:3)	20:4 (16:6 to 29:3)	6,130
Poisonings	3:2 (2:1 to 4:5)	1:7 (1:1 to 2:5)	23:7 (16:1 to 33:4)	89:7 (69:3 to 118)	68:6 (54:1 to 86:2)	64:1 (49:6 to 79:9)	134 (104 to 166)	232 (178 to 295)	312 (233 to 405)	243 (179 to 316)	211 (156 to 276)	193 (142 to 247)	177 (127 to 224)	206 (147 to 259)	192 (134 to 254)	148 (104 to 196)	99:6 (71 to 132)	63:7 (47:3 to 84:1)	43:7 (32:1 to 57:9)	31:1 (23:1 to 40:7)	21:7 (16:1 to 28:5)	9:1 (6:7 to 11:7)	2:5 (1:8 to 3:3)	2,620
Poisoning by carbon monoxide	0:4 (0:2 to 1)	0:4 (0:1 to 1)	2:5 (1:2 to 4:4)	21:6 (12:7 to 33:2)	21:6 (9:1 to 34:2)	15:8 (9:1 to 24:2)	13:8 (7:6 to 21:5)	12:6 (6:7 to 21:5)	11:6 (6:1 to 20:1)	11:6 (6:1 to 20:1)	11:6 (6:1 to 20:1)	11:6 (6:1 to 20:1)	11:6 (6:1 to 20:1)	11:6 (7:5 to 17:3)	11:6 (6:5 to 17:3)	11:6 (6:5 to 17:3)	11:6 (6:5 to 17:3)	11:6 (6:5 to 17:3)	11:6 (6:5 to 17:3)	11:6 (6:5 to 17:3)	11:6 (6:5 to 17:3)	11:6 (6:5 to 17:3)	1,440
Poisoning by other means	2:7 (1:8 to 3:9)	1:2 (0:8 to 2)	19:8 (11:6 to 31:2)	69:1 (48:3 to 79:9)	47:2 (32:3 to 66:2)	70:3 (49:6 to 100)	99:3 (63 to 132)	171 (77:6 to 196)	76 (66:2 to 187)	70:4 (49:3 to 191)	62:4 (39:6 to 167)	62:1 (39:6 to 90:8)	64:5 (40:2 to 90:8)	63:1 (48:2 to 89:8)	64:5 (48:2 to 128)	67:1 (49:1 to 130)	62:2 (45:1 to 130)	29:2 (20:4 to 78:7)	11:2 (7:7 to 24:4)	10:6 (7:3 to 23:6)	3:2 (2:2 to 7:3)	1:7 (1:2 to 3:4)	1,190
Exposure to mechanical forces	2:1 (1:5 to 2:9)	1:2 (0:9 to 1:4)	19:6 (13:6 to 28:6)	209 (138 to 310)	158 (108 to 231)	168 (114 to 260)	560 (329 to 769)	767 (568 to 1,070)	592 (539 to 1,270)	573 (491 to 1,360)	1,010 (719 to 1,450)	968 (709 to 1,660)	1,170 (820 to 1,690)	1,360 (948 to 1,810)	1,490 (1,020 to 2,100)	1,630 (1,060 to 2,170)	1,270 (880 to 1,820)	933 (689 to 1,400)	688 (483 to 979)	376 (269 to 537)	139 (99 to 200)	47:6 (30:6 to 68:3)	15,400
Unintentional firearm injuries	0:1 (0:1 to 0:2)	0:1 (0:1 to 0:1)	0:7 (0:7 to 1:3)	3:4 (1:8 to 5:2)	3:4 (1:7 to 5:4)	3:4 (1:8 to 5:2)	3:4 (1:8 to 5:2)	3:4 (1:8 to 5:2)	3:4 (1:8 to 5:2)	3:4 (1:8 to 5:2)	3:4 (1:8 to 5:2)	3:4 (1:8 to 5:2)	3:4 (1:8 to 5:2)	3:4 (1:8 to 5:2)	3:4 (1:8 to 5:2)	3:4 (1:8 to 5:2)	3:4 (1:8 to 5:2)	3:4 (1:8 to 5:2)	3:4 (1:8 to 5:2)	3:4 (1:8 to 5:2)	3:4 (1:8 to 5:2)	3:4 (1:8 to 5:2)	1,200
Other exposure to mechanical forces	1:7 (1:2 to 2:3)	1:1 (0:8 to 1:5)	21 (14 to 27:4)	147 (113 to 197)	160 (125 to 206)	273 (173 to 422)	427 (279 to 626)	612 (431 to 858)	570 (532 to 1,120)	775 (603 to 1,270)	972 (647 to 1,280)	1,010 (642 to 1,370)	928 (760 to 1,490)	1,190 (881 to 1,810)	1,260 (849 to 1,690)	1,410 (1,030 to 2,060)	1,450 (997 to 1,930)	1,210 (847 to 1,700)	961 (697 to 1,350)	680 (492 to 938)	427 (294 to 613)	266 (187 to 379)	134 (90:2 to 189)	49:6 (35 to 69:3)	14,100
Adverse effects of medical treatment	18:1 (12:3 to 26:2)	13:3 (9:3 to 18:3)	106 (66:2 to 168)	112 (73 to 182)	92:1 (58 to 150)	277 (92 to 764)	46:9 (29:2 to 75:7)	63:8 (36:2 to 93:4)	69:8 (39:2 to 126)	96:9 (49:7 to 194)	139 (79:3 to 194)	130 (79:3 to 187)	219 (146 to 313)	233 (153 to 344)	438 (269 to 615)	629 (376 to 778)	662 (415 to 1,000)	564 (366 to 786)	440 (269 to 613)	275 (169 to 381)	154 (113 to 204)	76:4 (56:7 to 101)	24:6 (21:7 to 32:1)	4,520
Animal contact	0:4 (0:3 to 1:4)	0:7 (0:7 to 1:6)	3:1 (2:1 to 4:7)	23:4 (16:3 to 31:6)	24:3 (20 to 29:3)	25:6 (21:4 to 31)	43:4 (34:2 to 54:2)	53:2 (43:7 to 64:7)	61:4 (49:2 to 82:2)	74:4 (61:1 to 89:9)	74:5 (61:1 to 92:6)	71:4 (57:6 to 92:6)	81:2 (67:2 to 97:6)	112 (97:2 to 136)	113 (94:1 to 137)	114 (96:1 to 137)	92:9 (77:7 to 111)	74:4 (62:2 to 89:6)	54:4 (45:7 to 65:4)	31:2 (26:1 to 37:7)	21:2 (17:8 to 25:4)	10:4 (8:7 to 12:3)	3:2 (2:7 to 3.8)	1,200
Venomous animal contact	0:1 (0:1 to 0:2)	0:1 (0:1 to 0:2)	0:8 (0:6 to 1:3)	6:7 (4 to 10:3)	5:6 (3:3 to 7:6)	6:1 (3:6 to 9:2)	10:6 (6:5 to 16:4)	13:1 (7:9 to 21:3)	15:1 (10:3 to 24:6)	18:4 (10:8 to 32:7)	18:4 (10:1 to 31:4)	17:6 (9:8 to 30:1)	20:1 (12:1 to 32:8)	27:7 (16:5 to 44)	28:1 (17:3 to 44:1)	28:4 (17:5 to 44:1)	22:9 (14:1 to 35:3)	18:4 (11:3 to 28:6)	13:5 (8:4 to 20:9)	7:7 (4:7 to 12:1)	5:2 (3:2 to 8:1)	2:5 (1:6 to 3:7)	0:9 (0:6 to 1:3)	432
Non-venomous animal contact	0:9 (0:6 to 1:3)	1 (0:6 to 1:4)	3:8 (2:6 to 5:4)	19:9 (13:2 to 28:3)	19:6 (11:1 to 28:2)	19:6 (12:6 to 32:3)	23:8 (13:4 to 39:4)	29:8 (17:3 to 48)	39:4 (22:1 to 64:9)	42:7 (22:4 to 66:9)	43:6 (25:9 to 75:7)	43:6 (29:9 to 73:9)	53:1 (33:6 to 88:8)	63 (37:1 to 102)	72:6 (43:1 to 118)	77:8 (47 to 126)	66:2 (42:9 to 111)	56:7 (35:5 to 88:4)	40:2 (25:3 to 62:2)	29:8 (19:6 to 47:3)	17 (10:6 to 26:9)	8:6 (5:3 to 13:3)	3:1 (2 to 4:8)	768
Foreign body	23:5 (20:3 to 26:1)	19:1 (16:5 to 22:1)	211 (171 to 252:5)	1,060 (857 to 1,270)	1,010 (811 to 1,190)	1,010 (798 to 1,230)	1,010 (723 to 1,370)	1,010 (749 to 1,370)	1,010 (749 to 1,370)	1,010 (670 to 1,390)	1,010 (632 to 1,610)	1,010 (629 to 1,610)	1,010 (597 to 1,680)	1,010 (629 to 1,680)	1,010 (651 to 1,720)	1,010 (629 to 1,670)	1,010 (672 to 1,750)	1,010 (629 to 1,670)	1,010 (672 to 1,750)	1,010 (629 to 1,670)	1,010 (629 to 1,670)	1,010 (629 to 1,670)	1,010 (629 to 1,670)	69,700
Foreign body in eye	0:1 (0 to 0:2)	0:2 (0:1 to 0:3)	2 (1:2 to 2:7)	9:7 (5:4 to 14:4)	9:8 (6:6 to 14:1)	19:1 (9:4 to 34:1)	25:6 (9:4 to 57:5)	33:1 (12:2 to 66)	41 (17:3 to 80:4)	42:1 (18:2 to 82:4)	42:7 (19:5 to 80:9)	41:1 (20:6 to 73:4)	49:7 (29:4 to 78:4)	68:6 (38:2 to 111)	81:3 (51:1 to 79:3)	91 (61:3 to 164)	83:8 (57:2 to 146:3)	59:3 (39:2 to 98:3)	24:2 (16 to 39:3)	9:5 (6:6 to 15:3)	3 (2:4 to 7:1)	1:7 (1:2 to 2:4)	600
Foreign body in other body part	0:1 (0 to 0:2)	0:2 (0:1 to 0:3)	4 (2:4 to 6:1)	23:7 (13:2 to 34:1)	23:7 (16:1 to 34:1)	44:9 (23:7 to 81:6)	94:3 (44:1 to 177)	61:1 (30:1 to 94:3)	74:3 (30:1 to 114)	63 (34:6 to 96:3)	90:2 (46:1 to 153)	91:6 (46:1 to 153)	113 (60:7 to 173)	139 (86:1 to 193)	160 (96:1 to 243)	172 (107 to 243)	153 (109 to 243)	125 (84:7 to 171)	91:6 (61:1 to 126)	44:2 (30:1 to 61:1)	27:3 (18:1 to 37:8)	19:4 (12:1 to 27:8)	1,620
Other unintentional injuries	0:8 (0:5 to 1:2)	1:2 (0:2 to 0:5)	7:6 (5:6 to 10:3)	39:1 (27:2 to 52:1)	32:2 (21:9 to 46:3)	54:6 (39:6 to 73:9)	81:7 (57:1 to 111)	84:3 (57:1 to 111)	84:3 (57:1 to 111)	84:3 (57:1 to 111)	84:3 (57:1 to 111)	84:3 (57:1 to 111)	84:3 (57:1 to 111)	172 (84:3 to 111)	204 (84:3 to 111)	202 (84:3 to 111)	156 (84:3 to 111)	139 (84:3 to 111)	87:1 (84:3 to 111)	43:8 (84:3 to 111)	29:6 (84:3 to 111)	9:6 (84:3 to 111)	1,490
Exposure to forces of nature	0:1 (0 to 0)	0:1 (0:1 to 0:1)	2:1 (0:9 to 3:4)	2:4 (2:2 to 2:4)	2:6 (2 to 3)	4 (3:6 to 4:4)	4:8 (4:4 to 5:6)	5:4 (4:9 to 5:8)	5:6 (4:9 to 6:9)	4:7 (4:1 to 5:6)	4:9 (4:2 to 5:7)	4:5 (3:8 to 5:4)	5:1 (4:2 to 6:2)	6:1 (4 to 8:9)	6:3 (3:8 to 9:4)	6:3 (3:9 to 9:2)	5:2 (3:8 to 7:1)	3:9 (2 to 5:7)	2:4 (1:2 to 3:4)	1:5 (0:8 to 1:7)	0:9 (0:4 to 0:9)	0:2 (0:2 to 0:2)	0:1 (0 to 0:1)	67:2
Other unintentional injuries	1:2 (0:7 to 1:8)	0:6 (0:3 to 0:8)	7:6 (5:6 to 10:3)	39:1 (27:2 to 52:1)	32:2 (21:9 to 46:3)	54:6 (39:6 to 73:9)	81:7 (57:1 to 111)	84:3 (57:1 to 111)	84:3 (57:1 to 111)	84:3 (57:1 to 111)	84:3 (57:1 to 111)	84:3 (57:1 to 111)	84:3 (57:1 to 111)	172 (84:3 to 111)	204 (84:3 to 111)	202 (84:3 to 111)	156 (84:3 to 111)	139 (84:3 to 111)	87:1 (84:3 to 111)	43:8 (84:3 to 111)	29:6 (84:3 to 111)	9:6 (84:3 to 111)	1,490
Self-harm and interpersonal violence	2:1 (1:1 to 2:6)	2:1 (0:9 to 3:4)	21:4 (16:4 to 28:6)	102 (82:2 to 132)	91:8 (74:6 to 115)	109 (89:4 to 136)	208 (169:1 to 256)	1,060 (8,210 to 13,300)	1,060 (8,960 to 17,900)	1,060 (8,760 to 14,800)	1,060 (7,960 to 13,300)	1,060 (8,610 to 15,200)	1,060 (8,470 to 14,700)	1,060 (8,500 to 15,800)	1,060 (8,960 to 15,100)	1,060 (9,100 to 14,200)	1,060 (8,960 to 14,200)	1,060 (7,120 to 14,200)	1,060 (7,120 to 14,200)	1,060 (7,120 to 14,200)	1,060 (7,120 to 14,200)	1,060 (7,120 to 14,200)	1,060 (7,120 to 14,200)	94,700
Self-harm	0 (0 to 0)	0 (0 to 0)	0 (0 to 0)	0 (0 to 0)	0 (0 to 0)	708 (482 to 986)	3,910 (2,650 to 5,190)	6,130 (4,150 to 8,460)	6,960

SR Table 2a: Rhode Island DALYS by cause and age group for males with 95% uncertainty intervals, 2019

Cause	Early Neonatal	Late Neonatal	Post Neonatal	1 to 4	5 to 9	10 to 14	15 to 19	20 to 24	25 to 29	30 to 34	35 to 39	40 to 44	45 to 49	50 to 54	55 to 59	60 to 64	65 to 69	70 to 74	75 to 79	80 to 84	85 to 89	90 to 94	95 plus	Total
All causes	1,430 (1,424 to 1,442)	1,102 (711 to 1,568)	1,284 (868 to 1,928)	1,568 (1,070 to 2,189)	1,328 (1,015 to 1,702)	1,301 (1,060 to 1,606)	1,470 (1,202 to 1,808)	1,911 (1,549 to 2,313)	2,153 (1,856 to 2,470)	2,512 (2,189 to 2,829)	2,879 (2,573 to 3,213)	3,313 (2,977 to 3,667)	3,921 (3,535 to 4,340)	4,660 (4,220 to 5,120)	5,577 (5,055 to 6,127)	6,777 (6,117 to 7,430)	8,127 (7,370 to 8,880)	9,599 (8,710 to 10,500)	11,224 (10,200 to 12,300)	12,999 (11,800 to 14,200)	14,900 (13,500 to 16,300)	16,800 (15,200 to 18,400)	182,000
Communicable, maternal, neonatal, and nutritional diseases	1,430 (1,338 to 2,302)	166 (103 to 214)	222 (160 to 297)	219 (167 to 286)	221 (159 to 302)	200 (149 to 270)	202 (151 to 266)	231 (180 to 296)	261 (221 to 301)	305 (262 to 372)	362 (312 to 412)	390 (332 to 449)	439 (384 to 500)	439 (382 to 500)	464 (401 to 534)	491 (431 to 556)	477 (419 to 537)	439 (386 to 508)	377 (316 to 444)	324 (268 to 400)	322 (233 to 423)	285 (200 to 396)	69.3 (64.3 to 113)	7,779
HIV/AIDS and sexually transmitted infections	0 (0.1 to 0.1)	0 (0 to 0)	1.2 (1.0 to 1.4)	0.9 (0.8 to 1.1)	0.6 (0.5 to 0.7)	0.7 (0.4 to 0.9)	2.2 (1.7 to 2.8)	12.6 (10.9 to 17.9)	31.4 (26.1 to 37.2)	57.6 (49.1 to 70.2)	89.9 (81.7 to 108)	92 (72.9 to 118)	90.3 (71.9 to 116)	72.5 (57.2 to 110)	91.4 (72.7 to 116)	88.9 (70.7 to 114)	79.6 (64.6 to 113)	57.6 (39.6 to 93.1)	38.2 (26.3 to 58.2)	19 (10.2 to 36)	8.6 (4.1 to 17.9)	1.9 (1.3 to 2.8)	729
HIV/AIDS	0 (0 to 0)	0 (0 to 0)	1.2 (1.0 to 1.4)	0.9 (0.8 to 1.1)	0.6 (0.5 to 0.7)	0.6 (0.4 to 0.9)	1.6 (1.3 to 1.9)	12.6 (9.9 to 16.1)	30.7 (23.1 to 39.1)	55.2 (45.5 to 70.1)	87.5 (80.9 to 112)	89.4 (70.5 to 115)	88.4 (70.1 to 113)	70.8 (56.1 to 105)	89.9 (68.5 to 115)	86.7 (69.1 to 109)	78.1 (63.1 to 111)	54.6 (36.9 to 91.1)	29.6 (20.5 to 54.6)	12.8 (7.2 to 23.4)	1 (0.5 to 1.6)	0.1 (0.2 to 0.1)	695
HIV/AIDS - Drug-susceptible Tuberculosis	0 (0 to 0)	0 (0 to 0)	0 (0 to 0)	0 (0 to 0)	0 (0 to 0)	0 (0 to 0)	0.2 (0.1 to 0.3)	0.7 (0.3 to 1.3)	1.1 (0.7 to 1.7)	1.2 (0.8 to 1.9)	1.2 (0.7 to 1.8)	1.2 (0.7 to 1.8)	1.1 (0.7 to 1.7)	0.7 (0.4 to 1.4)	0.6 (0.4 to 0.9)	0.4 (0.2 to 0.6)	0.3 (0.1 to 0.5)	0.1 (0.1 to 0.1)	0.1 (0 to 0.1)	0 (0 to 0)	0 (0 to 0)	0 (0 to 0)	8.9
HIV/AIDS - Multidrug-resistant Tuberculosis without extensive drug resistance	0 (0 to 0)	0 (0 to 0)	0 (0 to 0)	0 (0 to 0)	0 (0 to 0)	0 (0 to 0)	0 (0 to 0)	0 (0 to 0)	0 (0 to 0)	0 (0 to 0)	0 (0 to 0)	0 (0 to 0)	0 (0 to 0)	0 (0 to 0)	0 (0 to 0)	0 (0 to 0)	0 (0 to 0)	0 (0 to 0)	0 (0 to 0)	0 (0 to 0)	0 (0 to 0)	0 (0 to 0)	0 (0 to 0)	0.3
HIV/AIDS - Extensively drug-resistant Tuberculosis	0 (0 to 0)	0 (0 to 0)	0 (0 to 0)	0 (0 to 0)	0 (0 to 0)	0 (0 to 0)	0 (0 to 0)	0 (0 to 0)	0 (0 to 0)	0 (0 to 0)	0 (0 to 0)	0 (0 to 0)	0 (0 to 0)	0 (0 to 0)	0 (0 to 0)	0 (0 to 0)	0 (0 to 0)	0 (0 to 0)	0 (0 to 0)	0 (0 to 0)	0 (0 to 0)	0 (0 to 0)	0 (0 to 0)	0.1
HIV/AIDS resulting in other diseases	0 (0 to 0)	0 (0 to 0)	1.2 (1.0 to 1.4)	0.9 (0.8 to 1.1)	0.6 (0.5 to 0.7)	0.6 (0.4 to 0.9)	1.6 (1.3 to 1.9)	12.4 (9.7 to 15.9)	30.5 (22.9 to 38.9)	55.1 (45.1 to 69.7)	86.7 (80.7 to 111)	88.1 (69.1 to 113)	87.2 (69.1 to 111)	69.7 (56.1 to 103)	88.4 (67.5 to 111)	85.7 (68.3 to 107)	76.7 (62.3 to 109)	53.8 (36.1 to 89.1)	28.7 (20.2 to 54.2)	12.7 (7.1 to 23.2)	0.9 (0.5 to 1.6)	0.1 (0.2 to 0.1)	686
Sexually transmitted infections excluding HIV	0 (0 to 0)	0 (0 to 0)	0 (0 to 0)	0 (0 to 0)	0 (0 to 0)	0 (0 to 0)	0 (0 to 0)	0 (0 to 0)	0 (0 to 0)	0 (0 to 0)	0 (0 to 0)	0 (0 to 0)	0 (0 to 0)	0 (0 to 0)	0 (0 to 0)	0 (0 to 0)	0 (0 to 0)	0 (0 to 0)	0 (0 to 0)	0 (0 to 0)	0 (0 to 0)	0 (0 to 0)	0 (0 to 0)	0
Syphilis	0 (0 to 0)	0 (0 to 0)	0 (0 to 0)	0 (0 to 0)	0 (0 to 0)	0 (0 to 0)	0 (0 to 0)	0 (0 to 0)	0 (0 to 0)	0 (0 to 0)	0 (0 to 0)	0 (0 to 0)	0 (0 to 0)	0 (0 to 0)	0 (0 to 0)	0 (0 to 0)	0 (0 to 0)	0 (0 to 0)	0 (0 to 0)	0 (0 to 0)	0 (0 to 0)	0 (0 to 0)	0 (0 to 0)	0
Chlamydial infection	0 (0 to 0)	0 (0 to 0)	0 (0 to 0)	0 (0 to 0)	0 (0 to 0)	0 (0 to 0)	0 (0 to 0)	0 (0 to 0)	0 (0 to 0)	0 (0 to 0)	0 (0 to 0)	0 (0 to 0)	0 (0 to 0)	0 (0 to 0)	0 (0 to 0)	0 (0 to 0)	0 (0 to 0)	0 (0 to 0)	0 (0 to 0)	0 (0 to 0)	0 (0 to 0)	0 (0 to 0)	0 (0 to 0)	0
Gonococcal infection	0 (0 to 0)	0 (0 to 0)	0 (0 to 0)	0 (0 to 0)	0 (0 to 0)	0 (0 to 0)	0 (0 to 0)	0 (0 to 0)	0 (0 to 0)	0 (0 to 0)	0 (0 to 0)	0 (0 to 0)	0 (0 to 0)	0 (0 to 0)	0 (0 to 0)	0 (0 to 0)	0 (0 to 0)	0 (0 to 0)	0 (0 to 0)	0 (0 to 0)	0 (0 to 0)	0 (0 to 0)	0 (0 to 0)	0
Trichomoniasis	0 (0 to 0)	0 (0 to 0)	0 (0 to 0)	0 (0 to 0)	0 (0 to 0)	0 (0 to 0)	0 (0 to 0)	0 (0 to 0)	0 (0 to 0)	0 (0 to 0)	0 (0 to 0)	0 (0 to 0)	0 (0 to 0)	0 (0 to 0)	0 (0 to 0)	0 (0 to 0)	0 (0 to 0)	0 (0 to 0)	0 (0 to 0)	0 (0 to 0)	0 (0 to 0)	0 (0 to 0)	0 (0 to 0)	0
Genital herpes	0 (0 to 0)	0 (0 to 0)	0 (0 to 0)	0 (0 to 0)	0 (0 to 0)	0 (0 to 0.1)	0.1 (0 to 0.1)	0.3 (0.2 to 0.4)	0.6 (0.3 to 0.9)	1.3 (0.9 to 1.8)	1.9 (1.3 to 2.6)	1.8 (1.2 to 2.5)	1.8 (1.2 to 2.5)	1.8 (1.2 to 2.5)	1.9 (1.2 to 2.6)	1.9 (1.2 to 2.6)	1.9 (1.2 to 2.6)	1.7 (1.1 to 2.4)	1.4 (0.9 to 2.1)	1.1 (0.7 to 1.6)	0.7 (0.4 to 1.1)	0.2 (0.1 to 0.4)	18
Other sexually transmitted infections	0 (0 to 0)	0 (0 to 0)	0 (0 to 0)	0 (0 to 0)	0 (0 to 0)	0 (0 to 0)	0 (0 to 0)	0 (0 to 0)	0 (0 to 0)	0 (0 to 0)	0 (0 to 0)	0 (0 to 0)	0 (0 to 0)	0 (0 to 0)	0 (0 to 0)	0 (0 to 0)	0 (0 to 0)	0 (0 to 0)	0 (0 to 0)	0 (0 to 0)	0 (0 to 0)	0 (0 to 0)	0 (0 to 0)	0
Respiratory infections and tuberculosis	4 (2.9 to 6)	0.2 (0 to 0.5)	59 (31.1 to 92.4)	57.4 (38.4 to 88)	9.2 (5.9 to 13.9)	5.7 (3.7 to 8.5)	5.2 (3.4 to 7.8)	5.6 (3.7 to 8.3)	6.2 (4.1 to 9.2)	7.2 (4.8 to 10.6)	8.2 (5.5 to 12.1)	9.2 (6.2 to 13.5)	10.3 (6.9 to 15.1)	11.6 (7.8 to 16.9)	13.3 (9.1 to 19.3)	15.3 (10.5 to 22.1)	17.6 (12.1 to 25.3)	20.3 (14 to 29.1)	23.4 (16.1 to 33.5)	26.9 (18.5 to 38.5)	30.7 (21.1 to 43.9)	34.6 (23.8 to 49.5)	2,310
Tuberculosis	0 (0 to 0)	0 (0 to 0)	0.2 (0 to 0.5)	0.2 (0 to 0.5)	0.1 (0 to 0.1)	0.1 (0 to 0.1)	0.1 (0 to 0.1)	0.1 (0 to 0.1)	0.1 (0 to 0.1)	0.1 (0 to 0.1)	0.1 (0 to 0.1)	0.1 (0 to 0.1)	0.1 (0 to 0.1)	0.1 (0 to 0.1)	0.1 (0 to 0.1)	0.1 (0 to 0.1)	0.1 (0 to 0.1)	0.1 (0 to 0.1)	0.1 (0 to 0.1)	0.1 (0 to 0.1)	0.1 (0 to 0.1)	0.1 (0 to 0.1)	0.1 (0 to 0.1)	24.4
Latent tuberculosis infection	0 (0 to 0)	0 (0 to 0)	0 (0 to 0)	0 (0 to 0)	0 (0 to 0)	0 (0 to 0)	0 (0 to 0)	0 (0 to 0)	0 (0 to 0)	0 (0 to 0)	0 (0 to 0)	0 (0 to 0)	0 (0 to 0)	0 (0 to 0)	0 (0 to 0)	0 (0 to 0)	0 (0 to 0)	0 (0 to 0)	0 (0 to 0)	0 (0 to 0)	0 (0 to 0)	0 (0 to 0)	0 (0 to 0)	0
Drug-susceptible tuberculosis	0 (0 to 0)	0 (0 to 0)	0.1 (0 to 0.1)	0.1 (0 to 0.1)	0.1 (0 to 0.1)	0.1 (0 to 0.1)	0.2 (0.1 to 0.3)	0.6 (0.4 to 0.9)	1.2 (0.8 to 1.6)	1.1 (0.8 to 1.6)	1.1 (0.7 to 1.6)	1.1 (0.8 to 1.6)	1.3 (0.9 to 1.8)	1.6 (1.2 to 2.2)	2.1 (1.6 to 2.8)	2.7 (2.1 to 3.5)	3.5 (2.7 to 4.5)	4.1 (3.2 to 5.3)	4.1 (3.2 to 5.3)	3.8 (2.8 to 5.1)	2.6 (1.9 to 3.5)	1.4 (1 to 2)	0.2 (0.1 to 0.3)	22.3
Multidrug-resistant tuberculosis without extensive drug resistance	0 (0 to 0)	0 (0 to 0)	0 (0 to 0)	0 (0 to 0)	0 (0 to 0)	0 (0 to 0)	0 (0 to 0)	0 (0 to 0)	0 (0 to 0)	0 (0 to 0)	0 (0 to 0)	0 (0 to 0)	0 (0 to 0)	0 (0 to 0)	0 (0 to 0)	0 (0 to 0)	0 (0 to 0)	0 (0 to 0)	0 (0 to 0)	0 (0 to 0)	0 (0 to 0)	0 (0 to 0)	0 (0 to 0)	0.9
Extensively drug-resistant tuberculosis	0 (0 to 0)	0 (0 to 0)	0 (0 to 0)	0 (0 to 0)	0 (0 to 0)	0 (0 to 0)	0 (0 to 0)	0 (0 to 0)	0 (0 to 0)	0 (0 to 0)	0 (0 to 0)	0 (0 to 0)	0 (0 to 0)	0 (0 to 0)	0 (0 to 0)	0 (0 to 0)	0 (0 to 0)	0 (0 to 0)	0 (0 to 0)	0 (0 to 0)	0 (0 to 0)	0 (0 to 0)	0 (0 to 0)	0.2
Lower respiratory infections	3.6 (2.6 to 5.2)	3.6 (2.1 to 5.2)	24.1 (21.5 to 26.2)	12.6 (9.3 to 16.5)	7.3 (5.2 to 10)	5.3 (4.0 to 6.9)	5.2 (3.9 to 6.7)	11.2 (7.1 to 17)	17 (10.7 to 25.7)	23.6 (15.1 to 36.5)	29.8 (19.7 to 45.8)	31.6 (19.6 to 48.7)	43 (29.4 to 60.4)	44.9 (30.9 to 66.8)	54.3 (37.1 to 80.1)	65.3 (45.1 to 96.8)	78.1 (54.4 to 113)	93.5 (66.4 to 133)	109 (78.6 to 153)	127 (91.3 to 179)	147 (106 to 208)	167 (120 to 236)	1,680
Upper respiratory infections	0.1 (0.1 to 0.2)	0.1 (0 to 0.3)	9.7 (4.6 to 16.4)	37.7 (22.3 to 61.1)	41.5 (22.2 to 69.4)	39.7 (19.2 to 63.5)	37.3 (16.3 to 66.8)	38.4 (20.2 to 67.3)	38.2 (21.4 to 62.8)	34.6 (20.1 to 57.8)	33.4 (19.1 to 54.9)	33.1 (19.1 to 54.4)	28.6 (15.9 to 47.2)	23.6 (13.1 to 38.9)	20.1 (11.2 to 33.1)	20.4 (11.4 to 33.2)	21.6 (12.1 to 35.2)	22.2 (12.4 to 36.1)	19.2 (10.7 to 31.3)	16.7 (9.4 to 27.3)	13.2 (7.4 to 21.5)	9.7 (5.4 to 15.7)	514
Otitis media	0 (0 to 0)	0 (0 to 0)	1.2 (0.4 to 2.3)	8.5 (4.4 to 13.2)	8.5 (4.4 to 13.2)	6.2 (3.2 to 9.6)	4.7 (2.4 to 7.2)	3.4 (1.7 to 5.2)	2.5 (1.2 to 3.8)	1.9 (0.9 to 2.9)	1.5 (0.7 to 2.3)	1.2 (0.6 to 1.8)	0.9 (0.4 to 1.4)	0.7 (0.3 to 1.1)	0.5 (0.2 to 0.8)	0.3 (0.2 to 0.5)	0.3 (0.1 to 0.4)	0.2 (0.1 to 0.3)	0.1 (0.1 to 0.2)	0.1 (0 to 0.2)	0.1 (0 to 0.1)	0.1 (0 to 0.1)	82.4
Enteric infections	1.6 (1.1 to 2.7)	1.7 (1.1 to 2.4)	3.4 (1.4 to 6.2)	3.3 (1.4 to 6.1)	2.5 (1.1 to 4.5)	2.2 (1.0 to 4.1)	2.1 (0.9 to 3.7)	2.1 (0.9 to 3.8)	2.2 (0.9 to 4)	2.3 (1 to 4.2)	2.3 (1 to 4.2)	2.3 (1 to 4.2)	2.3 (1 to 4.2)	2.4 (1 to 4.3)	2.5 (1.1 to 4.5)	2.6 (1.1 to 4.7)	2.7 (1.2 to 4.9)	2.8 (1.2 to 5.1)	2.8 (1.2 to 5.1)	2.8 (1.2 to 5.1)	2.8 (1.2 to 5.1)	2.8 (1.2 to 5.1)	69
Diarrheal diseases	1.6 (1.1 to 2.7)	1.7 (1.1 to 2.4)	3.4 (1.4 to 6.2)	3.3 (1.4 to 6.1)	2.5 (1.1 to 4.5)	2.2 (1.0 to 4.1)	2.1 (0.9 to 3.7)	2.1 (0.9 to 3.8)	2.2 (0.9 to 4)	2.3 (1 to 4.2)	2.3 (1 to 4.2)	2.3 (1 to 4.2)	2.3 (1 to 4.2)	2.4 (1 to 4.3)	2.5 (1.1 to 4.5)	2.6 (1.1 to 4.7)	2.7 (1.2 to 4.9)	2.8 (1.2 to 5.1)	2.8 (1.2 to 5.1)	2.8 (1.2 to 5.1)	2.8 (1.2 to 5.1)	2.8 (1.2 to 5.1)	69
Typhoid and paratyphoid	0 (0 to 0)	0 (0 to 0)	0 (0 to 0)	0 (0 to 0)	0 (0 to 0)	0 (0 to 0)	0 (0 to 0)	0 (0 to 0)	0 (0 to 0)	0 (0 to 0)	0 (0 to 0)	0 (0 to 0)	0 (0 to 0)	0 (0 to 0)	0 (0 to 0)	0 (0 to 0)	0 (0 to 0)	0 (0 to 0)	0 (0 to 0)	0 (0 to 0)	0 (0 to 0)	0 (0 to 0)	0 (0 to 0)	0
Typhoid fever	0 (0 to 0)	0 (0 to 0)	0 (0 to 0)	0 (0 to 0)	0 (0 to 0)	0 (0 to 0)	0 (0 to 0)	0 (0 to 0)	0 (0 to 0)	0 (0 to 0)	0 (0 to 0)	0 (0 to 0)	0 (0 to 0)	0 (0 to 0)	0 (0 to 0)	0 (0 to 0)	0 (0 to 0)	0 (0 to 0)	0 (0 to 0)	0 (0 to 0)	0 (0 to 0)	0 (0 to 0)	0 (0 to 0)	0
Paratyphoid fever	0 (0 to 0)	0 (0 to 0)	0 (0 to 0)	0 (0 to 0)	0 (0 to 0)	0 (0 to 0)	0 (0 to 0)	0 (0 to 0)	0 (0 to 0)	0 (0 to 0)	0 (0 to 0)	0 (0 to 0)	0 (0 to 0)	0 (0 to 0)	0 (0 to 0)	0 (0 to 0)	0 (0 to 0)	0 (0 to 0)	0 (0 to 0)	0 (0 to 0)	0 (0 to 0)	0 (0 to 0)	0 (0 to 0)	0
Invasive Non-typhoidal Salmonella (iNTS)	0 (0 to 0)	0.2 (0 to 0.1)	0.2 (0 to 0.6)	0.1 (0 to 0.3)	0.1 (0 to 0.2)	0.1 (0 to 0.2)	0.1 (0 to 0.2)	0.1 (0 to 0.2)	0.1 (0 to 0.2)	0.1 (0 to 0.2)	0.1 (0 to 0.2)	0.1 (0 to 0.2)	0.1 (0 to 0.2)	0.1 (0 to 0.2)	0.1 (0 to 0.2)	0.2 (0 to 0.4)	0.2 (0 to 0.4)	0.2 (0 to 0.4)	0.2 (0 to 0.4)	0.2 (0 to 0.4)	0.1 (0 to 0.3)	0.1 (0 to 0.2)	0.1 (0 to 0.2)	2.7
Other intestinal infectious diseases	0 (0 to 0)	0 (0 to 0)	0 (0 to 0)	0 (0 to 0)	0 (0 to 0)	0 (0 to 0)	0 (0 to 0)	0 (0 to 0)	0 (0 to 0)	0 (0 to 0)	0 (0 to 0)	0 (0 to 0)	0 (0 to 0)	0 (0 to 0)	0 (0 to 0)	0 (0 to 0)	0 (0 to 0)	0 (0 to 0)	0 (0 to 0)	0 (0 to 0)	0 (0 to 0)	0 (0 to 0)	0 (0 to 0)	0
Neglected tropical diseases and malaria	0 (0 to 0.2)	0 (0 to 0.4)	0.2 (0 to 0.2)	0.2 (0 to 0.4)	0.2 (0 to 0.4)	0.2 (0 to 0.4)	0.2 (0 to 0.4)	0.2 (0 to 0.4



Congenital birth defects	324 (215 to 509)	73·7 (52·7 to 103)	200 (129 to 299)	82·9 (41·2 to 159)	47·9 (37 to 61·3)	44·9 (33·7 to 58·1)	41·9 (30·5 to 58·2)	46·5 (33·4 to 59·5)	46·3 (32·4 to 57·1)	39·9 (29·1 to 52·4)	34·1 (25 to 44·7)	29 (21·2 to 37·4)	30·6 (21·6 to 40·4)	33·9 (24·1 to 46·4)	37·9 (25·6 to 52·2)	33·3 (23·1 to 49·3)	21·7 (15·3 to 28·4)	5 (3·3 to 7·7)	2·6 (1·6 to 4·3)	1·5 (0·9 to 2·3)	0·8 (0·5 to 1·4)	0·4 (0·2 to 0·6)	0·1 (0·1 to 0·2)	1,179
Neural tube defects	34·3 (19·7 to 56)	3·9 (1·6 to 8·5)	10·6 (4·9 to 20·8)	10·6 (5·9 to 18·7)	11·9 (7 to 22)	11·9 (7·1 to 20·2)	11·6 (6·9 to 20·2)	11·6 (7·1 to 20·2)	11·5 (7·1 to 20·1)	11·5 (7·1 to 20·1)	11·5 (7·1 to 20·1)	11·5 (7·1 to 20·1)	11·5 (7·1 to 20·1)	11·5 (7·1 to 20·1)	0·4 (0·2 to 0·6)	0·4 (0·2 to 0·6)	0·3 (0·2 to 0·5)	0·2 (0·1 to 0·3)	0·1 (0·1 to 0·2)	0·1 (0·1 to 0·2)	0·1 (0·1 to 0·2)	0·1 (0·1 to 0·2)	0·1 (0·1 to 0·2)	131
Congenital heart anomalies	206 (132 to 321)	47·1 (31·7 to 68·5)	127 (77·1 to 196)	52·8 (28·3 to 96·2)	30·5 (17·1 to 50·9)	28·6 (16·9 to 46·1)	26·7 (16·1 to 42·9)	29·6 (17·3 to 46·1)	29·5 (17·2 to 46·1)	25·4 (16·6 to 38·7)	21·7 (14·2 to 33·1)	18·5 (12·1 to 28·2)	19·5 (12·7 to 29·8)	21·6 (14·1 to 33·1)	24·1 (15·4 to 37·5)	21·2 (13·5 to 34·5)	13·8 (8·8 to 21·7)	3·2 (2·1 to 4·9)	1·7 (1·1 to 2·6)	1·0 (0·6 to 1·5)	0·5 (0·3 to 0·8)	0·2 (0·1 to 0·4)	0·1 (0·1 to 0·1)	267
Orofacial clefts	0·3 (0·1 to 0·5)	0·1 (0·0 to 0·1)	0·6 (0·3 to 1·1)	0·6 (0·3 to 1·1)	0·4 (0·2 to 0·7)	0·4 (0·2 to 0·7)	0·5 (0·3 to 0·8)	0·5 (0·3 to 0·8)	0·5 (0·3 to 0·8)	0·5 (0·3 to 0·8)	0·5 (0·3 to 0·7)	0·5 (0·3 to 0·7)	0·5 (0·3 to 0·7)	0·5 (0·3 to 0·7)	0·5 (0·3 to 0·7)	0·5 (0·3 to 0·7)	0·5 (0·3 to 0·7)	0·5 (0·3 to 0·7)	0·2 (0·2 to 0·3)	0·1 (0·1 to 0·2)	0·1 (0·1 to 0·2)	0·1 (0·1 to 0·2)	0·1 (0·1 to 0·2)	8·4
Down syndrome	8·6 (7·4 to 11·4)	1·9 (1·5 to 2·3)	11·5 (9·2 to 21·1)	2·1 (2·1 to 4·5)	3·1 (2·1 to 4·5)	2·8 (2·5 to 5·3)	2·3 (2·3 to 4·6)	2·3 (2·3 to 4·6)	2·3 (2·3 to 4·6)	2·3 (2·3 to 4·6)	2·2 (2·2 to 4·7)	2·2 (2·2 to 4·7)	2·2 (2·2 to 4·7)	2·2 (2·2 to 4·7)	2·2 (2·2 to 4·7)	2·2 (2·2 to 4·7)	2·2 (2·2 to 4·7)	2·2 (2·2 to 4·7)	2·2 (2·2 to 4·7)	2·2 (2·2 to 4·7)	2·2 (2·2 to 4·7)	2·2 (2·2 to 4·7)	2·2 (2·2 to 4·7)	121
Turner syndrome	0 (0 to 0)	0 (0 to 0)	0 (0 to 0)	0 (0 to 0)	0 (0 to 0)	0 (0 to 0)	0 (0 to 0)	0 (0 to 0)	0 (0 to 0)	0 (0 to 0)	0 (0 to 0)	0 (0 to 0)	0 (0 to 0)	0 (0 to 0)	0 (0 to 0)	0 (0 to 0)	0 (0 to 0)	0 (0 to 0)	0 (0 to 0)	0 (0 to 0)	0 (0 to 0)	0 (0 to 0)	0 (0 to 0)	0 (0 to 0)	0
Klinefelter syndrome	0 (0 to 0)	0 (0 to 0)	0 (0 to 0·1)	0·1 (0 to 0·1)	0·1 (0 to 0·1)	0·1 (0 to 0·1)	0·2 (0 to 0·4)	0·2 (0 to 0·3)	0·2 (0 to 0·3)	0·1 (0 to 0·3)	0·1 (0 to 0·2)	0·1 (0 to 0·2)	0·1 (0 to 0·2)	0·1 (0 to 0·2)	0·1 (0 to 0·2)	0·1 (0 to 0·2)	0·1 (0 to 0·2)	0·1 (0 to 0·2)	0·1 (0 to 0·2)	0·1 (0 to 0·2)	0·1 (0 to 0·2)	0·1 (0 to 0·2)	0·1 (0 to 0·2)	0·1 (0 to 0·2)	0·9
Other chromosomal abnormalities	66·6 (20·2 to 125)	17·1 (10·1 to 27·4)	28·9 (9·6 to 58·4)	10·5 (4·6 to 19·4)	7·3 (4·6 to 10·4)	7·2 (4·7 to 10·4)	6·6 (4·1 to 9·7)	6·3 (3·9 to 9·4)	6·1 (3·8 to 8·9)	5·3 (3·3 to 7·8)	4·4 (2·8 to 6·7)	3·2 (2·1 to 4·7)	2·6 (1·6 to 3·9)	1·6 (1·0 to 2·4)	1·2 (0·7 to 2·1)	0·9 (0·5 to 1·6)	0·7 (0·4 to 1·2)	0·6 (0·4 to 1·2)	0·4 (0·2 to 0·8)	0·3 (0·2 to 0·6)	0·2 (0·1 to 0·4)	0·1 (0·1 to 0·3)	0·1 (0·1 to 0·2)	184
Congenital musculoskeletal and limb anomalies	14·4 (9·4 to 23·3)	2·5 (1·7 to 3·1)	13·7 (8·1 to 21·2)	14·2 (9·3 to 22·7)	9·6 (6·5 to 15·5)	9·6 (6·5 to 15·4)	10·4 (6·9 to 16·6)	9·8 (6·1 to 13·6)	9·8 (6·1 to 13·6)	9·7 (6·1 to 13·7)	7·3 (4·6 to 12·2)	5·4 (3·4 to 9·2)	3·4 (2·1 to 5·9)	2·5 (1·5 to 4·1)	1·7 (1·0 to 2·9)	1·1 (0·7 to 2·1)	0·8 (0·5 to 1·5)	0·6 (0·4 to 1·2)	0·4 (0·2 to 0·8)	0·3 (0·2 to 0·6)	0·2 (0·1 to 0·4)	0·2 (0·1 to 0·3)	0·1 (0·1 to 0·2)	163
Urogenital congenital anomalies	34·9 (16·4 to 62·4)	1·8 (0·9 to 3·4)	3·6 (2·0 to 7·6)	1·4 (0·6 to 2·6)	1·1 (0·6 to 1·8)	0·9 (0·5 to 1·6)	0·7 (0·3 to 1·4)	0·6 (0·3 to 1·1)	0·5 (0·3 to 0·9)	0·4 (0·2 to 0·8)	0·3 (0·1 to 0·5)	0·2 (0·1 to 0·4)	0·2 (0·1 to 0·3)	0·1 (0·1 to 0·2)	0·1 (0·1 to 0·2)	0·1 (0·1 to 0·2)	0·1 (0·0 to 0·1)	0·1 (0·0 to 0·1)	0·1 (0·0 to 0·1)	0·1 (0·0 to 0·1)	0·1 (0·0 to 0·1)	0·1 (0·0 to 0·1)	0·1 (0·0 to 0·1)	47·4
Digestive congenital anomalies	11·2 (7·5 to 17·1)	1·3 (0·7 to 2·1)	2·2 (1·1 to 4·2)	2·1 (1·1 to 3·7)	2·1 (1·1 to 3·7)	2·1 (1·1 to 3·7

SR Table 2a. South Carolina DALYS by cause and age group for males with 95% uncertainty intervals, 2019

Cause	Early Neonatal	Late Neonatal	Post Neonatal	1 to 4	5 to 9	10 to 14	15 to 19	20 to 24	25 to 29	30 to 34	35 to 39	40 to 44	45 to 49	50 to 54	55 to 59	60 to 64	65 to 69	70 to 74	75 to 79	80 to 84	85 to 89	90 to 94	95 plus	Total
All causes	9,670 (8,719 to 10,764)	2,785 (2,310 to 3,189)	2,265 (1,700 to 2,842)	2,205 (1,720 to 2,690)	1,208 (1,070 to 1,339)	1,100 (1,000 to 1,200)	1,111 (1,000 to 1,222)	1,270 (1,150 to 1,390)	1,319 (1,200 to 1,440)	1,350 (1,230 to 1,480)	1,360 (1,230 to 1,490)	1,360 (1,230 to 1,490)	1,360 (1,230 to 1,490)	1,360 (1,230 to 1,490)	1,360 (1,230 to 1,490)	1,360 (1,230 to 1,490)	1,360 (1,230 to 1,490)	1,360 (1,230 to 1,490)	1,360 (1,230 to 1,490)	1,360 (1,230 to 1,490)	1,360 (1,230 to 1,490)	1,360 (1,230 to 1,490)	1,360 (1,230 to 1,490)	998,000
Communicable, maternal, neonatal, and nutritional diseases	7,600 (6,650 to 8,620)	1,790 (1,520 to 2,030)	1,370 (1,010 to 1,730)	1,360 (1,060 to 1,650)	1,200 (898 to 1,460)	1,130 (931 to 1,320)	1,070 (871 to 1,260)	1,170 (939 to 1,370)	1,500 (1,220 to 1,800)	1,660 (1,380 to 2,000)	1,770 (1,470 to 2,100)	1,960 (1,630 to 2,320)	2,320 (1,930 to 2,750)	2,390 (1,970 to 2,800)	2,730 (2,190 to 3,230)	2,690 (2,090 to 3,430)	2,620 (1,870 to 3,210)	2,440 (1,670 to 3,170)	2,250 (1,700 to 2,960)	1,690 (1,270 to 2,210)	1,230 (979 to 1,500)	931 (688 to 1,200)	262 (171 to 358)	44,900
HIV/AIDS and sexually transmitted infections	11 (7.7 to 14)	0.2 (0.2 to 0.7)	13.6 (11.3 to 16.1)	19.8 (16 to 23.9)	6.3 (5.3 to 7.6)	7.3 (6.1 to 8.6)	20.3 (16.5 to 25.4)	59 (49.5 to 72.1)	87 (72.5 to 107)	122 (101 to 151)	163 (135 to 202)	215 (179 to 265)	287 (239 to 353)	367 (306 to 450)	473 (393 to 580)	592 (492 to 727)	704 (583 to 865)	798 (663 to 981)	856 (711 to 1,050)	868 (721 to 1,060)	814 (676 to 1,000)	719 (597 to 882)	519 (431 to 637)	6,160
HIV/AIDS	0 (0 to 0)	0 (0 to 0)	13 (10.8 to 15.5)	19.7 (16.2 to 24)	6.3 (5.2 to 7.6)	6.5 (5.4 to 7.9)	19.6 (15.9 to 24.3)	113 (94.2 to 138)	401 (334 to 490)	887 (739 to 1,080)	649 (540 to 793)	864 (719 to 1,060)	967 (804 to 1,180)	767 (638 to 940)	485 (403 to 592)	460 (382 to 563)	281 (233 to 345)	99.1 (82.4 to 121)	39.1 (32.5 to 47.8)	7.9 (6.6 to 9.7)	2.9 (2.4 to 3.5)	1 (0.8 to 1.2)	0.3 (0.2 to 0.4)	5,980
HIV/AIDS - Drug-susceptible Tuberculosis	0 (0 to 0)	0 (0 to 0)	0.2 (0.2 to 0.3)	0.2 (0.1 to 0.2)	0.1 (0.1 to 0.2)	0.1 (0.1 to 0.2)	0.2 (0.1 to 0.2)	0.4 (0.3 to 0.5)	0.6 (0.4 to 0.8)	0.8 (0.6 to 1.1)	0.9 (0.7 to 1.2)	1.1 (0.8 to 1.4)	1.3 (1 to 1.7)	1.4 (1.1 to 1.8)	1.5 (1.2 to 1.9)	1.5 (1.2 to 1.9)	1.4 (1.1 to 1.8)	1.2 (0.9 to 1.6)	0.9 (0.7 to 1.2)	0.6 (0.5 to 0.8)	0.4 (0.3 to 0.5)	0.2 (0.1 to 0.3)	0.1 (0 to 0.2)	106
HIV/AIDS - Multidrug-resistant Tuberculosis without extensive drug resistance	0 (0 to 0)	0 (0 to 0)	0 (0 to 0.1)	0 (0 to 0)	0 (0 to 0)	0 (0 to 0)	0 (0 to 0.1)	0.1 (0 to 0.3)	0.2 (0 to 0.5)	0.3 (0 to 1.1)	0.3 (0 to 1.4)	0.4 (0 to 1.8)	0.5 (0 to 2.4)	0.6 (0 to 3.2)	0.7 (0 to 4.1)	0.7 (0 to 4.2)	0.7 (0 to 4.1)	0.5 (0 to 3.1)	0.3 (0 to 2.1)	0.2 (0 to 1.4)	0.1 (0 to 0.9)	0 (0 to 0.4)	0 (0 to 0.1)	3.6
HIV/AIDS - Extensively drug-resistant Tuberculosis	0 (0 to 0)	0 (0 to 0)	0 (0 to 0)	0 (0 to 0)	0 (0 to 0)	0 (0 to 0)	0 (0 to 0)	0 (0 to 0)	0 (0 to 0)	0 (0 to 0)	0 (0 to 0)	0 (0 to 0)	0 (0 to 0)	0 (0 to 0)	0 (0 to 0)	0 (0 to 0)	0 (0 to 0)	0 (0 to 0)	0 (0 to 0)	0 (0 to 0)	0 (0 to 0)	0 (0 to 0)	0 (0 to 0)	0 (0 to 0)	0.9
HIV/AIDS resulting in other diseases	0 (0 to 0)	0 (0 to 0)	0.6 (0.5 to 0.8)	0.1 (0.1 to 0.2)	0 (0 to 0)	0.8 (0.7 to 1)	0.7 (0.6 to 0.9)	5.5 (4.7 to 6.5)	17 (14.5 to 20.1)	34 (28.6 to 41.1)	49 (41.2 to 59.2)	69 (58.1 to 83.1)	89 (74.9 to 107)	111 (93.5 to 133)	132 (111 to 158)	152 (128 to 181)	167 (140 to 199)	169 (142 to 201)	157 (132 to 187)	131 (110 to 156)	93 (78.2 to 111)	54 (45.2 to 64.2)	20 (16.7 to 23.8)	1,660
Sexually transmitted infections excluding HIV	11 (7.7 to 14)	0.2 (0.2 to 0.7)	0.6 (0.5 to 0.8)	0.1 (0.1 to 0.2)	0 (0 to 0)	0.2 (0.1 to 0.3)	0.6 (0.5 to 0.8)	2.1 (1.7 to 2.6)	2.3 (1.9 to 2.8)	2.3 (1.9 to 2.8)	2.3 (1.9 to 2.8)	2.3 (1.9 to 2.8)	2.3 (1.9 to 2.8)	2.3 (1.9 to 2.8)	2.3 (1.9 to 2.8)	2.3 (1.9 to 2.8)	2.3 (1.9 to 2.8)	2.3 (1.9 to 2.8)	2.3 (1.9 to 2.8)	2.3 (1.9 to 2.8)	2.3 (1.9 to 2.8)	2.3 (1.9 to 2.8)	2.3 (1.9 to 2.8)	529
Syphilis	0 (0 to 0)	0 (0 to 0)	0 (0 to 0)	0 (0 to 0)	0 (0 to 0)	0 (0 to 0)	0 (0 to 0)	0 (0 to 0)	0 (0 to 0)	0 (0 to 0)	0 (0 to 0)	0 (0 to 0)	0 (0 to 0)	0 (0 to 0)	0 (0 to 0)	0 (0 to 0)	0 (0 to 0)	0 (0 to 0)	0 (0 to 0)	0 (0 to 0)	0 (0 to 0)	0 (0 to 0)	0 (0 to 0)	0 (0 to 0)	0
Chlamydial infection	0 (0 to 0)	0 (0 to 0)	0 (0 to 0)	0 (0 to 0)	0 (0 to 0)	0 (0 to 0)	0 (0 to 0)	0 (0 to 0)	0 (0 to 0)	0 (0 to 0)	0 (0 to 0)	0 (0 to 0)	0 (0 to 0)	0 (0 to 0)	0 (0 to 0)	0 (0 to 0)	0 (0 to 0)	0 (0 to 0)	0 (0 to 0)	0 (0 to 0)	0 (0 to 0)	0 (0 to 0)	0 (0 to 0)	0 (0 to 0)	4.9
Gonococcal infection	0 (0 to 0)	0 (0 to 0)	0 (0 to 0)	0 (0 to 0)	0 (0 to 0)	0 (0 to 0)	0 (0 to 0)	0 (0 to 0)	0 (0 to 0)	0 (0 to 0)	0 (0 to 0)	0 (0 to 0)	0 (0 to 0)	0 (0 to 0)	0 (0 to 0)	0 (0 to 0)	0 (0 to 0)	0 (0 to 0)	0 (0 to 0)	0 (0 to 0)	0 (0 to 0)	0 (0 to 0)	0 (0 to 0)	0 (0 to 0)	0.1
Trichomoniasis	0 (0 to 0)	0 (0 to 0)	0 (0 to 0)	0 (0 to 0)	0 (0 to 0)	0 (0 to 0)	0 (0 to 0)	0 (0 to 0)	0 (0 to 0)	0 (0 to 0)	0 (0 to 0)	0 (0 to 0)	0 (0 to 0)	0 (0 to 0)	0 (0 to 0)	0 (0 to 0)	0 (0 to 0)	0 (0 to 0)	0 (0 to 0)	0 (0 to 0)	0 (0 to 0)	0 (0 to 0)	0 (0 to 0)	0 (0 to 0)	5
Genital herpes	0 (0 to 0)	0 (0 to 0)	0 (0 to 0)	0 (0 to 0)	0 (0 to 0)	0 (0 to 0)	0 (0 to 0)	0 (0 to 0)	0 (0 to 0)	0 (0 to 0)	0 (0 to 0)	0 (0 to 0)	0 (0 to 0)	0 (0 to 0)	0 (0 to 0)	0 (0 to 0)	0 (0 to 0)	0 (0 to 0)	0 (0 to 0)	0 (0 to 0)	0 (0 to 0)	0 (0 to 0)	0 (0 to 0)	0 (0 to 0)	0.2
Other sexually transmitted infections	0 (0 to 0)	0 (0 to 0)	0 (0 to 0)	0 (0 to 0)	0 (0 to 0)	0 (0 to 0)	0.1 (0.1 to 0.1)	0.6 (0.4 to 1.2)	0.6 (0.5 to 1.2)	0.6 (0.5 to 1.2)	0.6 (0.5 to 1.2)	0.6 (0.5 to 1.2)	0.6 (0.5 to 1.2)	0.6 (0.5 to 1.2)	0.6 (0.5 to 1.2)	0.6 (0.5 to 1.2)	0.6 (0.5 to 1.2)	0.6 (0.5 to 1.2)	0.6 (0.5 to 1.2)	0.6 (0.5 to 1.2)	0.6 (0.5 to 1.2)	0.6 (0.5 to 1.2)	0.6 (0.5 to 1.2)	6.6
Respiratory infections and tuberculosis	1,630 (1,190 to 2,180)	224 (134 to 342)	286 (287 to 449)	129 (81 to 172)	64 (44 to 84)	58 (40 to 74)	58 (40 to 74)	58 (40 to 74)	58 (40 to 74)	58 (40 to 74)	58 (40 to 74)	58 (40 to 74)	58 (40 to 74)	58 (40 to 74)	58 (40 to 74)	58 (40 to 74)	58 (40 to 74)	58 (40 to 74)	58 (40 to 74)	58 (40 to 74)	58 (40 to 74)	58 (40 to 74)	58 (40 to 74)	14,200
Tuberculosis	0 (0 to 0)	0 (0 to 0)	0.6 (0.6 to 1.9)	1.1 (0.3 to 2.1)	0.7 (0.4 to 0.7)	0.7 (0.5 to 1)	2 (1.3 to 2.9)	6 (4 to 8.7)	11.6 (7.1 to 14.6)	19.6 (11.6 to 25.1)	30.3 (17.5 to 39.1)	42.6 (24.2 to 56.3)	57.7 (31.6 to 76.9)	74.6 (39.1 to 99.1)	93.1 (47.6 to 124)	111 (55.6 to 148)	129 (63.4 to 172)	146 (68.6 to 195)	161 (71.4 to 214)	173 (72.7 to 230)	181 (72.4 to 241)	186 (71.4 to 248)	186 (71.4 to 248)	373
Latent tuberculosis infection	0 (0 to 0)	0 (0 to 0)	0 (0 to 0)	0 (0 to 0)	0 (0 to 0)	0 (0 to 0)	0 (0 to 0)	0 (0 to 0)	0 (0 to 0)	0 (0 to 0)	0 (0 to 0)	0 (0 to 0)	0 (0 to 0)	0 (0 to 0)	0 (0 to 0)	0 (0 to 0)	0 (0 to 0)	0 (0 to 0)	0 (0 to 0)	0 (0 to 0)	0 (0 to 0)	0 (0 to 0)	0 (0 to 0)	0 (0 to 0)	0
Drug-susceptible Tuberculosis	1.1 (0.7 to 1.6)	0.2 (0.2 to 0.7)	0.6 (0.5 to 0.8)	1.1 (0.3 to 2.1)	0.7 (0.4 to 0.7)	0.7 (0.5 to 1)	1.9 (1.3 to 2.8)	5.8 (3.9 to 8.5)	9.8 (6.6 to 14.5)	16.2 (10.6 to 24.1)	24.6 (15.6 to 36.6)	34.1 (21.2 to 50.8)	45.1 (27.5 to 67.2)	57.1 (33.6 to 85.1)	69.2 (39.7 to 103)	80.6 (45.1 to 120)	91.2 (50.1 to 136)	100 (54.1 to 149)	106 (55.1 to 158)	109 (54.6 to 162)	109 (54.6 to 162)	109 (54.6 to 162)	109 (54.6 to 162)	229
Multidrug-resistant tuberculosis without extensive drug resistance	0 (0 to 0)	0 (0 to 0)	0 (0 to 0)	0 (0 to 0)	0 (0 to 0)	0 (0 to 0)	0 (0 to 0)	0 (0 to 0)	0 (0 to 0)	0 (0 to 0)	0 (0 to 0)	0 (0 to 0)	0 (0 to 0)	0 (0 to 0)	0 (0 to 0)	0 (0 to 0)	0 (0 to 0)	0 (0 to 0)	0 (0 to 0)	0 (0 to 0)	0 (0 to 0)	0 (0 to 0)	0 (0 to 0)	0 (0 to 0)	0
Extensively drug-resistant tuberculosis	0 (0 to 0)	0 (0 to 0)	0 (0 to 0)	0 (0 to 0)	0 (0 to 0)	0 (0 to 0)	0 (0 to 0)	0 (0 to 0)	0 (0 to 0)	0 (0 to 0)	0 (0 to 0)	0 (0 to 0)	0 (0 to 0)	0 (0 to 0)	0 (0 to 0)	0 (0 to 0)	0 (0 to 0)	0 (0 to 0)	0 (0 to 0)	0 (0 to 0)	0 (0 to 0)	0 (0 to 0)	0 (0 to 0)	0 (0 to 0)	0
Lower respiratory infections	1,630 (1,190 to 2,180)	223 (134 to 341)	277 (192 to 435)	128 (80 to 171)	62.6 (43.7 to 82.6)	57 (39.5 to 73.4)	56.1 (39.1 to 72.2)	52.1 (36.4 to 67.1)	48.2 (33.7 to 62.1)	42.1 (29.4 to 54.2)	27.6 (19.3 to 35.5)	15.5 (10.8 to 19.9)	5.7 (3.9 to 7.3)	1.9 (1.3 to 2.4)	0.6 (0.4 to 0.8)	0.2 (0.1 to 0.3)	0.1 (0 to 0.1)	0 (0 to 0)	0 (0 to 0)	0 (0 to 0)	0 (0 to 0)	0 (0 to 0)	0 (0 to 0)	0 (0 to 0)	4,990
Upper respiratory infections	3.4 (2.6 to 4.3)	0.6 (0.4 to 0.9)	2.9 (2.1 to 3.8)	0.6 (0.4 to 0.8)	0.2 (0.1 to 0.3)	0.2 (0.1 to 0.3)	0.2 (0.1 to 0.3)	0.2 (0.1 to 0.3)	0.2 (0.1 to 0.3)	0.2 (0.1 to 0.3)	0.2 (0.1 to 0.3)	0.2 (0.1 to 0.3)	0.2 (0.1 to 0.3)	0.2 (0.1 to 0.3)	0.2 (0.1 to 0.3)	0.2 (0.1 to 0.3)	0.2 (0.1 to 0.3)	0.2 (0.1 to 0.3)	0.2 (0.1 to 0.3)	0.2 (0.1 to 0.3)	0.2 (0.1 to 0.3)	0.2 (0.1 to 0.3)	0.2 (0.1 to 0.3)	2,500
Otitis media	0 (0 to 0)	0 (0 to 0)	0.5 (0.1 to 0.7)	0.4 (0.1 to 0.7)	0.2 (0.1 to 0.3)	0.2 (0.1 to 0.3)	0.2 (0.1 to 0.3)	0.2 (0.1 to 0.3)	0.2 (0.1 to 0.3)	0.2 (0.1 to 0.3)	0.2 (0.1 to 0.3)	0.2 (0.1 to 0.3)	0.2 (0.1 to 0.3)	0.2 (0.1 to 0.3)	0.2 (0.1 to 0.3)	0.2 (0.1 to 0.3)	0.2 (0.1 to 0.3)	0.2 (0.1 to 0.3)	0.2 (0.1 to 0.3)	0.2 (0.1 to 0.3)	0.2 (0.1 to 0.3)	0.2 (0.1 to 0.3)	0.2 (0.1 to 0.3)	436
Enteric infections	6.8 (5.1 to 12.5)	0.4 (0.3 to 1.2)	13.6 (9.8 to 18.7)	10 (7.6 to 13.2)	4.6 (3.5 to 6.1)	3.6 (2.7 to 4.8)	3.6 (2.7 to 4.8)	3.6 (2.7 to 4.8)	3.6 (2.7 to 4.8)	3.6 (2.7 to 4.8)	3.6 (2.7 to 4.8)	3.6 (2.7 to 4.8)	3.6 (2.7 to 4.8)	3.6 (2.7 to 4.8)	3.6 (2.7 to 4.8)	3.6 (2.7 to 4.8)	3.6 (2.7 to 4.8)	3.6 (2.7 to 4.8)	3.6 (2.7 to 4.8)	3.6 (2.7 to 4.8)	3.6 (2.7 to 4.8)	3.6 (2.7 to 4.8)	3.6 (2.7 to 4.8)	3,420
Diarrheal diseases	6.8 (3.2 to 7.8)	0.4 (0.4 to 1.1)	13.6 (9.8 to 18)	10 (7.6 to 13.2)	4.6 (3.5 to 6.1)	3.6 (2.7 to 4.8)	3.6 (2.7 to 4.8)	3.6 (2.7 to 4.8)	3.6 (2.7 to 4.8)	3.6 (2.7 to 4.8)	3.6 (2.7 to 4.8)	3.6 (2.7 to 4.8)	3.6 (2.7 to 4.8)	3.6 (2.7 to 4.8)	3.6 (2.7 to 4.8)	3.6 (2.7 to 4.8)	3.6 (2.7 to 4.8)	3.6 (2.7 to 4.8)	3.6 (2.7 to 4.8)	3.6 (2.7 to 4.8)	3.6 (2.7 to 4.8)	3.6 (2.7 to 4.8)	3.6 (2.7 to 4.8)	3,390
Typhoid and paratyphoid	0 (0 to 0)	0 (0 to 0)	0 (0 to 0)	0 (0 to 0)	0 (0 to 0)	0 (0 to 0)	0 (0 to 0)	0 (0 to 0)	0 (0 to 0)	0 (0 to 0)	0 (0 to 0)	0 (0 to 0)	0 (0 to 0)	0 (0 to 0)	0 (0 to 0)	0 (0 to 0)	0 (0 to 0)	0 (0 to 0)	0 (0 to 0)	0 (0 to 0)	0 (0 to 0)	0 (0 to 0)	0 (0 to 0)	0 (0 to 0)	0
Typhoid fever	0 (0 to 0)	0 (0 to 0)	0 (0 to 0)	0 (0 to 0)	0 (0 to 0)	0 (0 to 0)	0 (0 to 0)	0 (0 to 0)	0 (0 to 0)	0 (0 to 0)	0 (0 to 0)	0 (0 to 0)	0 (0 to 0)	0 (0 to 0)	0 (0 to 0)	0 (0 to 0)	0 (0 to 0)	0 (0 to 0)	0 (0 to 0)	0 (0 to 0)	0 (0 to 0)	0 (0 to 0)	0 (0 to 0)	0 (0 to 0)	0
Paratyphoid fever	0 (0 to 0)	0 (0 to 0)	0 (0 to 0)	0 (0 to 0)	0 (0 to 0)	0 (0 to 0)	0 (0 to 0)	0 (0 to 0)	0 (0 to 0)	0 (0 to 0)	0 (0 to 0)	0 (0 to 0)	0 (0 to 0)	0 (0 to 0)	0 (0 to 0)	0 (0 to 0)	0 (0 to 0)	0 (0 to 0)	0 (0 to 0)	0 (0 to 0)	0 (0 to 0)	0 (0 to 0)	0 (0 to 0)	0 (0 to 0)	0
Invasive Non-typhoidal Salmonella (iNTS)	0.6 (0.5 to 1.2)	0.2 (0.2 to 1.2)	1.6 (0.4 to 3.4)	1.6 (0.7 to 4)	0.6 (0.3 to 1.5)	0.6 (0.3 to 1.5)	0.6 (0.3 to 1.5)	0.6 (0.3 to 1.5)	0.6 (0.3 to 1.5)	0.6 (0.3 to 1.5)	0.6 (0.3 to 1.5)	0.6 (0.3 to 1.5)	0.6 (0.3 to 1.5)	0.6 (0.3 to 1.5)	0.6 (0.3 to 1.5)	0.6 (0.3 to 1.5)	0.6 (0.3 to 1.5)	0.6 (0.3 to 1.5)	0.6 (0.3 to 1.5)	0.6 (0.3 to 1.5)	0.6 (0.3 to 1.5)	0.6 (0.3 to 1.5)	0.6 (0.3 to 1.5)	19.2
Other intestinal infectious diseases	0 (0 to 0)	0 (0 to 0)	0.6 (0.4 to 0.9)	0.3 (0.1 to 0.5)	0.1 (0.1 to 0.2)	0.1 (0.1 to 0.2)	0.1 (0.1 to 0.2)	0.1 (0.1 to 0.2)	0.1 (0.1 to 0.2)	0.1 (0.1 to 0.2)	0.1 (0.1 to 0.2)	0.1 (0.1 to 0.2)	0.1 (0.1 to 0.2)	0.1 (0.1 to 0.2)	0.1 (0.1 to 0.2)	0.1 (0.1 to 0.2)	0.1 (0.1 to 0.2)	0.1 (0.1 to 0.2)	0.1 (0.1 to 0.2)	0.1 (0.1 to 0.2)	0.1 (0.1 to 0.2)	0.1 (0.1 to 0.2)	0.1 (0.1 to 0.2)	7.7
Neglected tropical diseases and malaria	0.4 (0.3 to 0.5)	0.1 (0.1 to 0.2)	13.6 (9.8 to 18.7)	16.8 (14.4 to 19.4)	11.6 (9.9 to 13.4)	3.6 (2.7 to 4.8)	9.4 (7.1 to 12.4)	11.2 (8.5 to 14.7)	13.8 (10.4 to 18.2)	16.7 (12.6 to 22)	20.6 (15.5 to 27.2)	25.6 (19.2 to 33.8)	31.8 (23.8 to 41.9)	39.4 (29.5 to 52)	48.6 (36.3 to 64.1)	59.8 (44.6 to 78.8)	72.6 (54.2 to 95.8)	86.4 (64.5 to 114)	100 (74.7 to 132)	114 (85.1 to 150)	126 (94.2 to 166)	134 (100 to 177)	138 (103 to 182)	681
Malaria	0 (0 to 0)	0 (0 to 0)	0 (0 to 0)	0 (0 to 0)	0 (0 to 0)	0 (0 to 0)	0 (0 to 0)	0 (0 to 0)	0 (0 to 0)	0 (0 to 0)	0 (0 to 0)	0 (0 to 0)	0 (0 to 0)	0 (0 to 0)	0 (0 to 0)	0 (0 to 0)	0 (0 to 0)	0 (0 to 0)	0 (0 to 0)	0 (0 to 0)	0 (0 to 0)	0 (0 to 0)	0 (0 to 0)	0 (0 to 0)	0
Chagas disease	0 (0 to 0)	0 (0 to 0)	0 (0 to 0)	0 (0 to 0)	0 (0 to 0)	0 (0 to 0)	0 (0 to 0.1)	0 (0 to 0.1)	0 (0 to 0.1)	0 (0 to 0.2)	0 (0 to 0.2)	0 (0 to 0.2)	0 (0 to 0.2)	0 (0 to 0.2)	0 (0 to 0.2)	0 (0 to 0.2)	0 (0 to 0.2)	0 (0 to 0.2)	0 (0 to 0.2)	0 (0 to 0.2)	0 (0 to 0.2)	0 (0 to 0.2)	0 (0 to 0.2)	0 (0 to 0.2)	2.3
Leishmaniasis	0 (0 to 0)	0 (0 to 0)	0 (0 to 0)	0 (0 to 0)	0 (0 to 0)	0 (0 to 0)	0 (0 to 0)	0 (0 to 0)	0 (0 to 0)	0 (0 to 0)	0 (0 to 0)	0 (0 to 0)	0 (0 to 0)	0 (0 to 0)	0 (0 to 0)	0 (0 to 0)	0 (0 to 0)	0 (0 to 0)	0 (0 to 0)	0 (0 to 0)	0 (0 to 0)	0 (0 to 0)	0 (0 to 0)	0 (0 to 0)	0
Visceral leishmaniasis	0 (0 to 0)	0 (0 to 0)	0 (0 to 0)	0 (0 to 0)	0 (0 to 0)	0 (0 to 0)	0 (0 to 0)	0 (0 to 0)	0 (0 to 0)	0 (0 to 0)	0 (0 to 0)	0 (0 to 0)	0 (0 to 0)	0 (0 to 0)	0 (0 to 0)	0 (0 to 0)	0 (0 to 0)	0 (0 to 0)	0 (0 to 0)	0 (0 to 0)	0 (0 to 0)	0 (0 to 0)	0 (0 to 0)	0 (0 to 0)	0
Cutaneous and mucocutaneous leishmaniasis	0 (0 to 0)	0 (0 to 0)	0 (0 to 0)	0 (0 to 0)	0 (0 to 0)	0 (0 to 0)	0 (0 to 0)	0 (0 to 0)	0 (0 to 0)	0 (0 to 0)	0 (0 to 0)	0 (0 to 0)	0 (0 to 0)	0 (0 to 0)	0 (0 to 0)	0 (0 to 0)	0 (0 to 0)	0 (0 to 0)	0 (0 to 0)	0 (0 to 0)	0 (0 to 0)	0 (0 to 0)	0 (0 to 0)	0 (0 to 0)	0
African trypanosomiasis	0 (0 to 0)	0 (0 to 0)	0 (0 to 0)	0 (0 to 0)	0 (0 to 0)	0 (0 to 0)	0 (0 to 0)	0 (0 to 0)	0 (0 to 0)	0 (0 to 0)	0 (0 to 0)	0 (0 to 0)	0 (0 to 0)	0 (0 to 0)	0 (0 to 0)	0 (0 to 0)	0 (0 to 0)	0 (0 to 0)	0 (0 to 0)	0 (0 to 0)	0 (0 to 0)	0 (0 to 0)	0 (0 to 0)	0 (0 to 0)	0
Schistosomiasis	0 (0 to 0)	0 (0 to 0)	0 (0 to 0)	0 (0 to 0)	0 (0 to 0)	0 (0 to 0)	0 (0 to 0)	0 (0 to 0)	0 (0 to 0)	0 (0 to 0)	0 (0 to 0)	0 (0 to 0)	0 (0 to 0)	0 (0 to 0)	0 (0 to 0)	0 (0 to 0)	0 (0 to 0)	0 (0 to 0)	0 (0 to 0)	0 (0 to 0)	0 (0 to 0)	0 (0 to 0)	0 (0 to 0)	0 (0 to 0)	0
Cysticercosis	0 (0 to 0)	0 (0 to 0)	0 (0 to 0)	0 (0 to 0)	0.2 (0.2 to 0.3)	0.2 (0.2 to 0.3)	0.2 (0.2 to 0.3)	2.6 (1.9 to 3.6)	7.2 (5.2 to 9.9)	9.6 (7 to 13.1)	11.1 (8.1 to 15.2)	12.6 (9.1 to 17.3)	21.5 (15.4 to 29.5)	33.6 (24.1 to 46.1)	66.1 (47.6 to 90.7)	79.2 (56.9 to 110)	92.7 (66.2 to 127)	74.2 (52.8 to 101)	44.6 (31.6 to 61.1)	21.6 (15.2 to 29.6)	7.6 (5.3 to 10.4)	2.5 (1.7 to 3.4)	574
Cystic echinococcosis	0 (0 to 0)	0 (0 to 0)	0 (0 to 0)	0 (0 to 0)	0 (0 to 0)	0 (0 to 0)	0 (0 to 0)	0 (0 to 0)	0 (0 to 0)	0 (0 to 0)	0 (0 to 0)	0 (0 to 0)	0 (0 to 0)	0 (0 to 0)	0 (0 to 0)	0 (0 to 0)	0 (0 to 0)	0 (0 to 0)	0 (0 to 0)	0 (0 to 0)	0 (0 to 0)	0 (0 to 0)	0 (0 to 0)	0 (0 to 0)	1.4
Lymphatic filariasis	0 (0 to 0)	0 (0 to 0)	0 (0 to 0)	0 (0 to 0)	0 (0 to 0)	0 (0 to 0)	0 (0 to 0)	0 (0 to 0)	0 (0 to 0)	0 (0 to 0)	0 (0 to 0)	0 (0 to 0)	0 (0 to 0)	0 (0 to 0)	0 (0 to 0)	0 (0 to 0)	0 (0 to 0)	0 (0 to 0)	0 (0 to 0)	0 (0 to 0)	0 (0 to 0)	0 (0 to 0)	0 (0 to 0)	0 (0 to 0)	0
Onchocerciasis	0 (0 to 0)	0 (0 to 0)	0 (0 to 0)	0 (0 to 0)	0 (0 to 0)	0 (0 to 0)	0 (0 to 0)	0 (0 to 0)	0 (0 to 0)	0 (0 to 0)	0 (0 to 0)	0 (0 to 0)	0 (0 to 0)	0 (0 to 0)	0 (0 to 0)	0 (0 to 0)	0 (0 to 0)	0 (0 to 0)	0 (0 to 0)	0 (0 to 0)	0 (0 to 0)	0 (0 to 0)	0 (0 to 0)	0 (0 to 0)	0
Trachoma	0 (0 to 0)	0 (0 to 0)	0 (0 to 0)	0 (0 to 0)	0 (0 to 0)	0 (0 to 0)	0 (0 to 0)	0 (0 to 0)	0 (0 to 0)	0 (0 to 0)	0 (0 to 0)	0 (0 to 0)	0 (0 to 0)	0 (0 to 0)	0 (0 to 0)	0 (0 to 0)	0 (0 to 0)	0 (0 to 0)	0 (0 to 0)	0 (0 to 0)	0 (0 to 0)	0 (0 to 0)	0 (0 to 0)	0 (0 to 0)	0
Dengue	0 (0 to 0)	0 (0 to 0)	0 (0 to 0)	0 (0 to 0)	0 (0 to 0)	0 (0 to 0)	0 (0 to 0)	0 (0 to 0)	0 (0 to 0)	0 (0 to 0)	0 (0 to 0)	0 (0 to 0)	0 (0 to 0)	0 (0 to 0)	0 (0 to 0)	0 (0 to 0)	0 (0 to 0)	0 (0 to 0)	0 (0 to 0)	0 (0 to 0)	0 (0 to 0)	0 (0 to 0)	0 (0 to 0)	0 (0 to 0)	0
Yellow fever	0 (0 to 0)	0 (0 to 0)	0 (0 to 0)	0 (0 to 0)	0 (0 to 0)	0 (0 to 0)	0 (0 to 0)	0 (0 to 0)	0 (0 to 0)	0 (0 to 0)	0 (0 to 0)	0 (0 to 0)	0 (0 to 0)	0 (0 to 0)	0 (0 to 0)	0 (0 to 0)	0 (0 to 0)	0 (0 to 0)	0 (0 to 0)	0 (0 to 0)	0 (0 to 0)	0 (0 to 0)	0 (0 to 0)	0 (0 to 0)	0
Rabies	0 (0 to 0)	0 (0 to 0)	0 (0 to 0)	0 (0 to 0)	0 (0 to 0)	0 (0 to 0)	0 (0 to 0)	0 (0 to 0)	0 (0 to 0)	0 (0 to 0)	0 (0 to 0)	0 (0 to 0)	0 (0 to 0)	0 (0 to 0)	0 (0 to 0)	0 (0 to 0)	0 (0 to 0)	0 (0 to 0)	0 (0 to 0)	0 (0 to 0)	0 (0 to 0)	0 (0 to 0)	0 (0 to 0)	0 (0 to 0)	0.6
Intestinal nematode infections	0 (0 to 0)	0 (0 to 0)	0 (0 to 0)	0 (0 to 0)	0 (0 to 0)	0 (0 to 0)	0 (0 to 0)	0 (0 to 0)	0 (0 to 0)	0 (0 to 0)	0 (0 to 0)	0 (0 to 0)	0 (0 to 0)	0 (0 to 0)	0 (0 to 0)	0 (0 to 0)	0 (0 to 0)	0 (0 to 0)	0 (0 to 0)	0 (0 to 0)	0 (0 to 0)	0 (0 to 0)	0 (0 to 0)	0 (0 to 0)	0
Ascariasis	0 (0 to 0)	0 (0 to 0)	0 (0 to 0)	0 (0 to 0)	0 (0 to 0)	0 (0 to 0)	0 (0 to 0)	0 (0 to 0)	0 (0 to 0)	0 (0 to 0)	0 (0 to 0)	0 (0 to 0)	0 (0 to 0)	0 (0 to 0)	0 (0 to 0)	0





SR Table 2e: South Dakota DALYS by cause and age group for males with 95% uncertainty intervals, 2019

Cause	Early Neonatal (0-6 days)	Late Neonatal (7-27 days)	Post Neonatal (28-364 days)	1 to 4	5 to 9	10 to 14	15 to 19	20 to 24	25 to 29	30 to 34	35 to 39	40 to 44	45 to 49	50 to 54	55 to 59	60 to 64	65 to 69	70 to 74	75 to 79	80 to 84	85 to 89	90 to 94	95 plus	Total
All causes	1,238 (1,035 to 1,272)	294 (254 to 309)	1,266 (1,060 to 1,289)	1,509 (1,193 to 1,589)	1,408 (1,149 to 1,502)	1,440 (1,206 to 1,548)	1,772 (1,502 to 1,894)	2,064 (1,713 to 2,202)	2,124 (1,749 to 2,265)	2,364 (1,966 to 2,522)	2,554 (2,122 to 2,722)	2,779 (2,302 to 2,962)	3,006 (2,497 to 3,205)	3,247 (2,700 to 3,460)	3,509 (2,920 to 3,740)	3,777 (3,140 to 4,030)	4,060 (3,377 to 4,330)	4,342 (3,609 to 4,630)	4,626 (3,845 to 4,933)	4,911 (4,083 to 5,235)	5,196 (4,320 to 5,539)	5,482 (4,557 to 5,844)	114,029
Communicable, maternal, neonatal, and nutritional diseases	1,208 (902 to 1,246)	194 (117 to 199)	1,266 (262 to 487)	292 (189 to 381)	227 (159 to 300)	195 (126 to 276)	172 (120 to 255)	164 (126 to 237)	169 (126 to 252)	205 (156 to 299)	205 (162 to 279)	208 (171 to 298)	208 (167 to 293)	226 (179 to 312)	222 (179 to 310)	229 (186 to 315)	223 (182 to 307)	242 (200 to 333)	312 (231 to 429)	275 (208 to 382)	273 (202 to 378)	168 (105 to 236)	9,293
HIV/AIDS and sexually transmitted infections	0 (0 to 0.1)	0 (0 to 0)	0 (0 to 0.7)	0 (0 to 0.1)	0 (0 to 0.1)	0 (0 to 0.1)	1 (0 to 1.4)	3 (1 to 3.7)	6 (3 to 7.1)	16.7 (13 to 21.5)	23 (18 to 29.6)	29.6 (24 to 37)	33.1 (25.2 to 41.2)	29.6 (20.6 to 39.1)	26.6 (17 to 35.9)	19.9 (13 to 29.2)	15.6 (7.7 to 25.6)	13.9 (7 to 19.1)	11.3 (7.4 to 16.2)	9.2 (5.7 to 12.7)	7.1 (3.5 to 11.2)	4.3 (1.7 to 7.7)	223
HIV/AIDS	0 (0 to 0)	0 (0 to 0)	0 (0 to 0.7)	0 (0 to 0.1)	0 (0 to 0.1)	0 (0 to 0.1)	0 (0 to 0.1)	2 (1 to 3.4)	5 (3 to 6.4)	15.1 (11 to 19.4)	22 (16.4 to 28.4)	28.4 (22 to 36.4)	32 (24.5 to 40.1)	28.9 (20.5 to 38.5)	25.9 (16.9 to 35.6)	19.5 (12.9 to 28.6)	15.3 (7.5 to 25.1)	13.7 (6.9 to 18.9)	11.2 (7.3 to 16.1)	9.2 (5.6 to 12.4)	7.1 (3.5 to 11.1)	4.3 (1.7 to 7.6)	198
HIV/AIDS - Drug-susceptible Tuberculosis	0 (0 to 0)	0 (0 to 0)	0 (0 to 0)	0 (0 to 0)	0 (0 to 0)	0 (0 to 0)	0 (0 to 0)	0 (0 to 0.1)	0 (0 to 0.1)	0.5 (0 to 0.9)	0 (0 to 0.1)	0.8 (0.7 to 1.7)	1.1 (0.4 to 1.9)	0.7 (0 to 1.5)	0.6 (0.3 to 0.9)	0.5 (0.3 to 0.7)	0.4 (0.2 to 0.5)	0.2 (0 to 0.3)	0.1 (0 to 0.1)	0 (0 to 0.1)	0 (0 to 0.1)	0 (0 to 0)	4
HIV/AIDS - Multidrug-resistant Tuberculosis without extensive drug resistance	0 (0 to 0)	0 (0 to 0)	0 (0 to 0)	0 (0 to 0)	0 (0 to 0)	0 (0 to 0)	0 (0 to 0)	0 (0 to 0)	0 (0 to 0)	0 (0 to 0)	0 (0 to 0)	0 (0 to 0)	0 (0 to 0)	0 (0 to 0)	0 (0 to 0)	0 (0 to 0)	0 (0 to 0)	0 (0 to 0)	0 (0 to 0)	0 (0 to 0)	0 (0 to 0)	0 (0 to 0)	0 (0 to 0)	0.2
HIV/AIDS - Extensively drug-resistant Tuberculosis	0 (0 to 0)	0 (0 to 0)	0 (0 to 0)	0 (0 to 0)	0 (0 to 0)	0 (0 to 0)	0 (0 to 0)	0 (0 to 0)	0 (0 to 0)	0 (0 to 0)	0 (0 to 0)	0 (0 to 0)	0 (0 to 0)	0 (0 to 0)	0 (0 to 0)	0 (0 to 0)	0 (0 to 0)	0 (0 to 0)	0 (0 to 0)	0 (0 to 0)	0 (0 to 0)	0 (0 to 0)	0 (0 to 0)	0.1
HIV/AIDS resulting in other diseases	0 (0 to 0)	0 (0 to 0)	0.7 (0 to 0.7)	0.6 (0 to 0.7)	0.4 (0 to 0.6)	0.4 (0 to 0.6)	0.6 (0 to 0.8)	4.2 (3.2 to 5.4)	7.5 (6 to 8.4)	27.5 (21.4 to 34.6)	33.2 (26.5 to 42.7)	34.4 (26.5 to 42.8)	33.1 (25.2 to 41.2)	28.9 (22.4 to 37.8)	22.7 (16.2 to 31.8)	17.3 (13 to 23)	13.6 (7.3 to 19.2)	11 (7.6 to 14.7)	7.9 (4.6 to 12.2)	5.7 (2.7 to 9.2)	3.7 (1.4 to 6.5)	2.1 (0.8 to 4.1)	191
Sexually transmitted infections excluding HIV	0 (0 to 0.1)	0 (0 to 0)	0 (0 to 0)	0 (0 to 0.1)	0 (0 to 0.1)	0 (0 to 0.1)	0 (0 to 0.1)	0 (0 to 0.1)	0 (0 to 0.1)	0 (0 to 0.1)	0 (0 to 0.1)	0 (0 to 0.1)	0 (0 to 0.1)	0 (0 to 0.1)	0 (0 to 0.1)	0 (0 to 0.1)	0 (0 to 0.1)	0 (0 to 0.1)	0 (0 to 0.1)	0 (0 to 0.1)	0 (0 to 0.1)	0 (0 to 0.1)	0 (0 to 0.1)	0.1
Syphilis	0 (0 to 0.1)	0 (0 to 0)	0 (0 to 0)	0 (0 to 0)	0 (0 to 0)	0 (0 to 0)	0 (0 to 0.1)	0 (0 to 0.1)	0 (0 to 0.1)	0 (0 to 0.1)	0 (0 to 0.1)	0 (0 to 0.1)	0 (0 to 0.1)	0 (0 to 0.1)	0 (0 to 0.1)	0 (0 to 0.1)	0 (0 to 0.1)	0 (0 to 0.1)	0 (0 to 0.1)	0 (0 to 0.1)	0 (0 to 0.1)	0 (0 to 0.1)	0 (0 to 0.1)	0.1
Chlamydial infection	0 (0 to 0)	0 (0 to 0)	0 (0 to 0)	0 (0 to 0)	0 (0 to 0)	0 (0 to 0)	0 (0 to 0)	0 (0 to 0.1)	0 (0 to 0.1)	0 (0 to 0.1)	0 (0 to 0.1)	0 (0 to 0.1)	0 (0 to 0.1)	0 (0 to 0.1)	0 (0 to 0.1)	0 (0 to 0.1)	0 (0 to 0.1)	0 (0 to 0.1)	0 (0 to 0.1)	0 (0 to 0.1)	0 (0 to 0.1)	0 (0 to 0.1)	0 (0 to 0.1)	0.2
Gonococcal infection	0 (0 to 0)	0 (0 to 0)	0 (0 to 0)	0 (0 to 0)	0 (0 to 0)	0 (0 to 0.1)	0 (0 to 0.2)	0 (0 to 0.1)	0 (0 to 0.1)	0 (0 to 0.2)	0 (0 to 0.1)	0 (0 to 0.1)	0 (0 to 0.1)	0 (0 to 0.1)	0 (0 to 0.1)	0 (0 to 0.1)	0 (0 to 0.1)	0 (0 to 0)	0 (0 to 0)	0 (0 to 0)	0 (0 to 0)	0 (0 to 0)	0 (0 to 0)	0.1
Trichomoniasis	0 (0 to 0)	0 (0 to 0)	0 (0 to 0)	0 (0 to 0)	0 (0 to 0)	0 (0 to 0)	0 (0 to 0)	0 (0 to 0.1)	0 (0 to 0.1)	0 (0 to 0.1)	0 (0 to 0.1)	0 (0 to 0.1)	0 (0 to 0.1)	0 (0 to 0.1)	0 (0 to 0.1)	0 (0 to 0.1)	0 (0 to 0.1)	0 (0 to 0)	0 (0 to 0)	0 (0 to 0)	0 (0 to 0)	0 (0 to 0)	0 (0 to 0)	0.1
Genital herpes	0 (0 to 0)	0 (0 to 0)	0 (0 to 0)	0 (0 to 0)	0 (0 to 0)	0 (0 to 0.1)	0 (0 to 0.2)	0 (0 to 0.1)	0 (0 to 0.1)	0 (0 to 0.2)	0 (0 to 0.1)	0 (0 to 0.1)	0 (0 to 0.1)	0 (0 to 0.1)	0 (0 to 0.1)	0 (0 to 0.1)	0 (0 to 0.1)	0 (0 to 0)	0 (0 to 0)	0 (0 to 0)	0 (0 to 0)	0 (0 to 0)	0 (0 to 0)	0.1
Other sexually transmitted infections	0 (0 to 0)	0 (0 to 0)	0 (0 to 0)	0 (0 to 0)	0 (0 to 0)	0 (0 to 0.1)	0 (0 to 0.1)	0 (0 to 0.1)	0 (0 to 0.1)	0 (0 to 0.1)	0 (0 to 0.1)	0 (0 to 0.1)	0 (0 to 0.1)	0 (0 to 0.1)	0 (0 to 0.1)	0 (0 to 0.1)	0 (0 to 0.1)	0 (0 to 0)	0 (0 to 0)	0 (0 to 0)	0 (0 to 0)	0 (0 to 0)	0 (0 to 0)	0.1
Respiratory infections and tuberculosis	4.4 (2.9 to 7.2)	3.7 (3 to 7.8)	97.2 (67.9 to 137)	69 (50.1 to 111)	62.2 (41.6 to 103)	53.2 (32.9 to 89.3)	54.1 (29.6 to 89.3)	56.1 (34.9 to 79)	56.1 (40.3 to 88.1)	66.1 (44.9 to 98.1)	76.6 (53.5 to 103)	79.6 (54.9 to 105)	79.6 (53.5 to 103)	84.4 (56.4 to 112)	91.6 (60.7 to 118)	106 (70.4 to 133)	107 (70.1 to 136)	107 (70.9 to 133)	107 (72.1 to 131)	100 (70.1 to 128)	96 (67.2 to 123)	87 (59.1 to 113)	2,395
Tuberculosis	0.2 (0.1 to 0.4)	0.2 (0.1 to 0.4)	3.4 (2.3 to 5.1)	2.5 (1.7 to 3.8)	2.2 (1.4 to 3.4)	1.9 (1.2 to 3.1)	2.1 (1.2 to 3.6)	2.4 (1.4 to 3.6)	2.5 (1.5 to 3.8)	3.1 (1.8 to 4.6)	3.7 (2.2 to 5.5)	3.9 (2.3 to 5.8)	3.9 (2.3 to 5.8)	4.1 (2.4 to 6.1)	4.4 (2.6 to 6.5)	5.1 (2.9 to 7.5)	5.1 (2.9 to 7.5)	5.1 (2.9 to 7.5)	5.1 (2.9 to 7.5)	4.8 (2.8 to 7.1)	4.6 (2.7 to 6.8)	4.2 (2.4 to 6.2)	114
Latent tuberculosis infection	0 (0 to 0)	0 (0 to 0)	0 (0 to 0)	0 (0 to 0)	0 (0 to 0)	0 (0 to 0)	0 (0 to 0)	0 (0 to 0)	0 (0 to 0)	0 (0 to 0)	0 (0 to 0)	0 (0 to 0)	0 (0 to 0)	0 (0 to 0)	0 (0 to 0)	0 (0 to 0)	0 (0 to 0)	0 (0 to 0)	0 (0 to 0)	0 (0 to 0)	0 (0 to 0)	0 (0 to 0)	0 (0 to 0)	0
Drug-susceptible tuberculosis	0 (0 to 0)	0 (0 to 0)	0.2 (0 to 0.2)	0.2 (0 to 0.3)	0.1 (0 to 0.2)	0.1 (0 to 0.1)	0.2 (0.2 to 0.4)	0.2 (0 to 0.4)	0.1 (0 to 0.3)	0.1 (0 to 0.3)	0.1 (0 to 0.3)	0.1 (0 to 0.3)	0.1 (0 to 0.3)	0.1 (0 to 0.3)	0.1 (0 to 0.3)	0.1 (0 to 0.3)	0.1 (0 to 0.3)	0.1 (0 to 0.3)	0.1 (0 to 0.3)	0.1 (0 to 0.3)	0.1 (0 to 0.3)	0.1 (0 to 0.3)	0.2
Multidrug-resistant tuberculosis without extensive drug resistance	0 (0 to 0)	0 (0 to 0)	0 (0 to 0)	0 (0 to 0)	0 (0 to 0)	0 (0 to 0)	0 (0 to 0)	0 (0 to 0)	0 (0 to 0)	0 (0 to 0)	0 (0 to 0)	0 (0 to 0)	0 (0 to 0)	0 (0 to 0)	0 (0 to 0)	0 (0 to 0)	0 (0 to 0)	0 (0 to 0)	0 (0 to 0)	0 (0 to 0)	0 (0 to 0)	0 (0 to 0)	0 (0 to 0)	0
Extensively drug-resistant tuberculosis	0 (0 to 0)	0 (0 to 0)	0 (0 to 0)	0 (0 to 0)	0 (0 to 0)	0 (0 to 0)	0 (0 to 0)	0 (0 to 0)	0 (0 to 0)	0 (0 to 0)	0 (0 to 0)	0 (0 to 0)	0 (0 to 0)	0 (0 to 0)	0 (0 to 0)	0 (0 to 0)	0 (0 to 0)	0 (0 to 0)	0 (0 to 0)	0 (0 to 0)	0 (0 to 0)	0 (0 to 0)	0 (0 to 0)	0.2
Lower respiratory infections	4.5 (2.9 to 7.1)	3.5 (3 to 7.2)	84.2 (64.6 to 122)	27 (20.6 to 34.6)	10.6 (7.6 to 14.3)	8.1 (5.6 to 10.9)	12.4 (8.5 to 16.9)	17.9 (12.5 to 24.4)	22.6 (15.7 to 30.8)	29.7 (20.6 to 40.4)	40.1 (28.1 to 54.7)	49.7 (29.6 to 67.1)	53.2 (34.6 to 75.9)	69.9 (46.3 to 108)	103 (69.2 to 146)	137 (89.2 to 190)	167 (111 to 207)	174 (116 to 217)	169 (116 to 216)	158 (110 to 208)	135 (94 to 184)	77.3 (52.4 to 109)	1,780
Upper respiratory infections	0.1 (0 to 0.2)	0.6 (0 to 1)	10.9 (4.5 to 17.1)	43.3 (29.3 to 71.4)	46.9 (26.2 to 79.7)	38.9 (20.2 to 68.9)	30.2 (16.9 to 51.9)	28.8 (13.2 to 50.1)	26.8 (10.7 to 46.9)	29 (12.6 to 48.4)	29 (12.6 to 48.4)	29.4 (13.4 to 48.7)	24.3 (10.1 to 42.1)	21.1 (11.1 to 34.2)	20 (11.4 to 34.4)	24.6 (14.5 to 41.5)	23.6 (13.2 to 39.2)	19.4 (10.1 to 32.1)	13.2 (7.1 to 22.2)	8 (4.2 to 13.3)	4.9 (2.4 to 8.1)	2.8 (1.4 to 4.7)	453
Otitis media	0 (0 to 0)	0 (0 to 0)	0 (0 to 0.2)	0.1 (0 to 0.2)	0.2 (0.1 to 0.4)	0.2 (0.1 to 0.5)	0.4 (0.2 to 0.8)	0.4 (0.1 to 0.8)	0.3 (0.1 to 0.8)	0.3 (0.1 to 0.8)	0.3 (0.1 to 0.8)	0.3 (0.1 to 0.8)	0.2 (0 to 0.7)	0.2 (0 to 0.6)	0.2 (0 to 0.6)	0.2 (0 to 0.6)	0.2 (0 to 0.6)	0.2 (0 to 0.6)	0.2 (0 to 0.6)	0.2 (0 to 0.6)	0.2 (0 to 0.6)	0.2 (0 to 0.6)	0.2 (0 to 0.6)	71.9
Enteric infections	1.2 (0.8 to 2)	1.2 (0.9 to 2)	16.9 (13 to 24)	24.4 (17.1 to 39.7)	19.4 (13.1 to 30.1)	19.5 (13.1 to 29.3)	19.6 (13.2 to 29.5)	19.2 (12.9 to 29.5)	17.4 (11.6 to 25.7)	17.4 (11.6 to 25.7)	17.4 (11.6 to 25.7)	16.9 (11.1 to 23.9)	16.9 (11.1 to 23.9)	17.1 (11.7 to 23.6)	16.9 (11.7 to 23.6)	16.9 (11.7 to 23.6)	16.9 (11.7 to 23.6)	16.9 (11.7 to 23.6)	16.9 (11.7 to 23.6)	16.9 (11.7 to 23.6)	16.9 (11.7 to 23.6)	16.9 (11.7 to 23.6)	445
Diarrheal diseases	1.2 (0.8 to 1.7)	1.2 (0.9 to 2.1)	16.9 (12.9 to 23.4)	24.3 (16.9 to 39.1)	19.3 (12.9 to 29.7)	19.4 (13.1 to 29.3)	19.5 (13.1 to 29.2)	19.1 (12.8 to 29.4)	17.3 (11.5 to 25.6)	17.3 (11.5 to 25.6)	17.3 (11.5 to 25.6)	16.8 (11.1 to 23.8)	16.8 (11.1 to 23.8)	17 (11.7 to 23.5)	16.8 (11.7 to 23.5)	16.8 (11.7 to 23.5)	16.8 (11.7 to 23.5)	16.8 (11.7 to 23.5)	16.8 (11.7 to 23.5)	16.8 (11.7 to 23.5)	16.8 (11.7 to 23.5)	16.8 (11.7 to 23.5)	443
Typhoid and paratyphoid	0 (0 to 0)	0 (0 to 0)	0 (0 to 0)	0 (0 to 0)	0 (0 to 0)	0 (0 to 0)	0 (0 to 0)	0 (0 to 0)	0 (0 to 0)	0 (0 to 0)	0 (0 to 0)	0 (0 to 0)	0 (0 to 0)	0 (0 to 0)	0 (0 to 0)	0 (0 to 0)	0 (0 to 0)	0 (0 to 0)	0 (0 to 0)	0 (0 to 0)	0 (0 to 0)	0 (0 to 0)	0 (0 to 0)	0.4
Typhoid fever	0 (0 to 0)	0 (0 to 0)	0 (0 to 0)	0 (0 to 0)	0 (0 to 0)	0 (0 to 0)	0 (0 to 0)	0 (0 to 0)	0 (0 to 0)	0 (0 to 0)	0 (0 to 0)	0 (0 to 0)	0 (0 to 0)	0 (0 to 0)	0 (0 to 0)	0 (0 to 0)	0 (0 to 0)	0 (0 to 0)	0 (0 to 0)	0 (0 to 0)	0 (0 to 0)	0 (0 to 0)	0 (0 to 0)	0
Paratyphoid fever	0 (0 to 0)	0 (0 to 0)	0 (0 to 0)	0 (0 to 0)	0 (0 to 0)	0 (0 to 0)	0 (0 to 0)	0 (0 to 0)	0 (0 to 0)	0 (0 to 0)	0 (0 to 0)	0 (0 to 0)	0 (0 to 0)	0 (0 to 0)	0 (0 to 0)	0 (0 to 0)	0 (0 to 0)	0 (0 to 0)	0 (0 to 0)	0 (0 to 0)	0 (0 to 0)	0 (0 to 0)	0 (0 to 0)	0.3
Invasive Non-typhoidal Salmonella (iNTS)	0 (0 to 0)	0 (0 to 0)	0.2 (0 to 0.6)	0.1 (0 to 0.3)	0.1 (0 to 0.3)	0.1 (0 to 0.3)	0.1 (0 to 0.4)	0.1 (0 to 0.3)	0.1 (0 to 0.3)	0.1 (0 to 0.3)	0.1 (0 to 0.3)	0.1 (0 to 0.3)	0.1 (0 to 0.3)	0.1 (0 to 0.3)	0.1 (0 to 0.3)	0.1 (0 to 0.3)	0.1 (0 to 0.3)	0.1 (0 to 0.3)	0.1 (0 to 0.3)	0.1 (0 to 0.3)	0.1 (0 to 0.3)	0.1 (0 to 0.3)	1.7
Other intestinal infectious diseases	0 (0 to 0)	0 (0 to 0)	0.2 (0 to 0.7)	0.1 (0 to 0.4)	0.1 (0 to 0.3)	0.1 (0 to 0.4)	0.1 (0 to 0.3)	0.1 (0 to 0.3)	0.1 (0 to 0.3)	0.1 (0 to 0.3)	0.1 (0 to 0.3)	0.1 (0 to 0.2)	0.1 (0 to 0.2)	0.1 (0 to 0.3)	0.1 (0 to 0.3)	0.1 (0 to 0.3)	0.1 (0 to 0.3)	0.1 (0 to 0.3)	0.1 (0 to 0.3)	0.1 (0 to 0.3)	0.1 (0 to 0.3)	0.1 (0 to 0.3)	1.3
Neglected tropical diseases and malaria	0.9 (0 to 3.7)	0.9 (0 to 7.6)	4.9 (0 to 9.6)	4.9 (0 to 9.6)	3.5 (0 to 8.9)	3.6 (0 to 9.1)	3.8 (0 to 9.4)	3.7 (0 to 9.7)	3.7 (0 to 9.6)	3.8 (0 to 9.7)	3.8 (0 to 9.7)	3.8 (0 to 9.7)	3.8 (0 to 9.7)	4.7 (0 to 9.7)	4.7 (0 to 9.7)	4.7 (0 to 9.7)	4.7 (0 to 9.7)	4.7 (0 to 9.7)	4.7 (0 to 9.7)	4.7 (0 to 9.7)	4.7 (0 to 9.7)	4.7 (0 to 9.7)	167
Malaria	0 (0 to 0)	0 (0 to 0)	0 (0 to 0)	0 (0 to 0)	0 (0 to 0)	0 (0 to 0)	0 (0 to 0)	0 (0 to 0)	0 (0 to 0)	0 (0 to 0)	0 (0 to 0)	0 (0 to 0)	0 (0 to 0)	0 (0 to 0)	0 (0 to 0)	0 (0 to 0)	0 (0 to 0)	0 (0 to 0)	0 (0 to 0)	0 (0 to 0)	0 (0 to 0)	0 (0 to 0)	0 (0 to 0)	0
Chagas disease	0 (0 to 0)	0 (0 to 0)	0 (0 to 0)	0 (0 to 0)	0 (0 to 0)	0 (0 to 0)	0 (0 to 0)	0 (0 to 0)	0 (0 to 0)	0 (0 to 0)	0 (0 to 0)	0 (0 to 0)	0 (0 to 0)	0 (0 to 0)	0 (0 to 0)	0 (0 to 0)	0 (0 to 0)	0 (0 to 0)	0 (0 to 0)	0 (0 to 0)	0 (0 to 0)	0 (0 to 0)	0 (0 to 0)	0.3
Leishmaniasis	0 (0 to 0)	0 (0 to 0)	0 (0 to 0)	0 (0 to 0)	0 (0 to 0)	0 (0 to 0)	0 (0 to 0)	0 (0 to 0)	0 (0 to 0)	0 (0 to 0)	0 (0 to 0)	0 (0 to 0)	0 (0 to 0)	0 (0 to 0)	0 (0 to 0)	0 (0 to 0)	0 (0 to 0)	0 (0 to 0)	0 (0 to 0)	0 (0 to 0)	0 (0 to 0)	0 (0 to 0)	0 (0 to 0)	0
Visceral leishmaniasis	0 (0 to 0)	0 (0 to 0)	0 (0 to 0)	0 (0 to 0)	0 (0 to 0)	0 (0 to 0)	0 (0 to 0)	0 (0 to 0)	0 (0 to 0)	0 (0 to 0)	0 (0 to 0)	0 (0 to 0)	0 (0 to 0)	0 (0 to 0)	0 (0 to 0)	0 (0 to 0)	0 (0 to 0)	0 (0 to 0)	0 (0 to 0)	0 (0 to 0)	0 (0 to 0)	0 (0 to 0)	0 (0 to 0)	0
Cutaneous and mucocutaneous leishmaniasis	0 (0 to 0)	0 (0 to 0)	0 (0 to 0)	0 (0 to 0)	0 (0 to 0)	0 (0 to 0)	0 (0 to 0)	0 (0 to 0)	0 (0 to 0)	0 (0 to 0)	0 (0 to 0)	0 (0 to 0)	0 (0 to 0)	0 (0 to 0)	0 (0 to 0)	0 (0 to 0)	0 (0 to 0)	0 (0 to 0)	0 (0 to 0)	0 (0 to 0)	0 (0 to 0)	0 (0 to 0)	0 (0 to 0)	0
African trypanosomiasis	0 (0 to 0)	0 (0 to 0)	0 (0 to 0)	0 (0 to 0)	0 (0 to 0)	0 (0 to 0)	0 (0 to 0)	0 (0 to 0)	0 (0 to 0)	0 (0 to 0)	0 (0 to 0)	0 (0 to 0)	0 (0 to 0)	0 (0 to 0)	0 (0 to 0)	0 (0 to 0)	0 (0 to 0)	0 (0 to 0)	0 (0 to 0)	0 (0 to 0)	0 (0 to 0)	0 (0 to 0)	0 (0 to 0)	0
Schistosomiasis	0 (0 to 0)	0 (0 to 0)	0 (0 to 0)	0 (0 to 0)	0 (0 to 0)	0 (0 to 0)	0 (0 to 0)	0 (0 to 0)	0 (0 to 0)	0 (0 to 0)	0 (0 to 0)	0 (0 to 0)	0 (0 to 0)	0 (0 to 0)	0 (0 to 0)	0 (0 to 0)	0 (0 to 0)	0 (0 to 0)	0 (0 to 0)	0 (0 to 0)	0 (0 to 0)	0 (0 to 0)	0 (0 to 0)	0
Cysticercosis	0 (0 to 0)	0 (0 to 0)	0 (0 to 0)	0.2 (0 to 0.5)	0.2 (0 to 0.4)	0.2 (0 to 0.4)	0.2 (0 to 0.4)	0.2 (0 to 0.4)	0.2 (0 to 0.4)	0.2 (0 to 0.4)	0.2 (0 to 0.4)	0.2 (0 to 0.4)	0.2 (0 to 0.4)	0.2 (0 to 0.4)	0.2 (0 to 0.4)	0.2 (0 to 0.4)	0.2 (0 to 0.4)	0.2 (0 to 0.4)	0.2 (0 to 0.4)	0.2 (0 to 0.4)	0.2 (0 to 0.4)	0.2 (0 to 0.4)	0.4
Cystic echinococcosis	0 (0 to 0)	0 (0 to 0)	0 (0 to 0)	0 (0 to 0)	0 (0 to 0)	0 (0 to 0)	0 (0 to 0)	0 (0 to 0)	0 (0 to 0)	0 (0 to 0)	0 (0 to 0)	0 (0 to 0)	0 (0 to 0)	0 (0 to 0)	0 (0 to 0)	0 (0 to 0)	0 (0 to 0)	0 (0 to 0)	0 (0 to 0)	0 (0 to 0)	0 (0 to 0)	0 (0 to 0)	0 (0 to 0)	0.2
Lymphatic filariasis	0 (0 to 0)	0 (0 to 0)	0 (0 to 0)	0 (0 to 0)	0 (0 to 0)	0 (0 to 0)	0 (0 to 0)	0 (0 to 0)	0 (0 to 0)	0 (0 to 0)	0 (0 to 0)	0 (0 to 0)	0 (0 to 0)	0 (0 to 0)	0 (0 to 0)	0 (0 to 0)	0 (0 to 0)	0 (0 to 0)	0 (0 to 0)	0 (0 to 0)	0 (0 to 0)	0 (0 to 0)	0 (0 to 0)	0
Onchocerciasis	0 (0 to 0)	0 (0 to 0)	0 (0 to 0)	0 (0 to 0)	0 (0 to 0)	0 (0 to 0)	0 (0 to 0)	0 (0 to 0)	0 (0 to 0)	0 (0 to 0)	0 (0 to 0)	0 (0 to 0)	0 (0 to 0)	0 (0 to 0)	0 (0 to 0)	0 (0 to 0)	0 (0 to 0)	0 (0 to 0)	0 (0 to 0)	0 (0 to 0)	0 (0 to 0)	0 (0 to 0)	0 (0 to 0)	0
Trachoma	0 (0 to 0)	0 (0 to 0)	0 (0 to 0)	0 (0 to 0)	0 (0 to 0)	0 (0 to 0)	0 (0 to 0)	0 (0 to 0)	0 (0 to 0)	0 (0 to 0)	0 (0 to 0)	0 (0 to 0)	0 (0 to 0)	0 (0 to 0)	0 (0 to 0)	0 (0 to 0)	0 (0 to 0)	0 (0 to 0)	0 (0 to 0)	0 (0 to 0)	0 (0 to 0)	0 (0 to 0)	0 (0 to 0)	0
Dengue	0 (0 to 0)	0 (0 to 0)	0 (0 to 0)	0 (0 to 0)	0 (0 to 0)	0 (0 to 0)	0 (0 to 0)	0 (0 to 0)	0 (0 to 0)	0 (0 to 0)	0 (0 to 0)	0 (0 to 0)	0 (0 to 0)	0 (0 to 0)	0 (0 to 0)	0 (0 to 0)	0 (0 to 0)	0 (0 to 0)	0 (0 to 0)	0 (0 to 0)	0 (0 to 0)	0 (0 to 0)	0 (0 to 0)	0
Yellow fever	0 (0 to 0)	0 (0 to 0)	0 (0 to 0)	0 (0 to 0)	0 (0 to 0)	0 (0 to 0)	0 (0 to 0)	0 (0 to 0)	0 (0 to 0)	0 (0 to 0)	0 (0 to 0)	0 (0 to 0)	0 (0 to 0)	0 (0 to 0)	0 (0 to 0)	0 (0 to 0)	0 (0 to 0)	0 (0 to 0)	0 (0 to 0)	0 (0 to 0)	0 (0 to 0)	0 (0 to 0)	0 (0 to 0)	0
Rabies	0 (0 to 0)	0 (0 to 0)	0 (0 to 0)	0 (0 to 0)	0 (0 to 0)	0 (0 to 0)	0 (0 to 0)	0 (0 to 0)	0 (0 to 0)	0 (0 to 0)	0 (0 to 0)	0 (0 to 0)	0 (0 to 0)	0 (0 to 0)	0 (0 to 0)	0 (0 to 0)	0 (0 to 0)	0 (0 to 0)	0 (0 to 0)	0 (0 to 0)	0 (0 to 0)	0 (0 to 0)	0 (0 to 0)	0
Intestinal nematode infections	0 (0 to 0)	0 (0 to 0)	0 (0 to 0)	0 (0 to 0)	0 (0 to 0)	0 (0 to 0)	0 (0 to 0)	0 (0 to 0)	0 (0 to 0)	0 (0 to 0)	0 (0 to 0)	0 (0 to 0)	0 (0 to 0)	0 (0 to 0)	0 (0 to 0)	0 (0 to 0)	0 (0 to 0)	0 (0 to 0)	0 (0 to 0)	0 (0 to 0)	0 (0 to 0)	0 (0 to 0)	0 (0 to 0)	0
Ascariasis	0 (0 to 0)	0 (0 to 0)	0 (0 to 0)	0 (0 to 0)	0 (0 to 0)	0 (0 to 0)	0 (0 to 0)	0 (0 to 0)	0 (0 to 0)	0 (0 to 0)	0 (0 to 0)	0 (0 to 0)	0 (0 to 0)	0 (0 to 0)	0 (0 to 0)	0 (0 to 0)	0 (0 to 0)	0 (0 to 0)	0 (0 to 0)	0 (0 to 0)	0 (0 to 0)	0 (0 to 0)	0 (0 to 0)	0
Trichuriasis	0 (0 to 0)	0 (0 to 0)	0 (0 to 0)	0 (0 to 0)	0 (0 to 0)	0 (0 to 0)	0 (0 to 0)	0 (0 to 0)	0 (0 to 0)	0 (0 to 0)	0 (0 to 0)	0 (0 to 0)	0 (0 to 0)	0 (0 to 0)	0 (0 to 0)	0 (0 to 0)	0 (0 to 0)	0 (0 to 0)	0 (0 to 0)	0 (0 to 0)	0 (0 to 0)	0 (0 to 0)	0 (0 to 0)	0
Hookworm disease	0 (0 to 0)	0 (0 to 0)	0 (0 to 0)	0 (0 to 0)	0 (0 to 0)	0 (0 to 0)	0 (0 to 0)	0 (0 to 0)	0 (0 to 0)	0 (0 to 0)	0 (0 to 0)	0 (0 to 0)	0 (0 to 0)	0 (0 to 0)	0 (0 to 0)	0 (0 to 0)	0 (0 to 0)	0 (0 to 0)	0 (0 to 0)	0 (0 to 0)	0 (0 to 0)	0 (0 to 0)	0 (0 to 0)	0
Food-borne trematodiases	0 (0 to 0)	0 (0 to 0)	0 (0 to 0)	0 (0 to 0)	0 (0 to 0)	0 (0 to 0)	0 (0 to 0)	0 (0 to 0)	0 (0 to 0)	0 (0 to 0)	0 (0 to 0)	0 (0 to 0)	0 (0 to 0)	0 (0 to 0)	0 (

Other neoplasms	0·4 (0·2 to 0·6)	0·2 (0·1 to 0·3)	1·1 (0·4 to 1·9)	1·2 (0·5 to 1·9)	0·9 (0·4 to 1·4)	0·9 (0·4 to 1·5)	1·2 (0·5 to 1·9)	1·1 (0·5 to 1·7)	1·5 (0·9 to 2·3)	1·6 (0·9 to 2·4)	2·4 (1·3 to 3·7)	3·4 (1·8 to 5·1)	4·3 (2·4 to 6·6)	8 (4·5 to 12)	17·6 (9·9 to 27·2)	31 (18·9 to 47·7)	47·6 (25·7 to 69·4)	64·3 (29·7 to 92·9)	57·8 (30·4 to 87·3)	50·2 (27·0 to 75·3)	27·8 (19·5 to 34·3)	17·6 (9·9 to 29·5)	9·4 (3·9 to 16)		369
Mesothelioma; meningioma; other benign neoplasms of brain, other parts of central nervous system, and endocrine glands	0·4 (0·2 to 0·6)	0·2 (0·1 to 0·3)	1·1 (0·4 to 1·9)	1·2 (0·5 to 1·9)	0·9 (0·4 to 1·4)	0·9 (0·4 to 1·5)	1·2 (0·5 to 1·9)	1·1 (0·5 to 1·7)	1·5 (0·9 to 2·3)	1·6 (0·9 to 2·4)	2·4 (1·3 to 3·7)	3·4 (1·8 to 5·1)	4·3 (2·4 to 6·6)	8 (4·5 to 12)	17·6 (9·9 to 27·2)	31 (18·9 to 47·7)	47·6 (25·7 to 69·4)	64·3 (29·7 to 92·9)	57·8 (30·4 to 87·3)	50·2 (27·0 to 75·3)	27·8 (19·5 to 34·3)	17·6 (9·9 to 29·5)	9·4 (3·9 to 16)		369
Benign and in situ intestinal neoplasms	0 (0 to 0)	0 (0 to 0)	0 (0 to 0)	0 (0 to 0)	0 (0 to 0)	0 (0 to 0)	0 (0 to 0)	0 (0 to 0)	0 (0 to 0)	0 (0 to 0)	0 (0 to 0)	0 (0 to 0)	0 (0 to 0)	0 (0 to 0)	0 (0 to 0)	0 (0 to 0)	0 (0 to 0)	0 (0 to 0)	0 (0 to 0)	0 (0 to 0)	0 (0 to 0)	0 (0 to 0)	0 (0 to 0)	0 (0 to 0)		0
Benign and in situ cervical and uterine neoplasms	0 (0 to 0)	0 (0 to 0)	0 (0 to 0)	0 (0 to 0)	0 (0 to 0)	0 (0 to 0)	0 (0 to 0)	0 (0 to 0)	0 (0 to 0)	0 (0 to 0)	0 (0 to 0)	0 (0 to 0)	0 (0 to 0)	0 (0 to 0)	0 (0 to 0)	0 (0 to 0)	0 (0 to 0)	0 (0 to 0)	0 (0 to 0)	0 (0 to 0)	0 (0 to 0)	0 (0 to 0)	0 (0 to 0)	0 (0 to 0)		0
Other benign and in situ neoplasms	0 (0 to 0)	0 (0 to 0)	0 (0 to 0)	0 (0 to 0)	0 (0 to 0)	0 (0 to 0)	0 (0 to 0)	0 (0 to 0)	0 (0 to 0)	0 (0 to 0)	0 (0 to 0)	0 (0 to 0)	0 (0 to 0)	0 (0 to 0)	0 (0 to 0)	0 (0 to 0)	0 (0 to 0)	0 (0 to 0)	0 (0 to 0)	0 (0 to 0)	0 (0 to 0)	0 (0 to 0)	0 (0 to 0)	0 (0 to 0)		0
Cardiovascular diseases	7·6 (4·9 to 11·4)	5 (3·3 to 7·2)	39·7 (26·7 to 56·2)	29·6 (21·5 to 39·4)	19·6 (13·7 to 26·4)	27·2 (21·0 to 34·6)	76·2 (57·9 to 96)	104 (79·1 to 135)	154 (115 to 192)	252 (196 to 316)	462 (359 to 585)	739 (581 to 931)	946 (757 to 1,200)	1,550 (1,210 to 1,980)	2,640 (2,120 to 3,280)	2,320 (1,820 to 4,100)	3,060 (2,640 to 4,550)	3,330 (2,740 to 4,990)	2,890 (2,410 to 3,460)	2,090 (1,800 to 2,440)	2,100 (1,720 to 2,600)	1,330 (1,120 to 1,640)	600 (493 to 714)	29,800
Rheumatic heart disease	0 (0 to 0)	0 (0 to 0)	0·4 (0·4 to 0·6)	0·5 (0·3 to 0·7)	0·6 (0·4 to 0·9)	1·1 (0·8 to 1·5)	1·3 (0·9 to 1·8)	2·1 (1·5 to 2·9)	2·8 (1·9 to 3·7)	3·4 (2·4 to 4·5)	4 (2·8 to 5·6)	5·2 (3·4 to 7·4)	6·2 (4·4 to 10·1)	12 (7·9 to 17·3)	19·9 (12·4 to 31·2)	18·4 (12·4 to 29·4)	17 (12·3 to 22·2)	15·7 (11·4 to 20·4)	13·1 (9·6 to 17·1)	8·2 (6·1 to 10·9)	3·7 (2·7 to 4·6)	0·6 (0·4 to 0·8)	152
Ischemic heart disease	0 (0 to 0)	0 (0 to 0)	0 (0 to 0)	0 (0 to 0)	16·2 (9·5 to 25·1)	29·7 (20·1 to 40·4)	69·1 (47·3 to 94·2)	103 (71·6 to 135)	172·6 (120 to 226)	227 (170·6 to 285)	446 (347 to 568)	614 (475 to 784)	1,038 (792 to 1,370)	1,690 (1,470 to 2,010)	2,270 (1,770 to 2,850)	2,260 (1,820 to 2,990)	1,730 (1,410 to 2,130)	1,510 (1,270 to 1,810)	1,220 (1,020 to 1,450)	769 (665 to 900)	375 (329 to 429)	76·9 (66·5 to 87·2)	14,900
Stroke	1·5 (0·9 to 2·4)	0·8 (0·5 to 1·3)	19·8 (9·2 to 35·9)	8·3 (4·1 to 15·1)	7·6 (3·7 to 13·5)	20·9 (11·7 to 32·7)	29·2 (17·7 to 43·3)	35 (21·2 to 51·2)	51·2 (34·6 to 69·7)	69·2 (49·7 to 92·4)	106 (78·7 to 134)	141 (99·3 to 200)	176 (127 to 233)	322 (240 to 439)	499 (349 to 687)	518 (391 to 675)	554 (429 to 720)	533 (429 to 711)	528 (418 to 660)	440 (350 to 542)	258 (204 to 313)	107 (85·1 to 131)	4,450
Ischemic stroke	0·5 (0·3 to 0·8)	0·3 (0·2 to 0·5)	1·9 (0·9 to 3·5)	1·7 (0·8 to 3·1)	3·4 (1·7 to 5·9)	7·3 (4·1 to 11·4)	9·3 (5·7 to 14·1)	15·2 (9·3 to 19·4)	23·8 (15·6 to 33·2)	13·6 (9·2 to 19·2)	19·2 (14·2 to 25·9)	21·4 (14·2 to 30·1)	32·5 (22·1 to 48·5)	49·9 (33·9 to 69·5)	78·7 (52·1 to 126)	100 (74·2 to 142)	131 (96·1 to 191)	170 (120 to 232)	225 (147 to 313)	382 (260 to 495)	235 (156 to 315)	167 (111 to 227)	81·6 (51·1 to 106)	2,330
Intracerebral hemorrhage	0·5 (0·3 to 0·8)	0·3 (0·2 to 0·5)	1·4 (0·5 to 2·9)	1·2 (0·5 to 2·4)	1·3 (0·5 to 2·5)	2·1 (1·0 to 3·7)	3·1 (1·7 to 5·1)	3·7 (2·1 to 5·7)	5·1 (3·2 to 7·5)	6·2 (4·2 to 8·9)	8·5 (5·7 to 12·1)	9·6 (6·2 to 14·1)	11·2 (7·4 to 16·7)	15·2 (9·7 to 23·1)	20·6 (12·7 to 32·2)	20·2 (12·7 to 32·2)	19·4 (12·1 to 30·1)	19·2 (11·7 to 29·1)	16·6 (10·1 to 25·1)	11·2 (7·1 to 16·7)	7·6 (4·9 to 10·7)	3·7 (2·4 to 5·1)	0·6 (0·4 to 0·8)	189
Subarachnoid hemorrhage	0·2 (0·2 to 0·3)	0·2 (0·1 to 0·3)	0·7 (0·2 to 1·5)	0·7 (0·2 to 1·5)	0·7 (0·2 to 1·6)	0·7 (0·2 to 1·6)	0·9 (0·3 to 1·9)	1·2 (0·4 to 2·5)	1·7 (0·7 to 3·3)	2·1 (0·9 to 3·9)	2·8 (1·2 to 5·2)	3·5 (1·5 to 6·2)	4·2 (2·0 to 7·2)	5·1 (2·7 to 8·4)	6·2 (3·0 to 10·4)	6·1 (2·7 to 10·4)	5·8 (2·6 to 9·8)	5·7 (2·6 to 9·5)	5·1 (2·3 to 8·5)	3·4 (1·6 to 5·6)	2·3 (1·1 to 3·8)	1·1 (0·5 to 1·9)	0·2 (0·1 to 0·3)	62
Hypertensive heart disease	0 (0 to 0)	0 (0 to 0)	0 (0 to 0)	0 (0 to 0)	0·5 (0·5 to 1·3)	0·6 (0·5 to 2·0)	2·5 (1·9 to 3·5)	3·5 (2·5 to 5·0)	5·6 (4·7 to 12·9)	10·7 (10·7 to 25·2)	40·6 (29·4 to 52·9)	58·7 (42·6 to 81·2)	68·4 (51·2 to 92·3)	90·6 (71·3 to 119)	135 (90·2 to 190)	87·5 (67·5 to 116)	61 (46·1 to 85·1)	49 (37·1 to 68·1)	42·7 (32·8 to 58·6)	29·6 (22·9 to 39·1)	19·7 (15·2 to 26·1)	10·1 (7·8 to 13·4)	2·1 (1·6 to 2·8)	784
Non-rheumatic valvular heart disease	0 (0 to 0)	0 (0 to 0)	0 (0 to 0)	0 (0 to 0)	0·5 (0·2 to 1·2)	0·6 (0·3 to 1·3)	1·3 (0·7 to 2·1)	1·9 (1·1 to 2·9)	2·7 (1·6 to 4·1)	4·6 (2·7 to 6·7)	6·6 (4·0 to 9·6)	10·1 (6·3 to 14·5)	14·6 (9·3 to 20·8)	23·1 (15·3 to 34·2)	39·2 (26·2 to 57·3)	40·2 (27·9 to 57·4)	38·1 (26·9 to 54·1)	38·1 (27·1 to 53·9)	34·3 (24·9 to 47·3)	24·7 (18·1 to 33·8)	16·1 (11·9 to 21·8)	8·6 (6·3 to 11·5)	1·7 (1·2 to 2·3)	459
Non-rheumatic calcific aortic valve disease	0 (0 to 0)	0 (0 to 0)	0 (0 to 0)	0 (0 to 0)	1·1 (0·7 to 1·8)	1·2 (0·7 to 1·9)	1·9 (1·1 to 3·2)	2·6 (1·6 to 4·4)	3·6 (2·2 to 6·0)	4·7 (2·9 to 7·7)	7·2 (4·5 to 11·1)	10·6 (6·8 to 16)	13·6 (8·8 to 20·1)	19·6 (11·9 to 27·7)	27·9 (16·2 to 42·9)	22·6 (12·9 to 37·2)	18·4 (10·6 to 30·4)	15·6 (9·1 to 25·6)	12·3 (7·1 to 20·1)	8·7 (5·1 to 14·2)	5·2 (3·1 to 8·3)	2·4 (1·4 to 3·8)	0·4 (0·2 to 0·6)	152
Non-rheumatic degenerative mitral valve disease	0 (0 to 0)	0 (0 to 0)	0 (0 to 0)	0 (0 to 0)	0·1 (0·4 to 1·1)	0·1 (0·4 to 1·2)	0·2 (0·5 to 1·3)	0·2 (0·5 to 1·3)	0·2 (0·7 to 2·2)	0·2 (0·7 to 2·3)	0·2 (1·1 to 3·6)	0·2 (1·2 to 3·8)	0·2 (1·4 to 4·4)	0·1 (2·0 to 6·7)	0·1 (2·3 to 7·7)	0·1 (2·1 to 7·1)	0·1 (1·9 to 6·3)	0·1 (1·7 to 5·8)	0·1 (1·5 to 5·2)	0·1 (1·3 to 4·5)	0·1 (1·1 to 3·8)	0·1 (0·9 to 3·1)	0·1 (0·4 to 1·4)	151
Other non-rheumatic valve diseases	0 (0 to 0)	0 (0 to 0)	0 (0 to 0)	0 (0 to 0)	0·1 (0·1 to 0·3)	0·2 (0·1 to 0·3)	0·2 (0·1 to 0·3)	0·2 (0·1 to 0·4)	0·3 (0·1 to 0·5)	0·4 (0·2 to 0·6)	0·6 (0·3 to 0·9)	0·9 (0·4 to 1·3)	1·2 (0·5 to 1·8)	1·7 (0·6 to 2·6)	2·4 (0·9 to 3·7)	2·2 (0·8 to 3·7)	2·1 (0·8 to 3·5)	2·1 (0·8 to 3·5)	2·1 (0·8 to 3·5)	2·1 (0·8 to 3·5)	2·1 (0·8 to 3·5)	2·1 (0·8 to 3·5)	2·1 (0·8 to 3·5)	19
Cardiomyopathy and myocarditis	2·3 (1·6 to 3·4)	2·3 (1·5 to 3·2)	7·8 (3·9 to 13·9)	5·8 (2·9 to 10·4)	5·6 (2·8 to 10·2)	7·8 (3·9 to 14·3)	10·4 (5·4 to 19·3)	20·7 (10·9 to 37·5)	28·9 (15·3 to 52·3)	39·2 (21·2 to 70·3)	58·2 (32·3 to 88·1)	84·9 (49·9 to 120)	89·7 (54·2 to 127)	114 (72·1 to 161)	158 (92·5 to 230)	146 (84·2 to 216)	113 (73·1 to 166)	90·2 (72·1 to 120)	77·2 (61·5 to 96·1)	45·1 (37·1 to 55·1)	29·1 (24·1 to 35·4)	13·9 (11·5 to 16·9)	3·1 (2·6 to 3·8)	1,020
Myocarditis	0·3 (0·2 to 0·5)	0·3 (0·2 to 0·5)	1·1 (0·5 to 2·1)	0·8 (0·4 to 1·6)	0·8 (0·4 to 1·5)	1·1 (0·6 to 1·9)	1·5 (0·8 to 2·6)	2·9 (1·6 to 4·8)	4·1 (2·3 to 6·7)	5·5 (3·1 to 8·9)	8·2 (4·7 to 13·1)	11·9 (7·0 to 18·7)	12·6 (7·6 to 19·8)	16·1 (9·7 to 25·1)	22·2 (13·4 to 34·6)	20·5 (12·4 to 32·1)	15·9 (9·6 to 25·1)	12·7 (7·6 to 20·1)	10·9 (6·5 to 17·2)	6·3 (3·8 to 10·1)	4·1 (2·4 to 6·6)	1·9 (1·1 to 3·1)	0·3 (0·2 to 0·5)	79
Alcoholic cardiomyopathy	0 (0 to 0)	0 (0 to 0)	0 (0 to 0)	0 (0 to 0)	0·1 (0·0 to 0·6)	0·1 (0·0 to 0·6)	0·2 (0·1 to 0·8)	0·3 (0·1 to 1·0)	0·4 (0·2 to 1·3)	0·6 (0·3 to 1·7)	0·9 (0·4 to 2·3)	1·3 (0·6 to 3·3)	1·6 (0·7 to 4·1)	2·2 (0·9 to 5·4)	3·1 (1·3 to 7·5)	2·9 (1·2 to 7·1)	2·5 (1·0 to 6·1)	2·1 (0·9 to 5·1)	1·8 (0·7 to 4·3)	1·2 (0·5 to 2·8)	0·8 (0·3 to 1·9)	0·4 (0·2 to 0·9)	0·1 (0·0 to 0·2)	29
Other cardiomyopathy	2·7 (1·5 to 4·2)	1·4 (0·8 to 2·3)	11·8 (5·9 to 21·1)	5 (2·5 to 9·1)	2·5 (1·1 to 4·6)	1·6 (0·8 to 2·9)	2·7 (1·3 to 4·8)	3·2 (1·6 to 5·6)	4·9 (2·5 to 8·2)	6·1 (3·2 to 10·1)	8·9 (4·7 to 14·5)	12·2 (6·5 to 19·6)	14·1 (7·5 to 22·7)	20·1 (10·7 to 32·3)	30·2 (16·1 to 48·7)	29·1 (15·5 to 47·1)	23·6 (12·6 to 38·1)	19·4 (10·3 to 31·3)	16·2 (8·6 to 26·1)	11·2 (6·0 to 18·1)	7·5 (4·0 to 12·1)	3·5 (1·9 to 5·7)	0·7 (0·4 to 1·2)	206
Atrial fibrillation and flutter	0 (0 to 0)	0 (0 to 0)	0 (0 to 0)	0 (0 to 0)	0·2 (0·2 to 0·3)	0·2 (0·2 to 0·3)	0·3 (0·2 to 0·4)	0·4 (0·3 to 0·5)	0·5 (0·4 to 0·7)	0·7 (0·5 to 0·9)	0·9 (0·7 to 1·2)	1·2 (0·9 to 1·5)	1·5 (1·1 to 2·0)	2·1 (1·5 to 2·8)	2·9 (2·1 to 3·9)	2·8 (2·0 to 3·8)	2·5 (1·8 to 3·4)	2·2 (1·6 to 3·0)	1·9 (1·4 to 2·6)	1·4 (1·0 to 1·9)	1·0 (0·7 to 1·3)	0·5 (0·3 to 0·6)	0·1 (0·1 to 0·2)	23
Aortic aneurysm	..	..	..	..	2·2 (1·4 to 3·2)	2·2 (1·4 to 3·3)	3·2 (2·0 to 4·8)	4·4 (2·8 to 6·5)	6·2 (3·9 to 9·2)	8·4 (5·3 to 12·5)	11·7 (7·3 to 17·3)	15·2 (9·5 to 22·6)	20 (12·6 to 29·8)	27·2 (16·9 to 40·3)	39·1 (24·3 to 58·1)	37 (22·9 to 55·1)	30·1 (18·6 to 44·8)	24·6 (15·2 to 36·6)	20·5 (12·7 to 30·5)	15·2 (9·4 to 22·6)	10·1 (6·2 to 15·1)	5·1 (3·1 to 7·6)	1·3 (0·8 to 1·9)	296
Endocarditis	0·2 (0·2 to 0·4)	0·2 (0·1 to 0·3)	0·6 (0·2 to 1·4)	0·7 (0·2 to 1·4)	1·2 (0·5 to 2·2)	2·1 (1·0 to 3·5)	2·9 (1·5 to 4·7)	5·3 (2·8 to 8·3)	7·9 (4·3 to 12·1)	11·1 (6·1 to 16·7)	11·6 (6·5 to 17·5)	13·1 (7·6 to 20·4)	13·7 (8·0 to 21·2)	20·1 (11·9 to 31·2)	22 (12·9 to 33·3)	22 (13·2 to 33·1)	20·2 (12·0 to 30·4)	18 (10·4 to 27·3)	17 (9·8 to 25·6)	14·8 (8·4 to 22·1)	9·2 (5·2 to 13·7)	4·3 (2·4 to 6·4)	0·8 (0·4 to 1·2)	218
Other cardiovascular and circulatory diseases	2·6 (1·2 to 5·3)	1·7 (1·1 to 2·7)	19·5 (9·4 to 33·2)	7·1 (3·4 to 13·2)	6·6 (3·4 to 11·6)	8·3 (4·3 to 14·3)	13·9 (7·3 to 23·1)	16·2 (9·4 to 26·6)	17·9 (9·7 to 27·4)	27·2 (15·1 to 41·3)	38·8 (21·7 to 59·3)	52·2 (29·3 to 79·5)	57·3 (32·4 to 86·3)	87·3 (49·1 to 131)	117 (66·1 to 175)	107 (60·2 to 161)	82·8 (46·2 to 125)	66·2 (37·1 to 100)	54·9 (30·7 to 83·1)	42·1 (23·6 to 63·7)	29·2 (16·3 to 44·2)	15·4 (8·6 to 23·3)	4·3 (2·4 to 6·5)	572
Chronic respiratory diseases	0 (0 to 0)	0 (0 to 0)	1·1 (0·5 to 2·1)	1·7 (0·7 to 3·3)	1·7 (0·7 to 3·3)	1·7 (0·7 to 3·3)	2·1 (0·9 to 4·1)	2·6 (1·1 to 5·1)	3·2 (1·4 to 6·2)	3·9 (1·7 to 7·6)	4·9 (2·2 to 9·5)	6·1 (2·7 to 11·8)	6·9 (3·1 to 13·4)	8·6 (3·8 to 16·7)	10·6 (4·7 to 20·5)	10·2 (4·5 to 19·8)	9·3 (4·1 to 18·1)	8·3 (3·7 to 16·1)	7·4 (3·3 to 14·4)	6·2 (2·7 to 12·1)	4·8 (2·1 to 9·3)	2·8 (1·2 to 5·4)	0·8 (0·3 to 1·5)	98
Chronic obstructive pulmonary disease	0·1 (0·1 to 0·2)	0·1 (0·1 to 0·2)	2·6 (1·3 to 4·5)	4·4 (2·2 to 7·5)	3·5 (1·8 to 6·1)	5·2 (2·7 to 8·7)	10·6 (5·7 to 17·6)	19·8 (10·8 to 32·4)	32·4 (18·1 to 51·6)	52·9 (30·1 to 82·2)	84·8 (49·2 to 130)	122 (71·2 to 186)	156 (92·1 to 233)	220 (131 to 327)	307 (183 to 453)	296 (177 to 436)	256 (153 to 376)	220 (131 to 324)	189 (112 to 278)	151 (89·6 to 222)	107 (63·4 to 157)	59 (34·9 to 87·1)	17 (9·9 to 25·1)	1,430
Pneumoconiosis	0 (0 to 0)	0 (0 to 0)	0 (0 to 0)	0 (0 to 0)	0 (0 to 0)	0 (0 to 0)	0 (0 to 0)	0 (0 to 0)	0 (0 to 0)	0 (0 to 0)	0 (0 to 0)	0 (0 to 0)	0 (0 to 0)	0 (0 to 0)	0 (0 to 0)	0 (0 to 0)	0 (0 to 0)	0 (0 to 0)	0 (0 to 0)	0 (0 to 0)	0 (0 to 0)	0 (0 to 0)	0 (0 to 0)	0 (0 to 0)	0
Silicosis	0 (0 to 0)	0 (0 to 0)	0 (0 to 0)	0 (0 to 0)	0 (0 to 0)	0 (0 to 0)	0 (0 to 0)	0 (0 to 0)	0 (0 to 0)	0 (0 to 0)	0 (0 to 0)	0 (0 to 0)	0 (0 to 0)	0 (0 to 0)	0 (0 to 0)	0 (0 to 0)	0 (0 to 0)	0 (0 to 0)	0 (0 to 0)	0 (0 to 0)	0 (0 to 0)	0 (0 to 0)	0 (0 to 0)	0 (0 to 0)	0
Asbestosis	0 (0 to 0)	0 (0 to 0)	0 (0 to 0)	0 (0 to 0)	0 (0 to 0)	0 (0 to 0)	0 (0 to 0)	0 (0 to 0)	0 (0 to 0)	0 (0 to 0)	0 (0 to 0)	0 (0 to 0)	0 (0 to 0)	0 (0 to 0)	0 (0 to 0)	0 (0 to 0)	0 (0 to 0)	0 (0 to 0)	0 (0 to 0)	0 (0 to 0)	0 (0 to 0)	0 (0 to 0)	0 (0 to 0)	0 (0 to 0)	0
Coal workers pneumoconiosis	0 (0 to 0)	0 (0 to 0)	0 (0 to 0)	0 (0 to 0)	0 (0 to 0)	0 (0 to 0)	0 (0 to 0)	0 (0 to 0)	0 (0 to 0)	0 (0 to 0)	0 (0 to 0)	0 (0 to 0)	0 (0 to 0)	0 (0 to 0)	0 (0 to 0)	0 (0 to 0)	0 (0 to 0)	0 (0 to 0)	0 (0 to 0)	0 (0 to 0)	0 (0 to 0)	0 (0 to 0)	0 (0 to 0)	0 (0 to 0)	0
Other pneumoconiosis	0 (0 to 0)	0 (0 to 0)	0 (0 to 0)	0 (0 to 0)	0 (0 to 0)	0 (0 to 0)	0 (0 to 0)	0 (0 to 0)	0 (0 to 0)	0 (0 to 0)	0 (0 to 0)	0 (0 to 0)	0 (0 to 0)	0 (0 to 0)	0 (0 to 0)	0 (0 to 0)	0 (0 to 0)	0 (0 to 0)	0 (0 to 0)	0 (0 to 0)	0 (0 to 0)	0 (0 to 0)	0 (0 to 0)	0 (0 to 0)	0
Asthma	3 (1·9 to 4·5)	3 (1·9 to 4·5)	19 (11·3 to 27·7)	197 (116 to 318)	154 (93·7 to 237)	81 (53·4 to 127)	54 (34·6 to 79·4)	51·4 (34·7 to 75·5)	57 (37·4 to 83·6)	63·3 (40·7 to 95·9)	69·8 (44·3 to 104)	77·2 (47·2 to 112)	64·8 (39·4 to 95·4)	67·1 (39·5 to 93·3)	75·1 (45·4 to 107)	49·4 (32·3 to 74·1)	28·2 (19·3 to 39·4)	19·7 (12·5 to 28·2)	12·9 (8·5 to 18·2)	7·9 (5·2 to 11·2)	4·7 (3·1 to 6·6)	1·9 (1·2 to 2·7)	0·3 (0·2 to 0·4)	1,360
Interstitial lung disease and pulmonary sarcoidosis	0·1 (0 to 0)	0·1 (0 to 0)	0·5 (0·1 to 1·3)	0·5 (0·1 to 1·4)	0·7 (0·2 to 1·6)	1·1 (0·4 to 2·4)	1·7 (0·6 to 3·5)	2·5 (0·9 to 5·1)	3·6 (1·4 to 7·1)	4·9 (2·1 to 9·3)	6·9 (3·1 to 12·7)	9·4 (4·3 to 16·9)	10·7 (5·1 to 19·2)	13·2 (6·2 to 23·5)	15·3 (7·2 to 27·1)	13·2 (6·2 to 23·5)	10·9 (5·1 to 19·3)	9·1 (4·3 to 16·1)	7·6 (3·6 to 13·5)	5·8 (2·7 to 10·2)	4·2 (2·0 to 7·4)	2·1 (1·0 to 3·7)	0·4 (0·2 to 0·7)	72
Other chronic respiratory diseases	0·2 (0·1 to 0·4)	0·2 (0·1 to 0·4)	1·2 (0·5 to 2·4)	1·3 (0·5 to 2·5)	1·2 (0·5 to 2·3)	1·3 (0·5 to 2·4)	1·6 (0·7 to 3·1)	1·9 (0·8 to 3·6)	2·4 (1·0 to 4·5)	3·1 (1·3 to 5·8)	4·1 (1·7 to 7·6)	5·2 (2·2 to 9·6)	6·1 (2·6 to 11·2)	7·5 (3·2 to 13·8)	9·1 (3·9 to 16·8)	8·6 (3·7 to 16·1)	7·8 (3·3 to 14·6)	7·1 (3·0 to 13·2)	6·3 (2·7 to 11·7)	5·1 (2·2 to 9·4)	3·8 (1·6 to 7·1)	2·1 (0·9 to 3·9)	0·7 (0·3 to 1·3)	256
Digestive diseases	3·1 (2·5 to 4·1)	2·6 (2·0 to 3·4)	39·8 (29·2 to 52·6)	22·7 (16·4 to 30·4)	12·9 (9·4 to 17·3)	14·7 (10·7 to 19·7)	20·9 (15·2 to 28·2)	32·4 (23·9 to 43·9)	50·6 (37·2 to 68·2)	77·5 (57·3 to 103)	127·6 (94·6 to 170)	200·5 (149 to 268)	269 (200 to 360)	397 (297 to 527)	607 (455 to 809)	609 (456 to 812)	594 (445 to 792)	545 (408 to 727)	482 (361 to 643)	369 (276 to 492)	243 (182 to 324)	107 (80·1 to 142)	28·1 (21·1 to 37·4)	5,010
Cirrhosis and other chronic liver diseases	0·3 (0·2 to 0·4)	0·2 (0·1 to 0·3)	2·6 (1·7 to 3·8)	1 (0·6 to 1·6)	0·6 (0·4 to 1·1)	0·5 (0·3 to 0·9)	0·8 (0·5 to 1·4)	1·2 (0·8 to 2·1)	1·8 (1·2 to 2·8)	2·6 (1·7 to 4·1)	3·8 (2·5 to 5·8)	5·2 (3·4 to 7·9)	6·2 (4·1 to 9·4)	8·2 (5·4 to 12·4)	10·1 (6·7 to 15·3)	9·9 (6·5 to 15·1)	8·8 (5·8 to 13·4)	7·7 (5·1 to 11·7)	6·5 (4·3 to 9·8)	4·8 (3·2 to 7·3)	3·3 (2·2 to 5·1)	1·6 (1·1 to 2·5)	0·4 (0·2 to 0·6)	89
Cirrhosis and other chronic liver diseases due to hepatitis B	0 (0 to 0)	0 (0 to 0)	0·1 (0 to 0·1)	0·1 (0 to 0·1)	0·2 (0·1 to 0·3)	0·2 (0·1 to 0·3)	0·3 (0·1 to 0·4)	0·4 (0·2 to 0·6)	0·6 (0·3 to 0·8)	0·8 (0·4 to 1·2)	1·2 (0·6 to 1·8)	1·6 (0·8 to 2·4)	2·1 (1·0 to 3·2)	2·8 (1·3 to 4·3)	3·5 (1·6 to 5·4)	3·4 (1·6 to 5·3)	3·1 (1·4 to 4·8)	2·7 (1·2 to 4·2)	2·3 (1·0 to 3·5)	1·7 (0·8 to 2·6)	1·2 (0·5 to 1·8)	0·6 (0·3 to 0·9)	0·1 (0·1 to 0·2)	31
Cirrhosis and other chronic liver diseases due to hepatitis C	0 (0 to 0)	0 (0 to 0)	0·1 (0 to 0·1)	0·1 (0 to 0·1)	0·4 (0·2 to 0·6)	0·6 (0·3 to 0·9)	1·1 (0·6 to 1·7)	1·8 (1·1 to 2·8)	3·1 (1·9 to 4·8)	4·7 (2·9 to 7·2)	7·1 (4·4 to 10·8)	9·6 (6·0 to 14·5)	12·1 (7·6 to 18·2)	15·5 (9·8 to 23·2)	19·7 (12·4 to 29·5)	18·7 (11·8 to 28·1)	16·7 (10·5 to 25·1)	14·7 (9·2 to 22·1)	12·4 (7·8 to 18·6)	9·2 (5·8 to 13·8)	6·4 (4·0 to 9·6)	3·1 (1·9 to 4·6)	0·8 (0·5 to 1·2)	178
Cirrhosis and other chronic liver diseases due to alcohol use	0 (0 to 0)	0 (0 to 0)	0 (0 to 0)	0 (0 to 0)	0·7 (0·4 to 1·3)	0·6 (0·4 to 1·2)	1·2 (0·7 to 2·1)	1·8 (1·1 to 3·1)	2·7 (1·6 to 4·5)	4·1 (2·5 to 6·8)	6·2 (3·8 to 10·2)	8·4 (5·1 to 13·8)	10·6 (6·4 to 17·3)	13·6 (8·2 to 22·1)	17·2 (10·3 to 27·9)	16·4 (9·8 to 26·6)	14·6 (8·7 to 23·7)	12·9 (7·7 to 20·9)	10·8 (6·5 to 17·5)	8·1 (4·8 to 13·1)	5·6 (3·3 to 9·1)	2·7 (1·6 to 4·4)	0·7 (0·4 to 1·1)	156
Cirrhosis and other chronic liver diseases due to NAFLD	0 (0 to 0)	0 (0 to 0)	0 (0 to 0)	0 (0 to 0)	0·1 (0·0 to 0·2)	0·2 (0·1 to 0·4)	0·4 (0·2 to 0·7)	0·6 (0·3 to 1·0)	0·9 (0·5 to 1·5)	1·4 (0·8 to 2·3)	2·2 (1·3 to 3·6)	3·1 (1·8 to 5·1)	4·1 (2·4 to 6·7)	5·4 (3·2 to 8·8)	6·9 (4·1 to 11·2)	6·6 (3·9 to 10·7)	5·9 (3·5 to 9·5)	5·2 (3·1 to 8·4)	4·4 (2·6 to 7·1)	3·3 (1·9 to 5·3)	2·3 (1·3 to 3·7)	1·1 (0·6 to 1·8)	0·3 (0·2 to 0·4)	63
Cirrhosis and other chronic liver diseases due to other causes	0·1 (0 to 0)	0·1 (0 to 0)	0·4 (0·1 to 0·9)	0·3 (0·1 to 0·7)	0·3 (0·1 to 0·6)	0·4 (0·2 to 0·8)	0·7 (0·3 to 1·3)	1·0 (0·5 to 1·8)	1·5 (0·8 to 2·6)	2·3 (1·2 to 4·1)	3·5 (1·8 to 6·2)	4·8 (2·5 to 8·4)	6·1 (3·2 to 10·6)	7·7 (4·1 to 13·4)	9·8 (5·2 to 16·9)	9·3 (4·9 to 16·1)	8·3 (4·4 to 14·3)	7·3 (3·8 to 12·6)	6·2 (3·2 to 10·7)	4·6 (2·4 to 7·9)	3·2 (1·7 to 5·5)	1·5 (0·8 to 2·6)	0·4 (0·2 to 0·7)	89
Upper digestive system diseases	0·2 (0·1 to 0·3)	0·2 (0·1 to 0·2)	1·2 (0·4 to 2·1)	0·8 (0·3 to 1·4)	0·5 (0·2 to 0·9)	0·5 (0·2 to 0·9)	0·6 (0·3 to 1·1)	0·8 (0·4 to 1·4)	1·1 (0·6 to 1·9)	1·6 (0·9 to 2·7)	2·4 (1·3 to 4·1)	3·4 (1·8 to 5·8)	4·4 (2·3 to 7·5)	6·2 (3·2 to 10·6)	8·7 (4·5 to 14·8)	8·3 (4·3 to 14·2)	7·4 (3·8 to 12·7)	6·5 (3·3 to 11·1)	5·5 (2·8 to 9·4)	4·3 (2·2 to 7·3)	3·1 (1·6 to 5·3)	1·6 (0·8 to 2·7)	0·5 (0·2 to 0·8)	147
Peptic ulcer disease	0·1 (0 to 0)	0·1 (0 to



SR Table 2a: Tennessee DALYs by cause and age group for males with 95% uncertainty intervals, 2019

Cause	Early Neonatal	Late Neonatal	Post Neonatal	1 to 4	5 to 9	10 to 14	15 to 19	20 to 24	25 to 29	30 to 34	35 to 39	40 to 44	45 to 49	50 to 54	55 to 59	60 to 64	65 to 69	70 to 74	75 to 79	80 to 84	85 to 89	90 to 94	95 plus	Total
All causes	12,200 (11,600 to 12,400)	5,490 (5,130 to 5,800)	12,000 (11,100 to 13,000)	9,900 (7,610 to 10,600)	10,100 (7,910 to 10,800)	10,400 (7,980 to 11,200)	10,900 (8,260 to 11,900)	14,300 (10,900 to 15,400)	16,100 (12,300 to 17,300)	18,200 (14,000 to 19,500)	20,200 (15,600 to 21,600)	22,600 (17,600 to 24,100)	25,400 (19,900 to 27,000)	28,900 (22,800 to 30,600)	33,400 (26,600 to 35,200)	39,100 (31,400 to 41,000)	45,900 (37,000 to 47,900)	53,900 (43,900 to 55,900)	63,000 (52,000 to 65,000)	73,000 (60,000 to 75,000)	83,000 (68,000 to 86,000)	93,000 (76,000 to 96,000)	1,360,000
Communicable, maternal, neonatal, and nutritional diseases	8,760 (8,080 to 10,300)	2,070 (1,870 to 2,350)	2,800 (1,980 to 4,460)	1,780 (1,380 to 2,280)	1,720 (1,240 to 2,340)	1,370 (1,100 to 2,200)	1,490 (1,140 to 1,900)	2,020 (1,200 to 3,200)	1,910 (1,060 to 3,240)	2,030 (1,060 to 3,480)	2,270 (1,060 to 3,790)	2,470 (1,090 to 3,990)	2,660 (1,070 to 3,990)	3,170 (1,270 to 5,060)	3,710 (1,500 to 5,790)	4,260 (1,660 to 6,660)	4,920 (2,060 to 6,970)	5,280 (2,270 to 7,250)	5,630 (2,370 to 7,370)	5,910 (2,300 to 7,430)	5,970 (2,210 to 7,500)	5,960 (2,070 to 7,350)	282,000
HIV/AIDS and sexually transmitted infections	1.2 (0.9 to 1.5)	0.4 (0.3 to 0.5)	19.8 (14.1 to 28.7)	19.2 (9.9 to 31.7)	9.4 (4.7 to 16.7)	7.9 (4.1 to 13.5)	21.6 (11.2 to 36.6)	139 (72.0 to 235)	324 (167 to 550)	459 (237 to 778)	621 (320 to 1,050)	800 (413 to 1,350)	1,030 (532 to 1,740)	1,270 (655 to 2,150)	1,610 (832 to 2,720)	1,970 (1,020 to 3,330)	2,370 (1,220 to 4,010)	2,730 (1,410 to 4,620)	3,020 (1,560 to 5,110)	3,190 (1,650 to 5,400)	3,210 (1,660 to 5,430)	3,140 (1,620 to 5,310)	36,000
HIV/AIDS	0 (0 to 0)	0 (0 to 0)	0.1 (0.1 to 0.2)	0.1 (0.1 to 0.2)	0.1 (0.1 to 0.2)	0.1 (0.1 to 0.2)	0.2 (0.1 to 0.3)	0.4 (0.2 to 0.6)	0.7 (0.4 to 1.1)	1.1 (0.6 to 1.7)	1.7 (0.9 to 2.6)	2.5 (1.3 to 3.8)	3.6 (1.8 to 5.4)	5.1 (2.6 to 7.6)	7.1 (3.6 to 10.6)	9.8 (5.0 to 14.5)	13.4 (6.9 to 19.7)	17.9 (9.2 to 26.1)	23.5 (12.1 to 34.1)	30.5 (15.7 to 44.1)	39.6 (20.4 to 57.1)	51.4 (26.5 to 74.1)	6,270
HIV/AIDS - Drug-susceptible Tuberculosis	0 (0 to 0)	0 (0 to 0)	0.1 (0.0 to 0.4)	0.1 (0.0 to 0.3)	0.1 (0.1 to 0.2)	0.1 (0.1 to 0.2)	0.2 (0.2 to 0.4)	0.4 (0.3 to 0.6)	0.7 (0.4 to 1.1)	1.1 (0.6 to 1.7)	1.7 (0.9 to 2.6)	2.5 (1.3 to 3.8)	3.6 (1.8 to 5.4)	5.1 (2.6 to 7.6)	7.1 (3.6 to 10.6)	9.8 (5.0 to 14.5)	13.4 (6.9 to 19.7)	17.9 (9.2 to 26.1)	23.5 (12.1 to 34.1)	30.5 (15.7 to 44.1)	39.6 (20.4 to 57.1)	51.4 (26.5 to 74.1)	122
HIV/AIDS - Multidrug-resistant Tuberculosis without extensi	0 (0 to 0)	0 (0 to 0)	0 (0 to 0)	0 (0 to 0)	0 (0 to 0)	0 (0 to 0)	0 (0 to 0)	0 (0 to 0)	0 (0 to 0)	0 (0 to 0)	0 (0 to 0)	0 (0 to 0)	0 (0 to 0)	0 (0 to 0)	0 (0 to 0)	0 (0 to 0)	0 (0 to 0)	0 (0 to 0)	0 (0 to 0)	0 (0 to 0)	0 (0 to 0)	0 (0 to 0)	0 (0 to 0)	0
HIV/AIDS - Extensively drug-resistant Tuberculosis	0 (0 to 0)	0 (0 to 0)	0 (0 to 0)	0 (0 to 0)	0 (0 to 0)	0 (0 to 0)	0 (0 to 0)	0 (0 to 0)	0 (0 to 0)	0 (0 to 0)	0 (0 to 0)	0 (0 to 0)	0 (0 to 0)	0 (0 to 0)	0 (0 to 0)	0 (0 to 0)	0 (0 to 0)	0 (0 to 0)	0 (0 to 0)	0 (0 to 0)	0 (0 to 0)	0 (0 to 0)	0 (0 to 0)	0
HIV/AIDS resulting in other diseases	0 (0 to 0)	0 (0 to 0)	13.7 (11.6 to 16.3)	9.6 (8.0 to 11.6)	8.7 (6.9 to 10.7)	6.1 (5.1 to 7.3)	18.8 (15.1 to 22.2)	128 (103 to 154)	309 (247 to 372)	575 (463 to 693)	1,040 (833 to 1,250)	1,790 (1,430 to 2,150)	2,880 (2,300 to 3,460)	4,660 (3,720 to 5,600)	7,220 (5,770 to 8,680)	10,900 (8,710 to 13,100)	16,200 (12,900 to 19,400)	22,700 (18,100 to 27,200)	30,600 (24,400 to 36,700)	39,800 (31,800 to 47,800)	49,800 (39,800 to 59,800)	59,800 (47,800 to 71,800)	6,140
Sexually transmitted infections excluding HIV	1.2 (0.9 to 1.5)	0.4 (0.3 to 0.5)	0.6 (0.4 to 1.4)	0.1 (0.1 to 0.2)	0.1 (0.1 to 0.2)	1.3 (0.7 to 2.3)	2.6 (1.4 to 4.4)	8.4 (4.4 to 14.2)	13.3 (6.9 to 22.4)	16.9 (8.8 to 28.4)	19.2 (9.9 to 32.2)	19 (9.8 to 32)	18.6 (9.5 to 31.2)	18.6 (9.5 to 31.2)	18 (9.2 to 30.1)	17.4 (8.9 to 29.2)	16.5 (8.4 to 27.6)	15.9 (8.1 to 26.6)	14.9 (7.6 to 24.9)	14.6 (7.4 to 24.5)	14.1 (7.2 to 23.7)	13.7 (7.0 to 23.0)	209
Syphilis	0 (0 to 0)	0 (0 to 0)	0.2 (0.0 to 0.7)	0.1 (0.0 to 0.3)	0 (0 to 0)	0.1 (0 to 0.4)	0.2 (0 to 0.6)	0.4 (0.1 to 1.2)	0.7 (0.1 to 2.2)	1.1 (0.1 to 3.6)	1.6 (0.2 to 5.2)	2.2 (0.2 to 7.1)	2.9 (0.3 to 9.5)	3.5 (0.3 to 11.4)	4.1 (0.4 to 13.2)	4.6 (0.5 to 14.8)	5.1 (0.5 to 16.3)	5.4 (0.6 to 17.4)	5.6 (0.6 to 18.1)	5.7 (0.6 to 18.4)	5.7 (0.6 to 18.4)	5.6 (0.6 to 18.2)	88.1
Chlamydial infection	0 (0 to 0)	0 (0 to 0)	0 (0 to 0)	0 (0 to 0)	0 (0 to 0)	0 (0 to 0)	0 (0 to 0)	0 (0 to 0)	0 (0 to 0)	0 (0 to 0)	0 (0 to 0)	0 (0 to 0)	0 (0 to 0)	0 (0 to 0)	0 (0 to 0)	0 (0 to 0)	0 (0 to 0)	0 (0 to 0)	0 (0 to 0)	0 (0 to 0)	0 (0 to 0)	0 (0 to 0)	0 (0 to 0)	0
Gonococcal infection	0 (0 to 0)	0 (0 to 0)	0 (0 to 0)	0 (0 to 0)	0 (0 to 0)	0 (0 to 0)	0 (0 to 0)	0 (0 to 0)	0 (0 to 0)	0 (0 to 0)	0 (0 to 0)	0 (0 to 0)	0 (0 to 0)	0 (0 to 0)	0 (0 to 0)	0 (0 to 0)	0 (0 to 0)	0 (0 to 0)	0 (0 to 0)	0 (0 to 0)	0 (0 to 0)	0 (0 to 0)	0 (0 to 0)	0
Trichomoniasis	0 (0 to 0)	0 (0 to 0)	0 (0 to 0)	0 (0 to 0)	0 (0 to 0)	0 (0 to 0)	0 (0 to 0)	0 (0 to 0)	0 (0 to 0)	0 (0 to 0)	0 (0 to 0)	0 (0 to 0)	0 (0 to 0)	0 (0 to 0)	0 (0 to 0)	0 (0 to 0)	0 (0 to 0)	0 (0 to 0)	0 (0 to 0)	0 (0 to 0)	0 (0 to 0)	0 (0 to 0)	0 (0 to 0)	0
Genital herpes	0 (0 to 0)	0 (0 to 0)	0 (0 to 0)	0 (0 to 0)	0 (0 to 0)	0.6 (0.3 to 1.2)	2.2 (1.1 to 3.9)	8.7 (4.3 to 15.5)	7.6 (3.5 to 14.1)	7.2 (3.3 to 13.5)	7.1 (3.3 to 13.2)	7.1 (3.3 to 13.2)	7.1 (3.3 to 13.2)	7.1 (3.3 to 13.2)	7.1 (3.3 to 13.2)	7.1 (3.3 to 13.2)	7.1 (3.3 to 13.2)	7.1 (3.3 to 13.2)	7.1 (3.3 to 13.2)	7.1 (3.3 to 13.2)	7.1 (3.3 to 13.2)	7.1 (3.3 to 13.2)	112
Other sexually transmitted infections	0 (0 to 0)	0 (0 to 0)	0 (0 to 0)	0 (0 to 0)	0 (0 to 0)	0 (0 to 0)	0.4 (0.1 to 1.1)	1.4 (0.4 to 3.7)	1.4 (0.4 to 3.7)	1.4 (0.4 to 3.7)	1.2 (0.4 to 3.2)	1.2 (0.4 to 3.2)	1.2 (0.4 to 3.2)	0.8 (0.4 to 1.9)	0.5 (0.2 to 1.2)	0.2 (0.1 to 0.6)	0.1 (0 to 0.3)	0 (0 to 0.1)	0 (0 to 0.1)	0 (0 to 0.1)	0 (0 to 0.1)	0 (0 to 0.1)	0 (0 to 0.1)	8.6
Respiratory infections and tuberculosis	320.0 (277.0 to 364.0)	1,100 (977.0 to 1,220)	1,230 (1,060 to 1,410)	626 (360 to 1,000)	442 (302 to 732)	360 (257 to 607)	384 (247 to 654)	1,040 (649 to 1,650)	1,010 (632 to 1,640)	1,000 (632 to 1,660)	1,000 (632 to 1,660)	1,000 (632 to 1,660)	1,000 (632 to 1,660)	1,000 (632 to 1,660)	1,000 (632 to 1,660)	1,000 (632 to 1,660)	1,000 (632 to 1,660)	1,000 (632 to 1,660)	1,000 (632 to 1,660)	1,000 (632 to 1,660)	1,000 (632 to 1,660)	1,000 (632 to 1,660)	22,600
Tuberculosis	0 (0 to 0)	0 (0 to 0)	1.7 (1.3 to 2.2)	2.3 (0.9 to 4.1)	2.4 (0.9 to 4.2)	2.4 (0.9 to 4.2)	3.6 (1.4 to 6.4)	9.6 (3.6 to 16.8)	16.6 (6.3 to 29.1)	19.8 (7.5 to 34.5)	19.8 (7.5 to 34.5)	19.8 (7.5 to 34.5)	19.8 (7.5 to 34.5)	19.8 (7.5 to 34.5)	19.8 (7.5 to 34.5)	19.8 (7.5 to 34.5)	19.8 (7.5 to 34.5)	19.8 (7.5 to 34.5)	19.8 (7.5 to 34.5)	19.8 (7.5 to 34.5)	19.8 (7.5 to 34.5)	19.8 (7.5 to 34.5)	432
Latent tuberculosis infection	0 (0 to 0)	0 (0 to 0)	0 (0 to 0)	0 (0 to 0)	0 (0 to 0)	0 (0 to 0)	0 (0 to 0)	0 (0 to 0)	0 (0 to 0)	0 (0 to 0)	0 (0 to 0)	0 (0 to 0)	0 (0 to 0)	0 (0 to 0)	0 (0 to 0)	0 (0 to 0)	0 (0 to 0)	0 (0 to 0)	0 (0 to 0)	0 (0 to 0)	0 (0 to 0)	0 (0 to 0)	0 (0 to 0)	0
Drug-susceptible tuberculosis	0 (0 to 0)	0 (0 to 0)	1.7 (1.3 to 2.2)	2.3 (0.9 to 4.1)	2.4 (0.9 to 4.2)	2.4 (0.9 to 4.2)	3.6 (1.4 to 6.4)	9.6 (3.6 to 16.8)	16.6 (6.3 to 29.1)	19.8 (7.5 to 34.5)	19.8 (7.5 to 34.5)	19.8 (7.5 to 34.5)	19.8 (7.5 to 34.5)	19.8 (7.5 to 34.5)	19.8 (7.5 to 34.5)	19.8 (7.5 to 34.5)	19.8 (7.5 to 34.5)	19.8 (7.5 to 34.5)	19.8 (7.5 to 34.5)	19.8 (7.5 to 34.5)	19.8 (7.5 to 34.5)	19.8 (7.5 to 34.5)	419
Multidrug-resistant tuberculosis without extensive drug-res	0 (0 to 0)	0 (0 to 0)	0 (0 to 0.2)	0 (0 to 0.1)	0 (0 to 0.1)	0 (0 to 0.1)	0.1 (0 to 0.4)	0.1 (0 to 0.4)	0.1 (0 to 1.0)	0.1 (0 to 1.0)	0.1 (0 to 1.0)	0.1 (0 to 1.0)	0.1 (0 to 1.0)	0.1 (0 to 1.0)	0.1 (0 to 1.0)	0.1 (0 to 1.0)	0.1 (0 to 1.0)	0.1 (0 to 1.0)	0.1 (0 to 1.0)	0.1 (0 to 1.0)	0.1 (0 to 1.0)	0.1 (0 to 1.0)	0.1
Extensively drug-resistant tuberculosis	0 (0 to 0)	0 (0 to 0)	0 (0 to 0.1)	0 (0 to 0)	0 (0 to 0)	0 (0 to 0)	0 (0 to 0)	0 (0 to 0)	0 (0 to 0)	0 (0 to 0)	0 (0 to 0)	0 (0 to 0)	0 (0 to 0)	0 (0 to 0)	0 (0 to 0)	0 (0 to 0)	0 (0 to 0)	0 (0 to 0)	0 (0 to 0)	0 (0 to 0)	0 (0 to 0)	0 (0 to 0)	0 (0 to 0)	0
Lower respiratory infections	20.6 (17.7 to 23.6)	956.0 (846.0 to 1,080)	1,170 (1,020 to 1,350)	771 (447 to 1,150)	440.0 (284 to 702)	349.0 (246 to 577)	346 (224 to 597)	1,040 (649 to 1,650)	1,010 (632 to 1,640)	1,000 (632 to 1,660)	1,000 (632 to 1,660)	1,000 (632 to 1,660)	1,000 (632 to 1,660)	1,000 (632 to 1,660)	1,000 (632 to 1,660)	1,000 (632 to 1,660)	1,000 (632 to 1,660)	1,000 (632 to 1,660)	1,000 (632 to 1,660)	1,000 (632 to 1,660)	1,000 (632 to 1,660)	1,000 (632 to 1,660)	19,200
Upper respiratory infections	0 (0 to 1.1)	2.6 (0.4 to 8.6)	1.4 (0.2 to 4.6)	0.6 (0.1 to 1.9)	0.3 (0 to 1.1)	0.2 (0 to 0.7)	0.2 (0 to 0.7)	0.2 (0 to 0.7)	0.2 (0 to 0.7)	0.2 (0 to 0.7)	0.2 (0 to 0.7)	0.2 (0 to 0.7)	0.2 (0 to 0.7)	0.2 (0 to 0.7)	0.2 (0 to 0.7)	0.2 (0 to 0.7)	0.2 (0 to 0.7)	0.2 (0 to 0.7)	0.2 (0 to 0.7)	0.2 (0 to 0.7)	0.2 (0 to 0.7)	0.2 (0 to 0.7)	3.3
Otitis media	0 (0 to 0)	0 (0 to 0.1)	0.1 (0.0 to 0.4)	0.1 (0.0 to 0.3)	0.1 (0.0 to 0.2)	0.1 (0.0 to 0.2)	0.1 (0.0 to 0.2)	0.1 (0.0 to 0.2)	0.1 (0.0 to 0.2)	0.1 (0.0 to 0.2)	0.1 (0.0 to 0.2)	0.1 (0.0 to 0.2)	0.1 (0.0 to 0.2)	0.1 (0.0 to 0.2)	0.1 (0.0 to 0.2)	0.1 (0.0 to 0.2)	0.1 (0.0 to 0.2)	0.1 (0.0 to 0.2)	0.1 (0.0 to 0.2)	0.1 (0.0 to 0.2)	0.1 (0.0 to 0.2)	0.1 (0.0 to 0.2)	0.6
Sinitic infections	6.4 (4.3 to 8)	11 (7.7 to 15.9)	7.1 (3.9 to 12.1)	3.6 (1.7 to 6.7)	2.6 (1.2 to 4.8)	2.3 (1.1 to 4.2)	2.3 (1.1 to 4.2)	2.3 (1.1 to 4.2)	2.3 (1.1 to 4.2)	2.3 (1.1 to 4.2)	2.3 (1.1 to 4.2)	2.3 (1.1 to 4.2)	2.3 (1.1 to 4.2)	2.3 (1.1 to 4.2)	2.3 (1.1 to 4.2)	2.3 (1.1 to 4.2)	2.3 (1.1 to 4.2)	2.3 (1.1 to 4.2)	2.3 (1.1 to 4.2)	2.3 (1.1 to 4.2)	2.3 (1.1 to 4.2)	2.3 (1.1 to 4.2)	77
Malaria	0 (0 to 0)	0 (0 to 0)	0 (0 to 0)	0 (0 to 0)	0 (0 to 0)	0 (0 to 0)	0 (0 to 0)	0 (0 to 0)	0 (0 to 0)	0 (0 to 0)	0 (0 to 0)	0 (0 to 0)	0 (0 to 0)	0 (0 to 0)	0 (0 to 0)	0 (0 to 0)	0 (0 to 0)	0 (0 to 0)	0 (0 to 0)	0 (0 to 0)	0 (0 to 0)	0 (0 to 0)	0 (0 to 0)	0
Chagas disease	0 (0 to 0)	0 (0 to 0)	0 (0 to 0)	0 (0 to 0)	0 (0 to 0)	0 (0 to 0)	0 (0 to 0)	0.1 (0.1 to 0.1)	0.2 (0.1 to 0.2)	0.2 (0.1 to 0.3)	0.3 (0.2 to 0.4)	0.3 (0.2 to 0.4)	0.3 (0.2 to 0.4)	0.3 (0.2 to 0.4)	0.3 (0.2 to 0.4)	0.2 (0.2 to 0.4)	0.2 (0.1 to 0.3)	0.2 (0.1 to 0.3)	0.2 (0.1 to 0.3)	0.2 (0.1 to 0.3)	0.2 (0.1 to 0.3)	0.2 (0.1 to 0.3)	2.8
Leishmaniasis	0 (0 to 0)	0 (0 to 0)	0 (0 to 0)	0 (0 to 0)	0 (0 to 0)	0 (0 to 0)	0 (0 to 0)	0 (0 to 0)	0 (0 to 0)	0 (0 to 0)	0 (0 to 0)	0 (0 to 0)	0 (0 to 0)	0 (0 to 0)	0 (0 to 0)	0 (0 to 0)	0 (0 to 0)	0 (0 to 0)	0 (0 to 0)	0 (0 to 0)	0 (0 to 0)	0 (0 to 0)	0 (0 to 0)	0
Visceral leishmaniasis	0 (0 to 0)	0 (0 to 0)	0 (0 to 0)	0 (0 to 0)	0 (0 to 0)	0 (0 to 0)	0 (0 to 0)	0 (0 to 0)	0 (0 to 0)	0 (0 to 0)	0 (0 to 0)	0 (0 to 0)	0 (0 to 0)	0 (0 to 0)	0 (0 to 0)	0 (0 to 0)	0 (0 to 0)	0 (0 to 0)	0 (0 to 0)	0 (0 to 0)	0 (0 to 0)	0 (0 to 0)	0 (0 to 0)	0
Cutaneous and mucocutaneous leishmaniasis	0 (0 to 0)	0 (0 to 0)	0 (0 to 0)	0 (0 to 0)	0 (0 to 0)	0 (0 to 0)	0 (0 to 0)	0 (0 to 0)	0 (0 to 0)	0 (0 to 0)	0 (0 to 0)	0 (0 to 0)	0 (0 to 0)	0 (0 to 0)	0 (0 to 0)	0 (0 to 0)	0 (0 to 0)	0 (0 to 0)	0 (0 to 0)	0 (0 to 0)	0 (0 to 0)	0 (0 to 0)	0 (0 to 0)	0
African trypanosomiasis	0 (0 to 0)	0 (0 to 0)	0 (0 to 0)	0 (0 to 0)	0 (0 to 0)	0 (0 to 0)	0 (0 to 0)	0 (0 to 0)	0 (0 to 0)	0 (0 to 0)	0 (0 to 0)	0 (0 to 0)	0 (0 to 0)	0 (0 to 0)	0 (0 to 0)	0 (0 to 0)	0 (0 to 0)	0 (0 to 0)	0 (0 to 0)	0 (0 to 0)	0 (0 to 0)	0 (0 to 0)	0 (0 to 0)	0
Schistosomiasis	0 (0 to 0)	0 (0 to 0)	0 (0 to 0)	0 (0 to 0)	0 (0 to 0)	0 (0 to 0)	0 (0 to 0)	0 (0 to 0)	0 (0 to 0)	0 (0 to 0)	0 (0 to 0)	0 (0 to 0)	0 (0 to 0)	0 (0 to 0)	0 (0 to 0)	0 (0 to 0)	0 (0 to 0)	0 (0 to 0)	0 (0 to 0)	0 (0 to 0)	0 (0 to 0)	0 (0 to 0)	0 (0 to 0)	0
Cysticercosis	0 (0 to 0)	0 (0 to 0)	0 (0 to 0)	0 (0 to 0.1)	0.1 (0 to 0.4)	0.3 (0.1 to 0.8)	1.6 (0.6 to 3.8)	4.9 (2.0 to 11.2)	9.3 (3.8 to 20.3)	11.4 (4.7 to 24.5)	13.6 (5.7 to 28.4)	17.2 (7.3 to 34.1)	20.8 (8.9 to 39.8)	27.6 (11.9 to 50.2)	37.4 (17.3 to 64.1)	50.2 (23.7 to 82.2)	67.4 (32.1 to 104)	90.6 (44.1 to 135)	121 (59.7 to 175)	158 (78.2 to 225)	205 (101 to 288)	263 (130 to 368)	1,900
Cystic echinococcosis	0 (0 to 0)	0 (0 to 0)	0 (0 to 0)	0 (0 to 0)	0 (0 to 0)	0 (0 to 0)	0 (0 to 0)	0 (0 to 0)	0 (0 to 0)	0 (0 to 0)	0 (0 to 0)	0 (0 to 0)	0 (0 to 0)	0 (0 to 0)	0 (0 to 0)	0 (0 to 0)	0 (0 to 0)	0 (0 to 0)	0 (0 to 0)	0 (0 to 0)	0 (0 to 0)	0 (0 to 0)	0 (0 to 0)	0
Lymphatic filariasis	0 (0 to 0)	0 (0 to 0)	0 (0 to 0)	0 (0 to 0)	0 (0 to 0)	0 (0 to 0)	0 (0 to 0)	0 (0 to 0)	0 (0 to 0)	0 (0 to 0)	0 (0 to 0)	0 (0 to 0)	0 (0 to 0)	0 (0 to 0)	0 (0 to 0)	0 (0 to 0)	0 (0 to 0)	0 (0 to 0)	0 (0 to 0)	0 (0 to 0)	0 (0 to 0)	0 (0 to 0)	0 (0 to 0)	0
Onchocerciasis	0 (0 to 0)	0 (0 to 0)	0 (0 to 0)	0 (0 to 0)	0 (0 to 0)	0 (0 to 0)	0 (0 to 0)	0 (0 to 0)	0 (0 to 0)	0 (0 to 0)	0 (0 to 0)	0 (0 to 0)	0 (0 to 0)	0 (0 to 0)	0 (0 to 0)	0 (0 to 0)	0 (0 to 0)	0 (0 to 0)	0 (0 to 0)	0 (0 to 0)	0 (0 to 0)	0 (0 to 0)	0 (0 to 0)	0
Trachoma	0 (0 to 0)	0 (0 to 0)	0 (0 to 0)	0 (0 to 0)	0 (0 to 0)	0 (0 to 0)	0 (0 to 0)	0 (0 to 0)	0 (0 to 0)	0 (0 to 0)	0 (0 to 0)	0 (0 to 0)	0 (0 to 0)	0 (0 to 0)	0 (0 to 0)	0 (0 to 0)	0 (0 to 0)	0 (0 to 0)	0 (0 to 0)	0 (0 to 0)	0 (0 to 0)	0 (0 to 0)	0 (0 to 0)	0
Dengue	0 (0 to 0)	0 (0 to 0)	0 (0 to 0)	0 (0 to 0)	0 (0 to 0)	0 (0 to 0)	0 (0 to 0)	0 (0 to 0)	0 (0 to 0)	0 (0 to 0)	0 (0 to 0)	0 (0 to 0)	0 (0 to 0)	0 (0 to 0)	0 (0 to 0)	0 (0 to 0)	0 (0 to 0)	0 (0 to 0)	0 (0 to 0)	0 (0 to 0)	0 (0 to 0)	0 (0 to 0)	0 (0 to 0)	0
Yellow fever	0 (0 to 0)	0 (0 to 0)	0 (0 to 0)	0 (0 to 0)	0 (0 to 0)	0 (0 to 0)	0 (0 to 0)	0 (0 to 0)	0 (0 to 0)	0 (0 to 0)	0 (0 to 0)	0 (0 to 0)	0 (0 to 0)	0 (0 to 0)	0 (0 to 0)	0 (0 to 0)	0 (0 to 0)	0 (0 to 0)	0 (0 to 0)	0 (0 to 0)	0 (0 to 0)	0 (0 to 0)	0 (0 to 0)	0
Rabies	0 (0 to 0)	0 (0 to 0)	0 (0 to 0.2)	0 (0 to 0.1)	0 (0 to 0.1)	0 (0 to 0.1)	0 (0 to 0.1)	0 (0 to 0.1)	0 (0 to 0.1)	0 (0 to 0.1)	0 (0 to 0.1)	0 (0 to 0.1)	0 (0 to 0.1)	0 (0 to 0.1)	0 (0 to 0.1)	0 (0 to 0.1)	0 (0 to 0.1)	0 (0 to 0.1)	0 (0 to 0.1)	0 (0 to 0.1)	0 (0 to 0.1)	0 (0 to 0.1)	0 (0 to 0.1)	1.3
Intestinal nematode infections	0 (0 to 0)	0 (0 to 0)	0 (0 to 0)	0 (0 to 0)	0 (0 to 0)	0 (0 to 0)	0 (0 to 0)	0 (0 to 0)	0 (0 to 0)	0 (0 to 0)	0 (0 to 0)	0 (0 to 0)	0 (0 to 0)	0 (0 to 0)	0 (0 to 0)	0 (0 to 0)	0 (0 to 0)	0 (0 to 0)	0 (0 to 0)	0 (0 to 0)	0 (0 to 0)	0 (0 to 0)	0 (0 to 0)	0
Ascariasis	0 (0 to 0)	0 (0 to 0)	0 (0 to 0)	0 (0 to 0)	0 (0 to 0)	0 (0 to 0)	0 (0 to 0)	0 (0 to 0)	0 (0 to 0)	0 (0 to 0)	0 (0 to 0)	0 (0 to 0)	0 (0 to 0)	0 (0 to 0)	0 (0 to 0)	0 (0 to 0)	0 (0 to 0)	0 (0 to 0)	0 (0 to 0)	0 (0 to 0)	0 (0 to 0)	0 (0 to 0)	0 (0 to 0)	0
Trichuriasis	0 (0 to 0)	0 (0 to 0)	0 (0 to 0)	0 (0 to 0)	0 (0 to 0)	0 (0 to 0)	0 (0 to 0)	0 (0 to 0)	0 (0 to 0)	0 (0 to 0)	0 (0 to 0)	0 (0 to 0)	0 (0 to 0)	0 (0 to 0)	0 (0 to 0)	0 (0 to 0)	0 (0 to 0)	0 (0 to 0)	0 (0 to 0)	0 (0 to 0)	0 (0 to 0)	0 (0 to 0)	0 (0 to 0)	0
Hookworm disease	0 (0 to 0)	0 (0 to 0)	0 (0 to 0)	0 (0 to 0)	0 (0 to 0)	0 (0 to 0)	0 (0 to 0)	0 (0 to 0)	0 (0 to 0)	0 (0 to 0)	0 (0 to 0)	0 (0 to 0)	0 (0 to 0)	0 (0 to 0)	0 (0 to 0)	0 (0 to 0)	0 (0 to 0)	0 (0 to 0)	0 (0 to 0)	0 (0 to 0)	0 (0 to 0)	0 (0 to 0)	0 (0 to 0)	0
Food-borne trematodiases	0 (0 to 0)	0 (0 to 0)	0 (0 to 0)	0 (0 to 0)	0 (0 to 0)	0 (0 to 0)	0 (0 to 0)	0 (0 to 0)	0 (0 to 0)	0 (0 to 0)	0 (0 to 0)	0 (0 to 0)	0 (0 to 0)	0 (0 to 0)	0 (0 to 0)	0 (0 to 0)	0 (0 to 0)	0 (0 to 0)	0 (0 to 0)	0 (0 to 0)	0 (0 to 0)	0 (0 to 0)	0 (0 to 0)	0
Leprosy	0 (0 to 0)	0 (0 to 0)	0 (0 to 0)	0 (0 to 0)	0 (0 to 0)	0 (0 to 0)	0 (0 to 0)	0 (0 to 0)	0 (0 to 0)	0 (0 to 0)	0 (0 to 0)	0 (0 to 0)	0 (0 to 0)	0 (0 to 0)	0 (0 to 0)	0 (0 to 0)	0 (0 to 0)	0 (0 to 0)	0 (0 to 0)	0 (0 to 0)	0 (0 to 0)	0 (0 to 0)	0 (0 to 0)	0
Ebola	0 (0 to 0)	0 (0 to 0)	0 (0 to 0)	0 (0 to 0)	0 (0 to 0)	0 (0 to 0)	0 (0 to 0)	0 (0 to 0)	0 (0 to 0)	0 (0 to 0)	0 (0 to 0)	0 (0 to 0)	0 (0 to 0)	0 (0 to 0)	0 (0 to 0)	0 (0 to 0)	0 (0 to 0)	0 (0 to 0)	0 (0 to 0)	0 (0 to 0)	0 (0 to 0)	0 (0 to 0)	0 (0 to 0)	0
Zika virus	0 (0 to 0)	0 (0 to 0)	0 (0 to 0)	0 (0 to 0)	0 (0 to 0)	0 (0 to 0)	0 (0 to 0)	0 (0 to 0)	0 (0 to 0)	0 (0 to 0)	0 (0 to 0)	0 (0 to 0)	0 (0 to 0)	0 (0 to 0)	0 (0 to 0)	0 (0 to 0)	0 (0 to 0)	0 (0 to 0)	0 (0 to 0)	0 (0 to 0)	0 (0 to 0)	0 (0 to 0)	0 (0 to 0)	0
Guinea worm disease	0 (0 to 0)	0 (0 to 0)	0 (0 to 0)	0 (0 to 0)	0 (0 to 0)	0 (0 to 0)	0 (0 to 0)	0 (0 to 0)	0 (0 to 0)	0 (0 to 0)	0 (0 to 0)	0 (0 to 0)	0 (0 to 0)	0 (0 to 0)	0 (0 to 0)	0 (0 to 0)	0 (0 to 0)	0 (0 to 0)	0 (0 to 0)	0 (0 to 0)	0 (0 to 0)	0 (0 to 0)	0 (0 to 0)	0
Other neglected tropical diseases	2.6 (2.0 to 3.2)	8.4 (6.9 to 9.9)	10.7 (8.3 to 13.9)	20.3 (13.4 to 28.7)	3.5 (2.4 to 4.8)	3.6 (2.4 to 4.9)	2.4 (1.6 to 3.4)	2.2 (1.4 to 3.2)	2.1 (1.4 to 3.1)	2.1 (1.4 to 3.1)	2.1 (1.4 to 3.1)	2.1 (1.4 to 3.1)	2.1 (1.4 to 3.1)	2.1 (1.4 to 3.1)	2.1 (1.4 to 3.1)	2.1 (1.4 to 3.1)	2.1 (1.4 to 3.1)	2.1 (1.4 to 3.1)	2.1 (1.4 to 3.1)	2.1 (1.4 to 3.1)	2.1 (1.4 to 3.1)	2.1 (1.4 to 3.1)	62
Other infectious diseases	10.0 (8.2 to 12.2)	39.0 (32.0 to 47.0)	39.0 (32.0 to 47.0)	39.0 (32.0 to 47.0)	39.0 (





GBD Table 2a: Texas DALYs by cause and age group for males with 95% uncertainty intervals, 2019

Cause	Early Neonatal	Late Neonatal	Post Neonatal	1 to 4	5 to 9	10 to 14	15 to 19	20 to 24	25 to 29	30 to 34	35 to 39	40 to 44	45 to 49	50 to 54	55 to 59	60 to 64	65 to 69	70 to 74	75 to 79	80 to 84	85 to 89	90 to 94	95 plus	Total
All causes	47,269 (42,923 to 52,000)	13,958 (12,209 to 16,000)	37,490 (34,309 to 40,766)	43,483 (39,104 to 48,008)	68,460 (62,988 to 74,236)	76,958 (69,588 to 84,860)	139,263 (127,359 to 151,488)	199,205 (181,855 to 217,750)	207,059 (189,212 to 225,888)	202,930 (184,859 to 221,988)	214,659 (195,644 to 234,888)	223,050 (203,259 to 244,000)	227,389 (207,000 to 248,888)	227,391 (207,000 to 248,888)	227,391 (207,000 to 248,888)	413,000 (384,000 to 444,000)	469,000 (433,000 to 506,000)	427,000 (393,000 to 463,000)	383,000 (350,000 to 417,000)	293,000 (267,000 to 320,000)	206,000 (178,000 to 235,000)	156,000 (119,000 to 198,000)	44,700 (31,700 to 61,000)	39,200 (31,600 to 48,100)	4,620,000
Communicable, maternal, neonatal, and nutritional diseases	39,200 (35,000 to 43,600)	12,000 (10,500 to 13,800)	8,820 (7,870 to 9,900)	8,000 (7,140 to 8,970)	7,140 (6,370 to 8,070)	4,790 (4,260 to 5,410)	6,910 (6,140 to 7,810)	8,300 (7,380 to 9,420)	9,900 (8,800 to 11,200)	10,900 (9,720 to 12,300)	11,900 (10,600 to 13,400)	13,200 (11,800 to 14,900)	13,200 (11,800 to 14,900)	12,900 (11,500 to 14,600)	11,900 (10,600 to 13,400)	10,900 (9,720 to 12,300)	9,410 (8,390 to 10,600)	7,200 (6,420 to 8,090)	4,990 (4,450 to 5,610)	3,020 (2,690 to 3,400)	1,270 (1,130 to 1,430)	429 (382 to 483)	7,210 (6,430 to 8,110)	222,000
HIV/AIDS and sexually transmitted infections	61 (3.9 to 4.9)	2.2 (1.2 to 3.7)	11.3 (6.2 to 20.3)	22.8 (12.4 to 40.9)	22.8 (12.4 to 40.9)	49.3 (26.1 to 92.3)	133 (69.4 to 259)	407 (207 to 820)	1,000 (511 to 2,020)	2,700 (1,350 to 5,510)	3,700 (1,820 to 7,760)	4,200 (2,060 to 8,880)	4,200 (2,060 to 8,880)	4,200 (2,060 to 8,880)	3,900 (1,920 to 8,240)	3,600 (1,770 to 7,610)	2,630 (1,290 to 5,560)	1,620 (795 to 3,410)	939 (461 to 1,980)	277 (136 to 583)	50.1 (24.6 to 105)	8.1 (3.9 to 17.1)	57 (27.9 to 121)	32,400
HIV/AIDS	61 (3.9 to 4.9)	2.2 (1.2 to 3.7)	11.3 (6.2 to 20.3)	22.8 (12.4 to 40.9)	22.8 (12.4 to 40.9)	49.3 (26.1 to 92.3)	133 (69.4 to 259)	407 (207 to 820)	1,000 (511 to 2,020)	2,700 (1,350 to 5,510)	3,700 (1,820 to 7,760)	4,200 (2,060 to 8,880)	4,200 (2,060 to 8,880)	4,200 (2,060 to 8,880)	3,900 (1,920 to 8,240)	3,600 (1,770 to 7,610)	2,630 (1,290 to 5,560)	1,620 (795 to 3,410)	939 (461 to 1,980)	277 (136 to 583)	50.1 (24.6 to 105)	8.1 (3.9 to 17.1)	57 (27.9 to 121)	31,900
HIV/AIDS - Drug-susceptible Tuberculosis	0 (0 to 0)	0 (0 to 0)	0 (0 to 0)	0.9 (0.5 to 1.7)	0.9 (0.5 to 1.7)	1.4 (0.8 to 2.6)	3.6 (1.9 to 6.9)	9.2 (4.7 to 18.6)	23.0 (11.8 to 46.5)	61.0 (31.3 to 123)	87.0 (44.7 to 176)	99 (50.7 to 200)	97.0 (49.8 to 196)	89.0 (45.7 to 180)	82.0 (42.1 to 166)	77 (39.5 to 156)	57 (29.3 to 115)	37 (19.0 to 74.9)	21 (10.8 to 42.5)	6.4 (3.3 to 13)	1.1 (0.6 to 2.3)	0.2 (0.1 to 0.4)	1.3 (0.7 to 2.6)	692
HIV/AIDS - Multidrug-resistant Tuberculosis without extensive drug resistance	0 (0 to 0)	0 (0 to 0)	0 (0 to 0)	0 (0 to 0)	0 (0 to 0)	0 (0 to 0.1)	0 (0 to 0.1)	0.1 (0 to 0.3)	0.3 (0.1 to 0.6)	0.8 (0.4 to 1.7)	1.2 (0.6 to 2.5)	1.4 (0.7 to 2.9)	1.4 (0.7 to 2.9)	1.3 (0.7 to 2.7)	1.1 (0.6 to 2.4)	1.1 (0.6 to 2.3)	0.8 (0.4 to 1.7)	0.5 (0.3 to 1.1)	0.3 (0.2 to 0.6)	0.1 (0 to 0.2)	0 (0 to 0.1)	0 (0 to 0)	0 (0 to 0)	14.7
HIV/AIDS - Extensively drug-resistant Tuberculosis	0 (0 to 0)	0 (0 to 0)	0 (0 to 0)	0 (0 to 0)	0 (0 to 0)	0 (0 to 0.1)	0 (0 to 0.1)	0.1 (0 to 0.2)	0.2 (0.1 to 0.5)	0.5 (0.2 to 1.1)	0.7 (0.3 to 1.5)	0.8 (0.4 to 1.7)	0.8 (0.4 to 1.7)	0.7 (0.4 to 1.6)	0.7 (0.3 to 1.5)	0.6 (0.3 to 1.4)	0.5 (0.2 to 1.1)	0.3 (0.1 to 0.7)	0.2 (0.1 to 0.4)	0.1 (0 to 0.2)	0 (0 to 0.1)	0 (0 to 0)	0 (0 to 0)	3.6
HIV/AIDS resulting in other diseases	0 (0 to 0)	0 (0 to 0)	0 (0 to 0)	21.9 (10.6 to 43.3)	21.9 (10.6 to 43.3)	47.9 (23.2 to 94.7)	129 (61.7 to 255)	394 (189 to 779)	977 (469 to 1,930)	2,630 (1,260 to 5,200)	3,600 (1,730 to 7,120)	4,100 (1,960 to 8,100)	4,100 (1,960 to 8,100)	4,100 (1,960 to 8,100)	3,800 (1,820 to 7,510)	3,500 (1,680 to 6,920)	2,560 (1,230 to 5,060)	1,580 (757 to 3,120)	917 (439 to 1,810)	270 (129 to 533)	48.9 (23.4 to 96.6)	7.9 (3.8 to 15.6)	55 (26.6 to 109)	31,000
Sexually transmitted infections, excluding HIV	0.1 (0.09 to 0.4)	2.2 (1.1 to 3.7)	2.4 (1.1 to 4.5)	0.5 (0.2 to 0.9)	0.5 (0.2 to 0.9)	1.6 (0.8 to 2.9)	3.8 (1.9 to 7.1)	9.2 (4.6 to 17.3)	14.8 (7.4 to 27.8)	19.3 (9.6 to 36.3)	22.6 (11.2 to 42.5)	25.1 (12.4 to 47.2)	25.1 (12.4 to 47.2)	24.1 (11.9 to 45.3)	22.2 (11.1 to 41.8)	20.7 (10.3 to 38.9)	17.5 (8.7 to 32.9)	13.6 (6.8 to 25.6)	8.6 (4.3 to 16.2)	3.8 (1.9 to 7.2)	1.3 (0.6 to 2.4)	0.2 (0.1 to 0.4)	356
Syphilis	0 (0 to 0)	0 (0 to 0)	0 (0 to 0)	0 (0 to 0)	0 (0 to 0)	0 (0 to 0.1)	0.1 (0 to 0.2)	0.4 (0.2 to 0.8)	1.2 (0.6 to 2.3)	3.1 (1.5 to 5.9)	4.7 (2.3 to 9)	5.6 (2.7 to 10.6)	5.6 (2.7 to 10.6)	5.3 (2.6 to 10)	4.8 (2.3 to 9.1)	4.3 (2.1 to 8.1)	3.5 (1.7 to 6.6)	2.6 (1.3 to 5)	1.6 (0.8 to 3.1)	0.7 (0.3 to 1.4)	0.2 (0.1 to 0.4)	0 (0 to 0.1)	0 (0 to 0)	29.4
Chlamydial infection	0 (0 to 0)	0 (0 to 0)	0 (0 to 0)	0 (0 to 0)	0 (0 to 0.1)	0.1 (0 to 0.1)	0.3 (0.1 to 0.6)	1.2 (0.6 to 2.3)	4.3 (2.1 to 8.2)	11.6 (5.6 to 22)	17.4 (8.4 to 33)	20.8 (10 to 39.2)	20.8 (10 to 39.2)	19.9 (9.6 to 37.5)	18.4 (8.9 to 34.7)	17.1 (8.2 to 32.2)	14.5 (7 to 27.3)	10.8 (5.2 to 20.4)	6.7 (3.2 to 12.6)	2.9 (1.4 to 5.5)	1 (0.5 to 1.9)	0.2 (0.1 to 0.4)	0 (0 to 0)	294
Gonococcal infection	0 (0 to 0)	0 (0 to 0)	0 (0 to 0)	0 (0 to 0)	0 (0 to 0.1)	0.1 (0 to 0.2)	0.3 (0.1 to 0.6)	1.2 (0.6 to 2.3)	4.3 (2.1 to 8.2)	11.6 (5.6 to 22)	17.4 (8.4 to 33)	20.8 (10 to 39.2)	20.8 (10 to 39.2)	19.9 (9.6 to 37.5)	18.4 (8.9 to 34.7)	17.1 (8.2 to 32.2)	14.5 (7 to 27.3)	10.8 (5.2 to 20.4)	6.7 (3.2 to 12.6)	2.9 (1.4 to 5.5)	1 (0.5 to 1.9)	0.2 (0.1 to 0.4)	0 (0 to 0)	294
Trichomoniasis	0 (0 to 0)	0 (0 to 0)	0 (0 to 0)	0 (0 to 0)	0 (0 to 0)	0 (0 to 0)	0 (0 to 0.1)	0.1 (0 to 0.2)	0.4 (0.2 to 0.8)	1.2 (0.6 to 2.3)	1.8 (0.9 to 3.4)	2.1 (1 to 4)	2.1 (1 to 4)	2 (1 to 3.8)	1.9 (0.9 to 3.6)	1.8 (0.8 to 3.4)	1.5 (0.7 to 2.8)	1.1 (0.5 to 2.1)	0.7 (0.3 to 1.3)	0.3 (0.1 to 0.6)	0.1 (0 to 0.2)	0 (0 to 0)	0 (0 to 0)	29.3
Genital herpes	0 (0 to 0)	0 (0 to 0)	0 (0 to 0)	0 (0 to 0)	0 (0 to 0)	0 (0 to 0)	0 (0 to 0)	0 (0 to 0)	0 (0 to 0)	0 (0 to 0)	0 (0 to 0)	0 (0 to 0)	0 (0 to 0)	0 (0 to 0)	0 (0 to 0)	0 (0 to 0)	0 (0 to 0)	0 (0 to 0)	0 (0 to 0)	0 (0 to 0)	0 (0 to 0)	0 (0 to 0)	0 (0 to 0)	0 (0 to 0)	0
Other sexually transmitted infections	0 (0 to 0)	0 (0 to 0)	0 (0 to 0)	0 (0 to 0)	0 (0 to 0)	0 (0 to 0.1)	0 (0 to 0.1)	0.1 (0 to 0.2)	0.3 (0.1 to 0.6)	0.8 (0.4 to 1.6)	1.2 (0.6 to 2.3)	1.4 (0.7 to 2.7)	1.4 (0.7 to 2.7)	1.3 (0.7 to 2.6)	1.2 (0.6 to 2.4)	1.1 (0.6 to 2.2)	0.9 (0.5 to 1.8)	0.7 (0.3 to 1.4)	0.4 (0.2 to 0.8)	0.2 (0.1 to 0.4)	0 (0 to 0.1)	0 (0 to 0)	0 (0 to 0)	39.4
Respiratory infections and tuberculosis	132 (76.3 to 197)	227 (131 to 338)	2,130 (1,600 to 2,570)	2,540 (1,920 to 3,060)	1,660 (1,260 to 2,000)	1,250 (950 to 1,510)	1,370 (1,050 to 1,650)	1,660 (1,270 to 2,000)	1,660 (1,270 to 2,000)	2,070 (1,580 to 2,500)	2,260 (1,730 to 2,730)	2,620 (2,000 to 3,160)	2,940 (2,250 to 3,550)	3,790 (2,900 to 4,570)	4,790 (3,670 to 5,780)	6,690 (5,120 to 8,080)	8,220 (6,290 to 9,920)	8,660 (6,630 to 10,400)	7,420 (5,680 to 8,940)	5,620 (4,300 to 6,770)	3,670 (2,810 to 4,430)	2,260 (1,730 to 2,720)	956 (732 to 1,150)	69,900
Tuberculosis	0 (0 to 0)	0 (0 to 0)	0.5 (0.4 to 0.6)	0.5 (0.4 to 0.6)	0.4 (0.3 to 0.5)	0.4 (0.3 to 0.5)	1.1 (0.8 to 1.4)	3.1 (2.3 to 4)	6.7 (5 to 8.6)	9.3 (7 to 12)	12.1 (9.1 to 15.5)	15.1 (11.4 to 19.4)	17.4 (13.1 to 22.3)	17.4 (13.1 to 22.3)	16.4 (12.3 to 21.1)	15.6 (11.7 to 20.1)	13.6 (10.2 to 17.5)	10.9 (8.2 to 14)	7.9 (5.9 to 10.1)	5.1 (3.8 to 6.5)	2.7 (2 to 3.4)	1.1 (0.8 to 1.4)	0.3 (0.2 to 0.4)	179
Latent tuberculosis infection	0 (0 to 0)	0 (0 to 0)	0 (0 to 0)	0 (0 to 0)	0 (0 to 0)	0 (0 to 0)	0 (0 to 0)	0 (0 to 0)	0 (0 to 0)	0 (0 to 0)	0 (0 to 0)	0 (0 to 0)	0 (0 to 0)	0 (0 to 0)	0 (0 to 0)	0 (0 to 0)	0 (0 to 0)	0 (0 to 0)	0 (0 to 0)	0 (0 to 0)	0 (0 to 0)	0 (0 to 0)	0 (0 to 0)	0 (0 to 0)	0
Drug-susceptible tuberculosis	0 (0 to 0)	0 (0 to 0)	0.2 (0.2 to 0.3)	0.4 (0.3 to 0.5)	0.4 (0.3 to 0.5)	0.4 (0.3 to 0.5)	1.1 (0.8 to 1.4)	3.1 (2.3 to 4)	6.7 (5 to 8.6)	9.3 (7 to 12)	12.1 (9.1 to 15.5)	15.1 (11.4 to 19.4)	17.4 (13.1 to 22.3)	17.4 (13.1 to 22.3)	16.4 (12.3 to 21.1)	15.6 (11.7 to 20.1)	13.6 (10.2 to 17.5)	10.9 (8.2 to 14)	7.9 (5.9 to 10.1)	5.1 (3.8 to 6.5)	2.7 (2 to 3.4)	1.1 (0.8 to 1.4)	0.3 (0.2 to 0.4)	179
Multidrug-resistant tuberculosis without extensive drug resistance	0 (0 to 0)	0 (0 to 0)	0 (0 to 0)	0 (0 to 0)	0 (0 to 0)	0 (0 to 0)	0 (0 to 0)	0 (0 to 0)	0 (0 to 0)	0 (0 to 0)	0 (0 to 0)	0 (0 to 0)	0 (0 to 0)	0 (0 to 0)	0 (0 to 0)	0 (0 to 0)	0 (0 to 0)	0 (0 to 0)	0 (0 to 0)	0 (0 to 0)	0 (0 to 0)	0 (0 to 0)	0 (0 to 0)	0 (0 to 0)	0
Extensively drug-resistant tuberculosis	0 (0 to 0)	0 (0 to 0)	0 (0 to 0)	0 (0 to 0)	0 (0 to 0)	0 (0 to 0)	0 (0 to 0)	0 (0 to 0)	0 (0 to 0)	0 (0 to 0)	0 (0 to 0)	0 (0 to 0)	0 (0 to 0)	0 (0 to 0)	0 (0 to 0)	0 (0 to 0)	0 (0 to 0)	0 (0 to 0)	0 (0 to 0)	0 (0 to 0)	0 (0 to 0)	0 (0 to 0)	0 (0 to 0)	0 (0 to 0)	0
Lower respiratory infections	96.2 (51 to 138)	209 (112 to 300)	1,980 (1,470 to 2,390)	1,970 (1,490 to 2,380)	1,260 (950 to 1,530)	764 (577 to 924)	761 (574 to 920)	910 (686 to 1,100)	910 (686 to 1,100)	1,020 (768 to 1,230)	1,060 (800 to 1,280)	1,120 (844 to 1,360)	1,220 (919 to 1,480)	1,220 (919 to 1,480)	1,220 (919 to 1,480)	1,220 (919 to 1,480)	1,220 (919 to 1,480)	1,220 (919 to 1,480)	1,220 (919 to 1,480)	1,220 (919 to 1,480)	1,220 (919 to 1,480)	1,220 (919 to 1,480)	1,220 (919 to 1,480)	46,900
Upper respiratory infections	17 (7.4 to 28)	11.4 (5 to 20)	155 (106 to 209)	570 (392 to 770)	400 (274 to 540)	486 (332 to 656)	609 (417 to 822)	750 (514 to 1,010)	750 (514 to 1,010)	1,050 (720 to 1,420)	1,200 (822 to 1,620)	1,500 (1,030 to 2,020)	1,720 (1,180 to 2,320)	2,570 (1,760 to 3,470)	3,590 (2,460 to 4,850)	5,470 (3,750 to 7,380)	7,000 (4,800 to 9,450)	7,440 (5,100 to 10,000)	6,200 (4,250 to 8,370)	4,400 (3,020 to 5,940)	2,450 (1,680 to 3,310)	1,040 (711 to 1,400)	256 (175 to 345)	46,000
Otitis media	0 (0 to 0)	0 (0 to 0)	0 (0 to 0)	0 (0 to 0)	0 (0 to 0)	0 (0 to 0)	0 (0 to 0)	0 (0 to 0)	0 (0 to 0)	0 (0 to 0)	0 (0 to 0)	0 (0 to 0)	0 (0 to 0)	0 (0 to 0)	0 (0 to 0)	0 (0 to 0)	0 (0 to 0)	0 (0 to 0)	0 (0 to 0)	0 (0 to 0)	0 (0 to 0)	0 (0 to 0)	0 (0 to 0)	0 (0 to 0)	0
Enteric infections	21.7 (11.4 to 33.6)	41.7 (20.7 to 67.2)	1,260 (1,040 to 1,460)	1,060 (880 to 1,220)	648 (535 to 750)	419 (344 to 485)	418 (343 to 484)	498 (409 to 577)	498 (409 to 577)	586 (481 to 679)	587 (482 to 680)	670 (551 to 775)	670 (551 to 775)	710 (584 to 822)	750 (616 to 869)	1,010 (831 to 1,170)	1,230 (1,010 to 1,420)	1,230 (1,010 to 1,420)	1,020 (838 to 1,180)	729 (599 to 844)	502 (412 to 581)	255 (209 to 295)	76.9 (63.2 to 89)	16,600
Diarrheal diseases	21.1 (10.9 to 33.1)	39.7 (20.1 to 64.9)	1,240 (1,020 to 1,440)	1,050 (866 to 1,210)	648 (535 to 750)	419 (344 to 485)	418 (343 to 484)	498 (409 to 577)	498 (409 to 577)	586 (481 to 679)	587 (482 to 680)	670 (551 to 775)	670 (551 to 775)	710 (584 to 822)	750 (616 to 869)	1,010 (831 to 1,170)	1,230 (1,010 to 1,420)	1,230 (1,010 to 1,420)	1,020 (838 to 1,180)	729 (599 to 844)	502 (412 to 581)	255 (209 to 295)	76.9 (63.2 to 89)	16,500
Typhoid and paratyphoid	0 (0 to 0)	0 (0 to 0)	0 (0 to 0)	0 (0 to 0)	0 (0 to 0)	0 (0 to 0)	0 (0 to 0)	0 (0 to 0)	0 (0 to 0)	0 (0 to 0)	0 (0 to 0)	0 (0 to 0)	0 (0 to 0)	0 (0 to 0)	0 (0 to 0)	0 (0 to 0)	0 (0 to 0)	0 (0 to 0)	0 (0 to 0)	0 (0 to 0)	0 (0 to 0)	0 (0 to 0)	0 (0 to 0)	0 (0 to 0)	0
Typhoid fever	0 (0 to 0)	0 (0 to 0)	0 (0 to 0)	0 (0 to 0)	0 (0 to 0)	0 (0 to 0)	0 (0 to 0)	0 (0 to 0)	0 (0 to 0)	0 (0 to 0)	0 (0 to 0)	0 (0 to 0)	0 (0 to 0)	0 (0 to 0)	0 (0 to 0)	0 (0 to 0)	0 (0 to 0)	0 (0 to 0)	0 (0 to 0)	0 (0 to 0)	0 (0 to 0)	0 (0 to 0)	0 (0 to 0)	0 (0 to 0)	0
Paratyphoid fever	0 (0 to 0)	0 (0 to 0)	0 (0 to 0)	0 (0 to 0)	0 (0 to 0)	0 (0 to 0)	0 (0 to 0)	0 (0 to 0)	0 (0 to 0)	0 (0 to 0)	0 (0 to 0)	0 (0 to 0)	0 (0 to 0)	0 (0 to 0)	0 (0 to 0)	0 (0 to 0)	0 (0 to 0)	0 (0 to 0)	0 (0 to 0)	0 (0 to 0)	0 (0 to 0)	0 (0 to 0)	0 (0 to 0)	0 (0 to 0)	0
Invasive Non-typhoidal Salmonella (iNTS)	0.1 (0 to 0.7)	0.1 (0 to 0.7)	0.5 (0.2 to 1.1)	0.8 (0.3 to 1.8)	0.8 (0.3 to 1.8)	0.5 (0.2 to 1.1)	0.5 (0.2 to 1.1)	0.6 (0.3 to 1.3)	0.6 (0.3 to 1.3)	0.8 (0.3 to 1.8)	0.8 (0.3 to 1.8)	0.8 (0.3 to 1.8)	0.8 (0.3 to 1.8)	0.8 (0.3 to 1.8)	0.8 (0.3 to 1.8)	0.8 (0.3 to 1.8)	0.7 (0.3 to 1.6)	0.5 (0.2 to 1.1)	0.3 (0.1 to 0.7)	0.1 (0 to 0.3)	0 (0 to 0.1)	0 (0 to 0)	0 (0 to 0)	9.6
Other intestinal infectious diseases	0.6 (0.3 to 1.1)	1.6 (0.8 to 2.9)	6.6 (3.1 to 12.9)	3.1 (1.4 to 6.1)	2.1 (0.9 to 4.1)	2.1 (0.9 to 4.1)	2.4 (1 to 4.7)	1.6 (0.7 to 3.1)	2.6 (1.1 to 5.1)	1.9 (0.8 to 3.7)	1.9 (0.8 to 3.7)	1.9 (0.8 to 3.7)	1.9 (0.8 to 3.7)	1.3 (0.6 to 2.6)	1.1 (0.5 to 2.1)	1.1 (0.5 to 2.1)	1.3 (0.6 to 2.5)	0.8 (0.4 to 1.6)	0.5 (0.2 to 1)	0.2 (0.1 to 0.4)	0.1 (0 to 0.2)	0 (0 to 0)	0 (0 to 0)	47.1
Neglected tropical diseases and malaria	3.6 (1.8 to 6)	13.2 (6.4 to 23.2)	31.6 (15.1 to 57.2)	71 (33.7 to 128)	79.6 (37.6 to 144)	37.6 (17.7 to 68.2)	39.5 (18.6 to 71.6)	63.4 (29.9 to 115)	63.7 (30.1 to 115)	99.2 (46.9 to 180)	137 (64.5 to 248)	186 (87.6 to 337)	205 (96.5 to 372)	205 (96.5 to 372)	205 (96.5 to 372)	205 (96.5 to 372)	205 (96.5 to 372)	205 (96.5 to 372)	205 (96.5 to 372)	205 (96.5 to 372)	205 (96.5 to 372)	205 (96.5 to 372)	205 (96.5 to 372)	3,390
Malaria	0 (0 to 0)	0 (0 to 0)	0 (0 to 0)	0 (0 to 0)	0 (0 to 0)	0 (0 to 0)	0 (0 to 0)	0 (0 to 0)	0 (0 to 0)	0 (0 to 0)	0 (0 to 0)	0 (0 to 0)	0 (0 to 0)	0 (0 to 0)	0 (0 to 0)	0 (0 to 0)	0 (0 to 0)	0 (0 to 0)	0 (0 to 0)	0 (0 to 0)	0 (0 to 0)	0 (0 to 0)	0 (0 to 0)	0 (0 to 0)	0
Chagas disease	0 (0 to 0)	0 (0 to 0)	0 (0 to 0)	0 (0 to 0)	0 (0 to 0.1)	0 (0 to 0.1)	0 (0 to 0.1)	0 (0 to 0.1)	0 (0 to 0.1)	0 (0 to 0.1)	0 (0 to 0.1)	0 (0 to 0.1)	0 (0 to 0.1)	0 (0 to 0.1)	0 (0 to 0.1)	0 (0 to 0.1)	0 (0 to 0.1)	0 (0 to 0.1)	0 (0 to 0.1)	0 (0 to 0.1)	0 (0 to 0.1)	0 (0 to 0.1)	0 (0 to 0.1)	0 (0 to 0.1)	0.1
Leishmaniasis	0 (0 to 0)	0 (0 to 0)	0 (0 to 0)	0 (0 to 0)	0 (0 to 0)	0 (0 to 0)	0 (0 to 0)	0 (0 to 0)	0 (0 to 0)	0 (0 to 0)	0 (0 to 0)	0 (0 to 0)	0 (0 to 0)	0 (0 to 0)	0 (0 to 0)	0 (0 to 0)	0 (0 to 0)	0 (0 to 0)	0 (0 to 0)	0 (0 to 0)	0 (0 to 0)	0 (0 to 0)	0 (0 to 0)	0 (0 to 0)	0
Visceral leishmaniasis	0 (0 to 0)	0 (0 to 0)	0 (0 to 0)	0 (0 to 0)	0 (0 to 0)	0 (0 to 0)	0 (0 to 0)	0 (0 to 0)	0 (0 to 0)	0 (0 to 0)	0 (0 to 0)	0 (0 to 0)	0 (0 to 0)	0 (0 to 0)	0 (0 to 0)	0 (0 to 0)	0 (0 to 0)	0 (0 to 0)	0 (0 to 0)	0 (0 to 0)	0 (0 to 0)	0 (0 to 0)	0 (0 to 0)	0 (0 to 0)	0
Cutaneous and mucocutaneous leishmaniasis	0 (0 to 0)	0 (0 to 0)	0 (0 to 0)	0 (0 to 0)	0 (0 to 0)	0 (0 to 0)	0 (0 to 0)	0 (0 to 0)	0 (0 to 0)	0 (0 to 0)	0 (0 to 0)	0 (0 to 0)	0 (0 to 0)	0 (0 to 0)	0 (0 to 0)	0 (0 to 0)	0 (0 to 0)	0 (0 to 0)	0 (0 to 0)	0 (0 to 0)	0 (0 to 0)	0 (0 to 0)	0 (0 to 0)	0 (0 to 0)	0.1
African trypanosomiasis	0 (0 to 0)	0 (0 to 0)	0 (0 to 0)	0 (0 to 0)	0 (0 to 0)	0 (0 to 0)	0 (0 to 0)	0 (0 to 0)	0 (0 to 0)	0 (0 to 0)	0 (0 to 0)	0 (0 to 0)	0 (0 to 0)	0 (0 to 0)	0 (0 to 0)	0 (0 to 0)	0 (0 to 0)	0 (0 to 0)	0 (0 to 0)	0 (0 to 0)	0 (0 to 0)	0 (0 to 0)	0 (0 to 0)	0 (0 to 0)	0
Schistosomiasis	0 (0 to 0)	0 (0 to 0)	0 (0 to 0)	0 (0 to 0)	0 (0 to 0)	0 (0 to 0)	0 (0 to 0)	0 (0 to 0)	0 (0 to 0)	0 (0 to 0)	0 (0 to 0)	0 (0 to 0)	0 (0 to 0)	0 (0 to 0)	0 (0 to 0)	0 (0 to 0)	0 (0 to 0)	0 (0 to 0)	0 (0 to 0)	0 (0 to 0)	0 (0 to 0)	0 (0 to 0)	0 (0 to 0)	0 (0 to 0)	0
Cysticercosis	0 (0 to 0)	0 (0 to 0)	0 (0 to 0)	0.1 (0 to 0.3)	0.2 (0.1 to 0.4)	0.3 (0.1 to 0.6)	0.6 (0.3 to 1.2)	2.2 (1 to 4.3)	5.6 (2.6 to 10.7)	20.6 (9.6 to 39.7)	43 (20 to 83)	67.2 (31 to 127)	75.1 (34.9 to 142)	106 (49.3 to 201)	157 (72.7 to 297)	257 (117 to 485)	413 (188 to 780)	395 (179 to 746)	292 (132 to 552)	187 (84.7 to 353)	98.1 (44.1 to 183)	38.7 (17.4 to 72.1)	11.9 (5.4 to 22.1)	2,540
Cystic echinococcosis	0 (0 to 0)	0 (0 to 0)	0 (0 to 0)	0.1 (0 to 0.2)	0.2 (0.1 to 0.4)	0.3 (0.1 to 0.6)	0.6 (0.3 to 1.2)	2.2 (1 to 4.3)	5.6 (2.6 to 10.7)	20.6 (9.6 to 39.7)	43 (20 to 83)	67.2 (31 to 127)	75.1 (34.9 to 142)	106 (49.3 to 201)	157 (72.7 to 297)	257 (117 to 485)	413 (188 to 780)	395 (179 to 746)	292 (132 to 552)	187 (84.7 to 353)	98.1 (44.1 to 183)	38.7 (17.4 to 72.1)	11.9 (5.4 to 22.1)	2,540
Lymphatic filariasis	0 (0 to 0)	0 (0 to 0)	0 (0 to 0)	0 (0 to 0)	0 (0 to 0)	0 (0 to 0)	0 (0 to 0)	0 (0 to 0)	0 (0 to 0)	0 (0 to 0)	0 (0 to 0)	0 (0 to 0)	0 (0 to 0)	0 (0 to 0)	0 (0 to 0)	0 (0 to 0)	0 (0 to 0)	0 (0 to 0)	0 (0 to 0)	0 (0 to 0)	0 (0 to 0)	0 (0 to 0)	0 (0 to 0)	0 (0 to 0)	0
Onchocerciasis	0 (0 to 0)	0 (0 to 0)	0 (0 to 0)	0 (0 to 0)	0 (0 to 0)	0 (0 to 0)	0 (0 to 0)	0 (0 to 0)	0 (0 to 0)	0 (0 to 0)	0 (0 to 0)	0 (0 to 0)	0 (0 to 0)	0 (0 to 0)	0 (0 to 0)	0 (0 to 0)	0 (0 to 0)	0 (0 to 0)	0 (0 to 0)	0 (0 to 0)	0 (0 to 0)	0 (0 to 0)	0 (0 to 0)	0 (0 to 0)	0
Trachoma	0 (0 to 0)	0 (0 to 0)	0 (0 to 0)	0 (0 to 0)	0 (0 to 0)	0 (0 to 0)	0 (0 to 0)	0 (0 to 0)	0 (0 to 0)	0 (0 to 0)	0 (0 to 0)	0 (0 to 0)	0 (0 to 0)	0 (0 to 0)	0 (0 to 0)	0 (0 to 0)	0 (0 to 0)	0 (0 to 0)	0 (0 to 0)	0 (0 to 0)	0 (0 to 0)	0 (0 to 0)	0 (0 to 0)	0 (0 to 0)	0
Dengue	0 (0 to 0)	1.1 (0.3 to 2.7)	2.9 (0.8 to 6.9)	2.7 (0.8 to 6.4)	2.1 (0.6 to 5)	2.6 (0.7 to 6)	2.7 (0.8 to 6.3)	2.7 (0.8 to 6.3)	2.7 (0.8 to 6.3)	2.7 (0.8 to 6.3)	3.1 (0.9 to 7.2)	2.9 (0.8 to 6.7)	2.9 (0.8 to 6.7)	2.1 (0.6 to 4.9)	1.7 (0.5 to 4)	1.5 (0.4 to 3.5)	1.2 (0.3 to 2.8)	0.9 (0.2 to 2.1)	0.6 (0.2 to 1.4)	0.3 (0.1 to 0.7)	0.1 (0 to 0.3)	0 (0 to 0)	0 (0 to 0)	41
Yellow fever	0 (0 to 0)	0 (0 to 0)	0 (0 to 0)	0 (0 to 0)	0 (0 to 0)	0 (0 to 0)	0 (0 to 0)	0 (0 to 0)	0 (0 to 0)	0 (0 to 0)	0 (0 to 0)	0 (0 to 0)	0 (0 to 0)	0 (0 to 0)	0 (0 to 0)	0 (0 to 0)	0 (0 to 0)	0 (0 to 0)	0 (0 to 0)	0 (0 to 0)	0 (0 to 0)	0 (0 to 0)	0 (0 to 0)	0 (0 to 0)	0
Rabies	0 (0 to 0)	0 (0 to 0)	0.6 (0.3 to 1.3)	0.2 (0.1 to 0.4)	0.2 (0.1 to 0.4)	0.2 (0.1 to 0.4



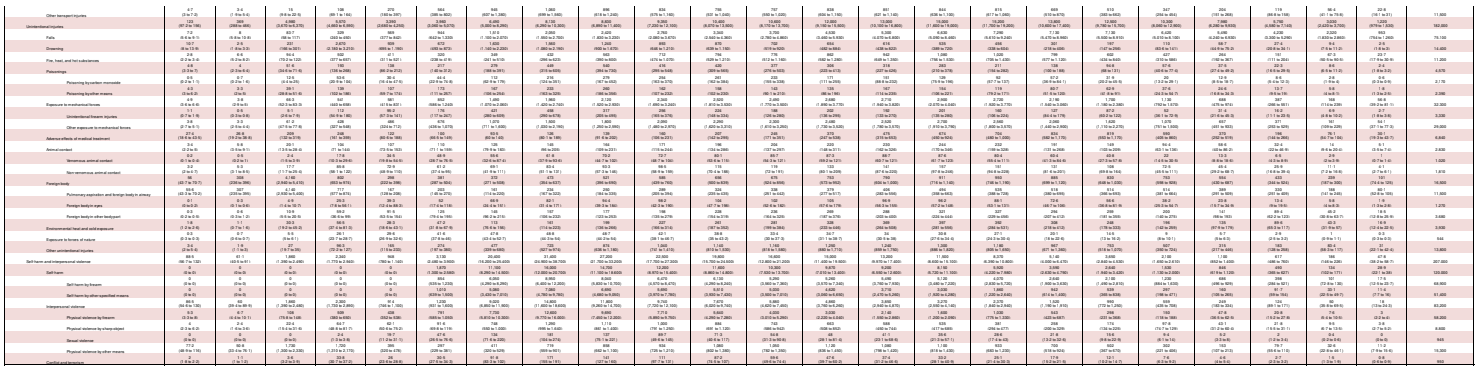

SR Table 2a. Utah DALYS by cause and age group for males with 95% uncertainty intervals, 2019

Cause	Early Neonatal	Late Neonatal	Post-Neonatal	1 to 4	5 to 9	10 to 14	15 to 19	20 to 24	25 to 29	30 to 34	35 to 39	40 to 44	45 to 49	50 to 54	55 to 59	60 to 64	65 to 69	70 to 74	75 to 79	80 to 84	85 to 89	90 to 94	95 plus	Total
All causes	6,620 (5,070 to 8,356)	1,975 (1,350 to 1,975)	3,972 (2,719 to 5,156)	4,708 (3,555 to 5,460)	5,460 (4,150 to 6,366)	9,788 (7,979 to 11,700)	17,450 (14,009 to 21,260)	21,952 (19,600 to 24,900)	25,330 (23,200 to 28,000)	24,960 (23,600 to 26,600)	25,700 (24,000 to 27,300)	26,300 (24,900 to 27,900)	26,200 (25,200 to 28,000)	26,300 (25,900 to 26,900)	26,300 (25,900 to 26,900)	26,300 (25,900 to 26,900)	26,300 (25,900 to 26,900)	26,300 (25,900 to 26,900)	27,200 (25,600 to 28,900)	24,600 (17,600 to 24,600)	13,600 (13,600 to 16,700)	2,300 (6,300 to 6,300)	429,359
Communicable, maternal, neonatal, and nutritional diseases	6,560 (5,060 to 8,300)	845 (620 to 1,090)	878 (630 to 1,130)	937 (721 to 1,240)	697 (520 to 1,130)	827 (630 to 1,160)	726 (560 to 1,040)	716 (530 to 1,040)	721 (530 to 1,040)	769 (570 to 1,070)	826 (630 to 1,210)	892 (680 to 1,290)	772 (570 to 1,090)	772 (570 to 1,090)	772 (570 to 1,090)	821 (620 to 1,090)	826 (630 to 1,070)	827 (610 to 1,090)	796 (590 to 1,090)	757 (567 to 1,020)	676 (490 to 913)	992 (737 to 1,340)	399 (282 to 565)	125 (87 to 188)	20,900
HIV/AIDS and sexually transmitted infections	6 (5 to 7)	0 (0 to 0)	3 (2 to 4)	3 (2 to 4)	1 (0 to 1)	1 (0 to 1)	8 (6 to 11)	34 (27 to 43)	89 (67 to 113)	89 (68 to 114)	138 (106 to 179)	147 (108 to 200)	177 (130 to 229)	191 (139 to 251)	191 (139 to 251)	192 (140 to 252)	183 (134 to 241)	168 (122 to 221)	146 (106 to 192)	114 (82 to 151)	84 (61 to 111)	57 (41 to 75)	21 (15 to 27)	3 (2 to 4)	1,940
HIV/AIDS	5 (4 to 6)	0 (0 to 0)	3 (2 to 3)	2 (2 to 3)	1 (1 to 2)	1 (1 to 2)	6 (5 to 8)	29 (22 to 37)	80 (61 to 103)	79 (61 to 101)	119 (92 to 153)	131 (100 to 173)	157 (120 to 208)	167 (124 to 223)	163 (123 to 216)	166 (126 to 219)	158 (120 to 208)	144 (109 to 190)	124 (94 to 164)	96 (72 to 127)	70 (52 to 92)	47 (35 to 62)	17 (13 to 23)	2 (2 to 3)	1,670
HIV/AIDS - Drug-susceptible Tuberculosis	0 (0 to 0)	0 (0 to 0)	0 (0 to 0)	0 (0 to 0)	0 (0 to 0)	0 (0 to 0)	0 (0 to 0)	0 (0 to 0)	0 (0 to 0)	0 (0 to 0)	0 (0 to 0)	0 (0 to 0)	0 (0 to 0)	0 (0 to 0)	0 (0 to 0)	0 (0 to 0)	0 (0 to 0)	0 (0 to 0)	0 (0 to 0)	0 (0 to 0)	0 (0 to 0)	0 (0 to 0)	0 (0 to 0)	0 (0 to 0)	0 (0 to 0)	0
HIV/AIDS - Multidrug-resistant Tuberculosis without extensive	0 (0 to 0)	0 (0 to 0)	0 (0 to 0)	0 (0 to 0)	0 (0 to 0)	0 (0 to 0)	0 (0 to 0)	0 (0 to 0)	0 (0 to 0)	0 (0 to 0)	0 (0 to 0)	0 (0 to 0)	0 (0 to 0)	0 (0 to 0)	0 (0 to 0)	0 (0 to 0)	0 (0 to 0)	0 (0 to 0)	0 (0 to 0)

Benign prostatic hyperplasia	0 (0 to 0)	0 (0 to 0)	0 (0 to 0)	0 (0 to 0)	0 (0 to 0)	0 (0 to 0)	0 (0 to 0)	0 (0 to 0)	0 (0 to 0)	0 (0 to 0)	0 (0 to 0)	0 (0 to 0)	4.9 (1.1 to 9.9)	19.6 (9.3 to 29.9)	29.9 (19.4 to 40.4)	57.9 (33.9 to 86.4)	99.6 (64.6 to 127)	93.5 (67.6 to 142)	83.2 (49.4 to 127)	61.2 (27.1 to 96.4)	39.7 (24.7 to 58.1)	21.8 (12.4 to 32.2)	9.5 (3.1 to 12.4)	1.6 (1.1 to 2)	622
Male infertility	0 (0 to 0)	0 (0 to 0)	0 (0 to 0)	0 (0 to 0)	0 (0 to 0)	0 (0 to 0)	0 (0 to 0)	0 (0 to 0)	0 (0 to 0)	0 (0 to 0)	0 (0 to 0)	0 (0 to 0)

SR Table 2a: Vermont DALYS by cause and age group for males with 95% uncertainty intervals, 2019

Cause	Early Neonatal (0-6 days)	Late Neonatal (7-27 days)	Post Neonatal (28-364 days)	1 to 4 (1-4 yrs)	5 to 9 (5-9 yrs)	10 to 14 (10-14 yrs)	15 to 19 (15-19 yrs)	20 to 24 (20-24 yrs)	25 to 29 (25-29 yrs)	30 to 34 (30-34 yrs)	35 to 39 (35-39 yrs)	40 to 44 (40-44 yrs)	45 to 49 (45-49 yrs)	50 to 54 (50-54 yrs)	55 to 59 (55-59 yrs)	60 to 64 (60-64 yrs)	65 to 69 (65-69 yrs)	70 to 74 (70-74 yrs)	75 to 79 (75-79 yrs)	80 to 84 (80-84 yrs)	85 to 89 (85-89 yrs)	90 to 94 (90-94 yrs)	95 plus (95 plus yrs)	Total
All causes	4,614 (4,164-5,142)	1,727 (1,557-1,922)	2,966 (2,668-3,307)	4,609 (4,149-5,109)	3,009 (2,703-3,345)	3,009 (2,740-3,308)	3,740 (3,405-4,092)	4,242 (3,858-4,660)	4,943 (4,502-5,430)	5,202 (4,736-5,720)	5,139 (4,681-5,650)	5,139 (4,682-5,650)	5,139 (4,682-5,650)	5,139 (4,682-5,650)	5,139 (4,682-5,650)	5,139 (4,682-5,650)	5,139 (4,682-5,650)	5,139 (4,682-5,650)	5,139 (4,682-5,650)	5,139 (4,682-5,650)	5,139 (4,682-5,650)	5,139 (4,682-5,650)	5,139 (4,682-5,650)	113,000
Communicable, maternal, neonatal, and nutritional diseases	456 (398-519)	99.9 (72-134)	108 (78-144)	155 (116-199)	102 (69-143)	99.4 (68-136)	96.7 (66-133)	109 (73-152)	121 (79-169)	131 (85-182)	139 (92-192)	152 (97-210)	166 (106-229)	182 (122-251)	205 (135-282)	240 (159-331)	287 (189-396)	367 (242-506)	470 (310-648)	592 (391-816)	770 (508-1,061)	1,040 (686-1,434)	1,400 (924-1,931)	3,900
HIV/AIDS and sexually transmitted infections	0 (0-0)	0 (0-0)	0.4 (0.2-0.6)	0.2 (0.2-0.3)	0.2 (0.2-0.3)	0.2 (0.2-0.3)	6 (4.6-7.4)	18.6 (14.6-22.8)	29.5 (22.6-37.4)	32.4 (25.1-41.1)	29.1 (22.3-36.9)	30.5 (23.4-38.6)	29.8 (22.2-37.7)	30.5 (23.4-38.6)	22.9 (16.9-29.3)	18.2 (13.3-24.2)	13.4 (9.6-18.4)	9.6 (6.6-13.6)	6.8 (4.5-10.1)	3.6 (2.3-5.6)	0.6 (0.3-1.1)	0.1 (0.1-0.3)	238
HIV/AIDS	0 (0-0)	0 (0-0)	0.2 (0.2-0.3)	0.2 (0.2-0.3)	0.2 (0.2-0.3)	0.2 (0.2-0.3)	5.6 (4.3-6.9)	17.4 (13.7-21.4)	27.6 (21.1-34.9)	30.8 (24.1-38.4)	28.5 (22.2-35.9)	29.8 (23.2-37.1)	29.2 (22.2-37.1)	23.2 (17.4-30.2)	22.6 (16.2-29.9)	18.2 (13.2-24.2)	13.5 (9.7-18.7)	9.3 (6.1-14.2)	6.8 (4.4-10.2)	3.6 (2.2-5.7)	0.6 (0.3-1.1)	0.1 (0.0-0.1)	218
HIV/AIDS - Drug-susceptible Tuberculosis	0 (0-0)	0 (0-0)	0 (0-0)	0 (0-0)	0 (0-0)	0 (0-0)	0.1 (0.1-0.1)	0.2 (0.2-0.3)	0.5 (0.3-0.8)	0.5 (0.3-0.8)	0.5 (0.3-0.8)	0.5 (0.3-0.8)	0.5 (0.3-0.8)	0.4 (0.3-0.6)	0.3 (0.2-0.5)	0.2 (0.1-0.3)	0.1 (0.1-0.2)	0 (0-0)	0 (0-0)	0 (0-0)	0 (0-0)	0 (0-0)	0 (0-0)	3.4
HIV/AIDS - Multidrug-resistant Tuberculosis without extensive drug resistance	0 (0-0)	0 (0-0)	0 (0-0)	0 (0-0)	0 (0-0)	0 (0-0)	0 (0-0)	0 (0-0)	0 (0-0)	0 (0-0)	0 (0-0)	0 (0-0)	0 (0-0)	0 (0-0)	0 (0-0)	0 (0-0)	0 (0-0)	0 (0-0)	0 (0-0)	0 (0-0)	0 (0-0)	0 (0-0)	0 (0-0)	0 (0-0)	0.1
HIV/AIDS - Extensively drug-resistant Tuberculosis	0 (0-0)	0 (0-0)	0 (0-0)	0 (0-0)	0 (0-0)	0 (0-0)	0 (0-0)	0 (0-0)	0 (0-0)	0 (0-0)	0 (0-0)	0 (0-0)	0 (0-0)	0 (0-0)	0 (0-0)	0 (0-0)	0 (0-0)	0 (0-0)	0 (0-0)	0 (0-0)	0 (0-0)	0 (0-0)	0 (0-0)	0 (0-0)	0
HIV/AIDS resulting in other diseases	0 (0-0)	0.3 (0.2-0.3)	0.2 (0.2-0.3)	0.2 (0.2-0.3)	0.2 (0.2-0.3)	0.2 (0.2-0.3)	0.6 (0.5-0.8)	4.2 (3.2-5.4)	11.1 (8.1-14.2)	17.3 (13.1-22.1)	20.7 (15.7-26.3)	28 (21.6-35.3)	29.2 (22.7-36.4)	22.8 (17.3-29.3)	28.6 (21.9-36.4)	19 (13.7-25.6)	11.4 (8.1-15.9)	6.2 (4.2-9.1)	3.6 (2.3-5.4)	1.6 (0.9-2.7)	0.4 (0.2-0.7)	0.2 (0.1-0.4)	214
Sexually transmitted infections excluding HIV	0 (0-0)	0 (0-0)	0 (0-0)	0 (0-0)	0 (0-0)	0 (0-0)	0.2 (0.2-0.7)	0.4 (0.4-1.4)	0.5 (0.3-2.3)	0.7 (0.4-2.9)	0.6 (0.4-2.3)	0.6 (0.4-2.3)	0.6 (0.4-2.3)	0.6 (0.4-2.4)	0.6 (0.4-2.4)	0.6 (0.4-2.5)	0.6 (0.4-2.5)	0.6 (0.4-2.5)	0.6 (0.4-2.5)	0.6 (0.4-2.5)	0.6 (0.4-2.5)	0.6 (0.4-2.5)	0.6 (0.5-2.5)	20.3
Syphilis	0 (0-0)	0 (0-0)	0 (0-0)	0 (0-0)	0 (0-0)	0 (0-0)	0 (0-0)	0.1 (0.1-0.2)	0.2 (0.1-0.5)	0.2 (0.1-0.5)	0.2 (0.1-0.5)	0.2 (0.1-0.5)	0.2 (0.1-0.5)	0.2 (0.1-0.5)	0.2 (0.1-0.5)	0.2 (0.1-0.5)	0.2 (0.1-0.5)	0.2 (0.1-0.5)	0.2 (0.1-0.5)	0.2 (0.1-0.5)	0.2 (0.1-0.5)	0.2 (0.1-0.5)	0.2 (0.1-0.5)	6.8
Chlamydial infection	0 (0-0)	0 (0-0)	0 (0-0)	0 (0-0)	0 (0-0)	0 (0-0)	0 (0-0)	0 (0-0)	0 (0-0)	0 (0-0)	0 (0-0)	0 (0-0)	0 (0-0)	0 (0-0)	0 (0-0)	0 (0-0)	0 (0-0)	0 (0-0)	0 (0-0)	0 (0-0)	0 (0-0)	0 (0-0)	0 (0-0)	0 (0-0)	0.4
Gonococcal infection	0 (0-0)	0 (0-0)	0 (0-0)	0 (0-0)	0 (0-0)	0 (0-0)	0 (0-0.1)	0.1 (0-0.2)	0.1 (0-0.1)	0.1 (0-0.1)	0.1 (0-0.1)	0.1 (0-0.1)	0.1 (0-0.1)	0.1 (0-0.1)	0 (0-0)	0 (0-0)	0 (0-0)	0 (0-0)	0 (0-0)	0 (0-0)	0 (0-0)	0 (0-0)	0 (0-0)	0 (0-0)	0.5
Trichomoniasis	0 (0-0)	0 (0-0)	0 (0-0)	0 (0-0)	0 (0-0)	0 (0-0)	0 (0-0)	0 (0-0)	0 (0-0)	0 (0-0)	0 (0-0)	0 (0-0)	0 (0-0)	0 (0-0)	0 (0-0)	0 (0-0)	0 (0-0)	0 (0-0)	0 (0-0)	0 (0-0)	0 (0-0)	0 (0-0)	0 (0-0)	0 (0-0)	0.4
Genital herpes	0 (0-0)	0 (0-0)	0 (0-0)	0 (0-0)	0 (0-0)	0 (0-0)	0.2 (0.1-0.6)	0.7 (0.3-1.7)	0.9 (0.3-2.2)	0.9 (0.3-2.4)	0.9 (0.3-2.3)	1.1 (0.3-2.8)	1.1 (0.3-2.8)	1.1 (0.4-2.8)	1.1 (0.4-2.8)	1.1 (0.4-2.8)	1.1 (0.4-2.8)	1.1 (0.4-2.8)	1.1 (0.4-2.8)	1.1 (0.4-2.8)	1.1 (0.4-2.8)	1.1 (0.4-2.8)	1.1 (0.4-2.8)	11.1
Other sexually transmitted infections	0 (0-0)	0 (0-0)	0 (0-0)	0 (0-0)	0 (0-0)	0 (0-0)	0.1 (0.1-0.3)	0.1 (0.1-0.3)	0.1 (0.1-0.3)	0.1 (0.1-0.3)	0.1 (0.1-0.3)	0.1 (0.1-0.3)	0.1 (0.1-0.3)	0.1 (0.1-0.3)	0.1 (0.1-0.3)	0.1 (0.1-0.3)	0.1 (0.1-0.3)	0.1 (0.1-0.3)	0.1 (0.1-0.3)	0.1 (0.1-0.3)	0.1 (0.1-0.3)	0.1 (0.1-0.3)	0.1 (0.1-0.3)	0.7
Respiratory infections and tuberculosis	1.2 (0.7-1.9)	29 (19.9-39.9)	31.6 (17.4-52.9)	29.2 (22.6-36.6)	29.2 (17.5-47.3)	29.2 (21.2-50.7)	32.9 (22.3-56.9)	32 (22.2-56.6)	32.5 (22.3-57.2)	33 (22.5-58.2)	33.5 (22.7-59.2)	34 (22.9-60.1)	34.4 (22.9-61.1)	34.7 (22.9-62.1)	34.9 (22.9-63.1)	35 (22.9-64.1)	35.1 (22.9-65.1)	35.2 (22.9-66.1)	35.2 (22.9-66.7)	35.2 (22.9-67.1)	35.2 (22.9-67.3)	35.2 (22.9-67.3)	35.2 (22.9-67.3)	1,360
Tuberculosis	0 (0-0)	0 (0-0)	0 (0-0)	0 (0-0)	0 (0-0)	0 (0-0)	0 (0-0.1)	0.1 (0-0.4)	0.2 (0-0.7)	0.3 (0-0.9)	0.3 (0-0.9)	0.4 (0-1.1)	0.4 (0-1.1)	0.4 (0-1.1)	0.4 (0-1.1)	0.4 (0-1.1)	0.4 (0-1.1)	0.4 (0-1.1)	0.4 (0-1.1)	0.4 (0-1.1)	0.4 (0-1.1)	0.4 (0-1.1)	0.4 (0-1.1)	0.4 (0-1.1)	10
Latent tuberculosis infection	0 (0-0)	0 (0-0)	0 (0-0)	0 (0-0)	0 (0-0)	0 (0-0)	0 (0-0)	0 (0-0)	0 (0-0)	0 (0-0)	0 (0-0)	0 (0-0)	0 (0-0)	0 (0-0)	0 (0-0)	0 (0-0)	0 (0-0)	0 (0-0)	0 (0-0)	0 (0-0)	0 (0-0)	0 (0-0)	0 (0-0)	0 (0-0)	0
Drug-susceptible tuberculosis	0 (0-0)	0 (0-0)	0 (0-0)	0 (0-0)	0 (0-0)	0 (0-0)	0 (0-0)	0 (0-0)	0 (0-0)	0 (0-0)	0 (0-0)	0 (0-0)	0 (0-0)	0 (0-0)	0 (0-0)	0 (0-0)	0 (0-0)	0 (0-0)	0 (0-0)	0 (0-0)	0 (0-0)	0 (0-0)	0 (0-0)	0 (0-0)	0
Multidrug-resistant tuberculosis without extensive drug resistance	0 (0-0)	0 (0-0)	0 (0-0)	0 (0-0)	0 (0-0)	0 (0-0)	0 (0-0)	0 (0-0)	0 (0-0)	0 (0-0)	0 (0-0)	0 (0-0)	0 (0-0)	0 (0-0)	0 (0-0)	0 (0-0)	0 (0-0)	0 (0-0)	0 (0-0)	0 (0-0)	0 (0-0)	0 (0-0)	0 (0-0)	0 (0-0)	0
Extensively drug-resistant tuberculosis	0 (0-0)	0 (0-0)	0 (0-0)	0 (0-0)	0 (0-0)	0 (0-0)	0 (0-0)	0 (0-0)	0 (0-0)	0 (0-0)	0 (0-0)	0 (0-0)	0 (0-0)	0 (0-0)	0 (0-0)	0 (0-0)	0 (0-0)	0 (0-0)	0 (0-0)	0 (0-0)	0 (0-0)	0 (0-0)	0 (0-0)	0 (0-0)	0
Lower respiratory infections	1.1 (0.7-1.6)	2.6 (1.5-3.9)	19.2 (7.7-37.7)	8.6 (4.1-15.3)	2.1 (1.1-3.3)	2.4 (1.7-3.3)	3.4 (2.3-4.4)	8.9 (5.7-13.2)	9 (5.7-12.9)	12.8 (8.1-18.4)	13.6 (8.5-19.5)	17.9 (11.1-25.3)	26.4 (16.6-38.4)	43.6 (27.3-63.1)	62.2 (39.2-91.1)	80.4 (50.4-116.7)	97.9 (61.1-142.1)	107 (72-151.1)	109 (74.1-151)	102 (72.2-142.1)	93.8 (66.1-132.1)	87.2 (61.4-123.1)	81.7 (57.5-115.7)	922
Upper respiratory infections	0.1 (0.1-0.1)	0.4 (0.2-0.6)	6.1 (2.7-10.7)	22.7 (14.7-31.5)	29.1 (13.7-49.2)	22.9 (11.1-39.9)	22.1 (10.8-39.9)	20.8 (11.1-33.9)	20.7 (11.1-32.4)	19.7 (10.2-32.4)	19.2 (9.8-32.1)	18.9 (9.6-31.8)	17 (8.3-29.3)	17.9 (8.3-29.6)	18.3 (8.3-31.4)	20.1 (9.1-34.3)	19.5 (8.6-33.7)	19.4 (8.6-33.7)	12.1 (6.6-19.9)	6.1 (3.8-9.7)	2.8 (1.7-4.4)	1.2 (0.7-2.1)	0.3 (0.2-0.5)	315
Otitis media	0 (0-0)	0.7 (0.3-1.3)	4.3 (2.2-6.7)	4.6 (2.5-7.1)	2.5 (1.3-4.1)	2.5 (1.3-4.1)	2.7 (1.5-4.2)	2.7 (1.5-4.2)	2.5 (1.3-4.1)	2.4 (1.2-4.1)	2.6 (1.2-4.1)	2.6 (1.2-4.1)	2.6 (1.2-4.1)	2.6 (1.2-4.1)	2.7 (1.2-4.1)	2.7 (1.2-4.1)	2.1 (1.2-3.2)	1.4 (0.9-2.1)	0.9 (0.5-1.3)	0.4 (0.2-0.7)	0.2 (0.1-0.3)	0.1 (0.0-0.2)	0.1 (0.0-0.1)	47.9
Enteric infections	3.4 (2.5-4.6)	0.8 (0.4-1.3)	1.3 (0.4-2.5)	10.4 (5.4-16.2)	6.5 (3.4-10.4)	4.3 (2.2-6.9)	10.6 (5.5-16.9)	10.6 (5.5-16.9)	11.1 (5.7-17.6)	11.1 (5.7-17.6)	11.1 (5.7-17.6)	11.1 (5.7-17.6)	12.4 (6.4-19.6)	13.1 (6.8-20.7)	13.1 (6.8-20.7)	13.1 (6.8-20.7)	12.7 (6.6-20.2)	12.1 (6.3-19.2)	8.7 (4.5-13.8)	4.7 (2.4-7.5)	2.1 (1.1-3.4)	0.8 (0.4-1.3)	0.2 (0.1-0.4)	373
Diarrheal diseases	0.7 (0.2-0.9)	0.1 (0.1-0.1)	0.1 (0.1-0.1)	1.9 (0.6-3.5)	0.2 (0.1-0.3)	0.2 (0.1-0.3)	0.2 (0.1-0.3)	0.2 (0.1-0.3)	0.2 (0.1-0.3)	0.2 (0.1-0.3)	0.2 (0.1-0.3)	0.2 (0.1-0.3)	0.2 (0.1-0.3)	0.2 (0.1-0.3)	0.2 (0.1-0.3)	0.2 (0.1-0.3)	0.2 (0.1-0.3)	0.2 (0.1-0.3)	0.2 (0.1-0.3)	0.2 (0.1-0.3)	0.2 (0.1-0.3)	0.2 (0.1-0.3)	0.2 (0.1-0.3)	3.7
Typhoid and paratyphoid	0 (0-0)	0 (0-0)	0 (0-0)	0 (0-0)	0 (0-0)	0 (0-0)	0 (0-0)	0 (0-0)	0 (0-0)	0 (0-0)	0 (0-0)	0 (0-0)	0 (0-0)	0 (0-0)	0 (0-0)	0 (0-0)	0 (0-0)	0 (0-0)	0 (0-0)	0 (0-0)	0 (0-0)	0 (0-0)	0 (0-0)	0 (0-0)	0.2
Typhoid fever	0 (0-0)	0 (0-0)	0 (0-0)	0 (0-0)	0 (0-0)	0 (0-0)	0 (0-0)	0 (0-0)	0 (0-0)	0 (0-0)	0 (0-0)	0 (0-0)	0 (0-0)	0 (0-0)	0 (0-0)	0 (0-0)	0 (0-0)	0 (0-0)	0 (0-0)	0 (0-0)	0 (0-0)	0 (0-0)	0 (0-0)	0 (0-0)	0
Paratyphoid fever	0 (0-0)	0 (0-0)	0 (0-0)	0 (0-0)	0 (0-0)	0 (0-0)	0 (0-0)	0 (0-0)	0 (0-0)	0 (0-0)	0 (0-0)	0 (0-0)	0 (0-0)	0 (0-0)	0 (0-0)	0 (0-0)	0 (0-0)	0 (0-0)	0 (0-0)	0 (0-0)	0 (0-0)	0 (0-0)	0 (0-0)	0 (0-0)	0.2
Invasive Non-typhoidal Salmonella (iNTS)	0 (0-0)	0.2 (0.1-0.3)	0.2 (0.1-0.4)	0.2 (0.1-0.3)	0.1 (0-0.1)	0.1 (0-0.1)	0.1 (0-0.1)	0.1 (0-0.1)	0.1 (0-0.1)	0.1 (0-0.1)	0.1 (0-0.1)	0.1 (0-0.1)	0.1 (0-0.1)	0.1 (0-0.1)	0.1 (0-0.1)	0.1 (0-0.1)	0.2 (0.1-0.4)	0.2 (0.1-0.4)	0.2 (0.1-0.4)	0.2 (0.1-0.4)	0.2 (0.1-0.4)	0.2 (0.1-0.4)	0.1 (0-0.1)	2.2
Other intestinal infectious diseases	0 (0-0)	0 (0-0)	0 (0-0.2)	0 (0-0.3)	0 (0-0.1)	0 (0-0.1)	0 (0-0.1)	0 (0-0.1)	0 (0-0.1)	0 (0-0.1)	0 (0-0.1)	0 (0-0.1)	0 (0-0.1)	0 (0-0.1)	0 (0-0.1)	0 (0-0.1)	0 (0-0.1)	0 (0-0.1)	0 (0-0.1)	0 (0-0.1)	0 (0-0.1)	0 (0-0.1)	0 (0-0.1)	0 (0-0.1)	0.4
Neglected tropical diseases and malaria	0.3 (0.2-0.5)	0.1 (0.1-0.2)	0.3 (0.2-0.4)	1.4 (0.2-3.4)	1.4 (0.2-3.6)	1.4 (0.2-3.6)	1.3 (0.2-3.2)	1.3 (0.2-3.2)	1.3 (0.2-3.3)	1.3 (0.2-3.3)	1.3 (0.2-3.3)	1.3 (0.2-3.3)	1.3 (0.2-3.3)	1.3 (0.2-3.3)	1.3 (0.2-3.3)	1.3 (0.2-3.3)	1.3 (0.2-3.3)	1.3 (0.2-3.3)	1.3 (0.2-3.3)	1.3 (0.2-3.3)	1.3 (0.2-3.3)	1.3 (0.2-3.3)	1.3 (0.2-3.3)	74.5
Malaria	0 (0-0)	0 (0-0)	0 (0-0)	0 (0-0)	0 (0-0)	0 (0-0)	0 (0-0)	0 (0-0)	0 (0-0)	0 (0-0)	0 (0-0)	0 (0-0)	0 (0-0)	0 (0-0)	0 (0-0)	0 (0-0)	0 (0-0)	0 (0-0)	0 (0-0)	0 (0-0)	0 (0-0)	0 (0-0)	0 (0-0)	0 (0-0)	0
Chagas disease	0 (0-0)	0 (0-0)	0 (0-0)	0 (0-0)	0 (0-0)	0 (0-0)	0 (0-0)	0 (0-0)	0 (0-0)	0 (0-0)	0 (0-0)	0 (0-0)	0 (0-0)	0 (0-0)	0 (0-0)	0 (0-0)	0 (0-0)	0 (0-0)	0 (0-0)	0 (0-0)	0 (0-0)	0 (0-0)	0 (0-0)	0 (0-0)	0.2
Leishmaniasis	0 (0-0)	0 (0-0)	0 (0-0)	0 (0-0)	0 (0-0)	0 (0-0)	0 (0-0)	0 (0-0)	0 (0-0)	0 (0-0)	0 (0-0)	0 (0-0)	0 (0-0)	0 (0-0)	0 (0-0)	0 (0-0)	0 (0-0)	0 (0-0)	0 (0-0)	0 (0-0)	0 (0-0)	0 (0-0)	0 (0-0)	0 (0-0)	0
Visceral leishmaniasis	0 (0-0)	0 (0-0)	0 (0-0)	0 (0-0)	0 (0-0)	0 (0-0)	0 (0-0)	0 (0-0)	0 (0-0)	0 (0-0)	0 (0-0)	0 (0-0)	0 (0-0)	0 (0-0)	0 (0-0)	0 (0-0)	0 (0-0)	0 (0-0)	0 (0-0)	0 (0-0)	0 (0-0)	0 (0-0)	0 (0-0)	0 (0-0)	0
Cutaneous and mucocutaneous leishmaniasis	0 (0-0)	0 (0-0)	0 (0-0)	0 (0-0)	0 (0-0)	0 (0-0)	0 (0-0)	0 (0-0)	0 (0-0)	0 (0-0)	0 (0-0)	0 (0-0)	0 (0-0)	0 (0-0)	0 (0-0)	0 (0-0)	0 (0-0)	0 (0-0)	0 (0-0)	0 (0-0)	0 (0-0)	0 (0-0)	0 (0-0)	0 (0-0)	0
African trypanosomiasis	0 (0-0)	0 (0-0)	0 (0-0)	0 (0-0)	0 (0-0)	0 (0-0)	0 (0-0)	0 (0-0)	0 (0-0)	0 (0-0)	0 (0-0)	0 (0-0)	0 (0-0)	0 (0-0)	0 (0-0)	0 (0-0)	0 (0-0)	0 (0-0)	0 (0-0)	0 (0-0)	0 (0-0)	0 (0-0)	0 (0-0)	0 (0-0)	0
Schistosomiasis	0 (0-0)	0 (0-0)	0 (0-0)	0 (0-0)	0 (0-0)	0 (0-0)	0 (0-0)	0 (0-0)	0 (0-0)	0 (0-0)	0 (0-0)	0 (0-0)	0 (0-0)	0 (0-0)	0 (0-0)	0 (0-0)	0 (0-0)	0 (0-0)	0 (0-0)	0 (0-0)	0 (0-0)	0 (0-0)	0 (0-0)	0 (0-0)	0
Cysticercosis	0 (0-0)	0 (0-0)	0 (0-0)	0.1 (0-0.2)	0.3 (0.1-0.6)	0.6 (0.2-1.1)	0.6 (0.2-1.1)	0.6 (0.2-1.1)	1.1 (0.4-2.1)	1.2 (0.5-2.3)	1.2 (0.5-2.3)	2 (0.8-3.5)	2.2 (0.8-3.9)	2.3 (0.8-4.2)	2.3 (0.8-4.2)	2.3 (0.8-4.2)	1.9 (0.7-3.6)	1.4 (0.5-2.6)	0.9 (0.3-1.8)	0.4 (0.1-0.8)	0.1 (0.1-0.3)	0.1 (0.0-0.2)	0.1 (0.0-0.2)	17
Cystic echinococcosis	0 (0-0)	0 (0-0)	0 (0-0)	0 (0-0)	0 (0-0)	0 (0-0)	0 (0-0)	0 (0-0)	0 (0-0)	0 (0-0)	0 (0-0)	0 (0-0)	0 (0-0)	0 (0-0)	0 (0-0)	0 (0-0)	0 (0-0)	0 (0-0)	0 (0-0)	0 (0-0)	0 (0-0)	0 (0-0)	0 (0-0)	0 (0-0)	0
Lymphatic filariasis	0 (0-0)	0 (0-0)	0 (0-0)	0 (0-0)	0 (0-0)	0 (0-0)	0 (0-0)	0 (0-0)	0 (0-0)	0 (0-0)	0 (0-0)	0 (0-0)	0 (0-0)	0 (0-0)	0 (0-0)	0 (0-0)	0 (0-0)	0 (0-0)	0 (0-0)	0 (0-0)	0 (0-0)	0 (0-0)	0 (0-0)	0 (0-0)	0
Onchocerciasis	0 (0-0)	0 (0-0)	0 (0-0)	0 (0-0)	0 (0-0)	0 (0-0)	0 (0-0)	0 (0-0)	0 (0-0)	0 (0-0)	0 (0-0)	0 (0-0)	0 (0-0)	0 (0-0)	0 (0-0)	0 (0-0)	0 (0-0)	0 (0-0)	0 (0-0)	0 (0-0)	0 (0-0)	0 (0-0)	0 (0-0)	0 (0-0)	0
Trachoma	0 (0-0)	0 (0-0)	0 (0-0)	0 (0-0)	0 (0-0)	0 (0-0)	0 (0-0)	0 (0-0)	0 (0-0)	0 (0-0)	0 (0-0)	0 (0-0)	0 (0-0)	0 (0-0)	0 (0-0)	0 (0-0)	0 (0-0)	0 (0-0)	0 (0-0)	0 (0-0)	0 (0-0)	0 (0-0)	0 (0-0)	0 (0-0)	0
Dengue	0 (0-0)	0 (0-0)	0 (0-0)	0 (0-0)	0 (0-0)	0 (0-0)	0 (0-0)	0 (0-0)	0 (0-0)	0 (0-0)	0 (0-0)	0 (0-0)	0 (0-0)	0 (0-0)	0 (0-0)	0 (0-0)	0 (0-0)	0 (0-0)	0 (0-0)	0 (0-0)	0 (0-0)	0 (0-0)	0 (0-0)	0 (0-0)	0
Yellowfever	0 (0-0)	0 (0-0)	0 (0-0)	0 (0-0)	0 (0-0)	0 (0-0)	0 (0-0)	0 (0-0)	0 (0-0)	0 (0-0)	0 (0-0)	0 (0-0)	0 (0-0)	0 (0-0)	0 (0-0)	0 (0-0)	0 (0-0)	0 (0-0)	0 (0-0)	0 (0-0)	0 (0-0)	0 (0-0)	0 (0-0)	0 (0-0)	0
Rabies	0 (0-0)	0 (0-0)	0 (0-0.1)	0 (0-0)	0 (0-0)	0 (0-0)	0 (0-0.1)	0 (0-0.1)	0 (0-0.1)	0 (0-0.1)	0 (0-0.1)	0 (0-0.1)	0 (0-0.1)	0 (0-0.1)	0 (0-0.1)	0 (0-0.1)	0 (0-0.1)	0 (0-0.1)	0 (0-0.1)	0 (0-0.1)	0 (0-0.1)	0 (0-0.1)	0 (0-0.1)	0 (0-0.1)	0.3
Intestinal nematode infections	0 (0-0)	0 (0-0)	0 (0-0)	0 (0-0)	0 (0-0)	0 (0-0)	0 (0-0)	0 (0-0)	0 (0-0)	0 (0-0)	0 (0-0)	0 (0-0)	0 (0-0)	0 (0-0)	0 (0-0)	0 (0-0)	0 (0-0)	0 (0-0)	0 (0-0)	0 (0-0)	0 (0-0)	0 (0-0)	0 (0-0)	0 (0-0)	0
Ascariasis	0 (0-0)	0 (0-0)	0 (0-0)	0 (0-0)	0 (0-0)	0 (0-0)	0 (0-0)	0 (0-0)	0 (0-0)	0 (0-0)	0 (0-0)	0 (0-0)	0 (0-0)	0 (0-0)	0 (0-0)	0 (0-0)	0 (0-0)	0 (0-0)	0 (0-0)	0 (0-0)	0 (0-0)	0 (0-0)	0 (0-0)	0 (0-0)	0
Trichuriasis	0 (0-0)	0 (0-0)	0 (0-0)	0 (0-0)	0 (0-0)	0 (0-0)	0 (0-0)	0 (0-0)	0 (0-0)	0 (0-0)	0 (0-0)	0 (0-0)	0 (0-0)	0 (0-0)	0 (0-0)	0 (0-0)	0 (0-0)	0 (0-0)	0 (0-0)	0 (0-0)	0 (0-0)	0 (0-0)	0 (0-0)	0 (0-0)	0
Hookworm disease	0 (0-0)	0 (0-0)	0 (0-0)	0 (0-0)	0 (0-0)	0 (0-0)	0 (0-0)	0 (0-0)	0 (0-0)	0 (0-0)	0 (0-0)	0 (0-0)	0 (0-0)	0 (0-0)	0 (0-0)	0 (0-0)	0 (0-0)	0 (0-0)	0 (0-0)	0 (0-0)	0 (0-0)	0 (0-0)	0 (0-0)	0 (0-0)	0
Food-borne trematodiases	0 (0-0)	0 (0-0)	0 (0-0)	0 (0-0)	0 (0-0)	0 (0-0)	0 (0-0)	0 (0-0)	0 (0-0)	0 (0-0)	0 (0-0)	0 (0-0)	0 (0-0)	0 (0-0)	0 (0-0)	0 (0-0)	0 (0-0)	0 (0-0)	0 (0-0)	0 (0-0)	0 (0-0)	0 (0-0)	0 (0-0)	0 (0-0)	0
Leprosy	0 (0-0)	0 (0-0)	0 (0-0)	0 (0-0)	0 (0-0)	0 (0-0)	0 (0-0)	0 (0-0)	0 (0-0)	0 (0-0)	0 (0-0)	0 (0-0)	0 (0-0)	0 (0-0)	0 (0-0)	0 (0-0)	0 (0-0)	0 (0-0)	0 (0-0)	0 (0-0)	0 (0-0)	0 (0-0)	0 (0-0)	0 (0-0)	0
Ebola	0 (0-0)	0 (0-0)	0 (0-0)	0 (0-0)	0 (0-0)	0 (0-0)	0 (0-0)	0 (0-0)	0 (0-0)	0 (0-0)	0 (0-0)	0 (0-0)	0 (0-0)	0 (0-0)	0 (0-0)	0 (0-0)	0 (0-0)	0 (0-0)	0 (0-0)	0 (0-0)	0 (0-0)	0 (0-0)	0 (0-0)	0 (0-0)	0
Zika virus	0 (0-0)	0 (0-0)	0 (0-0)	0 (0-0)	0 (0-0)	0 (0-0)	0 (0-0)	0 (0-0)	0 (0-0)	0 (0-0)	0 (0-0)	0 (0-0)	0 (0-0)	0 (0-0)	0 (0-0)	0 (0-0)	0 (0-0)	0 (0-0)	0 (0-0)	0 (0-0)	0 (0-0)	0 (0-0)	0 (0-0)	0 (0-0)	0
Guinea worm disease	0 (0-0)	0 (0-0)	0 (0-0)	0 (0-0)	0 (0-0)	0 (0-0)	0 (0-0)	0 (0-0)	0 (0-0)	0 (0-0)	0 (0-0)	0 (0-0)	0 (0-0)	0 (0-0)	0 (0-0)	0 (0-0)	0 (0-0)	0 (0-0)	0 (0-0)	0 (0-0)	0 (0-0)	0 (0-0)	0 (0-0)	0 (0-0)	0
Other neglected tropical diseases	0.3 (0.2-0.5)	0.1 (0.1-0.2)	0.3 (0.1-0.4)	1.4 (0.2-3.4)	1.4 (0.2-3.6)	1.4 (0.2-3.6)	1.3 (0.2-3.2)	1.3 (0.2-3.2)	1.3 (0.2-3.3)	1.3 (0.2-3.3)	1.3 (0.2-3.3)	1.3 (0.2-3.3)	1.3 (0.2-3.3)	1.3 (0.2-3.3)	1.3 (0.2-3.3)	1.3 (0.2-3.3)





Congenital birth defects	145 (99·2 to 213)	58·4 (41·1 to 75·7)	114 (80·1 to 160)	47·5 (33·7 to 62·2)	21·3 (15·6 to 27·7)	23·6 (17·4 to 30·9)	26·6 (19·6 to 34·4)	31·2 (22·4 to 41·5)	24·1 (17·3 to 31·9)	22·1 (15·7 to 29)	18·9 (14 to 24·6)	17·3 (12·6 to 22·6)	19·4 (13·9 to 25·7)	22·6 (15·4 to 31)	29·4 (17·1 to 39·4)	29·1 (17·9 to 39·4)	19·8 (11·9 to 22·3)	3·5 (2·1 to 5·3)	1·9 (1·2 to 3)	1 (0·6 to 1·4)	0·5 (0·3 to 0·8)	0·2 (0·1 to 0·3)	0·1 (0 to 0·1)		665
Neural tube defects	19·6 (7·2 to 29)	2·3 (1·1 to 4·2)	6·4 (2·9 to 12·9)	7·2 (3·2 to 12·9)	0·6 (0·4 to 0·9)	0·6 (0·4 to 1·1)	0·9 (0·6 to 1·2)	1·4 (0·8 to 2·3)	1 (0·6 to 1·4)	0·9 (0·6 to 1·4)	0·7 (0·4 to 1·1)	0·5 (0·3 to 0·9)	0·5 (0·3 to 0·8)	0·9 (0·5 to 1·6)	0·9 (0·5 to 1·8)	0·8 (0·4 to 1·6)	0·2 (0·2 to 0·5)	0·1 (0 to 0·3)	0 (0 to 0·2)	0 (0 to 0·2)	0 (0 to 0·2)	0 (0 to 0·2)	0 (0 to 0·2)		39·2
Congenital heart anomalies	71·2 (13·4 to 204·6)	29·1 (3·5 to 92·4)	56·2 (20·9 to 165·2)	23·6 (8·7 to 74·5)	10·6 (2·4 to 33·5)	11·7 (2·6 to 37·1)	13·2 (3·2 to 41·9)	15·5 (3·8 to 49·2)	12 (2·9 to 38·1)	11·1 (2·7 to 35·2)	9·4 (2·3 to 29·8)	8·6 (2·1 to 27·3)	9·6 (2·3 to 30·5)	11·2 (2·7 to 35·7)	14·6 (3·5 to 46·3)	14·5 (3·4 to 46·1)	9·8 (2·4 to 31·1)	1·7 (0·4 to 5·4)	0·9 (0·2 to 2·9)	0·5 (0·1 to 1·6)	0·2 (0 to 0·6)	0·1 (0 to 0·3)	0 (0 to 0·1)		185
Orofacial clefts	0 (0 to 0)	0 (0 to 0)	0·2 (0·1 to 0·4)	0·2 (0 to 0·7)	0·2 (0·1 to 0·3)	0·2 (0·1 to 0·4)	0·2 (0·1 to 0·3)	0·2 (0·1 to 0·3)	0·2 (0·1 to 0·3)	0·2 (0·1 to 0·3)	0·2 (0·1 to 0·3)	0·2 (0·1 to 0·3)	0·2 (0·1 to 0·3)	0·2 (0·1 to 0·4)	0·2 (0·1 to 0·4)	0·2 (0·1 to 0·4)	0·2 (0·1 to 0·4)	0·1 (0 to 0·3)	0·2 (0·1 to 0·5)	0·1 (0 to 0·3)	0·1 (0 to 0·3)	0 (0 to 0·1)	0 (0 to 0·1)		3·6
Down syndrome	1·5 (0·7 to 2·6)	0·7 (0·4 to 1·2)	0·4 (1·6 to 0·8)	1·3 (0·9 to 1·9)	1 (0·7 to 1·4)	1·3 (0·9 to 1·8)	1·6 (1 to 2·2)	2·2 (1·5 to 3·4)	2 (1·2 to 3)	1·9 (1·2 to 2·9)	1·6 (1 to 2·7)	2 (1·3 to 3)	1·6 (1·1 to 2·5)	2·3 (1·4 to 3·5)	3 (1·7 to 4·6)	2·9 (1·7 to 4·6)	2·2 (1·3 to 3·4)	0·5 (0 to 1·2)	0·2 (0 to 0·5)	0·2 (0 to 0·5)	0 (0 to 0·2)	0 (0 to 0·2)	0 (0 to 0·1)		52·6
Turner syndrome	0 (0 to 0)	0 (0 to 0)	0 (0 to 0)

SR Table 2a: Virginia DALYS by cause and age group for males with 95% uncertainty intervals, 2019

Cause	Early Neonatal	Late Neonatal	Post Neonatal	1 to 4	5 to 9	10 to 14	15 to 19	20 to 24	25 to 29	30 to 34	35 to 39	40 to 44	45 to 49	50 to 54	55 to 59	60 to 64	65 to 69	70 to 74	75 to 79	80 to 84	85 to 89	90 to 94	95 plus	Total
All causes	15,600 (14,600-17,200)	9,950 (9,540-10,300)	10,400 (9,780-10,900)	10,900 (9,950-11,600)	11,900 (9,180-15,200)	11,900 (10,900-12,400)	16,200 (14,700-18,700)	44,600 (41,900-48,000)	61,900 (57,300-66,700)	62,100 (58,300-65,900)	64,000 (60,400-67,600)	69,600 (64,900-72,900)	76,600 (72,400-80,600)	103,000 (98,100-107,000)	136,000 (131,000-140,000)	167,000 (161,000-173,000)	181,000 (174,000-189,000)	197,000 (189,000-206,000)	197,000 (188,000-207,000)	177,000 (166,000-188,000)	129,000 (120,000-138,000)	26,100 (24,400-28,000)	2,250 (2,060-2,450)	1,420,000
Communicable, maternal, neonatal, and nutritional diseases	12,000 (10,700-13,900)	2,410 (2,070-2,760)	2,260 (1,730-2,860)	2,190 (1,660-2,850)	1,990 (1,430-2,660)	1,750 (1,260-2,430)	1,730 (1,260-2,340)	2,900 (1,990-3,920)	2,320 (1,570-3,290)	2,470 (1,670-3,510)	2,970 (2,070-3,780)	3,420 (2,280-4,130)	3,900 (2,610-4,720)	4,900 (3,270-5,880)	5,900 (3,770-6,990)	6,900 (4,090-8,190)	6,900 (3,930-8,190)	6,900 (3,760-8,190)	6,900 (3,530-8,190)	6,900 (3,210-8,190)	6,900 (2,870-8,190)	6,900 (2,450-8,190)	1,290 (959-1,620)	109,000 (98,500-119,000)
HIV/AIDS and sexually transmitted infections	1.5 (0.9-2.1)	1.5 (0.9-2.2)	111 (72.1-154)	17 (12.1-23.2)	3.4 (2.4-4.6)	9.4 (6.7-12.6)	29.9 (21.2-40.4)	214 (152-287)	382 (271-515)	507 (359-685)	624 (442-844)	739 (523-1,000)	824 (583-1,110)	1,010 (715-1,360)	1,170 (829-1,580)	1,310 (928-1,770)	1,390 (984-1,870)	1,440 (1,020-1,940)	1,460 (1,030-1,970)	1,460 (1,030-1,970)	1,460 (1,030-1,970)	1,460 (1,030-1,970)	274 (194-370)	9,990
HIV/AIDS	0 (0-0.1)	0 (0-0.1)	0.3 (0.1-0.6)	0.1 (0.1-0.2)	0.1 (0.1-0.2)	0.1 (0.1-0.2)	0.3 (0.2-0.5)	1.6 (1.1-2.3)	3.6 (2.5-5.1)	7.9 (5.5-11.2)	13.7 (9.6-19.4)	20.7 (14.5-29.3)	29.2 (20.5-41.4)	39.7 (27.9-56.2)	52.3 (36.8-74.1)	64.6 (45.4-91.5)	67.1 (47.1-95.1)	67.1 (47.1-95.1)	67.1 (47.1-95.1)	67.1 (47.1-95.1)	67.1 (47.1-95.1)	67.1 (47.1-95.1)	10.6 (7.4-15.1)	672
HIV/AIDS - Drug-susceptible Tuberculosis	0 (0-0.1)	0 (0-0.1)	0.2 (0.1-0.5)	0.1 (0.1-0.2)	0.1 (0.1-0.2)	0.1 (0.1-0.2)	0.2 (0.2-0.4)	1.1 (0.7-1.8)	2.6 (1.6-4.1)	5.6 (3.5-8.9)	9.8 (6.1-15.6)	14.7 (9.2-23.3)	20.7 (13.0-33.0)	28.2 (17.7-44.9)	37.1 (23.3-59.1)	45.8 (28.8-73.0)	47.6 (29.9-75.8)	47.6 (29.9-75.8)	47.6 (29.9-75.8)	47.6 (29.9-75.8)	47.6 (29.9-75.8)	47.6 (29.9-75.8)	7.5 (4.7-12.0)	477
HIV/AIDS - Multidrug-resistant Tuberculosis without extensi	0 (0-0)	0 (0-0)	0 (0-0)	0 (0-0)	0 (0-0)	0 (0-0)	0 (0-0)	0 (0-0)	0 (0-0)	0 (0-0)	0 (0-0)	0 (0-0)	0 (0-0)	0 (0-0)	0 (0-0)	0 (0-0)	0 (0-0)	0 (0-0)	0 (0-0)	0 (0-0)	0 (0-0)	0 (0-0)	0 (0-0)	0 (0-0)	0
HIV/AIDS - Extensively drug-resistant Tuberculosis	0 (0-0)	0 (0-0)	0 (0-0)	0 (0-0)	0 (0-0)	0 (0-0)	0 (0-0)	0 (0-0)	0 (0-0)	0 (0-0)	0 (0-0)	0 (0-0)	0 (0-0)	0 (0-0)	0 (0-0)	0 (0-0)	0 (0-0)	0 (0-0)	0 (0-0)	0 (0-0)	0 (0-0)	0 (0-0)	0 (0-0)	0 (0-0)	0
HIV/AIDS resulting in other diseases	1.5 (0.9-2.1)	1.5 (0.9-2.2)	109.1 (72.1-154)	12.1 (7.1-18.7)	2.6 (1.7-3.8)	8.7 (6.2-12.1)	27.4 (19.6-38.2)	210 (149-283)	376 (266-508)	499 (353-675)	614 (435-830)	724 (513-979)	810 (573-1,090)	972 (689-1,310)	1,120 (794-1,520)	1,260 (893-1,710)	1,330 (943-1,810)	1,370 (972-1,860)	1,390 (984-1,890)	1,390 (984-1,890)	1,390 (984-1,890)	1,390 (984-1,890)	263 (186-357)	9,440
Sexually transmitted infections excluding HIV	1.5 (0.9-2.1)	0.5 (0.3-0.8)	2.4 (1.5-3.5)	0.1 (0.1-0.2)	0.1 (0.1-0.2)	1.5 (0.9-2.2)	2.5 (1.6-3.8)	12.9 (8.2-19.2)	9.2 (5.9-13.8)	9.1 (5.8-13.7)	9.8 (6.2-14.8)	23.4 (14.9-35.2)	29.5 (18.8-44.3)	24.7 (15.8-37.1)	24.1 (15.4-36.2)	21.6 (13.8-32.4)	21.6 (13.8-32.4)	19.7 (12.6-29.7)	19.6 (12.5-29.5)	19.6 (12.5-29.5)	8.3 (5.3-12.5)	3.1 (2.0-4.7)	1.6 (1.0-2.4)	263
Syphilis	0 (0-0.1)	0 (0-0.1)	0.2 (0.2-0.3)	0 (0-0.1)	0 (0-0.1)	0 (0-0.1)	0.1 (0-0.1)	0.5 (0.3-0.8)	0.5 (0.3-0.8)	0.5 (0.3-0.8)	0.5 (0.3-0.8)	1.3 (0.8-2.1)	1.6 (1.0-2.5)	1.4 (0.9-2.2)	1.4 (0.9-2.2)	1.2 (0.7-1.9)	1.2 (0.7-1.9)	1.1 (0.7-1.8)	1.1 (0.7-1.8)	1.1 (0.7-1.8)	0.5 (0.3-0.8)	0.2 (0.1-0.3)	0.1 (0-0.2)	18.2
Chlamydial infection	0 (0-0.1)	0 (0-0.1)	0 (0-0.1)	0 (0-0.1)	0 (0-0.1)	0 (0-0.1)	0 (0-0.1)	0.1 (0-0.1)	0.1 (0-0.2)	0.1 (0-0.2)	0.1 (0-0.2)	0.1 (0-0.2)	0.1 (0-0.2)	0.1 (0-0.2)	0.1 (0-0.2)	0.1 (0-0.2)	0.1 (0-0.2)	0.1 (0-0.2)	0.1 (0-0.2)	0.1 (0-0.2)	0.1 (0-0.2)	0.1 (0-0.2)	0 (0-0.1)	0.8
Gonococcal infection	0 (0-0.1)	0 (0-0.1)	0 (0-0.1)	0 (0-0.1)	0 (0-0.1)	0 (0-0.1)	0 (0-0.1)	0.1 (0-0.2)	0.1 (0-0.2)	0.1 (0-0.2)	0.1 (0-0.2)	0.1 (0-0.2)	0.1 (0-0.2)	0.1 (0-0.2)	0.1 (0-0.2)	0.1 (0-0.2)	0.1 (0-0.2)	0.1 (0-0.2)	0.1 (0-0.2)	0.1 (0-0.2)	0.1 (0-0.2)	0.1 (0-0.2)	0 (0-0.1)	0.9
Trichomoniasis	0 (0-0)	0 (0-0)	0 (0-0)	0 (0-0)	0 (0-0)	0 (0-0)	0 (0-0)	0 (0-0)	0 (0-0)	0 (0-0)	0 (0-0)	0 (0-0)	0 (0-0)	0 (0-0)	0 (0-0)	0 (0-0)	0 (0-0)	0 (0-0)	0 (0-0)	0 (0-0)	0 (0-0)	0 (0-0)	0 (0-0)	0 (0-0)	0
Genital herpes	0 (0-0)	0 (0-0)	0 (0-0)	0 (0-0)	0 (0-0)	0 (0-0)	0 (0-0)	0.1 (0-0.1)	0.2 (0.1-0.3)	0.2 (0.1-0.3)	0.2 (0.1-0.3)	0.2 (0.1-0.3)	0.2 (0.1-0.3)	0.2 (0.1-0.3)	0.2 (0.1-0.3)	0.2 (0.1-0.3)	0.2 (0.1-0.3)	0.2 (0.1-0.3)	0.2 (0.1-0.3)	0.2 (0.1-0.3)	0.2 (0.1-0.3)	0.2 (0.1-0.3)	0.1 (0-0.1)	2.3
Other sexually transmitted infections	0 (0-0)	0 (0-0)	0 (0-0)	0 (0-0)	0 (0-0)	0 (0-0)	0 (0-0)	0 (0-0)	0 (0-0)	0 (0-0)	0 (0-0)	0 (0-0)	0 (0-0)	0 (0-0)	0 (0-0)	0 (0-0)	0 (0-0)	0 (0-0)	0 (0-0)	0 (0-0)	0 (0-0)	0 (0-0)	0 (0-0)	0 (0-0)	0
Respiratory infections and tuberculosis	450.4 (377-536)	1,240 (929-1,610)	1,660 (1,040-2,360)	1,160 (648-1,880)	1,100 (551-1,880)	1,060 (557-1,730)	1,030 (558-1,660)	1,290 (702-2,060)	1,540 (827-2,510)	1,610 (852-2,660)	1,760 (932-2,880)	1,910 (1,000-3,110)	2,060 (1,080-3,350)	2,270 (1,190-3,690)	2,500 (1,310-4,060)	2,750 (1,440-4,460)	2,980 (1,560-4,840)	3,240 (1,690-5,260)	3,240 (1,690-5,260)	3,240 (1,690-5,260)	3,240 (1,690-5,260)	3,240 (1,690-5,260)	1,270 (1,010-1,560)	57,000 (47,000-68,000)
Tuberculosis	0 (0-0)	0 (0-0)	0.6 (0.6-1.4)	0.1 (0.1-1.4)	0.4 (0.4-0.7)	0.7 (0.5-0.9)	0.6 (0.3-0.9)	2.2 (1.1-3.5)	5.1 (2.6-7.9)	11.2 (5.6-18)	11.6 (6-18.7)	12.8 (6.6-20.7)	14.6 (7.5-23.7)	17.2 (8.7-28.1)	19.7 (9.7-32.7)	21.2 (10.7-35.1)	21.2 (10.7-35.1)	21.2 (10.7-35.1)	21.2 (10.7-35.1)	21.2 (10.7-35.1)	21.2 (10.7-35.1)	21.2 (10.7-35.1)	4.8 (3.6-6.3)	334
Latent tuberculosis infection	0 (0-0)	0 (0-0)	0 (0-0)	0 (0-0)	0 (0-0)	0 (0-0)	0 (0-0)	0 (0-0)	0 (0-0)	0 (0-0)	0 (0-0)	0 (0-0)	0 (0-0)	0 (0-0)	0 (0-0)	0 (0-0)	0 (0-0)	0 (0-0)	0 (0-0)	0 (0-0)	0 (0-0)	0 (0-0)	0 (0-0)	0 (0-0)	0
Drug-susceptible tuberculosis	0 (0-0)	0 (0-0)	0.6 (0.6-1.4)	0.1 (0.1-1.4)	0.4 (0.4-0.7)	0.7 (0.5-0.9)	0.6 (0.3-0.9)	2.2 (1.1-3.5)	5.1 (2.6-7.9)	11.2 (5.6-18)	11.6 (6-18.7)	12.8 (6.6-20.7)	14.6 (7.5-23.7)	17.2 (8.7-28.1)	19.7 (9.7-32.7)	21.2 (10.7-35.1)	21.2 (10.7-35.1)	21.2 (10.7-35.1)	21.2 (10.7-35.1)	21.2 (10.7-35.1)	21.2 (10.7-35.1)	21.2 (10.7-35.1)	4.8 (3.6-6.3)	334
Multidrug-resistant tuberculosis without extensive drug-re	0 (0-0)	0 (0-0)	0 (0-0.1)	0 (0-0)	0 (0-0.1)	0 (0-0.1)	0 (0-0.1)	0 (0-0.2)	0 (0-0.3)	0 (0-0.3)	0 (0-0.3)	0 (0-0.4)	0 (0-0.4)	0 (0-0.5)	0 (0-0.6)	0 (0-0.6)	0 (0-0.6)	0 (0-0.6)	0 (0-0.6)	0 (0-0.6)	0 (0-0.6)	0 (0-0.6)	0 (0-0.6)	0 (0-0.1)	8.7
Extensively drug-resistant tuberculosis	0 (0-0)	0 (0-0)	0 (0-0)	0 (0-0)	0 (0-0)	0 (0-0)	0 (0-0)	0 (0-0)	0 (0-0)	0 (0-0)	0 (0-0)	0 (0-0)	0 (0-0)	0 (0-0)	0 (0-0)	0 (0-0)	0 (0-0)	0 (0-0)	0 (0-0)	0 (0-0)	0 (0-0)	0 (0-0)	0 (0-0)	0 (0-0)	0
Lower respiratory infections	399.6 (331-481)	446.2 (337-569)	491 (342-679)	774 (427-1,280)	763.2 (377-1,350)	693.1 (347-1,230)	644.6 (326-1,120)	696 (346-1,210)	798 (397-1,390)	832 (414-1,450)	992 (494-1,730)	1,090 (543-1,900)	1,240 (617-2,160)	1,430 (712-2,490)	1,630 (812-2,840)	1,810 (901-3,150)	1,970 (981-3,430)	2,060 (1,030-3,590)	2,060 (1,030-3,590)	2,060 (1,030-3,590)	2,060 (1,030-3,590)	2,060 (1,030-3,590)	1,060 (1,030-1,090)	39,000 (31,000-47,000)
Upper respiratory infections	0.6 (0.6-1.4)	0.6 (0.3-0.8)	13.7 (9.7-18.3)	3.2 (2.3-4.3)	1.2 (0.8-1.7)	1.2 (0.8-1.7)	1.2 (0.8-1.7)	2.2 (1.5-3.1)	2.2 (1.5-3.1)	2.2 (1.5-3.1)	2.2 (1.5-3.1)	2.2 (1.5-3.1)	2.2 (1.5-3.1)	2.2 (1.5-3.1)	2.2 (1.5-3.1)	2.2 (1.5-3.1)	2.2 (1.5-3.1)	2.2 (1.5-3.1)	2.2 (1.5-3.1)	2.2 (1.5-3.1)	2.2 (1.5-3.1)	2.2 (1.5-3.1)	0.6 (0.4-0.8)	77
Otitis media	0 (0-0.1)	0 (0-0.1)	0.7 (0.2-1.6)	0.6 (0.2-1.4)	0.5 (0.2-1.1)	0.4 (0.1-0.9)	0.3 (0.1-0.8)	0.3 (0.1-0.8)	0.3 (0.1-0.8)	0.3 (0.1-0.8)	0.3 (0.1-0.8)	0.3 (0.1-0.8)	0.3 (0.1-0.8)	0.3 (0.1-0.8)	0.3 (0.1-0.8)	0.3 (0.1-0.8)	0.3 (0.1-0.8)	0.3 (0.1-0.8)	0.3 (0.1-0.8)	0.3 (0.1-0.8)	0.3 (0.1-0.8)	0.3 (0.1-0.8)	0.1 (0-0.1)	11
Sinusitis infections	0.6 (0.6-1.4)	0.6 (0.3-0.8)	0.6 (0.3-1.4)	0.6 (0.3-1.4)	0.5 (0.2-1.1)	0.4 (0.1-0.9)	0.3 (0.1-0.8)	0.3 (0.1-0.8)	0.3 (0.1-0.8)	0.3 (0.1-0.8)	0.3 (0.1-0.8)	0.3 (0.1-0.8)	0.3 (0.1-0.8)	0.3 (0.1-0.8)	0.3 (0.1-0.8)	0.3 (0.1-0.8)	0.3 (0.1-0.8)	0.3 (0.1-0.8)	0.3 (0.1-0.8)	0.3 (0.1-0.8)	0.3 (0.1-0.8)	0.3 (0.1-0.8)	0.1 (0-0.1)	11
Neglected tropical diseases and malaria	0.6 (0.6-1.4)	0.6 (0.3-0.8)	0.6 (0.3-1.4)	0.6 (0.3-1.4)	0.5 (0.2-1.1)	0.4 (0.1-0.9)	0.3 (0.1-0.8)	0.3 (0.1-0.8)	0.3 (0.1-0.8)	0.3 (0.1-0.8)	0.3 (0.1-0.8)	0.3 (0.1-0.8)	0.3 (0.1-0.8)	0.3 (0.1-0.8)	0.3 (0.1-0.8)	0.3 (0.1-0.8)	0.3 (0.1-0.8)	0.3 (0.1-0.8)	0.3 (0.1-0.8)	0.3 (0.1-0.8)	0.3 (0.1-0.8)	0.3 (0.1-0.8)	0.1 (0-0.1)	3
Malaria	0 (0-0)	0 (0-0)	0 (0-0)	0 (0-0)	0 (0-0)	0 (0-0)	0 (0-0)	0 (0-0)	0 (0-0)	0 (0-0)	0 (0-0)	0 (0-0)	0 (0-0)	0 (0-0)	0 (0-0)	0 (0-0)	0 (0-0)	0 (0-0)	0 (0-0)	0 (0-0)	0 (0-0)	0 (0-0)	0 (0-0)	0 (0-0)	0
Chagas disease	0 (0-0)	0 (0-0)	0 (0-0)	0 (0-0)	0 (0-0)	0 (0-0)	0 (0-0)	0 (0-0)	0 (0-0)	0 (0-0)	0 (0-0)	0 (0-0)	0 (0-0)	0 (0-0)	0 (0-0)	0 (0-0)	0 (0-0)	0 (0-0)	0 (0-0)	0 (0-0)	0 (0-0)	0 (0-0)	0 (0-0)	0 (0-0)	0
Leishmaniasis	0 (0-0)	0 (0-0)	0 (0-0)	0 (0-0)	0 (0-0)	0 (0-0)	0 (0-0)	0 (0-0)	0 (0-0)	0 (0-0)	0 (0-0)	0 (0-0)	0 (0-0)	0 (0-0)	0 (0-0)	0 (0-0)	0 (0-0)	0 (0-0)	0 (0-0)	0 (0-0)	0 (0-0)	0 (0-0)	0 (0-0)	0 (0-0)	0
Visceral leishmaniasis	0 (0-0)	0 (0-0)	0 (0-0)	0 (0-0)	0 (0-0)	0 (0-0)	0 (0-0)	0 (0-0)	0 (0-0)	0 (0-0)	0 (0-0)	0 (0-0)	0 (0-0)	0 (0-0)	0 (0-0)	0 (0-0)	0 (0-0)	0 (0-0)	0 (0-0)	0 (0-0)	0 (0-0)	0 (0-0)	0 (0-0)	0 (0-0)	0
Cutaneous and mucocutaneous leishmaniasis	0 (0-0)	0 (0-0)	0 (0-0)	0 (0-0)	0 (0-0)	0 (0-0)	0 (0-0)	0 (0-0)	0 (0-0)	0 (0-0)	0 (0-0)	0 (0-0)	0 (0-0)	0 (0-0)	0 (0-0)	0 (0-0)	0 (0-0)	0 (0-0)	0 (0-0)	0 (0-0)	0 (0-0)	0 (0-0)	0 (0-0)	0 (0-0)	0
African trypanosomiasis	0 (0-0)	0 (0-0)	0 (0-0)	0 (0-0)	0 (0-0)	0 (0-0)	0 (0-0)	0 (0-0)	0 (0-0)	0 (0-0)	0 (0-0)	0 (0-0)	0 (0-0)	0 (0-0)	0 (0-0)	0 (0-0)	0 (0-0)	0 (0-0)	0 (0-0)	0 (0-0)	0 (0-0)	0 (0-0)	0 (0-0)	0 (0-0)	0
Schistosomiasis	0 (0-0)	0 (0-0)	0 (0-0)	0 (0-0)	0 (0-0)	0 (0-0)	0 (0-0)	0 (0-0)	0 (0-0)	0 (0-0)	0 (0-0)	0 (0-0)	0 (0-0)	0 (0-0)	0 (0-0)	0 (0-0)	0 (0-0)	0 (0-0)	0 (0-0)	0 (0-0)	0 (0-0)	0 (0-0)	0 (0-0)	0 (0-0)	0
Cysticercosis	0 (0-0)	0 (0-0)	0 (0-0)	0 (0-0)	0 (0-0)	0 (0-0)	0 (0-0)	0 (0-0)	0 (0-0)	0 (0-0)	0 (0-0)	0 (0-0)	0 (0-0)	0 (0-0)	0 (0-0)	0 (0-0)	0 (0-0)	0 (0-0)	0 (0-0)	0 (0-0)	0 (0-0)	0 (0-0)	0 (0-0)	0 (0-0)	0
Cystic echinococcosis	0 (0-0)	0 (0-0)	0 (0-0)	0 (0-0)	0 (0-0)	0 (0-0)	0 (0-0)	0 (0-0)	0 (0-0)	0 (0-0)	0 (0-0)	0 (0-0)	0 (0-0)	0 (0-0)	0 (0-0)	0 (0-0)	0 (0-0)	0 (0-0)	0 (0-0)	0 (0-0)	0 (0-0)	0 (0-0)	0 (0-0)	0 (0-0)	0
Lymphatic filariasis	0 (0-0)	0 (0-0)	0 (0-0)	0 (0-0)	0 (0-0)	0 (0-0)	0 (0-0)	0 (0-0)	0 (0-0)	0 (0-0)	0 (0-0)	0 (0-0)	0 (0-0)	0 (0-0)	0 (0-0)	0 (0-0)	0 (0-0)	0 (0-0)	0 (0-0)	0 (0-0)	0 (0-0)	0 (0-0)	0 (0-0)	0 (0-0)	0
Onchocerciasis	0 (0-0)	0 (0-0)	0 (0-0)	0 (0-0)	0 (0-0)	0 (0-0)	0 (0-0)	0 (0-0)	0 (0-0)	0 (0-0)	0 (0-0)	0 (0-0)	0 (0-0)	0 (0-0)	0 (0-0)	0 (0-0)	0 (0-0)	0 (0-0)	0 (0-0)	0 (0-0)	0 (0-0)	0 (0-0)	0 (0-0)	0 (0-0)	0
Trachoma	0 (0-0)	0 (0-0)	0 (0-0)	0 (0-0)	0 (0-0)	0 (0-0)	0 (0-0)	0 (0-0)	0 (0-0)	0 (0-0)	0 (0-0)	0 (0-0)	0 (0-0)	0 (0-0)	0 (0-0)	0 (0-0)	0 (0-0)	0 (0-0)	0 (0-0)	0 (0-0)	0 (0-0)	0 (0-0)	0 (0-0)	0 (0-0)	0
Dengue	0 (0-0)	0 (0-0)	0 (0-0)	0 (0-0)	0 (0-0)	0 (0-0)	0 (0-0)	0 (0-0)	0 (0-0)	0 (0-0)	0 (0-0)	0 (0-0)	0 (0-0)	0 (0-0)	0 (0-0)	0 (0-0)	0 (0-0)	0 (0-0)	0 (0-0)	0 (0-0)	0 (0-0)	0 (0-0)	0 (0-0)	0 (0-0)	0
Yellow fever	0 (0-0)	0 (0-0)	0 (0-0)	0 (0-0)	0 (0-0)	0 (0-0)	0 (0-0)	0 (0-0)	0 (0-0)	0 (0-0)	0 (0-0)	0 (0-0)	0 (0-0)	0 (0-0)	0 (0-0)	0 (0-0)	0 (0-0)	0 (0-0)	0 (0-0)	0 (0-0)	0 (0-0)	0 (0-0)	0 (0-0)	0 (0-0)	0
Rabies	0 (0-0)	0 (0-0)	0.2 (0.1-0.3)	0.2 (0.1-0.3)	0.2 (0.1-0.3)	0.2 (0.1-0.3)	0.2 (0.1-0.3)	0.2 (0.1-0.3)	0.2 (0.1-0.3)	0.2 (0.1-0.3)	0.2 (0.1-0.3)	0.2 (0.1-0.3)	0.2 (0.1-0.3)	0.2 (0.1-0.3)	0.2 (0.1-0.3)	0.2 (0.1-0.3





SR Table 2a: Vanuatu DALYS by cause and age group for males with 95% uncertainty intervals, 2019

Cause	Early Neonatal	Late Neonatal	Post Neonatal	1 to 4	5 to 9	10 to 14	15 to 19	20 to 24	25 to 29	30 to 34	35 to 39	40 to 44	45 to 49	50 to 54	55 to 59	60 to 64	65 to 69	70 to 74	75 to 79	80 to 84	85 to 89	90 to 94	95 plus	Total
All causes	2,390 (2,040 to 2,850)	964 (756 to 1,190)	1,760 (1,550 to 2,020)	1,500 (1,300 to 1,730)	1,060 (1,000 to 1,130)	1,020 (1,000 to 1,050)	1,210 (1,200 to 1,230)	1,310 (1,300 to 1,320)	1,410 (1,400 to 1,420)	1,510 (1,500 to 1,520)	1,610 (1,600 to 1,620)	1,710 (1,700 to 1,720)	1,810 (1,800 to 1,820)	1,910 (1,900 to 1,920)	2,010 (2,000 to 2,020)	2,110 (2,100 to 2,120)	2,210 (2,200 to 2,220)	2,310 (2,300 to 2,320)	2,410 (2,400 to 2,420)	2,510 (2,500 to 2,520)	2,610 (2,600 to 2,620)	2,710 (2,700 to 2,720)	2,810 (2,800 to 2,820)	2,910 (2,900 to 2,920)	2,960 (2,940 to 2,980)	41,700
Communicable, maternal, neonatal, and nutritional diseases	2,390 (2,040 to 2,850)	964 (756 to 1,190)	1,760 (1,550 to 2,020)	1,500 (1,300 to 1,730)	1,060 (1,000 to 1,130)	1,020 (1,000 to 1,050)	1,210 (1,200 to 1,230)	1,310 (1,300 to 1,320)	1,410 (1,400 to 1,420)	1,510 (1,500 to 1,520)	1,610 (1,600 to 1,620)	1,710 (1,700 to 1,720)	1,810 (1,800 to 1,820)	1,910 (1,900 to 1,920)	2,010 (2,000 to 2,020)	2,110 (2,100 to 2,120)	2,210 (2,200 to 2,220)	2,310 (2,300 to 2,320)	2,410 (2,400 to 2,420)	2,510 (2,500 to 2,520)	2,610 (2,600 to 2,620)	2,710 (2,700 to 2,720)	2,810 (2,800 to 2,820)	2,910 (2,900 to 2,920)	2,960 (2,940 to 2,980)	13,600
HIV/AIDS and sexually transmitted infections	467 (169 to 933)	147 (52 to 286)	216 (93 to 452)	64.9 (3.5 to 179)	9.2 (2.7 to 19)	11.3 (4.5 to 24)	27.4 (11.9 to 54)	49.4 (21 to 104)	74.8 (32 to 158)	58.7 (17 to 126)	46.5 (17 to 97)	33.7 (11 to 72)	18.2 (5.9 to 39)	11.5 (3.5 to 24)	11.2 (3.4 to 23)	4.9 (1.3 to 12)	1.6 (0.4 to 3.9)	1.1 (0.3 to 2.6)	0.9 (0.2 to 2.1)	0.2 (0 to 1.5)	0.2 (0 to 1.5)	0.2 (0 to 1.5)	1,290
HIV/AIDS	0 (0 to 0)	0.9 (0 to 2.7)	1.1 (0 to 11.1)	0.9 (0 to 2.2)	0.9 (0.1 to 1.7)	1.2 (0.3 to 2.1)	2.9 (0.5 to 5.5)	5.7 (0.5 to 12.2)	6.3 (0.5 to 14.7)	4.6 (0.3 to 11)	3.7 (0.4 to 8.8)	2.8 (0.3 to 7)	1.4 (0.1 to 3.4)	0.9 (0.1 to 2.1)	0.8 (0.2 to 2)	0.7 (0.1 to 1.9)	0.3 (0 to 0.8)	0.1 (0 to 0.3)	0.2 (0 to 0.5)	0.1 (0 to 0.3)	0.1 (0 to 0.3)	0.1 (0 to 0.3)	39.5
HIV/AIDS - Drug-susceptible Tuberculosis	0 (0 to 0)	0 (0 to 0)	0 (0 to 0.1)	0 (0 to 0)	0 (0 to 0)	0 (0 to 0)	0 (0 to 0)	0 (0 to 0)	0 (0 to 0)	0 (0 to 0)	0 (0 to 0)	0 (0 to 0)	0 (0 to 0)	0 (0 to 0)	0 (0 to 0)	0 (0 to 0)	0 (0 to 0)	0 (0 to 0)	0 (0 to 0)	0 (0 to 0)	0 (0 to 0)	0 (0 to 0)	0 (0 to 0)	0
HIV/AIDS - Multidrug-resistant Tuberculosis without extensive drug resistance	0 (0 to 0)	0 (0 to 0)	0 (0 to 0)	0 (0 to 0)	0 (0 to 0)	0 (0 to 0)	0 (0 to 0)	0 (0 to 0)	0 (0 to 0)	0 (0 to 0)	0 (0 to 0)	0 (0 to 0)	0 (0 to 0)	0 (0 to 0)	0 (0 to 0)	0 (0 to 0)	0 (0 to 0)	0 (0 to 0)	0 (0 to 0)	0 (0 to 0)	0 (0 to 0)	0 (0 to 0)	0 (0 to 0)	0.2
HIV/AIDS - Extensively drug-resistant Tuberculosis	0 (0 to 0)	0 (0 to 0)	0 (0 to 0)	0 (0 to 0)	0 (0 to 0)	0 (0 to 0)	0 (0 to 0)	0 (0 to 0)	0 (0 to 0)	0 (0 to 0)	0 (0 to 0)	0 (0 to 0)	0 (0 to 0)	0 (0 to 0)	0 (0 to 0)	0 (0 to 0)	0 (0 to 0)	0 (0 to 0)	0 (0 to 0)	0 (0 to 0)	0 (0 to 0)	0 (0 to 0)	0 (0 to 0)	0
HIV/AIDS resulting in other diseases	467 (169 to 933)	147 (52 to 286)	213 (92 to 452)	63.9 (3.5 to 179)	8 (2.1 to 18)	9.9 (3.9 to 23)	23.3 (10.1 to 51)	43.4 (18.2 to 93)	66.7 (28.5 to 141)	53.9 (15.1 to 116)	41.6 (15.1 to 87)	30.7 (9.9 to 66)	16.7 (5.4 to 36)	10.6 (3.2 to 23)	10.3 (3.2 to 22)	4.2 (1.1 to 11)	1.4 (0.3 to 3.6)	1 (0.2 to 2.5)	0.7 (0.2 to 1.9)	0.2 (0 to 1.5)	0.2 (0 to 1.5)	0.2 (0 to 1.5)	416
Sexually transmitted infections excluding HIV	467 (169 to 933)	147 (52 to 286)	203 (93 to 452)	6.9 (3.5 to 179)	1.2 (0.6 to 2.7)	1.4 (0.5 to 3.1)	4.1 (1.8 to 9.1)	6.6 (2.8 to 15)	8.1 (3.4 to 18)	4.8 (2 to 10)	4.9 (2 to 10)	3 (1.2 to 6.7)	1.6 (0.6 to 3.7)	1 (0.4 to 2.2)	0.9 (0.3 to 2.1)	0.5 (0.2 to 1.2)	0.2 (0 to 0.6)	0.1 (0 to 0.3)	0.1 (0 to 0.3)	0 (0 to 0.1)	0 (0 to 0.1)	0 (0 to 0.1)	640
Syphilis	467 (169 to 933)	147 (52 to 286)	203 (93 to 452)	6.9 (3.5 to 179)	0.4 (0.1 to 0.9)	0.4 (0.1 to 0.9)	0.9 (0.3 to 2)	1.1 (0.4 to 2.5)	1.5 (0.5 to 3.2)	1.2 (0.4 to 2.6)	1.2 (0.4 to 2.6)	0.8 (0.3 to 1.8)	0.3 (0.1 to 0.7)	0.2 (0 to 0.5)	0.1 (0 to 0.3)	0.1 (0 to 0.2)	0 (0 to 0.1)	0 (0 to 0.1)	0 (0 to 0.1)	0 (0 to 0.1)	0 (0 to 0.1)	0 (0 to 0.1)	631
Chlamydial infection	0 (0 to 0)	0 (0 to 0)	0 (0 to 0)	0 (0 to 0)	0 (0 to 0)	0 (0 to 0)	0 (0 to 0.1)	0 (0 to 0.1)	0 (0 to 0.1)	0 (0 to 0.1)	0 (0 to 0.1)	0 (0 to 0.1)	0 (0 to 0.1)	0 (0 to 0.1)	0 (0 to 0.1)	0 (0 to 0.1)	0 (0 to 0.1)	0 (0 to 0.1)	0 (0 to 0.1)	0 (0 to 0.1)	0 (0 to 0.1)	0 (0 to 0.1)	0 (0 to 0.1)	0.4
Gonococcal infection	0 (0 to 0)	0 (0 to 0)	0 (0 to 0)	0 (0 to 0)	0 (0 to 0)	0 (0 to 0.2)	0.2 (0 to 0.7)	0.2 (0 to 0.6)	0.2 (0 to 0.6)	0.1 (0 to 0.3)	0.1 (0 to 0.3)	0.1 (0 to 0.3)	0.1 (0 to 0.3)	0.1 (0 to 0.3)	0.1 (0 to 0.3)	0 (0 to 0.2)	0 (0 to 0.1)	0 (0 to 0.1)	0 (0 to 0.1)	0 (0 to 0.1)	0 (0 to 0.1)	0 (0 to 0.1)	0 (0 to 0.1)	1.4
Trichomoniasis	0 (0 to 0)	0 (0 to 0)	0 (0 to 0)	0 (0 to 0)	0 (0 to 0)	0 (0 to 0.1)	0 (0 to 0.1)	0 (0 to 0.1)	0 (0 to 0.1)	0 (0 to 0.1)	0 (0 to 0.1)	0 (0 to 0.1)	0 (0 to 0.1)	0 (0 to 0.1)	0 (0 to 0.1)	0 (0 to 0.1)	0 (0 to 0.1)	0 (0 to 0.1)	0 (0 to 0.1)	0 (0 to 0.1)	0 (0 to 0.1)	0 (0 to 0.1)	0 (0 to 0.1)	0.3
Genital herpes	0 (0 to 0)	0 (0 to 0)	0 (0 to 0)	0 (0 to 0)	0 (0 to 0.2)	0.2 (0 to 0.6)	0.4 (0 to 1.1)	0.6 (0 to 1.5)	0.7 (0 to 1.7)	0.7 (0 to 1.7)	0.6 (0 to 1.5)	0.5 (0 to 1.2)	0.4 (0 to 1.1)	0.3 (0 to 0.8)	0.3 (0 to 0.8)	0.2 (0 to 0.5)	0.1 (0 to 0.3)	0 (0 to 0.1)	0 (0 to 0.1)	0 (0 to 0.1)	0 (0 to 0.1)	0 (0 to 0.1)	0 (0 to 0.1)	5.3
Other sexually transmitted infections	0 (0 to 0)	0 (0 to 0)	0 (0 to 0)	0 (0 to 0)	0 (0 to 0)	0 (0 to 0.2)	0.2 (0 to 0.7)	0.2 (0 to 0.6)	0.2 (0 to 0.6)	0.2 (0 to 0.6)	0.2 (0 to 0.6)	0.1 (0 to 0.5)	0.1 (0 to 0.4)	0.1 (0 to 0.3)	0.1 (0 to 0.3)	0 (0 to 0.2)	0 (0 to 0.1)	0 (0 to 0.1)	0 (0 to 0.1)	0 (0 to 0.1)	0 (0 to 0.1)	0 (0 to 0.1)	0 (0 to 0.1)	1.6
Respiratory infections and tuberculosis	178 (44.5 to 333)	108 (76.6 to 220)	484 (416 to 1,052)	396 (316 to 580)	168 (113 to 217)	68 (50.5 to 141)	68 (49.4 to 179)	69.6 (49.2 to 164)	76 (53.6 to 208)	84 (57.1 to 247)	92 (64.9 to 266)	99 (67.3 to 267)	108 (74.9 to 284)	107 (72.6 to 273)	127 (72.5 to 258)	244 (141 to 310)	166 (102 to 226)	126 (70.6 to 210)	96.6 (51.2 to 181)	61.3 (30.6 to 124)	36.6 (17.1 to 84.2)	36.6 (17.1 to 84.2)	4,200
Tuberculosis	178 (44.5 to 333)	108 (76.6 to 220)	484 (416 to 1,052)	396 (316 to 580)	168 (113 to 217)	68 (50.5 to 141)	68 (49.4 to 179)	69.6 (49.2 to 164)	76 (53.6 to 208)	84 (57.1 to 247)	92 (64.9 to 266)	99 (67.3 to 267)	108 (74.9 to 284)	107 (72.6 to 273)	127 (72.5 to 258)	244 (141 to 310)	166 (102 to 226)	126 (70.6 to 210)	96.6 (51.2 to 181)	61.3 (30.6 to 124)	36.6 (17.1 to 84.2)	36.6 (17.1 to 84.2)	4,200
Latent tuberculosis infection	0 (0 to 0)	0 (0 to 0)	0 (0 to 0)	0 (0 to 0)	0 (0 to 0)	0 (0 to 0)	0 (0 to 0)	0 (0 to 0)	0 (0 to 0)	0 (0 to 0)	0 (0 to 0)	0 (0 to 0)	0 (0 to 0)	0 (0 to 0)	0 (0 to 0)	0 (0 to 0)	0 (0 to 0)	0 (0 to 0)	0 (0 to 0)	0 (0 to 0)	0 (0 to 0)	0 (0 to 0)	0 (0 to 0)	0
Drug-susceptible tuberculosis	0 (0 to 0)	0 (0 to 0)	0 (0 to 0)	0 (0 to 0)	0 (0 to 0)	0 (0 to 0)	0 (0 to 0)	0 (0 to 0)	0 (0 to 0)	0 (0 to 0)	0 (0 to 0)	0 (0 to 0)	0 (0 to 0)	0 (0 to 0)	0 (0 to 0)	0 (0 to 0)	0 (0 to 0)	0 (0 to 0)	0 (0 to 0)	0 (0 to 0)	0 (0 to 0)	0 (0 to 0)	0 (0 to 0)	0
Multidrug-resistant tuberculosis without extensive drug resistance	0 (0 to 0)	0 (0 to 0)	0 (0 to 0)	0 (0 to 0)	0 (0 to 0)	0 (0 to 0)	0 (0 to 0)	0 (0 to 0)	0 (0 to 0)	0 (0 to 0)	0 (0 to 0)	0 (0 to 0)	0 (0 to 0)	0 (0 to 0)	0 (0 to 0)	0 (0 to 0)	0 (0 to 0)	0 (0 to 0)	0 (0 to 0)	0 (0 to 0)	0 (0 to 0)	0 (0 to 0)	0 (0 to 0)	3.8
Extensively drug-resistant tuberculosis	0 (0 to 0)	0 (0 to 0)	0 (0 to 0)	0 (0 to 0)	0 (0 to 0)	0 (0 to 0)	0 (0 to 0)	0 (0 to 0)	0 (0 to 0)	0 (0 to 0)	0 (0 to 0)	0 (0 to 0)	0 (0 to 0)	0 (0 to 0)	0 (0 to 0)	0 (0 to 0)	0 (0 to 0)	0 (0 to 0)	0 (0 to 0)	0 (0 to 0)	0 (0 to 0)	0 (0 to 0)	0 (0 to 0)	0
Lower respiratory infections	178 (44.5 to 333)	108 (76.6 to 220)	473 (340 to 1,030)	396 (316 to 580)	167 (113 to 217)	67 (50.5 to 141)	67 (49.2 to 179)	68.6 (49.2 to 164)	75 (53.6 to 208)	82.8 (57.1 to 247)	90.7 (64.9 to 266)	97.6 (67.3 to 267)	106 (74.9 to 284)	105 (72.6 to 273)	125 (72.5 to 258)	240 (141 to 310)	163 (102 to 226)	124 (70.6 to 210)	94.8 (51.2 to 181)	60.2 (30.6 to 124)	35.9 (17.1 to 84.2)	35.9 (17.1 to 84.2)	3,000
Upper respiratory infections	0 (0 to 0.1)	0.2 (0 to 0.3)	3.8 (2.2 to 6)	0.8 (0 to 2.7)	0.7 (0.3 to 3.8)	1.4 (0.6 to 2.8)	1.1 (0.5 to 2)	0.8 (0.4 to 1.5)	0.6 (0.3 to 1.2)	0.5 (0.2 to 1)	0.4 (0.2 to 0.8)	0.3 (0.1 to 0.6)	0.2 (0.1 to 0.5)	0.2 (0.1 to 0.4)	0.2 (0.1 to 0.4)	0.1 (0.1 to 0.3)	0.1 (0 to 0.2)	0 (0 to 0.1)	0 (0 to 0.1)	0 (0 to 0.1)	0 (0 to 0.1)	0 (0 to 0.1)	116
Otitis media	0 (0 to 0)	0 (0 to 0)	0.7 (0.4 to 1.2)	0.7 (0.4 to 1.2)	0.3 (0.1 to 0.6)	0.2 (0 to 0.5)	0.1 (0 to 0.3)	0.1 (0 to 0.2)	0.1 (0 to 0.2)	0.1 (0 to 0.2)	0.1 (0 to 0.2)	0.1 (0 to 0.2)	0.1 (0 to 0.2)	0.1 (0 to 0.2)	0.1 (0 to 0.2)	0.1 (0 to 0.2)	0 (0 to 0.1)	0 (0 to 0.1)	0 (0 to 0.1)	0 (0 to 0.1)	0 (0 to 0.1)	0 (0 to 0.1)	0 (0 to 0.1)	58.4
Enteric infections	11.5 (3.5 to 23)	20.9 (9.4 to 76.5)	287 (96.8 to 672)	225 (161 to 717)	108 (64.7 to 133)	104 (69.2 to 151)	88.1 (52.7 to 150)	39.5 (25.2 to 58.5)	75 (42.5 to 131)	96.5 (50.4 to 170)	116 (64.2 to 152)	136 (72.5 to 202)	154 (80.9 to 230)	163 (83.3 to 235)	174 (82.9 to 237)	180 (86.7 to 251)	189 (94.9 to 249)	194 (97.2 to 247)	194 (97.6 to 246)	194 (97.6 to 246)	194 (97.6 to 246)	194 (97.6 to 246)	3,900
Diarrheal diseases	11.5 (3.5 to 23)	20.9 (9.4 to 76.4)	287 (96.4 to 672)	225 (162 to 706)	108 (64.7 to 133)	104 (69.2 to 151)	88.1 (52.7 to 150)	39.5 (25.2 to 58.5)	75 (42.5 to 131)	96.5 (50.4 to 170)	116 (64.2 to 152)	136 (72.5 to 202)	154 (80.9 to 230)	163 (83.3 to 235)	174 (82.9 to 237)	180 (86.7 to 251)	189 (94.9 to 249)	194 (97.2 to 247)	194 (97.6 to 246)	194 (97.6 to 246)	194 (97.6 to 246)	194 (97.6 to 246)	1,770
Typhoid and paratyphoid	0 (0 to 0)	0 (0 to 0)	0.1 (0 to 0.3)	0.1 (0 to 0.3)	0.1 (0 to 0.2)	0.1 (0 to 0.2)	0.1 (0 to 0.2)	0.1 (0 to 0.2)	0.1 (0 to 0.2)	0.1 (0 to 0.2)	0.1 (0 to 0.2)	0.1 (0 to 0.2)	0.1 (0 to 0.2)	0.1 (0 to 0.2)	0.1 (0 to 0.2)	0.1 (0 to 0.2)	0.1 (0 to 0.2)	0.1 (0 to 0.2)	0.1 (0 to 0.2)	0.1 (0 to 0.2)	0.1 (0 to 0.2)	0.1 (0 to 0.2)	0.1 (0 to 0.2)	6.4
Typhoid fever	0 (0 to 0)	0 (0 to 0)	0 (0 to 0.3)	0 (0 to 0.3)	0 (0 to 0.2)	0 (0 to 0.2)	0 (0 to 0.2)	0 (0 to 0.2)	0 (0 to 0.2)	0 (0 to 0.2)	0 (0 to 0.2)	0 (0 to 0.2)	0 (0 to 0.2)	0 (0 to 0.2)	0 (0 to 0.2)	0 (0 to 0.2)	0 (0 to 0.2)	0 (0 to 0.2)	0 (0 to 0.2)	0 (0 to 0.2)	0 (0 to 0.2)	0 (0 to 0.2)	0 (0 to 0.2)	0.5
Paratyphoid fever	0 (0 to 0)	0 (0 to 0)	0 (0 to 0.2)	0 (0 to 0.2)	0 (0 to 0.1)	0 (0 to 0.1)	0 (0 to 0.1)	0 (0 to 0.1)	0 (0 to 0.1)	0 (0 to 0.1)	0 (0 to 0.1)	0 (0 to 0.1)	0 (0 to 0.1)	0 (0 to 0.1)	0 (0 to 0.1)	0 (0 to 0.1)	0 (0 to 0.1)	0 (0 to 0.1)	0 (0 to 0.1)	0 (0 to 0.1)	0 (0 to 0.1)	0 (0 to 0.1)	0 (0 to 0.1)	0.1
Invasive Non-typhoidal Salmonella (iNTS)	0 (0 to 0)	0 (0 to 0.2)	1.6 (0.8 to 2.8)	0.8 (0 to 1.9)	0.7 (0.4 to 1.2)	0.3 (0 to 0.7)	0.2 (0 to 0.6)	0.1 (0 to 0.4)	0.1 (0 to 0.4)	0.1 (0 to 0.4)	0.1 (0 to 0.4)	0.1 (0 to 0.4)	0.1 (0 to 0.4)	0.1 (0 to 0.4)	0.1 (0 to 0.4)	0.1 (0 to 0.4)	0.1 (0 to 0.4)	0.1 (0 to 0.4)	0.1 (0 to 0.4)	0.1 (0 to 0.4)	0.1 (0 to 0.4)	0.1 (0 to 0.4)	0.1 (0 to 0.4)	27.9
Other intestinal infectious diseases	0 (0 to 0)	0.4 (0 to 1.4)	0.5 (0 to 1.9)	0.2 (0 to 0.7)	0.1 (0 to 0.4)	0.1 (0 to 0.3)	0.1 (0 to 0.3)	0.1 (0 to 0.3)	0.1 (0 to 0.3)	0.1 (0 to 0.3)	0.1 (0 to 0.3)	0.1 (0 to 0.3)	0.1 (0 to 0.3)	0.1 (0 to 0.3)	0.1 (0 to 0.3)	0.1 (0 to 0.3)	0.1 (0 to 0.3)	0.1 (0 to 0.3)	0.1 (0 to 0.3)	0.1 (0 to 0.3)	0.1 (0 to 0.3)	0.1 (0 to 0.3)	0.1 (0 to 0.3)	2.4
Neglected tropical diseases and malaria	0 (0 to 0.6)	0.3 (0 to 2.6)	0.4 (0.2 to 4.7)	0.3 (0 to 2.6)	0.2 (0 to 1.9)	0.1 (0 to 1.1)	0.1 (0 to 0.9)	0.1 (0 to 0.8)	0.1 (0 to 0.8)	0.1 (0 to 0.8)	0.1 (0 to 0.8)	0.1 (0 to 0.8)	0.1 (0 to 0.8)	0.1 (0 to 0.8)	0.1 (0 to 0.8)	0.1 (0 to 0.8)	0.1 (0 to 0.8)	0.1 (0 to 0.8)	0.1 (0 to 0.8)	0.1 (0 to 0.8)	0.1 (0 to 0.8)	0.1 (0 to 0.8)	0.1 (0 to 0.8)	0.6
Malaria	0 (0 to 0)	0 (0 to 0)	0.2 (0 to 4.5)	0.1 (0 to 2.6)	0.1 (0 to 1.9)	0.1 (0 to 1.1)	0.1 (0 to 0.9)	0.1 (0 to 0.8)	0.1 (0 to 0.8)	0.1 (0 to 0.8)	0.1 (0 to 0.8)	0.1 (0 to 0.8)	0.1 (0 to 0.8)	0.1 (0 to 0.8)	0.1 (0 to 0.8)	0.1 (0 to 0.8)	0.1 (0 to 0.8)	0.1 (0 to 0.8)	0.1 (0 to 0.8)	0.1 (0 to 0.8)	0.1 (0 to 0.8)	0.1 (0 to 0.8)	0.1 (0 to 0.8)	0.4
Chagas disease	0 (0 to 0)	0 (0 to 0)	0 (0 to 0)	0 (0 to 0)	0 (0 to 0)	0 (0 to 0)	0 (0 to 0)	0 (0 to 0)	0 (0 to 0)	0 (0 to 0)	0 (0 to 0)	0 (0 to 0)	0 (0 to 0)	0 (0 to 0)	0 (0 to 0)	0 (0 to 0)	0 (0 to 0)	0 (0 to 0)	0 (0 to 0)	0 (0 to 0)	0 (0 to 0)	0 (0 to 0)	0 (0 to 0)	0
Leishmaniasis	0 (0 to 0)	0 (0 to 0)	0 (0 to 0)	0 (0 to 0)	0 (0 to 0)	0 (0 to 0)	0 (0 to 0)	0 (0 to 0)	0 (0 to 0)	0 (0 to 0)	0 (0 to 0)	0 (0 to 0)	0 (0 to 0)	0 (0 to 0)	0 (0 to 0)	0 (0 to 0)	0 (0 to 0)	0 (0 to 0)	0 (0 to 0)	0 (0 to 0)	0 (0 to 0)	0 (0 to 0)	0 (0 to 0)	0
Visceral leishmaniasis	0 (0 to 0)	0 (0 to 0)	0 (0 to 0)	0 (0 to 0)	0 (0 to 0)	0 (0 to 0)	0 (0 to 0)	0 (0 to 0)	0 (0 to 0)	0 (0 to 0)	0 (0 to 0)	0 (0 to 0)	0 (0 to 0)	0 (0 to 0)	0 (0 to 0)	0 (0 to 0)	0 (0 to 0)	0 (0 to 0)	0 (0 to 0)	0 (0 to 0)	0 (0 to 0)	0 (0 to 0)	0 (0 to 0)	0
Cutaneous and mucocutaneous leishmaniasis	0 (0 to 0)	0 (0 to 0)	0 (0 to 0)	0 (0 to 0)	0 (0 to 0)	0 (0 to 0)	0 (0 to 0)	0 (0 to 0)	0 (0 to 0)	0 (0 to 0)	0 (0 to 0)	0 (0 to 0)	0 (0 to 0)	0 (0 to 0)	0 (0 to 0)	0 (0 to 0)	0 (0 to 0)	0 (0 to 0)	0 (0 to 0)	0 (0 to 0)	0 (0 to 0)	0 (0 to 0)	0 (0 to 0)	0
African trypanosomiasis	0 (0 to 0)	0 (0 to 0)	0 (0 to 0)	0 (0 to 0)	0 (0 to 0)	0 (0 to 0)	0 (0 to 0)	0 (0 to 0)	0 (0 to 0)	0 (0 to 0)	0 (0 to 0)	0 (0 to 0)	0 (0 to 0)	0 (0 to 0)	0 (0 to 0)	0 (0 to 0)	0 (0 to 0)	0 (0 to 0)	0 (0 to 0)	0 (0 to 0)	0 (0 to 0)	0 (0 to 0)	0 (0 to 0)	0
Schistosomiasis	0 (0 to 0)	0 (0 to 0)	0 (0 to 0)	0 (0 to 0)	0 (0 to 0)	0 (0 to 0)	0 (0 to 0)	0 (0 to 0)	0 (0 to 0)	0 (0 to 0)	0 (0 to 0)	0 (0 to 0)	0 (0 to 0)	0 (0 to 0)	0 (0 to 0)	0 (0 to 0)	0 (0 to 0)	0 (0 to 0)	0 (0 to 0)	0 (0 to 0)	0 (0 to 0)	0 (0 to 0)	0 (0 to 0)	0
Cysticercosis	0 (0 to 0)	0 (0 to 0)	0 (0 to 0)	0 (0 to 0)	0 (0 to 0.1)	0 (0 to 0.1)	0.2 (0 to 0.6)	0.1 (0 to 0.4)	0.1 (0 to 0.3)	0.1 (0 to 0.2)	0.1 (0 to 0.2)	0.1 (0 to 0.2)	0.1 (0 to 0.3)	0.1 (0 to 0.3)	0.1 (0 to 0.3)	0.1 (0 to 0.2)	0.1 (0 to 0.2)	0.1 (0 to 0.2)	0.1 (0 to 0.2)	0.1 (0 to 0.2)	0.1 (0 to 0.2)	0.1 (0 to 0.2)	0.1 (0 to 0.2)	19.7
Cystic echinococcosis	0 (0 to 0)	0 (0 to 0)	0 (0 to 0.1)	0 (0 to 0.1)	0 (0 to 0.1)	0 (0 to 0.1)	0 (0 to 0.1)	0 (0 to 0.1)	0 (0 to 0.1)	0 (0 to 0.1)	0 (0 to 0.1)	0 (0 to 0.1)	0 (0 to 0.1)	0 (0 to 0.1)	0 (0 to 0.1)	0 (0 to 0.1)	0 (0 to 0.1)	0 (0 to 0.1)	0 (0 to 0.1)	0 (0 to 0.1)	0 (0 to 0.1)	0 (0 to 0.1)	0 (0 to 0.1)	0.4
Lymphatic filariasis	0 (0 to 0)	0 (0 to 0)	0 (0 to 0)	0 (0 to 19.4)	0 (0 to 3.7)	0 (0 to 19.2)	0.1 (0 to 3.2)	0.1 (0 to 14.4)	0.1 (0 to 2.6)	0.1 (0 to 13.7)	0.1 (0 to 2.1)	0.1 (0 to 10.9)	0.1 (0 to 2.1)	0.1 (0 to 9.5)	0.1 (0 to 2.1)	0.1 (0 to 7.6)	0.1 (0 to 1.9)	0.1 (0 to 5.4)	0.1 (0 to 1.7)	0.1 (0 to 3.4)	0.1 (0 to 1.6)	0.1 (0 to 2.9)	0.1 (0 to 1.6)	71.4
Onchocerciasis	0 (0 to 0)	0 (0 to 0)	0 (0 to 0)	0 (0 to 0)	0 (0 to 0)	0 (0 to 0)	0 (0 to 0)	0 (0 to 0)	0 (0 to 0)	0 (0 to 0)	0 (0 to 0)	0 (0 to 0)	0 (0 to 0)	0 (0 to 0)	0 (0 to 0)	0 (0 to 0)	0 (0 to 0)	0 (0 to 0)	0 (0 to 0)	0 (0 to 0)	0 (0 to 0)	0 (0 to 0)	0 (0 to 0)	0
Trachoma	0 (0 to 0)	0 (0 to 0)	0 (0 to 0)	0 (0 to 0)	0 (0 to 0)	0 (0 to 0)	0 (0 to 0)	0 (0 to 0)	0 (0 to 0)	0 (0 to 0)	0 (0 to 0)	0 (0 to 0)	0 (0 to 0)	0 (0 to 0)	0 (0 to 0)	0 (0 to 0)	0 (0 to 0)	0 (0 to 0)	0 (0 to 0)	0 (0 to 0)	0 (0 to 0)	0 (0 to 0)	0 (0 to 0)	0.3
Dengue	0 (0 to 0)	0 (0 to 0)	0.6 (0 to 2.2)	0.6 (0 to 2.2)	0.5 (0 to 1.8)	0.2 (0 to 0.8)	0.2 (0 to 0.8)	0.2 (0 to 0.8)	0.2 (0 to 0.8)	0.2 (0 to 0.8)	0.2 (0 to 0.8)	0.2 (0 to 0.8)	0.2 (0 to 0.8)	0.2 (0 to 0.8)	0.2 (0 to 0.8)	0.2 (0 to 0.8)	0.2 (0 to 0.8)	0.2 (0 to 0.8)	0.2 (0 to 0.8)	0.2 (0 to 0.8)	0.2 (0 to 0.8)	0.2 (0 to 0.8)	0.2 (0 to 0.8)	50.7
Yellow fever	0 (0 to 0)	0 (0 to 0)	0 (0 to 0)	0 (0 to 0)	0 (0 to 0)	0 (0 to 0)	0 (0 to 0)	0 (0 to 0)	0 (0 to 0)	0 (0 to 0)	0 (0 to 0)	0 (0 to 0)	0 (0 to 0)	0 (0 to 0)	0 (0 to 0)	0 (0 to 0)	0 (0 to 0)	0 (0 to 0)	0 (0 to 0)	0 (0 to 0)	0 (0 to 0)	0 (0 to 0)	0 (0 to 0)	0
Rabies	0 (0 to 0)	0 (0 to 0)	0 (0 to 0)	0 (0 to 0)	0 (0 to 0)	0 (0 to 0)	0 (0 to 0)	0 (0 to 0)	0 (0 to 0.1)	0 (0 to 0.1)	0 (0 to 0.1)	0 (0 to 0.1)	0 (0 to 0.1)	0 (0 to 0.1)	0 (0 to 0.1)	0 (0 to 0.1)	0 (0 to 0.1)	0 (0 to 0.1)	0 (0 to 0.1)	0 (0 to 0.1)	0 (0 to 0.1)	0 (0 to 0.1)	0 (0 to 0.1)	0.7
Intestinal nematode infections	0 (0 to 0)	0 (0 to 0.2)	0.5 (0 to 1.6)	0.4 (0 to 1.3)	0.2 (0 to 0.5)	0.1 (0 to 0.3)	0.1 (0 to 0.3)	0.1 (0 to 0.3)	0.1 (0 to 0.3)	0.1 (0 to 0.3)	0.1 (0 to 0.3)	0.1 (0 to 0.3)	0.1 (0 to 0.3)	0.1 (0 to 0.3)	0.1 (0 to 0.3)	0.1 (0 to 0.3)	0.1 (0 to 0.3)	0.1 (0 to 0.3)	0.1 (0 to 0.3)	0.1 (0 to 0.3)	0.1 (0 to 0.3)	0.1 (0 to 0.3)	0.1 (0 to 0.3)	85.5
Ascariasis	0 (0 to 0)	0 (0 to 0)	0.3 (0 to 1.5)	0.2 (0 to 0.8)	0.1 (0 to 0.4)	0.1 (0 to 0.2)	0.1 (0 to 0.3)	0.1 (0 to 0.3)	0.1 (0 to 0.4)	0.1 (0 to 0.3)	0.1 (0 to 0.3)	0.1 (0 to 0.3)	0.1 (0 to 0.3)	0.1 (0 to 0.3)	0.1 (0 to 0.3)	0.1 (0 to 0.3)	0.1 (0 to 0.3)	0.1 (0 to 0.3)	0.1 (0 to 0.3)	0.1 (0 to 0.3)	0.1 (0 to 0.3)	0.1 (0 to 0.3)	0.1 (0 to 0.3)	39.7
Trichuriasis	0 (0 to 0)	0 (0 to 0)	0 (0 to 0.5)



Osteoarthritis other	0 (0 to 0)	0 (0 to 0)	0 (0 to 0)	0 (0 to 0)	0 (0 to 0)	0 (0 to 0)	0 (0 to 0)	0 (0 to 0)	0 (0 to 0)	0 (0 to 0)	0-1 (0 to 0 1)	0-4 (0 1 to 0 6)	1 (0 4 to 2 4)	1-9 (0 8 to 4 1)	2-7 (1 2 to 3 7)	3-2 (1 4 to 4 8)	3-6 (1 7 to 7 4)	3-2 (1 5 to 6 8)	2-6 (1 3 to 5 4)	2-1 (1 1 to 4 3)	1-1 (0 6 to 2 2)	0-4 (0 2 to 0 8)	0-1 (0 0 to 0 2)	0 (0 to 0)	22-3
Low back pain	0 (0 to 0)	0 (0 to 0)	0 (0 to 0)	0 (0 to 0)	0 (0 to 26 2)	0 (0 1 to 0)	0 (0 to 0)	0 (0 to 0)	0 (0 to 0)	0 (0 to 0)	0 (0 to 0)	0 (0 to 0)	0 (0 to 0)	0 (0 to 0)	0 (0 to 0)	0 (0 to 0)	0 (0 to 0)	0 (0 to 0)	0 (0 to 0)	0 (0 to 0)	0 (0 to 0)	0 (0 to 0)	0 (0 to 0)	0 (0 to 0)	1,140
Neck pain	0 (0 to 0)	0 (0 to 0)	0 (0 to 0)	0 (0 to 0)	1-3 (0 4 to 3 1)	0 (0 to 0)	1-3 (0 9 to 13 3)	0 (0 to 0)	0 (0 to 0)	0 (0 to 0)	0 (0 to 0)	0 (0 to 0)	0 (0 to 0)	0 (0 to 0)	0 (0 to 0)	0 (0 to 0)	0 (0 to 0)	0 (0 to 0)	0 (0 to 0)	0 (0 to 0)	0 (0 to 0)	0 (0 to 0)	0 (0 to 0)	0 (0 to 0)	334
Gout	0 (0 to 0)	0 (0 to 0)	0 (0 to 0)	0 (0 to 0)	0 (0 to 0)	0 (0 to 0)	0 (0 to 0)	0 (0 to 0)	0 (0 to 0)	0 (0 to 0)	0 (0 to 0)	0 (0 to 0)	0 (0 to 0)	0 (0 to 0)	0 (0 to 0)	0 (0 to 0)	0 (0 to 0)	0 (0 to 0)

SR Table 2x. Washington DALYS by cause and age group for males with 95% uncertainty intervals, 2019

Cause	Early Neonatal	Late Neonatal	Post Neonatal	1 to 4	5 to 9	10 to 14	15 to 19	20 to 24	25 to 29	30 to 34	35 to 39	40 to 44	45 to 49	50 to 54	55 to 59	60 to 64	65 to 69	70 to 74	75 to 79	80 to 84	85 to 89	90 to 94	95 plus	Total
All causes	8,670 (7,700 to 9,640)	2,073 (1,870 to 2,300)	6,220 (5,690 to 6,770)	7,840 (6,450 to 9,450)	5,920 (2,990 to 11,700)	10,200 (7,200 to 15,100)	20,200 (15,900 to 25,900)	43,900 (32,900 to 62,900)	33,700 (22,600 to 51,200)	52,200 (32,700 to 82,200)	56,000 (34,900 to 93,500)	56,600 (34,900 to 93,100)	64,900 (43,600 to 96,400)	66,500 (44,000 to 96,200)	76,200 (51,900 to 109,000)	103,000 (72,900 to 145,000)	120,000 (86,900 to 166,200)	122,000 (91,200 to 164,000)	114,000 (79,100 to 159,000)	90,100 (75,600 to 108,000)	64,400 (54,400 to 75,800)	43,600 (37,500 to 49,500)	22,900 (20,300 to 25,500)	3,490 (2,600 to 4,550)	1,170,000
Communicable, maternal, neonatal, and nutritional diseases	8,150 (7,270 to 8,990)	1,700 (620 to 1,070)	1,200 (930 to 1,500)	1,930 (1,170 to 3,070)	1,610 (1,060 to 2,230)	1,320 (932 to 1,830)	1,210 (827 to 1,610)	1,290 (864 to 1,900)	1,540 (1,030 to 1,960)	1,870 (1,120 to 2,720)	1,780 (1,040 to 2,880)	1,810 (1,010 to 2,930)	1,660 (1,010 to 2,430)	2,130 (1,230 to 3,640)	2,560 (1,720 to 3,830)	2,490 (2,000 to 3,060)	2,360 (1,660 to 2,960)	2,170 (1,500 to 2,820)	1,990 (1,190 to 1,960)	1,540 (671 to 1,400)	1,270 (420 to 1,330)	827 (324 to 1,030)	375 (252 to 585)	41,800
HIV/AIDS and sexually transmitted infections	0.7 (0.5 to 1.1)	0.2 (0.1 to 0.4)	10 (8.4 to 11.8)	39 (19 to 71.2)	7.2 (4.7 to 9.7)	20.6 (9.6 to 34.1)	90.6 (34.4 to 217.7)	239 (73.1 to 716)	338 (98 to 963)	367 (87 to 1,070)	479 (77 to 1,660)	633 (67 to 1,960)	627 (72 to 1,940)	629 (73 to 1,790)	619 (97 to 1,740)	572 (89 to 1,590)	492 (78 to 1,310)	392 (63 to 1,030)	249 (49 to 781)	124 (21 to 501)	64 (12 to 252)	24 (5 to 112)	2.5 (0.6 to 11)	3,960
HIV/AIDS	0 (0 to 0)	0 (0 to 0)	9.6 (7.9 to 11.2)	9.6 (7.9 to 11.2)	6.6 (4.7 to 8.7)	6.7 (3.7 to 10.3)	15 (7.7 to 24.3)	79.4 (40.3 to 146.2)	197 (72.2 to 398)	297 (72.2 to 648)	339 (72.2 to 748)	452 (72.2 to 1,000)	502 (72.2 to 1,000)	502 (72.2 to 1,000)	486 (72.2 to 1,000)	366 (72.2 to 1,000)	246 (72.2 to 1,000)	165 (72.2 to 1,000)	86.6 (72.2 to 1,000)	38.7 (32.1 to 72.1)	7.1 (3.7 to 13.1)	3.2 (1.6 to 6.2)	1.2 (0.6 to 2.4)	3,660
HIV/AIDS - Drug-susceptible Tuberculosis	0 (0 to 0)	0 (0 to 0)	0.2 (0 to 0.5)	0.2 (0 to 0.5)	0.1 (0 to 0.2)	0.1 (0 to 0.2)	0.4 (0 to 0.9)	1.8 (0.4 to 4.1)	4.1 (1.7 to 8.2)	4.1 (1.7 to 8.2)	4.1 (1.7 to 8.2)	4.1 (1.7 to 8.2)	4.1 (1.7 to 8.2)	4.1 (1.7 to 8.2)	4.1 (1.7 to 8.2)	3.1 (1.7 to 6.4)	2 (1.4 to 4.6)	1.4 (0.8 to 3.1)	0.8 (0.4 to 1.7)	0.3 (0.2 to 0.7)	0.1 (0 to 0.3)	0 (0 to 0.1)	0 (0 to 0)	92.1
HIV/AIDS - Multidrug-resistant Tuberculosis without extensive	0 (0 to 0)	0 (0 to 0)	0 (0 to 0)	0 (0 to 0)	0 (0 to 0)	0 (0 to 0)	0 (0 to 0)	0.1 (0 to 0.4)	0.1 (0 to 0.4)	0.1 (0 to 0.4)	0.1 (0 to 0.4)	0.1 (0 to 0.4)	0.1 (0 to 0.4)	0.1 (0 to 0.4)	0.1 (0 to 0.4)	0.1 (0 to 0.4)	0.1 (0 to 0.4)	0.1 (0 to 0.4)	0.1 (0 to 0.4)	0 (0 to 0.1)	0 (0 to 0.1)	0 (0 to 0.1)	0 (0 to 0)	1.6
HIV/AIDS - Extensively drug-resistant Tuberculosis	0 (0 to 0)	0 (0 to 0)	0 (0 to 0)	0 (0 to 0)	0 (0 to 0)	0 (0 to 0)	0 (0 to 0)	0 (0 to 0)	0 (0 to 0)	0 (0 to 0)	0 (0 to 0)	0 (0 to 0)	0 (0 to 0)	0 (0 to 0)	0 (0 to 0)	0 (0 to 0)	0 (0 to 0)	0 (0 to 0)	0 (0 to 0)	0 (0 to 0)	0 (0 to 0)	0 (0 to 0)	0 (0 to 0)	0 (0 to 0)	0.6
HIV/AIDS resulting in other diseases	0 (0 to 0)	0 (0 to 0)	9.1 (7.5 to 10.6)	9.1 (7.5 to 10.6)	6.6 (4.6 to 8.6)	6.7 (3.7 to 10.2)	11.1 (5.6 to 19.1)	63.3 (30.1 to 117.1)	183 (72.2 to 398)	293 (72.2 to 648)	335 (72.2 to 748)	447 (72.2 to 1,000)	498 (72.2 to 1,000)	498 (72.2 to 1,000)	482 (72.2 to 1,000)	363 (72.2 to 1,000)	244 (72.2 to 1,000)	163 (72.2 to 1,000)	85.4 (72.2 to 1,000)	38.4 (32.1 to 72.1)	7 (3.7 to 13.1)	3.2 (1.6 to 6.2)	1.2 (0.6 to 2.4)	3,580
Sexually transmitted infections excluding HIV	0.7 (0.5 to 1.1)	0.2 (0.1 to 0.4)	0.3 (0.1 to 0.6)	0.3 (0.2 to 0.5)	0.1 (0.1 to 0.2)	0.1 (0.1 to 0.2)	0.2 (0.1 to 0.4)	0.2 (0.1 to 0.4)	0.2 (0.1 to 0.4)	0.2 (0.1 to 0.4)	0.2 (0.1 to 0.4)	0.2 (0.1 to 0.4)	0.2 (0.1 to 0.4)	0.2 (0.1 to 0.4)	0.2 (0.1 to 0.4)	0.2 (0.1 to 0.4)	0.2 (0.1 to 0.4)	0.2 (0.1 to 0.4)	0.2 (0.1 to 0.4)	0.2 (0.1 to 0.4)	0.1 (0.1 to 0.3)	0.1 (0 to 0.2)	0 (0 to 0.1)	20
Syphilis	0 (0 to 0)	0 (0 to 0)	0.2 (0 to 0.5)	0.2 (0 to 0.5)	0.1 (0 to 0.2)	0.1 (0 to 0.2)	0.2 (0 to 0.4)	0.2 (0 to 0.4)	0.2 (0 to 0.4)	0.2 (0 to 0.4)	0.2 (0 to 0.4)	0.2 (0 to 0.4)	0.2 (0 to 0.4)	0.2 (0 to 0.4)	0.2 (0 to 0.4)	0.2 (0 to 0.4)	0.2 (0 to 0.4)	0.2 (0 to 0.4)	0.2 (0 to 0.4)	0.2 (0 to 0.4)	0.2 (0 to 0.4)	0.1 (0 to 0.3)	0 (0 to 0.1)	0 (0 to 0)	0.3
Chlamydial infection	0 (0 to 0)	0 (0 to 0)	0 (0 to 0)	0 (0 to 0)	0 (0 to 0)	0 (0 to 0)	0 (0 to 0)	0 (0 to 0)	0 (0 to 0)	0 (0 to 0)	0 (0 to 0)	0 (0 to 0)	0 (0 to 0)	0 (0 to 0)	0 (0 to 0)	0 (0 to 0)	0 (0 to 0)	0 (0 to 0)	0 (0 to 0)	0 (0 to 0)	0 (0 to 0)	0 (0 to 0)	0 (0 to 0)	0 (0 to 0)	0
Gonococcal infection	0 (0 to 0)	0 (0 to 0)	0 (0 to 0)	0 (0 to 0)	0 (0 to 0)	0 (0 to 0)	0 (0 to 0)	0 (0 to 0)	0 (0 to 0)	0 (0 to 0)	0 (0 to 0)	0 (0 to 0)	0 (0 to 0)	0 (0 to 0)	0 (0 to 0)	0 (0 to 0)	0 (0 to 0)	0 (0 to 0)	0 (0 to 0)	0 (0 to 0)	0 (0 to 0)	0 (0 to 0)	0 (0 to 0)	0 (0 to 0)	0
Trichomoniasis	0 (0 to 0)	0 (0 to 0)	0 (0 to 0)	0 (0 to 0)	0 (0 to 0)	0 (0 to 0)	0 (0 to 0)	0 (0 to 0)	0 (0 to 0)	0 (0 to 0)	0 (0 to 0)	0 (0 to 0)	0 (0 to 0)	0 (0 to 0)	0 (0 to 0)	0 (0 to 0)	0 (0 to 0)	0 (0 to 0)	0 (0 to 0)	0 (0 to 0)	0 (0 to 0)	0 (0 to 0)	0 (0 to 0)	0 (0 to 0)	0
Genital herpes	0 (0 to 0)	0 (0 to 0)	0.1 (0 to 0.2)	0.1 (0 to 0.2)	0.1 (0 to 0.2)	0.1 (0 to 0.2)	0.2 (0 to 0.4)	0.2 (0 to 0.4)	0.2 (0 to 0.4)	0.2 (0 to 0.4)	0.2 (0 to 0.4)	0.2 (0 to 0.4)	0.2 (0 to 0.4)	0.2 (0 to 0.4)	0.2 (0 to 0.4)	0.2 (0 to 0.4)	0.2 (0 to 0.4)	0.2 (0 to 0.4)	0.2 (0 to 0.4)	0.2 (0 to 0.4)	0.2 (0 to 0.4)	0.1 (0 to 0.3)	0 (0 to 0.1)	0 (0 to 0)	7.7
Other sexually transmitted infections	0 (0 to 0)	0 (0 to 0)	0 (0 to 0)	0 (0 to 0)	0 (0 to 0)	0 (0 to 0)	0 (0 to 0)	0 (0 to 0)	0 (0 to 0)	0 (0 to 0)	0 (0 to 0)	0 (0 to 0)	0 (0 to 0)	0 (0 to 0)	0 (0 to 0)	0 (0 to 0)	0 (0 to 0)	0 (0 to 0)	0 (0 to 0)	0 (0 to 0)	0 (0 to 0)	0 (0 to 0)	0 (0 to 0)	0 (0 to 0)	0
Respiratory infections and tuberculosis	12.0 (10.6 to 29.7)	22.3 (20.4 to 25.2)	239 (227 to 256)	479 (333 to 716)	299 (275 to 726)	207 (205 to 209)	202 (200 to 206)	247 (244 to 250)	292 (288 to 296)	354 (348 to 360)	422 (414 to 430)	539 (528 to 550)	679 (665 to 693)	1,010 (989 to 1,030)	1,410 (1,380 to 1,440)	1,910 (1,870 to 1,950)	2,220 (2,170 to 2,270)	2,260 (2,210 to 2,310)	2,110 (2,060 to 2,160)	1,670 (1,630 to 1,710)	1,190 (1,160 to 1,220)	806 (786 to 826)	424 (414 to 434)	89
Tuberculosis	0 (0 to 0)	0 (0 to 0)	0 (0 to 0.6)	0 (0 to 1.2)	0 (0 to 0.5)	0 (0 to 0.5)	0.6 (0 to 2.3)	1.6 (0 to 6.8)	3.6 (1 to 11.7)	5.6 (1.9 to 17.4)	8.6 (3 to 25.1)	12.2 (4.1 to 34)	17.6 (6.6 to 47.6)	27.8 (10.3 to 72.3)	39.6 (15.2 to 98.9)	54.9 (21.5 to 134)	76.3 (30.6 to 183)	96.6 (39.2 to 227)	119 (49.1 to 274)	133 (57.7 to 302)	139 (62.3 to 309)	134 (61.1 to 295)	117 (54.1 to 255)	222
Latent tuberculosis infection	0 (0 to 0)	0 (0 to 0)	0 (0 to 0)	0 (0 to 0)	0 (0 to 0)	0 (0 to 0)	0 (0 to 0)	0 (0 to 0)	0 (0 to 0)	0 (0 to 0)	0 (0 to 0)	0 (0 to 0)	0 (0 to 0)	0 (0 to 0)	0 (0 to 0)	0 (0 to 0)	0 (0 to 0)	0 (0 to 0)	0 (0 to 0)	0 (0 to 0)	0 (0 to 0)	0 (0 to 0)	0 (0 to 0)	0 (0 to 0)	0
Diarrhoeal diseases	0.5 (0.4 to 0.6)	0.6 (0.5 to 0.8)	0.5 (0.4 to 0.6)	0.4 (0.3 to 0.5)	0.3 (0.2 to 0.5)	0.3 (0.2 to 0.5)	0.3 (0.2 to 0.5)	0.3 (0.2 to 0.5)	0.3 (0.2 to 0.5)	0.3 (0.2 to 0.5)	0.3 (0.2 to 0.5)	0.3 (0.2 to 0.5)	0.3 (0.2 to 0.5)	0.3 (0.2 to 0.5)	0.3 (0.2 to 0.5)	0.3 (0.2 to 0.5)	0.3 (0.2 to 0.5)	0.3 (0.2 to 0.5)	0.3 (0.2 to 0.5)	0.3 (0.2 to 0.5)	0.3 (0.2 to 0.5)	0.2 (0.1 to 0.4)	0.1 (0 to 0.2)	0 (0 to 0.1)	4.2
Multidrug-resistant tuberculosis without extensive drug-resistar	0 (0 to 0)	0 (0 to 0)	0 (0 to 0)	0 (0 to 0)	0 (0 to 0)	0 (0 to 0)	0 (0 to 0)	0 (0 to 0)	0 (0 to 0)	0 (0 to 0)	0 (0 to 0)	0 (0 to 0)	0 (0 to 0)	0 (0 to 0)	0 (0 to 0)	0 (0 to 0)	0 (0 to 0)	0 (0 to 0)	0 (0 to 0)	0 (0 to 0)	0 (0 to 0)	0 (0 to 0)	0 (0 to 0)	0 (0 to 0)	0
Extensively drug-resistant tuberculosis	0 (0 to 0)	0 (0 to 0)	0 (0 to 0)	0 (0 to 0)	0 (0 to 0)	0 (0 to 0)	0 (0 to 0)	0 (0 to 0)	0 (0 to 0)	0 (0 to 0)	0 (0 to 0)	0 (0 to 0)	0 (0 to 0)	0 (0 to 0)	0 (0 to 0)	0 (0 to 0)	0 (0 to 0)	0 (0 to 0)	0 (0 to 0)	0 (0 to 0)	0 (0 to 0)	0 (0 to 0)	0 (0 to 0)	0 (0 to 0)	0
Lower respiratory infections	11.6 (10.2 to 28.8)	22.1 (19.9 to 24.9)	239 (227 to 256)	479 (333 to 716)	299 (275 to 726)	207 (205 to 209)	202 (200 to 206)	247 (244 to 250)	292 (288 to 296)	354 (348 to 360)	422 (414 to 430)	539 (528 to 550)	679 (665 to 693)	1,010 (989 to 1,030)	1,410 (1,380 to 1,440)	1,910 (1,870 to 1,950)	2,220 (2,170 to 2,270)	2,260 (2,210 to 2,310)	2,110 (2,060 to 2,160)	1,670 (1,630 to 1,710)	1,190 (1,160 to 1,220)	806 (786 to 826)	424 (414 to 434)	89
Upper respiratory infections	0.4 (0.3 to 0.5)	0.2 (0.1 to 0.3)	0.1 (0 to 0.2)	0.1 (0 to 0.2)	0 (0 to 0)	0 (0 to 0)	0 (0 to 0)	0 (0 to 0)	0 (0 to 0)	0 (0 to 0)	0 (0 to 0)	0 (0 to 0)	0 (0 to 0)	0 (0 to 0)	0 (0 to 0)	0 (0 to 0)	0 (0 to 0)	0 (0 to 0)	0 (0 to 0)	0 (0 to 0)	0 (0 to 0)	0 (0 to 0)	0 (0 to 0)	0 (0 to 0)	0
Otitis media	0 (0 to 0)	0 (0 to 0.1)	0.4 (0.3 to 0.6)	0.4 (0.3 to 0.6)	0.2 (0.1 to 0.4)	0.2 (0.1 to 0.4)	0.2 (0.1 to 0.4)	0.2 (0.1 to 0.4)	0.2 (0.1 to 0.4)	0.2 (0.1 to 0.4)	0.2 (0.1 to 0.4)	0.2 (0.1 to 0.4)	0.2 (0.1 to 0.4)	0.2 (0.1 to 0.4)	0.2 (0.1 to 0.4)	0.2 (0.1 to 0.4)	0.2 (0.1 to 0.4)	0.2 (0.1 to 0.4)	0.2 (0.1 to 0.4)	0.2 (0.1 to 0.4)	0.2 (0.1 to 0.4)	0.2 (0.1 to 0.4)	0.2 (0.1 to 0.3)	0.2 (0.1 to 0.3)	0.2
Enteric infections	0.1 (0.1 to 0.1)	0.9 (0.8 to 1.1)	227 (207 to 246)	226 (189 to 263)	139 (119 to 287)	120 (119 to 122)	127 (126 to 128)	169 (168 to 170)	179 (177 to 180)	193 (190 to 196)	179 (176 to 182)	193 (190 to 196)	179 (176 to 182)	193 (190 to 196)	179 (176 to 182)	193 (190 to 196)	179 (176 to 182)	193 (190 to 196)	179 (176 to 182)	193 (190 to 196)	179 (176 to 182)	193 (190 to 196)	179 (176 to 182)	193 (190 to 196)	3,760
Diarrheal diseases	0.7 (0.6 to 0.8)	0.7 (0.6 to 0.9)	227 (207 to 246)	226 (189 to 263)	139 (119 to 287)	120 (119 to 122)	127 (126 to 128)	169 (168 to 170)	179 (177 to 180)	193 (190 to 196)	179 (176 to 182)	193 (190 to 196)	179 (176 to 182)	193 (190 to 196)	179 (176 to 182)	193 (190 to 196)	179 (176 to 182)	193 (190 to 196)	179 (176 to 182)	193 (190 to 196)	179 (176 to 182)	193 (190 to 196)	179 (176 to 182)	193 (190 to 196)	3,760
Typhoid and paratyphoid	0 (0 to 0)	0 (0 to 0)	0 (0 to 0)	0 (0 to 0)	0 (0 to 0)	0 (0 to 0)	0 (0 to 0)	0 (0 to 0)	0 (0 to 0)	0 (0 to 0)	0 (0 to 0)	0 (0 to 0)	0 (0 to 0)	0 (0 to 0)	0 (0 to 0)	0 (0 to 0)	0 (0 to 0)	0 (0 to 0)	0 (0 to 0)	0 (0 to 0)	0 (0 to 0)	0 (0 to 0)	0 (0 to 0)	0 (0 to 0)	0
Typhoid fever	0 (0 to 0)	0 (0 to 0)	0 (0 to 0)	0 (0 to 0)	0 (0 to 0)	0 (0 to 0)	0 (0 to 0)	0 (0 to 0)	0 (0 to 0)	0 (0 to 0)	0 (0 to 0)	0 (0 to 0)	0 (0 to 0)	0 (0 to 0)	0 (0 to 0)	0 (0 to 0)	0 (0 to 0)	0 (0 to 0)	0 (0 to 0)	0 (0 to 0)	0 (0 to 0)	0 (0 to 0)	0 (0 to 0)	0 (0 to 0)	0
Paratyphoid fever	0 (0 to 0)	0 (0 to 0)	0 (0 to 0)	0 (0 to 0)	0 (0 to 0)	0 (0 to 0)	0 (0 to 0)	0 (0 to 0)	0 (0 to 0)	0 (0 to 0)	0 (0 to 0)	0 (0 to 0)	0 (0 to 0)	0 (0 to 0)	0 (0 to 0)	0 (0 to 0)	0 (0 to 0)	0 (0 to 0)	0 (0 to 0)	0 (0 to 0)	0 (0 to 0)	0 (0 to 0)	0 (0 to 0)	0 (0 to 0)	0
Invasive Non-typhoidal Salmonella (NTS)	0.2 (0.1 to 0.3)	0.2 (0.1 to 0.3)	0.7 (0.6 to 0.9)	0.9 (0.8 to 1.1)	0.3 (0.1 to 0.6)	0.3 (0.2 to 0.5)	0.4 (0.2 to 0.6)	0.4 (0.2 to 0.6)	0.3 (0.2 to 0.5)	0.4 (0.2 to 0.6)	0.3 (0.2 to 0.5)	0.4 (0.2 to 0.6)	0.3 (0.2 to 0.5)	0.4 (0.2 to 0.6)	0.3 (0.2 to 0.5)	0.4 (0.2 to 0.6)	0.3 (0.2 to 0.5)	0.4 (0.2 to 0.6)	0.3 (0.2 to 0.5)	0.4 (0.2 to 0.6)	0.3 (0.2 to 0.5)	0.4 (0.2 to 0.6)	0.3 (0.2 to 0.5)	0.1 (0.1 to 0.2)	8.7
Other intestinal infectious diseases	0.6 (0.5 to 0.7)	1 (0.9 to 1.2)	0.6 (0.5 to 0.8)	0.6 (0.5 to 0.8)	0.5 (0.2 to 1.4)	0.5 (0.4 to 0.6)	0.6 (0.4 to 0.9)	0.6 (0.4 to 0.9)	0.6 (0.4 to 0.9)	0.6 (0.4 to 0.9)	0.6 (0.4 to 0.9)	0.6 (0.4 to 0.9)	0.6 (0.4 to 0.9)	0.6 (0.4 to 0.9)	0.6 (0.4 to 0.9)	0.6 (0.4 to 0.9)	0.6 (0.4 to 0.9)	0.6 (0.4 to 0.9)	0.6 (0.4 to 0.9)	0.6 (0.4 to 0.9)	0.6 (0.4 to 0.9)	0.6 (0.4 to 0.9)	0.6 (0.4 to 0.9)	0.6 (0.4 to 0.9)	7.3
Neglected tropical diseases and malaria	0.2 (0.1 to 0.3)	1.2 (0.7 to 2.2)	9.6 (7.7 to 12.2)	9.6 (7.7 to 12.2)	1.7 (0.8 to 3.1)	1.3 (0.7 to 2.2)	2.3 (1.2 to 4.2)	3.8 (1.9 to 7.2)	5.6 (2.7 to 10.8)	7.6 (3.6 to 14.7)	9.6 (4.5 to 18.6)	11.6 (5.4 to 22.5)	13.6 (6.3 to 26.4)	15.6 (7.2 to 30.3)	17.6 (8.1 to 34.1)	19.2 (8.8 to 37.2)	21.5 (9.8 to 41.6)	23.1 (10.5 to 44.8)	24.6 (11.2 to 47.6)	25.1 (11.4 to 48.7)	25.1 (11.4 to 48.7)	24.9 (11.3 to 48.3)	24.6 (11.2 to 47.6)	709
Malaria	0 (0 to 0)	0 (0 to 0)	0 (0 to 0)	0 (0 to 0)	0 (0 to 0)	0 (0 to 0)	0 (0 to 0)	0 (0 to 0)	0 (0 to 0)	0 (0 to 0)	0 (0 to 0)	0 (0 to 0)	0 (0 to 0)	0 (0 to 0)	0 (0 to 0)	0 (0 to 0)	0 (0 to 0)	0 (0 to 0)	0 (0 to 0)	0 (0 to 0)	0 (0 to 0)	0 (0 to 0)	0 (0 to 0)	0 (0 to 0)	0
Chagas disease	0 (0 to 0)	0 (0 to 0)	0 (0 to 0)	0 (0 to 0)	0 (0 to 0)	0 (0 to 0)	0 (0 to 0)	0 (0 to 0)	0 (0 to 0)	0 (0 to 0)	0 (0 to 0)	0 (0 to 0)	0 (0 to 0)	0 (0 to 0)	0 (0 to 0)	0 (0 to 0)	0 (0 to 0)	0 (0 to 0)	0 (0 to 0)	0 (0 to 0)	0 (0 to 0)	0 (0 to 0)	0 (0 to 0)	0 (0 to 0)	0
Leishmaniasis	0 (0 to 0)	0 (0 to 0)	0 (0 to 0)	0 (0 to 0)	0 (0 to 0)	0 (0 to 0)	0 (0 to 0)	0 (0 to 0)	0 (0 to 0)	0 (0 to 0)	0 (0 to 0)	0 (0 to 0)	0 (0 to 0)	0 (0 to 0)	0 (0 to 0)	0 (0 to 0)	0 (0 to 0)	0 (0 to 0)	0 (0 to 0)	0 (0 to 0)	0 (0 to 0)	0 (0 to 0)	0 (0 to 0)	0 (0 to 0)	0
Visceral leishmaniasis	0 (0 to 0)	0 (0 to 0)	0 (0 to 0)	0 (0 to 0)	0 (0 to 0)	0 (0 to 0)	0 (0 to 0)	0 (0 to 0)	0 (0 to 0)	0 (0 to 0)	0 (0 to 0)	0 (0 to 0)	0 (0 to 0)	0 (0 to 0)	0 (0 to 0)	0 (0 to 0)	0 (0 to 0)	0 (0 to 0)	0 (0 to 0)	0 (0 to 0)	0 (0 to 0)	0 (0 to 0)	0 (0 to 0)	0 (0 to 0)	0
Cutaneous and mucocutaneous leishmaniasis	0 (0 to 0)	0 (0 to 0)	0 (0 to 0)	0 (0 to 0)	0 (0 to 0)	0 (0 to 0)	0 (0 to 0)	0 (0 to 0)	0 (0 to 0)	0 (0 to 0)	0 (0 to 0)	0 (0 to 0)	0 (0 to 0)	0 (0 to 0)	0 (0 to 0)	0 (0 to 0)	0 (0 to 0)	0 (0 to 0)	0 (0 to 0)	0 (0 to 0)	0 (0 to 0)	0 (0 to 0)	0 (0 to 0)	0 (0 to 0)	0
African trypanosomiasis	0 (0 to 0)	0 (0 to 0)	0 (0 to 0)	0 (0 to 0)	0 (0 to 0)	0 (0 to 0)	0 (0 to 0)	0 (0 to 0)	0 (0 to 0)	0 (0 to 0)	0 (0 to 0)	0 (0 to 0)	0 (0 to 0)	0 (0 to 0)	0 (0 to 0)	0 (0 to 0)	0 (0 to 0)	0 (0 to 0)	0 (0 to 0)	0 (0 to 0)	0 (0 to 0)	0 (0 to 0)	0 (0 to 0)	0 (0 to 0)	0
Schistosomiasis	0 (0 to 0)	0 (0 to 0)	0 (0 to 0)	0 (0 to 0)	0 (0 to 0)	0 (0 to 0)	0 (0 to 0)	0 (0 to 0)	0 (0 to 0)	0 (0 to 0)	0 (0 to 0)	0 (0 to 0)	0 (0 to 0)	0 (0 to 0)	0 (0 to 0)	0 (0 to 0)	0 (0 to 0)	0 (0 to 0)	0 (0 to 0)	0 (0 to 0)	0 (0 to 0)	0 (0 to 0)	0 (0 to 0)	0 (0 to 0)	0
Cysticercosis	0 (0 to 0)	0 (0 to 0)	0 (0 to 0)	0 (0 to 0)	0.2 (0.1 to 0.3)	0.3 (0.2 to 0.3)	0.3 (0.1 to 0.5)	0.3 (0.1 to 0.6)	0.5 (0.2 to 1.2)	0.6 (0.2 to 1.5)	0.8 (0.3 to 1.9)	1.1 (0.4 to 2.6)	1.6 (0.6 to 3.8)	2.2 (0.8 to 5.1)	2.9 (1.1 to 6.8)	3.6 (1.4 to 8.3)	4.4 (1.7 to 10.1)	5.1 (2 to 11.6)	5.6 (2.2 to 12.8)	5.8 (2.3 to 13.2)	5.8 (2.3 to 13.2)	5.6 (2.2 to 12.8)	5.3 (2.1 to 12.1)	96
Cystic echinococcosis	0 (0 to 0)	0 (0 to 0)	0 (0 to 0)	0 (0 to 0)	0 (0 to 0)	0 (0 to 0)	0 (0 to 0)	0 (0 to 0)	0 (0 to 0)	0 (0 to 0)	0 (0 to 0)	0 (0 to 0)	0 (0 to 0)	0 (0 to 0)	0 (0 to 0)	0 (0 to 0)	0 (0 to 0)	0 (0 to 0)	0 (0 to 0)	0 (0 to 0)	0 (0 to 0)	0 (0 to 0)	0 (0 to 0)	0 (0 to 0)	0
Lymphatic filariasis	0 (0 to 0)	0 (0 to 0)	0 (0 to 0)	0 (0 to 0)	0 (0 to 0)	0 (0 to 0)	0 (0 to 0)	0 (0 to 0)	0 (0 to 0)	0 (0 to 0)	0 (0 to 0)	0 (0 to 0)	0 (0 to 0)	0 (0 to 0)	0 (0 to 0)	0 (0 to 0)	0 (0 to 0)	0 (0 to 0)	0 (0 to 0)	0 (0 to 0)	0 (0 to 0)	0 (0 to 0)	0 (0 to 0)	0 (0 to 0)	0
Onchocerciasis	0 (0 to 0)	0 (0 to 0)	0 (0 to 0)	0 (0 to 0)	0 (0 to 0)	0 (0 to 0)	0 (0 to 0)	0 (0 to 0)	0 (0 to 0)	0 (0 to 0)	0 (0 to 0)	0 (0 to 0)	0 (0 to 0)	0 (0 to 0)	0 (0 to 0)	0 (0 to 0)	0 (0 to 0)	0 (0 to 0)	0 (0 to 0)	0 (0 to 0)	0 (0 to 0)	0 (0 to 0)	0 (0 to 0)	0 (0 to 0)	0
Trachoma	0 (0 to 0)	0 (0 to 0)	0 (0 to 0)	0 (0 to 0)	0 (0 to 0)	0 (0 to 0)	0 (0 to 0)	0 (0 to 0)	0 (0 to 0)	0 (0 to 0)	0 (0 to 0)	0 (0 to 0)	0 (0 to 0)	0 (0 to 0)	0 (0 to 0)	0 (0 to 0)	0 (0 to 0)	0 (0 to 0)	0 (0 to 0)	0 (0 to 0)	0 (0 to 0)	0 (0 to 0)	0 (0 to 0)	0 (0 to 0)	0
Dengue	0 (0 to 0)	0 (0 to 0)	0 (0 to 0)	0 (0 to 0)	0 (0 to 0)	0 (0 to 0)	0 (0 to 0)	0 (0 to 0)	0 (0 to 0)	0 (0 to 0)	0 (0 to 0)	0 (0 to 0)	0 (0 to 0)	0 (0 to 0)	0 (0 to 0)	0 (0 to 0)	0 (0 to 0)	0 (0 to 0)	0 (0 to 0)	0 (0 to 0)	0 (0 to 0)	0 (0 to 0)	0 (0 to 0)	0 (0 to 0)	0
Yellow fever	0 (0 to 0)	0 (0 to 0)	0 (0 to 0)	0 (0 to 0)	0 (0 to 0)	0 (0 to 0)	0 (0 to 0)	0 (0 to 0)	0 (0 to 0)	0 (0 to 0)	0 (0 to 0)	0 (0 to 0)	0 (0 to 0)	0 (0 to 0)	0 (0 to 0)	0 (0 to 0)	0 (0 to 0)	0 (0 to 0)	0 (0 to 0)	0 (0 to 0)	0 (0 to 0)	0 (0 to 0)	0 (0 to 0)	0 (0 to 0)	0
Rabies	0 (0 to 0)	0 (0 to 0)	0 (0 to 0)	0 (0 to 0)	0 (0 to 0)	0 (0 to 0)	0 (0 to 0)	0 (0 to 0)	0 (0 to 0)	0 (0 to 0)	0 (0 to 0)	0 (0 to 0)	0 (0 to 0)	0 (0 to 0)	0 (0 to 0)	0 (0 to 0)	0 (0 to 0)	0 (0 to 0)	0 (0 to 0)	0 (0 to 0)	0 (0 to 0)	0 (0 to 0)	0 (0 to 0)	0 (0 to 0)	0
Intestinal nematode infections	0 (0 to 0)	0 (0 to 0)	0 (0 to 0)	0 (0 to 0)	0 (0 to 0)	0 (0 to 0)	0 (0 to 0)	0 (0 to 0)	0 (0 to 0)	0 (0 to 0)	0 (0 to 0)	0 (0 to 0)	0 (0 to 0)	0 (0 to 0)	0 (0 to 0)	0 (0 to 0)	0 (0 to 0)	0 (0 to 0)	0 (0 to 0)	0 (0 to 0)	0 (0 to 0)	0 (0 to 0)	0 (0 to 0)	0 (0 to 0)	0
Ascariasis	0 (0 to 0)	0 (0 to 0)	0 (0 to 0)	0 (0 to 0)	0 (0 to 0)	0 (0 to 0)	0 (0 to 0)	0 (0 to 0)	0 (0 to 0)	0 (0 to 0)	0 (0 to 0)	0 (0 to 0)	0 (0 to 0)	0 (0 to 0)	0 (0 to 0)	0 (0 to 0)	0 (0 to 0)	0 (0 to 0)	0 (0 to 0)	0 (0 to 0)	0 (0 to 0)	0 (0 to 0





SR Table 2a: West Virginia DALYS by cause and age group for males with 95% uncertainty intervals, 2019

Cause	Early Neonatal	Late Neonatal	Post Neonatal	1 to 4	5 to 9	10 to 14	15 to 19	20 to 24
All causes	3,040 (2,430 to 3,850)	976 (658 to 1,400)	2,750 (2,220 to 3,450)	2,310 (1,930 to 2,760)	2,570 (2,000 to 3,240)	3,770 (2,920 to 4,720)	8,300 (6,780 to 9,930)	14,400 (12,000 to 17,000)
Communicable, maternal, neonatal, and nutritional diseases	2,320 (1,830 to 2,950)	575 (376 to 837)	596 (430 to 813)	436 (341 to 565)	424 (301 to 642)	384 (277 to 539)	366 (276 to 473)	369 (282 to 471)
HIV/AIDS and sexually transmitted infections	0·2 (0·1 to 0·3)	0·1 (0 to 0·2)	1·7 (1·4 to 2)	1·2 (1 to 1·5)	0·9 (0·8 to 1·1)	1·1 (0·9 to 1·4)	3·1 (2·4 to 4·3)	14·9 (12 to 18·8)
HIV/AIDS	0 (0 to 0)	0 (0 to 0)	1·6 (1·3 to 1·9)	1·2 (1 to 1·4)	0·9 (0·8 to 1·1)	0·8 (0·7 to 1)	2 (1·6 to 2·4)	12·8 (10·4 to 15·7)
HIV/AIDS - Drug-susceptible Tuberculosis	0 (0 to 0)	0 (0 to 0)	0·1 (0 to 0·1)	0 (0 to 0·1)	0 (0 to 0·1)	0 (0 to 0)	0·1 (0 to 0·1)	0·4 (0·2 to 0·6)
HIV/AIDS - Multidrug-resistant Tuberculosis without extensive	0 (0 to 0)	0 (0 to 0)	0 (0 to 0)	0 (0 to 0)	0 (0 to 0)	0 (0 to 0)	0 (0 to 0)	0 (0 to 0·1)
HIV/AIDS - Extensively drug-resistant Tuberculosis	0 (0 to 0)	0 (0 to 0)	0 (0 to 0)	0 (0 to 0)	0 (0 to 0)	0 (0 to 0)	0 (0 to 0)	0 (0 to 0)
HIV/AIDS resulting in other diseases	0 (0 to 0)	0 (0 to 0)	1·5 (1·3 to 1·8)	1·2 (1 to 1·4)	0·9 (0·7 to 1·1)	0·8 (0·7 to 0·9)	1·9 (1·6 to 2·4)	12·4 (10 to 15·3)
Sexually transmitted infections excluding HIV	0·2 (0·1 to 0·3)	0·1 (0 to 0·1)	0·1 (0 to 0·2)	0 (0 to 0)	0 (0 to 0)	0·3 (0·1 to 0·6)	1·1 (0·6 to 2·1)	2·1 (1 to 4·2)
Syphilis	0·2 (0·1 to 0·3)	0·1 (0 to 0·1)	0·1 (0 to 0·2)	0 (0 to 0)	0 (0 to 0)	0 (0 to 0·1)	0·1 (0 to 0·1)	0·2 (0·1 to 0·3)
Chlamydial infection	0 (0 to 0)	0 (0 to 0)	0 (0 to 0)	0 (0 to 0)	0 (0 to 0)	0 (0 to 0)	0 (0 to 0·1)	0·1 (0·1 to 0·3)
Gonococcal infection	0 (0 to 0)	0 (0 to 0)	0 (0 to 0)	0 (0 to 0)	0 (0 to 0)	0·1 (0 to 0·1)	0·2 (0·1 to 0·4)	0·3 (0·1 to 0·5)
Trichomoniasis	0 (0 to 0)	0 (0 to 0)	0 (0 to 0)	0 (0 to 0)	0 (0 to 0)	0 (0 to 0)	0 (0 to 0)	0·1 (0 to 0·2)
Genital herpes	0 (0 to 0)	0 (0 to 0)	0 (0 to 0)	0 (0 to 0)	0 (0 to 0)	0·1 (0 to 0·3)	0·6 (0·2 to 1·4)	1·2 (0·3 to 2·9)
Other sexually transmitted infections	0 (0 to 0)	0 (0 to 0)	0 (0 to 0)	0 (0 to 0)	0 (0 to 0)	0·1 (0 to 0·2)	0·2 (0·1 to 0·4)	0·3 (0·1 to 0·4)
Respiratory infections and tuberculosis	7·4 (5 to 10·9)	17·3 (10·5 to 26·9)	141 (97·8 to 198)	130 (89·9 to 188)	114 (71·2 to 179)	95·2 (57·6 to 150)	94·9 (57·8 to 153)	99·3 (66·2 to 150)
Tuberculosis	0 (0 to 0)	0 (0 to 0)	0·3 (0·2 to 0·4)	0·3 (0·2 to 0·4)	0·1 (0·1 to 0·2)	0·1 (0·1 to 0·2)	0·4 (0·3 to 0·6)	1·2 (0·8 to 1·8)
Latent tuberculosis infection	0 (0 to 0)	0 (0 to 0)	0 (0 to 0)	0 (0 to 0)	0 (0 to 0)	0 (0 to 0)	0 (0 to 0)	0 (0 to 0)
Drug-susceptible tuberculosis	0 (0 to 0)	0 (0 to 0)	0·3 (0·2 to 0·4)	0·3 (0·2 to 0·4)	0·1 (0·1 to 0·2)	0·1 (0·1 to 0·2)	0·4 (0·3 to 0·6)	1·2 (0·8 to 1·8)
Multidrug-resistant tuberculosis without extensive drug resistar	0 (0 to 0)	0 (0 to 0)	0 (0 to 0)	0 (0 to 0)	0 (0 to 0)	0 (0 to 0)	0 (0 to 0)	0 (0 to 0·1)
Extensively drug-resistant tuberculosis	0 (0 to 0)	0 (0 to 0)	0 (0 to 0)	0 (0 to 0)	0 (0 to 0)	0 (0 to 0)	0 (0 to 0)	0 (0 to 0)
Lower respiratory infections	7·2 (4·8 to 10·7)	16·1 (9·4 to 25·5)	120 (78·2 to 175)	43·4 (30·5 to 59·4)	17·7 (12·2 to 24)	14·2 (10 to 19·1)	18·3 (13 to 25·1)	28·6 (17·3 to 42·1)
Upper respiratory infections	0·2 (0·1 to 0·3)	1 (0·6 to 1·7)	17·9 (10·5 to 28·1)	70·6 (39·9 to 116)	79·2 (42·8 to 136)	68·7 (35·5 to 119)	64·9 (32·9 to 115)	60·2 (32·2 to 103)
Otitis media	0 (0 to 0)	0·1 (0 to 0·2)	2·9 (1·4 to 5·7)	16 (8·3 to 28·7)	17·1 (9·6 to 29·2)	12·2 (6·7 to 21·4)	11·3 (6 to 19·7)	9·3 (4 to 18·2)
Enteric infections	1·7 (1·1 to 2·5)	3·3 (2 to 5·1)	35·5 (23·1 to 54)	52·1 (34·3 to 76·1)	54 (34·6 to 82·5)	50·4 (30·1 to 78·9)	59 (36·9 to 87·1)	62·1 (40·4 to 89·6)
Diarrheal diseases	1·7 (1·1 to 2·5)	3·2 (1·9 to 5)	34·8 (22·6 to 53·1)	51·5 (33·8 to 75·3)	53·7 (34·4 to 82·2)	50·1 (29·9 to 78·6)	58·7 (36·4 to 86·5)	61·8 (40·1 to 89·3)
Typhoid and paratyphoid	0 (0 to 0)	0 (0 to 0)	0 (0 to 0·1)	0 (0 to 0·1)	0 (0 to 0)	0 (0 to 0)	0 (0 to 0·1)	0·1 (0 to 0·2)
Typhoid fever	0 (0 to 0)	0 (0 to 0)	0 (0 to 0)	0 (0 to 0)	0 (0 to 0)	0 (0 to 0)	0 (0 to 0·1)	0·1 (0 to 0·2)
Paratyphoid fever	0 (0 to 0)	0 (0 to 0)	0 (0 to 0·1)	0 (0 to 0·1)	0 (0 to 0)	0 (0 to 0)	0 (0 to 0)	0 (0 to 0)
Invasive Non-typhoidal Salmonella (iNTS)	0 (0 to 0)	0·1 (0 to 0·3)	0·3 (0·1 to 1·1)	0·3 (0·1 to 0·8)	0·1 (0 to 0·4)	0·1 (0 to 0·4)	0 (0 to 0·1)	0 (0 to 0·1)
Other intestinal infectious diseases	0 (0 to 0)	0 (0 to 0)	0·3 (0 to 1·2)	0·3 (0·1 to 1)	0·2 (0 to 0·6)	0·2 (0 to 0·5)	0·2 (0 to 0·6)	0·2 (0 to 0·6)
Neglected tropical diseases and malaria	0·1 (0 to 0·2)	0·5 (0·2 to 1·1)	1·4 (0·5 to 4)	3·4 (0·8 to 10·5)	6·1 (0·7 to 22·9)	4·1 (0·8 to 14·3)	1·2 (0·5 to 2·9)	1·9 (0·7 to 4·1)
Malaria	0 (0 to 0)	0 (0 to 0)	0 (0 to 0)	0 (0 to 0)	0 (0 to 0)	0 (0 to 0)	0 (0 to 0)	0 (0 to 0)
Chagas disease	0 (0 to 0)	0 (0 to 0)	0 (0 to 0)	0 (0 to 0)	0 (0 to 0)	0 (0 to 0)	0 (0 to 0)	0 (0 to 0)
Leishmaniasis	0 (0 to 0)	0 (0 to 0)	0 (0 to 0)	0 (0 to 0)	0 (0 to 0)	0 (0 to 0)	0 (0 to 0)	0 (0 to 0)
Visceral leishmaniasis	0 (0 to 0)	0 (0 to 0)	0 (0 to 0)	0 (0 to 0)	0 (0 to 0)	0 (0 to 0)	0 (0 to 0)	0 (0 to 0)
Cutaneous and mucocutaneous leishmaniasis	0 (0 to 0)	0 (0 to 0)	0 (0 to 0)	0 (0 to 0)	0 (0 to 0)	0 (0 to 0)	0 (0 to 0)	0 (0 to 0)
African trypanosomiasis	0 (0 to 0)	0 (0 to 0)	0 (0 to 0)	0 (0 to 0)	0 (0 to 0)	0 (0 to 0)	0 (0 to 0)	0 (0 to 0)
Schistosomiasis	0 (0 to 0)	0 (0 to 0)	0 (0 to 0)	0 (0 to 0)	0 (0 to 0)	0 (0 to 0)	0 (0 to 0)	0 (0 to 0)
Cysticercosis	0 (0 to 0)	0 (0 to 0)	0 (0 to 0)	0 (0 to 0)	0 (0 to 0)	0·1 (0 to 0·2)	0·4 (0·1 to 1·1)	1·4 (0·4 to 3·3)
Cystic echinococcosis	0 (0 to 0)	0 (0 to 0)	0 (0 to 0)	0 (0 to 0)	0 (0 to 0)	0 (0 to 0)	0 (0 to 0·1)	0 (0 to 0·1)
Lymphatic filariasis	0 (0 to 0)	0 (0 to 0)	0 (0 to 0)	0 (0 to 0)	0 (0 to 0)	0 (0 to 0)	0 (0 to 0)	0 (0 to 0)
Onchocerciasis	0 (0 to 0)	0 (0 to 0)	0 (0 to 0)	0 (0 to 0)	0 (0 to 0)	0 (0 to 0)	0 (0 to 0)	0 (0 to 0)
Trachoma	0 (0 to 0)	0 (0 to 0)	0 (0 to 0)	0 (0 to 0)	0 (0 to 0)	0 (0 to 0)	0 (0 to 0)	0 (0 to 0)
Dengue	0 (0 to 0)	0 (0 to 0)	0 (0 to 0)	0 (0 to 0)	0 (0 to 0)	0 (0 to 0)	0 (0 to 0)	0 (0 to 0)
Yellow fever	0 (0 to 0)	0 (0 to 0)	0 (0 to 0)	0 (0 to 0)	0 (0 to 0)	0 (0 to 0)	0 (0 to 0)	0 (0 to 0)
Rabies	0 (0 to 0)	0 (0 to 0)	0·1 (0 to 0·2)	0·1 (0 to 0·2)	0 (0 to 0·1)	0·1 (0 to 0·3)	0·1 (0 to 0·2)	0·1 (0 to 0·2)
Intestinal nematode infections	0 (0 to 0)	0 (0 to 0)	0 (0 to 0)	0 (0 to 0)	0 (0 to 0)	0 (0 to 0)	0 (0 to 0)	0 (0 to 0)
Ascariasis	0 (0 to 0)	0 (0 to 0)	0 (0 to 0)	0 (0 to 0)	0 (0 to 0)	0 (0 to 0)	0 (0 to 0)	0 (0 to 0)
Trichuriasis	0 (0 to 0)	0 (0 to 0)	0 (0 to 0)	0 (0 to 0)	0 (0 to 0)	0 (0 to 0)	0 (0 to 0)	0 (0 to 0)
Hookworm disease	0 (0 to 0)	0 (0 to 0)	0 (0 to 0)	0 (0 to 0)	0 (0 to 0)	0 (0 to 0)	0 (0 to 0)	0 (0 to 0)
Food-borne trematodiases	0 (0 to 0)	0 (0 to 0)	0 (0 to 0)	0 (0 to 0)	0 (0 to 0)	0 (0 to 0)	0 (0 to 0)	0 (0 to 0)
Leprosy	0 (0 to 0)	0 (0 to 0)	0 (0 to 0)	0 (0 to 0)	0 (0 to 0)	0 (0 to 0)	0 (0 to 0)	0 (0 to 0)
Ebola	0 (0 to 0)	0 (0 to 0)	0 (0 to 0)	0 (0 to 0)	0 (0 to 0)	0 (0 to 0)	0 (0 to 0)	0 (0 to 0)
Zika virus	0 (0 to 0)	0 (0 to 0)	0 (0 to 0)	0 (0 to 0)	0 (0 to 0)	0 (0 to 0)	0 (0 to 0)	0 (0 to 0)
Guinea worm disease	0 (0 to 0)	0 (0 to 0)	0 (0 to 0)	0 (0 to 0)	0 (0 to 0)	0 (0 to 0)	0 (0 to 0)	0 (0 to 0)
Other neglected tropical diseases	0·1 (0 to 0·2)	0·5 (0·2 to 1·1)	1·3 (0·4 to 3·9)	3·4 (0·7 to 10·4)	6·1 (0·7 to 22·9)	3·9 (0·6 to 14)	0·7 (0·2 to 2·2)	0·5 (0·1 to 1·6)
Other infectious diseases	5·4 (3·5 to 8·6)	21·8 (12 to 36·7)	63·1 (41·5 to 94·7)	34·5 (26·4 to 45)	22·7 (16·1 to 35·1)	18·6 (13·2 to 27·4)	18·6 (13·6 to 25·8)	19·9 (14·5 to 27·9)
Meningitis	1 (0·6 to 1·4)	4·3 (2·4 to 7·2)	19·4 (11·7 to 31·2)	9·9 (6·8 to 14)	4·2 (2·8 to 6·1)	3·4 (2·3 to 4·8)	4·5 (3 to 6·8)	5·2 (3·1 to 7·9)
Encephalitis	0·4 (0·2 to 0·8)	1·5 (0·7 to 2·8)	6·7 (3·7 to 11·1)	8·2 (4·8 to 13)	4·7 (3·1 to 6·3)	3·8 (2·3 to 6·1)	2·9 (1·7 to 4·9)	4 (2·2 to 6·6)
Diphtheria	0 (0 to 0)	0 (0 to 0)	0 (0 to 0·1)	0 (0 to 0·1)	0 (0 to 0·1)	0 (0 to 0·1)	0 (0 to 0·1)	0 (0 to 0·1)
Tetanus	0 (0 to 0·1)	0 (0 to 0·1)	0 (0 to 0)	0 (0 to 0·1)	0 (0 to 0·1)	0 (0 to 0·2)	0 (0 to 0·1)	0 (0 to 0·1)
Measles	0 (0 to 0)	0 (0 to 0)	0 (0 to 0·1)	0·1 (0 to 0·3)	0 (0 to 0·1)	0 (0 to 0)	0 (0 to 0)	0 (0 to 0)
Varicella and herpes zoster	0·2 (0·1 to 0·3)	0·8 (0·2 to 1·7)	1·4 (0·6 to 2·8)	1·8 (0·8 to 3·5)	1·8 (0·8 to 3·9)	1·3 (0·6 to 2·5)	1·1 (0·4 to 2·3)	1·4 (0·6 to 2·8)
Acute hepatitis	0 (0 to 0)	0 (0 to 0)	0·5 (0·2 to 1)	0·5 (0·2 to 1)	1·7 (0·7 to 3)	2·4 (1·1 to 4·2)	2·5 (1·2 to 4·4)	2·3 (1·2 to 3·8)
Acute hepatitis A	0 (0 to 0)	0 (0 to 0)	0·1 (0 to 0·3)	0·3 (0 to 0·7)	1·4 (0·5 to 2·8)	2·1 (0·9 to 3·9)	2·3 (1 to 4·1)	2 (0·9 to 3·4)
Acute hepatitis B	0 (0 to 0)	0 (0 to 0)	0·2 (0·1 to 0·6)	0·1 (0 to 0·1)	0 (0 to 0·1)	0 (0 to 0·1)	0·1 (0 to 0·1)	0·1 (0·1 to 0·2)
Acute hepatitis C	0 (0 to 0)	0 (0 to 0)	0 (0 to 0)	0·1 (0 to 0·2)	0·1 (0 to 0·1)	0 (0 to 0·1)	0 (0 to 0·1)	0 (0 to 0·1)
Acute hepatitis E	0 (0 to 0)	0 (0 to 0)	0·1 (0 to 0·4)	0 (0 to 0·1)	0·1 (0 to 0·2)	0·1 (0·1 to 0·3)	0·1 (0·1 to 0·3)	0·1 (0·1 to 0·2)
Other unspecified infectious diseases	3·8 (2 to 6·8)	15·2 (6·8 to 27·9)	31·6 (17·4 to 57)	11·3 (6·7 to 19·1)	10 (5·2 to 22·1)	7·7 (3·9 to 15·1)	7·5 (4·5 to 13·2)	7·1 (4·3 to 11·8)
Maternal and neonatal disorders	2,300 (1,820 to 2,930)	529 (345 to 773)	341 (227 to 486)	185 (140 to 243)	152 (110 to 204)	160 (116 to 217)	157 (112 to 212)	140 (99·8 to 187)
Maternal disorders	0 (0 to 0)	0 (0 to 0)	0 (0 to 0)	0 (0 to 0)	0 (0 to 0)	0 (0 to 0)	0 (0 to 0)	0 (0 to 0)
Maternal hemorrhage	0 (0 to 0)	0 (0 to 0)	0 (0 to 0)	0 (0 to 0)	0 (0 to 0)	0 (0 to 0)	0 (0 to 0)	0 (0 to 0)
Maternal sepsis and other maternal infections	0 (0 to 0)	0 (0 to 0)	0 (0 to 0)	0 (0 to 0)	0 (0 to 0)	0 (0 to 0)	0 (0 to 0)	0 (0 to 0)
Maternal hypertensive disorders	0 (0 to 0)	0 (0 to 0)	0 (0 to 0)	0 (0 to 0)	0 (0 to 0)	0 (0 to 0)	0 (0 to 0)	0 (0 to 0)
Maternal obstructed labor and uterine rupture	--	--	--	--	--	--	--	--
Maternal abortion and miscarriage	--	--	--	--	--	--	--	--
Ectopic pregnancy	--	--	--	--	--	--	--	--
Indirect maternal deaths	--	--	--	--	--	--	--	--
Late maternal deaths	--	--	--	--	--	--	--	--
Maternal deaths aggravated by HIV/AIDS	--	--	--	--	--	--	--	--
Neonatal disorders	2,300 (1,820 to 2,930)	529 (345 to 773)	341 (227 to 486)	185 (140 to 243)	152 (110 to 204)	160 (116 to 217)	157 (112 to 212)	140 (99·8 to 187)
Neonatal preterm birth	1,450 (1,100 to 1,900)	241 (150 to 370)	228 (151 to 324)	101 (73·6 to 135)	119 (82·6 to 163)	125 (87·6 to 172)	122 (86·1 to 166)	108 (75·7 to 149)
Neonatal encephalopathy due to birth asphyxia and trauma	335 (216 to 501)	70·5 (38·4 to 119)	37·8 (21·6 to 63·7)	32 (21·4 to 46·2)	28·1 (15·3 to 45·5)	30 (15·9 to 48·5)	29·2 (15·3 to 47·4)	27 (14·5 to 42·5)
Neonatal sepsis and other neonatal infections	77 (48·6 to 117)	102 (57·3 to 161)	25·4 (15·9 to 37·1)	2·9 (1·8 to 4·4)	3·8 (2·2 to 5·9)	4 (2·4 to 6·3)	4·1 (2·4 to 6·4)	3·8 (2·3 to 6·1)
Hemolytic disease and other neonatal jaundice	1·5 (0·9 to 2·4)	0·7 (0·4 to 1·1)	0·5 (0·4 to 0·9)	1·9 (1·4 to 2·4)	1·6 (1·2 to 2·1)	1·7 (1·3 to 2·2)	1·8 (1·3 to 2·3)	1·6 (1·2 to 2·1)
Other neonatal disorders	442 (304 to 627)	115 (69·4 to 176)	49·4 (33·5 to 69)	47 (35 to 62·2)	0 (0 to 0)	0 (0 to 0)	0 (0 to 0)	0 (0 to 0)
Nutritional deficiencies	0 (0 to 0·1)	2·8 (0·2 to 9)	12·4 (4·1 to 40)	30·2 (4·2 to 101)	74·3 (18·5 to 244)	53·6 (16·6 to 158)	32·3 (15·1 to 66·6)	30·8 (14·5 to 57·2)
Protein-energy malnutrition	0 (0 to 0)	0 (0 to 0)	3·9 (2·4 to 6·3)	0·8 (0·5 to 1·2)	12 (5 to 21·8)	11·9 (5·4 to 21·8)	13·3 (6·3 to 23·5)	14·4 (7·1 to 24·6)
Iodine deficiency	0 (0 to 0)	0 (0 to 0)	0 (0 to 0)	0 (0 to 0·1)	0·3 (0·1 to 0·8)	0·9 (0·3 to 1·9)	1·3 (0·4 to 2·6)	1·4 (0·6 to 3·1)
Vitamin A deficiency	0 (0 to 0)	0 (0 to 0·2)	0·1 (0 to 0·3)	0·3 (0 to 1·2)	0·4 (0 to 1·6)	0·1 (0 to 0·4)	0 (0 to 0)	0 (0 to 0)
Dietary iron deficiency	0 (0 to 0·1)	2·7 (0·2 to 8·8)	8·1 (0·5 to 34·5)	28·7 (3 to 99)	58·7 (5·7 to 222)	37·3 (4 to 140)	11·5 (1·2 to 43·4)	7·8 (0·7 to 31·5)
Other nutritional deficiencies	0 (0 to 0)	0 (0 to 0)	0·4 (0·2 to 0·8)	0·4 (0·2 to 0·7)	2·9 (1·3 to 5·2)	3·4 (1·6 to 6)	6·2 (3 to 10·9)	7·2 (3·4 to 12·4)
Non-communicable diseases	712 (535 to 951)	367 (240 to 532)	1,710 (1,330 to 2,190)	1,290 (1,010 to 1,660)	1,750 (1,290 to 2,310)	2,790 (2,080 to 3,660)	5,470 (4,180 to 6,890)	10,600 (8,480 to 12,800)
Neoplasms	4·2 (3 to 8·5)	3·6 (2·2 to 5·5)	27·5 (19·8 to 39·3)	126 (99·2 to 155)	140 (106 to 180)	129 (101 to 164)	175 (128 to 237)	207 (153 to 270)
Lip and oral cavity cancer	0 (0 to 0)	0 (0 to 0)	0 (0 to 0)	0 (0 to 0)	0·4 (0·3 to 0·6)	0·4 (0·4 to 0·5)	0·5 (0·3 to 0·8)	1·2 (0·7 to 2)
Nasopharynx cancer	0 (0 to 0)	0 (0 to 0)	0 (0 to 0)	0 (0 to 0)	0·4 (0·3 to 0·6)	0·4 (0·4 to 0·5)	1 (0·5 to 1·8)	1·6 (0·8 to 3)
Other pharynx cancer	0 (0 to 0)	0 (0 to 0)	0 (0 to 0)	0 (0 to 0)	0 (0 to 0)	0 (0 to 0)	0 (0 to 0)	0·3 (0·2 to 0·4)
Esophageal cancer	0 (0 to 0)	0 (0 to 0)	0 (0 to 0)	0 (0 to 0)	0 (0 to 0)	0 (0 to 0)	0 (0 to 0)	1·2 (0·8 to 1·9)
Stomach cancer	0 (0 to 0)	0 (0 to 0)	0 (0 to 0)	0 (0 to 0)	0 (0 to 0)	0 (0 to 0)	0·5 (0·3 to 0·8)	2·2 (1·4 to 3·2)
Colon and rectum cancer	0 (0 to 0)	0 (0 to 0)	0 (0 to 0)	0 (0 to 0)	1·1 (0·7 to 1·6)	1·1 (0·7 to 1·6)	3·3 (1·9 to 5·3)	9·7 (6·3 to 14·5)
Liver cancer	0·2 (0·1 to 0·4)	0·2 (0·1 to 0·5)	1·3 (0·6 to 2·3)	3·9 (2·1 to 6·6)	3 (1·8 to 4·7)	3·3 (1·9 to 5·5)	3·1 (1·3 to 6)	4·1 (1·7 to 8·1)
Liver cancer due to hepatitis B	0 (0 to 0)	0 (0 to 0)	0 (0 to 0)	0 (0 to 0)	0 (0 to 0)	0·6 (0·2 to 1·3)	1 (0·4 to 1·9)	1·7 (0·7 to 3·4)
Liver cancer due to hepatitis C	0 (0 to 0)	0 (0 to 0)	0 (0 to 0)	0 (0 to 0)	0 (0 to 0)	0 (0 to 0·1)	0 (0 to 0·1)	0·1 (0 to 0·3)
Liver cancer due to alcohol use	0 (0 to 0)	0 (0 to 0)	0 (0 to 0)	0 (0 to 0)	0 (0 to 0)	0 (0 to 0)	0·1 (0 to 0·2)	0·4 (0·2 to 0·9)
Liver cancer due to NASH	0 (0 to 0)	0 (0 to 0)	0 (0 to 0)	0 (0 to 0)	0 (0 to 0)	0 (0 to 0)	0·7 (0·3 to 1·3)	0·6 (0·2 to 1·3)
Liver cancer due to other causes	0·2 (0·1 to 0·4)	0·2 (0·1 to 0·5)	1·3 (0·6 to 2·3)	3·9 (2·1 to 6·6)	3 (1·8 to 4·7)	2·6 (1·7 to 4·1)	1·3 (0·5 to 2·5)	1·2 (0·5 to 2·4)
Gallbladder and biliary tract cancer	0 (0 to 0)	0 (0 to 0)	0 (0 to 0)	0 (0 to 0)	0 (0 to 0)	0 (0 to 0)	0 (0 to 0)	0·3 (0·2 to 0·3)
Pancreatic cancer	0 (0 to 0)	0 (0 to 0)	0 (0 to 0)	0 (0 to 0)	0 (0 to 0)	0 (0 to 0)	0·5 (0·3 to 0·9)	1·3 (0·7 to 2)
Larynx cancer	0 (0 to 0)	0 (0 to 0)	0 (0 to 0)	0 (0 to 0)	0 (0 to 0)	0 (0 to 0)	0 (0 to 0)	0·4 (0·3 to 0·5)
Tracheal, bronchus, and lung cancer	0 (0 to 0)	0 (0 to 0)	0 (0 to 0)	0 (0 to 0)	0 (0 to 0)	1 (0·6 to 1·4)	2·4 (1·5 to 3·4)	5·1 (3·1 to 8·1)
Malignant skin melanoma	0·1 (0 to 0·1)	0·1 (0 to 0·2)	0·4 (0·1 to 3)	1·7 (0·3 to 11·3)	0·5 (0·4 to 0·7)	0·8 (0·4 to 1·5)	2·4 (1·2 to 4·2)	7·1 (3·8 to 12·4)
Non-melanoma skin cancer	0 (0 to 0)	0 (0 to 0)	0 (0 to 0)	0 (0 to 0)	0 (0 to 0)	0 (0 to 0)	0 (0 to 0)	0·7 (0·5 to 1)
Non-melanoma skin cancer (squamous-cell carcinoma)	0 (0 to 0)	0 (0 to 0)	0 (0 to 0)	0 (0 to 0)	0 (0 to 0)	0 (0 to 0)	0 (0 to 0)	0·7 (0·5 to 1)
Non-melanoma skin cancer (basal-cell carcinoma)	0 (0 to 0)	0 (0 to 0)	0 (0 to 0)	0 (0 to 0)	0 (0 to 0)	0 (0 to 0)	0 (0 to 0)	0 (0 to 0)
Breast cancer	0 (0 to 0)	0 (0 to 0)	0 (0 to 0)	0 (0 to 0)	0 (0 to 0)	0 (0 to 0)	0·5 (0·3 to 0·6)	0·3 (0·2 to 0·4)
Cervical cancer	--	--	--	--	--	--	--	--
Uterine cancer	--	--	--	--	--	--	--	--
Ovarian cancer	--	--	--	--	--	--	--	--
Prostate cancer	0 (0 to 0)	0 (0 to 0)	0 (0 to 0)	0 (0 to 0)	0 (0 to 0)	0 (0 to 0)	0 (0 to 0)	1 (0·7 to 1·5)
Testicular cancer	0·4 (0 to 3·6)	0·2 (0 to 1·2)	1·2 (0·1 to 4·6)	4 (0·5 to 14·4)	1 (0·7 to 1·4)	1 (0·6 to 1·6)	4·6 (2·5 to 7·8)	14·6 (8·3 to 22·6)
Kidney cancer	0·1 (0·1 to 0·1)	0·1 (0·1 to 0·2)	1·2 (0·8 to 1·7)	4·3 (3·3 to 5·5)	4·9 (3 to 7·6)	1·9 (1·1 to 3·2)	2 (1 to 3·4)	3·8 (2 to 6·2)
Bladder cancer	0 (0 to 0)	0 (0 to 0)	0 (0 to 0)	0 (0 to 0)	0 (0 to 0)	0 (0 to 0)	0·4 (0·3 to 0·6)	0·4 (0·2 to 0·6)
Brain and central nervous system cancer	0·6 (0·4 to 0·9)	0·4 (0·2 to 0·7)	6·6 (4 to 10·4)	32·1 (21·4 to 44·9)	48·8 (30·5 to 71·7)	37·8 (24·1 to 57·6)	28·2 (16·5 to 44·5)	24·7 (16 to 37·5)
Thyroid cancer	0 (0 to 0)	0 (0 to 0)	0 (0 to 0)	0 (0 to 0)	0·5 (0·4 to 0·6)	0·5 (0·4 to 0·6)	0·5 (0·4 to 0·7)	0·7 (0·4 to 1·1)
Mesothelioma	0 (0 to 0)	0 (0 to 0)	0 (0 to 0)	0 (0 to 0)	0 (0 to 0)	0 (0 to 0)	0 (0 to 0)	0·2 (0·1 to 0·2)
Hodgkin lymphoma	0 (0 to 0)	0 (0 to 0)	0 (0 to 0)	0·4 (0·3 to 0·4)	0·5 (0·4 to 0·6)	0·8 (0·4 to 1·7)	3·3 (1·8 to 6·3)	8 (4·4 to 14·1)
Non-Hodgkin lymphoma	0 (0 to 0)	0 (0 to 0)	0 (0 to 0)	3·6 (2·5 to 5)	6·4 (4 to 9·7)	7·8 (5 to 11·9)	12·9 (8·3 to 19·4)	18·1 (11·3 to 26·5)
Multiple myeloma	0 (0 to 0)	0 (0 to 0)	0 (0 to 0)	0 (0 to 0)	0 (0 to 0)	0 (0 to 0)	0 (0 to 0)	0·5 (0·3 to 0·9)
Leukemia	0·7 (0·5 to 0·9)	0·9 (0·6 to 1·4)	8·1 (5 to 12·7)	36·3 (25 to 49·7)	38·8 (23 to 59·7)	38·3 (23·4 to 58·5)	47·1 (28·4 to 76·9)	45·2 (26·4 to 70·6)
Acute lymphoid leukemia	0·2 (0·1 to 0·3)	0·1 (0·1 to 0·2)	1·9 (1 to 3·4)	12·9 (7·7 to 20)	22·2 (11·6 to 36·7)	20·9 (11·8 to 34·3)	21·7 (11 to 37)	17·5 (9 to 29·8)
Chronic lymphoid leukemia	0 (0 to 0)	0 (0 to 0)	0 (0 to 0)	0 (0 to 0)	0 (0 to 0)	0 (0 to 0)	0 (0 to 0)	0·3 (0·2 to 0·5)
Acute myeloid leukemia	0·2 (0·1 to 0·2)	0·2 (0·1 to 0·3)	3·4 (1·8 to 5·5)	16·5 (10·2 to 24·9)	9·4 (4·3 to 17·6)	10·7 (4·9 to 19·9)	15·7 (7·8 to 29·2)	15·8 (8·1 to 28·5)
Chronic myeloid leukemia	0 (0 to 0)	0 (0 to 0·1)	0·3 (0·1 to 0·6)	0·7 (0·4 to 1·3)	0·6 (0·3 to 1·1)	0·6 (0·3 to 1·1)	1 (0·4 to 2·1)	1·9 (0·8 to 4·1)
Other leukemia	0·4 (0·2 to 0·5)	0·5 (0·3 to 0·8)	2·4 (1·3 to 4·3)	6·1 (3·6 to 9·9)	6·7 (2·8 to 13)	6·1 (2·6 to 11·6)	8·6 (3·9 to 17·2)	9·7 (4·6 to 17·8)
Other malignant neoplasms	1·8 (1·2 to 2·5)	1·3 (0·8 to 2·1)	7·4 (5·2 to 10·7)	37·9 (27·6 to 51·4)	32·4 (22·7 to 46·6)	32·7 (23·8 to 43)	60·3 (41·7 to 83·6)	53·4 (37·5 to 70·5)
Other neoplasms	0·5 (0·3 to 0·8)	0·4 (0·2 to 0·8)	1·3 (0·6 to 2·2)	1·5 (0·8 to 2·4)	1·2 (0·6 to 2·1)	1·4 (0·8 to 2·4)	1·6 (0·9 to 2·6)	1·4 (0·7 to 2·4)
Myelodysplastic, myeloproliferative, and other hematopoietic n	0·5 (0·3 to 0·8)	0·4 (0·2 to 0·8)	1·3 (0·6 to 2·2)	1·5 (0·8 to 2·4)	1·2 (0·6 to 2·1)	1·4 (0·8 to 2·4)	1·6 (0·9 to 2·6)	1·4 (0·7 to 2·4)
Benign and in situ intestinal neoplasms	0 (0 to 0)	0 (0 to 0)	0 (0 to 0)	0 (0 to 0)	0 (0 to 0)	0 (0 to 0)	0 (0 to 0)	0 (0 to 0)
Benign and in situ cervical and uterine neoplasms	0 (0 to 0)	0 (0 to 0)	0 (0 to 0)	0 (0 to 0)	0 (0 to 0)	0 (0 to 0)	0 (0 to 0)	0 (0 to 0)
Other benign and in situ neoplasms	0 (0 to 0)	0 (0 to 0)	0 (0 to 0)	0 (0 to 0)	0 (0 to 0)	0 (0 to 0)	0 (0 to 0)	0 (0 to 0)
Cardiovascular diseases	12·7 (8·8 to 18·3)	16·2 (9·5 to 25·4)	86 (57·7 to 125)	44·1 (35·9 to 53·7)	34·3 (27·6 to 42·6)	51·2 (39 to 65·5)	113 (84·2 to 146)	177 (133 to 233)
Rheumatic heart disease	0 (0 to 0)	0 (0 to 0)	0 (0 to 0)	1 (0·7 to 1·3)	0·8 (0·6 to 1·2)	1·1 (0·7 to 1·7)	1·6 (1 to 2·4)	2·3 (1·5 to 3·4)

Cause	25 to 29	30 to 34	35 to 39	40 to 44	45 to 49	50 to 54	55 to 59	60 to 64	65 to 69
All causes	16,900 (14,200 to 19,700)	18,200 (15,500 to 21,000)	19,500 (16,600 to 22,900)	20,700 (17,300 to 24,600)	25,600 (21,000 to 31,100)	32,100 (26,200 to 39,400)	40,000 (32,600 to 49,500)	47,800 (39,200 to 57,900)	50,800 (42,300 to 61,400)
Communicable, maternal, neonatal, and nutritional diseases	439 (347 to 544)	488 (389 to 595)	531 (429 to 644)	559 (453 to 680)	653 (532 to 797)	727 (576 to 916)	881 (671 to 1,140)	997 (758 to 1,310)	1,140 (835 to 1,520)
HIV/AIDS and sexually transmitted infections	58·4 (45·2 to 74·3)	92·9 (73·1 to 121)	118 (93·5 to 149)	125 (99·6 to 160)	126 (99·8 to 159)	93·1 (71·2 to 121)	73·6 (54·5 to 101)	55·2 (39·6 to 78·5)	41·5 (30·1 to 59·1)
HIV/AIDS	55 (42·5 to 70·2)	88·5 (69·5 to 115)	113 (89·4 to 144)	120 (95 to 153)	120 (95 to 154)	87·7 (67·1 to 115)	68 (49·5 to 94·2)	49·4 (34·9 to 71·7)	35·5 (24·7 to 52·7)
HIV/AIDS - Drug-susceptible Tuberculosis	1·5 (0·9 to 2·4)	2·4 (1·5 to 3·8)	3·2 (2 to 5)	3·5 (2·1 to 5·4)	3·6 (2·2 to 5·6)	2·5 (1·5 to 3·8)	1·7 (1·1 to 2·7)	1·2 (0·8 to 1·9)	0·9 (0·6 to 1·4)
HIV/AIDS - Multidrug-resistant Tuberculosis without extensive	0·1 (0 to 0·2)	0·1 (0 to 0·4)	0·1 (0 to 0·5)	0·1 (0 to 0·5)	0·1 (0 to 0·6)	0·1 (0 to 0·4)	0·1 (0 to 0·3)	0 (0 to 0·2)	0 (0 to 0·1)
HIV/AIDS - Extensively drug-resistant Tuberculosis	0 (0 to 0·1)	0 (0 to 0·1)	0 (0 to 0·1)	0 (0 to 0·1)	0 (0 to 0·2)	0 (0 to 0·1)	0 (0 to 0·1)	0 (0 to 0·1)	0 (0 to 0)
HIV/AIDS resulting in other diseases	53·4 (41 to 68·6)	86 (66·9 to 113)	110 (85·5 to 139)	116 (91·4 to 150)	117 (91 to 150)	85·1 (63·8 to 112)	66·1 (47·2 to 92·5)	48·1 (33·7 to 70·8)	34·6 (23·9 to 51·7)
Sexually transmitted infections excluding HIV	3·4 (1·7 to 6·6)	4·4 (2·2 to 8·7)	5 (2·4 to 10)	5·2 (2·6 to 10·5)	5·7 (2·9 to 11·2)	5·5 (3 to 10·6)	5·6 (3·1 to 10·7)	5·9 (3·4 to 10·7)	5·9 (3·7 to 10)
Syphilis	0·4 (0·3 to 0·7)	0·8 (0·5 to 1·1)	1 (0·7 to 1·3)	1·1 (0·8 to 1·5)	1·4 (1 to 2)	1·7 (1·1 to 2·4)	2·1 (1·4 to 3)	2·6 (1·8 to 3·6)	3·1 (2·1 to 4·4)
Chlamydial infection	0·3 (0·1 to 0·5)	0·3 (0·1 to 0·5)	0·3 (0·1 to 0·5)	0·3 (0·1 to 0·5)	0·3 (0·1 to 0·5)	0·1 (0·1 to 0·3)	0 (0 to 0·1)	0 (0 to 0)	0 (0 to 0)
Gonococcal infection	0·3 (0·1 to 0·5)	0·2 (0·1 to 0·4)	0·2 (0·1 to 0·3)	0·1 (0·1 to 0·2)	0·1 (0·1 to 0·2)	0·1 (0 to 0·2)	0 (0 to 0·1)	0 (0 to 0)	0 (0 to 0)
Trichomoniasis	0·1 (0 to 0·4)	0·2 (0·1 to 0·6)	0·3 (0·1 to 0·7)	0·3 (0·1 to 0·7)	0·3 (0·1 to 0·7)	0·2 (0·1 to 0·6)	0·1 (0 to 0·4)	0·1 (0 to 0·3)	0·1 (0 to 0·2)
Genital herpes	2 (0·7 to 4·9)	2·6 (0·9 to 6·3)	3 (1 to 7·3)	3·1 (1 to 7·8)	3·4 (1 to 8·3)	3·3 (1 to 8·1)	3·2 (1 to 8·1)	3·1 (1 to 7·7)	2·7 (0·8 to 6·7)
Other sexually transmitted infections	0·3 (0·2 to 0·5)	0·4 (0·2 to 0·7)	0·3 (0·2 to 0·5)	0·3 (0·1 to 0·4)	0·2 (0·1 to 0·4)	0·1 (0·1 to 0·2)	0·1 (0 to 0·1)	0 (0 to 0)	0 (0 to 0)
Respiratory infections and tuberculosis	114 (76·4 to 164)	139 (94·4 to 197)	158 (111 to 218)	180 (124 to 252)	240 (176 to 310)	332 (228 to 468)	439 (300 to 626)	550 (366 to 781)	688 (469 to 972)
Tuberculosis	2·4 (1·7 to 3·6)	3·1 (2·2 to 4·6)	4·1 (2·7 to 5·9)	4·8 (3·2 to 6·8)	7·3 (4·6 to 10·7)	10·3 (6·6 to 15·4)	12·1 (7·9 to 17·4)	14·2 (9·5 to 20·2)	14·7 (9·5 to 21·8)
Latent tuberculosis infection	0 (0 to 0)	0 (0 to 0)	0 (0 to 0)	0 (0 to 0)	0 (0 to 0)	0 (0 to 0)	0 (0 to 0)	0 (0 to 0)	0 (0 to 0)
Drug-susceptible tuberculosis	2·4 (1·6 to 3·5)	3 (2·1 to 4·4)	4 (2·6 to 5·7)	4·6 (3 to 6·6)	7·1 (4·4 to 10·3)	9·9 (6·3 to 14·8)	11·7 (7·5 to 17·1)	13·7 (9·1 to 19·6)	14·2 (9·1 to 20·9)
Multidrug-resistant tuberculosis without extensive drug resistar	0·1 (0 to 0·3)	0·1 (0 to 0·4)	0·1 (0 to 0·5)	0·1 (0 to 0·6)	0·2 (0 to 1)	0·3 (0 to 1·4)	0·4 (0 to 1·8)	0·4 (0 to 2)	0·4 (0 to 1·8)
Extensively drug-resistant tuberculosis	0 (0 to 0·1)	0 (0 to 0·1)	0 (0 to 0·1)	0 (0 to 0·2)	0·1 (0 to 0·2)	0·1 (0 to 0·4)	0·1 (0 to 0·4)	0·1 (0 to 0·5)	0·1 (0 to 0·4)
Lower respiratory infections	43 (26·9 to 67·2)	71·6 (45·1 to 113)	86·7 (56·3 to 127)	111 (67·7 to 164)	168 (113 to 229)	258 (165 to 384)	364 (232 to 551)	475 (307 to 702)	619 (407 to 900)
Upper respiratory infections	59·6 (32·2 to 101)	56·4 (30·4 to 95·1)	58·2 (29·5 to 95·8)	55·4 (29·4 to 96·2)	54·4 (28·4 to 93·8)	52·6 (28·6 to 90)	53·4 (29·7 to 86·8)	52·2 (27·7 to 85·7)	47·6 (25 to 79·3)
Otitis media	8·7 (4·2 to 16·4)	8·1 (3·4 to 15·8)	8·8 (4·3 to 16·2)	9·4 (4·2 to 17·4)	10·3 (5·2 to 18·1)	10·2 (4·7 to 17·7)	9·7 (4·8 to 17·1)	8·7 (4·1 to 16·6)	6·7 (3·4 to 12·4)
Enteric infections	63·1 (41·3 to 90·6)	61·5 (40·7 to 88·3)	61·3 (42·1 to 85·8)	62·2 (42·3 to 86·9)	69·4 (49·4 to 93·5)	80·9 (57·2 to 109)	97·4 (68·3 to 131)	116 (83 to 157)	136 (95·3 to 193)
Diarrheal diseases	62·9 (41 to 90·4)	61 (40·2 to 88)	61·1 (42 to 85·6)	61·9 (42·1 to 86·3)	69·1 (49·1 to 93·1)	80·5 (56·9 to 108)	97 (68·2 to 131)	115 (82·8 to 157)	136 (95 to 192)
Typhoid and paratyphoid	0 (0 to 0)	0·1 (0 to 0·1)	0 (0 to 0)	0·1 (0 to 0·1)	0 (0 to 0·1)	0 (0 to 0·1)	0 (0 to 0)	0 (0 to 0·1)	0 (0 to 0·1)
Typhoid fever	0 (0 to 0)	0 (0 to 0·1)	0 (0 to 0)	0 (0 to 0·1)	0 (0 to 0·1)	0 (0 to 0)	0 (0 to 0)	0 (0 to 0·1)	0 (0 to 0)
Paratyphoid fever	0 (0 to 0)	0 (0 to 0·1)	0 (0 to 0)	0 (0 to 0)	0 (0 to 0)	0 (0 to 0·1)	0 (0 to 0)	0 (0 to 0)	0 (0 to 0·1)
Invasive Non-typhoidal Salmonella (iNTS)	0·1 (0 to 0·2)	0·1 (0 to 0·4)	0·1 (0 to 0·3)	0·1 (0 to 0·3)	0·2 (0·1 to 0·5)	0·2 (0·1 to 0·7)	0·2 (0·1 to 0·7)	0·2 (0·1 to 0·8)	0·3 (0·1 to 1·2)
Other intestinal infectious diseases	0·1 (0 to 0·3)	0·3 (0·1 to 0·8)	0·1 (0 to 0·4)	0·2 (0 to 0·5)	0·1 (0 to 0·4)	0·1 (0 to 0·5)	0·1 (0 to 0·4)	0·1 (0 to 0·4)	0·2 (0 to 0·6)
Neglected tropical diseases and malaria	3·4 (0·7 to 8·4)	4·2 (1 to 10·4)	5·3 (1·4 to 14·2)	7 (1·9 to 17·3)	10·4 (3·4 to 23·8)	14·5 (4·3 to 33·6)	23·7 (8·8 to 52·8)	33·8 (11·3 to 79·5)	45 (14·7 to 102)
Malaria	0 (0 to 0)	0 (0 to 0)	0 (0 to 0)	0 (0 to 0)	0 (0 to 0)	0 (0 to 0)	0 (0 to 0)	0 (0 to 0)	0 (0 to 0)
Chagas disease	0 (0 to 0)	0 (0 to 0)	0 (0 to 0)	0 (0 to 0)	0 (0 to 0)	0 (0 to 0)	0 (0 to 0)	0 (0 to 0)	0 (0 to 0)
Leishmaniasis	0 (0 to 0)	0 (0 to 0)	0 (0 to 0)	0 (0 to 0)	0 (0 to 0)	0 (0 to 0)	0 (0 to 0)	0 (0 to 0)	0 (0 to 0)
Visceral leishmaniasis	0 (0 to 0)	0 (0 to 0)	0 (0 to 0)	0 (0 to 0)	0 (0 to 0)	0 (0 to 0)	0 (0 to 0)	0 (0 to 0)	0 (0 to 0)
Cutaneous and mucocutaneous leishmaniasis	0 (0 to 0)	0 (0 to 0)	0 (0 to 0)	0 (0 to 0)	0 (0 to 0)	0 (0 to 0)	0 (0 to 0)	0 (0 to 0)	0 (0 to 0)
African trypanosomiasis	0 (0 to 0)	0 (0 to 0)	0 (0 to 0)	0 (0 to 0)	0 (0 to 0)	0 (0 to 0)	0 (0 to 0)	0 (0 to 0)	0 (0 to 0)
Schistosomiasis	0 (0 to 0)	0 (0 to 0)	0 (0 to 0)	0 (0 to 0)	0 (0 to 0)	0 (0 to 0)	0 (0 to 0)	0 (0 to 0)	0 (0 to 0)
Cysticercosis	2·6 (0 to 7·7)	3·4 (0·4 to 9·6)	4·5 (0·7 to 13·5)	6 (1·1 to 16)	8·8 (2·1 to 22·7)	12·9 (3·2 to 32)	20·6 (6·1 to 48·5)	31·9 (9·5 to 78·4)	42·9 (12·4 to 99·5)
Cystic echinococcosis	0 (0 to 0·1)	0 (0 to 0·2)	0 (0 to 0·2)	0 (0 to 0·2)	0 (0 to 0·2)	0·1 (0 to 0·2)	0·1 (0 to 0·3)	0·1 (0 to 0·2)	0·1 (0 to 0·2)
Lymphatic filariasis	0 (0 to 0)	0 (0 to 0)	0 (0 to 0)	0 (0 to 0)	0 (0 to 0)	0 (0 to 0)	0 (0 to 0)	0 (0 to 0)	0 (0 to 0)
Onchocerciasis	0 (0 to 0)	0 (0 to 0)	0 (0 to 0)	0 (0 to 0)	0 (0 to 0)	0 (0 to 0)	0 (0 to 0)	0 (0 to 0)	0 (0 to 0)
Trachoma	0 (0 to 0)	0 (0 to 0)	0 (0 to 0)	0 (0 to 0)	0 (0 to 0)	0 (0 to 0)	0 (0 to 0)	0 (0 to 0)	0 (0 to 0)
Dengue	0 (0 to 0)	0 (0 to 0)	0 (0 to 0)	0 (0 to 0)	0 (0 to 0)	0 (0 to 0)	0 (0 to 0)	0 (0 to 0)	0 (0 to 0)
Yellow fever	0 (0 to 0)	0 (0 to 0)	0 (0 to 0)	0 (0 to 0)	0 (0 to 0)	0 (0 to 0)	0 (0 to 0)	0 (0 to 0)	0 (0 to 0)
Rabies	0·1 (0 to 0·3)	0 (0 to 0·1)	0 (0 to 0)	0·1 (0 to 0·1)	0 (0 to 0·1)	0 (0 to 0)	0 (0 to 0·1)	0 (0 to 0·1)	0 (0 to 0·1)
Intestinal nematode infections	0 (0 to 0)	0 (0 to 0)	0 (0 to 0)	0 (0 to 0)	0 (0 to 0)	0 (0 to 0)	0 (0 to 0)	0 (0 to 0)	0 (0 to 0)
Ascariasis	0 (0 to 0)	0 (0 to 0)	0 (0 to 0)	0 (0 to 0)	0 (0 to 0)	0 (0 to 0)	0 (0 to 0)	0 (0 to 0)	0 (0 to 0)
Trichuriasis	0 (0 to 0)	0 (0 to 0)	0 (0 to 0)	0 (0 to 0)	0 (0 to 0)	0 (0 to 0)	0 (0 to 0)	0 (0 to 0)	0 (0 to 0)
Hookworm disease	0 (0 to 0)	0 (0 to 0)	0 (0 to 0)	0 (0 to 0)	0 (0 to 0)	0 (0 to 0)	0 (0 to 0)	0 (0 to 0)	0 (0 to 0)
Food-borne trematodiases	0 (0 to 0)	0 (0 to 0)	0 (0 to 0)	0 (0 to 0)	0 (0 to 0)	0 (0 to 0)	0 (0 to 0)	0 (0 to 0)	0 (0 to 0)
Leprosy	0 (0 to 0)	0 (0 to 0)	0 (0 to 0)	0 (0 to 0)	0 (0 to 0)	0 (0 to 0)	0 (0 to 0)	0 (0 to 0)	0 (0 to 0)
Ebola	0 (0 to 0)	0 (0 to 0)	0 (0 to 0)	0 (0 to 0)	0 (0 to 0)	0 (0 to 0)	0 (0 to 0)	0 (0 to 0)	0 (0 to 0)
Zika virus	0 (0 to 0)	0 (0 to 0)	0 (0 to 0)	0 (0 to 0)	0 (0 to 0)	0 (0 to 0)	0 (0 to 0)	0 (0 to 0)	0 (0 to 0)
Guinea worm disease	0 (0 to 0)	0 (0 to 0)	0 (0 to 0)	0 (0 to 0)	0 (0 to 0)	0 (0 to 0)	0 (0 to 0)	0 (0 to 0)	0 (0 to 0)
Other neglected tropical diseases	0·6 (0·1 to 2·2)	0·7 (0·2 to 2·5)	0·8 (0·2 to 2·4)	0·9 (0·2 to 2·7)	1·4 (0·3 to 4·5)	1·5 (0·4 to 4)	3 (0·8 to 8·3)	1·8 (0·6 to 3·9)	2 (0·8 to 4·1)
Other infectious diseases	23·9 (17·8 to 31·9)	29 (21·4 to 38·4)	33·9 (25·2 to 46·7)	34·3 (24·5 to 49·7)	46·2 (31·9 to 69·2)	52·9 (36·6 to 79·2)	67·5 (46 to 103)	77·8 (52·5 to 122)	86·4 (58·3 to 136)
Meningitis	6·4 (4·3 to 9·7)	8·1 (5·2 to 11·9)	9 (5·6 to 12·9)	9·2 (5·9 to 13·9)	11·6 (7·3 to 18·1)	10·1 (6·5 to 15·2)	10 (6·6 to 14·8)	9·3 (5·9 to 14·5)	8·4 (5·7 to 12·1)
Encephalitis	4·4 (2·3 to 7·2)	5 (2·3 to 8·2)	4·6 (2·4 to 7·2)	4·2 (2·4 to 6·5)	5·4 (2·9 to 8·9)	6 (3·3 to 9·7)	7 (3·9 to 11·1)	8·1 (4·7 to 12·5)	9·1 (5·2 to 14)
Diphtheria	0 (0 to 0·1)	0 (0 to 0)	0 (0 to 0)	0 (0 to 0·1)	0 (0 to 0·1)	0 (0 to 0·1)	0 (0 to 0·1)	0 (0 to 0)	0 (0 to 0)
Tetanus	0 (0 to 0·1)	0 (0 to 0·1)	0 (0 to 0·1)	0·1 (0 to 0·1)	0·1 (0 to 0·2)	0·1 (0 to 0·2)	0·1 (0 to 0·3)	0·1 (0 to 0·3)	0·2 (0·1 to 0·5)
Measles	0 (0 to 0)	0 (0 to 0)	0 (0 to 0)	0 (0 to 0)	0 (0 to 0)	0 (0 to 0)	0 (0 to 0)	0 (0 to 0)	0 (0 to 0)
Varicella and herpes zoster	1·7 (0·7 to 3·3)	1·8 (0·8 to 3·5)	2 (1 to 3·6)	2·1 (0·9 to 3·8)	2·5 (1·1 to 4·5)	3·3 (1·6 to 5·7)	4 (2 to 6·8)	5·3 (2·6 to 9·3)	5·9 (3 to 10·1)
Acute hepatitis	2·4 (1·3 to 4)	2·5 (1·4 to 4)	2·8 (1·7 to 4·3)	3 (1·9 to 4·4)	3·8 (2·5 to 5·7)	3·6 (2·3 to 5·2)	3·5 (2·3 to 4·8)	3·1 (2·1 to 4·5)	2·4 (1·6 to 3·4)
Acute hepatitis A	2 (0·9 to 3·4)	1·8 (0·9 to 3·2)	1·9 (1 to 3·2)	1·8 (0·9 to 3·2)	2·1 (1 to 3·4)	1·9 (0·9 to 3·1)	1·8 (0·9 to 3·1)	1·6 (0·8 to 2·8)	1·2 (0·5 to 2)
Acute hepatitis B	0·3 (0·1 to 0·5)	0·4 (0·2 to 0·7)	0·5 (0·3 to 0·9)	0·7 (0·4 to 1·2)	1 (0·5 to 1·7)	1 (0·4 to 1·6)	0·9 (0·5 to 1·5)	0·9 (0·4 to 1·5)	0·7 (0·4 to 1·2)
Acute hepatitis C	0·1 (0 to 0·1)	0·1 (0 to 0·2)	0·1 (0·1 to 0·3)	0·2 (0·1 to 0·6)	0·5 (0·2 to 1·2)	0·6 (0·2 to 1·3)	0·5 (0·2 to 1·2)	0·4 (0·2 to 0·9)	0·3 (0·1 to 0·7)
Acute hepatitis E	0·1 (0·1 to 0·3)	0·2 (0·1 to 0·3)	0·2 (0·1 to 0·4)	0·2 (0·1 to 0·4)	0·3 (0·1 to 0·6)	0·2 (0·1 to 0·3)	0·2 (0·1 to 0·4)	0·2 (0·1 to 0·4)	0·2 (0·1 to 0·4)
Other unspecified infectious diseases	8·9 (5·4 to 14·5)	11·5 (7·1 to 18·3)	15·5 (9·7 to 25·8)	15·7 (9·3 to 27·5)	22·7 (12·7 to 41·7)	29·8 (17·4 to 52·6)	43 (24·6 to 77)	51·9 (30·5 to 93·8)	60·4 (34·9 to 107)
Maternal and neonatal disorders	138 (99·9 to 183)	123 (87·6 to 165)	114 (82·8 to 151)	106 (75·9 to 142)	101 (72·6 to 138)	87·7 (62·5 to 118)	74·7 (54·9 to 98·9)	59·5 (43·3 to 78·1)	37·3 (28·2 to 48·3)
Maternal disorders	0 (0 to 0)	0 (0 to 0)	0 (0 to 0)	0 (0 to 0)	0 (0 to 0)	0 (0 to 0)	0 (0 to 0)	0 (0 to 0)	0 (0 to 0)
Maternal hemorrhage	0 (0 to 0)	0 (0 to 0)	0 (0 to 0)	0 (0 to 0)	0 (0 to 0)	0 (0 to 0)	0 (0 to 0)	0 (0 to 0)	0 (0 to 0)
Maternal sepsis and other maternal infections	0 (0 to 0)	0 (0 to 0)	0 (0 to 0)	0 (0 to 0)	0 (0 to 0)	0 (0 to 0)	0 (0 to 0)	0 (0 to 0)	0 (0 to 0)
Maternal hypertensive disorders	0 (0 to 0)	0 (0 to 0)	0 (0 to 0)	0 (0 to 0)	0 (0 to 0)	0 (0 to 0)	0 (0 to 0)	0 (0 to 0)	0 (0 to 0)
Maternal obstructed labor and uterine rupture	--	--	--	--	--	--	--	--	--
Maternal abortion and miscarriage	--	--	--	--	--	--	--	--	--
Ectopic pregnancy	--	--	--	--	--	--	--	--	--
Indirect maternal deaths	--	--	--	--	--	--	--	--	--
Late maternal deaths	--	--	--	--	--	--	--	--	--
Maternal deaths aggravated by HIV/AIDS	--	--	--	--	--	--	--	--	--
Neonatal disorders	138 (99·9 to 183)	123 (87·6 to 165)	114 (82·8 to 151)	106 (75·9 to 142)	101 (72·6 to 138)	87·7 (62·5 to 118)	74·7 (54·9 to 98·9)	59·5 (43·3 to 78·1)	37·3 (28·2 to 48·3)
Neonatal preterm birth	106 (73·6 to 143)	93·9 (66·8 to 127)	86·5 (60·7 to 119)	79·2 (54·7 to 108)	74·8 (51·7 to 103)	63·6 (43·2 to 87·2)	52·6 (37·1 to 71·9)	40·4 (29 to 53·1)	25·1 (18·4 to 32·8)
Neonatal encephalopathy due to birth asphyxia and trauma	26·3 (14·1 to 42·3)	24·2 (12·7 to 38·3)	23·1 (12·8 to 35·7)	21·9 (12 to 35·1)	21·9 (11·4 to 36·1)	19·7 (10 to 33·2)	18·2 (8·8 to 30·1)	15·7 (7·4 to 27·3)	9·9 (6·2 to 14·5)
Neonatal sepsis and other neonatal infections	3·9 (2·3 to 6·2)	3·5 (2·1 to 5·6)	3·4 (2 to 5·4)	3·2 (2 to 5·1)	3·2 (1·9 to 5·1)	3 (1·8 to 4·7)	2·7 (1·6 to 4·1)	2·3 (1·4 to 3·6)	1·6 (1 to 2·6)
Hemolytic disease and other neonatal jaundice	1·7 (1·2 to 2·2)	1·5 (1·1 to 2)	1·5 (1·1 to 2)	1·4 (1 to 1·9)	1·5 (1·1 to 1·9)	1·4 (1 to 1·8)	1·3 (0·9 to 1·7)	1·1 (0·8 to 1·4)	0·8 (0·6 to 1)
Other neonatal disorders	0 (0 to 0)	0 (0 to 0)	0 (0 to 0)	0 (0 to 0)	0 (0 to 0)	0 (0 to 0)	0 (0 to 0)	0 (0 to 0)	0 (0 to 0)
Nutritional deficiencies	38·4 (19·5 to 72·4)	37·8 (19·5 to 74·7)	39·5 (21·9 to 71·7)	44·6 (25·2 to 80·8)	60 (32 to 123)	66·7 (38·3 to 119)	105 (56·9 to 207)	105 (60·8 to 188)	103 (65 to 175)
Protein-energy malnutrition	17 (9 to 28·1)	18·4 (10·8 to 29·1)	20·3 (12 to 32)	22·4 (13·8 to 33·8)	28·9 (17·8 to 43·1)	34·4 (22·4 to 49·5)	44·7 (30·2 to 62·9)	54·8 (38·1 to 76·1)	60·9 (42·4 to 82·9)
Iodine deficiency	1·6 (0·6 to 3·5)	1·6 (0·7 to 3·4)	1·7 (0·7 to 3·4)	1·7 (0·7 to 3·6)	1·8 (0·8 to 3·7)	1·8 (0·8 to 3·5)	1·8 (0·7 to 3·4)	1·7 (0·7 to 3·5)	1·5 (0·6 to 3)
Vitamin A deficiency	0 (0 to 0)	0 (0 to 0)	0 (0 to 0)	0 (0 to 0)	0 (0 to 0)	0 (0 to 0)	0 (0 to 0)	0 (0 to 0)	0 (0 to 0)
Dietary iron deficiency	9·6 (0·7 to 38·9)	10·9 (0·9 to 43·3)	10·2 (0·8 to 42)	12·7 (1 to 48·8)	21·8 (2·3 to 79)	19·6 (2·1 to 68·3)	47·1 (7·5 to 147)	36·4 (5·1 to 115)	27·7 (3·3 to 90·5)
Other nutritional deficiencies	10·2 (5·2 to 17·3)	6·9 (3·8 to 11·4)	7·4 (4 to 12·2)	7·8 (4·4 to 12·3)	7·5 (4·2 to 12·2)	11 (6·3 to 17·3)	11·6 (6·7 to 18·2)	11·8 (6·9 to 18·9)	12·7 (7·4 to 20·2)
Non-communicable diseases	13,300 (10,800 to 15,800)	14,600 (12,200 to 17,100)	15,900 (13,200 to 18,600)	17,200 (14,200 to 20,500)	21,700 (17,800 to 26,400)	28,000 (22,800 to 34,100)	35,600 (29,000 to 43,700)	43,600 (35,700 to 52,800)	46,800 (38,900 to 56,400)
Neoplasms	298 (227 to 405)	486 (371 to 638)	722 (553 to 934)	1,230 (902 to 1,640)	2,480 (1,760 to 3,280)	4,970 (3,720 to 6,560)	8,320 (6,180 to 11,000)	11,900 (9,080 to 15,300)	13,100 (10,100 to 16,500)
Lip and oral cavity cancer	2·8 (1·5 to 4·8)	6·3 (3·7 to 10·3)	11·6 (6·7 to 18·3)	21·9 (12·8 to 34·7)	50·9 (30·4 to 79)	93·6 (60·6 to 143)	146 (95·2 to 214)	168 (112 to 244)	143 (95·2 to 204)
Nasopharynx cancer	1·8 (0·9 to 3·1)	2·4 (1·4 to 4)	4·6 (2·8 to 7·2)	8 (4·7 to 12·8)	14·1 (8·5 to 21·8)	22·8 (14·2 to 33·8)	31·7 (19·2 to 49·4)	26·9 (17·2 to 42·1)	23·5 (14·4 to 36)
Other pharynx cancer	0·3 (0·2 to 0·4)	1·1 (0·7 to 1·8)	3·4 (2 to 5·5)	9·5 (5·6 to 14·9)	30·2 (18·5 to 47)	61·8 (38·6 to 93·3)	86·4 (54·6 to 130)	98·9 (63·4 to 146)	81·3 (50 to 129)
Esophageal cancer	3·4 (2 to 5·6)	9·6 (6 to 14·2)	24·2 (15·4 to 36·2)	59·7 (33·9 to 94·9)	147 (91·6 to 221)	311 (205 to 445)	514 (351 to 732)	637 (453 to 857)	632 (445 to 885)
Stomach cancer	6·6 (4·2 to 10·3)	17·6 (10·7 to 27·2)	30·3 (19·5 to 47·4)	45·2 (30 to 64·2)	72·7 (47·4 to 107)	127 (83·8 to 192)	195 (129 to 286)	249 (179 to 335)	244 (175 to 327)
Colon and rectum cancer	25·6 (16·3 to 39·1)	66·5 (41 to 104)	108 (69·5 to 164)	193 (120 to 298)	341 (218 to 521)	637 (425 to 904)	976 (660 to 1,370)	1,300 (942 to 1,710)	1,400 (1,010 to 1,900)
Liver cancer	8·3 (3·6 to 15·4)	16·7 (6·7 to 32·1)	29·5 (13 to 56·3)	54·3 (22·9 to 106)	109 (44·2 to 216)	310 (151 to 569)	495 (258 to 867)	556 (276 to 954)	478 (248 to 787)
Liver cancer due to hepatitis B	3·9 (1·6 to 7·6)	7·6 (3 to 15·2)	12 (5·1 to 23·6)	18·5 (7·5 to 37·8)	27·2 (10·3 to 54·5)	57·8 (25·6 to 114)	76·9 (37·2 to 144)	73·1 (32·8 to 133)	54·2 (25·5 to 95·1)
Liver cancer due to hepatitis C	0·4 (0·1 to 0·8)	1·1 (0·4 to 2·4)	2·8 (1·1 to 5·9)	7·6 (3 to 15·5)	23 (8·5 to 48·8)	84·8 (38·6 to 161)	160 (78·1 to 289)	190 (92·3 to 354)	156 (77·5 to 267)
Liver cancer due to alcohol use	1·5 (0·6 to 2·9)	4·2 (1·6 to 8·5)	9·5 (3·8 to 19·1)	19·5 (8 to 39·8)	41·4 (16·2 to 83·8)	120 (54·2 to 224)	184 (90·2 to 338)	211 (101 to 382)	196 (98·4 to 337)
Liver cancer due to NASH	0·9 (0·3 to 1·7)	1·3 (0·5 to 2·6)	1·9 (0·8 to 3·8)	3·3 (1·3 to 7)	7·2 (2·8 to 14·1)	21·7 (9·9 to 41·8)	36·6 (17·4 to 68·6)	44·7 (19·9 to 82·2)	42·8 (19·8 to 73·5)
Liver cancer due to other causes	1·7 (0·7 to 3·2)	2·5 (0·9 to 5)	3·4 (1·4 to 6·5)	5·4 (2·1 to 11)	10 (3·9 to 20·2)	25·7 (11·6 to 48·4)	36·5 (16·8 to 69·1)	37·1 (17·2 to 69·2)	29·3 (13·5 to 51·7)
Gallbladder and biliary tract cancer	0·4 (0·3 to 0·6)	1·2 (0·7 to 2)	2·6 (1·5 to 4·1)	4·7 (2·7 to 7·7)	9·9 (5·8 to 16·1)	19·1 (11·9 to 29·2)	32·3 (20 to 49·9)	47·6 (30·4 to 71·3)	53·6 (34·7 to 80·5)
Pancreatic cancer	3·5 (2 to 5·8)	13·1 (8·7 to 18·8)	34·3 (23·3 to 50·3)	70·5 (45·2 to 102)	169 (108 to 249)	339 (225 to 512)	579 (389 to 855)	788 (558 to 1,080)	809 (569 to 1,100)
Larynx cancer	0·4 (0·3 to 0·7)	1·1 (0·7 to 1·8)	3·8 (2·1 to 6·4)	11·6 (6·1 to 20·1)	35·2 (20·6 to 56)	81·7 (52·9 to 120)	149 (97·1 to 221)	179 (115 to 258)	177 (116 to 257)
Tracheal, bronchus, and lung cancer	11·9 (7·6 to 18·5)	40·3 (23·3 to 63)	86·8 (52·5 to 141)	233 (151 to 343)	634 (417 to 902)	1,480 (1,030 to 2,100)	2,800 (2,000 to 3,830)	4,340 (3,230 to 5,730)	4,710 (3,470 to 6,150)
Malignant skin melanoma	19·1 (10·6 to 30·4)	40·1 (20·1 to 66·8)	55·8 (28·9 to 95·4)	78·9 (40·3 to 126)	101 (55·4 to 166)	157 (81·6 to 254)	195 (109 to 303)	213 (120 to 331)	234 (117 to 358)
Non-melanoma skin cancer	1·3 (0·8 to 1·8)	2·8 (1·8 to 4·1)	5·2 (3·4 to 7·9)	9·5 (6·5 to 13·4)	20·5 (14·1 to 29)	41 (26·4 to 59·6)	69·8 (46·6 to 96·1)	105 (74·1 to 143)	127 (94·4 to 170)
Non-melanoma skin cancer (squamous-cell carcinoma)	1·2 (0·8 to 1·8)	2·8 (1·8 to 4)	5·1 (3·4 to 7·9)	9·5 (6·5 to 13·4)	20·4 (13·9 to 28·8)	40·9 (26·2 to 59·4)	69·6 (46·4 to 95·9)	105 (73·6 to 142)	126 (93·7 to 170)
Non-melanoma skin cancer (basal-cell carcinoma)	0 (0 to 0)	0 (0 to 0)	0 (0 to 0·1)	0·1 (0 to 0·2)	0·1 (0 to 0·3)	0·2 (0 to 0·4)	0·3 (0·1 to 0·6)	0·4 (0·2 to 1)	0·7 (0·2 to 1·4)
Breast cancer	0·3 (0·2 to 0·5)	0·6 (0·3 to 1·2)	1·7 (0·7 to 3·2)	2·5 (1·1 to 4·9)	6·8 (3·1 to 12·8)	11·3 (5·5 to 21·1)	16·2 (8·1 to 30)	23·7 (11·9 to 41·2)	25·5 (12·8 to 43·6)
Cervical cancer	--	--	--	--	--	--	--	--	--
Uterine cancer	--	--	--	--	--	--	--	--	--
Ovarian cancer	--	--	--	--	--	--	--	--	--
Prostate cancer	1·4 (0·9 to 2·2)	1·8 (1·2 to 2·8)	2·5 (1·6 to 4)	7·5 (4·3 to 11·5)	37·8 (22·2 to 59·7)	132 (83·9 to 204)	322 (197 to 504)	745 (488 to 1,140)	1,060 (723 to 1,670)
Testicular cancer	23·4 (13·8 to 39·6)	23·3 (13·2 to 36·7)	20·4 (11·8 to 32·5)	17·5 (10·2 to 27·2)	14·7 (8·3 to 23·5)	12·6 (6·6 to 20·2)	10·3 (5·6 to 17·1)	8 (4·6 to 12·5)	7·1 (3·8 to 12·2)
Kidney cancer	5·9 (3·5 to 9·4)	12·5 (7·1 to 21·2)	25·1 (15·4 to 39·1)	46·9 (27·6 to 72·9)	116 (68·4 to 176)	183 (113 to 285)	306 (187 to 452)	403 (267 to 592)	420 (280 to 607)
Bladder cancer	0·8 (0·4 to 1·3)	3·1 (1·7 to 5)	6·6 (4·1 to 10·2)	15·1 (9 to 22·7)	41 (26·3 to 60·5)	99·3 (64·9 to 149)	175 (114 to 261)	272 (190 to 376)	390 (269 to 532)
Brain and central nervous system cancer	36·9 (22·5 to 57·3)	54·5 (32·2 to 87·9)	70 (42·1 to 111)	91·3 (54·8 to 147)	136 (84·4 to 209)	204 (129 to 309)	261 (165 to 391)	308 (204 to 454)	317 (206 to 457)
Thyroid cancer	1·4 (0·8 to 2·4)	2·2 (1·1 to 3·8)	3·2 (1·8 to 5·5)	5·9 (3·1 to 9·6)	11·6 (6·7 to 18·4)	19·4 (11·4 to 29·8)	26·4 (16·1 to 42·1)	30·1 (19·1 to 44·9)	32·6 (20·1 to 49·2)
Mesothelioma	0·6 (0·4 to 1)	1·2 (0·8 to 1·8)	2·4 (1·6 to 3·4)	4 (2·8 to 5·5)	7·8 (5·1 to 11·6)	16·6 (11·3 to 23·8)	31·6 (21·1 to 43·7)	66·6 (45·1 to 94·1)	112 (76·4 to 153)
Hodgkin lymphoma	11·8 (6·8 to 21·7)	14·3 (8·4 to 26·6)	12·6 (7·2 to 23·8)	12·3 (7·1 to 22·2)	12·9 (7·7 to 22·6)	15·7 (9·2 to 26·6)	17·7 (10·7 to 29·3)	18·4 (11·2 to 30·1)	20 (12·5 to 31·3)
Non-Hodgkin lymphoma	27·2 (17·7 to 42·3)	41·1 (26·7 to 63·2)	51·1 (32·8 to 79·3)	65·6 (40·3 to 101)	110 (70·2 to 168)	179 (119 to 264)	295 (189 to 434)	421 (288 to 588)	474 (330 to 646)
Multiple myeloma	0·9 (0·5 to 1·4)	3·1 (1·6 to 5·1)	7·9 (4·3 to 13·3)	19·5 (11·8 to 30·8)	43·7 (27·8 to 67·1)	93·5 (57·3 to 140)	145 (93·5 to 225)	214 (138 to 318)	285 (195 to 419)
Leukemia	52·4 (33·5 to 77·6)	55·7 (35·6 to 81·4)	56·7 (35·7 to 84·6)	71·9 (43·7 to 110)	99·1 (61·8 to 148)	169 (106 to 249)	241 (152 to 364)	362 (240 to 531)	462 (308 to 664)
Acute lymphoid leukemia	17 (8·6 to 28·7)	12·9 (6·5 to 22·3)	11·3 (5·3 to 20·2)	11·9 (5·8 to 20·3)	11·9 (5·9 to 21·1)	15·8 (7·6 to 28·1)	17·3 (8·9 to 30·5)	18·5 (9·5 to 32)	20·7 (10·6 to 36·7)
Chronic lymphoid leukemia	0·3 (0·2 to 0·5)	0·6 (0·2 to 1·1)	1·4 (0·6 to 2·7)	3·2 (1·4 to 6·4)	10 (4·9 to 17·9)	26·1 (13·3 to 46·4)	49 (25·1 to 83·9)	78·5 (40·6 to 136)	103 (56·7 to 170)
Acute myeloid leukemia	20·3 (11·3 to 33·9)	23·4 (12·5 to 40·7)	24·5 (12·6 to 41·6)	33·6 (18 to 56·4)	45·8 (25·5 to 76·1)	75·3 (43·1 to 123)	106 (58·2 to 171)	162 (95·8 to 260)	205 (118 to 326)
Chronic myeloid leukemia	3·9 (1·7 to 7·4)	6·6 (3 to 12·1)	6·4 (3 to 12·1)	6·8 (3·2 to 12·1)	8·5 (4·1 to 15·3)	12·6 (6 to 22·7)	15·3 (7·4 to 28·8)	18·8 (9·1 to 35·3)	23·8 (11·2 to 42·3)
Other leukemia	11 (5·4 to 19·7)	12·4 (6·1 to 21·4)	13·1 (6·6 to 23·1)	16·4 (8·1 to 29·6)	22·9 (11·4 to 40·3)	38·8 (19·7 to 67·8)	53·2 (27·3 to 92·5)	83·3 (44·2 to 145)	109 (56·2 to 184)
Other malignant neoplasms	47·6 (32·4 to 69·5)	50·8 (33·3 to 74·4)	56·7 (37·5 to 82·6)	66·6 (44·5 to 98)	94·4 (61·1 to 138)	132 (86·1 to 186)	174 (115 to 255)	218 (145 to 308)	235 (162 to 325)
Other neoplasms	2·3 (1·2 to 3·8)	3 (1·5 to 4·9)	4·2 (2·3 to 7·1)	6·6 (3·8 to 10·3)	10·2 (6 to 15·9)	19·7 (11 to 31·1)	38·2 (22·1 to 61·3)	70·1 (39·7 to 112)	107 (64·2 to 174)
Myelodysplastic, myeloproliferative, and other hematopoietic n	2·3 (1·2 to 3·8)	3 (1·5 to 4·9)	4·2 (2·3 to 7·1)	6·6 (3·8 to 10·3)	10·2 (6 to 15·9)	19·7 (11 to 31·1)	38·2 (22·1 to 61·3)	70·1 (39·7 to 112)	107 (64·2 to 174)
Benign and in situ intestinal neoplasms	0 (0 to 0)	0 (0 to 0)	0 (0 to 0)	0 (0 to 0)	0 (0 to 0)	0 (0 to 0)	0 (0 to 0)	0 (0 to 0)	0 (0 to 0)
Benign and in situ cervical and uterine neoplasms	0 (0 to 0)	0 (0 to 0)	0 (0 to 0)	0 (0 to 0)	0 (0 to 0)	0 (0 to 0)	0 (0 to 0)	0 (0 to 0)	0 (0 to 0)
Other benign and in situ neoplasms	0 (0 to 0)	0 (0 to 0)	0 (0 to 0)	0 (0 to 0)	0 (0 to 0)	0 (0 to 0)	0 (0 to 0)	0 (0 to 0)	0 (0 to 0)
Cardiovascular diseases	337 (251 to 464)	660 (494 to 892)	1,110 (829 to 1,460)	1,830 (1,350 to 2,390)	3,370 (2,450 to 4,520)	5,270 (3,830 to 6,980)	7,410 (5,530 to 9,600)	9,460 (7,170 to 12,200)	11,100 (8,720 to 13,900)
Rheumatic heart disease	4·6 (2·9 to 7·5)	7·5 (4·6 to 11·7)	8·2 (5·1 to 12·7)	10·5 (6·6 to 16·1)	17·5 (10·8 to 27·3)	24·2 (15·4 to 36·5)	35·5 (23·2 to 51·6)	47·4 (33 to 67·6)	56·2 (39·6 to 77·3)

Cause	70 to 74	75 to 79	80 to 84	85 to 89	90 to 94	95 plus	Total
All causes	47,700 (40,000 to 57,100)	36,100 (30,500 to 42,500)	26,100 (22,500 to 30,200)	15,200 (13,500 to 17,100)	7,580 (6,810 to 8,410)	2,540 (2,330 to 2,760)	445,000
Communicable, maternal, neonatal, and nutritional diseases	1,140 (830 to 1,540)	1,000 (763 to 1,300)	876 (668 to 1,150)	608 (459 to 791)	361 (266 to 465)	146 (102 to 191)	16,000
HIV/AIDS and sexually transmitted infections	17·1 (10·7 to 27·4)	8·3 (5·2 to 13·6)	3 (2 to 4·2)	1·4 (0·9 to 2·1)	0·6 (0·4 to 0·9)	0·2 (0·1 to 0·3)	838
HIV/AIDS	12·2 (6·7 to 21·9)	5 (2·6 to 9·7)	1 (0·5 to 1·8)	0·4 (0·2 to 0·7)	0·1 (0 to 0·3)	0 (0 to 0·1)	775
HIV/AIDS - Drug-susceptible Tuberculosis	0·2 (0·1 to 0·3)	0·1 (0 to 0·1)	0 (0 to 0)	0 (0 to 0)	0 (0 to 0)	0 (0 to 0)	21·4
HIV/AIDS - Multidrug-resistant Tuberculosis without extensive	0 (0 to 0)	0 (0 to 0)	0 (0 to 0)	0 (0 to 0)	0 (0 to 0)	0 (0 to 0)	0·8
HIV/AIDS - Extensively drug-resistant Tuberculosis	0 (0 to 0)	0 (0 to 0)	0 (0 to 0)	0 (0 to 0)	0 (0 to 0)	0 (0 to 0)	0·2
HIV/AIDS resulting in other diseases	12 (6·5 to 21·7)	4·9 (2·6 to 9·6)	0·9 (0·5 to 1·8)	0·4 (0·1 to 0·7)	0·1 (0 to 0·3)	0 (0 to 0·1)	753
Sexually transmitted infections excluding HIV	4·9 (3·1 to 7·9)	3·3 (2·1 to 5)	2 (1·3 to 3)	1·1 (0·7 to 1·5)	0·5 (0·3 to 0·7)	0·2 (0·1 to 0·2)	62·5
Syphilis	2·9 (2 to 4·1)	2·1 (1·4 to 3)	1·3 (0·9 to 1·9)	0·8 (0·5 to 1·1)	0·3 (0·2 to 0·5)	0·1 (0·1 to 0·2)	22·5
Chlamydial infection	0 (0 to 0)	0 (0 to 0)	0 (0 to 0)	0 (0 to 0)	0 (0 to 0)	0 (0 to 0)	1·8
Gonococcal infection	0 (0 to 0)	0 (0 to 0)	0 (0 to 0)	0 (0 to 0)	0 (0 to 0)	0 (0 to 0)	1·6
Trichomoniasis	0 (0 to 0·1)	0 (0 to 0·1)	0 (0 to 0)	0 (0 to 0)	0 (0 to 0)	0 (0 to 0)	1·9
Genital herpes	2 (0·6 to 4·8)	1·1 (0·3 to 2·9)	0·6 (0·2 to 1·6)	0·3 (0·1 to 0·7)	0·1 (0 to 0·3)	0 (0 to 0·1)	32·6
Other sexually transmitted infections	0 (0 to 0)	0 (0 to 0)	0 (0 to 0)	0 (0 to 0)	0 (0 to 0)	0 (0 to 0)	2·2
Respiratory infections and tuberculosis	747 (506 to 1,050)	694 (484 to 963)	647 (460 to 892)	478 (358 to 625)	290 (212 to 379)	120 (79·8 to 162)	6,520
Tuberculosis	13·8 (9·3 to 19·5)	9·9 (7·1 to 13·5)	6·8 (5 to 9·2)	3·8 (2·6 to 5·2)	1·5 (1 to 2)	0·4 (0·3 to 0·6)	112
Latent tuberculosis infection	0 (0 to 0)	0 (0 to 0)	0 (0 to 0)	0 (0 to 0)	0 (0 to 0)	0 (0 to 0)	0
Drug-susceptible tuberculosis	13·4 (8·9 to 18·9)	9·5 (6·7 to 13)	6·6 (4·8 to 9)	3·7 (2·5 to 5)	1·4 (1 to 2)	0·4 (0·3 to 0·6)	108
Multidrug-resistant tuberculosis without extensive drug resistar	0·4 (0 to 1·8)	0·3 (0 to 1·2)	0·2 (0 to 0·9)	0·1 (0 to 0·5)	0 (0 to 0·2)	0 (0 to 0·1)	3·2
Extensively drug-resistant tuberculosis	0·1 (0 to 0·5)	0·1 (0 to 0·3)	0·1 (0 to 0·2)	0 (0 to 0·1)	0 (0 to 0·1)	0 (0 to 0)	0·8
Lower respiratory infections	693 (457 to 994)	660 (452 to 932)	626 (439 to 863)	468 (348 to 617)	285 (207 to 374)	119 (78·7 to 160)	5,310
Upper respiratory infections	35·6 (19·4 to 59·3)	20·8 (11·5 to 35·4)	11·9 (6·7 to 20·2)	5·5 (3·1 to 9)	2·6 (1·5 to 4·4)	0·8 (0·4 to 1·3)	929
Otitis media	4·7 (2·1 to 9·4)	3·1 (1·5 to 5·9)	2·1 (1 to 3·9)	1·2 (0·6 to 2·1)	0·6 (0·3 to 1)	0·2 (0·1 to 0·3)	161
Enteric infections	142 (90·8 to 211)	133 (87·8 to 198)	108 (66·1 to 175)	60·2 (37·8 to 94·7)	33·7 (21·1 to 51·1)	10·8 (6·6 to 16·6)	1,550
Diarrheal diseases	141 (90·3 to 210)	133 (87·4 to 197)	108 (65·9 to 174)	60 (37·6 to 94·5)	33·6 (21·1 to 51·1)	10·7 (6·6 to 16·6)	1,550
Typhoid and paratyphoid	0 (0 to 0)	0 (0 to 0·1)	0 (0 to 0)	0 (0 to 0)	0 (0 to 0)	0 (0 to 0)	0·6
Typhoid fever	0 (0 to 0)	0 (0 to 0)	0 (0 to 0)	0 (0 to 0)	0 (0 to 0)	0 (0 to 0)	0·3
Paratyphoid fever	0 (0 to 0)	0 (0 to 0)	0 (0 to 0)	0 (0 to 0)	0 (0 to 0)	0 (0 to 0)	0·3
Invasive Non-typhoidal Salmonella (iNTS)	0·3 (0·1 to 1·1)	0·3 (0·1 to 0·9)	0·2 (0·1 to 0·6)	0·1 (0 to 0·4)	0·1 (0 to 0·2)	0 (0 to 0·1)	3·6
Other intestinal infectious diseases	0·1 (0 to 0·4)	0·1 (0 to 0·2)	0·1 (0 to 0·2)	0·1 (0 to 0·2)	0 (0 to 0·1)	0 (0 to 0·1)	3·1
Neglected tropical diseases and malaria	45·5 (17 to 99·3)	33·1 (12·3 to 72·7)	21·6 (8·1 to 45·2)	10·1 (3·7 to 22·7)	4·5 (1·6 to 10·6)	1·5 (0·5 to 3·3)	282
Malaria	0 (0 to 0)	0 (0 to 0)	0 (0 to 0)	0 (0 to 0)	0 (0 to 0)	0 (0 to 0)	0
Chagas disease	0 (0 to 0)	0 (0 to 0)	0 (0 to 0)	0 (0 to 0)	0 (0 to 0)	0 (0 to 0)	0·3
Leishmaniasis	0 (0 to 0)	0 (0 to 0)	0 (0 to 0)	0 (0 to 0)	0 (0 to 0)	0 (0 to 0)	0
Visceral leishmaniasis	0 (0 to 0)	0 (0 to 0)	0 (0 to 0)	0 (0 to 0)	0 (0 to 0)	0 (0 to 0)	0
Cutaneous and mucocutaneous leishmaniasis	0 (0 to 0)	0 (0 to 0)	0 (0 to 0)	0 (0 to 0)	0 (0 to 0)	0 (0 to 0)	0
African trypanosomiasis	0 (0 to 0)	0 (0 to 0)	0 (0 to 0)	0 (0 to 0)	0 (0 to 0)	0 (0 to 0)	0
Schistosomiasis	0 (0 to 0)	0 (0 to 0)	0 (0 to 0)	0 (0 to 0)	0 (0 to 0)	0 (0 to 0)	0
Cysticercosis	43·1 (15·1 to 97)	31·4 (10·7 to 71·1)	20·3 (6·8 to 44·4)	9·5 (3·1 to 22·3)	4·3 (1·4 to 10·3)	1·4 (0·4 to 3·2)	245
Cystic echinococcosis	0 (0 to 0·2)	0 (0 to 0·1)	0 (0 to 0·1)	0 (0 to 0)	0 (0 to 0)	0 (0 to 0)	0·6
Lymphatic filariasis	0 (0 to 0)	0 (0 to 0)	0 (0 to 0)	0 (0 to 0)	0 (0 to 0)	0 (0 to 0)	0
Onchocerciasis	0 (0 to 0)	0 (0 to 0)	0 (0 to 0)	0 (0 to 0)	0 (0 to 0)	0 (0 to 0)	0
Trachoma	0 (0 to 0)	0 (0 to 0)	0 (0 to 0)	0 (0 to 0)	0 (0 to 0)	0 (0 to 0)	0
Dengue	0 (0 to 0)	0 (0 to 0)	0 (0 to 0)	0 (0 to 0)	0 (0 to 0)	0 (0 to 0)	0
Yellow fever	0 (0 to 0)	0 (0 to 0)	0 (0 to 0)	0 (0 to 0)	0 (0 to 0)	0 (0 to 0)	0
Rabies	0 (0 to 0·1)	0 (0 to 0)	0 (0 to 0)	0 (0 to 0)	0 (0 to 0)	0 (0 to 0)	0·9
Intestinal nematode infections	0 (0 to 0)	0 (0 to 0)	0 (0 to 0)	0 (0 to 0)	0 (0 to 0)	0 (0 to 0)	0
Ascariasis	0 (0 to 0)	0 (0 to 0)	0 (0 to 0)	0 (0 to 0)	0 (0 to 0)	0 (0 to 0)	0
Trichuriasis	0 (0 to 0)	0 (0 to 0)	0 (0 to 0)	0 (0 to 0)	0 (0 to 0)	0 (0 to 0)	0
Hookworm disease	0 (0 to 0)	0 (0 to 0)	0 (0 to 0)	0 (0 to 0)	0 (0 to 0)	0 (0 to 0)	0
Food-borne trematodiases	0 (0 to 0)	0 (0 to 0)	0 (0 to 0)	0 (0 to 0)	0 (0 to 0)	0 (0 to 0)	0
Leprosy	0 (0 to 0)	0 (0 to 0)	0 (0 to 0)	0 (0 to 0)	0 (0 to 0)	0 (0 to 0)	0
Ebola	0 (0 to 0)	0 (0 to 0)	0 (0 to 0)	0 (0 to 0)	0 (0 to 0)	0 (0 to 0)	0
Zika virus	0 (0 to 0)	0 (0 to 0)	0 (0 to 0)	0 (0 to 0)	0 (0 to 0)	0 (0 to 0)	0
Guinea worm disease	0 (0 to 0)	0 (0 to 0)	0 (0 to 0)	0 (0 to 0)	0 (0 to 0)	0 (0 to 0)	0
Other neglected tropical diseases	2·3 (0·9 to 4·5)	1·7 (0·7 to 3·4)	1·3 (0·6 to 2·5)	0·5 (0·2 to 1·1)	0·2 (0·1 to 0·5)	0·1 (0 to 0·2)	35·2
Other infectious diseases	71·4 (49·6 to 114)	47·1 (32 to 72·8)	28·1 (19·9 to 42·3)	13·6 (9·8 to 19·9)	5·6 (4 to 8)	2 (1·3 to 2·9)	824
Meningitis	6·8 (4·5 to 9·8)	4·8 (3·3 to 6·9)	3·4 (2·2 to 5)	1·8 (1·2 to 2·5)	0·7 (0·5 to 1)	0·2 (0·1 to 0·2)	152
Encephalitis	8 (4·5 to 12·1)	6·2 (3·3 to 9·8)	4·4 (2·4 to 7·5)	2 (1 to 3·3)	0·7 (0·4 to 1·2)	0·3 (0·2 to 0·5)	107
Diphtheria	0 (0 to 0)	0 (0 to 0)	0 (0 to 0)	0 (0 to 0)	0 (0 to 0)	0 (0 to 0)	0·4
Tetanus	0·1 (0 to 0·4)	0·1 (0 to 0·3)	0·1 (0 to 0·2)	0 (0 to 0·1)	0 (0 to 0·1)	0 (0 to 0·1)	1·3
Measles	0 (0 to 0)	0 (0 to 0)	0 (0 to 0)	0 (0 to 0)	0 (0 to 0)	0 (0 to 0)	0·1
Varicella and herpes zoster	5·5 (3·2 to 8·8)	4·2 (2·4 to 6·9)	3·5 (1·9 to 5·6)	2·4 (1·3 to 3·9)	1·3 (0·7 to 2)	0·6 (0·3 to 1·1)	55·9
Acute hepatitis	1·6 (1·1 to 2·3)	0·9 (0·7 to 1·2)	0·4 (0·3 to 0·6)	0·2 (0·1 to 0·3)	0·1 (0·1 to 0·1)	0 (0 to 0)	40·2
Acute hepatitis A	0·7 (0·3 to 1·3)	0·4 (0·2 to 0·6)	0·2 (0·1 to 0·3)	0·1 (0 to 0·2)	0 (0 to 0·1)	0 (0 to 0)	25·8
Acute hepatitis B	0·5 (0·3 to 0·9)	0·3 (0·2 to 0·6)	0·1 (0·1 to 0·2)	0·1 (0 to 0·1)	0 (0 to 0)	0 (0 to 0)	8
Acute hepatitis C	0·2 (0·1 to 0·5)	0·1 (0 to 0·3)	0·1 (0 to 0·1)	0 (0 to 0·1)	0 (0 to 0)	0 (0 to 0)	3·5
Acute hepatitis E	0·2 (0·1 to 0·3)	0·1 (0 to 0·2)	0·1 (0 to 0·1)	0·1 (0 to 0·1)	0 (0 to 0·1)	0 (0 to 0)	2·9
Other unspecified infectious diseases	49·3 (30·2 to 92·1)	30·9 (18·2 to 54·2)	16·4 (9·8 to 29·2)	7·2 (4·4 to 12·7)	2·7 (1·6 to 4·8)	0·9 (0·5 to 1·5)	461
Maternal and neonatal disorders	16·7 (12 to 22·1)	6·1 (3·9 to 8·8)	1·4 (0·7 to 2·2)	0·5 (0·2 to 1)	0·2 (0·1 to 0·4)	0·1 (0 to 0·1)	4,840
Maternal disorders	0 (0 to 0)	0 (0 to 0)	0 (0 to 0)	0 (0 to 0)	0 (0 to 0)	0 (0 to 0)	0
Maternal hemorrhage	0 (0 to 0)	0 (0 to 0)	0 (0 to 0)	0 (0 to 0)	0 (0 to 0)	0 (0 to 0)	0
Maternal sepsis and other maternal infections	0 (0 to 0)	0 (0 to 0)	0 (0 to 0)	0 (0 to 0)	0 (0 to 0)	0 (0 to 0)	0
Maternal hypertensive disorders	0 (0 to 0)	0 (0 to 0)	0 (0 to 0)	0 (0 to 0)	0 (0 to 0)	0 (0 to 0)	0
Maternal obstructed labor and uterine rupture	--	--	--	--	--	--	NA
Maternal abortion and miscarriage	--	--	--	--	--	--	NA
Ectopic pregnancy	--	--	--	--	--	--	NA
Indirect maternal deaths	--	--	--	--	--	--	NA
Late maternal deaths	--	--	--	--	--	--	NA
Maternal deaths aggravated by HIV/AIDS	--	--	--	--	--	--	NA
Neonatal disorders	16·7 (12 to 22·1)	6·1 (3·9 to 8·8)	1·4 (0·7 to 2·2)	0·5 (0·2 to 1)	0·2 (0·1 to 0·4)	0·1 (0 to 0·1)	4,840
Neonatal preterm birth	12·2 (8·3 to 16·8)	5 (3 to 7·6)	1·2 (0·5 to 2·1)	0·5 (0·2 to 1)	0·2 (0·1 to 0·4)	0·1 (0 to 0·1)	3,130
Neonatal encephalopathy due to birth asphyxia and trauma	3·1 (1·8 to 4·9)	0·6 (0·3 to 1)	0·1 (0 to 0·1)	0 (0 to 0)	0 (0 to 0)	0 (0 to 0)	774
Neonatal sepsis and other neonatal infections	0·9 (0·5 to 1·5)	0·4 (0·2 to 0·6)	0·1 (0 to 0·1)	0 (0 to 0)	0 (0 to 0)	0 (0 to 0)	251
Hemolytic disease and other neonatal jaundice	0·4 (0·3 to 0·6)	0·2 (0·1 to 0·2)	0 (0 to 0·1)	0 (0 to 0)	0 (0 to 0)	0 (0 to 0)	24·1
Other neonatal disorders	0 (0 to 0)	0 (0 to 0)	0 (0 to 0)	0 (0 to 0)	0 (0 to 0)	0 (0 to 0)	654
Nutritional deficiencies	101 (63 to 167)	81·7 (51·9 to 126)	67·6 (43·3 to 110)	43·8 (29·8 to 63·9)	25·8 (17·9 to 36·2)	11·6 (7·9 to 15·9)	1,170
Protein-energy malnutrition	60·5 (41·7 to 85·7)	49·6 (36 to 66·4)	41·8 (29·1 to 56·9)	32·4 (22·7 to 43·4)	20·7 (14·5 to 27·3)	9·9 (6·4 to 13·7)	573
Iodine deficiency	1·1 (0·4 to 2·1)	0·6 (0·3 to 1·2)	0·3 (0·1 to 0·7)	0·2 (0·1 to 0·3)	0·1 (0 to 0·1)	0 (0 to 0)	21·3
Vitamin A deficiency	0 (0 to 0)	0 (0 to 0)	0 (0 to 0)	0 (0 to 0)	0 (0 to 0)	0 (0 to 0)	0·8
Dietary iron deficiency	30·3 (4·9 to 90·1)	24·8 (4·4 to 66)	20·7 (3·5 to 60·5)	8·2 (0·9 to 26·9)	3·4 (0·4 to 10·9)	1·1 (0·1 to 3·8)	439
Other nutritional deficiencies	9·5 (5·9 to 15·8)	6·7 (4·1 to 10·8)	4·7 (2·9 to 8·2)	3 (1·7 to 5·8)	1·7 (0·9 to 3·4)	0·6 (0·3 to 1·5)	134
Non-communicable diseases	44,000 (37,000 to 52,600)	33,300 (28,100 to 39,200)	23,900 (20,600 to 27,700)	13,800 (12,200 to 15,600)	6,820 (6,150 to 7,590)	2,250 (2,050 to 2,440)	385,000
Neoplasms	12,200 (9,510 to 15,300)	8,350 (6,590 to 10,200)	5,310 (4,280 to 6,430)	2,500 (2,020 to 2,980)	956 (760 to 1,150)	225 (151 to 279)	73,800
Lip and oral cavity cancer	114 (77·8 to 162)	75·1 (51 to 104)	43 (28·7 to 62)	20·2 (13·7 to 28·6)	7·9 (5·3 to 11·2)	2·1 (1·3 to 2·9)	909
Nasopharynx cancer	16·9 (10·6 to 25·1)	6·9 (4·2 to 10·7)	3·5 (2·1 to 5·5)	1·5 (0·8 to 2·4)	0·5 (0·3 to 0·7)	0·1 (0 to 0·1)	169
Other pharynx cancer	56·6 (34·5 to 84·6)	27·2 (17 to 41·1)	13·3 (8·1 to 20·3)	4·9 (3·3 to 7)	1·6 (1 to 2·4)	0·3 (0·2 to 0·6)	477
Esophageal cancer	462 (318 to 628)	278 (195 to 388)	150 (106 to 206)	60·9 (44·6 to 82·3)	19·8 (14·6 to 26·5)	4·2 (2·5 to 5·9)	3,310
Stomach cancer	233 (170 to 318)	182 (134 to 241)	122 (90·6 to 159)	63·9 (47·6 to 82·6)	25·1 (18 to 33·8)	5·4 (3·4 to 7·7)	1,620
Colon and rectum cancer	1,200 (860 to 1,600)	891 (650 to 1,190)	635 (457 to 836)	285 (207 to 374)	115 (81·8 to 158)	29·3 (17·9 to 43·6)	8,220
Liver cancer	378 (195 to 632)	226 (122 to 364)	118 (61·8 to 191)	44·9 (22·9 to 72·8)	14·6 (7·6 to 23·8)	2·5 (1·1 to 4·8)	2,860
Liver cancer due to hepatitis B	38·7 (17·4 to 72·7)	22·1 (11·1 to 38·5)	11 (4·9 to 18·8)	3·9 (1·8 to 6·8)	1·2 (0·5 to 2·2)	0·2 (0·1 to 0·4)	412
Liver cancer due to hepatitis C	122 (60·9 to 206)	75·5 (38·2 to 128)	43·7 (22·1 to 72·4)	18·9 (9·5 to 31·7)	6·8 (3·3 to 11·4)	1·3 (0·5 to 2·5)	894
Liver cancer due to alcohol use	155 (75 to 267)	84·6 (45 to 137)	39·1 (19·6 to 64·3)	12·9 (6·4 to 21·6)	3·6 (1·8 to 6·4)	0·5 (0·2 to 1·1)	1,080
Liver cancer due to NASH	39·6 (18·6 to 70·8)	29·2 (14·5 to 50·9)	17·1 (8·5 to 29·2)	6·5 (3·2 to 11)	2·1 (1 to 3·6)	0·4 (0·1 to 0·7)	257
Liver cancer due to other causes	22·5 (10·8 to 40·3)	14 (6·9 to 23·3)	7·4 (3·6 to 12·6)	2·7 (1·3 to 4·6)	0·8 (0·4 to 1·5)	0·1 (0·1 to 0·3)	213
Gallbladder and biliary tract cancer	54·4 (34·1 to 82)	42·9 (28·3 to 64·1)	26·6 (17·2 to 40·1)	13·4 (8·7 to 19·5)	4·9 (3·1 to 7·2)	1 (0·5 to 1·5)	315
Pancreatic cancer	670 (477 to 939)	429 (301 to 583)	237 (170 to 322)	109 (78·4 to 146)	37·1 (24·9 to 53·4)	7·8 (4·8 to 10·8)	4,300
Larynx cancer	134 (92·1 to 188)	80·7 (54·5 to 114)	42·7 (29·9 to 61·9)	16·9 (11·1 to 24·6)	6·5 (4·5 to 8·9)	1·4 (0·8 to 2·1)	921
Tracheal, bronchus, and lung cancer	4,650 (3,510 to 6,020)	2,710 (2,020 to 3,450)	1,550 (1,130 to 2,050)	619 (455 to 812)	183 (134 to 235)	35·7 (23·1 to 47·8)	24,100
Malignant skin melanoma	208 (97·6 to 315)	137 (66·1 to 208)	88·5 (37·8 to 136)	41·4 (18·7 to 63·3)	15·7 (7 to 24·5)	3·6 (1·6 to 6)	1,600
Non-melanoma skin cancer	124 (91·3 to 162)	101 (75·1 to 130)	74·6 (56·5 to 96·6)	42·8 (32·5 to 54·2)	22·2 (16·6 to 28·9)	7·6 (5·4 to 10·4)	755
Non-melanoma skin cancer (squamous-cell carcinoma)	124 (90·6 to 162)	100 (74·7 to 129)	74·2 (56·4 to 96·3)	42·6 (32·3 to 53·9)	22·1 (16·4 to 28·7)	7·6 (5·4 to 10·3)	751
Non-melanoma skin cancer (basal-cell carcinoma)	0·7 (0·3 to 1·5)	0·6 (0·2 to 1·2)	0·4 (0·2 to 0·8)	0·2 (0·1 to 0·4)	0·1 (0 to 0·2)	0 (0 to 0·1)	3·9
Breast cancer	22·3 (10·9 to 41)	12·3 (6·2 to 21·6)	8·7 (3·8 to 16·6)	4·2 (2 to 8·4)	1·5 (0·7 to 2·7)	0·5 (0·2 to 0·8)	139
Cervical cancer	--	--	--	--	--	--	NA
Uterine cancer	--	--	--	--	--	--	NA
Ovarian cancer	--	--	--	--	--	--	NA
Prostate cancer	1,190 (799 to 1,890)	1,130 (799 to 1,780)	887 (624 to 1,400)	515 (371 to 746)	251 (181 to 356)	63·4 (35·4 to 96·3)	6,350
Testicular cancer	4·4 (2·5 to 7·2)	3·3 (1·7 to 5·6)	2·1 (1·1 to 3·9)	1·1 (0·6 to 1·7)	0·4 (0·2 to 0·7)	0·1 (0·1 to 0·2)	176
Kidney cancer	341 (229 to 495)	217 (148 to 311)	135 (92·5 to 189)	60·2 (39·3 to 85·2)	20·4 (13·7 to 28·9)	4·9 (2·7 to 7·3)	2,310
Bladder cancer	380 (270 to 536)	346 (245 to 469)	236 (172 to 316)	142 (102 to 191)	62 (44·2 to 84·6)	17·2 (10·4 to 25·1)	2,190
Brain and central nervous system cancer	235 (154 to 344)	137 (88·1 to 203)	65·7 (40·2 to 103)	24 (14·3 to 38·1)	7·9 (4·5 to 12·3)	1·6 (0·8 to 2·5)	2,130
Thyroid cancer	28·5 (18·3 to 43·5)	21·6 (14 to 32·2)	12·7 (8·1 to 19·4)	5·7 (3·6 to 8·3)	2·1 (1·4 to 3)	0·5 (0·2 to 0·9)	206
Mesothelioma	112 (78·5 to 152)	85·7 (59·9 to 117)	56·8 (40·4 to 76·4)	22 (15·9 to 30)	6·4 (4·2 to 8·9)	0·9 (0·5 to 1·4)	526
Hodgkin lymphoma	17·9 (11·8 to 26·6)	11·6 (7·7 to 17·2)	7·3 (4·5 to 11·6)	3·5 (2·2 to 5·2)	1·4 (0·6 to 2·7)	0·1 (0·1 to 0·3)	190
Non-Hodgkin lymphoma	432 (308 to 595)	332 (232 to 451)	206 (142 to 290)	105 (75·4 to 142)	34·3 (22·6 to 48·6)	7·5 (4·3 to 11·1)	2,830
Multiple myeloma	261 (173 to 375)	186 (124 to 269)	129 (82·7 to 183)	56·2 (36 to 82·4)	18·1 (11·3 to 27·2)	3·9 (2 to 6·3)	1,470
Leukemia	498 (338 to 701)	412 (274 to 601)	259 (168 to 371)	134 (85·7 to 190)	51·6 (34·3 to 74·5)	11·5 (5·3 to 21·1)	3,150
Acute lymphoid leukemia	17·1 (9·2 to 29·2)	12·1 (6·1 to 21·4)	6·7 (3·5 to 12·1)	3·4 (1·6 to 6)	1·1 (0·5 to 2)	0·2 (0·1 to 0·4)	275
Chronic lymphoid leukemia	124 (71·1 to 197)	110 (61·1 to 185)	75·7 (41·9 to 121)	42·7 (23 to 68·4)	18·7 (10·8 to 31)	4·8 (2 to 9·6)	648
Acute myeloid leukemia	207 (122 to 321)	152 (87·3 to 247)	87·9 (47·9 to 143)	39·2 (22 to 62·3)	11·9 (5·8 to 21·7)	1·9 (0·5 to 5·2)	1,270
Chronic myeloid leukemia	22·7 (11 to 40·6)	18·9 (9·7 to 35·6)	14·2 (7 to 25·6)	8 (3·9 to 15)	3·1 (1·5 to 5·9)	0·5 (0·2 to 1·1)	175
Other leukemia	127 (72·2 to 212)	119 (63·6 to 190)	75 (41·3 to 122)	40·4 (23·2 to 66·6)	16·8 (9·6 to 26·6)	4 (1·6 to 8)	783
Other malignant neoplasms	212 (146 to 284)	151 (110 to 210)	92·7 (66·6 to 125)	43·6 (31·9 to 57·8)	17·7 (12·8 to 24·1)	4·1 (2·6 to 5·7)	1,820
Other neoplasms	131 (79·1 to 220)	120 (73·8 to 213)	106 (64·4 to 177)	62·3 (38·4 to 102)	27·6 (16·2 to 43·9)	7·5 (4 to 12·8)	726
Myelodysplastic, myeloproliferative, and other hematopoietic n	131 (79·1 to 220)	120 (73·8 to 213)	106 (64·4 to 177)	62·3 (38·4 to 102)	27·6 (16·2 to 43·9)	7·5 (4 to 12·8)	726
Benign and in situ intestinal neoplasms	0 (0 to 0)	0 (0 to 0)	0 (0 to 0)	0 (0 to 0)	0 (0 to 0)	0 (0 to 0)	0
Benign and in situ cervical and uterine neoplasms	0 (0 to 0)	0 (0 to 0)	0 (0 to 0)	0 (0 to 0)	0 (0 to 0)	0 (0 to 0)	0
Other benign and in situ neoplasms	0 (0 to 0)	0 (0 to 0)	0 (0 to 0)	0 (0 to 0)	0 (0 to 0)	0 (0 to 0)	0
Cardiovascular diseases	11,000 (8,820 to 13,500)	9,320 (7,600 to 11,200)	7,420 (6,080 to 8,900)	4,950 (4,150 to 5,770)	2,730 (2,250 to 3,150)	964 (775 to 1,140)	77,400
Rheumatic heart disease	61·6 (45·6 to 83·7)	54·9 (41 to 73·1)	46·5 (34·5 to 61·7)	31·4 (23·6 to 41·2)	17·1 (12·7 to 22·2)	6·3 (4·5 to 10·1)	436





SR Table 2a. Wisconsin DALYS by cause and age group for males with 95% uncertainty intervals, 2019

Cause	Aero Neonatal	Late Neonatal	Post Neonatal	1 to 4	5 to 9	10 to 14	15 to 19	20 to 24	25 to 29	30 to 34	35 to 39	40 to 44	45 to 49	50 to 54	55 to 59	60 to 64	65 to 69	70 to 74	75 to 79	80 to 84	85 to 89	90 to 94	95 plus	Total
All causes	16,239 (9,260 to 31,380)	2,240 (2,020 to 2,470)	3,990 (3,640 to 4,350)	6,530 (5,770 to 7,300)	2,990 (2,760 to 3,220)	3,020 (2,770 to 3,280)	3,660 (3,360 to 3,970)	4,060 (3,720 to 4,400)	4,220 (3,860 to 4,600)	4,750 (4,350 to 5,150)	5,020 (4,590 to 5,450)	5,130 (4,690 to 5,570)	5,450 (4,980 to 5,920)	5,980 (5,460 to 6,500)	6,220 (5,700 to 6,750)	6,240 (5,720 to 6,780)	6,180 (5,660 to 6,710)	5,990 (5,490 to 6,500)	5,660 (5,190 to 6,150)	5,220 (4,780 to 5,670)	4,660 (4,260 to 5,060)	4,040 (3,690 to 4,390)	7,960 (6,990 to 9,060)	1,910,890
Communicable, maternal, neonatal, and nutritional diseases	7,730 (5,660 to 9,830)	1,310 (1,150 to 1,480)	1,420 (1,170 to 1,700)	1,310 (1,020 to 1,630)	1,290 (1,060 to 1,560)	1,170 (939 to 1,450)	1,060 (824 to 1,350)	1,060 (824 to 1,350)	1,160 (900 to 1,460)	1,200 (933 to 1,520)	1,200 (931 to 1,520)	1,240 (971 to 1,570)	1,290 (1,000 to 1,630)	1,490 (1,160 to 1,870)	1,750 (1,360 to 2,190)	2,160 (1,680 to 2,700)	2,100 (1,620 to 2,710)	1,970 (1,520 to 2,510)	1,870 (1,410 to 2,450)	1,640 (1,190 to 2,210)	1,210 (783 to 1,720)	478 (282 to 745)	39,600
HIV/AIDS and sexually transmitted infections	0.9 (0.5 to 2.1)	0.1 (0.1 to 0.2)	0.6 (0.1 to 1.6)	2.6 (0.4 to 6.8)	2.6 (0.4 to 7.1)	4 (0.5 to 9.1)	18.6 (6.5 to 39)	49.6 (24.7 to 82.2)	91.1 (51.9 to 139)	137.1 (82.1 to 205)	201 (120.1 to 302)	257 (153.2 to 382)	288 (172.1 to 427)	298 (178.2 to 442)	298 (178.1 to 439)	292 (172.3 to 427)	283 (167.9 to 412)	261 (154.9 to 379)	230 (135.6 to 331)	197 (116.1 to 283)	154 (90.5 to 220)	86 (50.4 to 123)	1,970
HIV/AIDS	0 (0 to 0)	0 (0 to 0)	0.6 (0.1 to 1.6)	2.6 (0.4 to 6.7)	2.6 (0.4 to 6.9)	3 (0.4 to 7.1)	8.4 (1.5 to 19.6)	42.8 (18.4 to 72.3)	82.4 (42.6 to 131.3)	108 (59.6 to 167)	144 (82.4 to 220)	178 (100.6 to 272)	242 (140.2 to 362)	250 (145.2 to 372)	243 (140.9 to 358)	232 (131.1 to 337)	197 (111.9 to 285)	164 (93.4 to 238)	127 (71.6 to 181)	93.7 (51.7 to 133)	59.3 (31.9 to 84.2)	26 (13.7 to 37.1)	1,790
HIV/AIDS - Drug-susceptible Tuberculosis	0 (0 to 0)	0 (0 to 0)	0 (0 to 0)	0 (0 to 0)	0 (0 to 0)	0 (0 to 0)	0.1 (0 to 0.3)	0.6 (0.1 to 1.5)	1.6 (0.4 to 3.7)	2.4 (0.7 to 5.2)	3.2 (1 to 6.7)	4.4 (1.4 to 9.1)	5.6 (1.8 to 11.4)	6.6 (2.2 to 13.2)	7.2 (2.4 to 14.2)	7.3 (2.4 to 14.2)	7.1 (2.3 to 13.7)	6.8 (2.2 to 13.1)	6.2 (1.9 to 12.1)	5.4 (1.6 to 10.5)	4.2 (1.2 to 8.1)	2.1 (0.6 to 4.1)	30
HIV/AIDS - Multidrug-resistant Tuberculosis without extensive drug-resistance	0 (0 to 0)	0 (0 to 0)	0 (0 to 0)	0 (0 to 0)	0 (0 to 0)	0 (0 to 0)	0 (0 to 0)	0 (0 to 0)	0 (0 to 0)	0 (0 to 0)	0 (0 to 0)	0 (0 to 0)	0 (0 to 0)	0 (0 to 0)	0 (0 to 0)	0 (0 to 0)	0 (0 to 0)	0 (0 to 0)	0 (0 to 0)	0 (0 to 0)	0 (0 to 0)	0 (0 to 0)	0 (0 to 0)	0
HIV/AIDS - Extensively drug-resistant Tuberculosis	0 (0 to 0)	0 (0 to 0)	0 (0 to 0)	0 (0 to 0)	0 (0 to 0)	0 (0 to 0)	0 (0 to 0)	0 (0 to 0)	0 (0 to 0)	0 (0 to 0)	0 (0 to 0)	0 (0 to 0)	0 (0 to 0)	0 (0 to 0)	0 (0 to 0)	0 (0 to 0)	0 (0 to 0)	0 (0 to 0)	0 (0 to 0)	0 (0 to 0)	0 (0 to 0)	0 (0 to 0)	0 (0 to 0)	0
HIV/AIDS resulting in other diseases	0 (0 to 0)	0 (0 to 0)	0 (0 to 0)	0 (0 to 0.1)	0 (0 to 0.2)	0 (0 to 0.2)	0.1 (0 to 0.3)	0.2 (0 to 0.6)	0.5 (0 to 1.2)	0.7 (0 to 1.6)	0.9 (0 to 2)	1.1 (0 to 2.4)	1.3 (0 to 2.8)	1.5 (0 to 3.2)	1.6 (0 to 3.4)	1.6 (0 to 3.4)	1.6 (0 to 3.3)	1.5 (0 to 3.1)	1.4 (0 to 2.9)	1.2 (0 to 2.5)	1 (0 to 2.1)	0.5 (0 to 1.1)	19
Sexually transmitted infections excluding HIV	0.9 (0 to 2.1)	0.1 (0 to 0.2)	0.1 (0 to 0.1)	0.1 (0 to 0.2)	0.1 (0 to 0.2)	0.1 (0 to 0.2)	10.2 (4.9 to 19.1)	6.8 (3.1 to 12.3)	8.9 (4.1 to 16.1)	29.1 (14.1 to 50.1)	57.1 (29.7 to 97.2)	78.8 (41.7 to 132)	42.8 (22.7 to 71.6)	47.8 (25.4 to 79.8)	54.8 (29.2 to 91.4)	59.8 (31.9 to 99.4)	85.6 (45.7 to 141)	96.6 (51.7 to 158)	72.4 (38.8 to 117)	61.5 (32.9 to 98.8)	44.2 (23.6 to 70.8)	32.1 (17.1 to 51.4)	579
Syphilis	0 (0 to 0)	0 (0 to 0)	0 (0 to 0.1)	0 (0 to 0.1)	0 (0 to 0.2)	0 (0 to 0.2)	0.1 (0 to 0.3)	0.1 (0 to 0.4)	0.3 (0.1 to 0.8)	0.6 (0.2 to 1.4)	1.1 (0.4 to 2.5)	1.8 (0.7 to 4.1)	2.6 (1.1 to 5.8)	3.1 (1.3 to 6.9)	3.6 (1.5 to 7.8)	3.9 (1.6 to 8.4)	4.2 (1.7 to 8.9)	4.2 (1.7 to 8.9)	4.1 (1.6 to 8.6)	3.9 (1.5 to 8.1)	3.6 (1.4 to 7.5)	2.8 (1.1 to 5.8)	50.1
Chlamydial infection	0 (0 to 0)	0 (0 to 0)	0 (0 to 0)	0 (0 to 0)	0 (0 to 0)	0 (0 to 0)	0.2 (0.1 to 0.5)	0.6 (0.2 to 1.5)	0.8 (0.4 to 1.7)	0.9 (0.4 to 1.7)	0.9 (0.4 to 1.7)	0.9 (0.4 to 1.7)	0.8 (0.3 to 1.6)	0.7 (0.3 to 1.4)	0.6 (0.2 to 1.3)	0.5 (0.2 to 1.1)	0.4 (0.2 to 0.9)	0.4 (0.1 to 0.8)	0.3 (0.1 to 0.6)	0.2 (0.1 to 0.5)	0.2 (0.1 to 0.4)	0.1 (0 to 0.2)	9.9
Gonococcal infection	0 (0 to 0)	0 (0 to 0)	0 (0 to 0)	0 (0 to 0)	0 (0 to 0)	0 (0 to 0)	0.2 (0.1 to 0.5)	0.6 (0.2 to 1.5)	0.8 (0.4 to 1.8)	0.9 (0.4 to 1.8)	0.9 (0.4 to 1.8)	0.9 (0.4 to 1.7)	0.8 (0.3 to 1.6)	0.7 (0.3 to 1.4)	0.6 (0.2 to 1.3)	0.5 (0.2 to 1.1)	0.4 (0.2 to 0.9)	0.4 (0.1 to 0.8)	0.3 (0.1 to 0.6)	0.2 (0.1 to 0.5)	0.2 (0.1 to 0.4)	0.1 (0 to 0.2)	9.8
Trichomoniasis	0 (0 to 0)	0 (0 to 0)	0 (0 to 0)	0 (0 to 0)	0 (0 to 0)	0 (0 to 0.1)	0.1 (0 to 0.2)	0.3 (0.1 to 0.8)	0.5 (0.2 to 1.1)	0.6 (0.2 to 1.2)	0.7 (0.3 to 1.4)	0.8 (0.3 to 1.5)	0.7 (0.3 to 1.4)	0.6 (0.2 to 1.2)	0.5 (0.2 to 1.1)	0.4 (0.2 to 0.9)	0.3 (0.2 to 0.7)	0.3 (0.1 to 0.6)	0.2 (0.1 to 0.5)	0.2 (0.1 to 0.4)	0.1 (0 to 0.3)	0 (0 to 0.1)	6
Genital herpes	0 (0 to 0)	0 (0 to 0)	0 (0 to 0)	0 (0 to 0)	0 (0 to 0)	0 (0 to 0)	0 (0 to 0)	0 (0 to 0)	0 (0 to 0)	0 (0 to 0)	0 (0 to 0)	0 (0 to 0)	0 (0 to 0)	0 (0 to 0)	0 (0 to 0)	0 (0 to 0)	0 (0 to 0)	0 (0 to 0)	0 (0 to 0)	0 (0 to 0)	0 (0 to 0)	0 (0 to 0)	0 (0 to 0)	0
Other sexually transmitted infections	0 (0 to 0)	0 (0 to 0)	0 (0 to 0)	0 (0 to 0)	0 (0 to 0)	0 (0 to 0.1)	9.7 (4.4 to 18.1)	4.8 (1.9 to 9.4)	6.5 (2.6 to 12.7)	26.7 (11.4 to 47.7)	54.8 (24.2 to 94.8)	75.7 (34.1 to 127)	39.2 (17.1 to 67.1)	43.6 (19.2 to 74.2)	50.2 (22.4 to 85.1)	54.8 (24.2 to 93.1)	78.4 (34.7 to 132)	88.5 (39.1 to 149)	66.3 (29.2 to 111)	56.3 (24.8 to 95.1)	40.5 (17.8 to 68.4)	29.4 (12.9 to 49.7)	711
Respiratory infections and tuberculosis	24.2 (17.5 to 33.4)	28 (26.6 to 31.3)	22 (20.4 to 27.7)	270 (272 to 477)	207 (213 to 368)	207 (201 to 353)	207 (195 to 352)	207 (195 to 354)	218 (210 to 361)	207 (202 to 339)	207 (210 to 341)	207 (210 to 340)	498 (501 to 808)	1,030 (1,040 to 1,660)	1,030 (1,040 to 1,660)	1,030 (1,040 to 1,660)	1,030 (1,040 to 1,660)	1,030 (1,040 to 1,660)	1,030 (1,040 to 1,660)	1,030 (1,040 to 1,660)	1,030 (1,040 to 1,660)	1,030 (1,040 to 1,660)	13,900
Tuberculosis	0 (0 to 0)	0 (0 to 0)	0 (0 to 0.6)	0 (0 to 0.9)	0 (0 to 0.9)	0 (0 to 0.9)	0.6 (0 to 1.3)	1.7 (1 to 3.6)	3.9 (2 to 8.1)	5.5 (3 to 11.6)	6.9 (4 to 14.3)	8.1 (4 to 16.6)	9.6 (5 to 19.4)	10.9 (6 to 21.6)	12.1 (6 to 23.5)	12.9 (6 to 24.3)	13.4 (6 to 24.9)	13.6 (6 to 24.9)	13.6 (6 to 24.9)	13.6 (6 to 24.9)	13.6 (6 to 24.9)	13.6 (6 to 24.9)	160
Latent tuberculosis infection	0 (0 to 0)	0 (0 to 0)	0 (0 to 0)	0 (0 to 0)	0 (0 to 0)	0 (0 to 0)	0 (0 to 0)	0 (0 to 0)	0 (0 to 0)	0 (0 to 0)	0 (0 to 0)	0 (0 to 0)	0 (0 to 0)	0 (0 to 0)	0 (0 to 0)	0 (0 to 0)	0 (0 to 0)	0 (0 to 0)	0 (0 to 0)	0 (0 to 0)	0 (0 to 0)	0 (0 to 0)	0 (0 to 0)	0
Active tuberculosis	0.4 (0 to 0.9)	0.4 (0 to 0.7)	0.4 (0 to 0.6)	0.3 (0 to 0.5)	0.3 (0 to 0.5)	0.3 (0 to 0.5)	0.6 (0 to 1.3)	1.6 (0 to 3.5)	3.8 (2 to 7.9)	5.4 (3 to 11.3)	6.8 (4 to 14.1)	8 (4 to 16.4)	9.5 (5 to 19.2)	10.8 (6 to 21.4)	12 (6 to 23.3)	12.8 (6 to 24.1)	13.3 (6 to 24.7)	13.5 (6 to 24.7)	13.5 (6 to 24.7)	13.5 (6 to 24.7)	13.5 (6 to 24.7)	13.5 (6 to 24.7)	159
Drug-susceptible Tuberculosis	0.4 (0 to 0.9)	0.4 (0 to 0.7)	0.4 (0 to 0.6)	0.3 (0 to 0.5)	0.3 (0 to 0.5)	0.3 (0 to 0.5)	0.6 (0 to 1.3)	1.6 (0 to 3.5)	3.8 (2 to 7.9)	5.4 (3 to 11.3)	6.8 (4 to 14.1)	8 (4 to 16.4)	9.5 (5 to 19.2)	10.8 (6 to 21.4)	12 (6 to 23.3)	12.8 (6 to 24.1)	13.3 (6 to 24.7)	13.5 (6 to 24.7)	13.5 (6 to 24.7)	13.5 (6 to 24.7)	13.5 (6 to 24.7)	13.5 (6 to 24.7)	159
Multidrug-resistant tuberculosis without extensive drug-resistance	0 (0 to 0)	0 (0 to 0)	0 (0 to 0.1)	0 (0 to 0)	0 (0 to 0)	0 (0 to 0)	0 (0 to 0)	0 (0 to 0)	0 (0 to 0)	0 (0 to 0)	0 (0 to 0)	0 (0 to 0)	0 (0 to 0)	0 (0 to 0)	0 (0 to 0)	0 (0 to 0)	0 (0 to 0)	0 (0 to 0)	0 (0 to 0)	0 (0 to 0)	0 (0 to 0)	0 (0 to 0)	0 (0 to 0)	0
Extensively drug-resistant tuberculosis	0 (0 to 0)	0 (0 to 0)	0 (0 to 0)	0 (0 to 0)	0 (0 to 0)	0 (0 to 0)	0 (0 to 0)	0 (0 to 0)	0 (0 to 0)	0 (0 to 0)	0 (0 to 0)	0 (0 to 0)	0 (0 to 0)	0 (0 to 0)	0 (0 to 0)	0 (0 to 0)	0 (0 to 0)	0 (0 to 0)	0 (0 to 0)	0 (0 to 0)	0 (0 to 0)	0 (0 to 0)	0 (0 to 0)	0
Lower respiratory infections	23.8 (16.9 to 33.1)	26.2 (24.7 to 27.6)	20 (18.4 to 25.7)	270 (272 to 477)	207 (213 to 368)	206 (201 to 353)	206 (195 to 352)	207 (195 to 354)	218 (210 to 361)	207 (202 to 339)	207 (210 to 341)	207 (210 to 340)	498 (501 to 808)	1,030 (1,040 to 1,660)	1,030 (1,040 to 1,660)	1,030 (1,040 to 1,660)	1,030 (1,040 to 1,660)	1,030 (1,040 to 1,660)	1,030 (1,040 to 1,660)	1,030 (1,040 to 1,660)	1,030 (1,040 to 1,660)	1,030 (1,040 to 1,660)	13,900
Upper respiratory infections	0.4 (0.3 to 0.5)	0.4 (0.4 to 0.4)	0.2 (0.2 to 0.3)	0.2 (0.2 to 0.3)	0.2 (0.2 to 0.3

| | | |



SR Table 2e: Wyoming DALYS by cause and age group for males with 95% uncertainty intervals, 2019

Cause	Early Neonatal (0-6 days)	Late Neonatal (7-27 days)	Post Neonatal (28-364 days)	1 to 4	5 to 9	10 to 14	15 to 19	20 to 24	25 to 29	30 to 34	35 to 39	40 to 44	45 to 49	50 to 54	55 to 59	60 to 64	65 to 69	70 to 74	75 to 79	80 to 84	85 to 89	90 to 94	95 plus	Total
All causes	7,744 (7,013 to 8,482)	1,134 (1,004 to 1,264)	2,004 (1,844 to 2,164)	1,662 (1,472 to 1,852)	1,553 (1,377 to 1,730)	1,729 (1,532 to 1,930)	2,030 (1,797 to 2,265)	2,520 (2,230 to 2,809)	3,023 (2,674 to 3,400)	3,729 (3,297 to 4,193)	4,559 (4,032 to 5,093)	5,623 (4,980 to 6,283)	6,966 (6,170 to 7,781)	8,552 (7,580 to 9,548)	10,344 (9,174 to 11,550)	12,307 (10,917 to 13,750)	14,511 (12,872 to 16,211)	16,977 (15,060 to 18,960)	19,722 (17,500 to 22,033)	22,772 (20,203 to 25,430)	25,997 (23,067 to 29,033)	29,262 (25,966 to 32,680)	109,855
Communicable, maternal, neonatal, and nutritional diseases	1,134 (1,004 to 1,264)	1,134 (1,004 to 1,264)	1,134 (1,004 to 1,264)

Other neoplasms	0·2 (0·1 to 0·3)	0·1 (0·1 to 0·2)	0·5 (0·3 to 0·7)	0·5 (0·3 to 0·8)	0·5 (0·3 to 0·8)	0·5 (0·3 to 0·8)	0·7 (0·4 to 1·1)	0·6 (0·3 to 1·1)	1 (0·5 to 1·5)	1·1 (0·7 to 1·6)	1·2 (0·7 to 1·8)	1·7 (1·1 to 2·7)	2·2 (1·4 to 3·4)	2·1 (1·3 to 3·4)	3·1 (2·0 to 4·8)	3·4 (2·3 to 5·3)	4·3 (2·9 to 6·7)	10·5 (9·9 to 10·9)	20·1 (13·9 to 23·2)	20·1 (19·7 to 20·5)	20·0 (20·0 to 20·0)	32·5 (21·9 to 34·5)	29·6 (19·8 to 43·3)	17·3 (11·2 to 20·1)	8·6 (5·2 to 14·3)	2·8 (1·6 to 4·4)	251
Medulloblastoma, medulloblastoma, and other hemangioblastoma	0 (0 to 0)	0 (0 to 0)	0 (0 to 0)	0 (0 to 0)	0 (0 to 0)	0 (0 to 0)	0 (0 to 0·1)	0 (0 to 0·1)	0 (0 to 0·1)	0 (0 to 0·1)	0 (0 to 0·1)	0 (0 to 0·1)	0 (0 to 0·1)	0 (0 to 0·1)	0 (0 to 0·1)	0 (0 to 0·1)	0 (0 to 0·1)	0 (0 to 0·1)	0 (0 to 0·1)	0 (0 to 0·1)	0 (0 to 0·1)	0 (0 to 0·1)	0 (0 to 0·1)	0 (0 to 0·1)	0 (0 to 0·1)	0 (0 to 0·1)	0 (0 to 0·1)	251
Benign and in situ intestinal neoplasms	0 (0 to 0)	0 (0 to 0)	0 (0 to 0)	0 (0 to 0)	0 (0 to 0)	0 (0 to 0)	0 (0 to 0)	0 (0 to 0)	0 (0 to 0)	0 (0 to 0)	0 (0 to 0)	0 (0 to 0)	0 (0 to 0)	0 (0 to 0)	0 (0 to 0)	0 (0 to 0)	0 (0 to 0)	0 (0 to 0)	0 (0 to 0)	0 (0 to 0)	0 (0 to 0)	0 (0 to 0)	0 (0 to 0)	0 (0 to 0)	0 (0 to 0)	0 (0 to 0)	0 (0 to 0)	0
Benign and in situ cervical and uterine neoplasms	0 (0 to 0)	0 (0 to 0)	0 (0 to 0)	0 (0 to 0)	0 (0 to 0)	0 (0 to 0)	0 (0 to 0)	0 (0 to 0)	0 (0 to 0)	0 (0 to 0)	0 (0 to 0)	0 (0 to 0)	0 (0 to 0)	0 (0 to 0)	0 (0 to 0)	0 (0 to 0)	0 (0 to 0)	0 (0 to 0)	0 (0 to 0)	0 (0 to 0)	0 (0 to 0)	0 (0 to 0)	0 (0 to 0)	0 (0 to 0)	0 (0 to 0)	0 (0 to 0)	0 (0 to 0)	0
Other benign and in situ neoplasms	0 (0 to 0)	0 (0 to 0)	0 (0 to 0)	0 (0 to 0)	0 (0 to 0)	0 (0 to 0)	0 (0 to 0)	0 (0 to 0)	0 (0 to 0)	0 (0 to 0)	0 (0 to 0)	0 (0 to 0)	0 (0 to 0)	0 (0 to 0)	0 (0 to 0)	0 (0 to 0)	0 (0 to 0)	0 (0 to 0)	0 (0 to 0)	0 (0 to 0)	0 (0 to 0)	0 (0 to 0)	0 (0 to 0)	0 (0 to 0)	0 (0 to 0)	0 (0 to 0)	0 (0 to 0)	0
Cardiovascular diseases	4 (2·5 to 6·4)	2·5 (2·5 to 4·9)	20·1 (14·4 to 27·7)	11·4 (9·2 to 13·9)	11·2 (9·4 to 16·7)	15 (11·2 to 19·4)	46 (39·5 to 56·9)	59·2 (45·1 to 73·9)	94·3 (71·4 to 117)	178 (132 to 228)	259 (203 to 362)	391 (305 to 499)	591 (514 to 678)	697 (610 to 792)	979 (792 to 1,205)	1,315 (1,045 to 1,632)	2,140 (1,756 to 2,640)	2,460 (2,208 to 2,810)	2,150 (1,533 to 2,535)	1,898 (1,585 to 2,166)	1,522 (1,305 to 1,773)	1,109 (922 to 1,296)	666 (471 to 781)	287 (220 to 353)	16,500
Rheumatic heart disease	0 (0 to 0)	0 (0 to 0)	0 (0 to 0·4)	0·2 (0 to 0·6)	0·2 (0 to 0·6)	0·3 (0 to 0·8)	0·6 (0 to 1·6)	0·6 (0 to 1·7)	1 (0 to 2·2)	2·2 (1 to 3·3)	2·7 (1 to 4·1)	4·3 (2·6 to 6·6)	5·7 (3·7 to 8·5)	8·5 (5·5 to 11·8)	12·6 (8·2 to 17·3)	14·6 (10·3 to 19·4)	19·2 (13·5 to 25·9)	19·4 (9·4 to 19·4)	12·7 (9·4 to 19·4)	11·1 (8·3 to 19·4)	9·4 (6·9 to 12·9)	5·2 (4·0 to 6·9)	2·2 (1·6 to 3·0)	1·1 (0·8 to 1·5)	111
Ischemic heart disease	0 (0 to 0)	0 (0 to 0)	0 (0 to 0)	0·6 (0·3 to 1·1)	0·8 (0·4 to 1·5)	1·3 (0·7 to 2·3)	3·5 (1·9 to 6·1)	5·7 (3·1 to 9·9)	9·1 (5·0 to 15·7)	17·2 (9·5 to 29·7)	25·7 (14·2 to 44·3)	42·5 (23·7 to 73·6)	63·2 (35·5 to 109)	84·3 (47·5 to 146)	120 (67·8 to 205)	160 (90·5 to 274)	202 (114·5 to 343)	185 (104·9 to 314)	226 (128·4 to 384)	239 (135·8 to 406)	224 (127·2 to 380)	191 (108·5 to 324)	146 (82·9 to 248)	84 (47·7 to 142)	37 (21·0 to 63)	9·8 (5·5 to 16·6)	9,770
Stroke	0·4 (0·2 to 1·0)	0·4 (0·2 to 0·9)	2·1 (1·4 to 3·2)	2·1 (1·4 to 3·2)	2·1 (1·4 to 3·2)	2·5 (1·6 to 3·8)	4·6 (3·0 to 6·9)	5·4 (3·5 to 8·2)	7·9 (5·1 to 12·1)	11·1 (7·1 to 17·1)	14·4 (9·2 to 22·3)	19·9 (12·6 to 30·9)	27·1 (17·1 to 42·1)	34·0 (21·1 to 52·8)	51·4 (31·5 to 79·7)	59·1 (36·1 to 91·8)	69·3 (42·1 to 107)	126 (77·1 to 195)	166 (101·3 to 245)	276 (272·3 to 279·1)	340 (333·9 to 346·1)	364 (272·3 to 453·2)	349 (261·4 to 434·3)	214 (160·2 to 266·4)	229 (171·5 to 285·1)	146 (109·3 to 181·6)	91·1 (68·2 to 113·1)	2,680
Ischemic stroke	0·4 (0·2 to 0·8)	0·2 (0·2 to 0·5)	0·5 (0·3 to 1·0)	0·6 (0·3 to 1·2)	2·1 (1·2 to 3·5)	2·5 (1·4 to 4·1)	4·6 (2·6 to 7·5)	5·4 (3·0 to 8·9)	7·7 (3·9 to 13·3)	9·8 (4·9 to 16·9)	12·6 (6·3 to 21·8)	17·3 (8·7 to 30·1)	24·2 (12·1 to 42·1)	29·5 (14·8 to 51·4)	45·6 (22·8 to 79·5)	52·3 (26·2 to 91·1)	61·5 (30·8 to 107)	111 (55·7 to 193)	147 (73·6 to 256)	244 (122·3 to 426)	301 (150·9 to 525)	322 (161·3 to 562)	309 (154·9 to 539)	189 (94·8 to 330)	203 (101·8 to 354)	129 (64·7 to 225)	80·6 (40·4 to 140)	2,370
Intracerebral hemorrhage	0 (0 to 0·1)	0 (0 to 0·1)	0·2 (0 to 0·7)	0·2 (0 to 0·7)	0·2 (0 to 0·7)	0·3 (0 to 0·8)	0·6 (0 to 1·6)	0·6 (0 to 1·6)	0·9 (0 to 2·3)	1·2 (0 to 3·1)	1·5 (0 to 3·8)	2·1 (0 to 5·3)	2·9 (0 to 7·3)	3·6 (0 to 8·9)	5·5 (0 to 13·6)	6·4 (0 to 15·7)	7·5 (0 to 18·4)	13·5 (0 to 33·1)	17·9 (0 to 43·9)	29·3 (0 to 71·8)	36·2 (0 to 88·8)	38·8 (0 to 95·2)	37·6 (0 to 92·2)	22·8 (0 to 56·0)	24·4 (0 to 59·9)	15·5 (0 to 38·1)	9·7 (0 to 23·8)	284
Subarachnoid hemorrhage	0 (0 to 0·2)	0 (0 to 0·2)	0·1 (0 to 0·5)	0·2 (0 to 0·6)	0·2 (0 to 0·7)	0·3 (0 to 0·8)	0·6 (0 to 1·6)	0·7 (0 to 1·9)	1·1 (0 to 2·8)	1·4 (0 to 3·7)	1·8 (0 to 4·5)	2·5 (0 to 6·3)	3·4 (0 to 8·5)	4·2 (0 to 10·4)	6·4 (0 to 15·9)	7·5 (0 to 18·4)	8·8 (0 to 21·6)	15·8 (0 to 38·8)	20·9 (0 to 51·4)	34·3 (0 to 84·1)	42·4 (0 to 104·1)	45·4 (0 to 111·5)	44·1 (0 to 108·2)	26·7 (0 to 65·5)	28·6 (0 to 70·1)	18·2 (0 to 44·6)	11·4 (0 to 27·9)	333
Hypertensive heart disease	0 (0 to 0)	0 (0 to 0)	0 (0 to 0)	0 (0 to 0)	0 (0 to 0)	0 (0 to 0)	0·1 (0 to 0·1)	0·1 (0 to 0·2)	0·2 (0 to 0·3)	0·2 (0 to 0·4)	0·3 (0 to 0·5)	0·4 (0 to 0·6)	0·5 (0 to 0·8)	0·6 (0 to 0·9)	0·9 (0 to 1·3)	1·1 (0 to 1·6)	1·3 (0 to 1·9)	2·3 (0 to 3·4)	3·1 (0 to 4·5)	5·1 (0 to 7·5)	6·3 (0 to 9·3)	6·7 (0 to 9·9)	6·5 (0 to 9·6)	3·9 (0 to 5·8)	4·2 (0 to 6·2)	2·7 (0 to 4·0)	1·7 (0 to 2·5)	49
Non-rheumatic valvular heart disease	0 (0 to 0)	0 (0 to 0)	0 (0 to 0)	0 (0 to 0)	0 (0 to 0)	0 (0 to 0)	0·6 (0 to 1·9)	0·6 (0 to 1·9)	1·3 (0 to 3·8)	2·4 (1 to 6·9)	3·4 (1 to 9·6)	4·8 (2·3 to 13·5)	6·6 (3 to 18·5)	8·2 (4 to 23·1)	11·8 (5·9 to 33·1)	13·4 (6·8 to 37·5)	15·8 (8·1 to 44·2)	28·1 (14·2 to 78·5)	37·5 (18·9 to 104·8)	61·2 (30·9 to 171·1)	75·4 (38·1 to 210·7)	77·8 (39·3 to 217·5)	75·2 (38·0 to 210·1)	46·3 (23·4 to 129·5)	49·3 (24·9 to 137·8)	31·4 (15·9 to 87·7)	19·7 (9·9 to 55·1)	847
Non-rheumatic calcific aortic valve disease	0 (0 to 0)	0 (0 to 0)	0 (0 to 0)	0 (0 to 0)	0 (0 to 0)	0 (0 to 0)	0·5 (0 to 1·2)	0·5 (0 to 1·1)	0·9 (0 to 2·4)	1·4 (0 to 3·4)	2·1 (0 to 5·1)	3·2 (0 to 7·4)	4·6 (0 to 10·7)	5·7 (0 to 13·1)	8·9 (0 to 19·9)	10·5 (0 to 23·4)	12·2 (0 to 27·2)	22·6 (0 to 50·4)	29·1 (0 to 64·8)	47·2 (0 to 105·2)	58·1 (0 to 129·4)	60·1 (0 to 133·8)	60·4 (0 to 134·5)	36·7 (0 to 81·8)	38·9 (0 to 86·7)	25·1 (0 to 55·9)	15·7 (0 to 35·0)	382
Non-rheumatic degenerative mitral valve disease	0 (0 to 0)	0 (0 to 0)	0 (0 to 0)	0 (0 to 0)	0 (0 to 0)	0 (0 to 0)	0·2 (0 to 0·6)	0·2 (0 to 0·6)	0·4 (0 to 1·1)	0·6 (0 to 1·7)	0·9 (0 to 2·3)	1·3 (0 to 3·4)	1·8 (0 to 4·7)	2·3 (0 to 6·0)	3·6 (0 to 9·3)	4·3 (0 to 11·2)	5·1 (0 to 13·4)	9·3 (0 to 23·1)	12·2 (0 to 30·1)	19·9 (0 to 47·8)	24·7 (0 to 59·8)	25·6 (0 to 62·1)	25·8 (0 to 62·5)	15·8 (0 to 38·4)	16·8 (0 to 40·8)	10·9 (0 to 26·4)	6·9 (0 to 16·8)	161
Other non-rheumatic valve diseases	0 (0 to 0)	0 (0 to 0)	0 (0 to 0)	0 (0 to 0)	0 (0 to 0)	0 (0 to 0)	0 (0 to 0·4)	0 (0 to 0·3)	0 (0 to 0·6)	0 (0 to 0·9)	0 (0 to 1·3)	0 (0 to 1·8)	0 (0 to 2·5)	0 (0 to 3·1)	0 (0 to 4·6)	0 (0 to 5·4)	0 (0 to 6·3)	0 (0 to 11·5)	0 (0 to 14·9)	0 (0 to 24·1)	0 (0 to 30·1)	0 (0 to 31·1)	0 (0 to 31·1)	0 (0 to 32·1)	0 (0 to 19·4)	0 (0 to 20·1)	0 (0 to 13·5)	0 (0 to 8·2)	2·7
Cardiomyopathy and myocarditis	1·4 (0·9 to 2·4)	1·4 (1·0 to 2·3)	4·7 (4·0 to 10·6)	2·6 (2·3 to 6·4)	2·6 (2·4 to 5·1)	2·6 (2·4 to 5·1)	3·1 (2·7 to 6·3)	3·1 (2·7 to 6·3)	3·2 (2·7 to 6·3)	3·2 (2·7 to 6·3)	3·2 (2·7 to 6·3)	3·2 (2·7 to 6·3)	3·2 (2·7 to 6·3)	3·2 (2·7 to 6·3)	3·2 (2·7 to 6·3)	3·2 (2·7 to 6·3)	3·2 (2·7 to 6·3)	3·2 (2·7 to 6·3)	3·2 (2·7 to 6·3)	3·2 (2·7 to 6·3)	3·2 (2·7 to 6·3)	3·2 (2·7 to 6·3)	3·2 (2·7 to 6·3)	3·2 (2·7 to 6·3)	3·2 (2·7 to 6·3)	3·2 (2·7 to 6·3)	730
Myocarditis	0·1 (0·0 to 0·2)	0·1 (0·0 to 0·2)	0·4 (0·3 to 0·9)	0·2 (0·2 to 0·5)	0·2 (0·2 to 0·5)	0·2 (0·2 to 0·5)	0·3 (0·2 to 0·6)	0·3 (0·2 to 0·6)	0·3 (0·2 to 0·6

Congenital birth defects	220 (141 to 322)	65·1 (49·8 to 86·8)	141 (101 to 194)	67·2 (51 to 89·4)	37 (27·7 to 49·3)	32·6 (24·5 to 42·9)	36·4 (27·5 to 47·4)	29·6 (22·2 to 39·2)	27·3 (20 to 35·9)	29·5 (19·3 to 34·6)	24·9 (19·2 to 32·4)	19·3 (14·5 to 24·8)	18·5 (13·8 to 24·1)	17·7 (13·1 to 23·5)	19·4 (14·1 to 25·3)	19·1 (13·9 to 25·2)	13·6 (10·1 to 18·2)	3·2 (1·6 to 4·9)	1·7 (1·0 to 2·7)	0·9 (0·6 to 1·4)	0·4 (0·2 to 0·7)	0·2 (0·1 to 0·3)	0·1 (0 to 0·1)	823
Neural tube defects	29·1 (19·1 to 44·8)	2·6 (1·3 to 5·1)	6·8 (3·4 to 12·6)	7·4 (3·9 to 13·9)	1·6 (1·1 to 2·2)	1·6 (1·1 to 2·2)	1·6 (1·1 to 2·2)	1·6 (1·1 to 2·2)	1·4 (1 to 2·1)	1·3 (0·8 to 1·8)	1·1 (0·7 to 1·6)	0·7 (0·5 to 1·1)	0·6 (0·4 to 0·9)	0·4 (0·3 to 0·6)	0·5 (0·3 to 0·7)	0·3 (0·2 to 0·5)	0·1 (0·1 to 0·2)	0·1 (0 to 0·1)	0 (0 to 0·1)	0 (0 to 0·1)	0 (0 to 0·1)	0 (0 to 0·1)	0 (0 to 0·1)	92
Congenital heart anomalies	87·2 (59·1 to 124·9)	9·1 (4·7 to 15·4)	20·4 (11·7 to 32·4)	20·1 (10·5 to 34·5)	5·1 (2·9 to 7·9)	4·4 (2·5 to 6·9)	4·9 (2·8 to 7·5)	3·9 (2·2 to 6·1)	3·6 (2·1 to 5·2)	3·4 (1·9 to 5·3)	3·1 (1·7 to 5·2)	2·5 (1·4 to 4·1)	2·4 (1·3 to 3·9)	2·3 (1·3 to 3·6)	2·5 (1·4 to 4·1)	2·5 (1·4 to 4·1)	1·8 (1·1 to 2·9)	0·4 (0·2 to 0·7)	0·2 (0·1 to 0·4)	0·1 (0·1 to 0·2)	0·1 (0 to 0·1)	0·1 (0 to 0·1)	0·1 (0 to 0·1)	221
Orofacial clefts	0 (0 to 0·1)	0 (0 to 0·1)	0 (0·1 to 0·2)	0·2 (0·2 to 0·4)	0·2 (0·1 to 0·3)	0·2 (0·1 to 0·3)	0·2 (0·1 to 0·3)	0·2 (0·1 to 0·3)	0·2 (0·1 to 0·3)	0·2 (0·1 to 0·3)	0·2 (0·1 to 0·3)	0·2 (0·1 to 0·3)	0·2 (0·1 to 0·3)	0·2 (0·1 to 0·3)	0·2 (0·1 to 0·3)	0·2 (0·1 to 0·3)	0·1 (0·1 to 0·2)	0·1 (0 to 0·1)	0 (0 to 0·1)	0 (0 to 0·1)	0 (0 to 0·1)	0 (0 to 0·1)	0 (0 to 0·1)	3·3
Down syndrome	2·7 (1·4 to 4·9)	1 (0·4 to 2·1)	5 (2·6 to 9·2)	2 (1·2 to 3·1)	1·4 (0·9 to 2)	1·5 (1 to 2·2)	2 (1·3 to 3)	2·1 (1·4 to 3·2)	2·2 (1·4 to 3·4)	2·3 (1·4 to 3·7)	2·4 (1·5 to 3·6)	2·3 (1·4 to 3·5)	2·4 (1·5 to 3·6)	2·3 (1·5 to 3·5)	3·4 (2·1 to 5·2)	3·4 (2·1 to 5·1)	3 (1·9 to 4·7)	0·6 (0·3 to 1·1)	0·3 (0·2 to 0·6)	0·1 (0·1 to 0·3)	0·1 (0 to 0·2)	0·1 (0 to 0·1)	0·1 (0 to 0·1)	51
Turner syndrome	0 (0 to 0)	0 (0 to 0)	0 (0 to 0)

SR Table 2e. North East England DALYS by cause and sex group for males with 95% uncertainty intervals, 2019

Cause	Early Neonatal	Late Neonatal	Post-Neonatal	1 to 4	5 to 9	10 to 14	15 to 19	20 to 24	25 to 29	30 to 34	35 to 39	40 to 44	45 to 49	50 to 54	55 to 59	60 to 64	65 to 69	70 to 74	75 to 79	80 to 84	85 to 89	90 to 94	95 plus	Total
All causes	1,560 (1,290 to 2,290)	623 (500 to 966)	1,190 (1,290 to 2,290)	2,620 (2,290 to 3,210)	2,290 (2,290 to 3,370)	4,600 (3,550 to 6,220)	11,900 (9,300 to 15,300)	21,000 (17,000 to 27,000)	23,000 (19,000 to 29,000)	19,600 (15,900 to 25,100)	17,900 (15,100 to 21,200)	18,200 (15,300 to 21,900)	22,600 (19,000 to 26,500)	28,600 (24,100 to 33,500)	29,800 (25,000 to 35,200)	29,600 (25,400 to 35,000)	29,500 (25,700 to 34,700)	29,500 (25,900 to 34,500)	29,900 (26,000 to 34,900)	29,900 (25,300 to 37,600)	31,100 (25,300 to 41,900)	31,100 (25,300 to 41,900)	2,040 (2,290 to 3,810)	449,000
Communicable, maternal, neonatal, and nutritional diseases	1,540 (1,280 to 1,810)	616 (500 to 822)	609 (496 to 812)	646 (529 to 859)	419 (334 to 566)	424 (340 to 570)	431 (341 to 582)	476 (377 to 632)	568 (451 to 754)	619 (492 to 824)	667 (529 to 889)	998 (796 to 1,330)	687 (547 to 913)	768 (612 to 1,020)	972 (777 to 1,310)	1,110 (893 to 1,500)	1,460 (1,210 to 1,930)	1,970 (1,580 to 2,660)	1,960 (1,550 to 2,660)	1,960 (1,560 to 2,710)	1,770 (1,410 to 2,390)	1,770 (1,410 to 2,390)	266 (227 to 359)	29,600
HIV/AIDS and sexually transmitted infections	99.3 (78.9 to 133)	19.6 (9.71 to 42.6)	28.7 (14 to 57.1)	2 (1.14 to 3.71)	1.1 (0.64 to 1.8)	0.9 (0.6 to 1.5)	1.6 (1.2 to 2.2)	9.2 (7.2 to 12.4)	14.5 (11.2 to 19.4)	29.4 (23.2 to 37.4)	39.7 (29.4 to 48.4)	39.1 (29.4 to 49.7)	39.2 (27.7 to 49.6)	37.7 (26.7 to 47.7)	29.3 (19.9 to 34.4)	21 (14.6 to 30.3)	18.2 (11.8 to 28)	15.9 (9.2 to 19.1)	10.4 (6.2 to 14.9)	6.4 (3.4 to 9.5)	2.9 (1.4 to 4.7)	0.7 (0.4 to 1.1)	0.1 (0.1 to 0.4)	376
HIV/AIDS	0 (0 to 0)	0 (0 to 0)	1.6 (1.6 to 1.7)	1.2 (1.1 to 1.3)	0.7 (0.6 to 0.8)	0.7 (0.7 to 0.8)	1.1 (0.9 to 1.3)	4 (3.3 to 5)	12.2 (9.9 to 15.7)	26.1 (21.5 to 33.9)	38.7 (30.5 to 47.9)	37.2 (30.3 to 47.1)	37.6 (29.5 to 47)	36.9 (29.2 to 47.3)	27.9 (20.7 to 35.5)	19.2 (12.7 to 28.9)	16.9 (10.9 to 26.1)	9.1 (5.3 to 16.7)	5.3 (3 to 8)	2.6 (0.9 to 5.2)	0.6 (0.2 to 1.4)	0.2 (0.1 to 0.4)	237
HIV/AIDS - Drug-susceptible Tuberculosis	0 (0 to 0)	0 (0 to 0)	0.2 (0 to 0.6)	0.2 (0 to 0.6)	0.1 (0 to 0.2)	0.1 (0 to 0.2)	0.1 (0 to 0.2)	0.5 (0 to 0.9)	1.4 (0.6 to 2.6)	3.4 (1.6 to 6.2)	4.4 (2.1 to 8.2)	4.2 (2 to 8.4)	4.2 (2 to 8.4)	3.9 (1.9 to 7.8)	2.6 (1.2 to 5)	1.4 (0.6 to 3.2)	0.9 (0.4 to 2.1)	0.4 (0.1 to 1.1)	0.2 (0 to 0.6)	0.1 (0 to 0.3)	0 (0 to 0.1)	0 (0 to 0.1)	0 (0 to 0.1)	29.4
HIV/AIDS - Multidrug-resistant Tuberculosis without extensive	0 (0 to 0)	0 (0 to 0)	0 (0 to 0)	0 (0 to 0)	0 (0 to 0)	0 (0 to 0)	0 (0 to 0.1)	0 (0 to 0.2)	0 (0 to 0.6)	0 (0 to 0.6)	0 (0 to 0.6)	0 (0 to 0.6)	0 (0 to 0.6)	0 (0 to 0.6)	0 (0 to 0.5)	0 (0 to 0.3)	0 (0 to 0.3)	0 (0 to 0.2)	0 (0 to 0.1)	0 (0 to 0)	0 (0 to 0)	0 (0 to 0)	0 (0 to 0)	0.9
HIV/AIDS - Extensively drug-resistant Tuberculosis	0 (0 to 0)	0 (0 to 0)	0 (0 to 0)	0 (0 to 0)	0 (0 to 0)	0 (0 to 0)	0 (0 to 0)	0 (0 to 0)	0 (0 to 0.1)	0 (0 to 0.1)	0 (0 to 0.1)	0 (0 to 0.1)	0 (0 to 0.1)	0 (0 to 0.1)	0 (0 to 0.1)	0 (0 to 0.1)	0 (0 to 0.1)	0 (0 to 0.1)	0 (0 to 0)	0 (0 to 0)	0 (0 to 0)	0 (0 to 0)	0 (0 to 0)	0.2
HIV/AIDS resulting in other diseases	0 (0 to 0)	0 (0 to 0)	0 (1.1 to 1.6)	0 (0.6 to 1.1)	0 (0.5 to 0.7)	0 (0.5 to 0.7)	0 (0.7 to 1.2)	0 (1.7 to 1.9)	0 (5.6 to 9.9)	0 (12.3 to 20.1)	0 (20.4 to 36.1)	0 (19.6 to 37)	0 (20.5 to 37)	0 (19.5 to 29.6)	0 (13.6 to 21)	0 (10.5 to 20)	0 (8.2 to 20.1)	0 (7.1 to 16.4)	0 (7.2 to 14.9)	0 (5.1 to 9.2)	0 (2.2 to 5.2)	0 (0.7 to 2.1)	0 (0.1 to 0.5)	257
Sexually transmitted infections excluding HIV	99.3 (78.9 to 133)	19.6 (9.71 to 42.6)	26.1 (12.4 to 55.5)	0.8 (0.4 to 1.7)	0.4 (0.1 to 0.8)	0.1 (0 to 0.3)	0.5 (0.2 to 1.1)	5.2 (2.9 to 9.1)	2.3 (1.1 to 4.5)	3.4 (2.2 to 5.6)	2.8 (1.5 to 5.2)	2.1 (1.2 to 4.2)	2.7 (1.6 to 5.2)	1.8 (1.1 to 3.7)	0.6 (0.3 to 1.4)	0.6 (0.3 to 1.4)	0.6 (0.3 to 1.4)	0.7 (0.3 to 1.6)	0.6 (0.3 to 1.5)	0.5 (0.2 to 1.2)	0.2 (0.1 to 0.5)	0.1 (0 to 0.3)	113
Chlamydial infection	0 (0 to 0)	0 (0 to 0)	0 (0 to 0)	0 (0 to 0)	0 (0 to 0)	0 (0 to 0)	0 (0 to 0.2)	0.1 (0 to 0.3)	0.2 (0 to 0.5)	0.1 (0 to 0.3)	0.1 (0 to 0.3)	0.1 (0 to 0.3)	0.1 (0 to 0.3)	0.1 (0 to 0.3)	0 (0 to 0.2)	0 (0 to 0.1)	0 (0 to 0)	0 (0 to 0)	0 (0 to 0)	0 (0 to 0)	0 (0 to 0)	0 (0 to 0)	0 (0 to 0)	1
Gonococcal infection	0 (0 to 0)	0 (0 to 0)	0 (0 to 0)	0 (0 to 0)	0 (0 to 0)	0 (0 to 0)	0 (0 to 0.1)	0.1 (0 to 0.2)	0.1 (0 to 0.3)	0.1 (0 to 0.3)	0.1 (0 to 0.3)	0.1 (0 to 0.3)	0.1 (0 to 0.3)	0.1 (0 to 0.3)	0 (0 to 0.2)	0 (0 to 0.1)	0 (0 to 0)	0 (0 to 0)	0 (0 to 0)	0 (0 to 0)	0 (0 to 0)	0 (0 to 0)	0 (0 to 0)	0.6
Trichomoniasis	0 (0 to 0)	0 (0 to 0)	0 (0 to 0)	0 (0 to 0)	0 (0 to 0)	0 (0 to 0)	0 (0 to 0.2)	0.2 (0 to 0.6)	0.4 (0 to 1.1)	0.4 (0 to 1.1)	0.4 (0 to 1.1)	0.4 (0 to 1.1)	0.4 (0 to 1.1)	0.3 (0 to 0.9)	0.2 (0 to 0.6)	0.1 (0 to 0.3)	0 (0 to 0.2)	0 (0 to 0.1)	0 (0 to 0.1)	0 (0 to 0)	0 (0 to 0)	0 (0 to 0)	0 (0 to 0)	2.7
Genital herpes	0 (0 to 0)	0 (0 to 0)	0 (0 to 0)	0 (0 to 0)	0 (0 to 0)	0 (0 to 0)	0 (0 to 0)	0.1 (0 to 0.2)	0.1 (0 to 0.2)	0.1 (0 to 0.2)	0.1 (0 to 0.2)	0.1 (0 to 0.2)	0.1 (0 to 0.2)	0.1 (0 to 0.2)	0 (0 to 0.1)	0 (0 to 0.1)	0 (0 to 0.1)	0 (0 to 0.1)	0 (0 to 0)	0 (0 to 0)	0 (0 to 0)	0 (0 to 0)	0 (0 to 0)	21.3
Other sexually transmitted infections	0 (0 to 0)	0 (0 to 0)	0 (0 to 0)	0 (0 to 0)	0 (0 to 0)	0 (0 to 0)	0.1 (0.1 to 0.2)	0.1 (0 to 0.2)	0.1 (0 to 0.3)	0.1 (0 to 0.4)	0.1 (0 to 0.3)	0.1 (0 to 0.2)	0.1 (0 to 0.2)	0.1 (0 to 0.2)	0.1 (0 to 0.2)	0.1 (0 to 0.2)	0.1 (0 to 0.1)	0 (0 to 0.1)	0 (0 to 0)	0 (0 to 0)	0 (0 to 0)	0 (0 to 0)	0 (0 to 0)	1.3
Respiratory infections and tuberculosis	10.3 (9.64 to 11.1)	17.4 (13.6 to 21.2)	112 (77.3 to 164)	197 (133 to 268)	106 (69.8 to 246)	139 (79.2 to 195)	157 (79.6 to 176)	153 (102 to 211)	197 (143 to 309)	228 (156 to 356)	272 (190 to 382)	327 (229 to 396)	337 (266 to 420)	423 (287 to 529)	522 (363 to 662)	616 (372 to 786)	796 (497 to 988)	1,060 (1,020 to 1,400)	1,060 (1,060 to 1,400)	1,060 (1,060 to 1,400)	1,060 (1,060 to 1,400)	1,060 (1,060 to 1,400)	276 (277 to 1,290)	12,200
Tuberculosis	0 (0 to 0)	0 (0 to 0)	0.2 (0.1 to 0.3)	0.7 (0.6 to 0.8)	0.5 (0.3 to 0.6)	1.2 (0.9 to 1.6)	2.6 (2.6 to 3.2)	3.4 (2.6 to 5.1)	5.1 (3.6 to 7.9)	7.9 (5.6 to 13.1)	9.9 (6.1 to 12.1)	11.1 (6.4 to 13.6)	14.2 (9.3 to 13.1)	19.5 (11.6 to 17)	19.7 (11.7 to 18.9)	19.7 (9.7 to 22.6)	19.5 (9.6 to 22.4)	19.5 (9.6 to 23.1)	19.5 (9.6 to 23.1)	19.5 (9.6 to 23.1)	19.5 (9.6 to 23.1)	19.5 (9.6 to 23.1)	13.5 (7.8 to 24)	224
Latent tuberculosis infection	0 (0 to 0)	0 (0 to 0)	0.2 (0.1 to 0.3)	0.7 (0.6 to 0.8)	0.5 (0.3 to 0.6)	1.2 (0.9 to 1.6)	2.6 (2.6 to 3.2)	3.4 (2.6 to 5.1)	5.1 (3.6 to 7.9)	7.9 (5.6 to 13.1)	9.9 (6.1 to 12.1)	11.1 (6.4 to 13.6)	14.2 (9.3 to 13.1)	19.5 (11.6 to 17)	19.7 (11.7 to 18.9)	19.7 (9.7 to 22.6)	19.5 (9.6 to 22.4)	19.5 (9.6 to 23.1)	19.5 (9.6 to 23.1)	19.5 (9.6 to 23.1)	19.5 (9.6 to 23.1)	19.5 (9.6 to 23.1)	13.5 (7.8 to 24)	224
Drug-susceptible Tuberculosis	0 (0 to 0)	0 (0 to 0)	0.2 (0.1 to 0.3)	0.7 (0.6 to 0.8)	0.5 (0.3 to 0.6)	1.1 (0.9 to 1.5)	2.5 (2.5 to 3.1)	3.3 (2.5 to 4.9)	4.9 (3.5 to 7.6)	7.6 (5.4 to 12.6)	9.5 (5.9 to 11.6)	10.7 (6.2 to 13.1)	13.7 (8.9 to 12.6)	18.8 (11.2 to 16.4)	19 (11.3 to 18.2)	19 (9.3 to 21.8)	18.8 (9.2 to 21.6)	18.8 (9.2 to 22.3)	18.8 (9.2 to 22.3)	18.8 (9.2 to 22.3)	18.8 (9.2 to 22.3)	18.8 (9.2 to 22.3)	13 (7.5 to 23.1)	216
Multidrug-resistant tuberculosis without extensive drug-resistar	0 (0 to 0)	0 (0 to 0)	0 (0 to 0)	0 (0 to 0)	0 (0 to 0)	0 (0 to 0)	0 (0 to 0.2)	0 (0 to 0.7)	0 (0 to 2)	0 (0 to 2.1)	0 (0 to 2.1)	0 (0 to 2.1)	0 (0 to 2.1)	0 (0 to 2.1)	0 (0 to 2.1)	0 (0 to 2.1)	0 (0 to 2.1)	0 (0 to 2.1)	0 (0 to 2.1)	0 (0 to 2.1)	0 (0 to 2.1)	0 (0 to 2.1)	0 (0 to 2.1)	9.1
Extensively drug-resistant tuberculosis	0 (0 to 0)	0 (0 to 0)	0 (0 to 0)	0 (0 to 0)	0 (0 to 0)	0 (0 to 0)	0 (0 to 0.1)	0 (0 to 0.2)	0 (0 to 0.5)	0 (0 to 0.5)	0 (0 to 0.5)	0 (0 to 0.5)	0 (0 to 0.5)	0 (0 to 0.5)	0 (0 to 0.5)	0 (0 to 0.5)	0 (0 to 0.5)	0 (0 to 0.5)	0 (0 to 0.5)	0 (0 to 0.5)	0 (0 to 0.5)	0 (0 to 0.5)	0 (0 to 0.5)	1.3
Lower respiratory infections	10.1 (9.53 to 11.1)	16.2 (12.4 to 20.1)	84.9 (57.1 to 127)	167 (107 to 246)	73.4 (41.5 to 226)	77.2 (33.4 to 125)	27.9 (20.5 to 33.2)	49.7 (39.9 to 66.6)	82.5 (64.2 to 112)	122 (91.6 to 164)	168 (130 to 220)	191 (139 to 227)	202 (152 to 255)	223 (157 to 285)	269 (166 to 342)	268 (156 to 342)	269 (156 to 342)	263 (156 to 342)	263 (156 to 342)	263 (156 to 342)	263 (156 to 342)	263 (156 to 342)	263 (156 to 342)	277 (220 to 1,210)
Upper respiratory infections	0.2 (0.2 to 0.2)	0.1 (0.1 to 0.1)	0.8 (0.7 to 0.9)	10 (9.93 to 10.1)	0.6 (0.6 to 0.6)	0.6 (0.6 to 0.6)	0.4 (0.4 to 0.4)	0.4 (0.4 to 0.4)	0.4 (0.4 to 0.4)	0.4 (0.4 to 0.4)	0.4 (0.4 to 0.4)	0.4 (0.4 to 0.4)	0.4 (0.4 to 0.4)	0.4 (0.4 to 0.4)	0.4 (0.4 to 0.4)	0.4 (0.4 to 0.4)	0.4 (0.4 to 0.4)	0.4 (0.4 to 0.4)	0.4 (0.4 to 0.4)	0.4 (0.4 to 0.4)	0.4 (0.4 to 0.4)	0.4 (0.4 to 0.4)	0.4 (0.4 to 0.4)	10.6
Otitis media	0 (0 to 0)	0.1 (0 to 0.1)	2.1 (2.0 to 2.1)	4.2 (3.8 to 4.6)	2.1 (1.8 to 2.4)	2.1 (1.8 to 2.4)	2.1 (1.8 to 2.4)	2.1 (1.8 to 2.4)	2.1 (1.8 to 2.4)	2.1 (1.8 to 2.4)	2.1 (1.8 to 2.4)	2.1 (1.8 to 2.4)	2.1 (1.8 to 2.4)	2.1 (1.8 to 2.4)	2.1 (1.8 to 2.4)	2.1 (1.8 to 2.4)	2.1 (1.8 to 2.4)	2.1 (1.8 to 2.4)	2.1 (1.8 to 2.4)	2.1 (1.8 to 2.4)	2.1 (1.8 to 2.4)	2.1 (1.8 to 2.4)	2.1 (1.8 to 2.4)	272
Enteric infections	1.4 (1.1 to 1.7)	9.5 (4.6 to 16)	66.6 (47.9 to 96)	170 (107 to 258)	98.8 (53.7 to 189)	39.6 (18.9 to 63.4)	29.6 (18.6 to 41.6)	29.9 (20.1 to 42.1)	30.3 (19.2 to 42)	27.3 (19.2 to 37)	27.3 (19.4 to 32.9)	29.5 (19.7 to 36.3)	29.5 (19.7 to 36.3)	29.5 (20.4 to 39.9)	29.5 (21.6 to 41.3)	29.5 (20.9 to 42)	29.5 (20.9 to 42)	29.5 (20.9 to 42)	29.5 (20.9 to 42)	29.5 (20.9 to 42)	29.5 (20.9 to 42)	29.5 (20.9 to 42)	29.5 (20.9 to 42)	1,080
Diarrheal diseases	1.4 (1.1 to 1.7)	9.5 (4.6 to 7.5)	66.6 (47.1 to 96.6)	169 (107.3 to 257)	98.5 (53.4 to 188.7)	39.4 (18.9 to 63.2)	29.4 (18.6 to 41.4)	29.7 (20.1 to 42)	30.1 (19.2 to 41.8)	27.1 (19.1 to 36.8)	27.1 (19.3 to 32.7)	29.3 (19.7 to 32.3)	29.3 (19.7 to 36.1)	29.3 (20.2 to 39.6)	29.3 (21.3 to 40.9)	29.3 (20.7 to 42)	29.3 (20.7 to 42)	29.3 (20.7 to 42)	29.3 (20.7 to 42)	29.3 (20.7 to 42)	29.3 (20.7 to 42)	29.3 (20.7 to 42)	29.3 (20.7 to 42)	1,070
Typhoid and paratyphoid	0 (0 to 0)	0 (0 to 0)	0 (0 to 0)	0 (0 to 0)	0 (0 to 0)	0 (0 to 0)	0 (0 to 0)	0 (0 to 0)	0 (0 to 0)	0 (0 to 0)	0 (0 to 0)	0 (0 to 0)	0 (0 to 0)	0 (0 to 0)	0 (0 to 0)	0 (0 to 0)	0 (0 to 0)	0 (0 to 0)	0 (0 to 0)	0 (0 to 0)	0 (0 to 0)	0 (0 to 0)	0 (0 to 0)	0.1
Typhoid fever	0 (0 to 0)	0 (0 to 0)	0 (0 to 0)	0 (0 to 0)	0 (0 to 0)	0 (0 to 0)	0 (0 to 0)	0 (0 to 0)	0 (0 to 0)	0 (0 to 0)	0 (0 to 0)	0 (0 to 0)	0 (0 to 0)	0 (0 to 0)	0 (0 to 0)	0 (0 to 0)	0 (0 to 0)	0 (0 to 0)	0 (0 to 0)	0 (0 to 0)	0 (0 to 0)	0 (0 to 0)	0 (0 to 0)	0
Paratyphoid fever	0 (0 to 0)	0 (0 to 0)	0 (0 to 0)	0 (0 to 0)	0 (0 to 0)	0 (0 to 0)	0 (0 to 0)	0 (0 to 0)	0 (0 to 0)	0 (0 to 0)	0 (0 to 0)	0 (0 to 0)	0 (0 to 0)	0 (0 to 0)	0 (0 to 0)	0 (0 to 0)	0 (0 to 0)	0 (0 to 0)	0 (0 to 0)	0 (0 to 0)	0 (0 to 0)	0 (0 to 0)	0 (0 to 0)	0
Invasive Non-typhoidal Salmonella (iNTS)	0 (0 to 0.2)	0 (0 to 0.1)	0.1 (0 to 0.4)	0.1 (0 to 0.3)	0.1 (0 to 0.1)	0.1 (0 to 0.1)	0.1 (0 to 0.2)	0.1 (0 to 0.2)	0.1 (0 to 0.2)	0.2 (0 to 0.3)	0.2 (0 to 0.3)	0.2 (0 to 0.4)	0.2 (0 to 0.4)	0.2 (0 to 0.4)	0.2 (0 to 0.4)	0.2 (0 to 0.4)	0.2 (0 to 0.4)	0.2 (0 to 0.4)	0.2 (0 to 0.4)	0.2 (0 to 0.4)	0.2 (0 to 0.4)	0.2 (0 to 0.4)	0.2 (0 to 0.4)	7.3
Other intestinal infectious diseases	0 (0 to 0)	0 (0 to 0)	0.2 (0 to 0.4)	0.2 (0 to 0.4)	0.1 (0 to 0.1)	0.1 (0 to 0.1)	0.1 (0 to 0.2)	0.2 (0 to 0.3)	0.2 (0 to 0.3)	0.2 (0 to 0.4)	0.2 (0 to 0.4)	0.2 (0 to 0.4)	0.2 (0 to 0.4)	0.2 (0 to 0.4)	0.2 (0 to 0.4)	0.2 (0 to 0.4)	0.2 (0 to 0.4)	0.2 (0 to 0.4)	0.2 (0 to 0.4)	0.2 (0 to 0.4)	0.2 (0 to 0.4)	0.2 (0 to 0.4)	0.2 (0 to 0.4)	2.6
Neglected tropical diseases and malaria	0 (0 to 0)	0 (0 to 0)	0.2 (0 to 0.2)	0.2 (0 to 0.2)	0.2 (0.1 to 0.4)	0.6 (0.4 to 0.8)	1.1 (0.8 to 1.4)	0.8 (0.6 to 1.1)	1.1 (0.8 to 1.4)	1.4 (1.1 to 1.8)	1.4 (1.1 to 1.8)	1.4 (1.1 to 1.8)	1.4 (1.1 to 1.8)	1.2 (0.9 to 1.6)	0.8 (0.6 to 1.1)	0.6 (0.4 to 0.8)	0.6 (0.4 to 0.8)	0.6 (0.4 to 0.8)	0.6 (0.4 to 0.8)	0.6 (0.4 to 0.8)	0.6 (0.4 to 0.8)	0.6 (0.4 to 0.8)	0.6 (0.4 to 0.8)	39.1
Malaria	0 (0 to 0)	0 (0 to 0)	0 (0 to 0)	0 (0 to 0)	0 (0 to 0)	0 (0 to 0)	0 (0 to 0)	0 (0 to 0)	0 (0 to 0)	0 (0 to 0)	0 (0 to 0)	0 (0 to 0)	0 (0 to 0)	0 (0 to 0)	0 (0 to 0)	0 (0 to 0)	0 (0 to 0)	0 (0 to 0)	0 (0 to 0)	0 (0 to 0)	0 (0 to 0)	0 (0 to 0)	0 (0 to 0)	0
Chagas disease	0 (0 to 0)	0 (0 to 0)	0 (0 to 0)	0 (0 to 0)	0 (0 to 0)	0 (0 to 0)	0 (0 to 0)	0 (0 to 0)	0 (0 to 0)	0 (0 to 0)	0 (0 to 0)	0 (0 to 0)	0 (0 to 0)	0 (0 to 0)	0 (0 to 0)	0 (0 to 0)	0 (0 to 0)	0 (0 to 0)	0 (0 to 0)	0 (0 to 0)	0 (0 to 0)	0 (0 to 0)	0 (0 to 0)	0
Leishmaniasis	0 (0 to 0)	0 (0 to 0)	0 (0 to 0)	0 (0 to 0)	0 (0 to 0)	0 (0 to 0)	0 (0 to 0)	0 (0 to 0)	0 (0 to 0)	0 (0 to 0)	0 (0 to 0)	0 (0 to 0)	0 (0 to 0)	0 (0 to 0)	0 (0 to 0)	0 (0 to 0)	0 (0 to 0)	0 (0 to 0)	0 (0 to 0)	0 (0 to 0)	0 (0 to 0)	0 (0 to 0)	0 (0 to 0)	0
Visceral leishmaniasis	0 (0 to 0)	0 (0 to 0)	0 (0 to 0)	0 (0 to 0)	0 (0 to 0)	0 (0 to 0)	0 (0 to 0)	0 (0 to 0)	0 (0 to 0)	0 (0 to 0)	0 (0 to 0)	0 (0 to 0)	0 (0 to 0)	0 (0 to 0)	0 (0 to 0)	0 (0 to 0)	0 (0 to 0)	0 (0 to 0)	0 (0 to 0)	0 (0 to 0)	0 (0 to 0)	0 (0 to 0)	0 (0 to 0)	0
Cutaneous and mucocutaneous leishmaniasis	0 (0 to 0)	0 (0 to 0)	0 (0 to 0)	0 (0 to 0)	0 (0 to 0)	0 (0 to 0)	0 (0 to 0)	0 (0 to 0)	0 (0 to 0)	0 (0 to 0)	0 (0 to 0)	0 (0 to 0)	0 (0 to 0)	0 (0 to 0)	0 (0 to 0)	0 (0 to 0)	0 (0 to 0)	0 (0 to 0)	0 (0 to 0)	0 (0 to 0)	0 (0 to 0)	0 (0 to 0)	0 (0 to 0)	0
African trypanosomiasis	0 (0 to 0)	0 (0 to 0)	0 (0 to 0)	0 (0 to 0)	0 (0 to 0)	0 (0 to 0)	0 (0 to 0)	0 (0 to 0)	0 (0 to 0)	0 (0 to 0)	0 (0 to 0)	0 (0 to 0)	0 (0 to 0)	0 (0 to 0)	0 (0 to 0)	0 (0 to 0)	0 (0 to 0)	0 (0 to 0)	0 (0 to 0)	0 (0 to 0)	0 (0 to 0)	0 (0 to 0)	0 (0 to 0)	0
Schistosomiasis	0 (0 to 0)	0 (0 to 0)	0 (0 to 0)	0 (0 to 0)	0 (0 to 0)	0 (0 to 0)	0 (0 to 0)	0 (0 to 0)	0 (0 to 0)	0 (0 to 0)	0 (0 to 0)	0 (0 to 0)	0 (0 to 0)	0 (0 to 0)	0 (0 to 0)	0 (0 to 0)	0 (0 to 0)	0 (0 to 0)	0 (0 to 0)	0 (0 to 0)	0 (0 to 0)	0 (0 to 0)	0 (0 to 0)	0
Cysticercosis	0 (0 to 0)	0 (0 to 0)	0 (0 to 0)	0 (0 to 0)	0 (0 to 0)	0 (0 to 0)	0 (0 to 0)	0 (0 to 0)	0 (0 to 0)	0 (0 to 0)	0 (0 to 0)	0 (0 to 0)	0 (0 to 0)	0 (0 to 0)	0 (0 to 0)	0 (0 to 0)	0 (0 to 0)	0 (0 to 0)	0 (0 to 0)	0 (0 to 0)	0 (0 to 0)	0 (0 to 0)	0 (0 to 0)	0
Cystic echinococcosis	0 (0 to 0)	0 (0 to 0)	0 (0 to 0)	0 (0 to 0)	0 (0 to 0)	0 (0 to 0)	0 (0 to 0.1)	0 (0 to 0.1)	0 (0 to 0.1)	0 (0 to 0.2)	0 (0 to 0.1)	0 (0 to 0.1)	0 (0 to 0.1)	0 (0 to 0.1)	0 (0 to 0.1)	0 (0 to 0.1)	0 (0 to 0.1)	0 (0 to 0.1)	0 (0 to 0.1)	0 (0 to 0.1)	0 (0 to 0.1)	0 (0 to 0.1)	0 (0 to 0.1)	0.9
Lymphatic filariasis	0 (0 to 0)	0 (0 to 0)	0 (0 to 0)	0 (0 to 0)	0 (0 to 0)	0 (0 to 0)	0 (0 to 0)	0 (0 to 0)	0 (0 to 0)	0 (0 to 0)	0 (0 to 0)	0 (0 to 0)	0 (0 to 0)	0 (0 to 0)	0 (0 to 0)	0 (0 to 0)	0 (0 to 0)	0 (0 to 0)	0 (0 to 0)	0 (0 to 0)	0 (0 to 0)	0 (0 to 0)	0 (0 to 0)	0
Onchocerciasis	0 (0 to 0)	0 (0 to 0)	0 (0 to 0)	0 (0 to 0)	0 (0 to 0)	0 (0 to 0)	0 (0 to 0)	0 (0 to 0)	0 (0 to 0)	0 (0 to 0)	0 (0 to 0)	0 (0 to 0)	0 (0 to 0)	0 (0 to 0)	0 (0 to 0)	0 (0 to 0)	0 (0 to 0)	0 (0 to 0)	0 (0 to 0)	0 (0 to 0)	0 (0 to 0)	0 (0 to 0)	0 (0 to 0)	0
Trachoma	0 (0 to 0)	0 (0 to 0)	0 (0 to 0)	0 (0 to 0)	0 (0 to 0)	0 (0 to 0)	0 (0 to 0)	0 (0 to 0)	0 (0 to 0)	0 (0 to 0)	0 (0 to 0)	0 (0 to 0)	0 (0 to 0)	0 (0 to 0)	0 (0 to 0)	0 (0 to 0)	0 (0 to 0)	0 (0 to 0)	0 (0 to 0)	0 (0 to 0)	0 (0 to 0)	0 (0 to 0)	0 (0 to 0)	0
Dengue	0 (0 to 0)	0 (0 to 0)	0 (0 to 0)	0 (0 to 0)	0 (0 to 0)	0 (0 to 0)	0 (0 to 0)	0 (0 to 0)	0 (0 to 0)	0 (0 to 0)	0 (0 to 0)	0 (0 to 0)	0 (0 to 0)	0 (0 to 0)	0 (0 to 0)	0 (0 to 0)	0 (0 to 0)	0 (0 to 0)	0 (0 to 0)	0 (0 to 0)	0 (0 to 0)	0 (0 to 0)	0 (0 to 0)	0
Yellow fever	0 (0 to 0)	0 (0 to 0)	0 (0 to 0)	0 (0 to 0)	0 (0 to 0)	0 (0 to 0)	0 (0 to 0)	0 (0 to 0)	0 (0 to 0)	0 (0 to 0)	0 (0 to 0)	0 (0 to 0)	0 (0 to 0)	0 (0 to 0)	0 (0 to 0)	0 (0 to 0)	0 (0 to 0)	0 (0 to 0)	0 (0 to 0)	0 (0 to 0)	0 (0 to 0)	0 (0 to 0)	0 (0 to 0)	0
Rabies	0 (0 to 0)	0 (0 to 0)	0 (0 to 0)	0 (0 to 0)	0 (0 to 0)	0 (0 to 0)	0 (0 to 0)	0 (0 to 0)	0 (0 to 0)	0 (0 to 0)	0 (0 to 0)	0 (0 to 0)	0 (0 to 0)	0 (0 to 0)	0 (0 to 0)	0 (0 to 0)	0 (0 to 0)	0 (0 to 0)	0 (0 to 0)	0 (0 to 0)	0 (0 to 0)	0 (0 to 0)	0 (0 to 0)	0
Intestinal nematode infections	0 (0 to 0)	0 (0 to 0)	0 (0 to 0)	0 (0 to 0)	0 (0 to 0)	0 (0 to 0)	0 (0 to 0)	0 (0 to 0)	0 (0 to 0)	0 (0 to 0)	0 (0 to 0)	0 (0 to 0)	0 (0 to 0)	0 (0 to 0)	0 (0 to 0)	0 (0 to 0)	0 (0 to 0)	0 (0 to 0)	0 (0 to 0)	0 (0 to 0)	0 (0 to 0)	0 (0 to 0)	0 (0 to 0)	0
Ascariasis	0 (0 to 0)	0 (0 to 0)	0 (0 to 0)	0 (0 to 0)	0 (0 to 0)	0 (0 to 0)	0 (0 to 0)	0 (0 to 0)	0 (0 to 0)	0 (0 to 0)	0 (0 to 0)	0 (0 to 0)	0 (0 to 0)	0 (0 to 0)	0 (0 to 0)	0 (0 to 0)	0 (0 to 0)	0 (0 to 0)	0 (0 to 0)	0 (0 to 0)	0 (0 to 0)	0 (0 to 0)	0 (0 to 0)	0
Trichuriasis	0 (0 to 0)	0 (0 to 0)	0 (0 to 0)	0 (0 to 0)	0 (0 to 0)	0 (0 to 0)	0 (0 to 0)	0 (0 to 0)	0 (0 to 0)	0 (0 to 0)	0 (0 to 0)	0 (0 to 0)	0 (0 to 0)	0 (0 to 0)	0 (0 to 0)	0 (0 to 0)	0 (0 to 0)	0 (0 to 0)	0 (0 to 0)	0 (0 to 0)	0 (0 to 0)	0 (0 to 0)	0 (0 to 0)	0
Hookworm disease	0 (0 to 0)	0 (0 to 0)	0 (0 to 0)	0 (0 to 0)	0 (0 to 0)	0 (0 to 0)	0 (0 to 0)





SR Table 2x. North West England DALYs by cause and sex group for males with 95% uncertainty intervals, 2019

Cause	Early Neonatal	Late Neonatal	Post Neonatal	1 to 4	5 to 9	10 to 14	15 to 19	20 to 24	25 to 29	30 to 34	35 to 39	40 to 44	45 to 49	50 to 54	55 to 59	60 to 64	65 to 69	70 to 74	75 to 79	80 to 84	85 to 89	90 to 94	95 plus	Total
All causes	9,670 (7,959 to 10,464)	3,268 (2,660 to 3,640)	7,810 (5,395 to 9,700)	2,830 (2,350 to 3,200)	2,020 (1,720 to 2,300)	2,020 (1,720 to 2,310)	2,560 (2,180 to 2,870)	3,110 (2,650 to 3,490)	3,290 (2,800 to 3,690)	3,230 (2,750 to 3,620)	3,230 (2,750 to 3,620)	3,230 (2,750 to 3,620)	3,230 (2,750 to 3,620)	3,230 (2,750 to 3,620)	3,230 (2,750 to 3,620)	3,230 (2,750 to 3,620)	3,230 (2,750 to 3,620)	3,230 (2,750 to 3,620)	3,230 (2,750 to 3,620)	3,230 (2,750 to 3,620)	3,230 (2,750 to 3,620)	3,230 (2,750 to 3,620)	1,170,299
Communicable, maternal, neonatal, and nutritional diseases	6,660 (5,320 to 7,670)	2,040 (1,600 to 2,360)	2,660 (1,920 to 3,260)	1,800 (1,480 to 2,090)	1,760 (1,570 to 1,900)	1,330 (1,180 to 1,500)	1,140 (1,010 to 1,280)	1,260 (1,070 to 1,390)	1,490 (1,190 to 1,800)	1,700 (1,430 to 1,920)	1,600 (1,350 to 1,820)	1,760 (1,500 to 1,920)	2,110 (1,810 to 2,400)	2,430 (2,040 to 2,810)	2,460 (2,200 to 2,670)	2,610 (2,260 to 3,000)	3,070 (2,630 to 3,490)	4,190 (3,660 to 4,770)	4,470 (3,890 to 4,990)	5,900 (4,760 to 6,990)	5,990 (4,330 to 6,940)	3,200 (2,060 to 3,970)	834 (670 to 943)	61,300
HIV/AIDS and sexually transmitted infections	169 (89 to 341)	69.6 (19.6 to 122)	62.1 (21.1 to 282)	84.6 (9.5 to 114)	5.6 (4.4 to 7.2)	3.9 (2.6 to 4.6)	4.5 (4.7 to 7.6)	17.4 (14 to 22.9)	39 (29.3 to 54)	106 (83.6 to 134)	171 (131 to 195)	197 (138 to 256)	215 (152 to 277)	232 (164 to 301)	179 (127 to 233)	154 (111 to 199)	132 (77.9 to 182)	114 (69 to 154)	76.2 (44.9 to 108)	48.4 (29.6 to 70.6)	19.6 (8.9 to 33.6)	2.1 (1.2 to 3.4)	0.2 (0.1 to 0.3)	1,480
HIV/AIDS	0 (0 to 0)	0 (0 to 0)	0.2 (1.6 to 0.6)	0.6 (0.3 to 0.8)	4 (3.2 to 4.6)	3.6 (2.6 to 4)	4.5 (3.7 to 5.1)	14.2 (11.6 to 17.4)	34.2 (29.1 to 40.2)	96.4 (79.7 to 120)	156 (130 to 189)	186 (111 to 195)	191 (122 to 195)	222 (169 to 256)	174 (121 to 224)	149 (98.6 to 195)	127 (68.2 to 174)	109 (58.6 to 151)	74.3 (39.7 to 103)	47.3 (25.3 to 68.9)	19 (8.1 to 31)	2.1 (0.9 to 3.4)	0.2 (0.1 to 0.3)	1,500
HIV/AIDS - Drug-susceptible Tuberculosis	0 (0 to 0)	0 (0 to 0)	0.2 (1.6 to 0.6)	0.6 (0.3 to 0.8)	0.6 (0.3 to 0.8)	0.6 (0.3 to 0.8)	0.6 (0.3 to 0.8)	1.6 (1 to 2.2)	3.8 (2.6 to 5.1)	9.4 (6.6 to 12.3)	15.4 (11.1 to 19.6)	17.7 (12.1 to 23.1)	19.4 (13.2 to 25.4)	21.1 (14.2 to 27.6)	16.6 (11.2 to 21.7)	14.2 (9.6 to 18.6)	12.1 (6.5 to 15.9)	10.4 (5.6 to 13.6)	7.1 (3.8 to 9.3)	4.5 (2.4 to 5.9)	1.8 (0.8 to 2.4)	0.2 (0.1 to 0.3)	0.2 (0.1 to 0.3)	142
HIV/AIDS - Multidrug-resistant Tuberculosis without extensive	0 (0 to 0)	0 (0 to 0)	0 (0 to 0.2)	0 (0 to 0.1)	0 (0 to 0.1)	0 (0 to 0.1)	0 (0 to 0.1)	0 (0 to 0.1)	0 (0 to 0.1)	0 (0 to 0.1)	0 (0 to 0.1)	0 (0 to 0.1)	0 (0 to 0.1)	0 (0 to 0.2)	0 (0 to 0.2)	0 (0 to 0.2)	0 (0 to 0.2)	0 (0 to 0.1)	0 (0 to 0.1)	0 (0 to 0)	0 (0 to 0)	0 (0 to 0)	0 (0 to 0)	0 (0 to 0)	2.5
HIV/AIDS - Extensively drug-resistant Tuberculosis	0 (0 to 0)	0 (0 to 0)	0 (0 to 0)	0 (0 to 0)	0 (0 to 0)





| | | |

SR Table 2a. Yorkshire and the Humber DALYS by cause and age group for males with 95% uncertainty intervals, 2019

Cause	Early Neonatal	Late Neonatal	Post-Neonatal	1 to 4	5 to 9	10 to 14	15 to 19	20 to 24	25 to 29	30 to 34	35 to 39	40 to 44	45 to 49	50 to 54	55 to 59	60 to 64	65 to 69	70 to 74	75 to 79	80 to 84	85 to 89	90 to 94	95 plus	Total
All causes	9,910 (8,670 to 9,910)	2,709 (1,900 to 3,460)	6,697 (5,990 to 6,990)	5,844 (5,090 to 7,420)	3,592 (3,090 to 5,060)	3,695 (2,960 to 5,060)	15,700 (11,900 to 16,900)	27,800 (17,600 to 28,400)	27,900 (20,100 to 32,900)	32,700 (26,100 to 36,900)	34,900 (29,000 to 41,800)	36,800 (30,600 to 43,900)	46,000 (38,500 to 54,800)	46,000 (36,700 to 55,400)	46,000 (36,900 to 55,900)	46,000 (36,900 to 55,900)	46,000 (36,900 to 55,900)	46,000 (37,000 to 55,900)	47,700 (38,000 to 56,900)	21,400 (16,900 to 25,900)	21,900 (16,900 to 26,900)	4,890 (4,890 to 5,190)	643,000
Communicable, maternal, neonatal, and nutritional diseases	3,990 (3,700 to 4,600)	1,360 (1,100 to 1,660)	1,750 (1,110 to 2,180)	1,470 (1,110 to 1,780)	1,280 (990 to 2,200)	1,030 (710 to 1,360)	827 (600 to 1,220)	1,100 (600 to 1,450)	1,200 (720 to 1,610)	1,200 (720 to 1,610)	1,200 (720 to 1,610)	1,200 (720 to 1,610)	1,400 (1,020 to 1,720)	1,500 (1,060 to 1,920)	1,500 (1,060 to 1,920)	1,700 (1,190 to 2,160)	1,700 (1,190 to 2,160)	2,000 (1,190 to 2,630)	2,700 (2,020 to 3,230)	2,500 (2,070 to 3,120)	3,500 (2,580 to 4,560)	3,500 (2,580 to 4,560)	2,210 (1,660 to 2,930)	966 (663 to 1,460)	41,900
HIV/AIDS and sexually transmitted infections	100 (84.4 to 364)	42.6 (22 to 108)	66.8 (42 to 216)	3.6 (2.3 to 7.8)	0.6 (0.4 to 2.1)	2.2 (1.3 to 5.5)	9.6 (6.2 to 21.1)	124 (77 to 214)	34.6 (21 to 61.6)	67.6 (42 to 97.3)	87.4 (55 to 127)	89.6 (56 to 129)	112 (71 to 161)	74.9 (46 to 107)	60 (38 to 86.2)	48.7 (30 to 70.1)	43.2 (27 to 62.1)	39.6 (24 to 56.9)	29.6 (19 to 42.5)	11.1 (7 to 16.1)	3.1 (1.9 to 4.5)	1.9 (1.2 to 2.7)	0.5 (0.3 to 0.8)	897
HIV/AIDS	0 (0 to 0)	0.8 (0 to 3)	3.6 (0 to 14)	0.6 (0 to 2.3)	0.2 (0 to 0.8)	0.2 (0 to 0.8)	0.9 (0 to 3.5)	11 (7 to 17)	3.2 (1 to 5.1)	6.5 (2 to 10)	9.4 (3 to 15)	9.6 (3 to 15)	9.6 (3 to 15)	8.4 (3 to 13)	6.4 (2 to 10)	4.7 (1 to 7.4)	3.7 (1 to 5.7)	2.9 (1 to 4.5)	2.2 (1 to 3.5)	1.2 (0 to 1.9)	0.4 (0 to 0.6)	0.2 (0 to 0.3)	0.1 (0 to 0.2)	98.2
HIV/AIDS - Drug-susceptible Tuberculosis	0 (0 to 0)	0 (0 to 0)	0 (0 to 0)	0 (0 to 0)	0 (0 to 0)	0 (0 to 0)	0 (0 to 0)	0 (0 to 0)	0 (0 to 0)	0 (0 to 0)	0 (0 to 0)	0 (0 to 0)	0 (0 to 0)	0 (0 to 0)	0 (0 to 0)	0 (0 to 0)	0 (0 to 0)	0 (0 to 0)	0 (0 to 0)	0 (0 to 0)	0 (0 to 0)	0 (0 to 0)	0 (0 to 0)	0 (0 to 0)	0
HIV/AIDS - Multidrug-resistant Tuberculosis without extensive	0 (0 to 0)	0 (0 to 0)	0 (0 to 0)	0 (0 to 0)	0 (0 to 0)	0 (0 to 0)	0 (0 to 0)	0 (0 to 0)	0 (0 to 0)	0 (0 to 0)	0 (0 to 0)	0 (0 to 0)	0 (0 to 0)	0 (0 to 0)	0 (0 to 0)	0 (0 to 0)	0 (0 to 0)	0 (0 to 0)	0 (0 to 0)	0 (0 to 0)	0 (0 to 0)	0 (0 to 0)	0 (0 to 0)	0 (0 to 0)	1.6
HIV/AIDS - Extensively drug-resistant Tuberculous	0 (0 to 0)	0 (0 to 0)	0 (0 to 0)	0 (0 to 0)	0 (0 to 0)	0 (0 to 0)	0 (0 to 0)	0 (0 to 0)	0 (0 to 0)	0 (0 to 0)	0 (0 to 0)	0 (0 to 0)	0 (0 to 0)	0 (0 to 0)	0 (0 to 0)	0 (0 to 0)	0 (0 to 0)	0 (0 to 0)	0 (0 to 0)	0 (0 to 0)	0 (0 to 0)	0 (0 to 0)	0 (0 to 0)	0 (0 to 0)	0.4
HIV/AIDS resulting in other diseases	0 (0 to 0)	0 (0 to 0)	3.6 (3.6 to 9.9)	0.2 (0.1 to 0.7)	0.1 (0 to 0.4)	0.1 (0 to 0.4)	0.5 (0 to 2.1)	7.1 (4 to 11)	2.1 (0 to 3.6)	4.3 (0 to 7.1)	6.2 (0 to 10)	6.4 (0 to 10)	6.4 (0 to 10)	5.6 (0 to 9.1)	4.3 (0 to 7.1)	3.1 (0 to 5.1)	2.5 (0 to 4.1)	1.9 (0 to 3.1)	1.5 (0 to 2.4)	0.8 (0 to 1.3)	0.3 (0 to 0.5)	0.1 (0 to 0.2)	0.1 (0 to 0.2)	109
Sexually transmitted infections excluding HIV	100 (84.4 to 364)	42.6 (22.1 to 108)	62.6 (37.6 to 216)	3.6 (2.3 to 7.8)	0.6 (0.4 to 2.1)	2.2 (1.3 to 5.5)	8.7 (5.6 to 21.1)	113 (70 to 212)	31.4 (19 to 61.6)	61.1 (37 to 97.3)	78.1 (49 to 127)	80.1 (50 to 129)	102 (64 to 161)	66.5 (41 to 107)	55.6 (34 to 86.2)	43.9 (27 to 70.1)	40.7 (25 to 62.1)	37.6 (23 to 56.9)	27.4 (17 to 42.5)	10.3 (6 to 16.1)	2.8 (1.7 to 4.5)	1.8 (1.1 to 2.7)	0.4 (0.3 to 0.8)	799
Syphilis	0 (0 to 0.6)	0 (0 to 0.6)	0.6 (0 to 1.8)	0.1 (0 to 0.3)	0 (0 to 0.1)	0 (0 to 0.1)	0.1 (0 to 0.2)	0.4 (0 to 0.8)	0.7 (0 to 1.3)	0.9 (0 to 1.7)	1.1 (0 to 2.1)	1.1 (0 to 2.1)	1.1 (0 to 2.1)	1.2 (0 to 2.2)	1.1 (0 to 2.1)	1.2 (0 to 2.2)	1.2 (0 to 2.2)	1.3 (0 to 2.4)	1.1 (0 to 2.1)	0.7 (0 to 1.3)	0.4 (0 to 0.8)	0.2 (0 to 0.4)	0.1 (0 to 0.2)	240
Chlamydial infection	0 (0 to 0)	0 (0 to 0)	0 (0 to 0)	0 (0 to 0)	0 (0 to 0)	0 (0 to 0)	0 (0 to 0)	0.2 (0 to 0.5)	0.3 (0 to 0.6)	0.3 (0 to 0.6)	0.3 (0 to 0.6)	0.3 (0 to 0.6)	0.3 (0 to 0.6)	0.3 (0 to 0.6)	0.3 (0 to 0.6)	0.2 (0 to 0.5)	0.1 (0 to 0.3)	0.1 (0 to 0.2)	0.1 (0 to 0.2)	0 (0 to 0)	0 (0 to 0)	0 (0 to 0)	0 (0 to 0)	2.2
Gonococcal infection	0 (0 to 0)	0 (0 to 0)	0 (0 to 0)	0 (0 to 0)	0 (0 to 0)	0 (0 to 0)	0.1 (0 to 0.3)	0.2 (0 to 0.5)	0.3 (0 to 0.6)	0.3 (0 to 0.6)	0.3 (0 to 0.6)	0.3 (0 to 0.6)	0.3 (0 to 0.6)	0.3 (0 to 0.6)	0.3 (0 to 0.6)	0.2 (0 to 0.5)	0.1 (0 to 0.3)	0.1 (0 to 0.2)	0.1 (0 to 0.2)	0 (0 to 0)	0 (0 to 0)	0 (0 to 0)	0 (0 to 0)	1.6
Trichomoniasis	0 (0 to 0)	0 (0 to 0)	0 (0 to 0)	0 (0 to 0)	0 (0 to 0)	0 (0 to 0)	0.2 (0 to 0.5)	0.5 (0 to 1.1)	0.8 (0 to 1.6)	0.9 (0 to 1.8)	0.9 (0 to 1.8)	0.8 (0 to 1.6)	0.8 (0 to 1.6)	0.7 (0 to 1.4)	0.5 (0 to 1.1)	0.4 (0 to 0.9)	0.3 (0 to 0.7)	0.2 (0 to 0.5)	0.1 (0 to 0.3)	0.1 (0 to 0.2)	0 (0 to 0)	0 (0 to 0)	0 (0 to 0)	9.6
Genital herpes	0 (0 to 0)	0 (0 to 0)	0 (0 to 0)	0 (0 to 0)	0 (0 to 0)	0 (0 to 0)	0.1 (0 to 0.3)	0.3 (0 to 0.6)	0.4 (0 to 0.8)	0.5 (0 to 1)	0.5 (0 to 1)	0.5 (0 to 1)	0.5 (0 to 1)	0.5 (0 to 1)	0.4 (0 to 0.8)	0.3 (0 to 0.6)	0.2 (0 to 0.5)	0.2 (0 to 0.4)	0.1 (0 to 0.3)	0.1 (0 to 0.2)	0 (0 to 0)	0 (0 to 0)	0 (0 to 0)	4.5
Other sexually transmitted infections	0 (0 to 0)	0 (0 to 0)	0 (0 to 0)	0 (0 to 0)	0 (0 to 0)	0 (0 to 0)	0.1 (0 to 0.4)	0.1 (0 to 0.3)	0.2 (0 to 0.3)	0.2 (0 to 0.3)	0.2 (0 to 0.3)	0.2 (0 to 0.3)	0.2 (0 to 0.3)	0.2 (0 to 0.3)	0.1 (0 to 0.4)	0.1 (0 to 0.2)	0 (0 to 0)	0 (0 to 0)	0 (0 to 0)	0 (0 to 0)	0 (0 to 0)	0 (0 to 0)	0 (0 to 0)	2.7
Respiratory infections and tuberculosis	407 (37.6 to 562.2)	69.6 (6.6 to 96.3)	322 (27.6 to 450)	421 (39.4 to 600)	346 (27.6 to 540)	256 (19.5 to 402)	234 (17.3 to 368)	260 (20 to 408)	299 (22.4 to 469)	329 (24.6 to 516)	333 (24.6 to 523)	720 (53.1 to 1,130)	864 (64.1 to 1,350)	1,210 (77.9 to 1,870)	1,290 (81.1 to 1,990)	1,290 (81.1 to 1,990)	1,290 (81.1 to 1,990)	1,290 (81.1 to 1,990)	3,270 (2,020 to 5,110)	2,340 (1,760 to 3,290)	2,310 (1,760 to 3,290)	1,760 (1,760 to 3,290)	629 (459 to 832)	23,200
Tuberculosis	0 (0 to 0)	0 (0 to 0)	0 (0 to 0.9)	1.8 (1.6 to 2.1)	2.5 (0.4 to 11)	2.9 (0.4 to 11)	7.3 (0.1 to 13.5)	15.1 (1.4 to 23.4)	20.3 (1.9 to 31.4)	28.1 (2.6 to 43.5)	29.1 (2.6 to 45)	32.8 (2.7 to 51)	32 (2.6 to 49.5)	32 (2.6 to 49.5)	29.6 (2.4 to 45.8)	27.3 (2.2 to 42.3)	23.5 (1.9 to 36.4)	19.2 (1.5 to 29.7)	14.2 (1.1 to 22)	8.3 (0.7 to 12.8)	3.9 (0.3 to 6)	1.7 (0.1 to 2.6)	0.4 (0 to 0.6)	403
Latent tuberculosis infection	0 (0 to 0)	0 (0 to 0)	0 (0 to 0)	0 (0 to 0)	0 (0 to 0)	0 (0 to 0)	0 (0 to 0)	0 (0 to 0)	0 (0 to 0)	0 (0 to 0)	0 (0 to 0)	0 (0 to 0)	0 (0 to 0)	0 (0 to 0)	0 (0 to 0)	0 (0 to 0)	0 (0 to 0)	0 (0 to 0)	0 (0 to 0)	0 (0 to 0)	0 (0 to 0)	0 (0 to 0)	0 (0 to 0)	0 (0 to 0)	0
Drug-susceptible Tuberculosis	0 (0 to 0)	0 (0 to 0)	0 (0 to 0.9)	1.8 (1.6 to 2.1)	2.5 (0.4 to 11)	2.9 (0.4 to 11)	7.3 (0.1 to 13.5)	15.1 (1.4 to 23.4)	20.3 (1.9 to 31.4)	28.1 (2.6 to 43.5)	29.1 (2.6 to 45)	32.8 (2.7 to 51)	32 (2.6 to 49.5)	32 (2.6 to 49.5)	29.6 (2.4 to 45.8)	27.3 (2.2 to 42.3)	23.5 (1.9 to 36.4)	19.2 (1.5 to 29.7)	14.2 (1.1 to 22)	8.3 (0.7 to 12.8)	3.9 (0.3 to 6)	1.7 (0.1 to 2.6)	0.4 (0 to 0.6)	403
Multidrug-resistant tuberculosis without extensive drug-resista	0 (0 to 0)	0 (0 to 0)	0 (0 to 0)	0 (0 to 0)	0 (0 to 0)	0 (0 to 0)	0 (0 to 0)	0 (0 to 0)	0 (0 to 0)	0 (0 to 0)	0 (0 to 0)	0 (0 to 0)	0 (0 to 0)	0 (0 to 0)	0 (0 to 0)	0 (0 to 0)	0 (0 to 0)	0 (0 to 0)	0 (0 to 0)	0 (0 to 0)	0 (0 to 0)	0 (0 to 0)	0 (0 to 0)	0 (0 to 0)	8.1
Extensively drug-resistant tuberculosis	0 (0 to 0)	0 (0 to 0)	0 (0 to 0)	0 (0 to 0)	0 (0 to 0)	0 (0 to 0)	0 (0 to 0)	0 (0 to 0)	0 (0 to 0)	0 (0 to 0)	0 (0 to 0)	0 (0 to 0)	0 (0 to 0)	0 (0 to 0)	0 (0 to 0)	0 (0 to 0)	0 (0 to 0)	0 (0 to 0)	0 (0 to 0)	0 (0 to 0)	0 (0 to 0)	0 (0 to 0)	0 (0 to 0)	0 (0 to 0)	2
Lower respiratory infections	402 (351.6 to 562.2)	63 (20.6 to 92.2)	236 (139 to 336)	139 (79.1 to 199)	79.1 (27.2 to 368)	28.2 (9.4 to 96.6)	48.6 (16.2 to 166)	66.7 (19.6 to 153)	100 (29.5 to 232)	271 (80.2 to 621)	278 (82.2 to 637)	342 (101 to 784)	505 (149 to 1,160)	639 (189 to 1,470)	639 (189 to 1,470)	612 (181 to 1,410)	612 (181 to 1,410)	1,030 (304 to 2,370)	1,330 (1,060 to 1,680)	2,140 (1,700 to 2,700)	2,490 (1,980 to 3,140)	2,490 (1,980 to 3,140)	1,780 (1,420 to 2,250)	629 (459 to 832)	19,700
Upper respiratory infections	4.4 (0 to 160)	2.6 (0 to 73.3)	0.3 (0 to 3.3)	237 (0 to 1,120)	256 (0 to 1,210)	193 (0 to 912)	165 (0 to 779)	173 (0 to 816)	179 (0 to 846)	175 (0 to 827)	145 (0 to 686)	146 (0 to 688)	146 (0 to 688)	132 (0 to 623)	101 (0 to 476)	89.7 (0 to 423)	87.4 (0 to 412)	62 (0 to 292)	33.4 (0 to 157)	19.3 (0 to 91.2)	6.3 (0 to 29.7)	2.1 (0 to 9.9)	0.5 (0 to 2.3)	2,560
Otitis media	0 (0 to 0.1)	0 (0 to 0.3)	0.6 (0.6 to 17.3)	0.4 (0.3 to 10)	0.2 (0.2 to 10.2)	0.2 (0.1 to 10.2)	0.2 (0.1 to 10.2)	0.2 (0.1 to 10.4)	0.2 (0.1 to 10.7)	0.2 (0.1 to 10.9)	0.2 (0.1 to 10.9)	0.2 (0.1 to 10.9)	0.2 (0.1 to 10.9)	0.2 (0.1 to 10.9)	0.2 (0.1 to 10.9)	0.2 (0.1 to 10.9)	0.2 (0.1 to 10.9)	0.2 (0.1 to 10.9)	0.2 (0.1 to 10.9)	0.2 (0.1 to 10.9)	0.2 (0.1 to 10.9)	0.2 (0.1 to 10.9)	0.2 (0.1 to 10.9)	597
Enteric infections	2.3 (2.4 to 4.2)	12.9 (9.6 to 16.9)	132 (101 to 217)	222 (160 to 286)	139 (73.1 to 215)	89.4 (49.1 to 142)	68.2 (38.1 to 107)	61.6 (37 to 89.4)	61.6 (37 to 89.4)	61.6 (37 to 89.4)	61.6 (37 to 89.4)	61.6 (37 to 89.4)	61.6 (37 to 89.4)	61.6 (37 to 89.4)	61.6 (37 to 89.4)	61.6 (37 to 89.4)	61.6 (37 to 89.4)	61.6 (37 to 89.4)	61.6 (37 to 89.4)	61.6 (37 to 89.4)	61.6 (37 to 89.4)	61.6 (37 to 89.4)	61.6 (37 to 89.4)	3,090
Diarrheal diseases	2.3 (2.4 to 4.2)	12.9 (9.6 to 16.7)	132 (101 to 215)	222 (160 to 286)	139 (73.1 to 215)	89.4 (49.1 to 142)	68.2 (38.1 to 107)	61.6 (37 to 89.4)	61.6 (37 to 89.4)	61.6 (37 to 89.4)	61.6 (37 to 89.4)	61.6 (37 to 89.4)	61.6 (37 to 89.4)	61.6 (37 to 89.4)	61.6 (37 to 89.4)	61.6 (37 to 89.4)	61.6 (37 to 89.4)	61.6 (37 to 89.4)	61.6 (37 to 89.4)	61.6 (37 to 89.4)	61.6 (37 to 89.4)	61.6 (37 to 89.4)	61.6 (37 to 89.4)	3,090
Typhoid and paratyphoid	0 (0 to 0)	0 (0 to 0)	0 (0 to 0)	0 (0 to 0)	0 (0 to 0)	0 (0 to 0)	0 (0 to 0)	0 (0 to 0)	0 (0 to 0)	0 (0 to 0)	0 (0 to 0)	0 (0 to 0)	0 (0 to 0)	0 (0 to 0)	0 (0 to 0)	0 (0 to 0)	0 (0 to 0)	0 (0 to 0)	0 (0 to 0)	0 (0 to 0)	0 (0 to 0)	0 (0 to 0)	0 (0 to 0)	0 (0 to 0)	0.1
Typhoid fever	0 (0 to 0)	0 (0 to 0)	0 (0 to 0)	0 (0 to 0)	0 (0 to 0)	0 (0 to 0)	0 (0 to 0)	0 (0 to 0)	0 (0 to 0)	0 (0 to 0)	0 (0 to 0)	0 (0 to 0)	0 (0 to 0)	0 (0 to 0)	0 (0 to 0)	0 (0 to 0)	0 (0 to 0)	0 (0 to 0)	0 (0 to 0)	0 (0 to 0)	0 (0 to 0)	0 (0 to 0)	0 (0 to 0)	0 (0 to 0)	0
Paratyphoid fever	0 (0 to 0)	0 (0 to 0)	0 (0 to 0)	0 (0 to 0)	0 (0 to 0)	0 (0 to 0)	0 (0 to 0)	0 (0 to 0)	0 (0 to 0)	0 (0 to 0)	0 (0 to 0)	0 (0 to 0)	0 (0 to 0)	0 (0 to 0)	0 (0 to 0)	0 (0 to 0)	0 (0 to 0)	0 (0 to 0)	0 (0 to 0)	0 (0 to 0)	0 (0 to 0)	0 (0 to 0)	0 (0 to 0)	0 (0 to 0)	0.1
Invasive Non-typhoidal Salmonella (iNTS)	0 (0 to 0)	0.1 (0 to 0.4)	0.7 (0.2 to 2.2)	0.2 (0 to 0.6)	0.2 (0 to 0.6)	0.2 (0 to 0.6





SR Table 2a. East Midlands DALYS by cause and sex across for males with 95% uncertainty intervals. 2019

Cause	Early Neonatal	Late Neonatal	Post-Neonatal	1 to 4	5 to 9	10 to 14	15 to 19	20 to 24	25 to 29	30 to 34	35 to 39	40 to 44	45 to 49	50 to 54	55 to 59	60 to 64	65 to 69	70 to 74	75 to 79	80 to 84	85 to 89	90 to 94	95 plus	Total
All causes	5,660 (5,750 to 5,810)	1,450 (1,210 to 1,650)	3,320 (2,930 to 3,580)	4,390 (3,930 to 4,660)	3,760 (3,370 to 3,980)	6,430 (6,270 to 6,560)	13,700 (13,200 to 14,200)	22,700 (21,700 to 23,800)	22,700 (21,600 to 23,800)	22,700 (21,600 to 23,800)	24,800 (23,600 to 25,900)	26,400 (25,400 to 27,300)	27,200 (26,000 to 28,300)	27,700 (26,500 to 28,700)	26,900 (25,800 to 28,000)	26,500 (25,600 to 27,400)	26,600 (25,600 to 27,600)	26,600 (25,600 to 27,600)	23,100 (22,200 to 24,000)	22,000 (20,900 to 23,000)	22,000 (20,900 to 23,000)	20,200 (18,800 to 21,600)	5,400 (4,300 to 6,600)	703,000
Communicable, maternal, neonatal, and nutritional diseases	4,210 (3,580 to 5,070)	926 (699 to 1,140)	1,330 (984 to 1,720)	1,090 (826 to 1,420)	1,010 (685 to 1,770)	850 (668 to 1,120)	917 (696 to 1,430)	1,020 (749 to 1,740)	1,020 (749 to 1,740)	1,020 (749 to 1,740)	1,020 (749 to 1,740)	1,020 (749 to 1,740)	1,160 (853 to 1,620)	1,390 (1,170 to 1,670)	1,320 (1,070 to 1,620)	1,330 (1,070 to 1,650)	1,780 (1,470 to 2,090)	2,060 (1,670 to 2,470)	2,060 (1,670 to 2,470)	3,160 (2,550 to 3,840)	3,160 (2,600 to 3,850)	2,090 (1,700 to 2,630)	946 (620 to 1,420)	36,400
HIV/AIDS and sexually transmitted infections	99.7 (88.4 to 201)	33.6 (9.6 to 70.3)	66.1 (18.5 to 121)	4.8 (3.7 to 6.6)	2.0 (2.4 to 2.4)	2.3 (2.9 to 2.8)	11.9 (9.1 to 15)	29.2 (23 to 37.7)	29.2 (23 to 37.7)	29.2 (23 to 37.7)	66.1 (54.3 to 77.3)	77.3 (66.1 to 93.3)	76.2 (66.4 to 89)	69.2 (60.4 to 79)	70.1 (64.9 to 81.3)	68.8 (62.5 to 77.1)	39.6 (34.9 to 45.2)	24 (17.4 to 31.1)	10.1 (8.1 to 11.9)	2.8 (1.7 to 4.7)	1.4 (0.8 to 2.3)	0.6 (0.1 to 0.9)	0.1 (0.1 to 0.2)	778
HIV/AIDS	0 (0 to 0)	0 (0 to 0)	4.4 (1.1 to 9.8)	3.4 (2.2 to 5.8)	2.0 (1.9 to 2.4)	2 (2.2 to 2.7)	9.4 (7.7 to 11.8)	29.5 (23.3 to 38)	29.5 (23.3 to 38)	29.5 (23.3 to 38)	61.1 (49.7 to 73.1)	69.9 (59.2 to 85.1)	70.7 (61.2 to 85.1)	79.8 (69.5 to 91.1)	82.5 (74.7 to 91.1)	84.1 (77.6 to 91.1)	39.9 (34.9 to 45.2)	23.9 (17.3 to 31.1)	10.1 (8.1 to 11.9)	2.8 (1.7 to 4.7)	1.4 (0.8 to 2.3)	0.6 (0.1 to 0.9)	0.1 (0.1 to 0.2)	532
HIV/AIDS - Drug-susceptible Tuberculosis	0 (0 to 0)	0 (0 to 0)	0.4 (0 to 1.6)	0.4 (0 to 1.6)	0.3 (0 to 0.6)	0.3 (0 to 0.6)	0.3 (0 to 0.6)	0.3 (0 to 0.6)	0.3 (0 to 0.6)	0.3 (0 to 0.6)	0.3 (0 to 0.6)	0.3 (0 to 0.6)	0.3 (0 to 0.6)	0.3 (0 to 0.6)	0.3 (0 to 0.6)	0.3 (0 to 0.6)	0.3 (0 to 0.6)	0.3 (0 to 0.6)	0.3 (0 to 0.6)	0.3 (0 to 0.6)	0.3 (0 to 0.6)	0.3 (0 to 0.6)	0.3 (0 to 0.6)	0.1 (0 to 0.1)	67.6
HIV/AIDS - Multidrug-resistant Tuberculosis without extensive	0 (0 to 0)	0 (0 to 0)	0.3 (0 to 0.1)	0.3 (0 to 0.1)	0.2 (0 to 0.1)	0.2 (0 to 0.1)	0.2 (0 to 0.1)	0.2 (0 to 0.1)	0.2 (0 to 0.1)	0.2 (0 to 0.1)	0.2 (0 to 0.1)	0.2 (0 to 0.1)	0.2 (0 to 0.1)	0.2 (0 to 0.1)	0.2 (0 to 0.1)	0.2 (0 to 0.1)	0.2 (0 to 0.1)	0.2 (0 to 0.1)	0.2 (0 to 0.1)	0.2 (0 to 0.1)	0.2 (0 to 0.1)	0.2 (0 to 0.1)	0.2 (0 to 0.1)	0.1 (0 to 0.1)	1.6
HIV/AIDS - Extensively drug-resistant Tuberculosis	0 (0 to 0)	0 (0 to 0)	0 (0 to 0)	0 (0 to 0)	0 (0 to 0)	0 (0 to 0)	0 (0 to 0)	0 (0 to 0)	0 (0 to 0)	0 (0 to 0)	0 (0 to 0)	0 (0 to 0)	0 (0 to 0)	0 (0 to 0)	0 (0 to 0)	0 (0 to 0)	0 (0 to 0)	0 (0 to 0)	0 (0 to 0)	0 (0 to 0)	0 (0 to 0)	0 (0 to 0)	0 (0 to 0)	0 (0 to 0)	0.4
HIV/AIDS resulting in other diseases	0 (0 to 0)	0 (0 to 0)	0.3 (0 to 0)	0.3 (0.3 to 0.3)	2 (1.6 to 2.4)	1.6 (1.6 to 2.1)	1.9 (1.9 to 2.4)	8.3 (6.7 to 10.4)	19.6 (16.2 to 24.3)	53.2 (44.9 to 63.9)	169.1 (147.8 to 191.4)	427.6 (391.7 to 463.5)	781.1 (731.3 to 830.9)	1,220 (1,160 to 1,280)	1,610 (1,540 to 1,680)	2,010 (1,940 to 2,080)	2,370 (2,290 to 2,450)	2,730 (2,640 to 2,810)	2,730 (2,640 to 2,810)	2,730 (2,640 to 2,810)	2,730 (2,640 to 2,810)	2,730 (2,640 to 2,810)	2,730 (2,640 to 2,810)	672
Sexually transmitted infections excluding HIV	99.7 (88.4 to 201)	33.6 (9.6 to 70.3)	61.6 (14.6 to 116)	1.4 (0.2 to 3.5)	0.0 (0 to 0.2)	0.1 (0.2 to 0.2)	2.5 (2.2 to 3.2)	0.7 (0.5 to 1.1)	0.7 (0.5 to 1.1)	0.7 (0.5 to 1.1)	5 (3.8 to 6.5)	7.3 (5.8 to 9.3)	5.5 (4.3 to 7.1)	1.1 (0.7 to 1.6)	1.1 (0.7 to 1.6)	1.1 (0.7 to 1.6)	1.1 (0.7 to 1.6)	1.1 (0.7 to 1.6)	0.6 (0.4 to 0.9)	0.2 (0.1 to 0.3)	0.1 (0.1 to 0.2)	0.1 (0 to 0.1)	0.1 (0 to 0.1)	106
Chlamydial infection	0 (0 to 0)	0 (0 to 0)	0 (0 to 0)	0 (0 to 0)	0 (0 to 0)	0 (0 to 0)	0 (0 to 0)	0 (0 to 0)	0 (0 to 0)	0 (0 to 0)	0 (0 to 0)	0 (0 to 0)	0 (0 to 0)	0 (0 to 0)	0 (0 to 0)	0 (0 to 0)	0 (0 to 0)	0 (0 to 0)	0 (0 to 0)	0 (0 to 0)	0 (0 to 0)	0 (0 to 0)	0 (0 to 0)	0 (0 to 0)	1.6
Gonococcal infection	0 (0 to 0)	0 (0 to 0)	0 (0 to 0)	0 (0 to 0)	0 (0 to 0)	0 (0 to 0)	0 (0 to 0)	0 (0 to 0)	0 (0 to 0)	0 (0 to 0)	0 (0 to 0)	0 (0 to 0)	0 (0 to 0)	0 (0 to 0)	0 (0 to 0)	0 (0 to 0)	0 (0 to 0)	0 (0 to 0)	0 (0 to 0)	0 (0 to 0)	0 (0 to 0)	0 (0 to 0)	0 (0 to 0)	0 (0 to 0)	1.6
Trichomoniasis	0 (0 to 0)	0 (0 to 0)	0 (0 to 0)	0 (0 to 0)	0 (0 to 0)	0 (0 to 0)	0 (0 to 0)	0.1 (0 to 0.1)	0.4 (0.2 to 0.7)	0.7 (0.4 to 1.1)	0.7 (0.4 to 1.1)	0.7 (0.4 to 1.1)	0.7 (0.4 to 1.1)	0.6 (0.4 to 1)	0.4 (0.3 to 0.7)	0.2 (0.1 to 0.4)	0.1 (0 to 0.2)	0.1 (0 to 0.2)	0.1 (0 to 0.2)	0.1 (0 to 0.2)	0.1 (0 to 0.2)	0.1 (0 to 0.2)	0.1 (0 to 0.2)	0.1 (0 to 0.1)	4.9
Genital herpes	0 (0 to 0)	0 (0 to 0)	0 (0 to 0)	0 (0 to 0)	0 (0 to 0)	0.1 (0 to 0.1)	0.1 (0 to 0.1)	0.1 (0 to 0.1)	0.1 (0 to 0.1)	0.1 (0 to 0.1)	0.1 (0 to 0.1)	0.1 (0 to 0.1)	0.1 (0 to 0.1)	0.1 (0 to 0.1)	0.1 (0 to 0.1)	0.1 (0 to 0.1)	0.1 (0 to 0.1)	0.1 (0 to 0.1)	0.1 (0 to 0.1)	0.1 (0 to 0.1)	0.1 (0 to 0.1)	0.1 (0 to 0.1)	0.1 (0 to 0.1)	0 (0 to 0)	0.4
Other sexually transmitted infections	0 (0 to 0)	0 (0 to 0)	0 (0 to 0)	0 (0 to 0)	0 (0 to 0)	0.1 (0 to 0.3)	0.1 (0 to 0.4)	0.2 (0.2 to 0.4)	0.2 (0.2 to 0.4)	0.2 (0.2 to 0.4)	0.2 (0.2 to 0.4)	0.2 (0.2 to 0.4)	0.2 (0.2 to 0.4)	0.2 (0.2 to 0.4)	0.2 (0.2 to 0.4)	0.2 (0.2 to 0.4)	0.2 (0.2 to 0.4)	0.2 (0.2 to 0.4)	0.2 (0.2 to 0.4)	0.2 (0.2 to 0.4)	0.2 (0.2 to 0.4)	0.2 (0.2 to 0.4)	0.2 (0.2 to 0.4)	0.1 (0 to 0.2)	2.3
Respiratory infections and tuberculosis	421 (397 to 501)	217 (93 to 384)	232 (197 to 267)	222 (192 to 267)	246 (177 to 346)	223 (157 to 317)	239 (132 to 356)	239 (133 to 360)	239 (133 to 360)	239 (133 to 360)	279 (162 to 404)	329 (197 to 454)	351 (216 to 484)	329 (206 to 458)	329 (206 to 458)	329 (206 to 458)	329 (206 to 458)	329 (206 to 458)	329 (206 to 458)	329 (206 to 458)	329 (206 to 458)	329 (206 to 458)	329 (206 to 458)	329 (206 to 458)	3,910
Tuberculosis	0 (0 to 0)	0 (0 to 0)	0 (0 to 0)	0 (0 to 0)	0.1 (0.4 to 0.7)	0.1 (1 to 1.4)	0.1 (0.6 to 0.9)	0.1 (0.4 to 0.7)	0.1 (0.4 to 0.7)	0.1 (0.4 to 0.7)	0.1 (0.4 to 0.7)	0.1 (0.4 to 0.7)	0.1 (0.4 to 0.7)	0.1 (0.4 to 0.7)	0.1 (0.4 to 0.7)	0.1 (0.4 to 0.7)	0.1 (0.4 to 0.7)	0.1 (0.4 to 0.7)	0.1 (0.4 to 0.7)	0.1 (0.4 to 0.7)	0.1 (0.4 to 0.7)	0.1 (0.4 to 0.7)	0.1 (0.4 to 0.7)	0.1 (0.4 to 0.7)	397
Latent tuberculosis infection	0 (0 to 0)	0 (0 to 0)	0 (0 to 0)	0 (0 to 0)	0 (0 to 0)	0 (0 to 0)	0 (0 to 0)	0 (0 to 0)	0 (0 to 0)	0 (0 to 0)	0 (0 to 0)	0 (0 to 0)	0 (0 to 0)	0 (0 to 0)	0 (0 to 0)	0 (0 to 0)	0 (0 to 0)	0 (0 to 0)	0 (0 to 0)	0 (0 to 0)	0 (0 to 0)	0 (0 to 0)	0 (0 to 0)	0 (0 to 0)	0
Active tuberculosis	0 (0 to 0)	0 (0 to 0)	0 (0 to 0)	0 (0 to 0)	0 (0 to 0)	0 (0 to 0)	0 (0 to 0)	0 (0 to 0)	0 (0 to 0)	0 (0 to 0)	0 (0 to 0)	0 (0 to 0)	0 (0 to 0)	0 (0 to 0)	0 (0 to 0)	0 (0 to 0)	0 (0 to 0)	0 (0 to 0)	0 (0 to 0)	0 (0 to 0)	0 (0 to 0)	0 (0 to 0)	0 (0 to 0)	0 (0 to 0)	0
Drug-susceptible Tuberculosis	0 (0 to 0)	0 (0 to 0)	0 (0 to 0)	0 (0 to 0)	0 (0 to 0)	0 (0 to 0)	0 (0 to 0)	0 (0 to 0)	0 (0 to 0)	0 (0 to 0)	0 (0 to 0)	0 (0 to 0)	0 (0 to 0)	0 (0 to 0)	0 (0 to 0)	0 (0 to 0)	0 (0 to 0)	0 (0 to 0)	0 (0 to 0)	0 (0 to 0)	0 (0 to 0)	0 (0 to 0)	0 (0 to 0)	0 (0 to 0)	0
Multidrug-resistant tuberculosis without extensive drug-resistat	0 (0 to 0)	0 (0 to 0)	0 (0 to 0)	0 (0 to 0)	0 (0 to 0)	0 (0 to 0)	0 (0 to 0)	0 (0 to 0)	0 (0 to 0)	0 (0 to 0)	0 (0 to 0)	0 (0 to 0)	0 (0 to 0)	0 (0 to 0)	0 (0 to 0)	0 (0 to 0)	0 (0 to 0)	0 (0 to 0)	0 (0 to 0)	0 (0 to 0)	0 (0 to 0)	0 (0 to 0)	0 (0 to 0)	0 (0 to 0)	0
Extensively drug-resistant tuberculosis	0 (0 to 0)	0 (0 to 0)	0 (0 to 0)	0 (0 to 0)	0 (0 to 0)	0 (0 to 0)	0 (0 to 0)	0 (0 to 0)	0 (0 to 0)	0 (0 to 0)	0 (0 to 0)	0 (0 to 0)	0 (0 to 0)	0 (0 to 0)	0 (0 to 0)	0 (0 to 0)	0 (0 to 0)	0 (0 to 0)	0 (0 to 0)	0 (0 to 0)	0 (0 to 0)	0 (0 to 0)	0 (0 to 0)	0 (0 to 0)	0
Lower respiratory infections	42.2 (20.2 to 90.2)	29.3 (21.6 to 37.2)	179 (99.6 to 169)	69.6 (39.9 to 100)	29.9 (20.5 to 39.2)	36.2 (26.2 to 50.2)	42.1 (29.1 to 58.4)	74.6 (51.7 to 99.9)	74.6 (51.7 to 99.9)	112 (78.1 to 150)	190 (134 to 251)	190 (134 to 251)	260 (181 to 337)	360 (253 to 475)	428 (303 to 559)	492 (349 to 633)	554 (393 to 713)	1,130 (801 to 1,450)	1,900 (1,350 to 2,450)	2,180 (1,550 to 2,810)	2,180 (1,550 to 2,810)	2,770 (1,970 to 3,570)	2,870 (2,040 to 3,710)	17,000
Upper respiratory infections	2.3 (0.7 to 5.1)	2.2 (0.7 to 4.7)	46.9 (15.1 to 96.1)	196 (63.1 to 401)	211 (68.1 to 432)	164 (52.8 to 336)	139 (44.8 to 285)	140 (45.1 to 287)	141 (45.3 to 288)	139 (44.8 to 285)	123 (39.5 to 252)	123 (39.5 to 252)	123 (39.5 to 252)	123 (39.5 to 252)	119 (38.2 to 244)	99.3 (31.9 to 203)	87.3 (28.1 to 179)	63.4 (20.4 to 130)	59.1 (19 to 121)	59.1 (19 to 121)	59.1 (19 to 121)	59.1 (19 to 121)	59.1 (19 to 121)	59.1 (19 to 121)	2,180
Otitis media	0 (0 to 0)	0 (0 to 0)	0 (0 to 0)	0 (0 to 0)	0 (0 to 0)	0 (0 to 0)	0 (0 to 0)	0 (0 to 0)	0 (0 to 0)	0 (0 to 0)	0 (0 to 0)	0 (0 to 0)	0 (0 to 0)	0 (0 to 0)	0 (0 to 0)	0 (0 to 0)	0 (0 to 0)	0 (0 to 0)	0 (0 to 0)	0 (0 to 0)	0 (0 to 0)	0 (0 to 0)	0 (0 to 0)	0 (0 to 0)	0
Enteric infections	2.4 (2.7 to 4.1)	11.2 (9.3 to 14.6)	138 (92.6 to 193)	222 (122 to 320)	72.8 (62.2 to 178)	54.6 (41.5 to 121)	54.6 (29.5 to 81.3)	32.6 (22.4 to 72.9)	32.6 (22.4 to 72.9)	32.6 (22.4 to 72.9)	32.6 (22.4 to 72.9)	49 (34.1 to 71.7)	49 (30.3 to 67.9)	49 (29.6 to 68.3)	32.7 (29.6 to 71.3)	32.7 (27.9 to 71.3)	32.7 (25.3 to 71.3)	32.7 (22.9 to 71.3)	32.7 (20.1 to 71.3)	32.7 (17.7 to 71.3)	32.7 (16.5 to 71.3)	32.7 (16.5 to 71.3)	32.7 (16.5 to 71.3)	32.7 (16.5 to 71.3)	1,990
Diarrheal diseases	2.4 (2.7 to 4.1)	11.1 (9.3 to 14.6)	138 (92.6 to 193)	222 (122 to 319)	72.8 (61.9 to 178)	54.6 (41.3 to 120)	54.6 (29.1 to 80.9)	32.6 (22.1 to 72.7)	32.6 (22.1 to 72.7)	32.6 (22.1 to 72.7)	32.6 (22.1 to 72.7)	49 (33.9 to 71.5)	49 (29.9 to 67.7)	49 (29.5 to 67.9)	32.7 (29.5 to 71.2)	32.7 (27.8 to 71.2)	32.7 (25.2 to 71.2)	32.7 (22.8 to 71.2)	32.7 (20 to 71.2)	32.7 (17.7 to 71.2)	32.7 (16.5 to 71.2)	32.7 (16.5 to 71.2)	32.7 (16.5 to 71.2)	32.7 (16.5 to 71.2)	1,970
Typhoid and paratyphoid	0 (0 to 0)	0 (0 to 0)	0 (0 to 0)	0 (0 to 0)	0 (0 to 0)	0 (0 to 0)	0 (0 to 0)	0 (0 to 0)	0 (0 to 0)	0 (0 to 0)	0 (0 to 0)	0 (0 to 0)	0 (0 to 0)	0 (0 to 0)	0 (0 to 0)	0 (0 to 0)	0 (0 to 0)	0 (0 to 0)	0 (0 to 0)	0 (0 to 0)	0 (0 to 0)	0 (0 to 0)	0 (0 to 0)	0 (0 to 0)	0.1
Typhoid fever	0 (0 to 0)	0 (0 to 0)	0 (0 to 0)	0 (0 to 0)	0 (0 to 0)	0 (0 to 0)	0 (0 to 0)	0 (0 to 0)	0 (0 to 0)	0 (0 to 0)	0 (0 to 0)	0 (0 to 0)	0 (0 to 0)	0 (0 to 0)	0 (0 to 0)	0 (0 to 0)	0 (0 to 0)	0 (0 to 0)	0 (0 to 0)	0 (0 to 0)	0 (0 to 0)	0 (0 to 0)	0 (0 to 0)	0 (0 to 0)	0
Paratyphoid fever	0 (0 to 0)	0 (0 to 0)	0 (0 to 0)	0 (0 to 0)	0 (0 to 0)	0 (0 to 0)	0 (0 to 0)	0 (0 to 0)	0 (0 to 0)	0 (0 to 0)	0 (0 to 0)	0 (0 to 0)	0 (0 to 0)	0 (0 to 0)	0 (0 to 0)	0 (0 to 0)	0 (0 to 0)	0 (0 to 0)	0 (0 to 0)	0 (0 to 0)	0 (0 to 0)	0 (0 to 0)	0 (0 to 0)	0 (0 to 0)	0.1
Invasive Non-typhoidal Salmonella (iNTS)	0 (0 to 0.2)	0 (0 to 0.1)	0.4 (0.1 to 0.9)	0.4 (0.1 to 0.9)	0.1 (0.1 to 0.5)	0.1 (0.1 to 0.5)	0.1 (0.1 to 0.5)	0.1 (0.1 to 0.5)	0.1 (0.1 to 0.5)	0.1 (0.1 to 0.5)	0.1 (0.1 to 0.5)	0.2 (0.1 to 0.5)	0.2 (0.1 to 0.5)	0.1 (0.1 to 0.5)	0.1 (0.1 to 0.3)	0.1 (0.1 to 0.3)	0.1 (0.1 to 0.3)	0.1 (0.1 to 0.3)	1.3 (0.6 to 2.6)	1 (0.5 to 2.1)	0.8 (0.4 to 1.6)	0.8 (0.4 to 1.6)	0.8 (0.4 to 1.6)	0.1 (0.1 to 0.1)	9.9
Other intestinal infectious diseases	0 (0 to 0)	0 (0 to 0)	0.4 (0.1 to 1.4)	0.4 (0.1 to 1.4)	0.3 (0.1 to 0.7)	0.2 (0.1 to 0.6)	0.2 (0.1 to 0.6)	0.2 (0.1 to 0.6)	0.2 (0.1 to 0.6)	0.3 (0.1 to 0.6)	0.3 (0.1 to 0.6)	0.3 (0.1 to 0.6)	0.3 (0.1 to 0.6)	0.3 (0.1 to 0.6)	0.2 (0.1 to 0.6)	0.2 (0.1 to 0.6)	0.2 (0.1 to 0.6)	0.2 (0.1 to 0.6)	0.2 (0.1 to 0.6)	0.2 (0.1 to 0.6)	0.2 (0.1 to 0.6)	0.2 (0.1 to 0.6)	0.2 (0.1 to 0.6)	0.1 (0.1 to 0.1)	4.2
Neglected tropical diseases and malaria	0.1 (0.1 to 0.1)	1.1 (0.7 to 1.5)	2.6 (1.6 to 3.7)	8.2 (5.6 to 12.1)	12.5 (8.4 to 20.7)	9.4 (6.4 to 15.1)	11.1 (7.5 to 18.1)	11.1 (7.5 to 18.1)	11.1 (7.5 to 18.1)	11.1 (7.5 to 18.1)	2.1 (1.4 to 3.5)	2.1 (1.4 to 3.5)	1.7 (1.1 to 2.8)	1.4 (0.9 to 2.3)	2 (1.4 to 3.2)	2.2 (1.5 to 3.6)	1.2 (0.8 to 2)	0.7 (0.5 to 1.2)	0.3 (0.2 to 0.5)	0.2 (0.1 to 0.3)	0.1 (0.1 to 0.2)	0.1 (0 to 0.1)	0.1 (0 to 0.1)	51.6
Malaria	0 (0 to 0)	0 (0 to 0)	0 (0 to 0)	0 (0 to 0)	0 (0 to 0)	0 (0 to 0)	0 (0 to 0)	0 (0 to 0)	0 (0 to 0)	0 (0 to 0)	0 (0 to 0)	0 (0 to 0)	0 (0 to 0)	0 (0 to 0)	0 (0 to 0)	0 (0 to 0)	0 (0 to 0)	0 (0 to 0)	0 (0 to 0)	0 (0 to 0)	0 (0 to 0)	0 (0 to 0)	0 (0 to 0)	0 (0 to 0)	0
Chagas disease	0 (0 to 0)	0 (0 to 0)	0 (0 to 0)	0 (0 to 0)	0 (0 to 0)	0 (0 to 0)	0 (0 to 0)	0 (0 to 0)	0 (0 to 0)	0 (0 to 0)	0 (0 to 0)	0 (0 to 0)	0 (0 to 0)	0 (0 to 0)	0 (0 to 0)	0 (0 to 0)	0 (0 to 0)	0 (0 to 0)	0 (0 to 0)	0 (0 to 0)	0 (0 to 0)	0 (0 to 0)	0 (0 to 0)	0 (0 to 0)	0
Leishmaniasis	0 (0 to 0)	0 (0 to 0)	0 (0 to 0)	0 (0 to 0)	0 (0 to 0)	0 (0 to 0)	0 (0 to 0)	0 (0 to 0)	0 (0 to 0)	0 (0 to 0)	0 (0 to 0)	0 (0 to 0)	0 (0 to 0)	0 (0 to 0)	0 (0 to 0)	0 (0 to 0)	0 (0 to 0)	0 (0 to 0)	0 (0 to 0)	0 (0 to 0)	0 (0 to 0)	0 (0 to 0)	0 (0 to 0)	0 (0 to 0)	0
Visceral leishmaniasis	0 (0 to 0)	0 (0 to 0)	0 (0 to 0)	0 (0 to 0)	0 (0 to 0)	0 (0 to 0)	0 (0 to 0)	0 (0 to 0)	0 (0 to 0)	0 (0 to 0)	0 (0 to 0)	0 (0 to 0)	0 (0 to 0)	0 (0 to 0)	0 (0 to 0)	0 (0 to 0)	0 (0 to 0)	0 (0 to 0)	0 (0 to 0)	0 (0 to 0)	0 (0 to 0)	0 (0 to 0)	0 (0 to 0)	0 (0 to 0)	0
Cutaneous and mucocutaneous leishmaniasis	0 (0 to 0)	0 (0 to 0)	0 (0 to 0)	0 (0 to 0)	0 (0 to 0)	0 (0 to 0)	0 (0 to 0)	0 (0 to 0)	0 (0 to 0)	0 (0 to 0)	0 (0 to 0)	0 (0 to 0)	0 (0 to 0)	0 (0 to 0)	0 (0 to 0)	0 (0 to 0)	0 (0 to 0)	0 (0 to 0)	0 (0 to 0)	0 (0 to 0)	0 (0 to 0)	0 (0 to 0)	0 (0 to 0)	0 (0 to 0)	0
African trypanosomiasis	0 (0 to 0)	0 (0 to 0)	0 (0 to 0)	0 (0 to 0)	0 (0 to 0)	0 (0 to 0)	0 (0 to 0)	0 (0 to 0)	0 (0 to 0)	0 (0 to 0)	0 (0 to 0)	0 (0 to 0)	0 (0 to 0)	0 (0 to 0)	0 (0 to 0)	0 (0 to 0)	0 (0 to 0)	0 (0 to 0)	0 (0 to 0)	0 (0 to 0)	0 (0 to 0)	0 (0 to 0)	0 (0 to 0)	0 (0 to 0)	0
Schistosomiasis	0 (0 to 0)	0 (0 to 0)	0 (0 to 0)	0 (0 to 0)	0 (0 to 0)	0 (0 to 0)	0 (0 to 0)	0 (0 to 0)	0 (0 to 0)	0 (0 to 0)	0 (0 to 0)	0 (0 to 0)	0 (0 to 0)	0 (0 to 0)	0 (0 to 0)	0 (0 to 0)	0 (0 to 0)	0 (0 to 0)	0 (0 to 0)	0 (0 to 0)	0 (0 to 0)	0 (0 to 0)	0 (0 to 0)	0 (0 to 0)	0
Cysticercosis	0 (0 to 0)	0 (0 to 0)	0 (0 to 0)	0 (0 to 0)	0 (0 to 0)	0 (0 to 0)	0 (0 to 0)	0 (0 to 0)	0 (0 to 0)	0 (0 to 0)	0 (0 to 0)	0 (0 to 0)	0 (0 to 0)	0 (0 to 0)	0 (0 to 0)	0 (0 to 0)	0 (0 to 0)	0 (0 to 0)	0 (0 to 0)	0 (0 to 0)	0 (0 to 0)	0 (0 to 0)	0 (0 to 0)	0 (0 to 0)	0
Cystic echinococcosis	0 (0 to 0)	0 (0 to 0)	0 (0 to 0)	0 (0 to 0)	0 (0 to 0)	0 (0 to 0)	0 (0 to 0)	0 (0 to 0)	0 (0 to 0)	0 (0 to 0)	0 (0 to 0)	0 (0 to 0)	0 (0 to 0)	0 (0 to 0)	0 (0 to 0)	0 (0 to 0)	0 (0 to 0)	0 (0 to 0)	0 (0 to 0)	0 (0 to 0)	0 (0 to 0)	0 (0 to 0)	0 (0 to 0)	0 (0 to 0)	1.2
Lymphatic filariasis	0 (0 to 0)	0 (0 to 0)	0 (0 to 0)	0 (0 to 0)	0 (0 to 0)	0 (0 to 0)	0 (0 to 0)	0 (0 to 0)	0 (0 to 0)	0 (0 to 0)	0 (0 to 0)	0 (0 to 0)	0 (0 to 0)	0 (0 to 0)	0 (0 to 0)	0 (0 to 0)	0 (0 to 0)	0 (0 to 0)	0 (0 to 0)	0 (0 to 0)	0 (0 to 0)	0 (0 to 0)	0 (0 to 0)	0 (0 to 0)	0
Onchocerciasis	0 (0 to 0)	0 (0 to 0)	0 (0 to 0)	0 (0 to 0)	0 (0 to 0)	0 (0 to 0)	0 (0 to 0)	0 (0 to 0)	0 (0 to 0)	0 (0 to 0)	0 (0 to 0)	0 (0 to 0)	0 (0 to 0)	0 (0 to 0)	0 (0 to 0)	0 (0 to 0)	0 (0 to 0)	0 (0 to 0)	0 (0 to 0)	0 (0 to 0)	0 (0 to 0)	0 (0 to 0)	0 (0 to 0)	0 (0 to 0)	0
Trachoma	0 (0 to 0)	0 (0 to 0)	0 (0 to 0)	0 (0 to 0)	0 (0 to 0)	0 (0 to 0)	0 (0 to 0)	0 (0 to 0)	0 (0 to 0)	0 (0 to 0)	0 (0 to 0)	0 (0 to 0)	0 (0 to 0)	0 (0 to 0)	0 (0 to 0)	0 (0 to 0)	0 (0 to 0)	0 (0 to 0)	0 (0 to 0)	0 (0 to 0)	0 (0 to 0)	0 (0 to 0)	0 (0 to 0)	0 (0 to 0)	0
Dengue	0 (0 to 0)	0 (0 to 0)	0 (0 to 0)	0 (0 to 0)	0 (0 to 0)	0 (0 to 0)	0 (0 to 0)	0 (0 to 0)	0 (0 to 0)	0 (0 to 0)	0 (0 to 0)	0 (0 to 0)	0 (0 to 0)	0 (0 to 0)	0 (0 to 0)	0 (0 to 0)	0 (0 to 0)	0 (0 to 0)	0 (0 to 0)	0 (0 to 0)	0 (0 to 0)	0 (0 to 0)	0 (0 to 0)	0 (0 to 0)	0
Yellow fever	0 (0 to 0)	0 (0 to 0)	0 (0 to 0)	0 (0 to 0)	0 (0 to 0)	0 (0 to 0)	0 (0 to 0)	0 (0 to 0)	0 (0 to 0)	0 (0 to 0)	0 (0 to 0)	0 (0 to 0)	0 (0 to 0)	0 (0 to 0)	0 (0 to 0)	0 (0 to 0)	0 (0 to 0)	0 (0 to 0)	0 (0 to 0)	0 (0 to 0)	0 (0 to 0)	0 (0 to 0)	0 (0 to 0)	0 (0 to 0)	0
Rabies	0 (0 to 0)	0 (0 to 0)	0 (0 to 0)	0 (0 to 0)	0 (0 to 0)	0 (0 to 0)	0 (0 to 0)	0 (0 to 0)	0 (0 to 0)	0 (0 to 0)	0 (0 to 0)	0 (0 to 0)	0 (0 to 0)	0 (0 to 0)	0 (0 to 0)	0 (0 to 0)	0 (0 to 0)	0 (0 to 0)	0 (0 to 0)	0 (0 to 0)	0 (0 to 0)	0 (0 to 0)	0 (0 to 0)	0 (0 to 0)	0.3
Intestinal nematode infections	0 (0 to 0)	0 (0 to 0)	0 (0 to 0)	0 (0 to 0)	0 (0 to 0)	0 (0 to 0)	0 (0 to 0)	0 (0 to 0)	0 (0 to 0)	0 (0 to 0)	0 (0 to 0)	0 (0 to 0)	0 (0 to 0)	0 (0 to 0)	0 (0 to 0)	0 (0 to 0)	0 (0 to 0)	0 (0 to 0)	0 (0 to 0)	0 (0 to 0)	0 (0 to 0)	0 (0 to 0)	0 (0 to 0)	0 (0 to 0)	0
Ascariasis	0 (0 to 0)	0 (0 to 0)	0 (0 to 0)	0 (0 to 0)	0 (0 to 0)	0 (0 to 0)	0 (0 to 0)	0 (0 to 0)	0 (0 to 0)	0 (0 to 0





SR Table 2a. West Midlands DALYS by cause and sex aroun for males with 95% uncertainty intervals, 2019

Cause	Sex/ Neonatal	Late Neonatal	Post Neonatal	1 to 4	5 to 9	10 to 14	15 to 19	20 to 24	25 to 29	30 to 34	35 to 39	40 to 44	45 to 49	50 to 54	55 to 59	60 to 64	65 to 69	70 to 74	75 to 79	80 to 84	85 to 89	90 to 94	95 plus	Total
All causes	16,339 (9,899 to 22,266)	2,766 (2,259 to 3,360)	6,059 (4,669 to 7,613)	6,609 (5,210 to 8,309)	4,328 (3,370 to 5,400)	11,459 (8,866 to 14,700)	16,369 (12,660 to 20,650)	23,663 (18,290 to 27,894)	28,269 (22,700 to 34,200)	33,459 (27,100 to 40,200)	34,369 (28,100 to 42,200)	32,069 (25,700 to 40,200)	46,369 (36,400 to 57,300)	46,769 (36,600 to 58,900)	44,969 (34,900 to 56,900)	51,469 (41,900 to 61,900)	49,769 (39,400 to 62,200)	57,469 (46,900 to 72,000)	77,869 (61,800 to 97,000)	75,469 (57,800 to 96,100)	73,469 (56,100 to 93,700)	53,469 (37,700 to 76,300)	15,969 (9,200 to 25,100)	867,000
Communicable, maternal, neonatal, and nutritional diseases	7,440 (5,210 to 9,190)	1,660 (1,310 to 2,100)	2,290 (1,700 to 2,960)	1,760 (1,310 to 2,300)	1,790 (1,330 to 2,190)	1,160 (859 to 1,560)	996 (730 to 1,280)	1,260 (897 to 1,650)	1,210 (861 to 1,700)	1,370 (1,100 to 1,750)	1,390 (1,100 to 1,750)	1,330 (1,100 to 1,660)	1,690 (1,340 to 2,160)	1,770 (1,400 to 2,260)	1,870 (1,510 to 2,350)	1,830 (1,480 to 2,300)	2,160 (1,730 to 2,800)	2,960 (2,430 to 3,750)	3,190 (2,700 to 4,060)	2,990 (2,330 to 4,050)	2,930 (2,130 to 4,230)	2,160 (1,540 to 3,150)	649 (324 to 1,150)	49,900
HIV/AIDS and sexually transmitted infections	137 (37.0 to 286)	40.1 (12.9 to 101)	70 (26.1 to 157)	9.9 (3.4 to 19.3)	6.6 (2.6 to 13.4)	2.6 (2.0 to 3.5)	4.6 (3.6 to 6.1)	14 (11 to 19)	27 (21 to 37.2)	39 (29.7 to 49.2)	76 (59.7 to 96.4)	49.6 (39.2 to 62.2)	110 (86.1 to 142)	89.9 (70.2 to 117)	152 (120 to 195)	187 (147 to 240)	197 (154 to 253)	12.7 (9.4 to 22.7)	3.6 (1.1 to 9.9)	1.7 (0.5 to 5.2)	0.6 (0.1 to 2.5)	0.1 (0.1 to 0.2)	1,010
HIV/AIDS	0 (0 to 0)	0 (0 to 0)	0.7 (0.1 to 1.5)	0.1 (0.4 to 1.6)	0.4 (0.1 to 0.7)	2.5 (2.0 to 3.4)	2.5 (2.0 to 3.4)	11.3 (9.3 to 13.4)	32.4 (26.6 to 40.6)	69.5 (54.6 to 88.6)	69.6 (54.6 to 88.6)	51.9 (41.0 to 66.1)	132 (104 to 167)	62 (49.0 to 79.1)	42 (33.2 to 53.6)	43.7 (34.5 to 55.2)	49.6 (39.2 to 62.7)	22.4 (17.7 to 28.3)	9.4 (7.4 to 11.9)	1.4 (0.9 to 2.1)	0.7 (0.4 to 1.2)	0.1 (0.1 to 0.2)	682
HIV/AIDS - Drug-susceptible Tuberculosis	0 (0 to 0)	0 (0 to 0)	0.1 (0.4 to 1.1)	0.1 (0.4 to 1.6)	0.1 (0.1 to 0.7)	0.1 (0.0 to 0.1)	0.1 (0.0 to 0.1)	1.3 (1 to 1.6)	4.8 (3.8 to 6.1)	9.6 (7.6 to 12.2)	9.6 (7.6 to 12.2)	7.1 (5.6 to 9.1)	20 (15.8 to 25.4)	9.6 (7.6 to 12.2)	6.5 (5.1 to 8.3)	6.8 (5.4 to 8.6)	7.6 (6.0 to 9.7)	3.4 (2.7 to 4.4)	1.4 (1.1 to 1.8)	0.2 (0.1 to 0.3)	0.1 (0.1 to 0.1)	0 (0 to 0)	99.9
HIV/AIDS - Multidrug-resistant Tuberculosis without extensive	0 (0 to 0)	0 (0 to 0)	0 (0 to 0.2)	0 (0 to 0.1)	0 (0 to 0.1)	0 (0 to 0.1)	0 (0 to 0)	0 (0 to 0.2)	0 (0 to 0.2)	0 (0 to 0.1)	0 (0 to 0.1)	0 (0 to 0.1)	0.2 (0 to 0.3)	0.2 (0 to 0.3)	0.1 (0 to 0.2)	0.1 (0 to 0.2)	0.1 (0 to 0.2)	0.1 (0 to 0.2)	0 (0 to 0.1)	0 (0 to 0)	0 (0 to 0)	0 (0 to 0)	0 (0 to 0)	2.2
HIV/AIDS - Extensively drug-resistant Tuberculosis	0 (0 to 0)	0 (0 to 0)	0 (0 to 0)	0 (0 to 0)	0 (0 to 0)	0 (0 to 0)	0 (0 to 0)	0 (0 to 0)	0 (0 to 0)	0 (0 to 0)	0 (0 to 0)	0 (0 to 0)	0 (0 to 0)	0 (0 to 0)	0 (0 to 0)	0 (0 to 0)	0 (0 to 0)	0 (0 to 0)	0 (0 to 0)	0 (0 to 0)	0 (0 to 0)	0 (0 to 0)	0 (0 to 0)	0.6
HIV/AIDS resulting in other diseases	0 (0 to 0)	0 (0 to 0)	0 (0 to 0.1)	0.1 (0.2 to 0.6)	0.1 (0.1 to 0.3)	0.1 (0 to 0.2)	0.1 (0 to 0.2)	0.7 (0.5 to 1.0)	2.2 (1.6 to 3.2)	5.3 (3.9 to 7.2)	5.3 (3.9 to 7.2)	4.1 (3.0 to 5.5)	11 (8.2 to 14.5)	5.3 (3.9 to 7.2)	3.6 (2.6 to 4.9)	3.8 (2.8 to 5.1)	4.3 (3.2 to 5.8)	1.9 (1.4 to 2.6)	0.8 (0.6 to 1.1)	0.1 (0.1 to 0.2)	0 (0 to 0.1)	0 (0 to 0)	55.2
Sexually transmitted infections excluding HIV	137 (37.0 to 286)	40.1 (12.9 to 101)	69.6 (26.1 to 157)	1.9 (0.5 to 4.2)	1.1 (0.5 to 2.4)	0.1 (0.1 to 0.2)	2.1 (0.1 to 0.2)	2.7 (0.2 to 0.6)	5.4 (0.3 to 1.6)	29.5 (0.6 to 1.9)	6.4 (0.6 to 1.9)	1.7 (0.6 to 1.9)	22 (0.6 to 1.9)	27 (0.6 to 1.9)	110 (0.6 to 1.9)	143 (0.6 to 1.9)	193 (0.6 to 1.9)	1.4 (1 to 2)	1.1 (0.6 to 1.9)	0.7 (0.5 to 1.9)	0.5 (0.3 to 0.9)	0.1 (0.1 to 0.2)	280
Syphilis	0 (0 to 0)	0 (0 to 0)	0 (0 to 0)	0 (0 to 0)	0 (0 to 0)	0 (0 to 0)	0 (0 to 0)	0 (0 to 0)	0 (0 to 0)	0 (0 to 0)	0 (0 to 0)	0 (0 to 0)	0 (0 to 0)	0 (0 to 0)	0 (0 to 0)	0 (0 to 0)	0 (0 to 0)	0 (0 to 0)	0 (0 to 0)	0 (0 to 0)	0 (0 to 0)	0 (0 to 0)	0 (0 to 0)	0
Chlamydial infection	0 (0 to 0)	0 (0 to 0)	0 (0 to 0)	0 (0 to 0)	0 (0 to 0)	0 (0 to 0)	0 (0 to 0.1)	0 (0 to 0.1)	0 (0 to 0.2)	0 (0 to 0.2)	0 (0 to 0.2)	0 (0 to 0.2)	0 (0 to 0.2)	0 (0 to 0.2)	0 (0 to 0.2)	0 (0 to 0.2)	0 (0 to 0.2)	0 (0 to 0.2)	0 (0 to 0.2)	0 (0 to 0.2)	0 (0 to 0.2)	0 (0 to 0.2)	0 (0 to 0.2)	2.3
Gonococcal infection	0 (0 to 0)	0 (0 to 0)	0 (0 to 0)	0 (0 to 0)	0 (0 to 0)	0 (0 to 0)	0.1 (0 to 0.1)	0.2 (0 to 0.2)	0.5 (0 to 0.5)	0.5 (0 to 0.5)	0.5 (0 to 0.5)	0.2 (0 to 0.2)	0.5 (0 to 0.5)	0.2 (0 to 0.2)	0.1 (0 to 0.1)	0.1 (0 to 0.1)	0.1 (0 to 0.1)	0 (0 to 0)	0 (0 to 0)	0 (0 to 0)	0 (0 to 0)	0 (0 to 0)	0 (0 to 0)	1.9
Trichomoniasis	0 (0 to 0)	0 (0 to 0)	0 (0 to 0)	0 (0 to 0)	0 (0 to 0)	0 (0 to 0.1)	0.2 (0 to 0.2)	0.6 (0.2 to 1.2)	0.6 (0.2 to 1.2)	0.6 (0.2 to 1.2)	0.6 (0.2 to 1.2)	0.6 (0.2 to 1.2)	0.6 (0.2 to 1.2)	0.7 (0.2 to 1.7)	0.4 (0.1 to 0.9)	0.4 (0.1 to 0.9)	0.5 (0.1 to 1.1)	0.1 (0 to 0.2)	0 (0 to 0.1)	0 (0 to 0)	0 (0 to 0)	0 (0 to 0)	0 (0 to 0)	6.1
Genital herpes	0 (0 to 0)	0 (0 to 0)	0 (0 to 0)	0 (0 to 0)	0 (0 to 0)	0 (0 to 0)	0 (0 to 0)	0 (0 to 0)	0 (0 to 0)	0 (0 to 0)	0 (0 to 0)	0.1 (0.1 to 0.2)	0.1 (0.1 to 0.2)	0.1 (0.1 to 0.2)	0.1 (0.1 to 0.2)	0.1 (0.1 to 0.2)	0.1 (0.1 to 0.2)	0.1 (0.1 to 0.2)	0.1 (0.1 to 0.2)	0 (0 to 0.1)	0 (0 to 0.1)	0 (0 to 0)	0 (0 to 0)	0.6
Other sexually transmitted infections	0 (0 to 0)	0 (0 to 0)	0 (0 to 0)	0 (0 to 0)	0 (0 to 0)	0 (0 to 0)	0 (0 to 0.1)	0 (0.1 to 0.2)	0 (0.2 to 0.3)	0 (0.2 to 0.3)	0 (0.2 to 0.3)	0 (0.2 to 0.3)	0 (0.2 to 0.3)	0 (0.2 to 0.3)	0 (0.1 to 0.2)	0 (0.1 to 0.2)	0 (0.1 to 0.2)	0 (0.1 to 0.2)	0 (0.1 to 0.2)	0 (0.1 to 0.2)	0 (0.1 to 0.2)	0 (0.1 to 0.2)	0 (0.1 to 0.2)	2.9
Respiratory infections and tuberculosis	460.6 (423 to 502)	97.2 (86.1 to 79.4)	449 (289 to 631)	284 (237 to 358)	202 (242 to 597)	256 (185 to 470)	197 (161 to 457)	276 (212 to 650)	307 (260 to 810)	376 (286 to 918)	446 (356 to 937)	512 (429 to 937)	1,010 (781 to 1,170)	1,230 (908 to 1,270)	1,200 (1,010 to 1,450)	1,450 (1,320 to 1,450)	1,760 (1,600 to 2,460)	2,360 (2,200 to 3,110)	3,110 (2,960 to 4,030)	3,420 (2,130 to 4,130)	3,420 (2,020 to 3,790)	2,730 (952 to 5,660)	24,700
Tuberculosis	0 (0 to 0)	0 (0 to 0)	1.2 (0.9 to 1.6)	2.8 (2.4 to 3.4)	1.6 (1.4 to 2.1)	1.6 (1.4 to 2.4)	3.2 (2.3 to 4.7)	8.3 (6.2 to 14.1)	19.6 (13.6 to 28.2)	24.6 (16.6 to 37.2)	29.6 (20.1 to 42.2)	28.7 (20.1 to 39.2)	47.3 (34.2 to 64.3)	49.6 (37.9 to 63.1)	52.6 (40.3 to 67.6)	52.6 (42.1 to 66.9)	59.7 (50.3 to 74.1)	59.4 (51.5 to 69.2)	39.4 (29.6 to 49.6)	13 (9.6 to 17.1)	2.7 (2.3 to 3.3)	0.5 (0.3 to 0.8)	576
Latent tuberculosis infection	0 (0 to 0)	0 (0 to 0)	0 (0 to 0)	0 (0 to 0)	0 (0 to 0)	0 (0 to 0)	0 (0 to 0)	0 (0 to 0)	0 (0 to 0)	0 (0 to 0)	0 (0 to 0)	0 (0 to 0)	0 (0 to 0)	0 (0 to 0)	0 (0 to 0)	0 (0 to 0)	0 (0 to 0)	0 (0 to 0)	0 (0 to 0)	0 (0 to 0)	0 (0 to 0)	0 (0 to 0)	0 (0 to 0)	0
Drug-susceptible Tuberculosis	0 (0 to 0)	0 (0 to 0)	1.2 (0.9 to 1.6)	2.8 (2.4 to 3.3)	1.4 (1.1 to 1.7)	1.6 (1.4 to 2.4)	3.2 (2.3 to 4.6)	8.3 (6.2 to 14.1)	19.6 (13.6 to 28.2)	24 (16.6 to 37.2)	29.6 (20.1 to 42.2)	28 (20.1 to 39.2)	46.9 (33.9 to 64.3)	47.1 (36.1 to 62.6)	52.6 (40.3 to 67.6)	52.6 (42.1 to 66.9)	59.7 (50.3 to 74.1)	59.4 (51.5 to 69.2)	39.4 (29.6 to 49.6)	13 (9.6 to 17.1)	2.7 (2.3 to 3.3)	0.5 (0.3 to 0.8)	561
Multidrug-resistant tuberculosis without extensive drug-resistar	0 (0 to 0)	0 (0 to 0)	0 (0 to 0)	0 (0 to 0.1)	0 (0 to 0.1)	0 (0 to 0.1)	0 (0 to 0.2)	0 (0 to 0.2)	0 (0 to 0.2)	0 (0 to 0.2)	0 (0 to 0.2)	0 (0 to 0.2)	0 (0 to 0.2)	0 (0 to 0.2)	0 (0 to 0.2)	0 (0 to 0.2)	0 (0 to 0.2)	0 (0 to 0.2)	0 (0 to 0.2)	0 (0 to 0.2)	0 (0 to 0.2)	0 (0 to 0.2)	0 (0 to 0.2)	1.6
Extensively drug-resistant tuberculosis	0 (0 to 0)	0 (0 to 0)	0 (0 to 0.1)	0 (0 to 0.1)	0 (0 to 0.1





SR Table 2a. East of England DALYS by cause and age group for males with 95% uncertainty intervals, 2019

Cause	Early Neonatal	Late Neonatal	Post-Neonatal	1 to 4	5 to 9	10 to 14	15 to 19	20 to 24	25 to 29	30 to 34	35 to 39	40 to 44	45 to 49	50 to 54	55 to 59	60 to 64	65 to 69	70 to 74	75 to 79	80 to 84	85 to 89	90 to 94	95 plus	Total
All causes	9,620 (8,760 to 9,990)	1,650 (1,350 to 2,000)	5,140 (3,190 to 5,380)	6,880 (4,370 to 7,360)	2,660 (2,400 to 3,000)	3,180 (2,700 to 3,550)	10,900 (10,000 to 12,000)	22,600 (19,200 to 27,000)	27,900 (21,600 to 33,300)	31,900 (25,200 to 38,600)	35,600 (28,700 to 42,900)	36,900 (30,200 to 44,400)	46,100 (36,100 to 55,100)	57,900 (46,200 to 69,300)	66,500 (54,200 to 79,200)	77,200 (61,500 to 92,600)	79,600 (63,200 to 96,200)	105,000 (86,000 to 127,000)	96,200 (79,400 to 116,000)	86,500 (72,600 to 99,800)	66,400 (55,600 to 76,800)	29,400 (24,600 to 34,400)	1,000,000 (27,700 to 31,300)	891,000
Communicable, maternal, neonatal, and nutritional diseases	6,690 (5,740 to 6,960)	994 (719 to 1,250)	1,590 (1,110 to 2,030)	1,490 (1,090 to 2,090)	1,430 (942 to 2,000)	998 (699 to 1,140)	898 (736 to 1,300)	1,170 (879 to 1,390)	1,320 (999 to 1,560)	1,260 (1,060 to 1,490)	1,340 (1,060 to 1,590)	1,260 (1,020 to 1,560)	1,460 (1,220 to 1,700)	1,660 (1,410 to 1,990)	1,810 (1,520 to 2,210)	1,760 (1,520 to 2,090)	1,960 (1,660 to 2,330)	2,650 (2,320 to 3,010)	3,130 (2,680 to 3,640)	4,130 (3,630 to 4,630)	3,540 (3,020 to 4,110)	3,140 (2,620 to 3,630)	327 (271 to 392)	45,700
HIV/AIDS and sexually transmitted infections	100 (28.7 to 201)	61.9 (17.0 to 160.3)	66.8 (21.7 to 149)	6.01 (2.6 to 14.3)	4.2 (2.42 to 8.41)	2.7 (2.3 to 3.2)	4.6 (3.5 to 6.1)	15.5 (11.7 to 19.8)	37.3 (29.4 to 46.2)	72.1 (56.2 to 90.4)	92.9 (73.9 to 120)	96.2 (74.2 to 125)	120 (93.2 to 157)	97.4 (68.7 to 131)	71.5 (54.5 to 98.1)	56.9 (43.1 to 81.5)	49.8 (31.9 to 79.7)	52.6 (33.2 to 87.6)	12.4 (7 to 20)	2.1 (1.12 to 3.54)	0.2 (0.1 to 0.3)	0.2 (0.1 to 0.3)	992
HIV/AIDS	0 (0 to 0)	0 (0 to 0)	5.3 (0.9 to 18.4)	4.4 (0.9 to 9.8)	2.2 (0.3 to 5.6)	2.3 (0.7 to 2.7)	3.3 (0.9 to 5.1)	11.9 (4.9 to 19.6)	32.6 (16.7 to 51.6)	66.6 (41.6 to 93.4)	86.4 (57.7 to 121)	89.6 (59.3 to 127)	114 (77.7 to 156)	79.1 (52.3 to 122)	44 (28.4 to 69.7)	44.6 (29.1 to 72.6)	44.5 (26.7 to 74.6)	29.6 (15.7 to 54.6)	9.8 (4.6 to 19)	1.6 (0.6 to 3)	0.8 (0.4 to 1.6)	0.1 (0.1 to 0.2)	673
HIV/AIDS - Drug-susceptible Tuberculosis	0 (0 to 0)	0 (0 to 0)	0.4 (0 to 1.5)	0.4 (0 to 0.9)	0.2 (0 to 0.5)	0.2 (0 to 0.2)	0.3 (0 to 0.5)	1.1 (0.4 to 1.8)	3 (1.5 to 4.8)	6.1 (3.8 to 8.5)	7.9 (5.3 to 11)	8.2 (5.4 to 11)	10.4 (7.1 to 14.3)	7.2 (4.8 to 11.2)	4 (2.6 to 6.4)	4.1 (2.7 to 6.6)	4.1 (2.4 to 6.8)	2.7 (1.4 to 5)	0.9 (0.4 to 1.7)	0.1 (0 to 0.3)	0.1 (0 to 0.2)	0 (0 to 0)	59.2
HIV/AIDS - Multidrug-resistant Tuberculosis without extensive	0 (0 to 0)	0 (0 to 0)	0 (0 to 0.1)	0 (0 to 0.1)	0 (0 to 0.1)	0 (0 to 0)	0 (0 to 0)	0 (0 to 0.1)	0 (0 to 0.3)	0 (0 to 0.3)	0 (0 to 0.3)	0 (0 to 0.3)	0 (0 to 0.3)	0 (0 to 0.3)	0 (0 to 0.3)	0 (0 to 0.4)	0 (0 to 0.4)	0 (0 to 0.3)	0 (0 to 0.1)	0 (0 to 0)	0 (0 to 0)	0 (0 to 0)	0 (0 to 0)	1.6
HIV/AIDS - Extensively drug-resistant Tuberculosis	0 (0 to 0)	0 (0 to 0)	0 (0 to 0)	0 (0 to 0)	0 (0 to 0)	0 (0 to 0)	0 (0 to 0)	0 (0 to 0)	0 (0 to 0)	0 (0 to 0)	0 (0 to 0)	0 (0 to 0)	0 (0 to 0)	0 (0 to 0)	0 (0 to 0)	0 (0 to 0)	0 (0 to 0)	0 (0 to 0)	0 (0 to 0)	0 (0 to 0)	0 (0 to 0)	0 (0 to 0)	0 (0 to 0)	0.4
HIV/AIDS resulting in other diseases	0 (0 to 0)	0 (0 to 0)	0 (0 to 0)	0.9 (0.5 to 1.4)	0.2 (0.2 to 0.3)	0.2 (0.1 to 0.2)	0.3 (0.2 to 0.4)	0.8 (0.5 to 1.2)	1.6 (0.9 to 2.4)	3.4 (2.1 to 4.8)	4.5 (2.8 to 6.4)	4.6 (2.8 to 6.5)	6.2 (4.1 to 8.7)	5.1 (3.4 to 7.4)	3.4 (2.2 to 5)	3.4 (2.2 to 5.1)	3.4 (2.1 to 5.2)	2.4 (1.3 to 4.1)	0.9 (0.4 to 1.7)	0.1 (0 to 0.2)	0.1 (0 to 0.2)	0 (0 to 0)	41.2
Sexually transmitted infections excluding HIV	100 (28.4 to 201)	61.9 (17.0 to 160.3)	61.5 (19.9 to 141)	1.7 (0.5 to 3.2)	2.1 (0.2 to 5.2)	0.1 (0 to 0.3)	0.4 (0.2 to 0.6)	3.6 (2.2 to 5.2)	4.8 (2.9 to 7.1)	5.5 (3.3 to 8.1)	6.5 (3.9 to 9.6)	6.6 (3.9 to 9.8)	5.7 (3.4 to 8.6)	1.3 (0.7 to 2.1)	1.4 (0.8 to 1.9)	1.6 (0.9 to 2.7)	1.5 (0.8 to 2.6)	1.6 (0.7 to 3.2)	1.2 (0.4 to 2.7)	0.6 (0.2 to 1.5)	0.2 (0.1 to 0.5)	0.2 (0.1 to 0.5)	205
Syphilis	0 (0 to 0)	0 (0 to 0)	0 (0 to 0)	0 (0 to 0)	0 (0 to 0)	0 (0 to 0)	0 (0 to 0)	0.2 (0.1 to 0.4)	0.4 (0.2 to 0.6)	0.6 (0.3 to 1.1)	0.8 (0.4 to 1.4)	0.8 (0.4 to 1.4)	0.7 (0.4 to 1.4)	0.2 (0.1 to 0.4)	0.1 (0 to 0.2)	0.1 (0 to 0.2)	0.1 (0 to 0.2)	0.1 (0 to 0.2)	0 (0 to 0.1)	0 (0 to 0)	0 (0 to 0)	0 (0 to 0)	0 (0 to 0)	5.1
Chlamydial infection	0 (0 to 0)	0 (0 to 0)	0 (0 to 0)	0 (0 to 0)	0 (0 to 0)	0 (0 to 0)	0 (0 to 0)	0 (0 to 0)	0 (0 to 0)	0 (0 to 0)	0 (0 to 0)	0 (0 to 0)	0 (0 to 0)	0 (0 to 0)	0 (0 to 0)	0 (0 to 0)	0 (0 to 0)	0 (0 to 0)	0 (0 to 0)	0 (0 to 0)	0 (0 to 0)	0 (0 to 0)	0 (0 to 0)	0
Gonococcal infection	0 (0 to 0)	0 (0 to 0)	0 (0 to 0)	0 (0 to 0)	0 (0 to 0)	0 (0 to 0)	0.1 (0 to 0.1)	0.2 (0.1 to 0.4)	0.3 (0.1 to 0.5)	0.3 (0.1 to 0.5)	0.2 (0.1 to 0.4)	0.2 (0.1 to 0.4)	0.2 (0.1 to 0.4)	0.1 (0 to 0.3)	0 (0 to 0.1)	0 (0 to 0.1)	0 (0 to 0.1)	0 (0 to 0.1)	0 (0 to 0.1)	0 (0 to 0)	0 (0 to 0)	0 (0 to 0)	0 (0 to 0)	1.9
Trichomoniasis	0 (0 to 0)	0 (0 to 0)	0 (0 to 0)	0 (0 to 0)	0 (0 to 0)	0 (0 to 0)	0 (0 to 0)	0 (0 to 0)	0 (0 to 0)	0 (0 to 0)	0 (0 to 0)	0 (0 to 0)	0 (0 to 0)	0 (0 to 0)	0 (0 to 0)	0 (0 to 0)	0 (0 to 0)	0 (0 to 0)	0 (0 to 0)	0 (0 to 0)	0 (0 to 0)	0 (0 to 0)	0 (0 to 0)	0.4
Genital herpes	0 (0 to 0)	0 (0 to 0)	0 (0 to 0)	0 (0 to 0)	0 (0 to 0)	0 (0 to 0)	0 (0 to 0)	0 (0 to 0)	0 (0 to 0)	0 (0 to 0)	0 (0 to 0)	0 (0 to 0)	0 (0 to 0)	0 (0 to 0)	0 (0 to 0)	0 (0 to 0)	0 (0 to 0)	0 (0 to 0)	0 (0 to 0)	0 (0 to 0)	0 (0 to 0)	0 (0 to 0)	0 (0 to 0)	0
Other sexually transmitted infections	0 (0 to 0)	0 (0 to 0)	0 (0 to 0)	0 (0 to 0)	0 (0 to 0)	0 (0 to 0)	0 (0.1 to 0.4)	0 (0.2 to 0.6)	0 (0.2 to 0.6)	0 (0.2 to 0.6)	0 (0.2 to 0.7)	0 (0.2 to 0.6)	0 (0.2 to 0.6)	0 (0.1 to 0.4)	0 (0.1 to 0.3)	0 (0 to 0.1)	0 (0 to 0.1)	0 (0 to 0.1)	0 (0 to 0.1)	0 (0 to 0.1)	0 (0 to 0.1)	0 (0 to 0.1)	2.9
Respiratory infections and tuberculosis	2,810 (2,310 to 3,160)	394 (316 to 472)	1,260 (1,060 to 1,500)	1,020 (787 to 1,270)	429 (332 to 566)	278 (172 to 364)	267 (154 to 366)	300 (207 to 439)	340 (241 to 474)	340 (229 to 464)	340 (227 to 472)	370 (249 to 504)	470 (316 to 644)	560 (384 to 764)	660 (456 to 900)	1,000 (696 to 1,350)	1,300 (902 to 1,760)	2,200 (1,550 to 2,920)	2,460 (1,720 to 3,260)	3,700 (2,560 to 4,870)	4,220 (2,920 to 5,420)	2,870 (2,000 to 3,630)	700 (623 to 800)	39,300
Tuberculosis	0 (0 to 0)	0 (0 to 0)	0.4 (0.4 to 0.7)	1.4 (1.1 to 1.6)	0.7 (0.4 to 1.3)	0.6 (0.4 to 1.3)	2.1 (1.4 to 3)	6.4 (4.4 to 9.3)	11.9 (8.6 to 16.6)	16.2 (11.2 to 19.2)	19.6 (13.4 to 26.6)	21.8 (15.2 to 29.4)	29.6 (19.3 to 39.4)	29.6 (19.3 to 41)	27.3 (17.7 to 39.2)	22.4 (14.4 to 34.1)	18.9 (11.4 to 29.6)	16.3 (9.6 to 26.1)	9.2 (5.1 to 15.6)	3.7 (1.9 to 6.7)	1.2 (0.7 to 2.1)	0.2 (0.1 to 0.4)	267
Latent tuberculosis infection	0 (0 to 0)	0 (0 to 0)	0 (0 to 0)	0 (0 to 0)	0 (0 to 0)	0 (0 to 0)	0 (0 to 0)	0 (0 to 0)	0 (0 to 0)	0 (0 to 0)	0 (0 to 0)	0 (0 to 0)	0 (0 to 0)	0 (0 to 0)	0 (0 to 0)	0 (0 to 0)	0 (0 to 0)	0 (0 to 0)	0 (0 to 0)	0 (0 to 0)	0 (0 to 0)	0 (0 to 0)	0 (0 to 0)	0
Drug-susceptible Tuberculosis	0 (0 to 0)	0 (0 to 0)	0.5 (0.4 to 0.6)	1.3 (1.1 to 1.6)	0.7 (0.4 to 1.3)	0.6 (0.4 to 1.3)	2 (1.4 to 2.9)	6.3 (4.3 to 9.1)	11.7 (8.5 to 16.3)	15.9 (10.9 to 18.9)	19.2 (13.2 to 26.1)	21.3 (14.9 to 28.8)	29 (18.9 to 38.6)	29.1 (18.9 to 40.1)	26.8 (17.4 to 38.5)	22 (14.1 to 33.5)	18.5 (11.2 to 29.1)	16 (9.4 to 25.6)	9.1 (5 to 15.3)	3.6 (1.9 to 6.6)	1.2 (0.7 to 2.1)	0.2 (0.1 to 0.4)	262
Multidrug-resistant tuberculosis without extensive drug-resistar	0 (0 to 0)	0 (0 to 0)	0 (0 to 0)	0 (0 to 0.1)	0 (0 to 0.1)	0 (0 to 0)	0 (0 to 0)	0 (0 to 0.1)	0 (0 to 0.2)	0 (0 to 0.2)	0 (0 to 0.2)	0 (0 to 0.2)	0 (0 to 0.2)	0 (0 to 0.2)	0 (0 to 0.2)	0 (0 to 0.2)	0 (0 to 0.2)	0 (0 to 0.2)	0 (0 to 0.1)	0 (0 to 0.1)	0 (0 to 0.1)	0 (0 to 0.1)	0 (0 to 0.1)	0.4
Extensively drug-resistant tuberculosis	0 (0 to 0)	0 (0 to 0)	0 (0 to 0)	0 (0 to 0)	0 (0 to 0)	0 (0 to 0)	0 (0 to 0)	0 (0 to 0.1)	0 (0 to 0.2)	0 (0 to 0.2)	0 (0 to 0.2)	0 (0 to 0.2)	0 (0 to 0.2)	0 (0 to 0.2)	0 (0 to 0.2)	0 (0 to 0.2)	0 (0 to 0.2)	0 (0 to 0.2)	0 (0 to 0.1)	0 (0 to 0.1)	0 (0 to 0.1)	0 (0 to 0.1)	0 (0 to 0.1)	1.9
Lower respiratory infections	2,810 (2,310 to 3,160)	391 (313 to 468)	1,250 (1,060 to 1,500)	1,010 (787 to 1,270)	424 (330 to 561)	264 (164 to 354)	251 (144 to 354)	281 (194 to 414)	301 (214 to 421)	302 (203 to 412)	302 (201 to 419)	322 (216 to 439)	370 (249 to 507)	402 (276 to 549)	494 (341 to 674)	767 (534 to 1,030)	968 (666 to 1,300)	1,650 (1,160 to 2,200)	2,060 (1,440 to 2,720)	3,040 (2,100 to 4,000)	3,540 (2,450 to 4,550)	2,560 (1,780 to 3,230)	693 (616 to 789)	27,900
Upper respiratory infections	2,810 (2,310 to 3,160)	391 (313 to 468)	1,250 (1,060 to 1,500)	1,010 (787 to 1,270)	424 (330 to 561)	264 (164 to 354)	251 (144 to 354)	281 (194 to 414)	301 (214 to 421)	302 (203 to 412)	302 (201 to 419)	322 (216 to 439)	370 (249 to 507)	402 (276 to 549)	494 (341 to 674)	767 (534 to 1,030)	968 (666 to 1,300)	1,650 (1,160 to 2,200)	2,060 (1,440 to 2,720)	3,040 (2,100 to 4,000)	3,540 (2,450 to 4,550)	2,560 (1,780 to 3,230)	693 (616 to 789)	27,900
Otitis media	0 (0 to 0)	0.2 (0.1 to 0.4)	0.2 (0 to 0.5)	0.2 (0.1 to 0.4)	0.2 (0.1 to 0.4)	0.2 (0.1 to 0.4)	0.2 (0.1 to 0.4)	0.2 (0.1 to 0.4)	0.2 (0.1 to 0.4)	0.2 (0.1 to 0.4)	0.2 (0.1 to 0.4)	0.2 (0.1 to 0.4)	0.2 (0.1 to 0.4)	0.2 (0.1 to 0.4)	0.2 (0.1 to 0.4)	0.2 (0.1 to 0.4)	0.2 (0.1 to 0.4)	0.2 (0.1 to 0.4)	0.2 (0.1 to 0.4)	0.2 (0.1 to 0.4)	0.2 (0.1 to 0.4)	0.2 (0.1 to 0.4)	0.2 (0.2 to 0.4)	4.6
Enteric infections	2.9 (2.1 to 4.6)	14.4 (13.6 to 19)	175 (117 to 241)	271 (183 to 429)	104 (79 to 139)	56.9 (39.2 to 82)	52.2 (34.6 to 82)	61.2 (39.6 to 88.5)	69.8 (43.6 to 92.3)	71.7 (43.9 to 97.3)	74.1 (46.7 to 97.6)	77.2 (48.6 to 104)	90.1 (58.6 to 117)	92.3 (62.3 to 118)	93.1 (62.3 to 121)	96.7 (64.1 to 126)	106 (69.9 to 137)	109 (70.7 to 144)	89.2 (56.9 to 127)	70.5 (45.1 to 101)	39.5 (24.6 to 57.1)	10.4 (6.6 to 15.2)	2,480
Diarrheal diseases	2.9 (2.1 to 4.6)	14.4 (13.6 to 19)	175 (116 to 250)	269 (183 to 427)	101 (79 to 135)	56.9 (39.2 to 82)	52.2 (34.6 to 82)	61.2 (39.6 to 88.3)	69.8 (43.6 to 92)	71.7 (43.9 to 97.3)	74.1 (46.6 to 97.6)	77.2 (48.6 to 104)	90.1 (58.2 to 117)	92.3 (62.3 to 118)	93.1 (62.3 to 121)	96.7 (64.1 to 126)	106 (69.9 to 137)	109 (70.7 to 144)	89.2 (56.9 to 127)	70.5 (45.1 to 101)	39.5 (24.6 to 57.1)	10.4 (6.6 to 15.2)	2,480
Typhoid and paratyphoid	0 (0 to 0)	0 (0 to 0)	0 (0 to 0)	0 (0 to 0)	0 (0 to 0)	0 (0 to 0)	0 (0 to 0)	0 (0 to 0)	0 (0 to 0)	0 (0 to 0)	0 (0 to 0)	0 (0 to 0)	0 (0 to 0)	0 (0 to 0)	0 (0 to 0)	0 (0 to 0)	0 (0 to 0)	0 (0 to 0)	0 (0 to 0)	0 (0 to 0)	0 (0 to 0)	0 (0 to 0)	0 (0 to 0)	0
Typhoid fever	0 (0 to 0)	0 (0 to 0)	0 (0 to 0)	0 (0 to 0)	0 (0 to 0)	0 (0 to 0)	0 (0 to 0)	0 (0 to 0)	0 (0 to 0)	0 (0 to 0)	0 (0 to 0)	0 (0 to 0)	0 (0 to 0)	0 (0 to 0)	0 (0 to 0)	0 (0 to 0)	0 (0 to 0)	0 (0 to 0)	0 (0 to 0)	0 (0 to 0)	0 (0 to 0)	0 (0 to 0)	0 (0 to 0)	0.1
Paratyphoid fever	0 (0 to 0)	0 (0 to 0)	0 (0 to 0)	0 (0 to 0)	0 (0 to 0)	0 (0 to 0)	0 (0 to 0)	0 (0 to 0)	0 (0 to 0)	0 (0 to 0)	0 (0 to 0)	0 (0 to 0)	0 (0 to 0)	0 (0 to 0)	0 (0 to 0)	0 (0 to 0)	0 (0 to 0)	0 (0 to 0)	0 (0 to 0)	0 (0 to 0)	0 (0 to 0)	0 (0 to 0)	0 (0 to 0)	0.2
Invasive Non-typhoidal Salmonella (iNTS)	0 (0 to 0)	0.1 (0 to 0.2)	0.3 (0.1 to 0.7)	0.6 (0.2 to 1.5)	0.2 (0.1 to 0.7)	0.1 (0 to 0.4)	0.1 (0 to 0.4)	0.1 (0 to 0.5)	0.1 (0 to 0.5)	0.1 (0 to 0.5)	0.2 (0 to 0.5)	0.2 (0 to 0.5)	0.2 (0.1 to 0.6)	0.2 (0.1 to 0.6)	0.2 (0.1 to 0.6)	0.2 (0.1 to 0.6)	0.2 (0.1 to 0.6)	0.2 (0.1 to 0.6)	0.1 (0 to 0.4)	0.1 (0 to 0.2)	0.1 (0 to 0.2)	0 (0 to 0.1)	1.9
Other intestinal infectious diseases	0 (0 to 0)	0.6 (0 to 0.7)	0.6 (0 to 1.7)	0.4 (0.3 to 0.7)	0.4 (0.1 to 0.9)	0.3 (0 to 0.8)	0.3 (0 to 0.8)	0.3 (0 to 0.8)	0.3 (0 to 0.8)	0.3 (0 to 0.8)	0.3 (0 to 0.8)	0.3 (0 to 0.8)	0.3 (0 to 0.8)	0.3 (0 to 0.8)	0.3 (0 to 0.8)	0.3 (0 to 0.8)	0.3 (0 to 0.8)	0.3 (0 to 0.8)	0.3 (0 to 0.8)	0.1 (0 to 0.4)	0.3 (0 to 0.8)	0.3 (0 to 0.8)	0.3 (0 to 0.8)	6
Neglected tropical diseases and malaria	0.1 (0 to 0.6)	1.6 (0.7 to 4.7)	4.6 (2.7 to 7.6)	13.6 (7.5 to 18.9)	23.6 (13.2 to 33)	1.5 (0.8 to 2.1)	0.4 (0.2 to 0.6)	1.3 (0.7 to 2.1)	2.1 (1.2 to 3.2)	2.7 (1.6 to 4.1)	2.8 (1.7 to 4.2)	3.1 (1.9 to 4.6)	3.8 (2.3 to 5.6)	3.5 (2.1 to 5.2)	3.2 (1.9 to 4.8)	3.1 (1.9 to 4.6)	3.1 (1.9 to 4.6)	3.1 (1.9 to 4.6)	2.6 (1.5 to 3.9)	2.1 (1.2 to 3.2)	1.4 (0.8 to 2.1)	0.3 (0.2 to 0.4)	72.8
Malaria	0 (0 to 0)	0 (0 to 0)	0 (0 to 0)	0 (0 to 0)	0 (0 to 0)	0 (0 to 0)	0 (0 to 0)	0 (0 to 0)	0 (0 to 0)	0 (0 to 0)	0 (0 to 0)	0 (0 to 0)	0 (0 to 0)	0 (0 to 0)	0 (0 to 0)	0 (0 to 0)	0 (0 to 0)	0 (0 to 0)	0 (0 to 0)	0 (0 to 0)	0 (0 to 0)	0 (0 to 0)	0 (0 to 0)	0
Chagas disease	0 (0 to 0)	0 (0 to 0)	0 (0 to 0)	0 (0 to 0)	0 (0 to 0)	0 (0 to 0)	0 (0 to 0)	0 (0 to 0)	0 (0 to 0)	0 (0 to 0)	0 (0 to 0)	0 (0 to 0)	0 (0 to 0)	0 (0 to 0)	0 (0 to 0)	0 (0 to 0)	0 (0 to 0)	0 (0 to 0)	0 (0 to 0)	0 (0 to 0)	0 (0 to 0)	0 (0 to 0)	0 (0 to 0)	0
Leishmaniasis	0 (0 to 0)	0 (0 to 0)	0 (0 to 0)	0 (0 to 0)	0 (0 to 0)	0 (0 to 0)	0 (0 to 0)	0 (0 to 0)	0 (0 to 0)	0 (0 to 0)	0 (0 to 0)	0 (0 to 0)	0 (0 to 0)	0 (0 to 0)	0 (0 to 0)	0 (0 to 0)	0 (0 to 0)	0 (0 to 0)	0 (0 to 0)	0 (0 to 0)	0 (0 to 0)	0 (0 to 0)	0 (0 to 0)	0
Visceral leishmaniasis	0 (0 to 0)	0 (0 to 0)	0 (0 to 0)	0 (0 to 0)	0 (0 to 0)	0 (0 to 0)	0 (0 to 0)	0 (0 to 0)	0 (0 to 0)	0 (0 to 0)	0 (0 to 0)	0 (0 to 0)	0 (0 to 0)	0 (0 to 0)	0 (0 to 0)	0 (0 to 0)	0 (0 to 0)	0 (0 to 0)	0 (0 to 0)	0 (0 to 0)	0 (0 to 0)	0 (0 to 0)	0 (0 to 0)	0
Cutaneous and mucocutaneous leishmaniasis	0 (0 to 0)	0 (0 to 0)	0 (0 to 0)	0 (0 to 0)	0 (0 to 0)	0 (0 to 0)	0 (0 to 0)	0 (0 to 0)	0 (0 to 0)	0 (0 to 0)	0 (0 to 0)	0 (0 to 0)	0 (0 to 0)	0 (0 to 0)	0 (0 to 0)	0 (0 to 0)	0 (0 to 0)	0 (0 to 0)	0 (0 to 0)	0 (0 to 0)	0 (0 to 0)	0 (0 to 0)	0 (0 to 0)	0
African trypanosomiasis	0 (0 to 0)	0 (0 to 0)	0 (0 to 0)	0 (0 to 0)	0 (0 to 0)	0 (0 to 0)	0 (0 to 0)	0 (0 to 0)	0 (0 to 0)	0 (0 to 0)	0 (0 to 0)	0 (0 to 0)	0 (0 to 0)	0 (0 to 0)	0 (0 to 0)	0 (0 to 0)	0 (0 to 0)	0 (0 to 0)	0 (0 to 0)	0 (0 to 0)	0 (0 to 0)	0 (0 to 0)	0 (0 to 0)	0
Schistosomiasis	0 (0 to 0)	0 (0 to 0)	0 (0 to 0)	0 (0 to 0)	0 (0 to 0)	0 (0 to 0)	0 (0 to 0)	0 (0 to 0)	0 (0 to 0)	0 (0 to 0)	0 (0 to 0)	0 (0 to 0)	0 (0 to 0)	0 (0 to 0)	0 (0 to 0)	0 (0 to 0)	0 (0 to 0)	0 (0 to 0)	0 (0 to 0)	0 (0 to 0)	0 (0 to 0)	0 (0 to 0)	0 (0 to 0)	0
Cysticercosis	0 (0 to 0)	0 (0 to 0)	0 (0 to 0)	0 (0 to 0)	0 (0 to 0)	0 (0 to 0)	0 (0 to 0)	0 (0 to 0)	0 (0 to 0)	0 (0 to 0)	0 (0 to 0)	0 (0 to 0)	0 (0 to 0)	0 (0 to 0)	0 (0 to 0)	0 (0 to 0)	0 (0 to 0)	0 (0 to 0)	0 (0 to 0)	0 (0 to 0)	0 (0 to 0)	0 (0 to 0)	0 (0 to 0)	0
Cystic echinococcosis	0 (0 to 0)	0 (0 to 0)	0 (0 to 0)	0 (0 to 0)	0 (0 to 0)	0 (0 to 0)	0 (0 to 0)	0 (0 to 0)	0 (0 to 0)	0 (0 to 0)	0 (0 to 0)	0 (0 to 0)	0 (0 to 0)	0 (0 to 0)	0 (0 to 0)	0 (0 to 0)	0 (0 to 0)	0 (0 to 0)	0 (0 to 0)	0 (0 to 0)	0 (0 to 0)	0 (0 to 0)	0 (0 to 0)	1.4
Lymphatic filariasis	0 (0 to 0)	0 (0 to 0)	0 (0 to 0)	0 (0 to 0)	0 (0 to 0)	0 (0 to 0)	0 (0 to 0)	0 (0 to 0)	0 (0 to 0)	0 (0 to 0)	0 (0 to 0)	0 (0 to 0)	0 (0 to 0)	0 (0 to 0)	0 (0 to 0)	0 (0 to 0)	0 (0 to 0)	0 (0 to 0)	0 (0 to 0)	0 (0 to 0)	0 (0 to 0)	0 (0 to 0)	0 (0 to 0)	0
Onchocerciasis	0 (0 to 0)	0 (0 to 0)	0 (0 to 0)	0 (0 to 0)	0 (0 to 0)	0 (0 to 0)	0 (0 to 0)	0 (0 to 0)	0 (0 to 0)	0 (0 to 0)	0 (0 to 0)	0 (0 to 0)	0 (0 to 0)	0 (0 to 0)	0 (0 to 0)	0 (0 to 0)	0 (0 to 0)	0 (0 to 0)	0 (0 to 0)	0 (0 to 0)	0 (0 to 0)	0 (0 to 0)	0 (0 to 0)	0
Trachoma	0 (0 to 0)	0 (0 to 0)	0 (0 to 0)	0 (0 to 0)	0 (0 to 0)	0 (0 to 0)	0 (0





Cause	Early Neonatal	Late Neonatal	Post Neonatal	1 to 4	5 to 9	10 to 14	15 to 19	20 to 24	25 to 29	30 to 34	35 to 39	40 to 44	45 to 49	50 to 54	55 to 59	60 to 64	65 to 69	70 to 74	75 to 79	80 to 84	85 to 89	90 to 94	95 plus	Total
All causes	1,230,000 (1,020,000–1,450,000)	291,000 (222,000–373,000)	1,060,000 (822,000–1,320,000)	4,660,000 (3,750,000–5,660,000)	4,020,000 (3,230,000–4,900,000)	4,660,000 (3,730,000–5,650,000)	5,850,000 (4,660,000–7,150,000)	7,010,000 (5,600,000–8,550,000)	7,140,000 (5,690,000–8,700,000)	7,010,000 (5,600,000–8,550,000)	6,720,000 (5,360,000–8,210,000)	6,540,000 (5,210,000–7,980,000)	6,360,000 (5,060,000–7,770,000)	6,650,000 (5,290,000–8,120,000)	6,850,000 (5,450,000–8,360,000)	6,850,000 (5,450,000–8,360,000)	7,080,000 (5,630,000–8,650,000)	6,720,000 (5,340,000–8,210,000)	6,630,000 (5,270,000–8,100,000)	6,540,000 (5,200,000–7,990,000)	6,040,000 (4,800,000–7,380,000)	5,040,000 (4,000,000–6,160,000)	3,040,000 (2,420,000–3,720,000)	1,060,000 (842,000–1,300,000)	120,000 (95,000–147,000)	120,000 (95,000–147,000)	90,600,000
Communicable, maternal, neonatal, and nutritional diseases	964,000 (764,000–1,190,000)	256,000 (197,000–322,000)	239,000 (169,000–321,000)	352,000 (252,000–472,000)	214,000 (153,000–291,000)	135,000 (96,000–187,000)	114,000 (81,000–157,000)	113,000 (80,000–156,000)	126,000 (89,000–174,000)	144,000 (102,000–197,000)	167,000 (119,000–227,000)	187,000 (134,000–255,000)	203,000 (146,000–276,000)	224,000 (161,000–305,000)	244,000 (176,000–333,000)	266,000 (192,000–363,000)	294,000 (213,000–402,000)	312,000 (226,000–427,000)	324,000 (235,000–443,000)	317,000 (230,000–433,000)	303,000 (220,000–414,000)	83,400 (60,400–114,000)	3,790 (2,740–5,190)	6,630,000 (4,800,000–9,060,000)
HIV/AIDS and sexually transmitted infections	1,170 (1,110–1,240)	2,980 (2,840–3,140)	17,300 (16,500–18,200)	12,800 (12,200–13,500)	2,960 (2,810–3,120)	2,410 (2,290–2,540)	11,900 (11,300–12,500)	30,200 (28,700–31,800)	75,300 (71,500–79,200)	152,000 (144,000–160,000)	239,000 (227,000–252,000)	330,000 (313,000–347,000)	419,000 (398,000–441,000)	504,000 (479,000–530,000)	592,000 (562,000–623,000)	677,000 (643,000–712,000)	758,000 (720,000–797,000)	834,000 (792,000–877,000)	897,000 (852,000–943,000)	941,000 (894,000–990,000)	967,000 (919,000–1,020,000)	1,000 (950–1,050)	12,600,000 (12,000,000–13,200,000)
HIV/AIDS	1,170 (1,110–1,240)	2,980 (2,840–3,140)	16,700 (15,900–17,600)	6,920 (6,600–7,270)	2,110 (2,010–2,210)	2,070 (1,970–2,170)	2,900 (2,760–3,050)	11,300 (10,800–11,900)	27,600 (26,200–29,000)	55,200 (52,500–58,000)	87,000 (82,800–91,400)	120,000 (114,000–126,000)	152,000 (145,000–160,000)	183,000 (174,000–192,000)	215,000 (205,000–226,000)	246,000 (234,000–259,000)	275,000 (262,000–289,000)	303,000 (288,000–318,000)	326,000 (310,000–342,000)	342,000 (325,000–359,000)	351,000 (334,000–369,000)	363,000 (345,000–382,000)	4,570,000 (4,350,000–4,810,000)
HIV/AIDS - Drug-susceptible Tuberculosis	43 to 74	23 to 3.11	253 to 719	183 to 333	82 (to 157)	84 to 3	183 to 333	173 (to 140)	227 to 6999	1,300 to 3,950	2,400 to 7,290	3,660 to 11,100	5,020 to 14,800	6,370 to 18,800	7,740 to 22,800	9,060 to 26,700	10,100 to 29,800	10,900 to 32,100	11,400 to 33,600	11,600 to 34,200	11,600 to 34,200	11,400 to 33,600	10,900 to 32,100	10,200 to 30,000	10,200 to 30,000
HIV/AIDS - Multidrug-resistant Tuberculosis without extensive drug resistance	0 to 0	0 to 0	0 to 0	0 to 0	0 to 0	0 to 0	0 to 0	0 to 0	0 to 0	0 to 0	0 to 0	0 to 0	0 to 0	0 to 0	0 to 0	0 to 0	0 to 0	0 to 0	0 to 0	0 to 0	0 to 0	0 to 0	0 to 0	0 to 0
HIV/AIDS - Extensively drug-resistant Tuberculosis	0 to 0	0 to 0	0 to 0	0 to 0	0 to 0	0 to 0	0 to 0	0 to 0	0 to 0	0 to 0	0 to 0	0 to 0	0 to 0	0 to 0	0 to 0	0 to 0	0 to 0	0 to 0	0 to 0	0 to 0	0 to 0	0 to 0	0 to 0	0 to 0
HIV/AIDS resulting in other diseases	0 (0 to 1.7)	0 (0 to 0.5)	1 (0 to 10.5)	14 (4.8 to 43.6)	0 (0 to 0)	0 (0 to 0)	0 (0 to 0)	0 (0 to 0)	0 (0 to 0)	0 (0 to 0)	0 (0 to 0)	0 (0 to 0)	0 (0 to 0)	0 (0 to 0)	0 (0 to 0)	0 (0 to 0)	0 (0 to 0)	0 (0 to 0)	0 (0 to 0)	0 (0 to 0)	0 (0 to 0)	0 (0 to 0)	0 (0 to 0)	0 (0 to 0)
Sexually transmitted infections, excluding HIV	1,170 (1,110–1,240)	2,980 (2,840–3,140)	539 (439–655)	5,880 (4,810–7,120)	2,110 (1,970–2,270)	2,070 (1,970–2,170)	2,900 (2,760–3,050)	11,300 (10,800–11,900)	27,600 (26,200–29,000)	55,200 (52,500–58,000)	87,000 (82,800–91,400)	120,000 (114,000–126,000)	152,000 (145,000–160,000)	183,000 (174,000–192,000)	215,000 (205,000–226,000)	246,000 (234,000–259,000)	275,000 (262,000–289,000)	303,000 (288,000–318,000)	326,000 (310,000–342,000)	342,000 (325,000–359,000)	351,000 (334,000–369,000)	363,000 (345,000–382,000)	4,570,000 (4,350,000–4,810,000)
Chlamydial infection	0 (0 to 0)	0 (0 to 0)	0 (0 to 0)	0 (0 to 0)	0 (0 to 0)	0 (0 to 0)	0 (0 to 0)	0 (0 to 0)	0 (0 to 0)	0 (0 to 0)	0 (0 to 0)	0 (0 to 0)	0 (0 to 0)	0 (0 to 0)	0 (0 to 0)	0 (0 to 0)	0 (0 to 0)	0 (0 to 0)	0 (0 to 0)	0 (0 to 0)	0 (0 to 0)	0 (0 to 0)	0 (0 to 0)	0 (0 to 0)
Gonococcal infection	0 (0 to 0)	0 (0 to 0)	0 (0 to 0)	0 (0 to 0)	0 (0 to 0)	0 (0 to 0)	0 (0 to 0)	0 (0 to 0)	0 (0 to 0)	0 (0 to 0)	0 (0 to 0)	0 (0 to 0)	0 (0 to 0)	0 (0 to 0)	0 (0 to 0)	0 (0 to 0)	0 (0 to 0)	0 (0 to 0)	0 (0 to 0)	0 (0 to 0)	0 (0 to 0)	0 (0 to 0)	0 (0 to 0)	0 (0 to 0)
Syphilis	0 (0 to 0)	0 (0 to 0)	0 (0 to 0)	0 (0 to 0)	0 (0 to 0)	0 (0 to 0)	0 (0 to 0)	0 (0 to 0)	0 (0 to 0)	0 (0 to 0)	0 (0 to 0)	0 (0 to 0)	0 (0 to 0)	0 (0 to 0)	0 (0 to 0)	0 (0 to 0)	0 (0 to 0)	0 (0 to 0)	0 (0 to 0)	0 (0 to 0)	0 (0 to 0)	0 (0 to 0)	0 (0 to 0)	0 (0 to 0)
Trichomoniasis	0 (0 to 0)	0 (0 to 0)	0 (0 to 0)	0 (0 to 0)	0 (0 to 0)	0 (0 to 0)	0 (0 to 0)	0 (0 to 0)	0 (0 to 0)	0 (0 to 0)	0 (0 to 0)	0 (0 to 0)	0 (0 to 0)	0 (0 to 0)	0 (0 to 0)	0 (0 to 0)	0 (0 to 0)	0 (0 to 0)	0 (0 to 0)	0 (0 to 0)	0 (0 to 0)	0 (0 to 0)	0 (0 to 0)	0 (0 to 0)
Genital herpes	0 (0 to 0)	0 (0 to 0)	0 (0 to 0)	0 (0 to 0)	0 (0 to 0)	11 (7 to 16)	46 (31 to 64)	142 (96 to 197)	254 (172 to 352)	400 (271 to 554)	553 (375 to 766)	692 (469 to 958)	802 (544 to 1,110)	882 (598 to 1,220)	940 (637 to 1,300)	980 (664 to 1,360)	1,010 (685 to 1,400)	1,040 (705 to 1,440)	1,060 (719 to 1,470)	1,080 (732 to 1,490)	1,090 (739 to 1,510)	1,090 (739 to 1,510)	1,090 (739 to 1,510)	4,250 (2,880 to 5,880)
Other sexually transmitted infections	0 (0 to 0)	0 (0 to 0)	0 (0 to 0)	0 (0 to 0)	0 (0 to 0)	0 (0 to 0)	0 (0 to 0)	0 (0 to 0)	0 (0 to 0)	0 (0 to 0)	0 (0 to 0)	0 (0 to 0)	0 (0 to 0)	0 (0 to 0)	0 (0 to 0)	0 (0 to 0)	0 (0 to 0)	0 (0 to 0)	0 (0 to 0)	0 (0 to 0)	0 (0 to 0)	0 (0 to 0)	0 (0 to 0)	0 (0 to 0)
Respiratory infections and tuberculosis	77,000 (64,000–91,000)	40,000 (33,000–48,000)	29,000 (23,000–36,000)	42,000 (34,000–51,000)	20,000 (16,000–25,000)	12,000 (9,600–15,000)	10,000 (8,000–13,000)	11,000 (8,800–14,000)	13,000 (10,000–16,000)	15,000 (12,000–19,000)	18,000 (14,000–23,000)	22,000 (17,000–28,000)	27,000 (21,000–34,000)	33,000 (26,000–42,000)	40,000 (31,000–51,000)	48,000 (38,000–61,000)	57,000 (45,000–72,000)	67,000 (53,000–85,000)	77,000 (61,000–97,000)	85,000 (68,000–110,000)	91,000 (73,000–120,000)	94,000 (75,000–120,000)	1,110,000 (890,000–1,420,000)
Tuberculosis	0 (0 to 0)	0 (0 to 0)	11,000 (7,500–15,000)	8,600 (5,900–12,000)	2,960 (2,000–4,100)	1,910 (1,300–2,650)	2,360 (1,600–3,280)	22,000 (15,000–30,000)	47,900 (32,500–66,500)	73,900 (50,100–103,000)	93,600 (63,500–130,000)	93,400 (63,300–130,000)	101,000 (68,500–140,000)	99,800 (67,700–139,000)	101,000 (68,500–140,000)	99,800 (67,700–139,000)	93,700 (63,500–130,000)	85,000 (57,600–118,000)	76,000 (51,500–106,000)	68,000 (46,100–94,900)	59,000 (40,000–82,300)	3,950 (2,700–5,390)	1,430 (969–1,950)	1,110,000 (753,000–1,540,000)
Latent tuberculosis infection	0 (0 to 0)	0 (0 to 0)	0 (0 to 0)	0 (0 to 0)	0 (0 to 0)	0 (0 to 0)	0 (0 to 0)	0 (0 to 0)	0 (0 to 0)	0 (0 to 0)	0 (0 to 0)	0 (0 to 0)	0 (0 to 0)	0 (0 to 0)	0 (0 to 0)	0 (0 to 0)	0 (0 to 0)	0 (0 to 0)	0 (0 to 0)	0 (0 to 0)	0 (0 to 0)	0 (0 to 0)	0 (0 to 0)	0 (0 to 0)
Drug-susceptible tuberculosis	43 to 74	23 to 3.11	2,160 to 5,220	1,520 to 3,680	520 to 1,790	332 to 1,120	1,870 to 3,450	17,700 to 31,300	38,400 to 68,200	59,400 to 105,000	75,300 to 133,000	75,100 to 133,000	81,600 to 144,000	80,200 to 142,000	81,600 to 144,000	75,300 to 133,000	75,400 to 133,000	68,400 to 121,000	61,400 to 108,000	54,800 to 96,900	47,900 to 84,600	3,150 to 5,530	1,140 to 2,020	891,000 to 1,570,000
Multidrug-resistant tuberculosis without extensive drug resistance	0 (0 to 0)	0 (0 to 0)	0 (0 to 0)	1,870 to 3,980	1,190 to 2,530	1,190 to 2,530	1,190 to 2,530	3,540 to 7,500	7,670 to 16,300	11,900 to 25,200	15,000 to 31,900	15,000 to 31,900	16,300 to 34,600	16,000 to 34,000	16,300 to 34,600	15,000 to 31,900	15,100 to 32,000	13,700 to 29,100	12,300 to 26,100	10,900 to 23,200	9,560 to 20,300	630 to 1,340	228 to 485	178,000 to 378,000
Extensively drug-resistant tuberculosis	0 (0 to 0)	0 (0 to 0)	0 (0 to 0)	1,260 to 2,680	800 to 1,700	800 to 1,700	800 to 1,700	2,380 to 5,040	5,160 to 10,900	8,000 to 16,900	10,100 to 21,400	10,100 to 21,400	11,000 to 23,300	10,800 to 22,900	11,000 to 23,300	10,100 to 21,400	10,200 to 21,500	9,210 to 19,600	8,270 to 17,600	7,370 to 15,600	6,430 to 13,600	424 to 901	153 to 326	120,000 to 254,000
Lower respiratory infections	77,000 (64,000–91,000)	40,000 (33,000–48,000)	16,000 (13,000–20,000)	33,000 (27,000–40,000)	17,000 (14,000–21,000)	10,000 (8,000–13,000)	7,500 (6,000–9,500)	8,000 (6,400–10,000)	8,000 (6,400–10,000)	8,000 (6,400–10,000)	8,000 (6,400–10,000)	8,000 (6,400–10,000)	8,000 (6,400–10,000)	8,000 (6,400–10,000)	8,000 (6,400–10,000)	8,000 (6,400–10,000)	8,000 (6,400–10,000)	8,000 (6,400–10,000)	8,000 (6,400–10,000)	8,000 (6,400–10,000)	8,000 (6,400–10,000)	3,950 (2,700–5,390)	1,430 (969–1,950)	1,110,000 (753,000–1,540,000)
Upper respiratory infections	0 (0 to 0)	0 (0 to 0)	0 (0 to 0)	0 (0 to 0)	0 (0 to 0)	0 (0 to 0)	0 (0 to 0)	0 (0 to 0)	0 (0 to 0)	0 (0 to 0)	0 (0 to 0)	0 (0 to 0)	0 (0 to 0)	0 (0 to 0)	0 (0 to 0)	0 (0 to 0)	0 (0 to 0)	0 (0 to 0)	0 (0 to 0)	0 (0 to 0)	0 (0 to 0)	0 (0 to 0)	0 (0 to 0)	0 (0 to 0)
Otitis media	0 (0 to 0)	0 (0 to 0)	0 (0 to 0)	0 (0 to 0)	0 (0 to 0)	0 (0 to 0)	0 (0 to 0)	0 (0 to 0)	0 (0 to 0)	0 (0 to 0)	0 (0 to 0)	0 (0 to 0)	0 (0 to 0)	0 (0 to 0)	0 (0 to 0)	0 (0 to 0)	0 (0 to 0)	0 (0 to 0)	0 (0 to 0)	0 (0 to 0)	0 (0 to 0)	0 (0 to 0)	0 (0 to 0)	0 (0 to 0)
Enteric infections	1,540 (1,110–2,110)	4,620 (3,330–6,330)	44,200 (31,900–60,600)	38,600 (27,800–52,900)	24,000 (17,300–32,900)	20,100 (14,500–27,500)	21,200 (15,300–29,000)	21,300 (15,400–29,200)	24,700 (17,800–33,800)	27,300 (19,700–37,400)	29,200 (21,100–40,000)	29,900 (21,600–41,000)	30,400 (21,900–41,600)	31,000 (22,400–42,500)	31,600 (22,800–43,300)	32,200 (23,200–44,100)	32,800 (23,600–44,900)	33,300 (24,000–45,600)	33,700 (24,300–46,200)	34,000 (24,500–46,600)	34,200 (24,700–46,800)	34,300 (24,700–47,000)	34,400 (24,800–47,100)	1,040,000 (749,000–1,420,000)
Diarrheal diseases	40,000 (29,000–54,000)	4,620 (3,330–6,330)	28,000 (20,200–38,400)	27,400 (19,800–37,500)	15,600 (11,300–21,400)	10,000 (7,200–13,700)	10,700 (7,700–14,700)	10,400 (7,500–14,200)	10,700 (7,700–14,700)	10,400 (7,500–14,200)	10,700 (7,700–14,700)	10,600 (7,600–14,500)	10,700 (7,700–14,700)	10,600 (7,600–14,500)	10,700 (7,700–14,700)	10,600 (7,600–14,500)	10,700 (7,700–14,700)	10,600 (7,600–14,500)	10,700 (7,700–14,700)	10,600 (7,600–14,500)	10,700 (7,700–14,700)	10,600 (7,600–14,500)	10,700 (7,700–14,700)	10,600 (7,600–14,500)
Typhoid and paratyphoid	0 (0 to 0)	0 (0 to 0)	0 (0 to 0)	0 (0 to 0)	0 (0 to 0)	0 (0 to 0)	0 (0 to 0)	0 (0 to 0)	0 (0 to 0)	0 (0 to 0)	0 (0 to 0)	0 (0 to 0)	0 (0 to 0)	0 (0 to 0)	0 (0 to 0)	0 (0 to 0)	0 (0 to 0)	0 (0 to 0)	0 (0 to 0)	0 (0 to 0)	0 (0 to 0)	0 (0 to 0)	0 (0 to 0)	0 (0 to 0)
Typhoid fever	0 (0 to 0)	0 (0 to 0)	0 (0 to 0)	0 (0 to 0)	0 (0 to 0)	0 (0 to 0)	0 (0 to 0)	0 (0 to 0)	0 (0 to 0)	0 (0 to 0)	0 (0 to 0)	0 (0 to 0)	0 (0 to 0)	0 (0 to 0)	0 (0 to 0)	0 (0 to 0)	0 (0 to 0)	0 (0 to 0)	0 (0 to 0)	0 (0 to 0)	0 (0 to 0)	0 (0 to 0)	0 (0 to 0)	0 (0 to 0)
Paratyphoid fever	0 (0 to 0)	0 (0 to 0)	0 (0 to 0)	0 (0 to 0)	0 (0 to 0)	0 (0 to 0)	0 (0 to 0)	0 (0 to 0)	0 (0 to 0)	0 (0 to 0)	0 (0 to 0)	0 (0 to 0)	0 (0 to 0)	0 (0 to 0)	0 (0 to 0)	0 (0 to 0)	0 (0 to 0)	0 (0 to 0)	0 (0 to 0)	0 (0 to 0)	0 (0 to 0)	0 (0 to 0)	0 (0 to 0)	0 (0 to 0)
Invasive Non-Typhoidal Salmonella (iNTS)	1,540 (1,110–2,110)	4,620 (3,330–6,330)	1,780 (1,280–2,440)	1,600 (1,150–2,190)	1,010 (727–1,380)	1,010 (727–1,380)	1,010 (727–1,380)	1,010 (727–1,380)	1,010 (727–1,380)	1,010 (727–1,380)	1,010 (727–1,380)	1,010 (727–1,380)	1,010 (727–1,380)	1,010 (727–1,380)	1,010 (727–1,380)	1,010 (727–1,380)	1,010 (727–1,380)	1,010 (727–1,380)	1,010 (727–1,380)	1,010 (727–1,380)	1,010 (727–1,380)	1,010 (727–1,380)	1,010 (727–1,380)	1,010 (727–1,380)
Other intestinal infectious diseases	0 (0 to 0)	0 (0 to 0)	0 (0 to 0)	0 (0 to 0)	0 (0 to 0)	0 (0 to 0)	0 (0 to 0)	0 (0 to 0)	0 (0 to 0)	0 (0 to 0)	0 (0 to 0)	0 (0 to 0)	0 (0 to 0)	0 (0 to 0)	0 (0 to 0)	0 (0 to 0)	0 (0 to 0)	0 (0 to 0)	0 (0 to 0)	0 (0 to 0)	0 (0 to 0)	0 (0 to 0)	0 (0 to 0)	0 (0 to 0)
Neglected tropical diseases and malaria	1,870 (to 317)	0 (0 to 0)	2,980 (1,940–4,260)	12,900 (8,540–18,500)	6,120 (4,060–8,760)	4,560 (3,020–6,530)	4,560 (3,020–6,530)	5,700 (3,780–8,160)	6,550 (4,350–9,390)	6,550 (4,350–9,390)	6,550 (4,350–9,390)	6,550 (4,350–9,390)	6,550 (4,350–9,390)	6,550 (4,350–9,390)	6,550 (4,350–9,390)	6,550 (4,350–9,390)	6,550 (4,350–9,390)	6,550 (4,350–9,390)	6,550 (4,350–9,390)	6,550 (4,350–9,390)	6,550 (4,350–9,390)	6,550 (4,350–9,390)	6,550 (4,350–9,390)	6,550 (4,350–9,390)
Malaria	0 (0 to 0)	0 (0 to 0)	0 (0 to 0)	7 (1 to 2.2)	0 (0 to 0.3)	0 (0 to 0)	0 (0 to 0)	0 (0 to 0)	0 (0 to 0)	0 (0 to 0)	0 (0 to 0)	0 (0 to 0)	0 (0 to 0)	0 (0 to 0)	0 (0 to 0)	0 (0 to 0)	0 (0 to 0)	0 (0 to 0)	0 (0 to 0)	0 (0 to 0)	0 (0 to 0)	0 (0 to 0)	0 (0 to 0)	0 (0 to 0)
Chagas disease	0 (0 to 0)	0 (0 to 0)	0 (0 to 0)	0 (0 to 0)	0 (0 to 0)	0 (0 to 0)	0 (0 to 0)	0 (0 to 0)	0 (0 to 0)	0 (0 to 0)	0 (0 to 0)	0 (0 to 0)	0 (0 to 0)	0 (0 to 0)	0 (0 to 0)	0 (0 to 0)	0 (0 to 0)	0 (0 to 0)	0 (0 to 0)	0 (0 to 0)	0 (0 to 0)	0 (0 to 0)	0 (0 to 0)	0 (0 to 0)
Leishmaniasis	0 (0 to 0)	0 (0 to 0)	0 (0 to 0)	0 (0 to 0)	0 (0 to 0)	0 (0 to 0)	0 (0 to 0)	0 (0 to 0)	0 (0 to 0)	0 (0 to 0)	0 (0 to 0)	0 (0 to 0)	0 (0 to 0)	0 (0 to 0)	0 (0 to 0)	0 (0 to 0)	0 (0 to 0)	0 (0 to 0)	0 (0 to 0)	0 (0 to 0)	0 (0 to 0)	0 (0 to 0)	0 (0 to 0)	0 (0 to 0)
Visceral leishmaniasis	0 (0 to 0)	0 (0 to 0)	0 (0 to 0)	0 (0 to 0)	0 (0 to 0)	0 (0 to 0)	0 (0 to 0)	0 (0 to 0)	0 (0 to 0)	0 (0 to 0)	0 (0 to 0)	0 (0 to 0)	0 (0 to 0)	0 (0 to 0)	0 (0 to 0)	0 (0 to 0)	0 (0 to 0)	0 (0 to 0)	0 (0 to 0)	0 (0 to 0)	0 (0 to 0)	0 (0 to 0)	0 (0 to 0)	0 (0 to 0)
Cutaneous and mucocutaneous leishmaniasis	0 (0 to 0)	0 (0 to 0)	0 (0 to 0)	0 (0 to 0)	0 (0 to 0)	0 (0 to 0)	0 (0 to 0)	0 (0 to 0)	0 (0 to 0)	0 (0 to 0)	0 (0 to 0)	0 (0 to 0)	0 (0 to 0)	0 (0 to 0)	0 (0 to 0)	0 (0 to 0)	0 (0 to 0)	0 (0 to 0)	0 (0 to 0)	0 (0 to 0)	0 (0 to 0)	0 (0 to 0)	0 (0 to 0)	0 (0 to 0)
African trypanosomiasis	0 (0 to 0)	0 (0 to 0)	0 (0 to 0)	0 (0 to 0)	0 (0 to 0)	0 (0 to 0)	0 (0 to 0)	0 (0 to 0)	0 (0 to 0)	0 (0 to 0)	0 (0 to 0)	0 (0 to 0)	0 (0 to 0)	0 (0 to 0)	0 (0 to 0)	0 (0 to 0)	0 (0 to 0)	0 (0 to 0)	0 (0 to 0)	0 (0 to 0)	0 (0 to 0)	0 (0 to 0)	0 (0 to 0)	0 (0 to 0)
Schistosomiasis	0 (0 to 0)	0 (0 to 0)	0 (0 to 0)	0 (0 to 0)	0 (0 to 0)	0 (0 to 0)	0 (0 to 0)	0 (0 to 0)	0 (0 to 0)	0 (0 to 0)	0 (0 to 0)	0 (0 to 0)	0 (0 to 0)	0 (0 to 0)	0 (0 to 0)	0 (0 to 0)	0 (0 to 0)	0 (0 to 0)	0 (0 to 0)	0 (0 to 0)	0 (0 to 0)	0 (0 to 0)	0 (0 to 0)	0 (0 to 0)
Cysticercosis	0 (0 to 0)	0 (0 to 0)	0 (0 to 0)	0 (0 to 0)	0 (0 to 0)	0 (0 to 0)	0 (0 to 0)	0 (0 to 0)	0 (0 to 0)	0 (0 to 0)	0 (0 to 0)	0 (0 to 0)	0 (0 to 0)	0 (0 to 0)	0 (0 to 0)	0 (0 to 0)	0 (0 to 0)	0 (0 to 0)	0 (0 to 0)	0 (0 to 0)	0 (0 to 0)	0 (0 to 0)	0 (0 to 0)	0 (0 to 0)
Cystic echinococcosis	0 (0 to 0)	0 (0 to 0)	48 (1 to 158)	140 (3 to 501)	477 (109 to 1,150)	1,060 (242 to 2,540)	1,060 (242 to 2,540)	2,120 (484 to 5,080)	2,120 (484 to 5,080)	2,120 (484 to 5,080)	1,770 (404 to 4,240)	1,060 (242 to 2,540)	1,060 (242 to 2,540)	1,060 (242 to 2,540)	1,060 (242 to 2,540)	1,060 (242 to 2,540)	883 (202 to 2,120)	883 (202 to 2,120)	883 (202 to 2,120)	883 (202 to 2,120)	883 (202 to 2,120)	883 (202 to 2,120)	883 (202 to 2,120)	17,000 (3,880 to 40,700)
Lymphatic filariasis	0 (0 to 0)	0 (0 to 0)	0 (0 to 0)	0 (0 to 0)	0 (0 to 0)	0 (0 to 0)	0 (0 to 0)	0 (0 to 0)	0 (0 to 0)	0 (0 to 0)	0 (0 to 0)	0 (0 to 0)	0 (0 to 0)	0 (0 to 0)	0 (0 to 0)	0 (0 to 0)	0 (0 to 0)	0 (0 to 0)	0 (0 to 0)	0 (0 to 0)	0 (0 to 0)	0 (0 to 0)	0 (0 to 0)	0 (0 to 0)
Onchocerciasis	0 (0 to 0)	0 (0 to 0)	0 (0 to 0)	0 (0 to 0)	0 (0 to 0)	0 (0 to 0)	0 (0 to 0)	0 (0 to 0)	0 (0 to 0)	0 (0 to 0)	0 (0 to 0)	0 (0 to 0)	0 (0 to 0)	0 (0 to 0)	0 (0 to 0)	0 (0 to 0)	0 (0 to 0)	0 (0 to 0)	0 (0 to 0)	0 (0 to 0)	0 (0 to 0)	0 (0 to 0)	0 (0 to 0)	0 (0 to 0)
Trachoma	0 (0 to 0)	0 (0 to 0)	0 (0 to 0)	0 (0 to 0)	0 (0 to 0)	0 (0 to 0)	0 (0 to 0)	0 (0 to 0)	0 (0 to 0)	0 (0 to 0)	0 (0 to 0)	0 (0 to 0)	0 (0 to 0)	0 (0 to 0)	0 (0 to 0)	0 (0 to 0)	0 (0 to 0)	0 (0 to 0)	0 (0 to 0)	0 (0 to 0)	0 (0 to 0)	0 (0 to 0)	0 (0 to 0)	0 (0 to 0)
Dengue	0 (0 to 0)	0 (0 to 0)	0 (0 to 0)	0 (0 to 0)	0 (0 to 0)	0 (0 to 0)	0 (0 to 0)	0 (0 to 0)	0 (0 to 0)	0 (0 to 0)	0 (0 to 0)	0 (0 to 0)	0 (0 to 0)	0 (0 to 0)	0 (0 to 0)	0 (0 to 0)	0 (0 to 0)	0 (0 to 0)	0 (0 to 0)	0 (0 to 0)	0 (0 to 0)	0 (0 to 0)	0 (0 to 0)	0 (0 to 0)
Yellow fever	0 (0 to 0)	0 (0 to 0)	0 (0 to 0)	0 (0 to 0)	0 (0 to 0)	0 (0 to 0)	0 (0 to 0)	0 (0 to 0)	0 (0 to 0)	0 (0 to 0)	0 (0 to 0)	0 (0 to 0)	0 (0 to 0)	0 (0 to 0)	0 (0 to 0)	0 (0 to 0)	0 (0 to 0)	0 (0 to 0)	0 (0 to 0)	0 (0 to 0)	0 (0 to 0)	0 (0 to 0)	0 (0 to 0)	0 (0 to 0)
Rabies	0 (0 to 0)	0 (0 to 0)	0 (0 to 0)	0 (0 to 0)	0 (0 to 0)	0 (0 to 0)	0 (0 to 0)	0 (0 to 0)	0 (0 to 0)	0 (0 to 0)	0 (0 to 0)	0 (0 to 0)	0 (0 to 0)	0 (0 to 0)	0 (0 to 0)	0 (0 to 0)	0 (0 to 0)	0 (0 to 0)	0 (0 to 0)	0 (0 to 0)	0 (0 to 0)	0 (0 to 0)	0 (0 to 0)	0 (0 to 0)
Intestinal nematode infections	0 (0 to 0)	0 (0 to 0)	0 (0 to 0)	0 (0 to 0)	0 (0 to 0)	0 (0 to 0)	0 (0 to 0)	0 (0 to 0)	0 (0 to 0)	0 (0 to 0)	0 (0 to 0)	0 (0 to 0)	0 (0 to 0)	0 (0 to 0)	0 (0 to 0)	0 (0 to 0)	0 (0 to 0)	0 (0 to 0)	0 (0 to 0)	0 (0 to 0)	0 (0 to 0)	0 (0 to 0)	0 (0 to 0)	0 (0 to 0)
Ascariasis	0 (0 to 0)	0 (0 to 0)	0 (0 to 0)	0 (0 to 0)	0 (0 to 0)	0 (0 to 0)	0 (0 to 0)	0 (0 to 0)	0 (0 to 0)	0 (0 to 0)	0 (0 to 0)	0 (0 to 0)	0 (0 to 0)	0 (0 to 0)	0 (0 to 0)	0 (0 to 0)	0 (0 to 0)	0 (0 to 0)	0 (0 to 0)	0 (0 to 0)	0 (0 to 0)	0 (0 to 0)	0 (0 to 0)	0 (0 to 0)
Trichuriasis	0 (0 to 0)	0 (0 to 0)	0 (0 to 0)	0 (0 to 0)	0 (0 to 0)	0 (0 to 0)	0 (0 to 0)	0 (0 to 0)	0 (0 to 0)	0 (0 to 0)	0 (0 to 0)	0 (0 to 0)	0 (0 to 0)	0 (0 to 0)	0 (0 to 0)	0 (0 to 0)	0 (0 to 0)	0 (0 to 0)	0 (0 to 0)	0 (0 to 0)	0 (0 to 0)	0 (0 to 0)	0 (0 to 0)	0 (0 to 0)
Hookworm disease	0 (0 to 0)	0 (0 to 0)	0 (0 to 0)	0 (0 to 0)	0 (0 to 0)	0 (0 to 0)	0 (0 to 0)	0 (0 to 0)	0 (0 to 0)	0 (0 to 0)	0 (0 to 0)	0 (0 to 0)	0 (0 to 0)	0 (0 to 0)	0 (0 to 0)	0 (0 to 0)	0 (0 to 0)	0 (0 to 0)	0 (0 to 0)	0 (0 to 0)	0 (0 to 0)	0 (0 to 0)	0 (0 to 0)	0 (0 to 0)
Food-borne trematodiases	0 (0 to 0)	0 (0 to 0)	0 (0 to 0)	0 (0 to 0)	0 (0 to 0)	0 (0 to 0)	0 (0 to 0)	0 (0 to 0)	0 (0 to 0)	0 (0 to 0)	0 (0 to 0)	0 (0 to 0)	0 (0 to 0)	0 (0 to 0)	0 (0 to 0)	0 (0 to 0)	0 (0 to 0)	0 (0 to 0)	0 (0 to 0)	0 (0 to 0)	0 (0 to 0



SR Table 2a. Greater London DALYS by cause and age group for males with 95% uncertainty intervals, 2019

Cause	Birth Prevalent	Late Neonatal	Post Neonatal	1 to 4	5 to 9	10 to 14	15 to 19	20 to 24	25 to 29	30 to 34	35 to 39	40 to 44	45 to 49	50 to 54	55 to 59	60 to 64	65 to 69	70 to 74	75 to 79	80 to 84	85 to 89	90 to 94	95 plus	Total
All causes	13,430 (9,920 to 18,160)	3,760 (3,160 to 4,500)	7,960 (6,600 to 10,000)	13,400 (9,690 to 19,000)	12,600 (9,220 to 16,400)	13,200 (10,000 to 21,100)	23,400 (17,500 to 29,500)	34,600 (26,600 to 42,200)	39,900 (29,900 to 52,100)	39,600 (29,600 to 51,700)	39,200 (29,600 to 51,600)	40,000 (29,600 to 52,400)	43,900 (32,700 to 57,100)	46,200 (34,200 to 59,700)	46,200 (34,200 to 59,200)	46,000 (34,000 to 59,000)	45,000 (33,000 to 58,000)	43,000 (31,000 to 55,000)	39,000 (28,000 to 50,000)	33,000 (23,000 to 43,000)	25,000 (17,000 to 33,000)	15,000 (10,000 to 20,000)	5,000 (2,700 to 8,600)	1,848,000
Communicable, maternal, neonatal, and nutritional diseases	8,030 (5,790 to 10,500)	2,410 (2,000 to 2,960)	3,230 (2,570 to 4,230)	2,980 (2,060 to 4,350)	2,210 (1,520 to 3,060)	1,560 (1,050 to 1,730)	1,670 (1,250 to 2,140)	2,310 (1,640 to 2,890)	2,790 (2,230 to 3,470)	3,020 (2,410 to 3,730)	2,810 (2,200 to 3,730)	2,620 (2,050 to 3,370)	2,600 (2,020 to 3,330)	2,810 (2,190 to 3,590)	2,890 (2,300 to 3,630)	2,720 (2,060 to 3,540)	2,660 (2,070 to 3,320)	2,600 (2,000 to 3,320)	2,560 (1,980 to 3,290)	2,530 (1,930 to 3,190)	2,310 (1,760 to 2,950)	1,760 (844 to 1,330)	622,000
HIV/AIDS and sexually transmitted infections	669 (504 to 848)	847 (641 to 1,067)	567 (414 to 729)	233.8 (240 to 282.2)	20.9 (16.6 to 22.9)	10.6 (7.4 to 14.4)	16.3 (11.1 to 23.2)	60.1 (46.9 to 77.4)	164 (129 to 202)	413 (329 to 503)	660 (552 to 793)	949 (808 to 1,099)	1,220 (1,050 to 1,400)	1,460 (1,280 to 1,650)	1,670 (1,480 to 1,870)	1,790 (1,600 to 1,990)	1,870 (1,680 to 2,060)	1,910 (1,720 to 2,110)	1,900 (1,710 to 2,100)	1,870 (1,680 to 2,070)	1,790 (1,610 to 1,980)	1,610 (1,450 to 1,780)	1,200 (1,080 to 1,330)	25,000 (22,500 to 27,600)
HIV/AIDS	0 (0 to 0)	0 (0 to 0)	48.9 (29.4 to 69.7)	32.1 (17.6 to 51)	13.6 (7.5 to 21.5)	12.3 (7.3 to 18.3)	16.5 (10.2 to 24.6)	66.8 (46.7 to 91.4)	190 (138 to 251)	399 (299 to 504)	645 (493 to 791)	936 (728 to 1,151)	1,220 (1,000 to 1,460)	1,460 (1,220 to 1,720)	1,670 (1,430 to 1,930)	1,790 (1,550 to 2,050)	1,870 (1,630 to 2,120)	1,910 (1,670 to 2,160)	1,900 (1,660 to 2,150)	1,870 (1,630 to 2,120)	1,790 (1,560 to 2,030)	1,610 (1,400 to 1,830)	1,200 (1,040 to 1,360)	25,000 (21,800 to 28,400)
HIV/AIDS - Drug-susceptible Tuberculosis	0 (0 to 0)	0 (0 to 0)	0.1 (0 to 0.4)	0.1 (0 to 0.4)	0.1 (0 to 0.3)	0.1 (0 to 0.3)	0.1 (0 to 0.4)	0.2 (0.1 to 0.7)	0.5 (0.2 to 1.6)	1.1 (0.4 to 3.4)	1.7 (0.7 to 5.2)	2.4 (1 to 7.3)	3.1 (1.3 to 9.5)	3.7 (1.6 to 11.2)	4.2 (1.8 to 12.8)	4.5 (1.9 to 13.7)	4.7 (2 to 14.3)	4.8 (2 to 14.6)	4.8 (2 to 14.5)	4.7 (2 to 14.3)	4.5 (1.9 to 13.8)	4.1 (1.7 to 12.5)	3.0 (1.3 to 9.2)	70 (29 to 214)
HIV/AIDS - Multidrug-resistant Tuberculosis without extensive	0 (0 to 0)	0 (0 to 0)	0.1 (0 to 0.4)	0.1 (0 to 0.3)	0.1 (0 to 0.3)	0.1 (0 to 0.3)	0.1 (0 to 0.4)	0.2 (0.1 to 0.6)	0.4 (0.2 to 1.3)	0.9 (0.3 to 2.7)	1.4 (0.6 to 4.2)	2 (0.8 to 6.1)	2.6 (1.1 to 7.9)	3.1 (1.3 to 9.5)	3.5 (1.5 to 10.7)	3.8 (1.6 to 11.5)	3.9 (1.7 to 12)	4 (1.7 to 12.2)	4 (1.7 to 12.1)	3.9 (1.7 to 11.9)	3.8 (1.6 to 11.6)	3.4 (1.4 to 10.4)	2.5 (1.1 to 7.7)	59 (24 to 180)
HIV/AIDS - Multidrug-resistant Tuberculosis without extensive	0 (0 to 0)	0 (0 to 0)	0.1 (0 to 0.4)	0.1 (0 to 0.3)	0.1 (0 to 0.3)	0.1 (0 to 0.3)	0.1 (0 to 0.4)	0.2 (0.1 to 0.6)	0.4 (0.2 to 1.3)	0.9 (0.3 to 2.7)	1.4 (0.6 to 4.2)	2 (0.8 to 6.1)	2.6 (1.1 to 7.9)	3.1 (1.3 to 9.5)	3.5 (1.5 to 10.7)	3.8 (1.6 to 11.5)	3.9 (1.7 to 12)	4 (1.7 to 12.2)	4 (1.7 to 12.1)	3.9 (1.7 to 11.9)	3.8 (1.6 to 11.6)	3.4 (1.4 to 10.4)	2.5 (1.1 to 7.7)	59 (24 to 180)
HIV/AIDS - Extensively drug-resistant Tuberculosis	0 (0 to 0)	0 (0 to 0)	0 (0 to 0)





SR Table 2a: South East England DALYS by cause and age group for males with 95% uncertainty intervals, 2019

Cause	Early Neonatal	Late Neonatal	Post Neonatal	1 to 4	5 to 9	10 to 14	15 to 19	20 to 24	25 to 29	30 to 34	35 to 39	40 to 44	45 to 49	50 to 54	55 to 59	60 to 64	65 to 69	70 to 74	75 to 79	80 to 84	85 to 89	90 to 94	95 plus	Total
All causes	9,690 (7,928 to 10,600)	2,970 (2,710 to 3,510)	6,760 (5,480 to 7,290)	6,810 (5,600 to 7,160)	11,550 (9,390 to 15,600)	19,800 (12,200 to 27,500)	24,900 (15,200 to 33,900)	32,900 (26,400 to 40,000)	29,500 (21,600 to 36,200)	44,600 (33,800 to 54,600)	49,300 (36,700 to 59,700)	62,900 (44,100 to 84,400)	67,200 (50,400 to 79,600)	85,700 (70,000 to 99,400)	96,200 (80,200 to 109,000)	105,000 (88,200 to 119,000)	119,000 (98,200 to 131,000)	143,000 (126,000 to 162,000)	129,000 (111,000 to 145,000)	117,000 (100,000 to 133,000)	60,900 (47,900 to 74,500)	10,400 (8,770 to 13,000)	1,240,000
Communicable, maternal, neonatal, and nutritional diseases	6,490 (5,050 to 7,980)	1,770 (1,350 to 2,230)	2,160 (1,660 to 2,720)	2,000 (1,470 to 2,530)	2,230 (1,670 to 3,020)	1,730 (1,190 to 2,360)	1,240 (1,000 to 1,750)	1,470 (1,130 to 1,870)	1,630 (1,250 to 2,010)	1,760 (1,420 to 2,200)	1,950 (1,560 to 2,330)	1,910 (1,560 to 2,330)	2,170 (1,820 to 2,600)	2,660 (2,260 to 2,970)	2,670 (2,230 to 3,060)	2,560 (2,000 to 3,000)	2,560 (2,030 to 3,070)	3,980 (3,070 to 4,990)	4,290 (3,610 to 5,020)	6,620 (5,070 to 8,390)	6,310 (4,770 to 7,700)	4,980 (3,960 to 6,260)	1,260 (998 to 1,600)	69,300
HIV/AIDS and sexually transmitted infections	160 (92 to 286)	64 (34 to 106)	669 (369 to 1,040)	124 (64 to 210)	64 (34 to 113)	94 (52 to 163)	241 (135 to 415)	1,190 (670 to 2,040)	1,940 (1,090 to 3,320)	2,980 (1,690 to 5,080)	3,980 (2,250 to 6,790)	4,230 (2,390 to 7,220)	3,790 (2,140 to 6,470)	3,190 (1,800 to 5,440)	2,530 (1,430 to 4,320)	1,710 (967 to 2,920)	1,020 (577 to 1,740)	1,010 (571 to 1,720)	1,010 (571 to 1,720)	1,010 (571 to 1,720)	1,010 (571 to 1,720)	1,010 (571 to 1,720)	1,010 (571 to 1,720)	1,860
HIV/AIDS	(0 to 0)	(0 to 0)	(0 to 0)	(0 to 0)	(0 to 0)	(0 to 0)	(0 to 0)	(0 to 0)	(0 to 0)	(0 to 0)	(0 to 0)	(0 to 0)	(0 to 0)	(0 to 0)	(0 to 0)	(0 to 0)	(0 to 0)	(0 to 0)	(0 to 0)	(0 to 0)	(0 to 0)	(0 to 0)	(0 to 0)	(0 to 0)	1,400
HIV/AIDS - Drug-susceptible Tuberculosis	0 (0 to 0)	0 (0 to 0)	1 (0 to 2)	0 (0 to 1)	0 (0 to 1)	0 (0 to 1)	0 (0 to 1)	2 (1 to 3)	4 (2 to 6)	11 (6 to 18)	14 (8 to 23)	19 (11 to 32)	19 (11 to 32)	13 (7 to 22)	10 (5 to 17)	7 (3 to 12)	5 (2 to 8)	3 (1 to 5)	2 (1 to 3)	1 (0 to 2)	0 (0 to 1)	0 (0 to 0)	0 (0 to 0)	0 (0 to 0)	110
HIV/AIDS - Multidrug-resistant Tuberculosis without extensi	0 (0 to 0)	0 (0 to 0)	0 (0 to 0)	0 (0 to 0)	0 (0 to 0)	0 (0 to 0)	0 (0 to 0)	0 (0 to 0)	0 (0 to 0)	0 (0 to 1)	0 (0 to 1)	0 (0 to 1)	0 (0 to 1)	0 (0 to 1)	0 (0 to 1)	0 (0 to 1)	0 (0 to 1)	0 (0 to 1)	0 (0 to 1)	0 (0 to 1)	0 (0 to 1)	0 (0 to 1)	0 (0 to 0)	0 (0 to 0)	2.6
HIV/AIDS - Extensively drug-resistant Tuberculosis	0 (0 to 0)	0 (0 to 0)	0 (0 to 0)	0 (0 to 0)	0 (0 to 0)	0 (0 to 0)	0 (0 to 0)	0 (0 to 0)	0 (0 to 0)	0 (0 to 0)	0 (0 to 0)	0 (0 to 0)	0 (0 to 0)	0 (0 to 0)	0 (0 to 0)	0 (0 to 0)	0 (0 to 0)	0 (0 to 0)	0 (0 to 0)	0 (0 to 0)	0 (0 to 0)	0 (0 to 0)	0 (0 to 0)	0 (0 to 0)	0.7
HIV/AIDS resulting in other diseases	0 (0 to 0)	0 (0 to 0)	6.7 (7.7 to 9.6)	7.2 (8.1 to 9.1)	6.6 (6.9 to 8.5)	4.3 (3.9 to 5.6)	6.6 (5.9 to 7.9)	23.1 (20.2 to 26.7)	47.2 (42.4 to 52.7)	109 (98.1 to 118)	157 (141 to 167)	171 (153 to 182)	188 (167 to 200)	160 (137 to 180)	139 (120 to 156)	96.4 (83.5 to 110)	62.8 (52.6 to 72.2)	48.6 (39.7 to 56.2)	39.2 (31.9 to 45.4)	30.3 (24.7 to 35.1)	1.5 (1.3 to 1.7)	0.6 (0.7 to 0.8)	0.1 (0.2 to 0.1)	1,310
Sexually transmitted infections excluding HIV	160 (92 to 286)	64 (34 to 106)	669 (369 to 1,040)	124 (64 to 210)	64 (34 to 113)	94 (52 to 163)	241 (135 to 415)	1,190 (670 to 2,040)	1,940 (1,090 to 3,320)	2,980 (1,690 to 5,080)	3,980 (2,250 to 6,790)	4,230 (2,390 to 7,220)	3,790 (2,140 to 6,470)	3,190 (1,800 to 5,440)	2,530 (1,430 to 4,320)	1,710 (967 to 2,920)	1,020 (577 to 1,740)	1,010 (571 to 1,720)	1,010 (571 to 1,720)	1,010 (571 to 1,720)	1,010 (571 to 1,720)	1,010 (571 to 1,720)	1,010 (571 to 1,720)	499
Syphilis	(92 to 286)	(59 to 164)	(270 to 892)	(57 to 194)	(24 to 91)	(5 to 51)	(0.1 to 24)	(0.2 to 1.2)	(0.4 to 2.1)	(0.7 to 2.6)	(0.9 to 3.4)	(1.2 to 3.9)	(1.2 to 3.9)	(1.3 to 3.6)	(1.4 to 3.4)	(1.3 to 3.4)	(1.3 to 3.5)	(1.4 to 3.9)	(1.3 to 3.6)	(1.3 to 3.5)	(1.4 to 3.7)	(1.3 to 3.5)	(0.9 to 2.4)	(0.2 to 0.4)	392
Chlamydial infection	(0 to 0)	(0 to 0)	(0 to 0)	(0 to 0)	(0 to 0)	(0 to 0)	(0 to 0.2)	(0.1 to 0.5)	(0.2 to 0.9)	(0.2 to 0.9)	(0.2 to 0.9)	(0.2 to 1)	(0.3 to 1)	(0.2 to 0.7)	(0.1 to 0.5)	(0 to 0.1)	(0 to 0.1)	(0 to 0.1)	(0 to 0)	(0 to 0)	(0 to 0)	(0 to 0)	(0 to 0)	(0 to 0)	3.6
Gonococcal infection	(0 to 0)	(0 to 0)	(0 to 0)	(0 to 0)	(0 to 0)	(0 to 0)	(0.1 to 0.6)	(0.2 to 0.9)	(0.2 to 0.7)	(0.2 to 0.6)	(0.1 to 0.5)	(0.1 to 0.5)	(0.1 to 0.6)	(0.1 to 0.5)	(0 to 0.3)	(0 to 0.1)	(0 to 0)	(0 to 0)	(0 to 0)	(0 to 0)	(0 to 0)	(0 to 0)	(0 to 0)	(0 to 0)	2.6
Trichomoniasis	(0 to 0)	(0 to 0)	(0 to 0)	(0 to 0)	(0 to 0)	(0 to 0)	(0 to 0.1)	(0.2 to 1.6)	(0.4 to 2.6)	(0.4 to 2.6)	(0.4 to 2.6)	(0.4 to 3.4)	(0.4 to 3.2)	(0.3 to 2.7)	(0.2 to 1.6)	(0.1 to 0.8)	(0 to 0.5)	(0 to 0.3)	(0 to 0.2)	(0 to 0.1)	(0 to 0.1)	(0 to 0.1)	(0 to 0)	(0 to 0)	9.4
Genital herpes	(0 to 0)	(0 to 0)	(0 to 0)	(0 to 0)	(0 to 0)	0.2 (0.1 to 0.4)	0.9 (0.5 to 2.2)	2.1 (1.1 to 3.7)	3.6 (1.7 to 6.6)	6.1 (2.7 to 12.6)	9.3 (3.7 to 19.5)	9.7 (3.5 to 19.4)	7.6 (2.5 to 16.4)	7.6 (2.5 to 16.4)	6.6 (2.2 to 14.2)	5.4 (1.8 to 11.6)	3.9 (1.3 to 8.2)	3.2 (1.1 to 6.8)	2.5 (0.9 to 5.2)	2 (0.7 to 4.2)	1.1 (0.4 to 2.3)	0.4 (0.2 to 0.7)	0.1 (0.1 to 0.1)	73
Other sexually transmitted infections	(0 to 0)	(0 to 0)	(0 to 0)	(0 to 0)	(0 to 0)	0.4 (0.2 to 0.8)	2.4 (1.3 to 4.5)	3.9 (2.1 to 7.1)	5.7 (3.1 to 9.8)	9.6 (5.1 to 16)	13 (6.9 to 21)	15 (8.1 to 24)	15 (8.1 to 24)	12 (6.2 to 19)	9.2 (4.8 to 14)	6.6 (3.4 to 10)	4.5 (2.3 to 6.8)	3.2 (1.6 to 4.8)	2.3 (1.2 to 3.4)	1.7 (0.9 to 2.5)	0.8 (0.4 to 1.1)	0.3 (0.2 to 0.4)	0.1 (0.1 to 0.1)	4.3
Respiratory infections and tuberculosis	68.1 (52 to 89.2)	60.6 (46.7 to 80.2)	133 (101 to 176)	625 (467 to 836)	552 (397 to 695)	220 (160 to 280)	209 (152 to 265)	459 (349 to 585)	539 (408 to 681)	1,010 (772 to 1,270)	1,230 (942 to 1,540)	1,540 (1,180 to 1,930)	1,720 (1,320 to 2,150)	1,900 (1,460 to 2,370)	2,060 (1,600 to 2,560)	2,160 (1,670 to 2,670)	2,260 (1,750 to 2,790)	2,660 (2,060 to 3,290)	3,040 (2,350 to 3,750)	5,020 (3,880 to 6,200)	4,360 (3,370 to 5,370)	2,970 (2,300 to 3,670)	1,160 (894 to 1,430)	36,000
Tuberculosis	(0 to 0)	(0 to 0)	(1.9 to 7.4)	(1.8 to 2.4)	(0.9 to 1.4)	(1 to 1.9)	(2.3 to 4.7)	(6.7 to 12.9)	(13.6 to 26.5)	(17 to 27.1)	(19 to 29.6)	(21.4 to 32.3)	(26.1 to 42)	(29.2 to 46.9)	(29.3 to 47)	(29.3 to 47)	(29.1 to 46.7)	(33.6 to 51.3)	(36.6 to 55.7)	(52.6 to 72.7)	(49.2 to 67.7)	(29.2 to 47.6)	(14.1 to 19.6)	575
Latent tuberculosis infection	(0 to 0)	(0 to 0)	(0 to 0)	(0 to 0)	(0 to 0)	(0 to 0)	(0 to 0)	(0 to 0)	(0 to 0)	(0 to 0)	(0 to 0)	(0 to 0)	(0 to 0)	(0 to 0)	(0 to 0)	(0 to 0)	(0 to 0)	(0 to 0)	(0 to 0)	(0 to 0)	(0 to 0)	(0 to 0)	(0 to 0)	(0 to 0)	0
Drug-susceptible tuberculosis	(0 to 0)	(0 to 0)	(1.9 to 7.3)	(1.8 to 2.4)	(0.9 to 1.4)	(1 to 1.9)	(2.3 to 4.6)	(6.6 to 12.6)	(13.2 to 25.8)	(16.5 to 26.3)	(18.4 to 28.7)	(20.7 to 31.3)	(25.3 to 40.7)	(28.3 to 45.5)	(28.4 to 45.6)	(28.4 to 45.6)	(28.2 to 45.3)	(32.6 to 49.8)	(35.5 to 54)	(51 to 70.5)	(47.6 to 65.6)	(28.3 to 46.1)	(13.7 to 19.1)	560
Multidrug-resistant tuberculosis without extensive drug-re	(0 to 0)	(0 to 0)	(0 to 0.2)	(0 to 0.2)	(0 to 0.1)	0 (0 to 0.1)	0.2 (0 to 0.6)	0.3 (0 to 1.2)	0.6 (0 to 1.7)	0.9 (0 to 1.9)	0.9 (0.1 to 2.1)	0.9 (0 to 2.2)	0.8 (0 to 2.2)	0.9 (0.1 to 2.2)	0.8 (0 to 2.2)	0.8 (0 to 2.2)	0.9 (0.1 to 2.3)	1 (0.1 to 2.5)	1.3 (0.1 to 3.2)	1.2 (0.1 to 3.1)	0.9 (0.1 to 2.4)	0.4 (0.1 to 1.2)	0.1 (0.1 to 0.3)	11.4
Extensively drug-resistant tuberculosis	(0 to 0)	(0 to 0)	(0 to 0)	(0 to 0)	(0 to 0)	0 (0 to 0)	0 (0 to 0.1)	0.1 (0 to 0.2)	0.1 (0 to 0.3)	0.1 (0 to 0.3)	0.2 (0 to 0.5)	0.2 (0 to 0.5)	0.2 (0 to 0.5)	0.2 (0 to 0.5)	0.2 (0 to 0.5)	0.2 (0 to 0.5)	0.2 (0 to 0.5)	0.2 (0 to 0.5)	0.2 (0 to 0.5)	0.2 (0 to 0.5)	0.2 (0 to 0.5)	0.1 (0 to 0.3)	0 (0 to 0.1)	2.9
Lower respiratory infections	68.1 (52 to 89.2)	60.6 (46.7 to 80.2)	133 (101 to 176)	625 (467 to 836)	552 (397 to 695)	220 (160 to 280)	209 (152 to 265)	459 (349 to 585)	539 (408 to 681)	1,010 (772 to 1,270)	1,230 (942 to 1,540)	1,540 (1,180 to 1,930)	1,720 (1,320 to 2,150)	1,900 (1,460 to 2,370)	2,060 (1,600 to 2,560)	2,160 (1,670 to 2,670)	2,260 (1,750 to 2,790)	2,660 (2,060 to 3,290)	3,040 (2,350 to 3,750)	5,020 (3,880 to 6,200)	4,360 (3,370 to 5,370)	2,970 (2,300 to 3,670)	1,160 (894 to 1,430)	36,000
Upper respiratory infections	(0.4 to 1.1)	(0.6 to 7.1)	54.2 (40.7 to 133)	212 (72.2 to 500)	474 (229 to 884)	209 (175 to 563)	199 (138 to 496)	436 (237 to 837)	512 (144 to 1,270)	960 (143 to 2,430)	1,170 (137 to 2,940)	1,460 (133 to 4,040)	1,630 (120 to 4,520)	1,800 (129 to 4,920)	1,960 (129 to 5,350)	2,050 (129 to 5,590)	2,150 (129 to 5,860)	2,530 (129 to 6,890)	2,890 (129 to 7,870)	4,770 (2,400 to 9,250)	4,140 (1,970 to 8,040)	2,820 (1,340 to 5,480)	1,100 (523 to 2,140)	4,100
Otitis media	(0 to 0)	(0 to 0)	(0 to 0)	(0 to 0)	(0 to 0)	(0 to 0)	(0 to 0)	(0 to 0)	(0 to 0)	(0 to 0)	(0 to 0)	(0 to 0)	(0 to 0)	(0 to 0)	(0 to 0)	(0 to 0)	(0 to 0)	(0 to 0)	(0 to 0)	(0 to 0)	(0 to 0)	(0 to 0)	(0 to 0)	(0 to 0)	0
Enteric infections	(0.7 to 7.4)	(0.6 to 29.2)	39 (19.6 to 166)	287 (227 to 610)	222 (119 to 359)	107 (79 to 233)	88.6 (64.6 to 187)	107 (78.9 to 223)	89.5 (64 to 226)	89.5 (63.3 to 231)	89.5 (62.4 to 231)	89.5 (62.4 to 231)	89.5 (61.4 to 231)	89.5 (61.4 to 231)	89.5 (61.4 to 231)	89.5 (61.4 to 231)	89.5 (61.4 to 231)	89.5 (61.4 to 231)	89.5 (61.4 to 231)	89.5 (61.4 to 231)	89.5 (61.4 to 231)	89.5 (61.4 to 231)	89.5 (61.4 to 231)	3,440
Diarrheal diseases	(0.7 to 7.4)	(0.6 to 29.1)	39 (19.6 to 166)	287 (227 to 610)	222 (119 to 359)	107 (79 to 233)	88.6 (64.6 to 187)	107 (78.9 to 223)	89.5 (64 to 226)	89.5 (63.3 to 231)	89.5 (62.4 to 231)	89.5 (62.4 to 231)	89.5 (61.4 to 231)	89.5 (61.4 to 231)	89.5 (61.4 to 231)	89.5 (61.4 to 231)	89.5 (61.4 to 231)	89.5 (61.4 to 231)	89.5 (61.4 to 231)	89.5 (61.4 to 231)	89.5 (61.4 to 231)	89.5 (61.4 to 231)	89.5 (61.4 to 231)	3,440
Typhoid and paratyphoid	(0 to 0)	(0 to 0)	(0 to 0)	(0 to 0)	(0 to 0)	(0 to 0)	(0 to 0)	(0 to 0)	(0 to 0)	(0 to 0)	(0 to 0)	(0 to 0)	(0 to 0)	(0 to 0)	(0 to 0)	(0 to 0)	(0 to 0)	(0 to 0)	(0 to 0)	(0 to 0)	(0 to 0)	(0 to 0)	(0 to 0)	(0 to 0)	0.5
Typhoid fever	(0 to 0)	(0 to 0)	(0 to 0)	(0 to 0)	(0 to 0)	(0 to 0)	(0 to 0)	(0 to 0)	(0 to 0)	(0 to 0)	(0 to 0)	(0 to 0)	(0 to 0)	(0 to 0)	(0 to 0)	(0 to 0)	(0 to 0)	(0 to 0)	(0 to 0)	(0 to 0)	(0 to 0)	(0 to 0)	(0 to 0)	(0 to 0)	0.1
Paratyphoid fever	(0 to 0)	(0 to 0)	(0 to 0)	(0 to 0)	(0 to 0)	(0 to 0)	(0 to 0)	(0 to 0)	(0 to 0)	(0 to 0)	(0 to 0)	(0 to 0)	(0 to 0)	(0 to 0)	(0 to 0)	(0 to 0)	(0 to 0)	(0 to 0)	(0 to 0)	(0 to 0)	(0 to 0)	(0 to 0)	(0 to 0)	(0 to 0)	0.3
Invasive Non-typhoidal Salmonella (iNTS)	(0 to 0)	(0 to 0.4)	0.3 (0.2 to 0.3)	0.3 (0.1 to 1)	0.3 (0.1 to 0.6)	0.3 (0.1 to 0.5)	0.3 (0.1 to 0.5)	0.3 (0.1 to 0.5)	0.3 (0.1 to 0.6)	0.3 (0.1 to 0.6)	0.3 (0.1 to 0.6)	0.3 (0.1 to 0.6)	0.3 (0.1 to 1)	0.3 (0.4 to 0.5)	0.3 (0.4 to 0.5)	0.3 (0.4 to 0.5)	0.3 (0.5 to 0.7)	0.4 (0.6 to 1.3)	0.5 (0.7 to 1.4)	0.7 (0.7 to 1.5)	0.6 (0.6 to 1.3)	0.5 (0.5 to 1.1)	0.2 (0.3 to 0.7)	19.3
Other intestinal infectious diseases	(0 to 0)	(0 to 0)	0.7 (0.2 to 2.1)	0.4 (0.3 to 2.3)	0.4 (0.2 to 1.3)	0.4 (0.1 to 1.1)	0.4 (0.1 to 1.1)	0.4 (0 to 0.9)	0.4 (0 to 1.3)	0.4 (0 to 0.9)	0.4 (0 to 0.9)	0.4 (0 to 0.9)	0.4 (0 to 0.9)	0.4 (0 to 0.7)	0.4 (0 to 0.9)	0.4 (0 to 0.9)	0.4 (0 to 1.1)	0.4 (0 to 1)	0.4 (0 to 0.7)	0.4 (0 to 0.8)	0.4 (0 to 1.1)	0.4 (0 to 0.9)	0.4 (0 to 0.9)	6.9
Neglected tropical diseases and malaria	(1.4 to 7.5)	(1.1 to 9.8)	10.4 (4.4 to 19.7)	10.4 (4.4 to 19.7)	10.4 (4.4 to 19.7





SR Table 2a. South West England DALYS by cause and age group for males with 95% uncertainty intervals, 2019

Cause	Early Neonatal	Late Neonatal	Post-Neonatal	1 to 4	5 to 9	10 to 14	15 to 19	20 to 24	25 to 29	30 to 34	35 to 39	40 to 44	45 to 49	50 to 54	55 to 59	60 to 64	65 to 69	70 to 74	75 to 79	80 to 84	85 to 89	90 to 94	95 plus	Total
All causes	4,540 (3,650 to 5,700)	1,060 (1,010 to 1,810)	2,920 (2,230 to 3,790)	4,900 (3,790 to 6,200)	5,260 (3,900 to 6,960)	14,050 (11,600 to 17,400)	20,250 (16,330 to 24,900)	20,750 (16,600 to 26,200)	20,260 (16,230 to 25,900)	26,850 (22,000 to 32,900)	25,350 (20,330 to 32,000)	22,450 (18,400 to 28,000)	21,200 (17,200 to 26,900)	21,200 (17,200 to 26,900)	22,100 (17,900 to 27,900)	22,700 (18,200 to 28,400)	21,700 (17,200 to 27,400)	22,100 (17,400 to 28,200)	19,200 (15,000 to 24,600)	17,200 (13,400 to 22,000)	12,700 (9,800 to 16,200)	7,200 (5,700 to 9,000)	603,020
Communicable, maternal, neonatal, and nutritional diseases	3,150 (2,580 to 3,900)	905 (720 to 1,380)	1,090 (780 to 1,590)	1,290 (970 to 1,830)	1,270 (790 to 2,100)	877 (570 to 1,370)	797 (520 to 1,290)	909 (570 to 1,470)	1,010 (630 to 1,650)	1,150 (670 to 1,920)	1,150 (620 to 1,910)	1,130 (620 to 1,870)	1,130 (620 to 1,870)	1,300 (720 to 2,150)	1,490 (820 to 2,450)	1,630 (900 to 2,700)	1,900 (1,030 to 3,200)	2,700 (1,500 to 4,300)	2,900 (1,500 to 4,700)	3,910 (1,900 to 6,400)	4,300 (2,000 to 7,000)	3,160 (1,400 to 5,900)	668 (663 to 674)	63,920
HIV/AIDS and sexually transmitted infections	169 (77.7 to 288)	37.6 (15 to 67.6)	66.5 (19.3 to 174)	6.7 (2.7 to 14.4)	3.4 (2.2 to 5.6)	2.6 (2.0 to 3.6)	5.5 (3.9 to 7.9)	10.4 (7.5 to 14.4)	17.8 (12.9 to 24.5)	30.5 (22.1 to 42.1)	46.1 (32.7 to 64.1)	69.6 (47.2 to 97.5)	106 (71.2 to 147)	178 (119 to 252)	266 (179 to 376)	364 (241 to 513)	464 (311 to 654)	564 (381 to 795)	647 (439 to 911)	716 (485 to 1,010)	764 (518 to 1,080)	784 (531 to 1,110)	1,040
HIV/AIDS	0 (0 to 0)	0 (0 to 0)	0.1 (0 to 0.4)	4.2 (2.5 to 6.4)	3.4 (2.2 to 5.6)	2.1 (1.4 to 3.2)	3.4 (2.5 to 4.9)	7.3 (5.4 to 10.1)	13 (9.6 to 18.1)	23.7 (17.3 to 32.5)	34.6 (25.2 to 47.1)	52.1 (37.7 to 70.6)	79.2 (56.9 to 107)	133 (96.1 to 180)	199 (144 to 272)	272 (197 to 370)	347 (251 to 472)	422 (306 to 574)	484 (350 to 658)	535 (387 to 728)	571 (413 to 777)	586 (424 to 797)	778
HIV/AIDS - Drug-susceptible Tuberculosis	0 (0 to 0)	0 (0 to 0)	0 (0 to 0)	0.4 (0.1 to 1.1)	0.3 (0.2 to 0.6)	0.2 (0.1 to 0.4)	0.3 (0.2 to 0.5)	0.7 (0.5 to 1.1)	1.2 (0.9 to 1.8)	2.2 (1.6 to 3.3)	3.2 (2.3 to 4.8)	4.8 (3.5 to 7.2)	7.3 (5.2 to 11)	12.3 (8.9 to 18.6)	18.4 (13.3 to 27.9)	25.1 (18.2 to 38.8)	32.1 (23.2 to 49.6)	39 (28.2 to 60.3)	44.8 (32.4 to 69.2)	49.5 (35.8 to 76.5)	52.8 (38.2 to 81.6)	54.2 (39.2 to 83.7)	72
HIV/AIDS - Multidrug-resistant Tuberculosis without extensive	0 (0 to 0)	0 (0 to 0)	0 (0 to 0.1)	0 (0 to 0.1)	0 (0 to 0)	0 (0 to 0)	0 (0 to 0)	0 (0 to 0.2)	0 (0 to 0.3)	0 (0 to 0.5)	0 (0 to 0.8)	0 (0 to 1.1)	0 (0 to 1.7)	0 (0 to 2.5)	0 (0 to 3.5)	0 (0 to 4.8)	0 (0 to 6.5)	0 (0 to 8.3)	0 (0 to 10)	0 (0 to 12)	0 (0 to 13)	0 (0 to 14)	0 (0 to 14)	18
HIV/AIDS - Extensively drug-resistant Tuberculosis	0 (0 to 0)	0 (0 to 0)	0 (0 to 0)	0 (0 to 0)	0 (0 to 0)	0 (0 to 0)	0 (0 to 0)	0 (0 to 0)	0 (0 to 0)	0 (0 to 0)	0 (0 to 0)	0 (0 to 0)	0 (0 to 0)	0 (0 to 0)	0 (0 to 0)	0 (0 to 0)	0 (0 to 0)	0 (0 to 0)	0 (0 to 0)	0 (0 to 0)	0 (0 to 0)	0 (0 to 0)	0 (0 to 0)	0
HIV/AIDS resulting in other diseases	0 (0 to 0)	0 (0 to 0)	0.5 (0.1 to 1.6)	0.3 (0 to 0.9)	0 (0 to 0.1)	0.3 (0.1 to 0.6)	1.8 (0.9 to 3.1)	2.4 (1.2 to 4.1)	4.5 (2.5 to 7.3)	5.4 (3.2 to 8.7)	8.4 (5.1 to 13)	12.4 (7.7 to 19)	19.1 (11.7 to 29)	29.1 (17.7 to 43)	43.2 (26.5 to 63)	59.5 (37.1 to 86)	77.1 (48.6 to 109)	97.3 (61.5 to 136)	116 (73.9 to 161)	128 (81.5 to 178)	137 (87.1 to 191)	140 (89.1 to 195)	684
Sexually transmitted infections excluding HIV	169 (77.7 to 288)	37.6 (15 to 67.6)	66.4 (19.3 to 174)	1.9 (0.6 to 3.8)	0.1 (0 to 0.2)	0.1 (0 to 0.2)	0.1 (0 to 0.2)	0.2 (0 to 0.3)	0.3 (0 to 0.5)	0.6 (0.3 to 1.1)	0.9 (0.5 to 1.6)	1.4 (0.8 to 2.5)	2.1 (1.2 to 3.8)	3.3 (1.9 to 6.1)	5.1 (2.9 to 9.5)	7.1 (4.1 to 13)	9.2 (5.4 to 17)	11.2 (6.7 to 20)	12.9 (7.8 to 23)	14.2 (8.6 to 25)	15.2 (9.2 to 27)	15.6 (9.5 to 28)	270
Syphilis	0 (0 to 0)	0 (0 to 0)	0 (0 to 0)	0 (0 to 0)	0 (0 to 0)	0 (0 to 0)	0 (0 to 0)	0 (0 to 0)	0 (0 to 0)	0 (0 to 0)	0 (0 to 0)	0 (0 to 0)	0 (0 to 0)	0 (0 to 0)	0 (0 to 0)	0 (0 to 0)	0 (0 to 0)	0 (0 to 0)	0 (0 to 0)	0 (0 to 0)	0 (0 to 0)	0 (0 to 0)	0 (0 to 0)	2
Chlamydial infection	0 (0 to 0)	0 (0 to 0)	0 (0 to 0)	0 (0 to 0)	0 (0 to 0)	0 (0 to 0)	0 (0 to 0)	0 (0 to 0)	0 (0 to 0)	0 (0 to 0)	0 (0 to 0)	0 (0 to 0)	0 (0 to 0)	0 (0 to 0)	0 (0 to 0)	0 (0 to 0)	0 (0 to 0)	0 (0 to 0)	0 (0 to 0)	0 (0 to 0)	0 (0 to 0)	0 (0 to 0)	0 (0 to 0)	2
Gonococcal infection	0 (0 to 0)	0 (0 to 0)	0 (0 to 0)	0 (0 to 0)	0 (0 to 0)	0 (0 to 0)	0 (0 to 0)	0 (0 to 0)	0 (0 to 0)	0 (0 to 0)	0 (0 to 0)	0 (0 to 0)	0 (0 to 0)	0 (0 to 0)	0 (0 to 0)	0 (0 to 0)	0 (0 to 0)	0 (0 to 0)	0 (0 to 0)	0 (0 to 0)	0 (0 to 0)	0 (0 to 0)	0 (0 to 0)	1
Trichomoniasis	0 (0 to 0)	0 (0 to 0)	0 (0 to 0)	0 (0 to 0)	0 (0 to 0)	0 (0 to 0)	0 (0 to 0)	0.1 (0 to 0.1)	0.1 (0 to 0.1)	0.2 (0 to 0.3)	0.3 (0 to 0.5)	0.4 (0 to 0.6)	0.6 (0 to 0.9)	0.9 (0.5 to 1.4)	1.3 (0.8 to 2.1)	1.8 (1.1 to 2.9)	2.3 (1.4 to 3.7)	2.8 (1.7 to 4.5)	3.2 (1.9 to 5.2)	3.5 (2.1 to 5.6)	3.7 (2.2 to 5.9)	3.8 (2.3 to 6.1)	9.6
Genital herpes	0 (0 to 0)	0 (0 to 0)	0 (0 to 0)	0 (0 to 0)	0 (0 to 0)	0 (0 to 0)	0 (0 to 0)	0.1 (0 to 0.2)	0.1 (0 to 0.2)	0.1 (0 to 0.2)	0.2 (0 to 0.3)	0.2 (0 to 0.3)	0.3 (0 to 0.4)	0.4 (0.2 to 0.6)	0.5 (0.3 to 0.8)	0.6 (0.4 to 0.9)	0.8 (0.5 to 1.2)	0.9 (0.6 to 1.4)	1.1 (0.7 to 1.7)	1.2 (0.8 to 1.8)	1.3 (0.8 to 1.9)	1.3 (0.8 to 2)	3.1
Other sexually transmitted infections	0 (0 to 0)	0 (0 to 0)	0 (0 to 0)	0 (0 to 0)	0 (0 to 0)	0 (0 to 0)	0 (0 to 0)	0.1 (0 to 0.1)	0.1 (0 to 0.1)	0.2 (0.1 to 0.3)	0.2 (0.1 to 0.3)	0.2 (0.1 to 0.3)	0.2 (0.1 to 0.3)	0.2 (0.1 to 0.3)	0.3 (0.2 to 0.4)	0.3 (0.2 to 0.4)	0.3 (0.2 to 0.4)	0.3 (0.2 to 0.4)	0.3 (0.2 to 0.4)	0.3 (0.2 to 0.4)	0.3 (0.2 to 0.4)	0.3 (0.2 to 0.4)	2.5
Respiratory infections and tuberculosis	20.4 (20.3 to 37.7)	37.9 (24.6 to 39.2)	172 (122 to 232)	289 (239 to 357)	206 (166 to 248)	276 (224 to 318)	199 (139 to 267)	212 (139 to 308)	269 (178 to 409)	289 (186 to 478)	299 (186 to 505)	429 (260 to 761)	669 (409 to 1,180)	720 (439 to 1,270)	899 (548 to 1,580)	1,010 (615 to 1,770)	1,290 (789 to 2,250)	2,100 (1,300 to 3,600)	2,400 (1,500 to 4,000)	2,900 (1,800 to 4,900)	3,200 (2,000 to 5,300)	4,200 (2,600 to 6,900)	831 (829 to 835)	25,600
Tuberculosis	0 (0 to 0)	0 (0 to 0)	0.2 (0.2 to 0.6)	0.9 (0.9 to 1.3)	0.7 (0.4 to 0.7)	1.9 (0.8 to 1.9)	1.8 (1.2 to 2.4)	3.7 (2.4 to 5.3)	6.3 (4.3 to 9.1)	10.5 (7.2 to 15.4)	14.6 (9.9 to 21.6)	19.5 (13.1 to 29.1)	21.2 (14.2 to 31.9)	25 (16.8 to 37.6)	29 (19.6 to 44.1)	29 (20.1 to 43.4)	28 (19.3 to 42.3)	28 (19.2 to 42.2)	28 (19.2 to 42.2)	28.1 (19.2 to 42.3)	28.1 (19.2 to 42.3)	28.1 (19.2 to 42.3)	368
Latent tuberculosis infection	0 (0 to 0)	0 (0 to 0)	0 (0 to 0)	0 (0 to 0)	0 (0 to 0)	0 (0 to 0)	0 (0 to 0)	0 (0 to 0)	0 (0 to 0)	0 (0 to 0)	0 (0 to 0)	0 (0 to 0)	0 (0 to 0)	0 (0 to 0)	0 (0 to 0)	0 (0 to 0)	0 (0 to 0)	0 (0 to 0)	0 (0 to 0)	0 (0 to 0)	0 (0 to 0)	0 (0 to 0)	0 (0 to 0)	0
Drug-susceptible Tuberculosis	0.3 (0.2 to 0.6)	1.1 (0.9 to 1.3)	3.5 (2.5 to 5.1)	0.7 (0.5 to 1.1)	1.6 (1.2 to 2.6)	0.6 (0.4 to 0.9)	0.1 (0 to 0.2)	0.2 (0.1 to 0.3)	0.3 (0.2 to 0.5)	0.6 (0.4 to 0.9)	0.9 (0.6 to 1.4)	1.4 (0.9 to 2.1)	2.1 (1.4 to 3.2)	3.1 (2.1 to 4.8)	4.3 (2.9 to 6.6)	5.4 (3.6 to 8.3)	6.4 (4.3 to 9.8)	7.2 (4.8 to 11)	7.8 (5.2 to 12)	8.2 (5.5 to 12)	8.4 (5.6 to 13)	8.5 (5.6 to 13)	212
Multidrug-resistant tuberculosis without extensive drug-resistat	0 (0 to 0)	0 (0 to 0)	0 (0 to 0)	0 (0 to 0)	0 (0 to 0)	0 (0 to 0)	0 (0 to 0)	0 (0 to 0)	0 (0 to 0)	0 (0 to 0)	0 (0 to 0)	0 (0 to 0)	0 (0 to 0)	0 (0 to 0)	0 (0 to 0)	0 (0 to 0)	0 (0 to 0)	0 (0 to 0)	0 (0 to 0)	0 (0 to 0)	0 (0 to 0)	0 (0 to 0)	0 (0 to 0)	0
Extensively drug-resistant tuberculosis	0 (0 to 0)	0 (0 to 0)	0 (0 to 0)	0 (0 to 0)	0 (0 to 0)	0 (0 to 0)	0 (0 to 0)	0 (0 to 0)	0 (0 to 0)	0 (0 to 0)	0 (0 to 0)	0 (0 to 0)	0 (0 to 0)	0 (0 to 0)	0 (0 to 0)	0 (0 to 0)	0 (0 to 0)	0 (0 to 0)	0 (0 to 0)	0 (0 to 0)	0 (0 to 0)	0 (0 to 0)	0 (0 to 0)	0
Lower respiratory infections	20 (20 to 37.6)	29.2 (20 to 29.6)	7.18 (4.1 to 12)	89.6 (51.2 to 147)	23.3 (20.1 to 26.1)	22.8 (20.5 to 24.7)	39.1 (29.6 to 47.1)	77.8 (60.5 to 89)	89.5 (69.3 to 106)	113 (87.7 to 133)	150 (117 to 177)	199 (154 to 235)	288 (220 to 343)	368 (280 to 438)	506 (383 to 604)	649 (493 to 775)	832 (634 to 994)	1,100 (842 to 1,300)	1,300 (980 to 1,600)	1,600 (1,200 to 1,900)	2,200 (1,600 to 2,700)	3,000 (2,200 to 3,600)	3,900 (2,900 to 4,600)	3,000 (2,200 to 3,600)	20,100
Upper respiratory infections	0.4 (0.3 to 0.5)	0.4 (0.3 to 0.5)	0.2 (0.1 to 0.3)	0.7 (0.5 to 1.1)	0.7 (0.5 to 1.1)	0.8 (0.6 to 1.1)	1.1 (0.8 to 1.5)	1.4 (1 to 1.9)	1.7 (1.2 to 2.3)	2.1 (1.5 to 2.8)	2.6 (1.8 to 3.5)	3.2 (2.2 to 4.3)	4.1 (2.8 to 5.5)	5.2 (3.6 to 7)	6.6 (4.5 to 8.9)	8.2 (5.6 to 11)	9.8 (6.7 to 13)	11 (7.5 to 15)	12 (8.2 to 16)	13 (8.8 to 17)	13 (8.8 to 17)	13 (8.8 to 17)	1.8	2,670
Otitis media	0 (0 to 0)	0 (0 to 0.3)	0 (0 to 0.1)	0 (0 to 0.1)	0 (0 to 0.1)	0 (0 to 0.1)	0 (0 to 0.1)	0 (0 to 0.1)	0 (0 to 0.1)	0 (0 to 0.1)	0 (0 to 0.1)	0 (0 to 0.1)	0 (0 to 0.1)	0 (0 to 0.1)	0 (0 to 0.1)	0 (0 to 0.1)	0 (0 to 0.1)	0 (0 to 0.1)	0 (0 to 0.1)	0 (0 to 0.1)	0 (0 to 0.1)	0 (0 to 0.1)	0 (0 to 0.1)	0.1	502
Enteric infections	2.1 (2.4 to 3.6)	12.1 (9.9 to 13)	1.1 (0.6 to 2.2)	222 (138 to 391)	178 (89.6 to 195)	76.2 (39.7 to 83.7)	30.2 (15.1 to 32)	14.4 (7.5 to 15.2)	9.4 (4.9 to 9.9)	8.7 (4.5 to 9.2)	8.7 (4.5 to 9.2)	9.2 (4.7 to 9.7)	9.7 (5 to 10)	10.4 (5.4 to 11)	11.2 (5.8 to 11)	12.1 (6.3 to 12)	13.1 (6.8 to 13)	14.2 (7.4 to 14)	15.3 (7.9 to 15)	16.4 (8.5 to 16)	17.5 (9.1 to 17)	18.6 (9.6 to 18)	227
Diarrheal diseases	2.1 (2.4 to 3.6)	12 (9.9 to 13)	1.1 (0.6 to 2.2)	222 (138 to 390)	178 (89.3 to 195)	76.2 (39.7 to 83.7)	30.2 (15.1 to 32)	14.4 (7.5 to 15.2)	9.4 (4.9 to 9.9)	8.7 (4.5 to 9.2)	8.7 (4.5 to 9.2)	9.2 (4.7 to 9.7)	9.7 (5 to 10)	10.4 (5.4 to 11)	11.2 (5.8 to 11)	12.1 (6.3 to 12)	13.1 (6.8 to 13)	14.2 (7.4 to 14)	15.3 (7.9 to 15)	16.4 (8.5 to 16)	17.5 (9.1 to 17)	18.6 (9.6 to 18)	227
Typhoid and paratyphoid	0 (0 to 0)	0 (0 to 0)	0 (0 to 0)	0 (0 to 0)	0 (0 to 0)	0 (0 to 0)	0 (0 to 0)	0 (0 to 0)	0 (0 to 0)	0 (0 to 0)	0 (0 to 0)	0 (0 to 0)	0 (0 to 0)	0 (0 to 0)	0 (0 to 0)	0 (0 to 0)	0 (0 to 0)	0 (0 to 0)	0 (0 to 0)	0 (0 to 0)	0 (0 to 0)	0 (0 to 0)	0 (0 to 0)	0
Typhoid fever	0 (0 to 0)	0 (0 to 0)	0 (0 to 0)	0 (0 to 0)	0 (0 to 0)	0 (0 to 0)	0 (0 to 0)	0 (0 to 0)	0 (0 to 0)	0 (0 to 0)	0 (0 to 0)	0 (0 to 0)	0 (0 to 0)	0 (0 to 0)	0 (0 to 0)	0 (0 to 0)	0 (0 to 0)	0 (0 to 0)	0 (0 to 0)	0 (0 to 0)	0 (0 to 0)	0 (0 to 0)	0 (0 to 0)	0
Paratyphoid fever	0 (0 to 0)	0 (0 to 0)	0 (0 to 0)	0 (0 to 0)	0 (0 to 0)	0 (0 to 0)	0 (0 to 0)	0 (0 to 0)	0 (0 to 0)	0 (0 to 0)	0 (0 to 0)	0 (0 to 0)	0 (0 to 0)	0 (0 to 0)	0 (0 to 0)	0 (0 to 0)	0 (0 to 0)	0 (0 to 0)	0 (0 to 0)	0 (0 to 0)	0 (0 to 0)	0 (0 to 0)	0 (0 to 0)	0
Invasive Non-typhoidal Salmonella (iNTS)	0 (0 to 0)	0 (0 to 0)	0.4 (0.1 to 0.8)	0.1 (0 to 0.4)	0.1 (0 to 0.1)	0.1 (0 to 0.1)	0.1 (0 to 0.1)	0.1 (0 to 0.1)	0.1 (0 to 0.1)	0.1 (0 to 0.1)	0.2 (0 to 0.2)	0.2 (0 to 0.2)	0.2 (0 to 0.3)	0.3 (0 to 0.3)	0.4 (0 to 0.4)	0.5 (0 to 0.5)	0.7 (0 to 0.8)	0.8 (0 to 0.9)	1.0 (0 to 1.1)	1.2 (0 to 1.3)	1.4 (0 to 1.5)	1.5 (0 to 1.6)	17
Other intestinal infectious diseases	0 (0 to 0)	0.7 (0.3 to 1.9)	0.3 (0 to 0.8)	0.2 (0 to 0.6)	0.1 (0 to 0.4)	0.2 (0 to 0.5)	0.2 (0 to 0.5)	0.1 (0 to 0.4)	0.1 (0 to 0.4)	0.1 (0 to 0.4)	0.1 (0 to 0.4)	0.1 (0 to 0.4)	0.1 (0 to 0.4)	0.1 (0 to 0.4)	0.1 (0 to 0.4)	0.1 (0 to 0.4)	0.1 (0 to 0.4)	0.1 (0 to 0.4)	0.1 (0 to 0.4)	0.1 (0 to 0.4)	0.1 (0 to 0.4)	0.1 (0 to 0.4)	0.1 (0 to 0.4)	4.3
Neglected tropical diseases and malaria	0.2 (0 to 0.4)	1.7 (1.1 to 2.3)	6.2 (3.9 to 9.4)	19.7 (11.9 to 31.4)	10 (5.7 to 15.1)	7.3 (4.2 to 11.1)	2.7 (1.5 to 4.1)	2.1 (1.2 to 3.2)	2.1 (1.2 to 3.2)	2.1 (1.2 to 3.2)	2.2 (1.2 to 3.3)	2.1 (1.2 to 3.2)	2.1 (1.2 to 3.2)	2.1 (1.2 to 3.2)	2.7 (1.5 to 4.1)	3.1 (1.8 to 4.8)	3.4 (1.9 to 5.2)	3.6 (2 to 5.5)	3.7 (2.1 to 5.6)	3.8 (2.1 to 5.8)	3.8 (2.1 to 5.8)	3.8 (2.1 to 5.8)	4.3	166.1
Malaria	0 (0 to 0)	0 (0 to 0)	0 (0 to 0)	0 (0 to 0)	0 (0 to 0)	0 (0 to 0)	0 (0 to 0)	0 (0 to 0)	0 (0 to 0)	0 (0 to 0)	0 (0 to 0)	0 (0 to 0)	0 (0 to 0)	0 (0 to 0)	0 (0 to 0)	0 (0 to 0)	0 (0 to 0)	0 (0 to 0)	0 (0 to 0)	0 (0 to 0)	0 (0 to 0)	0 (0 to 0)	0 (0 to 0)	0
Chagas disease	0 (0 to 0)	0 (0 to 0)	0 (0 to 0)	0 (0 to 0)	0 (0 to 0)	0 (0 to 0)	0 (0 to 0)	0 (0 to 0)	0 (0 to 0)	0 (0 to 0)	0 (0 to 0)	0 (0 to 0)	0 (0 to 0)	0 (0 to 0)	0 (0 to 0)	0 (0 to 0)	0 (0 to 0)	0 (0 to 0)	0 (0 to 0)	0 (0 to 0)	0 (0 to 0)	0 (0 to 0)	0 (0 to 0)	0
Leishmaniasis	0 (0 to 0)	0 (0 to 0)	0 (0 to 0)	0 (0 to 0)	0 (0 to 0)	0 (0 to 0)	0 (0 to 0)	0 (0 to 0)	0 (0 to 0)	0 (0 to 0)	0 (0 to 0)	0 (0 to 0)	0 (0 to 0)	0 (0 to 0)	0 (0 to 0)	0 (0 to 0)	0 (0 to 0)	0 (0 to 0)	0 (0 to 0)	0 (0 to 0)	0 (0 to 0)	0 (0 to 0)	0 (0 to 0)	0
Visceral leishmaniasis	0 (0 to 0)	0 (0 to 0)	0 (0 to 0)	0 (0 to 0)	0 (0 to 0)	0 (0 to 0)	0 (0 to 0)	0 (0 to 0)	0 (0 to 0)	0 (0 to 0)	0 (0 to 0)	0 (0 to 0)	0 (0 to 0)	0 (0 to 0)	0 (0 to 0)	0 (0 to 0)	0 (0 to 0)	0 (0 to 0)	0 (0 to 0)	0 (0 to 0)	0 (0 to 0)	0 (0 to 0)	0 (0 to 0)	0
Cutaneous and mucocutaneous leishmaniasis	0 (0 to 0)	0 (0 to 0)	0 (0 to 0)	0 (0 to 0)	0 (0 to 0)	0 (0 to 0)	0 (0 to 0)	0 (0 to 0)	0 (0 to 0)	0 (0 to 0)	0 (0 to 0)	0 (0 to 0)	0 (0 to 0)	0 (0 to 0)	0 (0 to 0)	0 (0 to 0)	0 (0 to 0)	0 (0 to 0)	0 (0 to 0)	0 (0 to 0)	0 (0 to 0)	0 (0 to 0)	0 (0 to 0)	0
African trypanosomiasis	0 (0 to 0)	0 (0 to 0)	0 (0 to 0)	0 (0 to 0)	0 (0 to 0)	0 (0 to 0)	0 (0 to 0)	0 (0 to 0)	0 (0 to 0)	0 (0 to 0)	0 (0 to 0)	0 (0 to 0)	0 (0 to 0)	0 (0 to 0)	0 (0 to 0)	0 (0 to 0)	0 (0 to 0)	0 (0 to 0)	0 (0 to 0)	0 (0 to 0)	0 (0 to 0)	0 (0 to 0)	0 (0 to 0)	0
Schistosomiasis	0 (0 to 0)	0 (0 to 0)	0 (0 to 0)	0 (0 to 0)	0 (0 to 0)	0 (0 to 0)	0 (0 to 0)	0 (0 to 0)	0 (0 to 0)	0 (0 to 0)	0 (0 to 0)	0 (0 to 0)	0 (0 to 0)	0 (0 to 0)	0 (0 to 0)	0 (0 to 0)	0 (0 to 0)	0 (0 to 0)	0 (0 to 0)	0 (0 to 0)	0 (0 to 0)	0 (0 to 0)	0 (0 to 0)	0
Cysticercosis	0 (0 to 0)	0 (0 to 0)	0 (0 to 0)	0 (0 to 0)	0 (0 to 0)	0 (0 to 0)	0 (0 to 0)	0 (0 to 0)	0 (0 to 0)	0 (0 to 0)	0 (0 to 0)	0 (0 to 0)	0 (0 to 0)	0 (0 to 0)	0 (0 to 0)	0 (0 to 0)	0 (0 to 0)	0 (0 to 0)	0 (0 to 0)	0 (0 to 0)	0 (0 to 0)	0 (0 to 0)	0 (0 to 0)	0
Cystic echinococcosis	0 (0 to 0)	0 (0 to 0)	0 (0 to 0)	0 (0 to 0)	0 (0 to 0)	0 (0 to 0)	0 (0 to 0)	0 (0 to 0)	0 (0 to 0)	0 (0 to 0)	0 (0 to 0)	0 (0 to 0)	0 (0 to 0)	0 (0 to 0)	0 (0 to 0)	0 (0 to 0)	0 (0 to 0)	0 (0 to 0)	0 (0 to 0)	0 (0 to 0)	0 (0 to 0)	0 (0 to 0)	0 (0 to 0)	1.3
Lymphatic filariasis	0 (0 to 0)	0 (0 to 0)	0 (0 to 0)	0 (0 to 0)	0 (0 to 0)	0 (0 to 0)	0 (0 to 0)	0 (0 to 0)	0 (0 to 0)	0 (0 to 0)	0 (0 to 0)	0 (0 to 0)	0 (0 to 0)	0 (0 to 0)	0 (0 to 0)	0 (0 to 0)	0 (0 to 0)	0 (0 to 0)	0 (0 to 0)	0 (0 to 0)	0 (0 to 0)	0 (0 to 0)	0 (0 to 0)	0
Onchocerciasis	0 (0 to 0)	0 (0 to 0)	0 (0 to 0)	0 (0 to 0)	0 (0 to 0)	0 (0 to 0)	0 (0 to 0)	0 (0 to 0)	0 (0 to 0)	0 (0 to 0)	0 (0 to 0)	0 (0 to 0)	0 (0 to 0)	0 (0 to 0)	0 (0 to 0)	0 (0 to 0)	0 (0 to 0)	0 (0 to 0)	0 (0 to 0)	0 (0 to 0)	0 (0 to 0)	0 (0 to 0)	0 (0 to 0)	0
Trachoma	0 (0 to 0)	0 (0 to 0)	0 (0 to 0)	0 (0 to 0)	0 (0 to 0)	0 (0 to 0)	0 (0 to 0)	0 (0 to 0)	0 (0 to 0)	0 (0 to 0)	0 (0 to 0)	0 (0 to 0)	0 (0 to 0)	0 (0 to 0)	0 (0 to 0)	0 (0 to 0)	0 (0 to 0)	0 (0 to 0)	0 (0 to 0)	0 (0 to 0)	0 (0 to 0)	0 (0 to 0)	0 (0 to 0)	0
Dengue	0 (0 to 0)	0 (0 to 0)	0 (0 to 0)	0 (0 to 0)	0 (0 to 0)	0 (0 to 0)	0 (0 to 0)	0 (0 to 0)	0 (0 to 0)	0 (0 to 0)	0 (0 to 0)	0 (0 to 0)	0 (0 to 0)	0 (0 to 0)	0 (0 to 0)	0 (0 to 0)	0 (0 to 0)	0 (0 to 0)	0 (0 to 0)	0 (0 to 0)	0 (0 to 0)	0 (0 to 0)	0 (0 to 0)	0
Yellow fever	0 (0 to 0)	0 (0 to 0)	0 (0 to 0)	0 (0 to 0)	0 (0 to 0)	0 (0 to 0)	0 (0 to 0)	0 (0 to 0)	0 (0 to 0)	0 (0 to 0)	0 (0 to 0)	0 (0 to 0)	0 (0 to 0)	0 (0 to 0)	0 (0 to 0)	0 (0 to 0)	0 (0 to 0)	0 (0 to 0)	0 (0 to 0)	0 (0 to 0)	0 (0 to 0)	0 (0 to 0)	0 (0 to 0)	0
Rabies	0 (0 to 0)	0 (0 to 0)	0 (0 to 0)	0 (0 to 0)	0 (0 to 0)	0 (0 to 0)	0 (0 to 0)	0 (0 to 0)	0 (0 to 0)	0 (0 to 0)	0 (0 to 0)	0 (0 to 0)	0 (0 to 0)	0 (0 to 0)	0 (0 to 0)	0 (0 to 0)	0 (0 to 0)	0 (0 to 0)	0 (0 to 0)	0 (0 to 0)	0 (0 to 0)	0 (0 to 0)	0 (0 to 0)	0
Intestinal nematode infections	0 (0 to 0)	0 (0 to 0)	0 (0 to 0)	0 (0 to 0)	0 (0 to 0)	0 (0 to 0)	0 (0 to 0)	0 (0 to 0)	0 (0 to 0)	0 (0 to 0)	0 (0 to 0)	0 (0 to 0)	0 (0 to 0)	0 (0 to 0)	0 (0 to 0)	0 (0 to 0)	0 (0 to 0)	0 (0 to 0)	0 (0 to 0)	0 (0 to 0)	0 (0 to 0)	0 (0 to 0)	0 (0 to 0)	0
Ascariasis	0 (0 to 0)	0 (0 to 0)	0 (0 to 0)	0 (0 to 0)	0 (0 to 0)	0 (0 to 0)	0 (0 to 0)	0 (0 to 0)	0 (0 to 0)	0 (0 to 0)	0 (0 to 0)	0 (0 to 0)	0 (0 to 0)	0 (0 to 0)	0 (0 to 0)	0 (0 to 0)	0 (0 to 0)	0 (0 to 0)	0 (0 to 0)	0 (0 to 0)	0 (0 to 0)	0 (0 to 0)	0 (0 to 0)	0
Trichuriasis	0 (0 to 0)	0 (0 to 0)	0 (0 to 0)	0 (0 to 0)	0 (0 to 0)	0 (0 to 0)	0 (0 to 0)	0 (0 to 0)	0 (0 to 0)	0 (0 to 0)	0 (0 to 0)	0 (0 to 0)	0 (0 to 0)	0 (0 to 0)	0 (0 to 0)	0 (0 to 0)	0 (0 to 0)	0 (0 to 0)	0 (0 to 0)	0 (0 to 0)	0 (0 to 0)	0 (0 to 0)	0 (0 to 0)	0
Hookworm disease	0 (0 to 0)	0 (0 to 0)	0 (0 to 0)	0 (0 to 0)	0 (0 to 0)	0 (0 to 0)	0 (0 to 0)	0 (0 to 0)	0 (0 to 0)	0 (0 to 0)	0 (0 to 0)	0 (0 to 0)	0 (0 to 0)	0 (0 to 0)	0 (0 to 0)	0 (0 to 0)	0 (0 to 0)	0 (0 to 0)	0 (0 to 0)	0 (0 to 0)	0 (0 to 0)	0 (0 to 0)	0 (0 to 0)	0
Food-borne trematodiases	0 (0 to 0)	0 (0 to 0)	0 (0 to 0)	0 (0 to 0)	0 (0 to 0)	0 (0 to 0)	0 (0 to





SB Table 2a. Wales DALYS by cause and age group for males with 95% uncertainty intervals, 2019

Cause	Early Neonatal	Late Neonatal	Post-Neonatal	1 to 4	5 to 9	10 to 14	15 to 19	20 to 24	25 to 29	30 to 34	35 to 39	40 to 44	45 to 49	50 to 54	55 to 59	60 to 64	65 to 69	70 to 74	75 to 79	80 to 84	85 to 89	90 to 94	95 plus	Total
All causes	2,992 (2,554 to 3,504)	926 (729 to 1,215)	2,280 (1,956 to 2,666)	2,526 (1,950 to 3,242)	1,660 (1,260 to 2,164)	3,228 (2,510 to 4,073)	5,750 (4,389 to 10,900)	13,493 (10,309 to 19,165)	13,104 (10,309 to 16,685)	11,950 (9,369 to 15,222)	13,262 (10,900 to 16,722)	16,402 (13,303 to 20,700)	21,255 (17,255 to 26,960)	31,260 (25,991 to 39,881)	37,992 (32,005 to 42,886)	42,202 (37,900 to 47,190)	50,105 (45,351 to 55,160)	62,260 (57,191 to 67,780)	64,259 (59,260 to 69,162)	66,130 (61,159 to 70,980)	39,260 (34,200 to 43,880)	14,250 (13,000 to 15,980)	3,010 (2,570 to 3,660)	505,559
Communicable, maternal, neonatal, and nutritional diseases	2,760 (1,920 to 3,840)	906 (539 to 1,390)	797 (539 to 1,200)	672 (480 to 1,070)	429 (287 to 666)	466 (330 to 666)	442 (292 to 663)	616 (412 to 942)	660 (452 to 1,000)	796 (554 to 1,190)	823 (567 to 1,260)	796 (551 to 1,270)	669 (459 to 1,090)	633 (436 to 1,070)	1,090 (800 to 1,570)	1,130 (1,110 to 1,190)	1,390 (1,360 to 1,530)	2,000 (1,910 to 2,370)	2,090 (2,000 to 2,330)	2,760 (2,720 to 2,880)	2,660 (2,130 to 3,230)	1,660 (1,330 to 2,030)	502 (489 to 540)	26,700
HIV/AIDS and sexually transmitted infections	0 (0 to 0)	0 (0 to 0)	2.8 (2.5 to 4.6)	2.6 (2.3 to 3.5)	2.4 (2 to 2.9)	2.4 (1.9 to 2.9)	7.2 (4.4 to 11.4)	29.9 (18.7 to 48.6)	66.2 (41.7 to 102)	176 (110 to 283)	197 (119 to 310)	175 (99.9 to 281)	147 (85 to 250)	106 (61 to 183)	66.9 (40.3 to 118)	60 (34.4 to 98.1)	28.8 (16.7 to 46.6)	17 (9.8 to 32.4)	8.2 (4.8 to 17.4)	2.7 (1.4 to 4.7)	1.3 (0.7 to 2.3)	0.5 (0.3 to 0.8)	0.1 (0.1 to 0.2)	1,110
HIV/AIDS	0 (0 to 0)	0 (0 to 0)	2.8 (2.5 to 4.6)	2.6 (2.3 to 3.5)	2.4 (2 to 2.9)	1.6 (1.3 to 1.9)	6.3 (3.9 to 10.5)	29.1 (17.7 to 47.1)	64.4 (40.2 to 100)	170 (106 to 277)	192 (113 to 305)	171 (96.9 to 277)	143 (81 to 244)	101 (57.7 to 180)	64.4 (38.2 to 116)	58.3 (32.9 to 95.4)	28.3 (16 to 45.6)	13.6 (8.6 to 28.8)	7.4 (3.6 to 15.6)	2.6 (1.3 to 4.5)	1.2 (0.6 to 2.2)	0.5 (0.2 to 0.8)	0.1 (0.1 to 0.2)	1,080
HIV/AIDS - Drug-susceptible Tuberculosis	0 (0 to 0)	0 (0 to 0)	0.4 (0 to 0.7)	0.4 (0.2 to 0.6)	0.2 (0 to 0.4)	0.2 (0 to 0.4)	0.2 (0 to 0.5)	0.7 (0.4 to 1.6)	2.6 (1.6 to 4.5)	6.8 (3.8 to 12)	7.5 (3.9 to 13.7)	6.6 (3.3 to 13.7)	5.5 (2.7 to 13.1)	3.8 (1.9 to 9.1)	2.4 (1.2 to 6.1)	2.2 (1.1 to 5.6)	1.1 (0.5 to 3.1)	0.5 (0.2 to 1.8)	0.3 (0.1 to 1.1)	0.1 (0 to 0.5)	0 (0 to 0.2)	0 (0 to 0.1)	0 (0 to 0.1)	59.5
HIV/AIDS - Multidrug-resistant Tuberculosis without extensive	0 (0 to 0)	0 (0 to 0)	0 (0 to 0.2)	0 (0 to 0.1)	0 (0 to 0.1)	0 (0 to 0.1)	0 (0 to 0.1)	0 (0 to 0.6)	0.1 (0 to 0.9)	0.4 (0 to 2.9)	0.4 (0 to 2.6)	0.4 (0 to 2.3)	0.3 (0 to 1.7)	0.2 (0 to 1.3)	0.1 (0 to 0.9)	0.1 (0 to 0.8)	0.1 (0 to 0.6)	0 (0 to 0.5)	0 (0 to 0.3)	0 (0 to 0.1)	0 (0 to 0.1)	0 (0 to 0.1)	0 (0 to 0.1)	3.1
HIV/AIDS - Extensively drug-resistant Tuberculosis	0 (0 to 0)	0 (0 to 0)	0 (0 to 0)	0 (0 to 0)	0 (0 to 0)	0 (0 to 0)	0 (0 to 0)	0 (0 to 0.1)	0 (0 to 0.1)	0 (0 to 0.4)	0 (0 to 0.3)	0 (0 to 0.4)	0 (0 to 0.4)	0 (0 to 0.3)	0 (0 to 0.2)	0 (0 to 0.2)	0 (0 to 0.1)	0 (0 to 0.1)	0 (0 to 0.1)	0 (0 to 0.1)	0 (0 to 0.1)	0 (0 to 0.1)	0 (0 to 0.1)	0.8
HIV/AIDS resulting in other diseases	0 (0 to 0)	0 (0 to 0)	2.6 (2.6 to 4)	2.2 (1.8 to 2.9)	1.3 (1 to 1.8)	1.3 (1 to 1.8)	4 (3.6 to 5.1)	19 (15.4 to 24.1)	51 (40.9 to 64.1)	148 (120 to 186)	192 (150 to 240)	192 (146 to 242)	135 (101 to 201)	103 (77.1 to 151)	68.5 (52.7 to 103)	58 (43.6 to 84.1)	27.5 (20.6 to 41.6)	13.3 (9.6 to 21.6)	6.8 (4.8 to 14.4)	1.5 (0.9 to 3.7)	0.6 (0.3 to 1.5)	0.2 (0.1 to 0.5)	0.1 (0 to 0.1)	1,000
Sexually transmitted infections excluding HIV	0 (0 to 0)	0 (0 to 0)	0.2 (0 to 0.3)	0.2 (0 to 0.3)	0.2 (0 to 0.3)	0.2 (0 to 0.3)	0.9 (0.7 to 1.2)	3.2 (2.4 to 4.3)	5.9 (4.7 to 7.5)	9.2 (7.1 to 11.7)	9.8 (7.7 to 12.6)	8.6 (6.7 to 11.2)	6.6 (5.1 to 8.9)	4.8 (3.7 to 6.5)	3.2 (2.4 to 4.3)	2.3 (1.7 to 3.2)	1.4 (1 to 2.1)	0.8 (0.5 to 1.4)	0.4 (0.2 to 0.8)	0.2 (0.1 to 0.4)	0.1 (0 to 0.2)	0 (0 to 0.1)	0 (0 to 0.1)	63.6
Syphilis	0 (0 to 0)	0 (0 to 0)	0 (0 to 0.1)	0.1 (0 to 0.2)	0 (0 to 0.1)	0 (0 to 0.1)	0.1 (0 to 0.2)	0.2 (0.1 to 0.4)	0.5 (0.3 to 0.8)	0.9 (0.6 to 1.4)	0.9 (0.6 to 1.4)	0.8 (0.5 to 1.3)	0.6 (0.4 to 1)	0.5 (0.3 to 0.8)	0.3 (0.2 to 0.5)	0.2 (0.1 to 0.4)	0.1 (0.1 to 0.3)	0.1 (0 to 0.2)	0 (0 to 0.1)	0 (0 to 0.1)	0 (0 to 0.1)	0 (0 to 0.1)	0 (0 to 0.1)	7.7
Chlamydial infection	0 (0 to 0)	0 (0 to 0)	0 (0 to 0)	0 (0 to 0)	0 (0 to 0)	0 (0 to 0)	0 (0 to 0)

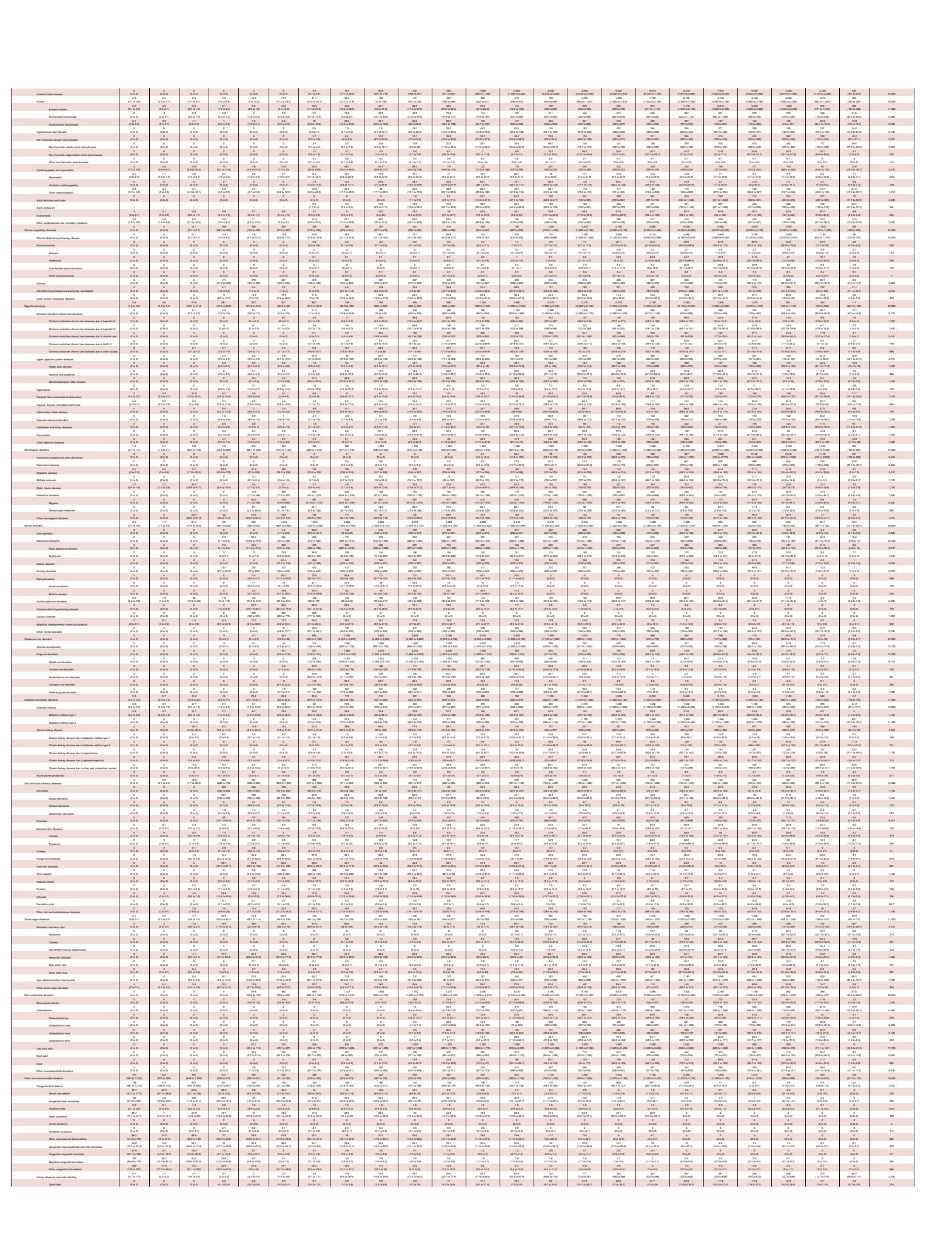



SR Table 2c: Aquascalientes DALYS by cause and age group for males with 95% uncertainty intervals, 2019

Cause	Early Neonatal (0-6 days)	Late Neonatal (7-27 days)	Post Neonatal (28-364 days)	1 to 4	5 to 9	10 to 14	15 to 19	20 to 24	25 to 29	30 to 34	35 to 39	40 to 44	45 to 49	50 to 54	55 to 59	60 to 64	65 to 69	70 to 74	75 to 79	80 to 84	85 to 89	90 to 94	95 plus	Total
All causes	1,818 (1,636 to 2,042)	1,812 (1,511 to 2,245)	1,810 (1,360 to 2,388)	1,812 (1,360 to 2,388)	1,812 (1,360 to 2,388)	1,812



| | | |

SR Table 2a. Bala California DALYS by cause and sex aroun for males with 95% uncertainty intervals, 2019

Cause	Early Neonatal	Late Neonatal	Post Neonatal	1 to 4	5 to 9	10 to 14	15 to 19	20 to 24	25 to 29	30 to 34	35 to 39	40 to 44	45 to 49	50 to 54	55 to 59	60 to 64	65 to 69	70 to 74	75 to 79	80 to 84	85 to 89	90 to 94	95 to plus	Total
All causes	11,600 (9,770 to 13,300)	11,600 (9,960 to 13,700)	11,600 (7,790 to 17,400)	9,170 (7,970 to 11,100)	8,610 (6,990 to 10,100)	10,700 (9,290 to 13,300)	20,900 (17,200 to 24,300)	28,200 (24,000 to 32,200)	28,200 (24,000 to 32,200)	30,100 (25,900 to 34,400)	34,000 (29,700 to 38,100)	43,900 (37,700 to 49,100)	48,800 (41,900 to 54,400)	51,000 (43,900 to 56,200)	51,000 (43,900 to 56,200)	59,000 (49,900 to 65,500)	59,000 (49,900 to 65,500)	56,100 (44,500 to 64,000)	56,100 (44,500 to 64,000)	50,700 (40,500 to 57,000)	46,000 (36,100 to 52,000)	38,800 (29,600 to 43,300)	27,900 (20,900 to 33,100)	19,600 (14,600 to 23,200)	12,500 (9,600 to 15,000)	7,060 (5,190 to 8,560)	2,960 (2,060 to 3,260)	700 (610 to 791)	609,000
Communicable, maternal, neonatal, and nutritional diseases	8,410 (6,850 to 11,300)	3,360 (2,500 to 4,180)	4,700 (3,000 to 7,650)	3,600 (2,670 to 5,350)	2,190 (1,610 to 3,290)	1,490 (1,150 to 2,000)	1,350 (1,060 to 1,870)	2,090 (1,700 to 2,490)	3,200 (2,700 to 3,670)	3,970 (3,370 to 4,500)	4,250 (3,630 to 4,910)	4,490 (3,790 to 5,230)	4,300 (3,650 to 4,770)	3,910 (3,310 to 4,330)	3,910 (3,310 to 4,330)	2,970 (2,660 to 3,420)	2,970 (2,660 to 3,420)	2,070 (1,620 to 2,640)	1,490 (1,160 to 1,890)	1,200 (900 to 1,570)	907 (660 to 1,170)	632 (460 to 817)	432 (326 to 551)	219 (167 to 272)	92.3 (69.6 to 113)	69,600
HIV/AIDS and sexually transmitted infections	2.2 (1.2 to 3.6)	1.6 (0.8 to 2.8)	79.9 (60 to 98.1)	60.3 (36.9 to 93.9)	43.7 (26.9 to 68.4)	49.7 (27.8 to 77.6)	119 (66.1 to 186)	666 (386 to 984)	1,180 (1,000 to 1,380)	1,850 (1,570 to 2,170)	1,850 (1,530 to 2,100)	1,790 (1,510 to 2,100)	1,490 (1,270 to 1,730)	816 (677 to 974)	816 (677 to 974)	436 (362 to 509)	436 (362 to 509)	208 (159 to 274)	144 (109 to 189)	30 (29.9 to 38.9)	11.6 (9.6 to 13.6)	3.2 (2.6 to 3.8)	1.0 (0.7 to 1.6)	0.3 (0.2 to 0.4)	0.1 (0.1 to 0.1)	10,800
HIV/AIDS	0 (0 to 0)	0 (0 to 0)	74 (60.2 to 89.2)	44.1 (36.3 to 59.9)	43.6 (26.9 to 68.4)	47.6 (27.8 to 77.6)	119 (66.1 to 186)	567 (370 to 888)	1,060 (1,000 to 1,380)	1,660 (1,540 to 1,790)	1,660 (1,530 to 2,100)	1,600 (1,510 to 2,100)	1,490 (1,270 to 1,730)	802 (669 to 968)	802 (669 to 968)	426 (354 to 499)	426 (354 to 499)	213 (176 to 262)	144 (109 to 171)	27.6 (23.1 to 33)	9.9 (8.1 to 11.6)	2.1 (1.8 to 2.6)	0.7 (0.5 to 0.9)	0.1 (0.1 to 0.1)	0.1 (0.1 to 0.1)	10,600
HIV/AIDS - Drug-susceptible Tuberculosis	0 (0 to 0)	0 (0 to 0)	11.7 (9.1 to 14.7)	7.1 (5.6 to 9.6)	7.1 (4.4 to 11.2)	19.9 (11.6 to 32.2)	90.4 (50.2 to 143)	214 (139 to 339)	339 (322 to 472)	322 (297 to 346)	292 (268 to 317)	299 (268 to 329)	229 (195 to 261)	139 (116 to 160)	67.4 (56.1 to 77.3)	33.1 (27.5 to 38.2)	20.2 (16.8 to 23.1)	6.1 (4.6 to 8.2)	3.1 (2.3 to 4.2)	0.4 (0.3 to 0.6)	0.1 (0.1 to 0.2)	0.1 (0.1 to 0.1)	0 (0 to 0)	0 (0 to 0)	0 (0 to 0)	1,700
HIV/AIDS - Multidrug-resistant Tuberculosis without extensive	0 (0 to 0)	0 (0 to 0)	0.1 (0 to 0.9)	0.1 (0 to 0.8)	0.1 (0 to 0.7)	0.4 (0 to 3)	1.8 (0.1 to 14.1)	4.4 (0.4 to 34.8)	6.9 (0.7 to 54.8)	6.6 (0.7 to 52.6)	5.9 (0.6 to 47.2)	6.1 (0.6 to 48.7)	4.7 (0.5 to 37.4)	2.8 (0.3 to 22.5)	1.4 (0.1 to 11.2)	0.7 (0.1 to 5.4)	0.4 (0 to 3.4)	0.1 (0 to 1.1)	0.1 (0 to 0.9)	0 (0 to 0.1)	0 (0 to 0)	0 (0 to 0)	0 (0 to 0)	0 (0 to 0)	0 (0 to 0)	136
HIV/AIDS - Extensively drug-resistant Tuberculosis	0 (0 to 0)	0 (0 to 0)	0.2 (0 to 0.6)	0.1 (0 to 0.5)	0.1 (0 to 0.4)	0.1 (0 to 0.4)	0.4 (0 to 1.1)	0.9 (0.1 to 2.6)	1.4 (0.2 to 3.9)	1.3 (0.2 to 3.6)	1.2 (0.2 to 3.3)	1.2 (0.2 to 3.2)	0.9 (0.1 to 2.4)	0.5 (0.1 to 1.4)	0.3 (0 to 0.8)	0.1 (0 to 0.4)	0.1 (0 to 0.3)	0 (0 to 0.2)	0 (0 to 0.1)	0 (0 to 0)	0 (0 to 0)	0 (0 to 0)	0 (0 to 0)	0 (0 to 0)	0 (0 to 0)	0 (0 to 0)	22.2
HIV/AIDS resulting in other diseases	0 (0 to 0)	0 (0 to 0)	0.1 (0 to 0.1)	39.2 (27.1 to 58.4)	0.1 (0 to 0.1)	2.1 (0.9 to 4.6)	9.3 (3.9 to 20.6)	84.4 (35.2 to 187)	113 (47.1 to 251)	182 (75.8 to 404)	182 (75.8 to 404)	182 (75.8 to 404)	182 (75.8 to 404)	79.3 (33.1 to 176)	79.3 (33.1 to 176)	34.2 (14.3 to 76)	34.2 (14.3 to 76)	11.7 (4.9 to 26)	4.2 (1.8 to 9.3)	0.7 (0.3 to 1.6)	0.2 (0.1 to 0.4)	0.1 (0 to 0.1)	0 (0 to 0)	0 (0 to 0)	0 (0 to 0)	0 (0 to 0)	8,700
Sexually transmitted infections excluding HIV	2.2 (1.2 to 3.6)	1.6 (0.8 to 2.8)	5.9 (2.2 to 10.8)	16.2 (6.8 to 32.2)	0.1 (0 to 0.2)	0.1 (0 to 0.2)	0.1 (0 to 0.2)	0.2 (0 to 0.6)	0.2 (0 to 0.6)	0.1 (0 to 0.4)	0.1 (0 to 0.4)	0.1 (0 to 0.4)	0.1 (0 to 0.4)	0.1 (0 to 0.4)	0.1 (0 to 0.4)	0.1 (0 to 0.4)	0.1 (0 to 0.4)	0.1 (0 to 0.4)	0.1 (0 to 0.4)	0.1 (0 to 0.4)	0.1 (0 to 0.4)	0.1 (0 to 0.4)	0.1 (0 to 0.4)	0.1 (0 to 0.4)	0.1 (0 to 0.4)	0.1 (0 to 0.4)	150
Syphilis	0 (0 to 0)	0 (0 to 0)	0.2 (0 to 0.9)	0.2 (0 to 0.9)	0.1 (0 to 0.2)	0.1 (0 to 0.2)	0.1 (0 to 0.2)	0.2 (0 to 0.6)	0.2 (0 to 0.6)	0.1 (0 to 0.4)	0.1 (0 to 0.4)	0.1 (0 to 0.4)	0.1 (0 to 0.4)	0.1 (0 to 0.4)	0.1 (0 to 0.4)	0.1 (0 to 0.4)	0.1 (0 to 0.4)	0.1 (0 to 0.4)	0.1 (0 to 0.4)	0.1 (0 to 0.4)	0.1 (0 to 0.4)	0.1 (0 to 0.4)	0.1 (0 to 0.4)	0.1 (0 to 0.4)	0.1 (0 to 0.4)	0.1 (0 to 0.4)	69.2
Chlamydial infection	0 (0 to 0)	0 (0 to 0)	0 (0 to 0)	0 (0 to 0)	0 (0 to 0)	0 (0 to 0)	0 (0 to 0)	0.6 (0 to 1.1)	0.6 (0 to 1.1)	2.6 (1.3 to 4.1)	5.6 (2.8 to 8.9)	7 (3.6 to 11)	5.6 (2.8 to 8.9)	2.6 (1.3 to 4.1)	1.4 (0.7 to 2.3)	0.3 (0.1 to 0.5)	0.3 (0.1 to 0.5)	0 (0 to 0)	0 (0 to 0)	0 (0 to 0)	0 (0 to 0)	0 (0 to 0)	0 (0 to 0)	0 (0 to 0)	0 (0 to 0)	0 (0 to 0)	0 (0 to 0)	32.6
Gonococcal infection	0 (0 to 0)	0 (0 to 0)	0 (0 to 0)	0 (0 to 0)	0 (0 to 0)	0 (0 to 0)	0 (0 to 0)	0.1 (0.1 to 0.2)	0.1 (0.1 to 0.2)	0.1 (0.1 to 0.2)	0.1 (0.1 to 0.2)	0.2 (0.1 to 0.3)	0.2 (0.1 to 0.3)	0.1 (0.1 to 0.2)	0.1 (0.1 to 0.2)	0.1 (0.1 to 0.2)	0.1 (0.1 to 0.2)	0.1 (0.1 to 0.2)	0.1 (0.1 to 0.2)	0.1 (0.1 to 0.2)	0.1 (0.1 to 0.2)	0.1 (0.1 to 0.2)	0.1 (0.1 to 0.2)	0.1 (0.1 to 0.2)	0.1 (0.1 to 0.2)	0.1 (0.1 to 0.2)	19.5
Trichomoniasis	0 (0 to 0)	0 (0 to 0)	0 (0 to 0)	0 (0 to 0)	0 (0 to 0)	0 (0 to 0)	0 (0 to 0)	0.1 (0 to 0.2)	0.1 (0 to 0.2)	0.2 (0 to 0.4)	0.2 (0 to 0.4)	0.2 (0 to 0.4)	0.2 (0 to 0.4)	0.1 (0 to 0.3)	0.1 (0 to 0.3)	0.1 (0 to 0.3)	0.1 (0 to 0.3)	0 (0 to 0.2)	0 (0 to 0.1)	0 (0 to 0)	0 (0 to 0)	0 (0 to 0)	0 (0 to 0)	0 (0 to 0)	0 (0 to 0)	0 (0 to 0)	0 (0 to 0)	6.4
Genital herpes	0 (0 to 0)	0 (0 to 0)	0 (0 to 0)	0 (0 to 0)	0 (0 to 0)	0 (0 to 0)	0 (0 to 0)	0 (0 to 0)	0 (0 to 0)	0.1 (0 to 0.1)	0.1 (0 to 0.1)	0.1 (0 to 0.2)	0.1 (0 to 0.2)	0.1 (0 to 0.2)	0.1 (0 to 0.2)	0.1 (0 to 0.2)	0.1 (0 to 0.2)	0.1 (0 to 0.2)	0.1 (0 to 0.2)	0.1 (0 to 0.2)	0.1 (0 to 0.2)	0.1 (0 to 0.2)	0.1 (0 to 0.2)	0.1 (0 to 0.2)	0.1 (0 to 0.2)	0.1 (0 to 0.2)	53.1
Other sexually transmitted infections	0 (0 to 0)	0 (0 to 0)	0 (0 to 0)	0 (0 to 0)	0 (0 to 0)	1.1 (0.6 to 2.4)	2.6 (0.6 to 8.4)	7.8 (1.4 to 9.7)	7.8 (1.4 to 9.7)	7.8 (1.7 to 10.4)	7.8 (1.9 to 10.1)	7.8 (1.9 to 11.9)	7.8 (1.9 to 11.9)	7.8 (1.9 to 11.9)	7.8 (1.9 to 11.9)	6.9 (1.7 to 10.6)	6.9 (1.7 to 10.6)	5.1 (1.2 to 7.8)	5.1 (1.2 to 7.8)	3.1 (0.8 to 4.8)	1.2 (0.3 to 1.8)	0.3 (0.1 to 0.5)	0.1 (0 to 0.1)	0 (0 to 0)	0 (0 to 0)	0 (0 to 0)	374
Respiratory infections and tuberculosis	222 (204 to 241)	267 (229 to 306)	1,660 (859 to 2,770)	722 (525 to 1,060)	427 (287 to 595)	396 (261 to 540)	1,490 (1,060 to 2,080)	719 (538 to 931)	1,190 (1,060 to 1,330)	1,490 (1,330 to 1,650)	2,040 (1,820 to 2,260)	2,040 (1,820 to 2,260)	1,990 (1,780 to 2,200)	1,990 (1,780 to 2,200)	1,990 (1,780 to 2,200)	1,990 (1,780 to 2,200)	1,990 (1,780 to 2,200)	1,990 (1,780 to 2,200)	1,990 (1,780 to 2,200)	1,990 (1,780 to 2,200)	1,990 (1,780 to 2,200)	1,990 (1,780 to 2,200)	1,990 (1,780 to 2,200)	1,990 (1,780 to 2,200)	1,990 (1,780 to 2,200)	1,990 (1,780 to 2,200)	20,900
Tuberculosis	0 (0 to 0)	0 (0 to 0)	24.9 (11 to 39.4)	33.3 (21.5 to 47.3)	14.6 (10.1 to 20.3)	20.6 (9.1 to 29.7)	61.4 (29.7 to 89.6)	272 (143 to 396)	577 (273 to 696)	732 (388 to 888)	892 (480 to 1,053)	772 (416 to 1,019)	707 (369 to 1,009)	577 (297 to 1,120)	577 (297 to 1,120)	497 (286 to 823)	497 (286 to 823)	327 (192 to 567)	327 (192 to 567)	227 (126 to 342)	161 (89.3 to 246)	89 (49.3 to 140)	44 (23.8 to 70)	18 (9.7 to 29)	7.2 (3.9 to 11)	1.2 (0.6 to 1.9)	9,890
Latent tuberculosis infection	0 (0 to 0)	0 (0 to 0)	0 (0 to 0)	0 (0 to 0)	0 (0 to 0)	0 (0 to 0)	0 (0 to 0)	0 (0 to 0)	0 (0 to 0)	0 (0 to 0)





SI Table 2a: Baja California Sur DALYS by cause and age group for males with 95% uncertainty intervals, 2019

Cause	Early Neonatal (0-6 days)	Late Neonatal (7-27 days)	Post Neonatal (28-364 days)	1 to 4	5 to 9	10 to 14	15 to 19	20 to 24	25 to 29	30 to 34	35 to 39	40 to 44	45 to 49	50 to 54	55 to 59	60 to 64	65 to 69	70 to 74	75 to 79	80 to 84	85 to 89	90 to 94	95 plus	Total
All causes	2,258 (2,258 to 2,470)	474 (474 to 484)	1,020 (1,020 to 1,020)	1,948 (1,948 to 2,020)	1,569 (1,569 to 1,630)	1,450 (1,450 to 1,450)	1,579 (1,579 to 1,579)	1,579 (1,579 to 1,579)	1,579 (1,579 to 1,579)	1,579 (1,579 to 1,579)	1,579 (1,579 to 1,579)	1,579 (1,579 to 1,579)	1,579 (1,579 to 1,579)	1,579 (1,579 to 1,579)	1,579 (1,579 to 1,579)	1,579 (1,579 to 1,579)	1,579 (1,579 to 1,579)	1,579 (1,579 to 1,579)	1,579 (1,579 to 1,579)	1,579 (1,579 to 1,579)	1,579 (1,579 to 1,579)	1,579 (1,579 to 1,579)	120,000
Communicable, maternal, neonatal, and nutritional diseases	2,202 (1,870 to 2,810)	669 (649 to 1,166)	992 (784 to 1,326)	537 (493 to 686)	495 (351 to 667)	330 (296 to 427)	354 (293 to 452)	458 (350 to 591)	708 (665 to 820)	736 (649 to 879)	820 (718 to 961)	691 (570 to 870)	635 (510 to 775)	615 (514 to 801)	515 (397 to 680)	439 (337 to 592)	255 (203 to 372)	264 (193 to 378)	246 (180 to 378)	191 (145 to 297)	135 (101 to 178)	83.6 (66.0 to 106)	43 (31.4 to 58.2)	16.4 (12.3 to 20.2)	13,200
HIV/AIDS and sexually transmitted infections	0.2 (0.1 to 0.4)	0.2 (0.1 to 0.3)	13.2 (10.8 to 15.6)	9.3 (7.6 to 11.3)	10.3 (8.4 to 12.4)	10.1 (8.3 to 12.1)	23.7 (19.1 to 27.7)	99.4 (81.2 to 118)	261 (215 to 312)	392 (322 to 468)	358 (292 to 428)	330 (262 to 397)	282 (222 to 353)	195 (152 to 256)	89.9 (67.6 to 118)	69.7 (52.4 to 93.1)	37.9 (26.6 to 54.6)	26.3 (17.9 to 37.2)	9.7 (6.7 to 14.8)	2.3 (1.6 to 3.6)	0.5 (0.4 to 0.7)	0.2 (0.2 to 0.2)	0.1 (0.1 to 0.1)	1,700
HIV/AIDS	0 (0 to 0)	0 (0 to 0)	13 (10.5 to 15.6)	9.3 (7.6 to 11.3)	10.3 (8.4 to 12.4)	9.7 (7.9 to 11.6)	21.3 (17.3 to 25.7)	95 (77.9 to 114)	255 (209.5 to 306)	385 (316 to 462)	350 (287 to 420)	319 (256 to 383)	270 (219 to 336)	182 (146 to 235)	82 (62 to 109)	68.2 (51.5 to 91.1)	36.4 (25.5 to 52.4)	25.6 (17.4 to 36.2)	9.3 (6.4 to 14.2)	2.1 (1.5 to 3.5)	0.4 (0.3 to 0.6)	0.1 (0.1 to 0.2)	0 (0 to 0)	1,660
HIV/AIDS - Drug-susceptible Tuberculosis	0 (0 to 0)	0 (0 to 0)	1.1 (0.4 to 1.7)	0.6 (0.2 to 1.1)	0.9 (0.4 to 1.3)	0.8 (0.3 to 1.2)	1.6 (0.6 to 2.7)	7.6 (2.8 to 13)	21 (7.6 to 36)	23.8 (8.6 to 41)	19 (6.9 to 32)	17.3 (6.2 to 29)	16.6 (5.9 to 28)	9.7 (3.4 to 16)	4.6 (1.6 to 7.9)	3.7 (1.3 to 6.3)	1.9 (0.6 to 3.3)	2.2 (0.7 to 3.8)	0.4 (0.1 to 0.7)	0.2 (0.1 to 0.3)	0 (0 to 0)	0 (0 to 0)	0 (0 to 0)	136
HIV/AIDS - Multidrug-resistant Tuberculosis without extensive drug resistance	0 (0 to 0)	0 (0 to 0)	0.1 (0 to 0.2)	0.1 (0 to 0.1)	0.1 (0 to 0.1)	0.1 (0 to 0.1)	0.1 (0 to 0.2)	0.6 (0.2 to 1)	1.7 (0.6 to 2.9)	1.9 (0.7 to 3.3)	1.5 (0.6 to 2.6)	1.4 (0.5 to 2.4)	1.3 (0.5 to 2.2)	0.7 (0.3 to 1.2)	0.3 (0.1 to 0.6)	0.3 (0.1 to 0.5)	0.2 (0 to 0.3)	0.2 (0 to 0.3)	0 (0 to 0.1)	0 (0 to 0)	0 (0 to 0)	0 (0 to 0)	0 (0 to 0)	11.3
HIV/AIDS - Extensively drug-resistant Tuberculosis	0 (0 to 0)	0 (0 to 0)	0 (0 to 0.1)	0 (0 to 0)	0 (0 to 0.1)	0 (0 to 0)	0 (0 to 0.1)	0 (0 to 0)	0.3 (0 to 0.5)	0.3 (0 to 0.5)	0.3 (0 to 0.5)	0.2 (0 to 0.4)	0.2 (0 to 0.4)	0.1 (0 to 0.2)	0.1 (0 to 0.2)	0.1 (0 to 0.2)	0 (0 to 0.1)	0 (0 to 0.1)	0 (0 to 0.1)	0 (0 to 0)	0 (0 to 0)	0 (0 to 0)	0 (0 to 0)	1.6
HIV/AIDS resulting in other diseases	0 (0 to 0)	0 (0 to 0)	11.9 (9.5 to 14.4)	8.6 (6.7 to 10.4)	9.3 (7.4 to 11.1)	8.8 (7 to 10.7)	19.3 (15.3 to 23.5)	86.6 (68.7 to 106)	232 (184 to 284)	348 (277 to 425)	318 (254 to 388)	288 (229 to 352)	252 (200 to 308)	174 (138 to 213)	87.6 (69.5 to 106)	61.9 (49.1 to 75.6)	33.2 (24.1 to 45.4)	23.2 (16.2 to 31.8)	8.8 (6.1 to 12.1)	1.9 (1.3 to 2.7)	0.4 (0.3 to 0.5)	0.1 (0.1 to 0.2)	0 (0 to 0)	1,500
Sexually transmitted infections excluding HIV	0.2 (0.1 to 0.4)	0.2 (0 to 0.3)	1.2 (0.5 to 2.1)	0.7 (0.3 to 1.2)	0.6 (0.3 to 1)	0.4 (0.2 to 0.7)	0.4 (0.2 to 0.7)	3.8 (1.8 to 6.2)	6.1 (2.8 to 10)	6.8 (2.8 to 12)	7.5 (2.9 to 14)	6.3 (2.4 to 12)	4.3 (1.7 to 8.2)	1.9 (0.8 to 3.8)	0.8 (0.3 to 1.6)	0.5 (0.2 to 1.1)	0.2 (0.1 to 0.5)	0.2 (0.1 to 0.4)	0.1 (0 to 0.2)	0 (0 to 0.1)	0 (0 to 0)	0 (0 to 0)	0 (0 to 0)	36
Syphilis	0 (0 to 0)	0 (0 to 0)	0.2 (0.1 to 0.3)	0.2 (0.1 to 0.3)	0.2 (0.1 to 0.3)	0.2 (0.1 to 0.3)	0.2 (0 to 0.3)	1.2 (0.5 to 2)	2.1 (0.9 to 3.5)	2.3 (0.9 to 4)	2.6 (1 to 4.5)	2.1 (0.9 to 3.9)	1.5 (0.6 to 2.8)	0.7 (0.3 to 1.4)	0.3 (0.1 to 0.6)	0.2 (0.1 to 0.4)	0.1 (0 to 0.3)	0.1 (0 to 0.2)	0 (0 to 0.1)	0 (0 to 0.1)	0 (0 to 0)	0 (0 to 0)	0 (0 to 0)	3.7
Chlamydial infection	0 (0 to 0)	0 (0 to 0)	0 (0 to 0)	0 (0 to 0)	0 (0 to 0)	0 (0 to 0)	0 (0 to 0)	0 (0 to 0.1)	0.1 (0 to 0.2)	0.1 (0 to 0.2)	0.1 (0 to 0.2)	0.1 (0 to 0.2)	0.1 (0 to 0.2)	0.1 (0 to 0.2)	0.1 (0 to 0.2)	0.1 (0 to 0.2)	0.1 (0 to 0.2)	0.1 (0 to 0.2)	0 (0 to 0.1)	0 (0 to 0.1)	0 (0 to 0)	0 (0 to 0)	0 (0 to 0)	0 (0 to 0)	7.4
Gonococcal infection	0 (0 to 0)	0 (0 to 0)	0 (0 to 0)	0 (0 to 0)	0 (0 to 0)	0 (0 to 0)	0 (0 to 0)	0 (0 to 0.1)	0.1 (0 to 0.2)	0.1 (0 to 0.2)	0.1 (0 to 0.2)	0.1 (0 to 0.2)	0.1 (0 to 0.2)	0.1 (0 to 0.2)	0.1 (0 to 0.2)	0.1 (0 to 0.2)	0.1 (0 to 0.2)	0.1 (0 to 0.2)	0 (0 to 0.1)	0 (0 to 0.1)	0 (0 to 0)	0 (0 to 0)	0 (0 to 0)	0 (0 to 0)	3.8
Trichomoniasis	0 (0 to 0)	0 (0 to 0)	0 (0 to 0)	0 (0 to 0)	0 (0 to 0)	0 (0 to 0)	0 (0 to 0)	0 (0 to 0.1)	0.1 (0 to 0.3)	0.1 (0 to 0.3)	0.1 (0 to 0.3)	0.1 (0 to 0.3)	0.1 (0 to 0.3)	0 (0 to 0.2)	0 (0 to 0.1)	0 (0 to 0.2)	0 (0 to 0.1)	0 (0 to 0.1)	0 (0 to 0.1)	0 (0 to 0)	0 (0 to 0)	0 (0 to 0)	0 (0 to 0)	0 (0 to 0)	1.4
Genital herpes	0 (0 to 0)	0 (0 to 0)	0 (0 to 0)	0 (0 to 0)	0 (0 to 0)	0 (0 to 0)	0 (0 to 0.1)	0.1 (0 to 0.1)	0.1 (0 to 0.2)	0.1 (0 to 0.2)	0.1 (0 to 0.3)	0.1 (0 to 0.3)	0.1 (0 to 0.3)	0.1 (0 to 0.3)	0.1 (0 to 0.2)	0.1 (0 to 0.2)	0 (0 to 0.1)	0 (0 to 0.1)	0 (0 to 0.1)	0 (0 to 0)	0 (0 to 0)	0 (0 to 0)	0 (0 to 0)	0 (0 to 0)	11.6
Other sexually transmitted infections	0 (0 to 0)	0 (0 to 0)	0.2 (0 to 0.3)	0.2 (0 to 0.3)	0.2 (0 to 0.3)	0.2 (0 to 0.3)	0.2 (0 to 0.3)	1.2 (0.4 to 2.4)	1.8 (0.7 to 3.7)	1.9 (0.6 to 3.9)	2.1 (0.7 to 4.3)	1.7 (0.6 to 3.6)	1.3 (0.4 to 2.7)	0.6 (0.2 to 1.3)	0.3 (0.1 to 0.6)	0.2 (0.1 to 0.5)	0.1 (0 to 0.3)	0.1 (0 to 0.2)	0 (0 to 0.1)	0 (0 to 0)	0 (0 to 0)	0 (0 to 0)	0 (0 to 0)	9.1
Respiratory infections and tuberculosis	824 (537 to 1,129)	96 (96 to 132)	247 (227 to 613)	194 (190 to 775)	78 (69.6 to 144)	58 (54.6 to 119)	99 (79.6 to 164)	166 (140.1 to 230)	138 (116.3 to 203)	140 (116.9 to 203)	140 (116.9 to 203)	140 (116.9 to 203)	140 (116.9 to 203)	140 (116.9 to 203)	140 (116.9 to 203)	140 (116.9 to 203)	140 (116.9 to 203)	140 (116.9 to 203)	140 (116.9 to 203)	140 (116.9 to 203)	140 (116.9 to 203)	140 (116.9 to 203)	140 (116.9 to 203)	140 (116.9 to 203)	3,360
Tuberculosis	0 (0 to 0)	0 (0 to 0)	0 (0 to 0)	0 (0 to 0)	0 (0 to 0)	0 (0 to 0)	0 (0 to 0)	0 (0 to 0)	0 (0 to 0)	0 (0 to 0)	0 (0 to 0)	0 (0 to 0)	0 (0 to 0)	0 (0 to 0)	0 (0 to 0)	0 (0 to 0)	0 (0 to 0)	0 (0 to 0)	0 (0 to 0)	0 (0 to 0)	0 (0 to 0)	0 (0 to 0)	0 (0 to 0)	0 (0 to 0)	580
Latent tuberculosis infection	0 (0 to 0)	0 (0 to 0)	0 (0 to 0)	0 (0 to 0)	0 (0 to 0)	0 (0 to 0)	0 (0 to 0)	0 (0 to 0)	0 (0 to 0)	0 (0 to 0)	0 (0 to 0)	0 (0 to 0)	0 (0 to 0)	0 (0 to 0)	0 (0 to 0)	0 (0 to 0)	0 (0 to 0)	0 (0 to 0)	0 (0 to 0)	0 (0 to 0)	0 (0 to 0)	0 (0 to 0)	0 (0 to 0)	0 (0 to 0)	0
Drug-susceptible tuberculosis	0 (0 to 0)	0 (0 to 0)	0 (0 to 0)	0 (0 to 0)	0 (0 to 0)	0 (0 to 0)	0 (0 to 0)	0 (0 to 0)	0 (0 to 0)	0 (0 to 0)	0 (0 to 0)	0 (0 to 0)	0 (0 to 0)	0 (0 to 0)	0 (0 to 0)	0 (0 to 0)	0 (0 to 0)	0 (0 to 0)	0 (0 to 0)	0 (0 to 0)	0 (0 to 0)	0 (0 to 0)	0 (0 to 0)	0 (0 to 0)	0
Multidrug-resistant tuberculosis without extensive drug resistance	0 (0 to 0)	0 (0 to 0)	0 (0 to 0)	0 (0 to 0)	0 (0 to 0)	0 (0 to 0)	0 (0 to 0)	0 (0 to 0)	0 (0 to 0)	0 (0 to 0)	0 (0 to 0)	0 (0 to 0)	0 (0 to 0)	0 (0 to 0)	0 (0 to 0)	0 (0 to 0)	0 (0 to 0)	0 (0 to 0)	0 (0 to 0)	0 (0 to 0)	0 (0 to 0)	0 (0 to 0)	0 (0 to 0)	0 (0 to 0)	0
Extensively drug-resistant tuberculosis	0 (0 to 0)	0 (0 to 0)	0 (0 to 0)	0 (0 to 0)	0 (0 to 0)	0 (0 to 0)	0 (0 to 0)	0 (0 to 0)	0 (0 to 0)	0 (0 to 0)	0 (0 to 0)	0 (0 to 0)	0 (0 to 0)	0 (0 to 0)	0 (0 to 0)	0 (0 to 0)	0 (0 to 0)	0 (0 to 0)	0 (0 to 0)	0 (0 to 0)	0 (0 to 0)	0 (0 to 0)	0 (0 to 0)	0 (0 to 0)	0
Lower respiratory infections	824 (533 to 1,129)	83.6 (50.1 to 120)	228 (209.6 to 594)	91 (89.6 to 114)	31 (22.2 to 43)	23.9 (17.3 to 32.3)	42.3 (34.5 to 54.6)	71.6 (56.4 to 108)	107 (89.7 to 158)	121 (77.9 to 183)	142 (94.7 to 212)	146 (95.7 to 220)	146 (94.6 to 221)	146 (94.6 to 220)	137 (88.3 to 206)	123 (79.1 to 185)	111 (72.1 to 167)	109 (72.7 to 164)	71.1 (47.5 to 106)	47 (31.2 to 62.7)	24.6 (17.2 to 32.4)	9.3 (7.1 to 11.5)	2,260
Upper respiratory infections	0.4 (0 to 1.1)	1.4 (0.9 to 2.3)	14.9 (12.5 to 22.5)	34.3 (32.5 to 37.1)	39.9 (39.6 to 44.2)	27.1 (26.9 to 30.1)	35.7 (19.2 to 63.8)	34.9 (14.7 to 59.1)	34.2 (16.1 to 59)	33.4 (16.1 to 62.4)	31.6 (16.1 to 62.4)	29.6 (14.2 to 58.4)	21.8 (10.7 to 47.6)	16.9 (8.2 to 36)	12.6 (5.7 to 28.3)	8.4 (3.6 to 19.4)	5.9 (2.4 to 13.3)	3.9 (1.6 to 8.9)	2.2 (0.9 to 5.1)	1.2 (0.5 to 2.8)	0.5 (0.2 to 1.2)	0.1 (0 to 0.4)	398
Otitis media	0 (0 to 0)	0.1 (0 to 0.2)	1.8 (0.9 to 3.2)	14 (13.9 to 24.2)	20.9 (20.9 to 22.7)	14.2 (8.9 to 27.7)	9.9 (4.1 to 19.4)	9.3 (3.9 to 18.2)	7.1 (2.8 to 13.9)	6.8 (2.6 to 13.4)	6.6 (2.5 to 13.2)	6.3 (2.4 to 12.6)	5.9 (2.1 to 12.3)	4.8 (1.6 to 10.2)	3.5 (1.1 to 7.6)	2.4 (0.7 to 5.3)	1.6 (0.5 to 3.6)	1.1 (0.3 to 2.5)	0.6 (0.2 to 1.4)	0.3 (0.1 to 0.6)	0.1 (0 to 0.2)	0 (0 to 0.1)	126
Enteric infections	3.5 (3.5 to 4.9)	9.2 (9.2 to 12.7)	51.3 (51.3 to 102)	89.1 (89.1 to 136)	44.4 (44.4 to 78.1)	29.4 (29.4 to 53.2)	30.7 (30.7 to 55.6)	30.7 (21.3 to 41.3)	30.7 (22.1 to 42.3)	30.7 (24.4 to 43.6)	30.7 (24.4 to 43.6)	30.7 (24.4 to 43.6)	30.7 (24.4 to 43.6)	30.7 (24.4 to 43.6)	30.7 (21.6 to 43.3)	30.7 (21.6 to 43.3)	30.7 (19.4 to 43.3)	30.7 (19.4 to 43.3)	30.7 (19.4 to 43.3)	30.7 (19.4 to 43.3)	30.7 (19.4 to 43.3)	30.7 (19.4 to 43.3)	30.7 (19.4 to 43.3)	732
Diarrheal diseases	3.5 (3.5 to 4.9)	9.2 (9.2 to 12.7)	51.2 (51.2 to 102)	89.1 (89.1 to 136)	44.4 (44.4 to 78.1)	29.4 (29.4 to 53.2)	30.7 (30.7 to 55.6)	30.7 (21.3 to 41.3)	30.7 (22.1 to 42.3)	30.7 (24.4 to 43.6)	30.7 (24.4 to 43.6)	30.7 (24.4 to 43.6)	30.7 (24.4 to 43.6)	30.7 (24.4 to 43.6)	30.7 (21.6 to 43.3)	30.7 (21.6 to 43.3)	30.7 (19.4 to 43.3)	30.7 (19.4 to 43.3)	30.7 (19.4 to 43.3)	30.7 (19.4 to 43.3)	30.7 (19.4 to 43.3)	30.7 (19.4 to 43.3)	30.7 (19.4 to 43.3)	732
Typhoid and paratyphoid	0 (0 to 0)	0 (0 to 0)	0 (0 to 0)	0 (0 to 0)	0 (0 to 0)	0 (0 to 0)	0 (0 to 0)	0 (0 to 0)	0 (0 to 0)	0 (0 to 0)	0 (0 to 0)	0 (0 to 0)	0 (0 to 0)	0 (0 to 0)	0 (0 to 0)	0 (0 to 0)	0 (0 to 0)	0 (0 to 0)	0 (0 to 0)	0 (0 to 0)	0 (0 to 0)	0 (0 to 0)	0 (0 to 0)	0 (0 to 0)	3
Typhoid fever	0 (0 to 0)	0 (0 to 0)	0 (0 to 0)	0 (0 to 0)	0 (0 to 0)	0 (0 to 0)	0 (0 to 0)	0 (0 to 0)	0 (0 to 0)	0 (0 to 0)	0 (0 to 0)	0 (0 to 0)	0 (0 to 0)	0 (0 to 0)	0 (0 to 0)	0 (0 to 0)	0 (0 to 0)	0 (0 to 0)	0 (0 to 0)	0 (0 to 0)	0 (0 to 0)	0 (0 to 0)	0 (0 to 0)	0 (0 to 0)	3
Paratyphoid fever	0 (0 to 0)	0 (0 to 0)	0 (0 to 0)	0 (0 to 0)	0 (0 to 0)	0 (0 to 0)	0 (0 to 0)	0 (0 to 0)	0 (0 to 0)	0 (0 to 0)	0 (0 to 0)	0 (0 to 0)	0 (0 to 0)	0 (0 to 0)	0 (0 to 0)	0 (0 to 0)	0 (0 to 0)	0 (0 to 0)	0 (0 to 0)	0 (0 to 0)	0 (0 to 0)	0 (0 to 0)	0 (0 to 0)	0 (0 to 0)	0
Invasive Non-typhoidal Salmonella (iNTS)	0 (0 to 0)	0 (0 to 0)	0.2 (0 to 0.4)	0.2 (0 to 0.3)	0.1 (0 to 0.4)	0.1 (0 to 0.4)	0.1 (0 to 0.4





| | | |

SR Table 2c: Campeche DALYS by cause and age group for males with 95% uncertainty intervals, 2019

Cause	Early Neonatal (0-6 days)	Late Neonatal (7-27 days)	Post Neonatal (28-364 days)	1 to 4	5 to 9	10 to 14	15 to 19	20 to 24	25 to 29	30 to 34	35 to 39	40 to 44	45 to 49	50 to 54	55 to 59	60 to 64	65 to 69	70 to 74	75 to 79	80 to 84	85 to 89	90 to 94	95 plus	Total
All causes	4,458 (4,458, 4,812)	2,260 (2,260, 2,600)	1,466 (1,466, 1,766)	2,564 (1,980, 3,170)	2,249 (1,749, 2,822)	2,264 (1,747, 2,835)	2,589 (2,012, 3,189)	3,546 (2,842, 4,190)	3,841 (2,970, 4,844)	4,299 (3,382, 5,380)	4,884 (3,853, 6,043)	5,349 (4,263, 6,650)	5,713 (4,572, 7,122)	6,284 (5,044, 7,788)	6,859 (5,512, 8,452)	7,468 (5,997, 9,180)	7,993 (6,399, 9,820)	8,139 (6,539, 10,020)	7,763 (6,242, 9,482)	6,966 (5,592, 8,565)	4,961 (3,962, 6,102)	2,369 (1,760, 2,969)	107,290
Communicable, maternal, neonatal, and nutritional diseases	4,140 (3,838, 4,392)	2,202 (1,880, 2,478)	1,400 (997, 1,728)	730 (569, 904)	677 (477, 879)	490 (349, 643)	399 (253, 556)	546 (358, 732)	641 (396, 964)	797 (490, 1,215)	789 (470, 1,229)	713 (413, 1,124)	747 (428, 1,160)	691 (412, 1,055)	686 (391, 1,032)	459 (259, 681)	394 (219, 591)	308 (163, 497)	262 (119, 462)	245 (103, 441)	202 (70, 397)	147 (37, 316)	67.1 (19, 151)	49.0 (22.9, 93.9)	17,355
HIV/AIDS and sexually transmitted infections	0.7 (0.4, 1.2)	0.7 (0.4, 1.3)	20.9 (13.7, 32.8)	13.6 (11.3, 16.4)	11.6 (9.9, 13.4)	13.4 (11.1, 16.1)	22.1 (17.3, 45.2)	166 (128, 196)	428 (328, 504)	655 (512, 772)	879 (677, 1,033)	1,070 (827, 1,258)	1,305 (1,009, 1,535)	1,541 (1,192, 1,811)	1,732 (1,340, 2,037)	1,910 (1,478, 2,246)	1,977 (1,530, 2,325)	1,911 (1,479, 2,248)	1,729 (1,338, 2,033)	1,470 (1,138, 1,729)	1,040 (805, 1,223)	1,540 (1,192, 1,812)	17,355
HIV/AIDS	0 (0.0, 0.0)	0 (0.0, 0.0)	20.5 (13.4, 32.4)	13.6 (11.3, 16.3)	11.6 (9.9, 13.4)	12.9 (10.6, 15.7)	21.1 (16.5, 27.8)	161 (122, 192)	422 (302, 502)	653 (509, 770)	874 (673, 1,029)	1,065 (822, 1,253)	1,301 (1,005, 1,531)	1,537 (1,189, 1,807)	1,729 (1,337, 2,034)	1,907 (1,475, 2,243)	1,974 (1,527, 2,322)	1,908 (1,476, 2,245)	1,726 (1,335, 2,030)	1,467 (1,135, 1,726)	1,037 (802, 1,220)	1,537 (1,189, 1,809)	17,355
HIV/AIDS - Drug-susceptible Tuberculosis	0 (0.0, 0.0)	0 (0.0, 0.0)	0.9 (0.6, 1.4)	0.6 (0.5, 0.7)	0.7 (0.4, 1.1)	0.8 (0.4, 1.3)	2 (0.9, 3.5)	13.6 (7.2, 23.6)	29.7 (15.7, 51.6)	29.2 (14.2, 50.8)	26.2 (12.7, 45.6)	24.7 (11.9, 43.1)	22.5 (10.8, 39.2)	20.5 (9.8, 35.7)	22 (10.5, 38.3)	19.6 (9.4, 34.2)	17.9 (8.6, 31.2)	14.9 (7.1, 26.0)	11.3 (5.4, 19.7)	8.4 (4.0, 14.6)	5.6 (2.7, 9.8)	3.2 (1.5, 5.6)	159
HIV/AIDS - Multidrug-resistant Tuberculosis without extensive drug resistance	0 (0.0, 0.0)	0 (0.0, 0.0)	0.1 (0.0, 0.1)	0.1 (0.0, 0.1)	0.1 (0.0, 0.1)	0.1 (0.0, 0.1)	0.2 (0.1, 0.3)	0.9 (0.4, 1.6)	2.3 (1.0, 4.1)	2.1 (0.9, 3.8)	2 (0.9, 3.7)	1.7 (0.7, 3.1)	1.6 (0.7, 2.9)	1.5 (0.6, 2.7)	1.5 (0.6, 2.7)	1.4 (0.6, 2.5)	1.3 (0.5, 2.3)	1.1 (0.5, 2.0)	0.9 (0.4, 1.6)	0.7 (0.3, 1.2)	0.5 (0.2, 0.9)	0.3 (0.1, 0.5)	12.8
HIV/AIDS - Extensively drug-resistant Tuberculosis	0 (0.0, 0.0)	0 (0.0, 0.0)	0 (0.0, 0.0)	0 (0.0, 0.0)	0 (0.0, 0.0)	0 (0.0, 0.1)	0.1 (0.0, 0.1)	0.4 (0.2, 0.8)	1.1 (0.5, 2.0)	1 (0.5, 1.8)	0.9 (0.4, 1.6)	0.8 (0.4, 1.4)	0.7 (0.3, 1.2)	0.7 (0.3, 1.2)	0.7 (0.3, 1.2)	0.6 (0.3, 1.1)	0.6 (0.3, 1.0)	0.5 (0.2, 0.9)	0.4 (0.2, 0.7)	0.3 (0.1, 0.5)	0.2 (0.1, 0.4)	0.1 (0.0, 0.2)	2.1
HIV/AIDS resulting in other diseases	0 (0.0, 0.0)	0 (0.0, 0.0)	19.1 (12.4, 29.4)	12.6 (10.5, 15.0)	10.8 (9.2, 12.6)	11.9 (9.8, 14.6)	20 (15.6, 26.8)	152 (113, 181)	398 (282, 468)	607 (473, 715)	811 (627, 958)	987 (764, 1,165)	1,206 (934, 1,423)	1,425 (1,104, 1,677)	1,602 (1,241, 1,885)	1,770 (1,370, 2,081)	1,834 (1,419, 2,157)	1,770 (1,370, 2,082)	1,602 (1,239, 1,883)	1,360 (1,052, 1,600)	962 (744, 1,132)	1,425 (1,103, 1,676)	16.1 (4.9, 37.1)	45.1 (21.1, 87.1)	16,090
Sexually transmitted infections excluding HIV	0.7 (0.4, 1.2)	0.7 (0.4, 1.3)	0.4 (0.1, 0.9)	0.1 (0.0, 0.1)	0.1 (0.0, 0.1)	0.5 (0.0, 0.5)	0.5 (0.1, 0.5)	0.5 (0.2, 0.5)	0.5 (0.2, 0.5)	0.5 (0.2, 0.5)	0.5 (0.2, 0.5)	0.5 (0.2, 0.5)	0.5 (0.2, 0.5)	0.5 (0.2, 0.5)	0.5 (0.2, 0.5)	0.5 (0.2, 0.5)	0.5 (0.2, 0.5)	0.5 (0.2, 0.5)	0.5 (0.2, 0.5)	0.5 (0.2, 0.5)	0.5 (0.2, 0.5)	0.5 (0.2, 0.5)	0.5 (0.2, 0.5)	396
Syphilis	0 (0.0, 0.0)	0 (0.0, 0.0)	0.1 (0.0, 0.2)	0 (0.0, 0.0)	0 (0.0, 0.0)	0 (0.0, 0.0)	0 (0.0, 0.0)	0 (0.0, 0.0)	0 (0.0, 0.0)	0 (0.0, 0.0)	0 (0.0, 0.0)	0 (0.0, 0.0)	0 (0.0, 0.0)	0 (0.0, 0.0)	0 (0.0, 0.0)	0 (0.0, 0.0)	0 (0.0, 0.0)	0 (0.0, 0.0)	0 (0.0, 0.0)	0 (0.0, 0.0)	0 (0.0, 0.0)	0 (0.0, 0.0)	0 (0.0, 0.0)	0.6
Chlamydial infection	0 (0.0, 0.0)	0 (0.0, 0.0)	0 (0.0, 0.0)	0 (0.0, 0.0)	0 (0.0, 0.0)	0 (0.0, 0.0)	0 (0.0, 0.0)	0 (0.0, 0.0)	0 (0.0, 0.0)	0 (0.0, 0.0)	0 (0.0, 0.0)	0 (0.0, 0.0)	0 (0.0, 0.0)	0 (0.0, 0.0)	0 (0.0, 0.0)	0 (0.0, 0.0)	0 (0.0, 0.0)	0 (0.0, 0.0)	0 (0.0, 0.0)



Congenital birth defects	1,110 (1.62 to 1.70)	617 (0.87 to 0.89)	832 (0.89 to 1.00)	233 (1.00 to 1.05)	104 (1.74 to 1.98)	97-6 (1.70 to 1.93)	80-8 (1.54 to 1.72)	72 (0.92 to 0.99)	59-9 (1.26 to 1.51)	42-1 (1.27 to 1.57)	29-6 (1.51 to 1.69)	29-9 (2.00 to 2.02)	23-8 (1.76 to 2.00)	17-6 (1.15 to 2.04)	14-9 (0.96 to 2.00)	11-7 (1.21 to 1.75)	7-4 (0.89 to 2.00)	1-6 (0.99 to 2.00)	0-8 (0.5 to 1.4)	0-4 (0.2 to 0.7)	0-2 (0.1 to 0.3)	0-1 (0 to 0.1)		3,390
Neural tube defects	79-9 (99 to 141)	21-1 (0.9 to 39.7)	23-8 (9.7 to 47)	29-5 (9.2 to 59.4)	4-1 (2.7 to 6)	4-3 (2.4 to 9.1)	3-7 (2.4 to 9.4)	3-3 (2.1 to 4.9)	2-1 (1.4 to 3.1)	1-4 (0.9 to 2)	0-9 (0.4 to 1.3)	0-7 (0.4 to 1.1)	0-7 (0.4 to 1.1)	0-4 (0.2 to 0.9)	0-3 (0.2 to 0.6)	0-3 (0.1 to 0.5)	0-2 (0.1 to 0.5)	0 (0 to 0)	0 (0 to 0)	0 (0 to 0)	0 (0 to 0)	0 (0 to 0)		768
Congenital heart anomalies	1,030 (1.00 to 1.05)	1,030 (1.00 to 1.05)	1,030 (1.00 to 1.05)

SR Table 2a. Cashalla DALYS by cause and sex groups for males with 95% uncertainty intervals, 2019

Cause	Both Neonatal	Late Neonatal	Post Neonatal	1 to 4	5 to 9	10 to 14	15 to 19	20 to 24	25 to 29	30 to 34	35 to 39	40 to 44	45 to 49	50 to 54	55 to 59	60 to 64	65 to 69	70 to 74	75 to 79	80 to 84	85 to 89	90 to 94	95 plus	Total
All causes	16,700 (15,700 to 20,800)	7,600 (5,900 to 9,700)	9,200 (6,500 to 14,300)	6,900 (7,900 to 10,300)	7,400 (6,900 to 9,200)	8,000 (7,200 to 11,200)	10,100 (13,900 to 19,000)	12,100 (19,600 to 29,600)	12,900 (19,600 to 29,400)	13,600 (19,600 to 28,100)	13,600 (20,300 to 27,600)	13,600 (22,600 to 31,600)	13,600 (26,700 to 37,600)	13,200 (27,900 to 41,200)	13,200 (29,300 to 44,100)	13,200 (29,900 to 47,600)	13,200 (29,300 to 47,900)	12,200 (22,600 to 39,400)	11,700 (17,700 to 29,800)	10,900 (11,900 to 19,200)	8,910 (6,900 to 9,900)	3,540 (2,900 to 3,710)	270 (1,200 to 1,500)	437,000
Communicable, maternal, neonatal, and nutritional diseases	14,900 (11,200 to 19,300)	5,240 (4,050 to 6,900)	3,990 (2,200 to 6,700)	3,420 (1,900 to 5,300)	1,930 (1,020 to 3,200)	1,390 (1,020 to 1,920)	1,020 (1,200 to 1,500)	1,010 (1,020 to 1,500)	1,010 (1,000 to 1,500)	1,060 (1,020 to 1,500)	1,060 (1,070 to 1,570)	1,010 (1,020 to 1,530)	1,070 (1,070 to 1,710)	1,060 (1,300 to 1,960)	1,060 (1,170 to 1,770)	1,060 (1,000 to 1,900)	1,320 (900 to 1,920)	1,150 (760 to 1,890)	980 (650 to 1,670)	640 (490 to 1,190)	618 (370 to 1,060)	459 (267 to 961)	276 (160 to 577)	99.2 (71.6 to 139)	50,500
HIV/AIDS and sexually transmitted infections	0 (0 to 0)	0 (0 to 0)	375 (300 to 470)	224.5 (200 to 260)	21.3 (17.9 to 25.4)	24.4 (20.2 to 29)	42.9 (36 to 51.7)	238 (197 to 288)	1,060 (900 to 1,260)	1,660 (1,390 to 1,980)	1,670 (1,390 to 2,000)	1,660 (1,370 to 1,980)	1,660 (1,370 to 1,980)	1,660 (1,370 to 1,980





SR Table 2a: Colima DALYS by cause and age group for males with 95% uncertainty intervals, 2019

Cause	Early Neonatal	Late Neonatal	Post Neonatal	1 to 4	5 to 9	10 to 14	15 to 19	20 to 24	25 to 29	30 to 34	35 to 39	40 to 44	45 to 49	50 to 54	55 to 59	60 to 64	65 to 69	70 to 74	75 to 79	80 to 84	85 plus	Total
All causes	2,258 (2,258 to 2,270)	1,304 (1,304 to 1,305)	1,305 (1,305 to 1,306)	1,169 (1,169 to 1,170)	1,569 (1,569 to 1,571)	1,977 (1,977 to 1,980)	2,429 (2,429 to 2,430)	2,977 (2,977 to 2,979)	3,178 (3,178 to 3,180)	3,412 (3,412 to 3,414)	3,772 (3,772 to 3,774)	4,222 (4,222 to 4,224)	4,729 (4,729 to 4,732)	5,309 (5,309 to 5,312)	5,909 (5,909 to 5,912)	6,475 (6,475 to 6,479)	6,965 (6,965 to 6,969)	7,429 (7,429 to 7,433)	7,870 (7,870 to 7,874)	8,296 (8,296 to 8,300)	8,695 (8,695 to 8,699)	8,695 (8,695 to 8,699)	9,065 (9,065 to 9,069)	9,065 (9,065 to 9,069)	9,065 (9,065 to 9,069)	127,052 (127,052 to 127,052)
Communicable, maternal, neonatal, and nutritional diseases	2,030 (1,456 to 2,402)	811 (611 to 1,045)	662 (379 to 1,060)	494 (363 to 671)	384 (263 to 547)	329 (246 to 477)	321 (243 to 472)	352 (262 to 512)	418 (308 to 606)	529 (383 to 696)	670 (479 to 774)	714 (519 to 829)	668 (481 to 774)	649 (464 to 760)	548 (383 to 649)	417 (281 to 520)	346 (206 to 466)	334 (194 to 473)	292 (156 to 395)	255 (134 to 372)	253 (129 to 369)	133 (66 to 192)	74.9 (39.1 to 109.2)	23.6 (10 to 35.4)	11,150
HIV/AIDS and sexually transmitted infections	0.6 (0.3 to 0.8)	0.4 (0.2 to 0.6)	13.3 (11.1 to 15.6)	7.1 (6.3 to 8.2)	6.4 (5.6 to 7.5)	14.6 (12.2 to 18)	29 (19.4 to 39)	106 (69.9 to 139)	163 (107.9 to 197)	265 (226 to 308)	232 (202.9 to 274)	264 (215.3 to 309)	173 (143.5 to 204)	98.5 (82.7 to 118)	64.4 (54.1 to 77.7)	41.2 (34.5 to 48.4)	29.1 (22.9 to 35)	19 (12.9 to 24.7)	3.7 (1.5 to 4.4)	0.8 (0.3 to 0.9)	0.3 (0.3 to 0.4)	0.1 (0.1 to 0.1)	0 (0 to 0)	1,600
HIV/AIDS	0 (0 to 0)	0 (0 to 0)	13 (10.8 to 15.6)	7.1 (6.3 to 8.2)	6.4 (5.6 to 7.5)	14.4 (11.9 to 17.5)	22.3 (12.6 to 28.7)	100 (67.9 to 126)	154 (105.5 to 183)	253 (224 to 284)	220 (193.2 to 250)	251 (233.2 to 269)	170 (147.1 to 203)	96.4 (82.9 to 115)	62.6 (52.6 to 73.7)	40.1 (33.1 to 46.1)	28.5 (22.3 to 33.1)	18.6 (12.3 to 23.6)	3.6 (1.4 to 4.2)	0.8 (0.3 to 0.9)	0.3 (0.2 to 0.3)	0 (0 to 0.1)	0 (0 to 0)	1,370
HIV/AIDS - Drug-susceptible Tuberculosis	0 (0 to 0)	0 (0 to 0)	1.3 (0.9 to 1.9)	0.6 (0.4 to 1.1)	0.6 (0.4 to 1.4)	1.6 (0.6 to 2.6)	2.4 (1.4 to 3.4)	11.1 (4.7 to 16.9)	16.9 (7.1 to 25.4)	29.4 (11.1 to 45.4)	25.1 (9.4 to 38.8)	32.9 (12.5 to 50.9)	26.5 (10.1 to 41.2)	17.9 (6.9 to 27.8)	10.1 (3.9 to 15.7)	6.6 (2.6 to 10.2)	4.2 (1.6 to 6.5)	2.5 (0.9 to 3.9)	0.7 (0.3 to 1.1)	0.1 (0 to 0.2)	0.1 (0 to 0.1)	0 (0 to 0)	0 (0 to 0)	186
HIV/AIDS - Multidrug-resistant Tuberculosis without extensive drug resistance	0 (0 to 0)	0 (0 to 0)	0.1 (0 to 0.2)	0.1 (0 to 0.1)	0.1 (0 to 0.1)	0.1 (0 to 0.1)	0.2 (0 to 0.3)	0.6 (0 to 0.9)	1.2 (0.3 to 2.1)	2.2 (0.5 to 3.9)	2.2 (0.5 to 3.9)	2.4 (0.5 to 4.1)	2 (0.4 to 3.4)	1.4 (0.3 to 2.3)	0.8 (0.2 to 1.3)	0.5 (0.1 to 0.8)	0.3 (0.1 to 0.4)	0.2 (0 to 0.3)	0.1 (0 to 0.1)	0 (0 to 0)	0 (0 to 0)	0 (0 to 0)	0 (0 to 0)	0 (0 to 0)	12.5
HIV/AIDS - Extensively drug-resistant Tuberculosis	0 (0 to 0)	0 (0 to 0)	0 (0 to 0)	0 (0 to 0)	0 (0 to 0)	0 (0 to 0)	0 (0 to 0.1)	0 (0 to 0.1)	0 (0 to 0.1)	0.1 (0 to 0.1)	0.1 (0 to 0.1)	0.1 (0 to 0.1)	0.1 (0 to 0.1)	0.1 (0 to 0.1)	0.1 (0 to 0.1)	0.1 (0 to 0.1)	0.1 (0 to 0.1)	0 (0 to 0.1)	0 (0 to 0.1)	0 (0 to 0)	0 (0 to 0)	0 (0 to 0)	0 (0 to 0)	0 (0 to 0)	0 (0 to 0)	2
HIV/AIDS resulting in other diseases	0 (0 to 0)	0 (0 to 0)	11.6 (9.5 to 14.2)	6.6 (5.9 to 7.5)	7.4 (6.7 to 8.1)	13.7 (12.5 to 15.1)	19.7 (15.4 to 24.4)	93.2 (70.7 to 115)	136 (113.3 to 164)	249 (199 to 304)	209 (172.9 to 253)	275 (229 to 329)	222 (183.5 to 267)	151 (119.1 to 182)	95.4 (69.1 to 120)	59.5 (40.5 to 80.2)	39.5 (26.3 to 52.9)	27.4 (17.1 to 38.4)	6.2 (4.6 to 7.2)	2.6 (2.3 to 2.9)	0.9 (0.8 to 1.1)	0.2 (0.2 to 0.2)	0 (0 to 0.1)	0 (0 to 0)	1,390
Sexually transmitted infections excluding HIV	0.2 (0 to 0.4)	0.2 (0 to 0.4)	0.2 (0 to 0.4)	0.1 (0 to 0.2)	0.1 (0 to 0.2)	0.2 (0 to 0.3)	0.6 (0.4 to 0.8)	5.6 (3.3 to 7.5)	9.8 (5.7 to 13.1)	12.5 (7.4 to 16.8)	12.2 (7.2 to 16.4)	13.1 (7.7 to 17.6)	7.3 (4.3 to 9.8)	3.9 (2.3 to 5.2)	2.1 (1.2 to 2.8)	1.1 (0.6 to 1.5)	0.7 (0.4 to 1)	0.4 (0.2 to 0.5)	0.2 (0.1 to 0.2)	0.1 (0 to 0.1)	0 (0 to 0)	0 (0 to 0)	0 (0 to 0)	0 (0 to 0)	33.7
Syphilis	0 (0 to 0)	0 (0 to 0)	0.2 (0 to 0.4)	0.1 (0 to 0.1)	0.1 (0 to 0.2)	0.2 (0 to 0.2)	0.2 (0 to 0.3)	0.9 (0 to 1.3)	1.5 (0.1 to 2.1)	2.1 (0.1 to 3)	2.1 (0.1 to 3)	2.4 (0.2 to 3.5)	1.4 (0.2 to 2)	0.8 (0.1 to 1.1)	0.4 (0 to 0.6)	0.2 (0 to 0.3)	0.1 (0 to 0.2)	0.1 (0 to 0.2)	0 (0 to 0.1)	0 (0 to 0)	0 (0 to 0)	0 (0 to 0)	0 (0 to 0)	0 (0 to 0)	0 (0 to 0)	5.7
Chlamydial infection	0 (0 to 0)	0 (0 to 0)	0 (0 to 0)	0 (0 to 0)	0 (0 to 0)	0 (0 to 0)	0 (0 to 0)	0.1 (0 to 0.2)	0.2 (0 to 0.3)	0.3 (0 to 0.4)	0.3 (0 to 0.4)	0.3 (0 to 0.4)	0.2 (0 to 0.2)	0.1 (0 to 0.1)	0.1 (0 to 0.1)	0 (0 to 0.1)	0 (0 to 0)	0 (0 to 0)	0 (0 to 0)	0 (0 to 0)	0 (0 to 0)	0 (0 to 0)	0 (0 to 0)	0 (0 to 0)	0 (0 to 0)	4
Gonococcal infection	0 (0 to 0)	0 (0 to 0)	0 (0 to 0)	0 (0 to 0)	0 (0 to 0)	0 (0 to 0)	0 (0 to 0)	0.1 (0 to 0.1)	0.1 (0 to 0.2)	0.1 (0 to 0.2)	0.1 (0 to 0.2)	0.1 (0 to 0.2)	0.1 (0 to 0.2)	0.1 (0 to 0.1)	0.1 (0 to 0.1)	0 (0 to 0.1)	0 (0 to 0)	0 (0 to 0)	0 (0 to 0)	0 (0 to 0)	0 (0 to 0)	0 (0 to 0)	0 (0 to 0)	0 (0 to 0)	0 (0 to 0)	3.5
Trichomoniasis	0 (0 to 0)	0 (0 to 0)	0 (0 to 0)	0 (0 to 0)	0 (0 to 0)	0 (0 to 0)	0 (0 to 0)	0 (0 to 0.1)	0 (0 to 0.1)	0 (0 to 0.1)	0 (0 to 0.1)	0 (0 to 0.1)	0 (0 to 0.1)	0 (0 to 0.1)	0 (0 to 0.1)	0 (0 to 0.1)	0 (0 to 0.2)	0 (0 to 0.1)	0 (0 to 0.1)	0 (0 to 0)	0 (0 to 0)	0 (0 to 0)	0 (0 to 0)	0 (0 to 0)	0 (0 to 0)	1.2
Genital herpes	0 (0 to 0)	0 (0 to 0)	0 (0 to 0)	0 (0 to 0)	0 (0 to 0)	0 (0 to 0.1)	0 (0 to 0.1)	0.2 (0.1 to 0.4)	0.4 (0.2 to 0.7)	0.6 (0.3 to 1)	0.6 (0.3 to 1)	0.7 (0.4 to 1.1)	0.5 (0.2 to 0.8)	0.3 (0.1 to 0.5)	0.2 (0.1 to 0.3)	0.1 (0 to 0.2)	0 (0 to 0.1)	0 (0 to 0.1)	0 (0 to 0.1)	0 (0 to 0)	0 (0 to 0)	0 (0 to 0)	0 (0 to 0)	0 (0 to 0)	0 (0 to 0)	10.1
Other sexually transmitted infections	0 (0 to 0)	0 (0 to 0)	0 (0 to 0)	0 (0 to 0)	0 (0 to 0)	0.2 (0 to 0.4)	0.7 (0.1 to 1.4)	3.9 (0.3 to 5.1)	6.7 (0.5 to 8.8)	8.7 (0.6 to 11.4)	8.5 (0.6 to 11.2)	9.1 (0.6 to 12)	5.1 (0.3 to 6.7)	2.7 (0.2 to 3.6)	1.5 (0.1 to 2)	0.8 (0.1 to 1.1)	0.5 (0 to 0.7)	0.3 (0 to 0.4)	0.1 (0 to 0.2)	0 (0 to 0.1)	0 (0 to 0)	0 (0 to 0)	0 (0 to 0)	0 (0 to 0)	0 (0 to 0)	71
Respiratory infections and tuberculosis	447.4 (449 to 458)	71.9 (48 to 108)	28.5 (16.6 to 39.7)	78.6 (49.4 to 105)	64.1 (44.5 to 85)	47.1 (29.7 to 63.5)	41.6 (26.6 to 56.1)	112 (72.2 to 150)	197 (132.2 to 257)	196 (132.2 to 257)	196 (132.2 to 257)	196 (132.2 to 257)	196 (132.2 to 257)	196 (132.2 to 257)	192 (132.2 to 257)	179 (132.2 to 257)	166 (132.2 to 257)	175 (132.2 to 257)	166 (132.2 to 257)	166 (132.2 to 257)	89.3 (51.2 to 127.3)	11.7 (7.9 to 14.7)	0 (0 to 0)	0 (0 to 0)	2,896
Tuberculosis	0.3 (0.3 to 0.4)	0.3 (0.3 to 0.4)	0.3 (0.3 to 0.4)

Other neoplasms	0-3 (0 to 0 %)	0-1 (0 to 0 %)	1-7 (0 to 3 %)	2-9 (1 to 4 %)	2-5 (1 to 3 %)	2-5 (1 to 3 %)	3-7 (1 to 5 %)	3-8 (1 to 7 %)	4-9 (1 to 7 %)	3-2 (1 to 4 %)	4-3 (1 to 6 %)	6-8 (3 to 13 %)	5-9 (2 to 11 %)	7 (3 to 12 %)	5-10 (4 to 17 %)	9-12 (4 to 19 %)	11-9 (6 to 20 %)	10-6 (5 to 19 %)	2-9 (1 to 9 %)	1 (0 to 1 %)	0-1 (0 to 1 %)	114
Medulloblastoma, medulloepithelioma and other hemangioblastic n	0-3 (0 to 0 %)	0-1 (0 to 3 %)	1-7 (0 to 3 %)	2-9 (1 to 4 %)	2-5 (1 to 3 %)	2-5 (1 to 3 %)	3-7 (1 to 5 %)	3-8 (1 to 7 %)	4-9 (1 to 7 %)	3-2 (1 to 4 %)	4-3 (1 to 6 %)	6-8 (3 to 13 %)	5-9 (2 to 11 %)	7 (3 to 12 %)	5-10 (4 to 17 %)	9-12 (4 to 19 %)	11-9 (6 to 20 %)	10-6 (5 to 19 %)	2-9 (1 to 9 %)	1 (0 to 1 %)	0-1 (0 to 1 %)	116
Benign and in situ intestinal neoplasms	0 (0 to 0)	0 (0 to 0)	0 (0 to 0)	0 (0 to 0)	0 (0 to 0)	0 (0 to 0)	0 (0 to 0)	0 (0 to 0)	0 (0 to 0)	0 (0 to 0)	0 (0 to 0)	0 (0 to 0)	0 (0 to 0)	0 (0 to 0)	0 (0 to 0)	0 (0 to 0)	0 (0 to 0)	0 (0 to 0)	0 (0 to 0)	0 (0 to 0)	0 (0 to 0)	0
Benign and in situ cervical and uterine neoplasms	0 (0 to 0)	0 (0 to 0)	0 (0 to 0)	0 (0 to 0)	0 (0 to 0)	0 (0 to 0)	0 (0 to 0)	0 (0 to 0)	0 (0 to 0)	0 (0 to 0)	0 (0 to 0)	0 (0 to 0)	0 (0 to 0)	0 (0 to 0)	0 (0 to 0)	0 (0 to 0)	0 (0 to 0)	0 (0 to 0)	0 (0 to 0)	0 (0 to 0)	0 (0 to 0)	0
Other benign and in situ neoplasms	0 (0 to 0)	0 (0 to 0)	0 (0 to 0)	0 (0 to 0)	0 (0 to 0)	0 (0 to 0)	0 (0 to 0)	0 (0 to 0)	0 (0 to 0)	0 (0 to 0)	0 (0 to 0)	0 (0 to 0)	0 (0 to 0)	0 (0 to 0)	0 (0 to 0)	0 (0 to 0)	0 (0 to 0)	0 (0 to 0)	0 (0 to 0)	0 (0 to 0)	0 (0 to 0)	0
Cardiovascular diseases	9-6 (4 to 16 %)	6-4 (1 to 9 %)	24-9 (14 to 34 %)	19-8 (10 to 34 %)	22-5 (17 to 28 %)	37-1 (27 to 48 %)	88-9 (74 to 105)	165 (137 to 228)	243 (193 to 322)	243 (222 to 266)	368 (247 to 567)	723 (545 to 994)	529 (403 to 1,210)	1,090 (774 to 1,560)	1,400 (1,020 to 1,940)	1,998 (1,166 to 2,970)	1,320 (1,190 to 1,990)	1,470 (1,130 to 2,820)	1,200 (991 to 1,350)	993 (804 to 1,210)	579 (476 to 685)	339 (277 to 388)	91 (75 to 106)	13,460
Rheumatic heart disease	0 (0 to 0)	0 (0 to 0)	0-4 (0 to 9 %)	0-6 (0 to 15 %)	1-1 (0 to 7 %)	1-6 (0 to 9 %)	2-5 (1 to 3 %)	3-5 (1 to 7 %)	3-7 (1 to 6 %)	4-3 (2 to 6 %)	6-6 (3 to 15 %)	7-2 (3 to 16 %)	7-2 (3 to 17 %)	8-5 (4 to 19 %)	4-7 (3 to 13 %)	4-3 (2 to 9 %)	2-4 (1 to 6 %)	1-7 (1 to 3 %)	0-4 (0 to 1 %)	0-1 (0 to 1 %)	0-1 (0 to 1 %)	72-6
Ischemic heart disease	0 (0 to 0)	0 (0 to 0)	0-5 (0 to 1 %)	0-6 (0 to 2 %)	2-4 (1 to 5 %)	2-4 (1 to 5 %)	6-4 (3 to 9 %)	8-9 (5 to 17 %)	12-7 (8 to 19 %)	13-7 (10 to 17 %)	22-7 (14 to 32 %)	47-2 (32 to 67 %)	44-1 (29 to 64 %)	75-3 (49 to 107 %)	103-2 (72 to 140 %)	140-2 (91 to 196 %)	141-2 (91 to 196 %)	167-2 (111 to 225 %)	167-2 (111 to 225 %)	140-2 (91 to 196 %)	98-2 (64 to 140 %)	67-2 (44 to 91 %)	39-2 (25 to 53 %)	11-7 (7 to 16 %)	1,160
Stroke	0-4 (0 to 1 %)	0-6 (0 to 1 %)	4-5 (2 to 9 %)	2-6 (1 to 6 %)	5-1 (3 to 9 %)	7-1 (4 to 12 %)	15-1 (9 to 24 %)	19-1 (14 to 26 %)	46-2 (32 to 63 %)	71-4 (49 to 103 %)	80-4 (58 to 109 %)	154 (103 to 224 %)	147 (103 to 206 %)	125 (85 to 177 %)	214 (147 to 304 %)	271 (179 to 405 %)	342 (227 to 505 %)	307 (203 to 454 %)	295 (208 to 396 %)	288 (203 to 384 %)	203 (143 to 269 %)	112 (80 to 149 %)	66-4 (47 to 88 %)	17-7 (12 to 23 %)	2,800
Ischemic stroke	0-1 (0 to 0 %)	0-1 (0 to 0 %)	0-3 (0 to 1 %)	1-2 (0 to 3 %)	2-3 (1 to 4 %)	4-6 (2 to 8 %)	9-7 (5 to 14 %)	13-9 (9 to 19 %)	29-5 (19 to 42 %)	39-7 (29 to 52 %)	52-7 (39 to 69 %)	98-7 (72 to 128 %)	82-9 (57 to 117 %)	70 (47 to 98 %)	143 (91 to 199 %)	136 (93 to 189 %)	167 (102 to 242 %)	170 (103 to 242 %)	166 (109 to 232 %)	151 (99 to 210 %)	92-5 (63 to 128 %)	42-7 (28 to 59 %)	26-5 (16 to 37 %)	8-8 (5 to 11 %)	1,160
Intracerebral hemorrhage	0-2 (0 to 1 %)	0-2 (0 to 1 %)	1-4 (0 to 3 %)	1-7 (0 to 4 %)	2-7 (1 to 5 %)	3-5 (1 to 6 %)	7-5 (3 to 14 %)	10-4 (6 to 16 %)	22-4 (15 to 32 %)	29-3 (21 to 40 %)	52-3 (39 to 71 %)	79-4 (60 to 107 %)	102 (77 to 132 %)	77 (57 to 101 %)	160 (120 to 213 %)	162 (114 to 228 %)	183 (129 to 254 %)	194 (137 to 267 %)	164 (120 to 223 %)	164 (120 to 223 %)	109 (79 to 142 %)	69-4 (49 to 91 %)	33-2 (23 to 44 %)	10-1 (7 to 13 %)	1,200
Subarachnoid hemorrhage	0-2 (0 to 1 %)	0-2 (0 to 1 %)	0-7 (0 to 2 %)	2-2 (1 to 5 %)	2-3 (1 to 6 %)	3-4 (2 to 8 %)	5-1 (3 to 11 %)	7-4 (4 to 15 %)	12-4 (8 to 19 %)	13-2 (9 to 20 %)	15-6 (10 to 23 %)	30-6 (21 to 43 %)	23-2 (15 to 34 %)	40-3 (27 to 60 %)	47-7 (32 to 69 %)	54-6 (34 to 85 %)	49-2 (29 to 77 %)	51-3 (32 to 79 %)	49-2 (29 to 77 %)	39-4 (22 to 59 %)	29-4 (18 to 44 %)	17-3 (10 to 26 %)	9-6 (5 to 14 %)	2-9 (1 to 4 %)	438
Hypertensive-heart disease	0 (0 to 0)	0 (0 to 0)	0 (0 to 0)	0 (0 to 0)	0 (0 to 0)	0 (0 to 0)	0 (0 to 0)	0 (0 to 0)	0 (0 to 0)	0 (0 to 0)	0 (0 to 0)	0 (0 to 0)	0 (0 to 0)	0 (0 to 0)	0 (0 to 0)	0 (0 to 0)	0 (0 to 0)	0 (0 to 0)	0 (0 to 0)	0 (0 to 0)	0 (0 to 0)	0 (0 to 0)	0 (0 to 0)	0 (0 to 0)	0
Non-rheumatic valvular heart disease	0 (0 to 0)	0 (0 to 0)	0 (0 to 0)	0 (0 to 0)	0 (0 to 0)	0 (0 to 0)	0-2 (1 to 3 %)	0-4 (1 to 3 %)	0-7 (1 to 4 %)	0-7 (2 to 7 %)	0-5 (0 to 3 %)	0-7 (2 to 11 %)	0-5 (0 to 3 %)	0-5 (0 to 3 %)	0-5 (0 to 3 %)	0-5 (0 to 3 %)	0-5 (0 to 3 %)	0-5 (0 to 3 %)	0-5 (0 to 3 %)	0-5 (0 to 3 %)	0-5 (0 to 3 %)	0-5 (0 to 3 %)	0-5 (0 to 3 %)	0-5 (0 to 3 %)	143
Non-rheumatic aortic valve disease	0 (0 to 0)	0 (0 to 0)	0 (0 to 0)	0 (0 to 0)	0 (0 to 0)	0 (0 to 0)	0-7 (0 to 2 %)	0-7 (0 to 2 %)	0-7 (1 to 3 %)	0-5 (0 to 3 %)	0-5 (0 to 2 %)	0-5 (0 to 3 %)	0-5 (0 to 3 %)	0-5 (0 to 3 %)	0-5 (0 to 3 %)	0-5 (0 to 3 %)	0-5 (0 to 3 %)	0-5 (0 to 3 %)	0-5 (0 to 3 %)	0-5 (0 to 3 %)	0-5 (0 to 3 %)	0-5 (0 to 3 %)	0-5 (0 to 3 %)	0-5 (0 to 3 %)	114
Non-rheumatic degenerative mitral valve disease	0 (0 to 0)	0 (0 to 0)	0 (0 to 0)	0 (0 to 0)	0 (0 to 0)	0 (0 to 0)	0 (0 to 1)	0-1 (0 to 2)	0-2 (0 to 3)	0-3 (0 to 3)	0-3 (0 to 3)	0-3 (0 to 3)	0-3 (0 to 3)	0-3 (0 to 3)	0-3 (0 to 3)	0-3 (0 to 3)	0-3 (0 to 3)	0-3 (0 to 3)	0-3 (0 to 3)	0-3 (0 to 3)	0-3 (0 to 3)	0-3 (0 to 3)	0-3 (0 to 3)	0-3 (0 to 3)	27-2
Other non-rheumatic valve diseases	0 (0 to 0)	0 (0 to 0)	0 (0 to 0)	0 (0 to 0)	0 (0 to 0)	0 (0 to 0)	0 (0 to 0)	0-1 (0 to 2)	0-1 (0 to 3)	0-3 (0 to 3)	0-3 (0 to 3)	0-3 (0 to 3)	0-3 (0 to 3)	0-3 (0 to 3)	0-3 (0 to 3)	0-3 (0 to 3)	0-3 (0 to 3)	0-3 (0 to 3)	0-3 (0 to 3)	0-3 (0 to 3)	0-3 (0 to 3)	0-3 (0 to 3)	0-3 (0 to 3)	0-3 (0 to 3)	1-5
Cardiomyopathy and myocarditis	2-3 (0 to 9 %)	1-2 (0 to 4 %)	3-5 (1 to 9 %)	4-5 (1 to 9 %)	5-3 (3 to 8 %)	11-7 (4 to 17 %)	17-5 (10 to 26 %)	19-4 (10 to 31 %)	31-5 (18 to 51 %)	36-5 (24 to 52 %)	39-5 (26 to 59 %)	57-7 (37 to 85 %)	29-4 (19 to 45 %)	24-1 (14 to 36 %)	29-4 (17 to 45 %)	24-1 (13 to 40 %)	29-4 (18 to 45 %)	29-4 (18 to 45 %)	29-4 (18 to 45 %)	24-1 (14 to 36 %)	24-1 (14 to 36 %)	24-1 (14 to 36 %)	24-1 (14 to 36 %)	24-1 (14 to 36 %)	310
Myocarditis	0-2 (0 to 1 %)	0-2 (0 to 1 %)	0-5 (0 to 2 %)	0-5 (0 to 2 %)	0-5 (0 to 2

Congenital birth defects	712 (642 to 1,139)	327 (229 to 464)	494 (241 to 900)	179 (112 to 254)	100 (68.7 to 134)	92-8 (64-6 to 123)	86-9 (54-9 to 123)	79-1 (41-4 to 113)	67-5 (34-2 to 101)	50-5 (27-1 to 74-2)	43-4 (23 to 62-9)	39-3 (20-1 to 61-8)	29-4 (14-7 to 36-5)	19-1 (11-3 to 27-5)	17 (9-6 to 24-9)	12-9 (7-3 to 18-6)	9-4 (4-9 to 12)	2-3 (1-4 to 3-4)	1-3 (0-8 to 2)	0-6 (0-4 to 1)	0-3 (0-2 to 0-4)	0-1 (0-1 to 0-2)	0 (0 to 0)	2,350
Neural tube defects	67-3 (27-5 to 129)	14-2 (4-9 to 28-1)	22-5 (5-9 to 58-3)	19-3 (6-6 to 32-7)	4-3 (2-9 to 6-1)	4-5 (3-0 to 6-6)	2-3 (2-7 to 6-8)	3-8 (2-1 to 5-4)	2-5 (1-4 to 4-4)	1-6 (1 to 2-8)	1 (0-6 to 1-6)	0-9 (0-6 to 1-4)	0-4 (0-2 to 0-7)	0-4 (0-2 to 0-6)	0-3 (0-2 to 0-5)	0-2 (0-1 to 0-4)	0 (0 to 0)	0 (0 to 0)	0 (0 to 0)	0 (0 to 0)	0 (0 to 0)	0 (0 to 0)	0 (0 to 0)	147
Congenital heart anomalies	317 (127 to 495)	145-7 (65-7 to 271)	221 (96-2 to 511)	79-1 (29-9 to 177)	44-1 (15-9 to 84-9)	41-1 (15-6 to 69-7)	38-4 (14-4 to 62-9)	34-9 (12-4 to 62-4)	29-8 (10-4 to 55-6)	22-3 (7-6 to 42-2)	19-2 (7-1 to 36-2)	17-3 (7-1 to 32-9)	12-9 (4-8 to 24-9)	8-4 (2-8 to 17-6)	7-7 (2-6 to 16-1)	5-7 (1-9 to 11-9)	4-1 (1-3 to 8-5)	0-9 (0-3 to 1-7)	0-5 (0-2 to 1)	0-3 (0-1 to 0-5)	0-1 (0 to 0-3)	0-1 (0 to 0)	0 (0 to 0)	1,020
Orofacial clefts	2-1 (0-9 to 4-1)	0-9 (0-3 to 1-9)	2-7 (0-7 to 7-3)	1-4 (0-4 to 3-3)	1-1 (0-3 to 2-1)	1-1 (0-3 to 2-1)	1-5 (0-5 to 3-1)	0-9 (0-3 to 2-1)	0-8 (0-3 to 2)	0-6 (0-2 to 1-5)	0-6 (0-2 to 1-4)	0-6 (0-2 to 1-4)	0-7 (0-2 to 1-7)	0-4 (0-2 to 1-4)	0-4 (0-2 to 1-3)	0-3 (0-1 to 1-1)	0-2 (0-1 to 0-6)	0-1 (0-1 to 0-3)	0-1 (0-0 to 0-3)	0-1 (0-0 to 0-3)	0 (0 to 0)	0 (0 to 0)	0 (0 to 0)	17-7
Down syndrome	9-6 (2-2 to 17-2)	5-3 (2-2 to 9-2)	28-9 (6-4 to 62-4)	11 (2-3 to 19-8)	4-6 (2-6 to 7-8)	4-4 (2-6 to 6-9)	4-9 (2-9 to 8-4)	2-7 (1-2 to 4-9)	5-5 (2-1 to 10-4)	4-7 (1-9 to 9-4)	4 (1-3 to 7-9)	3-9 (1-4 to 7-2)	1-7 (1-1 to 3-9)	3-2 (1-1 to 6-9)	2-4 (0-8 to 4-3)	2-5 (0-9 to 4-7)	1-2 (0-4 to 2-4)	0-4 (0-1 to 0-7)	0-2 (0 to 0-5)	0-3 (0 to 0-6)	0-1 (0 to 0-3)	0-1 (0 to 0)	0 (0 to 0)	101
Turner syndrome	0 (0 to 0)	0 (0 to 0)	0 (0 to 0)	0 (0 to 0)	0 (0 to 0)	0 (0 to 0)	0 (0 to 0)	0 (0 to 0)	0 (0 to 0)	0 (0 to 0)	0 (0 to 0)	0 (0 to 0)	0 (0 to 0)	0 (0 to 0)	0 (0 to 0)	0 (0 to 0)	0 (0 to 0)	0 (0 to 0)	0 (0 to 0)	0 (0 to 0)	0 (0 to 0)	0 (0 to 0)	0 (0 to 0)	0
Klinefelter syndrome	0 (0 to 0)	0 (0 to 0)	0 (0 to 0)	0 (0 to 0)	0 (0 to 0)	0 (0 to 0)	0 (0 to 0)	0 (0 to 0)	0 (0 to 0)	0 (0 to 0)	0 (0 to 0)	0 (0 to 0)	0 (0 to 0)	0 (0 to 0)	0 (0 to 0)	0 (0 to 0)	0 (0 to 0)	0 (0 to 0)	0 (0 to 0)	0 (0 to 0)	0 (0 to 0)	0 (0 to 0)	0 (0 to 0)	0-1
Other chromosomal abnormalities	13-9 (6-4 to 28-2)	9-8 (3-1 to 9-9)	12-1 (3-3 to 22-2)	4-6 (2-2 to 9-1)	3-4 (2-2 to 5-1)	3-1 (2-2 to 4-7)	3-4 (2 to 5)	2-6 (1-5 to 4)	2-1 (1-3 to 3-4)	1-4 (0-7 to 2-4)	1-5 (0-8 to 2-7)	0-7 (0-2 to 1-2)	0-5 (0-2 to 0-9)	0-3 (0-1 to 0-5)	0-2 (0 to 0-4)	0-1 (0-1 to 0-3)	0-2 (0 to 0-3)	0-1 (0 to 0-3)	0-1 (0 to 0-2)	0-1 (0 to 0)	0 (0 to 0)	0 (0 to 0)	0 (0 to 0)	57-9
Congenital musculoskeletal and limb anomalies	19-2 (7 to 32-2)	9 (2-7 to 9-4)	19-8 (6-7 to 38-4)	20-1 (10-2 to 38-5)	29-4 (14-6 to 61-9)	25-7 (14-6 to 43-9)	21-4 (9-4 to 32-3)	11-6 (5-1 to 19-4)	9-9 (5-1 to 16-1)	9-3 (3-3 to 14-2)	9 (3-3 to 14-2)	7-9 (4-1 to 12-9)	6-8 (3-4 to 11-3)	6 (3-4 to 9-8)	4-9 (2-7 to 7-8)	4-1 (1-9 to 7-1)	2-5 (1-2 to 4-1)	1-4 (0-7 to 2-3)	0-7 (0-4 to 1-2)	0-4 (0-2 to 0-8)	0-1 (0-1 to 0-2)	0-1 (0 to 0-1)	0 (0 to 0)	209
Urogenital congenital anomalies	49-4 (10-9 to 164)	19-1 (7-5 to 50-4)	10-9 (2-2 to 30-8)	9-4 (2-3 to 7-3)	4-1 (2-3 to 6-4)	2-9 (2-4 to 6-2)	4-9 (2-7 to 7-7)	2-7 (1-2 to 4-2)	1-9 (0-7 to 3-9)	4-1 (1-9 to 7-5)	2-6 (1-3 to 4-7)	2-1 (1-1 to 3-7)	1-2 (0-4 to 2-2)	0-8 (0-3 to 1-7)	0-5 (0-2 to 0-9)	0-3 (0-1 to 0-6)	0-2 (0-1 to 0-4)	0-1 (0 to 0-3)	0-1 (0 to 0-2)	0-1 (0 to 0-2)	0 (0 to 0)	0 (0 to 0)	0 (0 to 0)	130
Digestive congenital anomalies	89-4 (41-2 to 159)	49-7 (26-4 to 77-1)	31 (14-5 to 59-8)	20-1 (7-2 to 43-1)	9-2 (3-4 to 17-2)	6-7 (3-7 to 11-6)	5-1 (2-7 to 9-1)	4-7 (2-1 to 8-1)	0-9 (0-4 to 1-7)	3-8 (1-6 to 6-7)	4-6 (2-1 to 8-1)	3-7 (1-7 to 6-5)	0-9 (0-4 to 1-7)	0-7 (0-3 to 1-4)	0-6 (0-2 to 1-1)	0-6 (0-2 to 1-1)	0-5 (0-2 to 1-1)	0-3 (0-1 to 0-6)	0-2 (0 to 0-5)	0-2 (0 to 0-4)	0-1 (0 to 0-1)	0 (0 to 0)	0 (0 to 0)	210
Other congenital birth defects	139 (114 to 339)	68-4 (28 to 73-9)	89-9 (39-3 to 169)	33-9 (17-5 to 67-9)	19-7 (11-5 to 28-1)	13-2 (8-9 to 22-7)	12-3 (6-4 to 19)	9-6 (4-4 to 15-5)	7-7 (3-8 to 12-9)	6-3 (3 to 10-3)	5-3 (2-5 to 9-2)	4-3 (2-1 to 7-3)	2-9 (1-5 to 5-9)	2-3 (1-2 to 4-8)	1-5 (1-1 to 4-2)	1-3 (0-7 to 2-4)	0-9 (0-5 to 1-8)	0-3 (0-2 to 0-5)	0-2 (0-1 to 0-4)	0-1 (0 to 0-3)	0-1 (0 to 0-1)	0-1 (0 to 0)	0 (0 to 0)	494
Urinary diseases and male infertility	0-6 (0-2 to 1)	0-3 (0 to 0-9)	0 (0 to 0-12)	3-6 (0-4 to 9-7)	2-7 (1-0 to 4-9)	2-5 (1-2 to 4-2)	0-6 (0-2 to 1-2)	1-4 (0-6 to 2-9)	0-9 (0-3 to 1-8)	1-6 (0-6 to 3-2)	1-2 (0-3 to 2-7)	0-9 (0-3 to 2-3)	0-7 (0-2 to 1-8)	0-5 (0-2 to 1-3)	0-3 (0-1 to 0-8)	0-3 (0-1 to 0-7)	0-2 (0 to 0-6)	0-1 (0 to 0-4)	0-1 (0 to 0-3)	0-1 (0 to 0-3)	0 (0 to 0)	0 (0 to 0)	0 (0 to 0)	783
Urolithiasis	0 (0 to 0)	0 (0 to 0)	0 (0 to 0)	0 (0 to 0)	0 (0 to 0)	0 (0-1 to 0-2)	0 (0 to 0)	0 (0-2 to 0-4)	0 (0 to 0)	0 (0-1 to 0-4)	0 (0 to 0)	0 (0-1 to 0-3)	0 (0 to 0)	0 (0-1 to 0-3)	0 (0 to 0)	0 (0 to 0)	0 (0 to 0)	0 (0 to 0)	0 (0 to 0)	0 (0 to 0)	0 (0 to 0)	0 (0 to 0)	0 (0 to 0)	0 (0 to 0)	52-7
Benign prostatic hyperplasia	0 (0 to 0)	0 (0 to 0)	0 (0 to 0)	0 (0 to 0)	0 (0 to 0)	0 (0 to 0)	0 (0 to 0)	0 (0 to 0)	0 (0 to 0)	0 (0 to 0)	0 (0 to 0)	0 (0 to 0)	0 (0 to 0)	0 (0 to 0)	0 (0 to 0)	0 (0 to 0)	0 (0 to 0)	0 (0 to 0)	0 (0 to 0)



Cell Table_3a: Best data DALYS by cause and sex across for metrics with 95% uncertainty intervals, 2019

Cause	Both	Male	Female	1 to 4	5 to 9	10 to 14	15 to 19	20 to 24	25 to 29	30 to 34	35 to 39	40 to 44	45 to 49	50 to 54	55 to 59	60 to 64	65 to 69	70 to 74	75 to 79	80 to 84	85 to 89	90 to 94	95 plus	Total
All causes	2,000,000 to 2,700,000	897,000 to 952,000	1,070,000 to 1,500,000	224,000 to 2,720,000	1,670,000 to 2,640,000	1,490,000 to 2,660,000	2,620,000 to 3,360,000	2,500,000 to 3,360,000	2,760,000 to 3,640,000	2,940,000 to 3,930,000	2,980,000 to 4,000,000	2,980,000 to 4,000,000	2,980,000 to 4,000,000	2,980,000 to 4,000,000	2,980,000 to 4,000,000	2,980,000 to 4,000,000	2,980,000 to 4,000,000	2,980,000 to 4,000,000	2,980,000 to 4,000,000	2,980,000 to 4,000,000	2,980,000 to 4,000,000	2,980,000 to 4,000,000	2,980,000 to 4,000,000	221,000,000
Communicable, maternal, neonatal, and nutritional diseases	1,000,000 to 1,500,000	470,000 to 1,000,000	470,000 to 1,000,000	210,000 to 2,700,000	210,000 to 2,700,000	210,000 to 2,700,000	210,000 to 2,700,000	210,000 to 2,700,000	210,000 to 2,700,000	210,000 to 2,700,000	210,000 to 2,700,000	210,000 to 2,700,000	210,000 to 2,700,000	210,000 to 2,700,000	210,000 to 2,700,000	210,000 to 2,700,000	210,000 to 2,700,000	210,000 to 2,700,000	210,000 to 2,700,000	210,000 to 2,700,000	210,000 to 2,700,000	210,000 to 2,700,000	210,000 to 2,700,000	8,000,000 to 10,000,000
HIV/AIDS and sexually transmitted infections	49,000	15,000	33,000	2,000	2,000	2,000	11,000	31,000	54,000	69,000	69,000	69,000	69,000	69,000	69,000	69,000	69,000	69,000	69,000	69,000	69,000	69,000	69,000	1,400,000
HIV/AIDS	49,000 to 51,000	15,000 to 15,000	33,000 to 35,000	2,000 to 2,000	2,000 to 2,000	2,000 to 2,000	11,000 to 11,000	31,000 to 32,000	54,000 to 56,000	69,000 to 72,000	69,000 to 72,000	69,000 to 72,000	69,000 to 72,000	69,000 to 72,000	69,000 to 72,000	69,000 to 72,000	69,000 to 72,000	69,000 to 72,000	69,000 to 72,000	69,000 to 72,000	69,000 to 72,000	69,000 to 72,000	69,000 to 72,000	1,400,000 to 1,500,000
HIV/AIDS - Drug-susceptible Tuberculosis	8.1 to 9.1	4.4 to 4.9	3.6 to 4.2	0.01 to 0.02	0.01 to 0.02	0.01 to 0.02	0.04 to 0.05	0.11 to 0.13	0.19 to 0.22	0.24 to 0.28	0.24 to 0.28	0.24 to 0.28	0.24 to 0.28	0.24 to 0.28	0.24 to 0.28	0.24 to 0.28	0.24 to 0.28	0.24 to 0.28	0.24 to 0.28	0.24 to 0.28	0.24 to 0.28	0.24 to 0.28	0.24 to 0.28	4.9 to 5.5
HIV/AIDS - Multidrug-resistant Tuberculosis without extensive drug resistance	0	0	0	0	0	0	0	0	0	0	0	0	0	0	0	0	0	0	0	0	0	0	0	0
HIV/AIDS - Extensively drug-resistant Tuberculosis	0	0	0	0	0	0	0	0	0	0	0	0	0	0	0	0	0	0	0	0	0	0	0	0
HIV/AIDS resulting in other diseases	41.0 to 42.0	11.0 to 11.0	30.0 to 31.0	2.0 to 2.0	2.0 to 2.0	2.0 to 2.0	11.0 to 11.0	31.0 to 32.0	54.0 to 56.0	69.0 to 72.0	69.0 to 72.0	69.0 to 72.0	69.0 to 72.0	69.0 to 72.0	69.0 to 72.0	69.0 to 72.0	69.0 to 72.0	69.0 to 72.0	69.0 to 72.0	69.0 to 72.0	69.0 to 72.0	69.0 to 72.0	69.0 to 72.0	1,400,000 to 1,500,000
Sexually transmitted infections excluding HIV	49,000	15,000	33,000	900	400	700	2,000	6,000	9,000	11,000	11,000	11,000	11,000	11,000	11,000	11,000	11,000	11,000	11,000	11,000	11,000	11,000	11,000	220,000
Syphilis	11,000 to 19,000	6,000 to 10,000	4,000 to 8,000	200 to 1,000	0 to 100	0 to 200	0 to 500	1,000 to 2,000	2,000 to 3,000	2,000 to 4,000	2,000 to 4,000	2,000 to 4,000	2,000 to 4,000	2,000 to 4,000	2,000 to 4,000	2,000 to 4,000	2,000 to 4,000	2,000 to 4,000	2,000 to 4,000	2,000 to 4,000	2,000 to 4,000	2,000 to 4,000	2,000 to 4,000	49,000 to 82,000
Chlamydial infection	0	0	0	0	0	0	0	0	0	0	0	0	0	0	0	0	0	0	0	0	0	0	0	0
Gonococcal infection	0	0	0	0	0	0	0	0	0	0	0	0	0	0	0	0	0	0	0	0	0	0	0	0
Trichomoniasis	20 to 30	0 to 10	10 to 20	0 to 0	0 to 0	0 to 0	0 to 0	0 to 0	0 to 0	0 to 0	0 to 0	0	0	0	0	0	0	0	0	0	0	0	0	0
Genital herpes	0	0	0	0	0	0	0	0	0	0	0	0	0	0	0	0	0	0	0	0	0	0	0	0
Other sexually transmitted infections	0	0	0	0	0	0	0	0	0	0	0	0	0	0	0	0	0	0	0	0	0	0	0	0
Respiratory infections and tuberculosis	1,000,000 to 1,400,000	490,000 to 721,000	509,000 to 684,000	210,000 to 270,000	79,200 to 130,000	69,600 to 95,700	65,300 to 107,000	69,100 to 106,000	71,600 to 108,000	74,600 to 112,000	77,200 to 116,000	77,200 to 116,000	77,200 to 116,000	77,200 to 116,000	77,200 to 116,000	77,200 to 116,000	77,200 to 116,000	77,200 to 116,000	77,200 to 116,000	77,200 to 116,000	77,200 to 116,000	77,200 to 116,000	77,200 to 116,000	2,000,000 to 2,100,000
Tuberculosis	43.0 to 1.9	19,000 to 15,000	8,000 to 11,000	4,700 to 6,600	2,000 to 3,400	2,000 to 3,400	2,000 to 3,400	2,000 to 3,400	2,000 to 3,400	2,000 to 3,400	2,000 to 3,400	2,000 to 3,400	2,000 to 3,400	2,000 to 3,400	2,000 to 3,400	2,000 to 3,400	2,000 to 3,400	2,000 to 3,400	2,000 to 3,400	2,000 to 3,400	2,000 to 3,400	2,000 to 3,400	2,000 to 3,400	43,000 to 70,000
Lower respiratory infections	1,000,000 to 1,400,000	490,000 to 721,000	509,000 to 684,000	210,000 to 270,000	79,200 to 130,000	69,600 to 95,700	65,300 to 107,000	69,100 to 106,000	71,600 to 108,000	74,600 to 112,000	77,200 to 116,000	77,200 to 116,000	77,200 to 116,000	77,200 to 116,000	77,200 to 116,000	77,200 to 116,000	77,200 to 116,000	77,200 to 116,000	77,200 to 116,000	77,200 to 116,000	77,200 to 116,000	77,200 to 116,000	77,200 to 116,000	2,000,000 to 2,100,000
Upper respiratory infections	20 to 180	10 to 110	10 to 70	10 to 70	0 to 10	0 to 10	0 to 10	0 to 10	0 to 10	0 to 10	0 to 10	0	0	0	0	0	0	0	0	0	0	0	0	0
Otitis media	0.0	0.0	1,000	19,000	19,000	19,000	19,000	19,000	19,000	19,000	19,000	19,000	19,000	19,000	19,000	19,000	19,000	19,000	19,000	19,000	19,000	19,000	19,000	370,000
Sinusitis	0.0 to 0.0	0.0 to 0.0	0.0 to 0.0	0.0 to 0.0	0.0 to 0.0	0.0 to 0.0	0.0 to 0.0	0.0 to 0.0	0.0 to 0.0	0.0 to 0.0	0.0 to 0.0	0.0 to 0.0	0.0 to 0.0	0.0 to 0.0	0.0 to 0.0	0.0 to 0.0	0.0 to 0.0	0.0 to 0.0	0.0 to 0.0	0.0 to 0.0	0.0 to 0.0	0.0 to 0.0	0.0 to 0.0	0.0 to 0.0
Enteric infections	1,000,000 to 1,300,000	490,000 to 720,000	509,000 to 684,000	210,000 to 270,000	79,200 to 130,000	69,600 to 95,700	65,300 to 107,000	69,100 to 106,000	71,600 to 108,000	74,600 to 112,000	77,200 to 116,000	77,200 to 116,000	77,200 to 116,000	77,200 to 116,000	77,200 to 116,000	77,200 to 116,000	77,200 to 116,000	77,200 to 116,000	77,200 to 116,000	77,200 to 116,000	77,200 to 116,000	77,200 to 116,000	77,200 to 116,000	2,000,000 to 2,100,000
Diarrheal diseases	1,000,000 to 1,300,000	490,000 to 720,000	509,000 to 684,000	210,000 to 270,000	79,200 to 130,000	69,600 to 95,700	65,300 to 107,000	69,100 to 106,000	71,600 to 108,000	74,600 to 112,000	77,200 to 116,000	77,200 to 116,000	77,200 to 116,000	77,200 to 116,000	77,200 to 116,000	77,200 to 116,000	77,200 to 116,000	77,200 to 116,000	77,200 to 116,000	77,200 to 116,000	77,200 to 116,000	77,200 to 116,000	77,200 to 116,000	2,000,000 to 2,100,000
Typhoid and paratyphoid	20 to 9	10 to 4	10 to 5	0 to 0	0 to 0	0 to 0	0 to 0	0 to 0	0 to 0	0 to 0	0 to 0	0 to 0	0 to 0	0 to 0	0 to 0	0 to 0	0 to 0	0 to 0	0 to 0	0 to 0	0 to 0	0 to 0	0 to 0	0 to 0	0 to 0
Typhoid fever	20 to 9	10 to 4	10 to 5	0 to 0	0 to 0	0 to 0	0 to 0	0 to 0	0 to 0	0 to 0	0 to 0	0 to 0	0 to 0	0 to 0	0 to 0	0 to 0	0 to 0	0 to 0	0 to 0	0 to 0	0 to 0	0 to 0	0 to 0	0 to 0	0 to 0
Paratyphoid fever	0	0	0	0	0	0	0	0	0	0	0	0	0	0	0	0	0	0	0	0	0	0	0	0	0
Invasive Nontyphoidal Salmonella (iNTS)	0	0	0	0	0	0	0	0	0	0	0	0	0	0	0	0	0	0	0	0	0	0	0	0
Other invasive infectious diseases	20 to 21	10 to 10	10 to 10	10 to 10	10 to 10	10 to 10	10 to 10	10 to 10	10 to 10	10 to 10	10 to 10	10	10	10	10	10	10	10	10	10	10	10	10	10
Neglected tropical diseases and malaria	1,000 to 2,000	1,000 to 2,000	1,000 to 2,000	1,000 to 2,000	1,000 to 2,000	1,000 to 2,000	1,000 to 2,000	1,000 to 2,000	1,000 to 2,000	1,000 to 2,000	1,000 to 2,000	1,000 to 2,000	1,000 to 2,000	1,000 to 2,000	1,000 to 2,000	1,000 to 2,000	1,000 to 2,000	1,000 to 2,000	1,000 to 2,000	1,000 to 2,000	1,000 to 2,000	1,000 to 2,000	1,000 to 2,000	20,000 to 30,000
Malaria	0.0	0.0	0.0	0.0	0.0	0.0	0.0	0.0	0.0	0.0	0.0	0.0	0.0	0.0	0.0	0.0	0.0	0.0	0.0	0.0	0.0	0.0	0.0	0.0
Chagas disease	0	0	0	0	0	0	0	0	0	0	0	0	0	0	0	0	0	0	0	0	0	0	0	0
Leishmaniasis	0.0 to 0.0	0.0 to 0.0	0.0 to 0.0	0.0 to 0.0	0.0 to 0.0	0.0 to 0.0	0.0 to 0.0	0.0 to 0.0	0.0 to 0.0	0.0 to 0.0	0.0 to 0.0	0.0 to 0.0	0.0 to 0.0	0.0 to 0.0	0.0 to 0.0	0.0 to 0.0	0.0 to 0.0	0.0 to 0.0	0.0 to 0.0	0.0 to 0.0	0.0 to 0.0	0.0 to 0.0	0.0 to 0.0	0.0 to 0.0
Visceral leishmaniasis	0	0	0	0	0	0	0	0	0	0	0	0	0	0	0	0	0	0	0	0	0	0	0	0
Cutaneous and mucocutaneous leishmaniasis	0	0	0	0	0	0	0	0	0	0	0	0	0	0	0	0	0	0	0	0	0	0	0	0
African trypanosomiasis	0	0	0	0	0	0	0	0	0	0	0	0	0	0	0	0	0	0	0	0	0	0	0	0
Schistosomiasis	0.0	0.0	0.0	0.0	0.0	0.0	0.0	0.0	0.0	0.0	0.0	0.0	0.0	0.0	0.0	0.0	0.0	0.0	0.0	0.0	0.0	0.0	0.0	0.0
Cysticercosis	0.0 to 0.0	0.0 to 0.0	0.0 to 0.0	0.0 to 0.0	0.0 to 0.0	0.0 to 0.0	0.0 to 0.0	0.0 to 0.0	0.0 to 0.0	0.0 to 0.0	0.0 to 0.0	0.0 to 0.0	0.0 to 0.0	0.0 to 0.0	0.0 to 0.0	0.0 to 0.0	0.0 to 0.0	0.0 to 0.0	0.0 to 0.0	0.0 to 0.0	0.0 to 0.0	0.0 to 0.0	0.0 to 0.0	0.0 to 0.0
Cystic echinococcosis	0.0 to 0.0	0.0 to 0.0	0.0 to 0.0	0.0 to 0.0	0.0 to 0.0	0.0 to 0.0	0.0 to 0.0	0.0 to 0.0	0.0 to 0.0	0.0 to 0.0	0.0 to 0.0	0.0 to 0.0	0.0 to 0.0	0.0 to 0.0	0.0 to 0.0	0.0 to 0.0	0.0 to 0.0	0.0 to 0.0	0.0 to 0.0	0.0 to 0.0	0.0 to 0.0	0.0 to 0.0	0.0 to 0.0	0.0 to 0.0
Lymphatic filariasis	0	0	0	0	0	0	0	0	0	0	0	0	0	0	0	0	0	0	0	0	0	0	0	0
Onchocerciasis	0	0	0	0	0	0	0	0	0	0	0	0	0	0	0	0	0	0	0	0	0	0	0	0
Trachoma	0.0 to 0.0	0.0 to 0.0	0.0 to 0.0	0.0 to 0.0	0.0 to 0.0	0.0 to 0.0	0.0 to 0.0	0.0 to 0.0	0.0 to 0.0	0.0 to 0.0	0.0 to 0.0	0.0 to 0.0	0.0 to 0.0	0.0 to 0.0	0.0 to 0.0	0.0 to 0.0	0.0 to 0.0	0.0 to 0.0	0.0 to 0.0	0.0 to 0.0	0.0 to 0.0	0.0 to 0.0	0.0 to 0.0	0.0 to 0.0
Dengue	0.0 to 0.0	0.0 to 0.0	0.0 to 0.0	0.0 to 0.0	0.0 to 0.0	0.0 to 0.0	0.0 to 0.0	0.0 to 0.0	0.0 to 0.0	0.0 to 0.0	0.0 to 0.0	0.0 to 0.0	0.0 to 0.0	0.0 to 0.0	0.0 to 0.0	0.0 to 0.0	0.0 to 0.0	0.0 to 0.0	0.0 to 0.0	0.0 to 0.0	0.0 to 0.0	0.0 to 0.0	0.0 to 0.0	0.0 to 0.0
Yellow fever	0.0 to 0.0	0.0 to 0.0	0.0 to 0.0	0.0 to 0.0	0.0 to 0.0	0.0 to 0.0	0.0 to 0.0	0.0 to 0.0	0.0 to 0.0	0.0 to 0.0	0.0 to 0.0	0.0 to 0.0	0.0 to 0.0	0.0 to 0.0	0.0 to 0.0	0.0 to 0.0	0.0 to 0.0	0.0 to 0.0	0.0 to 0.0	0.0 to 0.0	0.0 to 0.0	0.0 to 0.0	0.0 to 0.0	0.0 to 0.0
Rabies	0.0 to 0.0	0.0 to 0.0	0.0 to 0.0	0.0 to 0.0	0.0 to 0.0	0.0 to 0.0	0.0 to 0.0	0.0 to 0.0	0.0 to 0.0	0.0 to 0.0	0.0 to 0.0	0.0 to 0.0	0.0 to 0.0	0.0 to 0.0	0.0 to 0.0	0.0 to 0.0	0.0 to 0.0	0.0 to 0.0	0.0 to 0.0	0.0 to 0.0	0.0 to 0.0	0.0 to 0.0	0.0 to 0.0	0.0 to 0.0
Intestinal nematode infections	0	0	0	0	0	0	0	0	0	0	0	0	0	0	0	0	0	0	0	0	0	0	0	0
Ascariasis	0.0 to 0.0	0.0 to 0.0	0.0 to 0.0	0.0 to 0.0	0.0 to 0.0	0.0 to 0.0	0.0 to 0.0	0.0 to 0.0	0.0 to 0.0	0.0 to 0.0	0.0 to 0.0	0.0 to 0.0	0.0 to 0.0	0.0 to 0.0	0.0 to 0.0	0.0 to 0.0	0.0 to 0.0	0.0 to 0.0	0.0 to 0.0	0.0 to 0.0	0.0 to 0.0	0.0 to 0.0	0.0 to 0.0	0.0 to 0.0
Trichuriasis	0.0 to 0.0	0.0 to 0.0	0.0 to 0.0	0.0 to 0.0	0.0 to 0.0	0.0 to 0.0	0.0 to 0.0	0.0 to 0.0	0.0 to 0.0	0.0 to 0.0	0.0 to 0.0	0.0 to 0.0	0.0 to 0.0	0.0 to 0.0	0.0 to 0.0	0.0 to 0.0	0.0 to 0.0	0.0 to 0.0	0.0 to 0.0	0.0 to 0.0	0.0 to 0.0	0.0 to 0.0	0.0 to 0.0	0.0 to 0.0
Hookworm disease	0.0 to 0.0	0.0 to 0.0	0.0 to 0.0	0.0 to 0.0	0.0 to 0.0	0.0 to 0.0	0.0 to 0.0	0.0 to 0.0	0.0 to 0.0	0.0 to 0.0	0.0 to 0.0	0.0 to 0.0	0.0 to 0.0	0.0 to 0.0	0.0 to 0.0	0.0 to 0.0	0.0 to 0.0	0.0 to 0.0	0.0 to 0.0	0.0 to 0.0	0.0 to 0.0	0.0 to 0.0	0.0 to 0.0	0.0 to 0.0
Food-borne trematodiases	0.0 to 0.0	0.0 to 0.0	0.0 to 0.0	0.0 to 0.0	0.0 to 0.0	0.0 to 0.0	0.0 to 0.0	0.0 to 0.0	0.0 to 0.0	0.0 to 0.0	0.0 to 0.0	0.0 to 0.0	0.0 to 0.0	0.0 to 0.0	0.0 to 0.0	0.0 to 0.0	0.0 to 0.0	0.0 to 0.0	0.0 to 0.0	0.0 to 0.0	0.0 to 0.0	0.0 to 0.0	0.0 to 0.0	0.0 to 0.0
Leprosy	0.0 to 0.0	0.0 to 0.0	0.0 to 0.0	0.0 to 0.0	0.0 to 0.0	0.0 to 0.0	0.0 to 0.0	0.0 to 0.0	0.0 to 0.0	0.0 to 0.0	0.0 to 0.0	0.0 to 0.0	0.0 to 0.0	0.0 to 0.0	0.0 to 0.0	0.0 to 0.0	0.0 to 0.0	0.0 to 0.0	0.0 to 0.0	0.0 to 0.0	0.0 to 0.0	0.0 to 0.0	0.0 to 0.0	0.0 to 0.0
Ebola	0	0	0	0	0	0	0	0	0	0	0	0	0	0	0	0	0	0	0	0	0	0	0	0
Zika virus	0	0	0	0	0	0	0	0	0	0	0	0	0	0	0	0	0	0	0	0	0	0	0	0
Guinea worm disease	0.0 to 0.0	0.0 to 0.0	0.0 to 0.0	0.0 to 0.0	0.0 to 0.0	0.0 to 0.0	0.0 to 0.0	0.0 to 0.0	0.0 to 0.0	0.0 to 0.0	0.0 to 0.0	0.0 to 0.0	0.0 to 0.0	0.0 to 0.0	0.0 to 0.0	0.0 to 0.0	0.0 to 0.0	0.0 to 0.0	0.0 to 0.0	0.0 to 0.0	0.0 to 0.0	0.0 to 0.0	0.0 to 0.0	0.0 to 0.0
Other neglected tropical diseases	1,000 to 2,000	1,000 to 2,000	1,000 to 2,000	1,000 to 2,000	1,000 to 2,000	1,000 to 2,000	1,000 to 2,000	1,000 to 2,000	1,000 to 2,000	1,000 to 2,000	1,000 to 2,000	1,000 to 2,000	1,000 to 2,000	1,000 to 2,000	1,000 to 2,000	1,000 to 2,000	1,000 to 2,000	1,000 to 2,000	1,000 to 2,000	1,000 to 2,000	1,000 to 2,000	1,000 to 2,000	1,000 to 2,000	20,000 to 30,000
Other infectious diseases	1,000 to 2,000	1,000 to 2,000	1,000 to 2,000	1,000 to 2,000	1,000 to 2,000	1,000 to 2,000	1,000 to 2,000	1,000 to 2,000	1,000 to 2,000	1,000 to 2,000	1,000 to 2,000	1,000 to 2,000	1,000 to 2,000	1,000 to 2,000	1,000 to 2,000	1,000 to 2,000	1,000 to 2,000	1,000 to 2,000	1,000 to 2,000	1,000 to 2,000	1,000 to 2,000	1,000 to 2,000	1,000 to 2,000	20,000 to 30,000
Meningitis	0.0 to 0.0	0.0 to 0.0	0.0 to 0.0	0.0 to 0.0	0.0 to 0.0	0.0 to 0.0	0.0 to 0.0	0.0 to 0.0	0.0 to 0.0	0.0 to 0.0	0.0 to 0.0	0.0 to 0.0	0.0 to 0.0	0.0 to 0.0	0.0 to 0.0	0.0 to 0.0	0.0 to 0.0	0.0 to 0.0	0.0 to 0.0	0.0 to 0.0	0.0 to 0.0	0.0 to 0.0	0.0 to 0.0	0.0 to 0.0
Encephalitis	0.0 to 0.0	0.0 to 0.0	0.0 to 0.0	0.0 to 0.0	0.0 to 0.0	0.0 to 0.0	0.0 to 0.0	0.0 to 0.0	0.0 to 0.0	0.0 to 0.0	0.0 to 0.0	0.0 to 0.0	0.0 to 0.0	0.0 to 0.0	0.0 to 0.0	0.0 to 0.0	0.0 to 0.0	0.0 to 0.0	0.0 to 0.0	0.0 to 0.0	0.0 to 0.0	0.0 to 0.0	0.0 to 0.0	0.0 to 0.0
Diphtheria	0.0 to 0.0	0.0 to 0.0	0.0 to 0.0	0.0 to 0.0	0.0 to 0.0	0.0 to 0.0	0.0 to 0.0	0.0 to 0.0	0.0 to 0.0	0.0 to 0.0	0.0 to 0.0	0.0 to 0.0	0.0 to 0.0	0.0 to 0.0	0.0 to 0.0	0.0 to 0.0	0.0 to 0.0	0.0 to 0.0	0.0 to 0.0	0.0 to 0.0	0.0 to 0.0	0.0 to 0.0	0.0 to 0.0	0.0 to 0.0
Tetanus	0.0 to 0.0	0.0 to 0.0	0.0 to 0.0	0.0 to 0.0	0.0 to 0.0	0.0 to 0.0	0.0 to 0.0	0.0 to 0.0	0.0 to 0.0	0.0 to 0.0	0.0 to 0.0	0.0 to 0.0	0.0 to 0.0	0.0 to 0.0	0.0 to 0.0	0.0 to 0.0	0.0 to 0.0	0.0 to 0.0	0.0 to 0.0	0.0 to 0.0	0.0 to 0.0	0.0 to 0.0	0.0 to 0.0	0.0 to 0.0
Pertussis	0.0 to 0.0	0.0 to 0.0	0.0 to 0.0	0.0 to 0.0	0.0 to 0.0	0.0 to 0.0	0.0 to 0.0	0.0 to 0.0	0.0 to 0.0	0.0 to 0.0	0.0 to 0.0	0.0 to 0.0	0.0 to 0.0	0.0 to 0.0	0.0 to 0.0	0.0 to 0.0	0.0 to 0.0	0.0 to 0.0	0.0 to 0.0	0.0 to 0.0	0.0 to 0.0	0.0 to 0.0	0.0 to 0.0	0.0 to 0.0
Measles	0.0 to 0.0	0.0 to 0.0	0.0 to 0.0	0.0 to 0.0	0.0 to 0.0	0.0 to 0.0	0.0 to 0.0	0.0 to 0.0	0.0 to 0.0	0.0 to 0.0	0.0 to 0.0	0.0 to 0.0	0.0 to 0.0	0.0 to 0.0	0.0 to 0.0	0.0 to 0.0	0.0 to 0.0	0.0 to 0.0	0.0 to 0.0	0.0 to 0.0	0.0 to 0.0	0.0 to 0.0	0.0 to 0.0	0.0 to 0.0
Varicella and herpes zoster	0	0	0	0	0	0	0	0	0	0	0	0	0	0	0	0	0	0	0	0	0	0	0	0
Acute hepatitis	0.0 to 0.0	0.0 to 0.0	0.0 to 0.0	0.0 to 0.0	0.0 to 0.0	0.0 to 0.0	0.0 to 0.0	0.0 to 0.0	0.0 to 0.0	0.0 to 0.0	0.0 to 0.0	0.0 to 0.0	0.0 to 0.0	0.0 to 0.0	0.0 to 0.0	0.0 to 0.0	0.0 to 0.0	0.0 to 0.0	0.0 to 0.0	0.0 to 0.0	0.0 to 0.0	0.0 to 0.0	0.0 to 0.0	0.0 to 0.0
Acute hepatitis A	0.0 to 0.0	0.0 to 0.0	0.0 to 0.0	0.0 to 0.0	0.0 to 0.0	0.0 to 0.0	0.0 to 0.0	0.0 to 0.0	0.0 to 0.0	0.0 to 0.0	0.0 to 0.0	0.0 to 0.0	0.0 to 0.0	0.0 to 0.0	0.0 to 0.0	0.0 to 0.0	0.0 to 0.0	0.0 to 0.0	0.0 to 0.0	0.0 to 0.0	0.0 to 0.0	0.0 to 0.0	0.0 to 0.0	0.0 to 0.0
Acute hepatitis B	0.0 to 0.0	0.0 to 0.0	0.0 to 0.0	0.0 to 0.0	0.0 to 0.0	0.0 to 0.0	0.0 to 0.0	0.0 to 0.0	0.0 to 0.0	0.0 to 0.0	0.0 to 0.0	0.0 to 0.0	0.0 to 0.0	0.0 to 0.0	0.0 to 0.0	0.0 to 0.0	0.0 to 0.0	0.0 to 0.0	0.0 to 0.0	0.0 to 0.0	0.0 to 0.0	0.0 to 0.0	0.0 to 0.0	0.0 to 0.0
Acute hepatitis C	0.0 to 0.0	0.0 to 0.0	0.0 to 0.0	0.0 to 0.0	0.0 to 0.0	0.0 to 0.0	0.0 to 0.0	0.0 to 0.0	0.0 to 0.0	0.0 to 0.0	0.0 to 0.0	0.0 to 0.0	0.0 to 0.0	0.0 to 0.0	0.0 to 0.0	0.0 to 0.0	0.0 to 0.0	0.0 to 0.0	0.0 to 0.0	0.0 to 0.0	0.0 to 0.0	0.0 to 0.0	0.0 to 0.0	0.0 to 0.0
Other unspecified infectious diseases	1,000 to 2,000	1,000 to 2,000	1,000 to 2,000	1,000 to 2,000	1,000 to 2,000	1,000 to 2,000	1,000 to 2,000	1,000 to 2,000	1,000 to 2,000	1,000 to 2,000	1,000 to 2,000	1,000 to 2,000	1,000 to 2,000	1,000 to 2,000	1,000 to 2,000	1,000 to 2,000	1,000 to 2,000	1,000 to 2,000	1,000 to 2,000	1,000 to 2,000	1,000 to 2,000	1,000 to 2,000	1,000 to 2,000	20,000 to 30,000
Maternal and neonatal disorders	1,000,000 to 1,400,000	490,000 to 720,000	507,000 to 683,000	210,000 to 270,000	79,200 to 130,000	69,600 to 95,700	65,300 to 107,000	69,100 to 106,000	71,600 to 108,000	74,600 to 112,000	77,200 to 116,000	77,200 to 116,000	77,200 to 116,000	77,200 to 116



Cause | Early Neonatal | Late Neonatal | Post Neonatal | 1 to 4 | 5 to 9 | 10 to 14 | 15 to 19 | 20 to 24 | 25 to 29 | 30 to 34 | 35 to 39 | 40 to 44 | 45 to 49 | 50 to 54 | 55 to 59 | 60 to 64 | 65 to 69 | 70 to 74 | 75 to 79 | 80 to 84 | 85 to 89 | 90 to 94 | 95 plus | Total

All causes | 252,000 (252,000-252,000) | 206,000 (206,000-206,000) | 425,000 (425,000-425,000) | 497,000 (497,000-497,000) | 350,000 (350,000-350,000) | 319,000 (319,000-319,000) | 448,000 (448,000-448,000) | 556,000 (556,000-556,000) | 754,000 (754,000-754,000) | 931,000 (931,000-931,000) | 1,200,000 (1,200,000-1,200,000) | 1,600,000 (1,600,000-1,600,000) | 2,000,000 (2,000,000-2,000,000) | 2,500,000 (2,500,000-2,500,000) | 3,000,000 (3,000,000-3,000,000) | 3,500,000 (3,500,000-3,500,000) | 4,000,000 (4,000,000-4,000,000) | 4,500,000 (4,500,000-4,500,000) | 5,000,000 (5,000,000-5,000,000) | 5,500,000 (5,500,000-5,500,000) | 6,000,000 (6,000,000-6,000,000) | 6,500,000 (6,500,000-6,500,000) | 7,000,000 (7,000,000-7,000,000) | 10,600,000 (10,600,000-10,600,000)

Communicable, maternal, neonatal, and nutritional diseases | 189,000 (189,000-189,000) | 149,000 (149,000-149,000) | 299,000 (299,000-299,000) | 299,000 (299,000-299,000) | 89,400 (89,400-89,400) | 51,600 (51,600-51,600) | 57,300 (57,300-57,300) | 57,600 (57,600-57,600) | 65,500 (65,500-65,500) | 66,000 (66,000-66,000) | 76,700 (76,700-76,700) | 75,600 (75,600-75,600) | 87,600 (87,600-87,600) | 89,700 (89,700-89,700) | 91,600 (91,600-91,600) | 91,600 (91,600-91,600) | 91,200 (91,200-91,200) | 89,000 (89,000-89,000) | 82,000 (82,000-82,000) | 72,000 (72,000-72,000) | 59,000 (59,000-59,000) | 43,000 (43,000-43,000) | 2,500,000 (2,500,000-2,500,000)

HIV/AIDS and sexually transmitted infections | 2,600 (2,600-2,600) | 2,600 (2,600-2,600) | 10,700 (10,700-10,700) | 19,000 (19,000-19,000) | 2,100 (2,100-2,100) | 1,100 (1,100-1,100) | 1,200 (1,200-1,200) | 1,400 (1,400-1,400) | 1,600 (1,600-1,600) | 1,800 (1,800-1,800) | 2,000 (2,000-2,000) | 2,200 (2,200-2,200) | 2,400 (2,400-2,400) | 2,600 (2,600-2,600) | 2,800 (2,800-2,800) | 2,900 (2,900-2,900) | 3,000 (3,000-3,000) | 3,000 (3,000-3,000) | 3,000 (3,000-3,000) | 3,000 (3,000-3,000) | 3,000 (3,000-3,000) | 3,000 (3,000-3,000) | 50,000 (50,000-50,000)

HIV/AIDS | 0.1 (0.1 to 0.2) | 0.3 (0.3 to 0.3) | 660 (797 to 556) | 4,900 (4,900-4,900) | 540 (479 to 605) | 451 (399 to 509) | 294 (257 to 332) | 662 (582 to 746) | 1,200 (1,200-1,200) | 2,000 (1,900 to 2,100) | 3,000 (2,900 to 3,100) | 4,000 (3,900 to 4,100) | 5,000 (4,900 to 5,100) | 6,000 (5,900 to 6,100) | 6,900 (6,700 to 7,000) | 7,600 (7,500 to 7,800) | 8,000 (7,900 to 8,200) | 8,200 (8,000 to 8,400) | 8,200 (8,000 to 8,400) | 8,100 (7,900 to 8,300) | 7,900 (7,700 to 8,100) | 7,600 (7,400 to 7,800) | 46,000 (45,000 to 47,000)

HIV/AIDS - Drug-susceptible Tuberculosis | 0 (0 to 0) | 0 (0 to 0) | 48.7 (11.2 to 111) | 32.5 (7.5 to 74.1) | 36.1 (8.3 to 82.3) | 32.6 (7.5 to 74.4) | 44.4 (10.2 to 101) | 49.5 (11.4 to 113) | 305 (70.1 to 696) | 739 (170 to 1,690) | 874 (201 to 1,990) | 953 (219 to 2,180) | 313 (72.1 to 715) | 142 (32.7 to 325) | 69.9 (16.1 to 159) | 21.9 (5.0 to 50.0) | 11.6 (2.7 to 26.5) | 6.7 (1.5 to 15.3) | 3.4 (0.8 to 7.8) | 0.4 (0.1 to 1.0) | 0.1 (0.0 to 0.2) | 0 (0 to 0) | 3,540 (2,700 to 4,600)

HIV/AIDS - Multidrug-resistant Tuberculosis without extensive drug resistance | 0 (0 to 0) | 0 (0 to 0) | 10.6 (2.4 to 24.1) | 6.9 (1.6 to 15.7) | 10.6 (2.4 to 24.2) | 9.6 (2.2 to 21.9) | 13.1 (3.0 to 29.9) | 14.6 (3.4 to 33.4) | 89.7 (20.6 to 205) | 217 (50 to 497) | 257 (59 to 588) | 280 (64 to 642) | 92 (21.2 to 211) | 41.8 (9.6 to 95.7) | 20.5 (4.7 to 47.0) | 6.4 (1.5 to 14.7) | 3.4 (0.8 to 7.8) | 2 (0.5 to 4.6) | 1 (0.2 to 2.3) | 0.1 (0.0 to 0.3) | 0 (0 to 0) | 0 (0 to 0) | 1,040 (790 to 1,350)

HIV/AIDS - Extensively drug resistant Tuberculosis | 0 (0 to 0) | 0 (0 to 0) | 0.2 (0.1 to 0.5) | 0.2 (0.1 to 0.4) | 0.2 (0.1 to 0.4) | 0.2 (0.1 to 0.4) | 0.3 (0.1 to 0.6) | 0.3 (0.1 to 0.7) | 2 (0.5 to 4.6) | 5 (1.1 to 11.4) | 6 (1.4 to 13.7) | 6 (1.5 to 14.1) | 2 (0.5 to 4.8) | 1 (0.2 to 2.2) | 0.5 (0.1 to 1.1) | 0.1 (0.0 to 0.4) | 0.1 (0.0 to 0.2) | 0 (0 to 0) | 0 (0 to 0) | 0 (0 to 0) | 0 (0 to 0) | 0 (0 to 0) | 0 (0 to 0) | 25 (19 to 33)

HIV/AIDS resulting in other diseases | 0.1 (0.1 to 0.2) | 0.3 (0.3 to 0.3) | 770 (931 to 655) | 4,900 (4,900-4,900) | 471 (418 to 528) | 352 (311 to 397) | 236 (204 to 266) | 575 (501 to 651) | 1,000 (870 to 1,130) | 1,800 (1,600 to 2,000) | 2,800 (2,500 to 3,100) | 3,800 (3,400 to 4,200) | 4,700 (4,200 to 5,200) | 5,800 (5,200 to 6,400) | 6,700 (6,000 to 7,400) | 7,400 (6,600 to 8,100) | 7,900 (7,100 to 8,700) | 8,100 (7,300 to 8,900) | 8,100 (7,300 to 8,900) | 8,000 (7,200 to 8,800) | 7,800 (7,000 to 8,600) | 7,500 (6,700 to 8,200) | 45,000 (40,000 to 50,000)

Sexually transmitted infections, excluding HIV | 2,600 (2,600-2,600) | 2,600 (2,600-2,600) | 1,410 (1,410-1,410) | 14,000 (14,000-14,000) | 1,600 (1,600-1,600) | 750 (750-750) | 1,000 (1,000-1,000) | 790 (790-790) | 800 (800-800) | 866 (866-866) | 1,000 (1,000-1,000) | 1,200 (1,200-1,200) | 1,400 (1,400-1,400) | 1,600 (1,600-1,600) | 1,800 (1,800-1,800) | 1,900 (1,900-1,900) | 2,000 (2,000-2,000) | 2,000 (2,000-2,000) | 2,000 (2,000-2,000) | 2,000 (2,000-2,000) | 2,000 (2,000-2,000) | 2,000 (2,000-2,000) | 2,000 (2,000-2,000) | 11,100 (11,100-11,100)

Syphilis | 898 (898-898) | 1,300 (1,300-1,300) | 3,610 (3,610-3,610) | 3,700 (3,700-3,700) | 1,100 (1,100-1,100) | 1,100 (1,100-1,100) | 1,200 (1,200-1,200) | 1,300 (1,300-1,300) | 1,400 (1,400-1,400) | 1,500 (1,500-1,500) | 1,600 (1,600-1,600) | 1,700 (1,700-1,700) | 1,800 (1,800-1,800) | 1,900 (1,900-1,900) | 1,900 (1,900-1,900) | 1,900 (1,900-1,900) | 1,900 (1,900-1,900) | 1,900 (1,900-1,900) | 1,900 (1,900-1,900) | 1,900 (1,900-1,900) | 1,900 (1,900-1,900) | 1,900 (1,900-1,900) | 1,900 (1,900-1,900) | 9,600 (9,600-9,600)

Chlamydial infection | 0 (0 to 0) | 0 (0 to 0) | 0 (0 to 0) | 0 (0 to 0) | 0 (0 to 0) | 0 (0 to 0) | 0 (0 to 0) | 0 (0 to 0) | 0 (0 to 0) | 0 (0 to 0) | 0 (0 to 0) | 0 (0 to 0) | 0 (0 to 0) | 0 (0 to 0) | 0 (0 to 0) | 0 (0 to 0) | 0 (0 to 0) | 0 (0 to 0) | 0 (0 to 0) | 0 (0 to 0) | 0 (0 to 0) | 0 (0 to 0) | 0 (0 to 0) | 0 (0 to 0) | 0 (0 to 0)

Gonococcal infection | 0 (0 to 0) | 0 (0 to 0) | 0 (0 to 0) | 0 (0 to 0) | 0 (0 to 0) | 0 (0 to 0) | 0 (0 to 0) | 0 (0 to 0) | 0 (0 to 0) | 0 (0 to 0) | 0 (0 to 0) | 0 (0 to 0) | 0 (0 to 0) | 0 (0 to 0) | 0 (0 to 0) | 0 (0 to 0) | 0 (0 to 0) | 0 (0 to 0) | 0 (0 to 0) | 0 (0 to 0) | 0 (0 to 0) | 0 (0 to 0) | 0 (0 to 0) | 0 (0 to 0) | 0 (0 to 0)

Trichomoniasis | 0 (0 to 0) | 0 (0 to 0) | 0 (0 to 0) | 0 (0 to 0) | 0 (0 to 0) | 0 (0 to 0) | 0 (0 to 0) | 0 (0 to 0) | 0 (0 to 0) | 0 (0 to 0) | 0 (0 to 0) | 0 (0 to 0) | 0 (0 to 0) | 0 (0 to 0) | 0 (0 to 0) | 0 (0 to 0) | 0 (0 to 0) | 0 (0 to 0) | 0 (0 to 0) | 0 (0 to 0) | 0 (0 to 0) | 0 (0 to 0) | 0 (0 to 0) | 0 (0 to 0) | 0 (0 to 0)

Genital herpes | 0 (0 to 0) | 0 (0 to 0) | 0 (0 to 0) | 0 (0 to 0) | 0 (0 to 0) | 0 (1 to 7) | 0 (0 to 0) | 0 (0 to 0) | 0 (0 to 0) | 0 (0 to 0) | 0 (0 to 0) | 0 (0 to 0) | 0 (0 to 0) | 0 (0 to 0) | 0 (0 to 0) | 0 (0 to 0) | 0 (0 to 0) | 0 (0 to 0) | 0 (0 to 0) | 0 (0 to 0) | 0 (0 to 0) | 0 (0 to 0) | 0 (0 to 0) | 0 (0 to 0) | 0 (0 to 0)

Other sexually transmitted infections | 0 (0 to 0) | 0 (0 to 0) | 0 (0 to 0) | 0 (0 to 0) | 0 (0 to 0) | 0 (0 to 0) | 0 (0 to 0) | 0 (0 to 0) | 0 (0 to 0) | 0 (0 to 0) | 0 (0 to 0) | 0 (0 to 0) | 0 (0 to 0) | 0 (0 to 0) | 0 (0 to 0) | 0 (0 to 0) | 0 (0 to 0) | 0 (0 to 0) | 0 (0 to 0) | 0 (0 to 0) | 0 (0 to 0) | 0 (0 to 0) | 0 (0 to 0) | 0 (0 to 0) | 0 (0 to 0)

Respiratory infections and tuberculosis | 252,000 (252,000-252,000) | 206,000 (206,000-206,000) | 424,000 (424,000-424,000) | 493,000 (493,000-493,000) | 349,000 (349,000-349,000) | 319,000 (319,000-319,000) | 447,000 (447,000-447,000) | 555,000 (555,000-555,000) | 753,000 (753,000-753,000) | 929,000 (929,000-929,000) | 1,200,000 (1,200,000-1,200,000) | 1,600,000 (1,600,000-1,600,000) | 2,000,000 (2,000,000-2,000,000) | 2,500,000 (2,500,000-2,500,000) | 3,000,000 (3,000,000-3,000,000) | 3,500,000 (3,500,000-3,500,000) | 4,000,000 (4,000,000-4,000,000) | 4,500,000 (4,500,000-4,500,000) | 5,000,000 (5,000,000-5,000,000) | 5,500,000 (5,500,000-5,500,000) | 6,000,000 (6,000,000-6,000,000) | 6,500,000 (6,500,000-6,500,000) | 7,000,000 (7,000,000-7,000,000) | 10,600,000 (10,600,000-10,600,000)

Tuberculosis | 0 (0 to 0) | 0 (0 to 0) | 4,000 (3,900 to 4,200) | 5,000 (4,900 to 5,200) | 1,600 (1,600 to 1,700) | 1,000 (1,000 to 1,100) | 1,100 (1,100 to 1,200) | 1,200 (1,200 to 1,300) | 1,300 (1,300 to 1,400) | 1,400 (1,400 to 1,500) | 1,500 (1,500 to 1,600) | 1,600 (1,600 to 1,700) | 1,700 (1,700 to 1,800) | 1,800 (1,800 to 1,900) | 1,900 (1,900 to 2,000) | 1,900 (1,900 to 2,000) | 1,900 (1,900 to 2,000) | 1,900 (1,900 to 2,000) | 1,900 (1,900 to 2,000) | 1,900 (1,900 to 2,000) | 1,900 (1,900 to 2,000) | 1,900 (1,900 to 2,000) | 1,900 (1,900 to 2,000) | 1,900 (1,900 to 2,000)

Latent tuberculosis infection | 0 (0 to 0) | 0 (0 to 0) | 0 (0 to 0) | 0 (0 to 0) | 0 (0 to 0) | 0 (0 to 0) | 0 (0 to 0) | 0 (0 to 0) | 0 (0 to 0) | 0 (0 to 0) | 0 (0 to 0) | 0 (0 to 0) | 0 (0 to 0) | 0 (0 to 0) | 0 (0 to 0) | 0 (0 to 0) | 0 (0 to 0) | 0 (0 to 0) | 0 (0 to 0) | 0 (0 to 0) | 0 (0 to 0) | 0 (0 to 0) | 0 (0 to 0) | 0 (0 to 0) | 0 (0 to 0)

Drug-susceptible tuberculosis | 0 (0 to 0) | 0 (0 to 0) | 4,000 (3,900 to 4,200) | 5,000 (4,900 to 5,200) | 1,600 (1,600 to 1,700) | 1,000 (1,000 to 1,100) | 1,100 (1,100 to 1,200) | 1,200 (1,200 to 1,300) | 1,300 (1,300 to 1,400) | 1,400 (1,400 to 1,500) | 1,500 (1,500 to 1,600) | 1,600 (1,600 to 1,700) | 1,700 (1,700 to 1,800) | 1,800 (1,800 to 1,900) | 1,900 (1,900 to 2,000) | 1,900 (1,900 to 2,000) | 1,900 (1,900 to 2,000) | 1,900 (1,900 to 2,000) | 1,900 (1,900 to 2,000) | 1,900 (1,900 to 2,000) | 1,900 (1,900 to 2,000) | 1,900 (1,900 to 2,000) | 1,900 (1,900 to 2,000) | 1,900 (1,900 to 2,000)

Multidrug-resistant tuberculosis without extensive drug resistance | 0 (0 to 0) | 0 (0 to 0) | 0 (0 to 0) | 0 (0 to 0) | 0 (0 to 0) | 0 (0 to 0) | 0 (0 to 0) | 0 (0 to 0) | 0 (0 to 0) | 0 (0 to 0) | 0 (0 to 0) | 0 (0 to 0) | 0 (0 to 0) | 0 (0 to 0) | 0 (0 to 0) | 0 (0 to 0) | 0 (0 to 0) | 0 (0 to 0) | 0 (0 to 0) | 0 (0 to 0) | 0 (0 to 0) | 0 (0 to 0) | 0 (0 to 0) | 0 (0 to 0) | 0 (0 to 0)

Extensively drug resistant tuberculosis | 0 (0 to 0) | 0 (0 to 0) | 0 (0 to 0) | 0 (0 to 0) | 0 (0 to 0) | 0 (0 to 0) | 0 (0 to 0) | 0 (0 to 0) | 0 (0 to 0) | 0 (0 to 0) | 0 (0 to 0) | 0 (0 to 0) | 0 (0 to 0) | 0 (0 to 0) | 0 (0 to 0) | 0 (0 to 0) | 0 (0 to 0) | 0 (0 to 0) | 0 (0 to 0) | 0 (0 to 0) | 0 (0 to 0) | 0 (0 to 0) | 0 (0 to 0) | 0 (0 to 0) | 0 (0 to 0)

Lower respiratory infections | 252,000 (252,000-252,000) | 206,000 (206,000-206,000) | 420,000 (420,000-420,000) | 488,000 (488,000-488,000) | 347,000 (347,000-347,000) | 317,000 (317,000-317,000) | 445,000 (445,000-445,000) | 553,000 (553,000-553,000) | 751,000 (751,000-751,000) | 927,000 (927,000-927,000) | 1,200,000 (1,200,000-1,200,000) | 1,600,000 (1,600,000-1,600,000) | 2,000,000 (2,000,000-2,000,000) | 2,500,000 (2,500,000-2,500,000) | 3,000,000 (3,000,000-3,000,000) | 3,500,000 (3,500,000-3,500,000) | 4,000,000 (4,000,000-4,000,000) | 4,500,000 (4,500,000-4,500,000) | 5,000,000 (5,000,000-5,000,000) | 5,500,000 (5,500,000-5,500,000) | 6,000,000 (6,000,000-6,000,000) | 6,500,000 (6,500,000-6,500,000) | 7,000,000 (7,000,000-7,000,000) | 10,600,000 (10,600,000-10,600,000)

Upper respiratory infections | 204 (99 to 376) | 2,600 (947 to 1,990) | 5,180 (3,120 to 8,290) | 2,200 (1,900 to 2,600) | 2,040 (1,900 to 2,200) | 2,040 (1,900 to 2,200) | 2,270 (1,170 to 3,970) | 2,270 (1,170 to 3,970) | 2,270 (1,270 to 3,970) | 2,270 (1,320 to 3,930) | 1,920 (989 to 3,370) | 1,920 (989 to 3,370) | 1,920 (989 to 3,370) | 1,920 (989 to 3,370) | 1,920 (989 to 3,370) | 1,920 (989 to 3,370) | 1,920 (989 to 3,370) | 1,920 (989 to 3,370) | 1,920 (989 to 3,370) | 1,920 (989 to 3,370) | 1,920 (989 to 3,370) | 1,920 (989 to 3,370) | 1,920 (989 to 3,370) | 34,400 (19,500 to 59,600)

Otitis media | 0 (0 to 0.1) | 0 (0 to 0.4) | 664 (1,440 to 284) | 1,900 (1,900 to 1,900) | 1,900 (1,900 to 1,900) | 1,900 (1,900 to 1,900



Exposure to forces of nature	0-5 (0.0 to 0.9)	1 (0.0 to 1.1)	6-9 (1.7 to 4.0)	40-2 (27.3 to 42.3)	42 (27.3 to 47.2)	52-7 (45.6 to 61.4)	64-9 (55.4 to 74.3)	87-3 (71.3 to 108)	102 (112 to 162)	396 (262 to 553)	501 (391 to 656)	666 (489 to 892)	477 (322 to 638)	387 (268 to 539)	462 (322 to 627)	369 (256 to 502)	229 (167 to 307)	113 (91.0 to 152)	67-7 (49.9 to 92.9)	41-1 (32.3 to 51.5)	24-1 (16.7 to 33)	9-9 (6.1 to 13)	1 (0.0 to 1.4)	4,293
Other unintentional injuries	562 (107 to 240)	89-4 (85.5 to 135)	695 (551 to 926)	2,942 (2,624 to 3,443)	3,008 (2,620 to 3,466)	3,960 (3,469 to 4,710)	6,440 (5,726 to 7,191)	10,358 (10,082 to 10,728)	13,602 (13,519 to 13,728)	15,602 (13,720 to 15,920)	13,143 (12,620 to 13,330)	11,665 (9,125 to 12,205)	9,662 (7,109 to 11,468)	7,366 (5,605 to 9,592)	6,456 (5,129 to 8,382)	4,340 (3,199 to 5,810)	2,462 (1,920 to 3,240)	1,650 (784 to 1,955)	704 (561 to 870)	435 (317 to 599)	116 (109 to 228)	51-2 (42 to 79.9)	7-9 (6 to 10.4)	127,598
Self-harm and interpersonal violence	429 (324 to 1,010)	133 (99.7 to 183)	666 (499 to 893)	1,326 (1,113 to 1,750)	1,846 (1,553 to 2,186)	5,259 (4,728 to 5,953)	20,600 (19,000 to 21,900)	74,462 (69,700 to 79,000)	97,569 (87,700 to 108,000)	100,000 (89,700 to 110,000)	83,500 (74,400 to 93,500)	67,500 (59,700 to 75,600)	51,200 (44,900 to 57,600)	39,600 (34,600 to 44,600)	30,100 (26,200 to 34,000)	17,500 (14,900 to 20,500)	8,960 (7,600 to 10,500)	3,730 (3,140 to 4,390)	2,520 (2,090 to 3,040)	1,430 (1,170 to 1,850)	431 (354 to 561)	1-22 (164 to 1,000)	19-5 (16.1 to 23.7)	642,000
Self-harm	0 (0 to 0)	0 (0 to 0)	0 (0 to 0)	0 (0 to 0)	0 (0 to 0)	0 (0 to 0)	32,400 (29,400 to 41,400)	32,400 (28,500 to 37,300)	32,400 (28,500 to 37,300)	32,400 (28,500 to 37,300)	32,400 (27,500 to 75,200)	32,400 (27,500 to 75,200)	32,400 (26,500 to 74,400)	32,400 (26,500 to 74,400)	32,400 (26,500 to 74,400)	32,400 (26,500 to 74,400)	32,400 (26,500 to 74,400)	32,400 (26,500 to 74,400)	32,400 (26,500 to 74,400)	32,400 (26,500 to 74,400)	32,400 (26,500 to 74,400)	32,400 (26,500 to 74,400)	32,400 (26,500 to 74,400)	32,400 (26,500 to 74,400)	432,000
Self-harm by firearm	0 (0 to 0)	0 (0 to 0)	0 (0 to 0)	0 (0 to 0)	0 (0 to 0)	0 (0 to 0)	0 (0 to 0)	0 (0 to 0)	0 (0 to 0)	0 (0 to 0)	0 (0 to 0)	0 (0 to 0)	0 (0 to 0)	0 (0 to 0)	0 (0 to 0)	0 (0 to 0)	0 (0 to 0)	0 (0 to 0)	0 (0 to 0)	0 (0 to 0)	0 (0 to 0)	0 (0 to 0)	0 (0 to 0)	0 (0 to 0)	0 (0 to 0)	0
Self-harm by other specified means	0 (0 to 0)	0 (0 to 0)	0 (0 to 0)	0 (0 to 0)	0 (0 to 0)	0 (0 to 0)	32,400 (29,400 to 41,400)	32,400 (28,500 to 37,300)	32,400 (28,500 to 37,300)	32,400 (28,500 to 37,300)	32,400 (27,500 to 75,200)	32,400 (27,500 to 75,200)	32,400 (26,500 to 74,400)	32,400 (26,500 to 74,400)	32,400 (26,500 to 74,400)	32,400 (26,500 to 74,400)	32,400 (26,500 to 74,400)	32,400 (26,500 to 74,400)	32,400 (26,500 to 74,400)	32,400 (26,500 to 74,400)	32,400 (26,500 to 74,400)	32,400 (26,500 to 74,400)	32,400 (26,500 to 74,400)	32,400 (26,500 to 74,400)	432,000
Interpersonal violence	429 (324 to 1,010)	133 (99.7 to 183)	679 (499 to 893)	1,259 (1,113 to 1,579)	1,779 (1,440 to 2,110)	3,260 (2,728 to 3,953)	19,100 (18,100 to 20,500)	41,900 (41,200 to 42,600)	64,900 (58,700 to 69,500)	67,200 (60,800 to 73,300)	50,200 (47,100 to 53,300)	34,900 (32,200 to 37,600)	18,800 (16,800 to 20,900)	6,980 (5,880 to 8,700)	1,550 (1,290 to 1,920)	6,940 (5,980 to 8,320)	6,260 (4,920 to 7,720)	2,870 (2,290 to 3,540)	1,040 (868 to 1,260)	693 (577 to 850)	277 (230 to 351)	89-4 (73.8 to 108)	24-3 (16.7 to 33.1)	7-9 (6.1 to 10.4)	190,598
Physical violence by firearm	4-5 (3.4 to 5.9)	1-5 (0.9 to 1.7)	11-7 (8.3 to 16.5)	36-5 (23.5 to 47.6)	44-7 (33.1 to 59.1)	73-7 (51.2 to 88.6)	1,630 (1,280 to 2,090)	2,510 (2,030 to 3,250)	2,900 (2,550 to 3,390)	2,870 (2,570 to 3,520)	2,340 (1,930 to 2,910)	1,540 (1,270 to 1,850)	956 (720 to 1,320)	342 (248 to 512)	69-1 (37.1 to 201)	305 (205 to 423)	152 (98.5 to 228)	62-6 (38.7 to 99.7)	19-5 (11.3 to 32.2)	14-5 (10.5 to 20)	20-7 (10.5 to 34)	3-5 (2.4 to 5.6)	1-3 (1 to 1.7)	15,800
Physical violence by sharp object	27-5 (19.7 to 41.1)	7-43 (5.1 to 10.3)	44-2 (31.5 to 61.5)	91 (64.7 to 126)	109 (78.1 to 149)	143 (104 to 194)	1,040 (1,010 to 1,070)	1,540 (1,500 to 1,570)	1,540 (1,500 to 1,570)	1,540 (1,500 to 1,570)	1,540 (1,500 to 1,570)	1,540 (1,500 to 1,570)	1,540 (1,500 to 1,570)	1,540 (1,500 to 1,570)	1,540 (1,500 to 1,570)	1,540 (1,500 to 1,570)	1,540 (1,500 to 1,570)	1,540 (1,500 to 1,570)	1,540 (1,500 to 1,570)	1,540 (1,500 to 1,570)	1,540 (1,500 to 1,570)	1,540 (1,500 to 1,570)	1,540 (1,500 to 1,570)	1,540 (1,500 to 1,570)	77,700
Physical violence by other means	0 (0 to 0)	0 (0 to 0)	0 (0 to 0)	13-2 (7.1 to 21.7)	62-1 (32.5 to 105)	105 (60.5 to 165)	230 (154 to 370)	526 (332 to 804)	896 (585 to 1,730)	825 (570 to 1,380)	517 (370 to 848)	389 (223 to 638)	270 (151 to 480)	165 (104 to 301)	109 (63.1 to 178)	58-7 (34.5 to 99.5)	34-5 (20.9 to 51.9)	10-6 (6.4 to 20)	13-1 (8.5 to 19)	5-15 (3.7 to 9.5)	1-2 (0.9 to 2.4)	0-2 (0.1 to 0.5)	0 (0 to 0)	4,640
Physical violence by other means	377 (270 to 710)	116 (86.7 to 153)	633 (457 to 872)	978 (721 to 1,290)	1,459 (1,170 to 1,880)	2,643 (2,092 to 3,310)	6,340 (5,480 to 7,170)	9,430 (7,980 to 11,000)	13,900 (11,700 to 16,100)	15,100 (12,800 to 18,100)	12,900 (10,900 to 15,400)	10,600 (8,470 to 12,500)	8,450 (6,220 to 10,900)	6,200 (4,600 to 8,140)	5,150 (3,810 to 6,760)	3,180 (2,400 to 4,150)	1,770 (1,350 to 2,300)	760 (598 to 1,000)	459 (364 to 592)	148 (116 to 194)	59-5 (46.1 to 77.1)	14-9 (11.5 to 19.3)	2-5 (2 to 3.2)	97,600
Conflict and terrorism	10 to 33	10 to 33	10 to 33	11.9 to 15	13.5 to 43.3	44.1 to 110	69.1 to 123	107 to 368	167 to 2,290	1,630 to 2,520	1,740 to 2,560	1,760 to 2,760	1,420 to 2,490	1,250 to 2,720	1,140 to 2,660	1,020 to 2,620	1,000 to 2,660	1,010 to 2,660	1,010 to 2,660	1,010 to 2,660	1,010 to 2,660	1,010 to 2,660	1,010 to 2,660	1,010 to 2,660	12,000

SR Table 2a. Chinese DALYS by cause and sex groups for males with 95% uncertainty intervals, 2019

Cause	Early Neonatal	Late Neonatal	Post Neonatal	1 to 4	5 to 9	10 to 14	15 to 19	20 to 24	25 to 29	30 to 34	35 to 39	40 to 44	45 to 49	50 to 54	55 to 59	60 to 64	65 to 69	70 to 74	75 to 79	80 to 84	85 to 89	90 to 94	95 plus	Total
All causes	43,900 (34,498 to 57,700)	17,000 (13,000 to 21,800)	30,400 (20,200 to 46,200)	52,900 (36,800 to 72,200)	21,900 (17,800 to 26,800)	19,000 (15,800 to 22,900)	29,000 (24,800 to 33,700)	37,000 (29,600 to 45,700)	46,900 (34,000 to 59,700)	48,500 (31,600 to 66,200)	47,400 (33,100 to 65,700)	49,000 (36,100 to 66,000)	49,900 (36,200 to 67,200)	47,900 (37,900 to 61,900)	45,900 (39,100 to 56,100)	43,500 (35,300 to 56,600)	42,600 (32,400 to 57,400)	39,000 (30,100 to 52,000)	33,700 (25,900 to 44,000)	24,900 (18,700 to 35,600)	14,900 (11,500 to 19,000)	4,980 (3,410 to 6,980)	2,369 (2,056 to 2,676)	779,000
Communicable, maternal, neonatal, and nutritional diseases	35,900 (26,700 to 47,500)	13,000 (9,700 to 18,500)	19,900 (12,000 to 31,400)	9,790 (7,610 to 11,900)	3,960 (3,400 to 4,480)	3,020 (2,660 to 3,450)	3,920 (3,520 to 4,460)	5,290 (4,600 to 6,020)	6,740 (5,430 to 8,120)	4,600 (3,540 to 5,960)	4,020 (3,430 to 4,690)	3,540 (2,910 to 4,350)	2,790 (2,220 to 3,430)	2,020 (1,610 to 2,520)	1,520 (1,130 to 2,110)	1,020 (757 to 1,360)	657 (506 to 879)	346 (179 to 551)	136,000
HIV/AIDS and sexually transmitted infections	7-6 (3-6 to 9-8)	4-5 (2 to 6-8)	272 (229 to 333)	120 (106 to 139)	137 (116 to 153)	92.2 (78 to 110)	192 (160 to 217)	690 (764 to 1,060)	1,250 (1,710 to 2,410)	1,660 (1,760 to 2,490)	1,660 (1,360 to 1,950)	1,270 (1,060 to 1,520)	707 (570 to 852)	483 (419 to 566)	335 (280 to 395)	272 (193 to 360)	220 (161 to 299)	139 (92 to 207)	69.4 (37 to 121)	19.3 (12 to 31)	2.6 (2 to 3)	0.2 (0 to 0.4)	10,900
HIV/AIDS	0 (0 to 0)	0 (0 to 0)	267 (222 to 327)	107 (92 to 126)	127 (106 to 142)	87.6 (73 to 105)	185 (152 to 208)	672 (732 to 1,030)	1,210 (1,660 to 2,350)	1,590 (1,700 to 2,400)	1,610 (1,320 to 1,900)	1,250 (1,050 to 1,500)	670 (538 to 812)	462 (398 to 542)	326 (272 to 385)	272 (222 to 359)	220 (161 to 299)	139 (92 to 207)	69.4 (37 to 121)	19.3 (12 to 31)	2.6 (2 to 3)	0.2 (0 to 0.4)	10,600
HIV/AIDS - Drug-susceptible Tuberculosis	0 (0 to 0)	0 (0 to 0)	264 (220 to 324)	224 (193 to 263)	130 (111 to 145)	73.1 (7 to 1)	174 (143 to 195)	730 (796 to 1,120)	217 (1,660 to 2,350)	324 (1,700 to 2,400)	290 (1,320 to 1,900)	196 (1,050 to 1,500)	121 (538 to 812)	71.7 (398 to 542)	47.9 (272 to 385)	38.7 (222 to 359)	29.9 (161 to 299)	18.2 (92 to 207)	9.6 (37 to 121)	2.6 (12 to 31)	0.2 (2 to 3)	0.2 (0 to 0.4)	1,630
HIV/AIDS - Multidrug-resistant Tuberculosis without extensive d	40 (0 to 0)	40 (0 to 0)	2.1 (0.2 to 15.4)	2.1 (0.1 to 9.2)	2.1 (0.1 to 7.4)	2.1 (0.1 to 6.3)	2.1 (0.1 to 9.3)	2.1 (0.6 to 9.8)	2.1 (1.4 to 11.6)	2.1 (1.5 to 11.6)	2.1 (1.1 to 16.7)	2.1 (0.9 to 69.6)	2.1 (0.6 to 49.2)	2.1 (0.3 to 29.7)	2.1 (0.2 to 17.7)	2.1 (0.2 to 13.9)	2.1 (0.1 to 9.9)	2.1 (0.1 to 7.5)	2.1 (0.1 to 6.9)	2.1 (0.1 to 5.5)	2.1 (0 to 5.5)	2.1 (0 to 5.5)	722
HIV/AIDS - Extensively drug-resistant Tuberculosis	0 (0 to 0)	0 (0 to 0)	0.3 (0 to 2.5)	0.3 (0 to 1.4)	0.2 (0 to 1.1)	0.2 (0 to 0.7)	0.3 (0 to 1.3)	0.3 (0 to 1.7)	1.6 (0.2 to 16.9)	2.6 (0.2 to 17.4)	2.3 (0.2 to 13.4)	2.3 (0.1 to 132.1)	1.9 (0.1 to 94.6)	0.9 (0.1 to 39.9)	0.9 (0.1 to 24.6)	0.9 (0 to 20.3)	0.9 (0 to 16.6)	0.9 (0 to 9.5)	0.9 (0 to 9.1)	0.9 (0 to 8.5)	0.9 (0 to 8.5)	0.9 (0 to 8.5)	19.6
HIV/AIDS resulting in other diseases	0 (0 to 0)	0 (0 to 0.1)	1.1 (1.0 to 2.9)	0.7 (0.6 to 1.0)	0.6 (0.5 to 0.8)	0.5 (0.4 to 0.6)	0.5 (0.4 to 0.6)	0.5 (0.4 to 0.6)	0.5 (0.4 to 0.6)	0.5 (0.3 to 0.6)	0.5 (0.3 to 0.6)	0.5 (0.3 to 0.6)	0.5 (0.3 to 0.6)	0.5 (0.3 to 0.6)	0.5 (0.3 to 0.6)	0.5 (0.3 to 0.6)	0.5 (0.3 to 0.6)	0.5 (0.3 to 0.6)	0.5 (0.3 to 0.6)	0.5 (0.3 to 0.6)	0.5 (0.3 to 0.6)	0.5 (0.3 to 0.6)	8,870
Sexually transmitted infections excluding HIV	7-6 (3-6 to 9-8)	4-5 (2 to 6-8)	4.3 (3.1 to 6.1)	2.1 (2.1 to 2.1)	0.3 (0.2 to 0.5)	0.6 (0.4 to 1.1)	1.1 (0.8 to 2.0)	1.9 (1.3 to 3.5)	2.2 (1.4 to 4.2)	2.9 (1.8 to 5.5)	2.7 (1.6 to 5.0)	2.6 (1.5 to 4.9)	2.3 (1.3 to 4.4)	2.4 (1.4 to 4.5)	1.9 (1.1 to 3.6)	1.8 (1.1 to 3.4)	1.6 (0.9 to 3.0)	1.4 (0.8 to 2.6)	1.1 (0.6 to 2.1)	0.8 (0.4 to 1.5)	0.3 (0.2 to 0.5)	0.1 (0 to 0.1)	60.6
Syphilis	0 (0 to 0)	0 (0 to 0)	0 (0 to 0)	0 (0 to 0)	0 (0 to 0)	0 (0 to 0)	0 (0 to 0)	0 (0 to 0)	0 (0 to 0)	0 (0 to 0)	0 (0 to 0)	0 (0 to 0)	0 (0 to 0)	0 (0 to 0)	0 (0 to 0)	0 (0 to 0)	0 (0 to 0)	0 (0 to 0)	0 (0 to 0)	0 (0 to 0)	0 (0 to 0)	0 (0 to 0)	0 (0 to 0)	0
Chlamydial infection	0 (0 to 0)	0 (0 to 0)	0 (0 to 0)	0 (0 to 0)	0 (0 to 0)	0 (0 to 0)	0.1 (0 to 0.1)	0.1 (0 to 0.2)	0.2 (0.2 to 0.1)	0.2 (0 to 0.3)	0.2 (0 to 0.3)	0.2 (0 to 0.3)	0.2 (0 to 0.3)	0.2 (0 to 0.3)	0.2 (0 to 0.3)	0.2 (0 to 0.3)	0.2 (0 to 0.3)	0.2 (0 to 0.3)	0.2 (0 to 0.3)	0.2 (0 to 0.3)	0.2 (0 to 0.3)	0.2 (0 to 0.3)	41.4
Gonococcal infection	0 (0 to 0)	0 (0 to 0)	0 (0 to 0)	0 (0 to 0)	0 (0 to 0)	1 (0 to 0.2)	0.2 (0 to 0.2)	0.2 (0 to 0.3)	0.3 (0 to 0.4)	0.3 (0 to 0.4)	0.3 (0 to 0.4)	0.3 (0 to 0.4)	0.3 (0 to 0.4)	0.3 (0 to 0.4)	0.3 (0 to 0.4)	0.3 (0 to 0.4)	0.3 (0 to 0.4)	0.3 (0 to 0.4)	0.3 (0 to 0.4)	0.3 (0 to 0.4)	0.3 (0 to 0.4)	0.3 (0 to 0.4)	29.9
Trichomoniasis	0 (0 to 0)	0 (0 to 0)	0 (0 to 0)	0 (0 to 0)	0 (0 to 0)	0 (0 to 0)	0.1 (0 to 0.1)	0.3 (0.2 to 0.5)	0.9 (0.2 to 2.2)	1.2 (0.2 to 3.1)	1.2 (0.4 to 3.4)	1.3 (0.4 to 3.5)	1.2 (0.3 to 3.3)	0.7 (0.2 to 2.1)	0.6 (0.1 to 1.8)	0.6 (0.1 to 1.8)	0.6 (0.1 to 1.8)	0.6 (0.1 to 1.8)	0.6 (0.1 to 1.8)	0.6 (0.1 to 1.8)	0.6 (0.1 to 1.8)	0.6 (0.1 to 1.8)	7.6
Genital herpes	0 (0 to 0)	0 (0 to 0)	0 (0 to 0)	0 (0 to 0)	0 (0 to 0)	0 (0 to 0)	0.1 (0 to 0.1)	0.2 (0.1 to 0.3)	0.4 (0.2 to 0.7)	0.6 (0.3 to 1.1)	0.6 (0.3 to 1.1)	0.6 (0.3 to 1.1)	0.6 (0.3 to 1.1)	0.6 (0.3 to 1.1)	0.6 (0.3 to 1.1)	0.6 (0.3 to 1.1)	0.6 (0.3 to 1.1)	0.6 (0.3 to 1.1)	0.6 (0.3 to 1.1)	0.6 (0.3 to 1.1)	0.6 (0.3 to 1.1)	0.6 (0.3 to 1.1)	69.6
Other sexually transmitted infections	0 (0 to 0)	0 (0 to 0)	0 (0 to 0)	0 (0 to 0)	0 (0 to 0)	0 (0 to 0)	0.2 (1 to 4.6)	0.4 (1.1 to 1.6)	1.2 (2.2 to 19.9)	2.2 (2.4 to 19.3)	1.8 (2.4 to 16.9)	1.6 (2.6 to 14)	1.4 (1.4 to 9.5)	1.2 (1.1 to 6.4)	1.1 (0.9 to 2.4)	1.1 (0.3 to 0.9)	1.1 (0.1 to 0.5)	1.1 (0.1 to 0.5)	1.1 (0.1 to 0.5)	1.1 (0.1 to 0.5)	1.1 (0.1 to 0.5)	1.1 (0.1 to 0.5)	69.6
Respiratory infections and tuberculosis	1,230 (738 to 1,900)	1,430 (851 to 2,280)	1,230 (4,170 to 12,300)	2,990 (2,170 to 3,900)	1,230 (662 to 1,890)	671 (677 to 1,220)	579 (738 to 1,220)	1,230 (642 to 1,870)	1,230 (1,180 to 1,900)	1,230 (1,090 to 1,890)	1,230 (894 to 1,790)	1,230 (867 to 1,630)	1,230 (832 to 1,760)	1,230 (878 to 1,680)	1,230 (788 to 1,690)	1,230 (756 to 1,270)	1,230 (714 to 1,310)	1,230 (639 to 1,920)	1,230 (518 to 1,920)	1,230 (379 to 1,920)	1,230 (262 to 1,790)	1,230 (78 to 1,540)	32,600
Tuberculosis	0 (0 to 0)	0 (0 to 0)	87.9 (33.6 to 127)	78.7 (53.4 to 107)	67.7 (39.4 to 91.1)	58.9 (42.9 to 80.6)	126 (93.1 to 183)	327 (224 to 469)	477 (332 to 635)	492 (397 to 669)	497 (331 to 643)	436 (302 to 612)	366 (240 to 516)	278 (183 to 395)	204 (127 to 282)	157 (77 to 262)	109 (48 to 210)	62.8 (22 to 136)	27.8 (9 to 73)	9.6 (3 to 25)	2.2 (0 to 6)	0.2 (0 to 0.4)	5,020
Latent tuberculosis infection	0 (0 to 0)	0 (0 to 0)	0 (0 to 0)	0 (0 to 0)	0 (0 to 0)	0 (0 to 0)	0 (0 to 0)	0 (0 to 0)	0 (0 to 0)	0 (0 to 0)	0 (0 to 0)	0 (0 to 0)	0 (0 to 0)	0 (0 to 0)	0 (0 to 0)	0 (0 to 0)	0 (0 to 0)	0 (0 to 0)	0 (0 to 0)	0 (0 to 0)	0 (0 to 0)	0 (0 to 0)	0 (0 to 0)	0
Drug-susceptible Tuberculosis	87.9 (33.6 to 127)	78.7 (53.4 to 107)	67.7 (39.4 to 91.1)	58.9 (42.9 to 80.6)	126 (93.1 to 183)	327 (224 to 469)	477 (332 to 635)	492 (397 to 669)	497 (331 to 643)	436 (302 to 612)	366 (240 to 516)	278 (183 to 395)	204 (127 to 282)	157 (77 to 262)	109 (48 to 210)	62.8 (22 to 136)	27.8 (9 to 73)	9.6 (3 to 25)	2.2 (0 to 6)	0.2 (0 to 0.4)	4,990
Multidrug-resistant tuberculosis without extensive drug-resistar	0 (0 to 0)	0 (0 to 0)	0 (0 to 0)	0 (0 to 0)	0 (0 to 0)	0 (0 to 0)	0 (0 to 0)	0 (0 to 0)	0 (0 to 0)	0 (0 to 0)	0 (0 to 0)	0 (0 to 0)	0 (0 to 0)	0 (0 to 0)	0 (0 to 0)	0 (0 to 0)	0 (0 to 0)	0 (0 to 0)	0 (0 to 0)	0 (0 to 0)	0 (0 to 0)	0 (0 to 0)	0 (0 to 0)	0
Extensively drug-resistant tuberculosis	0 (0 to 0)	0 (0 to 0)	0 (0 to 0)	0 (0 to 0)	0 (0 to 0)	0 (0 to 0)	0 (0 to 0)	0 (0 to 0)	0 (0 to 0)	0 (0 to 0)	0 (0 to 0)	0 (0 to 0)	0 (0 to 0)	0 (0 to 0)	0 (0 to 0)	0 (0 to 0)	0 (0 to 0)	0 (0 to 0)	0 (0 to 0)	0 (0 to 0)	0 (0 to 0)	0 (0 to 0)	0 (0 to 0)	0
Lower respiratory infections	1,230 (738 to 1,900)	1,430 (851 to 2,280)	1,170 (4,070 to 11,900)	2,370 (1,870 to 3,290)	1,230 (662 to 1,890)	622 (477 to 886)	477 (270 to 886)	1,230 (297 to 997)	1,230 (289 to 1,780)	1,230 (691 to 1,880)	1,230 (723 to 1,790)	1,230 (620 to 997)	1,230 (691 to 1,630)	1,230 (878 to 1,680)	1,230 (788 to 1,690)	1,230 (756 to 1,270)	1,230 (714 to 1,310)	1,230 (639 to 1,920)	1,230 (518 to 1,920)	1,230 (379 to 1,920)	1,230 (262 to 1,790)	1,230 (78 to 1,540)	23,600
Upper respiratory infections	0.1 (0 to 0.1)	0.1 (0 to 0.1)	0.1 (0.1 to 0.1)	0.1 (0 to 0.1)	0.1 (0 to 0.1)	0.1 (0 to 0.1)	0.1 (0 to 0.1)	0.1 (0 to 0.1)	0.1 (0 to 0.1)	0.1 (0 to 0.1)	0.1 (0 to 0.1)	0.1 (0 to 0.1)	0.1 (0 to 0.1)	0.1 (0 to 0.1)	0.1 (0 to 0.1)	0.1 (0 to 0.1)	0.1 (0 to 0.1)	0.1 (0 to 0.1)	0.1 (0 to 0.1)	0.1 (0 to 0.1)	0.1 (0 to 0.1)	0.1 (0 to 0.1)	0.6
Otitis media	0 (0 to 0.1)	0 (0.3 to 1.4)	1.7 (1.5 to 39.8)	1.7 (0.7 to 29.2)	0.7 (0.6 to 1.2)	3.1 (0.7 to 29.2)	2.3 (0.6 to 8.1)	2.3 (0.6 to 8.2)	2.3 (0.6 to 8.2)	2.3 (0.6 to 8.2)	2.3 (0.6 to 8.2)	2.3 (0.6 to 8.2)	2.3 (0.6 to 8.2)	2.3 (0.6 to 8.2)	2.3 (0.6 to 8.2)	2.3 (0.6 to 8.2)	2.3 (0.6 to 8.2)	2.3 (0.6 to 8.2)	2.3 (0.6 to 8.2)	2.3 (0.6 to 8.2)	2.3 (0.6 to 8.2)	2.3 (0.6 to 8.2)	1,100
Enteric infections	272 (61.5 to 746)	272 (89.9 to 288)	272 (2,470 to 7,940)	272 (2,120 to 3,940)	272 (964 to 1,760)	272 (920 to 1,460)	272 (344 to 960)	272 (270 to 952)	272 (268 to 919)	272 (269 to 948)	272 (269 to 948)	272 (269 to 948)	272 (271 to 923)	272 (278 to 941)	272 (268 to 921)	272 (272 to 935)	272 (262 to 899)	272 (270 to 931)	272 (267 to 920)	272 (199 to 760)	272 (107 to 299)	272 (51.2 to 999.9)	211 (20.1 to 44.8)	19,400
Diarrheal diseases	119 (61.5 to 746)	195 (89.1 to 287)	1,430 (1,490 to 7,940)	1,430 (2,090 to 3,900)	471 (964 to 1,760)	229 (920 to 1,460)	397 (268 to 951)	396 (268 to 950)	396 (267 to 950)	396 (269 to 950)	396 (267 to 950)	396 (267 to 950)	396 (267 to 950)	272 (272 to 936)	272 (268 to 920)	272 (268 to 935)	272 (262 to 899)	272 (268 to 930)	272 (267 to 920)	272 (197 to 760)	272 (106 to 299)	272 (50.9 to 996)	211 (19.9 to 44.6)	16,300
Typhoid and paratyphoid	0 (0 to 0)	0 (0 to 0)	0 (0 to 0.3)	7.2 (3.6 to 29.8)	0.8 (0.4 to 23.7)	7.2 (2.4 to 17.4)	0.8 (0.4 to 7.9)	0.8 (0.4 to 1.1)	0.1 (0.4 to 11.6)	0.1 (0.2 to 11.6)	0.1 (0.1 to 9.1)	0.1 (0.4 to 7.3)	0.1 (0.4 to 7.3)	0.1 (0.2 to 6.9)	0.1 (0.1 to 6.9)	0.1 (0.4 to 6.9)	0.1 (0.4 to 6.9)	0.1 (0.4 to 6.9)	0.1 (0.4 to 7.3)	0.1 (0.4 to 6.9)	0.1 (0.4 to 6.9)	0.1 (0.4 to 7.3)	76.3
Typhoid fever	0 (0 to 0)	0 (0 to 0)	0 (0 to 0.3)	7.2 (3.6 to 29.8)	0.8 (0.4 to 23.7)	7.2 (2.4 to 17.4)	0.8 (0.4 to 7.9)	0.8 (0.4 to 1.1)	0.1 (0.4 to 11.6)	0.1 (0.2 to 11.6)	0.1 (0.1 to 9.1)	0.1 (0.4 to 7.3)	0.1 (0.4 to 7.3)	0.1 (0.2 to 6.9)	0.1 (0.1 to 6.9)	0.1 (0.4 to 6.9)	0.1 (0.4 to 6.9)	0.1 (0.4 to 6.9)	0.1 (0.4 to 7.3)	0.1 (0.4 to 6.9)	0.1 (0.4 to 6.9)	0.1 (0.4 to 7.3)	76.3
Paratyphoid fever	0 (0 to 0)	0 (0 to 0)	0 (0 to 0.2)	0 (0 to 0.1)	0 (0 to 0.1)	0 (0 to 0.1

Ischemic heart disease	0 (0 to 0)	0 (0 to 0)	0 (0 to 0)	0 (0 to 0)	0 (0 to 0)	0 (0 to 0)	379 (247 to 559)	377 (242 to 559)	1,310 (1,010 to 1,660)	1,730 (1,330 to 2,170)	1,780 (1,330 to 2,270)	2,060 (1,540 to 2,640)	2,060 (1,560 to 2,610)	3,120 (2,330 to 4,120)	3,360 (2,500 to 4,490)	3,430 (2,540 to 4,530)	3,660 (2,660 to 4,850)	4,080 (2,950 to 5,770)	3,680 (2,670 to 5,450)	3,110 (2,420 to 3,950)	2,160 (1,660 to 2,800)	969 (750 to 1,210)	503 (389 to 631)	38,900
Stroke	0 (0 to 0)	0 (0 to 0)	0 (0 to 0)	0 (0 to 0)	0 (0 to 0)	0 (0 to 0)	1,110 (1,060 to 1,160)	1,110 (1,060 to 1,160)	1,110 (1,060 to 1,160)	1,110 (1,060 to 1,160)	1,110 (1,060 to 1,160)	1,110 (1,060 to 1,160)	1,110 (1,060 to 1,160)	1,110 (1,060 to 1,160)	1,110 (1,060 to 1,160)	1,110 (1,060 to 1,160)	1,110 (1,060 to 1,160)	1,110 (1,060 to 1,160)	1,110 (1,060 to 1,160)	1,110 (1,060 to 1,160)	1,110 (1,060 to 1,160)	1,110 (1,060 to 1,160)	1,110 (1,060 to 1,160)	27,700
Ischemic stroke	2 (0 to 4)	2 (1 to 5)	11 (7 to 17)	19 (12 to 28)	23 (15 to 33)	23 (15 to 34)	19 (12 to 28)	19 (12 to 28)	19 (12 to 28)	19 (12 to 28)	19 (12 to 28)	19 (12 to 28)	19 (12 to 28)	19 (12 to 28)	19 (12 to 28)	19 (12 to 28)	19 (12 to 28)	19 (12 to 28)	19 (12 to 28)	19 (12 to 28)	19 (12 to 28)	19 (12 to 28)	19 (12 to 28)	19 (12 to 28)	6,080
Intracerebral hemorrhage	0 (0 to 0)	0 (0 to 0)	0 (0 to 0)	0 (0 to 0)	0 (0 to 0)	0 (0 to 0)	0 (0 to 0)	0 (0 to 0)	0 (0 to 0)	0 (0 to 0)	0 (0 to 0)	0 (0 to 0)	0 (0 to 0)	0 (0 to 0)	0 (0 to 0)	0 (0 to 0)	0 (0 to 0)	0 (0 to 0)	0 (0 to 0)	0 (0 to 0)	0 (0 to 0)	0 (0 to 0)	0 (0 to 0)	0 (0 to 0)	0
Subarachnoid hemorrhage	0 (0 to 0)	0 (0 to 0)	0 (0 to 0)	0 (0 to 0)	0 (0 to 0)	0 (0 to 0)	0 (0 to 0)	0 (0 to 0)	0 (0 to 0)	0 (0 to 0)	0 (0 to 0)	0 (0 to 0)	0 (0 to 0)	0 (0 to 0)	0 (0 to 0)	0 (0 to 0)	0 (0 to 0)	0 (0 to 0)	0 (0 to 0)	0 (0 to 0)	0 (0 to 0)	0 (0 to 0)	0 (0 to 0)	0 (0 to 0)	0
Hypertensive heart disease	0 (0 to 0)	0 (0 to 0)	0 (0 to 0)	0 (0 to 0)	0 (0 to 0)	0 (0 to 0)	7 (4 to 12)	13 (8 to 20)	21 (14 to 30)	31 (22 to 42)	31 (22 to 42)	39 (28 to 51)	39 (28 to 51)	63 (47 to 84)	72 (54 to 95)	74 (56 to 97)	77 (59 to 101)	86 (66 to 111)	83 (64 to 107)	70 (54 to 90)	46 (35 to 59)	29 (22 to 38)	15 (11 to 20)	8 (6 to 11)	2,110
Non-rheumatic valvular heart disease	0 (0 to 0)	0 (0 to 0)	0 (0 to 0)	0 (0 to 0)	0 (0 to 0)	0 (0 to 0)	12 (8 to 17)	12 (8 to 17)	12 (8 to 17)	12 (8 to 17)	12 (8 to 17)	12 (8 to 17)	12 (8 to 17)	12 (8 to 17)	12 (8 to 17)	12 (8 to 17)	12 (8 to 17)	12 (8 to 17)	12 (8 to 17)	12 (8 to 17)	12 (8 to 17)	12 (8 to 17)	12 (8 to 17)	12 (8 to 17)	299
Non-rheumatic calcific aortic valve disease	0 (0 to 0)	0 (0 to 0)	0 (0 to 0)	0 (0 to 0)	0 (0 to 0)	0 (0 to 0)	8 (4 to 13)	19 (11 to 29)	38 (25 to 54)	59 (41 to 81)	74 (52 to 100)	89 (63 to 120)	89 (63 to 120)	141 (101 to 189)	161 (116 to 214)	165 (119 to 219)	172 (124 to 228)	192 (139 to 255)	185 (134 to 246)	156 (113 to 208)	103 (75 to 137)	65 (47 to 86)	33 (24 to 44)	18 (13 to 24)	4,700
Non-rheumatic aortic valve stenosis	0 (0 to 0)	0 (0 to 0)	0 (0 to 0)	0 (0 to 0)	0 (0 to 0)	0 (0 to 0)	4 (2 to 7)	7 (4 to 11)	14 (9 to 21)	21 (15 to 30)	26 (18 to 36)	33 (23 to 45)	33 (23 to 45)	52 (37 to 71)	60 (43 to 81)	61 (44 to 83)	64 (46 to 87)	71 (51 to 96)	69 (50 to 93)	58 (42 to 78)	38 (28 to 52)	24 (18 to 33)	12 (9 to 17)	7 (5 to 9)	1,740
Non-rheumatic degenerative mitral valve disease	0 (0 to 0)	0 (0 to 0)	0 (0 to 0)	0 (0 to 0)	0 (0 to 0)	0 (0 to 0)	1 (1 to 2)	2 (1 to 3)	3 (2 to 5)	5 (3 to 7)	6 (4 to 8)	8 (5 to 11)	8 (5 to 11)	12 (8 to 17)	14 (9 to 20)	15 (10 to 21)	16 (10 to 22)	18 (12 to 25)	17 (11 to 24)	14 (9 to 20)	9 (6 to 13)	6 (4 to 8)	3 (2 to 4)	2 (1 to 3)	400
Other non-rheumatic valve diseases	0 (0 to 0)	0 (0 to 0)	0 (0 to 0)	0 (0 to 0)	0 (0 to 0)	0 (0 to 0)	0 (0 to 2)	1 (0 to 2)	1 (0 to 3)	2 (1 to 3)	2 (1 to 3)	3 (2 to 4)	3 (2 to 4)	4 (3 to 6)	5 (3 to 7)	5 (3 to 7)	5 (3 to 7)	6 (4 to 8)	6 (4 to 8)	5 (3 to 7)	3 (2 to 5)	2 (1 to 3)	1 (1 to 2)	1 (0 to 1)	130
Cardiomyopathy and myocarditis	0 (0 to 0)	0 (0 to 0)	0 (0 to 0)	0 (0 to 0)	0 (0 to 0)	0 (0 to 0)	0 (0 to 0)	0 (0 to 0)	0 (0 to 0)	0 (0 to 0)	0 (0 to 0)	0 (0 to 0)	0 (0 to 0)	0 (0 to 0)	0 (0 to 0)	0 (0 to 0)	0 (0 to 0)	0 (0 to 0)	0 (0 to 0)	0 (0 to 0)	0 (0 to 0)	0 (0 to 0)	0 (0 to 0)	0 (0 to 0)	0
Myocarditis	2 (0 to 4)	2 (0 to 4)	6 (3 to 9)	9 (5 to 13)	9 (6 to 13)	9 (6 to 13)	9 (6 to 13)	9 (6 to 13)	9 (6 to 13)	9 (6 to 13)	9 (6 to 13)	9 (6 to 13)	9 (6 to 13)	9 (6 to 13)	9 (6 to 13)	9 (6 to 13)	9 (6 to 13)	9 (6 to 13)	9 (6 to 13)	9 (6 to 13)	9 (6 to 13)	9 (6 to 13)	9 (6 to 13)	9 (6 to 13)	141
Alcoholic cardiomyopathy	0 (0 to 0)	0 (0 to 0)	0 (0 to 0)	0 (0 to 0)	0 (0 to 0)	0 (0 to 0)	0 (0 to 0)	0 (0 to 0)	0 (0 to 0)	0 (0 to 0)	0 (0 to 0)	0 (0 to 0)	0 (0 to 0)	0 (0 to 0)	0 (0 to 0)	0 (0 to 0)	0 (0 to 0)	0 (0 to 0)	0 (0 to 0)	0 (0 to 0)	0 (0 to 0)	0 (0 to 0)	0 (0 to 0)	0 (0 to 0)	79.7
Other cardiomyopathy	61.1 (19.6 to 98.6)	23.6 (11.1 to 38.8)	153 (98.3 to 218)	85 (38.7 to 132)	68.8 (32.9 to 98.7)	68.8 (32.9 to 98.7)	68.4 (29.8 to 102)	68.4 (29.8 to 102)	422.7 (284.4 to 581.9)	423.8 (284.4 to 581.9)	423.8 (284.4 to 581.9)	422.4 (284.4 to 581.9)	286.7 (192.9 to 394.8)	489.2 (329.4 to 673.5)	551 (370.9 to 758.8)	564.4 (379.9 to 777.3)	553.2 (372.4 to 762.1)	599.4 (403.6 to 825.3)	589.9 (397.2 to 812.5)	511.4 (344.3 to 704.2)	372.6 (250.8 to 513.1)	221.1 (148.9 to 304.5)	127.8 (86.1 to 176.1)	6,040
Atrial fibrillation and flutter	0 (0 to 0)	0 (0 to 0)	0 (0 to 0)	0 (0 to 0)	0 (0 to 0)	0 (0 to 0)	0 (0 to 0)	0 (0 to 0)	0 (0 to 0)	0 (0 to 0)	0 (0 to 0)	0 (0 to 0)	0 (0 to 0)	0 (0 to 0)	0 (0 to 0)	0 (0 to 0)	0 (0 to 0)	0 (0 to 0)	0 (0 to 0)	0 (0 to 0)	0 (0 to 0)	0 (0 to 0)	0 (0 to 0)	0 (0 to 0)	0
Aortic aneurysm	-	-	-	-	-	-	0 (0 to 0)	0 (0 to 0)	0 (0 to 0)	0 (0 to 0)	0 (0 to 0)	0 (0 to 0)	0 (0 to 0)	0 (0 to 0)	0 (0 to 0)	0 (0 to 0)	0 (0 to 0)	0 (0 to 0)	0 (0 to 0)	0 (0 to 0)	0 (0 to 0)	0 (0 to 0)	0 (0 to 0)	0 (0 to 0)	0
Endocarditis	2 (0.6 to 5.1)	2 (1 to 5.6)	4 (1.7 to 8.8)	2 (0.8 to 5.2)	2 (0.8 to 5.2)	2 (0.8 to 5.2



SR Table 2a. Chihuahua DALYS by cause and age-sexus for males with 95% uncertainty intervals, 2019

Cause	Aortic Neurysm	Lare Neurysm	Pred Neurysm	1 to 4	5 to 9	10 to 14	15 to 19	20 to 24	25 to 29	30 to 34	35 to 39	40 to 44	45 to 49	50 to 54	55 to 59	60 to 64	65 to 69	70 to 74	75 to 79	80 to 84	85 to 89	90 to 94	95 plus	Total
All causes	23,400 (19,900 to 26,900)	8,670 (8,000 to 10,300)	17,900 (17,000 to 19,000)	9,790 (8,090 to 11,700)	8,630 (7,290 to 10,100)	10,200 (8,980 to 12,600)	30,900 (25,000 to 36,900)	45,200 (37,000 to 53,700)	44,400 (36,700 to 52,900)	41,900 (34,600 to 47,700)	42,100 (34,900 to 49,900)	46,400 (39,000 to 54,300)	48,700 (41,000 to 57,000)	52,900 (43,700 to 62,300)	61,300 (51,200 to 72,000)	66,400 (54,900 to 78,300)	72,900 (60,200 to 86,400)	83,200 (69,000 to 98,000)	89,700 (73,000 to 106,000)	76,900 (59,000 to 97,800)	70,200 (52,000 to 93,000)	4,090 (2,990 to 5,490)	1,020 (1,020 to 1,020)	686,000
Communicable, maternal, neonatal, and nutritional diseases	17,900 (13,300 to 23,400)	5,880 (4,600 to 7,770)	9,010 (6,900 to 12,200)	2,910 (2,300 to 3,580)	1,870 (1,530 to 2,600)	1,500 (1,170 to 1,900)	1,500 (1,180 to 1,900)	1,770 (1,400 to 2,210)	2,190 (1,800 to 2,670)	2,490 (2,130 to 2,940)	2,990 (2,540 to 3,550)	2,770 (2,310 to 3,290)	2,660 (2,170 to 3,200)	2,470 (1,900 to 3,120)	2,150 (1,660 to 2,790)	1,810 (1,380 to 2,360)	1,640 (1,150 to 2,310)	1,330 (884 to 1,790)	1,220 (777 to 1,900)	1,030 (592 to 1,620)	743 (343 to 1,420)	316 (129 to 681)	139 (69.2 to 199)	68,700
HIV/AIDS and sexually transmitted infections	3.8 (2.5 to 5.2)	2.1 (1.1 to 3.6)	49.4 (45.5 to 58.7)	31.7 (26.7 to 39.2)	23.7 (19.9 to 28.7)	60.4 (49.1 to 74.3)	116.8 (90.5 to 151.9)	249 (201 to 299)	320 (257 to 397)	378 (302 to 472)	434 (339 to 550)	419 (326 to 530)	443 (347 to 561)	499 (389 to 645)	497 (372 to 642)	441 (324 to 592)	392 (272 to 548)	257 (164 to 387)	192 (109 to 297)	112 (54.6 to 211)	44.2 (17.4 to 96)	9.2 (2.4 to 21)	0.2 (0.2 to 0.6)	4,960
HIV/AIDS	0 (0 to 0)	0 (0 to 0)	46.7 (37.8 to 59.6)	31.5 (26.5 to 39.1)	23.6 (19.8 to 28.6)	59.1 (49.1 to 73.9)	69.7 (54.7 to 89.3)	220 (172 to 277)	320 (257 to 397)	764 (612 to 948)	812 (649 to 1,000)	795 (649 to 968)	823 (672 to 1,000)	835 (672 to 1,030)	799 (642 to 994)	736 (572 to 940)	664 (496 to 875)	463 (296 to 677)	332 (179 to 523)	192 (89.2 to 356)	74.6 (26.9 to 164)	15.4 (4.2 to 36)	0.3 (0.2 to 0.5)	6,800
HIV/AIDS - Drug-susceptible Tuberculosis	0 (0 to 0)	0 (0 to 0)	0.1 (0 to 0.4)	0.1 (0 to 0.4)	0.1 (0 to 0.4)	0.4 (0 to 1.7)	0.4 (0 to 1.7)	0.4 (0 to 1.7)	0.4 (0 to 1.7)	0.4 (0 to 1.7)	0.4 (0 to 1.7)	0.4 (0 to 1.7)	0.4 (0 to 1.7)	0.4 (0 to 1.7)	0.4 (0 to 1.7)	0.4 (0 to 1.7)	0.4 (0 to 1.7)	0.4 (0 to 1.7)	0.4 (0 to 1.7)	0.4 (0 to 1.7)	0.4 (0 to 1.7)	0.4 (0 to 1.7)	0 (0 to 0)	10
HIV/AIDS - Multidrug-resistant Tuberculosis without extensive	0 (0 to 0)	0 (0 to 0)	0.3 (0 to 2.4)	0.2 (0 to 1.4)	0.2 (0 to 1.2)	0.3 (0 to 1.4)	0.3 (0 to 1.4)	0.3 (0 to 2.2)	0.3 (0 to 2.1)	0.3 (0 to 2.1)	0.3 (0 to 2.1)	0.3 (0 to 2.1)	0.3 (0 to 2.1)	0.3 (0 to 2.1)	0.3 (0 to 2.2)	0.3 (0 to 2.2)	0.3 (0 to 2.2)	0.3 (0 to 2.2)	0.3 (0 to 2.2)	0.3 (0 to 2.2)	0.3 (0 to 2.2)	0.3 (0 to 2.2)	0 (0 to 0)	49.3
HIV/AIDS - Extensively drug-resistant Tuberculosis	0 (0 to 0)	0 (0 to 0)	0 (0 to 0.2)	0 (0 to 0.2)	0 (0 to 0.2)	0 (0 to 0.2)	0 (0 to 0.2)	0 (0 to 0.2)	0 (0 to 0.2)	0 (0 to 0.2)	0 (0 to 0.2)	0 (0 to 0.2)	0 (0 to 0.2)	0 (0 to 0.2)	0 (0 to 0.2)	0 (0 to 0.2)	0 (0 to 0.2)	0 (0 to 0.2)	0 (0 to 0.2)	0 (0 to 0.2)	0 (0 to 0.2)	0 (0 to 0.2)	0 (0 to 0.2)	7.3
HIV/AIDS resulting in other diseases	0 (0 to 0)	0 (0 to 0)	42.2 (36.6 to 49.6)	27.7 (23.1 to 33.2)	20.2 (16.9 to 25.2)	51.3 (39.6 to 65.3)	59.5 (45.1 to 80.1)	188 (150 to 237)	272 (220 to 338)	650 (524 to 806)	690 (552 to 852)	676 (552 to 823)	700 (572 to 853)	710 (572 to 876)	679 (546 to 845)	626 (486 to 800)	565 (421 to 744)	393 (252 to 577)	282 (161 to 452)	163 (76.1 to 302)	63.3 (23.1 to 139)	13.1 (3.6 to 30)	0.3 (0.1 to 0.5)	4,130
Sexually transmitted infections excluding HIV	3.8 (2.5 to 5.2)	2.1 (1.1 to 3.6)	3.7 (1.1 to 6.9)	0.2 (0 to 0.5)	0.1 (0 to 0.3)	0.4 (0.2 to 0.7)	47.1 (25.3 to 71.8)	29.7 (17.1 to 46.2)	0.2 (0 to 0.6)	14.2 (7.7 to 24.5)	21.7 (9.8 to 41.7)	23.6 (12.2 to 41.6)	20.4 (9.4 to 39.2)	9.9 (4.9 to 17.8)	17.8 (9.7 to 31.7)	15.2 (7.4 to 28.2)	26.5 (12.4 to 49.2)	63.8 (31.2 to 114)	90.1 (47.7 to 156)	48.8 (21.2 to 94.8)	30.9 (9.8 to 72.1)	9.1 (2.1 to 23.4)	0.1 (0 to 0.1)	191
Syphilis	0 (0 to 0)	0 (0 to 0)	0.2 (0 to 0.5)	0.2 (0 to 0.5)	0.1 (0 to 0.3)	0.4 (0.2 to 0.7)	0.1 (0 to 0.3)	0.1 (0 to 0.4)	0.2 (0 to 0.6)	0.4 (0 to 1.1)	0.4 (0 to 1.1)	0.4 (0 to 1.1)	0.4 (0 to 1.1)	0.4 (0 to 1.1)	0.4 (0 to 1.1)	0.4 (0 to 1.1)	0.4 (0 to 1.1)	0.4 (0 to 1.1)	0.4 (0 to 1.1)	0.4 (0 to 1.1)	0.4 (0 to 1.1)	0.4 (0 to 1.1)	0 (0 to 0.1)	62.3
Chlamydial infection	0 (0 to 0)	0 (0 to 0)	0 (0 to 0)	0 (0 to 0)	0 (0 to 0)	0 (0 to 0)	0.6 (0.1 to 1.5)	0.5 (0.1 to 1.3)	0.5 (0.1 to 1.3)	0.8 (0.1 to 1.9)	1.1 (0.1 to 2.5)	1.1 (0.1 to 2.5)	1.1 (0.1 to 2.5)	1.1 (0.1 to 2.5)	1.2 (0.1 to 2.5)	1.2 (0.1 to 2.5)	1.2 (0.1 to 2.5)	1.2 (0.1 to 2.5)	1.2 (0.1 to 2.5)	1.2 (0.1 to 2.5)	1.2 (0.1 to 2.5)	1.2 (0.1 to 2.5)	0 (0 to 0)	27.6
Gonococcal infection	0 (0 to 0)	0 (0 to 0)	0 (0 to 0)	0 (0 to 0)	0 (0 to 0)	0.5 (0.2 to 1.1)	0.9 (0.2 to 2.1)	0.8 (0.2 to 1.9)	0.7 (0.1 to 1.7)	1.6 (0.2 to 3.8)	1.1 (0.1 to 2.7)	1.1 (0.1 to 2.7)	0.9 (0.1 to 2.1)	0.6 (0.1 to 1.5)	0.3 (0.1 to 0.8)	0.1 (0 to 0.3)	0.1 (0 to 0.3)	0.1 (0 to 0.3)	0.1 (0 to 0.3)	0.1 (0 to 0.3)	0.1 (0 to 0.3)	0.1 (0 to 0.3)	0 (0 to 0)	19.6
Trichomoniasis	0 (0 to 0)	0 (0 to 0)	0 (0 to 0)	0 (0 to 0)	0 (0 to 0)	0 (0 to 0)	0 (0 to 0)	0 (0 to 0)	0 (0 to 0)	0 (0 to 0)	0 (0 to 0)	0 (0 to 0)	0 (0 to 0)	0 (0 to 0)	0 (0 to 0)	0 (0 to 0)	0 (0 to 0)	0 (0 to 0)	0 (0 to 0)	0 (0 to 0)	0 (0 to 0)	0 (0 to 0)	0 (0 to 0)	0 (0 to 0)	9.4
Genital herpes	0 (0 to 0)	0 (0 to 0)	0 (0 to 0)	0 (0 to 0)	0 (0 to 0)	0 (0 to 0)	0 (0 to 0)	0 (0 to 0)	0 (0 to 0)	0 (0 to 0)	0 (0 to 0)	0 (0 to 0)	0 (0 to 0)	0 (0 to 0)	0 (0 to 0)	0 (0 to 0)	0 (0 to 0)	0 (0 to 0)	0 (0 to 0)	0 (0 to 0)	0 (0 to 0)	0 (0 to 0)	0 (0 to 0)	0 (0 to 0)	49.2
Other sexually transmitted infections	0 (0 to 0)	0 (0 to 0)	0 (0 to 0)	0 (0 to 0)	0 (0 to 0)	1.1 (0.4 to 2.3)	1.1 (0.7 to 1.6)	0.6 (0.2 to 1.4)	0.6 (0.2 to 1.4)	0.6 (0.2 to 1.4)	0.6 (0.2 to 1.4)	0.6 (0.2 to 1.4)	0.6 (0.2 to 1.4)	0.6 (0.2 to 1.4)	0.6 (0.2 to 1.4)	0.6 (0.2 to 1.4)	0.6 (0.2 to 1.4)	0.6 (0.2 to 1.4)	0.6 (0.2 to 1.4)	0.6 (0.2 to 1.4)	0.6 (0.2 to 1.4)	0.6 (0.2 to 1.4)	0 (0 to 0)	32.6
Respiratory infections and tuberculosis	599 (378 to 829)	422 (347 to 796)	3,170 (1,720 to 5,120)	1,980 (998 to 3,190)	443 (216 to 859)	291 (153 to 539)	491 (263 to 899)	791 (483 to 1,340)	699 (422 to 1,040)	1,170 (666 to 1,720)	1,250 (704 to 1,840)	1,170 (642 to 1,800)	1,250 (687 to 1,730)	1,210 (660 to 1,740)	1,270 (653 to 1,770)	1,250 (760 to 1,860)	1,160 (829 to 1,840)	1,040 (861 to 1,870)	779 (489 to 1,350)	692 (378 to 1,270)	439 (228 to 998)	196 (156 to 309)	0 (0 to 0)	19,400
Tuberculosis	0 (0 to 0)	0 (0 to 0)	20.7 (11.6 to 33.7)	11.6 (5.7 to 20.4)	11.6 (5.9 to 19.6)	19.7 (11.6 to 29.6)	17.7 (10.1 to 27.1)	189 (102 to 310)	231 (130 to 356)	520 (292 to 781)	581 (330 to 858)	571 (322 to 850)	616 (350 to 900)	616 (350 to 900)	616 (350 to 900)	616 (350 to 900)	616 (350 to 900)	616 (350 to 900)	616 (350 to 900)	616 (350 to 900)	616 (350 to 900)	616 (350 to 900)	0 (0 to 0)	8,660
Latent tuberculosis infection	0 (0 to 0)	0 (0 to 0)	0 (0 to 0)	0 (0 to 0)	0 (0 to 0)	0 (0 to 0)	0 (0 to 0)	0 (0 to 0)	0 (0 to 0)	0 (0 to 0)	0 (0 to 0)	0 (0 to 0)	0 (0 to 0)	0 (0 to 0)	0 (0 to 0)	0 (0 to 0)	0 (0 to 0)	0 (0 to 0)	0 (0 to 0)	0 (0 to 0)	0 (0 to 0)	0 (0 to 0)	0 (0 to 0)	0
Drug-susceptible tuberculosis	0 (0 to 0)	0 (0 to 0)	19.3 (10.7 to 31.4)	10.7 (5.2 to 18.7)	10.7 (5.4 to 18.1)	18.1 (10.7 to 27.1)	16.4 (9.4 to 25.1)	175 (94.6 to 287)	214 (121 to 330)	481 (270 to 723)	538 (305 to 794)	528 (298 to 787)	570 (324 to 833)	570 (324 to 833)	570 (324 to 833)	570 (324 to 833)	570 (324 to 833)	570 (324 to 833)	570 (324 to 833)	570 (324 to 833)	570 (324 to 833)	570 (324 to 833)	0 (0 to 0)	8,020
Multidrug-resistant tuberculosis without extensive drug-resistar	0 (0 to 0)	0 (0 to 0)	1.2 (0.7 to 2.1)	1.1 (0.5 to 2.1)	0.9 (0.5 to 1.6)	0.9 (0.5 to 1.6)	0.9 (0.5 to 1.6)	8.2 (4.6 to 14.2)	11.1 (6.4 to 17.4)	12.2 (7.1 to 18.7)	13.3 (7.7 to 20.1)	13.3 (7.7 to 20.1)	18.1 (10.4 to 27.1)	17.6 (9.9 to 27.1)	18.1 (10.4 to 27.1)	18.1 (10.4 to 27.1)	18.1 (10.4 to 27.1)	18.1 (10.4 to 27.1)	18.1 (10.4 to 27.1)	18.1 (10.4 to 27.1)	18.1 (10.4 to 27.1)	18.1 (10.4 to 27.1)	0 (0 to 0)	192
Extensively drug-resistant tuberculosis	0 (0 to 0)	0 (0 to 0)	0.2 (0 to 0.6)	0.2 (0 to 0.6)	0.1 (0 to 0.4)	0.1 (0 to 0.4)	0.1 (0 to 0.4)	1.3 (0.1 to 4.2)	1.8 (0.1 to 6.1)	2.1 (0.1 to 6.8)	2.1 (0.1 to 6.8)	2.1 (0.1 to 6.8)	2.9 (0.1 to 9.2)	2.8 (0.1 to 9.2)	2.9 (0.1 to 9.2)	2.9 (0.1 to 9.2)	2.9 (0.1 to 9.2)	2.9 (0.1 to 9.2)	2.9 (0.1 to 9.2)	2.9 (0.1 to 9.2)	2.9 (0.1 to 9.2)	2.9 (0.1 to 9.2)	0 (0 to 0)	29.7
Lower respiratory infections	564 (376 to 800)	412 (345 to 784)	2,990 (1,650 to 4,960)	920 (490 to 1,530)	197 (110 to 354)	124 (67.5 to 241)	287 (170 to 523)	223 (125 to 393)	212 (120 to 372)	449 (257 to 677)	509 (292 to 767)	570 (329 to 857)	709 (409 to 1,070)	623 (359 to 939)	1,060 (610 to 1,600)	886 (509 to 1,340)	886 (509 to 1,340)	886 (509 to 1,340)	798 (509 to 1,340)	529 (337 to 1,000)	449 (287 to 1,000)	321 (207 to 1,000)	697 (429 to 1,000)	212 (212 to 212)	175 (175 to 175)	72.2 (50.0 to 97.6)
Upper respiratory infections	0.6 (0 to 1.7)	0 (0 to 0)	0.1 (0 to 0.5)	0.1 (0 to 0.5)	0.1 (0 to 0.5)	179 (0 to 537)	179 (0 to 537)	0.1 (0 to 0.5)	0.1 (0 to 0.5)	0.1 (0 to 0.5)	0.1 (0 to 0.5)	0.1 (0 to 0.5)	0.1 (0 to 0.5)	0.1 (0 to 0.5)	0.1 (0 to 0.5)	0.1 (0 to 0.5)	0.1 (0 to 0.5)	0.1 (0 to 0.5)	0.1 (0 to 0.5)	0.1 (0 to 0.5)	0.1 (0 to 0.5)	0.1 (0 to 0.5)	0.1 (0 to 0.5)	1,700
Otitis media	0 (0 to 0)	0 (0 to 0)	0 (0 to 0)	0 (0 to 0)	0 (0 to 0)	0 (0 to 0)	0 (0 to 0)	0 (0 to 0)	0 (0 to 0)	0 (0 to 0)	0 (0 to 0)	0 (0 to 0)	0 (0 to 0)	0 (0 to 0)	0 (0 to 0)	0 (0 to 0)	0 (0 to 0)	0 (0 to 0)	0 (0 to 0)	0 (0 to 0)	0 (0 to 0)	0 (0 to 0)	0 (0 to 0)	0
Enteric infections	28.2 (16.6 to 39.7)	50.5 (31.8 to 77)	566 (368 to 1,460)	388 (220 to 773)	288 (151 to 563)	249 (137 to 479)	192 (110 to 339)	139 (81.6 to 196)	89 (49.1 to 140)	206 (116 to 310)	223 (120 to 360)	253 (136 to 406)	283 (152 to 455)	287 (154 to 461)	240 (129 to 412)	185 (99.1 to 299)	179 (96 to 296)	163 (87.5 to 269)	97.4 (52.1 to 161)	62.4 (33.4 to 103)	17.8 (9.5 to 29.4)	4.6 (2.5 to 7.6)	1.1 (0.6 to 1.8)	2,920
Diarrheal diseases	28.2 (16.6 to 39.7)	50.5 (31.8 to 77)	566 (368 to 1,460)	388 (220 to 773)	288 (151 to 563)	249 (137 to 479)	192 (110 to 339)	139 (81.6 to 196)	89 (49.1 to 140)	206 (116 to 310)	223 (120 to 360)	253 (136 to 406)	283 (152 to 455)	287 (154 to 461)	240 (129 to 412)	185 (99.1 to 299)	179 (96 to 296)	163 (87.5 to 269)	97.4 (52.1 to 161)	62.4 (33.4 to 103)	17.8 (9.5 to 29.4)	4.6 (2.5 to 7.6)	1.1 (0.6 to 1.8)	2,920
Typhoid and paratyphoid	0 (0 to 0)	0 (0 to 0)	0 (0 to 0)	0 (0 to 0)	0 (0 to 0)	0.7 (0.2 to 2.4)	1.7 (0.3 to 6.4)	1.2 (0.4 to 3.6)	0.8 (0.2 to 2.6)	0.8 (0.2 to 2.6)	0.8 (0.2 to 2.6)	0.8 (0.2 to 2.6)	1.1 (0.3 to 3.6)	1.1 (0.3 to 3.6)	1.1 (0.3 to 3.6)	1.1 (0.3 to 3.6)	1.1 (0.3 to 3.6)	1.1 (0.3 to 3.6)	1.1 (0.3 to 3.6)	1.1 (0.3 to 3.6)	1.1 (0.3 to 3.6)	1.1 (0.3 to 3.6)	0 (0 to 0)	21.3
Typhoid fever	0 (0 to 0)	0 (0 to 0)	0 (0 to 0)	0 (0 to 0)	0 (0 to 0)	0.7 (0.2 to 2.4)	1.7 (0.3 to 6.4)	1.2 (0.4 to 3.6)	0.8 (0.2 to 2.6)	0.8 (0.2 to 2.6)	0.8 (0.2 to 2.6)	0.8 (0.2 to 2.6)	1.1 (0.3 to 3.6)	1.1 (0.3 to 3.6)	1.1 (0.3 to 3.6)	1.1 (0.3 to 3.6)	1.1 (0.3 to 3.6)	1.1 (0.3 to 3.6)	1.1 (0.3 to 3.6)	1.1 (0.3 to 3.6)	1.1 (0.3 to 3.6)	1.1 (0.3 to 3.6)	0 (0 to 0)	21.3
Paratyphoid fever	0 (0 to 0)	0 (0 to 0)	0 (0 to 0)	0 (0 to 0)	0 (0 to 0)	0 (0 to 0)	0 (0 to 0)	0 (0 to 0)	0 (0 to 0)	0 (0 to 0)	0 (0 to 0)	0 (0 to 0)	0 (0 to 0)	0 (0 to 0)	0 (0 to 0)	0 (0 to 0)	0 (0 to 0)	0 (0 to 0)	0 (0 to 0)	0 (0 to 0)	0 (0 to 0)	0 (0 to 0)	0 (0 to 0)	0
Invasive Non-typhoidal Salmonella (iNTS)	0 (0 to 0)	0 (0 to 0)	1.6 (0.1 to 7.6)	0.9 (0.1 to 4.3)	0.6 (0.1 to 2.5)	2.2 (0.1 to 10.5)	2.2 (0.1 to 10.5)	0.4 (0.1 to 1.6)	0.4 (0.1 to 1.6)	0.4 (0.1 to 1.6)	0.4 (0.1 to 1.6)	0.4 (0.1 to 1.6)	0.4 (0.1 to 1.6)	0.4 (0.1 to 1.6)	0.4 (0.1 to 1.6)	0.4 (0.1 to 1.6)	0.4 (0.1 to 1.6)	0.4 (0.1 to 1.6)	0.4 (0.1 to 1.6)	0.4 (0.1 to 1.6)	0.4 (0.1 to 1.6)	0.4 (0.1 to 1.6)	0 (0 to 0)	11.9
Other intestinal infectious diseases	0 (0 to 0)	0 (0 to 0)	1.6 (0.1 to 7.6)	1.7 (0.1 to 8.2)	1.1 (0.1 to 5.2)	0.6 (0.1 to 2.8)	0.6 (0.1 to 2.8)	0.6 (0.1 to 2.8)	0.4 (0.1 to 1.7)	0.6 (0.1 to 2.7)	0.4 (0.1 to 1.7)	0.4 (0.1 to 1.7)	0.4 (0.1 to 1.7)	0.4 (0.1 to 1.7)	0.4 (0.1 to 1.7)	0.4 (0.1 to 1.7)	0.4 (0.1 to 1.7)	0.4 (0.1 to 1.7)	0.4 (0.1 to 1.7)	0.4 (0.1 to 1.7)	0.4 (0.1 to 1.7)	0.4 (0.1 to 1.7)	0 (0 to 0)	9.9
Neglected tropical diseases and malaria	27.7 (7.7 to 61.2)	17.3 (4.8 to 38.2)	53.7 (15.1 to 118)	79.4 (22.2 to 175)	64.3 (18.1 to 142)	40.6 (11.4 to 89.6)	106 (29.8 to 234)	113 (31.8 to 250)	119 (33.5 to 263)	122 (34.3 to 270)	129 (36.3 to 285)	137 (38.5 to 303)	137 (38.5 to 303)	137 (38.5 to 303)	137 (38.5 to 303)	137 (38.5 to 303)	137 (38.5 to 303)	137 (38.5 to 303)	137 (38.5 to 303)	137 (38.5 to 303)	137 (38.5 to 303)	137 (38.5 to 303)	0 (0 to 0)	1,850
Malaria	0 (0 to 0)	0 (0 to 0)	0 (0 to 0.2)	0.1 (0 to 1.1)	0.1 (0 to 1.1)	0.1 (0 to 0.4)	0.2 (0.2 to 0.5)	0.4 (0.4 to 0.9)	0.4 (0.3 to 0.9)	0.4 (0.3 to 0.9)	0.4 (0.3 to 0.9)	0.4 (0.3 to 0.9)	0.4 (0.3 to 0.9)	0.4 (0.3 to 0.9)	0.4 (0.3 to 0.9)	0.4 (0.3 to 0.9)	0.4 (0.3 to 0.9)	0.4 (0.3 to 0.9)	0.4 (0.3 to 0.9)	0.4 (0.3 to 0.9)	0.4 (0.3 to 0.9)	0.4 (0.3 to 0.9)	0 (0 to 0)	7.7
Chagas disease	0 (0 to 0)	0 (0 to 0)	0 (0 to 0)	0.3 (0 to 1.4)	0.3 (0 to 1.4)	1.6 (0.6 to 3.4)	0.6 (0.6 to 1.6)	1.6 (1.6 to 16.9)	1.6 (1.6 to 16.9)	1.6 (1.6 to 16.9)	1.6 (1.6 to 16.9)	1.6 (1.6 to 16.9)	1.6 (1.6 to 16.9)	1.6 (1.6 to 16.9)	1.6 (1.6 to 16.9)	1.6 (1.6 to 16.9)	1.6 (1.6 to 16.9)	1.6 (1.6 to 16.9)	1.6 (1.6 to 16.9)	1.6 (1.6 to 16.9)	1.6 (1.6 to 16.9)	1.6 (1.6 to 16.9)	0 (0 to 0)	161
Leishmaniasis	0 (0 to 0)	0 (0 to 0)	0 (0 to 0)	0 (0 to 0)	0 (0 to 0)	0 (0 to 0)	0 (0 to 0)	0 (0 to 0)	0 (0 to 0)	0 (0 to 0)	0 (0 to 0)	0 (0 to 0)	0 (0 to 0)	0 (0 to 0)	0 (0 to 0)	0 (0 to 0)	0 (0 to 0)	0 (0 to 0)	0 (0 to 0)	0 (0 to 0)	0 (0 to 0)	0 (0 to 0)	0 (0 to 0)	0
Visceral leishmaniasis	0 (0 to 0)	0 (0 to 0)	0 (0 to 0)	0 (0 to 0)	0 (0 to 0)	0 (0 to 0)	0 (0 to 0)	0 (0 to 0)	0 (0 to 0)	0 (0 to 0)	0 (0 to 0)	0 (0 to 0)	0 (0 to 0)	0 (0 to 0)	0 (0 to 0)	0 (0 to 0)	0 (0 to 0)	0 (0 to 0)	0 (0 to 0)	0 (0 to 0)	0 (0 to 0)	0 (0 to 0)	0 (0 to 0)	0
Cutaneous and mucocutaneous leishmaniasis	0 (0 to 0)	0 (0 to 0)	0 (0 to 0)	0 (0 to 0)	0 (0 to 0)	0 (0 to 0)	0 (0 to 0)	0 (0 to 0)	0 (0 to 0)	0 (0 to 0)	0 (0 to 0)	0 (0 to 0)	0 (0 to 0)	0 (0 to 0)	0 (0 to 0)	0 (0 to 0)	0 (0 to 0)	0 (0 to 0)	0 (0 to 0)	0 (0 to 0)	0 (0 to 0)	0 (0 to 0)	0 (0 to 0)	0
African trypanosomiasis	0 (0 to 0)	0 (0 to 0)	0 (0 to 0)	0 (0 to 0)	0 (0 to 0)	0 (0 to 0)	0 (0 to 0)	0 (0 to 0)	0 (0 to 0)	0 (0 to 0)	0 (0 to 0)	0 (0 to 0)	0 (0 to 0)	0 (0 to 0)	0 (0 to 0)	0 (0 to 0)	0 (0 to 0)	0 (0 to 0)	0 (0 to 0)	0 (0 to 0)	0 (0 to 0)	0 (0 to 0)	0 (0 to 0)	0
Schistosomiasis	0 (0 to 0)	0 (0 to 0)	0 (0 to 0)	0 (0 to 0)	0 (0 to 0)	0 (0 to 0)	0 (0 to 0)	0 (0 to 0)	0 (0 to 0)	0 (0 to 0)	0 (0 to 0)	0 (0 to 0)	0 (0 to 0)	0 (0 to 0)	0 (0 to 0)	0 (0 to 0)	0 (0 to 0)	0 (0 to 0)	0 (0 to 0)	0 (0 to 0)	0 (0 to 0)	0 (0 to 0)	0 (0 to 0)	0
Cysticercosis	0 (0 to 0)	0 (0 to 0)	0.1 (0 to 0.4)	0.6 (0 to 2.6)	0.6 (0 to 2.6)	2.9 (0.4 to 7.8)	19.2 (1.5 to 37.3)	44.9 (3.5 to 87.5)	74.3 (5.7 to 145)	63.1 (4.9 to 123)	69 (5.3 to 134)	104 (8.0 to 201)	120 (9.2 to 233)	130 (9.9 to 252)	133 (9.9 to 258)	129 (9.1 to 250)	110 (7.7 to 213)	90.4 (6.1 to 167)	70 (4.6 to 129)	48.4 (2.9 to 90.7)	22.2 (1.3 to 42)	8.5 (0.5 to 16.2)	2.8 (0.1 to 5.4)	1,270
Cystic echinococcosis	0 (0 to 0)	0 (0 to 0)	0 (0 to 0.1)	0 (0 to 0)	0 (0 to 0)	0.1 (0 to 0.4)	0.1 (0 to 0.4)	0.1 (0 to 0.4)	0.1 (0 to 0.4)	0.1 (0 to 0.4)	0.1 (0 to 0.4)	0.1 (0 to 0.4)	0.1 (0 to 0.4)	0.1 (0 to 0.4)	0.1 (0 to 0.4)	0.1 (0 to 0.4)	0.1 (0 to 0.4)	0.1 (0 to 0.4)	0.1 (0 to 0.4)	0.1 (0 to 0.4)	0.1 (0 to 0.4)	0.1 (0 to 0.4)	0 (0 to 0)	1.3
Lymphatic filariasis	0 (0 to 0)	0 (0 to 0)	0 (0 to 0)	0 (0 to 0)	0 (0 to 0)	0 (0 to 0)	0 (0 to 0)	0 (0 to 0)	0 (0 to 0)	0 (0 to 0)	0 (0 to 0)	0 (0 to 0)	0 (0 to 0)	0 (0 to 0)	0 (0 to 0)	0 (0 to 0)	0 (0 to 0)	0 (0 to 0)	0 (0 to 0)	0 (0 to 0)	0 (0 to 0)	0 (0 to 0)	0 (0 to 0)	0
Onchocerciasis	0 (0 to 0)	0 (0 to 0)	0 (0 to 0)	0 (0 to 0)	0 (0 to 0)	0 (0 to 0)	0 (0 to 0)	0 (0 to 0)	0 (0 to 0)	0 (0 to 0)	0 (0 to 0)	0 (0 to 0)	0 (0 to 0)	0 (0 to 0)	0 (0 to 0)	0 (0 to 0)	0 (0 to 0)	0 (0 to 0)	0 (0 to 0)	0 (0 to 0)	0 (0 to 0)	0 (0 to 0)	0 (0 to 0)	0
Trachoma	0 (0 to 0)	0 (0 to 0)	0 (0 to 0)	0 (0 to 0)	0 (0 to 0)	0 (0 to 0)	0 (0 to 0)	0 (0 to 0)	0 (0 to 0)	0 (0 to 0)	0 (0 to 0)	0 (0 to 0)	0 (0 to 0)	0 (0 to 0)	0 (0 to 0)	0 (0 to 0)	0 (0 to 0)	0 (0 to 0)	0 (0 to 0)	0 (0 to 0)	0 (0 to 0)	0 (0 to 0)	0 (0 to 0)	0
Dengue	0 (0 to 0)	0 (0 to 0)	0.7 (0 to 1.9)	0.6 (0 to 1.6)	0.6 (0 to 1.6)	0.4 (0 to 0.9)	0.4 (0 to 0.9)	0.7 (0 to 1.6)	0.7 (0 to 1.6)	0.7 (0 to 1.6)	0.7 (0 to 1.6)	0.7 (0 to 1.6)	0.7 (0 to 1.6)	0.7 (0 to 1.6)	0.7 (0 to 1.6)	0.7 (0 to 1.6)	0.7 (0 to 1.6)	0.7 (0 to 1.6)	0.7 (0 to 1.6)	0.7 (0 to 1.6)	0.7 (0 to 1.6)	0.7 (0 to 1.6)	0 (0 to 0)	69.2
Yellow fever	0 (0 to 0)	0 (0 to 0)	0 (0 to 0)	0 (0 to 0)	0 (0 to 0)	0 (0 to 0)	0 (0 to 0)	0 (0 to 0)	0 (0 to 0)	0 (0 to 0)	0 (0 to 0)	0 (0 to 0)	0 (0 to 0)	0 (0 to 0)	0 (0 to 0)	0 (0 to 0)	0 (0 to 0)	0 (0 to 0)	0 (0 to 0)	0 (0 to 0)	0 (0 to 0)	0 (0 to 0)	0 (0 to 0)	0
Rabies	0 (0 to 0)	0 (0 to 0)	0 (0 to 0)	0 (0 to 0)	0 (0 to 0)	0 (0 to 0)	0 (0 to 0)	0 (0 to 0)	0 (0 to 0)	0 (0 to 0)	0 (0 to 0)	0 (0 to 0)	0 (0 to 0)	0 (0 to 0)	0 (0 to 0)	0 (0 to 0)	0 (0 to 0)	0 (0 to 0)	0 (0 to 0)	0 (0 to 0)	0 (0 to 0)	0 (0 to 0)	0 (0 to 0)	0
Intestinal nematode infections	0 (0 to 0)	0 (0 to 0)	1.6 (0.2 to 6)	1.6 (0.3 to 6.1)	1.6 (0.3 to 6.1)	1.6 (0.3 to 6.1)	22.9 (1.9 to 51.6)	19.8 (1.6 to 44.6)	19.1 (1.6 to 43.1)	11.6 (0.9 to 26.1)	9.8 (0.8 to 22.1)	8.3 (0.6 to 18.8)	7 (0.5 to





SR Table 2a: Mexico City DALYS by cause and age group for males with 95% uncertainty intervals, 2019

Cause	Early Neonatal	Late Neonatal	Post Neonatal	1 to 4	5 to 9	10 to 14	15 to 19	20 to 24	25 to 29	30 to 34	35 to 39	40 to 44	45 to 49	50 to 54	55 to 59	60 to 64	65 to 69	70 to 74	75 to 79	80 to 84	85 to 89	90 to 94	95 plus	Total
All causes	29,800 (22,100 to 36,400)	26,100 (9,088 to 39,900)	26,100 (18,900 to 33,600)	20,400 (16,300 to 25,100)	15,200 (12,100 to 18,900)	14,600 (10,700 to 20,000)	34,400 (25,100 to 45,900)	57,600 (42,600 to 68,900)	67,300 (49,900 to 80,200)	69,900 (52,000 to 83,400)	69,300 (51,900 to 82,900)	103,000 (77,300 to 123,000)	113,000 (84,900 to 135,000)	119,000 (89,900 to 142,000)	127,000 (99,000 to 154,000)	107,000 (81,900 to 129,000)	96,100 (70,700 to 115,000)	74,300 (54,300 to 89,200)	62,100 (44,200 to 74,800)	34,900 (23,900 to 44,900)	13,600 (7,522 to 19,500)	4,109 (1,750 to 6,488)	1,370,000
Communicable, maternal, neonatal, and nutritional diseases	21,900 (15,600 to 26,400)	8,930 (5,750 to 11,900)	13,500 (9,470 to 20,100)	6,280 (4,650 to 7,790)	3,260 (2,470 to 4,370)	2,920 (1,920 to 3,920)	3,270 (2,090 to 5,220)	3,870 (2,250 to 5,930)	5,970 (3,530 to 8,900)	6,970 (4,180 to 10,900)	7,250 (4,720 to 10,600)	7,260 (4,850 to 9,950)	6,440 (4,420 to 9,160)	6,990 (4,760 to 9,790)	6,930 (4,950 to 9,690)	6,700 (3,920 to 9,640)	4,290 (2,290 to 6,400)	3,960 (2,080 to 5,810)	3,270 (1,880 to 4,930)	2,470 (1,240 to 3,230)	1,660 (1,070 to 2,140)	800 (541 to 1,200)	282 (203 to 384)	130,000
HIV/AIDS and sexually transmitted infections	1 (1 to 1)	1 (1 to 1)	18 (12 to 27)	112 (77 to 156)	69 (47 to 94)	62 (41 to 87)	221 (151 to 312)	1,070 (732 to 1,510)	2,300 (1,570 to 3,240)	3,090 (2,110 to 4,360)	3,930 (2,690 to 5,540)	3,480 (2,380 to 4,900)	2,910 (1,990 to 4,100)	2,320 (1,590 to 3,270)	1,660 (1,130 to 2,340)	939 (642 to 1,320)	399 (273 to 562)	174 (119 to 245)	69 (47 to 97)	18 (12 to 25)	5 (3 to 7)	1 (1 to 2)	0 (0 to 0)	19,200
HIV/AIDS	0 (0 to 0)	0 (0 to 0)	16 (10 to 24)	107 (74 to 149)	67 (45 to 92)	59 (40 to 84)	209 (142 to 295)	1,020 (699 to 1,440)	2,200 (1,500 to 3,100)	2,960 (2,020 to 4,180)	3,760 (2,570 to 5,300)	3,330 (2,280 to 4,690)	2,790 (1,900 to 3,930)	2,220 (1,520 to 3,130)	1,590 (1,080 to 2,240)	899 (614 to 1,260)	382 (260 to 538)	167 (114 to 235)	66 (45 to 93)	17 (11 to 24)	5 (3 to 7)	1 (1 to 2)	0 (0 to 0)	17,800
HIV/AIDS - Drug-susceptible Tuberculosis	0 (0 to 0)	0 (0 to 0)	0 (0 to 0.6)	2 (1 to 3)	2 (1 to 3)	2 (1 to 4)	11 (7 to 17)	27 (17 to 41)	77 (50 to 110)	89 (57 to 126)	84 (54 to 120)	77 (49 to 110)	61 (39 to 87)	49 (31 to 70)	32 (20 to 46)	20 (12 to 29)	8 (5 to 12)	3 (2 to 5)	1 (1 to 2)	0 (0 to 0)	0 (0 to 0)	0 (0 to 0)	0 (0 to 0)	426
HIV/AIDS - Multidrug-resistant Tuberculosis without extensi	0 (0 to 0)	0 (0 to 0)	0 (0 to 0.1)	0 (0 to 0.4)	0 (0 to 0.3)	0 (0 to 0.3)	0 (0 to 0.4)	0 (0 to 1.1)	0 (0 to 1.6)	0 (0 to 1.9)	0 (0 to 2.5)	0 (0 to 2.1)	0 (0 to 1.7)	0 (0 to 1.4)	0 (0 to 1.1)	0 (0 to 0.8)	0 (0 to 0.5)	0 (0 to 0.3)	0 (0 to 0.2)	0 (0 to 0.1)	0 (0 to 0)	0 (0 to 0)	0 (0 to 0)	9.6
HIV/AIDS - Extensively drug-resistant Tuberculosis	0 (0 to 0)	0 (0 to 0)	0 (0 to 0.2)	0 (0 to 0.2)	0 (0 to 0.1)	0 (0 to 0.1)	0 (0 to 0.1)	0 (0 to 0.2)	0 (0 to 0.3)	0 (0 to 0.3)	0 (0 to 0.4)	0 (0 to 0.3)	0 (0 to 0.3)	0 (0 to 0.2)	0 (0 to 0.2)	0 (0 to 0.1)	0 (0 to 0.1)	0 (0 to 0.1)	0 (0 to 0.1)	0 (0 to 0)	0 (0 to 0)	0 (0 to 0)	0 (0 to 0)	1.2
HIV/AIDS resulting in other diseases	0 (0 to 0)	0 (0 to 0)	172 (97.3 to 131)	107 (77.5 to 139)	69.6 (50.1 to 91.2)	76.6 (55.1 to 101)	236 (166 to 346)	1,000 (676 to 1,500)	2,370 (1,560 to 3,600)	2,930 (1,900 to 4,500)	2,770 (1,800 to 4,250)	2,360 (1,560 to 3,600)	1,960 (1,270 to 2,970)	1,260 (1,000 to 1,890)	764 (501 to 1,150)	441 (291 to 662)	184 (122 to 277)	77 (51 to 116)	31 (21 to 46)	8 (5 to 12)	2 (1 to 3)	0 (0 to 0)	0 (0 to 0)	17,700
Sexually transmitted infections excluding HIV	1 (1 to 1)	1 (1 to 1)	1 (1 to 2)	5 (3 to 7)	2 (1 to 3)	3 (2 to 4)	12 (8 to 17)	50 (34 to 71)	123 (84 to 175)	213 (144 to 303)	170 (114 to 241)	124 (84 to 176)	89 (60 to 126)	71 (48 to 101)	49 (33 to 70)	29 (19 to 41)	17 (11 to 24)	7 (5 to 10)	3 (2 to 4)	1 (1 to 2)	0 (0 to 0)	0 (0 to 0)	0 (0 to 0)	370
Syphilis	1 (1 to 2)	1 (1 to 2)	1 (0.5 to 2)	4 (2 to 6)	2 (1 to 3)	2 (1 to 3)	9 (5 to 13)	36 (23 to 52)	89 (57 to 128)	154 (98 to 220)	123 (78 to 176)	90 (57 to 128)	64 (41 to 91)	51 (33 to 73)	35 (23 to 50)	21 (13 to 30)	12 (8 to 17)	5 (3 to 7)	2 (1 to 3)	1 (0 to 1)	0 (0 to 0)	0 (0 to 0)	0 (0 to 0)	267
Chlamydial infection	0 (0 to 0)	0 (0 to 0)	0 (0 to 0)	0 (0 to 0)	0 (0 to 0)	0 (0 to 0.1)	0 (0 to 0.1)	0 (0 to 0.2)	0 (0 to 0.1)	0 (0 to 0.2)	0 (0 to 0.2)	0 (0 to 0.2)	0 (0 to 0.1)	0 (0 to 0.1)	0 (0 to 0.1)	0 (0 to 0.1)	0 (0 to 0.1)	0 (0 to 0.1)	0 (0 to 0.1)	0 (0 to 0)	0 (0 to 0)	0 (0 to 0)	0 (0 to 0)	0.6
Gonococcal infection	0 (0 to 0)	0 (0 to 0)	0 (0 to 0)	0 (0 to 0)	0 (0 to 0.2)	0 (0 to 0.2)	0 (0 to 0.2)	0 (0 to 0.3)	0 (0 to 0.2)	0 (0 to 0.3)	0 (0 to 0.3)	0 (0 to 0.3)	0 (0 to 0.2)	0 (0 to 0.2)	0 (0 to 0.2)	0 (0 to 0.1)	0 (0 to 0.1)	0 (0 to 0.1)	0 (0 to 0.1)	0 (0 to 0)	0 (0 to 0)	0 (0 to 0)	0 (0 to 0)	39
Trichomoniasis	0 (0 to 0)	0 (0 to 0)	0 (0 to 0)	0 (0 to 0)	0 (0 to 0)	0 (0 to 0.2)	0 (0 to 0.2)	0 (0 to 0.3)	0 (0 to 0.1)	0 (0 to 0.1)	0 (0 to 0.1)	0 (0 to 0.1)	0 (0 to 0.1)	0 (0 to 0.1)	0 (0 to 0.1)	0 (0 to 0.1)	0 (0 to 0.1)	0 (0 to 0.1)	0 (0 to 0.1)	0 (0 to 0)	0 (0 to 0)	0 (0 to 0)	0 (0 to 0)	14
Genital herpes	0 (0 to 0)	0 (0 to 0)	0 (0 to 0)	0 (0 to 0)	0 (0 to 0)	0 (0 to 0.1)	0 (0 to 0.2)	0 (0 to 0.3)	0 (0 to 0.2)	0 (0 to 0.3)	0 (0 to 0.3)	0 (0 to 0.3)	0 (0 to 0.2)	0 (0 to 0.2)	0 (0 to 0.2)	0 (0 to 0.1)	0 (0 to 0.1)	0 (0 to 0.1)	0 (0 to 0.1)	0 (0 to 0)	0 (0 to 0)	0 (0 to 0)	0 (0 to 0)	0.6
Other sexually transmitted infections	0 (0 to 0)	0 (0 to 0)	0 (0 to 0)	0 (0 to 0)	0 (0 to 0.1)	0 (0 to 0.1)	0 (0 to 0.1)	0 (0 to 0.1)	0 (0 to 0.1)	0 (0 to 0.1)	0 (0 to 0.1)	0 (0 to 0.1)	0 (0 to 0.1)	0 (0 to 0.1)	0 (0 to 0.1)	0 (0 to 0.1)	0 (0 to 0.1)	0 (0 to 0.1)	0 (0 to 0.1)	0 (0 to 0)	0 (0 to 0)	0 (0 to 0)	0 (0 to 0)	0.1
Respiratory infections and tuberculosis	1,060 (671 to 1,550)	660 (429 to 1,040)	1,110 (1,010 to 1,240)	1,040 (1,010 to 1,080)	773 (686 to 870)	629 (557 to 710)	1,210 (1,060 to 1,380)	1,270 (1,120 to 1,450)	1,360 (1,200 to 1,550)	1,500 (1,320 to 1,710)	1,640 (1,440 to 1,870)	2,200 (1,940 to 2,510)	2,640 (2,330 to 3,010)	2,900 (2,560 to 3,310)	3,040 (2,690 to 3,470)	2,830 (2,500 to 3,230)	2,610 (2,310 to 2,980)	2,400 (2,120 to 2,740)	2,130 (1,880 to 2,430)	1,730 (1,530 to 1,970)	1,120 (990 to 1,280)	602 (532 to 686)	212 (187 to 242)	49,400
Tuberculosis	1,060 (670 to 1,550)	660 (429 to 1,040)	1,110 (1,010 to 1,240)	1,040 (1,010 to 1,080)	773 (686 to 870)	629 (557 to 710)	1,210 (1,060 to 1,380)	1,270 (1,120 to 1,450)	1,360 (1,200 to 1,550)	1,500 (1,320 to 1,710)	1,640 (1,440 to 1,870)	2,200 (1,940 to 2,510)	2,640 (2,330 to 3,010)	2,900 (2,560 to 3,310)	3,040 (2,690 to 3,470)	2,830 (2,500 to 3,230)	2,610 (2,310 to 2,980)	2,400 (2,120 to 2,740)	2,130 (1,880 to 2,430)	1,730 (1,530 to 1,970)	1,120 (990 to 1,280)	602 (532 to 686)	212 (187 to 242)	49,400
Latent tuberculosis infection	0 (0 to 0)	0 (0 to 0)	0 (0 to 0)	0 (0 to 0)	0 (0 to 0)	0 (0 to 0)	0 (0 to 0)	0 (0 to 0)	0 (0 to 0)	0 (0 to 0)	0 (0 to 0)	0 (0 to 0)	0 (0 to 0)	0 (0 to 0)	0 (0 to 0)	0 (0 to 0)	0 (0 to 0)	0 (0 to 0)	0 (0 to 0)	0 (0 to 0)	0 (0 to 0)	0 (0 to 0)	0 (0 to 0)	0
Drug-susceptible tuberculosis	1,060 (670 to 1,550)	660 (429 to 1,040)	1,110 (1,010 to 1,240)	1,040 (1,010 to 1,080)	773 (686 to 870)	629 (557 to 710)	1,210 (1,060 to 1,380)	1,270 (1,120 to 1,450)	1,360 (1,200 to 1,550)	1,500 (1,320 to 1,710)	1,640 (1,440 to 1,870)	2,200 (1,940 to 2,510)	2,640 (2,330 to 3,010)	2,900 (2,560 to 3,310)	3,040 (2,690 to 3,470)	2,830 (2,500 to 3,230)	2,610 (2,310 to 2,980)	2,400 (2,120 to 2,740)	2,130 (1,880 to 2,430)	1,730 (1,530 to 1,970)	1,120 (990 to 1,280)	602 (532 to 686)	212 (187 to 242)	49,400
Multidrug-resistant tuberculosis without extensive drug-res	0 (0 to 0)	0 (0 to 0)	0 (0 to 0.4)	0 (0 to 0.3)	0 (0 to 0.2)	0 (0 to 0.1)	0 (0 to 0.1)	0 (0 to 0.2)	0 (0 to 0.2)	0 (0 to 0.3)	0 (0 to 0.3)	0 (0 to 0.3)	0 (0 to 0.3)	0 (0 to 0.3)	0 (0 to 0.3)	0 (0 to 0.3)	0 (0 to 0.3)	0 (0 to 0.3)	0 (0 to 0.3)	0 (0 to 0.2)	0 (0 to 0.1)	0 (0 to 0)	0 (0 to 0)	0.6
Extensively drug-resistant tuberculosis	0 (0 to 0)	0 (0 to 0)	0 (0 to 0.1)	0 (0 to 0.1)	0 (0 to 0.1)	0 (0 to 0.1)	0 (0 to 0.1)	0 (0 to 0.1)	0 (0 to 0.1)	0 (0 to 0.1)	0 (0 to 0.1)	0 (0 to 0.1)	0 (0 to 0.1)	0 (0 to 0.1)	0 (0 to 0.1)	0 (0 to 0.1)	0 (0 to 0.1)	0 (0 to 0.1)	0 (0 to 0.1)	0 (0 to 0.1)	0 (0 to 0)	0 (0 to 0)	0 (0 to 0)	0.6
Lower respiratory infections	1,020 (667 to 1,540)	620 (418 to 1,030)	1,000 (1,000 to 1,000)	994 (994 to 994)	692 (692 to 692)	566 (566 to 566)	1,000 (1,000 to 1,000)	1,000 (1,000 to 1,000)	1,000 (1,000 to 1,000)	1,000 (1,000 to 1,000)	1,000 (1,000 to 1,000)	2,000 (2,000 to 2,000)	2,000 (2,000 to 2,000)	2,000 (2,000 to 2,000)	2,000 (2,000 to 2,000)	2,000 (2,000 to 2,000)	2,000 (2,000 to 2,000)	2,000 (2,000 to 2,000)	2,000 (2,000 to 2,000)	1,910 (1,910 to 1,910)	1,210 (1,210 to 1,210)	644 (644 to 644)	208 (208 to 208)	36,400
Upper respiratory infections	7.2 (1.1 to 14.6)	5.5 (0.9 to 10.4)	7.7 (1.2 to 22)	5.6 (0.9 to 12.6)	3.6 (0.6 to 7.5)	3.2 (0.5 to 6.6)	3.8 (0.6 to 8.1)	3.9 (0.6 to 8.2)	3.9 (0.6 to 8.2)	3.9 (0.6 to 8.2)	3.9 (0.6 to 8.2)	3.9 (0.6 to 8.2)	3.9 (0.6 to 8.2)	3.9 (0.6 to 8.2)	3.9 (0.6 to 8.2)	3.9 (0.6 to 8.2)	3.9 (0.6 to 8.2)	3.9 (0.6 to 8.2)	3.9 (0.6 to 8.2)	3.9 (0.6 to 8.2)	3.9 (0.6 to 8.2)	3.9 (0.6 to 8.2)	3.9 (0.6 to 8.2)	3,870
Otitis media	0 (0 to 0.1)	0 (0 to 0)	1.1 (0.3 to 2.8)	0.6 (0.1 to 1.6)	0.2 (0 to 0.5)	0.1 (0 to 0.3)	0.1 (0 to 0.3)	0.1 (0 to 0.3)	0.1 (0 to 0.3)	0.1 (0 to 0.3)	0.1 (0 to 0.3)	0.1 (0 to 0.3)	0.1 (0 to 0.3)	0.1 (0 to 0.3)	0.1 (0 to 0.3)	0.1 (0 to 0.3)	0.1 (0 to 0.3)	0.1 (0 to 0.3)	0.1 (0 to 0.3)	0.1 (0 to 0.3)	0.1 (0 to 0.3)	0.1 (0 to 0.3)	0.1 (0 to 0.3)	1.1
Sinusitis	39.1 (19.9 to 67.4)	47.9 (22.9 to 82.6)	47.9 (22.9 to 82.6)	47.9 (22.9 to 82.6





SR Table 2a. Duranso DALYS by cause and sex group for males with 95% uncertainty intervals, 2019

Cause	Sex=Neonatal	Sex=Neonatal	Post Neonatal	1 to 4	5 to 9	10 to 14	15 to 19	20 to 24	25 to 29	30 to 34	35 to 39	40 to 44	45 to 49	50 to 54	55 to 59	60 to 64	65 to 69	70 to 74	75 to 79	80 to 84	85 to 89	90 to 94	95 plus	Total
All causes	10,000 (9,810 to 10,400)	6,980 (3,990 to 9,300)	9,750 (3,660 to 19,670)	6,660 (5,000 to 9,330)	3,970 (3,170 to 4,990)	4,370 (3,420 to 5,450)	10,100 (8,350 to 12,250)	14,900 (12,400 to 17,600)	14,900 (12,400 to 17,600)	14,200 (11,800 to 16,900)	14,200 (11,900 to 16,700)	15,400 (12,800 to 18,400)	15,700 (13,000 to 18,600)	16,200 (13,500 to 19,400)	17,000 (13,500 to 20,800)	15,800 (12,400 to 19,800)	13,200 (10,100 to 16,700)	9,760 (7,300 to 12,800)	5,810 (4,000 to 8,070)	2,900 (2,000 to 4,070)	1,020 (700 to 1,470)	246,000
Communicable, maternal, neonatal, and nutritional diseases	6,280 (5,300 to 10,900)	2,990 (2,300 to 3,900)	2,600 (1,630 to 4,100)	1,870 (1,650 to 2,320)	938 (830 to 1,060)	739 (650 to 844)	697 (610 to 801)	796 (700 to 914)	862 (759 to 1,040)	920 (795 to 1,070)	976 (830 to 1,200)	908 (780 to 1,060)	791 (670 to 930)	974 (830 to 1,150)	970 (820 to 1,150)	926 (780 to 1,090)	932 (780 to 1,110)	683 (560 to 829)	435 (350 to 519)	368 (290 to 474)	256 (200 to 329)	153 (110 to 198)	27,000
HIV/AIDS and sexually transmitted infections	1 (0.6 to 2)	0.6 (0.3 to 1.1)	14.9 (7.3 to 27.6)	1.7 (1.0 to 2.5)	0.8 (0.4 to 1.4)	12 (7.0 to 18.2)	370 (268 to 494)	1,190 (1,000 to 1,410)	1,190 (1,000 to 1,410)	1,190 (1,000 to 1,410)	1,220 (1,000 to 1,450)	1,190 (1,000 to 1,420)	1,170 (1,000 to 1,400)	1,120 (960 to 1,310)	1,020 (880 to 1,190)	1,020 (880 to 1,190)	1,020 (880 to 1,190)	1,020 (880 to 1,190)	1,020 (880 to 1,190)	1,020 (880 to 1,190)	1,020 (880 to 1,190)	1,020 (880 to 1,190)	1,870
HIV/AIDS	0 (0 to 0)	0 (0 to 0)	28.4 (16.6 to 44.4)	1.4 (1.0 to 1.7)	0.8 (0.4 to 1.4)	10.9 (6.7 to 15.1)	33.3 (24.5 to 43.5)	129 (108 to 154)	177 (151 to 209)	255 (221 to 295)	319 (280 to 366)	334 (294 to 380)	199 (174 to 228)	94.2 (77.5 to 114)	62.1 (50.7 to 77.4)	39.7 (32.1 to 49.7)	29.9 (23.9 to 37.5)	8.6 (6.9 to 10.8)	2.9 (2.3 to 3.6)	0.7 (0.5 to 0.9)	0.2 (0.2 to 0.3)	0.1 (0 to 0.1)	1,900
HIV/AIDS - Drug-susceptible Tuberculosis	0 (0 to 0)	0 (0 to 0)	1.1 (0.6 to 2.2)	0.8 (0.4 to 1.3)	0.6 (0.3 to 1.1)	2.4 (1.5 to 3.5)	12.7 (9.2 to 17.4)	19.5 (15.1 to 24.7)	19.5 (15.1 to 24.7)	29.6 (23.1 to 37.6)	33.1 (25.7 to 42.1)	24.5 (19.1 to 31.2)	17.1 (13.1 to 21.7)	9.4 (7.2 to 12.1)	6.2 (4.7 to 8.1)	3.8 (2.8 to 5.1)	2.7 (1.9 to 3.7)	1.2 (0.8 to 1.7)	0.3 (0.2 to 0.5)	0.1 (0 to 0.1)	0 (0 to 0)	0 (0 to 0)	155
HIV/AIDS - Multidrug-resistant Tuberculosis without extensive	0 (0 to 0)	0 (0 to 0)	0.2 (0 to 0.5)	0.1 (0 to 0.2)	0.1 (0 to 0.2)	0.4 (0 to 0.6)	1.9 (1.1 to 3.1)	1.9 (1.1 to 3.1)	1.9 (1.1 to 3.1)	3.1 (1.9 to 4.8)	3.1 (1.9 to 4.8)	2.5 (1.5 to 3.8)	1.8 (1.1 to 2.7)	1.1 (0.7 to 1.6)	0.7 (0.4 to 1.1)	0.4 (0.2 to 0.7)	0.3 (0.2 to 0.5)	0.1 (0.1 to 0.2)	0 (0 to 0.1)	0 (0 to 0)	0 (0 to 0)	0 (0 to 0)	11.6
HIV/AIDS - Extensively drug-resistant Tuberculosis	0 (0 to 0)	0 (0 to 0)	0.1 (0 to 0.1)	0 (0 to 0)	0 (0 to 0)	0.2 (0 to 0.3)	0.2 (0 to 0.3)	0.3 (0 to 0.5)	0.3 (0 to 0.5)	0.5 (0 to 0.8)	0.5 (0 to 0.8)	0.4 (0 to 0.6)	0.3 (0 to 0.4)	0.2 (0 to 0.3)	0.1 (0 to 0.2)	0.1 (0 to 0.1)	0 (0 to 0.1)	0 (0 to 0)	0 (0 to 0)	0 (0 to 0)	0 (0 to 0)	0 (0 to 0)	0 (0 to 0)	1.9
HIV/AIDS resulting in other diseases	0 (0 to 0)	0 (0 to 0)	16.4 (9.6 to 25.4)	0.6 (0.3 to 1.1)	0.1 (0 to 0.2)	0.5 (0.2 to 1.1)	207 (177 to 242)	1,040 (893 to 1,210)	1,040 (893 to 1,210)	1,040 (893 to 1,210)	1,040 (893 to 1,210)	1,040 (893 to 1,210)	1,040 (893 to 1,210)	1,040 (893 to 1,210)	1,040 (893 to 1,210)	1,040 (893 to 1,210)	1,040 (893 to 1,210)	1,040 (893 to 1,210)	1,040 (893 to 1,210)	1,040 (893 to 1,210)	1,040 (893 to 1,210)	1,040 (893 to 1,210)	1,300
Sexually transmitted infections excluding HIV	1 (0.6 to 1.1)	0.6 (0.3 to 1.1)	0.1 (0 to 0.3)	0.1 (0 to 0.2)	0.1 (0 to 0.2)	0.1 (0 to 0.2)	0.2 (0.1 to 0.3)	0.3 (0.2 to 0.5)	0.4 (0.2 to 0.6)	0.5 (0.3 to 0.7)	0.7 (0.4 to 1)	0.6 (0.4 to 1)	0.6 (0.4 to 0.9)	0.6 (0.4 to 0.9)	0.6 (0.4 to 0.9)	0.5 (0.3 to 0.7)	0.5 (0.3 to 0.7)	0.3 (0.2 to 0.5)	0.2 (0.1 to 0.3)	0.1 (0.1 to 0.1)	0 (0 to 0.1)	0 (0 to 0)	8.9
Syphilis	0 (0 to 0)	0 (0 to 0)	0 (0 to 0)	0 (0 to 0)	0 (0 to 0)	0 (0 to 0)	0.3 (0.1 to 0.5)	1.3 (0.7 to 2.1)	2.6 (1.4 to 3.9)	2.6 (1.4 to 3.9)	2.6 (1.4 to 3.9)	2 (1.1 to 3)	1.3 (0.7 to 2)	0.6 (0.3 to 0.9)	0.1 (0 to 0.2)	0 (0 to 0.1)	0 (0 to 0)	0 (0 to 0)	0 (0 to 0)	0 (0 to 0)	0 (0 to 0)	0 (0 to 0)	0 (0 to 0)	13.5
Chlamydial infection	0 (0 to 0)	0 (0 to 0)	0 (0 to 0)	0 (0 to 0)	0 (0 to 0)	0 (0 to 0)	0 (0 to 0)	0 (0 to 0)	0 (0 to 0)	0 (0 to 0)	0 (0 to 0)	0 (0 to 0)	0 (0 to 0)	0 (0 to 0)	0 (0 to 0)	0 (0 to 0)	0 (0 to 0)	0 (0 to 0)	0 (0 to 0)	0 (0 to 0)	0 (0 to 0)	0 (0 to 0)	0 (0 to 0)	0 (0 to 0)
Gonococcal infection	0 (0 to 0)	0 (0 to 0)	0 (0 to 0)	0 (0 to 0)	0 (0 to 0)	0.2 (0 to 0.4)	1.4 (0.7 to 2.3)	2.2 (1.2 to 3.5)	1.3 (0.7 to 2.1)	0.8 (0.5 to 1.4)	0.5 (0.3 to 0.9)	0.4 (0.2 to 0.7)	0.2 (0.1 to 0.4)	0.1 (0.1 to 0.2)	0.1 (0 to 0.2)	0 (0 to 0.1)	0 (0 to 0)	0 (0 to 0)	0 (0 to 0)	0 (0 to 0)	0 (0 to 0)	0 (0 to 0)	0 (0 to 0)	7.6
Trichomoniasis	0 (0 to 0)	0 (0 to 0)	0 (0 to 0)	0 (0 to 0)	0 (0 to 0)	0 (0 to 0)	0.1 (0 to 0.1)	0.1 (0 to 0.2)	0.3 (0.1 to 0.5)	0.4 (0.2 to 0.7)	0.4 (0.1 to 0.7)	0.4 (0.1 to 0.7)	0.4 (0.1 to 0.7)	0.2 (0.1 to 0.4)	0.1 (0 to 0.2)	0.1 (0 to 0.2)	0 (0 to 0.1)	0 (0 to 0.1)	0 (0 to 0.1)	0 (0 to 0.1)	0 (0 to 0.1)	0 (0 to 0)	0 (0 to 0)	2.6
Genital herpes	0 (0 to 0)	0 (0 to 0)	0 (0 to 0)	0 (0 to 0)	0 (0 to 0)	0 (0 to 0)	1.6 (0.8 to 2.6)	1.5 (0.8 to 2.4)	1.5 (0.8 to 2.4)	1.9 (1 to 3)	2.3 (1.2 to 3.6)	2.1 (1.1 to 3.3)	2.1 (1.1 to 3.3)	2.2 (1.1 to 3.4)	1.9 (1 to 3)	1.4 (0.7 to 2.2)	1.1 (0.6 to 1.7)	0.6 (0.3 to 1)	0.3 (0.1 to 0.5)	0.1 (0 to 0.2)	0 (0 to 0.1)	0 (0 to 0)	22.5
Other sexually transmitted infections	0 (0 to 0)	0 (0 to 0)	0 (0 to 0)	0 (0 to 0)	0 (0 to 0)	0 (0.0 to 0.1)	0.1 (0 to 0.1)	0.2 (0.1 to 0.4)	0.2 (0.1 to 0.4)	0.3 (0.1 to 0.5)	0.3 (0.1 to 0.5)	0.3 (0.1 to 0.5)	0.2 (0.1 to 0.4)	0.2 (0.1 to 0.3)	0.1 (0 to 0.2)	0.1 (0 to 0.2)	0 (0 to 0.1)	0 (0 to 0.1)	0 (0 to 0.1)	0 (0 to 0.1)	0 (0 to 0.1)	0 (0 to 0)	0 (0 to 0)	1.3
Respiratory infections and tuberculosis	298 (167 to 470)	232 (161 to 398)	469 (429 to 1,470)	479 (429 to 761)	261 (153 to 399)	230 (137 to 372)	286 (156 to 506)	1,170 (629 to 2,030)	1,170 (629 to 2,030)	1,170 (629 to 2,030)	1,170 (627 to 2,030)	1,170 (627 to 2,030)	1,170 (627 to 2,030)	1,170 (627 to 2,030)	1,170 (627 to 2,030)	1,170 (627 to 2,030)	1,170 (627 to 2,030)	1,170 (627 to 2,030)	1,170 (627 to 2,030)	1,170 (627 to 2,030)	1,170 (627 to 2,030)	1,170 (627 to 2,030)	6,410
Syphilis	0 (0 to 0)	0 (0 to 0)	5.9 (2.6 to 10.6)	12.3 (9.1 to 18.6)	3.7 (2.7 to 5.4)	19.2 (11.1 to 33.6)	44.6 (24.6 to 82)	68.9 (37 to 127)	68.9 (37 to 127)	72.2 (37.4 to 131)	78.1 (41.6 to 137)	77.2 (41.6 to 135)	78.1 (41.6 to 135)	78.1 (41.6 to 135)	78.1 (41.6 to 135)	78.1 (41.6 to 135)	78.1 (41.6 to 135)	78.1 (41.6 to 135)	82.4 (44.1 to 142)	82.4 (44.1 to 142)	82.4 (44.1 to 142)	82.4 (44.1 to 142)	1,300
Chlamydial infection	0 (0 to 0)	0 (0 to 0)	0 (0 to 0)	0 (0 to 0)	0 (0 to 0)	0 (0 to 0)	0.3 (0.1 to 0.5)	1.3 (0.7 to 2.1)	2.6 (1.4 to 3.9)	2.6 (1.4 to 3.9)	2.6 (1.4 to 3.9)	2 (1.1 to 3)	1.3 (0.7 to 2)	0.6 (0.3 to 0.9)	0.1 (0 to 0.2)	0 (0 to 0.1)	0 (0 to 0)	0 (0 to 0)	0 (0 to 0)	0 (0 to 0)	0 (0 to 0)	0 (0 to 0)	0 (0 to 0)	13.5
Gonococcal infection	0 (0 to 0)	0 (0 to 0)	0 (0 to 0)	0 (0 to 0)	0 (0 to 0)	0.2 (0 to 0.4)	1.4 (0.7 to 2.3)	2.2 (1.2 to 3.5)	1.3 (0.7 to 2.1)	0.8 (0.5 to 1.4)	0.5 (0.3 to 0.9)	0.4 (0.2 to 0.7)	0.2 (0.1 to 0.4)	0.1 (0.1 to 0.2)	0.1 (0 to 0.2)	0 (0 to 0.1)	0 (0 to 0)	0 (0 to 0)	0 (0 to 0)	0 (0 to 0)	0 (0 to 0)	0 (0 to 0)	0 (0 to 0)	7.6
Trichomoniasis	0 (0 to 0)	0 (0 to 0)	0 (0 to 0)	0 (0 to 0)	0 (0 to 0)	0 (0 to 0)	0.1 (0 to 0.1)	0.1 (0 to 0.2)	0.3 (0.1 to 0.5)	0.4 (0.2 to 0.7)	0.4 (0.1 to 0.7)	0.4 (0.1 to 0.7)	0.4 (0.1 to 0.7)	0.2 (0.1 to 0.4)	0.1 (0 to 0.2)	0.1 (0 to 0.2)	0 (0 to 0.1)	0 (0 to 0.1)	0 (0 to 0.1)	0 (0 to 0.1)	0 (0 to 0.1)	0 (0 to 0)	0 (0 to 0)	2.6
Genital herpes	0 (0 to 0)	0 (0 to 0)	0 (0 to 0)	0 (0 to 0)	0 (0 to 0)	0 (0 to 0)	1.6 (0.8 to 2.6)	1.5 (0.8 to 2.4)	1.5 (0.8 to 2.4)	1.9 (1 to 3)	2.3 (1.2 to 3.6)	2.1 (1.1 to 3.3)	2.1 (1.1 to 3.3)	2.2 (1.1 to 3.4)	1.9 (1 to 3)	1.4 (0.7 to 2.2)	1.1 (0.6 to 1.7)	0.6 (0.3 to 1)	0.3 (0.1 to 0.5)	0.1 (0 to 0.2)	0 (0 to 0.1)	0 (0 to 0)	22.5
Other sexually transmitted infections	0 (0 to 0)	0 (0 to 0)	0 (0 to 0)	0 (0 to 0)	0 (0 to 0)	0 (0.0 to 0.1)	0.1 (0 to 0.1)	0.2 (0.1 to 0.4)	0.2 (0.1 to 0.4)	0.3 (0.1 to 0.5)	0.3 (0.1 to 0.5)	0.3 (0.1 to 0.5)	0.2 (0.1 to 0.4)	0.2 (0.1 to 0.3)	0.1 (0 to 0.2)	0.1 (0 to 0.2)	0 (0 to 0.1)	0 (0 to 0.1)	0 (0 to 0.1)	0 (0 to 0.1)	0 (0 to 0.1)	0 (0 to 0)	0 (0 to 0)	1.3
Respiratory infections and tuberculosis	298 (167 to 470)	232 (161 to 398)	469 (429 to 1,470)	479 (429 to 761)	261 (153 to 399)	230 (137 to 372)	286 (156 to 506)	1,170 (629 to 2,030)	1,170 (629 to 2,030)	1,170 (627 to 2,030)	1,170 (627 to 2,030)	1,170 (627 to 2,030)	1,170 (627 to 2,030)	1,170 (627 to 2,030)	1,170 (627 to 2,030)	1,170 (627 to 2,030)	1,170 (627 to 2,030)	1,170 (627 to 2,030)	1,170 (627 to 2,030)	1,170 (627 to 2,030)	1,170 (627 to 2,030)	1,170 (627 to 2,030)	6,410
Tuberculosis	0 (0 to 0)	0 (0 to 0)	5.9 (2.6 to 10.6)	12.3 (9.1 to 18.6)	3.7 (2.7 to 5.4)	19.2 (11.1 to 33.6)	44.6 (24.6 to 82)	68.9 (37 to 127)	68.9 (37 to 127)	72.2 (37.4 to 131)	78.1 (41.6 to 137)	77.2 (41.6 to 135)	78.1 (41.6 to 135)	78.1 (41.6 to 135)	78.1 (41.6 to 135)	78.1 (41.6 to 135)	78.1 (41.6 to 135)	78.1 (41.6 to 135)	82.4 (44.1 to 142)	82.4 (44.1 to 142)	82.4 (44.1 to 142)	82.4 (44.1 to 142)	1,300
Latent tuberculosis infection	0 (0 to 0)	0 (0 to 0)	0 (0 to 0)	0 (0 to 0)	0 (0 to 0)	0 (0 to 0)	0 (0 to 0)	0 (0 to 0)	0 (0 to 0)	0 (0 to 0)	0 (0 to 0)	0 (0 to 0)	0 (0 to 0)	0 (0 to 0)	0 (0 to 0)	0 (0 to 0)	0 (0 to 0)	0 (0 to 0)	0 (0 to 0)	0 (0 to 0)	0 (0 to 0)	0 (0 to 0)	0 (0 to 0)	0
Drug-susceptible Tuberculosis	0 (0 to 0)	0 (0 to 0)	0.4 (0.2 to 0.9)	0.7 (0.4 to 1.1)	0.3 (0.2 to 0.5)	1.3 (0.7 to 2.1)	2.6 (1.4 to 3.9)	3.9 (2.1 to 5.9)	3.9 (2.1 to 5.9)	6.3 (3.4 to 9.5)	6.3 (3.4 to 9.5)	4.6 (2.5 to 7)	3.2 (1.7 to 4.8)	1.6 (0.9 to 2.4)	0.9 (0.5 to 1.4)	0.5 (0.3 to 0.8)	0.3 (0.2 to 0.5)	0.1 (0.1 to 0.2)	0 (0 to 0.1)	0 (0 to 0.1)	0 (0 to 0)	0 (0 to 0)	59.5
Multidrug-resistant tuberculosis without extensive drug-resista	0 (0 to 0)	0 (0 to 0)	0.6 (0.3 to 1.3)	0.2 (0 to 0.5)	0.2 (0 to 0.3)	1 (0.7 to 1.4)	2.5 (1.5 to 3.7)	3.5 (2.2 to 5.2)	3.5 (2.2 to 5.2)	3.9 (2.5 to 5.8)	4.4 (2.8 to 6.5)	3.5 (2.2 to 5.2)	2.5 (1.6 to 3.7)	1.4 (0.9 to 2.1)	0.8 (0.5 to 1.2)	0.4 (0.2 to 0.6)	0.2 (0.1 to 0.4)	0.1 (0 to 0.2)	0 (0 to 0.1)	0 (0 to 0.1)	0 (0 to 0)	0 (0 to 0)	48.6
Extensively drug-resistant tuberculosis	0 (0 to 0)	0 (0 to 0)	0.1 (0 to 0.1)	0 (0 to 0)	0 (0 to 0)	0.1 (0 to 0.1)	0.2 (0 to 0.3)	0.3 (0 to 0.4)	0.3 (0 to 0.4)	0.5 (0 to 0.7)	0.5 (0 to 0.7)	0.4 (0 to 0.6)	0.3 (0 to 0.4)	0.2 (0 to 0.3)	0.1 (0 to 0.2)	0 (0 to 0.1)	0 (0 to 0)	0 (0 to 0)	0 (0 to 0)	0 (0 to 0)	0 (0 to 0)	0 (0 to 0)	0 (0 to 0)	7.6
Lower respiratory infections	294 (166 to 466)	230 (159 to 395)	764 (260 to 1,410)	428 (249 to 746)	257 (151 to 394)	221 (132 to 361)	751 (154 to 1,500)	1,000 (201 to 2,000)	1,000 (201 to 2,000)	1,000 (201 to 2,000)	1,000 (201 to 2,000)	1,000 (201 to 2,000)	1,000 (201 to 2,000)	1,000 (201 to 2,000)	1,000 (201 to 2,000)	1,000 (201 to 2,000)	1,000 (201 to 2,000)	1,000 (201 to 2,000)	1,000 (201 to 2,000)	1,000 (201 to 2,000)	1,000 (201 to 2,000)	1,000 (201 to 2,000)	6,480
Upper respiratory infections	1.6 (1.1 to 2.4)	0.2 (0.1 to 0.4)	39.2 (26.1 to 59)	49.1 (32.7 to 73.8)	96.1 (64.1 to 144)	8.6 (5.7 to 12.9)	750.7 (500.4 to 1,130)	73 (48.7 to 109)	73 (48.7 to 109)	92 (61.3 to 138)	69.6 (46.4 to 104)	39.4 (26.3 to 59.2)	31.4 (20.9 to 47.2)	29.3 (19.5 to 44)	19.2 (12.8 to 28.8)	10.6 (7.1 to 16)	7.4 (4.9 to 11.1)	4.7 (3.1 to 7)	2.4 (1.6 to 3.6)	1.1 (0.7 to 1.7)	0.4 (0.2 to 0.6)	0.1 (0 to 0.1)	3.6
Otitis media	0 (0 to 0)	0 (0 to 0)	4.9 (2.4 to 9.1)	1.4 (0.8 to 2.6)	0.2 (0.1 to 0.4)	0.1 (0 to 0.2)	0.2 (0.1 to 0.3)	0.2 (0.1 to 0.3)	0.2 (0.1 to 0.3)	0.2 (0.1 to 0.3)	0.2 (0.1 to 0.3)	0.1 (0 to 0.2)	0.1 (0 to 0.2)	0.1 (0 to 0.2)	0.1 (0 to 0.2)	0.1 (0 to 0.2)	0.1 (0 to 0.2)	0.1 (0 to 0.2)	0.1 (0 to 0.2)	0.1 (0 to 0.2)	0.1 (0 to 0.2)	0.1 (0 to 0.2)	293
Enteric infections	2,170 (1,940 to 2,400)	1,230 (1,090 to 1,370)	1,020 (929 to 1,110)	1,020 (929 to 1,110)	1,020 (929 to 1,110



| | | |

SR Table 2a. Guanxiao DALYS by cause and age group for males with 95% uncertainty intervals, 2019

Cause	Early Neonatal	Late Neonatal	Post Neonatal	1 to 4	5 to 9	10 to 14	15 to 19	20 to 24	25 to 29	30 to 34	35 to 39	40 to 44	45 to 49	50 to 54	55 to 59	60 to 64	65 to 69	70 to 74	75 to 79	80 to 84	85 to 89	90 to 94	95 plus	Total
All causes	28,000 (22,600 to 35,200)	15,400 (9,570 to 26,300)	21,500 (13,600 to 32,400)	74,600 (43,000 to 121,000)	74,600 (41,900 to 118,000)	21,100 (11,600 to 35,600)	49,800 (28,400 to 80,700)	60,400 (31,700 to 111,000)	64,600 (31,800 to 121,000)	64,600 (31,800 to 121,000)	67,600 (31,200 to 128,000)	60,700 (27,600 to 120,000)	64,400 (32,900 to 119,000)	67,700 (34,800 to 120,000)	67,100 (34,900 to 120,000)	63,700 (31,700 to 117,000)	66,200 (31,000 to 120,000)	68,700 (31,900 to 125,000)	66,400 (32,900 to 120,000)	55,100 (26,500 to 104,000)	19,300 (7,000 to 43,000)	3,530 (1,090 to 9,500)	1,040,000 (2,770 to 3,000)
Communicable, maternal, neonatal, and nutritional diseases	23,400 (16,200 to 29,300)	9,690 (5,360 to 11,600)	9,660 (5,410 to 10,900)	6,830 (3,660 to 9,640)	3,150 (1,570 to 4,270)	2,660 (1,660 to 3,360)	2,270 (1,220 to 2,940)	2,700 (1,210 to 3,530)	3,220 (1,550 to 3,970)	3,150 (1,670 to 3,710)	3,150 (1,650 to 3,760)	3,060 (1,500 to 3,720)	2,960 (1,420 to 3,540)	2,760 (1,370 to 3,430)	2,960 (1,560 to 3,300)	2,160 (1,070 to 2,800)	1,910 (1,170 to 2,350)	1,960 (1,170 to 2,350)	1,440 (1,110 to 1,860)	1,170 (919 to 1,470)	695 (563 to 874)	378 (310 to 472)	87,600
HIV/AIDS and sexually transmitted infections	2.3 (1.4 to 3.6)	1.6 (0.61 to 2.8)	64.6 (44.4 to 88.6)	26.8 (20.5 to 33.2)	22.9 (20.2 to 26.4)	46.2 (36.5 to 58.7)	224 (189 to 265)	410 (339 to 491)	689 (589 to 814)	777 (649 to 925)	610 (510 to 736)	476 (396 to 572)	480 (397 to 583)	493 (409 to 597)	428 (352 to 520)	120 (101 to 142)	60.3 (48.5 to 74.2)	22.3 (18.1 to 28.1)	11.1 (8.6 to 14)	3.6 (2.6 to 5)	0.6 (0.3 to 0.7)	0.2 (0.2 to 0.3)	4,920
HIV/AIDS	0 (0 to 0)	0 (0 to 0)	62.8 (42.8 to 86.2)	26.6 (20.4 to 32.9)	22.6 (19.9 to 26.1)	46.6 (37.0 to 59.1)	222 (187 to 263)	386 (319 to 463)	664 (567 to 784)	743 (621 to 885)	583 (488 to 704)	455 (378 to 547)	463 (383 to 562)	477 (396 to 577)	420 (345 to 510)	118 (99.7 to 140)	59.2 (47.6 to 72.8)	21.9 (17.8 to 27.6)	10.9 (8.5 to 13.8)	3.5 (2.6 to 4.9)	0.6 (0.3 to 0.7)	0.2 (0.2 to 0.3)	4,690
HIV/AIDS - Drug-susceptible Tuberculosis	0 (0 to 0)	0 (0 to 0)	1.3 (0.91 to 1.8)	1.3 (1.1 to 1.5)	1.1 (0.94 to 1.3)	0.9 (0.77 to 1.1)	1.6 (1.3 to 2)	3.5 (2.9 to 4.2)	5.6 (4.6 to 6.8)	6.9 (5.7 to 8.4)	5.5 (4.5 to 6.8)	4.3 (3.5 to 5.3)	4.4 (3.6 to 5.4)	4.6 (3.8 to 5.7)	4.2 (3.4 to 5.2)	1.2 (0.97 to 1.4)	0.62 (0.49 to 0.78)	0.23 (0.18 to 0.29)	0.11 (0.09 to 0.14)	0.04 (0.03 to 0.05)	0 (0 to 0)	0 (0 to 0)	321
HIV/AIDS - Multidrug-resistant Tuberculosis without extensive drug resistance	0 (0 to 0)	0 (0 to 0)	0.2 (0.14 to 0.28)	0.2 (0.2 to 0.26)	0.2 (0.17 to 0.21)	0.2 (0.16 to 0.23)	0.3 (0.24 to 0.38)	0.6 (0.5 to 0.8)	1.1 (0.9 to 1.4)	1.4 (1.2 to 1.8)	1.1 (0.9 to 1.4)	0.9 (0.7 to 1.1)	0.9 (0.7 to 1.1)	0.9 (0.7 to 1.2)	0.8 (0.7 to 1.1)	0.2 (0.2 to 0.3)	0.12 (0.1 to 0.16)	0.04 (0.03 to 0.06)	0.02 (0.01 to 0.03)	0.01 (0 to 0.01)	0 (0 to 0)	0 (0 to 0)	22.6
HIV/AIDS - Extensively drug-resistant Tuberculosis	0 (0 to 0)	0 (0 to 0)	0 (0 to 0)	0 (0 to 0)	0 (0 to 0)	0 (0 to 0)	0 (0 to 0)	0 (0 to 0)	0 (0 to 0)	0 (0 to 0)	0 (0 to 0)	0 (0 to 0)	0 (0 to 0)	0 (0 to 0)	0 (0 to 0)	0 (0 to 0)	0 (0 to 0)	0 (0 to 0)	0 (0 to 0)	0 (0 to 0)	0 (0 to 0)	0 (0 to 0)	0 (0 to 0)	3.7
HIV/AIDS resulting in other diseases	0 (0 to 0)	0 (0 to 0)	39.5 (26.9 to 55.1)	23.1 (17.6 to 28.6)	20.6 (18.1 to 23.8)	39.9 (31.6 to 50.7)	167 (140 to 197)	288 (239 to 345)	491 (421 to 584)	552 (462 to 661)	432 (363 to 521)	337 (282 to 406)	342 (286 to 415)	353 (295 to 427)	311 (259 to 378)	87 (72.9 to 104)	43.8 (35.9 to 53.9)	16.2 (13.2 to 20.4)	8.1 (6.4 to 10.2)	2.6 (1.9 to 3.6)	0.4 (0.2 to 0.5)	0.1 (0.1 to 0.2)	4,360
Sexually transmitted infections excluding HIV	2.3 (1.4 to 3.6)	1.6 (0.61 to 2.8)	1.8 (1.1 to 2.8)	0.1 (0.1 to 0.2)	0.4 (0.2 to 0.6)	0.6 (0.2 to 0.9)	1.9 (0.6 to 3.6)	23.4 (7.9 to 46.1)	25.2 (8.5 to 49.7)	25.2 (8.5 to 49.7)	27.2 (9.2 to 53.7)	21.4 (7.2 to 42.2)	17.9 (6.1 to 35.3)	14.4 (4.9 to 28.4)	16.8 (5.7 to 33.1)	1.9 (0.6 to 3.8)	1.5 (0.5 to 3)	0.6 (0.2 to 1.2)	0.3 (0.1 to 0.6)	0.2 (0.1 to 0.4)	0 (0 to 0.1)	0 (0 to 0)	203
Syphilis	0 (0 to 0)	0 (0 to 0)	0.9 (0.59 to 1.3)	0.1 (0.1 to 0.2)	0.2 (0.2 to 0.4)	0.6 (0.2 to 0.9)	1.9 (0.6 to 3.6)	23.4 (7.9 to 46.1)	25.2 (8.5 to 49.7)	25.2 (8.5 to 49.7)	27.2 (9.2 to 53.7)	21.4 (7.2 to 42.2)	17.9 (6.1 to 35.3)	14.4 (4.9 to 28.4)	16.8 (5.7 to 33.1)	1.9 (0.6 to 3.8)	1.5 (0.5 to 3)	0.6 (0.2 to 1.2)	0.3 (0.1 to 0.6)	0.2 (0.1 to 0.4)	0 (0 to 0.1)	0 (0 to 0)	29.9
Chlamydial infection	0 (0 to 0)	0 (0 to 0)	0 (0 to 0)	0 (0 to 0)	0 (0 to 0)	0 (0 to 0)	0 (0 to 0)	0 (0 to 0)	0 (0 to 0)	0 (0 to 0)	0 (0 to 0)	0 (0 to 0)	0 (0 to 0)	0 (0 to 0)	0 (0 to 0)	0 (0 to 0)	0 (0 to 0)	0 (0 to 0)	0 (0 to 0)	0 (0 to 0)	0 (0 to 0)	0 (0 to 0)	0 (0 to 0)	46.3
Gonococcal infection	0 (0 to 0)	0 (0 to 0)	0 (0 to 0)	0 (0 to 0)	0 (0 to 0)	0 (0 to 0)	0 (0 to 0)	0 (0 to 0)	0 (0 to 0)	0 (0 to 0)	0 (0 to 0)	0 (0 to 0)	0 (0 to 0)	0 (0 to 0)	0 (0 to 0)	0 (0 to 0)	0 (0 to 0)	0 (0 to 0)	0 (0 to 0)	0 (0 to 0)	0 (0 to 0)	0 (0 to 0)	0 (0 to 0)	29.7
Trichomoniasis	0 (0 to 0)	0 (0 to 0)	0 (0 to 0)	0 (0 to 0)	0 (0 to 0)	0 (0 to 0)	0.1 (0 to 0.2)	0.3 (0 to 0.6)	0.9 (0.2 to 1.8)	1.4 (0.4 to 2.7)	1.2 (0.3 to 2.3)	0.8 (0.2 to 1.6)	0.7 (0.2 to 1.4)	0.6 (0.2 to 1.2)	0.4 (0.1 to 0.9)	0.1 (0 to 0.2)	0.1 (0 to 0.2)	0.1 (0 to 0.2)	0 (0 to 0.1)	0 (0 to 0.1)	0 (0 to 0)	0 (0 to 0)	0 (0 to 0)	8.7
Genital herpes	0 (0 to 0)	0 (0 to 0)	0 (0 to 0)	0 (0 to 0)	0 (0 to 0)	0 (0 to 0)	0 (0 to 0)	0 (0 to 0)	0.1 (0 to 0.2)	0.2 (0.1 to 0.4)	0.2 (0.1 to 0.4)	0.2 (0.1 to 0.4)	0.2 (0.1 to 0.4)	0.2 (0.1 to 0.4)	0.2 (0.1 to 0.4)	0.1 (0 to 0.2)	0.1 (0 to 0.2)	0 (0 to 0.1)	0 (0 to 0.1)	0 (0 to 0.1)	0 (0 to 0)	0 (0 to 0)	0 (0 to 0)	0.5
Other sexually transmitted infections	0 (0 to 0)	0 (0 to 0)	0 (0 to 0)	0 (0 to 0)	0 (0 to 0)	0 (0 to 0)	0.7 (0.1 to 1.3)	6.7 (2.1 to 14.7)	7.4 (2.4 to 14.9)	7.4 (2.2 to 15.6)	10.6 (2.9 to 21.8)	8.6 (2.7 to 19.3)	6.4 (1.9 to 13.2)	4.4 (1.3 to 9.2)	6.1 (1.9 to 12.7)	0.5 (0.1 to 1.1)	0.5 (0.1 to 1.1)	0.3 (0.1 to 0.7)	0.1 (0.1 to 0.3)	0.1 (0.1 to 0.3)	0 (0 to 0.1)	0 (0 to 0.1)	52
Respiratory infections and tuberculosis	4,770 (498 to 1,190)	634 (500 to 1,170)	1,000 (720 to 1,390)	1,450 (1,020 to 1,810)	728 (540 to 1,060)	450 (302 to 666)	776 (548 to 1,110)	1,020 (661 to 1,360)	1,260 (719 to 1,960)	1,260 (719 to 1,960)	1,260 (676 to 1,710)	1,260 (676 to 1,710)	1,260 (690 to 1,720)	1,260 (691 to 1,700)	1,260 (692 to 1,760)	1,260 (707 to 1,820)	1,260 (696 to 1,840)	1,260 (696 to 1,840)	1,260 (696 to 1,820)	1,260 (692 to 1,800)	1,260 (696 to 1,820)	1,260 (696 to 1,820)	23,300
Tuberculosis	0 (0 to 0)	0 (0 to 0)	0.7 (0.6 to 17.7)	13.6 (9.6 to 18.1)	9.2 (6.3 to 13.1)	9.6 (6.9 to 14.1)	29.7 (22.7 to 37.9)	93 (69.6 to 122)	688 (60.8 to 760)	688 (59.3 to 764)	688 (57.7 to 786)	688 (60.3 to 785)	688 (62.2 to 785)	688 (62.2 to 785)	688 (62.2 to 785)	688 (62.2 to 785)	688 (62.2 to 785)	688 (62.2 to 785)	688 (62.2 to 785)	688 (62.2 to 785)	688 (62.2 to 785)	688 (62.2 to 785)	1,640
Latent tuberculosis infection	0 (0 to 0)	0 (0 to 0)	0 (0 to 0)	0 (0 to 0)	0 (0 to 0)	0 (0 to 0)	0 (0 to 0)	0 (0 to 0)	0 (0 to 0)	0 (0 to 0)	0 (0 to 0)	0 (0 to 0)	0 (0 to 0)	0 (0 to 0)	0 (0 to 0)	0 (0 to 0)	0 (0 to 0)	0 (0 to 0)	0 (0 to 0)	0 (0 to 0)	0 (0 to 0)	0 (0 to 0)	0 (0 to 0)	0
Drug-susceptible Tuberculosis	0 (0 to 0)	0 (0 to 0)	0.6 (0.5 to 16.9)	12.9 (9.1 to 17.4)	8.7 (5.9 to 12.5)	11.7 (7.8 to 17.1)	22.7 (16.4 to 29.4)	78.3 (58.6 to 117)	638 (56.2 to 707)	638 (54.9 to 709)	638 (53.5 to 729)	638 (55.9 to 728)	638 (57.7 to 728)	638 (57.7 to 728)	638 (57.7 to 728)	638 (57.7 to 728)	638 (57.7 to 728)	638 (57.7 to 728)	638 (57.7 to 728)	638 (57.7 to 728)	638 (57.7 to 728)	638 (57.7 to 728)	1,360
Multidrug-resistant tuberculosis without extensive drug resistance	0 (0 to 0)	0 (0 to 0)	0 (0 to 0.6)	0.2 (0.1 to 0.8)	0.1 (0 to 0.6)	0.2 (0.1 to 0.8)	0.4 (0.2 to 1.8)	1.4 (0.7 to 6.2)	10.2 (4.9 to 44.8)	10.2 (4.9 to 44.8)	10.2 (4.9 to 44.8)	10.2 (4.9 to 44.8)	10.2 (4.9 to 44.8)	10.2 (4.9 to 44.8)	10.2 (4.9 to 44.8)	10.2 (4.9 to 44.8)	10.2 (4.9 to 44.8)	10.2 (4.9 to 44.8)	10.2 (4.9 to 44.8)	10.2 (4.9 to 44.8)	10.2 (4.9 to 44.8)	10.2 (4.9 to 44.8)	83
Extensively drug-resistant tuberculosis	0 (0 to 0)	0 (0 to 0)	0 (0 to 0.1)	0.1 (0 to 0.4)	0.1 (0 to 0.3)	0.1 (0 to 0.3)	0.1 (0 to 0.3)	0.3 (0 to 1.5)	0.7 (0.1 to 3.1)	0.7 (0.1 to 3.1)	0.7 (0.1 to 3.1)	0.7 (0.1 to 3.1)	0.7 (0.1 to 3.1)	0.7 (0.1 to 3.1)	0.7 (0.1 to 3.1)	0.7 (0.1 to 3.1)	0.7 (0.1 to 3.1)	0.7 (0.1 to 3.1)	0.7 (0.1 to 3.1)	0.7 (0.1 to 3.1)	0.7 (0.1 to 3.1)	0.7 (0.1 to 3.1)	13.3
Lower respiratory infections	774 (490 to 1,180)	611 (640 to 1,180)	3,000 (1,600 to 5,180)	668 (1,600 to 1,180)	223 (1,600 to 1,180)	208 (1,600 to 1,180)	349 (1,600 to 1,180)	499 (1,600 to 1,180)	561 (1,600 to 1,180)	625 (1,600 to 1,180)	625 (1,600 to 1,180)	625 (1,600 to 1,180)	625 (1,600 to 1,180)	625 (1,600 to 1,180)	625 (1,600 to 1,180)	625 (1,600 to 1,180)	625 (1,600 to 1,180)	625 (1,600 to 1,180)	625 (1,600 to 1,180)	625 (1,600 to 1,180)	625 (1,600 to 1,180)	625 (1,600 to 1,180)	192 (1,600 to 1,180)	18,100
Upper respiratory infections	6.9 (6.9 to 6.9)	1.6 (0.61 to 2.8)	1.2 (0.77 to 1.7)	1.2 (0.9 to 1.5)	0.9 (0.7 to 1.2)	0.8 (0.6 to 1.1)	0.9 (0.7 to 1.2)	0.9 (0.7 to 1.2)	0.9 (0.7 to 1.2)	0.9 (0.7 to 1.2)	0.9 (0.7 to 1.2)	0.9 (0.7 to 1.2)	0.9 (0.7 to 1.2)	0.9 (0.7 to 1.2)	0.9 (0.7 to 1.2)	0.9 (0.7 to 1.2)	0.9 (0.7 to 1.2)	0.9 (0.7 to 1.2)	0.9 (0.7 to 1.2)	0.9 (0.7 to 1.2)	0.9 (0.7 to 1.2)	0.9 (0.7 to 1.2)	2,820
Otitis media	0 (0 to 0.1)	0 (0 to 0)	0 (0 to 0.1)	0.1 (0.1 to 0.2)	0.1 (0.1 to 0.2)	0.1 (0.1 to 0.2)	0.1 (0.1 to 0.2)	0.1 (0.1 to 0.2)	0.1 (0.1 to 0.2)	0.1 (0.1 to 0.2)	0.1 (0.1 to 0.2)	0.1 (0.1 to 0.2)	0.1 (0.1 to 0.2)	0.1 (0.1 to 0.2)	0.1 (0.1 to 0.2)	0.1 (0.1 to 0.2)	0.1 (0.1 to 0.2)	0.1 (0.1 to 0.2)	0.1 (0.1 to 0.2)	0.1 (0.1 to 0.2)	0.1 (0.1 to 0.2)	0.1 (0.1 to 0.2)	968
Enteric infections	299 (294 to 689.3)	89.7 (67.9 to 137)	1,200 (660 to 2,020)	669 (664 to 1,200)	271 (373 to 669)	229 (242 to 669)	159 (117 to 256)	122 (122 to 256)	122 (122 to 256)	122 (122 to 256)	122 (122 to 256)	122 (122 to 256)	122 (122 to 256)	122 (122 to 256)	122 (122 to 256)	122 (122 to 256)	122 (122 to 256)	122 (122 to 256)	122 (122 to 256)	122 (122 to 256)	122 (122 to 256)	122 (122 to 256)	22.9 (63.3 to 86.4)	6,280
Diarrheal diseases	299 (294 to 689.3)	89.4 (68.9 to 137)	1,200 (676 to 2,010)	669 (667 to 1,210)	271 (367 to 664)	229 (234 to 646)	159 (153 to 322)	122 (114 to 256)	122 (120 to 256)	122 (120 to 254)	122 (120 to 256)	122 (120 to 256)	122 (120 to 256)	122 (120 to 256)	122 (120 to 256)	122 (120 to 256)	122 (120 to 256)	122 (120 to 256)	122 (120 to 256)	122 (120 to 256)	122 (120 to 256)	122 (120 to 256)	22.9 (86.9 to 86.4)	6,230
Typhoid and paratyphoid	0 (0 to 0)	0 (0 to 0.1)	1.9 (1.1 to 3.1)	0.9 (0.3 to 2.3)	0.3 (0.3 to 2.6)	0.4 (0.4 to 1.4)	0.4 (0.4 to 1.4)	0.4 (0.4 to 2.7)	0.4 (0.4 to 2.8)	0.4 (0.4 to 2.8)	0.4 (0.4 to 2.8)	0.4 (0.4 to 2.8)	0.4 (0.4 to 2.8)	0.4 (0.4 to 2.8)	0.4 (0.4 to 2.8)	0.4 (0.4 to 2.8)	0.4 (0.4 to 2.8)	0.4 (0.4 to 2.8)	0.4 (0.4 to 2.8)	0.4 (0.4 to 2.8)	0.4 (0.4 to 2.8)	0.4 (0.4 to 2.8)	29.7
Typhoid fever	0 (0 to 0)	0 (0 to 0)	1.9 (1.1 to 3.1)	0.9 (0.3 to 2.3)	0.3 (0.3 to 2.6)	0.4 (0.4 to 1.4)	0.4 (0.4 to 1.4)	0.4 (0.4 to 2.7)	0.4 (0.4 to 2.8)	0.4 (0.4 to 2.8)	0.4 (0.4 to 2.8)	0.4 (0.4 to 2.8)	0.4 (0.4 to 2.8)	0.4 (0.4 to 2.8)	0.4 (0.4 to 2.8)	0.4 (0.4 to 2.8)	0.4 (0.4 to 2.8)	0.4 (0.4 to 2.8)	0.4 (0.4 to 2.8)	0.4 (0.4 to 2.8)	0.4 (0.4 to 2.8)	0.4 (0.4 to 2.8)	29.7
Paratyphoid fever	0 (0 to 0)	0 (0 to 0.1)	0 (0 to 0.1)	0 (0 to 0.1)	0 (0 to 0.1)	0 (0 to 0.1)	0 (0 to 0.1)	0 (0 to 0.1)	0 (0 to 0.1)	0 (0 to 0.1)	0 (0 to 0.1)	0 (0 to 0.1)	0 (0 to 0.1)	0 (0 to 0.1)	0 (0 to 0.1)	0 (0 to 0.1)	0 (0 to 0.1)	0 (0 to 0.1)	0 (0 to 0.1)	0 (0 to 0.1)	0 (0 to 0.1)	0 (0 to 0.1)	0 (0 to 0.1)	0.3
Invasive Non-typhoidal Salmonella (iNTS)	0 (0 to 0)	0 (0 to 0)	0.6 (0.3 to 1.1)	1.9 (1.2 to 3.3)	0.8 (0.3 to 2.3)	0.7 (0.3 to 2.6)	0.5 (0.3 to 1.5)	0.6 (0.3 to 1.5)	0.6 (0.3 to 1.5)	0.4 (0.3 to 1.5)	0.4 (0.3 to 1.5)	0.4 (0.3 to 1.5)	0.4 (0.3 to 1.5)	0.4 (0.3 to 1.5)	0.4 (0.3 to 1.5)	0.4 (0.3 to 1.5)	0.4 (0.3 to 1.5)	0.4 (0.3 to 1.5)	0.4 (0.3 to 1.5)	0.4 (0.3 to 1.5)	0.4 (0.3 to 1.5)	0.4 (0.3 to 1.5)	17.1
Other intestinal infectious diseases	0 (0 to 0)	0 (0 to 0)	2.1 (1.3 to 3.4)	2.7 (1.6 to 4.1)	1.4 (0.2 to 3.7)	1.3 (0.2 to 3.8)	0.9 (0.1 to 3.3)	0.4 (0.1 to 1.9)	0.6 (0.1 to 2.1)	0.6 (0.1 to 2.1)	0.4 (0.1 to 1.9)	0.4 (0.1 to 1.9)	0.3 (0.1 to 1.9)	0.2 (0.1 to 1.9)	0.2 (0.1 to 1.9)	0.1 (0.1 to 1.9)	0.1 (0.1 to 1.9)	0.1 (0.1 to 1.9)	0.1 (0.1 to 1.9)	0.1 (0.1 to 1.9)	0.1 (0.1 to 1.9)	0.1 (0.1 to 1.9)	13.1
Neglected tropical diseases and malaria	10.6 (9.6 to 11.8)	6.7 (1.2 to 29.6)	29.6 (21.2 to 40.2)	113 (80.2 to 153)	107 (76.2 to 145)	113 (80.2 to 153)	102 (72.5 to 138)	148 (105 to 201)	162 (115 to 220)	169 (120 to 230)	169 (120 to 230)	218 (155 to 296)	232 (165 to 315)	238 (169 to 323)	238 (169 to 323)	238 (169 to 323)	167 (119 to 227)	147 (104 to 200)	103 (73.1 to 140)	67.7 (48.1 to 92)	23.1 (16.4 to 31.4)	7.2 (5.1 to 9.8)	3,160
Malaria	0 (0 to 0)	0 (0 to 0)	0 (0 to 0)	0 (0 to 0)	0 (0 to 0)	0 (0 to 0)	0 (0 to 0)	0 (0 to 0)	0 (0 to 0)	0 (0 to 0)	0 (0 to 0)	0 (0 to 0)	0 (0 to 0)	0 (0 to 0)	0 (0 to 0)	0 (0 to 0)	0 (0 to 0)	0 (0 to 0)	0 (0 to 0)	0 (0 to 0)	0 (0 to 0)	0 (0 to 0)	0 (0 to 0)	0
Chagas disease	0 (0 to 0)	0 (0 to 0)	0 (0 to 0.1)	0 (0 to 0.1)	0.2 (0 to 0.6)	0.2 (0 to 0.6)	0.2 (0 to 0.6)	0.2 (0 to 0.6)	0.2 (0 to 0.6)	0.2 (0 to 0.6)	0.2 (0 to 0.6)	0.2 (0 to 0.6)	0.2 (0 to 0.6)	0.2 (0 to 0.6)	0.2 (0 to 0.6)	0.2 (0 to 0.6)	0.2 (0 to 0.6)	0.2 (0 to 0.6)	0.2 (0 to 0.6)	0.2 (0 to 0.6)	0.2 (0 to 0.6)	0.2 (0 to 0.6)	0.2 (0 to 0.6)	303
Leishmaniasis	0 (0 to 0)	0 (0 to 0)	0 (0 to 0)	0 (0 to 0)	0 (0 to 0)	0 (0 to 0)	0 (0 to 0)	0 (0 to 0)	0 (0 to 0)	0 (0 to 0)	0 (0 to 0)	0 (0 to 0)	0 (0 to 0)	0 (0 to 0)	0 (0 to 0)	0 (0 to 0)	0 (0 to 0)	0 (0 to 0)	0 (0 to 0)	0 (0 to 0)	0 (0 to 0)	0 (0 to 0)	0 (0 to 0)	0
Visceral leishmaniasis	0 (0 to 0)	0 (0 to 0)	0 (0 to 0)	0 (0 to 0)	0 (0 to 0)	0 (0 to 0)	0 (0 to 0)	0 (0 to 0)	0 (0 to 0)	0 (0 to 0)	0 (0 to 0)	0 (0 to 0)	0 (0 to 0)	0 (0 to 0)	0 (0 to 0)	0 (0 to 0)	0 (0 to 0)	0 (0 to 0)	0 (0 to 0)	0 (0 to 0)	0 (0 to 0)	0 (0 to 0)	0 (0 to 0)	0
Cutaneous and mucocutaneous leishmaniasis	0 (0 to 0)	0 (0 to 0)	0 (0 to 0)	0 (0 to 0)	0 (0 to 0)	0 (0 to 0)	0 (0 to 0)	0 (0 to 0)	0 (0 to 0)	0 (0 to 0)	0 (0 to 0)	0 (0 to 0)	0 (0 to 0)	0 (0 to 0)	0 (0 to 0)	0 (0 to 0)	0 (0 to 0)	0 (0 to 0)	0 (0 to 0)	0 (0 to 0)	0 (0 to 0)	0 (0 to 0)	0 (0 to 0)	0
African trypanosomiasis	0 (0 to 0)	0 (0 to 0)	0 (0 to 0)	0 (0 to 0)	0 (0 to 0)	0 (0 to 0)	0 (0 to 0)	0 (0 to 0)	0 (0 to 0)	0 (0 to 0)	0 (0 to 0)	0 (0 to 0)	0 (0 to 0)	0 (0 to 0)	0 (0 to 0)	0 (0 to 0)	0 (0 to 0)	0 (0 to 0)	0 (0 to 0)	0 (0 to 0)	0 (0 to 0)	0 (0 to 0)	0 (0 to 0)	0
Schistosomiasis	0 (0 to 0)	0 (0 to 0)	0 (0 to 0)	0 (0 to 0)	0 (0 to 0)	0 (0 to 0)	0 (0 to 0)	0 (0 to 0)	0 (0 to 0)	0 (0 to 0)	0 (0 to 0)	0 (0 to 0)	0 (0 to 0)	0 (0 to 0)	0 (0 to 0)	0 (0 to 0)	0 (0 to 0)	0 (0 to 0)	0 (0 to 0)	0 (0 to 0)	0 (0 to 0)	0 (0 to 0)	0 (0 to 0)	0
Cysticercosis	0 (0 to 0)	0 (0 to 0)	0 (0 to 1)	1 (0.4 to 2.2)	4.4 (2.7 to 7.1)	5.5 (3.5 to 8.2)	23.9 (15.5 to 35.1)	23.7 (15.4 to 35.1)	119 (77.3 to 174)	139 (90.3 to 204)	147 (95.3 to 215)	160 (104 to 234)	172 (111 to 252)	180 (117 to 264)	191 (124 to 279)	196 (127 to 286)	176 (114 to 258)	152 (98.7 to 222)	120 (77.9 to 175)	62.7 (40.7 to 91.7)	49.4 (32.1 to 72.3)	16.7 (10.9 to 24.5)	2,000
Cystic echinococcosis	0 (0 to 0)	0 (0 to 0)	0 (0 to 0)	0 (0 to 0)	0 (0 to 0)	0 (0 to 0)	0 (0 to 0)	0 (0 to 0)	0 (0 to 0)	0 (0 to 0)	0 (0 to 0)	0 (0 to 0)	0 (0 to 0)	0 (0 to 0)	0 (0 to 0)	0 (0 to 0)	0 (0 to 0)	0 (0 to 0)	0 (0 to 0)	0 (0 to 0)	0 (0 to 0)	0 (0 to 0)	0 (0 to 0)	1.6
Lymphatic filariasis	0 (0 to 0)	0 (0 to 0)	0 (0 to 0)	0 (0 to 0)	0 (0 to 0)	0 (0 to 0)	0 (0 to 0)	0 (0 to 0)	0 (0 to 0)	0 (0 to 0)	0 (0 to 0)	0 (0 to 0)	0 (0 to 0)	0 (0 to 0)	0 (0 to 0)	0 (0 to 0)	0 (0 to 0)	0 (0 to 0)	0 (0 to 0)	0 (0 to 0)	0 (0 to 0)	0 (0 to 0)	0 (0 to 0)	0
Onchocerciasis	0 (0 to 0)	0 (0 to 0)	0 (0 to 0)	0 (0 to 0)	0 (0 to 0)	0 (0 to 0)	0 (0 to 0)	0 (0 to 0)	0 (0 to 0)	0 (0 to 0)	0 (0 to 0)	0 (0 to 0)	0 (0 to 0)	0 (0 to 0)	0 (0 to 0)	0 (0 to 0)	0 (0 to 0)	0 (0 to 0)	0 (0 to 0)	0 (0 to 0)	0 (0 to 0)	0 (0 to 0)	0 (0 to 0)	0
Trachoma	0 (0 to 0)	0 (0 to 0)	0 (0 to 0)	0 (0 to 0)	0 (0 to 0)	0 (0 to 0)	0 (0 to 0)	0 (0 to 0)	0 (0 to 0)	0 (0 to 0)	0 (0 to 0)	0 (0 to 0)	0 (0 to 0)	0 (0 to 0)	0 (0 to 0)	0 (0 to 0)	0 (0 to 0)	0 (0 to 0)	0 (0 to 0)	0 (0 to 0)	0 (0 to 0)	0 (0 to 0)	0 (0 to 0)	0
Dengue	0 (0 to 0)	0.3 (0 to 0.1)	11 (1.2 to 32.6)	27.1 (9.4 to 60.4)	28.1 (9.6 to 71.1)	5.2 (0.6 to 14.6)	2.2 (0.2 to 7.3)	2.2 (0.2 to 7.3)	2.2 (0.2 to 7.3)	2.2 (0.2 to 7.3)	2.2 (0.2 to 7.3)	2.2 (0.2 to 7.3)	2.2 (0.2 to 7.3)	2.2 (0.2 to 7.3)	2.2 (0.2 to 7.3)	2.2 (0.2 to 7.3)	2.2 (0.2 to 7.3)	2.2 (0.2 to 7.3)	2.2 (0.2 to 7.3)	2.2 (0.2 to 7.3)	2.2 (0.2 to 7.3)	2.2 (0.2 to 7.3)	262
Yellow fever	0 (0 to 0)	0 (0 to 0)	0 (0 to 0)	0 (0 to 0)	0 (0 to 0)	0 (0 to 0)	0 (0 to 0)	0 (0 to 0)	0 (0 to 0)	0 (0 to 0)	0 (0 to 0)	0 (0 to 0)	0 (0 to 0)	0 (0 to 0)	0 (0 to 0)	0 (0 to 0)	0 (0 to 0)	0 (0 to 0)	0 (0 to 0)	0 (0 to 0)	0 (0 to 0)	0 (0 to 0)	0 (0 to 0)	0
Rabies	0 (0 to 0)	0 (0 to 0)	0 (0 to 0)	0 (0 to 0)	0 (0 to 0)	0 (0 to 0)	0 (0 to 0)	0 (0 to 0)	0 (0 to 0)	0 (0 to 0)	0 (0 to 0)	0 (0 to 0)	0 (0 to 0)	0 (0 to 0)	0 (0 to 0)	0 (0 to 0)	0 (0 to 0)	0 (0 to 0)	0 (0 to 0)	0 (0 to 0)	0 (0 to 0)	0 (0 to 0)	0 (0 to 0)	0
Intestinal nematode infections	0 (0 to 0)	0 (0 to 0)	2.8 (1.1 to 6.7)	34.1 (19.1 to 66.2)	79.6 (39.6 to 170)	60.2 (27.5 to 135)	39.1 (19.5 to 77.5)	28.7 (13.4 to 56.6)	20.9 (9.6 to 38.1)	17.6 (8.1 to 34.6)	14.6 (6.6 to 27.4)	11.7 (5.3 to 21.5)	9.9 (4.5 to 17.7)	7 (3.4 to 13.6)	5.7 (2.6 to 11)	3.6 (1.7 to 6.7)	2.2 (1.1 to 4.1)	1.4 (0.7 to 2.6)	0.7 (0.3 to 1.3)	0.3 (0.1 to 0.5)	0.1 (0 to 0.2)	0 (0 to 0)	372
Ascariasis	0 (0 to 0)	0 (0 to 0)	2.3 (0.9 to 5.7)	27.9 (15.1 to 54





SB Table 2a. Guinness DALYs by cause and sex group for males with 95% uncertainty intervals, 2019

Cause	Aortic Aneurysm	Lower Respiratory	Post Neonatal	1 to 4	5 to 9	10 to 14	15 to 19	20 to 24	25 to 29	30 to 34	35 to 39	40 to 44	45 to 49	50 to 54	55 to 59	60 to 64	65 to 69	70 to 74	75 to 79	80 to 84	85 to 89	90 to 94	95 plus	Total
All causes	22,100 (19,400 to 25,000)	9,040 (8,000 to 10,300)	19,000 (16,000 to 24,000)	18,500 (11,200 to 29,000)	12,000 (9,100 to 15,600)	12,000 (10,100 to 16,200)	16,200 (11,900 to 21,600)	20,300 (21,100 to 29,400)	28,700 (29,700 to 39,200)	27,200 (27,300 to 36,300)	28,300 (28,200 to 35,700)	33,700 (34,500 to 42,000)	43,100 (43,900 to 52,900)	49,900 (49,900 to 60,400)	59,000 (59,000 to 69,900)	63,400 (63,600 to 74,900)	63,400 (63,600 to 74,900)	63,400 (63,600 to 74,900)	49,700 (49,900 to 61,400)	24,900 (24,900 to 30,700)	11,900 (12,000 to 15,300)	3,270 (3,290 to 5,000)	786 (799 to 977)	609,000
Communicable, maternal, neonatal, and nutritional diseases	17,200 (15,800 to 26,200)	6,250 (3,950 to 9,850)	8,240 (4,960 to 12,500)	6,340 (4,620 to 8,290)	2,990 (2,120 to 3,300)	1,830 (1,410 to 2,340)	1,620 (1,210 to 2,010)	2,090 (1,770 to 2,440)	2,720 (2,330 to 3,190)	2,990 (2,180 to 3,730)	2,630 (2,190 to 3,170)	2,540 (1,990 to 2,910)	2,170 (1,760 to 2,470)	1,840 (1,500 to 2,230)	1,760 (1,500 to 2,230)	1,660 (1,420 to 2,270)	1,660 (1,420 to 2,270)	1,620 (1,380 to 2,330)	1,570 (1,350 to 1,930)	1,230 (999 to 1,360)	662 (531 to 827)	230 (180 to 288)	69.3 (48.5 to 89)	71,400
HIV/AIDS and sexually transmitted infections	2.1 (0.6 to 6.2)	1.0 (0.4 to 2.6)	199 (128 to 298)	149 (122 to 177)	62.1 (50.7 to 74.4)	60.3 (50.7 to 71.1)	161 (136 to 203)	665 (562 to 784)	1,290 (1,090 to 1,530)	1,230 (1,020 to 1,490)	1,240 (1,020 to 1,530)	1,270 (1,030 to 1,580)	1,250 (1,020 to 1,560)	1,040 (851 to 1,300)	842 (703 to 997)	622 (522 to 749)	393 (328 to 483)	213 (179 to 262)	117 (96.1 to 139)	62.1 (50.9 to 76.3)	24.0 (20.2 to 29.3)	11.5 (9.4 to 14)	3.1 (2.4 to 4.2)	0.3 (0.1 to 1.4)	6,310 (5,010 to 8)	7,280
HIV/AIDS	0 (0 to 0)	0 (0 to 0.1)	193 (127 to 288)	148 (120 to 176)	60 (49.6 to 72.2)	57.9 (48.5 to 68.4)	152 (130 to 219)	646 (539 to 770)	1,260 (1,060 to 1,500)	1,210 (1,000 to 1,480)	1,230 (1,000 to 1,520)	1,260 (1,020 to 1,560)	1,240 (1,010 to 1,550)	1,030 (847 to 1,300)	835 (700 to 1,000)	620 (520 to 744)	390 (327 to 480)	209 (174 to 257)	113 (94.9 to 134)	59.8 (49.1 to 73.1)	21.7 (17.9 to 26.9)	9.7 (7.9 to 11.9)	2.1 (1.6 to 2.8)	0.6 (0.2 to 1)	0.2 (0.1 to 0.3)	6,220 (4,940 to 7,760)	7,190
HIV/AIDS - Drug-susceptible Tuberculosis	0 (0 to 0)	0 (0 to 0.1)	0.1 (0 to 0.4)	0.1 (0 to 0.2)	0.1 (0 to 0.2)	0.1 (0 to 0.2)	0.1 (0 to 0.2)	0.2 (0 to 0.3)	0.3 (0 to 0.4)	0.3 (0 to 0.4)	0.3 (0 to 0.4)	0.3 (0 to 0.4)	0.3 (0 to 0.4)	0.3 (0 to 0.4)	0.3 (0 to 0.4)	0.3 (0 to 0.4)	0.3 (0 to 0.4)	0.3 (0 to 0.4)	0.3 (0 to 0.4)	0.3 (0 to 0.4)	0.3 (0 to 0.4)	0.3 (0 to 0.4)	0.3 (0 to 0.4)	0.3 (0 to 0.4)	0.3 (0 to 0.4)	0.3 (0 to 0.4)	681
HIV/AIDS - Multidrug-resistant Tuberculosis without extensive d	0 (0 to 0)	0 (0 to 0)	1.2 (0.1 to 6.6)	1.2 (0.1 to 6.6)	0.7 (0.1 to 3.4)	0.7 (0.1 to 3.4)	0.7 (0.1 to 3.4)	0.8 (0.2 to 3.9)	0.8 (0.2 to 3.9)	0.8 (0.2 to 3.9



5404



SR Table 2a. Hidatsa DALYS by cause and sex arcoss for males with 95% uncertainty intervals, 2019

Cause	Sex	Born Neonatal	Late Neonatal	Post Neonatal	1 to 4	5 to 9	10 to 14	15 to 19	20 to 24	25 to 29	30 to 34	35 to 39	40 to 44	45 to 49	50 to 54	55 to 59	60 to 64	65 to 69	70 to 74	75 to 79	80 to 84	85 to 89	90 to 94	95 plus	Total
All causes	Male	10,156 (9,099 to 11,183)	6,489 (4,884 to 8,108)	3,992 (2,992 to 5,160)	3,779 (2,939 to 4,836)	2,785 (2,219 to 3,520)	17,289 (14,688 to 20,060)	17,289 (14,688 to 20,060)	20,890 (17,796 to 24,364)	20,890 (17,796 to 24,364)	20,890 (17,796 to 24,364)	20,890 (17,796 to 24,364)	20,890 (17,796 to 24,364)	20,890 (17,796 to 24,364)	20,890 (17,796 to 24,364)	20,890 (17,796 to 24,364)	20,890 (17,796 to 24,364)	20,890 (17,796 to 24,364)	20,890 (17,796 to 24,364)	14,693 (12,000 to 17,746)	6,706 (4,902 to 8,996)	3,389 (2,075 to 5,163)	2,173 (1,070 to 3,268)	407,059
Communicable, maternal, neonatal, and nutritional diseases	Male	9,938 (8,730 to 10,958)	3,969 (2,960 to 5,160)	3,655 (2,739 to 4,774)	2,290 (1,760 to 2,939)	1,458 (1,235 to 1,713)	1,290 (982 to 1,660)	1,130 (859 to 1,399)	1,230 (1,010 to 1,490)	1,550 (1,270 to 1,770)	1,650 (1,380 to 1,980)	1,650 (1,370 to 1,980)	1,590 (1,330 to 1,940)	1,590 (1,330 to 1,940)	1,530 (1,220 to 1,890)	1,490 (1,190 to 1,850)	1,430 (1,120 to 1,830)	1,350 (1,020 to 1,870)	1,050 (819 to 1,360)	693 (502 to 932)	668 (497 to 1,000)	432 (301 to 650)	292 (198 to 399)	191 (104 to 281)	60,360
HIV/AIDS and sexually transmitted infections	Male	0.7 (0.4 to 1.1)	0.5 (0.3 to 0.8)	29 (20.4 to 39.1)	19.2 (13.3 to 26.5)	19.1 (14.9 to 23.7)	191 (144.8 to 246.6)	66.9 (47.4 to 88.2)	374 (282 to 476)	361 (278 to 466)	439 (346 to 539)	399 (324 to 496)	299 (242 to 366)	299 (242 to 366)	293 (213 to 385)	196 (132 to 265)	122 (80 to 183)	60.2 (37.3 to 91)	48.7 (28.4 to 67.7)	13.1 (5.3 to 19.2)	1.8 (0.3 to 2.7)	0.6 (0.2 to 1.1)	0.5 (0.2 to 0.9)	0.2 (0.1 to 0.3)	2,470
	Female	0 (0 to 0)	0 (0 to 0)	29.6 (20.2 to 39.7)	19.1 (13.3 to 26.5)	19.1 (14.9 to 23.7)	16.6 (12.5 to 19.8)	46.4 (32.7 to 60.4)	119 (90 to 150)	267 (205 to 342)	422 (332 to 521)	372 (302 to 457)	297 (240 to 364)	299 (242 to 366)	239 (174 to 314)	149 (100 to 202)	117 (76 to 175)	68.6 (42.4 to 102)	46.2 (26.9 to 64.7)	11.1 (4.5 to 17)	4.7 (0.7 to 6.9)	0.6 (0.2 to 1.1)	0.1 (0.1 to 0.2)	0.1 (0.1 to 0.2)	2,390
	HIV/AIDS - Drug-susceptible Tuberculosis	Male	0 (0 to 0)	2.9 (1.7 to 4.1)	2.9 (1.7 to 4.1)	1.9 (0.9 to 2.6)	1.9 (0.9 to 2.6)	2.4 (1.1 to 3.3)	2.4 (1.1 to 3.3)	2.4 (1.1 to 3.3)	2.4 (1.1 to 3.3)	2.4 (1.1 to 3.3)	2.4 (1.1 to 3.3)	2.4 (1.1 to 3.3)	2.4 (1.1 to 3.3)	2.4 (1.1 to 3.3)	2.4 (1.1 to 3.3)	2.4 (1.1 to 3.3)	2.4 (1.1 to 3.3)	2.4 (1.1 to 3.3)	2.4 (1.1 to 3.3)	2.4 (1.1 to 3.3)	2.4 (1.1 to 3.3)	2.4 (1.1 to 3.3)	246
		Female	0 (0 to 0)	2.9 (1.7 to 4.1)	2.9 (1.7 to 4.1)	1.9 (0.9 to 2.6)	1.9 (0.9 to 2.6)	2.4 (1.1 to 3.3)	2.4 (1.1 to 3.3)	2.4 (1.1 to 3.3)	2.4 (1.1 to 3.3)	2.4 (1.1 to 3.3)	2.4 (1.1 to 3.3)	2.4 (1.1 to 3.3)	2.4 (1.1 to 3.3)	2.4 (1.1 to 3.3)	2.4 (1.1 to 3.3)	2.4 (1.1 to 3.3)	2.4 (1.1 to 3.3)	2.4 (1.1 to 3.3)	2.4 (1.1 to 3.3)	2.4 (1.1 to 3.3)	2.4 (1.1 to 3.3)	2.4 (1.1 to 3.3)	246
	HIV/AIDS - Multidrug-resistant Tuberculosis without extensive	Male	0 (0 to 0)	0.2 (0 to 0.3)	0.2 (0 to 0.3)	0.2 (0 to 0.3)	0.2 (0 to 0.3)	0.1 (0 to 0.2)	0.1 (0 to 0.2)	0.5 (0.1 to 0.9)	0.5 (0.2 to 0.9)	0.5 (0.2 to 0.9)	0.5 (0.2 to 0.9)	0.5 (0.1 to 0.9)	0.5 (0.1 to 0.9)	0.5 (0.1 to 0.9)	0.5 (0.1 to 0.9)	0.5 (0 to 2.3)	0.5 (0 to 1.8)	0.5 (0 to 1.8)	0.5 (0 to 2.1)	0.5 (0 to 2.1)	0.5 (0 to 2.1)	0.5 (0 to 2.1)	20.5
		Female	0 (0 to 0)	0.2 (0 to 0.3)	0.2 (0 to 0.3)	0.2 (0 to 0.3)	0.2 (0 to 0.3)	0.1 (0 to 0.2)	0.1 (0 to 0.2)	0.5 (0.2 to 0.9)	0.5 (0.2 to 0.9)	0.5 (0.2 to 0.9)	0.5 (0.2 to 0.9)	0.5 (0.1 to 0.9)	0.5 (0.1 to 0.9)	0.5 (0.1 to 0.9)	0.5 (0.1 to 0.9)	0.5 (0 to 2.3)	0.5 (0 to 1.8)	0.5 (0 to 1.8)	0.5 (0 to 2.1)	0.5 (0 to 2.1)	0.5 (0 to 2.1)	0.5 (0 to 2.1)	20.5
	HIV/AIDS - Extensively drug-resistant Tuberculosis	Male	0 (0 to 0)	0 (0 to 0.2)	0 (0 to 0.1)	0 (0 to 0.1)	0 (0 to 0.1)	0 (0 to 0.1)	0 (0 to 0.1)	0 (0 to 0.2)	0 (0 to 0.2)	0 (0 to 0.2)	0 (0 to 0.2)	0 (0 to 0.2)	0 (0 to 0.2)	0 (0 to 0.2)	0 (0 to 0.2)	0 (0 to 0.2)	0 (0 to 0.2)	0 (0 to 0.2)	0 (0 to 0.2)	0 (0 to 0.2)	0 (0 to 0.2)	0 (0 to 0.2)	0 (0 to 0.2)	3.3
		Female	0 (0 to 0)	0 (0 to 0.2)	0 (0 to 0.1)	0 (0 to 0.1)	0 (0 to 0.1)	0 (0 to 0.1)	0 (0 to 0.1)	0 (0 to 0.2)	0 (0 to 0.2)	0 (0 to 0.2)	0 (0 to 0.2)	0 (0 to 0.2)	0 (0 to 0.2)	0 (0 to 0.2)	0 (0 to 0.2)	0 (0 to 0.2)	0 (0 to 0.2)	0 (0 to 0.2)	0 (0 to 0.2)	0 (0 to 0.2)	0 (0 to 0.2)	0 (0 to 0.2)	0 (0 to 0.2)	3.3
	HIV/AIDS resulting in other diseases	Male	69.6 (47.4 to 91.7)	39 (27.5 to 51.6)	27.6 (17.1 to 37.7)	11.5 (6.1 to 17.5)	10.9 (5.3 to 16.6)	19.6 (11.6 to 28.1)	19.6 (11.6 to 28.1)	427 (322.6 to 531)	132 (92.1 to 180)	398 (302.9 to 496)	398 (302.9 to 496)	398 (302.9 to 496)	398 (302.9 to 496)	398 (302.9 to 496)	398 (302.9 to 496)	398 (302.9 to 496)	398 (302.9 to 496)	398 (302.9 to 496)	398 (302.9 to 496)	398 (302.9 to 496)	398 (302.9 to 496)	398 (302.9 to 496)	2,090
		Female	0 (0 to 0)	0 (0 to 0)	27.6 (17.1 to 37.7)	11.5 (6.1 to 17.5)	10.9 (5.3 to 16.6)	19.6 (11.6 to 28.1)	19.6 (11.6 to 28.1)	427 (322.6 to 531)	132 (92.1 to 180)	398 (302.9 to 496)	398 (302.9 to 496)	398 (302.9 to 496)	398 (302.9 to 496)	398 (302.9 to 496)	398 (302.9 to 496)	398 (302.9 to 496)	398 (302.9 to 496)	398 (302.9 to 496)	398 (302.9 to 496)	398 (302.9 to 496)	398 (302.9 to 496)	398 (302.9 to 496)	2,090
	Sexually transmitted infections excluding HIV	Male	0.7 (0.4 to 1.1)	0.5 (0.3 to 0.8)	0.5 (0.3 to 0.8)	0.5 (0.3 to 0.8)	0.5 (0.3 to 0.8)	0.2 (0.1 to 0.4)	0.2 (0.1 to 0.4)	0.2 (0.1 to 0.3)	0.2 (0.1 to 0.3)	0.2 (0.1 to 0.3)	0.2 (0.1 to 0.3)	0.2 (0.1 to 0.3)	0.2 (0.1 to 0.3)	0.2 (0.1 to 0.3)	0.2 (0.1 to 0.3)	0.2 (0.1 to 0.3)	0.2 (0.1 to 0.3)	0.2 (0.1 to 0.3)	0.2 (0.1 to 0.3)	0.2 (0.1 to 0.3)	0.2 (0.1 to 0.3)	0.2 (0.1 to 0.3)	172
		Female	0 (0 to 0)	0 (0 to 0)	0 (0 to 0)	0 (0 to 0)	0 (0 to 0)	0 (0 to 0)	0 (0 to 0)	0 (0 to 0)	0 (0 to 0)	0 (0 to 0)	0 (0 to 0)	0 (0 to 0)	0 (0 to 0)	0 (0 to 0)	0 (0 to 0)	0 (0 to 0)	0 (0 to 0)	0 (0 to 0)	0 (0 to 0)	0 (0 to 0)	0 (0 to 0)	0 (0 to 0)	0 (0 to 0)	172
	Syphilis	Male	0 (0 to 0)	0.2 (0 to 0.4)	0.2 (0 to 0.4)	0.2 (0 to 0.4





SR Table 2a: Jolisco DALYS by cause and age group for males with 95% uncertainty intervals, 2019

Cause	Early Neonatal	Late Neonatal	Post Neonatal	1 to 4	5 to 9	10 to 14	15 to 19	20 to 24	25 to 29	30 to 34	35 to 39	40 to 44	45 to 49	50 to 54	55 to 59	60 to 64	65 to 69	70 to 74	75 to 79	80 to 84	85 to 89	90 to 94	95 plus	Total
All causes	34,100 (29,400 to 40,400)	3,700 (3,300 to 4,200)	20,900 (18,900 to 24,400)	23,200 (19,500 to 28,300)	19,700 (16,100 to 23,300)	20,300 (16,700 to 24,000)	33,400 (27,900 to 39,000)	46,000 (38,700 to 53,900)	72,900 (61,400 to 85,000)	104,000 (87,900 to 121,000)	144,000 (122,000 to 167,000)	191,000 (162,000 to 222,000)	248,000 (211,000 to 287,000)	317,000 (271,000 to 367,000)	397,000 (341,000 to 457,000)	484,000 (416,000 to 555,000)	579,000 (499,000 to 666,000)	677,000 (584,000 to 778,000)	766,000 (661,000 to 880,000)	844,000 (728,000 to 970,000)	892,000 (770,000 to 1,030,000)	897,000 (774,000 to 1,040,000)	12,000 (10,000 to 14,000)	24,900 (21,500 to 28,800)	20,000 (17,300 to 23,000)	12,000 (10,700 to 13,300)	3,600 (3,400 to 3,700)	1,200,000
Communicable, maternal, neonatal, and nutritional diseases	29,700 (18,600 to 38,900)	3,200 (2,000 to 4,200)	13,900 (8,600 to 18,200)	6,700 (4,000 to 8,900)	4,300 (2,500 to 5,800)	3,200 (2,000 to 4,200)	3,270 (2,020 to 4,370)	4,090 (2,300 to 5,800)	6,000 (3,600 to 8,300)	8,800 (5,300 to 11,700)	8,200 (5,100 to 10,900)	8,910 (5,600 to 11,900)	9,300 (5,900 to 12,400)	9,400 (5,900 to 12,600)	9,600 (6,000 to 12,800)	9,600 (6,000 to 12,800)	9,600 (6,000 to 12,800)	9,600 (6,000 to 12,800)	9,600 (6,000 to 12,800)	9,600 (6,000 to 12,800)	9,600 (6,000 to 12,800)	9,600 (6,000 to 12,800)	1,700 (1,300 to 2,100)	1,070 (1,000 to 1,200)	433 (319 to 550)	129,000
HIV/AIDS and sexually transmitted infections	3.7 (2.5 to 5.7)	2.4 (1.7 to 3.3)	122 (118 to 126)	264 (254 to 274)	79.7 (76.1 to 83.5)	65.1 (61.7 to 68.7)	230 (217 to 243)	1,100 (1,040 to 1,160)	1,700 (1,600 to 1,800)	2,100 (1,900 to 2,200)	2,200 (2,000 to 2,300)	2,300 (2,100 to 2,400)	2,300 (2,100 to 2,400)	2,300 (2,100 to 2,400





SR Table 2a: Mexico DALYS by cause and age group for males with 95% uncertainty intervals, 2019

Cause	Early Neonatal	Late Neonatal	Post Neonatal	1 to 4	5 to 9	10 to 14	15 to 19	20 to 24	25 to 29	30 to 34	35 to 39	40 to 44	45 to 49	50 to 54	55 to 59	60 to 64	65 to 69	70 to 74	75 to 79	80 to 84	85 to 89	90 to 94	95 plus	Total
All causes	123,000 (76,100 to 133,000)	36,900 (30,300 to 41,400)	43,600 (32,600 to 57,300)	64,900 (49,800 to 84,000)	45,400 (32,400 to 59,100)	50,600 (37,000 to 67,000)	61,300 (46,500 to 81,000)	133,000 (103,000 to 166,000)	140,000 (110,000 to 174,000)	146,000 (109,000 to 189,000)	146,000 (107,000 to 191,000)	166,000 (121,000 to 217,000)	186,000 (136,000 to 239,000)	191,000 (140,000 to 249,000)	191,000 (139,000 to 252,000)	190,000 (139,000 to 253,000)	195,000 (139,000 to 260,000)	193,000 (135,000 to 260,000)	183,000 (128,000 to 253,000)	162,000 (111,000 to 229,000)	124,000 (83,900 to 180,000)	79,700 (52,000 to 120,000)	3,320 (2,180 to 4,790)	2,430,000 (2,430,000 to 2,430,000)
Communicable, maternal, neonatal, and nutritional diseases	79,900 (59,500 to 103,000)	29,800 (21,900 to 39,000)	37,900 (23,200 to 56,900)	17,500 (11,700 to 25,000)	10,100 (7,280 to 14,000)	8,910 (6,350 to 12,700)	6,290 (4,580 to 8,730)	8,150 (6,190 to 11,000)	11,100 (8,080 to 15,000)	11,300 (8,080 to 15,500)	10,600 (7,760 to 15,000)	10,900 (8,070 to 15,100)	10,300 (7,530 to 14,200)	9,630 (7,010 to 13,100)	7,790 (5,630 to 10,900)	6,520 (4,710 to 7,990)	4,770 (3,450 to 6,250)	3,920 (2,840 to 5,170)	2,960 (2,220 to 3,930)	1,930 (1,460 to 2,710)	1,070 (799 to 1,290)	618 (372 to 920)	356,000 (356,000 to 356,000)
HIV/AIDS and sexually transmitted infections	0.3 (0.2 to 0.4)	0.2 (0.1 to 0.4)	274 (174 to 402)	731 (591 to 1,000)	125 (99.8 to 157)	158 (126 to 199)	356 (284 to 434)	1,490 (1,190 to 1,820)	2,660 (2,170 to 3,220)	3,400 (2,630 to 4,220)	3,720 (2,720 to 4,770)	3,970 (2,900 to 5,110)	3,940 (2,870 to 5,110)	3,620 (2,660 to 4,770)	2,960 (2,120 to 4,060)	2,170 (1,560 to 3,070)	784 (562 to 1,080)	502 (361 to 697)	297 (214 to 414)	174 (124 to 242)	84.6 (60.6 to 118)	14.6 (10.4 to 20.4)	20,900 (20,900 to 20,900)
HIV/AIDS	(0 to 0)	(0 to 0.1)	(178 to 266)	(89 to 136)	(89.7 to 126)	(106 to 159)	(263 to 381)	(1,190 to 1,700)	(2,020 to 2,620)	(2,670 to 3,290)	(2,610 to 3,670)	(2,200 to 3,090)	(1,870 to 2,660)	(1,510 to 2,120)	(936 to 1,650)	(600 to 977)	(289 to 562)	(167 to 328)	(79.2 to 206)	(29.2 to 78.4)	(9.2 to 24.1)	(2.3 to 7.3)	(0.4 to 0.9)	20,100
HIV/AIDS - Drug-susceptible Tuberculosis	(0 to 0)	(0 to 0)	11.6 (6.9 to 18.2)	6.9 (4.1 to 10.9)	4.8 (2.8 to 7.3)	5.6 (3.4 to 8.6)	15 (9.2 to 23)	72.1 (46.3 to 106)	134 (89.4 to 201)	178 (118 to 263)	195 (130 to 283)	220 (150 to 320)	220 (151 to 321)	197 (133 to 287)	157 (104 to 230)	124 (82.1 to 181)	74.6 (49.3 to 109)	49.1 (32.1 to 72.1)	28.6 (17.9 to 43)	23.1 (13.3 to 33.6)	14.6 (8.2 to 21.4)	3.6 (2.4 to 5)	1.1 (0.7 to 1.5)	971 (971 to 971)
HIV/AIDS - Multidrug-resistant Tuberculosis without extensi	(0 to 0)	(0 to 0)	0.1 (0 to 0.2)	0.1 (0 to 0.2)	0.1 (0 to 0.2)	0.1 (0 to 0.2)	0.2 (0 to 0.4)	0.8 (0.5 to 1.2)	1.7 (1.1 to 2.5)	1.9 (1.2 to 2.8)	1.8 (1.1 to 2.8)	1.4 (0.9 to 2.1)	1.1 (0.7 to 1.7)	0.8 (0.5 to 1.2)	0.6 (0.4 to 1.1)	0.5 (0.3 to 0.8)	0.3 (0.2 to 0.5)	0.2 (0.1 to 0.4)	0.1 (0.1 to 0.3)	0.1 (0 to 0.2)	0 (0 to 0.1)	0 (0 to 0.1)	0 (0 to 0)	10.4 (10.4 to 10.4)
HIV/AIDS - Extensively drug-resistant Tuberculosis	(0 to 0)	(0 to 0)	0 (0 to 0)	0 (0 to 0)	0 (0 to 0)	0 (0 to 0)	0 (0 to 0)	0 (0 to 0)	0 (0 to 0)	0 (0 to 0)	0 (0 to 0)	0 (0 to 0)	0 (0 to 0)	0 (0 to 0)	0 (0 to 0)	0 (0 to 0)	0 (0 to 0)	0 (0 to 0)	0 (0 to 0)	0 (0 to 0)	0 (0 to 0)	0 (0 to 0)	0 (0 to 0)	0 (0 to 0)	0 (0 to 0)
HIV/AIDS resulting in other diseases	(0 to 0)	(0 to 0.1)	262 (167 to 378)	714 (581 to 1,000)	117 (92 to 147)	147 (120 to 189)	341 (272 to 417)	1,410 (1,130 to 1,720)	2,530 (2,060 to 3,060)	3,220 (2,490 to 4,020)	3,520 (2,570 to 4,530)	3,750 (2,740 to 4,840)	3,720 (2,710 to 4,840)	3,420 (2,510 to 4,510)	2,800 (1,990 to 3,840)	2,050 (1,470 to 2,910)	741 (532 to 1,020)	474 (341 to 654)	281 (203 to 387)	164 (117 to 227)	79.9 (57.1 to 110)	13.8 (9.8 to 19.2)	1.1 (0.8 to 1.5)	19,000 (19,000 to 19,000)
Sexually transmitted infections excluding HIV	0.3 (0.2 to 0.4)	0.2 (0.1 to 0.4)	2.9 (1.8 to 4.3)	7.1 (4.7 to 10.1)	0.1 (0.1 to 0.2)	0.7 (0.4 to 1.1)	14.7 (9.7 to 21.5)	64.7 (43.1 to 93.4)	134 (89.4 to 193)	222 (148 to 321)	274 (182 to 396)	350 (233 to 506)	419 (279 to 606)	433 (289 to 625)	414 (276 to 598)	396 (264 to 572)	310 (207 to 448)	245 (163 to 354)	181 (120 to 261)	127 (84.5 to 183)	82.2 (54.7 to 119)	20.1 (13.4 to 29)	3.3 (2.2 to 4.8)	709 (709 to 709)
Syphilis	(0 to 0.1)	(0 to 0.1)	(1.2 to 7.4)	(0.1 to 0.5)	(0.1 to 0.1)	(0.1 to 0.1)	(0.7 to 2.1)	(1.6 to 5.4)	(2.9 to 8.2)	(3.3 to 11.8)	(3.7 to 13)	(4.2 to 15)	(4.7 to 16)	(5.1 to 16.9)	(5.1 to 17)	(5.2 to 17.2)	(4.9 to 16.2)	(4.4 to 14.5)	(3.9 to 12.9)	(3.2 to 10.7)	(2.3 to 7.5)	(1.4 to 5)	(0.7 to 2.6)	(0.1 to 0.2)	115
Chlamydial infection	(0 to 0)	(0 to 0)	(0 to 0)	(0 to 0)	(0 to 0)	(0 to 0)	2.7 (0.1 to 0.5)	11.6 (0.6 to 3.6)	22.7 (0.9 to 6.5)	29.6 (0.9 to 9.1)	29.9 (0.7 to 9.5)	29.7 (0.5 to 9.3)	29.1 (0.5 to 9.2)	28.4 (0.5 to 9.1)	27.5 (0.5 to 9.1)	26.5 (0.5 to 9.2)	25.3 (0.5 to 9.1)	23.8 (0.5 to 8.6)	21.9 (0.5 to 8.1)	19.5 (0.5 to 7.5)	16.4 (0.5 to 6.4)	11.9 (0.4 to 4.8)	6.5 (0.3 to 2.7)	1.7 (0.1 to 0.7)	133
Gonococcal infection	(0 to 0)	(0 to 0)	(0 to 0)	(0 to 0)	(0 to 0)	(0 to 0)	(0.1 to 0.3)	(0.4 to 0.9)	(0.4 to 0.9)	(0.2 to 0.8)	(0.2 to 0.8)	(0.1 to 0.6)	(0.1 to 0.4)	(0.1 to 0.4)	(0.1 to 0.4)	(0.1 to 0.4)	(0.1 to 0.4)	(0.1 to 0.4)	(0.1 to 0.4)	(0.1 to 0.4)	(0.1 to 0.4)	(0.1 to 0.4)	(0 to 0.1)	(0 to 0)	4.6
Trichomoniasis	(0 to 0)	(0 to 0)	(0 to 0)	(0 to 0)	(0 to 0)	(0 to 0)	(0 to 0)	(0.1 to 0.4)	(0.2 to 0.6)	(0.2 to 0.6)	(0.2 to 0.6)	(0.2 to 0.6)	(0.2 to 0.6)	(0.2 to 0.6)	(0.2 to 0.6)	(0.2 to 0.6)	(0.2 to 0.6)	(0.2 to 0.6)	(0.2 to 0.6)	(0.2 to 0.6)	(0.2 to 0.6)	(0.2 to 0.6)	(0.1 to 0.3)	(0 to 0)	29.4
Genital herpes	(0 to 0)	(0 to 0)	(0 to 0)	(0 to 0)	(0 to 0)	(0 to 0)	1.3 (0.5 to 2.3)	9.7 (3.7 to 17.3)	13.1 (5.1 to 23.1)	19.6 (7.5 to 34.7)	23.6 (9.1 to 41.6)	(7.1 to 36)	26.3 (8.5 to 45.5)	27.5 (8.5 to 47)	28.7 (8.7 to 48.7)	29.2 (8.8 to 49.3)	28.5 (8.6 to 48.2)	26.5 (8.1 to 44.7)	23.6 (7.3 to 39.6)	19.5 (6.1 to 32.6)	13.6 (4.1 to 23.4)	6.9 (2.1 to 12)	1.6 (0.5 to 2.8)	0.5 (0.1 to 0.9)	218
Other sexually transmitted infections	(0 to 0)	(0 to 0)	(0 to 0)	(0 to 0)	(0 to 0.1)	0.4 (0.2 to 0.6)	14.6 (9.4 to 21.5)	61.1 (39.7 to 89.2)	120.6 (77.6 to 177)	202.6 (129.6 to 299)	250.6 (159.6 to 372)	321.2 (204.1 to 476)	384.9 (243.6 to 569)	397.8 (251.3 to 590)	379.5 (239.4 to 563)	363.5 (229.1 to 539)	284.4 (178.9 to 422)	224.6 (140.9 to 333)	165.7 (103.7 to 246)	116.2 (72.5 to 172)	75.2 (46.8 to 111)	18.4 (11.4 to 27.2)	3.1 (1.9 to 4.6)	649
Respiratory infections and tuberculosis	4,090 (3,200 to 5,070)	3,290 (2,570 to 4,070)	14,100 (11,000 to 17,500)	6,940 (5,450 to 8,600)	2,190 (1,690 to 2,720)	1,120 (870 to 1,390)	2,140 (1,650 to 2,660)	2,960 (2,290 to 3,670)	3,210 (2,480 to 3,980)	3,660 (2,820 to 4,540)	4,010 (3,090 to 4,970)	4,190 (3,230 to 5,190)	4,190 (3,230 to 5,190)	4,020 (3,110 to 4,980)	3,740 (2,890 to 4,630)	3,420 (2,650 to 4,230)	3,110 (2,410 to 3,850)	2,870 (2,220 to 3,550)	2,260 (1,750 to 2,800)	1,660 (1,280 to 2,060)	1,020 (787 to 1,270)	604 (464 to 750)	294 (227 to 365)	97,000 (97,000 to 97,000)
Tuberculosis	(0 to 0)	(0 to 0)	19.4 (11.9 to 30.9)	39.2 (24.2 to 62.4)	24.6 (15.3 to 37.4)	30.1 (18.6 to 45.1)	63.2 (39.6 to 96)	130 (82 to 196)	203 (127 to 301)	251 (161 to 369)	283 (183 to 419)	314 (203 to 470)	328 (211 to 489)	340 (219 to 506)	341 (221 to 507)	337 (218 to 502)	331 (214 to 492)	317 (205 to 472)	288 (186 to 428)	251 (161 to 373)	189 (121 to 283)	130 (82.6 to 195)	69.2 (39.9 to 104)	20.1 (9.9 to 32.6)	3,890 (3,890 to 3,890)
Latent tuberculosis infection	(0 to 0)	(0 to 0)	(0 to 0)	(0 to 0)	(0 to 0)	(0 to 0)	(0 to 0)	(0 to 0)	(0 to 0)	(0 to 0)	(0 to 0)	(0 to 0)	(0 to 0)	(0 to 0)	(0 to 0)	(0 to 0)	(0 to 0)	(0 to 0)	(0 to 0)	(0 to 0)	(0 to 0)	(0 to 0)	(0 to 0)	(0 to 0)	(0 to 0)
Drug-susceptible tuberculosis	3.3 (2.2 to 4.5)	2.6 (1.7 to 3.6)	18.4 (11.3 to 29.3)	38.2 (23.6 to 60.8)	24.1 (14.9 to 36.7)	29.4 (18.2 to 44.1)	62.1 (38.9 to 94.5)	128 (80.7 to 193)	200 (126 to 297)	247 (156 to 365)	278 (179 to 413)	309 (199 to 463)	322 (207 to 481)	334 (215 to 498)	335 (217 to 497)	331 (214 to 487)	325 (210 to 477)	311 (201 to 458)	283 (183 to 420)	246 (158 to 363)	185 (119 to 273)	128 (81.2 to 189)	68.1 (39.2 to 102)	19.8 (9.7 to 32.1)	3,840 (3,840 to 3,840)
Multidrug-resistant tuberculosis without extensive drug-res	(0 to 0)	(0 to 0)	0.2 (0.1 to 0.4)	0.4 (0.2 to 0.8)	0.2 (0.1 to 0.3)	0.2 (0.1 to 0.3)	0.7 (0.5 to 1.1)	1.4 (0.9 to 2.1)	2.3 (1.5 to 3.4)	2.7 (1.8 to 3.9)	3.2 (2.1 to 4.6)	3.4 (2.2 to 4.9)	3.5 (2.3 to 5)	3.6 (2.4 to 5.1)	3.6 (2.4 to 5.1)	3.5 (2.3 to 5)	3.4 (2.2 to 4.8)	3.2 (2.1 to 4.5)	2.9 (1.9 to 4.1)	2.5 (1.6 to 3.5)	1.9 (1.2 to 2.7)	1.1 (0.7 to 1.6)	0.5 (0.3 to 0.7)	201 (201 to 201)
Extensively drug-resistant tuberculosis	(0 to 0)	(0 to 0)	0.3 (0.1 to 0.5)	0.6 (0.3 to 1)	0.3 (0.2 to 0.5)	0.3 (0.2 to 0.5)	0.9 (0.6 to 1.3)	1.6 (1.1 to 2.3)	2.4 (1.7 to 3.4)	2.7 (1.9 to 3.8)	2.9 (2.1 to 4.1)	3.1 (2.2 to 4.3)	3.2 (2.3 to 4.4)	3.2 (2.3 to 4.4)	3.1 (2.2 to 4.3)	3 (2.1 to 4.1)	2.8 (2 to 3.9)	2.6 (1.8 to 3.6)	2.3 (1.6 to 3.2)	2 (1.4 to 2.7)	1.5 (1 to 2.1)	0.9 (0.6 to 1.2)	0.4 (0.2 to 0.5)	31.7 (31.7 to 31.7)
Lower respiratory infections	4,090 (3,200 to 5,060)	3,230 (2,520 to 3,990)	13,900 (11,000 to 17,300)	6,690 (5,250 to 8,290)	1,990 (1,540 to 2,470)	1,010 (780 to 1,260)	1,840 (1,420 to 2,290)	2,760 (2,130 to 3,420)	2,950 (2,280 to 3,660)	3,330 (2,570 to 4,130)	3,670 (2,830 to 4,560)	3,810 (2,940 to 4,730)	3,800 (2,930 to 4,720)	3,640 (2,810 to 4,520)	3,360 (2,590 to 4,180)	3,040 (2,350 to 3,780)	2,760 (2,130 to 3,430)	2,560 (1,980 to 3,180)	2,020 (1,560 to 2,510)	1,490 (1,150 to 1,850)	1,040 (803 to 1,290)	597 (461 to 741)	289 (223 to 359)	77,000 (77,000 to 77,000)
Upper respiratory infections	(10.1 to 97.6)	(32.6 to 99.3)	362 (334 to 389)	250 (189 to 1,040)	201 (147 to 1,290)	110 (386 to 1,300)	301 (386 to 1,300)	202 (376 to 1,160)	151 (337 to 996)	163 (292 to 842)	342 (269 to 857)	372 (247 to 909)	385 (216 to 899)	346 (161 to 902)	316 (163 to 917)	286 (156 to 926)	253 (173 to 1,214)	222 (132 to 971)	180 (82.2 to 1,106)	135 (19.2 to 1,106)	91.2 (9.9 to 233)	53.2 (4.6 to 170)	25.8 (1.7 to 91.7)	6,430 (6,430 to 6,430)
Otitis media	(0.1 to 0.2)	(0 to 0.2)	127 (22.6 to 76.4)	(22 to 34.4)	492 (232 to 819)	369 (166 to 603)	247 (162 to 514)	207 (134 to 301)	159 (72.6 to 331)	127 (52.7 to 267)	104 (45 to 222)	87 (37 to 183)	73 (30.6 to 153)	59 (24.6 to 123)	79.6 (32.3 to 139)	104 (39 to 193)	111 (38.6 to 211)	77 (26.1 to 147)	115 (39.6 to 220)	116 (38.6 to 221)	89.4 (29.4 to 171)	37.7 (12.4 to 72.1)	11.6 (3.8 to 22.1)	2,710 (2,710 to 2,710)
Sinusitis	191 (61.6 to 228)	4,410 (1,090 to 4,740)	3,230 (2,260 to 7,470)	1,770 (1,330 to 2,360)	1,020 (760 to 1,360)	1,110 (832 to 1,560)	1,660 (1,260 to 2,160)	1,660 (1,260 to 2,160)	1,470 (1,110 to 1,900)	1,340 (1,010 to 1,730)	1,260 (947 to 1,620)	1,200 (903 to 1,540)	1,140 (857 to 1,460)	1,060 (797 to 1,360)	980 (737 to 1,260)	890 (669 to 1,140)	800 (602 to 1,030)	708 (532 to 911)	611 (459 to 786)	506 (380 to 651)	396 (297 to 510)	283 (212 to 364)	169 (127 to 218)	67 (50 to 86)	37,000 (37,000 to 37,000)
Pharyngitis	(0 to 0)	(0 to 0)	(0 to 0)	(0 to 0)	(0 to 0)	(0 to 0)	(0 to 0)	(0 to 0)	(0 to 0)	(0 to 0)	(0 to 0)	(0 to 0)	(0 to 0)	(0 to 0)	(0 to 0)	(0 to 0)	(0 to 0)	(0 to 0)	(0 to 0)	(0 to 0)	(0 to 0)	(0 to 0)	(0 to 0)	(0 to 0)	(0 to 0)
Laryngitis	(0 to 0)	(0 to 0)	(0 to 0)	(0 to 0)	(0 to 0)	(0 to 0)	(0 to 0)	(0 to 0)	(0 to 0)	(0 to 0)	(0 to 0)	(0 to 0)	(0 to 0)	(0 to 0)	(0 to 0)	(0 to 0)	(0 to 0)	(0 to 0)	(0 to 0)	(0 to 0)	(0 to 0)	(0 to 0)	(0 to 0)	(0 to 0)	(0 to 0)
Chagas disease	(0 to 0)	(0 to 0)	0.1 (0.1 to 0.2)	1.4 (0.9 to 2.1)	7.7 (4.9 to 11.5)	19.1 (12.1 to 28.3)	24.4 (15.4 to 36.1)	29.9 (18.9 to 44.3)	31.6 (20.1 to 46.9)	43.7 (27.5 to 64.2)	60.8 (38.3 to 90.5)	63.6 (39.9 to 93.9)	71.6 (45.1 to 105)	72.8 (45.7 to 110)	71.1 (43.1 to 108)	72.5 (43.9 to 110)	62.6 (37.7 to 96.4)	64.9 (38.9 to 100)	51.6 (30.6 to 80.4)	39.6 (22.2 to 62.8)	25.9 (14.2 to 41)	10.9 (5.7 to 17.6)	7.2 (3.6 to 12.7)	2.6 (0.9 to 5.2)	742 (742 to 742)
Leishmaniasis	(0 to 0)	(0 to 0)	(0 to 0)	(0 to 0)	(0 to 0)	(0 to 0)	(0 to 0)	(0 to 0)	(0 to 0)	(0 to 0)	(0 to 0)	(0 to 0)	(0 to 0)	(0 to 0)	(0 to 0)	(0 to 0)	(0 to 0)	(0 to 0)	(0 to 0)	(0 to 0)	(0 to 0)	(0 to 0)	(0 to 0)	(0 to 0)	(0 to 0)
Visceral leishmaniasis	(0 to 0)	(0 to 0)	(0 to 0)	(0 to 0)	(0 to 0)	(0 to 0)	(0 to 0)	(0 to 0)	(0 to 0)	(0 to 0)	(0 to 0)	(0 to 0)	(0 to 0)	(0 to 0)	(0 to 0)	(0 to 0)	(0 to 0)	(0 to 0)	(0 to 0)	(0 to 0)	(0 to 0)	(0 to 0)	(0 to 0)	(0 to 0)	(0 to 0)
Cutaneous and mucocutaneous leishmaniasis	(0 to 0)	(0 to 0)	(0 to 0)	(0 to 0)	(0 to 0.1)	(0 to 0)	(0 to 0)	(0 to 0)	(0 to 0)	(0 to 0)	(0 to 0)	(0 to 0)	(0 to 0)	(0 to 0)	(0 to 0)	(0 to 0)	(0 to 0)	(0 to 0)	(0 to 0)	(0 to 0)	(0 to 0)	(0 to 0)	(0 to 0)	(0 to 0)	0.1
African trypanosomiasis	(0 to 0)	(0 to 0)	(0 to 0)	(0 to 0)	(0 to 0)	(0 to 0)	(0 to 0)	(0 to 0)	(0 to 0)	(0 to 0)	(0 to 0)	(0 to 0)	(0 to 0)	(0 to 0)	(0 to 0)	(0 to 0)	(0 to 0)	(0 to 0)	(0 to 0)	(0 to 0)	(0 to 0)	(0 to 0)	(0 to 0)	(0 to 0)	(0 to 0)
Schistosomiasis	(0 to 0)	(0 to 0)	(0 to 0)	(0 to 0)	(0 to 0)	(0 to 0)	(0 to 0)	(0 to 0)	(0 to 0)	(0 to 0)	(0 to 0)	(0 to 0)	(0 to 0)	(0 to 0)	(0 to 0)	(0 to 0)	(0 to 0)	(0 to 0)	(0 to 0)	(0 to 0)	(0 to 0)	(0 to 0)	(0 to 0)	(0 to 0)	(0 to 0)
Cysticercosis	(0 to 0)	(0 to 0)	0.3 (0 to 1.3)	2.4 (0.7 to 7.8)	10.7 (3.7 to 36.4)	52.5 (18.2 to 133)	170 (59.5 to 372)	269 (97.5 to 556)	330 (120 to 706)	378 (131 to 792)	363 (129 to 762)	370 (131 to 778)	376 (134 to 786)	426 (152 to 879)	466 (164 to 960)	491 (169 to 994)	527 (183 to 1,068)	549 (179 to 1,098)	568 (179 to 1,140)	553 (168 to 1,140)	463 (137 to 1,140)	263 (78.9 to 1,140)	169 (50.9 to 1,140)	89.1 (22.6 to 1,140)	33.2 (7.2 to 1,140)	6,810 (6,810 to 6,810)
Cystic echinococcosis	(0 to 0)	(0 to 0)	0.2 (0.1 to 0.3)	0.2 (0.1 to 0.3)	0.2 (0.1 to 0.3)	0.2 (0.1 to 0.3)	0.4 (0.3 to 0.6)	0.6 (0.4 to 0.8)	0.6 (0.4 to 0.8)	0.6 (0.4 to 0.8)	0.5 (0.3 to 0.7)	0.4 (0.3 to 0.6)	0.4 (0.3 to 0.6)	0.4 (0.3 to 0.7)	0.3 (0.2 to 0.6)	0.3 (0.2 to 0.5)	0.2 (0.1 to 0.4)	0.2 (0.1 to 0.3)	0.1 (0.1 to 0.3)	0.1 (0 to 0.2)	0.1 (0 to 0.1)	0 (0 to 0.1)	0 (0 to 0)	9
Lymphatic filariasis	(0 to 0)	(0 to 0)	(0 to 0)	(0 to 0)	(0 to 0)	(0 to 0)	(0 to 0)	(0 to 0)	(0 to 0)	(0 to 0)	(0 to 0)	(0 to 0)	(0 to 0)	(0 to 0)	(0 to 0)	(0 to 0)	(0 to 0)	(0 to 0)	(0 to 0)	(0 to 0)	(0 to 0)	(0 to 0)	(0 to 0)	(0 to 0)	(0 to 0)
Onchocerciasis	(0 to 0)	(0 to 0)	(0 to 0)	(0 to 0)	(0 to 0)	(0 to 0)	(0 to 0)	(0 to 0)	(0 to 0)	(0 to 0)	(0 to 0)	(0 to 0)	(0 to 0)	(0 to 0)	(0 to 0)	(0 to 0)	(0 to 0)	(0 to 0)	(0 to 0)	(0 to 0)	(0 to 0)	(0 to 0)	(0 to 0)	(0 to 0)	(0 to 0)
Trachoma	(0 to 0)	(0 to 0)	(0 to 0)	(0 to 0)	(0 to 0)	(0 to 0)	(0 to 0)	(0 to 0)	(0 to 0)	(0 to 0)	(0 to 0)	(0 to 0)	(0 to 0)	(0 to 0)	(0 to 0)	(0 to 0)	(0 to 0)	(0 to 0)	(0 to 0)	(0 to 0)	(0 to 0)	(0 to 0)	(0 to 0)	(0 to 0)	(0 to 0)
Dengue	(0 to 0)	(0 to 0)	2.9 (0.7 to 6.5)	10.9 (2.6 to 24.5)	6.2 (1.5 to 14)	6.9 (1.6 to 15.6)	7.1 (1.7 to 16)	7.2 (1.7 to 16.1)	7.1 (1.7 to 16)	7.1 (1.7 to 16)	7.1 (1.7 to 16)	7.1 (1.7 to 16)	7.1 (1.7 to 16)	7.1 (1.7 to 16)	7.1 (1.7 to 16)	7.1 (1.7 to 16)	7.1 (1.7 to 16)	7.1 (1.7 to 16)	7.1 (1.7 to 16)	7.1 (1.7 to 16)	7.1 (1.7 to 16)	7.1 (1.7 to 16)	7.1 (1.7 to 16)	7.1 (1.7 to 16)
Yellow fever	(0 to 0)	(0 to 0)	(0 to 0)	(0 to 0)	(0 to 0)	(0 to 0)	(0 to 0)	(0 to 0)	(0 to 0)	(0 to 0)	(0 to 0)	(0 to 0)	(0 to 0)	(0 to 0)	(0 to 0)	(0 to 0)	(0 to 0)	(0 to 0)	(0 to 0)	(0 to 0)	(0 to 0)	(0 to 0)	(0 to 0)	(0 to 0)	(0 to 0)
Rabies	(0 to 0)	(0 to 0)	0.1 (0 to 0.2)	0.2 (0.1 to 0.4)	0.2 (0.1 to 0.4)	0.2 (0.1 to 0.4)	0.2 (0.1 to 0.4)	0.2 (0.1 to 0.4)	0.1 (0.1 to 0.3)	0.1 (0.1 to 0.3)	0.1 (0.1 to 0.3)	0.1 (0.1 to 0.3)	0.1 (0.1 to 0.3)	0.1 (0.1 to 0.3)	0.1 (0.1 to 0.3)	0.1 (0.1 to 0.3)	0.1 (0.1 to 0.3)	0.1 (0.1 to 0.3)	0.1 (0.1 to 0.3)	0.1 (0.1 to 0.3)	0.1 (0.1 to 0.3)	0.1 (0.1 to 0.3)	0.1 (0.1 to 0.3)	1.1 (1.1 to 1.1)
Intestinal nematode infections	(0 to 0)	(0 to 0)	7.6 (4.6 to 11.7)	(96 to 2.2)	213 (129 to 329)	158 (96 to 244)	102 (62 to 157)	74.2 (45 to 114)	64.9 (39.4 to 99.8)	66.8 (40.5 to 102)	69.1 (41.9 to 106)	69.7 (42.2 to 107)	69.2 (41.9 to 106)	67.7 (41 to 104)	65.2 (39.5 to 100)	62.4 (37.8 to 96.1)	58.8 (35.6 to 90.4)	54.9 (33.2 to 84.4)	50.2 (30.3 to 77.1)	44.4 (26.8 to 68.2)	37.4 (22.6 to 57.4)	28.6 (17.3 to 43.9)	18.4 (11.1 to 28.2)	8.6 (5.2 to 13.2)	976 (976 to 976)
Ascariasis	(0 to 0)	(0 to 0)	(0 to 2.9)	564 (21.6 to 1.7)	1,020 (39.9 to 2.7)	1,020 (41.3 to 2.7)	1,020 (41.9 to 2.7)	1,020 (42 to 2.7)	1,020 (41.9 to 2.7)	1,020 (41.9 to 2.7)	1,020 (41.9 to 2.7)	1,020 (41.9 to 2.7)	1,020 (41.9 to 2.7)	1,020 (41.9 to 2.7)	1,020 (41.9 to 2.7)	1,020 (41.9 to 2.7)	1,020 (41.9 to 2.7)	1,020 (41.9 to 2.7)	1,020 (41.9 to 2.7)	1,020 (41.9 to 2.7)	1,020 (41.9 to 2.7)	1,020 (41.9 to 2.7)	1,020 (41.9 to 2.7)	1,020 (41.9 to 2.7)
Trichuriasis	(0 to 0)	(0 to 0)	(0 to 0)	1,020 (39.9 to 2.7)	1,020 (41.3 to 2.7)	1,020 (41.9 to 2.7)	1,020 (42 to 2.7)	1,020 (41.9 to 2.7)	1,020 (41.9 to 2.7)	1,020 (41.9 to 2.7)	1,020 (41.9 to 2.7)	1,020 (41.9 to 2.7)	1,020 (41.9 to 2.7)	1,020 (41.9 to 2.7)	1,020 (41.9 to 2.7)	1,020 (41.9 to 2.7)	1,020 (41.9 to 2.7)	1,020 (41.9 to 2.7)	1,020 (41.9 to 2.7)	1,020 (41.9 to 2.7)	1,020 (41.9 to 2.7)	1,020 (41.9 to 2.7)	1,020 (41.9 to 2.7)	1,020 (41.9 to 2.7)
Hookworm disease	(0 to 0)	(0 to 0)	0.6 (0.2 to 1)	12.9 (4.1 to 29.1)	7.7 (2.5 to 17.3)	7.7 (2.5 to 17.3)	7.7 (2.5 to 17.3





SR Table 2a. Michoacán de Ocampo DALYS by cause and age across for males with 95% uncertainty intervals, 2019

Cause	Early Neonatal	Late Neonatal	Post Neonatal	1 to 4	5 to 9	10 to 14	15 to 19	20 to 24	25 to 29	30 to 34	35 to 39	40 to 44	45 to 49	50 to 54	55 to 59	60 to 64	65 to 69	70 to 74	75 to 79	80 to 84	85 to 89	90 to 94	95 plus	Total
All causes	15,139 (9,799 to 21,466)	5,917 (3,300 to 7,910)	16,588 (10,458 to 23,900)	13,498 (11,656 to 16,260)	11,668 (9,600 to 14,430)	14,809 (12,193 to 17,900)	21,709 (18,760 to 25,300)	24,900 (21,770 to 30,300)	28,000 (24,100 to 32,600)	29,700 (25,900 to 34,600)	28,000 (24,200 to 32,900)	28,800 (25,800 to 32,100)	29,900 (26,900 to 33,600)	29,800 (26,400 to 33,600)	28,700 (25,200 to 32,900)	28,900 (25,100 to 32,900)	28,900 (25,200 to 32,900)	27,000 (23,900 to 31,400)	21,600 (18,300 to 25,900)	14,900 (11,900 to 18,900)	9,000 (7,070 to 12,000)	4,980 (3,100 to 7,380)	714,000
Communicable, maternal, neonatal, and nutritional diseases	10,700 (6,320 to 15,900)	4,960 (2,960 to 5,980)	7,490 (4,660 to 11,300)	6,060 (5,190 to 7,060)	2,620 (1,910 to 3,700)	1,890 (1,460 to 2,440)	1,690 (1,370 to 2,090)	2,020 (1,670 to 2,620)	2,490 (2,110 to 3,050)	2,640 (2,200 to 3,290)	2,600 (2,200 to 3,150)	2,460 (2,080 to 2,980)	2,260 (1,880 to 2,820)	2,020 (1,600 to 2,520)	1,800 (1,420 to 2,260)	1,600 (1,260 to 2,060)	1,460 (1,170 to 1,900)	1,200 (900 to 1,660)	1,140 (864 to 1,640)	894 (636 to 1,370)	629 (399 to 993)	395 (230 to 639)	66,400
HIV/AIDS and sexually transmitted infections	0.7 (0.4 to 1.1)	0.6 (0.3 to 0.9)	74.7 (47.3 to 99.4)	64.9 (39.2 to 94)	(36.1 to 52.2)	39.6 (26.6 to 61.1)	89.7 (66.7 to 161)	319 (264 to 391)	663 (537 to 796)	760 (663 to 921)	707 (592 to 839)	617 (507 to 746)	626 (505 to 762)	520 (420 to 632)	438 (354 to 536)	363 (292 to 444)	306 (247 to 374)	268 (216 to 328)	196 (147 to 254)	118 (77 to 177)	61 (27 to 112)	26 (9 to 59)	6,430
HIV/AIDS	0 (0 to 0)	0 (0 to 0)	74 (46.9 to 98.6)	64.9 (39.2 to 94)	43.4 (26.1 to 62.1)	39.6 (26.6 to 61.1)	89.4 (66.3 to 160)	319 (264 to 391)	662 (536 to 795)	759 (662 to 921)	707 (592 to 839)	616 (506 to 746)	626 (505 to 762)	520 (420 to 632)	438 (354 to 536)	363 (292 to 444)	306 (247 to 374)	268 (216 to 328)	196 (147 to 254)	118 (77 to 177)	61 (27 to 112)	26 (9 to 59)	6,420
HIV/AIDS - Drug-susceptible Tuberculosis	0 (0 to 0)	0 (0 to 0)	4.9 (2.1 to 8.6)	3.7 (1.6 to 6.7)	7 (3.1 to 13)	2.3 (0.9 to 4.5)	4.9 (2.1 to 8.6)	20.9 (9.1 to 36.2)	43.6 (19.2 to 75.3)	51.1 (22.7 to 88.1)	47.5 (21.2 to 82.2)	34.5 (15.5 to 59.5)	33.3 (15.2 to 57.1)	19.7 (9.1 to 33.8)	10.2 (4.7 to 17.4)	6.4 (2.9 to 10.9)	4.6 (2.1 to 7.8)	3.1 (1.4 to 5.3)	1.9 (0.9 to 3.2)	0.8 (0.4 to 1.4)	0.3 (0.1 to 0.6)	0.1 (0 to 0.2)	282
HIV/AIDS - Multidrug-resistant Tuberculosis without extensive	0 (0 to 0)	0 (0 to 0)	0.4 (0.1 to 1.7)	0.3 (0.1 to 1.3)	0.2 (0 to 0.9)	0.2 (0 to 0.9)	0.4 (0.1 to 1.6)	1.6 (0.5 to 6.9)	3.5 (0.9 to 14.2)	4.1 (0.9 to 17.1)	3.8 (0.9 to 15.7)	2.8 (0.7 to 11.5)	2.7 (0.7 to 11.2)	1.6 (0.4 to 6.5)	0.8 (0.2 to 3.1)	0.5 (0.1 to 2.1)	0.4 (0.1 to 1.6)	0.2 (0 to 1.1)	0.2 (0 to 0.8)	0.1 (0 to 0.5)	0 (0 to 0.2)	0 (0 to 0.1)	21.9
HIV/AIDS - Extensively drug-resistant Tuberculosis	0 (0 to 0)	0 (0 to 0.3)	0 (0 to 0.3)	0 (0 to 0.2)	0 (0 to 0.2)	0 (0 to 0.1)	0 (0 to 0.1)	0 (0 to 0.2)	0 (0 to 0.3)	0 (0 to 0.3)	0 (0 to 0.3)	0 (0 to 0.3)	0 (0 to 0.3)	0 (0 to 0.2)	0 (0 to 0.2)	0 (0 to 0.2)	0 (0 to 0.2)	0 (0 to 0.2)	0 (0 to 0.1)	0 (0 to 0.1)	0 (0 to 0.1)	0 (0 to 0)	0 (0 to 0)	3.9
HIV/AIDS resulting in other diseases	0 (0 to 0)	0 (0 to 0)	0.3 (0.1 to 0.7)	0.2 (0.1 to 0.5)	0.2 (0.1 to 0.4)	0.1 (0 to 0.3)	0.3 (0.1 to 0.7)	1.4 (0.5 to 3.5)	3.1 (1.1 to 7.5)	3.8 (1.4 to 9.1)	3.5 (1.3 to 8.4)	2.6 (1 to 6.2)	2.5 (0.9 to 6)	1.5 (0.6 to 3.6)	0.8 (0.3 to 1.9)	0.5 (0.2 to 1.2)	0.3 (0.1 to 0.8)	0.2 (0.1 to 0.5)	0.1 (0 to 0.3)	0.1 (0 to 0.2)	0 (0 to 0.1)	0 (0 to 0)	0 (0 to 0)	19.9
Sexually transmitted infections excluding HIV	0.7 (0.4 to 1.1)	0.6 (0.3 to 0.9)	0.6 (0.3 to 1.6)	0.1 (0 to 0.2)	0.2 (0.1 to 0.5)	0.2 (0.1 to 0.5)	0.6 (0.2 to 1.1)	0.7 (0.2 to 1.7)	0.8 (0.3 to 1.9)	1.1 (0.4 to 2.6)	1.1 (0.5 to 2.6)	1.1 (0.5 to 2.6)	1.1 (0.5 to 2.6)	1 (0.5 to 2.5)	0.9 (0.4 to 2.2)	0.8 (0.4 to 2)	0.7 (0.3 to 1.8)	0.6 (0.3 to 1.5)	0.5 (0.2 to 1.2)	0.3 (0.1 to 0.8)	0.2 (0.1 to 0.5)	0.1 (0 to 0.3)	0.1 (0 to 0.2)	13.9
Syphilis	0 (0 to 0)	0 (0 to 0)	0 (0 to 0)





SR Table 2a. Armenia DALYS by cause and sex group for males with 95% uncertainty intervals, 2019

Cause	Early Neonatal	Late Neonatal	Post-Neonatal	1 to 4	5 to 9	10 to 14	15 to 19	20 to 24	25 to 29	30 to 34	35 to 39	40 to 44	45 to 49	50 to 54	55 to 59	60 to 64	65 to 69	70 to 74	75 to 79	80 to 84	85 to 89	90 to 94	95 plus	Total
All causes	6,630 (5,260 to 8,200)	4,310 (3,350 to 5,650)	6,190 (4,970 to 7,490)	13,100 (8,190 to 13,300)	5,170 (4,140 to 6,350)	4,080 (3,260 to 5,060)	6,270 (5,060 to 7,610)	11,200 (9,410 to 13,300)	16,700 (13,900 to 19,600)	19,200 (16,300 to 22,500)	20,800 (17,900 to 24,200)	23,100 (19,900 to 26,500)	23,200 (20,000 to 26,900)	23,800 (20,400 to 27,500)	23,900 (20,400 to 27,900)	24,000 (20,400 to 28,000)	21,200 (17,900 to 24,900)	17,700 (14,600 to 21,100)	14,400 (11,700 to 18,300)	9,070 (7,010 to 11,900)	760 (710 to 880)	486,000
Communicable, maternal, neonatal, and nutritional diseases	4,640 (3,190 to 6,190)	2,960 (2,000 to 4,170)	3,640 (2,900 to 4,660)	3,800 (2,960 to 4,880)	1,670 (1,220 to 2,110)	1,140 (820 to 1,610)	972 (683 to 1,330)	1,200 (771 to 1,760)	1,380 (1,060 to 1,760)	1,640 (1,320 to 2,060)	1,640 (1,320 to 2,060)	1,480 (1,220 to 1,860)	1,290 (999 to 1,690)	1,290 (1,010 to 1,660)	1,290 (1,030 to 1,650)	1,490 (1,170 to 1,920)	1,090 (852 to 1,420)	739 (562 to 959)	507 (378 to 693)	463 (357 to 630)	341 (264 to 433)	164 (111 to 246)	39 (14.1 to 26.6)	39,100
HIV/AIDS and sexually transmitted infections	0 (0 to 0)	0 (0 to 0)	2.6 (2.4 to 3.3)	3.4 (3 to 4)	3.9 (3 to 5)	2.9 (1.9 to 4.5)	12 (9 to 22.6)	28.6 (19.5 to 42.6)	60.7 (39.1 to 94)	176 (107 to 310)	186 (107 to 318)	186 (107 to 317)	176 (97.4 to 301)	161 (87.1 to 277)	128 (68.3 to 222)	95.8 (49.2 to 169)	70.3 (34.3 to 126)	46 (21.2 to 84.1)	27.7 (12.3 to 51.7)	16 (6.8 to 31.2)	6.6 (2.2 to 14.1)	0.2 (0.1 to 0.5)	1,607
HIV/AIDS	0 (0 to 0)	0 (0 to 0)	2.6 (2.4 to 3.3)	3.4 (3 to 4)	3.9 (3 to 5)	2.9 (1.9 to 4.5)	12 (9 to 22.6)	28.6 (19.5 to 42.6)	60.7 (39.1 to 94)	176 (107 to 310)	186 (107 to 318)	186 (107 to 317)	176 (97.4 to 301)	161 (87.1 to 277)	128 (68.3 to 222)	95.8 (49.2 to 169)	70.3 (34.3 to 126)	46 (21.2 to 84.1)	27.7 (12.3 to 51.7)	16 (6.8 to 31.2)	6.6 (2.2 to 14.1)	0.2 (0.1 to 0.5)	805
HIV/AIDS - Drug-susceptible Tuberculosis	0 (0 to 0)	0 (0 to 0)	0.4 (0.3 to 0.5)	0.4 (0.3 to 0.5)	0.7 (0.4 to 1.2)	0.5 (0.3 to 0.9)	2.4 (1.5 to 4.2)	7.1 (4.4 to 11.6)	16.4 (9.7 to 28.1)	49.3 (27.8 to 87.2)	52 (28.8 to 92.2)	52.6 (28.8 to 93.2)	49.7 (25.9 to 89.1)	45.5 (22.5 to 81.5)	36.2 (16.9 to 66.3)	27.1 (11.9 to 50.1)	19.9 (8.4 to 37.5)	13 (5.1 to 24.9)	7.8 (2.7 to 15.8)	4.7 (1.6 to 9.8)	1.9 (0.6 to 4.2)	0.1 (0 to 0.1)	197
HIV/AIDS - Multidrug-resistant Tuberculosis without extensive	0 (0 to 0)	0 (0 to 0)	0.2 (0.1 to 0.4)	0.2 (0.1 to 0.4)	0.3 (0.2 to 0.5)	0.2 (0.1 to 0.4)	0.8 (0.4 to 2.1)	2.2 (0.9 to 5.2)	5.4 (2.1 to 12.3)	16.9 (6.5 to 39.4)	17.8 (6.8 to 39.7)	17.9 (6.8 to 39.9)	16.9 (6.4 to 38.1)	15.5 (5.9 to 34.7)	12.3 (4.6 to 27.5)	9.2 (3.4 to 20.5)	6.7 (2.4 to 14.8)	4.4 (1.5 to 9.6)	2.6 (0.9 to 5.7)	1.6 (0.5 to 3.5)	0.6 (0.2 to 1.4)	0 (0 to 0)	67.1
HIV/AIDS - Extensively drug-resistant Tuberculosis	0 (0 to 0)	0 (0 to 0)	0 (0 to 0)	0 (0 to 0)	0 (0 to 0)	0 (0 to 0)	0.1 (0 to 0.2)	0.1 (0 to 0.2)	0.1 (0 to 0.3)	0.4 (0.2 to 0.9)	0.4 (0.2 to 0.9)	0.4 (0.2 to 0.9)	0.4 (0.2 to 0.9)	0.3 (0.1 to 0.8)	0.3 (0.1 to 0.7)	0.2 (0.1 to 0.6)	0.2 (0.1 to 0.5)	0.1 (0 to 0.3)	0.1 (0 to 0.3)	0 (0 to 0.2)	0 (0 to 0.1)	0 (0 to 0)	0 (0 to 0)	2.3
HIV/AIDS resulting in other diseases	0 (0 to 0)	0 (0 to 0)	0 (1.6 to 2.3)	0 (0.6 to 3.1)	0 (1.6 to 3.1)	0 (0.4 to 0.8)	1.8 (1.3 to 2.4)	19 (12.9 to 26.9)	43.3 (28.1 to 64.1)	125 (77.5 to 191)	132 (79.6 to 193)	132 (79.6 to 192)	125 (72.1 to 183)	114 (64.6 to 167)	90.5 (49.9 to 136)	67.8 (34.7 to 103)	49.8 (23.9 to 78.1)	32.5 (14.7 to 54.1)	19.6 (8.1 to 36.1)	11.6 (4.1 to 23.1)	4.7 (1.5 to 10.1)	0.2 (0.1 to 0.4)	494
Sexually transmitted infections excluding HIV	0 (0 to 0)	0 (0 to 0)	0 (0 to 0)	0 (0 to 0)	0 (0 to 0)	0 (0 to 0)	0.1 (0 to 0.3)	0.2 (0 to 0.5)	0.2 (0 to 0.5)	0.2 (0 to 0.5)	0.2 (0 to 0.5)	0.2 (0 to 0.5)	0.2 (0 to 0.5)	0.2 (0 to 0.5)	0.2 (0 to 0.5)	0.2 (0 to 0.5)	0.2 (0 to 0.5)	0.2 (0 to 0.5)	0.2 (0 to 0.5)	0.2 (0 to 0.5)	0.1 (0 to 0.4)	0 (0 to 0.1)	1.7
Syphilis	0 (0 to 0)	0 (0 to 0)	0 (0 to 0)	0 (0 to 0)	0 (0 to 0)	0 (0 to 0)	0.1 (0 to 0.3)	0.2 (0 to 0.5)	0.2 (0 to 0.5)	0.2 (0 to 0.5)	0.2 (0 to 0.5)	0.2 (0 to 0.5)	0.2 (0 to 0.5)	0.2 (0 to 0.5)	0.2 (0 to 0.5)	0.2 (0 to 0.5)	0.2 (0 to 0.5)	0.2 (0 to 0.5)	0.2 (0 to 0.5)	0.2 (0 to 0.5)	0.1 (0 to 0.4)	0 (0 to 0.1)	2.4
Chlamydial infection	0 (0 to 0)	0 (0 to 0)	0 (0 to 0)	0 (0 to 0)	0 (0 to 0)	0 (0 to 0)	0.6 (0.3 to 1.2)	2.8 (1.6 to 4.9)	6.3 (3.6 to 10.8)	7.3 (4.1 to 12.5)	6.6 (3.8 to 11.2)	5.8 (3.4 to 9.7)	5.3 (3.1 to 8.8)	4.1 (2.4 to 6.7)	3.4 (2.1 to 5.5)	2.6 (1.6 to 4.1)	2.1 (1.3 to 3.3)	1.6 (0.9 to 2.5)	1.1 (0.6 to 1.8)	0.7 (0.4 to 1.2)	0.3 (0.1 to 0.6)	0 (0 to 0)	39.3
Gonococcal infection	0 (0 to 0)	0 (0 to 0)	0 (0 to 0)	0 (0 to 0)	0 (0 to 0)	0 (0 to 0)	0.7 (0.4 to 1.4)	4 (2.6 to 6.2)	8.7 (5.6 to 13.1)	10 (6.4 to 15.4)	9.1 (5.8 to 14.1)	8 (5.1 to 12.4)	7.3 (4.6 to 11.4)	5.7 (3.6 to 8.9)	4.7 (3 to 7.3)	3.6 (2.3 to 5.6)	2.9 (1.8 to 4.5)	2.2 (1.4 to 3.4)	1.5 (0.9 to 2.4)	1 (0.6 to 1.6)	0.4 (0.2 to 0.8)	0 (0 to 0)	24.6
Trichomoniasis	0 (0 to 0)	0 (0 to 0)	0 (0 to 0)	0 (0 to 0)	0 (0 to 0)	0 (0 to 0)	0.1 (0 to 0.2)	0.3 (0.1 to 0.6)	0.6 (0.3 to 1.2)	0.8 (0.4 to 1.5)	0.8 (0.4 to 1.5)	0.8 (0.4 to 1.5)	0.7 (0.4 to 1.4)	0.6 (0.3 to 1.2)	0.5 (0.3 to 1)	0.4 (0.2 to 0.8)	0.3 (0.2 to 0.6)	0.2 (0.1 to 0.5)	0.2 (0.1 to 0.4)	0.1 (0 to 0.3)	0 (0 to 0.1)	0 (0 to 0)	5.1
Genital herpes	0 (0 to 0)	0 (0 to 0)	0 (0 to 0)	0 (0 to 0)	0 (0 to 0)	0 (0 to 0)	0.2 (0.1 to 0.4)	0.8 (0.5 to 1.4)	1.6 (0.9 to 2.7)	2.1 (1.1 to 3.7)	1.9 (1 to 3.3)	1.7 (0.9 to 3)	1.5 (0.8 to 2.6)	1.2 (0.6 to 2.1)	0.9 (0.5 to 1.7)	0.7 (0.3 to 1.4)	0.5 (0.2 to 1.1)	0.3 (0.1 to 0.8)	0.2 (0.1 to 0.5)	0.1 (0 to 0.3)	0 (0 to 0.1)	0 (0 to 0)	12.6
Other sexually transmitted infections	0 (0 to 0)	0 (0 to 0)	0 (0 to 0)	0 (0 to 0)	0 (0 to 0)	1.2 (0.4 to 2.6)	2.4 (1.3 to 3.9)	2.2 (1.2 to 10.6)	2.6 (1.4 to 3.5)	3.1 (1.7 to 4.3)	3.1 (1.7 to 4.3)	3.1 (1.7 to 4.3)	3.1 (1.7 to 4.3)	3.1 (1.7 to 4.3)	3.1 (1.7 to 4.3)	3.1 (1.7 to 4.3)	3.1 (1.7 to 4.3)	3.1 (1.7 to 4.3)	3.1 (1.7 to 4.3)	3.1 (1.7 to 4.3)	3.1 (1.7 to 4.3)	0 (0 to 0)	59.4
Respiratory infections and tuberculosis	239 (209 to 302)	729 (510 to 999)	2,390 (1,990 to 2,930)	1,490 (1,060 to 2,060)	237 (149 to 387)	237 (170 to 332)	298 (203 to 387)	554 (386 to 809)	1,020 (621 to 1,660)	1,240 (664 to 1,790)	1,440 (818 to 1,940)	1,660 (1,010 to 2,170)	1,660 (1,010 to 2,170)	1,660 (1,010 to 2,170)	1,660 (1,010 to 2,170)	1,660 (1,010 to 2,170)	1,660 (1,010 to 2,170)	1,660 (1,010 to 2,170)	1,660 (1,010 to 2,170)	1,660 (1,010 to 2,170)	1,660 (1,010 to 2,170)	1,660 (1,010 to 2,170)	14,700
Tuberculosis	0 (0 to 0)	0 (0 to 0)	0 (0.2 to 0.9)	0 (0 to 0)	0 (0 to 0)	0 (0 to 0)	0.1 (0 to 0.3)	1.4 (0.9 to 2.1)	3.3 (2.2 to 4.6)	5.3 (3.6 to 7.5)	6.6 (4.5 to 9.2)	8.1 (5.6 to 11.2)	9.4 (6.5 to 12.9)	10.5 (7.3 to 14.4)	11.3 (7.9 to 15.5)	11.9 (8.3 to 16.3)	12.3 (8.6 to 16.8)	12.6 (8.8 to 17.2)	12.8 (8.9 to 17.5)	12.9 (9 to 17.6)	13 (9.1 to 17.7)	13 (9.1 to 17.7)	220
Latent tuberculosis infection	0 (0 to 0)	0 (0 to 0)	0 (0 to 0)	0 (0 to 0)	0 (0 to 0)	0 (0 to 0)	0 (0 to 0)	0 (0 to 0)	0 (0 to 0)	0 (0 to 0)	0 (0 to 0)	0 (0 to 0)	0 (0 to 0)	0 (0 to 0)	0 (0 to 0)	0 (0 to 0)	0 (0 to 0)	0 (0 to 0)	0 (0 to 0)	0 (0 to 0)	0 (0 to 0)	0 (0 to 0)	0 (0 to 0)	0
Drug-susceptible Tuberculosis	0 (0 to 0)	0 (0 to 0)	0 (0.2 to 0.9)	0 (0 to 0)	0 (0 to 0)	0 (0 to 0)	0.1 (0 to 0.3)	1.4 (0.9 to 2.1)	3.3 (2.2 to 4.6)	5.3 (3.6 to 7.5)	6.6 (4.5 to 9.2)	8.1 (5.6 to 11.2)	9.4 (6.5 to 12.9)	10.5 (7.3 to 14.4)	11.3 (7.9 to 15.5)	11.9 (8.3 to 16.3)	12.3 (8.6 to 16.8)	12.6 (8.8 to 17.2)	12.8 (8.9 to 17.5)	12.9 (9 to 17.6)	13 (9.1 to 17.7)	13 (9.1 to 17.7)	220
Multidrug-resistant tuberculosis without extensive drug-resistar	0 (0 to 0)	0 (0 to 0)	0 (0 to 0)	0 (0 to 0)	0 (0 to 0)	0 (0 to 0)	0 (0 to 0)	0 (0 to 0)	0 (0 to 0)	0 (0 to 0)	0 (0 to 0)	0 (0 to 0)	0 (0 to 0)	0 (0 to 0)	0 (0 to 0)	0 (0 to 0)	0 (0 to 0)	0 (0 to 0)	0 (0 to 0)	0 (0 to 0)	0 (0 to 0)	0 (0 to 0)	0 (0 to 0)	0
Extensively drug-resistant tuberculosis	0 (0 to 0)	0 (0 to 0)	0 (0 to 0)	0 (0 to 0)	0 (0 to 0)	0 (0 to 0)	0 (0 to 0)	0 (0 to 0)	0 (0 to 0)	0 (0 to 0)	0 (0 to 0)	0 (0 to 0)	0 (0 to 0)	0 (0 to 0)	0 (0 to 0)	0 (0 to 0)	0 (0 to 0)	0 (0 to 0)	0 (0 to 0)	0 (0 to 0)	0 (0 to 0)	0 (0 to 0)	0 (0 to 0)	0
Lower respiratory infections	204 (205 to 302)	727 (509 to 997)	2,290 (1,990 to 2,740)	1,390 (1,060 to 2,040)	231 (149 to 386)	222 (169 to 330)	113 (79 to 162)	179 (111 to 268)	136 (81 to 197)	176 (98 to 258)	225 (132 to 328)	286 (168 to 418)	279 (164 to 408)	316 (186 to 461)	284 (167 to 415)	321 (189 to 469)	339 (200 to 495)	339 (200 to 495)	339 (200 to 495)	339 (200 to 495)	247 (146 to 361)	102 (61 to 149)	10,700
Upper respiratory infections	0 (0 to 0)	1.2 (0.8 to 1.7)	7.4 (5.1 to 10.2)	7.4 (5.1 to 10.2)	6.6 (4.5 to 9.1)	6.6 (4.5 to 9.1)	6.6 (4.5 to 9.1)	6.6 (4.5 to 9.1)	6.6 (4.5 to 9.1)	6.6 (4.5 to 9.1)	6.6 (4.5 to 9.1)	6.6 (4.5 to 9.1)	6.6 (4.5 to 9.1)	6.6 (4.5 to 9.1)	6.6 (4.5 to 9.1)	6.6 (4.5 to 9.1)	6.6 (4.5 to 9.1)	6.6 (4.5 to 9.1)	6.6 (4.5 to 9.1)	6.6 (4.5 to 9.1)	6.6 (4.5 to 9.1)	0 (0 to 0)	1,113
Otitis media	0.1 (0 to 0)	0.1 (0 to 0.1)	0.2 (0.1 to 0.4)	0.2 (0 to 0.5)	0.2 (0 to 0.5)	0.2 (0 to 0.5)	0.2 (0 to 0.5)	0.2 (0 to 0.5)	0.2 (0 to 0.5)	0.2 (0 to 0.5)	0.2 (0 to 0.5)	0.2 (0 to 0.5)	0.2 (0 to 0.5)	0.2 (0 to 0.5)	0.2 (0 to 0.5)	0.2 (0 to 0.5)	0.2 (0 to 0.5)	0.2 (0 to 0.5)	0.2 (0 to 0.5)	0.2 (0 to 0.5)	0.2 (0 to 0.5)	0.2 (0 to 0.5)	0
Pneumonia	204 (204 to 302)	727 (509 to 997)	2,290 (1,990 to 2,740)	1,390 (1,060 to 2,040)	224 (144 to 374)	215 (164 to 320)	106 (74 to 152)	172 (107 to 258)	129 (77 to 187)	170 (94 to 249)	218 (127 to 318)	279 (164 to 408)	272 (159 to 398)	308 (180 to 450)	277 (163 to 405)	313 (184 to 458)	331 (195 to 484)	331 (195 to 484)	331 (195 to 484)	331 (195 to 484)	241 (142 to 353)	100 (59 to 146)	10,400
Respiratory infections and tuberculosis	0 (0 to 0)	0 (0 to 0)	0 (0 to 0)	0 (0 to 0)	0 (0 to 0)	0 (0 to 0)	0 (0 to 0)	0 (0 to 0)	0 (0 to 0)	0 (0 to 0)	0 (0 to 0)	0 (0 to 0)	0 (0 to 0)	0 (0 to 0)	0 (0 to 0)	0 (0 to 0)	0 (0 to 0)	0 (0 to 0)	0 (0 to 0)	0 (0 to 0)	0 (0 to 0)	0 (0 to 0)	0 (0 to 0)	0
Otitis media	0.1 (0 to 0)	0.1 (0 to 0.1)	0.2 (0 to 0.4)	0.2 (0 to 0.5)	0.2 (0 to 0.5)	0.2 (0 to 0.5)	0.2 (0 to 0.5)	0.2 (0 to 0.5)	0.2 (0 to 0.5)	0.2 (0 to 0.5)	0.2 (0 to 0.5)	0.2 (0 to 0.5)	0.2 (0 to 0.5)	0.2 (0 to 0.5)	0.2 (0 to 0.5)	0.2 (0 to 0.5)	0.2 (0 to 0.5)	0.2 (0 to 0.5)	0.2 (0 to 0.5)	0.2 (0 to 0.5)	0.2 (0 to 0.5)	0.2 (0 to 0.5)	0
Enteric infections	92 (61.6 to 134)	92 (29.8 to 87.9)	210 (133 to 320)	220 (210 to 427)	220 (129 to 377)	220 (140 to 410)	220 (129 to 356)	220 (127 to 333)	220 (129 to 356)	220 (129 to 356)	220 (129 to 356)	220 (129 to 356)	220 (129 to 356)	220 (129 to 356)	220 (129 to 356)	220 (129 to 356)	220 (129 to 356)	220 (129 to 356)	220 (129 to 356)	220 (129 to 356)	220 (129 to 356)	220 (129 to 356)	2,970
Diarrheal diseases	92 (61.6 to 134)	92 (29.8 to 87.9)	210 (133 to 320)	220 (210 to 427)	220 (129 to 377)	220 (140 to 410)	220 (129 to 356)	220 (127 to 333)	220 (129 to 356)	220 (129 to 356)	220 (129 to 356)	220 (129 to 356)	220 (129 to 356)	220 (129 to 356)	220 (129 to 356)	220 (129 to 356)	220 (129 to 356)	220 (129 to 356)	220 (129 to 356)	220 (129 to 356)	220 (129 to 356)	220 (129 to 356)	2,960
Typhoid and paratyphoid	0 (0 to 0)	0 (0 to 0)	0 (0 to 1.6)	0 (0 to 1.1)	0 (0 to 0.5)	0 (0 to 0.5)	0 (0 to 0.5)	0 (0 to 0.5)	0 (0 to 0.5)	0 (0 to 0.5)	0 (0 to 0.5)	0 (0 to 0.5)	0 (0 to 0.5)	0 (0 to 0.5)	0 (0 to 0.5)	0 (0 to 0.5)	0 (0 to 0.5)	0 (0 to 0.5)	0 (0 to 0.5)	0 (0 to 0.5)	0 (0 to 0.5)	0 (0 to 0.5)	0 (0 to 0.5)	19.3
Typhoid fever	0 (0 to 0)	0 (0 to 0)	0 (0 to 1.6)	0 (0 to 1.1)	0 (0 to 0.5)	0 (0 to 0.5)	0 (0 to 0.5)	0 (0 to 0.5)	0 (0 to 0.5)	0 (0 to 0.5)	0 (0 to 0.5)	0 (0 to 0.5)	0 (0 to 0.5)	0 (0 to 0.5)	0 (0 to 0.5)	0 (0 to 0.5)	0 (0 to 0.5)	0 (0 to 0.5)	0 (0 to 0.5)	0 (0 to 0.5)	0 (0 to 0.5)	0 (0 to 0.5)	0 (0 to 0.5)	19.3
Paratyphoid fever	0 (0 to 0)	0 (0 to 0)	0.3 (0 to 0.5)	0.3 (0 to 0.6)	0.3 (0 to 0.5)	0.1 (0 to 0.2)	0.1 (0 to 0.2)	0.1 (0 to 0.2)	0.1 (0 to 0.2)	0.1 (0 to 0.2)	0.1 (0 to 0.2)	0.1 (0 to 0.2)	0.1 (0 to 0.2)	0.1 (0 to 0.2)	0.1 (0 to 0.2)	0.1 (0 to 0.2)	0.1 (0 to 0.2)	0.1 (0 to 0.2)	0.1 (0 to 0.2)	0.1 (0 to 0.2)	0.1 (0 to 0.2)	0.1 (0 to 0.2)	0.7
Invasive Non-typhoidal Salmonella (iNTS)	0 (0 to 0)	0 (0 to 0)	0 (0 to 0.1)	0 (0 to 0.1)	0 (0 to 0.1)	0 (0 to 0.1)	0 (0 to 0.1)	0 (0 to 0.1)	0 (0 to 0.1)	0 (0 to 0.1)	0 (0 to 0.1)	0 (0 to 0.1)	0 (0 to 0.1)	0 (0 to 0.1)	0 (0 to 0.1)	0 (0 to 0.1)	0 (0 to 0.1)	0 (0 to 0.1)	0 (0 to 0.1)	0 (0 to 0.1)	0 (0 to 0.1)	0 (0 to 0.1)	0 (0 to 0.1)	0.7
Other intestinal infectious diseases	0 (0 to 0)	0.6 (0.2 to 0.1)	1.7 (0.2 to 4.1)	0.6 (0.2 to 1.7)	0.6 (0.2 to 1.7)	0.6 (0.2 to 1.7)	0.6 (0.2 to 1.7)	0.3 (0.1 to 0.8)	0.2 (0.1 to 0.6)	0.2 (0.1 to 0.6)	0.2 (0.1 to 0.6)	0.2 (0.1 to 0.6)	0.2 (0.1 to 0.6)	0.1 (0.1 to 0.4)	0.1 (0.1 to 0.4)	0.1 (0.1 to 0.4)	0.1 (0.1 to 0.4)	0.1 (0.1 to 0.4)	0.1 (0.1 to 0.4)	0.1 (0.1 to 0.4)	0.1 (0.1 to 0.4)	0.1 (0.1 to 0.4)	6.3
Neglected tropical diseases and malaria	0.1 (0 to 0.3)	1.6 (0.1 to 7.7)	83.2 (29.5 to 239)	73.2 (20.5 to 239)	34.6 (9.5 to 75.6)	23.4 (9.5 to 75.6)	36.2 (9.5 to 75.6)	64.7 (9.5 to 75.6)	69.8 (9.5 to 75.6)	69.2 (9.5 to 75.6)	44.7 (9.5 to 75.6)	44.1 (9.5 to 75.6)	49.6 (9.5 to 75.6)	79.7 (9.5 to 75.6)	86.2 (9.5 to 75.6)	79.7 (9.5 to 75.6)	46.3 (9.5 to 75.6)	31.3 (9.5 to 75.6)	30.4 (9.5 to 75.6)	13.3 (9.5 to 19.6)	5.2 (2.1 to 10.6)	0.7 (0.1 to 1.8)	988
Malaria	0 (0 to 0)	0 (0 to 0)	0 (0 to 0)	0 (0 to 0)	0 (0 to 0)	0 (0 to 0)	0 (0 to 0)	0 (0 to 0)	0 (0 to 0)	0 (0 to 0)	0 (0 to 0)	0 (0 to 0)	0 (0 to 0)	0 (0 to 0)	0 (0 to 0)	0 (0 to 0)	0 (0 to 0)	0 (0 to 0)	0 (0 to 0)	0 (0 to 0)	0 (0 to 0)	0 (0 to 0)	0 (0 to 0)	0
Chagas disease	0 (0 to 0)	0 (0 to 0)	0 (0 to 0)	0 (0 to 0)	0 (0 to 0)	0 (0 to 0)	0 (0 to 0)	0 (0 to 0)	0 (0 to 0)	0 (0 to 0)	0 (0 to 0)	0 (0 to 0)	0 (0 to 0)	0 (0 to 0)	0 (0 to 0)	0 (0 to 0)	0 (0 to 0)	0 (0 to 0)	0 (0 to 0)	0 (0 to 0)	0 (0 to 0)	0 (0 to 0)	0 (0 to 0)	0
Leishmaniasis	0 (0 to 0)	0 (0 to 0)	0 (0 to 17.1)	2.9 (0 to 23.7)	1.5 (0 to 15.5)	0.1 (0 to 40.6)	0.1 (0 to 47.6)	0.9 (0 to 38.2)	0.9 (0 to 49.5)	0.9 (0 to 49.5)	0.9 (0 to 49.5)	0.9 (0 to 49.5)	0.9 (0 to 49.5)	0.9 (0 to 49.5)	0.9 (0 to 49.5)	0.9 (0 to 49.5)	0.9 (0 to 49.5)	0.9 (0 to 49.5)	0.9 (0 to 49.5)	0.9 (0 to 49.5)	0.9 (0 to 49.5)	0.9 (0 to 49.5)	79.3
Visceral leishmaniasis	0 (0 to 0)	0 (0 to 0)	0 (0 to 17.1)	2.9 (0 to 23.7)	1.5 (0 to 15.5)	0.1 (0 to 40.6)	0.1 (0 to 47.6)	0.9 (0 to 38.2)	0.9 (0 to 49.5)	0.9 (0 to 49.5)	0.9 (0 to 49.5)	0.9 (0 to 49.5)	0.9 (0 to 49.5)	0.9 (0 to 49.5)	0.9 (0 to 49.5)	0.9 (0 to 49.5)	0.9 (0 to 49.5)	0.9 (0 to 49.5)	0.9 (0 to 49.5)	0.9 (0 to 49.5)	0.9 (0 to 49.5)	0.9 (0 to 49.5)	79.3
Cutaneous and mucocutaneous leishmaniasis	0 (0 to 0)	0 (0 to 0)	0 (0 to 0)	0 (0 to 0)	0 (0 to 0)	0 (0 to 0)	0 (0 to 0)	0 (0 to 0)	0 (0 to 0)	0 (0 to 0)	0 (0 to 0)	0 (0 to 0)	0 (0 to 0)	0 (0 to 0)	0 (0 to 0)	0 (0 to 0)	0 (0 to 0)	0 (0 to 0)	0 (0 to 0)	0 (0 to 0)	0 (0 to 0)	0 (0 to 0)	0 (0 to 0)	0
African trypanosomiasis	0 (0 to 0)	0 (0 to 0)	0 (0 to 0)	0 (0 to 0)	0 (0 to 0)	0 (0 to 0)	0 (0 to 0)	0 (0 to 0)	0 (0 to 0)	0 (0 to 0)	0 (0 to 0)	0 (0 to 0)	0 (0 to 0)	0 (0 to 0)	0 (0 to 0)	0 (0 to 0)	0 (0 to 0)	0 (0 to 0)	0 (0 to 0)	0 (0 to 0)	0 (0 to 0)	0 (0 to 0)	0 (0 to 0)	0
Schistosomiasis	0 (0 to 0)	0 (0 to 0)	0 (0 to 0)	0 (0 to 0)	0 (0 to 0)	0 (0 to 0)	0 (0 to 0)	0 (0 to 0)	0 (0 to 0)	0 (0 to 0)	0 (0 to 0)	0 (0 to 0)	0 (0 to 0)	0 (0 to 0)	0 (0 to 0)	0 (0 to 0)	0 (0 to 0)	0 (0 to 0)	0 (0 to 0)	0 (0 to 0)	0 (0 to 0)	0 (0 to 0)	0 (0 to 0)	0
Cysticercosis	0 (0 to 0)	0 (0 to 0)	0 (0 to 0)	0 (0 to 0)	0 (0 to 0)	0 (0 to 0)	0.3 (0.2 to 0.4)	1.3 (0.9 to 1.8)	4 (2.6 to 5.6)	6.6 (4.2 to 9.2)	11.5 (7.3 to 15.9)	13.2 (8.4 to 18.2)	12.8 (8.2 to 17.6)	13.6 (8.7 to 18.7)	21.6 (13.7 to 29.8)	40.5 (25.7 to 55.8)	56.3 (35.7 to 77.6)	54.3 (34.5 to 74.8)	35.1 (22.3 to 48.3)	22.6 (14.3 to 31.1)	24 (15.2 to 33)	3.6 (2.3 to 4.9)	336
Cystic echinococcosis	0 (0 to 0)	0 (0 to 0)	0.2 (0 to 0.9)	0.8 (0.2 to 2.4)	0.7 (0.2 to 2.1)	0.3 (0.1 to 0.8)	1.3 (0.4 to 3.7)	2.2 (0.7 to 6.1)	3.2 (1.1 to 8.7)	3.6 (1.2 to 9.7)	2.9 (1 to 7.8)	2.9 (1 to 7.8)	2.6 (0.9 to 7.1)	2.2 (0.8 to 6)	1.9 (0.7 to 5.1)	1.6 (0.6 to 4.3)	1.2 (0.4 to 3.2)	0.9 (0.3 to 2.4)	0.6 (0.2 to 1.6)	0.4 (0.1 to 1.1)	0.1 (0 to 0.3)	0 (0 to 0)	29.1
Lymphatic filariasis	0 (0 to 0)	0 (0 to 0)	0 (0 to 0)	0 (0 to 0)	0 (0 to 0)	0 (0 to 0)	0 (0 to 0)	0 (0 to 0)	0 (0 to 0)	0 (0 to 0)	0 (0 to 0)	0 (0 to 0)	0 (0 to 0)	0 (0 to 0)	0 (0 to 0)	0 (0 to 0)	0 (0 to 0)	0 (0 to 0)	0 (0 to 0)	0 (0 to 0)	0 (0 to 0)	0 (0 to 0)	0 (0 to 0)	0
Onchocerciasis	0 (0 to 0)	0 (0 to 0)	0 (0 to 0)	0 (0 to 0)	0 (0 to 0)	0 (0 to 0)	0 (0 to 0)	0 (0 to 0)	0 (0 to 0)	0 (0 to 0)	0 (0 to 0)	0 (0 to 0)	0 (0 to 0)	0 (0 to 0)	0 (0 to 0)	0 (0 to 0)	0 (0 to 0)	0 (0 to 0)	0 (0 to 0)	0 (0 to 0)	0 (0 to 0)	0 (0 to 0)	0 (0 to 0)	0
Trachoma	0 (0 to 0)	0 (0 to 0)	0 (0 to 0)	0 (0 to 0)	0 (0 to 0)	0 (0 to 0)	0 (0 to 0)	0 (0 to 0)	0 (0 to 0)	0 (0 to 0)	0 (0 to 0)	0 (0 to 0)	0 (0 to 0)	0 (0 to 0)	0 (0 to 0)	0 (0 to 0)	0 (0 to 0)	0 (0 to 0)	0 (0 to 0)	0 (0 to 0)	0 (0 to 0)	0 (0 to 0)	0 (0 to 0)	0
Dengue	0 (0 to 0)	0 (0 to 0)	0 (0 to 0)	0 (0 to 0)	0 (0 to 0)	0 (0 to 0)	0 (0 to 0)	0 (0 to 0)	0 (0 to 0)	0 (0 to 0)	0 (0 to 0)	0 (0 to 0)	0 (0 to 0)	0 (0 to 0)	0 (0 to 0)	0 (0 to 0)	0 (0 to 0)	0 (0 to 0)	0 (0 to 0)	0 (0 to 0)	0 (0 to 0)	0 (0 to 0)	0 (0 to 0)	0
Yellow fever	0 (0 to 0)	0 (0 to 0)	0 (0 to 0)	0 (0 to 0)	0 (0 to 0)	0 (0 to 0)	0 (0 to 0)	0 (0 to 0)	0 (0 to 0)	0 (0 to 0)	0 (0 to 0)	0 (0 to 0)	0 (0 to 0)	0 (0 to 0)	0 (0 to 0)	0 (0 to 0)	0 (0 to 0)	0 (0 to 0)	0 (0 to 0)	0 (0 to 0)	0 (0 to 0)	0 (0 to 0)	0 (0 to 0)	0





SR Table 2a. Morbidity DALYS by cause and sex group for males with 95% uncertainty intervals. 2019

Cause	Sex= Reference	Low Socioeco	Post Neonatal	1 to 4	5 to 9	10 to 14	15 to 19	20 to 24	25 to 29	30 to 34	35 to 39	40 to 44	45 to 49	50 to 54	55 to 59	60 to 64	65 to 69	70 to 74	75 to 79	80 to 84	85 to 89	90 to 94	95 plus	Total
All causes	9,091 (8,999 to 11,496)	2,768 (2,313 to 3,300)	3,496 (3,315 to 5,992)	3,666 (2,960 to 4,290)	3,629 (3,699 to 5,958)	4,029 (3,533 to 6,013)	6,068 (5,770 to 10,259)	17,093 (15,993 to 19,160)	17,760 (16,593 to 20,130)	17,993 (16,785 to 20,992)	17,992 (16,789 to 20,992)	19,492 (18,295 to 22,000)	19,793 (18,295 to 22,000)	22,093 (19,193 to 27,292)	22,093 (19,593 to 27,992)	22,093 (19,893 to 27,992)	19,093 (18,893 to 22,992)	16,093 (14,893 to 20,492)	14,693 (12,293 to 17,193)	10,492 (8,992 to 12,192)	6,670 (5,990 to 7,790)	2,509 (2,209 to 3,429)	1,409 (937 to 1,709)	316,259
Communicable, maternal, neonatal, and nutritional diseases	6,602 (5,192 to 8,892)	2,498 (2,026 to 3,310)	2,420 (1,490 to 3,990)	1,760 (989 to 1,300)	1,000 (765 to 1,300)	752 (589 to 960)	732 (566 to 963)	1,090 (829 to 1,530)	1,430 (1,220 to 1,640)	1,490 (1,270 to 1,670)	1,390 (1,170 to 1,610)	1,390 (1,170 to 1,610)	1,190 (963 to 1,500)	1,190 (963 to 1,500)	1,090 (873 to 1,340)	997 (745 to 1,170)	867 (660 to 1,110)	667 (520 to 861)	786 (610 to 977)	677 (516 to 877)	626 (374 to 830)	496 (253 to 650)	405 (203 to 530)	290 (167 to 350)	99.4 (77.3 to 117)	29,600
HIV/AIDS and sexually transmitted infections	11 (7.7 to 17)	7 (4.4 to 12)	612 (294 to 977)	264 (97 to 331)	22.6 (18 to 27.4)	26 (21.3 to 30.4)	69.9 (54.2 to 79.4)	326 (272 to 389)	667 (560 to 766)	709 (620 to 807)	625 (527 to 703)	563 (476 to 650)	373 (270 to 501)	361 (260 to 488)	143 (120 to 170)	131 (97 to 170)	87.9 (66 to 114)	56.2 (39.1 to 77.1)	17.6 (11 to 27.1)	2.1 (1.1 to 3.7)	1.1 (0.6 to 1.6)	0.3 (0.2 to 0.4)	0.1 (0.1 to 0.2)	3,960
HIV/AIDS	0 (0 to 0)	0 (0 to 0)	324 (29.1 to 967)	28.6 (2.6 to 121)	22.6 (18.7 to 27.4)	24.9 (20.4 to 29.6)	61.4 (49.2 to 75.4)	318 (264 to 381)	658 (548 to 764)	698 (582 to 804)	616 (501 to 720)	575 (464 to 687)	364 (264 to 488)	356 (257 to 484)	139 (117 to 166)	99.5 (77.7 to 131)	68.6 (52.5 to 88.2)	39.2 (28.2 to 53.3)	8.5 (5.6 to 12.5)	1.6 (1.1 to 2.3)	0.6 (0.4 to 0.8)	0.2 (0.1 to 0.2)	0.1 (0.1 to 0.1)	3,900
HIV/AIDS - Drug-susceptible Tuberculosis	0 (0 to 0)	0 (0 to 0)	116 (1.1 to 1.7)	1.1 (0.1 to 5.1)	1.6 (1.3 to 2.1)	1.6 (1.3 to 2.4)	2.1 (1.4 to 3.1)	21.1 (12.2 to 31.8)	43.2 (25.2 to 64.4)	46 (26.4 to 69.4)	39.6 (23.2 to 59.4)	37.2 (21.8 to 55.8)	22 (11.2 to 33.5)	19 (9.7 to 28.8)	9.4 (5.1 to 14.3)	6.4 (3.4 to 9.8)	4.3 (2.3 to 6.6)	2.3 (1.2 to 3.5)	0.5 (0.3 to 0.8)	0.1 (0.1 to 0.2)	0 (0 to 0)	0 (0 to 0)	0 (0 to 0)	252
HIV/AIDS - Multidrug-resistant Tuberculosis without extensive	0 (0 to 0)	0 (0 to 0)	0.1 (0 to 0.7)	0.1 (0 to 0.6)	0.1 (0 to 0.5)	0.1 (0 to 0.6)	0.3 (0 to 1.2)	1.3 (0.1 to 6.9)	2.6 (0.2 to 13)	2.8 (0.2 to 14)	2.4 (0.2 to 12)	2.3 (0.2 to 11)	1.3 (0.1 to 6.4)	1.1 (0.1 to 5.4)	0.6 (0.1 to 2.8)	0.4 (0.1 to 1.7)	0.3 (0.1 to 1.3)	0.1 (0 to 0.6)	0 (0 to 0.3)	0 (0 to 0)	0 (0 to 0)	0 (0 to 0)	0 (0 to 0)	15
HIV/AIDS - Extensively drug-resistant Tuberculosis	0 (0 to 0)	0 (0 to 0)	0.1 (0 to 0.1)	0.1 (0 to 0.5)	0.1 (0 to 0.4)	0.1 (0 to 0.5)	0.2 (0 to 1.1)	0.9 (0 to 4.6)	1.8 (0.2 to 9.2)	1.9 (0.2 to 9.8)	1.7 (0.2 to 8.5)	1.6 (0.2 to 7.9)	0.9 (0.1 to 4.5)	0.8 (0.1 to 3.8)	0.4 (0.1 to 2)	0.3 (0 to 1.4)	0.2 (0 to 1)	0.1 (0 to 0.5)	0 (0 to 0.2)	0 (0 to 0)	0 (0 to 0)	0 (0 to 0)	0 (0 to 0)	3.1
HIV/AIDS resulting in other diseases	0 (0 to 0)	0 (0 to 0)	223 (22.6 to 704)	29.5 (3.3 to 120)	21 (17.7 to 26.7)	22.7 (18.7 to 28)	59.3 (48.3 to 73)	296 (241 to 364)	611 (497 to 751)	649 (527 to 796)	572 (465 to 702)	535 (435 to 657)	338 (246 to 467)	331 (240 to 457)	129 (109 to 154)	92.5 (72.1 to 123)	63.7 (49.4 to 84.2)	36.4 (26.1 to 49.5)	7.9 (5.2 to 11.6)	1.5 (1 to 2.1)	0.6 (0.4 to 0.8)	0.2 (0.1 to 0.2)	0.1 (0.1 to 0.1)	3,630
Sexually transmitted infections excluding HIV	11 (7.7 to 17)	7 (4.4 to 12)	288 (0.6 to 1.1)	236 (0.1 to 1.1)	0.1 (0 to 0.1)	1.1 (0.4 to 2.1)	7.5 (1.3 to 19.6)	7.9 (1.4 to 20.1)	8.2 (1.5 to 20.7)	11 (2.1 to 27.3)	9.4 (1.8 to 23.3)	11 (2.1 to 27.3)	9.4 (1.8 to 23.3)	11 (2.1 to 27.3)	13 (2.5 to 32.3)	13 (2.5 to 32.3)	11 (2.1 to 27.3)	9.4 (1.8 to 23.3)	7.5 (1.4 to 18.6)	5.6 (1.1 to 13.9)	3.8 (0.7 to 9.3)	1.9 (0.4 to 4.6)	0.9 (0.2 to 2.3)	178
Syphilis	0 (0 to 0)	0 (0 to 0)	0.6 (0.1 to 1.1)	0.1 (0 to 0.1)	0.1 (0 to 0.1)	0.2 (0 to 0.3)	0.3 (0.1 to 0.5)	0.4 (0.1 to 0.7)	0.5 (0.1 to 0.8)	0.6 (0.2 to 0.9)	0.5 (0.2 to 0.8)	0.5 (0.2 to 0.8)	0.4 (0.1 to 0.6)	0.4 (0.1 to 0.6)	0.3 (0.1 to 0.5)	0.2 (0.1 to 0.4)	0.2 (0.1 to 0.3)	0.1 (0 to 0.2)	0.1 (0 to 0.2)	0 (0 to 0.1)	0 (0 to 0.1)	0 (0 to 0.1)	0 (0 to 0.1)	6.6
Chlamydial infection	0 (0 to 0)	0 (0 to 0)	0 (0 to 0)	0 (0 to 0)	0 (0 to 0)	0.2 (0 to 1.1)	1.3 (0 to 5.9)	2.7 (0.4 to 9.8)	3.1 (0.4 to 11)	2.7 (0.4 to 9.8)	2.2 (0.3 to 8)	1.6 (0.2 to 5.9)	0.8 (0.1 to 3.1)	0.6 (0.1 to 2.3)	0.2 (0 to 0.9)	0.2 (0 to 0.7)	0.1 (0 to 0.3)	0 (0 to 0.2)	0 (0 to 0.1)	0 (0 to 0)	0 (0 to 0)	0 (0 to 0)	0 (0 to 0)	14.6
Gonococcal infection	0 (0 to 0)	0 (0 to 0)	0 (0 to 0)	0 (0 to 0)	0 (0 to 0)	0.3 (0.1 to 0.6)	1.6 (0.1 to 4)	2.2 (0.1 to 5.6)	1.4 (0.1 to 3.6)	0.9 (0.1 to 2.1)	0.6 (0 to 1.5)	0.5 (0 to 1.2)	0.2 (0 to 0.6)	0.2 (0 to 0.5)	0.1 (0 to 0.3)	0 (0 to 0.2)	0 (0 to 0.1)	0 (0 to 0.1)	0 (0 to 0.1)	0 (0 to 0)	0 (0 to 0)	0 (0 to 0)	0 (0 to 0)	8.1
Trichomoniasis	0 (0 to 0)	0 (0 to 0)	0 (0 to 0)	0 (0 to 0)	0 (0 to 0)	0.1 (0 to 0.3)	0.5 (0 to 2.1)	1.1 (0.1 to 3.7)	1.4 (0.1 to 4.7)	1.2 (0.1 to 4)	0.9 (0.1 to 3.1)	0.7 (0.1 to 2.3)	0.4 (0 to 1.3)	0.3 (0 to 1)	0.1 (0 to 0.4)	0.1 (0 to 0.3)	0 (0 to 0.2)	0 (0 to 0.1)	0 (0 to 0.1)	0 (0 to 0)	0 (0 to 0)	0 (0 to 0)	0 (0 to 0)	2.6
Genital herpes	0 (0 to 0)	0 (0 to 0)	0 (0 to 0)	0 (0 to 0)	0 (0 to 0)	0.1 (0 to 0.2)	0.3 (0 to 1.1)	0.5 (0 to 2.2)	0.5 (0 to 2.1)	0.5 (0 to 2.1)	0.4 (0 to 1.7)	0.3 (0 to 1.3)	0.2 (0 to 0.8)	0.2 (0 to 0.7)	0.1 (0 to 0.4)	0.1 (0 to 0.3)	0 (0 to 0.2)	0 (0 to 0.1)	0 (0 to 0.1)	0 (0 to 0)	0 (0 to 0)	0 (0 to 0)	0 (0 to 0)	23.8
Other sexually transmitted infections	0 (0 to 0)	0 (0 to 0)	0 (0 to 0)	0 (0 to 0)	0 (0 to 0)	0.1 (0.2 to 1.2)	1.7 (0.3 to 4.2)	2.1 (0.7 to 4.2)	2.1 (0.8 to 4.7)	1.9 (1.2 to 4.6)	1.6 (0.9 to 4.2)	1.4 (0.9 to 3.7)	0.9 (0.6 to 2.3)	0.8 (0.5 to 2.1)	0.4 (0.3 to 1)	0.3 (0.2 to 0.8)	0.2 (0.1 to 0.5)	0.1 (0 to 0.3)	0 (0 to 0.2)	0 (0 to 0.1)	0 (0 to 0.1)	0 (0 to 0.1)	0 (0 to 0.1)	16.6
Respiratory infections and tuberculosis	202 (131 to 299)	215 (149 to 309)	630 (338 to 1,130)	218 (167 to 388)	188 (152 to 377)	198 (133 to 387)	237 (139 to 399)	286 (187 to 509)	286 (212 to 370)	286 (219 to 469)	286 (241 to 469)	286 (247 to 387)	287 (270 to 469)	286 (247 to 504)	287 (248 to 504)	287 (247 to 504)	287 (227 to 462)	287 (227 to 462)	287 (227 to 462)	287 (227 to 462)	287 (227 to 462)	191 (166 to 318)	191 (141 to 292)	6,480
Tuberculosis	0 (0 to 0)	0 (0 to 0)	43 (2.2 to 7.3)	4 (2.4 to 5.1)	4 (2.6 to 5.6)	4 (2.3 to 5.6)	13.3 (6.4 to 20.1)	39.2 (29.4 to 56.7)	59.2 (39.9 to 79.6)	68.6 (49.6 to 91)	63.9 (46.4 to 84)	72.4 (49.1 to 102)	73.8 (49 to 107)	79.3 (52.1 to 113)	88.1 (59.4 to 126)	87.7 (59.9 to 123)	87.4 (59.4 to 123)	87.7 (59.7 to 123)	87.4 (59.4 to 123)	87.7 (59.7 to 123)	87.4 (59.4 to 123)	59.8 (33.5 to 84.1)	59.8 (32.4 to 83.6)	797
Latent tuberculosis infection	0 (0 to 0)	0 (0 to 0)	0 (0 to 0)	0 (0 to 0)	0 (0 to 0)	0 (0 to 0)	0 (0 to 0)	0 (0 to 0)	0 (0 to 0)	0 (0 to 0)	0 (0 to 0)	0 (0 to 0)	0 (0 to 0)	0 (0 to 0)	0 (0 to 0)	0 (0 to 0)	0 (0 to 0)	0 (0 to 0)	0 (0 to 0)	0 (0 to 0)	0 (0 to 0)	0 (0 to 0)	0 (0 to 0)	0 (0 to 0)	0
Drug-susceptible Tuberculosis	0 (0 to 0)	0 (0 to 0)	43 (2.2 to 7.3)	4 (2.4 to 5.1)	4 (2.6 to 5.6)	4 (2.3 to 5.6)	13.3 (6.4 to 20.1)	39.2 (29.4 to 56.7)	59.2 (39.9 to 79.6)	68.6 (49.6 to 91)	63.9 (46.4 to 84)	72.4 (49.1 to 102)	73.8 (49 to 107)	79.3 (52.1 to 113)	88.1 (59.4 to 126)	87.7 (59.9 to 123)	87.4 (59.4 to 123)	87.7 (59.7 to 123)	87.4 (59.4 to 123)	87.7 (59.7 to 123)	87.4 (59.4 to 123)	59.8 (33.5 to 84.1)	59.8 (32.4 to 83.6)	797
Multidrug-resistant tuberculosis without extensive drug-resista	0 (0 to 0)	0 (0 to 0)	0.2 (0 to 0.6)	0.2 (0 to 0.6)	0.2 (0 to 0.7)	0.2 (0 to 0.7)	0.6 (0 to 2.1)	2.1 (0.1 to 8.6)	3.1 (0.2 to 11)	3.2 (0.2 to 11)	2.7 (0.2 to 9.6)	2.5 (0.2 to 9.1)	1.4 (0.1 to 5.1)	1.2 (0.1 to 4.5)	0.6 (0.1 to 2.3)	0.4 (0.1 to 1.6)	0.3 (0 to 1.2)	0.1 (0 to 0.5)	0 (0 to 0.2)	0 (0 to 0.1)	0 (0 to 0)	0 (0 to 0)	0 (0 to 0)	43.7
Extensively drug-resistant tuberculosis	0 (0 to 0)	0 (0 to 0)	0 (0 to 0.1)	0 (0 to 0.1)	0 (0 to 0.1)	0 (0 to 0.1)	0 (0 to 0.1)	0 (0 to 0.1)	0 (0 to 0.1)	0 (0 to 0.1)	0 (0 to 0.1)	0 (0 to 0.1)	0 (0 to 0.1)	0 (0 to 0.1)	0 (0 to 0.1)	0 (0 to 0.1)	0 (0 to 0.1)	0 (0 to 0.1)	0 (0 to 0.1)	0 (0 to 0.1)	0 (0 to 0.1)	0 (0 to 0.1)	0 (0 to 0.1)	0 (0 to 0.1)	7
Lower respiratory infections	223 (120 to 299)	212 (120 to 299)	591 (268 to 1,090)	138 (68.7 to 232)	82.6 (49.8 to 98.6)	48.1 (34.4 to 60.3)	68.7 (44.6 to 97.4)	119 (78.7 to 200)	143 (94.5 to 206)	169 (107 to 250)	193 (125 to 281)	239 (156 to 347)	289 (174 to 422)	272 (173 to 399)	264 (167 to 390)	270 (166 to 400)	268 (170 to 395)	268 (170 to 395)	268 (170 to 395)	268 (170 to 395)	268 (170 to 395)	177 (109 to 257)	179 (109 to 261)	4,520
Upper respiratory infections	2.9 (0.9 to 7.2)	2.9 (0.9 to 7.7)	29.6 (9.6 to 64.3)	8.6 (2.7 to 27)	6.2 (1.9 to 15.6)	6.2 (1.9 to 15.6)	6.2 (1.9 to 15.6)	6.2 (1.9 to 15.6)	6.2 (1.9 to 15.6)	6.2 (1.9 to 15.6)	6.2 (1.9 to 15.6)	6.2 (1.9 to 15.6)	6.2 (1.9 to 15.6)	6.2 (1.9 to 15.6)	6.2 (1.9 to 15.6)	6.2 (1.9 to 15.6)	6.2 (1.9 to 15.6)	6.2 (1.9 to 15.6)	6.2 (1.9 to 15.6)	6.2 (1.9 to 15.6)	6.2 (1.9 to 15.6)	6.2 (1.9 to 15.6)	6.2 (1.9 to 15.6)	0.2
Otitis media	0 (0 to 0)	0 (0 to 0)	0 (0 to 0)	0 (0 to 0)	0 (0 to 0)	0 (0 to 0)	0 (0 to 0)	0 (0 to 0)	0 (0 to 0)	0 (0 to 0)	0 (0 to 0)	0 (0 to 0)	0 (0 to 0)	0 (0 to 0)	0 (0 to 0)	0 (0 to 0)	0 (0 to 0)	0 (0 to 0)	0 (0 to 0)	0 (0 to 0)	0 (0 to 0)	0 (0 to 0)	0 (0 to 0)	0 (0 to 0)	303
Enteric infections	69.6 (9.9 to 23)	69.6 (19.8 to 53.9)	69.6 (19.8 to 186)	69.6 (19.8 to 186)	69.6 (19.8 to 186





SR Table 2c: Nayanti DALYS by cause and age group for males with 95% uncertainty intervals, 2019

Cause	Early Neonatal	Late Neonatal	Post Neonatal	1 to 4	5 to 9	10 to 14	15 to 19	20 to 24	25 to 29	30 to 34	35 to 39	40 to 44	45 to 49	50 to 54	55 to 59	60 to 64	65 to 69	70 to 74	75 to 79	80 to 84	85 to 89	90 to 94	95 plus	Total
All causes	2,258 (1,914–2,652)	1,204 (1,022–1,395)	1,179 (1,102–1,270)	2,364 (2,190–2,553)	2,028 (1,849–2,222)	1,766 (1,596–1,979)	1,779 (1,610–1,979)	2,014 (1,858–2,189)	2,129 (1,958–2,309)	2,139 (1,965–2,320)	2,139 (1,923–2,359)	2,139 (1,923–2,359)	2,139 (1,923–2,359)	2,139 (1,923–2,359)	2,139 (1,923–2,359)	2,139 (1,923–2,359)	2,139 (1,923–2,359)	2,139 (1,923–2,359)	2,139 (1,923–2,359)	2,139 (1,923–2,359)	2,139 (1,923–2,359)	2,139 (1,923–2,359)	2,139 (1,923–2,359)	107,353
Communicable, maternal, neonatal, and nutritional diseases	2,488 (1,758–3,282)	1,178 (894–1,508)	2,490 (1,686–3,460)	660 (578–752)	672 (499–863)	510 (387–647)	450 (351–552)	670 (489–859)	910 (701–1,140)	979 (749–1,232)	964 (636–1,115)	1,066 (739–1,296)	889 (549–1,035)	924 (547–1,174)	573 (357–727)	532 (321–709)	505 (283–694)	496 (268–694)	492 (263–684)	348 (183–522)	253 (107–403)	131 (38–263)	77 (9–197)	19,000
HIV/AIDS and sexually transmitted infections	0.3 (0.2–0.4)	0.2 (0.1–0.3)	29.1 (20.4–39.2)	23.3 (19.2–28.2)	17.1 (14.2–20.4)	18.6 (15.4–22.2)	40 (32.6–49.3)	222 (182–264)	459 (381–537)	492 (397–584)	426 (340–507)	340 (272–405)	243 (200–291)	143 (119–168)	90.4 (74–105)	68.1 (54–81.4)	49.8 (37.3–63.4)	10.7 (8.6–12.4)	5.4 (4.4–6.5)	1.4 (1.1–1.8)	0.7 (0.5–0.9)	0.2 (0.1–0.3)	0.1 (0.1–0.2)	2,940
HIV/AIDS	0 (0–0)	0 (0–0)	24.7 (20.2–29.7)	23.2 (19.2–28.1)	17.1 (14.1–20.4)	18.1 (15.2–21.7)	37.2 (29.4–46.3)	218 (178–262)	398 (329–473)	458 (367–551)	420 (347–501)	329 (261–401)	238 (190–287)	140 (110–166)	89.3 (72.6–103)	66.7 (54.9–79.4)	43.6 (36.1–52.2)	9.8 (7.9–11.4)	4.8 (3.9–5.7)	1.1 (0.9–1.3)	0.5 (0.4–0.6)	0.1 (0.1–0.1)	0.1 (0.1–0.1)	2,540
HIV/AIDS - Drug-susceptible Tuberculosis	0 (0–0)	0 (0–0)	2.9 (1.6–4.6)	2.6 (1.5–4.2)	2.1 (1.2–3.2)	4.3 (2.5–6.6)	29.4 (16.8–39.2)	49.3 (28.1–67.1)	33.1 (18.7–47.9)	47.9 (26.5–66.9)	39.5 (22.3–54.8)	28.8 (16.4–39.9)	19.1 (10.9–26.1)	10.6 (6.1–14.7)	4.6 (2.6–6.3)	1.1 (0.7–1.7)	0.4 (0.2–0.7)	0.1 (0.1–0.2)	0.1 (0.1–0.2)	0.1 (0.1–0.2)	0.1 (0.1–0.2)	0.1 (0.1–0.2)	294
HIV/AIDS - Multidrug-resistant Tuberculosis without extensive drug resistance	0 (0–0)	0 (0–0)	0.3 (0.1–0.7)	0.2 (0.1–0.5)	0.2 (0.1–0.4)	0.2 (0.1–0.4)	0.4 (0.2–0.8)	2.1 (1.1–3.6)	2.7 (1.5–4.4)	4.2 (2.2–6.7)	3.3 (1.5–5.2)	2.5 (1.1–4.1)	1.4 (0.6–2.4)	0.9 (0.4–1.6)	0.7 (0.3–1.2)	0.4 (0.2–0.7)	0.1 (0.1–0.2)	0.1 (0.1–0.2)	0.1 (0.1–0.2)	0.1 (0.1–0.2)	0.1 (0.1–0.2)	0.1 (0.1–0.2)	24.5
HIV/AIDS - Extensively drug-resistant Tuberculosis	0 (0–0)	0 (0–0)	0 (0–0.1)	0 (0–0.1)	0 (0–0.1)	0 (0–0.1)	0.1 (0–0.1)	0.1 (0–0.2)	0.1 (0–0.2)	0.1 (0–0.2)	0.1 (0–0.2)	0.1 (0–0.2)	0.1 (0–0.2)	0.1 (0–0.2)	0.1 (0–0.2)	0.1 (0–0.2)	0.1 (0–0.2)	0 (0–0.1)	0 (0–0.1)	0 (0–0.1)	0 (0–0.1)	0 (0–0.1)	0 (0–0.1)	3.9
HIV/AIDS resulting in other diseases	0 (0–0)	0 (0–0)	21.5 (17.5–26.4)	20.2 (16.5–24.6)	14.9 (12.3–18.4)	15.8 (13.2–19.1)	32.4 (26.1–40.2)	190 (156–230)	346 (281–424)	399 (324–484)	367 (292–452)	286 (223–352)	208 (166–255)	122 (96.7–149)	78.1 (61.4–93.4)	57.9 (45.4–71.2)	37.9 (28.7–47.1)	8.6 (6.3–10.5)	4.2 (3.2–5.1)	0.9 (0.7–1.2)	0.4 (0.3–0.5)	0.1 (0.1–0.2)	0.1 (0.1–0.1)	2,220
Sexually transmitted infections excluding HIV	0.3 (0.2–0.4)	0.2 (0.2–0.3)	0.4 (0.2–0.6)	0.4 (0.3–0.5)	0.4 (0.3–0.5)	0.4 (0.3–0.5)	0.5 (0.3–0.7)	0.6 (0.4–0.8)	0.6 (0.4–0.8)	0.7 (0.5–0.9)	0.7 (0.5–0.9)	0.8 (0.5–1.1)	0.8 (0.5–1.1)	0.8 (0.5–1.1)	0.8 (0.5–1.1)	0.8 (0.5–1.1)	0.8 (0.5–1.1)	0.8 (0.5–1.1)	0.8 (0.5–1.1)	0.8 (0.5–1.1)	0.8 (0.5–1.1)	0.8 (0.5–1.1)	0.8 (0.5–1.1)	484
Syphilis	0 (0–0)	0 (0–0)	0.1 (0–0.2)	0 (0–0.1)	0 (0–0)	0 (0–0)	0 (0–0.1)	0.1 (0–0.2)	0.1 (0–0.2)	0.1 (0–0.2)	0.1 (0–0.2)	0.1 (0–0.2)	0.1 (0–0.2)	0.1 (0–0.2)	0.1 (0–0.2)	0.1 (0–0.2)	0.1 (0–0.2)	0.1 (0–0.2)	0.1 (0–0.2)	0.1 (0–0.2)	0.1 (0–0.2)	0.1 (0–0.2)	0.1 (0–0.2)	5
Chlamydial infection	0 (0–0)	0 (0–0)	0 (0–0)	0 (0–0)	0 (0–0)	0 (0–0)	0 (0–0)	0.1 (0–0.2)	0.1 (0–0.2)	0.1 (0–0.2)	0.1 (0–0.2)	0.1 (0–0.2)	0.1 (0–0.2)	0.1 (0–0.2)	0.1 (0–0.2)	0.1 (0–0.2)	0.1 (0–0.2)	0.1 (0–0.2)	0.1 (0–0.2)	0.1 (0–0.2)	0.1 (0–0.2)	0.1 (0–0.2)	0.1 (0–0.2)	9.6
Gonococcal infection	0 (0–0)	0 (0–0)	0 (0–0)	0 (0–0)	0 (0–0)	0 (0–0)	0 (0–0)	0.1 (0–0.2)	0.1 (0–0.2)	0.1 (0–0.2)	0.1 (0–0.2)	0.1 (0–0.2)	0.1 (0–0.2)	0.1 (0–0.2)	0.1 (0–0.2)	0.1 (0–0.2)	0.1 (0–0.2)	0.1 (0–0.2)	0.1 (0–0.2)	0.1 (0–0.2)	0.1 (0–0.2)	0.1 (0–0.2)	0.1 (0–0.2)	9.2
Trichomoniasis	0 (0–0)	0 (0–0)	0 (0–0)	0 (0–0)	0 (0–0)	0 (0–0)	0 (0–0)	0 (0–0)	0 (0–0)	0 (0–0)	0 (0–0)	0 (0–0)	0 (0–0)	0 (0–0)	0 (0–0)	0 (0–0)	0 (0–0)	0 (0–0)	0 (0–0)	0 (0–0)	0 (0–0)	0 (0–0)	0 (0–0)	0 (0–0)	1.9
Genital herpes	0 (0–0)	0 (0–0)	0 (0–0)	0 (0–0)	0 (0–0)	0 (0–0)	0 (0–0)	0 (0–0)	0 (0–0)	0 (0–0)	0 (0–0)	0 (0–0)	0 (0–0)	0 (0–0)	0 (0–0)	0 (0–0)	0 (0–0)	0 (0–0)	0 (0–0)	0 (0–0)	0 (0–0)	0 (0–0)	0 (0–0)	0 (0–0)	16.3
Other sexually transmitted infections	0 (0–0)	0 (0–0)	0 (0–0)	0 (0–0)	0 (0–0)	0 (0–0)	0 (0–0)	0 (0–0)	0 (0–0)	0 (0–0)	0 (0–0)	0 (0–0)	0 (0–0)	0 (0–0)	0 (0–0)	0 (0–0)	0 (0–0)	0 (0–0)	0 (0–0)	0 (0–0)	0 (0–0)	0 (0–0)	0 (0–0)	0 (0–0)	10.6
Respiratory infections and tuberculosis	843 (521–1,129)	126 (81–330)	178 (108–1,200)	207 (98–1,200)	147 (101–372)	123 (86–1,200)	100 (66–1,200)	107 (67–1,200)	109 (67–1,200)	113 (73–1,200)	113 (69–1,200)	113 (69–1,200)	113 (69–1,200)	113 (69–1,200)	113 (69–1,200)	113 (69–1,200)	113 (69–1,200)	113 (69–1,200)	113 (69–1,200)	113 (69–1,200)	113 (69–1,200)	113 (69–1,200)	113 (69–1,200)	5,275
Tuberculosis	0 (0–0)	0 (0–0)	0.1 (0–0.4)	0.1 (0–0.5)	0.1 (0–0.3)	0.1 (0–0.3)	0.1 (0–0.3)	0.2 (0–0.5)	0.2 (0–0.5)	0.2 (0–0.5)	0.2 (0–0.5)	0.2 (0–0.5)	0.2 (0–0.5)	0.2 (0–0.5)	0.2 (0–0.5)	0.2 (0–0.5)	0.2 (0–0.5)	0.2 (0–0.5)	0.2 (0–0.5)	0.2 (0–0.5)	0.2 (0–0.5)	0.2 (0–0.5)	0.2 (0–0.5)	671
Latent tuberculosis infection	0 (0–0)	0 (0–0)	0 (0–0)	0 (0–0)	0 (0–0)	0 (0–0)	0 (0–0)	0 (0–0)	0 (0–0)	0 (0–0)	0 (0–0)	0 (0–0)	0 (0–0)	0 (0–0)	0 (0–0)	0 (0–0)	0 (0–0)	0 (0–0)	0 (0–0)	0 (0–0)	0 (0–0)	0 (0–0)	0 (0–0)	0 (0–0)	0
Drug-susceptible tuberculosis	0 (0–0)	0 (0–0)	7.9 (4.6–12.4)	7.5 (4.4–11.7)	6.2 (3.6–9.7)	9.6 (5.7–14.9)	19 (11.2–29.6)	44.1 (26.4–68.9)	47.7 (28.9–74.5)	63.9 (38.5–100)	79.6 (47.9–124)	89.7 (54.1–139)	89.3 (53.8–139)	101 (60.5–157)	74.3 (44.5–116)	47.4 (28.3–73.9)	46.3 (27.5–72.3)	39.9 (23.6–62.3)	32 (18.9–49.9)	23.5 (13.9–36.6)	10.3 (6.2–16.1)	2.9 (1.7–4.5)	1 (0.6–1.5)	899
Multidrug-resistant tuberculosis without extensive drug resistance	0 (0–0)	0 (0–0)	0.6 (0.2–1.7)	0.5 (0.2–1.5)	0.3 (0.1–1.1)	0.4 (0.1–1.4)	2.1 (0.5–7.2)	6.4 (1.5–23.1)	9.2 (2.2–34.6)	9.3 (2.2–34.9)	8.6 (2.2–32.6)	6.2 (1.6–23.6)	3.9 (1.1–14.7)	2.2 (0.6–8.2)	1.1 (0.3–4.1)	0.6 (0.2–2.1)	0.3 (0.1–1.1)	0.2 (0.1–0.7)	0.1 (0–0.4)	0.1 (0–0.2)	0 (0–0.1)	0 (0–0.1)	0 (0–0.1)	62.5
Extensively drug-resistant tuberculosis	0 (0–0)	0 (0–0)	0.1 (0–0.4)	0 (0–0.1)	0 (0–0.1)	0 (0–0.1)	0.2 (0–0.4)	0.4 (0–1.1)	0.5 (0–1.5)	0.6 (0–1.8)	0.5 (0–1.6)	0.4 (0–1.3)	0.3 (0–0.9)	0.2 (0–0.7)	0.1 (0–0.4)	0.1 (0–0.3)	0 (0–0.1)	0 (0–0.1)	0 (0–0.1)	0 (0–0.1)	0 (0–0.1)	0 (0–0.1)	0 (0–0.1)	0 (0–0.1)	10
Lower respiratory infections	63.9 (52.2–76.2)	122 (79–519.1)	670 (562–1,270)	199 (124–1,200)	120 (80–1,200)	94.6 (22–1,200)	69.2 (47.2–97.4)	77.9 (54.7–107)	102 (71–143)	112 (77–153)	129 (89.4–182)	142 (96.6–192)	173 (116–234)	157 (102–222)	134 (85.9–203)	153 (93.2–240)	168 (100–281)	172 (103–283)	182 (110–293)	198 (118–326)	198 (118–326)	197 (113–326)	131 (62–326)	44.1 (21.4–78)	41 (21.4–64.4)	3,530
Upper respiratory infections	0.4 (0.2–0.6)	1.5 (1.4–2.4)	23 (14.6–34)	59.5 (38.1–85.5)	64.7 (41.5–109)	56.5 (29.4–109)	51.6 (26.8–84.5)	46 (25.6–84.4)	43.9 (24.6–76.1)	41.1 (21.7–74.2)	38.1 (19.7–64.9)	33.2 (17.6–58.4)	28 (14.6–49.1)	22.3 (11.6–39.1)	17.8 (9.4–31.1)	13.9 (7.4–23.9)	10.4 (5.4–17.3)	6.9 (3.6–11.4)	3.2 (1.6–5.2)	1.6 (0.8–2.6)	0.8 (0.4–1.3)	0.2 (0.1–0.4)	0.1 (0–0.2)	570
Otitis media	0 (0–0)	0.1 (0–0.1)	3.9 (2.3–5.9)	34 (17.2–51.4)	39.3 (20.5–58.3)	39.2 (14.5–58.7)	22 (8.2–37.8)	10.4 (3.9–18.2)	11.2 (4.1–19.7)	9.4 (3.5–16.2)	8.1 (3.1–13.7)	6.1 (2.4–10.1)	4.1 (1.6–6.7)	3.6 (1.4–5.8)	2.4 (0.9–3.8)	1.7 (0.6–2.7)	1.2 (0.4–1.9)	0.8 (0.3–1.3)	0.5 (0.2–0.8)	0.3 (0.1–0.5)	0.2 (0.1–0.3)	0.1 (0–0.2)	0.1 (0–0.2)	195
Enteric infections	14.9 (9.1–22.4)	13.3 (8.1–20.4)	32.7 (21.1–52.2)	160 (102–233)	69 (44–100)	55.1 (35.8–79.9)	43.1 (27.6–62.5)	41.5 (26.5–59.9)	44.6 (28.5–64.7)	44.6 (28.5–64.7)	44.6 (28.5–64.7)	44.6 (28.5–64.7)	44.6 (28.5–64.7)	44.6 (28.5–64.7)	44.6 (28.5–64.7)	44.6 (28.5–64.7)	44.6 (28.5–64.7)	44.6 (28.5–64.7)	44.6 (28.5–64.7)	44.6 (28.5–64.7)	44.6 (28.5–64.7)	44.6 (28.5–64.7)	44.6 (28.5–64.7)	1,590
Diarrheal diseases	14.9 (3.9–7.8)	13.2 (9–21.24)	32.6 (209.9–632)	159 (165.9–260)	68.8 (92.1–321.6)	55.1 (54.9–72.7)	43.1 (35.8–56)	41.5 (29.7–57.3)	44.6 (30.9–65.1)	44.6 (31.4–59.9)	44.6 (32.2–64.7)	44.6 (33.3–59.9)	44.6 (33.3–59.9)	44.6 (31.5–65.6)	44.6 (32.7–70.5)	44.6 (34.6–76)	44.6 (34.6–76)	44.6 (37.3–77.2)	44.6 (37.3–77.2)	44.6 (37.3–77.2)	44.6 (37.3–77.2)	44.6 (37.3–77.2)	44.6 (37.3–77.2)	1,590
Typhoid and paratyphoid	0 (0–0)	0 (0–0)	0.2 (0.2–1.7)	0.2 (0.2–1.4)	0.2 (0.1–0.6)	0.3 (0.1–0.9)	0.5 (0.1–2.1)	0.6 (0.1–3.1)	0.6 (0.1–3.1)	0.6 (0.1–3.1)	0.6 (0.1–3.1)	0.6 (0.1–3.1)	0.6 (0.1–3.1)	0.6 (0.2–2.1)	0.6 (0.2–2.1)	0.6 (0.2–2.1)	0.6 (0.2–2.1)	0.6 (0.2–2.1)	0.6 (0.2–2.1)	0.6 (0.2–2.1)	0.6 (0.2–2.1)	0.6 (0.2–2.1)	0.6 (0.2–2.1)	7.9
Typhoid fever	0 (0–0)	0 (0–0)	0 (0–0.2)	0 (0–0.1)	0 (0–0.1)	0 (0–0.1)	0 (0–0.2)	0 (0–0.1)	0 (0–0.1)	0 (0–0.1)	0 (0–0.1)	0 (0–0.1)	0 (0–0.1)	0 (0–0.2)	0 (0–0.2)	0 (0–0.2)	0 (0–0.2)	0 (0–0.2)	0 (0–0.2)	0 (0–0.2)	0 (0–0.2)	0 (0–0.2)	0 (0–0.2)	0 (0–0.2)	7.7
Paratyphoid fever	0 (0–0)	0 (0–0)	0 (0–0.1)	0 (0–0.1)	0 (0–0.1)	0 (0–0.1)	0 (0–0.1)	0 (0–0.1)	0 (0–0.1)	0 (0–0.1)	0 (0–0.1)	0 (0–0.1)	0 (0–0.1)	0 (0–0.1)	0 (0–0.1)	0 (0–0.1)	0 (0–0.1)	0 (0–0.1)	0 (0–0.1)	0 (0–0.1)	0 (0–0.1)	0 (0–0.1)	0 (0–0.1)	0 (0–0.1)	0.3
Invasive Non-typhoidal Salmonella (iNTS)	0 (0–0)	0 (0–0)	0.4 (0–0.6)	0.4 (0.3–0.5)	0.3 (0.2–0.5)	0.4 (0.3–0.6)	0.4 (0.3–0.6)	0.5 (0.3–0.7)	0.5 (0.3–0.8)	0.5 (0.3–0.8)	0.5 (0.3–0.8)	0.5 (0.3–0.8)	0.5 (0.3–0.8)	0.5 (0.3–0.8)	0.5 (0.3–0.8)	0.5 (0.3–0.8)	0.5 (0.3–0.8)	0.5 (0.3–0.8)	0.5 (0.3–0.8)	0.5 (0.3–0.8)	0.5 (0.3–0.8)	0.5 (0.3–0.8)	0.5 (0.3–0.8)	4.2
Other intestinal infectious diseases	0 (0–0)	0 (0–0)	0.7 (0.3–2.4)	0.6 (0.1–3.2)	0.3 (0.1–0.9)	0.3 (0.1–0.9)	0.3 (0.1–0.7)	0.3 (0.1–0.9)	0.3 (0.1–0.9)	0.3 (0.1–0.9)	0.3 (0.1–0.9)	0.3 (0.1–0.9)	0.3 (0.1–0.9)	0.3 (0.1–0.9)	0.3 (0.1–0.9)	0.3 (0.1–0.9)	0.3 (0.1–0.9)	0.3 (0.1–0.9)	0.3 (0.1–0.9)	0.3 (0.1–0.9)	0.3 (0.1–0.9)	0.3 (0.1–0.9)	0.3 (0.1–0.9)	2.2
Neglected tropical diseases and malaria	2.9 (1.1–5.6)	3.9 (1.9–6.9)	38.5 (20.3–65.2)	38.9 (16.5–69.3)	27.6 (22.6–34.6)	26.5 (17.4–38.6)	21.4 (13.9–30.7)	20.6 (13.2–29.9)	22.1 (13.9–32.2)	22.1 (13.9–32.2)	22.1 (13.9–32.2)	22.1 (13.9–32.2)	22.1 (13.9–32.2)	22.1 (13.9–32.2)	22.1 (13.9–32.2)	22.1 (13.9–32.2)	22.1 (13.9–32.2)	22.1 (13.9–32.2)	22.1 (13.9–32.2)	22.1 (13.9–32.2)	22.1 (13.9–32.2)	22.1 (13.9–32.2)	22.1 (13.9–32.2)	781
Malaria	0 (0–0)	0 (0–0)	0 (0–0.1)	0 (0–0)	0 (0–0.1)	0 (0–0.1)	0 (0–0.1)	0 (0–0.1)	0 (0–0.1)	0 (0–0.1)	0 (0–0.1)	0 (0–0.1)	0 (0–0.1)	0 (0–0.1)	0 (0–0.1)	0 (0–0.1)	0 (0–0.1)	0 (0–0.1)	0 (0–0.1)	0 (0–0.1)	0 (0–0.1)	0 (0–0.1)	0 (0–0.1)	0 (0–0.1)	2.3
Chagas disease	0 (0–0)	0 (0–0)	0 (0–0)	0 (0–0)	0.1 (0–0.2)	0.7 (0.4–1.1)	2.2 (1.2–3.5)	2.8 (1.6–4.2)	2.8 (1.6–4.2)	2.8 (1.6–4.2)	2.8 (1.6–4.2)	2.8 (1.6–4.2)	2.8 (1.6–4.2)	2.8 (1.6–4.2)	2.8 (1.6–4.2)	2.8 (1.6–4.2)	2.8 (1.6–4.2)	2.8 (1.6–4.2)	2.8 (1.6–4.2)	2.8 (1.6–4.2)	2.8 (1.6–4.2)	2.8 (1.6–4.2)	2.8 (1.6–4.2)	73
Leishmaniasis	0 (0–0)	0 (0–0)	0 (0–0)	0 (0–0)	0.1 (0–0.3)	0.1 (0–0.3)	0.1 (0–0.2)	0.2 (0–0.5)	0.2 (0–0.5)	0.2 (0–0.5)	0.2 (0–0.5)	0.2 (0–0.5)	0.2 (0–0.5)	0.2 (0–0.5)	0.2 (0–0.5)	0.2 (0–0.5)	0.2 (0–0.5)	0.2 (0–0.5)	0.2 (0–0.5)	0.2 (0–0.5)	0.2 (0–0.5)	0.2 (0–0.5)	0.2 (0–0.5)	1.1
Visceral leishmaniasis	0 (0–0)	0 (0–0)	0 (0–0)	0 (0–0)	0 (0–0)	0 (0–0)	0 (0–0)	0 (0–0)	0 (0–0)	0 (0–0)	0 (0–0)	0 (0–0)	0 (0–0)	0 (0–0)	0 (0–0)	0 (0–0)	0 (0–0)	0 (0–0)	0 (0–0)	0 (0–0)	0 (0–0)	0 (0–0)	0 (0–0)	0 (0–0)	0
Cutaneous and mucocutaneous leishmaniasis	0 (0–0)	0 (0–0)	0 (0–0)	0 (0–0)	0 (0–0)	0 (0–0)	0 (0–0)	0 (0–0)	0 (0–0)	0 (0–0)	0 (0–0)	0 (0–0)	0 (0–0)	0 (0–0)	0 (0–0)	0 (0–0)	0 (0–0)	0 (0–0)	0 (0–0)	0 (0–0)	0 (0–0)	0 (0–0)	0 (0–0)	0 (0–0)	1.1
African trypanosomiasis	0 (0–0)	0 (0–0)	0 (0–0)	0 (0–0)	0 (0–0)	0 (0–0)	0 (0–0)	0 (0–0)	0 (0–0)	0 (0–0)	0 (0–0)	0 (0–0)	0 (0–0)	0 (0–0)	0 (0–0)	0 (0–0)	0 (0–0)	0 (0–0)	0 (0–0)	0 (0–0)	0 (0–0)	0 (0–0)	0 (0–0)	0 (0–0)	0
Schistosomiasis	0 (0–0)	0 (0–0)	0 (0–0)	0 (0–0)	0 (0–0)	0 (0–0)	0 (0–0)	0 (0–0)	0 (0–0)	0 (0–0)	0 (0–0)	0 (0–0)	0 (0–0)	0 (0–0)	0 (0–0)	0 (0–0)	0 (0–0)	0 (0–0)	0 (0–0)	0 (0–0)	0 (0–0)	0 (0–0)	0 (0–0)	0 (0–0)	0.1
Cysticercosis	0 (0–0)	0 (0–0)	0 (0–0)	0.2 (0–0.5)	0.2 (0.0–0.6)	0.3 (0.1–0.9)	0.5 (0.2–1.3)	1.4 (0.3–3.4)	2.4 (0.5–5.8)	2.8 (0.7–6.8)	3.0 (0.7–7.2)	3.2 (0.7–7.7)	3.2 (0.7–7.7)	3.2 (0.7–7.7)	3.2 (0.7–7.7)	3.2 (0.7–7.7)	3.2 (0.7–7.7)	3.2 (0.7–7.7)	3.2 (0.7–7.7)	3.2 (0.7–7.7)	3.2 (0.7–7.7)	3.2 (0.7–7.7)	3.2 (0.7–7.7)	23
Cystic echinococcosis	0 (0–0)	0 (0–0)	0 (0–0)	0 (0–0)	0 (0–0)	0 (0–0)	0 (0–0)	0 (0–0)	0 (0–0)	0 (0–0)	0 (0–0)	0 (0–0)	0 (0–0)	0 (0–0)	0 (0–0)	0 (0–0)	0 (0–0)	0 (0–0)	0 (0–0)	0 (0–0)	0 (0–0)	0 (0–0)	0 (0–0)	0 (0–0)	0.3
Lymphatic filariasis	0 (0–0)	0 (0–0)	0 (0–0)	0 (0–0)	0 (0–0)	0 (0–0)	0 (0–0)	0 (0–0)	0 (0–0)	0 (0–0)	0 (0–0)	0 (0–0)	0 (0–0)	0 (0–0)	0 (0–0)	0 (0–0)	0 (0–0)	0 (0–0)	0 (0–0)	0 (0–0)	0 (0–0)	0 (0–0)	0 (0–0)	0 (0–0)	0
Onchocerciasis	0 (0–0)	0 (0–0)	0 (0–0)	0 (0–0)	0 (0–0)	0 (0–0)	0 (0–0)	0 (0–0)	0 (0–0)	0 (0–0)	0 (0–0)	0 (0–0)	0 (0–0)	0 (0–0)	0 (0–0)	0 (0–0)	0 (0–0)	0 (0–0)	0 (0–0)	0 (0–0)	0 (0–0)	0 (0–0)	0 (0–0)	0 (0–0)	0
Trachoma	0 (0–0)	0 (0–0)	0 (0–0)	0 (0–0)	0 (0–0)	0 (0–0)	0 (0–0)	0 (0–0)	0 (0–0)	0 (0–0)	0 (0–0)	0 (0–0)	0 (0–0)	0 (0–0)	0 (0–0)	0 (0–0)	0 (0–0)	0 (0–0)	0 (0–0)	0 (0–0)	0 (0–0)	0 (0–0)	0 (0–0)	0 (0–0)	0
Dengue	0 (0–0)	0 (0–0.3)	7.9 (3.8–9)	9.3 (3.1–22.3)	12.9 (4.4–39)	14.2 (4.2–39.4)	13.4 (3.8–40)	13.4 (3.7–39.9)	13.4 (3.7–39.9)	13.7 (3.2–31.1)	10.2 (2.5–28.5)	8.4 (2.5–24.2)	7 (2.5–19.7)	5.7 (2–13.2)	4.7 (1.6–11)	3.9 (1.3–9.6)	3.2 (1.1–8.7)	2.6 (1.1–7.2)	2.2 (0.9–6.6)	1.8 (0.8–4.2)	1.2 (0.4–2.9)	0.6 (0.2–1.3)	0.2 (0.1–0.7)	137
Yellowfever	0 (0–0)	0 (0–0)	0 (0–0)	0 (0–0)	0 (0–0)	0 (0–0)	0 (0–0)	0 (0–0)	0 (0–0)	0 (0–0)	0 (0–0)	0 (0–0)	0 (0–0)	0 (0–0)	0 (0–0)	0 (0–0)	0 (0–0)	0 (0–0)	0 (0–0)	0 (0–0)	0 (0–0)	0 (0–0)	0 (0–0)	0 (0–0)	0
Rabies	0 (0–0)	0 (0–0)	0 (0–0)	0 (0–0)	0 (0–0)	0 (0–0)	0 (0–0)	0 (0–0)	0 (0–0)	0 (0–0)	0 (0–0)	0 (0–0)	0 (0–0)	0 (0–0)	0 (0–0)	0 (0–0)	0 (0–0)	0 (0–0)	0 (0–0)	0 (0–0)	0 (0–0)	0 (0–0)	0 (0–0)	0 (0–0)	0.3
Intestinal nematode infections	0 (0–0)	0 (0–0)	0 (0.1–1.6)	2.3 (0.2–13.4)	17.1 (8.1–31.2)	11.2 (3.9–22.9)	2.8 (0.7–7.7)	2.3 (0.5–7.1)	2.3 (0.5–7.1)	2.6 (0.6–9.1)	2.6 (0.6–9.1)	2.6 (0.6–9.1)	2.6 (0.6–9.1)	2.6 (0.6–9.1)	2.6 (0.6–9.1)	2.6 (0.6–9.1)	2.6 (0.6–9.1)	2.6 (0.6–9.1)	2.6 (0.6–9.1)	2.6 (0.6–9.1)	2.6 (0.6–9.1)	2.6 (0.6–9.1)	2.6 (0.6–9.1)	79.6
Ascariasis	0 (0–0)	0 (0–0)	0 (0.1–1.4)	1.6 (0.1–9.9)	12.5 (5.9–23.1)	8.1 (2.8–16.8)	2 (0.5–5.6)	1.7 (0.4–5.3)	1.7 (0.4–5.3)	1.9 (0.4–6.8)	1.9 (0.4–6.8)	1.9 (0.4–6.8)	1.9 (0.4–6.8)	1.9 (0.4–6.8)	1.9 (0.4–6.8)	1.9 (0.4–6.8)	1.9 (0.4–6.8)	1.9 (0.4–6.8)	1.9 (0.4–6.8)	1.9 (0.4–6.8)	1.9 (0.4–6.8)	1.9 (0.4–6.8)	1.9 (0.4–6.8)	58.6
Trichuriasis	0 (0–0)	0 (0–0)	0 (0.1–1.6)	1.6 (0.2–13.2)	13.2 (6.6–24.6)	8.6 (2.9–18.6)	2.1 (0.5–6.1)	1.8 (0.4–5.8)	1.8 (0.4–5.8)	2.1 (0.4–7.5)	2.1 (0.4–7.5)	2.1 (0.4–7.5)	2.1 (0.4–7.5)	2.1 (0.4–7.5)	2.1 (0.4–7.5)	2.1 (0.4–7.5)	2.1 (0.4–7.5)	2.1 (0.4–7.5)	2.1 (0.4–7.5)	2.1 (0.4–7.5)	2.1 (0.4–7.5)	2.1 (0.4–7.5)	2.1 (0.4–7.5)	63.1
Hookworm disease	0 (0–0)	0 (0–0)	0 (0–0.1)	0.9 (0.1–6.2)	2.1 (0.7–4.4)	1.5 (0.3–3.6)	0.8 (0.2–1.9)	0.6 (0.1–1.6)	0.6 (0.1–1.6)	0.6 (0.1–1.8)	0.5 (0.1–1.8)	0.5 (0.1–1.8)	0.5 (0.1–1.8)	0.5 (0.1–1.8)	0.5 (0.1–1.8)	0.5 (0.1–1.8)	0.5 (0.1–1.8)	0.5 (0.1–1.8)	0.5 (0.1–1.8)	0.5 (0.1–1.8)	0.5 (0.1–1.8)	0.5 (0.1–1.8)	0.5 (0.1–1.8)	9.2
Food-borne trematodiases	0 (0–0)	0 (0–0)	0 (0–0)	0 (0–0)	0 (0–0)	0 (0–0)	0 (0–0)	0 (0–0)	0 (0–0)	0 (0–0)	0 (0–0)	0 (0–0)	0 (0–0)	0 (0–0)	0 (0–0)	0 (0–0)	0 (0–0)	0 (0–0)	0 (0–0)	0 (0–0)	0 (0–0)	0 (0–0)	0 (0–0)	0 (0–0)	0
Leprosy	0 (0–0)	0 (0–0)	0 (0–0)	0 (0–0)	0 (0–0)	0 (0–0)	0 (0–0)	0 (0–0)	0 (0–0)	0 (0–0)	0 (0–0)	0 (0–0)	0 (0–0)	0 (0–0)	0 (0–0)	0 (0–0)	0 (0–0)	0 (0–0)	0 (0–0)	0 (0–0)	0 (



Congenital birth defects	858 (641 to 1,330)	504 (340 to 771)	1,820 (1,130 to 2,800)	396 (271 to 566)	163 (118 to 223)	149 (110 to 202)	129 (87.2 to 174)	110 (69.9 to 158)	89.6 (52.2 to 139)	65.5 (40.9 to 90.2)	54.9 (34.5 to 76.4)	46.7 (30.4 to 66.3)	37.5 (24.2 to 53.3)	29.1 (16.0 to 37)	22.4 (13.8 to 33.7)	17.4 (11.1 to 24.9)	12.5 (7.9 to 17.4)	4.1 (2.4 to 6.4)	2.6 (1.5 to 3.9)	1.6 (0.9 to 2.2)	0.7 (0.4 to 1.1)	0.3 (0.2 to 0.5)	0.1 (0.1 to 0.2)	4,516
Neural tube defects	89.3 (59.9 to 134)	29.3 (12.3 to 52)	99.5 (34.7 to 179)	79.8 (37.4 to 132)	8.1 (3.2 to 12.1)	8.1 (3.4 to 12.9)	7.3 (4.6 to 10.9)	4.6 (2.4 to 6.9)	3.7 (2.4 to 5.5)	2.4 (1.6 to 3.3)	1.6 (1 to 2.3)	1.2 (0.7 to 1.8)	0.8 (0.4 to 1.2)	0.5 (0.4 to 0.7)	0.3 (0.2 to 0.4)	0.4 (0.2 to 0.6)	0.1 (0.1 to 0.2)	0 (0 to 0)	0 (0 to 0)	0 (0 to 0)	0 (0 to 0)	0 (0 to 0)	0 (0 to 0)	379
Congenital heart anomalies	769 (143 to 478)	274 (140 to 568)	1,720 (559 to 1,540)	316 (79.2 to 339)	155 (20.3 to 89.2)	141 (29.2 to 67.1)	122 (29.2 to 67.1)	104 (19.1 to 68.1)	84.7 (16.3 to 58.2)	62 (12.2 to 39.9)	51.9 (10.7 to 34)	44.1 (9.3 to 27.4)	35.4 (8.2 to 19.4)	27.5 (3.5 to 19)	21.2 (2.5 to 11.2)	16.4 (2.5 to 7.2)	11.8 (1.9 to 4)	3.9 (0.6 to 1.2)	2.5 (0.3 to 0.8)	1.5 (0.2 to 0.5)	0.7 (0.3 to 0.3)	0.3 (0.1 to 0.1)	0.1 (0 to 0)	2,050
Orofacial clefts	2.5 (1.4 to 7.1)	2 (0.7 to 4.5)	13.8 (2.1 to 48.9)	2.4 (0.9 to 9.1)	1.2 (0.2 to 2.6)	1.1 (0.2 to 2.7)	0.9 (0.2 to 2.2)	0.7 (0.2 to 2.2)	0.6 (0.2 to 2.2)	0.5 (0.1 to 2)	0.4 (0.2 to 1.6)	0.3 (0.2 to 1.4)	0.2 (0.1 to 1.1)	0.2 (0.1 to 0.9)	0.1 (0 to 0.6)	0.1 (0 to 0.5)	0 (0 to 0.3)	0 (0 to 0.2)	0 (0 to 0.2)	0 (0 to 0.1)	0 (0 to 0.1)	0 (0 to 0.1)	0 (0 to 0)	28.4
Down syndrome	8.6 (2.2 to 19.6)	6.7 (2.3 to 11.2)	73 (29.4 to 137)	20.6 (12.7 to 34.9)	7.6 (4.2 to 12)	9.8 (4.5 to 17)	4.5 (4.3 to 11.1)	7.5 (4.5 to 12.9)	6.6 (2.4 to 11.3)	5.3 (2.4 to 9.4)	4.1 (2.1 to 7.1)	4.2 (2.1 to 7.4)	4.1 (1.9 to 7.3)	2.6 (1.2 to 4.7)	2.8 (1.1 to 4.9)	1.4 (0.4 to 2.3)	0.6 (0.2 to 0.9)	0.2 (0 to 0)	0.2 (0 to 0)	0.2 (0 to 0)	0.1 (0 to 0)	0 (0 to 0)	0 (0 to 0)	170
Turner syndrome	0 (0 to 0)	0 (0 to 0)	0 (0 to 0)	0 (0 to 0)	0 (0 to 0)	0 (0 to 0)

SR Table 2e. Nuevo León DALYS by cause and age group for males with 95% uncertainty intervals. 2019

Cause	Early Neonatal	Late Neonatal	Post Neonatal	1 to 4	5 to 9	10 to 14	15 to 19	20 to 24	25 to 29	30 to 34	35 to 39	40 to 44	45 to 49	50 to 54	55 to 59	60 to 64	65 to 69	70 to 74	75 to 79	80 to 84	85 to 89	90 to 94	95 plus	Total
All causes	16,469 (15,998 to 16,955)	2,790 (2,600 to 3,000)	19,602 (12,289 to 29,399)	11,140 (9,119 to 13,600)	10,462 (8,379 to 12,782)	13,068 (10,693 to 16,790)	29,356 (27,059 to 32,269)	33,606 (29,459 to 38,488)	36,859 (32,709 to 41,799)	36,859 (32,660 to 42,089)	40,059 (34,155 to 47,488)	46,059 (38,593 to 56,730)	53,605 (43,295 to 68,693)	58,505 (47,959 to 71,489)	61,005 (48,709 to 76,908)	67,705 (51,469 to 86,523)	63,405 (43,660 to 89,259)	59,205 (36,269 to 87,139)	53,005 (27,992 to 89,259)	23,005 (7,993 to 53,303)	5,999 (5,999 to 6,000)	2,310 (2,310 to 2,310)	756,000
Communicable, maternal, neonatal, and nutritional diseases	13,269 (9,300 to 18,600)	2,292 (1,820 to 2,727)	7,490 (2,980 to 14,260)	3,350 (2,120 to 4,770)	3,010 (1,499 to 5,600)	1,990 (1,020 to 3,510)	1,910 (1,020 to 3,020)	2,390 (1,360 to 3,820)	3,070 (2,010 to 4,510)	3,050 (2,020 to 4,370)	3,050 (2,020 to 4,350)	3,990 (2,660 to 5,930)	3,990 (2,660 to 5,880)	3,990 (2,720 to 5,290)	3,410 (2,230 to 5,260)	3,090 (2,070 to 5,020)	2,450 (1,510 to 3,970)	2,250 (1,310 to 3,920)	1,950 (1,070 to 3,660)	1,870 (1,060 to 3,140)	1,350 (780 to 1,980)	938 (720 to 1,160)	665 (580 to 777)	225 (225 to 227)	73,900
HIV/AIDS and sexually transmitted infections	116 (114 to 118)	12 (9 to 22)	69.6 (56.6 to 83.5)	41.1 (24.3 to 64.6)	39.6 (26.1 to 59.3)	49.1 (27.4 to 84.1)	178 (99.2 to 344)	497 (283 to 891)	1,000 (600 to 1,780)	1,060 (630 to 1,850)	1,060 (630 to 1,840)	1,060 (630 to 1,840)	1,060 (630 to 1,840)	1,060 (630 to 1,840)	672 (400 to 1,170)	497 (297 to 865)	377 (217 to 670)	197 (107 to 356)	82.2 (39.1 to 153)	43.4 (17.7 to 79.5)	2.9 (2.9 to 3.1)	1.9 (1.9 to 2.0)	0.6 (0.4 to 0.8)	0.3 (0.3 to 0.3)	9,270
HIV/AIDS	0 (0 to 0)	0 (0 to 0)	67.6 (56.9 to 81.7)	41 (32.2 to 49.8)	39.6 (26.1 to 59.3)	42.6 (21.9 to 78.1)	157 (84.7 to 326)	441 (257 to 830)	974 (588 to 1,770)	1,050 (630 to 1,850)	1,050 (630 to 1,840)	1,050 (630 to 1,840)	1,050 (630 to 1,840)	1,050 (630 to 1,840)	667 (400 to 1,170)	493 (297 to 865)	373 (217 to 670)	193 (107 to 356)	78.6 (39.1 to 153)	39.9 (17.7 to 79.5)	2.5 (2.5 to 2.7)	1.5 (1.5 to 1.6)	0.3 (0.3 to 0.3)	0.2 (0.2 to 0.2)	8,890
HIV/AIDS - Drug-susceptible Tuberculosis	0 (0 to 0)	0 (0 to 0)	0.7 (0.4 to 127)	0.1 (0.1 to 7.9)	0.1 (0.1 to 6.6)	6.4 (0.1 to 7.1)	20.7 (0.1 to 23.6)	56.3 (0.1 to 62.1)	26.1 (0.1 to 72.0)	10.2 (0.1 to 19.6)	10.2 (0.1 to 19.6)	10.2 (0.1 to 19.6)	10.2 (0.1 to 19.6)	10.2 (0.1 to 19.6)	5.1 (0.1 to 10.2)	4.1 (0.1 to 8.1)	3.1 (0.1 to 6.1)	2.1 (0.1 to 4.1)	1.1 (0.1 to 2.1)	0.1 (0.1 to 0.2)	0.1 (0.1 to 0.2)	0.1 (0.1 to 0.2)	0.1 (0.1 to 0.2)	665
HIV/AIDS - Multidrug-resistant Tuberculosis without extensive drug-resistance	0 (0 to 0)	0 (0 to 0)	0.1 (0.1 to 2.7)	0.1 (0.1 to 1.6)	0.1 (0.1 to 1.4)	0.1 (0.1 to 1.5)	0.4 (0.1 to 5.0)	1.2 (0.2 to 16.0)	0.5 (0.1 to 15.0)	0.2 (0.1 to 0.4)	0.2 (0.1 to 0.4)	0.2 (0.1 to 0.4)	0.2 (0.1 to 0.4)	0.2 (0.1 to 0.4)	0.1 (0.1 to 0.2)	0.1 (0.1 to 0.2)	0.1 (0.1 to 0.2)	0.1 (0.1 to 0.2)	0.1 (0.1 to 0.2)	0.1 (0.1 to 0.2)	0.1 (0.1 to 0.2)	0.1 (0.1 to 0.2)	0.1 (0.1 to 0.2)	70.6
HIV/AIDS - Extensively drug-resistant Tuberculosis	0 (0 to 0)	0 (0 to 0)	0.1 (0.1 to 2.4)	0.1 (0.1 to 0.2)	0.1 (0.1 to 0.2)	0.2 (0.1 to 0.3)	0.7 (0.1 to 0.7)	1.4 (0.1 to 1.5)	1.7 (0.1 to 1.8)	1.7 (0.1 to 1.8)	1.7 (0.1 to 1.8)	1.7 (0.1 to 1.8)	1.7 (0.1 to 1.8)	1.7 (0.1 to 1.8)	1.1 (0.1 to 1.2)	0.9 (0.1 to 1.0)	0.7 (0.1 to 0.8)	0.5 (0.1 to 0.6)	0.3 (0.1 to 0.4)	0.2 (0.1 to 0.3)	0.1 (0.1 to 0.2)	0.1 (0.1 to 0.2)	0.1 (0.1 to 0.2)	11.4
HIV/AIDS resulting in other diseases	0 (0 to 0)	0 (0 to 0)	0.8 (0.6 to 73.8)	0.6 (0.1 to 43.1)	0.5 (0.2 to 32.9)	0.7 (0.1 to 36.4)	1.9 (0.5 to 119)	5.3 (1.3 to 333)	2.3 (0.5 to 147)	1.1 (0.3 to 69.3)	1.1 (0.3 to 69.3)	1.1 (0.3 to 69.3)	1.1 (0.3 to 69.3)	1.1 (0.3 to 69.3)	0.6 (0.2 to 37.1)	0.5 (0.1 to 29.7)	0.4 (0.1 to 22.3)	0.3 (0.1 to 14.9)	0.1 (0.1 to 7.4)	0.1 (0.1 to 3.7)	0.1 (0.1 to 0.2)	0.1 (0.1 to 0.2)	0.1 (0.1 to 0.2)	6.960
Sexually transmitted infections excluding HIV	116 (114 to 118)	12 (9 to 22)	1.9 (1.8 to 2.1)	0.1 (0.1 to 0.2)	0.1 (0.1 to 0.2)	0.1 (0.1 to 0.2)	0.1 (0.1 to 0.2)	0.1 (0.1 to 0.2)	0.1 (0.1 to 0.2)	0.1 (0.1 to 0.2)	0.1 (0.1 to 0.2)	0.1 (0.1 to 0.2



Benign prostatic hyperplasia	0 (0 to 0)	0 (0 to 0)	0 (0 to 0)	0 (0 to 0)	0 (0 to 0)	0 (0 to 0)	0 (0 to 0)	0 (0 to 0)	0 (0 to 0)	0 (0 to 0)	0 (0 to 0)	0 (0 to 0)	2.0 (2 to 2)	19.7 (8 to 29)	79 (29 to 911)	109 (60 to 237)	261 (169 to 391)	314 (188 to 477)	371 (183 to 650)	278 (133 to 320)	196 (84 to 190)	42.1 (29 to 62)	11.8 (7 to 16)	2.9 (1 to 4)	1,460
Male infertility	0 (0 to 0)	0 (0 to 0)	0 (0 to 0)	0 (0 to 0)	0 (0 to 0)	0 (0 to 0)	0 (0 to 0)	0 (0 to 0)	0 (0 to 0)	0 (0 to 0)	0 (0 to 0)	0 (0 to 0)	0 (0 to 0)	0 (0 to 0)	0 (0 to 0)	0 (0 to 0)	0 (0 to 0)	0 (0 to 0)	0 (0 to 0)	0 (0 to 0)	0 (0 to 0)	0 (0 to 0)	0 (0 to 0)	0 (0 to 0)	339
Other urinary diseases	1.9 (0.7 to 2.8)	1 (0.6 to 1.7)	0.5 (0.2 to 1.1)	2.3 (1.7 to 4.4)	2.1 (1.6 to 3.6)	4.2 (2.3 to 7)	4.6 (2.3 to 8.2)	6.1 (2.6 to 9.7)	9.1 (5.5 to 14.1)	16.9 (9.4 to 29.1)	22.6 (13 to 39.4)	32.6 (18.6 to 56.6)	47.4 (25.1 to 72.7)	46.9 (22.3 to 88)	46.3 (21.5 to 93.7)	42.3 (21.1 to 82.3)	43.6 (21.3 to 80.8)	39.6 (19.6 to 79.1)	29.7 (11.7 to 61.6)	19.2 (6.9 to 39.6)	7.6 (2.6 to 21.6)	2.5 (1.3 to 6.7)	423
Gynecological diseases	0 (0 to 0)	0 (0 to 0)	0 (0 to 0)	0 (0 to 0)	0 (0 to 0)	0 (0 to 0)	0 (0 to 0)	0 (0 to 0)	0 (0 to 0)	0 (0 to 0)	0 (0 to 0)	0 (0 to 0)	0 (0 to 0)	0 (0 to 0)	0 (0 to 0)	0 (0 to 0)	0 (0 to 0)	0 (0 to 0)	0 (0 to 0)	0 (0 to 0)	0 (0 to 0)	0 (0 to 0)	0 (0 to 0)	0 (0 to 0)	0
Uterine fibroids	0 (0 to 0)	0 (0 to 0)	0 (0 to 0)	0 (0 to 0)	0 (0 to 0)	0 (0 to 0)	0 (0 to 0)	0 (0 to 0)	0 (0 to 0)	0 (0 to 0)	0 (0 to 0)	0 (0 to 0)	0 (0 to 0)	0 (0 to 0)	0 (0 to 0)	0 (0 to 0)	0 (0 to 0)	0 (0 to 0)	0 (0 to 0)	0 (0 to 0)	0 (0 to 0)	0 (0 to 0)	0 (0 to 0)	0 (0 to 0)	0
Polycystic ovarian syndrome	–	–	–	–	–	–	–	–	–	–	–	–	–	–	–	–	–	–	–	–	–	–	–	–	NA
Female infertility	–	–	–	–	–	–	–	–	–	–	–	–	–	–	–	–	–	–	–	–	–	–	–	–	NA
Endometriosis	–	–	–	–	–	–	–	–	–	–	–	–	–	–	–	–	–	–	–	–	–	–	–	–	NA
Genital prolapse	0 (0 to 0)	0 (0 to 0)	0 (0 to 0)	0 (0 to 0)	0 (0 to 0)	0 (0 to 0)	0 (0 to 0)	0 (0 to 0)	0 (0 to 0)	0 (0 to 0)	0 (0 to 0)	0 (0 to 0)	0 (0 to 0)	0 (0 to 0)	0 (0 to 0)	0 (0 to 0)	0 (0 to 0)	0 (0 to 0)	0 (0 to 0)	0 (0 to 0)	0 (0 to 0)	0 (0 to 0)	0 (0 to 0)	0 (0 to 0)	0
Premenstrual syndrome	–	–	–	–	–	–	–	–	–	–	–	–	–	–	–	–	–	–	–	–	–	–	–	–	NA
Other gynecological diseases	0 (0 to 0)	0 (0 to 0)	0 (0 to 0)	0 (0 to 0)	0 (0 to 0)	0 (0 to 0)	0 (0 to 0)	0 (0 to 0)	0 (0 to 0)	0 (0 to 0)	0 (0 to 0)	0 (0 to 0)	0 (0 to 0)	0 (0 to 0)	0 (0 to 0)	0 (0 to 0)	0 (0 to 0)	0 (0 to 0)	0 (0 to 0)	0 (0 to 0)	0 (0 to 0)	0 (0 to 0)	0 (0 to 0)	0 (0 to 0)	0
Hemoglobinopathies and hemolytic anemias	3.7 (2.5 to 6.6)	4.2 (2.6 to 6.6)	28.6 (19.7 to 49.6)	49.6 (29.3 to 66.1)	67.4 (32.3 to 73.3)	90.5 (35.9 to 93.6)	49.4 (20.4 to 56.4)	38.4 (21.1 to 52.4)	27.2 (17.7 to 39.7)	26.3 (16.9 to 39)	29.2 (19.1 to 42.2)	33.9 (21.5 to 49.6)	37.2 (23.5 to 52.6)	38.1 (24.1 to 54.4)	38.9 (24.1 to 56.1)	36.7 (24.9 to 52.3)	35.9 (24.1 to 50.6)	23.6 (17.3 to 32.6)	19.6 (10.7 to 22.2)	18.6 (12.3 to 29.6)	9.6 (4.5 to 18.9)	2.5 (1.7 to 3.7)	692
Thalassemias	0.9 (0.2 to 1.1)	0.7 (0.2 to 1.6)	6.7 (2.9 to 14.6)	9.4 (4.2 to 14.2)	4.8 (2.6 to 6.9)	2.9 (1.3 to 4.2)	0.8 (0.3 to 1.8)	0.2 (0.1 to 0.4)	0.1 (0 to 0.3)	0.1 (0 to 0.2)	0.1 (0 to 0.2)	0.2 (0 to 0.3)	0.1 (0 to 0.2)	0.1 (0 to 0.1)	0.1 (0 to 0.1)	0.1 (0 to 0.1)	0.1 (0 to 0.1)	0.1 (0 to 0.1)	0.1 (0 to 0.1)	0.1 (0 to 0.1)	0.1 (0 to 0.1)	0 (0 to 0.1)	0 (0 to 0.1)	25
Thalassemias trait	0.2 (0.1 to 0.4)	0.9 (0.7 to 2.2)	3.6 (2.6 to 5.2)	0.2 (0 to 12.4)	1.7 (0.4 to 6.7)	0.8 (0.1 to 1.4)	0.2 (0.1 to 1.1)	0.2 (0 to 1.3)	0.2 (0 to 1.2)	0.2 (0 to 1.1)	0.1 (0 to 0.6)	0.2 (0 to 0.7)	0.2 (0 to 0.7)	0.2 (0 to 0.7)	0.2 (0 to 0.8)	0.2 (0 to 0.8)	0.2 (0 to 0.8)	0.2 (0 to 0.8)	0.2 (0 to 0.7)	0.2 (0 to 0.7)	0.1 (0 to 0.6)	0 (0 to 0.1)	0 (0 to 0.1)	197
Sickle cell disorders	1.1 (0.7 to 2.1)	1.2 (0.2 to 2.1)	9.1 (1.3 to 18.6)	4.9 (1.6 to 11.1)	7 (2 to 14.6)	7.1 (2.2 to 12.6)	9.6 (2.2 to 15.6)	3.3 (1.2 to 6.4)	2.6 (1.1 to 4.4)	2.1 (0.8 to 4.2)	2.1 (0.9 to 4.3)	2.1 (0.9 to 4.4)	2.3 (1.1 to 4.1)	2.6 (1.1 to 4.1)	1.9 (0.9 to 3.6)	2.1 (1 to 3.8)	2.3 (1.1 to 4.1)	2.1 (0.7 to 4.6)	2.1 (0.7 to 4.6)	1.9 (0.6 to 4.6)	0.9 (0.3 to 2.1)	0.3 (0.1 to 0.8)	0.1 (0 to 0.3)	49.9
Sickle cell trait	0.1 (0 to 0.2)	0.2 (0.1 to 0.5)	0.7 (0.4 to 1.8)	0.6 (0.4 to 0.9)	1.3 (0.7 to 2.1)	0.4 (0.1 to 1.1)	0.3 (0.1 to 0.6)	0.2 (0 to 0.4)	0.2 (0 to 0.3)	0.1 (0 to 0.2)	0.1 (0 to 0.2)	0.1 (0 to 0.2)	0.1 (0 to 0.2)	0.1 (0 to 0.2)	0.1 (0 to 0.2)	0.1 (0 to 0.2)	0.1 (0 to 0.2)	0.1 (0 to 0.2)	0.1 (0 to 0.2)	0.1 (0 to 0.2)	0.1 (0 to 0.2)	0 (0 to 0.1)	0 (0 to 0.1)	12.6
G6PD deficiency	0.2 (0.1 to 0.5)	0.2 (0.2 to 0.5)	0.2 (0.2 to 0.6)	0.2 (0.1 to 0.6)	0.2 (0.1 to 0.6)	0.2 (0.1 to 0.6)	0.2 (0.1 to 0.6)	0.2 (0.1 to 0.6)	0.2 (0.1 to 0.6)	0.2 (0.1 to 0.6)	0.2 (0.1 to 0.6)	0.2 (0.1 to 0.6)	0.2 (0.1 to 0.6)	0.2 (0.1 to 0.6)	0.2 (0.1 to 0.6)	0.2 (0.1 to 0.6)	0.2 (0.1 to 0.6)	0.2 (0.1 to 0.6)	0.2 (0.1 to 0.6)	0.2 (0.1 to 0.6)	0.2 (0.1 to 0.6)	0 (0 to 0.1)	0 (0 to 0.1)	143
G6PD trait	0 (0 to 0)	0 (0 to 0)	0 (0 to 0)	0 (0 to 0)	0 (0 to 0)	0 (0 to 0)	0 (0 to 0)	0 (0 to 0)	0 (0 to 0)	0 (0 to 0)	0 (0 to 0)	0 (0 to 0)	0 (0 to 0)	0 (0 to 0)	0 (0 to 0)	0 (0 to 0)	0 (0 to 0)	0 (0 to 0)	0 (0 to 0)	0 (0 to 0)	0 (0 to 0)	0 (0 to 0)	0 (0 to 0)	0 (0 to 0)	0
Other hemoglobinopathies and hemolytic anemias	2 (1 to 3.6)	1.6 (0.8 to 2.6)	9.9 (4.9 to 17.8)	23.9 (13.9 to 42.6)	37.7 (19.1 to 56.7)	21 (12.1 to 35.1)	22.6 (12.6 to 36.7)	20.6 (12.1 to 35.4)	16.1 (10.4 to 26.1)	14.9 (8.6 to 24.1)	17.1 (9.8 to 29.1)	19.7 (12.7 to 28.1)	26.1 (13.9 to 33.9)	26.1 (17.2 to 39.4)	30 (19.7 to 45.1)	29.7 (19.7 to 41.9)	29.7 (20.5 to 46.4)	17.1 (10.6 to 28.1)	20.6 (12.4 to 31.4)	16.1 (10.3 to 21.1)	7.6 (3.9 to 11.9)	1.9 (1.1 to 2.6)	417
Endocrine, metabolic, blood, and immune disorders	20.4 (19.8 to 22)	19.3 (18.9 to 20)	29.1 (28 to 29)	29.1 (28.1 to 29)	29.1 (28.1 to 29)	29.1 (28.1

SB Table 2a. Classic DALYS by cause and sex aroun for males with 95% uncertainty intervals, 2019

Cause	Sex=Neonatal	Late Neonatal	1 to 4	5 to 9	10 to 14	15 to 19	20 to 24	25 to 29	30 to 34	35 to 39	40 to 44	45 to 49	50 to 54	55 to 59	60 to 64	65 to 69	70 to 74	75 to 79	80 to 84	85 to 89	90 to 94	95 plus	Total
All causes	15,139 (9,900 to 18,990)	7,946 (5,300 to 9,360)	19,900 (12,300 to 22,300)	21,700 (9,770 to 19,200)	11,200 (5,170 to 11,600)	22,900 (11,600 to 17,700)	21,900 (11,300 to 20,400)	24,200 (29,700 to 28,400)	24,200 (29,700 to 28,400)	25,900 (31,100 to 30,400)	26,900 (32,600 to 31,600)	27,200 (31,000 to 30,600)	27,800 (32,600 to 38,600)	28,900 (32,700 to 40,400)	29,700 (31,000 to 41,700)	30,200 (31,000 to 41,900)	30,100 (28,700 to 41,900)	30,200 (26,400 to 39,700)	29,200 (24,000 to 39,000)	25,200 (20,200 to 28,200)	5,980 (4,760 to 6,890)	3,930 (3,200 to 3,850)	973,000
Communicable, maternal, neonatal, and nutritional diseases	15,000 (9,900 to 18,900)	6,960 (3,600 to 6,480)	6,960 (6,100 to 12,200)	6,490 (3,540 to 9,660)	2,810 (2,100 to 3,410)	2,960 (1,910 to 2,760)	1,960 (1,310 to 2,060)	2,100 (1,730 to 2,560)	2,600 (2,430 to 3,350)	3,000 (2,720 to 3,980)	3,960 (2,240 to 5,700)	4,960 (2,540 to 7,060)	5,360 (2,920 to 7,730)	5,720 (2,920 to 8,110)	5,720 (2,920 to 8,110)	5,700 (2,920 to 8,110)	5,700 (2,920 to 8,110)	5,700 (2,920 to 8,110)	5,470 (2,880 to 7,730)	1,610 (1,020 to 2,070)	1,610 (1,040 to 1,600)	732 (1,040 to 1,600)	472 (320 to 486)	69,400
HIV/AIDS and sexually transmitted infections	1.6 (0.9 to 2.4)	1.4 (0.8 to 2.0)	921 (716 to 1,110)	102 (62.6 to 122)	68.5 (39.1 to 82.7)	419 (261 to 512)	1,100 (699 to 1,350)	1,100 (692 to 1,340)	1,100 (692 to 1,340)	1,100 (692 to 1,340)	920 (782 to 1,080)	752 (632 to 887)	640 (540 to 753)	557 (472 to 655)	377 (320 to 444)	196 (166 to 232)	139 (118 to 163)	103 (87.6 to 121)	83.6 (71.1 to 98.3)	29 (24.6 to 34.1)	6 (5.1 to 7.1)	2.1 (1.8 to 2.5)	0.7 (0.6 to 0.8)	5,880
HIV/AIDS	0 (0 to 0)	0 (0 to 0)	90.4 (74.1 to 106)	101 (62.6 to 122)	68.4 (39.1 to 82.7)	418 (261 to 512)	1,100 (699 to 1,350)	1,100 (692 to 1,340)	1,100 (692 to 1,340)	1,100 (692 to 1,340)	920 (782 to 1,080)	752 (632 to 887)	639 (540 to 753)	556 (472 to 655)	377 (320 to 444)	196 (166 to 232)	139 (118 to 163)	103 (87.6 to 121)	79.4 (71.1 to 98.3)	29.7 (24.6 to 34.1)	5.9 (5.1 to 7.1)	2.1 (1.8 to 2.5)	0.3 (0.3 to 0.4)	5,720
HIV/AIDS - Drug-susceptible Tuberculosis	0 (0 to 0)	0 (0 to 0)	19.4 (11.9 to 31.4)	12 (7.1 to 19)	9.4 (5.4 to 15)	61.1 (34.6 to 97.1)	154.6 (94.6 to 245)	154.6 (94.6 to 245)	154.6 (94.6 to 245)	154.6 (94.6 to 245)	119 (94.6 to 189)	102 (77.1 to 161)	87.1 (66.1 to 138)	75.7 (57.5 to 120)	51.4 (39.1 to 81.6)	29.7 (22.6 to 47.2)	22.6 (17.2 to 35.9)	14.9 (11.3 to 23.7)	9.9 (7.5 to 15.7)	3.2 (2.4 to 5.1)	0.7 (0.5 to 1.1)	0.2 (0.2 to 0.3)	0.2 (0.2 to 0.3)	741
HIV/AIDS - Multidrug-resistant Tuberculosis without extensive	0 (0 to 0)	0 (0 to 0)	0.8 (0.5 to 1.3)	0.5 (0.3 to 0.8)	0.4 (0.2 to 0.6)	2.5 (1.4 to 4)	6.4 (3.9 to 10.1)	6.4 (3.9 to 10.1)	6.4 (3.9 to 10.1)	6.4 (3.9 to 10.1)	4.9 (3.9 to 7.8)	4.2 (3.2 to 6.7)	3.6 (2.7 to 5.6)	3.1 (2.4 to 4.9)	2.1 (1.7 to 3.3)	1.2 (0.9 to 1.9)	0.9 (0.7 to 1.5)	0.6 (0.5 to 1)	0.4 (0.3 to 0.7)	0.1 (0.1 to 0.2)	0 (0 to 0)	0 (0 to 0)	0 (0 to 0)	30.5
HIV/AIDS - Extensively drug-resistant Tuberculosis	0 (0 to 0)	0 (0 to 0)	0 (0 to 0)	0 (0 to 0)	0 (0 to 0)	0 (0 to 0)	0 (0 to 0)	0 (0 to 0)	0 (0 to 0)	0 (0 to 0)	0 (0 to 0)	0 (0 to 0)	0 (0 to 0)	0 (0 to 0)	0 (0 to 0)	0 (0 to 0)	0 (0 to 0)	0 (0 to 0)	0 (0 to 0)	0 (0 to 0)	0 (0 to 0)	0 (0 to 0)	0 (0 to 0)	0 (0 to 0)	0
HIV/AIDS resulting in other diseases	0 (0 to 0)	0 (0 to 0)	827 (567 to 1,060)	89.6 (54.1 to 113)	57.9 (32.2 to 72.4)	351 (214 to 440)	938 (578 to 1,160)	938 (578 to 1,160)	938 (578 to 1,160)	938 (578 to 1,160)	772 (647 to 931)	627 (527 to 755)	533 (447 to 642)	463 (389 to 557)	314 (264 to 378)	163 (137 to 196)	116 (97.3 to 139)	85.9 (72.1 to 103)	66.2 (55.6 to 79.8)	24.7 (20.5 to 29.4)	5 (4.2 to 6)	1.8 (1.5 to 2.1)	0.3 (0.2 to 0.4)	4,920
Sexually transmitted infections excluding HIV	1.6 (0.7 to 2.4)	1.4 (0.7 to 2.0)	830 (147 to 1,050)	12.5 (5.6 to 9.2)	11.1 (5.6 to 9.2)	67.5 (32.5 to 55.2)	161 (77.3 to 131)	161 (77.3 to 131)	161 (77.3 to 131)	161 (77.3 to 131)	148 (77.3 to 131)	125 (77.3 to 131)	107 (77.3 to 131)	94.2 (77.3 to 131)	62.6 (51.4 to 87.2)	33.5 (27.5 to 46.7)	23.8 (19.5 to 33.2)	17.6 (14.4 to 24.5)	13.6 (11.2 to 18.9)	5.1 (4.2 to 7.1)	1.2 (1 to 1.7)	0.4 (0.3 to 0.5)	0.1 (0.1 to 0.2)	190
Syphilis	1.6 (0.7 to 2.4)	1.4 (0.7 to 2.0)	0.1 (0.1 to 0.1)	0.1 (0.1 to 0.2)	0.5 (0.2 to 0.8)	0.5 (0.2 to 0.8)	0.6 (0.3 to 0.9)	1 (0.4 to 1.4)	1.3 (0.4 to 1.8)	1.6 (0.4 to 2.2)	1.6 (0.1 to 2.2)	1.6 (0.1 to 2.2)	1.7 (0.1 to 2.2)	1.7 (0.1 to 2.2)	1.7 (0.1 to 2.2)	1.4 (0.1 to 2.2)	1.2 (0.1 to 2.2)	0.9 (0.1 to 2.2)	0.6 (0.1 to 2.2)	0.1 (0.1 to 2.2)	0 (0.1 to 2.2)	0 (0.1 to 2.2)	25.1
Chlamydial infection	0 (0 to 0)	0 (0 to 0)	0 (0 to 0)	0 (0 to 0)	0 (0 to 0)	0.7 (0.3 to 1.1)	2.7 (1.2 to 4.1)	9.2 (4.1 to 13.9)	8 (3.6 to 12.1)	9.3 (4.1 to 11)	8.3 (3.7 to 11)	7.3 (3.2 to 9.9)	6.4 (2.8 to 8.7)	5.6 (2.5 to 7.6)	4.2 (1.9 to 5.7)	2.6 (1.2 to 3.5)	2 (0.9 to 2.7)	1.5 (0.7 to 2)	1.1 (0.5 to 1.5)	0.4 (0.2 to 0.5)	0.1 (0 to 0.1)	0 (0 to 0)	0 (0 to 0)	29.5
Gonococcal infection	0 (0 to 0)	0 (0 to 0)	0 (0 to 0)	0 (0 to 0)	0 (0 to 0)	0.6 (0.3 to 0.9)	3.2 (1.5 to 4.8)	4.9 (2.1 to 7.3)	2.8 (1.1 to 4.2)	2.1 (0.8 to 3.1)	2.9 (0.4 to 4.3)	3.6 (0.4 to 5.4)	3.8 (0.4 to 5.7)	3.9 (0.4 to 5.8)	3.2 (0.4 to 4.8)	2.2 (0.3 to 3.3)	1.6 (0.2 to 2.4)	1.1 (0.1 to 1.7)	0.7 (0.1 to 1.1)	0.3 (0 to 0.4)	0.1 (0 to 0.2)	0 (0 to 0)	0 (0 to 0)	17
Trichomoniasis	0 (0 to 0)	0 (0 to 0)	0 (0 to 0)	0 (0 to 0)	0 (0 to 0)	0.2 (0.1 to 0.3)	0.7 (0.3 to 1.1)	2.4 (1 to 3.6)	2.1 (0.9 to 3.2)	2.4 (1 to 3.6)	2.1 (0.1 to 3.2)	1.9 (0.1 to 2.9)	1.7 (0.1 to 2.5)	1.5 (0.1 to 2.2)	1.1 (0.1 to 1.7)	0.7 (0.1 to 1)	0.5 (0.1 to 0.8)	0.4 (0.1 to 0.6)	0.3 (0.1 to 0.4)	0.1 (0 to 0.2)	0 (0 to 0)	0 (0 to 0)	0 (0 to 0)	9.5
Genital herpes	0 (0 to 0)	0 (0 to 0)	0 (0 to 0)	0 (0 to 0)	0 (0 to 0)	0.1 (0 to 0.1)	0.4 (0.2 to 0.6)	1.3 (0.6 to 1.9)	1.1 (0.5 to 1.6)	1.1 (0.5 to 1.6)	1.1 (0.1 to 1.6)	1.1 (0.1 to 1.6)	1.1 (0.1 to 1.6)	1.1 (0.1 to 1.6)	0.8 (0.1 to 1.2)	0.6 (0.1 to 0.9)	0.4 (0.1 to 0.6)	0.3 (0.1 to 0.4)	0.2 (0 to 0.3)	0.1 (0 to 0.1)	0 (0 to 0)	0 (0 to 0)	0 (0 to 0)	4.9
Other sexually transmitted infections	0 (0 to 0)	0 (0 to 0)	0 (0 to 0)	0 (0 to 0)	0 (0 to 0)	0.4 (0.2 to 0.6)	1.3 (0.7 to 1.9)	3.7 (1.5 to 4.4)	3.1 (1.2 to 4.2)	3.7 (1.5 to 4.2)	3.1 (1.2 to 4.2)	2.6 (0.8 to 4.2)	2.1 (0.7 to 3.4)	1.7 (0.6 to 2.7)	1.2 (0.4 to 1.9)	0.7 (0.2 to 1.1)	0.5 (0.2 to 0.8)	0.3 (0.1 to 0.5)	0.2 (0.1 to 0.4)	0.1 (0 to 0.2)	0 (0 to 0)	0 (0 to 0)	0 (0 to 0)	33.6
Respiratory infections and tuberculosis	439 (189 to 3860)	2,790 (273 to 934)	1,140 (1,840 to 5,360)	581 (872 to 784)	496 (351 to 4,640)	485 (386 to 6,670)	426 (499 to 8,623)	747 (498 to 9,960)	827 (632 to 1,670)	896 (691 to 1,130)	822 (626 to 1,110)	817 (620 to 1,110)	784 (593 to 1,060)	779 (578 to 1,030)	622 (469 to 1,030)	502 (369 to 1,030)	378 (269 to 1,030)	270 (192 to 1,030)	206 (143 to 1,030)	109 (70.4 to 1,030)	29 (18.7 to 1,030)	6.6 (4.3 to 1,030)	1.6 (1.1 to 1,030)	16,400
Tuberculosis	0 (0 to 0)	0 (0 to 0)	1,140 (1,840 to 5,360)	581 (872 to 784)	496 (351 to 4,640)	485 (386 to 6,670)	426 (499 to 8,623)	747 (498 to 9,960)	827 (632 to 1,670)	896 (691 to 1,130)	822 (626 to 1,110)	817 (620 to 1,110)	784 (593 to 1,060)	779 (578 to 1,030)	622 (469 to 1,030)	502 (369 to 1,030)	378 (269 to 1,030)	270 (192 to 1,030)	206 (143 to 1,030)	109 (70.4 to 1,030)	29 (18.7 to 1,030)	6.6 (4.3 to 1,030)	1.6 (1.1 to 1,030)	16,400
Latent tuberculosis infection	0 (0 to 0)	0 (0 to 0)	0 (0 to 0)	0 (0 to 0)	0 (0 to 0)	0 (0 to 0)	0 (0 to 0)	0 (0 to 0)	0 (0 to 0)	0 (0 to 0)	0 (0 to 0)	0 (0 to 0)	0 (0 to 0)	0 (0 to 0)	0 (0 to 0)	0 (0 to 0)	0 (0 to 0)	0 (0 to 0)	0 (0 to 0)	0 (0 to 0)	0 (0 to 0)	0 (0 to 0)	0 (0 to 0)	0
Drug-susceptible Tuberculosis	0 (0 to 0)	0 (0 to 0)	322.3 (127.9 to 2,300)	29.2 (17.1 to 38.6)	16.4 (10.7 to 23.2)	27.3 (16.6 to 38.6)	47.3 (28.3 to 71.5)	116 (72.3 to 170)	176 (109 to 277)	206 (127 to 316)	206 (127 to 316)	209 (127 to 316)	218 (127 to 316)	203 (127 to 316)	193 (119 to 277)	167 (103 to 238)	138 (82.7 to 204)	109 (62.7 to 164)	84 (47.1 to 128)	29.2 (15.6 to 46.9)	6.5 (3.5 to 10.5)	2 (1.1 to 3.2)	0.5 (0.3 to 0.8)	2,360
Multidrug-resistant tuberculosis without extensive drug-resistar	0 (0 to 0)	0 (0 to 0)	1.9 (0.7 to 6.6)	1.6 (1.1 to 2.1)	0.9 (0.6 to 1.3)	1.3 (0.9 to 1.8)	2.5 (1.7 to 3.5)	6.7 (4.5 to 9.2)	10.3 (6.4 to 14.7)	12.2 (7.5 to 18.1)	12.4 (7.5 to 18.1)	13.7 (7.5 to 18.1)	13.9 (7.5 to 18.1)	13.8 (7.5 to 18.1)	12 (7.5 to 18.1)	10.3 (6.4 to 16.7)	8.6 (5.4 to 13.9)	6.6 (4.1 to 10.6)	4.7 (2.9 to 7.5)	1.8 (1.1 to 2.9)	0.4 (0.2 to 0.6)	0.2 (0.1 to 0.3)	146
Extensively drug-resistant tuberculosis	0 (0 to 0)	0 (0 to 0)	0.2 (0.1 to 1.2)	0.2 (0.1 to 0.3)	0.1 (0.1 to 0.2)	0.2 (0.1 to 0.3)	0.6 (0.3 to 0.9)	1 (0.4 to 1.5)	1.6 (0.7 to 2.2)	1.9 (0.7 to 2.6)	1.9 (0.7 to 2.6)	2.2 (0.7 to 2.6)	2.2 (0.7 to 2.6)	2.2 (0.7 to 2.6)	1.9 (0.7 to 2.6)	1.6 (0.7 to 2.6)	1.4 (0.7 to 2.6)	1.1 (0.7 to 2.6)	0.7 (0.7 to 2.6)	0.3 (0.1 to 0.5)	0.1 (0 to 0.2)	0 (0 to 0)	0 (0 to 0)	23.3
Lower respiratory infections	232 (139 to 3,064)	488 (266 to 586)	2,630 (1,700 to 3,900)	696 (1,060 to 1,130)	297 (147 to 2,980)	189 (101 to 2,980)	173 (78 to 2,980)	299 (179 to 2,980)	299 (179 to 2,980)	497 (329 to 2,980)	520 (329 to 2,980)	472 (329 to 2,980)	398 (329 to 2,980)	400 (329 to 2,980)	307 (329 to 2,980)	324 (329 to 2,980)	318 (329 to 2,980)	342 (329 to 2,980)	299 (329 to 2,980)	199 (329 to 2,980)	49 (329 to 2,980)	7.9 (329 to 2,980)	1.6 (329 to 2,980)	11,400
Upper respiratory infections	0.6 (0 to 1.1)	1.1 (0 to 1.6)	119 (72.1 to 183)	231 (147 to 320)	229 (147 to 320)	230 (147 to 320)	192 (122 to 270)	190 (121 to 268)	190 (121 to 268)	130 (82.7 to 183)	130 (82.7 to 183)	111 (69.1 to 157)	99.1 (61.7 to 140)	83.7 (51.9 to 119)	64.1 (39.6 to 91.3)	47.1 (29.1 to 67.1)	34.1 (21.1 to 48.6)	24.9 (15.4 to 35.5)	19.3 (11.9 to 27.5)	7.5 (4.6 to 10.7)	1.7 (1 to 2.4)	0.4 (0.2 to 0.6)	0.1 (0 to 0.1)	1,950
Otitis media	0 (0 to 0)	0 (0 to 0)	0.1 (0.1 to 0.6)	0.1 (0 to 0.1)	0.1 (0 to 0.1)	0.1 (0 to 0.1)	0.1 (0 to 0.1)	0.1 (0 to 0.1)	0.1 (0 to 0.1)	0.1 (0 to 0.1)	0.1 (0 to 0.1)	0.1 (0 to 0.1)	0.1 (0 to 0.1)	0.1 (0 to 0.1)	0.1 (0 to 0.1)	0.1 (0 to 0.1)	0.1 (0 to 0.1)	0.1 (0 to 0.1)	0.1 (0 to 0.1)	0.1 (0 to 0.1)	0.1 (0 to 0.1)	0 (0 to 0)	0 (0 to 0)	0 (0 to 0)	752
Enteric infections	29.4 (20.6 to 54.3)	79.6 (49.2 to 130)	1,130 (999 to 2,770)	400 (619 to 936)	291 (414 to 936)	278 (296 to 2647)	239 (146 to 2647)	190 (146 to 2647)	190 (146 to 2647)	196 (146 to 2647)	197 (146 to 2647)	226 (146 to 2647)	236 (146 to 2647)	235 (146 to 2647)	204 (146 to 2647)	206 (146 to 2647)	223 (146 to 2647)	228 (146 to 2647)	226 (146 to 2647)	217 (146 to 2647)	223 (146 to 2647)	169 (97.7 to 271)	71 (28.9 to 84.4)	7,120
Diarrheal diseases	29.4 (20.6 to 54.3)	79.6 (49.2 to 130)	1,130 (997 to 2,760)	400 (619 to 927)	291 (292 to 926)	278 (146 to 2566)	239 (132 to 2551)	190 (146 to 2566)	190 (132 to 2551)	196 (146 to 2566)	197 (132 to 2551)	226 (146 to 2566)	236 (141 to 2551)	235 (141 to 2566)	204 (141 to 2566)	206 (141 to 2566)	223 (132 to 2551)	228 (132 to 2551)	226 (132 to 2551)	217 (132 to 2551)	223 (143 to 2566)	169 (91.9 to 2566)	71 (28.3 to 87.6)	6,960
Typhoid and paratyphoid	0 (0 to 0)	0 (0 to 0)	1.1 (1.1 to 19.2)	0.9 (2.9 to 28.9)	0.7 (1.1 to 8.9)	0.6 (1.5 to 9.9)	0.5 (1.6 to 17.6)	0.4 (1.6 to 17.6)	0.4 (1.6 to 17.6)	0.4 (1.6 to 17.6)	0.4 (1.6 to 17.6)	0.4 (1.6 to 17.6)	0.4 (1.6 to 17.6)	0.4 (1.6 to 17.6)	0.4 (1.6 to 17.6)	0.4 (1.6 to 17.6)	0.4 (1.6 to 17.6)	0.4 (1.6 to 17.6)	0.4 (1.6 to 17.6)	0.4 (1.6 to 17.6)	0.4 (1.6 to 17.6)	0.4 (1.6 to 17.6)	0.4 (1.6 to 17.6)	10.9
Typhoid fever	0 (0 to 0)	0 (0 to 0)	1.1 (0.6 to 19.2)	0.9 (2.7 to 28.9)	0.7 (1.1 to 8.9)	0.6 (1.5 to 9.9)	0.5 (1.6 to 17.6)	0.4 (1.6 to 17.6)	0.4 (1.6 to 17.6)	0.4 (1.6 to 17.6)	0.4 (1.6 to 17.6)	0.4 (1.6 to 17.6)	0.4 (1.6 to 17.6)	0.4 (1.6 to 17.6)	0.4 (1.6 to 17.6)	0.4 (1.6 to 17.6)	0.4 (1.6 to 17.6)	0.4 (1.6 to 17.6)	0.4 (1.6 to 17.6)	0.4 (1.6 to 17.6)	0.4 (1.6 to 17.6)	0.4 (1.6 to 17.6)	0.4 (1.6 to 17.6)	10.9
Paratyphoid fever	0 (0 to 0)	0 (0 to 0)	0 (0 to 0)	0 (0 to 0)	0 (0 to 0)	0 (0 to 0)	0 (0 to 0)	0 (0 to 0)	0 (0 to 0)	0 (0 to 0)	0 (0 to 0)	0 (0 to 0)	0 (0 to 0)	0 (0 to 0)	0 (0 to 0)	0 (0 to 0)	0 (0 to 0)	0 (0 to 0)	0 (0 to 0)	0 (0 to 0)	0 (0 to 0)	0 (0 to 0)	0 (0 to 0)	0 (0 to 0)	0
Invasive Non-typhoidal Salmonella (iNTS)	0.3 (0 to 0.2)	0.3 (0 to 22.2)	1.2 (0.1 to 6)	0.7 (0.2 to 29.1)	0.3 (0.1 to 1.3)	0.3 (0.1 to 1.3)	0.3 (0.1 to 1.3)	0.3 (0.1 to 1.3)	0.3 (0.1 to 1.3)	0.4 (0.2 to 1.3)	0.4 (0.2 to 1.3)	0.4 (0.2 to 1.3)	0.4 (0.2 to 1.3)	0.4 (0.2 to 1.3)	0.4 (0.2 to 1.3)	0.4 (0.2 to 1.3)	0.4 (0.2 to 1.3)	0.4 (0.2 to 1.3)	0.4 (0.2 to 1.3)	0.4 (0.2 to 1.3)	0.4 (0.2 to 1.3)	0.4 (0.2 to 1.3)	0.4 (0.2 to 1.3)	21.5
Other intestinal infectious diseases	0 (0 to 0)	0 (0 to 0)	1.9 (0.1 to 4.3)	2.2 (0.3 to 5.4)	1.4 (0.2 to 3.4)	1.1 (0.2 to 2.6)	0.7 (0.1 to 1.6)	0.7 (0.1 to 1.6)	0.7 (0.1 to 1.6)	0.8 (0.1 to 1.6)	0.8 (0.1 to 1.6)	0.8 (0.1 to 1.6)	0.8 (0.1 to 1.6)	0.8 (0.1 to 1.6)	0.8 (0.1 to 1.6)	0.8 (0.1 to 1.6)	0.8 (0.1 to 1.6)	0.8 (0.1 to 1.6)	0.8 (0.1 to 1.6)	0.8 (0.1 to 1.6)	0.8 (0.1 to 1.6)	0.8 (0.1 to 1.6)	0.8 (0.1 to 1.6)	10.7
Neglected tropical diseases and malaria	12.7 (4.6 to 24.2)	4.6 (0.9 to 16.4)	69.9 (39.5 to 91)	117 (66.1 to 127)	171 (96.7 to 227)	130 (73.7 to 169)	69.3 (39.5 to 92)	133 (75.7 to 173)	197 (111 to 256)	290 (165 to 378)	196 (111 to 256)	195 (111 to 254)	202 (114 to 263)	206 (117 to 268)	210 (119 to 273)	219 (124 to 285)	201 (114 to 261)	195 (110 to 254)	197 (111 to 256)	116 (65.7 to 151)	71.9 (41.1 to 93.5)	31.7 (17.9 to 41.2)	10.1 (5.7 to 13.1)	3,050
Malaria	0 (0 to 0)	0 (0 to 0)	0 (0 to 0)	0 (0 to 0)	0 (0 to 0)	0 (0 to 0)	0 (0 to 0)	0 (0 to 0)	0 (0 to 0)	0 (0 to 0)	0 (0 to 0)	0 (0 to 0)	0 (0 to 0)	0 (0 to 0)	0 (0 to 0)	0 (0 to 0)	0 (0 to 0)	0 (0 to 0)	0 (0 to 0)	0 (0 to 0)	0 (0 to 0)	0 (0 to 0)	0 (0 to 0)	0 (0 to 0)	0
Chagas disease	0 (0 to 0)	0 (0 to 0)	2.1 (0.1 to 5.1)	1.5 (0.3 to 3.7)	0.9 (0.2 to 2.2)	0.7 (0.2 to 1.8)	0.6 (0.2 to 1.5)	0.5 (0.2 to 1.3)	0.5 (0.2 to 1.3)	0.5 (0.2 to 1.3)	0.5 (0.2 to 1.3)	0.5 (0.2 to 1.3)	0.5 (0.2 to 1.3)	0.5 (0.2 to 1.3)	0.5 (0.2 to 1.3)	0.5 (0.2 to 1.3)	0.5 (0.2 to 1.3)	0.5 (0.2 to 1.3)	0.5 (0.2 to 1.3)	0.5 (0.2 to 1.3)	0.5 (0.2 to 1.3)	0.5 (0.2 to 1.3)	0.5 (0.2 to 1.3)	23.1
Leishmaniasis	0 (0 to 0)	0 (0 to 0)	0 (0 to 0.2)	0.1 (0 to 0.3)	0 (0 to 0.1)	0 (0 to 0.1)	0 (0 to 0.1)	0 (0 to 0.1)	0 (0 to 0.1)	0 (0 to 0.1)	0 (0 to 0.1)	0 (0 to 0.1)	0 (0 to 0.1)	0 (0 to 0.1)	0 (0 to 0.1)	0 (0 to 0.1)	0 (0 to 0.1)	0 (0 to 0.1)	0 (0 to 0.1)	0 (0 to 0.1)	0 (0 to 0.1)	0 (0 to 0.1)	0 (0 to 0.1)	0 (0 to 0.1)	0.6
Visceral leishmaniasis	0 (0 to 0)	0 (0 to 0)	0 (0 to 0.2)	0 (0 to 0.3)	0 (0 to 0.1)	0 (0 to 0.1)	0 (0 to 0.1)	0 (0 to 0.1)	0 (0 to 0.1)	0 (0 to 0.1)	0 (0 to 0.1)	0 (0 to 0.1)	0 (0 to 0.1)	0 (0 to 0.1)	0 (0 to 0.1)	0 (0 to 0.1)	0 (0 to 0.1)	0 (0 to 0.1)	0 (0 to 0.1)	0 (0 to 0.1)	0 (0 to 0.1)	0 (0 to 0.1)	0 (0 to 0.1)	0 (0 to 0.1)	0.6
Cutaneous and mucocutaneous leishmaniasis	0 (0 to 0)	0 (0 to 0)	0 (0 to 0)	0 (0 to 0.1)	0 (0 to 0.1)	0 (0 to 0.1)	0 (0 to 0.1)	0 (0 to 0.1)	0 (0 to 0.1)	0 (0 to 0.1)	0 (0 to 0.1)	0 (0 to 0.1)	0 (0 to 0.1)	0 (0 to 0.1)	0 (0 to 0.1)	0 (0 to 0.1)	0 (0 to 0.1)	0 (0 to 0.1)	0 (0 to 0.1)	0 (0 to 0.1)	0 (0 to 0.1)	0 (0 to 0.1)	0 (0 to 0.1)	0 (0 to 0.1)	0
African trypanosomiasis	0 (0 to 0)	0 (0 to 0)	0 (0 to 0)	0 (0 to 0)	0 (0 to 0)	0 (0 to 0)	0 (0 to 0)	0 (0 to 0)	0 (0 to 0)	0 (0 to 0)	0 (0 to 0)	0 (0 to 0)	0 (0 to 0)	0 (0 to 0)	0 (0 to 0)	0 (0 to 0)	0 (0 to 0)	0 (0 to 0)	0 (0 to 0)	0 (0 to 0)	0 (0 to 0)	0 (0 to 0)	0 (0 to 0)	0 (0 to 0)	0
Schistosomiasis	0 (0 to 0)	0 (0 to 0)	0 (0 to 0)	0 (0 to 0)	0 (0 to 0)	0 (0 to 0)	0 (0 to 0)	0 (0 to 0)	0 (0 to 0)	0 (0 to 0)	0 (0 to 0)	0 (0 to 0)	0 (0 to 0)	0 (0 to 0)	0 (0 to 0)	0 (0 to 0)	0 (0 to 0)	0 (0 to 0)	0 (0 to 0)	0 (0 to 0)	0 (0 to 0)	0 (0 to 0)	0 (0 to 0)	0 (0 to 0)	0
Cysticercosis	0 (0 to 0)	0 (0 to 0)	0 (0 to 0)	0.1 (0 to 0.3)	0.1 (0 to 0.3)	0.3 (0.1 to 0.6)	0.6 (0.2 to 1.1)	0.6 (0.2 to 1.1)	0.6 (0.2 to 1.1)	0.6 (0.2 to 1.1)	0.6 (0.2 to 1.1)	0.6 (0.2 to 1.1)	0.6 (0.2 to 1.1)	0.6 (0.2 to 1.1)	0.6 (0.2 to 1.1)	0.6 (0.2 to 1.1)	0.6 (0.2 to 1.1)	0.6 (0.2 to 1.1)	0.6 (0.2 to 1.1)	0.6 (0.2 to 1.1)	0.6 (0.2 to 1.1)	0.6 (0.2 to 1.1)	0.6 (0.2 to 1.1)	10.1
Cystic echinococcosis	0 (0 to 0)	0 (0 to 0)	0 (0 to 0)	0 (0 to 0)	0 (0 to 0)	0 (0 to 0)	0 (0 to 0)	0 (0 to 0)	0 (0 to 0)	0 (0 to 0)	0 (0 to 0)	0 (0 to 0)	0 (0 to 0)	0 (0 to 0)	0 (0 to 0)	0 (0 to 0)	0 (0 to 0)	0 (0 to 0)	0 (0 to 0)	0 (0 to 0)	0 (0 to 0)	0 (0 to 0)	0 (0 to 0)	0 (0 to 0)	1
Lymphatic filariasis	0 (0 to 0)	0 (0 to 0)	0 (0 to 0)	0 (0 to 0)	0 (0 to 0)	0 (0 to 0)	0 (0 to 0)	0 (0 to 0)	0 (0 to 0)	0 (0 to 0)	0 (0 to 0)	0 (0 to 0)	0 (0 to 0)	0 (0 to 0)	0 (0 to 0)	0 (0 to 0)	0 (0 to 0)	0 (0 to 0)	0 (0 to 0)	0 (0 to 0)	0 (0 to 0)	0 (0 to 0)	0 (0 to 0)	0 (0 to 0)	0
Onchocerciasis	0 (0 to 0)	0 (0 to 0)	0 (0 to 0)	0 (0 to 0)	0 (0 to 0)	0 (0 to 0)	0 (0 to 0)	0 (0 to 0)	0 (0 to 0)	0 (0 to 0)	0 (0 to 0)	0 (0 to 0)	0 (0 to 0)	0 (0 to 0)	0 (0 to 0)	0 (0 to 0)	0 (0 to 0)	0 (0 to 0)	0 (0 to 0)	0 (0 to 0)	0 (0 to 0)	0 (0 to 0)	0 (0 to 0)	0 (0 to 0)	0
Trachoma	0 (0 to 0)	0 (0 to 0)	0 (0 to 0)	0 (0 to 0)	0 (0 to 0)	0 (0 to 0)	0 (0 to 0)	0 (0 to 0)	0 (0 to 0)	0 (0 to 0)	0 (0 to 0)	0 (0 to 0)	0 (0 to 0)	0 (0 to 0)	0 (0 to 0)	0 (0 to 0)	0 (0 to 0)	0 (0 to 0)	0 (0 to 0)	0 (0 to 0)	0 (0 to 0)	0 (0 to 0)	0 (0 to 0)	0 (0 to 0)	0
Dengue	0 (0 to 0)	0 (0 to 0)	0.1 (0 to 2.2)	0.1 (0 to 2.1)	0.1 (0 to 0.6)	0.2 (0 to 0.9)	0.4 (0 to 1.7)	0.5 (0 to 2.1)	0.5 (0 to 2.1)	0.5 (0 to 2.1)	0.5 (0 to 2.1)	0.5 (0 to 2.1)	0.5 (0 to 2.1)	0.5 (0 to 2.1)	0.5 (0 to 2.1)	0.5 (0 to 2.1)	0.5 (0 to 2.1)	0.5 (0 to 2.1)	0.5 (0 to 2.1)	0.5 (0 to 2.1)	0.5 (0 to 2.1)	0.5 (0 to 2.1)	0.5 (0 to 2.1)	0.5 (0 to 2.1)	20
Yellow fever	0 (0 to 0)	0 (0 to 0)	0 (0 to 0)	0 (0 to 0)	0 (0 to 0)	0 (0 to 0)	0 (0 to 0)	0 (0 to 0)	0 (0 to 0)	0 (0 to 0)	0 (0 to 0)	0 (0 to 0)	0 (0 to 0)	0 (0 to 0)	0 (0 to 0)	0 (0 to 0)	0 (0 to 0)	0 (0 to 0)	0 (0 to 0)	0 (0 to 0)	0 (0 to 0)	0 (0 to 0)	0 (0 to 0)	0 (0 to 0)	0
Rabies	0 (0 to 0)	0 (0 to





SR Table 2a. Pueblo DALYS by cause and age group for males with 95% uncertainty intervals, 2019

Cause	Birth Prevalent	Late Prevalent	Post Prevalent	1 to 4	5 to 9	10 to 14	15 to 19	20 to 24	25 to 29	30 to 34	35 to 39	40 to 44	45 to 49	50 to 54	55 to 59	60 to 64	65 to 69	70 to 74	75 to 79	80 to 84	85 to 89	90 to 94	95 plus	Total
All causes	15,489 (15,268 to 16,450)	15,489 (11,398 to 21,850)	15,489 (21,799 to 31,150)	15,489 (16,568 to 23,350)	15,489 (14,290 to 21,850)	15,489 (13,890 to 17,900)	15,489 (21,290 to 45,250)	15,489 (21,690 to 56,450)	15,489 (14,700 to 58,450)	15,489 (14,590 to 49,950)	15,489 (16,890 to 49,950)	15,489 (16,890 to 49,950)	15,489 (21,990 to 76,350)	15,489 (24,700 to 86,750)	15,489 (24,700 to 86,750)	15,489 (21,190 to 74,450)	15,489 (16,490 to 49,950)	15,489 (16,290 to 49,750)	15,489 (23,290 to 49,750)	15,489 (25,490 to 39,450)	15,489 (16,290 to 29,650)	3,489 (3,190 to 5,750)	914,000
Communicable, maternal, neonatal, and nutritional diseases	31,960 (30,760 to 45,450)	11,109 (7,630 to 19,150)	19,360 (10,130 to 34,450)	6,760 (5,390 to 8,420)	3,110 (2,670 to 4,060)	3,160 (2,530 to 3,960)	3,660 (2,700 to 5,260)	3,320 (2,560 to 4,540)	4,140 (3,640 to 5,460)	4,070 (3,640 to 5,280)	4,250 (3,640 to 5,460)	4,130 (3,640 to 5,460)	3,990 (2,920 to 5,530)	3,720 (2,920 to 5,610)	3,600 (2,210 to 5,530)	3,330 (1,700 to 5,600)	2,140 (1,600 to 3,720)	1,810 (1,300 to 3,230)	1,730 (1,310 to 2,760)	1,160 (1,200 to 2,070)	670 (900 to 1,620)	370 (220 to 590)	117,000
HIV/AIDS and sexually transmitted infections	3.6 (2 to 6.7)	2 (1 to 3.6)	190 (109 to 239)	137 (109 to 192)	76.0 (63 to 97.8)	62.4 (49 to 86.8)	190 (122 to 361)	705 (622 to 890)	1,420 (1,320 to 1,630)	1,660 (1,540 to 1,810)	1,290 (1,090 to 1,500)	1,220 (1,030 to 1,430)	1,050 (779 to 1,330)	926 (629 to 1,220)	639 (268 to 1,060)	395 (122 to 1,060)	199 (69 to 562)	291 (29 to 1,060)	194 (16 to 812)	4.8 (2 to 41.7)	0.7 (0 to 11)	0.3 (0 to 3.9)	9,210
HIV/AIDS	0 (0 to 0)	0 (0 to 0)	189 (109 to 239)	136 (109 to 192)	76.1 (63 to 97.7)	59.3 (49 to 82.6)	134 (113 to 180)	179 (160 to 222)	1,290 (1,190 to 1,490)	1,660 (1,530 to 1,800)	1,290 (1,090 to 1,500)	1,190 (1,010 to 1,400)	977 (761 to 1,180)	826 (620 to 1,020)	626 (270 to 991)	379 (149 to 819)	195 (126 to 392)	286 (29 to 1,060)	171 (16 to 807)	3.5 (2 to 41.7)	0.6 (0 to 11)	0.2 (0 to 3.9)	8,970
HIV/AIDS - Drug-susceptible Tuberculosis	0 (0 to 0)	0 (0 to 0)	12.6 (9.1 to 16.7)	9.6 (7.7 to 12.7)	6.1 (3.6 to 8.1)	4.6 (2.9 to 6.2)	12.5 (9.5 to 16.5)	68.2 (39 to 105)	114 (69 to 175)	133 (82 to 206)	102 (57 to 158)	86.3 (47 to 133)	73.4 (33 to 113)	60.9 (24 to 94)	39.2 (9 to 73)	19.7 (3 to 57)	7.6 (1 to 27)	2.4 (0 to 14)	1.3 (0 to 7)	0.2 (0 to 1.2)	0 (0 to 0.2)	0 (0 to 0)	723
HIV/AIDS - Multidrug-resistant Tuberculosis without extensive drug resistance	0 (0 to 0)	0 (0 to 0)	0.1 (0 to 0.6)	0.1 (0 to 0.3)	0 (0 to 0.2)	0 (0 to 0.2)	0 (0 to 0.3)	0.2 (0 to 0.9)	0.4 (0 to 1.9)	0.5 (0 to 2.2)	0.4 (0 to 2.2)	0.4 (0 to 2.1)	0.3 (0 to 2.0)	0.2 (0 to 1.5)	0.1 (0 to 1.4)	0.1 (0 to 0.9)	0 (0 to 0.5)	0 (0 to 0.5)	0 (0 to 0.5)	0 (0 to 0)	0 (0 to 0)	0 (0 to 0)	92
HIV/AIDS - Extensively drug-resistant Tuberculosis	0 (0 to 0)	0 (0 to 0)	0.1 (0 to 0.6)	0.1 (0 to 0.3)	0 (0 to 0.2)	0 (0 to 0.2)	0 (0 to 0.3)	0.2 (0 to 0.9)	0.4 (0 to 1.9)	0.5 (0 to 2.2)	0.4 (0 to 2.2)	0.4 (0 to 2.1)	0.3 (0 to 2.0)	0.2 (0 to 1.5)	0.1 (0 to 1.4)	0.1 (0 to 0.9)	0 (0 to 0.5)	0 (0 to 0.5)	0 (0 to 0.5)	0 (0 to 0)	0 (0 to 0)	0 (0 to 0)	9.4
HIV/AIDS resulting in other diseases	0 (0 to 0)	0 (0 to 0.1)	1.7 (1.2 to 2.1)	0.3 (0.2 to 0.5)	0.1 (0 to 0.2)	0.1 (0 to 0.2)	0.3 (0 to 0.5)	0.3 (0 to 0.5)	0.5 (0 to 0.7)	0.5 (0 to 0.7)	0.4 (0 to 0.6)	0.4 (0 to 0.6)	0.3 (0 to 0.5)	0.3 (0 to 0.5)	0.2 (0 to 0.5)	0.1 (0 to 0.4)	0.1 (0 to 0.3)	0 (0 to 0.2)	0 (0 to 0.2)	0 (0 to 0)	0 (0 to 0)	0 (0 to 0)	6.1
Sexually transmitted infections excluding HIV	3.6 (2 to 6.7)	2 (1 to 3.6)	0.4 (0.4 to 0.5)	0.2 (0 to 0.5)	0.1 (0 to 0.2)	0.2 (0 to 0.5)	0.6 (0 to 0.9)	0.6 (0 to 0.9)	0.6 (0 to 0.9)	0.5 (0 to 0.8)	0.5 (0 to 0.8)	0.4 (0 to 0.8)	0.4 (0 to 0.8)	0.3 (0 to 0.8)	0.2 (0 to 0.8)	0.2 (0 to 0.8)	0.1 (0 to 0.8)	0.1 (0 to 0.8)	0.1 (0 to 0.8)	0 (0 to 0.8)	0 (0 to 0.8)	0 (0 to 0.1)	22.2
Syphilis	0 (0 to 0)	0 (0 to 0)	0 (0 to 0)	0 (0 to 0)	0 (0 to 0)	0 (0 to 0)	0 (0 to 0)	0 (0 to 0)	0 (0 to 0)	0 (0 to 0)	0 (0 to 0)	0 (0 to 0)	0 (0 to 0)	0 (0 to 0)	0 (0 to 0)	0 (0 to 0)	0 (0 to 0)	0 (0 to 0)	0 (0 to 0)	0 (0 to 0)	0 (0 to 0)	0 (0 to 0)	0 (0 to 0)	0
Chlamydial infection	0 (0 to 0)	0 (0 to 0)	0 (0 to 0)	0 (0 to 0)	0 (0 to 0)	0 (0 to 0)	0.1 (0 to 0.1)	0.1 (0 to 0.2)	0.2 (0 to 0.4)	0.2 (0 to 0.4)	0.2 (0 to 0.4)	0.2 (0 to 0.4)	0.2 (0 to 0.4)	0.2 (0 to 0.4)	0.2 (0 to 0.4)	0.2 (0 to 0.4)	0.2 (0 to 0.4)	0.2 (0 to 0.4)	0.2 (0 to 0.4)	0.2 (0 to 0.4)	0.2 (0 to 0.4)	0.2 (0 to 0.4)	49.6
Gonococcal infection	0 (0 to 0)	0 (0 to 0)	0 (0 to 0)	0 (0 to 0)	0 (0 to 0)	0 (0 to 0)	0.1 (0 to 0.1)	0.1 (0 to 0.2)	0.2 (0 to 0.4)	0.2 (0 to 0.4)	0.2 (0 to 0.4)	0.2 (0 to 0.4)	0.2 (0 to 0.4)	0.2 (0 to 0.4)	0.2 (0 to 0.4)	0.2 (0 to 0.4)	0.2 (0 to 0.4)	0.2 (0 to 0.4)	0.2 (0 to 0.4)	0.2 (0 to 0.4)	0.2 (0 to 0.4)	0.2 (0 to 0.4)	27.1
Trichomoniasis	0 (0 to 0)	0 (0 to 0)	0.2 (0 to 0.3)	0.1 (0 to 0.2)	0 (0 to 0.1)	0.1 (0 to 0.2)	0.3 (0 to 0.4)	0.3 (0 to 0.5)	0.4 (0 to 0.6)	0.4 (0 to 0.6)	0.4 (0 to 0.6)	0.4 (0 to 0.6)	0.3 (0 to 0.5)	0.3 (0 to 0.5)	0.2 (0 to 0.5)	0.2 (0 to 0.5)	0.1 (0 to 0.4)	0.1 (0 to 0.3)	0.1 (0 to 0.3)	0.1 (0 to 0.2)	0.1 (0 to 0.2)	0 (0 to 0.1)	8.8
Genital herpes	0 (0 to 0)	0 (0 to 0)	0.1 (0 to 0.2)	0 (0 to 0.1)	0 (0 to 0.1)	0 (0 to 0.1)	0.1 (0 to 0.1)	0.1 (0 to 0.2)	0.2 (0 to 0.3)	0.2 (0 to 0.3)	0.2 (0 to 0.3)	0.2 (0 to 0.3)	0.2 (0 to 0.3)	0.2 (0 to 0.3)	0.1 (0 to 0.3)	0.1 (0 to 0.3)	0.1 (0 to 0.2)	0 (0 to 0.2)	0 (0 to 0.2)	0 (0 to 0.1)	0 (0 to 0.1)	0 (0 to 0)	79.4
Other sexually transmitted infections	0 (0 to 0)	0 (0 to 0)	0 (0 to 0)	0 (0 to 0)	0 (0 to 0)	0 (0 to 0)	0 (0 to 0.1)	0.1 (0 to 0.2)	0.1 (0 to 0.2)	0.1 (0 to 0.2)	0.1 (0 to 0.2)	0.1 (0 to 0.2)	0.1 (0 to 0.2)	0.1 (0 to 0.2)	0.1 (0 to 0.2)	0.1 (0 to 0.2)	0.1 (0 to 0.2)	0.1 (0 to 0.2)	0.1 (0 to 0.2)	0.1 (0 to 0.2)	0.1 (0 to 0.2)	0 (0 to 0.1)	53.5
Respiratory infections and tuberculosis	1,290 (781 to 1,830)	1,290 (629 to 1,830)	4,690 (2,810 to 6,960)	2,290 (1,490 to 2,890)	622 (478 to 1,060)	644 (519 to 1,160)	676 (604 to 1,230)	1,200 (766 to 1,430)	1,200 (641 to 1,640)	1,080 (1,030 to 1,290)	1,230 (1,120 to 2,030)	1,080 (1,140 to 2,160)	1,230 (878 to 1,990)	1,290 (861 to 1,870)	1,290 (871 to 1,780)	1,120 (788 to 1,610)	552 (788 to 1,470)	780 (669 to 1,460)	1,290 (677 to 1,690)	1,290 (676 to 1,690)	1,290 (676 to 1,690)	199 (172 to 213)	30,300
Tuberculosis	0 (0 to 0)	0 (0 to 0)	32.1 (17.9 to 52.4)	32 (22.7 to 47.9)	18.6 (13.4 to 29.4)	20 (14.2 to 31.4)	39.6 (29.4 to 49.9)	137 (103 to 206)	283 (143 to 375)	315 (167 to 419)	253 (173 to 373)	208 (173 to 322)	179 (168 to 362)	173 (143 to 312)	137 (123 to 287)	109 (119 to 243)	69.6 (83 to 186)	59.2 (82 to 180)	21 (37 to 113)	2.1 (3.6 to 16.6)	0.3 (0.6 to 3.2)	0 (0.1 to 0.5)	2,440
Latent tuberculosis infection	0 (0 to 0)	0 (0 to 0)	0 (0 to 0)	0 (0 to 0)	0 (0 to 0)	0 (0 to 0)	0 (0 to 0)	0 (0 to 0)	0 (0 to 0)	0 (0 to 0)	0 (0 to 0)	0 (0 to 0)	0 (0 to 0)	0 (0 to 0)	0 (0 to 0)	0 (0 to 0)	0 (0 to 0)	0 (0 to 0)	0 (0 to 0)	0 (0 to 0)	0 (0 to 0)	0 (0 to 0)	0 (0 to 0)	0
Drug-susceptible Tuberculosis	0 (0 to 0)	0 (0 to 0)	29.9 (16.4 to 50.3)	29.9 (19.1 to 45.3)	17.7 (11.6 to 28.2)	19 (11.7 to 30.2)	38.6 (24.5 to 49.1)	131 (82.4 to 199)	181 (119 to 253)	199 (128 to 286)	216 (139 to 327)	202 (140 to 328)	254 (124 to 360)	254 (124 to 360)	172 (100 to 288)	161 (100 to 282)	126 (79 to 187)	130 (79 to 179)	77.7 (29.6 to 169)	49.6 (12.4 to 169)	19.6 (2.5 to 53.6)	2.1 (0.3 to 7.2)	2,280
Multidrug-resistant tuberculosis without extensive drug-resistance	0 (0 to 0)	0 (0 to 0)	1.9 (1.1 to 3.1)	1.8 (1.1 to 2.7)	0.9 (0.5 to 1.5)	0.9 (0.5 to 1.5)	2.5 (2.2 to 3.5)	7.2 (5.4 to 9.7)	10 (6.9 to 14)	10.7 (8.4 to 14.1)	12.7 (9.7 to 16.5)	12.6 (9.7 to 16.5)	13.6 (9.7 to 17.5)	12.3 (9.4 to 16.5)	9.5 (6.9 to 13.1)	7.2 (4.4 to 10.7)	4.7 (2.2 to 8.1)	2.9 (0.2 to 12.1)	1.2 (0.1 to 6.1)	0.4 (0 to 2.1)	0.1 (0 to 0.5)	0 (0 to 0.1)	139
Extensively drug-resistant tuberculosis	0 (0 to 0)	0 (0 to 0)	0.3 (0.1 to 0.5)	0.3 (0.2 to 0.4)	0.1 (0 to 0.2)	0.1 (0 to 0.2)	0.4 (0.3 to 0.6)	1.1 (0.8 to 1.5)	1.6 (1.1 to 2.2)	1.7 (1.3 to 2.3)	2 (1.5 to 2.6)	2 (1.5 to 2.6)	2.2 (1.5 to 2.9)	2 (1.5 to 2.7)	1.7 (1.1 to 2.4)	1.2 (0.7 to 1.8)	0.8 (0.4 to 1.3)	0.6 (0.3 to 1.1)	0.2 (0.1 to 0.8)	0.1 (0 to 0.4)	0 (0 to 0.1)	0 (0 to 0.1)	21.6
Lower respiratory infections	1,290 (769 to 1,830)	1,290 (610 to 1,830)	4,280 (2,660 to 6,960)	2,290 (1,370 to 2,890)	622 (460 to 1,060)	644 (493 to 1,160)	666 (566 to 1,230)	977 (827 to 1,110)	763 (620 to 1,220)	636 (497 to 1,090)	1,060 (737 to 1,530)	1,110 (768 to 1,810)	1,050 (678 to 1,480)	967 (662 to 1,370)	985 (664 to 1,480)	863 (670 to 1,230)	862 (681 to 1,470)	763 (614 to 1,280)	773 (577 to 1,280)	984 (674 to 1,690)	223 (161 to 1,690)	198 (172 to 213)	25,800
Upper respiratory infections	19.2 (12.7 to 29.1)	19.2 (9.1 to 29.1)	172 (107 to 276)	237 (165 to 350)	195 (135 to 299)	276 (195 to 399)	269 (191 to 399)	223 (161 to 332)	197 (141 to 294)	160 (113 to 240)	197 (141 to 294)	160 (113 to 240)	130 (89 to 197)	89.2 (59 to 135)	69.2 (45 to 104)	48.7 (29 to 73)	34.3 (20 to 52)	23.6 (14 to 36)	14.2 (4.5 to 23)	3.4 (0.9 to 7.2)	0.6 (0.1 to 1.4)	0.1 (0 to 0.3)	3,030
Otitis media	0 (0 to 0.1)	0 (0 to 0.1)	19.6 (9.4 to 39.2)	139 (73.9 to 228)	178 (112 to 324)	128 (81.6 to 262)	45.4 (24.6 to 113)	22 (14 to 47)	44.2 (20.6 to 81.4)	44.2 (19.8 to 81.4)	44.2 (20.1 to 75.4)	44.2 (19.8 to 82.3)	44.2 (19.5 to 82.3)	44.2 (19.5 to 82.3)	44.2 (3.7 to 87.2)	44.2 (9.1 to 89.6)	44.2 (9.9 to 21.5)	44.2 (3.9 to 15)	44.2 (1.6 to 9.7)	44.2 (1 to 3.5)	44.2 (0.6 to 1.6)	44.2 (0.1 to 0.6)	1,070
Enteric infections	198 (39.9 to 163)	198 (39.9 to 163)	198 (1,090 to 3,420)	198 (967 to 1,810)	198 (449 to 849)	198 (298 to 669)	220 (175 to 362)	198 (138 to 274)	197 (141 to 268)	198 (142 to 267)	198 (142 to 267)	198 (138 to 267)	220 (138 to 268)	220 (138 to 268)	220 (138 to 268)	220 (142 to 281)	127 (142 to 281)	198 (142 to 282)	198 (142 to 282)	198 (104 to 272)	198 (89 to 186)	203 (89 to 186)	7,690
Diarrheal diseases	192 (39.6 to 122)	192 (39.1 to 161)	192 (1,070 to 3,410)	192 (950 to 1,790)	192 (437 to 839)	192 (291 to 647)	214 (169 to 354)	192 (129 to 266)	192 (136 to 261)	192 (139 to 263)	192 (138 to 263)	192 (138 to 263)	214 (103 to 269)	214 (129 to 269)	214 (129 to 269)	214 (137 to 276)	214 (137 to 276)	214 (141 to 286)	214 (138 to 286)	214 (101 to 270)	214 (80 to 180)	214 (89 to 180)	7,540
Typhoid and paratyphoid	0 (0 to 0)	0 (0 to 0)	0.1 (0 to 19.7)	0.1 (0 to 27.7)	0.1 (0 to 0.3)	0.1 (0 to 0.3)	0.1 (0 to 0.4)	0.1 (0 to 0.5)	0.1 (0 to 0.6)	0.1 (0 to 0.6)	0.1 (0 to 0.6)	0.1 (0 to 0.6)	0.1 (0 to 0.5)	0.1 (0 to 0.5)	0.1 (0 to 1.1)	0.1 (0 to 2.5)	0.1 (0 to 4.1)	0.1 (0 to 5.4)	0.1 (0 to 5.4)	0.1 (0 to 5.4)	0.1 (0 to 2.8)	0.1 (0 to 0.8)	91
Typhoid fever	0 (0 to 0)	0 (0 to 0)	0.1 (0 to 19.7)	0.1 (0 to 27.7)	0.1 (0 to 0.3)	0.1 (0 to 0.3)	0.1 (0 to 0.4)	0.1 (0 to 0.5)	0.1 (0 to 0.6)	0.1 (0 to 0.6)	0.1 (0 to 0.6)	0.1 (0 to 0.6)	0.1 (0 to 0.5)	0.1 (0 to 0.5)	0.1 (0 to 1.1)	0.1 (0 to 2.5)	0.1 (0 to 4.1)	0.1 (0 to 5.4)	0.1 (0 to 5.4)	0.1 (0 to 5.4)	0.1 (0 to 2.8)	0.1 (0 to 0.8)	90.5
Paratyphoid fever	0 (0 to 0)	0 (0 to 0)	0 (0 to 0)	0 (0 to 0.1)	0 (0 to 0.1)	0 (0 to 0.1)	0 (0 to 0.1)	0 (0 to 0.1)	0 (0 to 0.1)	0 (0 to 0.1)	0 (0 to 0.1)	0 (0 to 0.1)	0 (0 to 0.1)	0 (0 to 0.1)	0 (0 to 0.1)	0 (0 to 0.1)	0 (0 to 0.1)	0 (0 to 0.1)	0 (0 to 0.1)	0 (0 to 0.1)	0 (0 to 0.1)	0 (0 to 0.1)	0 (0 to 0.1)	0.6
Invasive Non-typhoidal Salmonella (iNTS)	0 (0 to 0)	0 (0 to 0)	0.2 (0.1 to 0.4)	0.1 (0 to 0.2)	0.1 (0 to 0.2)	0.1 (0 to 0.2)	0.2 (0 to 0.3)	0.2 (0 to 0.3)	0.2 (0 to 0.3)	0.2 (0 to 0.3)	0.2 (0 to 0.3)	0.2 (0 to 0.3)	0.2 (0 to 0.3)	0.2 (0 to 0.3)	0.2 (0 to 0.3)	0.2 (0 to 0.3)	0.2 (0 to 0.3)	0.2 (0 to 0.3)	0.2 (0 to 0.3)	0.2 (0 to 0.3)	0.2 (0 to 0.3)	0.2 (0 to 0.3)	22.5
Other intestinal infectious diseases	0 (0 to 0)	0 (0 to 0)	3.4 (0.6 to 11.8)	1.6 (0.6 to 3.4)	1.6 (0.6 to 3.4)	1.6 (0.6 to 3.4)	1.6 (0.6 to 3.4)	1.6 (0.6 to 3.4)	1.6 (0.6 to 3.4)	1.6 (0.6 to 3.4)	1.6 (0.6 to 3.4)	1.6 (0.6 to 3.4)	1.6 (0.6 to 3.4)	1.6 (0.6 to 3.4)	1.6 (0.6 to 3.4)	1.6 (0.6 to 3.4)	1.6 (0.6 to 3.4)	1.6 (0.6 to 3.4)	1.6 (0.6 to 3.4)	1.6 (0.6 to 3.4)	1.6 (0.6 to 3.4)	1.6 (0.6 to 3.4)	19.9
Neglected tropical diseases and malaria	17.8 (7 to 38.2)	6.6 (2.7 to 15.1)	48 (22 to 107)	101 (77 to 139)	205 (179 to 239)	126 (93 to 179)	139 (93 to 179)	151 (97 to 205)	221 (97 to 329)	208 (97 to 329)	197 (97 to 329)	276 (97 to 329)	226 (97 to 329)	230 (97 to 329)	234 (97 to 329)	237 (97 to 329)	272 (97 to 329)	284 (97 to 329)	166 (97 to 329)	66 (97 to 177)	27.2 (97 to 177)	9.7 (97 to 177)	3,300
Malaria	0 (0 to 0)	0 (0 to 0)	0 (0 to 0)	0 (0 to 0)	0 (0 to 0)	0 (0 to 0)	0 (0 to 0)	0 (0 to 0)	0 (0 to 0)	0 (0 to 0)	0 (0 to 0)	0 (0 to 0)	0 (0 to 0)	0 (0 to 0)	0 (0 to 0)	0 (0 to 0)	0 (0 to 0)	0 (0 to 0)	0 (0 to 0)	0 (0 to 0)	0 (0 to 0)	0 (0 to 0)	0 (0 to 0)	0
Chagas disease	0 (0 to 0)	0 (0 to 0)	0 (0 to 0.1)	0 (0 to 0.1)	0 (0 to 0.1)	0 (0 to 0.1)	0.2 (0 to 0.3)	0.2 (0 to 0.3)	0.2 (0 to 0.3)	0.2 (0 to 0.3)	0.2 (0 to 0.3)	0.2 (0 to 0.3)	0.2 (0 to 0.3)	0.2 (0 to 0.3)	0.2 (0 to 0.3)	0.2 (0 to 0.3)	0.2 (0 to 0.3)	0.2 (0 to 0.3)	0.2 (0 to 0.3)	0.2 (0 to 0.3)	0.2 (0 to 0.3)	0.2 (0 to 0.3)	0.2 (0 to 0.3)	331
Leishmaniasis	0 (0 to 0)	0 (0 to 0)	0 (0 to 0.1)	0 (0 to 0.1)	0 (0 to 0.1)	0 (0 to 0.1)	0.2 (0 to 0.3)	0.2 (0 to 0.3)	0.2 (0 to 0.3)	0.2 (0 to 0.3)	0.2 (0 to 0.3)	0.2 (0 to 0.3)	0.2 (0 to 0.3)	0.2 (0 to 0.3)	0.2 (0 to 0.3)	0.2 (0 to 0.3)	0.2 (0 to 0.3)	0.2 (0 to 0.3)	0.2 (0 to 0.3)	0.2 (0 to 0.3)	0.2 (0 to 0.3)	0.2 (0 to 0.3)	0.2 (0 to 0.3)	1.9
Visceral leishmaniasis	0 (0 to 0)	0 (0 to 0)	0 (0 to 0.1)	0 (0 to 0.1)	0 (0 to 0.1)	0 (0 to 0.1)	0.2 (0 to 0.3)	0.2 (0 to 0.3)	0.2 (0 to 0.3)	0.2 (0 to 0.3)	0.2 (0 to 0.3)	0.2 (0 to 0.3)	0.2 (0 to 0.3)	0.2 (0 to 0.3)	0.2 (0 to 0.3)	0.2 (0 to 0.3)	0.2 (0 to 0.3)	0.2 (0 to 0.3)	0.2 (0 to 0.3)	0.2 (0 to 0.3)	0.2 (0 to 0.3)	0.2 (0 to 0.3)	0.2 (0 to 0.3)	1.9
Cutaneous and mucocutaneous leishmaniasis	0 (0 to 0)	0 (0 to 0)	0 (0 to 0)	0 (0 to 0)	0 (0 to 0)	0 (0 to 0)	0 (0 to 0)	0 (0 to 0)	0 (0 to 0)	0 (0 to 0)	0 (0 to 0)	0 (0 to 0)	0 (0 to 0)	0 (0 to 0)	0 (0 to 0)	0 (0 to 0)	0 (0 to 0)	0 (0 to 0)	0 (0 to 0)	0 (0 to 0)	0 (0 to 0)	0 (0 to 0)	0 (0 to 0)	0
African trypanosomiasis	0 (0 to 0)	0 (0 to 0)	0 (0 to 0)	0 (0 to 0)	0 (0 to 0)	0 (0 to 0)	0 (0 to 0)	0 (0 to 0)	0 (0 to 0)	0 (0 to 0)	0 (0 to 0)	0 (0 to 0)	0 (0 to 0)	0 (0 to 0)	0 (0 to 0)	0 (0 to 0)	0 (0 to 0)	0 (0 to 0)	0 (0 to 0)	0 (0 to 0)	0 (0 to 0)	0 (0 to 0)	0 (0 to 0)	0
Schistosomiasis	0 (0 to 0)	0 (0 to 0)	0 (0 to 0)	0 (0 to 0)	0 (0 to 0)	0 (0 to 0)	0 (0 to 0)	0 (0 to 0)	0 (0 to 0)	0 (0 to 0)	0 (0 to 0)	0 (0 to 0)	0 (0 to 0)	0 (0 to 0)	0 (0 to 0)	0 (0 to 0)	0 (0 to 0)	0 (0 to 0)	0 (0 to 0)	0 (0 to 0)	0 (0 to 0)	0 (0 to 0)	0 (0 to 0)	0
Cysticercosis	0 (0 to 0)	0 (0 to 0)	0.2 (0 to 0.7)	0.1 (0 to 0.4)	0.1 (0 to 0.4)	0.1 (0 to 0.4



5434

Benign prostatic hyperplasia	0 (0 to 0)	0 (0 to 0)	0 (0 to 0)	0 (0 to 0)	0 (0 to 0)	0 (0 to 0)	0 (0 to 0)	0 (0 to 0)	0 (0 to 0)	0 (0 to 0)	0 (0 to 0)	0 (0 to 0)	0 (0 to 0)	2 (0 to 4)	6 (0 to 9.1)	19 (9 to 29.7)	67 (39 to 109)	160 (101 to 266)	322 (193 to 496)	443 (267 to 660)	498 (268 to 758)	353 (218 to 538)	194 (120 to 298)	82.9 (50 to 134)	29.4 (19.4 to 39.8)	9.9 (3.6 to 9.2)	2,140
Male infertility	0 (0 to 0)	0 (0 to 0)	0 (0 to 0)	0 (0 to 0)	0 (0 to 0)	0 (0 to 0)	0 (0 to 0)	0 (0 to 0)	0 (0 to 0)	0 (0 to 0)	0 (0 to 0)	0 (0 to 0)	0 (0 to 0)

SR Table 2e. Quantiles DALYS by cause and age across for males with 95% uncertainty intervals, 2019

Cause	Early Neonatal	Late Neonatal	Post Neonatal	1 to 4	5 to 9	10 to 14	15 to 19	20 to 24	25 to 29	30 to 34	35 to 39	40 to 44	45 to 49	50 to 54	55 to 59	60 to 64	65 to 69	70 to 74	75 to 79	80 to 84	85 to 89	90 to 94	95 plus	Total
All causes	7,080 (5,770 to 8,550)	5,110 (3,900 to 6,600)	9,080 (6,330 to 12,190)	4,980 (3,770 to 6,700)	3,600 (2,870 to 4,550)	3,020 (2,350 to 3,930)	6,080 (5,060 to 7,720)	17,000 (13,500 to 20,100)	19,600 (15,600 to 24,400)	17,900 (13,700 to 22,700)	19,300 (14,600 to 24,600)	20,700 (15,600 to 26,400)	22,000 (16,500 to 28,000)	22,600 (16,900 to 28,900)	22,700 (16,900 to 28,900)	23,600 (16,900 to 30,000)	17,900 (13,300 to 23,900)	11,100 (8,270 to 15,000)	8,190 (5,900 to 11,500)	4,990 (3,330 to 6,940)	2,690 (1,690 to 4,290)	648 (358 to 990)	398,000
Communicable, maternal, neonatal, and nutritional diseases	5,090 (3,930 to 6,670)	3,540 (2,600 to 4,670)	3,940 (2,490 to 5,850)	1,350 (1,160 to 1,670)	1,070 (816 to 1,450)	841 (643 to 1,120)	779 (626 to 1,040)	1,020 (842 to 1,330)	1,200 (1,000 to 1,620)	1,320 (1,100 to 1,810)	1,560 (1,300 to 2,150)	1,500 (1,250 to 2,070)	1,240 (1,020 to 1,720)	1,050 (829 to 1,540)	977 (762 to 1,370)	927 (728 to 1,370)	737 (559 to 1,060)	661 (492 to 967)	556 (392 to 832)	468 (272 to 747)	356 (173 to 647)	187 (57 to 422)	30,100
HIV/AIDS and sexually transmitted infections	417 (314 to 1.2)	318 (214 to 474)	233.1 (154 to 374)	114.6 (74 to 173)	53.3 (33 to 78)	76.3 (53 to 114)	214.3 (154 to 314)	687.2 (507 to 1,003)	1,009 (747 to 1,423)	1,020 (749 to 1,469)	1,060 (777 to 1,540)	1,030 (753 to 1,500)	1,000 (732 to 1,470)	1,000 (732 to 1,470)	1,000 (732 to 1,470)	1,000 (732 to 1,470)	1,000 (732 to 1,470)	1,000 (732 to 1,470)	1,000 (732 to 1,470)	1,000 (732 to 1,470)	1,000 (732 to 1,470)	1,000 (732 to 1,470)	1,000 (732 to 1,470)	2,390
HIV/AIDS	0 (0 to 0)	0 (0 to 0)	22.3 (16.3 to 29.6)	14.6 (11.9 to 17.3)	13.2 (10.9 to 15.6)	19.1 (15.7 to 22.6)	39.3 (32.4 to 46.5)	178 (147 to 211)	338 (279 to 401)	413 (341 to 490)	561 (464 to 666)	661 (546 to 784)	760 (628 to 901)	844 (697 to 1,000)	922 (762 to 1,090)	1,000 (826 to 1,190)	1,080 (892 to 1,280)	1,150 (950 to 1,360)	1,210 (1,000 to 1,430)	1,260 (1,040 to 1,490)	1,300 (1,070 to 1,540)	1,330 (1,100 to 1,570)	1,350 (1,120 to 1,600)	2,290
HIV/AIDS - Drug-susceptible Tuberculosis	0 (0 to 0)	0 (0 to 0)	1.1 (1.2 to 2.3)	1.4 (1.2 to 2.3)	1.2 (0.7 to 1.7)	1.4 (1.2 to 2.2)	3.4 (2.8 to 4.1)	17.6 (14.7 to 20.7)	33.6 (28.2 to 39.3)	40.2 (33.7 to 47.1)	54.2 (45.7 to 63.7)	63.7 (53.7 to 74.8)	73.1 (61.7 to 85.9)	81.1 (68.5 to 95.3)	88.6 (74.8 to 104)	96.2 (81.2 to 113)	103 (87.1 to 121)	110 (93.2 to 129)	116 (98.1 to 136)	121 (102 to 142)	125 (106 to 147)	128 (108 to 150)	130 (110 to 153)	220
HIV/AIDS - Multidrug-resistant Tuberculosis without extensive	0 (0 to 0)	0 (0 to 0)	0.2 (0 to 0.7)	0.2 (0 to 0.9)	0.1 (0 to 0.6)	0.2 (0 to 0.8)	0.5 (0 to 1.7)	1.4 (0.1 to 5.9)	2.7 (0.2 to 10.9)	3.2 (0.2 to 12.9)	4.3 (0.3 to 17.2)	5.1 (0.4 to 20.3)	5.8 (0.5 to 23.1)	6.5 (0.5 to 25.8)	7.1 (0.6 to 28.2)	7.7 (0.6 to 30.5)	8.3 (0.7 to 32.9)	8.8 (0.7 to 34.9)	9.3 (0.8 to 36.8)	9.7 (0.8 to 38.4)	10 (0.8 to 39.6)	10.3 (0.8 to 40.8)	10.5 (0.9 to 41.5)	19.9
HIV/AIDS - Extensively drug-resistant Tuberculosis	0 (0 to 0)	0 (0 to 0)	0 (0 to 0.1)	0 (0 to 0.1)	0 (0 to 0.1)	0 (0 to 0.1)	0 (0 to 0.2)	0.2 (0 to 0.9)	0.4 (0 to 1.7)	0.5 (0 to 2.1)	0.6 (0 to 2.6)	0.8 (0 to 3.1)	0.9 (0 to 3.6)	1 (0 to 4)	1.1 (0 to 4.3)	1.2 (0 to 4.7)	1.3 (0 to 5.1)	1.4 (0 to 5.5)	1.4 (0 to 5.7)	1.5 (0 to 5.9)	1.5 (0 to 6.1)	1.6 (0 to 6.2)	1.6 (0 to 6.3)	2.7
HIV/AIDS resulting in other diseases	0 (0 to 0)	0 (0 to 0)	19.6 (14.3 to 26.1)	10.3 (9.1 to 11.4)	9.4 (8.4 to 10.4)	14.6 (13.1 to 16.2)	33.6 (30.2 to 37.2)	158 (142 to 175)	299 (270 to 331)	366 (329 to 405)	497 (448 to 550)	585 (527 to 648)	673 (606 to 745)	747 (673 to 827)	816 (735 to 904)	885 (797 to 980)	957 (862 to 1,060)	1,020 (919 to 1,130)	1,070 (964 to 1,190)	1,120 (1,010 to 1,240)	1,150 (1,040 to 1,280)	1,180 (1,060 to 1,310)	1,200 (1,080 to 1,330)	2,030
Sexually transmitted infections excluding HIV	417 (314 to 1.2)	318 (214 to 474)	211 (141 to 341)	100 (62 to 159)	40 (24 to 62)	57 (34 to 90)	175 (117 to 271)	509 (346 to 771)	671 (457 to 1,023)	607 (414 to 926)	499 (340 to 761)	369 (252 to 563)	240 (164 to 366)	206 (141 to 314)	155 (106 to 236)	127 (87 to 194)	103 (70 to 157)	80 (54 to 122)	61 (41 to 93)	47 (32 to 72)	36 (24 to 55)	27 (18 to 41)	20 (13 to 31)	98.6
Syphilis	0 (0 to 0)	0 (0 to 0)	0.8 (0.3 to 1.8)	0.6 (0.3 to 1.2)	0.3 (0.2 to 0.7)	0.1 (0.1 to 0.3)	0.1 (0.1 to 0.3)	0.6 (0.3 to 1.3)	1.5 (0.8 to 3.1)	1.6 (0.8 to 3.3)	1.8 (0.9 to 3.7)	1.9 (0.9 to 3.9)	2 (1 to 4.2)	2 (1 to 4.2)	1.7 (1 to 3.5)	1.6 (1 to 3.3)	1.5 (0.9 to 3.1)	1.4 (0.9 to 2.9)	1.3 (0.8 to 2.7)	1.2 (0.8 to 2.5)	1.2 (0.7 to 2.4)	1.1 (0.7 to 2.3)	1.1 (0.7 to 2.3)	19.7
Chlamydial infection	0 (0 to 0)	0 (0 to 0)	0 (0 to 0)	0 (0 to 0)	0 (0 to 0)	0 (0 to 0)	0.3 (0 to 0.9)	2.1 (0.9 to 4.2)	1.6 (0.7 to 3.3)	1.2 (0.5 to 2.5)	0.7 (0.3 to 1.5)	0.5 (0.2 to 1.1)	0.3 (0.1 to 0.7)	0.2 (0.1 to 0.5)	0.2 (0.1 to 0.4)	0.2 (0.1 to 0.3)	0.1 (0 to 0.3)	0.1 (0 to 0.2)	0.1 (0 to 0.2)	0 (0 to 0.1)	0 (0 to 0.1)	0 (0 to 0.1)	0 (0 to 0.1)	17.3
Gonococcal infection	0 (0 to 0)	0 (0 to 0)	0 (0 to 0)	0 (0 to 0)	0 (0 to 0)	0 (0 to 0.1)	0.7 (0.1 to 2.1)	2.8 (0.8 to 7.5)	1.6 (0.5 to 4.2)	1 (0.3 to 2.7)	0.7 (0.2 to 1.8)	0.5 (0.1 to 1.2)	0.3 (0.1 to 0.8)	0.2 (0 to 0.5)	0.1 (0 to 0.3)	0.1 (0 to 0.2)	0 (0 to 0.1)	0 (0 to 0.1)	0 (0 to 0.1)	0 (0 to 0.1)	0 (0 to 0.1)	0 (0 to 0.1)	0 (0 to 0.1)	9.4
Trichomoniasis	0 (0 to 0)	0 (0 to 0)	0 (0 to 0)	0 (0 to 0)	0 (0 to 0)	0 (0 to 0)	0.1 (0 to 0.2)	0.5 (0.2 to 1.2)	0.3 (0.1 to 0.8)	0.2 (0.1 to 0.6)	0.1 (0 to 0.4)	0.1 (0 to 0.3)	0.1 (0 to 0.2)	0 (0 to 0.1)	0 (0 to 0.1)	0 (0 to 0.1)	0 (0 to 0.1)	0 (0 to 0.1)	0 (0 to 0.1)	0 (0 to 0.1)	0 (0 to 0.1)	0 (0 to 0.1)	0 (0 to 0.1)	3.3
Chancroid	0 (0 to 0)	0 (0 to 0)	0 (0 to 0)	0 (0 to 0)	0 (0 to 0)	0 (0 to 0)	0 (0 to 0)	0 (0 to 0)	0 (0 to 0)	0 (0 to 0)	0 (0 to 0)	0 (0 to 0)	0 (0 to 0)	0 (0 to 0)	0 (0 to 0)	0 (0 to 0)	0 (0 to 0)	0 (0 to 0)	0 (0 to 0)	0 (0 to 0)	0 (0 to 0)	0 (0 to 0)	0 (0 to 0)	0 (0 to 0)	0
Genital herpes	0 (0 to 0)	0 (0 to 0)	0 (0 to 0)	0 (0 to 0)	0 (0 to 0)	0 (0 to 0)	0 (0 to 0.1)	0 (0 to 0.2)	0 (0 to 0.3)	0 (0 to 0.3)	0 (0 to 0.4)	0 (0 to 0.4)	0 (0 to 0.5)	0 (0 to 0.5)	0 (0 to 0.5)	0 (0 to 0.5)	0 (0 to 0.5)	0 (0 to 0.5)	0 (0 to 0.5)	0 (0 to 0.5)	0 (0 to 0.5)	0 (0 to 0.5)	0 (0 to 0.5)	0 (0 to 0.5)	0
Other sexually transmitted infections	0 (0 to 0)	0 (0 to 0)	1.2 (0.5 to 2.5)	1.2 (0.5 to 2.5)	0.8 (0.3 to 1.4)	1.9 (0.8 to 3.4)	2.4 (1.0 to 4.5)	9.2 (3.9 to 17.1)	7.1 (2.9 to 13.2)	4.7 (1.9 to 8.9)	3.3 (1.3 to 6.3)	2.6 (1.0 to 4.9)	1.7 (0.7 to 3.3)	1.2 (0.5 to 2.3)	0.9 (0.3 to 1.7)	0.6 (0.2 to 1.2)	0.4 (0.1 to 0.8)	0.3 (0.1 to 0.6)	0.2 (0.1 to 0.4)	0.2 (0 to 0.3)	0.1 (0 to 0.2)	0.1 (0 to 0.2)	19.2
Respiratory infections and tuberculosis	370 (300 to 466)	332 (266 to 434)	1,280 (792 to 1,980)	1,280 (905 to 1,820)	297 (183 to 372)	266 (158 to 336)	234 (133 to 310)	417 (242 to 561)	477 (281 to 667)	484 (273 to 688)	533 (300 to 763)	588 (332 to 850)	646 (362 to 933)	696 (389 to 1,010)	744 (415 to 1,080)	788 (440 to 1,140)	826 (461 to 1,200)	858 (479 to 1,240)	887 (495 to 1,290)	912 (509 to 1,320)	933 (520 to 1,350)	951 (530 to 1,380)	966 (539 to 1,400)	8,600
Tuberculosis	0 (0 to 0)	0 (0 to 0)	109 (61.1 to 178.9)	108 (61 to 176.9)	9.5 (5.6 to 14.6)	7.4 (4.4 to 11.4)	20.2 (12 to 31)	69.5 (41.6 to 106.8)	72.4 (43.4 to 111.2)	63.5 (38 to 97.6)	59.7 (35.7 to 91.6)	58.2 (34.8 to 89.4)	57.1 (34.2 to 87.7)	56.3 (33.7 to 86.5)	55.7 (33.3 to 85.6)	55.2 (33.1 to 84.8)	54.8 (32.8 to 84.2)	54.5 (32.6 to 83.7)	54.2 (32.4 to 83.3)	54 (32.3 to 82.9)	53.8 (32.2 to 82.7)	53.7 (32.1 to 82.5)	53.5 (32 to 82.3)	1,020
Latent tuberculosis infection	0 (0 to 0)	0 (0 to 0)	0 (0 to 0)	0 (0 to 0)	0 (0 to 0)	0 (0 to 0)	0 (0 to 0)	0 (0 to 0)	0 (0 to 0)	0 (0 to 0)	0 (0 to 0)	0 (0 to 0)	0 (0 to 0)	0 (0 to 0)	0 (0 to 0)	0 (0 to 0)	0 (0 to 0)	0 (0 to 0)	0 (0 to 0)	0 (0 to 0)	0 (0 to 0)	0 (0 to 0)	0 (0 to 0)	0 (0 to 0)	0
Drug-susceptible Tuberculosis	0 (0 to 0)	0 (0 to 0)	0.8 (0.7 to 0.9)	0.8 (0.7 to 0.9)	0.1 (0.1 to 0.2)	0.1 (0.1 to 0.2)	0.2 (0.2 to 0.3)	0.8 (0.6 to 1.1)	0.8 (0.6 to 1.1)	0.7 (0.5 to 1)	0.7 (0.5 to 1)	0.6 (0.5 to 0.9)	0.6 (0.5 to 0.9)	0.6 (0.5 to 0.9)	0.6 (0.5 to 0.9)	0.6 (0.5 to 0.9)	0.6 (0.5 to 0.9)	0.6 (0.5 to 0.9)	0.6 (0.5 to 0.9)	0.6 (0.5 to 0.9)	0.6 (0.5 to 0.9)	0.6 (0.5 to 0.9)	0.6 (0.5 to 0.9)	19.7
Multidrug-resistant tuberculosis without extensive drug-resistar	0 (0 to 0)	0 (0 to 0)	0.7 (0.4 to 1.6)	0.8 (0.5 to 1.5)	0.2 (0 to 0.5)	0.4 (0 to 1.1)	1.2 (0.1 to 3.2)	3.2 (0.3 to 7.4)	2.5 (0.2 to 5.7)	1.8 (0.1 to 4.2)	1.4 (0.1 to 3.2)	1.1 (0.1 to 2.6)	0.9 (0.1 to 2.1)	0.7 (0.1 to 1.7)	0.6 (0.1 to 1.4)	0.5 (0.1 to 1.2)	0.4 (0 to 1)	0.3 (0 to 0.8)	0.3 (0 to 0.7)	0.2 (0 to 0.6)	0.2 (0 to 0.5)	0.2 (0 to 0.5)	0.1 (0 to 0.4)	58.4
Extensively drug-resistant tuberculosis	0 (0 to 0)	0 (0 to 0)	0.1 (0 to 0.3)	0.1 (0 to 0.3)	0 (0 to 0.2)	0 (0 to 0.2)	0.1 (0 to 0.6)	0.2 (0 to 0.9)	0.2 (0 to 0.9)	0.2 (0 to 0.8)	0.2 (0 to 0.8)	0.1 (0 to 0.7)	0.1 (0 to 0.6)	0.1 (0 to 0.6)	0.1 (0 to 0.6)	0.1 (0 to 0.6)	0.1 (0 to 0.6)	0.1 (0 to 0.6)	0.1 (0 to 0.6)	0.1 (0 to 0.6)	0.1 (0 to 0.6)	0.1 (0 to 0.6)	0.1 (0 to 0.6)	9.4
Lower respiratory infections	172 (134 to 240)	298 (196 to 468)	1,210 (732 to 1,900)	267 (161 to 374)	61.6 (37.8 to 113)	71.3 (42 to 97.2)	101 (59 to 136)	178 (103 to 244)	202 (120 to 281)	243 (142 to 341)	300 (177 to 423)	339 (200 to 484)	389 (229 to 560)	437 (257 to 634)	481 (283 to 704)	519 (305 to 764)	553 (325 to 815)	583 (343 to 860)	610 (359 to 900)	634 (373 to 935)	654 (385 to 965)	672 (396 to 992)	687 (405 to 1,010)	6,290
Upper respiratory infections	14 (11 to 20)	9.3 (6.1 to 15)	62.2 (37.6 to 98.2)	99.6 (60.1 to 139)	113 (69.4 to 172)	132 (81.1 to 179)	176 (108 to 237)	99.7 (61.2 to 136)	68.6 (42.1 to 93.5)	49.3 (30.3 to 67.2)	40.7 (25 to 55.5)	34.3 (21.1 to 46.8)	28.9 (17.8 to 39.4)	24.6 (15.1 to 33.5)	21.1 (13 to 28.7)	18.2 (11.2 to 24.8)	15.7 (9.7 to 21.4)	13.7 (8.4 to 18.7)	12 (7.4 to 16.3)	10.6 (6.5 to 14.4)	9.4 (5.8 to 12.8)	8.4 (5.2 to 11.4)	7.6 (4.7 to 10.3)	1.8
Otitis media	0 (0 to 0)	0 (0 to 0.4)	2.6 (0.8 to 6.9)	1.2 (0.7 to 1.8)	0.2 (0.1 to 0.4)	0.1 (0 to 0.2)	0.1 (0 to 0.2)	0.2 (0.1 to 0.3)	0.2 (0.1 to 0.3)	0.2 (0.1 to 0.3)	0.2 (0.1 to 0.3)	0.2 (0.1 to 0.3)	0.2 (0.1 to 0.3)	0.2 (0.1 to 0.3)	0.2 (0.1 to 0.3)	0.2 (0.1 to 0.3)	0.2 (0.1 to 0.3)	0.2 (0.1 to 0.3)	0.2 (0.1 to 0.3)	0.2 (0.1 to 0.3)	0.2 (0.1 to 0.3)	0.2 (0.1 to 0.3)	0.2 (0.1 to 0.3)	329
Enteric infections	43 (34 to 60)	43.6 (29.1 to 66.1)	67 (39.1 to 108)	297 (176 to 464)	107 (66.1 to 164)	70.1 (43.6 to 104)	67.1 (41.6 to 96.4)	66 (38 to 93.6)	59.7 (37.1 to 82.2)	53.2 (33.1 to 73.6)	48.9 (30.2 to 67.1)	45.7 (28.1 to 62.9)	43.1 (26.4 to 59.4)	40.9 (25 to 56.5)	39 (23.8 to 53.9)	37.3 (22.7 to 51.6)	35.8 (21.8 to 49.5)	34.5 (21 to 47.7)	33.3 (20.2 to 46.1)	32.2 (19.5 to 44.6)	31.2 (18.9 to 43.3)	30.3 (18.3 to 42.1)	29.5 (17.8 to 41)	2,200
Diarrheal diseases	123 (74 to 203)	63.6 (24.1 to 98.1)	479 (273 to 853)	399 (186 to 586)	158 (117 to 276)	66.6 (37.7 to 152)	39.5 (16.6 to 92.8)	39.5 (17.1 to 79.6)	47.7 (21.5 to 87.2)	42.6 (14.5 to 86)	39.2 (9.9 to 86.2)	36.5 (5.9 to 83.6)	34.2 (3.5 to 81.5)	32.3 (2.5 to 79.8)	30.7 (2.1 to 78.4)	29.3 (1.9 to 77.3)	28.1 (1.8 to 76.4)	27.1 (1.7 to 75.6)	26.2 (1.7 to 75)	25.4 (1.6 to 74.5)	24.7 (1.6 to 74.1)	24.1 (1.6 to 73.8)	23.6 (1.6 to 73.6)	2,180
Typhoid and paratyphoid	0 (0 to 0)	0 (0 to 0)	0.2 (0 to 1.8)	0.2 (0 to 2.3)	0.1 (0 to 1.5)	0.1 (0 to 1.3)	0.1 (0 to 1.2)	0.1 (0 to 1.2)	0.1 (0 to 1.1)	0.1 (0 to 1.1)	0.1 (0 to 1.1)	0.1 (0 to 1.1)	0.1 (0 to 1.1)	0.1 (0 to 1.1)	0.1 (0 to 1.1)	0.1 (0 to 1.1)	0.1 (0 to 1.1)	0.1 (0 to 1.1)	0.1 (0 to 1.1)	0.1 (0 to 1.1)	0.1 (0 to 1.1)	0.1 (0 to 1.1)	0.1 (0 to 1.1)	10.7
Typhoid fever	0 (0 to 0)	0 (0 to 0)	0.2 (0 to 1.8)	0.2 (0 to 2.3)	0.1 (0 to 1.5)	0.1 (0 to 1.3)	0.1 (0 to 1.2)	0.1 (0 to 1.2)	0.1 (0 to 1.1)	0.1 (0 to 1.1)	0.1 (0 to 1.1)	0.1 (0 to 1.1)	0.1 (0 to 1.1)	0.1 (0 to 1.1)	0.1 (0 to 1.1)	0.1 (0 to 1.1)	0.1 (0 to 1.1)	0.1 (0 to 1.1)	0.1 (0 to 1.1)	0.1 (0 to 1.1)	0.1 (0 to 1.1)	0.1 (0 to 1.1)	0.1 (0 to 1.1)	10.7
Paratyphoid fever	0 (0 to 0)	0 (0 to 0)	0 (0 to 0)	0 (0 to 0)	0 (0 to 0)	0 (0 to 0)	0 (0 to 0)	0 (0 to 0)	0 (0 to 0)	0 (0 to 0)	0 (0 to 0)	0 (0 to 0)	0 (0 to 0)	0 (0 to 0)	0 (0 to 0)	0 (0 to 0)	0 (0 to 0)	0 (0 to 0)	0 (0 to 0)	0 (0 to 0)	0 (0 to 0)	0 (0 to 0)	0 (0 to 0)	0 (0 to 0)	0
Invasive Non-typhoidal Salmonella (iNTS)	0 (0 to 0)	0.1 (0.1 to 0.2)	0.6 (0.3 to 1.2)	1.4 (0.7 to 2.8)	0.7 (0.4 to 1.2)	0.3 (0.2 to 0.6)	0.3 (0.2 to 0.6)	0.3 (0.1 to 0.5)	0.3 (0.1 to 0.6)	0.2 (0.1 to 0.5)	0.2 (0.1 to 0.5)	0.2 (0.1 to 0.5)	0.2 (0.1 to 0.5)	0.2 (0.1 to 0.5)	0.2 (0.1 to 0.5)	0.2 (0.1 to 0.5)	0.2 (0.1 to 0.5)	0.2 (0.1 to 0.5)	0.2 (0.1 to 0.5)	0.2 (0.1 to 0.5)	0.2 (0.1 to 0.5)	0.2 (0.1 to 0.5)	0.2 (0.1 to 0.5)	7.7
Other intestinal infectious diseases	0 (0 to 0)	0 (0 to 0)	0.6 (0.2 to 1.5)	0.7 (0.2 to 2.3)	0.4 (0.2 to 0.8)	0.4 (0.2 to 1.1)	0.4 (0.2 to 0.9)	0.3 (0.2 to 0.6)	0.3 (0.2 to 0.6)	0.2 (0.1 to 0.5)	0.2 (0.1 to 0.5)	0.2 (0.1 to 0.5)	0.2 (0.1 to 0.5)	0.2 (0.1 to 0.5)	0.2 (0.1 to 0.5)	0.2 (0.1 to 0.5)	0.2 (0.1 to 0.5)	0.2 (0.1 to 0.5)	0.2 (0.1 to 0.5)	0.2 (0.1 to 0.5)	0.2 (0.1 to 0.5)	0.2 (0.1 to 0.5)	0.2 (0.1 to 0.5)	4.2
Neglected tropical diseases and malaria	4.6 (1.7 to 24.6)	1.9 (0.5 to 4.4)	12.7 (3.1 to 33.3)	64 (21.1 to 153)	48.6 (16.1 to 120)	31.4 (10.1 to 78.5)	28.7 (9.2 to 71.8)	44.9 (15.2 to 97.9)	69.3 (29.6 to 139)	88.5 (32.1 to 182)	71.3 (24.1 to 146)	79.9 (26.7 to 166)	79.7 (26.7 to 166)	80.1 (26.8 to 166)	84.4 (28.2 to 175)	85.2 (28.5 to 176)	87.5 (29.2 to 180)	88 (29.4 to 181)	88.2 (29.5 to 181)	88.2 (29.5 to 181)	88.1 (29.5 to 181)	88 (29.5 to 181)	87.9 (29.5 to 181)	1,040
Malaria	0 (0 to 0)	0 (0 to 0)	0 (0 to 0)	0 (0 to 0)	0 (0 to 0)	0 (0 to 0)	0 (0 to 0)	0 (0 to 0)	0 (0 to 0)	0 (0 to 0)	0 (0 to 0)	0 (0 to 0)	0 (0 to 0)	0 (0 to 0)	0 (0 to 0)	0 (0 to 0)	0 (0 to 0)	0 (0 to 0)	0 (0 to 0)	0 (0 to 0)	0 (0 to 0)	0 (0 to 0)	0 (0 to 0)	0 (0 to 0)	0
Chagas disease	0 (0 to 0)	0 (0 to 0)	0 (0 to 0)	0 (0 to 0)	2.3 (1.5 to 3.5)	2.3 (0.6 to 5.7)	3.4 (0.9 to 8.6)	3.4 (1 to 7.3)	3.4 (1 to 8.5)	3.3 (1 to 8.5)	3.3 (1 to 8.5)	3.3 (1 to 8.5)	3.3 (1 to 8.5)	3.3 (1 to 8.5)	3.3 (1 to 8.5)	3.3 (1 to 8.5)	3.3 (1 to 8.5)	3.3 (1 to 8.5)	3.3 (1 to 8.5)	3.3 (1 to 8.5)	3.3 (1 to 8.5)	3.3 (1 to 8.5)	3.3 (1 to 8.5)	101
Leishmaniasis	0 (0 to 0)	0 (0 to 0)	0 (0 to 0)	0 (0 to 0)	0 (0 to 0)	0 (0 to 0)	0 (0 to 0)	0 (0 to 0)	0 (0 to 0)	0 (0 to 0)	0 (0 to 0)	0 (0 to 0)	0 (0 to 0)	0 (0 to 0)	0 (0 to 0)	0 (0 to 0)	0 (0 to 0)	0 (0 to 0)	0 (0 to 0)	0 (0 to 0)	0 (0 to 0)	0 (0 to 0)	0 (0 to 0)	0 (0 to 0)	0
Visceral leishmaniasis	0 (0 to 0)	0 (0 to 0)	0 (0 to 0)	0 (0 to 0)	0 (0 to 0)	0 (0 to 0)	0 (0 to 0)	0 (0 to 0)	0 (0 to 0)	0 (0 to 0)	0 (0 to 0)	0 (0 to 0)	0 (0 to 0)	0 (0 to 0)	0 (0 to 0)	0 (0 to 0)	0 (0 to 0)	0 (0 to 0)	0 (0 to 0)	0 (0 to 0)	0 (0 to 0)	0 (0 to 0)	0 (0 to 0)	0 (0 to 0)	0
Cutaneous and mucocutaneous leishmaniasis	0 (0 to 0)	0 (0 to 0)	0 (0 to 0)	0 (0 to 0)	0 (0 to 0)	0 (0 to 0)	0 (0 to 0)	0 (0 to 0)	0 (0 to 0)	0 (0 to 0)	0 (0 to 0)	0 (0 to 0)	0 (0 to 0)	0 (0 to 0)	0 (0 to 0)	0 (0 to 0)	0 (0 to 0)	0 (0 to 0)	0 (0 to 0)	0 (0 to 0)	0 (0 to 0)	0 (0 to 0)	0 (0 to 0)	0 (0 to 0)	0
African trypanosomiasis	0 (0 to 0)	0 (0 to 0)	0 (0 to 0)	0 (0 to 0)	0 (0 to 0)	0 (0 to 0)	0 (0 to 0)	0 (0 to 0)	0 (0 to 0)	0 (0 to 0)	0 (0 to 0)	0 (0 to 0)	0 (0 to 0)	0 (0 to 0)	0 (0 to 0)	0 (0 to 0)	0 (0 to 0)	0 (0 to 0)	0 (0 to 0)	0 (0 to 0)	0 (0 to 0)	0 (0 to 0)	0 (0 to 0)	0 (0 to 0)	0
Schistosomiasis	0 (0 to 0)	0 (0 to 0)	0 (0 to 0)	0 (0 to 0)	0 (0 to 0)	0 (0 to 0)	0 (0 to 0)	0 (0 to 0)	0 (0 to 0)	0 (0 to 0)	0 (0 to 0)	0 (0 to 0)	0 (0 to 0)	0 (0 to 0)	0 (0 to 0)	0 (0 to 0)	0 (0 to 0)	0 (0 to 0)	0 (0 to 0)	0 (0 to 0)	0 (0 to 0)	0 (0 to 0)	0 (0 to 0)	0 (0 to 0)	0
Cysticercosis	0 (0 to 0)	0 (0 to 0)	0 (0 to 0.1)	0.2 (0 to 0.7)	0.2 (0 to 0.7)	0.2 (0 to 0.7)	0.2 (0 to 0.6)	0.2 (0 to 0.5)	0.2 (0 to 0.5)	0.2 (0 to 0.5)	0.2 (0 to 0.5)	0.2 (0 to 0.5)	0.2 (0 to 0.5)	0.2 (0 to 0.5)	0.2 (0 to 0.5)	0.2 (0 to 0.5)	0.2 (0 to 0.5)	0.2 (0 to 0.5)	0.2 (0 to 0.5)	0.2 (0 to 0.5)	0.2 (0 to 0.5)	0.2 (0 to 0.5)	0.2 (0 to 0.5)	0.2 (0 to 0.5)
Cystic echinococcosis	0 (0 to 0)	0 (0 to 0)	0 (0 to 0)	0 (0 to 0)	0 (0 to 0)	0 (0 to 0)	0 (0 to 0)	0 (0 to 0)	0 (0 to 0)	0 (0 to 0)	0 (0 to 0)	0 (0 to 0)	0 (0 to 0)	0 (0 to 0)	0 (0 to 0)	0 (0 to 0)	0 (0 to 0)	0 (0 to 0)	0 (0 to 0)	0 (0 to 0)	0 (0 to 0)	0 (0 to 0)	0 (0 to 0)	0 (0 to 0)	0
Lymphatic filariasis	0 (0 to 0)	0 (0 to 0)	0 (0 to 0)	0 (0 to 0)	0 (0 to 0)	0 (0 to 0)	0 (0 to 0)	0 (0 to 0)	0 (0 to 0)	0 (0 to 0)	0 (0 to 0)	0 (0 to 0)	0 (0 to 0)	0 (0 to 0)	0 (0 to 0)	0 (0 to 0)	0 (0 to 0)	0 (0 to 0)	0 (0 to 0)	0 (0 to 0)	0 (0 to 0)	0 (0 to 0)	0 (0 to 0)	0 (0 to 0)	0
Onchocerciasis	0 (0 to 0)	0 (0 to 0)	0 (0 to 0)	0 (0 to 0)	0 (0 to 0)	0 (0 to 0)	0 (0 to 0)	0 (0 to 0)	0 (0 to 0)	0 (0 to 0)	0 (0 to 0)	0 (0 to 0)	0 (0 to 0)	0 (0 to 0)	0 (0 to 0)	0 (0 to 0)	0 (0 to 0)	0 (0 to 0)	0 (0 to 0)	0 (0 to 0)	0 (0 to 0)	0 (0 to 0)	0 (0 to 0)	0 (0 to 0)	0
Trachoma	0 (0 to 0)	0 (0 to 0)	0 (0 to 0)	0 (0 to 0)	0 (0 to 0)	0 (0 to 0)	0 (0 to 0)	0 (0 to 0)	0 (0 to 0)	0 (0 to 0)	0 (0 to 0)	0 (0 to 0)	0 (0 to 0)	0 (0 to 0)	0 (0 to 0)	0 (0 to 0)	0 (0 to 0)	0 (0 to 0)	0 (0 to 0)	0 (0 to 0)	0 (0 to 0)	0 (0 to 0)	0 (0 to 0)	0 (0 to 0)	0
Dengue	0 (0 to 0)	0 (0 to 0)	1.9 (0.2 to 19.2)	1.9 (0.2 to 19.2)	2.4 (0.2 to 19.2)	2.4 (0.2 to 19.2)	3.3 (0.3 to 19.2)	3.3 (0.3 to 19.2)	2.5 (0.2 to 19.2)	2.5 (0.2 to 19.2)	2.7 (0.2 to 19.2)	2.5 (0.2 to 19.2)	2.3 (0.2 to 19.2)	2.3 (0.2 to 19.2)	1.9 (0.2 to 19.2)	1.3 (0.1 to 19.2)	0.9 (0.1 to 19.2)	0.7 (0.1 to 19.2)	0.5 (0.1 to 19.2)	0.4 (0.1 to 19.2)	0.3 (0.1 to 19.2)	0.3 (0.1 to 19.2)	0.2 (0.1 to 19.2)	39.4
Yellow fever	0 (0 to 0)	0 (0 to 0)	0 (0 to 0)	0 (0 to 0)	0 (0 to 0)	0 (0 to 0)	0 (0 to 0)	0 (0 to 0)	0 (0 to 0)	0 (0 to 0)	0 (0 to 0)	0 (0 to 0)	0 (0 to 0)	0



Benign prostatic hyperplasia	0 (0 to 0)	0 (0 to 0)	0 (0 to 0)

SR Table 2a: Quintana Roo DALYS by cause and age group for males with 95% uncertainty intervals, 2019

Cause	Early Neonatal	Late Neonatal	Post Neonatal	1 to 4	5 to 9	10 to 14	15 to 19	20 to 24	25 to 29	30 to 34	35 to 39	40 to 44	45 to 49	50 to 54	55 to 59	60 to 64	65 to 69	70 to 74	75 to 79	80 to 84	85 to 89	90 to 94	95 plus	Total
All causes	4,616 (4,216 to 4,364)	2,153 (1,771 to 2,225)	3,160 (2,782 to 3,259)	1,240 (1,040 to 1,430)	1,040 (3,240 to 3,960)	1,040 (3,972 to 4,990)	1,040 (4,940 to 6,160)	1,040 (7,940 to 11,000)	1,040 (10,700 to 17,400)	1,040 (14,200 to 19,600)	1,040 (15,300 to 20,100)	1,040 (14,200 to 19,200)	1,040 (13,400 to 22,000)	1,040 (11,600 to 22,700)	1,040 (11,600 to 22,200)	1,040 (14,800 to 22,000)	1,040 (13,600 to 20,400)	1,040 (11,800 to 17,600)	1,040 (9,480 to 14,000)	1,040 (7,278 to 9,400)	1,040 (4,200 to 4,970)	1,040 (1,600 to 2,330)	1,040 (691 to 994)	227,000 (224 to 229)
Communicable, maternal, neonatal, and nutritional diseases	4,608 (3,948 to 4,310)	2,058 (2,300 to 3,910)	2,760 (1,640 to 2,960)	1,240 (760 to 1,490)	1,068 (749 to 1,490)	756 (540 to 1,000)	655 (455 to 1,000)	1,130 (780 to 1,910)	1,688 (1,040 to 3,300)	2,270 (1,570 to 3,610)	1,740 (1,010 to 3,010)	1,260 (1,290 to 1,720)	1,260 (1,080 to 1,470)	1,220 (994 to 1,220)	763 (616 to 930)	646 (521 to 800)	460 (368 to 570)	391 (270 to 549)	378 (217 to 769)	198 (150 to 356)	122 (103 to 164)	65.9 (49.9 to 91.2)	22.2 (19 to 28)	27,800
HIV/AIDS and sexually transmitted infections	0.7 (0.3 to 1.4)	0.7 (0.3 to 1.4)	49.5 (20.2 to 98.4)	30.9 (23.2 to 37.1)	24.6 (20.5 to 29.4)	29.2 (24.2 to 34.9)	81 (66.7 to 98.4)	165 (141 to 192)	223 (207 to 239)	1,000 (930 to 1,070)	1,060 (986 to 1,200)	775 (648 to 916)	572 (476 to 679)	347 (291 to 408)	240 (193 to 292)	160 (131 to 192)	112 (94 to 132)	61.2 (51 to 72.4)	51.0 (10.9 to 19.3)	9.6 (7 to 9.7)	1.1 (0.9 to 1.4)	0.2 (0.2 to 0.4)	0.1 (0.1 to 0.2)	6,430
HIV/AIDS	0 (0 to 0)	0 (0 to 0)	48 (29.4 to 97.4)	30.6 (23.2 to 37.3)	24.6 (20.5 to 29.4)	29.2 (23.7 to 33.9)	77.1 (62.2 to 95.6)	158 (134 to 181)	218 (203 to 234)	992 (926 to 1,060)	1,060 (973 to 1,200)	1,030 (872 to 1,200)	767 (629 to 907)	566 (472 to 671)	343 (287 to 402)	157 (130 to 188)	111 (92.7 to 131)	60 (49.7 to 71.5)	52.5 (10.2 to 14.5)	12.0 (9.2 to 14.5)	0.9 (0.7 to 1.1)	0.4 (0.3 to 0.5)	0.1 (0.1 to 0.1)	6,350
HIV/AIDS - Drug-susceptible Tuberculosis	0 (0 to 0)	0 (0 to 0)	2.6 (1.4 to 2.6)	1.6 (0.9 to 2.4)	1.3 (0.7 to 2)	1.5 (0.8 to 2.3)	4.2 (2.3 to 6.4)	28.4 (15.7 to 42.7)	51.7 (28.5 to 77.5)	84.6 (46.5 to 126)	96.6 (52.9 to 144)	61 (33.7 to 92.4)	30.2 (16.7 to 45.7)	19.3 (10.6 to 29.2)	8.5 (4.7 to 12.9)	3.6 (1.9 to 5.4)	0.7 (0.4 to 1.1)	0.2 (0.1 to 0.3)	0.1 (0.1 to 0.2)	0.1 (0 to 0.1)	0 (0 to 0)	0 (0 to 0)	343
HIV/AIDS - Multidrug-resistant Tuberculosis without extensive drug resistance	0 (0 to 0)	0 (0 to 0)	0.2 (0 to 0.6)	0.1 (0 to 0.4)	0.1 (0 to 0.3)	0.1 (0 to 0.3)	0.3 (0 to 1.3)	2.1 (0 to 9.3)	3.9 (0 to 17.3)	6.3 (0 to 28)	7.3 (0 to 32.7)	4.6 (0 to 20.7)	2.3 (0 to 10.4)	1.4 (0 to 6.4)	0.6 (0 to 2.8)	0.3 (0 to 1.2)	0.1 (0 to 0.4)	0 (0 to 0.1)	0 (0 to 0.1)	0 (0 to 0)	0 (0 to 0)	0 (0 to 0)	0 (0 to 0)	25.3
HIV/AIDS - Extensively drug-resistant Tuberculosis	0 (0 to 0)	0 (0 to 0)	0 (0 to 0.1)	0 (0 to 0.1)	0 (0 to 0.1)	0 (0 to 0.1)	0 (0 to 0.2)	0.1 (0 to 0.4)	0.3 (0 to 1.4)	0.4 (0 to 1.8)	0.5 (0 to 2.1)	0.3 (0 to 1.6)	0.2 (0 to 1.1)	0.1 (0 to 0.7)	0.1 (0 to 0.4)	0 (0 to 0.2)	0 (0 to 0.1)	0 (0 to 0.1)	0 (0 to 0)	0 (0 to 0)	0 (0 to 0)	0 (0 to 0)	0 (0 to 0)	4.1
HIV/AIDS resulting in other diseases	0 (0 to 0)	0 (0 to 0)	49.2 (29.3 to 96.7)	28 (22.2 to 35.4)	23.4 (19.5 to 28.3)	28.6 (23.7 to 33.2)	75.5 (61.1 to 93.3)	157 (133 to 180)	205 (191 to 220)	935 (874 to 999)	1,000 (918 to 1,130)	774 (647 to 899)	537 (447 to 639)	322 (268 to 382)	223 (179 to 276)	148 (120 to 179)	104 (85.7 to 124)	56.6 (46.9 to 68.2)	47.9 (9.5 to 13.9)	11.9 (9.1 to 13.9)	0.8 (0.6 to 0.9)	0.3 (0.2 to 0.4)	0.1 (0.1 to 0.1)	6,000
Sexually transmitted infections excluding HIV	0 (0 to 0.1)	0 (0 to 0.1)	0.3 (0 to 0.5)	0.2 (0 to 0.1)	0.1 (0 to 0.2)	0.1 (0 to 0.2)	0.2 (0 to 0.6)	0.5 (0 to 1.5)	1.2 (0 to 3.5)	3.1 (0 to 8.5)	3.8 (0 to 10.3)	2.5 (0 to 6.9)	1.7 (0 to 4.5)	1.1 (0 to 3.2)	0.6 (0 to 1.7)	0.3 (0 to 0.9)	0.1 (0 to 0.4)	0 (0 to 0.2)	0 (0 to 0.1)	0 (0 to 0.1)	0 (0 to 0)	0 (0 to 0)	0 (0 to 0)	74.3
Syphilis	0 (0 to 0.1)	0 (0 to 0.1)	0.1 (0 to 0.2)	0.1 (0 to 0.1)	0 (0 to 0)	0 (0 to 0)	0 (0 to 0.1)	0.2 (0 to 0.6)	0.5 (0 to 2.1)	1.4 (0 to 5.2)	1.7 (0 to 6.5)	1.1 (0 to 4.1)	0.8 (0 to 3.1)	0.4 (0 to 1.5)	0.2 (0 to 0.8)	0.1 (0 to 0.4)	0 (0 to 0.2)	0 (0 to 0.1)	0 (0 to 0.1)	0 (0 to 0)	0 (0 to 0)	0 (0 to 0)	0 (0 to 0)	9.1
Chlamydial infection	0 (0 to 0)	0 (0 to 0)	0 (0 to 0)	0 (0 to 0)	0 (0 to 0)

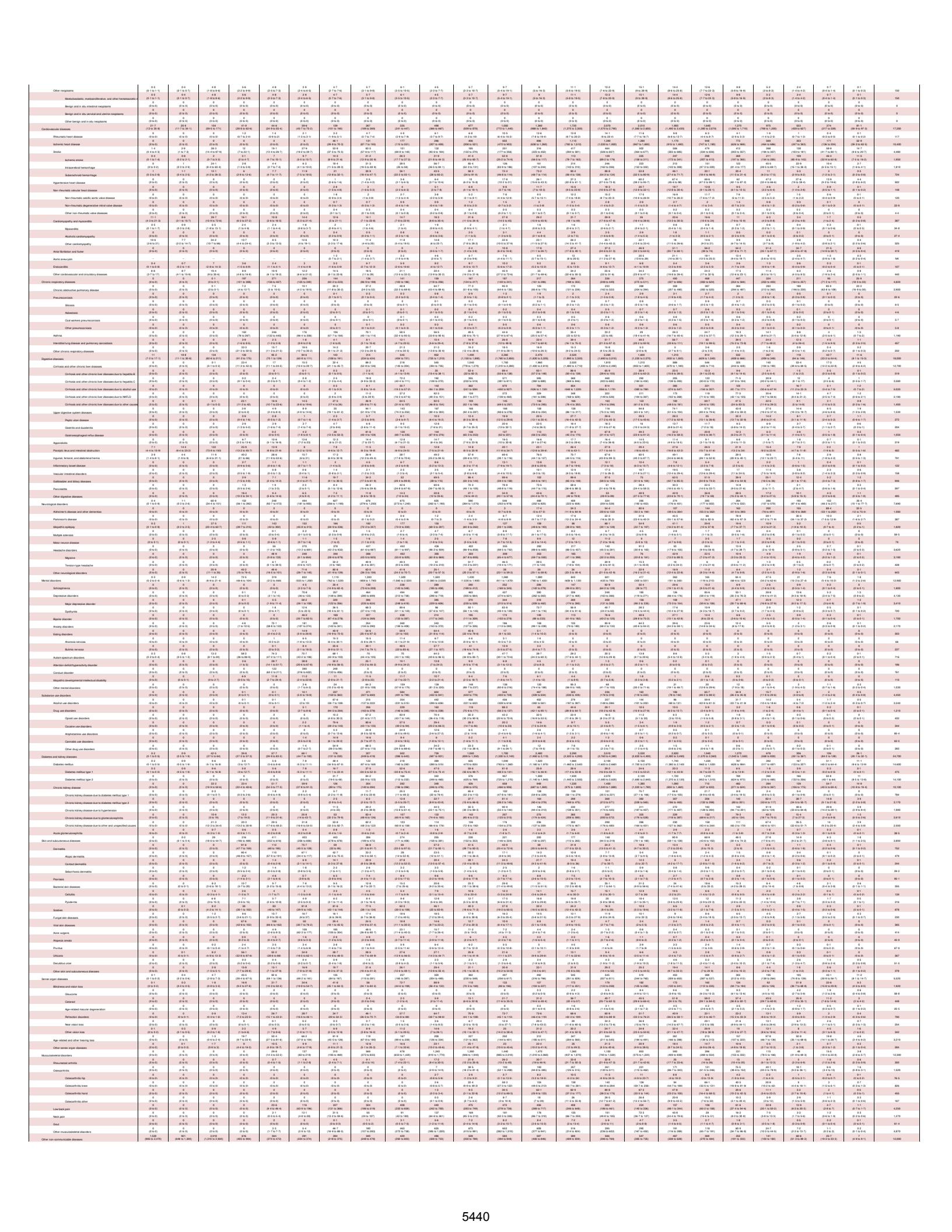

5440



| | | |

SR Table 2a. San Luis Potosí DALYS by cause and age group for males with 95% uncertainty intervals, 2019

Cause	Early Neonatal	Late Neonatal	Post Neonatal	1 to 4	5 to 9	10 to 14	15 to 19	20 to 24	25 to 29	30 to 34	35 to 39	40 to 44	45 to 49	50 to 54	55 to 59	60 to 64	65 to 69	70 to 74	75 to 79	80 to 84	85 to 89	90 to 94	95 plus	Total
All causes	10,000 (7,200 to 13,300)	6,390 (5,190 to 8,370)	10,600 (9,600 to 14,400)	3,970 (3,600 to 5,190)	6,490 (5,740 to 7,200)	5,020 (4,770 to 5,600)	14,200 (13,400 to 15,200)	23,200 (21,600 to 24,900)	21,900 (19,900 to 24,000)	21,900 (19,700 to 24,100)	21,900 (19,400 to 24,300)	22,900 (20,400 to 25,600)	24,700 (20,900 to 28,600)	24,900 (21,100 to 29,300)	25,300 (20,900 to 30,300)	24,700 (20,600 to 29,600)	24,900 (21,400 to 31,900)	25,400 (21,600 to 32,400)	25,400 (21,600 to 33,200)	19,300 (13,700 to 26,900)	9,270 (5,900 to 12,900)	2,090 (1,390 to 2,970)	396,000
Communicable, maternal, neonatal, and nutritional diseases	7,000 (5,800 to 8,420)	2,600 (2,200 to 3,360)	4,900 (3,900 to 6,600)	3,970 (1,900 to 3,910)	1,960 (1,320 to 2,720)	1,260 (960 to 1,560)	1,710 (950 to 1,560)	1,310 (1,020 to 1,760)	1,470 (1,220 to 1,770)	1,500 (1,300 to 1,800)	1,600 (1,300 to 1,970)	1,600 (1,320 to 1,970)	1,520 (1,220 to 1,900)	1,400 (1,120 to 1,720)	1,270 (1,020 to 1,560)	1,190 (930 to 1,500)	1,070 (830 to 1,400)	993 (749 to 1,300)	898 (756 to 1,300)	833 (623 to 1,130)	713 (500 to 994)	393 (262 to 623)	196 (126 to 333)	38,300
HIV/AIDS and sexually transmitted infections	2.6 (2.0 to 3.1)	0.4 (0.2 to 0.7)	68.9 (61.1 to 80.2)	25 (20.7 to 30.2)	29.5 (26.7 to 34.6)	26.9 (22.3 to 31.9)	411.5 (35.3 to 76.1)	2,090 (2,050 to 2,140)	2,090 (2,021 to 2,160)	2,090 (2,020 to 2,170)	2,090 (2,020 to 2,170)	2,090 (2,020 to 2,170)	2,090 (2,020 to 2,170)	2,090 (2,020 to 2,170)	2,090 (2,020 to 2,170)	2,090 (2,020 to 2,170)	2,090 (2,020 to 2,170)	2,090 (2,020 to 2,170)	2,090 (2,020 to 2,170)	2,090 (2,020 to 2,170)	2,090 (2,020 to 2,170)	2,090 (2,020 to 2,170)	2,960
HIV/AIDS	0 (0 to 0)	0 (0 to 0)	47.9 (39.9 to 57.6)	25 (20.6 to 30.2)	29.4 (26.7 to 34.6)	26.4 (22.0 to 30.2)	39.1 (34.1 to 44.5)	226 (192 to 261)	696 (592 to 808)	1,690 (1,560 to 1,830)	1,690 (1,560 to 1,830)	1,690 (1,560 to 1,830)	1,690 (1,560 to 1,830)	1,690 (1,560 to 1,830)	1,690 (1,560 to 1,830)	1,690 (1,560 to 1,830)	1,690 (1,560 to 1,830)	1,690 (1,560 to 1,830)	1,690 (1,560 to 1,830)	1,690 (1,560 to 1,830)	1,690 (1,560 to 1,830)	1,690 (1,560 to 1,830)	1,690 (1,560 to 1,830)	2,890
HIV/AIDS - Drug-susceptible Tuberculosis	0 (0 to 0)	0 (0 to 0)	0.4 (0.3 to 0.5)	2.7 (1.6 to 4.2)	2.7 (1.6 to 4.2)	2.5 (1.5 to 3.9)	5.1 (3.0 to 7.9)	47.6 (28.7 to 73.7)	194 (116 to 300)	468 (282 to 725)	424 (256 to 657)	424 (256 to 657)	424 (256 to 657)	424 (256 to 657)	424 (256 to 657)	424 (256 to 657)	424 (256 to 657)	424 (256 to 657)	424 (256 to 657)	424 (256 to 657)	424 (256 to 657)	424 (256 to 657)	424 (256 to 657)	379
HIV/AIDS - Multidrug-resistant Tuberculosis without extensive drug resistance	0 (0 to 0)	0 (0 to 0)	0.5 (0.3 to 0.9)	0.3 (0.2 to 0.6)	0.3 (0.2 to 0.6)	0.3 (0.2 to 0.5)	0.6 (0.4 to 1.0)	5.7 (3.5 to 9.2)	23.6 (14.5 to 37.8)	57.1 (35.2 to 91.5)	51.7 (31.8 to 82.9)	51.7 (31.8 to 82.9)	51.7 (31.8 to 82.9)	51.7 (31.8 to 82.9)	51.7 (31.8 to 82.9)	51.7 (31.8 to 82.9)	51.7 (31.8 to 82.9)	51.7 (31.8 to 82.9)	51.7 (31.8 to 82.9)	51.7 (31.8 to 82.9)	51.7 (31.8 to 82.9)	51.7 (31.8 to 82.9)	46.2
HIV/AIDS - Extensively drug-resistant Tuberculosis	0 (0 to 0)	0 (0 to 0)	0 (0 to 0)	0.1 (0.1 to 0.2)	0.1 (0.1 to 0.2)	0.1 (0.0 to 0.2)	0.2 (0.1 to 0.3)	2.1 (1.3 to 3.4)	8.6 (5.3 to 13.8)	20.8 (12.8 to 33.4)	18.8 (11.6 to 30.2)	18.8 (11.6 to 30.2)	18.8 (11.6 to 30.2)	18.8 (11.6 to 30.2)	18.8 (11.6 to 30.2)	18.8 (11.6 to 30.2)	18.8 (11.6 to 30.2)	18.8 (11.6 to 30.2)	18.8 (11.6 to 30.2)	18.8 (11.6 to 30.2)	18.8 (11.6 to 30.2)	18.8 (11.6 to 30.2)	16.8
HIV/AIDS resulting in other diseases	0 (0 to 0)	0 (0 to 0)	0 (0 to 0)	0.1 (0.0 to 0.1)	0.1 (0.0 to 0.1)	0.1 (0.0 to 0.1)	0.2 (0.1 to 0.3)	1.8 (1.0 to 2.9)	7.4 (4.2 to 12.0)	17.9 (10.2 to 29.1)	16.2 (9.2 to 26.4)	16.2 (9.2 to 26.4)	16.2 (9.2 to 26.4)	16.2 (9.2 to 26.4)	16.2 (9.2 to 26.4)	16.2 (9.2 to 26.4)	16.2 (9.2 to 26.4)	16.2 (9.2 to 26.4)	16.2 (9.2 to 26.4)	16.2 (9.2 to 26.4)	16.2 (9.2 to 26.4)	16.2 (9.2 to 26.4)	14.5
Sexually transmitted infections excluding HIV	2.6 (2.0 to 3.1)	0.4 (0.2 to 0.7)	20.9 (16.9 to 27.1)	0 (0 to 0)	0 (0 to 0)	0.5 (0.2 to 1.0)	371.8 (30.2 to 75.1)	1,860 (1,820 to 1,900)	1,390 (1,320 to 1,460)	621 (570 to 688)	467 (418 to 526)	467 (418 to 526)	467 (418 to 526)	467 (418 to 526)	467 (418 to 526)	467 (418 to 526)	467 (418 to 526)	467 (418 to 526)	467 (418 to 526)	467 (418 to 526)	467 (418 to 526)	467 (418 to 526)	467 (418 to 526)	100
Syphilis	0 (0 to 0)	0 (0 to 0)	0.6 (0.3 to 1.1)	0 (0 to 0)	0 (0 to 0)	0.1 (0 to 0.2)	0.2 (0.1 to 0.4)	0.6 (0.2 to 1.4)	0.6 (0.2 to 1.4)	0.7 (0.3 to 1.6)	0.7 (0.3 to 1.6)	0.7 (0.3 to 1.6)	0.7 (0.3 to 1.6)	0.7 (0.3 to 1.6)	0.7 (0.3 to 1.6)	0.7 (0.3 to 1.6)	0.7 (0.3 to 1.6)	0.7 (0.3 to 1.6)	0.7 (0.3 to 1.6)	0.7 (0.3 to 1.6)	0.7 (0.3 to 1.6)	0.7 (0.3 to 1.6)	0.7 (0.3 to 1.6)	9.9
Chlamydial infection	0 (0 to 0)	0 (0 to 0)	0 (0 to 0)	0 (0 to 0)	0 (0 to 0)	0 (0 to 0)	0.1 (0 to 0.1)	0.2 (0.0 to 0.5)	0.1 (0 to 0.1)	0.1 (0.0 to 0.2)	0.1 (0.0 to 0.2)	0.1 (0.0 to 0.2)	0.1 (0.0 to 0.2)	0.1 (0.0 to 0.2)	0.1 (0.0 to 0.2)	0.1 (0.0 to 0.2)	0.1 (0.0 to 0.2)	0.1 (0.0 to 0.2)	0.1 (0.0 to 0.2)	0.1 (0.0 to 0.2)	0.1 (0.0 to 0.2)	0.1 (0.0 to 0.2)	0.1 (0.0 to 0.2)	29.7
Gonococcal infection	0 (0 to 0)	0 (0 to 0)	0 (0 to 0)	0 (0 to 0)	0 (0 to 0)	0 (0 to 0)	0.1 (0 to 0.1)	0.2 (0.0 to 0.5)	0.1 (0 to 0.1)	0.1 (0.0 to 0.2)	0.1 (0.0 to 0.2)	0.1 (0.0 to 0.2)	0.1 (0.0 to 0.2)	0.1 (0.0 to 0.2)	0.1 (0.0 to 0.2)	0.1 (0.0 to 0.2)	0.1 (0.0 to 0.2)	0.1 (0.0 to 0.2)	0.1 (0.0 to 0.2)	0.1 (0.0 to 0.2)	0.1 (0.0 to 0.2)	0.1 (0.0 to 0.2)	0.1 (0.0 to 0.2)	11.2
Trichomoniasis	0 (0 to 0)	0 (0 to 0)	0 (0 to 0)	0 (0 to 0)	0 (0 to 0)	0 (0 to 0)	0.2 (0 to 0.1)	0.2 (0 to 0.6)	0.2 (0 to 0.5)	0.2 (0 to 0.6)	0.2 (0 to 0.6)	0.2 (0 to 0.6)	0.2 (0 to 0.6)	0.2 (0 to 0.6)	0.2 (0 to 0.6)	0.2 (0 to 0.6)	0.2 (0 to 0.6)	0.2 (0 to 0.6)	0.2 (0 to 0.6)	0.2 (0 to 0.6)	0.2 (0 to 0.6)	0.2 (0 to 0.6)	0.2 (0 to 0.6)	4
Genital herpes	0 (0 to 0)	0 (0 to 0)	0 (0 to 0)	0 (0 to 0)	0 (0 to 0)	0 (0 to 0)	0.1 (0 to 0.1)	0.2 (0.1 to 0.4)	0.2 (0.1 to 0.4)	0.2 (0.1 to 0.4)	0.2 (0.1 to 0.4)	0.2 (0.1 to 0.4)	0.2 (0.1 to 0.4)	0.2 (0.1 to 0.4)	0.2 (0.1 to 0.4)	0.2 (0.1 to 0.4)	0.2 (0.1 to 0.4)	0.2 (0.1 to 0.4)	0.2 (0.1 to 0.4)	0.2 (0.1 to 0.4)	0.2 (0.1 to 0.4)	0.2 (0.1 to 0.4)	0.2 (0.1 to 0.4)	39.4
Other sexually transmitted infections	0 (0 to 0)	0 (0 to 0)	0 (0 to 0)	0 (0 to 0)	0 (0 to 0)	0 (0 to 1.7)	0.1 (0 to 0.4)	0.4 (0 to 1.2)	0.4 (0 to 1.2)	0.4 (0 to 1.2)	0.4 (0 to 1.2)	0.4 (0 to 1.2)	0.4 (0 to 1.2)	0.4 (0 to 1.2)	0.4 (0 to 1.2)	0.4 (0 to 1.2)	0.4 (0 to 1.2)	0.4 (0 to 1.2)	0.4 (0 to 1.2)	0.4 (0 to 1.2)	0.4 (0 to 1.2)	0.4 (0 to 1.2)	0.4 (0 to 1.2)	23
Respiratory infections and tuberculosis	216 (189 to 246)	216 (181 to 268)	1,600 (1,300 to 2,000)	490 (390 to 640)	332 (272 to 427)	229 (204 to 270)	439 (385 to 508)	696 (573 to 842)	696 (567 to 868)	696 (564 to 858)	696 (570 to 856)	691 (570 to 856)	691 (570 to 856)	691 (570 to 856)	691 (570 to 856)	691 (570 to 856)	691 (570 to 856)	691 (570 to 856)	691 (570 to 856)	691 (570 to 856)	691 (570 to 856)	691 (570 to 856)	691 (570 to 856)	11,600
Tuberculosis	0 (0 to 0)	0 (0 to 0)	13.7 (11.4 to 22.2)	9.7 (8.9 to 13.9)	9.6 (8.9 to 11.3)	14.9 (13.9 to 19)	29.2 (26.9 to 30.6)	49.9 (46.3 to 53.5)	49.9 (46.3 to 53.5)	49.9 (46.3 to 53.5)	49.9 (46.3 to 53.5)	49.9 (46.3 to 53.5)	49.9 (46.3 to 53.5)	49.9 (46.3 to 53.5)	49.9 (46.3 to 53.5)	49.9 (46.3 to 53.5)	49.9 (46.3 to 53.5)	49.9 (46.3 to 53.5)	49.9 (46.3 to 53.5)	49.9 (46.3 to 53.5)	49.9 (46.3 to 53.5)	49.9 (46.3 to 53.5)	49.9 (46.3 to 53.5)	1,460
Latent tuberculosis infection	0 (0 to 0)	0 (0 to 0)	0 (0 to 0)	0 (0 to 0)	0 (0 to 0)	0 (0 to 0)	0 (0 to 0)	0 (0 to 0)	0 (0 to 0)	0 (0 to 0)	0 (0 to 0)	0 (0 to 0)	0 (0 to 0)	0 (0 to 0)	0 (0 to 0)	0 (0 to 0)	0 (0 to 0)	0 (0 to 0)	0 (0 to 0)	0 (0 to 0)	0 (0 to 0)	0 (0 to 0)	0 (0 to 0)	0 (0 to 0)	0
Drug-susceptible tuberculosis	0 (0 to 0)	0 (0 to 0)	13.7 (11.4 to 22.2)	9.7 (8.9 to 13.9)	9.6 (8.9 to 12.1)	14.9 (13.9 to 19)	29.2 (26.9 to 30.6)	49.9 (46.3 to 53.5)	49.9 (46.3 to 53.5)	49.9 (46.3 to 53.5)	49.9 (46.3 to 53.5)	49.9 (46.3 to 53.5)	49.9 (46.3 to 53.5)	49.9 (46.3 to 53.5)	49.9 (46.3 to 53.5)	49.9 (46.3 to 53.5)	49.9 (46.3 to 53.5)	49.9 (46.3 to 53.5)	49.9 (46.3 to 53.5)	49.9 (46.3 to 53.5)	49.9 (46.3 to 53.5)	49.9 (46.3 to 53.5)	49.9 (46.3 to 53.5)	1,320
Multidrug-resistant tuberculosis without extensive drug resistance	0 (0 to 0)	0 (0 to 0)	0.6 (0.4 to 0.9)	0.6 (0.4 to 0.8)	0.6 (0.4 to 0.8)	0.9 (0.6 to 1.4)	2.5 (1.5 to 4.1)	6.7 (3.4 to 12.2)	6.7 (3.4 to 12.2)	6.7 (3.4 to 12.2)	6.7 (3.4 to 12.2)	6.7 (3.4 to 12.2)	6.7 (3.4 to 12.2)	6.7 (3.4 to 12.2)	6.7 (3.4 to 12.2)	6.7 (3.4 to 12.2)	6.7 (3.4 to 12.2)	6.7 (3.4 to 12.2)	6.7 (3.4 to 12.2)	6.7 (3.4 to 12.2)	6.7 (3.4 to 12.2)	6.7 (3.4 to 12.2)	6.7 (3.4 to 12.2)	101
Extensively drug-resistant tuberculosis	0 (0 to 0)	0 (0 to 0)	0.1 (0 to 0.2)	0.1 (0 to 0.2)	0.1 (0 to 0.2



| | | |

SR Table 2a. Sinaloa DALYS by cause and age group for males with 95% uncertainty intervals, 2019

Cause	Early Neonatal	Late Neonatal	Post Neonatal	1 to 4	5 to 9	10 to 14	15 to 19	20 to 24	25 to 29	30 to 34	35 to 39	40 to 44	45 to 49	50 to 54	55 to 59	60 to 64	65 to 69	70 to 74	75 to 79	80 to 84	85 to 89	90 to 94	95 plus	Total
All causes	9,040 (8,059 to 10,166)	4,178 (3,458 to 5,435)	13,333 (12,615 to 14,033)	6,529 (6,006 to 6,984)	4,008 (3,705 to 4,370)	3,660 (3,366 to 3,956)	11,030 (10,408 to 11,682)	20,350 (19,395 to 21,395)	27,330 (25,977 to 28,784)	29,220 (27,899 to 30,615)	29,220 (27,899 to 30,615)	29,220 (27,899 to 30,615)	29,220 (27,899 to 30,615)	29,220 (27,899 to 30,615)	29,220 (27,899 to 30,615)	29,220 (27,899 to 30,615)	29,220 (27,899 to 30,615)	29,220 (27,899 to 30,615)	29,220 (27,899 to 30,615)	17,950 (16,899 to 19,156)	6,980 (6,568 to 7,269)	2,510 (2,359 to 2,606)	476,059
Communicable, maternal, neonatal, and nutritional diseases	8,192 (7,170 to 9,413)	2,868 (2,580 to 3,332)	4,660 (4,299 to 5,070)	1,992 (1,690 to 2,358)	1,998 (1,749 to 2,292)	1,140 (982 to 1,466)	1,120 (969 to 1,419)	1,249 (1,116 to 1,484)	1,710 (1,492 to 2,008)	1,730 (1,510 to 2,106)	1,760 (1,532 to 2,070)	1,760 (1,532 to 2,070)	1,670 (1,454 to 2,000)	1,640 (1,740 to 1,929)	1,530 (1,330 to 1,889)	1,270 (997 to 1,630)	1,200 (931 to 1,520)	1,190 (919 to 1,560)	667 (493 to 1,060)	930 (685 to 1,488)	268 (183 to 521)	172 (131 to 231)	38,603
HIV/AIDS and sexually transmitted infections	11 (9 to 14)	6 (5 to 7)	23.9 (19 to 29.6)	18.9 (14.6 to 22.3)	16 (12.3 to 19.1)	20.6 (17.1 to 26)	50.1 (41.7 to 60.9)	102 (86 to 122)	269 (224 to 326)	470 (397 to 563)	491 (426 to 566)	393 (327 to 466)	293 (241 to 370)	202 (170 to 250)	136 (112 to 162)	89 (73 to 114)	60.1 (48.5 to 79.1)	16.6 (13.9 to 20.1)	4.6 (3.1 to 7.4)	2.6 (1.9 to 4.1)	1.2 (0.9 to 1.6)	0.2 (0.2 to 0.3)	2,860
HIV/AIDS	0 (0 to 0)	0 (0 to 0)	22.6 (18.6 to 27.1)	18.8 (14.6 to 22.2)	16 (12.3 to 19)	19 (15.7 to 23.9)	49.4 (41.1 to 60.2)	102 (86 to 122)	270 (227 to 328)	469 (396 to 561)	490 (425 to 565)	392 (326 to 465)	292 (240 to 369)	202 (170 to 250)	136 (112 to 162)	89 (73 to 113)	60 (48.4 to 78.9)	16.5 (13.8 to 20.1)	4.6 (3.1 to 7.4)	2.6 (1.9 to 4.1)	1.2 (0.9 to 1.6)	0.1 (0.1 to 0.2)	2,792
HIV/AIDS - Drug-susceptible Tuberculosis	0 (0 to 0)	0 (0 to 0)	1.7 (1.4 to 2.1)	1.4 (1.1 to 1.7)	1.2 (1 to 1.5)	1.5 (1.2 to 1.8)	3.8 (3.1 to 4.6)	7.8 (6.5 to 9.4)	20.7 (17.2 to 25)	36 (30 to 43.3)	37.6 (31.3 to 45.2)	30.1 (25.1 to 36.2)	22.4 (18.6 to 27)	15.5 (12.9 to 18.7)	10.4 (8.6 to 12.5)	6.8 (5.6 to 8.2)	4.6 (3.8 to 5.6)	1.3 (1.1 to 1.6)	0.4 (0.3 to 0.5)	0.2 (0.1 to 0.3)	0 (0 to 0.1)	0 (0 to 0.1)	375
HIV/AIDS - Multidrug-resistant Tuberculosis without extensive	0 (0 to 0)	0 (0 to 0)	0.3 (0 to 1.3)	0.2 (0 to 1.1)	0.2 (0 to 1.1)	0.3 (0 to 1.1)	0.7 (0 to 2.2)	1.4 (0.1 to 4.6)	4.1 (0.2 to 19.2)	6.7 (0.3 to 23.8)	6.9 (0.3 to 23.8)	5.6 (0.3 to 19.8)	4.2 (0.2 to 19.8)	2.9 (0.1 to 13.3)	1.9 (0.1 to 7.2)	1.3 (0.1 to 4.6)	0.9 (0 to 3.2)	0.2 (0 to 0.7)	0.1 (0 to 0.3)	0 (0 to 0)	0 (0 to 0)	0 (0 to 0)	311
HIV/AIDS - Extensively drug-resistant Tuberculosis	0 (0 to 0)	0 (0 to 0)	0 (0 to 0.2)	0 (0 to 0.2)	0 (0 to 0.2)	0 (0 to 0.1)	0 (0 to 0.1)	0 (0 to 0.1)	0 (0 to 0.3)	0 (0 to 0.4)	0 (0 to 0.4)	0 (0 to 0.3)	0 (0 to 0.3)	0 (0 to 0.2)	0 (0 to 0.1)	0 (0 to 0.1)	0 (0 to 0.1)	0 (0 to 0.1)	0 (0 to 0.1)	0 (0 to 0)	0 (0 to 0)	0 (0 to 0)	0 (0 to 0)	8
HIV/AIDS resulting in other diseases	0 (0 to 0)	0 (0 to 0)	19 (16 to 23.6)	16 (12.1 to 19.9)	13 (9.9 to 16.2)	15 (12.4 to 20.4)	39 (31.6 to 49.7)	81 (66.3 to 100)	214 (174 to 266)	372 (304 to 461)	388 (316 to 480)	310 (253 to 384)	231 (189 to 287)	160 (131 to 199)	108 (88 to 134)	70 (57 to 87)	47 (38 to 59)	13 (10 to 16)	3.6 (2.5 to 5.8)	2.1 (1.5 to 3.3)	0.9 (0.7 to 1.3)	0.1 (0.1 to 0.2)	2,365
Sexually transmitted infections excluding HIV	11 (9 to 14)	6 (5 to 7)	1.4 (1.2 to 1.7)	1.9 (1.6 to 2.3)	2.7 (2.3 to 3.2)	1.6 (1.4 to 1.9)	1.2 (1 to 1.4)	0.8 (0.7 to 1)	0.6 (0.5 to 0.7)	0.4 (0.3 to 0.5)	0.4 (0.3 to 0.5)	0.4 (0.3 to 0.5)	0.4 (0.3 to 0.5)	0.4 (0.3 to 0.5)	0.4 (0.3 to 0.5)	0.4 (0.3 to 0.5)	0.4 (0.3 to 0.5)	0.4 (0.3 to 0.5)	0.4 (0.3 to 0.5)	0.4 (0.3 to 0.5)	0.2 (0.2 to 0.3)	0.1 (0.1 to 0.2)	139
Syphilis	0 (0 to 0)	0 (0 to 0)	0.1 (0 to 0.2)	0.1 (0 to 0.2)	0.2 (0 to 0.3)	0.2 (0 to 0.3)	0.2 (0 to 0.3)	0.2 (0 to 0.3)	0.2 (0 to 0.3)	0.2 (0 to 0.3)	0.2 (0 to 0.3)	0.2 (0 to 0.3)	0.2 (0 to 0.3)	0.2 (0 to 0.3)	0.2 (0 to 0.3)	0.2 (0 to 0.3)	0.2 (0 to 0.3)	0.2 (0 to 0.3)	0.2 (0 to 0.3)	0.2 (0 to 0.3)	0.2 (0 to 0.3)	0.2 (0 to 0.3)	29.9
Chlamydial infection	0 (0 to 0)	0 (0 to 0)	0 (0 to 0)	0 (0 to 0)	0 (0 to 0)	0 (0 to 0)	0 (0 to 0)	0 (0 to 0)	0 (0 to 0)	0 (0 to 0)	0 (0 to 0)	0 (0 to 0)	0 (0 to 0)	0 (0 to 0)	0 (0 to 0)	0 (0 to 0)	0 (0 to 0)	0 (0 to 0)	0 (0 to 0)	0 (0 to 0)	0 (0 to 0)	0 (0 to 0)	0 (0 to 0)	23.7
Gonococcal infection	0 (0 to 0)	0 (0 to 0)	0 (0 to 0)	0 (0 to 0)	0 (0 to 0)	0 (0 to 0)	0 (0 to 0)	0 (0 to 0)	0 (0 to 0)	0 (0 to 0)	0 (0 to 0)	0 (0 to 0)	0 (0 to 0)	0 (0 to 0)	0 (0 to 0)	0 (0 to 0)	0 (0 to 0)	0 (0 to 0)	0 (0 to 0)	0 (0 to 0)	0 (0 to 0)	0 (0 to 0)	0 (0 to 0)	13.7
Trichomoniasis	0 (0 to 0)	0 (0 to 0)	0 (0 to 0)	0 (0 to 0)	0 (0 to 0)	0 (0 to 0)	0 (0 to 0)	0 (0 to 0)	0 (0 to 0)	0 (0 to 0)	0 (0 to 0)	0 (0 to 0)	0 (0 to 0)	0 (0 to 0)	0 (0 to 0)	0 (0 to 0)	0 (0 to 0)	0 (0 to 0)	0 (0 to 0)	0 (0 to 0)	0 (0 to 0)	0 (0 to 0)	0 (0 to 0)	4.6
Genital herpes	0 (0 to 0)	0 (0 to 0)	0 (0 to 0)	0 (0 to 0)	0 (0 to 0)	0 (0 to 0)	0 (0 to 0)	0 (0 to 0)	0 (0 to 0)	0 (0 to 0)	0 (0 to 0)	0 (0 to 0)	0 (0 to 0)	0 (0 to 0)	0 (0 to 0)	0 (0 to 0)	0 (0 to 0)	0 (0 to 0)	0 (0 to 0)	0 (0 to 0)	0 (0 to 0)	0 (0 to 0)	0 (0 to 0)	397
Other sexually transmitted infections	0 (0 to 0)	0 (0 to 0)	0 (0 to 0)	0 (0 to 0)	0 (0 to 0)	0 (0 to 0)	0 (0 to 0)	0.1 (0 to 0.1)	0.2 (0 to 0.4)	0.3 (0 to 0.6)	0.3 (0 to 0.6)	0.3 (0 to 0.6)	0.3 (0 to 0.6)	0.3 (0 to 0.6)	0.3 (0 to 0.6)	0.3 (0 to 0.6)	0.3 (0 to 0.6)	0.3 (0 to 0.6)	0.3 (0 to 0.6)	0.3 (0 to 0.6)	0.3 (0 to 0.6)	0.3 (0 to 0.6)	26
Respiratory infections and tuberculosis	1,680 (1,132 to 2,356)	1,680 (1,132 to 2,356)	1,680 (1,132 to 2,356)	221 (169 to 348)	216 (161 to 333)	219 (170 to 365)	470 (365 to 672)	479 (367 to 636)	479 (368 to 651)	479 (368 to 651)	479 (368 to 651)	479 (368 to 651)	479 (368 to 651)	479 (368 to 651)	479 (368 to 651)	479 (368 to 651)	479 (368 to 651)	479 (368 to 651)	479 (368 to 651)	479 (368 to 651)	479 (368 to 651)	479 (368 to 651)	12,108
Tuberculosis	0 (0 to 0)	0 (0 to 0)	12.7 (9.9 to 19.1)	7.2 (5.6 to 11.7)	7.2 (5.5 to 12)	10.2 (7.7 to 13.2)	22 (16.7 to 29.7)	22 (16.8 to 29.8)	22 (16.8 to 29.8)	22 (16.8 to 29.8)	22 (16.8 to 29.8)	22 (16.8 to 29.8)	22 (16.8 to 29.8)	22 (16.8 to 29.8)	22 (16.8 to 29.8)	22 (16.8 to 29.8)	22 (16.8 to 29.8)	22 (16.8 to 29.8)	22 (16.8 to 29.8)	22 (16.8 to 29.8)	19.7 (15.1 to 26.1)	5.3 (3.9 to 7.5)	2,765
Latent tuberculosis infection	0 (0 to 0)	0 (0 to 0)	0 (0 to 0)	0 (0 to 0)	0 (0 to 0)	0 (0 to 0)	0 (0 to 0)	0 (0 to 0)	0 (0 to 0)	0 (0 to 0)	0 (0 to 0)	0 (0 to 0)	0 (0 to 0)	0 (0 to 0)	0 (0 to 0)	0 (0 to 0)	0 (0 to 0)	0 (0 to 0)	0 (0 to 0)	0 (0 to 0)	0 (0 to 0)	0 (0 to 0)	0 (0 to 0)	0
Drug-susceptible tuberculosis	12.7 (9.9 to 19.1)	7.1 (5.6 to 11.7)	9.6 (7.4 to 14.5)	5.5 (4.3 to 9)	5.5 (4.2 to 9.2)	7.8 (6.1 to 10.1)	16.8 (13.1 to 22.7)	16.8 (13.1 to 22.7)	16.8 (13.1 to 22.7)	16.8 (13.1 to 22.7)	16.8 (13.1 to 22.7)	16.8 (13.1 to 22.7)	16.8 (13.1 to 22.7)	16.8 (13.1 to 22.7)	16.8 (13.1 to 22.7)	16.8 (13.1 to 22.7)	16.8 (13.1 to 22.7)	16.8 (13.1 to 22.7)	16.8 (13.1 to 22.7)	16.8 (13.1 to 22.7)	15 (11.5 to 19.9)	4 (3 to 5.7)	2,093
Multidrug-resistant tuberculosis without extensive drug-resistat	0 (0 to 0)	0 (0 to 0)	0.9 (0.6 to 1.3)	0.6 (0.4 to 0.9)	0.6 (0.4 to 0.9)	0.6 (0.4 to 0.9)	2.6 (1.7 to 3.7)	2.6 (1.7 to 3.7)	7.2 (4.8 to 10.1)	11.1 (7.4 to 15.7)	11.6 (7.7 to 16.5)	12 (7.9 to 16.9)	12 (7.9 to 16.9)	12 (7.9 to 16.9)	12 (7.9 to 16.9)	12 (7.9 to 16.9)	12 (7.9 to 16.9)	12 (7.9 to 16.9)	12 (7.9 to 16.9)	12 (7.9 to 16.9)	9.6 (6.3 to 13.7)	3.3 (2.2 to 4.7)	137
Extensively drug-resistant tuberculosis	0 (0 to 0)	0 (0 to 0)	0.1 (0 to 0.1)	0 (0 to 0)	0 (0 to 0)	0.1 (0 to 0.1)	0.4 (0.1 to 0.7)	0.4 (0.1 to 0.7)	1.2 (0.3 to 2.1)	1.8 (0.5 to 3.2)	1.9 (0.5 to 3.4)	2.1 (0.5 to 3.7)	2.2 (0.5 to 3.9)	2.2 (0.5 to 3.9)	2.2 (0.5 to 3.9)	2.1 (0.5 to 3.7)	1.9 (0.5 to 3.4)	1.7 (0.4 to 3.1)	1.3 (0.3 to 2.4)	1.2 (0.3 to 2.2)	0.9 (0.2 to 1.7)	0.3 (0.1 to 0.6)	221
Lower respiratory infections	183 (117 to 270)	232 (158 to 341)	1,630 (1,099 to 2,280)	224 (163 to 339)	161 (99.5 to 224)	219 (149 to 369)	122 (68.5 to 199)	229 (129 to 373)	294 (165 to 479)	272 (153 to 443)	231 (130 to 376)	348 (196 to 567)	291 (164 to 474)	285 (161 to 464)	291 (164 to 474)	441 (249 to 719)	488 (275 to 795)	522 (295 to 850)	519 (293 to 846)	491 (277 to 800)	306 (173 to 498)	160 (90 to 261)	8,160
Upper respiratory infections	3.5 (2.4 to 4.8)	47.4 (32.4 to 65)	178.9 (122.3 to 246.9)	140 (95.7 to 193.2)	46 (31.4 to 63.5)	87 (59.4 to 120)	30.7 (20.9 to 42.4)	30.7 (20.9 to 42.4)	30.7 (20.9 to 42.4)	30.7 (20.9 to 42.4)	30.7 (20.9 to 42.4)	30.7 (20.9 to 42.4)	30.7 (20.9 to 42.4)	30.7 (20.9 to 42.4)	30.7 (20.9 to 42.4)	30.7 (20.9 to 42.4)	30.7 (20.9 to 42.4)	30.7 (20.9 to 42.4)	30.7 (20.9 to 42.4)	30.7 (20.9 to 42.4)	30.7 (20.9 to 42.4)	30.7 (20.9 to 42.4)	1,360
Otitis media	0 (0 to 0)	2.2 (0.1 to 5.3)	15.7 (2.3 to 31.8)	20.2 (3.5 to 39.5)	20.2 (3.5 to 39.5)	20.2 (3.5 to 39.5)	20.2 (3.5 to 39.5)	20.2 (3.5 to 39.5)	20.2 (3.5 to 39.5)	20.2 (3.5 to 39.5)	20.2 (3.5 to 39.5)	20.2 (3.5 to 39.5)	20.2 (3.5 to 39.5)	20.2 (3.5 to 39.5)	20.2 (3.5 to 39.5)	20.2 (3.5 to 39.5)	20.2 (3.5 to 39.5)	20.2 (3.5 to 39.5)	20.2 (3.5 to 39.5)	20.2 (3.5 to 39.5)	20.2 (3.5 to 39.5)	20.2 (3.5 to 39.5)	466
Enteric infections	67 (5.7 to 78)	277 (7.3 to 42.4)	986 (219 to 986)	286 (54.2 to 286)	212 (182 to 463)	184 (116 to 287)	128 (89.6 to 189)	120 (79.6 to 183)	119 (79.6 to 183)	119 (79.6 to 183)	119 (79.6 to 183)	119 (79.6 to 183)	119 (79.6 to 183)	119 (79.6 to 183)	119 (79.6 to 183)	119 (79.6 to 183)	119 (79.6 to 183)	119 (79.6 to 183)	119 (79.6 to 183)	119 (79.6 to 183)	119 (79.6 to 183)	119 (79.6 to 183)	3,768
Diarrheal diseases	67 (5.7 to 78)	274 (7.3 to 42.1)	986 (219 to 986)	286 (54.1 to 286)	212 (182 to 463)	184 (116 to 286)	128 (89.6 to 187)	120 (79.6 to 183)	119 (77.7 to 183)	119 (79.6 to 183)	119 (79.6 to 183)	119 (79.6 to 183)	119 (79.6 to 183)	119 (79.6 to 183)	119 (79.6 to 183)	119 (79.6 to 183)	119 (79.6 to 183)	119 (79.6 to 183)	119 (79.6 to 183)	119 (79.6 to 183)	119 (79.6 to 183)	119 (79.6 to 183)	3,768
Typhoid and paratyphoid	0 (0 to 0)	0 (0 to 2.1)	0 (0 to 1.9)	0 (0 to 1.9)	0 (0 to 1.9)	0 (0 to 1.9)	0 (0 to 2.2)	0 (0 to 2.2)	0 (0 to 2.2)	0 (0 to 2.2)	0 (0 to 2.2)	0 (0 to 2.2)	0 (0 to 2.1)	0 (0 to 2.2)	0 (0 to 2.2)	0 (0 to 2.2)	0 (0 to 2.2)	0 (0 to 1.9)	0 (0 to 1.9)	0 (0 to 1.9)	0 (0 to 1.9)	0 (0 to 2.1)	0 (0 to 0.2)	14.0
Typhoid fever	0 (0 to 0)	0 (0 to 2.1)	0 (0 to 1.9)	0 (0 to 1.9)	0 (0 to 1.9)	0 (0 to 1.9)	0 (0 to 2.2)	0 (0 to 2.2)	0 (0 to 2.2)	0 (0 to 2.2)	0 (0 to 2.2)	0 (0 to 2.2)	0 (0 to 2.1)	0 (0 to 2.2)	0 (0 to 2.2)	0 (0 to 2.2)	0 (0 to 2.2)	0 (0 to 1.9)	0 (0 to 1.9)	0 (0 to 1.9)	0 (0 to 1.9)	0 (0 to 2.1)	0 (0 to 0.2)	14.0
Paratyphoid fever	0 (0 to 0)	0 (0 to 0)	0 (0 to 0)	0 (0 to 0)	0 (0 to 0)	0 (0 to 0)	0 (0 to 0)	0 (0 to 0)	0 (0 to 0)	0 (0 to 0)	0 (0 to 0)	0 (0 to 0)	0 (0 to 0)	0 (0 to 0)	0 (0 to 0)	0 (0 to 0)	0 (0 to 0)	0 (0 to 0)	0 (0 to 0)	0 (0 to 0)	0 (0 to 0)	0 (0 to 0)	0 (0 to 0)	0.1
Invasive Non-typhoidal Salmonella (iNTS)	0 (0 to 0)	0 (0 to 0)	0.1 (0 to 0.6)	0.1 (0 to 0.7)	0.2 (0 to 1.2)	0.1 (0 to 0.6)	0.2 (0 to 0.8)	0.3 (0 to 1.2)	0.4 (0 to 1.6)	0.4 (0 to 1.6)	0.3 (0 to 1.2)	0.3 (0 to 1.2)	0.3 (0 to 1.2)	0.3 (0 to 1.2)	0.3 (0 to 1.2)	0.3 (0 to 1.2)	0.3 (0 to 1.2)	0.3 (0 to 1.2)	0.3 (0 to 1.2)	0.3 (0 to 1.2)	0.3 (0 to 1.2)	0.3 (0 to 1.2)	9.2
Other intestinal infectious diseases	0 (0 to 0)	0 (0 to 0)	1.2 (0.9 to 1.6)	1.2 (0.9 to 1.6)	0.6 (0.4 to 0.8)	0.6 (0.4 to 0.8)	0.7 (0.5 to 0.9)	0.3 (0.2 to 0.4)	0.6 (0.4 to 0.8)	0.3 (0.2 to 0.4)	0.3 (0.2 to 0.4)	0.3 (0.2 to 0.4)	0.3 (0.2 to 0.4)	0.3 (0.2 to 0.4)	0.3 (0.2 to 0.4)	0.3 (0.2 to 0.4)	0.3 (0.2 to 0.4)	0.3 (0.2 to 0.4)	0.3 (0.2 to 0.4)	0.3 (0.2 to 0.4)	0.3 (0.2 to 0.4)	0.3 (0.2 to 0.4)	7.3
Neglected tropical diseases and malaria	6.1 (2.2 to 12.3)	2.2 (0.9 to 5.7)	29.1 (9.7 to 61.1)	9.9 (3.5 to 20.8)	8.9 (3.2 to 18.6)	10.4 (3.8 to 21.8)	11.3 (4.1 to 23.7)	9.1 (3.3 to 19.1)	9.7 (3.5 to 20.3)	10.2 (3.7 to 21.4)	10.2 (3.7 to 21.4)	10.2 (3.7 to 21.4)	10.2 (3.7 to 21.4)	10.2 (3.7 to 21.4)	10.2 (3.7 to 21.4)	10.2 (3.7 to 21.4)	10.2 (3.7 to 21.4)	10.2 (3.7 to 21.4)	10.2 (3.7 to 21.4)	10.2 (3.7 to 21.4)	10.2 (3.7 to 21.4)	10.2 (3.7 to 21.4)	1,453
Malaria	0 (0 to 0)	0 (0 to 0)	0.1 (0 to 1.2)	0.1 (0 to 1.1)	0.1 (0 to 0.9)	0.1 (0 to 0.9)	0.1 (0 to 0.9)	0.1 (0.1 to 0.9)	0.2 (0.2 to 0.4)	0.2 (0.2 to 0.4)	0.2 (0.2 to 0.4)	0.2 (0.2 to 0.4)	0.2 (0.2 to 0.4)	0.2 (0.2 to 0.4)	0.2 (0.2 to 0.4)	0.2 (0.2 to 0.4)	0.2 (0.2 to 0.4)	0.2 (0.2 to 0.4)	0.2 (0.2 to 0.4)	0.2 (0.2 to 0.4)	0.2 (0.2 to 0.4)	0.2 (0.2 to 0.4)	6
Chagas disease	0 (0 to 0)	0 (0 to 0)	0 (0 to 0)	0 (0 to 0)	0 (0 to 0)	0 (0 to 0)	0 (0 to 0)	1.4 (0.5 to 3.4)	3.2 (1.1 to 7.8)	3.2 (1.1 to 7.8)	3.2 (1.1 to 7.8)	3.2 (1.1 to 7.8)	3.2 (1.1 to 7.8)	3.2 (1.1 to 7.8)	3.2 (1.1 to 7.8)	3.2 (1.1 to 7.8)	3.2 (1.1 to 7.8)	3.2 (1.1 to 7.8)	3.2 (1.1 to 7.8)	3.2 (1.1 to 7.8)	3.2 (1.1 to 7.8)	3.2 (1.1 to 7.8)	169
Leishmaniasis	0 (0 to 0)	0 (0 to 0)	0 (0 to 0)	0 (0 to 0)	0 (0 to 0)	0 (0 to 0)	0 (0 to 0)	0 (0 to 0)	0 (0 to 0)	0 (0 to 0)	0 (0 to 0)	0 (0 to 0)	0 (0 to 0)	0 (0 to 0)	0 (0 to 0)	0 (0 to 0)	0 (0 to 0)	0 (0 to 0)	0 (0 to 0)	0 (0 to 0)	0 (0 to 0)	0 (0 to 0)	0 (0 to 0)	0.1
Visceral leishmaniasis	0 (0 to 0)	0 (0 to 0)	0 (0 to 0)	0 (0 to 0)	0 (0 to 0)	0 (0 to 0)	0 (0 to 0)	0 (0 to 0)	0 (0 to 0)	0 (0 to 0)	0 (0 to 0)	0 (0 to 0)	0 (0 to 0)	0 (0 to 0)	0 (0 to 0)	0 (0 to 0)	0 (0 to 0)	0 (0 to 0)	0 (0 to 0)	0 (0 to 0)	0 (0 to 0)	0 (0 to 0)	0 (0 to 0)	0
Cutaneous and mucocutaneous leishmaniasis	0 (0 to 0)	0 (0 to 0)	0 (0 to 0)	0 (0 to 0)	0 (0 to 0)	0 (0 to 0)	0 (0 to 0)	0 (0 to 0)	0 (0 to 0)	0 (0 to 0)	0 (0 to 0)	0 (0 to 0)	0 (0 to 0)	0 (0 to 0)	0 (0 to 0)	0 (0 to 0)	0 (0 to 0)	0 (0 to 0)	0 (0 to 0)	0 (0 to 0)	0 (0 to 0)	0 (0 to 0)	0 (0 to 0)	0
African trypanosomiasis	0 (0 to 0)	0 (0 to 0)	0 (0 to 0)	0 (0 to 0)	0 (0 to 0)	0 (0 to 0)	0 (0 to 0)	0 (0 to 0)	0 (0 to 0)	0 (0 to 0)	0 (0 to 0)	0 (0 to 0)	0 (0 to 0)	0 (0 to 0)	0 (0 to 0)	0 (0 to 0)	0 (0 to 0)	0 (0 to 0)	0 (0 to 0)	0 (0 to 0)	0 (0 to 0)	0 (0 to 0)	0 (0 to 0)	0
Schistosomiasis	0 (0 to 0)	0 (0 to 0)	0 (0 to 0)	0 (0 to 0)	0 (0 to 0)	0 (0 to 0)	0 (0 to 0)	0 (0 to 0)	0 (0 to 0)	0 (0 to 0)	0 (0 to 0)	0 (0 to 0)	0 (0 to 0)	0 (0 to 0)	0 (0 to 0)	0 (0 to 0)	0 (0 to 0)	0 (0 to 0)	0 (0 to 0)	0 (0 to 0)	0 (0 to 0)	0 (0 to 0)	0 (0 to 0)	0
Cysticercosis	0 (0 to 0)	0 (0 to 0)	0.1 (0 to 0.4)	0.4 (0.1 to 1.4)	1.6 (0.5 to 4.6)	9.6 (3.7 to 26.1)	21.6 (8.5 to 53.3)	52.2 (17.2 to 120)	66.4 (21.2 to 149)	60.6 (21.8 to 134)	66.6 (21.8 to 149)	66.6 (21.8 to 149)	70.1 (29.3 to 149)	79 (29.3 to 168)	86.7 (29.3 to 177)	92.7 (29.3 to 196)	86.9 (29.3 to 196)	77.9 (29.3 to 177)	61 (29.3 to 117)	43.7 (21.2 to 79.6)	22.2 (8.6 to 41.8)	8.7 (3.4 to 16.4)	1,016
Cystic echinococcosis	0 (0 to 0)	0 (0 to 0)	0 (0 to 0)	0 (0 to 0)	0 (0 to 0)	0 (0 to 0)	0 (0 to 0)	0 (0 to 0)	0 (0 to 0)	0 (0 to 0)	0 (0 to 0)	0 (0 to 0)	0 (0 to 0)	0 (0 to 0)	0 (0 to 0)	0 (0 to 0)	0 (0 to 0)	0 (0 to 0)	0 (0 to 0)	0 (0 to 0)	0 (0 to 0)	0 (0 to 0)	0 (0 to 0)	0.6
Lymphatic filariasis	0 (0 to 0)	0 (0 to 0)	0 (0 to 0)	0 (0 to 0)	0 (0 to 0)	0 (0 to 0)	0 (0 to 0)	0 (0 to 0)	0 (0 to 0)	0 (0 to 0)	0 (0 to 0)	0 (0 to 0)	0 (0 to 0)	0 (0 to 0)	0 (0 to 0)	0 (0 to 0)	0 (0 to 0)	0 (0 to 0)	0 (0 to 0)	0 (0 to 0)	0 (0 to 0)	0 (0 to 0)	0 (0 to 0)	0
Onchocerciasis	0 (0 to 0)	0 (0 to 0)	0 (0 to 0)	0 (0 to 0)	0 (0 to 0)	0 (0 to 0)	0 (0 to 0)	0 (0 to 0)	0 (0 to 0)	0 (0 to 0)	0 (0 to 0)	0 (0 to 0)	0 (0 to 0)	0 (0 to 0)	0 (0 to 0)	0 (0 to 0)	0 (0 to 0)	0 (0 to 0)	0 (0 to 0)	0 (0 to 0)	0 (0 to 0)	0 (0 to 0)	0 (0 to 0)	0
Trachoma	0 (0 to 0)	0 (0 to 0)	0 (0 to 0)	0 (0 to 0)	0 (0 to 0)	0 (0 to 0)	0 (0 to 0)	0 (0 to 0)	0 (0 to 0)	0 (0 to 0)	0 (0 to 0)	0 (0 to 0)	0 (0 to 0)	0 (0 to 0)	0 (0 to 0)	0 (0 to 0)	0 (0 to 0)	0 (0 to 0)	0 (0 to 0)	0 (0 to 0)	0 (0 to 0)	0 (0 to 0)	0 (0 to 0)	0
Dengue	0 (0 to 0)	0 (0 to 0)	4.6 (0.9 to 19.1)	10.7 (1.6 to 14.8)	17.3 (3.3 to 24.1)	27.3 (5.4 to 47.6)	19.7 (9.6 to 40.1)	19.6 (9.6 to 40.2)	19.6 (9.6 to 40.2)	19.6 (9.6 to 40.2)	19.6 (9.6 to 40.2)	19.6 (9.6 to 40.2)	19.6 (9.6 to 40.2)	19.6 (9.6 to 40.2)	19.6 (9.6 to 40.2)	19.6 (9.6 to 40.2)	19.6 (9.6 to 40.2)	19.6 (9.6 to 40.2)	19.6 (9.6 to 40.2)	19.6 (9.6 to 40.2)	19.6 (9.6 to 40.2)	19.6 (9.6 to 40.2)	202
Yellow fever	0 (0 to 0)	0 (0 to 0)	0 (0 to 0)	0 (0 to 0)	0 (0 to 0)	0 (0 to 0)	0 (0 to 0)	0 (0 to 0)	0 (0 to 0)	0 (0 to 0)	0 (0 to 0)	0 (0 to 0)	0 (0 to 0)	0 (0 to 0)	0 (0 to 0)	0 (0 to 0)	0 (0 to 0)	0 (0 to 0)	0 (0 to 0)	0 (0 to 0)	0 (0 to 0)	0 (0 to 0)	0 (0 to 0)	0
Rabies	0 (0 to 0)	0 (0 to 0)	0 (0 to 0)	0 (0 to 0)	0 (0 to 0)	0 (0 to 0)	0 (0 to 0)	0 (0 to 0)	0 (0 to 0)	0 (0 to 0)	0 (0 to 0)	0 (0 to 0)	0 (0 to 0)	0 (0 to 0)	0 (0 to 0)	0 (0 to 0)	0 (0 to 0)	0 (0 to 0)	0 (0 to 0)	0 (0 to 0)	0 (0 to 0)	0 (0 to 0)	0 (0 to 0)	0.3
Intestinal nematode infections	0 (0 to 0)	0 (0 to 0)	1 (0.6 to 2.8)	14.6 (8.6 to 27)	35 (23.6 to 47.9)	23.6 (17.1 to 31.6)	16.6 (11.3 to 24.1)	16.5 (11.2 to 24.1)	12.7 (8.6 to 18.5)	9.6 (6.4 to 14)	8.6 (5.7 to 12.6)	7.3 (4.8 to 10.7)	6.1 (4.1 to 8.9)	5.2 (3.4 to 7.6)	4.6 (3.1 to 6.7)	3.9 (2.6 to 5.7)	2.1 (1.4 to 3.1)	2.2 (1.4 to 3.2)	1.8 (1.2 to 2.6)	1.3 (0.9 to 2.2)	0.7 (0.4 to 1.2)	0.2 (0.1 to 0.3)	173
Ascariasis	0 (0 to 0)	0 (0 to 0)	0.6 (0.1 to 2.8)	4.8 (1.6 to 9.5)	14.6 (6.5 to 32.4)	9.6 (4.6 to 19.8)	6.2 (2.1 to 12.9)	4.6 (1.6 to 9.7)	3.4 (1.1 to 7.2)	2.5 (0.8 to 5.4)	2.1 (0.7 to 4.6)	1.7 (0.6 to 3.8)	1.4 (0.5 to 3.2)	1.2 (0.4 to 2.7)	1 (0.3 to 2.3)	0.8 (0.3 to 1.9)	0.5 (0.2 to 1.2)	0.5 (0.2 to 1.2)	0.4 (0.1 to 1)	0.3 (0.1 to 0.8)	0.2 (0.1 to

Ischemic heart disease	0 (0 to 0)	0 (0 to 0)	0 (0 to 0)	0 (0 to 0)	0 (0 to 0)	0 (0 to 0)	329 (260 to 577)	327 (226 to 650)	958 (671 to 1,736)	813 (589 to 1,116)	1,230 (924 to 1,648)	1,970 (1,446 to 2,809)	2,670 (1,929 to 3,660)	3,670 (2,660 to 4,990)	4,660 (3,399 to 6,290)	5,350 (3,910 to 7,010)	6,200 (4,500 to 8,070)	6,930 (4,940 to 9,290)	7,600 (5,370 to 9,930)	8,250 (5,940 to 10,600)	8,660 (6,210 to 11,200)	887 (632 to 1,260)	924 (676 to 1,660)	
Stroke	0 (0 to 0)	0 (0 to 0)	0 (0 to 0)	0 (0 to 0)	0 (0 to 0)	0 (0 to 0)	0 (0 to 0)	0 (0 to 0)	0 (0 to 0)	0 (0 to 0)	0 (0 to 0)	0 (0 to 0)	0 (0 to 0)	0 (0 to 0)	0 (0 to 0)	0 (0 to 0)	0 (0 to 0)	0 (0 to 0)	0 (0 to 0)	0 (0 to 0)	0 (0 to 0)	0 (0 to 0)	0 (0 to 0)	42,100
Ischemic stroke	0.7 (0 to 4.1)	0.4 (0 to 4.4)	0 (0 to 0)	0 (0 to 0)	0 (0 to 0)	0 (0 to 0)	0 (0 to 0)	0 (0 to 0)	0 (0 to 0)	0 (0 to 0)	0 (0 to 0)	0 (0 to 0)	0 (0 to 0)	0 (0 to 0)	0 (0 to 0)	0 (0 to 0)	0 (0 to 0)	0 (0 to 0)	0 (0 to 0)	0 (0 to 0)	0 (0 to 0)	0 (0 to 0)	0 (0 to 0)	99,770
Subarachnoid hemorrhage	0.5 (0 to 1.5)	0.6 (0 to 1.9)	0.7 (0 to 1.8)	0.2 (0 to 0.6)	0.4 (0 to 1.1)	0.7 (0 to 1.7)	0.7 (0 to 1.7)	0.7 (0 to 1.7)	0.7 (0 to 1.7)	0.7 (0 to 1.7)	0.7 (0 to 1.7)	0.7 (0 to 1.7)	0.7 (0 to 1.7)	0.7 (0 to 1.7)	0.7 (0 to 1.7)	0.7 (0 to 1.7)	0.7 (0 to 1.7)	0.7 (0 to 1.7)	0.7 (0 to 1.7)	0.7 (0 to 1.7)	0.7 (0 to 1.7)	0.7 (0 to 1.7)	6,260
Intracerebral hemorrhage	0.1 (0 to 0.4)	0.1 (0 to 0.4)	68.2 (47 to 116)	9.2 (6.9 to 12)	19.9 (14.2 to 28)	19.7 (14.1 to 28)	69.9 (49.1 to 98)	98.1 (67.1 to 138)	98.1 (67.6 to 137)	100 (68.1 to 140)	197 (136 to 287)	239 (164 to 344)	366 (247 to 489)	457 (304 to 619)	562 (374 to 769)	641 (424 to 880)	727 (481 to 1,000)	447 (293 to 630)	469 (302 to 674)	261 (167 to 386)	116 (73 to 184)	69.8 (44 to 98.3)	31.9 (20.7 to 49.3)	4,550
Subdarachnoid hemorrhage	1.2 (0.6 to 3)	1.1 (0.5 to 2.6)	22.7 (9.07 to 59.8)	13.5 (5.6 to 33.6)	19.7 (10.1 to 39.2)	29 (17.1 to 46.6)	41.2 (22.6 to 68.2)	47.9 (28.5 to 73.8)	51.3 (30.5 to 80.1)	63.4 (38.5 to 96.6)	92.3 (58.7 to 133)	119 (67.4 to 169)	142 (84.5 to 221)	186 (107 to 268)	179 (111 to 272)	118 (71.8 to 183)	122 (68 to 190)	76.6 (48.7 to 114)	66.7 (42.5 to 99.5)	26.6 (17.8 to 39.7)	27.6 (20.5 to 39.1)	10.4 (6.3 to 16.1)	2,240
Hypertensive heart disease	0 (0 to 0)	0 (0 to 0)	0 (0 to 0)	0 (0 to 0)	0 (0 to 0)	0 (0 to 0)	3.4 (1.9 to 6.2)	7.6 (4.4 to 13.2)	13.1 (7.9 to 20.3)	19.9 (12.4 to 30.4)	32 (19.8 to 49.8)	49.8 (30.1 to 75.2)	73.2 (44.2 to 110)	99.8 (61.2 to 151)	143 (87.4 to 216)	194 (119 to 293)	243 (149 to 364)	301 (184 to 452)	329 (202 to 494)	274 (168 to 411)	197 (121 to 297)	82.6 (50.8 to 124)	46.2 (28.4 to 69.5)	2,070
Non-rheumatic valvular heart disease	0 (0 to 0)	0 (0 to 0)	0 (0 to 0)	0 (0 to 0)	0 (0 to 0)	0 (0 to 0)	0.4 (0.2 to 0.8)	1.1 (0.6 to 2.1)	2.1 (1.2 to 3.4)	3.4 (2.1 to 5.2)	5.7 (3.5 to 8.7)	9.1 (5.5 to 14)	14 (8.4 to 21.8)	20.1 (12.1 to 31)	28.5 (17.4 to 44.1)	38.5 (23.5 to 59.5)	48.3 (29.5 to 74.6)	59.5 (36.4 to 92.2)	65.2 (39.9 to 101)	54.2 (33.2 to 84.1)	39 (23.9 to 60.4)	16.4 (10 to 25.4)	9.1 (5.6 to 14.1)	410
Non-rheumatic calcific aortic valve disease	0 (0 to 0)	0 (0 to 0)	0 (0 to 0)	0 (0 to 0)	0 (0 to 0)	0 (0 to 0)	1.1 (0.6 to 1.9)	2.5 (1.4 to 4.3)	4.3 (2.5 to 7.2)	6.6 (3.9 to 11.4)	10.4 (6.1 to 17.8)	16.2 (9.4 to 27.8)	24 (13.9 to 39)	32.5 (18.6 to 52.1)	46.1 (26.6 to 73.6)	62.3 (35.9 to 99.1)	78.1 (44.9 to 124)	97 (55.9 to 153)	106 (61.1 to 169)	87.7 (50.7 to 139)	63.1 (36.4 to 100)	26.5 (15.3 to 42.1)	14.7 (8.5 to 23.4)	665
Non-rheumatic degenerative mitral valve disease	0 (0 to 0)	0 (0 to 0)	0 (0 to 0)	0 (0 to 0)	0 (0 to 0)	0 (0 to 0)	0 (0 to 0)	0.1 (0.1 to 0.2)	0.2 (0.1 to 0.4)	0.3 (0.2 to 0.6)	0.5 (0.3 to 0.9)	0.8 (0.5 to 1.4)	1.2 (0.7 to 2.1)	1.7 (1 to 2.9)	2.4 (1.4 to 4.1)	3.2 (1.9 to 5.5)	4 (2.3 to 6.9)	5 (2.9 to 8.6)	5.4 (3.1 to 9.4)	4.5 (2.6 to 7.8)	3.2 (1.9 to 5.5)	1.3 (0.8 to 2.3)	0.8 (0.5 to 1.4)	34
Other non-rheumatic valve diseases	0 (0 to 0)	0 (0 to 0)	0 (0 to 0)	0 (0 to 0)	0 (0 to 0)	0 (0 to 0)	0 (0 to 0)	0.1 (0 to 0.1)	0.1 (0 to 0.1)	0.1 (0 to 0.1)	0.2 (0 to 0.3)	0.3 (0.1 to 0.5)	0.4 (0.2 to 0.7)	0.5 (0.3 to 0.9)	0.7 (0.4 to 1.2)	0.9 (0.5 to 1.6)	1.1 (0.6 to 2)	1.4 (0.7 to 2.5)	1.5 (0.8 to 2.7)	1.3 (0.7 to 2.3)	0.9 (0.5 to 1.6)	0.4 (0.2 to 0.7)	0.2 (0.1 to 0.4)	9.4
Cardiomyopathy and myocarditis	0.1 (0 to 0.3)	0.1 (0 to 0.3)	29.1 (20 to 50)	3.9 (2.6 to 6.5)	8.5 (5.7 to 14)	8.4 (5.6 to 13)	29.8 (19.8 to 45.1)	41.8 (27.6 to 63.1)	41.8 (27.6 to 63.1)	42.6 (28.1 to 64.3)	84 (55.4 to 126)	102 (67.1 to 153)	156 (103 to 234)	195 (128 to 292)	239 (157 to 358)	273 (180 to 409)	310 (204 to 464)	191 (125 to 285)	200 (132 to 299)	111 (73.4 to 167)	49.4 (32.6 to 74)	27.2 (17.9 to 40.8)	13.6 (9 to 20.4)	650
Myocarditis	0.7 (0.2 to 2.2)	0.7 (0.3 to 2.3)	12.2 (5.1 to 31)	0.7 (0.3 to 1.7)	0.7 (0.3 to 1.7)	0.7 (0.3 to 1.7)	0.7 (0.3 to 1.7)	0.7 (0.3 to 1.7)	0.7 (0.3 to 1.7)	0.7 (0.3 to 1.7)	0.7 (0.3 to 1.7)	0.7 (0.3 to 1.7)	0.7 (0.3 to 1.7)	0.7 (0.3 to 1.7)	0.7 (0.3 to 1.7)	0.7 (0.3 to 1.7)	0.7 (0.3 to 1.7)	0.7 (0.3 to 1.7)	0.7 (0.3 to 1.7)	0.7 (0.3 to 1.7)	0.7 (0.3 to 1.7)	0.7 (0.3 to 1.7)	764
Alcoholic cardiomyopathy	0 (0 to 0)	0 (0 to 0)	0 (0 to 0)	0 (0 to 0)	0 (0 to 0)	0 (0 to 0)	0 (0 to 0)	0.3 (0.2 to 0.5)	0.6 (0.4 to 0.9)	0.9 (0.6 to 1.4)	1.4 (0.9 to 2.2)	2.1 (1.3 to 3.2)	3.1 (1.9 to 4.8)	4.4 (2.7 to 6.7)	6.2 (3.8 to 9.5)	7.8 (4.8 to 12)	9.6 (5.9 to 15)	11 (6.8 to 17)	12 (7.4 to 18)	9.8 (6 to 15)	7.2 (4.4 to 11)	3.1 (1.9 to 4.8)	1.6 (1 to 2.5)	69.3
Other cardiomyopathy	9 (4.9 to 27.7)	9 (3.8 to 19.8)	32.8 (18.3 to 57.1)	3.3 (1.8 to 5.8)	23 (14.9 to 36.4)	34.5 (24.3 to 48.7)	25.4 (17.5 to 35.5)	29.7 (19.4 to 43.6)	29.5 (19.6 to 44.1)	34.2 (22.6 to 50.1)	39.1 (25.9 to 57.3)	48.9 (32.1 to 71.6)	62.5 (41.1 to 90.4)	81.6 (53.7 to 118)	96.1 (63.2 to 139)	107 (70.1 to 155)	99.2 (64.9 to 144)	49.2 (32.2 to 71.7)	36.9 (24.2 to 53.7)	21.9 (14.4 to 31.9)	12.6 (7.9 to 18.4)	6.1 (3.9 to 8.9)	788
Atrial fibrillation and flutter	0 (0 to 0)	0 (0 to 0)	0 (0 to 0)	0 (0 to 0)	0 (0 to 0)	0 (0 to 0)	0 (0 to 0)	0 (0 to 0)	0 (0 to 0)	2.1 (1.3 to 3.4)	4.6 (2.8 to 7.3)	21.3 (13.1 to 33.8)	39.2 (24.1 to 62.2)	64.8 (39.8 to 103)	92.8 (57 to 147)	119 (73.1 to 189)	149 (91.6 to 236)	189 (116 to 300)	209 (128 to 331)	216 (133 to 343)	156 (96 to 248)	86.4 (53.1 to 137)	51.4 (31.6 to 81.6)	1,360
Aortic aneurysm	0 (0 to 0)	0 (0 to 0)	0 (0 to 0)	0 (0 to 0)	0 (0 to 0)	0 (0 to 0)	0 (0 to 0)	0 (0 to 0)	0 (0 to 0)	0 (0 to 0)	0 (0 to 0)	0 (0 to 0)	0 (0 to 0)	0 (0 to 0)	0 (0 to 0)	0 (0 to 0)	0 (0 to 0)	0 (0 to 0)	0 (0 to 0)



SR Table 2a. Sonora DALYS by cause and age group for males with 95% uncertainty intervals, 2019

Cause	Early Neonatal	Late Neonatal	Post Neonatal	1 to 4	5 to 9	10 to 14	15 to 19	20 to 24	25 to 29	30 to 34	35 to 39	40 to 44	45 to 49	50 to 54	55 to 59	60 to 64	65 to 69	70 to 74	75 to 79	80 to 84	85 to 89	90 to 94	95 plus	Total
All causes	6,766 (5,920 to 7,668)	3,193 (2,810 to 3,580)	2,600 (2,300 to 2,930)	1,918 (1,616 to 2,272)	1,318 (1,109 to 1,570)	1,093 (916 to 1,293)	1,169 (1,006 to 1,350)	1,440 (1,240 to 1,650)	2,020 (1,756 to 2,290)	2,170 (1,882 to 2,460)	2,390 (2,080 to 2,700)	2,390 (2,070 to 2,730)	2,730 (2,370 to 3,090)	1,940 (1,670 to 2,220)	1,940 (1,640 to 2,240)	1,940 (1,630 to 2,240)	1,940 (1,640 to 2,240)	1,210 (1,010 to 1,430)	1,120 (927 to 1,370)	669 (527 to 837)	599 (438 to 809)	243 (167 to 350)	879 (609 to 1,238)	69,300
HIV/AIDS and sexually transmitted infections	1.1 (0.7 to 1.6)	0.6 (0.4 to 1.0)	37.1 (20.1 to 64.9)	24.5 (11.3 to 46.2)	28 (13.1 to 54.6)	29.6 (14.6 to 56.3)	66.6 (33.6 to 119.7)	296 (242 to 349)	762 (626 to 907)	827 (686 to 981)	679 (562 to 814)	617 (498 to 756)	652 (540 to 784)	314 (262 to 372)	203 (170 to 242)	116 (96.5 to 137)	72.2 (60.7 to 86.3)	19.1 (15.9 to 23.4)	8.3 (6.6 to 10.2)	2.3 (1.8 to 2.9)	0.6 (0.4 to 0.8)	0.2 (0.2 to 0.3)	0.1 (0.1 to 0.1)	5,190
HIV/AIDS	0 (0 to 0)	0 (0 to 0)	36.3 (19.6 to 63.1)	24.4 (11.2 to 46.1)	28 (13.1 to 54.6)	29.1 (14.3 to 55.6)	66.6 (33.6 to 119.7)	294 (240 to 348)	757 (623 to 901)	812 (673 to 963)	662 (549 to 795)	602 (486 to 737)	642 (532 to 772)	309 (258 to 366)	199 (166 to 237)	112 (93.2 to 133)	69.3 (57.7 to 82.8)	17 (14.2 to 20.6)	7.5 (6.1 to 9.2)	1.9 (1.5 to 2.4)	0.5 (0.4 to 0.7)	0.1 (0.1 to 0.1)	5,039
HIV/AIDS - Drug-susceptible Tuberculosis	0 (0 to 0)	0 (0 to 0)	0.1 (0.1 to 0.2)	0.1 (0.1 to 0.2)	0.1 (0.1 to 0.2)	0.4 (0.2 to 0.7)	0.7 (0.4 to 1.2)	1.9 (1.3 to 2.7)	4.6 (3.3 to 6.1)	5.1 (3.8 to 6.5)	5.1 (3.8 to 6.5)	4.6 (3.4 to 5.9)	4.7 (3.5 to 6.1)	2.4 (1.8 to 3.1)	1.7 (1.2 to 2.2)	1.1 (0.8 to 1.4)	0.7 (0.5 to 0.9)	0.2 (0.1 to 0.3)	0.1 (0.1 to 0.2)	0 (0 to 0)	0 (0 to 0)	0 (0 to 0)	0 (0 to 0)	599
HIV/AIDS - Multidrug-resistant Tuberculosis without extensive drug resistance	0 (0 to 0)	0 (0 to 0)	0.2 (0 to 1.0)	0.2 (0 to 1.1)	0.2 (0 to 1.2)	0.3 (0 to 1.1)	0.5 (0 to 2.0)	2.4 (0.1 to 11.2)	6.1 (0.4 to 28.4)	7.1 (0.5 to 33.1)	6.9 (0.5 to 32.1)	6.3 (0.4 to 29.2)	6.7 (0.5 to 31.0)	3.4 (0.2 to 15.7)	2.5 (0.2 to 11.5)	1.6 (0.1 to 7.4)	1.1 (0.1 to 5.1)	0.3 (0 to 1.4)	0.1 (0 to 0.6)	0 (0 to 0.2)	0 (0 to 0)	0 (0 to 0)	0 (0 to 0)	43.6
HIV/AIDS - Extensively drug-resistant Tuberculosis	0 (0 to 0)	0 (0 to 0)	0 (0 to 0.2)	0 (0 to 0.2)	0 (0 to 0.2)	0 (0 to 0.2)	0 (0 to 0.4)	0 (0 to 1.7)	0 (0 to 1.1)	0 (0 to 1.1)	0 (0 to 1.1)	0 (0 to 1.0)	0 (0 to 1.1)	0 (0 to 0.5)	0 (0 to 0.4)	0 (0 to 0.3)	0 (0 to 0.2)	0 (0 to 0.1)	0 (0 to 0.1)	0 (0 to 0.1)	0 (0 to 0)	0 (0 to 0)	0 (0 to 0)	7
HIV/AIDS resulting in other diseases	0 (0 to 0)	0 (0 to 0)	0.9 (0.6 to 1.4)	0.1 (0.1 to 0.3)	0.1 (0.1 to 0.3)	0.4 (0.2 to 0.8)	0.9 (0.5 to 1.6)	3.9 (2.7 to 5.2)	9.5 (7.2 to 12.1)	11.3 (8.5 to 14.2)	10.3 (7.8 to 13.1)	9.5 (7.2 to 12.1)	10.1 (7.7 to 12.8)	5.1 (3.9 to 6.5)	3.8 (2.9 to 4.8)	2.5 (1.9 to 3.2)	1.7 (1.3 to 2.1)	0.5 (0.4 to 0.6)	0.2 (0.1 to 0.3)	0.1 (0 to 0.1)	0 (0 to 0.1)	0 (0 to 0.1)	0 (0 to 0.1)	43.6
Sexually transmitted infections excluding HIV	1.1 (0.7 to 1.6)	0.6 (0.4 to 1.0)	0.8 (0.5 to 1.3)	0.1 (0.1 to 0.2)	0.1 (0.1 to 0.2)	0.5 (0.2 to 0.9)	0.9 (0.5 to 1.6)	2.6 (1.9 to 3.4)	5.5 (4.2 to 6.9)	5.8 (4.5 to 7.3)	5.8 (4.5 to 7.3)	5.8 (4.5 to 7.3)	5.8 (4.5 to 7.3)	3.4 (2.6 to 4.3)	2.6 (1.9 to 3.3)	1.8 (1.3 to 2.3)	1.2 (0.9 to 1.6)	0.6 (0.4 to 0.8)	0.2 (0.2 to 0.3)	0.1 (0 to 0.1)	0 (0 to 0.1)	0 (0 to 0.1)	0 (0 to 0.1)	72
Syphilis	1.1 (0.7 to 1.6)	0.6 (0.4 to 1.0)	0.8 (0.5 to 1.3)	0.1 (0.1 to 0.2)	0.1 (0.1 to 0.2)	0.5 (0.2 to 0.9)	0.9 (0.5 to 1.6)	2.6 (1.9 to 3.4)	5.5 (4.2 to 6.9)	5.8 (4.5 to 7.3)	5.8 (4.5 to 7.3)	5.8 (4.5 to 7.3)	5.8 (4.5 to 7.3)	3.4 (2.6 to 4.3)	2.6 (1.9 to 3.3)	1.8 (1.3 to 2.3)	1.2 (0.9 to 1.6)	0.6 (0.4 to 0.8)	0.2 (0.2 to 0.3)	0.1 (0 to 0.1)	0 (0 to 0.1)	0 (0 to 0.1)	0 (0 to 0.1)	72
Chlamydial infection	0 (0 to 0)	0 (0 to 0)	0 (0 to 0)	0 (0 to 0)	0 (0 to 0)	0 (0 to 0)	0 (0 to 0)	0 (0 to 0)	0 (0 to 0)	0 (0 to 0)	0 (0 to 0)	0 (0 to 0)	0 (0 to 0)	0 (0 to 0)	0 (0 to 0)	0 (0 to 0)	0 (0 to 0)	0 (0 to 0)	0 (0 to 0)	0 (0 to 0)	0 (0 to 0)	0 (0 to 0)	0 (0 to 0)	0 (0 to 0)	0
Gonococcal infection	0 (0 to 0)	0 (0 to 0)	0 (0 to 0)	0 (0 to 0)	0 (0 to 0)	0 (0 to 0)	0 (0 to 0)	0 (0 to 0)	0 (0 to 0)	0 (0 to 0)	0 (0 to 0)	0 (0 to 0)	0 (0 to 0)	0 (0 to 0)	0 (0 to 0)	0 (0 to 0)	0 (0 to 0)	0 (0 to 0)	0 (0 to 0)	0 (0 to 0)	0 (0 to 0)	0 (0 to 0)	0 (0 to 0)	0 (0 to 0)	0
Trichomoniasis	0 (0 to 0)	0 (0 to 0)	0 (0 to 0)	0 (0 to 0)	0 (0 to 0)	0 (0 to 0)	0 (0 to 0)	0 (0 to 0)	0 (0 to 0)	0 (0 to 0)	0 (0 to 0)	0 (0 to 0)	0 (0 to 0)	0 (0 to 0)	0 (0 to 0)	0 (0 to 0)	0 (0 to 0)	0 (0 to 0)	0 (0 to 0)	0 (0 to 0)	0 (0 to 0)	0 (0 to 0)	0 (0 to 0)	0 (0 to 0)	0
Genital herpes	0 (0 to 0)	0 (0 to 0)	0 (0 to 0)	0 (0 to 0)	0 (0 to 0)	0 (0 to 0)	0 (0 to 0)	0.1 (0 to 0.2)	0.2 (0 to 0.4)	0.2 (0 to 0.4)	0.2 (0 to 0.4)	0.2 (0 to 0.4)	0.2 (0 to 0.4)	0.1 (0 to 0.2)	0.1 (0 to 0.2)	0.1 (0 to 0.2)	0.1 (0 to 0.2)	0 (0 to 0.1)	0 (0 to 0.1)	0 (0 to 0.1)	0 (0 to 0)	0 (0 to 0)	0 (0 to 0)	0 (0 to 0)	0
Other sexually transmitted infections	0 (0 to 0)	0 (0 to 0)	0 (0 to 0)	0 (0 to 0)	0 (0 to 0)	0 (0 to 0)	0 (0 to 0)	0.1 (0 to 0.2)	0.2 (0 to 0.4)	0.2 (0 to 0.4)	0.2 (0 to 0.4)	0.2 (0 to 0.4)	0.2 (0 to 0.4)	0.1 (0 to 0.2)	0.1 (0 to 0.2)	0.1 (0 to 0.2)	0.1 (0 to 0.2)	0 (0 to 0.1)	0 (0 to 0.1)	0 (0 to 0.1)	0 (0 to 0)	0 (0 to 0)	0 (0 to 0)	0 (0 to 0)	0
Respiratory infections and tuberculosis	289 (225 to 376)	92 (61 to 131)	179 (75 to 340)	76 (47 to 111)	46 (28 to 68)	29 (18 to 43)	29 (18 to 43)	32 (20 to 47)	42 (26 to 62)	50 (32 to 73)	60 (39 to 86)	70 (46 to 97)	87 (59 to 119)	79 (54 to 107)	84 (57 to 114)	84 (57 to 114)	84 (57 to 114)	84 (57 to 114)	84 (57 to 114)	84 (57 to 114)	84 (57 to 114)	84 (57 to 114)	84 (57 to 114)	13,460
Tuberculosis	0 (0 to 0)	0 (0 to 0)	11.3 (6 to 19.7)	19.8 (12.1 to 29.3)	23.7 (14 to 35.8)	16.8 (7.4 to 31.5)	22.7 (11.2 to 39.2)	32 (16.2 to 52.9)	48 (25.2 to 76.5)	60 (32.1 to 93.5)	72 (39.1 to 109)	84 (46.3 to 127)	105 (59.1 to 156)	95 (54.1 to 140)	101 (57.6 to 148)	101 (57.6 to 148)	101 (57.6 to 148)	101 (57.6 to 148)	101 (57.6 to 148)	101 (57.6 to 148)	101 (57.6 to 148)	101 (57.6 to 148)	101 (57.6 to 148)	1,618
Latent tuberculosis infection	0 (0 to 0)	0 (0 to 0)	0 (0 to 0)	0 (0 to 0)	0 (0 to 0)	0 (0 to 0)	0 (0 to 0)	0 (0 to 0)	0 (0 to 0)	0 (0 to 0)	0 (0 to 0)	0 (0 to 0)	0 (0 to 0)	0 (0 to 0)	0 (0 to 0)	0 (0 to 0)	0 (0 to 0)	0 (0 to 0)	0 (0 to 0)	0 (0 to 0)	0 (0 to 0)	0 (0 to 0)	0 (0 to 0)	0 (0 to 0)	0
Drug-susceptible tuberculosis	0 (0 to 0)	0 (0 to 0)	11.3 (6.1 to 17.6)	19.8 (12.1 to 29.3)	23.7 (14 to 35.8)	16.8 (7.4 to 31.5)	22.7 (11.2 to 39.2)	32 (16.2 to 52.9)	48 (25.2 to 76.5)	60 (32.1 to 93.5)	72 (39.1 to 109)	84 (46.3 to 127)	105 (59.1 to 156)	95 (54.1 to 140)	101 (57.6 to 148)	101 (57.6 to 148)	101 (57.6 to 148)	101 (57.6 to 148)	101 (57.6 to 148)	101 (57.6 to 148)	101 (57.6 to 148)	101 (57.6 to 148)	101 (57.6 to 148)	1,618
Multidrug-resistant tuberculosis without extensive drug resistance	0 (0 to 0)	0 (0 to 0)	0.1 (0 to 0.2)	0.1 (0 to 0.2)	0.1 (0 to 0.2)	0.1 (0 to 0.2





SR Table 2a: Azerbaijan DALYS by cause and age group for males with 95% uncertainty intervals, 2019

Cause	Early Neonatal	Late Neonatal	Post Neonatal	1 to 4	5 to 9	10 to 14	15 to 19	20 to 24	25 to 29	30 to 34	35 to 39	40 to 44	45 to 49	50 to 54	55 to 59	60 to 64	65 to 69	70 to 74	75 to 79	80 to 84	85 to 89	90 to 94	95 plus	Total
All causes	121,990 (99,100 to 149,000)	22,200 (15,900 to 30,900)	41,200 (31,900 to 56,200)	39,900 (30,900 to 54,600)	34,100 (26,600 to 45,400)	29,800 (23,900 to 39,300)	31,300 (25,400 to 40,500)	47,900 (38,700 to 61,700)	72,400 (61,300 to 84,900)	85,900 (73,900 to 98,900)	84,800 (73,200 to 96,600)	86,900 (75,000 to 99,600)	120,300 (104,200 to 137,400)	147,000 (127,900 to 171,000)	196,000 (169,000 to 232,000)	199,000 (169,000 to 239,000)	193,000 (159,000 to 241,000)	153,000 (123,000 to 195,000)	72,700 (58,400 to 92,300)	65,500 (53,400 to 82,400)	40,000 (32,400 to 51,400)	20,700 (16,600 to 26,600)	3,540 (2,820 to 4,510)	397 (306 to 519)	1,760,000
Communicable, maternal, neonatal, and nutritional diseases	106,000 (84,600 to 129,000)	18,100 (11,200 to 28,200)	35,100 (26,700 to 47,700)	23,900 (13,100 to 42,000)	10,200 (7,910 to 13,000)	6,850 (4,980 to 9,270)	4,920 (3,560 to 6,670)	6,230 (4,620 to 7,930)	8,360 (6,730 to 10,300)	8,160 (6,340 to 9,890)	7,650 (6,020 to 9,450)	6,260 (4,910 to 7,960)	6,990 (5,480 to 8,640)	6,170 (4,820 to 8,010)	6,640 (5,060 to 8,660)	5,660 (3,980 to 8,060)	4,660 (2,930 to 6,990)	3,000 (1,890 to 4,660)	1,140 (642 to 1,870)	439 (267 to 681)	78.6 (47.0 to 119)	7.3 (2.0 to 19)	215,000
HIV/AIDS and sexually transmitted infections	606 (0 to 0)	194 (0 to 578)	226 (0 to 0)	69.0 (0 to 0)	43.8 (0 to 0)	29.7 (0 to 0)	53.1 (0 to 0)	97.6 (0 to 0)	166 (0 to 0)	224 (0 to 0)	272 (0 to 0)	313 (0 to 0)	391 (0 to 0)	192 (0 to 0)	120 (0 to 0)	73.0 (0 to 0)	39.0 (0 to 0)	12.3 (0 to 0)	3.4 (0 to 0)	1.1 (0 to 0)	0.2 (0 to 0)	0.1 (0 to 0)	0 (0 to 0)	3,690
HIV/AIDS	0 (0 to 0)	0 (0 to 0)	0 (0 to 0)	22.1 (17.7 to 27.5)	32.6 (24.8 to 47.4)	23.7 (18.5 to 31.9)	46.7 (36.6 to 62.2)	84.2 (65.9 to 106.4)	144 (114 to 179)	194 (154 to 240)	234 (187 to 289)	268 (214 to 332)	337 (268 to 416)	164 (131 to 203)	102 (81.2 to 126)	63.1 (49.7 to 78.1)	33.7 (26.1 to 42.9)	10.6 (8.04 to 13.5)	2.9 (2.14 to 3.9)	0.9 (0.54 to 1.4)	0.2 (0.13 to 0.34)	0 (0 to 0)	2,070
HIV/AIDS - Drug-susceptible Tuberculosis	0 (0 to 0)	0 (0 to 0)	1.9 (0 to 3.4)	0.2 (0.1 to 0.4)	0.2 (0.1 to 0.4)	0.3 (0.1 to 0.6)	1.5 (0.7 to 2.7)	3.4 (1.7 to 6.2)	4.2 (2.2 to 7.5)	4.2 (2.2 to 7.5)	3.9 (2.1 to 7.1)	3.6 (1.9 to 6.5)	3.5 (1.9 to 6.3)	2.1 (1.1 to 3.8)	1.4 (0.73 to 2.5)	0.9 (0.46 to 1.7)	0.5 (0.24 to 1.0)	0.2 (0.1 to 0.4)	0.1 (0.03 to 0.2)	0 (0 to 0)	0 (0 to 0)	0 (0 to 0)	39
HIV/AIDS - Multidrug-resistant Tuberculosis without extensi	0 (0 to 0)	0 (0 to 0)	0.1 (0 to 0.2)	0.1 (0 to 0.1)	0.1 (0 to 0.1)	0.1 (0 to 0.2)	0.4 (0.2 to 0.7)	0.9 (0.4 to 1.7)	1.2 (0.6 to 2.1)	1.2 (0.6 to 2.1)	1.1 (0.6 to 2.0)	1.0 (0.5 to 1.8)	1.0 (0.5 to 1.8)	0.6 (0.3 to 1.1)	0.4 (0.2 to 0.7)	0.3 (0.1 to 0.5)	0.1 (0.1 to 0.3)	0.1 (0.03 to 0.2)	0 (0 to 0.1)	0 (0 to 0)	0 (0 to 0)	0 (0 to 0)	10
HIV/AIDS - Extensively drug-resistant Tuberculosis	0 (0 to 0)	0 (0 to 0)	0.6 (0 to 1.1)	1.1 (0.4 to 2.2)	1.4 (0.6 to 2.7)	0.6 (0.2 to 1.2)	0.7 (0.3 to 1.4)	0.7 (0.2 to 1.4)	0.9 (0.3 to 1.8)	0.9 (0.3 to 1.8)	0.7 (0.3 to 1.5)	0.7 (0.2 to 1.4)	0.6 (0.2 to 1.3)	0.4 (0.1 to 0.8)	0.2 (0.1 to 0.5)	0.1 (0.04 to 0.3)	0.1 (0.03 to 0.2)	0 (0 to 0.1)	0 (0 to 0.1)	0 (0 to 0)	0 (0 to 0)	0 (0 to 0)	6.7
HIV/AIDS resulting in other diseases	606 (0 to 0)	194 (0 to 578)	223.8 (17.0 to 30.6)	45 (0 to 0)	10.9 (0 to 0)	5.9 (0 to 0)	4.9 (0 to 0)	9.2 (0 to 0)	17.4 (0 to 0)	25.6 (0 to 0)	34.2 (0 to 0)	41.2 (0 to 0)	50.7 (0 to 0)	25.6 (0 to 0)	15.7 (0 to 0)	8.9 (0 to 0)	4.5 (0 to 0)	1.6 (0 to 0)	0.4 (0 to 0)	0.1 (0 to 0)	0 (0 to 0)	0 (0 to 0)	0 (0 to 0)	1,540
Sexually transmitted infections excluding HIV	499 (0 to 0)	194 (0 to 578)	210 (0 to 0)	6.9 (4.8 to 9.7)	0.1 (0 to 0.2)	11.7 (8.2 to 16.3)	42.6 (29.7 to 59.7)	73.7 (51.4 to 103)	150 (104 to 210)	166 (116 to 233)	196 (136 to 274)	224 (156 to 314)	269 (187 to 377)	144 (100 to 202)	94.5 (65.8 to 132)	59.4 (41.4 to 83.2)	32.6 (22.7 to 45.7)	12.6 (8.81 to 17.7)	3.1 (2.17 to 4.4)	1.3 (0.91 to 1.8)	0.4 (0.27 to 0.62)	0.1 (0 to 0.1)	1,380
Syphilis	499 (129 to 1,080)	194 (49.2 to 539)	210 (59.0 to 502)	6.9 (1.6 to 16.7)	0.1 (0.1 to 0.2)	11.7 (2.9 to 31.1)	42.6 (11.6 to 93.6)	73.7 (21.1 to 151)	150 (44.2 to 312)	166 (51.5 to 331)	196 (61.1 to 377)	224 (71.4 to 421)	269 (86.1 to 513)	144 (47.1 to 271)	94.5 (31.3 to 174)	59.4 (19.9 to 110)	32.6 (10.9 to 60.2)	12.6 (4.29 to 23.2)	3.1 (1.04 to 5.7)	1.3 (0.44 to 2.4)	0.4 (0.13 to 0.74)	0.1 (0 to 0.1)	897
Chlamydial infection	0 (0 to 0)	0 (0 to 0)	0 (0 to 0)	0 (0 to 0)	0 (0 to 0)	0 (0 to 0)	0 (0 to 0)	0 (0 to 0)	0 (0 to 0)	0 (0 to 0)	0 (0 to 0)	0 (0 to 0)	0 (0 to 0)	0 (0 to 0)	0 (0 to 0)	0 (0 to 0)	0 (0 to 0)	0 (0 to 0)	0 (0 to 0)	0 (0 to 0)	0 (0 to 0)	0 (0 to 0)	0 (0 to 0)	0
Gonococcal infection	0 (0 to 0)	0 (0 to 0)	0 (0 to 0)	0 (0 to 0)	0 (0 to 0)	0 (0 to 0)	0 (0 to 0)	0 (0 to 0)	0 (0 to 0)	0 (0 to 0)	0 (0 to 0)	0 (0 to 0)	0 (0 to 0)	0 (0 to 0)	0 (0 to 0)	0 (0 to 0)	0 (0 to 0)	0 (0 to 0)	0 (0 to 0)	0 (0 to 0)	0 (0 to 0)	0 (0 to 0)	0 (0 to 0)	0
Trichomoniasis	0 (0 to 0)	0 (0 to 0)	0 (0 to 0)	0 (0 to 0)	0 (0 to 0)	0 (0 to 0)	0 (0 to 0)	0 (0 to 0)	0 (0 to 0)	0 (0 to 0)	0 (0 to 0)	0 (0 to 0)	0 (0 to 0)	0 (0 to 0)	0 (0 to 0)	0 (0 to 0)	0 (0 to 0)	0 (0 to 0)	0 (0 to 0)	0 (0 to 0)	0 (0 to 0)	0 (0 to 0)	0 (0 to 0)	0
Genital herpes	0 (0 to 0)	0 (0 to 0)	0 (0 to 0)	0 (0 to 0)	0 (0 to 0)	0.1 (0 to 0.3)	1.2 (0.8 to 1.8)	3.6 (2.4 to 5.2)	7.6 (5.1 to 10.9)	11.3 (7.6 to 16.2)	17.6 (11.9 to 25.3)	23.6 (16.0 to 33.8)	32.6 (22.1 to 46.5)	19.6 (13.2 to 28.0)	13.6 (9.24 to 19.4)	7.2 (4.91 to 10.3)	3.6 (2.46 to 5.2)	1.6 (1.13 to 2.3)	0.7 (0.44 to 1.0)	0.2 (0.14 to 0.3)	0 (0 to 0)	0 (0 to 0)	162
Other sexually transmitted infections	0 (0 to 0)	0 (0 to 0)	0 (0 to 0)	0.5 (0.3 to 0.8)	0 (0 to 0)	0.3 (0.2 to 0.5)	0.9 (0.6 to 1.4)	2.9 (1.9 to 4.4)	5.2 (3.5 to 7.6)	5.2 (3.5 to 7.6)	4.6 (3.1 to 6.8)	4.2 (2.8 to 6.2)	4.1 (2.7 to 6.1)	2.4 (1.6 to 3.6)	1.6 (1.1 to 2.4)	0.9 (0.6 to 1.4)	0.5 (0.3 to 0.8)	0.2 (0.1 to 0.3)	0.1 (0.04 to 0.2)	0 (0 to 0.1)	0 (0 to 0)	0 (0 to 0)	23
Respiratory infections and tuberculosis	11,600 (9,110 to 15,000)	8,100 (5,000 to 12,300)	27,000 (19,800 to 37,100)	5,400 (3,700 to 7,600)	2,000 (1,500 to 2,770)	1,710 (1,270 to 2,390)	1,210 (900 to 1,710)	2,210 (1,660 to 2,900)	3,260 (2,540 to 4,110)	4,300 (3,500 to 5,200)	4,340 (3,600 to 5,200)	3,900 (3,200 to 4,800)	3,900 (3,200 to 4,800)	3,900 (3,200 to 4,800)	3,220 (2,570 to 3,960)	2,520 (1,910 to 3,170)	1,930 (1,360 to 2,770)	1,330 (760 to 2,080)	660 (331 to 1,210)	272 (127 to 513)	87.6 (39.8 to 169)	9.6 (3.6 to 21)	110,000
Tuberculosis	0 (0 to 0)	0 (0 to 0)	341 (0 to 1,060)	1,060 (100 to 2,790)	1,060 (109 to 2,880)	1,060 (79 to 2,790)	997 (227 to 2,630)	1,650 (1,150 to 2,770)	2,200 (1,790 to 4,120)	2,200 (2,290 to 5,030)	2,200 (1,600 to 4,190)	2,200 (1,600 to 4,200)	2,200 (1,340 to 3,450)	2,200 (1,340 to 3,450)	2,200 (1,410 to 3,390)	2,200 (1,390 to 3,130)	1,650 (979 to 2,770)	1,100 (379 to 1,950)	550 (132 to 1,330)	220 (79.4 to 557)	73.1 (27.6 to 192)	8.0 (2.9 to 21)	24,200
Latent tuberculosis infection	0 (0 to 0)	0 (0 to 0)	0 (0 to 0)	0 (0 to 0)	0 (0 to 0)	0 (0 to 0)	0 (0 to 0)	0 (0 to 0)	0 (0 to 0)	0 (0 to 0)	0 (0 to 0)	0 (0 to 0)	0 (0 to 0)	0 (0 to 0)	0 (0 to 0)	0 (0 to 0)	0 (0 to 0)	0 (0 to 0)	0 (0 to 0)	0 (0 to 0)	0 (0 to 0)	0 (0 to 0)	0 (0 to 0)	0
Drug-susceptible tuberculosis	0 (0 to 0)	0 (0 to 0)	341 (0 to 1,060)	1,060 (100 to 2,790)	1,060 (109 to 2,880)	1,060 (79 to 2,790)	997 (227 to 2,630)	1,650 (1,150 to 2,770)	2,200 (1,790 to 4,120)	2,200 (2,290 to 5,030)	2,200 (1,600 to 4,190)	2,200 (1,600 to 4,200)	2,200 (1,340 to 3,450)	2,200 (1,340 to 3,450)	2,200 (1,410 to 3,390)	2,200 (1,390 to 3,130)	1,650 (979 to 2,770)	1,100 (379 to 1,950)	550 (132 to 1,330)	220 (79.4 to 557)	73.1 (27.6 to 192)	8.0 (2.9 to 21)	24,200
Multidrug-resistant tuberculosis without extensive drug-re	0 (0 to 0)	0 (0 to 0)	168 (68.3 to 350)	524 (232 to 1,220)	422.7 (187 to 977)	294 (116 to 674)	94.7 (37.6 to 220)	428 (171 to 988)	676 (270 to 1,560)	691 (276 to 1,590)	924 (369 to 2,130)	921 (368 to 2,120)	940 (376 to 2,170)	940 (376 to 2,170)	940 (376 to 2,170)	940 (376 to 2,170)	940 (376 to 2,170)	940 (376 to 2,170)	940 (376 to 2,170)	940 (376 to 2,170)	940 (376 to 2,170)	940 (376 to 2,170)	940 (376 to 2,170)	5,730
Extensively drug-resistant tuberculosis	0 (0 to 0)	0 (0 to 0)	72.9 (17.7 to 169)	451.7 (109 to 1,050)	181.6 (43.8 to 422)	124.4 (30.1 to 289)	41.6 (10.1 to 96.6)	184 (44.5 to 428)	290 (70.4 to 675)	297 (72.1 to 690)	397 (96.4 to 923)	396 (96.2 to 921)	404 (98.1 to 939)	237 (57.5 to 551)	209 (50.7 to 485)	162 (39.3 to 376)	249 (60.3 to 577)	209 (50.7 to 485)	162 (39.3 to 376)	77.3 (18.8 to 180)	29.6 (7.19 to 68.8)	14.0 (3.39 to 32.5)	3,730
Lower respiratory infections	11,600 (9,110 to 15,000)	8,000 (5,000 to 12,100)	26,500 (19,200 to 36,500)	3,100 (2,140 to 4,360)	1,010 (777 to 1,300)	1,020 (782 to 1,320)	1,020 (782 to 1,320)	960 (737 to 1,240)	1,010 (775 to 1,310)	1,070 (821 to 1,380)	1,120 (861 to 1,450)	1,120 (861 to 1,450)	1,120 (861 to 1,450)	1,260 (969 to 1,630)	1,020 (784 to 1,320)	1,020 (784 to 1,320)	1,020 (784 to 1,320)	1,020 (784 to 1,320)	990 (761 to 1,280)	922 (709 to 1,190)	816 (627 to 1,060)	786 (604 to 1,020)	622 (478 to 806)	3,730
Upper respiratory infections	0 (0 to 121)	127 (3.9 to 638)	0 (0 to 0)	226 (126 to 799)	226 (124 to 398)	226 (125 to 431)	226 (114 to 393)	192 (122 to 429)	192 (107 to 481)	192 (107 to 481)	192 (113 to 386)	192 (109 to 391)	192 (109 to 391)	192 (109 to 391)	192 (79.5 to 398)	192 (79.5 to 398)	192 (72.4 to 339)	192 (72.4 to 339)	192 (69.4 to 382)	192 (72.1 to 382)	192 (72.1 to 382)	192 (72.1 to 382)	192 (72.1 to 382)	3,390
Otitis media	0 (0 to 0)	0 (0 to 0)	0.6 (0.3 to 1.2)	0.6 (0.3 to 1.2)	0.6 (0.3 to 1.2)	0.6 (0.3 to 1.2)	0.6 (0.3 to 1.2)	1.4 (0.7 to 2.7)	1.7 (0.9 to 3.3)	2.3 (1.2 to 4.4)	2.3 (1.2 to 4.4)	2.3 (1.2 to 4.4)	2.3 (1.2 to 4.4)	2.3 (1.2 to 4.4)	2.3 (1.2 to 4.4)	2.3 (1.2 to 4.4)	2.3 (1.2 to 4.4)	2.3 (1.2 to 4.4)	2.3 (1.2 to 4.4)	2.3 (1.2 to 4.4)	2.3 (1.2 to 4.4)	2.3 (1.2 to 4.4)	27.6
Enteric infections	199 (99.2 to 568)	499 (9.1 to 3,319)	2,220 (765 to 6,920)	2,220 (675 to 6,920)	2,220 (665 to 6,920)	2,220 (660 to 6,920)	2,220 (660 to 6,920)	792 (323 to 2,220)	792 (323 to 2,220)	792 (323 to 2,220)	792 (323 to 2,220)	792 (323 to 2,220)	792 (323 to 2,220)	792 (323 to 2,220)	792 (323 to 2,220)	792 (323 to 2,220)	792 (323 to 2,220)	792 (323 to 2,220)	792 (323 to 2,220)	792 (323 to 2,220)	792 (323 to 2,220)	792 (323 to 2,220)	792 (323 to 2,220)	12,600
Cholera	0 (0 to 0)	0 (0 to 0)	0 (0 to 0)	0 (0 to 0)	0 (0 to 0)	0 (0 to 0)	0 (0 to 0)	0 (0 to 0)	0 (0 to 0)	0 (0 to 0)	0 (0 to 0)	0 (0 to 0)	0 (0 to 0)	0 (0 to 0)	0 (0 to 0)	0 (0 to 0)	0 (0 to 0)	0 (0 to 0)	0 (0 to 0)	0 (0 to 0)	0 (0 to 0)	0 (0 to 0)	0 (0 to 0)	0
Other diarrheal diseases	199 (99.2 to 568)	499 (9.1 to 3,319)	2,220 (765 to 6,920)	2,220 (675 to 6,920)	2,220 (665 to 6,920)	2,220 (660 to 6,920)	2,220 (660 to 6,920)	792 (323 to 2,220)	792 (323 to 2,220)	792 (323 to 2,220)	792 (323 to 2,220)	792 (323 to 2,220)	792 (323 to 2,220)	792 (323 to 2,220)	792 (323 to 2,220)	792 (323 to 2,220)	792 (323 to 2,220)	792 (323 to 2,220)	792 (323 to 2,220)	792 (323 to 2,220)	792 (323 to 2,220)	792 (323 to 2,220)	792 (323 to 2,220)	12,600
Typhoid and paratyphoid	0 (0 to 0)	0 (0 to 0)	0 (0 to 0)	0.1 (0 to 1.1)	0.1 (0 to 1.1)	0.1 (0 to 1.1)	0.1 (0 to 1.1)	0.2 (0 to 1.6)	0.2 (0 to 1.6)	0.2 (0 to 1.6)	0.2 (0 to 1.6)	0.2 (0 to 1.6)	0.2 (0 to 1.6)	0.2 (0 to 1.6)	0.2 (0 to 1.6)	0.2 (0 to 1.6)	0.2 (0 to 1.6)	0.2 (0 to 1.6)	0.2 (0 to 1.6)	0.2 (0 to 1.6)	0.2 (0 to 1.6)	0.2 (0 to 1.6)	0.2 (0 to 1.6)	9.6
Typhoid fever	0 (0 to 0)	0 (0 to 0)	0 (0 to 0)	0.8 (0 to 1.1)	0.8 (0 to 1.1)	0.8 (0 to 1.1)	0.8 (0 to 1.1)	0.2 (0 to 1.6)	0.2 (0 to 1.6)	0.2 (0 to 1.6)	0.2 (0 to 1.6)	0.2 (0 to 1.6)	0.2 (0 to 1.6)	0.2 (0 to 1.6)	0.2 (0 to 1.6)	0.2 (0 to 1.6)	0.2 (0 to 1.6)	0.2 (0 to 1.6)	0.2 (0 to 1.6)	0.2 (0 to 1.6)	0.2 (0 to 1.6)	0.2 (0 to 1.6)	0.2 (0 to 1.6)	6.8
Paratyphoid fever	0 (0 to 0)	0 (0 to 0)	0 (0 to 0)	0 (0 to 0)	0 (0 to 0)	0 (0 to 0)	0 (0 to 0)	0 (0 to 0)	0 (0 to 0)	0 (0 to 0)	0 (0 to 0)	0 (0 to 0)	0 (0 to 0)	0 (0 to 0)	0 (0 to 0)	0 (0 to 0)	0 (0 to 0)	0 (0 to 0)	0 (0 to 0)	0 (0 to 0)	0 (0 to 0)	0 (0 to 0)	0 (0 to 0)	0 (0 to 0)	0.7
Invasive Non-typhoidal Salmonella (iNTS)	0 (0 to 0)	0 (0 to 0.6)	1.6 (0.6 to 7.9)	1.6 (0.6 to 8.2)	0.1 (0 to 0.6)	0.1 (0 to 0.6)	0.1 (0 to 0.6)	0.1 (0 to 0.6)	0.1 (0 to 0.6)	0.1 (0 to 0.6)	0.1 (0 to 0.6)	0.1 (0 to 0.6)	0.1 (0 to 0.6)	0.1 (0 to 0.6)	0.1 (0 to 0.6)	0.1 (0 to 0.6)	0.1 (0 to 0.6)	0.1 (0 to 0.6)	0.1 (0 to 0.6)	0.1 (0 to 0.6)	0.1 (0 to 0.6)	0.1 (0 to 0.6)	0.1 (0 to 0.6)	82.2
Other intestinal infectious diseases	0 (0 to 0)	0 (0 to 0)	0.8 (0 to 19.4)	0.8 (0 to 20.7)	1.4 (0.7 to 4.0)	1.4 (0.7 to 4.0)	1.4 (0.7 to 4.0)	1.7 (0.9 to 4.7)	2.3 (0.9 to 6.4)	2.3 (0.9 to 6.4)	2.3 (0.9 to 6.4)	2.3 (0.9 to 6.4)	2.3 (0.9 to 6.4)	2.3 (0.9 to 6.4)	2.3 (0.9 to 6.4)	2.3 (0.9 to 6.4)	2.3 (0.9 to 6.4)	2.3 (0.9 to 6.4)	2.3 (0.9 to 6.4)	2.3 (0.9 to 6.4)	2.3 (0.9 to 6.4)	2.3 (0.9 to 6.4)	2.3 (0.9 to 6.4)	27.6
Neglected tropical diseases and malaria	0 (0 to 0.1)	0 (0 to 0.1)	0 (0 to 0.1)	0 (0 to 0.1)	0 (0 to 0.1)	0 (0 to 0.1)	0 (0 to 0.1)	0 (0 to 0.1)	0 (0 to 0.1)	0 (0 to 0.1)	0 (0 to 0.1)	0 (0 to 0.1)	0 (0 to 0.1)	0 (0 to 0.1)	0 (0 to 0.1)	0 (0 to 0.1)	0 (0 to 0.1)	0 (0 to 0.1)	0 (0 to 0.1)	0 (0 to 0.1)	0 (0 to 0.1)	0 (0 to 0.1)	0 (0 to 0.1)	0.1
Malaria	0 (0 to 0)	0 (0 to 0)	0 (0 to 0)	0 (0 to 0)	0 (0 to 0)	0 (0 to 0)	0 (0 to 0)	0 (0 to 0)	0 (0 to 0)	0 (0 to 0)	0 (0 to 0)	0 (0 to 0)	0 (0 to 0)	0 (0 to 0)	0 (0 to 0)	0 (0 to 0)	0 (0 to 0)	0 (0 to 0)	0 (0 to 0)	0 (0 to 0)	0 (0 to 0)	0 (0 to 0)	0 (0 to 0)	0
Chagas disease	0 (0 to 0)	0 (0 to 0)	0 (0 to 0)	0 (0 to 0)	0 (0 to 0)	0 (0 to 0)	0 (0 to 0)	0 (0 to 0)	0 (0 to 0)	0 (0 to 0)	0 (0 to 0)	0 (0 to 0)	0 (0 to 0)	0 (0 to 0)	0 (0 to 0)	0 (0 to 0)	0 (0 to 0)	0 (0 to 0)	0 (0 to 0)	0 (0 to 0)	0 (0 to 0)	0 (0 to 0)	0 (0 to 0)	0
Leishmaniasis	0 (0 to 0)	0 (0 to 0)	0.6 (0 to 4.9)	169.9 (0.1 to 1,060)	26.3 (0.1 to 164)	19.4 (0.1 to 121)	19.7 (0.1 to 123)	19.8 (0.1 to 124)	20 (0.1 to 125)	19.8 (0.1 to 124)	19 (0.1 to 119)	19.5 (0.1 to 122)	19.1 (0.1 to 119)	19.1 (0.1 to 119)	7.4 (0.1 to 46.4)	6.3 (0.1 to 39.4)	2.9 (0.1 to 18.2)	1.2 (0.1 to 7.5)	0.6 (0.1 to 3.8)	0.3 (0.1 to 1.9)	0.1 (0.1 to 0.8)	0.1 (0.1 to 0.4)	241
Visceral leishmaniasis	0 (0 to 0)	0 (0 to 0)	0 (0 to 0.3)	169.3 (0.1 to 1,060)	25.7 (0.1 to 160)	18.8 (0.1 to 118)	19.1 (0.1 to 120)	19.2 (0.1 to 120)	19.4 (0.1 to 121)	19.2 (0.1 to 120)	18.4 (0.1 to 115)	18.9 (0.1 to 118)	18.5 (0.1 to 115)	18.5 (0.1 to 115)	7.2 (0.1 to 45.0)	6.1 (0.1 to 38.2)	2.8 (0.1 to 17.7)	1.2 (0.1 to 7.3)	0.6 (0.1 to 3.7)	0.3 (0.1 to 1.8)	0.1 (0.1 to 0.8)	0.1 (0.1 to 0.4)	208
Cutaneous and mucocutaneous leishmaniasis	0 (0 to 0)	0 (0 to 0)	0.6 (0 to 4.9)	0.6 (0 to 4.9)	0.6 (0.4 to 1.7)	0.6 (0.4 to 1.7)	0.6 (0.4 to 2.2)	0.6 (0.2 to 2.5)	0.6 (0.2 to 2.5)	0.6 (0.2 to 2.5)	0.6 (0.2 to 2.5)	0.6 (0.2 to 2.5)	0.6 (0.2 to 2.5)	0.6 (0.2 to 2.5)	0.6 (0.2 to 2.5)	0.6 (0.2 to 2.5)	0.6 (0.2 to 2.5)	0.6 (0.2 to 2.5)	0.6 (0.2 to 2.5)	0.6 (0.2 to 2.5)	0.6 (0.2 to 2.5)	0.6 (0.2 to 2.5)	0.6 (0.2 to 2.5)	32.8
African trypanosomiasis	0 (0 to 0)	0 (0 to 0)	0 (0 to 0)	0 (0 to 0)	0 (0 to 0)	0 (0 to 0)	0 (0 to 0)	0 (0 to 0)	0 (0 to 0)	0 (0 to 0)	0 (0 to 0)	0 (0 to 0)	0 (0 to 0)	0 (0 to 0)	0 (0 to 0)	0 (0 to 0)	0 (0 to 0)	0 (0 to 0)	0 (0 to 0)	0 (0 to 0)	0 (0 to 0)	0 (0 to 0)	0 (0 to 0)	0
Schistosomiasis	0 (0 to 0)	0 (0 to 0)	0 (0 to 0)	0 (0 to 0)	0 (0 to 0)	0 (0 to 0)	0 (0 to 0)	0 (0 to 0)	0 (0 to 0)	0 (0 to 0)	0 (0 to 0)	0 (0 to 0)	0 (0 to 0)	0 (0 to 0)	0 (0 to 0)	0 (0 to 0)	0 (0 to 0)	0 (0 to 0)	0 (0 to 0)	0 (0 to 0)	0 (0 to 0)	0 (0 to 0)	0 (0 to 0)	0
Cysticercosis	0 (0 to 0)	0 (0 to 0)	0 (0 to 0)	0 (0 to 0)	0 (0 to 0.1)	0 (0 to 0.1)	0.2 (0.1 to 0.6)	0.4 (0.1 to 1.1)	0.6 (0.2 to 1.5)	0.6 (0.2 to 1.5)	0.6 (0.2 to 1.5)	0.6 (0.2 to 1.5)	0.6 (0.2 to 1.5)	0.6 (0.2 to 1.5)	0.6 (0.2 to 1.5)	0.6 (0.2 to 1.5)	0.6 (0.2 to 1.5)	0.6 (0.2 to 1.5)	0.6 (0.2 to 1.5)	0.6 (0.2 to 1.5)	0.6 (0.2 to 1.5)	0.6 (0.2 to 1.5)	0.6 (0.2 to 1.5)	12
Cystic echinococcosis	0 (0 to 0)	0 (0 to 0)	0 (0 to 0)	0.6 (0.4 to 1.4)	19.6 (11.9 to 33.6)	52.6 (31.9 to 90.2)	96.1 (58.3 to 165)	133 (81.1 to 228)	156 (95.2 to 267)	159 (96.8 to 273)	159 (96.7 to 272)	159 (96.7 to 272)	159 (96.7 to 272)	159 (96.7 to 272)	79.1 (48.1 to 135)	79.1 (48.1 to 135)	64.4 (39.1 to 110)	28.7 (17.4 to 49.2)	12.2 (7.41 to 20.9)	4.2 (2.56 to 7.2)	0.4 (0.27 to 0.74)	0.1 (0 to 0.2)	989
Lymphatic filariasis	0 (0 to 0)	0 (0 to 0)	0 (0 to 0)	0 (0 to 0)	0 (0 to 0)	0 (0 to 0)	0 (0 to 0)	0 (0 to 0)	0 (0 to 0)	0 (0 to 0)	0 (0 to 0)	0 (0 to 0)	0 (0 to 0)	0 (0 to 0)	0 (0 to 0)	0 (0 to 0)	0 (0 to 0)	0 (0 to 0)	0 (0 to 0)	0 (0 to 0)	0 (0 to 0)	0 (0 to 0)	0 (0 to 0)	0
Onchocerciasis	0 (0 to 0)	0 (0 to 0)	0 (0 to 0)	0 (0 to 0)	0 (0 to 0)	0 (0 to 0)	0 (0 to 0)	0 (0 to 0)	0 (0 to 0)	0 (0 to 0)	0 (0 to 0)	0 (0 to 0)	0 (0 to 0)	0 (0 to 0)	0 (0 to 0)	0 (0 to 0)	0 (0 to 0)	0 (0 to 0)	0 (0 to 0)	0 (0 to 0)	0 (0 to 0)	0 (0 to 0)	0 (0 to 0)	0
Trachoma	0 (0 to 0)	0 (0 to 0)	0 (0 to 0)	0 (0 to 0)	0 (0 to 0)	0 (0 to 0)	0 (0 to 0)	0 (0 to 0)	0 (0 to 0)	0 (0 to 0)	0 (0 to 0)	0 (0 to 0)	0 (0 to 0)	0 (0 to 0)	0 (0 to 0)	0 (0 to 0)	0 (0 to 0)	0 (0 to 0)	0 (0 to 0)	0 (0 to 0)	0 (0 to 0)	0 (0 to 0)	0 (0 to 0)	0
Dengue	0 (0 to 0)	0 (0 to 0)	0 (0 to 0)	0 (0 to 0)	0 (0 to 0)	0 (0 to 0)	0 (0 to 0)	0 (0 to 0)	0 (0 to 0)	0 (0 to 0)	0 (0 to 0)	0 (0 to 0)	0 (0 to 0)	0 (0 to 0)	0 (0 to 0)	0 (0 to 0)	0 (0 to 0)	0 (0 to 0)	0 (0 to 0)	0 (0 to 0)	0 (0 to 0)	0 (0 to 0)	0 (0 to 0)	0
Yellow fever	0 (0 to 0)	0 (0 to 0)	0 (0 to 0)	0 (0 to 0)	0 (0 to 0)	0 (0 to 0)	0 (0 to 0)	0 (0 to 0)	0 (0 to 0)	0 (0 to 0)	0 (0 to 0)	0 (0 to 0)	0 (0 to 0)	0 (0 to 0)	0 (0 to 0)	0 (0 to 0)	0 (0 to 0)	0 (0 to 0)	0 (0 to 0)	0 (0 to 0)	0 (0 to 0)	0 (0 to 0)	0 (0 to 0)	0
Rabies	0 (0 to 0)	0 (0 to 0)	7.6 (0.6 to 18.7)	26.9 (2.2 to 66.1)	42 (3.4 to 104)	19.7 (1.6 to 48.3)	8.6 (0.7 to 20.9)	16.1 (1.3 to 39.5)	19.3 (1.6 to 47.3)	8.9 (0.7 to 21.7)	20.6 (1.6 to 50.3)	19.4 (1.6 to 47.4)	19.2 (1.6 to 47.1)	12.2 (0.9 to 29.8)	12.2 (0.9 to 29.8)	8.1 (0.6 to 19.8)	1.6 (0.1 to 3.9)	0.3 (0.1 to 0.8)	0.1 (0.1 to 0.2)	0.1 (0.1 to 0.2)	0.1 (0.1 to 0.2)	0.1 (0.1 to 0.2)	229
Intestinal nematode infections	0 (0 to 0)	0 (0 to 0)	0.





SR Table 2a. Tobacco DALYS by cause and sex group for males with 95% uncertainty intervals, 2019

Cause	Semi-Neonatal	Post Neonatal	1 to 4	5 to 9	10 to 14	15 to 19	20 to 24	25 to 29	30 to 34	35 to 39	40 to 44	45 to 49	50 to 54	55 to 59	60 to 64	65 to 69	70 to 74	75 to 79	80 to 84	85 to 89	90 to 94	95 plus	Total
All causes	8,160 (5,390 to 10,300)	13,200 (9,200 to 16,900)	5,750 (4,680 to 7,000)	7,690 (6,750 to 8,770)	9,150 (7,950 to 11,100)	15,600 (13,100 to 19,600)	23,900 (21,200 to 28,700)	23,900 (21,700 to 28,000)	25,200 (23,000 to 27,000)	23,200 (19,600 to 27,000)	24,100 (19,800 to 28,600)	25,200 (20,300 to 30,600)	26,400 (21,100 to 32,100)	26,400 (21,100 to 32,000)	26,200 (20,200 to 32,600)	25,600 (19,900 to 32,100)	17,200 (13,000 to 22,600)	13,800 (11,300 to 16,400)	8,380 (6,700 to 10,200)	4,980 (3,900 to 7,200)	2,610 (2,000 to 3,430)	1,690 (930 to 1,700)	397,000
Communicable, maternal, neonatal, and nutritional diseases	5,170 (5,620 to 12,300)	6,270 (4,220 to 8,990)	6,470 (1,370 to 9,310)	1,990 (1,380 to 2,810)	1,990 (1,370 to 1,870)	1,430 (967 to 1,450)	1,940 (1,670 to 2,250)	3,020 (2,620 to 3,500)	3,110 (2,720 to 3,500)	2,990 (2,250 to 2,990)	2,760 (1,860 to 2,990)	2,760 (1,970 to 2,770)	1,960 (990 to 1,950)	1,250 (572 to 1,260)	1,050 (527 to 1,060)	647 (327 to 667)	440 (183 to 450)	444 (228 to 460)	319 (209 to 360)	167 (120 to 209)	80.9 (60.6 to 101)	69,900
HIV/AIDS and sexually transmitted infections	1 (0.9 to 1.1)	1 (0.5 to 1.8)	66.1 (54.2 to 79.6)	42 (34.4 to 49.9)	60.2 (54.1 to 66.4)	79.7 (69.9 to 90.4)	256 (197 to 338)	787 (767 to 1,000)	1,660 (1,640 to 2,010)	2,020 (1,980 to 2,020)	1,980 (1,320 to 1,970)	1,720 (962 to 1,800)	1,720 (710 to 1,720)	1,180 (490 to 1,200)	1,060 (397 to 1,060)	1,060 (379 to 1,060)	1,060 (379 to 1,060)	1,060 (379 to 1,060)	1,060 (379 to 1,060)	1,060 (379 to 1,060)	1,060 (379 to 1,060)	18,900
HIV/AIDS	0 (0 to 0)	0 (0 to 0)	66.1 (54.2 to 79.6)	41.9 (34.4 to 49.9)	60.1 (54.1 to 66.4)	79.3 (69.6 to 90.1)	251 (194 to 332)	768 (739 to 1,000)	1,650 (1,630 to 2,000)	2,010 (1,980 to 2,000)	1,980 (1,320 to 1,960)	1,720 (959 to 1,800)	1,720 (698 to 1,720)	1,180 (480 to 1,200)	1,060 (387 to 1,060)	1,060 (370 to 1,060)	1,060 (370 to 1,060)	1,060 (370 to 1,060)	1,060 (370 to 1,060)	1,060 (370 to 1,060)	1,060 (370 to 1,060)	18,800
HIV/AIDS - Drug-susceptible Tuberculosis	0 (0 to 0)	0.8 (0.4 to 1.6)	0.4 (0.4 to 0.4)	0.4 (0.4 to 0.4)	0.4 (0.4 to 0.4)	0.4 (0.4 to 0.4)	5.1 (3.4 to 7.1)	19.1 (12.7 to 27.1)	10.1 (6.7 to 14.3)	10.1 (6.7 to 14.3)	0.4 (0.4 to 0.4)	0.4 (0.4 to 0.4)	0.4 (0.4 to 0.4)	0.4 (0.4 to 0.4)	0.4 (0.4 to 0.4)	0.4 (0.4 to 0.4)	0.4 (0.4 to 0.4)	0.4 (0.4 to 0.4)	0.4 (0.4 to 0.4)	0.4 (0.4 to 0.4)	0.4 (0.4 to 0.4)	93.3
HIV/AIDS - Multidrug-resistant Tuberculosis without extensive drug-resistance	0 (0 to 0)	0.3 (0.1 to 0.6)	0.3 (0.2 to 0.3)	0.3 (0.2 to 0.3)	0.3 (0.2 to 0.3)	0.3 (0.2 to 0.3)	4.1 (2.7 to 5.7)	15.4 (10.2 to 21.8)	8.1 (5.4 to 11.5)	8.1 (5.4 to 11.5)	0.3 (0.2 to 0.3)	0.3 (0.2 to 0.3)	0.3 (0.2 to 0.3)	0.3 (0.2 to 0.3)	0.3 (0.2 to 0.3)	0.3 (0.2 to 0.3)	0.3 (0.2 to 0.3)	0.3 (0.2 to 0.3)	0.3 (0.2 to 0.3)	0.3 (0.2 to 0.3)	0.3 (0.2 to 0.3)	74.9
HIV/AIDS - Extensively drug-resistant Tuberculosis	0 (0 to 0)	0 (0 to 0)	0 (0 to 0)	0 (0 to 0)	0 (0 to 0)	0 (0 to 0)	0.1 (0 to 0.1)	0.4 (0 to 0.5)	0.2 (0 to 0.3)	0.2 (0 to 0.3)	0 (0 to 0)	0 (0 to 0)	0 (0 to 0)	0 (0 to 0)	0 (0 to 0)	0 (0 to 0)	0 (0 to 0)	0 (0 to 0)	0 (0 to 0)	0 (0 to 0)	0 (0 to 0)	0 (0 to 0)	1.8
HIV/AIDS resulting in other diseases	0 (0 to 0)	0 (0 to 0)	0.1 (0.1 to 0.2)	0.1 (0 to 0.1)	0.1 (0 to 0.2)	0.1 (0 to 0.2)	0.5 (0.3 to 0.7)	1.7 (1.1 to 2.4)	0.9 (0.6 to 1.3)	0.9 (0.6 to 1.3)	0.1 (0 to 0.1)	0.1 (0 to 0.1)	0.1 (0 to 0.1)	0.1 (0 to 0.1)	0.1 (0 to 0.1)	0.1 (0 to 0.1)	0.1 (0 to 0.1)	0.1 (0 to 0.1)	0.1 (0 to 0.1)	0.1 (0 to 0.1)	0.1 (0 to 0.1)	8.8
Sexually transmitted infections excluding HIV	1 (0.9 to 1.1)	1 (0.5 to 1.8)	0.1 (0 to 0.2)	0.1 (0 to 0.1)	0.2 (0.1 to 0.3)	0.3 (0.1 to 0.5)	5.5 (3.7 to 7.6)	18.9 (12.7 to 26.7)	7.7 (5.1 to 10.8)	7.7 (5.1 to 10.8)	0.5 (0.3 to 0.7)	0.5 (0.3 to 0.7)	0.5 (0.3 to 0.7)	0.5 (0.3 to 0.7)	0.5 (0.3 to 0.7)	0.5 (0.3 to 0.7)	0.5 (0.3 to 0.7)	0.5 (0.3 to 0.7)	0.5 (0.3 to 0.7)	0.5 (0.3 to 0.7)	0.5 (0.3 to 0.7)	99.4
Syphilis	0 (0 to 0)	0 (0 to 0.2)	0 (0 to 0.1)	0 (0 to 0.1)	0.2 (0.1 to 0.3)	0.3 (0.1 to 0.5)	5.4 (3.6 to 7.5)	18.7 (12.5 to 26.5)	7.6 (5.1 to 10.7)	7.6 (5.1 to 10.7)	0.5 (0.3 to 0.7)	0.5 (0.3 to 0.7)	0.5 (0.3 to 0.7)	0.5 (0.3 to 0.7)	0.5 (0.3 to 0.7)	0.5 (0.3 to 0.7)	0.5 (0.3 to 0.7)	0.5 (0.3 to 0.7)	0.5 (0.3 to 0.7)	0.5 (0.3 to 0.7)	0.5 (0.3 to 0.7)	123
Chlamydial infection	0 (0 to 0)	0 (0 to 0)	0 (0 to 0)	0 (0 to 0)	0 (0 to 0)	0 (0 to 0)	0.1 (0 to 0.1)	1.7 (1.1 to 2.4)	0.9 (0.6 to 1.3)	0.9 (0.6 to 1.3)	0.1 (0 to 0.1)	0.1 (0 to 0.1)	0.1 (0 to 0.1)	0.1 (0 to 0.1)	0.1 (0 to 0.1)	0.1 (0 to 0.1)	0.1 (0 to 0.1)	0.1 (0 to 0.1)	0.1 (0 to 0.1)	0.1 (0 to 0.1)	0.1 (0 to 0.1)	19.1
Gonococcal infection	0 (0 to 0)	0 (0 to 0)	0 (0 to 0)	0 (0 to 0)	0 (0 to 0)	0.2 (0.1 to 0.3)	1.9 (1.3 to 2.6)	6.9 (4.6 to 9.7)	3.6 (2.4 to 5.1)	3.6 (2.4 to 5.1)	0.2 (0.1 to 0.3)	0.2 (0.1 to 0.3)	0.2 (0.1 to 0.3)	0.2 (0.1 to 0.3)	0.2 (0.1 to 0.3)	0.2 (0.1 to 0.3)	0.2 (0.1 to 0.3)	0.2 (0.1 to 0.3)	0.2 (0.1 to 0.3)	0.2 (0.1 to 0.3)	0.2 (0.1 to 0.3)	19.6
Trichomoniasis	0 (0 to 0)	0 (0 to 0)	0 (0 to 0)	0 (0 to 0)	0 (0 to 0)	0 (0 to 0)	0.1 (0 to 0.1)	0.4 (0 to 0.5)	0.2 (0 to 0.3)	0.2 (0 to 0.3)	0 (0 to 0)	0 (0 to 0)	0 (0 to 0)	0 (0 to 0)	0 (0 to 0)	0 (0 to 0)	0 (0 to 0)	0 (0 to 0)	0 (0 to 0)	0 (0 to 0)	0 (0 to 0)	0 (0 to 0)	3.7
Genital herpes	0 (0 to 0)	0 (0 to 0)	0 (0 to 0)	0 (0 to 0)	0 (0 to 0)	0.1 (0 to 0.2)	1.1 (0.7 to 1.6)	3.7 (2.5 to 5.1)	2.1 (1.4 to 2.9)	2.1 (1.4 to 2.9)	0.1 (0 to 0.2)	0.1 (0 to 0.2)	0.1 (0 to 0.2)	0.1 (0 to 0.2)	0.1 (0 to 0.2)	0.1 (0 to 0.2)	0.1 (0 to 0.2)	0.1 (0 to 0.2)	0.1 (0 to 0.2)	0.1 (0 to 0.2)	0.1 (0 to 0.2)	31.5
Other sexually transmitted infections	0 (0 to 0)	0 (0 to 0)	0 (0 to 0)	0 (0 to 0)	0 (0 to 0)	0.1 (0 to 0.1)	2.7 (1.8 to 3.6)	4.9 (3.2 to 6.6)	2.7 (1.8 to 3.6)	2.7 (1.8 to 3.6)	1.6 (1.1 to 2.2)	1.6 (1.1 to 2.2)	1.6 (1.1 to 2.2)	1.6 (1.1 to 2.2)	1.7 (1.1 to 2.3)	1.7 (1.1 to 2.3)	1.7 (1.1 to 2.3)	1.7 (1.1 to 2.3)	1.7 (1.1 to 2.3)	1.7 (1.1 to 2.3)	1.7 (1.1 to 2.3)	214
Respiratory infections and tuberculosis	198 (139 to 300)	2,220 (1,300 to 2,990)	420 (290 to 600)	220 (210 to 231)	297 (190 to 390)	1,190 (780 to 1,890)	420 (380 to 460)	420 (370 to 500)	420 (360 to 500)	420 (360 to 500)	420 (360 to 500)	420 (360 to 500)	420 (360 to 500)	420 (360 to 500)	420 (360 to 500)	420 (360 to 500)	420 (360 to 500)	420 (360 to 500)	420 (360 to 500)	420 (360 to 500)	420 (360 to 500)	9,160
Tuberculosis	0 (0 to 0)	0 (0 to 0)	23.6 (14.3 to 37.3)	9.5 (4.9 to 16.2)	10.1 (7.1 to 13.8)	13.8 (10.3 to 17.6)	22.3 (21.0 to 23.4)	89.4 (87.9 to 90.8)	135 (131 to 137)	135 (131 to 137)	89.4 (87.9 to 90.8)	89.4 (87.9 to 90.8)	89.4 (87.9 to 90.8)	89.4 (87.9 to 90.8)	89.4 (87.9 to 90.8)	89.4 (87.9 to 90.8)	89.4 (87.9 to 90.8)	89.4 (87.9 to 90.8)	89.4 (87.9 to 90.8)	89.4 (87.9 to 90.8)	1,560
Latent tuberculosis infection	0 (0 to 0)	0 (0 to 0)	0 (0 to 0)	0 (0 to 0)	0 (0 to 0)	0 (0 to 0)	0 (0 to 0)	0 (0 to 0)	0 (0 to 0)	0 (0 to 0)	0 (0 to 0)	0 (0 to 0)	0 (0 to 0)	0 (0 to 0)	0 (0 to 0)	0 (0 to 0)	0 (0 to 0)	0 (0 to 0)	0 (0 to 0)	0 (0 to 0)	0 (0 to 0)	0
Drug-susceptible Tuberculosis	0 (0 to 0)	220 (122 to 39)	9.1 (2.9 to 17)	9.6 (3.4 to 13.1)	13.6 (8.7 to 17.9)	39.2 (28.4 to 51.3)	69.6 (68.4 to 70.8)	115 (77 to 128)	166 (164 to 168)	166 (164 to 168)	111 (97.1 to 127)	111 (97.1 to 127)	111 (90.6 to 128)	111 (90.6 to 128)	111 (90.6 to 128)	111 (90.6 to 128)	111 (90.6 to 128)	111 (90.6 to 128)	111 (90.6 to 128)	111 (90.6 to 128)	111 (90.6 to 128)	1,490
Multidrug-resistant tuberculosis without extensive drug-resistance	0 (0 to 0)	1.4 (0.1 to 6.2)	0.3 (0 to 1.5)	0.6 (0 to 2.6)	0.8 (0.1 to 3.5)	2.6 (0.2 to 11.5)	4.6 (0.5 to 20.5)	7.7 (0.8 to 34.4)	11.1 (1.1 to 49.5)	11.1 (1.1 to 49.5)	7.4 (0.8 to 33.1)	7.4 (0.8 to 33.1)	7.4 (0.8 to 33.1)	7.4 (0.8 to 33.1)	7.4 (0.8 to 33.1)	7.4 (0.8 to 33.1)	7.4 (0.8 to 33.1)	7.4 (0.8 to 33.1)	7.4 (0.8 to 33.1)	7.4 (0.8 to 33.1)	7.4 (0.8 to 33.1)	99.6
Extensively drug-resistant tuberculosis	0 (0 to 0)	0.2 (0 to 1.1)	0.1 (0 to 0.3)	0.1 (0 to 0.6)	0.1 (0 to 0.8)	0.3 (0 to 2.5)	0.7 (0 to 5.1)	1.1 (0 to 8.1)	1.7 (0 to 12.1)	1.7 (0 to 12.1)	1.1 (0 to 8.1)	1.1 (0 to 8.1)	1.1 (0 to 8.1)	1.1 (0 to 8.1)	1.1 (0 to 8.1)	1.1 (0 to 8.1)	1.1 (0 to 8.1)	1.1 (0 to 8.1)	1.1 (0 to 8.1)	1.1 (0 to 8.1)	1.1 (0 to 8.1)	13.9
Lower respiratory infections	197 (139 to 297)	2,200 (1,300 to 2,980)	399 (290 to 580)	91.3 (60.6 to 122)	80.6 (56.9 to 117)	94.3 (66.7 to 136)	192 (189 to 195)	199 (193 to 205)	199 (194 to 205)	199 (194 to 205)	254 (194 to 306)	254 (194 to 306)	230 (143 to 306)	230 (177 to 306)	230 (160 to 306)	226 (147 to 306)	226 (139 to 306)	203 (131 to 306)	173 (114 to 306)	166 (106 to 306)	88.1 (48 to 306)	30.9 (20.6 to 46.4)	6,060
Upper respiratory infections	1.2 (0.8 to 1.8)	49.6 (29.2 to 67.1)	19.6 (13.7 to 27.5)	1.8 (1.2 to 2.4)	1.2 (0.8 to 1.7)	1.7 (1.1 to 2.4)	1.7 (1.1 to 2.4)	87.6 (86.2 to 89.1)	87.6 (86.2 to 89.1)	87.6 (86.2 to 89.1)	85.3 (84.2 to 86.4)	79.8 (78.7 to 80.9)	64.9 (64.1 to 65.8)	54.1 (53.4 to 54.8)	44.2 (43.6 to 44.8)	36 (35.5 to 36.5)	29.6 (29.2 to 30.1)	24.2 (23.8 to 24.5)	17.6 (17.3 to 17.8)	14.4 (14.2 to 14.6)	8.6 (8.5 to 8.7)	1,130
Otitis media	0 (0 to 0)	0.1 (0 to 0.6)	0.1 (0 to 0.1)	0.1 (0 to 0.1)	0.1 (0 to 0.1)	0.1 (0 to 0.1)	0.1 (0 to 0.1)	0.1 (0 to 0.1)	0.1 (0 to 0.1)	0.1 (0 to 0.1)	0.1 (0 to 0.1)	0.1 (0 to 0.1)	0.1 (0 to 0.1)	0.1 (0 to 0.1)	0.1 (0 to 0.1)	0.1 (0 to 0.1)	0.1 (0 to 0.1)	0.1 (0 to 0.1)	0.1 (0 to 0.1)	0.1 (0 to 0.1)	0.1 (0 to 0.1)	0.1
Interstitial lung disease and pulmonary sarcoidosis	197 (77.6 to 278)	998 (37.6 to 111)	227 (109 to 372)	227 (109 to 372)	172 (109 to 372)	877 (87 to 125)	757 (60.4 to 109)	757 (96.2 to 110)	757 (60.2 to 110)	757 (60.2 to 110)	757 (60.2 to 110)	757 (60.2 to 110)	757 (60.2 to 110)	757 (60.2 to 110)	757 (60.2 to 110)	757 (60.2 to 110)	757 (60.2 to 110)	757 (60.2 to 110)	757 (60.2 to 110)	757 (60.2 to 110)	757 (60.2 to 110)	13,600
Other respiratory infections	0 (0 to 0)	0 (0 to 0)	0 (0 to 0)	0 (0 to 0)	0 (0 to 0)	0 (0 to 0)	0 (0 to 0)	0 (0 to 0)	0 (0 to 0)	0 (0 to 0)	0 (0 to 0)	0 (0 to 0)	0 (0 to 0)	0 (0 to 0)	0 (0 to 0)	0 (0 to 0)	0 (0 to 0)	0 (0 to 0)	0 (0 to 0)	0 (0 to 0)	0 (0 to 0)	0
Enteric infections	1,190 (374 to 3,110)	1,360 (1,130 to 1,590)	1,360 (1,130 to 1,590)	1,360 (1,130 to 1,590





SR Table 2a. Tomsubono DALYS by cause and age group for males with 95% uncertainty intervals, 2019

Cause	Early Neonatal	Late Neonatal	Post Neonatal	1 to 4	5 to 9	10 to 14	15 to 19	20 to 24	25 to 29	30 to 34	35 to 39	40 to 44	45 to 49	50 to 54	55 to 59	60 to 64	65 to 69	70 to 74	75 to 79	80 to 84	85 to 89	90 to 94	95 plus	Total
All causes	9,399 (9,199 to 9,599)	6,173 (5,900 to 6,393)	12,269 (9,919 to 14,665)	7,479 (6,974 to 8,043)	5,488 (4,774 to 6,302)	5,220 (4,564 to 6,000)	6,555 (5,830 to 7,400)	8,020 (7,169 to 8,977)	8,020 (7,169 to 8,977)	8,020 (7,169 to 8,977)	8,020 (7,169 to 8,977)	10,150 (9,064 to 11,400)	10,150 (9,064 to 11,400)	10,150 (9,064 to 11,400)	10,150 (9,064 to 11,400)	10,150 (9,064 to 11,400)	10,150 (9,064 to 11,400)	10,150 (9,064 to 11,400)	10,150 (9,064 to 11,400)	10,150 (9,064 to 11,400)	6,995 (5,709 to 8,395)	4,870 (3,183 to 7,282)	1,700 (1,566 to 2,000)	526,000
Communicable, maternal, neonatal, and nutritional diseases	9,400 (8,700 to 10,400)	3,700 (2,700 to 4,900)	3,900 (1,970 to 5,900)	3,100 (2,300 to 3,900)	1,900 (1,500 to 2,700)	1,400 (1,000 to 1,900)	1,290 (1,010 to 1,630)	1,670 (1,300 to 2,020)	2,000 (2,000 to 2,100)	2,000 (2,000 to 2,010)	2,000 (2,000 to 2,010)	2,200 (2,000 to 2,500)	2,300 (1,900 to 2,700)	2,300 (1,900 to 2,700)	2,300 (1,900 to 2,800)	1,910 (1,370 to 2,500)	1,470 (1,110 to 1,790)	1,160 (899 to 1,490)	1,060 (839 to 1,360)	939 (728 to 1,230)	639 (488 to 833)	466 (349 to 587)	236 (180 to 309)	67,500
HIV/AIDS and sexually transmitted infections	1.2 (0.7 to 1.8)	0.6 (0.4 to 1.3)	49.5 (37.0 to 66.2)	53.6 (39.5 to 72.1)	27.4 (22.0 to 33.2)	32.7 (27.1 to 39.1)	66 (51 to 79)	350 (342 to 366)	650 (648 to 652)	1,020 (969 to 1,080)	1,020 (969 to 1,080)	1,100 (1,050 to 1,150)	1,100 (1,050 to 1,150)	934 (891 to 978)	852 (809 to 895)	668 (635 to 703)	376 (357 to 397)	196 (186 to 207)	99.7 (93.3 to 106)	29.6 (21.3 to 39.6)	13.9 (11.3 to 16.7)	6.3 (4.4 to 8.7)	0.2 (0.2 to 0.3)	6,880
HIV/AIDS	0 (0 to 0)	0 (0 to 0)	44.8 (38.6 to 50.4)	50.4 (43.4 to 56.2)	27.4 (23.6 to 30.2)	32.6 (28.9 to 35.8)	66.3 (58.6 to 73.1)	349 (339 to 359)	650 (648 to 652)	1,020 (977 to 1,060)	1,020 (977 to 1,060)	1,100 (1,050 to 1,150)	1,100 (1,050 to 1,150)	917 (769 to 1,060)	797 (662 to 930)	478 (387 to 566)	228 (182 to 269)	98 (72 to 120)	39.3 (28.6 to 51.1)	11.9 (7.9 to 16.3)	4.9 (2.9 to 7.2)	2.1 (1.1 to 3.6)	0.2 (0.1 to 0.3)	6,540
HIV/AIDS - Drug-susceptible Tuberculosis	0 (0 to 0)	0.9 (0.4 to 1.8)	0.4 (0.2 to 0.8)	1.3 (0.6 to 2.6)	0.2 (0.1 to 0.4)	0.2 (0.1 to 0.4)	0.5 (0.2 to 1.1)	0.9 (0.4 to 1.8)	0.2 (0.1 to 0.4)	0.2 (0.1 to 0.4)	0.2 (0.1 to 0.4)	0.2 (0.1 to 0.4)	0.2 (0.1 to 0.4)	0.2 (0.1 to 0.4)	0.2 (0.1 to 0.4)	0.2 (0.1 to 0.4)	0.2 (0.1 to 0.4)	0.2 (0.1 to 0.4)	0.2 (0.1 to 0.4)	0.2 (0.1 to 0.4)	0.2 (0.1 to 0.4)	0.2 (0.1 to 0.4)	0.2 (0.1 to 0.4)	715
HIV/AIDS - Multidrug-resistant Tuberculosis without extensive drug resistance	0 (0 to 0)	0 (0 to 0)	0 (0 to 1.9)	0.4 (0 to 1.1)	0.2 (0 to 0.7)	0.2 (0 to 0.7)	0.5 (0 to 1.1)	0.9 (0.2 to 1.9)	0.2 (0 to 0.5)	0.2 (0 to 0.5)	0.2 (0 to 0.5)	0.2 (0 to 0.5)	0.2 (0 to 0.5)	0.2 (0 to 0.5)	0.2 (0 to 0.5)	0.2 (0 to 0.5)	0.2 (0 to 0.5)	0.2 (0 to 0.5)	0.2 (0 to 0.5)	0.2 (0 to 0.5)	0.2 (0 to 0.5)	0.2 (0 to 0.5)	0.2 (0 to 0.5)	99.1
HIV/AIDS - Extensively drug-resistant Tuberculosis	0 (0 to 0)	0 (0 to 0)	0 (0 to 0)	0 (0 to 0.2)	0 (0 to 0.1)	0 (0 to 0.1)	0 (0 to 0.2)	0 (0 to 0.1)	0 (0 to 0.1)	0 (0 to 0.1)	0 (0 to 0.1)	0 (0 to 0.1)	0 (0 to 0.1)	0 (0 to 0.1)	0 (0 to 0.1)	0 (0 to 0.1)	0 (0 to 0.1)	0 (0 to 0.1)	0 (0 to 0.1)	0 (0 to 0.1)	0 (0 to 0.1)	0 (0 to 0.1)	0 (0 to 0.1)	0 (0 to 0.1)	9
HIV/AIDS resulting in other diseases	0 (0 to 0)	0 (0 to 0)	37.1 (31.0 to 46.4)	39.7 (31.5 to 50.1)	27.4 (21.9 to 33.3)	32.6 (26.9 to 38.5)	66.3 (54.4 to 77.5)	347 (332 to 362)	650 (648 to 652)	1,020 (978 to 1,060)	1,020 (978 to 1,060)	1,100 (1,050 to 1,150)	1,100 (1,050 to 1,150)	917 (769 to 1,060)	797 (662 to 930)	478 (387 to 566)	228 (182 to 269)	98 (72 to 120)	39.3 (28.6 to 51.1)	11.9 (7.9 to 16.3)	4.9 (2.9 to 7.2)	2.1 (1.1 to 3.6)	0.2 (0.1 to 0.3)	6,760
Sexually transmitted infections excluding HIV	1.2 (0.7 to 1.8)	0.6 (0.4 to 1.3)	4.7 (2.2 to 7.6)	3.2 (1.4 to 5.6)	0.2 (0.1 to 0.4)	0.2 (0.1 to 0.4)	0.2 (0.1 to 0.4)	0.7 (0.3 to 1.4)	0.9 (0.4 to 1.8)	1.3 (0.6 to 2.6)	1.3 (0.6 to 2.6)	1.9 (0.8 to 3.8)	1.9 (0.8 to 3.8)	1.9 (0.8 to 3.8)	1.9 (0.8 to 3.8)	1.9 (0.8 to 3.8)	1.2 (0.6 to 1.7)	1.1 (0.7 to 1.4)	0.6 (0.4 to 0.8)	0.2 (0.1 to 0.4)	0.2 (0.1 to 0.4)	0.2 (0.1 to 0.3)	0.2 (0.1 to 0.3)	140
Syphilis	0 (0 to 0)	0 (0 to 0)	0.2 (0.2 to 0.4)	0.2 (0 to 0.5)	0.2 (0 to 0.5)	0.2 (0 to 0.5)	0.2 (0 to 0.5)	0.2 (0 to 0.5)	0.2 (0 to 0.5)	1.3 (0.6 to 2.6)	1.3 (0.6 to 2.6)	1.9 (0.8 to 3.8)	1.9 (0.8 to 3.8)	1.9 (0.8 to 3.8)	1.9 (0.8 to 3.8)	1.9 (0.8 to 3.8)	1.2 (0.6 to 1.7)	1.1 (0.7 to 1.4)	0.6 (0.4 to 0.8)	0.2 (0.1 to 0.4)	0.2 (0.1 to 0.4)	0.2 (0.1 to 0.3)	0.2 (0.1 to 0.3)	29.6
Chlamydial infection	0 (0 to 0)	0 (0 to 0)	0 (0 to 0)	0 (0 to 0)	0 (0 to 0.1)	0 (0 to 0)	0 (0 to 0.1)	0.2 (0 to 0.4)	0.2 (0 to 0.4)	0.8 (0.1 to 1.9)	0.8 (0.1 to 1.9)	0.2 (0 to 0.5)	0.2 (0 to 0.5)	0.2 (0 to 0.5)	0.2 (0 to 0.5)	0.2 (0 to 0.5)	0.2 (0 to 0.5)	0.2 (0 to 0.5)	0.2 (0 to 0.5)	0.2 (0 to 0.5)	0.2 (0 to 0.5)	0.2 (0 to 0.5)	0.2 (0 to 0.5)	0.2 (0 to 0.5)	27.6
Gonococcal infection	0 (0 to 0)	0 (0 to 0)	0 (0 to 0)	0 (0 to 0)	0 (0 to 0.1)	0 (0 to 0.1)	0 (0 to 0.1)	0.2 (0 to 0.4)	0.2 (0 to 0.4)	0.8 (0.1 to 1.9)	0.8 (0.1 to 1.9)	0.2 (0 to 0.5)	0.2 (0 to 0.5)	0.2 (0 to 0.5)	0.2 (0 to 0.5)	0.2 (0 to 0.5)	0.2 (0 to 0.5)	0.2 (0 to 0.5)	0.2 (0 to 0.5)	0.2 (0 to 0.5)	0.2 (0 to 0.5)	0.2 (0 to 0.5)	0.2 (0 to 0.5)	0.2 (0 to 0.5)	14.7
Trichomoniasis	0 (0 to 0)	0 (0 to 0)	0 (0 to 0)	0 (0 to 0)	0 (0 to 0)	0 (0 to 0)	0 (0 to 0)	0 (0 to 0)	0 (0 to 0)	0 (0 to 0.1)	0 (0 to 0.1)	0 (0 to 0.1)	0 (0 to 0.1)	0 (0 to 0.1)	0 (0 to 0.1)	0 (0 to 0.1)	0 (0 to 0.1)	0 (0 to 0.1)	0 (0 to 0.1)	0 (0 to 0.1)	0 (0 to 0.1)	0 (0 to 0.1)	0 (0 to 0.1)	0 (0 to 0.1)	9.4
Genital herpes	0 (0 to 0)	0 (0 to 0)	0.1 (0 to 0.2)	0 (0 to 0.2)	0 (0 to 0.2)	0 (0 to 0.2)	0.1 (0 to 0.3)	0.2 (0 to 0.4)	0.2 (0 to 0.4)	0.8 (0.1 to 1.9)	0.8 (0.1 to 1.9)	0.2 (0 to 0.5)	0.2 (0 to 0.5)	0.2 (0 to 0.5)	0.2 (0 to 0.5)	0.2 (0 to 0.5)	0.2 (0 to 0.5)	0.2 (0 to 0.5)	0.2 (0 to 0.5)	0.2 (0 to 0.5)	0.2 (0 to 0.5)	0.2 (0 to 0.5)	0.2 (0 to 0.5)	0.2 (0 to 0.5)	49.8
Other sexually transmitted infections	0 (0 to 0)	0 (0 to 0)	0 (0 to 0)	0 (0 to 0)	0 (0 to 0)	0 (0.3 to 2)	0 (0 to 0.1)	0 (0 to 0.1)	0 (0 to 0.1)	0.2 (0 to 0.4)	0.2 (0 to 0.4)	0.2 (0 to 0.5)	0.2 (0 to 0.5)	0.2 (0 to 0.5)	0.2 (0 to 0.5)	0.2 (0 to 0.5)	0.2 (0 to 0.5)	0.2 (0 to 0.5)	0.2 (0 to 0.5)	0.2 (0 to 0.5)	0.2 (0 to 0.5)	0.2 (0 to 0.5)	0.2 (0 to 0.5)	0.2 (0 to 0.5)	30.6
Respiratory infections and tuberculosis	398 (184 to 697)	546 (186 to 846)	475 (3 to 2,900)	338 (3 to 2,400)	109 (2 to 1,200)	204 (2 to 1,600)	280 (2 to 2,100)	277 (2 to 2,100)	277 (2 to 2,100)	277 (2 to 2,100)	277 (2 to 2,100)	277 (2 to 2,100)	277 (2 to 2,100)	277 (2 to 2,100)	277 (2 to 2,100)	277 (2 to 2,100)	277 (2 to 2,100)	277 (2 to 2,100)	277 (2 to 2,100)	277 (2 to 2,100)	277 (2 to 2,100)	277 (2 to 2,100)	277 (2 to 2,100)	277 (2 to 2,100)	12,400
Tuberculosis	0 (0 to 0)	0 (0 to 0)	11.1 (9.7 to 19.6)	21.7 (20.4 to 43.6)	11.8 (9.9 to 13.6)	46 (38.9 to 53.1)	121 (29.7 to 44.6)	167 (79.9 to 173)	166 (119 to 228)	253 (157 to 293)	253 (160 to 328)	256 (178 to 356)	256 (178 to 356)	256 (178 to 356)	256 (178 to 356)	256 (178 to 356)	256 (178 to 356)	256 (178 to 356)	256 (178 to 356)	256 (178 to 356)	256 (178 to 356)	256 (178 to 356)	256 (178 to 356)	256 (178 to 356)	2,320
Latent tuberculosis infection	0 (0 to 0)	0 (0 to 0)	0 (0 to 0)	0 (0 to 0)	0 (0 to 0)	0 (0 to 0)	0 (0 to 0)	0 (0 to 0)	0 (0 to 0)	0 (0 to 0)	0 (0 to 0)	0 (0 to 0)	0 (0 to 0)	0 (0 to 0)	0 (0 to 0)	0 (0 to 0)	0 (0 to 0)	0 (0 to 0)	0 (0 to 0)	0 (0 to 0)	0 (0 to 0)	0 (0 to 0)	0 (0 to 0)	0 (0 to 0)	0
Drug-susceptible Tuberculosis	0 (0 to 0)	9.9 (9 to 19)	9.9 (7.9 to 11.9)	9 (7.9 to 13.1)	11 (7.9 to 13.1)	41.9 (24.9 to 52.7)	114 (77.2 to 136)	166 (120 to 177)	166 (119 to 227)	253 (163 to 291)	253 (160 to 326)	256 (178 to 356)	256 (178 to 356)	256 (178 to 356)	256 (178 to 356)	256 (178 to 356)	256 (178 to 356)	256 (178 to 356)	256 (178 to 356)	256 (178 to 356)	256 (178 to 356)	256 (178 to 356)	256 (178 to 356)	256 (178 to 356)	2,320
Multidrug-resistant tuberculosis without extensive drug resistance	0 (0 to 0)	0.7 (0 to 1.9)	1.9 (0.7 to 6.5)	0 (0 to 0)	0.7 (0 to 2.6)	2.7 (0.7 to 6.5)	6.6 (2.6 to 26.4)	9.2 (3.3 to 18.1)	10.6 (3.6 to 21.1)	13.3 (3.6 to 28.7)	13.3 (3.6 to 28.7)	17.3 (3.6 to 35.1)	17.3 (3.6 to 35.1)	17.3 (3.6 to 35.1)	13.1 (3.6 to 28.6)	12.6 (3.7 to 25.7)	7.6 (3.4 to 13.2)	3.6 (1.6 to 6.5)	1.4 (0.7 to 2.6)	0.4 (0.1 to 0.7)	0.1 (0 to 0.2)	0.4 (0.1 to 0.8)	0.1 (0 to 0.2)	148
Extensively drug-resistant tuberculosis	0 (0 to 0)	0 (0 to 0)	0 (0 to 1.2)	0 (0 to 0)	0.1 (0 to 0.4)	0.4 (0 to 1.7)	1.1 (0 to 4.7)	1.7 (0 to 7.2)	2.2 (0 to 9.2)	2.6 (0 to 10.2)	2.6 (0 to 10.2)	2.8 (0 to 12.2)	2.8 (0 to 12.2)	2.1 (0 to 9.1)	1.6 (0 to 6.9)	1.5 (0 to 6.4)	0.9 (0 to 3.8)	0.4 (0 to 1.7)	0.2 (0 to 0.7)	0.1 (0 to 0.3)	0 (0 to 0.1)	0.1 (0 to 0.3)	0 (0 to 0.1)	24
Lower respiratory infections	394 (182 to 696)	302 (78 to 536)	464 (420 to 508)	445 (402 to 488)	60 (54 to 66)	123 (111 to 135)	166 (150 to 182)	108 (98 to 118)	108 (98 to 118)	108 (98 to 118)	108 (98 to 118)	387 (350 to 424)	387 (350 to 424)	387 (350 to 424)	387 (350 to 424)	387 (350 to 424)	439 (397 to 480)	439 (397 to 480)	432 (390 to 473)	420 (380 to 460)	420 (380 to 460)	321 (290 to 352)	166 (150 to 182)	78.9 (49.9 to 108)	7,770
Upper respiratory infections	1.6 (0.7 to 3.4)	4.4 (1.1 to 8.7)	10.4 (9.7 to 11.2)	7.6 (6.9 to 8.3)	2.8 (2.5 to 3.1)	7.6 (6.9 to 8.3)	10.2 (9.2 to 11.2)	6.6 (6 to 7.3)	6.6 (6 to 7.3)	6.6 (6 to 7.3)	6.6 (6 to 7.3)	23.7 (21.5 to 26)	23.7 (21.5 to 26)	23.7 (21.5 to 26)	23.7 (21.5 to 26)	23.7 (21.5 to 26)	26.9 (24.4 to 29.5)	26.9 (24.4 to 29.5)	26.5 (24.1 to 29.1)	25.7 (23.3 to 28.2)	25.7 (23.3 to 28.2)	19.7 (17.9 to 21.6)	10.2 (9.2 to 11.2)	4.8 (2.3 to 7.8)	1,480
Otitis media	0 (0 to 0)	7.8 (4.4 to 14)	26.4 (24.6 to 32.7)	19.4 (18.5 to 20.1)	2.7 (2.6 to 2.9)	4.7 (4.4 to 5.1)	6.4 (6 to 6.9)	4.2 (3.9 to 4.5)	4.2 (3.9 to 4.5)	4.2 (3.9 to 4.5)	4.2 (3.9 to 4.5)	9.2 (8.4 to 10)	9.2 (8.4 to 10)	9.2 (8.4 to 10)	9.2 (8.4 to 10)	9.2 (8.4 to 10)	10.4 (9.4 to 11.4)	10.4 (9.4 to 11.4)	10.3 (9.3 to 11.3)	10 (9.1 to 11)	10 (9.1 to 11)	7.6 (6.9 to 8.3)	4 (1.9 to 6.3)	536
Enteric infections	313 (7.7 to 29.9)	279 (18.9 to 49.1)	425 (329 to 671)	222 (186 to 266)	219 (189 to 320)	166 (138 to 200)	60 (49.9 to 72.9)	60 (49.9 to 72.9)	60 (49.9 to 72.9)	60 (49.9 to 72.9)	60 (49.9 to 72.9)	122 (102 to 146)	122 (102 to 146)	122 (102 to 146)	122 (102 to 146)	122 (102 to 146)	118 (98 to 141)	118 (98 to 141)	118 (98 to 141)	118 (98 to 141)	118 (98 to 141)	67.8 (56.3 to 81.2)	42.9 (35.1 to 51.8)	3,050
Diarrheal diseases	313 (7.7 to 29.9)	312 (18.9 to 49.1)	378 (302 to 567)	188 (160 to 233)	219 (189 to 320)	166 (138 to 200)	60 (49.9 to 72.9)	60 (49.9 to 72.9)	60 (49.9 to 72.9)	60 (49.9 to 72.9)	60 (49.9 to 72.9)	121 (102 to 146)	121 (102 to 146)	121 (102 to 146)	121 (102 to 146)	121 (102 to 146)	118 (98 to 141)	118 (98 to 141)	118 (98 to 141)	118 (98 to 141)	118 (98 to 141)	67.8 (56.3 to 81.2)	42.9 (35.1 to 51.8)	3,029
Typhoid and paratyphoid	0 (0 to 0)	0 (0 to 1.9)	0.2 (0 to 2.9)	0 (0 to 0.6)	0 (0 to 0.6)	0 (0 to 0.6)	0 (0 to 2.6)	0 (0 to 2.6)	0 (0 to 2.6)	0 (0 to 2.6)	0 (0 to 2.6)	0 (0 to 2.6)	0 (0 to 2.6)	0 (0 to 2.6)	0 (0 to 2.6)	0 (0 to 2.6)	0 (0 to 2.6)	0 (0 to 2.6)	0 (0 to 2.6)	0 (0 to 2.6)	0 (0 to 2.6)	0 (0 to 2.6)	0 (0 to 2.6)	0 (0 to 2.6)	10.4
Typhoid fever	0 (0 to 0)	0 (0 to 1.9)	0 (0 to 2.9)	0 (0 to 0.6)	0 (0 to 0.6)	0 (0 to 0.6)	0 (0 to 2.6)	0 (0 to 2.6)	0 (0 to 2.6)	0 (0 to 2.6)	0 (0 to 2.6)	0 (0 to 2.6)	0 (0 to 2.6)	0 (0 to 2.6)	0 (0 to 2.6)	0 (0 to 2.6)	0 (0 to 2.6)	0 (0 to 2.6)	0 (0 to 2.6)	0 (0 to 2.6)	0 (0 to 2.6)	0 (0 to 2.6)	0 (0 to 2.6)	0 (0 to 2.6)	10.4
Paratyphoid fever	0 (0 to 0)	0 (0 to 0)	0 (0 to 0)	0 (0 to 0)	0 (0 to 0)	0 (0 to 0)	0 (0 to 0)	0 (0 to 0)	0 (0 to 0)	0 (0 to 0)	0 (0 to 0)	0 (0 to 0)	0 (0 to 0)	0 (0 to 0)	0 (0 to 0)	0 (0 to 0)	0 (0 to 0)	0 (0 to 0)	0 (0 to 0)	0 (0 to 0)	0 (0 to 0)	0 (0 to 0)	0 (0 to 0)	0 (0 to 0)	0.1
Invasive Non-typhoidal Salmonella (iNTS)	0 (0 to 0)	0 (0 to 1.1)	1.3 (0 to 6.8)	0.6 (0 to 1.9)	1.9 (0 to 12.7)	0.2 (0 to 1.9)	0.2 (0 to 1.9)	0.2 (0 to 1.9)	0.2 (0 to 1.9)	0.2 (0 to 1.9)	0.2 (0 to 1.9)	0.2 (0 to 1.9)	0.2 (0 to 1.9)	0.2 (0 to 1.9)	0.2 (0 to 1.9)	0.2 (0 to 1.9)	0.2 (0 to 1.9)	0.2 (0 to 1.9)	0.2 (0 to 1.9)	0.2 (0 to 1.9)	0.2 (0 to 1.9)	0.2 (0 to 1.9)	0.2 (0 to 1.9)	0.2 (0 to 1.9)	9.1
Other intestinal infectious diseases	0 (0 to 0)	0 (0 to 0)	0.9 (0 to 2.3)	0.3 (0 to 0.8)	0.6 (0 to 1.6)	0.6 (0 to 1.6)	0.6 (0 to 1.6





SR Table 2c: Tlaxcala DALYS by cause and age group for males with 95% uncertainty intervals, 2019

Cause	Early Neonatal (0-6 days)	Late Neonatal (7-27 days)	Post Neonatal (28-364 days)	1 to 4	5 to 9	10 to 14	15 to 19	20 to 24	25 to 29	30 to 34	35 to 39	40 to 44	45 to 49	50 to 54	55 to 59	60 to 64	65 to 69	70 to 74	75 to 79	80 to 84	85 to 89	90 to 94	95 plus	Total
All causes	3,744 (3,246, 4,212)	2,158 (1,810, 2,548)	3,180 (2,700, 3,680)	4,369 (3,845, 4,941)	3,561 (3,049, 3,992)	3,329 (2,929, 3,742)	3,744 (3,326, 4,204)	4,194 (3,732, 4,682)	4,369 (3,892, 4,880)	4,369 (3,892, 4,880)	4,369 (3,892, 4,880)	4,369 (4,009, 4,741)	4,369 (4,009, 4,741)	4,369 (4,009, 4,741)	4,369 (4,009, 4,741)	4,369 (4,009, 4,741)	4,369 (4,009, 4,741)	4,369 (4,009, 4,741)	4,369 (4,009, 4,741)	4,369 (4,009, 4,741)	4,369 (4,009, 4,741)	4,369 (4,009, 4,741)	174,020
Communicable, maternal, neonatal, and nutritional diseases	2,748 (2,468, 3,256)	2,158 (1,810, 2,773)	3,180 (2,700, 3,670)	970 (730, 1,230)	712 (529, 959)	573 (446, 729)	503 (364, 667)	644 (508, 774)	762 (591, 956)	732 (563, 956)	689 (575, 819)	709 (566, 849)	691 (529, 854)	1,036 (823, 1,264)	1,036 (823, 1,264)	1,036 (823, 1,264)	1,036 (823, 1,264)	1,036 (823, 1,264)	1,036 (823, 1,264)	1,036 (823, 1,264)	1,036 (823, 1,264)	1,036 (823, 1,264)	19,200
HIV/AIDS and sexually transmitted infections	0.6 (0.2, 1.1)	0.6 (0.2, 1)	21.7 (17.7, 26.1)	11.2 (9.3, 13.4)	11.9 (9.9, 14.1)	12.6 (10.4, 14.9)	26.1 (22.4, 29.9)	140 (117, 170)	222 (182, 262)	236 (197, 279)	191 (160, 229)	191 (159, 231)	123 (103, 148)	118 (98, 141)	99.5 (78.2, 111)	53.6 (44.8, 64.4)	34.4 (28.7, 42.9)	24.4 (20.1, 28.9)	20.1 (16.4, 24.1)	3.4 (2.6, 4.7)	0.6 (0.4, 0.9)	0.2 (0.1, 0.3)	1,360
HIV/AIDS	0 (0, 0)	0 (0, 0)	11.2 (9.2, 13.4)	11.9 (9.7, 14.1)	11.6 (9.7, 13.7)	26.9 (22.9, 29.9)	138 (112, 164)	222 (186, 270)	222 (186, 272)	198 (159, 221)	146 (121, 173)	118 (99, 143)	89.5 (75, 109)	53 (44, 64)	22.3 (18, 27)	9.2 (7, 11)	2.9 (2, 3)	0.6 (0, 1)	0.1 (0, 0)	0 (0, 0)	0 (0, 0)	0 (0, 0)	1,220
HIV/AIDS - Drug-susceptible Tuberculosis	0 (0, 0)	0 (0, 0)	1.1 (0.9, 1.3)	0.6 (0.5, 0.8)	0.7 (0.6, 0.9)	1.4 (1.2, 1.7)	6 (4.9, 7.1)	13.4 (11.2, 15.9)	13.2 (11.1, 15.9)	10.7 (8.7, 12.9)	8.5 (6.9, 10.3)	6.9 (5.6, 8.3)	5.2 (4.2, 6.2)	3 (2.4, 3.6)	1.2 (0.9, 1.4)	0.5 (0.4, 0.6)	0.2 (0.1, 0.2)	0 (0, 0)	0 (0, 0)	0 (0, 0)	0 (0, 0)	0 (0, 0)	77.2
HIV/AIDS - Multidrug-resistant Tuberculosis without extensive drug resistance	0 (0, 0)	0 (0, 0)	0.1 (0.1, 0.2)	0 (0, 0)	0 (0, 0)	0.1 (0.1, 0.1)	0.5 (0.4, 0.6)	0.9 (0.7, 1.1)	0.9 (0.7, 1.1)	0.7 (0.6, 0.9)	0.6 (0.5, 0.7)	0.5 (0.4, 0.6)	0.4 (0.3, 0.4)	0.2 (0.2, 0.3)	0.1 (0.1, 0.1)	0 (0, 0)	0 (0, 0)	0 (0, 0)	0 (0, 0)	0 (0, 0)	0 (0, 0)	0 (0, 0)	5.7
HIV/AIDS - Extensively drug-resistant Tuberculosis	0 (0, 0)	0 (0, 0)	0 (0, 0)	0 (0, 0)	0 (0, 0)	0 (0, 0)	0 (0, 0)	0 (0, 0)	0 (0, 0)	0 (0, 0)	0 (0, 0)	0 (0, 0)	0 (0, 0)	0 (0, 0)	0 (0, 0)	0 (0, 0)	0 (0, 0)	0 (0, 0)	0 (0, 0)	0 (0, 0)	0 (0, 0)	0 (0, 0)	0 (0, 0)	0.9
HIV/AIDS resulting in other diseases	0 (0, 0)	0 (0, 0)	19.8 (16.9, 23.1)	13.6 (11.5, 15.9)	11.1 (9.4, 13.1)	22.4 (19.1, 26.1)	132 (112, 154)	210 (178, 245)	212 (179, 250)	173 (143, 209)	136 (111, 164)	111 (91, 134)	82.6 (68.2, 100)	48.2 (39.9, 58.7)	20.9 (17.1, 25.4)	11.9 (9.7, 14.5)	3.8 (3.1, 4.6)	2.7 (2.2, 3.3)	0.5 (0.4, 0.7)	0.2 (0.2, 0.3)	0.1 (0.1, 0.2)	0 (0, 0)	1,240
Sexually transmitted infections excluding HIV	0.6 (0.2, 1.1)	0.6 (0.2, 1)	9.9 (6.8, 13.6)	0.6 (0.3, 1)	0.5 (0.2, 0.9)	0.2 (0.1, 0.4)	0.2 (0.1, 0.4)	0.2 (0.1, 0.4)	0.2 (0.1, 0.4)	0.2 (0.1, 0.4)	0.2 (0.1, 0.4)	0.2 (0.1, 0.4)	0.2 (0.1, 0.4)	0.2 (0.1, 0.4)	0.2 (0.1, 0.4)	0.2 (0.1, 0.4)	0.2 (0.1, 0.4)	0.2 (0.1, 0.4)	0.2 (0.1, 0.4)	0.2 (0.1, 0.4)	0.2 (0.1, 0.4)	0.2 (0.1, 0.4)	50.6
Syphilis	0 (0, 0)	0 (0, 0)	4.2 (2.2, 7.1)	0 (0, 0)	0 (0, 0)	0.2 (0, 0.2)	0.2 (0, 0.2)	0.2 (0, 0.2)	0.2 (0, 0.2)	0.2 (0, 0.2)	0.2 (0, 0.2)	0.2 (0, 0.2)	0.2 (0, 0.2)	0.2 (0, 0.2)	0.2 (0, 0.2)	0.2 (0, 0.2)	0.2 (0, 0.2)	0.2 (0, 0.2)	0.2 (0, 0.2)	0.2 (0, 0.2)	0.2 (0, 0.2)	0.2 (0, 0.2)	0.2 (0, 0.2)	5.7
Chlamydial infection	0 (0, 0)	0 (0, 0)	0 (0, 0)	0 (0, 0)	0 (0, 0)	0 (0, 0)	0 (0, 0)	0 (0, 0)	0 (0, 0)	0 (0, 0)	0 (0, 0)	0 (0, 0)	0 (0, 0)	0 (0, 0)	0 (0, 0)	0 (0, 0)	0 (0, 0)	0 (0, 0)	0 (0, 0)	0 (0, 0)	0 (0, 0)	0 (0, 0)	0 (0, 0)	0
Gonococcal infection	0 (0, 0)	0 (0, 0)	0 (0, 0)	0 (0, 0)	0 (0, 0)	0 (0, 0)	0.2 (0.1, 0.3)	0.2 (0.1, 0.3)	0.2 (0.1, 0.3)	0.2 (0.1, 0.3)	0.2 (0.1, 0.3)	0.2 (0.1, 0.3)	0.2 (0.1, 0.3)	0.2 (0.1, 0.3)	0.2 (0.1, 0.3)	0 (0, 0)	0 (0, 0)	0 (0, 0)	0 (0, 0)	0 (0, 0)	0 (0, 0)	0 (0, 0)	0 (0, 0)	0.9
Trichomoniasis	0 (0, 0)	0 (0, 0)	0 (0, 0)	0 (0, 0)	0 (0, 0)	0 (0, 0)	0 (0, 0)	0 (0, 0)	0 (0, 0)	0 (0, 0)	0 (0, 0)	0 (0, 0)	0 (0, 0)	0 (0, 0)	0 (0, 0)	0 (0, 0)	0 (0, 0)	0 (0, 0)	0 (0, 0)	0 (0, 0)	0 (0, 0)	0 (0, 0)	0 (0, 0)	1.9
Genital herpes	0 (0, 0)	0 (0, 0)	0 (0, 0)	0 (0, 0)	0 (0, 0)	0 (0, 0)	0.1 (0.1, 0.2)	0.2 (0.1, 0.3)	0.2 (0.1, 0.3)	0.2 (0.1, 0.3)	0.2 (0.1, 0.3)	0.2 (0.1, 0.3)	0.2 (0.1, 0.3)	0.2 (0.1, 0.3)	0.2 (0.1, 0.3)	0.2 (0.1, 0.3)	0.2 (0.1, 0.3)	0.2 (0.1, 0.3)	0.2 (0.1, 0.3)	0.2 (0.1, 0.3)	0.2 (0.1, 0.3)	0.2 (0.1, 0.3)	0.2 (0.1, 0.3)	1.9
Other sexually transmitted infections	0 (0, 0)	0 (0, 0)	0 (0, 0)	0 (0, 0)	0 (0, 0)	0.4 (0.2, 0.9)	1.2 (0.6, 2.1)	2.5 (1.3, 4.1)	1.6 (0.9, 3.1)	2.2 (1.2, 3.9)	1.6 (0.9, 2.9)	1.1 (0.6, 2.1)	0.8 (0.4, 1.5)	0.4 (0.2, 0.8)	0.1 (0.1, 0.2)	0.1 (0.1, 0.2)	0.1 (0.1, 0.2)	0.1 (0.1, 0.2)	0.1 (0.1, 0.2)	0.1 (0.1, 0.2)	0.1 (0.1, 0.2)	0.1 (0.1, 0.2)	0.1 (0.1, 0.2)	11.2
Respiratory infections and tuberculosis	197 (99.1, 298)	278 (169.2, 408)	290 (169.9, 426)	181 (109.9, 266)	160 (109.2, 233)	211 (117.9, 328)	294 (134.9, 497)	240 (116.2, 397)	296 (162.9, 501)	296 (162.9, 501)	296 (162.9, 501)	296 (209.3, 393)	296 (189.9, 396)	279 (179.9, 376)	279 (169.9, 353)	279 (159.9, 331)	279 (149.9, 309)	279 (139.9, 286)	279 (129.9, 264)	279 (119.9, 242)	279 (109.9, 219)	279 (99.9, 198)	6,945
Tuberculosis	0.6 (0.2, 1.1)	0.6 (0.2, 1)	4.6 (2.4, 7.4)	2.4 (1.2, 4.1)	2.4 (1.2, 4.1)	2.4 (1.2, 4.1)	2.4 (1.2, 4.1)	2.4 (1.2, 4.1)	2.4 (1.2, 4.1)	2.4 (1.2, 4.1)	2.4 (1.2, 4.1)	2.4 (1.2, 4.1)	2.4 (1.2, 4.1)	2.4 (1.2, 4.1)	2.4 (1.2, 4.1)	2.4 (1.2, 4.1)	2.4 (1.2, 4.1)	2.4 (1.2, 4.1)	2.4 (1.2, 4.1)	2.4 (1.2, 4.1)	2.4 (1.2, 4.1)	2.4 (1.2, 4.1)	342
Latent tuberculosis infection	0 (0, 0)	0 (0, 0)	0 (0, 0)	0 (0, 0)	0 (0, 0)	0 (0, 0)	0 (0, 0)	0 (0, 0)	0 (0, 0)	0 (0, 0)	0 (0, 0)	0 (0, 0)	0 (0, 0)	0 (0, 0)	0 (0, 0)	0 (0, 0)	0 (0, 0)	0 (0, 0)	0 (0, 0)	0 (0, 0)	0 (0, 0)	0 (0, 0)	0 (0, 0)	0
Drug-susceptible tuberculosis	0 (0, 0)	0 (0, 0)	4.2 (2.4, 6.8)	2.1 (1.1, 3.6)	2.1 (1.1, 3.6)	2.1 (1.1, 3.6)	2.1 (1.1, 3.6)	2.1 (1.1, 3.6)	2.1 (1.1, 3.6)	2.1 (1.1, 3.6)	2.1 (1.1, 3.6)	2.1 (1.1, 3.6)	2.1 (1.1, 3.6)	2.1 (1.1, 3.6)	2.1 (1.1, 3.6)	2.1 (1.1, 3.6)	2.1 (1.1, 3.6)	2.1 (1.1, 3.6)	2.1 (1.1, 3.6)	2.1 (1.1, 3.6)	2.1 (1.1, 3.6)	2.1 (1.1, 3.6)	34.2
Multidrug-resistant tuberculosis without extensive drug resistance	0 (0, 0)	0 (0, 0)	0.2 (0.1, 0.4)	0 (0, 0)	0 (0, 0)	0.2 (0, 0.4)	0.4 (0.2, 0.8)	1.1 (0.5, 1.8)	1.5 (0.7, 2.7)	1.6 (0.8, 2.7)	2 (1.1, 3.4)	2 (1.1, 3.4)	1.9 (1.1, 3.2)	1.6 (0.9, 2.7)	1.2 (0.6, 2.1)	1.2 (0.6, 2.1)	1.2 (0.6, 2.1)	1.2 (0.6, 2.1)	1.1 (0.6, 2.1)	0.7 (0.4, 1.2)	0.3 (0.2, 0.5)	0.1 (0.1, 0.2)	19.2
Extensively drug-resistant tuberculosis	0 (0, 0)	0 (0, 0)	0 (0, 0.2)	0 (0, 0.1)	0 (0, 0.1)	0 (0, 0.1)	0 (0, 0.1)	0 (0, 0.2)	0 (0, 0.2)	0 (0, 0.1)	0 (0, 0.1)	0 (0, 0.1)	0 (0, 0.1)	0 (0, 0.1)	0 (0, 0.1)	0 (0, 0.1)	0 (0, 0.1)	0 (0, 0.1)	0 (0, 0.1)	0 (0, 0.1)	0 (0, 0.1)	0 (0, 0.1)	0 (0, 0.1)	3
Lower respiratory infections	155 (85.1, 256)	278 (169.2, 423)	1,260 (842.9, 1,810)	190 (122.9, 279)	68.2 (48.3, 93.9)	44.3 (27.4, 67.9)	89.9 (45.1, 165)	119 (55.2, 220)	157 (75.9, 295)	157 (75.9, 295)	157 (75.9, 295)	169 (115.9, 228)	217 (152.9, 307)	208 (139.9, 319)	199 (122.9, 297)	171 (105.9, 257)	161 (88.9, 232)	152 (72.9, 227)	142 (56.9, 199)	144 (48.9, 199)	121 (41.9, 165)	114 (38.1, 152)	4,450
Upper respiratory infections	1.3 (0.7, 2.1)	4.3 (2.3, 7)	49.9 (29.4, 87.5)	82 (39.9, 144)	70.9 (38.4, 119)	65 (35.9, 111)	60.8 (29.8, 112)	54.6 (26.6, 101)	49.7 (24.7, 92)	41.6 (20.8, 78.2)	39.6 (20.3, 68)	34.1 (18.3, 59.6)	29.7 (15.3, 49.1)	23.3 (12.1, 38.7)	19.3 (10.2, 32.4)	13.8 (7.2, 23.1)	9.6 (5.2, 15.8)	7.1 (4.1, 11.5)	4.6 (2.7, 7.5)	3 (1.8, 4.7)	2.1 (1.3, 3.2)	0.9 (0.5, 1.4)	638
Otitis media	0 (0, 0)	0.1 (0, 0.2)	29.5 (14.9, 53.6)	28.7 (21.9, 39.2)	30.4 (23.7, 39.2)	26.7 (19.7, 36.2)	16 (10.9, 24.6)	13.7 (9.1, 20.7)	13.7 (9.1, 20.7)	9.7 (6.4, 15.1)	9.7 (6.4, 15.1)	9.7 (6.4, 15.1)	7.5 (5.4, 12.9)	7.5 (5.4, 12.9)	4.2 (2.9, 6.6)	2.5 (1.9, 4.2)	1.6 (1.2, 2.7)	1.1 (0.9, 2)	0.7 (0.5, 1.2)	0.3 (0.2, 0.6)	0.2 (0.1, 0.4)	0.1 (0.1, 0.2)	218
Enteric infections	29.2 (3.9, 14.2)	29.2 (12.2, 58.4)	151 (244.2, 1,666)	151 (94.7, 233)	90.6 (53.9, 140)	90.6 (27.6, 194.5)	90.6 (27.6, 194.5)	90.6 (27.6, 194.5)	90.6 (27.6, 194.5)	90.6 (27.6, 194.5)	90.6 (27.6, 194.5)	90.6 (21.4, 159.5)	90.6 (21.4, 159.5)	90.6 (21.4, 159.5)	90.6 (21.4, 159.5)	90.6 (21.4, 159.5)	90.6 (21.4, 159.5)	90.6 (21.4, 159.5)	90.6 (21.4, 159.5)	90.6 (21.4, 159.5)	90.6 (21.4, 159.5)	90.6 (21.4, 159.5)	1,520
Diarrheal diseases	7.9 (3.9, 14.2)	29.2 (12.2, 58.4)	108 (242.9, 664)	146 (132.9, 299)	90.6 (60.4, 139)	90.6 (39.4, 191.7)	90.6 (39.4, 191.7)	90.6 (27.5, 193.5)	90.6 (27.5, 193.5)	90.6 (29.2, 191.2)	90.6 (29.2, 191.2)	90.6 (29.1, 159.4)	90.6 (31.3, 157.8)	90.6 (30.9, 157.5)	90.6 (30.3, 156.6)	90.6 (29.7, 156.4)	90.6 (29.1, 156.2)	90.6 (29.1, 156.2)	90.6 (29.1, 156.2)	90.6 (29.1, 156.2)	90.6 (29.1, 156.2)	90.6 (29.1, 156.2)	1,560
Typhoid and paratyphoid	0 (0, 0)	0 (0, 0)	0.8 (0.3, 2)	0.7 (0.2, 1.6)	0.4 (0.1, 0.7)	0.4 (0.2, 0.9)	0.8 (0.2, 2.3)	0.8 (0.3, 2.1)	0.8 (0.3, 1.9)	0.8 (0.3, 1.2)	0.8 (0.3, 1.2)	0.8 (0.2, 1.1)	0.8 (0.3, 1.3)	0.8 (0.3, 1.4)	0.8 (0.3, 1.4)	0.8 (0.2, 1.1)	0.8 (0.3, 1.1)	0.8 (0.2, 0.9)	0.8 (0.2, 0.9)	0.8 (0.2, 0.9)	0.8 (0.2, 0.9)	0.8 (0.2, 0.9)	10.3
Typhoid fever	0 (0, 0)	0 (0, 0)	0.6 (0.2, 1.6)	0.7 (0.2, 1.6)	0.4 (0.1, 0.7)	0.4 (0.2, 0.9)	0.8 (0.2, 2.3)	0.8 (0.3, 2.1)	0.8 (0.3, 1.9)	0.8 (0.3, 1.2)	0.8 (0.3, 1.2)	0.8 (0.2, 1.1)	0.8 (0.3, 1.3)	0.8 (0.3, 1.4)	0.8 (0.3, 1.4)	0.8 (0.2, 1.1)	0.8 (0.3, 1.1)	0.8 (0.2, 0.9)	0.8 (0.2, 0.9)	0.8 (0.2, 0.9)	0.8 (0.2, 0.9)	0.8 (0.2, 0.9)	10.3
Paratyphoid fever	0 (0, 0)	0 (0, 0)	0 (0, 0)	0 (0, 0)	0 (0, 0)	0 (0, 0)	0 (0, 0)	0 (0, 0)	0 (0, 0)	0 (0, 0)	0 (0, 0)	0 (0, 0)	0 (0, 0)	0 (0, 0)	0 (0, 0)	0 (0, 0)	0 (0, 0)	0 (0, 0)	0 (0, 0)	0 (0, 0)	0 (0, 0)	0 (0, 0)	0 (0, 0)	0.1
Invasive Non-typhoidal Salmonella (iNTS)	0 (0, 0)	0 (0, 0)	0.6 (0, 1.9)	0.4 (0, 1.2)	0.3 (0, 1.3)	0.1 (0, 1.4)	0.1 (0, 1.4)	0.1 (0, 1.4)	0.1 (0, 1.4)	0.1 (0, 1.4)	0.1 (0, 1.4)	0.1 (0, 1.4)	0.1 (0, 1.4)	0.1 (0, 1.4)	0.1 (0, 1.4)	0.1 (0, 1.4)	0.1 (0, 1.4)	0.1 (0, 1.4)	0.1 (0, 1.4)	0.1 (0, 1.4)	0.1 (0, 1.4)	0.1 (0, 1.4)	0.1 (0, 1.4)	3.9
Other intestinal infectious diseases	0 (0, 0)	0 (0, 0)	2.7 (0, 9.2)	0.9 (0, 1.4)	0.5 (0, 1.4)	0.1 (0, 1.4)	0.1 (0, 1.4)	0.1 (0, 1.4)	0.1 (0, 1.4)	0.1 (0, 1.4)	0.1 (0, 1.4)	0.1 (0, 1.4)	0.1 (0, 1.4)	0.1 (0, 1.4)	0.1 (0, 1.4)	0.1 (0, 1.4)	0.1 (0, 1.4)	0.1 (0, 1.4)	0.1 (0, 1.4)	0.1 (0, 1.4)	0.1 (0, 1.4)	0.1 (0, 1.4)	0.1 (0, 1.4)	3
Neglected tropical diseases and malaria	0.1 (0, 0.4)	0 (0, 0.2)	3.3 (0.9, 7.9)	0.1 (0, 0.5)	0.1 (0, 0.5)	0.1 (0, 0.5)	0.1 (0, 0.5)	0.1 (0, 0.5)	0.1 (0, 0.5)	0.1 (0, 0.5)	0.1 (0, 0.5)	0.1 (0, 0.5)	0.1 (0, 0.5)	0.1 (0, 0.5)	0.1 (0, 0.5)	0.1 (0, 0.5)	0.1 (0, 0.5)	0.1 (0, 0.5)	0.1 (0, 0.5)	0.1 (0, 0.5)	0.1 (0, 0.5)	0.1 (0, 0.5)	0.1 (0, 0.5)	6.4
Malaria	0 (0, 0)	0 (0, 0)	0 (0, 0)	0 (0, 0)	0 (0, 0)	0 (0, 0)	0 (0, 0)	0 (0, 0)	0 (0, 0)	0 (0, 0)	0 (0, 0)	0 (0, 0)	0 (0, 0)	0 (0, 0)	0 (0, 0)	0 (0, 0)	0 (0, 0)	0 (0, 0)	0 (0, 0)	0 (0, 0)	0 (0, 0)	0 (0, 0)	0 (0, 0)	0
Chagas disease	0 (0, 0)	0 (0, 0)	0 (0, 0)	0.1 (0, 0.2)	0.1 (0, 0.2)	0.7 (0.4, 1.3)	1.6 (0.8, 2.8)	2.2 (1.1, 3.8)	2.7 (1.4, 4.5)	4.7 (2.4, 7.6)	4.7 (2.4, 7.6)	5.3 (2.8, 8.6)	5.8 (3.3, 9.4)	6.4 (3.5, 10.2)	6.8 (3.8, 10.8)	6.8 (3.8, 10.8)	6.8 (3.8, 10.8)	6.8 (3.8, 10.8)	6.8 (3.8, 10.8)	6.8 (3.8, 10.8)	6.8 (3.8, 10.8)	6.8 (3.8, 10.8)	64.4
Leishmaniasis	0 (0, 0)	0 (0, 0)	0 (0, 0)	0 (0, 0)	0 (0, 0)	0 (0, 0)	0 (0, 0)	0 (0, 0)	0 (0, 0)	0 (0, 0)	0 (0, 0)	0 (0, 0)	0 (0, 0)	0 (0, 0)	0 (0, 0)	0 (0, 0)	0 (0, 0)	0 (0, 0)	0 (0, 0)	0 (0, 0)	0 (0, 0)	0 (0, 0)	0 (0, 0)	0
Visceral leishmaniasis	0 (0, 0)	0 (0, 0)	0 (0, 0)	0 (0, 0)	0 (0, 0)	0 (0, 0)	0 (0, 0)	0 (0, 0)	0 (0, 0)	0 (0, 0)	0 (0, 0)	0 (0, 0)	0 (0, 0)	0 (0, 0)	0 (0, 0)	0 (0, 0)	0 (0, 0)	0 (0, 0)	0 (0, 0)	0 (0, 0)	0 (0, 0)	0 (0, 0)	0 (0, 0)	0
Cutaneous and mucocutaneous leishmaniasis	0 (0, 0)	0 (0, 0)	0 (0, 0)	0 (0, 0)	0 (0, 0)	0 (0, 0)	0 (0, 0)	0 (0, 0)	0 (0, 0)	0 (0, 0)	0 (0, 0)	0 (0, 0)	0 (0, 0)	0 (0, 0)	0 (0, 0)	0 (0, 0)	0 (0, 0)	0 (0, 0)	0 (0, 0)	0 (0, 0)	0 (0, 0)	0 (0, 0)	0 (0, 0)	0
African trypanosomiasis	0 (0, 0)	0 (0, 0)	0 (0, 0)	0 (0, 0)	0 (0, 0)	0 (0, 0)	0 (0, 0)	0 (0, 0)	0 (0, 0)	0 (0, 0)	0 (0, 0)	0 (0, 0)	0 (0, 0)	0 (0, 0)	0 (0, 0)	0 (0, 0)	0 (0, 0)	0 (0, 0)	0 (0, 0)	0 (0, 0)	0 (0, 0)	0 (0, 0)	0 (0, 0)	0
Schistosomiasis	0 (0, 0)	0 (0, 0)	0 (0, 0)	0 (0, 0)	0 (0, 0)	0 (0, 0)	0 (0, 0)	0 (0, 0)	0 (0, 0)	0 (0, 0)	0 (0, 0)	0 (0, 0)	0 (0, 0)	0 (0, 0)	0 (0, 0)	0 (0, 0)	0 (0, 0)	0 (0, 0)	0 (0, 0)	0 (0, 0)	0 (0, 0)	0 (0, 0)	0 (0, 0)	0
Cysticercosis	0 (0, 0)	0 (0, 0)	0.2 (0, 0.7)	0.2 (0.1, 0.4)	0.4 (0.2, 0.7)	0.6 (0.3, 1.1)	1.7 (0.9, 3.1)	3.6 (1.9, 6.2)	4.1 (2.2, 7.1)	3.9 (2.1, 6.8)	3.7 (2.1, 6.2)	3.3 (1.9, 5.5)	2.9 (1.7, 4.8)	2.5 (1.5, 4.2)	2.2 (1.3, 3.6)	1.9 (1.1, 3.1)	1.6 (0.9, 2.6)	1.3 (0.8, 2.2)	1.1 (0.6, 1.8)	0.8 (0.5, 1.4)	0.6 (0.3, 1.1)	0.4 (0.2, 0.8)	39.7
Cystic echinococcosis	0 (0, 0)	0 (0, 0)	0 (0, 0)	0 (0, 0)	0 (0, 0)	0 (0, 0)	0 (0, 0)	0 (0, 0)	0 (0, 0)	0 (0, 0)	0 (0, 0)	0 (0, 0)	0 (0, 0)	0 (0, 0)	0 (0, 0)	0 (0, 0)	0 (0, 0)	0 (0, 0)	0 (0, 0)	0 (0, 0)	0 (0, 0)	0 (0, 0)	0 (0, 0)	0
Lymphatic filariasis	0 (0, 0)	0 (0, 0)	0 (0, 0)	0 (0, 0)	0 (0, 0)	0 (0, 0)	0 (0, 0)	0 (0, 0)	0 (0, 0)	0 (0, 0)	0 (0, 0)	0 (0, 0)	0 (0, 0)	0 (0, 0)	0 (0, 0)	0 (0, 0)	0 (0, 0)	0 (0, 0)	0 (0, 0)	0 (0, 0)	0 (0, 0)	0 (0, 0)	0 (0, 0)	0
Onchocerciasis	0 (0, 0)	0 (0, 0)	0 (0, 0)	0 (0, 0)	0 (0, 0)	0 (0, 0)	0 (0, 0)	0 (0, 0)	0 (0, 0)	0 (0, 0)	0 (0, 0)	0 (0, 0)	0 (0, 0)	0 (0, 0)	0 (0, 0)	0 (0, 0)	0 (0, 0)	0 (0, 0)	0 (0, 0)	0 (0, 0)	0 (0, 0)	0 (0, 0)	0 (0, 0)	0
Trachoma	0 (0, 0)	0 (0, 0)	0 (0, 0)	0 (0, 0)	0 (0, 0)	0 (0, 0)	0 (0, 0)	0 (0, 0)	0 (0, 0)	0 (0, 0)	0 (0, 0)	0 (0, 0)	0 (0, 0)	0 (0, 0)	0 (0, 0)	0 (0, 0)	0 (0, 0)	0 (0, 0)	0 (0, 0)	0 (0, 0)	0 (0, 0)	0 (0, 0)	0 (0, 0)	0
Dengue	0 (0, 0)	0 (0, 0)	0.6 (0.1, 1.7)	2.2 (0.3, 5.9)	2.2 (0.2, 5.9)	2.7 (0.3, 7.4)	2.8 (0.3, 6.8)	2.8 (0.2, 6.6)	2.8 (0.2, 6.6)	1.7 (0.2, 4.6)	1.5 (0.2, 4.2)	1.4 (0.2, 3.6)	1.2 (0.1, 3.2)	1.2 (0.1, 3.2)	0.9 (0.1, 2.2)	0.8 (0.1, 2.1)	0.5 (0.1, 1.4)	0.4 (0.1, 1.2)	0.3 (0.1, 0.8)	0.1 (0.1, 0.4)	0.1 (0.1, 0.2)	0.1 (0.1, 0.2)	23.4
Yellow fever	0 (0, 0)	0 (0, 0)	0 (0, 0)	0 (0, 0)	0 (0, 0)	0 (0, 0)	0 (0, 0)	0 (0, 0)	0 (0, 0)	0 (0, 0)	0 (0, 0)	0 (0, 0)	0 (0, 0)	0 (0, 0)	0 (0, 0)	0 (0, 0)	0 (0, 0)	0 (0, 0)	0 (0, 0)	0 (0, 0)	0 (0, 0)	0 (0, 0)	0 (0, 0)	0
Rabies	0 (0, 0)	0 (0, 0)	0 (0, 0)	0.1 (0, 0.1)	0 (0, 0)	0.1 (0, 0.1)	0 (0, 0)	0 (0, 0)	0 (0, 0)	0 (0, 0)	0 (0, 0)	0 (0, 0)	0 (0, 0)	0 (0, 0)	0 (0, 0)	0 (0, 0)	0 (0, 0)	0 (0, 0)	0 (0, 0)	0 (0, 0)	0 (0, 0)	0 (0, 0)	0 (0, 0)	0.4
Intestinal nematode infections	0 (0, 0)	0 (0, 0)	0 (0, 0.2)	0 (0, 0.1)	0 (0, 0.1)	0 (0, 0.1)	0 (0, 0.1)	0 (0, 0.1)	0 (0, 0.1)	0 (0, 0.1)	0 (0, 0.1)	0 (0, 0.1)	0 (0, 0.1)	0 (0, 0.1)	0 (0, 0.1)	0 (0, 0.1)	0 (0, 0.1)	0 (0, 0.1)	0 (0, 0.1)	0 (0, 0.1)	0 (0, 0.1)	0 (0, 0.1)	0 (0, 0.1)	0.4
Ascariasis	0 (0, 0)	0 (0, 0)	0 (0, 0.2)	0 (0, 0.1)	0 (0, 0.1)	0 (0, 0.1)	0 (0, 0.1)	0 (0, 0.1)	0 (0, 0.1)	0 (0, 0.1)	0 (0, 0.1)	0 (0, 0.1)	0 (0, 0.1)	0 (0, 0.1)	0 (0, 0.1)	0 (0, 0.1)	0 (0, 0.1)	0 (0, 0.1)	0 (0, 0.1)	0 (0, 0.1)	0 (0, 0.1)	0 (0, 0.1)	0 (0, 0.1)	0.4
Trichuriasis	0 (0, 0)	0 (0, 0)	0 (0, 0.2)	0 (0, 0.1)	0 (0, 0.1)	0 (0, 0.1)	0 (0, 0.1)	0 (0, 0.1)	0 (0, 0.1)	0 (0, 0.1)	0 (0, 0.1)	0 (0, 0.1)	0 (0, 0.1)	0 (0, 0.1)	0 (0, 0.1)	0 (0, 0.1)	0 (0, 0.1)	0 (0, 0.1)	0 (0, 0.1)	0 (0, 0.1)	0 (0, 0.1)	0 (0, 0.1)	0 (0, 0.1)	0.4
Hookworm disease	0 (0, 0)	0 (0, 0)	0 (0, 0.1)	0 (0, 0.1)	0 (0, 0.1)	0 (0, 0.1)	0 (0, 0.1)	0 (0, 0.1)	0 (0, 0.1)	0 (0, 0.1)	0 (0, 0.1)	0 (0, 0.1)	0 (0, 0.1)	0 (0, 0.1)	0 (0, 0.1)	0 (0, 0.1)	0 (0, 0.1)	0 (0, 0.1)	0 (0, 0.1)	0 (0, 0.1)	0 (0, 0.1)	0 (0, 0.1)	0 (0, 0.1)	0.4
Food-borne trematodiases	0 (0, 0)	0 (0, 0)	0 (0, 0)	0 (0, 0)	0 (0, 0)	0 (0, 0)	0 (0, 0)	0 (0, 0)	0 (0, 0)	0 (0, 0)	0 (0, 0)	0 (0, 0)	0 (0, 0)	0 (0, 0)	0 (0, 0)	0 (0, 0)	0 (0,

Congenital birth defects	1,090 (703 to 1,779)	660 (458 to 914)	1,750 (1,170 to 2,460)	398 (220 to 612)	182 (139 to 249)	170 (124 to 224)	167 (101 to 201)	112 (68 4 to 158)	81-4 (52 4 to 111)	57-9 (36 4 to 79)	47-1 (33 4 to 62 4)	43-7 (31 3 to 59 7)	32-4 (22 5 to 43 1)	29-1 (17 0 to 39 4)	20-7 (13 6 to 29 7)	15-6 (10 7 to 20 6)	10-4 (7 1 to 14)	3-9 (2 3 to 5 9)	2-3 (1 4 to 3 4)	1-3 (0 8 to 2)	0-7 (0 4 to 1 1)	0-3 (0 2 to 0 4)	0-1 (0 to 0 1)	4,850
Neural tube defects	90-4 (39 5 to 168)	27 (13 2 to 48 4)	92-5 (29 2 to 133)	48-5 (20 8 to 107)	9-6 (4 1 to 19 6)	7-2 (2 8 to 18 7)	6-2 (2 8 to 9 7)	4-1 (2 9 to 7 1)	2-6 (1 6 to 3 9)	1-7 (1 1 to 2 4)	1-1 (0 7 to 1 5)	0-9 (0 6 to 1 3)	0-6 (0 5 to 1 3)	0-3 (0 3 to 1 2)	0-3 (0 2 to 0 9)	0-2 (0 2 to 0 6)	0-2 (0 1 to 0 5)	0-1 (0 1 to 0 4)	0-1 (0 to 0 3)	0-1 (0 to 0 2)	0-1 (0 to 0 2)	0-1 (0 to 0 2)	0-1 (0 to 0 2)	392
Congenital heart anomalies	258 (204 to 402)	156 (120 to 208)	414 (329 to 566)	94 (61 7 to 202)	43 (29 4 to 83 4)	40 (24 4 to 71 4)	39 (24 4 to 71 4)	26 (17 7 to 54 5)	19 (12 3 to 46 1)	13 (9 4 to 27 4)	11 (6 9 to 32 2)	10 (7 4 to 32 2)	7-7 (4 7 to 17 5)	6-9 (3 7 to 17 5)	4-9 (2 7 to 11 5)	3-7 (2 7 to 8 7)	2-4 (1 4 to 5 4)	0-9 (0 7 to 2 1)	0-5 (0 4 to 1 2)	0-3 (0 2 to 0 8)	0-2 (0 1 to 0 5)	0-1 (0 1 to 0 4)	0-1 (0 to 0 3)	0-1 (0 to 0 2)	2,213
Orofacial clefts	94-3 (2 3 to 13 7)	3-6 (1 4 to 8 1)	16-9 (8 6 to 32 4)	2-2 (1 to 4)	1-4 (0 2 to 2 9)	1-3 (0 2 to 2 9)	1-2 (0 2 to 2 6)	0-7 (0 2 to 2 6)	0-6 (0 2 to 2 6)	0-4 (0 1 to 2)	0-4 (0 2 to 2 2)	0-3 (0 1 to 1 7)	0-7 (0 1 to 1 4)	0-4 (0 1 to 1 3)	0-3 (0 1 to 1 3)	0-4 (0 1 to 1 3)	0-3 (0 to 0 9)	0-2 (0 to 0 6)	0-1 (0 to 0 3)	0-1 (0 to 0 2)	0-1 (0 to 0 2)	0-1 (0 to 0 1)	0-1 (0 to 0 1)	0-1 (0 to 0 1)	394
Down syndrome	19-3 (9 9 to 42 2)	14-3 (7 to 29 6)	43-3 (47 2 to 181)	23-1 (9 5 to 59 2)	10-6 (4 to 17 7)	9-7 (5 6 to 15 4)	12 (5 9 to 19 4)	10-2 (5 1 to 16 9)	7-6 (4 to 12 2)	4-6 (2 1 to 9 6)	5-7 (2 1 to 9 6)	4-4 (2 4 to 7 3)	5 (2 4 to 9 2)	4-1 (2 3 to 8 4)	2-3 (1 to 5 4)	2-9 (1 3 to 5 1)	1-5 (0 7 to 3 7)	2-5 (0 2 to 5 6)	0-5 (0 to 2 3)	0-5 (0 to 2 3)	0-5 (0 to 2 3)	0-5 (0 to 2 3)	0-5 (0 to 2 3)	0-5 (0 to 2 3)	238
Turner syndrome	0 (0 to 0)	0 (0 to 0)	0 (0 to 0)

SR Table 2a: Veracruz de Ignacio de la Llave DALYS by cause and age group for males with 95% uncertainty intervals, 2019

Cause	Early Neonatal	Late Neonatal	Post Neonatal	1 to 4	5 to 9	10 to 14	15 to 19	20 to 24	25 to 29	30 to 34	35 to 39	40 to 44	45 to 49	50 to 54	55 to 59	60 to 64	65 to 69	70 to 74	75 to 79	80 to 84	85 to 89	90 to 94	95 plus	Total
All causes	34,100 (29,000 to 40,300)	14,500 (10,700 to 18,500)	20,800 (15,100 to 26,300)	23,900 (19,000 to 29,100)	17,700 (14,400 to 21,600)	20,200 (16,900 to 24,100)	25,100 (20,900 to 30,000)	34,000 (28,400 to 40,000)	43,700 (36,600 to 51,600)	56,000 (46,600 to 66,000)	75,500 (62,900 to 89,000)	97,500 (81,000 to 115,000)	126,000 (104,000 to 149,000)	166,000 (135,000 to 196,000)	220,000 (180,000 to 260,000)	287,000 (233,000 to 339,000)	367,000 (297,000 to 433,000)	463,000 (372,000 to 547,000)	567,000 (454,000 to 669,000)	679,000 (543,000 to 800,000)	779,000 (623,000 to 919,000)	875,000 (700,000 to 1,030,000)	1,219,000 (1,000,000 to 1,440,000)
Communicable, maternal, neonatal, and nutritional diseases	24,200 (19,000 to 30,300)	13,100 (7,900 to 18,000)	11,300 (7,700 to 15,200)	7,870 (5,270 to 9,870)	4,460 (3,080 to 6,060)	3,430 (2,650 to 4,450)	3,370 (2,770 to 4,130)	5,080 (4,270 to 6,070)	8,340 (7,200 to 9,500)	8,970 (7,810 to 10,200)	9,690 (8,060 to 10,900)	7,650 (6,020 to 9,140)	6,420 (5,070 to 7,920)	6,770 (5,300 to 8,290)	4,990 (3,760 to 6,370)	4,190 (3,240 to 5,180)	3,370 (2,540 to 4,260)	3,070 (2,290 to 3,920)	2,760 (2,130 to 3,460)	2,560 (1,960 to 3,210)	772 (600 to 969)	697 (540 to 866)	140,000
HIV/AIDS and sexually transmitted infections	3.6 (2.7 to 4.7)	2.3 (1.2 to 3.7)	12 (7 to 17)	19 (11 to 27)	11 (7 to 16)	13 (9 to 17)	29 (22 to 37)	42 (32 to 53)	62 (47 to 78)	76 (58 to 95)	87 (67 to 110)	83 (64 to 104)	72 (56 to 91)	69 (53 to 87)	58 (45 to 73)	47 (36 to 59)	36 (28 to 46)	27 (21 to 34)	19 (15 to 24)	11 (8 to 14)	6.1 (4.7 to 7.7)	1.8 (1.4 to 2.3)	0.4 (0.3 to 0.5)	26,100
HIV/AIDS	0 (0 to 0)	0 (0 to 0)	179 (146 to 219)	138 (107 to 168)	84 (71 to 117)	79 (61 to 97)	178 (139 to 220)	258 (203 to 320)	382 (299 to 472)	468 (366 to 579)	536 (419 to 663)	511 (399 to 632)	443 (346 to 548)	424 (331 to 525)	357 (279 to 442)	289 (226 to 358)	221 (173 to 274)	166 (130 to 206)	117 (92 to 145)	68 (53 to 84)	37 (29 to 46)	11 (8.6 to 13)	2.5 (1.9 to 3.1)	25,600
HIV/AIDS - Drug-susceptible Tuberculosis	0 (0 to 0)	0 (0 to 0)	19.6 (11.6 to 29)	19.1 (9 to 32.7)	10.6 (6.4 to 18.7)	12.3 (7.5 to 18.9)	23.6 (14.5 to 36.6)	39.6 (24.5 to 60.5)	58.6 (36.4 to 89.1)	69 (43.6 to 104)	82 (52.1 to 123)	77 (49.5 to 115)	66 (42.1 to 98.5)	64 (41.1 to 95.3)	54 (34.7 to 80.1)	44 (28.2 to 65.1)	33 (21.2 to 48.9)	25 (16.1 to 37.2)	18 (11.6 to 26.5)	10 (6.4 to 14.8)	5.6 (3.5 to 8.2)	1.7 (1.1 to 2.5)	0.4 (0.2 to 0.5)	3,930
HIV/AIDS - Multidrug-resistant Tuberculosis without extensi	0 (0 to 0)	0 (0 to 0)	0.2 (0.1 to 0.5)	0.2 (0.1 to 0.6)	0.1 (0 to 0.4)	0.2 (0.1 to 0.6)	0.5 (0.2 to 1.2)	1 (0.4 to 2.3)	1.7 (0.7 to 3.8)	2.3 (0.9 to 5.1)	2.8 (1.1 to 6.2)	2.7 (1.1 to 6.1)	2.3 (0.9 to 5.3)	2.2 (0.9 to 5.1)	1.9 (0.8 to 4.3)	1.5 (0.6 to 3.4)	1.1 (0.4 to 2.5)	0.8 (0.3 to 1.8)	0.6 (0.2 to 1.3)	0.4 (0.2 to 0.9)	0.2 (0.1 to 0.4)	0.1 (0 to 0.2)	0.1 (0 to 0.2)	21
HIV/AIDS - Extensively drug-resistant Tuberculosis	0 (0 to 0)	0 (0 to 0)	0 (0 to 0)	0 (0 to 0)	0 (0 to 0)	0 (0 to 0)	0 (0 to 0)	0 (0 to 0)	0 (0 to 0)	0 (0 to 0)	0 (0 to 0)	0 (0 to 0)	0 (0 to 0)	0 (0 to 0)	0 (0 to 0)	0 (0 to 0)	0 (0 to 0)	0 (0 to 0)	0 (0 to 0)	0 (0 to 0)	0 (0 to 0)	0 (0 to 0)	0 (0 to 0)	39.2
HIV/AIDS resulting in other diseases	0 (0 to 0)	0 (0 to 0)	153 (121 to 189)	112 (89.2 to 139)	64.2 (50.2 to 79.8)	66 (51.6 to 81.9)	146 (114 to 181)	220 (172 to 273)	320 (250 to 396)	399 (312 to 494)	454 (355 to 562)	432 (338 to 535)	375 (293 to 464)	360 (281 to 446)	302 (236 to 374)	242 (189 to 300)	185 (144 to 229)	139 (108 to 172)	97.7 (76 to 121)	57 (44.3 to 70.7)	31 (24.1 to 38.4)	9.2 (7.1 to 11.4)	2.1 (1.6 to 2.6)	23,900
Sexually transmitted infections excluding HIV	3.6 (2.7 to 4.7)	2.3 (1.2 to 3.7)	0.1 (0.1 to 0.2)	0.1 (0 to 0.2)	0.1 (0 to 0.2)	0.3 (0.2 to 0.4)	17.7 (13.7 to 22.2)	39.7 (30.8 to 49.8)	61.3 (47.5 to 76.9)	76.9 (59.6 to 96.5)	87.4 (67.8 to 110)	83.1 (64.5 to 104)	72.7 (56.4 to 91.2)	68.9 (53.4 to 86.5)	57.8 (44.8 to 72.5)	46.9 (36.4 to 58.8)	35.8 (27.8 to 44.9)	26.9 (20.9 to 33.7)	18.6 (14.4 to 23.3)	9.9 (7.7 to 12.4)	2.9 (2.2 to 3.7)	0.7 (0.5 to 0.9)	314
Syphilis	0 (0 to 0)	0 (0 to 0)	0.1 (0 to 0.4)	0.1 (0 to 0.4)	0.1 (0 to 0.3)	0.2 (0.1 to 0.5)	0.9 (0.4 to 2.1)	2.1 (0.9 to 4.8)	3.2 (1.4 to 7.2)	3.9 (1.7 to 8.9)	4.4 (1.9 to 10)	4.2 (1.8 to 9.7)	3.7 (1.6 to 8.5)	3.5 (1.5 to 8)	2.9 (1.3 to 6.7)	2.4 (1.1 to 5.5)	1.8 (0.8 to 4.2)	1.4 (0.6 to 3.2)	0.9 (0.4 to 2.1)	0.5 (0.2 to 1.2)	0.2 (0.1 to 0.3)	0 (0 to 0.1)	39.6
Chlamydial infection	0 (0 to 0)	0 (0 to 0)	0 (0 to 0)	0 (0 to 0)	0 (0 to 0)	0 (0 to 0.1)	1.3 (0.6 to 2.3)	3.2 (1.5 to 5.6)	5.1 (2.3 to 8.9)	6.4 (2.9 to 11)	7.3 (3.3 to 12.8)	6.9 (3.1 to 12)	6.1 (2.7 to 10.6)	5.7 (2.6 to 9.9)	4.8 (2.2 to 8.4)	3.9 (1.8 to 6.8)	3 (1.4 to 5.2)	2.2 (1 to 3.9)	1.5 (0.7 to 2.7)	0.8 (0.4 to 1.5)	0.3 (0.1 to 0.6)	0.1 (0 to 0.2)	99.9
Gonococcal infection	0 (0 to 0)	0 (0 to 0)	0 (0 to 0)	0 (0 to 0)	0 (0 to 0)	0 (0 to 0.1)	0.4 (0.2 to 0.8)	0.9 (0.4 to 2)	1.4 (0.6 to 3)	1.8 (0.8 to 3.8)	2 (0.9 to 4.2)	1.9 (0.8 to 4)	1.7 (0.7 to 3.6)	1.6 (0.7 to 3.4)	1.3 (0.6 to 2.8)	1.1 (0.5 to 2.4)	0.8 (0.4 to 1.8)	0.6 (0.3 to 1.3)	0.4 (0.2 to 0.9)	0.2 (0.1 to 0.5)	0.1 (0 to 0.2)	0 (0 to 0.1)	39.6
Trichomoniasis	0 (0 to 0)	0 (0 to 0)	0 (0 to 0)	0 (0 to 0)	0 (0 to 0)	0 (0 to 0.1)	0.2 (0.1 to 0.3)	0.5 (0.2 to 0.8)	0.7 (0.3 to 1.2)	0.9 (0.4 to 1.5)	1 (0.4 to 1.7)	0.9 (0.4 to 1.6)	0.8 (0.3 to 1.4)	0.8 (0.3 to 1.3)	0.6 (0.3 to 1.1)	0.5 (0.2 to 0.9)	0.4 (0.2 to 0.7)	0.3 (0.1 to 0.5)	0.2 (0.1 to 0.4)	0.1 (0 to 0.2)	0 (0 to 0.1)	0 (0 to 0)	0 (0 to 0)	19.9
Genital herpes	0 (0 to 0)	0 (0 to 0)	0 (0 to 0)	0 (0 to 0)	0 (0 to 0)	0 (0 to 0)	0.1 (0 to 0.1)	0.2 (0.1 to 0.3)	0.3 (0.1 to 0.5)	0.4 (0.2 to 0.6)	0.4 (0.2 to 0.7)	0.4 (0.2 to 0.6)	0.3 (0.2 to 0.5)	0.3 (0.2 to 0.5)	0.3 (0.1 to 0.4)	0.2 (0.1 to 0.3)	0.2 (0.1 to 0.3)	0.1 (0.1 to 0.2)	0.1 (0.1 to 0.2)	0 (0 to 0.1)	0 (0 to 0.1)	0 (0 to 0)	0 (0 to 0)	0.1
Other sexually transmitted infections	0 (0 to 0)	0 (0 to 0)	0 (0 to 0)	0 (0 to 0)	0 (0 to 0)	0 (0 to 0)	0.1 (0 to 0.2)	0.2 (0.1 to 0.4)	0.3 (0.1 to 0.6)	0.4 (0.2 to 0.7)	0.5 (0.2 to 0.8)	0.4 (0.2 to 0.7)	0.4 (0.2 to 0.6)	0.3 (0.2 to 0.6)	0.3 (0.1 to 0.5)	0.2 (0.1 to 0.4)	0.2 (0.1 to 0.3)	0.1 (0.1 to 0.2)	0.1 (0 to 0.2)	0 (0 to 0.1)	0 (0 to 0.1)	0 (0 to 0)	0 (0 to 0)	0.7
Respiratory infections and tuberculosis	943 (826 to 1,060)	768 (636 to 900)	1,600 (1,300 to 1,900)	1,200 (1,000 to 1,400)	863 (720 to 1,040)	783 (650 to 930)	661 (546 to 787)	1,100 (908 to 1,300)	1,700 (1,400 to 2,000)	1,900 (1,600 to 2,200)	2,100 (1,800 to 2,400)	1,900 (1,600 to 2,200)	1,600 (1,400 to 1,900)	1,600 (1,400 to 1,900)	1,400 (1,200 to 1,600)	1,200 (1,000 to 1,400)	1,000 (870 to 1,200)	1,000 (840 to 1,200)	1,000 (770 to 1,200)	1,000 (777 to 1,200)	1,000 (777 to 1,200)	1,000 (777 to 1,200)	1,000 (777 to 1,200)	33,900
Tuberculosis	0 (0 to 0)	0 (0 to 0)	19.6 (19.6 to 63.3)	23.2 (23.2 to 86.6)	22.6 (22.6 to 91.2)	22.6 (22.6 to 91.2)	22.6 (22.6 to 91.2)	22.6 (22.6 to 91.2)	22.6 (22.6 to 91.2)	22.6 (22.6 to 91.2)	22.6 (22.6 to 91.2)	22.6 (22.6 to 91.2)	22.6 (22.6 to 91.2)	22.6 (22.6 to 91.2)	22.6 (22.6 to 91.2)	22.6 (22.6 to 91.2)	22.6 (22.6 to 91.2)	22.6 (22.6 to 91.2)	22.6 (22.6 to 91.2)	22.6 (22.6 to 91.2)	22.6 (22.6 to 91.2)	22.6 (22.6 to 91.2)	7,270
Latent tuberculosis infection	0 (0 to 0)	0 (0 to 0)	0 (0 to 0)	0 (0 to 0)	0 (0 to 0)	0 (0 to 0)	0 (0 to 0)	0 (0 to 0)	0 (0 to 0)	0 (0 to 0)	0 (0 to 0)	0 (0 to 0)	0 (0 to 0)	0 (0 to 0)	0 (0 to 0)	0 (0 to 0)	0 (0 to 0)	0 (0 to 0)	0 (0 to 0)	0 (0 to 0)	0 (0 to 0)	0 (0 to 0)	0 (0 to 0)	0
Active tuberculosis	0 (0 to 0)	0 (0 to 0)	19.6 (19.6 to 63.3)	23.2 (23.2 to 86.6)	22.6 (22.6 to 91.2)	22.6 (22.6 to 91.2)	22.6 (22.6 to 91.2)	22.6 (22.6 to 91.2)	22.6 (22.6 to 91.2)	22.6 (22.6 to 91.2)	22.6 (22.6 to 91.2)	22.6 (22.6 to 91.2)	22.6 (22.6 to 91.2)	22.6 (22.6 to 91.2)	22.6 (22.6 to 91.2)	22.6 (22.6 to 91.2)	22.6 (22.6 to 91.2)	22.6 (22.6 to 91.2)	22.6 (22.6 to 91.2)	22.6 (22.6 to 91.2)	22.6 (22.6 to 91.2)	22.6 (22.6 to 91.2)	7,270
Drug-susceptible tuberculosis	0 (0 to 0)	0 (0 to 0)	17.6 (17.6 to 56.7)	20.8 (20.8 to 77.5)	20.2 (20.2 to 81.6)	20.2 (20.2 to 81.6)	20.2 (20.2 to 81.6)	20.2 (20.2 to 81.6)	20.2 (20.2 to 81.6)	20.2 (20.2 to 81.6)	20.2 (20.2 to 81.6)	20.2 (20.2 to 81.6)	20.2 (20.2 to 81.6)	20.2 (20.2 to 81.6)	20.2 (20.2 to 81.6)	20.2 (20.2 to 81.6)	20.2 (20.2 to 81.6)	20.2 (20.2 to 81.6)	20.2 (20.2 to 81.6)	20.2 (20.2 to 81.6)	20.2 (20.2 to 81.6)	20.2 (20.2 to 81.6)	6,500
Multidrug-resistant tuberculosis without extensive drug-re	0 (0 to 0)	0 (0 to 0)	2.1 (0.1 to 6.2)	2.4 (0.2 to 7.3)	1.6 (0.1 to 5.1)	2.4 (0.2 to 7.3)	2.4 (0.2 to 7.3)	2.4 (0.2 to 7.3)	2.4 (0.2 to 7.3)	2.4 (0.2 to 7.3)	2.4 (0.2 to 7.3)	2.4 (0.2 to 7.3)	2.4 (0.2 to 7.3)	2.4 (0.2 to 7.3)	2.4 (0.2 to 7.3)	2.4 (0.2 to 7.3)	2.4 (0.2 to 7.3)	2.4 (0.2 to 7.3)	2.4 (0.2 to 7.3)	2.4 (0.2 to 7.3)	2.4 (0.2 to 7.3)	2.4 (0.2 to 7.3)	381
Extensively drug-resistant tuberculosis	0 (0 to 0)	0 (0 to 0)	0.5 (0 to 1.5)	0.2 (0 to 0.9)	0.2 (0 to 1.1)	0.4 (0 to 1.4)	1.2 (0.1 to 3.8)	3 (0.1 to 9.3)	4.6 (0.2 to 14)	5.2 (0.2 to 16)	5.3 (0.2 to 16)	5.2 (0.2 to 16)	5.2 (0.2 to 16)	5.2 (0.2 to 16)	5.2 (0.2 to 16)	5.2 (0.2 to 16)	5.2 (0.2 to 16)	5.2 (0.2 to 16)	5.2 (0.2 to 16)	5.2 (0.2 to 16)	5.2 (0.2 to 16)	5.2 (0.2 to 16)	5.2 (0.2 to 16)	63.2
Lower respiratory infections	637 (556 to 718)	765 (634 to 896)	1,410 (1,100 to 1,700)	1,010 (838 to 1,200)	772 (644 to 927)	694 (577 to 833)	577 (479 to 693)	823 (684 to 988)	1,000 (833 to 1,200)	1,100 (914 to 1,300)	1,200 (1,000 to 1,400)	1,100 (914 to 1,300)	1,000 (833 to 1,200)	1,000 (833 to 1,200)	1,000 (833 to 1,200)	1,000 (833 to 1,200)	1,000 (833 to 1,200)	1,000 (833 to 1,200)	1,000 (833 to 1,200)	1,000 (833 to 1,200)	1,000 (833 to 1,200)	1,000 (833 to 1,200)	1,000 (833 to 1,200)	20,600
Upper respiratory infections	12 (2.1 to 34)	3.2 (1.2 to 7.2)	13.2 (7.9 to 19.7)	9.6 (5.7 to 14.5)	5.6 (3.2 to 8.6)	3.9 (2.2 to 6.1)	3.6 (2.1 to 5.6)	3.7 (2.1 to 5.8)	3.8 (2.2 to 5.9)	3.9 (2.2 to 6.1)	4 (2.3 to 6.2)	3.9 (2.2 to 6.1)	3.8 (2.2 to 5.9)	3.7 (2.1 to 5.8)	3.5 (2.1 to 5.5)	3.4 (2 to 5.3)	3.2 (1.9 to 5)	3.1 (1.8 to 4.8)	2.9 (1.7 to 4.5)	2.7 (1.6 to 4.2)	2.5 (1.5 to 3.9)	2.3 (1.4 to 3.6)	3,620
Otitis media	0.1 (0 to 0.2)	0.4 (0.3 to 1.2)	2.6 (1.4 to 4.2)	1.7 (0.7 to 3.4)	1.9 (0.9 to 3.5)	1.7 (0.9 to 3.1)	1.4 (0.7 to 2.6)	1.4 (0.7 to 2.6)	1.5 (0.8 to 2.6)	1.5 (0.8 to 2.6)	1.5 (0.8 to 2.6)	1.5 (0.8 to 2.6)	1.5 (0.8 to 2.6)	1.5 (0.8 to 2.6)	1.5 (0.8 to 2.6)	1.5 (0.8 to 2.6)	1.5 (0.8 to 2.6)	1.5 (0.8 to 2.6)	1.5 (0.8 to 2.6)	1.5 (0.8 to 2.6)	1.5 (0.8 to 2.6)	1.5 (0.8 to 2.6)	1,300
Sinteric infections	97.3 (29.9 to 79.9)	1,200 (97.6 to 1,300)	1,600 (639 to 2,700)	1,200 (598 to 1,700)	556 (320 to 790)	320 (216 to 441)	256 (176 to 351)	381 (263 to 521)	293 (194 to 401)	292 (193 to 399)	297 (193 to 414)	288 (189 to 394)	285 (191 to 379)	288 (196 to 391)	288 (192 to 391)	288 (192 to 391)	288 (192 to 391)	288 (192 to 391)	288 (192 to 391)	288 (192 to 391)	288 (192 to 391)	288 (192 to 391)	288 (192 to 391)	6,660
Chronic diseases	29.4 (24.1 to 35.1)	18.9 (14.9 to 23.5)	19.8 (15.6 to 24.5)	19.8 (15.6 to 24.5)	19.8 (15.6 to 24





SR Table 2a. Yucatán DALYS by cause and sex group for males with 95% uncertainty intervals, 2019

Cause	Early Neonatal	Late Neonatal	Post Neonatal	1 to 4	5 to 9	10 to 14	15 to 19	20 to 24	25 to 29	30 to 34	35 to 39	40 to 44	45 to 49	50 to 54	55 to 59	60 to 64	65 to 69	70 to 74	75 to 79	80 to 84	85 to 89	90 to 94	95 plus	Total
All causes	9,090 (8,289 to 11,394)	3,659 (2,990 to 4,749)	4,299 (3,770 to 5,170)	4,299 (3,614 to 5,274)	4,605 (3,915 to 5,600)	4,605 (3,736 to 5,746)	9,300 (7,906 to 11,300)	15,000 (11,900 to 19,400)	15,000 (12,500 to 19,200)	15,900 (12,900 to 20,400)	16,700 (13,600 to 21,500)	20,600 (17,100 to 25,400)	27,600 (23,000 to 33,400)	33,100 (27,800 to 39,900)	33,000 (28,000 to 39,400)	31,900 (26,900 to 38,600)	31,900 (27,600 to 38,200)	31,100 (27,200 to 36,200)	34,900 (29,500 to 40,500)	33,200 (27,600 to 39,200)	32,200 (26,900 to 38,600)	31,700 (26,400 to 38,200)	770 (666 to 882)	397,000
Communicable, maternal, neonatal, and nutritional diseases	6,292 (5,420 to 8,220)	2,508 (1,980 to 3,220)	1,760 (1,500 to 1,900)	1,920 (1,580 to 1,920)	1,010 (820 to 1,640)	894 (650 to 1,320)	825 (609 to 1,020)	1,140 (869 to 1,500)	1,660 (1,420 to 2,020)	1,810 (1,560 to 2,270)	1,960 (1,680 to 2,570)	1,760 (1,500 to 2,370)	1,630 (1,380 to 1,960)	1,470 (1,210 to 1,760)	1,470 (1,220 to 1,760)	1,140 (904 to 1,400)	1,090 (846 to 1,400)	969 (748 to 1,350)	1,070 (827 to 1,700)	785 (597 to 1,350)	638 (486 to 1,790)	320 (242 to 998)	82 (69 to 109)	39,600
HIV/AIDS and sexually transmitted infections	1.6 (0.9 to 2.1)	0.9 (0.5 to 1.8)	26.6 (24.1 to 39.4)	29.3 (26.3 to 39.2)	24.1 (20.4 to 33.9)	26.1 (20.4 to 33.9)	66.3 (54.8 to 79.7)	292 (241 to 358)	747 (620 to 894)	830 (702 to 981)	811 (674 to 968)	660 (574 to 821)	563 (475 to 665)	459 (386 to 553)	257 (179 to 350)	164 (120 to 199)	103 (80 to 139)	27.3 (22.0 to 37.9)	11.9 (9.6 to 15.9)	1.9 (1.6 to 2.6)	0.6 (0.5 to 0.8)	0.1 (0.1 to 0.1)	5,130
HIV/AIDS	0 (0 to 0)	0 (0 to 0)	26 (24 to 38)	29.3 (26.3 to 39.2)	24.1 (20.4 to 33.9)	24.6 (20.4 to 32.8)	61.6 (50.6 to 74.1)	283 (232 to 346)	736 (611 to 882)	816 (692 to 968)	799 (664 to 955)	650 (565 to 810)	555 (468 to 656)	453 (381 to 545)	253 (177 to 345)	161 (118 to 196)	101 (78 to 136)	26.9 (21.7 to 37.4)	10.7 (8.6 to 14.3)	1.7 (1.4 to 2.3)	0.5 (0.4 to 0.7)	0.1 (0.1 to 0.1)	5,020
HIV/AIDS - Drug-susceptible Tuberculosis	0 (0 to 0)	0 (0 to 0)	0.1 (0 to 0.4)	1.9 (1.7 to 2.1)	1.7 (1.5 to 2.1)	1.7 (1.5 to 2.1)	4.6 (3.8 to 5.6)	18.2 (15.1 to 22.2)	46 (38 to 56)	52.6 (43.7 to 64.2)	52.2 (43.2 to 63.8)	44.7 (37.2 to 54.6)	38.9 (32.3 to 47.5)	27.6 (22.9 to 33.7)	13.2 (10.9 to 16.1)	9.4 (7.8 to 11.5)	7.4 (6.1 to 9.1)	1.7 (1.4 to 2.1)	0.7 (0.6 to 0.9)	0.1 (0.1 to 0.2)	0 (0 to 0)	0 (0 to 0)	324
HIV/AIDS - Multidrug-resistant Tuberculosis without extensive	0 (0 to 0)	0 (0 to 0)	0.2 (0 to 0.7)	4.1 (3.6 to 4.7)	3.7 (3.2 to 4.6)	3.7 (3.2 to 4.6)	9.9 (8.1 to 12.1)	39.4 (32.7 to 48.1)	99.4 (82.4 to 121.1)	113.8 (94.5 to 139.1)	113.1 (93.8 to 138.2)	96.8 (80.3 to 118.3)	84.2 (69.9 to 102.9)	59.8 (49.6 to 73.1)	28.6 (23.7 to 34.9)	20.3 (16.8 to 24.8)	16.1 (13.3 to 19.6)	3.7 (3.1 to 4.5)	1.5 (1.3 to 1.9)	0.2 (0.2 to 0.3)	0.1 (0 to 0.1)	0 (0 to 0)	700
HIV/AIDS - Extensively drug-resistant Tuberculosis	0 (0 to 0)	0 (0 to 0)	0 (0 to 0.2)	0.5 (0.4 to 0.6)	0.5 (0.4 to 0.6)	0.5 (0.4 to 0.6)	1.3 (1.1 to 1.6)	5.1 (4.2 to 6.2)	12.8 (10.6 to 15.6)	14.7 (12.2 to 17.9)	14.6 (12.1 to 17.8)	12.5 (10.4 to 15.2)	10.9 (9.0 to 13.3)	7.7 (6.4 to 9.4)	3.7 (3.1 to 4.5)	2.6 (2.2 to 3.2)	2.1 (1.7 to 2.5)	0.5 (0.4 to 0.6)	0.2 (0.2 to 0.3)	0 (0 to 0.1)	0 (0 to 0)	0 (0 to 0)	90
HIV/AIDS resulting in other diseases	0 (0 to 0)	0 (0 to 0)	26.3 (24.1 to 39.1)	27.4 (25.1 to 37.1)	22.4 (20.4 to 31.1)	24.1 (20.4 to 31.1)	56.7 (48.7 to 67.7)	264 (215 to 329)	690 (561 to 831)	763 (623 to 906)	744 (604 to 904)	605 (514 to 753)	516 (429 to 617)	425 (356 to 513)	239 (164 to 326)	152 (111 to 184)	95 (74 to 128)	25.2 (20.3 to 35.1)	11.2 (9.1 to 14.9)	1.8 (1.5 to 2.4)	0.6 (0.4 to 0.8)	0.1 (0.1 to 0.1)	4,670
Sexually transmitted infections excluding HIV	1.6 (0.9 to 2.1)	0.9 (0.5 to 1.8)	0.6 (0.4 to 1.2)	0.4 (0.2 to 0.5)	0.9 (0.5 to 1.5)	1.4 (0.7 to 2.2)	4.7 (2.6 to 7.5)	9.6 (5.2 to 15.2)	11 (6.2 to 17.3)	14.2 (8.1 to 22.2)	11.2 (6.4 to 17.5)	9.7 (5.6 to 15.1)	7.3 (4.2 to 11.4)	4.5 (2.6 to 7.1)	3.7 (2.1 to 5.8)	2.4 (1.4 to 3.7)	1.8 (1.1 to 2.8)	0.8 (0.5 to 1.2)	0.3 (0.2 to 0.5)	0.1 (0.1 to 0.2)	0 (0 to 0)	0 (0 to 0)	92
Syphilis	0 (0 to 0)	0 (0 to 0)	0.2 (0 to 0.5)	0.2 (0 to 0.5)	0.2 (0 to 0.5)	0.2 (0 to 0.5)	0.6 (0.1 to 1.2)	2.6 (0.6 to 5.2)	3.7 (0.9 to 7.5)	5.1 (1.3 to 10.3)	3.7 (0.9 to 7.5)	3.1 (0.8 to 6.3)	2.3 (0.6 to 4.7)	1.5 (0.4 to 3.1)	1.2 (0.3 to 2.5)	0.8 (0.2 to 1.7)	0.6 (0.2 to 1.2)	0.3 (0.1 to 0.6)	0.1 (0.1 to 0.3)	0 (0 to 0.1)	0 (0 to 0)	0 (0 to 0)	13.2
Chlamydial infection	0 (0 to 0)	0 (0 to 0)	0 (0 to 0)	0 (0 to 0)	0 (0 to 0)	0 (0 to 0)	0.3 (0.2 to 0.4)	1.6 (1.1 to 2.1)	3.2 (2.1 to 4.3)	3.9 (2.6 to 5.2)	3.4 (2.3 to 4.6)	2.7 (1.8 to 3.7)	1.7 (1.2 to 2.3)	0.7 (0.5 to 1.0)	0.2 (0.1 to 0.3)	0.1 (0 to 0.2)	0 (0 to 0.1)	0 (0 to 0)	0 (0 to 0)	0 (0 to 0)	0 (0 to 0)	0 (0 to 0)	17.4
Gonococcal infection	0 (0 to 0)	0 (0 to 0)	0 (0 to 0)	0 (0 to 0)	0 (0 to 0)	0 (0 to 0)	0.3 (0.1 to 0.7)	1.6 (0.7 to 3.1)	2.7 (1.2 to 5.1)	3.1 (1.4 to 5.8)	2.7 (1.2 to 5.1)	2.1 (0.9 to 3.9)	1.4 (0.6 to 2.6)	0.6 (0.3 to 1.1)	0.2 (0.1 to 0.4)	0.1 (0 to 0.2)	0 (0 to 0.1)	0 (0 to 0)	0 (0 to 0)	0 (0 to 0)	0 (0 to 0)	0 (0 to 0)	9.6
Trichomoniasis	0 (0 to 0)	0 (0 to 0)	0 (0 to 0)	0 (0 to 0)	0 (0 to 0)	0 (0 to 0)	0.1 (0 to 0.2)	0.5 (0.2 to 1.1)	0.9 (0.3 to 2.1)	1.1 (0.4 to 2.6)	0.9 (0.3 to 2.1)	0.6 (0.2 to 1.5)	0.4 (0.1 to 1.0)	0.2 (0.1 to 0.5)	0.1 (0 to 0.2)	0 (0 to 0.1)	0 (0 to 0.1)	0 (0 to 0)	0 (0 to 0)	0 (0 to 0)	0 (0 to 0)	0 (0 to 0)	3.4
Genital herpes	0 (0 to 0)	0 (0 to 0)	0 (0 to 0)	0 (0 to 0)	0 (0 to 0)	0 (0 to 0)	0.1 (0 to 0.2)	0.3 (0.1 to 0.6)	0.5 (0.2 to 1.1)	0.6 (0.2 to 1.3)	0.5 (0.2 to 1.1)	0.4 (0.1 to 0.8)	0.3 (0.1 to 0.6)	0.2 (0.1 to 0.4)	0.1 (0 to 0.2)	0 (0 to 0.1)	0 (0 to 0.1)	0 (0 to 0)	0 (0 to 0)	0 (0 to 0)	0 (0 to 0)	0 (0 to 0)	2.2
Other sexually transmitted infections	0 (0 to 0)	0 (0 to 0)	0.4 (0.2 to 0.6)	0.4 (0.2 to 0.6)	0.4 (0.2 to 0.6)	0.4 (0.2 to 0.6)	1.8 (0.9 to 3.2)	2.6 (1.3 to 4.5)	3.5 (1.8 to 6.2)	4.1 (2.1 to 7.2)	3.5 (1.8 to 6.2)	2.8 (1.4 to 5.0)	2.1 (1.1 to 3.8)	1.4 (0.7 to 2.5)	0.7 (0.4 to 1.3)	0.5 (0.2 to 0.9)	0.3 (0.1 to 0.6)	0.1 (0 to 0.3)	0 (0 to 0.1)	0 (0 to 0.1)	0 (0 to 0)	0 (0 to 0)	19.9
Respiratory infections and tuberculosis	497 (343 to 699)	393 (243 to 636)	1,490 (972 to 2,060)	499 (267 to 893)	228 (163 to 329)	219 (162 to 329)	229 (162 to 324)	219 (152 to 309)	247 (172 to 350)	428 (298 to 601)	539 (376 to 752)	644 (450 to 899)	844 (589 to 1,170)	1,040 (726 to 1,460)	1,040 (728 to 1,460)	1,010 (677 to 1,410)	1,010 (713 to 1,370)	1,010 (699 to 1,350)	1,110 (766 to 1,480)	1,060 (731 to 1,440)	1,020 (698 to 1,400)	1,010 (687 to 1,390)	16,000
Tuberculosis	0 (0 to 0)	0 (0 to 0)	6.6 (5.1 to 13.3)	8.1 (3.9 to 7)	6.7 (5.9 to 8.2)	14.6 (13.1 to 16)	49.8 (44.7 to 55.6)	283 (254 to 316)	1,160 (1,040 to 1,290)	2,170 (1,940 to 2,420)	3,060 (2,740 to 3,410)	3,660 (3,270 to 4,080)	4,170 (3,730 to 4,650)	4,560 (4,080 to 5,080)	4,660 (4,170 to 5,190)	4,610 (4,130 to 5,140)	4,610 (4,130 to 5,140)	4,610 (4,130 to 5,140)	4,610 (4,130 to 5,140)	4,610 (4,130 to 5,140)	4,610 (4,130 to 5,140)	4,610 (4,130 to 5,140)	82,000
Latent tuberculosis infection	0 (0 to 0)	0 (0 to 0)	0 (0 to 0)	0 (0 to 0)	0 (0 to 0)	0 (0 to 0)	0 (0 to 0)	0 (0 to 0)	0 (0 to 0)	0 (0 to 0)	0 (0 to 0)	0 (0 to 0)	0 (0 to 0)	0 (0 to 0)	0 (0 to 0)	0 (0 to 0)	0 (0 to 0)	0 (0 to 0)	0 (0 to 0)	0 (0 to 0)	0 (0 to 0)	0 (0 to 0)	0 (0 to 0)	0
Drug-susceptible Tuberculosis	0 (0 to 0)	0 (0 to 0)	6.6 (5.1 to 8.1)	8.1 (3.9 to 6.4)	6.7 (5.9 to 8.2)	14.6 (13.1 to 16)	49.8 (44.7 to 55.6)	283 (254 to 316)	1,160 (1,040 to 1,290)	2,170 (1,940 to 2,420)	3,060 (2,740 to 3,410)	3,660 (3,270 to 4,080)	4,170 (3,730 to 4,650)	4,560 (4,080 to 5,080)	4,660 (4,170 to 5,190)	4,610 (4,130 to 5,140)	4,610 (4,130 to 5,140)	4,610 (4,130 to 5,140)	4,610 (4,130 to 5,140)	4,610 (4,130 to 5,140)	4,610 (4,130 to 5,140)	4,610 (4,130 to 5,140)	82,000
Multidrug-resistant tuberculosis without extensive drug-resistar	0 (0 to 0)	0 (0 to 0)	0.2 (0 to 0.5)	0.2 (0 to 0.5)	0.2 (0 to 0.5)	0.2 (0 to 0.5)	0.6 (0.2 to 1.2)	2.6 (0.7 to 5.2)	3.6 (0.9 to 7.5)	4.3 (1.1 to 9)	3.6 (0.9 to 7.5)	3.2 (0.8 to 6.7)	2.4 (0.6 to 5)	1.5 (0.4 to 3.2)	1.2 (0.3 to 2.5)	0.8 (0.2 to 1.7)	0.6 (0.2 to 1.2)	0.3 (0.1 to 0.6)	0.1 (0 to 0.3)	0.1 (0 to 0.2)	0 (0 to 0)	0 (0 to 0)	98.1
Extensively drug-resistant tuberculosis	0 (0 to 0)	0 (0 to 0)	0 (0 to 0.2)	0 (0 to 0.2)	0 (0 to 0.2)	0 (0 to 0.2)	0.1 (0 to 0.2)	0.4 (0 to 1.1)	0.6 (0 to 1.6)	0.7 (0 to 2.1)	0.6 (0 to 1.6)	0.5 (0 to 1.4)	0.4 (0 to 1.1)	0.2 (0 to 0.7)	0.2 (0 to 0.6)	0.1 (0 to 0.4)	0.1 (0 to 0.3)	0 (0 to 0.2)	0 (0 to 0.1)	0 (0 to 0.1)	0 (0 to 0.1)	0 (0 to 0)	9
Lower respiratory infections	279 (209 to 376)	360 (209 to 630)	1,360 (876 to 2,000)	220 (112 to 396)	71.7 (46.1 to 118)	67.9 (46.1 to 118)	64.4 (44.1 to 93.4)	155 (104 to 224)	198 (130 to 284)	253 (164 to 363)	318 (207 to 456)	391 (254 to 561)	477 (310 to 684)	549 (356 to 787)	589 (382 to 844)	563 (365 to 807)	563 (365 to 807)	563 (365 to 807)	563 (365 to 807)	563 (365 to 807)	563 (365 to 807)	563 (365 to 807)	10,000
Upper respiratory infections	1.4 (0.9 to 2.1)	3.4 (2.1 to 5.4)	27.6 (17.8 to 40.6)	49.2 (25.1 to 88.6)	100 (64.3 to 165)	104 (70.6 to 165)	90.6 (62.1 to 131)	67.9 (45.6 to 98.3)	44.6 (29.3 to 64.5)	79.9 (52.5 to 116)	79.1 (51.9 to 115)	71.8 (47.1 to 104)	69.6 (45.7 to 101)	39.4 (25.9 to 57.1)	27.5 (18.1 to 39.8)	19.9 (13.1 to 28.8)	14.3 (9.4 to 20.7)	9.4 (6.2 to 13.6)	5.6 (3.7 to 8.1)	1.1 (0.7 to 1.6)	0.3 (0.2 to 0.4)	0.1 (0.1 to 0.1)	993
Otitis media	0 (0 to 0)	0.2 (0.1 to 0.4)	2.2 (1.4 to 3.3)	16.6 (8.5 to 29.9)	28.2 (18.1 to 46.6)	28.2 (20.4 to 37.7)	27.5 (20.4 to 37.7)	17.4 (12.4 to 23.4)	16.5 (11.8 to 22.4)	22.7 (16.2 to 30.8)	22.7 (16.2 to 30.8)	19.9 (14.2 to 27.1)	19.2 (13.7 to 26.2)	11.1 (7.9 to 15.2)	7.8 (5.6 to 10.7)	5.6 (4.0 to 7.7)	4.0 (2.9 to 5.5)	2.6 (1.9 to 3.6)	1.6 (1.1 to 2.2)	0.3 (0.2 to 0.4)	0.1 (0 to 0.1)	0 (0 to 0.1)	339
Enteric infections	17.6 (12.2 to 28.6)	6.9 (2.5 to 14.7)	186 (75 to 386)	288 (204 to 386)	232 (122 to 309)	139 (68.5 to 211)	79.4 (49.3 to 117)	69.6 (44.9 to 99.4)	69.9 (46.4 to 99.4)	86.4 (53.2 to 120)	107 (67.8 to 151)	91.3 (60.3 to 129)	82.6 (52.8 to 120)	69.6 (41.9 to 104)	57.5 (34.1 to 86.1)	46.1 (27.6 to 69.6)	36.5 (21.7 to 55.2)	22.2 (13.2 to 33.6)	11.9 (7.1 to 18.1)	2.1 (1.2 to 3.2)	0.5 (0.3 to 0.8)	1,370
Diarrheal diseases	17.6 (12.2 to 28.6)	6.9 (2.5 to 14.7)	63.6 (31.6 to 99.6)	288 (204 to 386)	232 (122 to 309)	139 (68.7 to 209)	79.4 (50.1 to 109)	69.6 (43.3 to 96.6)	69.9 (47.6 to 95.7)	86.4 (53.2 to 120)	107 (67.8 to 151)	91.3 (60.3 to 129)	82.6 (52.8 to 120)	69.6 (42.6 to 101)	57.5 (34.1 to 86.1)	46.1 (27.6 to 69.6)	36.5 (21.7 to 55.2)	22.2 (13.2 to 33.6)	11.9 (7.1 to 18.1)	2.1 (1.2 to 3.2)	0.5 (0.3 to 0.8)	1,370
Typhoid and paratyphoid	0 (0 to 0)	0 (0 to 0)	0.3 (0 to 0.8)	0.3 (0 to 0.8)	0.3 (0 to 0.8



SR Table 2a. Zacatecas DALYS by cause and age group for males with 95% uncertainty intervals, 2019

Cause	Early Neonatal	Late Neonatal	Post-Neonatal	1 to 4	5 to 9	10 to 14	15 to 19	20 to 24	25 to 29	30 to 34	35 to 39	40 to 44	45 to 49	50 to 54	55 to 59	60 to 64	65 to 69	70 to 74	75 to 79	80 to 84	85 to 89	90 to 94	95 plus	Total
All causes	6,592 (5,770 to 8,209)	2,633 (1,989 to 3,453)	9,190 (8,266 to 9,976)	3,998 (3,356 to 4,750)	4,420 (3,900 to 5,060)	5,248 (4,356 to 6,020)	13,200 (11,193 to 16,756)	19,900 (13,900 to 28,600)	20,400 (13,600 to 31,000)	19,900 (13,900 to 28,600)	19,900 (13,900 to 28,600)	19,100 (13,900 to 28,600)	19,200 (13,900 to 28,600)	19,900 (13,900 to 28,600)	17,000 (13,700 to 20,900)	16,900 (13,700 to 21,000)	16,900 (13,700 to 21,000)	16,900 (13,700 to 21,000)	16,900 (13,900 to 21,000)	16,900 (13,900 to 21,000)	16,900 (13,900 to 21,000)	16,900 (13,900 to 21,000)	6,485 (6,356 to 7,460)	6,977 (6,830 to 7,819)	3,290 (2,966 to 3,668)	1,960 (1,819 to 1,709)	243,000
Communicable, maternal, neonatal, and nutritional diseases	6,592 (5,630 to 6,968)	1,848 (1,389 to 2,423)	2,698 (1,770 to 3,756)	1,146 (681 to 1,630)	602 (481 to 1,239)	424 (289 to 622)	643 (459 to 1,000)	670 (463 to 1,000)	763 (525 to 1,000)	777 (525 to 1,000)	768 (525 to 1,000)	757 (525 to 1,000)	697 (525 to 1,000)	686 (525 to 1,000)	626 (525 to 1,000)	562 (525 to 1,000)	512 (525 to 1,000)	567 (525 to 1,000)	528 (525 to 1,000)	498 (525 to 1,000)	413 (378 to 527)	145 (139 to 184)	22,100
HIV/AIDS and sexually transmitted infections	0.8 (0.5 to 1.2)	0.5 (0.3 to 0.9)	13.6 (7.2 to 19.5)	10 (6.2 to 12)	7.7 (6.4 to 9.2)	11.1 (9.2 to 13.3)	30.4 (24.9 to 37.3)	88.6 (72.9 to 107)	148 (121 to 179)	172 (141 to 205)	191 (157 to 232)	197 (159 to 240)	189 (154 to 230)	89.3 (74.9 to 106)	82.3 (67.9 to 99.4)	49.4 (37.9 to 62)	27.6 (21.2 to 34.6)	18.6 (14.3 to 23.4)	9.7 (7.4 to 11)	3.1 (2.4 to 3.9)	1.1 (0.8 to 1.4)	0.2 (0.1 to 0.3)	0.1 (0.1 to 0.2)	1,010
HIV/AIDS	0 (0 to 0)	0 (0 to 0)	12.8 (6.6 to 18.6)	9.6 (6.2 to 12)	7.7 (6.3 to 9.1)	10.1 (8.2 to 12.3)	28.6 (23.2 to 35.4)	82.5 (67.5 to 100)	140 (114 to 167)	163 (133 to 194)	182 (149 to 220)	188 (151 to 228)	181 (147 to 220)	85.6 (71.8 to 101)	78.3 (64.6 to 94.5)	46.7 (35.8 to 58.4)	26.1 (20.1 to 32.7)	17.1 (13.1 to 21.3)	9.1 (6.9 to 10.6)	2.9 (2.2 to 3.6)	1.1 (0.8 to 1.3)	0.2 (0.2 to 0.3)	0.1 (0.1 to 0.2)	952
HIV/AIDS - Drug-susceptible Tuberculosis	0 (0 to 0)	0 (0 to 0)	0.6 (0.7 to 1.2)	0.4 (0.1 to 0.6)	0.4 (0.1 to 0.6)	0.6 (0.1 to 0.8)	2.4 (0.4 to 3.2)	7.1 (1.1 to 9.5)	13.2 (2.1 to 17.6)	15.1 (2.4 to 20.1)	17.1 (2.7 to 22.8)	17.7 (2.8 to 23.6)	16.4 (2.6 to 21.9)	8.1 (1.3 to 10.8)	7.4 (1.2 to 9.9)	4.4 (0.7 to 5.9)	2.5 (0.4 to 3.3)	1.6 (0.3 to 2.2)	0.9 (0.1 to 1.2)	0.3 (0 to 0.4)	0.1 (0 to 0.1)	0 (0 to 0)	0 (0 to 0)	89.6
HIV/AIDS - Multidrug-resistant Tuberculosis without extensive	0 (0 to 0)	0 (0 to 0)	0.1 (0 to 0.6)	0.1 (0 to 0.2)	0.1 (0 to 0.2)	0.1 (0 to 0.2)	0.4 (0 to 1.5)	1.3 (0 to 4.9)	2.4 (0 to 9.1)	2.8 (0 to 10.6)	3.1 (0 to 11.8)	3.2 (0 to 12.1)	3.0 (0 to 11.4)	1.5 (0 to 5.7)	1.3 (0 to 5)	0.8 (0 to 3)	0.5 (0 to 1.8)	0.3 (0 to 1.1)	0.2 (0 to 0.7)	0.1 (0 to 0.3)	0 (0 to 0.1)	0 (0 to 0)	0 (0 to 0)	16
HIV/AIDS - Extensively drug-resistant Tuberculosis	0 (0 to 0)	0 (0 to 0)	0 (0 to 0.1)	0 (0 to 0)	0 (0 to 0)	0 (0 to 0)	0 (0 to 0.2)	0 (0 to 0.5)	0 (0 to 0.6)	0 (0 to 0.7)	0 (0 to 0.8)	0 (0 to 0.8)	0 (0 to 0.8)	0 (0 to 0.4)	0 (0 to 0.3)	0 (0 to 0.2)	0 (0 to 0.1)	0 (0 to 0.1)	0 (0 to 0.1)	0 (0 to 0)	0 (0 to 0)	0 (0 to 0)	0 (0 to 0)	1.1
HIV/AIDS resulting in other diseases	0 (0 to 0)	0 (0 to 0)	0.1 (0 to 0.1)	0.1 (0 to 0.2)	0.1 (0 to 0.2)	0.1 (0 to 0.2)	0.4 (0 to 1.5)	1.3 (0 to 4.9)	2.4 (0 to 9.1)	2.8 (0 to 10.6)	3.1 (0 to 11.8)	3.2 (0 to 12.1)	3.0 (0 to 11.4)	1.5 (0 to 5.7)	1.3 (0 to 5)	0.8 (0 to 3)	0.5 (0 to 1.8)	0.3 (0 to 1.1)	0.2 (0 to 0.7)	0.1 (0 to 0.3)	0 (0 to 0.1)	0 (0 to 0)	0 (0 to 0)	16
Sexually transmitted infections excluding HIV	0.8 (0.5 to 1.2)	0.5 (0.3 to 0.9)	0.7 (0.5 to 0.9)	0.4 (0.3 to 0.5)	0.1 (0 to 0.2)	0.1 (0.1 to 0.2)	0.2 (0.1 to 0.3)	0.4 (0.2 to 0.6)	0.6 (0.3 to 0.7)	0.6 (0.3 to 0.8)	0.6 (0.3 to 0.8)	0.6 (0.3 to 0.8)	0.6 (0.3 to 0.8)	0.6 (0.3 to 0.8)	0.6 (0.3 to 0.8)	0.6 (0.3 to 0.8)	0.6 (0.3 to 0.8)	0.6 (0.3 to 0.8)	0.6 (0.3 to 0.8)	0.6 (0.3 to 0.8)	0.6 (0.3 to 0.8)	0.6 (0.3 to 0.8)	0.6 (0.3 to 0.8)	833
Syphilis	0 (0 to 0)	0 (0 to 0)	0.7 (0.5 to 0.9)	0.4 (0.3 to 0.5)	0.1 (0 to 0.2)	0.1 (0.1 to 0.2)	0.2 (0.1 to 0.3)	0.4 (0.2 to 0.6)	0.6 (0.3 to 0.7)	0.6 (0.3 to 0.8)	0.6 (0.3 to 0.8)	0.6 (0.3 to 0.8)	0.6 (0.3 to 0.8)	0.6 (0.3 to 0.8)	0.6 (0.3 to 0.8)	0.6 (0.3 to 0.8)	0.6 (0.3 to 0.8)	0.6 (0.3 to 0.8)	0.6 (0.3 to 0.8)	0.6 (0.3 to 0.8)	0.6 (0.3 to 0.8)	0.6 (0.3 to 0.8)	0.6 (0.3 to 0.8)	817
Chlamydial infection	0 (0 to 0)	0 (0 to 0)	0 (0 to 0)	0 (0 to 0)	0 (0 to 0)	0 (0 to 0)	0.3 (0 to 0.4)	1.1 (0.5 to 1.5)	2 (0.9 to 2.6)	2.6 (1.2 to 3.3)	2.3 (1.1 to 3)	1.8 (0.8 to 2.3)	1.2 (0.5 to 1.6)	0.6 (0.3 to 0.8)	0.5 (0.2 to 0.7)	0.3 (0.1 to 0.4)	0.2 (0.1 to 0.3)	0.1 (0 to 0.2)	0.1 (0 to 0.1)	0 (0 to 0)	0 (0 to 0)	0 (0 to 0)	0 (0 to 0)	11.9
Gonococcal infection	0 (0 to 0)	0 (0 to 0)	0 (0 to 0)	0 (0 to 0)	0 (0 to 0)	0.2 (0.1 to 0.3)	1.2 (0.5 to 2.2)	1.8 (0.8 to 3.4)	1.1 (0.5 to 2.1)	0.7 (0.3 to 1.3)	0.4 (0.2 to 0.8)	0.4 (0.1 to 0.7)	0.3 (0.1 to 0.5)	0.2 (0.1 to 0.3)	0.1 (0 to 0.2)	0.1 (0 to 0.2)	0 (0 to 0.1)	0 (0 to 0.1)	0 (0 to 0)	0 (0 to 0)	0 (0 to 0)	0 (0 to 0)	0 (0 to 0)	9.6
Trichomoniasis	0 (0 to 0)	0 (0 to 0)	0 (0 to 0)	0 (0 to 0)	0 (0 to 0)	0 (0 to 0)	0.1 (0 to 0.2)	0.2 (0 to 0.4)	0.2 (0 to 0.4)	0.2 (0 to 0.4)	0.2 (0 to 0.4)	0.2 (0 to 0.4)	0.2 (0 to 0.3)	0.1 (0 to 0.2)	0.1 (0 to 0.2)	0.1 (0 to 0.2)	0 (0 to 0.1)	0 (0 to 0.1)	0 (0 to 0.1)	0 (0 to 0)	0 (0 to 0)	0 (0 to 0)	0 (0 to 0)	2.3
Genital herpes	0 (0 to 0)	0 (0 to 0)	0 (0 to 0)	0 (0 to 0)	0 (0 to 0)	0 (0 to 0)	0 (0 to 0.2)	0 (0 to 0.3)	0 (0 to 0.3)	0.1 (0 to 0.3)	0.1 (0 to 0.3)	0.1 (0 to 0.3)	0.1 (0 to 0.3)	0.1 (0 to 0.3)	0.1 (0 to 0.3)	0.1 (0 to 0.3)	0.1 (0 to 0.3)	0.1 (0 to 0.3)	0.1 (0 to 0.3)	0.1 (0 to 0.3)	0.1 (0 to 0.3)	0.1 (0 to 0.3)	0.1 (0 to 0.3)	1.1
Other sexually transmitted infections	0 (0 to 0)	0 (0 to 0)	0 (0 to 0)	0 (0 to 0)	0 (0 to 0)	0 (0 to 0)	0 (0 to 0.1)	0 (0 to 0.2)	0 (0 to 0.2)	0 (0 to 0.2)	0 (0 to 0.2)	0 (0 to 0.2)	0 (0 to 0.2)	0 (0 to 0.2)	0 (0 to 0.2)	0 (0 to 0.2)	0 (0 to 0.2)	0 (0 to 0.2)	0 (0 to 0.2)	0 (0 to 0.2)	0 (0 to 0.2)	0 (0 to 0.2)	0 (0 to 0.2)	0 (0 to 0.2)	1.3
Respiratory infections and tuberculosis	2,102 (1,833 to 2,597)	228 (144 to 297)	669 (623 to 1,069)	228 (228 to 438)	219 (197 to 320)	179 (154 to 254)	228 (198 to 332)	278 (219 to 389)	288 (209 to 391)	288 (209 to 370)	287 (222 to 405)	287 (222 to 405)	287 (222 to 405)	287 (222 to 405)	284 (220 to 401)	284 (220 to 401)	284 (219 to 401)	284 (219 to 376)	284 (219 to 376)	284 (219 to 376)	284 (219 to 376)	240 (187 to 322)	143 (102 to 190)	9,730
Tuberculosis	0 (0 to 0)	0 (0 to 0)	2.6 (2.4 to 5.9)	0.8 (0.6 to 1)	0.4 (0.4 to 0.6)	0.9 (0.9 to 2.5)	13.9 (12.9 to 23.9)	23.7 (22.1 to 48.3)	49.2 (22.1 to 63)	69.1 (34.9 to 87.7)	84.5 (39.6 to 79.8)	89.6 (39.6 to 79.8)	89.6 (39.6 to 79.8)	89.6 (39.6 to 79.8)	89.6 (37.9 to 89.3)	89.6 (32.9 to 73.4)	89.6 (23.9 to 61.4)	89.6 (23.9 to 61.4)	89.6 (23.9 to 61.4)	89.6 (23.9 to 61.4)	89.6 (23.9 to 61.4)	89.6 (14.9 to 41.6)	89.6 (14.9 to 41.6)	987
Latent tuberculosis infection	0 (0 to 0)	0 (0 to 0)	0 (0 to 0)	0 (0 to 0)	0 (0 to 0)	0 (0 to 0)	0 (0 to 0)	0 (0 to 0)	0 (0 to 0)	0 (0 to 0)	0 (0 to 0)	0 (0 to 0)	0 (0 to 0)	0 (0 to 0)	0 (0 to 0)	0 (0 to 0)	0 (0 to 0)	0 (0 to 0)	0 (0 to 0)	0 (0 to 0)	0 (0 to 0)	0 (0 to 0)	0 (0 to 0)	0 (0 to 0)	0
Drug-susceptible tuberculosis	0 (0 to 0)	0 (0 to 0)	0 (0 to 0)	0 (0 to 0)	0 (0 to 0)	0 (0 to 0)	0 (0 to 0)	0 (0 to 0)	0 (0 to 0)	0 (0 to 0)	0 (0 to 0)	0 (0 to 0)	0 (0 to 0)	0 (0 to 0)	0 (0 to 0)	0 (0 to 0)	0 (0 to 0)	0 (0 to 0)	0 (0 to 0)	0 (0 to 0)	0 (0 to 0)	0 (0 to 0)	0 (0 to 0)	0 (0 to 0)	0
Multidrug-resistant tuberculosis without extensive drug-resistar	0.2 (0 to 0)	0.4 (0 to 0)	2.6 (0 to 7)	0.8 (0 to 1)	0.4 (0 to 0.6)	0.9 (0 to 2.5)	13.9 (12.9 to 23.9)	23.7 (22.1 to 48.3)	49.2 (22.1 to 63)	69.1 (34.9 to 87.7)	84.5 (39.6 to 79.8)	89.6 (39.6 to 79.8)	89.6 (39.6 to 79.8)	89.6 (39.6 to 79.8)	89.6 (37.9 to 89.3)	89.6 (32.9 to 73.4)	89.6 (23.9 to 61.4)	89.6 (23.9 to 61.4)	89.6 (23.9 to 61.4)	89.6 (23.9 to 61.4)	89.6 (23.9 to 61.4)	89.6 (14.9 to 41.6)	89.6 (14.9 to 41.6)	987
Extensively drug-resistant tuberculosis	0 (0 to 0)	0 (0 to 0)	0 (0 to 0)	0 (0 to 0)	0 (0 to 0)	0 (0 to 0)	0 (0 to 0)	0 (0 to 0)	0 (0 to 0)	0 (0 to 0)	0 (0 to 0)	0 (0 to 0)	0 (0 to 0)	0 (0 to 0)	0 (0 to 0)	0 (0 to 0)	0 (0 to 0)	0 (0 to 0)	0 (0 to 0)	0 (0 to 0)	0 (0 to 0)	0 (0 to 0)	0 (0 to 0)	0 (0 to 0)	0
Lower respiratory infections	209 (120 to 306)	204 (101 to 283)	668 (483 to 1,018)	278 (157 to 378)	191 (97 to 278)	96 (48 to 154)	112 (57 to 182)	139 (67 to 226)	168 (81 to 273)	168 (81 to 273)	168 (82 to 274)	220 (106 to 358)	220 (106 to 358)	273 (132 to 444)	268 (130 to 436)	265 (130 to 431)	229 (112 to 373)	214 (104 to 348)	271 (132 to 441)	268 (132 to 437)	297 (145 to 483)	232 (113 to 378)	139 (68 to 226)	6,110
Upper respiratory infections	1.2 (0.3 to 2.2)	3.2 (0.8 to 5.8)	3.6 (0.9 to 6.5)	79.2 (19.7 to 143)	4.9 (1.2 to 8.9)	7.9 (2 to 14.3)	11.3 (2.8 to 20.5)	16.4 (4.1 to 29.6)	20.1 (5 to 36.3)	19.6 (4.9 to 35.4)	19.6 (4.9 to 35.4)	19.6 (4.9 to 35.4)	19.6 (4.9 to 35.4)	19.6 (4.9 to 35.4)	19.6 (4.9 to 35.4)	19.6 (4.9 to 35.4)	19.6 (4.9 to 35.4)	19.6 (4.9 to 35.4)	19.6 (4.9 to 35.4)	19.6 (4.9 to 35.4)	19.6 (4.9 to 35.4)	19.6 (4.9 to 35.4)	19.6 (4.9 to 35.4)	752
Otitis media	0 (0 to 0)	0 (0 to 0)	0 (0 to 0)	0 (0 to 0)	0 (0 to 0)	0 (0 to 0)	0 (0 to 0)	0 (0 to 0)	0 (0 to 0)	0 (0 to 0)	0 (0 to 0)	0 (0 to 0)	0 (0 to 0)	0 (0 to 0)	0 (0 to 0)	0 (0 to 0)	0 (0 to 0)	0 (0 to 0)	0 (0 to 0)	0 (0 to 0)	0 (0 to 0)	0 (0 to 0)	0 (0 to 0)	0 (0 to 0)	0
Enteric infections	207 (172 to 236)	209 (164 to 267)	328 (223 to 1,069)	222 (197 to 309)	198 (177 to 284)	169.6 (147 to 239)	64.2 (55 to 91)	429 (369 to 604)	429 (369 to 604)	429 (369 to 604)	429 (369 to 604)	429 (369 to 604)	429 (369 to 604)	429 (369 to 604)	429 (369 to 604)	429 (369 to 604)	429 (369 to 604)	429 (369 to 604)	429 (369 to 604)	429 (369 to 604)	429 (369 to 604)	429 (369 to 604)	429 (369 to 604)	6,290
Diarrheal diseases	207 (172 to 236)	209 (164 to 267)	328 (223 to 1,069)	222 (197 to 309)	198 (177 to 284)	169.6 (147 to 239)	64.2 (55 to 91)	429 (369 to 604)	429 (369 to 604)	429 (369 to 604)	429 (369 to 604)	429 (369 to 604)	429 (369 to 604)	429 (369 to 604)	429 (369 to 604)	429 (369 to 604)	429 (369 to 604)	429 (369 to 604)	429 (369 to 604)	429 (369 to 604)	429 (369 to 604)	429 (369 to 604)	429 (369 to 604)	1,870
Typhoid and paratyphoid	0 (0 to 0)	0 (0 to 0)	0.2 (0.2 to 0.3)	0.3 (0.3 to 0.3)	0.1 (0 to 0.2)	0.2 (0.2 to 0.2)	0.3 (0.3 to 0.3)	0.3 (0.3 to 0.3)	0.3 (0.3 to 0.3)	0.3 (0.3 to 0.3)	0.3 (0.3 to 0.3)	0.3 (0.3 to 0.3)	0.3 (0.3 to 0.3)	0.3 (0.3 to 0.3)	0.3 (0.3 to 0.3)	0.3 (0.3 to 0.3)	0.3 (0.3 to 0.3)	0.3 (0.3 to 0.3)	0.3 (0.3 to 0.3)	0.3 (0.3 to 0.3)	0.3 (0.3 to 0.3)	0.3 (0.3 to 0.3)	0.3 (0.3 to 0.3)	7.5
Typhoid fever	0 (0 to 0)	0 (0 to 0)	0.2 (0.2 to 0.3)	0.3 (0.3 to 0.3)	0.1 (0 to 0.2)	0.2 (0.2 to 0.2)	0.3 (0.3 to 0.3)	0.3 (0.3 to 0.3)	0.3 (0.3 to 0.3)	0.3 (0.3 to 0.3)	0.3 (0.3 to 0.3)	0.3 (0.3 to 0.3)	0.3 (0.3 to 0.3)	0.3 (0.3 to 0.3)	0.3 (0.3 to 0.3)	0.3 (0.3 to 0.3)	0.3 (0.3 to 0.3)	0.3 (0.3 to 0.3)	0.3 (0.3 to 0.3)	0.3 (0.3 to 0.3)	0.3 (0.3 to 0.3)	0.3 (0.3 to 0.3)	0.3 (0.3 to 0.3)	7.5
Paratyphoid fever	0 (0 to 0)	0 (0 to 0)	0 (0 to 0)	0 (0 to 0)	0 (0 to 0)	0 (0 to 0)	0 (0 to 0)	0 (0 to 0)	0 (0 to 0)	0 (0 to 0)	0 (0 to 0)	0 (0 to 0)	0 (0 to 0)	0 (0 to 0)	0 (0 to 0)	0 (0 to 0)	0 (0 to 0)	0 (0 to 0)	0 (0 to 0)	0 (0 to 0)	0 (0 to 0)	0 (0 to 0)	0 (0 to 0)	0 (0 to 0)	0.1
Invasive Non-typhoidal Salmonella (iNTS)	0 (0 to 0)	0 (0 to 0)	0.8 (0.5 to 1.2)	0.6 (0.3 to 0.9)	1.3 (0.7 to 1.9)	1.1 (0.7 to 1.6)	0.1 (0 to 0.2)	0.2 (0 to 0.3)	0.2 (0 to 0.3)	0.2 (0 to 0.3)	0.2 (0 to 0.3)	0.2 (0 to 0.3)	0.2 (0 to 0.3)	0.2 (0 to 0.3)	0.2 (0 to 0.3)	0.2 (0 to 0.3)	0.2 (0 to 0.3)	0.2 (0 to 0.3)	0.2 (0 to 0.3)	0.2 (0 to 0.3)	0.2 (0 to 0.3)	0.2 (0 to 0.3)	0.2 (0 to 0.3)	6.3
Other intestinal infectious diseases	0.6 (0.4 to 0.7)	0.6 (0.4 to 0.8)	0.7 (0.3 to 2.1)	0.4 (0.1 to 1.1)	0.3 (0.1 to 0.4)	0.4 (0.1 to 0.5)	0.1 (0 to 0.2)	0.1 (0 to 0.2)	0.1 (0 to 0.2)	0.1 (0 to 0.2)	0.1 (0 to 0.2)	0.1 (0 to 0.2)	0.1 (0 to 0.2)	0.1 (0 to 0.2)	0.1 (0 to 0.2)	0.1 (0 to 0.2)	0.1 (0 to 0.2)	0.1 (0 to 0.2)	0.1 (0 to 0.2)	0.1 (0 to 0.2)	0.1 (0 to 0.2)	0.1 (0 to 0.2)	0.1 (0 to 0.2)	3.6
Neglected tropical diseases and malaria	3.6 (1.6 to 7.7)	6.2 (2.7 to 9.8)	23 (10.5 to 51.9)	42.6 (20.6 to 77.5)	29.7 (15.1 to 52.9)	28.9 (16.7 to 48)	49.3 (23.2 to 89.6)	64.1 (29.1 to 106.1)	69.3 (29.1 to 107.1)	67.9 (28.1 to 104.1)	61.9 (26.1 to 97.2)	66.2 (26.7 to 104.1)	67 (27.1 to 104.1)	66.3 (26.9 to 104.1)	66.2 (26.7 to 104.1)	67 (27.1 to 104.1)	66.3 (26.9 to 104.1)	66.2 (26.9 to 104.1)	66.2 (26.9 to 104.1)	66.2 (26.9 to 104.1)	59.6 (17.7 to 89.2)	21.6 (5.9 to 39.2)	10.2 (4.9 to 19)	879
Malaria	0 (0 to 0)	0 (0 to 0)	0 (0 to 0)	0 (0 to 0)	0 (0 to 0)	0 (0 to 0)	0 (0 to 0)	0 (0 to 0)	0 (0 to 0)	0 (0 to 0)	0 (0 to 0)	0 (0 to 0)	0 (0 to 0)	0 (0 to 0)	0 (0 to 0)	0 (0 to 0)	0 (0 to 0)	0 (0 to 0)	0 (0 to 0)	0 (0 to 0)	0 (0 to 0)	0 (0 to 0)	0 (0 to 0)	0 (0 to 0)	0
Chagas disease	0 (0 to 0)	0 (0 to 0)	0 (0 to 0)	0 (0 to 0)	0.7 (0.6 to 0.8)	0.5 (0.5 to 1.9)	0.5 (0.5 to 0.6)	0.6 (0.6 to 0.6)	1.4 (1.4 to 1.4)	2 (2 to 2)	2.6 (2.6 to 2.6)	3.3 (3.3 to 3.3)	4.4 (4.4 to 4.4)	5.4 (5.4 to 5.4)	6.4 (6.4 to 6.4)	7.4 (7.4 to 7.4)	8.3 (8.3 to 8.3)	9.2 (9.2 to 9.2)	9.9 (9.9 to 9.9)	10.5 (10.5 to 10.5)	10.9 (10.9 to 10.9)	11.2 (11.2 to 11.2)	11.3 (11.3 to 11.3)	88
Leishmaniasis	0 (0 to 0)	0 (0 to 0)	0 (0 to 0)	0 (0 to 0)	0 (0 to 0)	0 (0 to 0)	0 (0 to 0)	0 (0 to 0)	0 (0 to 0)	0 (0 to 0)	0 (0 to 0)	0 (0 to 0)	0 (0 to 0)	0 (0 to 0)	0 (0 to 0)	0 (0 to 0)	0 (0 to 0)	0 (0 to 0)	0 (0 to 0)	0 (0 to 0)	0 (0 to 0)	0 (0 to 0)	0 (0 to 0)	0 (0 to 0)	0
Visceral leishmaniasis	0 (0 to 0)	0 (0 to 0)	0 (0 to 0)	0 (0 to 0)	0 (0 to 0)	0 (0 to 0)	0 (0 to 0)	0 (0 to 0)	0 (0 to 0)	0 (0 to 0)	0 (0 to 0)	0 (0 to 0)	0 (0 to 0)	0 (0 to 0)	0 (0 to 0)	0 (0 to 0)	0 (0 to 0)	0 (0 to 0)	0 (0 to 0)	0 (0 to 0)	0 (0 to 0)	0 (0 to 0)	0 (0 to 0)	0 (0 to 0)	0
Cutaneous and mucocutaneous leishmaniasis	0 (0 to 0)	0 (0 to 0)	0 (0 to 0)	0 (0 to 0)	0 (0 to 0)	0 (0 to 0)	0 (0 to 0)	0 (0 to 0)	0 (0 to 0)	0 (0 to 0)	0 (0 to 0)	0 (0 to 0)	0 (0 to 0)	0 (0 to 0)	0 (0 to 0)	0 (0 to 0)	0 (0 to 0)	0 (0 to 0)	0 (0 to 0)	0 (0 to 0)	0 (0 to 0)	0 (0 to 0)	0 (0 to 0)	0 (0 to 0)	0
African trypanosomiasis	0 (0 to 0)	0 (0 to 0)	0 (0 to 0)	0 (0 to 0)	0 (0 to 0)	0 (0 to 0)	0 (0 to 0)	0 (0 to 0)	0 (0 to 0)	0 (0 to 0)	0 (0 to 0)	0 (0 to 0)	0 (0 to 0)	0 (0 to 0)	0 (0 to 0)	0 (0 to 0)	0 (0 to 0)	0 (0 to 0)	0 (0 to 0)	0 (0 to 0)	0 (0 to 0)	0 (0 to 0)	0 (0 to 0)	0 (0 to 0)	0
Schistosomiasis	0 (0 to 0)	0 (0 to 0)	0 (0 to 0)	0 (0 to 0)	0 (0 to 0)	0 (0 to 0)	0 (0 to 0)	0 (0 to 0)	0 (0 to 0)	0 (0 to 0)	0 (0 to 0)	0 (0 to 0)	0 (0 to 0)	0 (0 to 0)	0 (0 to 0)	0 (0 to 0)	0 (0 to 0)	0 (0 to 0)	0 (0 to 0)	0 (0 to 0)	0 (0 to 0)	0 (0 to 0)	0 (0 to 0)	0 (0 to 0)	0
Cysticercosis	0 (0 to 0)	0 (0 to 0)	0 (0 to 0)	0.4 (0.2 to 0.5)	1.3 (0.7 to 1.9)	7.3 (3.7 to 10.2)	21.3 (10.9 to 29.8)	39.2 (20.1 to 54.8)	59.8 (30.7 to 83.7)	61.1 (31.3 to 85.5)	61.8 (31.7 to 86.4)	66.9 (34.1 to 93.6)	66.9 (34.1 to 93.6)	66.7 (34.1 to 93.6)	66.9 (34.1 to 93.6)	66.7 (34.1 to 93.6)	66.9 (34.1 to 93.6)	67.3 (34.1 to 93.6)	66.9 (34.1 to 93.6)	66.9 (34.1 to 93.6)	33 (16.9 to 46.2)	17.7 (9.1 to 24.8)	8 (3.2 to 16.1)	684
Cystic echinococcosis	0 (0 to 0)	0 (0 to 0)	0 (0 to 0)	0 (0 to 0)	0 (0 to 0)	0 (0 to 0)	0 (0 to 0)	0 (0 to 0)	0 (0 to 0)	0 (0 to 0)	0 (0 to 0)	0 (0 to 0)	0 (0 to 0)	0 (0 to 0)	0 (0 to 0)	0 (0 to 0)	0 (0 to 0)	0 (0 to 0)	0 (0 to 0)	0 (0 to 0)	0 (0 to 0)	0 (0 to 0)	0 (0 to 0)	0 (0 to 0)	0.4
Lymphatic filariasis	0 (0 to 0)	0 (0 to 0)	0 (0 to 0)	0 (0 to 0)	0 (0 to 0)	0 (0 to 0)	0 (0 to 0)	0 (0 to 0)	0 (0 to 0)	0 (0 to 0)	0 (0 to 0)	0 (0 to 0)	0 (0 to 0)	0 (0 to 0)	0 (0 to 0)	0 (0 to 0)	0 (0 to 0)	0 (0 to 0)	0 (0 to 0)	0 (0 to 0)	0 (0 to 0)	0 (0 to 0)	0 (0 to 0)	0 (0 to 0)	0
Onchocerciasis	0 (0 to 0)	0 (0 to 0)	0 (0 to 0)	0 (0 to 0)	0 (0 to 0)	0 (0 to 0)	0 (0 to 0)	0 (0 to 0)	0 (0 to 0)	0 (0 to 0)	0 (0 to 0)	0 (0 to 0)	0 (0 to 0)	0 (0 to 0)	0 (0 to 0)	0 (0 to 0)	0 (0 to 0)	0 (0 to 0)	0 (0 to 0)	0 (0 to 0)	0 (0 to 0)	0 (0 to 0)	0 (0 to 0)	0 (0 to 0)	0
Trachoma	0 (0 to 0)	0 (0 to 0)	0 (0 to 0)	0 (0 to 0)	0 (0 to 0)	0 (0 to 0)	0 (0 to 0)	0 (0 to 0)	0 (0 to 0)	0 (0 to 0)	0 (0 to 0)	0 (0 to 0)	0 (0 to 0)	0 (0 to 0)	0 (0 to 0)	0 (0 to 0)	0 (0 to 0)	0 (0 to 0)	0 (0 to 0)	0 (0 to 0)	0 (0 to 0)	0 (0 to 0)	0 (0 to 0)	0 (0 to 0)	0
Dengue	0 (0 to 0)	0 (0 to 0)	0 (0 to 1)	1.3 (0.2 to 2.4)	3.7 (0.3 to 10.5)	3.4 (0.3 to 10)	2.9 (0.3 to 8.6)	2.5 (0.2 to 7.6)	2.2 (0.2 to 6.6)	2 (0.2 to 6.1)	1.7 (0.1 to 5.2)	1.6 (0.1 to 4.8)	1.3 (0.1 to 4.2)	1.2 (0.1 to 3.6)	1 (0.1 to 3.2)	0.7 (0.1 to 2.1)	0.6 (0.1 to 1.7)	0.4 (0 to 1.2)	0.3 (0 to 0.8)	0.2 (0 to 0.6)	0.1 (0 to 0.4)	0.1 (0 to 0.2)	0.1 (0 to 0.2)	32
Yellow fever	0 (0 to 0)	0 (0 to 0)	0 (0 to 0)	0 (0 to 0)	0 (0 to 0)	0 (0 to 0)	0 (0 to 0)	0 (0 to 0)	0 (0 to 0)	0 (0 to 0)	0 (0 to 0)	0 (0 to 0)	0 (0 to 0)	0 (0 to 0)	0 (0 to 0)	0 (0 to 0)	0 (0 to 0)	0 (0 to 0)	0 (0 to 0)	0 (0 to 0)	0 (0 to 0)	0 (0 to 0)	0 (0 to 0)	0 (0 to 0)	0
Rabies	0 (0 to 0)	0 (0 to 0)	0 (0 to 0)	0 (0 to 0)	0 (0 to 0)	0 (0 to 0)	0 (0 to 0)	0 (0 to 0)	0 (0 to 0)	0 (0 to 0)	0 (0 to 0)	0 (0 to 0)	0 (0 to 0)	0 (0 to 0)	0 (0 to 0)	0 (0 to 0)	0 (0 to 0)	0 (0 to 0)	0 (0 to 0)	0 (0 to 0)	0 (0 to 0)	0 (0 to 0)	0 (0 to 0)	0 (0 to 0)	0
Intestinal nematode infections	0 (0 to 0)	0 (0 to 0)	0.6 (0.1 to 2)	8.4 (1.9 to 19.3)	27.6 (9.9 to 54.8)	19.6 (5.1 to 39.3)	9.6 (2.5 to 19.2)	6.7 (1.7 to 13.4)	5.3 (1.4 to 10.6)	4.6 (1.2 to 9.2)	4.1 (1.1 to 8.2)	3.





SR Table 2a. Asch DALYS by cause and age arcrus for males with 95% uncertainty intervals, 2019

Cause	Asch Neonatal	Late Neonatal	Post Neonatal	1 to 4	5 to 9	10 to 14	15 to 19	20 to 24	25 to 29	30 to 34	35 to 39	40 to 44	45 to 49	50 to 54	55 to 59	60 to 64	65 to 69	70 to 74	75 to 79	80 to 84	85 to 89	90 to 94	95 plus	Total
All causes	28,592 (26,298 to 30,729)	13,458 (9,609 to 18,164)	20,156 (14,009 to 26,885)	29,850 (24,900 to 36,208)	29,250 (19,850 to 39,385)	29,250 (19,850 to 39,385)	24,600 (17,650 to 32,600)	27,600 (20,600 to 35,600)	29,600 (21,900 to 38,600)	29,600 (22,000 to 38,200)	29,600 (22,000 to 38,200)	29,600 (22,000 to 38,200)	29,600 (22,000 to 38,200)	29,600 (22,000 to 38,200)	29,600 (22,000 to 38,200)	29,600 (22,000 to 38,200)	29,600 (22,000 to 38,200)	29,600 (22,000 to 38,200)	23,600 (16,700 to 31,200)	13,900 (7,900 to 19,100)	5,600 (3,200 to 7,700)	1,600 (1,000 to 2,200)	394 (256 to 561)	797,000
Communicable, maternal, neonatal, and nutritional diseases	28,592 (27,600 to 30,200)	9,640 (8,960 to 10,400)	20,156 (19,700 to 20,700)	19,000 (13,800 to 23,700)	7,060 (5,600 to 10,200)	6,160 (5,000 to 8,600)	6,540 (5,600 to 7,500)	6,540 (5,600 to 7,500)	7,770 (6,200 to 10,000)	6,660 (5,000 to 8,700)	6,600 (5,000 to 8,500)	6,600 (5,000 to 8,500)	6,260 (4,900 to 8,000)	5,960 (4,600 to 7,600)	5,960 (4,600 to 7,600)	5,960 (4,600 to 7,600)	6,260 (4,900 to 8,000)	6,260 (4,900 to 8,000)	2,910 (2,070 to 3,900)	2,700 (1,900 to 3,700)	1,540 (1,000 to 2,200)	348 (221 to 479)	774 (494 to 1,100)	190,000
HIV/AIDS and sexually transmitted infections	21,670 (738 to 4,670)	1,100 (340 to 2,490)	1,540 (669 to 3,000)	2,050 (1,170 to 3,600)	213 (147 to 271)	109 (73 to 154)	297 (243 to 364)	666 (763 to 1,300)	1,340 (1,000 to 1,810)	1,260 (1,000 to 1,540)	668 (570 to 779)	661 (609 to 716)	412 (366 to 460)	356 (292 to 420)	409 (339 to 488)	479 (396 to 561)	316 (246 to 391)	211 (161 to 261)	121 (81 to 161)	62 (34 to 92)	22 (14 to 31)	3 (2 to 4)	0.0 (0 to 0)	13,500
HIV/AIDS	0 (0 to 0)	0.1 (0.1 to 0.1)	464 (266 to 800)	2,010 (1,140 to 3,490)	166 (129 to 208)	97.3 (69.4 to 133)	263 (216 to 322)	609 (700 to 1,200)	1,230 (1,000 to 1,690)	1,200 (1,000 to 1,500)	603 (520 to 694)	616 (570 to 667)	386 (342 to 432)	334 (274 to 394)	384 (318 to 458)	449 (372 to 526)	296 (231 to 367)	198 (151 to 245)	114 (76 to 152)	58 (32 to 86)	21 (13 to 29)	2 (1 to 3)	0.0 (0 to 0)	8,930
HIV/AIDS - Drug-susceptible Tuberculosis	0 (0 to 0)	0.0 (0 to 0)	222 (127 to 383)	929 (526 to 1,610)	99.0 (77.0 to 124)	58.6 (41.8 to 80.1)	162 (133 to 198)	376 (432 to 740)	760 (620 to 1,040)	741 (620 to 952)	372 (321 to 428)	380 (352 to 412)	238 (211 to 266)	206 (169 to 243)	237 (196 to 283)	277 (229 to 324)	183 (142 to 226)	122 (93.4 to 151)	70.4 (46.9 to 94.8)	35.8 (19.8 to 53.2)	13 (8.1 to 18.1)	1.2 (0.7 to 1.8)	0.0 (0 to 0)	5,360
HIV/AIDS - Multidrug-resistant Tuberculosis without extensive	0 (0 to 0)	0.0 (0 to 0)	0.4 (0.1 to 13.8)	1.6 (0.2 to 59.5)	0.2 (0 to 9.8)	0.1 (0 to 5.3)	0.4 (0.1 to 7.6)	0.9 (0.1 to 23)	1.9 (0.2 to 32.8)	1.8 (0.2 to 29.9)	0.9 (0.1 to 22.6)	0.9 (0.1 to 20.1)	0.6 (0.1 to 10.7)	0.5 (0 to 8.7)	0.6 (0 to 9.6)	0.7 (0 to 9.9)	0.5 (0 to 9.2)	0.3 (0 to 9.1)	0.1 (0 to 9.1)	0.1 (0 to 9.1)	0.0 (0 to 9.1)	0.0 (0 to 9.1)	0.0 (0 to 0)	40
HIV/AIDS - Extensively drug-resistant Tuberculosis	0 (0 to 0)	0.0 (0 to 2.6)	0.0 (0 to 12)	0.1 (0 to 11)	0.1 (0 to 0.6)	0.0 (0 to 1.3)	0.1 (0 to 2.3)	0.2 (0 to 5.9)	0.4 (0 to 9.6)	0.4 (0 to 9.4)	0.2 (0 to 8.2)	0.2 (0 to 7.1)	0.2 (0 to 5.2)	0.2 (0 to 5.1)	0.2 (0 to 5.3)	0.2 (0 to 5.3)	0.2 (0 to 5.3)	0.1 (0 to 5.3)	0.1 (0 to 5.3)	0.1 (0 to 5.3)	0.0 (0 to 5.3)	0.0 (0 to 5.3)	0.0 (0 to 0)	7.4
HIV/AIDS resulting in other diseases	0 (0 to 0)	0.1 (0 to 0.1)	178 (109 to 299)	1,080 (612 to 1,870)	67 (52 to 82)	39 (27 to 49)	101 (82 to 124)	233 (268 to 450)	477 (380 to 650)	464 (389 to 589)	231 (199 to 266)	237 (218 to 256)	149 (132 to 166)	129 (106 to 152)	147 (122 to 176)	173 (143 to 203)	114 (89 to 141)	76 (58 to 94)	44 (29 to 59)	22 (12 to 33)	8 (5 to 11)	0.7 (0.4 to 1.1)	0.0 (0 to 0)	4,720
Sexually transmitted infections excluding HIV	21,670 (738 to 4,670)	1,100 (340 to 2,490)	1,080 (669 to 2,900)	1,040 (1,170 to 3,600)	47 (47 to 271)	12 (3 to 154)	34 (24 to 364)	57 (53 to 1,300)	110 (100 to 1,810)	60 (50 to 1,540)	65 (50 to 779)	45 (40 to 716)	26 (22 to 460)	22 (18 to 394)	25 (21 to 488)	30 (25 to 479)	21 (17 to 316)	14 (11 to 211)	7.6 (5.9 to 121)	3.8 (2.9 to 62)	1.4 (1 to 22)	0.2 (0.1 to 3)	0.0 (0 to 0)	2,660
Syphilis	0 (0 to 0)	0 (0 to 0)	0 (0 to 0)	0 (0 to 0)	0 (0 to 0)	0 (0 to 0)	0.1 (0 to 0.1)	0.6 (0 to 0.6)	1.2 (0.7 to 1.2)	0.9 (0.6 to 1.2)	0.6 (0 to 0.6)	0.6 (0 to 0.6)	0.7 (0 to 0.7)	0.6 (0 to 0.6)	1.0 (0 to 1.0)	1.0 (0 to 1.0)	0.9 (0 to 0.9)	0.8 (0 to 0.8)	0.5 (0 to 0.5)	0.3 (0 to 0.3)	0.1 (0 to 0.1)	0.0 (0 to 0)	0.0 (0 to 0)	6,660
Chlamydial infection	0 (0 to 0)	0 (0 to 0)	0 (0 to 0)	0 (0 to 0)	0 (0 to 0)	0 (0 to 0)	0 (0 to 0)	0 (0 to 0)	0 (0 to 0)	0 (0 to 0)	0 (0 to 0)	0 (0 to 0)	0 (0 to 0)	0 (0 to 0)	0 (0 to 0)	0 (0 to 0)	0 (0 to 0)	0 (0 to 0)	0 (0 to 0)	0 (0 to 0)	0 (0 to 0)	0 (0 to 0)	0 (0 to 0)	0 (0 to 0)	70.9
Gonococcal infection	0 (0 to 0)	0 (0 to 0)	0 (0 to 0)	0 (0 to 0)	0 (0 to 0)	0 (0 to 0)	0.1 (0 to 0.2)	0.6 (0 to 0.7)	1.2 (0.7 to 1.2)	0.9 (0.6 to 1.2)	0.6 (0 to 0.6)	0.6 (0 to 0.6)	0.7 (0 to 0.7)	0.6 (0 to 0.6)	0.9 (0 to 0.9)	0.9 (0 to 0.9)	0.8 (0 to 0.8)	0.7 (0 to 0.7)	0.5 (0 to 0.5)	0.3 (0 to 0.3)	0.1 (0 to 0.1)	0.0 (0 to 0)	0.0 (0 to 0)	63
Trichomoniasis	0 (0 to 0)	0 (0 to 0)	0 (0 to 0)	0 (0 to 0)	0 (0 to 0)	0 (0 to 0)	0.1 (0 to 0.1)	0.6 (0 to 0.6)	1.2 (0.7 to 1.2)	0.9 (0.6 to 1.2)	0.6 (0 to 0.6)	0.6 (0 to 0.6)	0.7 (0 to 0.7)	0.6 (0 to 0.6)	0.9 (0 to 0.9)	0.9 (0 to 0.9)	0.8 (0 to 0.8)	0.7 (0 to 0.7)	0.5 (0 to 0.5)	0.3 (0 to 0.3)	0.1 (0 to 0.1)	0.0 (0 to 0)	0.0 (0 to 0)	7.4
Genital herpes	0 (0 to 0)	0 (0 to 0)	0 (0 to 0)	0 (0 to 0)	0 (0 to 0)	0 (0 to 0)	0 (0 to 0.1)	0.6 (0 to 0.6)	1.2 (0.7 to 1.2)	0.9 (0.6 to 1.2)	0.6 (0 to 0.6)	0.6 (0 to 0.6)	0.7 (0 to 0.7)	0.6 (0 to 0.6)	0.9 (0 to 0.9)	0.9 (0 to 0.9)	0.8 (0 to 0.8)	0.7 (0 to 0.7)	0.5 (0 to 0.5)	0.3 (0 to 0.3)	0.1 (0 to 0.1)	0.0 (0 to 0)	0.0 (0 to 0)	72.6
Other sexually transmitted infections	0 (0 to 0)	0 (0 to 0)	0 (0 to 0)	0 (0 to 0)	0 (0 to 0)	0.7 (0.4 to 11.8)	1.1 (0.6 to 21.6)	1.1 (0.6 to 20.8)	1.9 (0.9 to 24.7)	1.8 (0.9 to 24.7)	0.9 (0 to 23)	0.9 (0 to 20.3)	0.6 (0 to 13.4)	0.5 (0 to 11.9)	0.6 (0 to 12.9)	0.7 (0 to 13.2)	0.5 (0 to 11.9)	0.3 (0 to 11.9)	0.2 (0 to 11.9)	0.1 (0 to 11.9)	0.0 (0 to 11.9)	0.0 (0 to 11.9)	0.0 (0 to 0)	99.2
Respiratory infections and tuberculosis	1,430 (618 to 1,480)	1,430 (720 to 2,490)	4,040 (3,470 to 10,700)	2,450 (1,540 to 3,960)	1,060 (647 to 1,880)	1,060 (669 to 1,790)	1,060 (863 to 2,110)	1,060 (1,700 to 3,440)	2,060 (2,000 to 5,630)	2,060 (1,800 to 5,070)	2,060 (1,800 to 5,190)	2,060 (1,810 to 5,100)	2,060 (1,800 to 5,060)	2,060 (1,800 to 5,170)	2,060 (1,760 to 5,610)	2,060 (2,300 to 5,450)	1,430 (2,300 to 3,810)	1,430 (1,600 to 3,390)	696 (979 to 1,890)	696 (992 to 1,700)	696 (787 to 1,560)	139 (164 to 386)	51,300
Tuberculosis	0 (0 to 0)	0 (0 to 0)	762 (389 to 1,320)	666 (269 to 998)	407 (252 to 677)	2,660 (217 to 930)	2,660 (366 to 1,460)	2,660 (1,360 to 3,720)	2,660 (1,980 to 4,600)	2,660 (1,400 to 4,020)	2,660 (1,400 to 4,060)	2,660 (1,400 to 4,060)	2,660 (1,400 to 4,060)	2,660 (1,400 to 4,060)	2,660 (1,400 to 4,060)	2,660 (1,300 to 3,700)	2,660 (1,400 to 3,710)	2,660 (1,400 to 3,710)	1,970 (627 to 2,360)	1,970 (499 to 1,790)	1,970 (118 to 267)	393 (3.6 to 771)	53,300 (618 to 1,900)	30,600
Latent tuberculosis infection	0 (0 to 0)	0 (0 to 0)	0 (0 to 0)	0 (0 to 0)	0 (0 to 0)	0 (0 to 0)	0 (0 to 0)	0 (0 to 0)	0 (0 to 0)	0 (0 to 0)	0 (0 to 0)	0 (0 to 0)	0 (0 to 0)	0 (0 to 0)	0 (0 to 0)	0 (0 to 0)	0 (0 to 0)	0 (0 to 0)	0 (0 to 0)	0 (0 to 0)	0 (0 to 0)	0 (0 to 0)	0 (0 to 0)	0 (0 to 0)	0
Drug-susceptible Tuberculosis	0 (0 to 0)	0 (0 to 0)	762 (389 to 1,320)	666 (269 to 998)	407 (252 to 677)	2,660 (217 to 930)	2,660 (366 to 1,460)	2,660 (1,360 to 3,720)	2,660 (1,980 to 4,600)	2,660 (1,400 to 4,020)	2,660 (1,400 to 4,060)	2,660 (1,400 to 4,060)	2,660 (1,400 to 4,060)	2,660 (1,400 to 4,060)	2,660 (1,400 to 4,060)	2,660 (1,300 to 3,700)	2,660 (1,400 to 3,710)	2,660 (1,400 to 3,710)	1,970 (627 to 2,360)	1,970 (499 to 1,790)	1,970 (118 to 267)	393 (3.6 to 771)	53,300 (618 to 1,900)	30,600
Multidrug-resistant tuberculosis without extensive drug-resistat	0 (0 to 0)	0 (0 to 0)	0 (0 to 0)	0 (0 to 0)	0 (0 to 0)	0 (0 to 0)	0 (0 to 0)	0 (0 to 0)	0 (0 to 0)	0 (0 to 0)	0 (0 to 0)	0 (0 to 0)	0 (0 to 0)	0 (0 to 0)	0 (0 to 0)	0 (0 to 0)	0 (0 to 0)	0 (0 to 0)	0 (0 to 0)	0 (0 to 0)	0 (0 to 0)	0 (0 to 0)	0 (0 to 0)	0 (0 to 0)	278
Extensively drug-resistant tuberculosis	0 (0 to 0)	0 (0 to 0)	1.0 (0 to 4.6)	1 (0 to 4.6)	0.6 (0 to 3.1)	0.6 (0 to 3.1)	1.4 (0 to 7.1)	3.6 (0 to 17)	6.6 (0 to 23)	6.1 (0 to 23)	3.2 (0 to 16)	3.3 (0 to 16)	2.7 (0 to 14)	1.7 (0 to 9.6)	2.2 (0 to 12)	2.5 (0 to 13)	1.7 (0 to 9.1)	1.1 (0 to 6.1)	0.6 (0 to 3.1)	0.3 (0 to 1.7)	0.1 (0 to 0.6)	0.0 (0 to 0.1)	0.0 (0 to 0)	93
Lower respiratory infections	1,430 (617 to 1,480)	1,430 (717 to 2,490)	3,520 (3,070 to 9,780)	1,710 (1,270 to 2,960)	619 (447 to 1,200)	327 (242 to 622)	211 (230 to 397)	330 (334 to 620)	369 (327 to 693)	329 (292 to 618)	235 (199 to 441)	235 (199 to 441)	279 (236 to 524)	361 (306 to 677)	469 (397 to 880)	597 (506 to 1,120)	626 (530 to 1,180)	626 (530 to 1,180)	476 (403 to 894)	497 (420 to 934)	222 (188 to 416)	14.6 (12 to 27.4)	74.1 (62.7 to 139)	17,400
Upper respiratory infections	0 (0 to 0)	0.2 (0 to 0.2)	40.9 (34.6 to 46.3)	743 (552 to 1,290)	268 (194 to 520)	142 (105 to 270)	91.5 (100 to 172)	143 (145 to 269)	160 (142 to 300)	143 (127 to 268)	102 (86.4 to 191)	102 (86.4 to 191)	121 (102 to 227)	157 (133 to 294)	203 (172 to 382)	259 (219 to 486)	272 (230 to 510)	272 (230 to 510)	207 (175 to 388)	216 (182 to 405)	96.4 (81.6 to 181)	6.3 (5.3 to 11.9)	32.2 (27.2 to 60.4)	2,370
Otitis media	0 (0 to 1.1)	0 (0 to 0.2)	0.2 (0.0 to 0.6)	0.9 (0.6 to 1.6)	0.6 (0.6 to 1.2)	0.6 (0.6 to 1.2)	0.6 (0.6 to 1.2)	0.6 (0.6 to 1.2)	0.6 (0.6 to 1.2)	0.6 (0.6 to 1.2)	0.6 (0.6 to 1.2)	0.6 (0.6 to 1.2)	0.6 (0.6 to 1.2)	0.6 (0.6 to 1.2)	0.6 (0.6 to 1.2)	0.6 (0.6 to 1.2)	0.6 (0.6 to 1.2)	0.6 (0.6 to 1.2)	0.6 (0.6 to 1.2)	0.6 (0.6 to 1.2)	0.6 (0.6 to 1.2)	0.6 (0.6 to 1.2)	0.6 (0.6 to 1.2)	888
Enteric infections	289 (87 to 412)	1,110 (433 to 2,200)	5,690 (2,240 to 11,100)	3,400 (1,640 to 5,760)	1,560 (1,120 to 2,350)	1,290 (877 to 2,360)	1,220 (691 to 2,460)	3,290 (416 to 1,160)	3,670 (1,900 to 1,160)	3,530 (1,900 to 1,160)	3,990 (1,900 to 1,160)	3,900 (1,900 to 1,160)	3,470 (1,900 to 1,160)	3,420 (1,900 to 1,160)	3,270 (1,900 to 1,160)	3,420 (1,900 to 1,160)	3,360 (632 to 2,200)	1,920 (632 to 2,200)	780 (449 to 1,980)	498 (326 to 1,410)	190 (130 to 1,410)	52.7 (34 to 1,410)	154 (94 to 1,410)	27,400
Diarrheal diseases	289 (87 to 412)	1,110 (433 to 2,200)	5,690 (2,210 to 11,100)	3,400 (1,630 to 5,760)	1,560 (1,200 to 2,350)	1,290 (877 to 2,360)	1,220 (834 to 2,460)	3,290 (1,600 to 1,160)	3,670 (2,100 to 1,160)	3,530 (2,100 to 1,160)	3,990 (2,100 to 1,160)	3,900 (2,100 to 1,160)	3,470 (2,100 to 1,160)	3,420 (2,100 to 1,160)	3,270 (2,100 to 1,160)	3,420 (2,100 to 1,160)	3,360 (632 to 2,200)	1,920 (632 to 2,200)	780 (449 to 1,980)	498 (326 to 1,410)	190 (130 to 1,410)	52.7 (34 to 1,410)	154 (94 to 1,410)	27,400
Typhoid and paratyphoid	0 (0 to 0)	0 (0 to 0)	0 (0 to 0)	0 (0 to 0)	0 (0 to 0)	0 (0 to 0)	0 (0 to 0)	0 (0 to 0)	0 (0 to 0)	0 (0 to 0)	0 (0 to 0)	0 (0 to 0)	0 (0 to 0)	0 (0 to 0)	0 (0 to 0)	0 (0 to 0)	0 (0 to 0)	0 (0 to 0)	0 (0 to 0)	0 (0 to 0)	0 (0 to 0)	0 (0 to 0)	0 (0 to 0)	0 (0 to 0)	0
Typhoid fever	0 (0 to 0)	0 (0 to 0)	0 (0 to 0)	0 (0 to 0)	0 (0 to 0)	0 (0 to 0)	0 (0 to 0)	0 (0 to 0)	0 (0 to 0)	0 (0 to 0)	0 (0 to 0)	0 (0 to 0)	0 (0 to 0)	0 (0 to 0)	0 (0 to 0)	0 (0 to 0)	0 (0 to 0)	0 (0 to 0)	0 (0 to 0)	0 (0 to 0)	0 (0 to 0)	0 (0 to 0)	0 (0 to 0)	0 (0 to 0)	0
Paratyphoid fever	0 (0 to 0)	0 (0 to 0)	0 (0 to 0)	0 (0 to 0)	0 (0 to 0)	0 (0 to 0)	0 (0 to 0)	0 (0 to 0)	0 (0 to 0)	0 (0 to 0)	0 (0 to 0)	0 (0 to 0)	0 (0 to 0)	0 (0 to 0)	0 (0 to 0)	0 (0 to 0)	0 (0 to 0)	0 (0 to 0)	0 (0 to 0)	0 (0 to 0)	0 (0 to 0)	0 (0 to 0)	0 (0 to 0)	0 (0 to 0)	0
Invasive Non-typhoidal Salmonella (iNTS)	0 (0 to 0)	1.7 (0.9 to 3.2)	15.3 (8.6 to 28.1)	60.9 (34.6 to 110)	44.7 (25.4 to 82.1)	38 (19.5 to 75.3)	37 (18.9 to 74.3)	36.3 (18.6 to 72.9)	8.4 (4.3 to 16.9)	8.3 (4.2 to 16.7)	5.3 (2.7 to 10.7)	5.2 (2.6 to 10.5)	3.8 (1.9 to 7.6)	5.2 (2.6 to 10.7)	3.7 (1.9 to 7.5)	3.7 (1.9 to 7.5)	3.4 (1.7 to 6.9)	3.4 (1.7 to 6.9)	1.8 (0.9 to 3.6)	0.9 (0.5 to 1.8)	0.3 (0.2 to 0.6)	0.0 (0 to 0.1)	0.0 (0 to 0)	304
Other intestinal infectious diseases	0 (0 to 0)	0 (0 to 0)	0.4 (0.2 to 0.7)	4.3 (2.5 to 7.5)	2.1 (1.3 to 3.7)	1.4 (0.9 to 2.4)	0.9 (0.7 to 1.7)	0.9 (0.7 to 1.7)	0.7 (0.5 to 1.3)	0.7 (0.5 to 1.3)	0.4 (0.3 to 0.8)	0.5 (0.3 to 0.9)	0.3 (0.2 to 0.6)	0.3 (0.2 to 0.5)	0.2 (0.1 to 0.4)	0.2 (0.1 to 0.4)	0.1 (0.1 to 0.3)	0.1 (0.1 to 0.2)	0.1 (0 to 0.1)	0.1 (0 to 0.1)	0.0 (0 to 0.1)	0.0 (0 to 0.1)	0.0 (0 to 0)	18.3
Neglected tropical diseases and malaria	0 (0 to 0)	0.7 (0.3 to 1.2)	4.22 (2.1 to 7.9)	4.60 (2.3 to 8.6)	4.60 (2.3 to 8.6)	4.23 (2.1 to 7.9)	4.07 (2.0 to 7.6)	4.07 (2.0 to 7.6)	3.91 (1.9 to 7.3)	3.91 (1.9 to 7.3)	3.91 (1.9 to 7.3)	3.91 (1.9 to 7.3)	3.91 (1.9 to 7.3)	3.91 (1.9 to 7.3)	3.73 (1.8 to 7.0)	3.73 (1.8 to 7.0)	3.73 (1.8 to 7.0)	3.73 (1.8 to 7.0)	3.73 (1.8 to 7.0)	3.73 (1.8 to 7.0)	3.73 (1.8 to 7.0)	3.73 (1.8 to 7.0)	3.73 (1.8 to 7.0)	4,780
Malaria	0 (0 to 0)	0.3 (0.1 to 0.5)	2.7 (0.7 to 6.4)	3.4 (0.9 to 8.1)	3.4 (0.9 to 8.1)	3.4 (0.9 to 8.1





SR Table 2a: North Sumatra DALYS by cause and age group for males with 95% uncertainty intervals, 2019

Cause	Both Neonatal	Late Neonatal	Post Neonatal	1 to 4	5 to 9	10 to 14	15 to 19	20 to 24	25 to 29	30 to 34	35 to 39	40 to 44	45 to 49	50 to 54	55 to 59	60 to 64	65 to 69	70 to 74	75 to 79	80 to 84	85 to 89	90 to 94	95 plus	Total
All causes	210,000 (186,000 to 250,000)	47,400 (37,200 to 58,400)	122,000 (92,800 to 157,000)	129,000 (98,100 to 166,000)	63,400 (53,100 to 75,400)	44,000 (32,800 to 57,600)	100,000 (74,900 to 130,000)	112,000 (86,400 to 140,000)	122,000 (94,600 to 155,000)	127,000 (96,500 to 164,000)	127,000 (96,500 to 164,000)	130,000 (96,600 to 172,000)	111,000 (82,300 to 147,000)	106,000 (78,000 to 140,000)	91,900 (67,300 to 123,000)	78,000 (56,200 to 104,000)	62,100 (44,000 to 84,800)	47,600 (32,700 to 66,200)	44,000 (29,000 to 63,300)	18,600 (11,100 to 28,100)	5,200 (2,600 to 9,010)	1,000 (530 to 1,800)	2,320,000
Communicable, maternal, neonatal, and nutritional diseases	186,000 (149,000 to 227,000)	37,600 (28,900 to 47,900)	91,000 (61,300 to 127,000)	61,900 (46,900 to 79,700)	22,600 (17,600 to 28,400)	14,000 (11,800 to 16,500)	14,600 (12,000 to 17,600)	18,600 (13,500 to 25,300)	19,600 (14,500 to 26,400)	19,600 (14,400 to 26,000)	18,800 (13,900 to 25,100)	17,900 (12,700 to 24,400)	17,400 (12,400 to 24,000)	17,200 (12,200 to 24,000)	17,000 (12,000 to 24,100)	16,700 (11,600 to 22,700)	16,100 (11,100 to 22,000)	15,900 (11,200 to 21,600)	11,900 (8,000 to 16,600)	6,600 (3,600 to 11,200)	3,000 (1,600 to 5,100)	562 (288 to 1,010)	972 (515 to 1,700)	633,000
HIV/AIDS and sexually transmitted infections	7,900 (6,100 to 9,700)	2,300 (1,800 to 2,900)	5,400 (3,900 to 7,100)	2,100 (1,600 to 2,800)	290 (220 to 380)	164 (125 to 214)	664 (504 to 866)	1,300 (1,000 to 1,700)	1,900 (1,500 to 2,500)	1,900 (1,500 to 2,500)	1,800 (1,400 to 2,400)	1,600 (1,200 to 2,100)	1,400 (1,100 to 1,900)	1,200 (900 to 1,600)	1,000 (800 to 1,400)	1,000 (700 to 1,300)	800 (600 to 1,100)	700 (500 to 1,000)	600 (400 to 800)	400 (200 to 600)	200 (100 to 300)	100 (50 to 200)	30 (15 to 50)	36,400
HIV/AIDS	(0 to 0.1)	(0.1 to 0.2)	(227 to 697)	(1,470 to 3,790)	(120 to 329)	(80.3 to 194)	(368 to 913)	(1,220 to 1,890)	(1,630 to 2,440)	(1,540 to 2,290)	(1,320 to 1,940)	(1,060 to 1,560)	(719 to 1,020)	(539 to 1,280)	(519 to 852)	(451 to 748)	(413 to 662)	(319 to 563)	(174 to 363)	(73 to 170)	(17 to 45)	(2 to 6)	(0 to 0.4)	(0 to 0.1)	11,700
HIV/AIDS - Drug-susceptible Tuberculosis	(0 to 0)	(0 to 0.1)	(101 to 303)	(673 to 1,730)	(67 to 187)	(57.5 to 140)	(197 to 472)	(701 to 1,250)	(979 to 1,560)	(1,000 to 1,600)	(859 to 1,310)	(687 to 999)	(539 to 721)	(337 to 899)	(379 to 621)	(361 to 599)	(316 to 506)	(246 to 434)	(134 to 281)	(61 to 141)	(13 to 37)	(1 to 4)	(0 to 0.3)	(0 to 0.1)	6,720
HIV/AIDS - Multidrug-resistant Tuberculosis without extensi	(0 to 0)	(0 to 0)	(1.3 to 4)	(11.2 to 31.4)	(0.9 to 2.7)	(0.6 to 1.6)	(2.4 to 6.2)	(8.2 to 12.8)	(11.2 to 16.8)	(11.2 to 16.8)	(9.2 to 14.2)	(7.7 to 11.4)	(5.6 to 8.1)	(4.1 to 10.1)	(4.1 to 6.8)	(3.3 to 5.8)	(3.1 to 5.2)	(2.4 to 4.3)	(1.3 to 2.8)	(0.6 to 1.5)	(0.1 to 0.4)	(0 to 0.1)	(0 to 0)	94.6
HIV/AIDS - Extensively drug-resistant Tuberculosis	(0 to 0)	(0 to 0)	(0 to 0.1)	(0.4 to 1.2)	(0 to 0.1)	(0 to 0.1)	(0.1 to 0.3)	(0.3 to 0.5)	(0.4 to 0.6)	(0.4 to 0.6)	(0.3 to 0.5)	(0.3 to 0.4)	(0.2 to 0.3)	(0.2 to 0.4)	(0.2 to 0.3)	(0.1 to 0.3)	(0.1 to 0.2)	(0.1 to 0.2)	(0 to 0.1)	(0 to 0.1)	(0 to 0)	(0 to 0)	(0 to 0)	(0 to 0)	4
HIV/AIDS resulting in other diseases	(0 to 0.1)	(0.1 to 0.2)	(222 to 685)	(1,460 to 3,760)	(119 to 326)	(79.7 to 193)	(364 to 903)	(1,190 to 1,840)	(1,590 to 2,380)	(1,500 to 2,230)	(1,290 to 1,890)	(1,030 to 1,520)	(699 to 994)	(524 to 1,240)	(504 to 826)	(439 to 728)	(402 to 644)	(310 to 548)	(170 to 354)	(71 to 165)	(16 to 44)	(2 to 5)	(0 to 0.3)	(0 to 0.1)	4,890
Sexually transmitted infections excluding HIV	7,900 (6,100 to 9,700)	2,300 (1,800 to 2,900)	2,300 (1,800 to 2,900)	131 (101 to 166)	54.1 (41.7 to 68.7)	20.9 (16.1 to 26.5)	67.4 (52.1 to 85.5)	130 (100 to 165)	164 (126 to 208)	193 (149 to 245)	194 (150 to 246)	186 (144 to 236)	169 (131 to 215)	168 (130 to 213)	169 (131 to 214)	169 (131 to 214)	167 (129 to 212)	167 (129 to 212)	167 (129 to 212)	167 (129 to 212)	167 (129 to 212)	167 (129 to 212)	167 (129 to 212)	14,700
Syphilis	(0 to 0)	(0 to 0)	(0 to 0)	(0 to 0)	(0 to 0)	(0 to 0)	(0 to 0)	(0 to 0)	(0 to 0)	(0 to 0)	(0 to 0)	(0 to 0)	(0 to 0)	(0 to 0)	(0 to 0)	(0 to 0)	(0 to 0)	(0 to 0)	(0 to 0)	(0 to 0)	(0 to 0)	(0 to 0)	(0 to 0)	(0 to 0)	0
Chlamydial infection	(0 to 0)	(0 to 0)	(0 to 0)	(0 to 0)	(0 to 0)	(0 to 0)	(0 to 0)	(0 to 0)	(0 to 0)	(0 to 0)	(0 to 0)	(0 to 0)	(0 to 0)	(0 to 0)	(0 to 0)	(0 to 0)	(0 to 0)	(0 to 0)	(0 to 0)	(0 to 0)	(0 to 0)	(0 to 0)	(0 to 0)	(0 to 0)	0
Gonococcal infection	(0 to 0)	(0 to 0)	(0 to 0)	(0 to 0)	(0 to 0)	(0 to 0)	(0 to 0)	(0 to 0)	(0 to 0)	(0 to 0)	(0 to 0)	(0 to 0)	(0 to 0)	(0 to 0)	(0 to 0)	(0 to 0)	(0 to 0)	(0 to 0)	(0 to 0)	(0 to 0)	(0 to 0)	(0 to 0)	(0 to 0)	(0 to 0)	0
Trichomoniasis	(0 to 0)	(0 to 0)	(0 to 0)	(0 to 0)	(0 to 0)	(0 to 0)	(0 to 0)	(0 to 0)	(0 to 0)	(0 to 0)	(0 to 0)	(0 to 0)	(0 to 0)	(0 to 0)	(0 to 0)	(0 to 0)	(0 to 0)	(0 to 0)	(0 to 0)	(0 to 0)	(0 to 0)	(0 to 0)	(0 to 0)	(0 to 0)	0
Genital herpes	(0 to 0)	(0 to 0)	(0 to 0)	(0 to 0)	(0 to 0)	(0 to 0)	(0 to 0)	(0 to 0)	(0 to 0)	(0 to 0)	(0 to 0)	(0 to 0)	(0 to 0)	(0 to 0)	(0 to 0)	(0 to 0)	(0 to 0)	(0 to 0)	(0 to 0)	(0 to 0)	(0 to 0)	(0 to 0)	(0 to 0)	(0 to 0)	0
Other sexually transmitted infections	(0 to 0)	(0 to 0)	(0 to 0)	(0 to 0)	(0 to 0)	(0 to 0)	(0 to 0)	(0 to 0)	(0 to 0)	(0 to 0)	(0 to 0)	(0 to 0)	(0 to 0)	(0 to 0)	(0 to 0)	(0 to 0)	(0 to 0)	(0 to 0)	(0 to 0)	(0 to 0)	(0 to 0)	(0 to 0)	(0 to 0)	(0 to 0)	0
HIV/AIDS resulting in other diseases	(0 to 0)	(0 to 0)	(0 to 0)	(0 to 0)	(0 to 0)	(0 to 0)	(0 to 0)	(0 to 0)	(0 to 0)	(0 to 0)	(0 to 0)	(0 to 0)	(0 to 0)	(0 to 0)	(0 to 0)	(0 to 0)	(0 to 0)	(0 to 0)	(0 to 0)	(0 to 0)	(0 to 0)	(0 to 0)	(0 to 0)	(0 to 0)	0
Respiratory infections and tuberculosis	4,600 (3,900 to 5,400)	4,100 (3,400 to 4,900)	29,000 (19,000 to 43,000)	21,000 (17,000 to 27,000)	4,100 (3,100 to 5,400)	2,000 (1,600 to 2,500)	2,500 (2,000 to 3,100)	3,500 (2,800 to 4,400)	7,900 (6,200 to 10,000)	9,700 (7,600 to 12,000)	9,200 (7,200 to 11,600)	8,100 (6,300 to 10,200)	8,200 (6,400 to 10,300)	8,000 (6,200 to 10,000)	8,000 (6,200 to 10,000)	7,900 (6,200 to 10,000)	7,900 (6,200 to 10,000)	7,900 (6,200 to 10,000)	7,900 (6,200 to 10,000)	7,900 (6,200 to 10,000)	7,900 (6,200 to 10,000)	7,900 (6,200 to 10,000)	7,900 (6,200 to 10,000)	162,000
Tuberculosis	(0 to 0)	(0 to 0)	(1,320 to 3,090)	(1,200 to 3,480)	(620 to 2,010)	(644 to 1,900)	(964 to 3,200)	(3,420 to 9,600)	(4,640 to 14,300)	(3,930 to 11,800)	(3,550 to 11,800)	(4,280 to 12,900)	(3,700 to 11,400)	(3,700 to 11,000)	(4,190 to 11,300)	(4,050 to 10,800)	(4,270 to 9,990)	(3,020 to 12,100)	(2,070 to 9,380)	(2,320 to 9,660)	(1,370 to 5,200)	(810 to 3,140)	(389 to 643)	(123 to 364)	89,100
Latent tuberculosis infection	(0 to 0)	(0 to 0)	(0 to 0)	(0 to 0)	(0 to 0)	(0 to 0)	(0 to 0)	(0 to 0)	(0 to 0)	(0 to 0)	(0 to 0)	(0 to 0)	(0 to 0)	(0 to 0)	(0 to 0)	(0 to 0)	(0 to 0)	(0 to 0)	(0 to 0)	(0 to 0)	(0 to 0)	(0 to 0)	(0 to 0)	(0 to 0)	0
Drug-susceptible tuberculosis	(0 to 0)	(0 to 0)	(1,320 to 3,090)	(1,200 to 3,480)	(620 to 2,010)	(644 to 1,900)	(964 to 3,200)	(3,420 to 9,600)	(4,640 to 14,300)	(3,930 to 11,800)	(3,550 to 11,800)	(4,280 to 12,900)	(3,700 to 11,400)	(3,700 to 11,000)	(4,190 to 11,300)	(4,050 to 10,800)	(4,270 to 9,990)	(3,020 to 12,100)	(2,070 to 9,380)	(2,320 to 9,660)	(1,370 to 5,200)	(810 to 3,140)	(389 to 643)	(123 to 364)	89,100
Multidrug-resistant tuberculosis without extensive drug-res	(0 to 0)	(0 to 0)	(0.6 to 1.6)	(0.5 to 1.8)	(0.3 to 1.1)	(0.4 to 1.2)	(0.6 to 2.1)	(2.4 to 6.8)	(3.4 to 10.2)	(2.8 to 8.4)	(2.5 to 8.4)	(3.1 to 9.2)	(2.7 to 8.2)	(2.7 to 7.9)	(3.1 to 8.3)	(3.0 to 7.8)	(3.2 to 7.5)	(2.3 to 9.2)	(1.6 to 7.3)	(1.8 to 7.5)	(1.1 to 4.1)	(0.6 to 2.5)	(0.3 to 0.5)	(0.1 to 0.3)	797
Extensively drug-resistant tuberculosis	(0 to 0)	(0 to 0)	(0.2 to 0.5)	(0.2 to 0.6)	(0.1 to 0.4)	(0.1 to 0.4)	(0.2 to 0.7)	(0.8 to 2.3)	(1.1 to 3.4)	(0.9 to 2.8)	(0.8 to 2.8)	(1.0 to 3.1)	(0.9 to 2.7)	(0.9 to 2.6)	(1.0 to 2.8)	(1.0 to 2.6)	(1.1 to 2.5)	(0.8 to 3.1)	(0.5 to 2.5)	(0.6 to 2.5)	(0.4 to 1.4)	(0.2 to 0.8)	(0.1 to 0.2)	(0 to 0.1)	270
Lower respiratory infections	4,200 (3,600 to 4,900)	4,000 (3,300 to 4,800)	29,000 (19,000 to 43,000)	9,110 (7,200 to 11,400)	1,990 (1,500 to 2,600)	797 (600 to 1,000)	979 (750 to 1,300)	1,230 (940 to 1,600)	1,760 (1,300 to 2,300)	2,210 (1,700 to 2,900)	2,210 (1,700 to 2,900)	2,210 (1,700 to 2,900)	2,210 (1,700 to 2,900)	2,210 (1,700 to 2,900)	2,210 (1,700 to 2,900)	2,210 (1,700 to 2,900)	2,210 (1,700 to 2,900)	2,210 (1,700 to 2,900)	2,210 (1,700 to 2,900)	2,210 (1,700 to 2,900)	2,210 (1,700 to 2,900)	2,210 (1,700 to 2,900)	2,210 (1,700 to 2,900)	64,400
Upper respiratory infections	1.4 (0.9 to 2.1)	1.2 (0.7 to 1.7)	197 (114 to 319)	822 (492 to 1,300)	755 (478 to 1,160)	755 (489 to 1,090)	755 (489 to 1,090)	722 (462 to 1,010)	722 (462 to 1,010)	722 (328 to 1,100)	722 (328 to 1,100)	722 (328 to 1,100)	722 (328 to 1,100)	722 (328 to 1,100)	722 (328 to 1,100)	722 (328 to 1,100)	722 (328 to 1,100)	722 (328 to 1,100)	722 (328 to 1,100)	722 (328 to 1,100)	722 (328 to 1,100)	722 (328 to 1,100)	722 (328 to 1,100)	7,190
Otitis media	(0.3 to 0.4)	(0.3 to 0.4)	(128 to 68.9)	(368 to 198)	(368 to 198)	(368 to 198)	(368 to 198)	(368 to 198)	(368 to 198)	(368 to 198)	(368 to 198)	(368 to 198)	(368 to 198)	(368 to 198)	(368 to 198)	(368 to 198)	(368 to 198)	(368 to 198)	(368 to 198)	(368 to 198)	(368 to 198)	(368 to 198)	(368 to 198)	(368 to 198)	2,490
Sinonic infections	600 (323 to 1,600)	1,400 (1,400 to 1,400)	28,300 (10,600 to 51,500)	6,560 (1,700 to 24,300)	1,000 (3,400 to 6,460)	4,400 (3,170 to 6,020)	2,270 (2,060 to 8,720)	1,900 (1,200 to 3,600)	1,900 (1,200 to 3,600)	1,900 (1,200 to 3,600)	2,200 (1,170 to 3,660)	2,200 (1,210 to 3,780)	2,200 (1,200 to 3,600)	2,200 (1,200 to 3,600)	2,200 (1,200 to 3,600)	2,200 (1,200 to 3,600)	2,200 (1,200 to 3,600)	2,200 (1,200 to 3,600)	2,200 (1,200 to 3,600)	2,200 (1,200 to 3,600)	2,200 (1,200 to 3,600)	2,200 (1,200 to 3,600)	2,200 (1,200 to 3,600)	96,400
Otitis externa	1.4 (0.9 to 2.1)	1.2 (0.7 to 1.7)	197 (114 to 319)	822 (492 to 1,300)	755 (478 to 1,160)	755 (489 to 1,090)	755 (489 to 1,090)	722 (462 to 1,010)	722 (462 to 1,010)	722 (328 to 1,100)	722 (328 to 1,100)	722 (328 to 1,100)	722 (328 to 1,100)	722 (328 to 1,100)	722 (328 to 1,100)	722 (328 to 1,100)	722 (328 to 1,100)	722 (328 to 1,100)	722 (328 to 1,100)	722 (328 to 1,100)	722 (328 to 1,100)	722 (328 to 1,100)	722 (328 to 1,100)	7,190
Chronic diseases	(323 to 1,600)	(1,400 to 1,400)	(10,600 to 51,500)	(1,700 to 24,300)	(3,400 to 6,460)	(3,170 to 6,020)	(2,060 to 8,720)	(1,200 to 3,600)	(1,200 to 3,600)	(1,200 to 3,600)	(1,170 to 3,660)	(1,210 to 3,780)	(1,200 to 3,600)	(1,200 to 3,600)	(1,200 to 3,600)	(1,200 to 3,600)	(1,200 to 3,600)	(1,200 to 3,600)	(1,200 to 3,600)	(1,200 to 3,600)	(1,200 to 3,600)	(1,200 to 3,600)	(1,200 to 3,600)	(1,200 to 3,600)	96,400
Tonsillitis	(0 to 0)	(0 to 0)	(0 to 0)	(0 to 0)	(0 to 0)	(0 to 0)	(0 to 0)	(0 to 0)	(0 to 0)	(0 to 0)	(0 to 0)	(0 to 0)	(0 to 0)	(0 to 0)	(0 to 0)	(0 to 0)	(0 to 0)	(0 to 0)	(0 to 0)	(0 to 0)	(0 to 0)	(0 to 0)	(0 to 0)	(0 to 0)	0
Pharyngitis	(0 to 0)	(0 to 0)	(0 to 0)	(0 to 0)	(0 to 0)	(0 to 0)	(0 to 0)	(0 to 0)	(0 to 0)	(0 to 0)	(0 to 0)	(0 to 0)	(0 to 0)	(0 to 0)	(0 to 0)	(0 to 0)	(0 to 0)	(0 to 0)	(0 to 0)	(0 to 0)	(0 to 0)	(0 to 0)	(0 to 0)	(0 to 0)	0
Laryngitis	(0 to 0)	(0 to 0)	(0 to 0)	(0 to 0)	(0 to 0)	(0 to 0)	(0 to 0)	(0 to 0)	(0 to 0)	(0 to 0)	(0 to 0)	(0 to 0)	(0 to 0)	(0 to 0)	(0 to 0)	(0 to 0)	(0 to 0)	(0 to 0)	(0 to 0)	(0 to 0)	(0 to 0)	(0 to 0)	(0 to 0)	(0 to 0)	0
Pneumonia	3.4 (2.1 to 5.1)	2.8 (1.6 to 4.1)	197 (114 to 319)	822 (492 to 1,300)	755 (478 to 1,160)	755 (489 to 1,090)	755 (489 to 1,090)	722 (462 to 1,010)	722 (462 to 1,010)	722 (328 to 1,100)	722 (328 to 1,100)	722 (328 to 1,100)	722 (328 to 1,100)	722 (328 to 1,100)	722 (328 to 1,100)	722 (328 to 1,100)	722 (328 to 1,100)	722 (328 to 1,100)	722 (328 to 1,100)	722 (328 to 1,100)	722 (328 to 1,100)	722 (328 to 1,100)	722 (328 to 1,100)	7,190
Bronchitis	1.4 (0.9 to 2.1)	1.2 (0.7 to 1.7)	197 (114 to 319)	822 (492 to 1,300)	755 (478 to 1,160)	755 (489 to 1,090)	755 (489 to 1,090)	722 (462 to 1,010)	722 (462 to 1,010)	722 (328 to 1,100)	722 (328 to 1,100)	722 (328 to 1,100)	722 (328 to 1,100)	722 (328 to 1,100)	722 (328 to 1,100)	722 (328 to 1,100)	722 (328 to 1,100)	722 (328 to 1,100)	722 (328 to 1,100)	722 (328 to 1,100)	722 (328 to 1,100)	722 (328 to 1,100)	722 (328 to 1,100)	7,190
Interstitial lung disease and pulmonary sarcoidosis	1.4 (0.9 to 2.1)	1.2 (0.7 to 1.7)	197 (114 to 319)	822 (492 to 1,300)	755 (478 to 1,160)	755 (489 to 1,090)	755 (489 to 1,090)	722 (462 to 1,010)	722 (462 to 1,010)	722 (328 to 1,100)	722 (328 to 1,100)	722 (328 to 1,100)	722 (328 to 1,100)	722 (328 to 1,100)	722 (328 to 1,100)	722 (328 to 1,100)	722 (328 to 1,100)	722 (328 to 1,100)	722 (328 to 1,100)	722 (328 to 1,100)	722 (328 to 1,100)	722 (328 to 1,100)	722 (328 to 1,100)	7,190
Pneumoconiosis	(0 to 0)	(0 to 0)	(0 to 0)	(0 to 0)	(0 to 0)	(0 to 0)	(0 to 0)	(0 to 0)	(0 to 0)	(0 to 0)	(0 to 0)	(0 to 0)	(0 to 0)	(0 to 0)	(0 to 0)	(0 to 0)	(0 to 0)	(0 to 0)	(0 to 0)	(0 to 0)	(0 to 0)	(0 to 0)	(0 to 0)	(0 to 0)	0
Asthma	(0 to 0)	(0 to 0)	(0 to 0)	(0 to 0)	(0 to 0)	(0 to 0)	(0 to 0)	(0 to 0)	(0 to 0)	(0 to 0)	(0 to 0)	(0 to 0)	(0 to 0)	(0 to 0)	(0 to 0)	(0 to 0)	(0 to 0)	(0 to 0)	(0 to 0)	(0 to 0)	(0 to 0)	(0 to 0)	(0 to 0)	(0 to 0)	0
Chronic obstructive pulmonary disease	(0 to 0)	(0 to 0)	(0 to 0)	(0 to 0)	(0 to 0)	(0 to 0)	(0 to 0)	(0 to 0)	(0 to 0)	(0 to 0)	(0 to 0)	(0 to 0)	(0 to 0)	(0 to 0)	(0 to 0)	(0 to 0)	(0 to 0)	(0 to 0)	(0 to 0)	(0 to 0)	(0 to 0)	(0 to 0)	(0 to 0)	(0 to 0)	0
Pneumonia	(0 to 0)	(0 to 0)	(0 to 0)	(0 to 0)	(0 to 0)	(0 to 0)	(0 to 0)	(0 to 0)	(0 to 0)	(0 to 0)	(0 to 0)	(0 to 0)	(0 to 0)	(0 to 0)	(0 to 0)	(0 to 0)	(0 to 0)	(0 to 0)	(0 to 0)	(0 to 0)	(0 to 0)	(0 to 0)	(0 to 0)	(0 to 0)	0
Pulmonary fibrosis	(0 to 0)	(0 to 0)	(0 to 0)	(0 to 0)	(0 to 0)	(0 to 0)	(0 to 0)	(0 to 0)	(0 to 0)	(0 to 0)	(0 to 0)	(0 to 0)	(0 to 0)	(0 to 0)	(0 to 0)	(0 to 0)	(0 to 0)	(0 to 0)	(0 to 0)	(0 to 0)	(0 to 0)	(0 to 0)	(0 to 0)	(0 to 0)	0
Other respiratory infections	2.8 (1.7 to 4.2)	2.4 (1.3 to 3.4)	394 (229 to 638)	1,640 (984 to 2,600)	1,510 (956 to 2,320)	1,510 (978 to 2,180)	1,510 (978 to 2,180)	1,440 (924 to 2,020)	1,440 (924 to 2,020)	1,440 (656 to 2,200)	1,440 (656 to 2,200)	1,440 (656 to 2,200)	1,440 (656 to 2,200)	1,440 (656 to 2,200)	1,440 (656 to 2,200)	1,440 (656 to 2,200)	1,440 (656 to 2,200)	1,440 (656 to 2,200)	1,440 (656 to 2,200)	1,440 (656 to 2,200)	1,440 (656 to 2,200)	1,440 (656 to 2,200)	1,440 (656 to 2,200)	14,400
Maternal and neonatal disorders	186,000 (149,000 to 227,000)	37,600 (28,900 to 47,900)	91,000 (61,300 to 127,000)	61,900 (46,900 to 79,700)	22,600 (17,600 to 28,400)	14,000 (11,800 to 16,500)	14,600 (12,000 to 17,600)	18,600 (13,500 to 25,300)	19,600 (14,500 to 26,400)	19,600 (14,400 to 26,000)	18,800 (13,900 to 25,100)	17,900 (12,700 to 24,400)	17,400 (12,400 to 24,000)	17,200 (12,200 to 24,000)	17,000 (12,000 to 24,100)	16,700 (11,600 to 22,700)	16,100 (11,100 to 22,000)	15,900 (11,200 to 21,600)	11,900 (8,000 to 16,600)	6,600 (3,600 to 11,200)	3,000 (1,600 to 5,100)	562 (288 to 1,010)	972 (515 to 1,700)	633,000
Maternal disorders	(0 to 0)	(0 to 0)	(0 to 0)	(0 to 0)	(0 to 0)	(0 to 0)	(0 to 0)	(0 to 0)	(0 to 0)	(0 to 0)	(0 to 0)	(0 to 0)	(0 to 0)	(0 to 0)	(0 to 0)	(0 to 0)	(0 to 0)	(0 to 0)	(0 to 0)	(0 to 0)	(0 to 0)	(0 to 0)	(0 to 0)	(0 to 0)	0
Maternal hemorrhage	(0 to 0)	(0 to 0)	(0 to 0)	(0 to 0)	(0 to 0)	(0 to 0)	(0 to 0)	(0 to 0)	(0 to 0)	(0 to 0)	(0 to 0)	(0 to 0)	(0 to 0)	(0 to 0)	(0 to 0)	(0 to 0)	(0 to 0)	(0 to 0)	(0 to 0)	(0 to 0)	(0 to 0)	(0 to 0)	(0 to 0)	(0 to 0)	0
Maternal sepsis and other maternal infections	(0 to 0)	(0 to 0)	(0 to 0)	(0 to 0)	(0 to 0)	(0 to 0)	(0 to 0)	(0 to 0)	(0 to 0)	(0 to 0)	(0 to 0)	(0 to 0)	(0 to 0)	(0 to 0)	(0 to 0)	(0 to 0)	(0 to 0)	(0 to 0)	(0 to 0)	(0 to 0)	(0 to 0)	(0 to 0)	(0 to 0)	(0 to 0)	0
Maternal hypertensive disorders	(0 to 0)	(0 to 0)	(0 to 0)	(0 to 0)	(0 to 0)	(0 to 0)	(0 to 0)	(0 to 0)	(0 to 0)	(0 to 0)	(0 to 0)	(0 to 0)	(0 to 0)	(0 to 0)	(0 to 0)	(0 to 0)	(0 to 0)	(0 to 0)	(0 to 0)	(0 to 0)	(0 to 0)	(0 to 0)	(0 to 0)	(0 to 0)	0
Maternal obstructed labor and uterine rupture	—	—	—	—	—	—	—	—	—	—	—	—	—	—	—	—	—	—	—	—	—	—	—	—	N/A
Maternal abortion and miscarriage	—	—	—	—	—	—	—	—	—	—	—	—	—	—	—	—	—	—	—	—	—	—	—	—	N/A
Ectopic pregnancy	—	—	—	—	—	—	—	—	—	—	—	—	—	—	—	—	—	—	—	—	—	—	—	—	N/A
Indirect maternal deaths	—	—	—	—	—	—	—	—	—	—	—	—	—	—	—	—	—	—	—	—	—	—	—	—	N/A
Late maternal deaths	—	—	—	—	—	—	—	—	—	—	—	—	—	—	—	—	—	—	—	—	—	—	—	—	N/A
Maternal deaths aggregated by HIV/AIDS	—	—	—	—	—	—	—	—	—	—	—	—	—	—	—	—	—	—	—	—	—	—	—	—	N/A
Neonatal disorders	172,000 (134,000 to 220,000)	23,200 (19,000 to 31,000)	7,440 (3,780 to 13,300)	2,360 (1,700 to 3,200)	1,990 (1,330 to 2,800)	1,910 (1,300 to 2,630)	1,660 (1,170 to 2,220)	1,410 (978 to 1,980)	1,210 (819 to 1,690)	1,100 (749 to 1,530)	1,020 (716 to 1,370)	899 (627 to 1,200)	777 (544 to 1,060)	623 (440 to 848)	540 (380 to 737)	453 (320 to 618)	353 (247 to 480)	264 (182 to 362)	205 (137 to 280)	118 (76 to 172)	65 (39 to 97)	17 (9 to 28)	3 (1 to 5)	216,000
Neonatal preterm birth	77,100 (55,200 to 115,000)	7,100 (5,200 to 10,200)	1,660 (857 to 3,060)	646 (477 to 850)	425 (309 to 566)	339 (247 to 451)	276 (200 to 371)	329 (239 to 441)	329 (239 to 441)	329 (239 to 441)	329 (239 to 441)	329 (239 to 441)	329 (239 to 441)	329 (239 to 441)	329 (239 to 441)	329 (239 to 441)	329 (239 to 441)	329 (239 to 441)	329 (239 to 441)	329 (239 to 441)	329 (239 to 441)	329 (239 to 441)	329 (239 to 441)	88,500
Neonatal encephalopathy due to birth asphyxia and trauma	23,500 (12,200 to 39,000)	5,610 (4,610 to 6,870)	1,610 (727 to 3,000)	1,010 (803 to 1,270)	1,010 (803 to 1,270)	1,010 (803 to 1,270





SR Table 2a. West Sumatra DALYS by cause and age group for males with 95% uncertainty intervals, 2019

Cause	Early Neonatal	Late Neonatal	Post Neonatal	1 to 4	5 to 9	10 to 14	15 to 19	20 to 24	25 to 29	30 to 34	35 to 39	40 to 44	45 to 49	50 to 54	55 to 59	60 to 64	65 to 69	70 to 74	75 to 79	80 to 84	85 to 89	90 to 94	95 plus	Total
All causes	35,200 (31,200 to 39,600)	9,070 (7,910 to 11,300)	22,600 (19,600 to 25,900)	21,900 (17,900 to 26,300)	17,500 (14,200 to 21,100)	19,900 (16,300 to 24,100)	24,600 (20,800 to 28,900)	26,900 (22,900 to 31,300)	27,900 (23,800 to 32,200)	27,900 (23,800 to 32,200)	32,900 (28,600 to 36,900)	40,000 (35,100 to 45,000)	49,500 (44,000 to 55,000)	58,400 (51,700 to 65,200)	68,600 (60,800 to 76,600)	78,400 (69,300 to 86,200)	89,900 (79,400 to 97,400)	104,700 (92,400 to 113,900)	120,400 (105,900 to 131,400)	141,800 (124,100 to 154,700)	164,900 (143,900 to 180,000)	2,700 (2,200 to 3,100)	876 (876 to 876)	660,000
Communicable, maternal, neonatal, and nutritional diseases	34,400 (30,600 to 38,600)	7,060 (5,370 to 9,000)	13,300 (10,600 to 22,400)	13,600 (9,360 to 19,700)	6,260 (4,610 to 8,290)	5,950 (3,900 to 8,480)	5,340 (3,990 to 7,190)	6,950 (5,190 to 9,150)	6,700 (4,760 to 8,900)	6,720 (4,800 to 8,960)	6,760 (4,830 to 9,000)	6,780 (4,730 to 9,180)	6,780 (4,730 to 9,180)	7,200 (5,030 to 9,810)	7,200 (5,090 to 9,810)	7,200 (5,090 to 9,810)	7,660 (5,420 to 10,300)	7,660 (5,460 to 9,960)	9,700 (6,740 to 7,360)	4,200 (2,590 to 6,480)	3,130 (2,330 to 4,280)	1,540 (1,110 to 2,330)	489 (382 to 642)	167 (67 to 137)	171,000
HIV/AIDS and sexually transmitted infections	2,390 (900 to 5,180)	647 (261 to 2,070)	961 (366 to 1,960)	944 (369 to 1,960)	709 (269 to 1,500)	694 (263 to 1,500)	2,090 (783 to 4,350)	1,260 (740 to 2,080)	1,260 (740 to 2,080)	1,260 (740 to 2,080)	1,260 (740 to 2,080)	816 (474 to 1,410)	529 (288 to 777)	295 (205 to 502)	64.4 (40.5 to 111)	29.9 (20.6 to 41.4)	29.9 (19.3 to 44.4)	19.4 (10.4 to 39)	4.8 (3.4 to 7)	2.1 (1.6 to 3.1)	1.2 (0.7 to 2.6)	0.4 (0.2 to 1.1)	0.1 (0 to 0.3)	12,000
HIV/AIDS	0 (0 to 0)	0.1 (0 to 0.1)	202 (97 to 347)	966 (464 to 1,721)	66.6 (29.4 to 119)	64.3 (29.4 to 114)	236 (107 to 422)	882 (402 to 1,570)	1,200 (551 to 2,140)	1,200 (551 to 2,140)	1,210 (551 to 2,150)	776 (353 to 1,380)	494 (224 to 879)	245 (111 to 436)	71.6 (32.4 to 127)	24.6 (11.1 to 43.8)	13.3 (6.1 to 23.7)	2.6 (1.2 to 4.6)	1.2 (0.5 to 2.1)	0.5 (0.2 to 0.9)	0.1 (0 to 0.1)	0 (0 to 0)	7,990
HIV/AIDS - Drug-susceptible Tuberculosis	0 (0 to 0)	0 (0 to 0)	0.2 (0 to 0.8)	0.8 (0 to 3.6)	0.1 (0 to 0.5)	0.1 (0 to 0.5)	0.4 (0 to 1.8)	1.6 (0 to 7.1)	2.2 (0 to 9.8)	2.2 (0 to 9.8)	2.2 (0 to 9.8)	1.4 (0 to 6.2)	0.9 (0 to 3.9)	0.4 (0 to 1.9)	0.1 (0 to 0.6)	0 (0 to 0.2)	0 (0 to 0.1)	0 (0 to 0)	0 (0 to 0)	0 (0 to 0)	0 (0 to 0)	0 (0 to 0)	0 (0 to 0)	6,010
HIV/AIDS - Multidrug-resistant Tuberculosis without extensive drug-resistance	0 (0 to 0)	0 (0 to 0)	0 (0 to 0.1)	0.1 (0 to 0.5)	0 (0 to 0.2)	0 (0 to 0.1)	0 (0 to 0.3)	0.1 (0 to 0.5)	0.1 (0 to 0.6)	0.1 (0 to 0.6)	0.1 (0 to 0.6)	0.1 (0 to 0.4)	0.1 (0 to 0.3)	0 (0 to 0.2)	0 (0 to 0.1)	0 (0 to 0.1)	0 (0 to 0.1)	0 (0 to 0.1)	0 (0 to 0)	0 (0 to 0)	0 (0 to 0)	0 (0 to 0)	0 (0 to 0)	31.7
HIV/AIDS - Extensively drug-resistant Tuberculosis	0 (0 to 0)	0 (0 to 0)	0 (0 to 0.1)	0 (0 to 0.4)	0 (0 to 0.2)	0 (0 to 0.2)	0 (0 to 0.9)	0 (0 to 2.9)	0 (0 to 4.4)	0 (0 to 4.4)	0 (0 to 4.4)	0 (0 to 3.8)	0 (0 to 2.3)	0 (0 to 2.1)	0 (0 to 2.1)	0 (0 to 2.1)	0 (0 to 2.1)	0 (0 to 2.1)	0 (0 to 0)	0 (0 to 0)	0 (0 to 0)	0 (0 to 0)	0 (0 to 0)	9.9
HIV/AIDS resulting in other diseases	0 (0 to 0)	0 (0 to 0.1)	202 (92.6 to 350)	962 (333 to 2,040)	66.4 (31.7 to 118)	64.1 (30.1 to 114)	236 (109 to 421)	880 (384 to 1,580)	1,200 (483 to 2,220)	1,200 (477 to 2,210)	1,210 (478 to 2,220)	774 (309 to 1,430)	492 (197 to 904)	244 (97.2 to 447)	71.5 (28.1 to 131)	24.5 (9.6 to 44.7)	13.3 (5.2 to 24.3)	2.6 (1 to 4.7)	1.2 (0.5 to 2.1)	0.5 (0.2 to 0.9)	0.1 (0 to 0.1)	0 (0 to 0)	3,930
Sexually transmitted infections excluding HIV	2,390 (897 to 5,180)	647 (261 to 2,070)	759 (270 to 1,770)	778 (270 to 1,810)	643 (240 to 1,500)	630 (237 to 1,500)	1,850 (676 to 4,350)	378 (132 to 1,080)	60 (19 to 172)	60 (19 to 172)	50 (16 to 144)	42 (13 to 120)	35 (11 to 100)	50 (16 to 143)	7.1 (2.3 to 20.3)	5.3 (1.7 to 15.2)	16.6 (5.4 to 47.7)	16.8 (5.4 to 48.1)	3.6 (1.2 to 10.3)	1.6 (0.5 to 4.6)	1.1 (0.4 to 3.1)	0.4 (0.1 to 1.1)	0.1 (0 to 0.3)	6,000
Syphilis	397 (282 to 527)	108 (77 to 144)	126 (90 to 167)	129 (92 to 171)	107 (76 to 142)	105 (74 to 139)	307 (218 to 407)	63 (44 to 83)	10 (7 to 13)	10 (7 to 13)	8 (6 to 11)	7 (5 to 9)	6 (4 to 8)	8 (6 to 11)	1.2 (0.8 to 1.6)	0.9 (0.6 to 1.2)	2.8 (2 to 3.7)	2.8 (2 to 3.7)	0.6 (0.4 to 0.8)	0.3 (0.2 to 0.4)	0.2 (0.1 to 0.3)	0.1 (0 to 0.1)	0 (0 to 0)	1,000
Chlamydial infection	0 (0 to 0)	0 (0 to 0)	0 (0 to 0)	0 (0 to 0)	0 (0 to 0)	0 (0 to 0)	0 (0 to 0)	0 (0 to 0)	0 (0 to 0)	0 (0 to 0)	0 (0 to 0)	0 (0 to 0)	0 (0 to 0)	0 (0 to 0)	0 (0 to 0)	0 (0 to 0)	0 (0 to 0)	0 (0 to 0)	0 (0 to 0)	0 (0 to 0)	0 (0 to 0)	0 (0 to 0)	0 (0 to 0)	692.2
Gonococcal infection	0 (0 to 0)	0 (0 to 0)	0 (0 to 0)	0 (0 to 0)	0 (0 to 0)	0 (0 to 0)	0 (0 to 0)	0 (0 to 0)	0 (0 to 0)	0 (0 to 0)	0 (0 to 0)	0 (0 to 0)	0 (0 to 0)	0 (0 to 0)	0 (0 to 0)	0 (0 to 0)	0 (0 to 0)	0 (0 to 0)	0 (0 to 0)	0 (0 to 0)	0 (0 to 0)	0 (0 to 0)	0 (0 to 0)	93
Trichomoniasis	0 (0 to 0)	0 (0 to 0)	0 (0 to 0)	0 (0 to 0)	0 (0 to 0)	0 (0 to 0)	0 (0 to 0)	0 (0 to 0)	0 (0 to 0)	0 (0 to 0)	0 (0 to 0)	0 (0 to 0)	0 (0 to 0)	0 (0 to 0)	0 (0 to 0)	0 (0 to 0)	0 (0 to 0)	0 (0 to 0)	0 (0 to 0)	0 (0 to 0)	0 (0 to 0)	0 (0 to 0)	0 (0 to 0)	7.4
Genital herpes	0 (0 to 0)	0 (0 to 0)	0 (0 to 0)	0 (0 to 0)	0 (0 to 0.1)	0 (0 to 0.1)	0 (0 to 0.4)	0 (0 to 0.9)	0 (0 to 1.4)	0 (0 to 1.4)	0 (0 to 1.4)	0 (0 to 1.3)	0 (0 to 1.1)	0 (0 to 1.1)	0 (0 to 0.3)	0 (0 to 0.2)	0 (0 to 0.1)	0 (0 to 0.1)	0 (0 to 0)	0 (0 to 0)	0 (0 to 0)	0 (0 to 0)	0 (0 to 0)	76.4
Other sexually transmitted infections	0 (0 to 0)	0 (0 to 0)	0 (0 to 0)	0 (0 to 0)	0 (0 to 0)	0.3 (0.2 to 0.9)	1.3 (0.6 to 2.9)	3.6 (1.6 to 7.8)	49 (21 to 107)	49 (21 to 107)	39 (16 to 86)	34 (14 to 75)	28 (11 to 62)	41 (17 to 90)	5.8 (2.3 to 13)	4.3 (1.7 to 9.6)	13.6 (5.4 to 30.2)	13.8 (5.4 to 30.6)	2.9 (1.1 to 6.5)	1.3 (0.5 to 2.9)	0.9 (0.4 to 2.1)	0.3 (0.1 to 0.8)	0.1 (0 to 0.2)	99.9
Respiratory infections and tuberculosis	4,030 (3,470 to 4,670)	1,160 (867 to 1,560)	1,160 (620 to 1,810)	1,160 (717 to 1,770)	1,160 (827 to 1,630)	1,160 (796 to 1,720)	1,160 (899 to 1,700)	2,260 (1,600 to 2,850)	2,260 (1,600 to 2,850)	2,260 (1,600 to 2,850)	2,260 (1,600 to 2,850)	2,260 (1,600 to 2,850)	2,260 (1,600 to 2,850)	2,260 (1,600 to 2,850)	2,260 (1,600 to 2,850)	2,260 (1,600 to 2,850)	2,260 (1,600 to 2,850)	2,260 (1,600 to 2,850)	2,260 (1,600 to 2,850)	2,260 (1,600 to 2,850)	1,810 (1,280 to 2,260)	206 (146 to 257)	99,000
Tuberculosis	0 (0 to 0)	0 (0 to 0)	0 (0 to 0)	0 (0 to 0)	0 (0 to 0)	0 (0 to 0)	0 (0 to 0)	0 (0 to 0)	0 (0 to 0)	0 (0 to 0)	0 (0 to 0)	0 (0 to 0)	0 (0 to 0)	0 (0 to 0)	0 (0 to 0)	0 (0 to 0)	0 (0 to 0)	0 (0 to 0)	0 (0 to 0)	0 (0 to 0)	0 (0 to 0)	0 (0 to 0)	0 (0 to 0)	99,000
Latent tuberculosis infection	0 (0 to 0)	0 (0 to 0)	0 (0 to 0)	0 (0 to 0)	0 (0 to 0)	0 (0 to 0)	0 (0 to 0)	0 (0 to 0)	0 (0 to 0)	0 (0 to 0)	0 (0 to 0)	0 (0 to 0)	0 (0 to 0)	0 (0 to 0)	0 (0 to 0)	0 (0 to 0)	0 (0 to 0)	0 (0 to 0)	0 (0 to 0)	0 (0 to 0)	0 (0 to 0)	0 (0 to 0)	0 (0 to 0)	0
Drug-susceptible Tuberculosis	0 (0 to 0)	0 (0 to 0)	0 (0 to 0)	0 (0 to 0)	0 (0 to 0)	0 (0 to 0)	0 (0 to 0)	0 (0 to 0)	0 (0 to 0)	0 (0 to 0)	0 (0 to 0)	0 (0 to 0)	0 (0 to 0)	0 (0 to 0)	0 (0 to 0)	0 (0 to 0)	0 (0 to 0)	0 (0 to 0)	0 (0 to 0)	0 (0 to 0)	0 (0 to 0)	0 (0 to 0)	0 (0 to 0)	0
Multidrug-resistant tuberculosis without extensive drug-resistance	0 (0 to 0)	0 (0 to 0)	0 (0 to 0)	0 (0 to 0)	0 (0 to 0)	0 (0 to 0)	0 (0 to 0)	0 (0 to 0)	0 (0 to 0)	0 (0 to 0)	0 (0 to 0)	0 (0 to 0)	0 (0 to 0)	0 (0 to 0)	0 (0 to 0)	0 (0 to 0)	0 (0 to 0)	0 (0 to 0)	0 (0 to 0)	0 (0 to 0)	0 (0 to 0)	0 (0 to 0)	0 (0 to 0)	0
Extensively drug-resistant tuberculosis	0 (0 to 0)	0 (0 to 0)	0 (0 to 0)	0 (0 to 0)	0 (0 to 0)	0 (0 to 0)	0 (0 to 0)	0 (0 to 0)	0 (0 to 0)	0 (0 to 0)	0 (0 to 0)	0 (0 to 0)	0 (0 to 0)	0 (0 to 0)	0 (0 to 0)	0 (0 to 0)	0 (0 to 0)	0 (0 to 0)	0 (0 to 0)	0 (0 to 0)	0 (0 to 0)	0 (0 to 0)	0 (0 to 0)	0
Lower respiratory infections	872 (438 to 1,370)	1,150 (867 to 1,560)	1,150 (620 to 1,810)	1,150 (717 to 1,770)	1,150 (827 to 1,630)	1,150 (796 to 1,720)	1,150 (899 to 1,700)	2,260 (1,600 to 2,850)	2,260 (1,600 to 2,850)	2,260 (1,600 to 2,850)	2,260 (1,600 to 2,850)	2,260 (1,600 to 2,850)	2,260 (1,600 to 2,850)	2,260 (1,600 to 2,850)	2,260 (1,600 to 2,850)	2,260 (1,600 to 2,850)	2,260 (1,600 to 2,850)	2,260 (1,600 to 2,850)	2,260 (1,600 to 2,850)	2,260 (1,600 to 2,850)	1,810 (1,280 to 2,260)	206 (146 to 257)	99,000
Upper respiratory infections	0 (0 to 0)	0 (0 to 0)	0 (0 to 0)	0 (0 to 0)	0 (0 to 0)	0 (0 to 0)	0 (0 to 0)	0 (0 to 0)	0 (0 to 0)	0 (0 to 0)	0 (0 to 0)	0 (0 to 0)	0 (0 to 0)	0 (0 to 0)	0 (0 to 0)	0 (0 to 0)	0 (0 to 0)	0 (0 to 0)	0 (0 to 0)	0 (0 to 0)	0 (0 to 0)	0 (0 to 0)	0 (0 to 0)	0
Otitis media	0.2 (0 to 1.1)	0 (0 to 0.2)	0 (0 to 0.1)	0 (0 to 0.1)	0 (0 to 0.1)	0 (0 to 0.1)	0 (0 to 0.1)	0 (0 to 0.1)	0 (0 to 0.1)	0 (0 to 0.1)	0 (0 to 0.1)	0 (0 to 0.1)	0 (0 to 0.1)	0 (0 to 0.1)	0 (0 to 0.1)	0 (0 to 0.1)	0 (0 to 0.1)	0 (0 to 0.1)	0 (0 to 0.1)	0 (0 to 0.1)	0 (0 to 0.1)	0 (0 to 0.1)	0 (0 to 0.1)	888
Enteric infections	192 (69 to 327)	670 (376 to 1,740)	3,600 (1,340 to 4,670)	2,700 (1,110 to 3,180)	1,450 (790 to 3,070)	699 (297 to 2,020)	1,010 (421 to 1,450)	1,010 (386 to 1,330)	1,010 (386 to 1,330)	1,010 (386 to 1,330)	1,010 (386 to 1,330)	772 (297 to 1,020)	529 (203 to 697)	1,600 (623 to 2,120)	1,600 (604 to 2,320)	1,600 (732 to 2,540)	1,600 (677 to 2,860)	1,600 (680 to 2,260)	1,600 (620 to 2,260)	1,600 (620 to 2,260)	532 (172 to 1,600)	175 (112 to 309)	36,800 (11 to 99,700)
Diarrheal diseases	699 (69 to 327)	1,150 (376 to 1,740)	699 (1,450 to 7,360)	2,700 (962 to 3,960)	699 (462 to 1,320)	699 (462 to 1,320)	699 (362 to 1,290)	699 (321 to 1,480)	699 (165 to 520)	699 (235 to 736)	699 (238 to 997)	699 (233 to 1,190)	699 (260 to 1,340)	699 (260 to 1,340)	699 (463 to 1,760)	699 (623 to 2,080)	699 (699 to 2,260)	699 (756 to 2,460)	699 (699 to 2,260)	699 (679 to 2,260)	699 (427 to 1,870)	175 (203 to 951)	37,200 (11 to 97,700)
Typhoid and paratyphoid	0 (0 to 0)	0 (0 to 0)	0 (1 to 7.4)	0 (0 to 1.1)	0 (0 to 0.7)	0 (0 to 0.2)	0 (0 to 0.2)	0 (0 to 0.2)	0 (0 to 0.2)	0 (0 to 0.2)	0 (0 to 0.2)	0 (0 to 0.2)	0 (0 to 0.2)	0 (0 to 0.2)	0 (0 to 0.2)	0 (0 to 0.2)	0 (0 to 0.2)	0 (0 to 0.2)	0 (0 to 0.2)	0 (0 to 0.2)	0 (0 to 0.2)	0 (0 to 0.2)	0 (0 to 0.2)	9,200
Typhoid fever	0 (0 to 0)	0 (0 to 0)	0 (0 to 7.4)	0 (0 to 1.1)	0 (0 to 0.7)	0 (0 to 0.2)	0 (0 to 0.2)	0 (0 to 0.2)	0 (0 to 0.2)	0 (0 to 0.2)	0 (0 to 0.2)	0 (0 to 0.2)	0 (0 to 0.2)	0 (0 to 0.2)	0 (0 to 0.2)	0 (0 to 0.2)	0 (0 to 0.2)	0 (0 to 0.2)	0 (0 to 0.2)	0 (0 to 0.2)	0 (0 to 0.2)	0 (0 to 0.2)	0 (0 to 0.2)	9,200
Paratyphoid fever	0 (0 to 0)	0 (0 to 0)	0 (0 to 0)	27.3 (0 to 1,100)	98.6 (0 to 1,100)	77.8 (0 to 1,100)	62.4 (0 to 1,100)	29.9 (0 to 1,100)	10.6 (0 to 1,100)	9.9 (0 to 1,100)	7.9 (0 to 1,100)	6.9 (0 to 1,100)	7.2 (0 to 1,100)	2.3 (0 to 1,100)	0.4 (0 to 1,100)	1.7 (0 to 1,100)	1.2 (0 to 1,100)	0.7 (0 to 1,100)	0.3 (0 to 1,100)	0.1 (0 to 1,100)	0.1 (0 to 1,100)	0 (0 to 1,100)	0 (0 to 1,100)	279
Invasive Non-typhoidal Salmonella (iNTS)	0 (0 to 0)	1.2 (0 to 7.8)	11.2 (0 to 28.2)	40.9 (0 to 93)	24.3 (0 to 55.1)	24.3 (0 to 55.1)	14.7 (0 to 34.1)	24.3 (0 to 55.1)	24.3 (0 to 55.1)	24.3 (0 to 55.1)	24.3 (0 to 55.1)	24.3 (0 to 55.1)	24.3 (0 to 55.1)	24.3 (0 to 55.1)	24.3 (0 to 55.1)	24.3 (0 to 55.1)	24.3 (0 to 55.1)	24.3 (0 to 55.1)	24.3 (0 to 55.1)	24.3 (0 to 55.1)	24.3 (0 to 55.1)	24.3 (0 to 55.1)	24.3 (0 to 55.1)	269
Other intestinal infectious diseases	0 (0 to 0)	0 (0 to 0)	2.3 (0 to 14)	3.4 (0 to 14)	1.8 (0 to 14)	1.4 (0 to 14)	1.2 (0 to 14)	0.9 (0 to 14)	0.3 (0 to 14)	0.1 (0 to 14)	0.1 (0 to 14)	0.1 (0 to 14)	0.1 (0 to 14)	0.3 (0 to 14)	0.3 (0 to 14)	0.3 (0 to 14)	0.3 (0 to 14)	0.3 (0 to 14)	0.2 (0 to 14)	0.1 (0 to 14)	0.1 (0 to 14)	0.1 (0 to 14)	0.1 (0 to 14)	15
Neglected tropical diseases and malaria	1.1 (0.4 to 2.2)	11.9 (4.3 to 26.2)	19.3 (6.9 to 43.1)	39.6 (14.1 to 88.1)	19.1 (6.8 to 42.5)	19.1 (6.8 to 42.5)	19.1 (6.8 to 42.5)	19.1 (6.8 to 42.5)	19.1 (6.8 to 42.5)	19.1 (6.8 to 42.5)	19.1 (6.8 to 42.5)	19.1 (6.8 to 42.5)	19.1 (6.8 to 42.5)	19.1 (6.8 to 42.5)	19.1 (6.8 to 42.5)	19.1 (6.8 to 42.5)	19.1 (6.8 to 42.5)	19.1 (6.8 to 42.5)	19.1 (6.8 to 42.5)	19.1 (6.8 to 42.5)	19.1 (6.8 to 42.5)	19.1 (6.8 to 42.5)	3,090
Malaria	0 (0 to 0)	0 (0 to 0)	0 (0 to 0)	0.9 (0.2 to 3.6)	0.9 (0.2 to 3.6)	0.9 (0.2 to 3.6)	1.4 (0.4 to 5.4)	1.4 (0.4 to 5.4)	1.4 (0.4 to 5.4)	1.4 (0.4 to 5.4)	1.4 (0.4 to 5.4)	1.4 (0.4 to 5.4)	1.4 (0.4 to 5.4)	1.4 (0.4 to 5.4)	1.4 (0.4 to 5.4)	1.4 (0.4 to 5.4)	1.4 (0.4 to 5.4)	1.4 (0.4 to 5.4)	1.4 (0.4 to 5.4)	1.4 (0.4 to 5.4)	1.4 (0.4 to 5.4)	1.4 (0.4 to 5.4)	1.4 (0.4 to 5.4)	117
Chagas disease	0 (0 to 0)	0 (0 to 0)	0 (0 to 0)	0 (0 to 0)	0 (0 to 0)	0 (0 to 0)	0 (0 to 0)	0 (0 to 0)	0 (0 to 0)	0 (0 to 0)	0 (0 to 0)	0 (0 to 0)	0 (0 to 0)	0 (0 to 0)	0 (0 to 0)	0 (0 to 0)	0 (0 to 0)	0 (0 to 0)	0 (0 to 0)	0 (0 to 0)	0 (0 to 0)	0 (0 to 0)	0 (0 to 0)	0
Leishmaniasis	0 (0 to 0)	0 (0 to 0)	0 (0 to 0)	0 (0 to 0)	0 (0 to 0)	0 (0 to 0)	0 (0 to 0)	0 (0 to 0)	0 (0 to 0)	0 (0 to 0)	0 (0 to 0)	0 (0 to 0)	0 (0 to 0)	0 (0 to 0)	0 (0 to 0)	0 (0 to 0)	0 (0 to 0)	0 (0 to 0)	0 (0 to 0)	0 (0 to 0)	0 (0 to 0)	0 (0 to 0)	0 (0 to 0)	0
Visceral leishmaniasis	0 (0 to 0)	0 (0 to 0)	0 (0 to 0)	0 (0 to 0)	0 (0 to 0)	0 (0 to 0)	0 (0 to 0)	0 (0 to 0)	0 (0 to 0)	0 (0 to 0)	0 (0 to 0)	0 (0 to 0)	0 (0 to 0)	0 (0 to 0)	0 (0 to 0)	0 (0 to 0)	0 (0 to 0)	0 (0 to 0)	0 (0 to 0)	0 (0 to 0)	0 (0 to 0)	0 (0 to 0)	0 (0 to 0)	0
Cutaneous and mucocutaneous leishmaniasis	0 (0 to 0)	0 (0 to 0)	0 (0 to 0)	0 (0 to 0)	0 (0 to 0)	0 (0 to 0)	0 (0 to 0)	0 (0 to 0)	0 (0 to 0)	0 (0 to 0)	0 (0 to 0)	0 (0 to 0)	0 (0 to 0)	0 (0 to 0)	0 (0 to 0)	0 (0 to 0)	0 (0 to 0)	0 (0 to 0)	0 (0 to 0)	0 (0 to 0)	0 (0 to 0)	0 (0 to 0)	0 (0 to 0)	0
African trypanosomiasis	0 (0 to 0)	0 (0 to 0)	0 (0 to 0)	0 (0 to 0)	0 (0 to 0)	0 (0 to 0)	0 (0 to 0)	0 (0 to 0)	0 (0 to 0)	0 (0 to 0)	0 (0 to 0)	0 (0 to 0)	0 (0 to 0)	0 (0 to 0)	0 (0 to 0)	0 (0 to 0)	0 (0 to 0)	0 (0 to 0)	0 (0 to 0)	0 (0 to 0)	0 (0 to 0)	0 (0 to 0)	0 (0 to 0)	0
Schistosomiasis	0 (0 to 0)	0 (0 to 0)	0 (0 to 0)	0 (0 to 0)	0 (0 to 0)	0 (0 to 0)	0 (0 to 0)	0 (0 to 0)	0 (0 to 0)	0 (0 to 0)	0 (0 to 0)	0 (0 to 0)	0 (0 to 0)	0 (0 to 0)	0 (0 to 0)	0 (0 to 0)	0 (0 to 0)	0 (0 to 0)	0 (0 to 0)	0 (0 to 0)	0 (0 to 0)	0 (0 to 0)	0 (0 to 0)	0
Cysticercosis	0 (0 to 0)	0 (0 to 0)	0 (0 to 0)	0 (0 to 0)	0 (0 to 0)	0 (0 to 0)	0 (0 to 0)	0.2 (0 to 0.6)	0.2 (0 to 0.6)	0.2 (0 to 0.6)	0.3 (0 to 0.8)	0.4 (0 to 1.1)	0.4 (0 to 1.1)	0.5 (0 to 1.4)	0.6 (0 to 1.6)	0.6 (0 to 1.6)	0.6 (0 to 1.6)	0.6 (0 to 1.6)	0.4 (0 to 1.1)	0.2 (0 to 0.6)	0.1 (0 to 0.3)	0 (0 to 0.1)	0 (0 to 0.1)	7
Cystic echinococcosis	0 (0 to 0)	0 (0 to 0)	0 (0 to 0)	0 (0 to 0)	0 (0 to 0)	0 (0 to 0)	0 (0 to 0)	0 (0 to 0)	0 (0 to 0)	0 (0 to 0)	0 (0 to 0)	0 (0 to 0)	0 (0 to 0)	0 (0 to 0)	0 (0 to 0)	0 (0 to 0)	0 (0 to 0)	0 (0 to 0)	0 (0 to 0)	0 (0 to 0)	0 (0 to 0)	0 (0 to 0)	0 (0 to 0)	0
Lymphatic filariasis	0 (0 to 0)	0 (0 to 0)	0 (0 to 0)	0 (0 to 0)	0 (0 to 0)	0 (0 to 0)	0 (0 to 0)	0 (0 to 0)	0 (0 to 0)	0 (0 to 0)	0 (0 to 0)	0 (0 to 0)	0 (0 to 0)	0 (0 to 0)	0 (0 to 0)	0 (0 to 0)	0 (0 to 0)	0 (0 to 0)	0 (0 to 0)	0 (0 to 0)	0 (0 to 0)	0 (0 to 0)	0 (0 to 0)	0
Onchocerciasis	0 (0 to 0)	0 (0 to 0)	0 (0 to 0)	0 (0 to 0)	0 (0 to 0)	0 (0 to 0)	0 (0 to 0)	0 (0 to 0)	0 (0 to 0)	0 (0 to 0)	0 (0 to 0)	0 (0 to 0)	0 (0 to 0)	0 (0 to 0)	0 (0 to 0)	0 (0 to 0)	0 (0 to 0)	0 (0 to 0)	0 (0 to 0)	0 (0 to 0)	0 (0 to 0)	0 (0 to 0)	0 (0 to 0)	0
Trachoma	0 (0 to 0)	0 (0 to 0)	0 (0 to 0)	0 (0 to 0)	0 (0 to 0)	0 (0 to 0)	0 (0 to 0)	0 (0 to 0)	0 (0 to 0)	0 (0 to 0)	0 (0 to 0)	0 (0 to 0)	0 (0 to 0)	0 (0 to 0)	0 (0 to 0)	0 (0 to 0)	0 (0 to 0)	0 (0 to 0)	0 (0 to 0)	0 (0 to 0)	0 (0 to 0)	0 (0 to 0)	0 (0 to 0)	0
Dengue	4.5 (1.9 to 28.6)	97.6 (9 to 233)	267 (27 to 1,100)	129 (29 to 654)	50.6 (11.1 to 433)	50.6 (12.6 to 436)	76.1 (19.6 to 564)	76.1 (19.6 to 564)	76.1 (19.6 to 564)	42.0 (9.7 to 288)	40.1 (9.2 to 264)	32.6 (7.5 to 208)	32.6 (7.5 to 208)	32.6 (7.5 to 208)	32.6 (7.5 to 208)	32.6 (7.5 to 208)	27.2 (6.3 to 123)	13.5 (3.2 to 73.5)	4.6 (1.1 to 16.6)	1.7 (0.4 to 4.6)	0.2 (0.2 to 0.2)	0.2 (0.2 to 0.2)	0.2 (0.2 to 0.2)	1,070
Yellow fever	0 (0 to 0)	0 (0 to 0)	0 (0 to 0)	0 (0 to 0)	0 (0 to 0)	0 (0 to 0)	0 (0 to 0)	0 (0 to 0)	0 (0 to 0)	0 (0 to 0)	0 (0 to 0)	0 (0 to 0)	0 (0 to 0)	0 (0 to 0)	0 (0 to 0)	0 (0 to 0)	0 (0 to 0)	0 (0 to 0)	0 (0 to 0)	0 (0 to 0)	0 (0 to 0)	0 (0 to 0)	0 (0 to 0)	0
Rabies	0 (0 to 0)	0.9 (0.1 to 1.9)	2.6 (0.4 to 5.6)	3.7 (0.6 to 7.9)	1.8 (0.3 to 3.7)	1.8 (0.3 to 3.7)	2.6 (0.4 to 5.6)	2.6 (0.4 to 5.6)	2.6 (0.4 to 5.6)	2.6 (0.4 to 5.6)	2.6 (0.4 to 5.6)	2.6 (0.4 to 5.6)	2.6 (0.4 to 5.6)	2.6 (0.4 to 5.6)	2.6 (0.4 to 5.6)	2.6 (0.4 to 5.6)	2.6 (0.4 to 5.6)	2.6 (0.4 to 5.6)	2.6 (0.4 to 5.6)	2.6 (0.4 to 5.6)	2.6 (0.4 to 5.6)	2.6 (0.4 to 5.6)	2.6 (0.4 to 5.6)	69
Intestinal nematode infections	0 (0 to 0)	2.2 (0 to 15)	37.6 (9.3 to 75.4)	66 (20.1 to 133)	64.1 (19.3 to 130)	52.3 (15.9 to 105)	29.6 (9.2 to 59.3)	27.6 (8.6 to 55.3)	23.2 (7.2 to 46.4)	23.2 (7.2 to 46.4)	23.6 (7.3 to 47.2)	21.4 (6.6 to 42.8)	17.6 (5.4 to 35.2)	14 (4.3 to 28.1)	12 (3.7 to 24)	9.6 (2.9 to 19.2)	5.6 (1.7 to 11.2)	3.8 (1.1 to 7.6)	2.3 (0.6 to 4.6)	1.4 (0.3 to 2.8)	0.6 (0.1 to 1.1)	0.1 (0 to 0.2)	440
Ascariasis	0 (0 to 0)	1.6 (0.2 to 7.1)	24.1 (3.4 to 54.6)	45.7 (14.1 to 94.9)	28.6 (9.1 to 61.6)	19.7 (6.1 to 42.3)	12.4 (3.8 to 26.7)	10.2 (3.1 to 21.7)	9.4 (2.9 to 20.1)	9.4 (2.9 to 20.1)	9.8 (3 to 20.9)	9.2 (2.8 to 19.6)	7.3 (2.2 to 15.5)	5.8 (1.8 to 12.2)	4.8 (1.5 to 10.2)	4.1 (1.2 to 8.6)	2.4 (0.7 to 5.1)	1.6 (0.5 to 3.4)	0.9 (0.3 to 1.9)	0.5 (0.1 to 1)	0.2 (0.1 to 0.4)	0 (0 to 0.1)	194
Trichuriasis	0 (0 to 0)	0.1 (0 to 0.6)	3.5 (1 to 8.6)	10.1 (3.7 to 24.2)	11 (4.1 to 28)	7.9 (2.9 to 20.1)	4.8 (1.8 to 12.2)	3.9 (1.4 to 9.9)	3.5 (1.3 to 8.9)	3.5 (1.3 to 8.9)





SR Table 2a. Risu DALYS by cause and age group for males with 95% uncertainty intervals, 2019

Cause	Early Neonatal	Late Neonatal	Post Neonatal	1 to 4	5 to 9	10 to 14	15 to 19	20 to 24	25 to 29	30 to 34	35 to 39	40 to 44	45 to 49	50 to 54	55 to 59	60 to 64	65 to 69	70 to 74	75 to 79	80 to 84	85 to 89	90 to 94	95 plus	Total
All causes	21,100 (20,300 to 21,900)	15,900 (12,600 to 21,200)	29,000 (26,600 to 32,200)	56,800 (52,200 to 62,700)	21,200 (19,700 to 22,700)	20,200 (18,800 to 21,700)	23,000 (21,500 to 24,600)	23,000 (21,500 to 24,600)	23,000 (21,500 to 24,600)	23,000 (21,500 to 24,600)	23,000 (21,500 to 24,600)	23,000 (21,500 to 24,600)	23,000 (21,500 to 24,600)	23,000 (21,500 to 24,600)	23,000 (21,500 to 24,600)	23,000 (21,500 to 24,600)	23,000 (21,500 to 24,600)	23,000 (21,500 to 24,600)	23,000 (21,500 to 24,600)	23,000 (21,500 to 24,600)	3,500 (3,600 to 4,000)	1,500 (1,200 to 1,700)	2956 (2710 to 3064)	560,000
Communicable, maternal, neonatal, and nutritional diseases	99,400 (92,800 to 106,500)	11,900 (9,500 to 15,200)	25,900 (17,500 to 36,600)	21,300 (16,200 to 27,700)	8,830 (6,610 to 11,500)	6,210 (4,610 to 8,200)	7,010 (5,010 to 9,500)	8,020 (5,600 to 10,700)	9,240 (6,570 to 12,500)	8,970 (6,260 to 12,200)	9,260 (6,420 to 11,700)	7,720 (5,610 to 10,600)	7,720 (5,610 to 10,600)	6,760 (4,840 to 9,010)	6,370 (4,490 to 8,190)	5,960 (4,230 to 8,310)	5,960 (3,950 to 7,910)	5,260 (3,670 to 7,300)	4,090 (2,790 to 5,930)	2,990 (2,030 to 4,130)	2,010 (1,390 to 2,840)	970 (610 to 1,380)	262 (126 to 374)	62 (39 to 89.7)	223,000
HIV/AIDS and sexually transmitted infections	4,810 (1,420 to 11,000)	1,990 (671 to 4,680)	1,390 (483 to 3,020)	626 (217 to 1,170)	667 (241 to 1,170)	1,100 (391 to 1,900)	1,900 (690 to 3,270)	1,900 (690 to 3,270)	1,900 (690 to 3,270)	1,900 (690 to 3,270)	1,260 (447 to 2,180)	816 (289 to 1,420)	816 (289 to 1,420)	816 (289 to 1,420)	221 (78 to 385)	75.6 (26.8 to 131)	24.0 (8.5 to 41.8)	17.6 (6.3 to 30.3)	9.6 (3.4 to 16.7)	3.9 (1.4 to 6.8)	1.6 (0.6 to 2.8)	0.5 (0.2 to 0.8)	0.1 (0.1 to 0.2)	16,400
HIV/AIDS	0 (0 to 0)	0.1 (0 to 0.1)	131 (55.1 to 329)	486 (182 to 1,050)	224 (72.3 to 514)	224.6 (67.3 to 556)	132 (32.2 to 332)	660 (152 to 1,550)	1,310 (1,400 to 2,960)	1,670 (1,400 to 3,960)	1,960 (667 to 3,960)	1,960 (671 to 3,960)	1,960 (753 to 3,960)	1,960 (320 to 3,960)	1,960 (256 to 3,960)	1,960 (182 to 3,960)	1,960 (131 to 3,960)	1,960 (124 to 3,960)	1,960 (98.6 to 3,960)	1,960 (73.3 to 3,960)	1,960 (42.2 to 3,960)	1,960 (18.2 to 3,960)	1,960 (4.9 to 3,960)	7,770
HIV/AIDS - Drug-susceptible Tuberculosis	0 (0 to 0)	0 (0 to 0)	69.6 (19.4 to 175)	236 (79.4 to 556)	209.6 (77.7 to 484)	13.2 (1.1 to 31.1)	43.9 (3.1 to 109)	634 (40.2 to 1,540)	986 (68.1 to 2,400)	1,020 (702 to 2,500)	697 (422 to 1,700)	376 (146 to 1,000)	222 (68.2 to 647)	102 (16.2 to 356)	76.1 (7.5 to 321)	30.6 (2.2 to 153)	9.7 (0.7 to 58.3)	6.1 (0.4 to 37.1)	1.4 (0.1 to 8.5)	0.4 (0 to 2.3)	0.1 (0 to 0.6)	0 (0 to 0.2)	0 (0 to 0.1)	4,060
HIV/AIDS - Multidrug-resistant Tuberculosis without extensive drug resistance	0 (0 to 0)	0 (0 to 0)	0 (0 to 2.6)	0 (0 to 12.2)	0 (0 to 4.1)	0 (0 to 0.6)	0 (0 to 2.2)	0 (0.1 to 19.8)	0 (0.2 to 38.2)	0 (0.2 to 37.3)	0 (0.2 to 37.4)	0 (0.1 to 19.2)	0 (0.1 to 19.4)	0 (0 to 9.9)	0 (0 to 1.7)	0 (0 to 0.9)	0 (0 to 0.4)	0 (0 to 0.2)	0 (0 to 0.1)	0 (0 to 0.1)	0 (0 to 0)	0 (0 to 0)	0 (0 to 0)	39.4
HIV/AIDS - Extensively drug-resistant Tuberculosis	0 (0 to 0)	0 (0 to 0)	0.1 (0 to 0.6)	0.4 (0 to 2.1)	0.1 (0 to 0.5)	0.1 (0 to 0.4)	0.1 (0 to 0.4)	0.1 (0 to 0.3)	0.1 (0 to 0.5)	0.1 (0 to 0.6)	0.1 (0 to 0.6)	0.1 (0 to 0.5)	0.1 (0 to 0.5)	0.1 (0 to 0.3)	0.1 (0 to 0.3)	0.1 (0 to 0.1)	0.1 (0 to 0.1)	0.1 (0 to 0.1)	0.1 (0 to 0.1)	0.1 (0 to 0.1)	0.1 (0 to 0.1)	0 (0 to 0)	0 (0 to 0)	6
HIV/AIDS resulting in other diseases	0 (0 to 0)	0 (0 to 0.1)	1.9 (1.9 to 1.9)	0.1 (0 to 0.3)	0.5 (0 to 0.9)	0.1 (0 to 0.3)	0.1 (0 to 0.4)	0.1 (0 to 0.4)	0.1 (0 to 0.4)	0.1 (0 to 0.4)	0.1 (0 to 0.4)	0.1 (0 to 0.4)	0.1 (0 to 0.4)	0.1 (0 to 0.4)	0.1 (0 to 0.4)	0.1 (0 to 0.4)	0.1 (0 to 0.4)	0.1 (0 to 0.4)	0.1 (0 to 0.4)	0.1 (0 to 0.4)	0.1 (0 to 0.4)	0.1 (0 to 0.2)	0 (0 to 0)	3,670
Sexually transmitted infections excluding HIV	4,810 (1,420 to 11,000)	1,990 (671 to 4,680)	1,260 (383 to 2,900)	140 (47.6 to 356)	443 (147 to 1,170)	876 (297 to 2,300)	1,770 (600 to 4,650)	1,240 (421 to 3,260)	324 (110 to 852)	650 (221 to 1,710)	1,300 (441 to 3,420)	1,440 (489 to 3,780)	594 (202 to 1,560)	714 (243 to 1,880)	145 (49.2 to 381)	45.0 (15.3 to 118)	14.3 (4.9 to 37.6)	11.4 (3.9 to 30.1)	5.7 (1.9 to 15.1)	2.3 (0.8 to 6.1)	1.1 (0.4 to 2.9)	0.4 (0.1 to 1.1)	0.1 (0 to 0.3)	8,110
Syphilis	0 (0 to 0)	0 (0 to 0)	697 (177 to 1,760)	7597 (2,120 to 20,500)	696 (214 to 1,880)	514 (157 to 1,390)	1,200 (370 to 3,240)	1,120 (345 to 3,020)	1,020 (314 to 2,750)	1,020 (314 to 2,750)	1,020 (314 to 2,750)	1,020 (314 to 2,750)	1,020 (314 to 2,750)	1,020 (314 to 2,750)	1,020 (314 to 2,750)	1,020 (314 to 2,750)	1,020 (314 to 2,750)	1,020 (314 to 2,750)	1,020 (314 to 2,750)	1,020 (314 to 2,750)	1,020 (314 to 2,750)	1,020 (314 to 2,750)	1,020 (314 to 2,750)	8,110
Chlamydial infection	0 (0 to 0)	0 (0 to 0)	0 (0 to 0)	0 (0 to 0)	0 (0 to 0)	0.1 (0 to 0.3)	0.4 (0.1 to 1.1)	0.4 (0.1 to 1.1)	0.4 (0.1 to 1.1)	0.4 (0.1 to 1.1)	0.4 (0.1 to 1.1)	0.4 (0.1 to 1.1)	0.4 (0.1 to 1.1)	0.4 (0.1 to 1.1)	0.4 (0.1 to 1.1)	0.4 (0.1 to 1.1)	0.4 (0.1 to 1.1)	0.4 (0.1 to 1.1)	0.4 (0.1 to 1.1)	0.4 (0.1 to 1.1)	0.4 (0.1 to 1.1)	0.4 (0.1 to 1.1)	0.4 (0.1 to 1.1)	116
Gonococcal infection	0 (0 to 0)	0 (0 to 0)	0 (0 to 0)	0 (0 to 0)	0 (0 to 0)	0.1 (0 to 0.3)	0.3 (0.1 to 0.8)	0.3 (0.1 to 0.8)	0.3 (0.1 to 0.8)	0.3 (0.1 to 0.8)	0.3 (0.1 to 0.8)	0.3 (0.1 to 0.8)	0.3 (0.1 to 0.8)	0.3 (0.1 to 0.8)	0.3 (0.1 to 0.8)	0.3 (0.1 to 0.8)	0.3 (0.1 to 0.8)	0.3 (0.1 to 0.8)	0.3 (0.1 to 0.8)	0.3 (0.1 to 0.8)	0.3 (0.1 to 0.8)	0.3 (0.1 to 0.8)	0.3 (0.1 to 0.8)	60.6
Trichomoniasis	0 (0 to 0)	0 (0 to 0)	0 (0 to 0)	0 (0 to 0)	0 (0 to 0)	0 (0 to 0)	0.1 (0 to 0.2)	0.4 (0.1 to 1.1)	0.2 (0.1 to 0.5)	0.2 (0.1 to 0.5)	0.2 (0.1 to 0.5)	0.2 (0.1 to 0.5)	0.2 (0.1 to 0.5)	0.2 (0.1 to 0.5)	0.2 (0.1 to 0.5)	0.2 (0.1 to 0.5)	0.2 (0.1 to 0.5)	0.2 (0.1 to 0.5)	0.2 (0.1 to 0.5)	0.2 (0.1 to 0.5)	0.2 (0.1 to 0.5)	0.2 (0.1 to 0.5)	0.2 (0.1 to 0.5)	12.1
Genital herpes	0 (0 to 0)	0 (0 to 0)	0 (0 to 0)	0 (0 to 0)	0 (0 to 0)	0 (0 to 0)	0 (0 to 0)	0.1 (0 to 0.2)	0.2 (0.1 to 0.4)	0.2 (0.1 to 0.4)	0.2 (0.1 to 0.4)	0.2 (0.1 to 0.4)	0.2 (0.1 to 0.4)	0.2 (0.1 to 0.4)	0.2 (0.1 to 0.4)	0.2 (0.1 to 0.4)	0.2 (0.1 to 0.4)	0.2 (0.1 to 0.4)	0.2 (0.1 to 0.4)	0.2 (0.1 to 0.4)	0.2 (0.1 to 0.4)	0.2 (0.1 to 0.4)	0.2 (0.1 to 0.4)	114
Other sexually transmitted infections	0 (0 to 0)	0 (0 to 0)	0 (0 to 0)	0 (0 to 0)	0 (0 to 0)	0 (0.3 to 19.5)	0 (0.5 to 32.8)	0 (0.6 to 37.4)	0 (1.6 to 64.3)	0 (2.6 to 104.9)	0 (2.6 to 104.9)	0 (2.6 to 104.9)	0 (2.6 to 104.9)	0 (2.6 to 104.9)	0 (2.6 to 104.9)	0 (2.6 to 104.9)	0 (2.6 to 104.9)	0 (2.6 to 104.9)	0 (2.6 to 104.9)	0 (2.6 to 104.9)	0 (2.6 to 104.9)	0 (2.6 to 104.9)	0 (2.6 to 104.9)	197
Respiratory infections and tuberculosis	2,080 (669 to 3,200)	2,080 (1,040 to 3,810)	2,080 (3,300 to 14,400)	1,270 (1,790 to 9,810)	1,270 (1,040 to 2,030)	1,260 (894 to 1,770)	1,260 (1,040 to 2,030)	1,260 (1,040 to 2,030)	1,260 (1,040 to 2,030)	1,260 (1,040 to 2,030)	1,260 (1,040 to 2,030)	1,260 (1,040 to 2,030)	1,260 (1,040 to 2,030)	1,260 (1,040 to 2,030)	1,260 (1,040 to 2,030)	1,260 (1,040 to 2,030)	1,260 (1,040 to 2,030)	1,260 (1,040 to 2,030)	1,260 (1,040 to 2,030)	1,260 (1,040 to 2,030)	1,260 (1,040 to 2,030)	1,260 (1,040 to 2,030)	1,260 (1,040 to 2,030)	56,400
Tuberculosis	0 (0 to 0)	0 (0 to 0)	696 (437 to 1,460)	766 (423 to 1,280)	510 (320 to 765)	1,230 (533 to 2,720)	3,150 (1,820 to 5,260)	3,150 (1,820 to 5,260)	3,150 (1,820 to 5,260)	3,150 (1,720 to 5,160)	3,150 (1,670 to 5,400)	3,150 (1,660 to 5,400)	3,150 (1,500 to 5,710)	2,230 (1,230 to 4,230)	2,230 (1,060 to 4,230)	2,230 (1,060 to 4,230)	2,230 (1,060 to 4,230)	2,760 (1,060 to 5,260)	1,270 (1,270 to 2,540)	485 (483 to 1,060)	164 (166 to 359)	49 (49 to 111)	10.6 (9.6 to 24.1)	32,700
Latent tuberculosis infection	0 (0 to 0)	0 (0 to 0)	0 (0 to 0)	0 (0 to 0)	0 (0 to 0)	0 (0 to 0)	0 (0 to 0)	0 (0 to 0)	0 (0 to 0)	0 (0 to 0)	0 (0 to 0)	0 (0 to 0)	0 (0 to 0)	0 (0 to 0)	0 (0 to 0)	0 (0 to 0)	0 (0 to 0)	0 (0 to 0)	0 (0 to 0)	0 (0 to 0)	0 (0 to 0)	0 (0 to 0)	0 (0 to 0)	0 (0 to 0)	0
Drug-susceptible Tuberculosis	0 (0 to 0)	0 (0 to 0)	697 (438 to 1,460)	766 (410 to 1,280)	510 (319 to 765)	1,230 (529 to 2,720)	3,150 (1,820 to 5,260)	3,150 (1,820 to 5,260)	3,150 (1,820 to 5,260)	3,150 (1,720 to 5,160)	3,150 (1,670 to 5,400)	3,150 (1,660 to 5,400)	3,150 (1,500 to 5,710)	2,230 (1,230 to 4,230)	2,230 (1,060 to 4,230)	2,230 (1,060 to 4,230)	2,230 (1,060 to 4,230)	2,760 (1,060 to 5,260)	1,270 (1,270 to 2,540)	485 (483 to 1,060)	164 (166 to 359)	49 (49 to 111)	10.6 (9.6 to 24.1)	32,600
Multidrug-resistant tuberculosis without extensive drug resistance	0 (0 to 0)	0 (0 to 0)	7.7 (0.2 to 61.1)	6.6 (0.2 to 53.1)	0 (0.1 to 19.7)	11.2 (0.3 to 87.6)	29.4 (0.8 to 183)	29.9 (0.8 to 183)	23.7 (0.6 to 137)	22.4 (0.6 to 121)	23.3 (0.6 to 121)	18.8 (0.5 to 97.4)	6.6 (0.2 to 34.3)	2.1 (0.1 to 10.9)	0.6 (0 to 3.2)	0.2 (0 to 1.1)	0.1 (0 to 0.4)	0.1 (0 to 0.3)	0 (0 to 0.1)	0 (0 to 0.1)	0 (0 to 0)	0 (0 to 0)	0 (0 to 0)	282
Extensively drug-resistant tuberculosis	0 (0 to 0)	0 (0 to 0)	1.5 (0.1 to 12.6)	1.2 (0.1 to 10.2)	0.7 (0.1 to 3.8)	2.1 (0.1 to 16.4)	5.1 (0.2 to 31.8)	5.1 (0.2 to 31.8)	4.1 (0.2 to 23.7)	3.9 (0.2 to 21.1)	4.1 (0.2 to 21.1)	3.3 (0.1 to 16.9)	1.2 (0 to 6.1)	0.4 (0 to 2.1)	0.1 (0 to 0.6)	0 (0 to 0.2)	0 (0 to 0.1)	0 (0 to 0.1)	0 (0 to 0)	0 (0 to 0)	0 (0 to 0)	0 (0 to 0)	0 (0 to 0)	92.4
Lower respiratory infections	1,730 (864 to 3,180)	2,070 (1,030 to 3,800)	2,200 (2,500 to 8,990)	1,390 (879 to 2,220)	999 (560 to 2,070)	143 (72.4 to 289)	234 (124 to 458)	381 (210 to 722)	282 (147 to 539)	244 (127 to 466)	284 (160 to 534)	342 (189 to 644)	437 (251 to 782)	605 (337 to 1,020)	1,030 (589 to 1,630)	1,030 (589 to 1,630)	972 (557 to 1,530)	609 (359 to 1,020)	497 (298 to 853)	222 (140 to 366)	69.3 (46.8 to 107)	12.1 (7.9 to 18.6)	18,800
Upper respiratory infections	0.6 (0 to 4)	0.3 (0 to 2)	69.6 (0.4 to 1,020)	435 (2.6 to 2,450)	436 (2.6 to 2,450)	299 (1.8 to 1,720)	172 (1.1 to 1,000)	326 (2 to 1,880)	296 (1.8 to 1,700)	191 (1.2 to 1,100)	296 (1.8 to 1,700)	191 (1.2 to 1,100)	199 (1.2 to 1,150)	132 (0.8 to 760)	69.6 (0.4 to 400)	69.6 (0.4 to 400)	69.7 (0.4 to 400)	39.5 (0.2 to 227)	17.4 (0.1 to 100)	9.2 (0.1 to 53.1)	3.6 (0 to 20.7)	1.3 (0 to 7.5)	0.3 (0 to 1.9)	3,760
Otitis media	0 (0 to 0.2)	0.2 (0.1 to 0.3)	12.7 (7.2 to 20.4)	106 (59.6 to 172)	121 (68.3 to 195)	121 (79.3 to 213)	121 (62.9 to 218)	121 (64.6 to 182)	121 (50.1 to 124)	121 (23.7 to 111)	121 (29.6 to 154)	121 (22.7 to 150)	121 (20.2 to 79.1)	121 (14.9 to 57.3)	121 (10.7 to 37.7)	121 (9.2 to 37.3)	121 (7.3 to 12.5)	121 (4.4 to 9.9)	121 (2.6 to 6.1)	121 (1.4 to 3.4)	121 (0.7 to 1.7)	121 (0.5 to 0.1)	121 (0.5 to 0.1)	1,120
Enteric infections	699 (206 to 978)	2,240 (669 to 6,470)	3,290 (1,970 to 5,350)	2,240 (2,500 to 8,310)	2,240 (1,390 to 4,020)	2,280 (1,390 to 3,660)	2,280 (977 to 3,660)	1,260 (606 to 1,990)	1,260 (452 to 1,460)	1,260 (497 to 1,370)	1,260 (668 to 1,850)	1,260 (964 to 1,750)	1,260 (814 to 2,050)	1,260 (910 to 2,090)	1,260 (998 to 2,100)	1,260 (910 to 2,300)	1,260 (947 to 2,300)	1,260 (449 to 1,940)	1,260 (382 to 1,670)	1,260 (249 to 1,370)	1,260 (172 to 682)	1,260 (74 to 274)	1,260 (54 to 89.9)	39,800
Diarrheal diseases	699 (206 to 978)	2,240 (667 to 6,470)	3,290 (1,930 to 5,350)	2,240 (1,870 to 7,350)	2,240 (443 to 3,970)	2,280 (323 to 3,270)	2,280 (244 to 3,760)	1,260 (160 to 2,000)	1,260 (272 to 970)	1,260 (309 to 1,360)	1,260 (458 to 1,410)	1,260 (481 to 1,660)	1,260 (658 to 1,960)	1,260 (644 to 2,030)	1,260 (699 to 1,960)	1,260 (698 to 2,030)	1,260 (698 to 2,030)	1,260 (434 to 1,930)	1,260 (277 to 1,810)	1,260 (247 to 1,390)	1,260 (172 to 682)	1,260 (74 to 274)	1,260 (54 to 89.9)	29,100
Typhoid and paratyphoid	0 (0 to 0)	0 (0 to 0)	0 (1.7 to 12.4)	1,780 (347 to 1,900)	1,780 (599 to 3,230)	1,660 (710 to 3,370)	827 (497 to 2,330)	0 (0 to 2,330)	287 (109 to 662)	181 (62.7 to 458)	139 (49.3 to 361)	82.8 (28.6 to 220)	82.8 (29.9 to 192)	73.9 (29.1 to 181)	59.5 (22.1 to 139)	0 (0 to 0)	647 (117 to 3,104)	0 (0 to 0)	0 (0 to 0)	0 (0 to 0)	0 (0 to 0)	0 (0 to 0)	0 (0 to 0)	7,300
Typhoid fever	0 (0 to 0)	0 (0 to 0)	0 (0 to 0)	1,780 (372 to 1,900)	1,780 (599 to 3,230)	1,660 (679 to 3,370)	827 (497 to 2,330)	0 (0 to 2,330)	287 (109 to 662)	181 (62.7 to 458)	139 (49.3 to 361)	82.8 (28.6 to 220)	82.8 (29.9 to 192)	73.9 (29.1 to 181)	59.5 (22.1 to 139)	0 (0 to 0)	647 (117 to 3,104)	0 (0 to 0)	0 (0 to 0)	0 (0 to 0)	0 (0 to 0)	0 (0 to 0)	0 (0 to 0)	6,910
Paratyphoid fever	0 (0 to 0)	0 (0 to 0)	0 (0.1 to 0.7)	0 (0.1 to 0.7)	0 (0 to 0.1)	0.1 (0 to 0.2)	0.1 (0 to 0.2)	0.1 (0 to 0.2)	0.1 (0 to 0.2)	0.1 (0 to 0.2)	0.1 (0 to 0.2)	0.1 (0 to 0.2)	0.1 (0 to 0.2)	0.1 (0 to 0.2)	0.1 (0 to 0.2)	0 (0 to 0)	0.1 (0 to 0.2)	0 (0 to 0)	0 (0 to 0)	0 (0 to 0)	0 (0 to 0)	0 (0 to 0)	0 (0 to 0)	385
Invasive Non-typhoidal Salmonella (iNTS)	0 (0 to 0)	0 (0 to 0)	19.6 (0.9 to 31.7)	601 (21.9 to 1,050)	729 (26.5 to 1,150)	29.6 (1.1 to 48.1)	29.6 (0.9 to 59.2)	16.2 (0.5 to 35.1)	8.9 (0.3 to 19.4)	8.9 (0.3 to 19.4)	8.9 (0.3 to 19.4)	8.9 (0.3 to 19.4)	8.9 (0.3 to 19.4)	8.9 (0.3 to 19.4)	8.9 (0.3 to 19.4)	8.1 (0.3 to 17.6)	2.6 (0.1 to 5.7)	1.7 (0.1 to 3.7)	0.8 (0 to 1.8)	0.2 (0 to 0.5)	0.1 (0 to 0.2)	0 (0 to 0.1)	329
Other intestinal infectious diseases	0 (0 to 0)	0 (0 to 0)	0.2 (0.1 to 0.4)	2.2 (0.6 to 4.6)	2.2 (0.6 to 4.6)	2.2 (0.6 to 4.6



SR Table 2a. Georgia DALYS by cause and sex group for males with 95% uncertainty intervals, 2019

Cause	Early Neonatal	Late Neonatal	Post Neonatal	1 to 4	5 to 9	10 to 14	15 to 19	20 to 24	25 to 29	30 to 34	35 to 39	40 to 44	45 to 49	50 to 54	55 to 59	60 to 64	65 to 69	70 to 74	75 to 79	80 to 84	85 to 89	90 to 94	95 plus	Total
All causes	9,000 (8,750 to 11,300)	2,490 (2,290 to 2,690)	2,900 (2,700 to 3,100)	7,170 (6,770 to 7,670)	2,220 (2,100 to 2,340)	2,140 (2,020 to 2,260)	11,700 (10,900 to 12,700)	17,000 (15,900 to 18,200)	20,300 (21,300 to 21,800)	20,200 (20,000 to 20,300)	20,100 (20,000 to 20,200)	22,000 (21,900 to 22,200)	22,700 (22,600 to 22,900)	23,000 (22,900 to 23,200)	23,700 (23,600 to 23,900)	24,000 (23,900 to 24,200)	24,000 (23,900 to 24,200)	24,000 (23,900 to 24,200)	24,000 (23,900 to 24,200)	24,000 (23,900 to 24,200)	24,000 (23,900 to 24,200)	24,000 (23,900 to 24,200)	24,000 (23,900 to 24,200)	763,000 (1,660 to 2,080)
Communicable, maternal, neonatal, and nutritional diseases	7,920 (6,850 to 10,400)	2,490 (2,190 to 2,900)	1,870 (1,600 to 2,300)	2,990 (2,660 to 3,510)	1,040 (1,000 to 1,200)	1,100 (1,060 to 1,300)	1,390 (1,330 to 1,710)	1,940 (1,880 to 2,420)	2,310 (2,260 to 2,920)	2,490 (2,430 to 3,030)	2,490 (2,430 to 3,030)	2,580 (2,520 to 3,130)	2,580 (2,520 to 3,130)	2,580 (2,520 to 3,130)	2,580 (2,520 to 3,130)	2,580 (2,520 to 3,130)	2,580 (2,520 to 3,130)	2,580 (2,520 to 3,130)	2,580 (2,520 to 3,130)	2,580 (2,520 to 3,130)	2,580 (2,520 to 3,130)	2,580 (2,520 to 3,130)	2,580 (2,520 to 3,130)	69,900
HIV/AIDS and sexually transmitted infections	0 (0 to 0)	0 (0 to 0)	77 (77 to 204.8)	20.6 (17.4 to 24.4)	8.6 (7.1 to 10.4)	9.1 (7.6 to 11.2)	143 (99.3 to 211.3)	424 (311.9 to 620.4)	661 (497.2 to 1,000)	734 (538.3 to 1,140)	698 (511.2 to 1,100)	698 (511.2 to 1,100)	698 (511.2 to 1,100)	698 (511.2 to 1,100)	698 (511.2 to 1,100)	698 (511.2 to 1,100)	698 (511.2 to 1,100)	698 (511.2 to 1,100)	698 (511.2 to 1,100)	698 (511.2 to 1,100)	698 (511.2 to 1,100)	698 (511.2 to 1,100)	698 (511.2 to 1,100)	1,300
HIV/AIDS	0 (0 to 0)	0 (0 to 0)	23.3 (17.3 to 29.7)	20.6 (17.4 to 24.4)	8.6 (7.1 to 10.4)	2.7 (2.3 to 3.3)	3 (2.5 to 3.8)	29 (22.7 to 36.3)	79.2 (62.1 to 100.1)	134 (104.9 to 171.1)	129 (101.1 to 164.2)	130 (101.9 to 165.3)	175 (137.3 to 222.1)	183 (143.5 to 232.1)	179 (140.4 to 227.2)	86.2 (67.6 to 109.4)	74.1 (58.1 to 93.9)	42.7 (33.5 to 54.2)	24.5 (19.2 to 31.1)	19.6 (15.3 to 24.8)	11.9 (9.3 to 15.2)	8.1 (6.3 to 10.3)	6.5 (5.1 to 8.2)	1,150
HIV/AIDS - Drug-susceptible Tuberculosis	0 (0 to 0)	0 (0 to 0)	0.9 (0.7 to 1.2)	0.8 (0.6 to 1.1)	0.3 (0.2 to 0.4)	0.1 (0.1 to 0.2)	0.1 (0.1 to 0.2)	1.1 (0.8 to 1.4)	3.1 (2.4 to 4.1)	5.2 (4.1 to 6.7)	5 (3.9 to 6.5)	5 (4 to 6.5)	6.8 (5.3 to 8.7)	7.1 (5.6 to 9.1)	7 (5.4 to 9)	3.4 (2.6 to 4.3)	2.9 (2.2 to 3.7)	1.7 (1.3 to 2.1)	0.9 (0.7 to 1.2)	0.8 (0.6 to 1)	0.5 (0.4 to 0.6)	0.3 (0.2 to 0.4)	0.3 (0.2 to 0.4)	241
HIV/AIDS - Multidrug-resistant Tuberculosis without extensive	0 (0 to 0)	0 (0 to 0)	0.4 (0.3 to 0.7)	0.3 (0.2 to 0.6)	0.1 (0.1 to 0.3)	0.1 (0.1 to 0.2)	0.1 (0.1 to 0.3)	0.7 (0.4 to 1.4)	1.6 (1.1 to 2.9)	2.6 (1.8 to 4.7)	2.5 (1.7 to 4.5)	2.5 (1.7 to 4.5)	3.4 (2.3 to 6.1)	3.5 (2.4 to 6.3)	3.4 (2.4 to 6.2)	1.7 (1.2 to 3.1)	1.4 (1 to 2.5)	0.8 (0.6 to 1.5)	0.5 (0.3 to 0.8)	0.4 (0.3 to 0.7)	0.2 (0.2 to 0.4)	0.2 (0.1 to 0.3)	0.1 (0.1 to 0.2)	113
HIV/AIDS - Extensively drug-resistant Tuberculosis	0 (0 to 0)	0 (0 to 0)	0.1 (0.1 to 0.1)	0.1 (0.1 to 0.1)	0 (0 to 0)	0 (0 to 0)	0 (0 to 0)	0.1 (0.1 to 0.2)	0.2 (0.1 to 0.4)	0.3 (0.2 to 0.6)	0.3 (0.2 to 0.6)	0.3 (0.2 to 0.6)	0.4 (0.3 to 0.8)	0.4 (0.3 to 0.8)	0.4 (0.3 to 0.8)	0.2 (0.1 to 0.4)	0.2 (0.1 to 0.3)	0.1 (0.1 to 0.2)	0.1 (0 to 0.1)	0 (0 to 0.1)	0 (0 to 0.1)	0 (0 to 0.1)	0 (0 to 0.1)	49.9
HIV/AIDS resulting in other diseases	0 (0 to 0)	0 (0 to 0)	19.6 (14.6 to 25.6)	19.1 (16.1 to 22.6)	8.1 (6.7 to 9.8)	6.6 (5.5 to 8)	139 (97.5 to 207.2)	391 (272.1 to 582.6)	578 (398.9 to 862.3)	594 (409.2 to 886.1)	561 (385.6 to 836.8)	552 (378.6 to 823.1)	691 (474.3 to 1,030)	693 (475.2 to 1,030)	677 (463.5 to 1,010)	312 (213.3 to 465.1)	264 (179.9 to 394.1)	151 (102.6 to 225.1)	86.2 (58.4 to 128.6)	67.7 (45.8 to 101.1)	40.9 (27.6 to 61.1)	27.7 (18.6 to 41.4)	22.2 (14.9 to 33.2)	744
Sexually transmitted infections excluding HIV	0 (0 to 0)	0 (0 to 0)	0.6 (0.5 to 0.8)	0 (0 to 0)	0 (0 to 0)	0.1 (0 to 0.1)	0.1 (0 to 0.1)	0.5 (0.4 to 0.6)	0.6 (0.5 to 0.8)	0.6 (0.5 to 0.8)	0.6 (0.5 to 0.8)	0.6 (0.5 to 0.8)	1.2 (0.9 to 1.5)	1.2 (0.9 to 1.5)	1.1 (0.9 to 1.5)	0.6 (0.5 to 0.8)	0.6 (0.5 to 0.8)	0.7 (0.5 to 0.9)	0.6 (0.5 to 0.8)	0.3 (0.2 to 0.4)	0.2 (0.2 to 0.3)	0.1 (0.1 to 0.2)	0.1 (0 to 0.1)	151
Syphilis	0 (0 to 0)	0 (0 to 0)	0 (0 to 0)	0 (0 to 0)	0 (0 to 0)	0 (0 to 0)	0.7 (0.5 to 0.9)	2.1 (1.5 to 2.7)	6.8 (5.1 to 8.7)	7.5 (5.6 to 9.6)	6.9 (5.2 to 8.9)	7.2 (5.4 to 9.2)	4.7 (3.5 to 6.1)	2.2 (1.7 to 2.9)	1.6 (1.2 to 2.1)	0.9 (0.7 to 1.2)	0.5 (0.4 to 0.7)	0.1 (0.1 to 0.2)	0.1 (0 to 0.1)	0 (0 to 0.1)	0 (0 to 0.1)	0 (0 to 0.1)	0 (0 to 0.1)	34.1
Gonococcal infection	0 (0 to 0)	0 (0 to 0)	0 (0 to 0)	0 (0 to 0)	0 (0 to 0)	0 (0 to 0)	0.8 (0.5 to 1.1)	4.8 (3.1 to 7.1)	7.7 (5.1 to 11.4)	8.4 (5.6 to 12.4)	7.8 (5.2 to 11.6)	8.1 (5.4 to 12)	5.3 (3.5 to 7.8)	2.5 (1.7 to 3.7)	1.8 (1.2 to 2.7)	1 (0.7 to 1.5)	0.6 (0.4 to 0.9)	0.2 (0.1 to 0.3)	0.1 (0 to 0.2)	0 (0 to 0.1)	0 (0 to 0.1)	0 (0 to 0.1)	0 (0 to 0.1)	28.8
Trichomoniasis	0 (0 to 0)	0 (0 to 0)	0 (0 to 0)	0 (0 to 0)	0 (0 to 0)	0 (0 to 0)	0.1 (0 to 0.1)	0.3 (0.2 to 0.4)	0.5 (0.3 to 0.7)	0.5 (0.3 to 0.7)	0.4 (0.3 to 0.6)	0.5 (0.3 to 0.7)	0.3 (0.2 to 0.5)	0.2 (0.1 to 0.3)	0.1 (0.1 to 0.2)	0.1 (0 to 0.1)	0 (0 to 0.1)	0 (0 to 0.1)	0 (0 to 0.1)	0 (0 to 0.1)	0 (0 to 0.1)	0 (0 to 0.1)	0 (0 to 0.1)	0 (0 to 0.1)	2.7
Genital herpes	0 (0 to 0)	0 (0 to 0)	0.1 (0 to 0.1)	0 (0 to 0)	0 (0 to 0)	0.4 (0.2 to 0.6)	0.6 (0.3 to 0.8)	0.7 (0.4 to 1)	0.7 (0.4 to 1)	0.7 (0.4 to 1)	0.7 (0.4 to 1)	0.7 (0.4 to 1)	0.7 (0.4 to 1)	0.7 (0.4 to 1)	0.7 (0.4 to 1)	0.4 (0.2 to 0.6)	0.3 (0.2 to 0.5)	0.2 (0.1 to 0.3)	0.1 (0 to 0.2)	0 (0 to 0.1)	0 (0 to 0.1)	0 (0 to 0.1)	0 (0 to 0.1)	342
Other sexually transmitted infections	0 (0 to 0)	0 (0 to 0)	0 (0 to 0)	0 (0 to 0)	0 (0 to 0)	1.6 (0.9 to 3.3)	3.8 (1.7 to 11.9)	7.8 (2.6 to 12.8)	7.8 (2.6 to 12.8)	7.8 (2.6 to 12.8)	7.8 (2.6 to 12.8)	7.8 (2.6 to 12.8)	7.8 (2.6 to 12.8)	7.8 (2.6 to 12.8)	7.8 (2.6 to 12.8)	7.8 (2.6 to 12.8)	7.8 (2.6 to 12.8)	7.8 (2.6 to 12.8)	7.8 (2.6 to 12.8)	7.8 (2.6 to 12.8)	7.8 (2.6 to 12.8)	7.8 (2.6 to 12.8)	7.8 (2.6 to 12.8)	44
Respiratory infections and tuberculosis	132 (40.8 to 329)	139 (79.9 to 227)	139 (78.1 to 220)	100 (60.1 to 153)	228 (137 to 329)	228 (138 to 330)	222 (135 to 318)	279 (170 to 410)	337 (207 to 494)	399 (249 to 586)	1,060 (661 to 1,540)	1,290 (849 to 1,840)	1,220 (1,060 to 1,710)	1,060 (1,060 to 1,710)	1,060 (1,060 to 1,710)	1,060 (1,060 to 1,710)	1,060 (1,060 to 1,710)	1,060 (1,060 to 1,710)	1,060 (1,060 to 1,710)	1,060 (1,060 to 1,710)	1,060 (1,060 to 1,710)	1,060 (1,060 to 1,710)	1,060 (1,060 to 1,710)	18,900
Tuberculosis	0 (0 to 0)	0 (0 to 0)	109.4 (83.9 to 140)	97.2 (84.4 to 99.9)	23.7 (19.4 to 28.4)	18 (14.6 to 22.2)	269.3 (211.6 to 351.4)	373 (291 to 500)	479 (333 to 649)	499 (328 to 689)	722 (509 to 1,040)	757 (529 to 1,040)	784 (569 to 1,060)	776 (559 to 1,030)	653 (471 to 843)	499 (358 to 614)	337 (231 to 418)	178 (127 to 218)	99.2 (70.1 to 121)	74 (51.9 to 94.2)	39.6 (27.5 to 51.3)	19.6 (13.6 to 25.1)	6,350 (4,540 to 8,110)	6,350
Latent tuberculosis infection	0 (0 to 0)	0 (0 to 0)	0 (0 to 0)	0 (0 to 0)	0 (0 to 0)	0 (0 to 0)



Benign prostatic hyperplasia	0 (0 to 0)	0 (0 to 0)	0 (0 to 0)	0 (0 to 0)	0 (0 to 0)	0 (0 to 0)	0 (0 to 0)	0 (0 to 0)	0 (0 to 0)	0 (0 to 0)	0 (0 to 0)	2.2 (0.4 to 8.9)	19.4 (9.9 to 36.9)	60.6 (37.7 to 102)	158 (97.7 to 297)	260 (181 to 402)	332 (222 to 498)	290 (193 to 451)	197 (116 to 290)	127 (77.9 to 198)	69.7 (29.9 to 114)	19.6 (9.9 to 39.4)	2 (1.0 to 3.1)	1,470
Male infertility	0 (0 to 0)	0 (0 to 0)	0 (0 to 0)	0 (0 to 0)	0 (0 to 0)	0 (0 to 0)	0 (0 to 0)	0 (0 to 0)	0 (0 to 0)	0 (0 to 0)	0 (0 to 0)	0 (0 to 0)	0 (0 to 0)	0 (0 to 0)	0 (0 to 0)	0 (0 to 0)	0 (0 to 0)	0 (0 to 0)	0 (0 to 0)	0 (0 to 0)	0 (0 to 0)	0 (0 to 0)	0 (0 to 0)	139
Other urinary diseases	0 (0 to 0)	0.1 (0 to 0.1)	0.5 (0.2 to 1.4)	0.9 (0.2 to 1.4)	2.8 (1.5 to 4.6)	1.6 (1 to 2.6)	1.5 (1 to 2.6)	2.6 (1.6 to 3.8)	2.5 (2.5 to 3.7)	3.6 (2.5 to 5.1)	3.5 (1.9 to 5.9)	3.9 (1.9 to 8.1)	6.9 (3.8 to 12.3)	9.6 (5.3 to 21.3)	19.1 (9.6 to 36.3)	32 (12 to 69)	22 (7.7 to 54.9)	22.6 (8.8 to 46.9)	17.9 (9 to 42.2)	10.9 (7.9 to 22)	5.1 (1.1 to 9.6)	1 (0.2 to 2)	178
Gynecological diseases	0 (0 to 0)	0 (0 to 0)	0 (0 to 0)	0 (0 to 0)	0 (0 to 0)	0 (0 to 0)	0 (0 to 0)	0 (0 to 0)	0 (0 to 0)	0 (0 to 0)	0 (0 to 0)	0 (0 to 0)	0 (0 to 0)	0 (0 to 0)	0 (0 to 0)	0 (0 to 0)	0 (0 to 0)	0 (0 to 0)	0 (0 to 0)	0 (0 to 0)	0 (0 to 0)	0 (0 to 0)	0 (0 to 0)	0
Uterine fibroids	0 (0 to 0)	0 (0 to 0)	0 (0 to 0)	0 (0 to 0)	0 (0 to 0)	0 (0 to 0)	0 (0 to 0)	0 (0 to 0)	0 (0 to 0)	0 (0 to 0)	0 (0 to 0)	0 (0 to 0)	0 (0 to 0)	0 (0 to 0)	0 (0 to 0)	0 (0 to 0)	0 (0 to 0)	0 (0 to 0)	0 (0 to 0)	0 (0 to 0)	0 (0 to 0)	0 (0 to 0)	0 (0 to 0)	0
Polycystic ovarian syndrome	–	–	–	–	–	–	–	–	–	–	–	–	–	–	–	–	–	–	–	–	–	–	–	NA
Female infertility	–	–	–	–	–	–	–	–	–	–	–	–	–	–	–	–	–	–	–	–	–	–	–	NA
Endometriosis	–	–	–	–	–	–	–	–	–	–	–	–	–	–	–	–	–	–	–	–	–	–	–	NA
Genital prolapse	0 (0 to 0)	0 (0 to 0)	0 (0 to 0)	0 (0 to 0)	0 (0 to 0)	0 (0 to 0)	0 (0 to 0)	0 (0 to 0)	0 (0 to 0)	0 (0 to 0)	0 (0 to 0)	0 (0 to 0)	0 (0 to 0)	0 (0 to 0)	0 (0 to 0)	0 (0 to 0)	0 (0 to 0)	0 (0 to 0)	0 (0 to 0)	0 (0 to 0)	0 (0 to 0)	0 (0 to 0)	0 (0 to 0)	0
Premenstrual syndrome	–	–	–	–	–	–	–	–	–	–	–	–	–	–	–	–	–	–	–	–	–	–	–	NA
Other gynecological diseases	0 (0 to 0)	0 (0 to 0)	0 (0 to 0)	0 (0 to 0)	0 (0 to 0)	0 (0 to 0)	0 (0 to 0)	0 (0 to 0)	0 (0 to 0)	0 (0 to 0)	0 (0 to 0)	0 (0 to 0)	0 (0 to 0)	0 (0 to 0)	0 (0 to 0)	0 (0 to 0)	0 (0 to 0)	0 (0 to 0)	0 (0 to 0)	0 (0 to 0)	0 (0 to 0)	0 (0 to 0)	0 (0 to 0)	0
Hemoglobinopathies and hemolytic anemias	3.6 (2.3 to 5.1)	3.6 (1.9 to 6.1)	39.8 (17.9 to 69.9)	192 (91 to 279)	181 (107 to 301)	69.8 (27 to 128)	30.3 (10.6 to 68.4)	42.2 (18.9 to 85.4)	98.6 (23.8 to 121)	64.2 (29.3 to 123)	68.6 (29.3 to 131)	43.1 (27.6 to 139)	68.3 (28.5 to 139)	72 (33.7 to 133)	116 (61.1 to 207)	92.1 (45.7 to 162)	78.1 (39.6 to 158)	52.7 (29.3 to 99.5)	40 (27.5 to 62.2)	29.7 (20.6 to 49.6)	11.9 (9.3 to 16.4)	2.2 (1.2 to 3.9)	1,350
Thalassemias	0.1 (0.1 to 0.2)	0.2 (0.1 to 0.3)	7.2 (3.9 to 11.7)	19.4 (9.2 to 24.6)	6.7 (3.4 to 10.4)	9.8 (4.6 to 14.1)	2.4 (0.7 to 5.3)	8.1 (5.1 to 12.2)	8.6 (5.1 to 12.9)	13.2 (5.4 to 19)	11 (6.2 to 17.4)	8.6 (5.4 to 15.4)	7.3 (4.1 to 11.4)	8 (4.2 to 12.3)	6 (2.9 to 12.3)	1.1 (0.4 to 2.2)	0.1 (0 to 0.3)	0.2 (0 to 0.5)	0 (0 to 0)	0 (0 to 0)	0 (0 to 0)	0 (0 to 0)	114
Thalassemias trait	2.5 (2.2 to 4.4)	29.1 (12.2 to 4.4)	115 (62.7 to 219)	139 (68.8 to 275)	42.7 (18.7 to 100)	19.8 (4.2 to 60.9)	12.9 (1.9 to 36)	19.9 (6.1 to 57.3)	28.6 (6.1 to 57.3)	29.8 (8.5 to 64)	32.5 (9.7 to 73.4)	37.8 (9.8 to 75.2)	33.7 (10.5 to 76.9)	24.3 (10.2 to 72.7)	10.2 (1.9 to 32)	3.9 (0.7 to 10.5)	0.5 (0 to 1.7)	0.1 (0 to 0.4)	0 (0 to 0)	0 (0 to 0)	0 (0 to 0)	0 (0 to 0)	778
Sickle cell disorders	0 (0 to 0)	0 (0 to 0)	0 (0 to 0.1)	0 (0 to 0)	0 (0 to 0)	0 (0 to 0)	0 (0 to 0.1)	0 (0 to 0)	0 (0 to 0)	0 (0 to 0)	0 (0 to 0)	0 (0 to 0)	0 (0 to 0)	0 (0 to 0)	0 (0 to 0)	0 (0 to 0)	0 (0 to 0)	0 (0 to 0)	0 (0 to 0)	0 (0 to 0)	0 (0 to 0)	0 (0 to 0)	0 (0 to 0)	0.3
Sickle cell trait	0.1 (0 to 0.2)	0.2 (0.1 to 0.3)	0.6 (0.1 to 1.6)	2.2 (0.5 to 4)	0.5 (0.2 to 1.1)	0.3 (0.1 to 0.7)	0.1 (0 to 0.3)	0.3 (0.1 to 0.7)	0.3 (0.1 to 1.1)	0.3 (0.1 to 1.1)	0.3 (0.1 to 1.2)	0.3 (0.1 to 1.2)	0.3 (0.1 to 1.2)	0.3 (0.1 to 1.2)	0.2 (0.1 to 1.1)	0.1 (0 to 0.4)	0.1 (0 to 0.3)	0.1 (0 to 0.3)	0 (0 to 0.2)	0 (0 to 0.2)	0 (0 to 0.2)	0 (0 to 0.2)	12.9
G6PD deficiency	0 (0 to 0)	0.1 (0 to 0.1)	0.7 (0 to 0.1)	0.2 (0.1 to 0.4)	0.3 (0.1 to 0.4)	0.4 (0.2 to 0.7)	0.2 (0.1 to 0.7)	0.3 (0.1 to 0.9)	1.5 (0.6 to 2.9)	0.9 (0.6 to 1.4)	1.7 (0.8 to 3.4)	0.9 (0.7 to 3.4)	1.7 (0.8 to 3.4)	1.8 (1.1 to 4.7)	2.5 (1.4 to 12.2)	1.8 (1.2 to 7.2)	0.6 (0.6 to 3)	0.3 (0.3 to 1.1)	0.1 (0.1 to 0.3)	0.1 (0 to 0.1)	0.1 (0 to 0.1)	0 (0 to 0)	30.2
SMPD bal.	0 (0 to 0)	0 (0 to 0)	0 (0 to 0)	0 (0 to 0)	0 (0 to 0)	0 (0 to 0)	0 (0 to 0)	0 (0 to 0)	0 (0 to 0)	0 (0 to 0)	0 (0 to 0)	0 (0 to 0)	0 (0 to 0)	0 (0 to 0)	0 (0 to 0)	0 (0 to 0)	0 (0 to 0)	0 (0 to 0)	0 (0 to 0)	0 (0 to 0)	0 (0 to 0)	0 (0 to 0)	0 (0 to 0)	0
SMPD bal.	0 (0 to 0)	0.6 (0.3 to 1.2)	4.2 (1.5 to 9.8)	19.2 (9.3 to 47.7)	20.4 (9 to 49.6)	8.6 (3 to 20.5)	9.4 (2.3 to 25.4)	12.9 (4 to 28)	17.6 (5.2 to 43.2)	19.3 (6 to 46.1)	20.2 (6.6 to 48.4)	21.7 (7.1 to 47.5)	29.6 (10.3 to 52.7)	48.1 (29.6 to 86)	63 (32.8 to 76.6)	23.6 (19.1 to 66.9)	29.6 (19.6 to 47.6)	19.6 (10.4 to 42)	12.4 (7.1 to 32.7)	19.6 (8.6 to 21.4)	7.2 (2.3 to 9.4)	1.2 (0.6 to 2.1)	414
Endocrine, metabolic, blood, and immune disorders	19.6 (9.1 to 32.2)	19.6 (7.3 to 41.6)	166 (98.7 to 301)	199 (97.7 to 331)	124 (69.1 to 211)	51.1 (27.1 to 103)	23.1 (10.4 to 54)	32.1 (12.7 to 72.3)	43.1 (20.1 to 104)	39.2 (17.9 to 79.7)	44.1 (20.1 to 91.4)	39.2 (19.1 to 78.9)	49.5 (23.1 to 93.2)	71.2 (37.1 to 131)	77.1 (43.1 to 131)	49.2 (27.1 to 92)	41.1 (23.1 to 74.5)	27.1 (15.1 to 46.4)	21.1 (13.1 to 34.5)	11.1 (5.1 to 19.6)	3.1 (1.1 to 6.1)	0.2 (0 to 0.6)	2,000
Cruz disorders	0 (0 to 0)	0.6 (0 to 0)	4.2 (2.3 to 10.1)	19.2 (9.3 to 47.7)	20.4 (9 to 49.6)	8.6 (3 to 20.5)	9.4 (2.3 to 25.4)	12.9 (4 to 28)	17.6 (5.2 to 43.2)	19.3 (6 to 46.1)	20.2 (6.6 to 48.4)	21.7 (7.1 to 47.5)	29.6 (10.3 to 52.7)	48.1 (29.6 to 86)	63 (32.8 to 76.6)	23.6 (19.1 to 66.9)	29.6 (19.6 to 47.6)	19.6 (10.4 to 42)	12.4 (7.1 to 32.7)	19.6 (8.6 to 21.4)	7.2 (2.3 to 9.4)	1.2 (0.6 to 2.1)	414
Cases of deciduous teeth	0 (0 to 0)	0 (0 to 0)	0 (0 to 0.3)	22 (9.9 to 46)	22 (9.1 to 2.5)	0 (0 to 0)	0 (0 to 0)	0 (0 to 0)	0 (0 to 0)	0 (0 to 0)	0 (0 to 0)	0 (0 to 0)	0 (0 to 0)	0 (0 to 0)	0 (0 to 0)	0 (0 to 0)	0 (0 to 0)	0 (0 to 0)	0 (0 to 0)	0 (0 to 0)	0 (0 to 0)	0 (0 to 0)	0 (0 to 0)	44.3
Cases of permanent teeth	0 (0 to 0)	0 (0 to 0)	0 (0 to 0)	19.8 (9.4 to 41.6)	61.8 (34.7 to 99.4)	44.7 (24.1 to 74.1)	49.6 (21.8 to 104)	52.9 (24.7 to 129)	50.6 (19.6 to 94.8)	49.4 (19.1 to 92.7)	43.2 (18.5 to 83.7)	39.1 (14.5 to 82.8)	37.3 (14.7 to 74.3)	34 (15.6 to 68.4)	24.4 (12.1 to 46.2)	14.5 (6.6 to 28.9)	9.2 (3.6 to 19.7)	4.8 (1.9 to 9.6)	2.8 (1.1 to 5.4)	1 (0.4 to 2.2)	0.1 (0 to 0.2)	0.1 (0 to 0.2)	667
Periodontal diseases	0 (0 to 0)	0 (0 to 0)	0 (0 to 0)	0 (0 to 0)	0 (0 to 0)	3.6 (2.1 to 5.6)	13.7 (5.9 to 26.2)	47.6 (17.7 to 102)	69.8 (28.6 to 217)	129 (52.3 to 321)	170 (84.9 to 403)	266 (72.6 to 664)	210 (86.5 to 667)	224 (91.1 to 559)	182 (75.8 to 374)	137 (64.1 to 339)	67.6 (29.5 to 141)	44.2 (17.5 to 90.3)	33.2 (16.2 to 68.3)	14.8 (6.2 to 32.1)	6 (2.2 to 12.9)	0.9 (0.3 to 1.8)	1,890
Other oral disorders	0 (0 to 0)	0 (0 to 0)	0 (0 to 0)	27.1 (21.1 to 38.9)	34 (19.6 to 56.9)	49.1 (24.4 to 101)	59.6 (24.9 to 147)	79.2 (24.3 to 174)	92.1 (29.1 to 227)	79 (29.5 to 220)	73.6 (32.8 to 214)	72.3 (32.3 to 212)	69.9 (34.8 to 157)	72.8 (34.8 to 213)	64.4 (30.2 to 178.3)	69.6 (34.7 to 167.4)	29.6 (16.6 to 83.4)	19.2 (9.3 to 53.7)	9.7 (4.9 to 19.7)	3.6 (2.1 to 5.3)	1.3 (0.8 to 2.2)	0.2 (0.1 to 0.3)	910
Sudden infant death syndrome	329 (99.9 to 329)	329 (94.1 to 599)	–	–	–	–	–	–	–	–	–	–	–	–	–	–	–	–	–	–	–	–	–	NA
Injuries	94.6 (89.9 to 99.7)	98 (90.3 to 94.4)	439 (300 to 637)	514 (389 to 1,200)	1,220 (999 to 1,470)	1,390 (1,300 to 1,840)	4,370 (3,760 to 5,000)	7,870 (6,990 to 8,990)	10,900 (9,290 to 11,900)	11,900 (10,000 to 13,100)	10,400 (8,810 to 12,400)	9,790 (8,290 to 11,900)	8,870 (7,560 to 10,600)	7,970 (6,930 to 9,390)	7,420 (6,330 to 9,190)	6,090 (5,010 to 7,320)	4,720 (3,930 to 5,760)	2,760 (2,250 to 3,360)	1,960 (1,610 to 2,400)	1,440 (1,180 to 1,810)	629 (501 to 801)	279 (218 to 348)	49.8 (39.7 to 57.8)	101,000
Transport injuries	8.1 (3.9 to 11.8)	19.6 (4.6 to 13.3)	69.4 (39.6 to 131)	207 (129 to 339)	227 (203 to 384)	169 (238 to 377)	1,060 (1,180 to 1,360)	2,230 (2,630 to 3,030)	4,290 (5,490 to 6,070)	5,340 (6,400 to 7,280)	5,140 (6,690 to 7,180)	5,190 (6,490 to 7,280)	4,810 (6,160 to 6,930)	4,230 (5,700 to 6,030)	4,230 (5,690 to 6,070)	3,740 (5,190 to 5,350)	2,990 (4,060 to 4,300)	1,740 (2,370 to 2,500)	997 (1,430 to 1,430)	774 (1,050 to 1,110)	333 (460 to 481)	151 (208 to 219)	43.1 (59.9 to 62)	39.6 (53.6 to 56.9)	52,350
Road injuries	0 (0.2 to 10.4)	9.8 (0.1 to 7.1)	59.6 (31.5 to 100)	156 (114 to 299)	691 (279 to 963)	478 (339 to 541)	1,980 (1,110 to 1,860)	3,460 (2,320 to 3,440)	5,230 (3,230 to 5,720)	6,270 (3,150 to 6,910)	5,230 (2,490 to 5,180)	5,090 (2,280 to 5,680)	4,630 (2,010 to 5,290)	4,230 (1,470 to 5,200)	4,230 (1,470 to 5,200)	3,990 (1,080 to 5,180)	3,550 (609 to 5,290)	2,150 (420 to 4,690)	1,360 (290 to 4,030)	1,060 (191 to 3,840)	439 (79.9 to 1,230)	239 (37.3 to 697)	39.6 (4.9 to 81.1)	100 (16.1 to 284)	29,400
Pedestrian road injuries	0 (1.6 to 4.5)	0 (1.5 to 3.1)	0 (11.6 to 39.5)	0 (47.7 to 126)	0 (133 to 256)	0 (178 to 218)	0 (553 to 845)	0 (1,020 to 1,350)	0 (949 to 1,400)	0 (999 to 1,310)	0 (993 to 1,300)	0 (949 to 1,240)	0 (797 to 1,040)	0 (669 to 1,130)	0 (669 to 1,130)	0 (589 to 749)	0 (298 to 804)	0 (230 to 329)	0 (136 to 221)	0 (89.7 to 135)	0 (29.9 to 51.6)	0 (12.3 to 22.7)	0 (2.1 to 3.7)	15,300
Cyclist road injuries	0 (0 to 0)	0 (0 to 0)	9.9 (3 to 12.3)	16.2 (10.3 to 28.4)	33.7 (22.2 to 49.7)	54.6 (27.1 to 79.6)	79.6 (49.6 to 97.9)	79.6 (49.2 to 99)	79.6 (49.2 to 99)	132 (72.5 to 143)	98.6 (49.5 to 139)	79 (37.4 to 107)	83.5 (40.1 to 114)	89 (48.5 to 119)	91.5 (49.7 to 123)	79.2 (43.1 to 99.7)	50.6 (21.9 to 74)	27.2 (11.7 to 51.2)	19 (7.5 to 31.1)	13.8 (5.3 to 21.3)	5.1 (1.9 to 7)	2.2 (0.8 to 3.1)	0.3 (0.3 to 0.4)	561
Motorcyclist road injuries	0.3 (0.2 to 0.6)	0.4 (0.2 to 0.7)	3.1 (1.7 to 5.3)	8.7 (5.1 to 16.3)	19.8 (9.7 to 36.3)	17.5 (7.5 to 35.3)	178 (93.8 to 339)	287 (151 to 543)	326 (171 to 617)	287 (151 to 543)	237 (125 to 448)	175 (78 to 328)	172 (78 to 328)	139 (73.1 to 258)	114 (59.9 to 215)	84.6 (44.5 to 160)	47.1 (24.8 to 89)	24.8 (13.1 to 46.9)	13.9 (7.3 to 26.3)	7.7 (4.1 to 14.6)	4.7 (2.5 to 8.9)	2.2 (1.2 to 4.2)	0.3 (0.2 to 0.6)	2,220
Motor vehicle road injuries	2.3 (1.2 to 3.3)	3.7 (2.1 to 6.1)	28.6 (16.2 to 52.2)	90.7 (52.7 to 168)	168 (98.9 to 288)	179 (107 to 283)	849 (529 to 1,290)	1,780 (1,200 to 2,220)	2,270 (1,460 to 2,730)	2,300 (1,790 to 2,810)	1,880 (1,330 to 2,370)	1,630 (1,030 to 2,070)	1,380 (1,030 to 1,760)	947 (729 to 1,190)	836 (660 to 1,060)	614 (482 to 773)	438 (327 to 562)	212 (157 to 276)	141 (103 to 179)	102 (79.9 to 129)	34.7 (26.7 to 43.9)	19.1 (11.4 to 28.7)	2.4 (1.4 to 3.5)	19,900
Other road injuries	0.4 (0.2 to 0.6)	0.4 (0.2 to 0.7)	2.5 (1.4 to 4.3)	6.2 (3.4 to 11.2)	8.8 (4.4 to 15.2)	22.2 (10.5 to 37.2)	174 (87.3 to 297)	411 (206 to 703)	668 (335 to 1,140)	1,060 (530 to 1,810)	1,060 (530 to 1,810)	1,060 (530 to 1,810)	1,060 (530 to 1,810)	1,060 (530 to 1,810)	1,060 (530 to 1,810)	1,060 (530 to 1,810)	1,060 (530 to 1,810)	1,060 (530 to 1,810)	1,060 (530 to 1,810)	1,060 (530 to 1,810)	1,060 (530 to 1,810)	1,060 (530 to 1,810)	1,060 (530 to 1,810)	489
Other transport injuries	0.3 (0.3 to 1.4)	1.2 (0.6 to 2.2)	7.6 (3.6 to 16.2)	19 (9.1 to 39)	26.3 (12.9 to 47.4)	29.3 (11.9 to 49.9)	97.2 (48 to 150)	281 (155 to 481)	316 (170 to 561)	327 (170 to 589)	282 (148 to 513)	196 (105 to 378)	156 (72.6 to 299)	128 (72 to 229)	105 (71.1 to 201)	89.3 (60.7 to 162)	61.4 (40.7 to 129)	27.4 (19.2 to 57.9)	21.4 (14.2 to 39.3)	10.3 (7.6 to 19.4)	3.3 (2.5 to 6.4)	0.6 (0.4 to 1.1)	2,410
Unintentional injuries	86 (31 to 72.4)	126 (47.3 to 61.4)	126 (80 to 230)	157 (101 to 301)	469 (401 to 919)	1,010 (609 to 1,230)	1,900 (1,980 to 2,300)	3,590 (2,680 to 3,800)	4,270 (3,570 to 5,010)	4,400 (4,080 to 5,690)	4,780 (5,980 to 5,690)	4,910 (5,980 to 5,690)	4,230 (3,640 to 5,690)	4,230 (3,490 to 5,690)	4,230 (3,490 to 5,690)	2,700 (2,690 to 4,770)	2,900 (2,330 to 3,760)	1,930 (1,430 to 2,300)	1,330 (1,060 to 1,710)	1,060 (862 to 1,330)	466 (359 to 607)	230 (163 to 272)	39.1 (27.1 to 49.1)	51,400
Falls	22.6 (13.9 to 44.2)	29.6 (19.6 to 38.3)	126 (80.2 to 259)	177 (116 to 279)	339 (193 to 264)	307 (233 to 399)	995 (648 to 763)	995 (758 to 1,230)	1,330 (1,030 to 1,760)	1,330 (1,330 to 2,130)	1,490 (1,410 to 2,390)	1,770 (1,420 to 2,390)	1,420 (1,390 to 2,210)	1,420 (1,420 to 2,390)	1,420 (1,420 to 2,390)	1,300 (1,300 to 2,390)	1,300 (1,170 to 1,900)	1,300 (963 to 923)	999 (639 to 709)	723 (721 to 1,230)	568 (663 to 923)	292 (639 to 709)	110 (191 to 321)	18.6 (14 to 24.1)	20,500
Drowning	2.9 (2.4 to 9.5)	4.4 (2.6 to 8.2)	33.5 (19.5 to 27.5)	56 (31.1 to 100)	58 (34.6 to 139)	58 (107 to 199)	58 (222 to 424)	229 (261 to 562)	331 (271 to 699)	344 (329 to 690)	229 (329 to 690)	222 (239 to 533)	197 (170 to 399)	124 (129 to 309)	105 (99.8 to 199)	60.4 (99 to 134)	34.7 (57.7 to 74)	19.6 (27.5 to 62.7)	9.7 (10.9 to 34.9)	8.7 (9.9 to 19)	2.9 (2.9 to 6.2)	0.7 (0.9 to 2.2)	0.2 (0.3 to 0.7)	3,130
Fire, heat, and hot substances	1.1 (0.6 to 1.8)	1.1 (0.6 to 1.9)	6.6 (2.5 to 7.3)	12.9 (7.7 to 20.1)	19.9 (9.4 to 36.3)	24.2 (12.5 to 37.3)	24.4 (8.6 to 56)	60 (27.1 to 127)	63.7 (28.5 to 119)	90 (38.5 to 179)	62.9 (28.5 to 113)	78.3 (37.3 to 153)	70 (29.6 to 94)	57.1 (28.9 to 77.3)	51.5 (27.9 to 87.9)	39.6 (23.1 to 66.4)	29 (17.9 to 34)	13.4 (9.6 to 18.3)	9 (6.5 to 12.3)	7.1 (4.9 to 9.6)	2.9 (2.5 to 4)	1.2 (0.6 to 1.8)	0.2 (0.1 to 0.3)	780
Poisonings	0.6 (0.5 to 1.4)	0.6 (0.5 to 1.7)	1.3 (1 to 5.5)	2.5 (1.5 to 6.9)	3 (1.6 to 4.9)	13.4 (7.5 to 21.4)	29.2 (21.5 to 52.4)	52.1 (35 to 82)	69.6 (34.6 to 91.3)	68.2 (29.1 to 72.1)	47 (29.5 to 69.5)	29.5 (29.1 to 53.1)	32.1 (19.5 to 47.4)	24.9 (19.5 to 37.2)	19.1 (13.5 to 23.3)	9.1 (9.6 to 13.1)	3.9 (5.8 to 8.2)	2.8 (2.8 to 4.2)	2 (1.6 to 2.9)	0.7 (0.9 to 1.6)	0.3 (0.3 to 0.4)	0 (0 to 0.1)	397
Poisoning by other means.	0.2 (0.1 to 0.3)	0.2 (0.1 to 0.3)	3.3 (2 to 5.1)	10.4 (6.9 to 16.3)	16.6 (9.9 to 26.2)	21.3 (12.8 to 31)	21 (13.4 to 31)	28.8 (19.5 to 50.7)	41.6 (29.5 to 86.3)	39.6 (29.5 to 87.6)	34.7 (24.5 to 87.6)	31.3 (21.7 to 53.7)	27.8 (19.6 to 39.4)	29.3 (17.1 to 39.4)	28.6 (19.6 to 37.3)	19.4 (11.9 to 29.3)	13.9 (9.6 to 23.5)	9.6 (6.6 to 13.4)	6.2 (4.9 to 8.9)	5.1 (3.3 to 7.3)	2.2 (1.4 to 3.3)	0.9 (0.6 to 1.4)	0.1 (0.1 to 0.2)	383
Exposure to mechanical forces	5.8 (3.2 to 8.6)	0.9 (0.2 to 2.8)	13.4 (7.2 to 23.1)	94.6 (78.7 to 127)	109 (79.1 to 142)	77 (51.2 to 114)	57 (29.2 to 91.6)	67.5 (40.2 to 120)	867 (671 to 1,200)	1,200 (977 to 1,570)	975 (747 to 1,290)	972 (720 to 1,320)	844 (701 to 1,200)	695 (609 to 1,030)	567 (700 to 1,030)	578 (510 to 1,130)	420 (429 to 629)	370 (370 to 629)	266 (266 to 466)	205 (205 to 290)	99.1 (99.1 to 139)	42.9 (42.9 to 60.3)	6.5 (6.5 to 9.2)	10,400
Unintentional firearm injuries	0.2 (0.1 to 0.4)	0.2 (0.1 to 0.3)	1.3 (0.6 to 2.2)	4.3 (2.3 to 7.6)	14.2 (4.1 to 6.9)	24.5 (9.9 to 23.2)	27.1 (17.7 to 132)	132 (113 to 302)	196 (98.4 to 379)	239 (113 to 393)	196 (98.5 to 342)	132 (79.8 to 319)	132 (87.4 to 196)	66.6 (47.6 to 132)	66.1 (44.6 to 122)	39.1 (29.9 to 77.9)	24.5 (29.5 to 53.9)	22.5 (14.7 to 39.3)	12.1 (8.3 to 16.9)	8.4 (6.6 to 12.4)	2.9 (1.6 to 3.3)	0.3 (0.2 to 0.4)	1,480
Other exposure to mechanical forces	0.9 (0.3 to 0.6)	0.9 (0.3 to 0.7)	9.1 (6.0 to 13.5)	59.7 (39.7 to 78.6)	105 (79 to 163)	139 (97.2 to 199)	270 (171 to 327)	491 (329 to 614)	617 (519 to 918)	877 (669 to 1,140)	871 (697 to 1,160)	837 (689 to 1,160)	799 (673 to 1,130)	662 (609 to 1,030)	791 (629 to 1,070)	599 (669 to 920)	398 (370 to 393)	299 (131 to 379)	199 (127 to 302)	157 (127 to 274)	60.7 (67.7 to 132)	40.3 (27.4 to 57.6)	6.2 (6.2 to 8.9)	8,910
Adverse effects of medical treatment	1.8 (0.8 to 2.8)	2.2 (1.4 to 3.4)	21.9 (11.6 to 40.7)	52.3 (13.8 to 61)	11.9 (9.1 to 22.2)	19.9 (7.6 to 19.1)	27.2 (11.6 to 28.3)	67.6 (16.9 to 51.4)	61.6 (29.5 to 73)	58.6 (29.2 to 63.4)	61.6 (23.9 to 63.3)	58.6 (21.7 to 50.9)	48 (28.6 to 72.7)	62.3 (33.8 to 94)	79.8 (42.1 to 103)	79.7 (39.8 to 137)	51.6 (39.9 to 137)	42.7 (29.1 to 72.6)	31.8 (22.1 to 60.3)	19.2 (19.6 to 43.4)	7.8 (7.9 to 19.9)	1.8 (1.9 to 5.2)	873
Animal contact	0.1 (0.1 to 0.2)	0.1 (0 to 0.1)	0.9 (1.4 to 3.2)	5.9 (2.7 to 9.4)	10.9 (7 to 16)	5.4 (1.9 to 9.7)	6.4 (2.9 to 9)	13 (9.

SR Table 2a. Jembi DALYS by cause and age across for males with 95% uncertainty intervals, 2019

Cause	Aerts Neonatal	Late Neonatal	Post Neonatal	1 to 4	5 to 9	10 to 14	15 to 19	20 to 24	25 to 29	30 to 34	35 to 39	40 to 44	45 to 49	50 to 54	55 to 59	60 to 64	65 to 69	70 to 74	75 to 79	80 to 84	85 to 89	90 to 94	95 plus	Total
All causes	21,000 (20,000 to 22,000)	9,990 (9,000 to 10,000)	19,300 (17,000 to 20,000)	19,400 (18,000 to 19,700)	12,000 (10,000 to 13,000)	10,000 (9,000 to 11,000)	23,700 (19,000 to 28,000)	23,000 (18,000 to 28,000)	23,000 (18,000 to 28,000)	26,700 (20,000 to 32,000)	28,000 (24,000 to 32,000)	28,000 (27,000 to 29,000)	28,000 (26,000 to 30,000)	27,700 (25,000 to 30,000)	41,000 (37,000 to 45,000)	44,000 (39,000 to 49,000)	44,700 (39,000 to 50,000)	45,000 (39,000 to 50,000)	46,000 (39,000 to 53,000)	47,000 (39,000 to 55,000)	45,000 (36,000 to 55,000)	10,000 (4,000 to 18,000)	1,000 (774 to 1,000)	615,000
Communicable, maternal, neonatal, and nutritional diseases	20,900 (19,000 to 20,700)	9,910 (3,980 to 9,270)	10,700 (7,910 to 15,100)	8,760 (6,980 to 11,300)	4,190 (3,180 to 5,460)	3,030 (2,300 to 3,910)	3,990 (2,900 to 5,410)	4,290 (3,190 to 5,930)	4,100 (3,020 to 5,650)	4,040 (3,070 to 5,530)	4,040 (3,060 to 5,550)	4,040 (3,060 to 5,530)	4,040 (3,060 to 5,530)	4,290 (3,970 to 5,890)	4,070 (3,650 to 5,770)	4,070 (3,650 to 5,760)	3,910 (3,510 to 5,570)	3,990 (3,580 to 5,680)	1,910 (1,380 to 2,680)	1,350 (698 to 1,740)	424 (271 to 652)	192 (139 to 262)	137,000 (23.5 to 49.2)
HIV/AIDS and sexually transmitted infections	1,480 (429 to 3,280)	617 (182 to 1,360)	906 (172 to 2,100)	392 (37.2 to 1,020)	75 (24.3 to 171)	133 (43.1 to 305)	309 (103 to 705)	283 (94.6 to 646)	494 (167 to 1,120)	540 (177 to 1,230)	597 (193 to 1,370)	666 (224 to 1,500)	699 (235 to 1,570)	620 (203 to 1,420)	191 (58.3 to 441)	160 (47.3 to 381)	99.9 (28.5 to 242)	89.9 (24.3 to 221)	70.5 (18.4 to 172)	32.0 (8.5 to 77.2)	14.3 (3.2 to 34.1)	3.1 (0.7 to 7.4)	0.3 (0.2 to 0.6)	6,290
HIV/AIDS	0 (0 to 0)	0 (0 to 0)	72 (21.9 to 180)	328 (90.3 to 870)	69.6 (22.2 to 159)	45 (13.7 to 103)	131 (39.5 to 293)	270 (82.1 to 603)	429 (131 to 959)	496 (151 to 1,110)	512 (156 to 1,140)	427 (130 to 955)	307 (93.6 to 686)	179 (54.6 to 401)	89.6 (27.3 to 200)	56.7 (17.3 to 127)	29.9 (9.1 to 66.9)	8.6 (2.6 to 19.2)	2.2 (0.7 to 4.9)	0.3 (0.1 to 0.7)	0.1 (0.0 to 0.2)	0 (0 to 0)	3,430
HIV/AIDS - Drug-susceptible Tuberculosis	0 (0 to 0)	0 (0 to 0)	334 (97 to 837)	1,530 (420 to 4,060)	341 (110 to 780)	229 (74.1 to 521)	654 (214 to 1,490)	1,350 (438 to 3,020)	2,140 (694 to 4,790)	2,480 (804 to 5,550)	2,560 (830 to 5,710)	2,140 (693 to 4,780)	1,540 (499 to 3,440)	896 (290 to 2,000)	448 (145 to 1,000)	283 (91.8 to 632)	149 (48.3 to 333)	43.1 (13.9 to 96.2)	11.0 (3.6 to 24.5)	1.4 (0.5 to 3.2)	0.2 (0.1 to 0.4)	0 (0 to 0)	1,910
HIV/AIDS - Multidrug-resistant Tuberculosis without extensive	0 (0 to 0)	0 (0 to 0)	0.4 (0.3 to 2.9)	1.8 (0.9 to 10.9)	0.4 (0.2 to 1.7)	0.3 (0.2 to 2.6)	0.8 (0.4 to 5.6)	1.6 (0.8 to 11.1)	2.5 (1.2 to 17.4)	2.9 (1.4 to 20.1)	3.0 (1.5 to 20.9)	2.5 (1.2 to 17.4)	1.8 (0.9 to 12.5)	1.0 (0.5 to 7.0)	0.5 (0.3 to 3.5)	0.3 (0.2 to 2.1)	0.2 (0.1 to 1.3)	0.1 (0.0 to 0.8)	0.0 (0.0 to 0.3)	0.0 (0.0 to 0.1)	0.0 (0.0 to 0.0)	0.0 (0.0 to 0.0)	19.9
HIV/AIDS - Extensively drug-resistant Tuberculosis	0 (0 to 0)	0 (0 to 0)	0.1 (0 to 0.5)	0.5 (0 to 2.1)	0.1 (0 to 0.3)	0.1 (0 to 0.2)	0.2 (0 to 0.4)	0.4 (0 to 1.6)	0.6 (0 to 2.3)	0.8 (0 to 3)	0.8 (0 to 3.1)	0.7 (0 to 2.5)	0.5 (0 to 1.8)	0.3 (0 to 1.2)	0.1 (0 to 0.5)	0.1 (0 to 0.3)	0.1 (0 to 0.2)	0 (0 to 0.1)	0 (0 to 0)	0 (0 to 0)	0 (0 to 0)	0 (0 to 0)	0 (0 to 0)	2.6
HIV/AIDS resulting in other diseases	0 (0 to 0)	0 (0 to 0)	366 (113 to 1,090)	1,170 (451 to 4,470)	227 (72.6 to 524)	21 (7.1 to 47)	67.1 (22.1 to 150)	179 (59.6 to 396)	277 (93.2 to 606)	284 (96.3 to 603)	284 (96.3 to 603)	224 (75.1 to 474)	166 (55.3 to 350)	107 (35.7 to 226)	52.9 (17.6 to 111)	30.3 (9.8 to 70.9)	15.8 (5.2 to 37.1)	4.6 (1.5 to 9.9)	1.2 (0.3 to 2.6)	0.2 (0.1 to 0.4)	0.1 (0.0 to 0.2)	0 (0 to 0)	1,500
Sexually transmitted infections excluding HIV	1,480 (429 to 3,280)	617 (182 to 1,360)	500 (74.7 to 1,300)	64 (8.4 to 186)	5.4 (1.7 to 14.1)	104 (32.8 to 246)	178 (54.7 to 418)	13 (4.2 to 30.2)	17 (5.6 to 39.2)	43 (14.2 to 97.7)	85 (28.2 to 190)	239 (81.1 to 527)	307 (104 to 673)	441 (149 to 963)	139 (47.1 to 303)	130 (44.1 to 283)	84.1 (28.5 to 183)	85.3 (28.9 to 185)	69.3 (23.5 to 150)	32.0 (10.8 to 69.4)	14.3 (4.8 to 30.9)	3.1 (1.1 to 6.7)	0.3 (0.2 to 0.6)	2,870
Syphilis	0 (0 to 0)	0 (0 to 0)	0 (0 to 0)	0 (0 to 0)	0 (0 to 0)	0 (0 to 0)	0 (0 to 0)	0 (0 to 0)	0 (0 to 0)	0 (0 to 0)	0 (0 to 0)	0 (0 to 0)	0 (0 to 0)	0 (0 to 0)	0 (0 to 0)	0 (0 to 0)	0 (0 to 0)	0 (0 to 0)	0 (0 to 0)	0 (0 to 0)	0 (0 to 0)	0 (0 to 0)	0 (0 to 0)	0
Chlamydial infection	0 (0 to 0)	0 (0 to 0)	0 (0 to 0)	0 (0 to 0)	0 (0 to 0)	0 (0 to 0)	0 (0 to 0)	0 (0 to 0)	0 (0 to 0)	0 (0 to 0)	0 (0 to 0)	0 (0 to 0)	0 (0 to 0)	0 (0 to 0)	0 (0 to 0)	0 (0 to 0)	0 (0 to 0)	0 (0 to 0)	0 (0 to 0)	0 (0 to 0)	0 (0 to 0)	0 (0 to 0)	0 (0 to 0)	0
Gonococcal infection	0 (0 to 0)	0 (0 to 0)	0 (0 to 0)	0 (0 to 0)	0 (0 to 0)	0 (0 to 0)	0 (0 to 0)	0 (0 to 0)	0 (0 to 0)	0 (0 to 0)	0 (0 to 0)	0 (0 to 0)	0 (0 to 0)	0 (0 to 0)	0 (0 to 0)	0 (0 to 0)	0 (0 to 0)	0 (0 to 0)	0 (0 to 0)	0 (0 to 0)	0 (0 to 0)	0 (0 to 0)	0 (0 to 0)	0
Trichomoniasis	0 (0 to 0)	0 (0 to 0)	0 (0 to 0)	0 (0 to 0)	0 (0 to 0)	0 (0 to 0)	0 (0 to 0)	0 (0 to 0)	0 (0 to 0)	0 (0 to 0)	0 (0 to 0)	0 (0 to 0)	0 (0 to 0)	0 (0 to 0)	0 (0 to 0)	0 (0 to 0)	0 (0 to 0)	0 (0 to 0)	0 (0 to 0)	0 (0 to 0)	0 (0 to 0)	0 (0 to 0)	0 (0 to 0)	0
Genital herpes	0 (0 to 0)	0 (0 to 0)	0 (0 to 0)	0 (0 to 0)	0 (0 to 0)	0.2 (0.1 to 0.7)	0.7 (0.2 to 2.1)	0.7 (0.2 to 2.1)	0.7 (0.2 to 2.1)	0.7 (0.2 to 2.1)	0.7 (0.2 to 2.1)	0.7 (0.2 to 2.1)	0.7 (0.2 to 2.1)	0.7 (0.2 to 2.1)	0.7 (0.2 to 2.1)	0.7 (0.2 to 2.1)	0.7 (0.2 to 2.1)	0.7 (0.2 to 2.1)	0.7 (0.2 to 2.1)	0.7 (0.2 to 2.1)	0.7 (0.2 to 2.1)	0.7 (0.2 to 2.1)	0
Other sexually transmitted infections	0 (0 to 0)	0 (0 to 0)	0 (0 to 0)	0 (0 to 0)	0 (0 to 0)	3.8 (1.5 to 8.2)	12.9 (5.2 to 27.1)	12.9 (5.2 to 27.1)	12.9 (5.2 to 27.1)	12.9 (5.2 to 27.1)	12.9 (5.2 to 27.1)	11.2 (4.5 to 23.5)	8.6 (3.4 to 18)	5.4 (2.2 to 11.3)	2.7 (1.1 to 5.7)	1.7 (0.7 to 3.6)	0.8 (0.3 to 1.8)	0.2 (0.1 to 0.5)	0.1 (0.0 to 0.2)	0.0 (0.0 to 0.1)	0.0 (0.0 to 0.0)	0.0 (0.0 to 0.0)	79.9
Respiratory infections and tuberculosis	4,770 (727 to 8,600)	650 (260 to 1,790)	2,040 (1,060 to 3,300)	1,790 (1,060 to 2,910)	668 (499 to 1,090)	631 (399 to 1,070)	1,060 (758 to 1,780)	1,060 (758 to 1,780)	1,060 (758 to 1,780)	1,060 (758 to 1,780)	1,060 (758 to 1,780)	1,060 (758 to 1,780)	1,060 (758 to 1,780)	1,060 (758 to 1,780)	1,060 (758 to 1,780)	1,060 (758 to 1,780)	1,060 (758 to 1,780)	1,060 (758 to 1,780)	796 (498 to 1,340)	362 (220 to 640)	159 (78 to 342)	30.2 (13.9 to 70)	34,600
Tuberculosis	0 (0 to 0)	0 (0 to 0)	1,760 (763 to 923)	1,760 (763 to 4,330)	499 (226 to 1,090)	499 (219 to 1,090)	699 (297 to 2,240)	1,450 (620 to 3,240)	1,760 (763 to 3,770)	1,770 (767 to 3,790)	1,760 (767 to 3,770)	1,760 (767 to 3,770)	1,760 (767 to 3,770)	1,760 (767 to 3,770)	1,760 (767 to 3,770)	1,760 (767 to 3,770)	1,760 (767 to 3,770)	1,760 (767 to 3,770)	1,760 (767 to 3,770)	1,760 (767 to 3,770)	1,760 (767 to 3,770)	1,760 (767 to 3,770)	21,800
Drug-susceptible Tuberculosis	0 (0 to 0)	0 (0 to 0)	1,760 (763 to 923)	1,760 (763 to 4,330)	499 (226 to 1,090)	499 (219 to 1,090)	699 (297 to 2,240)	1,450 (620 to 3,240)	1,760 (763 to 3,770)	1,770 (767 to 3,790)	1,760 (767 to 3,770)	1,760 (767 to 3,770)	1,760 (767 to 3,770)	1,760 (767 to 3,770)	1,760 (767 to 3,770)	1,760 (767 to 3,770)	1,760 (767 to 3,770)	1,760 (767 to 3,770)	1,760 (767 to 3,770)	1,760 (767 to 3,770)	1,760 (767 to 3,770)	1,760 (767 to 3,770)	21,800
Latent tuberculosis infection	0 (0 to 0)	0 (0 to 0)	0 (0 to 0)	0 (0 to 0)	0 (0 to 0)	0 (0 to 0)	0 (0 to 0)	0 (0 to 0)	0 (0 to 0)	0 (0 to 0)	0 (0 to 0)	0 (0 to 0)	0 (0 to 0)	0 (0 to 0)	0 (0 to 0)	0 (0 to 0)	0 (0 to 0)	0 (0 to 0)	0 (0 to 0)	0 (0 to 0)	0 (0 to 0)	0 (0 to 0)	0 (0 to 0)	0
Multidrug-resistant Tuberculosis	0 (0 to 0)	0 (0 to 0)	0 (0 to 0)	0 (0 to 0)	0 (0 to 0)	0 (0 to 0)	0 (0 to 0)	0 (0 to 0)	0 (0 to 0)	0 (0 to 0)	0 (0 to 0)	0 (0 to 0)	0 (0 to 0)	0 (0 to 0)	0 (0 to 0)	0 (0 to 0)	0 (0 to 0)	0 (0 to 0)	0 (0 to 0)	0 (0 to 0)	0 (0 to 0)	0 (0 to 0)	0 (0 to 0)	0
Multidrug-resistant Tuberculosis without extensive drug-resistance	0 (0 to 0)	0 (0 to 0)	0 (0 to 0)	0 (0 to 0)	0 (0 to 0)	0 (0 to 0)	0 (0 to 0)	0 (0 to 0)	0 (0 to 0)	0 (0 to 0)	0 (0 to 0)	0 (0 to 0)	0 (0 to 0)	0 (0 to 0)	0 (0 to 0)	0 (0 to 0)	0 (0 to 0)	0 (0 to 0)	0 (0 to 0)	0 (0 to 0)	0 (0 to 0)	0 (0 to 0)	0 (0 to 0)	0
Extensively drug-resistant tuberculosis	0 (0 to 0)	0 (0 to 0)	0 (0 to 0)	0 (0 to 0)	0 (0 to 0)	0 (0 to 0)	0 (0 to 0)	0 (0 to 0)	0 (0 to 0)	0 (0 to 0)	0 (0 to 0)	0 (0 to 0)	0 (0 to 0)	0 (0 to 0)	0 (0 to 0)	0 (0 to 0)	0 (0 to 0)	0 (0 to 0)	0 (0 to 0)	0 (0 to 0)	0 (0 to 0)	0 (0 to 0)	0 (0 to 0)	0
Lower respiratory infections	4,770 (727 to 8,600)	650 (260 to 1,790)	2,360 (1,060 to 3,300)	1,230 (699 to 1,980)	169 (137 to 469)	132 (119 to 291)	362 (330 to 1,010)	304 (274 to 846)	297 (272 to 828)	288 (264 to 803)	286 (262 to 797)	286 (262 to 797)	286 (262 to 797)	286 (262 to 797)	287 (262 to 800)	287 (262 to 800)	287 (262 to 800)	287 (262 to 800)	287 (262 to 800)	287 (262 to 800)	287 (262 to 800)	287 (262 to 800)	287 (262 to 800)	10,400
Upper respiratory infections	0 (0 to 0)	1.6 (0.4 to 5.6)	24.1 (6.2 to 72)	194 (49.6 to 578)	171 (44.1 to 511)	194 (49.6 to 578)	194 (49.6 to 578)	194 (49.6 to 578)	194 (49.6 to 578)	194 (49.6 to 578)	194 (49.6 to 578)	194 (49.6 to 578)	194 (49.6 to 578)	194 (49.6 to 578)	194 (49.6 to 578)	194 (49.6 to 578)	194 (49.6 to 578)	194 (49.6 to 578)	194 (49.6 to 578)	194 (49.6 to 578)	194 (49.6 to 578)	194 (49.6 to 578)	194 (49.6 to 578)	1,690
Otitis media	0 (0 to 0)	0.2 (0.1 to 0.5)	2.2 (0.6 to 6.4)	16.3 (4.2 to 48.6)	14.4 (3.7 to 43)	16.3 (4.2 to 48.6)	16.3 (4.2 to 48.6)	16.3 (4.2 to 48.6)	16.3 (4.2 to 48.6)	16.3 (4.2 to 48.6)	16.3 (4.2 to 48.6)	16.3 (4.2 to 48.6)	16.3 (4.2 to 48.6)	16.3 (4.2 to 48.6)	16.3 (4.2 to 48.6)	16.3 (4.2 to 48.6)	16.3 (4.2 to 48.6)	16.3 (4.2 to 48.6)	16.3 (4.2 to 48.6)	16.3 (4.2 to 48.6)	16.3 (4.2 to 48.6)	16.3 (4.2 to 48.6)	424
Enteric infections	1,060 (649 to 2,007)	1,060 (220 to 1,060)	1,060 (1,060 to 1,060)	1,060 (1,060 to 1,060)	1,060 (1,060





SR Table 2a: South Sumatra DALYS by cause and age group for males with 95% uncertainty intervals, 2019

Cause	Early Neonatal	Late Neonatal	Post Neonatal	1 to 4	5 to 9	10 to 14	15 to 19	20 to 24	25 to 29	30 to 34	35 to 39	40 to 44	45 to 49	50 to 54	55 to 59	60 to 64	65 to 69	70 to 74	75 to 79	80 to 84	85 to 89	90 to 94	95 plus	Total
All causes	42,850 (43,450 to 167,000)	14,000 (14,100 to 28,400)	69,200 (69,000 to 84,400)	44,000 (39,000 to 53,100)	24,700 (24,000 to 28,400)	20,100 (19,300 to 24,400)	19,600 (18,900 to 24,000)	19,900 (19,300 to 24,400)	20,900 (20,300 to 25,600)	21,000 (20,300 to 25,600)	21,900 (21,200 to 26,600)	19,400 (18,700 to 24,000)	17,900 (17,300 to 21,800)	16,400 (15,800 to 19,800)	15,200 (14,700 to 18,200)	14,000 (13,500 to 16,600)	12,900 (12,400 to 15,200)	11,900 (11,500 to 13,900)	10,900 (10,500 to 12,600)	9,900 (9,600 to 11,300)	8,900 (8,600 to 10,000)	7,900 (7,600 to 8,800)	1,050,000 (1,050,000 to 1,060,000)
Communicable, maternal, neonatal, and nutritional diseases	72,300 (70,400 to 89,900)	13,900 (13,400 to 18,000)	29,900 (29,400 to 35,300)	26,300 (24,900 to 31,000)	12,000 (9,900 to 13,900)	8,600 (7,200 to 10,700)	8,700 (7,400 to 10,400)	10,100 (8,900 to 12,200)	10,700 (9,300 to 13,000)	10,200 (8,900 to 12,300)	10,400 (9,000 to 12,400)	9,800 (7,900 to 12,700)	8,900 (7,200 to 11,600)	8,300 (6,800 to 10,800)	7,900 (6,400 to 10,200)	7,400 (6,000 to 9,600)	6,900 (5,600 to 8,900)	6,400 (5,200 to 8,100)	5,900 (4,800 to 7,400)	5,400 (4,400 to 6,800)	4,900 (3,900 to 6,000)	4,000 (3,200 to 4,900)	286,000
HIV/AIDS and sexually transmitted infections	3,470 (2,900 to 4,200)	1,060 (861 to 1,300)	1,300 (1,100 to 1,600)	720 (598 to 881)	214 (177 to 263)	211 (175 to 261)	722 (599 to 886)	1,600 (1,300 to 1,900)	1,700 (1,400 to 2,100)	1,800 (1,500 to 2,200)	1,900 (1,600 to 2,300)	1,600 (1,300 to 2,000)	1,500 (1,200 to 1,800)	1,300 (1,100 to 1,600)	1,100 (900 to 1,400)	1,000 (800 to 1,200)	800 (700 to 1,000)	700 (600 to 900)	600 (500 to 800)	500 (400 to 700)	400 (300 to 500)	300 (200 to 400)	14,200
HIV/AIDS	2,900 (2,400 to 3,500)	1,000 (814 to 1,200)	1,200 (1,000 to 1,500)	640 (514 to 795)	172 (138 to 214)	161 (129 to 199)	607 (486 to 752)	1,400 (1,200 to 1,700)	1,500 (1,300 to 1,900)	1,600 (1,300 to 2,000)	1,700 (1,400 to 2,100)	1,400 (1,100 to 1,800)	1,300 (1,000 to 1,600)	1,100 (900 to 1,400)	1,000 (800 to 1,200)	900 (700 to 1,100)	700 (600 to 900)	600 (500 to 800)	500 (400 to 700)	400 (300 to 500)	300 (200 to 400)	200 (100 to 300)	7,300
HIV/AIDS - Drug-susceptible Tuberculosis	0 (0 to 0)	0 (0 to 0)	4.7 (1.4 to 19.6)	20.6 (9.2 to 79.4)	3.9 (2.6 to 6.6)	6.6 (4.6 to 9.8)	29.9 (21.1 to 42.1)	53 (39.9 to 69.1)	60 (46.1 to 77.1)	58.7 (45.1 to 75.6)	57.3 (44.1 to 73.8)	46.1 (35.2 to 59.8)	39.1 (29.7 to 50.7)	32.1 (24.3 to 41.8)	26.4 (19.9 to 34.6)	21.1 (15.8 to 27.8)	16.4 (12.2 to 21.7)	12.4 (9.2 to 16.6)	9.1 (6.7 to 12.3)	6.6 (4.8 to 9.1)	4.6 (3.3 to 6.5)	3.1 (2.2 to 4.5)	6,020
HIV/AIDS - Multidrug-resistant Tuberculosis without extensi	0 (0 to 0)	0 (0 to 0)	0 (0 to 0)	0 (0 to 0)	0 (0 to 0)	0 (0 to 0)	0.1 (0 to 0.4)	0.6 (0.1 to 1.9)	1.3 (0.4 to 3.7)	1.9 (0.7 to 5.1)	2.1 (0.8 to 5.6)	1.7 (0.6 to 4.6)	1.4 (0.5 to 3.8)	1.1 (0.4 to 3.1)	0.9 (0.3 to 2.5)	0.7 (0.2 to 1.9)	0.5 (0.2 to 1.4)	0.4 (0.1 to 1.1)	0.3 (0.1 to 0.8)	0.2 (0 to 0.6)	0.1 (0 to 0.4)	0 (0 to 0.2)	33.9
HIV/AIDS - Extensively drug-resistant Tuberculosis	0 (0 to 0)	0 (0 to 0)	0 (0 to 0)	0 (0 to 0)	0 (0 to 0)	0 (0 to 0)	0 (0 to 0.1)	0.1 (0 to 0.4)	0.2 (0 to 0.7)	0.3 (0.1 to 1)	0.4 (0.1 to 1.1)	0.3 (0.1 to 0.9)	0.3 (0.1 to 0.7)	0.2 (0.1 to 0.6)	0.2 (0 to 0.5)	0.1 (0 to 0.4)	0.1 (0 to 0.3)	0.1 (0 to 0.2)	0 (0 to 0.2)	0 (0 to 0.1)	0 (0 to 0.1)	0 (0 to 0)	3.9
HIV/AIDS resulting in other diseases	570 (1 to 20)	9.1 (1 to 20)	22.8 (9.5 to 99.3)	1.6 (0.9 to 3.3)	2.9 (1.7 to 6.3)	1.7 (1.1 to 3.5)	28.3 (17.9 to 42.3)	296 (227 to 387)	707 (570 to 882)	1,100 (824 to 1,500)	1,500 (1,200 to 1,900)	1,500 (1,200 to 1,900)	1,400 (1,100 to 1,800)	1,200 (1,000 to 1,600)	1,100 (900 to 1,400)	1,000 (800 to 1,200)	800 (700 to 1,000)	700 (600 to 900)	600 (500 to 800)	500 (400 to 700)	400 (300 to 500)	300 (200 to 400)	3,260
Sexually transmitted infections excluding HIV	570 (400 to 800)	1,060 (861 to 1,300)	1,260 (1,000 to 1,600)	78 (59 to 103)	41 (29 to 56)	50 (37 to 67)	115 (78 to 167)	200 (140 to 290)	200 (140 to 290)	200 (140 to 290)	200 (140 to 290)	200 (140 to 290)	200 (140 to 290)	200 (140 to 290)	200 (140 to 290)	200 (140 to 290)	200 (140 to 290)	200 (140 to 290)	200 (140 to 290)	200 (140 to 290)	200 (140 to 290)	200 (140 to 290)	6,860
Syphilis	570 (400 to 800)	1,060 (861 to 1,300)	1,260 (1,000 to 1,600)	78 (59 to 103)	41 (29 to 56)	50 (37 to 67)	115 (78 to 167)	200 (140 to 290)	200 (140 to 290)	200 (140 to 290)	200 (140 to 290)	200 (140 to 290)	200 (140 to 290)	200 (140 to 290)	200 (140 to 290)	200 (140 to 290)	200 (140 to 290)	200 (140 to 290)	200 (140 to 290)	200 (140 to 290)	200 (140 to 290)	200 (140 to 290)	6,860
Chlamydial infection	0 (0 to 0)	0 (0 to 0)	0 (0 to 0)	0 (0 to 0)	0 (0 to 0)	0 (0 to 0)	0 (0 to 0.1)	0 (0 to 0.2)	0 (0 to 0.2)	0 (0 to 0.2)	0 (0 to 0.2)	0 (0 to 0.2)	0 (0 to 0.2)	0 (0 to 0.2)	0 (0 to 0.2)	0 (0 to 0.2)	0 (0 to 0.2)	0 (0 to 0.2)	0 (0 to 0.2)	0 (0 to 0.2)	0 (0 to 0.2)	0 (0 to 0.2)	0 (0 to 0.2)	122
Gonococcal infection	0 (0 to 0)	0 (0 to 0)	0 (0 to 0)	0 (0 to 0)	0 (0 to 0)	0 (0 to 0)	0 (0 to 0.1)	0 (0 to 0.2)	0 (0 to 0.2)	0 (0 to 0.2)	0 (0 to 0.2)	0 (0 to 0.2)	0 (0 to 0.2)	0 (0 to 0.2)	0 (0 to 0.2)	0 (0 to 0.2)	0 (0 to 0.2)	0 (0 to 0.2)	0 (0 to 0.2)	0 (0 to 0.2)	0 (0 to 0.2)	0 (0 to 0.2)	0 (0 to 0.2)	92.6
Trichomoniasis	0 (0 to 0)	0 (0 to 0)	0 (0 to 0)	0 (0 to 0)	0 (0 to 0)	0 (0 to 0)	0 (0 to 0)	0 (0 to 0)	0 (0 to 0)	0 (0 to 0)	0 (0 to 0)	0 (0 to 0)	0 (0 to 0)	0 (0 to 0)	0 (0 to 0)	0 (0 to 0)	0 (0 to 0)	0 (0 to 0)	0 (0 to 0)	0 (0 to 0)	0 (0 to 0)	0 (0 to 0)	0 (0 to 0)	0
Genital herpes	0 (0 to 0)	0 (0 to 0)	0 (0 to 0)	0 (0 to 0)	0 (0 to 0)	0 (0 to 0)	0 (0 to 0.1)	0 (0 to 0.1)	0 (0 to 0.2)	0 (0 to 0.2)	0 (0 to 0.2)	0 (0 to 0.2)	0 (0 to 0.2)	0 (0 to 0.2)	0 (0 to 0.2)	0 (0 to 0.2)	0 (0 to 0.2)	0 (0 to 0.2)	0 (0 to 0.2)	0 (0 to 0.2)	0 (0 to 0.2)	0 (0 to 0.2)	0 (0 to 0.2)	128
Other sexually transmitted infections	0 (0 to 0)	0 (0 to 0)	0 (0 to 0)	0 (0 to 0)	0 (0 to 0)	0 (0 to 0)	0 (0 to 0)	0 (0 to 0)	0 (0 to 0)	0 (0 to 0)	0 (0 to 0)	0 (0 to 0)	0 (0 to 0)	0 (0 to 0)	0 (0 to 0)	0 (0 to 0)	0 (0 to 0)	0 (0 to 0)	0 (0 to 0)	0 (0 to 0)	0 (0 to 0)	0 (0 to 0)	0 (0 to 0)	157
Respiratory infections and tuberculosis	1,900 (1,600 to 2,300)	2,000 (1,600 to 2,500)	6,100 (5,400 to 7,000)	1,400 (1,100 to 1,700)	1,100 (1,000 to 1,300)	1,100 (1,000 to 1,300)	1,000 (1,000 to 1,200)	1,100 (1,000 to 1,200)	1,100 (1,000 to 1,200)	1,000 (1,000 to 1,200)	1,000 (1,000 to 1,200)	1,000 (1,000 to 1,200)	1,000 (1,000 to 1,200)	1,000 (1,000 to 1,200)	1,000 (1,000 to 1,200)	1,000 (1,000 to 1,200)	1,000 (1,000 to 1,200)	1,000 (1,000 to 1,200)	1,000 (1,000 to 1,200)	1,000 (1,000 to 1,200)	1,000 (1,000 to 1,200)	1,000 (1,000 to 1,200)	76,100
Tuberculosis	1,900 (1,600 to 2,300)	2,000 (1,600 to 2,500)	6,100 (5,400 to 7,000)	1,400 (1,100 to 1,700)	1,100 (1,000 to 1,300)	1,100 (1,000 to 1,300)	1,000 (1,000 to 1,200)	1,100 (1,000 to 1,200)	1,100 (1,000 to 1,200)	1,000 (1,000 to 1,200)	1,000 (1,000 to 1,200)	1,000 (1,000 to 1,200)	1,000 (1,000 to 1,200)	1,000 (1,000 to 1,200)	1,000 (1,000 to 1,200)	1,000 (1,000 to 1,200)	1,000 (1,000 to 1,200)	1,000 (1,000 to 1,200)	1,000 (1,000 to 1,200)	1,000 (1,000 to 1,200)	1,000 (1,000 to 1,200)	1,000 (1,000 to 1,200)	62,200
Latent tuberculosis infection	0 (0 to 0)	0 (0 to 0)	0 (0 to 0)	0 (0 to 0)	0 (0 to 0)	0 (0 to 0)	0 (0 to 0)	0 (0 to 0)	0 (0 to 0)	0 (0 to 0)	0 (0 to 0)	0 (0 to 0)	0 (0 to 0)	0 (0 to 0)	0 (0 to 0)	0 (0 to 0)	0 (0 to 0)	0 (0 to 0)	0 (0 to 0)	0 (0 to 0)	0 (0 to 0)	0 (0 to 0)	0 (0 to 0)	0
Drug-susceptible tuberculosis	1,900 (1,600 to 2,300)	2,000 (1,600 to 2,500)	6,100 (5,400 to 7,000)	1,400 (1,100 to 1,700)	1,100 (1,000 to 1,300)	1,100 (1,000 to 1,300)	1,000 (1,000 to 1,200)	1,100 (1,000 to 1,200)	1,100 (1,000 to 1,200)	1,000 (1,000 to 1,200)	1,000 (1,000 to 1,200)	1,000 (1,000 to 1,200)	1,000 (1,000 to 1,200)	1,000 (1,000 to 1,200)	1,000 (1,000 to 1,200)	1,000 (1,000 to 1,200)	1,000 (1,000 to 1,200)	1,000 (1,000 to 1,200)	1,000 (1,000 to 1,200)	1,000 (1,000 to 1,200)	1,000 (1,000 to 1,200)	1,000 (1,000 to 1,200)	62,000
Multidrug-resistant tuberculosis without extensive drug-re	0 (0 to 0)	0 (0 to 0)	0 (0 to 0)	0 (0 to 0)	0 (0 to 0)	0 (0 to 0)	0 (0 to 0)	0 (0 to 0)	0 (0 to 0)	0 (0 to 0)	0 (0 to 0)	0 (0 to 0)	0 (0 to 0)	0 (0 to 0)	0 (0 to 0)	0 (0 to 0)	0 (0 to 0)	0 (0 to 0)	0 (0 to 0)	0 (0 to 0)	0 (0 to 0)	0 (0 to 0)	0 (0 to 0)	0
Extensively drug-resistant tuberculosis	0 (0 to 0)	0 (0 to 0)	0 (0 to 0)	0 (0 to 0)	0 (0 to 0)	0 (0 to 0)	0 (0 to 0)	0 (0 to 0)	0 (0 to 0)	0 (0 to 0)	0 (0 to 0)	0 (0 to 0)	0 (0 to 0)	0 (0 to 0)	0 (0 to 0)	0 (0 to 0)	0 (0 to 0)	0 (0 to 0)	0 (0 to 0)	0 (0 to 0)	0 (0 to 0)	0 (0 to 0)	0 (0 to 0)	0
Lower respiratory infections	1,800 (1,500 to 2,200)	2,070 (1,700 to 2,500)	6,000 (5,300 to 6,900)	1,330 (1,000 to 1,600)	970 (870 to 1,100)	1,000 (900 to 1,100)	998 (900 to 1,100)	1,000 (900 to 1,100)	1,000 (900 to 1,100)	1,000 (900 to 1,100)	1,000 (900 to 1,100)	1,000 (900 to 1,100)	1,000 (900 to 1,100)	1,000 (900 to 1,100)	1,000 (900 to 1,100)	1,000 (900 to 1,100)	1,000 (900 to 1,100)	1,000 (900 to 1,100)	1,000 (900 to 1,100)	1,000 (900 to 1,100)	1,000 (900 to 1,100)	1,000 (900 to 1,100)	27,600
Upper respiratory infections	24.4 (4.6 to 1.2)	24.4 (2.6 to 7.7)	24.4 (4.9 to 141)	24.4 (271 to 4006)	24.4 (232 to 733)	24.4 (189 to 674)	24.4 (188 to 664)	24.4 (178 to 622)	24.4 (169 to 539)	24.4 (160 to 539)	24.4 (153 to 510)	24.4 (135 to 481)	24.4 (104 to 392)	24.4 (85.1 to 292)	24.4 (69.8 to 196)	24.4 (59.2 to 141)	24.4 (49.6 to 98.1)	24.4 (39.6 to 66.4)	24.4 (30.2 to 42.1)	24.4 (21.6 to 29.3)	24.4 (14.9 to 19.4)	24.4 (11.4 to 13.3)	3,640
Otitis media	0 (0 to 0)	0 (0 to 0)	0 (0 to 0)	0 (0 to 0)	0 (0 to 0)	0 (0 to 0)	0 (0 to 0)	0 (0 to 0)	0 (0 to 0)	0 (0 to 0)	0 (0 to 0)	0 (0 to 0)	0 (0 to 0)	0 (0 to 0)	0 (0 to 0)	0 (0 to 0)	0 (0 to 0)	0 (0 to 0)	0 (0 to 0)	0 (0 to 0)	0 (0 to 0)	0 (0 to 0)	0 (0 to 0)	0
Enteric infections	270 (119 to 541)	1,350 (668 to 2,800)	5,200 (2,400 to 10,900)	4,090 (2,000 to 8,200)	1,200 (630 to 2,300)	1,200 (630 to 2,300)	1,200 (630 to 2,300)	1,200 (630 to 2,300)	1,200 (630 to 2,300)	1,200 (630 to 2,300)	1,200 (630 to 2,300)	1,200 (630 to 2,300)	1,200 (630 to 2,300)	1,200 (630 to 2,300)	1,200 (630 to 2,300)	1,200 (630 to 2,300)	1,200 (630 to 2,300)	1,200 (630 to 2,300)	1,200 (630 to 2,300)	1,200 (630 to 2,300)	1,200 (630 to 2,300)	1,200 (630 to 2,300)	50,500
Diarrheal diseases	270 (119 to 541)	1,350 (668 to 2,800)	5,200 (2,400 to 10,900)	4,090 (2,000 to 8,200)	1,200 (630 to 2,300)	1,200 (630 to 2,300)	1,200 (630 to 2,300)	1,200 (630 to 2,300)	1,200 (630 to 2,300)	1,200 (630 to 2,300)	1,200 (630 to 2,300)	1,200 (630 to 2,300)	1,200 (630 to 2,300)	1,200 (630 to 2,300)	1,200 (630 to 2,300)	1,200 (630 to 2,300)	1,200 (630 to 2,300)	1,200 (630 to 2,300)	1,200 (630 to 2,300)	1,200 (630 to 2,300)	1,200 (630 to 2,300)	1,200 (630 to 2,300)	50,500
Typhoid and paratyphoid	0 (0 to 0)	114 (34.9 to 327)	4,070 (1,700 to 7,430)	4,090 (2,000 to 8,200)	1,190 (630 to 2,300)	1,190 (630 to 2,300)	1,190 (630 to 2,300)	1,190 (630 to 2,300)	1,190 (630 to 2,300)	1,190 (630 to 2,300)	1,190 (630 to 2,300)	1,190 (630 to 2,300)	1,190 (630 to 2,300)	1,190 (630 to 2,300)	1,190 (630 to 2,300)	1,190 (630 to 2,300)	1,190 (630 to 2,300)	1,190 (630 to 2,300)	1,190 (630 to 2,300)	1,190 (630 to 2,300)	1,190 (630 to 2,300)	1,190 (630 to 2,300)	21,400
Typhoid fever	0 (0 to 0)	10 (3.4 to 29.7)	2,090 (1,000 to 3,600)	3,650 (1,900 to 6,600)	1,190 (630 to 2,300)	1,190 (630 to 2,300)	1,190 (630 to 2,300)	1,190 (630 to 2,300)	1,190 (630 to 2,300)	1,190 (630 to 2,300)	1,190 (630 to 2,300)	1,190 (630 to 2,300)	1,190 (630 to 2,300)	1,190 (630 to 2,300)	1,190 (630 to 2,300)	1,190 (630 to 2,300)	1,190 (630 to 2,300)	1,190 (630 to 2,300)	1,190 (630 to 2,300)	1,190 (630 to 2,300)	1,190 (630 to 2,300)	1,190 (630 to 2,300)	19,100
Paratyphoid fever	0 (0 to 0)	104 (31.5 to 297)	1,980 (700 to 3,830)	439 (78 to 1,700)	0 (0 to 0)	0 (0 to 0)	0 (0 to 0)	0 (0 to 0)	0 (0 to 0)	0 (0 to 0)	0 (0 to 0)	0 (0 to 0)	0 (0 to 0)	0 (0 to 0)	0 (0 to 0)	0 (0 to 0)	0 (0 to 0)	0 (0 to 0)	0 (0 to 0)	0 (0 to 0)	0 (0 to 0)	0 (0 to 0)	0 (0 to 0)	2,300
Invasive Non-typhoidal Salmonella (iNTS)	0 (0 to 0)	1.6 (0.6 to 3.1)	1.6 (0.6 to 3.1)	28.2 (4.6 to 139)	1.6 (0.6 to 3.1)	1.6 (0.6 to 3.1)	1.6 (0.6 to 3.1)	1.6 (0.6 to 3.1)	1.6 (0.6 to 3.1)	1.6 (0.6 to 3.1)	1.6 (0.6 to 3.1)	1.6 (0.6 to 3.1)	1.6 (0.6 to 3.1)	1.6 (0.6 to 3.1)	1.6 (0.6 to 3.1)	1.6 (0.6 to 3.1)	1.6 (0.6 to 3.1)	1.6 (0.6 to 3.1)	1.6 (0.6 to 3.1)	1.6 (0.6 to 3.1)	1.6 (0.6 to 3.1)	1.6 (0.6 to 3.1)	347
Other intestinal infectious diseases	0 (0 to 0)	0.3 (0.2 to 2)	0.7 (0.7 to 2)	0.3 (0.3 to 0.4)	0.3 (0.3 to 0.4)	0.3 (0.3 to 0.4)	0.3 (0.3 to 0.4)	0.3 (0.3 to 0.4)	0.3 (0.3 to 0.4)	0.3 (0.3 to 0.4)	0.3 (0.3 to 0.4)	0.3 (0.3 to 0.4)	0.3 (0.3 to 0.4)	0.3 (0.3 to 0.4)	0.3 (0.3 to 0.4)	0.3 (0.3 to 0.4)	0.3 (0.3 to 0.4)	0.3 (0.3 to 0.4)	0.3 (0.3 to 0.4)	0.3 (0.3 to 0.4)	0.3 (0.3 to 0.4)	0.3 (0.3 to 0.4)	24
Neglected tropical diseases and malaria	4,010 (1,100 to 10,100)	1,350 (179 to 3,570)	1,350 (179 to 3,570)	1,350 (179 to 3,570

Non-rheumatic degenerative mitral valve disease	0 (0 to 0)	0 (0 to 0)	0 (0 to 0)	0 (0 to 0)	0 (0 to 0)	0 (0 to 0)	0 (1 to 7)	0 (1.5 to 12.4)	0 (1.1 to 8.6)	0 (0 to 0.1)	0 (1.6 to 11.6)	0 (1.8 to 13.7)	0 (1.6 to 12.4)	0.1 (0.2 to 1.2)	0.2 (0.3 to 1.6)	0.6 (0.9 to 3.6)	1.1 (1.7 to 6.4)	1.9 (2.9 to 10.4)	3.2 (4.9 to 16.1)	4.9 (7.5 to 23.1)	7.1 (10.7 to 31.6)	9.9 (14.9 to 42.1)	13.4 (20.1 to 55.1)	17.8 (26.7 to 71.2)	23.4 (35.1 to 92.5)	119
Other non-rheumatic aortic valve disease	0 (0 to 0)	0 (0 to 0)	0 (0 to 0)	0 (0 to 0)	0 (0 to 0)	0 (0 to 0)	0 (0.3 to 4.1)	0 (2.2 to 3.4)	0 (0.3 to 3.6)	0 (0 to 0.1)	0 (0.3 to 4.6)	0 (0.4 to 5.7)	0 (0.3 to 4.9)	0 (0.4 to 4.9)	0 (0.4 to 5.2)	0 (0.6 to 7.2)	0 (0.9 to 10.2)	0 (1.4 to 14.1)	0 (2.1 to 20.1)	0 (3.1 to 29.1)	0 (4.7 to 42.3)	0 (6.9 to 62.3)	0 (10.1 to 91.2)	0 (14.9 to 134)	0 (21.9 to 197)	561
Cardiomyopathy and myocarditis	13 (9.6 to 20.4)	29.6 (24.6 to 36.6)	137 (120.5 to 158.2)	99.6 (82.2 to 120.7)	21.6 (16.1 to 28.7)	29.1 (22.1 to 38.4)	66 (51.4 to 83.2)	132 (104.2 to 166.3)	160 (126.6 to 201.4)	263 (208.3 to 331.2)	373 (295.6 to 469.7)	563 (446.2 to 709.4)	692 (548.6 to 871)	780 (618.4 to 982.5)	786 (623.1 to 989.7)	698 (553.4 to 879.1)	592 (469.4 to 745.7)	469 (371.9 to 590.9)	339 (268.9 to 427.1)	272 (215.8 to 342.8)	208 (164.9 to 262.1)	159 (126.1 to 200.3)	119 (94.4 to 150.2)	89.2 (70.8 to 112.5)	66.9 (53.1 to 84.4)	4,200
Myocarditis	3.6 (2.1 to 7.1)	9.4 (5.4 to 18.7)	47.6 (27.6 to 93.7)	27.5 (15.9 to 54.1)	11.7 (6.8 to 23.1)	20.4 (11.8 to 40.1)	37.3 (21.6 to 73.5)	66.9 (38.7 to 131.7)	90.4 (52.4 to 178.1)	124.1 (71.9 to 244.3)	175.5 (101.7 to 345.6)	265.1 (153.6 to 521.7)	325.9 (188.9 to 641.7)	367.3 (212.9 to 723.2)	369.9 (214.4 to 728.4)	328.7 (190.5 to 647.3)	278.7 (161.5 to 549.1)	220.8 (128 to 434.8)	159.6 (92.5 to 314.2)	128.1 (74.2 to 252.3)	97.9 (56.7 to 192.8)	74.9 (43.4 to 147.5)	56 (32.4 to 110.3)	42 (24.3 to 82.7)	31.5 (18.2 to 62)	660
Alcoholic cardiomyopathy	0 (0 to 0)	0 (0 to 0)	0 (0 to 0)	0 (0 to 0)	0 (0 to 0)	0 (0 to 0)	0 (1.1 to 7.6)	0 (1.7 to 11.7)	0 (1.3 to 8.7)	0 (0 to 0.1)	0 (1.9 to 12.7)	0 (2.1 to 14.2)	0 (1.9 to 12.8)	0 (2.1 to 13.1)	0 (2.1 to 13.5)	0 (2.9 to 18.7)	0 (4.2 to 26.5)	0 (6.4 to 39.5)	0 (9.5 to 57.1)	0 (14.1 to 83.2)	0 (20.8 to 120.2)	0 (30.4 to 172.2)	0 (44.2 to 245.2)	0 (64.2 to 347.2)	0 (92.8 to 469.2)	3003
Other cardiomyopathy	10 (2.to 39.1)	19.1 (9.2 to 39.4)	73.1 (31.5 to 229)	32.1 (9.4 to 83.4)	9.6 (2.9 to 23.7)	13.7 (5.6 to 34.9)	30.2 (12.7 to 66.4)	57 (29.9 to 126)	70.2 (35.6 to 155)	109 (49.6 to 242)	156 (68.9 to 329)	232 (97.8 to 479)	286 (112.6 to 587)	320 (119.9 to 658)	328 (119.7 to 673)	305 (107.6 to 630)	258 (87.1 to 534)	206 (67.5 to 426)	151 (48.9 to 314)	119 (38.6 to 248)	90.2 (29.1 to 188)	69.6 (22.4 to 145)	52 (16.7 to 108)	38.9 (12.4 to 81.2)	29.2 (9.2 to 61.1)	3,420
Atrial fibrillation and flutter	0 (0 to 0)	0 (0 to 0)	0 (0 to 0)	0 (0 to 0)	0 (0 to 0)	0 (0 to 0)	0 (1.1 to 7.6)	0 (1.7 to 11.7)	0 (1.3 to 8.7)	0 (0 to 0.1)	0 (1.9 to 12.7)	0 (2.1 to 14.2)	0 (1.9 to 12.8)	0 (2.1 to 13.1)	0 (2.1 to 13.5)	0 (2.9 to 18.7)	0 (4.2 to 26.5)	0 (6.4 to 39.5)	0 (9.5 to 57.1)	0 (14.1 to 83.2)	0 (20.8 to 120.2)	0 (30.4 to 172.2)	0 (44.2 to 245.2)	0 (64.2 to 347.2)	0 (92.8 to 469.2)	3003
Aortic aneurysm	10 (3.to 39.1)	19.1 (9.2 to 39.4)	73.1 (31.5 to 229)	32.1 (9.4 to 83.4)	9.6 (2.9 to 23.7)	13.7 (5.6 to 34.9)	30.2 (12.7 to 66.4)	57 (29.9 to 126)	70.2 (35.6 to 155)	109 (49.6 to 242)	156 (68.9 to 329)	232 (97.8 to 479)	286 (112.6 to 587)	320 (119.9 to 658)	328 (119.7 to 673)	305 (107.6 to 630)	258 (87.1 to 534)	206 (67.5 to 426)	151 (48.9 to 314)	119 (38.6 to 248)	90.2 (29.1 to 188)	69.6 (22.4 to 145)	52 (16.7 to 108)	38.9 (12.4 to 81.2)	29.2 (9.2 to 61.1)	3,420
Endocarditis	0.6 (0.1 to 1.4)	1.6 (0.5 to 3.3)	33 (10.4 to 77.3)	10.4 (2.4 to 27.6)	9.2 (2.1 to 24.4)	21.3 (4.9 to 57.1)	67.6 (15.4 to 181)	171.6 (37.4 to 463)	338 (71.4 to 914)	711 (151.6 to 1,932)	1,324 (283.5 to 3,599)	2,179 (467.5 to 5,929)	3,004 (647.1 to 8,179)	3,623 (781.2 to 9,865)	3,777 (814.4 to 10,279)	3,565 (768.6 to 9,703)	3,107 (669.9 to 8,457)	2,556 (551.1 to 6,957)	1,978 (426.5 to 5,383)	1,509 (325.4 to 4,107)	1,139 (245.6 to 3,100)	852 (183.7 to 2,318)	632 (136.2 to 1,720)	468 (100.9 to 1,274)	347 (74.8 to 945)	1,190
Other cardiovascular and circulatory diseases	0 (0 to 0)	0 (0 to 0.8)	10 (3.4 to 30.1)	90.1 (68.9 to 121)	666.9 (509.3 to 872)	729 (556.9 to 952)	192 (146.7 to 251)	164 (125.3 to 214)	160 (122.3 to 209)	192 (146.7 to 251)	230 (175.9 to 301)	297 (227.1 to 388)	370 (282.9 to 484)	422 (322.9 to 552)	439 (335.8 to 574)	408 (312.3 to 534)	358 (273.8 to 468)	299 (228.8 to 391)	239 (182.9 to 313)	189 (144.6 to 247)	150 (114.8 to 196)	118 (90.2 to 154)	93 (71.2 to 122)	73 (55.8 to 95.6)	57 (43.6 to 74.6)	2,760
Chronic respiratory diseases	0 (0 to 0)	0 (0 to 0)	0 (0 to 0)	0 (0 to 0)	1,132 (1,080.to 1,185)	1,766 (1,685.to 1,847)	1,766 (1,685.to 1,847)	1,470 (1,402.to 1,538)	1,312 (1,252.to 1,373)	1,260 (1,202.to 1,318)	2,092 (1,996.to 2,190)	2,092 (1,996.to 2,190)	3,600 (3,435.to 3,768)	3,600 (3,435.to 3,768)	6,180 (5,896.to 6,468)	6,130 (5,848.to 6,416)	5,602 (5,344.to 5,863)	5,602 (5,344.to 5,863)	1,260 (1,202.to 1,318)	360 (343.to 377)	176 (168.to 184)	49,900
Chronic obstructive pulmonary disease	0 (0 to 0)	0 (0 to 0)	0 (0 to 0)	0 (0 to 0)	0 (0 to 0)	0 (0 to 0)	0 (0 to 0)	0 (0 to 0)	0 (0 to 0)	0 (0 to 0)	0 (0 to 0)	0 (0 to 0)	0 (0 to 0)	0 (0 to 0)	0 (0 to 0)	0 (0 to 0)	0 (0 to 0)	0 (0 to 0)	0 (0 to 0)	0 (0 to 0)	0 (0 to 0)	0 (0 to 0)	0 (0 to 0)	0 (0 to 0)	0 (0 to 0)	0 (0 to 0)	32,000
Pneumoconiosis	0 (0 to 0)	0 (0 to 0)	0 (0 to 0)	0 (0 to 0)	0 (0 to 0)	0 (0 to 0)	0 (0 to 3.)	0 (0 to 2.2)	0 (0 to 2.3)	0 (0 to 0.)	0 (0 to 2.3)	0 (0 to 2.7)	0 (0 to 3.2)	0 (0 to 3.)	0 (0 to 3.)	0 (0 to 3.)	0 (0 to 3.)	0 (0 to 3.)	0 (0 to 3.)	0 (0 to 3.)	0 (0 to 3.)	0 (0 to 3.)	0 (0 to 3.)	0 (0 to 3.)	0 (0 to 3.)	0 (0 to 3.)	87.5
Silicosis	0 (0 to 0)	0 (0 to 0)	0 (0 to 0)	0 (0 to 0)	0 (0 to 0)	0 (0 to 0)	0 (0 to 0)	0 (0 to 0)	0 (0 to 0)	0 (0 to 0)	0 (0 to 0)	0 (0 to 0)	0 (0 to 0)	0 (0 to 0)	0 (0 to 0)	0 (0 to 0)	0 (0 to 0)	0 (0 to 0)	0 (0 to 0)	0 (0 to 0)	0 (0 to 0)	0 (0 to 0)	0 (0 to 0)	0 (0 to 0)	0 (0 to 0)	0 (0 to 0)	69.9
Asbestosis	0 (0 to 0)	0 (0 to 0)	0 (0 to 0)	0 (0 to 0)	0 (0 to 0)	0 (0 to 0)	0 (0 to 0)	0 (0 to 0)	0 (0 to 0)	0 (0 to 0)	0 (0 to 0)	0 (0 to 0)	0 (0 to 0)	0 (0 to 0)	0 (0 to 0)	0 (0 to 0)	0 (0 to 0)	0 (0 to 0)	0 (0 to 0)	0 (0 to 0)	0 (0 to 0)	0 (0 to 0)	0 (0 to 0)	0 (0 to 0)	0 (0 to 0)	0 (0 to 0)	0
Coal workers pneumoconiosis	0 (0 to 0)	0 (0 to 0)	0 (0 to 0)	0 (0 to 0)	0 (0 to 0)	0 (0 to 0)	0 (0 to 0.2)	0 (0 to 0.2)	0 (0 to 0.2)	0 (0 to 0.)	0 (0 to 0.2)	0 (0 to 0.2)	0 (0 to 0.2)	0 (0 to 0.)	0 (0 to 0.)	0 (0 to 0.)	0 (0 to 0.)	0 (0 to 0.)	0 (0 to 0.)	0 (0 to 0.)	0 (0 to 0.)	0 (0 to 0.)	0 (0 to 0.)	0 (0 to 0.)	0 (0 to 0.)	0 (0 to 0.)	4.6
Other pneumoconiosis	0 (0 to 0)	0 (0 to 0)	0 (0 to 0)	0 (0 to 0)	0 (0 to 0)	0 (0 to 0)	0 (0 to 0.)	0 (0 to 0.)	0 (0 to 0.)	0 (0 to 0.)	0 (0 to 0.)	0 (0 to 0.)	0 (0 to 0.)	0 (0 to 0.)	0 (0 to 0.)	0 (0 to 0.)	0 (0 to 0.)	0 (0 to 0.)	0 (0 to 0.)	0 (0 to 0.)	0 (0 to 0.)	0 (0 to 0.)	0 (0 to 0.)	0 (0 to 0.)	0 (0 to 0.)	0 (0 to 0.)	31.6
Asthma	477 (362.to 607)	669 (511.to 870)	671 (497.to 885)	680 (502.to 886)	626 (464.to 810)	626 (464.to 810)	626 (464.to 810)	626 (464.to 810)	626 (464.to 810)	626 (464.to 810)	793 (587.to 1,032)	793 (587.to 1,032)	793 (587.to 1,032)	793 (587.to 1,032)	1,230 (911.to 1,600)	1,230 (911.to 1,600)	1,230 (911.to 1,600)	1,230 (911.to 1,600)	796 (589.to 1,036)	796 (589.to 1,036)	796 (589.to 1,036)	15,500
Interstitial lung disease and pulmonary sarcoidosis	2.2 (1.2 to 11.6)	3.2 (1.7 to 16.9)	3.2 (0.9 to 17)	2.2 (0.6 to 11.4)	1.4 (0.4 to 7.4)	1.4 (0.4 to 7.4)	1.4 (0.4 to 7.4)	1.4 (0.4 to 7.4)	1.4 (0.4 to 7.4)	1.4 (0.4 to 7.4)	1.4 (0.4 to 7.4)	1.4 (0.4 to 7.4)	1.4 (0.4 to 7.4)	1.4 (0.4 to 7.4)	1.4 (0.4 to 7.4)	1.4 (0.4 to 7.4)	1.4 (0.4 to 7.4)	1.4 (0.4 to 7.4)	1.4 (0.4 to 7.4)	1.4 (0.4 to 7.4)	1.4 (0.4 to 7.4)	641
Other chronic respiratory diseases	0 (0 to 0)	0 (0 to 0)	0 (0 to 0)	481.1 (273.2 to 811)	107 (57.1 to 193)	107 (57.1 to 193)	107 (57.1 to 193)	196 (99.4 to 388)	196 (97.8 to 399)	196 (97.8 to 399)	197 (100.to 394)	197 (100.to 394)	198 (99.3 to 394)	198 (99.3 to 394)	198 (99.3 to 394)	198 (99.3 to 394)	198 (99.3 to 394)	198 (99.3 to 394)	198 (99.3 to 394)	198 (99.3 to 394)	198 (99.3 to 394)	1,700
Digestive diseases	1,700 (1,700 to 1,700)	1,700 (1,700 to 1,700)	1,700 (1,700 to 1,700)



SR Table 2a. Bendidia DALYS by cause and sex group for males with 95% uncertainty intervals, 2019

Cause	Sex	Born Neonatal	Late Neonatal	Post Neonatal	1 to 4	5 to 9	10 to 14	15 to 19	20 to 24	25 to 29	30 to 34	35 to 39	40 to 44	45 to 49	50 to 54	55 to 59	60 to 64	65 to 69	70 to 74	75 to 79	80 to 84	85 to 89	90 to 94	95 plus	Total
All causes	Male	21,400 (16,700 to 26,900)	6,720 (3,650 to 9,950)	12,900 (8,670 to 17,700)	11,300 (9,250 to 13,700)	2,980 (2,350 to 3,650)	2,280 (1,800 to 2,790)	10,900 (8,670 to 13,700)	22,600 (18,900 to 26,600)	13,700 (9,970 to 18,300)	13,600 (10,600 to 17,300)	16,300 (12,900 to 20,900)	19,600 (14,300 to 24,900)	20,600 (15,000 to 27,100)	22,600 (17,300 to 28,300)	23,700 (18,700 to 30,000)	24,400 (18,600 to 31,100)	20,000 (15,000 to 26,500)	14,400 (11,300 to 17,900)	8,610 (6,880 to 10,600)	2,970 (2,440 to 3,490)	969 (787 to 1,110)	183 (156 to 207)	296,000
Communicable, maternal, neonatal, and nutritional diseases	Male	15,700 (10,400 to 22,700)	3,730 (2,790 to 4,980)	8,170 (5,320 to 11,900)	5,770 (3,180 to 7,760)	2,420 (1,710 to 3,200)	1,490 (1,250 to 2,220)	1,700 (1,220 to 2,410)	1,540 (1,010 to 2,360)	2,490 (1,490 to 3,760)	2,290 (1,520 to 3,180)	2,530 (1,690 to 3,410)	2,490 (1,660 to 3,410)	2,320 (1,660 to 3,230)	2,220 (1,570 to 3,130)	2,770 (1,950 to 3,830)	2,550 (1,780 to 3,620)	1,950 (1,360 to 2,820)	1,660 (1,130 to 2,340)	1,320 (794 to 1,920)	824 (575 to 1,160)	463 (329 to 660)	160 (117 to 202)	99,400
HIV/AIDS and sexually transmitted infections	Male	692 (229 to 1,560)	396 (97.1 to 762)	456 (164 to 958)	367 (106 to 874)	61.9 (4.01 to 212)	39.2 (2.39 to 157)	89.6 (6.17 to 356)	197 (19.1 to 556)	400 (73.1 to 1,010)	493 (127 to 1,060)	623 (260 to 1,260)	468 (98.2 to 1,040)	323 (72.9 to 821)	169 (31.6 to 511)	50.6 (7.79 to 212)	17.6 (2.2 to 91.1)	20.1 (1.6 to 91.4)	3.5 (1.6 to 9.5)	1.7 (0.9 to 2.9)	0.7 (0.4 to 1.1)	0.2 (0.1 to 0.4)	0 (0 to 0.1)	4,810
HIV/AIDS	Male	0 (0 to 0)	0 (0 to 0)	79.6 (32.3 to 149)	353 (107 to 844)	57 (3.64 to 197)	39.1 (2.39 to 156)	75.7 (4.92 to 306)	171 (18.1 to 477)	349 (66.2 to 858)	471 (121 to 1,000)	622 (247 to 1,210)	454 (97.1 to 1,000)	312 (70.8 to 789)	149 (28.5 to 456)	44.2 (7.04 to 183)	15.1 (1.94 to 80.4)	19.5 (1.6 to 88.7)	3.4 (1.6 to 9.2)	1.6 (0.9 to 2.8)	0.6 (0.4 to 1.1)	0.2 (0.1 to 0.3)	0 (0 to 0)	3,140
HIV/AIDS - Drug-susceptible Tuberculosis	Male	0 (0 to 0)	24.1 (12.1 to 49.5)	161 (60.7 to 350)	159 (19.7 to 401)	19.4 (1.27 to 67.4)	10.2 (0.62 to 41.2)	40.3 (2.57 to 161)	76.3 (7.97 to 214)	172 (32.1 to 426)	194 (46.2 to 426)	277 (107 to 562)	183 (37.7 to 406)	124 (27.7 to 316)	61.2 (11.5 to 188)	17.6 (2.79 to 72.9)	6.2 (0.79 to 33.1)	8.6 (0.69 to 39.2)	1.5 (0.69 to 4.2)	0.8 (0.4 to 1.4)	0.3 (0.2 to 0.5)	0.1 (0 to 0.2)	0 (0 to 0)	1,990
HIV/AIDS - Multidrug-resistant Tuberculosis without extensive	Male	40 (to 0)	0 (0 to 0)	0.4 (0 to 2.4)	1.8 (0 to 11.6)	0.3 (0 to 1.1)	0.2 (0 to 0.7)	0.4 (0 to 2)	1.4 (0 to 9.6)	3.6 (0 to 21.6)	5.7 (0.1 to 31.6)	8.7 (0.4 to 43.2)	6.7 (0.4 to 33)	4.6 (0.3 to 24.1)	2.2 (0.1 to 14)	0.7 (0 to 5.6)	0.2 (0 to 2.1)	0.3 (0 to 2.9)	0.1 (0 to 0.7)	0 (0 to 0.3)	0 (0 to 0.2)	0 (0 to 0.1)	0 (0 to 0)	161
HIV/AIDS - Extensively drug-resistant Tuberculous	Male	0 (0 to 0)	0 (0 to 0.1)	0.3 (0 to 0.9)	0.3 (0 to 2.3)	0.1 (0 to 0.3)	0.1 (0 to 0.2)	0.2 (0 to 0.6)	0.6 (0 to 2.3)	1.5 (0 to 5.7)	2.4 (0 to 9.4)	3.6 (0 to 14)	2.8 (0 to 11)	1.9 (0 to 7.5)	0.9 (0 to 3.7)	0.3 (0 to 1.4)	0.1 (0 to 0.6)	0.1 (0 to 0.7)	0 (0 to 0.2)	0 (0 to 0.1)	0 (0 to 0.1)	0 (0 to 0)	0 (0 to 0)	2.5
HIV/AIDS resulting in other diseases	Male	40 (to 0)	0 (0 to 0)	17.3 (4.65 to 39.1)	17.6 (4.34 to 39.7)	1.9 (0.11 to 7.2)	1.2 (0.07 to 4.7)	2.8 (0.17 to 11.2)	5.7 (0.52 to 16.2)	12.5 (1.77 to 34.1)	17.1 (3.09 to 43.2)	23.4 (5.74 to 59.2)	17.1 (3.74 to 43.2)	11.7 (2.72 to 31.1)	5.7 (1.07 to 16.1)	1.7 (0.24 to 6.9)	0.6 (0.07 to 2.7)	0.8 (0.07 to 3.5)	0.2 (0.07 to 0.7)	0.1 (0.04 to 0.2)	0 (0 to 0.1)	0 (0 to 0)	0 (0 to 0)	1,540
Sexually transmitted infections excluding HIV	Male	692 (229 to 1,560)	396 (97.1 to 762)	297 (69.9 to 787)	13.6 (1.3 to 114)	3 (0.4 to 9.2)	0.9 (0.2 to 2.7)	1.7 (0.3 to 5.1)	2.2 (0.6 to 6.6)	5.6 (1.7 to 14.1)	7.1 (2.7 to 16.1)	9.4 (3.6 to 20.2)	6.2 (2.6 to 13.7)	3.7 (1.6 to 8.2)	1.9 (0.8 to 4.3)	0.9 (0.4 to 1.9)	0.4 (0.2 to 1.1)	0.3 (0.1 to 0.8)	0.1 (0.1 to 0.3)	0.1 (0.1 to 0.2)	0 (0 to 0.1)	0 (0 to 0)	0 (0 to 0)	1,670
Syphilis	Male	0 (0 to 0)	0 (0 to 0)	0 (0 to 0)	0 (0 to 0.1)	0 (0 to 0.1)	0 (0 to 0)	0 (0 to 0)	0 (0 to 0)	0 (0 to 0)	0 (0 to 0)	0 (0 to 0)	0 (0 to 0)	0 (0 to 0)	0 (0 to 0)	0 (0 to 0)	0 (0 to 0)	0 (0 to 0)	0 (0 to 0)	0 (0 to 0)	0 (0 to 0)	0 (0 to 0)	0 (0 to 0)	0 (0 to 0)	1,060
Chlamydial infection	Male	0 (0 to 0)	0 (0 to 0)	0 (0 to 0)	0 (0 to 0.1)	0 (0 to 0)	0 (0 to 0)	0.4 (0 to 2.3)	2.4 (0.4 to 9.7)	6.2 (1.3 to 17.6)	9.4 (1.6 to 24.6)	12.2 (2.6 to 31.2)	8.6 (1.4 to 22.2)	5.2 (0.9 to 13.8)	2.6 (0.4 to 7.2)	0.9 (0.1 to 2.6)	0.2 (0 to 0.7)	0.3 (0 to 1.2)	0 (0 to 0.1)	0 (0 to 0)	0 (0 to 0)	0 (0 to 0)	0 (0 to 0)	0 (0 to 0)	27.6
Gonococcal infection	Male	0 (0 to 0)	0 (0 to 0)	0 (0 to 0)	0 (0 to 0.1)	0 (0 to 0)	0.7 (0.2 to 1.6)	3.3 (0.9 to 7.3)	9.7 (2.9 to 20.6)	19 (5.9 to 40.6)	26 (7.3 to 55.3)	31 (9.1 to 65.3)	21 (5.7 to 45.1)	11 (2.9 to 25.1)	5.1 (1.1 to 12.5)	1.6 (0.2 to 5.1)	0.5 (0.1 to 1.8)	0.6 (0.1 to 2.5)	0.1 (0 to 0.3)	0 (0 to 0.1)	0 (0 to 0)	0 (0 to 0)	0 (0 to 0)	21.6
Trichomoniasis	Male	0 (0 to 0)	0 (0 to 0)	0 (0 to 0)	0 (0 to 0.1)	0 (0 to 0)	0 (0 to 0)	0 (0 to 0.1)	0.1 (0 to 0.3)	0.3 (0 to 1.2)	0.5 (0 to 1.8)	0.6 (0 to 2.3)	0.5 (0 to 1.8)	0.4 (0 to 1.5)	0.2 (0 to 0.8)	0.1 (0 to 0.3)	0 (0 to 0.2)	0 (0 to 0.2)	0 (0 to 0.1)	0 (0 to 0.1)	0 (0 to 0)	0 (0 to 0)	0 (0 to 0)	0 (0 to 0)	2.9
Genital herpes	Male	0 (0 to 0)	0 (0 to 0)	0 (0 to 0)	0 (0 to 0)	0 (0 to 0)	0 (0 to 0)	0 (0 to 0.1)	0 (0 to 0.1)	0.1 (0 to 0.3)	0.1 (0 to 0.4)	0.2 (0 to 0.6)	0.2 (0 to 0.6)	0.2 (0 to 0.6)	0.1 (0 to 0.4)	0.1 (0 to 0.3)	0 (0 to 0.2)	0 (0 to 0.2)	0 (0 to 0.1)	0 (0 to 0.1)	0 (0 to 0)	0 (0 to 0)	0 (0 to 0)	0 (0 to 0)	29.2
Other sexually transmitted infections	Male	0 (0 to 0)	0 (0 to 0)	0 (0 to 0)	0 (0 to 0)	0 (0 to 0.1)	0.7 (0 to 3.7)	1.2 (0 to 7.6)	1.9 (0 to 8.8)	2.6 (0 to 9.7)	3.6 (0 to 13.1)	5.4 (0 to 19.1)	3.5 (0 to 13.4)	2.4 (0 to 9.1)	1.1 (0 to 4.1)	0.4 (0 to 1.7)	0.2 (0 to 0.7)	0.2 (0 to 0.8)	0.1 (0 to 0.3)	0 (0 to 0.1)	0 (0 to 0.1)	0 (0 to 0.1)	0 (0 to 0.1)	0 (0 to 0)	38.4
Respiratory infections and tuberculosis	Male	2,480 (189 to 667)	272 (134 to 499)	2,480 (1,370 to 4,090)	694 (592 to 1,040)	224 (203 to 349)	169 (200 to 436)	489 (503 to 870)	1,200 (640 to 1,960)	1,190 (620 to 1,920)	1,080 (667 to 1,870)	1,230 (813 to 1,820)	1,230 (814 to 1,830)	1,240 (860 to 1,790)	1,170 (736 to 1,790)	1,230 (872 to 1,870)	1,240 (743 to 1,880)	1,090 (667 to 1,720)	1,070 (794 to 1,730)	1,040 (798 to 1,630)	597 (385 to 936)	294 (185 to 516)	69.9 (49.7 to 96.2)	19,400
Tuberculosis	Male	0 (0 to 0)	0 (0 to 0)	229 (175 to 627)	229 (127 to 471)	139 (89.6 to 272)	117 (71.9 to 180)	265 (139 to 459)	588 (168 to 1,200)	679 (168 to 1,460)	626 (168 to 1,460)	679 (163 to 1,460)	644 (163 to 1,390)	507 (129 to 1,090)	411 (106 to 1,020)	317 (93 to 1,020)	265 (97.1 to 1,020)	211 (107 to 1,020)	89.8 (37 to 880)	39.1 (13.1 to 394)	5.6 (2.1 to 69.9)	0.3 (0.1 to 3.5)	0 (0 to 0.2)	11,000
Latent tuberculosis infection	Male	0 (0 to 0)	0 (0 to 0)	0 (0 to 0)	0 (0 to 0)	0 (0 to 0)	0 (0 to 0)	0 (0 to 0)	0 (0 to 0)	0 (0 to 0)	0 (0 to 0)	0 (0 to 0)	0 (0 to 0)	0 (0 to 0)	0 (0 to 0)	0 (0 to 0)	0 (0 to 0)	0 (0 to 0)	0 (0 to 0)	0 (0 to 0)	0 (0 to 0)	0 (0 to 0)	0 (0 to 0)	0 (0 to 0)	0
Drug-susceptible Tuberculosis	Male	0 (0 to 0)	349 (171 to 620)	222 (123 to 409)	195 (99.3 to 376)	116 (79.9 to 179)	97 (61.4 to 150)	220 (120 to 364)	488 (140 to 1,000)	563 (140 to 1,210)	519 (140 to 1,210)	563 (135 to 1,210)	534 (135 to 1,150)	420 (107 to 904)	341 (88 to 845)	263 (77.6 to 845)	220 (80.5 to 845)	175 (88.7 to 845)	74.5 (30.7 to 730)	32.4 (10.9 to 327)	4.6 (1.7 to 58)	0.3 (0.1 to 2.9)	0 (0 to 0.2)	10,900
Multidrug-resistant tuberculosis without extensive drug-resistan	Male	0 (0 to 0)	2.6 (1.1 to 5.7)	1.9 (0.8 to 4.3)	1.1 (0.5 to 2.6)	0.9 (0.4 to 2)	2.4 (0.9 to 5.6)	6.6 (2.2 to 16)	7.6 (2.2 to 20.6)	8.6 (2.2 to 23.1)	8.6 (2.2 to 23.1)	8.6 (2.2 to 23.1)	8.6 (2.2 to 23.1)	8.6 (2.2 to 23.1)	8.6 (2.2 to 23.1)	8.6 (2.2 to 23.1)	8.6 (2.2 to 23.1)	8.6 (2.2 to 23.1)	2.7 (0.9 to 7.2)	1.8 (0.7 to 4.9)	0.8 (0.4 to 2)	0.2 (0.1 to 0.6)	0 (0 to 0.1)	182.7
Extensively drug-resistant tuberculous	Male	0 (0 to 0)	0 (0 to 0.3)	0.3 (0 to 0.8)	0.2 (0 to 0.7)	0.2 (0 to 0.6)	0.6 (0 to 1.7)	1.3 (0 to 4)	1.4 (0 to 7.6)	1.2 (0 to 7.6)	1.2 (0 to 7.6)	1.2 (0 to 7.6)	1.3 (0 to 7.6)	1.1 (0 to 7.6)	1.6 (0 to 7.7)	1.6 (0 to 8.6)	1.7 (0 to 8.6)	1.3 (0 to 7.4)	0.9 (0 to 4.2)	0.5 (0 to 2.3)	0.2 (0 to 0.9)	0.1 (0 to 0.4)	0 (0 to 0.1)	17.8
Lower respiratory infections	Male	2,118 (184 to 667)	268 (133 to 499)	2,110 (1,360 to 4,080)	522 (492 to 866)	161 (149 to 307)	56 (89.6 to 387)	168 (207 to 761)	712 (99 to 1,960)	770 (99 to 1,960)	554 (99 to 1,960)	700 (99 to 1,960)	696 (99 to 1,960)	736 (99 to 1,960)	753 (99 to 1,960)	1,030 (99 to 1,960)	1,040 (99 to 1,960)	877 (99 to 1,960)	1,040 (99 to 1,960)	1,040 (99 to 1,960)	597 (99 to 1,960)	294 (99 to 1,960)	69.9 (49.7 to 96.2)	14,400
Upper respiratory infections	Male	0 (0 to 0)	0.2 (0 to 0.5)	29.2 (10.1 to 107)	103 (30.9 to 322)	39 (12.1 to 181)	16 (6.1 to 91)	66 (17.2 to 417)	87.4 (20.8 to 554)	114 (20.8 to 554)	114 (20.8 to 554)	114 (20.8 to 554)	114 (20.8 to 554)	114 (20.8 to 554)	114 (20.8 to 554)	114 (20.8 to 554)	114 (20.8 to 554)	114 (20.8 to 554)	114 (20.8 to 554)	114 (20.8 to 554)	114 (20.8 to 554)	114 (20.8 to 554)	69.9 (49.7 to 96.2)	1,010
Otitis media	Male	0 (0 to 0)	3.4 (1.6 to 6.1)	3.4 (2.2 to 4.7)	39.7 (22.2 to 67.4)	30.4 (20.5 to 52.5)	40.1 (26.1 to 68.4)	46.1 (27.1 to 68.4)	46.2 (14.6 to 67.2)	46.2 (13.3 to 68.3)	46.2 (13.3 to 68.3)	46.2 (13.3 to 68.3)	46.2 (13.3 to 68.3)	46.2 (13.3 to 68.3)	46.2 (13.3 to 68.3)	46.2 (13.3 to 68.3)	46.2 (13.3 to 68.3)	46.2 (13.3 to 68.3)	46.2 (13.3 to 68.3)	46.2 (13.3 to 68.3)	46.2 (13.3 to 68.3)	46.2 (13.3 to 68.3)	46.2 (13.3 to 68.3)	3,980
Enteric infections	Male	289 (219 to 1,330)	2,190 (1,410 to 3,140)	1,290 (850 to 1,820)	1,290 (1,020 to 1,820)	432 (280 to 620)	432 (273 to 617)	432 (276 to 620)	432 (276 to 620)	432 (276 to 620)	432 (276 to 620)	432 (276 to 620)	432 (276 to 620)	432 (276 to 620)	432 (276 to 620)	432 (276 to 620)	432 (276 to 620)	432 (276 to 620)	432 (276 to 620)	432 (276 to 620)	432 (276 to 620)	432 (276 to 620)	432 (276 to 620)	432 (276 to 620)	9,780
Diarrheal diseases	Male	289 (219 to 1,330)	2,190 (1,410 to 3,140)	1,290 (850 to 1,820)	1,290 (1,020 to 1,820)	432 (280 to 620)	432 (273 to 617)	432 (276 to 620)	432 (276 to 620)	432 (276 to 620)	432 (276 to 620)	432 (276 to 620)	432 (276 to 620)	432 (276 to 620)	432 (276 to 620)	432 (276 to 620)	432 (276 to 620)	432 (276 to 620)	432 (276 to 620)	432 (276 to 620)	432 (276 to 620)	432 (276 to 620)	432 (276 to 620)	432 (276 to 620)	9,780
Typhoid and paratyphoid	Male	0 (0 to 0)	1.4 (0.5 to 3.4)	0.7 (0.3 to 1.6)	0.1 (0.1 to 0.3)	0.1 (0.1 to 0.2)	0.1 (0.1 to 0.2)	0.1 (0.1 to 0.2)	0.1 (0.1 to 0.2)	0.1 (0.1 to 0.2)	0.1 (0.1 to 0.2)	0.1 (0.1 to 0.2)	0.1 (0.1 to 0.2)	0.1 (0.1 to 0.2)	0.1 (0.1 to 0.2)	0.1 (0.1 to 0.2)	0.1 (0.1 to 0.2)	0.1 (0.1 to 0.2)	0.1 (0.1 to 0.2)	0.1 (0.1 to 0.2)	0.1 (0.1 to 0.2)	0.1 (0.1 to 0.2)	0.1 (0.1 to 0.2)	1,660
Typhoid fever	Male	0 (0 to 0)	0.1 (0.1 to 0.3)	0.1 (0.1 to 0.3)	0.1 (0.1 to 0.2)	0.1 (0.1 to 0.2)	0.1 (0.1 to 0.2)	0.1 (0.1 to 0.2)	0.1 (0.1 to 0.2)	0.1 (0.1 to 0.2)	0.1 (0.1 to 0.2)	0.1 (0.1 to 0.2)	0.1 (0.1 to 0.2)	0.1 (0.1 to 0.2)	0.1 (0.1 to 0.2)	0.1 (0.1 to 0.2)	0.1 (0.1 to 0.2)	0.1 (0.1 to 0.2)	0.1 (0.1 to 0.2)	0.1 (0.1 to 0.2)	0.1 (0.1 to 0.2)	0.1 (0.1 to 0.2)	0.1 (0.1 to 0.2)	1,660
Paratyphoid fever	Male	0 (0 to 0)	0 (0 to 0)	0.3 (0 to 0.2)	0.2 (0 to 0.1)	0.1 (0 to 0.1)	0.1 (0 to 0.1)	0.1 (0 to 0.1)	0.1 (0 to 0.1)	0.1 (0 to 0.1)	0.1 (0 to 0.1)	0.1 (0 to 0.1)	0.1 (0 to 0.1)	0.1 (0 to 0.1)	0.1 (0 to 0.1)	0.1 (0 to 0.1)	0.1 (0 to 0.1)	0.1 (0 to 0.1)	0.1 (0 to 0.1)	0.1 (0 to 0.1)	0.1 (0 to 0.1)	0.1 (0 to 0.1)	0.1 (0 to 0.1)	0.1 (0 to 0.1)	66.7
Invasive Non-typhoidal Salmonella (iNTS)	Male	0 (0 to 0)	0.1 (0.2 to 0.5)	0.1 (0.1 to 0.4)	0.1 (0.1 to 0.3)	0.1 (0.1 to 0.2)	0.1 (0.1 to 0.2)	0.1 (0.1 to 0.2)	0.1 (0.1 to 0.2)	0.1 (0.1 to 0.2)	0.1 (0.1 to 0.2)	0.1 (0.1 to 0.2)	0.1 (0.1 to 0.2)	0.1 (0.1 to 0.2)	0.1 (0.1 to 0.2)	0.1 (0.1 to 0.2)	0.1 (0.1 to 0.2)	0.1 (0.1 to 0.2)	0.1 (0.1 to 0.2)	0.1 (0.1 to 0.2)	0.1 (0.1 to 0.2)	0.1 (0.1 to 0.2)	0.1 (0.1 to 0.2)	0.1 (0.1 to 0.2)	97.2
Other intestinal infectious diseases	Male	0 (0 to 0)	1.6 (0.4 to 3.9)	1.6 (0.4 to 3.9)	0.6 (0.1 to 1.7)	0.6 (0.1 to 1.7)	0.3 (0 to 1.3)	0.3 (0 to 1.3)	0.3 (0 to 1.3)	0.1 (0 to 0.6)	0.1 (0 to 0.6)	0.2 (0 to 0.8)	0.2 (0 to 0.8)	0.1 (0 to 0.6)	0.1 (0 to 0.6)	0.1 (0 to 0.6)	0.1 (0 to 0.6)	0.1 (0 to 0.6)	0.1 (0 to 0.6)	0.1 (0 to 0.6)	0.1 (0 to 0.6)	0.1 (0 to 0.6)	0.1 (0 to 0.6)	0.1 (0 to 0.6)	6.5
Neglected tropical diseases and malaria	Male	87.6 (20.1 to 174)	272 (147 to 474)	328 (171 to 1,000)	271 (161 to 1,000)	139 (89.2 to 1,000)	256 (89.2 to 1,000)	297 (89.2 to 1,000)	192 (89.2 to 1,000)	192 (89.2 to 1,000)	192 (89.2 to 1,000)	192 (89.2 to 1,000)	192 (89.2 to 1,000)	192 (89.2 to 1,000)	192 (89.2 to 1,000)	192 (89.2 to 1,000)	192 (89.2 to 1,000)	192 (89.2 to 1,000)	192 (89.2 to 1,000)	192 (89.2 to 1,000)	192 (89.2 to 1,000)	192 (89.2 to 1,000)	192 (89.2 to 1,000)	192 (89.2 to 1,000)	3,800
Malaria	Male	43 (to 0.1)	43 (to 10.3)	23 (to 62.9)	14.8 (1.2 to 77.3)	39.3 (4.3 to 83.1)	52.2 (4.7 to 121)	60.2 (9.1 to 386)	63.3 (9.1 to 386)	63.3 (9.1 to 386)	63.3 (9.1 to 386)	63.3 (9.1 to 386)	63.3 (9.1 to 386)	63.3 (9.1 to 386)	63.3 (9.1 to 386)	63.3 (9.1 to 386)	63.3 (9.1 to 386)	63.3 (9.1 to 386)	63.3 (9.1 to 386)	63.3 (9.1 to 386)	63.3 (9.1 to 386)	63.3 (9.1 to 386)	63.3 (9.1 to 386)	63.3 (9.1 to 386)	770
Chagas disease	Male	0 (0 to 0)	0 (0 to 0)	0 (0 to 0)	0 (0 to 0)	0 (0 to 0)	0 (0 to 0)	0 (0 to 0)	0 (0 to 0)	0 (0 to 0)	0 (0 to 0)	0 (0 to 0)	0 (0 to 0)	0 (0 to 0)	0 (0 to 0)	0 (0 to 0)	0 (0 to 0)	0 (0 to 0)	0 (0 to 0)	0 (0 to 0)	0 (0 to 0)	0 (0 to 0)	0 (0 to 0)	0 (0 to 0)	0 (0 to 0)	0
Leishmaniasis	Male	0 (0 to 0)	0 (0 to 0)	0 (0 to 0)	0 (0 to 0)	0 (0 to 0)	0 (0 to 0)	0 (0 to 0)	0 (0 to 0)	0 (0 to 0)	0 (0 to 0)	0 (0 to 0)	0 (0 to 0)	0 (0 to 0)	0 (0 to 0)	0 (0 to 0)	0 (0 to 0)	0 (0 to 0)	0 (0 to 0)	0 (0 to 0)	0 (0 to 0)	0 (0 to 0)	0 (0 to 0)	0 (0 to 0)	0 (0 to 0)	0
Visceral leishmaniasis	Male	0 (0 to 0)	0 (0 to 0)	0 (0 to 0)	0 (0 to 0)	0 (0 to 0)	0 (0 to 0)	0 (0 to 0)	0 (0 to 0)	0 (0 to 0)	0 (0 to 0)	0 (0 to 0)	0 (0 to 0)	0 (0 to 0)	0 (0 to 0)	0 (0 to 0)	0 (0 to 0)	0 (0 to 0)	0 (0 to 0)	0 (0 to 0)	0 (0 to 0)	0 (0 to 0)	0 (0 to 0)	0 (0 to 0)	0 (0 to 0)	0
Cutaneous and mucocutaneous leishmaniasis	Male	0 (0 to 0)	0 (0 to 0)	0 (0 to 0)	0 (0 to 0)	0 (0 to 0)	0 (0 to 0)	0 (0 to 0)	0 (0 to 0)	0 (0 to 0)	0 (0 to 0)	0 (0 to 0)	0 (0 to 0)	0 (0 to 0)	0 (0 to 0)	0 (0 to 0)	0 (0 to 0)	0 (0 to 0)	0 (0 to 0)	0 (0 to 0)	0 (0 to 0)	0 (0 to 0)	0 (0 to 0)	0 (0 to 0)	0 (0 to 0)	0
African trypanosomiasis	Male	0 (0 to 0)	0 (0 to 0)	0 (0 to 0)	0 (0 to 0)	0 (0 to 0)	0 (0 to 0)	0 (0 to 0)	0 (0 to 0)	0 (0 to 0)	0 (0 to 0)	0 (0 to 0)	0 (0 to 0)	0 (0 to 0)	0 (0 to 0)	0 (0 to 0)	0 (0 to 0)	0 (0 to 0)	0 (0 to 0)	0 (0 to 0)	0 (0 to 0)	0 (0 to 0)	0 (0 to 0)	0 (0 to 0)	0 (0 to 0)	0
Schistosomiasis	Male	0 (0 to 0)	0 (0 to 0)	0 (0 to 0)	0 (0 to 0)	0 (0 to 0)	0 (0 to 0)	0 (0 to 0)	0 (0 to 0)	0 (0 to 0)	0 (0 to 0)	0 (0 to 0)	0 (0 to 0)	0 (0 to 0)	0 (0 to 0)	0 (0 to 0)	0 (0 to 0)	0 (0 to 0)	0 (0 to 0)	0 (0 to 0)	0 (0 to 0)	0 (0 to 0)	0 (0 to 0)	0 (0 to 0)	0 (0 to 0)	0
Cysticercosis	Male	0 (0 to 0)	0 (0 to 0)	0 (0 to 0)	0 (0 to 0.1)	0 (0 to 0)	0 (0 to 0)	0 (0 to 0)	0.1 (0 to 0.2)	0.1 (0 to 0.2)	0.2 (0 to 0.3)	0.2 (0 to 0.3)	0.2 (0 to 0.3)	0.1 (0 to 0.2)	0.1 (0 to 0.2)	0.1 (0 to 0.2)	0.1 (0 to 0.2)	0.1 (0 to 0.2)	0.1 (0 to 0.2)	0.1 (0 to 0.2)	0.1 (0 to 0.2)	0.1 (0 to 0.2)	0.1 (0 to 0.2)	0.1 (0 to 0.2)	2.5
Cystic echinococcosis	Male	0 (0 to 0)	0 (0 to 0)	0 (0 to 0)	0 (0 to 0)	0 (0 to 0)	0 (0 to 0)	0 (0 to 0)	0 (0 to 0)	0 (0 to 0)	0 (0 to 0)	0 (0 to 0)	0 (0 to 0)	0 (0 to 0)	0 (0 to 0)	0 (0 to 0)	0 (0 to 0)	0 (0 to 0)	0 (0 to 0)	0 (0 to 0)	0 (0 to 0)	0 (0 to 0)	0 (0 to 0)	0 (0 to 0)	0 (0 to 0)	6.9
Lymphatic filariasis	Male	0 (0 to 0)	0 (0 to 0)	0 (0 to 0)	39.4 (16.2 to 82.1)	39.4 (16.5 to 88.4)	39.4 (16.5 to 88.4)	39.4 (16.2 to 82.2)	39.4 (19.6 to 79.7)	39.4 (16.4 to 83.7)	39.4 (16.3 to 82.2)	39.4 (14.8 to 71.4)	39.4 (12.6 to 62.6)	39.4 (10.9 to 61.3)	39.4 (8.6 to 62.7)	39.4 (6.7 to 36.5)	39.4 (4.6 to 19.7)	39.4 (2.6 to 11.1)	39.4 (1.4 to 6.6)	39.4 (0.7 to 3.4)	39.4 (0.3 to 1.6)	39.4 (0.1 to 0.6)	39.4 (0 to 0.1)	478
Onchocerciasis	Male	0 (0 to 0)	0 (0 to 0)	0 (0 to 0)	0 (0 to 0)	0 (0 to 0)	0 (0 to 0)	0 (0 to 0)	0 (0 to 0)	0 (0 to 0)	0 (0 to 0)	0 (0 to 0)	0 (0 to 0)	0 (0 to 0)	0 (0 to 0)	0 (0 to 0)	0 (0 to 0)	0 (0 to 0)	0 (0 to 0)	0 (0 to 0)	0 (0 to 0)	0 (0 to 0)	0 (0 to 0)	0 (0 to 0)	0 (0 to 0)	0
Trachoma	Male	0 (0 to 0)	0 (0 to 0)	0 (0 to 0)	0 (0 to 0)	0 (0 to 0)	0 (0 to 0)	0 (0 to 0)	0 (0 to 0)	0 (0 to 0)	0 (0 to 0)	0 (0 to 0)	0 (0 to 0)	0 (0 to 0)	0 (0 to 0)	0 (0 to 0)	0 (0 to 0)	0 (0 to 0)	0 (0 to 0)	0 (0 to 0)	0 (0 to 0)	0 (0 to 0)	0 (0 to 0)	0 (0 to 0)	0 (0 to 0)	0
Dengue	Male	40 (1.6 to 179)	195 (97.5 to 498)	122 (69.3 to 1,470)	53.6 (30.9 to 426)	46 (33.3 to 244)	46 (32.6 to 183)	46 (33.4 to 244)	46 (33.4 to 244)	46 (33.4 to 244)	46 (33.4 to 244)	46 (33.4 to 244)	46 (33.4 to 244)	46 (33.4 to 244)	46 (33.4 to 244)	46 (33.4 to 244)	46 (33.4 to 244)	46 (33.4 to 244)	46 (33.4 to 244)	46 (33.4 to 244)	46 (33.4 to 244)	46 (33.4 to 244)	46 (33.4 to 244)	46 (33.4 to 244)	1,260
Yellow fever	Male	0 (0 to 0)	0 (0 to 0)	0 (0 to 0)	0 (0 to 0)	0 (0 to 0)	0 (0 to 0)	0 (0 to 0)	0 (0 to 0)	0 (0 to 0)	0 (0 to 0)	0 (0 to 0)	0 (0 to 0)	0 (0 to 0)	0 (0 to 0)	0 (0 to 0)	0 (0 to 0)	0 (0 to 0)	0 (0 to 0)	0 (0 to 0)	0 (0 to 0)	0 (0 to 0)	0 (0 to 0)	0 (0 to 0)	0 (0 to 0)	0
Rabies	Male	0 (0 to 0)	0.4 (0 to 1.6)	0.6 (0 to 1.6)	1.5 (0.2 to 5.3)	1.7 (0.2 to 6.3)	0.9 (0 to 3.9)	0.3 (0 to 1.6)	0.2 (0 to 0.8)	0.2 (0 to 0.8)	0.2 (0 to 0.8)	0.2 (0 to 0.8)	0.2 (0 to 0.8)	0.2 (0 to 0.8)	0.2 (0 to 0.8)	0.2 (0 to 0.8)	0.2 (0 to 0.8)	0.2 (0 to 0.8)	0.2 (0 to 0.8)	0.2 (0 to 0.8)	0.2 (0 to 0.8)	0.2 (0 to 0.8)	0.2 (0 to 0.8)	0.2 (0 to 0.8)	9.1
Intestinal nematode infections	Male	0 (0 to 0)	1.4 (0.3 to 4.6)	20.6 (6.1 to 61.7)	89.3 (19.6 to 253)	26 (7.6 to 68.1)	26 (7.6 to 68.1)	26.





SR Table 2a: Lampung DALYS by cause and age group for males with 50% uncertainty intervals, 2019

Cause	Early Neonatal	Late Neonatal	Post Neonatal	1 to 4	5 to 9	10 to 14	15 to 19	20 to 24	25 to 29	30 to 34	35 to 39	40 to 44	45 to 49	50 to 54	55 to 59	60 to 64	65 to 69	70 to 74	75 to 79	80 to 84	85 to 89	90 to 94	95 plus	Total
All causes	76,000 (56,000 to 96,400)	16,600 (12,900 to 21,200)	40,900 (30,600 to 51,100)	43,200 (32,700 to 55,300)	27,100 (20,200 to 34,700)	26,400 (20,100 to 34,100)	23,200 (16,700 to 30,600)	27,200 (21,300 to 34,600)	29,900 (24,000 to 36,600)	32,600 (26,000 to 40,000)	40,000 (32,600 to 48,900)	51,200 (41,600 to 62,600)	64,100 (52,700 to 78,000)	77,900 (64,400 to 94,600)	92,000 (77,000 to 111,000)	107,000 (89,100 to 129,000)	121,000 (101,000 to 146,000)	135,000 (112,000 to 164,000)	147,000 (120,000 to 180,000)	156,000 (125,000 to 192,000)	161,000 (127,000 to 200,000)	165,000 (128,000 to 208,000)	1,210,000 (1,010,000 to 1,440,000)
Communicable, maternal, neonatal, and nutritional diseases	47,000 (36,800 to 57,000)	13,800 (9,980 to 17,600)	27,900 (19,100 to 36,900)	29,300 (19,300 to 39,400)	9,150 (6,980 to 12,000)	4,760 (3,580 to 6,030)	4,760 (3,560 to 6,060)	6,290 (4,800 to 7,960)	8,030 (6,200 to 10,000)	8,990 (6,870 to 10,900)	9,630 (6,620 to 13,100)	8,700 (5,970 to 11,700)	8,970 (6,240 to 12,200)	8,170 (5,230 to 11,300)	8,600 (5,290 to 12,000)	9,090 (5,490 to 12,900)	8,750 (5,170 to 12,600)	7,970 (5,000 to 11,600)	6,900 (4,170 to 9,900)	4,640 (2,930 to 6,370)	2,620 (1,830 to 3,660)	989 (674 to 1,370)	241 (160 to 334)	260,000
HIV/AIDS and sexually transmitted infections	3,100 (991 to 7,180)	1,460 (447 to 3,350)	1,210 (374 to 2,870)	764 (241 to 1,774)	434 (141 to 1,010)	391 (127 to 907)	236 (77 to 547)	1,160 (382 to 2,670)	2,410 (797 to 5,540)	1,340 (443 to 3,080)	1,060 (350 to 2,440)	774 (255 to 1,780)	597 (197 to 1,370)	525 (173 to 1,210)	564 (186 to 1,300)	597 (197 to 1,370)	611 (201 to 1,410)	618 (204 to 1,420)	614 (203 to 1,410)	516 (170 to 1,190)	316 (104 to 727)	114 (37 to 263)	12,400
HIV/AIDS	0 (0 to 1)	0 (0 to 0)	12 (7 to 24)	13 (8 to 26)	12 (7 to 23)	12 (7 to 23)	17 (11 to 34)	78 (50 to 160)	258 (170 to 530)	377 (248 to 774)	478 (315 to 981)	439 (289 to 901)	339 (223 to 696)	286 (188 to 587)	331 (218 to 680)	427 (281 to 877)	512 (337 to 1,050)	577 (380 to 1,180)	620 (408 to 1,270)	599 (395 to 1,230)	427 (281 to 877)	233 (153 to 478)	6,090
HIV/AIDS - Drug-susceptible Tuberculosis	0 (0 to 0)	0 (0 to 0)	0 (0 to 0)	0 (0 to 0)	0 (0 to 0)	0 (0 to 0)	0 (0 to 0)	0 (0 to 0)	0 (0 to 0)	0 (0 to 0)	0 (0 to 0)	0 (0 to 0)	0 (0 to 0)	0 (0 to 0)	0 (0 to 0)	0 (0 to 0)	0 (0 to 0)	0 (0 to 0)	0 (0 to 0)	0 (0 to 0)	0 (0 to 0)	0 (0 to 0)	0 (0 to 0)	0
HIV/AIDS - Multidrug-resistant Tuberculous without extensi	0 (0 to 0)	0 (0 to 0)	0 (0 to 0)	0 (0 to 0)	0 (0 to 0)	0 (0 to 0)	0 (0 to 0)	0 (0 to 0)	0 (0 to 0)	0 (0 to 0)	0 (0 to 0)	0 (0 to 0)	0 (0 to 0)	0 (0 to 0)	0 (0 to 0)	0 (0 to 0)	0 (0 to 0)	0 (0 to 0)	0 (0 to 0)	0 (0 to 0)	0 (0 to 0)	0 (0 to 0)	0 (0 to 0)	0
HIV/AIDS - Extensively drug-resistant Tuberculosis	0 (0 to 0)	0 (0 to 0)	0 (0 to 0)	0 (0 to 0)	0 (0 to 0)	0 (0 to 0)	0 (0 to 0)	0 (0 to 0)	0 (0 to 0)	0 (0 to 0)	0 (0 to 0)	0 (0 to 0)	0 (0 to 0)	0 (0 to 0)	0 (0 to 0)	0 (0 to 0)	0 (0 to 0)	0 (0 to 0)	0 (0 to 0)	0 (0 to 0)	0 (0 to 0)	0 (0 to 0)	0 (0 to 0)	0
HIV/AIDS resulting in other diseases	0 (0 to 0)	0 (0 to 0)	14 (3 to 34)	60 (17 to 146)	7.2 (2 to 18)	3.6 (0 to 9)	8 (2 to 19)	34 (9 to 82)	77 (20 to 187)	108 (29 to 263)	109 (29 to 270)	96 (25 to 237)	82 (22 to 202)	66 (17 to 164)	67 (18 to 165)	78 (21 to 192)	88 (24 to 218)	89 (24 to 220)	84 (23 to 208)	71 (19 to 176)	46 (12 to 114)	21 (5 to 52)	2,020
Sexually transmitted infections excluding HIV	3,100 (991 to 7,180)	1,460 (447 to 3,350)	1,200 (374 to 2,850)	464 (141 to 1,090)	334 (104 to 784)	15.9 (4.9 to 37)	4.4 (1.3 to 10)	6.2 (1.8 to 14)	5.6 (1.6 to 13)	5.6 (1.6 to 13)	5.6 (1.6 to 13)	5.6 (1.6 to 13)	5.6 (1.6 to 13)	5.6 (1.6 to 13)	5.6 (1.6 to 13)	5.6 (1.6 to 13)	5.6 (1.6 to 13)	5.6 (1.6 to 13)	5.6 (1.6 to 13)	5.6 (1.6 to 13)	5.6 (1.6 to 13)	5.6 (1.6 to 13)	6,300
Syphilis	2,100 (667 to 7,590)	1,000 (445 to 3,200)	1,000 (373 to 2,900)	400 (119 to 1,190)	294 (88 to 868)	13.4 (3 to 42)	2.6 (0 to 9)	10.4 (2 to 33)	21.2 (5 to 67)	29.4 (8 to 87)	22.2 (6 to 66)	19.9 (4 to 59)	17.6 (3 to 52)	4.9 (0 to 15)	5.6 (1 to 16)	5.6 (1 to 16)	5.6 (1 to 16)	5.6 (1 to 16)	5.6 (1 to 16)	5.6 (1 to 16)	5.6 (1 to 16)	5.6 (1 to 16)	6,200
Chlamydial infection	0 (0 to 0)	0 (0 to 0)	0 (0 to 0)	0 (0 to 0)	0 (0 to 0)	0 (0 to 0)	0 (0 to 0)	0 (1.1 to 4)	0 (0 to 0)	0 (0 to 0)	0 (0 to 0)	0 (0 to 0)	0 (0 to 0)	0 (0 to 0)	0 (0 to 0)	0 (0 to 0)	0 (0 to 0)	0 (0 to 0)	0 (0 to 0)	0 (0 to 0)	0 (0 to 0)	0 (0 to 0)	0 (0 to 0)	119
Gonococcal infection	0 (0 to 0)	0 (0 to 0)	0 (0 to 0)	0 (0 to 0)	0 (0 to 0)	0 (0 to 0)	0 (1.1 to 4)	0 (0 to 0)	0 (0 to 0)	0 (0 to 0)	0 (0 to 0)	0 (0 to 0)	0 (0 to 0)	0 (0 to 0)	0 (0 to 0)	0 (0 to 0)	0 (0 to 0)	0 (0 to 0)	0 (0 to 0)	0 (0 to 0)	0 (0 to 0)	0 (0 to 0)	0 (0 to 0)	99.6
Trichomoniasis	0 (0 to 0)	0 (0 to 0)	0 (0 to 0)	0 (0 to 0)	0 (0 to 0)	0 (0 to 0)	0 (0 to 0)	0 (0 to 0)	0 (0 to 0)	0 (0 to 0)	0 (0 to 0)	0 (0 to 0)	0 (0 to 0)	0 (0 to 0)	0 (0 to 0)	0 (0 to 0)	0 (0 to 0)	0 (0 to 0)	0 (0 to 0)	0 (0 to 0)	0 (0 to 0)	0 (0 to 0)	0 (0 to 0)	0
Genital herpes	0 (0 to 0)	0 (0 to 0)	0 (0 to 0)	0 (0 to 0)	0 (0 to 0)	0 (0 to 0)	0 (0 to 0)	0 (0 to 0)	0 (0 to 0)	0 (0 to 0)	0 (0 to 0)	0 (0 to 0)	0 (0 to 0)	0 (0 to 0)	0 (0 to 0)	0 (0 to 0)	0 (0 to 0)	0 (0 to 0)	0 (0 to 0)	0 (0 to 0)	0 (0 to 0)	0 (0 to 0)	0 (0 to 0)	131
Other sexually transmitted infections	0 (0 to 0)	0 (0 to 0)	0 (0 to 0)	0 (0 to 0)	0 (0 to 0)	0 (0 to 0)	7.6 (2 to 19)	23.6 (6 to 59)	29 (7 to 72)	39 (10 to 97)	23.4 (6 to 57)	15.9 (4 to 39)	12.9 (3 to 31)	6.1 (1 to 15)	1.9 (0 to 5)	0.2 (0 to 1)	0.2 (0 to 1)	0.2 (0 to 1)	0.2 (0 to 1)	0.2 (0 to 1)	0.2 (0 to 1)	0.2 (0 to 1)	192
Respiratory infections and tuberculosis	1,200 (611 to 2,040)	1,600 (820 to 2,560)	1,600 (820 to 2,560)	1,200 (611 to 2,040)	1,200 (611 to 2,040)	1,200 (611 to 2,040)	1,200 (1,200 to 2,040)	1,200 (611 to 2,040)	1,200 (1,200 to 2,040)	1,200 (611 to 2,040)	1,200 (1,200 to 2,040)	1,200 (1,200 to 2,040)	1,200 (1,200 to 2,040)	1,200 (1,200 to 2,040)	1,200 (1,200 to 2,040)	1,200 (1,200 to 2,040)	1,200 (1,200 to 2,040)	1,200 (1,200 to 2,040)	1,200 (1,200 to 2,040)	1,200 (1,200 to 2,040)	1,200 (1,200 to 2,040)	1,200 (1,200 to 2,040)	75,600
Tuberculosis	1,200 (611 to 2,040)	1,600 (820 to 2,560)	1,600 (820 to 2,560)	1,200 (611 to 2,040)	1,200 (611 to 2,040)	1,200 (611 to 2,040)	1,200 (1,200 to 2,040)	1,200 (611 to 2,040)	1,200 (1,200 to 2,040)	1,200 (611 to 2,040)	1,200 (1,200 to 2,040)	1,200 (1,200 to 2,040)	1,200 (1,200 to 2,040)	1,200 (1,200 to 2,040)	1,200 (1,200 to 2,040)	1,200 (1,200 to 2,040)	1,200 (1,200 to 2,040)	1,200 (1,200 to 2,040)	1,200 (1,200 to 2,040)	1,200 (1,200 to 2,040)	1,200 (1,200 to 2,040)	1,200 (1,200 to 2,040)	75,600
Latent tuberculosis infection	0 (0 to 0)	0 (0 to 0)	0 (0 to 0)	0 (0 to 0)	0 (0 to 0)	0 (0 to 0)	0 (0 to 0)	0 (0 to 0)	0 (0 to 0)	0 (0 to 0)	0 (0 to 0)	0 (0 to 0)	0 (0 to 0)	0 (0 to 0)	0 (0 to 0)	0 (0 to 0)	0 (0 to 0)	0 (0 to 0)	0 (0 to 0)	0 (0 to 0)	0 (0 to 0)	0 (0 to 0)	0 (0 to 0)	0
Drug-susceptible tuberculosis	1,200 (611 to 2,040)	1,600 (820 to 2,560)	1,600 (820 to 2,560)	1,200 (611 to 2,040)	1,200 (611 to 2,040)	1,200 (611 to 2,040)	1,200 (1,200 to 2,040)	1,200 (611 to 2,040)	1,200 (1,200 to 2,040)	1,200 (611 to 2,040)	1,200 (1,200 to 2,040)	1,200 (1,200 to 2,040)	1,200 (1,200 to 2,040)	1,200 (1,200 to 2,040)	1,200 (1,200 to 2,040)	1,200 (1,200 to 2,040)	1,200 (1,200 to 2,040)	1,200 (1,200 to 2,040)	1,200 (1,200 to 2,040)	1,200 (1,200 to 2,040)	1,200 (1,200 to 2,040)	1,200 (1,200 to 2,040)	75,600
Multidrug-resistant tuberculosis without extensive drug-re	0 (0 to 0)	0 (0 to 0)	0 (0 to 0)	0 (0 to 0)	0 (0 to 0)	0 (0 to 0)	0 (0 to 0)	0 (0 to 0)	0 (0 to 0)	0 (0 to 0)	0 (0 to 0)	0 (0 to 0)	0 (0 to 0)	0 (0 to 0)	0 (0 to 0)	0 (0 to 0)	0 (0 to 0)	0 (0 to 0)	0 (0 to 0)	0 (0 to 0)	0 (0 to 0)	0 (0 to 0)	0 (0 to 0)	651
Extensively drug-resistant tuberculosis	0 (0 to 0)	0 (0 to 0)	1.8 (0 to 5)	0.6 (0 to 2)	0.6 (0 to 2)	0.6 (0 to 2)	0.6 (0 to 2)	1.6 (0.1 to 4)	0.6 (0 to 2)	0.6 (0 to 2)	0.6 (0 to 2)	0.6 (0 to 2)	0.6 (0 to 2)	0.6 (0 to 2)	0.6 (0 to 2)	0.6 (0 to 2)	0.6 (0 to 2)	0.6 (0 to 2)	0.6 (0 to 2)	0.6 (0 to 2)	0.6 (0 to 2)	0.6 (0 to 2)	79.5
Lower respiratory infections	1,200 (611 to 2,040)	1,600 (820 to 2,560)	1,600 (820 to 2,560)	1,200 (611 to 2,040)	637 (324 to 1,080)	1,200 (611 to 2,040)	1,200 (1,200 to 2,040)	1,200 (611 to 2,040)	1,200 (1,200 to 2,040)	1,200 (611 to 2,040)	1,200 (1,200 to 2,040)	1,200 (1,200 to 2,040)	1,200 (1,200 to 2,040)	1,200 (1,200 to 2,040)	1,200 (1,200 to 2,040)	1,200 (1,200 to 2,040)	1,200 (1,200 to 2,040)	1,200 (1,200 to 2,040)	1,200 (1,200 to 2,040)	1,200 (1,200 to 2,040)	1,200 (1,200 to 2,040)	1,200 (1,200 to 2,040)	75,600
Upper respiratory infections	0 (0.4 to 1.2)	0 (0.5 to 7.5)	227 (49 to 140)	368 (77 to 902)	227 (48 to 557)	458 (242 to 747)	278 (278 to 714)	114 (267 to 668)	0 (191 to 611)	0 (777 to 539)	0 (165 to 520)	0 (192 to 529)	0 (192 to 486)	0 (120 to 399)	0 (101 to 306)	0 (79.7 to 233)	0 (89.5 to 193)	0 (21.5 to 69.9)	0 (9.2 to 39.2)	0 (2.7 to 9.6)	0 (0.6 to 2.4)	0 (0.2 to 0.5)	4,090
Otitis media	0.4 (0.1 to 1.2)	0 (0.1 to 0.6)	12 (6.4 to 31.7)	0.6 (0.2 to 1.6)	0.6 (0.2 to 1.6)	0.6 (0.2 to 1.6)	198 (78.5 to 293)	0.6 (0.2 to 1.6)	0.6 (0.2 to 1.6)	0.6 (0.2 to 1.6)	0.6 (0.2 to 1.6)	0.6 (0.2 to 1.6)	0.6 (0.2 to 1.6)	0.6 (0.2 to 1.6)	0.6 (0.2 to 1.6)	0.6 (0.2 to 1.6)	0.6 (0.2 to 1.6)	0.6 (0.2 to 1.6)	0.6 (0.2 to 1.6)	0.6 (0.2 to 1.6)	0.6 (0.2 to 1.6)	0.6 (0.2 to 1.6)	1,490
Enteric infections	1,400 (1,000 to 1,800)	252 (182 to 3,200)	1,200 (1,000 to 1,400)	1,700 (1,200 to 2,100)	2,000 (1,600 to 2,200)	2,000 (1,600 to 2,200)	2,000 (1,600 to 2,200)	2,000 (1,600 to 2,200)	2,000 (1,600 to 2,200)	1,900 (1,600 to 2,200)	1,900 (1,600 to 2,200)	1,800 (1,500 to 2,200)	1,600 (1,300 to 2,000)	1,400 (1,100 to 1,800)	1,200 (1,000 to 1,600)	1,000 (800 to 1,300)	1,000 (800 to 1,300)	1,000 (800 to 1,300)	1,000 (800 to 1,300)	1,000 (800 to 1,300)	1,000 (800 to 1,300)	1,000 (800 to 1,300)	89,100 (72,900 to 106,000)
Diarrheal diseases	1,400 (1,000 to 1,800)	252 (182 to 3,200)	1,200 (1,000 to 1,400)	1,700 (1,200 to 2,100)	2,000 (1,600 to 2,200)	2,000 (1,600 to 2,200)	2,000 (1,600 to 2,200)	2,000 (1,600 to 2,200)	2,000 (1,600 to 2,200)	1,900 (1,600 to 2,200)	1,900 (1,600 to 2,200)	1,800 (1,500 to 2,200)	1,600 (1,300 to 2,000)	1,400 (1,100 to 1,800)	1,200 (1,000 to 1,600)	1,000 (800 to 1,300)	1,000 (800 to 1,300)	1,000 (800 to 1,300)	1,000 (800 to 1,300)	1,000 (800 to 1,300)	1,000 (800 to 1,300)	1,000 (800 to 1,300)	89,100 (72,900 to 106,000)
Typhoid and paratyphoid	0 (0 to 0)	0 (0 to 0)	0 (0 to 1.3)	0 (0 to 1.600)	0 (0 to 1.600)	0 (0 to 1.600)	0 (0 to 1.600)	0 (0 to 1.600)	0 (0 to 1.600)	0 (0 to 1.600)	0 (0 to 1.600)	0 (0 to 1.600)	0 (0 to 1.600)	0 (0 to 1.600)	0 (0 to 1.600)	0 (0 to 1.600)	0 (0 to 1.600)	0 (0 to 1.600)	0 (0 to 1.600)	0 (0 to 1.600)	0 (0 to 1.600)	0 (0 to 1.600)	7,600
Typhoid fever	0 (0 to 0)	0 (0 to 1.1)	0.7 (0 to 1.1)	609 (0 to 1,900)	1,900 (0 to 1,900)	1,900 (0 to 1,900)	1,782 (727 to 3,200)	1,900 (0 to 1,900)	1,900 (0 to 1,900)	667 (0 to 1,900)	333 (0 to 1,900)	190 (0 to 1,900)	134 (0 to 1,900)	95 (0 to 1,900)	122 (0 to 1,900)	160 (0 to 1,900)	214 (0 to 1,900)	267 (0 to 1,900)	307 (0 to 1,900)	321 (0 to 1,900)	341 (0 to 1,900)	1.3 (0 to 2.3)	7,410
Paratyphoid fever	0 (0 to 0)	0 (0 to 0)	0.3 (0 to 0.6)	264 (0 to 1,200)	904 (0 to 1,200)	101 (0 to 1,200)	224 (0 to 1,200)	824 (0 to 1,200)	0 (0 to 1,200)	0 (0 to 1,200)	0 (0 to 1,200)	0 (0 to 1,200)	0 (0 to 1,200)	0 (0 to 1,200)	0 (0 to 1,200)	0 (0 to 1,200)	0 (0 to 1,200)	0 (0 to 1,200)	0 (0 to 1,200)	0 (0 to 1,200)	0 (0 to 1,200)	0 (0 to 1,200)	671
Invasive Non-typhoidal Salmonella (iNTS)	1.8 (0 to 5)	1.8 (0 to 5.3)	1.8 (0 to 5.3)	1.8 (0 to 5.3



G6PD deficiency	1.2 (0.9 to 2.0)	0.8 (0.3 to 1.4)	3.7 (1.6 to 7.4)	8 (3.9 to 13.1)	10.0 (5 to 17)	14.9 (8.4 to 27.1)	39.7 (19.2 to 72.2)	49.2 (27.1 to 89.7)	29.4 (16.7 to 51.6)	29.2 (11.6 to 63.6)	24 (11 to 49)	29.6 (12.9 to 63.4)	25.5 (12.7 to 49.6)	33.7 (19.6 to 62.3)	39.5 (17.9 to 89.4)	28.9 (14 to 62.3)	20.6 (9.4 to 39.4)	9.9 (4.6 to 18.4)	4.4 (2.1 to 7.8)	1.9 (0.7 to 2.9)	0.9 (0.2 to 2.0)	0.1 (0 to 0.2)	0 (0 to 0)	386
G6PD trait	0 (0 to 0)	0 (0 to 0)	0 (0 to 0)

SB Table 2x. Bandke-Bellfund Islands DALYS by cause and sex group for males with 95% uncertainty intervals, 2019

Cause	Early Neonatal	Late Neonatal	Post Neonatal	1 to 5	6 to 9	10 to 14	15 to 19	20 to 24	25 to 29	30 to 34	35 to 39	40 to 44	45 to 49	50 to 54	55 to 59	60 to 64	65 to 69	70 to 74	75 to 79	80 to 84	85 to 89	90 to 94	95 plus	Total
All causes	13,489 (12,868 to 14,093)	2,992 (2,270 to 3,800)	7,799 (6,459 to 11,200)	9,995 (9,365 to 10,656)	6,966 (6,243 to 8,790)	6,239 (5,299 to 8,289)	6,999 (5,720 to 10,705)	11,438 (7,956 to 16,369)	11,438 (8,793 to 16,150)	11,438 (10,600 to 12,356)	13,150 (12,291 to 14,060)	15,662 (14,809 to 16,558)	20,700 (19,801 to 21,600)	22,269 (19,260 to 25,406)	23,992 (19,261 to 28,939)	27,150 (23,115 to 31,313)	31,626 (26,884 to 36,499)	37,109 (31,870 to 42,858)	43,729 (36,459 to 51,726)	48,520 (38,725 to 59,227)	49,186 (37,191 to 62,127)	16 (16 to 16)	342,000 (341,000 to 343,000)
Communicable, maternal, neonatal, and nutritional diseases	11,769 (9,333 to 14,302)	2,770 (1,660 to 3,796)	5,158 (3,370 to 7,256)	3,760 (2,900 to 4,760)	1,870 (1,382 to 2,500)	1,320 (1,000 to 1,840)	1,490 (1,050 to 2,100)	1,900 (1,370 to 2,530)	2,290 (1,670 to 3,030)	2,610 (1,840 to 3,600)	2,760 (1,900 to 3,810)	2,930 (1,780 to 4,070)	3,150 (1,760 to 4,670)	3,760 (1,920 to 5,110)	3,990 (1,970 to 5,600)	3,760 (1,810 to 5,270)	3,820 (1,660 to 5,210)	3,660 (1,560 to 5,060)	3,660 (1,560 to 5,060)	2,970 (1,260 to 4,110)	297 (126 to 427)	103 (44 to 147)	84,1 (51,1 to 39,9)	61,802
HIV/AIDS and sexually transmitted infections	671 (166 to 1,220)	262 (66,1 to 482)	372 (197 to 564)	294 (117 to 507)	37,4 (26,9 to 50,1)	21,6 (16,6 to 28,1)	86,9 (66,3 to 104)	282 (202 to 384)	481 (366 to 622)	645 (490 to 850)	470 (345 to 613)	339 (247 to 466)	198 (141 to 270)	87,9 (64,9 to 121)	28,9 (19,3 to 41,4)	8,1 (4,1 to 13)	6,3 (2,6 to 9,6)	1,2 (0,5 to 1,7)	0,7 (0,3 to 1,1)	0,3 (0,2 to 0,4)	0,1 (0,1 to 0,2)	0 (0 to 0)	3,990
HIV/AIDS	0 (0 to 0)	0 (0 to 0)	61,4 (23,4 to 114)	282 (107 to 524)	33,6 (12,8 to 62,4)	19,9 (7,57 to 36,2)	77,5 (29,5 to 141)	239 (90,9 to 436)	449 (171 to 818)	626 (238 to 1,140)	454 (173 to 827)	332 (126 to 604)	192 (73,1 to 350)	85,4 (32,5 to 156)	28,1 (10,7 to 51,2)	8,1 (3,1 to 14,8)	6,3 (2,4 to 11,5)	3,6 (1,4 to 6,6)	0,6 (0,2 to 1,2)	0,2 (0,1 to 0,4)	0,1 (0,1 to 0,2)	0 (0 to 0)	2,790
HIV/AIDS - Drug-susceptible Tuberculosis	0 (0 to 0)	0 (0 to 0)	27,6 (10,5 to 51,1)	126 (48,2 to 235)	11,4 (4,34 to 21,2)	6,73 (2,57 to 12,5)	26,2 (9,98 to 48,8)	81 (30,8 to 150)	152 (57,9 to 282)	212 (80,7 to 393)	153 (58,4 to 285)	112 (42,8 to 209)	64,9 (24,7 to 121)	28,9 (11 to 53,8)	9,51 (3,62 to 17,7)	2,74 (1,04 to 5,1)	2,13 (0,81 to 3,96)	1,21 (0,46 to 2,25)	0,2 (0,1 to 0,4)	0,1 (0 to 0,1)	0 (0 to 0)	0 (0 to 0)	1,420
HIV/AIDS - Multidrug-resistant Tuberculosis without extensive drug-resistance	0 (0 to 0)	0 (0 to 0)	2,3 (0,9 to 3,9)	1,4 (0,6 to 2,5)	0,1 (0 to 0,1)	0,1 (0 to 0,1)	0,4 (0,1 to 0,8)	1,1 (0,4 to 2,1)	1,9 (0,7 to 3,6)	2,6 (1,1 to 4,7)	1,9 (0,8 to 3,5)	1,4 (0,6 to 2,6)	0,8 (0,3 to 1,5)	0,4 (0,2 to 0,7)	0,1 (0 to 0,2)	0 (0 to 0,1)	0 (0 to 0)	0 (0 to 0)	0 (0 to 0)	0 (0 to 0)	0 (0 to 0)	0 (0 to 0)	13
HIV/AIDS - Extensively drug-resistant Tuberculosis	0 (0 to 0)	0 (0 to 0)	0,1 (0 to 0,1)	0,5 (0 to 0,9)	0,1 (0 to 0,2)	0,1 (0 to 0,1)	0,3 (0 to 0,6)	0,9 (0 to 1,7)	1,5 (0,6 to 2,8)	2,1 (0,9 to 3,8)	1,5 (0,6 to 2,8)	1,1 (0,4 to 2,1)	0,6 (0,2 to 1,2)	0,3 (0,1 to 0,6)	0,1 (0 to 0,2)	0 (0 to 0,1)	0 (0 to 0)	0 (0 to 0)	0 (0 to 0)	0 (0 to 0)	0 (0 to 0)	0 (0 to 0)	2,3
HIV/AIDS resulting in other diseases	0 (0 to 0)	0 (0 to 0)	155 (122 to 192)	0,7 (0,3 to 1,3)	0,7 (0,3 to 1,3)	0,7 (0,3 to 1,3)	2,9 (1,2 to 5,1)	9,1 (3,8 to 16)	15,1 (6,3 to 26,5)	20,2 (8,5 to 35,4)	15,1 (6,3 to 26,5)	10,7 (4,5 to 18,8)	6,1 (2,5 to 10,7)	2,7 (1,1 to 4,8)	0,9 (0,4 to 1,7)	0,3 (0,1 to 0,6)	0,2 (0,1 to 0,4)	0,1 (0 to 0,2)	0,1 (0 to 0,1)	0 (0 to 0,1)	0 (0 to 0)	0 (0 to 0)	1,320
Sexually transmitted infections excluding HIV	671 (166 to 1,220)	262 (66,1 to 482)	310 (77,1 to 539)	168 (41,7 to 294)	3,8 (0,9 to 6,6)	0,7 (0,2 to 1,2)	2,1 (0,5 to 3,6)	1,6 (0,4 to 2,8)	2,1 (0,5 to 3,7)	1,6 (0,4 to 2,8)	0,7 (0,2 to 1,2)	0,4 (0,1 to 0,7)	0,2 (0,1 to 0,4)	0,1 (0 to 0,2)	0 (0 to 0,1)	0 (0 to 0)	0 (0 to 0)	0 (0 to 0)	0 (0 to 0)	0 (0 to 0)	0 (0 to 0)	0 (0 to 0)	1,090
Syphilis	0 (0 to 0)	0 (0 to 0)	0 (0 to 0)	0 (0 to 0)	0 (0 to 0)	0 (0 to 0)	0 (0 to 0)	0,4 (0,1 to 0,8)	0,8 (0,2 to 1,5)	1,1 (0,3 to 2,1)	0,8 (0,2 to 1,5)	0,6 (0,2 to 1,1)	0,3 (0,1 to 0,6)	0,2 (0,1 to 0,4)	0,1 (0 to 0,2)	0 (0 to 0,1)	0 (0 to 0)	0 (0 to 0)	0 (0 to 0)	0 (0 to 0)	0 (0 to 0)	0 (0 to 0)	0 (0 to 0)	0
Chlamydial infection	0 (0 to 0)	0 (0 to 0)	0 (0 to 0)	0 (0 to 0)	0 (0 to 0)	0 (0 to 0)	0 (0 to 0)	0,4 (0,1 to 0,8)	0,8 (0,2 to 1,5)	1,1 (0,3 to 2,1)	0,8 (0,2 to 1,5)	0,6 (0,2 to 1,1)	0,3 (0,1 to 0,6)	0,2 (0,1 to 0,4)	0,1 (0 to 0,2)	0 (0 to 0,1)	0 (0 to 0)	0 (0 to 0)	0 (0 to 0)	0 (0 to 0)	0 (0 to 0)	0 (0 to 0)	0 (0 to 0)	0
Gonococcal infection	0 (0 to 0)	0 (0 to 0)	0 (0 to 0)	0 (0 to 0)	0 (0 to 0)	0 (0 to 0)	0 (0 to 0)	0,4 (0,1 to 0,8)	0,8 (0,2 to 1,5)	1,1 (0,3 to 2,1)	0,8 (0,2 to 1,5)	0,6 (0,2 to 1,1)	0,3 (0,1 to 0,6)	0,2 (0,1 to 0,4)	0,1 (0 to 0,2)	0 (0 to 0,1)	0 (0 to 0)	0 (0 to 0)	0 (0 to 0)	0 (0 to 0)	0 (0 to 0)	0 (0 to 0)	0 (0 to 0)	0
Trichomoniasis	0 (0 to 0)	0 (0 to 0)	0 (0 to 0)	0 (0 to 0)	0 (0 to 0)	0 (0 to 0)	0 (0 to 0)	0,4 (0,1 to 0,8)	0,8 (0,2 to 1,5)	1,1 (0,3 to 2,1)	0,8 (0,2 to 1,5)	0,6 (0,2 to 1,1)	0,3 (0,1 to 0,6)	0,2 (0,1 to 0,4)	0,1 (0 to 0,2)	0 (0 to 0,1)	0 (0 to 0)	0 (0 to 0)	0 (0 to 0)	0 (0 to 0)	0 (0 to 0)	0 (0 to 0)	0 (0 to 0)	2,4
Genital herpes	0 (0 to 0)	0 (0 to 0)	0 (0 to 0)	0 (0 to 0)	0 (0 to 0)	0 (0 to 0)	0 (0 to 0)	0,4 (0,1 to 0,8)	0,8 (0,2 to 1,5)	1,1 (0,3 to 2,1)	0,8 (0,2 to 1,5)	0,6 (0,2 to 1,1)	0,3 (0,1 to 0,6)	0,2 (0,1 to 0,4)	0,1 (0 to 0,2)	0 (0 to 0,1)	0 (0 to 0)	0 (0 to 0)	0 (0 to 0)	0 (0 to 0)	0 (0 to 0)	0 (0 to 0)	0 (0 to 0)	232
Other sexually transmitted infections	0 (0 to 0)	0 (0 to 0)	155 (122 to 192)	0,7 (0,3 to 1,3)	0,7 (0,3 to 1,3)	0,7 (0,3 to 1,3)	2,9 (1,2 to 5,1)	9,1 (3,8 to 16)	15,1 (6,3 to 26,5)	20,2 (8,5 to 35,4)	15,1 (6,3 to 26,5)	10,7 (4,5 to 18,8)	6,1 (2,5 to 10,7)	2,7 (1,1 to 4,8)	0,9 (0,4 to 1,7)	0,3 (0,1 to 0,6)	0,2 (0,1 to 0,4)	0,1 (0 to 0,2)	0,1 (0 to 0,1)	0 (0 to 0,1)	0 (0 to 0)	0 (0 to 0)	294
Respiratory infections and tuberculosis	196 (101 to 309)	233 (117 to 429)	1,786 (969 to 2,940)	626 (398 to 1,060)	222 (120 to 368)	366 (243 to 561)	372 (249 to 539)	366 (247 to 546)	1,170 (668 to 1,980)	1,280 (690 to 2,130)	1,280 (690 to 2,130)	1,280 (690 to 2,130)	1,170 (632 to 1,950)	1,170 (705 to 1,950)	1,220 (705 to 1,950)	1,280 (705 to 1,950)	1,280 (705 to 1,950)	1,220 (650 to 1,950)	1,220 (650 to 1,950)	1,280 (687 to 1,970)	409 (196 to 629)	43,6 (18,9 to 67,1)	17,900
Tuberculosis	0 (0 to 0)	0 (0 to 0)	1,490 (931 to 2,590)	626 (403 to 1,060)	222 (139 to 368)	366 (243 to 561)	372 (249 to 539)	366 (247 to 546)	1,170 (668 to 1,980)	1,280 (690 to 2,130)	1,280 (690 to 2,130)	1,280 (690 to 2,130)	1,170 (632 to 1,950)	1,170 (705 to 1,950)	1,220 (705 to 1,950)	1,280 (705 to 1,950)	1,280 (705 to 1,950)	1,220 (650 to 1,950)	1,220 (650 to 1,950)	1,280 (687 to 1,970)	409 (196 to 629)	43,6 (18,9 to 67,1)	17,900
Latent tuberculosis infection	0 (0 to 0)	0 (0 to 0)	296 (191 to 488)	626 (403 to 1,060)	222 (139 to 368)	366 (243 to 561)	372 (249 to 539)	366 (247 to 546)	1,170 (668 to 1,980)	1,280 (690 to 2,130)	1,280 (690 to 2,130)	1,280 (690 to 2,130)	1,170 (632 to 1,950)	1,170 (705 to 1,950)	1,220 (705 to 1,950)	1,280 (705 to 1,950)	1,280 (705 to 1,950)	1,220 (650 to 1,950)	1,220 (650 to 1,950)	1,280 (687 to 1,970)	409 (196 to 629)	43,6 (18,9 to 67,1)	17,900
Drug-susceptible Tuberculosis	0 (0 to 0)	0 (0 to 0)	1,490 (931 to 2,590)	626 (403 to 1,060)	222 (139 to 368)	366 (243 to 561)	372 (249 to 539)	366 (247 to 546)	1,170 (668 to 1,980)	1,280 (690 to 2,130)	1,280 (690 to 2,130)	1,280 (690 to 2,130)	1,170 (632 to 1,950)	1,170 (705 to 1,950)	1,220 (705 to 1,950)	1,280 (705 to 1,950)	1,280 (705 to 1,950)	1,220 (650 to 1,950)	1,220 (650 to 1,950)	1,280 (687 to 1,970)	409 (196 to 629)	43,6 (18,9 to 67,1)	17,900
Multidrug-resistant tuberculosis without extensive drug-resistance	0 (0 to 0)	0 (0 to 0)	1,9 (0,9 to 3,1)	1,6 (0,6 to 2,6)	1,4 (0,6 to 2,3)	0,9 (0,4 to 1,5)	2,5 (1,1 to 4,1)	6,1 (2,7 to 10)	7,9 (3,5 to 13)	9,3 (4,1 to 15,4)	6,9 (3,1 to 11,4)	5,1 (2,3 to 8,4)	2,9 (1,3 to 4,8)	1,3 (0,6 to 2,2)	0,4 (0,2 to 0,7)	0,2 (0,1 to 0,3)	0,1 (0 to 0,2)	0,1 (0 to 0,1)	0 (0 to 0)	0 (0 to 0)	0 (0 to 0)	0 (0 to 0)	227
Extensively drug-resistant tuberculosis	0 (0 to 0)	0 (0 to 0)	0,4 (0,2 to 0,6)	0,3 (0,1 to 0,5)	0,3 (0,1 to 0,4)	0,2 (0,1 to 0,3)	0,5 (0,2 to 0,8)	1,1 (0,5 to 1,8)	1,5 (0,6 to 2,5)	1,8 (0,8 to 3)	1,3 (0,6 to 2,2)	1 (0,4 to 1,7)	0,6 (0,2 to 1)	0,2 (0,1 to 0,4)	0,1 (0 to 0,2)	0 (0 to 0,1)	0 (0 to 0)	0 (0 to 0)	0 (0 to 0)	0 (0 to 0)	0 (0 to 0)	0 (0 to 0)	19,6
Lower respiratory infections	196 (101 to 309)	233 (117 to 429)	1,928 (1,150 to 3,450)	626 (322 to 1,060)	127 (67,9 to 239)	79,1 (37,4 to 151)	106 (50,4 to 210)	83,6 (37,1 to 173)	178 (82,1 to 372)	85,6 (37,1 to 184)	62,9 (26,5 to 139)	43,9 (18,1 to 103)	23,7 (9,77 to 57,1)	11,2 (4,59 to 27,1)	4,61 (1,89 to 11,1)	2,13 (0,87 to 5,1)	1,07 (0,44 to 2,56)	0,6 (0,25 to 1,44)	0,3 (0,1 to 0,7)	0,1 (0,1 to 0,3)	0,1 (0 to 0,1)	0,1 (0 to 0,1)	6,086
Upper respiratory infections	0 (0 to 0)	0 (0 to 0)	194 (0 to 1,140)	0,4 (0 to 1,1)	94,3 (0 to 232)	79,5 (0 to 151)	72 (0 to 170)	83,5 (0 to 173)	178 (82,1 to 372)	85,6 (37,1 to 184)	62,9 (27,1 to 139)	43,9 (18,1 to 103)	23,7 (9,77 to 57,1)	11,2 (4,59 to 27,1)	4,61 (1,89 to 11,1)	2,13 (0,87 to 5,1)	1,07 (0,44 to 2,56)	0,6 (0,25 to 1,44)	0,3 (0,1 to 0,7)	0,1 (0,1 to 0,3)	0 (0 to 0,1)	0 (0 to 0,1)	792
Otitis media	0 (0 to 0,1)	0 (0 to 0,1)	1,734 (1,1 to 3,9)	625 (324 to 1,060)	126 (67,8 to 237)	78,9 (37,3 to 151)	106 (50,4 to 210)	83,5 (37,1 to 173)	178 (82,1 to 372)	85,6 (37,1 to 184)	62,9 (27,1 to 139)	43,9 (18,1 to 103)	23,7 (9,77 to 57,1)	11,2 (4,59 to 27,1)	4,61 (1,89 to 11,1)	2,13 (0,87 to 5,1)	1,07 (0,44 to 2,56)	0,6 (0,25 to 1,44)	0,3 (0,1 to 0,7)	0,1 (0,1 to 0,3)	0 (0 to 0,1)	0 (0 to 0,1)	234
Enteric infections	217 (134 to 641)	103 (64 to 311)	1,455 (965 to 2,740)	1,060 (688 to 1,790)	777 (522 to 972)	692 (270 to 785)	1,060 (784 to 1,530)	1,060 (716 to 1,610)	1,060 (714 to 1,590)	1,060 (723 to 1,620)	1,060 (729 to 1,620)	1,060 (727 to 1,620)	1,060 (727 to 1,620)	1,060 (729 to 1,620)	1,060 (729 to 1,620)	1,060 (729 to 1,620)	1,060 (729 to 1,620)	1,060 (729 to 1,620)	1,060 (729 to 1,620)	1,060 (729 to 1,620)	1,060 (729 to 1,620)	1,060 (729 to 1,620)	7,710
Diarrheal diseases	217 (134 to 641)	103 (64 to 310)	1,455 (965 to 2,740)	1,060 (688 to 1,790)	777 (522 to 972)	692 (270 to 785)	1,060 (784 to 1,530)	1,060 (716 to 1,610)	1,060 (714 to 1,590)	1,060 (723 to 1,620)	1,060 (729 to 1,620)	1,060 (727 to 1,620)	1,060 (727 to 1,620)	1,060 (729 to 1,620)	1,060 (729 to 1,620)	1,060 (729 to 1,620)	1,060 (729 to 1,620)	1,060 (729 to 1,620)	1,060 (729 to 1,620)	1,060 (729 to 1,620)	1,060 (729 to 1,620)	1,060 (729 to 1,620)	8,248
Typhoid and paratyphoid	0 (0 to 0)	0 (0 to 0,2)	0,7 (0,3 to 1,3)	0,7 (0,3 to 1,3)	0,7 (0,3 to 1,3)	0,7 (0,3 to 1,3)	2,9 (1,2 to 5,1)	9,1 (3,8 to 16)	15,1 (6,3 to 26,5)	20,2 (8,5 to 35,4)	15,1 (6,3 to 26,5)	10,7 (4,5 to 18,8)	6,1 (2,5 to 10,7)	2,7 (1,1 to 4,8)	0,9 (0,4 to 1,7)	0,3 (0,1 to 0,6)	0,2 (0,1 to 0,4)	0,1 (0 to 0,2)	0,1 (0 to 0,1)	0 (0 to 0,1)	0 (0 to 0)	0 (0 to 0)	19,6
Typhoid fever	0 (0 to 0)	0 (0 to 0,1)	0,6 (0,3 to 0,9)	0,6 (0,3 to 0,9)	0,6 (0,3 to 0,9)	0,6 (0,3 to 0,9)	2,5 (1,1 to 4,1)	8,1 (3,5 to 13)	13,5 (5,9 to 22)	18,1 (7,9 to 29,5)	13,5 (5,9 to 22)	9,6 (4,2 to 15,7)	5,4 (2,4 to 8,9)	2,4 (1,1 to 4)	0,8 (0,3 to 1,4)	0,3 (0,1 to 0,5)	0,2 (0,1 to 0,3)	0,1 (0 to 0,2)	0,1 (0 to 0,1)	0 (0 to 0,1)	0 (0 to 0)	0 (0 to 0)	16,9
Paratyphoid fever	0 (0 to 0)	0 (0 to 0)	0,2 (0,1 to 0,4)	0,1 (0 to 0,2)	0,1 (0 to 0,2)	0,1 (0 to 0,2)	0,4 (0,2 to 0,7)	1,1 (0,5 to 1,8)	1,8 (0,8 to 3)	2,3 (1 to 3,8)	1,8 (0,8 to 3)	1,3 (0,6 to 2,2)	0,7 (0,3 to 1,2)	0,3 (0,1 to 0,6)	0,1 (0 to 0,2)	0 (0 to 0,1)	0 (0 to 0)	0 (0 to 0)	0 (0 to 0)	0 (0 to 0)	0 (0 to 0)	0 (0 to 0)	2,3
Invasive Non-typhoidal Salmonella (iNTS)	0 (0 to 0)	0 (0 to 0)	0,1 (0 to 0,1)	0,1 (0 to 0,1)	0,1 (0 to 0,1)	0,1 (0 to 0,1)	0,4 (0,2 to 0,6)	1,1 (0,5 to 1,8)	1,8 (0,8 to 3)	2,3 (1 to 3,8)	1,8 (0,8 to 3)	1,3 (0,6 to 2,2)	0,7 (0,3 to 1,2)	0,3 (0,1 to 0,6)	0,1 (0 to 0,2)	0 (0 to 0,1)	0 (0 to 0)	0 (0 to 0)	0 (0 to 0)	0 (0 to 0)	0 (0 to 0)	0 (0 to 0)	2,3
Other intestinal infectious diseases	0 (0 to 0)	0 (0 to 0)	0,6 (0,3 to 0,9)	0,4 (0 to 0,6)	0,4 (0 to 0,6)	0,4 (0 to 0,6)	1,5 (0,7 to 2,5)	4,9 (2,2 to 8,1)	8,1 (3,8 to 13)	10,9 (5,1 to 17,8)	8,1 (3,8 to 13)	5,8 (2,7 to 9,5)	3,6 (1,7 to 5,9)	1,6 (0,7 to 2,7)	0,5 (0,2 to 0,9)	0,2 (0,1 to 0,3)	0,1 (0 to 0,2)	0,1 (0 to 0,1)	0 (0 to 0)	0 (0 to 0)	0 (0 to 0)	0 (0 to 0)	4,9
Neglected tropical diseases and malaria	0 (0 to 0)	0 (0 to 0)	29,6 (17,1 to 48,1)	17,6 (10,1 to 28,6)	16,4 (9,46 to 26,6)	16,4 (9,46 to 26,6)	16,4 (9,46 to 26,6)	16,4 (9,46 to 26,6)	16,4 (9,46 to 26,6)	16,4 (9,46 to 26,6)	16,4 (9,46 to 26,6)	16,4 (9,46 to 26,6)	16,4 (9,46 to 26,6)	16,4 (9,46 to 26,6)	16,4 (9,46 to 26,6)	16,4 (9,46 to 26,6)	16,4 (9,46 to 26,6)	16,4 (9,46 to 26,6)	16,4 (9,46 to 26,6)	16,4 (9,46 to 26,6)	16,4 (9,46 to 26,6)	16,4 (9,46 to 26,6)	1,180
Malaria	0 (0 to 0)	0 (0 to 0)	3,2 (0,9 to 6,3)	0,2 (0 to 0,9)	0,2 (0 to 0,9)	0,2 (0 to 0,9)	0,2 (0 to 0,9)	0,2 (0 to 0,9)	0,2 (0 to 0,9)	0,2 (0 to 0,9)	0,2 (0 to 0,9)	0,2 (0 to 0,9)	0,2 (0 to 0,9)	0,2 (0 to 0,9)	0,2 (0 to 0,9)	0,2 (0 to 0,9)	0,2 (0 to 0,9)	0,2 (0 to 0,9)	0,2 (0 to 0,9)	0,2 (0 to 0,9)	0,2 (0 to 0,9)	0,2 (0 to 0,9)	396
Chagas disease	0 (0 to 0)	0 (0 to 0)	0 (0 to 0)	0 (0 to 0)	0 (0 to 0)	0 (0 to 0)	0 (0 to 0)	0 (0 to 0)	0 (0 to 0)	0 (0 to 0)	0 (0 to 0)	0 (0 to 0)	0 (0 to 0)	0 (0 to 0)	0 (0 to 0)	0 (0 to 0)	0 (0 to 0)	0 (0 to 0)	0 (0 to 0)	0 (0 to 0)	0 (0 to 0)	0 (0 to 0)	0 (0 to 0)	0
Leishmaniasis	0 (0 to 0)	0 (0 to 0)	0 (0 to 0)	0 (0 to 0)	0 (0 to 0)	0 (0 to 0)	0 (0 to 0)	0 (0 to 0)	0 (0 to 0)	0 (0 to 0)	0 (0 to 0)	0 (0 to 0)	0 (0 to 0)	0 (0 to 0)	0 (0 to 0)	0 (0 to 0)	0 (0 to 0)	0 (0 to 0)	0 (0 to 0)	0 (0 to 0)	0 (0 to 0)	0 (0 to 0)	0 (0 to 0)	0
Visceral leishmaniasis	0 (0 to 0)	0 (0 to 0)	0 (0 to 0)	0 (0 to 0)	0 (0 to 0)	0 (0 to 0)	0 (0 to 0)	0 (0 to 0)	0 (0 to 0)	0 (0 to 0)	0 (0 to 0)	0 (0 to 0)	0 (0 to 0)	0 (0 to 0)	0 (0 to 0)	0 (0 to 0)	0 (0 to 0)	0 (0 to 0)	0 (0 to 0)	0 (0 to 0)	0 (0 to 0)	0 (0 to 0)	0 (0 to 0)	0
Cutaneous and mucocutaneous leishmaniasis	0 (0 to 0)	0 (0 to 0)	0 (0 to 0)	0 (0 to 0)	0 (0 to 0)	0 (0 to 0)	0 (0 to 0)	0 (0 to 0)	0 (0 to 0)	0 (0 to 0)	0 (0 to 0)	0 (0 to 0)	0 (0 to 0)	0 (0 to 0)	0 (0 to 0)	0 (0 to 0)	0 (0 to 0)	0 (0 to 0)	0 (0 to 0)	0 (0 to 0)	0 (0 to 0)	0 (0 to 0)	0 (0 to 0)	0
African trypanosomiasis	0 (0 to 0)	0 (0 to 0)	0 (0 to 0)	0 (0 to 0)	0 (0 to 0)	0 (0 to 0)	0 (0 to 0)	0 (0 to 0)	0 (0 to 0)	0 (0 to 0)	0 (0 to 0)	0 (0 to 0)	0 (0 to 0)	0 (0 to 0)	0 (0 to 0)	0 (0 to 0)	0 (0 to 0)	0 (0 to 0)	0 (0 to 0)	0 (0 to 0)	0 (0 to 0)	0 (0 to 0)	0 (0 to 0)	0
Schistosomiasis	0 (0 to 0)	0 (0 to 0)	0 (0 to 0)	0 (0 to 0)	0 (0 to 0)	0 (0 to 0)	0 (0 to 0)	0 (0 to 0)	0 (0 to 0)	0 (0 to 0)	0 (0 to 0)	0 (0 to 0)	0 (0 to 0)	0 (0 to 0)	0 (0 to 0)	0 (0 to 0)	0 (0 to 0)	0 (0 to 0)	0 (0 to 0)	0 (0 to 0)	0 (0 to 0)	0 (0 to 0)	0 (0 to 0)	0
Cysticercosis	0 (0 to 0)	0 (0 to 0)	0 (0 to 0)	0 (0 to 0)	0 (0 to 0)	0 (0 to 0)	0 (0 to 0)	0,4 (0,1 to 0,7)	0,8 (0,2 to 1,4)	1,1 (0,3 to 2)	0,8 (0,2 to 1,4)	0,6 (0,2 to 1,1)	0,3 (0,1 to 0,6)	0,2 (0,1 to 0,4)	0,1 (0 to 0,2)	0 (0 to 0,1)	0 (0 to 0)	0 (0 to 0)	0 (0 to 0)	0 (0 to 0)	0 (0 to 0)	0 (0 to 0)	2,1
Cystic echinococcosis	0 (0 to 0)	0 (0 to 0)	0,4 (0,2 to 0,6)	0,4 (0,2 to 0,6)	0,3 (0,1 to 0,5)	0,3 (0,1 to 0,5)	0,9 (0,4 to 1,5)	2,1 (0,9 to 3,6)	3,4 (1,5 to 5,7)	4,3 (1,9 to 7,3)	3,4 (1,5 to 5,7)	2,5 (1,1 to 4,2)	1,4 (0,6 to 2,4)	0,7 (0,3 to 1,1)	0,2 (0,1 to 0,4)	0,1 (0 to 0,2)	0 (0 to 0,1)	0 (0 to 0)	0 (0 to 0)	0 (0 to 0)	0 (0 to 0)	0 (0 to 0)	6,7
Lymphatic filariasis	0 (0 to 0)	0 (0 to 0)	0 (0 to 0)	0 (0 to 0)	0 (0 to 0)	0 (0 to 0)	0 (0 to 0)	0 (0 to 0)	0 (0 to 0)	0 (0 to 0)	0 (0 to 0)	0 (0 to 0)	0 (0 to 0)	0 (0 to 0)	0 (0 to 0)	0 (0 to 0)	0 (0 to 0)	0 (0 to 0)	0 (0 to 0)	0 (0 to 0)	0 (0 to 0)	0 (0 to 0)	0 (0 to 0)	0
Onchocerciasis	0 (0 to 0)	0 (0 to 0)	0 (0 to 0)	0 (0 to 0)	0 (0 to 0)	0 (0 to 0)	0 (0 to 0)	0 (0 to 0)	0 (0 to 0)	0 (0 to 0)	0 (0 to 0)	0 (0 to 0)	0 (0 to 0)	0 (0 to 0)	0 (0 to 0)	0 (0 to 0)	0 (0 to 0)	0 (0 to 0)	0 (0 to 0)	0 (0 to 0)	0 (0 to 0)	0 (0 to 0)	0 (0 to 0)	0
Trachoma	0 (0 to 0)	0 (0 to 0)	0 (0 to 0)	0 (0 to 0)	0 (0 to 0)	0 (0 to 0)	0 (0 to 0)	0 (0 to 0)	0 (0 to 0)	0 (0 to 0)	0 (0 to 0)	0 (0 to 0)	0 (0 to 0)	0 (0 to 0)	0 (0 to 0)	0 (0 to 0)	0 (0 to 0)	0 (0 to 0)	0 (0 to 0)	0 (0 to 0)	0 (0 to 0)	0 (0 to 0)	0 (0 to 0)	0
Dengue	2,6 (0 to 10,5)	2,6 (0 to 10,5)	22,7 (3,4 to 62)	60,4 (9,11 to 165)	29,2 (4,39 to 80)	29,6 (4,46 to 81,2)	27,9 (4,19 to 76,6)	19,7 (2,97 to 54,1)	19,7 (2,97 to 54,1)	13,1 (1,97 to 36)	13,1 (1,97 to 36)	13,1 (1,97 to 36)	6,6 (1,16 to 20)	6,6 (1,16 to 20)	2,6 (0,39 to 7,15)	1,7 (0,26 to 4,69)	1,7 (0,26 to 4,69)	1,7 (0,26 to 4,69)	0,7 (0,1 to 2)	0,7 (0,1 to 2)	0,3 (0,1 to 0,8)	0 (0 to 0)	330
Yellow fever	0 (0 to 0)	0 (0 to 0)	0 (0 to 0)	0 (0 to 0)	0 (0 to 0)	0 (0 to 0)	0 (0 to 0)	0 (0 to 0)	0 (0 to 0)	0 (0 to 0)	0 (0 to 0)	0 (0 to 0)	0 (0 to 0)	0 (0 to 0)	0 (0 to 0)	0 (0 to 0)	0 (0 to 0)	0 (0 to 0)	0 (0 to 0)	0 (0 to 0)	0 (0 to 0)	0 (0 to 0)	0 (0 to 0)	0
Rabies	0 (0 to 0)	0 (0 to 0)	0,4 (0,1 to 1,2)	0,4 (0,1 to 1,2)	0,4 (0,1 to 1,2)	0,4 (0,1 to 1,2)	1,6 (0,4 to 4,7)	0,2 (0 to 0,6)	0,2 (0 to 0,6)	0,1 (0 to 0,3)	0,2 (0 to 0,6)	0,2 (0 to 0,6)	0,1 (0 to 0,3)	0,1 (0 to 0,3)	0 (0 to 0,1)	0 (0 to 0,1)	0 (0 to 0)	0 (0 to 0)	0 (0 to 0)	0 (0 to 0)	0 (0 to 0)	0 (0 to 0)	0 (0 to 0)	118
Intestinal nematode infections	0 (0 to 0)	0 (0 to 0)	0,9 (0,1 to 2,7)	13,2 (3,69 to 31,7)	22 (6,19 to 49,1)	19,4 (5,42 to 42,1)	12,6 (3,54 to 27,3)	10,4 (2,91 to 22,6)	8,6 (2,41 to 18,6)	6,6 (1,84 to 14,3)	5,1 (1,43 to 11,1)	3,8 (1,06 to 8,24)	2,7 (0,76 to 5,86)	1,5 (0,41 to 3,26)	0,6 (0,17 to 1,3)	0,2 (0,1 to 0,5)	0,1 (0 to 0,3)	0,1 (0 to 0,2)	0 (0 to 0,1)	0 (0 to 0,1)	0 (0 to 0)	0 (0 to 0)	124
Ascariasis	0 (0 to 0)	0 (0 to 0)	0,6 (0,1 to 1,8)	9,7





SR Table 2a: Riau Islands DALYS by cause and age group for males with 95% uncertainty intervals, 2019

Cause	Early Neonatal	Late Neonatal	Post Neonatal	1 to 4	5 to 9	10 to 14	15 to 19	20 to 24	25 to 29	30 to 34	35 to 39	40 to 44	45 to 49	50 to 54	55 to 59	60 to 64	65 to 69	70 to 74	75 to 79	80 to 84	85 to 89	90 to 94	95 plus	Total
All causes	14,000 (12,300 to 21,000)	2,200 (2,070 to 4,600)	4,900 (4,610 to 14,200)	16,000 (14,400 to 22,600)	5,900 (5,300 to 8,710)	4,900 (4,660 to 7,200)	5,900 (5,600 to 9,200)	8,200 (8,000 to 14,500)	9,900 (7,130 to 11,000)	11,000 (10,200 to 16,400)	12,000 (11,000 to 17,900)	13,000 (12,000 to 20,300)	17,000 (13,400 to 31,900)	20,000 (13,300 to 31,200)	21,000 (15,900 to 32,000)	21,000 (17,400 to 34,700)	20,000 (15,800 to 31,000)	19,000 (14,700 to 30,600)	16,000 (12,200 to 26,300)	12,000 (9,380 to 18,400)	6,900 (5,770 to 11,600)	2,900 (2,660 to 5,040)	1,000 (1,160 to 1,710)	202,000 (183,000 to 274,000)
Communicable, maternal, neonatal, and nutritional diseases	14,600 (12,700 to 18,000)	2,000 (2,060 to 3,780)	4,000 (4,060 to 9,780)	6,000 (4,700 to 7,410)	2,700 (2,700 to 3,660)	1,300 (1,190 to 1,990)	1,200 (1,070 to 2,060)	1,400 (1,270 to 2,290)	1,700 (1,200 to 2,260)	1,900 (1,460 to 2,690)	2,200 (1,710 to 3,990)	2,500 (1,870 to 4,220)	3,000 (1,970 to 6,770)	3,900 (2,040 to 6,220)	4,000 (2,260 to 7,220)	3,900 (2,260 to 7,080)	3,400 (1,940 to 6,210)	3,000 (1,720 to 5,600)	2,600 (1,560 to 4,660)	1,900 (1,160 to 3,270)	1,000 (669 to 1,940)	400 (264 to 776)	53,400 (22.5 to 69.1)
HIV/AIDS and sexually transmitted infections	979 (290 to 2,250)	346 (107 to 749)	281 (87 to 691)	41.9 (12.4 to 107)	7.9 (2.4 to 19.4)	6.4 (2.0 to 15.7)	23.9 (7.5 to 57.9)	129 (39.4 to 314)	192 (59 to 461)	192 (59 to 461)	144 (44.2 to 352)	94.6 (29.6 to 228)	49.1 (14.9 to 119)	27.3 (7.9 to 66.8)	7.1 (2.0 to 17.5)	2.5 (0.7 to 6.1)	1.1 (0.3 to 2.8)	0.5 (0.1 to 1.3)	0.1 (0.0 to 0.4)	0.1 (0.0 to 0.2)	0.0 (0.0 to 0.1)	0.0 (0.0 to 0.1)	2,390 (729 to 5,840)
HIV/AIDS	0 (0 to 0)	0 (0 to 0)	6 (1 to 19.4)	29 (4.7 to 91.4)	2.1 (1 to 6.4)	2.1 (1.1 to 6.4)	24.0 (11.7 to 52.3)	89.1 (44.9 to 193)	111 (57.2 to 234)	128 (61.2 to 272)	113 (57.2 to 234)	79.6 (34.2 to 156)	28.6 (12.4 to 61.4)	7.5 (3.2 to 16.2)	1.2 (0.4 to 2.6)	0.2 (0.1 to 0.4)	0.1 (0.0 to 0.2)	0.0 (0.0 to 0.1)	0.0 (0.0 to 0.1)	0.0 (0.0 to 0.1)	0.0 (0.0 to 0.0)	0.0 (0.0 to 0.0)	629 (268 to 1,350)
HIV/AIDS - Drug-susceptible Tuberculosis	0 (0 to 0)	0 (0 to 0)	2.7 (0.5 to 9.9)	12.4 (2.2 to 41.2)	1.1 (0.4 to 2.5)	1.7 (1.1 to 2.9)	14 (8.6 to 21.1)	49.3 (30.1 to 74.2)	65.1 (40.1 to 98.3)	74.5 (49.1 to 102)	67.4 (43.4 to 94.4)	45.5 (31.4 to 62.7)	17.1 (13.7 to 23.1)	4.4 (3.4 to 6.1)	0.7 (0.7 to 1.1)	0.1 (0.1 to 0.2)	0.0 (0.0 to 0.1)	0.0 (0.0 to 0.1)	0.0 (0.0 to 0.1)	0.0 (0.0 to 0.1)	0.0 (0.0 to 0.0)	0.0 (0.0 to 0.0)	372 (242 to 534)
HIV/AIDS - Multidrug-resistant Tuberculosis without extensive drug resistance	0 (0 to 0)	0 (0 to 0)	0 (0 to 0.2)	0.2 (0.0 to 0.9)	0 (0 to 0.1)	0 (0 to 0.1)	0.1 (0 to 0.1)	0.4 (0.2 to 0.8)	0.6 (0.3 to 1.2)	0.6 (0.3 to 1.2)	0.6 (0.3 to 1.1)	0.4 (0.2 to 0.7)	0.2 (0.1 to 0.4)	0.1 (0.0 to 0.1)	0 (0.0 to 0.1)	0 (0.0 to 0.1)	0 (0.0 to 0.1)	0 (0.0 to 0.1)	0 (0.0 to 0.1)	0 (0.0 to 0.1)	0 (0.0 to 0.0)	0 (0.0 to 0.0)	3.2 (1.2 to 7.1)
HIV/AIDS - Extensively drug-resistant Tuberculosis	0 (0 to 0)	0 (0 to 0)	0 (0 to 0)	0 (0 to 0)	0 (0 to 0)	0 (0 to 0)	0 (0 to 0)	0.1 (0 to 0.1)	0.1 (0 to 0.1)	0.1 (0 to 0.1)	0.1 (0 to 0.1)	0.1 (0 to 0.1)	0 (0 to 0.1)	0 (0 to 0.2)	0 (0 to 0.1)	0 (0 to 0.1)	0 (0 to 0.1)	0 (0 to 0.1)	0 (0 to 0.1)	0 (0 to 0.1)	0 (0 to 0.1)	0 (0 to 0.1)	0 (0 to 0.1)	0.5 (0.1 to 1.2)
HIV/AIDS resulting in other diseases	0 (0 to 0)	3.3 (0 to 10.4)	19.2 (2.4 to 62.3)	2.1 (0.4 to 7.1)	1.4 (0.4 to 4.4)	10.2 (3.4 to 26.4)	39.4 (14.1 to 92.4)	65.1 (23.9 to 147)	51.2 (18.4 to 114)	40.1 (14.5 to 87.4)	30.1 (10.4 to 69.4)	15.2 (5.1 to 37.2)	4.1 (1.3 to 10.2)	0.7 (0.2 to 1.9)	0.1 (0.0 to 0.3)	0.0 (0.0 to 0.1)	0.0 (0.0 to 0.1)	0.0 (0.0 to 0.1)	0.0 (0.0 to 0.1)	0.0 (0.0 to 0.0)	0.0 (0.0 to 0.0)	0.0 (0.0 to 0.0)	364 (122 to 844)
Sexually transmitted infections excluding HIV	979 (290 to 2,250)	346 (107 to 749)	274 (87 to 691)	13.9 (4.1 to 34.5)	5.8 (1.7 to 13.1)	4.4 (1.4 to 9.8)	6.6 (2.1 to 15.1)	11.7 (3.8 to 27.1)	18.2 (5.9 to 42.1)	23.9 (7.9 to 54.8)	29.1 (9.7 to 67.1)	19.4 (6.4 to 44.9)	10.6 (3.5 to 24.7)	6.2 (2.1 to 14.5)	2.1 (0.7 to 5.1)	0.7 (0.2 to 1.7)	0.3 (0.1 to 0.8)	0.1 (0.0 to 0.3)	0.0 (0.0 to 0.1)	0.0 (0.0 to 0.1)	0.0 (0.0 to 0.0)	0.0 (0.0 to 0.0)	1,750 (582 to 4,040)
Syphilis	979 (290 to 2,250)	346 (107 to 749)	273 (82.9 to 644)	12.9 (3.8 to 32.3)	5.1 (1.7 to 13.1)	3.7 (0.3 to 2.4)	1.2 (0.4 to 5.2)	0.3 (0.0 to 1.4)	0.4 (0.0 to 0.5)	0.2 (0.0 to 0.5)	0.2 (0.0 to 0.5)	0.2 (0.0 to 0.5)	0.1 (0.0 to 0.4)	0.1 (0.0 to 0.3)	0 (0.0 to 0.2)	0 (0.0 to 0.2)	0 (0.0 to 0.2)	0 (0.0 to 0.2)	0 (0.0 to 0.1)	0 (0.0 to 0.1)	0 (0.0 to 0.0)	0 (0.0 to 0.0)	1,640 (582 to 4,040)
Chlamydial infection	0 (0 to 0)	0 (0 to 0)	0 (0 to 0)	0 (0 to 0)	0 (0 to 0)	0 (0 to 0)	0.1 (0 to 0.4)	0.4 (0.2 to 0.8)	1.6 (0.4 to 4.4)	4.4 (1.3 to 8.7)	7.3 (2.7 to 14.9)	7.3 (2.5 to 16.2)	2.9 (1.0 to 10.2)	0.7 (0.2 to 2.1)	0 (0 to 0.2)	0 (0 to 0.2)	0 (0 to 0.2)	0 (0 to 0.2)	0 (0 to 0.1)	0 (0 to 0.1)	0 (0 to 0.0)	0 (0 to 0.0)	0 (0 to 0.0)	29.4 (9.2 to 70.2)
Gonococcal infection	0 (0 to 0)	0 (0 to 0)	0 (0 to 0)	0 (0 to 0)	0.7 (0.2 to 1.6)	0.7 (0.2 to 1.6)	2.5 (0.8 to 6.2)	1.2 (0.4 to 2.7)	2.5 (0.9 to 5.7)	2.5 (0.9 to 5.7)	2.5 (0.9 to 5.7)	2.5 (0.9 to 5.7)	1.5 (0.5 to 3.3)	0.7 (0.1 to 1.6)	0.2 (0.1 to 0.5)	0 (0 to 0.1)	0 (0 to 0.1)	0 (0 to 0.1)	0 (0 to 0.1)	0 (0 to 0.1)	0 (0 to 0.0)	0 (0 to 0.0)	0 (0 to 0.0)	19.9 (6.2 to 46.1)
Trichomoniasis	0 (0 to 0)	0 (0 to 0)	0 (0 to 0)	0 (0 to 0)	0 (0 to 0)	0 (0 to 0)	0 (0 to 0.1)	0 (0 to 0.1)	0 (0 to 0.1)	0 (0 to 0.1)	0 (0 to 0.1)	0 (0 to 0.1)	0 (0 to 0.1)	0 (0 to 0.1)	0 (0 to 0.1)	0 (0 to 0.1)	0 (0 to 0.1)	0 (0 to 0.1)	0 (0 to 0.1)	0 (0 to 0.1)	0 (0 to 0.0)	0 (0 to 0.0)	0 (0 to 0.0)	3.1 (0.9 to 7.1)
Genital herpes	0 (0 to 0)	0 (0 to 0)	0 (0 to 0)	0.1 (0 to 0.4)	0.1 (0 to 0.4)	0.1 (0 to 0.3)	0.2 (0.1 to 0.6)	0.2 (0.1 to 0.6)	0.3 (0.1 to 0.8)	0.3 (0.1 to 0.8)	0.3 (0.1 to 0.8)	0.3 (0.1 to 0.8)	0.2 (0.1 to 0.6)	0.1 (0 to 0.3)	0 (0 to 0.2)	0 (0 to 0.2)	0 (0 to 0.1)	0 (0 to 0.1)	0 (0 to 0.1)	0 (0 to 0.1)	0 (0 to 0.0)	0 (0 to 0.0)	0 (0 to 0.0)	39.4 (12.4 to 93.1)
Other sexually transmitted infections	0 (0 to 0)	0 (0 to 0)	0 (0 to 0)	0.1 (0 to 0.4)	0.1 (0 to 0.4)	0.1 (0 to 0.3)	0.3 (0.1 to 0.8)	0.2 (0.1 to 0.6)	0.3 (0.1 to 0.8)	0.3 (0.1 to 0.8)	0.3 (0.1 to 0.8)	0.3 (0.1 to 0.8)	0.2 (0.1 to 0.6)	0.1 (0 to 0.3)	0 (0 to 0.2)	0 (0 to 0.2)	0 (0 to 0.1)	0 (0 to 0.1)	0 (0 to 0.1)	0 (0 to 0.1)	0 (0 to 0.0)	0 (0 to 0.0)	0 (0 to 0.0)	37.1 (11.8 to 87.7)
Respiratory infections and tuberculosis	334 (172 to 570)	61 (31 to 79)	276 (166 to 3,170)	1,400 (969 to 3,170)	477 (323 to 668)	244 (169 to 337)	277 (186 to 399)	322 (208 to 471)	440 (268 to 661)	566 (319 to 1,160)	786 (389 to 1,420)	926 (493 to 1,220)	1,220 (633 to 1,220)	1,780 (788 to 1,780)	1,820 (949 to 1,820)	1,790 (949 to 1,790)	1,670 (949 to 1,670)	1,670 (944 to 1,670)	1,470 (932 to 1,470)	1,167 (932 to 1,167)	806 (649 to 806)	367 (249 to 367)	16,800 (12,900 to 16,800)
Tuberculosis	0 (0 to 0)	0 (0 to 0)	0 (0 to 0)	0 (0 to 0)	0 (0 to 0)	0 (0 to 0)	0 (0 to 0)



SR Table 2a: North Kalimantan DALYS by cause and age group for males with 95% uncertainty intervals. 2019

Cause	Early Neonatal	Late Neonatal	Post Neonatal	1 to 4	5 to 9	10 to 14	15 to 19	20 to 24	25 to 29	30 to 34	35 to 39	40 to 44	45 to 49	50 to 54	55 to 59	60 to 64	65 to 69	70 to 74	75 to 79	80 to 84	85 to 89	90 to 94	95 plus	Total
All causes	8,380 (6,740 to 10,500)	1,860 (1,510 to 2,360)	2,030 (1,340 to 3,020)	4,690 (3,640 to 6,080)	2,030 (2,120 to 2,060)	2,040 (2,000 to 2,080)	2,040 (2,020 to 2,060)	2,040 (2,000 to 2,080)	2,040 (2,020 to 2,060)	2,040 (3,220 to 4,790)	2,040 (3,710 to 5,910)	2,040 (4,380 to 7,200)	2,040 (4,460 to 8,010)	2,040 (4,470 to 8,660)	2,040 (4,100 to 8,760)	2,040 (4,700 to 9,260)	2,040 (4,340 to 8,680)	2,040 (4,550 to 7,930)	2,040 (3,920 to 6,440)	2,040 (3,240 to 5,270)	2,040 (2,680 to 3,810)	2,040 (1,930 to 2,820)	2,040 (1,150 to 1,820)	66,000 (49,900 to 85,200)
Communicable, maternal, neonatal, and nutritional diseases	8,380 (6,600 to 9,130)	1,860 (1,540 to 1,900)	2,030 (1,700 to 2,170)	4,690 (1,240 to 5,660)	2,030 (614 to 1,100)	2,040 (435 to 746)	2,040 (380 to 709)	2,040 (380 to 743)	2,040 (460 to 860)	2,040 (546 to 1,300)	2,040 (620 to 1,770)	2,040 (627 to 2,570)	2,040 (516 to 1,670)	2,040 (399 to 1,360)	2,040 (292 to 927)	2,040 (241 to 724)	2,040 (159 to 395)	2,040 (140 to 214)	2,040 (94 to 210)	2,040 (56 to 126)	2,040 (39 to 89)	2,040 (19 to 73)	32,300 (28,200 to 36,300)
HIV/AIDS and sexually transmitted infections	315 (79.3 to 538)	137 (39.5 to 324)	193 (48.2 to 414)	267 (44 to 786)	22.3 (2.2 to 64.1)	15.5 (2.7 to 38.9)	39.9 (14.6 to 58.4)	76.9 (46.6 to 102)	84.6 (56.9 to 115)	203 (96.9 to 415)	377 (169 to 848)	508 (211 to 1,350)	549 (201 to 1,530)	543 (195 to 1,530)	387 (135 to 1,260)	215 (81.2 to 886)	92.5 (35.3 to 332)	28.5 (10.7 to 193)	14.7 (4.9 to 52.9)	3.4 (1.1 to 11.6)	0.2 (0.1 to 0.8)	0.1 (0 to 0.1)	3,500 (1,900 to 6,200)
HIV/AIDS	0 (0 to 0)	0 (0 to 0)	59.6 (0.9 to 180)	263 (1.9 to 764)	22.1 (1.2 to 64.6)	14 (1.6 to 38)	33.5 (10.6 to 51.6)	72 (35.9 to 110)	80.6 (31 to 109)	194 (92.5 to 406)	366 (152 to 836)	501 (200 to 1,350)	543 (196 to 1,530)	540 (191 to 1,530)	383 (131 to 1,260)	213 (78.7 to 882)	91.2 (34.2 to 332)	28 (7.9 to 178)	14.4 (3.7 to 101)	3.2 (1 to 11.6)	0.2 (0.1 to 0.7)	0.1 (0 to 0.2)	2,890 (1,600 to 5,200)
HIV/AIDS - Drug-susceptible Tuberculosis	0 (0 to 0)	0 (0 to 0)	25.6 (0.2 to 77.5)	115 (1.3 to 362)	10.2 (0.6 to 27.3)	6.6 (1.3 to 15.5)	16.1 (5.7 to 24.2)	35.8 (21.9 to 54.4)	39.5 (21.7 to 58)	97.1 (51.2 to 181)	188 (77.5 to 355)	255 (94.3 to 512)	241 (91.4 to 625)	174 (59.4 to 460)	92.9 (27.4 to 282)	41.3 (9.1 to 146)	21.8 (3.4 to 99.3)	13 (2.4 to 39.2)	6.6 (2.4 to 23.9)	1.5 (0.5 to 5.4)	0.1 (0.1 to 0.3)	0.1 (0 to 0.2)	1,290 (1,000 to 1,700)
HIV/AIDS - Multidrug-resistant Tuberculosis without extensive dr...	0 (0 to 0)	0 (0 to 0)	0.4 (0 to 0.3)	1.6 (0 to 5.3)	0.1 (0 to 0.6)	0.1 (0 to 0.3)	0.2 (0 to 0.3)	0.4 (0 to 0.7)	0.7 (0 to 1.4)	2 (0 to 3.7)	2.7 (0.1 to 7.2)	3.7 (0.1 to 9.8)	2.9 (0.1 to 10.8)	2.1 (0 to 9.7)	0.9 (0 to 5.1)	0.5 (0 to 1.8)	0.3 (0 to 1.6)	0.2 (0 to 1.1)	0.1 (0 to 0.5)	0 (0 to 0.2)	0 (0 to 0.1)	0 (0 to 0)	10.9 (0 to 40)
HIV/AIDS - Extensively drug-resistant Tuberculosis	0 (0 to 0)	0 (0 to 0)	0 (0 to 0.4)	0.3 (0 to 2.6)	0 (0 to 0.2)	0 (0 to 0.1)	0 (0 to 0.1)	0 (0 to 0.2)	0 (0 to 0.3)	0.2 (0 to 1.2)	0.4 (0 to 3.2)	0.5 (0 to 3.2)	0.5 (0 to 3.2)	0.4 (0 to 2.7)	0.2 (0 to 1.4)	0.1 (0 to 0.9)	0.1 (0 to 0.6)	0 (0 to 0.3)	0 (0 to 0.2)	0 (0 to 0.1)	0 (0 to 0.1)	0 (0 to 0)	3 (0 to 19)
HIV/AIDS resulting in other diseases	0 (0 to 0)	0 (0 to 0)	23.4 (0.1 to 107)	147 (0.3 to 470)	11.7 (0.2 to 39.8)	7.3 (0.4 to 22.4)	16.8 (4.6 to 26.5)	35.4 (19.8 to 51.9)	39.2 (20.1 to 57)	93.9 (41.3 to 224)	175 (69.1 to 461)	239 (93.9 to 702)	296 (97.9 to 913)	356 (93.9 to 754)	287 (99.1 to 986)	169.2 (64.4 to 746)	68.9 (25.9 to 332)	14.9 (5.5 to 167)	7.6 (1.9 to 53.9)	1.8 (0.5 to 9.4)	0.1 (0 to 0.4)	0.1 (0 to 0.3)	1,560 (1,000 to 2,400)
Sexually transmitted infections excluding HIV	315 (79.3 to 538)	137 (39.5 to 324)	134 (36.9 to 361)	4.1 (1.1 to 9.8)	1.2 (0.3 to 2.8)	1.6 (0.6 to 3.9)	3.7 (1.5 to 7.3)	4.9 (2.4 to 8.9)	6.2 (2.9 to 11.3)	11.3 (4.1 to 24.1)	11 (4.1 to 27.1)	7.4 (2.5 to 23.8)	6 (2 to 22.1)	4.1 (1.1 to 14.4)	2.4 (0.7 to 9.2)	1.3 (0.4 to 5.4)	0.8 (0.2 to 3.6)	0.5 (0.1 to 2.3)	0.2 (0.1 to 0.9)	0.1 (0 to 0.3)	0 (0 to 0.1)	0 (0 to 0)	638 (400 to 1,000)
Syphilis	137 (39.3 to 238)	137 (39.5 to 324)	134 (36.9 to 361)	4.1 (1.1 to 9.8)	1.2 (0.3 to 2.8)	1.6 (0.6 to 3.9)	3.7 (1.5 to 7.3)	0.2 (0 to 0.6)	0.2 (0.1 to 0.4)	0.2 (0.1 to 0.4)	0.5 (0.2 to 0.7)	0.5 (0.3 to 0.7)	0.4 (0.2 to 0.6)	0.3 (0.1 to 0.5)	0.2 (0.1 to 0.4)	0.2 (0.1 to 0.4)	0.1 (0 to 0.3)	0.1 (0 to 0.2)	0.1 (0 to 0.1)	0 (0 to 0.1)	0 (0 to 0)	0 (0 to 0)	595 (400 to 900)
Chlamydial infection	0 (0 to 0)	0 (0 to 0)	0 (0 to 0)	0 (0 to 0)	0 (0 to 0)	0 (0 to 0)	0 (0 to 0)	0 (0 to 0)	0 (0 to 0)	1.8 (0.6 to 3.7)	2.4 (0.8 to 4.7)	2.2 (0.8 to 4.2)	1.7 (0.6 to 3.5)	0.9 (0.3 to 2.1)	0.5 (0.2 to 1.1)	0.3 (0.1 to 0.8)	0.2 (0 to 0.6)	0.1 (0 to 0.4)	0 (0 to 0.2)	0 (0 to 0.1)	0 (0 to 0)	0 (0 to 0)	0 (0 to 0)	10.4 (6.4 to 16)
Gonococcal infection	0 (0 to 0)	0 (0 to 0)	0 (0 to 0)	0.3 (0 to 1.9)	0.3 (0 to 1.4)	1.2 (0.3 to 2.7)	1.8 (0.5 to 3.7)	1.2 (0.3 to 3)	0.8 (0.2 to 2.2)	0.4 (0.1 to 1.2)	0.4 (0.1 to 1.4)	0.3 (0 to 1.2)	0.2 (0 to 1.1)	0.1 (0 to 0.6)	0.1 (0 to 0.5)	0.1 (0 to 0.3)	0 (0 to 0.2)	0 (0 to 0.1)	0 (0 to 0.1)	0 (0 to 0.1)	0 (0 to 0)	0 (0 to 0)	0 (0 to 0)	7.4 (3.4 to 14)
Trichomoniasis	0 (0 to 0)	0 (0 to 0)	0 (0 to 0)	0 (0 to 0)	0 (0 to 0)	0 (0 to 0)	0 (0 to 0)	0 (0 to 0)	0 (0 to 0)	0 (0 to 0)	0 (0 to 0)	0 (0 to 0)	0 (0 to 0)	0 (0 to 0)	0 (0 to 0)	0 (0 to 0)	0 (0 to 0)	0 (0 to 0)	0 (0 to 0)	0 (0 to 0)	0 (0 to 0)	0 (0 to 0)	0 (0 to 0)	1.1 (0 to 3.4)
Genital herpes	0 (0 to 0)	0 (0 to 0)	0 (0 to 0)	0 (0 to 0)	0 (0 to 0)	0.1 (0 to 0.4)	0.2 (0 to 0.6)	0.2 (0 to 0.6)	0.2 (0.1 to 0.6)	0.2 (0.1 to 0.5)	0.2 (0.1 to 0.5)	0.2 (0.1 to 0.5)	0.2 (0.1 to 0.5)	0.2 (0.1 to 0.5)	0.2 (0.1 to 0.5)	0.2 (0.1 to 0.5)	0.2 (0.1 to 0.5)	0.2 (0.1 to 0.5)	0.2 (0.1 to 0.5)	0.1 (0 to 0.4)	0 (0 to 0.1)	0 (0 to 0)	10.9 (6.2 to 16)
Other sexually transmitted infections	0 (0 to 0)	0 (0 to 0)	0 (0 to 0)	0 (0 to 0)	0 (0 to 0)	0 (0 to 0)	0 (0 to 0)	0 (0 to 0)	0 (0 to 0)	0 (0 to 0)	0 (0 to 0)	0 (0 to 0)	0 (0 to 0)	0 (0 to 0)	0 (0 to 0)	0 (0 to 0)	0 (0 to 0)	0 (0 to 0)	0 (0 to 0)



Osteoarthritis other	0 (0 to 0)	0 (0 to 0)	0 (0 to 0)	0 (0 to 0)	0 (0 to 0)	0 (0 to 0)	0 (0 to 0)	0 (0 to 0)	0 (0 to 0)	0-1 (0 to 2)	1-1 (0 to 2.8)	3-7 (1 to 9.4)	7 (2.8 to 15.9)	9-9 (4.2 to 21.1)	10-9 (4.9 to 24)	10-5 (4.7 to 22.4)	7-9 (3.7 to 16.8)	5-6 (2.7 to 11.4)	3-3 (1.4 to 6.8)	1-7 (0.6 to 3.2)	0-7 (0.2 to 1.3)	0-2 (0.1 to 0.4)	0-1 (0 to 0.1)		62-5
Low back pain	0 (0 to 0)	0 (0 to 0)	0 (0 to 0)	0 (0 to 0)	15-2 (9.4 to 23.8)	70-2 (39.7 to 113)	116 (68.7 to 191)	144 (82.2 to 222)	196 (115 to 284)	236 (132 to 342)	330 (177 to 494)	310 (167 to 479)	277 (166 to 455)	255 (145 to 377)	192 (115 to 279)	147 (83.7 to 222)	122 (68.9 to 180)	84 (49 to 128)	41-5 (26.1 to 63.5)	21-2 (12.4 to 31.5)	7-5 (4.7 to 10.9)	2-1 (1 to 3)	0-5 (0.4 to 0.8)		2,470
Neck pain	0 (0 to 0)	0 (0 to 0)	0 (0 to 0)	2-2 (0.4 to 5.2)	14-1 (5.4 to 27.4)	33-7 (15.1 to 62.4)	51-9 (23.2 to 104)	86-6 (40.7 to 174)	147 (70.9 to 281)	202 (104 to 332)	215 (112 to 377)	199 (101 to 352)	159 (101 to 252)	135 (76.2 to 206)	112 (64.4 to 196)	83-4 (42.1 to 146)	53-1 (28.3 to 89)	32-8 (17.6 to 55.3)	15-6 (8.1 to 28.4)	8-1 (3.1 to 11.3)	1-5 (0.6 to 2.6)	0-5 (0.2 to 0.8)	0-1 (0.1 to 0.2)		1,410
Gout	0 (0 to 0)	0 (0 to 0)	0 (0 to 0)	0 (0 to 0)	0 (0 to 0)	0 (0 to 0)	0-3 (0 to 0.5)	0-3 (0.1 to 0.8)	0-3 (0.1 to 0.8)	0-3 (0.1 to 0.8)	0-7 (0.2 to 1.4)	1-1 (0.3 to 2.1)	1-1 (0.3 to 2.1)	0-7 (0.2 to 1.4)	0-7 (0.2 to 1.4)	0-7 (0.2 to 1.4)	0-3 (0.1 to 0.8)	0-3 (0.1 to 0.8)	0-3 (0.1 to 0.8)	0-3 (0.1 to 0.8)	0-3 (0.1 to 0.8)	0-3 (0.1 to 0.8)	0-3 (0.1 to 0.8)		109
Other musculoskeletal disorders	0 (0 to 0)	0 (0 to 0)	0 (0 to 0)	0-8 (0.3 to 1.9)	1-5 (0.7 to 3)	16-8 (5.5 to 33.4)	50-6 (20.4 to 91.4)	116 (56.2 to 187)	170 (100 to 268)	203 (116 to 312)	196 (112 to 312)	166 (100 to 261)	135 (76.1 to 209)	102 (59.2 to 158)	76-1 (41.2 to 121)	46-9 (27.2 to 74.1)	27-4 (14.3 to 46.9)	12 (6.1 to 19.6)	4 (1.4 to 7.7)	0-9 (0.2 to 1.8)	0-1 (0 to 0.3)	0-2 (0 to 0.5)	0-1 (0 to 0.1)		1,330
Other non-communicable diseases	1,100 (520 to 2,000)	426 (203 to 696)	1,036 (726 to 1,396)	335 (176 to 524)	143 (66 to 228)	101 (71 to 145)	89-6 (57.8 to 128)	60 (37.8 to 92)	98-7 (64.2 to 152)	127 (77.6 to 210)	160 (90.4 to 266)	146 (87.7 to 268)	136 (85.2 to 209)	107 (68.3 to 165)	115 (75.5 to 173)	92-7 (60.9 to 138)	68-2 (44.7 to 100)	39-6 (25.6 to 59.9)	18-5 (12.2 to 28.7)	6-7 (4.4 to 11)	1-5 (1 to 2.3)	0-6 (0.4 to 1.1)		5,150
Congenital birth defects	1,100 (497 to 1,870)	352 (156 to 627)	1,110 (527 to 2,070)	261 (120 to 524)	96-9 (52.3 to 156)	69-7 (40.9 to 94.6)	46-8 (26.5 to 71.1)	32-1 (21.2 to 46)	27-3 (19.9 to 39.2)	24-1 (15.9 to 35.7)	20-6 (14.9 to 28.5)	23-2 (14.9 to 34.2)	14-9 (10.2 to 21.1)	11-1 (7.2 to 16.6)	15-1 (9.4 to 22.4)	9-8 (5.2 to 11.9)	5-9 (3.7 to 8.4)	3-6 (2.3 to 5)	1-5 (0.9 to 2.5)	0-9 (0.4 to 1.3)	0-1 (0.2 to 0.3)	0-1 (0.1 to 0.2)	0-1 (0 to 0.1)		3,190
Neural tube defects	194 (36.7 to 454)	21-9 (4.9 to 50.2)	51-2 (7.5 to 118)	16-4 (1.6 to 47.9)	2-2 (1.1 to 4.1)	1-7 (1 to 2.9)	1-1 (0.7 to 1.6)	0-9 (0.6 to 1.2)	0-5 (0.3 to 0.7)	0-5 (0.4 to 0.6)	0-4 (0.3 to 0.6)	0-2 (0.2 to 0.3)	0-1 (0.1 to 0.3)	0-2 (0.1 to 0.3)	0-1 (0.1 to 0.2)	0-1 (0.1 to 0.2)	0-1 (0 to 0.1)	0-1 (0 to 0.1)	0-1 (0 to 0.1)	0-3 (0.1 to 0.5)	0-1 (0 to 0.2)	0-1 (0 to 0.1)	0-1 (0 to 0.1)		283
Congenital heart anomalies	383 (114 to 835)	192 (64.7 to 336)	623 (239 to 1,296)	127 (49.7 to 253)	26-4 (18.4 to 44)	20-8 (13.9 to 29.4)	17-6 (9.4 to 32.6)	10-3 (5.2 to 18.9)	9-2 (5.2 to 15.7)	5-1 (3.1 to 10.5)	6 (2.2 to 9.2)	4-8 (2 to 9.1)	2-5 (1 to 4.6)	1-9 (0.9 to 3.5)	1-4 (0.7 to 2.6)	1-1 (0.6 to 1.9)	0-9 (0.5 to 1.5)	0-6 (0.3 to 1.1)	0-1 (0 to 0.2)	0-1 (0 to 0.2)	0-1 (0 to 0.1)	0-1 (0 to 0.1)	0-1 (0 to 0.1)		1,460
Orofacial clefts	2-4 (0.3 to 6.2)	1-2 (0.2 to 4.2)	3-4 (0.7 to 11.8)	1-1 (0.1 to 5.1)	0-8 (0.2 to 1.6)	0-7 (0.1 to 1.4)	0-7 (0.1 to 1.4)	0-6 (0.1 to 1.4)	0-6 (0.1 to 1.4)	0-6 (0.1 to 1.4)	0-7 (0.1 to 1.4)	0-5 (0.1 to 1.1)	0-5 (0.1 to 1.1)	0-4 (0.1 to 0.8)	0-2 (0 to 0.4)	0-2 (0 to 0.4)	0-1 (0 to 0.2)	0-1 (0 to 0.2)	0-1 (0 to 0.2)	0-1 (0 to 0.1)	0-1 (0 to 0.1)	0-1 (0 to 0.1)	0-1 (0 to 0.1)		14-9
Down syndrome	9-1 (2.4 to 23.1)	4-6 (1.7 to 11)	30-5 (8.2 to 80.2)	9-2 (3 to 22.2)	3-7 (2 to 7.4)	2-2 (1.4 to 3.9)	2-2 (1.2 to 3.7)	1-9 (1 to 3)	1-3 (0.8 to 2.2)	0-9 (0.4 to 1.7)	0-8 (0.3 to 1.3)	0-7 (0.2 to 1.4)	0-7 (0.2 to 1.4)	0-4 (0.1 to 0.9)	0-2 (0 to 0.6)	0-1 (0 to 0.4)	0-1 (0 to 0.3)	0-1 (0 to 0.3)	0-1 (0 to 0.3)	0-1 (0 to 0.3)	0-1 (0 to 0.3)	0-1 (0 to 0.3)	0-1 (0 to 0.3)		68-6
Turner syndrome	0 (0 to 0)	0 (0 to 0)	0 (0 to 0)	0 (0 to 0)	0 (0 to 0)	0 (0 to 0)	0 (0 to 0)	0 (0 to 0)	0 (0 to 0)

SR Table 2a: Jakarta DALYS by cause and age group for males with 95% uncertainty intervals, 2019

Cause	Early Neonatal	Late Neonatal	Post Neonatal	1 to 4	5 to 9	10 to 14	15 to 19	20 to 24	25 to 29	30 to 34	35 to 39	40 to 44	45 to 49	50 to 54	55 to 59	60 to 64	65 to 69	70 to 74	75 to 79	80 to 84	85 to 89	90 to 94	95 plus	Total
All causes	44,000 (39,200 to 48,300)	13,900 (9,900 to 18,700)	36,300 (25,900 to 48,300)	28,700 (20,700 to 38,900)	24,400 (19,900 to 29,000)	26,800 (21,900 to 32,300)	23,600 (20,400 to 26,900)	44,100 (38,200 to 50,200)	60,500 (52,200 to 69,200)	74,400 (62,900 to 86,900)	82,300 (70,600 to 94,600)	97,400 (84,000 to 111,000)	99,200 (79,300 to 120,000)	126,000 (97,800 to 156,000)	114,000 (84,900 to 148,000)	113,000 (80,100 to 151,000)	92,900 (70,200 to 119,000)	82,300 (62,900 to 106,000)	72,400 (53,700 to 96,700)	62,000 (44,000 to 85,000)	24,000 (15,600 to 37,800)	12,400 (6,900 to 17,900)	2,992 (2,020 to 3,626)	512 (351 to 681)	1,368,000
Communicable, maternal, neonatal, and nutritional diseases	34,600 (31,900 to 36,900)	11,600 (8,800 to 15,100)	26,900 (19,300 to 37,200)	21,100 (15,500 to 27,400)	6,400 (5,200 to 8,000)	4,600 (3,700 to 5,800)	7,900 (6,400 to 9,800)	11,200 (9,000 to 13,800)	12,200 (9,800 to 15,000)	12,000 (9,600 to 14,800)	11,900 (9,600 to 14,600)	11,000 (8,900 to 13,600)	10,000 (7,900 to 12,600)	10,000 (7,900 to 12,600)	9,600 (7,600 to 12,000)	9,400 (7,400 to 11,800)	8,200 (6,500 to 10,300)	7,700 (5,900 to 9,900)	6,700 (5,000 to 8,900)	4,900 (3,600 to 6,600)	2,600 (2,000 to 3,400)	1,270 (1,000 to 1,600)	516 (359 to 748)	298,000
HIV/AIDS and sexually transmitted infections	3,910 (3,100 to 4,830)	1,910 (1,300 to 2,600)	1,270 (460 to 2,500)	742 (270 to 1,540)	613 (220 to 1,340)	552 (197 to 1,210)	1,270 (454 to 2,770)	2,990 (1,070 to 6,540)	5,620 (2,010 to 12,300)	7,250 (2,590 to 15,900)	8,220 (2,940 to 18,000)	8,560 (3,060 to 18,700)	8,260 (2,950 to 18,100)	8,240 (2,940 to 18,000)	7,980 (2,850 to 17,500)	7,750 (2,770 to 17,000)	6,980 (2,490 to 15,300)	6,450 (2,300 to 14,100)	5,610 (2,000 to 12,300)	4,040 (1,440 to 8,850)	2,180 (778 to 4,780)	1,060 (378 to 2,320)	429 (153 to 940)	74 (26 to 162)	13,900
HIV/AIDS	0 (0 to 0)	0 (0 to 0)	0 (0 to 1)	0 (0 to 0)	0 (0 to 0)	0 (0 to 0)	0 (0 to 0)	0 (0 to 0)	0 (0 to 0)	0 (0 to 0)	0 (0 to 0)	0 (0 to 0)	0 (0 to 0)	0 (0 to 0)	0 (0 to 0)	0 (0 to 0)	0 (0 to 0)	0 (0 to 0)	0 (0 to 0)	0 (0 to 0)	0 (0 to 0)	0 (0 to 0)	0 (0 to 0)	0 (0 to 0)	6,410
HIV/AIDS - Drug-susceptible Tuberculosis	0 (0 to 0)	0 (0 to 0)	260 (110 to 600)	360 (230 to 530)	401 (230 to 630)	212 (150 to 317)	106 (82 to 210)	534 (389 to 696)	798 (600 to 1,030)	873 (638 to 1,220)	1,030 (737 to 1,350)	1,060 (780 to 1,370)	1,030 (750 to 1,340)	1,030 (750 to 1,340)	1,030 (750 to 1,340)	1,030 (750 to 1,340)	1,030 (750 to 1,340)	1,030 (750 to 1,340)	1,030 (750 to 1,340)	1,030 (750 to 1,340)	1,030 (750 to 1,340)	1,030 (750 to 1,340)	1,030 (750 to 1,340)	3,810
HIV/AIDS - Multidrug-resistant Tuberculosis without extensi	0 (0 to 0)	0 (0 to 0)	0 (0 to 0)	0 (0 to 0)	0 (0 to 0)	0 (0 to 0)	0 (0 to 0)	0 (0 to 0)	0 (0 to 0)	0 (0 to 0)	0 (0 to 0)	0 (0 to 0)	0 (0 to 0)	0 (0 to 0)	0 (0 to 0)	0 (0 to 0)	0 (0 to 0)	0 (0 to 0)	0 (0 to 0)	0 (0 to 0)	0 (0 to 0)	0 (0 to 0)	0 (0 to 0)	29
HIV/AIDS - Extensively drug-resistant Tuberculosis	0 (0 to 0)	0 (0 to 0)	0 (0 to 1)	0 (0 to 0)	0 (0 to 0)	0 (0 to 0)	0 (0 to 1)	0 (0 to 0)	0 (0 to 0)	0 (0 to 0)	0 (0 to 0)	0 (0 to 0)	0 (0 to 0)	0 (0 to 0)	0 (0 to 0)	0 (0 to 0)	0 (0 to 0)	0 (0 to 0)	0 (0 to 0)	0 (0 to 0)	0 (0 to 0)	0 (0 to 0)	0 (0 to 0)	0 (0 to 0)	0
HIV/AIDS resulting in other diseases	0 (0 to 0)	0 (0 to 0)	1,010 (290 to 2,300)	382 (110 to 1,010)	212 (60 to 570)	340 (96 to 917)	1,160 (329 to 3,130)	2,450 (696 to 6,610)	4,820 (1,370 to 13,000)	6,380 (1,810 to 17,200)	7,190 (2,040 to 19,400)	7,500 (2,130 to 20,200)	7,230 (2,050 to 19,500)	7,210 (2,050 to 19,400)	6,950 (1,970 to 18,700)	6,720 (1,910 to 18,100)	5,950 (1,690 to 16,000)	5,420 (1,540 to 14,600)	4,580 (1,300 to 12,300)	3,010 (854 to 8,100)	1,150 (326 to 3,090)	30 (8 to 80)	0 (0 to 0)	2,560
Sexually transmitted infections excluding HIV	3,910 (3,100 to 4,830)	1,910 (1,300 to 2,600)	1,080 (460 to 2,500)	382 (110 to 1,010)	201 (60 to 570)	139 (39 to 396)	104 (29 to 296)	456 (129 to 1,300)	822 (233 to 2,340)	877 (249 to 2,490)	1,030 (292 to 2,930)	1,060 (301 to 3,010)	1,030 (292 to 2,930)	1,030 (292 to 2,930)	1,030 (292 to 2,930)	1,030 (292 to 2,930)	1,030 (292 to 2,930)	1,030 (292 to 2,930)	1,030 (292 to 2,930)	1,030 (292 to 2,930)	1,030 (292 to 2,930)	1,030 (292 to 2,930)	1,030 (292 to 2,930)	7,400
Syphilis	0 (0 to 0)	0 (0 to 0)	0 (0 to 0)	0 (0 to 0)	0 (0 to 0)	0 (0 to 0)	0 (0 to 0)	0 (0 to 0)	0 (0 to 0)	0 (0 to 0)	0 (0 to 0)	0 (0 to 0)	0 (0 to 0)	0 (0 to 0)	0 (0 to 0)	0 (0 to 0)	0 (0 to 0)	0 (0 to 0)	0 (0 to 0)	0 (0 to 0)	0 (0 to 0)	0 (0 to 0)	0 (0 to 0)	0 (0 to 0)	6,780
Chlamydial infection	0 (0 to 0)	0 (0 to 0)	0 (0 to 0)	0 (0 to 0)	0 (0 to 0)	0 (0 to 0)	2.3 (1.1 to 4.2)	11.1 (2.1 to 29.9)	26.5 (8.1 to 69)	39.7 (13.1 to 104)	51 (16.9 to 133)	60.7 (20.1 to 158)	51 (16.9 to 133)	51 (16.9 to 133)	51 (16.9 to 133)	51 (16.9 to 133)	51 (16.9 to 133)	51 (16.9 to 133)	51 (16.9 to 133)	51 (16.9 to 133)	51 (16.9 to 133)	51 (16.9 to 133)	51 (16.9 to 133)	151
Gonococcal infection	0 (0 to 0)	0 (0 to 0)	0 (0 to 0)	0 (0 to 0)	0 (0 to 0)	0 (0 to 0)	0.9 (0.4 to 1.7)	4.6 (0.9 to 12.4)	10.9 (3.4 to 28.7)	16.4 (5.4 to 43)	21 (7 to 55.2)	25 (8.3 to 65.7)	21 (8.3 to 55.2)	21 (8.3 to 55.2)	21 (8.3 to 55.2)	21 (8.3 to 55.2)	21 (8.3 to 55.2)	21 (8.3 to 55.2)	21 (8.3 to 55.2)	21 (8.3 to 55.2)	21 (8.3 to 55.2)	21 (8.3 to 55.2)	21 (8.3 to 55.2)	107
Trichomoniasis	0 (0 to 0)	0 (0 to 0)	0 (0 to 0)	0 (0 to 0)	0 (0 to 0)	0 (0 to 0)	0.4 (0.2 to 0.8)	2.1 (0.4 to 5.7)	5 (1.6 to 13.1)	7.5 (2.5 to 19.8)	9.7 (3.2 to 25.2)	11.4 (3.8 to 29.8)	9.7 (3.8 to 25.2)	9.7 (3.8 to 25.2)	9.7 (3.8 to 25.2)	9.7 (3.8 to 25.2)	9.7 (3.8 to 25.2)	9.7 (3.8 to 25.2)	9.7 (3.8 to 25.2)	9.7 (3.8 to 25.2)	9.7 (3.8 to 25.2)	9.7 (3.8 to 25.2)	9.7 (3.8 to 25.2)	49
Genital herpes	0 (0 to 0)	0 (0 to 0)	0 (0 to 0)	0 (0 to 0)	0 (0 to 0)	0 (0 to 0)	0.7 (0.1 to 1.7)	2.7 (0.6 to 7.1)	6.6 (1.6 to 17.2)	10.6 (2.7 to 27.6)	13.6 (3.5 to 35.3)	27.2 (7.1 to 70.7)	29 (7.1 to 70.7)	29.1 (7.1 to 70.7)	29.2 (7.1 to 70.7)	29.2 (7.1 to 70.7)	29.2 (7.1 to 70.7)	29.2 (7.1 to 70.7)	29.2 (7.1 to 70.7)	29.2 (7.1 to 70.7)	29.2 (7.1 to 70.7)	29.2 (7.1 to 70.7)	29.2 (7.1 to 70.7)	199
Other sexually transmitted infections	0 (0 to 0)	0 (0 to 0)	0 (0 to 0)	0 (0 to 0)	0 (0 to 0)	0 (0 to 0)	0.6 (0.2 to 1.4)	2.1 (0.4 to 5.8)	4.9 (1.5 to 12.8)	7.1 (2.4 to 18.4)	9.1 (3.1 to 23.5)	10.6 (3.6 to 27.5)	9.1 (3.6 to 23.5)	9.1 (3.6 to 23.5)	9.1 (3.6 to 23.5)	9.1 (3.6 to 23.5)	9.1 (3.6 to 23.5)	9.1 (3.6 to 23.5)	9.1 (3.6 to 23.5)	9.1 (3.6 to 23.5)	9.1 (3.6 to 23.5)	9.1 (3.6 to 23.5)	9.1 (3.6 to 23.5)	182
Respiratory infections and tuberculosis	1,200 (620 to 2,100)	1,600 (1,000 to 2,400)	5,000 (3,000 to 7,900)	5,100 (3,300 to 7,400)	1,400 (1,000 to 1,900)	1,000 (770 to 1,300)	1,000 (760 to 1,400)	1,200 (900 to 1,600)	1,300 (1,000 to 1,700)	1,300 (1,000 to 1,800)	1,300 (1,000 to 1,800)	1,300 (1,000 to 1,800)	1,300 (1,000 to 1,800)	1,300 (1,000 to 1,800)	1,300 (1,000 to 1,800)	1,300 (1,000 to 1,800)	1,300 (1,000 to 1,800)	1,300 (1,000 to 1,800)	1,300 (1,000 to 1,800)	1,300 (1,000 to 1,800)	1,300 (1,000 to 1,800)	1,300 (1,000 to 1,800)	1,300 (1,000 to 1,800)	77,200
Tuberculosis	0 (0 to 0)	0 (0 to 0)	0 (0 to 0)	0 (0 to 0)	0 (0 to 0)	0 (0 to 0)	0 (0 to 0)	0 (0 to 0)	0 (0 to 0)	0 (0 to 0)	0 (0 to 0)	0 (0 to 0)	0 (0 to 0)	0 (0 to 0)	0 (0 to 0)	0 (0 to 0)	0 (0 to 0)	0 (0 to 0)	0 (0 to 0)	0 (0 to 0)	0 (0 to 0)	0 (0 to 0)	0 (0 to 0)	0
Latent tuberculosis infection	0 (0 to 0)	0 (0 to 0)	0 (0 to 0)	0 (0 to 0)	0 (0 to 0)	0 (0 to 0)	0 (0 to 0)	0 (0 to 0)	0 (0 to 0)	0 (0 to 0)	0 (0 to 0)	0 (0 to 0)	0 (0 to 0)	0 (0 to 0)	0 (0 to 0)	0 (0 to 0)	0 (0 to 0)	0 (0 to 0)	0 (0 to 0)	0 (0 to 0)	0 (0 to 0)	0 (0 to 0)	0 (0 to 0)	0
Active tuberculosis	0 (0 to 0)	0 (0 to 0)	0 (0 to 0)	0 (0 to 0)	0 (0 to 0)	0 (0 to 0)	0 (0 to 0)	0 (0 to 0)	0 (0 to 0)	0 (0 to 0)	0 (0 to 0)	0 (0 to 0)	0 (0 to 0)	0 (0 to 0)	0 (0 to 0)	0 (0 to 0)	0 (0 to 0)	0 (0 to 0)	0 (0 to 0)	0 (0 to 0)	0 (0 to 0)	0 (0 to 0)	0 (0 to 0)	0
Drug-susceptible tuberculosis	0 (0 to 0)	0 (0 to 0)	0 (0 to 0)	0 (0 to 0)	0 (0 to 0)	0 (0 to 0)	0 (0 to 0)	0 (0 to 0)	0 (0 to 0)	0 (0 to 0)	0 (0 to 0)	0 (0 to 0)	0 (0 to 0)	0 (0 to 0)	0 (0 to 0)	0 (0 to 0)	0 (0 to 0)	0 (0 to 0)	0 (0 to 0)	0 (0 to 0)	0 (0 to 0)	0 (0 to 0)	0 (0 to 0)	0
Multidrug-resistant tuberculosis without extensive drug-re	0 (0 to 0)	0 (0 to 0)	0 (0 to 0)	0 (0 to 0)	0 (0 to 0)	0 (0 to 0)	0 (0 to 0)	0 (0 to 0)	0 (0 to 0)	0 (0 to 0)	0 (0 to 0)	0 (0 to 0)	0 (0 to 0)	0 (0 to 0)	0 (0 to 0)	0 (0 to 0)	0 (0 to 0)	0 (0 to 0)	0 (0 to 0)	0 (0 to 0)	0 (0 to 0)	0 (0 to 0)	0 (0 to 0)	0
Extensively drug-resistant tuberculosis	0 (0 to 0)	0 (0 to 0)	0 (0 to 0)	0 (0 to 0)	0 (0 to 0)	0 (0 to 0)	0 (0 to 0)	0 (0 to 0)	0 (0 to 0)	0 (0 to 0)	0 (0 to 0)	0 (0 to 0)	0 (0 to 0)	0 (0 to 0)	0 (0 to 0)	0 (0 to 0)	0 (0 to 0)	0 (0 to 0)	0 (0 to 0)	0 (0 to 0)	0 (0 to 0)	0 (0 to 0)	0 (0 to 0)	0
Lower respiratory infections	1,200 (620 to 2,100)	1,600 (1,000 to 2,400)	5,000 (3,000 to 7,900)	5,100 (3,300 to 7,400)	1,400 (1,000 to 1,900)	1,000 (770 to 1,300)	1,000 (760 to 1,400)	1,200 (900 to 1,600)	1,300 (1,000 to 1,700)	1,300 (1,000 to 1,800)	1,300 (1,000 to 1,800)	1,300 (1,000 to 1,800)	1,300 (1,000 to 1,800)	1,300 (1,000 to 1,800)	1,300 (1,000 to 1,800)	1,300 (1,000 to 1,800)	1,300 (1,000 to 1,800)	1,300 (1,000 to 1,800)	1,300 (1,000 to 1,800)	1,300 (1,000 to 1,800)	1,300 (1,000 to 1,800)	1,300 (1,000 to 1,800)	1,300 (1,000 to 1,800)	77,200
Upper respiratory infections	0 (0 to 1.4)	0 (0 to 0.1)	0 (0 to 0.2)	0 (0 to 0.1)	0 (0 to 0.1)	0 (0 to 0.1)	0 (0 to 0.1)	0 (0 to 0.1)	0 (0 to 0.1)	0 (0 to 0.1)	0 (0 to 0.1)	0 (0 to 0.1)	0 (0 to 0.1)	0 (0 to 0.1)	0 (0 to 0.1)	0 (0 to 0.1)	0 (0 to 0.1)	0 (0 to 0.1)	0 (0 to 0.1)	0 (0 to 0.1)	0 (0 to 0.1)	0 (0 to 0.1)	0 (0 to 0.1)	0 (0 to 0.1)	4,710
Otitis media	0 (0 to 0.7)	0 (0 to 0.1)	0 (0 to 0.2)	0 (0 to 0.1)	0 (0 to 0.1)	0 (0 to 0.1)	0 (0 to 0.1)	0 (0 to 0.1)	0 (0 to 0.1)	0 (0 to 0.1)	0 (0 to 0.1)	0 (0 to 0.1)	0 (0 to 0.1)	0 (0 to 0.1)	0 (0 to 0.1)	0 (0 to 0.1)	0 (0 to 0.1)	0 (0 to 0.1)	0 (0 to 0.1)	0 (0 to 0.1)	0 (0 to 0.1)	0 (0 to 0.1)	0 (0 to 0.1)	0 (0 to 0.1)	1,170
Enteric infections	313 (162 to 500)	1,600 (798 to 3,200)	1,600 (1,000 to 2,600)	1,600 (1,000 to 2,600)	1,600 (1,000 to 2,600



G6PD deficiency	2.2 (0.9 to 4.6)	1.2 (0.6 to 2.4)	3.6 (1.4 to 9)	6.5 (3 to 12.6)	7.6 (3.6 to 14.1)	10.4 (4.3 to 20.9)	33.8 (19.4 to 56.1)	51.3 (33.3 to 73.6)	34.7 (19.8 to 56.6)	31.3 (16.3 to 49.1)	27.7 (12.8 to 50.4)	24.1 (11.7 to 43.9)	22.1 (11.4 to 39.6)	26.3 (12.8 to 48.9)	36.1 (18.4 to 62.6)	42.3 (22.6 to 72.7)	27.3 (12.4 to 52.6)	12.4 (5.6 to 28.9)	4.9 (2.5 to 9.4)	1.4 (0.6 to 2.6)	0.4 (0.2 to 0.9)	0.1 (0 to 0.1)	0 (0 to 0)	430
G6PD bat	0 (0 to 0)	0 (0 to 0)	0 (0 to 0)

GBD Table 2a: West Java DALYS by cause and age group for males with 95% uncertainty intervals, 2019

Cause	Early Neonatal	Late Neonatal	Post Neonatal	1 to 4	5 to 9	10 to 14	15 to 19	20 to 24	25 to 29	30 to 34	35 to 39	40 to 44	45 to 49	50 to 54	55 to 59	60 to 64	65 to 69	70 to 74	75 to 79	80 to 84	85 to 89	90 to 94	95 plus	Total
All causes	420,000 (329,000 to 507,000)	64,000 (72,600 to 126,000)	337,000 (162,000 to 337,000)	319,000 (159,000 to 319,000)	140,000 (132,000 to 147,000)	110,000 (104,000 to 116,000)	370,000 (317,000 to 424,000)	599,000 (509,000 to 693,000)	394,000 (334,000 to 454,000)	316,000 (268,000 to 365,000)	377,000 (320,000 to 435,000)	449,000 (381,000 to 518,000)	524,000 (445,000 to 605,000)	599,000 (492,000 to 704,000)	627,000 (478,000 to 776,000)	594,000 (454,000 to 733,000)	574,000 (439,000 to 709,000)	499,000 (381,000 to 618,000)	390,000 (293,000 to 487,000)	192,000 (143,000 to 239,000)	62,000 (49,200 to 76,600)	20,900 (16,000 to 26,000)	5,540,000 (4,600,000 to 6,500,000)
Communicable, maternal, neonatal, and nutritional diseases	286,000 (220,000 to 352,000)	13,000 (10,000 to 16,000)	150,000 (107,000 to 193,000)	131,000 (93,000 to 169,000)	43,000 (30,000 to 55,000)	24,000 (17,000 to 32,000)	59,000 (42,000 to 77,000)	82,000 (58,000 to 107,000)	64,000 (45,000 to 84,000)	62,000 (44,000 to 81,000)	67,000 (47,000 to 87,000)	63,000 (44,000 to 83,000)	64,000 (44,000 to 85,000)	64,000 (44,000 to 85,000)	64,000 (44,000 to 85,000)	63,000 (43,000 to 83,000)	59,000 (40,000 to 78,000)	49,000 (33,000 to 65,000)	33,000 (22,000 to 44,000)	22,000 (15,000 to 29,000)	8,000 (5,200 to 10,000)	2,100 (1,300 to 2,800)	1,466,000 (1,000,000 to 1,900,000)
HIV/AIDS and sexually transmitted infections	15,000 (9,270 to 23,000)	1,620 (2,000 to 14,000)	8,100 (3,100 to 17,000)	4,060 (2,020 to 8,000)	998 (451 to 977)	998 (599 to 696)	2,070 (1,020 to 3,700)	6,070 (4,000 to 7,490)	6,390 (4,700 to 10,200)	6,810 (5,320 to 8,180)	6,840 (5,770 to 8,500)	6,840 (5,990 to 8,030)	6,840 (5,990 to 8,030)	6,840 (5,990 to 8,030)	6,840 (5,990 to 8,030)	6,840 (5,990 to 8,030)	6,840 (5,990 to 8,030)	6,840 (5,990 to 8,030)	6,840 (5,990 to 8,030)	6,840 (5,990 to 8,030)	6,840 (5,990 to 8,030)	6,840 (5,990 to 8,030)	6,840 (5,990 to 8,030)	179,000
HIV/AIDS	15,000 (9,140 to 23,000)	1,620 (2,000 to 14,000)	8,100 (3,100 to 17,000)	4,060 (2,020 to 8,000)	998 (451 to 977)	998 (599 to 696)	2,070 (1,020 to 3,700)	6,070 (4,000 to 7,490)	6,390 (4,700 to 10,200)	6,810 (5,320 to 8,180)	6,840 (5,770 to 8,500)	6,840 (5,990 to 8,030)	6,840 (5,990 to 8,030)	6,840 (5,990 to 8,030)	6,840 (5,990 to 8,030)	6,840 (5,990 to 8,030)	6,840 (5,990 to 8,030)	6,840 (5,990 to 8,030)	6,840 (5,990 to 8,030)	6,840 (5,990 to 8,030)	6,840 (5,990 to 8,030)	6,840 (5,990 to 8,030)	6,840 (5,990 to 8,030)	41,000
HIV/AIDS - Drug-susceptible Tuberculosis	0 (0 to 0)	0 (0 to 0)	0 (0 to 0)	0 (0 to 0)	0 (0 to 0)	0 (0 to 0)	0 (0 to 0)	0 (0 to 0)	0 (0 to 0)	0 (0 to 0)	0 (0 to 0)	0 (0 to 0)	0 (0 to 0)	0 (0 to 0)	0 (0 to 0)	0 (0 to 0)	0 (0 to 0)	0 (0 to 0)	0 (0 to 0)	0 (0 to 0)	0 (0 to 0)	0 (0 to 0)	0 (0 to 0)	0 (0 to 0)	0
HIV/AIDS - Multidrug resistant Tuberculosis without extensive drug resistance	0 (0 to 0)	0 (0 to 0)	0 (0 to 0)	0 (0 to 0)	0 (0 to 0)	0 (0 to 0)	0 (0 to 0)	0 (0 to 0)	0 (0 to 0)	0 (0 to 0)	0 (0 to 0)	0 (0 to 0)	0 (0 to 0)	0 (0 to 0)	0 (0 to 0)	0 (0 to 0)	0 (0 to 0)	0 (0 to 0)	0 (0 to 0)	0 (0 to 0)	0 (0 to 0)	0 (0 to 0)	0 (0 to 0)	0 (0 to 0)	0
HIV/AIDS - Extensively drug-resistant Tuberculosis	0 (0 to 0)	0 (0 to 0)	0 (0 to 0)	0 (0 to 0)	0 (0 to 0)	0 (0 to 0)	0 (0 to 0)	0 (0 to 0)	0 (0 to 0)	0 (0 to 0)	0 (0 to 0)	0 (0 to 0)	0 (0 to 0)	0 (0 to 0)	0 (0 to 0)	0 (0 to 0)	0 (0 to 0)	0 (0 to 0)	0 (0 to 0)	0 (0 to 0)	0 (0 to 0)	0 (0 to 0)	0 (0 to 0)	0 (0 to 0)	0
HIV/AIDS resulting in other diseases	0 (0 to 0)	0 (0 to 0)	0 (0 to 0)	0 (0 to 0)	0 (0 to 0)	0 (0 to 0)	0 (0 to 0)	0 (0 to 0)	0 (0 to 0)	0 (0 to 0)	0 (0 to 0)	0 (0 to 0)	0 (0 to 0)	0 (0 to 0)	0 (0 to 0)	0 (0 to 0)	0 (0 to 0)	0 (0 to 0)	0 (0 to 0)	0 (0 to 0)	0 (0 to 0)	0 (0 to 0)	0 (0 to 0)	0 (0 to 0)	0
Sexually transmitted infections, excluding HIV	15,000 (9,270 to 23,000)	1,620 (2,000 to 14,000)	8,100 (3,100 to 17,000)	4,060 (2,020 to 8,000)	998 (451 to 977)	998 (599 to 696)	2,070 (1,020 to 3,700)	6,070 (4,000 to 7,490)	6,390 (4,700 to 10,200)	6,810 (5,320 to 8,180)	6,840 (5,770 to 8,500)	6,840 (5,990 to 8,030)	6,840 (5,990 to 8,030)	6,840 (5,990 to 8,030)	6,840 (5,990 to 8,030)	6,840 (5,990 to 8,030)	6,840 (5,990 to 8,030)	6,840 (5,990 to 8,030)	6,840 (5,990 to 8,030)	6,840 (5,990 to 8,030)	6,840 (5,990 to 8,030)	6,840 (5,990 to 8,030)	6,840 (5,990 to 8,030)	37,000
Syphilis	14,000 (9,270 to 23,000)	1,620 (1,900 to 14,000)	8,100 (3,100 to 17,000)	4,060 (2,020 to 8,000)	998 (451 to 977)	998 (599 to 696)	2,070 (1,020 to 3,700)	6,070 (4,000 to 7,490)	6,390 (4,700 to 10,200)	6,810 (5,320 to 8,180)	6,840 (5,770 to 8,500)	6,840 (5,990 to 8,030)	6,840 (5,990 to 8,030)	6,840 (5,990 to 8,030)	6,840 (5,990 to 8,030)	6,840 (5,990 to 8,030)	6,840 (5,990 to 8,030)	6,840 (5,990 to 8,030)	6,840 (5,990 to 8,030)	6,840 (5,990 to 8,030)	6,840 (5,990 to 8,030)	6,840 (5,990 to 8,030)	6,840 (5,990 to 8,030)	34,000
Chlamydial infection	0 (0 to 0)	0 (0 to 0)	0 (0 to 0)	0 (0 to 0)	0 (0 to 0)	0 (0 to 0)	0 (0 to 0)	0 (0 to 0)	0 (0 to 0)	0 (0 to 0)	0 (0 to 0)	0 (0 to 0)	0 (0 to 0)	0 (0 to 0)	0 (0 to 0)	0 (0 to 0)	0 (0 to 0)	0 (0 to 0)	0 (0 to 0)	0 (0 to 0)	0 (0 to 0)	0 (0 to 0)	0 (0 to 0)	0 (0 to 0)	0
Gonococcal infection	0 (0 to 0)	0 (0 to 0)	0 (0 to 0)	0 (0 to 0)	0 (0 to 0)	0 (0 to 0)	0 (0 to 0)	0 (0 to 0)	0 (0 to 0)	0 (0 to 0)	0 (0 to 0)	0 (0 to 0)	0 (0 to 0)	0 (0 to 0)	0 (0 to 0)	0 (0 to 0)	0 (0 to 0)	0 (0 to 0)	0 (0 to 0)	0 (0 to 0)	0 (0 to 0)	0 (0 to 0)	0 (0 to 0)	0 (0 to 0)	0
Trichomoniasis	0 (0 to 0)	0 (0 to 0)	0 (0 to 0)	0 (0 to 0)	0 (0 to 0)	0 (0 to 0)	0 (0 to 0)	0 (0 to 0)	0 (0 to 0)	0 (0 to 0)	0 (0 to 0)	0 (0 to 0)	0 (0 to 0)	0 (0 to 0)	0 (0 to 0)	0 (0 to 0)	0 (0 to 0)	0 (0 to 0)	0 (0 to 0)	0 (0 to 0)	0 (0 to 0)	0 (0 to 0)	0 (0 to 0)	0 (0 to 0)	0
Genital herpes	0 (0 to 0)	0 (0 to 0)	0 (0 to 0)	0 (0 to 0)	0 (0 to 0)	0 (0 to 0)	0 (0 to 0)	0 (0 to 0)	0 (0 to 0)	0 (0 to 0)	0 (0 to 0)	0 (0 to 0)	0 (0 to 0)	0 (0 to 0)	0 (0 to 0)	0 (0 to 0)	0 (0 to 0)	0 (0 to 0)	0 (0 to 0)	0 (0 to 0)	0 (0 to 0)	0 (0 to 0)	0 (0 to 0)	0 (0 to 0)	0
Other sexually transmitted infections	0 (0 to 0)	0 (0 to 0)	0 (0 to 0)	0 (0 to 0)	0 (0 to 0)	0 (0 to 0)	0 (0 to 0)	0 (0 to 0)	0 (0 to 0)	0 (0 to 0)	0 (0 to 0)	0 (0 to 0)	0 (0 to 0)	0 (0 to 0)	0 (0 to 0)	0 (0 to 0)	0 (0 to 0)	0 (0 to 0)	0 (0 to 0)	0 (0 to 0)	0 (0 to 0)	0 (0 to 0)	0 (0 to 0)	0 (0 to 0)	0
HIV/AIDS resulting in other diseases	0 (0 to 0)	0 (0 to 0)	0 (0 to 0)	0 (0 to 0)	0 (0 to 0)	0 (0 to 0)	0 (0 to 0)	0 (0 to 0)	0 (0 to 0)	0 (0 to 0)	0 (0 to 0)	0 (0 to 0)	0 (0 to 0)	0 (0 to 0)	0 (0 to 0)	0 (0 to 0)	0 (0 to 0)	0 (0 to 0)	0 (0 to 0)	0 (0 to 0)	0 (0 to 0)	0 (0 to 0)	0 (0 to 0)	0 (0 to 0)	0
Diarrhoeal diseases	8,270 (4,270 to 15,000)	12,000 (9,970 to 20,000)	58,000 (28,000 to 92,000)	53,000 (19,000 to 94,000)	14,000 (10,000 to 17,000)	6,490 (4,500 to 11,000)	14,000 (9,810 to 21,000)	36,000 (22,000 to 55,000)	37,000 (23,000 to 54,000)	38,000 (24,000 to 57,000)	37,000 (23,000 to 54,000)	33,000 (21,000 to 47,000)	29,000 (18,000 to 42,000)	37,000 (23,000 to 54,000)	37,000 (23,000 to 54,000)	39,000 (25,000 to 56,000)	39,000 (25,000 to 56,000)	39,000 (25,000 to 56,000)	39,000 (25,000 to 56,000)	14,000 (11,000 to 18,000)	11,700 (9,420 to 14,000)	4,670 (3,900 to 7,180)	1,630 (1,300 to 2,270)	440,000 (340,000 to 562,000)
Respiratory infections and tuberculosis	16,000 (4,270 to 15,000)	1,700 (2,000 to 3,000)	4,060 (2,020 to 7,360)	3,040 (1,520 to 6,460)	3,140 (1,610 to 6,460)	9,810 (4,500 to 21,000)	39,460 (22,000 to 59,000)	33,060 (21,000 to 46,000)	31,380 (20,000 to 44,000)	29,150 (19,000 to 39,000)	30,660 (19,000 to 42,000)	29,000 (18,000 to 40,000)	28,000 (17,000 to 39,000)	27,000 (16,000 to 38,000)	27,000 (16,000 to 38,000)	27,000 (16,000 to 38,000)	27,000 (16,000 to 38,000)	27,000 (16,000 to 38,000)	27,000 (16,000 to 38,000)	10,700 (6,700 to 15,000)	6,700 (4,000 to 9,780)	2,600 (1,600 to 3,920)	963 (600 to 1,400)	392,000 (244,000 to 549,000)
Tuberculosis	16,000 (4,270 to 15,000)	1,700 (2,000 to 3,000)	4,060 (2,020 to 7,360)	3,040 (1,520 to 6,460)	3,140 (1,610 to 6,460)	9,810 (4,500 to 21,000)	39,460 (22,000 to 59,000)	33,060 (21,000 to 46,000)	31,380 (20,000 to 44,000)	29,150 (19,000 to 39,000)	30,660 (19,000 to 42,000)	29,000 (18,000 to 40,000)	28,000 (17,000 to 39,000)	27,000 (16,000 to 38,000)	27,000 (16,000 to 38,000)	27,000 (16,000 to 38,000)	27,000 (16,000 to 38,000)	27,000 (16,000 to 38,000)	27,000 (16,000 to 38,000)	10,700 (6,700 to 15,000)	6,700 (4,000 to 9,780)	2,600 (1,600 to 3,920)	963 (600 to 1,400)	379,000
Latent tuberculosis infection	0 (0 to 0)	0 (0 to 0)	0 (0 to 0)	0 (0 to 0)	0 (0 to 0)	0 (0 to 0)	0 (0 to 0)	0 (0 to 0)	0 (0 to 0)	0 (0 to 0)	0 (0 to 0)	0 (0 to 0)	0 (0 to 0)	0 (0 to 0)	0 (0 to 0)	0 (0 to 0)	0 (0 to 0)	0 (0 to 0)	0 (0 to 0)	0 (0 to 0)	0 (0 to 0)	0 (0 to 0)	0 (0 to 0)	0 (0 to 0)	0
Drug-susceptible tuberculosis	16,000 (4,270 to 15,000)	1,700 (2,000 to 3,000)	4,060 (2,020 to 7,360)	3,040 (1,520 to 6,460)	3,140 (1,610 to 6,460)	9,810 (4,500 to 21,000)	39,460 (22,000 to 59,000)	33,060 (21,000 to 46,000)	31,380 (20,000 to 44,000)	29,150 (19,000 to 39,000)	30,660 (19,000 to 42,000)	29,000 (18,000 to 40,000)	28,000 (17,000 to 39,000)	27,000 (16,000 to 38,000)	27,000 (16,000 to 38,000)	27,000 (16,000 to 38,000)	27,000 (16,000 to 38,000)	27,000 (16,000 to 38,000)	27,000 (16,000 to 38,000)	10,700 (6,700 to 15,000)	6,700 (4,000 to 9,780)	2,600 (1,600 to 3,920)	963 (600 to 1,400)	379,000
Multidrug-resistant tuberculosis without extensive drug resistance	0 (0 to 0)	0 (0 to 0)	0 (0 to 0)	0 (0 to 0)	0 (0 to 0)	0 (0 to 0)	0 (0 to 0)	0 (0 to 0)	0 (0 to 0)	0 (0 to 0)	0 (0 to 0)	0 (0 to 0)	0 (0 to 0)	0 (0 to 0)	0 (0 to 0)	0 (0 to 0)	0 (0 to 0)	0 (0 to 0)	0 (0 to 0)	0 (0 to 0)	0 (0 to 0)	0 (0 to 0)	0 (0 to 0)	0 (0 to 0)	0
Extensively drug-resistant tuberculosis	0 (0 to 0)	0 (0 to 0)	0 (0 to 0)	0 (0 to 0)	0 (0 to 0)	0 (0 to 0)	0 (0 to 0)	0 (0 to 0)	0 (0 to 0)	0 (0 to 0)	0 (0 to 0)	0 (0 to 0)	0 (0 to 0)	0 (0 to 0)	0 (0 to 0)	0 (0 to 0)	0 (0 to 0)	0 (0 to 0)	0 (0 to 0)	0 (0 to 0)	0 (0 to 0)	0 (0 to 0)	0 (0 to 0)	0 (0 to 0)	0
Tuberculosis resulting in other diseases	0 (0 to 0)	0 (0 to 0)	0 (0 to 0)	0 (0 to 0)	0 (0 to 0)	0 (0 to 0)	0 (0 to 0)	0 (0 to 0)	0 (0 to 0)	0 (0 to 0)	0 (0 to 0)	0 (0 to 0)	0 (0 to 0)	0 (0 to 0)	0 (0 to 0)	0 (0 to 0)	0 (0 to 0)	0 (0 to 0)	0 (0 to 0)	0 (0 to 0)	0 (0 to 0)	0 (0 to 0)	0 (0 to 0)	0 (0 to 0)	0
Cutaneous and mucocutaneous leishmaniasis	0 (0 to 0)	0 (0 to 0)	0 (0 to 0)	0 (0 to 0)	0 (0 to 0)	0 (0 to 0)	0 (0 to 0)	0 (0 to 0)	0 (0 to 0)	0 (0 to 0)	0 (0 to 0)	0 (0 to 0)	0 (0 to 0)	0 (0 to 0)	0 (0 to 0)	0 (0 to 0)	0 (0 to 0)	0 (0 to 0)	0 (0 to 0)	0 (0 to 0)	0 (0 to 0)	0 (0 to 0)	0 (0 to 0)	0 (0 to 0)	0
Visceral leishmaniasis	0 (0 to 0)	0 (0 to 0)	0 (0 to 0)	0 (0 to 0)	0 (0 to 0)	0 (0 to 0)	0 (0 to 0)	0 (0 to 0)	0 (0 to 0)	0 (0 to 0)	0 (0 to 0)	0 (0 to 0)	0 (0 to 0)	0 (0 to 0)	0 (0 to 0)	0 (0 to 0)	0 (0 to 0)	0 (0 to 0)	0 (0 to 0)	0 (0 to 0)	0 (0 to 0)	0 (0 to 0)	0 (0 to 0)	0 (0 to 0)	0
Malaria	0 (0 to 0)	0 (0 to 0)	0 (0 to 0)	0 (0 to 0)	0 (0 to 0)	0 (0 to 0)	0 (0 to 0)	0 (0 to 0)	0 (0 to 0)	0 (0 to 0)	0 (0 to 0)	0 (0 to 0)	0 (0 to 0)	0 (0 to 0)	0 (0 to 0)	0 (0 to 0)	0 (0 to 0)	0 (0 to 0)	0 (0 to 0)	0 (0 to 0)	0 (0 to 0)	0 (0 to 0)	0 (0 to 0)	0 (0 to 0)	0
Chagas disease	0 (0 to 0)	0 (0 to 0)	0 (0 to 0)	0 (0 to 0)	0 (0 to 0)	0 (0 to 0)	0 (0 to 0)	0 (0 to 0)	0 (0 to 0)	0 (0 to 0)	0 (0 to 0)	0 (0 to 0)	0 (0 to 0)	0 (0 to 0)	0 (0 to 0)	0 (0 to 0)	0 (0 to 0)	0 (0 to 0)	0 (0 to 0)	0 (0 to 0)	0 (0 to 0)	0 (0 to 0)	0 (0 to 0)	0 (0 to 0)	0
Leishmaniasis	0 (0 to 0)	0 (0 to 0)	0 (0 to 0)	0 (0 to 0)	0 (0 to 0)	0 (0 to 0)	0 (0 to 0)	0 (0 to 0)	0 (0 to 0)	0 (0 to 0)	0 (0 to 0)	0 (0 to 0)	0 (0 to 0)	0 (0 to 0)	0 (0 to 0)	0 (0 to 0)	0 (0 to 0)	0 (0 to 0)	0 (0 to 0)	0 (0 to 0)	0 (0 to 0)	0 (0 to 0)	0 (0 to 0)	0 (0 to 0)	0
Visceral leishmaniasis	0 (0 to 0)	0 (0 to 0)	0 (0 to 0)	0 (0 to 0)	0 (0 to 0)	0 (0 to 0)	0 (0 to 0)	0 (0 to 0)	0 (0 to 0)	0 (0 to 0)	0 (0 to 0)	0 (0 to 0)	0 (0 to 0)	0 (0 to 0)	0 (0 to 0)	0 (0 to 0)	0 (0 to 0)	0 (0 to 0)	0 (0 to 0)	0 (0 to 0)	0 (0 to 0)	0 (0 to 0)	0 (0 to 0)	0 (0 to 0)	0
Cutaneous and mucocutaneous leishmaniasis	0 (0 to 0)	0 (0 to 0)	0 (0 to 0)	0 (0 to 0)	0 (0 to 0)	0 (0 to 0)	0 (0 to 0)	0 (0 to 0)	0 (0 to 0)	0 (0 to 0)	0 (0 to 0)	0 (0 to 0)	0 (0 to 0)	0 (0 to 0)	0 (0 to 0)	0 (0 to 0)	0 (0 to 0)	0 (0 to 0)	0 (0 to 0)	0 (0 to 0)	0 (0 to 0)	0 (0 to 0)	0 (0 to 0)	0 (0 to 0)	0
African trypanosomiasis	0 (0 to 0)	0 (0 to 0)	0 (0 to 0)	0 (0 to 0)	0 (0 to 0)	0 (0 to 0)	0 (0 to 0)	0 (0 to 0)	0 (0 to 0)	0 (0 to 0)	0 (0 to 0)	0 (0 to 0)	0 (0 to 0)	0 (0 to 0)	0 (0 to 0)	0 (0 to 0)	0 (0 to 0)	0 (0 to 0)	0 (0 to 0)	0 (0 to 0)	0 (0 to 0)	0 (0 to 0)	0 (0 to 0)	0 (0 to 0)	0
Schistosomiasis	0 (0 to 0)	0 (0 to 0)	0 (0 to 0)	0 (0 to 0)	0 (0 to 0)	0 (0 to 0)	0 (0 to 0)	0 (0 to 0)	0 (0 to 0)	0 (0 to 0)	0 (0 to 0)	0 (0 to 0)	0 (0 to 0)	0 (0 to 0)	0 (0 to 0)	0 (0 to 0)	0 (0 to 0)	0 (0 to 0)	0 (0 to 0)	0 (0 to 0)	0 (0 to 0)	0 (0 to 0)	0 (0 to 0)	0 (0 to 0)	0
Cysticercosis	0 (0 to 0)	0 (0 to 0)	0 (0 to 0)	0 (0 to 0)	0 (0 to 0)	0 (0 to 0)	0 (0 to 0)	0 (0 to 0)	0 (0 to 0)	0 (0 to 0)	0 (0 to 0)	0 (0 to 0)	0 (0 to 0)	0 (0 to 0)	0 (0 to 0)	0 (0 to 0)	0 (0 to 0)	0 (0 to 0)	0 (0 to 0)	0 (0 to 0)	0 (0 to 0)	0 (0 to 0)	0 (0 to 0)	0 (0 to 0)	0
Cystic echinococcosis	0 (0 to 0)	0 (0 to 0)	0 (0 to 0)	0 (0 to 0)	0 (0 to 0)	0 (0 to 0)	0 (0 to 0)	0 (0 to 0)	0 (0 to 0)	0 (0 to 0)	0 (0 to 0)	0 (0 to 0)	0 (0 to 0)	0 (0 to 0)	0 (0 to 0)	0 (0 to 0)	0 (0 to 0)	0 (0 to 0)	0 (0 to 0)	0 (0 to 0)	0 (0 to 0)	0 (0 to 0)	0 (0 to 0)	0 (0 to 0)	0
Lymphatic filariasis	0 (0 to 0)	0 (0 to 0)	0 (0 to 0)	0 (0 to 0)	0 (0 to 0)	0 (0 to 0)	0 (0 to 0)	0 (0 to 0)	0 (0 to 0)	0 (0 to 0)	0 (0 to 0)	0 (0 to 0)	0 (0 to 0)	0 (0 to 0)	0 (0 to 0)	0 (0 to 0)	0 (0 to 0)	0 (0 to 0)	0 (0 to 0)	0 (0 to 0)	0 (0 to 0)	0 (0 to 0)	0 (0 to 0)	0 (0 to 0)	0
Onchocerciasis	0 (0 to 0)	0 (0 to 0)	0 (0 to 0)	0 (0 to 0)	0 (0 to 0)	0 (0 to 0)	0 (0 to 0)	0 (0 to 0)	0 (0 to 0)	0 (0 to 0)	0 (0 to 0)	0 (0 to 0)	0 (0 to 0)	0 (0 to 0)	0 (0 to 0)	0 (0 to 0)	0 (0 to 0)	0 (0 to 0)	0 (0 to 0)	0 (0 to 0)	0 (0 to 0)	0 (0 to 0)	0 (0 to 0)	0 (0 to 0)	0
Trachoma	0 (0 to 0)	0 (0 to 0)	0 (0 to 0)	0 (0 to 0)	0 (0 to 0)	0 (0 to 0)	0 (0 to 0)	0 (0 to 0)	0 (0 to 0)	0 (0 to 0)	0 (0 to 0)	0 (0 to 0)	0 (0 to 0)	0 (0 to 0)	0 (0 to 0)	0 (0 to 0)	0 (0 to 0)	0 (0 to 0)	0 (0 to 0)	0 (0 to 0)	0 (0 to 0)	0 (0 to 0)	0 (0 to 0)	0 (0 to 0)	0
Dengue	2,460 (62.5 to 5,450)	11,000 (620 to 25,000)	29,000 (4,350 to 69,000)	11,000 (1,900 to 27,000)	3,090 (750 to 8,410)	3,090 (810 to 7,500)	5,260 (950 to 16,000)	5,260 (700 to 16,000)	5,260 (540 to 16,000)	1,080 (299 to 4,000)	1,080 (250 to 4,000)	1,080 (220 to 4,000)	1,080 (217 to 4,000)	1,080 (217 to 3,919)	1,080 (219 to 4,000)	720 (153 to 2,779)	360 (60 to 799)	232 (47 to 661)	150 (32.3 to 396)	170 (32.3 to 396)	49.9 (10.3 to 124)	24.9 (5.19 to 59.9)	79,100
Yellow fever	0 (0 to 0)	0 (0 to 0)	0 (0 to 0)	0 (0 to 0)	0 (0 to 0)	0 (0 to 0)	0 (0 to 0)	0 (0 to 0)	0 (0 to 0)	0 (0 to 0)	0 (0 to 0)	0 (0 to 0)	0 (0 to 0)	0 (0 to 0)	0 (0 to 0)	0 (0 to 0)	0 (0 to 0)	0 (0 to 0)	0 (0 to 0)	0 (0 to 0)	0 (0 to 0)	0 (0 to 0)	0 (0 to 0)	0 (0 to 0)	0
Rabies	0 (0 to 0)	0 (0 to 0)	0 (0 to 0)	0 (0 to 0)	0 (0 to 0)	0 (0 to 0)	0 (0 to 0)	0 (0 to 0)	0 (0 to 0)	0 (0 to 0)	0 (0 to 0)	0 (0 to 0)	0 (0 to 0)	0 (0 to 0)	0 (0 to 0)	0 (0 to 0)	0 (0 to 0)	0 (0 to 0)	0 (0 to 0)	0 (0 to 0)	0 (0 to 0)	0 (0 to 0)	0 (0 to 0)	0 (0 to 0)	0
Intestinal nematode infections	0 (0 to 0)	0 (0 to 0)	0 (0 to 0)	0 (0 to 0)	0 (0 to 0)	0 (0 to 0)	0 (0 to 0)	0 (0 to 0)	0 (0 to 0)	0 (0 to 0)	0 (0 to 0)	0 (0 to 0)	0 (0 to 0)	0 (0 to 0)	0 (0 to 0)	0 (0 to 0)	0 (0 to 0)	0 (0 to 0)	0 (0 to 0)	0 (0 to 0)	0 (0 to 0)	0 (0 to 0)	0 (0 to 0)	0 (0 to 0)	0
Ascariasis	0 (0 to 0)	0 (0 to 0)	0 (0 to 0)	0 (0 to 0)	0 (0 to 0)	0 (0 to 0)	0 (0 to 0)	0 (0 to 0)	0 (0 to 0)	0 (0 to 0)	0 (0 to 0)	0 (0 to 0)	0 (0 to 0)	0 (0 to 0)	0 (0 to 0)	0 (0 to 0)	0 (0 to 0)	0 (0 to 0)	0 (0 to 0)	0 (0 to 0)	0 (0 to 0)	0 (0 to 0)	0 (0 to 0)	0 (0 to 0)	0
Trichuriasis	0 (0 to 0)	0 (0 to 0)	0 (0 to 0)	0 (0 to 0)	0 (0 to 0)	0 (0 to 0)	0 (0 to 0)	0 (0 to 0)	0 (0 to 0)	0 (0 to 0)	0 (0 to 0)	0 (0 to 0)	0 (0 to 0)	0 (0 to 0)	0 (0 to 0)	0 (0 to 0)	0 (0 to 0)	0 (0 to 0)	0 (0 to 0)	0 (0 to 0)	0 (0 to 0)	0 (0 to 0)	0 (0 to 0)	0 (0 to 0)	0
Hookworm disease	0 (0 to 0)	0 (0 to 0)	0 (0 to 0)	0 (0 to 0)	0 (0 to 0)	0 (0 to 0)	0 (0 to 0)	0 (0 to 0)	0 (0 to 0)	0 (0 to 0)	0 (0 to 0)	0 (0 to 0)	0 (0 to 0)	0 (0 to 0)	0 (0 to 0)	0 (0 to 0)	0 (0 to 0)	0 (0 to 0)	0 (0 to 0)	0 (0 to 0)	0 (0 to 0)	0 (0 to 0)	0 (0 to 0)	0 (0 to 0)	0
Food-borne trematodiases	0 (0 to 0)	0 (0 to 0)	0 (0 to 0)	0 (0 to 0)	0 (0 to 0)	0 (0 to 0)	0 (0 to 0)	0 (0 to 0)	0 (0 to 0)	0 (0 to 0)	0 (0 to 0)	0 (0 to 0)	0 (0 to 0)	0 (0 to 0)	0 (0 to 0)	0 (0 to 0)	0 (0 to 0)	0 (0 to 0)	0 (0 to 0)	0 (0 to 0)	0 (0 to 0)	0 (0 to 0)	0 (0 to 0)	0 (0 to 0)	0
Leprosy	0 (0 to 0)	0 (0 to 0)	0 (0 to 0)	0 (0 to 0)	0 (0 to 0)	0 (0 to 0)	0 (0 to 0)	0 (0 to 0)	0 (0 to 0)	0 (0 to 0)	0 (0 to 0)	0 (0 to 0)	0 (0 to 0)	0 (0 to 0)	0 (0 to 0)	0 (0 to 0)	0 (0 to 0)	0 (0 to 0)	0 (0 to 0)	0 (0 to 0)	0 (0 to 0)	0 (0 to 0)	0 (0 to 0)	0 (0 to 0)	0
Ebola	0 (0 to 0)	0 (0 to 0)	0 (0 to 0)	0 (0 to 0)	0 (0 to 0)	0 (0 to 0)	0 (0 to 0)	0 (0 to 0)	0 (0 to 0)	0 (0 to 0)	0 (0 to 0)	0 (0 to 0)	0 (0 to 0)	0 (0 to 0)	0 (0 to 0)	0 (0 to 0)	0 (0 to 0)	0 (0 to 0)	0 (0 to 0)	0 (0 to 0)	0 (0 to 0)	0 (0 to 0)	0 (0 to 0)	0 (0 to 0)	0
Zika virus	0 (0 to 0)	0 (0 to 0)	0 (0 to 0)	0 (0 to 0)	0 (0 to 0)	0 (0 to 0)	0 (0 to 0)	0 (0 to 0)	0 (0 to 0)	0 (0 to 0)	0 (0 to 0)	0 (0 to 0)	0 (0 to 0)	0 (0 to 0)	0 (0 to 0)	0 (0 to 0)	0 (0 to 0)	0 (0 to 0)	0 (0 to 0)	0 (0 to 0)	0 (0 to 0)	0 (0 to 0)	0 (0 to 0)	0 (0 to 0)	0
Guinea worm disease	0 (0 to 0)	0 (0 to 0)	0 (0 to 0)	0 (0 to 0)	0 (0 to 0)	0 (0 to 0)	0 (0 to 0)	0 (0 to 0)	0 (0 to 0)	0 (0 to 0)	0 (0 to 0)	0 (0 to 0)	0 (0 to 0)	0 (0 to 0)	0 (0 to 0)	0 (0 to 0)	0 (0 to 0)	0 (0 to 0)	0 (0 to 0)	0 (0 to 0)	0 (0 to 0)	0 (0 to 0)	0 (0 to 0)	0 (0 to 0)	0
Other neglected tropical diseases	0 (0 to 0)	0 (0 to 0)	0 (0 to 0)	0 (0 to 0)	0 (0 to 0)	0 (0 to 0)	0 (0 to 0)	0 (0 to 0)	0 (0 to 0)	0 (0 to 0)	0 (0 to 0)	0 (0 to 0)	0 (0 to 0)	0 (0 to 0)	0 (0 to 0)	0 (0 to 0)	0 (0 to 0)	0 (0 to 0)	0 (0 to 0)	0 (0 to 0)	0 (0 to 0)	0 (0 to 0)	0 (0 to 0)	0 (0 to 0)	0



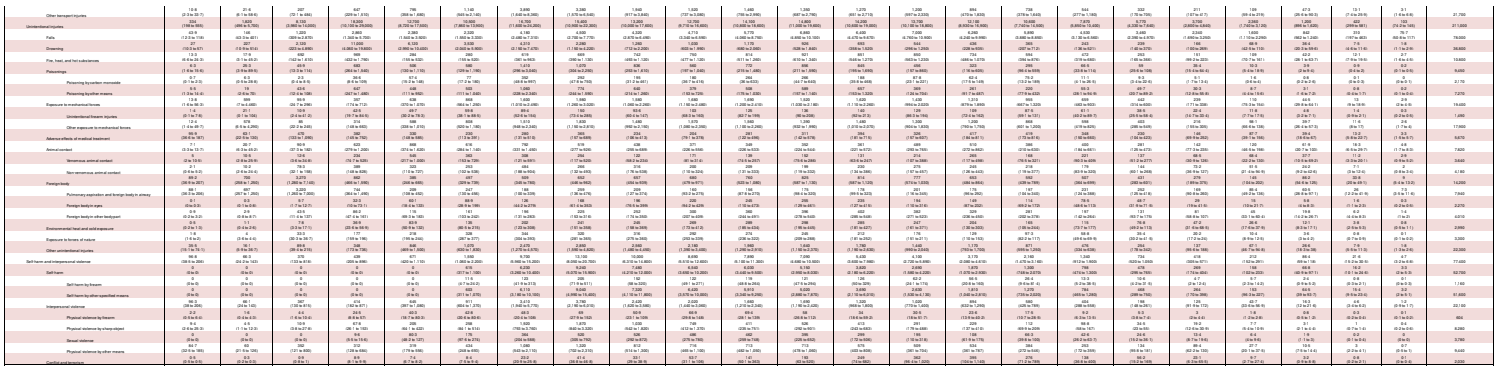

S8 Table 2a. Central Jara EMLTA: by cause and sex group for males with 95% uncertainty intervals, 2019

Cause	Early Neonatal	Late Neonatal	Post Neonatal	1 to 4	5 to 9	10 to 14	15 to 19	20 to 24	25 to 29	30 to 34	35 to 39	40 to 44	45 to 49	50 to 54	55 to 59	60 to 64	65 to 69	70 to 74	75 to 79	80 to 84	85 to 89	90 to 94	95 plus	Total
All causes	171,000 (7,000 to 218,000)	41,700 (49,000 to 56,000)	96,000 (52,000 to 126,000)	102,000 (52,000 to 136,000)	82,000 (47,000 to 110,000)	97,700 (76,000 to 129,000)	170,000 (131,000 to 214,000)	160,000 (127,000 to 213,000)	168,000 (127,000 to 217,000)	179,000 (137,000 to 231,000)	220,000 (171,000 to 287,000)	264,000 (214,000 to 329,000)	360,000 (276,000 to 464,000)	369,000 (284,000 to 481,000)	669,000 (564,000 to 791,000)	669,000 (521,000 to 852,000)	669,000 (478,000 to 902,000)	661,000 (476,000 to 902,000)	664,000 (543,000 to 810,000)	639,000 (543,000 to 760,000)	511,000 (393,000 to 667,000)	197,000 (119,000 to 299,000)	6,098 (4,000 to 8,000)	6,420,000
Communicable, maternal, neonatal, and nutritional diseases	136,000 (7,000 to 183,000)	30,400 (22,000 to 40,000)	64,100 (43,000 to 89,000)	69,200 (52,000 to 91,000)	31,200 (21,000 to 44,000)	24,600 (17,000 to 34,000)	29,700 (21,000 to 42,000)	31,200 (22,000 to 45,000)	33,400 (24,000 to 48,000)	33,700 (24,000 to 48,000)	33,900 (24,000 to 48,000)	37,900 (27,000 to 53,000)	48,200 (34,000 to 68,000)	48,000 (34,000 to 68,000)	47,900 (34,000 to 67,000)	47,900 (34,000 to 67,000)	47,900 (34,000 to 67,000)	47,900 (34,000 to 67,000)	47,200 (34,000 to 66,000)	37,200 (27,000 to 52,000)	29,600 (21,000 to 41,000)	13,000 (8,000 to 20,000)	1,098 (1,000 to 1,000)	916,000
HIV/AIDS and sexually transmitted infections	3,000 (3,000 to 3,000)	2,000 (1,000 to 3,000)	3,000 (1,000 to 5,000)	2,000 (1,000 to 3,000)	1,000 (1,000 to 2,000)	1,000 (1,000 to 2,000)	2,000 (2,000 to 3,000)	3,000 (2,000 to 4,000)	3,000 (2,000 to 4,000)	3,000 (2,000 to 4,000)	3,000 (2,000 to 4,000)	2,000 (1,000 to 3,000)	2,000 (1,000 to 3,000)	1,000 (1,000 to 2,000)	1,000 (1,000 to 2,000)	1,000 (1,000 to 2,000)	1,000 (1,000 to 2,000)	1,000 (1,000 to 2,000)	1,000 (1,000 to 2,000)	1,000 (1,000 to 2,000)	1,000 (1,000 to 2,000)	1,000 (1,000 to 2,000)	1,000 (1,000 to 2,000)	60,000
HIV/AIDS	0 (0 to 0)	0 (0 to 0)	0 (0 to 0)	0 (0 to 0)	0 (0 to 0)	0 (0 to 0)	0 (0 to 0)	0 (0 to 0)	0 (0 to 0)	0 (0 to 0)	0 (0 to 0)	0 (0 to 0)	0 (0 to 0)	0 (0 to 0)	0 (0 to 0)	0 (0 to 0)	0 (0 to 0)	0 (0 to 0)	0 (0 to 0)	0 (0 to 0)	0 (0 to 0)	0 (0 to 0)	0 (0 to 0)	0 (0 to 0)	0
HIV/AIDS - Drug-susceptible Tuberculosis	0 (0 to 0)	0 (0 to 1)	1,000 (0 to 4,000)	1,000 (0 to 4,000)	0 (0 to 1,000)	0 (0 to 1,000)	0 (0 to 1,000)	0 (0 to 1,000)	0 (0 to 1,000)	0 (0 to 1,000)	0 (0 to 1,000)	0 (0 to 1,000)	0 (0 to 1,000)	0 (0 to 1,000)	0 (0 to 1,000)	0 (0 to 1,000)	0 (0 to 1,000)	0 (0 to 1,000)	0 (0 to 1,000)	0 (0 to 1,000)	0 (0 to 1,000)	0 (0 to 1,000)	0 (0 to 1,000)	0 (0 to 1,000)	13,000
HIV/AIDS - Multidrug resistant Tuberculosis without extensive drug resistance	0 (0 to 0)	0 (0 to 0)	0 (0 to 0)	0 (0 to 0)	0 (0 to 0)	0 (0 to 0)	0 (0 to 0)	0 (0 to 0)	0 (0 to 0)	0 (0 to 0)	0 (0 to 0)	0 (0 to 0)	0 (0 to 0)	0 (0 to 0)	0 (0 to 0)	0 (0 to 0)	0 (0 to 0)	0 (0 to 0)	0 (0 to 0)	0 (0 to 0)	0 (0 to 0)	0 (0 to 0)	0 (0 to 0)	0 (0 to 0)	0
HIV/AIDS - Extensively drug-resistant Tuberculosis	0 (0 to 0)	0 (0 to 0)	0 (0 to 1)	0 (0 to 1)	0 (0 to 0)	0 (0 to 0)	0 (0 to 0)	0 (0 to 0)	0 (0 to 1)	0 (0 to 0)	0 (0 to 0)	0 (0 to 0)	0 (0 to 0)	0 (0 to 0)	0 (0 to 0)	0 (0 to 0)	0 (0 to 0)	0 (0 to 0)	0 (0 to 0)	0 (0 to 0)	0 (0 to 0)	0 (0 to 0)	0 (0 to 0)	0 (0 to 0)	0
HIV/AIDS resulting in other diseases	2,000 (0 to 3,000)	1,000 (0 to 2,000)	2,000 (0 to 5,000)	1,000 (0 to 3,000)	1,000 (0 to 2,000)	1,000 (0 to 2,000)	2,000 (1 to 3,000)	2,000 (1 to 3,000)	2,000 (1 to 3,000)	2,000 (1 to 3,000)	2,000 (1 to 3,000)	2,000 (1 to 3,000)	2,000 (1 to 3,000)	1,000 (1 to 2,000)	1,000 (1 to 2,000)	1,000 (1 to 2,000)	1,000 (1 to 2,000)	1,000 (1 to 2,000)	1,000 (1 to 2,000)	1,000 (1 to 2,000)	1,000 (1 to 2,000)	1,000 (1 to 2,000)	1,000 (1 to 2,000)	47,000
Sexually transmitted infections, excluding HIV	10,000 (3,000 to 22,000)	4,000 (2,000 to 7,000)	3,000 (0 to 7,000)	1,000 (0 to 3,000)	1,000 (0 to 2,000)	1,000 (0 to 2,000)	2,000 (1 to 3,000)	2,000 (1 to 3,000)	2,000 (1 to 3,000)	2,000 (1 to 3,000)	2,000 (1 to 3,000)	2,000 (1 to 3,000)	2,000 (1 to 3,000)	2,000 (1 to 3,000)	2,000 (1 to 3,000)	2,000 (1 to 3,000)	2,000 (1 to 3,000)	2,000 (1 to 3,000)	2,000 (1 to 3,000)	2,000 (1 to 3,000)	2,000 (1 to 3,000)	2,000 (1 to 3,000)	2,000 (1 to 3,000)	47,000
Syphilis	0 (0 to 0)	0 (0 to 0)	0 (0 to 0)	0 (0 to 0)	0 (0 to 0)	0 (0 to 0)	0 (0 to 0)	0 (0 to 0)	0 (0 to 0)	0 (0 to 0)	0 (0 to 0)	0 (0 to 0)	0 (0 to 0)	0 (0 to 0)	0 (0 to 0)	0 (0 to 0)	0 (0 to 0)	0 (0 to 0)	0 (0 to 0)	0 (0 to 0)	0 (0 to 0)	0 (0 to 0)	0 (0 to 0)	0 (0 to 0)	0
Chlamydial infection	0 (0 to 0)	0 (0 to 0)	0 (0 to 0)	0 (0 to 0)	0 (0 to 0)	0 (0 to 0)	0 (0 to 0)	0 (0 to 0)	0 (0 to 0)	0 (0 to 0)	0 (0 to 0)	0 (0 to 0)	0 (0 to 0)	0 (0 to 0)	0 (0 to 0)	0 (0 to 0)	0 (0 to 0)	0 (0 to 0)	0 (0 to 0)	0 (0 to 0)	0 (0 to 0)	0 (0 to 0)	0 (0 to 0)	0 (0 to 0)	0
Gonococcal infection	0 (0 to 0)	0 (0 to 0)	0 (0 to 0)	0 (0 to 0)	0 (0 to 0)	0 (0 to 0)	0 (0 to 0)	0 (0 to 0)	0 (0 to 0)	0 (0 to 0)	0 (0 to 0)	0 (0 to 0)	0 (0 to 0)	0 (0 to 0)	0 (0 to 0)	0 (0 to 0)	0 (0 to 0)	0 (0 to 0)	0 (0 to 0)	0 (0 to 0)	0 (0 to 0)	0 (0 to 0)	0 (0 to 0)	0 (0 to 0)	0
Trichomoniasis	0 (0 to 0)	0 (0 to 0)	0 (0 to 0)	0 (0 to 0)	0 (0 to 0)	0 (0 to 0)	0 (0 to 0)	0 (0 to 0)	0 (0 to 0)	0 (0 to 0)	0 (0 to 0)	0 (0 to 0)	0 (0 to 0)	0 (0 to 0)	0 (0 to 0)	0 (0 to 0)	0 (0 to 0)	0 (0 to 0)	0 (0 to 0)	0 (0 to 0)	0 (0 to 0)	0 (0 to 0)	0 (0 to 0)	0 (0 to 0)	0
Genital herpes	0 (0 to 0)	0 (0 to 0)	0 (0 to 0)	0 (0 to 0)	0 (0 to 0)	0 (0 to 0)	0 (0 to 0)	0 (0 to 0)	0 (0 to 0)	0 (0 to 0)	0 (0 to 0)	0 (0 to 0)	0 (0 to 0)	0 (0 to 0)	0 (0 to 0)	0 (0 to 0)	0 (0 to 0)	0 (0 to 0)	0 (0 to 0)	0 (0 to 0)	0 (0 to 0)	0 (0 to 0)	0 (0 to 0)	0 (0 to 0)	0
Other sexually transmitted infections	0 (0 to 0)	0 (0 to 0)	0 (0 to 0)	0 (0 to 0)	0 (0 to 0)	0 (0 to 1)	0 (0 to 0)	0 (0 to 0)	0 (0 to 1)	0 (0 to 1)	0 (0 to 1)	0 (0 to 1)	0 (0 to 1)	0 (0 to 1)	0 (0 to 1)	0 (0 to 1)	0 (0 to 1)	0 (0 to 1)	0 (0 to 1)	0 (0 to 1)	0 (0 to 1)	0 (0 to 1)	0 (0 to 1)	0 (0 to 1)	0
Respiratory infections and tuberculosis	3,000 (1,000 to 6,000)	4,000 (2,000 to 6,000)	16,700 (9,000 to 28,000)	9,000 (5,000 to 14,000)	5,000 (3,000 to 8,000)	4,000 (2,000 to 6,000)	7,000 (5,000 to 10,000)	14,000 (9,000 to 20,000)	15,000 (9,000 to 21,000)	13,000 (8,000 to 21,000)	15,000 (9,000 to 23,000)	17,000 (11,000 to 27,000)	19,000 (12,000 to 30,000)	19,000 (12,000 to 30,000)	27,000 (19,000 to 38,000)	26,000 (18,000 to 36,000)	26,000 (18,000 to 36,000)	26,000 (18,000 to 36,000)	26,000 (18,000 to 36,000)	24,000 (17,000 to 33,000)	19,000 (13,000 to 26,000)	14,000 (9,000 to 20,000)	7,000 (4,000 to 11,000)	322,000
Tuberculosis	1,000 (1,000 to 2,000)	1,000 (1,000 to 2,000)	3,000 (2,000 to 5,000)	1,000 (1,000 to 2,000)	1,000 (1,000 to 2,000)	1,000 (1,000 to 2,000)	1,000 (1,000 to 2,000)	1,000 (1,000 to 2,000)	1,000 (1,000 to 2,000)	1,000 (1,000 to 2,000)	1,000 (1,000 to 2,000)	1,000 (1,000 to 2,000)	1,000 (1,000 to 2



Other transport injuries	41 (1.4 to 77.3)	14.0 (0.3 to 59.0)	137 (2.1 to 351)	264 (1.3 to 748)	264 (177 to 775)	332 (209 to 1,140)	652 (1,015 to 5,270)	2,443 (1,615 to 6,370)	2,362 (1,615 to 5,160)	1,294 (648 to 2,728)	1,294 (675 to 2,116)	1,859 (1,078 to 3,192)	949 (497 to 1,998)	1,910 (480 to 3,948)	2,640 (997 to 5,998)	1,710 (629 to 3,210)	994 (479 to 2,009)	994 (477 to 1,729)	414 (249 to 1,049)	379 (197 to 1,103)	269 (126 to 839)	127 (79 to 389)	69.5 (34.0 to 159)	19.7 (8.3 to 53.3)	2.1 (1.0 to 7.10)	16,693
Unintentional injuries	370 (150 to 1,200)	1,269 (243 to 4,950)	3,630 (1,666 to 8,950)	5,220 (3,810 to 11,600)	6,610 (3,830 to 14,100)	8,750 (4,950 to 16,700)	12,990 (8,270 to 17,200)	11,980 (7,850 to 16,200)	9,860 (6,560 to 13,600)	9,840 (7,630 to 12,900)	10,980 (8,030 to 14,200)	12,300 (8,690 to 16,100)	6,260 (4,020 to 8,760)	8,540 (4,920 to 12,900)	9,000 (4,780 to 13,600)	7,490 (4,320 to 10,900)	4,230 (2,720 to 6,260)	4,230 (2,660 to 7,260)	2,160 (1,450 to 3,710)	1,710 (1,060 to 2,810)	1,060 (729 to 1,750)	506 (279 to 1,147)	170,000
Falls	41 (5.6 to 92.2)	197 (22.3 to 249)	689 (140 to 1,760)	1,660 (799 to 4,660)	1,680 (982 to 2,310)	1,630 (1,010 to 2,510)	1,840 (2,360 to 5,320)	3,060 (2,360 to 5,320)	3,800 (2,360 to 5,660)	3,870 (2,720 to 5,360)	4,770 (3,320 to 6,660)	6,060 (3,670 to 9,970)	4,260 (4,920 to 6,760)	4,760 (3,760 to 6,020)	4,500 (4,760 to 6,020)	4,490 (4,760 to 6,020)	2,530 (4,320 to 3,540)	2,530 (4,320 to 3,540)	1,490 (1,140 to 2,030)	1,060 (1,070 to 1,530)	637 (1,140 to 1,740)	297 (1,600 to 1,220)	60.9 (40.2 to 1,220)	79,960
Drowning	0.5 (0.1 to 19.8)	6.4 (0.1 to 6.98)	661 (67.1 to 2,630)	2,020 (1,630 to 5,220)	2,020 (1,630 to 5,220)	1,940 (1,630 to 5,220)	3,060 (1,630 to 7,720)	1,900 (1,900 to 4,960)	673 (420 to 1,080)	1,060 (720 to 1,080)	713 (420 to 1,080)	749 (420 to 1,080)	726 (420 to 1,080)	1,060 (720 to 1,080)	1,060 (720 to 1,080)	1,060 (720 to 1,080)	1,060 (720 to 1,080)	613 (420 to 1,080)	1,060 (720 to 1,080)	1,060 (720 to 1,080)	1,060 (720 to 1,080)	1,060 (720 to 1,080)	1.4 (0.3 to 2.10)	21,700
Fire, heat, and hot substances	42.2 (3.9 to 156)	79.7 (1.6 to 439.9)	422 464.9 to 1,2500	954 (362 to 1,320)	930 (140 to 2021	930 (140 to 2021	2660 (1710 to 4011	937 (570 to 4119	612 (420 to 1,080)	713 (498 to 1,210)	779 (527 to 1,080)	970 (642 to 1,670)	1,420 (620 to 2,600)	970 (620to 1,600)	1,420 (620to 1,600)	970 (620to 1,600)	1,420 (620to 1,600)	968 (527 to 1,230)	620 (432 to 810)	930 (230 to 621)	220 (100to 2520)	222 (100to 2520)	158 (100to 2200)	67.9 (44.2 to 1521	19 (11.6 to 28)	0.3 (0.1 to 0.4)	11,660
Poisonings	0.5 (0.4 to 5.1)	6.5 (0.4 to 6.4)	10.8 (0.9 to 31)	14.6 (8.6 to 39.6)	21.8 (7.6 to 53.3)	27.4 (12.6 to 52.2)	174 (29.6 to 329)	243 (27.6 to 329)	213 (1.7 to 329)	213 (29.6 to 106)	69.5 (27.3 to 533)	112 (29.6 to 567)	79.5 (22.2 to 119)	49.6 (10.2 to 79.6)	49.6 (10.2 to 79.6)	49.6 (10.2 to 79.6)	49.6 (10.2 to 79.6)	49.6 (7.6 to 127)	49.6 (3.8 to 86.9)	8.2 (1.9 to 51.1)	7.4 (1.9 to 51.2)	8.1 (2.6 to 9.2)	2.1 (0.3 to 3.7)	663
Poisoning by/other means	0.2 (0.0 to 0.6)	6.1 (0.2 to 1.6)	12 (2.4 to 37.3)	205 (79.4 to 337)	137 (91.6 to 279)	156 (63.2 to 292)	396 (153 to 814)	356 (126 to 634)	202 (113 to 409)	156 (77 to 322)	209 (96.2 to 433)	278 (127 to 533)	205 (115 to 558)	205 (101 to 558)	174 (81.2 to 558)	174 (79.4 to 332)	69.1 (29.6 to 84.7)	36.6 (21.1 to 68.2)	26.2 (13.7 to 48.2)	11.4 (5.6 to 20.7)	4.6 (2.4 to 9.7)	1.1 (0.4 to 2.3)	0.2 (0.1 to 0.4)	3,080
Exposure to mechanical forces	14.0 (0.1 to 58.9)	505 (1.2 to 820)	70.4 (27.1 to 210)	761 (1.6 to 1,770)	761 (164 to 1,790)	713 (1.7 to 1,630)	1,200 (164 to 2,720)	1,200 (164 to 2,720)	1,200 (164 to 2,720)	1,200 (164 to 2,720)	1,200 (164 to 2,720)	1,200 (164 to 2,720)	1,200 (164 to 2,720)	1,200 (164 to 2,720)	1,200 (164 to 2,720)	1,200 (164 to 2,720)	994 (164 to 2,720)	994 (164 to 2,720)	713 (164 to 1,630)	479 (164 to 1,090)	379 (164 to 1,090)	142 (164 to 1,090)	60.4 (42.6 to 142)	16.4 (11.4 to 23.2)	16,400
Unintentional firearm injuries	0.8 (0.1 to 38.9)	10.7 (0.1 to 147)	6 (1.0 to 29)	34.6 (1.6 to 109)	34.6 (1.6 to 82.1)	34.7 (20.2 to 92.1)	68.2 (28.6 to 93)	77.1 (49.9 to 1.56)	68.2 (32.6 to 93.5)	68.1 (27.2 to 94.8)	72.6 (27.6 to 1.13)	68.8 (34.6 to 1.29)	72.6 (28.9 to 1.42)	68.8 (27.9 to 1.42)	68.2 (28 to 133)	68.2 (28.9 to 1.18)	77.6 (29.6 to 79.3)	68.8 (22.9 to 81.7)	20.4 (12.6 to 32.1)	7.8 (3.9 to 20.1)	7.8 (3.9 to 8.6)	2.1 (1.1 to 2.3)	0.3 (0.2 to 0.5)	981
Other exposure to mechanical forces	14.1 (1.1 to 1,200)	505 (4.3 to 2,900)	70.4 (27.1 to 1,200)	761 (1.62 to 1,820)	761 (277 to 1,720)	713 (163 to 1,660)	1,200 (738 to 2,720)	1,200 (164 to 2,720)	1,200 (164 to 2,720)	1,200 (164 to 2,720)	1,200 (164 to 2,720)	1,200 (164 to 2,720)	1,200 (164 to 2,720)	1,200 (164 to 2,720)	1,200 (164 to 2,720)	1,200 (164 to 2,720)	994 (164 to 2,720)	994 (164 to 2,720)	713 (164 to 1,630)	479 (164 to 1,090)	379 (164 to 1,090)	142 (164 to 1,090)	60.4 (42.6 to 142)	16.4 (11.4 to 23.2)	16,400
Adverse effects of medical treatment	20.8 (2.1 to 66.2)	20.0 (12.2 to 42.9)	156 (63.0 to 427)	292 (84.3 to 582)	292 (119.6 to 648)	333 (61.8 to 668)	191 (80.3 to 544)	229 (107 to 439)	147 (67.1 to 371)	126 (67.1 to 306)	192 (67.1 to 500)	212 (85 to 556)	294 (120 to 800)	270 (120 to 800)	268 (119 to 750)	67.1 (37 to 171)	268 (102 to 672)	268 (119 to 648)	176 (69.2 to 364)	118 (52.9 to 162)	65.0 (24.5 to 89.7)	19.8 (8.5 to 28)	2.3 (1.0 to 5.2)	4,140
Animal contact	6.8 (2.9 to 19.3)	14.1 (4.4 to 20.9)	31.9 (12.2 to 82.7)	305 (1.6 to 1,160)	379 (163 to 724)	243 (107 to 637)	368 (167 to 637)	298 (163 to 433)	226 (121 to 338)	198 (124 to 290)	232 (123 to 324)	248 (163 to 350)	373 (172 to 638)	343 (217 to 638)	370 (222 to 627)	298 (197 to 431)	298 (175 to 398)	192 (119 to 276)	112 (74.2 to 169)	67.6 (49.7 to 133)	12.0 (7.4 to 19)	2.5 (1.6 to 3.7)	4,520
Venomous animal contact	1.4 (0.4 to 9.2)	7.5 (0.4 to 6.9)	5.2 (1.1 to 21.9)	52.6 (29.6 to 1,720)	52.6 (29.6 to 1,720)	90.2 (29.6 to 1,720)	136 (40.2 to 1,720)	90.3 (29.6 to 1,720)	61 (32.1 to 1,720)	67.6 (32.1 to 1,720)	73.6 (32.1 to 1,720)	64.1 (29.6 to 1,720)	79.4 (40.2 to 1,720)	99.7 (40.2 to 1,720)	136 (40.2 to 1,720)	68.9 (32.1 to 1,720)	77.4 (32.1 to 1,720)	31.1 (32.1 to 1,720)	32.4 (11.6 to 62.9)	31.4 (11.6 to 62.9)	12.9 (4.1 to 62.9)	0.8 (0.4 to 1.2)	1,320
Non-venomous animal contact	5.7 (1.9 to 12.1)	12.4 (2.4 to 29.2)	28.5 (12.2 to 55.9)	240 (1.6 to 456)	240 (126 to 548)	240 (99 to 343)	155 (118 to 414)	231 (90.2 to 397)	156 (64.9 to 293)	156 (79.2 to 268)	131 (64.9 to 243)	132 (91 to 213)	199 (118 to 327)	199 (118 to 327)	235 (148 to 564)	235 (148 to 560)	27.9 (126 to 338)	197 (126 to 299)	121 (68.7 to 223)	68.6 (58.2 to 134)	68.2 (42.6 to 162)	22.5 (19.3 to 50.4)	8.2 (5.1 to 12.4)	1.6 (1 to 2.5)	3,200
Foreign body	0.4 (0.1 to 1.2)	0.8 (0.1 to 0.9)	1.6 (0.6 to 3.6)	2.2 (0.6 to 5.6)	2.2 (0.6 to 5.6)	2.2 (0.6 to 5.6)	2.2 (0.6 to 5.6)	2.2 (0.6 to 5.6)	2.2 (0.6 to 5.6)	2.2 (0.6 to 5.6)	2.2 (0.6 to 5.6)	2.2 (0.6 to 5.6)	2.2 (0.6 to 5.6)	2.2 (0.6 to 5.6)	2.2 (0.6 to 5.6)	2.2 (0.6 to 5.6)	2.2 (0.6 to 5.6)	2.2 (0.6 to 5.6)	2.2 (0.6 to 5.6)	2.2 (0.6 to 5.6)	2.2 (0.6 to 5.6)	2.2 (0.6 to 5.6)	2.2 (0.6 to 5.6)	39
Foreign body in eyes	0.2 (0 to 0.1)	0.2 (0.1 to 0.4)	0.2 (0 to 0.5)	18.7 (6.7 to 32.6)	30.6 (1.2 to 78)	56.3 (17.8 to 121)	77.1 (28.9 to 1.71)	1.0 (28 to 2.3)	1.0 (48 to 2.3)	1.0 (52.6 to 2.6)	1.0 (48 to 2.1)	1.0 (48.9 to 2.6)	1.0 (48.9 to 2.6)	1.0 (48.9 to 2.6)	1.0 (48.2 to 2.1)	1.0 (75 to 157)	1.0 (48.9 to 1.52)	1.0 (42.2 to 1.58)	1.0 (48.9 to 2.6)	1.0 (28.9 to 47.4)	1.0 (19.9 to 43.2)	1.0 (7.1 to 2.6)	0.3 (0.2 to 0.4)	1,980
Foreign body in other body part	0.4 (0.1 to 1.3)	1.4 (0.1 to 2.7)	19.2 (5.9 to 45.6)	19.2 (2.6 to 45.6)	41.2 (2.6 to 97.6)	76.4 (40.1 to 143)	1.9 (0.6 to 7.1)	1.2 (0.6 to 2.6)	1.2 (0.6 to 2.6)	1.2 (0.6 to 2.6)	1.2 (0.6 to 2.6)	1.2 (0.6 to 2.6)	1.2 (0.6 to 2.6)	1.2 (0.6 to 2.6)	1.2 (0.6 to 2.6)	1.2 (0.6 to 2.6)	1.2 (0.6 to 2.6)	1.2 (0.6 to 2.6)	1.2 (0.6 to 2.6)	1.2 (0.6 to 2.6)	1.2 (0.6 to 2.6)	1.2 (0.6 to 2.6)	1.2 (0.6 to 2.6)	2,600
Environmental heat and cold exposure	0.4 (0.2 to 2.6)	0.4 (0.2 to 2.4)	11.6 (0.3 to 39.2)	34.4 (1.1 to 232.6)	34.4 (1.6 to 63.8)	34.4 (20.2 to 67.1)	67.4 (22.1 to 1.60)	39.8 (0.9 to 1.43)	77.4 (28.1 to 1.19)	73.6 (28.7 to 1.1)	39.2 (21.6 to 1.29)	67.8 (28.6 to 1.34)	39.8 (28.6 to 1.34)	39.8 (28.6 to 1.31)	39.8 (28.6 to 1.24)	84.1 (28.6 to 1.14)	79 (28.6 to 1.14)	39.8 (28.6 to 84.7)	41.6 (28.7 to 82.2)	39.8 (19.9 to 82.4)	19.8 (12.3 to 28.1)	1.8 (0.8 to 12.1)	0.6 (0.1 to 0.7)	1,090
Exposure to forces of nature	0.5 (1.1 to 1.5)	8.9 (2.6 to 19.6)	20.8 (2.6 to 46.7)	20.8 (2.6 to 46.7)	20.8 (1.6 to 46.7)	20.8 (1.6 to 46.7)	20.8 (20.2 to 57)	20.8 (20.2 to 57)	20.8 (20.2 to 57)	20.8 (20.2 to 57)	20.8 (20.2 to 57)	20.8 (20.2 to 57)	20.8 (20.2 to 57)	20.8 (20.2 to 57)	20.8 (20.2 to 57)	20.8 (20.2 to 57)	20.8 (20.2 to 57)	20.8 (20.2 to 57)	20.8 (20.2 to 57)	20.8 (20.2 to 57)	20.8 (20.2 to 57)	20.8 (20.2 to 57)	20.8 (20.2 to 57)	2,210
Other unintentional injuries	0.5 (1.6 to 13.2)	8.9 (2.6 to 19.6)	20.8 (1.6 to 46.7)	590 (1.6to 577)	590 (207 to 979)	784 (209 to 1,260)	1,800 (548 to 3,520)	2,200 (1,150 to 3,200)	2,200 (1,150 to 3,200)	1,910 (956 to 3,210)	1,900 (956 to 3,210)	1,900 (956 to 3,210)	1,900 (956 to 3,210)	1,900 (1,610 to 3,210)	1,900 (1,610 to 3,210)	1,420 (949 to 2,540)	1,270 (949 to 1,790)	949 (679 to 1,440)	682 (421 to 778)	597 (211 to 635)	194 (127 to 350)	98.1 (69.7 to 127)	41.6 (29.5 to 56.2)	11.6 (6 to 18.1)	2.1 (1.0 to 2.6)	16,800
Self-harm and interpersonal violence	174 (58.8 to 376)	98.4 (19.8 to 124)	216 (72.6 to 408)	268 (1.2 to 618)	222 (27.1 to 529)	505 (61.8 to 1,360)	6,360 (3,790 to 10,100)	7,540 (4,600 to 12,200)	6,150 (3,600 to 10,500)	5,260 (3,210 to 8,510)	4,660 (2,920 to 7,600)	4,660 (2,920 to 7,770)	3,810 (2,350 to 6,220)	2,700 (1,650 to 4,400)	2,700 (1,650 to 4,400)	2,710 (1,610 to 3,900)	2,010 (1,390 to 2,930)	1,300 (763to 1,670)	709 (542to 1,060)	498 (322to 814)	208 (167 to 313)	68 (49.5to 120)	22.5 (19.9 to 27.1)	3.9 (2.5 to 6.1)	61,700
Self-harm	0 (0 to 0)	0 (0 to 0)	0 (0 to 0)	0 (0 to 0)	420 (0 to 0)	420 (0 to 0)	6,400 (2,560 to 7,800)	6,800 (3,610 to 10,600)	5,910 (2,560 to 9,200)	4,700 (2,560 to 7,600)	4,060 (2,560 to 7,600)	3,960 (1,560 to 7,600)	3,960 (1,560 to 7,600)	2,700 (1,560 to 4,220)	2,700 (1,560 to 4,220)	2,700 (1,560 to 4,220)	1,700 (1,560 to 2,710)	1,200 (1,560 to 1,700)	609 (420 to 1,030)	504 (420 to 671)	174 (0 to 671)	74.2 (0 to 671)	19.6 (10.6 to 28.1)	2.4 (0 to 3.6)	36,400
Interpersonal violence	0 (0.6 to 376)	0 (19.8 to 124)	0 (72.6 to 408)	0 (1.2 to 618)	0 (27.1 to 529)	0 (61.8 to 1,360)	87 (1,150 to 3,400)	1,100 (1,150 to 3,360)	99.0 (995 to 3,230)	77.0 (795 to 1,790)	77.0 (675 to 1,360)	50.6 (731 to 1,360)	55.4 (651 to 1,140)	54.1 (539 to 974)	51.6 (453 to 974)	54.1 (539 to 923)	51.6 (539 to 923)	14.1 (252 to 499)	11.6 (126 to 327)	6.6 (69.9 to 169)	2.7 (21.2 to 56.4)	0.6 (7.1 to 22.4)	0.1 (0.3 to 0.5)	1,400
Physical violence by firearm	0.6 (0.2 to 1.6)	2.5 (0.7 to 1.4)	14.2 (5.0 to 50.1)	20.7 (5.0 to 59.3)	20 (1.2 to 49.2)	31.7 (13.1 to 74.4)	48.7 (18.2 to 124)	37.1 (12.2 to 81.1)	61.4 (27.7 to 113)	47.6 (18.1 to 121)	44.7 (20.5 to 77.1)	29 (12.4 to 57.2)	29.5 (12.5 to 62.3)	29.5 (11.5 to 62.3)	29.5 (11.5 to 62.3)	7.8 (5.6 to 17.3)	6.7 (2.2 to 6.4)	2.1 (2.2 to 6.4)	2.1 (1.4 to 3.1)	0.8 (0.3 to 1.3)	0.3 (0.3 to 0.4)	0.1 (0 to 0.1)	430
Physical violence by sharp object	0.4 (0.1 to 0.9)	0.4 (0.1 to 0.9)	1.1 (0.2 to 1.7)	42.4 (17.2 to 91.3)	74.4 (17.2 to 153)	139 (52.6 to 270)	197 (52.6 to 1.60)	107 (52.6 to 1.60)	107 (52.6 to 1.60)	107 (52.6 to 1.60)	107 (52.6 to 1.60)	107 (52.6 to 1.60)	107 (52.6 to 1.60)	107 (52.6 to 1.60)	107 (52.6 to 1.60)	107 (52.6 to 1.60)	107 (52.6 to 1.60)	107 (52.6 to 1.60)	107 (52.6 to 1.60)	107 (52.6 to 1.60)	107 (52.6 to 1.60)	107 (52.6 to 1.60)	107 (52.6 to 1.60)	4,430
Sexual violence	0 (0 to 0)	0 (0 to 0)	0 (0 to 0)	0 (0.2 to 0)	0.4 (0.2 to 0.7)	0.4 (0.2 to 0.7)	0.4 (0.2 to 0.7)	0.4 (0.2 to 0.7)	0.4 (0.2 to 0.7)	0.4 (0.2 to 0.7)	0.4 (0.2 to 0.7)	0.4 (0.2 to 0.7)	0.4 (0.2 to 0.7)	0.4 (0.2 to 0.7)	0.4 (0.2 to 0.7)	0.4 (0.2 to 0.7)	0.4 (0.2 to 0.7)	0.4 (0.2 to 0.7)	0.4 (0.2 to 0.7)	0.4 (0.2 to 0.7)	0.4 (0.2 to 0.7)	0.4 (0.2 to 0.7)	0.4 (0.2 to 0.7)	0.4 (0.2 to 0.7)	2,430
Physical violence by other means	0.6 (0.1 to 2.5)	2.5 (0.7 to 1.7)	14.2 (4.6 to 49.2)	20.7 (4.6 to 59.3)	20 (1.2 to 49.2)	31.7 (13.1 to 74.4)	48.7 (18.2 to 124)	37.1 (12.2 to 81.1)	61.4 (27.7 to 113)	47.6 (18.1 to 121)	44.7 (20.5 to 77.1)	29 (12.4 to 57.2)	29.5 (12.5 to 62.3)	29.5 (11.5 to 62.3)	29.5 (11.5 to 62.3)	7.8 (5.6 to 17.3)	6.7 (2.2 to 6.4)	2.1 (2.2 to 6.4)	2.1 (1.4 to 3.1)	0.8 (0.3 to 1.3)	0.3 (0.3 to 0.4)	0.1 (0 to 0.1)	430
Cruelty and neglect	0 (0 to 0)	0 (0 to 0)	0 (0 to 0)	0 (0 to 0)	0 (0.1 to 0.2)	0 (0.2 to 0.7)	0 (0.2 to 0.7)	0 (0.2 to 0.7)	0 (0.2 to 0.7)	0 (0.2 to 0.7)	0 (0.2 to 0.7)	0 (0.2 to 0.7)	0 (0.2 to 0.7)	0 (0.2 to 0.7)	0 (0.2 to 0.7)	0 (0.2 to 0.7)	0 (0.2 to 0.7)	0 (0.2 to 0.7)	0 (0.2 to 0.7)	0 (0.2 to 0.7)	0 (0.2 to 0.7)	0 (0.2 to 0.7)	0 (0.2 to 0.7)	0 (0.2 to 0.7)	1,000

SR Table 2a: Kazakhstan DALYS by cause and age group for males with 95% uncertainty intervals, 2019

Cause	Early Neonatal	Late Neonatal	Post Neonatal	1 to 4	5 to 9	10 to 14	15 to 19	20 to 24	25 to 29	30 to 34	35 to 39	40 to 44	45 to 49	50 to 54	55 to 59	60 to 64	65 to 69	70 to 74	75 to 79	80 to 84	85 to 89	90 to 94	95 plus	Total
All causes	42,000 (40,100 to 46,300)	28,900 (26,900 to 31,200)	76,400 (68,900 to 87,900)	73,200 (64,600 to 86,200)	68,000 (58,900 to 73,200)	62,200 (55,500 to 68,900)	69,400 (62,100 to 76,000)	104,000 (93,100 to 115,200)	147,000 (128,000 to 169,000)	216,000 (189,000 to 243,000)	229,000 (201,000 to 258,000)	231,000 (203,000 to 261,000)	256,000 (228,000 to 279,000)	271,000 (244,000 to 306,000)	336,000 (307,000 to 377,000)	397,000 (361,000 to 437,000)	442,000 (396,000 to 488,000)	491,000 (437,000 to 541,000)	519,000 (461,000 to 573,000)	453,000 (396,000 to 511,000)	26,900 (23,300 to 30,900)	11,100 (9,600 to 13,000)	3,140 (2,770 to 3,570)	3,190,000
Communicable, maternal, neonatal, and nutritional diseases	30,700 (29,100 to 35,400)	17,600 (16,000 to 20,000)	36,900 (28,200 to 48,600)	22,900 (17,100 to 30,400)	13,700 (9,900 to 21,000)	7,990 (5,700 to 11,300)	9,500 (6,900 to 13,200)	8,400 (6,000 to 11,600)	11,700 (8,700 to 15,100)	17,600 (14,000 to 23,900)	18,100 (14,400 to 24,200)	17,000 (14,100 to 22,400)	16,900 (13,900 to 21,600)	14,200 (11,300 to 17,900)	14,000 (11,500 to 18,000)	11,400 (9,100 to 14,700)	8,090 (6,600 to 10,700)	6,600 (5,300 to 8,700)	4,970 (4,000 to 6,600)	2,980 (2,300 to 3,900)	602 (469 to 774)	261 (199 to 339)	341.0 (271 to 441)	310,000
HIV/AIDS and sexually transmitted infections	19.2 (9.5 to 31.2)	10.6 (5.2 to 17.2)	44.1 (21.7 to 71.8)	29.7 (14.7 to 48.2)	29.6 (14.6 to 48.1)	96 (47.3 to 156)	337 (166 to 547)	1,200 (592 to 1,940)	3,470 (1,720 to 5,610)	6,490 (3,210 to 10,500)	7,740 (3,830 to 12,500)	8,660 (4,290 to 14,000)	9,670 (4,790 to 15,600)	9,350 (4,630 to 15,100)	8,180 (4,050 to 13,200)	6,770 (3,350 to 10,900)	5,110 (2,530 to 8,250)	3,610 (1,790 to 5,830)	2,170 (1,070 to 3,500)	1,010 (500 to 1,630)	214 (106 to 345)	62.0 (30.7 to 100)	11.4 (5.6 to 18.4)	11,400
HIV/AIDS	19.2 (9.5 to 31.2)	10.6 (5.2 to 17.2)	44.1 (21.7 to 71.8)	29.7 (14.7 to 48.2)	29.6 (14.6 to 48.1)	96 (47.3 to 156)	337 (166 to 547)	1,200 (592 to 1,940)	3,470 (1,720 to 5,610)	6,490 (3,210 to 10,500)	7,740 (3,830 to 12,500)	8,660 (4,290 to 14,000)	9,670 (4,790 to 15,600)	9,350 (4,630 to 15,100)	8,180 (4,050 to 13,200)	6,770 (3,350 to 10,900)	5,110 (2,530 to 8,250)	3,610 (1,790 to 5,830)	2,170 (1,070 to 3,500)	1,010 (500 to 1,630)	214 (106 to 345)	62.0 (30.7 to 100)	11.4 (5.6 to 18.4)	11,400
HIV/AIDS - Drug-susceptible Tuberculosis	0 (0 to 0)	0 (0 to 0)	2.9 (1.4 to 5)	1.9 (0.7 to 2.3)	0.7 (0.4 to 1.1)	0.4 (0.2 to 0.6)	0.9 (0.5 to 1.5)	3.1 (1.6 to 5.1)	9.6 (4.8 to 15.5)	18 (9.1 to 29.1)	21 (10.5 to 33.9)	24 (12.1 to 38.5)	26 (13.2 to 42.1)	25 (12.4 to 40.3)	23 (11.4 to 37.1)	18 (9.1 to 29.1)	14 (7.1 to 22.5)	10 (5.1 to 16.2)	6.8 (3.4 to 11)	4.2 (2.1 to 6.8)	0.9 (0.5 to 1.5)	0.2 (0.1 to 0.3)	0 (0 to 0)	342
HIV/AIDS - Multidrug-resistant Tuberculosis without extensi	0 (0 to 0)	0 (0 to 0)	0.9 (0.4 to 1.6)	0.6 (0.2 to 0.8)	0.2 (0.1 to 0.4)	0.1 (0 to 0.2)	0.3 (0.1 to 0.5)	1.1 (0.5 to 1.8)	3.4 (1.7 to 5.5)	6.4 (3.2 to 10.4)	7.5 (3.8 to 12.1)	8.5 (4.3 to 13.7)	9.2 (4.7 to 14.9)	8.9 (4.4 to 14.4)	8.1 (4 to 13.1)	6.4 (3.2 to 10.4)	5.1 (2.5 to 8.2)	3.6 (1.8 to 5.8)	2.4 (1.2 to 3.8)	1.5 (0.7 to 2.4)	0.3 (0.2 to 0.5)	0.1 (0 to 0.1)	0 (0 to 0)	213
HIV/AIDS - Extensively drug-resistant Tuberculosis	0 (0 to 0)	0 (0 to 0)	0.1 (0 to 0.2)	0.1 (0 to 0.1)	0 (0 to 0)	0 (0 to 0)	0 (0 to 0)	0.1 (0 to 0.1)	0.3 (0.1 to 0.5)	0.6 (0.3 to 1)	0.7 (0.4 to 1.2)	0.8 (0.4 to 1.3)	0.9 (0.5 to 1.4)	0.9 (0.4 to 1.4)	0.8 (0.4 to 1.3)	0.6 (0.3 to 1)	0.5 (0.2 to 0.8)	0.3 (0.2 to 0.6)	0.2 (0.1 to 0.4)	0.1 (0.1 to 0.2)	0 (0 to 0.1)	0 (0 to 0)	0 (0 to 0)	84.0
HIV/AIDS resulting in other diseases	0 (0 to 0)	0 (0 to 0)	40.7 (17.7 to 109)	19.6 (7.9 to 33.3)	11.2 (4.1 to 19.1)	27.7 (9.7 to 57)	116 (39.7 to 257)	688 (246 to 1,320)	1,820 (649 to 3,360)	3,130 (1,130 to 5,660)	3,750 (1,360 to 6,690)	4,130 (1,500 to 7,220)	4,730 (1,720 to 8,180)	4,730 (1,720 to 8,180)	4,370 (1,590 to 7,550)	3,770 (1,370 to 6,510)	3,210 (1,170 to 5,540)	2,610 (950 to 4,510)	1,810 (660 to 3,130)	1,140 (414 to 1,970)	577 (209 to 997)	217 (78 to 375)	30.1 (10.9 to 52)	46,000
Respiratory infections and tuberculosis	3,660 (3,160 to 4,200)	3,660 (3,160 to 4,200)	6,420 (5,640 to 7,300)	7,740 (6,810 to 8,850)	2,960 (2,600 to 3,440)	2,210 (1,970 to 2,540)	2,540 (2,260 to 2,940)	3,960 (3,530 to 4,580)	6,260 (5,580 to 7,250)	9,980 (8,910 to 11,500)	10,700 (9,610 to 12,400)	10,200 (9,170 to 11,800)	11,000 (9,870 to 12,800)	10,700 (9,610 to 12,400)	11,000 (9,870 to 12,800)	10,400 (9,350 to 12,000)	9,310 (8,370 to 10,800)	8,210 (7,380 to 9,500)	6,600 (5,930 to 7,650)	4,970 (4,470 to 5,760)	1,460 (1,310 to 1,690)	673 (605 to 780)	140.0 (126 to 162)	132,000
Tuberculosis	0 (0 to 0)	0 (0 to 0)	2.9 (2.6 to 3.4)	2.1 (1.9 to 2.4)	0.9 (0.8 to 1.1)	0.6 (0.5 to 0.7)	1.2 (1.1 to 1.4)	3.1 (2.8 to 3.6)	6.1 (5.5 to 7.1)	9.5 (8.5 to 11)	10.3 (9.2 to 12)	9.8 (8.8 to 11.4)	10.6 (9.5 to 12.3)	10.3 (9.2 to 12)	10.6 (9.5 to 12.3)	10.1 (9.1 to 11.7)	9.1 (8.1 to 10.5)	8.1 (7.2 to 9.3)	6.5 (5.8 to 7.5)	4.9 (4.4 to 5.7)	1.4 (1.3 to 1.7)	0.7 (0.6 to 0.8)	0.1 (0.1 to 0.2)	29,700
Latent tuberculosis infection	0 (0 to 0)	0 (0 to 0)	0 (0 to 0)	0 (0 to 0)	0 (0 to 0)	0 (0 to 0)	0 (0 to 0)	0 (0 to 0)	0 (0 to 0)	0 (0 to 0)	0 (0 to 0)	0 (0 to 0)	0 (0 to 0)	0 (0 to 0)	0 (0 to 0)	0 (0 to 0)	0 (0 to 0)	0 (0 to 0)	0 (0 to 0)	0 (0 to 0)	0 (0 to 0)	0 (0 to 0)	0 (0 to 0)	0 (0 to 0)	0
Drug-susceptible tuberculosis	0 (0 to 0)	0 (0 to 0)	2.9 (2.6 to 3.4)	2.1 (1.9 to 2.4)	0.9 (0.8 to 1.1)	0.6 (0.5 to 0.7)	1.2 (1.1 to 1.4)	3.1 (2.8 to 3.6)	6.1 (5.5 to 7.1)	9.5 (8.5 to 11)	10.3 (9.2 to 12)	9.8 (8.8 to 11.4)	10.6 (9.5 to 12.3)	10.3 (9.2 to 12)	10.6 (9.5 to 12.3)	10.1 (9.1 to 11.7)	9.1 (8.1 to 10.5)	8.1 (7.2 to 9.3)	6.5 (5.8 to 7.5)	4.9 (4.4 to 5.7)	1.4 (1.3 to 1.7)	0.7 (0.6 to 0.8)	0.1 (0.1 to 0.2)	29,700
Multidrug-resistant tuberculosis without extensive drug-re	0 (0 to 0)	0 (0 to 0)	0 (0 to 0)	0 (0 to 0)	0 (0 to 0)	0 (0 to 0)	0 (0 to 0)	0 (0 to 0)	0 (0 to 0)	0 (0 to 0)	0 (0 to 0)	0 (0 to 0)	0 (0 to 0)	0 (0 to 0)	0 (0 to 0)	0 (0 to 0)	0 (0 to 0)	0 (0 to 0)	0 (0 to 0)	0 (0 to 0)	0 (0 to 0)	0 (0 to 0)	0 (0 to 0)	0 (0 to 0)	0
Extensively drug-resistant tuberculosis	0 (0 to 0)	0 (0 to 0)	0 (0 to 0)	0 (0 to 0)	0 (0 to 0)	0 (0 to 0)	0 (0 to 0)	0 (0 to 0)	0 (0 to 0)	0 (0 to 0)	0 (0 to 0)	0 (0 to 0)	0 (0 to 0)	0 (0 to 0)	0 (0 to 0)	0 (0 to 0)	0 (0 to 0)	0 (0 to 0)	0 (0 to 0)	0 (0 to 0)	0 (0 to 0)	0 (0 to 0)	0 (0 to 0)	0 (0 to 0)	0
Lower respiratory infections	3,660 (3,160 to 4,200)	3,660 (3,160 to 4,200)	6,360 (5,580 to 7,250)	7,690 (6,760 to 8,800)	2,950 (2,590 to 3,430)	2,200 (1,960 to 2,530)	2,530 (2,250 to 2,930)	3,950 (3,520 to 4,570)	6,240 (5,560 to 7,230)	9,930 (8,870 to 11,500)	10,600 (9,560 to 12,300)	10,200 (9,170 to 11,800)	10,900 (9,820 to 12,700)	10,600 (9,560 to 12,300)	10,900 (9,820 to 12,700)	10,300 (9,290 to 12,000)	9,260 (8,320 to 10,800)	8,170 (7,340 to 9,450)	6,580 (5,910 to 7,630)	4,960 (4,460 to 5,750)	1,450 (1,300 to 1,680)	668 (600 to 775)	140.0 (126 to 162)	97,300
Upper respiratory infections	0 (0 to 1.6)	0 (0 to 0)	13.5 (1.61 to 33.5)	6.9 (0.74 to 18.1)	4.9 (0.51 to 13.1)	3.6 (0.37 to 9.6)	5.6 (0.57 to 15)	8.8 (0.9 to 23.5)	13.9 (1.4 to 37.1)	22.2 (2.3 to 59.2)	23.8 (2.4 to 63.4)	22.7 (2.3 to 60.5)	24.3 (2.5 to 64.7)	23.8 (2.4 to 63.4)	24.3 (2.5 to 64.7)	23.1 (2.4 to 61.5)	20.7 (2.1 to 55.1)	18.2 (1.9 to 48.5)	14.7 (1.5 to 39.2)	11.1 (1.1 to 29.5)	3.2 (0.3 to 8.5)	1.5 (0.2 to 4)	0.3 (0 to 0.8)	6,460
Otitis media	0 (0 to 0)	0 (0 to 0)	0.4 (0.1 to 0.8)	0.3 (0.1 to 0.6)	0.2 (0.1 to 0.4)	0.1 (0 to 0.2)	0.2 (0.1 to 0.3)	0.3 (0.1 to 0.5)	0.5 (0.2 to 0.8)	0.8 (0.3 to 1.2)	0.9 (0.3 to 1.3)	0.8 (0.3 to 1.2)	0.9 (0.3 to 1.3)	0.8 (0.3 to 1.2)	0.9 (0.3 to 1.3)	0.8 (0.3 to 1.2)	0.7 (0.3 to 1.1)	0.6 (0.2 to 0.9)	0.5 (0.2 to 0.7)	0.4 (0.1 to 0.6)	0.1 (0 to 0.2)	0.1 (0 to 0.1)	0 (0 to 0)	2,360
Enteric infections	41 (21 to 68.4)	186 (96 to 296)	1,250 (633 to 2,170)	1,390 (1,130 to 2,310)	1,260 (932 to 2,080)	696 (702 to 2,010)	1,210 (1,040 to 2,080)	1,270 (1,040 to 2,200)	1,200 (944 to 1,920)	1,270 (1,020 to 2,020)	1,270 (1,020 to 2,020)	1,270 (1,020 to 2,020)	1,270 (1,020 to 2,020)	1,270 (1,020 to 2,020)	1,270 (1,020 to 2,020)	1,270 (1,020 to 2,020)	1,270 (1,020 to 2,020)	1,270 (1,020 to 2,020)	1,270 (1,020 to 2,020)	1,270 (1,020 to 2,020)	1,270 (1,020 to 2,020)	1,270 (1,020 to 2,020)	1,270 (1,020 to 2,020)	13,100
Cholera	0 (0 to 0)	0 (0 to 0)	0 (0 to 0)	0 (0 to 0)	0 (0 to 0)	0 (0 to 0)	0 (0 to 0)	0 (0 to 0)	0 (0 to 0)	0 (0 to 0)	0 (0 to 0)	0 (0 to 0)	0 (0 to 0)	0 (0 to 0)	0 (0 to 0)	0 (0 to 0)	0 (0 to 0)	0 (0 to 0)	0 (0 to 0)	0 (0 to 0)	0 (0 to 0)	0 (0 to 0)	0 (0 to 0)	0 (0 to 0)	0
Other diarrhoeal diseases	0 (0 to 0)	0 (0 to 0)	1.4 (0.7 to 2.5)	0.3 (0.2 to 0.5)	0.1 (0 to 0.2)	0.1 (0 to 0.1)	0.2 (0 to 0.3)	0.4 (0.2 to 0.7)	0.8 (0.4 to 1.4)	1.3 (0.6 to 2.3)	1.5 (0.7 to 2.6)	1.3 (0.6 to 2.3)	1.5 (0.7 to 2.6)	1.4 (0.6 to 2.5)	1.5 (0.7 to 2.6)	1.4 (0.6 to 2.5)	1.2 (0.5 to 2.1)	1.1 (0.5 to 1.9)	0.9 (0.4 to 1.6)	0.7 (0.3 to 1.2)	0.2 (0.1 to 0.4)	0.1 (0 to 0.2)	0 (0 to 0.1)	511
Visceral leishmaniasis	0 (0 to 0)	0 (0 to 0)	0 (0 to 1.5)	0 (0 to 1.2)	0 (0 to 0.2)	0 (0 to 0.1)	0 (0 to 0.1)	0 (0 to 0.1)	0 (0 to 0.1)	0 (0 to 0.1)	0 (0 to 0.1)	0 (0 to 0.1)	0 (0 to 0.1)	0 (0 to 0.1)	0 (0 to 0.1)	0 (0 to 0.1)	0 (0 to 0.1)	0 (0 to 0.1)	0 (0 to 0.1)	0 (0 to 0.1)	0 (0 to 0.1)	0 (0 to 0.1)	0 (0 to 0.1)	0 (0 to 0.1)	509
Cutaneous and mucocutaneous leishmaniasis	0 (0 to 0)	0 (0 to 0)	0 (0 to 0)	0 (0 to 0.2)	0 (0 to 0.2)	0 (0 to 0.2)	0 (0 to 0.1)	0 (0 to 0.1)	0 (0 to 0.1)	0 (0 to 0.1)	0 (0 to 0.1)	0 (0 to 0.1)	0 (0 to 0.1)	0 (0 to 0.1)	0 (0 to 0.1)	0 (0 to 0.1)	0 (0 to 0.1)	0 (0 to 0.1)	0 (0 to 0.1)	0 (0 to 0.1)	0 (0 to 0.1)	0 (0 to 0.1)	0 (0 to 0.1)	0 (0 to 0.1)	0.4
African trypanosomiasis	0 (0 to 0)	0 (0 to 0)	0 (0 to 0)	0 (0 to 0)	0 (0 to 0)	0 (0 to 0)	0 (0 to 0)	0 (0 to 0)	0 (0 to 0)	0 (0 to 0)	0 (0 to 0)	0 (0 to 0)	0 (0 to 0)	0 (0 to 0)	0 (0 to 0)	0 (0 to 0)	0 (0 to 0)	0 (0 to 0)	0 (0 to 0)	0 (0 to 0)	0 (0 to 0)	0 (0 to 0)	0 (0 to 0)	0 (0 to 0)	0
Schistosomiasis	0 (0 to 0)	0 (0 to 0)	0 (0 to 0)	0 (0 to 0)	0 (0 to 0)	0 (0 to 0)	0 (0 to 0)	0 (0 to 0)	0 (0 to 0)	0 (0 to 0)	0 (0 to 0)	0 (0 to 0)	0 (0 to 0)	0 (0 to 0)	0 (0 to 0)	0 (0 to 0)	0 (0 to 0)	0 (0 to 0)	0 (0 to 0)	0 (0 to 0)	0 (0 to 0)	0 (0 to 0)	0 (0 to 0)	0 (0 to 0)	0
Cysticercosis	0 (0 to 0)	0 (0 to 0)	0 (0 to 0)	0 (0 to 0.2)	0.07 (0 to 0.2)	3 (0.9 to 7.3)	19.2 (7.9 to 38.5)	22.6 (9.2 to 44)	23.4 (9.7 to 45.7)	43.1 (17.7 to 83.2)	46.1 (19.2 to 88.7)	44.1 (18.2 to 85.2)	49.1 (20.3 to 94.3)	48.1 (19.9 to 92.4)	49.1 (20.3 to 94.3)	46.1 (19.2 to 88.7)	40.1 (16.6 to 77.1)	35.1 (14.5 to 67.5)	27.1 (11.2 to 52.1)	19.1 (7.9 to 36.7)	6.1 (2.5 to 11.7)	2.2 (0.9 to 4.2)	0.3 (0.1 to 0.6)	1,060
Cystic echinococcosis	0 (0 to 0)	0 (0 to 0)	7.5 (2.4 to 12.9)	42 (12.2 to 68)	119 (34.1 to 216)	198 (59.4 to 374)	286 (104 to 610)	360 (120 to 807)	396 (131 to 917)	374 (124 to 885)	370 (122 to 885)	339 (111 to 824)	336 (109 to 824)	297 (96 to 739)	263 (84 to 665)	193 (62 to 491)	139 (44 to 370)	79.7 (25 to 216)	39.4 (11.9 to 111)	21.3 (6.2 to 62.2)	11.9 (3.1 to 36.1)	3.1 (0.8 to 9.1)	1.2 (0.3 to 3.5)	2,900
Lymphatic filariasis	0 (0 to 0)	0 (0 to 0)	0 (0 to 0)	0 (0 to 0)	0 (0 to 0)	0 (0 to 0)	0 (0 to 0)	0 (0 to 0)	0 (0 to 0)	0 (0 to 0)	0 (0 to 0)	0 (0 to 0)	0 (0 to 0)	0 (0 to 0)	0 (0 to 0)	0 (0 to 0)	0 (0 to 0)	0 (0 to 0)	0 (0 to 0)	0 (0 to 0)	0 (0 to 0)	0 (0 to 0)	0 (0 to 0)	0 (0 to 0)	0
Onchocerciasis	0 (0 to 0)	0 (0 to 0)	0 (0 to 0)	0 (0 to 0)	0 (0 to 0)	0 (0 to 0)	0 (0 to 0)	0 (0 to 0)	0 (0 to 0)	0 (0 to 0)	0 (0 to 0)	0 (0 to 0)	0 (0 to 0)	0 (0 to 0)	0 (0 to 0)	0 (0 to 0)	0 (0 to 0)	0 (0 to 0)	0 (0 to 0)	0 (0 to 0)	0 (0 to 0)	0 (0 to 0)	0 (0 to 0)	0 (0 to 0)	0
Trachoma	0 (0 to 0)	0 (0 to 0)	0 (0 to 0)	0 (0 to 0)	0 (0 to 0)	0 (0 to 0)	0 (0 to 0)	0 (0 to 0)	0 (0 to 0)	0 (0 to 0)	0 (0 to 0)	0 (0 to 0)	0 (0 to 0)	0 (0 to 0)	0 (0 to 0)	0 (0 to 0)	0 (0 to 0)	0 (0 to 0)	0 (0 to 0)	0 (0 to 0)	0 (0 to 0)	0 (0 to 0)	0 (0 to 0)	0 (0 to 0)	0
Dengue	0 (0 to 0)	0 (0 to 0)	0 (0 to 0)	0 (0 to 0)	0 (0 to 0)	0 (0 to 0)	0 (0 to 0)	0 (0 to 0)	0 (0 to 0)	0 (0 to 0)	0 (0 to 0)	0 (0 to 0)	0 (0 to 0)	0 (0 to 0)	0 (0 to 0)	0 (0 to 0)	0 (0 to 0)	0 (0 to 0)	0 (0 to 0)	0 (0 to 0)	0 (0 to 0)	0 (0 to 0)	0 (0 to 0)	0 (0 to 0)	0
Yellow fever	0 (0 to 0)	0 (0 to 0)	0 (0 to 0)	0 (0 to 0)	0 (0 to 0)	0 (0 to 0)	0 (0 to 0)	0 (0 to 0)	0 (0 to 0)	0 (0 to 0)	0 (0 to 0)	0 (0 to 0)	0 (0 to 0)	0 (0 to 0)	0 (0 to 0)	0 (0 to 0)	0 (0 to 0)	0 (0 to 0)	0 (0 to 0)	0 (0 to 0)	0 (0 to 0)	0 (0 to 0)	0 (0 to 0)	0 (0 to 0)	0
Rabies	0 (0 to 0)	0 (0 to 0)	16.6 (6.6 to 31.4)	30.2 (9.7 to 74.6)	22.6 (8.3 to 56.3)	11 (3.1 to 28.2)	8.1 (2.7 to 18.9)	17.6 (5.9 to 42.1)	13.7 (4.5 to 33.1)	10.4 (3.4 to 24.9)	10.9 (3.6 to 26.4)	11.7 (3.7 to 28.5)	12.3 (3.9 to 29.7)	3.1 (1.2 to 7)	7.6 (2.6 to 18.3)	9.7 (3.3 to 23.2)	3.3 (1.1 to 7.9)	0.8 (0.2 to 1.9)	0.7 (0.2 to 1.6)	1.6 (0.5 to 3.6)	0.1 (0.3 to 2.4)	0.1 (0 to 0.2)	0 (0 to 0)	181
Intestinal nematode infections	0 (0 to 0)	0 (0 to 0)	2.9 (0.4 to 6.7)	16.4 (2.1 to 43.6)	17.4 (2.2 to 46.6)	8.6 (1.1 to 23.1)	6.2 (0.8 to 16.7)	8.1 (1.1 to 21.8)	6.7 (0.9 to 18.1)	7.4 (1 to 19.9)	8.7 (1.1 to 23.4)	8.7 (1.1 to 23.4)	9.3 (1.2 to 25.1)	2.4 (0.3 to 6.5)	5.8 (0.7 to 15.6)	7.4 (0.9 to 19.9)	2.5 (0.3 to 6.8)	0.6 (0.1 to 1.7)	0.5 (0.1 to 1.4)	1.2 (0.2 to 3.2)	0.6 (0.1 to 1.7)	0.3 (0 to 0.8)	0.1 (0 to 0.2)	186
Ascariasis	0 (0 to 0)	0 (0 to 0)	0.9 (0.2 to 2.6)	6.9 (1.6 to 22.1)	7.6 (1.8 to 24.7)	3.7 (0.9 to 12)	2.6 (0.6 to 8.6)	3.5 (0.8 to 11.4)	2.9 (0.7 to 9.4)	3.2 (0.8 to 10.4)	3.8 (0.9 to 12.4)	3.8 (0.9 to 12.4)	4 (1 to 13.1)	1 (0.2 to 3.4)	2.5 (0.6 to 8.2)	3.2 (0.8 to 10.4)	1.1 (0.3 to 3.6)	0.3 (0.1 to 1)	0.2 (0 to 0.7)	0.5 (0.1 to 1.7)	0.3 (0 to 0.8)	0.1 (0 to 0.3)	0 (0 to 0)	994
Trichuriasis	0 (0 to 0)	0 (0 to 0)	0 (0 to 0)	0 (0 to 0)	0 (0 to 0)	0 (0 to 0)	0 (0 to 0)	0 (0 to 0)	0 (0 to 0)	0 (0 to 0)	0 (0 to 0)	0 (0 to 0)	0 (0 to 0)	0 (0 to 0)	0 (0 to 0)	0 (0 to 0)	0 (0 to 0)	0 (0 to 0)	0 (0 to 0)	0 (0 to 0)	0 (0 to 0)	0 (0 to 0)	0 (0 to 0)	0 (0 to 0)	0
Hookworm disease	0 (0 to 0)	0 (0 to 0)	0.5 (0.1 to 0.9)	3.3 (1 to 7.9)	3.5 (1.1 to 8.1)	1.7 (0.5 to 4)	1.2 (0.4 to 2.8)	1.6 (0.5 to 3.7)	1.3 (0.4 to 3.1)	1.5 (0.5 to 3.6)	1.8 (0.6 to 4.2)	1.8 (0.6 to 4.2)	2.1 (0.6 to 4.8)	0.5 (0.2 to 1.1)	1.2 (0.4 to 2.8)	1.5 (0.5 to 3.6)	0.5 (0.2 to 1.2)	0.2 (0.1 to 0.4)	0.1 (0 to 0.3)	0.2 (0.1 to 0.5)	0.1 (0 to 0.2)	0 (0 to 0)	0 (0 to 0)	57
Food-borne trematodiases	0 (0 to 0)	0 (0 to 0)	0 (0 to 0.1)	0 (0 to 0.1)	0 (0 to 0.1)	0 (0 to 0.1)	0 (0 to 0.1)	0 (0 to 0.1)	0 (0 to 0.1)	0 (0 to 0.1)	0 (0 to 0.1)	0 (0 to 0.1)	0 (0 to 0.1)	0 (0 to 0.1)	0 (0 to 0.1)	0 (0 to 0.1)	0 (0 to 0.1)	0 (0 to 0.1)	0 (0 to 0.1)	0 (0 to 0.1)	0 (0 to 0.1)	0 (0 to 0.1)	0 (0 to 0.1)	0 (0 to 0.1)	22
Leprosy	0 (0 to 0)	0 (0 to 0)	0 (0 to 0.1)	0 (0 to 0.1)	0 (0 to 0.1)	0.2 (0 to 0.4)	0.3 (0 to 0.7)	0.6 (0 to 1.5)	0.6 (0 to 1.4)	1 (0.1 to 2.4)	1.1 (0.1 to 2.6)	1.1 (0.1 to 2.6)	1.2 (0.1 to 2.9)	1.2 (0.1 to 2.9)	1.3 (0.1 to 3.2)	1.1 (0.1 to 2.6)	0.9 (0.1 to 2.2)	0.6 (0.1 to 1.5)	0.4 (0.1 to 1)	0.2 (0.1 to 0.6)	0.1 (0 to 0.2)	0 (0 to 0.1)	0 (0 to 0.1)	119
Ebola	0 (0 to 0)	0 (0 to 0)	0 (0 to 0)	0 (0 to 0)	0 (0 to 0)	0 (0 to 0)	0 (0 to 0)	0 (0 to 0)	0 (0 to 0)	0 (0 to 0)	0 (0 to 0)	0 (0 to 0)	0 (0 to 0)	0 (0 to 0)	0 (0 to 0)	0 (0 to 0)	0 (0 to 0)	0 (0 to 0)	0 (0 to 0)	0 (0 to 0)	0 (0 to 0)	0 (0 to 0)	0 (0 to 0)	0 (0 to 0)	0
Zika virus	0 (0 to 0)	0 (0 to 0)	0 (0 to 0)	0 (0 to 0)	0 (0 to 0)	0 (0 to 0)	0 (0 to 0)	0 (0 to 0)	0 (0 to 0)	0 (0 to 0)	0 (0 to 0)	0 (0 to 0)	0 (0 to 0)	0 (0 to 0)	0 (0 to 0)	0 (0 to 0)	0 (0 to 0)	0 (0 to 0)	0 (0 to 0)	0 (0 to 0)	0 (0 to 0)	0 (0 to 0)	0 (0 to 0)	0 (0 to 0)	0
Guinea worm disease	0 (0 to 0)	0 (0 to 0)	0 (0 to 0)	0 (0 to 0)	0 (0 to 0)	0 (0 to 0)	0 (0 to 0)	0 (0 to 0)	0 (0 to 0)	0 (0 to 0)	0 (0 to 0)	0 (0 to 0)	0 (0 to 0)	0 (0 to 0)	0 (0 to 0)	0 (0 to 0)	0 (0 to 0)	0 (0 to 0)	0 (0 to 0)	0 (0 to 0)	0 (0 to 0)	0 (0 to 0)	0 (0 to 0)	0 (0 to 0)	0
Other neglected tropical diseases	13.9 (6.9 to 22.1)	23.9 (10.9 to 39.1)	133 (59.1 to 228)	488 (221 to 1,010)	197 (109 to 345)	31.9 (16.6 to 66.1)	39.4 (20.6 to 72.6)	69.3 (35.1 to 129)	64.6 (32.6 to 124)	49.7 (24.9 to 94.6)	50.6 (25.1 to 96.5)	49.4 (24.5 to 94.1)	52.1 (25.8 to 99.2)	49.4 (24.5 to 94.1)	52.1 (25.8 to 99.2)	49.4 (24.5 to 94.1)	43.3 (21.5 to 82.4)	38.1 (18.9 to 72.5)	29.1 (13.6 to 61.4)	19.3 (8.1 to 41.2)	7.4 (2.9 to 16.4)	2.2 (0.8 to 5.1)	0.4 (0.1 to 1.1)	1,900
Other infectious diseases	1,000 (600 to 1,500)	1,000 (600 to 1,500)	1,000 (600 to 1,500)

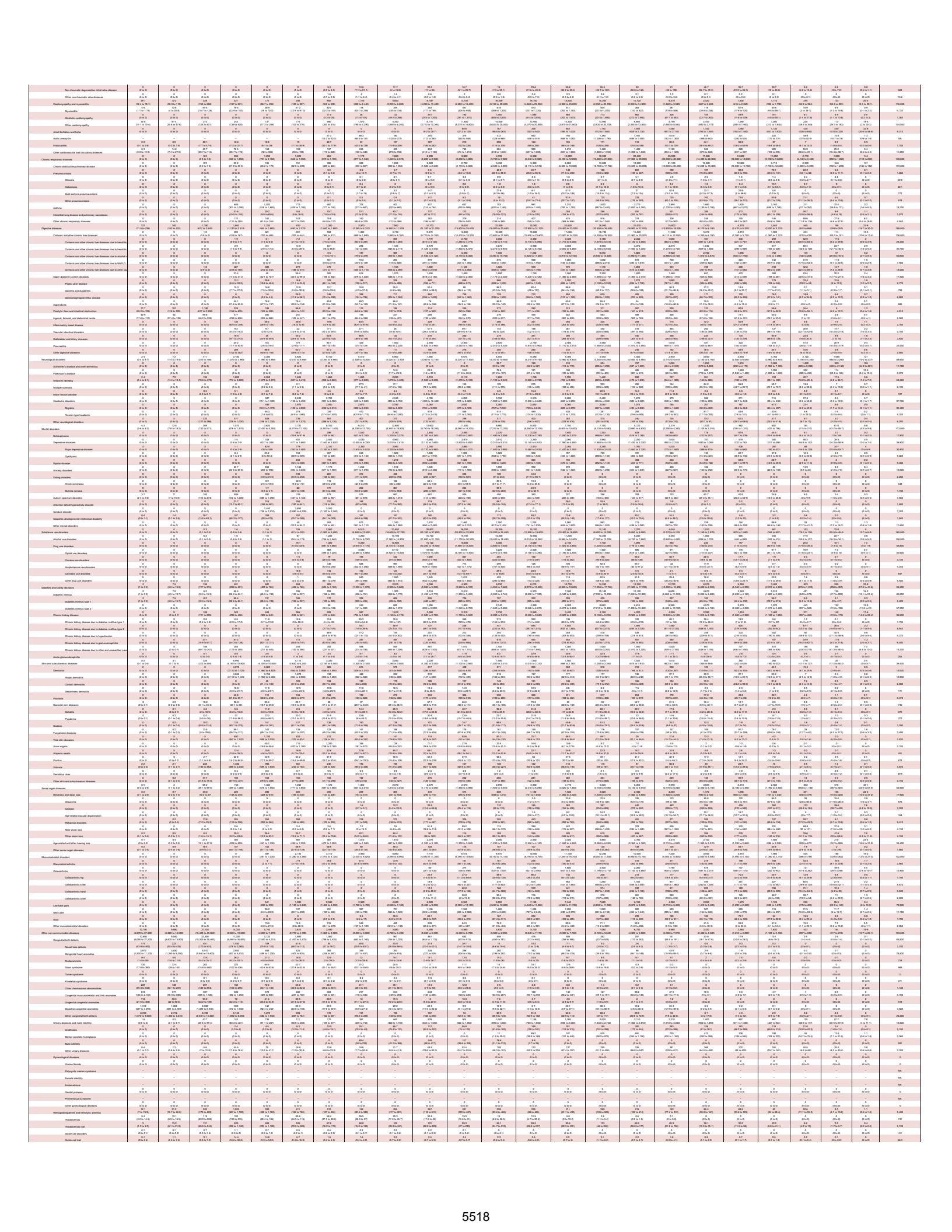

G6PD deficiency	0 (0 to 0.2)	0 (0 to 0.7)	1 (0 to 3)	1 (1 to 5)	3 (1 to 9.1)	1 (0 to 5)	9 (4 to 18)	16 (7 to 31)	19 (11 to 30)	32 (19 to 48)	46 (30 to 67)	29 (18 to 42)	32 (20 to 47)	19 (11 to 27)	14 (8 to 21)	9 (4 to 16)	19 (11 to 29)	19 (11 to 30)	7 (3 to 14)	12 (6 to 21)	6 (2 to 13)	8 (3 to 16)	3 (1 to 8)	1 (0 to 5)	2 (0 to 6)	0 (0 to 3)	1 (0 to 4)	0 (0 to 3)	0 (0 to 4)	192
G6PD trait	0 (0 to 0)	0 (0 to 0)	0 (0 to 0)

SB Table 2a. Yonokakota DALYS by cause and age group for males with 95% uncertainty intervals. 2019

Cause	Neo-Natal	Late Neonatal	Post Neonatal	1 to 4	5 to 9	10 to 14	15 to 19	20 to 24	25 to 29	30 to 34	35 to 39	40 to 44	45 to 49	50 to 54	55 to 59	60 to 64	65 to 69	70 to 74	75 to 79	80 to 84	85 to 89	90 to 94	95 plus	Total
All causes	13,489 (12,598 to 14,350)	3,980 (2,760 to 4,990)	6,708 (5,489 to 11,799)	8,970 (8,005 to 10,200)	7,640 (6,990 to 8,290)	9,299 (7,439 to 11,400)	11,450 (10,600 to 12,600)	13,750 (10,300 to 20,000)	16,350 (10,700 to 28,000)	19,000 (11,600 to 31,900)	23,150 (12,600 to 37,000)	27,150 (15,000 to 43,000)	33,600 (20,300 to 49,700)	43,600 (22,900 to 67,900)	55,150 (31,900 to 79,200)	69,300 (40,300 to 95,700)	85,400 (51,900 to 109,000)	103,000 (63,900 to 130,000)	121,000 (69,200 to 149,000)	142,000 (72,900 to 172,000)	162,000 (72,900 to 193,000)	9,440 (3,990 to 16,570)	1,326 (1,140 to 1,518)	626,030
Communicable, maternal, neonatal, and nutritional diseases	11,360 (9,510 to 14,900)	2,630 (1,900 to 3,320)	5,350 (3,320 to 7,830)	6,860 (3,720 to 9,500)	2,700 (2,090 to 3,470)	2,210 (1,690 to 2,850)	2,990 (2,690 to 3,340)	3,060 (2,700 to 3,570)	3,110 (2,630 to 3,900)	3,770 (2,630 to 5,010)	3,770 (2,620 to 5,060)	4,090 (2,860 to 5,630)	4,810 (3,220 to 6,470)	5,260 (3,700 to 7,350)	5,900 (3,920 to 7,950)	6,260 (4,020 to 8,320)	6,320 (4,020 to 8,470)	5,380 (3,660 to 7,360)	4,690 (3,240 to 6,340)	4,170 (2,790 to 5,600)	2,430 (1,590 to 3,250)	999 (667 to 1,470)	299 (199 to 418)	97,600
HIV/AIDS and sexually transmitted infections	1,010 (907 to 2,060)	421 (377 to 916)	997 (899 to 2,020)	697 (643 to 1,260)	96.4 (89 to 183)	29.6 (26.5 to 61.1)	129 (120 to 166)	399 (367 to 562)	396 (365 to 649)	397 (322 to 618)	354 (263 to 553)	194 (160 to 282)	150 (127 to 192)	106 (77.9 to 132)	73.4 (54.7 to 91.4)	52.3 (39.1 to 65.2)	39.1 (29.4 to 48.8)	29.1 (21.9 to 36.2)	19.2 (14.5 to 23.9)	9.9 (7.5 to 12.3)	5.3 (3.9 to 6.6)	2.6 (1.9 to 3.2)	0.9 (0.5 to 1.4)	6,870
HIV/AIDS	0 (0 to 0)	0 (0 to 0)	190 (178 to 290)	674 (620 to 1,060)	92.6 (85 to 178)	24.2 (22.1 to 56.2)	114 (97.1 to 152)	366 (332 to 511)	380 (340 to 626)	383 (306 to 599)	351 (263 to 551)	187 (157 to 282)	137 (109 to 179)	98 (82.4 to 124)	69.1 (53.6 to 86.7)	49.3 (37.7 to 62.3)	37.2 (28.3 to 46.9)	27.8 (21.1 to 35.1)	18.4 (14 to 23.2)	9.5 (7.2 to 12)	5.1 (3.9 to 6.4)	2.5 (1.9 to 3.2)	0.9 (0.5 to 1.4)	2,845
HIV/AIDS - Drug-susceptible Tuberculosis	0 (0 to 0)	0 (0 to 0)	69.2 (58.5 to 226)	397 (336 to 1,000)	0 (0 to 41.4)	12.9 (10.9 to 47.8)	49.7 (42 to 63.2)	261 (220 to 411)	292 (246 to 531)	317 (239 to 556)	301 (221 to 532)	161 (134 to 253)	121 (101 to 164)	89.2 (74.1 to 116)	67.1 (52.4 to 85.1)	47.9 (37.2 to 60.9)	36.2 (27.5 to 45.9)	27.1 (20.6 to 34.3)	18 (13.7 to 22.8)	9.2 (7 to 11.7)	5.1 (3.9 to 6.4)	2.5 (1.9 to 3.2)	0.9 (0.5 to 1.4)	1,730
HIV/AIDS - Multidrug-resistant Tuberculosis without extensive	0 (0 to 0)	0 (0 to 0)	3.9 (0 to 5.9)	3.2 (0.1 to 20.7)	0 (0 to 1.6)	0 (0 to 0.6)	0 (0 to 0.6)	1.7 (0.1 to 10.9)	1.2 (0.1 to 11.1)	0.9 (0 to 8.3)	0.6 (0 to 6)	0.5 (0 to 5.1)	0.3 (0 to 3.7)	0.2 (0 to 2.8)	0.1 (0 to 2.1)	0.1 (0 to 1.6)	0 (0 to 1.2)	0 (0 to 0.9)	0 (0 to 0.6)	0 (0 to 0.4)	0 (0 to 0.3)	0 (0 to 0.2)	0 (0 to 0.1)	72.9
HIV/AIDS - Extensively drug-resistant Tuberculosis	0 (0 to 0)	0 (0 to 0)	0.6 (0 to 1)	0.4 (0 to 3.4)	0 (0 to 0.3)	0 (0 to 0.1)	0 (0 to 0.1)	0.2 (0 to 1.5)	0.2 (0 to 1.8)	0.1 (0 to 1.3)	0.1 (0 to 0.9)	0.1 (0 to 0.7)	0 (0 to 0.5)	0 (0 to 0.4)	0 (0 to 0.3)	0 (0 to 0.2)	0 (0 to 0.2)	0 (0 to 0.1)	0 (0 to 0.1)	0 (0 to 0.1)	0 (0 to 0.1)	0 (0 to 0)	0 (0 to 0)	2.2
HIV/AIDS resulting in other diseases	0 (0 to 0)	0 (0 to 0)	453 (4.4 to 1,520)	280 (3 to 997)	0 (0 to 0.1)	0 (0 to 0.1)	0 (0 to 0.1)	0.1 (0 to 0.4)	0.1 (0 to 0.5)	0.1 (0 to 0.5)	0.1 (0 to 0.5)	0.1 (0 to 0.5)	0.1 (0 to 0.5)	0.1 (0 to 0.5)	0.1 (0 to 0.5)	0.1 (0 to 0.5)	0.1 (0 to 0.5)	0.1 (0 to 0.5)	0.1 (0 to 0.5)	0.1 (0 to 0.5)	0.1 (0 to 0.5)	0 (0 to 0.5)	0 (0 to 0.5)	1,100
Sexually transmitted infections excluding HIV	1,010 (907 to 2,060)	421 (377 to 916)	807 (649 to 1,020)	23.4 (19.5 to 29.5)	4.1 (3.5 to 5.1)	5.4 (4.6 to 6.8)	15 (12.9 to 17.5)	33 (28.5 to 40.3)	16 (13.6 to 20.1)	14 (11.6 to 17.5)	3.4 (2.8 to 4.3)	2.1 (1.7 to 2.6)	1.3 (1.1 to 1.6)	0.8 (0.7 to 1)	0.4 (0.3 to 0.5)	0.2 (0.2 to 0.3)	0.1 (0.1 to 0.2)	0.1 (0 to 0.1)	0 (0 to 0.1)	0 (0 to 0.1)	0 (0 to 0.1)	0 (0 to 0.1)	0 (0 to 0.1)	1,810
Chlamydial infection	0 (0 to 0)	0 (0 to 0)	0 (0 to 0)	0 (0 to 0)	0 (0 to 0)	0 (0 to 0)	0.6 (0 to 1.7)	4.2 (0.7 to 9.6)	6.7 (2.7 to 16.1)	10.9 (3.9 to 19.9)	9.2 (2.9 to 19.2)	8 (2.6 to 16.6)	5.6 (1.4 to 11.6)	3.6 (0.7 to 8.1)	2.1 (0.5 to 5.1)	1.2 (0.3 to 3.1)	0.6 (0.2 to 1.6)	0.3 (0.1 to 0.8)	0.1 (0 to 0.4)	0 (0 to 0.2)	0 (0 to 0.1)	0 (0 to 0.1)	0 (0 to 0.1)	62
Gonococcal infection	0 (0 to 0)	0 (0 to 0)	0 (0 to 0)	0 (0 to 0)	0.6 (0.5 to 2.2)	0.6 (0.5 to 2.1)	0.2 (0.2 to 0.6)	0.2 (0.2 to 0.6)	0.1 (0 to 0.5)	0.1 (0 to 0.4)	0.1 (0 to 0.3)	0.1 (0 to 0.3)	0.1 (0 to 0.3)	0.1 (0 to 0.3)	0.1 (0 to 0.3)	0.1 (0 to 0.3)	0.1 (0 to 0.3)	0.1 (0 to 0.3)	0.1 (0 to 0.3)	0.1 (0 to 0.3)	0.1 (0 to 0.3)	0 (0 to 0.2)	0 (0 to 0.1)	39.5
Trichomoniasis	0 (0 to 0)	0 (0 to 0)	0 (0 to 0)	0 (0 to 0)	0 (0 to 0)	0 (0 to 0)	0 (0 to 0)	0 (0 to 0)	0 (0 to 0.1)	0 (0 to 0.1)	0 (0 to 0.1)	0 (0 to 0.1)	0 (0 to 0.1)	0 (0 to 0.1)	0 (0 to 0.1)	0 (0 to 0.1)	0 (0 to 0.1)	0 (0 to 0.1)	0 (0 to 0.1)	0 (0 to 0.1)	0 (0 to 0.1)	0 (0 to 0.1)	0 (0 to 0.1)	0 (0 to 0.1)	9.6
Genital herpes	0 (0 to 0)	0 (0 to 0)	0.4 (0 to 1)	0.6 (0 to 0.8)	0 (0 to 0.3)	0 (0 to 0.1)	0 (0 to 0.6)	0 (0 to 1.5)	0 (0 to 1.5)	0 (0 to 1.3)	0 (0 to 0.9)	0 (0 to 0.7)	0 (0 to 0.5)	0 (0 to 0.5)	0 (0 to 0.5)	0 (0 to 0.5)	0 (0 to 0.5)	0 (0 to 0.5)	0 (0 to 0.5)	0 (0 to 0.5)	0 (0 to 0.5)	0 (0 to 0.5)	0 (0 to 0.5)	2.2
Other sexually transmitted infections	0 (0 to 0)	0 (0 to 0)	0 (0 to 0)	0 (0 to 0)	0 (0 to 0)	0 (0 to 0.6)	2 (0.1 to 11.1)	5.6 (0.4 to 14.6)	3.1 (0.4 to 14.4)	1.7 (0.3 to 9.5)	1.1 (0.2 to 6.4)	0.8 (0.1 to 4.5)	0.5 (0.1 to 2.5)	0.3 (0 to 1.5)	0.2 (0 to 0.9)	0.1 (0 to 0.5)	0 (0 to 0.3)	0 (0 to 0.2)	0 (0 to 0.1)	0 (0 to 0.1)	0 (0 to 0.1)	0 (0 to 0.1)	0 (0 to 0.1)	63.6
Respiratory infections and tuberculosis	202 (176 to 429)	1,390 (980 to 2,000)	688 (661 to 2,020)	1,040 (989 to 2,780)	429 (376 to 529)	429 (356 to 591)	1,060 (972 to 1,150)	1,230 (967 to 2,010)	1,710 (1,050 to 3,110)	1,490 (989 to 2,870)	1,230 (892 to 2,660)	1,150 (1,120 to 3,290)	1,260 (1,070 to 3,540)	1,790 (1,150 to 4,250)	2,160 (1,480 to 4,850)	2,390 (1,410 to 5,200)	2,460 (1,470 to 5,200)	2,290 (1,370 to 4,850)	1,790 (1,030 to 3,440)	1,290 (693 to 2,440)	627 (321 to 1,270)	164 (83.6 to 339)	32.2 (16.4 to 66.6)	36,200
Tuberculosis	0 (0 to 0)	0 (0 to 0)	191 (85 to 329)	120 (61 to 209)	139 (83.3 to 199)	139 (83.9 to 212)	629 (329 to 764)	1,200 (660 to 2,000)	1,660 (819 to 3,750)	1,470 (752 to 3,800)	1,210 (764 to 3,400)	1,130 (860 to 3,400)	1,240 (1,000 to 3,800)	1,770 (1,300 to 5,000)	2,130 (1,480 to 5,800)	2,360 (1,410 to 6,200)	2,430 (1,470 to 6,200)	2,270 (1,370 to 5,800)	1,780 (1,030 to 4,200)	1,280 (693 to 3,100)	625 (321 to 1,500)	159 (83.6 to 396)	37.3 (16.4 to 84.4)	33,700
Latent tuberculosis infection	0 (0 to 0)	0 (0 to 0)	0 (0 to 0)	0 (0 to 0)	0 (0 to 0)	0 (0 to 0)	0 (0 to 0)	0 (0 to 0)	0 (0 to 0)	0 (0 to 0)	0 (0 to 0)	0 (0 to 0)	0 (0 to 0)	0 (0 to 0)	0 (0 to 0)	0 (0 to 0)	0 (0 to 0)	0 (0 to 0)	0 (0 to 0)	0 (0 to 0)	0 (0 to 0)	0 (0 to 0)	0 (0 to 0)	0 (0 to 0)	0
Drug-susceptible Tuberculosis	179 (157 to 378)	1,190 (837 to 1,710)	519 (497 to 1,530)	1,040 (989 to 2,780)	429 (376 to 529)	429 (356 to 591)	1,060 (972 to 1,150)	1,230 (967 to 2,010)	1,710 (1,050 to 3,110)	1,490 (989 to 2,870)	1,230 (892 to 2,660)	1,150 (1,120 to 3,290)	1,260 (1,070 to 3,540)	1,790 (1,150 to 4,250)	2,160 (1,480 to 4,850)	2,390 (1,410 to 5,200)	2,460 (1,470 to 5,200)	2,290 (1,370 to 4,850)	1,790 (1,030 to 3,440)	1,290 (693 to 3,100)	627 (321 to 1,500)	164 (83.6 to 396)	37.3 (16.4 to 84.4)	33,400
Multidrug-resistant tuberculosis without extensive drug-resistan	0 (0 to 0)	0 (0 to 0)	1.7 (0.3 to 10.1)	1 (0.1 to 6.6)	1.2 (0.2 to 7.8)	0.8 (0.1 to 5.2)	9.6 (2.5 to 18.5)	12.5 (3.3 to 25.1)	11.2 (3.3 to 25.1)	12.7 (3.3 to 30.3)	10.3 (2.6 to 25.1)	10.4 (2.6 to 25.1)	10.4 (2.6 to 25.1)	10.4 (2.6 to 25.1)	10.4 (2.6 to 25.1)	10.4 (2.6 to 25.1)	10.4 (2.6 to 25.1)	10.4 (2.6 to 25.1)	10.4 (2.6 to 25.1)	10.4 (2.6 to 25.1)	10.4 (2.6 to 25.1)	1.2 (0.4 to 3.2)	0.4 (0.2 to 0.9)	213
Extensively drug-resistant tuberculosis	0 (0 to 0)	0 (0 to 0)	0.3 (0 to 1.3)	0.2 (0 to 1.2)	0.2 (0 to 1.4)	0.1 (0 to 0.9)	1.4 (0.4 to 3.1)	2.1 (0.5 to 4.5)	2.1 (0.5 to 5.1)	2.1 (0.5 to 5.6)	2.1 (0.5 to 5.6)	2.1 (0.5 to 5.6)	2.1 (0.5 to 5.6)	2.1 (0.5 to 5.6)	2.1 (0.5 to 5.6)	2.1 (0.5 to 5.6)	2.1 (0.5 to 5.6)	2.1 (0.5 to 5.6)	2.1 (0.5 to 5.6)	2.1 (0.5 to 5.6)	2.1 (0.5 to 5.6)	0.7 (0.2 to 1.8)	0.2 (0.1 to 0.5)	39.6
Lower respiratory infections	201 (174 to 429)	351 (177 to 662)	1,760 (549 to 2,190)	281 (164 to 378)	69.1 (54.6 to 87.1)	56.2 (42.9 to 74)	160 (98.9 to 206)	168 (98.9 to 206)	179 (98.9 to 206)	137 (98.9 to 206)	119 (98.9 to 206)	134 (98.9 to 206)	194 (98.9 to 206)	364 (98.9 to 206)	641 (98.9 to 206)	1,060 (627 to 1,600)	1,370 (697 to 1,790)	1,370 (698 to 1,790)	1,110 (698 to 1,790)	817 (514 to 1,290)	618 (326 to 1,290)	233 (126 to 1,290)	64.6 (29.3 to 1,290)	15,000
Upper respiratory infections	0.3 (0 to 1)	31.9 (14.1 to 276)	730 (77 to 1,230)	104 (0 to 204)	28.4 (0 to 63.3)	19.2 (0 to 46.2)	7.6 (0 to 18.5)	7.6 (0 to 18.5)	7.6 (0 to 18.5)	7.6 (0 to 18.5)	7.6 (0 to 18.5)	7.6 (0 to 18.5)	7.6 (0 to 18.5)	7.6 (0 to 18.5)	7.6 (0 to 18.5)	7.6 (0 to 18.5)	7.6 (0 to 18.5)	7.6 (0 to 18.5)	7.6 (0 to 18.5)	7.6 (0 to 18.5)	7.6 (0 to 18.5)	7.6 (0 to 18.5)	7.6 (0 to 18.5)	1,890
Otitis media	0.2 (0 to 0.5)	31.6 (21.9 to 51.4)	24.7 (21.2 to 28.4)	24.7 (21.2 to 28.4)	24.7 (21.2 to 28.4)	24.7 (21.2 to 28.4)	24.7 (21.2 to 28.4)	24.7 (21.2 to 28.4)	24.7 (21.2 to 28.4)	24.7 (19.9 to 30.6)	24.7 (19.9 to 30.6)	24.7 (19.9 to 30.6)	24.7 (19.9 to 30.6)	24.7 (19.9 to 30.6)	24.7 (19.9 to 30.6)	24.7 (19.9 to 30.6)	24.7 (19.9 to 30.6)	24.7 (19.9 to 30.6)	24.7 (19.9 to 30.6)	24.7 (19.9 to 30.6)	24.7 (19.9 to 30.6)	24.7 (19.9 to 30.6)	24.7 (19.9 to 30.6)	991
Enteric infections	287 (71.9 to 1,120)	289 (113 to 931)	1,230 (327 to 2,730)	671 (349 to 1,260)	648 (334 to 1,130)	779 (396 to 1,390)	539 (336 to 1,350)	437 (227 to 998)	437 (227 to 998)	437 (210 to 975)	386 (208 to 792)	413 (208 to 792)	460 (264 to 860)	778 (339 to 1,290)	1,170 (427 to 1,980)	1,430 (498 to 2,370)	1,720 (498 to 2,960)	1,720 (498 to 2,960)	1,430 (498 to 2,960)	1,170 (498 to 2,960)	1,030 (498 to 2,960)	660 (498 to 2,960)	1,170 (498 to 2,960)	17,200
Diarrheal diseases	287 (71.9 to 1,120)	1,230 (113 to 931)	1,230 (327 to 2,730)	671 (299 to 1,260)	648 (172 to 1,130)	777 (261 to 1,390)	539 (99.7 to 1,350)	437 (79.2 to 998)	437 (79.2 to 998)	437 (79.2 to 975)	386 (79.2 to 792)	413 (79.2 to 792)	460 (79.2 to 860)	778 (79.2 to 1,290)	1,170 (79.2 to 1,980)	1,430 (79.2 to 2,370)	1,720 (79.2 to 2,960)	1,720 (79.2 to 2,960)	1,430 (79.2 to 2,960)	1,170 (79.2 to 2,960)	1,030 (79.2 to 2,960)	660 (79.2 to 2,960)	1,170 (79.2 to 2,960)	14,600
Typhoid and paratyphoid	0 (0 to 0)	0.4 (0 to 3.4)	182 (0 to 420)	183 (0 to 420)	183 (0 to 420)	183 (0 to 419)	179 (0 to 419)	179 (0 to 419)	179 (0 to 419)	179 (0 to 419)	179 (0 to 419)	179 (0 to 419)	179 (0 to 419)	179 (0 to 419)	179 (0 to 419)	179 (0 to 419)	179 (0 to 419)	179 (0 to 419)	179 (0 to 419)	179 (0 to 419)	179 (0 to 419)	179 (0 to 419)	179 (0 to 419)	2,450
Typhoid fever	0 (0 to 0)	0.4 (0 to 3.4)	182 (0 to 420)	183 (0 to 420)	183 (0 to 420)	183 (0 to 419)	179 (0 to 419)	179 (0 to 419)	179 (0 to 419)	179 (0 to 419)	179 (0 to 419)	179 (0 to 419)	179 (0 to 419)	179 (0 to 419)	179 (0 to 419)	179 (0 to 419)	179 (0 to 419)	179 (0 to 419)	179 (0 to 419)	179 (0 to 419)	179 (0 to 419)	179 (0 to 419)	179 (0 to 419)	2,450
Paratyphoid fever	0 (0 to 0)	0 (0 to 0)	0.1 (0 to 0.3)	104 (0 to 240)	21.9 (0 to 50.1)	29.4 (0 to 68.1)	277.7 (72.5 to 548.9)	14.6 (3.7 to 28.9)	13.1 (3.3 to 26.1)	4.3 (1.1 to 8.5)	2.6 (0.6 to 5.1)	2 (0.5 to 4)	1.6 (0.4 to 3.2)	1.3 (0.3 to 2.6)	1.1 (0.3 to 2.2)	0.9 (0.2 to 1.8)	0.7 (0.2 to 1.4)	0.6 (0.2 to 1.2)	0.5 (0.1 to 1)	0.4 (0.1 to 0.8)	0.3 (0.1 to 0.6)	0.2 (0.1 to 0.4)	0.1 (0 to 0.2)	127
Invasive Non-typhoidal Salmonella (iNTS)	0 (0 to 0)	0 (0 to 0)	0.1 (0.1 to 0.3)	20.8 (10.9 to 39.9)	20.5 (10.7 to 39.2)	16.3 (8.5 to 31.2)	31.7 (16.5 to 60.8)	8.3 (4.3 to 15.9)	7.5 (3.9 to 14.3)	3.2 (1.7 to 6.1)	1.5 (0.8 to 2.9)	0.9 (0.5 to 1.8)	0.7 (0.4 to 1.4)	0.6 (0.3 to 1.2)	0.5 (0.2 to 1)	0.4 (0.2 to 0.8)	0.3 (0.1 to 0.6)	0.2 (0.1 to 0.5)	0.2 (0.1 to 0.4)	0.1 (0.1 to 0.3)	0.1 (0.1 to 0.2)	0 (0 to 0.1)	0 (0 to 0.1)	139
Other intestinal infectious diseases	0 (0 to 0)	0 (0 to 0)	0.6 (0 to 1.9)	1 (0 to 3.2)	0.5 (0 to 1.6)	0.5 (0 to 1.6)	0.5 (0 to 1.6)	0.5 (0 to 1.6)	0.5 (0 to 1.6)	0.5 (0 to 1.6)	0.5 (0 to 1.6)	0.5 (0 to 1.6)	0.5 (0 to 1.6)	0.5 (0 to 1.6)	0.5 (0 to 1.6)	0.5 (0 to 1.6)	0.5 (0 to 1.6)	0.5 (0 to 1.6)	0.5 (0 to 1.6)	0.5 (0 to 1.6)	0.5 (0 to 1.6)	0.5 (0 to 1.6)	0.5 (0 to 1.6)	6.4
Neglected tropical diseases and malaria	0.4 (0 to 1.2)	173 (50.7 to 420)	562 (234 to 1,170)	696 (356 to 1,350)	169 (86.1 to 324)	289 (147 to 556)	387 (197 to 744)	322 (164 to 619)	272 (139 to 523)	210 (107 to 404)	203 (103 to 390)	205 (104 to 394)	266 (135 to 511)	396 (202 to 761)	596 (304 to 1,150)	871 (444 to 1,670)	1,170 (597 to 2,250)	1,360 (693 to 2,610)	1,310 (669 to 2,520)	1,110 (566 to 2,130)	889 (454 to 1,710)	615 (314 to 1,180)	231 (118 to 444)	16,800
Malaria	0 (0 to 0)	0 (0 to 0)	0.1 (0 to 0.6)	0.9 (0 to 3.3)	0.5 (0 to 2.1)	0.6 (0 to 2.5)	1.5 (0.3 to 4.2)	1.3 (0.2 to 3.2)	1.3 (0.2 to 3.2)	1.3 (0.2 to 3.2)	1.3 (0.2 to 3.2)	1.3 (0.2 to 3.2)	1.3 (0.2 to 3.2)	1.3 (0.2 to 3.2)	1.3 (0.2 to 3.2)	1.3 (0.2 to 3.2)	1.3 (0.2 to 3.2)	1.3 (0.2 to 3.2)	1.3 (0.2 to 3.2)	1.3 (0.2 to 3.2)	1.3 (0.2 to 3.2)	1.3 (0.2 to 3.2)	1.3 (0.2 to 3.2)	92.4
Chagas disease	0 (0 to 0)	0 (0 to 0)	0 (0 to 0)	0 (0 to 0)	0 (0 to 0)	0 (0 to 0)	0 (0 to 0)	0 (0 to 0)	0 (0 to 0)	0 (0 to 0)	0 (0 to 0)	0 (0 to 0)	0 (0 to 0)	0 (0 to 0)	0 (0 to 0)	0 (0 to 0)	0 (0 to 0)	0 (0 to 0)	0 (0 to 0)	0 (0 to 0)	0 (0 to 0)	0 (0 to 0)	0 (0 to 0)	0 (0 to 0)	0
Leishmaniasis	0 (0 to 0)	0 (0 to 0)	0 (0 to 0)	0 (0 to 0)	0 (0 to 0)	0 (0 to 0)	0 (0 to 0)	0 (0 to 0)	0 (0 to 0)	0 (0 to 0)	0 (0 to 0)	0 (0 to 0)	0 (0 to 0)	0 (0 to 0)	0 (0 to 0)	0 (0 to 0)	0 (0 to 0)	0 (0 to 0)	0 (0 to 0)	0 (0 to 0)	0 (0 to 0)	0 (0 to 0)	0 (0 to 0)	0 (0 to 0)	0
Visceral leishmaniasis	0 (0 to 0)	0 (0 to 0)	0 (0 to 0)	0 (0 to 0)	0 (0 to 0)	0 (0 to 0)	0 (0 to 0)	0 (0 to 0)	0 (0 to 0)	0 (0 to 0)	0 (0 to 0)	0 (0 to 0)	0 (0 to 0)	0 (0 to 0)	0 (0 to 0)	0 (0 to 0)	0 (0 to 0)	0 (0 to 0)	0 (0 to 0)	0 (0 to 0)	0 (0 to 0)	0 (0 to 0)	0 (0 to 0)	0 (0 to 0)	0
Cutaneous and mucocutaneous leishmaniasis	0 (0 to 0)	0 (0 to 0)	0 (0 to 0)	0 (0 to 0)	0 (0 to 0)	0 (0 to 0)	0 (0 to 0)	0 (0 to 0)	0 (0 to 0)	0 (0 to 0)	0 (0 to 0)	0 (0 to 0)	0 (0 to 0)	0 (0 to 0)	0 (0 to 0)	0 (0 to 0)	0 (0 to 0)	0 (0 to 0)	0 (0 to 0)	0 (0 to 0)	0 (0 to 0)	0 (0 to 0)	0 (0 to 0)	0 (0 to 0)	0
African trypanosomiasis	0 (0 to 0)	0 (0 to 0)	0 (0 to 0)	0 (0 to 0)	0 (0 to 0)	0 (0 to 0)	0 (0 to 0)	0 (0 to 0)	0 (0 to 0)	0 (0 to 0)	0 (0 to 0)	0 (0 to 0)	0 (0 to 0)	0 (0 to 0)	0 (0 to 0)	0 (0 to 0)	0 (0 to 0)	0 (0 to 0)	0 (0 to 0)	0 (0 to 0)	0 (0 to 0)	0 (0 to 0)	0 (0 to 0)	0 (0 to 0)	0
Schistosomiasis	0 (0 to 0)	0 (0 to 0)	0 (0 to 0)	0 (0 to 0)	0 (0 to 0)	0 (0 to 0)	0 (0 to 0)	0 (0 to 0)	0 (0 to 0)	0 (0 to 0)	0 (0 to 0)	0 (0 to 0)	0 (0 to 0)	0 (0 to 0)	0 (0 to 0)	0 (0 to 0)	0 (0 to 0)	0 (0 to 0)	0 (0 to 0)	0 (0 to 0)	0 (0 to 0)	0 (0 to 0)	0 (0 to 0)	0 (0 to 0)	0
Cysticercosis	0 (0 to 0)	0 (0 to 0)	0 (0 to 0)	0 (0 to 0)	0 (0 to 0)	0 (0 to 0)	0 (0 to 0)	0.1 (0 to 0.3)	0.1 (0 to 0.3)	0.1 (0 to 0.3)	0.1 (0 to 0.3)	0.1 (0 to 0.3)	0.1 (0 to 0.3)	0.1 (0 to 0.3)	0.1 (0 to 0.3)	0.1 (0 to 0.3)	0.1 (0 to 0.3)	0.1 (0 to 0.3)	0.1 (0 to 0.3)	0.1 (0 to 0.3)	0.1 (0 to 0.3)	0.1 (0 to 0.3)	0.1 (0 to 0.3)	9.3
Cystic echinococcosis	0 (0 to 0)	0 (0 to 0)	0.2 (0 to 0.7)	0.2 (0 to 0.7)	0.2 (0 to 0.7





GBD Table 2a: East Asia DALYS by cause and age group for males with 95% uncertainty intervals, 2015

Cause	Early Neonatal	Late Neonatal	Post Neonatal	1 to 4	5 to 9	10 to 14	15 to 19	20 to 24	25 to 29	30 to 34	35 to 39	40 to 44	45 to 49	50 to 54	55 to 59	60 to 64	65 to 69	70 to 74	75 to 79	80 to 84	85 to 89	90 to 94	95 plus	Total
All causes	220,000 (172,000 to 282,000)	69,400 (49,500 to 93,500)	123,000 (90,500 to 159,000)	324,000 (190,000 to 549,000)	69,800 (52,100 to 91,000)	119,000 (89,400 to 154,000)	209,000 (156,000 to 274,000)	250,000 (179,000 to 342,000)	217,000 (172,000 to 274,000)	209,000 (156,000 to 282,000)	262,000 (206,000 to 329,000)	364,000 (284,000 to 459,000)	491,000 (374,000 to 634,000)	615,000 (464,000 to 797,000)	707,000 (521,000 to 926,000)	749,000 (546,000 to 1,000,000)	686,000 (502,000 to 907,000)	627,000 (453,000 to 854,000)	549,000 (403,000 to 737,000)	339,000 (243,000 to 463,000)	161,000 (111,000 to 224,000)	89,000 (61,600 to 121,000)	6,450 (4,700 to 8,760)	6,820,000
Communicable, maternal, neonatal, and nutritional diseases	150,000 (117,000 to 195,000)	37,000 (27,000 to 49,000)	51,000 (37,000 to 68,000)	169,000 (100,000 to 283,000)	19,000 (14,000 to 25,000)	17,000 (12,000 to 23,000)	20,000 (14,000 to 28,000)	22,000 (15,000 to 31,000)	23,000 (16,000 to 33,000)	23,000 (16,000 to 33,000)	23,000 (16,000 to 33,000)	23,000 (16,000 to 33,000)	24,000 (17,000 to 34,000)	25,000 (18,000 to 36,000)	26,000 (18,000 to 37,000)	26,000 (18,000 to 37,000)	25,000 (17,000 to 36,000)	24,000 (16,000 to 34,000)	22,000 (15,000 to 32,000)	17,000 (11,000 to 25,000)	9,000 (6,000 to 13,000)	3,000 (2,000 to 4,000)	1,200,000
HIV/AIDS and sexually transmitted infections	1,000 (1,000 to 2,000)	4,400 (1,000 to 10,000)	2,000 (1,000 to 4,000)	600 (200 to 1,000)	100 (100 to 200)	200 (100 to 400)	1,000 (500 to 2,000)	2,000 (1,000 to 4,000)	3,000 (2,000 to 5,000)	4,000 (2,000 to 6,000)	5,000 (3,000 to 7,000)	6,000 (4,000 to 8,000)	7,000 (5,000 to 9,000)	8,000 (6,000 to 11,000)	9,000 (6,000 to 12,000)	9,000 (6,000 to 12,000)	8,000 (5,000 to 11,000)	7,000 (4,000 to 10,000)	6,000 (3,000 to 8,000)	4,000 (2,000 to 6,000)	2,000 (1,000 to 3,000)	1,000 (0 to 1,000)	30,000
HIV/AIDS	(0 to 0)	(0 to 0)	(0 to 0)	(0 to 0)	(0 to 0)	(0 to 0)	(0 to 0)	(0 to 0)	(0 to 0)	(0 to 0)	(0 to 0)	(0 to 0)	(0 to 0)	(0 to 0)	(0 to 0)	(0 to 0)	(0 to 0)	(0 to 0)	(0 to 0)	(0 to 0)	(0 to 0)	(0 to 0)	(0 to 0)	(0 to 0)
HIV/AIDS - Drug-susceptible Tuberculosis	0 (0 to 0)	0 (0 to 0)	0 (0 to 0)	0 (0 to 0)	0 (0 to 0)	0 (0 to 0)	0 (0 to 0)	0 (0 to 0)	0 (0 to 0)	0 (0 to 0)	0 (0 to 0)	0 (0 to 0)	0 (0 to 0)	0 (0 to 0)	0 (0 to 0)	0 (0 to 0)	0 (0 to 0)	0 (0 to 0)	0 (0 to 0)	0 (0 to 0)	0 (0 to 0)	0 (0 to 0)	0 (0 to 0)	(0 to 0)
HIV/AIDS - Multidrug-resistant Tuberculosis without extensive drug resistance	0 (0 to 0)	0 (0 to 0)	0 (0 to 0)	0 (0 to 0)	0 (0 to 0)	0 (0 to 0)	0 (0 to 0)	0 (0 to 0)	0 (0 to 0)	0 (0 to 0)	0 (0 to 0)	0 (0 to 0)	0 (0 to 0)	0 (0 to 0)	0 (0 to 0)	0 (0 to 0)	0 (0 to 0)	0 (0 to 0)	0 (0 to 0)	0 (0 to 0)	0 (0 to 0)	0 (0 to 0)	0 (0 to 0)	(0 to 0)
HIV/AIDS - Extensively drug-resistant Tuberculosis	0 (0 to 0)	0 (0 to 0)	0 (0 to 0)	0 (0 to 0)	0 (0 to 0)	0 (0 to 0)	0 (0 to 0)	0 (0 to 0)	0 (0 to 0)	0 (0 to 0)	0 (0 to 0)	0 (0 to 0)	0 (0 to 0)	0 (0 to 0)	0 (0 to 0)	0 (0 to 0)	0 (0 to 0)	0 (0 to 0)	0 (0 to 0)	0 (0 to 0)	0 (0 to 0)	0 (0 to 0)	0 (0 to 0)	(0 to 0)
HIV/AIDS resulting in other diseases	0 (0 to 0)	0 (0 to 0)	0 (0 to 0)	0 (0 to 0)	0 (0 to 0)	0 (0 to 0)	0 (0 to 0)	0 (0 to 0)	0 (0 to 0)	0 (0 to 0)	0 (0 to 0)	0 (0 to 0)	0 (0 to 0)	0 (0 to 0)	0 (0 to 0)	0 (0 to 0)	0 (0 to 0)	0 (0 to 0)	0 (0 to 0)	0 (0 to 0)	0 (0 to 0)	0 (0 to 0)	0 (0 to 0)	(0 to 0)
Sexually transmitted infections excluding HIV	1,000 (1,000 to 2,000)	4,400 (1,000 to 10,000)	2,000 (1,000 to 4,000)	600 (200 to 1,000)	100 (100 to 200)	200 (100 to 400)	1,000 (500 to 2,000)	2,000 (1,000 to 4,000)	3,000 (2,000 to 5,000)	4,000 (2,000 to 6,000)	5,000 (3,000 to 7,000)	6,000 (4,000 to 8,000)	7,000 (5,000 to 9,000)	8,000 (6,000 to 11,000)	9,000 (6,000 to 12,000)	9,000 (6,000 to 12,000)	8,000 (5,000 to 11,000)	7,000 (4,000 to 10,000)	6,000 (3,000 to 8,000)	4,000 (2,000 to 6,000)	2,000 (1,000 to 3,000)	1,000 (0 to 1,000)	30,000
Syphilis	9,000 (2,000 to 23,000)	4,400 (1,000 to 10,000)	2,000 (1,000 to 4,000)	600 (200 to 1,000)	100 (100 to 200)	200 (100 to 400)	1,000 (500 to 2,000)	2,000 (1,000 to 4,000)	3,000 (2,000 to 5,000)	4,000 (2,000 to 6,000)	5,000 (3,000 to 7,000)	6,000 (4,000 to 8,000)	7,000 (5,000 to 9,000)	8,000 (6,000 to 11,000)	9,000 (6,000 to 12,000)	9,000 (6,000 to 12,000)	8,000 (5,000 to 11,000)	7,000 (4,000 to 10,000)	6,000 (3,000 to 8,000)	4,000 (2,000 to 6,000)	2,000 (1,000 to 3,000)	1,000 (0 to 1,000)	16,700
Chlamydial infection	0 (0 to 0)	0 (0 to 0)	0 (0 to 0)	0 (0 to 0)	0 (0 to 0)	0 (0 to 0)	0 (0 to 0)	0 (0 to 0)	0 (0 to 0)	0 (0 to 0)	0 (0 to 0)	0 (0 to 0)	0 (0 to 0)	0 (0 to 0)	0 (0 to 0)	0 (0 to 0)	0 (0 to 0)	0 (0 to 0)	0 (0 to 0)	0 (0 to 0)	0 (0 to 0)	0 (0 to 0)	0 (0 to 0)	539
Gonococcal infection	0 (0 to 0)	0 (0 to 0)	0 (0 to 0)	0 (0 to 0)	0 (0 to 0)	0 (0 to 0)	0 (0 to 0)	0 (0 to 0)	0 (0 to 0)	0 (0 to 0)	0 (0 to 0)	0 (0 to 0)	0 (0 to 0)	0 (0 to 0)	0 (0 to 0)	0 (0 to 0)	0 (0 to 0)	0 (0 to 0)	0 (0 to 0)	0 (0 to 0)	0 (0 to 0)	0 (0 to 0)	0 (0 to 0)	496
Trichomoniasis	0 (0 to 0)	0 (0 to 0)	0 (0 to 0)	0 (0 to 0)	0 (0 to 0)	0 (0 to 0)	0 (0 to 0)	0 (0 to 0)	0 (0 to 0)	0 (0 to 0)	0 (0 to 0)	0 (0 to 0)	0 (0 to 0)	0 (0 to 0)	0 (0 to 0)	0 (0 to 0)	0 (0 to 0)	0 (0 to 0)	0 (0 to 0)	0 (0 to 0)	0 (0 to 0)	0 (0 to 0)	0 (0 to 0)	62
Genital herpes	0 (0 to 0)	0 (0 to 0)	0 (0 to 0)	0 (0 to 0)	0 (0 to 0)	0 (0 to 0)	0 (0 to 0)	0 (0 to 0)	0 (0 to 0)	0 (0 to 0)	0 (0 to 0)	0 (0 to 0)	0 (0 to 0)	0 (0 to 0)	0 (0 to 0)	0 (0 to 0)	0 (0 to 0)	0 (0 to 0)	0 (0 to 0)	0 (0 to 0)	0 (0 to 0)	0 (0 to 0)	0 (0 to 0)	0
Other sexually transmitted infections	0 (0 to 0)	0 (0 to 0)	0 (0 to 0)	0 (0 to 0)	0 (0 to 0)	0 (0 to 0)	0 (0 to 0)	0 (0 to 0)	0 (0 to 0)	0 (0 to 0)	0 (0 to 0)	0 (0 to 0)	0 (0 to 0)	0 (0 to 0)	0 (0 to 0)	0 (0 to 0)	0 (0 to 0)	0 (0 to 0)	0 (0 to 0)	0 (0 to 0)	0 (0 to 0)	0 (0 to 0)	0 (0 to 0)	0
Respiratory infections and tuberculosis	4,100 (3,000 to 7,000)	4,400 (2,000 to 7,000)	16,000 (9,000 to 30,000)	8,700 (5,000 to 14,000)	2,000 (1,000 to 3,000)	1,000 (1,000 to 2,000)	1,000 (1,000 to 2,000)	1,000 (1,000 to 2,000)	1,000 (1,000 to 2,000)	1,000 (1,000 to 2,000)	1,000 (1,000 to 2,000)	1,000 (1,000 to 2,000)	1,000 (1,000 to 2,000)	1,000 (1,000 to 2,000)	1,000 (1,000 to 2,000)	1,000 (1,000 to 2,000)	1,000 (1,000 to 2,000)	1,000 (1,000 to 2,000)	1,000 (1,000 to 2,000)	1,000 (1,000 to 2,000)	1,000 (1,000 to 2,000)	1,000 (1,000 to 2,000)	72,000
Tuberculosis	3,700 (2,000 to 7,000)	3,700 (2,000 to 7,000)	2,200 (1,000 to 4,000)	1,700 (1,000 to 3,000)	1,000 (1,000 to 2,000)	1,000 (1,000 to 2,000)	1,000 (1,000 to 2,000)	1,000 (1,000 to 2,000)	1,000 (1,000 to 2,000)	1,000 (1,000 to 2,000)	1,000 (1,000 to 2,000)	1,000 (1,000 to 2,000)	1,000 (1,000 to 2,000)	1,000 (1,000 to 2,000)	1,000 (1,000 to 2,000)	1,000 (1,000 to 2,000)	1,000 (1,000 to 2,000)	1,000 (1,000 to 2,000)	1,000 (1,000 to 2,000)	1,000 (1,000 to 2,000)	1,000 (1,000 to 2,000)	1,000 (1,000 to 2,000)	48,000
Latent tuberculosis infection	(0 to 0)	(0 to 0)	(0 to 0)	(0 to 0)	(0 to 0)	(0 to 0)	(0 to 0)	(0 to 0)	(0 to 0)	(0 to 0)	(0 to 0)	(0 to 0)	(0 to 0)	(0 to 0)	(0 to 0)	(0 to 0)	(0 to 0)	(0 to 0)	(0 to 0)	(0 to 0)	(0 to 0)	(0 to 0)	(0 to 0)	0
Drug-susceptible tuberculosis	3,700 (2,000 to 7,000)	3,700 (2,000 to 7,000)	2,200 (1,000 to 4,000)	1,700 (1,000 to 3,000)	1,000 (1,000 to 2,000)	1,000 (1,000 to 2,000)	1,000 (1,000 to 2,000)	1,000 (1,000 to 2,000)	1,000 (1,000 to 2,000)	1,000 (1,000 to 2,000)	1,000 (1,000 to 2,000)	1,000 (1,000 to 2,000)	1,000 (1,000 to 2,000)	1,000 (1,000 to 2,000)	1,000 (1,000 to 2,000)	1,000 (1,000 to 2,000)	1,000 (1,000 to 2,000)	1,000 (1,000 to 2,000)	1,000 (1,000 to 2,000)	1,000 (1,000 to 2,000)	1,000 (1,000 to 2,000)	1,000 (1,000 to 2,000)	48,000
Multidrug-resistant tuberculosis without extensive drug resistance	0 (0 to 0)	0 (0 to 0)	0 (0 to 0)	0 (0 to 0)	0 (0 to 0)	0 (0 to 0)	0 (0 to 0)	0 (0 to 0)	0 (0 to 0)	0 (0 to 0)	0 (0 to 0)	0 (0 to 0)	0 (0 to 0)	0 (0 to 0)	0 (0 to 0)	0 (0 to 0)	0 (0 to 0)	0 (0 to 0)	0 (0 to 0)	0 (0 to 0)	0 (0 to 0)	0 (0 to 0)	0 (0 to 0)	0
Extensively drug-resistant tuberculosis	0 (0 to 0)	0 (0 to 0)	0 (0 to 0)	0 (0 to 0)	0 (0 to 0)	0 (0 to 0)	0 (0 to 0)	0 (0 to 0)	0 (0 to 0)	0 (0 to 0)	0 (0 to 0)	0 (0 to 0)	0 (0 to 0)	0 (0 to 0)	0 (0 to 0)	0 (0 to 0)	0 (0 to 0)	0 (0 to 0)	0 (0 to 0)	0 (0 to 0)	0 (0 to 0)	0 (0 to 0)	0 (0 to 0)	0
Upper respiratory infections	1,000 (1,000 to 2,000)	1,000 (1,000 to 2,000)	13,000 (7,000 to 26,000)	6,000 (3,000 to 11,000)	1,000 (1,000 to 2,000)	1,000 (1,000 to 2,000)	1,000 (1,000 to 2,000)	1,000 (1,000 to 2,000)	1,000 (1,000 to 2,000)	1,000 (1,000 to 2,000)	1,000 (1,000 to 2,000)	1,000 (1,000 to 2,000)	1,000 (1,000 to 2,000)	1,000 (1,000 to 2,000)	1,000 (1,000 to 2,000)	1,000 (1,000 to 2,000)	1,000 (1,000 to 2,000)	1,000 (1,000 to 2,000)	1,000 (1,000 to 2,000)	1,000 (1,000 to 2,000)	1,000 (1,000 to 2,000)	1,000 (1,000 to 2,000)	72,000
Otitis media	(0 to 0)	(0 to 0)	(0 to 0)	(0 to 0)	(0 to 0)	(0 to 0)	(0 to 0)	(0 to 0)	(0 to 0)	(0 to 0)	(0 to 0)	(0 to 0)	(0 to 0)	(0 to 0)	(0 to 0)	(0 to 0)	(0 to 0)	(0 to 0)	(0 to 0)	(0 to 0)	(0 to 0)	(0 to 0)	(0 to 0)	(0 to 0)
Enteric infections	1,000 (1,000 to 1,000)	4,200 (1,000 to 10,000)	15,000 (11,000 to 20,000)	10,000 (6,000 to 16,000)	1,000 (1,000 to 2,000)	1,000 (1,000 to 1,000)	1,000 (1,000 to 1,000)	1,000 (1,000 to 1,000)	1,000 (1,000 to 1,000)	1,000 (1,000 to 1,000)	1,000 (1,000 to 1,000)	1,000 (1,000 to 1,000)	1,000 (1,000 to 1,000)	1,000 (1,000 to 1,000)	1,000 (1,000 to 1,000)	1,000 (1,000 to 1,000)	1,000 (1,000 to 1,000)	1,000 (1,000 to 1,000)	1,000 (1,000 to 1,000)	1,000 (1,000 to 1,000)	1,000 (1,000 to 1,000)	1,000 (1,000 to 1,000)	217,000
Diarrheal diseases	1,000 (1,000 to 1,000)	4,200 (1,000 to 10,000)	15,000 (11,000 to 20,000)	10,000 (6,000 to 16,000)	1,000 (1,000 to 2,000)	1,000 (1,000 to 1,000)	1,000 (1,000 to 1,000)	1,000 (1,000 to 1,000)	1,000 (1,000 to 1,000)	1,000 (1,000 to 1,000)	1,000 (1,000 to 1,000)	1,000 (1,000 to 1,000)	1,000 (1,000 to 1,000)	1,000 (1,000 to 1,000)	1,000 (1,000 to 1,000)	1,000 (1,000 to 1,000)	1,000 (1,000 to 1,000)	1,000 (1,000 to 1,000)	1,000 (1,000 to 1,000)	1,000 (1,000 to 1,000)	1,000 (1,000 to 1,000)	1,000 (1,000 to 1,000)	184,000
Typhoid and paratyphoid	(0 to 0)	(0 to 0)	(0 to 0)	(0 to 0)	(0 to 0)	(0 to 0)	(0 to 0)	(0 to 0)	(0 to 0)	(0 to 0)	(0 to 0)	(0 to 0)	(0 to 0)	(0 to 0)	(0 to 0)	(0 to 0)	(0 to 0)	(0 to 0)	(0 to 0)	(0 to 0)	(0 to 0)	(0 to 0)	(0 to 0)	(0 to 0)
Typhoid fever	(0 to 0)	(0 to 0)	(0 to 0)	(0 to 0)	(0 to 0)	(0 to 0)	(0 to 0)	(0 to 0)	(0 to 0)	(0 to 0)	(0 to 0)	(0 to 0)	(0 to 0)	(0 to 0)	(0 to 0)	(0 to 0)	(0 to 0)	(0 to 0)	(0 to 0)	(0 to 0)	(0 to 0)	(0 to 0)	(0 to 0)	(0 to 0)
Paratyphoid fever	(0 to 0)	(0 to 0)	(0 to 0)	(0 to 0)	(0 to 0)	(0 to 0)	(0 to 0)	(0 to 0)	(0 to 0)	(0 to 0)	(0 to 0)	(0 to 0)	(0 to 0)	(0 to 0)	(0 to 0)	(0 to 0)	(0 to 0)	(0 to 0)	(0 to 0)	(0 to 0)	(0 to 0)	(0 to 0)	(0 to 0)	(0 to 0)
Invasive Non-typhoidal Salmonella (iNTS)	0 (0 to 0)	0 (0 to 0)	0 (0 to 0)	0 (0 to 0)	0 (0 to 0)	0 (0 to 0)	0 (0 to 0)	0 (0 to 0)	0 (0 to 0)	0 (0 to 0)	0 (0 to 0)	0 (0 to 0)	0 (0 to 0)	0 (0 to 0)	0 (0 to 0)	0 (0 to 0)	0 (0 to 0)	0 (0 to 0)	0 (0 to 0)	0 (0 to 0)	0 (0 to 0)	0 (0 to 0)	0 (0 to 0)	(0 to 0)
Other intestinal infectious diseases	1,000 (1,000 to 1,000)	1,000 (1,000 to 1,000)	1,000 (1,000 to 1,000)	1,000 (1,000 to 1,000)	1,000 (1,000 to 1,000)	1,000 (1,000 to 1,000)	1,000 (1,000 to 1,000)	1,000 (1,000 to 1,000)	1,000 (1,000 to 1,000)	1,000 (1,000 to 1,000)	1,000 (1,000 to 1,000)	1,000 (1,000 to 1,000)	1,000 (1,000 to 1,000)	1,000 (1,000 to 1,000)	1,000 (1,000 to 1,000)	1,000 (1,000 to 1,000)	1,000 (1,000 to 1,000)



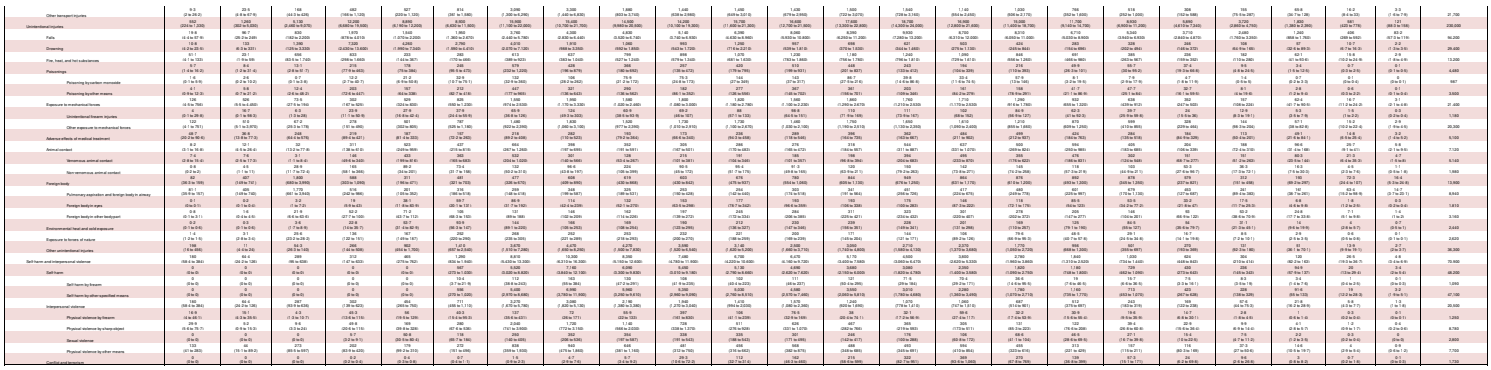

SR Table 2a: Barren DALYS by cause and age group for males with 95% uncertainty intervals, 2019

Cause	Early Neonatal	Late Neonatal	Post Neonatal	1 to 4	5 to 9	10 to 14	15 to 19	20 to 24	25 to 29	30 to 34	35 to 39	40 to 44	45 to 49	50 to 54	55 to 59	60 to 64	65 to 69	70 to 74	75 to 79	80 to 84	85 to 89	90 to 94	95 plus	Total
All causes	124,000 (120,000 to 131,000)	27,900 (22,700 to 33,400)	75,900 (49,900 to 109,000)	67,100 (59,900 to 76,900)	29,400 (26,300 to 33,100)	40,600 (36,700 to 45,300)	66,000 (61,900 to 69,900)	76,900 (68,300 to 103,000)	76,900 (63,100 to 107,000)	76,900 (47,900 to 113,000)	76,900 (39,100 to 108,000)	76,900 (34,000 to 107,000)	111,000 (45,400 to 161,000)	131,000 (47,200 to 171,000)	126,000 (54,200 to 169,000)	126,000 (56,300 to 169,000)	99,400 (46,500 to 139,000)	99,400 (46,500 to 139,000)	82,700 (39,100 to 115,000)	39,700 (19,300 to 55,700)	22,700 (10,700 to 32,000)	10,600 (4,900 to 15,000)	4,200 (1,900 to 6,000)	960 (700 to 1,300)	1,630,000
Communicable, maternal, neonatal, and nutritional diseases	107,000 (97,000 to 126,000)	20,900 (16,000 to 28,600)	51,200 (28,300 to 77,700)	49,700 (41,100 to 60,700)	9,300 (7,800 to 11,200)	11,200 (9,600 to 13,700)	11,600 (9,700 to 15,100)	16,200 (12,900 to 22,600)	18,200 (13,900 to 26,800)	19,700 (13,700 to 29,400)	17,100 (12,600 to 26,400)	16,700 (10,800 to 27,400)	14,900 (10,500 to 21,200)	14,100 (9,700 to 19,700)	12,300 (8,300 to 17,200)	12,900 (8,200 to 18,200)	12,900 (8,900 to 18,200)	10,200 (6,900 to 13,800)	7,000 (5,000 to 9,400)	4,900 (3,500 to 6,770)	3,290 (2,370 to 4,590)	1,700 (1,240 to 2,270)	760 (561 to 1,060)	350 (237 to 496)	420,000
HIV/AIDS and sexually transmitted infections	5,430 (1,970 to 13,100)	2,240 (1,000 to 4,790)	2,010 (1,000 to 3,530)	1,060 (561 to 1,940)	196 (116 to 316)	139 (79 to 217)	521 (307 to 847)	1,900 (1,100 to 3,120)	2,940 (1,600 to 5,330)	3,270 (1,700 to 6,070)	3,070 (1,600 to 5,690)	2,770 (1,500 to 5,060)	2,660 (1,500 to 4,660)	2,270 (1,300 to 3,870)	1,970 (1,100 to 3,450)	1,660 (1,000 to 2,800)	1,270 (777 to 2,020)	1,060 (649 to 1,650)	1,010 (616 to 1,560)	1,010 (614 to 1,570)	1,040 (634 to 1,610)	1,010 (614 to 1,570)	1,010 (614 to 1,570)	1,010 (614 to 1,570)	1,010 (614 to 1,570)	23,000
HIV/AIDS	(0 to 0.1)	(0.1 to 0.2)	108 (38 to 179)	108 (47 to 3,000)	696 (90 to 227)	227 (87 to 1,190)	252 (27 to 592)	976 (1,470 to 1,960)	1,490 (1,920 to 3,190)	1,490 (1,700 to 3,270)	1,490 (1,070 to 3,230)	577 (714 to 1,640)	392 (369 to 1,020)	177 (119 to 479)	52.6 (189 to 1,070)	52.6 (154 to 424)	52.6 (141 to 383)	52.6 (139 to 1,710)	52.6 (140 to 1,710)	52.6 (140 to 1,710)	52.6 (140 to 1,710)	52.6 (140 to 1,710)	52.6 (140 to 1,710)	52.6 (140 to 1,710)	52.6 (140 to 1,710)	12,600
HIV/AIDS - Drug-susceptible Tuberculosis	0 (0 to 0)	0 (0 to 0)	0 (0 to 0)



GBPD deficiency	2 (0.1 to 4.7)	1 (0.7 to 2.7)	0 (0 to 11.7)	0 (0 to 38.9)	19 (12 to 27.9)	23 (14 to 32.9)	59.1 (39.3 to 109)	71 (39.9 to 123)	49.9 (22.9 to 92.9)	43 (19.9 to 79.9)	39.9 (18.9 to 68.7)	31 (15.9 to 60.9)	29 (10.9 to 52.2)	24.4 (10.7 to 52.9)	43.6 (21.1 to 74.3)	42.7 (21.1 to 72.2)	27.7 (13 to 49.3)	11.3 (5 to 20.2)	4.9 (2 to 7.7)	1.3 (0.6 to 2.2)	0.4 (0.2 to 0.7)	0.1 (0 to 0.1)	0 (0 to 0)	509
GBPD bet	0 (0 to 0)	0 (0 to 0)	0 (0 to 0)	0 (0 to 0)	0 (0 to 0)	0 (0 to 0)	0 (0 to 0)	0 (0 to 0)	0 (0 to 0)	0 (0 to 0)	0 (0 to 0)	0 (0 to 0)	0 (0 to 0)	0 (0 to 0)	0 (0 to 0)	0 (0 to 0)	0 (0 to 0)	0 (0 to 0)	0 (0 to 0)	0 (0 to 0)	0 (0 to 0)	0 (0 to 0)	0 (0 to 0)	0 (0 to 0)	0
Other hemoglobinopathies and hemolytic anemias	3.2 (1.7 to 5.7)	2.6 (1 to 5.6)	19.1 (9.5 to 36.7)	37 (18.9 to 67.9)	97 (52.4 to 161)	98.4 (53.1 to 166)	80.9 (42.2 to 141)	66.2 (33.2 to 118)	47.6 (17.2 to 103)	65 (22.1 to 153)	73 (20.1 to 194)	69.6 (19.9 to 167)	156 (49.3 to 329)	121 (43.9 to 266)	107 (43.6 to 198)	117 (56.6 to 219)	99.2 (50.1 to 187)	48.6 (20.6 to 77.7)	53.9 (32.6 to 84.2)	27.7 (16.9 to 41.9)	9.6 (5.9 to 15.6)	4.5 (2.9 to 6.3)	1.6 (1 to 2.3)	1,330
Endocrine, metabolic, blood, and immune disorders	170 (117 to 427)	97.2 (59.3 to 224)	398 (120 to 799)	209 (89.6 to 402)	186 (81.9 to 362)	134 (72.5 to 229)	111 (58.1 to 196)	160 (86.3 to 291)	216 (72.2 to 529)	322 (167 to 662)	333 (169 to 696)	352 (205 to 823)	323 (205 to 696)	283 (179 to 621)	337 (189 to 692)	198 (98.3 to 378)	87.5 (38.1 to 178)	41.8 (20.4 to 77.4)	12 (3.7 to 29.7)	2.7 (0.8 to 7.2)	0.6 (0.2 to 1.5)	0.2 (0 to 0.6)	0 (0 to 0.1)	3,830
Oral disorders	0 (0 to 0)	0 (0 to 0)	0 (0 to 0)	223 (107 to 364)	786 (507 to 1,164)	1,163 (796 to 1,664)	998 (686 to 1,439)	938 (644 to 1,320)	728 (466 to 1,113)	669 (411 to 1,013)	1,210 (672 to 2,123)	1,320 (643 to 2,365)	1,305 (691 to 2,390)	1,215 (672 to 2,160)	1,045 (574 to 1,742)	665 (364 to 1,115)	625 (324 to 1,028)	399 (201 to 626)	221 (103 to 361)	107 (46.8 to 179)	44.3 (19.4 to 74.1)	19.7 (8.6 to 33.1)	4.6 (2 to 7.8)	11,900
Caries of deciduous teeth	0 (0 to 0)	0 (0 to 0)	0 (0 to 0)	79.2 (30.1 to 156)	424.8 (245.6 to 785)	1,164 (615 to 2,173)	1,164 (0 to 0)	1,164 (0 to 0)	1,164 (0 to 0)	1,164 (0 to 0)	1,164 (0 to 0)	1,164 (0 to 0)	1,164 (0 to 0)	1,164 (0 to 0)	1,164 (0 to 0)	1,164 (0 to 0)	1,164 (0 to 0)	1,164 (0 to 0)	1,164 (0 to 0)	1,164 (0 to 0)	1,164 (0 to 0)	1,164 (0 to 0)	1,164 (0 to 0)	1,164 (0 to 0)	197
Caries of permanent teeth	0 (0 to 0)	0 (0 to 0)	0 (0 to 0)	0 (0 to 0)	69.6 (23.6 to 191)	166 (93 to 344)	166 (97.7 to 336)	166 (89.4 to 359)	166 (69.7 to 345)	166 (68.6 to 322)	166 (60.2 to 299)	166 (59.2 to 312)	166 (59.3 to 342)	166 (59.1 to 349)	166 (57.2 to 332)	166 (57.1 to 327)	166 (56.9 to 327)	166 (56.9 to 329)	166 (56.9 to 329)	166 (56.9 to 329)	166 (56.9 to 329)	166 (56.9 to 329)	166 (56.9 to 329)	166 (56.9 to 329)	1,420
Periodontal diseases	0 (0 to 0)	0 (0 to 0)	0 (0 to 0)	0 (0 to 0)	0 (0 to 0)	0 (0 to 0)	0 (0 to 0)	0 (0 to 0)	0 (0 to 0)	0 (0 to 0)	0 (0 to 0)	0 (0 to 0)	0 (0 to 0)	0 (0 to 0)	0 (0 to 0)	0 (0 to 0)	0 (0 to 0)	0 (0 to 0)	0 (0 to 0)	0 (0 to 0)	0 (0 to 0)	0 (0 to 0)	0 (0 to 0)	0 (0 to 0)	4,480
Other oral disorders	0 (0 to 0)	0 (0 to 0)	0 (0 to 0)	105 (67.1 to 208)	140 (80.4 to 239)	198 (102 to 346)	276 (168.7 to 460)	252 (156 to 444)	198 (77.6 to 448)	216 (78.6 to 460)	306 (102 to 692)	289 (102 to 613)	227 (72.7 to 541)	176 (78.6 to 378)	126 (78.6 to 198)	87.9 (61.4 to 133)	78.6 (32.1 to 130)	52.7 (22.1 to 88.9)	29.2 (13.3 to 58.9)	6.2 (2.6 to 9.9)	1.3 (0.6 to 2.1)	0.4 (0.2 to 0.6)	0.1 (0 to 0.1)	2,870
Sudden infant death syndrome	–	998 (268 to 1,070)	2,230 (497 to 5,410)	–	–	–	–	–	–	–	–	–	–	–	–	–	–	–	–	–	–	–	–	NA
Injuries	398 (196 to 810)	756 (396 to 1,490)	3,990 (2,040 to 6,900)	8,770 (5,040 to 12,300)	7,900 (5,870 to 10,600)	9,490 (7,060 to 12,600)	31,600 (14,100 to 57,600)	21,700 (10,100 to 37,600)	19,100 (10,100 to 32,000)	13,900 (6,230 to 25,200)	13,100 (6,980 to 25,000)	11,100 (6,020 to 20,200)	11,100 (6,020 to 20,200)	9,980 (6,020 to 16,900)	9,980 (6,020 to 16,900)	6,290 (4,120 to 9,870)	4,600 (2,720 to 7,370)	3,110 (1,820 to 4,770)	1,990 (1,170 to 3,070)	1,130 (662 to 1,720)	481 (280 to 720)	170 (97.7 to 257)	29 (16.7 to 42.6)	166,000
Transport injuries	49.7 (14.9 to 119)	128 (37 to 299)	998 (271 to 1,790)	2,330 (1,020 to 3,990)	3,400 (2,200 to 4,990)	3,920 (2,490 to 5,630)	13,600 (8,980 to 20,600)	13,600 (8,370 to 20,900)	13,600 (4,650 to 32,900)	13,600 (3,780 to 36,780)	13,600 (3,710 to 39,290)	6,310 (3,500 to 9,760)	6,310 (3,500 to 9,760)	6,310 (3,500 to 9,760)	6,310 (3,500 to 9,760)	4,790 (2,980 to 6,270)	3,910 (1,990 to 5,790)	2,350 (1,440 to 3,260)	1,360 (830 to 2,130)	782 (483 to 1,130)	283 (168 to 408)	78 (46.9 to 112)	12 (6.9 to 17)	76,400
Road injuries	44.6 (13.3 to 109)	97 (23.9 to 237)	671 (227 to 1,660)	2,130 (1,070 to 3,670)	3,170 (2,000 to 4,720)	3,810 (2,320 to 5,720)	12,600 (8,050 to 19,200)	12,900 (7,690 to 19,900)	7,290 (4,660 to 11,800)	5,280 (3,920 to 8,140)	5,220 (3,400 to 8,600)	4,450 (3,390 to 6,040)	3,630 (2,410 to 5,830)	2,850 (1,870 to 4,410)	1,960 (1,360 to 3,060)	1,290 (932 to 1,960)	726 (482 to 1,040)	420 (283 to 580)	191 (132 to 261)	69.1 (49.7 to 99.1)	19.2 (13.6 to 27.7)	3.9 (2.6 to 5.6)	0.6 (0.3 to 0.9)	73,500
Pedestrian road injuries	19 (4.5 to 67.7)	29.6 (9.7 to 84)	273 (92.7 to 613)	1,030 (538 to 1,630)	1,180 (630 to 2,060)	1,180 (698 to 2,000)	1,180 (630 to 2,610)	1,180 (621 to 1,940)	1,180 (623 to 1,720)	1,180 (427 to 1,840)	1,180 (427 to 1,840)	939 (427 to 1,840)	939 (427 to 1,840)	939 (427 to 1,840)	939 (427 to 1,840)	695 (429 to 1,010)	495 (329 to 760)	322 (197 to 497)	201 (119 to 302)	102 (68.6 to 157)	29.8 (19.4 to 46.7)	7.6 (4.9 to 11.7)	1.6 (1 to 2.5)	13,900
Cyclist road injuries	0 (0 to 0)	0 (0 to 0)	0 (0 to 0)	402 (164 to 661)	1,120 (1,120 to 1,120)	1,120 (1,120 to 1,120)	1,120 (1,120 to 1,120

SR Table 2a. Bell DALYS by cause and age group for males with 95% uncertainty intervals, 2019

Cause	Early Neonatal	Late Neonatal	Post-Neonatal	1 to 4	5 to 9	10 to 14	15 to 19	20 to 24	25 to 29	30 to 34	35 to 39	40 to 44	45 to 49	50 to 54	55 to 59	60 to 64	65 to 69	70 to 74	75 to 79	80 to 84	85 to 89	90 to 94	95 plus	Total
All causes	5,120 (3,810 to 6,670)	1,820 (1,410 to 2,330)	3,640 (2,930 to 4,590)	6,770 (5,460 to 7,900)	3,120 (2,490 to 3,880)	7,760 (6,190 to 12,200)	17,200 (14,000 to 21,200)	23,800 (19,200 to 29,300)	24,900 (20,300 to 31,200)	24,900 (20,300 to 31,200)	24,900 (20,300 to 31,200)	26,700 (21,700 to 34,100)	27,100 (22,000 to 34,000)	27,100 (22,000 to 34,000)	26,900 (21,400 to 34,400)	26,900 (21,400 to 34,400)	26,700 (22,300 to 33,200)	26,000 (20,600 to 34,000)	25,000 (20,600 to 33,000)	23,700 (19,000 to 30,000)	21,000 (17,700 to 26,000)	13,600 (9,700 to 19,000)	5,500 (3,100 to 8,300)	600 (190 to 1,600)	566,000
Communicable, maternal, neonatal, and nutritional diseases	4,640 (3,660 to 5,820)	1,310 (920 to 1,800)	2,430 (1,920 to 3,120)	2,860 (1,900 to 3,980)	2,470 (1,640 to 3,140)	3,290 (2,430 to 3,310)	4,090 (3,120 to 5,330)	4,290 (3,330 to 5,490)	4,290 (3,290 to 5,500)	4,200 (3,290 to 5,500)	4,090 (3,190 to 5,170)	5,140 (3,760 to 7,170)	5,330 (3,760 to 7,810)	5,230 (3,690 to 7,650)	5,030 (3,550 to 7,350)	4,870 (3,550 to 7,350)	4,500 (3,190 to 6,750)	4,430 (3,070 to 6,530)	4,310 (3,070 to 6,530)	3,750 (2,670 to 5,530)	2,700 (1,870 to 3,900)	1,560 (1,070 to 2,160)	564 (310 to 910)	160 (77 to 270)	78,900
HIV/AIDS and sexually transmitted infections	697 (264 to 1,790)	337 (103 to 701)	264 (79 to 647)	97 (26 to 250)	14.9 (9.6 to 24)	21.9 (14.1 to 34.4)	126 (109 to 173)	498 (398 to 649)	697 (564 to 868)	694 (566 to 870)	693 (568 to 864)	697 (574 to 854)	324 (264 to 400)	191 (156 to 239)	91 (74 to 113)	23.4 (19.1 to 29.1)	19.2 (15.2 to 24.5)	16.2 (12.8 to 21.1)	4.7 (3.2 to 6.8)	2.1 (1.4 to 3)	1.1 (0.7 to 1.8)	0.4 (0.2 to 0.6)	0.1 (0.1 to 0.2)	5,240
HIV/AIDS	0 (0 to 0)	0 (0 to 0)	16.6 (3.2 to 66.2)	8.6 (1.6 to 34.2)	10.4 (5.9 to 19.1)	14.4 (8.3 to 23.2)	113 (93.9 to 141)	427 (358 to 509)	648 (540 to 780)	648 (540 to 780)	648 (540 to 780)	594 (486 to 732)	326 (262 to 409)	250 (197 to 321)	152 (120 to 191)	109 (83 to 141)	78.1 (61 to 101)	72.9 (56 to 94)	27.7 (20.7 to 37.1)	7.5 (5.3 to 10.3)	2.3 (1.6 to 3.2)	1.1 (0.7 to 1.6)	0.4 (0.2 to 0.6)	3,490
HIV/AIDS - Drug-susceptible Tuberculosis	0 (0 to 0)	0 (0 to 0)	0.5 (0.1 to 2.1)	0.4 (0.1 to 1.7)	0.7 (0.4 to 1.3)	0.9 (0.5 to 1.5)	6.4 (5.3 to 8.1)	24.4 (20.4 to 29.1)	37.1 (30.9 to 44.6)	37.1 (30.9 to 44.6)	37.1 (30.9 to 44.6)	34.1 (27.9 to 42)	18.8 (15.1 to 23.6)	14.5 (11.4 to 18.5)	8.8 (6.9 to 11)	6.3 (4.8 to 8.1)	4.5 (3.5 to 5.8)	4.2 (3.2 to 5.4)	1.6 (1.2 to 2.1)	0.4 (0.3 to 0.6)	0.1 (0.1 to 0.2)	0.1 (0.1 to 0.1)	1,920
HIV/AIDS - Multidrug-resistant Tuberculosis without extensive drug-resistance	0 (0 to 0)	0 (0 to 0)	0.1 (0 to 0.7)	0.1 (0 to 0.3)	0.1 (0 to 0.4)	0.2 (0 to 0.5)	1.6 (1.1 to 2.7)	6.1 (4.1 to 9.1)	9.3 (6.1 to 13.8)	9.3 (6.1 to 13.8)	9.3 (6.1 to 13.8)	8.5 (5.6 to 12.6)	4.7 (3.2 to 7)	3.6 (2.4 to 5.4)	2.2 (1.5 to 3.3)	1.6 (1.1 to 2.4)	1.1 (0.8 to 1.7)	1 (0.7 to 1.5)	0.4 (0.3 to 0.6)	0.1 (0.1 to 0.2)	0 (0 to 0.1)	0 (0 to 0)	0 (0 to 0)	77.4
HIV/AIDS - Extensively drug-resistant Tuberculosis	0 (0 to 0)	0 (0 to 0)	0 (0 to 0.1)	0 (0 to 0.1)	0 (0 to 0.1)	0 (0 to 0.1)	0.1 (0 to 0.2)	0.5 (0.3 to 0.9)	0.8 (0.5 to 1.3)	0.8 (0.5 to 1.3)	0.8 (0.5 to 1.3)	0.7 (0.4 to 1.2)	0.4 (0.2 to 0.7)	0.3 (0.2 to 0.5)	0.2 (0.1 to 0.3)	0.1 (0.1 to 0.2)	0.1 (0.1 to 0.2)	0.1 (0.1 to 0.2)	0 (0 to 0.1)	0 (0 to 0.1)	0 (0 to 0)	0 (0 to 0)	0 (0 to 0)	0 (0 to 0)	3
HIV/AIDS resulting in other diseases	0 (0 to 0)	0 (0 to 0)	16.6 (3.2 to 66.1)	7.7 (1.5 to 31.1)	0.1 (0 to 0.4)	0.1 (0 to 0.3)	0.9 (0.2 to 3.6)	3.5 (0.8 to 14.1)	4.1 (1 to 16.7)	4.1 (1 to 16.7)	4.1 (1 to 16.7)	3.7 (0.9 to 15)	2.1 (0.5 to 8.6)	1.6 (0.4 to 6.5)	1 (0.2 to 4.1)	0.7 (0.2 to 2.9)	0.5 (0.1 to 2.1)	0.4 (0.1 to 1.7)	0.2 (0 to 0.7)	0.1 (0 to 0.3)	0 (0 to 0.1)	0 (0 to 0.1)	0 (0 to 0)	0 (0 to 0)	1,900
Sexually transmitted infections excluding HIV	697 (264 to 1,790)	337 (103 to 701)	236 (73 to 583)	12.1 (7.1 to 31)	3.9 (2.4 to 7.1)	6.5 (4.2 to 11.1)	7.2 (5.1 to 10.1)	19.2 (13.2 to 28.6)	39.2 (27.2 to 57.2)	39.2 (27.2 to 57.2)	39.2 (27.2 to 57.2)	37.3 (25.8 to 54.8)	17.8 (12.3 to 26.1)	12.5 (8.6 to 18.4)	6.9 (4.8 to 10.2)	3.8 (2.6 to 5.6)	1.6 (1.1 to 2.4)	1.3 (0.9 to 1.9)	0.4 (0.3 to 0.6)	0.2 (0.1 to 0.3)	0.1 (0.1 to 0.2)	0 (0 to 0.1)	0 (0 to 0)	0 (0 to 0)	1,680
Chlamydial infection	0 (0 to 0)	0 (0 to 0)	0 (0 to 0)	0 (0 to 0)	0 (0 to 0)	0.1 (0 to 0.1)	1.1 (0.5 to 2.1)	5 (2.4 to 9.6)	9.6 (4.6 to 18.5)	12.4 (5.9 to 23.9)	11.8 (5.6 to 22.8)	10.7 (5.1 to 20.6)	7 (3.4 to 13.5)	2.7 (1.3 to 5.2)	0.7 (0.3 to 1.3)	0.1 (0 to 0.2)	0 (0 to 0.1)	0 (0 to 0.1)	0 (0 to 0)	0 (0 to 0)	0 (0 to 0)	0 (0 to 0)	0 (0 to 0)	61.3
Gonococcal infection	0 (0 to 0)	0 (0 to 0)	0 (0 to 0)	0 (0 to 0)	0 (0 to 0)	1.4 (0.9 to 2.1)	7.2 (5.1 to 10.4)	12.6 (8.9 to 17)	8.3 (5.9 to 11.2)	8.3 (5.9 to 11.2)	8.3 (5.9 to 11.2)	3.6 (2.6 to 4.8)	0.9 (0.6 to 1.2)	0.3 (0.2 to 0.4)	0.1 (0.1 to 0.2)	0 (0 to 0.1)	0 (0 to 0.1)	0 (0 to 0.1)	0 (0 to 0)	0 (0 to 0)	0 (0 to 0)	0 (0 to 0)	0 (0 to 0)	0 (0 to 0)	49.2
Trichomoniasis	0 (0 to 0)	0 (0 to 0)	0 (0 to 0)	0 (0 to 0)	0 (0 to 0)	0.1 (0 to 0.1)	0.2 (0.1 to 0.4)	0.7 (0.3 to 1.4)	0.6 (0.3 to 1.2)	0.6 (0.3 to 1.2)	0.6 (0.3 to 1.2)	0.4 (0.2 to 0.7)	0.1 (0.1 to 0.3)	0.1 (0.1 to 0.2)	0 (0 to 0.1)	0 (0 to 0.1)	0 (0 to 0.1)	0 (0 to 0.1)	0 (0 to 0)	0 (0 to 0)	0 (0 to 0)	0 (0 to 0)	0 (0 to 0)	0 (0 to 0)	7
Genital herpes	0 (0 to 0)	0 (0 to 0)	0 (0 to 0)	0 (0 to 0)	0 (0 to 0)	0.3 (0.2 to 0.5)	1.3 (0.9 to 1.8)	2.9 (2.1 to 4.1)	5 (3.6 to 7)	5 (3.6 to 7)	5 (3.6 to 7)	3.7 (2.7 to 5.1)	1.8 (1.3 to 2.5)	1.2 (0.9 to 1.7)	0.7 (0.5 to 1)	0.4 (0.3 to 0.6)	0.3 (0.2 to 0.4)	0.2 (0.1 to 0.3)	0.1 (0 to 0.1)	0 (0 to 0.1)	0 (0 to 0)	0 (0 to 0)	0 (0 to 0)	0 (0 to 0)	73.6
Other sexually transmitted infections	0 (0 to 0)	0 (0 to 0)	0 (0 to 0)	0 (0 to 0)	0 (0 to 0)	0.6 (0.3 to 1.1)	3.4 (2.5 to 4.5)	10.4 (7.7 to 14.1)	16.4 (12.1 to 22.1)	16.4 (12.1 to 22.1)	16.4 (12.1 to 22.1)	14.6 (10.8 to 19.8)	7.4 (5.3 to 10.2)	5.1 (3.6 to 7.1)	2.9 (2.1 to 4)	1.6 (1.1 to 2.2)	0.9 (0.6 to 1.3)	0.6 (0.4 to 0.9)	0.2 (0.1 to 0.3)	0.1 (0.1 to 0.2)	0 (0 to 0.1)	0 (0 to 0.1)	0 (0 to 0.1)	0 (0 to 0.2)	63.6
Respiratory infections and tuberculosis	2,660 (2,010 to 3,280)	139 (97 to 208)	242 (167 to 350)	396 (258 to 549)	239 (155 to 372)	181 (91 to 330)	1,290 (760 to 1,940)	1,730 (1,040 to 2,610)	1,730 (1,040 to 2,610)	1,730 (1,040 to 2,610)	1,730 (1,040 to 2,610)	2,270 (1,180 to 3,490)	2,290 (1,240 to 3,370)	2,290 (1,240 to 3,370)	2,290 (1,310 to 3,180)	2,290 (1,310 to 3,180)	2,110 (1,360 to 3,170)	1,960 (1,360 to 3,060)	1,690 (1,240 to 2,680)	1,690 (1,240 to 2,680)	1,270 (1,000 to 2,070)	754 (594 to 1,230)	439 (339 to 704)	151 (101 to 241)	36,200
Tuberculosis	2,660 (2,010 to 3,280)	139 (97 to 208)	242 (167 to 350)	396 (258 to 549)	239 (155 to 372)	181 (91 to 330)	1,290 (760 to 1,940)	1,730 (1,040 to 2,610)	1,730 (1,040 to 2,610)	1,730 (1,040 to 2,610)	1,730 (1,040 to 2,610)	2,270 (1,180 to 3,490)	2,290 (1,240 to 3,370)	2,290 (1,240 to 3,370)	2,290 (1,310 to 3,180)	2,290 (1,310 to 3,180)	2,110 (1,360 to 3,170)	1,960 (1,360 to 3,060)	1,690 (1,240 to 2,680)	1,690 (1,240 to 2,680)	1,270 (1,000 to 2,070)	754 (594 to 1,230)	439 (339 to 704)	151 (101 to 241)	36,200
Latent tuberculosis infection	0 (0 to 0)	0 (0 to 0)	0 (0 to 0)	0 (0 to 0)	0 (0 to 0)	0 (0 to 0)	0 (0 to 0)	0 (0 to 0)	0 (0 to 0)	0 (0 to 0)	0 (0 to 0)	0 (0 to 0)	0 (0 to 0)	0 (0 to 0)	0 (0 to 0)	0 (0 to 0)	0 (0 to 0)	0 (0 to 0)	0 (0 to 0)	0 (0 to 0)	0 (0 to 0)	0 (0 to 0)	0 (0 to 0)	0 (0 to 0)	0
Drug-susceptible Tuberculosis	2,660 (2,010 to 3,280)	139 (97 to 208)	242 (169 to 350)	396 (258 to 549)	239 (155 to 372)	181 (91 to 330)	1,290 (760 to 1,940)	1,730 (1,040 to 2,610)	1,730 (1,040 to 2,610)	1,730 (1,040 to 2,610)	1,730 (1,040 to 2,610)	2,270 (1,180 to 3,490)	2,290 (1,240 to 3,370)	2,290 (1,240 to 3,370)	2,290 (1,310 to 3,180)	2,290 (1,310 to 3,180)	2,110 (1,360 to 3,170)	1,960 (1,360 to 3,060)	1,690 (1,240 to 2,680)	1,690 (1,240 to 2,680)	1,270 (1,000 to 2,070)	754 (594 to 1,230)	439 (339 to 704)	151 (101 to 241)	36,200
Multidrug-resistant tuberculosis without extensive drug-resistance	0 (0 to 0)	0 (0 to 0)	0 (0 to 0)	0 (0 to 0)	0 (0 to 0)	0 (0 to 0)	0 (0 to 0)	0 (0 to 0)	0 (0 to 0)	0 (0 to 0)	0 (0 to 0)	0 (0 to 0)	0 (0 to 0)	0 (0 to 0)	0 (0 to 0)	0 (0 to 0)	0 (0 to 0)	0 (0 to 0)	0 (0 to 0)	0 (0 to 0)	0 (0 to 0)	0 (0 to 0)	0 (0 to 0)	0 (0 to 0)	0
Extensively drug-resistant tuberculosis	0 (0 to 0)	0 (0 to 0)	0 (0 to 0.1)	0 (0 to 0.1)	0 (0 to 0.1)	0 (0 to 0.1)	0.4 (0.2 to 0.7)	1.1 (0.6 to 1.9)	1.3 (0.6 to 2.4)	1.4 (0.6 to 2.5)	1.6 (0.7 to 2.8)	2.3 (1 to 4.2)	2.6 (1.1 to 4.7)	3 (1.3 to 5.4)	2.9 (1.2 to 5.2)	2.4 (1 to 4.3)	2.2 (0.9 to 3.9)	1.7 (0.7 to 3)	1.2 (0.5 to 2.1)	0.6 (0.2 to 1.1)	0.2 (0.1 to 0.4)	0.1 (0 to 0.2)	0 (0 to 0.1)	0 (0 to 0)	29.1
Lower respiratory infections	89.6 (59.3 to 357)	139 (98 to 207)	298 (198 to 1,180)	132 (88.1 to 237)	27.6 (23.2 to 37.5)	26.1 (21.5 to 37.5)	691 (564 to 1,010)	192 (157 to 280)	175 (143 to 255)	192 (157 to 280)	229 (186 to 334)	291 (236 to 424)	339 (275 to 495)	339 (275 to 495)	402 (327 to 591)	402 (327 to 591)	696 (570 to 1,020)	724 (593 to 1,060)	485 (396 to 710)	485 (396 to 710)	386 (316 to 565)	127 (104 to 186)	28 (23 to 41)	6,420
Upper respiratory infections	0 (0 to 0)	0 (0 to 0)	0 (0 to 0)	0 (0 to 0)	0 (0 to 0)	0 (0 to 0)	0 (0 to 0)	0 (0 to 0)	0 (0 to 0)	0 (0 to 0)	0 (0 to 0)	0 (0 to 0)	0 (0 to 0)	0 (0 to 0)	0 (0 to 0)	0 (0 to 0)	0 (0 to 0)	0 (0 to 0)	0 (0 to 0)	0 (0 to 0)	0 (0 to 0)	0 (0 to 0)	0 (0 to 0)	0
Otitis media	89.6 (59.3 to 357)	139 (98 to 207)	298 (198 to 1,180)	132 (88.1 to 237)	27.6 (23.2 to 37.5)	26.1 (21.5 to 37.5)	691 (564 to 1,010)	192 (157 to 280)	175 (143 to 255)	192 (157 to 280)	229 (186 to 334)	291 (236 to 424)	339 (275 to 495)	339 (275 to 495)	402 (327 to 591)	402 (327 to 591)	696 (570 to 1,020)	724 (593 to 1,060)	485 (396 to 710)	485 (396 to 710)	386 (316 to 565)	127 (104 to 186)	28 (23 to 41)	6,420
Upper respiratory infections	0 (0 to 0)	0 (0 to 0)	0 (0 to 0)	0 (0 to 0)	0 (0 to 0)	0 (0 to 0)	0 (0 to 0)	0 (0 to 0)	0 (0 to 0)	0 (0 to 0)	0 (0 to 0)	0 (0 to 0)	0 (0 to 0)	0 (0 to 0)	0 (0 to 0)	0 (0 to 0)	0 (0 to 0)	0 (0 to 0)	0 (0 to 0)	0 (0 to 0)	0 (0 to 0)	0 (0 to 0)	0 (0 to 0)	0 (0 to 0)	0
Otitis media	0 (0 to 0)	0 (0 to 0)	0 (0 to 0)	0 (0 to 0)	0 (0 to 0)	0 (0 to 0)	0 (0 to 0)	0 (0 to 0)	0 (0 to 0)	0 (0 to 0)	0 (0 to 0)	0 (0 to 0)	0 (0 to 0)	0 (0 to 0)	0 (0 to 0)	0 (0 to 0)	0 (0 to 0)	0 (0 to 0)	0 (0 to 0)	0 (0 to 0)	0 (0 to 0)	0 (0 to 0)	0 (0 to 0)	0 (0 to 0)	0
Neglected tropical diseases and malaria	0.3 (0.1 to 0.6)	42.8 (31.2 to 57)	116 (77.1 to 170)	299 (197 to 423)	103 (68.2 to 147)	282 (183 to 405)	523 (351 to 734)	695 (466 to 1,000)	696 (466 to 1,000)	694 (466 to 1,000)	696 (467 to 1,000)	699 (471 to 1,000)	509 (342 to 731)	509 (342 to 731)	429 (289 to 617)	395 (266 to 568)	320 (215 to 460)	322 (216 to 463)	183 (123 to 263)	99.3 (66.8 to 143)	20.8 (13.9 to 29.9)	2.3 (1.5 to 3.3)	0.3 (0.2 to 0.4)	6,030
Malaria	0 (0 to 0)	0 (0 to 0.2)	0.1 (0 to 0.5)	4.5 (0.9 to 21)	1.4 (0.4 to 4.6)	3.6 (1.1 to 11.4)	13.2 (4.2 to 35.3)	27.1 (9.1 to 67.5)	27.1 (9.1 to 67.5)	27.1 (9.1 to 67.5)	27.1 (9.1 to 67.5)	27.1 (9.1 to 67.5)	16.1 (5.5 to 39.1)	16.1 (5.5 to 39.1)	10.1 (3.4 to 24.1)	7.3 (1.9 to 19.5)	5.1 (1.4 to 13.5)	4.5 (1.2 to 11.9)	2.3 (0.6 to 6.1)	1.1 (0.3 to 2.9)	0.5 (0.1 to 1.3)	0.1 (0 to 0.3)	0 (0 to 0)	61.6
Chagas disease	0 (0 to 0)	0 (0 to 0)	0 (0 to 0)	0 (0 to 0)	0 (0 to 0)	0 (0 to 0)	0 (0 to 0)	0 (0 to 0)	0 (0 to 0)	0 (0 to 0)	0 (0 to 0)	0 (0 to 0)	0 (0 to 0)	0 (0 to 0)	0 (0 to 0)	0 (0 to 0)	0 (0 to 0)	0 (0 to 0)	0 (0 to 0)	0 (0 to 0)	0 (0 to 0)	0 (0 to 0)	0 (0 to 0)	0 (0 to 0)	0
Leishmaniasis	0 (0 to 0)	0 (0 to 0)	0 (0 to 0)	0 (0 to 0)	0 (0 to 0)	0 (0 to 0)	0 (0 to 0)	0 (0 to 0)	0 (0 to 0)	0 (0 to 0)	0 (0 to 0)	0 (0 to 0)	0 (0 to 0)	0 (0 to 0)	0 (0 to 0)	0 (0 to 0)	0 (0 to 0)	0 (0 to 0)	0 (0 to 0)	0 (0 to 0)	0 (0 to 0)	0 (0 to 0)	0 (0 to 0)	0 (0 to 0)	0
Visceral leishmaniasis	0 (0 to 0)	0 (0 to 0)	0 (0 to 0)	0 (0 to 0)	0 (0 to 0)	0 (0 to 0)	0 (0 to 0)	0 (0 to 0)	0 (0 to 0)	0 (0 to 0)	0 (0 to 0)	0 (0 to 0)	0 (0 to 0)	0 (0 to 0)	0 (0 to 0)	0 (0 to 0)	0 (0 to 0)	0 (0 to 0)	0 (0 to 0)	0 (0 to 0)	0 (0 to 0)	0 (0 to 0)	0 (0 to 0)	0 (0 to 0)	0
Cutaneous and mucocutaneous leishmaniasis	0 (0 to 0)	0 (0 to 0)	0 (0 to 0)	0 (0 to 0)	0 (0 to 0)	0 (0 to 0)	0 (0 to 0)	0 (0 to 0)	0 (0 to 0)	0 (0 to 0)	0 (0 to 0)	0 (0 to 0)	0 (0 to 0)	0 (0 to 0)	0 (0 to 0)	0 (0 to 0)	0 (0 to 0)	0 (0 to 0)	0 (0 to 0)	0 (0 to 0)	0 (0 to 0)	0 (0 to 0)	0 (0 to 0)	0 (0 to 0)	0
African trypanosomiasis	0 (0 to 0)	0 (0 to 0)	0 (0 to 0)	0 (0 to 0)	0 (0 to 0)	0 (0 to 0)	0 (0 to 0)	0 (0 to 0)	0 (0 to 0)	0 (0 to 0)	0 (0 to 0)	0 (0 to 0)	0 (0 to 0)	0 (0 to 0)	0 (0 to 0)	0 (0 to 0)	0 (0 to 0)	0 (0 to 0)	0 (0 to 0)	0 (0 to 0)	0 (0 to 0)	0 (0 to 0)	0 (0 to 0)	0 (0 to 0)	0
Schistosomiasis	0 (0 to 0)	0 (0 to 0)	0 (0 to 0)	0 (0 to 0)	0 (0 to 0)	0 (0 to 0)	0 (0 to 0)	0 (0 to 0)	0 (0 to 0)	0 (0 to 0)	0 (0 to 0)	0 (0 to 0)	0 (0 to 0)	0 (0 to 0)	0 (0 to 0)	0 (0 to 0)	0 (0 to 0)	0 (0 to 0)	0 (0 to 0)	0 (0 to 0)	0 (0 to 0)	0 (0 to 0)	0 (0 to 0)	0 (0 to 0)	0
Cysticercosis	0 (0 to 0)	0 (0 to 0)	0 (0 to 0)	0 (0 to 0)	0 (0 to 0)	0 (0 to 0)	0.1 (0 to 0.1)	0.1 (0 to 0.1)	0.2 (0 to 0.2)	0.2 (0 to 0.2)	0.2 (0 to 0.2)	0.2 (0 to 0.2)	0.1 (0 to 0.1)	0.1 (0 to 0.1)	0.1 (0 to 0.1)	0.1 (0 to 0.1)	0.1 (0 to 0.1)	0.1 (0 to 0.1)	0 (0 to 0.1)	0 (0 to 0.1)	0 (0 to 0.1)	0 (0 to 0.1)	0 (0 to 0)	0 (0 to 0)	6
Cystic echinococcosis	0 (0 to 0)	0 (0 to 0)	0.1 (0 to 0.1)	0.1 (0 to 0.1)	0.1 (0 to 0.1)	0.1 (0 to 0.1)	0.1 (0 to 0.1)	0.1 (0 to 0.1)	0.1 (0 to 0.1)	0.1 (0 to 0.1)	0.1 (0 to 0.1)	0.1 (0 to 0.1)	0.1 (0 to 0.1)	0.1 (0 to 0.1)	0.1 (0 to 0.1)	0.1 (0 to 0.1)	0.1 (0 to 0.1)	0.1 (0 to 0.1)	0 (0 to 0.1)	0 (0 to 0.1)	0 (0 to 0.1)	0 (0 to 0.1)	0 (0 to 0)	0 (0 to 0)	11.9
Lymphatic filariasis	0 (0 to 0)	0 (0 to 0)	0 (0 to 0)	1.6 (0.3 to 7.5)	1.2 (0.3 to 4.2)	1.6 (0.4 to 5.6)	3.6 (0.9 to 12.7)	3.6 (0.9 to 12.7)	3.6 (0.9 to 12.7)	3.6 (0.9 to 12.7)	3.6 (0.9 to 12.7)	3.6 (0.9 to 12.7)	3.6 (0.9 to 12.7)	3.6 (0.9 to 12.7)	3.6 (0.9 to 12.7)	3.6 (0.9 to 12.7)	3.6 (0.9 to 12.7)	3.6 (0.9 to 12.7)	1.8 (0.4 to 6.4)	0.7 (0.2 to 2.5)	0.3 (0.1 to 1.1)	0.1 (0 to 0.3)	0 (0 to 0)	3,290
Onchocerciasis	0 (0 to 0)	0 (0 to 0)	0 (0 to 0)	0 (0 to 0)	0 (0 to 0)	0 (0 to 0)	0 (0 to 0)	0 (0 to 0)	0 (0 to 0)	0 (0 to 0)	0 (0 to 0)	0 (0 to 0)	0 (0 to 0)	0 (0 to 0)	0 (0 to 0)	0 (0 to 0)	0 (0 to 0)	0 (0 to 0)	0 (0 to 0)	0 (0 to 0)	0 (0 to 0)	0 (0 to 0)	0 (0 to 0)	0 (0 to 0)	0
Trachoma	0 (0 to 0)	0 (0 to 0)	0 (0 to 0)	0 (0 to 0)	0 (0 to 0)	0 (0 to 0)	0 (0 to 0)	0 (0 to 0)	0 (0 to 0)	0 (0 to 0)	0 (0 to 0)	0 (0 to 0)	0 (0 to 0)	0 (0 to 0)	0 (0 to 0)	0 (0 to 0)	0 (0 to 0)	0 (0 to 0)	0 (0 to 0)	0 (0 to 0)	0 (0 to 0)	0 (0 to 0)	0 (0 to 0)	0 (0 to 0)	0
Dengue	41 (14 to 156)	105 (11 to 360)	378 (114 to 978)	125 (39.9 to 348)	86.4 (30.4 to 231)	144 (58.9 to 401)	232 (92.7 to 642)	223 (92.5 to 606)	173 (69.4 to 467)	122 (49.7 to 331)	139 (57.2 to 367)	139 (57.2 to 367)	100 (40.3 to 266)	109 (44.3 to 287)	81.6 (29.2 to 208)	27.8 (9.3 to 70.2)	26.5 (9.3 to 67.3)	15.2 (5.2 to 38.4)	2.4 (0.8 to 6.1)	0.6 (0.2 to 1.6)	0.2 (0.1 to 0.4)	0.1 (0 to 0.2)	0 (0 to 0)	2,160
Yellow fever	0 (0 to 0)	0 (0 to 0)	0 (0 to 0)	0 (0 to 0)	0 (0 to 0)	0 (0 to 0)	0 (0 to 0)	0 (0 to 0)	0 (0 to 0)	0 (0 to 0)	0 (0 to 0)	0 (0 to 0)	0 (0 to 0)	0 (0 to 0)	0 (0 to 0)	0 (0 to 0)	0 (0 to 0)	0 (0 to 0)	0 (0 to 0)	0 (0 to 0)	0 (0 to 0)	0 (0 to 0)	0 (0 to 0)	0 (0 to 0)	0
Rabies	0 (0 to 0)	0 (0 to 0)	0.1 (0 to 0.4)	0.5 (0 to 2.1)	0.1 (0 to 0.4)	0.1 (0 to 0.4)	0.1 (0 to 0.4)	0.4 (0 to 1.5)	0.3 (0 to 1.2)	0.3 (0 to 1.2)	0.3 (0 to 1.2)	0.2 (0 to 0.9)	0.1 (0 to 0.4)	0.1 (0 to 0.4)	0.1 (0 to 0.4)	0 (0 to 0.2)	0 (0 to 0.1)	0 (0 to 0.1)	0 (0 to 0.1)	0 (0 to 0.1)	0 (0 to 0.1)	0 (0 to 0.1)	0 (0 to 0)	0 (0 to 0)	23.4
Intestinal nematode infections	0 (0 to 0)	0 (0 to 0)	0.8 (0.3 to 1.9)	19.6 (9.2 to 38.2)	29.2 (19.3 to 41.6)	24.1 (14.6 to 34.2)	27.7 (17.1 to 40.3)	27.7 (17.1 to 40.3)	19.7 (12.1 to 28.5)	19.2 (11.8 to 28.2)	20.2 (12.4 to 29.7)	19.6 (11.7 to 28.7)	17.1 (10.4 to 25.4)	13.5 (8.1 to 20.3)	10.7 (6.1 to 16.2)	8.3 (4.8 to 12.8)	6.8 (3.9 to 10.6)	4.2 (2.4 to 6.7)	2 (1.1 to 3.3)	0.8 (0.4 to 1.4)	0.2 (0.1 to 0.4)	0.1 (0 to 0.2)	0 (0 to 0)	320
Ascariasis	0 (0 to 0)	0.6 (0.2 to 1.4)	13.6 (5.2 to 29.9)	22.3 (12.2 to 38.1)	21.1 (7.6 to 44)	13.6 (4.6 to 29.6)	11.2 (3.8 to 24.5)	6.1 (2.1 to 13.2)	3.2 (1.1 to 6.9)	2.6 (0.9 to 5.6)	2.3 (0.8 to 5)	1.8 (0.6 to 3.9)	1.2 (0.4 to 2.6)	0.8 (0.3 to 1.8)	0.5 (0.2 to 1.1)	0.3 (0.1 to 0.7)	0.2 (0.1 to 0.4)	0.1 (0 to 0.3)	0 (0 to 0.1)	0 (0 to 0.1)	0 (0 to 0.1)	0 (0 to 0)	0 (0 to 0)	0 (0 to 0)	169
Trichuriasis	0 (0 to 0)	0 (0 to 0)	0.1 (0 to 0.2)	2 (0.7 to 7.5)	4.2 (1.6 to 10.2)	7 (2.8 to 16)	13.4 (5.4 to 29.4)	9.6 (3.9 to 21.3)	7 (2.8 to 15.7)	6.7 (2.7 to 15.1)	6.1 (2.4 to 13.7)	5.3 (2.1 to 12)	3.2 (1.2 to 7.4)	2.4 (0.9 to 5.6)	1.7 (0.6 to 3.9)	1.1 (0.4 to 2.6)	0.7 (0.2 to 1.6)	0.4 (0.1 to 1)	0.2 (0.1 to 0.5)	0.1 (0 to 0.2)	0 (0 to 0.1)	0 (0 to 0)	0 (0 to 0)	0 (0 to 0)	89.1
Hookworm disease	0 (0 to 0)	0.6 (0.2 to 1.4)	13.6 (5.2 to 29.9)	11.2 (6.1 to 22.6)	9.6 (3.5 to 23.1)	6.8 (2.4 to 16.4)	4.8 (1.6 to 11.6)	3.1 (1 to 7.6)	1.6 (0.5 to 3.9)	1.3 (0.4 to 3.2)	1.1 (0.4 to 2.7)	0.9 (0.3 to 2.2)	0.6 (0.2 to 1.5)	0.4 (0.1 to 1)	0.3 (0.1 to 0.7)	0.2 (0.1 to 0.5)	0.1 (0 to 0.3)	0.1 (0 to 0.2)	0 (0 to 0.1)	0 (0 to 0.1)	0 (0 to 0)	0 (0 to 0)	0 (0 to 0)	0 (0 to 0)	89.9
Food-borne trematodiases	0 (0 to 0)	0 (0 to 0)	0 (0 to 0)	0 (0 to 0)	0 (0 to 0)	0 (0 to 0)	0 (0 to 0)	0 (0 to 0)	0 (0 to 0)	0 (0 to 0)	0 (0 to 0)	0 (0 to 0)	0 (0 to 0)	0 (0 to 0)	0 (0 to 0)	0 (0 to 0)	0 (0 to 0)	0 (0 to 0)	0 (0 to 0)	0 (0 to 0)	0 (0 to 0)	0 (0 to 0)	0 (0 to 0)	0 (0 to 0)	0
Leprosy	0 (0 to 0)	0 (0 to 0)	0 (0 to 0)	0 (0 to 0)	0 (0 to 0)	0 (0 to 0.1)	0.3 (0.2 to 0.5)	0.3 (0.2 to 0.6)	0.3 (0.2 to 0.6)	0.3 (0.2 to 0.6)	0.3 (0.2 to 0.6)	0.3 (0.2 to 0.5)	0.2 (0.1 to 0.3)	0.2 (0.1 to 0



Benign prostatic hyperplasia	0 (0 to 0)	0 (0 to 0)	0 (0 to 0)	0 (0 to 0)	0 (0 to 0)	0 (0 to 0)	0 (0 to 0)	0 (0 to 0)	0 (0 to 0)	0 (0 to 0)	0 (0 to 0)	0 (0 to 0)	0 (0 to 0)	4.9 (0.9 to 12.4)	29.2 (14.9 to 47.8)	99.5 (49 to 172)	195 (109 to 316)	286 (181 to 413)	335 (197 to 516)	289 (163 to 463)	194 (112 to 303)	99.8 (58.2 to 158)	32.9 (18.6 to 51.6)	7.2 (4.1 to 11.4)	1.2 (0.6 to 1.9)		1,670
Male infertility	0 (0 to 0)	0 (0 to 0)	0 (0 to 0)	0 (0 to 0)	0 (0 to 0)	0 (0 to 0)	0 (0 to 0)	0 (0 to 0)	0 (0 to 0)	0 (0 to 0)	0 (0 to 0)	0 (0 to 0)	0 (0 to 0)	0 (0 to 0)	0 (0 to 0)	0 (0 to 0)	0 (0 to 0)	0 (0 to 0)	0 (0 to 0)	0 (0 to 0)	0 (0 to 0)	0 (0 to 0)	0 (0 to 0)	0 (0 to 0)	0 (0 to 0)		266
Other urinary diseases	0.2 (0 to 0.9)	0.3 (0.1 to 0.9)	0.6 (0.1 to 1.6)	1.1 (0.4 to 2.4)	1.3 (0.3 to 3.1)	2.6 (0.8 to 6.2)	4.6 (1.7 to 11.2)	22.4 (6.9 to 48.4)	4.6 (2 to 10.3)	2.4 (0 to 7.6)	17.6 (6.9 to 37.3)	28.6 (10.3 to 66.4)	29 (14.1 to 67.7)	90.7 (37.9 to 212)	66.3 (22.3 to 197)	17.5 (2.5 to 59)	17.6 (4.6 to 42.2)	17.6 (4.6 to 42.2)	13.6 (3.2 to 34.5)	47 (14.5 to 97.2)	98.6 (24.3 to 119)	20.8 (6.7 to 46.8)	10.5 (4.4 to 20.5)	1.8 (0.6 to 3.6)		696
Gynecological diseases	0 (0 to 0)	0 (0 to 0)	0 (0 to 0)	0 (0 to 0)	0 (0 to 0)	0 (0 to 0)	0 (0 to 0)	0 (0 to 0)	0 (0 to 0)	0 (0 to 0)	0 (0 to 0)	0 (0 to 0)	0 (0 to 0)	0 (0 to 0)	0 (0 to 0)	0 (0 to 0)	0 (0 to 0)	0 (0 to 0)	0 (0 to 0)	0 (0 to 0)	0 (0 to 0)	0 (0 to 0)	0 (0 to 0)	0 (0 to 0)	0 (0 to 0)		0
Uterine fibroids	0 (0 to 0)	0 (0 to 0)	0 (0 to 0)	0 (0 to 0)	0 (0 to 0)	0 (0 to 0)	0 (0 to 0)	0 (0 to 0)	0 (0 to 0)	0 (0 to 0)	0 (0 to 0)	0 (0 to 0)	0 (0 to 0)	0 (0 to 0)	0 (0 to 0)	0 (0 to 0)	0 (0 to 0)	0 (0 to 0)	0 (0 to 0)	0 (0 to 0)	0 (0 to 0)	0 (0 to 0)	0 (0 to 0)	0 (0 to 0)	0 (0 to 0)		0
Polycystic ovarian syndrome	..	..	..	..	..	..	..	..	..	..	..	..	..	..	..	..	..	..	..	..	..	..	..	..	..		NA
Female infertility	..	..	..	..	..	..	..	..	..	..	..	..	..	..	..	..	..	..	..	..	..	..	..	..	..		NA
Endometriosis	..	..	..	..	..	..	..	..	..	..	..	..	..	..	..	..	..	..	..	..	..	..	..	..	..		NA
Genital prolapse	0 (0 to 0)	0 (0 to 0)	0 (0 to 0)	0 (0 to 0)	0 (0 to 0)	0 (0 to 0)	0 (0 to 0)	0 (0 to 0)	0 (0 to 0)	0 (0 to 0)	0 (0 to 0)	0 (0 to 0)	0 (0 to 0)	0 (0 to 0)	0 (0 to 0)	0 (0 to 0)	0 (0 to 0)	0 (0 to 0)	0 (0 to 0)	0 (0 to 0)	0 (0 to 0)	0 (0 to 0)	0 (0 to 0)	0 (0 to 0)	0 (0 to 0)		0
Premenstrual syndrome	..	..	..	..	..	..	..	..	..	..	..	..	..	..	..	..	..	..	..	..	..	..	..	..	..		NA
Other gynecological diseases	0 (0 to 0)	0 (0 to 0)	0 (0 to 0)	0 (0 to 0)	0 (0 to 0)	0 (0 to 0)	0 (0 to 0)	0 (0 to 0)	0 (0 to 0)	0 (0 to 0)	0 (0 to 0)	0 (0 to 0)	0 (0 to 0)	0 (0 to 0)	0 (0 to 0)	0 (0 to 0)	0 (0 to 0)	0 (0 to 0)	0 (0 to 0)	0 (0 to 0)	0 (0 to 0)	0 (0 to 0)	0 (0 to 0)	0 (0 to 0)	0 (0 to 0)		0
Hemoglobinopathies and hemolytic anemias	7.6 (2.6 to 18.6)	6.5 (2.6 to 17.1)	31.8 (12.1 to 73.3)	68.7 (27.1 to 173)	97.7 (28.1 to 296)	47.1 (22 to 99)	132 (58.5 to 274)	176 (69.6 to 398)	74.7 (22.4 to 228)	29.5 (10.1 to 101)	66.1 (22.6 to 156)	75.7 (20.1 to 192)	66.3 (22.2 to 157)	97.8 (22.6 to 310)	107 (17.6 to 179)	124 (7.3 to 334)	136 (7.4 to 366)	116 (7.7 to 278)	66.6 (5.2 to 151)	28.9 (3.7 to 61.4)	9.7 (0.1 to 14)	2.5 (1.6 to 3.6)	1,600
Thalassemias	6.6 (2.2 to 19.6)	3.6 (1.6 to 7.3)	12.7 (6.6 to 26.2)	22.2 (11 to 42.9)	22.8 (12.2 to 42.5)	21.6 (7.7 to 46)	61.9 (29.7 to 116)	61 (29.8 to 116)	19.3 (6.1 to 52.7)	13.6 (5.3 to 31.6)	19.4 (6.6 to 50.9)	11.1 (4.1 to 32.4)	10.9 (4.1 to 27.2)	10.9 (4.1 to 27.2)	6.2 (2.6 to 9.9)	2.1 (1.1 to 4.9)	1 (0.3 to 2.3)	0.2 (0 to 0.1)	0 (0 to 0)	0 (0 to 0)	0 (0 to 0)	0 (0 to 0)	0 (0 to 0)		263
Thalassemias trait	0.2 (0 to 0.9)	1.8 (0.9 to 3.8)	14.6 (7.5 to 36.4)	29.6 (13.6 to 72.5)	59.7 (16.2 to 163)	19.2 (7.5 to 50.2)	21.3 (7.9 to 58.1)	7.7 (1.7 to 22)	7.5 (1.1 to 22)	11.6 (3.1 to 37.4)	13.1 (2.1 to 37.4)	19.2 (2.4 to 62.9)	19.7 (3.1 to 60.4)	19.7 (3.1 to 60.4)	19.7 (5.9 to 46.2)	23.4 (5.9 to 57.3)	21.7 (5.9 to 51.2)	19 (5.9 to 46.2)	22.1 (5.9 to 46.2)	28.3 (7.9 to 63.6)	8.4 (2.1 to 18.7)	3.8 (1.5 to 8.9)	1.1 (0.4 to 2.1)	0.3 (0.1 to 0.9)		338
Sickle cell disorders	0.1 (0 to 0.2)	0 (0 to 0.1)	0.1 (0 to 0.3)	0.2 (0.1 to 0.4)	0.2 (0.1 to 0.5)	0.1 (0 to 0.3)	0.3 (0.1 to 0.8)	0.2 (0.1 to 0.4)	0.1 (0 to 0.3)	0.1 (0 to 0.2)	0.1 (0 to 0.3)	0.1 (0 to 0.2)	0.1 (0 to 0.2)	0 (0 to 0.1)	0 (0 to 0.1)	0 (0 to 0.1)	0 (0 to 0.1)	0 (0 to 0.1)	0 (0 to 0.1)	0 (0 to 0.1)	0 (0 to 0.1)	0 (0 to 0.1)	0 (0 to 0.1)	0 (0 to 0.1)		1.3
Sickle cell trait	0.2 (0 to 0.6)	0.2 (0 to 0.6)	1.1 (0.4 to 2.6)	1.1 (0.4 to 2.5)	0.6 (0.1 to 2.1)	0.1 (0 to 0.4)	0.1 (0 to 0.4)	0.1 (0 to 0.4)	0.1 (0 to 0.3)	0.1 (0 to 0.3)	0.1 (0 to 0.4)	0.1 (0 to 0.4)	0.1 (0 to 0.4)	0.1 (0 to 0.4)	0.1 (0 to 0.4)	0.1 (0 to 0.4)	0.1 (0 to 0.4)	0.1 (0 to 0.4)	0.1 (0 to 0.4)	0.1 (0 to 0.4)	0.1 (0 to 0.4)	0.1 (0 to 0.4)	0.1 (0 to 0.4)	0.1 (0 to 0.4)		13.2
SERPINA1	0.1 (0 to 0.4)	0.3 (0.1 to 0.4)	0.7 (0.3 to 1.4)	2.1 (0.9 to 4.1)	2.9 (1.1 to 6.9)	2.1 (1.1 to 4.2)	29.3 (12.3 to 62.1)	27.3 (10.9 to 61.6)	29.2 (9.1 to 82.1)	44.6 (16.1 to 97.4)	130 (49.2 to 274)	220 (73.5 to 502)	339 (139.1 to 779)	392 (139.1 to 779)	320 (123.9 to 698)	297 (93.5 to 622)	193 (70.2 to 394)	136 (50.4 to 276)	69.3 (29.2 to 177)	27 (13.1 to 67.7)	13.9 (6.6 to 34.2)	3.7 (2.1 to 8.2)	0.7 (0.1 to 2.2)	0.1 (0 to 0.2)		427
SMPD trait	0 (0 to 0)	0 (0 to 0)	0 (0 to 0)	0 (0 to 0)	0 (0 to 0)	0 (0 to 0)	0 (0 to 0)	0 (0 to 0)	0 (0 to 0)	0 (0 to 0)	0 (0 to 0)	0 (0 to 0)	0 (0 to 0)	0 (0 to 0)	0 (0 to 0)	0 (0 to 0)	0 (0 to 0)	0 (0 to 0)	0 (0 to 0)	0 (0 to 0)	0 (0 to 0)	0 (0 to 0)	0 (0 to 0)	0 (0 to 0)	0 (0 to 0)		0
Other hemoglobinopathies and hemolytic anemias	0.2 (0.1 to 0.4)	0.6 (0.1 to 1.4)	3.6 (1.6 to 10.6)	13.9 (1.2 to 15.9)	4.6 (2.7 to 39.4)	11.9 (0.9 to 27.9)	16.3 (6.1 to 32.3)	11.4 (0.9 to 28.1)	3.6 (0.9 to 28.1)	1.9 (0.9 to 28.1)	1.9 (0.9 to 28.1)	1.9 (0.9 to 28.1)	2.2 (0.9 to 28.1)	2.2 (0.9 to 28.1)	2.2 (0.9 to 28.1)	2.2 (0.9 to 28.1)	2.2 (0.9 to 28.1)	2.2 (0.9 to 28.1)	2.2 (0.9 to 28.1)	2.2 (0.9 to 28.1)	2.2 (0.9 to 28.1)	2.2 (0.9 to 28.1)	2.2 (0.9 to 28.1)	2.2 (0.9 to 28.1)		978
Endocrine, metabolic, blood, and immune disorders	9.7 (4.1 to 17.5)	7.1 (3.1 to 12.3)	17.8 (7.4 to 38.1)	19.6 (7.9 to 41.1)	19.6 (7.9 to 41.1)	19.6 (7.9 to 41.1)	37.4 (15.1 to 77.1)	37.4 (15.1 to 77.1)	19.6 (7.9 to 41.1)	19.6 (7.9 to 41.1)	19.6 (7.9 to 41.1)	19.6 (7.9 to 41.1)	19.6 (7.9 to 41.1)	19.6 (7.9 to 41.1)	19.6 (7.9 to 41.1)	19.6 (7.9 to 41.1)	19.6 (7.9 to 41.1)	19.6 (7.9 to 41.1)	19.6 (7.9 to 41.1)	19.6 (7.9 to 41.1)	19.6 (7.9 to 41.1)	19.6 (7.9 to 41.1)	19.6 (7.9 to 41.1)	19.6 (7.9 to 41.1)		1,600
Cryl disorders	0 (0 to 0)	0 (0 to 0)	0 (0 to 0)	0 (0 to 0)	0 (0 to 0)	0 (0 to 0)	0 (0 to 0)	0 (0 to 0)	0 (0 to 0)	0 (0 to 0)	0 (0 to 0)	0 (0 to 0)	0 (0 to 0)	0 (0 to 0)	0 (0 to 0)	0 (0 to 0)	0 (0 to 0)	0 (0 to 0)	0 (0 to 0)	0 (0 to 0)	0 (0 to 0)	0 (0 to 0)	0 (0 to 0)	0 (0 to 0)	0 (0 to 0)		0
Caries of deciduous teeth	0 (0 to 0)	0 (0 to 0)	0 (0 to 0)	0 (0 to 0)	0 (0 to 0)	0 (0 to 0)	0 (0 to 0)	0 (0 to 0)	0 (0 to 0)	0 (0 to 0)	0 (0 to 0)	0 (0 to 0)	0 (0 to 0)	0 (0 to 0)	0 (0 to 0)	0 (0 to 0)	0 (0 to 0)	0 (0 to 0)	0 (0 to 0)	0 (0 to 0)	0 (0 to 0)	0 (0 to 0)	0 (0 to 0)	0 (0 to 0)	0 (0 to 0)		49.3
Caries of permanent teeth	0 (0 to 0)	0 (0 to 0)	0 (0 to 0)	0 (0 to 0)	0 (0 to 0)	0 (0 to 0)	0 (0 to 0)	0 (0 to 0)	0 (0 to 0)	0 (0 to 0)	0 (0 to 0)	0 (0 to 0)	0 (0 to 0)	0 (0 to 0)	0 (0 to 0)	0 (0 to 0)	0 (0 to 0)	0 (0 to 0)	0 (0 to 0)	0 (0 to 0)	0 (0 to 0)	0 (0 to 0)	0 (0 to 0)	0 (0 to 0)	0 (0 to 0)		0
Periodontal diseases	0 (0 to 0)	0 (0 to 0)	0 (0 to 0)	0 (0 to 0)	0 (0 to 0)	0 (0 to 0)	0 (0 to 0)	0 (0 to 0)	0 (0 to 0)	0 (0 to 0)	0 (0 to 0)	0 (0 to 0)	0 (0 to 0)	0 (0 to 0)	0 (0 to 0)	0 (0 to 0)	0 (0 to 0)	0 (0 to 0)	0 (0 to 0)	0 (0 to 0)	0 (0 to 0)	0 (0 to 0)	0 (0 to 0)	0 (0 to 0)	0 (0 to 0)		0
Other oral disorders	0 (0 to 0)	0 (0 to 0)	0 (0 to 0)	0 (0 to 0)	0 (0 to 0)	0 (0 to 0)	0 (0 to 0)	0 (0 to 0)	0 (0 to 0)	0 (0 to 0)	0 (0 to 0)	0 (0 to 0)	0 (0 to 0)	0 (0 to 0)	0 (0 to 0)	0 (0 to 0)	0 (0 to 0)	0 (0 to 0)	0 (0 to 0)	0 (0 to 0)	0 (0 to 0)	0 (0 to 0)	0 (0 to 0)	0 (0 to 0)	0 (0 to 0)		0
Sudden infant death syndrome	42 (9.6 to 100)	83.1 (29.6 to 208)	..	..	..	..	..	..	..	..	..	..	..	..	..	..	..	..	..	..	..	..	..	..	..		NA
Injuries	17.4 (8.6 to 42.2)	29.8 (11.4 to 129)	139 (62.2 to 238)	495 (287 to 747)	536 (363 to 726)	862 (468 to 1,122)	4,000 (2,940 to 5,280)	6,630 (4,870 to 8,710)	6,330 (4,230 to 7,730)	5,585 (3,840 to 7,320)	5,745 (3,900 to 7,180)	5,050 (3,490 to 7,060)	5,005 (3,400 to 7,060)	5,490 (3,490 to 8,740)	4,735 (2,960 to 6,930)	4,115 (2,440 to 6,590)	3,325 (1,940 to 5,420)	2,635 (1,460 to 4,230)	2,115 (1,220 to 3,470)	1,565 (1,060 to 2,560)	1,095 (609 to 1,580)	429 (276 to 669)	208 (227 to 400)	103 (74.2 to 138)	29.6 (19.4 to 39.4)		94,000
Transport injuries	6.6 (3.4 to 9.2)	23.1 (11.3 to 31.5)	103 (61.9 to 138.4)	198 (98.3 to 266)	316 (159.5 to 469)	1,290 (1,070 to 1,470)	3,290 (2,330 to 4,080)	3,630 (2,820 to 4,610)	2,580 (1,900 to 3,230)	2,200 (1,560 to 2,730)	2,170 (1,570 to 2,630)	1,930 (1,330 to 2,630)	1,930 (1,330 to 2,630)	2,170 (1,560 to 2,470)	1,930 (1,190 to 2,990)	1,610 (843 to 2,270)	1,290 (737 to 1,940)	1,070 (462 to 1,670)	773 (468 to 1,220)	559 (268 to 954)	272 (139 to 472)	169 (84.4 to 334)	78.2 (39.6 to 171)	16.8 (3.9 to 38.4)		24,100
Road injuries	1.3 (0.3 to 3.8)	6.1 (2.9 to 10.3)	22.4 (9.2 to 51)	89 (41 to 179)	148 (82 to 270)	299 (173 to 441)	1,130 (1,060 to 1,330)	2,100 (2,170 to 3,340)	1,390 (1,470 to 2,470)	1,220 (1,280 to 2,160)	1,090 (1,130 to 2,060)	1,090 (1,210 to 2,290)	1,090 (1,210 to 2,290)	1,090 (1,210 to 2,170)	1,090 (1,060 to 2,760)	1,090 (662 to 2,100)	1,090 (427 to 1,920)	1,090 (432 to 1,770)	1,090 (378 to 1,760)	1,090 (329 to 1,620)	1,090 (329 to 1,620)	1,090 (329 to 1,620)	1,090 (329 to 1,620)	1,090 (329 to 1,620)	1,090 (329 to 1,620)		22,300
Pedestrian road injuries	0.1 (0 to 1.1)	0.4 (0 to 2.5)	2.6 (0.2 to 7.1)	12.4 (1.2 to 31.1)	20.5 (2.5 to 57.1)	43.3 (4.4 to 116)	170 (13.5 to 324)	316 (19.1 to 578)	210 (12.5 to 383)	184 (10.9 to 336)	164 (9.6 to 300)	164 (9.6 to 300)	164 (9.6 to 300)	164 (9.6 to 300)	164 (9.6 to 300)	164 (9.6 to 300)	164 (9.6 to 300)	164 (9.6 to 300)	164 (9.6 to 300)	164 (9.6 to 300)	164 (9.6 to 300)	164 (9.6 to 300)	164 (9.6 to 300)	164 (9.6 to 300)	164 (9.6 to 300)		4,210
Cyclist road injuries	0 (0 to 0)	0 (0 to 0)	0 (0 to 0)	5.5 (1.3 to 16.4)	13.1 (3.4 to 28.2)	29.7 (8.1 to 64.4)	170 (32 to 338)	422.4 (42.9 to 708)	422.4 (42.9 to 708)	422.4 (42.9 to 708)	422.4 (42.9 to 708)	176 (42.9 to 422.4)	176 (42.9 to 422.4)	176 (42.9 to 422.4)	176 (42.9 to 422.4)	176 (42.9 to 422.4)	176 (42.9 to 422.4)	176 (42.9 to 422.4)	176 (42.9 to 422.4)	88.6 (42.9 to 176)	88.1 (32.9 to 176)	19.6 (7.9 to 37.4)	10.8 (1.1 to 21.3)	1.6 (0.2 to 3.4)	0.2 (0.2 to 0.2)		1,440
Motorcyclist road injuries	0.2 (0 to 1)	0.9 (0.1 to 3.4)	4.4 (0.6 to 12.8)	19.6 (4.5 to 56.2)	29.1 (8.8 to 70.3)	27.9 (7.9 to 77)	1,090 (519.1 to 1,720)	1,700 (899.2 to 2,650)	1,190 (613.2 to 1,720)	676 (347.1 to 1,020)	664 (340.1 to 1,020)	662 (339.1 to 1,020)	654 (456.1 to 1,020)	672 (420.1 to 1,020)	326 (420.1 to 1,020)	326 (420.1 to 1,020)	261 (189.1 to 1,020)	153 (113.2 to 271)	86.8 (61.1 to 176)	29.1 (20.1 to 60.4)	6.1 (3.7 to 9.6)	1.1 (0.6 to 1.9)	0.2 (0.2 to 0.2)		9,060
Motor vehicle road injuries	0.4 (0.1 to 1.4)	1.6 (0.3 to 4.9)	8.7 (2.5 to 20.3)	29.2 (9.1 to 65.7)	44.6 (15.1 to 101)	79.2 (33.6 to 161)	681 (320 to 1,330)	1,070 (530 to 1,930)	790 (389 to 1,390)	640 (320 to 1,130)	602 (320 to 1,020)	537 (320 to 1,020)	550 (320 to 1,020)	534 (289 to 1,100)	532 (289 to 1,100)	432 (289 to 969)	349 (189 to 697)	247 (113 to 379)	194 (73 to 272)	137 (49.6 to 192)	89.3 (29.2 to 118)	42.9 (9.6 to 67)	19.8 (3.9 to 1.4)	6.3 (0.9 to 1.4)	0.9 (0.2 to 1.4)		6,610
Other road injuries	0.1 (0 to 0.7)	0.5 (0.1 to 1.8)	3.9 (0.7 to 11.9)	5.1 (1.2 to 13.3)	6.2 (1.6 to 15.1)	7.3 (1.9 to 17.3)	41.3 (11.2 to 91.1)	59.9 (16.2 to 126)	43.6 (11.8 to 93.3)	41.3 (11.2 to 87.6)	37.6 (10.2 to 80.1)	35.8 (9.7 to 76.5)	33.7 (9.1 to 72.1)	32.3 (8.7 to 69.2)	22.9 (6.2 to 49.1)	18.9 (5.1 to 40.5)	13.8 (3.7 to 29.6)	9.5 (2.6 to 20.4)	8.1 (2.2 to 17.4)	4.2 (1.1 to 9.1)	1.6 (0.4 to 3.4)	0.3 (0.1 to 0.7)	0.1 (0 to 0.2)		620
Other transport injuries	4.5 (2.5 to 7.6)	15.1 (7.9 to 23.1)	69.9 (34.5 to 121)	154.5 (77.3 to 271.3)	217.4 (97.7 to 401.1)	1,190 (717.6 to 1,740)	2,270 (1,190 to 3,230)	2,770 (1,660 to 3,940)	1,770 (1,060 to 2,510)	1,460 (875 to 2,080)	1,270 (761 to 1,810)	1,270 (761 to 1,810)	1,270 (761 to 1,810)	1,270 (761 to 1,810)	1,270 (761 to 1,810)	1,270 (761 to 1,810)	1,270 (761 to 1,810)	1,270 (761 to 1,810)	1,270 (761 to 1,810)	1,270 (761 to 1,810)	1,270 (761 to 1,810)	1,270 (761 to 1,810)	1,270 (761 to 1,810)	1,270 (761 to 1,810)	1,270 (761 to 1,810)		1,760
Unintentional injuries	10.9 (3.3 to 34.4)	14.3 (6.6 to 32)	33.5 (17.6 to 77)	309 (161 to 486)	388 (207 to 681)	563 (321 to 927)	1,170 (638 to 1,870)	1,580 (1,180 to 2,080)	1,220 (1,020 to 1,540)	1,220 (1,020 to 1,540)	1,220 (1,020 to 1,540)	1,220 (1,020 to 1,540)	1,220 (1,020 to 1,540)	1,480 (1,020 to 2,540)	1,480 (1,020 to 2,540)	1,280 (1,020 to 2,540)	1,130 (1,020 to 2,000)	1,020 (843 to 1,700)	1,020 (808 to 1,700)	1,020 (808 to 1,700)	1,020 (433 to 872)	1,020 (433 to 872)	1,020 (288 to 862)	1,020 (288 to 862)	1,020 (288 to 862)		21,100
Falls	0.9 (0.2 to 4.6)	3.4 (0.7 to 9)	19.7 (9.4 to 49.9)	69.7 (29.6 to 145)	87.9 (46.4 to 131)	131 (80.7 to 196)	338 (228 to 506)	534 (362 to 806)	668 (431 to 1,020)	729 (468 to 1,070)	629 (444 to 1,030)	1,010 (667 to 1,470)	927 (668 to 1,520)	960 (668 to 1,520)	817 (668 to 1,160)	764 (638 to 1,070)	681 (638 to 962)	570 (567 to 810)	451 (363 to 647)	299 (188 to 449)	162 (96.2 to 266)	60.1 (34.9 to 99.8)	19.6 (9.3 to 28.1)	3.2 (0.9 to 5.1)		10,100
Drowning	0.3 (0 to 0.9)	0.9 (0.2 to 2.5)	2.5 (0.5 to 6.9)	9.3 (2.1 to 22.6)	19.4 (5.6 to 46.1)	39.9 (12.3 to 87.7)	197 (84.9 to 370)	197 (84.9 to 370)	197 (84.9 to 370)	197 (84.9 to 370)	197 (84.9 to 370)	197 (84.9 to 370)	197 (84.9 to 370)	197 (84.9 to 370)	197 (84.9 to 370)	197 (84.9 to 370)	197 (84.9 to 370)	197 (84.9 to 370)	197 (84.9 to 370)	197 (84.9 to 370)	197 (84.9 to 370)	197 (84.9 to 370)	197 (84.9 to 370)	197 (84.9 to 370)	197 (84.9 to 370)		1,790
Fire, heat, and hot substances	0.2 (0.1 to 0.6)	0.8 (0.1 to 1.7)	3.6 (1.1 to 9.7)	8.6 (2.1 to 20.8)	15.1 (4.3 to 36.5)	22.3 (6.6 to 49.6)	128 (49.6 to 211)	128 (49.6 to 211)	128 (49.6 to 211)	128 (49.6 to 211)	128 (49.6 to 211)	128 (49.6 to 211)	128 (49.6 to 211)	128 (49.6 to 211)	128 (49.6 to 211)	128 (49.6 to 211)	128 (49.6 to 211)	128 (49.6 to 211)	128 (49.6 to 211)	128 (49.6 to 211)	128 (49.6 to 211)	128 (49.6 to 211)	128 (49.6 to 211)	128 (49.6 to 211)	128 (49.6 to 211)		1,520
Poisonings	0.1 (0 to 0.4)	0.2 (0 to 0.6)	0.4 (0.1 to 1.3)	2.6 (1.2 to 6.6)	2.6 (1.1 to 6.3)	6.4 (2.5 to 15.2)	13.8 (5.9 to 28.3)	29.2 (8.7 to 62.5)	27.6 (10.9 to 53.1)	27.6 (11.6 to 56.9)	27.6 (11.6 to 56.9)	22.1 (10.9 to 47.6)	17.6 (10.9 to 37.5)	19.6 (10.9 to 37.5)	19.7 (8.1 to 39.7)	19.3 (8.1 to 39.7)	12.9 (6.9 to 26.1)	8.6 (3.9 to 17.3)	6.6 (2.5 to 13.9)	3.5 (1.6 to 8.3)	1.6 (0.4 to 3.2)	1.2 (0.7 to 2.7)	1 (0.4 to 2.3)	0.5 (0.1 to 1.2)	0.1 (0 to 0.2)		195
Poisonings by carbon monoxide	0 (0 to 0.2)	0.1 (0 to 0.3)	0.6 (0.2 to 1.7)	2.6 (0.5 to 7.2)	1.1 (0.3 to 2.7)	2.7 (1.1 to 6.2)	6 (2.3 to 13.3)	9.7 (2.1 to 22.4)	7.6 (2.6 to 19.4)	6.6 (2.6 to 19.4)	6.6 (2.6 to 19.4)	5.5 (2.1 to 17.4)	4 (1.4 to 9.4)	2.6 (0.9 to 5.7)	1.6 (0.6 to 3.5)	1.2 (0.5 to 2.7)	0.8 (0.3 to 1.8)	0.3 (0.1 to 0.8)	0.2 (0 to 0.4)	0.1 (0 to 0.3)	0.2 (0 to 0.5)	0.1 (0 to 0.3)	0 (0 to 0.2)	0 (0 to 0.1)	0 (0 to 0.1)		49.5
Poisoning by other means	0.1 (0 to 0.3)	0.1 (0.1 to 0.3)	0.3 (0.1 to 0.7)	3 (1.3 to 7.8)	2 (0.8 to 5.1)	3.2 (1.4 to 8)	9.2 (4 to 18.5)	14.2 (6.1 to 28.1)	13.9 (7.3 to 30.1)	13.9 (7.3 to 30.1)	13.9 (7.3 to 30.1)	14.1 (7.3 to 27.8)	13.1 (7.3 to 26.9)	13.1 (7.3 to 26.9)	10.6 (5.3 to 20.9)	7.2 (3.7 to 14)	5.4 (2.7 to 10.6)	2.9 (1.5 to 5.6)	1.5 (0.6 to 3.4)	1 (0.3 to 2.1)	0.8 (0.3 to 1.8)	0.4 (0.2 to 1)	0.1 (0 to 0.3)	0 (0 to 0.1)	0 (0 to 0.1)		137
Exposure to mechanical forces	19.1 (9.2 to 29.6)	41.7 (19.1 to 67.9)	94 (51.2 to 147)	246 (129 to 380)	343.5 (186.4 to 480.2)	664 (364 to 1,000)	1,290 (867 to 1,810)	2,070 (1,370 to 2,870)	1,370 (1,020 to 1,810)	1,220 (1,020 to 1,540)	1,220 (1,020 to 1,540)	1,220 (1,020 to 1,540)	1,220 (1,020 to 1,540)	1,220 (1,020 to 1,540)	1,220 (1,020 to 1,540)	1,220 (1,020 to 1,540)	1,220 (1,020 to 1,540)	1,220 (1,020 to 1,540)	1,220 (1,020 to 1,540)	1,220 (1,020 to 1,540)	1,220 (1,020 to 1,540)	1,220 (1,020 to 1,540)	1,220 (1,020 to 1,540)	1,220 (1,020 to 1,540)	1,220 (1,020 to 1,540)		2,260
Unintentional firearm injuries	0.1 (0 to 1)	0.5 (0 to 3.4)	0.4 (0.1 to 1.5)	1.1 (0 to 5.3)	3.6 (1.1 to 7.7)	3.6 (2.5 to 5.3)	9.4 (3.6 to 14)	10.4 (5.2 to 21)	7.2 (4.9 to 11.3)	8.1 (5.2 to 12.4)	8.4 (5.5 to 13.2)	8.4 (5.5 to 13.2)	8.4 (5.5 to 13.2)	8.4 (5.5 to 13.2)	8.4 (5.5 to 13.2)	8.4 (5.5 to 13.2)	8.4 (5.5 to 13.2)	8.4 (5.5 to 13.2)	8.4 (5.5 to 13.2)	8.4 (5.5 to 13.2)	8.4 (5.5 to 13.2)	8.4 (5.5 to 13.2)	8.4 (5.5 to 13.2)	8.4 (5.5 to 13.2)	8.4 (5.5 to 13.2)		116
Other exposure to mechanical forces	3.5 (0.9 to 27.8)	14.6 (0.3 to 100)	43.2 (2.4 to 7.1)	217.7 (12.3 to 324)	287.7 (29.5 to 461.5)	451 (40.1 to 662.2)	1,120 (69.9 to 2,090)	2,050 (129 to 361)	1,170 (128 to 343)	1,120 (128 to 379)	1,120 (127 to 329)	1,120 (128 to 316)	1,120 (128 to 364)	1,120 (128 to 347)	1,120 (130 to 298)	1,120 (129 to 244)	1,120 (97.6 to 271)	1,120 (70.1 to 191)	1,120 (68.6 to 186)	1,120 (68.6 to 122)	1,120 (63 to 184)	1,120 (29.6 to 92.6)	1,120 (29.6 to 89.4)	1,120 (9.3 to 17.1)	1,120 (1.6 to 3.3)		2,130
Adverse effects of medical treatment	1.4 (0.5 to 4.8)	1.4 (0.4 to 6.2)	4 (1.9 to 16.9)	21.1 (9.3 to 33)	6.2 (2.8 to 14.6)	10.6 (3.3 to 13)	13.6 (7.3 to 25.9)	27.1 (14.7 to 53.2)	13.2 (5.6 to 32.9)	13.2 (5.6 to 32.9)	13.2 (7.1 to 31.6)	13.2 (7.1 to 32.9)	13.2 (7.1 to 32.9)	22.6 (7.1 to 32.9)	32.4 (14.2 to 61.9)	32.4 (14.2 to 61.9)	28.6 (14.2 to 70.9)	25.8 (14.2 to 70.9)	22.9 (13.8 to 61.9)	16 (10.6 to 43.6)	9.9 (8.9 to 29.2)	3 (4.1 to 18.7)	1.6 (0.7 to 9.2)	0.3 (0.2 to 0.6)		436
Animal contact	0.2 (0.1 to 0.6)	0.3 (0.1 to 0.7)	0.6 (0.4 to 2)	9.3 (4.9 to 17.1)	16.7 (9.9 to 27.4)	23 (13.4 to 33)	39.3 (20.1 to 61)	39.6 (20.9 to 57.9)	39.6 (22.3 to 59.2)	33.6 (20.9 to 52.1)	34.6 (21.6 to 56.6)	35.2 (21.6 to 56.6)	34.7 (21.6 to 56.1)	41.2 (21.6 to 59.1)	39.9 (20.2 to 67)	28.2 (20.9 to 53.9)	21.8 (17.9 to 44.9)	20.8 (17.9 to 44.9)	18.2 (13.9 to 33.6)	15.1 (9.9 to 24.6)	9.3 (8.9 to 14.3)	5.6 (2.9 to 7.6)	1.5 (1 to 2.2)	0.4 (0.2 to 0.6)		683
Venomous animal contact	0.1 (0 to

SR Table 2a. West Nusa Tenggara DALYS by cause and age group for males with 95% uncertainty intervals, 2019

Cause	Birth Reminder	Late Neonatal	Post Neonatal	1 to 4	5 to 9	10 to 14	15 to 19	20 to 24	25 to 29	30 to 34	35 to 39	40 to 44	45 to 49	50 to 54	55 to 59	60 to 64	65 to 69	70 to 74	75 to 79	80 to 84	85 to 89	90 to 94	95 plus	Total
All causes	62,100 (57,990 to 66,600)	13,600 (10,700 to 17,000)	28,700 (25,900 to 31,400)	33,300 (27,300 to 40,000)	21,400 (16,300 to 26,900)	19,400 (16,900 to 22,000)	20,400 (23,800 to 28,400)	23,700 (26,600 to 30,200)	24,100 (26,700 to 31,400)	24,000 (27,000 to 31,000)	23,100 (27,000 to 31,000)	21,900 (27,000 to 29,000)	19,000 (23,000 to 25,000)	16,100 (19,100 to 21,400)	14,000 (17,200 to 18,000)	12,000 (14,900 to 15,000)	9,700 (12,000 to 12,000)	7,600 (9,600 to 9,600)	5,200 (6,600 to 6,600)	3,200 (4,000 to 4,000)	1,400 (1,800 to 2,000)	400 (500 to 600)	500,000
Communicable, maternal, neonatal, and nutritional diseases	53,900 (51,700 to 56,000)	13,300 (11,670 to 15,300)	24,900 (19,300 to 29,700)	19,300 (14,600 to 24,200)	6,290 (4,420 to 10,700)	3,190 (3,500 to 4,060)	3,960 (3,900 to 4,960)	6,130 (6,600 to 8,400)	6,420 (6,800 to 9,140)	6,010 (6,400 to 8,170)	6,620 (6,700 to 8,620)	6,490 (6,920 to 8,520)	6,770 (7,200 to 10,100)	6,940 (7,600 to 10,000)	6,930 (7,400 to 10,000)	7,250 (8,020 to 10,000)	6,450 (6,700 to 9,000)	5,960 (6,600 to 8,000)	5,910 (6,700 to 8,000)	3,690 (3,900 to 5,000)	2,070 (2,300 to 3,000)	1,370 (1,600 to 2,000)	435 (500 to 600)	369.1 (401.3 to 420.0)	257,000
HIV/AIDS and sexually transmitted infections	2,470 (900 to 5,600)	1,070 (371 to 2,500)	889 (293 to 1,980)	463 (94 to 2,000)	329 (94 to 1,000)	778 (218 to 2,000)	2,660 (1,000 to 5,000)	3,270 (1,200 to 6,000)	3,840 (1,500 to 6,000)	3,550 (1,400 to 5,000)	3,350 (1,400 to 5,000)	2,930 (1,200 to 4,000)	2,230 (1,000 to 3,000)	1,560 (700 to 2,000)	1,020 (500 to 1,000)	714 (400 to 1,000)	518 (300 to 700)	368 (200 to 500)	252 (100 to 400)	182 (100 to 300)	112 (50 to 200)	61 (30 to 100)	30 (10 to 50)	0 (0 to 0)	4,290
HIV/AIDS	0 (0 to 0)	0 (0 to 0)	113 (0 to 450)	503 (129 to 1,700)	416 (94 to 1,400)	324 (84 to 1,000)	1,900 (1,000 to 3,000)	2,500 (1,500 to 4,000)	2,900 (1,800 to 4,000)	2,700 (1,600 to 4,000)	2,500 (1,500 to 4,000)	2,200 (1,400 to 3,000)	1,600 (1,000 to 2,000)	1,100 (700 to 1,500)	700 (400 to 1,000)	500 (300 to 700)	350 (200 to 500)	250 (100 to 400)	170 (100 to 300)	120 (50 to 200)	70 (30 to 100)	30 (10 to 50)	0 (0 to 0)	0 (0 to 0)	1,480
HIV/AIDS - Drug-susceptible Tuberculosis	0 (0 to 0)	0 (0 to 0)	0.2 (0 to 2)	233.2 (94.0 to 1,000)	216 (94 to 1,000)	216 (94 to 1,000)	1,000 (500 to 2,000)	1,400 (700 to 2,000)	1,600 (800 to 2,000)	1,500 (700 to 2,000)	1,400 (700 to 2,000)	1,200 (600 to 2,000)	900 (400 to 1,000)	600 (300 to 1,000)	400 (200 to 700)	300 (100 to 500)	200 (100 to 400)	100 (50 to 300)	70 (30 to 200)	50 (20 to 100)	30 (10 to 70)	10 (4 to 30)	0 (0 to 0)	0 (0 to 0)	666
HIV/AIDS - Multidrug-resistant Tuberculosis without extensive drug-resistance	0 (0 to 0)	0 (0 to 0)	0 (0 to 0.5)	0 (0 to 2.0)	0 (0 to 0.2)	0 (0 to 0.2)	0 (0 to 1.7)	0 (0 to 0.6)	0 (0 to 0.6)	0 (0 to 0.7)	0 (0 to 0.6)	0 (0 to 0.5)	0 (0 to 0.3)	0 (0 to 0.1)	0 (0 to 0.2)	0 (0 to 0.2)	0 (0 to 0.2)	0 (0 to 0.2)	0 (0 to 0.1)	0 (0 to 0)	0 (0 to 0)	0 (0 to 0)	0 (0 to 0)	0 (0 to 0)	7.6
HIV/AIDS - Extensively drug-resistant Tuberculosis	0 (0 to 0)	0 (0 to 0)	0 (0 to 0.1)	0 (0 to 0.4)	0 (0 to 0.3)	0 (0 to 0.3)	0 (0 to 0.3)	0 (0 to 1.1)	0 (0 to 1.4)	0 (0 to 1.2)	0 (0 to 0.9)	0 (0 to 0.6)	0 (0 to 0.3)	0 (0 to 0.2)	0 (0 to 0.1)	0 (0 to 0.1)	0 (0 to 0.1)	0 (0 to 0.1)	0 (0 to 0.1)	0 (0 to 0)	0 (0 to 0)	0 (0 to 0)	0 (0 to 0)	0 (0 to 0)	1.1
HIV/AIDS resulting in other diseases	0 (0 to 0)	0 (0 to 0)	0.5 (0 to 2)	29.7 (9.5 to 97)	1.7 (0.4 to 6.0)	1.8 (0.4 to 6.0)	19.9 (12.0 to 33.0)	72.4 (47.0 to 110)	131 (87.0 to 190)	154 (100 to 220)	169 (110 to 240)	173 (110 to 240)	161 (100 to 230)	147 (90.0 to 210)	127 (80.0 to 180)	111 (70.0 to 160)	94.0 (60.0 to 140)	80.0 (50.0 to 120)	63.0 (40.0 to 100)	50.0 (30.0 to 80.0)	36.0 (20.0 to 60.0)	20.0 (10.0 to 40.0)	8.0 (4.0 to 20.0)	1.0 (0.5 to 3.0)	926
Sexually transmitted infections excluding HIV	2,470 (900 to 5,600)	1,070 (371 to 2,500)	776 (258 to 1,700)	40 (11 to 99.0)	14 (4.0 to 37.0)	6.0 (2.0 to 15.0)	7.0 (2.0 to 17.0)	7.0 (2.0 to 17.0)	7.0 (2.0 to 17.0)	7.0 (2.0 to 17.0)	7.0 (2.0 to 17.0)	7.0 (2.0 to 17.0)	7.0 (2.0 to 17.0)	7.0 (2.0 to 17.0)	7.0 (2.0 to 17.0)	7.0 (2.0 to 17.0)	7.0 (2.0 to 17.0)	7.0 (2.0 to 17.0)	7.0 (2.0 to 17.0)	7.0 (2.0 to 17.0)	7.0 (2.0 to 17.0)	7.0 (2.0 to 17.0)	0 (0 to 0)	4,480
Syphilis	0 (0 to 0)	0 (0 to 0)	0 (0 to 0)	0 (0 to 0)	0 (0 to 0)	0 (0 to 0)	0 (0 to 0)	0 (0 to 0)	0 (0 to 0)	0 (0 to 0)	0 (0 to 0)	0 (0 to 0)	0 (0 to 0)	0 (0 to 0)	0 (0 to 0)	0 (0 to 0)	0 (0 to 0)	0 (0 to 0)	0 (0 to 0)	0 (0 to 0)	0 (0 to 0)	0 (0 to 0)	0 (0 to 0)	0 (0 to 0)	0 (0 to 0)
Chlamydial infection	0 (0 to 0)	0 (0 to 0)	0 (0 to 0)	0 (0 to 0)	0 (0 to 0)	0.1 (0 to 1.0)	0.1 (0 to 0.7)	0.1 (0 to 1.0)	0.2 (0 to 1.0)	0.2 (0 to 1.0)	0.2 (0 to 1.0)	0.2 (0 to 1.0)	0.2 (0 to 1.0)	0.2 (0 to 1.0)	0.2 (0 to 1.0)	0.2 (0 to 1.0)	0.2 (0 to 1.0)	0.2 (0 to 1.0)	0.2 (0 to 1.0)	0.2 (0 to 1.0)	0.2 (0 to 1.0)	0.2 (0 to 1.0)	0.2 (0 to 1.0)	0 (0 to 0)	677
Gonococcal infection	0 (0 to 0)	0 (0 to 0)	0 (0 to 0)	0 (0 to 0)	0 (0 to 0)	0.1 (0 to 0.4)	0.2 (0 to 0.8)	0.2 (0 to 0.7)	0.2 (0 to 0.7)	0.2 (0 to 0.7)	0.2 (0 to 0.7)	0.2 (0 to 0.7)	0.2 (0 to 0.7)	0.2 (0 to 0.7)	0.2 (0 to 0.7)	0.2 (0 to 0.7)	0.2 (0 to 0.7)	0.2 (0 to 0.7)	0.2 (0 to 0.7)	0.2 (0 to 0.7)	0.2 (0 to 0.7)	0.2 (0 to 0.7)	0.2 (0 to 0.7)	0 (0 to 0)	529
Trichomoniasis	0 (0 to 0)	0 (0 to 0)	0 (0 to 0)	0 (0 to 0)	0 (0 to 0)	0.2 (0 to 1.0)	0.3 (0 to 1.0)	0.3 (0 to 1.0)	0.3 (0 to 1.0)	0.3 (0 to 1.0)	0.3 (0 to 1.0)	0.3 (0 to 1.0)	0.3 (0 to 1.0)	0.3 (0 to 1.0)	0.3 (0 to 1.0)	0.3 (0 to 1.0)	0.3 (0 to 1.0)	0.3 (0 to 1.0)	0.3 (0 to 1.0)	0.3 (0 to 1.0)	0.3 (0 to 1.0)	0.3 (0 to 1.0)	0.3 (0 to 1.0)	0 (0 to 0)	7.2
Genital herpes	0 (0 to 0)	0 (0 to 0)	0 (0 to 0)	0 (0 to 0)	0 (0 to 0)	0.1 (0 to 0.4)	0.1 (0 to 0.4)	0.1 (0 to 0.4)	0.1 (0 to 0.4)	0.1 (0 to 0.4)	0.1 (0 to 0.4)	0.1 (0 to 0.4)	0.1 (0 to 0.4)	0.1 (0 to 0.4)	0.1 (0 to 0.4)	0.1 (0 to 0.4)	0.1 (0 to 0.4)	0.1 (0 to 0.4)	0.1 (0 to 0.4)	0.1 (0 to 0.4)	0.1 (0 to 0.4)	0.1 (0 to 0.4)	0.1 (0 to 0.4)	0 (0 to 0)	7.215
Other sexually transmitted infections	0 (0 to 0)	0 (0 to 0)	0 (0 to 0)	0 (0 to 0)	0 (0 to 0)	1.7 (1.7 to 8.0)	1.8 (1.7 to 8.0)	1.9 (1.7 to 8.0)	2.0 (1.7 to 8.0)	2.0 (1.7 to 8.0)	2.0 (1.7 to 8.0)	2.0 (1.7 to 8.0)	2.0 (1.7 to 8.0)	2.0 (1.7 to 8.0)	2.0 (1.7 to 8.0)	2.0 (1.7 to 8.0)	2.0 (1.7 to 8.0)	2.0 (1.7 to 8.0)	2.0 (1.7 to 8.0)	2.0 (1.7 to 8.0)	2.0 (1.7 to 8.0)	2.0 (1.7 to 8.0)	0 (0 to 0)	877
Respiratory infections and tuberculosis	4,170 (3,320 to 5,000)	2,300 (644 to 3,990)	2,300 (1,300 to 3,200)	2,200 (2,000 to 4,910)	1,200 (1,020 to 1,900)	1,200 (769 to 1,410)	1,200 (601 to 2,000)	1,200 (1,000 to 2,000)	1,200 (1,000 to 2,000)	1,200 (1,000 to 2,000)	1,200 (1,000 to 2,000)	1,200 (1,000 to 2,000)	1,200 (1,000 to 2,000)	1,200 (1,000 to 2,000)	1,200 (1,000 to 2,000)	1,200 (1,000 to 2,000)	1,200 (1,000 to 2,000)	1,200 (1,000 to 2,000)	1,200 (1,000 to 2,000)	1,200 (1,000 to 2,000)	1,200 (1,000 to 2,000)	1,200 (1,000 to 2,000)	1,200 (1,000 to 2,000)	0 (0 to 0)	40,600
Tuberculosis	0 (0 to 0)	0 (0 to 0)	999 (456 to 1,870)	777 (419 to 1,220)	675 (297 to 799)	624 (263 to 660)	791 (423 to 1,080)	1,000 (1,300 to 1,780)	1,000 (1,100 to 1,800)	1,000 (1,100 to 1,800)	1,000 (1,100 to 1,800)	1,000 (1,100 to 1,800)	1,000 (1,100 to 1,800)	1,000 (1,100 to 1,800)	1,000 (1,100 to 1,800)	1,000 (1,100 to 1,800)	1,000 (1,100 to 1,800)	1,000 (1,100 to 1,800)	1,000 (1,100 to 1,800)	1,000 (1,100 to 1,800)	1,000 (1,100 to 1,800)	1,000 (1,100 to 1,800)	1,000 (1,100 to 1,800)	0 (0 to 0)	20,500
Latent tuberculosis infection	0 (0 to 0)	0 (0 to 0)	0 (0 to 0)	0 (0 to 0)	0 (0 to 0)	0 (0 to 0)	0 (0 to 0)	0 (0 to 0)	0 (0 to 0)	0 (0 to 0)	0 (0 to 0)	0 (0 to 0)	0 (0 to 0)	0 (0 to 0)	0 (0 to 0)	0 (0 to 0)	0 (0 to 0)	0 (0 to 0)	0 (0 to 0)	0 (0 to 0)	0 (0 to 0)	0 (0 to 0)	0 (0 to 0)	0 (0 to 0)	0 (0 to 0)
Drug-susceptible Tuberculosis	0 (0 to 0)	0 (0 to 0)	997 (491 to 1,870)	760 (413 to 1,220)	665 (290 to 699)	619 (258 to 660)	783 (419 to 1,080)	1,000 (1,300 to 1,780)	1,000 (1,100 to 1,800)	1,000 (1,100 to 1,800)	1,000 (1,100 to 1,800)	1,000 (1,100 to 1,800)	1,000 (1,100 to 1,800)	1,000 (1,100 to 1,800)	1,000 (1,100 to 1,800)	1,000 (1,100 to 1,800)	1,000 (1,100 to 1,800)	1,000 (1,100 to 1,800)	1,000 (1,100 to 1,800)	1,000 (1,100 to 1,800)	1,000 (1,100 to 1,800)	1,000 (1,100 to 1,800)	1,000 (1,100 to 1,800)	0 (0 to 0)	20,100
Multidrug-resistant tuberculosis without extensive drug-resistance	0 (0 to 0)	0 (0 to 0)	9.6 (0.2 to 66.0)	7.6 (0.2 to 66.0)	6.1 (0.1 to 22.0)	3.9 (0.1 to 28.0)	7.4 (0.2 to 37.0)	27.5 (0.6 to 130)	29.4 (0.6 to 150)	29.8 (0.6 to 150)	29.2 (0.7 to 150)	28.5 (0.6 to 140)	28.6 (0.7 to 150)	27.7 (0.7 to 140)	26.7 (0.7 to 140)	25.4 (0.6 to 130)	20.3 (0.7 to 110)	13.4 (0.4 to 70.0)	8.2 (0.2 to 44.0)	3.3 (0.1 to 18.0)	0.9 (0.0 to 4.6)	0.2 (0.0 to 0.9)	370
Extensively drug-resistant tuberculosis	0 (0 to 0)	0 (0 to 0)	0.1 (0 to 0.4)	1.6 (0.1 to 6.0)	0.7 (0.0 to 2.0)	0.7 (0.0 to 2.0)	0.8 (0.0 to 2.0)	0.9 (0.0 to 2.0)	0.9 (0.0 to 2.0)	0.9 (0.0 to 2.0)	0.9 (0.0 to 2.0)	0.9 (0.0 to 2.0)	0.9 (0.0 to 2.0)	0.9 (0.0 to 2.0)	0.9 (0.0 to 2.0)	0.9 (0.0 to 2.0)	0.9 (0.0 to 2.0)	0.9 (0.0 to 2.0)	0.9 (0.0 to 2.0)	0.9 (0.0 to 2.0)	0.9 (0.0 to 2.0)	0.9 (0.0 to 2.0)	0.9 (0.0 to 2.0)	69.4
Lower respiratory infections	1,200 (619 to 2,000)	1,700 (663 to 3,600)	1,600 (1,000 to 1,900)	2,000 (1,200 to 3,000)	397 (255 to 566)	373 (124 to 559)	311 (120 to 548)	284 (160 to 486)	231 (129 to 388)	200 (110 to 368)	178 (100 to 338)	163 (100 to 308)	137 (80.0 to 258)	122 (70.0 to 230)	107 (60.0 to 200)	91.0 (50.0 to 170)	77.0 (40.0 to 140)	63.0 (30.0 to 110)	49.0 (20.0 to 80.0)	36.0 (10.0 to 60.0)	24.0 (4.0 to 40.0)	13.0 (1.0 to 20.0)	4.0 (0.0 to 10.0)	17.1 (0.0 to 49.0)	20,400
Upper respiratory infections	0.6 (0 to 2.0)	0.6 (0 to 2.0)	679.1 (396 to 1,100)	280 (162 to 450)	276 (172 to 450)	286 (172 to 450)	280 (172 to 450)	227 (172 to 450)	191 (172 to 450)	186 (172 to 450)	186 (172 to 450)	194 (172 to 450)	192 (172 to 450)	194 (172 to 450)	193 (172 to 450)	191 (172 to 450)	191 (172 to 450)	191 (172 to 450)	191 (172 to 450)	191 (172 to 450)	191 (172 to 450)	191 (172 to 450)	191 (172 to 450)	191 (172 to 450)	2,600
Otitis media	0 (0 to 0.2)	0 (0 to 0.2)	0.1 (0 to 0.2)	0.1 (0 to 0.4)	0.1 (0 to 0.3)	0.1 (0 to 0.3)	0.1 (0 to 0.3)	0.1 (0 to 0.3)	0.1 (0 to 0.3)	0.1 (0 to 0.3)	0.1 (0 to 0.3)	0.1 (0 to 0.3)	0.1 (0 to 0.3)	0.1 (0 to 0.3)	0.1 (0 to 0.3)	0.1 (0 to 0.3)	0.1 (0 to 0.3)	0.1 (0 to 0.3)	0.1 (0 to 0.3)	0.1 (0 to 0.3)	0.1 (0 to 0.3)	0.1 (0 to 0.3)	0.1 (0 to 0.3)	0 (0 to 0)	1.1
Enteric infections	1,700 (110 to 496)	1,700 (644 to 2,900)	1,700 (430 to 3,200)	1,700 (1,120 to 2,200)	1,700 (1,120 to 2,200)	1,700 (749 to 2,200)	1,700 (749 to 2,200)	1,700 (620 to 1,800)	1,700 (620 to 1,800)	1,700 (620 to 1,800)	1,700 (620 to 1,800)	1,700 (620 to 1,800)	1,700 (620 to 1,800)	1,700 (620 to 1,800)	1,700 (620 to 1,800)	1,700 (620 to 1,800)	1,700 (620 to 1,800)	1,700 (620 to 1,800)	1,700 (620 to 1,800)	1,700 (620 to 1,800)	1,700 (620 to 1,800)	1,700 (620 to 1,800)	1,700 (620 to 1,800)	0 (0 to 0)	32,800
Diarrheal diseases	1,200 (130 to 496)	1,200 (641 to 2,900)	1,200 (1,000 to 2,200)	1,200 (1,000 to 2,200)	1,200 (1,000 to 2,200)	1,200 (749 to 2,200)	1,200 (749 to 2,200)	1,200 (749 to 2,200)	1,200 (749 to 2,200)	1,200 (749 to 2,200)	1,200 (749 to 2,200)	1,200 (749 to 2,200)	1,200 (749 to 2,200)	1,200 (749 to 2,200)	1,200 (749 to 2,200)	1,200 (749 to 2,200)	1,200 (749 to 2,200)	1,200 (749 to 2,200)	1,200 (749 to 2,200)	1,200 (749 to 2,200)	1,200 (749 to 2,200)	1,200 (749 to 2,200)	1,200 (749 to 2,200)	0 (0 to 0)	28,700
Typhoid and paratyphoid	0 (0 to 0)	0 (0 to 0)	3.7 (1.1 to 9.9)	568 (197 to 1,370)	1,200 (429 to 2,800)	1,200 (870 to 2,600)	1,200 (960 to 2,600)	1,200 (1,000 to 2,600)	1,200 (1,000 to 2,600)	1,200 (1,000 to 2,600)	1,200 (1,000 to 2,600)	1,200 (1,000 to 2,600)	1,200 (1,000 to 2,600)	1,200 (1,000 to 2,600)	1,200 (1,000 to 2,600)	1,200 (1,000 to 2,600)	1,200 (1,000 to 2,600)	1,200 (1,000 to 2,600)	1,200 (1,000 to 2,600)	1,200 (1,000 to 2,600)	1,200 (1,000 to 2,600)	1,200 (1,000 to 2,600)	1,200 (1,000 to 2,600)	0 (0 to 0)	20,700
Typhoid fever	0 (0 to 0)	0 (0 to 0)	3.7 (1.1 to 9.9)	568 (197 to 1,370)	1,200 (429 to 2,800)	1,200 (870 to 2,600)	1,200 (960 to 2,600)	1,200 (1,000 to 2,600)	1,200 (1,000 to 2,600)	1,200 (1,000 to 2,600)	1,200 (1,000 to 2,600)	1,200 (1,000 to 2,600)	1,200 (1,000 to 2,600)	1,200 (1,000 to 2,600)	1,200 (1,000 to 2,600)	1,200 (1,000 to 2,600)	1,200 (1,000 to 2,600)	1,200 (1,000 to 2,600)	1,200 (1,000 to 2,600)	1,200 (1,000 to 2,600)	1,200 (1,000 to 2,600)	1,200 (1,000 to 2,600)	1,200 (1,000 to 2,600)	0 (0 to 0)	20,700
Paratyphoid fever	0 (0 to 0)	0 (0 to 0)	0.2 (0 to 0.6)	20.1 (7.1 to 60.1)	84.7 (29.1 to 190)	79.6 (22.2 to 190)	84.6 (19.7 to 190)	77.9 (17.2 to 190)	69.2 (15.2 to 170)	64.6 (14.1 to 160)	61.3 (13.3 to 150)	58.2 (12.7 to 140)	54.7 (11.7 to 130)	51.1 (10.9 to 120)	47.4 (10.1 to 110)	43.6 (9.4 to 100)	39.7 (8.6 to 90.0)	35.7 (7.8 to 80.0)	31.6 (6.9 to 70.0)	27.4 (6.0 to 60.0)	23.1 (5.1 to 50.0)	18.8 (4.2 to 40.0)	14.4 (3.2 to 30.0)	2.9 (0.0 to 10.0)	289
Inasevi-like hypobaric Salmonella (NTS)	0 (0 to 0)	3.1 (1.6 to 9.3)	3.1 (1.6 to 9.3)	108 (39.7 to 280)	89.7 (39.7 to 190)	77.4 (39.7 to 190)	74.4 (39.7 to 190)	69.2 (39.7 to 190)	64.3 (39.7 to 190)	59.7 (39.7 to 190)	55.6 (39.7 to 190)	52.0 (39.7 to 190)	48.8 (39.7 to 190)	46.0 (39.7 to 190)	43.6 (39.7 to 190)	41.5 (39.7 to 190)	39.8 (39.7 to 190)	38.4 (39.7 to 190)	37.4 (39.7 to 190)	36.7 (39.7 to 190)	36.3 (39.7 to 190)	36.1 (39.7 to 190)	36.1 (39.7 to 190)	0 (0 to 0)	553
Other intestinal infectious diseases	0 (0 to 0)	0.7 (0.2 to 1.8)	0.7 (0.2 to 1.8)	8.2 (3.6 to 22.0)	2.6 (0.6 to 8.0)	1.7 (0.4 to 5.0)	1.7 (0.4 to 5.0)	1.7 (0.4 to 5.0)	1.7 (0.4 to 5.0)	1.7 (0.4 to 5.0)	1.7 (0.4 to 5.0)	1.7 (0.4 to 5.0)	1.7 (0.4 to 5.0)	1.7 (0.4 to 5.0)	1.7 (0.4 to 5.0)	1.7 (0.4 to 5.0)	1.7 (0.4 to 5.0)	1.7 (0.4 to 5.0)	1.7 (0.4 to 5.0)	1.7 (0.4 to 5.0)	1.7 (0.4 to 5.0)	1.7 (0.4 to 5.0)	1.7 (0.4 to 5.0)	0 (0 to 0)	217
Neglected tropical diseases and malaria	1.6 (0.4 to 4.0)	4.6 (1.1 to 11.0)	4.6 (1.1 to 11.0)	4,200 (1,200 to 10,000)	4,770 (1,200 to 10,000)	1,300 (1,200 to 1,400)	4,200 (3,200 to 5,000)	4,200 (3,200 to 5,000)	4,200 (3,200 to 5,000)	4,200 (3,200 to 5,000)	4,200 (3,200 to 5,000)	4,200 (3,200 to 5,000)	4,200 (3,200 to 5,000)	4,200 (3,200 to 5,000)	4,200 (3,200 to 5,000)	4,200 (3,200 to 5,000)	4,200 (3,200 to 5,000)	4,200 (3,200 to 5,000)	4,200 (3,200 to 5,000)	4,200 (3,200 to 5,000)	4,200 (3,200 to 5,000)	4,200 (3,200 to 5,000)	4,200 (3,200 to 5,000)	0 (0 to 0)	75,900
Malaria	0 (0 to 0)	0.1 (0 to 0.4)	0.6 (0 to 12.7)	2.1 (0 to 10.2)	0.6 (0 to 1.7)	0.5 (0 to 1.5)	0.5 (0 to 1.5)	0.5 (0 to 1.5)	0.5 (0 to 1.5)	0.5 (0 to 1.5)	0.5 (0 to 1.5)	0.5 (0 to 1.5)	0.5 (0 to 1.5)	0.5 (0 to 1.5)	0.5 (0 to 1.5)	0.5 (0 to 1.5)	0.5 (0 to 1.5)	0.5 (0 to 1.5)	0.5 (0 to 1.5)	0.5 (0 to 1.5)	0.5 (0 to 1.5)	0.5 (0 to 1.5)	0.5 (0 to 1.5)	0 (0 to 0)	175
Chagas disease	0 (0 to 0)	0 (0 to 0)	0 (0 to 0)	0 (0 to 0)	0 (0 to 0)	0 (0 to 0)	0 (0 to 0)	0 (0 to 0)	0 (0 to 0)	0 (0 to 0)	0 (0 to 0)	0 (0 to 0)	0 (0 to 0)	0 (0 to 0)	0 (0 to 0)	0 (0 to 0)	0 (0 to 0)	0 (0 to 0)	0 (0 to 0)	0 (0 to 0)	0 (0 to 0)	0 (0 to 0)	0 (0 to 0)	0 (0 to 0)	0
Leishmaniasis	0 (0 to 0)	0 (0 to 0)	0 (0 to 0)	0 (0 to 0)	0 (0 to 0)	0 (0 to 0)	0 (0 to 0)	0 (0 to 0)	0 (0 to 0)	0 (0 to 0)	0 (0 to 0)	0 (0 to 0)	0 (0 to 0)	0 (0 to 0)	0 (0 to 0)	0 (0 to 0)	0 (0 to 0)	0 (0 to 0)	0 (0 to 0)	0 (0 to 0)	0 (0 to 0)	0 (0 to 0)	0 (0 to 0)	0 (0 to 0)	0
Visceral leishmaniasis	0 (0 to 0)	0 (0 to 0)	0 (0 to 0)	0 (0 to 0)	0 (0 to 0)	0 (0 to 0)	0 (0 to 0)	0 (0 to 0)	0 (0 to 0)	0 (0 to 0)	0 (0 to 0)	0 (0 to 0)	0 (0 to 0)	0 (0 to 0)	0 (0 to 0)	0 (0 to 0)	0 (0 to 0)	0 (0 to 0)	0 (0 to 0)	0 (0 to 0)	0 (0 to 0)	0 (0 to 0)	0 (0 to 0)	0 (0 to 0)	0
Cutaneous and mucocutaneous leishmaniasis	0 (0 to 0)	0 (0 to 0)	0 (0 to 0)	0 (0 to 0)	0 (0 to 0)	0 (0 to 0)	0 (0 to 0)	0 (0 to 0)	0 (0 to 0)	0 (0 to 0)	0 (0 to 0)	0 (0 to 0)	0 (0 to 0)	0 (0 to 0)	0 (0 to 0)	0 (0 to 0)	0 (0 to 0)	0 (0 to 0)	0 (0 to 0)	0 (0 to 0)	0 (0 to 0)	0 (0 to 0)	0 (0 to 0)	0 (0 to 0)	0
African trypanosomiasis	0 (0 to 0)	0 (0 to 0)	0 (0 to 0)	0 (0 to 0)	0 (0 to 0)	0 (0 to 0)	0 (0 to 0)	0 (0 to 0)	0 (0 to 0)	0 (0 to 0)	0 (0 to 0)	0 (0 to 0)	0 (0 to 0)	0 (0 to 0)	0 (0 to 0)	0 (0 to 0)	0 (0 to 0)	0 (0 to 0)	0 (0 to 0)	0 (0 to 0)	0 (0 to 0)	0 (0 to 0)	0 (0 to 0)	0 (0 to 0)	0
Schistosomiasis	0 (0 to 0)	0 (0 to 0)	0 (0 to 0)	0 (0 to 0)	0 (0 to 0)	0 (0 to 0)	0 (0 to 0)	0 (0 to 0)	0 (0 to 0)	0 (0 to 0)	0 (0 to 0)	0 (0 to 0)	0 (0 to 0)	0 (0 to 0)	0 (0 to 0)	0 (0 to 0)	0 (0 to 0)	0 (0 to 0)	0 (0 to 0)	0 (0 to 0)	0 (0 to 0)	0 (0 to 0)	0 (0 to 0)	0 (0 to 0)	0
Cysticercosis	0 (0 to 0)	0 (0 to 0)	0 (0 to 0)	0.1 (0 to 0.1)	0.1 (0 to 0.1)	0.2 (0 to 0.6)	0.2 (0 to 0.6)	0.2 (0 to 0.6)	0.2 (0 to 0.6)	0.2 (0 to 0.6)	0.2 (0 to 0.6)	0.2 (0 to 0.6)	0.2 (0 to 0.6)	0.2 (0 to 0.6)	0.2 (0 to 0.6)	0.2 (0 to 0.6)	0.2 (0 to 0.6)	0.2 (0 to 0.6)	0.2 (0 to 0.6)	0.2 (0 to 0.6)	0.2 (0 to 0.6)	0.2 (0 to 0.6)	0.2 (0 to 0.6)	0 (0 to 0)	6.9
Cystic echinococcosis	0 (0 to 0)	0 (0 to 0)	0 (0 to 0)	2.1 (0 to 6.0)	2.2 (0 to 6.0)	1.9 (0 to 6.0)	1.9 (0 to 6.0)	1.7 (0 to 6.0)	1.6 (0 to 6.0)	1.6 (0 to 6.0)	1.6 (0 to 6.0)	1.6 (0 to 6.0)	1.6 (0 to 6.0)	1.6 (0 to 6.0)	1.6 (0 to 6.0)	1.6 (0 to 6.0)	1.6 (0 to 6.0)	1.6 (0 to 6.0)	1.6 (0 to 6.0)	1.6 (0 to 6.0)	1.6 (0 to 6.0)	1.6 (0 to 6.0)	1.6 (0 to 6.0)	0 (0 to 0)	29.6
Lymphatic filariasis	0 (0 to 0)	0 (0 to 0)	0 (0 to 0)	0 (0 to 0)	0 (0 to 0)	223 (69.1 to 324)	223 (92.6 to 396)	223 (110 to 499)	223 (121 to 483)	223 (148 to 501)	223 (160 to 527)	223 (172 to 560)	223 (173 to 541)	223 (158 to 487)	223 (136 to 402)	223 (118 to 350)	223 (97.6 to 292)	223 (86.1 to 286)	223 (81.4 to 277)	223 (77.1 to 264)	223 (76.5 to 261)	223 (75.7 to 258)	223 (74.8 to 255)	223 (72.7 to 248)	3,280
Onchocerciasis	0 (0 to 0)	0 (0 to 0)	0 (0 to 0)	0 (0 to 0)	0 (0 to 0)	0 (0 to 0)	0 (0 to 0)	0 (0 to 0)	0 (0 to 0)	0 (0 to 0)	0 (0 to 0)	0 (0 to 0)	0 (0 to 0)	0 (0 to 0)	0 (0 to 0)	0 (0 to 0)	0 (0 to 0)	0 (0 to 0)	0 (0 to 0)	0 (0 to 0)	0 (0 to 0)	0 (0 to 0)	0 (0 to 0)	0 (0 to 0)	0
Trachoma	0 (0 to 0)	0 (0 to 0)	0 (0 to 0)	0 (0 to 0)	0 (0 to 0)	221 (69.1 to 324)	221 (92.6 to 396)	221 (110 to 499)	221 (121 to 483)	221 (148 to 501)	221 (160 to 527)	221 (172 to 560)	221 (173 to 541)	221 (158 to 487)	221 (136 to 402)	221 (118 to 350)	221 (97.6 to 292)	221 (86.1 to 286)	221 (81.4 to 277)	221 (77.1 to 264)	221 (76.5 to 261)	221 (75.7 to 258)	221 (74.8 to 255)	221 (72.7 to 248)	3,260
Dengue	0 (0 to 0)	433 (59.7 to 1,990)	2,270 (330 to 11,000)	4,660 (660 to 11,000)	1,200 (191 to 2,990)	1,200 (597 to 710)	1,200 (75.7 to 997)	1,200 (99.6 to 1,840)	1,200 (99.6 to 1,840)	1,200 (99.6 to 1,840)	1,200 (99.6 to 1,840)	1,200 (99.6 to 1,840)	1,200 (99.6 to 1,840)	1,200 (99.6 to 1,840)	1,200 (99.6 to 1,840)	1,200 (99.6 to 1,840)	1,200 (99.6 to 1,





SR Table 2a. East Nusa Tenggara DALYS by cause and sex group for males with 95% uncertainty intervals, 2019

Cause	Age-Standardized	Late Neonatal	Post Neonatal	1 to 4	5 to 9	10 to 14	15 to 19	20 to 24	25 to 29	30 to 34	35 to 39	40 to 44	45 to 49	50 to 54	55 to 59	60 to 64	65 to 69	70 to 74	75 to 79	80 to 84	85 to 89	90 to 94	95 plus	Total
All causes	76,600 (66,600 to 87,800)	7,000 (5,700 to 7,900)	45,900 (33,300 to 61,200)	53,600 (39,700 to 69,200)	27,000 (20,700 to 35,700)	21,000 (16,000 to 27,000)	23,000 (18,000 to 29,000)	24,000 (18,000 to 30,000)	23,000 (18,000 to 29,000)	23,000 (18,000 to 29,000)	23,000 (18,000 to 29,000)	23,000 (18,000 to 29,000)	22,000 (17,000 to 28,000)	20,000 (16,000 to 25,000)	18,000 (14,000 to 23,000)	16,000 (12,000 to 20,000)	14,000 (11,000 to 18,000)	12,000 (9,000 to 16,000)	10,000 (7,000 to 14,000)	7,000 (4,000 to 10,000)	3,000 (2,000 to 5,000)	600 (300 to 1,000)	876,000
Communicable, maternal, neonatal, and nutritional diseases	66,900 (56,100 to 80,300)	6,900 (5,600 to 7,800)	33,100 (22,400 to 48,200)	23,300 (16,200 to 29,800)	5,200 (3,700 to 6,900)	2,500 (1,800 to 3,200)	2,500 (1,800 to 3,200)	2,500 (1,800 to 3,200)	2,500 (1,800 to 3,200)	2,500 (1,800 to 3,200)	2,500 (1,800 to 3,200)	2,500 (1,800 to 3,200)	2,500 (1,800 to 3,200)	2,500 (1,800 to 3,200)	2,500 (1,800 to 3,200)	2,500 (1,800 to 3,200)	2,500 (1,800 to 3,200)	2,500 (1,800 to 3,200)	2,500 (1,800 to 3,200)	2,500 (1,800 to 3,200)	2,500 (1,800 to 3,200)	2,500 (1,800 to 3,200)	292,000
HIV/AIDS and sexually transmitted infections	2,600 (861 to 6,600)	1,100 (342 to 2,900)	1,100 (423 to 2,470)	1,100 (314 to 3,180)	280 (96 to 716)	69 (23 to 182)	260 (93 to 650)	623 (466 to 789)	623 (477 to 802)	623 (377 to 880)	592 (246 to 1,010)	454 (246 to 678)	300 (146 to 478)	196 (77 to 350)	196 (117 to 292)	196 (77 to 350)	98.9 (39 to 186.9)	39.2 (19 to 82)	21.4 (7.4 to 37.9)	4.2 (1.2 to 8.7)	0.6 (0.2 to 1.1)	0.1 (0.1 to 0.2)	9,330
HIV/AIDS	0 (0 to 0)	0.1 (0 to 0.1)	144 (62 to 288)	637 (268 to 1,280)	979 (412 to 1,970)	929 (391 to 1,870)	223 (94 to 449)	573 (242 to 1,150)	576 (244 to 1,160)	576 (243 to 1,160)	576 (243 to 1,160)	577 (244 to 1,160)	577 (244 to 1,160)	577 (244 to 1,160)	577 (244 to 1,160)	577 (244 to 1,160)	577 (244 to 1,160)	577 (244 to 1,160)	577 (244 to 1,160)	577 (244 to 1,160)	577 (244 to 1,160)	577 (244 to 1,160)	577 (244 to 1,160)	3,810
HIV/AIDS - Drug-susceptible Tuberculosis	0 (0 to 0)	0 (0 to 0)	69.6 (29.8 to 139)	292 (123 to 586)	424 (179 to 852)	236 (99.7 to 475)	136 (57.5 to 273)	271 (114 to 544)	272 (115 to 545)	272 (115 to 545)	272 (115 to 545)	272 (115 to 545)	272 (115 to 545)	272 (115 to 545)	272 (115 to 545)	272 (115 to 545)	272 (115 to 545)	272 (115 to 545)	272 (115 to 545)	272 (115 to 545)	272 (115 to 545)	272 (115 to 545)	272 (115 to 545)	2,360
HIV/AIDS - Multidrug-resistant Tuberculosis without extensive d	0 (0 to 0)	0 (0 to 0)	0.3 (0 to 0.6)	3.3 (0.1 to 20)	5.6 (0.2 to 34)	3.2 (0.1 to 19.2)	1.8 (0.1 to 10.9)	3.7 (0.1 to 22.1)	3.7 (0.1 to 22.2)	3.7 (0.1 to 22.2)	3.7 (0.1 to 22.2)	3.7 (0.1 to 22.2)	3.7 (0.1 to 22.2)	3.7 (0.1 to 22.2)	3.7 (0.1 to 22.2)	3.7 (0.1 to 22.2)	3.7 (0.1 to 22.2)	3.7 (0.1 to 22.2)	3.7 (0.1 to 22.2)	3.7 (0.1 to 22.2)	3.7 (0.1 to 22.2)	3.7 (0.1 to 22.2)	19.5
HIV/AIDS - Extensively drug-resistant Tuberculosis	0 (0 to 0)	0 (0 to 0)	0.1 (0 to 0.3)	0.5 (0 to 2.9)	0.8 (0 to 4.4)	0.5 (0 to 2.5)	0.3 (0 to 1.7)	0.6 (0 to 2.9)	0.6 (0 to 2.9)	0.6 (0 to 2.9)	0.6 (0 to 2.9)	0.6 (0 to 2.9)	0.6 (0 to 2.9)	0.6 (0 to 2.9)	0.6 (0 to 2.9)	0.6 (0 to 2.9)	0.6 (0 to 2.9)	0.6 (0 to 2.9)	0.6 (0 to 2.9)	0.6 (0 to 2.9)	0.6 (0 to 2.9)	0.6 (0 to 2.9)	0.6 (0 to 2.9)	2.9
HIV/AIDS resulting in other diseases	0 (0 to 0)	0 (0 to 0.1)	22 (9 to 47)	148 (59 to 316)	212 (84 to 456)	172 (72 to 357)	108 (44 to 224)	199 (84 to 404)	199 (84 to 404)	199 (84 to 404)	199 (84 to 404)	199 (84 to 404)	199 (84 to 404)	199 (84 to 404)	199 (84 to 404)	199 (84 to 404)	199 (84 to 404)	199 (84 to 404)	199 (84 to 404)	199 (84 to 404)	199 (84 to 404)	199 (84 to 404)	199 (84 to 404)	1,450
Sexually transmitted infections excluding HIV	2,600 (861 to 6,600)	1,100 (342 to 2,900)	1,100 (423 to 2,470)	1,100 (314 to 3,180)	280 (96 to 716)	69 (23 to 182)	260 (93 to 650)	623 (466 to 789)	623 (477 to 802)	623 (377 to 880)	592 (246 to 1,010)	454 (246 to 678)	300 (146 to 478)	196 (77 to 350)	196 (117 to 292)	196 (77 to 350)	98.9 (39 to 186.9)	39.2 (19 to 82)	21.4 (7.4 to 37.9)	4.2 (1.2 to 8.7)	0.6 (0.2 to 1.1)	0.1 (0.1 to 0.2)	9,330
Syphilis	0 (0 to 0)	0 (0 to 0)	0 (0 to 0)	0 (0 to 0)	0 (0 to 0)	0 (0 to 0)	0 (0 to 0)	0 (0 to 0)	0 (0 to 0)	0 (0 to 0)	0 (0 to 0)	0 (0 to 0)	0 (0 to 0)	0 (0 to 0)	0 (0 to 0)	0 (0 to 0)	0 (0 to 0)	0 (0 to 0)	0 (0 to 0)	0 (0 to 0)	0 (0 to 0)	0 (0 to 0)	0 (0 to 0)	0
Chlamydial infection	0 (0 to 0)	0 (0 to 0)	0 (0 to 0)	0 (0 to 0)	0 (0 to 0)	0 (0 to 0)	0 (0 to 0)	0 (0 to 0)	0 (0 to 0)	0 (0 to 0)	0 (0 to 0)	0 (0 to 0)	0 (0 to 0)	0 (0 to 0)	0 (0 to 0)	0 (0 to 0)	0 (0 to 0)	0 (0 to 0)	0 (0 to 0)	0 (0 to 0)	0 (0 to 0)	0 (0 to 0)	0 (0 to 0)	0
Gonococcal infection	0 (0 to 0)	0 (0 to 0)	0 (0 to 0)	0 (0 to 0)	0 (0 to 0)	0 (0 to 0)	0 (0 to 0)	0 (0 to 0)	0 (0 to 0)	0 (0 to 0)	0 (0 to 0)	0 (0 to 0)	0 (0 to 0)	0 (0 to 0)	0 (0 to 0)	0 (0 to 0)	0 (0 to 0)	0 (0 to 0)	0 (0 to 0)	0 (0 to 0)	0 (0 to 0)	0 (0 to 0)	0 (0 to 0)	0
Trichomoniasis	0 (0 to 0)	0 (0 to 0)	0 (0 to 0)	0 (0 to 0)	0 (0 to 0)	0 (0 to 0)	0 (0 to 0)	0 (0 to 0)	0 (0 to 0)	0 (0 to 0)	0 (0 to 0)	0 (0 to 0)	0 (0 to 0)	0 (0 to 0)	0 (0 to 0)	0 (0 to 0)	0 (0 to 0)	0 (0 to 0)	0 (0 to 0)	0 (0 to 0)	0 (0 to 0)	0 (0 to 0)	0 (0 to 0)	0
Genital herpes	0 (0 to 0)	0 (0 to 0)	0 (0 to 0)	0 (0 to 0)	0 (0 to 0)	0 (0 to 0)	0 (0 to 0)	0 (0 to 0)	0 (0 to 0)	0 (0 to 0)	0 (0 to 0)	0 (0 to 0)	0 (0 to 0)	0 (0 to 0)	0 (0 to 0)	0 (0 to 0)	0 (0 to 0)	0 (0 to 0)	0 (0 to 0)	0 (0 to 0)	0 (0 to 0)	0 (0 to 0)	0 (0 to 0)	0
Other sexually transmitted infections	1,600 (692 to 3,310)	1,000 (340 to 2,200)	1,000 (6,600 to 17,700)	1,000 (5,180 to 7,290)	1,000 (1,200 to 2,400)	1,000 (1,000 to 1,900)	1,000 (1,200 to 2,100)	1,000 (2,400 to 5,900)	1,000 (2,400 to 5,900)	1,000 (2,400 to 5,900)	1,000 (2,400 to 5,900)	1,000 (2,400 to 5,900)	1,000 (2,700 to 6,600)	1,000 (2,700 to 6,600)	1,000 (2,700 to 6,600)	1,000 (2,700 to 6,600)	1,000 (2,700 to 6,600)	1,000 (2,700 to 6,600)	1,000 (1,800 to 3,900)	1,000 (1,800 to 3,900)	1,000 (1,800 to 3,900)	1,000 (1,800 to 3,900)	67,000 (29,100 to 72,200)
Respiratory infections and tuberculosis	1,200 (1,000 to 1,400)	1,200 (1,000 to 1,400)	1,200 (1,000 to 1,400)

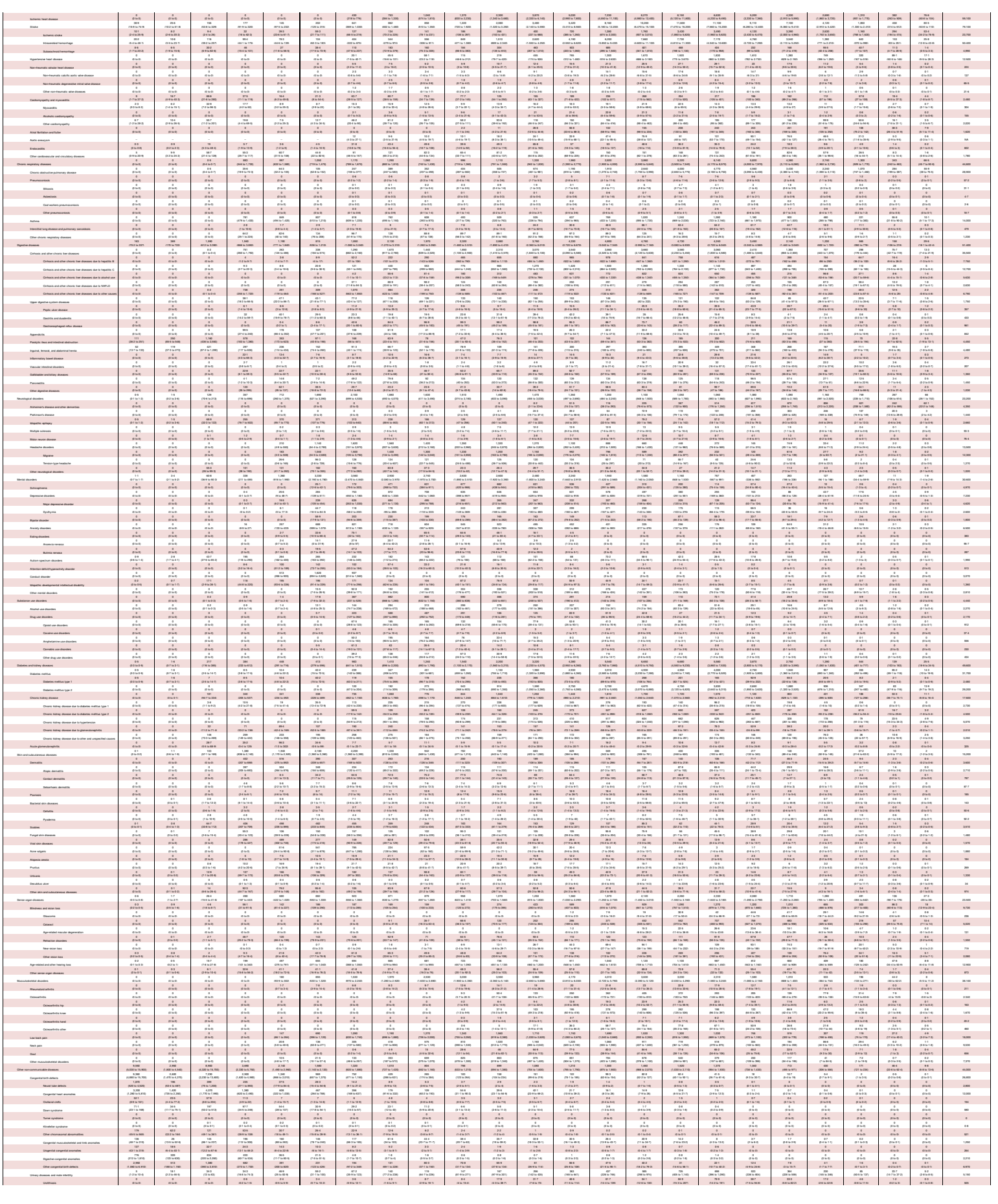



SB Table 2a. West Kalimantan DALYS by cause and age-group for males with 95% uncertainty intervals, 2019

Cause	Birth (Neonatal)	Late Neonatal	Post Neonatal	1 to 4	5 to 9	10 to 14	15 to 19	20 to 24	25 to 29	30 to 34	35 to 39	40 to 44	45 to 49	50 to 54	55 to 59	60 to 64	65 to 69	70 to 74	75 to 79	80 to 84	85 to 89	90 to 94	95 plus	Total
All causes	21,900 (20,700 to 23,200)	8,090 (6,200 to 11,200)	21,500 (19,000 to 24,300)	23,000 (19,700 to 27,700)	17,000 (14,100 to 21,000)	16,600 (13,900 to 20,000)	20,200 (17,000 to 24,600)	23,900 (20,300 to 28,500)	27,400 (23,400 to 32,600)	34,400 (29,300 to 40,700)	41,400 (35,300 to 49,000)	49,600 (42,300 to 58,600)	59,600 (50,800 to 70,200)	68,000 (58,100 to 80,200)	81,200 (69,200 to 96,000)	90,600 (77,200 to 106,900)	93,600 (79,600 to 110,800)	82,200 (69,200 to 97,600)	74,600 (62,200 to 89,200)	79,700 (65,600 to 97,000)	28,600 (21,600 to 37,900)	14,600 (11,900 to 17,700)	6,230 (5,110 to 7,730)	727 (1,670 to 1,990)	722,000 (677 to 778)
Communicable, maternal, neonatal, and nutritional diseases	20,900 (20,300 to 22,800)	6,760 (5,960 to 8,990)	19,500 (18,700 to 22,100)	19,400 (18,600 to 21,900)	8,340 (7,870 to 10,900)	6,340 (5,980 to 8,180)	6,960 (6,540 to 9,220)	10,200 (9,410 to 12,700)	9,960 (9,180 to 13,000)	8,970 (8,120 to 14,600)	8,960 (8,120 to 15,000)	8,980 (8,160 to 16,300)	8,730 (8,150 to 15,400)	8,270 (8,320 to 13,300)	7,290 (6,990 to 11,700)	7,340 (6,770 to 11,900)	6,390 (5,490 to 9,280)	5,290 (3,990 to 7,580)	3,800 (2,670 to 5,410)	2,490 (1,660 to 3,390)	1,230 (780 to 1,830)	450 (262 to 666)	99 (54 to 139)	192,000
HIV/AIDS and sexually transmitted infections	2,390 (720 to 5,480)	638 (276 to 2,070)	966 (426 to 1,960)	1,290 (784 to 2,260)	161 (127 to 195)	73.3 (47.3 to 99.6)	186 (146 to 228)	939 (616 to 1,410)	799 (585 to 1,060)	699 (520 to 961)	597 (427 to 842)	396 (281 to 562)	256 (182 to 362)	139 (98 to 193)	69.3 (47 to 97)	58.2 (39.1 to 82.4)	77.1 (54.4 to 99.2)	59.1 (39.6 to 78.9)	39 (21.1 to 61)	21.1 (7.2 to 33.2)	7.2 (0.5 to 15)	0.3 (0.02 to 0.9)	0.1 (0.01 to 0.1)	9,910
HIV/AIDS	0 (0 to 0)	0.1 (0 to 0.1)	366 (154 to 892)	1,370 (861 to 2,200)	154 (116 to 194)	44.2 (28.2 to 61.1)	197 (146 to 249)	896 (599 to 1,360)	773 (559 to 1,030)	640 (480 to 901)	501 (354 to 718)	359 (256 to 512)	236 (168 to 334)	133 (94 to 184)	39.4 (26.4 to 55.1)	11.6 (7.6 to 16.6)	13.2 (8.2 to 21.6)	7.5 (3.2 to 13.8)	2.3 (0.6 to 5.2)	1.6 (0.6 to 2.8)	0.6 (0.2 to 1.4)	0.1 (0.02 to 0.3)	0 (0 to 0)	5,140
HIV/AIDS - Drug-susceptible Tuberculosis	0 (0 to 0)	0 (0 to 0)	89 (39 to 222)	1,020 (620 to 1,610)	116 (86 to 151)	34.9 (22.1 to 48.3)	154 (114 to 194)	722 (484 to 1,090)	623 (450 to 829)	516 (386 to 695)	403 (285 to 577)	289 (206 to 412)	190 (135 to 269)	107 (75 to 148)	31.7 (21.2 to 44.4)	9.3 (6.1 to 13.3)	10.6 (6.6 to 17.4)	6 (2.6 to 11.1)	1.8 (0.5 to 4.2)	1.3 (0.5 to 2.3)	0.5 (0.2 to 1.1)	0.1 (0.02 to 0.2)	0 (0 to 0)	2,770
HIV/AIDS - Multidrug-resistant Tuberculosis without extensive	0 (0 to 0)	0 (0 to 0)	1.9 (0.7 to 5)	12 (6.1 to 22.7)	2.7 (0.9 to 5.3)	0.8 (0 to 1.7)	2.2 (0.5 to 5.1)	9.2 (2.1 to 21)	7.5 (1.7 to 17.2)	6.1 (1.4 to 14.2)	4.8 (1.1 to 11.2)	3.5 (0.8 to 8.1)	2.3 (0.5 to 5.4)	1.3 (0.3 to 3)	0.4 (0.1 to 0.9)	0.1 (0 to 0.3)	0.1 (0 to 0.3)	0.1 (0 to 0.2)	0 (0 to 0.1)	0 (0 to 0)	0 (0 to 0)	0 (0 to 0)	0 (0 to 0)	29.7
HIV/AIDS - Extensively drug-resistant Tuberculosis	0 (0 to 0)	0 (0 to 0)	0.1 (0 to 0.4)	0.6 (0 to 2.3)	0.1 (0 to 0.4)	0 (0 to 0.2)	0.1 (0 to 0.4)	0.5 (0 to 1.7)	0.5 (0 to 2.2)	0.4 (0 to 1.8)	0.3 (0 to 1.2)	0.2 (0 to 0.9)	0.1 (0 to 0.6)	0.1 (0 to 0.3)	0 (0 to 0.1)	0 (0 to 0)	0 (0 to 0)	0 (0 to 0)	0 (0 to 0)	0 (0 to 0)	0 (0 to 0)	0 (0 to 0)	0 (0 to 0)	0.3
HIV/AIDS resulting in other diseases	0 (0 to 0)	0 (0 to 0.1)	183 (78 to 399)	372 (221 to 570)	39 (30 to 50.6)	22.6 (14 to 31.1)	36.6 (28 to 47.7)	168 (126 to 220)	139 (104 to 179)	118 (89 to 153)	92 (68 to 123)	68 (50 to 92)	44 (32 to 60)	24 (17 to 34)	7.1 (5 to 10.1)	2.1 (1.4 to 3)	2.4 (1.6 to 3.6)	1.4 (0.6 to 2.6)	0.4 (0.1 to 0.9)	0.3 (0.1 to 0.6)	0.1 (0 to 0.3)	0 (0 to 0)	0 (0 to 0)	2,040
Sexually transmitted infections excluding HIV	2,390 (720 to 5,480)	638 (276 to 2,070)	600 (261 to 1,560)	20.6 (9.5 to 43.1)	6.8 (3.5 to 11.3)	29.1 (17.8 to 42.3)	29.5 (18.6 to 42.6)	43 (27.2 to 62.2)	26.2 (16.6 to 38.6)	20.8 (12.9 to 31.1)	15.4 (9.4 to 23.5)	10 (6.1 to 15.7)	6.9 (4.2 to 11.1)	5.1 (3.1 to 8.4)	2.8 (1.6 to 4.8)	1.9 (1 to 3.5)	1.4 (0.7 to 2.8)	0.9 (0.4 to 2.1)	0.4 (0.1 to 1.1)	0.2 (0.1 to 0.5)	0.1 (0 to 0.3)	0 (0 to 0)	0 (0 to 0)	6,270
Syphilis	0 (0 to 0)	0 (0 to 0)	0 (0 to 0)	0 (0 to 0)	0 (0 to 0)	0 (0 to 0)	0 (0 to 0)	0 (0 to 0)	0 (0 to 0)	0 (0 to 0)	0 (0 to 0)	0 (0 to 0)	0 (0 to 0)	0 (0 to 0)	0 (0 to 0)	0 (0 to 0)	0 (0 to 0)	0 (0 to 0)	0 (0 to 0)	0 (0 to 0)	0 (0 to 0)	0 (0 to 0)	0 (0 to 0)	0 (0 to 0)	0
Chlamydial infection	0 (0 to 0)	0 (0 to 0)	0 (0 to 0)	0 (0 to 0)	0 (0 to 0)	0 (0 to 0)	0 (0 to 0)	0 (0 to 0)	0 (0 to 0)	0 (0 to 0)	0 (0 to 0)	0 (0 to 0)	0 (0 to 0)	0 (0 to 0)	0 (0 to 0)	0 (0 to 0)	0 (0 to 0)	0 (0 to 0)	0 (0 to 0)	0 (0 to 0)	0 (0 to 0)	0 (0 to 0)	0 (0 to 0)	0 (0 to 0)	71.9
Gonococcal infection	0 (0 to 0)	0 (0 to 0)	0 (0 to 0)	0 (0 to 0)	1.9 (0.6 to 3.6)	9.6 (2.2 to 21.4)	15 (3.5 to 33.3)	13.2 (3.1 to 29.5)	6.6 (1.5 to 14.7)	2.6 (0.6 to 5.8)	1.2 (0.3 to 2.6)	0.5 (0.1 to 1.1)	0.2 (0 to 0.5)	0.1 (0 to 0.2)	0.1 (0 to 0.2)	0 (0 to 0.1)	0 (0 to 0.1)	0 (0 to 0.1)	0 (0 to 0)	0 (0 to 0)	0 (0 to 0)	0 (0 to 0)	0 (0 to 0)	59.7
Trichomoniasis	0 (0 to 0)	0 (0 to 0)	0 (0 to 0)	0 (0 to 0)	0 (0 to 0)	0 (0 to 0)	0 (0 to 0)	0 (0 to 0)	0 (0 to 0)	0 (0 to 0)	0 (0 to 0)	0 (0 to 0)	0 (0 to 0)	0 (0 to 0)	0 (0 to 0)	0 (0 to 0)	0 (0 to 0)	0 (0 to 0)	0 (0 to 0)	0 (0 to 0)	0 (0 to 0)	0 (0 to 0)	0 (0 to 0)	0 (0 to 0)	7.7
Genital herpes	0 (0 to 0)	0 (0 to 0)	0 (0 to 0)	0 (0 to 0)	0 (0 to 1.1)	0 (0 to 0.2)	0 (0 to 0.6)	0 (0 to 1.9)	0 (0 to 1.7)	0 (0 to 1.3)	0 (0 to 0.9)	0 (0 to 0.6)	0 (0 to 0.4)	0 (0 to 0.2)	0 (0 to 0.1)	0 (0 to 0.1)	0 (0 to 0.1)	0 (0 to 0)	0 (0 to 0)	0 (0 to 0)	0 (0 to 0)	0 (0 to 0)	0 (0 to 0)	0 (0 to 0)	79.8
Other sexually transmitted infections	0 (0 to 0)	0 (0 to 0)	0 (0 to 0)	0 (0 to 0)	0.2 (0 to 0.5)	0.6 (0 to 1.9)	1.6 (0.5 to 3.2)	6.8 (2.3 to 13.4)	5.6 (1.9 to 11.2)	4.6 (1.5 to 9.3)	3.6 (1.2 to 7.5)	2.7 (0.9 to 5.6)	1.8 (0.6 to 3.8)	1.1 (0.4 to 2.3)	0.5 (0.1 to 1.1)	0.2 (0 to 0.5)	0.1 (0 to 0.4)	0.1 (0 to 0.3)	0 (0 to 0.1)	0 (0 to 0.1)	0 (0 to 0.1)	0 (0 to 0.2)	0 (0 to 0.1)	99.8
Respiratory infections and tuberculosis	699 (337 to 1,200)	479 (229 to 1,030)	1,200 (610 to 2,100)	1,200 (760 to 1,760)	402 (366 to 1,760)	479 (461 to 976)	1,070 (974 to 1,890)	1,270 (1,070 to 2,710)	2,260 (1,290 to 4,070)	2,260 (1,360 to 4,050)	2,260 (1,500 to 4,060)	2,260 (1,500 to 4,060)	2,260 (1,500 to 4,060)	2,260 (1,870 to 4,060)	2,260 (1,840 to 4,060)	2,260 (2,190 to 4,060)	2,260 (2,090 to 4,060)	2,260 (1,870 to 3,980)	2,260 (1,540 to 3,980)	2,260 (1,540 to 3,980)	699 (699 to 1,330)	699 (277 to 928)	699 (78.9 to 169)	41,200
Tuberculosis	0 (0 to 0)	97 (18.5 to 691)	209 (18.5 to 1,160)	190 (17.4 to 1,030)	190 (18.5 to 1,030)	190 (18.5 to 1,030)	190 (18.5 to 1,030)	1,700 (429 to 3,140)	1,700 (948 to 3,420)	1,700 (1,020 to 3,510)	1,700 (1,160 to 3,960)	1,700 (1,160 to 3,720)	1,700 (1,160 to 3,720)	2,240 (1,270 to 3,960)	2,240 (1,390 to 4,060)	2,240 (1,320 to 3,910)	2,240 (1,410 to 3,920)	2,240 (1,320 to 3,740)	2,240 (1,420 to 3,740)	2,240 (1,420 to 3,740)	699 (322 to 799)	771 (111 to 936)	699 (31.2 to 79.6)	26,100
Latent tuberculosis infection	0 (0 to 0)	0 (0 to 0)	0 (0 to 0)	0 (0 to 0)	0 (0 to 0)	0 (0 to 0)	0 (0 to 0)	0 (0 to 0)	0 (0 to 0)	0 (0 to 0)	0 (0 to 0)	0 (0 to 0)	0 (0 to 0)	0 (0 to 0)	0 (0 to 0)	0 (0 to 0)	0 (0 to 0)	0 (0 to 0)	0 (0 to 0)	0 (0 to 0)	0 (0 to 0)	0 (0 to 0)	0 (0 to 0)	0 (0 to 0)	0
Drug-susceptible Tuberculosis	0 (0 to 0)	96 (18 to 687)	209 (18 to 1,150)	190 (17 to 1,020)	190 (18 to 1,020)	190 (18 to 1,020)	190 (18 to 1,020)	1,700 (429 to 3,110)	1,700 (948 to 3,390)	1,700 (1,020 to 3,480)	1,700 (1,160 to 3,920)	1,700 (1,160 to 3,690)	1,700 (1,160 to 3,690)	2,240 (1,270 to 3,920)	2,240 (1,390 to 4,020)	2,240 (1,320 to 3,880)	2,240 (1,410 to 3,880)	2,240 (1,320 to 3,700)	2,240 (1,420 to 3,700)	2,240 (1,420 to 3,700)	699 (322 to 799)	771 (111 to 936)	699 (31.2 to 79.6)	25,900
Multidrug-resistant tuberculosis without extensive drug-resistar	0 (0 to 0)	0.9 (0.1 to 3.6)	0.1 (0 to 0.4)	1.6 (0.2 to 6.2)	1.2 (0.1 to 4.6)	0.3 (0 to 1.2)	0.3 (0 to 1.2)	1.5 (0.2 to 5.7)	1.2 (0.2 to 4.5)	0.9 (0.1 to 3.5)	0.7 (0.1 to 2.7)	0.5 (0.1 to 2)	0.3 (0 to 1.2)	0.2 (0 to 0.8)	0.1 (0 to 0.4)	0 (0 to 0.2)	0 (0 to 0.2)	0 (0 to 0.1)	0 (0 to 0.1)	0 (0 to 0.1)	0 (0 to 0.1)	0 (0 to 0.1)	0 (0 to 0.1)	227
Extensively drug-resistant tuberculosis	0 (0 to 0)	0 (0 to 0)	0.1 (0 to 0.4)	0.4 (0 to 1.7)	0.3 (0 to 1.1)	0.1 (0 to 0.4)	0.1 (0 to 0.4)	0.5 (0 to 1.6)	0.4 (0 to 1.3)	0.3 (0 to 1.1)	0.2 (0 to 0.8)	0.1 (0 to 0.6)	0.1 (0 to 0.4)	0.1 (0 to 0.3)	0 (0 to 0.1)	0 (0 to 0.1)	0 (0 to 0.1)	0 (0 to 0.1)	0 (0 to 0.1)	0 (0 to 0.1)	0 (0 to 0.1)	0 (0 to 0.1)	0 (0 to 0.1)	43.4
Lower respiratory infections	694 (338 to 1,200)	478 (229 to 1,030)	2,250 (1,210 to 3,200)	971 (574 to 1,560)	110 (94 to 321)	119 (94 to 381)	771 (761 to 1,020)	230 (210 to 1,020)	190 (190 to 1,020)	190 (190 to 1,020)	190 (190 to 1,020)	190 (190 to 1,020)	230 (210 to 1,020)	470 (210 to 1,020)	690 (210 to 1,020)	690 (210 to 1,020)	690 (210 to 1,020)	690 (210 to 1,020)	690 (210 to 1,020)	690 (210 to 1,020)	690 (279 to 979)	207 (207 to 783)	207 (29.6 to 79.2)	11,900
Upper respiratory infections	0 (0 to 0)	0 (0 to 0)	0 (0 to 0)	0 (0 to 0)	0 (0 to 0)	0 (0 to 0)	0 (0 to 0)	0 (0 to 0)	0 (0 to 0)	0 (0 to 0)	0 (0 to 0)	0 (0 to 0)	0 (0 to 0)	0 (0 to 0)	0 (0 to 0)	0 (0 to 0)	0 (0 to 0)	0 (0 to 0)	0 (0 to 0)	0 (0 to 0)	0 (0 to 0)	0 (0 to 0)	0 (0 to 0)	0 (0 to 0)	2,320
Otitis media	4.2 (0.1 to 9.4)	1.2 (0.1 to 3.2)	41 (4.6 to 141)	77 (26.7 to 167)	28 (26.6 to 279)	28 (26.6 to 221)	28 (26.6 to 221)	28 (26.6 to 175)	28 (27.8 to 117)	28 (27.8 to 68.4)	28 (27.8 to 68.4)	28 (27.8 to 68.4)	28 (27.8 to 68.4)	28 (27.8 to 68.4)	28 (19.2 to 68.4)	28 (14.7 to 67.9)	28 (11.3 to 42.6)	28 (11.3 to 42.6)	28 (14.3 to 42.6)	28 (9.9 to 28.5)	28 (7.1 to 28.5)	28 (1.3 to 4.6)	28 (0.9 to 2.5)	924
Enteric infections	137 (51.2 to 290)	119 (72.9 to 179)	117 (72.9 to 179)	117 (72.9 to 179)	117 (72.9 to 179)	117 (72.9 to 179)	117 (72.9 to 179)	117 (72.9 to 179)	117 (72.9 to 179)	117 (72.9 to 179)	117 (72.9 to 179)	117 (72.9 to 179)	117 (72.9 to 179)	117 (72.9 to 179)	117 (72.9 to 179)	117 (72.9 to 179)	117 (72.9 to 179)	117 (72.9 to 179)	117 (72.9 to 179)	117 (72.9 to 179)	117 (72.9 to 179)	117 (72.9 to 179)	117 (72.9 to 179)	29.7
Diarrheal diseases	549 (512 to 1,200)	549 (512 to 1,200)	2,200 (1,300 to 3,600)	660 (604 to 3,770)	370 (365 to 1,780)	390 (364 to 1,780)	720 (764 to 1,780)	720 (722 to 1,720)	720 (722 to 1,720)	720 (722 to 1,720)	720 (722 to 1,720)	720 (722 to 1,720)	720 (722 to 1,720)	720 (722 to 1,720)	720 (722 to 1,720)	720 (722 to 1,720)	720 (722 to 1,720)	720 (722 to 1,720)	720 (722 to 1,720)	720 (722 to 1,720)	720 (722 to 1,720)	720 (722 to 1,720)	720 (722 to 1,720)	17,900
Typhoid and paratyphoid	0 (0 to 0)	0 (0 to 0)	0 (0 to 0)	0 (0 to 0)	0 (0 to 0)	0 (0 to 0)	0 (0 to 0)	0 (0 to 0)	0 (0 to 0)	0 (0 to 0)	0 (0 to 0)	0 (0 to 0)	0 (0 to 0)	0 (0 to 0)	0 (0 to 0)	0 (0 to 0)	0 (0 to 0)	0 (0 to 0)	0 (0 to 0)	0 (0 to 0)	0 (0 to 0)	0 (0 to 0)	0 (0 to 0)	0 (0 to 0)	3,060
Typhoid fever	0 (0 to 0)	0 (0 to 0)	0 (0 to 0)	0 (0 to 0)	0 (0 to 0)	0 (0 to 0)	0 (0 to 0)	0 (0 to 0)	0 (0 to 0)	0 (0 to 0)	0 (0 to 0)	0 (0 to 0)	0 (0 to 0)	0 (0 to 0)	0 (0 to 0)	0 (0 to 0)	0 (0 to 0)	0 (0 to 0)	0 (0 to 0)	0 (0 to 0)	0 (0 to 0)	0 (0 to 0)	0 (0 to 0)	0 (0 to 0)	3,060
Paratyphoid fever	0 (0 to 0)	0 (0 to 0)	0 (0 to 0)	0 (0 to 0)	0 (0 to 0)	0 (0 to 0)	0 (0 to 0)	0 (0 to 0)	0 (0 to 0)	0 (0 to 0)	0 (0 to 0)	0 (0 to 0)	0 (0 to 0)	0 (0 to 0)	0 (0 to 0)	0 (0 to 0)	0 (0 to 0)	0 (0 to 0)	0 (0 to 0)	0 (0 to 0)	0 (0 to 0)	0 (0 to 0)	0 (0 to 0)	0 (0 to 0)	175
Invasive Non-typhoidal Salmonella (iNTS)	0 (0 to 0)	0.1 (0 to 0.1)	17.2 (4.5 to 78.7)	36 (27.7 to 51.6)	41.9 (29.3 to 53.5)	39.2 (29.3 to 53.5)	19.7 (14.1 to 53.5)	7.3 (4.1 to 53.5)	3.6 (1.9 to 53.5)	2.6 (1.3 to 53.5)	2.2 (1.1 to 53.5)	1.8 (0.9 to 53.5)	1.3 (0.7 to 53.5)	0.9 (0.5 to 53.5)	0.6 (0.3 to 53.5)	0.2 (0.1 to 53.5)	0.1 (0 to 53.5)	0.1 (0 to 53.5)	0 (0 to 53.5)	0 (0 to 53.5)	0 (0 to 53.5)	0 (0 to 53.5)	0 (0 to 53.5)	197
Other intestinal infectious diseases	0 (0 to 0)	0 (0 to 0)	2.6 (0.4 to 7.9)	12 (4.7 to 23.6)	0.8 (0.3 to 1.7)	0.7 (0.3 to 1.4)	0.7 (0.3 to 1.4)	0.7 (0.3 to 1.4)	0.6 (0.3 to 1.4)	0.5 (0.2 to 1.4)	0.4 (0.2 to 1.4)	0.3 (0.1 to 1.4)	0.2 (0.1 to 1.4)	0.2 (0 to 1.4)	0.1 (0 to 1.4)	0 (0 to 1.4)	0 (0 to 1.4)	0 (0 to 1.4)	0 (0 to 1.4)	0 (0 to 1.4)	0 (0 to 1.4)	0 (0 to 1.4)	0 (0 to 1.4)	11.6
Neglected tropical diseases and malaria	1,180 (1,010 to 1,400)	1,180 (1,010 to 1,400)	3,040 (2,750 to 3,350)	3,040 (2,750 to 3,350)	2,660 (2,410 to 2,940)	2,660 (2,410 to 2,940)	5,600 (5,080 to 6,180)	5,600 (5,080 to 6,180)	5,600 (5,080 to 6,180)	5,160 (4,680 to 5,690)	5,160 (4,680 to 5,690)	5,160 (4,680 to 5,690)	5,160 (4,680 to 5,690)	5,160 (4,680 to 5,690)	5,160 (4,680 to 5,690)	5,160 (4,680 to 5,690)	5,160 (4,680 to 5,690)	5,160 (4,680 to 5,690)	5,160 (4,680 to 5,690)	5,160 (4,680 to 5,690)	5,160 (4,680 to 5,690)	5,160 (4,680 to 5,690)	5,160 (4,680 to 5,690)	56,200
Malaria	0 (0 to 0)	43 (0 to 27.7)	67.9 (9.9 to 70.9)	67.9 (9.9 to 70.9)	46.7 (9.9 to 49)	46.9 (9.9 to 49)	47.6 (10 to 49.9)	48.9 (9.9 to 51.2)	49.9 (9.9 to 52.1)	50.2 (9.9 to 52.5)	50.3 (9.9 to 52.6)	50.3 (9.9 to 52.6)	50.3 (9.9 to 52.6)	50.3 (9.9 to 52.6)	50.3 (9.9 to 52.6)	50.3 (9.9 to 52.6)	50.3 (9.9 to 52.6)	50.3 (9.9 to 52.6)	50.3 (9.9 to 52.6)	50.3 (9.9 to 52.6)	50.3 (9.9 to 52.6)	50.3 (9.9 to 52.6)	50.3 (9.9 to 52.6)	984
Chagas disease	0 (0 to 0)	0 (0 to 0)	0 (0 to 0)	0 (0 to 0)	0 (0 to 0)	0 (0 to 0)	0 (0 to 0)	0 (0 to 0)	0 (0 to 0)	0 (0 to 0)	0 (0 to 0)	0 (0 to 0)	0 (0 to 0)	0 (0 to 0)	0 (0 to 0)	0 (0 to 0)	0 (0 to 0)	0 (0 to 0)	0 (0 to 0)	0 (0 to 0)	0 (0 to 0)	0 (0 to 0)	0 (0 to 0)	0 (0 to 0)	0
Leishmaniasis	0 (0 to 0)	0 (0 to 0)	0 (0 to 0)	0 (0 to 0)	0 (0 to 0)	0 (0 to 0)	0 (0 to 0)	0 (0 to 0)	0 (0 to 0)	0 (0 to 0)	0 (0 to 0)	0 (0 to 0)	0 (0 to 0)	0 (0 to 0)	0 (0 to 0)	0 (0 to 0)	0 (0 to 0)	0 (0 to 0)	0 (0 to 0)	0 (0 to 0)	0 (0 to 0)	0 (0 to 0)	0 (0 to 0)	0 (0 to 0)	0
Visceral leishmaniasis	0 (0 to 0)	0 (0 to 0)	0 (0 to 0)	0 (0 to 0)	0 (0 to 0)	0 (0 to 0)	0 (0 to 0)	0 (0 to 0)	0 (0 to 0)	0 (0 to 0)	0 (0 to 0)	0 (0 to 0)	0 (0 to 0)	0 (0 to 0)	0 (0 to 0)	0 (0 to 0)	0 (0 to 0)	0 (0 to 0)	0 (0 to 0)	0 (0 to 0)	0 (0 to 0)	0 (0 to 0)	0 (0 to 0)	0 (0 to 0)	0
Cutaneous and mucocutaneous leishmaniasis	0 (0 to 0)	0 (0 to 0)	0 (0 to 0)	0 (0 to 0)	0 (0 to 0)	0 (0 to 0)	0 (0 to 0)	0 (0 to 0)	0 (0 to 0)	0 (0 to 0)	0 (0 to 0)	0 (0 to 0)	0 (0 to 0)	0 (0 to 0)	0 (0 to 0)	0 (0 to 0)	0 (0 to 0)	0 (0 to 0)	0 (0 to 0)	0 (0 to 0)	0 (0 to 0)	0 (0 to 0)	0 (0 to 0)	0 (0 to 0)	0
African trypanosomiasis	0 (0 to 0)	0 (0 to 0)	0 (0 to 0)	0 (0 to 0)	0 (0 to 0)	0 (0 to 0)	0 (0 to 0)	0 (0 to 0)	0 (0 to 0)	0 (0 to 0)	0 (0 to 0)	0 (0 to 0)	0 (0 to 0)	0 (0 to 0)	0 (0 to 0)	0 (0 to 0)	0 (0 to 0)	0 (0 to 0)	0 (0 to 0)	0 (0 to 0)	0 (0 to 0)	0 (0 to 0)	0 (0 to 0)	0 (0 to 0)	0
Schistosomiasis	0 (0 to 0)	0 (0 to 0)	0 (0 to 0)	0 (0 to 0)	0 (0 to 0)	0 (0 to 0)	0 (0 to 0)	0 (0 to 0)	0 (0 to 0)	0 (0 to 0)	0 (0 to 0)	0 (0 to 0)	0 (0 to 0)	0 (0 to 0)	0 (0 to 0)	0 (0 to 0)	0 (0 to 0)	0 (0 to 0)	0 (0 to 0)	0 (0 to 0)	0 (0 to 0)	0 (0 to 0)	0 (0 to 0)	0 (0 to 0)	0
Cysticercosis	0 (0 to 0)	0 (0 to 0)	0 (0 to 0)	0 (0 to 0)	0 (0 to 0)	0 (0 to 0)	0 (0 to 0)	0.2 (0 to 0.5)	0.3 (0.1 to 0.7)	0.3 (0.1 to 0.8)	0.3 (0.1 to 0.8)	0.3 (0.1 to 0.8)	0.3 (0.1 to 0.8)	0.3 (0.1 to 0.8)	0.3 (0.1 to 0.8)	0.3 (0.1 to 0.8)	0.3 (0.1 to 0.8)	0.3 (0.1 to 0.8)	0.3 (0.1 to 0.8)	0.3 (0.1 to 0.8)	0.3 (0.1 to 0.8)	0.3 (0.1 to 0.8)	0.3 (0.1 to 0.8)	9.9
Cystic echinococcosis	0 (0 to 0)	0 (0 to 0)	0 (0 to 0)	0 (0 to 0)	0 (0 to 0)	0 (0 to 0)	0 (0 to 0)	0 (0 to 0)	0 (0 to 0)	0 (0 to 0)	0 (0 to 0)	0 (0 to 0)	0 (0 to 0)	0 (0 to 0)	0 (0 to 0)	0 (0 to 0)	0 (0 to 0)	0 (0 to 0)	0 (0 to 0)	0 (0 to 0)	0 (0 to 0)	0 (0 to 0)	0 (0 to 0)	0 (0 to 0)	16.7
Lymphatic filariasis	0 (0 to 0)	0 (0 to 0)	0 (0 to 0)	0 (0 to 0)	0 (0 to 0)	0 (0 to 0)	0 (0 to 0)	0 (0 to 0)	0 (0 to 0)	0 (0 to 0)	0 (0 to 0)	0 (0 to 0)	0 (0 to 0)	0 (0 to 0)	0 (0 to 0)	0 (0 to 0)	0 (0 to 0)	0 (0 to 0)	0 (0 to 0)	0 (0 to 0)	0 (0 to 0)	0 (0 to 0)	0 (0 to 0)	0 (0 to 0)	2,920
Onchocerciasis	0 (0 to 0)	0 (0 to 0)	0 (0 to 0)	0 (0 to 0)	0 (0 to 0)	0 (0 to 0)	0 (0 to 0)	0 (0 to 0)	0 (0 to 0)	0 (0 to 0)	0 (0 to 0)	0 (0 to 0)	0 (0 to 0)	0 (0 to 0)	0 (0 to 0)	0 (0 to 0)	0 (0 to 0)	0 (0 to 0)	0 (0 to 0)	0 (0 to 0)	0 (0 to 0)	0 (0 to 0)	0 (0 to 0)	0 (0 to 0)	0
Trachoma	0 (0 to 0)	0 (0 to 0)	0 (0 to 0)	0 (0 to 0)	0 (0 to 0)	0 (0 to 0)	0 (0 to 0)	0 (0 to 0)	0 (0 to 0)	0 (0 to 0)	0 (0 to 0)	0 (0 to 0)	0 (0 to 0)	0 (0 to 0)	0 (0 to 0)	0 (0 to 0)	0 (0 to 0)	0 (0 to 0)	0 (0 to 0)	0 (0 to 0)	0 (0 to 0)	0 (0 to 0)	0 (0 to 0)	0 (0 to 0)	0
Dengue	4.11 (0.4 to 2,170)	3.200 (0.9 to 9,110)	3.200 (0.9 to 9,330)	3.130 (0.9 to 9,110)	3.130 (0.9 to 6,200)	3.130 (0.9 to 6,200)	3.130 (0.9 to 6,200)	3.130 (0.9 to 12,100)	3.130 (0.9 to 19,400)	3.210 (0.9 to 20,900)	3.300 (0.9 to 21,500)	3.300 (0.9 to 21,500)	3.300 (0.9 to 21,500)	3.290 (0.9 to 21,500)	3.290 (0.9 to 21,500)	3.290 (0.9 to 21,500)	3.290 (0.9 to 21,500)	3.290 (0.9 to 21,500)	3.290 (0.9 to 21,500)	3.290 (0.9 to 21,500)	3.290 (0.9 to 21,500)	3.290 (0.9 to 21,500)	3.290 (0.9 to 21,500)	272
Yellow fever	0 (0 to 0)	0 (0 to 0)	0 (0 to 0)	0 (0 to 0)	0 (0 to 0)	0 (0 to 0)	0 (0 to 0)	0 (0 to 0)	0 (0 to 0)	0 (0 to 0)	0 (0 to 0)	0 (0 to 0)	0 (0 to 0)	0 (0 to 0)	0 (0 to 0)	0 (0 to 0)	0 (0 to 0)	0 (0 to 0)	0 (0 to 0)	0 (0 to 0)	0 (0 to 0)	0 (0 to 0)	0 (0 to 0)	0 (0 to 0)	0
Rabies	2.9 (0 to 3.6)	2.9 (0 to 3.6)	2.9 (0 to 3.6)

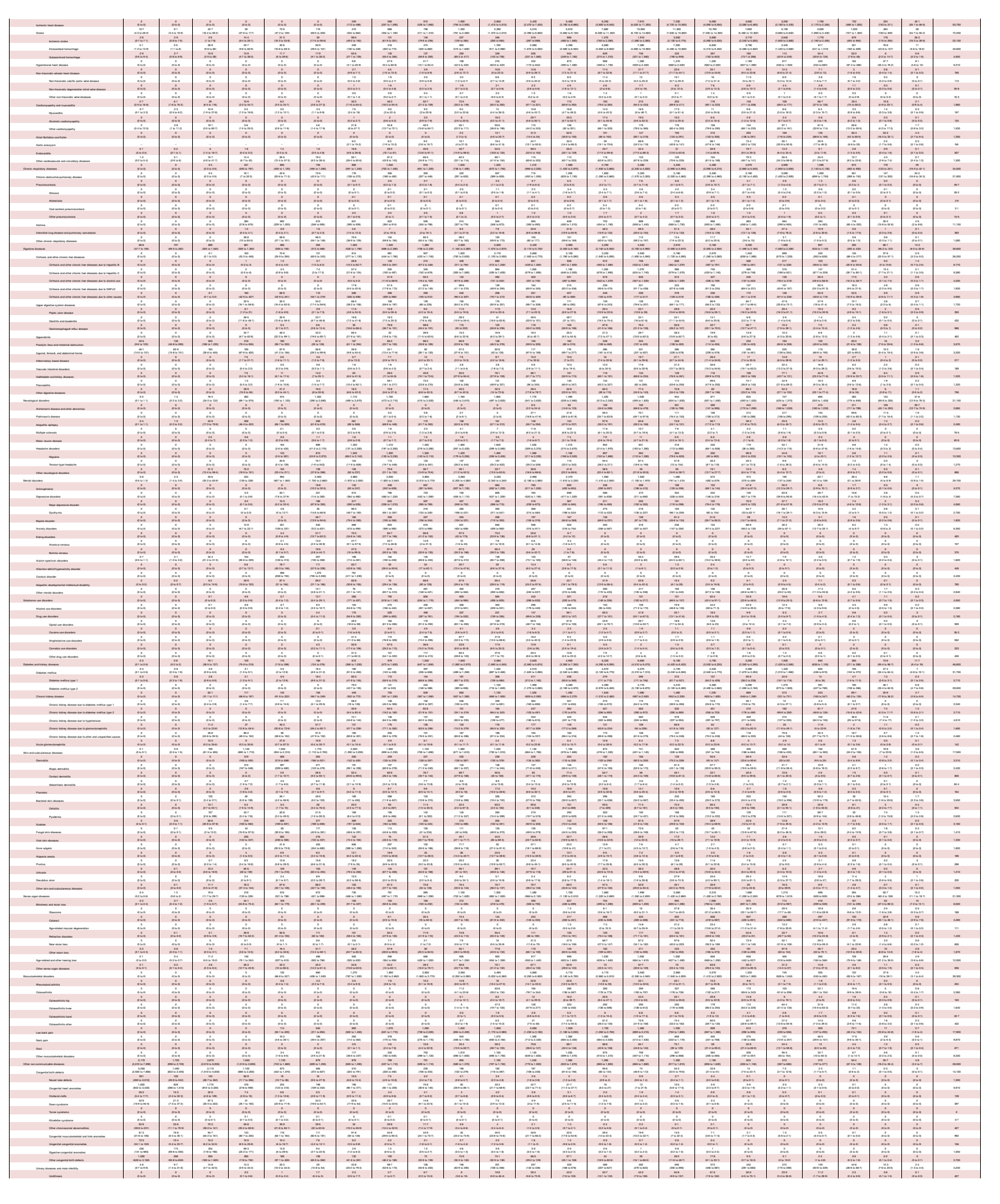



SR Table 2e. Central Kalimantan DALYS by cause and sex group for males with 95% uncertainty intervals, 2019

Cause	Early Neonatal	Late Neonatal	Post Neonatal	1 to 4	5 to 9	10 to 14	15 to 19	20 to 24	25 to 29	30 to 34	35 to 39	40 to 44	45 to 49	50 to 54	55 to 59	60 to 64	65 to 69	70 to 74	75 to 79	80 to 84	85 to 89	90 to 94	95 plus	Total
All causes	23,200 (17,600 to 29,700)	9,180 (6,990 to 12,100)	13,100 (9,900 to 17,700)	53,600 (39,200 to 74,400)	8,060 (7,870 to 11,100)	7,600 (7,200 to 16,300)	11,400 (10,600 to 22,300)	17,600 (13,600 to 33,200)	19,700 (14,700 to 36,300)	21,100 (15,600 to 37,400)	21,300 (15,900 to 37,700)	21,900 (16,300 to 40,300)	22,900 (16,900 to 40,300)	23,600 (17,300 to 39,500)	23,200 (16,900 to 39,200)	19,600 (13,900 to 33,900)	15,400 (9,330 to 27,200)	9,826 (4,850 to 19,700)	4,613 (2,190 to 9,309)	799 (353 to 1,655)	149 (126 to 175)	374,000
Communicable, maternal, neonatal, and nutritional diseases	23,000 (16,100 to 29,700)	3,750 (2,560 to 4,970)	6,660 (5,080 to 12,300)	6,900 (5,080 to 9,230)	3,150 (2,500 to 4,260)	2,290 (1,700 to 3,000)	2,430 (1,770 to 3,540)	3,420 (2,520 to 4,690)	3,660 (2,770 to 5,400)	4,250 (3,220 to 6,630)	4,690 (3,590 to 6,930)	4,870 (3,690 to 6,930)	4,690 (3,560 to 7,060)	3,990 (3,040 to 5,150)	3,190 (2,170 to 4,530)	2,760 (1,920 to 3,930)	2,260 (1,560 to 3,220)	1,490 (1,170 to 2,090)	1,090 (762 to 1,530)	727 (502 to 1,010)	368 (254 to 509)	130 (89 to 180)	89,700
HIV/AIDS and sexually transmitted infections	1,190 (319 to 3,070)	471 (126 to 1,280)	499 (120 to 979)	372 (119 to 1,070)	94.6 (64 to 160)	99 (63 to 166)	164 (87.7 to 295)	462 (253 to 765)	1,050 (567 to 2,000)	1,920 (1,010 to 3,200)	1,770 (926 to 3,300)	1,660 (867 to 3,060)	1,400 (766 to 2,600)	772 (414 to 1,290)	396 (194 to 1,160)	264 (96 to 756)	127 (37 to 486)	66.9 (19.7 to 257)	14.9 (3.6 to 53.2)	1.1 (0.4 to 3.4)	0.4 (0.2 to 0.9)	0 (0 to 0.1)	13,200
HIV/AIDS	0 (0 to 0)	0 (0 to 0)	58.2 (14 to 209)	299 (74 to 1,040)	48 (12 to 164)	54 (13 to 182)	152 (38 to 511)	401 (100 to 1,350)	1,020 (256 to 3,450)	1,840 (460 to 6,200)	1,740 (435 to 5,870)	1,650 (414 to 5,560)	1,360 (341 to 4,590)	763 (191 to 2,580)	391 (98 to 1,320)	261 (65 to 882)	135 (34 to 456)	64.4 (16 to 217)	14.0 (3.5 to 47.2)	0.9 (0.2 to 3.1)	0.3 (0.1 to 0.7)	0 (0 to 0)	9,970
HIV/AIDS - Drug-susceptible Tuberculosis	0 (0 to 0)	0 (0 to 0)	29.4 (7.3 to 103)	119 (29 to 419)	29.6 (7.4 to 104)	29.6 (7.4 to 104)	82.1 (20.5 to 287)	216 (54 to 755)	548 (137 to 1,920)	992 (248 to 3,470)	937 (234 to 3,280)	889 (222 to 3,110)	733 (183 to 2,560)	411 (103 to 1,440)	211 (53 to 737)	141 (35 to 492)	72.8 (18 to 254)	34.7 (8.7 to 121)	7.5 (1.9 to 26.2)	0.5 (0.1 to 1.7)	0.2 (0 to 0.6)	0 (0 to 0)	5,370
HIV/AIDS - Multidrug-resistant Tuberculosis without extensive	0 (0 to 0)	0 (0 to 0)	0.1 (0 to 0.4)	0.5 (0 to 1.9)	0.1 (0 to 0.5)	0.1 (0 to 0.4)	0.3 (0 to 1.2)	0.8 (0 to 3.1)	2.1 (0 to 8.2)	3.9 (1 to 15)	3.7 (1 to 14)	3.5 (1 to 13)	2.9 (0.7 to 11)	1.6 (0.4 to 6.1)	0.8 (0.2 to 3.1)	0.6 (0.1 to 2.2)	0.3 (0.1 to 1.1)	0.1 (0 to 0.5)	0 (0 to 0.2)	0 (0 to 0)	0 (0 to 0)	0 (0 to 0)	20
HIV/AIDS - Extensively drug-resistant Tuberculosis	0 (0 to 0)	0 (0 to 0)	0.1 (0 to 0.3)	0.5 (0 to 1.9)	0.1 (0 to 0.5)	0.1 (0 to 0.4)	0.3 (0 to 1.2)	0.8 (0 to 3.1)	2.1 (0 to 8.2)	3.9 (1 to 15)	3.7 (1 to 14)	3.5 (1 to 13)	2.9 (0.7 to 11)	1.6 (0.4 to 6.1)	0.8 (0.2 to 3.1)	0.6 (0.1 to 2.2)	0.3 (0.1 to 1.1)	0.1 (0 to 0.5)	0 (0 to 0.2)	0 (0 to 0)	0 (0 to 0)	0 (0 to 0)	20
HIV/AIDS resulting in other diseases	0 (0 to 0)	0 (0 to 0)	0.1 (0 to 1.29)	0.4 (0 to 6.53)	0.3 (0 to 6.49)	0.4 (0.1 to 7.96)	0.7 (0.1 to 9.3)	1.9 (0.3 to 23.2)	4.1 (0.6 to 50.1)	7.1 (1 to 86.1)	6.7 (0.9 to 81.3)	6.2 (0.8 to 75.1)	5.1 (0.7 to 62.2)	2.8 (0.4 to 34.1)	1.4 (0.2 to 17.1)	1.1 (0.1 to 13.4)	0.5 (0.1 to 6.2)	0.2 (0 to 2.3)	0.1 (0 to 0.8)	0 (0 to 0.1)	0 (0 to 0)	0 (0 to 0)	36
Sexually transmitted infections excluding HIV	1,190 (319 to 3,070)	471 (126 to 1,280)	442 (104 to 770)	73.1 (19.7 to 192)	46.7 (11 to 96)	44.7 (10 to 92)	71.2 (17 to 147)	60.7 (14 to 126)	29.7 (7 to 63)	17.1 (4 to 37)	16.7 (4 to 37)	10.7 (2 to 24)	6.6 (1 to 15)	2.8 (0.6 to 6.4)	1.4 (0.3 to 3.2)	0.9 (0.2 to 2.1)	0.4 (0.1 to 1)	0.2 (0 to 0.5)	0.1 (0 to 0.2)	0 (0 to 0)	0 (0 to 0)	0 (0 to 0)	2,020
Syphilis	0 (0 to 0)	0 (0 to 0)	0 (0 to 0)	0 (0 to 0)	0 (0 to 0)	0 (0 to 0)	0 (0 to 0)	0 (0 to 0)	0 (0 to 0)	0 (0 to 0)	0 (0 to 0)	0 (0 to 0)	0 (0 to 0)	0 (0 to 0)	0 (0 to 0)	0 (0 to 0)	0 (0 to 0)	0 (0 to 0)	0 (0 to 0)	0 (0 to 0)	0 (0 to 0)	0 (0 to 0)	0 (0 to 0)	0
Chlamydial infection	0 (0 to 0)	0 (0 to 0)	0 (0 to 0)	0 (0 to 0)	0 (0 to 0)	0 (0 to 0)	0.1 (0 to 0.1)	0.6 (0.1 to 1.4)	0.7 (0.2 to 1.7)	0.3 (0.1 to 0.8)	0.3 (0.1 to 0.8)	0.1 (0 to 0.3)	0.1 (0 to 0.3)	0.1 (0 to 0.2)	0 (0 to 0.1)	0 (0 to 0.1)	0 (0 to 0.1)	0 (0 to 0)	0 (0 to 0)	0 (0 to 0)	0 (0 to 0)	0 (0 to 0)	0 (0 to 0)	3.6
Gonococcal infection	0 (0 to 0)	0 (0 to 0)	0 (0 to 0)	0 (0 to 0)	0 (0 to 0)	0 (0 to 0)	0.1 (0 to 0.1)	0.5 (0.1 to 1.2)	0.7 (0.2 to 1.6)	0.3 (0.1 to 0.8)	0.3 (0.1 to 0.8)	0.1 (0 to 0.3)	0.1 (0 to 0.3)	0.1 (0 to 0.2)	0 (0 to 0.1)	0 (0 to 0.1)	0 (0 to 0.1)	0 (0 to 0)	0 (0 to 0)	0 (0 to 0)	0 (0 to 0)	0 (0 to 0)	0 (0 to 0)	3.6
Trichomoniasis	0 (0 to 0)	0 (0 to 0)	0 (0 to 0)	0 (0 to 0)	0 (0 to 0)	0 (0 to 0)	0 (0 to 0)	0 (0 to 0)	0 (0 to 0)	0 (0 to 0)	0 (0 to 0)	0 (0 to 0)	0 (0 to 0)	0 (0 to 0)	0 (0 to 0)	0 (0 to 0)	0 (0 to 0)	0 (0 to 0)	0 (0 to 0)	0 (0 to 0)	0 (0 to 0)	0 (0 to 0)	0 (0 to 0)	0
Genital herpes	0 (0 to 0)	0 (0 to 0)	0 (0 to 0)	0 (0 to 0)	0 (0 to 0)	0 (0 to 0)	0.1 (0 to 0.2)	0.3 (0 to 0.7)	0.3 (0 to 0.8)	0.2 (0 to 0.5)	0.2 (0 to 0.5)	0.1 (0 to 0.3)	0.1 (0 to 0.3)	0.1 (0 to 0.2)	0 (0 to 0.1)	0 (0 to 0.1)	0 (0 to 0.1)	0 (0 to 0)	0 (0 to 0)	0 (0 to 0)	0 (0 to 0)	0 (0 to 0)	0 (0 to 0)	4.2
Other sexually transmitted infections	0 (0 to 0)	0 (0 to 0)	0 (0 to 0)	0 (0 to 0)	0 (0 to 0)	0.4 (0 to 0.9)	0.8 (0.2 to 1.8)	0.7 (0.1 to 1.7)	0.3 (0 to 0.8)	0.2 (0 to 0.5)	0.2 (0 to 0.5)	0.1 (0 to 0.3)	0.1 (0 to 0.2)	0.1 (0 to 0.2)	0 (0 to 0.1)	0 (0 to 0.1)	0 (0 to 0.1)	0 (0 to 0)	0 (0 to 0)	0 (0 to 0)	0 (0 to 0)	0 (0 to 0)	0 (0 to 0)	61.9
Respiratory infections and tuberculosis	420 (203 to 810)	629 (245 to 999)	2,480 (1,280 to 4,190)	996 (578 to 1,610)	286 (267 to 460)	247 (233 to 509)	400 (344 to 961)	1,020 (860 to 2,290)	1,450 (1,220 to 3,060)	1,610 (1,360 to 3,790)	1,650 (1,390 to 3,770)	1,630 (1,370 to 3,700)	1,650 (1,390 to 3,700)	1,260 (1,060 to 2,820)	1,260 (1,060 to 2,720)	1,200 (1,000 to 2,550)	1,060 (885 to 2,180)	1,060 (884 to 1,770)	1,060 (879 to 1,630)	1,060 (872 to 1,590)	1,060 (872 to 1,590)	1,060 (872 to 1,590)	11,000
Tuberculosis	0 (0 to 0)	0 (0 to 0)	263 (133 to 487)	179 (90.7 to 303)	164 (86.3 to 294)	185 (98.4 to 329)	299 (172 to 491)	1,020 (704 to 2,070)	1,220 (913 to 2,480)	1,320 (982 to 2,640)	1,440 (1,060 to 2,760)	1,430 (1,060 to 2,760)	1,440 (1,060 to 2,760)	1,270 (940 to 2,360)	1,270 (940 to 2,360)	1,200 (885 to 2,180)	985 (729 to 1,770)	1,000 (739 to 1,660)	999 (737 to 1,660)	1,000 (732 to 1,660)	1,000 (732 to 1,660)	1,000 (732 to 1,660)	10,000
Latent tuberculosis infection	0 (0 to 0)	0 (0 to 0)	0 (0 to 0)	0 (0 to 0)	0 (0 to 0)	0 (0 to 0)	0 (0 to 0)	0 (0 to 0)	0 (0 to 0)	0 (0 to 0)	0 (0 to 0)	0 (0 to 0)	0 (0 to 0)	0 (0 to 0)	0 (0 to 0)	0 (0 to 0)	0 (0 to 0)	0 (0 to 0)	0 (0 to 0)	0 (0 to 0)	0 (0 to 0)	0 (0 to 0)	0 (0 to 0)	0
Drug-susceptible tuberculosis	0 (0 to 0)	0 (0 to 0)	263 (133 to 487)	179 (90.7 to 303)	164 (86.3 to 294)	185 (98.4 to 329)	299 (172 to 491)	1,020 (704 to 2,070)	1,220 (913 to 2,480)	1,320 (982 to 2,640)	1,440 (1,060 to 2,760)	1,430 (1,060 to 2,760)	1,440 (1,060 to 2,760)	1,270 (940 to 2,360)	1,270 (940 to 2,360)	1,200 (885 to 2,180)	985 (729 to 1,770)	1,000 (739 to 1,660)	999 (737 to 1,660)	1,000 (732 to 1,660)	1,000 (732 to 1,660)	1,000 (732 to 1,660)	10,000
Multidrug-resistant tuberculosis without extensive drug-resista	0 (0 to 0)	0 (0 to 0)	0 (0 to 0)	0 (0 to 0)	0 (0 to 0)	0 (0 to 0)	0 (0 to 0)	0 (0 to 0)	0 (0 to 0)	0 (0 to 0)	0 (0 to 0)	0 (0 to 0)	0 (0 to 0)	0 (0 to 0)	0 (0 to 0)	0 (0 to 0)	0 (0 to 0)	0 (0 to 0)	0 (0 to 0)	0 (0 to 0)	0 (0 to 0)	0 (0 to 0)	0 (0 to 0)	0
Extensively drug-resistant tuberculosis	0 (0 to 0)	0 (0 to 0)	0 (0 to 0)	0 (0 to 0)	0 (0 to 0)	0 (0 to 0)	0 (0 to 0)	0 (0 to 0)	0 (0 to 0)	0 (0 to 0)	0 (0 to 0)	0 (0 to 0)	0 (0 to 0)	0 (0 to 0)	0 (0 to 0)	0 (0 to 0)	0 (0 to 0)	0 (0 to 0)	0 (0 to 0)	0 (0 to 0)	0 (0 to 0)	0 (0 to 0)	0 (0 to 0)	0
Lower respiratory infections	483 (220 to 868)	627 (248 to 998)	2,170 (1,050 to 3,650)	697 (369 to 1,130)	89.7 (57.7 to 177)	22.9 (14.6 to 45.1)	32.6 (20.8 to 64.1)	29.6 (18.9 to 58.2)	30.8 (19.7 to 60.5)	39.3 (25.1 to 77.2)	47.2 (30.1 to 92.7)	52 (33.2 to 102)	61.7 (39.4 to 121)	64.6 (41.2 to 127)	70.3 (44.8 to 138)	69.9 (44.6 to 137)	60.3 (38.5 to 118)	72.1 (46.1 to 142)	74.9 (47.8 to 147)	47 (29.7 to 92.5)	29 (18.1 to 56.9)	9.8 (6.2 to 19.2)	4,660
Upper respiratory infections	0 (0 to 0)	2.2 (0.5 to 6.1)	29.2 (12.1 to 57.9)	109 (39.1 to 270)	132 (67.2 to 255)	225 (114 to 435)	368 (186 to 712)	491 (248 to 950)	611 (309 to 1,180)	781 (395 to 1,510)	935 (473 to 1,810)	1,030 (521 to 1,990)	1,220 (619 to 2,360)	1,280 (648 to 2,470)	1,390 (704 to 2,690)	1,380 (699 to 2,670)	1,190 (603 to 2,310)	1,420 (719 to 2,750)	1,480 (750 to 2,860)	927 (469 to 1,800)	573 (290 to 1,110)	194 (98.3 to 376)	1,170
Otitis media	0 (0 to 0)	0.2 (0 to 0.6)	2.4 (0.9 to 6)	28.5 (9.8 to 78.3)	54.7 (42.6 to 132)	98.3 (69.9 to 193)	162 (99.9 to 352)	206 (126 to 396)	256 (156 to 511)	328 (199 to 654)	393 (239 to 783)	434 (264 to 865)	513 (312 to 1,020)	538 (327 to 1,070)	584 (355 to 1,160)	583 (354 to 1,160)	501 (304 to 997)	602 (366 to 1,200)	623 (379 to 1,240)	390 (237 to 778)	241 (146 to 480)	81.6 (49.6 to 163)	443
Enteric infections	186 (61.6 to 386)	359 (209 to 1,050)	2,330 (1,160 to 5,330)	2,330 (1,320 to 3,790)	694 (660 to 1,060)	556 (527 to 1,060)	277 (164 to 739)	233 (161 to 599)	199 (117 to 597)	207 (122 to 592)	227 (133 to 667)	257 (151 to 734)	287 (169 to 820)	297 (175 to 848)	307 (181 to 877)	307 (181 to 877)	307 (181 to 877)	307 (181 to 877)	307 (181 to 877)	307 (181 to 877)	307 (181 to 877)	307 (181 to 877)	307 (181 to 877)	13,600
Diarrheal diseases	186 (61.6 to 386)	359 (209 to 1,050)	2,330 (1,160 to 5,330)	2,330 (1,320 to 3,790)	694 (620 to 1,060)	556 (527 to 1,060)	277 (164 to 739)	233 (161 to 599)	199 (117 to 597)	207 (122 to 592)	227 (133 to 667)	257 (151 to 734)	287 (169 to 820)	297 (175 to 848)	307 (181 to 877)	307 (181 to 877)	307 (181 to 877)	307 (181 to 877)	307 (181 to 877)	307 (181 to 877)	307 (181 to 877)	307 (181 to 877)	307 (181 to 877)	11,000
Typhoid and paratyphoid	0 (0 to 0)	0 (0 to 0)	1.4 (0.4 to 3.6)	68.5 (18.9 to 189)	68 (33.9 to 136)	68 (33.9 to 136)	68 (33.9 to 136)	68 (33.9 to 136)	68 (33.9 to 136)	68 (33.9 to 136)	68 (33.9 to 136)	68 (33.9 to 136)	68 (33.9 to 136)	68 (33.9 to 136)	68 (33.9 to 136)	68 (33.9 to 136)	68 (33.9 to 136)	68 (33.9 to 136)	68 (33.9 to 136)	68 (33.9 to 136)	68 (33.9 to 136)	68 (33.9 to 136)	68 (33.9 to 136)	2,430
Typhoid fever	0 (0 to 0)	0 (0 to 0)	1.4 (0.4 to 3.6)	68.5 (18.9 to 189)	68 (33.9 to 136)	68 (33.9 to 136)	68 (33.9 to 136)	68 (33.9 to 136)	68 (33.9 to 136)	68 (33.9 to 136)	68 (33.9 to 136)	68 (33.9 to 136)	68 (33.9 to 136)	68 (33.9 to 136)	68 (33.9 to 136)	68 (33.9 to 136)	68 (33.9 to 136)	68 (33.9 to 136)	68 (33.9 to 136)	68 (33.9 to 136)	68 (33.9 to 136)	68 (33.9 to 136)	68 (33.9 to 136)	2,330
Paratyphoid fever	0 (0 to 0)	0 (0 to 0)	0.1 (0 to 0.2)	11.7 (3.2 to 32.1)	28.2 (14.1 to 56.7)	32.4 (16.2 to 64.8)	211 (104 to 422)	11.6 (5.8 to 23.2)	9.3 (4.7 to 18.6)	3.1 (1.6 to 6.2)	2.2 (1.1 to 4.4)	1.6 (0.8 to 3.2)	1.2 (0.6 to 2.4)	0.7 (0.3 to 1.4)	0.4 (0.2 to 0.8)	0.2 (0.1 to 0.4)	0.1 (0 to 0.3)	0.1 (0 to 0.2)	0 (0 to 0.1)	0 (0 to 0.1)	0 (0 to 0.1)	0 (0 to 0.1)	0 (0 to 0.1)	127
Invasive Non-typhoidal Salmonella (iNTS)	0 (0 to 0)	0.8 (0.4 to 1.9)	24.6 (13.1 to 47.2)	13.1 (4.1 to 37.9)	18.3 (9.7 to 35.4)	13.6 (7.2 to 26.4)	7.7 (3.9 to 15.3)	2.8 (1.4 to 5.6)	2.8 (1.4 to 5.6)	2.7 (1.4 to 5.4)	2.7 (1.4 to 5.4)	2.6 (1.3 to 5.2)	2.6 (1.3 to 5.2)	2.6 (1.3 to 5.2)	2.6 (1.3 to 5.2)	2.6 (1.3 to 5.2)	2.6 (1.3 to 5.2)	2.6 (1.3 to 5.2)	2.6 (1.3 to 5.2)	2.6 (1.3 to 5.2)	2.6 (1.3 to 5.2)	2.6 (1.3 to 5.2)	2.6 (1.3 to 5.2)	102
Other intestinal infectious diseases	0 (0 to 0)	0 (0 to 0)	1.3 (0.3 to 3.5)	1.8 (0.5 to 5.2)	1 (0.3 to 2.9)	0.6 (0.2 to 1.8)	0.5 (0.1 to 1.4)	0.4 (0.1 to 1.2)	0.4 (0.1 to 1.1)	0.4 (0.1 to 1.1)	0.4 (0.1 to 1.1)	0.3 (0.1 to 0.9)	0.3 (0.1 to 0.8)	0.3 (0.1 to 0.8)	0.3 (0.1 to 0.8)	0.3 (0.1 to 0.8)	0.3 (0.1 to 0.8)	0.3 (0.1 to 0.8)	0.3 (0.1 to 0.8)	0.3 (0.1 to 0.8)	0.3 (0.1 to 0.8)	0.3 (0.1 to 0.8)	0.3 (0.1 to 0.8)	7.4
Neglected tropical diseases and malaria	0.8 (0.4 to 1.4)	27.9 (14.2 to 49.2)	197 (97.1 to 354)	577 (339 to 1,000)	259 (152 to 450)	262 (154 to 455)	198 (116 to 344)	167 (98.2 to 290)	137 (80.5 to 238)	124 (72.8 to 215)	118 (69.2 to 205)	114 (67 to 198)	109 (64 to 189)	104 (61.1 to 180)	98.7 (58 to 171)	93.3 (54.8 to 162)	87.7 (51.5 to 152)	82.1 (48.2 to 142)	76.5 (44.9 to 133)	70.9 (41.6 to 123)	65.3 (38.4 to 113)	59.7 (35.1 to 104)	2,880
Malaria	0 (0 to 0)	0.2 (0 to 0.5)	0.6 (0.2 to 1.5)	3.9 (1.2 to 10.7)	2.6 (0.8 to 7.1)	2.6 (0.8 to 7.1)	26.3 (8.1 to 72.1)	26.3 (8.1 to 72.1)	26.3 (8.1 to 72.1)	26.3 (8.1 to 72.1)	26.3 (8.1 to 72.1)	26.3 (8.1 to 72.1)	26.3 (8.1 to 72.1)	26.3 (8.1 to 72.1)	19.5 (5.9 to 53.6)	13.2 (3.9 to 36.4)	6.2 (1.6 to 17.1)	6.2 (1.6 to 17.1)	6.2 (1.6 to 17.1)	6.2 (1.6 to 17.1)	6.2 (1.6 to 17.1)	6.2 (1.6 to 17.1)	6.2 (1.6 to 17.1)	217
Chagas disease	0 (0 to 0)	0 (0 to 0)	0 (0 to 0)	0 (0 to 0)	0 (0 to 0)	0 (0 to 0)	0 (0 to 0)	0 (0 to 0)	0 (0 to 0)	0 (0 to 0)	0 (0 to 0)	0 (0 to 0)	0 (0 to 0)	0 (0 to 0)	0 (0 to 0)	0 (0 to 0)	0 (0 to 0)	0 (0 to 0)	0 (0 to 0)	0 (0 to 0)	0 (0 to 0)	0 (0 to 0)	0 (0 to 0)	0
Leishmaniasis	0 (0 to 0)	0 (0 to 0)	0 (0 to 0)	0 (0 to 0)	0 (0 to 0)	0 (0 to 0)	0 (0 to 0)	0 (0 to 0)	0 (0 to 0)	0 (0 to 0)	0 (0 to 0)	0 (0 to 0)	0 (0 to 0)	0 (0 to 0)	0 (0 to 0)	0 (0 to 0)	0 (0 to 0)	0 (0 to 0)	0 (0 to 0)	0 (0 to 0)	0 (0 to 0)	0 (0 to 0)	0 (0 to 0)	0
Visceral leishmaniasis	0 (0 to 0)	0 (0 to 0)	0 (0 to 0)	0 (0 to 0)	0 (0 to 0)	0 (0 to 0)	0 (0 to 0)	0 (0 to 0)	0 (0 to 0)	0 (0 to 0)	0 (0 to 0)	0 (0 to 0)	0 (0 to 0)	0 (0 to 0)	0 (0 to 0)	0 (0 to 0)	0 (0 to 0)	0 (0 to 0)	0 (0 to 0)	0 (0 to 0)	0 (0 to 0)	0 (0 to 0)	0 (0 to 0)	0
Cutaneous and mucocutaneous leishmaniasis	0 (0 to 0)	0 (0 to 0)	0 (0 to 0)	0 (0 to 0)	0 (0 to 0)	0 (0 to 0)	0 (0 to 0)	0 (0 to 0)	0 (0 to 0)	0 (0 to 0)	0 (0 to 0)	0 (0 to 0)	0 (0 to 0)	0 (0 to 0)	0 (0 to 0)	0 (0 to 0)	0 (0 to 0)	0 (0 to 0)	0 (0 to 0)	0 (0 to 0)	0 (0 to 0)	0 (0 to 0)	0 (0 to 0)	0
African trypanosomiasis	0 (0 to 0)	0 (0 to 0)	0 (0 to 0)	0 (0 to 0)	0 (0 to 0)	0 (0 to 0)	0 (0 to 0)	0 (0 to 0)	0 (0 to 0)	0 (0 to 0)	0 (0 to 0)	0 (0 to 0)	0 (0 to 0)	0 (0 to 0)	0 (0 to 0)	0 (0 to 0)	0 (0 to 0)	0 (0 to 0)	0 (0 to 0)	0 (0 to 0)	0 (0 to 0)	0 (0 to 0)	0 (0 to 0)	0
Schistosomiasis	0 (0 to 0)	0 (0 to 0)	0 (0 to 0)	0 (0 to 0)	0 (0 to 0)	0 (0 to 0)	0 (0 to 0)	0 (0 to 0)	0 (0 to 0)	0 (0 to 0)	0 (0 to 0)	0 (0 to 0)	0 (0 to 0)	0 (0 to 0)	0 (0 to 0)	0 (0 to 0)	0 (0 to 0)	0 (0 to 0)	0 (0 to 0)	0 (0 to 0)	0 (0 to 0)	0 (0 to 0)	0 (0 to 0)	0
Cysticercosis	0 (0 to 0)	0 (0 to 0)	0 (0 to 0)	0 (0 to 0)	0.1 (0 to 0.3)	0.1 (0 to 0.3)	0.2 (0 to 0.5)	0.2 (0 to 0.5)	0.2 (0 to 0.5)	0.3 (0 to 0.7)	0.3 (0 to 0.7)	0.3 (0 to 0.7)	0.3 (0 to 0.7)	0.3 (0 to 0.6)	0.4 (0 to 0.8)	0.4 (0 to 0.8)	0.3 (0 to 0.7)	0.2 (0 to 0.5)	0.2 (0 to 0.4)	0.1 (0 to 0.3)	0.1 (0 to 0.2)	0 (0 to 0.1)	0 (0 to 0.1)	3.9
Cystic echinococcosis	0 (0 to 0)	0 (0 to 0)	0 (0 to 0)	0 (0 to 0)	0.4 (0 to 1.1)	0.4 (0 to 1.1)	0.6 (0 to 1.7)	0.7 (0 to 1.9)	0.6 (0 to 1.7)	0.6 (0 to 1.7)	0.6 (0 to 1.7)	0.6 (0 to 1.7)	0.6 (0 to 1.7)	0.6 (0 to 1.7)	0.6 (0 to 1.7)	0.6 (0 to 1.7)	0.6 (0 to 1.7)	0.6 (0 to 1.7)	0.6 (0 to 1.7)	0.6 (0 to 1.7)	0.6 (0 to 1.7)	0.6 (0 to 1.7)	0.6 (0 to 1.7)	9.7
Lymphatic filariasis	0 (0 to 0)	0 (0 to 0)	0 (0 to 0)	0 (0 to 0)	0 (0 to 0)	0 (0 to 0)	0 (0 to 0)	0 (0 to 0)	0 (0 to 0)	0 (0 to 0)	0 (0 to 0)	0 (0 to 0)	0 (0 to 0)	0 (0 to 0)	0 (0 to 0)	0 (0 to 0)	0 (0 to 0)	0 (0 to 0)	0 (0 to 0)	0 (0 to 0)	0 (0 to 0)	0 (0 to 0)	0 (0 to 0)	0
Onchocerciasis	0 (0 to 0)	0 (0 to 0)	0 (0 to 0)	0 (0 to 0)	0 (0 to 0)	0 (0 to 0)	0 (0 to 0)	0 (0 to 0)	0 (0 to 0)	0 (0 to 0)	0 (0 to 0)	0 (0 to 0)	0 (0 to 0)	0 (0 to 0)	0 (0 to 0)	0 (0 to 0)	0 (0 to 0)	0 (0 to 0)	0 (0 to 0)	0 (0 to 0)	0 (0 to 0)	0 (0 to 0)	0 (0 to 0)	0
Trachoma	0 (0 to 0)	0 (0 to 0)	0 (0 to 0)	0 (0 to 0)	0 (0 to 0)	0 (0 to 0)	0 (0 to 0)	0 (0 to 0)	0 (0 to 0)	0 (0 to 0)	0 (0 to 0)	0 (0 to 0)	0 (0 to 0)	0 (0 to 0)	0 (0 to 0)	0 (0 to 0)	0 (0 to 0)	0 (0 to 0)	0 (0 to 0)	0 (0 to 0)	0 (0 to 0)	0 (0 to 0)	0 (0 to 0)	0
Dengue	0.7 (0.2 to 191)	0.8 (0 to 9.06)	433 (219 to 1,340)	2,140 (22.9 to 671)	67.6 (19.4 to 227)	66 (13.4 to 224)	66.7 (19.6 to 220)	77.3 (14.4 to 331)	87.3 (12 to 197)	97.6 (19 to 179)	108 (27 to 179)	118 (27 to 179)	129 (27 to 179)	139 (27 to 179)	150 (27 to 179)	160 (27 to 179)	171 (27 to 179)	181 (27 to 179)	192 (27 to 179)	202 (27 to 179)	213 (27 to 179)	223 (27 to 179)	234 (27 to 179)	1,300
Yellow fever	0 (0 to 0)	0 (0 to 0)	0 (0 to 0)	0 (0 to 0)	0 (0 to 0)	0 (0 to 0)	0 (0 to 0)	0 (0 to 0)	0 (0 to 0)	0 (0 to 0)	0 (0 to 0)	0 (0 to 0)	0 (0 to 0)	0 (0 to 0)	0 (0 to 0)	0 (0 to 0)	0 (0 to 0)	0 (0 to 0)	0 (0 to 0)	0 (0 to 0)	0 (0 to 0)	0 (0 to 0)	0 (0 to 0)	0
Rabies	0 (0 to 0)	0 (0 to 0)	0.4 (0 to 2.6)	0.7 (0 to 4.6)	1.2 (0.3 to 4.6)	0.9 (0.2 to 3.6)	0.4 (0.1 to 1.8)	0.4 (0.1 to 1.8)	0.4 (0.1 to 1.8)	0.3 (0.1 to 1.4)	0.3 (0.1 to 1.4)	0.3 (0.1 to 1.4)	0.3 (0.1 to 1.4)	0.3 (0.1 to 1.4)	0.3 (0.1 to 1.4)	0.3 (0.1 to 1.4)	0.3 (0.1 to 1.4)	0.3 (0.1 to 1.4)	0.3 (0.1 to 1.4)	0.3 (0.1 to 1.4)	0.3 (0.1 to 1.4)	0.3 (0.1 to 1.4)	0.3 (0.1 to 1.4)	19
Intestinal nematode infections	0 (0 to 0)	0 (0 to 0)	1.6 (0.4 to 4.6)	29.1 (10.4 to 92.9)	94.1 (29.9 to 256)	29 (9.4 to 86.8)	19.1 (6.1 to 56.6)	31.2 (9.9 to 93.1)	37.6 (11.9 to 112)	31.6 (9.9 to 94.7)	34.6 (10.9 to 104)	31.3 (9.9 to 94.7)	28.1 (8.9 to 84.3)	24.9 (7.9 to 74.8)	21.7 (6.9 to 65.2)	18.4 (5.8 to 55.6)	15.2 (4.8 to 46)	12 (3.8 to 36.3)	8.8 (2.8 to 26.5)	5.6 (1.8 to 16.9)	2.5 (0.8 to 7.6)	0.2 (0 to 0.7)	262
Ascariasis	0 (0 to 0)	0 (0 to 0)	1.2 (0.1 to 5)	13.6 (1.4 to 56.9)	12 (4.4 to 28.3)	7.5 (2.8 to 18.6)	4.8 (1.8 to 11.9)	6.5 (2.4 to 16.1)	7.8 (2.9 to 19.3)	6.6 (2.4 to 16.3)	7.2 (2.7 to 17.8)	6.5 (2.4 to 16.1)	5.8 (2.2 to 14.4)	5.2 (1.9 to 12.9)	4.5 (1.7 to 11.2)	3.8 (1.4 to 9.4)	3.2 (1.2 to 7.9)	2.5 (0.9 to 6.3)	1.8 (0.7 to 4.5)	1.2 (0.4 to 3)	0.5 (0.2 to 1.3)	0 (0 to 0.1)	94.6
Trichuriasis	0 (0 to 0)	0 (0 to 0)	1.6 (0.4 to 6.1)	1.8 (0.5 to 6.9)	6.6 (2 to 16)	7.6 (2.3 to 18.6)	5.6 (1.7 to 13.7)	3





Benign prostatic hyperplasia	0 (0 to 0)	0 (0 to 0)	0 (0 to 0)	0 (0 to 0)	0 (0 to 0)	0 (0 to 0)	0 (0 to 0)	0 (0 to 0)	0 (0 to 0)	0 (0 to 0)	0 (0 to 0)	0 (0 to 0)	2.6 (0 to 6.3)	19.8 (9.6 to 31.6)	39.2 (19.2 to 71.4)	72.6 (39.9 to 133)	96.4 (69 to 166)	71.7 (39 to 116)	39.7 (22.5 to 64.4)	17.6 (9.9 to 28.1)	9.6 (3 to 19)	1.1 (0.4 to 1.9)	0.2 (0.1 to 0.4)		466
Male infertility	0 (0 to 0)	0 (0 to 0)	0 (0 to 0)	0 (0 to 0)	0 (0 to 0)	0 (0 to 0)	0 (0 to 0)	0 (0 to 0)	0 (0 to 0)	0 (0 to 0)	0 (0 to 0)	0 (0 to 0)	0 (0 to 0)	0 (0 to 0)	0 (0 to 0)	0 (0 to 0)	0 (0 to 0)	0 (0 to 0)	0 (0 to 0)	0 (0 to 0)	0 (0 to 0)	0 (0 to 0)	0 (0 to 0)		178
Other urinary diseases	0.6 (0.1 to 1.6)	0.8 (0.1 to 2.3)	2.5 (0.4 to 7.1)	2.1 (0.6 to 6.1)	0.1 (1 to 104)	0.6 (1.6 to 10.4)	4.9 (0.2 to 21.1)	14.2 (2.2 to 37.1)	2.4 (0.9 to 5.7)	6.2 (2.1 to 16.3)	10.3 (0.7 to 37.1)	16.3 (0.9 to 39.7)	8.6 (1.3 to 24.1)	24.7 (7.3 to 62.1)	34.5 (3.7 to 74.5)	48.8 (9.7 to 106)	47.6 (9.6 to 93.5)	49.1 (14.5 to 87.7)	29.2 (11.5 to 59.6)	19.6 (7.3 to 42.2)	4.2 (1.6 to 8.2)	1.8 (0.7 to 3.6)	0.3 (0.1 to 0.6)		341
Gynecological diseases	0 (0 to 0)	0 (0 to 0)	0 (0 to 0)	0 (0 to 0)	0 (0 to 0)	0 (0 to 0)	0 (0 to 0)	0 (0 to 0)	0 (0 to 0)	0 (0 to 0)	0 (0 to 0)	0 (0 to 0)	0 (0 to 0)	0 (0 to 0)	0 (0 to 0)	0 (0 to 0)	0 (0 to 0)	0 (0 to 0)	0 (0 to 0)	0 (0 to 0)	0 (0 to 0)	0 (0 to 0)	0 (0 to 0)		0
Uterine fibroids	0 (0 to 0)	0 (0 to 0)	0 (0 to 0)	0 (0 to 0)	0 (0 to 0)	0 (0 to 0)	0 (0 to 0)	0 (0 to 0)	0 (0 to 0)	0 (0 to 0)	0 (0 to 0)	0 (0 to 0)	0 (0 to 0)	0 (0 to 0)	0 (0 to 0)	0 (0 to 0)	0 (0 to 0)	0 (0 to 0)	0 (0 to 0)	0 (0 to 0)	0 (0 to 0)	0 (0 to 0)	0 (0 to 0)		0
Polycystic ovarian syndrome	..	..	..	..	..	..	..	..	..	..	..	..	..	..	..	..	..	..	..	..	..	..	..		NA
Female infertility	..	..	..	..	..	..	..	..	..	..	..	..	..	..	..	..	..	..	..	..	..	..	..		NA
Endometriosis	..	..	..	..	..	..	..	..	..	..	..	..	..	..	..	..	..	..	..	..	..	..	..		NA
Genital prolapse	0 (0 to 0)	0 (0 to 0)	0 (0 to 0)	0 (0 to 0)	0 (0 to 0)	0 (0 to 0)	0 (0 to 0)	0 (0 to 0)	0 (0 to 0)	0 (0 to 0)	0 (0 to 0)	0 (0 to 0)	0 (0 to 0)	0 (0 to 0)	0 (0 to 0)	0 (0 to 0)	0 (0 to 0)	0 (0 to 0)	0 (0 to 0)	0 (0 to 0)	0 (0 to 0)	0 (0 to 0)	0 (0 to 0)		0
Premenstrual syndrome	..	..	..	..	..	..	..	..	..	..	..	..	..	..	..	..	..	..	..	..	..	..	..		NA
Other gynecological diseases	0 (0 to 0)	0 (0 to 0)	0 (0 to 0)	0 (0 to 0)	0 (0 to 0)	0 (0 to 0)	0 (0 to 0)	0 (0 to 0)	0 (0 to 0)	0 (0 to 0)	0 (0 to 0)	0 (0 to 0)	0 (0 to 0)	0 (0 to 0)	0 (0 to 0)	0 (0 to 0)	0 (0 to 0)	0 (0 to 0)	0 (0 to 0)	0 (0 to 0)	0 (0 to 0)	0 (0 to 0)	0 (0 to 0)		0
Hemoglobinopathies and hemolytic anemias	223.5 (18.7 to 518.9)	14.6 (0 to 28.8)	360.6 (302.3 to 1.08)	1.23 (0.8 to 2.19)	128 (52.4 to 350)	56.9 (21.9 to 115)	54 (20.7 to 90.9)	30.9 (11.2 to 55.1)	24.5 (7.2 to 49.2)	24.6 (7.2 to 48.2)	27.2 (7.5 to 66)	39.8 (10.5 to 82.2)	21.9 (5.1 to 52.2)	39.7 (7.3 to 72.6)	49.7 (21.9 to 97)	69.1 (32.9 to 167)	93.8 (42.3 to 169)	42.3 (20.3 to 69.1)	27.6 (11.6 to 49.8)	19.6 (4.2 to 34.9)	3.6 (1.5 to 7.9)	1.3 (0.6 to 2.5)	0.2 (0.2 to 0.4)		909
Thalassemias	51.7 (17.4 to 92.9)	12.2 (4 to 23.9)	63.3 (27.3 to 126)	47.4 (23 to 106)	41.7 (24 to 89.3)	22.8 (12.4 to 39.2)	29.9 (13.4 to 49.9)	19.7 (7.2 to 29.9)	9.3 (7 to 13)	4.6 (1.6 to 9.9)	4.9 (1.6 to 9.6)	4.6 (1.6 to 9.6)	4.6 (1.6 to 9.6)	7.3 (1.6 to 9.1)	2.6 (0.4 to 2.6)	2.6 (0.4 to 2.6)	1.2 (0.4 to 1.6)	0.3 (0 to 0.1)	0 (0 to 0)	0 (0 to 0)	0 (0 to 0)	0 (0 to 0)	0 (0 to 0)		389
Thalassemias trait	0.2 (0 to 0.6)	1.4 (0.5 to 2.6)	11.9 (2.3 to 28)	43.7 (9.9 to 98.6)	48.9 (11.1 to 164)	22 (3.2 to 58.9)	6.7 (0.9 to 22.7)	7.6 (1.1 to 23.6)	2.6 (0.4 to 8.1)	2.9 (0.4 to 10.1)	10.7 (1.5 to 32.1)	1.5 (0.2 to 5.1)	9.2 (1.3 to 28.6)	10 (1.4 to 34.4)	14.3 (1.9 to 51)	10.3 (1.4 to 37)	10.9 (1.5 to 39)	9.5 (1.3 to 34)	3 (0.4 to 12.2)	3.5 (0.5 to 12.6)	1.6 (0.2 to 5.8)	0.8 (0.1 to 2.9)	0.2 (0 to 0.6)		249
Sickle cell disorders	0.3 (0.1 to 0.7)	0.1 (0 to 0.3)	0.6 (0.2 to 1.4)	0.6 (0.1 to 2)	0.3 (1 to 27)	0.1 (0.1 to 0.3)	0.1 (0 to 0.3)	0.1 (0 to 0.3)	0.2 (0 to 0.7)	0.2 (0 to 0.7)	0.2 (0 to 0.7)	0.2 (0 to 0.7)	0.2 (0 to 0.7)	0.2 (0 to 0.7)	0.2 (0 to 0.7)	0.2 (0 to 0.7)	0.2 (0 to 0.7)	0.2 (0 to 0.7)	0.2 (0 to 0.7)	0.2 (0 to 0.7)	0.2 (0 to 0.7)	0.2 (0 to 0.7)	0.2 (0 to 0.7)		2.2
Sickle cell trait	0.2 (0 to 0.5)	0.1 (0 to 0.3)	1.4 (0.1 to 1.1)	2.5 (0.4 to 6.1)	5.2 (1.1 to 17)	2.3 (0.3 to 6.1)	0.7 (0 to 2.4)	0.8 (0 to 2.5)	0.3 (0 to 0.9)	0.3 (0 to 1.1)	1.1 (0.2 to 3.4)	0.2 (0 to 0.6)	1 (0.1 to 3.1)	1.1 (0.1 to 3.8)	1.5 (0.2 to 5.4)	1.1 (0.2 to 3.9)	1.2 (0.2 to 4.1)	1 (0.1 to 3.6)	0.3 (0 to 1.3)	0.2 (0 to 0.7)	0.2 (0 to 0.6)	0.1 (0 to 0.3)	0 (0 to 0)		9.6
G6PD deficiency	0.1 (0.0 to 1.2)	0.3 (0.1 to 0.6)	1.8 (0.4 to 3.9)	3.9 (0.9 to 3.9)	3.3 (1.6 to 8.3)	5.2 (2.5 to 15)	1.5 (0.7 to 2.8)	1.5 (0.2 to 3.4)	0.5 (0.2 to 1.1)	0.6 (0.2 to 2.2)	0.5 (0.2 to 1.1)	0.6 (0.2 to 2.2)	0.5 (0.2 to 1.1)	0.6 (0.2 to 2.2)	0.5 (0.2 to 1.1)	0.6 (0.2 to 2.2)	0.5 (0.2 to 1.1)	0.6 (0.2 to 2.2)	0.5 (0.2 to 1.1)	0.6 (0.2 to 2.2)	0.5 (0.2 to 1.1)	0.6 (0.2 to 2.2)	0.5 (0.2 to 1.1)		156
G6PD trait	0 (0 to 0)	0 (0 to 0)	0 (0 to 0)	0 (0 to 0)	0 (0 to 0)	0 (0 to 0)	0 (0 to 0)	0 (0 to 0)	0 (0 to 0)	0 (0 to 0)	0 (0 to 0)	0 (0 to 0)	0 (0 to 0)	0 (0 to 0)	0 (0 to 0)	0 (0 to 0)	0 (0 to 0)	0 (0 to 0)	0 (0 to 0)	0 (0 to 0)	0 (0 to 0)	0 (0 to 0)	0 (0 to 0)	0 (0 to 0)		0
Other hemoglobinopathies and hemolytic anemias	0.6 (0.4 to 1.4)	0.6 (0.2 to 1.1)	3.4 (2.7 to 6.4)	7.5 (1.6 to 28)	19.7 (2.5 to 49.4)	9.6 (1.9 to 19.4)	6.6 (2.5 to 19.4)	3.5 (1.2 to 9.6)	3.2 (1.2 to 8.1)	5.2 (1.7 to 13.7)	11.6 (4.3 to 33.6)	3.6 (1.7 to 7.9)	11.6 (4.3 to 33.6)	3.6 (1.7 to 7.9)	11.6 (4.3 to 33.6)	3.6 (1.7 to 7.9)	11.6 (4.3 to 33.6)	3.6 (1.7 to 7.9)	11.6 (4.3 to 33.6)	3.6 (1.7 to 7.9)	11.6 (4.3 to 33.6)	3.6 (1.7 to 7.9)	11.6 (4.3 to 33.6)		223
Endocrine, metabolic, blood, and immune disorders	29 (24.9 to 33)	29.9 (25.6 to 33.7)	69.1 (59.3 to 78)	139 (119.3 to 157)	169 (145.1 to 191)	168 (144.2 to 190)	168 (144.2 to 190)	168 (144.2 to 190)	168 (144.2 to 190)	168 (144.2 to 190)	168 (144.2 to 190)	168 (144.2 to 190)	168 (144.2 to 190)	168 (144.2 to 190)	168 (144.2 to 190)	168 (144.2 to 190)	168 (144.2 to 190)	168 (144.2 to 190)	168 (144.2 to 190)	168 (144.2 to 190)	168 (144.2 to 190)	168 (144.2 to 190)	168 (144.2 to 190)		827
Oral disorders	0 (0 to 0)	0 (0 to 0)	0.1 (0 to 0.1)	0.6 (0.1 to 1.4)	0.9 (0.2 to 1.9)	0.6 (0.1 to 1.4)	0.6 (0.1 to 1.4)	0.6 (0.1 to 1.4)	0.6 (0.1 to 1.4)	0.6 (0.1 to 1.4)	0.6 (0.1 to 1.4)	0.6 (0.1 to 1.4)	0.6 (0.1 to 1.4)	0.6 (0.1 to 1.4)	0.6 (0.1 to 1.4)	0.6 (0.1 to 1.4)	0.6 (0.1 to 1.4)	0.6 (0.1 to 1.4)	0.6 (0.1 to 1.4)	0.6 (0.1 to 1.4)	0.6 (0.1 to 1.4)	0.6 (0.1 to 1.4)	0.6 (0.1 to 1.4)		5.2
Caries of deciduous teeth	0 (0 to 0)	0 (0 to 0)	0 (0 to 0)	18.9 (9.9 to 30.2)	18.9 (7.9 to 42.3)	1.1 (0.2 to 2.8)	(0 to 0)	(0 to 0)	(0 to 0)	(0 to 0)	(0 to 0)	(0 to 0)	(0 to 0)	(0 to 0)	(0 to 0)	(0 to 0)	(0 to 0)	(0 to 0)	(0 to 0)	(0 to 0)	(0 to 0)	(0 to 0)	(0 to 0)	(0 to 0)		38.9
Caries of permanent teeth	0 (0 to 0)	0 (0 to 0)	0 (0 to 0)	19.1 (9.4 to 33.9)	27.5 (9.1 to 59)	36.6 (14.7 to 74.1)	37.1 (14.9 to 71.6)	36.1 (14.9 to 71.6)	34.7 (14.1 to 72.3)	34.5 (14.1 to 72.3)	28.9 (11.7 to 59.5)	27.6 (11.7 to 59.5)	27.6 (11.7 to 59.5)	16.2 (6.7 to 33.5)	12.1 (5.1 to 24.7)	8.6 (3.6 to 18.1)	9.3 (3.6 to 19.8)	2 (1.2 to 4.3)	1.6 (0.6 to 3.5)	0.7 (0.3 to 1.4)	0.2 (0.1 to 0.5)	0.2 (0.1 to 0.5)	0 (0 to 0)		330
Periodontal diseases	0 (0 to 0)	0 (0 to 0)	0 (0 to 0)	4.8 (1.6 to 11)	17.2 (3.9 to 110)	46.4 (10.9 to 110)	99.3 (39.9 to 206)	192 (80.3 to 364)	185 (84.6 to 407)	179 (86.3 to 397)	149 (76.3 to 316)	112 (60.2 to 238)	75.8 (37.7 to 166)	45.8 (19.9 to 97.6)	23 (9.1 to 51.5)	11.3 (4.5 to 25.3)	9.2 (3.6 to 19.1)	1.8 (0.7 to 3.8)	0.6 (0.2 to 1.3)	0.1 (0 to 0.3)	1,100
Other oral disorders	0 (0 to 0)	0 (0 to 0)	31.2 (14.1 to 49.4)	33.7 (18.9 to 51.7)	27.4 (21.2 to 44.6)	34 (28.5 to 79.4)	34.1 (28.5 to 79.4)	34.1 (28.5 to 79.4)	34.1 (28.5 to 79.4)	34.1 (28.5 to 79.4)	34.1 (28.5 to 79.4)	34.1 (28.5 to 79.4)	34.1 (28.5 to 79.4)	34 (28.5 to 79.4)	34 (28.5 to 79.4)	34 (28.5 to 79.4)	34 (28.5 to 79.4)	34 (28.5 to 79.4)	34 (28.5 to 79.4)	34 (28.5 to 79.4)	34 (28.5 to 79.4)	34 (28.5 to 79.4)	34 (28.5 to 79.4)		662
Sudden infant death syndrome	326 (47.7 to 356)	433 (109.1to 833)	..	..	..	..	..	..	..	..	..	..	..	..	..	..	..	..	..	..	..	..	..		NA
Injuries	166 (51.6 to 527)	201 (39.5 to 1,090)	2,230 (344 to 2,356)	2,765 (1,390 to 2,899)	1,960 (1,390 to 2,899)	5,430 (2,700 to 7,590)	5,250 (2,700 to 7,590)	3,690 (2,660 to 5,420)	3,200 (2,120 to 4,820)	3,190 (2,160 to 4,810)	2,980 (2,020 to 4,390)	2,730 (1,920 to 3,870)	2,360 (1,700 to 3,200)	1,940 (1,420 to 2,610)	1,430 (1,070 to 1,840)	931 (697 to 1,190)	956 (622 to 700)	374 (243 to 399)	191 (119 to 196)	66.6 (61.3 to 66.7)	19.4 (14.7 to 26.3)	3.9 (2.9 to 5.3)		42,000
Transport injuries	39.7 (9.8 to 97.8)	30.3 (2.3 to 71.3)	179 (59.4 to 356)	426 (213 to 764)	388 (339 to 853)	619 (397 to 933)	2,600 (1,640 to 4,000)	2,600 (1,640 to 4,000)	2,600 (1,640 to 4,000)	1,249 (965 to 2,000)	1,279 (930 to 2,000)	1,279 (930 to 2,000)	1,279 (792 to 2,000)	1,279 (792 to 1,960)	1,199 (666 to 1,970)	707 (532 to 1,200)	432 (327 to 1,000)	212 (206 to 559)	113 (83 to 196)	90.4 (59 to 89.3)	17.9 (13.9 to 24.6)	3.9 (2.9 to 5.2)	0.4 (0.3 to 0.5)		17,000
Road injuries	21.6 (7.4 to 69.8)	26.9 (5.6 to 63.7)	199 (69 to 329)	399 (189 to 669)	399 (327 to 769)	668 (397 to 993)	2,600 (1,610 to 3,720)	2,600 (1,620 to 4,030)	2,600 (1,600 to 4,030)	1,249 (964 to 2,000)	1,220 (764 to 2,000)	1,220 (775 to 2,000)	1,220 (762 to 1,960)	1,220 (762 to 1,960)	1,060 (709 to 1,790)	707 (621 to 1,200)	432 (498 to 1,110)	212 (391 to 750)	113 (226 to 681)	90.4 (168 to 378)	17.9 (74 to 209)	3.9 (24 to 51)	0.4 (0.4 to 0.5)		15,700
Pedestrian road injuries	3.1 (0.4 to 26.6)	3.1 (0.3 to 23.5)	19.6 (1.9 to 126)	39.7 (5.7 to 256)	39.7 (5.6 to 303)	79.6 (14.9 to 313)	313 (119 to 933)	313 (119 to 933)	313 (119 to 933)	313 (99.6 to 933)	313 (99.7 to 931)	313 (97.7 to 931)	313 (97.7 to 931)	313 (97.7 to 931)	313 (112 to 931)	313 (118 to 419)	313 (99.3 to 931)	313 (107 to 931)	313 (97.7 to 931)	313 (97.7 to 931)	313 (97.7 to 931)	313 (97.7 to 931)	313 (97.7 to 931)		3,990
Cyclist road injuries	0 (0 to 0)	0 (0 to 0)	0 (0 to 0)	39.8 (12.1 to 91)	92.9 (18.6 to 154)	58.9 (23.7 to 177)	156 (49 to 278)	94.4 (39.1 to 189)	62.9 (22.6 to 113)	60.9 (22.6 to 113)	60.4 (22.6 to 107)	75.8 (22.6 to 157)	22.6 (22.6 to 107)	109 (22.6 to 226)	99.6 (39.1 to 179)	56.5 (22.6 to 140)	22.6 (22.6 to 135)	22.6 (22.6 to 79)	22.6 (22.6 to 67.8)	1.2 (22.6 to 7.6)	0.3 (22.6 to 0.6)	(22.6 to 0.6)	(22.6 to 0.6)		1,080
Motorcyclist road injuries	10.1 (1.9 to 31.9)	9.3 (1.3 to 24.6)	61.6 (12.9 to 127)	121 (32.4 to 256)	127 (57.9 to 252)	192 (97.6 to 322)	1,430 (783 to 2,430)	1,440 (783 to 2,430)	861 (466 to 1,480)	611 (266 to 1,210)	618 (267 to 1,200)	574 (267 to 1,070)	471 (267 to 779)	360 (265 to 570)	293 (186 to 488)	197 (107 to 339)	166 (107 to 339)	96.2 (66.4 to 139)	50.6 (39.9 to 78.9)	3.9 (2.6 to 9.2)	1 (0.7 to 1.4)	0.2 (0.1 to 0.2)	(0.1 to 0.2)		7,570
Motor vehicle road injuries	7.7 (1.4 to 23.9)	8.5 (1.9 to 17.9)	49.2 (12.9 to 113)	84.4 (32.1 to 173)	126 (64.1 to 224)	226 (94.5 to 370)	681 (367 to 1,190)	684 (367 to 1,190)	383 (178 to 741)	321 (166 to 640)	332 (166 to 589)	304 (166 to 589)	266 (129 to 526)	224 (122 to 426)	175 (98.7 to 330)	119 (67.4 to 224)	80.6 (53.5 to 136)	49.2 (38.5 to 91.4)	24.5 (14.5 to 47.7)	3.4 (2.1 to 9.3)	0.8 (0.5 to 1.4)	0.1 (0.1 to 0.2)		3,900
Other road injuries	0.7 (0.1 to 2.1)	0.6 (0.1 to 1.6)	3.9 (1.1 to 7.1)	7.9 (1.9 to 17)	8.4 (2.1 to 18.6)	31.6 (6.1 to 68.3)	241 (24.8 to 1,000)	241 (24.8 to 1,000)	241 (24.8 to 1,000)	241 (24.8 to 1,000)	241 (24.8 to 1,000)	241 (24.8 to 1,000)	241 (24.8 to 1,000)	241 (24.8 to 1,000)	241 (24.8 to 1,000)	241 (24.8 to 1,000)	241 (24.8 to 1,000)	241 (24.8 to 1,000)	241 (24.8 to 1,000)	241 (24.8 to 1,000)	241 (24.8 to 1,000)	241 (24.8 to 1,000)	241 (24.8 to 1,000)		378
Other transport injuries	43 (7.2 to 12.1)	43.4 (4.6 to 98.4)	16.5 (4.6 to 98.4)	16.5 (4.6 to 98.4)	44 (20.3 to 90)	69.2 (29.9 to 96.2)	70 (27.7 to 167)	167 (67.1 to 424)	139 (64.1 to 276)	139 (49.1 to 227)	139 (49.6 to 203)	139 (49.6 to 192)	139 (49.6 to 192)	139 (47.4 to 170)	139 (39.3 to 197)	139 (39.3 to 139)	139 (39.3 to 139)	139 (39.3 to 139)	139 (39.3 to 139)	139 (39.3 to 139)	139 (39.3 to 139)	139 (39.3 to 139)	139 (39.3 to 139)	139 (39.3 to 139)		1,290
Unintentional injuries	157 (22.5 to 464)	202 (27.9 to 1,080)	1,730 (433 to 1,786)	1,730 (609 to 2,990)	1,450 (648 to 2,160)	1,270 (999 to 1,770)	2,730 (1,650 to 3,430)	1,460 (966 to 3,330)	1,460 (664 to 2,260)	1,240 (829 to 1,960)	1,230 (811 to 1,960)	1,230 (884 to 1,960)	1,230 (649 to 1,700)	1,110 (789 to 1,610)	961 (697 to 1,310)	761 (622 to 998)	480 (589 to 830)	463 (202 to 398)	183 (130 to 239)	90.4 (68.9 to 126)	18.7 (20.9 to 40.9)	3.9 (2.9 to 5.2)	0.3 (0.2 to 0.4)		20,400
Falls	2.9 (0.7 to 8.9)	11.1 (2.6 to 29.4)	139 (18.4 to 282)	279 (68.6 to 690)	178 (69.6 to 296)	156 (109 to 228)	279 (179 to 416)	339 (232 to 512)	340 (242 to 489)	373 (267 to 534)	439 (329 to 627)	494 (343 to 702)	434 (329 to 609)	432 (329 to 609)	369 (269 to 502)	369 (269 to 502)	321 (229 to 431)	239 (172 to 339)	161 (119 to 226)	105 (73.2 to 147)	97.4 (61.1 to 169.4)	20.6 (19.9 to 38.1)	1.9 (1.9 to 35.7)		5,080
Drowning	11 (1.4 to 29)	9.7 (0.6 to 13.7)	7.84 (1.9 to 29)	1,170 (219 to 2,270)	1,040 (210 to 2,270)	473 (167 to 1,290)	1,040 (261 to 2,380)	939 (157 to 1,920)	671 (102 to 929)	397 (69.9 to 660)	397 (83.3 to 660)	397 (79.7 to 976)	266 (99.9 to 545)	266 (81.9 to 671)	229 (99.9 to 321)	193 (71.1 to 316)	173 (70.1 to 316)	173 (70.1 to 316)	173 (70.1 to 316)	29.2 (9.9 to 96.7)	11 (21.9 to 39.4)	2.7 (1.9 to 8.2)	(0.3 to 1.9)	(0.3 to 0.5)		7,560
Fire, heat, and hot substances	0.6 (0.1 to 2.4)	0.6 (0.2 to 1.5)	2.6 (1.1 to 5.9)	1.1 (0.2 to 3.9)	1.1 (0.4 to 2.2)	1.1 (0.4 to 2.2)	1.1 (0.4 to 2.2)	1.1 (0.4 to 2.2)	1.1 (0.4 to 2.2)	1.1 (0.4 to 2.2)	1.1 (0.4 to 2.2)	1.1 (0.4 to 2.2)	1.1 (0.4 to 2.2)	1.1 (0.4 to 2.2)	1.1 (0.4 to 2.2)	1.1 (0.4 to 2.2)	1.1 (0.4 to 2.2)	1.1 (0.4 to 2.2)	1.1 (0.4 to 2.2)	1.1 (0.4 to 2.2)	1.1 (0.4 to 2.2)	1.1 (0.4 to 2.2)	1.1 (0.4 to 2.2)		1,080
Poisonings	0.7 (0.1 to 1.9)	0.6 (0.1 to 2.2)	2.6 (0.6 to 6.9)	1.6 (0.4 to 3.9)	6.8 (2.6 to 19.2)	7.2 (3.6 to 13.9)	19.7 (7.9 to 37.3)	24 (10.7 to 46.8)	21.9 (8.2 to 39.5)	20.1 (7.3 to 37.5)	24.6 (10.3 to 42.8)	23.3 (10.3 to 46.9)	23.3 (10.4 to 49.1)	23.3 (10.4 to 49.1)	19.4 (8.9 to 39.2)	14.5 (6.2 to 27.2)	10.3 (4.5 to 20.6)	3.9 (2.1 to 7.3)	0.9 (0.4 to 1.8)	0.4 (0.2 to 0.9)	0.2 (0.1 to 0.4)	0.1 (0 to 0.1)	(0 to 0.1)		238
Poisoning by carbon monoxide	0.1 (0 to 0.3)	0.1 (0 to 0.3)	0.1 (0 to 0.4)	1.1 (0.2 to 3.9)	1.1 (0.4 to 2.2)	1.1 (0.4 to 2.2)	2.8 (1.1 to 6.3)	4.5 (1.4 to 10.6)	3.5 (1.2 to 8.8)	4.8 (1.5 to 11.7)	4.9 (1.5 to 13.1)	3 (1.4 to 7.3)	3 (1.4 to 7.3)	3 (1.4 to 7.3)	2.9 (1.4 to 7.3)	2.9 (1.4 to 6.9)	1.2 (0.3 to 3.1)	0.5 (0.2 to 1.4)	0.1 (0 to 0.4)	0.1 (0 to 0.3)	0.1 (0 to 0.3)	0.1 (0 to 0.3)	(0 to 0.1)	(0 to 0.1)		40.9
Poisoning by other means	0.6 (0.1 to 1.6)	0.5 (0.1 to 1.4)	2.5 (0.5 to 6.9)	1.2 (0.3 to 3.9)	6 (2.1 to 13.1)	6 (2.1 to 13.1)	14.9 (6.6 to 31)	19.5 (8.7 to 39.6)	16.4 (7.1 to 34.6)	16.3 (7.1 to 34.6)	19.5 (8.5 to 40.2)	18.3 (7.9 to 37.1)	19.5 (8.5 to 46.9)	18.3 (8.5 to 39.6)	15.3 (7.9 to 37.1)	10.5 (4.5 to 24.6)	8.2 (3.5 to 21)	3.3 (1.6 to 8.4)	0.7 (0.3 to 1.8)	0.3 (0.2 to 0.7)	0.2 (0.1 to 0.4)	0.2 (0.1 to 0.4)	(0 to 0.1)	(0 to 0.1)		197
Exposure to mechanical forces	79.6 (24.6 to 165)	141 (30.1 to 365)	339 (114 to 1,075)	114 (29.5 to 429)	89.9 (60.2 to 317)	42.9 (29.9 to 77.3)	99.4 (34.1 to 214)	114 (34.1 to 214)	99.3 (34.1 to 214)	114 (34.1 to 214)	114 (34.1 to 214)	114 (34.1 to 214)	114 (34.1 to 214)	114 (34.1 to 214)	79.2 (34.1 to 214)	43.1 (34.1 to 214)	42.9 (34.1 to 214)	27.9 (34.1 to 214)	19.2 (34.1 to 214)	3.1 (34.1 to 214)	3.6 (34.1 to 214)	0.7 (34.1 to 214)	0.1 (34.1 to 214)		1,670
Unintentional firearm injuries	8.4 (0.6 to 19.1)	39.6 (9.3 to 59.1)	19.3 (2.3 to 33.5)	2.9 (1.2 to 37.1)	2.9 (1.5 to 9.7)	3.2 (1.5 to 7.1)	3.6 (2.1 to 8.2)	3.6 (2.1 to 8.2)	3.6 (2.1 to 8.2)	3.6 (2.1 to 8.2)	4.4 (2.7 to 7.3)	4.4 (2.8 to 7.4)	4.4 (2.8 to 7.4)	4.4 (2.8 to 7.4)	2.9 (2.1 to 5)	2.9 (1.6 to 3.9)	1.4 (1.2 to 2.8)	0.7 (0.7 to 1.8)	0.3 (0.4 to 1.1)	0.3 (0.2 to 0.5)	0.3 (0.1 to 0.5)	0.3 (0.1 to 0.5)	0.3 (0.1 to 0.5)		91.1
Other exposure to mechanical forces	73.2 (0.4 to 418)	134 (0.4 to 968)	202 (4.7 to 1,160)	103 (2.2 to 2,099)	89.4 (28.9 to 311)	40.2 (29.6 to 86)	89.4 (64.7 to 137)	110 (71.4 to 190)	91.1 (67.1 to 156)	105 (66.9 to 166)	105 (66.9 to 163)	105 (66.9 to 163)	97 (66.3 to 162)	75 (60.3 to 127)	63.6 (51.6 to 86)	41.1 (29.6 to 67.6)	29.5 (19.9 to 37)	7.3 (5.4 to 10.6)	3.4 (2.2 to 4.6)	0.1 (0.9 to 2)	0.1 (0.9 to 2)	0.1 (0.9 to 2)	0.1 (0.9 to 2)		1,080
Adverse effects of medical treatment	2.1 (1.5 to 13.7)	2.9 (1.3 to 8.3)	23.9 (8.5 to 96.4)	19.9 (9.9 to 38.3)	17.7 (7.3 to 32.3)	12.1 (9.6 to 26.9)	14.6 (6.1 to 27.4)	26.2 (7.7 to 45)	12.7 (6.7 to 27.7)	12 (6.6 to 24.9)	16.1 (6.1 to 33.6)	16.7 (7.2 to 39.4)	22.2 (6.1 to 53.2)	22.5 (6.4 to 44.7)	32.6 (7.3 to 53.4)	29.6 (6.9 to 49.4)	27.8 (7.5 to 58.6)	19.1 (6.1 to 39.8)	11.6 (2.3 to 9.3)	4.9 (2.1 to 9.6)	1.2 (1.1 to 4.6)	0.4 (0.3 to 2.1)	0.1 (0.2 to 0.7)		266
Animal contact	1.1 (0.6 to 2.2)	1.4 (0.6 to 2.7)	2.6 (1.1 to 7.6)	2.2 (1.1 to 6.1)	2.2 (0.4 to 6.1)	2.6 (0.6 to 6.7)	2.6 (0.6 to 6.7)	3.6 (0.6 to 9.1)	2.7 (0.4 to 6.1)	2.7 (0.4 to 6.1)	2.6 (0.4 to 6.1)	2.6 (0.4 to 6.1)	2.6 (0.4 to 6.1)	2.5 (0.4 to 6.1)	3.2 (0.4 to 7.6)	3.2 (0.4 to 7.6)	2.7 (0.4 to 7.6)	1.8 (0.4 to 4.7)	1.1 (0.4 to 3.1)	0.4 (0.2 to 1.1)	0.4 (0.2 to 1.1)	0.4 (0.2 to 1.1)	0.1 (0.1 to 0.3)		637
Venomous animal contact	0.1 (0.1 to 0.1)	0.1 (0 to 0.2)	0.2 (0.1 to 0.4)	0.2 (0.1 to 0.7)	0.2 (0.1 to 0.5)	0.2 (0.1 to 0.5)	0.2 (0.1 to 0.5)	0.2 (0.1 to 0.5)	0.2 (0.1 to 0.5)	0.2 (0.1 to 0.5)	0.2 (0.1 to 0.5)	0.2 (0.1 to 0.5)	0.2 (0.1 to 0.5)	0.2 (0.1 to 0.5)	0.2 (0.1 to 0.5)	0.2 (0.1 to 0.5)	0.2 (0.1 to 0.5)	0.2 (0.1 to 0.5)	0.2 (0.1 to 0.5)	0.2 (0.1 to 0.5)	0.2 (0.1 to 0.5)	0.2 (0.1 to 0.5)	0.2 (0.1 to 0.5)		1.6
Non-venomous animal contact	0.3 (0.1 to 0.8)	0.4 (0.2 to 0.7)	2 (0.6 to 10.9)	12 (2.3 to 38.4)	28.6 (8.1 to 84.9)	32.9 (9.3 to 88.3)	21.9 (5.6 to 67.7)	20.6 (5.1 to 67.7)	16.1 (3.6 to 58.6)	16.6 (3.6 to 57.1)	17.6 (3.6 to 61.5)	19.1 (3.6 to 67.5)	19.3 (3.6 to 67.5)	20.6 (3.7 to 67.1)	17.6 (3.6 to 58.6)	19.6 (3.6 to 58.6)	19.3 (3

SB Table 2a. South Kalimantan DALYS by cause and age group for males with 95% uncertainty intervals, 2019

Cause	Early Neonatal	Late Neonatal	Post Neonatal	1 to 4	5 to 9	10 to 14	15 to 19	20 to 24	25 to 29	30 to 34	35 to 39	40 to 44	45 to 49	50 to 54	55 to 59	60 to 64	65 to 69	70 to 74	75 to 79	80 to 84	85 to 89	90 to 94	95 plus	Total
All causes	28,300 (26,700 to 29,900)	10,400 (9,500 to 11,300)	29,800 (25,900 to 34,300)	29,900 (25,900 to 34,300)	16,600 (14,200 to 19,400)	17,200 (14,200 to 20,700)	29,200 (23,900 to 36,100)	34,700 (26,900 to 46,900)	34,600 (26,700 to 46,200)	34,200 (26,600 to 45,800)	36,100 (27,900 to 48,200)	47,200 (34,700 to 67,200)	66,100 (44,200 to 92,600)	97,600 (63,900 to 141,700)	73,700 (44,400 to 116,300)	73,700 (43,900 to 116,300)	68,600 (42,800 to 104,900)	63,600 (42,400 to 94,600)	39,300 (25,300 to 62,200)	22,000 (16,100 to 33,600)	6,600 (5,900 to 13,300)	1,170 (1,020 to 1,310)	788 (776 to 818)	807,000
Communicable, maternal, neonatal, and nutritional diseases	21,300 (21,000 to 22,600)	8,940 (8,470 to 11,000)	20,700 (13,600 to 30,400)	14,400 (11,300 to 18,900)	5,490 (3,250 to 7,120)	4,230 (2,420 to 6,270)	4,660 (2,420 to 8,460)	6,690 (3,700 to 12,200)	7,640 (3,700 to 12,200)	7,660 (3,920 to 12,200)	8,220 (4,070 to 13,300)	8,970 (4,800 to 13,800)	9,550 (4,800 to 13,400)	8,380 (3,900 to 13,100)	7,560 (3,900 to 13,000)	6,760 (3,910 to 9,600)	4,660 (2,300 to 6,200)	3,060 (1,700 to 4,600)	2,000 (1,100 to 2,700)	887 (566 to 1,170)	264 (170 to 357)	49 (22 to 68)	168,000
HIV/AIDS and sexually transmitted infections	1,490 (420 to 3,490)	683 (179 to 1,930)	679 (216 to 1,800)	1,760 (1,160 to 2,700)	117 (79 to 166)	269 (204 to 364)	2,270 (2,060 to 2,500)	4,610 (4,360 to 4,870)	5,260 (4,980 to 5,560)	5,260 (4,980 to 5,560)	4,770 (4,470 to 5,080)	4,070 (3,810 to 4,350)	2,820 (2,600 to 3,060)	2,220 (2,020 to 2,450)	1,720 (1,540 to 1,920)	1,190 (1,040 to 1,360)	1,020 (880 to 1,170)	1,020 (880 to 1,170)	1,020 (880 to 1,170)	1,020 (880 to 1,170)	1,020 (880 to 1,170)	1,020 (880 to 1,170)	11,300
HIV/AIDS	0 (0 to 0)	0.1 (0 to 0.1)	323 (248 to 398)	1,730 (1,150 to 2,690)	109 (72 to 159)	42.6 (28.2 to 60.4)	224 (148 to 322)	163 (107 to 234)	907 (602 to 1,300)	765 (508 to 1,110)	923 (612 to 1,330)	598 (396 to 863)	331 (219 to 478)	139 (92 to 200)	49.3 (32.6 to 70.7)	19.6 (13 to 28.1)	9.4 (6.2 to 13.5)	3.6 (2.4 to 5.2)	1.6 (1.1 to 2.3)	2.1 (1.4 to 3)	0.7 (0.5 to 1.1)	0.2 (0.1 to 0.3)	0 (0 to 0)	6,420
HIV/AIDS - Drug-susceptible Tuberculosis	0 (0 to 0)	0 (0 to 0)	279 (170 to 388)	1,570 (898 to 2,530)	91.8 (51 to 142)	21.3 (11.3 to 34.1)	129 (66 to 213)	84.6 (39 to 154)	555 (269 to 1,020)	462 (222 to 850)	554 (268 to 1,020)	329 (159 to 606)	166 (80 to 306)	69.4 (33 to 128)	23.1 (10.9 to 42.6)	9.2 (4.3 to 17)	3.9 (1.8 to 7.2)	1.5 (0.7 to 2.8)	0.7 (0.3 to 1.3)	0.9 (0.4 to 1.7)	0.3 (0.1 to 0.6)	0.1 (0 to 0.2)	0 (0 to 0)	3,660
HIV/AIDS - Multidrug-resistant Tuberculosis without extensive drug resistance	0 (0 to 0)	0 (0 to 0)	1.6 (0.1 to 9.6)	8 (0.2 to 42.4)	0.5 (0 to 2.6)	0.2 (0 to 1.1)	0.9 (0 to 5.6)	0.6 (0 to 3.7)	3.4 (0.1 to 17.7)	3.1 (0.1 to 16)	4.1 (0.1 to 20.1)	2.7 (0.1 to 13.5)	1.2 (0 to 6.1)	0.5 (0 to 2.6)	0.2 (0 to 1.2)	0.1 (0 to 0.6)	0 (0 to 0.3)	0 (0 to 0.1)	0 (0 to 0.1)	0 (0 to 0.1)	0 (0 to 0.1)	0 (0 to 0)	0 (0 to 0)	29.2
HIV/AIDS - Extensively drug-resistant Tuberculosis	0 (0 to 0)	0 (0 to 0)	0.6 (0 to 1.6)	0.1 (0 to 0.1)	0.1 (0 to 0.2)	0 (0 to 0)	0.1 (0 to 0.3)	0.1 (0 to 0.3)	0.6 (0 to 2.6)	0.6 (0 to 2.6)	0.8 (0 to 3.1)	0.5 (0 to 2.1)	0.2 (0 to 1.4)	0.1 (0 to 0.5)	0 (0 to 0.2)	0 (0 to 0.1)	0 (0 to 0.1)	0 (0 to 0.1)	0 (0 to 0.1)	0 (0 to 0.1)	0 (0 to 0.1)	0 (0 to 0)	0 (0 to 0)	4.6
HIV/AIDS resulting in other diseases	0 (0 to 0)	0 (0 to 0.1)	1,060 (1,060 to 1,060)	8,011 (8,011 to 8,011)	0.1 (0 to 0.1)	0.1 (0 to 0.1)	0.1 (0 to 0.1)	0.1 (0 to 0.1)	0.1 (0 to 0.1)	0.1 (0 to 0.1)	0.1 (0 to 0.1)	0.1 (0 to 0.1)	0.1 (0 to 0.1)	0.1 (0 to 0.1)	0.1 (0 to 0.1)	0.1 (0 to 0.1)	0.1 (0 to 0.1)	0.1 (0 to 0.1)	0.1 (0 to 0.1)	0.1 (0 to 0.1)	0.1 (0 to 0.1)	0.1 (0 to 0.1)	0 (0 to 0)	2,900
Sexually transmitted infections excluding HIV	1,490 (420 to 3,490)	683 (179 to 1,930)	356 (216 to 1,410)	30 (18 to 72)	8.2 (4 to 19)	64 (39 to 110)	47.6 (29 to 77)	78.7 (46 to 129)	352 (214 to 577)	495 (299 to 800)	369 (214 to 597)	271 (157 to 437)	165 (97 to 265)	81 (47 to 130)	26.2 (15 to 42)	10.4 (6 to 16)	5.4 (3 to 8)	2.1 (1 to 3)	1 (0 to 1)	1.2 (0 to 2)	0.4 (0 to 0.6)	0.1 (0 to 0.2)	0 (0 to 0)	4,000
Syphilis	1,490 (420 to 3,490)	683 (179 to 1,930)	596 (177 to 1,370)	29.2 (7.7 to 67.5)	12 (3.6 to 28.6)	64 (27.6 to 110)	47.6 (21.2 to 77)	78.7 (34.2 to 129)	352 (157 to 577)	495 (220 to 800)	369 (157 to 597)	271 (116 to 437)	165 (71 to 265)	81 (34 to 130)	26.2 (11.1 to 42)	10.4 (3.9 to 16)	5.4 (2.2 to 8)	2.1 (0.8 to 3)	1 (0.4 to 1)	1.2 (0.4 to 2)	0.4 (0.1 to 0.6)	0.1 (0 to 0.2)	0 (0 to 0)	4,000
Chlamydial infection	0 (0 to 0)	0 (0 to 0)	0 (0 to 0)	0 (0 to 0)	0 (0 to 0)	0 (0 to 0)	0 (0 to 0)	0 (0 to 0)	0 (0 to 0)	0 (0 to 0)	0 (0 to 0)	0 (0 to 0)	0 (0 to 0)	0 (0 to 0)	0 (0 to 0)	0 (0 to 0)	0 (0 to 0)	0 (0 to 0)	0 (0 to 0)	0 (0 to 0)	0 (0 to 0)	0 (0 to 0)	0 (0 to 0)	0 (0 to 0)	0
Gonococcal infection	0 (0 to 0)	0 (0 to 0)	0 (0 to 0)	0 (0 to 0)	0 (0 to 0)	0 (0 to 0)	0.1 (0 to 0.5)	1.2 (0.3 to 3.5)	5.9 (1.5 to 17.5)	4.9 (1.2 to 14.5)	6.2 (1.5 to 18.4)	4.3 (1.1 to 12.7)	2.4 (0.6 to 7.1)	1 (0.2 to 3)	0.4 (0.1 to 1.2)	0.2 (0 to 0.5)	0.1 (0 to 0.3)	0 (0 to 0.1)	0 (0 to 0)	0 (0 to 0.1)	0 (0 to 0)	0 (0 to 0)	0 (0 to 0)	40.4
Trichomoniasis	0 (0 to 0)	0 (0 to 0)	0 (0 to 0)	0 (0 to 0)	0 (0 to 0)	0 (0 to 0)	0.1 (0 to 0.4)	0.2 (0 to 0.8)	0.9 (0.2 to 3.1)	0.8 (0.2 to 2.6)	1 (0.2 to 3.3)	0.7 (0.2 to 2.3)	0.4 (0.1 to 1.3)	0.2 (0 to 0.6)	0.1 (0 to 0.3)	0 (0 to 0.2)	0 (0 to 0.1)	0 (0 to 0.1)	0 (0 to 0)	0 (0 to 0)	0 (0 to 0)	0 (0 to 0)	0 (0 to 0)	6.6
Genital herpes	0 (0 to 0)	0 (0 to 0)	0 (0 to 0)	0 (0 to 0)	0 (0 to 0)	0 (0 to 0)	0 (0 to 0.1)	0 (0 to 0.1)	0.1 (0 to 0.4)	0.1 (0 to 0.4)	0.1 (0 to 0.5)	0.1 (0 to 0.4)	0.1 (0 to 0.3)	0 (0 to 0.2)	0 (0 to 0.1)	0 (0 to 0.1)	0 (0 to 0.1)	0 (0 to 0.1)	0 (0 to 0)	0 (0 to 0)	0 (0 to 0)	0 (0 to 0)	0 (0 to 0)	67.3
Other sexually transmitted infections	0 (0 to 0)	0 (0 to 0)	0 (0 to 0)	0 (0 to 0)	0 (0 to 0)	0 (0 to 0)	0 (0 to 0.1)	0 (0 to 0.1)	0 (0 to 0.1)	0 (0 to 0.1)	0 (0 to 0.1)	0 (0 to 0.1)	0 (0 to 0.1)	0 (0 to 0.1)	0 (0 to 0.1)	0 (0 to 0.1)	0 (0 to 0.1)	0 (0 to 0.1)	0 (0 to 0.1)	0 (0 to 0.1)	0 (0 to 0.1)	0 (0 to 0.1)	0 (0 to 0)	0 (0 to 0)	0
Respiratory infections and tuberculosis	683 (343 to 1,490)	605 (302 to 1,490)	1,050 (969 to 2,280)	1,330 (969 to 2,280)	1,050 (642 to 1,710)	671 (411 to 1,300)	1,050 (614 to 2,300)	1,050 (620 to 2,400)	1,050 (621 to 2,400)	1,050 (621 to 2,400)	1,050 (620 to 2,400)	1,050 (620 to 2,400)	1,050 (620 to 2,400)	1,050 (620 to 2,400)	1,050 (620 to 2,400)	1,050 (620 to 2,400)	1,050 (620 to 2,400)	1,050 (620 to 2,400)	1,050 (620 to 2,400)	1,050 (620 to 2,400)	1,050 (620 to 2,400)	1,050 (620 to 2,400)	1,050 (620 to 2,400)	77 (3.1 to 144)
Tuberculosis	0 (0 to 0)	0 (0 to 0)	399 (399 to 1,340)	633 (549 to 1,600)	640 (602 to 1,610)	671 (630 to 790)	1,050 (920 to 1,960)	1,050 (920 to 1,960)	1,050 (1,900 to 4,170)	1,050 (2,270 to 4,600)	1,050 (2,320 to 4,760)	1,050 (2,180 to 4,970)	1,050 (2,340 to 4,910)	1,050 (2,370 to 4,730)	1,050 (2,320 to 4,370)	1,050 (2,320 to 4,370)	1,050 (2,320 to 4,370)	1,050 (2,320 to 4,370)	1,050 (2,320 to 4,370)	1,050 (1,980 to 3,900)	1,050 (1,170 to 2,880)	1,050 (627 to 1,430)	1,050 (340 to 934)	43,300
Latent tuberculosis infection	0 (0 to 0)	0 (0 to 0)	0 (0 to 0)	0 (0 to 0)	0 (0 to 0)	0 (0 to 0)	0 (0 to 0)	0 (0 to 0)	0 (0 to 0)	0 (0 to 0)	0 (0 to 0)	0 (0 to 0)	0 (0 to 0)	0 (0 to 0)	0 (0 to 0)	0 (0 to 0)	0 (0 to 0)	0 (0 to 0)	0 (0 to 0)	0 (0 to 0)	0 (0 to 0)	0 (0 to 0)	0 (0 to 0)	0 (0 to 0)	0
Drug-susceptible Tuberculosis	0 (0 to 0)	762 (399 to 1,340)	627 (329 to 1,070)	634 (332 to 1,077)	518 (272 to 799)	591 (309 to 1,000)	2,760 (1,610 to 4,660)	3,660 (2,210 to 5,760)	3,760 (2,210 to 5,760)	3,810 (2,210 to 5,760)	4,060 (2,210 to 6,910)	4,060 (2,210 to 6,910)	4,060 (2,210 to 6,910)	3,970 (2,300 to 6,220)	3,930 (2,300 to 5,990)	3,270 (2,300 to 5,990)	2,660 (1,600 to 4,990)	1,910 (1,600 to 4,990)	997 (1,600 to 4,990)	548 (1,600 to 4,990)	170 (1,600 to 4,990)	42.3 (1,600 to 4,990)	7.6 (0.9 to 17.4)	62,900
Multidrug-resistant tuberculosis without extensive drug resistance	0 (0 to 0)	0 (0 to 0)	6.6 (0.3 to 39.5)	9.3 (0.3 to 28.3)	9.1 (0.4 to 29.7)	9.4 (0.4 to 23.4)	7.3 (0.2 to 22.6)	20.5 (0.4 to 70.5)	29.1 (0.4 to 110)	29.2 (0.4 to 110)	29.1 (0.4 to 110)	27.1 (0.4 to 102)	22.9 (0.4 to 77.1)	19.1 (0.4 to 64.2)	14.6 (0.4 to 49.1)	10.3 (0.4 to 35.6)	6.2 (0.4 to 21.6)	3.6 (0.4 to 12.2)	2.3 (0.4 to 7.6)	1.5 (0.4 to 4.8)	0.6 (0.4 to 1.6)	0.4 (0.4 to 0.6)	347
Extensively drug-resistant tuberculosis	0 (0 to 0)	0 (0 to 0)	1.2 (0.1 to 7.4)	1.7 (0.1 to 5.4)	0.9 (0.1 to 2.8)	0.6 (0.1 to 2.2)	0.5 (0.1 to 1.7)	0.9 (0.1 to 3.2)	1.3 (0.1 to 4.9)	1.3 (0.1 to 4.9)	1.3 (0.1 to 4.9)	1.2 (0.1 to 4.6)	1 (0.1 to 3.7)	0.9 (0.1 to 3.4)	0.6 (0.1 to 2.2)	0.4 (0.1 to 1.6)	0.3 (0 to 1.1)	0.2 (0 to 0.7)	0.1 (0 to 0.4)	0.1 (0 to 0.3)	0 (0 to 0.1)	0 (0 to 0.1)	0 (0 to 0)	20.5
Lower respiratory infections	683 (342 to 1,180)	605 (299 to 1,280)	6,590 (4,940 to 11,080)	3,430 (1,990 to 5,810)	251 (159 to 418)	149 (89.8 to 252)	168 (97.4 to 302)	168 (93.2 to 305)	263 (145 to 482)	362 (201 to 662)	426 (237 to 782)	609 (341 to 1,120)	921 (517 to 1,710)	1,270 (717 to 2,370)	1,660 (929 to 3,090)	1,200 (672 to 2,230)	1,260 (705 to 2,340)	1,120 (628 to 2,080)	722 (404 to 1,340)	499 (280 to 928)	227 (127 to 422)	108 (60.4 to 201)	44.7 (25.1 to 83.2)	20,300
Upper respiratory infections	0 (0 to 0)	0 (0 to 0)	0 (0 to 0)	0 (0 to 0)	0 (0 to 0)	0 (0 to 0)	0 (0 to 0)	0 (0 to 0)	0 (0 to 0)	0 (0 to 0)	0 (0 to 0)	0 (0 to 0)	0 (0 to 0)	0 (0 to 0)	0 (0 to 0)	0 (0 to 0)	0 (0 to 0)	0 (0 to 0)	0 (0 to 0)	0 (0 to 0)	0 (0 to 0)	0 (0 to 0)	0 (0 to 0)	0 (0 to 0)	0
Otitis media	0.2 (0 to 1)	0 (0 to 0.2)	13.3 (3.2 to 33.6)	13.3 (4.6 to 32)	12.4 (4.7 to 29.5)	12.4 (4.7 to 29.5)	12.4 (4.6 to 29.5)	12.4 (4.6 to 29.5)	12.4 (4.6 to 29.5)	12.4 (4.6 to 29.5)	12.4 (4.6 to 29.5)	12.4 (4.7 to 29.6)	12.4 (4.7 to 29.6)	12.4 (4.7 to 29.6)	12.4 (4.7 to 29.6)	12.4 (4.7 to 29.6)	12.4 (4.7 to 29.6)	12.4 (4.7 to 29.6)	12.4 (4.7 to 29.6)	12.4 (4.7 to 29.6)	12.4 (4.7 to 29.6)	12.4 (4.7 to 29.6)	12.4 (4.7 to 29.6)	736
Enteric infections	1,490 (618 to 3,090)	1,050 (220 to 1,200)	1,050 (2,420 to 11,900)	1,050 (2,160 to 7,970)	1,050 (960 to 3,660)	1,050 (614 to 2,300)	1,050 (620 to 2,400)	1,050 (620 to 2,400)	1,050 (621 to 2,400)	1,050 (621 to 2,400)	1,050 (620 to 2,400)	1,050 (620 to 2,400)	1,050 (620 to 2,400)	1,050 (620 to 2,400)	1,050 (620 to 2,400)	1,050 (620 to 2,400)	1,050 (620 to 2,400)	1,050 (620 to 2,400)	1,050 (620 to 2,400)	1,050 (620 to 2,400)	1,050 (620 to 2,400)	1,050 (620 to 2,400)	1,050 (620 to 2,400)	19.1 (0.6 to 38)
Diarrheal diseases	598 (618 to 2,090)	598 (220 to 1,200)	1,050 (2,090 to 11,900)	1,050 (1,770 to 7,890)	1,050 (909 to 3,450)	1,050 (614 to 2,300)	1,050 (620 to 2,400)	1,050 (619 to 2,400)	1,050 (619 to 2,400)	1,050 (620 to 2,400)	1,050 (620 to 2,400)	1,050 (620 to 2,400)	1,050 (620 to 2,400)	1,050 (620 to 2,400)	1,050 (620 to 2,400)	1,050 (620 to 2,400)	1,050 (620 to 2,400)	1,050 (620 to 2,400)	1,050 (620 to 2,400)	1,050 (620 to 2,400)	1,050 (620 to 2,400)	1,050 (620 to 2,400)	1,050 (620 to 2,400)	24,000
Typhoid and paratyphoid	0 (0 to 0)	0 (0 to 0)	0 (0 to 0)	0 (0 to 0)	0 (0 to 0)	0 (0 to 0)	0 (0 to 0)	0 (0 to 0)	0 (0 to 0)	0 (0 to 0)	0 (0 to 0)	0 (0 to 0)	0 (0 to 0)	0 (0 to 0)	0 (0 to 0)	0 (0 to 0)	0 (0 to 0)	0 (0 to 0)	0 (0 to 0)	0 (0 to 0)	0 (0 to 0)	0 (0 to 0)	0 (0 to 0)	0 (0 to 0)	0
Typhoid fever	0 (0 to 0)	0 (0 to 0)	0 (0 to 0)	0 (0 to 0)	0 (0 to 0)	0 (0 to 0)	0 (0 to 0)	0 (0 to 0)	0 (0 to 0)	0 (0 to 0)	0 (0 to 0)	0 (0 to 0)	0 (0 to 0)	0 (0 to 0)	0 (0 to 0)	0 (0 to 0)	0 (0 to 0)	0 (0 to 0)	0 (0 to 0)	0 (0 to 0)	0 (0 to 0)	0 (0 to 0)	0 (0 to 0)	0 (0 to 0)	0
Paratyphoid fever	0 (0 to 0)	0 (0 to 0)	0 (0 to 0)	0 (0 to 0)	0 (0 to 0)	0 (0 to 0)	0 (0 to 0)	0 (0 to 0)	0 (0 to 0)	0 (0 to 0)	0 (0 to 0)	0 (0 to 0)	0 (0 to 0)	0 (0 to 0)	0 (0 to 0)	0 (0 to 0)	0 (0 to 0)	0 (0 to 0)	0 (0 to 0)	0 (0 to 0)	0 (0 to 0)	0 (0 to 0)	0 (0 to 0)	0 (0 to 0)	0
Invasive Non-typhoidal Salmonella (iNTS)	0 (0 to 0)	0 (0 to 0)	0.1 (0 to 17.6)	21.3 (0 to 170.3)	43.2 (0 to 170.3)	50.4 (0 to 170.3)	49.6 (0 to 170.3)	20.6 (0 to 170.3)	9.7 (0 to 170.3)	9.6 (0 to 170.3)	3.7 (0 to 170.3)	3.6 (0 to 170.3)	3.6 (0 to 170.3)	3.6 (0 to 170.3)	1.8 (0 to 170.3)	1.3 (0 to 170.3)	0.6 (0 to 170.3)	0.4 (0 to 170.3)	0.2 (0 to 170.3)	0.1 (0 to 170.3)	0 (0 to 170.3)	0 (0 to 170.3)	0 (0 to 170.3)	212
Other intestinal infectious diseases	0 (0 to 0)	0 (0 to 0)	0.6 (0 to 1.1)	4.4 (1.4 to 10.3)	2.2 (0.7 to 4.4)	1.4 (0.5 to 2.7)	0.9 (0.3 to 1.8)	0.4 (0.1 to 0.7)	0.6 (0.2 to 1.1)	0.6 (0.2 to 1.1)	0.6 (0.2 to 1.1)	0.7 (0.2 to 1.2)	0.6 (0.2 to 1.2)	0.4 (0.1 to 0.8)	0.3 (0.1 to 0.6)	0.2 (0 to 0.4)	0.2 (0 to 0.3)	0.1 (0 to 0.2)	0.1 (0 to 0.1)	0.1 (0 to 0.1)	0 (0 to 0.1)	0 (0 to 0.1)	0 (0 to 0)	17.6
Neglected tropical diseases and malaria	0.6 (0.1 to 2.1)	0.6 (0.1 to 2.1)	6.6 (2.6 to 17.1)	9.7 (3.6 to 24.1)	4.6 (1.7 to 11.2)	3.2 (1.2 to 7.6)	2.1 (0.8 to 5.1)	1.1 (0.4 to 2.6)	0.9 (0.3 to 2.1)	0.9 (0.3 to 2.1)	0.9 (0.3 to 2.1)	0.9 (0.3 to 2.1)	0.9 (0.3 to 2.1)	0.9 (0.3 to 2.1)	0.9 (0.3 to 2.1)	0.9 (0.3 to 2.1)	0.9 (0.3 to 2.1)	0.9 (0.3 to 2.1)	0.9 (0.3 to 2.1)	0.9 (0.3 to 2.1)	0.9 (0.3 to 2.1)	0.9 (0.3 to 2.1)	0.9 (0.3 to 2.1)	4,210
Malaria	0 (0 to 0)	0 (0 to 1.3)	0 (0 to 6.3)	0 (0 to 24.9)	0 (0 to 24.9)	0.2 (0 to 24.9)	0.7 (0 to 24.9)	1.4 (0.3 to 10.1)	1.1 (0 to 7.2)	0.9 (0 to 7.2)	0.9 (0 to 7.2)	0.9 (0 to 7.2)	0.9 (0 to 7.2)	0.9 (0 to 7.2)	0.9 (0 to 7.2)	0.9 (0 to 7.2)	0.9 (0 to 7.2)	0.9 (0 to 7.2)	0.9 (0 to 7.2)	0.9 (0 to 7.2)	0.9 (0 to 7.2)	0.9 (0 to 7.2)	0.9 (0 to 7.2)	381
Chagas disease	0 (0 to 0)	0 (0 to 0)	0 (0 to 0)	0 (0 to 0)	0 (0 to 0)	0 (0 to 0)	0 (0 to 0)	0 (0 to 0)	0 (0 to 0)	0 (0 to 0)	0 (0 to 0)	0 (0 to 0)	0 (0 to 0)	0 (0 to 0)	0 (0 to 0)	0 (0 to 0)	0 (0 to 0)	0 (0 to 0)	0 (0 to 0)	0 (0 to 0)	0 (0 to 0)	0 (0 to 0)	0 (0 to 0)	0 (0 to 0)	0
Leishmaniasis	0 (0 to 0)	0 (0 to 0)	0 (0 to 0)	0 (0 to 0)	0 (0 to 0)	0 (0 to 0)	0 (0 to 0)	0 (0 to 0)	0 (0 to 0)	0 (0 to 0)	0 (0 to 0)	0 (0 to 0)	0 (0 to 0)	0 (0 to 0)	0 (0 to 0)	0 (0 to 0)	0 (0 to 0)	0 (0 to 0)	0 (0 to 0)	0 (0 to 0)	0 (0 to 0)	0 (0 to 0)	0 (0 to 0)	0 (0 to 0)	0
Visceral leishmaniasis	0 (0 to 0)	0 (0 to 0)	0 (0 to 0)	0 (0 to 0)	0 (0 to 0)	0 (0 to 0)	0 (0 to 0)	0 (0 to 0)	0 (0 to 0)	0 (0 to 0)	0 (0 to 0)	0 (0 to 0)	0 (0 to 0)	0 (0 to 0)	0 (0 to 0)	0 (0 to 0)	0 (0 to 0)	0 (0 to 0)	0 (0 to 0)	0 (0 to 0)	0 (0 to 0)	0 (0 to 0)	0 (0 to 0)	0 (0 to 0)	0
Cutaneous and mucocutaneous leishmaniasis	0 (0 to 0)	0 (0 to 0)	0 (0 to 0)	0 (0 to 0)	0 (0 to 0)	0 (0 to 0)	0 (0 to 0)	0 (0 to 0)	0 (0 to 0)	0 (0 to 0)	0 (0 to 0)	0 (0 to 0)	0 (0 to 0)	0 (0 to 0)	0 (0 to 0)	0 (0 to 0)	0 (0 to 0)	0 (0 to 0)	0 (0 to 0)	0 (0 to 0)	0 (0 to 0)	0 (0 to 0)	0 (0 to 0)	0 (0 to 0)	0
African trypanosomiasis	0 (0 to 0)	0 (0 to 0)	0 (0 to 0)	0 (0 to 0)	0 (0 to 0)	0 (0 to 0)	0 (0 to 0)	0 (0 to 0)	0 (0 to 0)	0 (0 to 0)	0 (0 to 0)	0 (0 to 0)	0 (0 to 0)	0 (0 to 0)	0 (0 to 0)	0 (0 to 0)	0 (0 to 0)	0 (0 to 0)	0 (0 to 0)	0 (0 to 0)	0 (0 to 0)	0 (0 to 0)	0 (0 to 0)	0 (0 to 0)	0
Schistosomiasis	0 (0 to 0)	0 (0 to 0)	0 (0 to 0)	0 (0 to 0)	0 (0 to 0)	0 (0 to 0)	0 (0 to 0)	0 (0 to 0)	0 (0 to 0)	0 (0 to 0)	0 (0 to 0)	0 (0 to 0)	0 (0 to 0)	0 (0 to 0)	0 (0 to 0)	0 (0 to 0)	0 (0 to 0)	0 (0 to 0)	0 (0 to 0)	0 (0 to 0)	0 (0 to 0)	0 (0 to 0)	0 (0 to 0)	0 (0 to 0)	0
Cysticercosis	0 (0 to 0)	0 (0 to 0)	0 (0 to 0)	0 (0 to 0)	0 (0 to 0.1)	0 (0 to 0.1)	0.1 (0 to 0.3)	0.2 (0 to 0.9)	0.3 (0 to 0.7)	0.4 (0 to 0.9)	0.5 (0 to 1)	0.6 (0 to 1.2)	0.6 (0 to 1.2)	0.6 (0 to 1.2)	0.7 (0 to 1.4)	0.6 (0 to 1.2)	0.6 (0 to 1.2)	0.7 (0 to 1.3)	0.4 (0 to 0.8)	0.3 (0 to 0.6)	0.1 (0 to 0.3)	0.1 (0 to 0.2)	0 (0 to 0)	9.5
Cystic echinococcosis	0 (0 to 0)	0 (0 to 0)	0 (0 to 0)	1.3 (0.3 to 3.4)	1.8 (0.5 to 4.6)	1.2 (0.3 to 3.1)	0.8 (0.2 to 2.1)	0.4 (0.1 to 1.1)	0.3 (0.1 to 0.8)	0.3 (0.1 to 0.8)	0.3 (0.1 to 0.8)	0.3 (0.1 to 0.8)	0.3 (0.1 to 0.8)	0.3 (0.1 to 0.8)	0.3 (0.1 to 0.8)	0.3 (0.1 to 0.8)	0.3 (0.1 to 0.8)	0.3 (0.1 to 0.8)	0.3 (0.1 to 0.8)	0.3 (0.1 to 0.8)	0.3 (0.1 to 0.8)	0.3 (0.1 to 0.8)	0.3 (0.1 to 0.8)	23.6
Lymphatic filariasis	0 (0 to 0)	0 (0 to 0)	0 (0 to 0)	0 (0 to 0)	0.1 (0.1 to 0.1)	0.2 (0.1 to 0.2)	0.4 (0.2 to 0.5)	0.8 (0.4 to 1)	1.2 (0.6 to 1.5)	1.4 (0.7 to 1.8)	1.7 (0.8 to 2.1)	2.1 (1 to 2.6)	2.2 (1.1 to 2.8)	2.2 (1.1 to 2.8)	2.2 (1.1 to 2.8)	2.2 (1.1 to 2.8)	2.2 (1.1 to 2.8)	2.2 (1.1 to 2.8)	2.2 (1.1 to 2.8)	2.2 (1.1 to 2.8)	2.2 (1.1 to 2.8)	2.2 (1.1 to 2.8)	2.2 (1.1 to 2.8)	983
Onchocerciasis	0 (0 to 0)	0 (0 to 0)	0 (0 to 0)	0 (0 to 0)	0 (0 to 0)	0 (0 to 0)	0 (0 to 0)	0 (0 to 0)	0 (0 to 0)	0 (0 to 0)	0 (0 to 0)	0 (0 to 0)	0 (0 to 0)	0 (0 to 0)	0 (0 to 0)	0 (0 to 0)	0 (0 to 0)	0 (0 to 0)	0 (0 to 0)	0 (0 to 0)	0 (0 to 0)	0 (0 to 0)	0 (0 to 0)	0 (0 to 0)	0
Trachoma	0 (0 to 0)	0 (0 to 0)	0 (0 to 0)	0 (0 to 0)	0 (0 to 0)	0 (0 to 0)	0 (0 to 0)	0 (0 to 0)	0 (0 to 0)	0 (0 to 0)	0 (0 to 0)	0 (0 to 0)	0 (0 to 0)	0 (0 to 0)	0 (0 to 0)	0 (0 to 0)	0 (0 to 0)	0 (0 to 0)	0 (0 to 0)	0 (0 to 0)	0 (0 to 0)	0 (0 to 0)	0 (0 to 0)	0 (0 to 0)	0
Dengue	0 (0 to 0)	1.7 (0.4 to 2.6)	19.6 (2.4 to 22.6)	159 (2.4 to 1,840)	48.7 (6.6 to 626)	9.1 (1.3 to 586)	49.1 (10.4 to 606)	26.3 (6.6 to 504)	15.6 (6.6 to 660)	15.6 (6.6 to 378)	26.3 (6.6 to 241)	32.5 (3.3 to 246)	29.3 (3.3 to 246)	27.6 (3.3 to 246)	17.5 (1.6 to 116)	13.6 (1.6 to 67.6)	6.7 (1.6 to 32.4)	3.4 (1.6 to 16.2)	1.4 (1.1 to 32.5)	0.4 (0.3 to 10.2)	0.1 (0.1 to 2.6)	0 (0 to 0.1)	0 (0 to 0.1)	763
Yellow fever	0 (0 to 0)	0 (0 to 0)	0 (0 to 0)	0 (0 to 0)	0 (0 to 0)	0 (0 to 0)	0 (0 to 0)	0 (0 to 0)	0 (0 to 0)	0 (0 to 0)	0 (0 to 0)	0 (0 to 0)	0 (0 to 0)	0 (0 to 0)	0 (0 to 0)	0 (0 to 0)	0 (0 to 0)	0 (0 to 0)	0 (0 to 0)	0 (0 to 0)	0 (0 to 0)	0 (0 to 0)	0 (0 to 0)	0 (0 to 0)	0
Rabies	0 (0 to 0)	0 (0 to 1)	62 (0.1 to 385)	318 (0.1 to 2,060)	261 (0.1 to 1,270)	60.1 (0.1 to 354)	27.4 (0.1 to 161)	20.3 (0.1 to 118)	19.6 (0.1 to 118)	27.4 (0.1 to 118)	19.6 (0.1 to 118)	23.3 (0.1 to 101)	19.6 (0.1 to 101)	19.6 (0.1 to 101)	22.4 (0.1 to 101)	20.6 (0.1 to 101)	10.3 (0.1 to 101)	6.8 (0.1 to 101)	2.8 (0.1 to 101)	0.6 (0.1 to 17.5)	0.1 (0.1 to 3.1)	0 (0.1 to 0.6)	0 (0 to 0.1)	1,290
Intestinal nematode infections	0 (0 to 0



| | | |



SB Table 2a. East Kalimantan DALYS by cause and age cruces for males with 95% uncertainty intervals, 2019

Cause	Birth Prevalence	Late Neonatal	Post Neonatal	1 to 4	5 to 9	10 to 14	15 to 19	20 to 24	25 to 29	30 to 34	35 to 39	40 to 44	45 to 49	50 to 54	55 to 59	60 to 64	65 to 69	70 to 74	75 to 79	80 to 84	85 to 89	90 to 94	95 plus	Total
All causes	28,259 (27,498 to 28,955)	9,750 (9,319 to 9,750)	19,490 (12,559 to 22,105)	19,490 (13,559 to 19,490)	13,490 (10,559 to 13,490)	13,490 (11,559 to 16,365)	22,490 (17,559 to 26,365)	27,490 (21,130 to 31,365)	29,130 (21,559 to 31,365)	33,490 (26,559 to 39,365)	46,490 (36,559 to 55,365)	66,490 (54,559 to 83,365)	89,490 (74,559 to 105,365)	121,490 (104,559 to 140,365)	160,490 (140,559 to 183,365)	207,490 (183,559 to 232,365)	266,130 (232,559 to 296,365)	327,490 (296,559 to 362,365)	389,130 (362,559 to 422,365)	447,490 (422,559 to 472,365)	490,130 (472,559 to 503,365)	503,490 (496,559 to 503,365)	519 (519 to 3,365)	4,671,050 (4,671,050 to 4,671,050)
Communicable, maternal, neonatal, and nutritional diseases	23,460 (17,700 to 28,500)	6,930 (3,660 to 6,930)	10,460 (7,660 to 13,200)	9,960 (7,470 to 12,100)	6,470 (5,350 to 8,060)	2,990 (2,530 to 3,430)	3,430 (2,720 to 3,930)	5,130 (3,720 to 6,130)	6,210 (4,670 to 8,030)	6,520 (4,550 to 8,420)	6,610 (4,660 to 8,430)	6,610 (4,660 to 8,430)	5,960 (4,190 to 7,630)	4,760 (3,150 to 6,060)	3,640 (2,350 to 4,630)	2,750 (1,820 to 3,490)	2,050 (1,320 to 2,690)	1,330 (869 to 1,760)	805 (526 to 1,070)	392 (257 to 492)	129 (86 to 168)	51 (33 to 67.9)	117,600 (117,600 to 117,600)
HIV/AIDS and sexually transmitted infections	1,840 (529 to 4,280)	670 (211 to 1,450)	870 (300 to 1,540)	1,970 (1,130 to 2,990)	136 (90 to 186)	70.6 (43.4 to 96.5)	248 (187 to 299)	911 (764 to 1,110)	1,990 (1,630 to 2,370)	2,290 (1,930 to 2,690)	1,960 (1,420 to 2,790)	1,390 (1,130 to 1,750)	1,210 (869 to 1,660)	620 (427 to 827)	217 (141 to 309)	78.6 (47.2 to 126)	29.5 (17.4 to 42.8)	11.9 (6.3 to 19.1)	3.5 (2.5 to 4.7)	1.6 (1.1 to 2.3)	0.6 (0.4 to 0.8)	0.2 (0.1 to 0.3)	16,100 (16,100 to 16,100)
HIV/AIDS	0 (0 to 0)	0.1 (0 to 0.1)	370 (289 to 488)	1,960 (1,110 to 2,980)	126 (82.6 to 174)	63.6 (39.7 to 88.7)	227 (179 to 277)	878 (739 to 1,070)	1,940 (1,590 to 2,320)	2,240 (1,880 to 2,640)	1,910 (1,380 to 2,730)	1,350 (1,090 to 1,700)	1,180 (839 to 1,620)	611 (422 to 817)	209 (137 to 300)	73.4 (42.7 to 120)	28.5 (16.2 to 41.1)	10.6 (5.7 to 17.2)	2.8 (1.9 to 3.8)	1.4 (0.9 to 2.1)	0.4 (0.2 to 0.6)	0.1 (0.1 to 0.1)	12,800 (12,800 to 12,800)
HIV/AIDS - Drug-susceptible Tuberculosis	0 (0 to 0)	0 (0 to 0)	106 (82.3 to 209)	562 (317 to 853)	36 (23.7 to 49.4)	18.2 (11.4 to 25.4)	65 (51.4 to 80)	251 (211 to 307)	556 (455 to 665)	642 (537 to 770)	547 (395 to 783)	387 (312 to 487)	338 (240 to 465)	175 (121 to 237)	59.9 (40.4 to 86.1)	21 (12.2 to 34.5)	8.2 (4.6 to 12.2)	3 (1.6 to 4.9)	0.8 (0.5 to 1.1)	0.4 (0.2 to 0.6)	0.1 (0.1 to 0.2)	0 (0 to 0)	3,670 (3,670 to 3,670)
HIV/AIDS - Multidrug-resistant Tuberculosis without extensive d	0 (0 to 0)	0 (0 to 0)	1.6 (0.5 to 4)	12.6 (3.2 to 30.3)	0.8 (0.2 to 2)	0.4 (0.1 to 1)	1.4 (0.4 to 3.4)	5.6 (1.7 to 13.4)	12 (3.7 to 28.7)	13.8 (4.3 to 33)	11.8 (3.6 to 28.3)	8.3 (2.6 to 19.9)	7.3 (2.3 to 17.4)	3.8 (1.2 to 9)	1.3 (0.4 to 3.1)	0.5 (0.1 to 1.2)	0.2 (0 to 0.4)	0.1 (0 to 0.2)	0 (0 to 0.1)	0 (0 to 0)	0 (0 to 0)	0 (0 to 0)	82.9 (82.9 to 82.9)
HIV/AIDS - Extensively drug-resistant Tuberculosis	0 (0 to 0)	0 (0 to 0)	0.2 (0 to 0.5)	1.6 (0.4 to 3.9)	0.1 (0 to 0.2)	0.1 (0 to 0.1)	0.2 (0 to 0.4)	0.7 (0 to 1.7)	1.6 (0.4 to 4)	1.8 (0.5 to 4.4)	1.5 (0.4 to 3.7)	1.1 (0.3 to 2.7)	0.9 (0.2 to 2.3)	0.5 (0.1 to 1.2)	0.2 (0 to 0.4)	0.1 (0 to 0.2)	0 (0 to 0.1)	0 (0 to 0.1)	0 (0 to 0.1)	0 (0 to 0.1)	0 (0 to 0)	0 (0 to 0)	0 (0 to 0)	10.7 (10.7 to 10.7)
HIV/AIDS resulting in other diseases	0 (0 to 0)	0.1 (0 to 0.1)	256 (156 to 359)	966 (605 to 1,130)	51 (40.1 to 68.1)	31.1 (19.5 to 42.9)	104 (69.1 to 139)	398 (320 to 489)	926 (715 to 1,150)	1,100 (871 to 1,360)	982 (699 to 1,420)	692 (533 to 967)	604 (420 to 881)	312 (209 to 464)	107 (69.1 to 161)	37.7 (20.9 to 62.3)	14.6 (8.3 to 20.4)	5.4 (2.9 to 8.1)	1.4 (0.9 to 2)	0.8 (0.5 to 1)	0.2 (0.1 to 0.3)	0 (0 to 0.1)	6,930 (6,930 to 6,930)
Sexually transmitted infections excluding HIV	1,840 (529 to 4,280)	670 (211 to 1,450)	504 (182 to 1,180)	21.1 (9.77 to 42.6)	9.5 (2.9 to 21.6)	1.6 (0.6 to 3.6)	4.6 (2.6 to 8.1)	11.5 (7.9 to 20.1)	9.5 (5.2 to 18.2)	9.6 (5.1 to 19.2)	9.6 (5.1 to 20.1)	9.6 (5.1 to 19.4)	9.7 (5.1 to 19.5)	9.6 (5.2 to 19.4)	9.6 (5.2 to 19.4)	9.6 (5.2 to 19.4)	9.6 (5.2 to 19.4)	9.6 (5.2 to 19.4)	9.6 (5.2 to 19.4)	9.6 (5.2 to 19.4)	9.6 (5.2 to 19.4)	0 (0 to 0)	3,720 (3,720 to 3,720)
Syphilis	0 (0 to 0)	0 (0 to 0)	0 (0 to 0)





SR Table 2a. Koroxzistan DALYS by cause and age group for males with 95% uncertainty intervals. 2019

Cause	Early Neonatal	Late Neonatal	Post Neonatal	1 to 4	5 to 9	10 to 14	15 to 19	20 to 24	25 to 29	30 to 34	35 to 39	40 to 44	45 to 49	50 to 54	55 to 59	60 to 64	65 to 69	70 to 74	75 to 79	80 to 84	85 to 89	90 to 94	95 plus	Total
All causes	97,000 (96,000 to 97,000)	16,000 (15,000 to 16,000)	25,000 (27,000 to 26,000)	29,000 (29,000 to 29,000)	19,000 (19,000 to 19,000)	21,000 (21,000 to 21,000)	24,000 (24,000 to 24,000)	27,000 (27,000 to 27,000)	32,000 (32,000 to 32,000)	42,000 (42,000 to 42,000)	59,000 (59,000 to 59,000)	84,000 (84,000 to 84,000)	120,000 (120,000 to 120,000)	164,000 (164,000 to 164,000)	220,000 (220,000 to 220,000)	283,000 (283,000 to 283,000)	351,000 (351,000 to 351,000)	422,000 (422,000 to 422,000)	494,000 (493,000 to 495,000)	560,000 (559,000 to 561,000)	621,000 (620,000 to 622,000)	679,000 (677,000 to 681,000)	776,000 (773,000 to 779,000)	909,000
Communicable, maternal, neonatal, and nutritional diseases	56,300 (55,100 to 57,100)	7,870 (6,980 to 8,140)	20,960 (19,100 to 22,400)	14,090 (11,600 to 16,900)	6,410 (4,660 to 8,360)	3,720 (2,620 to 5,120)	2,810 (2,020 to 3,890)	3,460 (2,700 to 4,310)	4,870 (3,920 to 5,840)	6,950 (5,840 to 8,060)	9,660 (8,140 to 10,900)	13,400 (11,200 to 14,900)	19,160 (16,200 to 21,400)	26,220 (22,400 to 29,000)	35,200 (30,400 to 38,600)	45,280 (39,400 to 49,200)	56,160 (49,200 to 60,800)	67,520 (59,400 to 73,000)	79,040 (69,800 to 85,200)	89,600 (79,800 to 96,600)	99,360 (88,800 to 107,000)	108,640 (97,400 to 117,000)	124,160 (111,600 to 133,600)	145,440
HIV/AIDS and sexually transmitted infections	0 (0 to 0)	0 (0 to 0)	1,130 (642 to 1,660)	1,130 (642 to 1,660)	1,130 (642 to 1,660





SR Table 2e. North Sulawesi: DALYS by cause and age, sex for males with 95% uncertainty intervals, 2019

Cause	Age Standardized	Late Neonatal	1 to 4	5 to 9	10 to 14	15 to 19	20 to 24	25 to 29	30 to 34	35 to 39	40 to 44	45 to 49	50 to 54	55 to 59	60 to 64	65 to 69	70 to 74	75 to 79	80 to 84	85 to 89	90 to 94	95 plus	Total
All causes	16,900 (15,600 to 18,200)	4,020 (2,220 to 5,770)	12,000 (9,350 to 14,900)	10,100 (8,660 to 12,000)	8,600 (6,360 to 9,350)	8,340 (6,360 to 10,700)	13,600 (10,900 to 17,000)	15,600 (12,200 to 19,200)	14,400 (11,000 to 18,300)	14,400 (11,000 to 18,300)	15,700 (11,900 to 19,400)	16,900 (13,000 to 20,900)	16,900 (13,000 to 20,900)	26,100 (19,900 to 32,700)	28,700 (21,900 to 35,900)	32,700 (24,000 to 43,300)	38,200 (26,000 to 52,300)	40,900 (26,000 to 62,300)	40,900 (26,000 to 62,300)	42,900 (22,900 to 64,300)	39,400 (16,900 to 66,400)	28,600 (10,900 to 54,200)	18,600 (6,660 to 42,100)	11,600 (4,790 to 34,900)	3,540 (1,510 to 7,790)	3,540 (1,510 to 7,790)	297 (247 to 358)	427,000
Communicable, maternal, neonatal, and nutritional diseases	15,000 (11,000 to 19,700)	3,160 (2,090 to 4,170)	8,290 (5,500 to 11,900)	6,430 (3,950 to 9,250)	2,760 (1,540 to 3,800)	2,060 (1,040 to 2,900)	2,830 (1,490 to 3,930)	2,930 (1,560 to 3,950)	3,190 (1,790 to 4,390)	3,170 (1,780 to 4,580)	3,840 (2,060 to 5,370)	4,490 (2,470 to 7,090)	4,990 (2,660 to 8,000)	4,500 (2,760 to 6,790)	3,700 (2,060 to 5,450)	3,700 (2,060 to 5,450)	3,840 (2,140 to 5,440)	3,700 (2,060 to 5,290)	3,700 (2,060 to 5,290)	2,110 (1,040 to 3,870)	1,420 (1,050 to 1,950)	750 (537 to 1,010)	243 (170 to 329)	64.0 (38 to 77.1)	86,100
HIV/AIDS and sexually transmitted infections	1,200 (316 to 3,000)	328 (97 to 793)	466 (107 to 972)	1,000 (229 to 2,090)	130 (17 to 396)	92.0 (16 to 270)	201 (31 to 502)	415 (77 to 927)	573 (121 to 1,240)	1,190 (269 to 2,350)	1,770 (397 to 3,450)	2,610 (562 to 5,000)	3,020 (652 to 5,870)	2,700 (1,000 to 4,700)	1,930 (697 to 3,450)	924 (292 to 2,000)	460 (129 to 1,030)	301 (79 to 679)	203 (53 to 466)	109 (26 to 262)	27.6 (6 to 74.4)	2 (0 to 4)	0.6 (0 to 1.7)	0.1 (0 to 0.3)	0.0 (0 to 0.1)	12,700
HIV/AIDS	0 (0 to 0)	0.1 (0 to 0.1)	261 (116 to 478)	1,160 (537 to 2,060)	126 (12 to 350)	69.6 (6 to 205)	168 (16 to 453)	396 (39 to 920)	622 (69 to 1,570)	1,260 (139 to 3,200)	1,990 (221 to 5,160)	2,970 (329 to 7,700)	3,610 (400 to 9,370)	3,210 (356 to 8,330)	2,310 (256 to 5,990)	1,110 (123 to 2,880)	552 (61 to 1,430)	360 (40 to 934)	243 (27 to 630)	118 (13 to 306)	39.6 (4 to 103)	1.6 (0 to 4.1)	0.6 (0 to 1.5)	0.1 (0 to 0.3)	0.0 (0 to 0.1)	10,800
HIV/AIDS - Drug-susceptible Tuberculosis	0 (0 to 0)	0.1 (0 to 0.1)	117 (52 to 215)	526 (243 to 933)	57.6 (5 to 160)	31.6 (3 to 93)	76.4 (7 to 206)	180 (18 to 418)	283 (31 to 713)	571 (62 to 1,430)	905 (101 to 2,340)	1,350 (150 to 3,500)	1,640 (182 to 4,260)	1,460 (162 to 3,780)	1,050 (117 to 2,720)	504 (56 to 1,310)	251 (28 to 652)	163 (18 to 423)	110 (12 to 286)	53.8 (6 to 140)	18 (2 to 46.7)	0.7 (0 to 1.9)	0.3 (0 to 0.7)	0.0 (0 to 0.1)	0.0 (0 to 0.0)	4,910
HIV/AIDS - Multidrug-resistant Tuberculosis without extensive drug resistance	0 (0 to 0)	0 (0 to 0)	1.1 (0.4 to 2.1)	4.9 (2 to 9.1)	0.5 (0 to 1.5)	0.3 (0 to 0.9)	0.7 (0 to 2)	1.7 (0 to 4.4)	2.6 (0 to 6.6)	5.3 (0 to 13.5)	8.4 (0 to 21.4)	12.6 (0 to 32)	15.3 (0 to 38.9)	13.6 (0 to 34.5)	9.8 (0 to 24.8)	4.7 (0 to 11.9)	2.3 (0 to 5.9)	1.5 (0 to 3.8)	1 (0 to 2.6)	0.5 (0 to 1.3)	0.2 (0 to 0.6)	0 (0 to 0)	0 (0 to 0)	0 (0 to 0)	0 (0 to 0)	44.9
HIV/AIDS - Extensively drug-resistant Tuberculosis	0 (0 to 0)	0 (0 to 0)	0.2 (0 to 0.4)	0.9 (0 to 1.7)	0.1 (0 to 0.3)	0.1 (0 to 0.2)	0.1 (0 to 0.4)	0.3 (0 to 0.8)	0.5 (0 to 1.2)	1 (0 to 2.5)	1.6 (0 to 4.1)	2.4 (0 to 6.1)	2.9 (0 to 7.4)	2.6 (0 to 6.6)	1.9 (0 to 4.7)	0.9 (0 to 2.3)	0.4 (0 to 1.1)	0.3 (0 to 0.7)	0.2 (0 to 0.5)	0.1 (0 to 0.2)	0 (0 to 0.1)	0 (0 to 0)	0 (0 to 0)	0 (0 to 0)	0 (0 to 0)	8.1
HIV/AIDS resulting in other diseases	0 (0 to 0)	140 (0 to 321)	660 (219 to 1,600)	4,230 (2,010 to 7,460)	1,610 (1 to 4,180)	1,610 (1 to 4,180)	2,270 (1 to 5,910)	2,270 (1 to 5,910)	2,270 (1 to 5,910)	2,270 (1 to 5,910)	2,270 (1 to 5,910)	2,270 (1 to 5,910)	2,270 (1 to 5,910)	2,270 (1 to 5,910)	2,270 (1 to 5,910)	2,270 (1 to 5,910)	2,270 (1 to 5,910)	2,270 (1 to 5,910)	2,270 (1 to 5,910)	2,270 (1 to 5,910)	2,270 (1 to 5,910)	2,270 (1 to 5,910)	2,270 (1 to 5,910)	2,270 (1 to 5,910)	2,270 (1 to 5,910)	9,500
Sexually transmitted infections excluding HIV	1,200 (316 to 3,000)	328 (97 to 793)	205 (11 to 494)	11.9 (1 to 31.1)	0.3 (0 to 1.2)	0.4 (0 to 1.2)	2.2 (0 to 7.1)	2.1 (0 to 6.7)	2.7 (0 to 8.5)	2.7 (0 to 8.5)	3.6 (0 to 11.2)	3.6 (0 to 11.2)	1.7 (0 to 5.4)	1.6 (0 to 5.1)	1.2 (0 to 3.9)	0.5 (0 to 1.6)	0.3 (0 to 1.1)	0.2 (0 to 0.7)	0.2 (0 to 0.6)	0.1 (0 to 0.3)	0.2 (0 to 0.7)	0.2 (0 to 0.6)	0.1 (0 to 0.3)	0.0 (0 to 0.1)	0.0 (0 to 0.1)	1,890
Syphilis	0 (0 to 0)	0 (0 to 0)	0 (0 to 0)	0 (0 to 0)	0 (0 to 0)	0 (0 to 0)	0 (0 to 0)	0 (0 to 0)	0 (0 to 0)	0 (0 to 0)	0 (0 to 0)	0 (0 to 0)	0 (0 to 0)	0 (0 to 0)	0 (0 to 0)	0 (0 to 0)	0 (0 to 0)	0 (0 to 0)	0 (0 to 0)	0 (0 to 0)	0 (0 to 0)	0 (0 to 0)	0 (0 to 0)	0 (0 to 0)	0 (0 to 0)	0 (0 to 0)	0
Chlamydial infection	0 (0 to 0)	0 (0 to 0)	0 (0 to 0)	0 (0 to 0)	0 (0 to 0.1)	0.2 (0 to 1.2)	0.9 (0 to 4.3)	0.8 (0 to 3.9)	0.4 (0 to 1.7)	0.4 (0 to 1.7)	0.4 (0 to 1.7)	0.4 (0 to 1.7)	0.2 (0 to 0.8)	0.2 (0 to 0.7)	0.1 (0 to 0.5)	0.1 (0 to 0.3)	0.1 (0 to 0.4)	0.1 (0 to 0.3)	0 (0 to 0.2)	0 (0 to 0.1)	0 (0 to 0.1)	0 (0 to 0)	0 (0 to 0)	0 (0 to 0)	0 (0 to 0)	0 (0 to 0)	33
Gonococcal infection	0 (0 to 0)	0 (0 to 0)	0 (0 to 0)	0 (0 to 0)	0 (0 to 0.1)	0.2 (0 to 1.1)	0.9 (0 to 4.2)	0.8 (0 to 3.8)	0.4 (0 to 1.7)	0.4 (0 to 1.7)	0.4 (0 to 1.7)	0.4 (0 to 1.7)	0.2 (0 to 0.8)	0.2 (0 to 0.7)	0.1 (0 to 0.5)	0.1 (0 to 0.3)	0.1 (0 to 0.4)	0.1 (0 to 0.3)	0 (0 to 0.2)	0 (0 to 0.1)	0 (0 to 0.1)	0 (0 to 0)	0 (0 to 0)	0 (0 to 0)	0 (0 to 0)	0 (0 to 0)	26
Trichomoniasis	0 (0 to 0)	0 (0 to 0)	0 (0 to 0)	0 (0 to 0)	0 (0 to 0)	0 (0 to 0.1)	0 (0 to 0.1)	0 (0 to 0.1)	0 (0 to 0.1)	0 (0 to 0.1)	0 (0 to 0.1)	0 (0 to 0.1)	0 (0 to 0.1)	0 (0 to 0.1)	0 (0 to 0.1)	0 (0 to 0.1)	0 (0 to 0.1)	0 (0 to 0.1)	0 (0 to 0.1)	0 (0 to 0.1)	0 (0 to 0.1)	0 (0 to 0.1)	0 (0 to 0)	0 (0 to 0)	0 (0 to 0)	0 (0 to 0)	3.6
Genital herpes	0 (0 to 0)	0 (0 to 0)	0 (0 to 0)	0 (0 to 0)	0 (0 to 0)	0 (0 to 0.1)	0 (0 to 0.1)	0 (0 to 0.1)	0 (0 to 0.1)	0 (0 to 0.1)	0 (0 to 0.1)	0 (0 to 0.1)	0 (0 to 0.1)	0 (0 to 0.1)	0 (0 to 0.1)	0 (0 to 0.1)	0 (0 to 0.1)	0 (0 to 0.1)	0 (0 to 0.1)	0 (0 to 0.1)	0 (0 to 0.1)	0 (0 to 0.1)	0 (0 to 0)	0 (0 to 0)	0 (0 to 0)	0 (0 to 0)	39.4
Other sexually transmitted infections	0 (0 to 0)	0 (0 to 0)	0 (0 to 0)	0 (0 to 0)	0 (0 to 0)	0.6 (0 to 4.3)	0.5 (0 to 3.6)	0.6 (0 to 3.9)	0.2 (0 to 1.2)	0.2 (0 to 1.2)	0.2 (0 to 1.2)	0.2 (0 to 1.2)	0.1 (0 to 0.6)	0.1 (0 to 0.5)	0 (0 to 0.3)	0 (0 to 0.2)	0 (0 to 0.1)	0 (0 to 0.1)	0 (0 to 0.1)	0 (0 to 0.1)	0 (0 to 0.1)	0 (0 to 0.1)	0 (0 to 0)	0 (0 to 0)	0 (0 to 0)	0 (0 to 0)	43.6
Respiratory infections and tuberculosis	1,900 (539 to 3,200)	1,060 (368 to 1,720)	3,200 (1,220 to 5,200)	678 (442 to 1,070)	336 (249 to 457)	1,020 (760 to 1,320)	1,330 (989 to 1,720)	1,330 (989 to 1,720)	1,330 (989 to 1,720)	1,330 (989 to 1,720)	1,330 (989 to 1,720)	1,330 (989 to 1,720)	1,330 (989 to 1,720)	1,330 (989 to 1,720)	1,330 (989 to 1,720)	1,330 (989 to 1,720)	1,330 (989 to 1,720)	1,330 (989 to 1,720)	1,330 (989 to 1,720)	1,330 (989 to 1,720)	1,330 (989 to 1,720)	1,330 (989 to 1,720)	1,330 (989 to 1,720)	1,330 (989 to 1,720)	1,330 (989 to 1,720)	27,800
Tuberculosis	0 (0 to 0)	0 (0 to 0)	0 (0 to 0)	0 (0 to 0)	0 (0 to 0)	0 (0 to 0)	0 (0 to 0)	0 (0 to 0)	0 (0 to 0)	0 (0 to 0)	0 (0 to 0)	0 (0 to 0)	0 (0 to 0)	0 (0 to 0)	0 (0 to 0)	0 (0 to 0)	0 (0 to 0)	0 (0 to 0)	0 (0 to 0)	0 (0 to 0)	0 (0 to 0)	0 (0 to 0)	0 (0 to 0)	0 (0 to 0)	0 (0 to 0)	0 (0 to 0)	0
Latent tuberculosis infection	660 (325 to 1,070)	1,060 (368 to 1,720)	3,200 (1,220 to 5,200)	678 (442 to 1,070)	336 (249 to 457)	1,020 (760 to 1,320)	1,330 (989 to 1,720)	1,330 (989 to 1,720)	1,330 (989 to 1,720)	1,330 (989 to 1,720)	1,330 (989 to 1,720)	1,330 (989 to 1,720)	1,330 (989 to 1,720)	1,330 (989 to 1,720)	1,330 (989 to 1,720)	1,330 (989 to 1,720)	1,330 (989 to 1,720)	1,330 (989 to 1,720)	1,330 (989 to 1,720)	1,330 (989 to 1,720)	1,330 (989 to 1,720)	1,330 (989 to 1,720)	1,330 (989 to 1,720)	1,330 (989 to 1,720)	1,330 (989 to 1,720)	17,700
Active tuberculosis	1,200 (316 to 3,000)	0 (0 to 0)	0 (0 to 0)	0 (0 to 0)	0 (0 to 0)	0 (0 to 0)	0 (0 to 0)	0 (0 to 0)	0 (0 to 0)	0 (0 to 0)	0 (0 to 0)	0 (0 to 0)	0 (0 to 0)	0 (0 to 0)	0 (0 to 0)	0 (0 to 0)	0 (0 to 0)	0 (0 to 0)	0 (0 to 0)	0 (0 to 0)	0 (0 to 0)	0 (0 to 0)	0 (0 to 0)	0 (0 to 0)	0 (0 to 0)	0 (0 to 0)	10,100
Drug-susceptible tuberculosis	1,200 (316 to 3,000)	0 (0 to 0)	209 (131 to 323)	183 (64 to 320)	201 (122 to 307)	196 (109 to 297)	364 (196 to 553)	1,070 (599 to 1,640)	1,068 (597 to 1,640)	1,068 (597 to 1,640)	1,068 (597 to 1,640)	1,068 (597 to 1,640)	1,068 (597 to 1,640)	1,068 (597 to 1,640)	1,068 (597 to 1,640)	1,068 (597 to 1,640)	1,068 (597 to 1,640)	1,068 (597 to 1,640)	1,068 (597 to 1,640)	1,068 (597 to 1,640)	1,068 (597 to 1,640)	1,068 (597 to 1,640)	1,068 (597 to 1,640)	1,068 (597 to 1,640)	1,068 (597 to 1,640)	17,600
Multidrug-resistant tuberculosis without extensive drug resistance	0 (0 to 0)	0 (0 to 0)	1.8 (0.7 to 3.3)	1.3 (0.4 to 2.4)	1.2 (0.3 to 3.7)	2.6 (0.6 to 8)	2.6 (0.6 to 8)	7.4 (2.2 to 21.4)	8.4 (2.3 to 24.4)	7.4 (2.2 to 21.4)	8.4 (2.3 to 24.4)	9.3 (2.5 to 26.7)	11.3 (3.2 to 32.4)	12.4 (3.5 to 35.2)	13.7 (3.9 to 38.7)	13.2 (3.8 to 37.4)	13.6 (3.9 to 38.4)	9.6 (2.8 to 27.1)	9.6 (2.8 to 27.1)	9.6 (2.8 to 27.1)	2.7 (0.7 to 7.5)	1.9 (0.4 to 5.3)	0.4 (0.1 to 1.2)	0.1 (0 to 0.3)	136
Extensively drug-resistant tuberculosis	0 (0 to 0)	0 (0 to 0)	0.4 (0 to 2.1)	0.2 (0 to 1.4)	0.2 (0 to 1.6)	0.2 (0 to 1.6)	0.5 (0 to 3.1)	1.6 (0 to 8.9)	1.4 (0 to 8.1)	1.6 (0 to 8.9)	1.8 (0 to 9.7)	2.1 (0 to 11.5)	2.6 (0 to 13.5)	2.8 (0 to 14.3)	2.5 (0 to 13.1)	2.2 (0 to 11.4)	2.1 (0 to 10.6)	1.5 (0 to 7.6)	1.5 (0 to 7.6)	1.5 (0 to 7.6)	0.4 (0 to 2.1)	0.2 (0 to 1.1)	0.1 (0 to 0.7)	0.0 (0 to 0.1)	0.0 (0 to 0.1)	29.6
Lower respiratory infections	1,180 (327 to 2,000)	883 (367 to 1,430)	2,310 (1,000 to 3,750)	509 (329 to 801)	102 (74 to 139)	565 (429 to 731)	671 (479 to 926)	997 (702 to 1,360)	724 (502 to 1,020)	648 (446 to 921)	881 (597 to 1,260)	1117 (759 to 1,610)	999 (672 to 1,440)	2,040 (1,380 to 2,917)	2,420 (1,630 to 3,460)	2,690 (1,810 to 3,850)	2,790 (1,880 to 3,990)	2,630 (1,770 to 3,760)	2,630 (1,770 to 3,760)	2,630 (1,770 to 3,760)	1,170 (787 to 1,670)	382 (257 to 546)	287 (192 to 410)	102 (68 to 147)	13.7 (9.2 to 19.6)	26,700
Upper respiratory infections	0 (0 to 0)	0.1 (0 to 0.1)	21.4 (9.4 to 44.6)	10.7 (5.2 to 20.7)	1.9 (0.9 to 3.7)	1.9 (0.9 to 3.7)	3.8 (1.8 to 7.3)	7.5 (3.6 to 14.5)	5.4 (2.6 to 10.4)	4.8 (2.3 to 9.3)	6.6 (3.2 to 12.7)	8.4 (4 to 16.2)	7.5 (3.6 to 14.5)	15.3 (7.3 to 29.5)	18.2 (8.7 to 35.1)	20.2 (9.6 to 38.9)	20.9 (10 to 40.3)	19.7 (9.4 to 38)	19.7 (9.4 to 38)	19.7 (9.4 to 38)	8.8 (4.2 to 17)	2.9 (1.4 to 5.6)	2.2 (1.1 to 4.2)	0.8 (0.4 to 1.5)	0.1 (0 to 0.3)	201
Otitis media	0 (0 to 0)	2.8 (0 to 9.7)	1.8 (0.6 to 3.9)	1.8 (0.6 to 3.9)	0.4 (0 to 0.8)	0.4 (0 to 0.8)	0.6 (0.2 to 1.2)	0.6 (0.2 to 1.2)	0.6 (0.2 to 1.2)	0.6 (0.2 to 1.2)	0.6 (0.2 to 1.2)	0.6 (0.2 to 1.2)	0.6 (0.2 to 1.2)	0.6 (0.2 to 1.2)	0.6 (0.2 to 1.2)	0.6 (0.2 to 1.2)	0.6 (0.2 to 1.2)	0.6 (0.2 to 1.2)	0.6 (0.2 to 1.2)	0.6 (0.2 to 1.2)	0.6 (0.2 to 1.2)	0.6 (0.2 to 1.2)	0.6 (0.2 to 1.2)	0.6 (0.2 to 1.2)	0.6 (0.2 to 1.2)	390
Enteric infections	299 (94 to 662)	508 (289 to 1,030)	2,480 (998 to 4,980)	1,200 (645 to 2,290)	378 (266 to 1,220)	979 (289 to 1,220)	332 (270 to 1,130)	299 (158 to 406)	272 (120 to 369)	299 (158 to 406)	314 (166 to 426)	299 (158 to 406)	314 (166 to 426)	299 (205 to 677)	299 (239 to 1,130)	299 (249 to 1,778)	299 (249 to 1,260)	299 (249 to 1,260)	697 (249 to 1,260)	697 (249 to 1,260)	454 (249 to 1,260)	272 (172 to 451)	174 (127 to 661)	99.6 (63 to 161)	32.7 (19 to 52.6)	12,600
Diarrheal diseases	299 (94 to 662)	547 (289 to 1,030)	2,480 (998 to 4,980)	1,200 (645 to 2,290)	238 (123 to 559)	196 (96 to 332)	332 (269 to 539)	299 (161 to 772)	272 (153 to 368)	299 (268 to 579)	277 (135 to 539)	299 (161 to 772)	314 (161 to 539)	299 (179 to 625)	299 (213 to 1,130)	299 (249 to 1,778)	299 (279 to 1,213)	299 (249 to 1,260)	697 (249 to 1,260)	697 (249 to 1,260)	454 (249 to 1,260)	272 (203 to 836)	174 (126 to 661)	99.6 (63 to 161)	32.7 (19 to 52.6)	15,300
Typhoid and paratyphoid	0 (0 to 0)	0.4 (0 to 3.9)	3.9 (0 to 15.9)	1.9 (0 to 7.5)	0.3 (0 to 1.2)	0.3 (0 to 1.2)	0.5 (0 to 1.8)	0.4 (0 to 1.5)	0.4 (0 to 1.5)	0.4 (0 to 1.5)	0.4 (0 to 1.5)	0.4 (0 to 1.5)	0.4 (0 to 1.5)	0.4 (0 to 1.5)	0.4 (0 to 1.5)	0.4 (0 to 1.5)	0.4 (0 to 1.5)	0.4 (0 to 1.5)	0.4 (0 to 1.5)	0.4 (0 to 1.5)	0.4 (0 to 1.5)	0.4 (0 to 1.5)	0.4 (0 to 1.5)	0.4 (0 to 1.5)	0.4 (0 to 1.5)	2,180
Typhoid fever	0 (0 to 0)	0.4 (0 to 3.9)	3.9 (0 to 15.9)	1.9 (0 to 7.5)	0.3 (0 to 1.2)	0.3 (0 to 1.2)	0.5 (0 to 1.8)	0.4 (0 to 1.5)	0.4 (0 to 1.5)	0.4 (0 to 1.5)	0.4 (0 to 1.5)	0.4 (0 to 1.5)	0.4 (0 to 1.5)	0.4 (0 to 1.5)	0.4 (0 to 1.5)	0.4 (0 to 1.5)	0.4 (0 to 1.5)	0.4 (0 to 1.5)	0.4 (0 to 1.5)	0.4 (0 to 1.5)	0.4 (0 to 1.5)	0.4 (0 to 1.5)	0.4 (0 to 1.5)	0.4 (0 to 1.5)	0.4 (0 to 1.5)	2,180
Paratyphoid fever	0 (0 to 0)	0 (0 to 0)	0.1 (0 to 0.2)	11 (2 to 28.4)	29.4 (8.1 to 68.2)	28 (8.1 to 64.1)	23 (7.5 to 51.6)	13 (3.9 to 31)	2.6 (0.7 to 6.6)	2.6 (0.7 to 6.6)	2.6 (0.7 to 6.6)	1.6 (0.4 to 4.4)	1.4 (0.4 to 3.9)	1.2 (0.3 to 3.4)	0.9 (0.2 to 2.4)	0.6 (0.1 to 1.8)	0.4 (0.1 to 1.2)	0.3 (0.1 to 0.9)	0.3 (0.1 to 0.9)	0.3 (0.1 to 0.9)	0.1 (0 to 0.4)	0.1 (0 to 0.3)	0.1 (0 to 0.2)	0.0 (0 to 0.1)	0.0 (0 to 0.1)	115
Invasive Non-typhoidal Salmonella (iNTS)	0 (0 to 0)	0.4 (0 to 3.9)	3.9 (1.6 to 7.2)	23.6 (9.9 to 46.3)	22.2 (6.7 to 56.4)	14.1 (4.5 to 33.3)	9.9 (3.6 to 22.3)	6.7 (1.8 to 17.1)	2 (0.5 to 5.4)	2 (0.5 to 5.4)	2 (0.5 to 5.4)	2 (0.5 to 5.4)	2.5 (0.6 to 6.5)	2.5 (0.6 to 6.5)	2.5 (0.6 to 6.5)	2.5 (0.6 to 6.5)	2.5 (0.6 to 6.5)	2.2 (0.6 to 5.7)	2.2 (0.6 to 5.7)	2.2 (0.6 to 5.7)	1.4 (0.4 to 3.6)	0.4 (0.1 to 1.1)	0.1 (0 to 0.3)	0.0 (0 to 0.1)	0.0 (0 to 0.1)	109
Other intestinal infectious diseases	0 (0 to 0)	0 (0 to 0)	1.2 (0.4 to 2.6)	1.4 (0.4 to 3.1)	0.6 (0.2 to 1.4)	0.6 (0.2 to 1.4)	0.4 (0.1 to 1)	0.4 (0.1 to 1)	0.3 (0.1 to 0.9)	0.3 (0.1 to 0.9)	0.3 (0.1 to 0.9)	0.3 (0.1 to 0.9)	0.2 (0.1 to 0.6)	0.2 (0.1 to 0.6)	0.2 (0.1 to 0.6)	0.2 (0.1 to 0.6)	0.2 (0.1 to 0.6)	0.2 (0.1 to 0.6)	0.2 (0.1 to 0.6)	0.2 (0.1 to 0.6)	0.2 (0.1 to 0.6)	0.2 (0.1 to 0.6)	0.2 (0.1 to 0.6)	0.2 (0.1 to 0.6)	0.2 (0.1 to 0.6)	6.7
Neglected tropical diseases and malaria	0.7 (0 to 1.7)	69.1 (29.5 to 139.1)	678 (266 to 1,580)	1,130 (466 to 2,540)	541 (189 to 1,270)	196 (57 to 484)	191 (59 to 466)	173 (53 to 423)	133 (41 to 325)	160 (49 to 391)	177 (54 to 433)	178 (54 to 435)	164 (50 to 401)	147 (45 to 359)	132 (41 to 322)	113 (35 to 276)	76.4 (23 to 187)	50.4 (15 to 123)	29 (8.9 to 70.9)	12.9 (3.9 to 31.5)	3.1 (0.9 to 7.6)	1.1 (0.3 to 2.7)	0.4 (0.1 to 1)	0.1 (0 to 0.3)	0.0 (0 to 0.1)	4,020
Malaria	0 (0 to 0)	0 (0 to 0.6)	0.9 (0 to 10.1)	9.4 (2.6 to 23)	10.2 (3.1 to 31.6)	5.1 (1.1 to 16)	6.3 (1.5 to 18.9)	5.2 (1.2 to 16.4)	4.4 (1 to 13.8)	5.2 (1.2 to 16.4)	5.9 (1.4 to 18.5)	6.1 (1.5 to 19.1)	5.5 (1.3 to 17.2)	5.1 (1.2 to 15.9)	4.6 (1.1 to 14.2)	4.1 (1 to 12.7)	3.2 (0.8 to 9.7)	2.1 (0.5 to 6.4)	1.2 (0.3 to 3.6)	0.5 (0.1 to 1.4)	0.2 (0 to 0.5)	0.1 (0 to 0.2)	0 (0 to 0.1)	0 (0 to 0.1)	0 (0 to 0.1)	329
Chagas disease	0 (0 to 0)	0 (0 to 0)	0 (0 to 0)	0 (0 to 0)	0 (0 to 0)	0 (0 to 0)	0 (0 to 0)	0 (0 to 0)	0 (0 to 0)	0 (0 to 0)	0 (0 to 0)	0 (0 to 0)	0 (0 to 0)	0 (0 to 0)	0 (0 to 0)	0 (0 to 0)	0 (0 to 0)	0 (0 to 0)	0 (0 to 0)	0 (0 to 0)	0 (0 to 0)	0 (0 to 0)	0 (0 to 0)	0 (0 to 0)	0 (0 to 0)	0 (0 to 0)	0
Leishmaniasis	0 (0 to 0)	0 (0 to 0)	0 (0 to 0)	0 (0 to 0)	0 (0 to 0)	0 (0 to 0)	0 (0 to 0)	0 (0 to 0)	0 (0 to 0)	0 (0 to 0)	0 (0 to 0)	0 (0 to 0)	0 (0 to 0)	0 (0 to 0)	0 (0 to 0)	0 (0 to 0)	0 (0 to 0)	0 (0 to 0)	0 (0 to 0)	0 (0 to 0)	0 (0 to 0)	0 (0 to 0)	0 (0 to 0)	0 (0 to 0)	0 (0 to 0)	0 (0 to 0)	0
Visceral leishmaniasis	0 (0 to 0)	0 (0 to 0)	0 (0 to 0)	0 (0 to 0)	0 (0 to 0)	0 (0 to 0)	0 (0 to 0)	0 (0 to 0)	0 (0 to 0)	0 (0 to 0)	0 (0 to 0)	0 (0 to 0)	0 (0 to 0)	0 (0 to 0)	0 (0 to 0)	0 (0 to 0)	0 (0 to 0)	0 (0 to 0)	0 (0 to 0)	0 (0 to 0)	0 (0 to 0)	0 (0 to 0)	0 (0 to 0)	0 (0 to 0)	0 (0 to 0)	0 (0 to 0)	0
Cutaneous and mucocutaneous leishmaniasis	0 (0 to 0)	0 (0 to 0)	0 (0 to 0)	0 (0 to 0)	0 (0 to 0)	0 (0 to 0)	0 (0 to 0)	0 (0 to 0)	0 (0 to 0)	0 (0 to 0)	0 (0 to 0)	0 (0 to 0)	0 (0 to 0)	0 (0 to 0)	0 (0 to 0)	0 (0 to 0)	0 (0 to 0)	0 (0 to 0)	0 (0 to 0)	0 (0 to 0)	0 (0 to 0)	0 (0 to 0)	0 (0 to 0)	0 (0 to 0)	0 (0 to 0)	0 (0 to 0)	0
African trypanosomiasis	0 (0 to 0)	0 (0 to 0)	0 (0 to 0)	0 (0 to 0)	0 (0 to 0)	0 (0 to 0)	0 (0 to 0)	0 (0 to 0)	0 (0 to 0)	0 (0 to 0)	0 (0 to 0)	0 (0 to 0)	0 (0 to 0)	0 (0 to 0)	0 (0 to 0)	0 (0 to 0)	0 (0 to 0)	0 (0 to 0)	0 (0 to 0)	0 (0 to 0)	0 (0 to 0)	0 (0 to 0)	0 (0 to 0)	0 (0 to 0)	0 (0 to 0)	0 (0 to 0)	0
Schistosomiasis	0 (0 to 0)	0 (0 to 0)	0 (0 to 0)	0 (0 to 0)	0 (0 to 0)	0 (0 to 0)	0 (0 to 0)	0 (0 to 0)	0 (0 to 0)	0 (0 to 0)	0 (0 to 0)	0 (0 to 0)	0 (0 to 0)	0 (0 to 0)	0 (0 to 0)	0 (0 to 0)	0 (0 to 0)	0 (0 to 0)	0 (0 to 0)	0 (0 to 0)	0 (0 to 0)	0 (0 to 0)	0 (0 to 0)	0 (0 to 0)	0 (0 to 0)	0 (0 to 0)	0
Cysticercosis	0 (0 to 0)	0 (0 to 0)	0 (0 to 0)	0 (0 to 0)	0 (0 to 0)	0 (0 to 0)	0 (0 to 0)	0 (0 to 0)	0 (0 to 0)	0 (0 to 0)	0 (0 to 0)	0 (0 to 0)	0 (0 to 0)	0 (0 to 0)	0 (0 to 0)	0 (0 to 0)	0 (0 to 0)	0 (0 to 0)	0 (0 to 0)	0 (0 to 0)	0 (0 to 0)	0 (0 to 0)	0 (0 to 0)	0 (0 to 0)	0 (0 to 0)	0 (0 to 0)	3.5
Cystic echinococcosis	0 (0 to 0)	0 (0 to 0)	0.3 (0 to 0.6)	0.6 (0 to 1.2)	0.4 (0 to 0.8)	0.4 (0 to 0.8)	0.6 (0 to 1.2)	0.7 (0 to 1.4)	0.7 (0 to 1.4)	0.7 (0 to 1.4)	0.8 (0 to 1.6)	0.8 (0 to 1.6)	0.8 (0 to 1.6)	0.8 (0 to 1.6)	0.8 (0 to 1.6)	0.8 (0 to 1.6)	0.8 (0 to 1.6)	0.8 (0 to 1.6)	0.8 (0 to 1.6)	0.8 (0 to 1.6)	0.8 (0 to 1.6)	0.8 (0 to 1.6)	0.8 (0 to 1.6)	0.8 (0 to 1.6)	0.8 (0 to 1.6)	0.8 (0 to 1.6)	9.1
Lymphatic filariasis	0 (0 to 0)	0 (0 to 0)	0 (0 to 0)	0 (0 to 0)	64.7 (19.6 to 153.5)	68.6 (20.8 to 159)	68.6 (20.8 to 159)	68.6 (20.8 to 159





SB Table 2a. Central Sulawesi DALYS by cause and age-arous for males with 95% uncertainty intervals, 2019

Cause	Both Neonatal	Late Neonatal	1 to 4	5 to 9	10 to 14	15 to 19	20 to 24	25 to 29	30 to 34	35 to 39	40 to 44	45 to 49	50 to 54	55 to 59	60 to 64	65 to 69	70 to 74	75 to 79	80 to 84	85 to 89	90 to 94	95 plus	Total
All causes	28,000 (26,600 to 29,600)	9,990 (9,750 to 11,300)	24,600 (23,600 to 25,500)	27,200 (27,000 to 28,000)	14,100 (13,900 to 14,700)	13,600 (13,100 to 14,200)	20,100 (19,800 to 20,500)	22,100 (21,900 to 22,300)	20,900 (20,800 to 20,900)	19,200 (19,200 to 19,200)	22,700 (22,700 to 22,800)	28,600 (28,600 to 28,600)	34,600 (34,600 to 34,600)	37,800 (37,800 to 37,800)	40,400 (40,400 to 40,400)	40,600 (40,600 to 40,600)	40,600 (40,600 to 40,600)	40,600 (40,600 to 40,600)	39,600 (39,600 to 39,600)	37,700 (37,700 to 37,700)	35,200 (35,200 to 35,200)	33,600 (33,600 to 33,600)	29,200 (29,200 to 29,200)	25,900 (25,900 to 25,900)	19,400 (19,400 to 19,400)	16,200 (16,200 to 16,200)	3,990 (3,990 to 3,990)	1,070 (1,070 to 1,070)	195 (195 to 195)	516,000
Communicable, maternal, neonatal, and nutritional diseases	25,300 (25,000 to 25,500)	9,732 (9,600 to 9,860)	19,900 (19,400 to 20,200)	12,600 (12,400 to 12,800)	6,160 (6,160 to 6,370)	4,130 (3,940 to 4,370)	3,890 (3,790 to 4,000)	4,810 (4,760 to 4,850)	5,420 (5,320 to 5,490)	4,870 (4,840 to 4,890)	5,980 (5,940 to 6,020)	6,980 (6,930 to 7,030)	5,750 (5,710 to 5,800)	5,340 (5,300 to 5,390)	4,640 (4,610 to 4,660)	4,430 (4,400 to 4,450)	4,640 (4,610 to 4,660)	4,640 (4,610 to 4,660)	3,890 (3,860 to 3,910)	3,110 (3,090 to 3,130)	2,230 (2,210 to 2,250)	1,930 (1,910 to 1,950)	626 (620 to 631)	358 (354 to 362)	642 (635 to 651)	162,000
HIV/AIDS and sexually transmitted infections	1,390 (990 to 2,080)	692 (77 to 1,340)	669 (136 to 1,360)	41.9 (16.4 to 99.7)	12 (6.3 to 24)	22.6 (10.1 to 54.1)	111 (72 to 167)	426 (262 to 679)	807 (488 to 1,250)	906 (516 to 1,560)	1,060 (604 to 1,790)	1,060 (736 to 1,590)	906 (629 to 1,190)	900 (726 to 1,080)	771 (586 to 956)	662 (501 to 791)	29 (16.6 to 44.6)	19.6 (13.9 to 29.6)	11.6 (8.1 to 16.6)	3.4 (2.4 to 4.6)	1.6 (1 to 2.1)	0.6 (0.4 to 1)	0.2 (0.1 to 0.2)	0 (0 to 0.1)	7,440
HIV/AIDS	0 (0 to 0)	0 (0 to 0)	47 (13 to 114)	28.6 (6.7 to 86.2)	3.3 (0.6 to 9.4)	7.7 (2.4 to 19.4)	87.4 (32.6 to 222)	397 (167 to 882)	782 (346 to 1,720)	911 (396 to 1,930)	1,220 (538 to 2,580)	832 (386 to 1,720)	495 (258 to 1,040)	282 (147 to 606)	91.6 (47.2 to 199)	24.6 (12.5 to 54.1)	17.2 (8.7 to 38.6)	10.1 (5.1 to 23.1)	2.4 (1.2 to 5.6)	1.1 (0.5 to 2.7)	0.6 (0.3 to 1.5)	0 (0 to 0.1)	4,950
HIV/AIDS - Drug-susceptible Tuberculosis	0 (0 to 0)	0 (0 to 0)	0.6 (0.4 to 0.7)	2.9 (2.6 to 3.2)	1.3 (1.1 to 1.4)	2.3 (2.1 to 2.5)	2.6 (2.4 to 2.8)	2.6 (2.4 to 2.8)	2.6 (2.4 to 2.8)	2.6 (2.4 to 2.8)	2.6 (2.4 to 2.8)	2.6 (2.4 to 2.8)	2.6 (2.4 to 2.8)	2.6 (2.4 to 2.8)	2.6 (2.4 to 2.8)	2.6 (2.4 to 2.8)	2.6 (2.4 to 2.8)	2.6 (2.4 to 2.8)	2.6 (2.4 to 2.8)	2.6 (2.4 to 2.8)	2.6 (2.4 to 2.8)	2.6 (2.4 to 2.8)	0 (0 to 0)	2,490
HIV/AIDS - Multidrug-resistant Tuberculosis without extensive	0 (0 to 0)	0 (0 to 0)	0 (0 to 0.1)	0 (0 to 0.6)	0 (0 to 0.1)	0 (0 to 0.2)	0 (0 to 1.6)	0 (0 to 7.6)	0 (0.1 to 19)	0 (0.1 to 36.6)	0 (0.1 to 77.6)	0 (0 to 72.9)	0 (0 to 43.3)	0 (0 to 22.3)	0 (0 to 9.3)	0 (0 to 2.4)	0 (0 to 0.7)	0 (0 to 0.4)	0 (0 to 0.2)	0 (0 to 0.1)	0 (0 to 0)	0 (0 to 0)	0 (0 to 0)	21.9
HIV/AIDS - Extensively drug-resistant Tuberculosis	0 (0 to 0)	0 (0 to 0)	0 (0 to 0)	0 (0 to 0.1)	0 (0 to 0)	0 (0 to 0.2)	0 (0 to 1.2)	0 (0 to 2.9)	0 (0 to 5.9)	0 (0 to 9.2)	0 (0 to 12.9)	0 (0 to 9.2)	0 (0 to 5.9)	0 (0 to 2.2)	0 (0 to 1.2)	0 (0 to 0.4)	0 (0 to 0.1)	0 (0 to 0.1)	0 (0 to 0)	0 (0 to 0)	0 (0 to 0)	0 (0 to 0)	0 (0 to 0)	3.9
HIV/AIDS resulting in other diseases	0 (0 to 0)	0 (0 to 0)	0.9 (0.6 to 3)	2.9 (2.6 to 3.2)	0.6 (0.4 to 1.7)	2.3 (2.1 to 2.5)	19.1 (17.2 to 21.2)	87.6 (78.7 to 97.3)	172 (154 to 191)	200 (179 to 222)	268 (240 to 297)	183 (164 to 203)	109 (97.6 to 121)	62 (55.4 to 68.8)	20.1 (17.9 to 22.3)	5.4 (4.8 to 6)	3.8 (3.4 to 4.2)	2.2 (1.9 to 2.4)	0.5 (0.5 to 0.6)	0.2 (0.2 to 0.3)	0.1 (0.1 to 0.2)	0 (0 to 0)	2,390
Sexually transmitted infections excluding HIV	1,390 (990 to 2,080)	692 (77 to 1,340)	669 (136 to 1,360)	9.6 (1.9 to 50.3)	2.4 (0.4 to 6.6)	2.6 (0.6 to 6.9)	2.7 (0.8 to 6.8)	16.6 (7.2 to 34.6)	12.4 (5.6 to 26.6)	9.6 (4.4 to 20.1)	7.4 (3.4 to 15.6)	4.1 (1.9 to 8.6)	2.1 (1.1 to 4.1)	1.2 (0.6 to 2.3)	0.6 (0.3 to 1.2)	0.3 (0.2 to 0.6)	0.2 (0.1 to 0.4)	0.1 (0.1 to 0.2)	0.1 (0.1 to 0.2)	0.1 (0.1 to 0.2)	0 (0 to 0.1)	0 (0 to 0)	2,530
Syphilis	0 (0 to 0)	0 (0 to 0)	0 (0 to 0)	0 (0 to 0)	0 (0 to 0)	0 (0 to 0)	0 (0 to 0)	0 (0 to 0)	0 (0 to 0)	0 (0 to 0)	0 (0 to 0)	0 (0 to 0)	0 (0 to 0)	0 (0 to 0)	0 (0 to 0)	0 (0 to 0)	0 (0 to 0)	0 (0 to 0)	0 (0 to 0)	0 (0 to 0)	0 (0 to 0)	0 (0 to 0)	0 (0 to 0)	0
Chlamydial infection	0 (0 to 0)	0 (0 to 0)	0 (0 to 0)	0 (0 to 0)	0 (0 to 0)	0 (0 to 0)	0 (0 to 0)	0 (0 to 0)	0 (0 to 0)	0 (0 to 0)	0 (0 to 0)	0 (0 to 0)	0 (0 to 0)	0 (0 to 0)	0 (0 to 0)	0 (0 to 0)	0 (0 to 0)	0 (0 to 0)	0 (0 to 0)	0 (0 to 0)	0 (0 to 0)	0 (0 to 0)	0 (0 to 0)	0
Gonococcal infection	0 (0 to 0)	0 (0 to 0)	0 (0 to 0)	0 (0 to 0)	0 (0 to 0)	0 (0 to 0)	0 (0 to 0)	0 (0 to 0)	0 (0 to 0)	0 (0 to 0)	0 (0 to 0)	0 (0 to 0)	0 (0 to 0)	0 (0 to 0)	0 (0 to 0)	0 (0 to 0)	0 (0 to 0)	0 (0 to 0)	0 (0 to 0)	0 (0 to 0)	0 (0 to 0)	0 (0 to 0)	0 (0 to 0)	0
Trichomoniasis	0 (0 to 0)	0 (0 to 0)	0 (0 to 0)	0 (0 to 0)	0 (0 to 0)	0 (0 to 0)	0 (0 to 0)	0 (0 to 0)	0 (0 to 0)	0 (0 to 0)	0 (0 to 0)	0 (0 to 0)	0 (0 to 0)	0 (0 to 0)	0 (0 to 0)	0 (0 to 0)	0 (0 to 0)	0 (0 to 0)	0 (0 to 0)	0 (0 to 0)	0 (0 to 0)	0 (0 to 0)	0 (0 to 0)	0
Genital herpes	0 (0 to 0)	0 (0 to 0)	0 (0 to 0)	0 (0 to 0)	0 (0 to 0)	0 (0 to 0)	0 (0 to 0)	0 (0 to 0)	0 (0 to 0)	0 (0 to 0)	0 (0 to 0)	0 (0 to 0)	0 (0 to 0)	0 (0 to 0)	0 (0 to 0)	0 (0 to 0)	0 (0 to 0)	0 (0 to 0)	0 (0 to 0)	0 (0 to 0)	0 (0 to 0)	0 (0 to 0)	0 (0 to 0)	0
Other sexually transmitted infections	0 (0 to 0)	0 (0 to 0)	0 (0 to 0)	0 (0 to 0)	0 (0 to 0)	0 (0 to 0)	0 (0 to 0)	0 (0 to 0)	0 (0 to 0)	0 (0 to 0)	0 (0 to 0)	0 (0 to 0)	0 (0 to 0)	0 (0 to 0)	0 (0 to 0)	0 (0 to 0)	0 (0 to 0)	0 (0 to 0)	0 (0 to 0)	0 (0 to 0)	0 (0 to 0)	0 (0 to 0)	0 (0 to 0)	68.2
Respiratory infections and tuberculosis	7,710 (7,510 to 7,930)	1,110 (1,010 to 1,200)	1,200 (1,040 to 1,340)	1,200 (1,100 to 1,300)	649 (597 to 1,060)	1,060 (998 to 1,170)	1,810 (1,760 to 1,860)	1,940 (1,890 to 1,990)	1,790 (1,740 to 1,840)	1,790 (1,740 to 1,840)	2,190 (2,130 to 2,250)	2,190 (2,130 to 2,250)	2,190 (2,130 to 2,250)	2,190 (2,130 to 2,250)	2,190 (2,130 to 2,250)	2,190 (2,130 to 2,250)	2,190 (2,130 to 2,250)	2,190 (2,130 to 2,250)	2,190 (2,130 to 2,250)	2,190 (2,130 to 2,250)	2,190 (2,130 to 2,250)	2,190 (2,130 to 2,250)	227 (221 to 232)	1,460 (1,420 to 1,500)	297 (289 to 304)	1,460 (1,420 to 1,500)	1,460 (1,420 to 1,500)	1,460 (1,420 to 1,500





SR Table 2a: South Sulawesi DALYS by cause and age group for males with 95% uncertainty intervals, 2019

Cause	Early Neonatal	Late Neonatal	Post Neonatal	1 to 4	5 to 9	10 to 14	15 to 19	20 to 24	25 to 29	30 to 34	35 to 39	40 to 44	45 to 49	50 to 54	55 to 59	60 to 64	65 to 69	70 to 74	75 to 79	80 to 84	85 to 89	90 to 94	95 plus	Total
All causes	46,000 (41,900 to 48,400)	9,850 (7,900 to 12,000)	37,700 (26,900 to 52,900)	37,400 (32,600 to 39,100)	27,700 (23,900 to 33,000)	21,200 (18,300 to 24,900)	23,000 (21,600 to 24,600)	24,900 (23,100 to 26,800)	25,200 (23,100 to 27,400)	25,200 (23,100 to 27,400)	25,300 (23,100 to 27,600)	25,100 (22,800 to 27,600)	25,100 (22,600 to 27,800)	25,000 (22,400 to 27,900)	24,900 (22,200 to 28,000)	24,900 (21,900 to 28,200)	24,900 (21,600 to 28,400)	24,900 (21,300 to 28,600)	24,900 (21,000 to 28,900)	24,900 (20,800 to 29,100)	24,900 (20,600 to 29,300)	24,900 (20,400 to 29,500)	24,900 (20,300 to 29,700)	1,000,000
Communicable, maternal, neonatal, and nutritional diseases	38,700 (35,800 to 40,400)	8,100 (6,500 to 10,000)	26,000 (17,800 to 37,400)	21,600 (18,200 to 24,000)	9,900 (7,900 to 12,700)	2,800 (2,300 to 3,400)	2,700 (2,300 to 3,200)	3,000 (2,600 to 3,500)	3,100 (2,700 to 3,600)	3,200 (2,800 to 3,700)	3,300 (2,900 to 3,800)	3,400 (2,900 to 3,900)	3,400 (2,900 to 4,000)	3,500 (2,900 to 4,000)	3,500 (2,900 to 4,100)	3,600 (2,900 to 4,200)	3,600 (2,900 to 4,300)	3,600 (2,900 to 4,400)	3,600 (2,900 to 4,500)	3,600 (2,900 to 4,600)	3,600 (2,900 to 4,700)	3,600 (2,900 to 4,800)	3,600 (2,900 to 4,900)	214,000
HIV/AIDS and sexually transmitted infections	4,200 (3,300 to 5,100)	1,900 (1,400 to 2,500)	1,400 (1,000 to 1,900)	700 (500 to 1,000)	120 (74 to 176)	79 (47 to 118)	330 (200 to 484)	606 (374 to 884)	1,000 (623 to 1,500)	1,400 (870 to 2,000)	1,800 (1,100 to 2,600)	2,200 (1,400 to 3,100)	2,600 (1,600 to 3,600)	2,900 (1,800 to 4,000)	3,200 (1,900 to 4,400)	3,400 (2,000 to 4,700)	3,500 (2,000 to 4,900)	3,600 (2,000 to 5,000)	3,600 (2,000 to 5,000)	3,600 (2,000 to 5,000)	3,600 (2,000 to 5,000)	3,600 (2,000 to 5,000)	3,600 (2,000 to 5,000)	3,600 (2,000 to 5,000)	74,000
HIV/AIDS	0 (0 to 0)	0 (0 to 0)	0 (0 to 0)	0 (0 to 0)	0 (0 to 0)	0 (0 to 0)	0 (0 to 0)	0 (0 to 0)	0 (0 to 0)	0 (0 to 0)	0 (0 to 0)	0 (0 to 0)	0 (0 to 0)	0 (0 to 0)	0 (0 to 0)	0 (0 to 0)	0 (0 to 0)	0 (0 to 0)	0 (0 to 0)	0 (0 to 0)	0 (0 to 0)	0 (0 to 0)	0 (0 to 0)	0 (0 to 0)	0
HIV/AIDS - Drug-susceptible Tuberculosis	0 (0 to 0)	0 (0 to 0)	79.3 (39.1 to 160)	339 (132 to 712)	324 (27 to 69.0)	211 (21.6 to 63.7)	593 (60 to 229)	1,100 (97 to 479)	1,600 (98 to 1,000)	2,100 (129 to 1,300)	2,600 (160 to 1,600)	3,000 (179 to 1,900)	3,400 (203 to 2,100)	3,700 (220 to 2,300)	3,900 (233 to 2,400)	4,000 (239 to 2,500)	4,100 (244 to 2,500)	4,100 (244 to 2,500)	4,100 (244 to 2,500)	4,100 (244 to 2,500)	4,100 (244 to 2,500)	4,100 (244 to 2,500)	4,100 (244 to 2,500)	4,100 (244 to 2,500)	3,600
HIV/AIDS - Multidrug-resistant Tuberculosis without extensi	0 (0 to 0)	0 (0 to 0)	0.2 (0 to 0.5)	1.1 (0 to 3.1)	1.1 (0 to 3.2)	0.8 (0 to 2.5)	2.2 (0 to 6.5)	3.9 (0 to 12)	5.6 (0 to 18)	7.3 (0 to 24)	8.9 (0 to 29)	10 (0 to 33)	12 (0 to 38)	13 (0 to 42)	14 (0 to 45)	15 (0 to 48)	15 (0 to 49)	15 (0 to 50)	15 (0 to 50)	15 (0 to 50)	15 (0 to 50)	15 (0 to 50)	15 (0 to 50)	15 (0 to 50)	29.5
HIV/AIDS - Extensively drug-resistant Tuberculosis	0 (0 to 0)	0 (0 to 0)	0.2 (0 to 0.5)	0.7 (0 to 2.1)	0.5 (0 to 1.6)	0.3 (0 to 1.0)	0.7 (0 to 2.3)	1.2 (0 to 4.1)	1.8 (0 to 6.1)	2.3 (0 to 7.9)	2.8 (0 to 9.7)	3.2 (0 to 11)	3.7 (0 to 12)	4.1 (0 to 14)	4.4 (0 to 15)	4.7 (0 to 16)	4.8 (0 to 16)	4.8 (0 to 16)	4.8 (0 to 16)	4.8 (0 to 16)	4.8 (0 to 16)	4.8 (0 to 16)	4.8 (0 to 16)	4.8 (0 to 16)	9.4
HIV/AIDS resulting in other diseases	0 (0 to 0)	0 (0 to 0)	69.5 (29.9 to 165)	350 (129 to 861)	320 (44 to 1,000)	232 (21.6 to 1,000)	1,000 (97 to 4,000)	2,000 (210 to 8,000)	3,000 (300 to 12,000)	4,000 (400 to 16,000)	5,000 (500 to 20,000)	6,000 (600 to 24,000)	7,000 (700 to 28,000)	8,000 (800 to 32,000)	9,000 (900 to 36,000)	10,000 (1,000 to 40,000)	11,000 (1,000 to 44,000)	12,000 (1,000 to 48,000)	13,000 (1,000 to 52,000)	14,000 (1,000 to 56,000)	15,000 (1,000 to 60,000)	16,000 (1,000 to 64,000)	17,000 (1,000 to 68,000)	18,000 (1,000 to 72,000)	2,600
Sexually transmitted infections excluding HIV	4,200 (3,300 to 5,100)	1,900 (1,400 to 2,500)	1,300 (1,000 to 1,800)	344 (246 to 466)	24.4 (7.1 to 49.1)	23.7 (7.1 to 49.1)	84.1 (27.1 to 169)	112 (36.1 to 225)	177 (57.1 to 356)	194 (62.6 to 391)	197 (63.6 to 397)	193 (62.3 to 389)	187 (60.4 to 377)	179 (57.8 to 361)	170 (54.9 to 343)	159 (51.3 to 321)	147 (47.4 to 296)	134 (43.2 to 270)	120 (38.7 to 242)	106 (34.2 to 214)	93.1 (30 to 188)	81.7 (26.3 to 165)	71.8 (23.1 to 145)	63.1 (20.3 to 127)	7,790
Syphilis	4,200 (3,300 to 5,000)	1,900 (1,400 to 2,500)	1,300 (998 to 1,700)	344 (246 to 466)	24.4 (7.1 to 49.1)	23.7 (7.1 to 49.1)	84.1 (27.1 to 169)	112 (36.1 to 225)	177 (57.1 to 356)	194 (62.6 to 391)	197 (63.6 to 397)	193 (62.3 to 389)	187 (60.4 to 377)	179 (57.8 to 361)	170 (54.9 to 343)	159 (51.3 to 321)	147 (47.4 to 296)	134 (43.2 to 270)	120 (38.7 to 242)	106 (34.2 to 214)	93.1 (30 to 188)	81.7 (26.3 to 165)	71.8 (23.1 to 145)	63.1 (20.3 to 127)	7,210
Chlamydial infection	0 (0 to 0)	0 (0 to 0)	0 (0 to 0)	0 (0 to 0)	0 (0 to 0)	0 (0 to 0)	0 (0 to 0)	0 (0 to 0)	0 (0 to 0)	0 (0 to 0)	0 (0 to 0)	0 (0 to 0)	0 (0 to 0)	0 (0 to 0)	0 (0 to 0)	0 (0 to 0)	0 (0 to 0)	0 (0 to 0)	0 (0 to 0)	0 (0 to 0)	0 (0 to 0)	0 (0 to 0)	0 (0 to 0)	0 (0 to 0)	0 (0 to 0)	117
Gonococcal infection	0 (0 to 0)	0 (0 to 0)	0 (0 to 0)	0 (0 to 0)	0 (0 to 0)	0 (0 to 0)	0 (0 to 0)	0 (0 to 0)	0 (0 to 0)	0 (0 to 0)	0 (0 to 0)	0 (0 to 0)	0 (0 to 0)	0 (0 to 0)	0 (0 to 0)	0 (0 to 0)	0 (0 to 0)	0 (0 to 0)	0 (0 to 0)	0 (0 to 0)	0 (0 to 0)	0 (0 to 0)	0 (0 to 0)	0 (0 to 0)	0 (0 to 0)	0 (0 to 0)	106
Trichomoniasis	0 (0 to 0)	0 (0 to 0)	0 (0 to 0)	0 (0 to 0)	0 (0 to 0)	0 (0 to 0)	0 (0 to 0)	0 (0 to 0)	0 (0 to 0)	0 (0 to 0)	0 (0 to 0)	0 (0 to 0)	0 (0 to 0)	0 (0 to 0)	0 (0 to 0)	0 (0 to 0)	0 (0 to 0)	0 (0 to 0)	0 (0 to 0)	0 (0 to 0)	0 (0 to 0)	0 (0 to 0)	0 (0 to 0)	0 (0 to 0)	0 (0 to 0)	0 (0 to 0)	12.6
Genital herpes	0 (0 to 0)	0 (0 to 0)	0 (0 to 0)	0 (0 to 0)	0 (0 to 0)	0 (0 to 0)	0.7 (0.2 to 1.5)	0.7 (0.2 to 1.5)	0.7 (0.2 to 1.5)	0.8 (0.2 to 1.6)	0.8 (0.2 to 1.6)	0.8 (0.2 to 1.6)	0.8 (0.2 to 1.6)	0.8 (0.2 to 1.6)	0.8 (0.2 to 1.6)	0.8 (0.2 to 1.6)	0.8 (0.2 to 1.6)	0.8 (0.2 to 1.6)	0.8 (0.2 to 1.6)	0.8 (0.2 to 1.6)	0.8 (0.2 to 1.6)	0.8 (0.2 to 1.6)	0.8 (0.2 to 1.6)	0.8 (0.2 to 1.6)	127
Other sexually transmitted infections	0 (0 to 0)	0 (0 to 0)	0 (0 to 0)	0 (0 to 0)	0 (0 to 0)	0 (0 to 0)	19.1 (6.4 to 41.7)	29.4 (9.8 to 64.1)	38.4 (12.8 to 83.7)	47.3 (15.8 to 103)	55.1 (18.4 to 120)	62.2 (20.8 to 135)	68.6 (22.9 to 149)	74.2 (24.8 to 161)	78.9 (26.4 to 172)	82.8 (27.7 to 180)	85.8 (28.7 to 187)	88.1 (29.5 to 192)	89.8 (30 to 196)	91.1 (30.5 to 199)	92.1 (30.8 to 201)	92.8 (31 to 202)	93.3 (31.2 to 203)	93.6 (31.3 to 204)	177
Respiratory infections and tuberculosis	1,500 (700 to 2,700)	1,900 (637 to 3,900)	3,400 (2,000 to 5,200)	3,400 (1,200 to 6,300)	1,200 (1,000 to 1,400)	1,000 (1,000 to 1,200)	1,000 (1,000 to 1,100)	1,000 (1,000 to 1,100)	1,000 (1,000 to 1,100)	1,000 (1,000 to 1,100)	1,000 (1,000 to 1,100)	1,000 (1,000 to 1,100)	1,000 (1,000 to 1,100)	1,000 (1,000 to 1,100)	1,000 (1,000 to 1,100)	1,000 (1,000 to 1,100)	1,000 (1,000 to 1,100)	1,000 (1,000 to 1,100)	1,000 (1,000 to 1,100)	1,000 (1,000 to 1,100)	1,000 (1,000 to 1,100)	1,000 (1,000 to 1,100)	1,000 (1,000 to 1,100)	1,000 (1,000 to 1,100)	96,100
Tuberculosis	1,500 (700 to 2,700)	1,900 (637 to 3,900)	3,400 (2,000 to 5,200)	3,400 (1,200 to 6,300)	1,200 (1,000 to 1,400)	1,000 (1,000 to 1,200)	1,000 (1,000 to 1,100)	1,000 (1,000 to 1,100)	1,000 (1,000 to 1,100)	1,000 (1,000 to 1,100)	1,000 (1,000 to 1,100)	1,000 (1,000 to 1,100)	1,000 (1,000 to 1,100)	1,000 (1,000 to 1,100)	1,000 (1,000 to 1,100)	1,000 (1,000 to 1,100)	1,000 (1,000 to 1,100)	1,000 (1,000 to 1,100)	1,000 (1,000 to 1,100)	1,000 (1,000 to 1,100)	1,000 (1,000 to 1,100)	1,000 (1,000 to 1,100)	1,000 (1,000 to 1,100)	1,000 (1,000 to 1,100)	96,100
Latent tuberculosis infection	0 (0 to 0)	0 (0 to 0)	0 (0 to 0)	0 (0 to 0)	0 (0 to 0)	0 (0 to 0)	0 (0 to 0)	0 (0 to 0)	0 (0 to 0)	0 (0 to 0)	0 (0 to 0)	0 (0 to 0)	0 (0 to 0)	0 (0 to 0)	0 (0 to 0)	0 (0 to 0)	0 (0 to 0)	0 (0 to 0)	0 (0 to 0)	0 (0 to 0)	0 (0 to 0)	0 (0 to 0)	0 (0 to 0)	0 (0 to 0)	0 (0 to 0)	0
Active tuberculosis	1,500 (700 to 2,700)	1,900 (637 to 3,900)	3,400 (2,000 to 5,200)	3,400 (1,200 to 6,300)	1,200 (1,000 to 1,400)	1,000 (1,000 to 1,200)	1,000 (1,000 to 1,100)	1,000 (1,000 to 1,100)	1,000 (1,000 to 1,100)	1,000 (1,000 to 1,100)	1,000 (1,000 to 1,100)	1,000 (1,000 to 1,100)	1,000 (1,000 to 1,100)	1,000 (1,000 to 1,100)	1,000 (1,000 to 1,100)	1,000 (1,000 to 1,100)	1,000 (1,000 to 1,100)	1,000 (1,000 to 1,100)	1,000 (1,000 to 1,100)	1,000 (1,000 to 1,100)	1,000 (1,000 to 1,100)	1,000 (1,000 to 1,100)	1,000 (1,000 to 1,100)	1,000 (1,000 to 1,100)	96,100
Drug-susceptible tuberculosis	1,500 (700 to 2,700)	1,900 (637 to 3,900)	3,400 (2,000 to 5,200)	3,400 (1,200 to 6,300)	1,200 (1,000 to 1,400)	1,000 (1,000 to 1,200)	1,000 (1,000 to 1,100)	1,000 (1,000 to 1,100)	1,000 (1,000 to 1,100)	1,000 (1,000 to 1,100)	1,000 (1,000 to 1,100)	1,000 (1,000 to 1,100)	1,000 (1,000 to 1,100)	1,000 (1,000 to 1,100)	1,000 (1,000 to 1,100)	1,000 (1,000 to 1,100)	1,000 (1,000 to 1,100)	1,000 (1,000 to 1,100)	1,000 (1,000 to 1,100)	1,000 (1,000 to 1,100)	1,000 (1,000 to 1,100)	1,000 (1,000 to 1,100)	1,000 (1,000 to 1,100)	1,000 (1,000 to 1,100)	96,100
Multidrug-resistant tuberculosis without extensive drug-re	0 (0 to 0)	0 (0 to 0)	1.1 (0.2 to 2.7)	9.6 (2.9 to 21.9)	4.3 (0.9 to 10.7)	2.3 (0.5 to 6.6)	11.4 (2.5 to 32)	20.7 (4.5 to 61)	34.3 (7.5 to 100)	47.2 (10.4 to 139)	59.1 (13 to 175)	70.2 (15.4 to 208)	80.2 (17.6 to 237)	89.2 (19.6 to 264)	97.1 (21.4 to 288)	104 (22.9 to 309)	110 (24.2 to 327)	115 (25.3 to 341)	119 (26.2 to 353)	122 (26.9 to 362)	124 (27.4 to 369)	126 (27.8 to 374)	127 (28 to 377)	128 (28.2 to 379)	607
Extensively drug-resistant tuberculosis	0 (0 to 0)	0 (0 to 0)	1.4 (0.3 to 3.4)	0.1 (0 to 0.4)	0.6 (0.1 to 1.6)	0.2 (0 to 0.6)	2.2 (0.1 to 10.6)	0.8 (0.1 to 3.8)	0.7 (0.1 to 3.4)	0.6 (0.1 to 3.2)	0.5 (0.1 to 2.7)	0.5 (0.1 to 2.5)	0.4 (0.1 to 2.3)	0.4 (0.1 to 2.1)	0.4 (0.1 to 2.1)	0.4 (0.1 to 2.1)	0.4 (0.1 to 2.1)	0.4 (0.1 to 2.1)	0.4 (0.1 to 2.1)	0.4 (0.1 to 2.1)	0.4 (0.1 to 2.1)	0.4 (0.1 to 2.1)	0.4 (0.1 to 2.1)	0.4 (0.1 to 2.1)	97.4
Lower respiratory infections	1,500 (700 to 2,700)	1,900 (635 to 3,900)	3,400 (2,000 to 5,200)	3,400 (1,200 to 6,300)	1,200 (1,000 to 1,400)	1,000 (1,000 to 1,200)	1,000 (1,000 to 1,100)	1,000 (1,000 to 1,100)	1,000 (1,000 to 1,100)	1,000 (1,000 to 1,100)	1,000 (1,000 to 1,100)	1,000 (1,000 to 1,100)	1,000 (1,000 to 1,100)	1,000 (1,000 to 1,100)	1,000 (1,000 to 1,100)	1,000 (1,000 to 1,100)	1,000 (1,000 to 1,100)	1,000 (1,000 to 1,100)	1,000 (1,000 to 1,100)	1,000 (1,000 to 1,100)	1,000 (1,000 to 1,100)	1,000 (1,000 to 1,100)	1,000 (1,000 to 1,100)	1,000 (1,000 to 1,100)	29,700
Upper respiratory infections	0 (0 to 1.3)	0 (0 to 9.1)	0.1 (0.07 to 152)	0.1 (0.07 to 669)	0.1 (0.07 to 766)	0.1 (0.07 to 452)	0.1 (0.07 to 736)	0.1 (0.07 to 1,100)	0.1 (0.07 to 1,500)	0.1 (0.07 to 1,900)	0.1 (0.07 to 2,300)	0.1 (0.07 to 2,700)	0.1 (0.07 to 3,100)	0.1 (0.07 to 3,500)	0.1 (0.07 to 3,900)	0.1 (0.07 to 4,300)	0.1 (0.07 to 4,700)	0.1 (0.07 to 5,100)	0.1 (0.07 to 5,500)	0.1 (0.07 to 5,900)	0.1 (0.07 to 6,300)	0.1 (0.07 to 6,700)	0.1 (0.07 to 7,100)	0.1 (0.07 to 7,500)	4,040
Otitis media	0.4 (0.1 to 1.4)	0.4 (0.1 to 0.9)	0.4 (0.4 to 29.4)	0.4 (0.4 to 29.4)	0.4 (0.4 to 29.4



G6PD deficiency	1 (0) (7 to 3.2)	0 (0) (0 to 1.7)	2 (1) (-2 to 6.4)	0 (0) (-3 to 4.6)	0 (0) (-3 to 3.2)	1 (0) (-1 to 3.6)	4 (0) (0 to 8.6)	4 (0) (0 to 8.6)	12 (2) (-2 to 16)	4 (0) (-1 to 8.6)	7 (1) (-1 to 15)	2 (0) (-2 to 6.4)	1 (0) (-3 to 4.6)	3 (0) (-2 to 7.8)	1 (0) (-3 to 4.6)	1 (0) (-3 to 4.6)	0 (0) (-3 to 3.2)	0 (0) (-3 to 3.2)	0 (0) (-3 to 3.2

SR Table 2a. Southeast Subwest DALYS by cause and sex group for males with 95% uncertainty intervals, 2019

Cause	Early Neonatal	Late Neonatal	Post Neonatal	1 to 4	5 to 9	10 to 14	15 to 19	20 to 24	25 to 29	30 to 34	35 to 39	40 to 44	45 to 49	50 to 54	55 to 59	60 to 64	65 to 69	70 to 74	75 to 79	80 to 84	80 to 89	90 to 94	95 plus	Total
All causes	21,900 (21,900 to 22,000)	9,710 (7,600 to 12,400)	27,600 (19,000 to 37,500)	23,400 (19,200 to 28,100)	14,600 (12,000 to 17,600)	13,200 (10,700 to 16,000)	16,100 (13,300 to 19,100)	19,900 (15,900 to 24,200)	19,700 (15,200 to 24,600)	20,100 (15,300 to 25,100)	20,300 (15,600 to 25,600)	23,900 (18,600 to 29,500)	28,200 (21,900 to 34,700)	28,900 (22,300 to 35,900)	30,900 (23,600 to 38,000)	30,900 (23,600 to 38,000)	30,400 (23,600 to 37,900)	28,700 (22,100 to 35,700)	26,900 (19,400 to 33,600)	19,100 (13,900 to 23,800)	12,700 (10,000 to 15,300)	2,225 (1,600 to 2,900)	800 (700 to 900)	197 (156 to 239)	446,000
Communicable, maternal, neonatal, and nutritional diseases	20,200 (20,200 to 20,300)	7,600 (5,700 to 9,900)	19,600 (13,300 to 26,600)	13,900 (10,700 to 17,600)	5,600 (4,400 to 7,000)	3,900 (3,000 to 5,000)	3,900 (3,000 to 5,000)	4,300 (3,400 to 5,400)	4,400 (3,400 to 5,600)	4,100 (3,200 to 5,300)	4,200 (3,200 to 5,400)	4,200 (3,200 to 5,400)	4,600 (3,500 to 5,900)	3,700 (2,800 to 4,800)	3,200 (2,200 to 4,400)	2,770 (1,800 to 3,900)	2,700 (1,800 to 3,900)	2,570 (1,700 to 3,800)	2,090 (1,400 to 2,900)	1,630 (1,060 to 2,400)	1,020 (700 to 1,500)	460 (320 to 660)	168 (107 to 267)	32.2 (21.5 to 47.1)	133,000
HIV/AIDS and sexually transmitted infections	1,940 (1,720 to 2,150)	652 (540 to 1,000)	970 (250 to 1,260)	262 (137 to 571)	70.7 (43.2 to 99.6)	52.6 (34.5 to 76)	87.6 (66.1 to 124)	241 (182 to 342)	439 (320 to 706)	697 (521 to 1,040)	1,040 (768 to 1,770)	920 (648 to 1,540)	797 (548 to 1,360)	649 (438 to 1,090)	556 (356 to 1,000)	472 (301 to 1,000)	416 (264 to 1,000)	369 (234 to 973)	312 (214 to 1,000)	211 (144 to 1,000)	0.1 (0.1 to 0.2)	0 (0 to 0.1)	0 (0 to 0.1)	7,630
HIV/AIDS	0 (0 to 0)	0 (0 to 0)	66.3 (0 to 1,260)	267 (0 to 1,260)	60.5 (0 to 1,260)	43.7 (0 to 1,260)	69.6 (0 to 1,260)	217 (0 to 1,260)	414 (0 to 1,260)	666 (0 to 1,260)	996 (0 to 1,260)	896 (0 to 1,260)	763 (0 to 1,260)	634 (0 to 1,260)	229 (0 to 1,260)	427 (0 to 1,260)	139 (0 to 1,260)	113 (0 to 1,260)	4.6 (0 to 1,260)	0.6 (0 to 1,260)	0 (0 to 0)	0 (0 to 0)	0 (0 to 0)	6,700
HIV/AIDS - Drug-susceptible Tuberculosis	0 (0 to 0)	0 (0 to 0)	0.2 (0 to 96)	0.6 (0 to 286)	0.2 (0 to 92)	0.1 (0 to 58.7)	0.1 (0 to 64.7)	0.3 (0 to 165)	0.6 (0 to 292)	0.9 (0 to 520)	1.3 (0 to 768)	1.1 (0 to 698)	0.9 (0 to 599)	0.7 (0 to 543)	0.2 (0 to 240)	0.4 (0 to 193)	0.1 (0 to 64)	0.1 (0 to 55)	0 (0 to 1.4)	0 (0 to 0.1)	0 (0 to 0)	0 (0 to 0)	0 (0 to 0)	2,380
HIV/AIDS - Multidrug-resistant Tuberculosis without extensive	0 (0 to 0)	0 (0 to 0)	0.2 (0 to 1.8)	1.2 (0 to 8)	0.2 (0 to 1.7)	0.2 (0 to 1.2)	0.2 (0 to 1.9)	0.6 (0 to 5.7)	1.2 (0 to 11.5)	1.8 (0 to 20.6)	2.6 (0 to 30.6)	2.3 (0 to 27.8)	1.9 (0 to 23.1)	1.3 (0 to 16.6)	0.5 (0 to 6.2)	0.8 (0 to 9.7)	0.3 (0 to 3.4)	0.2 (0 to 2.1)	0.1 (0 to 1.1)	0 (0 to 0.1)	0 (0 to 0)	0 (0 to 0)	0 (0 to 0)	19.9
HIV/AIDS - Extensively drug-resistant Tuberculosis	0 (0 to 0)	0 (0 to 0)	0 (0 to 1.6)	0.2 (0 to 1.4)	0 (0 to 0.3)	0 (0 to 0.2)	0 (0 to 0.4)	0 (0 to 0.9)	0 (0 to 2.4)	0 (0 to 3.8)	0 (0 to 5.4)	0 (0 to 4.5)	0 (0 to 3.4)	0 (0 to 2.4)	0 (0 to 1.1)	0 (0 to 1.5)	0 (0 to 0.7)	0 (0 to 0.7)	0 (0 to 0.5)	0 (0 to 0.2)	0 (0 to 0)	0 (0 to 0)	0 (0 to 0)	3.5
HIV/AIDS resulting in other diseases	0 (0 to 0)	0 (0 to 0)	37.1 (10.4 to 89.9)	197 (69 to 289)	39.8 (10 to 59.2)	19.8 (12.4 to 29.2)	0 (17.8 to 44.2)	89.2 (49.9 to 159)	197 (124 to 330)	333 (220 to 530)	493 (329 to 785)	393 (262 to 630)	263 (177 to 448)	203 (132 to 360)	119 (72.8 to 226)	217 (132 to 426)	69 (39.3 to 152)	56 (31.5 to 141)	2.2 (1.3 to 6.1)	0.2 (0.2 to 0.6)	0 (0 to 0)	0 (0 to 0)	0 (0 to 0)	2,290
Sexually transmitted infections excluding HIV	1,940 (1,720 to 2,150)	652 (540 to 1,000)	904 (250 to 1,260)	34.9 (0 to 1,260)	10.2 (0 to 1,260)	8.9 (0 to 1,260)	17.9 (0 to 1,260)	24 (0 to 1,260)	24.6 (0 to 1,260)	31.4 (0 to 1,260)	43.6 (0 to 1,260)	24 (0 to 1,260)	33.4 (0 to 1,260)	15.4 (0 to 1,260)	327 (0 to 1,260)	45.4 (0 to 1,260)	69.6 (0 to 1,260)	312 (0 to 1,260)	309 (0 to 1,260)	209 (0 to 1,260)	0.1 (0 to 0.2)	0 (0 to 0.1)	0 (0 to 0.1)	3,650
Syphilis	0 (0 to 0)	0 (0 to 0)	0.1 (0 to 0.2)	0.1 (0 to 0.2)	0 (0 to 0)	0 (0 to 0)	0 (0 to 0)	0 (0 to 0)	0 (0 to 0)	0 (0 to 0)	0 (0 to 0)	0 (0 to 0)	0 (0 to 0)	0 (0 to 0)	0 (0 to 0)	0 (0 to 0)	0 (0 to 0)	0 (0 to 0)	0 (0 to 0)	0 (0 to 0)	0 (0 to 0)	0 (0 to 0)	0 (0 to 0)	0 (0 to 0)	2,770
Chlamydial infection	0 (0 to 0)	0 (0 to 0)	0 (0 to 0)	0 (0 to 0)	0 (0 to 0)	0 (0 to 0)	0 (0 to 0)	0 (0 to 0)	0 (0 to 0)	0 (0 to 0)	0 (0 to 0)	0 (0 to 0)	0 (0 to 0)	0 (0 to 0)	0 (0 to 0)	0 (0 to 0)	0 (0 to 0)	0 (0 to 0)	0 (0 to 0)	0 (0 to 0)	0 (0 to 0)	0 (0 to 0)	0 (0 to 0)	0 (0 to 0)	39.1
Gonococcal infection	0 (0 to 0)	0 (0 to 0)	0 (0 to 0)	0 (0 to 0)	0 (0 to 0)	0 (0 to 0)	0 (0 to 0)	0 (0 to 0)	0 (0 to 0)	0 (0 to 0)	0 (0 to 0)	0 (0 to 0)	0 (0 to 0)	0 (0 to 0)	0 (0 to 0)	0 (0 to 0)	0 (0 to 0)	0 (0 to 0)	0 (0 to 0)	0 (0 to 0)	0 (0 to 0)	0 (0 to 0)	0 (0 to 0)	0 (0 to 0)	39.2
Trichomoniasis	0 (0 to 0)	0 (0 to 0)	0 (0 to 0)	0 (0 to 0)	0 (0 to 0)	0 (0 to 0)	0 (0 to 0)	0 (0 to 0)	0 (0 to 0)	0 (0 to 0)	0 (0 to 0)	0 (0 to 0)	0 (0 to 0)	0 (0 to 0)	0 (0 to 0)	0 (0 to 0)	0 (0 to 0)	0 (0 to 0)	0 (0 to 0)	0 (0 to 0)	0 (0 to 0)	0 (0 to 0)	0 (0 to 0)	0 (0 to 0)	3.7
Genital herpes	0 (0 to 0)	0 (0 to 0)	0 (0 to 0)	0 (0 to 0)	0 (0 to 0)	0 (0 to 0)	0 (0 to 0)	0 (0 to 0)	0 (0 to 0)	0 (0 to 0)	0 (0 to 0)	0 (0 to 0)	0 (0 to 0)	0 (0 to 0)	0 (0 to 0)	0 (0 to 0)	0 (0 to 0)	0 (0 to 0)	0 (0 to 0)	0 (0 to 0)	0 (0 to 0)	0 (0 to 0)	0 (0 to 0)	0 (0 to 0)	39.6
Other sexually transmitted infections	0 (0 to 0)	0 (0 to 0)	0 (0 to 0)	0 (0 to 0)	0.1 (0 to 0.6)	0.1 (0 to 0.9)	0.2 (0 to 1.2)	0.9 (0 to 3.2)	1.3 (0 to 5.1)	2.2 (0 to 8.2)	3.2 (0 to 12.1)	2.8 (0 to 10.6)	2.3 (0 to 8.7)	1.6 (0 to 6.1)	1.3 (0 to 5.1)	1.5 (0 to 5.6)	0.8 (0 to 3.1)	0.6 (0 to 2.4)	0.3 (0 to 1.1)	0.2 (0 to 0.6)	0 (0 to 0.1)	0 (0 to 0)	0 (0 to 0)	90.7
Respiratory infections and tuberculosis	1,280 (997 to 2,340)	1,280 (997 to 2,340)	1,280 (997 to 2,340)





SR Table 2a: Gorontalo DALYS by cause and age group for males with 95% uncertainty intervals, 2019

Cause	Early Neonatal	Late Neonatal	Post Neonatal	1 to 4	5 to 9	10 to 14	15 to 19	20 to 24	25 to 29	30 to 34	35 to 39	40 to 44	45 to 49	50 to 54	55 to 59	60 to 64	65 to 69	70 to 74	75 to 79	80 to 84	85 to 89	90 to 94	95 plus	Total
All causes	3,644 (3,466 to 3,836)	2,960 (2,860 to 3,079)	4,753 (4,750 to 4,757)	11,945 (11,410 to 12,450)	5,274 (4,938 to 5,494)	4,564 (4,249 to 4,882)	5,474 (5,473 to 5,476)	6,364 (6,353 to 6,369)	7,264 (7,249 to 7,279)	8,163 (7,928 to 8,400)	9,063 (7,460 to 11,332)	9,963 (9,728 to 10,200)	10,863 (10,850 to 10,877)	11,763 (11,749 to 11,777)	12,663 (12,649 to 12,677)	13,563 (13,549 to 13,577)	14,463 (14,449 to 14,477)	15,363 (15,349 to 15,377)	16,263 (16,249 to 16,277)	17,163 (17,149 to 17,177)	18,063 (18,049 to 18,077)	18,963 (18,949 to 18,977)	19,863 (19,849 to 19,877)	192,050 (192 to 200)
Communicable, maternal, neonatal, and nutritional diseases	3,644 (3,466 to 3,836)	2,960 (2,860 to 3,079)	4,753 (4,750 to 4,757)	11,945 (11,410 to 12,450)	5,274 (4,938 to 5,494)	4,564 (4,249 to 4,882)	5,474 (5,473 to 5,476)	6,364 (6,353 to 6,369)	7,264 (7,249 to 7,279)	8,163 (7,928 to 8,400)	9,063 (7,460 to 11,332)	9,963 (9,728 to 10,200)	10,863 (10,850 to 10,877)	11,763 (11,749 to 11,777)	12,663 (12,649 to 12,677)	13,563 (13,549 to 13,577)	14,463 (14,449 to 14,477)	15,363 (15,349 to 15,377)	16,263 (16,249 to 16,277)	17,163 (17,149 to 17,177)	18,063 (18,049 to 18,077)	18,963 (18,949 to 18,977)	19,863 (19,849 to 19,877)	192,050 (192 to 200)
HIV/AIDS and sexually transmitted infections	637 (79 to 6,442)	272 (72 to 549)	268 (72 to 549)	146 (72 to 549)	25 (6 to 66)	16.9 (4.1 to 45)	22.8 (5.2 to 46.4)	37.1 (24.4 to 52.2)	47.3 (32.1 to 66.9)	47.7 (30.1 to 66.8)	43.7 (29.4 to 62.4)	39.3 (24.2 to 58.3)	24.6 (13.7 to 39.7)	13.1 (6.4 to 19.6)	9.9 (2.5 to 9.3)	3.2 (1.7 to 4.4)	1.9 (0.9 to 2.9)	0.6 (0.2 to 0.7)	0.1 (0.1 to 0.2)	0.0 (0 to 0.2)	0.0 (0 to 0.1)	0.0 (0 to 0.1)	1,840
HIV/AIDS	0 (0 to 0)	0 (0 to 0)	26.4 (5.4 to 157)	134 (3.5 to 663)	28.6 (2.1 to 90.4)	14.9 (2.9 to 42)	16.2 (3.6 to 39.9)	29 (19.4 to 39.8)	24.6 (21.8 to 50.7)	34.3 (20.2 to 51.3)	22.3 (18.5 to 31.3)	28.6 (16.2 to 44.4)	17.1 (9.5 to 28)	9.3 (4.4 to 15.6)	3.1 (1.1 to 5.7)	1.4 (0.4 to 2.7)	0.8 (0.2 to 1.5)	0.4 (0.1 to 0.9)	0.1 (0.1 to 0.2)	0.0 (0 to 0.2)	0.0 (0 to 0.1)	0.0 (0 to 0.1)	403
HIV/AIDS - Drug-susceptible Tuberculosis	0 (0 to 0)	13.9 (0.3 to 84.9)	62.4 (2.3 to 353)	12.6 (2.7 to 30.4)	9.3 (2 to 22.3)	10.7 (1.5 to 25.1)	19.4 (10.5 to 31.2)	27.1 (16.9 to 40.4)	39.3 (19.2 to 66.7)	23.5 (12.2 to 39.7)	14.2 (7.4 to 22.4)	6.6 (3.5 to 11.4)	2.8 (1.5 to 5)	1.2 (0.5 to 2.5)	0.7 (0.2 to 1.5)	0.2 (0.1 to 0.5)	0.1 (0 to 0.3)	0.1 (0 to 0.2)	0.0 (0 to 0.1)	0.0 (0 to 0.1)	0.0 (0 to 0.1)	0.0 (0 to 0.1)	299
HIV/AIDS - Multidrug-resistant Tuberculosis without extensive drug resistance	0 (0 to 0)	0 (0 to 0)	0.2 (0 to 1.2)	0.1 (0 to 0.2)	0.1 (0 to 0.4)	0.1 (0 to 0.4)	0.1 (0 to 0.3)	0.1 (0 to 0.3)	0.2 (0 to 0.5)	0.2 (0 to 0.5)	0.2 (0 to 0.5)	0.1 (0 to 0.4)	0.1 (0 to 0.3)	0.1 (0 to 0.3)	0.1 (0 to 0.3)	0.1 (0 to 0.3)	0.1 (0 to 0.3)	0.1 (0 to 0.3)	0.1 (0 to 0.3)	0.1 (0 to 0.3)	0.1 (0 to 0.3)	0.1 (0 to 0.3)	2
HIV/AIDS - Extensively drug-resistant Tuberculosis	0 (0 to 0)	0 (0 to 0.2)	0 (0 to 0)	0 (0 to 1.1)	0 (0 to 0.1)	0 (0 to 0.1)	0 (0 to 0.1)	0 (0 to 0.1)	0 (0 to 0.1)	0 (0 to 0.1)	0 (0 to 0.1)	0 (0 to 0.1)	0 (0 to 0.1)	0 (0 to 0.1)	0 (0 to 0.1)	0 (0 to 0.1)	0 (0 to 0.1)	0 (0 to 0.1)	0 (0 to 0.1)	0 (0 to 0.1)	0 (0 to 0.1)	0 (0 to 0.1)	0 (0 to 0.1)	0.3
HIV/AIDS resulting in other diseases	0 (0 to 0)	0 (0 to 0)	19.4 (3.9 to 96.3)	79.9 (2.1 to 391)	7.9 (0.5 to 28.1)	3.3 (0.7 to 9.2)	3.5 (0.8 to 8.6)	8.4 (5.6 to 11.5)	7.3 (3.7 to 12.9)	9.8 (3.4 to 17.4)	5.9 (1.9 to 11.4)	5 (1.6 to 9.1)	2.8 (1 to 5.7)	1.4 (0.5 to 3.2)	0.3 (0.1 to 0.8)	0.1 (0 to 0.3)	0.0 (0 to 0.1)	0.0 (0 to 0.1)	0.0 (0 to 0.1)	0.0 (0 to 0.1)	0.0 (0 to 0.1)	0.0 (0 to 0.1)	0.0 (0 to 0.1)	142
Sexually transmitted infections excluding HIV	637 (72 to 1,460)	272 (72 to 549)	241 (72 to 549)	12 (3 to 29.1)	16 (3.3 to 10.1)	13 (3 to 37)	19.4 (4.6 to 43.2)	28.8 (18.8 to 41.6)	40.7 (27.1 to 58.2)	37.8 (24.5 to 52.8)	37 (24.9 to 52.7)	34.2 (20.9 to 49.6)	21.8 (12.1 to 34.9)	11.7 (5.6 to 17.4)	9.6 (2.4 to 8.9)	3.1 (1.6 to 4.2)	1.9 (0.9 to 2.9)	0.6 (0.2 to 0.7)	0.1 (0.1 to 0.2)	0.0 (0 to 0.2)	0.0 (0 to 0.1)	0.0 (0 to 0.1)	1,240
Syphilis	637 (72 to 1,460)	272 (72 to 549)	241 (61.6 to 546)	12 (3 to 29.1)	16 (3.3 to 10.1)	13 (3 to 37)	19.4 (4.6 to 43.2)	28.8 (18.8 to 41.6)	40.7 (27.1 to 58.2)	37.8 (24.5 to 52.8)	37 (24.9 to 52.7)	34.2 (20.9 to 49.6)	21.8 (12.1 to 34.9)	11.7 (5.6 to 17.4)	9.6 (2.4 to 8.9)	3.1 (1.6 to 4.2)	1.9 (0.9 to 2.9)	0.6 (0.2 to 0.7)	0.1 (0.1 to 0.2)	0.0 (0 to 0.2)	0.0 (0 to 0.1)	0.0 (0 to 0.1)	1,160
Chlamydial infection	0 (0 to 0)	0 (0 to 0)	0 (0 to 0)	0 (0 to 0)	0 (0 to 0)	0 (0 to 0)	0 (0 to 0)	0 (0 to 0)	0 (0 to 0)	0 (0 to 0)	0 (0 to 0)	0 (0 to 0)	0 (0 to 0)	0 (0 to 0)	0 (0 to 0)	0 (0 to 0)	0 (0 to 0)	0 (0 to 0)	0 (0 to 0)	0 (0 to 0)	0 (0 to 0)	0 (0 to 0)	0 (0 to 0)	19
Gonococcal infection	0 (0 to 0)	0 (0 to 0)	0 (0 to 0)	0 (0 to 0)	0 (0 to 0.1)	0.4 (0 to 1.1)	0.4 (0 to 0.9)	0.7 (0.2 to 1.2)	0.7 (0.2 to 1.4)	0.7 (0.1 to 1.4)	0.6 (0.1 to 1.2)	0.7 (0.1 to 1.4)	0.5 (0.2 to 1)	0.2 (0 to 0.5)	0.1 (0 to 0.4)	0.1 (0 to 0.5)	0.0 (0 to 0.2)	0.0 (0 to 0.1)	0.0 (0 to 0.1)	0.0 (0 to 0.1)	0.0 (0 to 0.1)	0.0 (0 to 0.1)	0.0 (0 to 0.1)	14.5
Trichomoniasis	0 (0 to 0)	0 (0 to 0)	0 (0 to 0.2)	0 (0 to 0)	0 (0 to 0)	0 (0 to 0)	0 (0 to 0)	0 (0 to 0.1)	0 (0 to 0.1)	0 (0 to 0.1)	0 (0 to 0.1)	0 (0 to 0.1)	0 (0 to 0.1)	0 (0 to 0.1)	0 (0 to 0.1)	0 (0 to 0.1)	0 (0 to 0.1)	0 (0 to 0.1)	0 (0 to 0.1)	0 (0 to 0.1)	0 (0 to 0.1)	0 (0 to 0.1)	0 (0 to 0.1)	2
Genital herpes	0 (0 to 0)	0 (0 to 0)	0 (0 to 0)	0 (0 to 0)	0 (0 to 0.1)	0 (0 to 0.2)	0 (0 to 0.2)	0 (0 to 0.3)	0 (0 to 0.4)	0 (0 to 0.3)	0 (0 to 0.4)	0 (0 to 0.3)	0 (0 to 0.4)	0 (0 to 0.3)	0 (0 to 0.3)	0 (0 to 0.3)	0 (0 to 0.3)	0 (0 to 0.3)	0 (0 to 0.3)	0 (0 to 0.3)	0 (0 to 0.3)	0 (0 to 0.3)	0 (0 to 0.3)	19.5
Other sexually transmitted infections	0 (0 to 0)	0 (0 to 0)	0 (0 to 0)	0 (0 to 0)	0 (0 to 0.1)	0 (0 to 0.1)	0 (0 to 0.1)	0 (0 to 0.1)	0 (0 to 0.1)	0 (0 to 0.1)	0 (0 to 0.1)	0 (0 to 0.1)	0 (0 to 0.1)	0 (0 to 0.1)	0 (0 to 0.1)	0 (0 to 0.1)	0 (0 to 0.1)	0 (0 to 0.1)	0 (0 to 0.1)	0 (0 to 0.1)	0 (0 to 0.1)	0 (0 to 0.1)	0 (0 to 0.1)	23.9
Respiratory infections and tuberculosis	586 (289 to 1,119)	722 (362 to 1,200)	1,200 (2,200 to 7,290)	1,200 (1,100 to 2,760)	469 (332 to 633)	332 (230 to 379)	1,200 (267 to 997)	1,200 (549 to 1,200)	1,200 (619 to 1,700)	1,200 (713 to 1,640)	1,200 (696 to 1,520)	1,200 (687 to 1,560)	1,200 (703 to 1,800)	1,200 (687 to 1,640)	1,200 (649 to 1,740)	1,200 (649 to 1,660)	1,200 (649 to 1,660)	1,200 (649 to 1,660)	1,200 (396 to 662)	1,200 (363 to 706)	1,200 (219 to 603)	1,200 (60 to 833)	20,900 (19.1 to 27)
Tuberculosis	0 (0 to 0)	0 (0 to 0)	0 (0 to 0)	0 (0 to 0)	0 (0 to 0)	0 (0 to 0)	0 (0 to 0)	0 (0 to 0)	0 (0 to 0)	0 (0 to 0)	0 (0 to 0)	0 (0 to 0)	0 (0 to 0)	0 (0 to 0)	0 (0 to 0)	0 (0 to 0)	0 (0 to 0)	0 (0 to 0)	0 (0 to 0)

Congenital birth defects	2,110 (973 to 3,440)	682 (399 to 1,120)	1,990 (783 to 4,090)	770 (399 to 1,340)	291 (114 to 579)	197 (120 to 279)	164 (99 to 234)	108 (71 to 160)	77-9 (51 to 113)	69-4 (33 to 79-5)	44-9 (29 to 64-9)	43-6 (27 to 63-2)	34-6 (21 to 52-4)	26 (15 to 39-6)	20-1 (12 to 31-5)	14-6 (9 to 22-2)	9-5 (5 to 13-5)	3-2 (1 to 5-4)	1-5 (0 to 2-4)	0-6 (0 to 1-4)	0-3 (0 to 0-9)	0-1 (0 to 0-2)	0 (0 to 0)	6,700
Neural tube defects	556 (159 to 1,290)	194 (124 to 198)	135 (19 to 0-362)	67-5 (0 to 281)	9-6 (2 to 37-7)	3-2 (0 to 15-5)	2-8 (0 to 12-4)	2-1 (0 to 9-7)	1-5 (0 to 7-1)	1 (0 to 5-1)	0-6 (0 to 3-1)	0-7 (0 to 3-2)	0-5 (0 to 2-5)	0-4 (0 to 2-1)	0-3 (0 to 1-6)	0-3 (0 to 1-4)	0-2 (0 to 1-1)	0 (0 to 0)	0 (0 to 0)	0 (0 to 0)	0 (0 to 0)	0 (0 to 0)	0 (0 to 0)	774
Congenital heart anomalies	1,250 (554 to 1,400)	488 (172 to 635)	1,010 (172 to 2,360)	446 (178 to 731)	166 (49 to 312)	112 (59 to 160)	93 (34 to 132)	61 (22 to 85)	44 (17 to 57-4)	39 (9 to 58-9)	25 (4 to 39-4)	24 (4 to 32-3)	19 (2 to 29-7)	14 (1 to 20)	11 (0 to 16)	8 (0 to 11-7)	5 (0 to 7-4)	2 (0 to 3-4)	1 (0 to 2-4)	0 (0 to 1-1)	0 (0 to 0-5)	0 (0 to 0-1)	0 (0 to 0)	3,500
Orofacial clefts	10-9 (7 to 39-9)	6-2 (0 to 19-8)	12-8 (1 to 69-4)	2-2 (0 to 9)	1-3 (0 to 2-8)	1 (0 to 3-1)	1-6 (0 to 5)	1-3 (0 to 3-2)	1-1 (0 to 2-9)	1 (0 to 2-5)	0-9 (0 to 2-3)	0-9 (0 to 2-3)	0-8 (0 to 1-9)	0-6 (0 to 1-4)	0-5 (0 to 1-2)	0-4 (0 to 1)	0-2 (0 to 0-5)	0-1 (0 to 0-3)	0 (0 to 0-1)	0 (0 to 0-1)	0 (0 to 0)	0 (0 to 0)	0 (0 to 0)	43-3
Down syndrome	12-5 (3 to 30-9)	6-9 (2 to 19-4)	28-4 (10 to 130)	18-4 (5 to 47-3)	11-7 (3 to 22-3)	8-3 (3 to 9-7)	6-3 (2 to 9-6)	5-2 (2 to 9-6)	3 (1 to 5-7)	1-6 (0 to 3-7)	1-5 (0 to 3-7)	1-4 (0 to 2-4)	1-4 (0 to 3)	0-8 (0 to 1-9)	0-3 (0 to 1-7)	0-3 (0 to 1)	0-1 (0 to 0-3)	0-1 (0 to 0-3)	0 (0 to 0)	0 (0 to 0)	0 (0 to 0)	0 (0 to 0)	0 (0 to 0)	114
Turner syndrome	0 (0 to 0)	0 (0 to 0)	0 (0 to 0)	0 (0 to 0)	0 (0 to 0)	0 (0 to 0)	0 (0 to 0)	0 (0 to 0)	0 (0 to 0)	0 (0 to 0)	0 (0 to 0)	0 (0 to 0)	0 (0 to 0)	0 (0 to 0)	0 (0 to 0)	0 (0 to 0)	0 (0 to 0)	0 (0 to 0)	0 (0 to 0)	0 (0 to 0)	0 (0 to 0)	0 (0 to 0)	0 (0 to 0)	0
Klinefelter syndrome	0 (0 to 0)	0 (0 to 0)	0 (0 to 0)	0 (0 to 0-1)	0 (0 to 0-1)	0 (0 to 0)	0 (0 to 0)	0 (0 to 0)	0 (0 to 0)	0 (0 to 0)	0 (0 to 0)	0 (0 to 0)	0 (0 to 0)	0 (0 to 0)	0 (0 to 0)	0 (0 to 0)	0 (0 to 0)	0 (0 to 0)	0 (0 to 0)	0 (0 to 0)	0 (0 to 0)	0 (0 to 0)	0 (0 to 0)	0-2
Other chromosomal abnormalities	21-4 (4-3 to 33-7)	12-6 (4 to 23-7)	23-9 (6-7 to 71-1)	9-9 (3-1 to 21-9)	5-2 (2-1 to 8-9)	4-3 (2-4 to 6-7)	4-1 (2-5 to 6-2)	2-7 (1-7 to 4-2)	1-9 (1-2 to 2-9)	1-6 (0-4 to 3-1)	0-9 (0 to 1)	0-9 (0 to 1)	0-3 (0-1 to 0-9)	0-2 (0 to 0-5)	0-1 (0 to 0-3)	0 (0 to 0-1)	0 (0 to 0-1)	0 (0 to 0)	0 (0 to 0)	0 (0 to 0)	0 (0 to 0)	0 (0 to 0)	0 (0 to 0)	97-4
Congenital musculoskeletal and limb anomalies	29-8 (9-1 to 99-9)	9-1 (3 to 12-3)	32-2 (7 to 98-4)	39-1 (21-5 to 61)	29-9 (17-4 to 49)	27-5 (15-5 to 45-3)	25-4 (16-7 to 41-5)	16-2 (9-8 to 27)	13-1 (7 to 22-1)	11-3 (5-9 to 19-2)	10-4 (5-9 to 17-3)	10-1 (5-9 to 16-4)	8-9 (4-6 to 14-4)	7-2 (3-7 to 12-1)	6-3 (2-8 to 9)	3-6 (1-9 to 6-2)	1-8 (0-7 to 3-1)	0-7 (0-3 to 1-1)	0-2 (0-1 to 0-2)	0-1 (0-1 to 0-2)	0-1 (0-1 to 0-2)	0 (0 to 0)	278
Urogenital congenital anomalies	21-3 (8-5 to 79-4)	9-1 (1-7 to 12)	8-8 (2-5 to 23-4)	3-9 (0-9 to 12-2)	2-9 (1-8 to 4-7)	2 (1-2 to 3-1)	1-8 (1-1 to 3)	1-4 (0-9 to 2-1)	1-1 (0-7 to 1-6)	0-7 (0-5 to 1-2)	0-6 (0-4 to 0-9)	0-5 (0-3 to 0-9)	0-4 (0-2 to 0-7)	0-2 (0-1 to 0-4)	0-2 (0-1 to 0-3)	0-1 (0-1 to 0-2)	0-1 (0-1 to 0-2)	0 (0 to 0)	0 (0 to 0)	0 (0 to 0)	0 (0 to 0)	0 (0 to 0)	0 (0 to 0)	60-7
Digestive congenital anomalies	34-4 (37-4 to 481)	12-2 (2 to 198)	63-6 (4-2 to 732)	11-9 (2-1 to 99)	5-6 (1-4 to 11-7)	3-6 (0-4 to 9-3)	2-6 (0 to 9-9)	2-1 (0 to 6-1)	1-6 (0 to 4-5)	1-2 (0 to 3-1)	0-9 (0 to 2-5)	0-8 (0 to 2-1)	0-7 (0 to 1-8)	0-5 (0 to 1-4)	0-4 (0 to 1-1)	0-2 (0 to 0-6)	0-2 (0 to 0-4)	0-1 (0 to 0-3)	0 (0 to 0-2)	0 (0 to 0-1)	0 (0 to 0)	0 (0 to 0)	0 (0 to 0)	609
Other congenital birth defects	602 (166 to 1,390)	138 (48-1 to 349)	396 (90-1 to 1,190)	150 (90-5 to 506)	63-4 (47-9 to 242)	48-6 (24-2 to 83-7)	39-1 (20-9 to 74-1)	23-7 (10-5 to 42-6)	19-9 (9-6 to 36-5)	13-2 (9-5 to 24-3)	10-2 (7-5 to 24-1)	10-2 (7-5 to 24-1)	7-7 (7-1 to 20-1)	5-6 (4-1 to 20)	4-3 (3-1 to 20)	3-1 (2-1 to 20)	2-1 (1-5 to 20)	1-3 (0-9 to 20)	0-6 (0-5 to 20)	0-3 (0-2 to 1-1)	0-1 (0-1 to 0-5)	0-1 (0-1 to 0-3)	0 (0 to 0)	1,700
Urinary diseases and male infertility	8-3 (0-1 to 64)	0-6 (0-2 to 1-3)	17-2 (0-7 to 37-6)	14-4 (6 to 28)	10-4 (7-4 to 28-8)	10-2 (7-4 to 28-8)	17 (9-4 to 39-3)	45-8 (21-5 to 74-4)	41-4 (21-7 to 72-3)	34-9 (20-4 to 61-9)	39-7 (20-4 to 72-3)	42-4 (20-4 to 72-3)	39-7 (20-4 to 72-3)	139 (41-1 to 162)	137-5 (45-3 to 232)	134 (37-4 to 232)	132 (72-9 to 232)	134 (68-1 to 232)	127 (68-2 to 232)	147 (81-8 to 229)	140 (82-4 to 229)	59-1 (32-6 to 87-2)	34-1 (20-2 to 54)	1,350
Urolithiasis	2 (0 to 5)	0 (0 to 0)	0-2 (0 to 0)	0-2 (0 to 1)	0-8 (0-1 to 2-3)	0-4 (0-1 to 1)	0-6 (0-2 to 1-6)	1-6 (0-6 to 3-2)	2-3 (1 to 3-7)	2-3 (1-2 to 4-1)	2 (1 to 4)	1-8 (1-1 to 4)	1-6 (1-1 to 3)	1-2 (0-8 to 3)	0-8 (0-5 to 2-2)	0-5 (0-3 to 1-6)	0-3 (0-2 to 1-1)	0-2 (0-1 to 0-7)	0-1 (0-1 to 0-4)	0-1 (0-1 to 0-3)	0-1 (0-1 to 0-2)	0-1 (0-1 to 0-2)	0-1 (0-1 to 0-2)	160
Benign prostatic hyperplasia	0 (0 to 0)	0 (0 to 0)	0 (0 to 0)	0 (0 to 0)	0 (0 to 0)	0 (0 to 0)	0 (0 to 0)	0 (0 to 0)	0 (0 to 0)	0 (0 to 0)	0 (0 to 0)	0 (0 to 0)	0 (0 to 0)	1-1 (0-2 to 2-9)	0-9 (0-3 to 2-7)	0-6 (0-2 to 1-9)	0-4 (0-1 to 1-3)	0-3 (0-1 to 0-9)	0-2 (0-1 to 0-6)	0-1 (0-1 to 0-4)	0-1 (0-1 to 0-3)	0-1 (0-1 to 0-2)	0 (0 to 0)	248
Male infertility	0 (0 to 0)	0 (0 to 0)	0 (0 to 0)	0 (0 to 0)	0 (0 to 0)	0 (0 to 0)	0 (0 to 0)	11-9 (3-1 to 31-4)	18-1 (5-1 to 46-3)	16-8 (5-2 to 51-9)	17-1 (4-9 to 43-1)	16-5 (4-2 to 37-9)	16-5 (4-3 to 37-9)	16-5 (4-3 to 37-9)	17-1 (4-3 to 37-9)	16 (3 to 37-9)	16 (3 to 37-9)	16 (3 to 37-9)	16 (3 to 37-9)	16 (3 to 37-9)	16 (3 to 37-9)	16 (3 to 37-9)	16 (3 to 37-9)	82-2
Other urinary diseases	0-1 (0 to 0-3)	0-3 (0 to 0-3)	2-3 (0-5 to 10-1)	2-3 (0 to 7-3)	1-3 (0 to 7-3)	2-7 (1 to 9-7)	2-7 (0 to 9-4)	1-9 (0 to 6-4)	1-6 (0 to 5-4)	1-3 (0 to 4-6)	1-2 (0 to 4-3)	1-2 (0 to 4-3)	1-2 (0 to 4-3)	1-2 (0 to 4-3)	1-2 (0 to 4-3)	1-2 (0 to 4-3)	1-2 (0 to 4-3)	1-2 (0 to 4-3)	1-2 (0 to 4-3)	1-2 (0 to 4-3)	1-2 (0 to 4-3)	1-2 (0 to 4-3)	1-2 (0 to 4-3)	226
Gynecological diseases	0 (0 to 0)	0 (0 to 0)	0 (0 to 0)	0 (0 to 0)	0 (0 to 0)	0 (0 to 0)	0 (0 to 0)	0 (0 to 0)	0 (0 to 0)	0 (0 to 0)	0 (0 to 0)	0 (0 to 0)	0 (0 to 0)	0 (0 to 0)	0 (0 to 0)	0 (0 to 0)	0 (0 to 0)	0 (0 to 0)	0 (0 to 0)	0 (0 to 0)	0 (0 to 0)	0 (0 to 0)	0 (0 to 0)	0
Uterine fibroids	0 (0 to 0)	0 (0 to 0)	0 (0 to 0)	0 (0 to 0)	0 (0 to 0)	0 (0 to 0)	0 (0 to 0)	0 (0 to 0)	0 (0 to 0)	0 (0 to 0)	0 (0 to 0)	0 (0 to 0)	0 (0 to 0)	0 (0 to 0)	0 (0 to 0)	0 (0 to 0)	0 (0 to 0)	0 (0 to 0)	0 (0 to 0)	0 (0 to 0)	0 (0 to 0)	0 (0 to 0)	0 (0 to 0)	0
Polycystic ovarian syndrome	..	..	..	..	..	..	..	..	..	..	..	..	..	..	..	..	..	..	..	..	..	..	..	NA
Female infertility	..	..	..	..	..	..	..	..	..	..	..	..	..	..	..	..	..	..	..	..	..	..	..	NA
Endometriosis	..	..	..	..	..	..	..	..	..	..	..	..	..	..	..	..	..	..	..	..	..	..	..	NA
Genital prolapse	0 (0 to 0)	0 (0 to 0)	0 (0 to 0)	0 (0 to 0)	0 (0 to 0)	0 (0 to 0)	0 (0 to 0)	0 (0 to 0)	0 (0 to 0)	0 (0 to 0)	0 (0 to 0)	0 (0 to 0)	0 (0 to 0)	0 (0 to 0)	0 (0 to 0)	0 (0 to 0)	0 (0 to 0)	0 (0 to 0)	0 (0 to 0)	0 (0 to 0)	0 (0 to 0)	0 (0 to 0)	0 (0 to 0)	0
Premenstrual syndrome	..	..	..	..	..	..	..	..	..	..	..	..	..	..	..	..	..	..	..	..	..	..	..	NA
Other gynecological diseases	0 (0 to 0)	0 (0 to 0)	0 (0 to 0)	0 (0 to 0)	0 (0 to 0)	0 (0 to 0)	0 (0 to 0)	0 (0 to 0)	0 (0 to 0)	0 (0 to 0)	0 (0 to 0)	0 (0 to 0)	0 (0 to 0)	0 (0 to 0)	0 (0 to 0)	0 (0 to 0)	0 (0 to 0)	0 (0 to 0)	0 (0 to 0)	0 (0 to 0)	0 (0 to 0)	0 (0 to 0)	0 (0 to 0)	0
Hemoglobinopathies and hemolytic anemias	24-4 (15 to 33-7)	12-2 (7 to 21)	62-5 (27 to 151)	115 (69-3 to 196)	96-9 (66-1 to 167)	28-6 (19 to 50-7)	38 (19 to 62-2)	23-9 (12-7 to 50)	24-5 (9-5 to 48-2)	22-9 (9-5 to 48-2)	23-4 (9-5 to 48-4)	28-6 (11-1 to 58-2)	27-4 (11-3 to 51-5)	28 (11-9 to 53-7)	31-4 (14-5 to 58-7)	29-3 (10-2 to 52-3)	29-4 (13-3 to 51-1)	14-5 (6 to 32)	4-6 (2-3 to 12-2)	2-9 (1-7 to 6-5)	2-9 (1-7 to 6-5)	3-4 (2-2 to 7-6)	2-9 (0-7 to 1-6)	609
Thalassemias	202 (70 to 19)	70-5 (21 to 135)	314 (70 to 132)	83-1 (29 to 192)	43-1 (22 to 77)	14 (6-4 to 28-7)	9-9 (4-3 to 19-7)	8-4 (3-3 to 17-1)	7-6 (3-1 to 15-3)	7-4 (3-1 to 15-3)	7-2 (3-1 to 15-3)	7-1 (3-1 to 15-3)	6-9 (3-1 to 15-3)	6-4 (3-1 to 15-3)	6-1 (3-1 to 15-3)	5-8 (3-1 to 15-3)	5-6 (3-1 to 15-3)	5-4 (3-1 to 15-3)	5-3 (3-1 to 15-3)	5-2 (3-1 to 15-3)	5-2 (3-1 to 15-3)	5-2 (3-1 to 15-3)	5-2 (3-1 to 15-3)	219
Thalassemias trait	0-6 (0-2 to 1-7)	0-3 (0 to 1-1)	1-1 (0-1 to 2-8)	0-6 (0-2 to 1-4)	0-4 (0-2 to 1-1)	0-3 (0-1 to 0-9)	0-3 (0-1 to 0-8)	0-2 (0 to 0-6)	0-2 (0 to 0-5)	0-2 (0 to 0-5)	0-2 (0 to 0-5)	0-2 (0 to 0-5)	0-2 (0 to 0-5)	0-2 (0 to 0-5)	0-2 (0 to 0-5)	0-2 (0 to 0-5)	0-2 (0 to 0-5)	0-2 (0 to 0-5)	0-2 (0 to 0-5)	0-2 (0 to 0-5)	0-2 (0 to 0-5)	0-2 (0 to 0-5)	0-2 (0 to 0-5)	185
Sickle cell disorders	0-2 (0-1 to 0-6)	0-2 (0 to 0-2)	0-4 (0-2 to 1-4)	0-4 (0-2 to 1-4)	0-3 (0-1 to 0-9)	0-1 (0 to 0-3)	0-1 (0 to 0-1)	0-1 (0 to 0-1)	0-1 (0 to 0-1)	0 (0 to 0)	0 (0 to 0)	0 (0 to 0)	0 (0 to 0)	0 (0 to 0)	0 (0 to 0)	0 (0 to 0)	0 (0 to 0)	0 (0 to 0)	0 (0 to 0)	0 (0 to 0)	0 (0 to 0)	0 (0 to 0)	0 (0 to 0)	0 (0 to 0)	2
Sickle cell trait	0 (0 to 0)	0-2 (0 to 0-2)	0-2 (0 to 0-7)	0-2 (0 to 0-2)	0-3 (0 to 0-9)	0-3 (0 to 0-7)	0-3 (0 to 0-8)	0-2 (0 to 0-6)	0-2 (0 to 0-5)	0-2 (0 to 0-5)	0-3 (0 to 0-7)	0-3 (0 to 0-7)	0-3 (0 to 0-7)	0-3 (0 to 0-6)	0-3 (0 to 0-6)	0-3 (0 to 0-6)	0-3 (0 to 0-6)	0-3 (0 to 0-6)	0-3 (0 to 0-6)	0-3 (0 to 0-6)	0-3 (0 to 0-6)	0-3 (0 to 0-6)	0-3 (0 to 0-6)	6-9
G6PD deficiency	0-2 (0-2 to 0-7)	0-2 (0-1 to 0-4)	0-4 (0-4 to 2-2)	1-9 (0-9 to 3-6)	2-3 (1-6 to 4-6)	1-6 (1-9 to 7-8)	9-2 (4-2 to 17-7)	12-2 (5-6 to 23-4)	8-7 (4-5 to 16-2)	8-8 (3 to 13-1)	8-8 (2-7 to 12-6)	8-4 (3 to 12-1)	6-3 (3-1 to 11-7)	6-3 (2-7 to 11-1)	6-8 (3-2 to 12-1)	6-5 (3 to 12)	3-1 (1-4 to 5-8)	1-9 (0-9 to 3-6)	0-9 (0-1 to 0-2)	0-1 (0-1 to 0-1)	0-1 (0-1 to 0-1)	0-1 (0-1 to 0-2)	0-1 (0-1 to 0-2)	90-9
G6PD trait	0 (0 to 0)	0 (0 to 0)	0 (0 to 0)	0 (0 to 0)	0 (0 to 0)	0 (0 to 0)	0 (0 to 0)	0 (0 to 0)	0 (0 to 0)	0 (0 to 0)	0 (0 to 0)	0 (0 to 0)	0 (0 to 0)	0 (0 to 0)	0 (0 to 0)	0 (0 to 0)	0 (0 to 0)	0 (0 to 0)	0 (0 to 0)	0 (0 to 0)	0 (0 to 0)	0 (0 to 0)	0 (0 to 0)	0
Other hemoglobinopathies and hemolytic anemias	0-4 (0-2 to 0-6)	0-3 (0-1 to 0-4)	2-1 (0-5 to 3-3)	9-1 (1-3 to 15-4)	7-1 (1-7 to 24-9)	7-5 (0-6 to 11-6)	7 (2 to 20-2)	6-8 (2-5 to 17)	6-5 (1-9 to 19-9)	7-2 (1-7 to 19-1)	7-2 (2-1 to 19-3)	8-5 (2-6 to 22-1)	8-5 (2-6 to 21-4)	10-9 (3-6 to 29-2)	12-4 (3-6 to 37-5)	13-7 (4-3 to 37-5)	7-5 (2-3 to 23-3)	3-3 (1-2 to 11-4)	2-2 (0-8 to 7-6)	2-2 (0-8 to 7-6)	2-2 (0-8 to 7-6)	2-2 (0-8 to 7-6)	2-2 (0-8 to 7-6)	151
Endocrine, metabolic, blood, and immune disorders	4-5 (1-8 to 9-7)	2-5 (1-1 to 5-7)	29-2 (7-7 to 79-9)	29-1 (11-5 to 66-4)	23-2 (12-3 to 42-9)	14 (7-6 to 29-1)	12-4 (6-9 to 27-1)	10-4 (5-3 to 22-1)	9-2 (4-3 to 19-6)	8-7 (3-7 to 18-5)	8-4 (3-7 to 18-1)	8-7 (3-7 to 18-1)	8-7 (3-7 to 18-1)	8-7 (3-7 to 18-1)	8-7 (3-7 to 18-1)	8-7 (3-7 to 18-1)	8-7 (3-7 to 18-1)	8-7 (3-7 to 18-1)	8-7 (3-7 to 18-1)	8-7 (3-7 to 18-1)	8-7 (3-7 to 18-1)	8-7 (3-7 to 18-1)	8-7 (3-7 to 18-1)	441
Oral disorders	0 (0 to 0)	0 (0 to 0)	0 (0 to 0)	0 (0 to 0)	0 (0 to 0)	0 (0 to 0)	0 (0 to 0)	0 (0 to 0)	0 (0 to 0)	0 (0 to 0)	0 (0 to 0)	0 (0 to 0)	0 (0 to 0)	0 (0 to 0)	0 (0 to 0)	0 (0 to 0)	0 (0 to 0)	0 (0 to 0)	0 (0 to 0)	0 (0 to 0)	0 (0 to 0)	0 (0 to 0)	0 (0 to 0)	0 (0 to 0)	0
Caries of deciduous teeth	0 (0 to 0)	0 (0 to 0)	0 (0 to 0)	0-6 (0 to 17-7)	0-9 (0 to 19-9)	0-8 (0-1 to 1-4)	0-9 (0 to 2-5)	0-9 (0 to 2-5)	0-9 (0 to 2-5)	0-9 (0 to 2-5)	0-9 (0 to 2-5)	0-9 (0 to 2-5)	0-9 (0 to 2-5)	0-9 (0 to 2-5)	0-9 (0 to 2-5)	0-9 (0 to 2-5)	0-9 (0 to 2-5)	0-9 (0 to 2-5)	0-9 (0 to 2-5)	0-9 (0 to 2-5)	0-9 (0 to 2-5)	0-9 (0 to 2-5)	0-9 (0 to 2-5)	18-4
Caries of permanent teeth	0 (0 to 0)	0 (0 to 0)	0 (0 to 0)	0-3 (0-2 to 16-8)	0-6 (0 to 18-2)	19-6 (8-7 to 41-3)	21-2 (9-5 to 43-7)	21-8 (9-2 to 43-4)	21-2 (9-5 to 43-4)	21-1 (9-4 to 43-8)	20-9 (9-1 to 43-8)	20-9 (9-1 to 43-8)	20-9 (9-1 to 43-8)	20-9 (9-1 to 43-8)	20-9 (9-1 to 43-8)	20-9 (9-1 to 43-8)	20-9 (9-1 to 43-8)	20-9 (9-1 to 43-8)	20-9 (9-1 to 43-8)	20-9 (9-1 to 43-8)	20-9 (9-1 to 43-8)	20-9 (9-1 to 43-8)	20-9 (9-1 to 43-8)	173
Periodontal diseases	0 (0 to 0)	0 (0 to 0)	0 (0 to 0)	0 (0 to 0)	0 (0 to 0)	0 (0 to 0)	2-5 (0 to 9-5)	8-6 (2-6 to 22-4)	21-1 (9-4 to 52-8)	27-9 (11-7 to 62-2)	37-2 (18-6 to 74-1)	37-3 (18-3 to 77-3)	37-3 (18-3 to 77-3)	37-3 (18-3 to 77-3)	37-3 (18-3 to 77-3)	37-3 (18-3 to 77-3)	37-3 (18-3 to 77-3)	37-3 (18-3 to 77-3)	37-3 (18-3 to 77-3)	37-3 (18-3 to 77-3)	37-3 (18-3 to 77-3)	37-3 (18-3 to 77-3)	37-3 (18-3 to 77-3)	514
Other oral disorders	0 (0 to 0)	0 (0 to 0)	0 (0 to 0)	15-7 (9 to 26-8)	19-4 (9-3 to 34-3)	18-9 (10-9 to 29-5)	28-9 (16-7 to 46-7)	23-6 (12-7 to 42-1)	23-9 (12-9 to 41-5)	30-9 (16-3 to 47-5)	29-6 (17-5 to 46-5)	29-6 (17-5 to 46-7)	27 (16-1 to 41-2)	22-2 (12-4 to 34)	19-3 (10-3 to 29-2)	15-7 (7-5 to 19-7)	7-9 (4-9 to 11-9)	3-8 (2-3 to 5-7)	1-6 (0-9 to 2-4)	0-8 (0-4 to 1-1)	0-3 (0 to 0-5)	0-1 (0-0 to 0-1)	0 (0 to 0)	330
Sudden infant death syndrome	..	76-2 (32-7 to 140)	393 (79-2 to 1,630)	..	..	..	..	..	..	..	..	..	..	..	..	..	..	..	..	..	..	..	..	NA
Injuries	356 (29-7 to 961)	133 (14-4 to 323)	624 (20-1 to 1,170)	1,950 (1,590 to 2,360)	1,520 (1,060 to 2,250)	1,060 (707 to 1,220)	939 (575 to 1,060)	1,500 (1,070 to 1,660)	2,340 (1,660 to 2,360)	1,990 (1,500 to 2,420)	1,370 (1,010 to 1,810)	1,210 (628 to 1,590)	1,210 (698 to 1,460)	1,100 (819 to 1,320)	948 (488 to 1,320)	754 (541 to 1,060)	586 (429 to 792)	386 (283 to 519)	216 (160 to 284)	213 (159 to 283)	58-6 (43 to 75-1)	29-4 (22 to 37-9)	12-1 (9 to 15-4)	19,600
Transport injuries	223 (39 to 292)	153 (17 to 84-6)	382 (339 to 1,240)	707 (583 to 923)	583 (232 to 696)	379 (265 to 446)	1,113 (983 to 1,486)	1,340 (949 to 2,000)	561 (454 to 1,000)	669 (467 to 1,020)	1,040 (781 to 1,600)	561 (261 to 849)	549 (366 to 832)	549 (366 to 832)	461 (268 to 794)	358 (262 to 548)	290 (161 to 396)	171 (117 to 254)	117 (77 to 164)	44-8 (44 to 53)	22 (16 to 30-8)	9-3 (8 to 13-7)	3 (2 to 4-4)	9,600
Road injuries	28 (0 to 90)	46-2 (0 to 177)	347 (0 to 1,210)	625 (0 to 1,040)	534 (0 to 947)	346 (21 to 638)	520 (0 to 1,040)	1,240 (0 to 1,960)	875 (0 to 1,370)	619 (0 to 952)	919 (0 to 1,390)	526 (0 to 783)	504 (0 to 744)	429 (0 to 640)	335 (0 to 497)	247 (0 to 368)	199 (0 to 296)	120 (0 to 178)	74 (0 to 110)	27-6 (0 to 41)	13-7 (0 to 20-2)	5-5 (0 to 8-1)	1-7 (0 to 2-5)	6,860
Pedestrian road injuries	7-8 (3-1 to 346)	21-2 (0-6 to 86-6)	167 (19-1 to 299)	213 (7-9 to 413)	117 (97-9 to 285)	117 (54-9 to 213)	533 (57-1 to 264)	164 (67-8 to 346)	113 (33 to 225)	156 (54-4 to 204)	156 (49-3 to 173)	164 (49-9 to 173)	164 (56-1 to 216)	113 (56-1 to 216)	109 (56 to 201)	80-8 (44-6 to 151)	73-7 (42-4 to 129)	53-6 (28-1 to 86-4)	39 (17-6 to 69-7)	19-4 (11-6 to 31-2)	9-4 (5-6 to 14)	3-3 (2-3 to 5-6)	1-3 (0-2 to 0-6)	1,960
Cyclist road injuries	0 (0 to 0)	0 (0 to 0)	0 (0 to 0)	79-4 (19-8 to 150)	54 (17-1 to 108)	23-5 (13-9 to 69)	61-2 (17-2 to 81-4)	69-1 (19-1 to 93)	39-3 (19-1 to 63-5)	27-7 (19-5 to 37-2)	22-4 (16-9 to 36-3)	20-5 (19-2 to 32-9)	20-5 (24-3 to 32-1)	41 (21-6 to 72-4)	29 (18 to 39-3)	27-3 (15-1 to 47-5)	19 (10-2 to 31-7)	8-4 (5-9 to 19-9)	6-2 (1 to 1-6)	0-7 (0-2 to 0-9)	0-2 (0 to 0-4)	0-1 (0 to 0-1)	0-1 (0 to 0-2)	589
Motorcyclist road injuries	122 (1-3 to 338)	39-4 (0-9 to 112)	142 (14-6 to 342)	138 (92-2 to 530)	138 (64-5 to 244)	64-4 (49-4 to 208)	557 (265 to 923)	477 (357 to 1,100)	473 (275 to 761)	293 (167 to 454)	228 (144 to 379)	228 (142 to 373)	211 (129 to 335)	135 (101 to 268)	135 (83 to 220)	80-8 (58-4 to 116)	80-8 (58-9 to 75-7)	80-8 (18-2 to 34-7)	245 (61-1 to 114)	238 (39-9 to 71-7)	111 (17 to 31-1)	111 (17 to 31-1)	111 (17 to 31-1)	3,940
Motor vehicle road injuries	44-4 (14 to 210)	23-6 (13-9 to 39)	92 (34-5 to 286)	119 (50-7 to 240)	124 (33-2 to 192)	77-1 (32-5 to 103)	153 (32-5 to 222)	239 (157 to 632)	157 (97-7 to 324)	238 (119 to 454)	167 (78-2 to 298)	229 (71-7 to 370)	229 (46-3 to 341)	135 (54-5 to 202)	135 (32-1 to 106)	79-5 (32-1 to 106)	60-5 (20 to 89-9)	39-5 (11-5 to 59-4)	29-6 (9-4 to 46)	16-2 (2-5 to 7-4)	6-2 (0 to 11-3)	1-7 (0 to 3)	1-7 (0 to 3)	2,220
Other road injuries	5-8 (1-5 to 23-5)	7-4 (2 to 22-3)	9-7 (2-1 to 29-3)	8 (2-6 to 19-2)	8 (2-6 to 19-2)	6-4 (2-4 to 13-7)	10-2 (4 to 29-5)	12-4 (6-1 to 66-2)	10-6 (4-7 to 32-3)	10-2 (4-5 to 25-7)	10-2 (4-5 to 25-7)	10-2 (4-4 to 22-4)	10-2 (4-4 to 22-3)	9-5 (3-8 to 22-5)	9-7 (2-9 to 14-3)	8-3 (2-2 to 9-7)	4-8 (1-5 to 9-9)	3-1 (0-9 to 8-3)	2-6 (0-6 to 5-5)	1-1 (0-2 to 3)	0-5 (0 to 1-4)	0-1 (0 to 0-1)	0-1 (0 to 0-1)	164
Other transport injuries	37-2 (5-7 to 132)	12-3 (0-4 to 44-4)	28-4 (5-7 to 113)	68-9 (27-7 to 176)	46-5 (19-1 to 97-5)	31-3 (10-4 to 42-9)	82-6 (34-9 to 161)	100 (49-3 to 207)	79-5 (31-1 to 151)	53 (25-7 to 108)	48 (21-1 to 83-8)	45 (20-5 to 79-1)	39-4 (20-5 to 77-1)	33-7 (20-5 to 77-1)	29-4 (11-7 to 45-3)	22-7 (10-9 to 44-6)	19-6 (9-2 to 35-1)	13 (5-9 to 22-2)	4-2 (1-7 to 9-2)	3-7 (0-9 to 7-4)	1-4 (0-3 to 2-7)	0-5 (0-1 to 0-9)	0-5 (0-1 to 0-9)	766
Unintentional injuries	296-6 (78-4 to 971)	116 (19-3 to 31-5)	249 (159-5 to 449)	1,220 (631 to 1,930)	921 (329 to 1,340)	559 (242 to 991)	526 (401 to 843)	338 (449 to 879)	1,220 (400 to 714)	1,320 (249 to 584)	1,040 (482 to 1,500)	474 (382 to 651)	442 (382 to 651)	356 (320 to 519)	315 (276 to 358)	266 (220 to 466)	196 (161 to 371)	114 (102 to 248)	79-6 (79-2 to 139)	24-3 (43-2 to 79-1)	19-6 (24 to 43-5)	4-6 (14-3 to 29-3)	3-1 (4-4 to 17-3)	7,990
Falls	2-8 (1-4 to 4-6)	1-9 (1-3 to 3-1)	2-6 (0-2 to 6-1)	3-1 (1-5 to 5-3)	2-6 (0-6 to 4-71)	1-6 (0-7 to 1-15)	1-5 (0-5 to 2-22)	1-2 (0-5 to 2-55)	1-1 (0-5 to 2-01)	1-1 (0-

SR Table 2x. West Sulawesi DALYS by cause and sex aroup for males with 95% uncertainty intervals, 2019

Cause	Both Sexes All	Both Sexes All	Post Neonatal	1 to 4	5 to 9	10 to 14	15 to 19	20 to 24	25 to 29	30 to 34	35 to 39	40 to 44	45 to 49	50 to 54	55 to 59	60 to 64	65 to 69	70 to 74	75 to 79	80 to 84	85 to 89	90 to 94	95 plus	Total
All causes	23,900 (19,700 to 28,100)	9,690 (8,810 to 11,100)	19,300 (12,300 to 27,100)	15,200 (11,700 to 17,200)	2,810 (2,600 to 3,000)	2,730 (2,500 to 2,960)	10,600 (9,330 to 12,400)	16,300 (14,200 to 18,300)	20,900 (18,100 to 23,900)	25,300 (21,900 to 28,700)	30,400 (26,000 to 34,700)	34,200 (29,600 to 38,700)	38,600 (33,400 to 43,600)	43,200 (37,300 to 48,100)	47,900 (41,300 to 53,200)	52,400 (45,100 to 58,000)	56,800 (48,700 to 63,000)	60,300 (51,600 to 66,900)	62,200 (53,000 to 69,000)	62,200 (52,900 to 69,100)	4,270 (3,620 to 4,720)	1,400 (1,020 to 2,060)	342,000
Communicable, maternal, neonatal, and nutritional diseases	21,200 (17,200 to 26,000)	8,620 (8,000 to 9,900)	12,600 (8,300 to 19,300)	9,070 (6,900 to 11,300)	2,100 (1,900 to 2,300)	1,990 (1,740 to 2,300)	2,360 (1,900 to 2,900)	2,920 (1,900 to 4,000)	3,220 (1,900 to 4,700)	3,150 (1,900 to 4,500)	3,230 (1,900 to 4,600)	2,960 (1,900 to 4,200)	1,900 (1,300 to 2,800)	1,770 (1,200 to 2,500)	1,500 (999 to 2,190)	1,500 (1,000 to 2,180)	1,490 (999 to 2,070)	1,250 (840 to 1,700)	932 (630 to 1,250)	697 (470 to 917)	197 (130 to 257)	109 (72 to 142)	77,200
HIV/AIDS and sexually transmitted infections	726 (572 to 1,100)	327 (277 to 561)	562 (77 to 1,900)	1,253 (778 to 1,930)	162 (61 to 330)	46.9 (16 to 96)	96 (73 to 117)	262 (73 to 364)	519 (343 to 692)	625 (383 to 856)	780 (482 to 1,060)	892 (552 to 1,220)	1,060 (656 to 1,450)	1,190 (738 to 1,640)	1,290 (796 to 1,770)	1,360 (839 to 1,870)	1,400 (863 to 1,930)	1,360 (839 to 1,870)	1,270 (784 to 1,750)	1,020 (629 to 1,400)	695 (429 to 954)	241 (149 to 331)	16,180
HIV/AIDS	0 (0 to 0)	0 (0 to 0)	273 (179 to 439)	1,200 (797 to 1,930)	89.9 (57 to 141)	41.1 (26 to 64)	89.5 (56 to 139)	259 (162 to 402)	493 (309 to 765)	606 (379 to 940)	760 (475 to 1,180)	866 (542 to 1,340)	1,030 (644 to 1,590)	1,160 (727 to 1,800)	1,260 (784 to 1,940)	1,320 (824 to 2,030)	1,360 (847 to 2,090)	1,320 (824 to 2,030)	1,230 (768 to 1,890)	989 (618 to 1,520)	674 (421 to 1,040)	234 (146 to 360)	3,730
HIV/AIDS - Drug-susceptible Tuberculosis	0 (0 to 0)	0 (0 to 0)	0 (0 to 0)	0 (0 to 0)	0 (0 to 0)	0 (0 to 0)	0 (0 to 0)	0 (0 to 0)	0 (0 to 0)	0 (0 to 0)	0 (0 to 0)	0 (0 to 0)	0 (0 to 0)	0 (0 to 0)	0 (0 to 0)	0 (0 to 0)	0 (0 to 0)	0 (0 to 0)	0 (0 to 0)	0 (0 to 0)	0 (0 to 0)	0 (0 to 0)	0 (0 to 0)	0
HIV/AIDS - Multidrug-resistant Tuberculosis without extensive	0 (0 to 0)	0 (0 to 0)	1.2 (0 to 7.1)	7.2 (0.1 to 39.9)	0.6 (0 to 3.1)	0.2 (0 to 1.2)	0.5 (0 to 2.4)	1.7 (0 to 9.4)	3.2 (0 to 18.5)	4.1 (0 to 23.9)	5.2 (0 to 30.3)	6.1 (0 to 35.8)	7.2 (0 to 42.1)	8.1 (0 to 47.8)	8.8 (0 to 51.8)	9.2 (0 to 54.2)	9.5 (0 to 55.9)	9.2 (0 to 54.2)	8.6 (0 to 50.7)	6.9 (0 to 40.7)	4.7 (0 to 27.7)	1.6 (0 to 9.4)	52.2
HIV/AIDS - Extensively drug-resistant Tuberculosis	0 (0 to 0)	0 (0 to 0)	0 (0 to 0)	0 (0 to 0)	0 (0 to 0)	0 (0 to 0)	0 (0 to 0)	0 (0 to 0)	0 (0 to 0)	0 (0 to 0)	0 (0 to 0)	0 (0 to 0)	0 (0 to 0)	0 (0 to 0)	0 (0 to 0)	0 (0 to 0)	0 (0 to 0)	0 (0 to 0)	0 (0 to 0)	0 (0 to 0)	0 (0 to 0)	0 (0 to 0)	0 (0 to 0)	0
HIV/AIDS resulting in other diseases	0 (0 to 0)	0 (0 to 0)	186 (to 341)	1,027 (to 1,290)	77 (27.6 to 90.4)	40.2 (12.6 to 50.9)	89.5 (30.7 to 97.9)	259 (89.7 to 330)	493 (166 to 639)	606 (177 to 804)	760 (239 to 1,020)	866 (272 to 1,160)	1,030 (327 to 1,390)	1,160 (363 to 1,610)	1,260 (397 to 1,760)	1,320 (416 to 1,850)	1,360 (429 to 1,900)	1,320 (416 to 1,850)	1,230 (387 to 1,720)	989 (311 to 1,380)	674 (212 to 941)	234 (73.6 to 327)	1,890
Sexually transmitted infections excluding HIV	726 (572 to 1,100)	327 (277 to 561)	289 (82.2 to 1,900)	53 (19.7 to 1,140)	72.1 (17.6 to 274)	4.8 (2.7 to 7.1)	6.5 (3.7 to 9.5)	3 (1.7 to 4.4)	26.5 (14.7 to 38.8)	19.1 (10.7 to 28.1)	20.1 (11.2 to 29.5)	26.1 (14.6 to 38.4)	30.1 (16.8 to 44.2)	30.1 (16.8 to 44.2)	30.1 (16.8 to 44.2)	32.1 (17.9 to 47.1)	33.1 (18.5 to 48.6)	40.1 (22.4 to 58.9)	41.1 (22.9 to 60.3)	41.1 (22.9 to 60.3)	22.1 (12.3 to 32.4)	7.1 (3.9 to 10.4)	1,380
Syphilis	0 (0 to 0)	0 (0 to 0)	266 (212 to 1,700)	12 (2.2 to 29.7)	0.7 (0.1 to 2.3)	1.2 (0.3 to 3.2)	2.6 (0.5 to 6.1)	1.7 (0.4 to 4.1)	3.1 (0.4 to 8.2)	3.1 (0.4 to 8.2)	3.1 (0.4 to 8.2)	3.1 (0.4 to 8.2)	3.1 (0.4 to 8.2)	3.1 (0.4 to 8.2)	3.1 (0.4 to 8.2)	3.1 (0.4 to 8.2)	3.1 (0.4 to 8.2)	3.1 (0.4 to 8.2)	3.1 (0.4 to 8.2)	3.1 (0.4 to 8.2)	3.1 (0.4 to 8.2)	1.1 (0.1 to 2.9)	1,380
Chlamydial infection	0 (0 to 0)	0 (0 to 0)	0 (0 to 0)	0 (0 to 0)	0 (0 to 0)	0 (0 to 0)	0 (0 to 0)	2.6 (2.2 to 3.4)	2.6 (2.2 to 3.4)	2.6 (2.2 to 3.4)	2.6 (2.2 to 3.4)	2.6 (2.2 to 3.4)	2.6 (2.2 to 3.4)	2.6 (2.2 to 3.4)	2.6 (2.2 to 3.4)	2.6 (2.2 to 3.4)	2.6 (2.2 to 3.4)	2.6 (2.2 to 3.4)	2.6 (2.2 to 3.4)	2.6 (2.2 to 3.4)	2.6 (2.2 to 3.4)	2.6 (2.2 to 3.4)	193
Gonococcal infection	0 (0 to 0)	0 (0 to 0)	0 (0 to 0)	0 (0 to 0)	0 (0 to 0)	0 (0 to 0)	0 (0 to 0)	4.8 (3.8 to 6.4)	4.8 (3.8 to 6.4)	3 (1.7 to 4.2)	1.7 (0.2 to 3.4)	1.3 (0.1 to 2.6)	0.9 (0.1 to 1.8)	0.6 (0.1 to 1.2)	0.6 (0.1 to 1.2)	0.6 (0.1 to 1.2)	0.6 (0.1 to 1.2)	0.6 (0.1 to 1.2)	0.6 (0.1 to 1.2)	0.6 (0.1 to 1.2)	0.6 (0.1 to 1.2)	0.6 (0.1 to 1.2)	19.6
Trichomoniasis	0 (0 to 0)	0 (0 to 0)	0 (0 to 0)	0 (0 to 0)	0 (0 to 0)	0 (0 to 0)	0 (0 to 0)	0.1 (0 to 0.2)	0.2 (0 to 0.4)	0.2 (0 to 0.4)	0.4 (0 to 0.8)	0.5 (0 to 1.1)	0.6 (0 to 1.4)	0.7 (0 to 1.6)	0.8 (0 to 1.8)	0.8 (0 to 1.8)	0.8 (0 to 1.8)	0.8 (0 to 1.8)	0.8 (0 to 1.8)	0.8 (0 to 1.8)	0.8 (0 to 1.8)	0.8 (0 to 1.8)	2
Genital herpes	0 (0 to 0)	0 (0 to 0)	0 (0 to 0)	0 (0 to 0)	0 (0 to 0)	0 (0 to 0)	0 (0 to 0)	0.4 (0 to 0.7)	0.4 (0 to 0.7)	0.4 (0 to 0.7)	0.4 (0 to 0.7)	0.4 (0 to 0.7)	0.4 (0 to 0.7)	0.4 (0 to 0.7)	0.4 (0 to 0.7)	0.4 (0 to 0.7)	0.4 (0 to 0.7)	0.4 (0 to 0.7)	0.4 (0 to 0.7)	0.4 (0 to 0.7)	0.4 (0 to 0.7)	0.4 (0 to 0.7)	194
Other sexually transmitted infections	0 (0 to 0)	0 (0 to 0)	0 (0 to 0)	0 (0 to 0)	0 (0 to 0)	3.6 (0.7 to 24)	3.6 (0.7 to 24)	3.6 (1.7 to 7.1)	3.6 (1.7 to 9)	3.6 (1.7 to 9)	3.6 (1.7 to 9)	3.6 (1.7 to 9)	3.6 (1.7 to 9)	3.6 (1.7 to 9)	3.6 (1.7 to 9)	3.6 (1.7 to 9)	3.6 (1.7 to 9)	3.6 (1.7 to 9)	3.6 (1.7 to 9)	3.6 (1.7 to 9)	3.6 (1.7 to 9)	3.6 (1.7 to 9)	279
Respiratory infections and tuberculosis	1,400 (320 to 799)	668 (309 to 1,160)	1,200 (6,810 to 6,810)	1,200 (732 to 1,890)	439 (296 to 609)	335 (228 to 502)	484 (329 to 720)	677 (459 to 1,000)	874 (592 to 1,310)	1,040 (705 to 1,560)	1,210 (820 to 1,810)	1,370 (927 to 2,050)	1,510 (1,020 to 2,260)	1,650 (1,110 to 2,470)	1,780 (1,200 to 2,660)	1,880 (1,270 to 2,810)	1,960 (1,320 to 2,930)	1,990 (1,350 to 2,980)	1,990 (1,350 to 2,980)	1,990 (1,350 to 2,980)	1,990 (1,350 to 2,980)	1,990 (1,350 to 2,980)	17,700
Tuberculosis	0 (0 to 0)	0 (0 to 0)	686 (267 to 803)	278 (143 to 449)	193 (64.1 to 292)	134 (78.6 to 219)	660 (326 to 1,030)	1,020 (526 to 1,600)	1,220 (660 to 1,800)	1,360 (697 to 1,960)	1,460 (727 to 2,120)	1,530 (727 to 2,220)	1,590 (738 to 2,310)	1,630 (738 to 2,370)	1,650 (738 to 2,400)	1,670 (738 to 2,430)	1,680 (738 to 2,440)	1,680 (738 to 2,440)	1,680 (738 to 2,440)	1,680 (738 to 2,440)	1,680 (738 to 2,440)	1,680 (738 to 2,440)	16,070
Latent tuberculosis infection	0 (0 to 0)	0 (0 to 0)	0 (0 to 0)	0 (0 to 0)	0 (0 to 0)	0 (0 to 0)	0 (0 to 0)	0 (0 to 0)	0 (0 to 0)	0 (0 to 0)	0 (0 to 0)	0 (0 to 0)	0 (0 to 0)	0 (0 to 0)	0 (0 to 0)	0 (0 to 0)	0 (0 to 0)	0 (0 to 0)	0 (0 to 0)	0 (0 to 0)	0 (0 to 0)	0 (0 to 0)	0 (0 to 0)	0
Drug-susceptible Tuberculosis	0 (0 to 0)	0 (0 to 0)	686 (267 to 803)	278 (143 to 449)	193 (64.1 to 292)	134 (78.6 to 219)	660 (326 to 1,030)	1,020 (526 to 1,600)	1,220 (660 to 1,800)	1,360 (697 to 1,960)	1,460 (727 to 2,120)	1,530 (727 to 2,220)	1,590 (738 to 2,310)	1,630 (738 to 2,370)	1,650 (738 to 2,400)	1,670 (738 to 2,430)	1,680 (738 to 2,440)	1,680 (738 to 2,440)	1,680 (738 to 2,440)	1,680 (738 to 2,440)	1,680 (738 to 2,440)	1,680 (738 to 2,440)	16,070
Multidrug-resistant tuberculosis without extensive drug-resista	0 (0 to 0)	0 (0 to 0)	0 (0 to 0)	0 (0 to 0)	0 (0 to 0)	0 (0 to 0)	0 (0 to 0)	0 (0 to 0)	0 (0 to 0)	0 (0 to 0)	0 (0 to 0)	0 (0 to 0)	0 (0 to 0)	0 (0 to 0)	0 (0 to 0)	0 (0 to 0)	0 (0 to 0)	0 (0 to 0)	0 (0 to 0)	0 (0 to 0)	0 (0 to 0)	0 (0 to 0)	0 (0 to 0)	0
Extensively drug-resistant tuberculosis	0 (0 to 0)	0 (0 to 0)	0 (0 to 0)	0 (0 to 0)	0 (0 to 0)	0 (0 to 0)	0 (0 to 0)	0 (0 to 0)	0 (0 to 0)	0 (0 to 0)	0 (0 to 0)	0 (0 to 0)	0 (0 to 0)	0 (0 to 0)	0 (0 to 0)	0 (0 to 0)	0 (0 to 0)	0 (0 to 0)	0 (0 to 0)	0 (0 to 0)	0 (0 to 0)	0 (0 to 0)	0 (0 to 0)	0
Lower respiratory infections	1,400 (320 to 799)	668 (309 to 1,160)	3,370 (1,170 to 6,160)	921 (589 to 1,390)	126 (84.7 to 200)	66.2 (39.6 to 107)	69.6 (39.6 to 107)	86.8 (48.2 to 163)	87.3 (47.9 to 186)	89.6 (48.2 to 186)	88.7 (47.9 to 175)	86 (48.2 to 149)	82 (47.9 to 131)	78 (47.9 to 127)	74 (47.9 to 127)	71 (47.9 to 127)	68 (47.9 to 127)	64 (47.9 to 127)	61 (47.9 to 127)	58 (47.9 to 127)	55 (47.9 to 127)	52 (47.9 to 127)	7,810
Upper respiratory infections	0 (0 to 0)	0 (0 to 0)	264 (9.6 to 1.7)	76.1 (0.4 to 330)	69.4 (0.4 to 330)	68.6 (0.4 to 330)	76.7 (0.4 to 330)	83.7 (0.4 to 330)	82.6 (0.4 to 330)	85.7 (0.4 to 330)	84.7 (0.4 to 330)	82.1 (0.4 to 330)	78.4 (0.4 to 330)	74.5 (0.4 to 330)	70.7 (0.4 to 330)	67.8 (0.4 to 330)	64.9 (0.4 to 330)	61.1 (0.4 to 330)	58.2 (0.4 to 330)	55.4 (0.4 to 330)	52.5 (0.4 to 330)	49.6 (0.4 to 330)	737
Otitis media	0 (0 to 0)	0 (0 to 0)	264 (9.6 to 1.7)	76.1 (0.4 to 330)	69.4 (0.4 to 330)	68.6 (0.4 to 330)	76.7 (0.4 to 330)	83.7 (0.4 to 330)	82.6 (0.4 to 330)	85.7 (0.4 to 330)	84.7 (0.4 to 330)	82.1 (0.4 to 330)	78.4 (0.4 to 330)	74.5 (0.4 to 330)	70.7 (0.4 to 330)	67.8 (0.4 to 330)	64.9 (0.4 to 330)	61.1 (0.4 to 330)	58.2 (0.4 to 330)	55.4 (0.4 to 330)	52.5 (0.4 to 330)	49.6 (0.4 to 330)	265
Other	871 (99.4 to 169)	340 (116 to 1,160)	3,900 (1,380 to 7,310)	1,000 (132 to 2,780)	570 (227 to 1,370)	268 (99 to 960)	408 (156 to 764)	593 (118 to 412)	791 (172 to 299)	951 (172 to 332)	1,100 (131 to 420)	1,250 (329 to 486)	1,380 (329 to 486)	1,490 (329 to 486)	1,590 (329 to 486)	1,680 (329 to 486)	1,760 (329 to 486)	1,830 (329 to 486)	1,880 (329 to 486)	1,880 (329 to 486)	1,880 (329 to 486)	1,880 (329 to 486)	16,600
Diarrheal diseases	871 (99.4 to 169)	340 (116 to 1,160)	3,900 (1,380 to 7,310)	1,000 (686 to 2,810)	570 (132 to 960)	268 (93.4 to 550)	408 (87.9 to 221)	593 (91 to 784)	791 (71.4 to 299)	951 (83.7 to 371)	1,100 (102 to 420)	1,250 (139 to 486)	1,380 (139 to 486)	1,490 (137 to 671)	1,590 (137 to 579)	1,680 (140 to 613)	1,760 (140 to 613)	1,830 (140 to 613)	1,880 (140 to 613)	1,880 (140 to 613)	1,880 (140 to 613)	1,880 (140 to 613)	16,290
Typhoid and paratyphoid	0 (0 to 0)	0 (0 to 0)	114 (14.9 to 2.8)	158 (42.2 to 342)	339 (129 to 830)	290 (143 to 784)	290 (82.2 to 600)	321 (43.7 to 290)	569 (231 to 720)	1,020 (412 to 1,270)	1,470 (579 to 1,850)	1,940 (749 to 2,440)	2,280 (834 to 2,940)	2,530 (834 to 2,940)	2,720 (834 to 2,940)	2,870 (834 to 2,940)	2,980 (834 to 2,940)	3,060 (834 to 2,940)	3,110 (834 to 2,940)	3,130 (834 to 2,940)	3,130 (834 to 2,940)	3,130 (834 to 2,940)	28,000
Typhoid fever	0 (0 to 0)	0 (0 to 0)	114 (14.9 to 2.8)	158 (42.2 to 342)	339 (129 to 830)	290 (143 to 784)	290 (82.2 to 600)	321 (43.7 to 290)	569 (231 to 720)	1,020 (412 to 1,270)	1,470 (579 to 1,850)	1,940 (749 to 2,440)	2,280 (834 to 2,940)	2,530 (834 to 2,940)	2,720 (834 to 2,940)	2,870 (834 to 2,940)	2,980 (834 to 2,940)	3,060 (834 to 2,940)	3,110 (834 to 2,940)	3,130 (834 to 2,940)	3,130 (834 to 2,940)	3,130 (834 to 2,940)	28,000
Paratyphoid fever	0 (0 to 0)	0 (0 to 0)	0.1 (0 to 0.2)	0.1 (0 to 0.2)	19.6 (5.3 to 48.2)	20.7 (10.2 to 56.4)	14.6 (3.9 to 33.6)	0.2 (0 to 0.2)	0.2 (0 to 0.2)	1.6 (0.5 to 3.8)	1.6 (0.5 to 3.8)	1.6 (0.5 to 3.8)	1.6 (0.5 to 3.8)	1.6 (0.5 to 3.8)	1.6 (0.5 to 3.8)	1.6 (0.5 to 3.8)	1.6 (0.5 to 3.8)	1.6 (0.5 to 3.8)	1.6 (0.5 to 3.8)	1.6 (0.5 to 3.8)	1.6 (0.5 to 3.8)	1.6 (0.5 to 3.8)	774
Invasive Non-typhoidal Salmonella (iNTS)	0 (0 to 0)	0 (0 to 0)	0.5 (0.2 to 10.9)	24.6 (10.9 to 68.6)	23.4 (9.6 to 68.2)	10.8 (2.9 to 17.9)	8.2 (1.6 to 14.6)	2.3 (0.6 to 5.5)	1.7 (0.6 to 3.5)	1.6 (0.6 to 3.5)	1.6 (0.6 to 3.5)	1.6 (0.6 to 3.5)	1.6 (0.6 to 3.5)	1.7 (0.6 to 3.5)	1.7 (0.6 to 3.5)	1.8 (0.6 to 3.5)	1.8 (0.6 to 3.5)	1.8 (0.6 to 3.5)	1.8 (0.6 to 3.5)	1.8 (0.6 to 3.5)	1.8 (0.6 to 3.5)	1.8 (0.6 to 3.5)	99.6
Other intestinal infectious diseases	0 (0 to 0)	0 (0 to 0)	2.5 (0 to 9.7)	2.2 (0 to 8.5)	1.1 (0.1 to 4.3)	0.6 (0 to 2.3)	0.3 (0 to 1.2)	0.1 (0 to 0.5)	0.1 (0 to 0.4)	0.1 (0 to 0.4)	0.1 (0 to 0.4)	0.1 (0 to 0.4)	0.1 (0 to 0.4)	0.1 (0 to 0.4)	0.1 (0 to 0.4)	0.1 (0 to 0.4)	0.1 (0 to 0.4)	0.1 (0 to 0.4)	0.1 (0 to 0.4)	0.1 (0 to 0.4)	0.1 (0 to 0.4)	0.1 (0 to 0.4)	8.1
Neglected tropical diseases and malaria	671 (61 to 1,700)	621 (207 to 1,130)	2,360 (1,020 to 5,880)	1,090 (1,020 to 1,160)	622 (1,020 to 1,160)	513 (1,020 to 1,160)	612 (1,020 to 1,160)	576 (1,020 to 1,160)	596 (1,020 to 1,160)	592 (1,020 to 1,160)	589 (1,020 to 1,160)	578 (1,020 to 1,160)	558 (1,020 to 1,160)	539 (1,020 to 1,160)	520 (1,020 to 1,160)	502 (1,020 to 1,160)	487 (1,020 to 1,160)	472 (1,020 to 1,160)	460 (1,020 to 1,160)	451 (1,020 to 1,160)	444 (1,020 to 1,160)	438 (1,020 to 1,160)	10,900
Malaria	0 (0 to 0)	0 (0 to 3.9)	0 (0 to 29.9)	0 (0 to 13.3)	0 (0 to 7.7)	0 (0 to 2.3)	0 (0 to 5.9)	0 (0 to 3.1)	0 (0 to 7.5)	0 (0 to 4.1)	0 (0 to 9.2)	0 (0 to 5.1)	0 (0 to 11)	0 (0 to 6.1)	0 (0 to 12.8)	0 (0 to 7.1)	0 (0 to 14.6)	0 (0 to 8.1)	0 (0 to 16.4)	0 (0 to 9.1)	0 (0 to 18.2)	0 (0 to 10.1)	0 (0 to 20.1)	702
Chagas disease	0 (0 to 0)	0 (0 to 0)	0 (0 to 0)	0 (0 to 0)	0 (0 to 0)	0 (0 to 0)	0 (0 to 0)	0 (0 to 0)	0 (0 to 0)	0 (0 to 0)	0 (0 to 0)	0 (0 to 0)	0 (0 to 0)	0 (0 to 0)	0 (0 to 0)	0 (0 to 0)	0 (0 to 0)	0 (0 to 0)	0 (0 to 0)	0 (0 to 0)	0 (0 to 0)	0 (0 to 0)	0 (0 to 0)	0
Leishmaniasis	0 (0 to 0)	0 (0 to 0)	0 (0 to 0)	0 (0 to 0)	0 (0 to 0)	0 (0 to 0)	0 (0 to 0)	0 (0 to 0)	0 (0 to 0)	0 (0 to 0)	0 (0 to 0)	0 (0 to 0)	0 (0 to 0)	0 (0 to 0)	0 (0 to 0)	0 (0 to 0)	0 (0 to 0)	0 (0 to 0)	0 (0 to 0)	0 (0 to 0)	0 (0 to 0)	0 (0 to 0)	0 (0 to 0)	0
Visceral leishmaniasis	0 (0 to 0)	0 (0 to 0)	0 (0 to 0)	0 (0 to 0)	0 (0 to 0)	0 (0 to 0)	0 (0 to 0)	0 (0 to 0)	0 (0 to 0)	0 (0 to 0)	0 (0 to 0)	0 (0 to 0)	0 (0 to 0)	0 (0 to 0)	0 (0 to 0)	0 (0 to 0)	0 (0 to 0)	0 (0 to 0)	0 (0 to 0)	0 (0 to 0)	0 (0 to 0)	0 (0 to 0)	0 (0 to 0)	0
Cutaneous and mucocutaneous leishmaniasis	0 (0 to 0)	0 (0 to 0)	0 (0 to 0)	0 (0 to 0)	0 (0 to 0)	0 (0 to 0)	0 (0 to 0)	0 (0 to 0)	0 (0 to 0)	0 (0 to 0)	0 (0 to 0)	0 (0 to 0)	0 (0 to 0)	0 (0 to 0)	0 (0 to 0)	0 (0 to 0)	0 (0 to 0)	0 (0 to 0)	0 (0 to 0)	0 (0 to 0)	0 (0 to 0)	0 (0 to 0)	0 (0 to 0)	0
African trypanosomiasis	0 (0 to 0)	0 (0 to 0)	0 (0 to 0)	0 (0 to 0)	0 (0 to 0)	0 (0 to 0)	0 (0 to 0)	0 (0 to 0)	0 (0 to 0)	0 (0 to 0)	0 (0 to 0)	0 (0 to 0)	0 (0 to 0)	0 (0 to 0)	0 (0 to 0)	0 (0 to 0)	0 (0 to 0)	0 (0 to 0)	0 (0 to 0)	0 (0 to 0)	0 (0 to 0)	0 (0 to 0)	0 (0 to 0)	0
Schistosomiasis	0 (0 to 0)	0 (0 to 0)	0 (0 to 0)	0 (0 to 0)	0 (0 to 0)	0 (0 to 0)	0 (0 to 0)	0 (0 to 0)	0 (0 to 0)	0 (0 to 0)	0 (0 to 0)	0 (0 to 0)	0 (0 to 0)	0 (0 to 0)	0 (0 to 0)	0 (0 to 0)	0 (0 to 0)	0 (0 to 0)	0 (0 to 0)	0 (0 to 0)	0 (0 to 0)	0 (0 to 0)	0 (0 to 0)	0
Cysticercosis	0 (0 to 0)	0 (0 to 0)	0 (0 to 0)	0 (0 to 0)	0 (0 to 0)	0 (0 to 0)	0 (0 to 0)	0.1 (0 to 0.3)	0.1 (0 to 0.3)	0.1 (0 to 0.3)	0.2 (0 to 0.3)	0.2 (0 to 0.3)	0.2 (0 to 0.3)	0.2 (0 to 0.3)	0.2 (0 to 0.3)	0.2 (0 to 0.3)	0.2 (0 to 0.3)	0.2 (0 to 0.3)	0.2 (0 to 0.3)	0.2 (0 to 0.3)	0.2 (0 to 0.3)	0.2 (0 to 0.3)	1.6
Cystic echinococcosis	0 (0 to 0)	0 (0 to 0)	0 (0 to 0)	0.6 (0 to 3)	0.7 (0 to 3)	0.5 (0 to 2.4)	0.4 (0 to 2.1)	0.5 (0 to 2.6)	0.6 (0 to 3.1)	0.6 (0 to 3.1)	0.6 (0 to 3.1)	0.6 (0 to 3.1)	0.6 (0 to 3.1)	0.6 (0 to 3.1)	0.6 (0 to 3.1)	0.6 (0 to 3.1)	0.6 (0 to 3.1)	0.6 (0 to 3.1)	0.6 (0 to 3.1)	0.6 (0 to 3.1)	0.6 (0 to 3.1)	0.6 (0 to 3.1)	6.9
Lymphatic filariasis	0 (0 to 0)	0 (0 to 0)	0 (0 to 0)	0 (0 to 0)	0 (0 to 0)	39.3 (12.7 to 90.7)	39.3 (13.4 to 75.9)	39.3 (12.6 to 76)	39.3 (11.9 to 76.3)	39.3 (9.4 to 68.9)	39.3 (9.2 to 67.1)	39.3 (8.9 to 67.1)	39.3 (8.3 to 67.1)	39.3 (7.1 to 67.1)	39.3 (6.9 to 67.1)	39.3 (6.9 to 67.1)	39.3 (6.9 to 67.1)	39.3 (6.9 to 67.1)	39.3 (6.9 to 67.1)	39.3 (6.9 to 67.1)	39.3 (6.9 to 67.1)	39.3 (6.9 to 67.1)	281
Onchocerciasis	0 (0 to 0)	0 (0 to 0)	0 (0 to 0)	0 (0 to 0)	0 (0 to 0)	0 (0 to 0)	0 (0 to 0)	0 (0 to 0)	0 (0 to 0)	0 (0 to 0)	0 (0 to 0)	0 (0 to 0)	0 (0 to 0)	0 (0 to 0)	0 (0 to 0)	0 (0 to 0)	0 (0 to 0)	0 (0 to 0)	0 (0 to 0)	0 (0 to 0)	0 (0 to 0)	0 (0 to 0)	0 (0 to 0)	0
Trachoma	0 (0 to 0)	0 (0 to 0)	0 (0 to 0)	0 (0 to 0)	0 (0 to 0)	0 (0 to 0)	0 (0 to 0)	0 (0 to 0)	0 (0 to 0)	0 (0 to 0)	0 (0 to 0)	0 (0 to 0)	0 (0 to 0)	0 (0 to 0)	0 (0 to 0)	0 (0 to 0)	0 (0 to 0)	0 (0 to 0)	0 (0 to 0)	0 (0 to 0)	0 (0 to 0)	0 (0 to 0)	0 (0 to 0)	0
Dengue	621 (3 to 228)	1,050 (229 to 2,130)	2,460 (198 to 5,690)	1,010 (71.9 to 2,490)	448 (277 to 1,740)	328 (249 to 1,160)	535 (282 to 1,160)	294 (160 to 1,160)	220 (114 to 1,160)	209 (107 to 1,160)	192 (96 to 1,160)	178 (96 to 1,160)	166 (96 to 1,160)	156 (96 to 1,160)	146 (96 to 1,160)	139 (96 to 1,160)	133 (96 to 1,160)	128 (96 to 1,160)	124 (96 to 1,160)	121 (96 to 1,160)	118 (96 to 1,160)	116 (96 to 1,160)	7,860
Yellow fever	0 (0 to 0)	0 (0 to 0)	0 (0 to 0)	0 (0 to 0)	0 (0 to 0)	0 (0 to 0)	0 (0 to 0)	0 (0 to 0)	0 (0 to 0)	0 (0 to 0)	0 (0 to 0)	0 (0 to 0)	0 (0 to 0)	0 (0 to 0)	0 (0 to 0)	0 (0 to 0)	0 (0 to 0)	0 (0 to 0)	0 (0 to 0)	0 (0 to 0)	0 (0 to 0)	0 (0 to 0)	0 (0 to 0)	0
Rabies	0 (0 to 0)	0 (0 to 0)	0.6 (0 to 2.4)	0.7 (0.1 to 2.7)	1.6 (0.2 to 7.5)	2.3 (0.3 to 9.6)	0.3 (0 to 0.9)	0.2 (0 to 0.7)	0.1 (0 to 0.4)	0.1 (0 to 0.4)	0.2 (0 to 0.6)	0.2 (0 to 0.6)	0.3 (0 to 0.7)	0.3 (0 to 1.4)	0.4 (0 to 2.1)	0.4 (0 to 2.1)	0.3 (0 to 2.1)	0.2 (0 to 2.1)	0.2 (0 to 2.1)	0.2 (0 to 2.1)	0.1 (0 to 2.1)	0.1 (0 to 2.1)	9.6
Intestinal nematode infections	0 (0 to 0)	0 (0 to 0)	2 (0.3 to 7.8)	21.1 (7.1 to 71.3)	37.6 (17.5 to 89.8)	31.2 (15.9 to 84.6)	29.6 (11.9 to 46.4)	17.6 (6.3 to 22.8)	12.3 (5.3 to 22.8)	10.1 (5.3 to 22.8)	9.7 (5.3 to 22.8)	9 (5.3 to 17.2)	7.3 (3.9 to 13.8)	6.7 (3.9 to 12.1)	6.2 (3.9 to 12.1)	5.7 (3.9 to 12.1)	5.4 (3.9 to 12.1)	5.1 (3.9 to 12.1)	4.9 (3.9 to 12.1)	4.7 (3.9 to 12.1)	4.6 (3.9 to 12.1)	4.5 (3.9 to 12.1)	201
Ascariasis	0 (0 to 0)	0 (0 to 0)	1.6 (0.1 to 7.4)	15 (2.5 to 44.6)	28.1 (9.5 to 67.8)	11.1 (3.5 to 23.3)	6.6 (2.6 to 13)	3.6 (1.6 to 6.8)	2.7 (1.2 to 5.4)	2.7 (1.2 to 5.4)	2.5 (1.2 to 5.4)	2.3 (1.2 to 5.4)	2.1 (1.2 to 5.4)	1.9 (1.2 to 5.4)	1.8 (1.2 to 5.4)	1.7 (1.2 to 5.4)	1.6 (1.2 to 5.4)	1.5 (1.2 to 5.4)	1.4 (1.2 to 5.4)	1.3 (1.2 to 5.4)	1.3 (1.2 to 5.4)	1.3





SR Table 2a. Malaiki DALYS by cause and age across for males with 20% uncertainty intervals, 2019

Cause	Birth Neonatal	Late Neonatal	Post Neonatal	1 to 4	5 to 9	10 to 14	15 to 19	20 to 24	25 to 29	30 to 34	35 to 39	40 to 44	45 to 49	50 to 54	55 to 59	60 to 64	65 to 69	70 to 74	75 to 79	80 to 84	85 to 89	90 to 94	95 plus	Total
All causes	28,800 (22,000 to 36,800)	8,710 (5,720 to 12,300)	19,200 (14,000 to 25,000)	19,200 (13,000 to 19,400)	6,770 (4,990 to 11,700)	5,270 (2,200 to 10,600)	10,600 (5,000 to 16,300)	13,600 (10,000 to 18,300)	13,600 (9,770 to 18,300)	12,800 (9,000 to 18,400)	16,100 (11,900 to 20,200)	16,800 (11,900 to 21,700)	17,200 (12,000 to 23,400)	19,600 (14,100 to 26,700)	21,100 (16,000 to 27,600)	21,200 (15,700 to 27,200)	19,600 (13,600 to 26,800)	13,100 (9,100 to 18,200)	8,400 (5,600 to 12,000)	5,560 (3,900 to 8,370)	2,620 (2,000 to 3,270)	961 (770 to 1,280)	286 (193 to 418)	299,000
Communicable, maternal, neonatal, and nutritional diseases	24,700 (18,800 to 32,100)	5,260 (3,660 to 8,980)	14,200 (10,000 to 19,400)	9,900 (7,370 to 12,300)	4,190 (3,000 to 6,020)	2,760 (1,620 to 3,910)	2,700 (1,720 to 3,720)	3,000 (2,000 to 4,430)	3,660 (2,720 to 5,030)	3,370 (1,700 to 7,200)	3,410 (1,910 to 6,920)	3,270 (1,900 to 5,720)	3,000 (1,900 to 5,130)	3,300 (1,900 to 5,130)	3,220 (1,970 to 4,720)	3,200 (2,070 to 4,670)	3,210 (1,880 to 4,630)	2,200 (1,400 to 3,410)	1,490 (1,040 to 2,120)	1,060 (685 to 1,560)	509 (329 to 751)	103,000
HIV/AIDS and sexually transmitted infections	1,100 (909 to 2,790)	416 (114 to 966)	360 (162 to 881)	209 (149 to 1,040)	429 (77 to 2,072)	26 (13 to 139)	113 (39 to 431)	401 (181 to 1,960)	705 (326 to 3,060)	758 (748 to 4,270)	1,010 (842 to 3,940)	940 (849 to 2,940)	992 (849 to 2,940)	1,040 (872 to 2,940)	1,060 (872 to 2,940)	1,060 (872 to 2,940)	1,060 (872 to 2,940)	1,060 (872 to 2,940)	1,060 (872 to 2,940)	1,060 (872 to 2,940)	1,060 (872 to 2,940)	1,060 (872 to 2,940)	1,060 (872 to 2,940)	9,810
HIV/AIDS	0 (0 to 0)	0 (0 to 0)	424 (0 to 2,040)	192 (0 to 1,040)	372 (0 to 2,040)	214 (0 to 1,040)	1,022 (0 to 2,040)	464 (0 to 2,040)	660 (0 to 2,040)	660 (0 to 2,040)	924 (0 to 2,040)	924 (0 to 2,040)	382 (0 to 2,040)	227 (0 to 2,040)	122 (0 to 2,040)	46.3 (0 to 2,040)	19.3 (0 to 2,040)	9.6 (0 to 2,040)	3.8 (0 to 2,040)	1.3 (0 to 2,040)	0.6 (0 to 2,040)	0.1 (0 to 2,040)	0 (0 to 2,040)	3,930
HIV/AIDS - Drug-susceptible Tuberculosis	0 (0 to 0)	0 (0 to 0)	32 (0 to 196)	69.4 (0 to 696)	178.9 (0 to 1,019)	111.2 (0 to 612)	45.8 (0 to 255)	206 (0 to 1,127)	361 (0 to 1,600)	340 (0 to 1,870)	299 (0 to 1,870)	191 (0 to 1,870)	102 (0 to 1,870)	60.2 (0 to 1,870)	29.6 (0 to 1,870)	11.9 (0 to 1,870)	5.1 (0 to 1,870)	2.4 (0 to 1,870)	1.1 (0 to 1,870)	0.4 (0 to 3.2)	0.2 (0 to 3.2)	0.1 (0 to 3.2)	0 (0 to 3.2)	1,840
HIV/AIDS - Multidrug-resistant Tuberculosis without extensive d	0 (0 to 0)	0 (0 to 0)	0.2 (0 to 1.4)	0.5 (0 to 7.2)	1.3 (0 to 13)	0.7 (0 to 5.1)	0.4 (0 to 3.1)	1.7 (0 to 10.6)	3.1 (0 to 20.7)	3.1 (0 to 26.7)	3.1 (0 to 27.9)	2.1 (0 to 19)	1.1 (0 to 10.1)	0.6 (0 to 5.6)	0.3 (0 to 2.9)	0.1 (0 to 1.4)	0.1 (0 to 0.7)	0 (0 to 0.4)	0 (0 to 0.2)	0 (0 to 0.1)	0 (0 to 0)	0 (0 to 0)	0 (0 to 0)	78.1
HIV/AIDS - Extensively drug-resistant Tuberculosis	0 (0 to 0)	0 (0 to 0)	0 (0 to 0.3)	0 (0 to 1.6)	0 (0 to 2.1)	0 (0 to 0.9)	0.1 (0 to 1.6)	0.5 (0 to 3.9)	1.1 (0 to 8.4)	1.1 (0 to 9.4)	1.1 (0 to 9.7)	0.7 (0 to 6.5)	0.4 (0 to 3.5)	0.2 (0 to 2.1)	0.1 (0 to 1.1)	0 (0 to 0.5)	0 (0 to 0.3)	0 (0 to 0.1)	0 (0 to 0.1)	0 (0 to 0.1)	0 (0 to 0)	0 (0 to 0)	0 (0 to 0)	2.9
HIV/AIDS resulting in other diseases	0 (0 to 0)	0 (0 to 0)	204 (0 to 1,160)	100 (0 to 627)	77 (0 to 1,124)	9.6 (0 to 230)	33 (0 to 1,124)	191 (0 to 1,124)	296 (0 to 1,124)	296 (0 to 1,124)	396 (0 to 1,124)	396 (0 to 1,124)	164 (0 to 1,124)	98 (0 to 1,124)	52 (0 to 1,124)	20 (0 to 1,124)	8.3 (0 to 1,124)	4.1 (0 to 1,124)	1.6 (0 to 1,124)	0.6 (0 to 1,124)	0.3 (0 to 1,124)	0.1 (0 to 1,124)	0 (0 to 1,124)	1,680
Sexually transmitted infections excluding HIV	1,100 (909 to 2,790)	416 (114 to 966)	327 (162 to 881)	19.7 (9.6 to 78)	21.6 (9.6 to 78)	1.4 (0.4 to 5.7)	0.1 (0.1 to 0.4)	1.8 (0.4 to 9.2)	2.6 (0.5 to 9.4)	2.6 (0.6 to 9.7)	2.5 (0.6 to 9.5)	2.1 (0.6 to 7.5)	1.1 (0.6 to 3.9)	0.6 (0.6 to 1.9)	0.3 (0.3 to 0.9)	0.2 (0.2 to 0.5)	0.1 (0.1 to 0.2)	0 (0 to 0.1)	0 (0 to 0.1)	0 (0 to 0.1)	0 (0 to 0)	0 (0 to 0)	1,960
Syphilis	0 (0 to 0)	0 (0 to 0)	0 (0 to 0)	0 (0 to 0)	0 (0 to 0)	0 (0 to 0)	0 (0 to 0)	0 (0 to 0)	0 (0 to 0)	0 (0 to 0)	0 (0 to 0)	0 (0 to 0)	0 (0 to 0)	0 (0 to 0)	0 (0 to 0)	0 (0 to 0)	0 (0 to 0)	0 (0 to 0)	0 (0 to 0)	0 (0 to 0)	0 (0 to 0)	0 (0 to 0)	0 (0 to 0)	0
Chlamydial infection	0 (0 to 0)	0 (0 to 0)	0 (0 to 0)	0 (0 to 0)	0 (0 to 0)	0 (0 to 0)	0 (0 to 0)	0 (0 to 0)	0 (0 to 0)	0 (0 to 0)	0 (0 to 0)	0 (0 to 0)	0 (0 to 0)	0 (0 to 0)	0 (0 to 0)	0 (0 to 0)	0 (0 to 0)	0 (0 to 0)	0 (0 to 0)	0 (0 to 0)	0 (0 to 0)	0 (0 to 0)	0 (0 to 0)	0
Gonococcal infection	0 (0 to 0)	0 (0 to 0)	0 (0 to 0)	0 (0 to 0)	0 (0 to 0)	0 (0 to 0)	0 (0 to 0)	0 (0 to 0)	0 (0 to 0)	0 (0 to 0)	0 (0 to 0)	0 (0 to 0)	0 (0 to 0)	0 (0 to 0)	0 (0 to 0)	0 (0 to 0)	0 (0 to 0)	0 (0 to 0)	0 (0 to 0)	0 (0 to 0)	0 (0 to 0)	0 (0 to 0)	0 (0 to 0)	0
Trichomoniasis	0 (0 to 0)	0 (0 to 0)	0 (0 to 0)	0 (0 to 0)	0 (0 to 0)	0 (0 to 0)	0 (0 to 0)	0 (0 to 0)	0 (0 to 0)	0 (0 to 0)	0 (0 to 0)	0 (0 to 0)	0 (0 to 0)	0 (0 to 0)	0 (0 to 0)	0 (0 to 0)	0 (0 to 0)	0 (0 to 0)	0 (0 to 0)	0 (0 to 0)	0 (0 to 0)	0 (0 to 0)	0 (0 to 0)	0
Genital herpes	0 (0 to 0)	0 (0 to 0)	0 (0 to 0)	0 (0 to 0)	0 (0 to 0)	0 (0 to 0)	0 (0 to 0)	0 (0 to 0)	0 (0 to 0)	0 (0 to 0)	0 (0 to 0)	0 (0 to 0)	0 (0 to 0)	0 (0 to 0)	0 (0 to 0)	0 (0 to 0)	0 (0 to 0)	0 (0 to 0)	0 (0 to 0)	0 (0 to 0)	0 (0 to 0)	0 (0 to 0)	0 (0 to 0)	0
Other sexually transmitted infections	0 (0 to 0)	0 (0 to 0)	0 (0 to 0)	0 (0 to 0)	0 (0 to 0)	2.2 (0.9 to 5.7)	4.1 (1.4 to 9.2)	6.2 (2 to 9.6)	8.3 (2.3 to 9.7)	8.3 (2.9 to 11)	7.5 (1.9 to 9.8)	6.3 (1.9 to 9.8)	2.9 (1.9 to 9.8)	1.6 (1.9 to 9.8)	0.7 (1.9 to 9.8)	0.3 (1.9 to 9.8)	0.2 (1.9 to 9.8)	0.2 (1.9 to 9.8)	0.1 (1.9 to 9.8)	0 (1.9 to 9.8)	0 (1.9 to 9.8)	0 (1.9 to 9.8)	0 (1.9 to 9.8)	32.7
Respiratory infections and tuberculosis	631 (368 to 1,400)	470 (408 to 1,400)	4,700 (2,370 to 11,800)	2,200 (1,100 to 5,770)	698 (527 to 1,010)	749 (483 to 1,060)	1,740 (972 to 2,480)	1,660 (776 to 2,860)	1,660 (820 to 2,930)	1,660 (727 to 2,930)	1,660 (699 to 2,930)	1,660 (699 to 2,930)	1,670 (699 to 2,930)	1,660 (699 to 2,930)	1,660 (699 to 2,930)	1,660 (1,100 to 2,930)	1,660 (1,000 to 2,930)	1,660 (777 to 2,930)	1,660 (487 to 2,930)	1,660 (323 to 2,930)	1,660 (323 to 2,797)	1,660 (199 to 2,930)	29,400
Tuberculosis	0 (0 to 0)	0 (0 to 0)	737 (320 to 1,360)	597 (262 to 972)	307 (201 to 543)	320 (178 to 490)	577 (269 to 893)	1,020 (465 to 2,210)	1,310 (649 to 2,660)	1,310 (649 to 2,660)	1,300 (699 to 2,660)	1,300 (699 to 2,660)	1,300 (729 to 2,660)	1,300 (729 to 2,660)	1,410 (979 to 2,660)	1,410 (979 to 2,660)	1,410 (979 to 2,660)	997 (703 to 2,660)	520 (343 to 1,420)	229 (120 to 793)	137 (97 to 359)	40.6 (29.7 to 98.6)	19.1 (14.4 to 46.8)	19,400
Latent tuberculosis infection	0 (0 to 0)	0 (0 to 0)	0 (0 to 0)	0 (0 to 0)	0 (0 to 0)	0 (0 to 0)	0 (0 to 0)	0 (0 to 0)	0 (0 to 0)	0 (0 to 0)	0 (0 to 0)	0 (0 to 0)	0 (0 to 0)	0 (0 to 0)	0 (0 to 0)	0 (0 to 0)	0 (0 to 0)	0 (0 to 0)	0 (0 to 0)	0 (0 to 0)	0 (0 to 0)	0 (0 to 0)	0 (0 to 0)	0
Drug-susceptible tuberculosis	0 (0 to 0)	0 (0 to 0)	720 (320 to 1,360)	560 (260 to 967)	294 (196 to 521)	317 (177 to 488)	577 (269 to 893)	1,010 (465 to 2,190)	1,490 (649 to 2,660)	1,340 (649 to 2,660)	1,290 (699 to 2,660)	1,290 (699 to 2,660)	1,220 (729 to 2,660)	1,290 (729 to 2,660)	1,400 (979 to 2,660)	1,400 (979 to 2,660)	1,290 (979 to 2,660)	987 (703 to 2,660)	515 (343 to 1,420)	227 (120 to 793)	137 (97 to 359)	40.6 (29.7 to 98.6)	19.1 (14.4 to 46.8)	19,200
Multidrug-resistant tuberculosis without extensive drug-resista	0 (0 to 0)	0 (0 to 0)	8.6 (2.1 to 56.2)	9.1 (2.1 to 74.4)	2.8 (0.7 to 19.4)	2.6 (0.6 to 17.5)	4.6 (1.1 to 30.6)	10.3 (2.5 to 71.3)	11.7 (2.9 to 78.3)	10.1 (2.2 to 68.9)	10.3 (2.3 to 68.9)	10.3 (2.3 to 68.9)	10.3 (2.3 to 68.9)	11.5 (2.3 to 77.1)	12.2 (2.3 to 79.1)	12.6 (2.3 to 81.5)	11.2 (2.3 to 81.5)	7.8 (2.3 to 53.1)	4.6 (1.1 to 29.1)	2.6 (0.7 to 17.5)	1.2 (0.3 to 7.2)	0.6 (0.2 to 3.7)	0.1 (0 to 0.5)	149
Extensively drug-resistant tuberculosis	0 (0 to 0)	0 (0 to 0)	1.2 (0.1 to 7.2)	1 (0.1 to 9.6)	0.5 (0.2 to 3.4)	0.5 (0.2 to 3.4)	0.9 (0.4 to 6.1)	2.1 (0.7 to 13.3)	2.5 (0.9 to 16.1)	2.2 (0.5 to 14.3)	2.2 (0.5 to 14.3)	2.2 (0.5 to 14.3)	2.2 (0.5 to 14.3)	2.5 (0.5 to 16.1)	2.6 (0.5 to 16.1)	2.7 (0.5 to 16.1)	2.4 (0.5 to 16.1)	1.7 (0.5 to 11.4)	1 (0.2 to 6.2)	0.6 (0.2 to 3.7)	0.3 (0.1 to 1.5)	0.1 (0 to 0.4)	0 (0 to 0.1)	28.7
Lower respiratory infections	630 (349 to 1,400)	468 (398 to 1,400)	3,980 (1,970 to 10,700)	1,360 (830 to 4,270)	390 (330 to 489)	427 (306 to 570)	1,160 (703 to 1,580)	639 (311 to 1,180)	774 (311 to 1,180)	1,160 (311 to 1,180)	1,160 (311 to 1,180)	1,160 (311 to 1,180)	1,160 (311 to 1,180)	1,160 (311 to 1,180)	1,160 (311 to 1,180)	1,160 (311 to 1,180)	1,160 (311 to 1,180)	1,160 (311 to 1,180)	1,160 (311 to 1,180)	1,160 (311 to 1,180)	1,160 (311 to 1,180)	1,160 (311 to 1,180)	1,160 (311 to 1,180)	9,600
Upper respiratory infections	0.2 (0 to 1.4)	1.2 (0 to 3.4)	241 (0 to 2,040)	664.1 (0 to 5,040)	112 (0 to 1,040)	151 (0 to 1,040)	579.5 (0 to 2,040)	174.5 (0 to 1,040)	424.1 (0 to 2,040)	384.1 (0 to 2,040)	521.1 (0 to 2,040)	472.3 (0 to 2,040)	324.5 (0 to 2,040)	306.5 (0 to 2,040)	277.6 (0 to 2,040)	231.1 (0 to 2,040)	192.4 (0 to 2,040)	104.6 (0 to 2,040)	61 (0 to 2,040)	31.1 (0 to 2,040)	14.7 (0 to 2,040)	6.2 (0 to 2,040)	1.4 (0 to 2,040)	864
Otitis media	0 (0 to 1.4)	0 (0 to 0.2)	0 (0 to 0.4)	0 (0 to 0.2)	0 (0 to 0.1)	0 (0 to 0.1)	0 (0 to 0.1)	0 (0 to 0.1)	0 (0 to 0.1)	0 (0 to 0.1)	0 (0 to 0.1)	0 (0 to 0.1)	0 (0 to 0.1)	0 (0 to 0.1)	0 (0 to 0.1)	0 (0 to 0.1)	0 (0 to 0.1)	0 (0 to 0.1)	0 (0 to 0.1)	0 (0 to 0.1)	0 (0 to 0.1)	0 (0 to 0.1)	0 (0 to 0.1)	0 (0 to 0.1)	396
Enteric infections	239 (69.1 to 699)	439 (286 to 1,810)	2,960 (1,410 to 10,300)	2,960 (1,160 to 9,710)	1,570 (920 to 2,770)	1,180 (661 to 1,820)	510 (302 to 1,810)	520 (179 to 1,180)	510 (164 to 1,210)	520 (133 to 1,280)	497 (161 to 1,610)	477 (172 to 1,470)	799 (166 to 1,980)	650 (209 to 2,150)	1,020 (220 to 2,980)	1,020 (222 to 3,200)	1,020 (212 to 3,200)	1,020 (164 to 1,750)	1,020 (157 to 1,990)	1,020 (99.6 to 2,660)	1,020 (29.6 to 2,553)	1,020 (3.8 to 40.7)	1,020 (0.1 to 5.1)	22,500
Diarrheal diseases	239 (69.1 to 699)	239 (239 to 1,810)	1,810 (1,410 to 10,300)	1,810 (982 to 6,490)	1,120 (279 to 2,290)	697 (160 to 1,430)	510 (103 to 1,260)	520 (89.6 to 1,180)	510 (89.1 to 1,180)	520 (89.1 to 1,180)	497 (133 to 1,230)	477 (133 to 1,230)	799 (133 to 1,980)	650 (162 to 1,980)	1,020 (162 to 1,980)	1,020 (209 to 2,980)	1,020 (209 to 2,980)	1,020 (207 to 2,980)	1,020 (207 to 2,980)	1,020 (196 to 2,980)	1,020 (191 to 2,980)	1,020 (189 to 2,980)	1,020 (189 to 2,980)	20,600
Typhoid and paratyphoid	0 (0 to 0)	0 (0 to 2.9)	7.4 (0 to 69.9)	7.6 (0 to 43.6)	4.7 (0 to 13.1)	3.2 (0 to 8.1)	1.4 (0 to 3.6)	1.4 (0 to 3.6)	1.4 (0 to 3.6)	1.4 (0 to 3.6)	1.4 (0 to 3.6)	1.4 (0 to 3.6)	1.4 (0 to 3.6)	1.4 (0 to 3.6)	1.4 (0 to 3.6)	1.4 (0 to 3.6)	1.4 (0 to 3.6)	1.4 (0 to 3.6)	1.4 (0 to 3.6)	1.4 (0 to 3.6)	1.4 (0 to 3.6)	1.4 (0 to 3.6)	1.4 (0 to 3.6)	1,630
Typhoid fever	0 (0 to 0)	0 (0 to 2.9)	7.4 (0 to 69.9)	7.6 (0 to 43.6)	4.7 (0 to 13.1)	3.2 (0 to 8.1)	1.4 (0 to 3.6)	1.4 (0 to 3.6)	1.4 (0 to 3.6)	1.4 (0 to 3.6)	1.4 (0 to 3.6)	1.4 (0 to 3.6)	1.4 (0 to 3.6)	1.4 (0 to 3.6)	1.4 (0 to 3.6)	1.4 (0 to 3.6)	1.4 (0 to 3.6)	1.4 (0 to 3.6)	1.4 (0 to 3.6)	1.4 (0 to 3.6)	1.4 (0 to 3.6)	1.4 (0 to 3.6)	1.4 (0 to 3.6)	1,630
Paratyphoid fever	0 (0 to 0)	0 (0 to 0)	0.1 (0 to 0.4)	104 (0 to 1,040)	22.6 (0 to 1,040)	29.6 (0 to 1,040)	20.2 (2.2 to 27.4)	8.1 (1.4 to 11.4)	27.4 (1.4 to 11.4)	3.2 (0.6 to 4.6)	1.7 (0.3 to 2.4)	1.1 (0.2 to 1.6)	0.6 (0.2 to 1.6)	0.6 (0.2 to 1.6)	0.6 (0.2 to 1.6)	0.4 (0.1 to 1.2)	0.3 (0.1 to 1.2)	0.2 (0.1 to 1.2)	0.2 (0.1 to 1.2)	0.2 (0.1 to 1.2)	0.2 (0.1 to 1.2)	0.2 (0.1 to 1.2)	0.2 (0.1 to 1.2)	99.8
Invasive Non-typhoidal Salmonella (iNTS)	0 (0 to 0)	0.6 (0.1 to 1.4)	5.1 (1.1 to 10.4)	28.5 (12.4 to 53.6)	23.9 (9.9 to 47.3)	19.4 (8.5 to 39.6)	10.3 (4.5 to 21.1)	2.6 (1.1 to 5.4)	1.7 (0.6 to 3.4)	1.5 (0.5 to 3.4)	1.5 (0.5 to 3.4)	1.4 (0.5 to 3.4)	0.9 (0.5 to 3.4)	0.8 (0.5 to 3.4)	0.7 (0.5 to 3.4)	0.6 (0.5 to 3.4)	0.5 (0.5 to 3.4)	0.3 (0.3 to 1.7)	0.2 (0.2 to 1.1)	0.1 (0.1 to 0.7)	0.1 (0.1 to 0.4)	0.1 (0.1 to 0.4)	0.1 (0.1 to 0.2)	139
Other intestinal infectious diseases	0 (0 to 0)	0 (0 to 0)	2.1 (0.1 to 16.4)	2.6 (0.1 to 16.4)	1.2 (0.1 to 8.1)	0.7 (0.1 to 4.5)	0.5 (0.1 to 3.1)	0.4 (0.1 to 2.6)	0.3 (0.1 to 2.6)	0.3 (0.1 to 2.6)	0.2 (0.1 to 2.6)	0.2 (0.1 to 2.6)	0.2 (0.1 to 2.6)	0.2 (0.1 to 2.6)	0.2 (0.1 to 2.6)	0.2 (0.1 to 2.6)	0.2 (0.1 to 2.6)	0.2 (0.1 to 2.6)	0.2 (0.1 to 2.6)	0.2 (0.1 to 2.6)	0.2 (0.1 to 2.6)	0.2 (0.1 to 2.6)	0.2 (0.1 to 2.6)	8.9
Neglected tropical diseases and malaria	0.7 (0.1 to 2.1)	79.2 (0.2 to 1,040)	350 (0.2 to 1,040)	758 (0.2 to 1,040)	360 (0.2 to 1,040)	156 (0.2 to 1,040)	268 (0.2 to 1,040)	158 (0.2 to 1,040)	139 (0.2 to 1,040)	137 (0.2 to 1,040)	124 (0.2 to 1,040)	94.4 (0.2 to 1,040)	98.6 (0.2 to 1,040)	75 (0.2 to 1,040)	69.4 (0.2 to 1,040)	39.2 (0.2 to 1,040)	17.3 (0.2 to 1,040)	7.6 (0.2 to 1,040)	3.7 (0.2 to 1,040)	0.4 (0.2 to 1,040)	0.2 (0.2 to 1,040)	0.1 (0.1 to 1,040)	0.1 (0.1 to 1,040)	3,190
Malaria	0 (0 to 0.2)	0 (0 to 0.2)	33.1 (0.1 to 69.6)	344.6 (0.1 to 1,040)	211.1 (109.9 to 1,020)	122 (62.2 to 677.7)	120 (10.8 to 681.1)	268 (12.8 to 1,450)	268 (9.2 to 1,290)	268 (7.6 to 1,290)	268 (7.6 to 1,290)	268 (7.6 to 1,290)	268 (7.6 to 1,290)	268 (7.6 to 1,290)	268 (7.6 to 1,290)	268 (7.6 to 1,290)	268 (7.6 to 1,290)	268 (7.6 to 1,290)	268 (7.6 to 1,290)	268 (7.6 to 1,290)	268 (7.6 to 1,290)	268 (7.6 to 1,290)	268 (7.6 to 1,290)	861
Chagas disease	0 (0 to 0)	0 (0 to 0)	0 (0 to 0)	0 (0 to 0)	0 (0 to 0)	0 (0 to 0)	0 (0 to 0)	0 (0 to 0)	0 (0 to 0)	0 (0 to 0)	0 (0 to 0)	0 (0 to 0)	0 (0 to 0)	0 (0 to 0)	0 (0 to 0)	0 (0 to 0)	0 (0 to 0)	0 (0 to 0)	0 (0 to 0)	0 (0 to 0)	0 (0 to 0)	0 (0 to 0)	0 (0 to 0)	0 (0 to 0)	0
Leishmaniasis	0 (0 to 0)	0 (0 to 0)	0 (0 to 0)	0 (0 to 0)	0 (0 to 0)	0 (0 to 0)	0 (0 to 0)	0 (0 to 0)	0 (0 to 0)	0 (0 to 0)	0 (0 to 0)	0 (0 to 0)	0 (0 to 0)	0 (0 to 0)	0 (0 to 0)	0 (0 to 0)	0 (0 to 0)	0 (0 to 0)	0 (0 to 0)	0 (0 to 0)	0 (0 to 0)	0 (0 to 0)	0 (0 to 0)	0 (0 to 0)	0
Visceral leishmaniasis	0 (0 to 0)	0 (0 to 0)	0 (0 to 0)	0 (0 to 0)	0 (0 to 0)	0 (0 to 0)	0 (0 to 0)	0 (0 to 0)	0 (0 to 0)	0 (0 to 0)	0 (0 to 0)	0 (0 to 0)	0 (0 to 0)	0 (0 to 0)	0 (0 to 0)	0 (0 to 0)	0 (0 to 0)	0 (0 to 0)	0 (0 to 0)	0 (0 to 0)	0 (0 to 0)	0 (0 to 0)	0 (0 to 0)	0 (0 to 0)	0
Cutaneous and mucocutaneous leishmaniasis	0 (0 to 0)	0 (0 to 0)	0 (0 to 0)	0 (0 to 0)	0 (0 to 0)	0 (0 to 0)	0 (0 to 0)	0 (0 to 0)	0 (0 to 0)	0 (0 to 0)	0 (0 to 0)	0 (0 to 0)	0 (0 to 0)	0 (0 to 0)	0 (0 to 0)	0 (0 to 0)	0 (0 to 0)	0 (0 to 0)	0 (0 to 0)	0 (0 to 0)	0 (0 to 0)	0 (0 to 0)	0 (0 to 0)	0 (0 to 0)	0
African trypanosomiasis	0 (0 to 0)	0 (0 to 0)	0 (0 to 0)	0 (0 to 0)	0 (0 to 0)	0 (0 to 0)	0 (0 to 0)	0 (0 to 0)	0 (0 to 0)	0 (0 to 0)	0 (0 to 0)	0 (0 to 0)	0 (0 to 0)	0 (0 to 0)	0 (0 to 0)	0 (0 to 0)	0 (0 to 0)	0 (0 to 0)	0 (0 to 0)	0 (0 to 0)	0 (0 to 0)	0 (0 to 0)	0 (0 to 0)	0 (0 to 0)	0
Schistosomiasis	0 (0 to 0)	0 (0 to 0)	0 (0 to 0)	0 (0 to 0)	0 (0 to 0)	0 (0 to 0)	0 (0 to 0)	0 (0 to 0)	0 (0 to 0)	0 (0 to 0)	0 (0 to 0)	0 (0 to 0)	0 (0 to 0)	0 (0 to 0)	0 (0 to 0)	0 (0 to 0)	0 (0 to 0)	0 (0 to 0)	0 (0 to 0)	0 (0 to 0)	0 (0 to 0)	0 (0 to 0)	0 (0 to 0)	0 (0 to 0)	0
Cysticercosis	0 (0 to 0)	0 (0 to 0)	0 (0 to 0)	0 (0 to 0)	0 (0 to 0)	0 (0 to 0)	0.1 (0 to 0.2)	0.1 (0 to 0.2)	0.1 (0 to 0.2)	0.1 (0 to 0.2)	0.2 (0 to 0.2)	0.2 (0 to 0.2)	0.2 (0 to 0.2)	0.2 (0 to 0.2)	0.2 (0 to 0.2)	0.2 (0 to 0.2)	0.2 (0 to 0.2)	0.2 (0 to 0.2)	0.1 (0 to 0.2)	0.1 (0 to 0.2)	0.1 (0 to 0.2)	0.1 (0 to 0.2)	0.1 (0 to 0.2)	0.1 (0 to 0.2)	2.4
Cystic echinococcosis	0 (0 to 0)	0 (0 to 0)	0 (0 to 0)	0 (0 to 0)	0 (0 to 0)	0 (0 to 0)	0 (0 to 0)	0 (0 to 0)	0 (0 to 0)	0 (0 to 0)	0 (0 to 0)	0 (0 to 0)	0 (0 to 0)	0 (0 to 0)	0 (0 to 0)	0 (0 to 0)	0 (0 to 0)	0 (0 to 0)	0 (0 to 0)	0 (0 to 0)	0 (0 to 0)	0 (0 to 0)	0 (0 to 0)	0 (0 to 0)	0.7
Lymphatic filariasis	0 (0 to 0)	0 (0 to 0)	0 (0 to 0)	0 (0 to 0)	0 (0 to 0)	0.6 (0 to 4.8)	49.4 (20.9 to 104)	49.6 (19.1 to 92.7)	49.6 (17.9 to 89.5)	49.6 (17.5 to 90.1)	49.6 (16.9 to 90.1)	49.6 (16.9 to 90.1)	49.6 (16.9 to 90.1)	49.6 (17.4 to 91.4)	49.6 (16.9 to 91.4)	49.6 (16.9 to 91.4)	49.6 (16.9 to 91.4)	49.6 (16.9 to 91.4)	49.6 (16.9 to 91.4)	49.6 (16.9 to 91.4)	49.6 (16.9 to 91.4)	49.6 (16.9 to 91.4)	49.6 (16.9 to 91.4)	460
Trachoma	0 (0 to 0)	0 (0 to 0)	0 (0 to 0)	0 (0 to 0)	0 (0 to 0)	0 (0 to 0)	0 (0 to 0)	0 (0 to 0)	0 (0 to 0)	0 (0 to 0)	0 (0 to 0)	0 (0 to 0)	0 (0 to 0)	0 (0 to 0)	0 (0 to 0)	0 (0 to 0)	0 (0 to 0)	0 (0 to 0)	0 (0 to 0)	0 (0 to 0)	0 (0 to 0)	0 (0 to 0)	0 (0 to 0)	0 (0 to 0)	0
Dengue	18.1 (2.4 to 264)	206 (19.6 to 912)	626 (139 to 1,940)	174 (39 to 936)	69 (16 to 295)	38.2 (13.3 to 194)	76.6 (12.4 to 274)	29.4 (10.3 to 238)	22.5 (8.5 to 101)	21 (8.1 to 86.7)	19.7 (4.8 to 76.4)	19.2 (4.8 to 86)	19.7 (4.8 to 86)	18.6 (4.1 to 81.9)	13.5 (2.7 to 64.5)	6.9 (1.5 to 32.1)	1.7 (1.5 to 12.1)	1.7 (0.9 to 9.8)	1.7 (0.9 to 7.6)	1.7 (0.9 to 7.6)	1.7 (0.9 to 7.6)	1.7 (0.9 to 7.6)	1.7 (0.9 to 7.6)	1,490
Yellow fever	0 (0 to 0)	0 (0 to 0)	0 (0 to 0)	0 (0 to 0)	0 (0 to 0)	0 (0 to 0)	0 (0 to 0)	0 (0 to 0)	0 (0 to 0)	0 (0 to 0)	0 (0 to 0)	0 (0 to 0)	0 (0 to 0)	0 (0 to 0)	0 (0 to 0)	0 (0 to 0)	0 (0 to 0)	0 (0 to 0)	0 (0 to 0)	0 (0 to 0)	0 (0 to 0)	0 (0 to 0)	0 (0 to 0)	0 (0 to 0)	0
Rabies	0 (0 to 0)	0.6 (0 to 2.9)	2.2 (0.1 to 3.7)	2.2 (0.3 to 6.6)	3.3 (0.3 to 13.2)	0.6 (0.3 to 1.6)	0.6 (0.3 to 1.6)	0.2 (0.2 to 0.6)	0.2 (0.2 to 0.6)	0.2 (0.2 to 0.6)	0.2 (0.2 to 0.6)	0.2 (0.2 to 0.6)	0.2 (0.2 to 0.6)	0.2 (0.2 to 0.6)	0.2 (0.2 to 0.6)	0.2 (0.2 to 0.6)	0.2 (0.2 to 0.6)	0.2 (0.2 to 0.6)	0.2 (0.2 to 0.6)	0.2 (0.2 to 0.6)	0.2 (0.2 to 0.6)	0.2 (0.2 to 0.6)	0.2 (0.2 to 0.6)	13
Intestinal nematode infections	0 (0 to 0)	1.6 (0.3 to 3)	29.5 (9.5 to 91.3)	49.7 (21.5 to 94.3)	33.7 (20.8 to 58.7)	22.8 (14.5 to 37.8)	16.7 (9.2 to 31.2)	12.1 (5.6 to 19.6)	9.6 (4.6 to 17.6)	7.9 (3.5 to 16.1)	7.5 (3.5 to 16.1)	7.5 (3.5 to 16.1)	6.6 (3.5 to 16.1)	4.1 (1.9 to 11.2)	1.9 (0.9 to 5.3)	0.9 (0.4 to 2.6)	0.4 (0.2 to 1.2)	0.2 (0.1 to 0.6)	0.2 (0.1 to 0.6)



Benign prostatic hyperplasia	0 (0 to 0)	0 (0 to 0)	0 (0 to 0)	0 (0 to 0)	0 (0 to 0)	0 (0 to 0)	0 (0 to 0)	0 (0 to 0)	0 (0 to 0)	0 (0 to 0)	0 (0 to 0)	0·9 (0·1 to 2·6)	5·9 (2·4 to 11·4)	16·2 (7·5 to 30·1)	34·8 (17·6 to 59·5)	52·3 (27·8 to 89)	60·9 (34 to 96·2)	50·1 (27 to 81)	30·8 (17·5 to 49·1)	15·4 (8·6 to 24·4)	5·6 (3·1 to 9)	1·2 (0·7 to 2)	0·2 (0·1 to 0·3)	274
Male infertility	0 (0 to 0)	0 (0 to 0)	0 (0 to 0)	0 (0 to 0)	0 (0 to 0)	0 (0 to 0)	0 (0 to 0)	14·8 (4 to 40·1)	21·6 (6 to 54·4)	23·7 (6·6 to 64·4)	21·3 (6 to 55·4)	16·1 (4·8 to 41)	2 (0·4 to 6·4)	0 (0 to 0)	0 (0 to 0)	0 (0 to 0)	0 (0 to 0)	0 (0 to 0)	0 (0 to 0)	0 (0 to 0)	0 (0 to 0)	0 (0 to 0)	0 (0 to 0)	99·5
Other urinary diseases	0·7 (0·1 to 1·8)	1 (0·2 to 2·8)	3·4 (0·6 to 10·7)	2·7 (0·6 to 8·7)	4·6 (0·9 to 13·2)	5·6 (1·4 to 14·7)	3·6 (1 to 9·4)	11 (3·1 to 24·6)	1·7 (0·6 to 4·2)	5·7 (1·7 to 13·6)	8·4 (2·3 to 21·1)	10·1 (3·2 to 26·6)	22·2 (7 to 55·1)	22·1 (8 to 53·2)	33·3 (12·4 to 72·3)	33·1 (12·6 to 73·8)	29·1 (9·9 to 63·2)	20·7 (8·4 to 41·8)	8·6 (3 to 19·3)	11·1 (3·9 to 23·6)	4·2 (1·4 to 8·9)	2 (0·6 to 4·5)	0·3 (0·1 to 0·7)	245
Gynecological diseases	0 (0 to 0)	0 (0 to 0)	0 (0 to 0)	0 (0 to 0)	0 (0 to 0)	0 (0 to 0)	0 (0 to 0)	0 (0 to 0)	0 (0 to 0)	0 (0 to 0)	0 (0 to 0)	0 (0 to 0)	0 (0 to 0)	0 (0 to 0)	0 (0 to 0)	0 (0 to 0)	0 (0 to 0)	0 (0 to 0)	0 (0 to 0)	0 (0 to 0)	0 (0 to 0)	0 (0 to 0)	0 (0 to 0)	0
Uterine fibroids	0 (0 to 0)	0 (0 to 0)	0 (0 to 0)	0 (0 to 0)	0 (0 to 0)	0 (0 to 0)	0 (0 to 0)	0 (0 to 0)	0 (0 to 0)	0 (0 to 0)	0 (0 to 0)	0 (0 to 0)	0 (0 to 0)	0 (0 to 0)	0 (0 to 0)	0 (0 to 0)	0 (0 to 0)	0 (0 to 0)	0 (0 to 0)	0 (0 to 0)	0 (0 to 0)	0 (0 to 0)	0 (0 to 0)	0
Polycystic ovarian syndrome	--	--	--	--	--	--	--	--	--	--	--	--	--	--	--	--	--	--	--	--	--	--	--	NA
Female infertility	--	--	--	--	--	--	--	--	--	--	--	--	--	--	--	--	--	--	--	--	--	--	--	NA
Endometriosis	--	--	--	--	--	--	--	--	--	--	--	--	--	--	--	--	--	--	--	--	--	--	--	NA
Genital prolapse	0 (0 to 0)	0 (0 to 0)	0 (0 to 0)	0 (0 to 0)	0 (0 to 0)	0 (0 to 0)	0 (0 to 0)	0 (0 to 0)	0 (0 to 0)	0 (0 to 0)	0 (0 to 0)	0 (0 to 0)	0 (0 to 0)	0 (0 to 0)	0 (0 to 0)	0 (0 to 0)	0 (0 to 0)	0 (0 to 0)	0 (0 to 0)	0 (0 to 0)	0 (0 to 0)	0 (0 to 0)	0 (0 to 0)	0
Premenstrual syndrome	--	--	--	--	--	--	--	--	--	--	--	--	--	--	--	--	--	--	--	--	--	--	--	NA
Other gynecological diseases	0 (0 to 0)	0 (0 to 0)	0 (0 to 0)	0 (0 to 0)	0 (0 to 0)	0 (0 to 0)	0 (0 to 0)	0 (0 to 0)	0 (0 to 0)	0 (0 to 0)	0 (0 to 0)	0 (0 to 0)	0 (0 to 0)	0 (0 to 0)	0 (0 to 0)	0 (0 to 0)	0 (0 to 0)	0 (0 to 0)	0 (0 to 0)	0 (0 to 0)	0 (0 to 0)	0 (0 to 0)	0 (0 to 0)	0
Hemoglobinopathies and hemolytic anemias	42·3 (23·7 to 78)	17·2 (9·2 to 32·2)	106 (52·3 to 201)	164 (90·1 to 273)	139 (63·6 to 258)	65·8 (30·4 to 127)	59·4 (29·4 to 109)	45·7 (22·8 to 84·3)	32·7 (13·7 to 66·9)	30·9 (12·1 to 65·7)	32·8 (13·5 to 68·5)	34·4 (14·6 to 67·2)	34·4 (15·3 to 65·8)	36·2 (16·5 to 69·4)	43·2 (21 to 73·6)	44·2 (24 to 74·8)	36·9 (21·2 to 59·8)	24·7 (13·8 to 38·9)	15·2 (9 to 24)	9·5 (5·5 to 14·8)	5·5 (3·5 to 8·2)	1·8 (1·1 to 2·6)	0·4 (0·3 to 0·6)	1,020
Thalassemias	40·6 (22·7 to 75·2)	14·6 (7 to 28·9)	85·3 (36·7 to 172)	96·4 (47·6 to 175)	45·8 (25·2 to 74·4)	23·9 (13·2 to 39·6)	21·9 (10·8 to 39·5)	12·6 (5·5 to 25·5)	4·8 (1·6 to 9·9)	3·3 (0·9 to 7·6)	3 (1 to 6·7)	2·7 (1 to 5·7)	2·2 (0·9 to 4·8)	1·3 (0·5 to 2·7)	0·7 (0·2 to 1·5)	0·2 (0·1 to 0·4)	0 (0 to 0·1)	0 (0 to 0)	0 (0 to 0)	0 (0 to 0)	0 (0 to 0)	0 (0 to 0)	0 (0 to 0)	359
Thalassemias trait	0·2 (0 to 0·5)	1·6 (0·6 to 3·1)	14·9 (4·2 to 32·2)	52·7 (16 to 110)	71·5 (17·6 to 162)	28·2 (4·8 to 73·2)	12·9 (2·1 to 37·4)	8·4 (1·4 to 23·7)	9·8 (1·7 to 25·8)	10·3 (1·8 to 28·6)	11·3 (2·4 to 29·5)	11·8 (2·6 to 28·8)	11·9 (2·8 to 28)	12·4 (3·3 to 28·4)	13·4 (3·9 to 29)	10·7 (2·9 to 23·8)	9·6 (3·6 to 18·3)	6·4 (2·5 to 11·7)	3·8 (1·4 to 7·4)	2·4 (1·1 to 4·5)	1·1 (0·5 to 1·9)	0·3 (0·1 to 0·6)	0·1 (0 to 0·1)	306
Sickle cell disorders	0·3 (0·1 to 0·7)	0·1 (0 to 0·3)	0·7 (0·2 to 1·5)	0·7 (0·3 to 1·6)	0·3 (0·1 to 0·6)	0·1 (0 to 0·2)	0·1 (0 to 0·2)	0 (0 to 0·1)	0 (0 to 0)	0 (0 to 0)	0 (0 to 0)	0 (0 to 0)	0 (0 to 0)	0 (0 to 0)	0 (0 to 0)	0 (0 to 0)	0 (0 to 0)	0 (0 to 0)	0 (0 to 0)	0 (0 to 0)	0 (0 to 0)	0 (0 to 0)	0 (0 to 0)	2·3
Sickle cell trait	0 (0 to 0)	0·2 (0·1 to 0·3)	0·5 (0·1 to 1·2)	1·8 (0·4 to 4)	2·5 (0·4 to 6·2)	1 (0 to 3·2)	0·5 (0·1 to 1·3)	0·3 (0 to 0·8)	0·3 (0·1 to 0·9)	0·4 (0·1 to 1)	0·4 (0·1 to 1·1)	0·4 (0 to 1·2)	0·4 (0 to 1·1)	0·4 (0·1 to 1·1)	0·5 (0·1 to 1·2)	0·4 (0·1 to 0·9)	0·3 (0·1 to 0·7)	0·2 (0·1 to 0·5)	0·1 (0 to 0·3)	0·1 (0 to 0·2)	0 (0 to 0·1)	0 (0 to 0)	0 (0 to 0)	10·8
G6PD deficiency	0·5 (0·2 to 1·1)	0·2 (0·1 to 0·5)	1·1 (0·4 to 2·4)	2·2 (1 to 4·2)	3·5 (1·6 to 6)	5·6 (2·6 to 10·6)	12·9 (5·8 to 24·5)	15·1 (6·7 to 29·2)	9·2 (3·3 to 18·1)	7·8 (2·2 to 15·9)	7·9 (2·9 to 16·6)	8 (3·6 to 14·9)	8·1 (3·8 to 14·6)	8·2 (3·9 to 14·4)	10·2 (5 to 17·9)	10 (5 to 17·8)	5 (2·5 to 8·6)	2·2 (1·1 to 3·9)	0·9 (0·5 to 1·6)	0·3 (0·1 to 0·5)	0·1 (0 to 0·2)	0 (0 to 0)	0 (0 to 0)	119
G6PD trait	0 (0 to 0)	0 (0 to 0)	0 (0 to 0)	0 (0 to 0)	0 (0 to 0)	0 (0 to 0)	0 (0 to 0)	0 (0 to 0)	0 (0 to 0)	0 (0 to 0)	0 (0 to 0)	0 (0 to 0)	0 (0 to 0)	0 (0 to 0)	0 (0 to 0)	0 (0 to 0)	0 (0 to 0)	0 (0 to 0)	0 (0 to 0)	0 (0 to 0)	0 (0 to 0)	0 (0 to 0)	0 (0 to 0)	0
Other hemoglobinopathies and hemolytic anemias	0·7 (0·3 to 1·2)	0·5 (0·1 to 0·9)	3·7 (1 to 9·4)	10·6 (2·4 to 27·3)	15·5 (2·8 to 43·3)	6·9 (1·5 to 20·7)	11·2 (3 to 31·9)	9·2 (3·4 to 21·6)	8·7 (2·3 to 22·2)	9·1 (2·5 to 24·2)	10·1 (3 to 26·1)	11·5 (3·4 to 28·1)	11·9 (3·9 to 27·3)	13·9 (5·3 to 30·3)	18·5 (7·9 to 34·4)	22·9 (11·7 to 40·6)	21·9 (12·4 to 35·5)	15·8 (8·8 to 25·2)	10·3 (6·1 to 15·9)	6·7 (3·9 to 10·2)	4·2 (2·7 to 6·3)	1·4 (0·9 to 2·1)	0·4 (0·2 to 0·5)	225
Endocrine, metabolic, blood, and immune disorders	25·8 (3·2 to 68·7)	14·1 (2·8 to 35·8)	66·5 (18 to 152)	42·4 (18·6 to 75·3)	33·9 (15·1 to 70)	23·1 (12·6 to 40·4)	17·6 (10·2 to 29·6)	15·8 (8·1 to 26·4)	23·1 (12·6 to 38)	30·9 (17·5 to 49·6)	43·2 (24·9 to 67·3)	47·8 (26·5 to 75·1)	42·4 (24·9 to 65·6)	40·1 (24·4 to 61·8)	39·9 (24·3 to 61·7)	35·1 (21·6 to 55·2)	28·1 (17·8 to 42·7)	18·4 (11·9 to 27·8)	9·1 (5·7 to 13·5)	4·8 (2·9 to 7·3)	1·8 (1 to 3)	0·6 (0·3 to 1)	0·1 (0·1 to 0·2)	605
Oral disorders	0 (0 to 0)	0 (0 to 0)	0 (0 to 0)	41·3 (22·7 to 68)	55·8 (29·7 to 98·8)	62·6 (32·1 to 110)	73 (40·1 to 126)	85·4 (47·5 to 143)	98·5 (53·2 to 173)	120 (61·8 to 223)	144 (69·8 to 277)	157 (76·7 to 303)	161 (83·7 to 295)	164 (88·2 to 292)	165 (90·4 to 277)	154 (88·7 to 250)	126 (74·3 to 200)	89·1 (54·8 to 140)	58·7 (36·4 to 89·4)	35 (21·8 to 52·1)	16 (9·8 to 23·1)	4·8 (3 to 7)	0·9 (0·6 to 1·4)	1,810
Caries of deciduous teeth	0 (0 to 0)	0 (0 to 0)	0 (0 to 0)	14·7 (5·7 to 28·5)	16·1 (6·7 to 36·2)	0·9 (0·1 to 2·5)	0 (0 to 0)	0 (0 to 0)	0 (0 to 0)	0 (0 to 0)	0 (0 to 0)	0 (0 to 0)	0 (0 to 0)	0 (0 to 0)	0 (0 to 0)	0 (0 to 0)	0 (0 to 0)	0 (0 to 0)	0 (0 to 0)	0 (0 to 0)	0 (0 to 0)	0 (0 to 0)	0 (0 to 0)	31·7
Caries of permanent teeth	0 (0 to 0)	0 (0 to 0)	0 (0 to 0)	0 (0 to 0)	13 (4·7 to 29·5)	31·6 (12·5 to 68·6)	30 (12·6 to 63·1)	27·8 (11·9 to 56·5)	23·2 (9·3 to 46·9)	19·9 (8·1 to 41·4)	18·6 (7·4 to 38·2)	15·2 (6·4 to 32·5)	12·1 (5 to 25·7)	10·1 (4 to 21·2)	8·6 (3·3 to 19·1)	6·7 (2·4 to 14·4)	4·5 (1·8 to 9·4)	2·8 (1·1 to 5·7)	1·5 (0·6 to 3)	0·8 (0·3 to 1·6)	0·3 (0·1 to 0·6)	0·1 (0 to 0·1)	0 (0 to 0)	227
Periodontal diseases	0 (0 to 0)	0 (0 to 0)	0 (0 to 0)	0 (0 to 0)	0 (0 to 0)	0 (0 to 0)	3·3 (0·9 to 8·7)	10·5 (3 to 26·7)	24·3 (7 to 59·9)	44·7 (13·7 to 113)	67·3 (21·6 to 169)	82·4 (27·8 to 193)	85·3 (30·2 to 191)	79·2 (30·4 to 175)	67·2 (26·7 to 141)	49·4 (18·9 to 102)	31 (12 to 64·5)	17·3 (6·9 to 35·5)	9·3 (3·7 to 18·8)	4·8 (1·8 to 9·8)	2 (0·7 to 4·2)	0·5 (0·2 to 1·1)	0·1 (0 to 0·2)	579
Other oral disorders	0 (0 to 0)	0 (0 to 0)	0 (0 to 0)	26·6 (15·3 to 40·9)	26·7 (15 to 42·2)	30·1 (17·4 to 48·1)	39·7 (23·2 to 62·2)	41·6 (23·8 to 64·1)	40·2 (24·5 to 61·7)	39·1 (23·7 to 60)	37·2 (21·9 to 58·8)	32·9 (20 to 51)	28·6 (16·8 to 43·5)	24·3 (14·4 to 36·8)	20·2 (12·2 to 31·3)	15·2 (9·2 to 23·1)	10 (6·1 to 15·2)	5·4 (3·4 to 8·3)	2·5 (1·5 to 3·8)	1·1 (0·7 to 1·7)	0·4 (0·2 to 0·6)	0·1 (0·1 to 0·1)	0 (0 to 0)	422
Sudden infant death syndrome	--	96·7 (36·4 to 190)	412 (98·7 to 1,120)	--	--	--	--	--	--	--	--	--	--	--	--	--	--	--	--	--	--	--	--	NA
Injuries	581 (57·8 to 1,730)	252 (47·2 to 659)	1,120 (475 to 2,140)	2,590 (1,380 to 4,260)	1,800 (1,240 to 2,520)	1,450 (1,040 to 1,910)	3,800 (2,620 to 5,430)	3,870 (2,520 to 5,700)	2,610 (1,360 to 4,060)	2,090 (1,050 to 3,260)	1,890 (1,190 to 2,910)	1,680 (1,130 to 2,480)	1,440 (1,000 to 2,080)	1,300 (898 to 1,810)	1,110 (783 to 1,560)	838 (611 to 1,160)	611 (453 to 811)	408 (306 to 526)	248 (184 to 321)	141 (107 to 180)	67·1 (51·1 to 88·2)	20·7 (15·8 to 27·6)	4·6 (3·2 to 6·2)	29,900
Transport injuries	517 (12 to 1,620)	144 (5·7 to 405)	493 (100 to 1,240)	954 (414 to 1,930)	827 (490 to 1,320)	703 (438 to 1,070)	2,380 (1,540 to 3,600)	2,430 (1,410 to 3,850)	1,530 (726 to 2,520)	1,150 (509 to 1,890)	1,030 (581 to 1,640)	859 (534 to 1,350)	740 (469 to 1,220)	667 (427 to 1,020)	557 (359 to 873)	388 (262 to 619)	288 (191 to 431)	191 (132 to 265)	108 (75·6 to 146)	55·6 (38·9 to 74·8)	21·3 (15·1 to 28·8)	4·9 (3·6 to 6·6)	1 (0·7 to 1·6)	16,000
Road injuries	455 (10·6 to 1,460)	128 (4·9 to 359)	441 (91 to 1,060)	856 (366 to 1,720)	760 (438 to 1,230)	642 (388 to 964)	2,200 (1,410 to 3,330)	2,240 (1,290 to 3,620)	1,400 (663 to 2,310)	1,050 (473 to 1,710)	942 (534 to 1,530)	790 (492 to 1,240)	682 (434 to 1,120)	615 (395 to 940)	517 (334 to 793)	358 (242 to 571)	266 (176 to 401)	176 (121 to 247)	99 (69·9 to 138)	51·1 (36·4 to 68·4)	19·2 (13·5 to 26·3)	4·4 (3·2 to 5·9)	0·9 (0·6 to 1·3)	14,700
Pedestrian road injuries	187 (4·4 to 600)	39·4 (1·2 to 117)	145 (27·5 to 362)	279 (99·6 to 630)	294 (130 to 541)	208 (92 to 399)	264 (102 to 570)	279 (97·2 to 632)	171 (59·8 to 396)	174 (62·9 to 359)	160 (70·4 to 334)	140 (63·6 to 288)	147 (69·9 to 289)	149 (73·9 to 286)	128 (63·9 to 241)	113 (60·2 to 192)	88·1 (46·4 to 154)	66·1 (36·2 to 109)	49·2 (28·3 to 77·5)	25·1 (15 to 38·3)	8·9 (5·2 to 13·8)	1·6 (1 to 2·6)	0·4 (0·2 to 0·7)	3,120
Cyclist road injuries	0 (0 to 0)	0 (0 to 0)	0 (0 to 0)	91·7 (21·4 to 231)	79·8 (24·2 to 164)	65·5 (23·9 to 133)	90·2 (33·5 to 182)	81·1 (32·3 to 164)	56·7 (24·5 to 116)	66·3 (27·9 to 131)	60·7 (28·8 to 112)	50·3 (26·9 to 94)	67·6 (31·7 to 124)	64 (30·8 to 119)	57·2 (26·3 to 107)	44·6 (22·6 to 84·2)	33·5 (16·3 to 64·8)	20·4 (10·4 to 38)	4·9 (3·4 to 7)	2·7 (1·9 to 3·8)	1·4 (0·9 to 2·1)	0·4 (0·3 to 0·6)	0·1 (0 to 0·1)	939
Motorcyclist road injuries	160 (2 to 606)	50·2 (1·4 to 152)	168 (22 to 470)	309 (83 to 767)	206 (76·9 to 410)	227 (92 to 409)	1,280 (714 to 2,100)	1,300 (703 to 2,160)	798 (383 to 1,380)	529 (245 to 889)	470 (257 to 794)	392 (227 to 646)	299 (174 to 485)	252 (151 to 394)	207 (124 to 324)	114 (74·7 to 172)	77·6 (50·9 to 115)	43·7 (30·2 to 61·8)	20·4 (14·6 to 27·7)	10·9 (7·6 to 14·5)	4·5 (3·2 to 6·1)	1·3 (0·9 to 1·7)	0·3 (0·2 to 0·3)	6,920
Motor vehicle road injuries	98·9 (2·7 to 316)	35·9 (1·5 to 105)	119 (21·4 to 333)	163 (51·3 to 421)	170 (69·8 to 337)	132 (59·8 to 254)	536 (244 to 951)	544 (241 to 1,040)	352 (127 to 692)	265 (87·8 to 507)	235 (101 to 431)	194 (95·6 to 363)	156 (79·9 to 312)	137 (69·5 to 266)	115 (59·1 to 227)	79·9 (43·8 to 162)	61·2 (32·7 to 111)	41·9 (21·9 to 71·4)	21·7 (11·7 to 37·7)	11 (6 to 17·9)	3·9 (2·3 to 6·2)	1 (0·6 to 1·6)	0·2 (0·1 to 0·3)	3,480
Other road injuries	9·5 (0·1 to 40·7)	2·3 (0·1 to 8·8)	8·1 (1·1 to 27·7)	14 (3·5 to 43·6)	11 (3·5 to 28·6)	9·9 (4 to 23·8)	34·4 (12·6 to 83·8)	33·8 (12·6 to 73·7)	23 (7·8 to 51·5)	18·8 (6·3 to 42·5)	15·9 (6·4 to 35·2)	13·7 (5·7 to 27·8)	11·5 (5·3 to 23·5)	12·4 (5 to 26·5)	8·8 (4 to 18·6)	6·5 (3·1 to 12·6)	5·2 (2·2 to 11·8)	3·6 (1·5 to 8·1)	2·6 (1 to 5·9)	1·4 (0·6 to 2·9)	0·5 (0·2 to 1)	0·1 (0 to 0·2)	0 (0 to 0)	247
Other transport injuries	61·2 (1·1 to 241)	16·7 (0·5 to 58·4)	52·8 (7·7 to 185)	98·1 (29·6 to 286)	66·5 (27·2 to 165)	60·8 (29·4 to 128)	185 (76·8 to 429)	191 (73·3 to 456)	130 (48·1 to 297)	96·6 (35·4 to 209)	82·9 (32·3 to 172)	68·7 (30·1 to 149)	58·1 (26·3 to 118)	52·3 (24·9 to 110)	40·2 (19·5 to 83·9)	30·3 (14·4 to 61·9)	22·6 (10·7 to 48·6)	15·1 (7·5 to 27·8)	8·8 (4·5 to 17·5)	4·5 (2·3 to 8·4)	2 (1 to 3·8)	0·5 (0·3 to 1)	0·1 (0·1 to 0·3)	1,350
Unintentional injuries	43·4 (23·3 to 105)	101 (32·7 to 329)	594 (287 to 1,120)	1,590 (808 to 2,680)	932 (577 to 1,390)	643 (445 to 871)	873 (579 to 1,290)	808 (513 to 1,240)	643 (396 to 962)	584 (353 to 864)	578 (381 to 833)	557 (389 to 771)	505 (360 to 701)	485 (345 to 657)	439 (312 to 593)	370 (266 to 497)	274 (200 to 357)	192 (143 to 254)	126 (91·8 to 169)	78·5 (58 to 108)	42·7 (31·2 to 60·3)	15 (10·7 to 21·4)	3·4 (2·2 to 4·9)	10,500
Falls	2·9 (0·9 to 8·4)	8·9 (1·8 to 20·6)	86·8 (11·2 to 215)	228 (52·2 to 496)	156 (79·6 to 251)	129 (85·5 to 192)	206 (128 to 333)	213 (128 to 357)	204 (125 to 308)	202 (127 to 301)	221 (140 to 319)	247 (163 to 350)	221 (151 to 315)	236 (162 to 333)	216 (149 to 304)	199 (137 to 287)	152 (105 to 211)	112 (77·5 to 162)	79·2 (53·4 to 116)	51·6 (35 to 77·2)	29·1 (18·7 to 45·3)	10·7 (6·6 to 17)	2·4 (1·3 to 3·8)	3,210
Drowning	2·4 (0·8 to 5·7)	10·9 (0·9 to 27·2)	161 (19·3 to 409)	1,030 (320 to 2,060)	511 (222 to 948)	258 (128 to 432)	263 (123 to 514)	143 (68·4 to 259)	72·6 (29·6 to 139)	59·4 (21·1 to 122)	63 (26·1 to 121)	47·8 (22·6 to 93)	32 (15·5 to 65·9)	25 (12·2 to 53·2)	19·3 (9·2 to 37·9)	14·8 (7·9 to 29·2)	9·5 (4·8 to 20·3)	8·7 (4·4 to 14·6)	5·9 (2·9 to 10)	2·5 (1·3 to 4·4)	1·4 (0·8 to 2·5)	0·3 (0·2 to 0·5)	0·1 (0 to 0·1)	2,750
Fire, heat, and hot substances	4·4 (0·5 to 11·9)	2·3 (0·2 to 6)	71·3 (7·6 to 183)	98 (27·7 to 201)	24·1 (12·9 to 41·1)	23·3 (13·4 to 39·7)	39·3 (24·9 to 61·6)	44·6 (26·4 to 71·8)	45·9 (26·6 to 70·6)	45·8 (28·6 to 69·2)	46·5 (29·5 to 70·1)	47·5 (31·2 to 70·6)	40·5 (26·3 to 60·4)	38·4 (25 to 57·1)	33·7 (21·7 to 49·7)	26·2 (16·6 to 39·3)	20 (13·2 to 29·2)	10·4 (6·8 to 15·5)	6·2 (4·1 to 9·2)	4·2 (2·8 to 6·3)	1·9 (1·2 to 2·8)	0·5 (0·4 to 0·8)	0·1 (0·1 to 0·2)	675
Poisonings	0·8 (0·2 to 2·3)	0·9 (0·1 to 3·8)	2·7 (0·5 to 9)	21·6 (6·5 to 50)	12 (4·7 to 25·2)	11·7 (5·4 to 22·6)	23·5 (9·3 to 49·3)	23·3 (9·9 to 48·3)	18·1 (7·7 to 39)	13·6 (5·1 to 27·4)	14·6 (5·8 to 28·2)	13·9 (6·6 to 27·6)	11·5 (5·6 to 21·5)	7·4 (3·5 to 13·6)	5·3 (2·5 to 9·9)	4 (1·9 to 7·6)	1·6 (0·8 to 3·3)	0·9 (0·5 to 1·7)	0·5 (0·3 to 1)	0·3 (0·1 to 0·6)	0·1 (0·1 to 0·4)	0 (0 to 0·1)	0 (0 to 0)	189
Poisoning by carbon monoxide	0·2 (0 to 0·7)	0·2 (0 to 1·2)	0·1 (0 to 0·6)	1·1 (0·2 to 4·2)	1 (0·3 to 2·5)	1·3 (0·5 to 2·9)	5·4 (1·5 to 14·3)	5·7 (1·7 to 14·5)	3·7 (1 to 9·1)	3·8 (1 to 8·9)	4·2 (1·1 to 10·5)	3·8 (1·2 to 9·2)	2·2 (0·7 to 5·9)	1·2 (0·4 to 2·9)	0·9 (0·3 to 2·3)	0·8 (0·3 to 1·9)	0·3 (0·1 to 0·6)	0·2 (0·1 to 0·4)	0·1 (0 to 0·2)	0 (0 to 0·1)	0 (0 to 0·1)	0 (0 to 0)	0 (0 to 0)	36·4
Poisoning by other means	0·7 (0·2 to 1·8)	0·7 (0·1 to 3)	2·6 (0·5 to 8·7)	20·5 (6·2 to 47·4)	11 (4·2 to 23)	10·4 (4·8 to 20·4)	18·1 (6·7 to 39·6)	17·6 (7 to 36·4)	14·5 (5·6 to 32)	9·8 (3·6 to 20·1)	10·4 (3·8 to 20·7)	10·1 (4·7 to 19·7)	9·2 (4·5 to 17·6)	6·2 (2·8 to 11·4)	4·4 (2 to 8·1)	3·2 (1·4 to 6·4)	1·4 (0·6 to 2·7)	0·8 (0·4 to 1·4)	0·4 (0·2 to 0·8)	0·2 (0·1 to 0·5)	0·1 (0 to 0·3)	0 (0 to 0·1)	0 (0 to 0)	152
Exposure to mechanical forces	10·8 (0·4 to 68·1)	39·2 (0·2 to 269)	11·8 (1·7 to 66)	25·5 (10·7 to 53·8)	37·6 (19·6 to 68·3)	46·7 (29·8 to 70·3)	83·4 (49·1 to 150)	100 (56·4 to 179)	74·4 (40·2 to 128)	71·9 (39·6 to 122)	65·2 (39·7 to 108)	52·6 (34·8 to 77·8)	53·5 (34·5 to 78·4)	46·2 (31·3 to 66·3)	44·1 (28·9 to 65·7)	31·1 (21·8 to 43·7)	21·6 (15 to 30·9)	14·2 (9·8 to 20·1)	7·5 (5·3 to 10·6)	3·6 (2·5 to 5·1)	1·6 (1·1 to 2·4)	0·5 (0·3 to 0·7)	0·1 (0·1 to 0·2)	843
Unintentional firearm injuries	0·8 (0 to 6)	4·7 (0 to 40·4)	1·5 (0·1 to 10·7)	2 (0·8 to 5·2)	2·1 (1·1 to 3·6)	2·5 (1·5 to 4·2)	5·1 (2·5 to 11·2)	8·3 (3·1 to 21)	3·6 (2 to 6·9)	3·6 (2·1 to 6·3)	3·8 (2·3 to 6·7)	3·6 (2·2 to 5·8)	3·5 (2·2 to 5·7)	3·1 (2 to 4·7)	2·7 (1·8 to 4·1)	2·1 (1·4 to 3·2)	1·5 (1 to 2·3)	1 (0·7 to 1·5)	0·6 (0·4 to 0·8)	0·3 (0·2 to 0·5)	0·1 (0·1 to 0·2)	0 (0 to 0·1)	0 (0 to 0)	56·6
Other exposure to mechanical forces	9·9 (0·3 to 63·2)	34·5 (0·2 to 251)	10·2 (1·5 to 57·4)	23·4 (9·9 to 51·1)	35·5 (18·4 to 66·5)	44·2 (28 to 66·8)	78·4 (46 to 143)	92·2 (50·2 to 167)	70·7 (38 to 124)	68·4 (37·2 to 117)	61·4 (36·6 to 104)	49 (32·1 to 72·8)	50 (32·1 to 74·5)	43·1 (28·8 to 61·9)	41·4 (26·9 to 62·2)	28·9 (20·2 to 40·9)	20·1 (14 to 28·7)	13·2 (9 to 18·9)	6·9 (4·9 to 9·8)	3·3 (2·2 to 4·7)	1·5 (1 to 2·1)	0·4 (0·3 to 0·7)	0·1 (0·1 to 0·1)	787
Adverse effects of medical treatment	7·2 (2·9 to 13·6)	4·7 (1·8 to 10·3)	34·1 (8·4 to 79·4)	27·4 (9·8 to 54·6)	20·6 (7·6 to 40·8)	13·1 (5·8 to 23·1)	13·1 (5·7 to 24·3)	17·1 (7 to 32·4)	11·1 (3·6 to 22)	9·1 (2·4 to 18·9)	11·3 (3·8 to 23·3)	12·6 (4·9 to 24·6)	14·8 (5·9 to 28·9)	12·1 (5 to 22·8)	15·4 (6·3 to 31·2)	14·9 (6·2 to 30·2)	11·7 (5 to 22·1)	7·3 (3·4 to 13·9)	4·4 (2·1 to 8·1)	2·7 (1·2 to 5)	1·4 (0·6 to 2·5)	0·5 (0·2 to 0·8)	0·1 (0·1 to 0·2)	267
Animal contact	2 (0·7 to 4·7)	2·2 (0·7 to 5·3)	9·3 (3·2 to 23·1)	64·4 (25 to 144)	80·4 (32·9 to 166)	46·2 (20·4 to 98·5)	45·4 (19·4 to 98·7)	33·2 (14·8 to 66·9)	24·8 (11 to 50·1)	19·4 (9·4 to 35·4)	18·1 (9·2 to 35·8)	16·7 (8·9 to 33·3)	16·5 (8·4 to 34)	22·6 (12 to 44·5)	23·3 (11·6 to 44·4)	17·9 (9·7 to 31·9)	16·9 (8·8 to 30·1)	11·3 (5·6 to 21·8)	5·9 (3·1 to 11)	4·7 (2·2 to 9·1)	2·5 (1·2 to 4·7)	0·8 (0·4 to 1·4)	0·2 (0·1 to 0·3)	485
Venomous animal contact	1 (0·2 to 3·2)	0·3 (0 to 1·1)	0·4 (0·1 to 1·4)	5·9 (1·3 to 22·2)	13·9 (3·2 to 42·3)	8·4 (2·6 to 25·8)	9·7 (3·7 to 23·5)	7·2 (2·8 to 18·3)	4·1 (1·8 to 9)	4·3 (1·8 to 9·7)	4 (1·6 to 9·9)	4·2 (1·7 to 10·2)	3·2 (1·3 to 7·7)	4·3 (1·7 to 11·2)	4·8 (1·8 to 11·6)	2·7 (1 to 6·4)	2·8 (1 to 7·2)	1·7 (0·6 to 4·5)	0·9 (0·3 to 2·3)	0·8 (0·2 to 2·1)	0·4 (0·1 to 1·1)	0·1 (0 to 0·4)	0 (0 to 0·1)	84·8
Non-venomous animal contact	1 (0·3 to 2·5)	1·9 (0·6 to 4·6)	8·9 (3 to 22·5)	58·5 (21·6 to 131)	66·6 (24·5 to 131)	37·8 (15·5 to 79·8)	35·7 (14·3 to 78·2)	26 (10·8 to 55)	20·7 (8·5 to 43·1)	15·1 (6·4 to 28·7)	14·1 (6·7 to 29·4)	12·6 (6·2 to 27·4)	13·3 (6·4 to 28·9)	18·3 (9·2 to 35·2)	18·6 (8·7 to 36)	15·2 (7·8 to 27·9)	14·1 (6·9 to 25·5)	9·7 (4·6 to 18·3)	5 (2·5 to 9·1)	3·9 (1·8 to 7·5)	2·1 (1 to 4·1)	0·6 (0·3 to 1·1)	0·2 (0·1 to 0·3)	400
Foreign body	6·1 (2·4 to 16·1)	30·1 (13·1 to 58·3)	209 (74·8 to 464)	62·1 (31·5 to 115)	22·9 (13·8 to 42·3)	25·3 (16·8 to 38·6)	21·5 (14·2 to 32·2)	26·1 (17·4 to 40·1)	25 (16·7 to 37·1)	23·8 (16·1 to 34·6)	24·2 (16·3 to 35·3)	24·8 (17·4 to 34·3)	23·6 (16·9 to 32·8)	23·2 (17·1 to 30·9)	20·5 (15·1 to 27·8)	18·6 (13·5 to 25·2)	15·8 (11·1 to 22·1)	13·4 (8·6 to 19·7)	8·7 (5·7 to 12·6)	4·9 (3·3 to 6·9)	3 (1·9 to 4·6)	1·2 (0·7 to 1·7)	0·3 (0·2 to 0·4)	634
Pulmonary aspiration and foreign body in airway	6 (2·3 to 15·9)	29·9 (13 to 58)	205 (73·1 to 453)	54·5 (25·6 to 105)	14·8 (6·8 to 33·7)	14·3 (7·6 to 27·4)	8·2 (4·4 to 15·6)	11·3 (5·3 to 22·3)	9·5 (3·8 to 18·5)	6·9 (2·3 to 13·2)	6·2 (2·7 to 12·9)	7 (3·6 to 12·9)	6·8 (3·5 to 12·7)	7·9 (4·3 to 13·4)	7 (3·7 to 12·1)	7·2 (3·8 to 12·6)	7·8 (4 to 13·4)	8·1 (4 to 14)	5·4 (2·7 to 8·9)	3 (1·5 to 4·9)	2 (1 to 3·5)	0·9 (0·4 to 1·4)	0·2 (0·1 to 0·4)	430
Foreign body in eyes	0 (0 to 0)	0 (0 to 0)	0·3 (0·1 to 0·6)	1·5 (0·5 to 3·4)	2·7 (0·8 to 6)	3·9 (1·3 to 8·6)	5·1 (1·8 to 11·1)	6·2 (2·3 to 12·9)	6·6 (2·7 to 13·4)	7 (2·9 to 13·5)	7·1 (3·2 to 13·6)	6·8 (3·3 to 12·5)	6 (3·3 to 10·6)	5·1 (2·8 to 8·3)	4·1 (2·5 to 6·3)	3·2 (2 to 4·8)	2·3 (1·4 to 3·3)	1·4 (0·9 to 2·1)	0·9 (0·6 to 1·2)	0·5 (0·3 to 0·7)	0·2 (0·1 to 0·3)	0·1 (0 to 0·1)	0 (0 to 0)	70·8
Foreign body in other body part	0·1 (0 to 0·4)	0·2 (0 to 0·5)	3·8 (0·7 to 14·4)	6·1 (2·5 to 15·2)	5·4 (3·3 to 8·5)	7·1 (4·5 to 10·4)	8·2 (5·5 to 11·9)	8·7 (6 to 12·1)	8·9 (6·2 to 12)	9·9 (6·9 to 13·4)	10·9 (7·7 to 14·9)	11·1 (8 to 14·9)	10·7 (7·8 to 14·3)	10·3 (7·4 to 13·7)	9·3 (6·7 to 12·5)	8·2 (6 to 10·8)	5·7 (4·2 to 7·8)	3·9 (2·8 to 5·1)	2·4 (1·8 to 3·2)	1·4 (1·1 to 1·9)	0·7 (0·5 to 1)	0·2 (0·2 to 0·3)	0·1 (0 to 0·1)	133
Environmental heat and cold exposure	0·1 (0 to 0·4)	0·2 (0 to 0·5)	1·1 (0·3 to 2·6)	2·1 (1·2 to 3·7)	4 (2·4 to 6·3)	6·2 (3·7 to 9·7)	9·2 (6 to 14·1)	10·5 (6·8 to 15·3)	9·3 (6 to 14)	9·2 (6·1 to 13·6)	8·9 (5·8 to 13·1)	8·4 (5·5 to 12·3)	7·5 (5·1 to 11·2)	6·6 (4·3 to 9·6)	5·6 (3·8 to 8·3)	4·6 (3 to 6·8)	3·1 (2 to 4·7)	2·1 (1·4 to 3·1)	1·3 (0·9 to 1·9)	0·8 (0·5 to 1·2)	0·4 (0·3 to 0·6)	0·1 (0·1 to 0·2)	0 (0 to 0)	102
Exposure to forces of nature	0·1 (0·1 to 0·1)	0·1 (0·1 to 0·1)	1·1 (1 to 1·2)	6·1 (5·5 to 6·8)	7·6 (6·7 to 8·6)	11·5 (10 to 13·6)	12 (10·4 to 13·9)	11·6 (10 to 13·6)	11·8 (10 to 14·1)	11·8 (9·7 to 14·7)	10·7 (8·9 to 13)	9·4 (7·8 to 11·5)	8·2 (6·8 to 10·1)	6·8 (5·6 to 8·2)	4·9 (4 to 6)	3·7 (3 to 4·5)	2·3 (1·9 to 2·7)	1·4 (1·1 to 1·7)	0·8 (0·7 to 1)	0·4 (0·3 to 0·5)	0·1 (0·1 to 0·2)	0 (0 to 0)	0 (0 to 0)	122
Other unintentional injuries	6·4 (1·6 to 14·2)	1 (0·3 to 2·1)	6·1 (2·1 to 20·6)	24·1 (9·2 to 70·1)	55·7 (21·6 to 114)	71·5 (31 to 141)	156 (76·2 to 309)	186 (73·7 to 351)	147 (58·2 to 286)	118 (52·4 to 222)	94·9 (50·3 to 169)	75·8 (45·8 to 118)	75·8 (44·1 to 128)	61 (38·8 to 95·3)	51 (31·2 to 81·6)	35·3 (22·6 to 53)	19·5 (13·2 to 27·2)	9·8 (6·8 to 13·5)	5·3 (3·7 to 7·4)	2·8 (1·9 to 3·9)	1·2 (0·9 to 1·7)	0·4 (0·3 to 0·5)	0·1 (0·1 to 0·1)	1,200
Self-harm and interpersonal violence	21·5 (6·8 to 51·3)	7·2 (2·2 to 15·6)	30·7 (9·6 to 67·8)	41·7 (15·2 to 88·6)	45·3 (24·4 to 80·9)	101 (66 to 153)	541 (314 to 827)	629 (354 to 1,020)	435 (220 to 739)	359 (155 to 606)	292 (165 to 479)	264 (160 to 407)	191 (119 to 285)	145 (94 to 209)	116 (76·7 to 169)	79·1 (52·9 to 111)	48·4 (33·4 to 68·2)	25·9 (18·1 to 36·8)	14·4 (10·1 to 20·2)	7·1 (5 to 10)	3·1 (2·2 to 4·4)	0·8 (0·6 to 1·1)	0·2 (0·1 to 0·3)	3,400
Self-harm	0 (0 to 0)	0 (0 to 0)	0 (0 to 0)	0 (0 to 0)	0 (0 to 0)	39·5 (19·3 to 74·2)	297 (155 to 485)	380 (189 to 661)	279 (112 to 516)	238 (81·2 to 444)	198 (88·9 to 349)	171 (88·1 to 296)	121 (60·9 to 208)	86·3 (47·3 to 145)	63 (35 to 107)	43·7 (24·2 to 72·4)	26·4 (15·1 to 42·6)	15·3 (8·9 to 25)	8·4 (5·1 to 13·1)	4·8 (2·9 to 7·4)	2·2 (1·3 to 3·3)	0·5 (0·3 to 0·8)	0·1 (0·1 to 0·2)	1,970
Self-harm by firearm	0 (0 to 0)	0 (0 to 0)	0 (0 to 0)	0 (0 to 0)	0 (0 to 0)	0·6 (0·2 to 1·4)	6·9 (2 to 17·1)	10·5 (3·3 to 25·2)	7·6 (2·2 to 19·3)	5·9 (1·5 to 14·1)	5 (1·8 to 12·9)	5·1 (1·9 to 12·2)	5 (1·8 to 12·8)	2·4 (0·9 to 6·7)	2·3 (0·8 to 6·2)	1·1 (0·4 to 3·1)	0·5 (0·2 to 1·4)	0·4 (0·2 to 1)	0·2 (0·1 to 0·4)	0·2 (0·1 to 0·5)	0·1 (0 to 0·2)	0 (0 to 0·1)	0 (0 to 0)	53·9
Self-harm by other specified means	0 (0 to 0)	0 (0 to 0)	0 (0 to 0)	0 (0 to 0)	0 (0 to 0)	38·9 (19·1 to 73)	290 (151 to 472)	370 (185 to 636)	271 (109 to 502)	232 (78·6 to 431)	193 (86 to 335)	166 (85·5 to 281)	116 (58 to 198)	83·9 (45·7 to 141)	60·7 (33·2 to 103)	42·7 (23·4 to 71·1)	25·9 (14·8 to 41·7)	14·9 (8·7 to 24·2)	8·3 (4·9 to 12·8)	4·6 (2·8 to 7·1)	2·1 (1·3 to 3·2)	0·5 (0·3 to 0·8)	0·1 (0·1 to 0·2)	1,920
Interpersonal violence	21·5 (6·8 to 51·3)	7·2 (2·2 to 15·6)	30·6 (9·5 to 67·6)	41 (14·7 to 87·8)	44·6 (23·7 to 80)	61·1 (37·5 to 97·9)	242 (123 to 448)	243 (125 to 443)	150 (77·7 to 256)	112 (60·7 to 184)	79·5 (50·7 to 124)	75·7 (48·5 to 119)	54·9 (37·6 to 82·3)	43·4 (30·3 to 61·4)	39·4 (26·9 to 60·8)	26·1 (18·2 to 36·1)	17 (11·8 to 23·9)	8·4 (5·9 to 11·7)	5 (3·5 to 7·1)	1·9 (1·4 to 2·5)	0·8 (0·6 to 1)	0·2 (0·2 to 0·3)	0·1 (0 to 0·1)	1,310
Physical violence by firearm	0·4 (0·1 to 1)	0·2 (0 to 0·7)	0·3 (0·1 to 0·9)	1·2 (0·3 to 2·9)	1·4 (0·6 to 3·1)	1·8 (0·8 to 3·8)	4·4 (1·3 to 12·1)	5·9 (1·9 to 15·9)	3·6 (1 to 8·8)	5·2 (1·4 to 12·7)	3·6 (1·2 to 8·5)	2·8 (1·1 to 6)	1·5 (0·6 to 3·5)	1·3 (0·6 to 2·7)	1·1 (0·5 to 2·3)	0·7 (0·4 to 1·4)	0·4 (0·2 to 0·7)	0·2 (0·1 to 0·4)	0·1 (0·1 to 0·3)	0·1 (0 to 0·1)	0 (0 to 0·1)	0 (0 to 0)	0 (0 to 0)	36·2
Physical violence by sharp object	3·6 (0·7 to 10·4)	0·6 (0·1 to 1·8)	1·1 (0·3 to 3)	7·6 (2·2 to 18·7)	14·9 (4 to 33·6)	21·4 (5·4 to 46)	156 (58·5 to 314)	142 (52·9 to 283)	79·3 (28·8 to 159)	51 (19·3 to 100)	28·6 (13·8 to 55·9)	29·5 (14·1 to 55·1)	20·8 (11·3 to 38·3)	14·1 (7·3 to 25·8)	10·3 (5·3 to 19·6)	4·8 (2·8 to 8·7)	3·9 (2·1 to 6·8)	1·4 (0·9 to 2·3)	0·7 (0·5 to 1·1)	0·3 (0·2 to 0·4)	0·1 (0·1 to 0·2)	0 (0 to 0·1)	0 (0 to 0)	592
Sexual violence	0 (0 to 0)	0 (0 to 0)	0 (0 to 0)	0·4 (0·3 to 0·7)	3·6 (2·2 to 5·8)	7·6 (4·2 to 11·9)	14·6 (8·2 to 23·6)	19 (11·1 to 29)	17·6 (9·8 to 29·2)	15·2 (8·6 to 24·4)	13·3 (7·5 to 21·6)	10·5 (6 to 17·2)	7·6 (4·4 to 12·8)	5 (2·9 to 8·2)	3 (1·7 to 4·8)	1·9 (1·1 to 2·8)	1·2 (0·7 to 1·8)	0·7 (0·4 to 1)	0·4 (0·3 to 0·6)	0·2 (0·1 to 0·3)	0·1 (0 to 0·1)	0 (0 to 0)	0 (0 to 0)	122
Physical violence by other means	17·5 (5·5 to 41·8)	6·3 (2 to 13·8)	29·2 (9 to 64·2)	31·8 (10·4 to 70)	24·6 (11·2 to 48·5)	30·3 (15·6 to 54·8)	67·2 (28·5 to 150)	76·2 (35·9 to 157)	49·1 (25·6 to 87·2)	40·9 (22 to 68·5)	34 (21·1 to 52)	32·9 (20·8 to 49)	25 (16·6 to 36·7)	23 (15·6 to 32·5)	25 (16·5 to 38·4)	18·6 (12·5 to 27·1)	11·6 (7·9 to 16·3)	6·1 (4·2 to 8·8)	3·7 (2·5 to 5·5)	1·3 (0·9 to 1·8)	0·5 (0·4 to 0·7)	0·2 (0·1 to 0·2)	0 (0 to 0)	555
Conflict and terrorism	0 (0 to 0)	0 (0 to 0)	0 (0 to 0)	0 (0 to 0)	0 (0 to 0)	0 (0 to 0)	0·5 (0·3 to 0·9)	2·7 (1·5 to 4·5)	2·6 (1·4 to 4·5)	5·5 (3 to 9·5)	11·6 (6·1 to 21·6)	15·1 (8 to 27·7)	14·1 (7 to 28·9)	14·1 (6 to 33·4)	13 (4·7 to 32·5)	9·1 (3·2 to 23·5)	4·9 (1·8 to 12·5)	2·2 (0·8 to 5·5)	1 (0·4 to 2·4)	0·4 (0·2 to 1)	0·2 (0·1 to 0·4)	0 (0 to 0·1)	0 (0 to 0)	97·1

SR Table 2c: North Maluku DALYS by cause and age group for males with 95% uncertainty intervals, 2019

Cause	Early Neonatal	Late Neonatal	Post Neonatal	1 to 4	5 to 9	10 to 14	15 to 19	20 to 24	25 to 29	30 to 34	35 to 39	40 to 44	45 to 49	50 to 54	55 to 59	60 to 64	65 to 69	70 to 74	75 to 79	80 to 84	85 to 89	90 to 94	95 plus	Total
All causes	14,100 to 21,700	2,300 to 4,180	4,410 to 7,460	4,430 to 7,470	1,690 to 2,870	1,330 to 2,260	1,540 to 2,660	2,020 to 3,450	2,020 to 3,450	2,070 to 3,530	2,140 to 3,660	2,200 to 3,820	1,770 to 3,060	1,620 to 2,820	1,460 to 2,510	1,350 to 2,310	1,030 to 1,750	666 to 1,120	469 to 787	262 to 440	110 to 183	27.6 to 46.3	182,000
Communicable, maternal, neonatal, and nutritional diseases	13,600 (12,200 to 16,400)	2,060 (1,700 to 2,500)	3,160 (2,560 to 3,900)	2,240 (1,730 to 2,930)	2,490 (1,870 to 3,330)	1,690 (1,210 to 2,290)	1,660 (1,150 to 2,350)	1,560 (1,060 to 2,300)	1,560 (1,060 to 2,300)	2,070 (1,350 to 3,130)	2,160 (1,350 to 3,470)	2,140 (1,200 to 3,620)	2,000 (1,200 to 3,620)	1,770 (1,100 to 2,840)	1,620 (1,020 to 2,630)	1,460 (966 to 2,210)	1,200 (810 to 1,850)	1,000 (668 to 1,480)	666 (450 to 992)	469 (293 to 674)	242 (164 to 329)	110 (70.3 to 153)	27.6 (19.2 to 37.3)	60,900
HIV/AIDS and sexually transmitted infections	697 (497 to 1,370)	212 (97.7 to 539)	204 (97.9 to 516)	110 (77 to 247)	24.6 (11 to 64)	19.1 (4.6 to 66.3)	23.3 (2.2 to 87)	278 (79.2 to 1,040)	478 (97.2 to 2,430)	987 (99.1 to 5,040)	425 (43.5 to 2,710)	313 (43.9 to 2,050)	203 (29.6 to 1,450)	89.9 (16.2 to 635)	32.7 (7 to 191)	14.2 (2.6 to 64.9)	6.6 (2.3 to 28.8)	4.5 (1.4 to 17.7)	2.4 (1 to 10.8)	0.6 (0.4 to 3.4)	0.2 (0.1 to 0.4)	0 (0 to 0.1)	3,340
HIV/AIDS	0 (0 to 0)	0 (0 to 0.1)	22.5 (5.9 to 191)	102 (21.2 to 663)	21.1 (1.5 to 158)	12.9 (2.7 to 60.8)	44.6 (19.9 to 208)	268 (75.2 to 1,030)	466 (75.2 to 2,430)	952 (99.1 to 5,040)	492 (49.9 to 3,030)	412 (29.4 to 2,940)	324 (34.1 to 2,540)	176 (25.1 to 1,110)	89.1 (12.5 to 622)	32.5 (4.8 to 179)	12.9 (2.6 to 64)	4 (1.2 to 17.2)	2.1 (0.7 to 10.4)	0.7 (0.2 to 3.4)	0.2 (0.1 to 0.3)	0 (0 to 0.1)	2,460
HIV/AIDS - Drug-susceptible Tuberculosis	0 (0 to 0)	10.3 (0.6 to 84.9)	49.6 (1.6 to 397)	11.4 (1.1 to 71.4)	7.2 (2 to 38)	29.6 (6.6 to 124)	154 (59.6 to 620)	247 (40.9 to 1,120)	243 (27.6 to 1,080)	205 (31.7 to 1,220)	155 (29.1 to 823)	93.4 (22.6 to 509)	69.2 (10.6 to 390)	17.2 (2.4 to 92.2)	7.5 (2.2 to 39.4)	3.6 (1.3 to 15.5)	1.5 (1 to 7.7)	0.6 (0.3 to 1.8)	0.2 (0.1 to 0.8)	0.1 (0 to 0.2)	0 (0 to 0.1)	0 (0 to 0)	1,290
HIV/AIDS - Multidrug-resistant Tuberculosis without extensive drug resistance	0 (0 to 0)	0 (0 to 0)	0.1 (0 to 0.1)	0.5 (0 to 3.1)	0.1 (0 to 0.7)	0.1 (0 to 0.5)	0.3 (0 to 1.8)	1.1 (0.2 to 5.6)	2 (0.2 to 12.1)	3.9 (0.2 to 24.7)	2.1 (0.2 to 14.9)	1.8 (0.2 to 11.3)	1.3 (0.2 to 9.6)	0.7 (0.1 to 5.1)	0.4 (0 to 2.9)	0.2 (0 to 1.2)	0.1 (0 to 0.7)	0 (0 to 0.3)	0 (0 to 0.1)	0 (0 to 0.1)	0 (0 to 0)	0 (0 to 0)	10.7
HIV/AIDS - Extensively drug-resistant Tuberculosis	0 (0 to 0)	0 (0 to 0)	0 (0 to 0.2)	0 (0 to 0.1)	0 (0 to 0.1)	0 (0 to 0.1)	0 (0 to 0.3)	0 (0 to 0.3)	0 (0 to 0.4)	0 (0 to 0.7)	0 (0 to 0.5)	0 (0 to 0.2)	0 (0 to 0.1)	0 (0 to 0.1)	0 (0 to 0.1)	0 (0 to 0.1)	0 (0 to 0.1)	0 (0 to 0.1)	0 (0 to 0.1)	0 (0 to 0.1)	0 (0 to 0)	0 (0 to 0)	0 (0 to 0)	1.8
HIV/AIDS resulting in other diseases	0 (0 to 0)	12.7 (0 to 109)	54.5 (0.1 to 474)	9.9 (0 to 84.2)	0.7 (0 to 4.2)	28.8 (0.1 to 240)	116 (0.2 to 1,000)	216 (0.1 to 1,790)	216 (0.1 to 1,790)	268 (4.9 to 1,630)	255 (2.1 to 1,660)	147 (1.1 to 1,060)	79.9 (0.9 to 588)	39.4 (0.4 to 299)	13.1 (0.1 to 102)	5.2 (0 to 41)	2.2 (0 to 18)	1.2 (0 to 9.6)	0.6 (0 to 4.8)	0.2 (0 to 1.8)	0 (0 to 0.3)	0 (0 to 0)	1,180
Sexually transmitted infections excluding HIV	697 (162 to 1,370)	202 (97.6 to 539)	181 (97.8 to 447)	7.4 (2.4 to 20.4)	3.2 (1.1 to 9.7)	6.2 (2.9 to 19.6)	21.3 (2.2 to 87)	10.4 (1.2 to 46.2)	12.3 (1.2 to 57.1)	34.1 (1.2 to 172)	13.9 (1.2 to 84.2)	13.2 (1.2 to 84.2)	8.5 (1.2 to 57.1)	2.5 (0.3 to 16.9)	1.2 (0.2 to 7.1)	0.5 (0.1 to 3.1)	0.2 (0 to 1.4)	0.1 (0 to 0.6)	0 (0 to 0.2)	0 (0 to 0.1)	0 (0 to 0)	0 (0 to 0)	1,640
Syphilis	697 (162 to 1,370)	202 (97.6 to 539)	181 (97.8 to 447)	7.4 (2.4 to 20.4)	3.2 (1.1 to 9.6)	6.2 (2.9 to 19.6)	21.3 (2.2 to 87)	10.4 (1.2 to 46.2)	12.3 (1.2 to 57.1)	34.1 (1.2 to 172)	13.9 (1.2 to 84.2)	13.2 (1.2 to 84.2)	8.5 (1.2 to 57.1)	2.5 (0.3 to 16.9)	1.2 (0.2 to 7.1)	0.5 (0.1 to 3.1)	0.2 (0 to 1.4)	0.1 (0 to 0.6)	0 (0 to 0.2)	0 (0 to 0.1)	0 (0 to 0)	0 (0 to 0)	955
Chlamydial infection	0 (0 to 0)	0 (0 to 0)	0 (0 to 0)	0 (0 to 0)	0 (0 to 0)	0 (0 to 0.2)	0 (0 to 0.3)	0 (0 to 0.3)	0 (0 to 0.5)	0 (0 to 0.3)	0 (0 to 0.3)	0 (0 to 0.3)	0 (0 to 0.3)	0 (0 to 0.3)	0 (0 to 0.2)	0 (0 to 0.2)	0 (0 to 0.2)	0 (0 to 0.2)	0 (0 to 0.1)	0 (0 to 0.1)	0 (0 to 0)	0 (0 to 0)	0 (0 to 0)	16.6
Gonococcal infection	0 (0 to 0)	0 (0 to 0)	0 (0 to 0)	0 (0 to 0)	0 (0 to 0.1)	0 (0 to 0.2)	0 (0 to 0.3)	1 (0.2 to 4)	1 (0.2 to 4)	1 (0.2 to 4)	1 (0.2 to 4)	1 (0.2 to 4)	1 (0.2 to 4)	0.5 (0.1 to 1.7)	0.2 (0 to 1.2)	0.1 (0 to 0.4)	0.1 (0 to 0.3)	0 (0 to 0.1)	0 (0 to 0.1)	0 (0 to 0.1)	0 (0 to 0)	0 (0 to 0)	0 (0 to 0)	14.1
Trichomoniasis	0 (0 to 0)	0 (0 to 0)	0 (0 to 0)	0 (0 to 0)	0 (0 to 0.1)	0 (0 to 0.1)	0 (0 to 0.1)	0 (0 to 0.1)	0 (0 to 0.1)	0 (0 to 0.1)	0 (0 to 0.1)	0 (0 to 0.1)	0 (0 to 0.1)	0 (0 to 0.1)	0 (0 to 0.1)	0 (0 to 0.1)	0 (0 to 0.1)	0 (0 to 0.1)	0 (0 to 0.1)	0 (0 to 0.1)	0 (0 to 0)	0 (0 to 0)	0 (0 to 0)	1.7
Genital herpes	0 (0 to 0)	0 (0 to 0)	0 (0 to 0)	0 (0 to 0)	0 (0 to 0.1)	0 (0 to 0.1)	0 (0 to 0.2)	0 (0 to 0.3)	0 (0 to 0.5)	0 (0 to 0.4)	0 (0 to 0.4)	0 (0 to 0.3)	0 (0 to 0.3)	0 (0 to 0.2)	0 (0 to 0.1)	0 (0 to 0.1)	0 (0 to 0.1)	0 (0 to 0.1)	0 (0 to 0.1)	0 (0 to 0.1)	0 (0 to 0)	0 (0 to 0)	0 (0 to 0)	16.9
Other sexually transmitted infections	0 (0 to 0)	0 (0 to 0)	0 (0 to 0)	0 (0 to 0.3)	0 (0 to 0.2)	0 (0 to 0.1)	0 (0 to 0.2)	0 (0 to 0.3)	0 (0 to 0.4)	0 (0 to 0.3)	0 (0 to 0.4)	0 (0 to 0.4)	0 (0 to 0.4)	0 (0 to 0.3)	0 (0 to 0.2)	0 (0 to 0.1)	0 (0 to 0.1)	0 (0 to 0.1)	0 (0 to 0.1)	0 (0 to 0.1)	0 (0 to 0)	0 (0 to 0)	0 (0 to 0)	23.6
Respiratory infections and tuberculosis	539 (269 to 941)	2,650 (270 to 5,990)	1,980 (1,780 to 3,720)	1,020 (809 to 2,040)	242 (208 to 538)	72 (58 to 167)	57 (46 to 132)	52 (42 to 120)	52 (42 to 120)	75 (59 to 171)	106 (81 to 243)	175 (129 to 401)	220 (149 to 540)	282 (186 to 703)	390 (247 to 1,000)	592 (381 to 1,510)	1,020 (677 to 2,620)	1,220 (820 to 3,120)	1,660 (1,110 to 4,280)	1,660 (1,040 to 4,280)	1,110 (722 to 2,870)	499 (309 to 1,270)	119 (69.3 to 297)	18,900
Tuberculosis	539 (269 to 941)	2,650 (270 to 5,990)	1,980 (1,780 to 3,720)	1,020 (809 to 2,040)	242 (208 to 538)	72 (58 to 167)	57 (46 to 132)	52 (42 to 120)	52 (42 to 120)	75 (59 to 171)	106 (81 to 243)	175 (129 to 401)	220 (149 to 540)	282 (186 to 703)	390 (247 to 1,000)	592 (381 to 1,510)	1,020 (677 to 2,620)	1,220 (820 to 3,120)	1,660 (1,110 to 4,280)	1,660 (1,040 to 4,280)	1,110 (722 to 2,870)	499 (309 to 1,270)	119 (69.3 to 297)	18,900
Latent tuberculosis infection	0 (0 to 0)	0 (0 to 0)	0 (0 to 0)	0 (0 to 0)	0 (0 to 0)	0 (0 to 0)	0 (0 to 0)	0 (0 to 0)	0 (0 to 0)	0 (0 to 0)	0 (0 to 0)	0 (0 to 0)	0 (0 to 0)	0 (0 to 0)	0 (0 to 0)	0 (0 to 0)	0 (0 to 0)	0 (0 to 0)	0 (0 to 0)	0 (0 to 0)	0 (0 to 0)	0 (0 to 0)	0 (0 to 0)	0
Drug-susceptible tuberculosis	0 (0 to 0)	488 (227 to 934)	391 (182 to 914)	218 (135 to 336)	192 (115 to 294)	257 (153 to 412)	896 (532 to 1,460)	949 (563 to 1,540)	949 (563 to 1,540)	852 (504 to 1,380)	945 (418 to 1,970)	681 (446 to 1,440)	820 (468 to 1,750)	816 (458 to 1,820)	754 (424 to 1,720)	799 (436 to 1,740)	679 (396 to 1,540)	573 (338 to 1,280)	264 (167 to 655)	172 (103 to 394)	76.4 (49.9 to 173)	27.4 (19.4 to 39.1)	9.6 (7.1 to 13)	11,000
Multidrug-resistant tuberculosis without extensive drug resistance	0 (0 to 0)	4.6 (0.5 to 29.1)	2.7 (0.1 to 22.7)	1.9 (0.3 to 11.4)	1.8 (0.3 to 10.8)	2.2 (0.3 to 12.6)	7.7 (1.1 to 42)	8.1 (1.2 to 43.3)	7.1 (1.1 to 42)	7.9 (1.2 to 47.3)	7.6 (1.2 to 46.6)	5.2 (0.8 to 32.5)	7.2 (1.2 to 47.4)	7.1 (1.2 to 47.1)	7.2 (1.2 to 47.4)	6.5 (1.2 to 43.1)	6.5 (1.2 to 43.1)	5.5 (1 to 36.7)	2.6 (0.5 to 17.2)	1.6 (0.3 to 11.4)	0.7 (0.1 to 4.5)	0.3 (0.1 to 1.9)	0.1 (0 to 0.4)	169
Extensively drug-resistant tuberculosis	0 (0 to 0)	0.6 (0 to 5.4)	0.7 (0 to 4.2)	0.4 (0 to 2.2)	0.3 (0 to 2)	0.6 (0 to 3.4)	1.4 (0.2 to 7.6)	1.4 (0.2 to 7.6)	1.4 (0.2 to 7.6)	1.3 (0.2 to 7.6)	1.5 (0.2 to 9.6)	1.5 (0.2 to 9.6)	1.5 (0.2 to 9.6)	1.4 (0.2 to 9.6)	1.4 (0.2 to 9.6)	1.4 (0.2 to 9.6)	1.2 (0.2 to 8.1)	0.8 (0.2 to 5.6)	0.5 (0.1 to 3.2)	0.2 (0 to 1.6)	0.1 (0 to 0.7)	0 (0 to 0.2)	19.8
Lower respiratory infections	539 (269 to 941)	2,650 (270 to 5,990)	933 (458 to 1,510)	151 (78.2 to 227)	50.7 (41.5 to 69.4)	39.4 (32.1 to 54.1)	23.5 (19.1 to 32.2)	22.5 (18.3 to 30.9)	22.5 (18.3 to 30.9)	50.7 (39.4 to 72.1)	61.4 (32.1 to 129)	74.9 (39.4 to 174)	81.7 (44.8 to 193)	102 (57 to 246)	114 (61.3 to 281)	172 (90.3 to 392)	188 (99.1 to 429)	155 (82.2 to 341)	82.1 (38.2 to 186)	34.2 (16.2 to 78.6)	22.6 (11.4 to 52.9)	9.3 (5.2 to 21.4)	6,340
Upper respiratory infections	0.1 (0.1 to 0.1)	0.9 (0.1 to 1.4)	19.9 (4.3 to 27.4)	60.9 (20.3 to 142)	49.2 (20.4 to 107)	32.5 (14.7 to 72.1)	20.7 (9.6 to 45.1)	20.1 (9.2 to 44.2)	20.1 (9.2 to 44.2)	48.9 (23.6 to 79.4)	48.4 (23.6 to 79.4)	41.5 (21.6 to 73.4)	31.1 (16.2 to 53.9)	23.1 (12.3 to 39.9)	17.4 (9.4 to 29.9)	12.7 (6.9 to 21.6)	8.2 (4.2 to 14.3)	4.4 (2.4 to 7.5)	2.3 (1.1 to 4.2)	1.1 (0.4 to 2.1)	0.4 (0.3 to 0.7)	0.2 (0.1 to 0.3)	470
Otitis media	0 (0 to 0)	0.1 (0 to 0.2)	2.2 (1.4 to 3.4)	29.1 (14.7 to 44.6)	47 (25.7 to 76.8)	28.6 (18.9 to 52.1)	21.2 (13.7 to 37.2)	27.2 (17.5 to 53.6)	27.2 (17.5 to 53.6)	19.9 (9.4 to 37.9)	18.9 (9.4 to 37.9)	19.2 (9.3 to 39.4)	13.5 (6.3 to 28.4)	11 (5.4 to 19.9)	8.6 (3.9 to 15.4)	6.3 (2.9 to 11.4)	4.4 (2 to 8.2)	2.5 (1.2 to 4.6)	0.9 (0.4 to 2.2)	0.6 (0.2 to 1.4)	0.3 (0.1 to 0.7)	0.1 (0 to 0.3)	268
Enteric infections	1,370 (29.3 to 287)	107 (47 to 1,110)	1,280 (1,190 to 2,880)	621 (374 to 2,420)	201 (32.7 to 1,100)	51 (27.5 to 285)	31 (16.7 to 174)	30 (16.2 to 170)	154 (83.1 to 870)	290 (156 to 1,640)	152 (82.1 to 859)	179 (96.6 to 1,010)	189 (102 to 1,060)	199 (107 to 1,120)	214 (115 to 1,210)	231 (124 to 1,300)	220 (118 to 1,240)	196 (105 to 1,100)	134 (72 to 753)	89.3 (48 to 502)	39.2 (21.1 to 221)	13.2 (7.1 to 74.3)	6,170
Diarrheal diseases	1,370 (29.3 to 287)	107 (47 to 1,110)	1,280 (1,190 to 2,880)	621 (374 to 2,420)	201 (32.7 to 1,100)	51 (27.5 to 285)	31 (16.7 to 174)	30 (16.2 to 170)	154 (83.1 to 870)	290 (156 to 1,640)	152 (82.1 to 859)	179 (96.6 to 1,010)	189 (102 to 1,060)	199 (107 to 1,120)	214 (115 to 1,210)	231 (124 to 1,300)	220 (118 to 1,240)	196 (105 to 1,100)	134 (72 to 753)	89.3 (48 to 502)	39.2 (21.1 to 221)	13.2 (7.1 to 74.3)	6,170
Typhoid and paratyphoid	0 (0 to 0)	0 (0 to 1.4)	0.7 (0.2 to 1.8)	237 (33.7 to 297)	242 (122 to 700)	67 (32.3 to 192)	30 (14.6 to 82.9)	29 (14.6 to 79.9)	29 (14.6 to 79.9)	29.7 (7.2 to 68.2)	19 (9.4 to 43.9)	14 (5.5 to 32.4)	11.1 (4.1 to 24.9)	8.7 (2.3 to 19.1)	6.6 (1.7 to 15.2)	5.1 (1.7 to 10.2)	4.2 (1.4 to 8.9)	3.1 (0.9 to 6.1)	1.7 (0.4 to 3.2)	0.7 (0.2 to 1.5)	0.3 (0 to 0.6)	0.1 (0 to 0.3)	1,320
Typhoid fever	0 (0 to 0)	0 (0 to 1.4)	0.7 (0.2 to 1.8)	237 (33.7 to 297)	242 (122 to 700)	67 (32.3 to 192)	30 (14.6 to 82.9)	29 (14.6 to 79.9)	29 (14.6 to 79.9)	29.7 (7.2 to 68.2)	19 (9.4 to 43.9)	14 (5.5 to 32.4)	11 (4.1 to 24.9)	8.6 (2.3 to 19.1)	6.5 (1.7 to 15.2)	5.1 (1.7 to 10.2)	4.2 (1.4 to 8.9)	3.1 (0.9 to 6.1)	1.7 (0.4 to 3.2)	0.7 (0.2 to 1.5)	0.3 (0 to 0.6)	0.1 (0 to 0.3)	1,320
Paratyphoid fever	0 (0 to 0)	0 (0 to 0)	0 (0 to 0.1)	0 (0 to 0.1)	0 (0 to 0.1)	0 (0 to 0.1)	0 (0 to 0.2)	0 (0 to 0.3)	0 (0 to 0.3)	0 (0 to 0.3)	0 (0 to 0.3)	0 (0 to 0.3)	0 (0 to 0.3)	0 (0 to 0.3)	0 (0 to 0.3)	0 (0 to 0.3)	0 (0 to 0.3)	0 (0 to 0.3)	0 (0 to 0.3)	0 (0 to 0.3)	0 (0 to 0.3)	0 (0 to 0.3)	0 (0 to 0.3)	69.6
Invasive Non-typhoidal Salmonella (iNTS)	0 (0 to 0)	0 (0 to 0.4)	0.7 (0.1 to 6.2)	0.3 (0.1 to 2.7)	0.2 (0 to 1.7)	0.2 (0 to 1.5)	0.1 (0 to 0.8)	0.1 (0 to 0.8)	0.1 (0 to 0.8)	0.1 (0 to 0.8)	0.1 (0 to 0.8)	0.1 (0 to 0.8)	0.1 (0 to 0.8)	0.1 (0 to 0.8)	0.1 (0 to 0.8)	0.1 (0 to 0.8)	0.1 (0 to 0.8)	0.1 (0 to 0.8)	0.1 (0 to 0.8)	0.1 (0 to 0.8)	0 (0 to 0.1)	0 (0 to 0)	0 (0 to 0)	79.4
Other intestinal infectious diseases	0 (0 to 0)	0 (0 to 0)	0 (0 to 0.2)	1.4 (0.2 to 3.4)	0.3 (0 to 1.3)	0.1 (0 to 1.1)	0 (0 to 0.6)	0 (0 to 0.6)	0 (0 to 0.6)	0 (0 to 0.6)	0 (0 to 0.6)	0 (0 to 0.6)	0 (0 to 0.6)	0 (0 to 0.6)	0 (0 to 0.6)	0 (0 to 0.6)	0 (0 to 0.6)	0 (0 to 0.6)	0 (0 to 0.6)	0 (0 to 0.6)	0 (0 to 0.6)	0 (0 to 0.6)	0 (0 to 0)	5.9
Neglected tropical diseases and malaria	0.4 (0 to 1)	0 (0 to 0.3)	0.2 (0 to 1.2)	0.6 (0.2 to 1.5)	0.4 (0.2 to 1.1)	0.3 (0.1 to 0.8)	0.3 (0.1 to 0.8)	0.3 (0.1 to 0.8)	0.3 (0.1 to 0.8)	0.3 (0.1 to 0.8)	0.3 (0.1 to 0.8)	0.3 (0.1 to 0.8)	0.3 (0.1 to 0.8)	0.3 (0.1 to 0.8)	0.3 (0.1 to 0.8)	0.3 (0.1 to 0.8)	0.3 (0.1 to 0.8)	0.3 (0.1 to 0.8)	0.3 (0.1 to 0.8)	0.3 (0.1 to 0.8)	0.3 (0.1 to 0.8)	0.3 (0.1 to 0.8)	2.7
Malaria	0 (0 to 1)	0 (0 to 0.3)	0.2 (0 to 1.2)	0.6 (0.2 to 1.5)	0.4 (0.2 to 1.1)	0.3 (0.1 to 0.8)	0.3 (0.1 to 0.8)	0.3 (0.1 to 0.8)	0.3 (0.1 to 0.8)	0.3 (0.1 to 0.8)	0.3 (0.1 to 0.8)	0.3 (0.1 to 0.8)	0.3 (0.1 to 0.8)	0.3 (0.1 to 0.8)	0.3 (0.1 to 0.8)	0.3 (0.1 to 0.8)	0.3 (0.1 to 0.8)	0.3 (0.1 to 0.8)	0.3 (0.1 to 0.8)	0.3 (0.1 to 0.8)	0.3 (0.1 to 0.8)	0.3 (0.1 to 0.8)	2.7
Chagas disease	0 (0 to 0)	0 (0 to 0)	0 (0 to 0)	0 (0 to 0)	0 (0 to 0)	0 (0 to 0)	0 (0 to 0)	0 (0 to 0)	0 (0 to 0)	0 (0 to 0)	0 (0 to 0)	0 (0 to 0)	0 (0 to 0)	0 (0 to 0)	0 (0 to 0)	0 (0 to 0)	0 (0 to 0)	0 (0 to 0)	0 (0 to 0)	0 (0 to 0)	0 (0 to 0)	0 (0 to 0)	0 (0 to 0)	0
Leishmaniasis	0 (0 to 0)	0 (0 to 0)	0 (0 to 0)	0 (0 to 0)	0 (0 to 0)	0 (0 to 0)	0 (0 to 0)	0 (0 to 0)	0 (0 to 0)	0 (0 to 0)	0 (0 to 0)	0 (0 to 0)	0 (0 to 0)	0 (0 to 0)	0 (0 to 0)	0 (0 to 0)	0 (0 to 0)	0 (0 to 0)	0 (0 to 0)	0 (0 to 0)	0 (0 to 0)	0 (0 to 0)	0 (0 to 0)	0
Visceral leishmaniasis	0 (0 to 0)	0 (0 to 0)	0 (0 to 0)	0 (0 to 0)	0 (0 to 0)	0 (0 to 0)	0 (0 to 0)	0 (0 to 0)	0 (0 to 0)	0 (0 to 0)	0 (0 to 0)	0 (0 to 0)	0 (0 to 0)	0 (0 to 0)	0 (0 to 0)	0 (0 to 0)	0 (0 to 0)	0 (0 to 0)	0 (0 to 0)	0 (0 to 0)	0 (0 to 0)	0 (0 to 0)	0 (0 to 0)	0
Cutaneous and mucocutaneous leishmaniasis	0 (0 to 0)	0 (0 to 0)	0 (0 to 0)	0 (0 to 0)	0 (0 to 0)	0 (0 to 0)	0 (0 to 0)	0 (0 to 0)	0 (0 to 0)	0 (0 to 0)	0 (0 to 0)	0 (0 to 0)	0 (0 to 0)	0 (0 to 0)	0 (0 to 0)	0 (0 to 0)	0 (0 to 0)	0 (0 to 0)	0 (0 to 0)	0 (0 to 0)	0 (0 to 0)	0 (0 to 0)	0 (0 to 0)	0
African trypanosomiasis	0 (0 to 0)	0 (0 to 0)	0 (0 to 0)	0 (0 to 0)	0 (0 to 0)	0 (0 to 0)	0 (0 to 0)	0 (0 to 0)	0 (0 to 0)	0 (0 to 0)	0 (0 to 0)	0 (0 to 0)	0 (0 to 0)	0 (0 to 0)	0 (0 to 0)	0 (0 to 0)	0 (0 to 0)	0 (0 to 0)	0 (0 to 0)	0 (0 to 0)	0 (0 to 0)	0 (0 to 0)	0 (0 to 0)	0
Schistosomiasis	0 (0 to 0)	0 (0 to 0)	0 (0 to 0)	0 (0 to 0)	0 (0 to 0)	0 (0 to 0)	0 (0 to 0)	0 (0 to 0)	0 (0 to 0)	0 (0 to 0)	0 (0 to 0)	0 (0 to 0)	0 (0 to 0)	0 (0 to 0)	0 (0 to 0)	0 (0 to 0)	0 (0 to 0)	0 (0 to 0)	0 (0 to 0)	0 (0 to 0)	0 (0 to 0)	0 (0 to 0)	0 (0 to 0)	0
Cysticercosis	0 (0 to 0)	0 (0 to 0)	0 (0 to 0)	0 (0 to 0.1)	0 (0 to 0)	0 (0 to 0.1)	0 (0 to 0.1)	0 (0 to 0.1)	0 (0 to 0.1)	0 (0 to 0.1)	0 (0 to 0.1)	0 (0 to 0.1)	0 (0 to 0.1)	0 (0 to 0.1)	0 (0 to 0.1)	0 (0 to 0.1)	0 (0 to 0.1)	0 (0 to 0.1)	0 (0 to 0.1)	0 (0 to 0.1)	0 (0 to 0.1)	0 (0 to 0.1)	0 (0 to 0.1)	1.6
Cystic echinococcosis	0 (0 to 0)	0 (0 to 0.4)	0 (0 to 0.4)	0.4 (0 to 2.1)	0.3 (0 to 1.2)	0.1 (0 to 0.6)	0 (0 to 0.4)	0 (0 to 0.4)	0 (0 to 0.4)	0.4 (0 to 2.1)	0.4 (0 to 2.1)	0.3 (0 to 1.6)	0.3 (0 to 1.6)	0.2 (0 to 1.2)	0.2 (0 to 1.2)	0.2 (0 to 1.2)	0.2 (0 to 1.2)	0.2 (0 to 1.2)	0.2 (0 to 1.2)	0.2 (0 to 1.2)	0.2 (0 to 1.2)	0.2 (0 to 1.2)	0.2 (0 to 1.2)	5.2
Lymphatic filariasis	0 (0 to 0)	0 (0 to 0)	0 (0 to 0)	27.4 (10.6 to 59.1)	27.1 (11.7 to 59.4)	23.2 (11.4 to 49.6)	22.8 (10.3 to 53.1)	22.8 (10.4 to 49.6)	22.8 (10.4 to 49.6)	22.8 (10.1 to 49.2)	23.1 (9.7 to 49.6)	22.6 (9.6 to 52.9)	20.6 (8.6 to 42.9)	19.6 (7.3 to 39.1)	17.4 (6.5 to 34.5)	13.2 (4.6 to 22.1)	10.4 (3.4 to 18.5)	6.5 (2.2 to 12.5)	3.5 (1.3 to 6.2)	1.6 (0.7 to 3.2)	0.6 (0.2 to 1.1)	0.2 (0.1 to 0.4)	256
Onchocerciasis	0 (0 to 0)	0 (0 to 0)	0 (0 to 0)	0 (0 to 0)	0 (0 to 0)	0 (0 to 0)	0 (0 to 0)	0 (0 to 0)	0 (0 to 0)	0 (0 to 0)	0 (0 to 0)	0 (0 to 0)	0 (0 to 0)	0 (0 to 0)	0 (0 to 0)	0 (0 to 0)	0 (0 to 0)	0 (0 to 0)	0 (0 to 0)	0 (0 to 0)	0 (0 to 0)	0 (0 to 0)	0 (0 to 0)	0
Trachoma	0 (0 to 0)	0 (0 to 0)	0 (0 to 0)	0 (0 to 0)	0 (0 to 0)	0 (0 to 0)	0 (0 to 0)	0 (0 to 0)	0 (0 to 0)	0 (0 to 0)	0 (0 to 0)	0 (0 to 0)	0 (0 to 0)	0 (0 to 0)	0 (0 to 0)	0 (0 to 0)	0 (0 to 0)	0 (0 to 0)	0 (0 to 0)	0 (0 to 0)	0 (0 to 0)	0 (0 to 0)	0 (0 to 0)	0
Dengue	29.6 (1.2 to 129)	127 (12.9 to 481)	377 (67.9 to 1,220)	117 (25.9 to 361)	42.3 (4.4 to 161)	28.6 (2.9 to 127)	17.1 (0.8 to 86)	16.5 (0.8 to 84)	27.1 (1.4 to 149)	18.5 (0.9 to 99.7)	19.3 (0.9 to 97.1)	15.5 (0.7 to 93.9)	13 (0.6 to 81)	9.7 (0.4 to 60.4)	9.4 (0.2 to 51)	7.5 (0.1 to 33.9)	6.1 (0.1 to 13.3)	4.1 (0.1 to 9.3)	1.9 (0.4 to 6.9)	0.9 (0.1 to 3.4)	0.2 (0.1 to 0.6)	0.2 (0.2 to 0.7)	909
Yellow fever	0 (0 to 0)	0 (0 to 0)	0 (0 to 0)	0 (0 to 0)	0 (0 to 0)	0 (0 to 0)	0 (0 to 0)	0 (0 to 0)	0 (0 to 0)	0 (0 to 0)	0 (0 to 0)	0 (0 to 0)	0 (0 to 0)	0 (0 to 0)	0 (0 to 0)	0 (0 to 0)	0 (0 to 0)	0 (0 to 0)	0 (0 to 0)	0 (0 to 0)	0 (0 to 0)	0 (0 to 0)	0 (0 to 0)	0
Rabies	0 (0 to 0)	0 (0 to 1.4)	0.3 (0.1 to 2.1)	1.7 (0.3 to 9.4)	0.3 (0 to 1.7)	0.2 (0 to 1.1)	0.2 (0 to 0.7)	0.2 (0 to 0.7)	0.2 (0 to 0.7)	0.2 (0 to 0.7)	0.2 (0 to 0.7)	0.2 (0 to 0.7)	0.2 (0 to 0.7)	0.4 (0 to 1.3)	0.4 (0 to 1.2)	0.4 (0 to 1.2)	0.4 (0 to 1.2)	0.4 (0 to 1.2)	0.4 (0 to 1.2)	0.4 (0 to 1.2)	0.4 (0 to 1.2)	0.4 (0 to 1.2)	0.4 (0 to 1.2)	7.4
Intestinal nematode infections	0 (0 to 0)	0 (0 to 0.3)	1.1 (0.2 to 6.1)	14.4 (3.4 to 34.4)	28.9 (8.7 to 72.8)	19 (5.6 to 49.7)	10.4 (2.9 to 28.6)	9.5 (2.6 to 26.1)	9.5 (2.6 to 26.1)	10.3 (2.8 to 28.2)	9.3 (2.6 to 26.1)	8.3 (2.2 to 23.1)	7.2 (2.1 to 20.4)	5.6 (1.6 to 16.1)	3.9 (1.2 to 11.6)	2.5 (0.8 to 7.6)	1.8 (0.6 to 5.2)	1.2 (0.4 to 3.5)	0.6 (0.2 to 1.8)	0.3 (0.1 to 0.8)	0.1 (0.1 to 0.3)	0 (0 to



SR Table 2c: West Papua DALYS by cause and age group for males with 95% uncertainty intervals, 2019

Cause	Early Neonatal (0-6 days)	Late Neonatal (7-27 days)	Post Neonatal (28-364 days)	1 to 4	5 to 9	10 to 14	15 to 19	20 to 24	25 to 29	30 to 34	35 to 39	40 to 44	45 to 49	50 to 54	55 to 59	60 to 64	65 to 69	70 to 74	75 to 79	80 to 84	85 to 89	90 to 94	95 plus	Total
All causes	9,196 (8,658 to 14,400)	1,140 (2,150 to 3,790)	363 (1,464 to 16,402)	198 (4,998 to 7,630)	139 (3,770 to 4,496)	108 (2,779 to 4,170)	119 (3,730 to 5,670)	99.1 (2,579 to 7,380)	99.6 (2,545 to 5,933)	103 (2,734 to 5,902)	112 (3,004 to 7,403)	129 (4,312 to 12,300)	163 (5,432 to 11,100)	208 (6,749 to 14,400)	264 (8,852 to 18,700)	321 (9,872 to 19,700)	413 (9,975 to 21,700)	514 (9,975 to 21,700)	613 (9,975 to 21,700)	713 (9,975 to 21,700)	813 (9,975 to 21,700)	913 (9,975 to 21,700)	95 plus (9,975 to 21,700)	123,000
Communicable, maternal, neonatal, and nutritional diseases	10,100 (8,240 to 12,600)	1,670 (1,530 to 2,490)	4,490 (2,830 to 7,230)	3,020 (2,320 to 4,730)	995 (770 to 2,230)	735 (741 to 1,240)	1,090 (741 to 1,600)	1,360 (989 to 2,150)	1,460 (1,160 to 2,210)	1,770 (1,260 to 2,940)	1,760 (1,650 to 3,050)	1,760 (1,650 to 3,050)	1,570 (999 to 2,250)	1,220 (784 to 2,060)	997 (649 to 1,490)	803 (549 to 1,110)	723 (519 to 1,020)	616 (424 to 853)	480 (330 to 652)	318 (238 to 430)	165 (119 to 205)	69.6 (48 to 92.6)	22.3 (16 to 31.3)	87 (47 to 9)	27,200
HIV/AIDS and sexually transmitted infections	547 (161 to 1,300)	229 (74 to 539)	228 (66 to 534)	111 (7.6 to 611)	21.1 (2.5 to 133)	19.9 (2.9 to 60.4)	43.2 (12 to 164)	172 (45 to 702)	370 (41.4 to 1,670)	466 (48.9 to 2,190)	420 (42.1 to 2,070)	352 (29 to 1,810)	238 (17.6 to 1,660)	158 (17.6 to 860)	79.7 (2.2 to 457)	25.6 (2.5 to 121)	10.6 (1.9 to 52.9)	9.1 (1.5 to 29.1)	3.6 (0.6 to 12.2)	1.6 (0.3 to 7.4)	0.5 (0.1 to 2.5)	0.1 (0 to 0.5)	0 (0 to 0.1)	3,260
HIV/AIDS	0 (0 to 0)	0 (0 to 0.1)	22.1 (0.5 to 164)	101 (1.7 to 786)	17.4 (1.2 to 125)	9 (1.5 to 59.2)	39.4 (8.3 to 161)	144 (27.7 to 666)	297 (52.5 to 1,360)	357 (37.3 to 2,770)	337 (38 to 2,630)	284 (23.1 to 1,850)	194 (13.2 to 1,660)	132 (13.2 to 860)	73.1 (3.9 to 453)	24.1 (2.2 to 119)	9.9 (1.1 to 52.7)	8.6 (0.6 to 29.4)	3.1 (0.5 to 12.4)	1.6 (0.3 to 7.4)	0.4 (0.1 to 2.3)	0.1 (0 to 0.5)	0 (0 to 0.1)	2,140
HIV/AIDS - Drug-susceptible Tuberculosis	0 (0 to 0)	0 (0 to 0)	10.4 (0.4 to 91.9)	49.4 (1.6 to 396)	8.9 (1.3 to 27.1)	4.7 (1.3 to 27.1)	20.4 (5.7 to 78.2)	90.9 (21.6 to 339)	197 (41.6 to 839)	222 (32.5 to 1,240)	198 (36.1 to 1,160)	165 (21.2 to 823)	112 (12.3 to 566)	76.3 (12.2 to 393)	39.1 (1.1 to 253)	12.2 (1.9 to 53.3)	5.1 (0.4 to 21.4)	2.5 (0.5 to 11.4)	1.7 (0.3 to 6.9)	0.4 (0.1 to 2.1)	0.3 (0.1 to 1.5)	0 (0 to 0.1)	0 (0 to 0.1)	1,070
HIV/AIDS - Multidrug-resistant Tuberculosis without extensive drug resistance	0 (0 to 0)	0 (0 to 0)	0.1 (0 to 0.9)	0.5 (0 to 4.1)	0.1 (0 to 0.3)	0.2 (0 to 1.1)	0.2 (0 to 0.6)	0.7 (0 to 3.4)	1.6 (0.1 to 8.1)	2 (0.2 to 12.4)	1.8 (0 to 12.5)	1.2 (0 to 7.6)	0.7 (0 to 4.6)	0.3 (0 to 2.1)	0.3 (0 to 2.4)	0.1 (0 to 0.7)	0.1 (0 to 0.5)	0 (0 to 0.2)	0 (0 to 0.1)	0 (0 to 0.1)	0 (0 to 0.1)	0 (0 to 0)	0 (0 to 0)	9.3
HIV/AIDS - Extensively drug-resistant Tuberculosis	0 (0 to 0)	0 (0 to 0)	0 (0 to 0.2)	0 (0 to 0.1)	0 (0 to 0.1)	0 (0 to 0.1)	0 (0 to 0.1)	0 (0 to 0.1)	0 (0 to 0.1)	0.4 (0 to 2.3)	0.3 (0 to 2.1)	0.2 (0 to 1.4)	0.1 (0 to 0.8)	0.1 (0 to 0.5)	0.1 (0 to 0.6)	0 (0 to 0.2)	0 (0 to 0.1)	0 (0 to 0.1)	0 (0 to 0.1)	0 (0 to 0.1)	0 (0 to 0.1)	0 (0 to 0)	0 (0 to 0)	1.7
HIV/AIDS resulting in other diseases	0 (0 to 0)	0 (0 to 0.1)	12.6 (0 to 101)	54.8 (0.1 to 427)	8.4 (0.1 to 59.9)	4.3 (0.1 to 28.2)	17.8 (1.5 to 68.2)	72.5 (5.3 to 366)	171 (19.1 to 1,240)	222 (2.4 to 1,930)	228 (1.7 to 1,580)	168 (1 to 986)	114 (0.5 to 661)	79.6 (0.5 to 491)	39.4 (0.1 to 261)	11.6 (0.1 to 73)	4.8 (0 to 29.1)	2.1 (0 to 13)	1.4 (0 to 8.4)	0.7 (0 to 4.2)	0.2 (0 to 1.2)	0 (0 to 0.1)	0 (0 to 0)	1,060
Sexually transmitted infections excluding HIV	232 (161 to 1,300)	200 (74 to 539)	205 (66 to 534)	9.4 (7.6 to 611)	3.6 (1.2 to 8.4)	11.9 (2.9 to 60.4)	3.8 (1.1 to 11.4)	27.1 (5.9 to 37.2)	73.1 (5.3 to 112)	109 (9.1 to 1,360)	82.1 (2.7 to 1,030)	67.8 (2.1 to 1,850)	43.9 (1.2 to 1,660)	26.4 (1.2 to 860)	6.6 (0.7 to 457)	1.4 (0.2 to 121)	0.5 (0 to 52.3)	0.4 (0 to 29.1)	0.2 (0 to 13)	0.1 (0 to 4.2)	0 (0 to 0.2)	0 (0 to 0.1)	0 (0 to 0)	1,060
Syphilis	0 (0 to 1,300)	0 (0 to 539)	0.2 (66 to 534)	0.2 (2.6 to 224)	0 (1.1 to 8.6)	0 (0.2 to 2.1)	0 (0.2 to 2.4)	0 (0.2 to 2.4)	0 (0.3 to 4.6)	0 (0.4 to 2.8)	0 (0.6 to 4.5)	0 (0.6 to 4.5)	0 (0.4 to 4.1)	0 (0.3 to 2.8)	0 (0.2 to 2.7)	0 (0.2 to 2.5)	0 (0.1 to 2.4)	0 (0.1 to 0.6)	0 (0 to 0.4)	0 (0 to 0.1)	0 (0 to 0.1)	0 (0 to 0)	0 (0 to 0)	0 (0 to 0)	1,000
Chlamydial infection	0 (0 to 0)	0 (0 to 0)	0 (0 to 0)	0 (0 to 0)	0 (0 to 0)	0 (0 to 0)	0 (0 to 0.1)	0 (0 to 0.1)	0 (0 to 0.2)	0 (0 to 0.2)	0 (0 to 0.2)	0 (0 to 0.1)	0 (0 to 0.1)	0 (0 to 0.1)	0 (0 to 0.1)	0 (0 to 0.2)	0 (0 to 0.1)	0 (0 to 0.1)	0 (0 to 0.1)	0 (0 to 0.1)	0 (0 to 0.1)	0 (0 to 0.1)	0 (0 to 0)	0 (0 to 0)	13.6
Gonococcal infection	0 (0 to 0)	0 (0 to 0)	0 (0 to 0)	0 (0 to 0)	0 (0 to 0)	0.4 (0 to 1.6)	1.6 (0.4 to 3.5)	0.5 (0.4 to 0.5)	0.5 (0.5 to 0.6)	0.5 (0.5 to 0.6)	1.4 (0.3 to 3.4)	1.3 (0.1 to 2.4)	0.5 (0.1 to 1.7)	0.2 (0.1 to 1.2)	0.1 (0 to 0.7)	0.1 (0 to 0.4)	0 (0 to 0.2)	0 (0 to 0.1)	0 (0 to 0.1)	0 (0 to 0.1)	0 (0 to 0.1)	0 (0 to 0)	0 (0 to 0)	0 (0 to 0)	19.4
Trichomoniasis	0 (0 to 0)	0 (0 to 0)	0 (0 to 0)	0 (0 to 0)	0 (0 to 0)	0 (0 to 0)	0 (0 to 0.1)	0 (0 to 0.1)	0 (0 to 0.6)	0 (0 to 0.6)	0 (0 to 0.6)	0 (0 to 0.5)	0 (0 to 0.7)	0 (0 to 0.7)	0 (0 to 0.6)	0 (0 to 0.5)	0 (0 to 0.3)	0 (0 to 0.2)	0 (0 to 0.1)	0 (0 to 0.1)	0 (0 to 0.1)	0 (0 to 0.1)	0 (0 to 0)	0 (0 to 0)	1.4
Genital herpes	0 (0 to 0)	0 (0 to 0)	0 (0 to 0)	0 (0 to 0)	0 (0 to 0)	0.1 (0 to 0.2)	0.3 (0 to 0.9)	0.3 (0 to 2.9)	1.6 (0.4 to 2.9)	1.9 (0.4 to 4.7)	2.3 (0.7 to 5.6)	1.6 (0.7 to 5.1)	1.1 (0.5 to 3.8)	0.7 (0.3 to 2.6)	0.4 (0.2 to 2.2)	0.2 (0.1 to 1.2)	0.1 (0.1 to 0.6)	0 (0 to 0.3)	0 (0 to 0.2)	0 (0 to 0.1)	0 (0 to 0.1)	0 (0 to 0)	0 (0 to 0)	13
Other sexually transmitted infections	0 (0 to 0)	0 (0 to 0)	0 (0 to 0)	0 (0 to 0)	0 (0 to 0)	0 (0 to 0.1)	0 (0 to 0.1)	0 (0 to 0.1)	0 (0 to 0.6)	0 (0 to 0.4)	0 (0 to 0.3)	0 (0 to 0.3)	0 (0 to 0.3)	0 (0 to 0.3)	0 (0 to 0.3)	0 (0 to 0.2)	0 (0 to 0.1)	0 (0 to 0.1)	0 (0 to 0.1)	0 (0 to 0.1)	0 (0 to 0.1)	0 (0 to 0)	0 (0 to 0)	0 (0 to 0)	19.2
Respiratory infections and tuberculosis	270 (139 to 477)	222 (107 to 539)	1,660 (996 to 2,840)	1,060 (439 to 1,740)	382 (160 to 563)	192 (130 to 243)	228 (141 to 350)	287 (261 to 794)	297 (231 to 1,070)	322 (249 to 1,020)	387 (317 to 1,110)	502 (379 to 1,550)	651 (382 to 1,990)	1,060 (787 to 2,890)	1,440 (1,060 to 3,740)	1,870 (1,440 to 4,600)	2,220 (1,670 to 5,400)	2,550 (1,870 to 6,140)	2,810 (2,040 to 6,140)	3,010 (2,040 to 6,140)	3,170 (2,040 to 6,140)	3,270 (2,040 to 6,140)	3,310 (2,040 to 6,140)	9,200
Tuberculosis	0 (0 to 0)	0 (0 to 0)	0.2 (0 to 1.6)	0.6 (0.1 to 4.5)	0.2 (0 to 1.2)	0.1 (0 to 0.5)	0.2 (0.1 to 0.6)	0.3 (0.1 to 0.8)	0.3 (0.1 to 0.9)	0.4 (0.1 to 1.1)	0.5 (0.2 to 1.4)	0.7 (0.2 to 1.8)	0.9 (0.3 to 2.5)	1.4 (0.5 to 3.8)	1.9 (0.7 to 5.1)	2.5 (0.9 to 6.7)	3 (1.1 to 8.1)	3.4 (1.2 to 9.2)	3.8 (1.3 to 10.2)	4 (1.3 to 10.2)	4.2 (1.3 to 10.2)	4.3 (1.3 to 10.2)	4.4 (1.3 to 10.2)	12
Latent tuberculosis infection	0 (0 to 0)	0 (0 to 0)	0 (0 to 0)	0 (0 to 0)	0 (0 to 0)	0 (0 to 0)	0 (0 to 0)	0 (0 to 0)	0 (0 to 0)	0 (0 to 0)	0 (0 to 0)	0 (0 to 0)	0 (0 to 0)	0 (0 to 0)	0 (0 to 0)	0 (0 to 0)	0 (0 to 0)	0 (0 to 0)	0 (0 to 0)	0 (0 to 0)	0 (0 to 0)	0 (0 to 0)	0 (0 to 0)	0 (0 to 0)	0
Drug-susceptible tuberculosis	0 (0 to 0)	0 (0 to 0)	0 (0 to 0)	0 (0 to 0)	0 (0 to 0)	0 (0 to 0)	0 (0 to 0)	0 (0 to 0)	0 (0 to 0)	0 (0 to 0)	0 (0 to 0)	0 (0 to 0)	0 (0 to 0)	0 (0 to 0)	0 (0 to 0)	0 (0 to 0)	0 (0 to 0)	0 (0 to 0)	0 (0 to 0)	0 (0 to 0)	0 (0 to 0)	0 (0 to 0)	0 (0 to 0)	0 (0 to 0)	0
Multidrug-resistant tuberculosis without extensive drug resistance	0 (0 to 0)	0 (0 to 0)	0 (0 to 0)	0 (0 to 0)	0 (0 to 0)	0 (0 to 0)	0 (0 to 0)	0 (0 to 0)	0 (0 to 0)	0 (0 to 0)	0 (0 to 0)	0 (0 to 0)	0 (0 to 0)	0 (0 to 0)	0 (0 to 0)	0 (0 to 0)	0 (0 to 0)	0 (0 to 0)	0 (0 to 0)	0 (0 to 0)	0 (0 to 0)	0 (0 to 0)	0 (0 to 0)	0 (0 to 0)	0
Extensively drug-resistant tuberculosis	0 (0 to 0)	0 (0 to 0)	0 (0 to 0)	0 (0 to 0)	0 (0 to 0)	0 (0 to 0)	0 (0 to 0)	0 (0 to 0)	0 (0 to 0)	0 (0 to 0)	0 (0 to 0)	0 (0 to 0)	0 (0 to 0)	0 (0 to 0)	0 (0 to 0)	0 (0 to 0)	0 (0 to 0)	0 (0 to 0)	0 (0 to 0)	0 (0 to 0)	0 (0 to 0)	0 (0 to 0)	0 (0 to 0)	0 (0 to 0)	0
Lower respiratory infections	270 (138 to 476)	222 (107 to 539)	1,660 (996 to 2,840)	1,060 (439 to 1,740)	382 (160 to 563)	192 (130 to 243)	228 (141 to 350)	287 (261 to 794)	297 (231 to 1,070)	322 (249 to 1,020)	387 (317 to 1,110)	502 (379 to 1,550)	651 (382 to 1,990)	1,060 (787 to 2,890)	1,440 (1,060 to 3,740)	1,870 (1,440 to 4,600)	2,220 (1,670 to 5,400)	2,550 (1,870 to 6,140)	2,810 (2,040 to 6,140)	3,010 (2,040 to 6,140)	3,170 (2,040 to 6,140)	3,270 (2,040 to 6,140)	3,310 (2,040 to 6,140)	9,200
Upper respiratory infections	0.1 (0.1 to 0.2)	0.2 (0.4 to 1.1)	12 (7.3 to 21.2)	54 (31.3 to 88.7)	17 (9.7 to 26.9)	4.7 (2.7 to 7.2)	2.1 (1.2 to 3.4)	0.6 (0.3 to 1.1)	0.3 (0.2 to 0.6)	0.2 (0.1 to 0.4)	0.2 (0.1 to 0.3)	0.2 (0.1 to 0.3)	0.2 (0.1 to 0.3)	0.2 (0.1 to 0.3)	0.2 (0.1 to 0.3)	0.2 (0.1 to 0.3)	0.2 (0.1 to 0.3)	0.2 (0.1 to 0.3)	0.2 (0.1 to 0.3)	0.2 (0.1 to 0.3)	0.2 (0.1 to 0.3)	0.2 (0.1 to 0.3)	0.2 (0.1 to 0.3)	455
Otitis media	0.1 (0 to 0.2)	0 (0 to 0.1)	1.8 (0.5 to 3.8)	23.5 (11.5 to 39.6)	35.6 (19.5 to 54.6)	19.4 (9.9 to 29.6)	19.7 (7.4 to 29.6)	11.4 (4.1 to 17.4)	9.6 (3.7 to 15.4)	8.4 (3.7 to 15.4)	7.9 (3.4 to 13.9)	7.5 (3.4 to 13.9)	6.5 (2.4 to 12.3)	5.5 (2.4 to 9.7)	4.5 (1.8 to 7.4)	3.6 (1.4 to 5.9)	2.9 (1.1 to 4.8)	2.3 (0.9 to 3.8)	1.9 (0.7 to 3.1)	1.5 (0.6 to 2.5)	1.2 (0.5 to 2.1)	1 (0.4 to 1.7)	0.8 (0.3 to 1.4)	149
Enteric infections	94 (4 to 9.63 3)	39 (1.4 to 236)	690 (200 to 1,740)	1,060 (241 to 3,070)	1,010 (231 to 3,440)	320 (73.1 to 1,090)	233 (53.1 to 796)	135 (30.8 to 461)	130 (29.6 to 444)	133 (30.3 to 454)	148 (33.8 to 506)	172 (39.2 to 587)	203 (46.3 to 693)	236 (53.8 to 806)	271 (61.8 to 926)	306 (69.8 to 1,040)	340 (77.5 to 1,160)	373 (85.1 to 1,270)	406 (92.6 to 1,380)	439 (100 to 1,490)	472 (107 to 1,610)	504 (115 to 1,720)	536 (122 to 1,820)	3,800
Diarrheal diseases	21 (4 to 9.63 3)	39 (27.6 to 236)	690 (196 to 1,740)	1,060 (132 to 999)	1,010 (83.3 to 3,440)	320 (49.1 to 1,090)	233 (39.9 to 796)	135 (29.9 to 461)	130 (27.4 to 139)	133 (26.4 to 454)	148 (46.4 to 183)	172 (41 to 202)	203 (60.9 to 261)	236 (59.3 to 291)	271 (55.7 to 255)	306 (54.9 to 322)	340 (52.7 to 329)	373 (54.3 to 391)	406 (54.9 to 391)	439 (54.9 to 391)	472 (54.9 to 391)	504 (54.9 to 391)	536 (54.9 to 391)	2,760
Typhoid and paratyphoid	0 (0 to 0)	0 (0 to 0.1)	0.6 (0 to 2.1)	123 (34.6 to 278)	220 (96.9 to 467)	173 (67.4 to 329)	62 (42.4 to 376)	9.9 (27.9 to 202)	20.3 (14.4 to 111)	20.3 (7.8 to 79)	19.9 (6.5 to 42.9)	19.9 (4.8 to 29.6)	19.9 (3.2 to 19.8)	19.9 (2.3 to 13)	19.9 (1.6 to 10)	19.9 (1.4 to 9.6)	19.9 (1.4 to 9.2)	19.9 (1.4 to 9.2)	19.9 (1.4 to 9.2)	19.9 (1.4 to 9.2)	19.9 (1.4 to 9.2)	19.9 (1.4 to 9.2)	19.9 (1.4 to 9.2)	986
Typhoid fever	0 (0 to 0)	0 (0 to 0)	0.6 (0 to 2.1)	123 (32 to 267)	219 (90.4 to 446)	169 (59.9 to 307)	58.2 (36.1 to 291)	9.1 (25.6 to 192)	19.5 (12.7 to 106)	19.5 (7.4 to 72)	19.2 (4.1 to 40.5)	19.2 (4.1 to 25.4)	19.2 (2.7 to 16.4)	19.2 (1.9 to 8.1)	19.2 (1.3 to 6.2)	19.2 (1.1 to 5.6)	19.2 (1.1 to 5.3)	19.2 (1.1 to 5.3)	19.2 (1.1 to 5.3)	19.2 (1.1 to 5.3)	19.2 (1.1 to 5.3)	19.2 (1.1 to 5.3)	19.2 (1.1 to 5.3)	932
Paratyphoid fever	0 (0 to 0)	0 (0 to 0)	0 (0 to 0)	0.7 (0.1 to 17.4)	1.2 (0.3 to 29.6)	4.7 (1.2 to 29.7)	3.8 (2.4 to 22.2)	0.8 (1.2 to 11.6)	0.8 (0.5 to 5.4)	0.8 (0.3 to 6.6)	0.7 (0.2 to 3.2)	0.7 (0.2 to 3.4)	0.7 (0.1 to 2.6)	0.6 (0.1 to 1.9)	0.6 (0.1 to 1.6)	0.5 (0.1 to 1.3)	0.5 (0.1 to 1.2)	0.4 (0.1 to 1.1)	0.4 (0.1 to 1.1)	0.4 (0.1 to 1.1)	0.4 (0.1 to 1.1)	0.4 (0.1 to 1.1)	0.4 (0.1 to 1.1)	52.1
Invasive Non-typhoidal Salmonella (iNTS)	0 (0 to 0)	0 (0.1 to 0.9)	2.9 (1.3 to 5.6)	16 (4.9 to 28.2)	10.4 (4.8 to 21)	3.7 (2.3 to 11.9)	2.7 (2.3 to 8.4)	0.7 (0.7 to 5.4)	0.5 (0.4 to 3.4)	0.5 (0.2 to 2.8)	0.5 (0.2 to 2.4)	0.5 (0.2 to 1.9)	0.5 (0.2 to 1.5)	0.5 (0.2 to 1.3)	0.5 (0.2 to 1.2)	0.5 (0.2 to 1.2)	0.5 (0.2 to 1.2)	0.5 (0.2 to 1.2)	0.5 (0.2 to 1.2)	0.5 (0.2 to 1.2)	0.5 (0.2 to 1.2)	0.5 (0.2 to 1.2)	0.5 (0.2 to 1.2)	49.9
Other intestinal infectious diseases	0 (0 to 0)	0 (0 to 0)	0 (0 to 0.1)	0.1 (0.1 to 4.3)	0.1 (0 to 1.7)	0.1 (0 to 0.9)	0.1 (0 to 0.6)	0.1 (0 to 0.5)	0.1 (0 to 0.5)	0.1 (0 to 0.5)	0.1 (0 to 0.5)	0.1 (0 to 0.5)	0.1 (0 to 0.5)	0.1 (0 to 0.5)	0.1 (0 to 0.5)	0.1 (0 to 0.5)	0.1 (0 to 0.5)	0.1 (0 to 0.5)	0.1 (0 to 0.5)	0.1 (0 to 0.5)	0.1 (0 to 0.5)	0.1 (0 to 0.5)	0.1 (0 to 0.5)	0.1 (0 to 0.5)	3.6
Neglected tropical diseases and malaria	0 (0 to 0.9)	39 (9.9 to 118)	147 (32.4 to 390)	1,060 (120 to 1,620)	114 (30.1 to 365)	256 (62.7 to 209)	256 (91.6 to 759)	257 (99.9 to 799)	257 (110 to 976)	257 (112 to 599)	257 (110 to 643)	257 (112 to 667)	257 (94.5 to 516)	257 (84.1 to 332)	257 (69.2 to 299)	257 (57.6 to 239)	257 (39.3 to 192)	257 (19.9 to 97)	257 (7.2 to 33.7)	257 (2.6 to 9.6)	257 (0.9 to 3.2)	257 (0.3 to 1.1)	257 (0.1 to 0.3)	257 (0 to 0.1)	3,220
Malaria	0 (0 to 0)	0 (0 to 0)	0 (0 to 0.2)	0.1 (0 to 0.5)	0.1 (0 to 0.3)	0.1 (0 to 0.3)	0.1 (0 to 0.3





Congenital birth defects	1,410 (786 to 2,266)	426 (202 to 681)	1,190 (568 to 2,210)	432 (240 to 779)	193 (126 to 287)	125 (69 1 to 173)	91·6 (58·6 to 127)	61·5 (39 to 99·7)	50·4 (31·6 to 79·4)	42·3 (26·7 to 62·3)	37 (24·5 to 52·4)	30·6 (20·5 to 45·1)	19·7 (12·6 to 29·1)	13·1 (8·4 to 19·6)	9·5 (6 to 13·6)	6·4 (4 to 9·4)	3·7 (2·4 to 5·4)	1·6 (0·9 to 2·4)	0·8 (0·4 to 1·3)	0·3 (0 2 to 0·5)	0·1 (0 to 0·2)	0 (0 to 0)	0 (0 to 0)	4,170
Neural tube defects	291 (78·1 to 699)	33·6 (9 to 82·2)	90·5 (16·9 to 224)	30 (4·1 to 146)	5·8 (0·7 to 72·1)	4 (0 5 to 27·7)	1·9 (0 3 to 2·9)	1·4 (0·4 to 2·5)	1·1 (0·3 to 2·1)	0·8 (0·2 to 1·3)	0·6 (0·2 to 1·2)	0·5 (0·1 to 0·9)	0·3 (0 2 to 0·6)	0·2 (0 1 to 0·5)	0·1 (0 1 to 0·3)	0·1 (0 1 to 0·2)	0 (0 to 0·1)	0 (0 to 0)	0 (0 to 0)	0 (0 to 0)	0 (0 to 0)	0 (0 to 0)	0 (0 to 0)	446
Congenital heart anomalies	1,119 (554 to 927)	319 (129 to 274)	1,100 (277 to 1,310)	402 (91·3 to 692)	183 (46·3 to 155)	119 (34 to 161)	86·3 (19·4 to 81·3)	58 (12·5 to 51·9)	47·5 (9·7 to 43)	39·8 (7·4 to 43·5)	34·5 (4·6 to 37·4)	28·5 (4·6 to 15·5)	18·3 (2·9 to 19·4)	12·1 (1·9 to 9·6)	8·8 (1·4 to 5·4)	5·9 (0 8 to 2·9)	3·4 (0 5 to 1·5)	1·5 (0 2 to 0·6)	0·7 (0 1 to 0·2)	0·3 (0 0 to 0·1)	0·1 (0 0 to 0)	0 (0 0 to 0)	0 (0 0 to 0)	1,960
Orofacial clefts	9·6 (4·9 to 24·2)	2·4 (0 5 to 11·2)	9·4 (1·3 to 36·6)	3 (0 5 to 22·6)	1·1 (0 2 to 22·2)	0·8 (0 2 to 7·1)	0·6 (0 2 to 2·6)	0·6 (0 2 to 1·8)	0·6 (0 2 to 1·8)	0·5 (0 2 to 1·8)	0·4 (0 2 to 1·8)	0·7 (0 1 to 1·9)	0·4 (0 1 to 1·2)	0·4 (0 1 to 1·2)	0·4 (0 1 to 0·9)	0·2 (0 1 to 0·6)	0·1 (0 0 to 0·3)	0·1 (0 0 to 0·2)	0 (0 0 to 0·1)	0 (0 0 to 0)	0 (0 0 to 0)	0 (0 0 to 0)	0 (0 0 to 0)	30·2
Down syndrome	9·2 (1·1 to 23·7)	5 (1·6 to 12·4)	28·1 (7·4 to 76·9)	12·7 (4·7 to 37·5)	7·1 (2·7 to 14·1)	3·7 (1·2 to 9·4)	3·3 (1·0 to 9·9)	2·1 (0·6 to 5·2)	1·6 (0·5 to 3·9)	1·3 (0·4 to 3·2)	1·2 (0·5 to 2·9)	1 (0·4 to 2)	0·8 (0·3 to 1·7)	0·6 (0·2 to 1·3)	0·4 (0·2 to 1)	0·3 (0·2 to 0·7)	0·2 (0·1 to 0·5)	0·1 (0 0 to 0·3)	0 (0 0 to 0·1)	0 (0 0 to 0·1)	0 (0 0 to 0)	0 (0 0 to 0)	0 (0 0 to 0)	79·5
Turner syndrome	0 (0 to 0)	0 (0 to 0)	0 (0 to 0)	0 (0 to 0)	0 (0 to 0)	0 (0 to 0)	0 (0 to 0)	0 (0 to 0)	0 (0 to 0)	0 (0 to 0)	0 (0 to 0)	0 (0 to 0)	0 (0 to 0)	0 (0 to 0)	0 (0 to 0)	0 (0 to 0)	0 (0 to 0)	0 (0 to 0)	0 (0 to 0)	0 (0 to 0)	0 (0 to 0)	0 (0 to 0)	0 (0 to 0)	0 (0 to 0)	0
Klinefelter syndrome	0 (0 to 0)	0 (0 to 0)	0 (0 to 0)	0 (0 to 0)	0 (0 to 0)	0 (0 to 0)	0 (0 to 0)	0 (0 to 0)	0 (0 to 0)	0 (0 to 0)	0 (0 to 0)	0 (0 to 0)	0 (0 to 0)	0 (0 to 0)	0 (0 to 0)	0 (0 to 0)	0 (0 to 0)	0 (0 to 0)	0 (0 to 0)	0 (0 to 0)	0 (0 to 0)	0 (0 to 0)	0 (0 to 0)	0 (0 to 0)	0·1
Other chromosomal abnormalities	20·3 (8 5 to 39·3)	7·7 (2·7 to 19·8)	19·8 (8·4 to 39·2)	7·6 (4·2 to 13·5)	4·1 (2 5 to 8·4)	3·3 (1·9 to 6)	2·7 (1·4 to 5·2)	1·7 (1·1 to 2·8)	1·1 (0·7 to 1·7)	0·9 (0·5 to 1·5)	0·6 (0·3 to 0·9)	0·5 (0·1 to 0·8)	0·2 (0·1 to 0·5)	0·1 (0 1 to 0·3)	0·1 (0 1 to 0·2)	0 (0 0 to 0·1)	0 (0 0 to 0·1)	0 (0 0 to 0·1)	0 (0 0 to 0·1)	0 (0 0 to 0·1)	0 (0 0 to 0·1)	0 (0 0 to 0·1)	0 (0 0 to 0·1)	69·6
Congenital musculoskeletal and limb anomalies	19·6 (7 2 to 43·5)	4·1 (2 to 7·9)	22·7 (12 to 37·4)	20 (7·2 to 47·6)	13·4 (5·4 to 38·1)	10·2 (4·1 to 24·4)	9·3 (3 to 19·1)	8·6 (3 to 15·7)	8·6 (3 to 14·2)	9·6 (3 to 13·7)	9·2 (4 to 15·4)	7·6 (3 to 12·5)	5·5 (2 to 8·9)	3·9 (1 to 6·6)	2·9 (1 to 4·6)	1·8 (0 to 3·1)	0·9 (0 to 1·5)	0·4 (0 2 to 0·7)	0·2 (0 1 to 0·3)	0·1 (0 0 to 0·2)	0 (0 0 to 0·1)	0 (0 0 to 0·1)	0 (0 0 to 0·1)	195
Urogenital congenital anomalies	22·1 (7 3 to 51·1)	3·2 (1·2 to 8·4)	9·4 (2 to 32·4)	2·3 (1·2 to 7·4)	1·6 (0 5 to 4·2)	1·1 (0 5 to 2·6)	0·8 (0 3 to 1·9)	0·7 (0 4 to 1·1)	0·7 (0 4 to 1·1)	0·6 (0 3 to 0·9)	0·5 (0 3 to 0·8)	0·4 (0 2 to 0·6)	0·2 (0 1 to 0·4)	0·1 (0 1 to 0·3)	0·1 (0 0 to 0·2)	0·1 (0 0 to 0·1)	0 (0 0 to 0·1)	0 (0 0 to 0·1)	0 (0 0 to 0·1)	0 (0 0 to 0·1)	0 (0 0 to 0·1)	0 (0 0 to 0·1)	0 (0 0 to 0·1)	43·6
Digestive congenital anomalies	94·1 (34·1 to 246)	19·4 (5·4 to 137)	154 (37·7 to 401)	89·3 (16 to 307)	71 (9·4 to 318)	58·1 (7·7 to 257)	49·3 (6·5 to 217)	39·5 (5·2 to 172)	32·1 (4·2 to 140)	27·1 (3·6 to 118)	21·5 (2·8 to 93·2)	17·1 (2·2 to 74·2)	11·2 (1·5 to 48·5)	7·5 (1 to 32·4)	5·2 (0 7 to 22·5)	3·3 (0 4 to 14·2)	1·8 (0 2 to 7·7)	0·8 (0 1 to 3·5)	0·3 (0 0 to 1·5)	0·1 (0 0 to 0·6)	0 (0 0 to 0·2)	0 (0 0 to 0·1)	0 (0 0 to 0·1)	396
Other congenital birth defects	440 (186 to 998)	84·2 (33·3 to 202)	281 (98·6 to 606)	106 (40·5 to 260)	52·6 (26·5 to 105)	37·6 (14·7 to 80·6)	23·2 (11·4 to 46·9)	17·1 (8·6 to 29·1)	14·2 (8·5 to 24)	14·2 (8·5 to 20·7)	14·2 (9·6 to 23)	12·4 (8·5 to 20)	9·2 (6·2 to 14·2)	6·7 (4·5 to 10·4)	4·9 (3·2 to 7·6)	3·2 (2 to 5·1)	1·8 (1·3 to 3·1)	0·9 (0·6 to 1·5)	0·4 (0·3 to 0·7)	0·2 (0 1 to 0·4)	0·1 (0 0 to 0·1)	0 (0 0 to 0·1)	0 (0 0 to 0·1)	1,060
Urinary diseases and male infertility	23·6 (9·2 to 2)	2·3 (0·4 to 9·3)	8·6 (3·3 to 19·3)	7·7 (3·9 to 15·2)	5·1 (2·5 to 11·2)	5·2 (2·5 to 11·6)	4·9 (2·3 to 11·2)	4·6 (2·2 to 10·4)	4·5 (2·2 to 10·2)	4·5 (2·2 to 10·2)	4·5 (2·2 to 10·2)	4·5 (2·2 to 10·2)	4·5 (2·2 to 10·2)	4·5 (2·2 to 10·2)	4·5 (2·2 to 10·2)	4·5 (2·2 to 10·2)	4·5 (2·2 to 10·2)	4·5 (2·2 to 10·2)	4·5 (2·2 to 10·2)	4·5 (2·2 to 10·2)	4·5 (2·2 to 10·2)	4·5 (2·2 to 10·2)	4·5 (2·2 to 10·2)	662
Urolithiasis	0 (0 to 0)	0 (0 to 0)	0 (0 to 0)	0 (0 to 0·1)	0 (0 1 to 0·1)	0 (0 1 to 0·2)	0 (0 1 to 0·2)	0 (0 2 to 0·7)	0 (0 2 to 0·8)	0 (0 2 to 0·9)	0 (0 2 to 0·9)	0 (0 2 to 0·9)	0 (0 1 to 0·7)	0 (0 1 to 0·5)	0 (0 1 to 0·4)	0 (0 1 to 0·3)	0 (0 1 to 0·2)	0 (0 1 to 0·2)	0 (0 1 to 0·2)	0 (0 1 to 0·2)	0 (0 1 to 0·2)	0 (0 1 to 0·2)	0 (0 1 to 0·2)	67·9
Benign prostatic hyperplasia	0 (0 to 0)	0 (0 to 0)	0 (0 to 0)	0 (0 to 0)	0 (0 to 0)	0 (0 to 0)	0 (0 to 0)	0 (0 to 0)	0 (0 to 0)	0 (0 to 0)	0 (0 to 0)	0 (0 to 0)	0 (0 to 0)	0 (0 to 0)	0 (0 to 0)	0 (0 to 0)	0 (0 to 0)	0 (0 to 0)	0 (0 to 0)	0 (0 to 0)	0 (0 to 0)	0 (0 to 0)	0 (0 to 0)	0 (0 to 0)	128
Male infertility	0 (0 to 0)	0 (0 to 0)	0 (0 to 0)	0 (0 to 0)	0 (0 to 0)	0 (0 to 0)	0 (0 to 0)	0 (0 to 0)	0 (0 to 0)	0 (0 to 0)	0 (0 to 0)	0 (0 to 0)	0 (0 to 0)	0 (0 to 0)	0 (0 to 0)	0 (0 to 0)	0 (0 to 0)	0 (0 to 0)	0 (0 to 0)	0 (0 to 0)	0 (0 to 0)	0 (0 to 0)	0 (0 to 0)	0 (0 to 0)	61
Other urinary diseases	5·3 (0 1 to 0·6)	0·5 (0 1 to 1·2)	1·6 (0 3 to 4·9)	1·4 (0 4 to 5·1)	2·1 (0 7 to 5·7)	2·4 (0 9 to 6)	2·6 (1 to 6·3)	2·7 (1 2 to 6·8)	2·8 (1 2 to 6·8)	2·8 (1 2 to 6·8)	2·8 (1 2 to 6·8)	2·8 (1 2 to 6·8)	2·8 (1 2 to 6·8)	2·8 (1 2 to 6·8)	2·8 (1 2 to 6·8)	2·8 (1 2 to 6·8)	2·8 (1 2 to 6·8)	2·8 (1 2 to 6·8)	2·8 (1 2 to 6·8)	2·8 (1 2 to 6·8)	2·8 (1 2 to 6·8)	2·8 (1 2 to 6·8)	2·8 (1 2 to 6·8)	103
Gynecological diseases	0 (0 to 0)	0 (0 to 0)	0 (0 to 0)	0 (0 to 0)	0 (0 to 0)	0 (0 to 0)	0 (0 to 0)	0 (0 to 0)	0 (0 to 0)	0 (0 to 0)	0 (0 to 0)	0 (0 to 0)	0 (0 to 0)	0 (0 to 0)	0 (0 to 0)	0 (0 to 0)	0 (0 to 0)	0 (0 to 0)	0 (0 to 0)	0 (0 to 0)	0 (0 to 0)	0 (0 to 0)	0 (0 to 0)	0 (0 to 0)	NA
Uterine fibroids	0 (0 to 0)	0 (0 to 0)	0 (0 to 0)	0 (0 to 0)	0 (0 to 0)	0 (0 to 0)	0 (0 to 0)	0 (0 to 0)	0 (0 to 0)	0 (0 to 0)	0 (0 to 0)	0 (0 to 0)	0 (0 to 0)	0 (0 to 0)	0 (0 to 0)	0 (0 to 0)	0 (0 to 0)	0 (0 to 0)	0 (0 to 0)	0 (0 to 0)	0 (0 to 0)	0 (0 to 0)	0 (0 to 0)	0 (0 to 0)	NA
Polycystic ovarian syndrome	..	..	..	..	..	..	..	..	..	..	..	..	..	..	..	..	..	..	..	..	..	..	..	..	NA
Female infertility	..	..	..	..	..	..	..	..	..	..	..	..	..	..	..	..	..	..	..	..	..	..	..	..	NA
Endometriosis	..	..	..	..	..	..	..	..	..	..	..	..	..	..	..	..	..	..	..	..	..	..	..	..	NA
Genital prolapse	0 (0 to 0)	0 (0 to 0)	0 (0 to 0)	0 (0 to 0)	0 (0 to 0)	0 (0 to 0)	0 (0 to 0)	0 (0 to 0)	0 (0 to 0)	0 (0 to 0)	0 (0 to 0)	0 (0 to 0)	0 (0 to 0)	0 (0 to 0)	0 (0 to 0)	0 (0 to 0)	0 (0 to 0)	0 (0 to 0)	0 (0 to 0)	0 (0 to 0)	0 (0 to 0)	0 (0 to 0)	0 (0 to 0)	0 (0 to 0)	0
Premenstrual syndrome	..	..	..	..	..	..	..	..	..	..	..	..	..	..	..	..	..	..	..	..	..	..	..	..	NA
Other gynecological diseases	0 (0 to 0)	0 (0 to 0)	0 (0 to 0)	0 (0 to 0)	0 (0 to 0)	0 (0 to 0)	0 (0 to 0)	0 (0 to 0)	0 (0 to 0)	0 (0 to 0)	0 (0 to 0)	0 (0 to 0)	0 (0 to 0)	0 (0 to 0)	0 (0 to 0)	0 (0 to 0)	0 (0 to 0)	0 (0 to 0)	0 (0 to 0)	0 (0 to 0)	0 (0 to 0)	0 (0 to 0)	0 (0 to 0)	0 (0 to 0)	0
Abortion	16·4 (9·4 to 29·3)	7·3 (4·1 to 12·3)	47·2 (25·2 to 80·6)	68 (29·6 to 117)	58 (29·6 to 106)	23·2 (10·5 to 47·1)	21·4 (11·2 to 38·1)	19·9 (9·2 to 44·6)	18·9 (8·7 to 39·2)	17·6 (8·1 to 36·3)	16·3 (7·4 to 33·5)	15·2 (7·6 to 28·1)	13·5 (6·8 to 23·2)	11·3 (5·6 to 20·1)	9·2 (4·5 to 16·3)	7·5 (3·7 to 13·2)	5·4 (2·7 to 9·5)	3·2 (1·6 to 5·7)	1·5 (0·7 to 2·8)	0·6 (0·3 to 1·2)	0·2 (0 1 to 0·5)	0·1 (0 0 to 0·2)	0·1 (0 0 to 0·2)	416
Hemoglobinopathies and hemolytic anemias	39·4 (14·2 to 94·2)	7·7 (2·3 to 19·9)	44·2 (14·1 to 122)	20·4 (10·4 to 39·4)	9·2 (4·6 to 19·4)	7·6 (3·8 to 15·4)	6·5 (3·2 to 13·1)	5·3 (2·6 to 10·4)	4·4 (2·2 to 8·5)	3·6 (1·8 to 6·8)	2·9 (1·5 to 5·3)	2·3 (1·2 to 4·1)	1·7 (0·8 to 3·1)	1·2 (0·6 to 2·2)	0·8 (0·4 to 1·5)	0·5 (0·2 to 1·1)	0·3 (0·1 to 0·6)	0·2 (0 1 to 0·3)	0·1 (0 0 to 0·2)	0 (0 0 to 0·1)	0 (0 0 to 0·1)	0 (0 0 to 0·1)	0 (0 0 to 0·1)	159
Thalassemias	9·1 (3·2 to 21·7)	2·1 (0·2 to 7·3)	8·4 (1·1 to 32·4)	4·6 (0·6 to 21)	2·7 (0·4 to 12·6)	2·1 (0·3 to 9·6)	1·8 (0·3 to 8·2)	1·5 (0·2 to 6·8)	1·3 (0·2 to 5·8)	1·1 (0·2 to 5·1)	0·9 (0·1 to 4·2)	0·7 (0·1 to 3·2)	0·5 (0·1 to 2·2)	0·3 (0·1 to 1·5)	0·2 (0 1 to 1·1)	0·1 (0 0 to 0·7)	0·1 (0 0 to 0·3)	0·1 (0 0 to 0·2)	0 (0 0 to 0·1)	0 (0 0 to 0·1)	0 (0 0 to 0·1)	0 (0 0 to 0·1)	0 (0 0 to 0·1)	111
Sickle cell disorders	2·1 (0 1 to 5·2)	0·3 (0 to 0·9)	3·4 (0 1 to 9·6)	2·4 (0 1 to 9·2)	2·1 (0 1 to 9·2)	2·1 (0 1 to 9·2)	2·1 (0 1 to 9·2)	2·1 (0 1 to 9·2)	2·1 (0 1 to 9·2)	2·1 (0 1 to 9·2)	2·1 (0 1 to 9·2)	2·1 (0 1 to 9·2)	2·1 (0 1 to 9·2)	2·1 (0 1 to 9·2)	2·1 (0 1 to 9·2)	2·1 (0 1 to 9·2)	2·1 (0 1 to 9·2)	2·1 (0 1 to 9·2)	2·1 (0 1 to 9·2)	2·1 (0 1 to 9·2)	2·1 (0 1 to 9·2)	2·1 (0 1 to 9·2)	2·1 (0 1 to 9·2)	1·2
Sickle cell trait	0 (0 to 0)	0 (0 to 0·1)	0 (0 to 0·5)	0 (0 1 to 1·7)	0 (0 2 to 2·7)	0 (0 3 to 1·2)	0 (0 3 to 0·9)	0 (0 3 to 0·8)	0 (0 3 to 0·8)	0 (0 3 to 0·8)	0 (0 3 to 0·8)	0 (0 3 to 0·8)	0 (0 3 to 0·8)	0 (0 3 to 0·8)	0 (0 3 to 0·8)	0 (0 3 to 0·8)	0 (0 3 to 0·8)	0 (0 3 to 0·8)	0 (0 3 to 0·8)	0 (0 3 to 0·8)	0 (0 3 to 0·8)	0 (0 3 to 0·8)	0 (0 3 to 0·8)	4·4
G6PD deficiency	0·3 (0 1 to 0·6)	0·1 (0 1 to 0·3)	0·7 (0 3 to 1·4)	1·2 (0 6 to 2·4)	1·7 (0 9 to 3·2)	2·3 (1 to 4·4)	2·2 (1 4 to 4)	2·1 (1 3 to 3·7)	2·1 (1 3 to 3·7)	2·1 (1 3 to 3·7)	2·1 (1 3 to 3·7)	2·1 (1 3 to 3·7)	2·1 (1 3 to 3·7)	2·1 (1 3 to 3·7)	2·1 (1 3 to 3·7)	2·1 (1 3 to 3·7)	2·1 (1 3 to 3·7)	2·1 (1 3 to 3·7)	2·1 (1 3 to 3·7)	2·1 (1 3 to 3·7)	2·1 (1 3 to 3·7)	2·1 (1 3 to 3·7)	2·1 (1 3 to 3·7)	59·7
G6PD trait	0 (0 to 0)	0 (0 to 0)	0 (0 to 0)	0 (0 to 0)	0 (0 to 0)	0 (0 to 0)	0 (0 to 0)	0 (0 to 0)	0 (0 to 0)	0 (0 to 0)	0 (0 to 0)	0 (0 to 0)	0 (0 to 0)	0 (0 to 0)	0 (0 to 0)	0 (0 to 0)	0 (0 to 0)	0 (0 to 0)	0 (0 to 0)	0 (0 to 0)	0 (0 to 0)	0 (0 to 0)	0 (0 to 0)	0 (0 to 0)	0
Other hemoglobinopathies and hemolytic anemias	0·4 (0 2 to 0·9)	0·2 (0 1 to 0·5)	1·5 (0 3 to 4·1)	4·1 (0 9 to 11)	2·4 (0 5 to 7·3)	2·3 (0 6 to 7·3)	2·1 (0 5 to 6·9)	2·1 (0 5 to 6·9)	2·1 (0 5 to 6·9)	2·1 (0 5 to 6·9)	2·1 (0 5 to 6·9)	2·1 (0 5 to 6·9)	2·1 (0 5 to 6·9)	2·1 (0 5 to 6·9)	2·1 (0 5 to 6·9)	2·1 (0 5 to 6·9)	2·1 (0 5 to 6·9)	2·1 (0 5 to 6·9)	2·1 (0 5 to 6·9)	2·1 (0 5 to 6·9)	2·1 (0 5 to 6·9)	2·1 (0 5 to 6·9)	2·1 (0 5 to 6·9)	95
Endocrine, metabolic, blood, and immune disorders	13·1 (1·6 to 39·7)	7·7 (1·6 to 17·6)	39·2 (12·2 to 89·4)	23·2 (9·2 to 62·1)	19·6 (7·7 to 39·9)	19·3 (7·6 to 37·6)	19·2 (7·6 to 36·8)	19·1 (7·6 to 36·2)	19·1 (7·6 to 36·2)	19·1 (7·6 to 36·2)	19·1 (7·6 to 36·2)	19·1 (7·6 to 36·2)	19·1 (7·6 to 36·2)	19·1 (7·6 to 36·2)	19·1 (7·6 to 36·2)	19·1 (7·6 to 36·2)	19·1 (7·6 to 36·2)	19·1 (7·6 to 36·2)	19·1 (7·6 to 36·2)	19·1 (7·6 to 36·2)	19·1 (7·6 to 36·2)	19·1 (7·6 to 36·2)	19·1 (7·6 to 36·2)	379
Oral disorders	0 (0 to 0)	0 (0 to 0)	0·3 (0 to 1·3)	0·4 (0 1 to 2·7)	0·5 (0 1 to 3·1)	0·6 (0 1 to 3·4)	0·6 (0 1 to 3·4)	0·6 (0 1 to 3·4)	0·6 (0 1 to 3·4)	0·6 (0 1 to 3·4)	0·6 (0 1 to 3·4)	0·6 (0 1 to 3·4)	0·6 (0 1 to 3·4)	0·6 (0 1 to 3·4)	0·6 (0 1 to 3·4)	0·6 (0 1 to 3·4)	0·6 (0 1 to 3·4)	0·6 (0 1 to 3·4)	0·6 (0 1 to 3·4)	0·6 (0 1 to 3·4)	0·6 (0 1 to 3·4)	0·6 (0 1 to 3·4)	0·6 (0 1 to 3·4)	912
Caries of deciduous teeth	0 (0 to 0)	0 (0 to 0)	0 (0 to 0)	7·4 (2·9 to 19)	7·4 (2·9 to 19)	6·4 (2·5 to 16)	6·1 (2·5 to 15)	6·1 (2·5 to 15)	6·1 (2·5 to 15)	6·1 (2·5 to 15)	6·1 (2·5 to 15)	6·1 (2·5 to 15)	6·1 (2·5 to 15)	6·1 (2·5 to 15)	6·1 (2·5 to 15)	6·1 (2·5 to 15)	6·1 (2·5 to 15)	6·1 (2·5 to 15)	6·1 (2·5 to 15)	6·1 (2·5 to 15)	6·1 (2·5 to 15)	6·1 (2·5 to 15)	6·1 (2·5 to 15)	19·2
Caries of permanent teeth	0 (0 to 0)	0 (0 to 0)	0 (0 to 0)	5·6 (2 to 12·9)	13 (5·4 to 27·2)	11·7 (4·7 to 24·2)	12 (5·2 to 23·9)	12·3 (5·3 to 23·9)	12·4 (5·3 to 23·9)	12·5 (5·3 to 23·9)	9·8 (4 to 20)	6·6 (2·6 to 13·8)	4·7 (1·8 to 9·7)	3·4 (1·3 to 7·1)	2·4 (0·9 to 5·1)	1·6 (0·6 to 3·4)	0·9 (0·3 to 2·1)	0·6 (0 2 to 1·2)	0·2 (0 1 to 0·4)	0·1 (0 0 to 0·1)	0 (0 0 to 0·1)	0 (0 0 to 0·1)	0 (0 0 to 0·1)	110
Periodontal diseases	0 (0 to 0)	0 (0 to 0)	0 (0 to 0)	7·4 (2·9 to 19)	7·4 (2·9 to 19)	6·4 (2·5 to 16)	6·1 (2·5 to 15)	6·1 (2·5 to 15)	6·1 (2·5 to 15)	6·1 (2·5 to 15)	6·1 (2·5 to 15)	6·1 (2·5 to 15)	6·1 (2·5 to 15)	6·1 (2·5 to 15)	6·1 (2·5 to 15)	6·1 (2·5 to 15)	6·1 (2·5 to 15)	6·1 (2·5 to 15)	6·1 (2·5 to 15)	6·1 (2·5 to 15)	6·1 (2·5 to 15)	6·1 (2·5 to 15)	6·1 (2·5 to 15)	358
Other oral disorders	0 (0 to 0)	0 (0 to 0)	0 (0 to 0)	13·8 (7·4 to 27·4)	12·9 (7·3 to 25)	13·3 (7·5 to 27·1)	14·6 (9·4 to 25·9)	15 (9·7 to 26·6)	15·1 (9·7 to 26·6)	15·1 (9·7 to 26·6)	15·1 (9·7 to 26·6)	15·1 (9·7 to 26·6)	15·1 (9·7 to 26·6)	15·1 (9·7 to 26·6)	15·1 (9·7 to 26·6)	15·1 (9·7 to 26·6)	15·1 (9·7 to 26·6)	15·1 (9·7 to 26·6)	15·1 (9·7 to 26·6)	15·1 (9·7 to 26·6)	15·1 (9·7 to 26·6)	15·1 (9·7 to 26·6)	15·1 (9·7 to 26·6)	222
Sudden infant death syndrome	..	52·7 (20·7 to 108)	247 (97·7 to 429)	..	..	..	..	..	..	..	..	..	..	..	..	..	..	..	..	..	..	..	..	..	NA
Injuries	138 (23·2 to 339)	77·3 (19·7 to 214)	406 (164 to 728)	972 (482 to 1,510)	664 (481 to 885)	495 (346 to 637)	1,168 (761 to 1,678)	1,230 (813 to 2,070)	1,193 (749 to 1,805)	1,098 (693 to 1,685)	985 (585 to 1,510)	841 (578 to 1,260)	624 (456 to 848)	497 (362 to 726)	377 (273 to 541)	297 (199 to 392)	179 (124 to 247)	118 (74 to 170)	71 (45 to 92)	39·8 (24·2 to 54·9)	12·1 (6·3 to 19·5)	3·7 (2·6 to 4·8)	1 (0 to 1·4)	11,400
Transport injuries	134 (5 to 335)	34·4 (2·2 to 94·1)	127 (2·6 to 368)	246 (128 to 481)	239 (129 to 376)	172 (87 to 322)	161 (81 to 320)	624 (327 to 1,270)	492 (249 to 1,000)	394 (198 to 866)	283 (137 to 665)	223 (107 to 565)	228 (106 to 568)	184 (85 to 466)	152 (69 to 381)	92·3 (46·6 to 193)	48·9 (26 to 105)	24·7 (13·2 to 49·9)	20·2 (10·3 to 40·9)	7·7 (3·7 to 16·4)	2·5 (1·2 to 5·1)	0·4 (0·2 to 1·1)	0·2 (0 1 to 0·3)	4,410
Road injuries	69·2 (3·1 to 179)	20·1 (1·2 to 54·6)	115 (2·1 to 317)	220 (96·2 to 413)	230 (120·2 to 361)	170 (81·7 to 298)	124 (57·6 to 263)	584 (302·6 to 1,340)	471 (230·6 to 1,110)	394 (183·4 to 1,010)	331 (147·2 to 936)	282 (126·2 to 808)	232 (105·2 to 661)	185 (83·1 to 542)	144 (64·2 to 422)	89·7 (39·5 to 262)	49·4 (21·5 to 145)	24·8 (10·9 to 73·2)	19·8 (8·3 to 57·4)	7·7 (3·2 to 22·1)	2·5 (1·1 to 7·1)	0·4 (0·2 to 1·1)	0·1 (0 1 to 0·3)	4,080
Pedestrian road injuries	46·1 (2·5 to 119)	13·7 (0·5 to 39·1)	79·2 (1·0 to 199)	152 (49·8 to 312)	160 (62·4 to 257)	118 (42·1 to 203)	86·2 (29·3 to 183)	404 (154·6 to 1,010)	327 (124·6 to 846)	272 (103·1 to 698)	195 (74·4 to 502)	147 (55·4 to 384)	157 (59·4 to 414)	127 (47·4 to 343)	104 (38·2 to 289)	63·2 (23·1 to 186)	33·7 (12·1 to 98·9)	17 (5·9 to 52·4)	13·6 (4·5 to 42·3)	5·3 (1·7 to 16·9)	1·7 (0·5 to 5·6)	0·3 (0·1 to 0·9)	0·1 (0 1 to 0·4)	2,810
Cyclist road injuries	0 (0 to 0)	0 (0 to 0)	0 (0 to 0)	9·4 (3·2 to 32·9)	19 (6·9 to 43·4)	22·4 (8·9 to 49·6)	19 (10·1 to 39·4)	22·1 (10·7 to 44·7)	19·9 (9·3 to 39·1)	19·8 (9·1 to 39·1)	20·5 (11·4 to 52)	23·5 (12·7 to 49)	20·1 (11·5 to 37·9)	18 (9·9 to 37·4)	15·6 (7·6 to 29·7)	10·2 (4·9 to 21)	5·6 (2·3 to 7·7)	3·6 (0·9 to 1·6)	1·3 (0·4 to 0·7)	0·5 (0·1 to 0·3)	0·1 (0 0 to 0·1)	0 (0 0 to 0·1)	0 (0 0 to 0·1)	271
Motorcyclist road injuries	27·4 (0·8 to 93·2)	10·1 (0·5 to 29·4)	34·2 (7·2 to 80·7)	68·4 (23·4 to 139)	82 (32·4 to 162)	65 (21·5 to 135)	49·5 (13·8 to 109)	158 (50 to 416)	130 (37·9 to 350)	103 (27·6 to 281)	77 (19·1 to 221)	57 (13·1 to 160)	60 (14·2 to 177)	47·4 (10·2 to 140)	34·2 (7·1 to 101)	20·1 (3·8 to 59·4)	10·2 (1·9 to 30·1)	4·9 (0·7 to 14·5)	3·7 (0·5 to 10·9)	1·3 (0·2 to 3·8)	0·4 (0 1 to 1·2)	0·1 (0 0 to 0·2)	0·1 (0 0 to 0·2)	1,800
Motor vehicle road injuries	23·6 (1·1 to 73·7)	15 (0·7 to 27·4)	38·5 (4·9 to 80·1)	69·8 (17·3 to 116)	59 (24·4 to 111)	37·4 (10·7 to 84·6)	27·9 (9·4 to 63·8)	145 (64·9 to 311)	161 (60·6 to 387)	157 (39·3 to 312)	122 (29·2 to 285)	90·3 (20·1 to 240)	75·1 (20·1 to 209)	54·6 (9·9 to 149)	41·6 (2·5 to 114)	27·3 (1·9 to 83·1)	14·5 (1·9 to 44·3)	13·1 (1·9 to 39·4)	6·1 (1·9 to 17·2)	1·5 (0·4 to 3·9)	0·5 (0·1 to 1·2)	0·1 (0 0 to 0·3)	0·1 (0 0 to 0·1)	1,080
Other road injuries	3 (0 to 8·9)	0·9 (0 to 2·3)	2·2 (0 4 to 6·9)	3·9 (0 8 to 10·4)	3·3 (0 6 to 9·1)	2·6 (0 5 to 7·8)	2·1 (0 5 to 6·4)	6 (2·3 to 13·9)	4·7 (1·5 to 10·9)	4·1 (1·3 to 9·6)	3·5 (1·2 to 8·1)	2·8 (0 9 to 6·5)	2·3 (0 8 to 5·4)	1·8 (0 6 to 4·2)	1·4 (0 5 to 3·3)	1 (0 3 to 2·4)	0·6 (0 2 to 1·4)	0·3 (0 1 to 0·8)	0·2 (0 0 to 0·5)	0·1 (0 0 to 0·2)	0 (0 0 to 0·1)	0 (0 0 to 0·1)	0 (0 0 to 0·1)	69·2
Other transport injuries	10·6 (3·4 to 27·3)	3·7 (0·3 to 11·9)	9·4 (2·4 to 29·7)	7·2 (2·9 to 21·9)	5·2

SR Table 2a. Peace DALYS by cause and sex group for males with 95% uncertainty intervals, 2019

Cause	Early Neonatal	Late Neonatal	Post Neonatal	1 to 4	5 to 9	10 to 14	15 to 19	20 to 24	25 to 29	30 to 34	35 to 39	40 to 44	45 to 49	50 to 54	55 to 59	60 to 64	65 to 69	70 to 74	75 to 79	80 to 84	85 to 89	90 to 94	95 plus	Total
All causes	97,000 (87,100 to 111,000)	22,900 (17,700 to 29,200)	73,000 (60,800 to 89,600)	69,100 (49,400 to 79,500)	20,400 (16,700 to 25,200)	20,200 (21,300 to 30,200)	24,100 (21,900 to 28,400)	29,900 (27,200 to 35,400)	31,700 (29,200 to 36,400)	33,000 (30,200 to 38,400)	33,300 (28,700 to 37,300)	33,200 (31,400 to 38,400)	33,200 (31,300 to 37,200)	34,400 (29,300 to 37,900)	35,000 (32,000 to 38,400)	33,700 (29,900 to 37,500)	33,100 (29,900 to 36,100)	30,400 (26,900 to 33,400)	24,600 (21,700 to 27,600)	16,900 (14,300 to 19,300)	9,980 (8,390 to 11,200)	3,870 (3,170 to 4,370)	999 (810 to 1,130)	871 (260 to 3,040)	699 (511 to 956)	770,000 [770,000 to 770,000]
Communicable, maternal, neonatal, and nutritional diseases	77,300 (69,100 to 88,200)	18,600 (13,900 to 24,200)	58,600 (50,600 to 67,300)	53,000 (31,900 to 60,100)	9,760 (6,830 to 13,300)	6,910 (5,430 to 7,450)	5,430 (3,900 to 6,150)	7,990 (5,530 to 10,300)	7,990 (5,530 to 10,300)	7,170 (5,430 to 9,060)	7,390 (5,430 to 9,060)	7,630 (5,320 to 9,200)	6,670 (4,490 to 8,780)	6,990 (3,940 to 8,770)	6,910 (3,910 to 8,610)	5,370 (2,220 to 6,990)	2,310 (1,020 to 3,320)	1,610 (529 to 1,970)	768 (287 to 974)	407 (139 to 538)	179 (39 to 290)	64.0 (8.1 to 99.9)	13.6 [1.7 to 13.6]	257,000 [257,000 to 257,000]
HIV/AIDS and sexually transmitted infections	2,660 (720 to 6,200)	1,210 (347 to 2,890)	1,160 (349 to 2,690)	116 (47 to 229)	29.6 (11.2 to 59.6)	29.6 (14.9 to 66.7)	152 (100 to 202)	602 (406 to 772)	1,040 (648 to 1,360)	625 (370 to 772)	454 (278 to 559)	292 (210 to 368)	156 (106 to 225)	119 (72.9 to 154)	74.4 (49.5 to 107)	39.7 (24.1 to 59.2)	18.3 (9.1 to 36.9)	6.6 (3.0 to 13.7)	2.7 (1.3 to 5.6)	1.1 (0.5 to 2.4)	0.6 (0.1 to 1.7)	0.1 (0.0 to 0.1)	0.0 (0.0 to 0.0)	8,780 [8,780 to 8,780]
HIV/AIDS	0 (0 to 0)	0 (0 to 0)	13.2 (10.3 to 18.6)	97.6 (78.9 to 121)	17.5 (13.4 to 23.4)	18.6 (14.6 to 25.1)	122 (98.7 to 151)	552 (447 to 681)	989 (798 to 1,220)	571 (452 to 697)	444 (358 to 537)	284 (229 to 347)	151 (121 to 186)	116 (93.1 to 144)	72.0 (58.4 to 89.1)	38.4 (31.0 to 47.7)	17.7 (14.2 to 22.1)	6.4 (5.1 to 8.0)	2.7 (2.1 to 3.4)	1.1 (0.8 to 1.4)	0.2 (0.2 to 0.3)	0.1 (0.0 to 0.1)	0.0 (0.0 to 0.0)	2,700 [2,700 to 2,700]
HIV/AIDS - Drug-susceptible Tuberculosis	0 (0 to 0)	0 (0 to 0)	9.9 (7.7 to 14.1)	29.4 (23.7 to 36.5)	3.4 (2.6 to 4.5)	9.8 (7.7 to 12.6)	67.1 (53.1 to 83.1)	312 (252 to 386)	543 (438 to 670)	279 (225 to 345)	172 (138 to 213)	106 (85.2 to 131)	54.6 (43.8 to 67.5)	49.2 (39.5 to 60.9)	31.2 (25.1 to 38.6)	17.2 (13.8 to 21.3)	8.6 (6.9 to 10.6)	3.0 (2.4 to 3.7)	1.6 (1.3 to 2.0)	0.6 (0.5 to 0.8)	0.2 (0.1 to 0.3)	0.0 (0.0 to 0.1)	0.0 (0.0 to 0.0)	1,602 [1,602 to 1,602]
HIV/AIDS - Multidrug-resistant Tuberculosis without extensive drug-resistance	0 (0 to 0)	0 (0 to 0)	0 (0 to 0.0)	0.1 (0 to 0.1)	0 (0 to 0)	0 (0 to 0)	0.1 (0 to 0.1)	1.2 (0.1 to 1.5)	2.4 (0.2 to 3.1)	1.4 (0.1 to 1.8)	1.2 (0.1 to 1.5)	0.7 (0.1 to 0.9)	0.3 (0 to 0.4)	0.2 (0 to 0.3)	0.1 (0 to 0.2)	0.1 (0 to 0.1)	0.0 (0 to 0.0)	0.0 (0 to 0.0)	0.0 (0 to 0.0)	0.0 (0 to 0.0)	0.0 (0 to 0.0)	0.0 (0 to 0.0)	0.0 (0 to 0.0)	13.5 [13.5 to 13.5]
HIV/AIDS - Extensively drug-resistant Tuberculosis	0 (0 to 0)	0 (0 to 0)	0 (0 to 0.1)	0.1 (0 to 0.1)	0 (0 to 0)	0 (0 to 0.1)	0.1 (0 to 0.1)	0.9 (0 to 0.9)	1.9 (0 to 2.4)	1.1 (0 to 1.4)	0.9 (0 to 1.2)	0.5 (0 to 0.7)	0.2 (0 to 0.3)	0.2 (0 to 0.2)	0.1 (0 to 0.1)	0.1 (0 to 0.1)	0.0 (0 to 0.0)	0.0 (0 to 0.0)	0.0 (0 to 0.0)	0.0 (0 to 0.0)	0.0 (0 to 0.0)	0.0 (0 to 0.0)	0.0 (0 to 0.0)	2
HIV/AIDS resulting in other diseases	0 (0 to 0)	0 (0 to 0)	0.3 (0.2 to 0.4)	0.1 (0 to 0.1)	0 (0 to 0)	0 (0 to 0)	0.2 (0.1 to 0.3)	0.7 (0.4 to 0.9)	1.4 (0.8 to 1.8)	0.9 (0.5 to 1.2)	0.7 (0.4 to 0.9)	0.4 (0.2 to 0.5)	0.2 (0.1 to 0.3)	0.2 (0.1 to 0.2)	0.1 (0.1 to 0.2)	0.1 (0 to 0.1)	0.0 (0 to 0.0)	0.0 (0 to 0.0)	0.0 (0 to 0.0)	0.0 (0 to 0.0)	0.0 (0 to 0.0)	0.0 (0 to 0.0)	0.0 (0 to 0.0)	1,119 [1,119 to 1,119]
Sexually transmitted infections excluding HIV	2,660 (720 to 6,200)	1,210 (347 to 2,890)	1,150 (339 to 2,680)	18.6 (7.1 to 36.2)	12.1 (4.5 to 24.5)	10.9 (4.5 to 24.5)	29.6 (14.9 to 66.7)	50.2 (26.6 to 84.2)	51.2 (26.6 to 84.2)	54.2 (26.6 to 84.2)	29.5 (14.9 to 66.7)	8.1 (3.9 to 19.1)	3.9 (1.9 to 9.2)	3.2 (1.5 to 7.6)	3.3 (1.6 to 7.8)	1.9 (0.9 to 4.4)	0.9 (0.4 to 2.1)	0.4 (0.2 to 0.9)	0.2 (0.1 to 0.4)	0.1 (0 to 0.2)	0.0 (0 to 0.1)	0.0 (0 to 0.0)	0.0 (0 to 0.0)	6,460 [6,460 to 6,460]
Syphilis	2,660 (720 to 6,200)	1,210 (347 to 2,890)	1,160 (339 to 2,680)	59.2 (19.5 to 130)	19.2 (6.5 to 43.5)	8.1 (2.6 to 19.1)	7.4 (1.1 to 20.6)	12.6 (2.3 to 37.1)	8.7 (0.9 to 31.6)	27.2 (3.9 to 78.9)	7.6 (0.9 to 29.3)	5.9 (0.9 to 19.3)	3.8 (0.9 to 12.1)	2.6 (0.5 to 8.2)	1.3 (0.3 to 3.7)	0.6 (0.2 to 1.6)	0.3 (0.1 to 0.8)	0.1 (0.1 to 0.2)	0.0 (0 to 0.1)	0.0 (0 to 0.0)	0.0 (0 to 0.0)	0.0 (0 to 0.0)	0.0 (0 to 0.0)	5,780 [5,780 to 5,780]
Chlamydial infection	0 (0 to 0)	0 (0 to 0)	0 (0 to 0)	0 (0 to 0)	0 (0 to 0)	0 (0 to 0)	0 (0 to 0.1)	1.4 (0.1 to 12.5)	9.9 (0.9 to 29.6)	13.2 (0.7 to 39.7)	11.6 (0.9 to 32.7)	7.3 (0.9 to 19.3)	3.9 (0.7 to 10.9)	3.1 (0.6 to 8.6)	2.0 (0.4 to 5.6)	0.9 (0.2 to 2.5)	0.4 (0.1 to 1.1)	0.2 (0 to 0.5)	0.1 (0 to 0.2)	0.0 (0 to 0.1)	0.0 (0 to 0.0)	0.0 (0 to 0.0)	0.0 (0 to 0.0)	69.9 [69.9 to 69.9]
Gonococcal infection	0 (0 to 0)	0 (0 to 0)	0 (0 to 0)	0 (0 to 0)	0 (0 to 0)	2.2 (0 to 6.1)	9.2 (2.7 to 19.1)	18.3 (5.3 to 39.6)	9.8 (1.1 to 31.6)	8.9 (1.1 to 29.3)	4.6 (0.9 to 12.9)	3 (0.9 to 7.7)	2.3 (0.5 to 6.2)	1.4 (0.3 to 3.9)	0.9 (0.2 to 2.5)	0.4 (0.1 to 1.1)	0.2 (0 to 0.5)	0.1 (0 to 0.2)	0.0 (0 to 0.1)	0.0 (0 to 0.0)	0.0 (0 to 0.0)	0.0 (0 to 0.0)	0.0 (0 to 0.0)	64.3 [64.3 to 64.3]
Trichomoniasis	0 (0 to 0)	0 (0 to 0)	0.7 (0.1 to 2.1)	0.2 (0 to 0.7)	0 (0 to 0)	0 (0 to 0.1)	1.6 (0.1 to 5.1)	2.9 (0.2 to 9.2)	1.5 (0.1 to 5.1)	1.4 (0.1 to 4.6)	0.7 (0.1 to 2.5)	0.5 (0.1 to 1.7)	0.3 (0 to 1.1)	0.2 (0 to 0.7)	0.1 (0 to 0.4)	0.1 (0 to 0.2)	0.0 (0 to 0.1)	0.0 (0 to 0.0)	0.0 (0 to 0.0)	0.0 (0 to 0.0)	0.0 (0 to 0.0)	0.0 (0 to 0.0)	0.0 (0 to 0.0)	9.9 [9.9 to 9.9]
Genital herpes	0 (0 to 0)	0 (0 to 0)	0 (0 to 0)	0 (0 to 0)	0 (0 to 0)	0 (0 to 0)





SR Table 2a. Monocle DALYS by cause and sex aroun for males with 95% uncertainty intervals, 2019

Cause	Sub-Saharan	Low Sahrarian	Peak Seasonal	1 to 4	5 to 9	10 to 14	15 to 19	20 to 24	25 to 29	30 to 34	35 to 39	40 to 44	45 to 49	50 to 54	55 to 59	60 to 64	65 to 69	70 to 74	75 to 79	80 to 84	85 to 89	90 to 94	95 plus	Total
All causes	32,000 (28,000 to 40,000)	16,000 (9,000 to 19,700)	17,700 (13,700 to 21,900)	76,000 (72,000 to 80,000)	72,000 (70,000 to 76,100)	71,000 (70,000 to 74,000)	74,000 (71,000 to 77,000)	77,000 (73,000 to 80,000)	79,000 (75,000 to 83,000)	82,000 (77,000 to 86,000)	83,000 (77,000 to 88,000)	83,000 (77,000 to 89,000)	82,000 (76,000 to 88,000)	80,000 (73,000 to 86,000)	76,000 (69,000 to 82,000)	69,000 (62,000 to 75,000)	62,000 (55,000 to 68,000)	53,000 (46,000 to 59,000)	43,000 (37,000 to 49,000)	32,000 (26,000 to 38,000)	19,000 (13,000 to 25,000)	9,000 (5,000 to 13,000)	9,000 (5,000 to 13,000)	2017 (2016 to 2018)	660,000
Communicable, maternal, neonatal, and nutritional diseases	27,400 (21,900 to 34,800)	6,480 (4,620 to 10,800)	12,100 (8,100 to 16,900)	6,770 (5,010 to 8,890)	3,000 (2,260 to 4,040)	1,960 (1,420 to 2,690)	1,900 (1,190 to 2,940)	2,300 (1,790 to 3,300)	3,430 (2,620 to 4,390)	4,160 (3,190 to 5,400)	3,860 (2,830 to 4,770)	3,810 (2,690 to 4,800)	3,430 (2,330 to 4,570)	2,810 (1,790 to 3,980)	2,240 (1,290 to 3,260)	1,410 (740 to 2,180)	696 (322 to 1,210)	347 (156 to 656)	204 (89 to 331)	170 (73 to 230)	92.8 (37 to 120)	19.3 (7.1 to 23)	0.7 (0.5 to 1)	160,000
HIV/AIDS and sexually transmitted infections	2,130 (998 to 4,480)	716 (160 to 1,940)	1,010 (289 to 2,220)	90.9 (19.5 to 199)	20.8 (6.5 to 49.2)	9.6 (3 to 19.4)	14.8 (6 to 28.7)	38.6 (20.6 to 57.1)	48 (24.6 to 68.6)	56.4 (28.3 to 87.4)	58.4 (28.5 to 87.8)	51.6 (22.4 to 69.1)	37.6 (12.7 to 57.8)	24.9 (7.4 to 37.9)	14.5 (3.6 to 23.4)	8.2 (1.9 to 14.6)	3.2 (0.6 to 7.2)	1.6 (0.5 to 3.9)	0.6 (0.2 to 2.1)	0.2 (0.1 to 0.4)	0.1 (0 to 0.1)	0 (0 to 0)	0 (0 to 0)	4,310
HIV/AIDS	0 (0 to 0)	0 (0 to 0)	117.6 (74.6 to 201.7)	9.2 (7.6 to 10.7)	2 (1.6 to 2.4)	0.6 (0.4 to 1.1)	1.6 (1.1 to 1.9)	14.6 (10.1 to 19.4)	31.5 (22.3 to 41.2)	78 (57.2 to 104.4)	39.2 (27.5 to 51.4)	141 (97.4 to 184.2)	424 (297.2 to 542.9)	715 (497.2 to 921.2)	1,010 (697.1 to 1,300)	1,110 (764.9 to 1,430)	1,110 (764.9 to 1,430)	1,110 (764.9 to 1,430)	1,110 (764.9 to 1,430)	1,110 (764.9 to 1,430)	1,110 (764.9 to 1,430)	1,110 (764.9 to 1,430)	1,110 (764.9 to 1,430)	397
HIV/AIDS - Drug-susceptible Tuberculosis	0 (0 to 0)	0 (0 to 0)	0.1 (0 to 0.6)	0.1 (0 to 0.2)	0 (0 to 0.1)	0 (0 to 0.1)	0 (0 to 0.1)	0.1 (0 to 0.4)	0.1 (0 to 0.4)	0.1 (0 to 0.4)	0.1 (0 to 0.4)	0.1 (0 to 0.4)	0.1 (0 to 0.4)	0.1 (0 to 0.4)	0.1 (0 to 0.4)	0.1 (0 to 0.4)	0.1 (0 to 0.4)	0.1 (0 to 0.4)	0.1 (0 to 0.4)	0.1 (0 to 0.4)	0.1 (0 to 0.4)	0 (0 to 0)	0 (0 to 0)	0.6
HIV/AIDS - Multidrug-resistant Tuberculosis without extensive	0 (0 to 0)	0 (0 to 0)	0.1 (0 to 1.4)	0.1 (0 to 0.3)	0 (0 to 0.2)	0 (0 to 0.1)	0 (0 to 0.1)	0.1 (0 to 1.1)	0.1 (0 to 1.1)	0.1 (0 to 1.1)	0.2 (0 to 2.4)	0.2 (0 to 1.1)	0.1 (0 to 0.4)	0.1 (0 to 0.4)	0.1 (0 to 0.4)	0.1 (0 to 0.4)	0.1 (0 to 0.4)	0.1 (0 to 0.4)	0.1 (0 to 0.4)	0.1 (0 to 0.4)	0.1 (0 to 0.4)	0 (0 to 0)	0 (0 to 0)	7.2
HIV/AIDS - Extensively drug-resistant Tuberculosis	0 (0 to 0)	0 (0 to 0)	0.1 (0 to 0.7)	0 (0 to 0.1)	0 (0 to 0)	0 (0 to 0)	0 (0 to 0.1)	0.1 (0 to 0.6)	0.1 (0 to 0.6)	0.1 (0 to 0.6)	0.1 (0 to 0.6)	0.1 (0 to 0.6)	0.1 (0 to 0.6)	0.1 (0 to 0.6)	0.1 (0 to 0.6)	0.1 (0 to 0.6)	0.1 (0 to 0.6)	0.1 (0 to 0.6)	0.1 (0 to 0.6)	0.1 (0 to 0.6)	0.1 (0 to 0.6)	0 (0 to 0)	0 (0 to 0)	3.2
HIV/AIDS resulting in other diseases	0 (0 to 0)	0 (0 to 0)	117.3 (74.3 to 201.2)	9.1 (7.5 to 10.6)	2 (1.6 to 2.4)	0.6 (0.4 to 1.1)	1.5 (1 to 1.7)	13.7 (9.6 to 18.4)	31.1 (22.1 to 40.8)	77.6 (56.9 to 103.9)	38.9 (27.3 to 51.1)	140 (96.9 to 183.1)	421 (295.2 to 539.2)	711 (494.5 to 916.1)	1,010 (693.9 to 1,300)	1,110 (761.8 to 1,430)	1,110 (761.8 to 1,430)	1,110 (761.8 to 1,430)	1,110 (761.8 to 1,430)	1,110 (761.8 to 1,430)	1,110 (761.8 to 1,430)	1,110 (761.8 to 1,430)	1,110 (761.8 to 1,430)	394
Sexually transmitted infections excluding HIV	2,130 (998 to 4,480)	716 (160 to 1,940)	899 (289 to 2,200)	81.8 (19.1 to 198.9)	18.8 (6.2 to 48.8)	8.6 (2.6 to 19.4)	13.2 (4.4 to 28.5)	23.9 (8.9 to 51.1)	16.5 (6.1 to 39)	18.4 (6.1 to 44.1)	19.5 (6.4 to 46.6)	11.2 (3.6 to 26)	7.2 (2.3 to 16.6)	4.6 (1.4 to 10.6)	2.2 (0.5 to 5.1)	0.9 (0.2 to 2.2)	0.2 (0.1 to 0.5)	0.1 (0 to 0.3)	0 (0 to 0.1)	0 (0 to 0)	0 (0 to 0)	0 (0 to 0)	0 (0 to 0)	3,900
Syphilis	0 (0 to 0)	0 (0 to 0)	0 (0 to 0)	0 (0 to 0)	0 (0 to 0)	0 (0 to 0)	0 (0 to 0)	0 (0 to 0)	0 (0 to 0)	0 (0 to 0)	0 (0 to 0)	0 (0 to 0)	0 (0 to 0)	0 (0 to 0)	0 (0 to 0)	0 (0 to 0)	0 (0 to 0)	0 (0 to 0)	0 (0 to 0)	0 (0 to 0)	0 (0 to 0)	0 (0 to 0)	0 (0 to 0)	0 (0 to 0)	0
Chlamydial infection	0 (0 to 0)	0 (0 to 0)	0 (0 to 0)	0 (0 to 0)	0 (0 to 0)	0 (0 to 0)	0 (0 to 0.1)	0 (0 to 0.1)	0 (0 to 0.1)	0 (0 to 0.1)	0 (0 to 0.1)	0 (0 to 0.1)	0 (0 to 0.1)	0 (0 to 0.1)	0 (0 to 0.1)	0 (0 to 0.1)	0 (0 to 0.1)	0 (0 to 0.1)	0 (0 to 0.1)	0 (0 to 0.1)	0 (0 to 0.1)	0 (0 to 0.1)	0 (0 to 0)	0 (0 to 0)	37.6
Gonococcal infection	0 (0 to 0)	0 (0 to 0)	0 (0 to 0)	0 (0 to 0)	0 (0 to 0)	0 (0 to 0)	0 (0 to 0.1)	0 (0 to 0.1)	0 (0 to 0.1)	0 (0 to 0.1)	0 (0 to 0.1)	0 (0 to 0.1)	0 (0 to 0.1)	0 (0 to 0.1)	0 (0 to 0.1)	0 (0 to 0.1)	0 (0 to 0.1)	0 (0 to 0.1)	0 (0 to 0.1)	0 (0 to 0.1)	0 (0 to 0.1)	0 (0 to 0.1)	0 (0 to 0)	0 (0 to 0)	33.6
Trichomoniasis	0 (0 to 0)	0 (0 to 0)	0 (0 to 0)	0 (0 to 0)	0 (0 to 0)	0 (0 to 0)	0 (0 to 0.1)	0 (0 to 0.1)	0 (0 to 0.1)	0 (0 to 0.1)	0 (0 to 0.1)	0 (0 to 0.1)	0 (0 to 0.1)	0 (0 to 0.1)	0 (0 to 0.1)	0 (0 to 0.1)	0 (0 to 0.1)	0 (0 to 0.1)	0 (0 to 0.1)	0 (0 to 0.1)	0 (0 to 0.1)	0 (0 to 0.1)	0 (0 to 0)	0 (0 to 0)	3.4
Genital herpes	0 (0 to 0)	0 (0 to 0)	0 (0 to 0)	0 (0 to 0)	0 (0 to 0)	0 (0 to 0)	0 (0 to 0.1)	0 (0 to 0.2)	0 (0 to 0.2)	0 (0 to 0.2)	0 (0 to 0.2)	0 (0 to 0.2)	0 (0 to 0.2)	0 (0 to 0.2)	0 (0 to 0.2)	0 (0 to 0.2)	0 (0 to 0.2)	0 (0 to 0.2)	0 (0 to 0.2)	0 (0 to 0.2)	0 (0 to 0.2)	0 (0 to 0.2)	0 (0 to 0)	0 (0 to 0)	28.7
Other sexually transmitted infections	0 (0 to 0)	0 (0 to 0)	0 (0 to 0)	0 (0 to 0)	0 (0 to 0)	0 (0 to 0.4)	0 (0 to 0.2)	0 (0 to 0.2)	0 (0 to 0.2)	0 (0 to 0.2)	0 (0 to 0.2)	0 (0 to 0.2)	0 (0 to 0.2)	0 (0 to 0.2)	0 (0 to 0.2)	0 (0 to 0.2)	0 (0 to 0.2)	0 (0 to 0.2)	0 (0 to 0.2)	0 (0 to 0.2)	0 (0 to 0.2)	0 (0 to 0.2)	0 (0 to 0)	0 (0 to 0)	50
Respiratory infections and tuberculosis	1,570 (611 to 3,400)	2,230 (1,190 to 3,160)	4,490 (3,600 to 5,100)	3,290 (2,260 to 4,670)	498 (308 to 731)	470 (326 to 677)	1,070 (790 to 1,630)	2,290 (1,310 to 3,230)	2,290 (1,790 to 3,040)	2,290 (1,420 to 3,240)	2,290 (1,360 to 3,160)	2,290 (1,420 to 3,240)	2,290 (1,610 to 3,270)	2,290 (1,330 to 3,280)	2,290 (1,090 to 3,230)	2,290 (850 to 3,290)	2,290 (520 to 3,490)	2,290 (346 to 3,290)	2,290 (178 to 3,290)	2,290 (97 to 3,290)	2,290 (47 to 3,290)	2,290 (9.9 to 11.3)	2,290 (2.6 to 3.8)	32,900
Tuberculosis	0 (0 to 0)	0 (0 to 0)	273 (143 to 499)	197 (119 to 324)	87.7 (51.2 to 139)	166 (101 to 316)	775 (498 to 1,160)	1,450 (999 to 2,100)	1,640 (1,300 to 2,060)	1,640 (1,060 to 2,060)	1,640 (1,060 to 2,060)	1,640 (1,030 to 2,410)	1,640 (1,030 to 2,410)	1,640 (913 to 2,520)	1,640 (811 to 2,520)	1,640 (726 to 2,520)	1,640 (538 to 2,520)	1,640 (392 to 2,520)	1,640 (239 to 2,520)	1,640 (129 to 2,520)	1,640 (63 to 2,520)	1,640 (17.7 to 23.1)	1,640 (3.2 to 5.2)	13,500
Latent tuberculosis infection	0 (0 to 0)	0 (0 to 0)	0 (0 to 0)	0 (0 to 0)	0 (0 to 0)	0 (0 to 0)	0 (0 to 0)	0 (0 to 0)	0 (0 to 0)	0 (0 to 0)	0 (0 to 0)	0 (0 to 0)	0 (0 to 0)	0 (0 to 0)	0 (0 to 0)	0 (0 to 0)	0 (0 to 0)	0 (0 to 0)	0 (0 to 0)	0 (0 to 0)	0 (0 to 0)	0 (0 to 0)	0 (0 to 0)	0 (0 to 0)	0
Drug-susceptible Tuberculosis	0 (0 to 0)	0 (0 to 0)	210 (92.6 to 399)	152 (77.7 to 264)	69.7 (32.6 to 119)	132 (71.2 to 269)	611 (374 to 977)	1,150 (774 to 1,700)	1,300 (1,020 to 1,640)	1,300 (840 to 1,640)	1,300 (840 to 1,640)	1,300 (810 to 1,910)	1,300 (810 to 1,910)	1,300 (723 to 2,010)	1,300 (643 to 1,970)	1,300 (574 to 1,990)	1,300 (426 to 1,990)	1,300 (310 to 1,990)	1,300 (189 to 1,990)	1,300 (102 to 1,990)	1,300 (50 to 1,990)	1,300 (14 to 18.3)	1,300 (2.5 to 4.1)	10,200
Multidrug-resistant tuberculosis without extensive drug-resista	0 (0 to 0)	0 (0 to 0)	49.9 (19 to 109)	29.7 (14.9 to 56.6)	12.6 (4.6 to 30.5)	29.2 (14.6 to 69.4)	152 (74 to 292)	271 (144 to 461)	292 (178 to 433)	292 (178 to 433)	292 (178 to 433)	292 (173 to 513)	292 (173 to 513)	292 (161 to 563)	292 (144 to 563)	292 (129 to 563)	292 (95 to 563)	292 (69 to 563)	292 (42 to 563)	292 (23 to 563)	292 (11 to 563)	292 (3.2 to 4.1)	292 (0.6 to 0.9)	1,930
Extensively drug-resistant tuberculosis	0 (0 to 0)	0 (0 to 0)	18.7 (4.6 to 52.3)	13.2 (4.6 to 34.6)	6.4 (1.5 to 17.4)	9.5 (2.4 to 31.1)	39.1 (9.6 to 127)	67.7 (16.5 to 221)	91.9 (23.3 to 301)	135 (34.2 to 441)	135 (34.2 to 441)	135 (34.2 to 441)	135 (34.2 to 441)	135 (31.1 to 441)	135 (27.9 to 441)	135 (24.3 to 441)	135 (18.1 to 441)	135 (13.1 to 441)	135 (8.1 to 441)	135 (4.9 to 441)	135 (2.2 to 441)	135 (0.7 to 1.1)	135 (0.2 to 0.3)	899
Lower respiratory infections	1,570 (609 to 3,400)	2,230 (1,190 to 3,160)	4,090 (3,060 to 4,760)	2,870 (1,950 to 4,190)	397 (247 to 592)	269 (168 to 472)	170 (102 to 329)	181 (107 to 346)	376 (227 to 646)	499 (301 to 766)	617 (373 to 936)	620 (374 to 939)	620 (374 to 939)	620 (374 to 939)	620 (374 to 939)	620 (374 to 939)	620 (374 to 939)	620 (374 to 939)	620 (374 to 939)	620 (374 to 939)	620 (374 to 939)	89.3 (39.5 to 243)	9.7 (2.6 to 20.7)	18,600
Upper respiratory infections	0 (0 to 0.4)	0 (0 to 0)	0.1 (0 to 38.1)	0.1 (0 to 59.1)	0 (0 to 49.7)	0 (0 to 43.2)	0 (0 to 28.2)	0 (0 to 23.2)	0 (0 to 21.3)	0 (0 to 19.6)	0 (0 to 19.6)	0 (0 to 19.6)	0 (0 to 19.6)	0 (0 to 19.6)	0 (0 to 19.6)	0 (0 to 19.6)	0 (0 to 19.6)	0 (0 to 19.6)	0 (0 to 19.6)	0 (0 to 19.6)	0 (0 to 19.6)	0 (0 to 19.6)	0 (0 to 19.6)	0 (0 to 19.6)	981
Otitis media	0 (0 to 0)	0 (0 to 0)	0 (0 to 0.2)	0 (0 to 0.2)	0 (0 to 0.2)	0 (0 to 0.2)	0 (0 to 0.2)	0 (0 to 0.2)	0 (0 to 0.2)	0 (0 to 0.2)	0 (0 to 0.2)	0 (0 to 0.2)	0 (0 to 0.2)	0 (0 to 0.2)	0 (0 to 0.2)	0 (0 to 0.2)	0 (0 to 0.2)	0 (0 to 0.2)	0 (0 to 0.2)	0 (0 to 0.2)	0 (0 to 0.2)	0 (0 to 0.2)	0 (0 to 0)	0 (0 to 0)	912
Enteric infections	668 (163 to 1,570)	1,110 (474 to 2,370)	612 (429 to 1,140)	378 (186 to 693)	299 (168 to 479)	279 (129 to 539)	320 (132 to 636)	299 (107 to 570)	299 (92 to 566)	299 (104 to 579)	299 (104 to 579)	299 (104 to 579)	299 (104 to 579)	299 (104 to 579)	299 (104 to 579)	299 (104 to 579)	299 (104 to 579)	299 (104 to 579)	299 (104 to 579)	299 (104 to 579)	299 (104 to 579)	299 (104 to 579)	299 (104 to 579)	299 (104 to 579)	4,230
Diarrheal diseases	668 (163 to 1,570)	1,110 (474 to 2,370)	611 (429 to 2,340)	378 (220 to 1,120)	299 (161 to 686)	277 (168 to 686)	320 (127 to 636)	299 (107 to 570)	299 (92 to 566)	299 (104 to 579)	299 (104 to 579)	299 (104 to 579)	299 (104 to 579)	299 (104 to 579)	299 (104 to 579)	299 (104 to 579)	299 (104 to 579)	299 (104 to 579)	299 (104 to 579)	299 (104 to 579)	299 (104 to 579)	299 (104 to 579)	299 (104 to 579)	299 (104 to 579)	4,080
Typhoid and paratyphoid	0 (0 to 0)	0 (0 to 0)	0 (0 to 0.4)	0 (0 to 0.4)	0 (0 to 0.1)	0 (0 to 0.1)	0 (0 to 0.1)	0 (0 to 0.1)	0 (0 to 0.1)	0 (0 to 0.1)	0 (0 to 0.1)	0 (0 to 0.1)	0 (0 to 0.1)	0 (0 to 0.1)	0 (0 to 0.1)	0 (0 to 0.1)	0 (0 to 0.1)	0 (0 to 0.1)	0 (0 to 0.1)	0 (0 to 0.1)	0 (0 to 0.1)	0 (0 to 0.1)	0 (0 to 0)	0 (0 to 0)	9.7
Typhoid fever	0 (0 to 0)	0 (0 to 0)	0 (0 to 0.4)	0 (0 to 0.4)	0 (0 to 0.1)	0 (0 to 0.1)	0 (0 to 0.1)	0 (0 to 0.1)	0 (0 to 0.1)	0 (0 to 0.1)	0 (0 to 0.1)	0 (0 to 0.1)	0 (0 to 0.1)	0 (0 to 0.1)	0 (0 to 0.1)	0 (0 to 0.1)	0 (0 to 0.1)	0 (0 to 0.1)	0 (0 to 0.1)	0 (0 to 0.1)	0 (0 to 0.1)	0 (0 to 0.1)	0 (0 to 0)	0 (0 to 0)	9.7
Paratyphoid fever	0 (0 to 0)	0 (0 to 0)	0 (0 to 0.1)	0 (0 to 0.1)	0 (0 to 0.1)	0 (0 to 0.1)	0 (0 to 0.1)	0 (0 to 0.1)	0 (0 to 0.1)	0 (0 to 0.1)	0 (0 to 0.1)	0 (0 to 0.1)	0 (0 to 0.1)	0 (0 to 0.1)	0 (0 to 0.1)	0 (0 to 0.1)	0 (0 to 0.1)	0 (0 to 0.1)	0 (0 to 0.1)	0 (0 to 0.1)	0 (0 to 0.1)	0 (0 to 0.1)	0 (0 to 0)	0 (0 to 0)	0.6
Invasive Non-typhoidal Salmonella (iNTS)	0 (0 to 0)	0.1 (0 to 0.2)	1.6 (0.6 to 3.6)	0.7 (0.2 to 1.5)	2.4 (1.2 to 5.1)	1.3 (0.5 to 3.1)	1.3 (0.4 to 3.1)	1.3 (0.4 to 3.1)	1.3 (0.4 to 3.1)	0.9 (0.3 to 2.1)	0.9 (0.3 to 2.1)	0.7 (0.1 to 1.8)	0.7 (0.1 to 1.8)	0.7 (0.1 to 1.8)	0.7 (0.1 to 1.8)	0.7 (0.1 to 1.8)	0.7 (0.1 to 1.8)	0.7 (0.1 to 1.8)	0.7 (0.1 to 1.8)	0.7 (0.1 to 1.8)	0.7 (0.1 to 1.8)	0.7 (0.1 to 1.8)	0.7 (0.1 to 1.8)	29.7
Other intestinal infectious diseases	0 (0 to 0)	0 (0 to 0)	1.6 (0.6 to 3.6)	0.7 (0.2 to 1.5)	2.4 (1.2 to 5.1)	1.3 (0.5 to 3.1)	1.3 (0.4 to 3.1)	1.3 (0.4 to 3.1)	1.3 (0.4 to 3.1)	0.9 (0.3 to 2.1)	0.9 (0.3 to 2.1)	0.7 (0.1 to 1.8)	0.7 (0.1 to 1.8)	0.7 (0.1 to 1.8)	0.7 (0.1 to 1.8)	0.7 (0.1 to 1.8)	0.7 (0.1 to 1.8)	0.7 (0.1 to 1.8)	0.7 (0.1 to 1.8)	0.7 (0.1 to 1.8)	0.7 (0.1 to 1.8)	0.7 (0.1 to 1.8)	0.7 (0.1 to 1.8)	11.6
Neglected tropical diseases and malaria	0 (0 to 0)	0 (0 to 0)	17.6 (7.3 to 37.5)	79.3 (27.5 to 256.8)	66.4 (26.7 to 162)	54.2 (19.4 to 176.5)	341 (98.2 to 1,180)	643 (183 to 1,980)	634 (181 to 1,980)	566 (161 to 1,980)	566 (161 to 1,980)	566 (161 to 1,980)	566 (161 to 1,980)	566 (161 to 1,980)	566 (161 to 1,980)	566 (161 to 1,980)	566 (161 to 1,980)	566 (161 to 1,980)	566 (161 to 1,980)	566 (161 to 1,980)	566 (161 to 1,980)	566 (161 to 1,980)	566 (161 to 1,980)	566 (161 to 1,980)	1,160
Malaria	0 (0 to 0)	0 (0 to 0)	0 (0 to 0)	0 (0 to 0)	0 (0 to 0)	0 (0 to 0)	0 (0 to 0)	0 (0 to 0)	0 (0 to 0)	0 (0 to 0)	0 (0 to 0)	0 (0 to 0)	0 (0 to 0)	0 (0 to 0)	0 (0 to 0)	0 (0 to 0)	0 (0 to 0)	0 (0 to 0)	0 (0 to 0)	0 (0 to 0)	0 (0 to 0)	0 (0 to 0)	0 (0 to 0)	0 (0 to 0)	0
Chagas disease	0 (0 to 0)	0 (0 to 0)	0 (0 to 0)	0 (0 to 0)	0 (0 to 0)	0 (0 to 0)	0 (0 to 0)	0 (0 to 0)	0 (0 to 0)	0 (0 to 0)	0 (0 to 0)	0 (0 to 0)	0 (0 to 0)	0 (0 to 0)	0 (0 to 0)	0 (0 to 0)	0 (0 to 0)	0 (0 to 0)	0 (0 to 0)	0 (0 to 0)	0 (0 to 0)	0 (0 to 0)	0 (0 to 0)	0 (0 to 0)	0
Leishmaniasis	0 (0 to 0)	0 (0 to 0)	0 (0 to 0)	0 (0 to 0)	0 (0 to 0)	0 (0 to 0)	0 (0 to 0)	0 (0 to 0)	0 (0 to 0)	0 (0 to 0)	0 (0 to 0)	0 (0 to 0)	0 (0 to 0)	0 (0 to 0)	0 (0 to 0)	0 (0 to 0)	0 (0 to 0)	0 (0 to 0)	0 (0 to 0)	0 (0 to 0)	0 (0 to 0)	0 (0 to 0)	0 (0 to 0)	0 (0 to 0)	0
Visceral leishmaniasis	0 (0 to 0)	0 (0 to 0)	0 (0 to 0)	0 (0 to 0)	0 (0 to 0)	0 (0 to 0)	0 (0 to 0)	0 (0 to 0)	0 (0 to 0)	0 (0 to 0)	0 (0 to 0)	0 (0 to 0)	0 (0 to 0)	0 (0 to 0)	0 (0 to 0)	0 (0 to 0)	0 (0 to 0)	0 (0 to 0)	0 (0 to 0)	0 (0 to 0)	0 (0 to 0)	0 (0 to 0)	0 (0 to 0)	0 (0 to 0)	0
Cutaneous and mucocutaneous leishmaniasis	0 (0 to 0)	0 (0 to 0)	0 (0 to 0)	0 (0 to 0)	0 (0 to 0)	0 (0 to 0)	0 (0 to 0)	0 (0 to 0)	0 (0 to 0)	0 (0 to 0)	0 (0 to 0)	0 (0 to 0)	0 (0 to 0)	0 (0 to 0)	0 (0 to 0)	0 (0 to 0)	0 (0 to 0)	0 (0 to 0)	0 (0 to 0)	0 (0 to 0)	0 (0 to 0)	0 (0 to 0)	0 (0 to 0)	0 (0 to 0)	0
African trypanosomiasis	0 (0 to 0)	0 (0 to 0)	0 (0 to 0)	0 (0 to 0)	0 (0 to 0)	0 (0 to 0)	0 (0 to 0)	0 (0 to 0)	0 (0 to 0)	0 (0 to 0)	0 (0 to 0)	0 (0 to 0)	0 (0 to 0)	0 (0 to 0)	0 (0 to 0)	0 (0 to 0)	0 (0 to 0)	0 (0 to 0)	0 (0 to 0)	0 (0 to 0)	0 (0 to 0)	0 (0 to 0)	0 (0 to 0)	0 (0 to 0)	0
Schistosomiasis	0 (0 to 0)	0 (0 to 0)	0 (0 to 0)	0 (0 to 0)	0 (0 to 0)	0 (0 to 0)	0 (0 to 0)	0 (0 to 0)	0 (0 to 0)	0 (0 to 0)	0 (0 to 0)	0 (0 to 0)	0 (0 to 0)	0 (0 to 0)	0 (0 to 0)	0 (0 to 0)	0 (0 to 0)	0 (0 to 0)	0 (0 to 0)	0 (0 to 0)	0 (0 to 0)	0 (0 to 0)	0 (0 to 0)	0 (0 to 0)	0
Cysticercosis	0 (0 to 0)	0 (0 to 0)	0 (0 to 0)	0 (0 to 0)	0.1 (0.1 to 0.3)	0.5 (0.2 to 1.2)	2.4 (0.9 to 5.2)	8.4 (3.1 to 20.3)	19.5 (7.5 to 46.1)	28.5 (11.4 to 70)	20.1 (7.7 to 50)	39.4 (11.7 to 99.6)	48.6 (13.4 to 131)	39.9 (11.3 to 103)	32.9 (9.2 to 84.3)	22.7 (6.3 to 58.6)	13.2 (3.6 to 34.1)	6.6 (1.8 to 17.2)	2.8 (0.8 to 7.4)	1.1 (0.3 to 2.9)	0.4 (0.1 to 1.1)	0.1 (0 to 0.3)	0 (0 to 0.1)	241
Cystic echinococcosis	0 (0 to 0)	0 (0 to 0)	0.6 (0.2 to 1.4)	1.7 (0.6 to 4.2)	4.6 (1.8 to 11.1)	14.6 (5.6 to 36.2)	29.6 (11.4 to 73.1)	44.7 (17.2 to 110)	44.7 (17.2 to 110)	39.3 (15.1 to 96.8)	31.6 (12.2 to 77.8)	29.6 (11.4 to 72.8)	22.6 (8.7 to 55.6)	18.4 (7.1 to 45.3)	11.4 (4.4 to 28)	5.4 (2.1 to 13.3)	3.3 (1.3 to 8.1)	2.4 (0.9 to 5.9)	1.5 (0.6 to 3.7)	0.6 (0.2 to 1.6)	0.2 (0.1 to 0.4)	0 (0 to 0.1)	0 (0 to 0.1)	301
Lymphatic filariasis	0 (0 to 0)	0 (0 to 0)	0 (0 to 0)	0 (0 to 0)	0 (0 to 0)	0 (0 to 0)	0 (0 to 0)	0 (0 to 0)	0 (0 to 0)	0 (0 to 0)	0 (0 to 0)	0 (0 to 0)	0 (0 to 0)	0 (0 to 0)	0 (0 to 0)	0 (0 to 0)	0 (0 to 0)	0 (0 to 0)	0 (0 to 0)	0 (0 to 0)	0 (0 to 0)	0 (0 to 0)	0 (0 to 0)	0 (0 to 0)	0
Onchocerciasis	0 (0 to 0)	0 (0 to 0)	0 (0 to 0)	0 (0 to 0)	0 (0 to 0)	0 (0 to 0)	0 (0 to 0)	0 (0 to 0)	0 (0 to 0)	0 (0 to 0)	0 (0 to 0)	0 (0 to 0)	0 (0 to 0)	0 (0 to 0)	0 (0 to 0)	0 (0 to 0)	0 (0 to 0)	0 (0 to 0)	0 (0 to 0)	0 (0 to 0)	0 (0 to 0)	0 (0 to 0)	0 (0 to 0)	0 (0 to 0)	0
Trachoma	0 (0 to 0)	0 (0 to 0)	0 (0 to 0)	0 (0 to 0)	0 (0 to 0)	0 (0 to 0)	0 (0 to 0)	0 (0 to 0)	0 (0 to 0)	0 (0 to 0)	0 (0 to 0)	0 (0 to 0)	0 (0 to 0)	0 (0 to 0)	0 (0 to 0)	0 (0 to 0)	0 (0 to 0)	0 (0 to 0)	0 (0 to 0)	0 (0 to 0)	0 (0 to 0)	0 (0 to 0)	0 (0 to 0)	0 (0 to 0)	0
Dengue	0 (0 to 0)	0 (0 to 0)	0 (0 to 0)	0 (0 to 0)	0 (0 to 0)	0 (0 to 0)	0 (0 to 0)	0 (0 to 0)	0 (0 to 0)	0 (0 to 0)	0 (0 to 0)	0 (0 to 0)	0 (0 to 0)	0 (0 to 0)	0 (0 to 0)	0 (0 to 0)	0 (0 to 0)	0 (0 to 0)	0 (0 to 0)	0 (0 to 0)	0 (0 to 0)	0 (0 to 0)	0 (0 to 0)	0 (0 to 0)	0
Yellow fever	0 (0 to 0)	0 (0 to 0)	0 (0 to 0)	0 (0 to 0)	0 (0 to 0)	0 (0 to 0)	0 (0 to 0)	0 (0 to 0)	0 (0 to 0)	0 (0 to 0)	0 (0 to 0)	0 (0 to 0)	0 (0 to 0)	0 (0 to 0)	0 (0 to 0)	0 (0 to 0)	0 (0 to 0)	0 (0 to 0)	0 (0 to 0)	0 (0 to 0)	0 (0 to 0)	0 (0 to 0)	0 (0 to 0)	0 (0 to 0)	0
Rabies	0 (0 to 0)	0 (0 to 0)	0.1 (0 to 0.4)	0 (0 to 0.1)	0 (0 to 0)	0 (0 to 0)	0 (0 to 0)	0 (0 to 0)	0 (0 to 0)	0 (0 to 0)	0 (0 to 0)	0 (0 to 0)	0 (0 to 0)	0 (0 to 0)	0 (0 to 0)	0 (0 to 0)	0 (0 to 0)	0 (0 to 0)	0 (0 to 0)	0 (0 to 0)	0 (0 to 0)	0 (0 to 0)	0 (0 to 0)	0 (0 to 0)	0.2
Intestinal nematode infections	0 (0 to 0)	0 (0 to 0)	0.3 (0 to 0.9)	0.7 (0 to 1.7)	2.6 (0.9 to 6.4)	1.4 (0.4 to 3.6)	2.7 (0.7 to 6.4)	2.6 (0.7 to 6.4)	2.6 (0.7 to 6.4)	2.1 (0.6 to 5.2)	2.1 (0.6 to 5.2)	1.6 (0.4 to 4.1)	1.6 (0.4 to 4.1)	1.6 (0.4 to 4.1)	1.6 (0.4 to 4.1)	1.6 (0.4 to 4.1)	0.9 (0.2 to 2.5)	0.9 (0.2 to 2.5)	0.9 (0.2 to 2.5)	0.9 (0.2 to 2.5)	0.9 (0.2 to 2.5)	0.9 (0.2 to 2.





Cell Table 2a: England GAL YS by place and age groups for males with 95% uncertainty intervals, 2019

Cause	Early Neonatal	Late Neonatal	Post Neonatal	1 to 5	5 to 9	10 to 14	15 to 19	20 to 24	25 to 29	30 to 34	35 to 39	40 to 44	45 to 49	50 to 54	55 to 59	60 to 64	65 to 69	70 to 74	75 to 79	80 to 84	85 to 89	90 to 94	95 plus	Total
All causes	62,000 (61,900 to 73,000)	30,400 (19,600 to 39,000)	43,000 (32,400 to 46,000)	57,000 (49,700 to 72,000)	71,800 (52,000 to 95,400)	191,200 (170,700 to 218,000)	556,000 (496,000 to 617,000)	911,000 (797,000 to 1,030,000)	1,170,000 (1,030,000 to 1,310,000)	1,510,000 (1,340,000 to 1,690,000)	2,110,000 (1,870,000 to 2,360,000)	3,040,000 (2,710,000 to 3,400,000)	4,610,000 (4,120,000 to 5,150,000)	6,810,000 (6,110,000 to 7,610,000)	9,660,000 (8,710,000 to 10,800,000)	13,600,000 (12,300,000 to 15,100,000)	18,600,000 (16,900,000 to 20,800,000)	24,100,000 (21,900,000 to 27,000,000)	29,600,000 (26,900,000 to 33,200,000)	33,200,000 (30,200,000 to 37,200,000)	34,700,000 (31,600,000 to 38,900,000)	32,900,000 (29,900,000 to 36,900,000)	6,138,000
Communicable, maternal, neonatal, and nutritional diseases	1,200 (900 to 1,600)	220 (220 to 300)	700 (700 to 1,000)	800 (700 to 1,100)	700 (700 to 1,000)	1,000 (900 to 1,200)	1,900 (1,700 to 2,200)	2,600 (2,300 to 3,000)	3,000 (2,700 to 3,400)	3,600 (3,200 to 4,000)	4,400 (3,900 to 4,900)	5,600 (5,000 to 6,300)	7,200 (6,400 to 8,000)	9,200 (8,200 to 10,300)	11,700 (10,400 to 13,100)	14,600 (13,000 to 16,400)	17,500 (15,600 to 19,600)	19,600 (17,500 to 22,000)	20,600 (18,400 to 23,100)	20,200 (18,000 to 22,700)	18,400 (16,400 to 20,700)	15,000 (13,300 to 16,900)	423,000
HIV/AIDS and sexually transmitted infections	(300 to 2,800)	(120 to 600)	(200 to 1,400)	(70 to 1,37)	600 (4 to 4,600)	2,600 (200 to 9,600)	4,600 (400 to 16,700)	6,700 (600 to 23,000)	8,600 (800 to 29,000)	10,000 (1,000 to 33,000)	11,000 (1,000 to 36,000)	12,000 (1,000 to 39,000)	12,000 (1,000 to 39,000)	12,000 (1,000 to 39,000)	11,000 (1,000 to 37,000)	10,000 (1,000 to 34,000)	8,600 (1,000 to 29,000)	7,000 (1,000 to 24,000)	5,000 (1,000 to 17,000)	3,000 (1,000 to 11,000)	2,000 (1,000 to 7,000)	1,000 (1,000 to 4,000)	12,000
HIV/AIDS	(0 to 0)	(0 to 0)	(0 to 0)	(0 to 0)	(0 to 0)	(0 to 0)	(0 to 0)	(0 to 0)	(0 to 0)	(0 to 0)	(0 to 0)	(0 to 0)	(0 to 0)	(0 to 0)	(0 to 0)	(0 to 0)	(0 to 0)	(0 to 0)	(0 to 0)	(0 to 0)	(0 to 0)	(0 to 0)	(0 to 0)	(0 to 0)
HIV/AIDS - Drug-susceptible Tuberculosis	0 (0 to 0)	0 (0 to 0)	0 (0 to 0)	0 (0 to 0)	0 (0 to 0)	0 (0 to 0)	0 (0 to 0)	0 (0 to 0)	0 (0 to 0)	0 (0 to 0)	0 (0 to 0)	0 (0 to 0)	0 (0 to 0)	0 (0 to 0)	0 (0 to 0)	0 (0 to 0)	0 (0 to 0)	0 (0 to 0)	0 (0 to 0)	0 (0 to 0)	0 (0 to 0)	0 (0 to 0)	0 (0 to 0)	0
HIV/AIDS - Multidrug resistant Tuberculosis without extensive drug resistance	0 (0 to 0)	0 (0 to 0)	0 (0 to 0)	0 (0 to 0)	0 (0 to 0)	0 (0 to 0)	0 (0 to 0)	0 (0 to 0)	0 (0 to 0)	0 (0 to 0)	0 (0 to 0)	0 (0 to 0)	0 (0 to 0)	0 (0 to 0)	0 (0 to 0)	0 (0 to 0)	0 (0 to 0)	0 (0 to 0)	0 (0 to 0)	0 (0 to 0)	0 (0 to 0)	0 (0 to 0)	0 (0 to 0)	0
HIV/AIDS - Extensively drug-resistant Tuberculosis	0 (0 to 0)	0 (0 to 0)	0 (0 to 0)	0 (0 to 0)	0 (0 to 0)	0 (0 to 0)	0 (0 to 0)	0 (0 to 0)	0 (0 to 0)	0 (0 to 0)	0 (0 to 0)	0 (0 to 0)	0 (0 to 0)	0 (0 to 0)	0 (0 to 0)	0 (0 to 0)	0 (0 to 0)	0 (0 to 0)	0 (0 to 0)	0 (0 to 0)	0 (0 to 0)	0 (0 to 0)	0 (0 to 0)	0
HIV/AIDS resulting in other diseases	0 (0 to 0)	0 (0 to 0)	0 (0 to 0)	0 (0 to 0)	0 (0 to 0)	0 (0 to 0)	0 (0 to 0)	0 (0 to 0)	0 (0 to 0)	0 (0 to 0)	0 (0 to 0)	0 (0 to 0)	0 (0 to 0)	0 (0 to 0)	0 (0 to 0)	0 (0 to 0)	0 (0 to 0)	0 (0 to 0)	0 (0 to 0)	0 (0 to 0)	0 (0 to 0)	0 (0 to 0)	0 (0 to 0)	0
Sexually transmitted infections, excluding HIV	1,200 (900 to 1,600)	220 (120 to 300)	700 (700 to 1,000)	800 (700 to 1,100)	700 (700 to 1,000)	1,000 (900 to 1,200)	1,900 (1,700 to 2,200)	2,600 (2,300 to 3,000)	3,000 (2,700 to 3,400)	3,600 (3,200 to 4,000)	4,400 (3,900 to 4,900)	5,600 (5,000 to 6,300)	7,200 (6,400 to 8,000)	9,200 (8,200 to 10,300)	11,700 (10,400 to 13,100)	14,600 (13,000 to 16,400)	17,500 (15,600 to 19,600)	19,600 (17,500 to 22,000)	20,600 (18,400 to 23,100)	20,200 (18,000 to 22,700)	18,400 (16,400 to 20,700)	15,000 (13,300 to 16,900)	411,000
Syphilis	(0 to 0)	(0 to 0)	(0 to 0)	(0 to 0)	(0 to 0)	(0 to 0)	(0 to 0)	(0 to 0)	(0 to 0)	(0 to 0)	(0 to 0)	(0 to 0)	(0 to 0)	(0 to 0)	(0 to 0)	(0 to 0)	(0 to 0)	(0 to 0)	(0 to 0)	(0 to 0)	(0 to 0)	(0 to 0)	(0 to 0)	(0 to 0)
Chlamydial infection	0 (0 to 0)	0 (0 to 0)	0 (0 to 0)	0 (0 to 0)	0 (0 to 0)	0 (0 to 0)	0 (0 to 0)	0 (0 to 0)	0 (0 to 0)	0 (0 to 0)	0 (0 to 0)	0 (0 to 0)	0 (0 to 0)	0 (0 to 0)	0 (0 to 0)	0 (0 to 0)	0 (0 to 0)	0 (0 to 0)	0 (0 to 0)	0 (0 to 0)	0 (0 to 0)	0 (0 to 0)	0 (0 to 0)	0
Gonococcal infection	0 (0 to 0)	0 (0 to 0)	0 (0 to 0)	0 (0 to 0)	0 (0 to 0)	0 (0 to 0)	0 (0 to 0)	0 (0 to 0)	0 (0 to 0)	0 (0 to 0)	0 (0 to 0)	0 (0 to 0)	0 (0 to 0)	0 (0 to 0)	0 (0 to 0)	0 (0 to 0)	0 (0 to 0)	0 (0 to 0)	0 (0 to 0)	0 (0 to 0)	0 (0 to 0)	0 (0 to 0)	0 (0 to 0)	0
Trichomoniasis	0 (0 to 0)	0 (0 to 0)	0 (0 to 0)	0 (0 to 0)	0 (0 to 0)	0 (0 to 0)	0 (0 to 0)	0 (0 to 0)	0 (0 to 0)	0 (0 to 0)	0 (0 to 0)	0 (0 to 0)	0 (0 to 0)	0 (0 to 0)	0 (0 to 0)	0 (0 to 0)	0 (0 to 0)	0 (0 to 0)	0 (0 to 0)	0 (0 to 0)	0 (0 to 0)	0 (0 to 0)	0 (0 to 0)	0
Genital herpes	0 (0 to 0)	0 (0 to 0)	0 (0 to 0)	0 (0 to 0)	0 (0 to 0)	0 (0 to 0)	0 (0 to 0)	0 (0 to 0)	0 (0 to 0)	0 (0 to 0)	0 (0 to 0)	0 (0 to 0)	0 (0 to 0)	0 (0 to 0)	0 (0 to 0)	0 (0 to 0)	0 (0 to 0)	0 (0 to 0)	0 (0 to 0)	0 (0 to 0)	0 (0 to 0)	0 (0 to 0)	0 (0 to 0)	0
Other sexually transmitted infections	0 (0 to 0)	0 (0 to 0)	0 (0 to 0)	0 (0 to 0)	0 (0 to 0)	0 (0 to 0)	0 (0 to 0)	0 (0 to 0)	0 (0 to 0)	0 (0 to 0)	0 (0 to 0)	0 (0 to 0)	0 (0 to 0)	0 (0 to 0)	0 (0 to 0)	0 (0 to 0)	0 (0 to 0)	0 (0 to 0)	0 (0 to 0)	0 (0 to 0)	0 (0 to 0)	0 (0 to 0)	0 (0 to 0)	0
Respiratory infections and tuberculosis	470 (370 to 590)	640 (540 to 740)	2,000 (1,900 to 2,200)	3,400 (3,200 to 3,600)	2,600 (2,400 to 2,700)	2,700 (2,600 to 2,900)	3,600 (3,400 to 3,800)	3,900 (3,600 to 4,200)	4,200 (3,900 to 4,500)	4,600 (4,200 to 4,900)	5,200 (4,800 to 5,600)	6,200 (5,800 to 6,700)	7,800 (7,300 to 8,400)	10,000 (9,300 to 10,800)	13,000 (12,000 to 14,000)	17,000 (15,600 to 18,200)	22,000 (20,200 to 23,600)	28,000 (25,800 to 30,000)	34,000 (31,400 to 36,400)	38,000 (35,200 to 40,800)	38,000 (35,200 to 40,800)	33,000 (30,600 to 35,400)	227,000
Tuberculosis	0 (0 to 0)	0 (0 to 0)	0 (0 to 0)	0 (0 to 0)	0 (0 to 0)	0 (0 to 0)	0 (0 to 0)	0 (0 to 0)	0 (0 to 0)	0 (0 to 0)	0 (0 to 0)	0 (0 to 0)	0 (0 to 0)	0 (0 to 0)	0 (0 to 0)	0 (0 to 0)	0 (0 to 0)	0 (0 to 0)	0 (0 to 0)	0 (0 to 0)	0 (0 to 0)	0 (0 to 0)	0 (0 to 0)	0
Latent tuberculosis infection	0 (0 to 0)	0 (0 to 0)	0 (0 to 0)	0 (0 to 0)	0 (0 to 0)	0 (0 to 0)	0 (0 to 0)	0 (0 to 0)	0 (0 to 0)	0 (0 to 0)	0 (0 to 0)	0 (0 to 0)	0 (0 to 0)	0 (0 to 0)	0 (0 to 0)	0 (0 to 0)	0 (0 to 0)	0 (0 to 0)	0 (0 to 0)	0 (0 to 0)	0 (0 to 0)	0 (0 to 0)	0 (0 to 0)	0
Drug-susceptible tuberculosis	0 (0 to 0)	0 (0 to 0)	0 (0 to 0)	0 (0 to 0)	0 (0 to 0)	0 (0 to 0)	0 (0 to 0)	0 (0 to 0)	0 (0 to 0)	0 (0 to 0)	0 (0 to 0)	0 (0 to 0)	0 (0 to 0)	0 (0 to 0)	0 (0 to 0)	0 (0 to 0)	0 (0 to 0)	0 (0 to 0)	0 (0 to 0)	0 (0 to 0)	0 (0 to 0)	0 (0 to 0)	0 (0 to 0)	0
Multidrug-resistant tuberculosis without extensive drug resistance	0 (0 to 0)	0 (0 to 0)	0 (0 to 0)	0 (0 to 0)	0 (0 to 0)	0 (0 to 0)	0 (0 to 0)	0 (0 to 0)	0 (0 to 0)	0 (0 to 0)	0 (0 to 0)	0 (0 to 0)	0 (0 to 0)	0 (0 to 0)	0 (0 to 0)	0 (0 to 0)	0 (0 to 0)	0 (0 to 0)	0 (0 to 0)	0 (0 to 0)	0 (0 to 0)	0 (0 to 0)	0 (0 to 0)	0
Extensively drug-resistant tuberculosis	0 (0 to 0)	0 (0 to 0)	0 (0 to 0)	0 (0 to 0)	0 (0 to 0)	0 (0 to 0)	0 (0 to 0)	0 (0 to 0)	0 (0 to 0)	0 (0 to 0)	0 (0 to 0)	0 (0 to 0)	0 (0 to 0)	0 (0 to 0)	0 (0 to 0)	0 (0 to 0)	0 (0 to 0)	0 (0 to 0)	0 (0 to 0)	0 (0 to 0)	0 (0 to 0)	0 (0 to 0)	0 (0 to 0)	0
Lower respiratory infections	470 (370 to 590)	640 (540 to 740)	2,000 (1,900 to 2,200)	3,400 (3,200 to 3,600)	2,600 (2,400 to 2,700)	2,700 (2,600 to 2,900)	3,600 (3,400 to 3,800)	3,900 (3,600 to 4,200)	4,200 (3,900 to 4,500)	4,600 (4,200 to 4,900)	5,200 (4,800 to 5,600)	6,200 (5,800 to 6,700)	7,800 (7,300 to 8,400)	10,000 (9,300 to 10,800)	13,000 (12,000 to 14,000)	17,000 (15,600 to 18,200)	22,000 (20,200 to 23,600)	28,000 (25,800 to 30,000)	34,000 (31,400 to 36,400)	38,000 (35,200 to 40,800)	38,000 (35,200 to 40,800)	33,000 (30,600 to 35,400)	227,000
Upper respiratory infections	0 (0 to 7)	0 (0 to 7)	0 (0 to 0)	0 (0 to 0)	0 (0 to 0)	0 (0 to 0)	0 (0 to 0)	0 (0 to 0)	0 (0 to 0)	0 (0 to 0)	0 (0 to 0)	0 (0 to 0)	0 (0 to 0)	0 (0 to 0)	0 (0 to 0)	0 (0 to 0)	0 (0 to 0)	0 (0 to 0)	0 (0 to 0)	0 (0 to 0)	0 (0 to 0)	0 (0 to 0)	0 (0 to 0)	0
Otitis media	0 (0 to 0)	0 (0 to 0)	0 (0 to 0)	0 (0 to 0)	0 (0 to 0)	0 (0 to 0)	0 (0 to 0)	0 (0 to 0)	0 (0 to 0)	0 (0 to 0)	0 (0 to 0)	0 (0 to 0)	0 (0 to 0)	0 (0 to 0)	0 (0 to 0)	0 (0 to 0)	0 (0 to 0)	0 (0 to 0)	0 (0 to 0)	0 (0 to 0)	0 (0 to 0)	0 (0 to 0)	0 (0 to 0)	0
Enteric infections	340 (210 to 477)	190 (160 to 230)	1,000 (1,000 to 1,000)	2,000 (1,900 to 2,100)	1,000 (1,000 to 1,000)	600 (600 to 700)	600 (500 to 700)	600 (500 to 700)	600 (500 to 700)	600 (500 to 700)	600 (500 to 700)	600 (500 to 700)	600 (500 to 700)	600 (500 to 700)	600 (500 to 700)	600 (500 to 700)	600 (500 to 700)	600 (500 to 700)	600 (500 to 700)	600 (500 to 700)	600 (500 to 700)	600 (500 to 700)	600 (500 to 700)	21,000
Diarrheal diseases	340 (210 to 477)	190 (160 to 230)	1,000 (1,000 to 1,000)	2,000 (1,900 to 2,100)	1,000 (1,000 to 1,000)	600 (600 to 700)	600 (500 to 700)	600 (500 to 700)	600 (500 to 700)	600 (500 to 700)	600 (500 to 700)	600 (500 to 700)	600 (500 to 700)	600 (500 to 700)	600 (500 to 700)	600 (500 to 700)	600 (500 to 700)	600 (500 to 700)	600 (500 to 700)	600 (500 to 700)	600 (500 to 700)	600 (500 to 700)	600 (500 to 700)	21,000
Typhoid and paratyphoid	0 (0 to 0)	0 (0 to 0)	0 (0 to 0)	0 (0 to 0)	0 (0 to 0)	0 (0 to 0)	0 (0 to 0)	0 (0 to 0)	0 (0 to 0)	0 (0 to 0)	0 (0 to 0)	0 (0 to 0)	0 (0 to 0)	0 (0 to 0)	0 (0 to 0)	0 (0 to 0)	0 (0 to 0)	0 (0 to 0)	0 (0 to 0)	0 (0 to 0)	0 (0 to 0)	0 (0 to 0)	0 (0 to 0)	0
Invasive non-typhoidal Salmonella (iNTS)	0 (0 to 0)	0 (0 to 0)	0 (0 to 0)	0 (0 to 0)	0 (0 to 0)	0 (0 to 0)	0 (0 to 0)	0 (0 to 0)	0 (0 to 0)	0 (0 to 0)	0 (0 to 0)	0 (0 to 0)	0 (0 to 0)	0 (0 to 0)	0 (0 to 0)	0 (0 to 0)	0 (0 to 0)	0 (0 to 0)	0 (0 to 0)	0 (0 to 0)	0 (0 to 0)	0 (0 to 0)	0 (0 to 0)	0
Other intestinal infectious diseases	0 (0 to 0)	0 (0 to 0)	0 (0 to 0)	0 (0 to 0)	0 (0 to 0)	0 (0 to 0)	0 (0 to 0)	0 (0 to 0)	0 (0 to 0)	0 (0 to 0)	0 (0 to 0)	0 (0 to 0)	0 (0 to 0)	0 (0 to 0)	0 (0 to 0)	0 (0 to 0)	0 (0 to 0)	0 (0 to 0)	0 (0 to 0)	0 (0 to 0)	0 (0 to 0)	0 (0 to 0)	0 (0 to 0)	0
Neglected tropical diseases and malaria	0 (0 to 0)	0 (0 to 0)	0 (0 to 0)	0 (0 to 0)	0 (0 to 0)	0 (0 to 0)	0 (0 to 0)	0 (0 to 0)	0 (0 to 0)	0 (0 to 0)	0 (0 to 0)	0 (0 to 0)	0 (0 to 0)	0 (0 to 0)	0 (0 to 0)	0 (0 to 0)	0 (0 to 0)	0 (0 to 0)	0 (0 to 0)	0 (0 to 0)	0 (0 to 0)	0 (0 to 0)	0 (0 to 0)	0
Malaria	0 (0 to 0)	0 (0 to 0)	0 (0 to 0)	0 (0 to 0)	0 (0 to 0)	0 (0 to 0)	0 (0 to 0)	0 (0 to 0)	0 (0 to 0)	0 (0 to 0)	0 (0 to 0)	0 (0 to 0)	0 (0 to 0)	0 (0 to 0)	0 (0 to 0)	0 (0 to 0)	0 (0 to 0)	0 (0 to 0)	0 (0 to 0)	0 (0 to 0)	0 (0 to 0)	0 (0 to 0)	0 (0 to 0)	0
Chagas disease	0 (0 to 0)	0 (0 to 0)	0 (0 to 0)	0 (0 to 0)	0 (0 to 0)	0 (0 to 0)	0 (0 to 0)	0 (0 to 0)	0 (0 to 0)	0 (0 to 0)	0 (0 to 0)	0 (0 to 0)	0 (0 to 0)	0 (0 to 0)	0 (0 to 0)	0 (0 to 0)	0 (0 to 0)	0 (0 to 0)	0 (0 to 0)	0 (0 to 0)	0 (0 to 0)	0 (0 to 0)	0 (0 to 0)	0
Leishmaniasis	0 (0 to 0)	0 (0 to 0)	0 (0 to 0)	0 (0 to 0)	0 (0 to 0)	0 (0 to 0)	0 (0 to 0)	0 (0 to 0)	0 (0 to 0)	0 (0 to 0)	0 (0 to 0)	0 (0 to 0)	0 (0 to 0)	0 (0 to 0)	0 (0 to 0)	0 (0 to 0)	0 (0 to 0)	0 (0 to 0)	0 (0 to 0)	0 (0 to 0)	0 (0 to 0)	0 (0 to 0)	0 (0 to 0)	0
Visceral leishmaniasis	0 (0 to 0)	0 (0 to 0)	0 (0 to 0)	0 (0 to 0)	0 (0 to 0)	0 (0 to 0)	0 (0 to 0)	0 (0 to 0)	0 (0 to 0)	0 (0 to 0)	0 (0 to 0)	0 (0 to 0)	0 (0 to 0)	0 (0 to 0)	0 (0 to 0)	0 (0 to 0)	0 (0 to 0)	0 (0 to 0)	0 (0 to 0)	0 (0 to 0)	0 (0 to 0)	0 (0 to 0)	0 (0 to 0)	0
Cutaneous and mucocutaneous leishmaniasis	0 (0 to 0)	0 (0 to 0)	0 (0 to 0)	0 (0 to 0)	0 (0 to 0)	0 (0 to 0)	0 (0 to 0)	0 (0 to 0)	0 (0 to 0)	0 (0 to 0)	0 (0 to 0)	0 (0 to 0)	0 (0 to 0)	0 (0 to 0)	0 (0 to 0)	0 (0 to 0)	0 (0 to 0)	0 (0 to 0)	0 (0 to 0)	0 (0 to 0)	0 (0 to 0)	0 (0 to 0)	0 (0 to 0)	0
African trypanosomiasis	0 (0 to 0)	0 (0 to 0)	0 (0 to 0)	0 (0 to 0)	0 (0 to 0)	0 (0 to 0)	0 (0 to 0)	0 (0 to 0)	0 (0 to 0)	0 (0 to 0)	0 (0 to 0)	0 (0 to 0)	0 (0 to 0)	0 (0 to 0)	0 (0 to 0)	0 (0 to 0)	0 (0 to 0)	0 (0 to 0)	0 (0 to 0)	0 (0 to 0)	0 (0 to 0)	0 (0 to 0)	0 (0 to 0)	0
Schistosomiasis	0 (0 to 0)	0 (0 to 0)	0 (0 to 0)	0 (0 to 0)	0 (0 to 0)	0 (0 to 0)	0 (0 to 0)	0 (0 to 0)	0 (0 to 0)	0 (0 to 0)	0 (0 to 0)	0 (0 to 0)	0 (0 to 0)	0 (0 to 0)	0 (0 to 0)	0 (0 to 0)	0 (0 to 0)	0 (0 to 0)	0 (0 to 0)	0 (0 to 0)	0 (0 to 0)	0 (0 to 0)	0 (0 to 0)	0
Cysticercosis	0 (0 to 0)	0 (0 to 0)	0 (0 to 0)	0 (0 to 0)	0 (0 to 0)	0 (0 to 0)	0 (0 to 0)	0 (0 to 0)	0 (0 to 0)	0 (0 to 0)	0 (0 to 0)	0 (0 to 0)	0 (0 to 0)	0 (0 to 0)	0 (0 to 0)	0 (0 to 0)	0 (0 to 0)	0 (0 to 0)	0 (0 to 0)	0 (0 to 0)	0 (0 to 0)	0 (0 to 0)	0 (0 to 0)	0
Cystic echinococcosis	0 (0 to 0)	0 (0 to 0)	0 (0 to 0)	0 (0 to 0)	0 (0 to 0)	0 (0 to 0)	0 (0 to 0)	0 (0 to 0)	0 (0 to 0)	0 (0 to 0)	0 (0 to 0)	0 (0 to 0)	0 (0 to 0)	0 (0 to 0)	0 (0 to 0)	0 (0 to 0)	0 (0 to 0)	0 (0 to 0)	0 (0 to 0)	0 (0 to 0)	0 (0 to 0)	0 (0 to 0)	0 (0 to 0)	0
Lymphatic filariasis	0 (0 to 0)	0 (0 to 0)	0 (0 to 0)	0 (0 to 0)	0 (0 to 0)	0 (0 to 0)	0 (0 to 0)	0 (0 to 0)	0 (0 to 0)	0 (0 to 0)	0 (0 to 0)	0 (0 to 0)	0 (0 to 0)	0 (0 to 0)	0 (0 to 0)	0 (0 to 0)	0 (0 to 0)	0 (0 to 0)	0 (0 to 0)	0 (0 to 0)	0 (0 to 0)	0 (0 to 0)	0 (0 to 0)	0
Onchocerciasis	0 (0 to 0)	0 (0 to 0)	0 (0 to 0)	0 (0 to 0)	0 (0 to 0)	0 (0 to 0)	0 (0 to 0)	0 (0 to 0)	0 (0 to 0)	0 (0 to 0)	0 (0 to 0)	0 (0 to 0)	0 (0 to 0)	0 (0 to 0)	0 (0 to 0)	0 (0 to 0)	0 (0 to 0)	0 (0 to 0)	0 (0 to 0)	0 (0 to 0)	0 (0 to 0)	0 (0 to 0)	0 (0 to 0)	0
Trachoma	0 (0 to 0)	0 (0 to 0)	0 (0 to 0)	0 (0 to 0)	0 (0 to 0)	0 (0 to 0)	0 (0 to 0)	0 (0 to 0)	0 (0 to 0)	0 (0 to 0)	0 (0 to 0)	0 (0 to 0)	0 (0 to 0)	0 (0 to 0)	0 (0 to 0)	0 (0 to 0)	0 (0 to 0)	0 (0 to 0)	0 (0 to 0)	0 (0 to 0)	0 (0 to 0)	0 (0 to 0)	0 (0 to 0)	0
Dengue	0 (0 to 0)	0 (0 to 0)	0 (0 to 0)	0 (0 to 0)	0 (0 to 0)	0 (0 to 0)	0 (0 to 0)	0 (0 to 0)	0 (0 to 0)	0 (0 to 0)	0 (0 to 0)	0 (0 to 0)	0 (0 to 0)	0 (0 to 0)	0 (0 to 0)	0 (0 to 0)	0 (0 to 0)	0 (0 to 0)	0 (0 to 0)	0 (0 to 0)	0 (0 to 0)	0 (0 to 0)	0 (0 to 0)	0
Yellow fever	0 (0 to 0)	0 (0 to 0)	0 (0 to 0)	0 (0 to 0)	0 (0 to 0)	0 (0 to 0)	0 (0 to 0)	0 (0 to 0)	0 (0 to 0)	0 (0 to 0)	0 (0 to 0)	0 (0 to 0)	0 (0 to 0)	0 (0 to 0)	0 (0 to 0)	0 (0 to 0)	0 (0 to 0)	0 (0 to 0)	0 (0 to 0)	0 (0 to 0)	0 (0 to 0)	0 (0 to 0)	0 (0 to 0)	0
Rabies	0 (0 to 0)	0 (0 to 0)	0 (0 to 7)	0 (0 to 0)	0 (0 to 0)	0 (0 to 0)	0 (0 to 0)	0 (0 to 0)	0 (0 to 0)	0 (0 to 0)	0 (0 to 0)	0 (0 to 0)	0 (0 to 0)	0 (0 to 0)	0 (0 to 0)	0 (0 to 0)	0 (0 to 0)	0 (0 to 0)	0 (0 to 0)	0 (0 to 0)	0 (0 to 0)	0 (0 to 0)	0 (0 to 0)	0
Zika virus	0 (0 to 0)	0 (0 to 0)	0 (0 to 0)	0 (0 to 0)	0 (0 to 0)	0 (0 to 0)	0 (0 to 0)	0 (0 to 0)	0 (0 to 0)	0 (0 to 0)	0 (0 to 0)	0 (0 to 0)	0 (0 to 0)	0 (0 to 0)	0 (0 to 0)	0 (0 to 0)	0 (0 to 0)	0 (0 to 0)	0 (0 to 0)	0 (0 to 0)	0 (0 to 0)	0 (0 to 0)	0 (0 to 0)	0
Guinea worm disease	0 (0 to 0)	0 (0 to 0)	0 (0 to 0)	0 (0 to 0)	0 (0 to 0)	0 (0 to 0)	0 (0 to 0)	0 (0 to 0)	0 (0 to 0)	0 (0 to 0)	0 (0 to 0)	0 (0 to 0)	0 (0 to 0)	0 (0 to 0)	0 (0 to 0)	0 (0 to 0)	0 (0 to 0)	0 (0 to 0)	0 (0 to 0)	0 (0 to 0)	0 (0 to 0)	0 (0 to 0)	0 (0 to 0)	0
Other neglected tropical diseases	0 (0 to 0.9)	0 (0 to 0)	0 (0 to 1)	0 (0 to 0)	0 (0 to 0)	0 (0 to 0)	0 (0 to 0)	0 (0 to 0)	0 (0 to 0)	0 (0 to 0)	0 (0 to 0)	0 (0 to 0)	0 (0 to 0)	0 (0 to 0)	0 (0 to 0)	0 (0 to 0)	0 (0 to 0)	0 (0 to 0)	0 (0 to 0)	0 (0 to 0)	0 (0 to 0)	0 (0 to 0)	0 (0 to 0)	0
Other infectious diseases	2,000 (1,500 to 2,500)	220 (120 to 300)	1,000 (900 to 1,100)	1,000 (900 to 1,100)	1,000 (900 to 1,100



Other transport injuries	31 (2.4 to 4)	9.3 (3 to 17)	11 k (8.1 to 16.1)	78 k (62.7 to 95.2)	154 (89.3 to 159)	177 (136 to 221)	694 (629 to 821)	794 (741 to 862)	695 (740 to 671)	744 (683 to 814)	696 (623 to 775)	692 (669 to 732)	698 (619 to 796)	667 (622 to 736)	654 (622 to 708)	663 (611 to 675)	396 (329 to 477)	302 (267 to 426)	227 (179 to 272)	143 (113 to 176)	75 (56.7 to 99.4)	29.5 (20.3 to 39.9)	7.4 (3.9 to 9.2)	6,213
Unintentional injuries	113 (96.9 to 143)	171 (139 to 211)	1,780 (1,690 to 2,000)	4,160 (3,480 to 5,070)	5,160 (3,630 to 6,990)	7,110 (6,230 to 8,090)	9,670 (7,520 to 13,800)	14,130 (10,900 to 18,300)	17,490 (13,900 to 22,400)	28,000 (19,200 to 38,900)	22,130 (16,600 to 30,300)	22,000 (16,600 to 29,400)	24,900 (16,600 to 35,700)	24,600 (21,200 to 28,100)	24,600 (21,200 to 28,100)	24,600 (19,700 to 30,400)	24,900 (16,600 to 32,700)	27,900 (21,200 to 35,900)	23,600 (16,600 to 29,600)	22,200 (17,900 to 27,600)	14,700 (13,900 to 20,100)	6,990 (7,300 to 13,300)	2,230 (1,990 to 2,670)	399,000
Falls	7.4 (5.9 to 9)	14.1 (11 to 17.6)	185 (138 to 249)	609 (478 to 1,390)	1,660 (1,210 to 2,660)	3,020 (2,390 to 4,330)	4,270 (3,600 to 5,610)	6,990 (6,220 to 8,000)	7,930 (6,700 to 11,100)	9,610 (8,660 to 13,200)	10,000 (7,520 to 14,100)	10,000 (8,620 to 14,800)	13,200 (9,620 to 17,900)	13,200 (11,600 to 20,400)	14,800 (12,600 to 20,900)	14,700 (11,200 to 19,400)	14,700 (11,200 to 19,300)	17,400 (13,700 to 22,300)	14,200 (12,900 to 20,500)	16,700 (13,700 to 23,500)	13,200 (11,100 to 19,100)	7,310 (6,160 to 9,820)	1,998 (1,630 to 2,370)	252,000
Drowning	2.9 (2.3 to 4)	2.9 (2.3 to 3.7)	41 (31.9 to 53)	174 (140 to 226)	390 (342 to 473)	1,060 (1,000 to 1,200)	1,170 (1,070 to 1,300)	1,740 (1,610 to 1,900)	1,900 (1,800 to 2,000)	1,900 (1,800 to 2,000)	1,900 (1,800 to 2,000)	1,900 (1,800 to 2,000)	1,900 (1,800 to 2,000)	1,900 (1,800 to 2,000)	1,900 (1,800 to 2,000)	1,900 (1,800 to 2,000)	1,900 (1,800 to 2,000)	1,900 (1,800 to 2,000)	1,900 (1,800 to 2,000)	1,900 (1,800 to 2,000)	1,900 (1,800 to 2,000)	1,900 (1,800 to 2,000)	1,900 (1,800 to 2,000)	1,900 (1,800 to 2,000)	8,380
Fire, heat, and hot substances	2.5 (2 to 3)	2.9 (3 to 3.7)	79.1 (59.8 to 100)	395 (325 to 641)	909 (599 to 1,490)	2,080 (1,540 to 3,120)	3,180 (2,620 to 4,270)	4,620 (3,710 to 6,620)	5,560 (4,750 to 8,020)	7,230 (6,620 to 11,700)	7,230 (6,130 to 13,600)	7,230 (6,130 to 14,600)	7,230 (6,130 to 15,600)	7,230 (6,130 to 15,600)	7,230 (6,130 to 15,600)	7,230 (6,130 to 15,600)	7,230 (6,130 to 15,600)	7,230 (6,130 to 15,600)	7,230 (6,130 to 15,600)	7,230 (6,130 to 15,600)	7,230 (6,130 to 15,600)	7,230 (6,130 to 15,600)	7,230 (6,130 to 15,600)	7,230 (6,130 to 15,600)	16,400
Poisonings	2.1 (1.7 to 2.5)	1.4 (1.1 to 1.7)	7.6 (5.7 to 10)	19 (14.5 to 25.5)	34 (24.8 to 46.1)	73 (54.1 to 96.6)	104 (79.6 to 134)	151 (114 to 201)	201 (151 to 267)	259 (194 to 345)	259 (194 to 345)	259 (194 to 345)	259 (194 to 345)	259 (194 to 345)	259 (194 to 345)	259 (194 to 345)	259 (194 to 345)	259 (194 to 345)	259 (194 to 345)	259 (194 to 345)	259 (194 to 345)	259 (194 to 345)	259 (194 to 345)	259 (194 to 345)	5,960
Poisoning by/adv reaction-mucosta	1.1 (0.9 to 1.4)	1.4 (1.1 to 1.7)	1.9 (1.5 to 2.3)	1.9 (1.5 to 2.3)	1.9 (1.5 to 2.3)	1.9 (1.5 to 2.3)	1.9 (1.5 to 2.3)	1.9 (1.5 to 2.3)	1.9 (1.5 to 2.3)	1.9 (1.5 to 2.3)	1.9 (1.5 to 2.3)	1.9 (1.5 to 2.3)	1.9 (1.5 to 2.3)	1.9 (1.5 to 2.3)	1.9 (1.5 to 2.3)	1.9 (1.5 to 2.3)	1.9 (1.5 to 2.3)	1.9 (1.5 to 2.3)	1.9 (1.5 to 2.3)	1.9 (1.5 to 2.3)	1.9 (1.5 to 2.3)	1.9 (1.5 to 2.3)	1.9 (1.5 to 2.3)	1.9 (1.5 to 2.3)	2,060
Poisoning by/other means	1.6 (1.3 to 1.8)	7.8 (6 to 9.9)	14.6 (10.6 to 19.8)	156 (78.6 to 130)	164 (109 to 209)	217 (167 to 267)	293 (240 to 360)	297 (229 to 378)	373 (295 to 484)	329 (262 to 420)	329 (262 to 420)	352 (259 to 463)	297 (229 to 392)	293 (229 to 392)	293 (229 to 392)	192 (144 to 246)	192 (144 to 246)	192 (147 to 231)	192 (144 to 246)	192 (146 to 246)	99.4 (66.7 to 136)	29.5 (27 to 33)	10.4 (7.4 to 20.3)	3.5 (2.6 to 4.6)	3,960
Exposure to mechanical forces	4.6 (3.8 to 5.6)	4.1 (3.4 to 5.2)	101 (77.2 to 137)	396 (296 to 541)	1,060 (680 to 1,720)	1,170 (1,010 to 1,440)	1,610 (1,410 to 2,020)	2,010 (1,770 to 2,600)	2,010 (1,770 to 2,600)	4,090 (3,600 to 5,010)	4,090 (3,600 to 5,010)	4,090 (3,600 to 5,010)	6,620 (5,830 to 8,110)	6,620 (5,830 to 8,110)	6,620 (5,830 to 8,110)	6,620 (5,830 to 8,110)	4,130 (3,600 to 5,010)	4,130 (3,600 to 5,010)	2,790 (2,430 to 3,420)	1,960 (1,700 to 2,400)	1,960 (1,700 to 2,400)	1,960 (1,700 to 2,400)	1,960 (1,700 to 2,400)	1,960 (1,700 to 2,400)	167,000
Unintentional firearm injuries	0.3 (0.1 to 0.3)	0.3 (0.3 to 0.5)	2.3 (2.1 to 2.7)	24.2 (20.3 to 29.3)	62 (17.7 to 29.4)	62.2 (29.5 to 63.7)	69.4 (61 to 88.7)	69.4 (67.6 to 113)	69.4 (73.1 to 125)	69.4 (69.6 to 144)	69.4 (64.6 to 149)	74.4 (67.2 to 169)	74.4 (69.7 to 179)	74.4 (1.6 to 1.8k)	74.4 (1.6 to 1.8k)	74.4 (64.3 to 164)	74.4 (79.1 to 143)	74.4 (77.1 to 141)	74.4 (63.6 to 139)	74.4 (27.9 to 71)	29.3 (20.4 to 42.3)	12.4 (9.6 to 17.7)	3.3 (2.5 to 4.5)	1,980
Other exposure to mechanical forces	4.3 (3.1 to 5.2)	3.8 (2.7 to 5.1)	98.1 (72.1 to 131)	372 (252 to 535)	998 (629 to 1,660)	1,100 (681 to 1,770)	1,510 (1,010 to 2,300)	1,890 (1,600 to 2,550)	1,890 (1,600 to 2,550)	3,840 (3,600 to 4,710)	3,840 (3,600 to 4,710)	3,840 (3,600 to 4,710)	6,220 (5,830 to 7,600)	6,220 (5,830 to 7,600)	6,220 (5,830 to 7,600)	6,220 (5,830 to 7,600)	3,880 (3,600 to 4,550)	3,880 (3,600 to 4,550)	2,620 (2,430 to 3,210)	1,840 (1,700 to 2,260)	1,840 (1,700 to 2,260)	1,840 (1,700 to 2,260)	1,840 (1,700 to 2,260)	1,840 (1,700 to 2,260)	156,000
Adverse effects of medical treatment	48.7 (39 to 59)	44.4 (36.9 to 56.3)	368 (194 to 539)	319 (273 to 393)	136 (109 to 196)	119 (90.2 to 141)	182 (134 to 249)	204 (154 to 274)	319 (249 to 434)	343 (267 to 471)	343 (260 to 472)	332 (251 to 476)	714 (569 to 714)	557 (714 to 992)	1,090 (869 to 1,500)	1,117 (1,300 to 1,900)	1,490 (1,300 to 1,900)	1,200 (969 to 1,200)	1,200 (969 to 1,200)	990 (749 to 1,240)	490 (380 to 640)	200 (166 to 267)	49.2 (37 to 70.7)	11,700
Animal contact	9.3 (7.3 to 11.4)	11 k (8.1 to 15)	63.2 (42.4 to 97.1)	49.9 (41 to 74.4)	64.2 (43.6 to 92.8)	64.6 (42.9 to 92.7)	87.5 (62.7 to 121)	150 (79 to 143)	150 (82.1 to 169)	150 (97.2 to 160)	150 (82.4 to 169)	160 (113 to 186)	361 (1.22 to 216)	166 (117 to 213)	141 (1.82 to 1.82)	109 (80.1 to 179)	122 (81.2 to 172)	99.3 (67.4 to 134)	62.8 (46.8 to 86.3)	29.6 (20.2 to 39)	16 (11.2 to 20.6)	4.1 (2.2 to 5.4)	1,860
Venomous animal contact	0.1 (0.1 to 0.2)	0.2 (0.2 to 0.3)	2.4 (1.6 to 3.5)	19.5 (14.2 to 28.9)	21.7 (15.3 to 29.4)	25.1 (18.2 to 36.4)	42.1 (32.1 to 59.3)	49.7 (39.4 to 73.2)	64.7 (51.3 to 96.4)	64.7 (51.3 to 96.4)	64.7 (51.3 to 96.4)	64.7 (51.3 to 96.4)	64.7 (51.3 to 96.4)	64.7 (51.3 to 96.4)	64.7 (51.3 to 96.4)	64.7 (51.3 to 96.4)	64.7 (51.3 to 96.4)	64.7 (51.3 to 96.4)	64.7 (51.3 to 96.4)	64.7 (51.3 to 96.4)	64.7 (51.3 to 96.4)	64.7 (51.3 to 96.4)	64.7 (51.3 to 96.4)	734
Non-venomous animal contact	0.2 (0.1 to 0.2)	2.6 (1.9 to 3.4)	8.1 (5.6 to 12.4)	34.4 (27.7 to 42.3)	36.2 (21.6 to 49.4)	22.2 (21.6 to 48.4)	21.6 (21.4 to 47.7)	49.4 (31.7 to 52.7)	64.5 (39.2 to 79.4)	77.2 (51 to 102)	79.1 (54.3 to 113)	73.2 (52.4 to 106)	65 (66.5 to 126)	52 (73.9 to 143)	67.6 (70.6 to 139)	51.3 (66.7 to 127)	66.3 (81.9 to 120)	64 (69.9 to 119)	64.2 (47.5 to 89.2)	45 (33 to 62.4)	29.5 (19.9 to 39.8)	11 (8.2 to 16.1)	3.1 (2.4 to 4.1)	1,160
Foreign body	2.5 (2.1 to 2.9)	2.5 (2.1 to 2.9)	2.5 (2.1 to 2.9)	2.5 (2.1 to 2.9)	2.5 (2.1 to 2.9)	2.5 (2.1 to 2.9)	2.5 (2.1 to 2.9)	2.5 (2.1 to 2.9)	2.5 (2.1 to 2.9)	2.5 (2.1 to 2.9)	2.5 (2.1 to 2.9)	2.5 (2.1 to 2.9)	2.5 (2.1 to 2.9)	2.5 (2.1 to 2.9)	2.5 (2.1 to 2.9)	2.5 (2.1 to 2.9)	2.5 (2.1 to 2.9)	2.5 (2.1 to 2.9)	2.5 (2.1 to 2.9)	2.5 (2.1 to 2.9)	2.5 (2.1 to 2.9)	2.5 (2.1 to 2.9)	2.5 (2.1 to 2.9)	2.5 (2.1 to 2.9)	19,000
Foreign body in eyes	0.1 (0 to 0.2)	0.4 (0.1 to 1)	7.2 (3 to 15.9)	37.6 (11.1 to 80.4)	69.5 (7.5 to 156)	72.9 (23.7 to 178)	86.2 (27.9 to 204)	132 (37.2 to 269)	151 (42.9 to 320)	151 (47.2 to 327)	151 (49.4 to 329)	147 (58.8 to 362)	147 (69.3 to 363)	109 (72.3 to 249)	111 (80.7 to 193)	94.8 (69.9 to 149)	84 (61.8 to 126)	68.3 (62.9 to 120)	59.5 (37.2 to 92.1)	47.6 (27.3 to 81.4)	20 (15.4 to 33)	9.1 (6.2 to 12.9)	2 (1.5 to 2.9)	1,760
Foreign body in other bodypart	0.4 (0.3 to 0.5)	0.7 (0.5 to 1)	6.5 (3 to 16.4)	40.9 (16.7 to 83.5)	81.4 (49.8 to 131)	71.9 (49.8 to 108)	104 (72.1 to 160)	140 (96.2 to 221)	214 (147 to 336)	260 (179 to 409)	260 (179 to 409)	254 (174 to 401)	261 (179 to 411)	404 (277 to 644)	404 (277 to 644)	360 (247 to 576)	361 (247 to 576)	261 (179 to 411)	194 (133 to 309)	99.4 (68.2 to 159)	54.4 (37.3 to 86.2)	16 (11 to 25.6)	4.1 (2.8 to 6.5)	4,440
Environmental heat and cold exposure	0.3 (0.2 to 0.3)	0.3 (0.3 to 0.5)	0.1 (3.6 to 7.2)	23.6 (16.9 to 33.9)	51.4 (34.8 to 74.9)	61.7 (43.7 to 123)	7.8 (50.3 to 150)	242 (1.6 to 269)	242 (1.6 to 269)	242 (207 to 422)	242 (249 to 467)	242 (258 to 461)	242 (311 to 526)	242 (313 to 536)	242 (292 to 502)	242 (237 to 421)	242 (203 to 386)	242 (237 to 398)	242 (173 to 291)	242 (154 to 271)	242 (102 to 147)	242 (69.7 to 98.6)	19.6 (13.1 to 19.1)	4,440
Exposure to forces of nature	0.1 (0 to 0)	0.1 (0 to 0)	0.1 (0 to 0)	0.1 (0 to 0)	0.1 (0.1 to 0.2)	0.1 (0.2 to 0.4)	0.1 (0.3 to 0.7)	0.1 (0.5 to 1.1)	0.1 (0.6 to 1.4)	0.1 (1.1 to 2.4)	0.1 (1.2 to 2.6)	0.1 (1.1 to 2.5)	0.1 (1.1 to 2.5)	0.1 (1.1 to 2.5)	0.1 (1.1 to 2.5)	0.1 (1.1 to 2.5)	0.1 (1.1 to 2.5)	0.1 (1.1 to 2.5)	0.1 (0.6 to 1.4)	0.1 (0.6 to 1.4)	0.1 (0.6 to 1)	0.1 (0.1 to 0.2)	0.1 (0 to 0)	231
Other unintentional injuries	19.6 (15.9 to 23.4)	8.6 (6.9 to 11.5)	73 (77.6 to 244)	695 (561 to 937)	679 (504 to 1,270)	999 (838 to 1,840)	1,210 (1,060 to 1,810)	1,650 (1,340 to 2,440)	2,040 (1,340 to 3,040)	2,420 (1,670 to 3,790)	2,420 (1,670 to 3,830)	2,420 (1,670 to 3,810)	2,720 (1,740 to 4,130)	2,990 (1,960 to 4,270)	2,790 (1,740 to 4,170)	2,290 (1,960 to 3,990)	2,170 (1,670 to 3,230)	2,150 (1,670 to 3,140)	1,970 (1,670 to 2,830)	1,990 (1,670 to 3,270)	970 (810 to 991)	250 (173 to 348)	69.7 (61.1 to 80.7)	23,900
Self-harm and interpersonal violence	30 (26.4 to 33.9)	22 (17 to 27.8)	195 (132 to 269)	338 (311 to 371)	439 (359 to 485)	1,030 (927 to 1,180)	1,660 (1,360 to 2,000)	16,250 (15,600 to 17,100)	17,290 (16,600 to 18,300)	16,490 (17,500 to 19,100)	16,750 (17,600 to 19,400)	16,950 (18,100 to 20,100)	21,250 (20,200 to 22,700)	13,600 (13,600 to 15,500)	12,650 (11,600 to 13,300)	6,970 (6,600 to 7,510)	4,560 (4,240 to 4,960)	3,650 (3,370 to 4,030)	2,150 (1,900 to 2,360)	1,370 (1,220 to 1,400)	706 (642 to 812)	266 (223 to 299)	66.3 (57.9 to 83.7)	167,000
Self-harm	5.4 (4.8 to 6)	4.1 (3.6 to 4.7)	6.6 (5.6 to 8)	6 (5.1 to 7.1)	6.1 (5.2 to 7.2)	42 (36.6 to 49.5)	6.13 (5.3 to 7.2)	16,400 (15,800 to 17,100)	16,400 (15,800 to 17,100)	16,400 (16,900 to 17,900)	16,700 (16,900 to 17,900)	17,000 (17,500 to 18,400)	19,600 (18,900 to 20,600)	13,000 (12,900 to 13,900)	11,000 (10,900 to 11,900)	6,870 (6,600 to 7,260)	3,640 (3,500 to 3,910)	2,640 (2,500 to 2,830)	1,740 (1,600 to 1,740)	1,360 (1,300 to 1,360)	697 (667 to 731)	264 (223 to 299)	64.9 (57.9 to 83.7)	39,000 (33,000 to 53,000)
Self-harm by firearm	0 (0 to 0)	0 (0 to 0)	0 (0 to 0)	0 (0 to 0)	0 (0 to 0)	12.9 (7.1 to 19.3)	1.45 (1.26 to 221)	256 (253 to 327)	252 (210 to 373)	252 (232 to 409)	252 (243 to 489)	252 (255 to 573)	252 (253 to 744)	252 (299 to 532)	252 (255 to 670)	252 (1.47 to 268)	252 (1.61 to 1.75)	252 (82.1 to 167)	252 (81.6 to 113)	252 (76.3 to 154)	252 (77.8 to 127)	252 (61.5 to 121)	19.6 (13.9 to 21)	3,270
Self-harm by other specified means	5.4 (5 to 5)	4.1 (3.6 to 4.7)	6.6 (5.6 to 8)	6 (5.1 to 7.1)	6.1 (5.2 to 7.2)	29 (24.6 to 35.5)	6.13 (5.3 to 7.2)	16,100 (15,500 to 16,700)	16,100 (15,500 to 16,700)	16,100 (16,600 to 17,600)	16,400 (16,600 to 17,600)	16,700 (17,200 to 18,100)	19,300 (18,700 to 20,300)	12,700 (12,600 to 13,600)	10,700 (10,600 to 11,700)	6,610 (6,400 to 6,990)	3,390 (3,250 to 3,770)	2,390 (2,260 to 2,570)	1,490 (1,360 to 1,490)	1,110 (1,060 to 1,110)	431 (401 to 461)	198 (160 to 223)	64.9 (57.9 to 83.7)	122,000 (117,000 to 127,000)
Interpersonal violence	24.6 (20.3 to 27.7)	21.9 (16.9 to 27.4)	19.4 (12 to 262)	342 (261 to 566)	260 (242 to 426)	986 (867 to 846)	550 (463 to 1,240)	1,100 (1,000 to 2.1k)	1,670 (1,600 to 2.1k)	1,760 (1,600 to 2.1k)	1,650 (1,600 to 2.1k)	1,650 (1,600 to 2.1k)	1,750 (1,600 to 2.01k)	1,750 (1,670 to 2.01k)	1,620 (1,200 to 1,850)	1,290 (1,060 to 1,670)	1,020 (760 to 1,300)	861 (649 to 1,160)	760 (599 to 1,020)	603 (370 to 688)	303 (210 to 338)	116 (72.9 to 171)	29.5 (17.9 to 42)	16,900
Physical violence by firearm	0.6 (0.5 to 0.7)	0.3 (0.2 to 0.5)	2.9 (2.4 to 4.9)	14.7 (12.1 to 18)	24.7 (19.6 to 31.2)	39.2 (32.8 to 49)	72.6 (63.9 to 94)	152 (1.36 to 173)	142 (1.42 to 189)	168 (1.46 to 192)	150 (1.52 to 189)	126 (1.57 to 160)	123 (1.61 to 1.46)	108 (83.9 to 133)	86.3 (65.7 to 114)	69 (51.7 to 89.9)	56.7 (41.9 to 73.7)	52.7 (38.9 to 69.1)	34.3 (25.3 to 44.6)	24.5 (15.9 to 31.6)	12.4 (8.3 to 16.2)	5 (3.6 to 6.4)	1.3 (1 to 1.6)	1,460
Physical violence by sharp object	2.2 (1.8 to 2.6)	2.3 (1.9 to 2.8)	4.4 (3.6 to 5.7)	24.4 (19.7 to 31.1)	24.4 (16.4 to 34.3)	74.6 (61.8 to 93.6)	49.1 (39.2 to 66.1)	1.46 (1.36 to 1.79)	221 (1.79 to 267)	212 (1.79 to 267)	219 (1.79 to 276)	219 (1.79 to 276)	254 (1.79 to 340)	251 (1.79 to 340)	251 (1.79 to 340)	194 (1.79 to 276)	194 (1.79 to 276)	194 (1.79 to 276)	194 (1.79 to 276)	194 (1.77 to 276)	194 (1.77 to 276)	194 (1.77 to 276)	194 (1.77 to 276)	194 (1.77 to 276)	2,960
Sexual violence	0 (0 to 0)	0 (0 to 0)	1.2 (0 to 7.3)	6.8 (1.9 to 19.8)	12.7 (4.9 to 31.6)	11.7 (4.9 to 31.6)	1.46 (1.36 to 1.79)	267 (1.73 to 464)	276 (1.96 to 467)	266 (1.11 to 329)	1.46 (1.96 to 329)	1.46 (1.96 to 329)	1.46 (1.96 to 329)	1.46 (1.96 to 329)	1.46 (1.96 to 329)	1.46 (1.96 to 329)	1.46 (1.96 to 329)	1.46 (1.96 to 329)	1.46 (1.96 to 329)	1.46 (1.96 to 329)	1.46 (1.96 to 329)	1.46 (1.96 to 329)	1.46 (1.96 to 329)	1,860
Physical violence by other means	22 (19.1 to 27.7)	19.6 (15.1 to 26.7)	15.1 (10 to 253)	335 (255 to 556)	247 (240 to 418)	974 (847 to 774)	548 (460 to 1,240)	833 (1.17k to 1,000)	1.39k (1.17k to 1,000)	1.49k (1.17k to 1,000)	1.43k (1.17k to 1,000)	1.43k (1.17k to 1,000)	1.52k (1.17k to 1,000)	1.52k (1.17k to 1,000)	1.52k (1.17k to 1,000)	1.52k (1.17k to 1,000)	1.52k (1.17k to 1,000)	1.52k (1.17k to 1,000)	1.52k (1.17k to 1,000)	1.52k (1.17k to 1,000)	1.52k (1.17k to 1,000)	1.52k (1.17k to 1,000)	1.52k (1.17k to 1,000)	1.52k (1.17k to 1,000)	14,000
Cyclist and pedestrian	0.2 (0.2 to 0.2)	0.1 (0.1 to 0.1)	0.1 (0.1 to 0.1)	0.1 (0.1 to 0.1)	0.1 (0.4 to 2.6)	0.1 (0.4 to 2.6)	0.1 (2.7 to 7.2)	0.1 (2.4 to 7.2)	0.1 (12.1 to 29.5)	31.2 (23.7 to 52.1)	0.1 (32.7 to 75.7)	31.2 (49 to 114)	31.2 (49.2 to 114)	31.2 (49.2 to 114)	31.2 (49.2 to 114)	31.2 (49.2 to 114)	31.2 (49.2 to 114)	31.2 (49.2 to 114)	31.2 (49.2 to 114)	31.2 (49.2 to 114)	31.2 (49.2 to 114)	31.2 (49.2 to 114)	31.2 (49.2 to 114)	929

SR Table 2c: Acre DALYS by cause and age group for males with 95% uncertainty intervals, 2019

Cause	Early Neonatal	Late Neonatal	Post Neonatal	1 to 4	5 to 9	10 to 14	15 to 19	20 to 24	25 to 29	30 to 34	35 to 39	40 to 44	45 to 49	50 to 54	55 to 59	60 to 64	65 to 69	70 to 74	75 to 79	80 to 84	85 to 89	90 to 94	95 plus	Total
All causes	6,755 (5,755 to 14,289)	1,454 (1,434 to 2,362)	2,722 (1,728 to 11,902)	3,904 (2,958 to 4,774)	1,905 (1,640 to 4,146)	2,104 (1,696 to 5,473)	3,016 (2,475 to 11,035)	4,124 (3,374 to 10,195)	4,966 (4,024 to 11,402)	5,329 (4,329 to 10,600)	5,661 (4,600 to 10,800)	7,693 (7,693 to 11,300)	8,911 (7,529 to 14,000)	10,294 (8,713 to 15,700)	11,703 (9,700 to 16,700)	13,299 (10,700 to 20,000)	14,900 (11,900 to 23,000)	16,900 (13,400 to 26,000)	18,900 (14,700 to 29,000)	20,200 (15,600 to 30,000)	21,000 (16,000 to 31,000)	21,000 (16,000 to 31,000)	21,000 (16,000 to 31,000)	143,000 (143,000 to 143,000)
Communicable, maternal, neonatal, and nutritional diseases	6,666 (5,666 to 11,000)	1,392 (1,372 to 1,790)	2,570 (1,576 to 7,200)	1,400 (1,106 to 1,740)	666 (566 to 1,490)	706 (565 to 1,770)	823 (623 to 1,120)	892 (674 to 1,070)	879 (649 to 1,040)	842 (681 to 1,050)	882 (720 to 1,070)	973 (877 to 999)	1,069 (1,069 to 1,070)	1,204 (1,204 to 1,210)	1,359 (1,359 to 1,360)	1,492 (1,492 to 1,500)	1,616 (1,616 to 1,620)	1,711 (1,711 to 1,720)	1,819 (1,819 to 1,820)	1,900 (1,900 to 1,900)	1,900 (1,900 to 1,900)	1,900 (1,900 to 1,900)	28,003 (28,003 to 28,003)
HIV/AIDS and sexually transmitted infections	27.9 (17.2 to 43.1)	4.6 (2.4 to 9.6)	42.7 (46.2 to 81.4)	29.2 (20.4 to 52.9)	15.6 (12.3 to 20.9)	17 (12.4 to 21.2)	27.1 (21.4 to 33.2)	67.1 (60.7 to 96.4)	168 (117.9 to 182)	165 (145 to 229)	176 (140 to 236)	131 (109 to 182)	83.7 (66 to 106)	69.6 (54.9 to 92.6)	31.5 (23.1 to 39.2)	19.1 (13.6 to 24.1)	12.7 (9.7 to 16.3)	9.1 (6.9 to 11.8)	7.3 (5.5 to 9.4)	6.6 (4.9 to 8.5)	5.2 (3.8 to 6.8)	0.2 (0.2 to 0.3)	1,150
HIV/AIDS	0 (0 to 0)	0 (0 to 0)	51.3 (39.9 to 65.2)	29.2 (20.1 to 52.6)	15.6 (12.3 to 20.9)	19.7 (13.1 to 19.8)	24.1 (19.1 to 29.1)	71.3 (54.6 to 96.7)	162 (111 to 173)	171 (133 to 221)	176 (139.9 to 194)	125 (99.9 to 156)	79.6 (62.6 to 99.3)	66.8 (54.7 to 89.3)	29.5 (23.4 to 38.2)	17.6 (13.7 to 22.1)	11.7 (9.4 to 14.8)	8.3 (6.3 to 10.5)	6.8 (5.1 to 8.2)	6.1 (4.6 to 7.5)	0.2 (0.1 to 0.2)	1,010
HIV/AIDS - Drug-susceptible Tuberculosis	0 (0 to 0)	0 (0 to 0)	9.5 (5.9 to 14)	6.7 (4.6 to 9.4)	2.6 (1.6 to 4.3)	4.5 (2.4 to 6.4)	(2.4 to 6.8)	(7.4 to 9.9)	(14.7 to 39.1)	(16.7 to 33.3)	(17.3 to 36.2)	(12.1 to 31.9)	(5.7 to 15.6)	(4.9 to 11.8)	(2.7 to 7.4)	(1.7 to 4.6)	(1.2 to 2.8)	(0.7 to 1.8)	(0.5 to 1.4)	(0.3 to 0.9)	(0.1 to 0.3)	(0 to 0)	177
HIV/AIDS - Multidrug-resistant Tuberculosis without extensive drug resistance	0 (0 to 0)	0 (0 to 0)	0.7 (0.5 to 0.9)	0.4 (0.3 to 0.6)	0.2 (0.1 to 0.3)	0.2 (0.1 to 0.3)	0.3 (0.2 to 0.4)	(0.7 to 1.1)	(2.1 to 5.5)	(2.4 to 4.7)	(2.5 to 5.1)	(1.7 to 4.5)	(0.8 to 2.2)	(0.7 to 1.7)	(0.4 to 1.1)	(0.2 to 0.6)	(0.2 to 0.4)	(0.1 to 0.3)	(0.1 to 0.2)	(0 to 0.1)	(0 to 0.1)	(0 to 0)	12.8
HIV/AIDS - Extensively drug-resistant Tuberculosis	0 (0 to 0)	0 (0 to 0)	0.1 (0 to 0.1)	0.1 (0 to 0.1)	0 (0 to 0)	0 (0 to 0)	0.1 (0 to 0.1)	0.3 (0 to 0.4)	0.8 (0 to 1.9)	0.9 (0 to 1.8)	0.9 (0 to 1.7)	0.7 (0 to 1.7)	0.4 (0 to 1.1)	0.4 (0 to 1.1)	0.2 (0 to 0.6)	0.1 (0 to 0.4)	0.1 (0 to 0.3)	0.1 (0 to 0.2)	0 (0 to 0.1)	0 (0 to 0.1)	0 (0 to 0.1)	0 (0 to 0)	2
HIV/AIDS resulting in other diseases	0 (0 to 0)	0 (0 to 0)	42.9 (28.2 to 66.1)	23.7 (14.5 to 39.2)	13.7 (9.9 to 17.2)	13.4 (9.5 to 17.2)	19.3 (14.5 to 25.1)	58.9 (40.1 to 79.4)	114 (82.2 to 148)	162 (120.1 to 195)	137 (99.9 to 179)	102 (74.7 to 133)	64.7 (46.9 to 86)	38.3 (27.1 to 50.4)	24 (17.1 to 32.2)	14.4 (9.7 to 19.4)	9.6 (6.7 to 12.9)	6.9 (4.8 to 9.2)	5.5 (3.9 to 7.5)	0.4 (0.3 to 0.5)	0.1 (0.1 to 0.1)	0 (0 to 0)	815
Sexually transmitted infections excluding HIV	27.9 (17.2 to 43.1)	4.6 (2.4 to 9.6)	11.4 (6.7 to 46.4)	0.2 (0 to 0.5)	0.1 (0 to 0.2)	0.3 (0 to 0.5)	2.9 (2.4 to 3.5)	5.1 (2.4 to 9.1)	5.9 (2.9 to 9.1)	3.2 (1.5 to 5.2)	5.9 (3.6 to 12.4)	7.2 (2.9 to 9.1)	3.9 (1.7 to 6.2)	5.4 (2.2 to 9.6)	3.1 (1.3 to 5.6)	4.5 (1.9 to 9.4)	3.1 (0.9 to 6.3)	2.2 (0.6 to 5.2)	1.8 (0.5 to 4.2)	0.8 (0.2 to 2.1)	0.1 (0 to 0.3)	0 (0 to 0)	93.4
Syphilis	27.9 (17.2 to 43.1)	4.6 (2.4 to 9.6)	11.4 (6.7 to 46.4)	0.2 (0 to 0.5)	0.1 (0 to 0.2)	0.3 (0 to 0.5)	2.9 (2.4 to 3.5)	5.1 (2.4 to 9.1)	5.9 (2.9 to 9.1)	3.2 (1.5 to 5.2)	5.9 (3.6 to 12.4)	7.2 (2.9 to 9.1)	3.9 (1.7 to 6.2)	5.4 (2.2 to 9.6)	3.1 (1.3 to 5.6)	4.5 (1.9 to 9.4)	3.1 (0.9 to 6.3)	2.2 (0.6 to 5.2)	1.8 (0.5 to 4.2)	0.8 (0.2 to 2.1)	0.1 (0 to 0.3)	0 (0 to 0)	93.4
Chlamydial infection	0 (0 to 0)	0 (0 to 0)	0 (0 to 0)	0 (0 to 0)	0 (0 to 0)	0 (0 to 0)	0 (0 to 0)	0 (0 to 0)	0 (0 to 0)	0 (0 to 0)	0 (0 to 0)	0 (0 to 0)	0 (0 to 0)	0 (0 to 0)	0 (0 to 0)	0 (0 to 0)	0 (0 to 0)	0 (0 to 0)	0 (0 to 0)	0 (0 to 0)	0 (0 to 0)	0 (0 to 0)	0 (0 to 0)	7.3
Gonococcal infection	0 (0 to 0)	0 (0 to 0)	0 (0 to 0)	0 (0 to 0)	0 (0 to 0)	0 (0 to 0)	0 (0 to 0)	0 (0 to 0)	0 (0 to 0)	0 (0 to 0)	0 (0 to 0)	0 (0 to 0)	0 (0 to 0)	0 (0 to 0)	0 (0 to 0)	0 (0 to 0)	0 (0 to 0)	0 (0 to 0)	0 (0 to 0)	0 (0 to 0)	0 (0 to 0)	0 (0 to 0)	0 (0 to 0)	4.4
Trichomoniasis	0 (0 to 0)	0 (0 to 0)	0 (0 to 0)	0 (0 to 0)	0 (0 to 0)	0 (0 to 0)	0 (0 to 0)	0 (0 to 0)	0 (0 to 0)	0 (0 to 0)	0 (0 to 0)	0 (0 to 0)	0 (0 to 0)	0 (0 to 0)	0 (0 to 0)	0 (0 to 0)	0 (0 to 0)	0 (0 to 0)	0 (0 to 0)	0 (0 to 0)	0 (0 to 0)	0 (0 to 0)	0 (0 to 0)	1.4
Genital herpes	0 (0 to 0)	0 (0 to 0)	0 (0 to 0)	0 (0 to 0)	0 (0 to 0)	0 (0 to 0)	0 (0 to 0)	0 (0 to 0)	0 (0 to 0)	0 (0 to 0)	0 (0 to 0)	0 (0 to 0)	0 (0 to 0)	0 (0 to 0)	0 (0 to 0)	0 (0 to 0)	0 (0 to 0)	0 (0 to 0)	0 (0 to 0)	0 (0 to 0)	0 (0 to 0)	0 (0 to 0)	0 (0 to 0)	21.8
Other sexually transmitted infections	0 (0 to 0)	0 (0 to 0)	0 (0 to 0)	0 (0 to 0)	0 (0 to 0)	0 (0 to 0)	0 (0 to 0)	0 (0 to 0)	0 (0 to 0)	0 (0 to 0)	0 (0 to 0)	0 (0 to 0)	0 (0 to 0)	0 (0 to 0)	0 (0 to 0)	0 (0 to 0)	0 (0 to 0)	0 (0 to 0)	0 (0 to 0)	0 (0 to 0)	0 (0 to 0)	0 (0 to 0)	0 (0 to 0)	9.2
Respiratory infections and tuberculosis	229 (146 to 337)	100 (60.1 to 171)	2,220 (1,400 to 2,800)	496 (340 to 699)	224 (164 to 287)	224 (166 to 287)	222 (170 to 312)	222 (170 to 301)	222 (165 to 312)	222 (167 to 316)	222 (165 to 316)	222 (241 to 288)	222 (229 to 378)	222 (229 to 378)	222 (229 to 347)	222 (216 to 366)	222 (210 to 349)	222 (191 to 371)	222 (190 to 334)	139 (108 to 189)	27 (19 to 37)	0 (0 to 0)	7,070
Tuberculosis	229 (146 to 337)	100 (60.1 to 171)	2,220 (1,400 to 2,800)	496 (340 to 699)	224 (164 to 287)	224 (166 to 287)	222 (170 to 312)	222 (170 to 301)	222 (165 to 312)	222 (167 to 316)	222 (165 to 316)	222 (241 to 288)	222 (229 to 378)	222 (229 to 378)	222 (229 to 347)	222 (216 to 366)	222 (210 to 349)	222 (191 to 371)	222 (190 to 334)	139 (108 to 189)	27 (19 to 37)	0 (0 to 0)	7,070
Latent tuberculosis infection	0 (0 to 0)	0 (0 to 0)	0 (0 to 0)	0 (0 to 0)	0 (0 to 0)	0 (0 to 0)	0 (0 to 0)	0 (0 to 0)	0 (0 to 0)	0 (0 to 0)	0 (0 to 0)	0 (0 to 0)	0 (0 to 0)	0 (0 to 0)	0 (0 to 0)	0 (0 to 0)	0 (0 to 0)	0 (0 to 0)	0 (0 to 0)	0 (0 to 0)	0 (0 to 0)	0 (0 to 0)	0 (0 to 0)	0
Drug-susceptible tuberculosis	0 (0 to 0)	0 (20.2 to 48)	33.6 (9.2 to 209.7)	14.8 (4.1 to 71)	7.3 (1.9 to 37.5)	7 (1.8 to 34.6)	20 (12.1 to 39.1)	42.4 (27.5 to 61.9)	52.9 (36.3 to 73.3)	41.6 (28.4 to 58.1)	74.3 (49.1 to 103)	59.8 (39.6 to 83.1)	75 (50 to 101)	61.1 (40.5 to 82.1)	60.5 (39.4 to 86.1)	49.7 (32.6 to 69.5)	32.4 (21.4 to 45.9)	28.3 (18.7 to 39.4)	19.4 (12.7 to 27.1)	9.9 (6.7 to 13.4)	5.2 (3.4 to 7.2)	0.2 (0.1 to 0.3)	727
Multidrug-resistant tuberculosis without extensive drug resistance	0 (0 to 0)	0 (0 to 0)	2.1 (0.1 to 9.3)	0.9 (0 to 4.6)	0.4 (0 to 1.9)	0.4 (0 to 1.9)	1.1 (0.1 to 5.5)	2.3 (0.1 to 11.9)	2.8 (0.2 to 14.2)	2.4 (0.2 to 12.2)	4.2 (0.2 to 22.5)	3.5 (0.2 to 18.2)	2.4 (0.2 to 12.6)	2.6 (0.2 to 13.8)	3.7 (0.2 to 17.4)	2.8 (0.2 to 13.8)	1.9 (0.1 to 9.6)	1.6 (0.1 to 7.5)	1.1 (0.1 to 5.1)	0.6 (0 to 2.7)	0.3 (0 to 1.2)	0 (0 to 0)	42.2
Extensively drug-resistant tuberculosis	0 (0 to 0)	0 (0 to 0)	0.3 (0 to 1.4)	0.1 (0 to 0.6)	0.1 (0 to 0.3)	0.1 (0 to 0.3)	0.2 (0 to 0.8)	0.4 (0 to 1.8)	0.5 (0 to 2.2)	0.5 (0 to 2.1)	0.7 (0 to 3.2)	0.7 (0 to 3.1)	0.4 (0 to 2.1)	0.5 (0 to 2.4)	0.6 (0 to 2.9)	0.4 (0 to 2.1)	0.3 (0 to 1.5)	0.2 (0 to 1.1)	0.2 (0 to 0.9)	0.1 (0 to 0.6)	0 (0 to 0.2)	0 (0 to 0)	6.7
Lower respiratory infections	225 (146 to 327)	119 (79.6 to 186)	1,868 (1,300 to 2,720)	391 (280 to 539)	98.7 (66.7 to 122)	91.1 (60.3 to 119)	125 (83.3 to 178)	109 (71.7 to 154)	123 (82.7 to 174)	131 (90 to 181)	172 (119 to 239)	172 (119 to 239)	197 (137 to 267)	181 (126 to 253)	198 (137 to 282)	210 (137 to 302)	196 (127 to 302)	222 (137 to 331)	172 (108 to 264)	128 (77 to 194)	39.4 (22 to 60.1)	12.6 (6.9 to 19.4)	5,450
Upper respiratory infections	0.4 (0.2 to 0.7)	1.1 (0.7 to 1.8)	22.2 (14 to 33.3)	77.6 (49.4 to 123)	88.6 (56.9 to 141)	78.9 (50.4 to 124)	70.4 (44.1 to 112)	63.3 (39.3 to 103)	52 (32.2 to 85)	28.1 (17.3 to 46.2)	48.2 (29.6 to 79.2)	23.6 (14.5 to 38.8)	27.1 (16.7 to 44.7)	27.5 (16.9 to 45.2)	21.6 (13.2 to 36.3)	11.5 (6.9 to 19.2)	8.6 (5.1 to 14.4)	5.8 (3.3 to 9.8)	3.4 (1.9 to 5.8)	1.6 (0.9 to 2.8)	0.7 (0.4 to 1.1)	0.2 (0.1 to 0.3)	683
Otitis media	0 (0 to 0.1)	0.2 (0.1 to 0.4)	3.4 (1.7 to 7.2)	20.5 (11.5 to 39.9)	28.5 (15.7 to 49.6)	21 (11.4 to 39.1)	13.6 (7.1 to 26)	14.8 (8.4 to 28.5)	10.4 (4.9 to 19.2)	5.6 (2.4 to 10.8)	9.5 (4.5 to 18.6)	4.7 (2.5 to 7.5)	6.1 (2.9 to 11.8)	4.8 (2.3 to 9.4)	2.6 (1.2 to 5.4)	1.6 (0.8 to 3.2)	1.1 (0.5 to 2.2)	0.8 (0.3 to 1.7)	0.5 (0.2 to 1.1)	0.2 (0.1 to 0.3)	0 (0 to 0)	0.2 (0 to 0.3)	162
Enteric infections	3,615 (2,615 to 12.7)	317 (224 to 1,581)	1,028 (623 to 1,940)	224 (156 to 1,220)	118 (79.2 to 167)	107 (70.1 to 155)	99 (67.2 to 139)	69.7 (42.4 to 96.2)	59.9 (36.4 to 82.7)	59.7 (36.4 to 82.4)	62.5 (44.9 to 84.6)	49.4 (31.9 to 79.4)	46.4 (29.9 to 74.9)	40.8 (26.4 to 65.8)	29.2 (27.2 to 31.2)	20.4 (18.9 to 47.2)	20.5 (19.1 to 47.3)	20.2 (18.8 to 46.7)	20.2 (18.8 to 46.7)	21.5 (19.9 to 49.7)	19.6 (18.2 to 45.2)	13.6 (12.6 to 31.4)	13.6 (12.6 to 31.4)	2,240
Diarrheal diseases	8.3 (5.5 to 12.7)	21.2 (22.2 to 58)	1,028 (625 to 1,940)	224 (152 to 314)	118 (79.5 to 165)	107 (69.5 to 157)	99 (67 to 139)	69.7 (42.4 to 96.2)	59.9 (36.4 to 82.7)	59.7 (36.2 to 82.4)	62.5 (45.5 to 83.4)	49.4 (44.2 to 69.9)	46.4 (29.9 to 67.1)	40.8 (26.4 to 57.1)	29.2 (27.6 to 31.2)	20.4 (26.4 to 47)	20.5 (25.2 to 48.4)	20.2 (23.7 to 47.1)	20.2 (19.7 to 39.2)	21.5 (25.3 to 48.4)	19.6 (24.5 to 45.1)	13.6 (16.3 to 31.4)	13.6 (16.3 to 31.4)	2,220
Typhoid and paratyphoid	0 (0 to 0)	0 (0 to 0)	0 (0 to 0)	0 (0 to 0)	0 (0 to 0)	0 (0 to 0)	0 (0 to 0)	0 (0 to 0)	0 (0 to 0)	0 (0 to 0)	0 (0 to 0)	0 (0 to 0)	0 (0 to 0)	0 (0 to 0)	0 (0 to 0)	0 (0 to 0)	0 (0 to 0)	0 (0 to 0)	0 (0 to 0)	0 (0 to 0)	0 (0 to 0)	0 (0 to 0)	0 (0 to 0)	3.1
Typhoid fever	0 (0 to 0)	0 (0 to 0)	0 (0 to 0)	0 (0 to 0)	0 (0 to 0)	0 (0 to 0)	0 (0 to 0)	0 (0 to 0)	0 (0 to 0)	0 (0 to 0)	0 (0 to 0)	0 (0 to 0)	0 (0 to 0)	0 (0 to 0)	0 (0 to 0)	0 (0 to 0)	0 (0 to 0)	0 (0 to 0)	0 (0 to 0)	0 (0 to 0)	0 (0 to 0)	0 (0 to 0)	0 (0 to 0)	2.9
Paratyphoid fever	0 (0 to 0)	0 (0 to 0)	0 (0 to 0)	0 (0 to 0)	0 (0 to 0)	0 (0 to 0)	0 (0 to 0)	0 (0 to 0)	0 (0 to 0)	0 (0 to 0)	0 (0 to 0)	0 (0 to 0)	0 (0 to 0)	0 (0 to 0)	0 (0 to 0)	0 (0 to 0)	0 (0 to 0)	0 (0 to 0)	0 (0 to 0)	0 (0 to 0)	0 (0 to 0)	0 (0 to 0)	0 (0 to 0)	0.2
Invasive Non-typhoidal Salmonella (iNTS)	0 (0 to 0)	0 (0 to 0.1)	1.4 (0.8 to 3)	2.9 (1.2 to 5.4)	1.7 (0.8 to 3.5)	0.9 (0.4 to 2)	0.9 (0.3 to 2.6)	0.4 (0.1 to 1.3)	0.3 (0.1 to 1.2)	0.2 (0.1 to 0.9)	0.2 (0.1 to 0.9)	0.2 (0.1 to 0.8)	0.2 (0.1 to 0.7)	0.2 (0.1 to 0.6)	0.1 (0.1 to 0.4)	0.1 (0.1 to 0.4)	0.1 (0.1 to 0.4)	0.1 (0.1 to 0.3)	0.1 (0.1 to 0.3)	0 (0 to 0.2)	0 (0 to 0.1)	0 (0 to 0)	13.4
Other intestinal infectious diseases	0 (0 to 0)	0 (0 to 0)	1.3 (0 to 4.7)	0.7 (0.1 to 2.4)	0.4 (0.1 to 1.1)	0.3 (0.1 to 1.2)	0.4 (0 to 1.2)	0.3 (0 to 1)	0.2 (0 to 0.4)	0.1 (0 to 0.4)	0.1 (0 to 0.7)	0.1 (0 to 0.5)	0.1 (0 to 0.3)	0.1 (0 to 0.3)	0.1 (0 to 0.3)	0.1 (0 to 0.3)	0.1 (0 to 0.3)	0.1 (0 to 0.3)	0.1 (0 to 0.3)	0 (0 to 0.2)	0 (0 to 0.1)	0 (0 to 0)	4.2
Neglected tropical diseases and malaria	3.4 (2.1 to 9.9)	4.8 (2 to 9.2)	128 (49 to 256)	54.5 (42.1 to 186)	1.6 (1.2 to 2.2)	2.6 (2 to 3.5)	2.6 (2 to 3.5)	2.6 (2 to 3.5)	2.6 (2 to 3.5)	2.6 (2 to 3.5)	2.6 (2 to 3.5)	2.6 (2 to 3.5)	2.6 (2 to 3.5)	2.6 (2 to 3.5)	2.6 (2 to 3.5)	2.6 (2 to 3.5)	2.6 (2 to 3.5)	2.6 (2 to 3.5)	2.6 (2 to 3.5)	2.6 (2 to 3.5)	2.6 (2 to 3.5)	0 (0 to 0)	225
Malaria	0 (0 to 0)	0 (0 to 0)	0.3 (0 to 0.9)	0.2 (0 to 0.6)	0.1 (0 to 0.3)	0.1 (0 to 0.3)	0.1 (0 to 0.3)	0.1 (0 to 0.3)	0.1 (0 to 0.3)	0.1 (0 to 0.3)	0.1 (0 to 0.3)	0.1 (0 to 0.3)	0.1 (0 to 0.3)	0.1 (0 to 0.3)	0.1 (0 to 0.3)	0.1 (0 to 0.3)	0.1 (0 to 0.3)	0.1 (0 to 0.3)	0.1 (0 to 0.3)	0.1 (0 to 0.3)	0.1 (0 to 0.3)	0 (0 to 0)	1.2
Chagas disease	0 (0 to 0)	0 (0 to 0)	0.2 (0 to 0.5)	0.2 (0 to 0.4)	0.2 (0 to 0.4)	0.2 (0 to 0.4)	0.2 (0 to 0.4)	0.2 (0 to 0.4)	0.2 (0 to 0.4)	0.2 (0 to 0.4)	0.2 (0 to 0.4)	0.2 (0 to 0.4)	0.2 (0 to 0.4)	0.2 (0 to 0.4)	0.2 (0 to 0.4)	0.2 (0 to 0.4)	0.2 (0 to 0.4)	0.2 (0 to 0.4)	0.2 (0 to 0.4)	0.2 (0 to 0.4)	0.2 (0 to 0.4)	0 (0 to 0)	2.6
Leishmaniasis	0 (0 to 0)	0 (0 to 0.3)	2.4 (0.4 to 6.1)	4.6 (2.4 to 8.2)	9.4 (2.9 to 21.1)	2.1 (1.1 to 3.4)	11.1 (3.4 to 29.4)	11.8 (3.4 to 29.4)	10.7 (3.4 to 27.8)	11 (3.4 to 27.8)	12 (4 to 30)	11.4 (3.7 to 28.3)	10.5 (3.2 to 24.9)	10 (2.7 to 24.9)	9.1 (2.4 to 24.2)	8.3 (2.1 to 24.2)	7 (1.7 to 21.7)	6.4 (1.5 to 21.7)	5.8 (1.3 to 21.7)	2.8 (0.6 to 12.4)	1.4 (0.3 to 6.1)	0.4 (0.1 to 1.7)	145
Visceral leishmaniasis	0 (0 to 0)	0 (0 to 0)	0 (0 to 0)	0 (0 to 0)	0 (0 to 0)	0 (0 to 0)	0 (0 to 0)	0 (0 to 0)	0 (0 to 0)	0 (0 to 0)	0 (0 to 0)	0 (0 to 0)	0 (0 to 0)	0 (0 to 0)	0 (0 to 0)	0 (0 to 0)	0 (0 to 0)	0 (0 to 0)	0 (0 to 0)	0 (0 to 0)	0 (0 to 0)	0 (0 to 0)	0 (0 to 0)	0
Cutaneous and mucocutaneous leishmaniasis	0 (0 to 0)	0 (0 to 0.3)	2.4 (0.4 to 6.1)	4.6 (2.4 to 8.2)	9.4 (2.9 to 21.1)	2.1 (1.1 to 3.4)	11.1 (3.4 to 29.4)	11.8 (3.4 to 29.4)	10.7 (3.4 to 27.8)	11 (3.4 to 27.8)	12 (4 to 30)	11.4 (3.7 to 28.3)	10.5 (3.2 to 24.9)	10 (2.7 to 24.9)	9.1 (2.4 to 24.2)	8.3 (2.1 to 24.2)	7 (1.7 to 21.7)	6.4 (1.5 to 21.7)	5.8 (1.3 to 21.7)	2.8 (0.6 to 12.4)	1.4 (0.3 to 6.1)	0.4 (0.1 to 1.7)	145
African trypanosomiasis	0 (0 to 0)	0 (0 to 0)	0 (0 to 0)	0 (0 to 0)	0 (0 to 0)	0 (0 to 0)	0 (0 to 0)	0 (0 to 0)	0 (0 to 0)	0 (0 to 0)	0 (0 to 0)	0 (0 to 0)	0 (0 to 0)	0 (0 to 0)	0 (0 to 0)	0 (0 to 0)	0 (0 to 0)	0 (0 to 0)	0 (0 to 0)	0 (0 to 0)	0 (0 to 0)	0 (0 to 0)	0 (0 to 0)	0
Schistosomiasis	0 (0 to 0)	0 (0 to 0)	0 (0 to 0)	0 (0 to 0)	0 (0 to 0)	0 (0 to 0)	0 (0 to 0)	0 (0 to 0)	0 (0 to 0)	0 (0 to 0)	0 (0 to 0)	0 (0 to 0)	0 (0 to 0)	0 (0 to 0)	0 (0 to 0)	0 (0 to 0)	0 (0 to 0)	0 (0 to 0)	0 (0 to 0)	0 (0 to 0)	0 (0 to 0)	0 (0 to 0)	0 (0 to 0)	0
Cysticercosis	0 (0 to 0)	0 (0 to 0)	0 (0 to 0)	0.2 (0 to 0.7)	0.7 (0.2 to 2.2)	0.2 (0 to 0.6)	2.6 (0.4 to 6.4)	5.4 (0.8 to 13.3)	7.3 (1.1 to 18.1)	5.6 (1.1 to 14.7)	9.8 (2.2 to 23.5)	8.6 (2.1 to 21.1)	9.8 (2.1 to 24.1)	8.6 (1.9 to 21.1)	9 (2.3 to 19.5)	10.9 (2.7 to 24.4)	11.1 (2.7 to 27.1)	9.4 (2.3 to 23.1)	7.2 (1.7 to 18.4)	4.6 (1.1 to 11.7)	2 (0.5 to 5.1)	0.2 (0 to 0.5)	116
Cystic echinococcosis	0 (0 to 0)	0 (0 to 0)	0 (0 to 0)	0 (0 to 0)	0 (0 to 0)	0 (0 to 0)	0 (0 to 0)	0 (0 to 0)	0 (0 to 0)	0 (0 to 0)	0 (0 to 0)	0 (0 to 0)	0 (0 to 0)	0 (0 to 0)	0 (0 to 0)	0 (0 to 0)	0 (0 to 0)	0 (0 to 0)	0 (0 to 0)	0 (0 to 0)	0 (0 to 0)	0 (0 to 0)	0 (0 to 0)	0.9
Lymphatic filariasis	0 (0 to 0)	0 (0 to 0)	0 (0 to 0)	0 (0 to 0)	0 (0 to 0)	0 (0 to 0)	0 (0 to 0)	0 (0 to 0)	0 (0 to 0)	0 (0 to 0)	0 (0 to 0)	0 (0 to 0)	0 (0 to 0)	0 (0 to 0)	0 (0 to 0)	0 (0 to 0)	0 (0 to 0)	0 (0 to 0)	0 (0 to 0)	0 (0 to 0)	0 (0 to 0)	0 (0 to 0)	0 (0 to 0)	0
Onchocerciasis	0 (0 to 0)	0 (0 to 0)	0 (0 to 0)	0 (0 to 0)	0 (0 to 0)	0 (0 to 0)	0 (0 to 0)	0 (0 to 0)	0 (0 to 0)	0 (0 to 0)	0 (0 to 0)	0 (0 to 0)	0 (0 to 0)	0 (0 to 0)	0 (0 to 0)	0 (0 to 0)	0 (0 to 0)

| | | |



SR Table 2a. Abacus DALYS by cause and sex group for males with 95% uncertainty intervals, 2019

Cause	Both Nematode	Low Nematode	Post Nematode	1 to 4	5 to 9	10 to 14	15 to 19	20 to 24	25 to 29	30 to 34	35 to 39	40 to 44	45 to 49	50 to 54	55 to 59	60 to 64	65 to 69	70 to 74	75 to 79	80 to 84	85 to 89	90 to 94	95 +Yrs	Total
All causes	9,960 (26,090 to 66,950)	9,960 (4,710 to 9,790)	34,990 (24,900 to 43,600)	10,460 (7,290 to 13,350)	10,560 (10,190 to 10,950)	10,050 (12,200 to 10,480)	33,600 (28,950 to 38,350)	32,200 (28,550 to 36,150)	44,000 (39,450 to 48,700)	42,700 (37,600 to 47,900)	44,600 (39,550 to 49,700)	43,800 (38,850 to 48,900)	41,700 (35,350 to 48,350)	42,900 (36,200 to 50,200)	41,600 (34,900 to 49,200)	37,900 (32,000 to 43,900)	34,700 (28,700 to 40,900)	30,400 (24,300 to 36,700)	27,700 (19,900 to 35,700)	17,200 (12,300 to 23,900)	9,990 (6,500 to 14,400)	2,200 (1,370 to 3,270)	609,000 (2,140 to 2,810)
Communicable, maternal, neonatal, and nutritional diseases	39,000 (33,300 to 46,900)	9,960 (3,700 to 7,900)	21,100 (16,100 to 27,400)	6,200 (2,920 to 9,240)	3,390 (2,320 to 4,240)	2,550 (1,700 to 3,300)	2,000 (1,400 to 2,630)	2,490 (1,800 to 3,000)	2,640 (2,000 to 3,190)	3,160 (2,600 to 3,760)	3,480 (2,970 to 4,130)	3,940 (3,500 to 4,500)	3,210 (2,770 to 3,630)	3,070 (2,600 to 3,760)	2,760 (2,190 to 3,500)	2,290 (1,800 to 2,960)	2,210 (1,760 to 2,760)	2,040 (1,580 to 2,610)	1,800 (1,280 to 2,510)	1,150 (830 to 1,630)	633 (450 to 777)	340 (230 to 431)	220 (109 to 356)	109,000
HIV/AIDS and sexually transmitted infections	118 (67 to 202)	20.3 (10.3 to 39.3)	227 (127 to 368)	60.2 (31 to 117)	79.4 (60.3 to 98.9)	89.7 (66 to 107)	178 (143 to 218)	497 (397 to 621)	764 (615 to 941)	1,060 (870 to 1,290)	1,560 (1,300 to 1,870)	1,970 (1,700 to 2,300)	2,020 (1,700 to 2,350)	1,740 (1,450 to 2,080)	1,450 (1,200 to 1,750)	1,120 (910 to 1,370)	797 (640 to 1,000)	612 (480 to 780)	472 (350 to 630)	294 (210 to 410)	152 (100 to 220)	68 (41 to 97)	16 (9.3 to 25)	17,000
HIV/AIDS	0 (0 to 0)	0.1 (0 to 0.3)	297 (209 to 329)	92.5 (71.5 to 114)	79.1 (63 to 97.9)	82.7 (64.1 to 102)	166 (129 to 207)	479 (367 to 601)	742 (580 to 923)	1,060 (850 to 1,320)	1,560 (1,300 to 1,870)	1,970 (1,700 to 2,300)	1,967 (1,700 to 2,300)	1,734 (1,450 to 2,080)	1,444 (1,200 to 1,750)	1,120 (910 to 1,370)	797 (640 to 1,000)	612 (480 to 780)	472 (350 to 630)	294 (210 to 410)	152 (100 to 220)	68 (41 to 97)	16 (9.3 to 25)	16,800
HIV/AIDS - Drug-susceptible Tuberculosis	0 (0 to 0)	0 (0 to 0)	204 (147 to 248)	12.9 (9.1 to 18.6)	9.5 (6.7 to 13.4)	9.5 (6.7 to 13.4)	19.1 (13.5 to 26.7)	62.4 (44.2 to 87.2)	99.7 (70.8 to 139)	140 (99.4 to 195)	138 (98.1 to 193)	134 (95.2 to 187)	129 (91.7 to 180)	96.1 (68.3 to 134)	93.3 (66.3 to 130)	77.4 (55 to 108)	57.2 (40.7 to 79.9)	44.1 (31.4 to 61.6)	33.1 (23.5 to 46.3)	21.1 (15 to 29.5)	10.9 (7.8 to 15.2)	4.9 (3.5 to 6.8)	1.1 (0.8 to 1.5)	991
HIV/AIDS - Multidrug-resistant Tuberculosis without extensive	0 (0 to 0)	0 (0 to 0)	0.1 (0 to 0.2)	0.1 (0 to 0.4)	0.1 (0 to 0.3)	0.1 (0 to 0.3)	0.2 (0 to 0.5)	0.7 (0 to 2.1)	1.1 (0.4 to 3.2)	1.7 (0.6 to 4.8)	1.9 (0.7 to 5.1)	1.8 (0.7 to 5.1)	1.6 (0.6 to 4.6)	1.2 (0.4 to 3.5)	0.9 (0.3 to 2.6)	0.6 (0.2 to 1.9)	0.4 (0.1 to 1.3)	0.3 (0.1 to 0.9)	0.2 (0 to 0.6)	0.1 (0 to 0.4)	0.1 (0 to 0.2)	0 (0 to 0.1)	0 (0 to 0.1)	64.0
HIV/AIDS - Extensively drug-resistant Tuberculosis	0 (0 to 0)	0 (0 to 0)	0 (0 to 0.2)	0 (0 to 0.4)	0 (0 to 0.4)	0 (0 to 0.4)	0 (0 to 0.5)	0 (0 to 1)	0 (0 to 1.4)	0 (0 to 1.9)	0 (0 to 1.9)	0 (0 to 1.7)	0 (0 to 1.7)	0 (0 to 1.4)	0 (0 to 1.1)	0 (0 to 0.8)	0 (0 to 0.6)	0 (0 to 0.4)	0 (0 to 0.3)	0 (0 to 0.2)	0 (0 to 0.1)	0 (0 to 0.1)	0 (0 to 0)	0 (0 to 0)	10.9
HIV/AIDS resulting in other diseases	0 (0 to 0.1)	0 (0 to 0.2)	1,550 (1,050 to 2,350)	550 (430 to 1,020)	151 (110 to 211)	89 (64 to 124)	117 (74 to 180)	339 (230 to 503)	578 (420 to 823)	893 (660 to 1,170)	1,170 (910 to 1,570)	1,520 (1,200 to 1,900)	1,600 (1,300 to 2,000)	1,500 (1,200 to 1,900)	1,300 (1,000 to 1,700)	1,100 (850 to 1,400)	907 (710 to 1,200)	767 (600 to 1,000)	617 (480 to 800)	467 (350 to 620)	301 (210 to 420)	164 (110 to 230)	47 (30 to 67)	9,980
Sexually transmitted infections excluding HIV	118 (67 to 202)	20.2 (10.2 to 39.2)	69.9 (47.1 to 96.4)	32.2 (21.4 to 47.1)	0.4 (0.2 to 0.7)	1.2 (0.8 to 1.7)	0.8 (0.5 to 1.2)	1.3 (0.8 to 2.1)	1.6 (0.9 to 2.6)	2.2 (1.2 to 3.6)	2.9 (1.6 to 4.8)	2 (1.1 to 3.4)	1.5 (0.8 to 2.6)	1.5 (0.8 to 2.6)	1.5 (0.8 to 2.6)	1.5 (0.8 to 2.6)	1.5 (0.8 to 2.6)	1.5 (0.8 to 2.6)	1.5 (0.8 to 2.6)	1.5 (0.8 to 2.6)	1.5 (0.8 to 2.6)	1.5 (0.8 to 2.6)	1.5 (0.8 to 2.6)	277
Syphilis	0 (0 to 0)	0 (0 to 0)	0.9 (0.2 to 2.8)	0.2 (0.2 to 0.7)	0.4 (0.2 to 0.9)	0.8 (0.4 to 2.3)	0.8 (0.4 to 2.4)	1.3 (0.6 to 3.6)	1.6 (0.8 to 4.2)	1.2 (0.6 to 3.2)	2.9 (1.4 to 7.8)	2 (1.1 to 5.6)	1.5 (0.8 to 4.2)	1.5 (0.8 to 4.2)	1.5 (0.8 to 4.2)	1.5 (0.8 to 4.2)	1.5 (0.8 to 4.2)	1.5 (0.8 to 4.2)	1.5 (0.8 to 4.2)	1.5 (0.8 to 4.2)	1.5 (0.8 to 4.2)	1.5 (0.8 to 4.2)	1.5 (0.8 to 4.2)	271
Chlamydial infection	0 (0 to 0)	0 (0 to 0)	0 (0 to 0)	0 (0 to 0)	0 (0 to 0)	0 (0 to 0)	0 (0 to 0)	2.6 (0.1 to 10.7)	0.7 (0 to 2.7)	0.7 (0 to 2.7)	0.4 (0 to 1.4)	0.2 (0 to 0.7)	0.1 (0 to 0.5)	1.1 (0 to 4.3)	0.3 (0 to 1.2)	0.1 (0 to 0.5)	0 (0 to 0.2)	0 (0 to 0.1)	0 (0 to 0.1)	0 (0 to 0.1)	0 (0 to 0.1)	0 (0 to 0.1)	0 (0 to 0.1)	0 (0 to 0.1)	27.1
Gonococcal infection	0 (0 to 0)	0 (0 to 0)	0 (0 to 0)	0 (0 to 0)	0 (0 to 0)	0.6 (0.3 to 1.3)	2.6 (0.2 to 10.7)	4.5 (1.1 to 9.7)	2.5 (0.6 to 5.4)	1.5 (0.4 to 3.2)	1.1 (0.3 to 2.4)	1 (0.3 to 1.8)	0.6 (0.2 to 1.4)	0.6 (0.2 to 1.4)	0.2 (0.1 to 0.6)	0.2 (0.1 to 0.5)	0.1 (0 to 0.3)	0.1 (0 to 0.3)	0.1 (0 to 0.3)	0.1 (0 to 0.3)	0.1 (0 to 0.3)	0 (0 to 0.2)	0 (0 to 0.1)	19.1
Trichomoniasis	0 (0 to 0)	0 (0 to 0)	0 (0 to 0)	0 (0 to 0)	0 (0 to 0)	0 (0 to 0)	0 (0 to 0)	0.6 (0 to 2.5)	0.9 (0 to 3.3)	0.9 (0 to 3.4)	0.6 (0 to 2.4)	0.4 (0 to 1.6)	0.3 (0 to 1.2)	0.7 (0 to 2.8)	0.2 (0 to 0.9)	0.1 (0 to 0.4)	0.1 (0 to 0.3)	0.1 (0 to 0.3)	0.1 (0 to 0.3)	0.1 (0 to 0.3)	0.1 (0 to 0.3)	0 (0 to 0.2)	0 (0 to 0.1)	0 (0 to 0.1)	9.3
Genital herpes	0 (0 to 0)	0 (0 to 0)	0 (0 to 0)	0 (0 to 0)	0 (0 to 0)	0.1 (0 to 0.3)	0.2 (0 to 0.6)	0.4 (0 to 1.2)	0.6 (0 to 1.6)	0.7 (0 to 2)	0.9 (0 to 2.5)	1.1 (0 to 3.1)	1.1 (0 to 3.1)	0.9 (0 to 2.7)	0.6 (0 to 1.9)	0.4 (0 to 1.3)	0.3 (0 to 1)	0.2 (0 to 0.8)	0.2 (0 to 0.6)	0.1 (0 to 0.4)	0.1 (0 to 0.3)	0 (0 to 0.2)	0 (0 to 0.1)	0 (0 to 0.1)	89.1
Other sexually transmitted infections	0 (0 to 0)	0 (0 to 0)	0 (0 to 0)	0 (0 to 0)	0 (0 to 0)	1.7 (0.9 to 3)	0.9 (0.4 to 1.9)	1.6 (0.6 to 3.6)	1.6 (0.6 to 3.6)	2.6 (1 to 5.8)	1.7 (0.6 to 3.9)	1.1 (0.4 to 2.4)	0.8 (0.3 to 1.8)	1.4 (0.5 to 3.2)	0.5 (0.2 to 1.2)	0.3 (0.1 to 0.7)	0.2 (0.1 to 0.5)	0.1 (0 to 0.3)	0.1 (0 to 0.3)	0.1 (0 to 0.3)	0.1 (0 to 0.3)	0 (0 to 0.2)	0 (0 to 0.1)	33.4
Respiratory infections and tuberculosis	660 (336 to 879)	330 (4,200 to 8,790)	220 (4,200 to 8,790)	1,170 (704 to 1,560)	786 (512 to 956)	537 (389 to 723)	359 (215 to 539)	780 (561 to 1,060)	790 (578 to 963)	870 (665 to 1,120)	1,160 (877 to 1,480)	1,290 (968 to 1,670)	1,330 (1,010 to 1,750)	1,290 (1,000 to 1,690)	1,160 (880 to 1,560)	1,060 (800 to 1,370)	1,000 (755 to 1,320)	896 (680 to 1,170)	749 (567 to 1,000)	629 (478 to 839)	440 (332 to 591)	248 (186 to 333)	29,200
Tuberculosis	0 (0 to 0)	0 (0 to 0)	837 (661 to 1,120)	242 (159 to 417)	215 (147 to 331)	164 (114 to 251)	99.4 (59.3 to 164)	150 (90 to 256)	195 (129 to 339)	235 (173 to 371)	335 (273 to 455)	439 (339 to 623)	523 (437 to 669)	523 (433 to 642)	523 (433 to 642)	523 (433 to 642)	523 (433 to 642)	523 (433 to 642)	523 (433 to 642)	523 (433 to 642)	523 (433 to 642)	523 (433 to 642)	523 (433 to 642)	13,600
Latent tuberculosis infection	0 (0 to 0)	0 (0 to 0)	0 (0 to 0)	0 (0 to 0)	0 (0 to 0)	0 (0 to 0)	0 (0 to 0)	0 (0 to 0)	0 (0 to 0)	0 (0 to 0)	0 (0 to 0)	0 (0 to 0)	0 (0 to 0)	0 (0 to 0)	0 (0 to 0)	0 (0 to 0)	0 (0 to 0)	0 (0 to 0)	0 (0 to 0)	0 (0 to 0)	0 (0 to 0)	0 (0 to 0)	0 (0 to 0)	0 (0 to 0)	0
Drug-susceptible tuberculosis	0 (0 to 0)	0 (0 to 0)	837 (661 to 1,120)	242 (159 to 417)	215 (147 to 331)	164 (114 to 251)	99.4 (59.3 to 164)	150 (90 to 256)	195 (129 to 339)	235 (173 to 371)	335 (273 to 455)	439 (339 to 623)	523 (437 to 669)	523 (433 to 642)	523 (433 to 642)	523 (433 to 642)	523 (433 to 642)	523 (433 to 642)	523 (433 to 642)	523 (433 to 642)	523 (433 to 642)	523 (433 to 642)	523 (433 to 642)	13,600
Multidrug-resistant tuberculosis without extensive drug-resista	0 (0 to 0)	0 (0 to 0)	0 (0 to 0)	0 (0 to 0)	0 (0 to 0)	0 (0 to 0)	0 (0 to 0)	0 (0 to 0)	0 (0 to 0)	0 (0 to 0)	0 (0 to 0)	0 (0 to 0)	0 (0 to 0)	0 (0 to 0)	0 (0 to 0)	0 (0 to 0)	0 (0 to 0)	0 (0 to 0)	0 (0 to 0)	0 (0 to 0)	0 (0 to 0)	0 (0 to 0)	0 (0 to 0)	0 (0 to 0)	0
Extensively drug-resistant tuberculosis	0 (0 to 0)	0 (0 to 0)	0 (0 to 0)	0 (0 to 0)	0 (0 to 0)	0 (0 to 0)	0 (0 to 0)	0 (0 to 0)	0 (0 to 0)	0 (0 to 0)	0 (0 to 0)	0 (0 to 0)	0 (0 to 0)	0 (0 to 0)	0 (0 to 0)	0 (0 to 0)	0 (0 to 0)	0 (0 to 0)	0 (0 to 0)	0 (0 to 0)	0 (0 to 0)	0 (0 to 0)	0 (0 to 0)	0 (0 to 0)	0
Lower respiratory infections	660 (320 to 879)	331 (180 to 588)	6,200 (4,000 to 8,980)	878 (545 to 1,140)	550 (370 to 703)	229 (150 to 319)	260 (170 to 364)	630 (417 to 901)	597 (377 to 862)	479 (303 to 693)	721 (458 to 1,040)	836 (537 to 1,190)	807 (517 to 1,150)	768 (493 to 1,090)	1,010 (648 to 1,440)	961 (616 to 1,370)	962 (616 to 1,370)	1,000 (641 to 1,420)	1,110 (712 to 1,580)	927 (594 to 1,320)	580 (372 to 826)	272 (174 to 387)	138 (88 to 196)	19,800
Upper respiratory infections	0 (0 to 0.2)	0 (0 to 0.2)	241 (0 to 1,120)	247 (0 to 1,030)	202 (0 to 1,020)	176 (0 to 1,020)	163 (0 to 1,020)	132 (0 to 1,020)	134 (0 to 1,020)	104 (0 to 1,020)	81 (0 to 1,020)	64 (0 to 1,020)	50 (0 to 1,020)	39 (0 to 1,020)	30 (0 to 1,020)	24 (0 to 1,020)	19 (0 to 1,020)	15 (0 to 1,020)	12 (0 to 1,020)	9.4 (0 to 1,020)	7.4 (0 to 1,020)	5.8 (0 to 1,020)	4.5 (0 to 1,020)	0.9 (0 to 1,020)	1,540
Otitis media	0 (0 to 0.2)	0 (0 to 0.2)	21 (1 to 56.1)	88.3 (47.6 to 148)	348 (189.5 to 579)	53.7 (29.6 to 92.1)	96.6 (52.3 to 164)	498 (269.6 to 855)	307 (166.4 to 528)	376 (203.6 to 646)	639 (346.4 to 1,100)	792 (429.1 to 1,360)	777 (421.1 to 1,340)	729 (395.1 to 1,250)	969 (525.2 to 1,660)	914 (495.4 to 1,570)	917 (497.1 to 1,570)	954 (517.1 to 1,630)	1,060 (574.6 to 1,810)	881 (477.5 to 1,510)	551 (298.6 to 944)	258 (139.9 to 442)	131 (70.9 to 225)	8,040
Enteric infections	2,170 (911.5 to 5,810)	1,080 (2,660 to 6,920)	1,080 (2,660 to 6,920)	1,790 (989 to 3,140)	1,080 (286 to 4,660)	1,080 (229 to 4,660)	1,080 (142 to 3,940)	1,080 (229 to 4,660)	1,080 (127 to 3,220)	1,080 (149 to 3,270)	1,080 (181 to 3,310)	1,080 (178 to 3,320)	1,080 (169 to 3,320)	1,080 (168 to 3,320)	1,080 (168 to 3,320)	1,080 (168 to 3,320)	1,080 (168 to 3,320)	1,080 (168 to 3,320)	1,080 (168 to 3,320)	1,080 (168 to 3,320)	1,080 (168 to 3,320)	1,080 (168 to 3,320)	1,080 (168 to 3,320)	29,200
Diarrheal diseases	1,940 (911.5 to 5,810)	967 (2,660 to 6,910)	1,080 (2,660 to 6,910)	1,790 (974 to 1,770)	1,080 (286 to 4,640)	1,080 (229 to 4,660)	1,080 (138 to 3,940)	1,080 (132 to 3,220)	1,080 (124 to 3,220)	1,080 (131 to 3,260)	1,080 (177 to 3,310)	1,080 (177 to 3,320)	1,080 (178 to 3,320)	1,080 (178 to 3,320)	1,080 (178 to 3,320)	1,080 (178 to 3,320)	1,080 (178 to 3,320)	1,080 (178 to 3,320)	1,080 (178 to 3,320)	1,080 (178 to 3,320)	1,080 (178 to 3,320)	1,080 (178 to 3,320)	1,080 (178 to 3,320)	29,200
Typhoid and paratyphoid	0 (0 to 0)	0 (0 to 0)	0.1 (0 to 0.7)	0.3 (0 to 2.6)	0.1 (0 to 1.1)	0.1 (0 to 1.3)	0.2 (0 to 1.6)	0.2 (0 to 2.2)	0.2 (0 to 2.1)	0.2 (0 to 1.9)	0.2 (0 to 1.6)	0.2 (0 to 1.5)	0.2 (0 to 1.5)	0.2 (0 to 1.5)	0.1 (0 to 1.5)	0.1 (0 to 1.5)	0.1 (0 to 1.5)	0.1 (0 to 1.5)	0.1 (0 to 1.5)	0.1 (0 to 1.5)	0.1 (0 to 1.5)	0.1 (0 to 1.5)	0.1 (0 to 1.5)	0.1 (0 to 1.5)	7.6
Typhoid fever	0 (0 to 0)	0 (0 to 0)	0 (0 to 0.6)	0.3 (0 to 2.5)	0.1 (0 to 1.1)	0.1 (0 to 1.3)	0.2 (0 to 1.6)	0.2 (0 to 2.2)	0.2 (0 to 2.1)	0.2 (0 to 1.9)	0.2 (0 to 1.6)	0.2 (0 to 1.5)	0.2 (0 to 1.5)	0.2 (0 to 1.5)	0.1 (0 to 1.5)	0.1 (0 to 1.5)	0.1 (0 to 1.5)	0.1 (0 to 1.5)	0.1 (0 to 1.5)	0.1 (0 to 1.5)	0.1 (0 to 1.5)	0.1 (0 to 1.5)	0.1 (0 to 1.5)	0.1 (0 to 1.5)	7.6
Paratyphoid fever	0 (0 to 0)	0 (0 to 0)	0 (0 to 0.1)	0 (0 to 0.1)	0 (0 to 0.1)	0 (0 to 0.1)	0 (0 to 0.1)	0 (0 to 0.1)	0 (0 to 0.1)	0 (0 to 0.1)	0 (0 to 0.1)	0 (0 to 0.1)	0 (0 to 0.1)	0 (0 to 0.1)	0 (0 to 0.1)	0 (0 to 0.1)	0 (0 to 0.1)	0 (0 to 0.1)	0 (0 to 0.1)	0 (0 to 0.1)	0 (0 to 0.1)	0 (0 to 0.1)	0 (0 to 0.1)	0 (0 to 0.1)	0.4
Invasive Non-typhoidal Salmonella (iNTS)	0 (0 to 0.6)	0.2 (0.1 to 0.6)	13.2 (3.5 to 13.9)	29.6 (8.2 to 31.2)	2.4 (1.2 to 12.4)	2.3 (1.2 to 11.5)	2.3 (1.2 to 11.5)	1.8 (0.9 to 8.7)	1.3 (0.6 to 6.1)	1.3 (0.6 to 6.1)	1.3 (0.6 to 6.1)	1.3 (0.6 to 6.1)	1.1 (0.5 to 5.1)	1.1 (0.5 to 5.1)	1.1 (0.5 to 5.1)	1.1 (0.5 to 5.1)	1.1 (0.5 to 5.1)	1.1 (0.5 to 5.1)	1.1 (0.5 to 5.1)	1.1 (0.5 to 5.1)	1.1 (0.5 to 5.1)	1.1 (0.5 to 5.1)	1.1 (0.5 to 5.1)	52.5
Other intestinal infectious diseases	0 (0 to 0)	0 (0 to 0)	4.6 (0.1 to 19.1)	2.1 (0.5 to 9.1)	1.6 (0.3 to 7.1)	1.3 (0.3 to 5.6)	1.3 (0.3 to 5.6)	1.6 (0.4 to 6.9)	1.6 (0.4 to 6.9)	1.1 (0.3 to 4.8)	0.9 (0.2 to 3.8)	0.7 (0.2 to 3.1)	0.6 (0.1 to 2.6)	0.5 (0.1 to 2.2)	0.4 (0.1 to 1.7)	0.3 (0.1 to 1.3)	0.2 (0.1 to 1)	0.2 (0 to 0.8)	0.1 (0 to 0.6)	0.1 (0 to 0.4)	0.1 (0 to 0.3)	0 (0 to 0.2)	0 (0 to 0.1)	18.8
Neglected tropical diseases and malaria	274 (107.7 to 354)	10.4 (3.2 to 23.6)	194 (78.5 to 276)	214 (86.5 to 309)	339 (137.1 to 490)	229 (92.6 to 331)	194 (78.5 to 281)	219 (88.6 to 317)	224 (90.6 to 324)	270 (109.2 to 391)	319 (129.1 to 461)	364 (147.3 to 527)	368 (148.9 to 532)	422 (170.7 to 610)	427 (172.7 to 618)	377 (152.5 to 545)	350 (141.6 to 506)	368 (148.9 to 532)	443.0 (179.2 to 641)	297 (120.1 to 429)	172 (69.6 to 249)	44.0 (17.8 to 63.7)	5,030
Malaria	0 (0 to 0)	0 (0 to 0)	0.1 (0 to 0.1)	0.3 (0.1 to 0.6)	0.1 (0 to 0.4)	0.1 (0 to 0.4)	0.1 (0 to 0.4





SR Table 2a. Amazonas DALYS by cause and age group for males with 95% uncertainty intervals, 2019

Cause	Birth Neonatal	Late Neonatal	Post Neonatal	1 to 4	5 to 9	10 to 14	15 to 19	20 to 24	25 to 29	30 to 34	35 to 39	40 to 44	45 to 49	50 to 54	55 to 59	60 to 64	65 to 69	70 to 74	75 to 79	80 to 84	85 to 89	90 to 94	95 plus	Total
All causes	16,900 (20,600 to 25,000)	16,900 (14,300 to 19,800)	13,900 (12,000 to 16,000)	25,900 (22,900 to 29,000)	19,400 (17,000 to 22,000)	18,700 (16,700 to 21,000)	19,400 (17,200 to 21,900)	20,400 (18,000 to 23,000)	20,400 (18,000 to 23,000)	20,400 (18,000 to 23,000)	20,400 (18,000 to 23,000)	20,400 (18,000 to 23,000)	20,400 (18,000 to 23,000)	20,400 (18,000 to 23,000)	20,400 (18,000 to 23,000)	20,400 (18,000 to 23,000)	20,400 (18,000 to 23,000)	20,400 (18,000 to 23,000)	17,200 (15,300 to 19,300)	11,400 (10,200 to 12,900)	6,490 (5,790 to 7,290)	4,280 (3,830 to 4,810)	490 (390 to 590)	995,000
Communicable, maternal, neonatal, and nutritional diseases	23,700 (20,000 to 28,000)	12,600 (10,700 to 15,100)	6,040 (5,060 to 7,230)	7,490 (6,300 to 8,910)	3,930 (3,130 to 4,960)	3,940 (3,040 to 5,230)	3,900 (3,030 to 5,250)	3,970 (3,010 to 5,350)	3,940 (2,930 to 5,350)	3,920 (2,900 to 5,350)	4,020 (2,950 to 5,450)	3,920 (2,850 to 5,350)	3,890 (2,810 to 5,350)	3,890 (2,810 to 5,350)	3,890 (2,790 to 5,350)	3,890 (2,810 to 5,350)	3,890 (2,790 to 5,350)	3,890 (2,810 to 5,350)	3,220 (2,330 to 4,450)	1,910 (1,500 to 2,500)	993 (684 to 1,700)	312 (220 to 566)	139 (108 to 200)	104,000
HIV/AIDS and sexually transmitted infections	154 (99 to 199)	671 (249 to 1,170)	391 (237 to 579)	191 (116 to 278)	139 (86 to 192)	137 (102 to 180)	224 (170 to 282)	1,490 (1,160 to 1,890)	2,130 (1,670 to 2,650)	2,340 (1,840 to 2,900)	2,210 (1,710 to 2,750)	2,130 (1,710 to 2,650)	2,130 (1,710 to 2,650)	2,130 (1,710 to 2,650)	1,900 (1,500 to 2,370)	926 (764 to 1,160)	699 (447 to 760)	289 (220 to 360)	176 (132 to 220)	132 (92 to 165)	77.2 (47.4 to 97.9)	24.0 (17.1 to 31.0)	3.7 (2.2 to 5.5)	17,600
HIV/AIDS	0 (0 to 0)	0.1 (0 to 0.1)	376 (232 to 559)	178 (107 to 266)	126 (68.7 to 184)	121 (66.2 to 184)	210 (109 to 299)	1,480 (1,160 to 1,880)	2,130 (1,670 to 2,650)	2,340 (1,840 to 2,900)	2,210 (1,710 to 2,750)	2,130 (1,710 to 2,650)	2,130 (1,710 to 2,650)	2,130 (1,710 to 2,650)	1,900 (1,500 to 2,370)	926 (764 to 1,160)	699 (438 to 760)	289 (214 to 360)	176 (130 to 220)	132 (89 to 165)	77.2 (47.4 to 97.9)	24.0 (17.0 to 31.0)	3.7 (2.2 to 5.5)	16,800
HIV/AIDS - Drug-susceptible Tuberculosis	0 (0 to 0)	0 (0 to 0)	28.6 (21.7 to 37.1)	20.3 (15.1 to 26.4)	17.7 (13.1 to 23.1)	18.9 (14.0 to 24.7)	29.9 (22.1 to 39.1)	116 (86.1 to 151)	165 (122 to 215)	237 (176 to 309)	297 (220 to 387)	292 (217 to 381)	276 (205 to 360)	134 (99.7 to 175)	71.1 (52.9 to 92.7)	29.3 (21.8 to 38.2)	21.3 (15.8 to 27.8)	12.4 (9.2 to 16.2)	8.7 (6.5 to 11.3)	1.8 (1.3 to 2.4)	0.6 (0.4 to 0.8)	0.1 (0.1 to 0.2)	0 (0 to 0)	1,800
HIV/AIDS - Multidrug-resistant Tuberculosis without extensive drug-resistance	0 (0 to 0)	0 (0 to 0)	0.2 (0.2 to 0.3)	0.1 (0.1 to 0.1)	0.1 (0.1 to 0.2)	0.1 (0.1 to 0.2)	0.2 (0.1 to 0.3)	0.9 (0.6 to 1.2)	1.3 (0.9 to 1.7)	1.8 (1.3 to 2.4)	2.3 (1.6 to 3.0)	2.2 (1.6 to 2.9)	2.1 (1.5 to 2.8)	1.0 (0.7 to 1.3)	0.5 (0.4 to 0.7)	0.2 (0.2 to 0.3)	0.2 (0.1 to 0.2)	0.1 (0.1 to 0.1)	0.1 (0.1 to 0.1)	0 (0 to 0)	0 (0 to 0)	0 (0 to 0)	0 (0 to 0)	186
HIV/AIDS - Extensively drug-resistant Tuberculosis	0 (0 to 0)	0 (0 to 0)	0 (0 to 0.1)	0 (0 to 0.1)	0 (0 to 0.1)	0 (0 to 0.1)	0 (0 to 0.1)	0.2 (0.1 to 0.3)	0.3 (0.2 to 0.4)	0.4 (0.3 to 0.5)	0.5 (0.3 to 0.6)	0.5 (0.3 to 0.6)	0.4 (0.3 to 0.6)	0.2 (0.2 to 0.3)	0.1 (0.1 to 0.2)	0.1 (0.1 to 0.1)	0 (0 to 0.1)	0 (0 to 0.1)	0 (0 to 0)	0 (0 to 0)	0 (0 to 0)	0 (0 to 0)	0 (0 to 0)	27
HIV/AIDS resulting in other diseases	0 (0 to 0)	0 (0 to 0.1)	0.1 (0.1 to 0.1)	0.1 (0 to 0.1)	0.1 (0 to 0.1)	0.1 (0 to 0.1)	0.1 (0 to 0.1)	0.2 (0.1 to 0.3)	0.3 (0.2 to 0.4)	0.4 (0.3 to 0.5)	0.5 (0.3 to 0.6)	0.5 (0.3 to 0.6)	0.4 (0.3 to 0.6)	0.2 (0.2 to 0.3)	0.1 (0.1 to 0.2)	0.1 (0.1 to 0.1)	0 (0 to 0.1)	0 (0 to 0.1)	0 (0 to 0)	0 (0 to 0)	0 (0 to 0)	0 (0 to 0)	0 (0 to 0)	3.2
Sexually transmitted infections excluding HIV	154 (99 to 199)	671 (249 to 1,170)	15.1 (9.5 to 22.1)	13.1 (8.4 to 19.1)	21.9 (14.1 to 31.9)	16 (10.3 to 23.3)	14.6 (9.4 to 21.3)	1.3 (0.8 to 1.9)	1.4 (0.9 to 2.1)	1.4 (0.9 to 2.1)	1.1 (0.7 to 1.6)	1.1 (0.7 to 1.6)	1.1 (0.7 to 1.6)	1.1 (0.7 to 1.6)	1.2 (0.7 to 1.7)	0.6 (0.4 to 0.9)	0.6 (0.4 to 0.9)	0.2 (0.1 to 0.3)	0.2 (0.1 to 0.3)	0.1 (0.1 to 0.1)	0 (0 to 0.1)	0 (0 to 0.1)	0 (0 to 0)	278
Syphilis	0 (0 to 0)	0 (0 to 0)	0 (0 to 0)	0 (0 to 0)	0 (0 to 0)	0 (0 to 0)	0 (0 to 0)	0 (0 to 0)	0 (0 to 0)	0 (0 to 0)	0 (0 to 0)	0 (0 to 0)	0 (0 to 0)	0 (0 to 0)	0 (0 to 0)	0 (0 to 0)	0 (0 to 0)	0 (0 to 0)	0 (0 to 0)	0 (0 to 0)	0 (0 to 0)	0 (0 to 0)	0 (0 to 0)	0 (0 to 0)	0
Chlamydial infection	0 (0 to 0)	0 (0 to 0)	0 (0 to 0)	0 (0 to 0)	0 (0 to 0)	0 (0 to 0)	0 (0 to 0)	0.7 (0.4 to 1.1)	0.9 (0.6 to 1.4)	0.9 (0.6 to 1.4)	0.7 (0.4 to 1.1)	0.7 (0.4 to 1.1)	0.7 (0.4 to 1.1)	0.7 (0.4 to 1.1)	0.8 (0.5 to 1.2)	0.4 (0.2 to 0.6)	0.4 (0.2 to 0.6)	0.1 (0.1 to 0.2)	0.1 (0.1 to 0.2)	0 (0 to 0)	0 (0 to 0)	0 (0 to 0)	0 (0 to 0)	33.2
Gonococcal infection	0 (0 to 0)	0 (0 to 0)	0 (0 to 0)	0 (0 to 0)	0 (0 to 0)	0 (0 to 0)	0.7 (0.5 to 1.1)	2.5 (1.6 to 3.6)	3.6 (2.4 to 5.2)	3.6 (2.4 to 5.2)	2.8 (1.9 to 4.1)	2.8 (1.9 to 4.1)	2.8 (1.9 to 4.1)	2.8 (1.9 to 4.1)	3.1 (2.1 to 4.5)	1.6 (1.1 to 2.3)	1.6 (1.1 to 2.3)	0.5 (0.3 to 0.7)	0.4 (0.2 to 0.5)	0.1 (0.1 to 0.2)	0 (0 to 0)	0 (0 to 0)	0 (0 to 0)	19.6
Trichomoniasis	0 (0 to 0)	0 (0 to 0)	0 (0 to 0)	0 (0 to 0)	0 (0 to 0)	0 (0 to 0)	0 (0 to 0)	0.2 (0.1 to 0.4)	0.3 (0.2 to 0.5)	0.3 (0.2 to 0.5)	0.2 (0.1 to 0.4)	0.2 (0.1 to 0.4)	0.2 (0.1 to 0.4)	0.2 (0.1 to 0.4)	0.3 (0.1 to 0.4)	0.1 (0.1 to 0.2)	0.1 (0.1 to 0.2)	0 (0 to 0.1)	0 (0 to 0.1)	0 (0 to 0)	0 (0 to 0)	0 (0 to 0)	0 (0 to 0)	6.3
Genital herpes	0 (0 to 0)	0 (0 to 0)	0 (0 to 0)	0 (0 to 0)	0 (0 to 0)	0 (0 to 0)	0 (0 to 0)	0.2 (0.1 to 0.3)	0.3 (0.2 to 0.4)	0.3 (0.2 to 0.4)	0.2 (0.1 to 0.3)	0.2 (0.1 to 0.3)	0.2 (0.1 to 0.3)	0.2 (0.1 to 0.3)	0.2 (0.1 to 0.3)	0.1 (0.1 to 0.2)	0.1 (0.1 to 0.2)	0 (0 to 0.1)	0 (0 to 0.1)	0 (0 to 0)	0 (0 to 0)	0 (0 to 0)	0 (0 to 0)	1.9
Other sexually transmitted infections	0 (0 to 0)	0 (0 to 0)	0 (0 to 0)	0 (0 to 0)	0 (0 to 0)	0 (0 to 0)	0 (0 to 0)	2.4 (1.2 to 3.9)	2.6 (1.4 to 4.1)	2.6 (1.4 to 4.1)	2.1 (1.1 to 3.3)	2.1 (1.1 to 3.3)	2.1 (1.1 to 3.3)	2.1 (1.1 to 3.3)	2.4 (1.2 to 3.7)	1.2 (0.6 to 2.1)	1.2 (0.6 to 2.1)	0.5 (0.2 to 0.8)	0.5 (0.2 to 0.8)	0.1 (0.1 to 0.2)	0 (0 to 0)	0 (0 to 0.1)	0 (0 to 0)	40.2
Respiratory infections and tuberculosis	699 (466 to 799)	1,190 (773 to 1,400)	2,490 (1,770 to 3,050)	2,280 (2,280 to 2,280)	622 (473 to 1,040)	721 (524 to 976)	777 (576 to 1,010)	696 (478 to 1,000)	724 (510 to 1,030)	742 (519 to 1,060)	1,170 (823 to 1,660)	1,230 (871 to 1,750)	1,230 (863 to 1,750)	1,230 (867 to 1,750)	1,230 (866 to 1,750)	1,230 (866 to 1,750)	1,230 (867 to 1,750)	1,230 (866 to 1,750)	1,230 (870 to 1,750)	1,230 (866 to 1,750)	731 (529 to 997)	432 (320 to 556)	120 (94 to 156)	31,400
Tuberculosis	0 (0 to 0)	0 (0 to 0)	99.5 (37.6 to 179.2)	176 (69.6 to 292)	119 (39.6 to 211.3)	99.6 (24.4 to 196.1)	97.4 (17.6 to 194)	111 (19.6 to 224)	153 (27.1 to 307)	208 (37 to 419)	266 (47.2 to 536)	277 (49.2 to 558)	277 (49.2 to 558)	277 (49.2 to 558)	277 (49.2 to 558)	277 (49.2 to 558)	277 (49.2 to 558)	277 (49.2 to 558)	277 (49.2 to 558)	277 (49.2 to 558)	180 (32.0 to 362)	99.3 (17.6 to 200)	27 (4.8 to 54.5)	3,980
Latent tuberculosis infection	0 (0 to 0)	0 (0 to 0)	0 (0 to 0)	0 (0 to 0)	0 (0 to 0)	0 (0 to 0)	0 (0 to 0)	0 (0 to 0)	0 (0 to 0)	0 (0 to 0)	0 (0 to 0)	0 (0 to 0)	0 (0 to 0)	0 (0 to 0)	0 (0 to 0)	0 (0 to 0)	0 (0 to 0)	0 (0 to 0)	0 (0 to 0)	0 (0 to 0)	0 (0 to 0)	0 (0 to 0)	0 (0 to 0)	0 (0 to 0)	0
Drug-susceptible Tuberculosis	0 (0 to 0)	0 (0 to 0)	42.6 (17.7 to 76.8)	107 (43.9 to 183)	43.7 (14.5 to 77.6)	39.3 (9.63 to 77.4)	104 (18.8 to 208)	256 (45.1 to 518)	298 (52.7 to 595)	351 (62 to 703)	353 (62.6 to 711)	353 (62.6 to 711)	353 (62.6 to 711)	353 (62.6 to 711)	353 (62.6 to 711)	353 (62.6 to 711)	353 (62.6 to 711)	353 (62.6 to 711)	353 (62.6 to 711)	353 (62.6 to 711)	229 (40.8 to 461)	126 (22.4 to 254)	34.4 (6.1 to 69.3)	3,720
Multidrug-resistant tuberculosis without extensive drug-resistance	0 (0 to 0)	0 (0 to 0)	2.6 (0.2 to 16.5)	6.6 (0.6 to 37.1)	2.4 (0.1 to 16.5)	2.4 (0.1 to 16.5)	6.2 (0.4 to 28.4)	13.4 (0.7 to 61)	18.8 (0.9 to 77.5)	21.7 (1.1 to 88.6)	21.1 (1.0 to 86.1)	21.1 (1.0 to 86.1)	21.1 (1.0 to 86.1)	21.1 (1.0 to 86.1)	20.2 (1.0 to 83.1)	20.2 (1.0 to 83.1)	17.6 (1.1 to 67.5)	12.7 (0.9 to 49.6)	9.6 (0.8 to 36.6)	6.3 (0.5 to 24.5)	3.4 (0.2 to 15.1)	1.6 (0.1 to 7.4)	0.6 (0.1 to 2.5)	226
Extensively drug-resistant tuberculosis	0 (0 to 0)	0 (0 to 0)	0.6 (0.1 to 2.5)	1.1 (0.1 to 5.1)	0.4 (0.1 to 1.8)	0.3 (0.1 to 1.4)	1 (0.1 to 4.1)	2.3 (0.2 to 9.1)	3.1 (0.3 to 12.1)	3.6 (0.3 to 14.1)	3.4 (0.3 to 13.4)	3.4 (0.3 to 13.4)	3.4 (0.3 to 13.4)	3.4 (0.3 to 13.4)	3.3 (0.3 to 13.1)	3.3 (0.3 to 13.1)	2.9 (0.2 to 11.5)	2.1 (0.2 to 8.2)	1.6 (0.1 to 6.3)	1 (0.1 to 3.9)	0.6 (0.1 to 2.3)	0.3 (0.1 to 1.1)	0.1 (0.1 to 0.4)	39.3
Lower respiratory infections	534 (360 to 704)	1,090 (768 to 1,300)	2,410 (1,800 to 3,010)	2,480 (1,870 to 3,090)	472 (326 to 653)	572 (429 to 771)	547 (404 to 734)	526 (384 to 723)	526 (384 to 723)	526 (384 to 723)	680 (421 to 979)	687 (489 to 967)	687 (489 to 967)	687 (489 to 967)	687 (489 to 967)	687 (489 to 967)	687 (489 to 967)	687 (489 to 967)	687 (489 to 967)	687 (489 to 967)	687 (489 to 967)	493 (350 to 695)	298 (211 to 420)	132 (79 to 196)	17,900
Upper respiratory infections	0 (0 to 0)	0 (0 to 0)	69.3 (41.7 to 107)	333 (201 to 514)	237 (143 to 366)	294 (177 to 454)	244 (147 to 377)	224 (135 to 346)	192 (116 to 297)	164 (99.1 to 253)	176 (106 to 272)	171 (103 to 264)	136 (82.1 to 210)	133 (80.3 to 205)	49.3 (29.8 to 76.1)	49.3 (29.8 to 76.1)	49.3 (29.8 to 76.1)	49.3 (29.8 to 76.1)	49.3 (29.8 to 76.1)	49.3 (29.8 to 76.1)	49.3 (29.8 to 76.1)	49.3 (29.8 to 76.1)	49.3 (29.8 to 76.1)	2,310
Otitis media	0 (0 to 0)	0 (0 to 0)	9.9 (5.9 to 15.7)	136 (90.4 to 199)	136 (88 to 207)	47 (28.5 to 70)	47 (28.5 to 71.7)	47 (24.6 to 71.6)	47 (24.6 to 71.6)	47 (24.6 to 71.6)	47 (24.6 to 71.6)	47 (24.6 to 71.6)	47 (24.6 to 71.6)	47 (24.6 to 71.6)	47 (24.6 to 71.6)	47 (24.6 to 71.6)	47 (24.6 to 71.6)	47 (24.6 to 71.6)	47 (24.6 to 71.6)	47 (24.6 to 71.6)	47 (24.6 to 71.6)	47 (24.6 to 71.6)	47 (24.6 to 71.6)	680
Enteric infections	170 (124 to 209)	170 (91 to 267)	1,420 (1,140 to 2,140)	1,370 (1,130 to 2,140)	329 (146 to 746)	229 (207 to 566)	193 (169 to 564)	193 (138 to 566)	222 (165 to 566)	222 (165 to 566)	229 (165 to 566)	229 (165 to 566)	229 (165 to 566)	229 (165 to 566)	229 (165 to 566)	229 (165 to 566)	229 (165 to 566)	229 (165 to 566)	229 (165 to 566)	229 (165 to 566)	229 (165 to 566)	229 (165 to 566)	229 (165 to 566)	7,310
Diarrheal diseases	170 (124 to 209)	170 (91 to 266)	1,420 (1,130 to 2,130)	1,370 (1,130 to 2,130)	329 (227 to 770)	229 (208 to 570)	193 (160 to 566)	193 (138 to 566)	222 (165 to 566)	222 (165 to 566)	229 (165 to 566)	229 (165 to 566)	229 (165 to 566)	229 (165 to 566)	229 (165 to 566)	229 (165 to 566)	229 (165 to 566)	229 (165 to 566)	229 (165 to 566)	229 (165 to 566)	229 (165 to 566)	229 (165 to 566)	229 (165 to 566)	7,130
Typhoid and paratyphoid	0 (0 to 0)	0 (0 to 0)	0 (0 to 0)	0 (0 to 0)	0 (0 to 0)	0 (0 to 0)	0 (0 to 0)	0.3 (0 to 0.7)	0.3 (0 to 0.7)	0.3 (0 to 0.7)	0.3 (0 to 0.7)	0.3 (0 to 0.7)	0.3 (0 to 0.7)	0.3 (0 to 0.7)	0.3 (0 to 0.8)	0.3 (0 to 0.8)	0.3 (0 to 0.8)	0.3 (0 to 0.7)	0.3 (0 to 0.7)	0.3 (0 to 0.7)	0.3 (0 to 0.7)	0.3 (0 to 0.7)	0.3 (0 to 0.7)	0.3 (0 to 0.7)	104
Typhoid fever	0 (0 to 0)	0 (0 to 0)	0 (0 to 0)	0 (0 to 0.1)	0 (0 to 0)	0 (0 to 0)	0 (0 to 0)	0.3 (0 to 0.7)	0.3 (0 to 0.7)	0.3 (0 to 0.7)	0.3 (0 to 0.7)	0.3 (0 to 0.7)	0.3 (0 to 0.7)	0.3 (0 to 0.7)	0.3 (0 to 0.8)	0.3 (0 to 0.8)	0.3 (0 to 0.8)	0.3 (0 to 0.7)	0.3 (0 to 0.7)	0.3 (0 to 0.7)	0.3 (0 to 0.7)	0.3 (0 to 0.7)	0.3 (0 to 0.7)	0.3 (0 to 0.7)	104
Paratyphoid fever	0 (0 to 0)	0 (0 to 0)	0 (0 to 0.1)	0 (0 to 0.1)	0 (0 to 0.1)	0 (0 to 0.1)	0 (0 to 0.1)	0 (0 to 0.1)	0 (0 to 0.1)	0 (0 to 0.1)	0 (0 to 0.1)	0 (0 to 0.1)	0 (0 to 0.1)	0 (0 to 0.1)	0 (0 to 0.1)	0 (0 to 0.1)	0 (0 to 0.1)	0 (0 to 0.1)	0 (0 to 0.1)	0 (0 to 0.1)	0 (0 to 0.1)	0 (0 to 0.1)	0 (0 to 0.1)	0 (0 to 0.1)	0.6
Invasive Non-typhoidal Salmonella (iNTS)	0 (0 to 0)	0 (0 to 0)	0.1 (0.1 to 0.1)	13.2 (9.5 to 18.2)	12 (8.5 to 16.5)	7.6 (5.4 to 10.5)	2.3 (1.6 to 3.2)	1.6 (1.1 to 2.2)	1.6 (1.1 to 2.2)	1.6 (1.1 to 2.2)	2.3 (1.6 to 3.2)	2.3 (1.6 to 3.2)	2.3 (1.6 to 3.2)	2.3 (1.6 to 3.2)	2.3 (1.6 to 3.2)	2.3 (1.6 to 3.2)	2.3 (1.6 to 3.2)	2.3 (1.6 to 3.2)	2.3 (1.6 to 3.2)	2.3 (1.6 to 3.2)	2.3 (1.6 to 3.2)	2.3 (1.6 to 3.2)	2.3 (1.6 to 3.2)	557
Other intestinal infectious diseases	0 (0 to 0)	0 (0 to 0)	1.6 (0.1 to 6.7)	6.1 (0.5 to 25.1)	1.7 (0.1 to 7.1)	1.6 (0.1 to 6.8)	1.3 (0.1 to 5.4)	1.2 (0.1 to 5.1)	0.6 (0.1 to 2.6)	0.6 (0.1 to 2.6)	0.6 (0.1 to 2.6)	0.6 (0.1 to 2.6)	0.6 (0.1 to 2.6)	0.6 (0.1 to 2.6)	0.6 (0.1 to 2.6)	0.6 (0.1 to 2.6)	0.6 (0.1 to 2.6)	0.6 (0.1 to 2.6)	0.6 (0.1 to 2.6)	0.6 (0.1 to 2.6)	0.6 (0.1 to 2.6)	0.6 (0.1 to 2.6)	0.6 (0.1 to 2.6)	14.4
Neglected tropical diseases and malaria	17.7 (9.4 to 29.2)	19.4 (11.4 to 29.7)	132 (49.6 to 240)	206 (77.1 to 376)	291 (113 to 519)	276 (111 to 483)	233 (111 to 384)	206 (96.6 to 339)	233 (109 to 384)	233 (109 to 384)	233 (109 to 384)	297 (139 to 490)	297 (139 to 490)	297 (139 to 490)	290 (135 to 478)	290 (135 to 478)	290 (135 to 478)	290 (135 to 478)	290 (135 to 478)	290 (135 to 478)	290 (135 to 478)	290 (135 to 478)	290 (135 to 478)	5,770
Malaria	0 (0 to 0.3)	0.9 (0 to 4.6)	122 (12.6 to 339)	226 (23.1 to 630)	106 (10.8 to 294)	102 (23.9 to 196)	102 (23.5 to 213)	99 (19.4 to 194)	99 (19.3 to 194)	99 (20.4 to 202)	102 (20.6 to 205)	102 (20.6 to 205)	102 (20.6 to 205)	102 (20.6 to 205)	79 (16 to 158)	79 (16 to 158)	79 (16 to 158)	79 (16 to 158)	79 (16 to 158)	79 (16 to 158)	79 (16 to 158)	79 (16 to 158)	79 (16 to 158)	1,230
Chagas disease	0 (0 to 0)	0 (0 to 0)	0.7 (0 to 0.9)	2.4 (0.4 to 6.2)	1.6 (0.4 to 3.7)	1.6 (0.4 to 3.7)	1.6 (0.4 to 3.7)	1.6 (0.4 to 3.7)	1.6 (0.4 to 3.7)	1.6 (0.4 to 3.7)	1.6 (0.4 to 3.7)	1.6 (0.4 to 3.7)	1.6 (0.4 to 3.7)	1.6 (0.4 to 3.7)	1.6 (0.4 to 3.7)	1.6 (0.4 to 3.7)	1.6 (0.4 to 3.7)	1.6 (0.4 to 3.7)	1.6 (0.4 to 3.7)	1.6 (0.4 to 3.7)	1.6 (0.4 to 3.7)	1.6 (0.4 to 3.7)	1.6 (0.4 to 3.7)	32
Leishmaniasis	0 (0 to 0)	0 (0 to 0)	0.7 (0 to 2.7)	2.4 (0.4 to 6.2)	1.6 (0.4 to 3.7)	1.6 (0.4 to 3.7)	1.6 (0.4 to 3.7)	1.6 (0.4 to 3.7)	1.6 (0.4 to 3.7)	1.6 (0.4 to 3.7)	1.6 (0.4 to 3.7)	1.6 (0.4 to 3.7)	1.6 (0.4 to 3.7)	1.6 (0.4 to 3.7)	1.6 (0.4 to 3.7)	1.6 (0.4 to 3.7)	1.6 (0.4 to 3.7)	1.6 (0.4 to 3.7)	1.6 (0.4 to 3.7)	1.6 (0.4 to 3.7)	1.6 (0.4 to 3.7)	1.6 (0.4 to 3.7)	1.6 (0.4 to 3.7)	32
Visceral leishmaniasis	0 (0 to 0)	0 (0 to 0)	0.7 (0 to 2.6)	2.4 (0.4 to 6.2)	1.6 (0.4 to 3.7)	1.6 (0.4 to 3.7)	1.6 (0.4 to 3.7)	1.6 (0.4 to 3.7)	1.6 (0.4 to 3.7)	1.6 (0.4 to 3.7)	1.6 (0.4 to 3.7)	1.6 (0.4 to 3.7)	1.6 (0.4 to 3.7)	1.6 (0.4 to 3.7)	1.6 (0.4 to 3.7)	1.6 (0.4 to 3.7)	1.6 (0.4 to 3.7)	1.6 (0.4 to 3.7)	1.6 (0.4 to 3.7)	1.6 (0.4 to 3.7)	1.6 (0.4 to 3.7)	1.6 (0.4 to 3.7)	1.6 (0.4 to 3.7)	32
Cutaneous and mucocutaneous leishmaniasis	0 (0 to 0)	0 (0 to 0)	0 (0 to 0.1)	0 (0 to 0.1)	0 (0 to 0.1)	0 (0 to 0.1)	0 (0 to 0.1)	0 (0 to 0.1)	0 (0 to 0.1)	0 (0 to 0.1)	0 (0 to 0.1)	0 (0 to 0.1)	0 (0 to 0.1)	0 (0 to 0.1)	0 (0 to 0.1)	0 (0 to 0.1)	0 (0 to 0.1)	0 (0 to 0.1)	0 (0 to 0.1)	0 (0 to 0.1)	0 (0 to 0.1)	0 (0 to 0.1)	0 (0 to 0.1)	0 (0 to 0.1)	0
African trypanosomiasis	0 (0 to 0)	0 (0 to 0)	0 (0 to 0)	0 (0 to 0)	0 (0 to 0)	0 (0 to 0)	0 (0 to 0)	0 (0 to 0)	0 (0 to 0)	0 (0 to 0)	0 (0 to 0)	0 (0 to 0)	0 (0 to 0)	0 (0 to 0)	0 (0 to 0)	0 (0 to 0)	0 (0 to 0)	0 (0 to 0)	0 (0 to 0)	0 (0 to 0)	0 (0 to 0)	0 (0 to 0)	0 (0 to 0)	0 (0 to 0)	0
Schistosomiasis	0 (0 to 0)	0 (0 to 0)	0 (0 to 0)	0 (0 to 0)	0 (0 to 0)	0 (0 to 0)	0 (0 to 0)	0 (0 to 0)	0 (0 to 0)	0 (0 to 0)	0 (0 to 0)	0 (0 to 0)	0 (0 to 0)	0 (0 to 0)	0 (0 to 0)	0 (0 to 0)	0 (0 to 0)	0 (0 to 0)	0 (0 to 0)	0 (0 to 0)	0 (0 to 0)	0 (0 to 0)	0 (0 to 0)	0 (0 to 0)	0
Cysticercosis	0 (0 to 0)	0 (0 to 0)	0.2 (0 to 0.6)	0.6 (0 to 1.6)	1.1 (0.1 to 2.6)	2.6 (0.3 to 7.1)	10.7 (1.5 to 26.6)	24.2 (3.5 to 59.1)	33 (7.5 to 77.4)	34.9 (8.5 to 80.7)	39.7 (9.6 to 92.1)	38.9 (10.4 to 88.6)	39 (12.3 to 88.7)	42.7 (13.5 to 97.7)	48.4 (15.6 to 109)	52 (18.9 to 116)	60.6 (22.1 to 132)	40.8 (15.1 to 76.2)	33.6 (11.1 to 59.6)	22.2 (7.6 to 39.4)	11 (3.6 to 20.1)	5.4 (1.7 to 10.1)	2.3 (0.6 to 4.6)	527
Cystic echinococcosis	0 (0 to 0)	0 (0 to 0)	0 (0 to 0)	0 (0 to 0)	0 (0 to 0)	0 (0 to 0)	0 (0 to 0)	0 (0 to 0)	0 (0 to 0)	0 (0 to 0)	0 (0 to 0)	0 (0 to 0)	0 (0 to 0)	0 (0 to 0)	0 (0 to 0)	0 (0 to 0)	0 (0 to 0)	0 (0 to 0)	0 (0 to 0)	0 (0 to 0)	0 (0 to 0)	0 (0 to 0)	0 (0 to 0)	0 (0 to 0)	3.3
Lymphatic filariasis	0 (0 to 0)	0 (0 to 0)	0 (0 to 0)	0 (0 to 0)	0 (0 to 0)	0 (0 to 0)	0 (0 to 0)	0 (0 to 0)	0 (0 to 0)	0 (0 to 0)	0 (0 to 0)	0 (0 to 0)	0 (0 to 0)	0 (0 to 0)	0 (0 to 0)	0 (0 to 0)	0 (0 to 0)	0 (0 to 0)	0 (0 to 0)	0 (0 to 0)	0 (0 to 0)	0 (0 to 0)	0 (0 to 0)	0 (0 to 0)	0
Onchocerciasis	0 (0 to 0)	0 (0 to 0)	0 (0 to 0)	0 (0 to 0)	0 (0 to 0)	0 (0 to 0)	0 (0 to 0)	0 (0 to 0)	0 (0 to 0)	0 (0 to 0)	0 (0 to 0)	0 (0 to 0)	0 (0 to 0)	0 (0 to 0)	0 (0 to 0)	0 (0 to 0)	0 (0 to 0)	0 (0 to 0)	0 (0 to 0)	0 (0 to 0)	0 (0 to 0)	0 (0 to 0)	0 (0 to 0)	0 (0 to 0)	0
Trachoma	0 (0 to 0)	0 (0 to 0)	0 (0 to 0)	0 (0 to 0)	0 (0 to 0)	0 (0 to 0)	0 (0 to 0)	0 (0 to 0)	0 (0 to 0)	0 (0 to 0)	0 (0 to 0)	0 (0 to 0)	0 (0 to 0)	0 (0 to 0)	0 (0 to 0)	0 (0 to 0)	0 (0 to 0)	0 (0 to 0)	0 (0 to 0)	0 (0 to 0)	0 (0 to 0)	0 (0 to 0)	0 (0 to 0)	0 (0 to 0)	1.1
Dengue	0 (0 to 0)	0 (0 to 0)	12.7 (4.5 to 23.9)	25.1 (9.4 to 59.7)	40.6 (13.2 to 84.6)	33.4 (10.8 to 66.6)	27.9 (11.1 to 69.4)	27 (9.9 to 66.9)	27 (9.9 to 66.9)	27 (9.9 to 66.9)	22.2 (7.9 to 61.4)	22.2 (7.9 to 61.4)	22.2 (7.9 to 61.4)	22.2 (7.9 to 61.4)	18.6 (7.9 to 53.4)	18.7 (7.9 to 53.4)	12.2 (5.6 to 39.2)	7.7 (3.6 to 29.6)	5.2 (2.1 to 19.1)	2.1 (0.7 to 7.1)	0.7 (0.2 to 2.4)	0.2 (0.1 to 0.6)	0.1 (0.1 to 0.2)	379
Yellow fever	0 (0 to 0)	0 (0 to 0)	0 (0 to 0)	0 (0 to 0)	0 (0 to 0)	0 (0 to 0)	0 (0 to 0)	0 (0 to 0)	0 (0 to 0)	0 (0 to 0)	0 (0 to 0)	0 (0 to 0)	0 (0 to 0)	0 (0 to 0)	0 (0 to 0)	0 (0 to 0)	0 (0 to 0)	0 (0 to 0)	0 (0 to 0)	0 (0 to 0)	0 (0 to 0)	0 (0 to 0)	0 (0 to 0)	0 (0 to 0)	0.8
Rabies	0 (0 to 0)	0 (0 to 0)	0 (0 to 0)	0 (0 to 0)	0 (0 to 0)





SI Table 2a: Amaps DALYS by cause and age group for males with 95% uncertainty intervals, 2019

Cause	Early Neonatal	Late Neonatal	Post Neonatal	1 to 4	5 to 9	10 to 14	15 to 19	20 to 24	25 to 29	30 to 34	35 to 39	40 to 44	45 to 49	50 to 54	55 to 59	60 to 64	65 to 69	70 to 74	75 to 79	80 to 84	85 to 89	90 to 94	95 plus	Total
All causes	7,814 (7,605 to 12,009)	5,966 (1,270 to 12,746)	5,606 (2,979 to 9,600)	7,995 (7,200 to 9,079)	5,966 (2,980 to 9,790)	5,579 (3,110 to 8,600)	6,543 (3,330 to 11,600)	10,263 (10,263 to 10,263)	12,403 (8,349 to 16,600)	14,243 (11,910 to 16,100)	16,084 (7,200 to 24,900)	18,228 (6,200 to 31,100)	20,412 (8,400 to 32,400)	22,596 (9,600 to 35,600)	24,780 (9,700 to 39,900)	26,964 (9,700 to 44,200)	29,148 (9,800 to 48,500)	31,332 (9,800 to 52,800)	33,516 (9,900 to 57,100)	35,700 (9,900 to 61,400)	37,884 (9,900 to 65,700)	40,068 (9,900 to 70,000)	42,252 (9,900 to 74,300)	124,000
Communicable, maternal, neonatal, and nutritional diseases	6,290 (4,673 to 10,400)	1,535 (1,070 to 3,196)	3,970 (2,338 to 6,749)	968 (789 to 1,249)	606 (577 to 1,170)	610 (495 to 991)	643 (530 to 790)	699 (570 to 839)	766 (609 to 934)	820 (666 to 992)	767 (627 to 919)	648 (530 to 771)	560 (475 to 672)	474 (396 to 571)	409 (336 to 493)	328 (266 to 401)	281 (223 to 350)	229 (181 to 293)	166 (130 to 226)	102 (80 to 161)	91.6 (72.2 to 135)	39.8 (27.9 to 65)	19.0 (13.0 to 33.1)	22,400
HIV/AIDS and sexually transmitted infections	52.7 (32.4 to 79.3)	11 (5.9 to 19.8)	59.7 (43.4 to 79.1)	29.7 (20.8 to 39.4)	20.6 (16.1 to 26.3)	19.1 (15.1 to 22.7)	65.3 (39.6 to 96)	139 (105 to 174)	240 (205 to 281)	313 (256 to 386)	356 (299 to 432)	356 (299 to 432)	325 (270 to 396)	274 (227 to 337)	219 (181 to 270)	161 (131 to 200)	125 (101 to 156)	101 (79.9 to 128)	69.3 (54.2 to 87.3)	44.3 (34.2 to 57.1)	24.3 (19.1 to 31)	10.4 (7.9 to 13.2)	1,960
HIV/AIDS	0 (0 to 0)	0 (0 to 0)	43 (33.7 to 54.7)	29.2 (20.3 to 39.3)	20.6 (16 to 26.1)	17.7 (13.7 to 22.2)	62.6 (39 to 92.7)	138 (105 to 174)	235 (200 to 276)	309 (247 to 377)	239 (183 to 296)	192 (149 to 238)	121 (96.3 to 152)	67.8 (53.7 to 86.2)	41.5 (32.8 to 51.4)	22.6 (17.5 to 29.2)	13.4 (10.3 to 17.1)	6.6 (5.3 to 8.2)	3.6 (2.9 to 4.5)	0.51 (0.4 to 0.6)	0.1 (0.1 to 0.1)	1,540
HIV/AIDS - Drug-susceptible Tuberculosis	0 (0 to 0)	0 (0 to 0)	0.6 (2.4 to 7.4)	2.7 (1.5 to 3.7)	1.3 (1.3 to 3.7)	2 (1.1 to 3.1)	5.1 (3.6 to 6.9)	15.5 (9.1 to 24.1)	29.1 (19.4 to 41)	33.1 (19.4 to 51)	24.9 (10.6 to 39.4)	19.5 (10.6 to 29.9)	12.4 (7.2 to 19)	7 (4.1 to 10.6)	4.2 (2.5 to 6.5)	2.3 (1.4 to 3.5)	1.4 (0.9 to 2.1)	0.6 (0.4 to 0.9)	0.2 (0.1 to 0.3)	0.1 (0 to 0.2)	0 (0 to 0)	165
HIV/AIDS - Multidrug-resistant Tuberculosis without extensive drug resistance	0 (0 to 0)	0 (0 to 0)	0.4 (0.1 to 1.1)	0.2 (0 to 0.4)	0.2 (0 to 0.4)	0.2 (0 to 0.5)	0.4 (0.1 to 0.9)	1.1 (0.3 to 2.1)	2.1 (0.6 to 3.9)	2.4 (0.7 to 4.5)	1.8 (0.5 to 3.4)	1.4 (0.4 to 2.7)	0.9 (0.2 to 1.7)	0.5 (0.1 to 1)	0.3 (0.1 to 0.6)	0.2 (0 to 0.4)	0.1 (0 to 0.2)	0.05 (0 to 0.1)	0.02 (0 to 0.1)	0 (0 to 0)	0 (0 to 0)	12.1
HIV/AIDS - Extensively drug-resistant Tuberculosis	0 (0 to 0)	0 (0 to 0)	0 (0 to 0)	0 (0 to 0)	0 (0 to 0)	0 (0 to 0)	0 (0 to 0)	0.2 (0 to 0.4)	0.3 (0 to 0.7)	0.2 (0 to 0.5)	0.3 (0 to 0.7)	0.2 (0 to 0.5)	0.1 (0 to 0.3)	0.1 (0 to 0.4)	0.1 (0 to 0.3)	0.1 (0 to 0.3)	0 (0 to 0.2)	0 (0 to 0.1)	0 (0 to 0.1)	0 (0 to 0)	0 (0 to 0)	0 (0 to 0)	2
HIV/AIDS resulting in other diseases	0 (0 to 0)	0 (0 to 0)	38 (27.5 to 49.9)	22.2 (15.3 to 29.4)	19.1 (13.3 to 23.6)	15.6 (11.1 to 20.2)	56.9 (29.1 to 87.1)	117 (89.9 to 152)	203 (166 to 246)	270 (207 to 352)	212 (162 to 274)	162 (124 to 207)	108 (82.3 to 139)	60.2 (45.7 to 78.4)	36.9 (27.9 to 47.5)	20.2 (14.9 to 26.7)	12 (8.8 to 15.6)	6.1 (4.5 to 8.1)	3.4 (2.5 to 4.5)	0.51 (0.4 to 0.7)	0.1 (0.1 to 0.2)	0 (0 to 0)	1,360
Sexually transmitted infections excluding HIV	52.7 (32.4 to 79.3)	11 (5.9 to 19.8)	16.8 (5.9 to 29.2)	0.2 (0 to 1.4)	0.2 (0 to 1.4)	0.2 (0 to 1.5)	2.7 (1.2 to 5.1)	0.7 (0.2 to 2.2)	0.5 (0.2 to 1.4)	0.3 (0.1 to 0.9)	0.2 (0.1 to 0.6)	0.1 (0 to 0.4)	0.1 (0 to 0.3)	0.1 (0 to 0.2)	0.1 (0 to 0.2)	0.1 (0 to 0.2)	0.1 (0 to 0.2)	0.1 (0 to 0.2)	0.1 (0 to 0.2)	0.1 (0 to 0.2)	0.1 (0 to 0.2)	0 (0 to 0)	136
Syphilis	0 (0 to 0)	0 (0 to 0)	0.2 (0 to 1.4)	0.2 (0.1 to 0.4)	0.2 (0.1 to 0.4)	0.2 (0.1 to 0.5)	0.2 (0.1 to 0.5)	0.2 (0.1 to 0.6)	0.2 (0.1 to 0.6)	0.2 (0.1 to 0.6)	0.2 (0.1 to 0.6)	0.2 (0.1 to 0.6)	0.1 (0.1 to 0.5)	0.1 (0.1 to 0.5)	0.1 (0.1 to 0.5)	0.1 (0.1 to 0.5)	0.1 (0.1 to 0.5)	0.1 (0.1 to 0.5)	0.1 (0.1 to 0.5)	0.1 (0.1 to 0.5)	0.1 (0.1 to 0.5)	0 (0 to 0)	84.4
Chlamydial infection	0 (0 to 0)	0 (0 to 0)	0 (0 to 0)	0 (0 to 0)	0 (0 to 0)	0 (0 to 0)	0 (0 to 0)	0 (0 to 0.2)	0 (0 to 0.1)	0 (0 to 0.1)	0 (0 to 0.2)	0 (0 to 0.1)	0 (0 to 0.1)	0 (0 to 0.1)	0 (0 to 0.1)	0 (0 to 0.1)	0 (0 to 0.1)	0 (0 to 0.1)	0 (0 to 0.1)	0 (0 to 0.1)	0 (0 to 0.1)	0 (0 to 0)	0 (0 to 0)	9.9
Gonococcal infection	0 (0 to 0)	0 (0 to 0)	0 (0 to 0)	0 (0 to 0)	0 (0 to 0)	0 (0 to 0.3)	0 (0.1 to 2.1)	0 (0 to 0.3)	0 (0.1 to 1.8)	0 (0.2 to 0.9)	0 (0.1 to 0.5)	0 (0.1 to 0.5)	0 (0.1 to 0.4)	0 (0.1 to 0.2)	0 (0 to 0.1)	0 (0 to 0.1)	0 (0 to 0.1)	0 (0 to 0.1)	0 (0 to 0.1)	0 (0 to 0.1)	0 (0 to 0.1)	0 (0 to 0)	4.4
Trichomoniasis	0 (0 to 0)	0 (0 to 0)	0 (0 to 0)	0 (0 to 0)	0 (0 to 0)	0 (0 to 0.2)	0 (0 to 0.2)	0 (0 to 0.4)	0 (0 to 0.4)	0 (0 to 0.4)	0 (0 to 0.4)	0 (0 to 0.4)	0 (0 to 0.3)	0 (0 to 0.3)	0 (0 to 0.1)	0 (0 to 0.1)	0 (0 to 0.1)	0 (0 to 0.1)	0 (0 to 0.1)	0 (0 to 0.1)	0 (0 to 0.1)	0 (0 to 0)	1.3
Genital herpes	0 (0 to 0)	0 (0 to 0)	0 (0 to 0)	0 (0 to 0)	0 (0 to 0)	0.1 (0 to 0.2)	0.6 (0.2 to 1.5)	1.4 (0.4 to 3.3)	2.3 (0.7 to 5.2)	1.4 (0.4 to 3.1)	0.8 (0.2 to 1.7)	0.4 (0.1 to 1)	0.2 (0.1 to 0.6)	0.1 (0 to 0.3)	0.1 (0 to 0.2)	0 (0 to 0.1)	0 (0 to 0.1)	0 (0 to 0.1)	0 (0 to 0.1)	0 (0 to 0.1)	0 (0 to 0.1)	0 (0 to 0)	20.2
Other sexually transmitted infections	0 (0 to 0)	0 (0 to 0)	0 (0 to 0)	0 (0 to 0)	0 (0 to 0)	0 (0 to 0.2)	0.9 (0.1 to 2.1)	1.2 (0.4 to 2.3)	1.6 (0.5 to 3.5)	1.2 (0.4 to 2.6)	0.9 (0.3 to 2.1)	0.6 (0.2 to 1.4)	0.4 (0.1 to 1)	0.3 (0.1 to 0.7)	0.2 (0 to 0.5)	0.1 (0 to 0.3)	0.1 (0 to 0.2)	0.1 (0 to 0.1)	0 (0 to 0.1)	0 (0 to 0.1)	0 (0 to 0.1)	0 (0 to 0)	9
Respiratory infections and tuberculosis	743 (644 to 932)	704 (663 to 760)	599 (722 to 1,410)	274 (260 to 497)	160 (161 to 298)	160 (118 to 222)	160 (160 to 266)	229 (166 to 301)	237 (166 to 321)	239 (166 to 321)	237 (170 to 292)	239 (180 to 305)	237 (180 to 291)	235 (175 to 285)	233 (166 to 288)	231 (164 to 286)	229 (164 to 282)	227 (163 to 279)	225 (159 to 269)	223 (132 to 274)	221 (132 to 180)	29.1 (96.4 to 151)	4,910
Tuberculosis	0 (0 to 0)	0 (0 to 0)	0 (0 to 0)	0 (0 to 0)	0 (0 to 0)	0 (0 to 0)	0 (0 to 0)	0 (0 to 0)	0 (0 to 0)	0 (0 to 0)	0 (0 to 0)	0 (0 to 0)	0 (0 to 0)	0 (0 to 0)	0 (0 to 0)	0 (0 to 0)	0 (0 to 0)	0 (0 to 0)	0 (0 to 0)	0 (0 to 0)	0 (0 to 0)	0 (0 to 0)	0 (0 to 0)	0
Latent tuberculosis infection	0 (0 to 0)	0 (0 to 0)	0 (0 to 0)	0 (0 to 0)	0 (0 to 0)	0 (0 to 0)	0 (0 to 0)	0 (0 to 0)	0 (0 to 0)	0 (0 to 0)	0 (0 to 0)	0 (0 to 0)	0 (0 to 0)	0 (0 to 0)	0 (0 to 0)	0 (0 to 0)	0 (0 to 0)	0 (0 to 0)	0 (0 to 0)	0 (0 to 0)	0 (0 to 0)	0 (0 to 0)	0 (0 to 0)	0
Drug-susceptible tuberculosis	0 (0 to 0)	0 (0 to 0)	0 (0 to 0)	0 (0 to 0)	0 (0 to 0)	0 (0 to 0)	0 (0 to 0)	0 (0 to 0)	0 (0 to 0)	0 (0 to 0)	0 (0 to 0)	0 (0 to 0)	0 (0 to 0)	0 (0 to 0)	0 (0 to 0)	0 (0 to 0)	0 (0 to 0)	0 (0 to 0)	0 (0 to 0)	0 (0 to 0)	0 (0 to 0)	0 (0 to 0)	0 (0 to 0)	0
Multidrug-resistant tuberculosis without extensive drug resistance	0 (0 to 0)	0 (0 to 0)	0 (0 to 0)	0 (0 to 0)	0 (0 to 0)	0 (0 to 0)	0 (0 to 0)	0 (0 to 0)	0 (0 to 0)	0 (0 to 0)	0 (0 to 0)	0 (0 to 0)	0 (0 to 0)	0 (0 to 0)	0 (0 to 0)	0 (0 to 0)	0 (0 to 0)	0 (0 to 0)	0 (0 to 0)	0 (0 to 0)	0 (0 to 0)	0 (0 to 0)	0 (0 to 0)	0
Extensively drug-resistant tuberculosis	0 (0 to 0)	0 (0 to 0)	0 (0 to 0)	0 (0 to 0)	0 (0 to 0)	0 (0 to 0)	0 (0 to 0)	0 (0 to 0)	0 (0 to 0)	0 (0 to 0)	0 (0 to 0)	0 (0 to 0)	0 (0 to 0)	0 (0 to 0)	0 (0 to 0)	0 (0 to 0)	0 (0 to 0)	0 (0 to 0)	0 (0 to 0)	0 (0 to 0)	0 (0 to 0)	0 (0 to 0)	0 (0 to 0)	0
Lower respiratory infections	143 (94.7 to 320)	102 (64.2 to 158)	1,002 (606.1 to 1,360)	263 (213.3 to 353)	107 (79.1 to 140)	70.3 (51.1 to 90.4)	122 (84.4 to 174)	118 (79.3 to 172)	105 (70.6 to 158)	119 (80.9 to 168)	135 (93.7 to 188)	132 (89.1 to 186)	139 (89.1 to 198)	142 (100 to 194)	145 (98.5 to 198)	139 (96.4 to 187)	145 (102 to 195)	141 (96.2 to 197)	127 (79.2 to 197)	107 (79.7 to 144)	87.6 (52.2 to 90.4)	28.3 (20.3 to 39.4)	14.0 (9.1 to 18.7)	3,450
Upper respiratory infections	0.2 (0.2 to 0.3)	0.9 (0 to 1.4)	13.4 (4.6 to 24.1)	61.9 (41.9 to 84.1)	79.7 (53.9 to 108)	68.9 (46.6 to 93.3)	63 (42.6 to 85.4)	33.1 (22.4 to 44.9)	58.8 (31.1 to 102)	51 (26.7 to 86.3)	49.5 (24.6 to 79.7)	41 (20.4 to 66.2)	32.7 (17.7 to 54.4)	29.4 (13.4 to 46.2)	19.4 (7.7 to 32.4)	14.2 (5.4 to 23.6)	9.8 (3.5 to 16.2)	6.7 (2.5 to 11.2)	4.2 (1.4 to 7.1)	2.6 (1.4 to 4.4)	1.3 (0.7 to 2.2)	0.6 (0.3 to 1.1)	0.2 (0.1 to 0.3)	600
Otitis media	0 (0 to 0)	0 (0 to 0)	19.4 (8.4 to 27.8)	24.4 (13.6 to 40.2)	17.6 (9.4 to 31.1)	14.9 (7.7 to 26.6)	13.2 (5.4 to 26.8)	10 (4.1 to 19.3)	7.9 (3.4 to 15.6)	7.3 (3.2 to 14.2)	6.8 (2.9 to 12.5)	5.9 (2.7 to 9.7)	4.3 (1.9 to 7.1)	3.3 (1.5 to 5.3)	2.2 (1 to 3.7)	1.2 (0.5 to 2.2)	0.7 (0.3 to 1.3)	0.4 (0.2 to 0.7)	0.2 (0.1 to 0.4)	0.1 (0 to 0.2)	0.1 (0 to 0.1)	0 (0 to 0)	138
Enteric infections	3,454 (2,948 to 4,183)	2,964 (2,284 to 3,784)	291 (202 to 1,012)	1,340 (920 to 1,743)	994 (630 to 1,453)	1,030 (660 to 1,503)	1,064 (680 to 1,553)	1,099 (703 to 1,604)	1,134 (725 to 1,655)	1,169 (747 to 1,706)	1,204 (770 to 1,757)	1,239 (792 to 1,808)	1,274 (815 to 1,859)	1,309 (837 to 1,910)	1,344 (860 to 1,961)	1,379 (882 to 2,012)	1,414 (904 to 2,063)	1,449 (927 to 2,114)	1,484 (949 to 2,165)	1,519 (971 to 2,216)	1,554 (994 to 2,267)	1,589 (1,016 to 2,318)	1,624 (1,038 to 2,369)	1,070
Diarrheal diseases	3,454 (2,948 to 4,183)	2,964 (2,284 to 3,784)	288 (205 to 977)	1,318 (821 to 1,662)	994 (644 to 1,391)	1,030 (661 to 1,501)	1,064 (679 to 1,552)	1,099 (703 to 1,604)	1,134 (722 to 1,655)	1,169 (747 to 1,706)	1,204 (770 to 1,757)	1,239 (792 to 1,808)	1,274 (815 to 1,859)	1,309 (837 to 1,910)	1,344 (860 to 1,961)	1,379 (882 to 2,012)	1,414 (904 to 2,063)	1,449 (927 to 2,114)	1,484 (949 to 2,165)	1,519 (971 to 2,216)	1,554 (994 to 2,267)	1,589 (1,016 to 2,318)	1,624 (1,038 to 2,369)	1,060
Typhoid and paratyphoid	0 (0 to 0)	0 (0 to 0)	0 (0 to 0)	0 (0 to 0)	0 (0 to 0)	0 (0 to 0)	0 (0 to 0)	0 (0 to 0)	0 (0 to 0)	0 (0 to 0)	0 (0 to 0)	0 (0 to 0)	0 (0 to 0)	0 (0 to 0)	0 (0 to 0)	0 (0 to 0)	0 (0 to 0)	0 (0 to 0)	0 (0 to 0)	0 (0 to 0)	0 (0 to 0)	0 (0 to 0)	0 (0 to 0)	1
Typhoid fever	0 (0 to 0)	0 (0 to 0)	0 (0 to 0)	0 (0 to 0)	0 (0 to 0)	0 (0 to 0)	0 (0 to 0)	0 (0 to 0)	0 (0 to 0)	0 (0 to 0)	0 (0 to 0)	0 (0 to 0)	0 (0 to 0)	0 (0 to 0)	0 (0 to 0)	0 (0 to 0)	0 (0 to 0)	0 (0 to 0)	0 (0 to 0)	0 (0 to 0)	0 (0 to 0)	0 (0 to 0)	0 (0 to 0)	0.9
Paratyphoid fever	0 (0 to 0)	0 (0 to 0)	0 (0 to 0)	0 (0 to 0)	0 (0 to 0)	0 (0 to 0)	0 (0 to 0)	0 (0 to 0)	0 (0 to 0)	0 (0 to 0)	0 (0 to 0)	0 (0 to 0)	0 (0 to 0)	0 (0 to 0)	0 (0 to 0)	0 (0 to 0)	0 (0 to 0)	0 (0 to 0)	0 (0 to 0)	0 (0 to 0)	0 (0 to 0)	0 (0 to 0)	0 (0 to 0)	0.2
Invasive Non-typhoidal Salmonella (iNTS)	0 (0 to 0)	0 (0 to 0.1)	0.9 (0.3 to 2.2)	0.2 (0 to 0.6)	0.2 (0.1 to 0.7)	0.2 (0.1 to 0.6)	0.2 (0 to 0.5)	0.1 (0 to 0.4)	0.1 (0 to 0.3)	0.1 (0 to 0.2)	0.1 (0 to 0.2)	0.1 (0 to 0.2)	0.1 (0 to 0.2)	0.1 (0 to 0.1)	0.1 (0 to 0.1)	0.1 (0 to 0.1)	0.1 (0 to 0.1)	0.1 (0 to 0.1)	0.1 (0 to 0.1)	0.1 (0 to 0.1)	0.1 (0 to 0.1)	0 (0 to 0)	2.7
Other intestinal infectious diseases	0 (0 to 0)	0 (0 to 0)	0.6 (0 to 2.1)	0.6 (0.1 to 1.4)	0.3 (0.1 to 1)	0.3 (0 to 0.9)	0.4 (0.1 to 1.2)	0.3 (0 to 0.9)	0.3 (0 to 0.9)	0.3 (0 to 0.9)	0.3 (0 to 0.9)	0.3 (0 to 0.9)	0.3 (0 to 0.9)	0.3 (0 to 0.9)	0.3 (0 to 0.9)	0.3 (0 to 0.9)	0.3 (0 to 0.9)	0.3 (0 to 0.9)	0.3 (0 to 0.9)	0.3 (0 to 0.9)	0.3 (0 to 0.9)	0 (0 to 0)	3.6
Neglected tropical diseases and malaria	3.3 (1 to 5.4)	2.3 (1 to 3.6)	29.3 (12.9 to 52.2)	80.2 (39 to 93.1)	51.7 (29 to 82.1)	49.2 (28.1 to 72.6)	47.3 (24.9 to 72.1)	47.3 (26 to 73.6)	50.5 (31.5 to 80.7)	54.6 (33.9 to 87)	59.5 (35.7 to 88.7)	64.4 (37.5 to 96.2)	69.3 (37.5 to 102)	74.2 (37.5 to 107)	79.1 (37.5 to 112)	84 (39.3 to 119)	88.9 (39.3 to 126)	93.8 (39.3 to 133)	98.7 (39.3 to 140)	103 (39.3 to 147)	108 (39.3 to 154)	113 (39.3 to 161)	118 (39.3 to 168)	791
Malaria	0 (0 to 0)	0 (0 to 0)	0.1 (0 to 0.1)	0.1 (0 to 0.1)	0.1 (0 to 0.1)	0.1 (0 to 0.1)	0.1 (0 to 0.1)	0.1 (0 to 0.1)	0.1 (0 to 0.1)	0.1 (0 to 0.1)	0.1 (0 to 0.1)	0.1 (0 to 0.1)	0.1 (0 to 0.1)	0.1 (0 to 0.1)	0.1 (0 to 0.1)	0.1 (0 to 0.1)	0.1 (0 to 0.1)	0.1 (0 to 0.1)	0.1 (0 to 0.1)	0.1 (0 to 0.1)	0.1 (0 to 0.1)	0 (0 to 0)	0.4
Chagas disease	0 (0 to 0)	0 (0 to 0)	0.1 (0 to 0.2)	0.1 (0 to 0.2)	0.1 (0 to 0.2)	0.1 (0 to 0.2)	0.1 (0 to 0.2)	0.1 (0 to 0.2)	0.1 (0 to 0.2)	0.1 (0 to 0.2)	0.1 (0 to 0.2)	0.1 (0 to 0.2)	0.1 (0 to 0.2)	0.1 (0 to 0.2)	0.1 (0 to 0.2)	0.1 (0 to 0.2)	0.1 (0 to 0.2)	0.1 (0 to 0.2)	0.1 (0 to 0.2)	0.1 (0 to 0.2)	0.1 (0 to 0.2)	0 (0 to 0)	1.1
Leishmaniasis	0 (0 to 0)	0 (0 to 0)	0.2 (0 to 0.4)	2.1 (0.8 to 3.9)	0.4 (0.2 to 1.1)	0.4 (0.1 to 1.7)	0.7 (0.4 to 2.1)	0.8 (0.4 to 2.1)	0.9 (0.4 to 2.3)	0.9 (0.4 to 2.3)	0.9 (0.4 to 2.3)	0.9 (0.4 to 2.3)	0.9 (0.4 to 2.3)	0.9 (0.4 to 2.3)	0.9 (0.4 to 2.3)	0.9 (0.4 to 2.3)	0.9 (0.4 to 2.3)	0.9 (0.4 to 2.3)	0.9 (0.4 to 2.3)	0.9 (0.4 to 2.3)	0.9 (0.4 to 2.3)	0 (0 to 0)	84.4
Visceral leishmaniasis	0 (0 to 0)	0 (0 to 0)	0 (0 to 0)	0.6 (0 to 2.1)	0.7 (0.2 to 1.6)	0.6 (0.2 to 1.5)	0.6 (0.2 to 1.5)	0.6 (0.2 to 1.5)	0.6 (0.2 to 1.5)	0.6 (0.2 to 1.5)	0.6 (0.2 to 1.5)	0.6 (0.2 to 1.5)	0.6 (0.2 to 1.5)	0.6 (0.2 to 1.5)	0.6 (0.2 to 1.5)	0.6 (0.2 to 1.5)	0.6 (0.2 to 1.5)	0.6 (0.2 to 1.5)	0.6 (0.2 to 1.5)	0.6 (0.2 to 1.5)	0.6 (0.2 to 1.5)	0 (0 to 0)	3
Cutaneous and mucocutaneous leishmaniasis	0 (0 to 0)	0 (0 to 0)	0.1 (0 to 0.2)	1.5 (0.6 to 2.8)	4.4 (2.4 to 11.1)	0.6 (0.1 to 1.7)	0.1 (0 to 0.4)	0.2 (0 to 0.6)	0.3 (0 to 0.8)	0.3 (0 to 0.8)	0.3 (0 to 0.8)	0.3 (0 to 0.8)	0.3 (0 to 0.8)	0.3 (0 to 0.8)	0.3 (0 to 0.8)	0.3 (0 to 0.8)	0.3 (0 to 0.8)	0.3 (0 to 0.8)	0.3 (0 to 0.8)	0.3 (0 to 0.8)	0.3 (0 to 0.8)	0 (0 to 0)	81.4
African trypanosomiasis	0 (0 to 0)	0 (0 to 0)	0 (0 to 0)	0 (0 to 0)	0 (0 to 0)	0 (0 to 0)	0 (0 to 0)	0 (0 to 0)	0 (0 to 0)	0 (0 to 0)	0 (0 to 0)	0 (0 to 0)	0 (0 to 0)	0 (0 to 0)	0 (0 to 0)	0 (0 to 0)	0 (0 to 0)	0 (0 to 0)	0 (0 to 0)	0 (0 to 0)	0 (0 to 0)	0 (0 to 0)	0 (0 to 0)	0
Schistosomiasis	0 (0 to 0)	0 (0 to 0)	0 (0 to 0)	0 (0 to 0)	0 (0 to 0)	0 (0 to 0)	0 (0 to 0)	0 (0 to 0)	0 (0 to 0)	0 (0 to 0)	0 (0 to 0)	0 (0 to 0)	0 (0 to 0)	0 (0 to 0)	0 (0 to 0)	0 (0 to 0)	0 (0 to 0)	0 (0 to 0)	0 (0 to 0)	0 (0 to 0)	0 (0 to 0)	0 (0 to 0)	0 (0 to 0)	0
Cysticercosis	0 (0 to 0)	0 (0 to 0)	0 (0 to 0)	0 (0 to 0)	0 (0 to 0)	0.4 (0 to 1.1)	0.5 (0.1 to 1.2)	2.1 (0.6 to 4.3)	4.6 (2.1 to 8.3)	5.9 (2.6 to 10.3)	6.4 (2.9 to 11.2)	6.9 (3.1 to 12.1)	7.4 (3.4 to 13)	7.9 (3.6 to 13.9)	8.4 (3.8 to 14.8)	8.9 (3.9 to 15.6)	7.9 (3.9 to 14.1)	6.9 (3.4 to 12.3)	5.9 (2.9 to 10.5)	4.9 (2.4 to 8.8)	3.9 (1.9 to 7)	2.9 (1.4 to 5.2)	0.9 (0.5 to 1.6)	89.3
Cystic echinococcosis	0 (0 to 0)	0 (0 to 0)	0 (0 to 0)	0 (0 to 0)	0 (0 to 0)	0 (0 to 0)	0 (0 to 0)	0 (0 to 0)	0 (0 to 0)	0 (0 to 0)	0 (0 to 0)	0 (0 to 0)	0 (0 to 0)	0 (0 to 0)	0 (0 to 0)	0 (0 to 0)	0 (0 to 0)	0 (0 to 0)	0 (0 to 0)	0 (0 to 0)	0 (0 to 0)	0 (0 to 0)	0 (0 to 0)	0.7
Lymphatic filariasis	0 (0 to 0)	0 (0 to 0)	0 (0 to 0)	0 (0 to 0)	0 (0 to 0)	0 (0 to 0)	0 (0 to 0)	0 (0 to 0)	0 (0 to 0)	0 (0 to 0)	0 (0 to 0)	0 (0 to 0)	0 (0 to 0)	0 (0 to 0)	0 (0 to 0)	0 (0 to 0)	0 (0 to 0)	0 (0 to 0)	0 (0 to 0)	0 (0 to 0)	0 (0 to 0)	0 (0 to 0)	0 (0 to 0)	0
Onchocerciasis	0 (0 to 0)	0 (0 to 0)	0 (0 to 0)	0 (0 to 0)	0 (0 to 0)	0 (0 to 0)	0 (0 to 0)	0 (0 to 0)	0 (0 to 0)	0 (0 to 0)	0 (0 to 0)	0 (0 to 0)	0 (0 to 0)	0 (0 to 0)	0 (0 to 0)	0 (0 to 0)	0 (0 to 0)	0 (0 to



Congenital birth defects	1,320 (876 to 1,998)	374 (223 to 565)	1,240 (825 to 1,800)	251 (175 to 350)	129 (89 ? to 177)	90.1 (70 ? to 117)	79.6 (59 ? to 97.9)	50.4 (37 ? to 65.8)	39 (27 ? to 48.2)	29.6 (21 ? to 37 ?)	23.9 (17 ? to 31 ?)	18 (13 ? to 24 ?)	15 (10 ? to 20 ?)	11.8 (8 ? to 16 ?)	9.9 (7 ? to 13 ?)	8.6 (5 ? to 9)	4 (3 ? to 5)	1.1 (0 ? to 1 ?)	0.7 (0 ? to 1 ?)	0.3 (0 ? to 0.4)	0.1 (0 ? to 0 ?)	0 (0 ? to 0)	0 (0 ? to 0)	3,680
Neural tube defects	249 (139 to 439)	28.2 (12 ? to 52 ?)	67.1 (29 ? to 134)	49.9 (29 ? to 82 ?)	4.6 (2 ? to 7 ?)	3.4 (2 ? to 5 ?)	2.7 (1 ? to 5 ?)	1.6 (0 ? to 3 ?)	1.1 (0 ? to 1 ?)	0.8 (0 ? to 1 ?)	0.3 (0 ? to 0 ?)	0.3 (0 ? to 0 ?)	0.3 (0 ? to 0 ?)	0.2 (0 ? to 0 ?)	0.2 (0 ? to 0 ?)	0.1 (0 ? to 0 ?)	0 (0 to 0)	0 (0 to 0)	0 (0 to 0)	0 (0 to 0)	0 (0 to 0)	0 (0 to 0)	0 (0 to 0)	408
Congenital heart anomalies	1,071 (774 to 1,478)	346 (99 ? to 1,050)	1,173 (367 to 1,669)	202 (61 ? to 538)	125 (31 ? to 71 ?)	87.7 (22 ? to 43 ?)	77 (19 ? to 39 ?)	48.8 (13 ? to 23 ?)	37.8 (10 ? to 18 ?)	28.7 (7 ? to 14 ?)	23.2 (5 ? to 11 ?)	17.4 (4 ? to 9 ?)	14.5 (3 ? to 7 ?)	11.4 (2 ? to 5 ?)	9.6 (1 ? to 4 ?)	8.3 (1 ? to 3 ?)	3.9 (0 ? to 1 ?)	1.1 (0 ? to 0 ?)	0.7 (0 ? to 0 ?)	0.3 (0 ? to 0 ?)	0.1 (0 ? to 0 ?)	0 (0 to 0)	0 (0 to 0)	1,303
Orofacial clefts	1.2 (0 ? to 2 ?)	0.3 (0 ? to 0 ?)	1.9 (0 ? to 3 ?)	0.6 (0 ? to 2 ?)	0.4 (0 ? to 2 ?)	0.4 (0 ? to 2 ?)	0.4 (0 ? to 2 ?)	0.4 (0 ? to 2 ?)	0.3 (0 ? to 2 ?)	0.3 (0 ? to 2 ?)	0.3 (0 ? to 2 ?)	0.3 (0 ? to 2 ?)	0.3 (0 ? to 2 ?)	0.2 (0 ? to 2 ?)	0.2 (0 ? to 2 ?)	0.1 (0 ? to 2 ?)	0.1 (0 ? to 1 ?)	0 (0 to 0)	0 (0 to 0)	0 (0 to 0)	0 (0 to 0)	0 (0 to 0)	0 (0 to 0)	7.6
Down syndrome	22.6 (11 ? to 42 ?)	9.8 (4 ? to 19 ?)	79.2 (39 ? to 140)	17.1 (9 ? to 29)	8.1 (3 to 13 ?)	6.3 (4 ? to 9 ?)	4.3 (2 ? to 7 ?)	4.6 (2 ? to 8 ?)	3.3 (2 ? to 5 ?)	3.9 (2 ? to 6 ?)	3.2 (2 ? to 4 ?)	2.3 (1 ? to 3 ?)	1.6 (1 ? to 2 ?)	1.9 (1 ? to 3 ?)	1.5 (0 ? to 3 ?)	1.3 (0 ? to 2 ?)	0.8 (0 ? to 2 ?)	0.8 (0 ? to 1 ?)	0.2 (0 to 0 ?)	0 (0 to 0)	0 (0 to 0)	0 (0 to 0)	0 (0 to 0)	170
Turner syndrome	0 (0 to 0)	0 (0 to 0)	0 (0 to 0)	0 (0 to 0)	0 (0 to 0)	0 (0 to 0)	0 (0 to 0)

GB Table 2a: Baths DALYS by cause and age group for males with 95% uncertainty intervals, 2019

Cause	Early Neonatal	Late Neonatal	Post Neonatal	1 to 4	5 to 9	10 to 14	15 to 19	20 to 24	25 to 29	30 to 34	35 to 39	40 to 44	45 to 49	50 to 54	55 to 59	60 to 64	65 to 69	70 to 74	75 to 79	80 to 84	85 to 89	90 to 94	95 plus	Total
All causes	146,000 (114,000 to 184,000)	19,500 (14,600 to 25,100)	166,000 (140,000 to 202,000)	27,000 (23,000 to 33,000)	16,000 (13,000 to 20,000)	16,000 (13,000 to 20,000)	16,000 (13,000 to 20,000)	17,000 (14,000 to 21,000)	16,000 (13,000 to 20,000)	16,000 (13,000 to 20,000)	16,000 (13,000 to 20,000)	16,000 (13,000 to 20,000)	16,000 (13,000 to 20,000)	16,000 (13,000 to 20,000)	17,000 (13,000 to 20,000)	16,000 (13,000 to 20,000)	16,000 (13,000 to 20,000)	15,000 (12,000 to 19,000)	13,000 (10,000 to 16,000)	9,000 (7,000 to 12,000)	5,000 (3,000 to 6,000)	2,000 (1,000 to 3,000)	2,670,000
Communicable, maternal, neonatal, and nutritional diseases	124,000 (95,000 to 160,000)	14,000 (10,000 to 19,000)	111,000 (86,000 to 145,000)	18,000 (13,000 to 24,000)	5,000 (3,000 to 7,000)	5,000 (3,000 to 7,000)	5,000 (3,000 to 7,000)	5,000 (3,000 to 7,000)	5,000 (3,000 to 7,000)	5,000 (3,000 to 7,000)	5,000 (3,000 to 7,000)	5,000 (3,000 to 7,000)	5,000 (3,000 to 7,000)	5,000 (3,000 to 7,000)	5,000 (3,000 to 7,000)	5,000 (3,000 to 7,000)	5,000 (3,000 to 7,000)	4,000 (3,000 to 6,000)	3,000 (2,000 to 5,000)	2,000 (1,000 to 3,000)	1,000 (1,000 to 2,000)	1,000 (1,000 to 2,000)	459,000
HIV/AIDS and sexually transmitted infections	623 (273 to 1,610)	69 (32 to 127)	1,550 (1,010 to 2,280)	212 (124 to 380)	203 (128 to 372)	272 (197 to 391)	845 (611 to 1,330)	2,120 (1,660 to 2,660)	3,200 (2,770 to 3,810)	4,200 (3,260 to 5,460)	4,200 (3,260 to 5,460)	3,990 (3,010 to 5,530)	3,530 (2,580 to 5,140)	2,990 (1,840 to 5,060)	2,230 (960 to 1,420)	1,730 (549 to 920)	1,220 (126 to 2,560)	754 (54.6 to 107)	424 (19 to 23.6)	214 (6.7 to 12.7)	94.2 (2.1 to 4.1)	24.3 (1.3 to 2.1)	32,900
HIV/AIDS	623 (273 to 1,610)	69 (32 to 127)	1,550 (1,010 to 2,280)	212 (124 to 380)	203 (128 to 372)	272 (197 to 391)	845 (611 to 1,330)	2,120 (1,660 to 2,660)	3,200 (2,770 to 3,810)	4,200 (3,260 to 5,460)	4,200 (3,260 to 5,460)	3,990 (3,010 to 5,530)	3,530 (2,580 to 5,140)	2,990 (1,840 to 5,060)	2,230 (960 to 1,420)	1,730 (549 to 920)	1,220 (126 to 2,560)	754 (54.6 to 107)	424 (19 to 23.6)	214 (6.7 to 12.7)	94.2 (2.1 to 4.1)	24.3 (1.3 to 2.1)	32,900
HIV/AIDS - Drug-susceptible Tuberculosis	287 (0 to 0)	50 (0 to 0)	1,140 (731 to 1,710)	167 (29 to 78.2)	167 (29.7 to 67.6)	250 (76.4 to 367)	774 (11.2 to 59.6)	1,940 (1.8 to 7.6)	2,930 (1.6 to 11.6)	3,840 (1.6 to 15.6)	3,840 (1.6 to 15.6)	3,650 (1.5 to 14.8)	3,230 (1.3 to 13.1)	2,740 (1.1 to 11.1)	2,040 (0.8 to 8.3)	1,580 (0.7 to 6.4)	1,120 (0.5 to 4.5)	690 (0.3 to 2.8)	388 (0.2 to 1.6)	196 (0.1 to 0.8)	86.2 (0 to 0.3)	22.2 (0 to 0.1)	30,100
HIV/AIDS - Multidrug resistant Tuberculosis without extensive drug resistance	0 (0 to 0)	0 (0 to 0)	0 (0 to 0)	0 (0 to 0)	0 (0 to 0)	0 (0 to 0)	0 (0 to 0)	0 (0 to 0)	0 (0 to 0)	0 (0 to 0)	0 (0 to 0)	0 (0 to 0)	0 (0 to 0)	0 (0 to 0)	0 (0 to 0)	0 (0 to 0)	0 (0 to 0)	0 (0 to 0)	0 (0 to 0)	0 (0 to 0)	0 (0 to 0)	0 (0 to 0)	0 (0 to 0)	0
HIV/AIDS - Extensively drug-resistant Tuberculosis	0 (0 to 0)	0 (0 to 0)	0 (0 to 0)	0 (0 to 0)	0 (0 to 0)	0 (0 to 0)	0 (0 to 0)	0 (0 to 0)	0 (0 to 0)	0 (0 to 0)	0 (0 to 0)	0 (0 to 0)	0 (0 to 0)	0 (0 to 0)	0 (0 to 0)	0 (0 to 0)	0 (0 to 0)	0 (0 to 0)	0 (0 to 0)	0 (0 to 0)	0 (0 to 0)	0 (0 to 0)	0 (0 to 0)	0
HIV/AIDS resulting in other diseases	337 (0 to 1,270)	19 (0 to 73.6)	410 (0 to 1,130)	45 (0 to 302)	36 (0 to 144)	22 (0 to 114)	71 (0 to 477)	180 (0 to 1,120)	270 (0 to 1,690)	360 (0 to 2,260)	360 (0 to 2,260)	340 (0 to 2,110)	300 (0 to 1,860)	250 (0 to 1,610)	190 (0 to 1,210)	150 (0 to 1,000)	100 (0 to 1,000)	64 (0 to 1,000)	36 (0 to 1,000)	18 (0 to 1,000)	8.1 (0 to 1,000)	2.1 (0 to 1,000)	2,900
Sexually transmitted infections, excluding HIV	0 (0 to 0)	0 (0 to 0)	0 (0 to 0)	0 (0 to 0)	0 (0 to 0)	0 (0 to 0)	0 (0 to 0)	0 (0 to 0)	0 (0 to 0)	0 (0 to 0)	0 (0 to 0)	0 (0 to 0)	0 (0 to 0)	0 (0 to 0)	0 (0 to 0)	0 (0 to 0)	0 (0 to 0)	0 (0 to 0)	0 (0 to 0)	0 (0 to 0)	0 (0 to 0)	0 (0 to 0)	0 (0 to 0)	0
Syphilis	0 (0 to 0)	0 (0 to 0)	0 (0 to 0)	0 (0 to 0)	0 (0 to 0)	0 (0 to 0)	0 (0 to 0)	0 (0 to 0)	0 (0 to 0)	0 (0 to 0)	0 (0 to 0)	0 (0 to 0)	0 (0 to 0)	0 (0 to 0)	0 (0 to 0)	0 (0 to 0)	0 (0 to 0)	0 (0 to 0)	0 (0 to 0)	0 (0 to 0)	0 (0 to 0)	0 (0 to 0)	0 (0 to 0)	0
Chlamydial infection	0 (0 to 0)	0 (0 to 0)	0 (0 to 0)	0 (0 to 0)	0 (0 to 0)	0 (0 to 0)	0 (0 to 0)	0 (0 to 0)	0 (0 to 0)	0 (0 to 0)	0 (0 to 0)	0 (0 to 0)	0 (0 to 0)	0 (0 to 0)	0 (0 to 0)	0 (0 to 0)	0 (0 to 0)	0 (0 to 0)	0 (0 to 0)	0 (0 to 0)	0 (0 to 0)	0 (0 to 0)	0 (0 to 0)	0
Gonococcal infection	0 (0 to 0)	0 (0 to 0)	0 (0 to 0)	0 (0 to 0)	0 (0 to 0)	0 (0 to 0)	0 (0 to 0)	0 (0 to 0)	0 (0 to 0)	0 (0 to 0)	0 (0 to 0)	0 (0 to 0)	0 (0 to 0)	0 (0 to 0)	0 (0 to 0)	0 (0 to 0)	0 (0 to 0)	0 (0 to 0)	0 (0 to 0)	0 (0 to 0)	0 (0 to 0)	0 (0 to 0)	0 (0 to 0)	0
Trichomoniasis	0 (0 to 0)	0 (0 to 0)	0 (0 to 0)	0 (0 to 0)	0 (0 to 0)	0 (0 to 0)	0 (0 to 0)	0 (0 to 0)	0 (0 to 0)	0 (0 to 0)	0 (0 to 0)	0 (0 to 0)	0 (0 to 0)	0 (0 to 0)	0 (0 to 0)	0 (0 to 0)	0 (0 to 0)	0 (0 to 0)	0 (0 to 0)	0 (0 to 0)	0 (0 to 0)	0 (0 to 0)	0 (0 to 0)	0
Genital herpes	0 (0 to 0)	0 (0 to 0)	0 (0 to 0)	0 (0 to 0)	0 (0 to 0)	0 (0 to 0)	0 (0 to 0)	0 (0 to 0)	0 (0 to 0)	0 (0 to 0)	0 (0 to 0)	0 (0 to 0)	0 (0 to 0)	0 (0 to 0)	0 (0 to 0)	0 (0 to 0)	0 (0 to 0)	0 (0 to 0)	0 (0 to 0)	0 (0 to 0)	0 (0 to 0)	0 (0 to 0)	0 (0 to 0)	0
Other sexually transmitted infections	0 (0 to 0)	0 (0 to 0)	0 (0 to 0)	0 (0 to 0)	0 (0 to 0)	0 (0 to 0)	0 (0 to 0)	0 (0 to 0)	0 (0 to 0)	0 (0 to 0)	0 (0 to 0)	0 (0 to 0)	0 (0 to 0)	0 (0 to 0)	0 (0 to 0)	0 (0 to 0)	0 (0 to 0)	0 (0 to 0)	0 (0 to 0)	0 (0 to 0)	0 (0 to 0)	0 (0 to 0)	0 (0 to 0)	0
Respiratory infections and tuberculosis	699 (471 to 1,060)	402 (303 to 536)	3,290 (1,630 to 6,120)	2,090 (1,120 to 4,050)	1,900 (1,070 to 3,070)	1,900 (1,170 to 2,930)	2,360 (1,540 to 3,720)	2,960 (1,900 to 4,710)	3,220 (2,070 to 5,020)	4,700 (3,070 to 6,900)	5,060 (3,330 to 7,310)	5,290 (3,530 to 7,610)	5,990 (3,930 to 8,750)	6,090 (3,980 to 8,940)	5,140 (3,350 to 7,530)	4,990 (3,260 to 7,320)	4,670 (3,050 to 6,850)	3,670 (2,390 to 5,390)	2,150 (1,400 to 3,150)	976 (636 to 1,430)	566 (368 to 829)	134,000
Tuberculosis	699 (471 to 1,060)	402 (303 to 536)	127 (78 to 197)	104 (53 to 191)	161 (93 to 276)	1,190 (686 to 1,870)	326 (188 to 512)	542 (312 to 852)	696 (402 to 1,090)	1,000 (577 to 1,570)	1,000 (577 to 1,570)	1,000 (577 to 1,570)	1,000 (577 to 1,570)	1,000 (577 to 1,570)	1,000 (577 to 1,570)	1,000 (577 to 1,570)	1,000 (577 to 1,570)	1,000 (577 to 1,570)	1,000 (577 to 1,570)	1,000 (577 to 1,570)	1,000 (577 to 1,570)	1,000 (577 to 1,570)	14,600
Latent tuberculosis infection	0 (0 to 0)	0 (0 to 0)	0 (0 to 0)	0 (0 to 0)	0 (0 to 0)	0 (0 to 0)	0 (0 to 0)	0 (0 to 0)	0 (0 to 0)	0 (0 to 0)	0 (0 to 0)	0 (0 to 0)	0 (0 to 0)	0 (0 to 0)	0 (0 to 0)	0 (0 to 0)	0 (0 to 0)	0 (0 to 0)	0 (0 to 0)	0 (0 to 0)	0 (0 to 0)	0 (0 to 0)	0 (0 to 0)	0
Drug-susceptible tuberculosis	699 (471 to 1,060)	402 (303 to 536)	127 (78 to 197)	104 (53 to 191)	161 (93 to 276)	1,190 (686 to 1,870)	326 (188 to 512)	542 (312 to 852)	696 (402 to 1,090)	1,000 (577 to 1,570)	1,000 (577 to 1,570)	1,000 (577 to 1,570)	1,000 (577 to 1,570)	1,000 (577 to 1,570)	1,000 (577 to 1,570)	1,000 (577 to 1,570)	1,000 (577 to 1,570)	1,000 (577 to 1,570)	1,000 (577 to 1,570)	1,000 (577 to 1,570)	1,000 (577 to 1,570)	1,000 (577 to 1,570)	14,600
Multidrug-resistant tuberculosis without extensive drug resistance	0 (0 to 0)	0 (0 to 0)	0 (0 to 0)	0 (0 to 0)	0 (0 to 0)	0 (0 to 0)	0 (0 to 0)	0 (0 to 0)	0 (0 to 0)	0 (0 to 0)	0 (0 to 0)	0 (0 to 0)	0 (0 to 0)	0 (0 to 0)	0 (0 to 0)	0 (0 to 0)	0 (0 to 0)	0 (0 to 0)	0 (0 to 0)	0 (0 to 0)	0 (0 to 0)	0 (0 to 0)	0 (0 to 0)	0
Extensively drug-resistant tuberculosis	0 (0 to 0)	0 (0 to 0)	0 (0 to 0)	0 (0 to 0)	0 (0 to 0)	0 (0 to 0)	0 (0 to 0)	0 (0 to 0)	0 (0 to 0)	0 (0 to 0)	0 (0 to 0)	0 (0 to 0)	0 (0 to 0)	0 (0 to 0)	0 (0 to 0)	0 (0 to 0)	0 (0 to 0)	0 (0 to 0)	0 (0 to 0)	0 (0 to 0)	0 (0 to 0)	0 (0 to 0)	0 (0 to 0)	0
Lower respiratory infections	0 (0 to 0)	0 (0 to 0)	2,730 (1,480 to 5,480)	1,980 (1,060 to 3,980)	1,730 (1,000 to 2,900)	710 (420 to 1,220)	2,030 (1,350 to 3,270)	2,420 (1,550 to 3,850)	2,520 (1,620 to 4,000)	3,700 (2,420 to 5,430)	4,060 (2,670 to 5,860)	4,290 (2,860 to 6,170)	4,990 (3,350 to 7,290)	5,090 (3,400 to 7,380)	4,140 (2,770 to 6,040)	3,990 (2,680 to 5,850)	3,670 (2,470 to 5,380)	2,670 (1,720 to 3,870)	1,150 (726 to 1,720)	476 (300 to 712)	266 (167 to 398)	79,200
Upper respiratory infections	0 (0 to 0)	0 (0 to 0)	0 (0 to 0)	0 (0 to 0)	0 (0 to 0)	0 (0 to 0)	0 (0 to 0)	0 (0 to 0)	0 (0 to 0)	0 (0 to 0)	0 (0 to 0)	0 (0 to 0)	0 (0 to 0)	0 (0 to 0)	0 (0 to 0)	0 (0 to 0)	0 (0 to 0)	0 (0 to 0)	0 (0 to 0)	0 (0 to 0)	0 (0 to 0)	0 (0 to 0)	0 (0 to 0)	0
Otitis media	0 (0 to 0)	0 (0 to 0)	0 (0 to 0)	0 (0 to 0)	0 (0 to 0)	0 (0 to 0)	0 (0 to 0)	0 (0 to 0)	0 (0 to 0)	0 (0 to 0)	0 (0 to 0)	0 (0 to 0)	0 (0 to 0)	0 (0 to 0)	0 (0 to 0)	0 (0 to 0)	0 (0 to 0)	0 (0 to 0)	0 (0 to 0)	0 (0 to 0)	0 (0 to 0)	0 (0 to 0)	0 (0 to 0)	0
Enteric infections	1,190 (797 to 1,740)	1,190 (1,190 to 1,190)	15,400 (8,700 to 25,400)	3,900 (2,020 to 6,160)	1,730 (1,190 to 2,740)	1,460 (1,190 to 1,730)	1,460 (1,190 to 1,730)	1,460 (1,190 to 1,730)	1,460 (1,190 to 1,730)	1,460 (1,190 to 1,730)	1,460 (1,190 to 1,730)	1,460 (1,190 to 1,730)	1,460 (1,190 to 1,730)	1,460 (1,190 to 1,730)	1,460 (1,190 to 1,730)	1,460 (1,190 to 1,730)	1,460 (1,190 to 1,730)	1,460 (1,190 to 1,730)	1,460 (1,190 to 1,730)	1,460 (1,190 to 1,730)	1,460 (1,190 to 1,730)	1,460 (1,190 to 1,730)	34,600
Diarrheal diseases	990 (797 to 1,190)	190 (190 to 190)	15,400 (8,600 to 25,300)	3,600 (2,000 to 5,700)	1,730 (1,190 to 2,740)	1,460 (1,190 to 1,730)	1,460 (1,190 to 1,730)	1,460 (1,190 to 1,730)	1,460 (1,190 to 1,730)	1,460 (1,190 to 1,730)	1,460 (1,190 to 1,730)	1,460 (1,190 to 1,730)	1,460 (1,190 to 1,730)	1,460 (1,190 to 1,730)	1,460 (1,190 to 1,730)	1,460 (1,190 to 1,730)	1,460 (1,190 to 1,730)	1,460 (1,190 to 1,730)	1,460 (1,190 to 1,730)	1,460 (1,190 to 1,730)	1,460 (1,190 to 1,730)	1,460 (1,190 to 1,730)	34,300
Typhoid and paratyphoid	0 (0 to 0)	0 (0 to 0)	0 (0 to 0)	0 (0 to 0)	0 (0 to 0)	0 (0 to 0)	0 (0 to 0)	0 (0 to 0)	0 (0 to 0)	0 (0 to 0)	0 (0 to 0)	0 (0 to 0)	0 (0 to 0)	0 (0 to 0)	0 (0 to 0)	0 (0 to 0)	0 (0 to 0)	0 (0 to 0)	0 (0 to 0)	0 (0 to 0)	0 (0 to 0)	0 (0 to 0)	0 (0 to 0)	0
Typhoid fever	0 (0 to 0)	0 (0 to 0)	0 (0 to 0)	0 (0 to 0)	0 (0 to 0)	0 (0 to 0)	0 (0 to 0)	0 (0 to 0)	0 (0 to 0)	0 (0 to 0)	0 (0 to 0)	0 (0 to 0)	0 (0 to 0)	0 (0 to 0)	0 (0 to 0)	0 (0 to 0)	0 (0 to 0)	0 (0 to 0)	0 (0 to 0)	0 (0 to 0)	0 (0 to 0)	0 (0 to 0)	0 (0 to 0)	0
Paratyphoid fever	0 (0 to 0)	0 (0 to 0)	0 (0 to 0)	0 (0 to 0)	0 (0 to 0)	0 (0 to 0)	0 (0 to 0)	0 (0 to 0)	0 (0 to 0)	0 (0 to 0)	0 (0 to 0)	0 (0 to 0)	0 (0 to 0)	0 (0 to 0)	0 (0 to 0)	0 (0 to 0)	0 (0 to 0)	0 (0 to 0)	0 (0 to 0)	0 (0 to 0)	0 (0 to 0)	0 (0 to 0)	0 (0 to 0)	0
Invasive Non-typhoidal Salmonella (iNTS)	0 (0 to 0)	0 (0 to 0)	422 (0 to 1,140)	0 (0 to 0)	0 (0 to 0)	0 (0 to 0)	0 (0 to 0)	0 (0 to 0)	0 (0 to 0)	0 (0 to 0)	0 (0 to 0)	0 (0 to 0)	0 (0 to 0)	0 (0 to 0)	0 (0 to 0)	0 (0 to 0)	0 (0 to 0)	0 (0 to 0)	0 (0 to 0)	0 (0 to 0)	0 (0 to 0)	0 (0 to 0)	0 (0 to 0)	0
Other intestinal infectious diseases	200 (0 to 0)	0 (0 to 0)	0 (0 to 0)	0 (0 to 0)	0 (0 to 0)	0 (0 to 0)	0 (0 to 0)	0 (0 to 0)	0 (0 to 0)	0 (0 to 0)	0 (0 to 0)	0 (0 to 0)	0 (0 to 0)	0 (0 to 0)	0 (0 to 0)	0 (0 to 0)	0 (0 to 0)	0 (0 to 0)	0 (0 to 0)	0 (0 to 0)	0 (0 to 0)	0 (0 to 0)	0 (0 to 0)	0
Meningitis	1,730 (1,210 to 2,450)	196 (0 to 0)	4,290 (1,900 to 7,760)	2,020 (1,010 to 3,770)	1,190 (0 to 0)	778 (0 to 0)	1,040 (0 to 0)	1,210 (0 to 0)	1,290 (0 to 0)	1,350 (0 to 0)	1,350 (0 to 0)	1,350 (0 to 0)	1,350 (0 to 0)	1,350 (0 to 0)	1,350 (0 to 0)	1,350 (0 to 0)	1,350 (0 to 0)	1,350 (0 to 0)	1,350 (0 to 0)	1,350 (0 to 0)	1,350 (0 to 0)	1,350 (0 to 0)	1,350 (0 to 0)	27,100
Encephalitis	1,730 (0 to 26,151)	196 (0 to 0)	426 (0 to 1,760)	200 (0 to 1,020)	199 (0 to 0)	778 (0 to 0)	1,040 (0 to 0)	1,210 (0 to 0)	1,290 (0 to 0)	1,350 (0 to 0)	1,350 (0 to 0)	1,350 (0 to 0)	1,350 (0 to 0)	1,350 (0 to 0)	1,350 (0 to 0)	1,350 (0 to 0)	1,350 (0 to 0)	1,350 (0 to 0)	1,350 (0 to 0)	1,350 (0 to 0)	1,350 (0 to 0)	1,350 (0 to 0)	1,350 (0 to 0)	27,100
Diphtheria	0 (0 to 0)	0 (0 to 0)	2.6 (0 to 14.8)	0.4 (0 to 2.2)	0.2 (0 to 1.2)	0.2 (0 to 1.2)	0.2 (0 to 1.2)	0.1 (0 to 0.6)	0.1 (0 to 0.6)	0.1 (0 to 0.6)	0.1 (0 to 0.6)	0.1 (0 to 0.6)	0.1 (0 to 0.6)	0.1 (0 to 0.6)	0.1 (0 to 0.6)	0.1 (0 to 0.6)	0.1 (0 to 0.6)	0.1 (0 to 0.6)	0.1 (0 to 0.6)	0.1 (0 to 0.6)	0.1 (0 to 0.6)	0.1 (0 to 0.6)	0.1
Tetanus	0 (0 to 0.56)	0 (0 to 0.5)	9.4 (0 to 51.6)	1.4 (0 to 7.8)	0.7 (0 to 4.1)	0.6 (0 to 3.6)	0.6 (0 to 3.6)	0.4 (0 to 2.3)	0.4 (0 to 2.3)	0.4 (0 to 2.3)	0.4 (0 to 2.3)	0.4 (0 to 2.3)	0.4 (0 to 2.3)	0.4 (0 to 2.3)	0.4 (0 to 2.3)	0.4 (0 to 2.3)	0.4 (0 to 2.3)	0.4 (0 to 2.3)	0.4 (0 to 2.3)	0.4 (0 to 2.3)	0.4 (0 to 2.3)	0.4 (0 to 2.3)	0.4
Measles	0 (0 to 0)	0 (0 to 0.4)	1.5 (0 to 7.3)	0.2 (0.2 to 0.6)	0.1 (0.1 to 0.3)	0.1 (0 to 0.3)	0.1 (0 to 0.3)	0.1 (0 to 0.3)	0.1 (0 to 0.3)	0.1 (0 to 0.3)	0.1 (0 to 0.3)	0.1 (0 to 0.3)	0.1 (0 to 0.3)	0.1 (0 to 0.3)	0.1 (0 to 0.3)	0.1 (0 to 0.3)	0.1 (0 to 0.3)	0.1 (0 to 0.3)	0.1 (0 to 0.3)	0.1 (0 to 0.3)	0.1 (0 to 0.3)	0.1 (0 to 0.3)	0.1
Varicella and herpes zoster	0 (0 to 0)	0 (0 to 0)	0 (0 to 0)	0 (0 to 0)	0 (0 to 0)	0 (0 to 0)	0 (0 to 0)	0 (0 to 0)	0 (0 to 0)	0 (0 to 0)	0 (0 to 0)	0 (0 to 0)	0 (0 to 0)	0 (0 to 0)	0 (0 to 0)	0 (0 to 0)	0 (0 to 0)	0 (0 to 0)	0 (0 to 0)	0 (0 to 0)	0 (0 to 0)	0 (0 to 0)	0 (0 to 0)	0
Varicella	0 (0 to 0)	0 (0 to 0)	0 (0 to 0)	0 (0 to 0)	0 (0 to 0)	0 (0 to 0)	0 (0 to 0)	0 (0 to 0)	0 (0 to 0)	0 (0 to 0)	0 (0 to 0)	0 (0 to 0)	0 (0 to 0)	0 (0 to 0)	0 (0 to 0)	0 (0 to 0)	0 (0 to 0)	0 (0 to 0)	0 (0 to 0)	0 (0 to 0)	0 (0 to 0)	0 (0 to 0)	0 (0 to 0)	0
Herpes zoster	0 (0 to 0)	0 (0 to 0)	0 (0 to 0)	0 (0 to 0)	0 (0 to 0)	0 (0 to 0)	0 (0 to 0)	0 (0 to 0)	0 (0 to 0)	0 (0 to 0)	0 (0 to 0)	0 (0 to 0)	0 (0 to 0)	0 (0 to 0)	0 (0 to 0)	0 (0 to 0)	0 (0 to 0)	0 (0 to 0)	0 (0 to 0)	0 (0 to 0)	0 (0 to 0)	0 (0 to 0)	0 (0 to 0)	0
Acute hepatitis A	0 (0 to 0)	0 (0 to 0)	0 (0 to 0)	0 (0 to 0)	0 (0 to 0)	0 (0 to 0)	0 (0 to 0)	0 (0 to 0)	0 (0 to 0)	0 (0 to 0)	0 (0 to 0)	0 (0 to 0)	0 (0 to 0)	0 (0 to 0)	0 (0 to 0)	0 (0 to 0)	0 (0 to 0)	0 (0 to 0)	0 (0 to 0)	0 (0 to 0)	0 (0 to 0)	0 (0 to 0)	0 (0 to 0)	0
Acute hepatitis B	0 (0 to 0)	0 (0 to 0)	0 (0 to 0)	0 (0 to 0)	0 (0 to 0)	0 (0 to 0)	0 (0 to 0)	0 (0 to 0)	0 (0 to 0)	0 (0 to 0)	0 (0 to 0)	0 (0 to 0)	0 (0 to 0)	0 (0 to 0)	0 (0 to 0)	0 (0 to 0)	0 (0 to 0)	0 (0 to 0)	0 (0 to 0)	0 (0 to 0)	0 (0 to 0)	0 (0 to 0)	0 (0 to 0)	0
Acute hepatitis C	0 (0 to 0)	0 (0 to 0)	0 (0 to 0)	0 (0 to 0)	0 (0 to 0)	0 (0 to 0)	0 (0 to 0)	0 (0 to 0)	0 (0 to 0)	0 (0 to 0)	0 (0 to 0)	0 (0 to 0)	0 (0 to 0)	0 (0 to 0)	0 (0 to 0)	0 (0 to 0)	0 (0 to 0)	0 (0 to 0)	0 (0 to 0)	0 (0 to 0)	0 (0 to 0)	0 (0 to 0)	0 (0 to 0)	0
Hepatitis E	0 (0 to 0)	0 (0 to 0)	0 (0 to 0)	0 (0 to 0)	0 (0 to 0)	0 (0 to 0)	0 (0 to 0)	0 (0 to 0)	0 (0 to 0)	0 (0 to 0)	0 (0 to 0)	0 (0 to 0)	0 (0 to 0)	0 (0 to 0)	0 (0 to 0)	0 (0 to 0)	0 (0 to 0)	0 (0 to 0)	0 (0 to 0)	0 (0 to 0)	0 (0 to 0)	0 (0 to 0)	0 (0 to 0)	0
Other unspecified infectious diseases	1,190 (777 to 1,730)	121 (0 to 220)	770 (256 to 1,440)	340 (0 to 850)	443 (179 to 951)	220 (112 to 353)	131 (79 to 213)	192 (96 to 320)	286 (132 to 520)	370 (183 to 670)	370 (183 to 670)	370 (183 to 670)	356 (208 to 656)	327 (186 to 606)	284 (161 to 530)	196 (111 to 372)	147 (83.7 to 283)	90.4 (51.6 to 174)	38.1 (21.6 to 73.6)	12.6 (7.2 to 25.5)	2.7 (1.5 to 5.1)	6,110
Maternal and neonatal disorders	120,000 (99,000 to 161,000)	13,000 (9,900 to 17,600)	47,000 (31,000 to 68,000)	3,560 (2,020 to 5,530)	2,170 (1,570 to 2,760)	2,110 (1,570 to 2,760)	1,870 (1,390 to 2,430)	1,640 (1,190 to 2,180)	1,460 (1,060 to 1,970)	1,290 (928 to 1,810)	1,200 (862 to 1,680)	1,100 (784 to 1,560)	1,020 (724 to 1,460)	914 (644 to 1,330)	831 (581 to 1,220)	749 (520 to 1,120)	669 (459 to 1,020)	586 (398 to 907)	504 (337 to 795)	419 (276 to 670)	333 (216 to 539)	252 (161 to 410)	202,000
Maternal disorders	0 (0 to 0)	0 (0 to 0)	0 (0 to 0)	0 (



Other transport injuries	2 (1.2e-4 6)	2 (1.4e-4 7)	666 (261.1e-4 227)	64 (24.7e-4 23)	64 (57.4e-4 128)	667 (60.1e-4 98)	666.2 (11.1e-4 27)	177 (229.1e-4 84)	376 (2.2e-4 70)	476 (2.2e-4 101)	490 (2.7e-4 133)	667 (277.1e-4 91)	497 (2.6e-4 133)	667 (2.6e-4 133)	595 (248.1e-4 91)	322 (212.1e-4 63)	238 (7.68e-4 33)	152 (7.6e-4 21)	66.4 (95.1e-4 15)	65.6 (95.1e-4 16)	32.8 (23.4e-4 6)	19.8 (11.42e-4 4)	6.4 (2.6e-4 2)	2.6 (2.2e-4 1)	1.8 (1.4e-4 2)	4,210
Unintentional injuries	294 (229.6e-4 73)	192 (1.56e-4 379)	11,168 (6,758.1e-4 7,402)	6,692 (3,660.1e-4 7,602)	6,449 (4,666.1e-4 3,805)	6,760 (4,870.1e-4 7,000)	6,129 (4,670.1e-4 7,665)	6,600 (7,026.1e-4 1,160)	6,663 (6,666.1e-4 12,666)	11,800 (6,738.1e-4 13,460)	13,260 (11,860.1e-4 11,000)	14,100 (11,860.1e-4 11,100)	12,200 (8,666.1e-4 13,960)	11,600 (6,366.1e-4 13,260)	8,660 (7,666.1e-4 12,260)	8,629 (6,426.1e-4 6,666)	6,290 (5,226.1e-4 7,790)	5,140 (3,146.1e-4 6,246)	2,730 (2,320.1e-4 3,660)	2,730 (2,670.1e-4 3,240)	1,920 (1,240.1e-4 1,830)	772 (697.1e-4 941)	425 (307.1e-4 74)	194,000
Falls	38.6 (29.1e-4 37.1)	11 (8.4e-4 19.6)	902 (642.1e-4 246)	611 (343.1e-4 719)	841 (622.1e-4 1,230)	1,160 (842.1e-4 2,180)	1,660 (1,090.1e-4 2,020)	2,260 (1,660.1e-4 2,960)	2,640 (2,130.1e-4 2,870)	3,720 (2,870.1e-4 2,960)	4,660 (3,670.1e-4 2,960)	5,140 (4,320.1e-4 2,960)	4,780 (3,660.1e-4 2,970)	5,150 (4,210.1e-4 2,960)	4,600 (3,670.1e-4 2,630)	4,090 (3,160.1e-4 2,960)	3,290 (2,690.1e-4 2,250)	2,620 (2,230.1e-4 2,490)	2,160 (1,670.1e-4 2,650)	1,720 (1,260.1e-4 2,160)	989 (772.1e-4 1,230)	517 (382.1e-4 638)	260 (224.1e-4 339)	64,300
Drowning	6.4 (4.2e-4 9)	6.4 (4.1e-4 9)	668 (324.1e-4 776)	324 (1,422.1e-4 1,760)	2,220 (1,660.1e-4 2,570)	2,210 (1,660.1e-4 3,020)	1,820 (1,270.1e-4 2,370)	1,800 (1,660.1e-4 2,960)	1,800 (1,660.1e-4 2,960)	1,800 (1,660.1e-4 2,960)	1,800 (1,660.1e-4 2,960)	1,800 (1,660.1e-4 2,960)	1,800 (1,660.1e-4 2,960)	1,800 (1,660.1e-4 2,960)	1,800 (1,660.1e-4 2,960)	1,800 (1,660.1e-4 2,960)	1,800 (1,660.1e-4 2,960)	1,800 (1,660.1e-4 2,960)	1,800 (1,660.1e-4 2,960)	1,800 (1,660.1e-4 2,960)	1,800 (1,660.1e-4 2,960)	1,800 (1,660.1e-4 2,960)	1,800 (1,660.1e-4 2,960)	1,800 (1,660.1e-4 2,960)	27,100
Fire, heat, and hot substances	11.4 (8.1e-4 23)	6.6 (4.1e-4 23)	323 (322.1e-4 180)	279 (123.1e-4 279)	372 (272.1e-4 279)	226 (179.1e-4 221)	226 (161.1e-4 340)	374 (268.1e-4 51)	476 (327.1e-4 63)	476 (327.1e-4 63)	476 (327.1e-4 63)	476 (327.1e-4 63)	476 (327.1e-4 63)	476 (327.1e-4 63)	476 (327.1e-4 63)	476 (327.1e-4 63)	476 (327.1e-4 63)	476 (327.1e-4 63)	476 (327.1e-4 63)	476 (327.1e-4 63)	476 (327.1e-4 63)	476 (327.1e-4 63)	476 (327.1e-4 63)	476 (327.1e-4 63)	8,660
Poisonings	11.4 (7.6e-4 19)	6.6 (4.1e-4 19)	669 (322.1e-4 774)	323 (1,422.1e-4 1,760)	2,220 (1,660.1e-4 2,570)	2,210 (1,660.1e-4 3,020)	1,820 (1,270.1e-4 2,370)	1,800 (1,660.1e-4 2,960)	1,800 (1,660.1e-4 2,960)	1,800 (1,660.1e-4 2,960)	1,800 (1,660.1e-4 2,960)	1,800 (1,660.1e-4 2,960)	1,800 (1,660.1e-4 2,960)	1,800 (1,660.1e-4 2,960)	1,800 (1,660.1e-4 2,960)	1,800 (1,660.1e-4 2,960)	1,800 (1,660.1e-4 2,960)	1,800 (1,660.1e-4 2,960)	1,800 (1,660.1e-4 2,960)	1,800 (1,660.1e-4 2,960)	1,800 (1,660.1e-4 2,960)	1,800 (1,660.1e-4 2,960)	1,800 (1,660.1e-4 2,960)	1,800 (1,660.1e-4 2,960)	27,100
Poisoning by/under/on/in/from/with	11.4 (7.7e-4 21)	6.6 (4.1e-4 21)	669 (322.1e-4 774)	323 (1,422.1e-4 1,760)	2,220 (1,660.1e-4 2,570)	2,210 (1,660.1e-4 3,020)	1,820 (1,270.1e-4 2,370)	1,800 (1,660.1e-4 2,960)	1,800 (1,660.1e-4 2,960)	1,800 (1,660.1e-4 2,960)	1,800 (1,660.1e-4 2,960)	1,800 (1,660.1e-4 2,960)	1,800 (1,660.1e-4 2,960)	1,800 (1,660.1e-4 2,960)	1,800 (1,660.1e-4 2,960)	1,800 (1,660.1e-4 2,960)	1,800 (1,660.1e-4 2,960)	1,800 (1,660.1e-4 2,960)	1,800 (1,660.1e-4 2,960)	1,800 (1,660.1e-4 2,960)	1,800 (1,660.1e-4 2,960)	1,800 (1,660.1e-4 2,960)	1,800 (1,660.1e-4 2,960)	1,800 (1,660.1e-4 2,960)	27,100
Poisoning by/under/on/in/from/with: drug	11.4 (7.7e-4 21)	6.6 (4.1e-4 21)	669 (322.1e-4 774)	323 (1,422.1e-4 1,760)	2,220 (1,660.1e-4 2,570)	2,210 (1,660.1e-4 3,020)	1,820 (1,270.1e-4 2,370)	1,800 (1,660.1e-4 2,960)	1,800 (1,660.1e-4 2,960)	1,800 (1,660.1e-4 2,960)	1,800 (1,660.1e-4 2,960)	1,800 (1,660.1e-4 2,960)	1,800 (1,660.1e-4 2,960)	1,800 (1,660.1e-4 2,960)	1,800 (1,660.1e-4 2,960)	1,800 (1,660.1e-4 2,960)	1,800 (1,660.1e-4 2,960)	1,800 (1,660.1e-4 2,960)	1,800 (1,660.1e-4 2,960)	1,800 (1,660.1e-4 2,960)	1,800 (1,660.1e-4 2,960)	1,800 (1,660.1e-4 2,960)	1,800 (1,660.1e-4 2,960)	1,800 (1,660.1e-4 2,960)	27,100
Poisoning by/under/on/in/from/with: medical	11.4 (7.7e-4 21)	6.6 (4.1e-4 21)	669 (322.1e-4 774)	323 (1,422.1e-4 1,760)	2,220 (1,660.1e-4 2,570)	2,210 (1,660.1e-4 3,020)	1,820 (1,270.1e-4 2,370)	1,800 (1,660.1e-4 2,960)	1,800 (1,660.1e-4 2,960)	1,800 (1,660.1e-4 2,960)	1,800 (1,660.1e-4 2,960)	1,800 (1,660.1e-4 2,960)	1,800 (1,660.1e-4 2,960)	1,800 (1,660.1e-4 2,960)	1,800 (1,660.1e-4 2,960)	1,800 (1,660.1e-4 2,960)	1,800 (1,660.1e-4 2,960)	1,800 (1,660.1e-4 2,960)	1,800 (1,660.1e-4 2,960)	1,800 (1,660.1e-4 2,960)	1,800 (1,660.1e-4 2,960)	1,800 (1,660.1e-4 2,960)	1,800 (1,660.1e-4 2,960)	1,800 (1,660.1e-4 2,960)	27,100
Poisoning by/under/on/in/from/with: mercuric	11.4 (7.7e-4 21)	6.6 (4.1e-4 21)	4.8 (2.4e-4 9.6)	9.9 (7.4e-4 9.9)	9.9 (3.6e-4 19.8)	9.7 (2.2e-4 19.4)	9.6 (4.6e-4 19.1)	19.2 (9.6e-4 38.3)	29.9 (9.6e-4 59.8)	19.2 (9.6e-4 38.3)	19.2 (9.6e-4 38.3)	19.2 (9.6e-4 38.3)	17.7 (8.7e-4 35.1)	19.2 (9.6e-4 38.3)	19.2 (9.6e-4 38.3)	19.2 (9.6e-4 38.3)	19.2 (9.6e-4 38.3)	19.2 (9.6e-4 38.3)	19.2 (9.6e-4 38.3)	19.2 (9.6e-4 38.3)	19.2 (9.6e-4 38.3)	19.2 (9.6e-4 38.3)	19.2 (9.6e-4 38.3)	19.2 (9.6e-4 38.3)	192
Poisoning by/other means	2.6 (2e-4 9)	1.3 (0.8e-4 2.6)	78.1 (42.9e-4 139)	66.4 (52.6e-4 66)	42.6 (22.6e-4 82.4)	61.1 (32.6e-4 72.9)	28.2 (17.6e-4 42.2)	40.7 (26.6e-4 69.2)	49.1 (31.4e-4 69.4)	42.4 (30.5e-4 57.7)	64 (31.7e-4 99.4)	47.9 (36.2e-4 63)	29.1 (20.4e-4 39)	30.3 (23.6e-4 41.9)	26.9 (19.4e-4 36.4)	14.6 (9.6e-4 20.4)	11.4 (8.6e-4 13.3)	8.9 (6.2e-4 12.3)	6.8 (3.9e-4 9.3)	3.6 (2.2e-4 5.2)	1.7 (1.2e-4 2.3)	0.7 (0.5e-4 1)	0.5 (0.3e-4 0.7)	650
Exposure to mechanical forces	21 (14.2e-4 31)	11.4 (7.7e-4 16.8)	694 (334.1e-4 796)	514 (264.1e-4 595)	638 (487.1e-4 1,060)	696 (509.1e-4 1,040)	2,240 (1,660.1e-4 3,110)	2,220 (1,660.1e-4 3,110)	2,650 (1,660.1e-4 3,110)	2,700 (1,660.1e-4 3,110)	2,650 (1,660.1e-4 3,110)	2,660 (1,660.1e-4 3,110)	2,700 (1,660.1e-4 3,110)	2,660 (1,660.1e-4 3,110)	2,660 (1,660.1e-4 3,110)	2,660 (1,660.1e-4 3,110)	2,660 (1,660.1e-4 3,110)	2,660 (1,660.1e-4 3,110)	2,660 (1,660.1e-4 3,110)	2,660 (1,660.1e-4 3,110)	2,660 (1,660.1e-4 3,110)	2,660 (1,660.1e-4 3,110)	2,660 (1,660.1e-4 3,110)	2,660 (1,660.1e-4 3,110)	21,400
Unintentional firearm injuries	1.4 (2.6e-4 19.8)	0.8 (1.4e-4 7)	1.78 (27.6e-4 213)	1.98 (27.2e-4 209)	2.62 (86.4e-4 390)	2.62 (172.4e-4 699)	2.62 (417.4e-4 1,700)	2.62 (668.1e-4 2,730)	2.62 (648.6e-4 2,640)	2.62 (497.1e-4 1,490)	2.62 (498.4e-4 1,340)	2.62 (219.6e-4 1,060)	2.62 (208.4e-4 722)	2.62 (1.61e-4 699)	2.62 (1.98e-4 272)	2.62 (78.1e-4 259)	2.62 (624.6e-4 743)	2.62 (287.7e-4 729)	2.62 (277.6e-4 753)	2.62 (4.6e-4 12)	2.62 (3.6e-4 12)	2.62 (5.6e-4 12.9)	2.62 (2.6e-4 6.6)	8.2 (3.6e-4 19.8)	8,190
Other exposure to mechanical forces	19 (14.7e-4 33)	10.8 (7.7e-4 21)	693 (334.1e-4 796)	513 (264.1e-4 595)	636 (487.1e-4 1,060)	694 (509.1e-4 1,040)	2,240 (1,660.1e-4 3,110)	2,220 (1,660.1e-4 3,110)	2,650 (1,660.1e-4 3,110)	2,700 (1,660.1e-4 3,110)	2,650 (1,660.1e-4 3,110)	2,660 (1,660.1e-4 3,110)	2,700 (1,660.1e-4 3,110)	2,660 (1,660.1e-4 3,110)	2,660 (1,660.1e-4 3,110)	2,660 (1,660.1e-4 3,110)	2,660 (1,660.1e-4 3,110)	2,660 (1,660.1e-4 3,110)	2,660 (1,660.1e-4 3,110)	2,660 (1,660.1e-4 3,110)	2,660 (1,660.1e-4 3,110)	2,660 (1,660.1e-4 3,110)	2,660 (1,660.1e-4 3,110)	2,660 (1,660.1e-4 3,110)	21,400
Adverse effects of medical treatment	151 (27.1e-4 111)	27 (17.1e-4 69.6)	1,210 (529.1e-4 2,290)	269 (1.5e-4 972)	748 (61.7e-4 2,600)	1,220 (75.1e-4 791)	661 (30.4e-4 79.6)	2,140 (47.3e-4 114)	1,190 (88.2e-4 163)	760 (66.7e-4 207)	420 (1.6e-4 1,560)	776 (179.4e-4 1)	479 (1.6e-4 229)	516 (1.98e-4 272)	421 (258.1e-4 699)	260 (258.1e-4 693)	226 (222.1e-4 651)	220 (218.1e-4 699)	227 (1.4e-4 351)	67.6 (69.6e-4 98.1)	28.6 (1.96e-4 52.4)	13.2 (9.6e-4 19.6)	6,190
Animal-contact	2.8 (1.6e-4 9)	1.4 (0.8e-4 9)	61.4 (32.6e-4 65.7)	112 (108.1e-4 219)	172 (77.6e-4 321)	111 (64.4e-4 176)	79.6 (22.7e-4 141)	72 (22.7e-4 141)	68.1 (19.6e-4 141)	133 (104.1e-4 191)	143 (129.1e-4 204)	178 (137.1e-4 219)	196 (137.1e-4 219)	154 (27.1e-4 251)	210 (1.4e-4 269)	206 (1.4e-4 269)	190 (1.9e-4 267)	135 (467.1e-4 169)	113 (82.1e-4 169)	79.3 (53.4e-4 109)	49.4 (32.7e-4 61.2)	22.1 (1.6e-4 33)	6.2 (6.7e-4 12.3)	4.4 (3.2e-4 9.8)	2,470
Venomous animal-contact	0.8 (1.2e-4 3.3)	0.4 (0.4e-4 1.6)	31.6 (13.6e-4 34.6)	69.1 (42.1e-4 135)	99.7 (60.6e-4 235)	69.7 (56.1e-4 111)	52.7 (18.1e-4 93.6)	51.1 (18.6e-4 96.3)	49.1 (18.6e-4 113)	79 (78.1e-4 125)	82.8 (62.6e-4 115)	79.6 (56.9e-4 205)	89.6 (68.1e-4 131)	72.1 (55.6e-4 121)	79.6 (66.2e-4 213)	79.6 (62.1e-4 199)	79.6 (62.1e-4 199)	79.6 (62.1e-4 199)	79.6 (62.1e-4 199)	79.6 (62.1e-4 199)	79.6 (62.1e-4 199)	79.6 (62.1e-4 199)	79.6 (62.1e-4 199)	79.6 (62.1e-4 199)	1,760
Non-venomous animal-contact	0.8 (0.4e-4 1.6)	0.8 (0.3e-1.1)	29.1 (9.7e-3)	27.6 (9.4e-4)	29.4 (9.4e-4 59.9)	29.4 (16.4e-4 39.8)	26.2 (16.4e-4 39.7)	24.3 (27.1e-4 51)	27.2 (23.6e-4 64.4)	25 (29.2e-4 64.4)	29.2 (29.6e-4 69.9)	69.4 (29.6e-4 69.9)	69.4 (24.4e-4 97.7)	62.4 (23.6e-4 93.5)	67.1 (37.2e-4 84.8)	69.7 (37.4e-4 95.4)	62.6 (33.1e-4)	40.8 (29.6e-4 69.8)	22.6 (27.2e-4 32)	29.1 (17e-3)	14.1 (9.1e-4 20.6)	7.2 (4.4e-4 12.5)	3 (2.4e-4)	1.6 (1.1e-4 2.4)	709
Foreign body	1,180 (881.2e-4 2,000)	1,180 (881.7e-4 1,770)	8,200 (6,710.1e-4 7,660)	5,660 (4,110.1e-4 6,660)	5,660 (4,110.1e-4 6,660)	5,660 (4,110.1e-4 6,660)	5,660 (4,110.1e-4 6,660)	5,660 (4,110.1e-4 6,660)	5,660 (4,110.1e-4 6,660)	5,660 (4,110.1e-4 6,660)	5,660 (4,110.1e-4 6,660)	5,660 (4,110.1e-4 6,660)	5,660 (4,110.1e-4 6,660)	5,660 (4,110.1e-4 6,660)	5,660 (4,110.1e-4 6,660)	5,660 (4,110.1e-4 6,660)	5,660 (4,110.1e-4 6,660)	5,660 (4,110.1e-4 6,660)	5,660 (4,110.1e-4 6,660)	5,660 (4,110.1e-4 6,660)	5,660 (4,110.1e-4 6,660)	5,660 (4,110.1e-4 6,660)	5,660 (4,110.1e-4 6,660)	5,660 (4,110.1e-4 6,660)	13,300
Pulmonary aspiration and foreign body in airway	1.58 (0.8e-4 3.95)	1.58 (0.7e-4 171)	6,910 (2,720.1e-4 1,960)	589 (360.1e-4 972)	338 (228.1e-4 671)	298 (163.1e-4 537)	92.8 (63.1e-4 135)	43 (86.3e-4 197)	43 (114.3e-4 202)	41 (158.1e-4 201)	214 (158.1e-4 202)	329 (202.1e-4 422)	240 (27.6e-4 587)	427 (1.6e-4 559)	372 (1.6e-4 559)	295 (1.6e-4 559)	402 (1.6e-4 559)	96 (1.2e-4 553)	72 (1.6e-4 314)	146 (1.1e-4 184)	106 (1.6e-4 1.39)	87.6 (68.7e-4 99.4)	28.6 (1.6e-4 56.9)	14.2 (6.2e-4 19.8)	11,300
Foreign body in eyes	8.1 (5.6e-4 22)	8.2 (4.1e-4 33)	4 (1.2e-4 8)	21.8 (6.6e-4 48.2)	29.9 (1.1e-4 68.7)	47.4 (7.7e-4 109)	89.6 (21.6e-4 126)	79.6 (28.3e-4 159)	82.4 (56.4e-4 159)	69.4 (58.3e-4 159)	137 (58.1e-4 231)	139 (58.1e-4 349)	90.2 (58.1e-4 231)	81.1 (48.9e-4 229)	69.4 (58.1e-4 231)	69.4 (58.1e-4 231)	69.4 (58.1e-4 231)	43.8 (27.2e-4 69.5)	22.6 (19.6e-4 32)	14.9 (6.7e-4 21.1)	7.3 (4.9e-4 19.9)	3.4 (2.5e-4 6)	1.6 (1.1e-4 2.2)	1,890
Foreign body in other body part	10.4 (6.4e-4 23)	10.3 (5.2e-4 17)	1,160 (125.6e-4 2,140)	1,160 (125.6e-4 2,140)	1,160 (125.6e-4 2,140)	1,160 (125.6e-4 2,140)	1,160 (13.6e-4 2,140)	1,160 (13.6e-4 2,140)	1,160 (13.6e-4 2,140)	1,160 (13.6e-4 2,140)	1,160 (13.6e-4 2,140)	1,160 (13.6e-4 2,140)	1,160 (13.6e-4 2,140)	1,160 (13.6e-4 2,140)	1,160 (13.6e-4 2,140)	1,160 (13.6e-4 2,140)	1,160 (13.6e-4 2,140)	1,160 (13.6e-4 2,140)	1,160 (13.6e-4 2,140)	1,160 (13.6e-4 2,140)	1,160 (13.6e-4 2,140)	1,160 (13.6e-4 2,140)	1,160 (13.6e-4 2,140)	1,160 (13.6e-4 2,140)	380
Environmental heat and cold exposure	8.2 (5.2e-4 24)	8.2 (5.2e-4 24)	8.8 (3.9e-4 22)	30.8 (18.6e-4 47.6)	79.7 (47.7e-4 118)	158 (90.4e-4 226)	254 (161.1e-4 386)	367 (251.1e-4 555)	439 (278.1e-4 636)	546 (262.1e-4 814)	648 (47.2e-4 963)	654 (420.1e-4 963)	654 (296.1e-4 977)	654 (296.1e-4 963)	654 (296.1e-4 963)	654 (296.1e-4 963)	654 (296.1e-4 963)	654 (278.1e-4 733)	452 (248.1e-4 614)	172 (164.1e-4 364)	192 (154.1e-4 248)	66.4 (67.4e-4 123)	23.8 (37.8e-4 79.8)	8,830
Exposure to forces of nature	2.6 (2.4e-4)	1.4 (0.4e-4)	1.78 (0.4e-4)	1.98 (0.4e-4 4.1)	2.62 (0.4e-4 5.1)	2.62 (1.4e-4 7)	2.62 (1.4e-4 7)	2.62 (2.4e-4 6)	2.62 (2.4e-4 6)	2.62 (2.4e-4 6)	2.62 (2.4e-4 6)	2.62 (2.4e-4 6)	2.62 (2.4e-4 6)	2.62 (2.4e-4 6)	2.62 (2.4e-4 6)	2.62 (2.4e-4 6)	2.62 (2.4e-4 6)	2.62 (2.4e-4 6)	2.62 (2.4e-4 6)	2.62 (1.1e-4 3)	2.62 (2.4e-4 7)	2.62 (2.4e-4 7)	2.62 (2.4e-4 7)	2.62 (2.4e-4 7)	50.7
Other unintentional injuries	22.8 (16.6e-4 31.7)	6.6 (2.6e-4 12)	669 (322.1e-4 802)	606 (270.6e-4 976)	664 (328.1e-4 1)	680 (403.1e-4 799)	618 (403.1e-4 998)	1,660 (998.1e-4 1,770)	1,660 (1,040.1e-4 1,990)	1,710 (1,300.1e-4 2,030)	2,020 (1,660.1e-4 2,400)	1,900 (1,660.1e-4 2,400)	2,020 (1,660.1e-4 2,400)	1,940 (1,660.1e-4 2,400)	1,940 (1,660.1e-4 2,400)	1,940 (1,660.1e-4 2,400)	1,930 (1,660.1e-4 1,970)	678 (536.1e-4 842)	473 (379.1e-4 591)	442 (277.1e-4 578)	297 (187.1e-4 299)	180 (120.1e-4 196)	85.2 (64.7e-4 153)	24.6 (21.7.e-4 41.9)	17,660
Self-harm and interpersonal violence	297 (189.1e-4 447)	36.8 (22.1e-4 57.9)	1,670 (1,110.1e-4 2,050)	660 (620.1e-4 1,620)	1,190 (689.1e-4 1,630)	6,060 (4,460.1e-4 7,540)	59,800 (29,000.1e-4 83,600)	60,600 (52,100.1e-4 79,600)	57,900 (52,600.1e-4 62,600)	51,100 (42,300.1e-4 59,100)	44,900 (32,700.1e-4 59,600)	39,900 (33,900.1e-4 59,600)	14,900 (12,700.1e-4 28,300)	13,300 (9,600.1e-4 17,900)	8,970 (6,500.1e-4 12,900)	6,210 (4,530.1e-4 7,230)	3,490 (2,600.1e-4 4,990)	1,990 (1,000.1e-4 3,960)	1,660 (1,000.1e-4 1,970)	339 (272e-4 514)	139 (103e-4 168)	65.9 (55.4e-4 94.1)	24.6 (18.4e-4 32.4)	350,000
Self-harm	9 (6.4e-4 23)	5 (3.4e-4 23)	5 (3.4e-4 23)	5 (3.4e-4 23)	5 (3.4e-4 23)	330 (220.1e-4 490)	2,030 (960.1e-4 2,980)	3,020 (2,020.1e-4 4,020)	3,750 (2,020.1e-4 4,020)	4,260 (3,020.1e-4 4,020)	4,600 (3,020.1e-4 4,020)	5,600 (3,020.1e-4 4,020)	3,110 (2,020.1e-4 4,020)	4,090 (3,020.1e-4 4,020)	4,070 (3,020.1e-4 4,020)	4,190 (3,020.1e-4 4,020)	3,170 (2,020.1e-4 4,020)	2,020 (1,020.1e-4 3,020)	1,020 (1,020.1e-4 1,020)	1,020 (1,020.1e-4 1,020)	1,020 (1,020.1e-4 1,020)	1,020 (1,020.1e-4 1,020)	1,020 (1,020.1e-4 1,020)	1,020 (1,020.1e-4 1,020)	1,020 (1,020.1e-4 1,020)	8,200
Self-harm by firearm	0 (0e-4)	0 (0e-4)	0 (0e-4)	0 (0e-4)	0 (0e-4)	279 (14.4e-4 814)	267 (140.1e-4 516)	564 (296.1e-4 957)	563 (320.1e-4 979)	553 (322.1e-4 899)	528 (327.1e-4 923)	527 (348.1e-4 931)	521 (348.1e-4 931)	514 (1.3e-4 266)	514 (1.02e-4 266)	514 (1.3e-4 266)	514 (1.3e-4 266)	514 (272.2e-4 703)	514 (249.6e-4 727)	514 (236.1e-4 703)	514 (236.1e-4 703)	514 (236.1e-4 703)	514 (236.1e-4 703)	514 (236.1e-4 703)	4,090
Self-harm by other specified means	9 (6.4e-4)	5 (3.4e-4)	5 (3.4e-4)	5 (3.4e-4)	5 (3.4e-4)	51 (29.1e-4 75)	1,770 (775.1e-4 2,980)	2,460 (1,020.1e-4 3,020)	3,190 (2,020.1e-4 4,020)	3,710 (3,020.1e-4 4,020)	4,070 (3,020.1e-4 4,020)	5,070 (3,020.1e-4 4,020)	2,590 (2,020.1e-4 4,020)	3,570 (3,020.1e-4 4,020)	3,550 (3,020.1e-4 4,020)	3,670 (3,020.1e-4 4,020)	2,650 (2,020.1e-4 4,020)	1,500 (1,020.1e-4 3,020)	501 (501.1e-4 1,020)	501 (501.1e-4 1,020)	501 (501.1e-4 1,020)	501 (501.1e-4 1,020)	501 (501.1e-4 1,020)	501 (501.1e-4 1,020)	501 (501.1e-4 1,020)	196,000
Interpersonal violence	297 (189.1e-4 447)	36.8 (22.1e-4 57.9)	1,660 (1,090.1e-4 2,040)	643 (604.1e-4 1,580)	1,190 (769.1e-4 1,630)	6,060 (4,460.1e-4 7,540)	59,800 (29,000.1e-4 83,600)	59,600 (52,100.1e-4 77,200)	54,900 (43,100.1e-4 59,600)	51,100 (43,300.1e-4 59,600)	44,900 (36,900.1e-4 59,600)	39,900 (33,900.1e-4 59,600)	26,200 (19,900.1e-4 33,900)	13,900 (11,900.1e-4 17,900)	10,600 (7,710.1e-4 13,900)	6,990 (5,500.1e-4 9,330)	3,490 (2,540.1e-4 4,730)	2,610 (1,990.1e-4 3,960)	1,660 (999.1e-4 1,970)	989 (999.1e-4 1,970)	260 (1.6e-4 341)	79.0 (67.1e-4 100)	24.6 (23.9e-4 34.9)	176 (119.1e-4 33.2)	307,000
Physical violence by firearm	107 (67.6e-4 162)	21.3 (12.2e-4 39.5)	967 (629.1e-4 1,170)	417 (248.1e-4 714)	724 (482.1e-4 1,010)	4,480 (3,300.1e-4 5,750)	28,800 (23,100.1e-4 35,000)	31,400 (21,800.1e-4 43,400)	43,400 (36,300.1e-4 59,600)	39,900 (29,300.1e-4 59,600)	29,300 (23,400.1e-4 37,600)	14,900 (14,900.1e-4 23,100)	11,100 (7,720.1e-4 14,900)	8,220 (4,740.1e-4 11,900)	4,770 (3,400.1e-4 6,750)	2,210 (1,710.1e-4 3,290)	1,390 (982.1e-4 1,900)	676 (479.1e-4 956)	393 (264.1e-4 664)	74.9 (47.2e-4 99.6)	26.5 (19.6e-4 36.2)	6.6 (7.2e-4 12.4)	6.4 (4.3e-4 7)	261,000
Physical violence by sharp object	43.8 (26.1e-4 67)	3.7 (2.1e-4 6)	129 (72.1e-4 214)	69.8 (55.1e-4 140)	111 (73.1e-4 174)	374 (268.1e-4 531)	1,940 (1,270.1e-4 2,770)	4,000 (2,020.1e-4 5,020)	4,020 (2,020.1e-4 5,020)	4,760 (3,020.1e-4 5,020)	4,720 (3,020.1e-4 5,020)	5,020 (3,020.1e-4 5,020)	2,590 (2,020.1e-4 4,020)	3,430 (3,020.1e-4 4,020)	3,150 (2,020.1e-4 4,020)	3,150 (2,020.1e-4 4,020)	2,020 (1,020.1e-4 3,020)	1,020 (1,020.1e-4 1,020)	1,020 (1,020.1e-4 1,020)	1,020 (1,020.1e-4 1,020)	1,020 (1,020.1e-4 1,020)	1,020 (1,020.1e-4 1,020)	1,020 (1,020.1e-4 1,020)	1,020 (1,020.1e-4 1,020)	1,020 (1,020.1e-4 1,020)	8,200
Sexual violence	0 (0e-4)	0 (0e-4)	0 (0e-4)	2.6 (1.6e-4)	17.6 (2.6e-4 27.7)	24.6 (19e-4 50)	66.8 (37.9e-4 106)	56 (28.6e-4 106)	56 (61.4e-4 179)	56 (61.4e-4 179)	56 (61.4e-4 179)	56 (61.4e-4 179)	56 (61.4e-4 179)	56 (61.4e-4 179)	56 (61.4e-4 179)	56 (61.4e-4 179)	56 (61.4e-4 179)	5.4 (1.4e-4 12.8)	5.4 (5.4e-4 12.8)	5.4 (2.6e-4)	5 (1.6e-4 5)	5 (2.6e-4 7.9)	5 (2.6e-4 11)	5 (2.6e-4 11)	797
Physical violence by other means	1.98 (0.8e-4 7.9)	1.98 (0.4e-4 7)	724 (420.1e-4 1,200)	594 (237.1e-4 958)	1,190 (238.1e-4 1,630)	975 (1,020.1e-4 1,630)	1,020 (1,020.1e-4 1,020)	1,020 (1,020.1e-4 1,020)	1,020 (1,020.1e-4 1,020)	1,020 (1,020.1e-4 1,020)	1,020 (1,020.1e-4 1,020)	1,020 (1,020.1e-4 1,020)	1,020 (1,020.1e-4 1,020)	1,020 (1,020.1e-4 1,020)	1,020 (1,020.1e-4 1,020)	1,020 (1,020.1e-4 1,020)	1,020 (1,020.1e-4 1,020)	1,020 (1,020.1e-4 1,020)	1,020 (1,020.1e-4 1,020)	1,020 (1,020.1e-4 1,020)	1,020 (1,020.1e-4 1,020)	1,020 (1,020.1e-4 1,020)	1,020 (1,020.1e-4 1,020)	1,020 (1,020.1e-4 1,020)	1,020 (1,020.1e-4 1,020)	34,900
Conflict and terrorism	0 (0e-4)	0 (0e-4)	0 (0e-4)	0 (0e-4)	0 (0e-4)	0 (0e-4)	0 (1.1e-4 2)	0 (1.1e-4 2)	0 (1.1e-4 2)	0 (1.1e-4 2)	0 (1.1e-4 2)	0 (1.1e-4 2)	0 (1.1e-4 2)	0 (1.1e-4 2)	0 (1.1e-4 2)	0 (1.1e-4 2)	0 (1.1e-4 2)	0 (1.1e-4 2)	0 (1.1e-4 2)	0 (1.1e-4 2)	0 (1.1e-4 2)	0 (1.1e-4 2)	0 (1.1e-4 2)	0 (1.1e-4 2)	0 (1.1e-4 2)	0

SR Table 2a: Cases DALYS by cause and age group for males with 95% uncertainty intervals, 2019

Cause	Age Standardized	Late Neonatal	Post Neonatal	1 to 4	5 to 9	10 to 14	15 to 19	20 to 24	25 to 29	30 to 34	35 to 39	40 to 44	45 to 49	50 to 54	55 to 59	60 to 64	65 to 69	70 to 74	75 to 79	80 to 84	85 to 89	90 to 94	95 plus	Total
All causes	122,660 (91,150 to 159,000)	20,490 (17,600 to 26,300)	76,500 (59,600 to 100,000)	53,300 (19,800 to 106,100)	32,000 (20,300 to 48,000)	39,600 (22,600 to 67,400)	106,000 (69,200 to 159,000)	136,000 (100,000 to 181,000)	153,000 (115,000 to 201,000)	176,000 (127,000 to 240,000)	176,000 (121,000 to 243,000)	197,000 (141,000 to 270,000)	229,000 (159,000 to 322,000)	309,000 (214,000 to 434,000)	413,000 (286,000 to 577,000)	561,000 (392,000 to 777,000)	782,000 (551,000 to 1,060,000)	1,060,000 (747,000 to 1,440,000)	1,360,000 (960,000 to 1,850,000)	1,660,000 (1,170,000 to 2,260,000)	1,900,000 (1,340,000 to 2,580,000)	2,060,000 (1,450,000 to 2,800,000)	1,600,000 (1,130,000 to 2,170,000)
Communicable, maternal, neonatal, and nutritional diseases	169,000 (74,700 to 339,000)	17,600 (15,000 to 23,000)	42,000 (20,900 to 98,100)	9,660 (7,600 to 13,000)	6,220 (4,900 to 8,060)	6,040 (4,310 to 8,130)	6,560 (4,180 to 7,940)	6,990 (4,640 to 8,940)	7,510 (5,070 to 9,490)	8,830 (5,980 to 11,200)	9,410 (7,060 to 12,000)	8,750 (7,000 to 10,700)	8,870 (7,120 to 10,700)	8,050 (6,320 to 10,200)	7,390 (5,870 to 9,460)	6,160 (4,710 to 8,060)	6,240 (4,740 to 8,060)	6,080 (4,660 to 8,070)	5,800 (4,220 to 7,290)	5,160 (3,870 to 6,660)	3,430 (2,660 to 4,450)	1,760 (1,350 to 2,350)	902 (670 to 1,220)	291,000
HIV/AIDS and sexually transmitted infections	239 (171 to 327)	60.1 (43.6 to 77.5)	673 (520 to 880)	731 (172 to 1,770)	221 (77 to 519)	198 (70 to 464)	464 (164 to 1,080)	1,040 (369 to 2,420)	1,640 (580 to 3,800)	2,600 (920 to 6,040)	2,940 (1,040 to 6,820)	3,310 (1,170 to 7,690)	3,440 (1,220 to 7,980)	3,240 (1,150 to 7,520)	2,970 (1,050 to 6,900)	2,450 (866 to 5,690)	1,870 (663 to 4,350)	1,270 (449 to 2,950)	874 (309 to 2,030)	494 (175 to 1,150)	263 (93.2 to 611)	114 (40.4 to 265)	39.2 (13.9 to 91.1)	39,400
HIV/AIDS	224 (159 to 307)	56.6 (41.0 to 73.0)	634 (489 to 829)	687 (162 to 1,670)	208 (72 to 489)	186 (66 to 436)	436 (154 to 1,020)	978 (347 to 2,280)	1,540 (545 to 3,580)	2,450 (866 to 5,690)	2,770 (979 to 6,420)	3,120 (1,100 to 7,250)	3,240 (1,150 to 7,520)	3,050 (1,080 to 7,080)	2,800 (990 to 6,500)	2,310 (816 to 5,360)	1,760 (623 to 4,100)	1,200 (424 to 2,780)	823 (291 to 1,910)	465 (165 to 1,080)	248 (87.6 to 576)	107 (38.1 to 249)	36.9 (13.1 to 85.7)	37,100
HIV/AIDS - Drug-susceptible Tuberculosis	0 (0 to 0)	0 (0 to 0)	69.6 (19.6 to 181)	0.4 (0.1 to 1.1)	0.6 (0.2 to 1.6)	0.6 (0.2 to 1.7)	2.1 (0.7 to 5.4)	6.2 (2.2 to 15.8)	12 (4.2 to 31)	22 (7.8 to 57)	32 (11 to 82)	45 (16 to 115)	57 (20 to 145)	67 (24 to 170)	74 (26 to 189)	77 (27 to 196)	77 (27 to 196)	73 (26 to 186)	67 (24 to 171)	57 (20 to 145)	45 (16 to 115)	32 (11 to 82)	16 (5.6 to 41)	1,000
HIV/AIDS - Multidrug-resistant Tuberculosis without extra-resistance	0 (0 to 0)	0 (0 to 0)	0.2 (0 to 0.5)	0 (0 to 0)	0 (0 to 0)	0 (0 to 0)	0.1 (0 to 0.3)	0.2 (0.1 to 0.5)	0.4 (0.1 to 1.1)	0.7 (0.2 to 1.8)	1.1 (0.4 to 2.8)	1.6 (0.5 to 4.1)	2.1 (0.7 to 5.3)	2.5 (0.9 to 6.4)	2.8 (1 to 7.1)	2.9 (1 to 7.4)	2.9 (1 to 7.4)	2.8 (1 to 7.1)	2.5 (0.9 to 6.4)	2.1 (0.8 to 5.3)	1.7 (0.6 to 4.3)	1.2 (0.4 to 3.1)	0.6 (0.2 to 1.5)	37
HIV/AIDS - Extensively drug-resistant Tuberculosis	0 (0 to 0)	0 (0 to 0)	0.6 (0.1 to 1.6)	0.4 (0.1 to 1.1)	0.5 (0.2 to 1.4)	0.5 (0.2 to 1.4)	1.7 (0.6 to 4.3)	5.1 (1.8 to 13)	9.7 (3.4 to 25)	18 (6.4 to 46)	26 (9.2 to 66)	37 (13 to 94)	47 (16 to 120)	55 (19 to 140)	61 (21 to 156)	63 (22 to 161)	63 (22 to 161)	60 (21 to 153)	55 (19 to 140)	47 (16 to 120)	37 (13 to 94)	26 (9.2 to 66)	13 (4.6 to 33)	820
HIV/AIDS resulting in other diseases	15 (10 to 21)	3.5 (2.5 to 4.5)	39 (29 to 51)	43 (10 to 104)	13 (4.5 to 30)	12 (4.1 to 28)	27 (9.6 to 63)	60 (21 to 140)	95 (34 to 220)	150 (54 to 350)	170 (61 to 400)	190 (68 to 450)	200 (71 to 470)	190 (67 to 440)	170 (61 to 410)	140 (50 to 330)	110 (39 to 260)	74 (26 to 170)	47 (17 to 110)	27 (9.6 to 63)	14 (5 to 33)	6.6 (2.4 to 15)	2.3 (0.8 to 5.3)	2,300
Sexually transmitted infections excluding HIV	339 (247 to 457)	60 (44 to 77)	100 (71 to 140)	1.3 (0.3 to 3.5)	0.4 (0.1 to 1.1)	0.4 (0.1 to 1.1)	29.4 (10 to 69)	49.7 (17 to 120)	62 (20 to 150)	79.9 (26 to 190)	79.7 (26 to 190)	81.9 (27 to 190)	89.1 (29 to 210)	84.1 (28 to 200)	74 (24 to 180)	61.2 (20 to 150)	49.2 (16 to 120)	34.2 (11 to 82)	23.1 (7.6 to 56)	13.6 (4.5 to 33)	6.7 (2.2 to 16)	3.2 (1.1 to 7.8)	0.8 (0.3 to 2)	1,030
Syphilis	198 (146 to 267)	27.5 (19 to 37)	51 (36 to 71)	0.3 (0.1 to 0.8)	0.1 (0 to 0.2)	0.1 (0 to 0.2)	11 (3.6 to 26)	21 (6.9 to 51)	27 (9 to 63)	34 (11 to 82)	34 (11 to 82)	35 (12 to 84)	38 (13 to 91)	36 (12 to 86)	32 (10 to 77)	26 (8.6 to 62)	21 (7 to 50)	15 (4.9 to 36)	9.8 (3.2 to 24)	5.8 (1.9 to 14)	2.9 (0.9 to 6.9)	1.4 (0.4 to 3.3)	0.3 (0.1 to 0.8)	599
Chlamydial infection	0 (0 to 0)	0 (0 to 0)	0 (0 to 0)	0 (0 to 0)	0 (0 to 0)	0 (0 to 0)	0.7 (0.2 to 2.6)	0.9 (0.3 to 19.7)	1.3 (0.4 to 22.2)	1.8 (0.5 to 31)	2.1 (0.6 to 34)	2.3 (0.7 to 37)	2.5 (0.8 to 39)	2.5 (0.8 to 39)	2.4 (0.7 to 37)	2.1 (0.6 to 33)	1.8 (0.5 to 28)	1.4 (0.4 to 22)	1 (0.3 to 16)	0.6 (0.2 to 9.8)	0.3 (0.1 to 4.9)	0.1 (0 to 2.1)	0 (0 to 0.6)	77
Gonococcal infection	0 (0 to 0)	0 (0 to 0)	0 (0 to 0)	0 (0 to 0)	0 (0 to 0)	0 (0 to 0)	0.6 (0.2 to 2.5)	0.8 (0.2 to 19.7)	1.1 (0.3 to 22.2)	1.5 (0.4 to 31)	1.8 (0.5 to 34)	2 (0.6 to 37)	2.2 (0.7 to 39)	2.2 (0.7 to 39)	2.1 (0.6 to 37)	1.8 (0.5 to 33)	1.5 (0.4 to 28)	1.2 (0.3 to 22)	0.8 (0.2 to 16)	0.5 (0.1 to 9.8)	0.2 (0.1 to 4.9)	0.1 (0 to 2.1)	0 (0 to 0.6)	424
Trichomoniasis	0 (0 to 0)	0 (0 to 0)	0 (0 to 0)	0 (0 to 0)	0 (0 to 0)	0 (0 to 0)	0.5 (0.1 to 1.6)	0.6 (0.2 to 12)	0.8 (0.2 to 13)	1.1 (0.3 to 19)	1.3 (0.4 to 21)	1.4 (0.4 to 23)	1.5 (0.5 to 24)	1.5 (0.5 to 24)	1.4 (0.4 to 23)	1.2 (0.4 to 19)	1.1 (0.3 to 18)	0.8 (0.2 to 13)	0.6 (0.2 to 10)	0.3 (0.1 to 6)	0.2 (0 to 3.7)	0.1 (0 to 1.3)	0 (0 to 0.4)	254
Genital herpes	0 (0 to 0)	0 (0 to 0)	0 (0 to 0)	0 (0 to 0)	0 (0 to 0)	0 (0 to 0)	0.2 (0 to 0.6)	0.3 (0.1 to 0.8)	0.4 (0.1 to 1.1)	0.5 (0.2 to 1.4)	0.6 (0.2 to 1.7)	0.7 (0.2 to 1.9)	0.8 (0.2 to 2.1)	0.8 (0.2 to 2.1)	0.7 (0.2 to 2)	0.6 (0.2 to 1.7)	0.5 (0.1 to 1.4)	0.4 (0.1 to 1.1)	0.3 (0.1 to 0.8)	0.2 (0 to 0.5)	0.1 (0 to 0.3)	0 (0 to 0.1)	0 (0 to 0.1)	22
Other sexually transmitted infections	1,210 (601 to 2,080)	191 (140 to 248)	10,000 (7,200 to 13,000)	673 (381 to 1,110)	1,020 (569 to 1,780)	1,120 (625 to 1,940)	1,460 (1,000 to 2,000)	2,020 (1,400 to 2,700)	2,290 (1,600 to 3,000)	2,700 (1,900 to 3,600)	3,040 (2,100 to 4,000)	3,470 (2,400 to 4,500)	3,540 (2,500 to 4,600)	3,370 (2,400 to 4,400)	3,060 (2,200 to 4,000)	2,600 (1,900 to 3,400)	2,000 (1,400 to 2,700)	1,400 (1,000 to 1,900)	1,000 (700 to 1,300)	630 (450 to 850)	370 (260 to 500)	180 (130 to 250)	70.1 (50 to 96)	768
Respiratory infections and tuberculosis	6,210 (4,660 to 8,080)	1,010 (820 to 1,240)	1,240 (1,000 to 1,540)	1,020 (1,000 to 1,040)	1,020 (1,000 to 1,040)	1,020 (1,000 to 1,040



G6PD deficiency	2 (1.2 to 4.1)	2 (1.3 to 4.5)	83 (39.9 to 163)	98 (23.7 to 178)	96 (28 to 197)	81 (38.9 to 133)	93 (51.2 to 159)	107 (61.6 to 184)	98 (57.6 to 166)	99 (57.1 to 158)	89 (51.4 to 136)	99 (58.1 to 159)	90 (52.6 to 141)	63 (39.7 to 77.9)	63 (39.1 to 71.3)	34 (19.7 to 50.7)	28.7 (13.8 to 49.1)	17.5 (9.7 to 28.3)	11.5 (5.6 to 19)	6.5 (2.3 to 10.9)	3.4 (1.6 to 5.6)	1.4 (0.7 to 2.3)	0.3 (0.2 to 0.6)	0.1 (0 to 0.1)	0 (0 to 0)	977
G6PD Mediterranean	40 (34 to 47)	40 (34 to 47)	40 (34 to 47)	40 (34 to 47)	40 (34 to 47)	40 (34 to 47)	40 (34 to 47)	40 (34 to 47)	40 (34 to 47)	40 (34 to 47)	40 (34 to 47)	40 (34 to 47)	40 (34 to 47)	40 (34 to 47)	40 (34 to 47)	40 (34 to 47)	40 (34 to 47)	40 (34 to 47)	40 (34 to 47)	40 (34 to 47)	40 (34 to 47)	40 (34 to 47)	40 (34 to 47)	40 (34 to 47)	40 (34 to 47)	40 (34 to 47)	40 (34 to 47)	6
Other hemoglobinopathies and hemolytic anemias	4.7 (2.6 to 7.9)	3.6 (1.6 to 6.6)	69.2 (27.1 to 92)	97.6 (19.7 to 130)	89.6 (24.6 to 155)	39.3 (10.4 to 81.7)	43.9 (16.1 to 93.9)	50.6 (20.7 to 96.3)	50.6 (20.2 to 107)	49.6 (21.1 to 136)	50.6 (20.6 to 122)	49.1 (20.4 to 122)	42.4 (18.8 to 89.3)	44.3 (18.6 to 87.3)	44.9 (18.5 to 87.4)	22.1 (9.1 to 47.3)	18.6 (7.1 to 39.1)	9.4 (3.7 to 20.1)	6.6 (2.5 to 14.2)	4.6 (1.6 to 9.8)	2.3 (0.9 to 5.4)	0.8 (0.3 to 2.1)	0.2 (0.1 to 0.5)	0.1 (0 to 0.2)	0 (0 to 0.1)	0 (0 to 0)	982
Endocrine, metabolic, blood, and immune disorders	88.8 (49.9 to 148)	62.6 (35 to 103)	1,158 (649 to 1,886)	492 (277 to 795)	324 (186 to 527)	202 (108 to 351)	167 (93 to 287)	231 (134 to 356)	284 (177 to 437)	366 (224 to 556)	434 (272 to 656)	473 (294 to 696)	474 (311 to 687)	469 (306 to 683)	477 (311 to 691)	468 (306 to 683)	467 (274 to 676)	337 (203 to 492)	270 (157 to 398)	440 (260 to 643)	398 (237 to 578)	233 (137 to 339)	124 (62 to 179)	49.2 (24.5 to 76)	22.5 (11.2 to 32.4)	7,998
Oral disorders	0 (0 to 0)	0 (0 to 0)	776 (776 to 776)	776 (777 to 776)	776 (777 to 776)	232 (233 to 232)	232 (233 to 232)	232 (233 to 232)	232 (233 to 232)	232 (233 to 232)	232 (233 to 232)	232 (233 to 232)	232 (233 to 232)	232 (233 to 232)	232 (233 to 232)	232 (233 to 232)	232 (233 to 232)	232 (233 to 232)	232 (233 to 232)	232 (233 to 232)	232 (233 to 232)	232 (233 to 232)	232 (233 to 232)	232 (233 to 232)	232 (233 to 232)	232 (233 to 232)	17,392
Caries of deciduous teeth	0 (0 to 0)	0 (0 to 0)	0 (0 to 0)	0 (0 to 1)	0 (0 to 1)	0 (0 to 0)	0 (0 to 0)	0 (0 to 0)	0 (0 to 0)	0 (0 to 0)	0 (0 to 0)	0 (0 to 0)	0 (0 to 0)	0 (0 to 0)	0 (0 to 0)	0 (0 to 0)	0 (0 to 0)	0 (0 to 0)	0 (0 to 0)	0 (0 to 0)	0 (0 to 0)	0 (0 to 0)	0 (0 to 0)	0 (0 to 0)	0 (0 to 0)	0 (0 to 0)	143
Caries of permanent teeth	0 (0 to 0)	0 (0 to 0)	0 (0 to 0)	0 (0 to 0)	24.7 (10.9 to 62.2)	127 (43.4 to 258)	178 (47.2 to 249)	150 (69.2 to 266)	142 (69.3 to 257)	126 (49.4 to 257)	113 (49.8 to 232)	107 (52.6 to 223)	93.4 (52.3 to 164)	84.2 (29.3 to 132)	84.2 (29.3 to 132)	66.7 (22.5 to 112)	49.7 (17.1 to 99.5)	22.6 (12.2 to 74.3)	27 (9.9 to 59.9)	27.3 (9.5 to 64.2)	13.4 (5.4 to 27)	7.9 (3.1 to 16.7)	3.1 (1.1 to 7)	1.1 (0.4 to 2.7)	0.4 (0.1 to 0.9)	1,090
Periodontal diseases	0 (0 to 0)	0 (0 to 0)	0 (0 to 0)	0 (0 to 0)	0 (0 to 0)	0 (0 to 0)	0 (0 to 0)	0 (0 to 0)	0 (0 to 0)	0 (0 to 0)	0 (0 to 0)	0 (0 to 0)	0 (0 to 0)	0 (0 to 0)	0 (0 to 0)	0 (0 to 0)	0 (0 to 0)	0 (0 to 0)	0 (0 to 0)	0 (0 to 0)	0 (0 to 0)	0 (0 to 0)	0 (0 to 0)	0 (0 to 0)	0 (0 to 0)	0 (0 to 0)	3,568
Other oral disorders	0 (0 to 0)	0 (0 to 0)	139 (61.9 to 217)	117 (57.8 to 187)	123 (49.1 to 199)	197 (97.3 to 290)	222 (129 to 327)	234 (145 to 336)	243 (155 to 354)	233 (152 to 334)	202 (129 to 294)	179 (108 to 274)	164 (97.6 to 253)	137 (81.1 to 210)	101 (57.6 to 155)	79.3 (42.2 to 117)	39.4 (18.9 to 68.6)	19.6 (8.7 to 35.6)	9.7 (3.9 to 18.9)	3.1 (1.3 to 6.2)	0.6 (0.3 to 1.6)	2,496
Sudden infant death syndrome	–	660 (367 to 1,098)	660 (370 to 1,094)	–	–	–	–	–	–	–	–	–	–	–	–	–	–	–	–	–	–	–	–	–	–	NA
Injuries	993 (902 to 1,087)	392 (342 to 450)	4,930 (3,294 to 7,113)	2,663 (1,882 to 3,613)	6,229 (4,545 to 8,195)	10,500 (8,102 to 13,305)	11,420 (9,011 to 14,203)	14,600 (11,734 to 17,900)	15,100 (12,265 to 18,400)	15,900 (12,900 to 19,400)	16,000 (13,000 to 19,500)	16,000 (13,000 to 19,500)	16,000 (13,000 to 19,500)	16,000 (13,000 to 19,500)	16,000 (13,000 to 19,500)	16,000 (13,000 to 19,500)	16,000 (13,000 to 19,500)	16,000 (13,000 to 19,500)	16,000 (13,000 to 19,500)	16,000 (13,000 to 19,500)	16,000 (13,000 to 19,500)	16,000 (13,000 to 19,500)	16,000 (13,000 to 19,500)	16,000 (13,000 to 19,500)	16,000 (13,000 to 19,500)	16,000 (13,000 to 19,500)	608,000
Transport injuries	69.3 (32.6 to 78.9)	39.2 (20.6 to 50.2)	757 (364 to 1,215)	602 (268 to 1,139)	2,130 (1,290 to 3,140)	2,700 (1,940 to 3,640)	10,600 (7,850 to 13,200)	18,600 (14,600 to 23,000)	16,800 (13,000 to 21,000)	16,700 (13,000 to 21,000)	15,100 (11,800 to 18,600)	13,900 (10,600 to 17,700)	10,900 (8,260 to 14,200)	8,640 (6,320 to 11,300)	7,230 (5,340 to 9,630)	5,780 (4,280 to 7,870)	3,920 (2,910 to 5,640)	2,600 (2,000 to 3,360)	1,800 (1,410 to 2,240)	1,060 (839 to 1,300)	686 (484 to 1,000)	236 (165 to 362)	79.9 (48.1 to 141)	20.2 (9.7 to 47.3)	0.3 (0 to 1)	127,000
Road injuries	69.3 (32.1 to 78.9)	39.2 (21 to 50.2)	757 (361 to 1,860)	602 (1,200 to 3,000)	2,130 (1,510 to 2,940)	2,700 (7,430 to 14,700)	10,600 (13,600 to 29,900)	18,600 (13,600 to 31,000)	16,800 (11,800 to 31,000)	16,700 (10,600 to 17,700)	15,100 (6,290 to 14,200)	13,900 (4,320 to 11,300)	10,900 (4,340 to 9,630)	8,640 (4,280 to 7,870)	7,230 (3,010 to 6,840)	5,780 (2,000 to 5,360)	3,920 (1,410 to 2,240)	2,600 (839 to 1,300)	1,800 (1,060 to 1,300)	1,060 (686 to 1,200)	686 (484 to 1,000)	236 (165 to 362)	79.9 (48.1 to 141)	20.2 (9.7 to 47.3)	0.3 (0 to 1)	123,000
Pedestrian road injuries	17.6 (10.7 to 28.4)	10.6 (6.9 to 16.4)	191 (111 to 354)	152 (79 to 323)	539 (199 to 1,000)	683 (1,000 to 2,040)	2,680 (1,600 to 3,240)	4,690 (1,600 to 3,240)	4,240 (1,600 to 3,240)	4,220 (1,600 to 3,240)	3,820 (1,600 to 3,240)	3,510 (2,600 to 4,020)	2,750 (2,600 to 3,240)	2,180 (1,600 to 2,730)	1,830 (1,340 to 2,260)	1,460 (1,060 to 1,800)	990 (770 to 1,380)	658 (520 to 1,020)	455 (398 to 1,020)	268 (259 to 1,020)	173 (259 to 1,020)	59.7 (259 to 1,020)	20.2 (259 to 1,020)	5.1 (259 to 1,020)	0.1 (259 to 1,020)	27,900
Cyclist road injuries	6 (3 to 9)	3.6 (2 to 5)	69 (33 to 110)	55 (13 to 114)	197 (47 to 338)	248 (102 to 469)	970 (323 to 1,710)	1,700 (777 to 3,000)	1,540 (777 to 3,000)	1,530 (777 to 3,000)	1,380 (777 to 3,000)	1,270 (777 to 3,000)	994 (777 to 3,000)	789 (777 to 3,000)	661 (777 to 3,000)	528 (777 to 3,000)	358 (777 to 3,000)	238 (777 to 3,000)	164 (777 to 3,000)	96.8 (777 to 3,000)	62.5 (777 to 3,000)	21.6 (777 to 3,000)	7.3 (777 to 3,000)	1.8 (777 to 3,000)	0 (777 to 3,000)	4,940
Motorcyclist road injuries	11.1 (6.7 to 18.8)	6.2 (4.1 to 10.6)	106 (60 to 171)	59.6 (27.1 to 99.7)	192 (77.5 to 315)	429 (267 to 570)	6,130 (5,320 to 8,270)	10,400 (7,600 to 13,500)	10,400 (7,600 to 13,500)	9,290 (7,200 to 11,500)	7,600 (6,000 to 9,670)	6,460 (5,060 to 8,420)	4,990 (3,700 to 6,480)	4,050 (2,990 to 5,230)	3,080 (2,210 to 4,190)	2,010 (1,610 to 2,700)	1,260 (999 to 1,600)	879 (637 to 1,280)	497 (365 to 637)	230 (265 to 637)	138 (265 to 637)	64.2 (265 to 637)	21.9 (19.7 to 29.2)	10.1 (7.4 to 13.5)	68,200
Motor vehicle road injuries	19.7 (9.1 to 25.9)	19.2 (9.1 to 27.4)	478 (220 to 977)	338 (153 to 688)	990 (453 to 1,810)	1,020 (1,750 to 3,040)	2,570 (2,410 to 4,190)	4,700 (3,200 to 5,800)	4,280 (3,200 to 5,800)	3,710 (2,800 to 4,600)	3,320 (2,600 to 4,380)	2,980 (1,980 to 3,440)	2,230 (1,430 to 2,760)	1,670 (1,150 to 2,060)	1,260 (833 to 1,600)	797 (562 to 1,060)	478 (316 to 664)	302 (219 to 464)	184 (219 to 464)	90.3 (219 to 464)	59.9 (219 to 464)	20.9 (19.7 to 29.2)	10.5 (7.5 to 13.6)	4.7 (2.9 to 6.3)	29,900
Other road injuries	7.1 (1.6 to 7.4)	2.1 (1.1 to 2.4)	21.3 (7.1 to 41.4)	21.9 (8.6 to 56)	29.1 (8.6 to 104)	29.6 (9.6 to 106)	29.6 (9.6 to 106)	29.6 (9.6 to 106)	29.1 (9.6 to 106)	29.1 (9.6 to 106)	29.1 (9.6 to 106)	29.1 (9.6 to 106)	29.1 (9.6 to 106)	29.1 (9.6 to 106)	29.1 (9.6 to 106)	29.1 (9.6 to 106)	29.1 (9.6 to 106)	29.1 (9.6 to 106)	29.1 (9.6 to 106)	29.1 (9.6 to 106)	29.1 (9.6 to 106)	29.1 (9.6 to 106)	29.1 (9.6 to 106)	29.1 (9.6 to 106)	29.1 (9.6 to 106)	3,600
Other transport injuries	0.1 (2.3 to 7.3)	2.1 (1.4 to 5.4)	2.6 (1.4 to 5.4)	2.6 (1.7 to 5.7)	2.6 (1.9 to 5.8)	2.6 (2.1 to 6.1)	2.6 (2.1 to 6.1)	2.6 (2.1 to 6.1

SR Table 2a. Distrito Federal DALYS by cause and age group for males with 95% uncertainty intervals, 2019

Cause	Aorto Aneurysm	Lobar Neonatal	1 to 4	5 to 9	10 to 14	15 to 19	20 to 24	25 to 29	30 to 34	35 to 39	40 to 44	45 to 49	50 to 54	55 to 59	60 to 64	65 to 69	70 to 74	75 to 79	80 to 84	85 to 89	90 to 94	95 plus	Total
All causes	11,769 (10,668 to 13,060)	2,660 (2,210 to 3,156)	11,769 (9,700 to 13,782)	6,720 (4,850 to 8,775)	6,969 (4,740 to 7,369)	8,889 (7,068 to 11,100)	13,150 (10,100 to 16,450)	19,050 (23,300 to 39,400)	25,750 (27,200 to 28,000)	33,650 (31,200 to 36,000)	47,000 (23,300 to 51,100)	59,450 (29,100 to 64,100)	78,050 (24,600 to 83,600)	99,450 (24,900 to 107,100)	124,000 (24,900 to 133,600)	147,000 (23,300 to 157,000)	170,000 (21,300 to 182,000)	192,000 (19,900 to 206,000)	210,000 (18,900 to 226,000)	226,000 (16,400 to 243,000)	878 (337 to 1,110)	197 (101 to 314)	389,000
Communicable, maternal, neonatal, and nutritional diseases	12,000 (9,900 to 14,300)	1,770 (1,600 to 2,190)	6,990 (5,470 to 8,730)	1,760 (1,370 to 2,290)	1,430 (1,020 to 2,000)	1,310 (977 to 1,720)	1,610 (1,100 to 1,920)	1,600 (1,310 to 2,000)	1,600 (1,600 to 2,070)	1,600 (1,600 to 2,790)	2,000 (2,170 to 3,150)	2,600 (2,170 to 3,120)	3,200 (2,600 to 3,600)	3,900 (2,600 to 4,600)	4,600 (2,600 to 5,600)	5,200 (2,600 to 6,200)	5,900 (2,600 to 6,700)	6,600 (2,600 to 7,600)	7,200 (2,600 to 8,200)	7,900 (2,600 to 9,000)	8,600 (2,600 to 9,700)	10 (3 to 18)	47,100
HIV/AIDS and sexually transmitted infections	29.6 (18.6 to 39.8)	4.9 (2.7 to 8.5)	132 (78.1 to 197)	60 (28.3 to 93.2)	66.2 (28.7 to 97.4)	69.9 (42.5 to 97.4)	111 (86.3 to 139)	299 (264 to 351)	502 (485 to 744)	774 (662 to 1,000)	857 (662 to 1,000)	923 (649 to 1,000)	940 (649 to 1,000)	1,000 (649 to 1,000)	1,000 (649 to 1,000)	1,000 (649 to 1,000)	1,000 (649 to 1,000)	1,000 (649 to 1,000)	1,000 (649 to 1,000)	1,000 (649 to 1,000)	1,000 (649 to 1,000)	4 (3 to 5)	8,360
HIV/AIDS	0 (0 to 0)	0 (0 to 0)	97.5 (78.7 to 117)	42.7 (28.1 to 59.6)	48.2 (28.7 to 65.4)	54.2 (42.5 to 67.4)	104 (86.3 to 124)	256 (232 to 279)	370 (370 to 392)	492 (492 to 492)	492 (492 to 492)	492 (492 to 492)	492 (492 to 492)	492 (371 to 492)	492 (371 to 492)	492 (371 to 492)	492 (371 to 492)	492 (371 to 492)	492 (371 to 492)	492 (371 to 492)	492 (371 to 492)	2.2 (2.0 to 2.4)	6,160
HIV/AIDS - Drug-susceptible Tuberculosis	0 (0 to 0)	0 (0 to 0)	2.2 (1.7 to 2.6)	2.2 (1.7 to 2.6)	1.9 (1.5 to 2.2)	2.2 (1.7 to 2.6)	4.4 (3.4 to 5.1)	12.7 (10.1 to 14.8)	17.4 (13.8 to 20.3)	23.6 (18.7 to 27.5)	29.7 (23.6 to 34.5)	29.9 (23.6 to 34.5)	29.9 (23.6 to 34.5)	24.4 (19.4 to 28.4)	17.7 (14.1 to 20.6)	12.6 (9.9 to 14.7)	8.9 (7.1 to 10.4)	7.4 (5.9 to 8.6)	6.1 (4.8 to 7.1)	5.4 (4.3 to 6.3)	5.2 (4.1 to 6.0)	0.1 (0.1 to 0.1)	196
HIV/AIDS - Multidrug-resistant Tuberculosis without extensive	0 (0 to 0)	0 (0 to 0)	0.2 (0.0 to 1.2)	0.2 (0.0 to 1.2)	0.2 (0.0 to 1.2)	0.2 (0.0 to 1.2)	0.4 (0.1 to 1.6)	1.1 (0.1 to 4.2)	1.5 (0.1 to 5.8)	2.1 (0.1 to 8.1)	2.5 (0.1 to 9.5)	2.5 (0.1 to 9.5)	2.5 (0.1 to 9.5)	2.1 (0.1 to 8.1)	1.5 (0.1 to 5.8)	1.1 (0.1 to 4.2)	0.8 (0.1 to 3.0)	0.6 (0.1 to 2.3)	0.5 (0.1 to 2.0)	0.5 (0.1 to 1.8)	0.4 (0.1 to 1.7)	0.0 (0.0 to 0.1)	18.5
HIV/AIDS - Extensively drug-resistant Tuberculosis	0 (0 to 0)	0 (0 to 0)	0.1 (0.0 to 0.2)	0.1 (0.0 to 0.2)	0.1 (0.0 to 0.1)	0.1 (0.0 to 0.1)	0.2 (0.0 to 0.3)	0.5 (0.0 to 0.7)	0.7 (0.0 to 1.0)	0.9 (0.0 to 1.3)	1.1 (0.0 to 1.6)	1.1 (0.0 to 1.6)	1.1 (0.0 to 1.6)	0.9 (0.0 to 1.3)	0.7 (0.0 to 1.0)	0.5 (0.0 to 0.7)	0.3 (0.0 to 0.5)	0.3 (0.0 to 0.4)	0.2 (0.0 to 0.3)	0.2 (0.0 to 0.3)	0.2 (0.0 to 0.3)	0.0 (0.0 to 0.0)	216
HIV/AIDS resulting in other diseases	0 (0 to 0)	0 (0 to 0)	877 (486 to 1,13)	503 (181 to 771.4)	519 (181 to 771.4)	519 (483 to 564.4)	769 (724 to 815)	1,900 (1,820 to 1,980)	2,900 (2,820 to 2,980)	3,900 (3,820 to 3,980)	4,900 (4,820 to 4,980)	5,900 (5,820 to 5,980)	6,900 (6,820 to 6,980)	7,900 (7,820 to 7,980)	8,900 (8,820 to 8,980)	9,900 (9,820 to 9,980)	10,900 (10,820 to 10,980)	11,900 (11,820 to 11,980)	12,900 (12,820 to 12,980)	13,900 (13,820 to 13,980)	14,900 (14,820 to 14,980)	5.1 (5.0 to 5.2)	4,900
Sexually transmitted infections excluding HIV	0 (0 to 0)	0 (0 to 0)	0.1 (0.0 to 0.2)	0.1 (0.0 to 0.1)	0.1 (0.0 to 0.1)	0.1 (0.0 to 0.1)	0.1 (0.0 to 0.1)	0.1 (0.0 to 0.1)	0.1 (0.0 to 0.1)	0.1 (0.0 to 0.1)	0.1 (0.0 to 0.1)	0.1 (0.0 to 0.1)	0.1 (0.0 to 0.1)	0.1 (0.0 to 0.1)	0.1 (0.0 to 0.1)	0.1 (0.0 to 0.1)	0.1 (0.0 to 0.1)	0.1 (0.0 to 0.1)	0.1 (0.0 to 0.1)	0.1 (0.0 to 0.1)	0.1 (0.0 to 0.1)	0.0 (0.0 to 0.0)	339
Syphilis	29.6 (18.6 to 39.8)	4.9 (2.7 to 8.5)	19.2 (11.6 to 28)	3.3 (0.7 to 6.1)	3.3 (0.7 to 6.1)	3.3 (0.7 to 6.1)	3.3 (0.7 to 6.1)	3.7 (0.7 to 6.1)	3.9 (0.7 to 6.1)	4.1 (0.7 to 6.1)	4.3 (0.7 to 6.1)	4.3 (0.7 to 6.1)	4.3 (0.7 to 6.1)	4.1 (0.7 to 6.1)	3.9 (0.7 to 6.1)	3.7 (0.7 to 6.1)	3.5 (0.7 to 6.1)	3.3 (0.7 to 6.1)	3.1 (0.7 to 6.1)	2.9 (0.7 to 6.1)	2.7 (0.7 to 6.1)	0.0 (0.0 to 0.0)	527
Chlamydial infection	0 (0 to 0)	0 (0 to 0)	0 (0 to 0)	0 (0 to 0)	0 (0 to 0)	0 (0 to 0)	0.6 (0.6 to 0.6)	2.1 (2.1 to 2.1)	4.3 (4.3 to 4.3)	9.6 (9.6 to 9.6)	14.3 (14.3 to 14.3)	14.3 (14.3 to 14.3)	14.3 (14.3 to 14.3)	11.4 (11.4 to 11.4)	8.6 (8.6 to 8.6)	6.1 (6.1 to 6.1)	4.3 (4.3 to 4.3)	3.4 (3.4 to 3.4)	2.6 (2.6 to 2.6)	2.1 (2.1 to 2.1)	1.8 (1.8 to 1.8)	0.0 (0.0 to 0.0)	29.6
Gonococcal infection	0 (0 to 0)	0 (0 to 0)	0 (0 to 0)	0 (0 to 0)	0 (0 to 0)	0.3 (0.1 to 0.7)	1.9 (1.5 to 2.3)	2.2 (1.8 to 2.6)	1.6 (1.3 to 1.9)	1 (0.8 to 1.2)	0.6 (0.5 to 0.7)	0.6 (0.5 to 0.7)	0.6 (0.5 to 0.7)	0.5 (0.4 to 0.6)	0.3 (0.3 to 0.4)	0.2 (0.2 to 0.3)	0.2 (0.1 to 0.2)	0.1 (0.1 to 0.2)	0.1 (0.1 to 0.2)	0.1 (0.1 to 0.1)	0.1 (0.1 to 0.1)	0.0 (0.0 to 0.0)	12.4
Trichomoniasis	0 (0 to 0)	0 (0 to 0)	0 (0 to 0)	0 (0 to 0)	0 (0 to 0)	0 (0 to 0)	0.2 (0.1 to 0.3)	0.8 (0.6 to 1.1)	1.6 (1.2 to 2.2)	3.6 (2.8 to 4.9)	5.4 (4.2 to 7.4)	5.4 (4.2 to 7.4)	5.4 (4.2 to 7.4)	4.3 (3.3 to 5.8)	3.2 (2.5 to 4.4)	2.3 (1.8 to 3.2)	1.6 (1.2 to 2.2)	1.3 (1.0 to 1.8)	1 (0.8 to 1.4)	0.8 (0.6 to 1.1)	0.7 (0.5 to 1.0)	0.0 (0.0 to 0.0)	52
Genital herpes	0 (0 to 0)	0 (0 to 0)	0 (0 to 0)	0 (0 to 0)	0 (0 to 0)	0 (0 to 0)	0.1 (0.0 to 0.1)	0.1 (0.0 to 0.1)	0.1 (0.0 to 0.1)	0.1 (0.0 to 0.1)	0.1 (0.0 to 0.1)	0.1 (0.0 to 0.1)	0.1 (0.0 to 0.1)	0.1 (0.0 to 0.1)	0.1 (0.0 to 0.1)	0.1 (0.0 to 0.1)	0.1 (0.0 to 0.1)	0.1 (0.0 to 0.1)	0.1 (0.0 to 0.1)	0.1 (0.0 to 0.1)	0.1 (0.0 to 0.1)	0.0 (0.0 to 0.0)	4.7
Other sexually transmitted infections	0 (0 to 0)	0 (0 to 0)	0 (0 to 0)	0 (0 to 0)	0 (0 to 0)	0 (0 to 0)	0.2 (0.0 to 0.6)	0.6 (0.2 to 1.6)	1.2 (0.4 to 3.4)	2.7 (0.9 to 7.7)	4.1 (1.4 to 11.6)	4.1 (1.4 to 11.6)	4.1 (1.4 to 11.6)	3.2 (1.1 to 9.3)	2.3 (0.8 to 6.7)	1.7 (0.6 to 4.9)	1.2 (0.4 to 3.5)	0.9 (0.3 to 2.7)	0.7 (0.2 to 2.1)	0.6 (0.2 to 1.7)	0.5 (0.2 to 1.4)	0.0 (0.0 to 0.1)	27.4
Respiratory infections and tuberculosis	210 (189 to 269)	103 (79.1 to 142)	1,280 (849 to 1,810)	279 (203 to 419)	284 (226 to 412)	292 (258 to 418)	440 (352 to 486)	520 (389 to 606)	600 (389 to 606)	600 (481 to 771)	600 (487 to 830)	600 (431 to 742)	600 (419 to 727)	600 (389 to 700)	600 (389 to 700)	600 (389 to 700)	600 (389 to 700)	600 (420 to 700)	600 (420 to 700)	600 (420 to 700)	600 (327 to 697)	600 (84 to 1,106)	10,300
Tuberculosis	0 (0 to 0)	0 (0 to 0)	129 (77.3 to 14.6)	9.6 (1.1 to 19.2)	8.7 (1.1 to 7.3)	8.3 (1.1 to 15.1)	12 (0.9 to 21.4)	16 (0.9 to 27.7)	19 (0.9 to 27.7)	22 (1.1 to 39.2)	22 (1.1 to 39.2)	22 (1.1 to 39.2)	22 (1.1 to 39.2)	19 (0.9 to 34.4)	15 (0.7 to 26.9)	11 (0.5 to 19.7)	8.6 (0.4 to 15.4)	6.8 (0.3 to 12.2)	5.2 (0.3 to 9.3)	4.1 (0.2 to 7.3)	3.4 (0.2 to 6.1)	0.6 (0.0 to 1.1)	398
Latent tuberculosis infection	0 (0 to 0)	0 (0 to 0)	0 (0 to 0)	0 (0 to 0)	0 (0 to 0)	0 (0 to 0)	0 (0 to 0)	0 (0 to 0)	0 (0 to 0)	0 (0 to 0)	0 (0 to 0)	0 (0 to 0)	0 (0 to 0)	0 (0 to 0)	0 (0 to 0)	0 (0 to 0)	0 (0 to 0)	0 (0 to 0)	0 (0 to 0)	0 (0 to 0)	0 (0 to 0)	0 (0 to 0)	0 (0 to 0)	0
Drug-susceptible tuberculosis	0 (0 to 0)	0 (0 to 0)	129 (77.3 to 14.6)	9.6 (1.1 to 19.2)	8.7 (1.1 to 7.3)	8.3 (1.1 to 15.1)	12 (0.9 to 21.4)	16 (0.9 to 27.7)	19 (0.9 to 27.7)	22 (1.1 to 39.2)	22 (1.1 to 39.2)	22 (1.1 to 39.2)	22 (1.1 to 39.2)	19 (0.9 to 34.4)	15 (0.7 to 26.9)	11 (0.5 to 19.7)	8.6 (0.4 to 15.4)	6.8 (0.3 to 12.2)	5.2 (0.3 to 9.3)	4.1 (0.2 to 7.3)	3.4 (0.2 to 6.1)	0.6 (0.0 to 1.1)	398
Multidrug-resistant tuberculosis without extensive drug-resista	0 (0 to 0)	0 (0 to 0)	0.6 (0.4 to 0.9)	0.4 (0.3 to 0.6)	0.2 (0.1 to 0.3)	0.2 (0.1 to 0.3)	0.4 (0.3 to 0.5)	1.7 (1.1 to 2.1)	2 (1.3 to 2.5)	2.6 (1.7 to 3.2)	2.9 (1.9 to 3.6)	2.9 (1.9 to 3.6)	2.9 (1.9 to 3.6)	2.5 (1.6 to 3.1)	2.1 (1.4 to 2.6)	1.6 (1.1 to 2.1)	1.2 (0.8 to 1.6)	0.9 (0.6 to 1.2)	0.7 (0.5 to 1.0)	0.6 (0.4 to 0.8)	0.5 (0.3 to 0.7)	0.0 (0.0 to 0.0)	29.6
Extensively drug-resistant tuberculosis	0 (0 to 0)	0 (0 to 0)	0.1 (0.0 to 0.1)	0 (0 to 0)	0 (0 to 0)	0 (0 to 0)	0 (0 to 0)	0 (0 to 0)	0 (0 to 0)	0 (0 to 0)	0 (0 to 0)	0 (0 to 0)	0 (0 to 0)	0 (0 to 0)	0 (0 to 0)	0 (0 to 0)	0 (0 to 0)	0 (0 to 0)	0 (0 to 0)	0 (0 to 0)	0 (0 to 0)	0 (0 to 0)	0.0 (0.0 to 0.0)	0.9
Lower respiratory infections	212 (189 to 269)	103 (79.1 to 142)	1,200 (769 to 1,790)	261 (181 to 402)	276 (222 to 402)	284 (252 to 408)	167 (111 to 220)	160 (99.5 to 207)	160 (99.5 to 207)	170 (110 to 220)	260 (179 to 336)	371 (260 to 507)	453 (300 to 610)	488 (281 to 650)	488 (281 to 650)	488 (281 to 650)	497 (285 to 650)	488 (285 to 650)	497 (285 to 650)	488 (285 to 650)	527 (286 to 697)	388 (84 to 697)	7,770
Upper respiratory infections	0.6 (0 to 2.4)	0.2 (0 to 0.9)	39.6 (16.7 to 142)	18.6 (8.6 to 67.8)	8.6 (3.6 to 31.4)	8.6 (3.6 to 31.4)	161 (68.1 to 588)	161 (68.1 to 588)	161 (68.1 to 588)	134 (56.7 to 490)	134 (56.7 to 490)	139 (58.8 to 508)	116 (49.1 to 424)	116 (49.1 to 424)	80.4 (34 to 294)	74.2 (31.4 to 271)	39 (16.5 to 142)	36 (15.2 to 131)	17.1 (7.2 to 62.5)	9.9 (4.2 to 36.2)	6.6 (2.8 to 24.1)	2.1 (0.9 to 7.7)	1,400
Otitis media	0 (0 to 0.2)	0 (0 to 1.4)	7.8 (3.6 to 18.2)	42.7 (20.9 to 79.9)	20.3 (9.2 to 38.6)	7.8 (3.6 to 14.8)	2.6 (1.2 to 4.9)	0.6 (0.3 to 1.1)	0.2 (0.1 to 0.4)	0.1 (0.1 to 0.2)	0.1 (0.1 to 0.2)	0.1 (0.1 to 0.2)	0.1 (0.1 to 0.2)	0.1 (0.1 to 0.2)	0.1 (0.1 to 0.2)	0.1 (0.1 to 0.2)	0.1 (0.1 to 0.2)	0.1 (0.1 to 0.2)	0.1 (0.1 to 0.2)	0.1 (0.1 to 0.2)	0.1 (0.1 to 0.2)	0.0 (0.0 to 0.0)	364
Enteric infections	29.6 (4.9 to 84)	5.6 (0.6 to 37.9)	572 (322 to 990)	226 (142 to 327)	166 (92.2 to 264)	176 (99.9 to 260)	227 (126 to 330)	227 (126 to 330)	227 (126 to 330)	227 (126 to 330)	227 (126 to 330)	227 (126 to 330)	227 (126 to 330)	227 (126 to 330)	227 (126 to 330)	227 (126 to 330)	227 (126 to 330)	227 (126 to 330)	227 (126 to 330)	227 (126 to 330)	227 (126 to 330)	0.6 (0.1 to 1.1)	2,560
Diarrheal diseases	29.6 (4.9 to 84)	5.6 (0.6 to 37.9)	572 (322 to 990)	226 (142 to 326)	166 (97.8 to 262)	176 (99.9 to 260)	227 (126 to 330)	227 (126 to 330)	227 (126 to 330)	227 (126 to 330)	227 (126 to 330)	227 (126 to 330)	227 (126 to 330)	227 (126 to 330)	227 (126 to 330)	227 (126 to 330)	227 (126 to 330)	227 (126 to 330)	227 (126 to 330)	227 (126 to 330)	227 (126 to 330)	0.6 (0.1 to 1.1)	2,560
Typhoid and paratyphoid	0 (0 to 0)	0 (0 to 0)	0.0 (0 to 0)	0.0 (0 to 0)	0.0 (0 to 0)	0.0 (0 to 0)	0.0 (0 to 0)	0.0 (0 to 0)	0.0 (0 to 0)	0.0 (0 to 0)	0.0 (0 to 0)	0.0 (0 to 0)	0.0 (0 to 0)	0.0 (0 to 0)	0.0 (0 to 0)	0.0 (0 to 0)	0.0 (0 to 0)	0.0 (0 to 0)	0.0 (0 to 0)	0.0 (0 to 0)	0.0 (0 to 0)	0.0 (0 to 0)	0.0 (0 to 0)	0.0
Typhoid fever	0 (0 to 0)	0 (0 to 0)	0.0 (0 to 0)	0.0 (0 to 0)	0.0 (0 to 0)	0.0 (0 to 0)	0.0 (0 to 0)	0.0 (0 to 0)	0.0 (0 to 0)	0.0 (0 to 0)	0.0 (0 to 0)	0.0 (0 to 0)	0.0 (0 to 0)	0.0 (0 to 0)	0.0 (0 to 0)	0.0 (0 to 0)	0.0 (0 to 0)	0.0 (0 to 0)	0.0 (0 to 0)	0.0 (0 to 0)	0.0 (0 to 0)	0.0 (0 to 0)	0.0 (0 to 0)	0.0
Paratyphoid fever	0 (0 to 0)	0 (0 to 0)	0.0 (0 to 0)	0.0 (0 to 0)	0.0 (0 to 0)	0.0 (0 to 0)	0.0 (0 to 0)	0.0 (0 to 0)	0.0 (0 to 0)	0.0 (0 to 0)	0.0 (0 to 0)	0.0 (0 to 0)	0.0 (0 to 0)	0.0 (0 to 0)	0.0 (0 to 0)	0.0 (0 to 0)	0.0 (0 to 0)	0.0 (0 to 0)	0.0 (0 to 0)	0.0 (0 to 0)	0.0 (0 to 0)	0.0 (0 to 0)	0.0 (0 to 0)	0
Invasive Non-typhoidal Salmonella (iNTS)	0 (0 to 0)	0 (0 to 0)	0.7 (0.1 to 2.8)	0.2 (0 to 0.9)	0.3 (0.1 to 1.1)	0.3 (0.1 to 1.2)	0.5 (0.2 to 1.8)	0.6 (0.3 to 2.2)	0.7 (0.3 to 2.6)	0.7 (0.3 to 2.6)	0.7 (0.3 to 2.6)	0.7 (0.3 to 2.6)	0.7 (0.3 to 2.6)	0.6 (0.3 to 2.2)	0.5 (0.2 to 1.8)	0.4 (0.2 to 1.5)	0.3 (0.1 to 1.2)	0.2 (0.1 to 0.9)	0.2 (0.1 to 0.7)	0.1 (0.1 to 0.5)	0.1 (0.0 to 0.4)	0.0 (0.0 to 0.1)	217
Other intestinal infectious diseases	0 (0 to 0)	0 (0 to 0)	1 (0.4 to 2.4)	0.6 (0.2 to 1.6)	0.4 (0.1 to 1.1)	0.4 (0.1 to 1.3)	0.6 (0.2 to 1.6)	0.6 (0.2 to 1.6)	0.6 (0.2 to 1.6)	0.6 (0.2 to 1.6)	0.6 (0.2 to 1.6)	0.6 (0.2 to 1.6)	0.6 (0.2 to 1.6)	0.5 (0.2 to 1.4)	0.5 (0.2 to 1.4)	0.4 (0.2 to 1.1)	0.3 (0.1 to 0.9)	0.3 (0.1 to 0.8)	0.2 (0.1 to 0.6)	0.2 (0.1 to 0.5)	0.1 (0.1 to 0.4)	0.0 (0.0 to 0.1)	9.2
Neglected tropical diseases and malaria	7.9 (4.1 to 12.7)	2.7 (1.4 to 4.6)	69.6 (37.1 to 109)	7.9 (3.6 to 14.6)	21.6 (9.2 to 39.6)	39.2 (16.8 to 72.1)	276 (118 to 508)	353 (151 to 649)	353 (151 to 649)	412 (177 to 758)	467 (200 to 859)	470 (202 to 864)	470 (202 to 864)	470 (202 to 864)	470 (202 to 864)	470 (202 to 864)	470 (202 to 864)	470 (202 to 864)	470 (202 to 864)	470 (202 to 864)	470 (202 to 864)	0.2 (0.1 to 0.4)	6,000
Malaria	0 (0 to 0)	0 (0 to 0)	0 (0 to 0.1)	0 (0 to 1.1)	0.1 (0 to 2.3)	0.3 (0 to 3.1)	1.1 (0 to 3.2)	1.1 (0 to 2.7)	1.1 (0 to 2.6)	1.1 (0 to 2.6)	1.1 (1 to 2.2)	429 (1 to 1.7)	429 (1 to 1.7)	429 (1 to 1.7)	429 (1 to 1.7)	429 (1 to 1.7)	429 (1 to 1.7)	429 (1 to 1.7)	429 (1 to 1.7)	429 (1 to 1.7)	429 (1 to 1.7)	0.0 (0 to 0.1)	1,900
Chagas disease	0 (0 to 0)	0 (0 to 0)	0.6 (0 to 2.4)	0.4 (0 to 1.6)	0.3 (0.2 to 1.6)	0.4 (0.2 to 1.7)	0.6 (0.3 to 2.4)	0.6 (0.3 to 2.4)	0.6 (0.3 to 2.4)	0.6 (0.3 to 2.4)	0.6 (0.3 to 2.4)	0.6 (0.3 to 2.4)	0.6 (0.3 to 2.4)	0.5 (0.2 to 2.1)	0.4 (0.2 to 1.7)	0.3 (0.1 to 1.3)	0.2 (0.1 to 1.0)	0.2 (0.1 to 0.8)	0.1 (0.1 to 0.6)	0.1 (0.1 to 0.5)	0.1 (0.0 to 0.4)	0.0 (0.0 to 0.2)	16
Leishmaniasis	0 (0 to 0)	0 (0 to 0)	204 (0 to 72)	139 (0 to 437)	87 (0 to 339)	57 (0 to 339)	39.6 (0 to 272)	39.6 (0 to 183)	39.6 (0 to 183)	44.4 (0 to 183)	39.6 (0 to 183)	27.7 (0 to 99.1)	19.8 (0 to 99.1)	13.9 (0 to 34.6)	9.9 (0 to 24.3)	6.9 (0 to 17.3)	4.9 (0 to 12.1)	3.4 (0 to 8.5)	2.4 (0 to 6)	1.7 (0 to 4.3)	1.2 (0 to 3)	0.3 (0 to 0.6)	997
Visceral leishmaniasis	0 (0 to 0)	0 (0 to 0)	204 (0 to 72)	139 (0 to 436)	87 (0 to 339)	57 (0 to 339)	39.6 (0 to 271)	39.6 (0 to 177)	39.6 (0 to 177)	44.4 (0 to 183)	39.6 (0 to 183)	27.7 (0 to 99.1)	19.8 (0 to 99.1)	13.9 (0 to 34.6)	9.9 (0 to 24.3)	6.9 (0 to 17.3)	4.9 (0 to 12.1)	3.4 (0 to 8.5)	2.4 (0 to 6)	1.7 (0 to 4.3)	1.2 (0 to 3)	0.3 (0 to 0.6)	992
Cutaneous and mucocutaneous leishmaniasis	0 (0 to 0)	0 (0 to 0)	0 (0 to 0)	0 (0 to 0)	0 (0 to 0)	0 (0 to 0)	0 (0 to 0)	0 (0 to 0)	0 (0 to 0)	0 (0 to 0)	0 (0 to 0)	0 (0 to 0)	0 (0 to 0)	0 (0 to 0)	0 (0 to 0)	0 (0 to 0)	0 (0 to 0)	0 (0 to 0)	0 (0 to 0)	0 (0 to 0)	0 (0 to 0)	0 (0 to 0)	0 (0 to 0)	0
African trypanosomiasis	0 (0 to 0)	0 (0 to 0)	0 (0 to 0)	0 (0 to 0)	0 (0 to 0)	0 (0 to 0)	0 (0 to 0)	0 (0 to 0)	0 (0 to 0)	0 (0 to 0)	0 (0 to 0)	0 (0 to 0)	0 (0 to 0)	0 (0 to 0)	0 (0 to 0)	0 (0 to 0)	0 (0 to 0)	0 (0 to 0)	0 (0 to 0)	0 (0 to 0)	0 (0 to 0)	0 (0 to 0)	0 (0 to 0)	0
Schistosomiasis	0 (0 to 0)	0 (0 to 0)	9.6 (2.1 to 21.7)	79.4 (34.1 to 156)	109 (50.1 to 200)	177 (80.1 to 316)	184 (82.1 to 316)	270 (120 to 460)	360 (161 to 616)	360 (161 to 616)	360 (161 to 616)	360 (161 to 616)	360 (161 to 616)	360 (161 to 616)	360 (161 to 616)	360 (161 to 616)	360 (161 to 616)	360 (161 to 616)	360 (161 to 616)	360 (161 to 616)	360 (161 to 616)	0.1 (0 to 0.2)	2,200
Cysticercosis	0 (0 to 0)	0 (0 to 0)	0.2 (0 to 0.5)	0.2 (0 to 0.7)	0.2 (0 to 1.1)	0.5 (0 to 2.1)	1.2 (0.5 to 3.2)	1.6 (0.6 to 3.7)	1.9 (0.8 to 4.3)	1.9 (0.8 to 4.3)	1.9 (0.8 to 4.3)	1.9 (0.8 to 4.3)	1.9 (0.8 to 4.3)	1.9 (0.8 to 4.3)	1.9 (0.8 to 4.3)	1.9 (0.8 to 4.3)	1.9 (0.8 to 4.3)	1.9 (0.8 to 4.3)	1.9 (0.8 to 4.3)	1.9 (0.8 to 4.3)	1.9 (0.8 to 4.3)	0.0 (0 to 0.1)	38
Cystic echinococcosis	0 (0 to 0)	0 (0 to 0)	0 (0 to 0)	0 (0 to 0)	0 (0 to 0)	0 (0 to 0)	0 (0 to 0)	0 (0 to 0)	0 (0 to 0)	0 (0 to 0)	0 (0 to 0)	0 (0 to 0)	0 (0 to 0)	0 (0 to 0)	0 (0 to 0)	0 (0 to 0)	0 (0 to 0)	0 (0 to 0)	0 (0 to 0)	0 (0 to 0)	0 (0 to 0)	0 (0 to 0)	0 (0 to 0)	0
Lymphatic filariasis	0 (0 to 0)	0 (0 to 0)	0 (0 to 0)	0 (0 to 0)	0 (0 to 0)	0 (0 to 0)	0 (0 to 0)	0 (0 to 0)	0 (0 to 0)	0 (0 to 0)	0 (0 to 0)	0 (0 to 0)	0 (0 to 0)	0 (0 to 0)	0 (0 to 0)	0 (0 to 0)	0 (0 to 0)	0 (0 to 0)	0 (0 to 0)	0 (0 to 0)	0 (0 to 0)	0 (0 to 0)	0 (0 to 0)	0
Onchocerciasis	0 (0 to 0)	0 (0 to 0)	0 (0 to 0)	0 (0 to 0)	0 (0 to 0)	0 (0 to 0)	0 (0 to 0)	0 (0 to 0)	0 (0 to 0)	0 (0 to 0)	0 (0 to 0)	0 (0 to 0)	0 (0 to 0)	0 (0 to 0)	0 (0 to 0)	0 (0 to 0)	0 (0 to 0)	0 (0 to 0)	0 (0 to 0)	0 (0 to 0)	0 (0 to 0)	0 (0 to 0)	0 (0 to 0)	0
Trachoma	0 (0 to 0)	0 (0 to 0)	0 (0 to 0)	0 (0 to 0)	0 (0 to 0)	0 (0 to 0)	0 (0 to 0)	0 (0 to 0)	0 (0 to 0)	0 (0 to 0)	0 (0 to 0)	0 (0 to 0)	0 (0 to 0)	0 (0 to 0)	0 (0 to 0)	0 (0 to 0)	0 (0 to 0)	0 (0 to 0)	0 (0 to 0)	0 (0 to 0)	0 (0 to 0)	0 (0 to 0)	0 (0 to 0)	0
Dengue	0.2 (0 to 0.9)	0.4 (0.1 to 2.1)	10.4 (2.3 to 19.2)	8.7 (2.3 to 32.6)	18.4 (6.9 to 47.4)	22.2 (7 to 69.2)	27.2 (7.3 to 89.6)	19.8 (5.3 to 62)	19.2 (5.3 to 62)	19.3 (5.3 to 61.1)	19.3 (5.3 to 61.1)	17.9 (4.9 to 52.1)	16.2 (4.4 to 47.1)	14.5 (3.9 to 42.1)	12.9 (3.5 to 37.5)	11.2 (3.1 to 32.6)	9.9 (2.7 to 28.8)	7.9 (2.2 to 23)	6.2 (1.7 to 18.1)	4.9 (1.3 to 14.3)	3.9 (1.1 to 11.3)	0.3 (0.1 to 0.9)	298
Yellow fever	0 (0 to 0)	0 (0 to 0)	0 (0 to 0)	0 (0 to 0)	0 (0 to 0)	0 (0 to 0)	0 (0 to 0)	0 (0 to 0)	0 (0 to 0)	0 (0 to 0)	0 (0 to 0)	0 (0 to 0)	0 (0 to 0)	0 (0 to 0)	0 (0 to 0)	0 (0 to 0)	0 (0 to 0)	0 (0 to 0)	0 (0 to 0)	0 (0 to 0)	0 (0 to 0)	0 (0 to 0)	0 (0 to 0)	0
Rabies	0 (0 to 0)	0 (0 to 0)	0 (0 to 0)	0 (0 to 0)	0 (0 to 0)	0 (0 to 0)	0 (0 to 0)	0 (0 to 0)	0 (0 to 0)	0 (0 to 0)	0 (0 to 0)	0 (0 to 0)	0 (0 to 0)	0 (0 to 0)	0 (0 to 0)	0 (0 to 0)	0 (0 to 0)	0 (0 to 0)	0 (0 to 0)	0 (0 to 0)	0 (0 to 0)	0 (0 to 0)	0 (0 to 0)	0
Intestinal nematode infections	0 (0 to 0)	0 (0 to 0)	0.2 (0.1 to 1.2)	1.3 (0.3 to 7)	3 (0.7 to 16)	7.8 (2.1 to 37.8)	6.6 (2.6 to 27.8)	6.6 (2.6 to 27.8)	6.6 (2.6 to 27.8)	6.6 (2.6 to 27.8)	6.6 (2.6 to 27.8)	3.7 (1.5 to 15.5)	3 (1.2 to 12.6)	2.5 (1 to 10.4)	1





SR Table 2e. Essinfo Sento DALYS by cause and sex aroun for males with 95% uncertainty intervals, 2019

Cause	Sento Secretari	Lake Nevanded		1 to 4	5 to 9	10 to 14	15 to 19	20 to 24	25 to 29	30 to 34	35 to 39	40 to 44	45 to 49	50 to 54	55 to 59	60 to 64	65 to 69	70 to 74	75 to 79	80 to 84	85 to 89	90 to 94	95 plus	Total
All causes	23,300 (17,600 to 29,300)	6,690 (2,990 to 9,780)	Post Neonatal	18,100 (13,400 to 23,600)	6,600 (3,730 to 10,200)	5,200 (2,980 to 7,900)	10,600 (6,360 to 15,900)	22,600 (16,600 to 29,000)	22,600 (16,700 to 29,400)	22,600 (17,000 to 29,000)	23,600 (16,400 to 32,000)	26,400 (18,000 to 35,700)	26,400 (18,000 to 35,700)	30,700 (20,900 to 42,000)	31,200 (20,900 to 42,000)	33,500 (21,900 to 46,000)	36,000 (24,000 to 49,100)	36,000 (24,000 to 49,100)	37,900 (25,100 to 50,900)	35,700 (23,000 to 48,700)	33,000 (19,700 to 45,000)	25,400 (14,000 to 36,000)	11,700 (5,600 to 18,000)	4,770 (2,300 to 6,700)	1,668 (1,000 to 1,770)	799,000
Communicable, maternal, neonatal, and nutritional diseases	18,100 (13,400 to 23,600)	2,790 (2,010 to 3,660)	6,810 (5,390 to 11,700)	2,930 (2,200 to 3,740)	2,690 (1,760 to 3,560)	1,990 (1,430 to 2,660)	1,970 (1,530 to 2,510)	2,100 (1,700 to 2,490)	2,990 (2,190 to 3,930)	3,770 (2,790 to 4,850)	5,660 (3,160 to 8,350)	5,920 (2,990 to 9,350)	6,790 (3,790 to 9,990)	6,290 (3,490 to 9,670)	5,010 (2,430 to 8,070)	3,990 (1,930 to 6,540)	2,690 (1,230 to 4,530)	2,410 (1,060 to 4,040)	2,070 (1,010 to 3,360)	1,810 (1,010 to 2,900)	1,560 (1,010 to 2,210)	977 (760 to 1,210)	488 (370 to 599)	192 (139 to 242)	76,500
HIV/AIDS and sexually transmitted infections	113 (89 to 113)	21 (10 to 37 4)	176 (138 to 227)	69.3 (52 to 101)	60.6 (51 to 87.1)	78.6 (61 to 99)	270 (190 to 362)	477 (378 to 562)	880 (691 to 1,050)	1,220 (978 to 1,500)	1,660 (1,200 to 1,990)	1,960 (992 to 1,480)	1,540 (1,040 to 2,170)	1,170 (649 to 1,850)	1,040 (497 to 1,660)	959 (483 to 1,570)	374 (180 to 652)	227 (102 to 391)	139 (52 to 261)	63.9 (21 to 127)	17.6 (3 to 51.1)	2.7 (0 to 9.4)	0.7 (0 to 3.1)	0.2 (0 to 0.4)	8,370
HIV/AIDS	0 (0 to 0)	0 (0 to 0)	120 (103 to 169)	79.1 (61.6 to 99.3)	68.6 (52.4 to 87.4)	77.7 (59.6 to 98.1)	200 (154 to 250)	456 (360 to 557)	836 (667 to 1,060)	1,190 (943 to 1,490)	1,660 (1,270 to 2,100)	1,770 (1,350 to 2,230)	1,810 (1,370 to 2,310)	1,210 (900 to 1,600)	639 (468 to 866)	399 (287 to 554)	213 (150 to 299)	131 (89.7 to 184)	59.7 (39.5 to 86.1)	14 (7.1 to 25.3)	4 (1.1 to 9)	1.6 (0.3 to 3.7)	0.3 (0.1 to 0.6)	0.1 (0.1 to 0.2)	7,940
HIV/AIDS - Drug-susceptible Tuberculosis	0 (0 to 0)	0 (0 to 0)	12.6 (10.3 to 17.1)	7.9 (5.7 to 10.4)	6.4 (4.5 to 8.6)	7.1 (5.1 to 9.5)	20.6 (14.8 to 26.8)	49.2 (35.2 to 63.7)	91.2 (65.2 to 118)	133 (95.1 to 173)	193 (138 to 250)	206 (147 to 267)	211 (151 to 273)	141 (101 to 183)	87.4 (62.5 to 113)	52.1 (37.2 to 67.6)	19.6 (14.1 to 25.4)	12.6 (9.1 to 16.4)	2.9 (2.1 to 3.8)	1.1 (0.8 to 1.4)	0.1 (0 to 0.2)	0 (0 to 0)	0 (0 to 0)	0 (0 to 0)	737
HIV/AIDS - Multidrug-resistant Tuberculosis without extensive	0 (0 to 0)	0 (0 to 0)	1.1 (0.9 to 1.4)	0.8 (0.6 to 1.1)	0.6 (0.4 to 0.8)	0.6 (0.4 to 0.7)	1.8 (1.3 to 2.4)	4.4 (3.2 to 5.7)	8.1 (5.8 to 10.5)	11.8 (8.4 to 15.4)	17.1 (12.2 to 22.2)	18.3 (13.1 to 23.8)	18.7 (13.4 to 24.3)	12.5 (8.9 to 16.2)	7.7 (5.5 to 10)	4.6 (3.3 to 6)	1.7 (1.2 to 2.3)	1.1 (0.8 to 1.5)	0.3 (0.2 to 0.4)	0.1 (0 to 0.1)	0 (0 to 0)	0 (0 to 0)	0 (0 to 0)	0 (0 to 0)	66.3
HIV/AIDS - Extensively drug-resistant Tuberculosis	0 (0 to 0)	0 (0 to 0)	0.1 (0 to 0.1)	0.1 (0 to 0.1)	0.1 (0 to 0.1)	0.1 (0 to 0.1)	0.2 (0.1 to 0.3)	0.6 (0.4 to 0.8)	1.1 (0.8 to 1.5)	1.6 (1.1 to 2.1)	2.3 (1.6 to 3)	2.5 (1.8 to 3.2)	2.5 (1.8 to 3.3)	1.7 (1.2 to 2.2)	1 (0.7 to 1.3)	0.6 (0.4 to 0.8)	0.2 (0.2 to 0.3)	0.1 (0.1 to 0.2)	0 (0 to 0.1)	0 (0 to 0)	0 (0 to 0)	0 (0 to 0)	0 (0 to 0)	0 (0 to 0)	9.2
HIV/AIDS resulting in other diseases	0 (0 to 0)	0 (0 to 0)	107 (87.1 to 150)	70.6 (52.9 to 92.3)	60.9 (43.1 to 79)	68.9 (48.6 to 89)	177 (132 to 229)	406 (308 to 523)	746 (560 to 963)	1,060 (820 to 1,380)	1,480 (1,130 to 1,820)	1,570 (1,200 to 1,980)	1,610 (1,230 to 2,050)	1,080 (774 to 1,390)	570 (410 to 733)	356 (255 to 459)	190 (136 to 244)	117 (83.9 to 150)	53.2 (38.2 to 68.3)	12.5 (9 to 16.1)	3.6 (2.6 to 4.6)	1.4 (1 to 1.8)	0.3 (0.2 to 0.4)	0.1 (0.1 to 0.2)	7,130
Sexually transmitted infections excluding HIV	113 (89.1 to 113)	20.9 (10.2 to 37.4)	47.6 (35.1 to 59)	1.9 (0.4 to 5.1)	0.6 (0.2 to 0.9)	0.7 (0.4 to 0.9)	1.7 (0.8 to 2.6)	1.6 (0.7 to 2.6)	2.2 (0.9 to 3.5)	2.2 (0.9 to 3.6)	3.6 (1.5 to 5.7)	3.7 (1.6 to 5.9)	3.1 (1.4 to 5.1)	2.1 (1.1 to 3.1)	1.4 (0.7 to 2.1)	1.1 (0.6 to 1.7)	0.6 (0.3 to 1)	0.3 (0.2 to 0.5)	0.2 (0.1 to 0.3)	0.1 (0 to 0.2)	0 (0 to 0.1)	0 (0 to 0.1)	0 (0 to 0.1)	0 (0 to 0.1)	223
Syphilis	0 (0 to 0)	0 (0 to 0)	0 (0 to 0)	0 (0 to 0)	0 (0 to 0)	0 (0 to 0)	0.6 (0.4 to 0.9)	2.9 (2.1 to 3.8)	5.3 (3.8 to 7)	7 (5.1 to 9.1)	6.6 (4.8 to 8.6)	5.1 (3.7 to 6.7)	3.1 (2.2 to 4.1)	1.6 (1.1 to 2.2)	0.9 (0.6 to 1.3)	0.5 (0.3 to 0.7)	0.2 (0.1 to 0.3)	0.1 (0 to 0.2)	0 (0 to 0.1)	0 (0 to 0)	0 (0 to 0)	0 (0 to 0)	0 (0 to 0)	0 (0 to 0)	34.3
Chlamydial infection	0 (0 to 0)	0 (0 to 0)	0 (0 to 0)	0 (0 to 0)	0 (0 to 0)	0 (0 to 0)	0 (0 to 0)	0 (0 to 0)	0 (0 to 0)	0 (0 to 0)	0 (0 to 0)	0 (0 to 0)	0 (0 to 0)	0 (0 to 0)	0 (0 to 0)	0 (0 to 0)	0 (0 to 0)	0 (0 to 0)	0 (0 to 0)	0 (0 to 0)	0 (0 to 0)	0 (0 to 0)	0 (0 to 0)	0 (0 to 0)	0 (0 to 0)	0
Gonococcal infection	0 (0 to 0)	0 (0 to 0)	0 (0 to 0)	0 (0 to 0)	0 (0 to 0)	0 (0 to 0)	0.6 (0.4 to 0.9)	2.6 (1.9 to 3.5)	4.7 (3.4 to 6.2)	6.2 (4.5 to 8.1)	5.9 (4.3 to 7.7)	4.6 (3.3 to 6)	2.8 (2 to 3.7)	1.4 (1 to 1.9)	0.7 (0.5 to 1)	0.4 (0.3 to 0.6)	0.2 (0.1 to 0.3)	0.1 (0 to 0.2)	0 (0 to 0.1)	0 (0 to 0)	0 (0 to 0)	0 (0 to 0)	0 (0 to 0)	0 (0 to 0)	0 (0 to 0)	29.9
Trichomoniasis	0 (0 to 0)	0 (0 to 0)	0 (0 to 0)	0 (0 to 0)	0 (0 to 0)	0 (0 to 0)	0.2 (0 to 0.3)	0.7 (0.5 to 1)	1.3 (0.9 to 1.8)	1.8 (1.3 to 2.4)	2.5 (1.8 to 3.3)	2.7 (1.9 to 3.5)	2.5 (1.8 to 3.3)	1.7 (1.2 to 2.3)	1 (0.7 to 1.4)	0.6 (0.4 to 0.8)	0.3 (0.2 to 0.4)	0.1 (0.1 to 0.2)	0 (0 to 0.1)	0 (0 to 0)	0 (0 to 0)	0 (0 to 0)	0 (0 to 0)	0 (0 to 0)	0 (0 to 0)	17.4
Genital herpes	0 (0 to 0)	0 (0 to 0)	0 (0 to 0)	0 (0 to 0)	0 (0 to 0)	0 (0 to 0)	0 (0 to 0)	0 (0 to 0)	0 (0 to 0)	0 (0 to 0)	0 (0 to 0)	0 (0 to 0)	0 (0 to 0)	0 (0 to 0)	0 (0 to 0)	0 (0 to 0)	0 (0 to 0)	0 (0 to 0)	0 (0 to 0)	0 (0 to 0)	0 (0 to 0)	0 (0 to 0)	0 (0 to 0)	0 (0 to 0)	0 (0 to 0)	0
Other sexually transmitted infections	0 (0 to 0)	0 (0 to 0)	0 (0 to 0)	0 (0 to 0)	0 (0 to 0)	0.1 (0 to 0.1)	0.1 (0 to 0.2)	0.2 (0 to 0.3)	0.3 (0 to 0.4)	0.4 (0.1 to 0.5)	0.5 (0.2 to 0.7)	0.6 (0.2 to 0.8)	0.6 (0.2 to 0.8)	0.4 (0.1 to 0.5)	0.2 (0.1 to 0.3)	0.1 (0 to 0.2)	0.1 (0 to 0.1)	0 (0 to 0.1)	0 (0 to 0.1)	0 (0 to 0)	0 (0 to 0)	0 (0 to 0)	0 (0 to 0)	0 (0 to 0)	0 (0 to 0)	4.6
Respiratory infections and tuberculosis	297 (186 to 407)	132 (89.2 to 186)	2,370 (1,470 to 3,340)	998 (699 to 1,140)	524 (279 to 729)	456 (320 to 637)	576 (424 to 767)	622 (480 to 808)	1,030 (816 to 1,260)	1,290 (1,060 to 1,560)	1,660 (1,190 to 2,130)	1,970 (1,420 to 2,500)	2,170 (1,560 to 2,800)	1,470 (1,060 to 1,940)	1,460 (1,060 to 1,960)	1,290 (1,010 to 1,660)	1,030 (800 to 1,300)	1,030 (800 to 1,300)	1,030 (800 to 1,300)	1,030 (800 to 1,300)	1,030 (800 to 1,300)	1,030 (800 to 1,300)	1,030 (800 to 1,300)	1,030 (800 to 1,300)	21,500
Tuberculosis	0 (0 to 0)	0 (0 to 0)	214 (212 to 469)	178 (124 to 214)	12.1 (9.9 to 17.2)	12.1 (9 to 16)	43.6 (27.6 to 67.4)	87.6 (59.5 to 124)	156 (99 to 199)	216 (163 to 273)	228 (167 to 279)	225 (168 to 275)	227 (168 to 275)	213 (159 to 259)	272 (197 to 336)	259 (189 to 322)	199 (139 to 262)	166 (89.1 to 223)	97.4 (63.9 to 118)	57.1 (32.7 to 80.4)	20.6 (9.4 to 29.3)	5.9 (2.2 to 8.7)	1.3 (0.4 to 2.1)	0.3 (0.1 to 0.5)	2,310
Chlamydial infection	0 (0 to 0)	0 (0 to 0)	0 (0 to 0)	0 (0 to 0)	0 (0 to 0)	0 (0 to 0)	0 (0 to 0)	0 (0 to 0)	0 (0 to 0)	0 (0 to 0)	0 (0 to 0)	0 (0 to 0)	0 (0 to 0)	0 (0 to 0)	0 (0 to 0)	0 (0 to 0)	0 (0 to 0)	0 (0 to 0)	0 (0 to 0)	0 (0 to 0)	0 (0 to 0)	0 (0 to 0)	0 (0 to 0)	0 (0 to 0)	0 (0 to 0)	0
Latent tuberculosis infection	0 (0 to 0)	0 (0 to 0)	0 (0 to 0)	0 (0 to 0)	0 (0 to 0)	0 (0 to 0)	0 (0 to 0)	0 (0 to 0)	0 (0 to 0)	0 (0 to 0)	0 (0 to 0)	0 (0 to 0)	0 (0 to 0)	0 (0 to 0)	0 (0 to 0)	0 (0 to 0)	0 (0 to 0)	0 (0 to 0)	0 (0 to 0)	0 (0 to 0)	0 (0 to 0)	0 (0 to 0)	0 (0 to 0)	0 (0 to 0)	0 (0 to 0)	0
Drug-susceptible Tuberculosis	0 (0 to 0)	0 (0 to 0)	177 (174 to 462)	174 (121 to 213)	9.9 (7.9 to 14.6)	9.9 (7.4 to 13.4)	32.6 (20.6 to 50.8)	65.7 (44.6 to 93.2)	117 (74.5 to 149)	162 (122 to 205)	171 (125 to 209)	169 (126 to 206)	170 (126 to 206)	160 (119 to 194)	204 (148 to 252)	194 (142 to 242)	149 (104 to 196)	125 (67.1 to 167)	73 (47.9 to 88.4)	42.8 (24.5 to 60.3)	15.4 (7 to 21.9)	4.4 (1.7 to 6.5)	1 (0.3 to 1.6)	0.2 (0.1 to 0.4)	1,730
Multidrug-resistant tuberculosis without extensive drug-resistan	0 (0 to 0)	0 (0 to 0)	2.1 (1.7 to 13)	1.7 (1.2 to 2.1)	0.6 (0.5 to 0.9)	0.6 (0.5 to 0.8)	2.3 (1.5 to 3.5)	4.7 (3.2 to 6.6)	8.6 (5.6 to 11.2)	11.6 (8.1 to 15.1)	13.6 (9.4 to 18.7)	14.1 (9.4 to 19.1)	14.1 (9.4 to 19.1)	12.3 (8.2 to 16.6)	15.6 (10.4 to 21.1)	14.7 (9.8 to 20.1)	11.4 (7.6 to 15.4)	9.2 (5.2 to 12.6)	5.2 (2.9 to 7.1)	3.4 (1.9 to 4.7)	1.9 (0.7 to 2.6)	0.5 (0.2 to 0.7)	0.2 (0.1 to 0.3)	138
Extensively drug-resistant tuberculosis	0 (0 to 0)	0 (0 to 0)	0.3 (0 to 1.8)	0.2 (0 to 0.3)	0.1 (0 to 0.1)	0.1 (0 to 0.1)	0.4 (0 to 0.7)	0.7 (0.5 to 1)	1.4 (0.9 to 1.9)	1.8 (1.2 to 2.5)	2.2 (1.5 to 3)	2.3 (1.5 to 3.1)	2.3 (1.5 to 3.1)	2.1 (1.4 to 2.8)	2.6 (1.7 to 3.5)	2.5 (1.6 to 3.4)	1.8 (1.2 to 2.5)	1.2 (0.7 to 1.7)	0.8 (0.4 to 1.1)	0.5 (0.2 to 0.8)	0.2 (0 to 0.4)	0.1 (0 to 0.2)	0 (0 to 0.1)	0 (0 to 0.1)	29.7
Lower respiratory infections	285 (166 to 389)	130 (86.6 to 180)	2,150 (1,280 to 3,210)	898 (599 to 1,040)	491 (249 to 696)	411 (284 to 586)	497 (362 to 686)	512 (372 to 697)	872 (684 to 1,060)	1,060 (859 to 1,280)	1,410 (1,000 to 1,810)	1,670 (1,190 to 2,120)	1,840 (1,320 to 2,370)	1,240 (850 to 1,640)	1,170 (784 to 1,530)	1,060 (694 to 1,400)	1,010 (627 to 1,320)	1,010 (627 to 1,320)	1,010 (627 to 1,320)	1,010 (627 to 1,320)	1,010 (627 to 1,320)	1,010 (627 to 1,320)	1,010 (627 to 1,320)	1,010 (627 to 1,320)	18,400
Upper respiratory infections	11.4 (6.2 to 17.2)	2.2 (0.9 to 4.1)	64.2 (49.2 to 89.9)	29.9 (20.1 to 41.1)	33.1 (22.2 to 45.3)	44.2 (29.7 to 60.5)	78.9 (52.7 to 107)	90.2 (60.4 to 123)	158 (107 to 214)	186 (126 to 252)	189 (127 to 257)	173 (116 to 235)	110 (73.7 to 150)	69 (46.2 to 94)	44.9 (30.1 to 61.2)	29.6 (19.8 to 40.3)	17.9 (12 to 24.4)	11.2 (7.5 to 15.2)	6.9 (4.6 to 9.4)	3.7 (2.5 to 5.1)	1.7 (1.1 to 2.3)	0.5 (0.3 to 0.7)	0.2 (0.1 to 0.3)	0.1 (0 to 0.1)	2,150
Otitis media	0 (0.1 to 0.4)	0 (0.3 to 3.2)	0.1 (0 to 3.2)	0.2 (0 to 1.9)	0.1 (0 to 1.6)	0.1 (0.1 to 1.4)	0.2 (0.1 to 1.4)	0.2 (0.1 to 1.4)	0.2 (0.1 to 1.4)	0.2 (0.1 to 1.4)	0.2 (0.1 to 1.4)	0.2 (0.1 to 1.4)	0.2 (0.1 to 1.4)	0.2 (0.1 to 1.4)	0.2 (0.1 to 1.4)	0.2 (0.1 to 1.4)	0.2 (0.1 to 1.4)	0.2 (0.1 to 1.4)	0.2 (0.1 to 1.4)	0.2 (0.1 to 1.4)	0.2 (0.1 to 1.4)	0.2 (0.1 to 1.4)	0.2 (0.1 to 1.4)	0.2 (0.1 to 1.4)	994
Enteric infections	12.4 (9.6 to 15.1)	2.9 (2.2 to 4.2)	1,060 (928 to 1,740)	497 (322 to 653)	322 (210 to 429)	256 (167 to 422)	196 (124 to 277)	147 (92.6 to 219)	123 (78 to 208)	114 (72 to 208)	107 (70 to 208)	97.6 (64 to 208)	97.6 (64 to 208)	97.6 (64 to 208)	97.6 (64 to 208)	97.6 (64 to 208)	97.6 (64 to 208)	97.6 (64 to 208)	97.6 (64 to 208)	97.6 (64 to 208)	97.6 (64 to 208)	97.6 (64 to 208)	97.6 (64 to 208)	97.6 (64 to 208)	97.6 (64 to 208)	4,710
Diarrheal diseases	10.4 (9.6 to 15.3)	2.9 (2.1 to 4.6)	1,060 (928 to 1,730)	497 (322 to 653)	322 (210 to 429)	256 (167 to 422)	196 (124 to 277)	147 (92.6 to 219)	123 (78 to 208)	114 (72 to 208)	107 (70 to 208)	97.6 (64 to 208)	97.6 (64 to 208)	97.6 (64 to 208)	97.6 (64 to 208)	97.6 (64 to 208)	97.6 (64 to 208)	97.6 (64 to 208)	97.6 (64 to 208)	97.6 (64 to 208)	97.6 (64 to 208)	97.6 (64 to 208)	97.6 (64 to 208)	97.6 (64 to 208)	97.6 (64 to 208)	4,660
Typhoid and paratyphoid	0 (0 to 0)	0 (0 to 0)	0.1 (0 to 0.1)	0 (0 to 0.1)	0 (0 to 0.1)	0 (0 to 0.1)	0 (0 to 0.1)	0 (0 to 0.1)	0 (0 to 0.1)	0 (0 to 0.1)	0 (0 to 0.1)	0 (0 to 0.1)	0 (0 to 0.1)	0 (0 to 0.1)	0 (0 to 0.1)	0 (0 to 0.1)	0 (0 to 0.1)	0 (0 to 0.1)	0 (0 to 0.1)	0 (0 to 0.1)	0 (0 to 0.1)	0 (0 to 0.1)	0 (0 to 0.1)	0 (0 to 0.1)	0 (0 to 0.1)	1.3
Typhoid fever	0 (0 to 0)	0 (0 to 0)	0 (0 to 0.1)	0 (0 to 0.1)	0 (0 to 0.1)	0 (0 to 0.1)	0 (0 to 0.1)	0 (0 to 0.1)	0 (0 to 0.1)	0 (0 to 0.1)	0 (0 to 0.1)	0 (0 to 0.1)	0 (0 to 0.1)	0 (0 to 0.1)	0 (0 to 0.1)	0 (0 to 0.1)	0 (0 to 0.1)	0 (0 to 0.1)	0 (0 to 0.1)	0 (0 to 0.1)	0 (0 to 0.1)	0 (0 to 0.1)	0 (0 to 0.1)	0 (0 to 0.1)	0 (0 to 0.1)	0.1
Paratyphoid fever	0 (0 to 0)	0 (0 to 0)	0 (0 to 0)	0 (0 to 0)	0 (0 to 0)	0 (0 to 0)	0 (0 to 0)	0 (0 to 0)	0 (0 to 0)	0 (0 to 0)	0 (0 to 0)	0 (0 to 0)	0 (0 to 0)	0 (0 to 0)	0 (0 to 0)	0 (0 to 0)	0 (0 to 0)	0 (0 to 0)	0 (0 to 0)	0 (0 to 0)	0 (0 to 0)	0 (0 to 0)	0 (0 to 0)	0 (0 to 0)	0 (0 to 0)	0
Invasive Non-typhoidal Salmonella (iNTS)	0 (0 to 0.2)	0.1 (0 to 0.2)	2.3 (0.7 to 6.6)	0.9 (0.3 to 1.9)	0.6 (0.1 to 1.4)	0.6 (0.1 to 1.4)	0.9 (0.2 to 1.9)	0.9 (0.1 to 1.9)	0.9 (0.1 to 1.9)	0.9 (0.1 to 1.9)	0.9 (0.1 to 1.9)	0.9 (0.1 to 1.9)	0.9 (0.1 to 1.9)	0.9 (0.1 to 1.9)	0.9 (0.1 to 1.9)	0.9 (0.1 to 1.9)	0.9 (0.1 to 1.9)	0.9 (0.1 to 1.9)	0.9 (0.1 to 1.9)	0.9 (0.1 to 1.9)	0.9 (0.1 to 1.9)	0.9 (0.1 to 1.9)	0.9 (0.1 to 1.9)	0.9 (0.1 to 1.9)	9.6
Other intestinal infectious diseases	0 (0 to 0)	0 (0 to 0)	2 (1.4 to 7.4)	1.6 (0.4 to 3.3)	1.1 (0.3 to 2.3)	1.1 (0.3 to 2.3)	1.4 (0.4 to 3)	1.1 (0.3 to 2.3)	0.9 (0.2 to 1.9)	0.9 (0.2 to 1.9)	0.9 (0.2 to 1.9)	0.9 (0.2 to 1.9)	0.9 (0.2 to 1.9)	0.9 (0.2 to 1.9)	0.9 (0.2 to 1.9)	0.9 (0.2 to 1.9)	0.9 (0.2 to 1.9)	0.9 (0.2 to 1.9)	0.9 (0.2 to 1.9)	0.9 (0.2 to 1.9)	0.9 (0.2 to 1.9)	0.9 (0.2 to 1.9)	0.9 (0.2 to 1.9)	0.9 (0.2 to 1.9)	11.6
Neglected tropical diseases and malaria	12.6 (9.6 to 16)	5.7 (3.4 to 8.2)	674 (597 to 1,040)	89.9 (79.5 to 102)	78.5 (69.2 to 89.1)	102 (89.7 to 116)	136 (119 to 154)	137 (120 to 156)	176 (154 to 200)	236 (207 to 268)	229 (201 to 260)	233 (204 to 265)	275 (241 to 312)	318 (279 to 361)	335 (294 to 380)	295 (259 to 335)	198 (174 to 225)	137 (120 to 156)	89.4 (78.5 to 102)	49.8 (43.7 to 56.5)	19.3 (16.9 to 21.9)	6.1 (5.3 to 6.9)	1.3 (1.1 to 1.5)	0.3 (0.2 to 0.3)	3,770
Malaria	0 (0 to 0)	0 (0 to 0)	0.1 (0 to 0.2)	0.6 (0.1 to 1.9)	1.7 (1.6 to 2.1)	2.5 (1.6 to 3.3)	2.5 (1.6 to 3.3)	2.5 (1.6 to 3.3)	2.3 (1.7 to 3.1)	2.3 (1.6 to 3)	2.3 (1.3 to 2.9)	2.3 (1.1 to 2.9)	2.3 (1.1 to 2.9)	2.3 (1.1 to 2.9)	2.3 (1.1 to 2.9)	2.3 (1.1 to 2.9)	2.3 (1.1 to 2.9)	2.3 (1.1 to 2.9)	2.3 (1.1 to 2.9)	2.3 (1.1 to 2.9)	2.3 (1.1 to 2.9)	2.3 (1.1 to 2.9)	2.3 (1.1 to 2.9)	2.3 (1.1 to 2.9)	29.7
Chagas disease	0 (0 to 0)	0 (0 to 0)	0.1 (0 to 0.3)	0.4 (0 to 1.2)	1.6 (1.6 to 2.2)	2.6 (1.6 to 3.3)	2.6 (1.6 to 3.3)	2.6 (1.6 to 3.3)	2.6 (1.6 to 3.3)	2.6 (1.6 to 3.3)	2.6 (1.6 to 3.3)	2.6 (1.6 to 3.3)	2.6 (1.6 to 3.3)	2.6 (1.6 to 3.3)	2.6 (1.6 to 3.3)	2.6 (1.6 to 3.3)	2.6 (1.6 to 3.3)	2.6 (1.6 to 3.3)	2.6 (1.6 to 3.3)	2.6 (1.6 to 3.3)	2.6 (1.6 to 3.3)	2.6 (1.6 to 3.3)	2.6 (1.6 to 3.3)	2.6 (1.6 to 3.3)	29.7
Leishmaniasis	0 (0 to 0)	0 (0 to 0)	2.4 (0 to 6.4)	13.2 (0.1 to 61.2)	15 (0.1 to 78.6)	7.5 (0 to 29.4)	7.5 (0 to 29.4)	6.6 (0 to 29)	6.6 (0 to 29)	6.6 (0 to 29)	6.6 (0 to 29)	6.6 (0 to 29)	6.6 (0 to 29)	6.6 (0 to 29)	6.6 (0 to 29)	6.6 (0 to 29)	6.6 (0 to 29)	6.6 (0 to 29)	6.6 (0 to 29)	6.6 (0 to 29)	6.6 (0 to 29)	6.6 (0 to 29)	6.6 (0 to 29)	6.6 (0 to 29)	6.6 (0 to 29)	78.9
Visceral leishmaniasis	0 (0 to 0)	0 (0 to 0)	2.4 (0 to 6.4)	13.2 (0.1 to 61.2)	15 (0.1 to 78.6)	7.5 (0 to 29.4)	7.5 (0 to 29.4)	6.6 (0 to 29)	6.6 (0 to 29)	6.6 (0 to 29)	6.6 (0 to 29)	6.6 (0 to 29)	6.6 (0 to 29)	6.6 (0 to 29)	6.6 (0 to 29)	6.6 (0 to 29)	6.6 (0 to 29)	6.6 (0 to 29)	6.6 (0 to 29)	6.6 (0 to 29)	6.6 (0 to 29)	6.6 (0 to 29)	6.6 (0 to 29)	6.6 (0 to 29)	6.6 (0 to 29)	67.2
Cutaneous and mucocutaneous leishmaniasis	0 (0 to 0)	0 (0 to 0)	0 (0 to 0)	0 (0 to 0)	0 (0 to 0)	0 (0 to 0)	0 (0 to 0)	0 (0 to 0)	0 (0 to 0)	0 (0 to 0)	0 (0 to 0)	0 (0 to 0)	0 (0 to 0)	0 (0 to 0)	0 (0 to 0)	0 (0 to 0)	0 (0 to 0)	0 (0 to 0)	0 (0 to 0)	0 (0 to 0)	0 (0 to 0)	0 (0 to 0)	0 (0 to 0)	0 (0 to 0)	0 (0 to 0)	0
African trypanosomiasis	0 (0 to 0)	0 (0 to 0)	0 (0 to 0)	0 (0 to 0)	0 (0 to 0)	0 (0 to 0)	0 (0 to 0)	0 (0 to 0)	0 (0 to 0)	0 (0 to 0)	0 (0 to 0)	0 (0 to 0)	0 (0 to 0)	0 (0 to 0)	0 (0 to 0)	0 (0 to 0)	0 (0 to 0)	0 (0 to 0)	0 (0 to 0)	0 (0 to 0)	0 (0 to 0)	0 (0 to 0)	0 (0 to 0)	0 (0 to 0)	0 (0 to 0)	0
Schistosomiasis	0 (0 to 0)	0 (0 to 0)	0.7 (0.1 to 2.1)	0.5 (1.1 to 19.7)	11.4 (0.1 to 59.2)	27.1 (22.0 to 32.7)	27.6 (22.6 to 33.1)	27.6 (22.6 to 33.1)	27.6 (22.6 to 33.1)	27.6 (22.6 to 33.1)	27.6 (22.6 to 33.1)	27.6 (22.6 to 33.1)	27.6 (22.6 to 33.1)	27.6 (22.6 to 33.1)	27.6 (22.6 to 33.1)	27.6 (22.6 to 33.1)	27.6 (22.6 to 33.1)	27.6 (22.6 to 33.1)	27.6 (22.6 to 33.1)	27.6 (22.6 to 33.1)	27.6 (22.6 to 33.1)	27.6 (22.6 to 33.1)	27.6 (22.6 to 33.1)	27.6 (22.6 to 33.1)	291
Cysticercosis	0 (0 to 0)	0 (0 to 0)	0 (0 to 0.2)	0.5 (0 to 1.6)	1.5 (0.1 to 6.4)	7.5 (1.3 to 19.1)	17.9 (7.6 to 37.4)	17.9 (7.6 to 37.4)	27.9 (11.9 to 58.2)	29 (12.4 to 60.5)	27.1 (11.6 to 56.6)	28.3 (12.1 to 59.1)	29.7 (12.7 to 62)	28.8 (12.3 to 60.1)	27.9 (11.9 to 58.2)	27.9 (11.9 to 58.2)	27.9 (11.9 to 58.2)	27.9 (11.9 to 58.2)	27.9 (11.9 to 58.2)	27.9 (11.9 to 58.2)	27.9 (11.9 to 58.2)	27.9 (11.9 to 58.2)	27.9 (11.9 to 58.2)	27.9 (11.9 to 58.2)	752
Cystic echinococcosis	0 (0 to 0)	0 (0 to 0)	0 (0 to 0)	0 (0 to 0)	0 (0 to 0)	0 (0 to 0)	0 (0 to 0)	0 (0 to 0)	0 (0 to 0)	0 (0 to 0)	0 (0 to 0)	0 (0 to 0)	0 (0 to 0)	0 (0 to 0)	0 (0 to 0)	0 (0 to 0)	0 (0 to 0)	0 (0 to 0)	0 (0 to 0)	0 (0 to 0)	0 (0 to 0)	0 (0 to 0)	0 (0 to 0)	0 (0 to 0)	0 (0 to 0)	3.4
Lymphatic filariasis	0 (0 to 0)	0 (0 to 0)	0 (0 to 0)	0 (0 to 0)	0 (0 to 0)	0 (0 to 0)	0 (0 to 0)	0 (0 to 0)	0 (0 to 0)	0 (0 to 0)	0 (0 to 0)	0 (0 to 0)	0 (0 to 0)	0 (0 to 0)	0 (0 to 0)	0 (0 to 0)	0 (0 to 0)	0 (0 to 0)	0 (0 to 0)	0 (0 to 0)	0 (0 to 0)	0 (0 to 0)	0 (0 to 0)	0 (0 to 0)	0 (0 to 0)	0
Onchocerciasis	0 (0 to 0)	0 (0 to 0)	0 (0 to 0)	0 (0 to 0)	0 (0 to 0)	0 (0 to 0)	0 (0 to 0)	0 (0 to 0)	0 (0 to 0)	0 (0 to 0)	0 (0 to 0)	0 (0 to 0)	0 (0 to 0)	0 (0 to 0)	0 (0 to 0)	0 (0 to 0)	0 (0 to 0)	0 (0 to 0)	0 (0 to 0)	0 (0 to 0)	0 (0 to 0)	0 (0 to 0)	0 (0 to 0)



Benign prostatic hyperplasia	0 (0 to 0)	0 (0 to 0)	0 (0 to 0)	0 (0 to 0)	0 (0 to 0)	0 (0 to 0)	0 (0 to 0)	0 (0 to 0)	0 (0 to 0)	0 (0 to 0)	0 (0 to 0)	0 (0 to 0)	1.4 (0 to 3.4)	9.8 (3.6 to 20.3)	37.5 (19.5 to 69.5)	112 (69.9 to 166)	193 (126 to 282)	228 (132 to 356)	192 (109 to 287)	122 (69.4 to 192)	65.3 (36.7 to 99.3)	25 (14.1 to 39.1)	6.6 (3.7 to 10.6)	1.4 (0.8 to 2.3)		991
Male infertility	0 (0 to 0)	0 (0 to 0)	0 (0 to 0)	0 (0 to 0)	0 (0 to 0)	0 (0 to 0)	0 (0 to 0)	0 (0 to 0)	0 (0 to 0)	0 (0 to 0)	0 (0 to 0)	0 (0 to 0)

SR Table 2a. Golos DALYS by cause and age across for males with 95% uncertainty intervals, 2019

Cause	Early Neonatal	Late Neonatal	Post Neonatal	1 to 4	5 to 9	10 to 14	15 to 19	20 to 24	25 to 29	30 to 34	35 to 39	40 to 44	45 to 49	50 to 54	55 to 59	60 to 64	65 to 69	70 to 74	75 to 79	80 to 84	85 to 89	90 to 94	95 plus	Total
All causes	21,600 (21,600 to 21,700)	9,080 (9,080 to 9,080)	28,800 (24,600 to 33,600)	13,100 (12,900 to 13,700)	10,700 (10,400 to 10,900)	23,000 (19,700 to 26,200)	68,200 (64,200 to 72,200)	69,800 (67,600 to 72,000)	79,900 (77,500 to 82,500)	78,500 (76,000 to 81,000)	80,900 (78,400 to 83,500)	82,100 (79,500 to 84,800)	86,900 (84,000 to 89,900)	77,200 (74,100 to 80,300)	78,100 (74,900 to 81,500)	69,200 (65,800 to 72,800)	74,700 (70,700 to 78,900)	63,200 (59,700 to 66,900)	62,600 (58,900 to 66,500)	51,000 (47,800 to 54,400)	37,100 (34,800 to 39,600)	26,900 (25,900 to 28,000)	1,160,000
Communicable, maternal, neonatal, and nutritional diseases	20,200 (20,400 to 20,700)	8,690 (8,750 to 8,830)	13,100 (12,300 to 14,300)	6,800 (6,700 to 6,900)	4,290 (4,240 to 4,360)	3,430 (3,390 to 3,470)	3,230 (3,200 to 3,270)	4,060 (3,930 to 4,200)	4,900 (4,650 to 5,170)	5,960 (5,600 to 6,340)	6,810 (6,190 to 7,500)	6,890 (6,310 to 7,560)	6,900 (6,420 to 7,410)	6,990 (6,510 to 7,500)	6,630 (5,900 to 7,450)	5,600 (4,970 to 7,400)	5,470 (4,750 to 7,230)	4,960 (3,940 to 6,600)	4,330 (3,600 to 5,400)	2,700 (2,260 to 3,360)	709 (620 to 814)	329 (300 to 372)	137,000
HIV/AIDS and sexually transmitted infections	116 (79 to 177)	20.5 (11 to 39.4)	358 (189 to 563)	844 (643 to 1,180)	884 (668 to 1,230)	1,190 (911 to 1,640)	1,770 (1,330 to 2,410)	3,400 (2,560 to 4,620)	4,260 (3,200 to 5,790)	4,880 (3,650 to 6,630)	5,220 (3,900 to 7,090)	5,270 (3,940 to 7,160)	5,480 (4,090 to 7,440)	5,200 (3,880 to 7,060)	4,820 (3,600 to 6,540)	3,920 (2,920 to 5,320)	3,660 (2,730 to 4,970)	3,090 (2,300 to 4,190)	2,610 (1,940 to 3,540)	1,610 (1,200 to 2,190)	411 (306 to 558)	171 (127 to 232)	53,500
HIV/AIDS	0 (0 to 0)	0 (0 to 0)	156 (129 to 203)	823 (624 to 1,150)	866 (669 to 1,210)	1,170 (884 to 1,620)	1,750 (1,310 to 2,390)	3,370 (2,530 to 4,580)	4,230 (3,180 to 5,750)	4,850 (3,620 to 6,590)	5,200 (3,880 to 7,060)	5,250 (3,920 to 7,130)	5,450 (4,060 to 7,400)	5,170 (3,850 to 7,020)	4,790 (3,580 to 6,500)	3,890 (2,900 to 5,290)	3,630 (2,710 to 4,930)	3,060 (2,280 to 4,160)	2,580 (1,920 to 3,510)	1,590 (1,190 to 2,170)	405 (302 to 551)	169 (126 to 230)	52,700
HIV/AIDS - Drug-susceptible Tuberculosis	0 (0 to 0)	0 (0 to 0)	0.1 (0 to 0.4)	0.4 (0 to 1.6)	0.4 (0 to 1.7)	0.5 (0 to 1.9)	0.6 (0 to 2.1)	0.8 (0 to 2.8)	0.9 (0 to 3.1)	1.1 (0 to 3.6)	1.2 (0 to 3.9)	1.1 (0 to 3.8)	1.1 (0 to 3.8)	1.1 (0 to 3.7)	1.1 (0 to 3.7)	0.9 (0 to 3.4)	0.9 (0 to 3.4)	0.8 (0 to 3.1)	0.7 (0 to 2.8)	0.5 (0 to 2.1)	0.1 (0 to 0.5)	0 (0 to 0.1)	726
HIV/AIDS - Multidrug-resistant Tuberculosis without extensive	0 (0 to 0)	0 (0 to 0)	0 (0 to 0.3)	0 (0 to 1.7)	0 (0 to 1.9)	0 (0 to 2.0)	0 (0 to 2.0)	0.1 (0 to 2.6)	0.1 (0 to 2.9)	0.1 (0 to 3.3)	0.2 (0 to 3.6)	0.2 (0 to 3.6)	0.2 (0 to 3.6)	0.2 (0 to 3.5)	0.2 (0 to 3.4)	0.2 (0 to 3.1)	0.2 (0 to 3.1)	0.2 (0 to 3.1)	0.2 (0 to 3.1)	0.2 (0 to 3.1)	0.1 (0 to 3.1)	0 (0 to 0)	99.2
HIV/AIDS - Extensively drug-resistant Tuberculosis	0 (0 to 0)	0 (0 to 0)	0 (0 to 0.4)	0 (0 to 0.3)	0 (0 to 0.4)	0 (0 to 0.4)	0 (0 to 0.4)	0 (0 to 0.4)	0 (0 to 0.4)	0 (0 to 0.4)	0 (0 to 0.4)	0 (0 to 0.4)	0 (0 to 0.4)	0 (0 to 0.4)	0 (0 to 0.4)	0 (0 to 0.4)	0 (0 to 0.4)	0 (0 to 0.4)	0 (0 to 0.4)	0 (0 to 0.4)	0 (0 to 0.4)	0 (0 to 0.4)	0 (0 to 0.4)	9.9
HIV/AIDS resulting in other diseases	0 (0 to 0)	0 (0 to 0)	198 (113 to 330)	777 (477 to 1,180)	800 (490 to 1,220)	1,100 (709 to 1,630)	1,670 (1,130 to 2,500)	3,270 (2,420 to 4,530)	4,120 (3,060 to 5,660)	4,740 (3,520 to 6,530)	5,090 (3,770 to 7,000)	5,130 (3,810 to 7,060)	5,330 (3,960 to 7,330)	5,060 (3,760 to 6,960)	4,690 (3,490 to 6,370)	3,810 (2,840 to 5,200)	3,560 (2,650 to 4,850)	2,990 (2,220 to 4,080)	2,520 (1,870 to 3,440)	1,560 (1,160 to 2,130)	397 (296 to 542)	165 (123 to 225)	51,500
Sexually transmitted infections excluding HIV	116 (79 to 177)	20.5 (11 to 39.4)	202 (76 to 360)	21 (14 to 31)	18 (12 to 26)	20 (13 to 29)	20 (13 to 29)	30 (19 to 44)	36 (23 to 52)	30 (19 to 47)	23 (14 to 37)	20 (12 to 32)	30 (17 to 47)	30 (17 to 46)	30 (17 to 46)	23 (13 to 36)	21 (12 to 34)	20 (11 to 32)	20 (11 to 32)	20 (11 to 32)	20 (11 to 32)	20 (11 to 32)	20 (11 to 32)	1,600
Syphilis	0 (0 to 0)	0 (0 to 0)	69.7 (0 to 214)	1.6 (0 to 4.4)	0.6 (0 to 2.6)	0.8 (0 to 3.7)	1.8 (0 to 7.1)	2.5 (0 to 9.2)	3.2 (0 to 12.4)	3.5 (0 to 13.5)	3.5 (0 to 13.5)	3.3 (0 to 12.7)	3.2 (0 to 12.3)	3.1 (0 to 11.9)	3.1 (0 to 11.9)	2.9 (0 to 11.2)	2.8 (0 to 10.7)	2.7 (0 to 10.4)	2.7 (0 to 10.4)	2.7 (0 to 10.4)	2.7 (0 to 10.4)	2.7 (0 to 10.4)	2.7 (0 to 10.4)	238
Chlamydial infection	0 (0 to 0)	0 (0 to 0)	0 (0 to 0)	0 (0 to 0)	0 (0 to 0)	0.1 (0 to 0.1)	0.1 (0 to 0.1)	0.1 (0 to 0.1)	0.1 (0 to 0.1)	0.1 (0 to 0.1)	0.1 (0 to 0.1)	0.1 (0 to 0.1)	0.1 (0 to 0.1)	0.1 (0 to 0.1)	0.1 (0 to 0.1)	0.1 (0 to 0.1)	0.1 (0 to 0.1)	0.1 (0 to 0.1)	0.1 (0 to 0.1)	0.1 (0 to 0.1)	0.1 (0 to 0.1)	0.1 (0 to 0.1)	0.1 (0 to 0.1)	98.1
Gonococcal infection	0 (0 to 0)	0 (0 to 0)	0 (0 to 0)	0 (0 to 0)	0 (0 to 0)	0.6 (0 to 1.4)	4.7 (0.4 to 12.3)	8.2 (0.5 to 19.8)	9.1 (0.5 to 21.9)	7.3 (0.4 to 18.4)	5.3 (0.3 to 13.4)	3.5 (0.2 to 9.1)	2.1 (0.1 to 5.5)	1.7 (0.1 to 4.5)	1.2 (0.1 to 3.2)	0.9 (0 to 2.5)	0.6 (0 to 1.7)	0.4 (0 to 1.2)	0.3 (0 to 0.9)	0.2 (0 to 0.6)	0.1 (0 to 0.4)	0 (0 to 0.2)	0 (0 to 0.1)	31.3
Trichomoniasis	0 (0 to 0)	0 (0 to 0)	0 (0 to 0)	0 (0 to 0)	0 (0 to 0)	0.1 (0 to 0.1)	0.4 (0 to 1.1)	1.1 (0.1 to 2.8)	1.9 (0.2 to 4.6)	2.3 (0.2 to 5.6)	2.1 (0.2 to 5.1)	1.7 (0.1 to 4.2)	1.2 (0.1 to 3.1)	0.8 (0 to 2.1)	0.6 (0 to 1.7)	0.4 (0 to 1.1)	0.3 (0 to 0.8)	0.2 (0 to 0.7)	0.1 (0 to 0.5)	0.1 (0 to 0.3)	0 (0 to 0.2)	0 (0 to 0.1)	0 (0 to 0.1)	11.9
Genital herpes	0 (0 to 0)	0 (0 to 0)	0 (0 to 0)	0 (0 to 0)	0 (0 to 0)





SR Table 2a: Tajikistan DALYS by cause and age group for males with 95% uncertainty intervals, 2019

Cause	Early Neonatal	Late Neonatal	Post Neonatal	1 to 4	5 to 9	10 to 14	15 to 19	20 to 24	25 to 29	30 to 34	35 to 39	40 to 44	45 to 49	50 to 54	55 to 59	60 to 64	65 to 69	70 to 74	75 to 79	80 to 84	85 to 89	90 to 94	95 plus	Total
All causes	167,000 (134,000 to 191,000)	34,000 (25,100 to 47,000)	190,000 (171,000 to 210,000)	84,000 (69,400 to 103,000)	43,900 (36,100 to 52,000)	36,200 (31,200 to 40,400)	45,300 (39,100 to 52,000)	61,200 (53,600 to 70,100)	73,000 (64,100 to 83,100)	77,900 (67,100 to 89,900)	71,500 (60,600 to 84,000)	69,600 (58,900 to 82,000)	70,200 (58,100 to 84,400)	69,900 (56,900 to 87,700)	69,900 (56,700 to 129,000)	69,200 (56,100 to 86,200)	68,200 (54,900 to 86,200)	76,900 (59,900 to 98,000)	68,500 (48,500 to 91,300)	76,400 (51,900 to 101,000)	26,000 (16,500 to 39,800)	2,700 (1,600 to 4,200)	2,430 (1,270 to 3,990)	237 (73 to 760)	1,470,000 (1,370,000 to 1,580,000)
Communicable, maternal, neonatal, and nutritional diseases	122,000 (96,900 to 159,000)	23,100 (16,300 to 33,600)	109,000 (72,000 to 157,000)	49,300 (27,600 to 83,700)	14,900 (10,600 to 18,900)	8,450 (6,980 to 10,000)	8,240 (6,600 to 9,980)	8,980 (7,000 to 11,200)	9,920 (7,600 to 12,600)	9,330 (7,000 to 11,900)	7,870 (5,200 to 9,700)	6,100 (3,700 to 7,700)	5,170 (3,070 to 6,600)	4,420 (2,300 to 5,900)	3,260 (1,600 to 7,200)	2,750 (1,200 to 5,900)	1,800 (1,100 to 2,770)	1,260 (600 to 1,790)	790 (360 to 1,250)	297 (130 to 547)	80.4 (33 to 151)	10.1 (7.1 to 15.3)	399,000
HIV/AIDS and sexually transmitted infections	239 (0 to 797)	121 (0 to 536)	2122 (0 to 7,694)	211 (0 to 1,301)	84.6 (0 to 412)	66.3 (22 to 136)	117 (53 to 228)	153 (60 to 321)	222 (83 to 483)	333 (127 to 697)	433 (163 to 904)	544 (199 to 1,130)	592 (214 to 1,230)	704 (253 to 1,460)	861 (281 to 1,900)	1,010 (306 to 2,230)	1,120 (329 to 2,470)	1,140 (312 to 2,510)	1,110 (272 to 2,450)	1,010 (222 to 2,230)	1,000 (219 to 2,210)	1,000 (219 to 2,210)	1,000 (219 to 2,210)	3,110
HIV/AIDS	(0 to 0)	(0 to 0)	(17.7 to 34.6)	(7.9 to 18.2)	(0.9 to 6.7)	(2.3 to 4.6)	(12.8 to 18)	(29.9 to 39.9)	(29.9 to 37.5)	(28.2 to 38)	(28.9 to 38.2)	(28.9 to 38.6)	(28.9 to 38.6)	(27.1 to 38)	(27.6 to 34.6)	(27.6 to 34)	(2.3 to 3.4)	(0.2 to 0.3)	(0.1 to 0.3)	(0 to 0)	(0 to 0)	(0 to 0)	(0 to 0)	1,960
HIV/AIDS - Drug-susceptible Tuberculosis	(0 to 0)	(0 to 0)	(0.6 to 2.1)	(0.6 to 1.4)	(0.2 to 0.4)	(0.1 to 0.4)	(0.5 to 1.6)	2.1 (1.1 to 3.4)	3.5 (1.7 to 6.1)	4.8 (2.3 to 8.2)	6.5 (3.2 to 11.4)	8.3 (3.9 to 14.5)	9.3 (4.3 to 16.1)	9.8 (4.5 to 17.1)	9.8 (4.4 to 17.3)	9.8 (4.4 to 17.3)	9.8 (4.4 to 17.3)	9.8 (4.4 to 17.3)	9.8 (4.4 to 17.3)	9.8 (4.4 to 17.3)	9.8 (4.4 to 17.3)	9.8 (4.4 to 17.3)	9.8 (4.4 to 17.3)	107
HIV/AIDS - Multidrug-resistant Tuberculosis without extensi	(0 to 0)	(0 to 0)	(0.2 to 0.9)	(0.1 to 0.4)	(0 to 0.2)	(0 to 0.1)	(0.1 to 0.4)	(0.4 to 1.4)	(0.7 to 2.5)	(0.9 to 3.4)	(1.2 to 4.6)	(1.4 to 5.5)	(1.6 to 6.1)	(1.7 to 6.5)	(1.7 to 6.5)	(1.7 to 6.5)	(1.7 to 6.5)	(1.7 to 6.5)	(1.7 to 6.5)	(1.7 to 6.5)	(1.7 to 6.5)	(1.7 to 6.5)	(1.7 to 6.5)	18
HIV/AIDS - Extensively drug-resistant Tuberculosis	(0 to 0)	(0 to 0)	0.2 (0 to 0.8)	0.1 (0 to 0.3)	0.1 (0 to 0.1)	(0 to 0)	(0 to 0.1)	0.2 (0 to 0.6)	0.3 (0.1 to 0.9)	0.4 (0.1 to 1.2)	0.5 (0.2 to 1.4)	0.6 (0.2 to 1.7)	0.7 (0.2 to 1.8)	0.8 (0.2 to 1.9)	0.8 (0.2 to 1.9)	0.8 (0.2 to 1.9)	0.1 (0 to 0.2)	0.1 (0 to 0.2)	0.1 (0 to 0.2)	(0 to 0.1)	(0 to 0.1)	(0 to 0.1)	(0 to 0.1)	19
HIV/AIDS resulting in other diseases	(0 to 0)	(0 to 0)	19.1 (19.6 to 22.6)	12.6 (10.5 to 15)	9.2 (4.3 to 6.2)	3.6 (2.1 to 5.2)	13.6 (11.5 to 16.1)	27.5 (24.1 to 31.2)	39.2 (34.5 to 44.2)	50.6 (44.5 to 57.1)	63.2 (55.6 to 71.3)	75.5 (66.4 to 85.2)	87.2 (76.7 to 98.4)	98.2 (86.3 to 111)	109.2 (95.9 to 123)	119.5 (104.9 to 135)	128.6 (112.8 to 145)	136.6 (119.7 to 154)	143.1 (125.3 to 161)	147.1 (128.7 to 166)	147.9 (129.4 to 167)	147.9 (129.4 to 167)	147.9 (129.4 to 167)	1,420
Sexually transmitted infections excluding HIV	239 (0 to 797)	121 (0 to 536)	191 (0 to 686)	73.2 (0 to 212)	2.9 (0 to 6.2)	60.3 (19 to 132)	102 (39 to 212)	124 (52 to 259)	182 (79 to 386)	283 (116 to 597)	370 (151 to 774)	469 (191 to 981)	522 (214 to 1,090)	606 (248 to 1,270)	752 (275 to 1,670)	901 (300 to 2,030)	1,010 (327 to 2,350)	1,010 (300 to 2,350)	969 (249 to 2,350)	729 (203 to 2,350)	719 (219 to 2,350)	719 (219 to 2,350)	719 (219 to 2,350)	1,930
Syphilis	(0 to 0)	(0 to 0)	(0.2 to 19.7)	(0.2 to 19.7)	(0 to 0.2)	(0 to 0.1)	(0.6 to 19.1)	(3.9 to 19.5)	(3.9 to 21.6)	(7.3 to 19.7)	(7.3 to 19.7)	(7.3 to 19.7)	(7.3 to 19.7)	(7.4 to 19)	(7.4 to 19)	(7.4 to 19)	(7.4 to 19)	(7.4 to 19)	(7.4 to 19)	(7.4 to 19)	(7.4 to 19)	(7.4 to 19)	(7.4 to 19)	99
Chlamydial infection	(0 to 0)	(0 to 0)	(0 to 0)	(0 to 0)	(0 to 0)	(0.1 to 0.3)	(1.5 to 6.2)	12.6 (3.2 to 29.4)	23.6 (7 to 49.9)	39.2 (7 to 87.9)	59.2 (9.3 to 130.6)	79.2 (10.1 to 174.6)	97.3 (10.2 to 214.7)	113 (12.2 to 251.2)	126 (8.1 to 284.6)	136 (5.6 to 311.6)	143 (5.1 to 329.2)	146 (5 to 336.9)	147 (5 to 339.2)	147 (5 to 339.2)	147 (5 to 339.2)	147 (5 to 339.2)	147 (5 to 339.2)	99
Gonococcal infection	(0 to 0)	(0 to 0)	(0 to 0)	(0 to 0)	(0 to 0)	(0 to 0.1)	(0.9 to 39.7)	(11.7 to 70.6)	(19.2 to 93)	(29.9 to 123.1)	(37.4 to 154.4)	(44.9 to 184.8)	(51.2 to 210.7)	(56.9 to 234.1)	(61.9 to 254.7)	(66.2 to 272.3)	(69.9 to 287.5)	(72.9 to 299.9)	(75.3 to 309.8)	(77.2 to 317.5)	(78.6 to 323.3)	(79.6 to 327.4)	(80.3 to 330.2)	196
Trichomoniasis	(0 to 0)	(0 to 0)	(0 to 0)	(0 to 0)	(0 to 0)	(0 to 0)	(0 to 0)	(0 to 0.1)	(0 to 1.6)	(0.2 to 3.1)	(0.4 to 5.1)	(0.5 to 7.1)	(0.7 to 8.8)	(0.8 to 10.3)	(0.9 to 11.6)	(1 to 12.6)	(1.1 to 13.4)	(1.2 to 14)	(1.2 to 14.5)	(1.3 to 14.8)	(1.3 to 15)	(1.3 to 15)	(1.3 to 15)	8.4
Genital herpes	(0 to 0)	(0 to 0)	(0 to 0)	(0 to 0)	(0 to 0)	(0 to 0)	(0 to 0)	(0 to 0)	(0 to 0)	(0 to 0)	(0 to 0)	(0 to 0)	(0 to 0)	(0 to 0)	(0 to 0)	(0 to 0)	(0 to 0)	(0 to 0)	(0 to 0)	(0 to 0)	(0 to 0)	(0 to 0)	(0 to 0)	(0 to 0)	69.4
Other sexually transmitted infections	(0 to 0)	(0 to 0)	19.1 (19.6 to 22.6)	12.6 (10.5 to 15)	9.2 (4.3 to 6.2)	3.6 (2.1 to 5.2)	13.6 (11.5 to 16.1)	27.5 (24.1 to 31.2)	39.2 (34.5 to 44.2)	50.6 (44.5 to 57.1)	63.2 (55.6 to 71.3)	75.5 (66.4 to 85.2)	87.2 (76.7 to 98.4)	98.2 (86.3 to 111)	109.2 (95.9 to 123)	119.5 (104.9 to 135)	128.6 (112.8 to 145)	136.6 (119.7 to 154)	143.1 (125.3 to 161)	147.1 (128.7 to 166)	147.9 (129.4 to 167)	147.9 (129.4 to 167)	147.9 (129.4 to 167)	1,420
Respiratory infections and tuberculosis	6,120 (4,440 to 7,400)	5,910 (4,280 to 7,400)	68,200 (41,100 to 102,000)	29,600 (17,000 to 46,000)	7,170 (5,110 to 9,470)	2,210 (1,660 to 2,770)	2,060 (1,540 to 2,660)	2,600 (1,900 to 3,400)	3,120 (2,300 to 4,070)	3,190 (2,300 to 4,190)	3,220 (2,270 to 4,370)	3,220 (2,200 to 4,440)	3,220 (2,200 to 4,440)	3,220 (2,200 to 4,440)	3,220 (2,200 to 4,440)	3,220 (2,200 to 4,440)	3,220 (2,200 to 4,440)	3,220 (2,200 to 4,440)	3,220 (2,200 to 4,440)	3,220 (2,200 to 4,440)	3,220 (2,200 to 4,440)	3,220 (2,200 to 4,440)	3,220 (2,200 to 4,440)	160,000 (139,000 to 182,000)
Tuberculosis	(0 to 0)	(0 to 0)	(1,460 to 4,870)	(781 to 2,360)	(181 to 502)	(169 to 396)	(329 to 862)	(1,370 to 3,160)	(1,810 to 3,960)	(1,880 to 3,810)	(1,600 to 3,420)	(1,100 to 2,300)	(996 to 2,230)	(761 to 1,760)	(692 to 1,560)	(689 to 1,490)	(592 to 1,400)	(512 to 1,300)	(472 to 1,270)	(414 to 1,200)	(379 to 1,200)	(379 to 1,200)	(379 to 1,200)	23,100
Latent tuberculosis infection	(0 to 0)	(0 to 0)	(0 to 0)	(0 to 0)	(0 to 0)	(0 to 0)	(0 to 0)	(0 to 0)	(0 to 0)	(0 to 0)	(0 to 0)	(0 to 0)	(0 to 0)	(0 to 0)	(0 to 0)	(0 to 0)	(0 to 0)	(0 to 0)	(0 to 0)	(0 to 0)	(0 to 0)	(0 to 0)	(0 to 0)	(0 to 0)	0
Drug-susceptible tuberculosis	(0 to 0)	(0 to 0)	(1,460 to 4,870)	(781 to 2,360)	(181 to 502)	(169 to 396)	(329 to 862)	(1,370 to 3,160)	(1,810 to 3,960)	(1,880 to 3,810)	(1,600 to 3,420)	(1,100 to 2,300)	(996 to 2,230)	(761 to 1,760)	(692 to 1,560)	(689 to 1,490)	(592 to 1,400)	(512 to 1,300)	(472 to 1,270)	(414 to 1,200)	(379 to 1,200)	(379 to 1,200)	(379 to 1,200)	19,200
Multidrug-resistant tuberculosis without extensive drug-re	(0 to 0)	(0 to 0)	597 (156 to 1,360)	299 (109 to 627)	69.3 (27.7 to 139)	49.7 (18.2 to 99.2)	116 (42.6 to 229)	650 (239 to 1,280)	992 (364 to 1,950)	1,540 (564 to 3,030)	2,090 (767 to 4,110)	2,660 (976 to 5,240)	2,960 (1,090 to 5,820)	2,810 (1,030 to 5,530)	2,810 (1,030 to 5,530)	2,810 (1,030 to 5,530)	2,810 (1,030 to 5,530)	2,810 (1,030 to 5,530)	2,810 (1,030 to 5,530)	2,810 (1,030 to 5,530)	2,810 (1,030 to 5,530)	2,810 (1,030 to 5,530)	2,810 (1,030 to 5,530)	4,800
Extensively drug-resistant tuberculosis	(0 to 0)	(0 to 0)	272 (0.6 to 1,420)	136 (0.2 to 696)	29.7 (0.1 to 153)	22.1 (0.1 to 113)	50.7 (0.2 to 259)	289 (0.9 to 1,480)	439 (1.4 to 2,240)	684 (2.2 to 3,500)	929 (2.9 to 4,750)	1,180 (3.7 to 6,040)	1,320 (4.1 to 6,750)	1,250 (3.9 to 6,400)	1,250 (3.9 to 6,400)	1,250 (3.9 to 6,400)	1,250 (3.9 to 6,400)	1,250 (3.9 to 6,400)	1,250 (3.9 to 6,400)	1,250 (3.9 to 6,400)	1,250 (3.9 to 6,400)	1,250 (3.9 to 6,400)	1,250 (3.9 to 6,400)	2,140
Lower respiratory infections	6,110 (4,430 to 7,390)	5,900 (4,270 to 7,390)	64,100 (38,600 to 96,000)	24,000 (13,800 to 37,400)	4,990 (3,560 to 6,590)	1,750 (1,310 to 2,190)	1,730 (1,290 to 2,230)	2,020 (1,480 to 2,640)	2,210 (1,630 to 2,880)	2,120 (1,530 to 2,790)	1,920 (1,350 to 2,630)	1,620 (1,050 to 2,310)	1,490 (1,000 to 2,170)	1,340 (1,000 to 2,170)	1,340 (1,000 to 2,170)	1,340 (1,000 to 2,170)	1,340 (1,000 to 2,170)	1,340 (1,000 to 2,170)	1,340 (1,000 to 2,170)	1,340 (1,000 to 2,170)	1,340 (1,000 to 2,170)	1,340 (1,000 to 2,170)	1,340 (1,000 to 2,170)	132,000 (117,000 to 148,000)
Upper respiratory infections	9.8 (1.4 to 32.4)	9.8 (1.4 to 32.4)	688 (122 to 2,350)	334 (227 to 1,840)	207 (130 to 400)	164 (127 to 427)	329 (171 to 1,050)	578 (171 to 2,370)	779 (172 to 3,230)	1,000 (172 to 3,230)	1,130 (172 to 3,230)	1,190 (172 to 3,230)	1,220 (172 to 3,230)	1,230 (172 to 3,230)	1,230 (172 to 3,230)	1,230 (172 to 3,230)	1,230 (172 to 3,230)	1,230 (172 to 3,230)	1,230 (172 to 3,230)	1,230 (172 to 3,230)	1,230 (172 to 3,230)	1,230 (172 to 3,230)	1,230 (172 to 3,230)	3,160
Otitis media	(0 to 0)	(0 to 0)	(0.2 to 0.9)	(1.5 to 39.3)	(1.5 to 4.6)	(0.7 to 1.7)	(0.5 to 4.6)	(0.7 to 2.4)	(0.8 to 3.2)	(0.9 to 3.6)	(0.9 to 3.9)	(0.9 to 4.1)	(0.9 to 4.2)	(0.9 to 4.2)	(0.9 to 4.2)	(0.9 to 4.2)	(0.9 to 4.2)	(0.9 to 4.2)	(0.9 to 4.2)	(0.9 to 4.2)	(0.9 to 4.2)	(0.9 to 4.2)	(0.9 to 4.2)	1,960
Enteric infections	590 (162 to 1,310)	1,470 (439 to 3,110)	16,900 (6,980 to 33,300)	6,270 (5,020 to 8,130)	2,070 (1,600 to 2,600)	1,700 (1,100 to 2,620)	1,700 (749 to 1,880)	1,700 (1,100 to 2,620)	1,700 (1,100 to 2,620)	1,700 (1,100 to 2,620)	1,700 (1,100 to 2,620)	1,700 (1,100 to 2,620)	1,700 (1,100 to 2,620)	1,700 (1,100 to 2,620)	1,700 (1,100 to 2,620)	1,700 (1,100 to 2,620)	1,700 (1,100 to 2,620)	1,700 (1,100 to 2,620)	1,700 (1,100 to 2,620)	1,700 (1,100 to 2,620)	1,700 (1,100 to 2,620)	1,700 (1,100 to 2,620)	1,700 (1,100 to 2,620)	42,400
Cholera	(0 to 0)	(0 to 0)	(0.1 to 1.1)	(0.1 to 1.1)	(0 to 0.1)	(0 to 0.1)	(0.1 to 1.1)	(0.1 to 1.1)	(0.1 to 1.1)	(0.1 to 1.1)	(0.1 to 1.1)	(0.1 to 1.1)	(0.1 to 1.1)	(0.1 to 1.1)	(0.1 to 1.1)	(0.1 to 1.1)	(0.1 to 1.1)	(0.1 to 1.1)	(0.1 to 1.1)	(0.1 to 1.1)	(0.1 to 1.1)	(0.1 to 1.1)	(0.1 to 1.1)	26
Diarrheal diseases	590 (162 to 1,310)	1,470 (439 to 3,110)	16,900 (6,980 to 33,300)	6,270 (5,020 to 8,130)	2,070 (1,600 to 2,600)	1,700 (1,100 to 2,620)	1,700 (749 to 1,880)	1,700 (1,100 to 2,620)	1,700 (1,100 to 2,620)	1,700 (1,100 to 2,620)	1,700 (1,100 to 2,620)	1,700 (1,100 to 2,620)	1,700 (1,100 to 2,620)	1,700 (1,100 to 2,620)	1,700 (1,100 to 2,620)	1,700 (1,100 to 2,620)	1,700 (1,100 to 2,620)	1,700 (1,100 to 2,620)	1,700 (1,100 to 2,620)	1,700 (1,100 to 2,620)	1,700 (1,100 to 2,620)	1,700 (1,100 to 2,620)	1,700 (1,100 to 2,620)	42,400
Typhoid and paratyphoid	(0 to 0)	(0 to 0)	1.2 (0.3 to 3.4)	7.1 (1.2 to 24.4)	2.4 (0.2 to 7.8)	0.7 (0.4 to 1.2)	(0.4 to 1.2)	0.7 (0.1 to 1.2)	0.8 (0.1 to 1.2)	0.8 (0.1 to 1.2)	0.8 (0.1 to 1.2)	0.8 (0.1 to 1.2)	0.8 (0.1 to 1.2)	0.8 (0.1 to 1.2)	0.8 (0.1 to 1.2)	0.8 (0.1 to 1.2)	0.8 (0.1 to 1.2)	0.8 (0.1 to 1.2)	0.8 (0.1 to 1.2)	0.8 (0.1 to 1.2)	0.8 (0.1 to 1.2)	0.8 (0.1 to 1.2)	0.8 (0.1 to 1.2)	16
Typhoid fever	(0 to 0)	(0 to 0)	1.1 (0.3 to 3.4)	6.2 (1.2 to 24.4)	2.2 (0.2 to 7.8)	0.6 (0.3 to 1.2)	0.8 (0.4 to 1.2)	0.4 (0.1 to 1.2)	0.5 (0.1 to 1.2)	0.6 (0.1 to 1.2)	0.6 (0.1 to 1.2)	0.6 (0.1 to 1.2)	0.6 (0.1 to 1.2)	0.6 (0.1 to 1.2)	0.6 (0.1 to 1.2)	0.6 (0.1 to 1.2)	0.6 (0.1 to 1.2)	0.6 (0.1 to 1.2)	0.6 (0.1 to 1.2)	0.6 (0.1 to 1.2)	0.6 (0.1 to 1.2)	0.6 (0.1 to 1.2)	0.6 (0.1 to 1.2)	13.7
Paratyphoid fever	(0 to 0)	(0 to 0)	0.1 (0 to 0.7)	0.9 (0 to 5.2)	0.2 (0 to 0.6)	0.1 (0 to 0.2)	0.1 (0 to 0.2)	0.3 (0 to 0.7)	0.3 (0 to 0.7)	0.3 (0 to 0.7)	0.3 (0 to 0.7)	0.3 (0 to 0.7)	0.3 (0 to 0.7)	0.3 (0 to 0.7)	0.3 (0 to 0.7)	0.3 (0 to 0.7)	0.3 (0 to 0.7)	0.3 (0 to 0.7)	0.3 (0 to 0.7)	0.3 (0 to 0.7)	0.3 (0 to 0.7)	0.3 (0 to 0.7)	0.3 (0 to 0.7)	2.3
Invasive Non-typhoidal Salmonella (iNTS)	(0 to 0)	0.7 (0.3 to 1.9)	1.5 (0.5 to 24.8)	28.8 (12.9 to 71.8)	21.8 (8 to 64)	2.9 (2.6 to 29.4)	2.9 (1.3 to 22)	2.9 (0.6 to 19.9)	2.9 (0.6 to 19.8)	2.9 (0.6 to 19.8)	2.9 (0.6 to 19.8)	2.9 (0.6 to 19.8)	2.9 (0.6 to 19.8)	2.9 (0.6 to 19.8)	2.9 (0.6 to 19.8)	2.9 (0.6 to 19.8)	2.9 (0.6 to 19.8)	2.9 (0.6 to 19.8)	2.9 (0.6 to 19.8)	2.9 (0.6 to 19.8)	2.9 (0.6 to 19.8)	2.9 (0.6 to 19.8)	2.9 (0.6 to 19.8)	126
Other intestinal infectious diseases	(0 to 0)	(0 to 0)	23.3 (0.9 to 79.7)	25.3 (1.4 to 73.9)	5.6 (0.9 to 18.1)	1.8 (0.9 to 4.1)	2.1 (0.9 to 6.5)	2.1 (0.9 to 6.5)	2.1 (0.9 to 6.5)	2.1 (0.9 to 6.5)	2.1 (0.9 to 6.5)	2.1 (0.9 to 6.5)	2.1 (0.9 to 6.5)	2.1 (0.9 to 6.5)	2.1 (0.9 to 6.5)	2.1 (0.9 to 6.5)	2.1 (0.9 to 6.5)	2.1 (0.9 to 6.5)	2.1 (0.9 to 6.5)	2.1 (0.9 to 6.5)	2.1 (0.9 to 6.5)	2.1 (0.9 to 6.5)	2.1 (0.9 to 6.5)	63.1
Neglected tropical diseases and malaria	0.6 (0.1 to 1.9)	1.4 (0.3 to 4.3)	14.2 (2.1 to 46.1)	7.1 (1.6 to 19.6)	1.9 (0.5 to 4.8)	1.2 (0.5 to 2.5)	1.2 (0.5 to 2.5)	1.2 (0.5 to 2.5)	1.2 (0.5 to 2.5)	1.2 (0.5 to 2.5)	1.2 (0.5 to 2.5)	1.2 (0.5 to 2.5)	1.2 (0.5 to 2.5)	1.2 (0.5 to 2.5)	1.2 (0.5 to 2.5)	1.2 (0.5 to 2.5)	1.2 (0.5 to 2.5)	1.2 (0.5 to 2.5)	1.2 (0.5 to 2.5)	1.2 (0.5 to 2.5)	1.2 (0.5 to 2.5)	1.2 (0.5 to 2.5)	1.2 (0.5 to 2.5)	33.5
Rabies	(0 to 0)	(0 to 0)	0.3 (0 to 1.1)	(0 to 0.3)	(0 to 0.1)	0.1 (0 to 0.2)	(0 to 0.2)	(0 to 0.1)	(0 to 0.1)	(0 to 0.1)	(0 to 0.1)	(0 to 0.1)	(0 to 0.1)	(0 to 0.1)	(0 to 0.1)	(0 to 0.1)	(0 to 0.1)	(0 to 0.1)	(0 to 0.1)	(0 to 0.1)	(0 to 0.1)	(0 to 0.1)	(0 to 0.1)	(0 to 0.1)	0.7
Intestinal nematode infections	(0 to 0)	(0 to 0)	0.3 (0 to 3.9)	21.1 (0.1 to 78.1)	39.6 (1.1 to 172.5)	19.6 (0.1 to 76.2)	7.1 (0.4 to 44.7)	7.1 (0.2 to 23.7)	6.2 (0.2 to 21.7)	5.3 (0.2 to 21.7)	4.5 (0.2 to 21.7)	3.9 (0.2 to 21.7)	3.4 (0.2 to 21.7)	3.1 (0.2 to 21.7)	2.9 (0.2 to 21.7)	2.9 (0.2 to 21.7)	2.9 (0.2 to 21.7)	2.9 (0.2 to 21.7)	2.9 (0.2 to 21.7)	2.9 (0.2 to 21.7)	2.9 (0.2 to 21.7)	2.9 (0.2 to 21.7)	2.9 (0.2 to 21.7)	145
Ascariasis	(0 to 0)	(0 to 0)	(0.2 to 1.9)	(0.5 to 9.6)	(1.6 to 14.1)	(1.5 to 9.6)	(0.9 to 5.1)	(0.4 to 1.9)	(0.2 to 0.8)	(0.1 to 0.4)	(0.1 to 0.2)	(0 to 0.1)	(0 to 0.1)	(0 to 0.1)	(0 to 0.1)	(0 to 0.1)	(0 to 0.1)	(0 to 0.1)	(0 to 0.1)	(0 to 0.1)	(0 to 0.1)	(0 to 0.1)	(0 to 0.1)	(0 to 0.1)	99.6
Trichuriasis	(0 to 0)	(0 to 0)	(0 to 0)	(0 to 0)	(0 to 0)	(0 to 0)	(0 to 0)	(0 to 0)	(0 to 0)	(0 to 0)	(0 to 0)	(0 to 0)	(0 to 0)	(0 to 0)	(0 to 0)	(0 to 0)	(0 to 0)	(0 to 0)	(0 to 0)	(0 to 0)	(0 to 0)	(0 to 0)	(0 to 0)	(0 to 0)	0
Hookworm disease	(0 to 0)	(0 to 0)	(0.1 to 0.6)	(1.9 to 14.6)	(2.9 to 22.9)	(3.5 to 19.2)	(1.8 to 9)	(1.5 to 7.7)	(1.2 to 6.4)	(0.9 to 4.7)	(0.6 to 3.6)	(0.5 to 2.8)	(0.3 to 2.1)	(0.2 to 1.7)	(0.2 to 1.4)	(0.2 to 1.4)	(0.2 to 1.4)	(0.2 to 1.4)	(0.2 to 1.4)	(0.2 to 1.4)	(0.2 to 1.4)	(0.2 to 1.4)	(0.2 to 1.4)	(0.2 to 1.4)	692
Food-borne trematodiases	(0 to 0)	(0 to 0)	(0 to 0)	(0 to 0)	(0 to 0)	(0 to 0)	(0 to 0)	(0 to 0)	(0 to 0)	(0 to 0)	(0 to 0)	(0 to 0)	(0 to 0)	(0 to 0)	(0 to 0)	(0 to 0)	(0 to 0)	(0 to 0)	(0 to 0)	(0 to 0)	(0 to 0)	(0 to 0)	(0 to 0)	(0 to 0)	0
Leprosy	(0 to 0)	(0 to 0)	(0 to 0)	(0 to 0)	(0 to 0)	(0 to 0)	(0 to 0)	(0 to 0)	(0 to 0)	(0 to 0)	(0 to 0)	(0 to 0)	(0 to 0)	(0 to 0)	(0 to 0)	(0 to 0)	(0 to 0)	(0 to 0)	(0 to 0)	(0 to 0)	(0 to 0)	(0 to 0)	(0 to 0)	(0 to 0)	0
Malaria	(0 to 0)	(0 to 0)	(0 to 0)	(0 to 0)	(0 to 0)	(0 to 0)	(0 to 0)	(0 to 0)	(0 to 0)	(0 to 0)	(0 to 0)	(0 to 0)	(0 to 0)	(0 to 0)	(0 to 0)	(0 to 0)	(0 to 0)	(0 to 0)	(0 to 0)	(0 to 0)	(0 to 0)	(0 to 0)	(0 to 0)	(0 to 0)	0
Zika virus	(0 to 0)	(0 to 0)	(0 to 0)	(0 to 0)	(0 to 0)	(0 to 0)	(0 to 0)	(0 to 0)	(0 to 0)	(0 to 0)	(0 to 0)	(0 to 0)	(0 to 0)	(0 to 0)	(0 to 0)	(0 to 0)	(0 to 0)	(0 to 0)	(0 to 0)	(0 to 0)	(0 to 0)	(0 to 0)	(0 to 0)	(0 to 0)	0
Guinea worm disease	(0 to 0)	(0 to 0)	(0 to 0)	(0 to 0)	(0 to 0)	(0 to 0)	(0 to 0)	(0 to 0)	(0 to 0)	(0 to 0)	(0 to 0)	(0 to 0)	(0 to 0)	(0 to 0)	(0 to 0)	(0 to 0)	(0 to 0)	(0 to 0)	(0 to 0)	(0 to 0)	(0 to 0)	(0 to 0)	(0 to 0)	(0 to 0)	0
Other neglected tropical diseases	0.6 (0.1 to 1.9)	1.4 (0.3 to 4.3)	61.3 (29.1 to 114)	12.2 (7.2 to 27.5)	2.6 (0.6 to 6.5)	1.6 (0.6 to 3.4)	2.7 (0.7 to 6.9)	4.6 (1.3 to 10.6)	6.6 (1.9 to 15.2)	8.4 (2.4 to 19.5)	10.1 (2.9 to 23.1)	11.6 (3.3 to 26.6)	12.9 (3.7 to 29.6)	14.1 (4 to 32.4)	15.1 (4.2 to 34.6)	15.9 (4.4 to 36.5)	16.6 (4.6 to 38.1)	17.1 (4.7 to 39.2)	17.5 (4.8 to 40.1)	17.8 (4.9 to 40.8)	18 (4.9 to 41.2)	18.1 (4.9 to 41.5)	18.1 (4.9 to 41.5)	1,060
Other infectious diseases	1,010 (0 to 3,000)	1,010 (0 to 3,000)	1,010 (1,010 to 1,010)	1,010 (1,010 to 1,010)	1,010 (1,010 to 1,010



G6PD deficiency	0-1 (0 to 0.1)	0-2 (0.1 to 0.4)	1-6 (0.7 to 2.9)	4 (2.1 to 7.2)	9-3 (4.6 to 9.4)	11-6 (4.6 to 22.3)	11-5 (5.1 to 21.4)	15-3 (9.4 to 27.4)	23-1 (13.4 to 41.6)	19-6 (9.3 to 37.9)	16-8 (7.4 to 37.8)	9-5 (4.6 to 17.1)	9-8 (4.7 to 17.2)	9-9 (4.4 to 17.9)	21-1 (11 to 39.4)	8-2 (3.7 to 19.2)	3-9 (1.7 to 8.9)	1-3 (0.6 to 2.4)	0-6 (0.3 to 1.7)	0-1 (0.1 to 0.3)	0 (0 to 0)	0 (0 to 0)	0 (0 to 0)	174
G6PD bet	0 (0 to 0)	0 (0 to 0)	0 (0 to 0)

SR Table 2a: Mbarathbo DALYS by cause and age group for males with 95% uncertainty intervals, 2019

Cause	Early Neonatal	Late Neonatal	Post Neonatal	1 to 4	5 to 9	10 to 14	15 to 19	20 to 24	25 to 29	30 to 34	35 to 39	40 to 44	45 to 49	50 to 54	55 to 59	60 to 64	65 to 69	70 to 74	75 to 79	80 to 84	85 to 89	90 to 94	95 plus	Total
All causes	121,000 (92,400 to 153,000)	21,000 (15,900 to 26,900)	69,500 (79,700 to 124,000)	57,900 (51,900 to 64,000)	31,200 (28,300 to 34,000)	33,600 (30,400 to 37,100)	48,400 (42,900 to 54,900)	64,000 (57,900 to 69,100)	72,200 (64,900 to 79,400)	84,400 (76,900 to 92,000)	99,500 (90,900 to 108,000)	99,100 (91,000 to 107,000)	74,900 (68,900 to 81,000)	62,200 (56,900 to 67,500)	66,100 (60,100 to 72,000)	69,900 (63,900 to 75,900)	73,200 (66,900 to 79,600)	62,900 (56,900 to 67,900)	39,000 (34,000 to 43,900)	25,400 (21,900 to 28,900)	6,120 (5,130 to 7,150)	1,410 (1,020 to 1,860)	1,360,000
Communicable, maternal, neonatal, and nutritional diseases	101,000 (79,600 to 129,000)	16,100 (12,400 to 20,400)	59,600 (41,800 to 79,900)	14,000 (11,800 to 16,600)	6,240 (5,060 to 7,520)	6,660 (5,560 to 8,070)	6,020 (4,990 to 7,290)	4,970 (3,990 to 6,010)	5,200 (4,050 to 6,490)	4,990 (3,900 to 6,190)	5,030 (3,910 to 6,310)	5,330 (4,070 to 6,720)	4,780 (3,660 to 6,060)	4,120 (3,160 to 5,190)	4,300 (3,300 to 5,490)	3,700 (2,830 to 4,750)	4,280 (3,270 to 5,550)	4,050 (3,090 to 5,290)	3,270 (2,500 to 4,260)	2,640 (2,000 to 3,500)	1,970 (1,510 to 2,610)	786 (596 to 1,060)	498 (378 to 652)	394,000
HIV/AIDS and sexually transmitted infections	679 (514 to 900)	194 (147 to 254)	1,560 (1,180 to 2,060)	492 (372 to 650)	433 (327 to 572)	1,010 (767 to 1,340)	2,110 (1,600 to 2,790)	3,170 (2,400 to 4,190)	3,870 (2,930 to 5,120)	4,260 (3,230 to 5,630)	4,470 (3,390 to 5,910)	4,410 (3,340 to 5,830)	3,640 (2,760 to 4,810)	2,970 (2,250 to 3,930)	2,870 (2,170 to 3,800)	2,410 (1,820 to 3,190)	1,900 (1,440 to 2,520)	1,370 (1,040 to 1,810)	1,010 (766 to 1,340)	719 (545 to 951)	414 (314 to 548)	174 (131 to 230)	71 (54 to 94)	34,000
HIV/AIDS	679 (514 to 900)	194 (147 to 254)	1,560 (1,180 to 2,060)	492 (372 to 650)	433 (327 to 572)	1,010 (767 to 1,340)	2,110 (1,600 to 2,790)	3,170 (2,400 to 4,190)	3,870 (2,930 to 5,120)	4,260 (3,230 to 5,630)	4,470 (3,390 to 5,910)	4,410 (3,340 to 5,830)	3,640 (2,760 to 4,810)	2,970 (2,250 to 3,930)	2,870 (2,170 to 3,800)	2,410 (1,820 to 3,190)	1,900 (1,440 to 2,520)	1,370 (1,040 to 1,810)	1,010 (766 to 1,340)	719 (545 to 951)	414 (314 to 548)	174 (131 to 230)	71 (54 to 94)	33,700
HIV/AIDS - Drug-susceptible Tuberculosis	0 (0 to 0)	0 (0 to 0)	181 (92 to 298)	61.5 (29.5 to 103)	29.6 (13.3 to 54.4)	11.6 (7.17 to 18)	12.6 (7.77 to 19.4)	51.7 (31 to 77.1)	181 (92.6 to 292)	332 (220 to 518)	498 (300 to 676)	622 (399 to 930)	508 (281 to 816)	348 (197 to 589)	335 (178 to 592)	253 (133 to 419)	194 (99.6 to 319)	118 (63.2 to 192)	73.9 (32.7 to 124)	41.1 (16.6 to 71)	16.1 (6.9 to 28.1)	3.2 (1.4 to 5.5)	0.5 (0.1 to 0.9)	2,700
HIV/AIDS - Multidrug-resistant Tuberculosis without extensi	0 (0 to 0)	0 (0 to 0)	0.2 (0.1 to 0.3)	0.1 (0 to 0.1)	0 (0 to 0)	0 (0 to 0)	0 (0 to 0)	0.1 (0 to 0.1)	0.3 (0.1 to 0.5)	0.6 (0.2 to 1)	0.9 (0.3 to 1.5)	1.1 (0.4 to 1.8)	0.9 (0.3 to 1.5)	0.6 (0.2 to 1.1)	0.6 (0.2 to 1.1)	0.4 (0.1 to 0.8)	0.3 (0.1 to 0.6)	0.2 (0.1 to 0.4)	0.1 (0 to 0.3)	0.1 (0 to 0.2)	0 (0 to 0.1)	0 (0 to 0)	0 (0 to 0)	187
HIV/AIDS - Extensively drug-resistant Tuberculosis	0 (0 to 0)	0 (0 to 0)	2 (1.1 to 3.2)	0.6 (0.3 to 1.1)	0.3 (0.1 to 0.6)	0.1 (0 to 0.1)	0 (0 to 0.1)	0.6 (0.3 to 1)	2 (1.1 to 3.2)	3.7 (2.2 to 5.7)	5.5 (3.3 to 8.5)	6.9 (4.4 to 10.3)	5.6 (3.1 to 9)	3.9 (2.2 to 6.5)	3.7 (2.1 to 6.5)	2.8 (1.5 to 5.2)	2.1 (1.1 to 4)	1.3 (0.7 to 2.5)	0.8 (0.4 to 1.5)	0.5 (0.2 to 1)	0.2 (0.1 to 0.4)	0 (0 to 0.1)	0 (0 to 0)	322
HIV/AIDS resulting in other diseases	0.5 (0.3 to 0.7)	0.1 (0 to 0.1)	988 (731 to 1,270)	385 (275 to 508)	233 (155 to 335)	109 (73 to 159)	175 (120 to 253)	607 (414 to 872)	1,660 (1,200 to 2,290)	2,690 (2,020 to 3,420)	3,160 (2,400 to 4,060)	3,760 (2,850 to 4,760)	2,950 (2,160 to 3,900)	1,990 (1,500 to 2,600)	1,900 (1,410 to 2,510)	1,660 (1,210 to 2,220)	1,300 (950 to 1,740)	1,020 (729 to 1,420)	827 (559 to 1,220)	661 (429 to 1,020)	381 (227 to 617)	154 (81 to 283)	64 (27 to 131)	18,100
Tuberculosis	879 (677 to 1,600)	168 (116 to 328)	414 (168 to 1,020)	124 (72 to 229)	72.3 (41.7 to 123)	214 (128 to 378)	318 (188 to 563)	411 (241 to 727)	517 (297 to 873)	663 (386 to 1,110)	694 (399 to 1,210)	666 (384 to 1,160)	553 (316 to 966)	453 (257 to 791)	422 (239 to 737)	374 (212 to 653)	329 (186 to 574)	276 (156 to 482)	207 (116 to 362)	140 (78 to 244)	89 (49 to 156)	29 (16 to 51)	9 (5 to 16)	9,700
Latent tuberculosis infection	0 (0 to 0)	0 (0 to 0)	0 (0 to 0)	0 (0 to 0)	0 (0 to 0)	0 (0 to 0)	0 (0 to 0)	0 (0 to 0)	0 (0 to 0)	0 (0 to 0)	0 (0 to 0)	0 (0 to 0)	0 (0 to 0)	0 (0 to 0)	0 (0 to 0)	0 (0 to 0)	0 (0 to 0)	0 (0 to 0)	0 (0 to 0)	0 (0 to 0)	0 (0 to 0)	0 (0 to 0)	0 (0 to 0)	0 (0 to 0)	0
Drug-susceptible tuberculosis	879 (677 to 1,600)	168 (116 to 328)	414 (168 to 1,020)	124 (72 to 229)	72.3 (41.7 to 123)	214 (128 to 378)	318 (188 to 563)	411 (241 to 727)	517 (297 to 873)	663 (386 to 1,110)	694 (399 to 1,210)	666 (384 to 1,160)	553 (316 to 966)	453 (257 to 791)	422 (239 to 737)	374 (212 to 653)	329 (186 to 574)	276 (156 to 482)	207 (116 to 362)	140 (78 to 244)	89 (49 to 156)	29 (16 to 51)	9 (5 to 16)	9,700
Multidrug-resistant tuberculosis without extensive drug-re	0 (0 to 0)	0 (0 to 0)	0 (0 to 0)	0 (0 to 0)	0 (0 to 0)	0 (0 to 0)	0 (0 to 0)	0 (0 to 0)	0 (0 to 0)	0 (0 to 0)	0 (0 to 0)	0 (0 to 0)	0 (0 to 0)	0 (0 to 0)	0 (0 to 0)	0 (0 to 0)	0 (0 to 0)	0 (0 to 0)	0 (0 to 0)	0 (0 to 0)	0 (0 to 0)	0 (0 to 0)	0 (0 to 0)	0
Extensively drug-resistant tuberculosis	0 (0 to 0)	0 (0 to 0)	0.3 (0.2 to 0.5)	0.1 (0.1 to 0.2)	0.1 (0 to 0.1)	0.1 (0 to 0.2)	0.1 (0 to 0.2)	0.2 (0.1 to 0.4)	0.3 (0.2 to 0.6)	0.7 (0.4 to 1.2)	1.1 (0.6 to 1.8)	1.4 (0.8 to 2.3)	1.1 (0.6 to 1.9)	0.8 (0.4 to 1.4)	0.7 (0.4 to 1.3)	0.5 (0.3 to 1)	0.4 (0.2 to 0.8)	0.3 (0.1 to 0.6)	0.2 (0.1 to 0.4)	0.1 (0 to 0.3)	0 (0 to 0.2)	0 (0 to 0.1)	0 (0 to 0)	69.3
Lower respiratory infections	629 (466 to 1,050)	109 (72 to 203)	14,400 (10,600 to 19,000)	5,160 (3,810 to 6,830)	786 (582 to 1,040)	299 (221 to 396)	334 (247 to 442)	499 (369 to 660)	706 (522 to 934)	1,070 (791 to 1,420)	1,410 (1,040 to 1,870)	1,900 (1,400 to 2,510)	1,390 (1,030 to 1,840)	1,150 (850 to 1,520)	1,150 (850 to 1,520)	1,060 (780 to 1,400)	1,020 (750 to 1,350)	1,000 (739 to 1,320)	1,000 (739 to 1,320)	1,000 (739 to 1,320)	1,000 (739 to 1,320)	1,000 (739 to 1,320)	1,000 (739 to 1,320)	66,600
Upper respiratory infections	0 (0 to 0)	0 (0 to 0)	0 (0 to 0)	0 (0 to 0)	0 (0 to 0)	0 (0 to 0)	0 (0 to 0)	0 (0 to 0)	0 (0 to 0)	0 (0 to 0)	0 (0 to 0)	0 (0 to 0)	0 (0 to 0)	0 (0 to 0)	0 (0 to 0)	0 (0 to 0)	0 (0 to 0)	0 (0 to 0)	0 (0 to 0)	0 (0 to 0)	0 (0 to 0)	0 (0 to 0)	0 (0 to 0)	0 (0 to 0)	0
Otitis media	0 (0 to 0)	0 (0 to 0)	0 (0 to 0)	0 (0 to 0)	0 (0 to 0)	0 (0 to 0)	0 (0 to 0)	0 (0 to 0)	0 (0 to 0)	0 (0 to 0)	0 (0 to 0)	0 (0 to 0)	0 (0 to 0)	0 (0 to 0)	0 (0 to 0)	0 (0 to 0)	0 (0 to 0)	0 (0 to 0)	0 (0 to 0)	0 (0 to 0)	0 (0 to 0)	0 (0 to 0)	0 (0 to 0)	0 (0 to 0)	0
Enteric infections	79.7 (63.3 to 139)	201 (159 to 339)	6,490 (5,240 to 13,300)	2,160 (1,660 to 2,850)	235 (184 to 311)	1,030 (799 to 1,360)	334 (261 to 441)	339 (265 to 450)	226 (176 to 299)	180 (140 to 238)	147 (114 to 195)	120 (93 to 159)	104 (80 to 138)	89 (69 to 118)	399 (312 to 530)	292 (228 to 388)	279 (218 to 371)	274 (214 to 364)	267 (208 to 355)	264 (206 to 351)	262 (204 to 348)	261 (203 to 347)	260 (202 to 345)	19,200
Diarrheal diseases	79.7 (63.3 to 139)	201 (159 to 339)	6,490 (5,240 to 13,300)	2,160 (1,660 to 2,850)	235 (184 to 311)	1,030 (799 to 1,360)	334 (261 to 441)	339 (265 to 450)	226 (176 to 299)	180 (140 to 238)	147 (114 to 195)	120 (93 to 159)	104 (80 to 138)	89 (69 to 118)	399 (312 to 530)	292 (228 to 388)	279 (218 to 371)	274 (214 to 364)	267 (208 to 355)	264 (206 to 351)	262 (204 to 348)	261 (203 to 347)	260 (202 to 345)	19,200
Typhoid and paratyphoid	0 (0 to 0)	0 (0 to 0)	3.7 (2.1 to 6.1)	1.2 (0.6 to 2.2)	1.3 (0.7 to 2.4)	1.3 (0.7 to 2.4)	1.7 (0.9 to 3.1)	1.8 (0.9 to 3.4)	1.6 (0.8 to 3.1)	1.5 (0.8 to 2.8)	1.3 (0.7 to 2.4)	1.1 (0.6 to 2.1)	0.9 (0.5 to 1.7)	0.8 (0.4 to 1.5)	1.1 (0.6 to 2.1)	0.8 (0.4 to 1.5)	0.7 (0.4 to 1.4)	0.6 (0.3 to 1.2)	0.5 (0.2 to 1)	0.3 (0.2 to 0.7)	0.2 (0.1 to 0.4)	0.1 (0 to 0.2)	0 (0 to 0)	21.7
Typhoid fever	0 (0 to 0)	0 (0 to 0)	0.8 (0.2 to 2)	0.4 (0.1 to 1.1)	0.4 (0.1 to 1.1)	0.4 (0.1 to 1.1)	0.5 (0.2 to 1.3)	0.6 (0.2 to 1.5)	0.5 (0.2 to 1.4)	0.5 (0.2 to 1.3)	0.4 (0.1 to 1.1)	0.4 (0.1 to 1)	0.3 (0.1 to 0.8)	0.3 (0.1 to 0.7)	0.4 (0.1 to 1)	0.3 (0.1 to 0.8)	0.2 (0.1 to 0.6)	0.2 (0.1 to 0.5)	0.2 (0.1 to 0.4)	0.1 (0 to 0.3)	0.1 (0 to 0.2)	0 (0 to 0.1)	0 (0 to 0)	20.5
Paratyphoid fever	0 (0 to 0)	0 (0 to 0)	2.9 (1.6 to 4.8)	0.8 (0.4 to 1.5)	0.9 (0.5 to 1.7)	0.9 (0.5 to 1.7)	1.2 (0.6 to 2.3)	1.2 (0.6 to 2.4)	1.1 (0.5 to 2.2)	1 (0.5 to 2)	0.9 (0.4 to 1.8)	0.7 (0.4 to 1.5)	0.6 (0.3 to 1.2)	0.5 (0.2 to 1)	0.7 (0.4 to 1.4)	0.5 (0.2 to 1)	0.5 (0.2 to 1)	0.4 (0.2 to 0.8)	0.3 (0.1 to 0.7)	0.2 (0.1 to 0.5)	0.1 (0 to 0.3)	0 (0 to 0.1)	0 (0 to 0)	1.2
Invasive Non-typhoidal Salmonella (iNTS)	0 (0 to 0)	0 (0 to 1.7)	26.5 (12.5 to 48.4)	10.4 (7.1 to 67.2)	2.6 (1.5 to 22.9)	2.6 (1.5 to 11.4)	2.6 (1.5 to 9.9)	2.6 (1.5 to 6)	2.6 (1.5 to 7.3)	2.6 (1.5 to 6.7)	2.6 (1.5 to 6.7)	2.6 (1.5 to 6.7)	2.6 (1.5 to 6.7)	2.6 (1.5 to 6.9)	2.7 (1.5 to 6.9)	2.6 (1.5 to 6.9)	2.6 (1.5 to 6.9)	2.6 (1.5 to 6.9)	2.6 (1.5 to 6.9)	2.6 (1.5 to 6.9)	2.6 (1.5 to 6.9)	2.6 (1.5 to 6.9)	2.6 (1.5 to 6.9)	140
Other intestinal infectious diseases	0 (0 to 0)	0 (0 to 0)	7.9 (3.9 to 51.3)	2.2 (1.2 to 29.6)	0.7 (0.4 to 11.7)	0.7 (0.4 to 4.6)	0.7 (0.4 to 2.6)	0.7 (0.4 to 1.8)	0.7 (0.4 to 1.7)	0.7 (0.4 to 1.7)	0.7 (0.4 to 1.7)	0.7 (0.4 to 1.7)	0.7 (0.4 to 1.7)	0.7 (0.4 to 1.7)	0.7 (0.4 to 1.7)	0.7 (0.4 to 1.7)	0.7 (0.4 to 1.7)	0.7 (0.4 to 1.7)	0.7 (0.4 to 1.7)	0.7 (0.4 to 1.7)	0.7 (0.4 to 1.7)	0.7 (0.4 to 1.7)	0.7 (0.4 to 1.7)	63
Neglected tropical diseases and malaria	0 (0 to 0)	0 (0 to 0)	0.2 (0.1 to 0.3)	0.1 (0 to 0.1)	0.1 (0 to 0.1)	0.1 (0 to 0.1



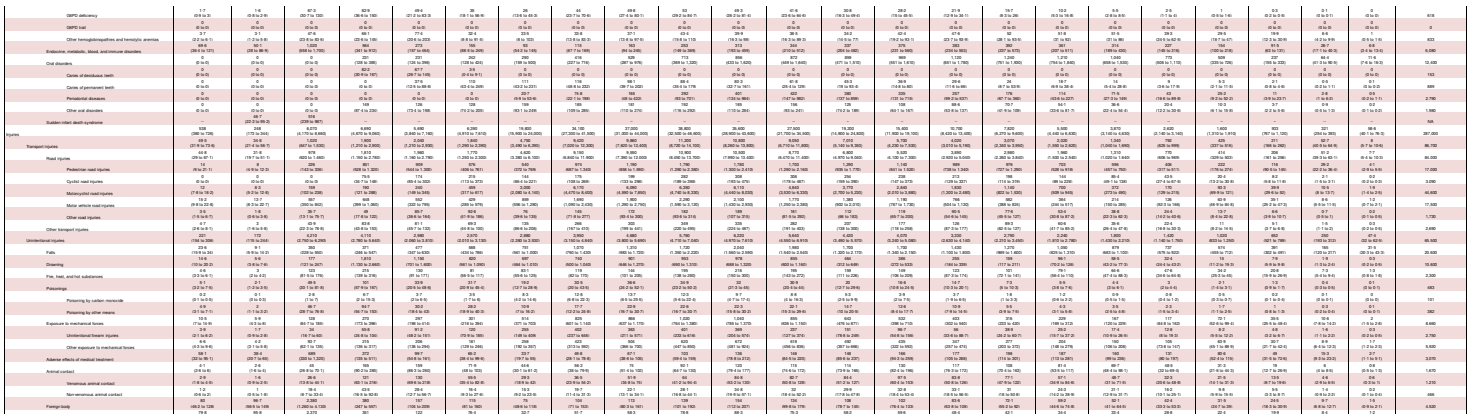

Cell Table 2a: Mines Genish (DALY) by cause and sex across for males with 95% uncertainty intervals, 2019

Cause	Early Neonatal	Late Neonatal	Post Neonatal	1 to 4	5 to 9	10 to 14	15 to 19	20 to 24	25 to 29	30 to 34	35 to 39	40 to 44	45 to 49	50 to 54	55 to 59	60 to 64	65 to 69	70 to 74	75 to 79	80 to 84	85 to 89	90 to 94	95 plus	Total
All causes	64,000 (49,900 to 134,000)	23,800 (17,000 to 31,000)	104,000 (76,000 to 136,000)	40,100 (32,000 to 49,000)	46,900 (37,100 to 55,000)	69,000 (52,000 to 91,000)	145,000 (120,000 to 168,000)	190,000 (170,000 to 213,000)	187,000 (166,000 to 211,000)	187,000 (171,000 to 203,000)	217,000 (199,000 to 236,000)	225,000 (199,000 to 249,000)	234,000 (200,000 to 268,000)	244,000 (209,000 to 282,000)	240,000 (204,000 to 282,000)	240,000 (204,000 to 282,000)	240,000 (204,000 to 284,000)	232,000 (197,000 to 267,000)	216,000 (181,000 to 252,000)	186,000 (153,000 to 219,000)	132,000 (103,000 to 164,000)	79,100 (63,900 to 96,600)	14,000 (10,000 to 19,100)	3,490,000
Communicable, maternal, neonatal, and nutritional diseases	19,900 (15,500 to 27,000)	7,000 (5,000 to 9,000)	10,500 (8,000 to 13,000)	12,000 (9,000 to 15,000)	9,000 (7,000 to 11,000)	11,000 (8,000 to 14,000)	15,000 (12,000 to 18,000)	16,000 (13,000 to 19,000)	16,000 (13,000 to 19,000)	16,000 (13,000 to 19,000)	20,000 (16,000 to 24,000)	26,000 (21,000 to 31,000)	26,000 (21,000 to 31,000)	26,000 (21,000 to 31,000)	21,000 (17,000 to 26,000)	19,000 (15,000 to 23,000)	17,000 (13,000 to 21,000)	15,000 (11,000 to 19,000)	13,000 (10,000 to 17,000)	11,000 (8,000 to 14,000)	7,000 (5,000 to 9,000)	3,960 (2,670 to 5,600)	427,000
HIV/AIDS and sexually transmitted infections	200 (153 to 375)	70 (56 to 123)	200 (112 to 277)	200 (164 to 331)	200 (113 to 324)	270 (213 to 381)	447 (372 to 551)	1,010 (815 to 1,260)	2,000 (1,660 to 2,460)	3,000 (2,510 to 3,630)	4,000 (3,330 to 4,870)	5,000 (4,220 to 6,070)	6,000 (4,960 to 7,310)	7,000 (5,760 to 8,660)	8,000 (6,560 to 10,000)	8,000 (6,560 to 10,000)	8,000 (6,560 to 10,000)	8,000 (6,560 to 10,000)	7,000 (5,760 to 8,660)	6,000 (4,960 to 7,310)	4,000 (3,330 to 4,870)	2,000 (1,660 to 2,460)	93,000
HIV/AIDS	200 (153 to 375)	70 (56 to 123)	200 (112 to 277)	200 (164 to 331)	200 (113 to 324)	270 (213 to 381)	447 (372 to 551)	1,010 (815 to 1,260)	2,000 (1,660 to 2,460)	3,000 (2,510 to 3,630)	4,000 (3,330 to 4,870)	5,000 (4,220 to 6,070)	6,000 (4,960 to 7,310)	7,000 (5,760 to 8,660)	8,000 (6,560 to 10,000)	8,000 (6,560 to 10,000)	8,000 (6,560 to 10,000)	8,000 (6,560 to 10,000)	7,000 (5,760 to 8,660)	6,000 (4,960 to 7,310)	4,000 (3,330 to 4,870)	2,000 (1,660 to 2,460)	93,000
HIV/AIDS - Drug-susceptible Tuberculosis	0 (0 to 0)	0 (0 to 0)	0 (0 to 0)	0 (0 to 0)	0 (0 to 0)	0 (0 to 0)	0 (0 to 0)	0 (0 to 0)	0 (0 to 0)	0 (0 to 0)	0 (0 to 0)	0 (0 to 0)	0 (0 to 0)	0 (0 to 0)	0 (0 to 0)	0 (0 to 0)	0 (0 to 0)	0 (0 to 0)	0 (0 to 0)	0 (0 to 0)	0 (0 to 0)	0 (0 to 0)	0
HIV/AIDS - Multidrug-resistant Tuberculosis without extensive drug resistance	0 (0 to 0)	0 (0 to 0)	0 (0 to 0)	0 (0 to 0)	0 (0 to 0)	0 (0 to 0)	0 (0 to 0)	0 (0 to 0)	0 (0 to 0)	0 (0 to 0)	0 (0 to 0)	0 (0 to 0)	0 (0 to 0)	0 (0 to 0)	0 (0 to 0)	0 (0 to 0)	0 (0 to 0)	0 (0 to 0)	0 (0 to 0)	0 (0 to 0)	0 (0 to 0)	0 (0 to 0)	0
HIV/AIDS - Extensively drug-resistant Tuberculosis	0 (0 to 0)	0 (0 to 0)	0 (0 to 0)	0 (0 to 0)	0 (0 to 0)	0 (0 to 0)	0 (0 to 0)	0 (0 to 0)	0 (0 to 0)	0 (0 to 0)	0 (0 to 0)	0 (0 to 0)	0 (0 to 0)	0 (0 to 0)	0 (0 to 0)	0 (0 to 0)	0 (0 to 0)	0 (0 to 0)	0 (0 to 0)	0 (0 to 0)	0 (0 to 0)	0 (0 to 0)	0
HIV/AIDS resulting in other diseases	200 (153 to 375)	70 (56 to 123)	200 (112 to 277)	200 (164 to 331)	200 (113 to 324)	270 (213 to 381)	447 (372 to 551)	1,010 (815 to 1,260)	2,000 (1,660 to 2,460)	3,000 (2,510 to 3,630)	4,000 (3,330 to 4,870)	5,000 (4,220 to 6,070)	6,000 (4,960 to 7,310)	7,000 (5,760 to 8,660)	8,000 (6,560 to 10,000)	8,000 (6,560 to 10,000)	8,000 (6,560 to 10,000)	8,000 (6,560 to 10,000)	7,000 (5,760 to 8,660)	6,000 (4,960 to 7,310)	4,000 (3,330 to 4,870)	2,000 (1,660 to 2,460)	93,000
Sexually transmitted infections, excluding HIV	0 (0 to 0)	0 (0 to 0)	0 (0 to 0)	0 (0 to 0)	0 (0 to 0)	0 (0 to 0)	0 (0 to 0)	0 (0 to 0)	0 (0 to 0)	0 (0 to 0)	0 (0 to 0)	0 (0 to 0)	0 (0 to 0)	0 (0 to 0)	0 (0 to 0)	0 (0 to 0)	0 (0 to 0)	0 (0 to 0)	0 (0 to 0)	0 (0 to 0)	0 (0 to 0)	0 (0 to 0)	0
Syphilis	200 (153 to 375)	70 (56 to 123)	200 (112 to 277)	200 (164 to 331)	200 (113 to 324)	270 (213 to 381)	447 (372 to 551)	1,010 (815 to 1,260)	2,000 (1,660 to 2,460)	3,000 (2,510 to 3,630)	4,000 (3,330 to 4,870)	5,000 (4,220 to 6,070)	6,000 (4,960 to 7,310)	7,000 (5,760 to 8,660)	8,000 (6,560 to 10,000)	8,000 (6,560 to 10,000)	8,000 (6,560 to 10,000)	8,000 (6,560 to 10,000)	7,000 (5,760 to 8,660)	6,000 (4,960 to 7,310)	4,000 (3,330 to 4,870)	2,000 (1,660 to 2,460)	93,000
Chlamydial infection	0 (0 to 0)	0 (0 to 0)	0 (0 to 0)	0 (0 to 0)	0 (0 to 0)	0 (0 to 0)	0 (0 to 0)	0 (0 to 0)	0 (0 to 0)	0 (0 to 0)	0 (0 to 0)	0 (0 to 0)	0 (0 to 0)	0 (0 to 0)	0 (0 to 0)	0 (0 to 0)	0 (0 to 0)	0 (0 to 0)	0 (0 to 0)	0 (0 to 0)	0 (0 to 0)	0 (0 to 0)	0
Gonococcal infection	0 (0 to 0)	0 (0 to 0)	0 (0 to 0)	0 (0 to 0)	0 (0 to 0)	0 (0 to 0)	0 (0 to 0)	0 (0 to 0)	0 (0 to 0)	0 (0 to 0)	0 (0 to 0)	0 (0 to 0)	0 (0 to 0)	0 (0 to 0)	0 (0 to 0)	0 (0 to 0)	0 (0 to 0)	0 (0 to 0)	0 (0 to 0)	0 (0 to 0)	0 (0 to 0)	0 (0 to 0)	0
Trichomoniasis	0 (0 to 0)	0 (0 to 0)	0 (0 to 0)	0 (0 to 0)	0 (0 to 0)	0 (0 to 0)	0 (0 to 0)	0 (0 to 0)	0 (0 to 0)	0 (0 to 0)	0 (0 to 0)	0 (0 to 0)	0 (0 to 0)	0 (0 to 0)	0 (0 to 0)	0 (0 to 0)	0 (0 to 0)	0 (0 to 0)	0 (0 to 0)	0 (0 to 0)	0 (0 to 0)	0 (0 to 0)	0
Genital herpes	0 (0 to 0)	0 (0 to 0)	0 (0 to 0)	0 (0 to 0)	0 (0 to 0)	0 (0 to 0)	0 (0 to 0)	0 (0 to 0)	0 (0 to 0)	0 (0 to 0)	0 (0 to 0)	0 (0 to 0)	0 (0 to 0)	0 (0 to 0)	0 (0 to 0)	0 (0 to 0)	0 (0 to 0)	0 (0 to 0)	0 (0 to 0)	0 (0 to 0)	0 (0 to 0)	0 (0 to 0)	0
Other sexually transmitted infections	0 (0 to 0)	0 (0 to 0)	0 (0 to 0)	0 (0 to 0)	0 (0 to 0)	0 (0 to 0)	0 (0 to 0)	0 (0 to 0)	0 (0 to 0)	0 (0 to 0)	0 (0 to 0)	0 (0 to 0)	0 (0 to 0)	0 (0 to 0)	0 (0 to 0)	0 (0 to 0)	0 (0 to 0)	0 (0 to 0)	0 (0 to 0)	0 (0 to 0)	0 (0 to 0)	0 (0 to 0)	0
Respiratory infections and tuberculosis	800 (662 to 1,000)	600 (471 to 751)	13,000 (10,000 to 16,000)	2,200 (1,800 to 2,800)	2,000 (1,700 to 2,500)	2,170 (1,700 to 2,800)	2,200 (1,700 to 2,800)	3,100 (2,500 to 3,900)	3,210 (2,600 to 3,900)	4,280 (3,500 to 5,200)	5,500 (4,500 to 6,700)	6,090 (4,970 to 7,500)	7,070 (5,770 to 8,700)	8,700 (7,100 to 10,700)	9,660 (7,900 to 11,900)	10,000 (7,900 to 12,700)	10,000 (7,900 to 12,700)	9,670 (7,700 to 12,300)	9,190 (7,300 to 11,700)	8,040 (6,400 to 10,200)	6,200 (4,900 to 7,900)	3,600 (2,800 to 4,600)	129,000
Tuberculosis	0 (0 to 0)	0 (0 to 0)	100 (72 to 139)	300 (220 to 410)	400 (300 to 530)	500 (370 to 670)	700 (520 to 930)	900 (670 to 1,200)	1,000 (750 to 1,300)	1,000 (750 to 1,300)	1,000 (750 to 1,300)	1,000 (750 to 1,300)	1,000 (750 to 1,300)	1,000 (750 to 1,300)	1,000 (750 to 1,300)	1,000 (750 to 1,300)	1,000 (750 to 1,300)	1,000 (750 to 1,300)	1,000 (750 to 1,300)	1,000 (750 to 1,300)	1,000 (750 to 1,300)	1,000 (750 to 1,300)	24,000
Latent tuberculosis infection	0 (0 to 0)	0 (0 to 0)	0 (0 to 0)	0 (0 to 0)	0 (0 to 0)	0 (0 to 0)	0 (0 to 0)	0 (0 to 0)	0 (0 to 0)	0 (0 to 0)	0 (0 to 0)	0 (0 to 0)	0 (0 to 0)	0 (0 to 0)	0 (0 to 0)	0 (0 to 0)	0 (0 to 0)	0 (0 to 0)	0 (0 to 0)	0 (0 to 0)	0 (0 to 0)	0 (0 to 0)	0
Active tuberculosis	0 (0 to 0)	0 (0 to 0)	100 (72 to 139)	300 (220 to 410)	400 (300 to 530)	500 (370 to 670)	700 (520 to 930)	900 (670 to 1,200)	1,000 (750 to 1,300)	1,000 (750 to 1,300)	1,000 (750 to 1,300)	1,000 (750 to 1,300)	1,000 (750 to 1,300)	1,000 (750 to 1,300)	1,000 (750 to 1,300)	1,000 (750 to 1,300)	1,000 (750 to 1,300)	1,000 (750 to 1,300)	1,000 (750 to 1,300)	1,000 (750 to 1,300)	1,000 (750 to 1,300)	1,000 (750 to 1,300)	24,000
Drug-susceptible tuberculosis	0 (0 to 0)	0 (0 to 0)	100 (72 to 139)	300 (220 to 410)	400 (300 to 530)	500 (370 to 670)	700 (520 to 930)	900 (670 to 1,200)	1,000 (750 to 1,300)	1,000 (750 to 1,300)	1,000 (750 to 1,300)	1,000 (750 to 1,300)	1,000 (750 to 1,300)	1,000 (750 to 1,300)	1,000 (750 to 1,300)	1,000 (750 to 1,300)	1,000 (750 to 1,300)	1,000 (750 to 1,300)	1,000 (750 to 1,300)	1,000 (750 to 1,300)	1,000 (750 to 1,300)	1,000 (750 to 1,300)	24,000
Multidrug-resistant tuberculosis without extensive drug resistance	0 (0 to 0)	0 (0 to 0)	0 (0 to 0)	0 (0 to 0)	0 (0 to 0)	0 (0 to 0)	0 (0 to 0)	0 (0 to 0)	0 (0 to 0)	0 (0 to 0)	0 (0 to 0)	0 (0 to 0)	0 (0 to 0)	0 (0 to 0)	0 (0 to 0)	0 (0 to 0)	0 (0 to 0)	0 (0 to 0)	0 (0 to 0)	0 (0 to 0)	0 (0 to 0)	0 (0 to 0)	0
Extensively drug-resistant tuberculosis	0 (0 to 0)	0 (0 to 0)	0 (0 to 0)	0 (0 to 0)	0 (0 to 0)	0 (0 to 0)	0 (0 to 0)	0 (0 to 0)	0 (0 to 0)	0 (0 to 0)	0 (0 to 0)	0 (0 to 0)	0 (0 to 0)	0 (0 to 0)	0 (0 to 0)	0 (0 to 0)	0 (0 to 0)	0 (0 to 0)	0 (0 to 0)	0 (0 to 0)	0 (0 to 0)	0 (0 to 0)	0
Lower respiratory infections	800 (662 to 1,000)	600 (471 to 751)	13,000 (10,000 to 16,000)	2,200 (1,800 to 2,800)	2,000 (1,700 to 2,500)	2,170 (1,700 to 2,800)	2,200 (1,700 to 2,800)	3,100 (2,500 to 3,900)	3,210 (2,600 to 3,900)	4,280 (3,500 to 5,200)	5,500 (4,500 to 6,700)	6,090 (4,970 to 7,500)	7,070 (5,770 to 8,700)	8,700 (7,100 to 10,700)	9,660 (7,900 to 11,900)	10,000 (7,900 to 12,700)	10,000 (7,900 to 12,700)	9,670 (7,700 to 12,300)	9,190 (7,300 to 11,700)	8,040 (6,400 to 10,200)	6,200 (4,900 to 7,900)	3,600 (2,800 to 4,600)	129,000
Upper respiratory infections	0 (0 to 0)	0 (0 to 0)	2,000 (900 to 4,000)	1,000 (540 to 1,930)	1,000 (540 to 1,930)	1,000 (540 to 1,940)	1,000 (480 to 1,940)	1,000 (480 to 1,940)	1,000 (480 to 1,940)	1,000 (480 to 1,940)	1,000 (430 to 1,940)	1,000 (421 to 1,940)	1,000 (390 to 1,940)	1,000 (397 to 1,940)	1,000 (420 to 1,940)	1,000 (420 to 1,940)	1,000 (420 to 1,940)	1,000 (420 to 1,940)	1,000 (420 to 1,940)	1,000 (420 to 1,940)	1,000 (420 to 1,940)	1,000 (420 to 1,940)	24,000
Otitis media	0 (0 to 0)	0 (0 to 0)	0 (0 to 0)	0 (0 to 0)	0 (0 to 0)	0 (0 to 0)	0 (0 to 0)	0 (0 to 0)	0 (0 to 0)	0 (0 to 0)	0 (0 to 0)	0 (0 to 0)	0 (0 to 0)	0 (0 to 0)	0 (0 to 0)	0 (0 to 0)	0 (0 to 0)	0 (0 to 0)	0 (0 to 0)	0 (0 to 0)	0 (0 to 0)	0 (0 to 0)	0
Enteric infections	21,100 (17,400 to 26,000)	5,000 (3,900 to 6,300)	2,000 (1,600 to 2,600)	1,970 (1,600 to 2,500)	1,970 (1,600 to 2,500)	1,970 (1,600 to 2,500)	1,970 (1,600 to 2,500)	1,970 (1,600 to 2,500)	1,970 (1,600 to 2,500)	1,970 (1,600 to 2,500)	1,970 (1,600 to 2,500)	1,970 (1,600 to 2,500)	1,970 (1,600 to 2,500)	1,970 (1,600 to 2,500)	1,970 (1,600 to 2,500)	1,970 (1,600 to 2,500)	1,970 (1,600 to 2,500)	1,970 (1,600 to 2,500)	1,970 (1,600 to 2,500)	1,970 (1,600 to 2,500)	1,970 (1,600 to 2,500)	1,970 (1,600 to 2,500)	49,000
Diarrheal diseases	20,900 (17,200 to 25,800)	4,900 (3,800 to 6,200)	2,000 (1,600 to 2,600)	1,900 (1,500 to 2,400)	1,900 (1,500 to 2,400)	1,900 (1,500 to 2,400)	1,900 (1,500 to 2,400)	1,900 (1,500 to 2,400)	1,900 (1,500 to 2,400)	1,900 (1,500 to 2,400)	1,900 (1,500 to 2,400)	1,900 (1,500 to 2,400)	1,900 (1,500 to 2,400)	1,900 (1,500 to 2,400)	1,900 (1,500 to 2,400)	1,900 (1,500 to 2,400)	1,900 (1,500 to 2,400)	1,900 (1,500 to 2,400)	1,900 (1,500 to 2,400)	1,900 (1,500 to 2,400)	1,900 (1,500 to 2,400)	1,900 (1,500 to 2,400)	47,000
Typhoid and paratyphoid	0 (0 to 0)	0 (0 to 0)	0 (0 to 0)	0 (0 to 0)	0 (0 to 0)	0 (0 to 0)	0 (0 to 0)	0 (0 to 0)	0 (0 to 0)	0 (0 to 0)	0 (0 to 0)	0 (0 to 0)	0 (0 to 0)	0 (0 to 0)	0 (0 to 0)	0 (0 to 0)	0 (0 to 0)	0 (0 to 0)	0 (0 to 0)	0 (0 to 0)	0 (0 to 0)	0 (0 to 0)	0 (0 to 0)	0
Typhoid fever	0 (0 to 0)	0 (0 to 0)	0 (0 to 0)	0 (0 to 0)	0 (0 to 0)	0 (0 to 0)	0 (0 to 0)	0 (0 to 0)	0 (0 to 0)	0 (0 to 0)	0 (0 to 0)	0 (0 to 0)	0 (0 to 0)	0 (0 to 0)	0 (0 to 0)	0 (0 to 0)	0 (0 to 0)	0 (0 to 0)	0 (0 to 0)	0 (0 to 0)	0 (0 to 0)	0 (0 to 0)	0 (0 to 0)	0
Paratyphoid fever	0 (0 to 0)	0 (0 to 0)	0 (0 to 0)	0 (0 to 0)	0 (0 to 0)	0 (0 to 0)	0 (0 to 0)	0 (0 to 0)	0 (0 to 0)	0 (0 to 0)	0 (0 to 0)	0 (0 to 0)	0 (0 to 0)	0 (0 to 0)	0 (0 to 0)	0 (0 to 0)	0 (0 to 0)	0 (0 to 0)	0 (0 to 0)	0 (0 to 0)	0 (0 to 0)	0 (0 to 0)	0 (0 to 0)	0
Invasive Non-typhoidal Salmonella (iNTS)	0 (0 to 0)	0 (0 to 0)	0 (0 to 0)	0 (0 to 0)	0 (0 to 0)	0 (0 to 0)	0 (0 to 0)	0 (0 to 0)	0 (0 to 0)	0 (0 to 0)	0 (0 to 0)	0 (0 to 0)	0 (0 to 0)	0 (0 to 0)	0 (0 to 0)	0 (0 to 0)	0 (0 to 0)	0 (0 to 0)	0 (0 to 0)	0 (0 to 0)	0 (0 to 0)	0 (0 to 0)	0 (0 to 0)	0
Other intestinal infectious diseases	900 (714 to 1,100)	300 (214 to 393)	600 (400 to 900)	70 (50 to 100)	70 (50 to 100)	70 (50 to 100)	70 (50 to 100)	70 (50 to 100)	70 (50 to 100)	70 (50 to 100)	70 (50 to 100)	70 (50 to 100)	70 (50 to 100)	70 (50 to 100)	70 (50 to 100)	70 (50 to 100)	70 (50 to 100)	70 (50 to 100)	70 (50 to 100)	70 (50 to 100)	70 (50 to 100)	70 (50 to 100)	70 (50 to 100)	2,000
Neglected tropical diseases and malaria	70 (51 to 122)	31 (22 to 47)	400 (162 to 1,000)	1,000 (400 to 2,000)	1,000 (400 to 2,000)	1,000 (400 to 2,000)	1,000 (400 to 2,000)	1,000 (400 to 2,000)	1,000 (400 to 2,000)	1,000 (400 to 2,000)	1,000 (400 to 2,000)	1,000 (400 to 2,000)	1,000 (400 to 2,000)	1,000 (400 to 2,000)	1,000 (400 to 2,000)	1,000 (400 to 2,000)	1,000 (400 to 2,000)	1,000 (400 to 2,000)	1,000 (400 to 2,000)	1,000 (400 to 2,000)	1,000 (400 to 2,000)	1,000 (400 to 2,000)	24,000
Malaria	0 (0 to 0)	0 (0 to 0)	0 (0 to 0)	0 (0 to 0)	0 (0 to 0)	0 (0 to 0)	0 (0 to 0)	0 (0 to 0)	0 (0 to 0)	0 (0 to 0)	0 (0 to 0)	0 (0 to 0)	0 (0 to 0)	0 (0 to 0)	0 (0 to 0)	0 (0 to 0)	0 (0 to 0)	0 (0 to 0)	0 (0 to 0)	0 (0 to 0)	0 (0 to 0)	0 (0 to 0)	0 (0 to 0)	0
Chagas disease	0 (0 to 0)	0 (0 to 0)	0 (0 to 0)	0 (0 to 0)	0 (0 to 0)	0 (0 to 0)	0 (0 to 0)	0 (0 to 0)	0 (0 to 0)	0 (0 to 0)	0 (0 to 0)	0 (0 to 0)	0 (0 to 0)	0 (0 to 0)	0 (0 to 0)	0 (0 to 0)	0 (0 to 0)	0 (0 to 0)	0 (0 to 0)	0 (0 to 0)	0 (0 to 0)	0 (0 to 0)	0 (0 to 0)	0
Leishmaniasis	0 (0 to 0)	0 (0 to 0)	0 (0 to 0)	0 (0 to 0)	0 (0 to 0)	0 (0 to 0)	0 (0 to 0)	0 (0 to 0)	0 (0 to 0)	0 (0 to 0)	0 (0 to 0)	0 (0 to 0)	0 (0 to 0)	0 (0 to 0)	0 (0 to 0)	0 (0 to 0)	0 (0 to 0)	0 (0 to 0)	0 (0 to 0)	0 (0 to 0)	0 (0 to 0)	0 (0 to 0)	0 (0 to 0)	0
Visceral leishmaniasis	0 (0 to 0)	0 (0 to 0)	0 (0 to 0)	0 (0 to 0)	0 (0 to 0)	0 (0 to 0)	0 (0 to 0)	0 (0 to 0)	0 (0 to 0)	0 (0 to 0)	0 (0 to 0)	0 (0 to 0)	0 (0 to 0)	0 (0 to 0)	0 (0 to 0)	0 (0 to 0)	0 (0 to 0)	0 (0 to 0)	0 (0 to 0)	0 (0 to 0)	0 (0 to 0)	0 (0 to 0)	0 (0 to 0)	0
Cutaneous and mucocutaneous leishmaniasis	0 (0 to 0)	0 (0 to 0)	0 (0 to 0)	0 (0 to 0)	0 (0 to 0)	0 (0 to 0)	0 (0 to 0)	0 (0 to 0)	0 (0 to 0)	0 (0 to 0)	0 (0 to 0)	0 (0 to 0)	0 (0 to 0)	0 (0 to 0)	0 (0 to 0)	0 (0 to 0)	0 (0 to 0)	0 (0 to 0)	0 (0 to 0)	0 (0 to 0)	0 (0 to 0)	0 (0 to 0)	0 (0 to 0)	0
African trypanosomiasis	0 (0 to 0)	0 (0 to 0)	0 (0 to 0)	0 (0 to 0)	0 (0 to 0)	0 (0 to 0)	0 (0 to 0)	0 (0 to 0)	0 (0 to 0)	0 (0 to 0)	0 (0 to 0)	0 (0 to 0)	0 (0 to 0)	0 (0 to 0)	0 (0 to 0)	0 (0 to 0)	0 (0 to 0)	0 (0 to 0)	0 (0 to 0)	0 (0 to 0)	0 (0 to 0)	0 (0 to 0)	0 (0 to 0)	0
Schistosomiasis	0 (0 to 0)	0 (0 to 0)	0 (0 to 0)	0 (0 to 0)	0 (0 to 0)	0 (0 to 0)	0 (0 to 0)	0 (0 to 0)	0 (0 to 0)	0 (0 to 0)	0 (0 to 0)	0 (0 to 0)	0 (0 to 0)	0 (0 to 0)	0 (0 to 0)	0 (0 to 0)	0 (0 to 0)	0 (0 to 0)	0 (0 to 0)	0 (0 to 0)	0 (0 to 0)	0 (0 to 0)	0 (0 to 0)	0
Cysticercosis	0 (0 to 0)	0 (0 to 0)	0 (0 to 0)	0 (0 to 0)	0 (0 to 0)	0 (0 to 0)	0 (0 to 0)	0 (0 to 0)	0 (0 to 0)	0 (0 to 0)	0 (0 to 0)	0 (0 to 0)	0 (0 to 0)	0 (0 to 0)	0 (0 to 0)	0 (0 to 0)	0 (0 to 0)	0 (0 to 0)	0 (0 to 0)	0 (0 to 0)	0 (0 to 0)	0 (0 to 0)	0 (0 to 0)	0
Cystic echinococcosis	0 (0 to 0)	0 (0 to 0)	0 (0 to 0)	0 (0 to 0)	0 (0 to 0)	0 (0 to 0)	0 (0 to 0)	0 (0 to 0)	0 (0 to 0)	0 (0 to 0)	0 (0 to 0)	0 (0 to 0)	0 (0 to 0)	0 (0 to 0)	0 (0 to 0)	0 (0 to 0)	0 (0 to 0)	0 (0 to 0)	0 (0 to 0)	0 (0 to 0)	0 (0 to 0)	0 (0 to 0)	0 (0 to 0)	0
Lymphatic filariasis	0 (0 to 0)	0 (0 to 0)	0 (0 to 0)	0 (0 to 0)	0 (0 to 0)	0 (0 to 0)	0 (0 to 0)	0 (0 to 0)	0 (0 to 0)	0 (0 to 0)	0 (0 to 0)	0 (0 to 0)	0 (0 to 0)	0 (0 to 0)	0 (0 to 0)	0 (0 to 0)	0 (0 to 0)	0 (0 to 0)	0 (0 to 0)	0 (0 to 0)	0 (0 to 0)	0 (0 to 0)	0 (0 to 0)	0
Onchocerciasis	0 (0 to 0)	0 (0 to 0)	0 (0 to 0)	0 (0 to 0)	0 (0 to 0)	0 (0 to 0)	0 (0 to 0)	0 (0 to 0)	0 (0 to 0)	0 (0 to 0)	0 (0 to 0)	0 (0 to 0)	0 (0 to 0)	0 (0 to 0)	0 (0 to 0)	0 (0 to 0)	0 (0 to 0)	0 (0 to 0)	0 (0 to 0)	0 (0 to 0)	0 (0 to 0)	0 (0 to 0)	0 (0 to 0)	0
Trachoma	0 (0 to 0)	0 (0 to 0)	0 (0 to 0)	0 (0 to 0)	0 (0 to 0)	0 (0 to 0)	0 (0 to 0)	0 (0 to 0)	0 (0 to 0)	0 (0 to 0)	0 (0 to 0)	0 (0 to 0)	0 (0 to 0)	0 (0 to 0)	0 (0 to 0)	0 (0 to 0)	0 (0 to 0)	0 (0 to 0)	0 (0 to 0)	0 (0 to 0)	0 (0 to 0)	0 (0 to 0)	0 (0 to 0)	0
Dengue	0 (0 to 0)	0 (0 to 0)	0 (0 to 0)	0 (0 to 0)	0 (0 to 0)	0 (0 to 0)	0 (0 to 0)	0 (0 to 0)	0 (0 to 0)	0 (0 to 0)	0 (0 to 0)	0 (0 to 0)	0 (0 to 0)	0 (0 to 0)	0 (0 to 0)	0 (0 to 0)	0 (0 to 0)	0 (0 to 0)	0 (0 to 0)	0 (0 to 0)	0 (0 to 0)	0 (0 to 0)	0 (0 to 0)	0
Yellow fever	0 (0 to 0)	0 (0 to 0)	0 (0 to 0)	0 (0 to 0)	0 (0 to 0)	0 (0 to 0)	0 (0 to 0)	0 (0 to 0)	0 (0 to 0)	0 (0 to 0)	0 (0 to 0)	0 (0 to 0)	0 (0 to 0)	0 (0 to 0)	0 (0 to 0)	0 (0 to 0)	0 (0 to 0)	0 (0 to 0)	0 (0 to 0)	0 (0 to 0)	0 (0 to 0)	0 (0 to 0)	0 (0 to 0)	0
Rabies	0 (0 to 0)	0 (0 to 0)	0 (0 to 0)	0 (0 to 0)	0 (0 to 0)	0 (0 to 0)	0 (0 to 0)	0 (0 to 0)	0 (0 to 0)	0 (0 to 0)	0 (0 to 0)	0 (0 to 0)	0 (0 to 0)	0 (0 to 0)	0 (0 to 0)	0 (0 to 0)	0 (0 to 0)	0 (0 to 0)	0 (0 to 0)	0 (0 to 0)	0 (0 to 0)	0 (0 to 0)	0 (0 to 0)	0
Zika virus	0 (0 to 0)	0 (0 to 0)	0 (0 to 0)	0 (0 to 0)	0 (0 to 0)	0 (0 to 0)	0 (0 to 0)	0 (0 to 0)	0 (0 to 0)	0 (0 to 0)	0 (0 to 0)	0 (0 to 0)	0 (0 to 0)	0 (0 to 0)	0 (0 to 0)	0 (0 to 0)	0 (0 to 0)	0 (0 to 0)	0 (0 to 0)	0 (0 to 0)	0 (0 to 0)	0 (0 to 0)	0 (0 to 0)	0
Guinea worm disease	0 (0 to 0)	0 (0 to 0)	0 (0 to 0)	0 (0 to 0)	0 (0 to 0)	0 (0 to 0)	0 (0 to 0)	0 (0 to 0)	0 (0 to 0)	0 (0 to 0)	0 (0 to 0)	0 (0 to 0)	0 (0 to 0)	0 (0 to 0)	0 (0 to 0)	0 (0 to 0)	0 (0 to 0)	0 (0 to 0)	0 (0 to 0)	0 (0 to 0)	0 (0 to 0)	0 (0 to 0)	0 (0 to 0)	0
Other neglected tropical diseases	70 (51 to 122)	31 (22 to 47)	400 (162 to 1,000)	1,000 (400 to 2,000)	1,000 (400 to 2,000)	1,000 (400 to 2,000)	1,000 (400 to 2,000)	1,000 (400 to 2,000)	1,000 (400 to 2,000)	1,000 (400 to 2,000)	1,000 (400 to 2,000)	1,000 (400 to 2,000)	1,000 (400 to 2,000)	1,000 (400 to 2,000)	1,000 (400 to 2,000)	1,000 (400 to 2,000)	1,000 (400 to 2,000)	1,000 (400 to 2,000)	1,000 (400 to 2,000)	1,000 (400 to 2,000)	1,000 (400 to 2,000)	1,000 (400 to 2,000)	24,000
Other infectious diseases	1,000 (814 to 1,200)	400 (300 to 500)	1,000 (600 to 1,400)	1,000 (600 to 1,400)	1,000 (600 to 1,400



Other transport injuries	3.6 (2.3 to 7.1)	3.4 (1.7 to 6)	46.5 (29 to 82.5)	73 (39.8 to 133)	116 (67 to 193)	161 (99.3 to 264)	698 (525 to 873)	948 (699 to 1,429)	977 (659 to 1,548)	832 (562 to 1,309)	626 (429 to 1,004)	727 (479 to 1,219)	665 (374 to 921)	646 (390 to 799)	450 (274 to 623)	298 (212 to 414)	192 (141 to 265)	158 (79.2 to 123)	66.4 (46.4 to 96.4)	36.6 (25.7 to 49.4)	16.2 (13.3 to 21.1)	7.1 (5 to 9.1)	3.7 (2.7 to 4.9)	7,480
Unintentional injuries	292 (140 to 479)	282 (136 to 507)	3,838 (3,643 to 4,060)	6,556 (6,405 to 6,709)	9,969 (9,693 to 10,410)	9,603 (9,333 to 9,896)	10,502 (9,928 to 11,245)	11,905 (11,150 to 12,883)	11,700 (9,919 to 13,908)	12,895 (11,699 to 15,165)	14,306 (12,588 to 16,660)	13,895 (11,799 to 16,268)	13,146 (11,588 to 15,068)	13,346 (11,138 to 15,868)	12,695 (10,888 to 15,268)	10,556 (9,669 to 12,758)	8,662 (8,609 to 13,208)	6,756 (5,609 to 8,149)	5,431 (4,249 to 6,529)	3,992 (3,249 to 4,779)	2,965 (2,669 to 3,281)	2,260 (1,939 to 1,643)	650 (518 to 789)	173,899
Falls	20.9 (10.9 to 34.9)	12.4 (7.6 to 19.9)	227 (212 to 243)	331 (311 to 350)	477 (454 to 501)	465 (438 to 493)	1,700 (1,296 to 2,176)	2,090 (2,005 to 2,200)	3,190 (2,435 to 4,000)	4,190 (3,315 to 5,169)	6,830 (5,515 to 8,466)	9,990 (8,799 to 11,540)	6,950 (5,886 to 7,943)	6,950 (5,886 to 8,043)	6,890 (5,886 to 8,043)	6,790 (5,886 to 7,943)	5,990 (5,278 to 6,229)	5,278 (4,629 to 5,943)	4,290 (3,629 to 4,943)	3,290 (3,029 to 3,943)	2,679 (2,329 to 3,029)	1,990 (1,629 to 2,329)	979 (779 to 1,180)	492 (398 to 586)	70,400
Drowning	0.8 (0.4 to 2.1)	0.5 (0 to 1.4)	7.2 (1.5 to 329)	12.2 (7.5 to 21.2)	18.2 (10.4 to 31.2)	18.2 (10.4 to 31.2)	18.2 (10.4 to 31.2)	18.2 (10.4 to 31.2)	18.2 (10.4 to 31.2)	18.2 (10.4 to 31.2)	18.2 (10.4 to 31.2)	18.2 (10.4 to 31.2)	18.2 (10.4 to 31.2)	18.2 (10.4 to 31.2)	18.2 (10.4 to 31.2)	18.2 (10.4 to 31.2)	18.2 (10.4 to 31.2)	18.2 (10.4 to 31.2)	18.2 (10.4 to 31.2)	18.2 (10.4 to 31.2)	18.2 (10.4 to 31.2)	18.2 (10.4 to 31.2)	18.2 (10.4 to 31.2)	18.2 (10.4 to 31.2)	286,000
Fire, heat, and hot substances	5.3 (3.7 to 7.4)	6.1 (3.5 to 7.1)	186 (181 to 192)	259 (252 to 266)	229 (194 to 274)	256 (199 to 290)	256 (210 to 329)	257 (198 to 333)	613 (323 to 776)	661 (508 to 860)	753 (649 to 1,029)	753 (649 to 1,029)	677 (600 to 863)	682 (600 to 823)	623 (527 to 880)	513 (399 to 754)	283 (272 to 352)	282 (223 to 421)	278 (182 to 330)	192 (114 to 220)	89.4 (83 to 117)	39.2 (29.9 to 51.4)	19.6 (19.2 to 29.4)	8,190
Poisonings	1.5 (0.8 to 3.5)	1.3 (0.7 to 2.6)	19.2 (14.7 to 30.5)	30.6 (24.6 to 40.1)	46.1 (35.1 to 61.1)	45.1 (33.1 to 60.1)	45.1 (34.1 to 75.1)	45.1 (33.1 to 61.1)	45.1 (33.1 to 61.1)	45.1 (33.1 to 61.1)	45.1 (33.1 to 61.1)	45.1 (33.1 to 61.1)	45.1 (33.1 to 61.1)	45.1 (33.1 to 61.1)	45.1 (33.1 to 61.1)	45.1 (33.1 to 61.1)	45.1 (33.1 to 61.1)	45.1 (33.1 to 61.1)	45.1 (33.1 to 61.1)	45.1 (33.1 to 61.1)	45.1 (33.1 to 61.1)	45.1 (33.1 to 61.1)	45.1 (33.1 to 61.1)	700
Poisoning by other medications	0.6 (0.1 to 2.1)	0.3 (0.1 to 0.7)	6.4 (1.8 to 32.5)	7.6 (3.1 to 32.1)	9.7 (4.4 to 17.1)	9.7 (3.2 to 41.3)	23.7 (13.7 to 41.3)	19.3 (10.7 to 34.3)	27 (20.8 to 34.8)	19.3 (10.8 to 34.8)	27.9 (13.8 to 53.9)	23.9 (13.8 to 37.9)	17.9 (9.9 to 36.9)	17.9 (7.7 to 31.9)	17.9 (7.7 to 33.9)	17.9 (3 to 19.9)	4.9 (2.9 to 7.9)	5.4 (1.9 to 9.4)	5.4 (1.9 to 9.4)	5.4 (1.1 to 7.4)	5.4 (0.9 to 7.4)	5.4 (0.9 to 7.4)	5.4 (0.7 to 9.3)	279
Poisoning by other means	2 (1.2 to 3)	1.1 (0.6 to 1.7)	23.7 (14.6 to 39.2)	41.7 (26.5 to 52)	23.4 (12.5 to 37.9)	27.4 (24.2 to 30.5)	24.6 (16.7 to 39.7)	33.4 (21.9 to 51.9)	34 (21.9 to 52.3)	30.4 (20.6 to 48.7)	31.9 (20.6 to 48.3)	30.9 (21.7 to 43.9)	29.4 (17.7 to 39.3)	20.4 (13.4 to 32.4)	21.9 (14.4 to 34.4)	13.9 (8.3 to 22.1)	10.9 (7.4 to 17.1)	8.1 (5.1 to 12.3)	9 (5.1 to 7.9)	3.5 (2.2 to 5.3)	1.9 (1.3 to 2.8)	0.8 (0.4 to 1.2)	0.3 (0.2 to 0.5)	430
Exposure to mechanical forces	19.7 (11.1 to 31.7)	39.6 (18.7 to 61.8)	696 (682 to 710)	752 (737 to 767)	1,101 (1,079 to 1,124)	1,099 (966 to 1,132)	2,002 (1,902 to 2,102)	3,420 (3,420 to 3,420)	3,613 (3,613 to 3,613)	2,893 (2,893 to 2,893)	3,755 (3,755 to 3,755)	2,202 (2,202 to 2,202)	2,133 (2,133 to 2,133)	1,833 (1,833 to 1,833)	1,946 (1,946 to 1,946)	1,749 (1,749 to 1,749)	823 (823 to 823)	692 (692 to 692)	392 (392 to 392)	272 (272 to 272)	111 (111 to 111)	69.4 (69.4 to 69.4)	22.7 (22.7 to 22.7)	29,500
Unintentional firearm injuries	0.5 (0.5 to 1.6)	0.4 (0.3 to 1)	14.8 (8.1 to 26.3)	22.6 (20.5 to 30.9)	34.7 (30.9 to 39.9)	34.7 (29.9 to 40.7)	40.7 (29.9 to 57.7)	33.9 (29.9 to 40.7)	33.9 (27.9 to 39.9)	33.9 (27.9 to 39.9)	33.9 (27.9 to 39.9)	33.9 (27.9 to 39.9)	33.9 (27.1 to 39.1)	33.9 (27.1 to 39.1)	33.9 (27.1 to 39.1)	33.9 (27.1 to 39.1)	33.9 (27.1 to 39.1)	33.9 (27.1 to 39.1)	33.9 (27.1 to 39.1)	33.9 (27.1 to 39.1)	33.9 (27.1 to 39.1)	33.9 (27.1 to 39.1)	33.9 (27.1 to 39.1)	2,948
Other exposure to mechanical forces	19.2 (10.6 to 31.1)	39.2 (18.3 to 61.5)	682 (667 to 697)	730 (722 to 739)	1,067 (1,049 to 1,085)	1,065 (937 to 1,097)	1,961 (1,873 to 2,050)	3,386 (3,386 to 3,386)	3,579 (3,579 to 3,579)	2,859 (2,859 to 2,859)	3,721 (3,721 to 3,721)	2,168 (2,168 to 2,168)	2,099 (2,099 to 2,099)	1,799 (1,799 to 1,799)	1,912 (1,912 to 1,912)	1,715 (1,715 to 1,715)	789 (789 to 789)	658 (658 to 658)	358 (358 to 358)	238 (238 to 238)	77.5 (77.5 to 77.5)	25.5 (25.5 to 25.5)	6.1 (6.1 to 6.1)	29,000
Adverse effects of medical treatment	23 (19.4 to 50.9)	27.6 (19.5 to 51.2)	417 (410 to 737)	748 (80 to 3841)	909 (96.3 to 1,161)	533 (67.9 to 1,161)	1,161 (93.7 to 1,378)	1,161 (97.6 to 1,163)	1,161 (97.6 to 1,163)	1,161 (89.6 to 1,169)	1,161 (89.6 to 1,169)	1,161 (97.6 to 2.3)	1,161 (97.6 to 2.3)	1,161 (1.56 to 2.3)	1,161 (1.56 to 2.3)	1,161 (1.56 to 2.3)	1,161 (1.56 to 2.3)	1,161 (1.56 to 2.3)	1,161 (1.56 to 2.3)	1,161 (1.56 to 2.3)	1,161 (1.56 to 2.3)	1,161 (1.56 to 2.3)	1,161 (1.56 to 2.3)	4,998
Animal contact	1.6 (1 to 2.4)	1.6 (0.9 to 2.3)	20.5 (12.5 to 40)	79.4 (48.5 to 137)	132 (80 to 219)	113 (77 to 163)	183 (98.1 to 127)	121 (85 to 169)	139 (98.3 to 197)	162 (108 to 239)	179 (120 to 253)	167 (115 to 254)	162 (112 to 229)	211 (150 to 299)	222 (154 to 317)	218 (150 to 299)	162 (114 to 231)	129 (90.6 to 179)	96.8 (68 to 139)	97.6 (68.1 to 134)	39.4 (32.7 to 59.7)	9.3 (6.1 to 11)	2,500
Venomous animal contact	0.5 (0.5 to 1.6)	0.5 (0.3 to 1.3)	7.5 (6.1 to 33.3)	16 (9.5 to 69.7)	16 (10.1 to 71.9)	16 (9.6 to 86.6)	16 (9.6 to 69.6)	16 (9.6 to 69.6)	16 (9.6 to 71.6)	16 (9.6 to 124)	16 (9.6 to 124)	16 (7.9 to 143)	16 (7.9 to 127)	16 (7.9 to 143)	16 (9.6 to 196)	16 (9.6 to 196)	16 (9.6 to 120)	16 (9.6 to 120)	16 (9.6 to 76)	16 (9.6 to 76)	16 (9.6 to 76)	16 (9.6 to 76)	16 (9.6 to 76)	1,500
Non-venomous animal contact	0.6 (0.3 to 1.2)	0.8 (0.4 to 1.5)	12.5 (6.1 to 22.2)	29.8 (1.6 to 55.2)	33.4 (16.7 to 63.9)	36.9 (20.6 to 59.1)	40.8 (29.3 to 71.7)	45 (34.8 to 62.9)	57.6 (39.7 to 84)	46 (42.1 to 69.2)	77.4 (66 to 116)	60.4 (53.2 to 123)	79.2 (50.3 to 117)	87.1 (56.9 to 126)	99.5 (64.2 to 144)	94.7 (62.7 to 141)	77.4 (47.1 to 122)	56.4 (37.6 to 79.9)	44.8 (29.1 to 64.7)	28.9 (17.1 to 37.6)	13.6 (9.4 to 19.6)	2.5 (1.7 to 3.7)	1,680
Foreign body	89.1 (46.1 to 159)	78.6 (41.1 to 134)	1,040 (1,040 to 1,040)	1,040 (997 to 1,040)	1,040 (997 to 1,040)	1,040 (1,040 to 1,040)	1,040 (997 to 1,040)	1,040 (997 to 1,040)	1,040 (997 to 1,040)	1,040 (997 to 1,040)	1,040 (997 to 1,040)	1,040 (997 to 1,040)	1,040 (997 to 1,040)	1,040 (997 to 1,040)	1,040 (997 to 1,040)	1,040 (997 to 1,040)	1,040 (997 to 1,040)	1,040 (997 to 1,040)	1,040 (997 to 1,040)	1,040 (997 to 1,040)	1,040 (997 to 1,040)	1,040 (997 to 1,040)	1,040 (997 to 1,040)	10,400
Foreign body in eyes	99.2 (49 to 178)	147 (107 to 201)	2,660 (2,350 to 2,660)	2,660 (277 to 616)	2,660 (193 to 336)	2,660 (192 to 336)	2,660 (1.46 to 240)	2,660 (1.47 to 334)	2,660 (1.47 to 334)	2,660 (1.64 to 327)	2,660 (208 to 339)	2,660 (208 to 339)	2,660 (208 to 339)	2,660 (208 to 327)	2,660 (207 to 327)	2,660 (207 to 327)	2,660 (1.64 to 320)	2,660 (1.64 to 320)	2,660 (1.64 to 320)	2,660 (1.64 to 142)	2,660 (1.64 to 142)	2,660 (1.64 to 142)	2,660 (1.64 to 142)	8,340
Foreign body in ears	61 (0.4 to 2.2)	0.2 (0.1 to 0.4)	4 (1.1 to 8.4)	22.1 (6.8 to 38.9)	39 (12.1 to 67.7)	64.3 (1.6 to 330)	79.1 (37.4 to 167)	133 (39.2 to 218)	139 (40.2 to 233)	130 (39.2 to 233)	145 (40.2 to 277)	147 (73.2 to 242)	134 (73.2 to 208)	129 (73.6 to 208)	116 (73.6 to 181)	99.8 (67.7 to 137)	76.5 (46.7 to 119)	58.5 (37.7 to 86.4)	40.7 (26.2 to 58.5)	26.3 (17.7 to 39.1)	13.6 (9.2 to 19.9)	6 (4 to 8.9)	2.3 (1.6 to 3.3)	1,540
Foreign body in other body part	9.4 (4.4 to 22.2)	6.4 (2.2 to 14.6)	142 (0.3 to 1.4 k)	142 (1.1 to 1.4 k)	1.4 k (1.1 to 1.4 k)	1.4 k (1.1 to 1.4 k)	1.4 k (1.1 to 1.4 k)	1.4 k (1.1 to 1.4 k)	1.4 k (1.1 to 1.4 k)	1.4 k (1.1 to 1.4 k)	1.4 k (1.1 to 1.4 k)	1.4 k (1.1 to 1.4 k)	1.4 k (1.1 to 1.4 k)	1.4 k (1.1 to 1.4 k)	1.4 k (1.1 to 1.4 k)	1.4 k (1.1 to 1.4 k)	1.4 k (1.1 to 1.4 k)	1.4 k (1.1 to 1.4 k)	1.4 k (1.1 to 1.4 k)	1.4 k (1.1 to 1.4 k)	1.4 k (1.1 to 1.4 k)	1.4 k (1.1 to 1.4 k)	1.4 k (1.1 to 1.4 k)	933
Environmental heat and cold exposure	0.2 (0.1 to 0.2)	0.2 (0.1 to 0.3)	2.6 (1 to 4.6)	10 (1.6 to 51.3)	61.9 (29.5 to 81.4)	141 (67.6 to 192)	1.6 k (1.3 to 332)	262 (1.7k to 454)	262 (227 to 548)	427 (298 to 654)	615 (377 to 901)	615 (329 to 914)	526 (341 to 901)	526 (361 to 864)	526 (361 to 901)	522 (329 to 764)	442 (214 to 663)	356 (229 to 522)	264 (167 to 396)	168 (121 to 256)	116 (79 to 169)	62 (45 to 88)	18 (9.3 to 34.7)	6,180
Exposure to forces of nature	0.5 (0 to 2)	0.5 (0 to 2)	7.5 (0 to 51)	12.5 (0 to 51)	18.5 (0 to 3)	18.5 (1.4 to 3)	18.5 (1.4 to 3)	18.5 (1.7 to 4)	18.5 (1.7 to 4)	18.5 (1.7 to 4)	18.5 (1.7 to 11)	18.5 (1.7 to 11)	18.5 (1.7 to 11)	18.5 (1.7 to 11)	18.5 (1.7 to 11)	18.5 (1.7 to 11)	18.5 (1.7 to 11)	18.5 (1.7 to 11)	18.5 (1.7 to 11)	18.5 (1.7 to 11)	18.5 (1.7 to 11)	18.5 (1.7 to 11)	18.5 (1.7 to 11)	954
Other unintentional injuries	291 (0.4 to 12.2)	4.8 (0.4 to 9.5)	230 (80.3 to 785)	752 (157 to 772)	2,886 (1,165 to 3,562)	921 (329 to 3,562)	2,886 (954 to 7,839)	769 (954 to 7,839)	1,105 (954 to 7,839)	1,215 (937 to 1,839)	1,200 (949 to 1,839)	1,200 (1,039 to 1,839)	1,200 (1,039 to 1,819)	1,200 (949 to 1,839)	1,200 (949 to 1,839)	1,200 (1,039 to 1,839)	1,200 (949 to 1,819)	1,200 (949 to 1,819)	1,200 (949 to 1,819)	1,200 (949 to 1,819)	1,200 (949 to 1,819)	1,200 (949 to 1,819)	1,200 (949 to 1,819)	1,200 (949 to 1,819)	12,800
Self-harm and interpersonal violence	153 (66.3 to 249)	34.4 (22.1 to 51.3)	641 (589 to 709)	467 (431 to 509)	698 (662 to 748)	4,618 (3,479 to 5,150)	61,700 (49,000 to 63,900)	66,700 (60,700 to 79,900)	64,000 (47,700 to 81,200)	42,000 (36,600 to 49,700)	33,600 (29,700 to 39,900)	25,900 (19,900 to 29,300)	16,700 (13,700 to 20,400)	11,700 (9,470 to 13,200)	8,910 (7,200 to 10,800)	6,660 (5,400 to 8,500)	5,040 (3,960 to 6,590)	1,990 (1,600 to 2,530)	1,130 (827 to 1,360)	442 (358 to 539)	196 (149 to 223)	49.7 (39 to 74.1)	28.7 (22.1 to 32.9)	352,000
Self-harm	0.4 (0 to 0)	0.4 (0 to 0)	4.6 (4 to 5)	4.6 (4 to 5)	4.6 (4 to 5)	4,628 (4,628 to 4,628)	61,700 (49,000 to 63,900)	66,700 (60,700 to 79,900)	64,000 (47,700 to 81,200)	42,000 (36,600 to 49,700)	33,600 (29,700 to 39,900)	25,900 (19,900 to 29,300)	16,700 (13,700 to 20,400)	11,700 (9,470 to 13,200)	8,910 (7,200 to 10,800)	6,660 (5,400 to 8,500)	5,040 (3,960 to 6,590)	1,990 (1,600 to 2,530)	1,130 (827 to 1,360)	442 (358 to 539)	196 (149 to 223)	49.7 (39 to 74.1)	28.7 (22.1 to 32.9)	352,000
Self-harm by firearm	0 (0 to 0)	0 (0 to 0)	0 (0 to 0)	0 (0 to 0)	0 (0 to 0)	42.9 (19.1 to 83.6)	455 (232 to 679)	600 (433 to 1,140)	573 (419 to 1,130)	403 (417 to 1,140)	562 (398 to 994)	458 (310 to 679)	367 (247 to 699)	265 (229 to 579)	272 (185 to 491)	155 (127 to 314)	125 (83 to 223)	88.9 (69.1 to 133)	67.7 (38 to 99.6)	31.4 (19.2 to 48.9)	19.6 (9 to 22.9)	4.2 (2.7 to 6.1)	2.2 (1.9 to 3.4)	5,130
Self-harm by other specified means	0 (0 to 0)	0 (0 to 0)	0 (0 to 0)	0 (0 to 0)	0 (0 to 0)	4,585 (4,585 to 4,585)	61,200 (48,600 to 63,400)	66,100 (60,200 to 79,100)	63,400 (47,300 to 80,500)	41,600 (36,200 to 49,200)	33,300 (29,400 to 39,500)	25,700 (19,700 to 29,000)	16,500 (13,600 to 20,200)	11,600 (9,380 to 13,100)	8,830 (7,130 to 10,700)	6,600 (5,350 to 8,430)	4,990 (3,920 to 6,530)	1,970 (1,580 to 2,500)	1,120 (819 to 1,350)	438 (354 to 531)	194 (147 to 220)	49.2 (38.6 to 73.7)	28.4 (21.9 to 32.6)	348,800
Interpersonal violence	153 (66.3 to 249)	34.4 (22.1 to 51.3)	639 (587 to 708)	463 (427 to 505)	692 (657 to 742)	4,613 (3,665 to 5,150)	47,000 (40,700 to 53,300)	61,900 (55,700 to 73,900)	59,000 (43,300 to 74,900)	40,600 (35,700 to 48,400)	34,000 (29,600 to 40,400)	26,600 (21,900 to 31,200)	17,500 (14,600 to 21,200)	11,900 (9,540 to 13,300)	7,900 (6,200 to 9,210)	5,920 (4,290 to 8,200)	3,950 (2,700 to 5,130)	2,050 (1,600 to 2,510)	1,200 (819 to 1,450)	769 (563 to 957)	316 (217 to 395)	97.6 (72.7 to 121.5)	39.4 (27.2 to 44.9)	271,200
Physical violence by firearm	42.4 (22.7 to 59.3)	19.4 (9.9 to 29.3)	268 (180 to 279)	179 (138 to 219)	247 (227 to 283)	2,610 (2,170 to 2,770)	40,000 (34,000 to 47,600)	52,100 (46,000 to 63,200)	39,200 (31,200 to 51,400)	29,000 (25,200 to 29,900)	17,000 (14,200 to 21,400)	10,900 (8,600 to 13,200)	6,790 (5,210 to 8,390)	3,990 (3,200 to 5,210)	2,690 (2,200 to 3,210)	1,470 (1,190 to 1,900)	933 (671 to 1,640)	430 (342 to 569)	263 (162 to 329)	70.7 (52 to 91)	29 (22.4 to 39.9)	11.4 (8.7 to 14.2)	6.5 (5 to 7.9)	202,000
Physical violence by sharp object	21.5 (11.3 to 29.6)	9.4 (4.9 to 15)	99.7 (66.7 to 103)	34.6 (25.7 to 40.9)	49.8 (42.1 to 58.9)	764 (579 to 1,000)	3,600 (3,100 to 4,100)	5,200 (4,100 to 6,300)	5,300 (3,700 to 6,900)	4,700 (3,900 to 5,500)	4,100 (3,400 to 4,800)	3,400 (2,800 to 4,000)	1,900 (1,600 to 2,200)	1,500 (1,200 to 1,800)	1,000 (800 to 1,200)	700 (600 to 800)	400 (300 to 500)	200 (100 to 300)	200 (100 to 300)	100 (100 to 100)	37.8 (29.7 to 45.9)	19.6 (14.7 to 24.5)	9.7 (7.3 to 12.1)	5.4 (4 to 6.7)	32,500
Sexual violence	0 (0 to 0)	0 (0 to 0)	0 (0 to 0)	2.5 (1.4 to 4)	7.5 (3.9 to 20.9)	34.8 (21.8 to 44.4)	83.3 (48.7 to 139)	139 (81 to 37.4)	139 (86 to 263)	139 (84.2 to 249)	139 (80.6 to 232)	139 (80.6 to 190)	139 (48.4 to 143)	139 (80.7 to 199)	139 (29.1 to 71)	139 (17.9 to 49.1)	139 (13.3 to 32.2)	139 (9.3 to 32.1)	139 (6 to 13.8)	139 (3.4 to 8.1)	139 (2.1 to 3.4)	139 (0.9 to 0.9)	139 (0 to 0)	1,130
Physical violence by other means	89.1 (39.9 to 145)	78.6 (41.1 to 134)	1,040 (1,040 to 1,040)	1,040 (997 to 1,040)	1,040 (997 to 1,040)	1,040 (1,040 to 1,040)	1,040 (997 to 1,040)	1,040 (997 to 1,040)	1,040 (997 to 1,040)	1,040 (997 to 1,040)	1,040 (997 to 1,040)	1,040 (997 to 1,040)	1,040 (997 to 1,040)	1,040 (997 to 1,040)	1,040 (997 to 1,040)	1,040 (997 to 1,040)	1,040 (997 to 1,040)	1,040 (997 to 1,040)	1,040 (997 to 1,040)	1,040 (997 to 1,040)	1,040 (997 to 1,040)	1,040 (997 to 1,040)	1,040 (997 to 1,040)	10,400
Conflict and terrorism	0 (0 to 0)	0 (0 to 0)	0 (0 to 0)	0 (0 to 0)	0 (0 to 0)	0 (0 to 0)	0 (0 to 0)	0 (0 to 0)	0 (0 to 0)	0 (0 to 0)	0 (0 to 0)	0 (0 to 0)	0 (0 to 0)	0 (0 to 0)	0 (0 to 0)	0 (0 to 0)	0 (0 to 0)	0 (0 to 0)	0 (0 to 0)	0 (0 to 0)	0 (0 to 0)	0 (0 to 0)	0 (0 to 0)	0 (0 to 0)	0

SR Table 2a. Mato Grosso do Sul DALYS by cause and sex group for males with 95% uncertainty intervals, 2019

Cause	Age-Standardized	Late Neonatal	1 to 4	5 to 9	10 to 14	15 to 19	20 to 24	25 to 29	30 to 34	35 to 39	40 to 44	45 to 49	50 to 54	55 to 59	60 to 64	65 to 69	70 to 74	75 to 79	80 to 84	85 to 89	90 to 94	95 plus	Total
All causes	22,900 (19,898 to 26,100)	6,640 (3,764 to 9,956)	6,900 (6,109 to 11,100)	2,270 (1,919 to 2,700)	2,120 (1,920 to 2,360)	3,690 (3,120 to 4,560)	4,660 (3,960 to 5,610)	5,110 (4,350 to 6,060)	5,260 (4,440 to 6,210)	5,220 (4,400 to 6,210)	5,230 (4,400 to 6,210)	5,210 (4,400 to 6,210)	5,190 (4,400 to 6,200)	5,160 (4,400 to 6,200)	5,120 (4,400 to 6,200)	5,080 (4,400 to 6,200)	5,030 (4,400 to 6,200)	4,980 (4,400 to 6,200)	4,930 (4,400 to 6,200)	4,880 (4,400 to 6,200)	4,830 (4,400 to 6,200)	444,000
Communicable, maternal, neonatal, and nutritional diseases	7,660 (7,660 to 11,900)	3,190 (2,190 to 4,300)	4,600 (3,990 to 5,830)	1,210 (1,020 to 1,490)	1,030 (1,020 to 1,060)	1,690 (1,120 to 2,560)	1,930 (1,300 to 2,900)	2,160 (1,700 to 2,860)	2,340 (2,000 to 2,910)	2,750 (2,360 to 3,360)	2,720 (2,300 to 3,350)	2,610 (2,200 to 3,260)	2,490 (2,100 to 3,150)	2,420 (2,040 to 3,070)	2,150 (1,790 to 2,840)	1,950 (1,620 to 2,600)	1,690 (1,370 to 2,330)	1,440 (1,170 to 1,910)	1,160 (907 to 1,560)	767 (620 to 1,060)	378 (302 to 492)	168 (104 to 300)	69,200
HIV/AIDS and sexually transmitted infections	429 (379 to 482)	16.7 (8 to 30.6)	142 (112 to 181)	69.7 (52.2 to 94.1)	67.1 (50.9 to 87.5)	94.1 (69.3 to 124.8)	87.6 (61.9 to 121.4)	77.4 (54.1 to 107.4)	69.1 (48.2 to 96.1)	68.1 (47.5 to 94.3)	67.1 (46.9 to 93.1)	66.1 (46.2 to 91.6)	65.1 (45.5 to 90.2)	64.1 (44.8 to 88.8)	63.1 (44.1 to 87.4)	62.1 (43.4 to 86.1)	61.1 (42.7 to 84.7)	60.1 (42.0 to 83.3)	59.1 (41.3 to 81.9)	58.1 (40.6 to 80.5)	57.1 (39.9 to 79.1)	4,130
HIV/AIDS	0 (0 to 0)	0 (0 to 0)	127 (98.2 to 163)	49.7 (33.3 to 69.9)	47.6 (32.4 to 67.1)	81.7 (57.6 to 111.7)	74.6 (51.1 to 102.8)	64.7 (43.6 to 91.4)	57.1 (38.2 to 80.6)	56.1 (37.5 to 79.1)	55.1 (36.8 to 77.6)	54.1 (36.1 to 76.1)	53.1 (35.4 to 74.6)	52.1 (34.7 to 73.1)	51.1 (34.0 to 71.6)	50.1 (33.3 to 70.1)	49.1 (32.6 to 68.6)	48.1 (31.9 to 67.1)	47.1 (31.2 to 65.7)	46.1 (30.5 to 64.3)	45.1 (29.8 to 62.8)	6,900
HIV/AIDS - Drug-susceptible Tuberculosis	0 (0 to 0)	0 (0 to 0)	11.9 (9.1 to 15.1)	5.9 (3.3 to 9.3)	5.6 (3.2 to 8.9)	6.9 (3.7 to 11.1)	6.6 (3.5 to 10.6)	6.4 (3.4 to 10.2)	6.2 (3.3 to 9.9)	6.1 (3.2 to 9.7)	6.0 (3.2 to 9.5)	5.8 (3.1 to 9.3)	5.7 (3.1 to 9.1)	5.6 (3.0 to 8.9)	5.5 (3.0 to 8.8)	5.4 (2.9 to 8.6)	5.3 (2.9 to 8.4)	5.2 (2.8 to 8.2)	5.1 (2.8 to 8.1)	5.0 (2.7 to 7.9)	4.9 (2.7 to 7.8)	645
HIV/AIDS - Multidrug-resistant Tuberculosis without extensive drug resistance	0 (0 to 0)	0 (0 to 0)	0.9 (0.9 to 3.9)	0.4 (0 to 2)	0.4 (0 to 1.7)	0.5 (0 to 1.9)	0.5 (0 to 2.6)	0.5 (0.1 to 2.1)	0.4 (0.2 to 1.8)	0.4 (0.2 to 1.7)	0.4 (0.2 to 1.6)	0.4 (0.2 to 1.5)	0.4 (0.2 to 1.5)	0.4 (0.2 to 1.4)	0.4 (0.2 to 1.4)	0.4 (0.2 to 1.3)	0.4 (0.2 to 1.3)	0.4 (0.2 to 1.3)	0.4 (0.2 to 1.2)	0.4 (0.2 to 1.2)	0.4 (0.2 to 1.2)	38.6
HIV/AIDS - Extensively drug-resistant Tuberculosis	0 (0 to 0)	0 (0 to 0)	0.2 (0 to 0.6)	0.1 (0 to 0.3)	0.1 (0 to 0.3)	0.1 (0 to 0.4)	0.1 (0 to 0.4)	0.1 (0 to 0.4)	0.1 (0 to 0.3)	0.1 (0 to 0.3)	0.1 (0 to 0.3)	0.1 (0 to 0.3)	0.1 (0 to 0.3)	0.1 (0 to 0.3)	0.1 (0 to 0.3)	0.1 (0 to 0.3)	0.1 (0 to 0.3)	0.1 (0 to 0.3)	0.1 (0 to 0.3)	0.1 (0 to 0.3)	0.1 (0 to 0.3)	8.2
HIV/AIDS resulting in other diseases	0 (0 to 0)	0 (0 to 0)	116 (69.7 to 168)	44.5 (19.4 to 79.6)	41 (18.5 to 69.3)	68.4 (39.5 to 104.1)	61 (32.6 to 96.4)	51.7 (25.1 to 84.2)	45.7 (21.2 to 74.6)	44.7 (20.7 to 73.1)	43.7 (20.2 to 71.6)	42.7 (19.8 to 70.1)	41.7 (19.3 to 68.6)	40.7 (18.9 to 67.1)	39.7 (18.4 to 65.6)	38.7 (18.0 to 64.1)	37.7 (17.6 to 62.6)	36.7 (17.2 to 61.1)	35.7 (16.8 to 59.6)	34.7 (16.4 to 58.1)	33.7 (16.1 to 56.6)	5,310
Sexually transmitted infections excluding HIV	429 (379 to 482)	16.7 (8 to 30.6)	15.2 (9.3 to 21.8)	5.1 (2.3 to 8.3)	5.2 (2.4 to 8.3)	6.4 (2.5 to 11.3)	6.7 (2.2 to 12.6)	6.6 (2.4 to 11.8)	6.4 (2.4 to 11.5)	6.4 (2.4 to 11.2)	6.4 (2.4 to 11.1)	6.4 (2.4 to 11.1)	6.4 (2.4 to 11.1)	6.4 (2.4 to 11.1)	6.4 (2.4 to 11.1)	6.4 (2.4 to 11.1)	6.4 (2.4 to 11.1)	6.4 (2.4 to 11.1)	6.4 (2.4 to 11.1)	6.4 (2.4 to 11.1)	6.4 (2.4 to 11.1)	337
Syphilis	429 (379 to 482)	16.7 (8 to 30.6)	15.2 (9.3 to 21.8)	5.1 (2.3 to 8.3)	5.2 (2.4 to 8.3)	6.4 (2.5 to 11.3)	6.7 (2.2 to 12.6)	6.6 (2.4 to 11.8)	6.4 (2.4 to 11.5)	6.4 (2.4 to 11.2)	6.4 (2.4 to 11.1)	6.4 (2.4 to 11.1)	6.4 (2.4 to 11.1)	6.4 (2.4 to 11.1)	6.4 (2.4 to 11.1)	6.4 (2.4 to 11.1)	6.4 (2.4 to 11.1)	6.4 (2.4 to 11.1)	6.4 (2.4 to 11.1)	6.4 (2.4 to 11.1)	6.4 (2.4 to 11.1)	804
Chlamydial infection	0 (0 to 0)	0 (0 to 0)	0 (0 to 0)	0 (0 to 0)	0 (0 to 0)	0 (0 to 0)	0 (0 to 0)	0 (0 to 0)	0.1 (0 to 0.2)	0.1 (0 to 0.2)	0.1 (0 to 0.2)	0.1 (0 to 0.2)	0.1 (0 to 0.2)	0.1 (0 to 0.2)	0.1 (0 to 0.2)	0.1 (0 to 0.2)	0.1 (0 to 0.2)	0.1 (0 to 0.2)	0.1 (0 to 0.2)	0.1 (0 to 0.2)	0.1 (0 to 0.2)	0.1 (0 to 0.2)	23.1
Gonococcal infection	0 (0 to 0)	0 (0 to 0)	0 (0 to 0)	0 (0 to 0)	0 (0 to 0)	0 (0 to 0)	0 (0 to 0)	0 (0 to 0)	0 (0 to 0)	0 (0 to 0)	0 (0 to 0)	0 (0 to 0)	0 (0 to 0)	0 (0 to 0)	0 (0 to 0)	0 (0 to 0)	0 (0 to 0)	0 (0 to 0)	0 (0 to 0)	0 (0 to 0)	0 (0 to 0)	0 (0 to 0)	0
Trichomoniasis	0 (0 to 0)	0 (0 to 0)	0 (0 to 0)	0 (0 to 0)	0 (0 to 0)	0 (0 to 0)	0 (0 to 0)	0 (0 to 0)	0.1 (0 to 0.1)	0.1 (0 to 0.1)	0.1 (0 to 0.1)	0.1 (0 to 0.1)	0.1 (0 to 0.1)	0.1 (0 to 0.1)	0.1 (0 to 0.1)	0.1 (0 to 0.1)	0.1 (0 to 0.1)	0.1 (0 to 0.1)	0.1 (0 to 0.1)	0.1 (0 to 0.1)	0.1 (0 to 0.1)	0.1 (0 to 0.1)	4.7
Genital herpes	0 (0 to 0)	0 (0 to 0)	0 (0 to 0)	0 (0 to 0)	0 (0 to 0)	0 (0 to 0)	0 (0 to 0)	0 (0 to 0)	0 (0 to 0)	0 (0 to 0)	0 (0 to 0)	0 (0 to 0)	0 (0 to 0)	0 (0 to 0)	0 (0 to 0)	0 (0 to 0)	0 (0 to 0)	0 (0 to 0)	0 (0 to 0)	0 (0 to 0)	0 (0 to 0)	0 (0 to 0)	0
Other sexually transmitted infections	0 (0 to 0)	0 (0 to 0)	0 (0 to 0)	0 (0 to 0)	0 (0 to 0)	0 (0 to 1.9)	0.1 (0 to 2.4)	0.1 (0 to 2.4)	0.1 (0 to 2.3)	0.1 (0 to 2.3)	0.1 (0 to 2.3)	0.1 (0 to 2.3)	0.1 (0 to 2.3)	0.1 (0 to 2.3)	0.1 (0 to 2.3)	0.1 (0 to 2.3)	0.1 (0 to 2.3)	0.1 (0 to 2.3)	0.1 (0 to 2.3)	0.1 (0 to 2.3)	0.1 (0 to 2.3)	0.1 (0 to 2.3)	27
Respiratory infections and tuberculosis	191 (126 to 276)	202 (134 to 306)	1,390 (991 to 1,890)	920 (624 to 1,220)	285 (206 to 384)	239 (161 to 347)	276 (180 to 426)	295 (183 to 457)	299 (182 to 466)	302 (183 to 472)	305 (184 to 477)	307 (184 to 479)	309 (184 to 482)	311 (184 to 485)	312 (184 to 487)	313 (184 to 489)	314 (184 to 490)	315 (184 to 492)	316 (184 to 493)	317 (184 to 495)	318 (184 to 496)	319 (184 to 498)	19,400
Tuberculosis	0 (0 to 0)	0 (0 to 0)	20.8 (13.1 to 29.1)	20.5 (13.2 to 28.2)	19.3 (12.9 to 27)	23.7 (15.6 to 33.1)	25.7 (16.4 to 36.2)	27.4 (17.2 to 38.7)	28.6 (17.8 to 40.7)	29.5 (18.2 to 42)	30.2 (18.5 to 43.1)	30.8 (18.7 to 44)	31.3 (18.9 to 44.8)	31.7 (19.1 to 45.4)	32.1 (19.3 to 45.9)	32.4 (19.4 to 46.4)	32.7 (19.6 to 46.8)	33 (19.7 to 47.2)	33.2 (19.8 to 47.5)	33.4 (19.9 to 47.8)	33.6 (20 to 48.1)	1,970
Latent tuberculosis infection	0 (0 to 0)	0 (0 to 0)	0 (0 to 0)	0 (0 to 0)	0 (0 to 0)	0 (0 to 0)	0 (0 to 0)	0 (0 to 0)	0 (0 to 0)	0 (0 to 0)	0 (0 to 0)	0 (0 to 0)	0 (0 to 0)	0 (0 to 0)	0 (0 to 0)	0 (0 to 0)	0 (0 to 0)	0 (0 to 0)	0 (0 to 0)	0 (0 to 0)	0 (0 to 0)	0 (0 to 0)	0
Drug-susceptible tuberculosis	0 (0 to 0)	0 (0 to 0)	19.6 (12.1 to 27.8)	19.2 (12.4 to 26.5)	18.1 (12.1 to 25.3)	22.1 (14.5 to 31)	23.9 (15.2 to 33.8)	25.5 (16 to 36)	26.6 (16.6 to 37.9)	27.5 (17 to 39.2)	28.2 (17.3 to 40.2)	28.8 (17.5 to 41)	29.3 (17.7 to 41.8)	29.7 (17.9 to 42.4)	30.1 (18.1 to 42.9)	30.4 (18.2 to 43.4)	30.7 (18.4 to 43.8)	31 (18.5 to 44.2)	31.2 (18.7 to 44.5)	31.4 (18.8 to 44.8)	31.6 (18.9 to 45.1)	1,850
Multidrug-resistant tuberculosis without extensive drug resistance	0 (0 to 0)	0 (0 to 0)	1.2 (0.7 to 1.9)	1.1 (0.7 to 1.6)	0.9 (0.6 to 1.4)	1.2 (0.7 to 1.8)	1.2 (0.7 to 1.9)	1.3 (0.7 to 1.9)	1.3 (0.8 to 1.9)	1.3 (0.8 to 1.9)	1.3 (0.8 to 1.9)	1.3 (0.8 to 1.9)	1.3 (0.8 to 1.9)	1.3 (0.8 to 1.9)	1.3 (0.8 to 1.9)	1.3 (0.8 to 1.9)	1.3 (0.8 to 1.9)	1.3 (0.8 to 1.9)	1.3 (0.8 to 1.9)	1.3 (0.8 to 1.9)	1.3 (0.8 to 1.9)	84.6
Extensively drug-resistant tuberculosis	0 (0 to 0)	0 (0 to 0)	0.2 (0 to 0.4)	0.2 (0 to 0.3)	0.1 (0 to 0.3)	0.2 (0 to 0.4)	0.2 (0 to 0.4)	0.2 (0 to 0.4)	0.2 (0 to 0.4)	0.2 (0 to 0.4)	0.2 (0 to 0.4)	0.2 (0 to 0.4)	0.2 (0 to 0.4)	0.2 (0 to 0.4)	0.2 (0 to 0.4)	0.2 (0 to 0.4)	0.2 (0 to 0.4)	0.2 (0 to 0.4)	0.2 (0 to 0.4)	0.2 (0 to 0.4)	0.2 (0 to 0.4)	13.9
Lower respiratory infections	190 (127 to 275)	186 (119 to 291)	1,200 (849 to 1,610)	877 (577 to 1,160)	166 (98.9 to 239)	116 (52 to 196)	150 (53 to 299)	161 (57 to 321)	163 (58 to 325)	165 (58 to 329)	166 (58 to 331)	167 (58 to 333)	168 (58 to 335)	169 (58 to 337)	170 (58 to 339)	171 (58 to 341)	171 (58 to 342)	172 (58 to 343)	172 (58 to 344)	173 (58 to 345)	173 (58 to 346)	174 (58 to 347)	12,800
Upper respiratory infections	0.6 (0 to 2.4)	2.6 (0 to 10.2)	41.9 (27.3 to 58.2)	7.2 (3.2 to 12.7)	1.9 (0.8 to 3.6)	1.6 (0.6 to 3.2)	1.6 (0.6 to 3.2)	1.6 (0.6 to 3.2)	1.6 (0.6 to 3.2)	1.6 (0.6 to 3.2)	1.6 (0.6 to 3.2)	1.6 (0.6 to 3.2)	1.6 (0.6 to 3.2)	1.6 (0.6 to 3.2)	1.6 (0.6 to 3.2)	1.6 (0.6 to 3.2)	1.6 (0.6 to 3.2)	1.6 (0.6 to 3.2)	1.6 (0.6 to 3.2)	1.6 (0.6 to 3.2)	1.6 (0.6 to 3.2)	1,970
Otitis media	0 (0 to 0.1)	0.2 (0 to 0.1)	1.4 (0.2 to 2.2)	0.5 (0.2 to 0.9)	0.4 (0.2 to 0.8)	0.4 (0.2 to 0.8)	0.4 (0.2 to 0.8)	0.4 (0.2 to 0.8)	0.4 (0.2 to 0.8)	0.4 (0.2 to 0.8)	0.4 (0.2 to 0.8)	0.4 (0.2 to 0.8)	0.4 (0.2 to 0.8)	0.4 (0.2 to 0.8)	0.4 (0.2 to 0.8)	0.4 (0.2 to 0.8)	0.4 (0.2 to 0.8)	0.4 (0.2 to 0.8)	0.4 (0.2 to 0.8)	0.4 (0.2 to 0.8)	0.4 (0.2 to 0.8)	406
Enteric infections	7.7 (5.3 to 11.1)	60.6 (29.6 to 109)	752 (497 to 1,220)	431 (261 to 605)	246 (151 to 356)	214 (121 to 329)	196 (101 to 329)	181 (83.7 to 316)	178 (69.9 to 316)	176 (62 to 309)	174 (57 to 303)	172 (53 to 296)	170 (49 to 289)	168 (46 to 282)	166 (43 to 276)	164 (41 to 270)	162 (39 to 264)	160 (38 to 258)	158 (37 to 252)	156 (36 to 246)	154 (35 to 241)	152 (34 to 236)	3,800
Diarrheal diseases	7.7 (5.3 to 11.1)	60.6 (29.6 to 109)	752 (497 to 1,220)	429 (261 to 605)	246 (151 to 356)	214 (121 to 329)	196 (100 to 329)	181 (83.7 to 316)	178 (69.9 to 316)	176 (62 to 309)	174 (57 to 303)	172 (53 to 296)	170 (49 to 289)	168 (46 to 282)	166 (43 to 276)	164 (41 to 270)	162 (39 to 264)	160 (38 to 258)	158 (37 to 252)	156 (36 to 246)	154 (35 to 241)	152 (34 to 236)	3,790
Typhoid and paratyphoid	0 (0 to 0)	0 (0 to 0)	0 (0 to 0.1)	0 (0 to 0)	0 (0 to 0.1)	0 (0 to 0.1)	0 (0 to 0.1)	0 (0 to 0.1)	0 (0 to 0.1)	0 (0 to 0.1)	0 (0 to 0.1)	0 (0 to 0.1)	0 (0 to 0.1)	0 (0 to 0.1)	0 (0 to 0.1)	0 (0 to 0.1)	0 (0 to 0.1)	0 (0 to 0.1)	0 (0 to 0.1)	0 (0 to 0.1)	0 (0 to 0.1)	0 (0 to 0.1)	0.7
Typhoid fever	0 (0 to 0)	0 (0 to 0)	0 (0 to 0.1)	0 (0 to 0)	0 (0 to 0.1)	0 (0 to 0.1)	0 (0 to 0.1)	0 (0 to 0.1)	0 (0 to 0.1)	0 (0 to 0.1)	0 (0 to 0.1)	0 (0 to 0.1)	0 (0 to 0.1)	0 (0 to 0.1)	0 (0 to 0.1)	0 (0 to 0.1)	0 (0 to 0.1)	0 (0 to 0.1)	0 (0 to 0.1)	0 (0 to 0.1)	0 (0 to 0.1)	0 (0 to 0.1)	0.7
Paratyphoid fever	0 (0 to 0)	0 (0 to 0)	0 (0 to 0)	0 (0 to 0)	0 (0 to 0)	0 (0 to 0)	0 (0 to 0)	0 (0 to 0)	0 (0 to 0)	0 (0 to 0)	0 (0 to 0)	0 (0 to 0)	0 (0 to 0)	0 (0 to 0)	0 (0 to 0)	0 (0 to 0)	0 (0 to 0)	0 (0 to 0)	0 (0 to 0)	0 (0 to 0)	0 (0 to 0)	0 (0 to 0)	0
Invasive Non-typhoidal Salmonella (iNTS)	0 (0 to 0)	0.9 (0.5 to 1.6)	0.2 (0.1 to 1.4)	0.2 (0.1 to 1.4)	0.2 (0.1 to 1.4)	0.2 (0.1 to 1.4)	0.2 (0.1 to 1.4)	0.2 (0.1 to 1.4)	0.2 (0.1 to 1.4)	0.2 (0.1 to 1.4)	0.2 (0.1 to 1.4)	0.2 (0.1 to 1.4)	0.2 (0.1 to 1.4)	0.2 (0.1 to 1.4)	0.2 (0.1 to 1.4)	0.2 (0.1 to 1.4)	0.2 (0.1 to 1.4)	0.2 (0.1 to 1.4)	0.2 (0.1 to 1.4)	0.2 (0.1 to 1.4)	0.2 (0.1 to 1.4)	3.4
Other intestinal infectious diseases	0 (0 to 0)	1.1 (0.6 to 2.1)	1.4 (0.2 to 2.4)	0.7 (0.2 to 1.9)	0.7 (0.2 to 1.8)	0.6 (0.2 to 1.6)	0.6 (0.1 to 1.6)	0.6 (0.1 to 1.6)	0.6 (0.1 to 1.6)	0.6 (0.1 to 1.6)	0.6 (0.1 to 1.6)	0.6 (0.1 to 1.6)	0.6 (0.1 to 1.6)	0.6 (0.1 to 1.6)	0.6 (0.1 to 1.6)	0.6 (0.1 to 1.6)	0.6 (0.1 to 1.6)	0.6 (0.1 to 1.6)	0.6 (0.1 to 1.6)	0.6 (0.1 to 1.6)	0.6 (0.1 to 1.6)	7.3
Neglected tropical diseases and malaria	0 (0 to 0)	0.7 (0.4 to 1.2)	137 (102 to 180)	101 (40.2 to 170)	49.6 (19.1 to 89.6)	228 (88.6 to 420)	276 (107 to 508)	306 (117 to 564)	292 (111 to 537)	272 (103 to 501)	251 (95.1 to 463)	231 (87.5 to 426)	211 (79.9 to 389)	191 (72.4 to 352)	171 (64.8 to 315)	151 (57.2 to 278)	131 (49.6 to 241)	111 (42.1 to 204)	90.8 (34.4 to 167)	70.6 (26.8 to 130)	50.4 (19.1 to 92.8)	4,960
Malaria	0 (0 to 0)	0 (0 to 0)	0.9 (0.5 to 1.1)	0.6 (0.1 to 1.1)	0.2 (0.2 to 2.3)	1.4 (1.3 to 2.4)	1.3 (1.3 to 2.4)	1.3 (1.3 to 2.4)	1.3 (1.3 to 2.4)	1.3 (1.2 to 2.4)	1.3 (1.1 to 2.4)	1.3 (1.1 to 2.4)	1.3 (1 to 1.8)	0.6 (0.1 to 1.8)	0.7 (0.1 to 2.2)	0.9 (0.1 to 1.1)	0.3 (0.3 to 0.6)	0.2 (0.2 to 0.5)	0.1 (0.1 to 0.3)	0 (0 to 0)	0 (0 to 0)	181
Chagas disease	0 (0 to 0)	0 (0 to 0)	0 (0 to 0)	0 (0 to 0)	0 (0 to 0.9)	0.2 (0 to 1.3)	0.2 (0 to 1.3)	0.2 (0 to 1.3)	0.2 (0 to 1.3)	0.2 (0 to 1.3)	0.2 (0 to 1.3)	0.2 (0 to 1.3)	0.2 (0 to 1.3)	0.2 (0 to 1.3)	0.2 (0 to 1.3)	0.2 (0 to 1.3)	0.2 (0 to 1.3)	0.2 (0 to 1.3)	0.2 (0 to 1.3)	0.2 (0 to 1.3)	0.2 (0 to 1.3)	0.2 (0 to 1.3)	1.2
Leishmaniasis	0 (0 to 0)	0 (0 to 0)	96.4 (51 to 156)	69 (29.9 to 118)	23.7 (7.9 to 48.1)	23.6 (8.6 to 48.1)	22.8 (8.6 to 46.3)	22 (8.6 to 44.6)	21.2 (8.6 to 43)	20.4 (8.6 to 41.4)	19.6 (8.6 to 39.8)	18.8 (8.6 to 38.2)	18 (8.6 to 36.6)	17.2 (8.6 to 35)	16.4 (8.6 to 33.4)	15.6 (8.6 to 31.8)	14.8 (8.6 to 30.2)	14 (8.6 to 28.6)	13.2 (8.6 to 27)	12.4 (8.6 to 25.4)	11.6 (8.6 to 23.8)	2,460
Visceral leishmaniasis	0 (0 to 0)	0 (0 to 0)	96.4 (51 to 156)	69 (29.9 to 118)	23.7 (7.9 to 48.1)	23.6 (8.6 to 48.1)	22.8 (8.6 to 46.3)	22 (8.6 to 44.6)	21.2 (8.6 to 43)	20.4 (8.6 to 41.4)	19.6 (8.6 to 39.8)	18.8 (8.6 to 38.2)	18 (8.6 to 36.6)	17.2 (8.6 to 35)	16.4 (8.6 to 33.4)	15.6 (8.6 to 31.8)	14.8 (8.6 to 30.2)	14 (8.6 to 28.6)	13.2 (8.6 to 27)	12.4 (8.6 to 25.4)	11.6 (8.6 to 23.8)	2,460
Cutaneous and mucocutaneous leishmaniasis	0 (0 to 0)	0 (0 to 0)	0 (0 to 0)	0 (0 to 0)	0 (0 to 0)	0 (0 to 0)	0 (0 to 0)	0 (0 to 0)	0 (0 to 0)	0 (0 to 0)	0 (0 to 0)	0 (0 to 0)	0 (0 to 0)	0 (0 to 0)	0 (0 to 0)	0 (0 to 0)	0 (0 to 0)	0 (0 to 0)	0 (0 to 0)	0 (0 to 0)	0 (0 to 0)	0 (0 to 0)	0
African trypanosomiasis	0 (0 to 0)	0 (0 to 0)	0 (0 to 0)	0 (0 to 0)	0 (0 to 0)	0 (0 to 0)	0 (0 to 0)	0 (0 to 0)	0 (0 to 0)	0 (0 to 0)	0 (0 to 0)	0 (0 to 0)	0 (0 to 0)	0 (0 to 0)	0 (0 to 0)	0 (0 to 0)	0 (0 to 0)	0 (0 to 0)	0 (0 to 0)	0 (0 to 0)	0 (0 to 0)	0 (0 to 0)	0
Schistosomiasis	0 (0 to 0)	0 (0 to 0)	0 (0 to 0)	0 (0 to 0)	0 (0 to 0)	0 (0 to 0)	0 (0 to 0)	0 (0 to 0)	0 (0 to 0)	0 (0 to 0)	0 (0 to 0)	0 (0 to 0)	0 (0 to 0)	0 (0 to 0)	0 (0 to 0)	0 (0 to 0)	0 (0 to 0)	0 (0 to 0)	0 (0 to 0)	0 (0 to 0)	0 (0 to 0)	0 (0 to 0)	0
Cysticercosis	0 (0 to 0)	0 (0 to 0)	0.1 (0 to 0.2)	0.2 (0 to 1.3)	0.1 (0 to 2.1)	1.2 (0 to 2.6)	2.6 (0.9 to 3.7)	2.6 (0.9 to 3.7)	2.6 (0.9 to 3.7)	2.6 (0.9 to 3.7)	2.6 (0.9 to 3.7)	2.6 (0.9 to 3.7)	2.6 (0.9 to 3.7)	2.6 (0.9 to 3.7)	2.6 (0.9 to 3.7)	2.6 (0.9 to 3.7)	2.6 (0.9 to 3.7)	2.6 (0.9 to 3.7)	2.6 (0.9 to 3.7)	2.6 (0.9 to 3.7)	2.6 (0.9 to 3.7)	59
Cystic echinococcosis	0 (0 to 0)	0 (0 to 0)	0 (0 to 0)	0 (0 to 0)	0 (0 to 0)	0 (0 to 0)	0 (0 to 0)	0 (0 to 0)	0 (0 to 0)	0 (0 to 0)	0 (0 to 0)	0 (0 to 0)	0 (0 to 0)	0 (0 to 0)	0 (0 to 0)	0 (0 to 0)	0 (0 to 0)	0 (0 to 0)	0 (0 to 0)	0 (0 to 0)	0 (0 to 0)	0 (0 to 0)	2.1
Lymphatic filariasis	0 (0 to 0)	0 (0 to 0)	0 (0 to 0)	0 (0 to 0)	0 (0 to 0)	0 (0 to 0)	0 (0 to 0)	0 (0 to 0)	0 (0 to 0)	0 (0 to 0)	0 (0 to 0)	0 (0 to 0)	0 (0 to 0)	0 (0 to 0)	0 (0 to 0)	0 (0 to 0)	0 (0 to 0)	0 (0 to 0)	0 (0 to 0)	0 (0 to 0)	0 (0 to 0)	0 (0 to 0)	0
Onchocerciasis	0 (0 to 0)	0 (0 to 0)	0 (0 to 0)	0 (0 to 0)	0 (0 to 0)	0 (0 to 0)	0 (0 to 0)	0 (0 to 0)	0 (0 to 0)	0 (0 to 0)	0 (0 to 0)	0 (0 to 0)	0 (0 to 0)	0 (0 to 0)	0 (0 to 0)	0 (0 to 0)	0 (0 to 0)	0 (0 to 0)	0 (0 to 0)	0 (0 to 0)	0 (0 to 0)	0 (0 to 0)	0
Trachoma	0 (0 to 0)	0 (0 to 0)	0 (0 to 0)	0 (0 to 0)	0 (0 to 0)	0 (0 to 0)	0 (0 to 0)	0 (0 to 0)	0 (0 to 0)	0 (0 to 0)	0 (0 to 0)	0 (0 to 0)	0 (0 to 0)	0 (0 to 0)	0 (0 to 0)	0 (0 to 0)	0 (0 to 0)	0 (0 to 0)	0 (0 to 0)	0 (0 to 0)	0 (0 to 0)	0 (0 to 0)	0.7
Dengue	0 (0 to 0)	0 (0 to 0)	15.9 (4.4 to 37.9)	15.2 (3.9 to 32.5)	2.6 (0.4 to 6.9)	2.6 (0.4 to 6.9)	25.1 (10.1 to 51.1)	29.1 (10.1 to 67.1)	29.1 (9.7 to 71.4)	29.1 (9.6 to 71.4)	29.1 (9.6 to 71.4)	29.1 (9.6 to 71.4)	29.1 (9.6 to 71.4)	27 (9.2 to 67.2)	25.7 (8.6 to 64.9)	23.3 (7.9 to 59)	21.6 (7.4 to 54.6)	19.6 (6.8 to 49.5)	18.3 (6.3 to 39.9)	17 (5.9 to 29.6)	15.9 (5.5 to 27.6)	396
Yellow fever	0 (0 to 0)	0 (0 to 0)	0 (0 to 0)	0 (0 to 0)	0 (0 to 0)	0 (0 to 0)	0 (0 to 0)	0 (0 to 0)	0 (0 to 0)	0 (0 to 0)	0 (0 to 0)	0 (0 to 0)	0 (0 to 0)	0 (0 to 0)	0 (0 to 0)	0 (0 to 0)	0 (0 to 0)	0 (0 to 0)	0 (0 to 0)	0 (0 to 0)	0 (0 to 0)	0 (0 to 0)	0
Rabies	0 (0 to 0)	0 (0 to 0)	0 (0 to 0)	0 (0 to 0)	0 (0 to 0)	0 (0 to 0)	0 (0 to 0)	0 (0 to 0)	0 (0 to 0)	0 (0 to 0)	0 (0 to 0)	0 (0 to 0)	0 (0 to 0)	0 (0 to 0)	0 (0 to 0)	0 (0 to 0)	0 (0 to 0)	0 (0 to 0)	0 (0 to 0)	0 (0 to 0)	0 (0 to 0)	0 (0 to 0)	0
Intestinal nematode infections	0 (0 to 0)	0 (0 to 0)	6.1 (0.1 to 14.8)	19.3 (2.9 to 51.1)	14.6 (1.9 to 39.8)	11.9 (1.5 to 32.7)	10.6 (1.3 to 29.5)	9.6 (1.2 to 26.8)	8.8 (1.1 to 24.7)	8.1 (1 to 22.8)	7.5 (0.9 to 21.1)	6.9 (0.9 to 19.5)	6.4 (0.8 to 18.1)	5.9 (0.7 to 16.7)	5.5 (0.7 to 15.4)	5.1 (0.6 to 14.3)	4.7 (0.6 to 13.3)	4.4 (0.5 to 12.4)	4.1 (0.5 to 11.6)	3.8 (0.5 to 10.8)	3.6 (0.4 to 10.1)	309
Ascariasis	0 (0 to 0)	0 (0 to 0)	0.6 (0 to 1.4)	1.8 (0.3 to 4.7)	1.4 (0.2 to 3.8)	1.1 (0.1 to 3.1)	1 (0.1 to 2.8)	0.9 (0.1 to 2.5)	0.8 (0.1 to 2.3)	0.8 (0.1 to 2.1)	0.7 (0.1 to 2)	0.6 (0.1 to 1.8)	0.6 (0.1 to 1.7)	0.5 (0.1 to 1.6)	0.5 (0.1 to 1.5)	0.5 (0.1 to 1.4)	0.4 (0.1 to 1.3)	0.4 (0.1 to 1.2)	0.4 (0.1 to 1.1)	0.3 (0.1 to 1)	0.3 (0 to 0.9)	29
Trichuriasis	0 (0 to 0)	0 (0 to 0)	1.6 (0.1 to 3.8)	7.9 (0.9 to 17





SR Table 2a. Male Global DALYS by cause and age group for males with 95% uncertainty intervals, 2019

Cause	Birth Neonatal	Late Neonatal	Post Neonatal	1 to 4	5 to 9	10 to 14	15 to 19	20 to 24	25 to 29	30 to 34	35 to 39	40 to 44	45 to 49	50 to 54	55 to 59	60 to 64	65 to 69	70 to 74	75 to 79	80 to 84	85 to 89	90 to 94	95 plus	Total
All causes	13,000 (10,900 to 15,100)	6,690 (5,200 to 7,990)	17,200 (14,300 to 20,100)	6,870 (6,050 to 7,790)	5,010 (4,170 to 5,930)	10,200 (8,990 to 11,200)	29,600 (26,000 to 32,200)	39,700 (35,200 to 44,400)	39,600 (34,600 to 43,700)	39,600 (34,600 to 44,300)	39,700 (34,700 to 44,300)	41,700 (36,400 to 46,200)	43,200 (37,700 to 48,100)	43,600 (37,700 to 48,100)	43,200 (37,300 to 48,100)	39,600 (34,100 to 43,700)	34,300 (29,600 to 38,300)	28,600 (24,200 to 31,600)	21,300 (17,600 to 23,500)	13,900 (11,200 to 15,600)	7,490 (6,100 to 8,700)	3,190 (2,660 to 3,690)	1,370 (1,070 to 1,690)	566,339
Communicable, maternal, neonatal, and nutritional diseases	13,200 (9,200 to 18,100)	6,690 (3,700 to 9,500)	6,960 (3,700 to 10,400)	3,990 (2,900 to 5,530)	2,400 (1,610 to 3,560)	1,900 (1,290 to 2,700)	1,760 (1,410 to 2,220)	2,190 (1,660 to 2,940)	2,620 (2,170 to 3,190)	3,130 (2,660 to 3,730)	3,670 (3,010 to 4,170)	3,640 (2,920 to 4,050)	3,600 (2,960 to 4,110)	2,990 (2,380 to 3,540)	2,630 (2,060 to 3,060)	2,280 (1,790 to 2,660)	2,010 (1,560 to 2,330)	1,700 (1,290 to 1,960)	1,360 (1,060 to 1,560)	1,000 (770 to 1,290)	606 (477 to 767)	287 (233 to 356)	134 (103 to 174)	98,900
HIV/AIDS and sexually transmitted infections	39.4 (23.7 to 64.2)	19.6 (10.5 to 34.1)	176 (126 to 223)	50.7 (31.6 to 71.6)	69.8 (50.4 to 91.6)	76.6 (56.1 to 97.6)	138 (113 to 171)	462 (372 to 569)	699 (571 to 1,000)	1,160 (1,000 to 1,430)	1,490 (1,130 to 1,750)	1,280 (1,030 to 1,450)	1,220 (1,070 to 1,430)	1,220 (1,070 to 1,430)	995 (868 to 1,160)	886 (764 to 1,060)	747 (596 to 917)	617 (474 to 842)	419 (324 to 614)	264 (194 to 414)	141 (97 to 232)	61 (38 to 106)	21 (12 to 41)	8,740
HIV/AIDS	0 (0 to 0)	0 (0 to 0)	150 (116 to 191)	91.6 (70.9 to 117)	69.6 (50.4 to 91.0)	75.4 (55.5 to 96.2)	132 (108 to 164)	446 (356 to 550)	675 (551 to 1,000)	1,130 (1,000 to 1,430)	1,370 (1,010 to 1,750)	1,250 (1,030 to 1,450)	1,210 (1,060 to 1,430)	1,210 (1,060 to 1,430)	979 (861 to 1,160)	875 (762 to 1,060)	739 (596 to 917)	611 (474 to 842)	414 (324 to 614)	262 (194 to 414)	140 (97 to 232)	61 (38 to 106)	21 (12 to 41)	8,650
HIV/AIDS - Drug-susceptible Tuberculosis	0 (0 to 0)	0 (0 to 0)	0 (0 to 24)	0 (0 to 14.0)	0 (0 to 9.4)	0 (0 to 10.0)	0 (0 to 16.7)	0 (0 to 57.7)	0 (0 to 124)	0 (0 to 330)	0 (0 to 714)	0 (0 to 776)	0 (0 to 693)	0 (0 to 693)	0 (0 to 693)	0 (0 to 693)	0 (0 to 693)	0 (0 to 693)	0 (0 to 693)	0 (0 to 693)	0 (0 to 693)	0 (0 to 693)	0 (0 to 693)	923
HIV/AIDS - Multidrug-resistant Tuberculosis without extensive drug resistance	0 (0 to 0)	0 (0 to 0)	1.2 (0.1 to 9.7)	0.7 (0.0 to 3.0)	0 (0 to 0.2)	0.5 (0 to 2.9)	0.9 (0.1 to 7.5)	3.1 (0.2 to 17.4)	4.5 (0.4 to 30.2)	8.6 (0.9 to 60.3)	9.6 (0.9 to 62.6)	8.6 (0.9 to 64.9)	8.6 (0.9 to 64.9)	8.6 (0.9 to 64.9)	6.9 (0.3 to 53.2)	6.2 (0.2 to 52.9)	5.2 (0.1 to 54.2)	4.3 (0.1 to 54.2)	2.9 (0.1 to 54.2)	1.8 (0.1 to 54.2)	0.9 (0.0 to 54.2)	0.4 (0.0 to 54.2)	0.1 (0.0 to 54.2)	492.7
HIV/AIDS - Extensively drug-resistant Tuberculosis	0 (0 to 0)	0 (0 to 0)	0.2 (0.0 to 1.7)	0.1 (0.0 to 0.6)	0 (0 to 0.0)	0 (0 to 0.5)	0 (0 to 0.9)	0 (0 to 3.2)	0 (0 to 6.9)	0 (0 to 18.5)	0 (0 to 39.7)	0 (0 to 43.3)	0 (0 to 36.1)	0 (0 to 36.1)	0 (0 to 36.1)	0 (0 to 36.1)	0 (0 to 36.1)	0 (0 to 36.1)	0 (0 to 36.1)	0 (0 to 36.1)	0 (0 to 36.1)	0 (0 to 36.1)	0 (0 to 36.1)	0 (0 to 36.1)	10.1
HIV/AIDS resulting in other diseases	0 (0 to 0)	0 (0 to 0)	0 (0 to 0)	0 (0 to 0)	0 (0 to 0)	0 (0 to 0)	0 (0 to 0)	0 (0 to 0)	0 (0 to 0)	0 (0 to 0)	0 (0 to 0)	0 (0 to 0)	0 (0 to 0)	0 (0 to 0)	0 (0 to 0)	0 (0 to 0)	0 (0 to 0)	0 (0 to 0)	0 (0 to 0)	0 (0 to 0)	0 (0 to 0)	0 (0 to 0)	0 (0 to 0)	0 (0 to 0)	0 (0 to 0)
Sexually transmitted infections excluding HIV	39.4 (23.7 to 64.2)	19.6 (10.5 to 34.1)	26.0 (11.9 to 41.8)	41.1 (23.5 to 61.6)	0.2 (0.1 to 0.4)	0.8 (0.4 to 1.7)	5.7 (2.5 to 13.2)	15.7 (6.4 to 1.8)	24.1 (9.6 to 1.7)	29.5 (11.7 to 2.1)	120 (47.6 to 8.6)	30.6 (12.2 to 2.2)	13.4 (5.3 to 1.0)	13.4 (5.3 to 1.0)	12.3 (4.9 to 0.9)	11.2 (4.4 to 0.8)	9.9 (3.9 to 0.7)	8.8 (3.5 to 0.6)	6.9 (2.7 to 0.5)	4.7 (1.9 to 0.3)	2.7 (1.1 to 0.2)	1.2 (0.5 to 0.1)	0.4 (0.2 to 0.0)	282
Syphilis	39.4 (23.7 to 64.2)	19.6 (10.5 to 34.1)	24.0 (11.0 to 39.6)	1.1 (0.5 to 2.0)	0.2 (0.1 to 0.4)	0.8 (0.4 to 1.7)	5.7 (2.5 to 13.2)	15.7 (6.4 to 1.8)	24.1 (9.6 to 1.7)	29.5 (11.7 to 2.1)	120 (47.6 to 8.6)	30.6 (12.2 to 2.2)	13.4 (5.3 to 1.0)	13.4 (5.3 to 1.0)	12.3 (4.9 to 0.9)	11.2 (4.4 to 0.8)	9.9 (3.9 to 0.7)	8.8 (3.5 to 0.6)	6.9 (2.7 to 0.5)	4.7 (1.9 to 0.3)	2.7 (1.1 to 0.2)	1.2 (0.5 to 0.1)	0.4 (0.2 to 0.0)	280
Chlamydial infection	0 (0 to 0)	0 (0 to 0)	0 (0 to 0)	0 (0 to 0)	0 (0 to 0)	0 (0 to 0.1)	0.9 (0.4 to 2.6)	2.9 (1.2 to 8.2)	5.3 (2.2 to 17.1)	6.7 (2.8 to 14.2)	8.3 (3.4 to 13.6)	4.9 (1.9 to 10.6)	2.1 (0.8 to 7.4)	2.1 (0.8 to 7.4)	1.3 (0.5 to 4.6)	0.9 (0.3 to 3.1)	0.6 (0.2 to 2.1)	0.4 (0.1 to 1.4)	0.2 (0.1 to 0.9)	0.1 (0.0 to 0.5)	0.0 (0.0 to 0.2)	0.0 (0.0 to 0.1)	0.0 (0.0 to 0.0)	31.1
Gonococcal infection	0 (0 to 0)	0 (0 to 0)	0 (0 to 0)	0 (0 to 0)	0 (0 to 0)	0.6 (0.2 to 1.5)	2.4 (0.9 to 6.2)	4.2 (1.7 to 10.6)	2.8 (1.0 to 7.3)	1.8 (0.7 to 3.5)	1.2 (0.4 to 2.5)	0.5 (0.2 to 1.1)	0.3 (0.1 to 0.6)	0.3 (0.1 to 0.6)	0.2 (0.1 to 0.5)	0.2 (0.1 to 0.4)	0.1 (0.1 to 0.3)	0.1 (0.0 to 0.2)	0.0 (0.0 to 0.1)	0.0 (0.0 to 0.1)	0.0 (0.0 to 0.0)	0.0 (0.0 to 0.0)	0.0 (0.0 to 0.0)	16.2
Trichomoniasis	0 (0 to 0)	0 (0 to 0)	0 (0 to 0)	0 (0 to 0)	0 (0 to 0)	0 (0 to 0.1)	0.1 (0 to 0.4)	0.2 (0 to 0.6)	0.6 (0.2 to 2.0)	1.2 (0.5 to 2.6)	1.7 (0.7 to 2.8)	1.1 (0.4 to 2.4)	0.6 (0.2 to 1.4)	0.6 (0.2 to 1.4)	0.3 (0.1 to 0.8)	0.2 (0.1 to 0.5)	0.1 (0.0 to 0.3)	0.1 (0.0 to 0.2)	0.0 (0.0 to 0.1)	0.0 (0.0 to 0.1)	0.0 (0.0 to 0.0)	0.0 (0.0 to 0.0)	0.0 (0.0 to 0.0)	0.0 (0.0 to 0.0)	6.3
Genital herpes	0 (0 to 0)	0 (0 to 0)	0 (0 to 0)	0 (0 to 0)	0 (0 to 0)	0 (0 to 0.1)	0.1 (0 to 0.4)	0.2 (0 to 0.8)	0.2 (0 to 0.8)	0.2 (0 to 0.8)	0.2 (0 to 0.8)	0.2 (0 to 0.8)	0.2 (0 to 0.8)	0.2 (0 to 0.8)	0.2 (0 to 0.8)	0.2 (0 to 0.8)	0.2 (0 to 0.8)	0.2 (0 to 0.8)	0.2 (0 to 0.8)	0.2 (0 to 0.8)	0.2 (0 to 0.8)	0.2 (0 to 0.8)	0.2 (0 to 0.8)	0.2 (0 to 0.8)	3.3
Other sexually transmitted infections	0 (0 to 0)	0 (0 to 0)	0 (0 to 0)	0 (0 to 0)	0 (0 to 0)	1.3 (0.7 to 2.5)	3.5 (2.0 to 6.3)	6.5 (3.8 to 11.1)	9.5 (5.6 to 16.6)	11.5 (6.9 to 20.1)	13.5 (8.1 to 23.7)	7.5 (4.5 to 13.1)	3.7 (2.2 to 6.4)	3.7 (2.2 to 6.4)	2.1 (1.2 to 3.6)	1.5 (0.9 to 2.6)	1.0 (0.6 to 1.8)	0.7 (0.4 to 1.2)	0.4 (0.2 to 0.8)	0.2 (0.1 to 0.5)	0.1 (0.0 to 0.3)	0.0 (0.0 to 0.1)	0.0 (0.0 to 0.1)	39.4
Respiratory infections and tuberculosis	188 (125 to 267)	220 (126 to 329)	1,230 (1,030 to 1,390)	1,230 (911 to 1,580)	648 (386 to 1,020)	451 (226 to 814)	413 (213 to 739)	503 (225 to 965)	621 (327 to 1,060)	767 (467 to 1,180)	1,060 (761 to 1,390)	1,260 (762 to 1,800)	1,260 (827 to 1,800)	1,260 (827 to 1,800)	1,260 (868 to 1,800)	1,130 (868 to 1,800)	1,130 (868 to 1,800)	1,130 (868 to 1,800)	1,130 (868 to 1,800)	1,130 (879 to 1,320)	1,130 (879 to 1,320)	698 (539 to 936)	426 (186 to 668)	16,300 (14,100 to 18,400)
Tuberculosis	0 (0 to 0)	0 (0 to 0)	44.0 (22.0 to 64.1)	29.7 (20.7 to 40.4)	14.6 (9.0 to 24.0)	8.6 (4.2 to 17.1)	7.2 (2.9 to 16.0)	10.6 (3.2 to 19.4)	15.1 (4.6 to 28.1)	19.9 (6.9 to 39.6)	28.1 (10.1 to 53.1)	33.6 (12.4 to 66.4)	33.6 (12.4 to 66.4)	33.6 (12.4 to 66.4)	33.6 (12.4 to 66.4)	30.1 (12.4 to 66.4)	30.1 (12.4 to 66.4)	30.1 (12.4 to 66.4)	30.1 (12.4 to 66.4)	30.1 (12.4 to 66.4)	30.1 (12.4 to 66.4)	18.6 (9.6 to 37.1)	11.4 (3.3 to 24.1)	370.1
Latent tuberculosis infection	0 (0 to 0)	0 (0 to 0)	0 (0 to 0)	0 (0 to 0)	0 (0 to 0)	0 (0 to 0)	0 (0 to 0)	0 (0 to 0)	0 (0 to 0)	0 (0 to 0)	0 (0 to 0)	0 (0 to 0)	0 (0 to 0)	0 (0 to 0)	0 (0 to 0)	0 (0 to 0)	0 (0 to 0)	0 (0 to 0)	0 (0 to 0)	0 (0 to 0)	0 (0 to 0)	0 (0 to 0)	0 (0 to 0)	0 (0 to 0)	0 (0 to 0)
Drug-susceptible Tuberculosis	0 (0 to 0)	0 (0 to 0)	43 (21.7 to 61.5)	29.7 (19.8 to 39.8)	14.6 (9.0 to 23.7)	8.6 (4.2 to 16.8)	7.2 (2.9 to 15.7)	10.6 (3.2 to 19.1)	15.1 (4.6 to 27.6)	19.9 (6.9 to 38.9)	28.1 (10.1 to 52.1)	33.6 (12.4 to 65.1)	33.6 (12.4 to 65.1)	33.6 (12.4 to 65.1)	33.6 (12.4 to 65.1)	30.1 (12.4 to 65.1)	30.1 (12.4 to 65.1)	30.1 (12.4 to 65.1)	30.1 (12.4 to 65.1)	30.1 (12.4 to 65.1)	30.1 (12.4 to 65.1)	18.6 (9.6 to 36.5)	11.4 (3.3 to 23.7)	362.1
Multidrug-resistant tuberculosis without extensive drug resistance	0 (0 to 0)	0 (0 to 0)	2.6 (0.2 to 13.4)	1.7 (0.1 to 9.4)	0.6 (0.0 to 3.2)	0.7 (0.1 to 3.5)	2.3 (0.1 to 10.3)	3.5 (0.2 to 15.2)	6.7 (0.4 to 28.4)	11.6 (0.7 to 51.1)	27.9 (1.7 to 121.1)	52.1 (3.2 to 225.2)	52.1 (3.2 to 225.2)	52.1 (3.2 to 225.2)	52.1 (3.2 to 225.2)	52.1 (3.2 to 225.2)	52.1 (3.2 to 225.2)	52.1 (3.2 to 225.2)	52.1 (3.2 to 225.2)	52.1 (3.2 to 225.2)	52.1 (3.2 to 225.2)	32.2 (2.0 to 139.2)	20.2 (1.2 to 87.4)	731.1
Extensively drug-resistant tuberculosis	0 (0 to 0)	0 (0 to 0)	0.6 (0.0 to 3.2)	0.3 (0.1 to 1.5)	0.1 (0.0 to 0.6)	0.1 (0.0 to 0.6)	0.5 (0.0 to 1.8)	0.8 (0.1 to 2.8)	1.5 (0.1 to 5.1)	2.7 (0.2 to 9.3)	6.5 (0.4 to 23.7)	12.1 (0.7 to 44.1)	12.1 (0.7 to 44.1)	12.1 (0.7 to 44.1)	12.1 (0.7 to 44.1)	12.1 (0.7 to 44.1)	12.1 (0.7 to 44.1)	12.1 (0.7 to 44.1)	12.1 (0.7 to 44.1)	12.1 (0.7 to 44.1)	12.1 (0.7 to 44.1)	7.5 (0.5 to 27.3)	4.7 (0.3 to 17.1)	170.1
Lower respiratory infections	182 (120 to 261)	220 (123 to 329)	2,360 (1,970 to 2,660)	947 (699 to 1,270)	184 (104 to 292)	185 (92 to 334)	200 (103 to 358)	297 (133 to 570)	353 (186 to 603)	488 (297 to 750)	688 (481 to 899)	818 (490 to 1,170)	862 (536 to 1,170)	862 (536 to 1,170)	764 (536 to 1,170)	686 (536 to 1,170)	686 (536 to 1,170)	675 (536 to 1,170)	675 (536 to 1,170)	686 (536 to 1,170)	686 (536 to 1,170)	422 (326 to 582)	260 (106 to 426)	16,400 (14,200 to 18,400)
Upper respiratory infections	6.4 (4.4 to 9.1)	7.9 (4.5 to 11.8)	194 (79 to 314)	136 (72 to 215)	23.0 (12.9 to 36.5)	15.6 (7.8 to 28.2)	12.5 (6.4 to 22.4)	14.2 (6.4 to 26.9)	16.4 (7.4 to 30.5)	19.4 (8.7 to 36.0)	24.2 (10.8 to 44.8)	28.8 (12.9 to 53.4)	30.4 (13.6 to 56.3)	30.4 (13.6 to 56.3)	26.9 (12.1 to 49.9)	24.1 (10.8 to 44.8)	24.1 (10.8 to 44.8)	23.8 (10.7 to 44.2)	23.8 (10.7 to 44.2)	24.1 (10.8 to 44.8)	24.1 (10.8 to 44.8)	14.8 (6.6 to 27.5)	9.2 (4.1 to 17.1)	2,110
Otitis media	0 (0 to 0.1)	0 (0 to 0.2)	1,900 (419 to 20.4)	1,900 (329 to 520)	0.2 (0.0 to 0.5)	0.2 (0.0 to 0.6)	0.2 (0.0 to 0.7)	0.2 (0.0 to 0.8)	0.2 (0.0 to 0.9)	0.2 (0.0 to 1.0)	0.2 (0.0 to 1.1)	0.2 (0.0 to 1.3)	0.2 (0.0 to 1.5)	0.2 (0.0 to 1.5)	0.2 (0.0 to 1.5)	0.2 (0.0 to 1.5)	0.2 (0.0 to 1.5)	0.2 (0.0 to 1.5)	0.2 (0.0 to 1.5)	0.2 (0.0 to 1.5)	0.2 (0.0 to 1.5)	0.2 (0.0 to 1.5)	0.2 (0.0 to 1.5)	1,900
Enteric infections	12.6 (9.3 to 16)	7.3 (4.6 to 10)	1,410 (997 to 2,040)	998 (797 to 1,260)	248 (127 to 397)	229 (102 to 396)	202 (92 to 339)	197 (107 to 339)	219 (119 to 350)	259 (139 to 392)	279 (152 to 397)	279 (154 to 395)	269 (150 to 372)	269 (150 to 372)	269 (150 to 372)	269 (150 to 372)	269 (150 to 372)	269 (150 to 372)	269 (150 to 372)	269 (150 to 372)	269 (150 to 372)	269 (150 to 372)	269 (150 to 372)	269 (150 to 372)	6,240
Diarrheal diseases	7.3 (5.2 to 10)	4.2 (2.6 to 6.1)	661 (397 to 1,060)	597 (389 to 793)	227 (112 to 372)	197 (100 to 356)	160 (82 to 297)	157 (102 to 339)	179 (117 to 346)	209 (139 to 392)	227 (151 to 397)	227 (154 to 395)	219 (150 to 372)	219 (150 to 372)	219 (150 to 372)	219 (150 to 372)	219 (150 to 372)	219 (150 to 372)	219 (150 to 372)	219 (150 to 372)	219 (150 to 372)	219 (150 to 372)	219 (150 to 372)	219 (150 to 372)	5,190
Typhoid and paratyphoid	0 (0 to 0)	0 (0 to 0)	0 (0 to 0.2)	0 (0 to 0.1)	0 (0 to 0.1)	0 (0 to 0.1)	0 (0 to 0.2)	0 (0 to 0.2)	0 (0 to 0.2)	0 (0 to 0.2)	0 (0 to 0.2)	0 (0 to 0.2)	0 (0 to 0.2)	0 (0 to 0.2)	0 (0 to 0.2)	0 (0 to 0.2)	0 (0 to 0.2)	0 (0 to 0.2)	0 (0 to 0.2)	0 (0 to 0.2)	0 (0 to 0.2)	0 (0 to 0.2)	0 (0 to 0.2)	0 (0 to 0.2)	0.6
Typhoid fever	0 (0 to 0)	0 (0 to 0)	0 (0 to 0.2)	0 (0 to 0.1)	0 (0 to 0.1)	0 (0 to 0.1)	0 (0 to 0.2)	0 (0 to 0.2)	0 (0 to 0.2)	0 (0 to 0.2)	0 (0 to 0.2)	0 (0 to 0.2)	0 (0 to 0.2)	0 (0 to 0.2)	0 (0 to 0.2)	0 (0 to 0.2)	0 (0 to 0.2)	0 (0 to 0.2)	0 (0 to 0.2)	0 (0 to 0.2)	0 (0 to 0.2)	0 (0 to 0.2)	0 (0 to 0.2)	0 (0 to 0.2)	0.6
Paratyphoid fever	0 (0 to 0)	0 (0 to 0)	0 (0 to 0.1)	0 (0 to 0.1)	0 (0 to 0.1)	0 (0 to 0.1)	0 (0 to 0.1)	0 (0 to 0.1)	0 (0 to 0.1)	0 (0 to 0.1)	0 (0 to 0.1)	0 (0 to 0.1)	0 (0 to 0.1)	0 (0 to 0.1)	0 (0 to 0.1)	0 (0 to 0.1)	0 (0 to 0.1)	0 (0 to 0.1)	0 (0 to 0.1)	0 (0 to 0.1)	0 (0 to 0.1)	0 (0 to 0.1)	0 (0 to 0.1)	0 (0 to 0.1)	0.6
Invasive Non-typhoidal Salmonella (iNTS)	0 (0 to 0.2)	0 (0 to 0.1)	0.1 (0.1 to 0.2)	0.6 (0.4 to 0.7)	0.3 (0.1 to 0.5)	0.6 (0.4 to 0.8)	1.4 (0.7 to 2.1)	2.2 (1.1 to 3.3)	2.2 (1.1 to 3.3)	2.2 (1.1 to 3.3)	2.2 (1.1 to 3.3)	2.2 (1.1 to 3.3)	2.2 (1.1 to 3.3)	2.2 (1.1 to 3.3)	2.2 (1.1 to 3.3)	2.2 (1.1 to 3.3)	2.2 (1.1 to 3.3)	2.2 (1.1 to 3.3)	2.2 (1.1 to 3.3)	2.2 (1.1 to 3.3)	2.2 (1.1 to 3.3)	2.2 (1.1 to 3.3)	2.2 (1.1 to 3.3)	34.4
Other intestinal infectious diseases	0 (0 to 0)	0 (0 to 0)	1.9 (0.1 to 7.1)	1.8 (0.1 to 6.9)	0.5 (0.0 to 2.6)	0.6 (0.0 to 3.2)	0.7 (0.1 to 3.1)	0.4 (0.1 to 1.7)	0.6 (0.1 to 2.4)	0.6 (0.1 to 2.4)	0.4 (0.1 to 1.7)	0.4 (0.1 to 1.7)	0.2 (0.1 to 0.7)	0.2 (0.1 to 0.7)	0.1 (0.0 to 0.5)	0.1 (0.0 to 0.5)	0.1 (0.0 to 0.5)	0.1 (0.0 to 0.5)	0.1 (0.0 to 0.5)	0.1 (0.0 to 0.5)	0.1 (0.0 to 0.5)	0.1 (0.0 to 0.5)	0.1 (0.0 to 0.5)	10.6
Neglected tropical diseases and malaria	12.6 (9.3 to 16)	7.3 (4.6 to 10)	111 (79 to 160)	260 (196 to 340)	238 (177 to 316)	196 (144 to 264)	154 (111 to 211)	164 (117 to 224)	202 (147 to 272)	227 (167 to 302)	247 (182 to 327)	247 (182 to 327)	247 (182 to 327)	247 (182 to 327)	247 (182 to 327)	247 (182 to 327)	247 (182 to 327)	247 (182 to 327)	247 (182 to 327)	247 (182 to 327)	247 (182 to 327)	247 (182 to 327)	247 (182 to 327)	247 (182 to 327)	4,130
Malaria	0 (0 to 0)	0 (0 to 0)	0.6 (0.2 to 1)	0.5 (0.1 to 1.4)	0.5 (0.1 to 1.9)	0.5 (0.1 to 2.4)	0.6 (0.2 to 2.4)	0.6 (0.2 to 2.7)	0.7 (0.2 to 3.4)	0.8 (0.2 to 3.8)	0.9 (0.2 to 4.3)	0.9 (0.2 to 4.3)	0.9 (0.2 to 4.3)	0.9 (0.2 to 4.3)	0.9 (0.2 to 4.3)	0.9 (0.2 to 4.3)	0.9 (0.2 to 4.3)	0.9 (0.2 to 4.3)	0.9 (0.2 to 4.3)	0.9 (0.2 to 4.3)	0.9 (0.2 to 4.3)	0.9 (0.2 to 4.3)	0.9 (0.2 to 4.3)	32.4
Chagas disease	0 (0 to 0.6)	0 (0 to 0.6)	2.1 (0.5 to 5.3)	2.7 (0.5 to 7.1)	0.6 (0.1 to 1.4)	0.7 (0.1 to 1.7)	0.7 (0.1 to 1.7)	0.7 (0.1 to 1.7)	0.7 (0.1 to 1.7)	0.7 (0.1 to 1.7)	0.7 (0.1 to 1.7)	0.7 (0.1 to 1.7)	0.7 (0.1 to 1.7)	0.7 (0.1 to 1.7)	0.7 (0.1 to 1.7)	0.7 (0.1 to 1.7)	0.7 (0.1 to 1.7)	0.7 (0.1 to 1.7)	0.7 (0.1 to 1.7)	0.7 (0.1 to 1.7)	0.7 (0.1 to 1.7)	0.7 (0.1 to 1.7)	0.7 (0.1 to 1.7)	1,490
Leishmaniasis	0 (0 to 0)	0 (0 to 0)	1.9 (0.1 to 6.2)	1.9 (1.2 to 4.2)	1.2 (0.1 to 4.1)	0.7 (0.1 to 2.6)	0.6 (0.1 to 2.1)	0.6 (0.1 to 2.1)	0.6 (0.1 to 2.1)	0.6 (0.1 to 2.1)	0.6 (0.1 to 2.1)	0.6 (0.1 to 2.1)	0.6 (0.1 to 2.1)	0.6 (0.1 to 2.1)	0.6 (0.1 to 2.1)	0.6 (0.1 to 2.1)	0.6 (0.1 to 2.1)	0.6 (0.1 to 2.1)	0.6 (0.1 to 2.1)	0.6 (0.1 to 2.1)	0.6 (0.1 to 2.1)	0.6 (0.1 to 2.1)	0.6 (0.1 to 2.1)	720
Visceral leishmaniasis	0 (0 to 0)	0 (0 to 0)	1.9 (0.1 to 6.2)	1.9 (1.2 to 4.2)	1.2 (0.1 to 4.1)	0.7 (0.1 to 2.6)	0.6 (0.1 to 2.1)	0.6 (0.1 to 2.1)	0.6 (0.1 to 2.1)	0.6 (0.1 to 2.1)	0.6 (0.1 to 2.1)	0.6 (0.1 to 2.1)	0.6 (0.1 to 2.1)	0.6 (0.1 to 2.1)	0.6 (0.1 to 2.1)	0.6 (0.1 to 2.1)	0.6 (0.1 to 2.1)	0.6 (0.1 to 2.1)	0.6 (0.1 to 2.1)	0.6 (0.1 to 2.1)	0.6 (0.1 to 2.1)	0.6 (0.1 to 2.1)	0.6 (0.1 to 2.1)	720
Cutaneous and mucocutaneous leishmaniasis	0 (0 to 0)	0 (0 to 0)	0 (0 to 0)	0 (0 to 0)	0 (0 to 0)	0 (0 to 0)	0 (0 to 0)	0 (0 to 0)	0 (0 to 0)	0 (0 to 0)	0 (0 to 0)	0 (0 to 0)	0 (0 to 0)	0 (0 to 0)	0 (0 to 0)	0 (0 to 0)	0 (0 to 0)	0 (0 to 0)	0 (0 to 0)	0 (0 to 0)	0 (0 to 0)	0 (0 to 0)	0 (0 to 0)	0 (0 to 0)	0
African trypanosomiasis	0 (0 to 0)	0 (0 to 0)	0 (0 to 0)	0 (0 to 0)	0 (0 to 0)	0 (0 to 0)	0 (0 to 0)	0 (0 to 0)	0 (0 to 0)	0 (0 to 0)	0 (0 to 0)	0 (0 to 0)	0 (0 to 0)	0 (0 to 0)	0 (0 to 0)	0 (0 to 0)	0 (0 to 0)	0 (0 to 0)	0 (0 to 0)	0 (0 to 0)	0 (0 to 0)	0 (0 to 0)	0 (0 to 0)	0 (0 to 0)	0
Schistosomiasis	0 (0 to 0)	0 (0 to 0)	0 (0 to 0)	0 (0 to 0)	0 (0 to 0)	0 (0 to 0)	0 (0 to 0)	0 (0 to 0)	0 (0 to 0)	0 (0 to 0)	0 (0 to 0)	0 (0 to 0)	0 (0 to 0)	0 (0 to 0)	0 (0 to 0)	0 (0 to 0)	0 (0 to 0)	0 (0 to 0)	0 (0 to 0)	0 (0 to 0)	0 (0 to 0)	0 (0 to 0)	0 (0 to 0)	0 (0 to 0)	0
Cysticercosis	0 (0 to 0)	0 (0 to 0)	0.1 (0.0 to 0.2)	0.5 (0.2 to 0.8)	1.6 (0.2 to 4.1)	7.2 (0.7 to 17.9)	16.2 (1.6 to 34.3)	26.5 (2.6 to 56.1)	39.1 (4.7 to 79.1)	48.3 (5.9 to 98.4)	42.8 (5.1 to 86.4)	42.8 (5.1 to 86.4)	44.3 (5.1 to 86.4)	44.3 (5.1 to 86.4)	44.2 (5.1 to 86.4)	72.9 (5.1 to 86.4)	68.2 (5.1 to 86.4)	68.1 (5.1 to 86.4)	43.9 (5.1 to 86.4)	28.6 (5.1 to 56.4)	14.3 (3.2 to 27.1)	6.1 (1.5 to 11.6)	2.4 (0.6 to 4.1)	606
Cystic echinococcosis	0 (0 to 0)	0 (0 to 0)	0 (0 to 0)	0 (0 to 0)	0 (0 to 0)	0 (0 to 0)	0 (0 to 0)	0 (0 to 0)	0 (0 to 0)	0 (0 to 0)	0 (0 to 0)	0 (0 to 0)	0 (0 to 0)	0 (0 to 0)	0 (0 to 0)	0 (0 to 0)	0 (0 to 0)	0 (0 to 0)	0 (0 to 0)	0 (0 to 0)	0 (0 to 0)	0 (0 to 0)	0 (0 to 0)	0 (0 to 0)	2.6
Lymphatic filariasis	0 (0 to 0)	0 (0 to 0)	0 (0 to 0)	0 (0 to 0)	0 (0 to 0)	0 (0 to 0)	0 (0 to 0)	0 (0 to 0)	0 (0 to 0)	0 (0 to 0)	0 (0 to 0)	0 (0 to 0)	0 (0 to 0)	0 (0 to 0)	0 (0 to 0)	0 (0 to 0)	0 (0 to 0)	0 (0 to 0)	0 (0 to 0)	0 (0 to 0)	0 (0 to 0)	0 (0 to 0)	0 (0 to 0)	0 (0 to 0)	0
Onchocerciasis	0 (0 to 0)	0 (0 to 0)	0 (0 to 0)	0 (0 to 0)	0 (0 to 0)	0 (0 to 0)	0 (0 to 0)	0 (0 to 0)	0 (0 to 0)	0 (0 to 0)	0 (0 to 0)	0 (0 to 0)	0 (0 to 0)	0 (0 to 0)	0 (0 to 0)	0 (0 to 0)	0 (0 to 0)	0 (0 to 0)	0 (0 to 0)	0 (0 to 0)	0 (0 to 0)	0 (0 to 0)	0 (0 to 0)	0 (0 to 0)	0
Trachoma	0 (0 to 0)	0 (0 to 0)	0 (0 to 0)	0 (0 to 0)	0 (0 to 0)	0 (0 to 0)	0 (0 to 0)	0 (0 to 0)	0 (0 to 0)	0 (0 to 0)	0 (0 to 0)	0 (0 to 0)	0 (0 to 0)	0 (0 to 0)	0 (0 to 0)	0 (0 to 0)	0 (0 to 0)	0 (0 to 0)	0 (0 to 0)	0 (0 to 0)	0 (0 to 0)	0 (0 to 0)	0 (0 to 0)	0 (0 to 0)	0
Dengue	0 (0 to 0.2)	0 (0 to 0.2)	29.7 (9.7 to 52.7)	23.7 (7.7 to 42.1)	43.6 (13.9 to 91.1)	18.5 (7.1 to 37.5)	46.4 (17.4 to 106)	47.7 (19.3 to 112)	52.6 (19.6 to 139)	52.6 (19.6 to 139)	46.0 (19.6 to 139)	46.0 (19.6 to 139)	39.5 (12.4 to 79.2)	39.5 (12.4 to 79.2)





SR Table 2a: Para DALYS by cause and age group for males with 95% uncertainty intervals, 2019

Cause	Born Recorded	Late Neonatal	Post Neonatal	1 to 4	5 to 9	10 to 14	15 to 19	20 to 24	25 to 29	30 to 34	35 to 39	40 to 44	45 to 49	50 to 54	55 to 59	60 to 64	65 to 69	70 to 74	75 to 79	80 to 84	85 to 89	90 to 94	95 plus	Total
All causes	46,706 (44,785 to 114,959)	13,900 (12,700 to 17,400)	42,100 (32,300 to 53,100)	49,000 (39,500 to 62,000)	32,100 (24,100 to 41,000)	36,800 (28,000 to 48,000)	43,600 (33,600 to 56,400)	73,500 (56,200 to 94,000)	103,000 (78,600 to 135,000)	137,000 (99,600 to 184,000)	184,000 (134,000 to 252,000)	246,100 (176,600 to 343,000)	316,000 (226,000 to 442,000)	396,000 (283,000 to 554,000)	475,000 (339,000 to 665,000)	554,000 (396,000 to 776,000)	635,000 (454,000 to 889,000)	715,000 (511,000 to 1,000,000)	795,000 (568,000 to 1,110,000)	874,000 (624,000 to 1,220,000)	952,000 (680,000 to 1,330,000)	1,030,000 (735,000 to 1,440,000)	1,090,000 (779,000 to 1,530,000)	1,150,000 (821,000 to 1,610,000)	1,200,000 (857,000 to 1,680,000)	1,240,000 (886,000 to 1,740,000)	1,270,000 (907,000 to 1,780,000)	1,290,000 (921,000 to 1,810,000)	1,310,000 (935,000 to 1,830,000)	1,320,000 (943,000 to 1,850,000)	1,330,000 (950,000 to 1,860,000)	1,340,000 (957,000 to 1,870,000)	1,340,000 (957,000 to 1,880,000)	1,340,000 (957,000 to 1,880,000)	1,340,000 (957,000 to 1,880





SR Table 2a. Paralytic DALYS by cause and sex arcoss for males with 95% uncertainty intervals, 2019

Cause	Both Sexes	Both Sexes	1 to 4	5 to 9	10 to 14	15 to 19	20 to 24	25 to 29	30 to 34	35 to 39	40 to 44	45 to 49	50 to 54	55 to 59	60 to 64	65 to 69	70 to 74	75 to 79	80 to 84	85 to 89	90 to 94	95 plus	Total
All causes	22,100 (20,700 to 23,600)	7,940 (7,370 to 8,560)	29,700 (19,600 to 41,900)	10,100 (6,110 to 15,800)	12,400 (8,990 to 15,900)	19,900 (12,900 to 28,900)	28,200 (20,700 to 40,000)	40,600 (29,000 to 61,200)	44,600 (29,900 to 62,100)	44,500 (29,300 to 62,300)	44,500 (29,300 to 62,300)	44,500 (29,100 to 62,700)	46,200 (29,200 to 65,300)	46,600 (29,700 to 66,100)	46,600 (29,700 to 66,700)	46,600 (29,600 to 66,200)	46,600 (29,600 to 66,200)	46,600 (29,600 to 66,200)	47,300 (29,600 to 66,900)	47,300 (27,900 to 69,600)	13,600 (7,300 to 23,200)	2,290 (1,070 to 4,200)	4,990 (2,300 to 9,200)	717,000
Communicable, maternal, neonatal, and nutritional diseases	25,400 (19,200 to 31,900)	9,810 (7,180 to 12,900)	14,500 (2,900 to 31,300)	3,990 (2,270 to 6,200)	3,330 (1,760 to 5,370)	2,090 (1,400 to 3,000)	2,090 (1,410 to 3,010)	2,090 (1,420 to 3,060)	2,750 (1,900 to 3,950)	3,500 (2,350 to 5,070)	4,010 (2,620 to 5,760)	4,060 (2,650 to 5,850)	3,660 (2,350 to 5,350)	3,470 (2,200 to 5,110)	3,330 (2,060 to 4,930)	3,090 (1,900 to 4,600)	2,850 (1,820 to 4,300)	2,510 (1,600 to 3,830)	2,300 (1,470 to 3,420)	1,900 (1,070 to 3,000)	1,160 (670 to 1,870)	707 (310 to 1,370)	941 (340 to 1,990)	161,000
HIV/AIDS and sexually transmitted infections	857 (597 to 1,180)	211 (149 to 287)	260 (203 to 329)	89.8 (67.4 to 116)	79.9 (60.3 to 99.4)	89.5 (66.6 to 109)	176 (138 to 219)	506 (402 to 633)	762 (605 to 949)	1,060 (839 to 1,290)	1,470 (1,200 to 1,800)	1,700 (1,370 to 2,080)	929 (753 to 1,150)	764 (619 to 956)	435 (349 to 537)	262 (205 to 330)	161 (122 to 206)	91.6 (68.3 to 121)	72 (51.9 to 102)	29 (19.1 to 43.1)	7.6 (3.9 to 13.2)	0.9 (0.4 to 1.7)	8,200
HIV/AIDS	0 (0 to 0)	0.1 (0 to 0.2)	227 (177 to 288)	89.7 (66.7 to 116)	79.7 (60.3 to 99.4)	89.5 (66.6 to 109)	166 (129 to 207)	486 (367 to 614)	736 (561 to 931)	1,010 (780 to 1,260)	1,400 (1,150 to 1,710)	1,620 (1,300 to 1,990)	1,270 (961 to 1,650)	927 (701 to 1,200)	627 (469 to 820)	423 (320 to 551)	263 (195 to 346)	156 (112 to 209)	86.3 (61.9 to 118)	29.6 (19.5 to 44.1)	6.9 (3.4 to 12.5)	1.6 (0.7 to 3.2)	7,800
HIV/AIDS - Drug-susceptible Tuberculosis	0 (0 to 0)	0 (0 to 0)	0.1 (0 to 0.2)	0.1 (0 to 0.2)	0.1 (0 to 0.2)	0.1 (0 to 0.2)	0.2 (0 to 0.3)	0.4 (0 to 0.6)	0.6 (0 to 0.9)	0.9 (0 to 1.3)	1.2 (0 to 1.7)	1.4 (0 to 1.9)	1.2 (0 to 1.6)	1.1 (0 to 1.5)	0.9 (0 to 1.3)	0.7 (0 to 1.1)	0.5 (0 to 0.8)	0.4 (0 to 0.7)	0.3 (0 to 0.6)	0.2 (0 to 0.5)	0.1 (0 to 0.3)	0 (0 to 0.1)	8.8
HIV/AIDS - Multidrug-resistant Tuberculosis without extensive drug-resistance	0 (0 to 0)	0 (0 to 0)	0.1 (0 to 0.2)	0.1 (0 to 0.2)	0.1 (0 to 0.2)	0.1 (0 to 0.2)	0.2 (0 to 0.3)	0.4 (0 to 0.6)	0.6 (0 to 0.9)	0.9 (0 to 1.3)	1.2 (0 to 1.7)	1.4 (0 to 1.9)	1.2 (0 to 1.6)	1.1 (0 to 1.5)	0.9 (0 to 1.3)	0.7 (0 to 1.1)	0.5 (0 to 0.8)	0.4 (0 to 0.7)	0.3 (0 to 0.6)	0.2 (0 to 0.5)	0.1 (0 to 0.3)	0 (0 to 0.1)	8.8
HIV/AIDS - Extensively drug-resistant Tuberculosis	0 (0 to 0)	0 (0 to 0)	0 (0 to 0)	0 (0 to 0)	0 (0 to 0)	0 (0 to 0)	0 (0 to 0)	0 (0 to 0)	0 (0 to 0)	0 (0 to 0)	0 (0 to 0)	0 (0 to 0)	0 (0 to 0)	0 (0 to 0)	0 (0 to 0)	0 (0 to 0)	0 (0 to 0)	0 (0 to 0)	0 (0 to 0)	0 (0 to 0)	0 (0 to 0)	0 (0 to 0)	0 (0 to 0)	0.2
HIV/AIDS resulting in other diseases	857 (597 to 1,180)	211 (149 to 287)	33 (26 to 41)	0.1 (0 to 0.2)	0.1 (0 to 0.2)	0.1 (0 to 0.2)	9.6 (7.5 to 12)	20.1 (15.7 to 25.2)	25.7 (20.1 to 32.1)	30.7 (24 to 38.2)	37.1 (29.1 to 46.1)	42.1 (33.1 to 52.2)	27.2 (21.4 to 33.8)	19.2 (15.1 to 23.8)	12.7 (10 to 15.8)	8.4 (6.6 to 10.4)	5.4 (4.2 to 6.7)	3.4 (2.6 to 4.2)	2.3 (1.8 to 2.9)	1.2 (0.9 to 1.5)	0.6 (0.4 to 0.8)	0.1 (0 to 0.2)	1,000
Sexually transmitted infections excluding HIV	857 (597 to 1,180)	211 (149 to 287)	33 (26 to 41)	0.1 (0 to 0.2)	0.1 (0 to 0.2)	0.1 (0 to 0.2)	9.6 (7.5 to 12)	20.1 (15.7 to 25.2)	25.7 (20.1 to 32.1)	30.7 (24 to 38.2)	37.1 (29.1 to 46.1)	42.1 (33.1 to 52.2)	27.2 (21.4 to 33.8)	19.2 (15.1 to 23.8)	12.7 (10 to 15.8)	8.4 (6.6 to 10.4)	5.4 (4.2 to 6.7)	3.4 (2.6 to 4.2)	2.3 (1.8 to 2.9)	1.2 (0.9 to 1.5)	0.6 (0.4 to 0.8)	0.1 (0 to 0.2)	1,000
Syphilis	604 (397 to 829)	29.9 (19.5 to 39)	33.6 (22.9 to 46)	0.1 (0 to 0.2)	0.2 (0.1 to 0.3)	0.2 (0.1 to 0.3)	0.5 (0.4 to 0.6)	1.1 (0.9 to 1.3)	1.9 (1.5 to 2.3)	1.2 (0.9 to 1.5)	2.1 (1.6 to 2.6)	1.6 (1.2 to 2)	1.2 (0.9 to 1.5)	1.1 (0.8 to 1.3)	1.7 (1.3 to 2.1)	1.1 (0.8 to 1.4)	0.7 (0.5 to 0.9)	0.4 (0.3 to 0.6)	0.3 (0.2 to 0.4)	0.1 (0.1 to 0.2)	0.1 (0 to 0.1)	0 (0 to 0.1)	188
Chlamydial infection	0 (0 to 0)	0 (0 to 0)	0 (0 to 0)	0 (0 to 0)	0 (0 to 0)	0.6 (0.1 to 1.1)	2.7 (0.7 to 5.1)	5.6 (1.5 to 10.7)	7.3 (1.9 to 13.5)	6.8 (1.8 to 13)	9.1 (2.4 to 17.6)	3.1 (0.8 to 6)	1.4 (0.4 to 2.8)	0.3 (0.1 to 0.6)	0.1 (0 to 0.2)	0 (0 to 0.1)	0 (0 to 0.1)	0 (0 to 0.1)	0 (0 to 0.1)	0 (0 to 0.1)	0 (0 to 0.1)	0 (0 to 0.1)	33.2
Gonococcal infection	0 (0 to 0)	0 (0 to 0)	0 (0 to 0)	0 (0 to 0)	0.6 (0.2 to 1.3)	2.8 (0.8 to 5.7)	6.7 (1.9 to 13.5)	12.6 (3.5 to 25.4)	18 (5 to 36.2)	13.2 (3.7 to 26.7)	18.2 (5.1 to 36.7)	6.2 (1.7 to 12.5)	2.8 (0.8 to 5.7)	0.6 (0.2 to 1.3)	0.2 (0 to 0.5)	0.1 (0 to 0.3)	0.1 (0 to 0.2)	0 (0 to 0.1)	0 (0 to 0.1)	0 (0 to 0.1)	0 (0 to 0.1)	0 (0 to 0.1)	77.8
Trichomoniasis	0 (0 to 0)	0 (0 to 0)	0 (0 to 0)	0 (0 to 0)	0 (0 to 0)	0.2 (0 to 0.4)	0.6 (0.1 to 1.1)	1.1 (0.3 to 2.1)	1.5 (0.4 to 2.7)	1.3 (0.3 to 2.5)	1.9 (0.5 to 3.7)	0.6 (0.2 to 1.2)	0.3 (0.1 to 0.6)	0.1 (0 to 0.2)	0 (0 to 0.1)	0 (0 to 0.1)	0 (0 to 0.1)	0 (0 to 0.1)	0 (0 to 0.1)	0 (0 to 0.1)	0 (0 to 0.1)	0 (0 to 0.1)	6.7
Genital herpes	0 (0 to 0)	0 (0 to 0)	0 (0 to 0)	0 (0 to 0)	1.7 (0.5 to 3.5)	2.5 (0.7 to 5.1)	5.3 (1.5 to 10.7)	11 (3.1 to 22.1)	15.1 (4.2 to 30.3)	11.1 (3.1 to 22.3)	15.3 (4.3 to 30.7)	5.2 (1.4 to 10.5)	2.4 (0.7 to 4.8)	0.5 (0.1 to 1.1)	0.2 (0 to 0.4)	0.1 (0 to 0.3)	0 (0 to 0.2)	0 (0 to 0.1)	0 (0 to 0.1)	0 (0 to 0.1)	0 (0 to 0.1)	0 (0 to 0.1)	111
Other sexually transmitted infections	253 (167 to 370)	58.1 (38.4 to 84.9)	0.1 (0 to 0.2)	0.1 (0 to 0.2)	0.1 (0 to 0.2)	0.1 (0 to 0.2)	0.2 (0 to 0.3)	0.4 (0 to 0.6)	0.6 (0 to 0.9)	0.9 (0 to 1.3)	1.2 (0 to 1.7)	1.4 (0 to 1.9)	1.2 (0 to 1.6)	1.1 (0 to 1.5)	0.9 (0 to 1.3)	0.7 (0 to 1.1)	0.5 (0 to 0.8)	0.4 (0 to 0.7)	0.3 (0 to 0.6)	0.2 (0 to 0.5)	0.1 (0 to 0.3)	0 (0 to 0.1)	391
Respiratory infections and tuberculosis	698 (376 to 817)	4,080 (216 to 827)	4,080 (2,980 to 5,240)	1,220 (720 to 1,360)	378 (153 to 593)	649 (227 to 788)	739 (564 to 967)	872 (649 to 1,060)	979 (757 to 1,200)	1,200 (948 to 1,480)	1,200 (972 to 1,480)	1,200 (967 to 1,480)	1,200 (967 to 1,480)	1,200 (967 to 1,480)	1,200 (967 to 1,480)	1,200 (963 to 1,480)	1,200 (963 to 1,480)	1,200 (963 to 1,480)	1,200 (963 to 1,480)	1,200 (963 to 1,480)	1,200 (963 to 1,480)	1,200 (963 to 1,480)	29,300
Tuberculosis	0 (0 to 0)	0 (0 to 0)	0 (0 to 0)	0 (0 to 0)	0 (0 to 0)	0 (0 to 0)	0 (0 to 0)	0 (0 to 0)	0 (0 to 0)	0 (0 to 0)	0 (0 to 0)	0 (0 to 0)	0 (0 to 0)	0 (0 to 0)	0 (0 to 0)	0 (0 to 0)	0 (0 to 0)	0 (0 to 0)	0 (0 to 0)	0 (0 to 0)	0 (0 to 0)	0 (0 to 0)	0 (0 to 0)	0
Latent tuberculosis infection	0 (0 to 0)	0 (0 to 0)	0 (0 to 0)	0 (0 to 0)	0 (0 to 0)	0 (0 to 0)	0 (0 to 0)	0 (0 to 0)	0 (0 to 0)	0 (0 to 0)	0 (0 to 0)	0 (0 to 0)	0 (0 to 0)	0 (0 to 0)	0 (0 to 0)	0 (0 to 0)	0 (0 to 0)	0 (0 to 0)	0 (0 to 0)	0 (0 to 0)	0 (0 to 0)	0 (0 to 0)	0 (0 to 0)	0
Drug-susceptible Tuberculosis	0 (0 to 0)	0 (0 to 0)	0 (0 to 0)	0 (0 to 0)	0 (0 to 0)	0 (0 to 0)	0 (0 to 0)	0 (0 to 0)	0 (0 to 0)	0 (0 to 0)	0 (0 to 0)	0 (0 to 0)	0 (0 to 0)	0 (0 to 0)	0 (0 to 0)	0 (0 to 0)	0 (0 to 0)	0 (0 to 0)	0 (0 to 0)	0 (0 to 0)	0 (0 to 0)	0 (0 to 0)	0 (0 to 0)	0
Multidrug-resistant tuberculosis without extensive drug-resistance	0 (0 to 0)	0 (0 to 0)	0 (0 to 0)	0 (0 to 0)	0 (0 to 0)	0 (0 to 0)	0 (0 to 0)	0 (0 to 0)	0 (0 to 0)	0 (0 to 0)	0 (0 to 0)	0 (0 to 0)	0 (0 to 0)	0 (0 to 0)	0 (0 to 0)	0 (0 to 0)	0 (0 to 0)	0 (0 to 0)	0 (0 to 0)	0 (0 to 0)	0 (0 to 0)	0 (0 to 0)	0 (0 to 0)	0
Extensively drug-resistant tuberculosis	0 (0 to 0)	0 (0 to 0)	0 (0 to 0)	0 (0 to 0)	0 (0 to 0)	0 (0 to 0)	0 (0 to 0)	0 (0 to 0)	0 (0 to 0)	0 (0 to 0)	0 (0 to 0)	0 (0 to 0)	0 (0 to 0)	0 (0 to 0)	0 (0 to 0)	0 (0 to 0)	0 (0 to 0)	0 (0 to 0)	0 (0 to 0)	0 (0 to 0)	0 (0 to 0)	0 (0 to 0)	0 (0 to 0)	0
Lower respiratory infections	685 (376 to 818)	4,070 (210 to 4,080)	460 (376 to 586)	371 (151 to 588)	297 (151 to 443)	297 (227 to 371)	297 (227 to 371)	386 (297 to 481)	439 (339 to 544)	560 (429 to 696)	763 (584 to 946)	827 (634 to 1,030)	885 (679 to 1,100)	1,020 (779 to 1,260)	1,160 (884 to 1,440)	1,170 (893 to 1,450)	1,110 (846 to 1,380)	1,060 (808 to 1,320)	1,060 (808 to 1,320)	1,020 (778 to 1,270)	1,060 (808 to 1,320)	699 (533 to 869)	395 (301 to 491)	21,100
Upper respiratory infections	1.3 (0 to 7.1)	7.6 (0.4 to 42)	299 (222 to 388)	216 (88 to 342)	174 (88 to 258)	194 (133 to 217)	173 (133 to 217)	226 (174 to 281)	256 (198 to 317)	328 (251 to 407)	446 (341 to 553)	484 (371 to 602)	518 (397 to 643)	596 (456 to 737)	679 (517 to 842)	684 (523 to 848)	649 (495 to 807)	620 (473 to 770)	620 (473 to 770)	597 (455 to 741)	620 (473 to 770)	409 (312 to 508)	231 (176 to 287)	12,300
Otitis media	0 (0 to 0.1)	0 (0 to 0.2)	163 (124 to 211)	118 (49 to 189)	96.2 (49 to 142)	107 (75 to 122)	95.4 (75 to 122)	125 (96 to 156)	141 (110 to 175)	181 (139 to 224)	246 (189 to 305)	267 (205 to 333)	285 (219 to 355)	329 (251 to 407)	374 (285 to 463)	377 (288 to 466)	358 (273 to 443)	342 (261 to 423)	342 (261 to 423)	329 (251 to 407)	342 (261 to 423)	225 (172 to 278)	127 (97 to 158)	6,780
Enteric infections	2,239 (19.7 to 39.7)	10.2 (0.1 to 0.2)	1,380 (1,060 to 1,750)	697 (460 to 1,010)	568 (283 to 1,060)	249 (204 to 293)	227 (189 to 266)	239 (199 to 280)	259 (215 to 303)	259 (215 to 303)	259 (215 to 303)	259 (215 to 303)	259 (215 to 303)	259 (215 to 303)	259 (215 to 303)	259 (215 to 303)	259 (215 to 303)	259 (215 to 303)	259 (215 to 303)	259 (215 to 303)	259 (215 to 303)	259 (215 to 303)	259 (215 to 303)	7,210
Diarrheal diseases	2,239 (19.7 to 39.7)	69.9 (39.3 to 127)	1,370 (1,060 to 1,750)	696 (470 to 998)	568 (332 to 923)	249 (208 to 293)	227 (189 to 266)	239 (199 to 280)	259 (215 to 303)	259 (215 to 303)	259 (215 to 303)	259 (215 to 303)	259 (215 to 303)	259 (215 to 303)	259 (215 to 303)	259 (215 to 303)	259 (215 to 303)	259 (215 to 303)	259 (215 to 303)	259 (215 to 303)	259 (215 to 303)	259 (215 to 303)	259 (215 to 303)	7,130
Typhoid and paratyphoid	0 (0 to 0)	0 (0 to 0)	0.1 (0 to 0.1)	0.3 (0 to 2.6)	0.1 (0 to 1.4)	0.2 (0 to 1.7)	0.3 (0 to 2.6)	0.3 (0 to 2.3)	0.3 (0 to 2.3)	0.2 (0 to 1.9)	0.2 (0 to 1.9)	0.2 (0 to 1.1)	0.1 (0 to 1)	0.1 (0 to 0.6)	0.1 (0 to 0.7)	0.1 (0 to 0.6)	0.1 (0 to 0.6)	0.1 (0 to 0.6)	0.1 (0 to 0.6)	0.1 (0 to 0.6)	0.1 (0 to 0.6)	0.1 (0 to 0.6)	0.1 (0 to 0.6)	9.1
Typhoid fever	0 (0 to 0)	0 (0 to 0)	0 (0 to 0.1)	0.3 (0 to 2.6)	0.1 (0 to 1.4)	0.2 (0 to 1.7)	0.3 (0 to 2.6)	0.3 (0 to 2.3)	0.3 (0 to 2.3)	0.2 (0 to 1.9)	0.2 (0 to 1.9)	0.2 (0 to 1.1)	0.1 (0 to 1)	0.1 (0 to 0.6)	0.1 (0 to 0.7)	0.1 (0 to 0.6)	0.1 (0 to 0.6)	0.1 (0 to 0.6)	0.1 (0 to 0.6)	0.1 (0 to 0.6)	0.1 (0 to 0.6)	0.1 (0 to 0.6)	0.1 (0 to 0.6)	9.1
Paratyphoid fever	0 (0 to 0)	0 (0 to 0)	0 (0 to 0)	0 (0 to 0)	0 (0 to 0)	0 (0 to 0)	0 (0 to 0)	0 (0 to 0)	0 (0 to 0)	0 (0 to 0)	0 (0 to 0)	0 (0 to 0)	0 (0 to 0)	0 (0 to 0)	0 (0 to 0)	0 (0 to 0)	0 (0 to 0)	0 (0 to 0)	0 (0 to 0)	0 (0 to 0)	0 (0 to 0)	0 (0 to 0)	0 (0 to 0)	0.6
Invasive Non-typhoidal Salmonella (iNTS)	0 (0 to 0)	0 (0 to 0)	7.9 (3.6 to 15.6)	13.7 (6.3 to 26.5)	11.4 (5.2 to 22.1)	6.9 (3.1 to 13.4)	6.2 (2.8 to 12)	7.7 (3.5 to 14.9)	8.4 (3.8 to 16.2)	8.6 (3.9 to 16.6)	8.6 (3.9 to 16.6)	8.6 (3.9 to 16.6)	8.6 (3.9 to 16.6)	8.6 (3.9 to 16.6)	8.6 (3.9 to 16.6)	8.6 (3.9 to 16.6)	8.6 (3.9 to 16.6)	8.6 (3.9 to 16.6)	8.6 (3.9 to 16.6)	8.6 (3.9 to 16.6)	8.6 (3.9 to 16.6)	8.6 (3.9 to 16.6)	161
Other intestinal infectious diseases	0 (0 to 0)	0 (0 to 0)	3.9 (1.9 to 7.3)	1.6 (0.8 to 3.1)	1.6 (0.8 to 3.1)	1.6 (0.8 to 3.1)	1.6 (0.8 to 3.1)	1.3 (0.6 to 2.5)	1.6 (0.8 to 3.1)	1.2 (0.6 to 2.3)	1.6 (0.8 to 3.1)	1.7 (0.8 to 3.3)	1.6 (0.8 to 3.1)	1.6 (0.8 to 3.1)	1.6 (0.8 to 3.1)	1.6 (0.8 to 3.1)	1.6 (0.8 to 3.1)	1.6 (0.8 to 3.1)	1.6 (0.8 to 3.1)	1.6 (0.8 to 3.1)	1.6 (0.8 to 3.1)	1.6 (0.8 to 3.1)	16
Neglected tropical diseases and malaria	2,239 (19.7 to 39.7)	10.2 (0.1 to 0.2)	1,380 (1,060 to 1,750)	697 (460 to 1,010)	568 (283 to 1,060)	249 (208 to 293)	227 (189 to 266)	239 (199 to 280)	259 (215 to 303)	259 (215 to 303)	259 (215 to 303)	259 (215 to 303)	259 (215 to 303)	259 (215 to 303)	259 (215 to 303)	259 (215 to 303)	259 (215 to 303)	259 (215 to 303)	259 (215 to 303)	259 (215 to 303)	259 (215 to 303)	259 (215 to 303)	259 (215 to 303)	7,210
Malaria	0 (0 to 0)	0 (0 to 0)	0.1 (0 to 0.2)	0.1 (0 to 0.2)	0.1 (0 to 0.2)	0.1 (0 to 0.2





Benign prostatic hyperplasia	0 (0.0)	0 (0.0)	0 (0.0)	0 (0.0)	0 (0.0)	0 (0.0)	0 (0.0)	0 (0.0)	0 (0.0)	0 (0.0)	0 (0.0)	0 (0.0)	1 (2.0)	2 (3.3)	6 (9.8)	19 (9.9)	38 (19.7)	77 (17.1)	120 (18.9)	196 (18.7)	191 (17.2)	120 (18.2)	69.1 (329.9)	27.4 (121.3)	8.3 (49.5)	3.3 (21.9)		724
Male infertility	0 (0.0)	0 (0.0)	0 (0.0)	0 (0.0)	0 (0.0)	0 (0.0)	0 (0.0)	0 (0.0)	0 (0.0)	0 (0.0)	0 (0.0)	0 (0.0)	0 (0.0)	0 (0.0)	0 (0.0)	0 (0.0)	0 (0.0)	0 (0.0)	0 (0.0)	0 (0.0)	0 (0.0)	0 (0.0)	0 (0.0)	0 (0.0)	0 (0.0)	0 (0.0)		0
Other urinary diseases	0.7 (0.4 to 1.4)	0.5 (0.2 to 1)	3.2 (1.1 to 6.9)	3.5 (1.5 to 6)	2.4 (1.2 to 4)	2.2 (1.2 to 3.6)	4.2 (2.2 to 7.6)	6.2 (2.5 to 9.8)	8.2 (4.6 to 14.6)	11.4 (6.9 to 20)	14.4 (7.9 to 25.2)	18.3 (9.9 to 31.3)	28.4 (16.1 to 49.4)	27.6 (16.9 to 39.4)	22.9 (11.7 to 43.3)	21.7 (11.2 to 43.6)	20.9 (10.9 to 39.1)	22 (11.3 to 44.5)	19.7 (9.1 to 39.8)	13.6 (7.3 to 27.7)	8.1 (2.6 to 18.2)	4.6 (2.2 to 9.9)	2.9 (1.3 to 6.9)		282
Gynecological diseases	0 (0 to 0)	0 (0 to 0)	0 (0 to 0)	0 (0 to 0)	0 (0 to 0)	0 (0 to 0)	0 (0 to 0)	0 (0 to 0)	0 (0 to 0)	0 (0 to 0)	0 (0 to 0)	0 (0 to 0)	0 (0 to 0)	0 (0 to 0)	0 (0 to 0)	0 (0 to 0)	0 (0 to 0)	0 (0 to 0)	0 (0 to 0)	0 (0 to 0)	0 (0 to 0)	0 (0 to 0)	0 (0 to 0)	0 (0 to 0)	0 (0 to 0)		0
Uterine fibroids	0 (0 to 0)	0 (0 to 0)	0 (0 to 0)	0 (0 to 0)	0 (0 to 0)	0 (0 to 0)	0 (0 to 0)	0 (0 to 0)	0 (0 to 0)	0 (0 to 0)	0 (0 to 0)	0 (0 to 0)	0 (0 to 0)	0 (0 to 0)	0 (0 to 0)	0 (0 to 0)	0 (0 to 0)	0 (0 to 0)	0 (0 to 0)	0 (0 to 0)	0 (0 to 0)	0 (0 to 0)	0 (0 to 0)	0 (0 to 0)	0 (0 to 0)		0
Polycystic ovarian syndrome	..	..	..	..	..	..	..	..	..	..	..	..	..	..	..	..	..	..	..	..	..	..	..	..	..		NA
Female infertility	..	..	..	..	..	..	..	..	..	..	..	..	..	..	..	..	..	..	..	..	..	..	..	..	..		NA
Endometriosis	..	..	..	..	..	..	..	..	..	..	..	..	..	..	..	..	..	..	..	..	..	..	..	..	..		NA
Genital prolapse	0 (0 to 0)	0 (0 to 0)	0 (0 to 0)	0 (0 to 0)	0 (0 to 0)	0 (0 to 0)	0 (0 to 0)	0 (0 to 0)	0 (0 to 0)	0 (0 to 0)	0 (0 to 0)	0 (0 to 0)	0 (0 to 0)	0 (0 to 0)	0 (0 to 0)	0 (0 to 0)	0 (0 to 0)	0 (0 to 0)	0 (0 to 0)	0 (0 to 0)	0 (0 to 0)	0 (0 to 0)	0 (0 to 0)	0 (0 to 0)	0 (0 to 0)		0
Premenstrual syndrome	..	..	..	..	..	..	..	..	..	..	..	..	..	..	..	..	..	..	..	..	..	..	..	..	..		NA
Other gynecological diseases	0 (0 to 0)	0 (0 to 0)	0 (0 to 0)	0 (0 to 0)	0 (0 to 0)	0 (0 to 0)	0 (0 to 0)	0 (0 to 0)	0 (0 to 0)	0 (0 to 0)	0 (0 to 0)	0 (0 to 0)	0 (0 to 0)	0 (0 to 0)	0 (0 to 0)	0 (0 to 0)	0 (0 to 0)	0 (0 to 0)	0 (0 to 0)	0 (0 to 0)	0 (0 to 0)	0 (0 to 0)	0 (0 to 0)	0 (0 to 0)	0 (0 to 0)		0
Hemoglobinopathies and hemolytic anemias	2.3 (1.4 to 3.6)	2.6 (1.4 to 5)	64.5 (28.7 to 139)	71.9 (36.6 to 134)	90.6 (50.5 to 156)	69.1 (35.9 to 129)	62.5 (26.7 to 134)	69.2 (27.1 to 153)	59 (23.9 to 151)	63.2 (23.9 to 153)	49.9 (21.7 to 116)	38.9 (21.4 to 84.4)	36.4 (21.6 to 68)	36.3 (20.7 to 67.1)	39.7 (19.3 to 84.3)	32.6 (15.9 to 82.7)	27.9 (16.1 to 66.2)	28.7 (15.3 to 61.8)	21 (12.3 to 39.6)	10.2 (5.5 to 17.8)	6 (2.1 to 15.9)	2.5 (1.1 to 5.6)		886
Thalassemias	0.1 (0 to 0.2)	0.1 (0 to 0.3)	3.8 (1.6 to 8.5)	3.9 (1.9 to 7.9)	2.3 (0.9 to 5)	0.6 (0.2 to 1.4)	0.2 (0.1 to 0.5)	0.1 (0 to 0.2)	0.3 (0.1 to 1)	0.2 (0 to 0.7)	0.1 (0 to 0.4)	0.1 (0 to 0.4)	0.1 (0 to 0.4)	0.1 (0 to 0.4)	0.1 (0 to 0.4)	0.1 (0 to 0.4)	0.1 (0 to 0.4)	0.1 (0 to 0.4)	0.1 (0 to 0.4)	0.1 (0 to 0.4)	0.1 (0 to 0.4)	0.1 (0 to 0.4)	0.1 (0 to 0.4)		11.1
Thalassemias trait	0.2 (0 to 0.6)	0.2 (0.2 to 0.8)	1.2 (0.4 to 2.8)	2 (0.6 to 4.3)	1.7 (0.8 to 3.5)	0.5 (0.2 to 2.2)	0.3 (0.1 to 1.2)	0.3 (0.1 to 1.3)	0.6 (0.2 to 2.2)	0.7 (0.1 to 2.5)	0.5 (0.1 to 2.4)	0.6 (0.1 to 2.4)	0.3 (0.1 to 1.2)	0.7 (0.1 to 2.5)	0.3 (0.1 to 2.2)	0.6 (0.1 to 2.4)	0.5 (0.1 to 2.1)	0.5 (0.1 to 2.1)	0.4 (0.1 to 1.6)	0.2 (0 to 0.9)	0.2 (0 to 0.9)	0.1 (0 to 0.5)	0.1 (0 to 0.5)		18.5
Sickle cell disorders	1.1 (0.6 to 2.4)	1.1 (0.5 to 2.7)	41.7 (21.1 to 77.3)	26.2 (14.1 to 51.5)	24.5 (12.6 to 47.9)	23.3 (12.3 to 46.4)	18.6 (11 to 33.9)	13.4 (7.4 to 23.1)	11.3 (5.9 to 21)	9.2 (5.1 to 16.2)	6.2 (3.2 to 12.4)	4.3 (2.3 to 7.3)	3.1 (1.6 to 6.2)	1.9 (1.2 to 3.4)	2.2 (1.1 to 4.6)	0.9 (0.4 to 2.1)	0.7 (0.3 to 1.9)	0.3 (0.1 to 1.1)	0.2 (0 to 0.8)	0.1 (0 to 0.4)	0.1 (0 to 0.4)	0.1 (0 to 0.4)	0.1 (0 to 0.4)		186
Sickle cell trait	0.2 (0.1 to 0.5)	0.2 (0.1 to 0.6)	9.6 (4.9 to 18.1)	5.7 (3.1 to 11.2)	5.4 (2.8 to 10.4)	5.1 (2.7 to 10.2)	4.1 (2.4 to 7.5)	2.9 (1.6 to 5.1)	2.5 (1.3 to 4.7)	2 (1.1 to 4.1)	1.3 (0.7 to 2.7)	0.9 (0.5 to 1.6)	0.7 (0.3 to 1.4)	0.4 (0.2 to 0.8)	0.5 (0.2 to 1.1)	0.2 (0.1 to 0.5)	0.2 (0.1 to 0.4)	0.1 (0 to 0.3)	0.1 (0 to 0.2)	0.1 (0 to 0.1)	0.1 (0 to 0.1)	0.1 (0 to 0.1)	0.1 (0 to 0.1)		38.9
SERC deficiency	2.2 (0.1 to 2.3)	0.8 (0.1 to 0.9)	19.1 (2.6 to 21.7)	22.6 (4.6 to 26.2)	22.1 (3.2 to 25.3)	20.8 (1.4 to 21.4)	19.8 (1.6 to 21.4)	16.4 (1.9 to 18.3)	15.2 (1.9 to 17.1)	13.4 (1.9 to 15.3)	10.2 (1.4 to 11.6)	7.6 (1.1 to 8.7)	5.4 (0.8 to 6.2)	3.8 (0.6 to 4.4)	3.1 (0.4 to 3.5)	1.6 (0.2 to 1.8)	1.2 (0.2 to 1.4)	0.6 (0.1 to 0.7)	0.4 (0 to 0.5)	0.2 (0 to 0.3)	0.1 (0 to 0.2)	0.1 (0 to 0.1)	0.1 (0 to 0.1)		247
SBPD trait	0 (0 to 0)	0 (0 to 0)	0 (0 to 0)	0 (0 to 0)	0 (0 to 0)	0 (0 to 0)	0 (0 to 0)	0 (0 to 0)	0 (0 to 0)	0 (0 to 0)	0 (0 to 0)	0 (0 to 0)	0 (0 to 0)	0 (0 to 0)	0 (0 to 0)	0 (0 to 0)	0 (0 to 0)	0 (0 to 0)	0 (0 to 0)	0 (0 to 0)	0 (0 to 0)	0 (0 to 0)	0 (0 to 0)	0 (0 to 0)	0 (0 to 0)		0
Other hemoglobinopathies and hemolytic anemias	0.3 (0.2 to 0.6)	1.1 (0.3 to 2.3)	10.2 (3.9 to 20.9)	22.2 (8.9 to 47.1)	30.1 (9.9 to 62.3)	12.9 (4.6 to 27.6)	16.6 (7.3 to 40.3)	17.2 (8.3 to 45.1)	16.5 (7 to 51.9)	17.4 (8.9 to 48.3)	17.6 (8.8 to 42.6)	17.6 (8.8 to 42.6)	17.6 (8.9 to 42.4)	21.2 (8.9 to 48.6)	22.6 (10.6 to 48.6)	20.6 (7.5 to 48.1)	19.6 (7.5 to 46.4)	26.6 (11 to 57.8)	16.7 (8.1 to 34.7)	9.4 (2.9 to 20.7)	3.3 (1.7 to 8.1)		369
Endocrine, metabolic, blood, and immune disorders	27.2 (19.8 to 39.1)	23.8 (16.1 to 35)	96 (66 to 140)	110 (74 to 161)	112 (74 to 165)	91.4 (61 to 134)	84.2 (54 to 126)	77.5 (49 to 116)	72.5 (44 to 113)	70.4 (43 to 110)	67.2 (40 to 104)	63.2 (38 to 98)	61.2 (37 to 94)	60.2 (36 to 93)	58.1 (34 to 91)	57.1 (33 to 89)	56.1 (32 to 88)	55.1 (32 to 86)	54.1 (31 to 84)	53.1 (30 to 83)	52.1 (29 to 82)	51.1 (28 to 80)	50.1 (27 to 79)		2,704
Oral disorders	0 (0 to 0)	0 (0 to 0)	94 (61 to 158)	96.6 (61.8 to 164)	103 (64.3 to 166)	135 (72.3 to 227)	196 (108 to 348)	272 (147 to 486)	378 (199 to 701)	476 (251 to 882)	519 (267 to 968)	552 (293 to 1,029)	582 (308 to 1,085)	605 (320 to 1,128)	764 (403 to 1,424)	783 (413 to 1,459)	782 (412 to 1,457)	766 (404 to 1,428)	641 (338 to 1,195)	368 (194 to 686)	187 (98 to 348)	109 (57 to 203)	61.1 (32 to 114)		7,602
Caries of deciduous teeth	1.9 (0 to 5)	1.1 (0 to 3)	24.1 (13.9 to 72.2)	29.6 (12.3 to 66.9)	1.9 (0.2 to 4)	1.2 (0.1 to 2.5)	0.6 (0 to 1.5)	0.3 (0 to 0.8)	0.2 (0 to 0.5)	0.1 (0 to 0.3)	0.1 (0 to 0.3)	0.1 (0 to 0.3)	0.1 (0 to 0.3)	0.1 (0 to 0.3)	0.1 (0 to 0.3)	0.1 (0 to 0.3)	0.1 (0 to 0.3)	0.1 (0 to 0.3)	0.1 (0 to 0.3)	0.1 (0 to 0.3)	0.1 (0 to 0.3)	0.1 (0 to 0.3)	0.1 (0 to 0.3)		69.4
Caries of permanent teeth	0 (0 to 0)	0 (0 to 0)	0 (0 to 0)	16 (8.6 to 33)	46.9 (18.1 to 109)	91.2 (30.2 to 212)	133 (32.9 to 312)	135 (32.9 to 317)	134 (32.9 to 317)	132 (32.9 to 317)	129 (32.9 to 317)	126 (32.9 to 317)	124 (32.9 to 317)	122 (32.9 to 317)	120 (32.9 to 317)	118 (32.9 to 317)	116 (32.9 to 317)	114 (32.9 to 317)	112 (32.9 to 317)	110 (32.9 to 317)	108 (32.9 to 317)	106 (32.9 to 317)	104 (32.9 to 317)		1,830
Periodontal diseases	0 (0 to 0)	0 (0 to 0)	0 (0 to 0)	0 (0 to 0)	0 (0 to 0)	0 (0 to 0)	0 (0 to 0)	0 (0 to 0)	0 (0 to 0)	0 (0 to 0)	0 (0 to 0)	0 (0 to 0)	0 (0 to 0)	0 (0 to 0)	0 (0 to 0)	0 (0 to 0)	0 (0 to 0)	0 (0 to 0)	0 (0 to 0)	0 (0 to 0)	0 (0 to 0)	0 (0 to 0)	0 (0 to 0)	0 (0 to 0)		0
Other oral disorders	0 (0 to 0)	0 (0 to 0)	0 (0 to 0)	0 (0 to 0)	0 (0 to 0)	0 (0 to 0)	0 (0 to 0)	0 (0 to 0)	0 (0 to 0)	0 (0 to 0)	0 (0 to 0)	0 (0 to 0)	0 (0 to 0)	0 (0 to 0)	0 (0 to 0)	0 (0 to 0)	0 (0 to 0)	0 (0 to 0)	0 (0 to 0)	0 (0 to 0)	0 (0 to 0)	0 (0 to 0)	0 (0 to 0)	0 (0 to 0)		0
Sudden infant death syndrome	22 (9.6 to 49.4)	16 (5.7 to 39)																								NA
Injuries	144 (97.6 to 209)	627 (433.2 to 917)	1,390 (909 to 1,860)	2,266 (1,620 to 3,130)	3,970 (2,420 to 5,990)	23,900 (20,500 to 27,900)	28,700 (24,900 to 32,900)	29,100 (22,200 to 38,200)	20,300 (17,600 to 22,900)	16,400 (14,000 to 19,100)	13,300 (11,200 to 16,800)	10,100 (8,320 to 12,100)	7,490 (6,160 to 9,030)	5,850 (4,660 to 6,790)	3,850 (3,220 to 4,560)	2,790 (2,330 to 3,270)	2,090 (1,740 to 2,480)	1,410 (1,170 to 1,660)	935 (769 to 1,100)	485 (382 to 579)	285 (230 to 342)	185 (147 to 227)	170,000
Transport injuries	1,238 (919 to 2,051)	1,918 (1,214 to 3,313)	268 (160 to 418)	398 (229 to 615)	699 (418 to 1,136)	1,056 (683 to 1,435)	3,562 (2,420 to 4,556)	4,790 (3,420 to 6,008)	7,230 (5,610 to 8,533)	7,000 (5,920 to 8,082)	6,560 (5,420 to 7,233)	6,170 (4,720 to 8,210)	4,750 (3,660 to 5,668)	2,750 (2,100 to 3,366)	1,790 (1,700 to 2,070)	1,080 (1,100 to 1,790)	1,230 (885 to 1,360)	722 (664 to 869)	477 (326 to 597)	224 (183 to 278)	99.6 (78.6 to 136)	29.2 (29.4 to 56.4)	46,800
Road injuries	69 (9.9 to 198)	114 (16.6 to 21.1)	206 (102 to 399)	399 (223 to 592)	648 (327 to 1,130)	1,370 (779 to 2,170)	3,280 (2,060 to 4,200)	4,660 (3,400 to 6,000)	6,400 (5,400 to 8,210)	6,660 (5,400 to 8,060)	6,210 (4,660 to 7,070)	5,660 (4,660 to 6,060)	4,660 (3,660 to 5,400)	2,600 (2,760 to 4,430)	2,600 (2,000 to 3,300)	1,610 (1,600 to 2,060)	1,610 (1,160 to 1,760)	1,010 (760 to 1,210)	679 (620 to 820)	420 (320 to 489)	220 (173 to 268)	134 (101 to 157)	84.1 (72 to 134)		39,000
Pedestrian road injuries	21 (3.1 to 61.5)	34 (7.7 to 61.2)	62 (40.7 to 102)	120 (109 to 206)	200 (122 to 320)	420 (277 to 661)	1,010 (640 to 1,300)	1,440 (1,020 to 1,860)	1,970 (1,510 to 2,610)	2,060 (1,760 to 2,500)	1,920 (1,530 to 2,180)	1,740 (1,530 to 1,860)	1,440 (1,130 to 1,740)	1,440 (1,130 to 1,740)	1,440 (1,130 to 1,740)	1,440 (1,130 to 1,740)	1,440 (1,130 to 1,740)	1,440 (1,130 to 1,740)	1,440 (1,130 to 1,740)	1,440 (1,130 to 1,740)	1,440 (1,130 to 1,740)	1,440 (1,130 to 1,740)	1,440 (1,130 to 1,740)		9,000
Cyclist road injuries	0 (0 to 0)	0 (0 to 0)	10.4 (0.3 to 21.7)	47.6 (29.9 to 61.9)	101 (62.2 to 167)	116 (72.2 to 189)	110 (71.7 to 170)	114 (72.2 to 169)	118 (72.2 to 169)	121 (82.6 to 171)	111 (77.7 to 157)	101 (66.2 to 144)	99 (70.9 to 139)	88.8 (62.2 to 126)	78.1 (57.7 to 106)	68.6 (52.2 to 92.2)	59.3 (47.2 to 76.1)	49.4 (37.2 to 63.2)	39.2 (27.2 to 53.2)	29.9 (17.2 to 43.2)	20.7 (7.2 to 34.2)	11.4 (1.2 to 21.6)	2.3 (1.2 to 3.4)		1,340
Motorcyclist road injuries	2.7 (1.9 to 3.9)	2.5 (1.2 to 4.6)	30.9 (19.5 to 49.7)	76 (49.2 to 113)	218 (108 to 392)	2,750 (1,960 to 3,720)	4,080 (3,260 to 5,420)	4,080 (3,260 to 5,560)	4,080 (3,260 to 5,730)	3,950 (2,930 to 5,120)	2,160 (1,720 to 2,870)	2,160 (1,720 to 2,720)	1,200 (961 to 1,610)	954 (767 to 1,270)	928 (747 to 1,230)	905 (728 to 1,200)	886 (712 to 1,180)	868 (698 to 1,150)	852 (685 to 1,130)	838 (674 to 1,110)	826 (664 to 1,100)	815 (655 to 1,080)	806 (647 to 1,070)		26,300
Motor vehicle road injuries	6.6 (3.6 to 9.9)	4.2 (1.6 to 9.9)	163 (96.6 to 259)	138 (79.5 to 249)	298 (174.1 to 563)	302 (174.1 to 618)	1,190 (693.1 to 1,620)	1,920 (1,220 to 2,290)	1,720 (1,370 to 2,110)	1,540 (1,220 to 1,920)	1,290 (1,030 to 1,630)	1,130 (874 to 1,420)	968 (758 to 1,260)	660 (514 to 891)	499 (392 to 674)	399 (312 to 539)	318 (248 to 429)	196 (153 to 264)	79.2 (62 to 107)	49.6 (38.8 to 67)	16 (12.5 to 21.6)	9.2 (7.2 to 12.4)	3.9 (3.1 to 5.2)		12,900
Other road injuries	0.8 (0.4 to 1.7)	0.4 (0.1 to 1.2)	7.1 (3.1 to 17.5)	29.6 (15.2 to 58.1)	43.4 (21.2 to 78.3)	80.1 (39.2 to 155)	81.7 (39.2 to 155)	82.9 (39.2 to 155)	83.2 (39.2 to 155)	89.7 (39.2 to 177)	81.3 (39.2 to 155)	80.7 (39.2 to 155)	86.4 (39.2 to 177)	86.4 (39.2 to 177)	86.4 (39.2 to 177)	86.4 (39.2 to 177)	86.4 (39.2 to 177)	86.4 (39.2 to 177)	86.4 (39.2 to 177)	86.4 (39.2 to 177)	86.4 (39.2 to 177)	86.4 (39.2 to 177)	86.4 (39.2 to 177)		737
Other transport injuries	63.6 (42.3 to 94.2)	69.6 (34.6 to 124)	69.6 (32.9 to 124)	69.1 (32.9 to 124)	69.1 (32.9 to 124)	77.9 (32.9 to 124)	231 (160 to 389)	330 (160 to 576)	330 (160 to 576)	330 (168 to 522)	330 (228 to 580)	330 (178 to 580)	330 (180 to 580)	330 (180 to 580)	330 (180 to 580)	330 (180 to 580)	330 (180 to 580)	330 (180 to 580)	330 (180 to 580)	330 (180 to 580)	330 (180 to 580)	330 (180 to 580)	330 (180 to 580)		1,860
Unintentional injuries	4718 (3.6 to 6.2)	52.6 (29.9 to 92.7)	869 (567 to 1,240)	758 (539 to 1,010)	1,070 (818 to 1,390)	1,350 (999 to 1,930)	2,060 (1,600 to 2,500)	2,060 (1,630 to 2,500)	2,060 (1,670 to 2,770)	2,060 (1,660 to 2,870)	2,060 (2,030 to 2,190)	2,060 (2,030 to 2,090)	2,060 (1,650 to 2,700)	2,070 (1,660 to 2,530)	1,790 (1,410 to 2,100)	1,390 (1,090 to 1,700)	1,120 (899 to 1,380)	867 (788 to 1,230)	765 (622 to 932)	772 (622 to 932)	696 (560 to 734)	296 (283 to 426)	296 (160 to 370)		107 (78 to 181)	29,900
Falls	8.6 (4.6 to 9.7)	2.4 (1.6 to 4.6)	90.9 (53.9 to 149)	89.3 (57 to 133)	193 (143 to 259)	273 (201 to 360)	617 (318 to 946)	993 (499 to 763)	737 (597 to 884)	602 (459 to 1,120)	1,150 (959 to 1,430)	1,150 (959 to 1,430)	1,050 (809 to 1,310)	1,050 (809 to 1,310)	933 (721 to 1,170)	729 (569 to 908)	629 (498 to 776)	561 (456 to 700)	477 (376 to 588)	308 (228 to 426)	237 (166 to 296)	158 (120 to 193)	102 (79.7 to 127)		11,900
Drowning	2.5 (1.3 to 6.5)	2.5 (1.3 to 6.5)	22 (20.4 to 77.2)	37 (20.1 to 93)	520 (227 to 1,040)	757 (369 to 1,040)	920 (521 to 1,010)	1,010 (572 to 1,010)	1,010 (699 to 844)	1,010 (699 to 844)	1,010 (699 to 844)	1,010 (699 to 844)	1,010 (699 to 844)	1,010 (699 to 844)	1,010 (699 to 844)	1,010 (699 to 844)	1,010 (699 to 844)	1,010 (699 to 844)	1,010 (699 to 844)	1,010 (699 to 844)	1,010 (699 to 844)	1,010 (699 to 844)	1,010 (699 to 844)	1,010 (699 to 844)		9,810
Fire, heat, and hot substances	0.6 (0.1 to 1.5)	0.6 (0.1 to 1.5)	9.6 (3.5 to 19.3)	19.6 (9.2 to 36.1)	12.6 (7.1 to 23.6)	16.9 (7.1 to 32.9)	18.1 (7.1 to 32.9)	19.6 (7.1 to 37.8)	21.1 (7.1 to 39.4)	17.1 (7.1 to 33.9)	19.6 (7.1 to 39.4)	19.6 (7.1 to 39.4)	11 (7.1 to 19.4)	9.1 (6.1 to 13.9)	7.9 (5.6 to 9.3)	6.6 (5.6 to 9.3)	3.6 (2.3 to 5)	2.9 (2.3 to 5)	1.9 (1.3 to 2.8)	1.3 (0.9 to 1.8)	0.7 (0.5 to 0.9)	0.6 (0.2 to 0.9)	0.3 (0.2 to 0.5)		205
Poisonings	1 (0.6 to 1.5)	0.6 (0.2 to 1.1)	9.6 (6.6 to 19.3)	19.6 (9.2 to 36.6)	12.6 (6.6 to 19.3)	16.9 (7.1 to 32.9)	18.1 (7.1 to 32.9)	19.6 (7.1 to 37.8)	21.1 (7.1 to 39.4)	17.1 (7.1 to 33.9)	19.6 (7.1 to 39.4)	19.6 (7.1 to 39.4)	11 (7.1 to 19.4)	9.1 (6.1 to 13.9)	7.9 (5.6 to 9.3)	6.6 (2.3 to 9)	3.6 (2.3 to 5)	2.9 (2.3 to 5)	1.9 (1.3 to 2.8)	1.3 (0.9 to 1.8)	0.7 (0.5 to 0.9)	0.6 (0.2 to 0.9)	0.3 (0.2 to 0.5)		205
Poisoning by carbon monoxide	0.1 (0 to 0.1)	0.1 (0 to 0.1)	0.7 (0 to 1.7)	1.6 (0.6 to 3.1)	2.1 (1.1 to 3.6)	2.1 (1.1 to 3.6)	6.9 (2.7 to 9.6)	7.8 (2.9 to 12.6)	7.8 (2.9 to 12.6)	6 (2.3 to 9.6)	6.3 (2.3 to 9.2)	4.3 (2.3 to 7.2)	2.7 (1.5 to 4.6)	2 (1.1 to 3.4)	1.4 (0.8 to 2.3)	0.9 (0.5 to 1.5)	0.6 (0.3 to 1.1)	0.6 (0.3 to 0.9)	0.4 (0.2 to 0.6)	0.3 (0.2 to 0.4)	0.1 (0.1 to 0.2)	0.1 (0 to 0.1)	0.1 (0 to 0.1)		51.9
Poisoning by other means.	0.6 (0.2 to 1)	0.6 (0.2 to 1)	8.7 (5.2 to 13.6)	19.3 (9.4 to 31.6)	10.6 (6.5 to 21)	14.7 (6.5 to 31)	16.6 (6.5 to 31)	12.7 (6.1 to 17.6)	13.2 (6.1 to 18.2)	11.1 (7.1 to 15.4)	10.4 (7.2 to 13.7)	10.6 (7.5 to 13.2)	6.2 (4.6 to 7.4)	7.1 (4.6 to 8.9)	6 (4.2 to 8.6)	3.9 (2.3 to 5.2)	2.8 (1.6 to 4.2)	2.2 (1.6 to 3.4)	1.9 (1.3 to 2.8)	1.1 (0.7 to 1.6)	0.8 (0.5 to 1.2)	0.3 (0.2 to 0.5)	0.2 (0.2 to 0.3)		153
Exposure to mechanical forces	1.7 (1.2 to 2.1)	2.4 (1.3 to 2.9)	44.7 (29.1 to 69.3)	75.9 (49.3 to 109)	109 (72.6 to 139)	226 (144 to 284)	299 (199 to 382)	391 (259 to 500)	376 (222 to 477)	292 (177 to 377)	392 (237 to 506)	376 (229 to 485)	334 (203 to 431)	284 (172 to 366)	196 (119 to 253)	143 (87 to 184)	110 (67 to 142)	89.3 (54 to 115)	60.9 (37 to 78.6)	39.4 (24 to 50.8)	20 (12.2 to 25.8)	11.9 (7.2 to 15.4)	5.1 (3.1 to 6.6)		3,020
Unintentional firearm injuries	2.2 (0.1 to 6.6)	2.2 (0.1 to 6.6)	2.2 (1.2 to 4.6)	3.4 (1.9 to 7.3)	3.4 (1.5 to 6.2)	3.4 (1.5 to 6.2)	3.4 (0.7 to 7.5)	3.4 (0.7 to 7.5)	3.4 (0.7 to 7.5)	3.4 (0.7 to 7.5)	3.4 (0.7 to 7.5)	3.4 (0.7 to 7.5)	3.4 (0.7 to 7.5)	3.4 (0.7 to 7.5)	3.4 (0.7 to 7.5)	3.4 (0.7 to 7.5)	3.4 (0.7 to 7.5)	3.4 (0.7 to 7.5)	3.4 (0.7 to 7.5)	3.4 (0.7 to 7.5)	3.4 (0.7 to 7.5)	3.4 (0.7 to 7.5)	3.4 (0.7 to 7.5)		665
Other exposure to mechanical forces	1.6 (1 to 2.1)	1.6 (1 to 2.1)	23.1 (9.6 to 29.3)	63.8 (20.2 to 93)	65.6 (48.4 to 90.7)	61.4 (40.7 to 110)	110 (58 to 166)	278 (157 to 367)	299 (189 to 371)	227 (170 to 299)	207 (181 to 328)	209 (187 to 324)	209 (169 to 301)	209 (153 to 276)	209 (128 to 231)	209 (97.3 to 190)	209 (72.5 to 162)	209 (69.2 to 119)	209 (39 to 90.9)	209 (29.6 to 26)	39 (7.5 to 19.4)	19.4 (4.9 to 9.6)	7 (2.6 to 3.6)		2,560
Adverse effects of medical treatment	9.1 (5.4 to 14.8)	7.2 (3.3 to 16.2)	94.3 (47.2 to 175)	29.4 (19.8 to 72.8)	28.3 (12.6 to 58.9)	39.7 (12.7 to 39.4)	21.4 (12.8 to 32.4)	20.4 (12.8 to 32.4)	20.4 (9.8 to 36.3)	20.4 (9.8 to 36.3)	20.4 (9.5 to 36.3)	20.4 (9.5 to 36.3)	20.4 (7.6 to 36.4)	20.4 (7.6 to 36.4)	20.4 (8.3 to 36.4)	20.4 (7.6 to 36.4)	20.4 (7.6 to 36.4)	20.4 (8.5 to 36.4)	20.4 (7.6 to 36.4)	20.4 (7.6 to 36.4)	20.4 (7.6 to 36.4)	20.4 (7.6 to 36.4)	20.4 (7.6 to 36.4)		718
Animal contact	0.4 (0.2 to 0.9)	0.3 (0.1 to 0.7)	4 (2.2 to 9.6)	7.4 (3.6 to 20.6)	17.6 (5.9 to 39.4)	17.6 (5.9 to 39.4)	17.6 (12.7 to 34.1)	27.7 (12.7 to 39.4)	28.7 (12.7 to 39.4)	28.7 (12.7 to 39.4)	28.7 (12.7 to 39.4)	28.7 (12.7 to 39.4)	28.7 (12.7 to 39.4)	27.1 (12.7 to 39.4)	26.6 (12.7 to 39.4)	26.6 (12.7 to 39.4)	26.6 (12.7 to 39.4)	26.6 (12.7 to 39.4)	26.6 (12.7 to 39.4)	26.6 (12.7 to 39.4)	26.6 (12.7 to 39.4)	26.6 (12.7 to 39.4)	26.6 (12.7 to 39.4)		369
Venomous animal contact	0.1 (0 to 0.2)	0.1 (0 to 0.2)	1.3 (0.4 to 3.1)	2.4 (0.9 to 5.1)	5.7 (1.9 to 12.7)	5.7 (1.9 to 12.7)	5.7 (1.9 to 12.7)	9 (4.1 to 12.7)	9.3 (4.1 to 12.7)	9.3 (4.1 to 12.7)	9.3 (4.1 to 12.7)	9.3 (4.1 to 12.7)	9.3 (4.1 to 12.7)	8.8 (4.1 to 12.7)	8.6 (4.1 to 12.7)	8.6 (4.1 to 12.7)	8.6 (4.1 to 12.7)	8.6 (4.1 to 12.7)	8.6 (4.1 to 12.7)	8.6 (4.1 to 12.7)	8.6 (4.1 to 12.7)	8.6 (4.1 to 12.7)	8.6 (4.1 to 12.7)		254
Non-venomous animal contact	0.1 (0 to 0.2)	0.2 (0.1 to 0.5)	1.4 (0.9 to 3.7)	4.6 (1.9 to 11.5)	9.1 (2.8 to 19)	9.2 (2.8 to 19)	8.8 (2.8 to 17.3)	6.7 (2.8 to 10.9)	7.2 (2.8 to 10.9)	7.9 (3.1 to 11.4)	9.2 (3.1 to 14.3)	9.1 (3.1 to 14.3)	9.2 (3.1 to 14.3)	9.8 (3.1 to 14.3)	9.7 (3.1 to 14.3)	8.6 (3.1 to 13.1)	6.9 (2.3 to 10.6)	6.2 (2.3 to 9.6)	4.9 (2.3 to 7.2)	3.1 (2.3 to 4.6)	1.9 (1.3 to 2.8)	0.8 (0.5 to 1.2)	0.3 (0.2 to 0.5)		128
Foreign body	19.6 (14.6 to 26.8)	22.5 (16.6 to 28.

SR Table 2a: Panand DALYS by cause and age group for males with 95% uncertainty intervals, 2019

Cause	Early Neonatal	Late Neonatal	Post Neonatal	1 to 4	5 to 9	10 to 14	15 to 19	20 to 24	25 to 29	30 to 34	35 to 39	40 to 44	45 to 49	50 to 54	55 to 59	60 to 64	65 to 69	70 to 74	75 to 79	80 to 84	85 to 89	90 to 94	95 plus	Total
All causes	44,560 (42,660 to 46,189)	9,930 (7,339 to 12,960)	44,100 (32,650 to 57,790)	22,260 (17,490 to 27,400)	10,900 (9,060 to 12,990)	20,020 (16,360 to 24,060)	30,290 (25,660 to 35,260)	114,000 (97,400 to 132,000)	169,000 (137,000 to 204,000)	159,000 (125,000 to 195,000)	151,000 (117,000 to 189,000)	137,000 (101,000 to 174,000)	127,000 (91,000 to 166,000)	137,000 (96,000 to 184,000)	156,000 (105,000 to 221,000)	164,000 (101,000 to 239,000)	149,000 (87,000 to 232,000)	139,000 (77,000 to 222,000)	97,000 (46,000 to 189,000)	66,000 (24,000 to 156,000)	33,000 (7,000 to 103,000)	6,972 (1,150 to 21,000)	1,900,000 (1,900,000 to 1,900,000)
Communicable, maternal, neonatal, and nutritional diseases	43,600 (41,900 to 46,000)	8,960 (6,700 to 9,900)	18,500 (13,000 to 29,000)	7,900 (5,300 to 9,400)	3,400 (2,600 to 4,070)	4,490 (3,310 to 5,300)	4,200 (3,210 to 5,200)	5,290 (3,900 to 6,900)	6,070 (4,390 to 7,970)	7,900 (5,610 to 10,200)	9,110 (6,600 to 11,900)	9,630 (6,670 to 13,100)	9,990 (6,690 to 13,400)	9,710 (6,290 to 13,900)	9,360 (5,760 to 15,000)	7,790 (4,010 to 13,000)	7,430 (3,200 to 12,900)	6,470 (2,210 to 12,000)	5,170 (1,370 to 11,000)	3,260 (1,040 to 7,990)	1,490 (1,100 to 2,010)	611 (307 to 1,170)	198,000 (198,000 to 198,000)
HIV/AIDS and sexually transmitted infections	197 (84 to 340)	49.6 (0 to 1,000)	452 (0 to 1,070)	139 (0 to 1,000)	110 (0 to 1,000)	162 (0 to 1,000)	2,000 (1,000 to 3,000)	8,000 (5,000 to 11,000)	12,000 (8,000 to 16,000)	13,000 (8,000 to 18,000)	13,000 (8,000 to 18,000)	12,000 (7,000 to 17,000)	11,000 (6,000 to 16,000)	9,000 (5,000 to 14,000)	7,000 (3,000 to 12,000)	5,000 (2,000 to 9,000)	3,000 (1,000 to 6,000)	2,000 (0 to 4,000)	1,000 (0 to 3,000)	1,000 (0 to 2,000)	0 (0 to 1,000)	0 (0 to 1,000)	24,000 (24,000 to 24,000)
HIV/AIDS	0 (0 to 0)	0 (0 to 0)	0 (0 to 0)	0 (0 to 0)	0 (0 to 0)	0 (0 to 0)	0 (0 to 0)	0 (0 to 0)	0 (0 to 0)	0 (0 to 0)	0 (0 to 0)	0 (0 to 0)	0 (0 to 0)	0 (0 to 0)	0 (0 to 0)	0 (0 to 0)	0 (0 to 0)	0 (0 to 0)	0 (0 to 0)	0 (0 to 0)	0 (0 to 0)	0 (0 to 0)	0 (0 to 0)	23,100 (23,100 to 23,100)
HIV/AIDS - Drug-susceptible Tuberculosis	0 (0 to 0)	25.2 (0 to 0)	9.6 (0 to 0)	0.9 (0 to 0)	0.1 (0 to 0)	0.1 (0 to 0)	0.1 (0 to 0)	0.1 (0 to 0)	0.1 (0 to 0)	0.1 (0 to 0)	0.1 (0 to 0)	0.1 (0 to 0)	0.1 (0 to 0)	0.1 (0 to 0)	0.1 (0 to 0)	0.1 (0 to 0)	0.1 (0 to 0)	0.1 (0 to 0)	0.1 (0 to 0)	0.1 (0 to 0)	0.1 (0 to 0)	0.1 (0 to 0)	0.1 (0 to 0)	0.2 (0 to 0)
HIV/AIDS - Multidrug-resistant Tuberculosis without extensi	0 (0 to 0)	0 (0 to 0)	0 (0 to 0)	0 (0 to 0)	0 (0 to 0)	0 (0 to 0)	0 (0 to 0)	0 (0 to 0)	0 (0 to 0)	0 (0 to 0)	0 (0 to 0)	0 (0 to 0)	0 (0 to 0)	0 (0 to 0)	0 (0 to 0)	0 (0 to 0)	0 (0 to 0)	0 (0 to 0)	0 (0 to 0)	0 (0 to 0)	0 (0 to 0)	0 (0 to 0)	0 (0 to 0)	1,600 (1,600 to 1,600)
HIV/AIDS - Extensively drug-resistant Tuberculosis	0 (0 to 0)	0 (0 to 1.4)	0 (0 to 0)	0 (0 to 0)	0 (0 to 0)	0 (0 to 0)	0 (0 to 0)	0 (0 to 0)	0 (0 to 0)	0 (0 to 0)	0 (0 to 0)	0 (0 to 0)	0 (0 to 0)	0 (0 to 0)	0 (0 to 0)	0 (0 to 0)	0 (0 to 0)	0 (0 to 0)	0 (0 to 0)	0 (0 to 0)	0 (0 to 0)	0 (0 to 0)	0 (0 to 0)	172 (172 to 172)
HIV/AIDS resulting in other diseases	0 (0 to 0)	362 (270 to 486)	140 (108 to 177)	142 (108 to 180)	103 (0 to 1,000)	216 (0 to 1,000)	663 (667 to 1,000)	1,760 (1,200 to 2,200)	2,870 (2,000 to 3,600)	3,780 (2,600 to 4,700)	3,630 (2,600 to 4,600)	2,900 (2,000 to 3,600)	2,300 (1,600 to 2,900)	1,920 (1,300 to 2,400)	1,620 (1,100 to 2,000)	980 (600 to 1,400)	667 (400 to 1,000)	542 (300 to 743)	319 (166 to 478)	178 (86 to 278)	84 (37 to 136)	30 (7 to 70)	21,900 (21,900 to 21,900)
Sexually transmitted infections excluding HIV	197 (84 to 340)	29.8 (0 to 1,000)	451.9 (0 to 1,000)	0 (0 to 0)	0.6 (0 to 1,000)	29.1 (0 to 1,000)	49.3 (0 to 1,000)	677.1 (0 to 1,000)	1,000 (0 to 1,000)	1,000 (0 to 1,000)	1,000 (0 to 1,000)	1,000 (0 to 1,000)	1,000 (0 to 1,000)	1,000 (0 to 1,000)	1,000 (0 to 1,000)	1,000 (0 to 1,000)	1,000 (0 to 1,000)	1,000 (0 to 1,000)	1,000 (0 to 1,000)	1,000 (0 to 1,000)	1,000 (0 to 1,000)	1,000 (0 to 1,000)	889 (889 to 889)
Syphilis	0 (0 to 0)	0 (0 to 0)	0 (0 to 0)	0 (0 to 0)	0 (0 to 0)	0 (0 to 0)	0 (0 to 0)	0 (0 to 0)	0 (0 to 0)	0 (0 to 0)	0 (0 to 0)	0 (0 to 0)	0 (0 to 0)	0 (0 to 0)	0 (0 to 0)	0 (0 to 0)	0 (0 to 0)	0 (0 to 0)	0 (0 to 0)	0 (0 to 0)	0 (0 to 0)	0 (0 to 0)	0 (0 to 0)	0 (0 to 0)
Chlamydial infection	0 (0 to 0)	0 (0 to 0)	0 (0 to 0)	0 (0 to 0)	0 (0 to 0)	0 (0 to 0)	0 (0 to 0)	0 (0 to 0)	0 (0 to 0)	0 (0 to 0)	0 (0 to 0)	0 (0 to 0)	0 (0 to 0)	0 (0 to 0)	0 (0 to 0)	0 (0 to 0)	0 (0 to 0)	0 (0 to 0)	0 (0 to 0)	0 (0 to 0)	0 (0 to 0)	0 (0 to 0)	0 (0 to 0)	0 (0 to 0)
Gonococcal infection	0 (0 to 0)	0 (0 to 0)	0 (0 to 0)	0 (0 to 0)	0 (0 to 0)	0 (0 to 0)	0 (0 to 0)	0 (0 to 0)	0 (0 to 0)	0 (0 to 0)	0 (0 to 0)	0 (0 to 0)	0 (0 to 0)	0 (0 to 0)	0 (0 to 0)	0 (0 to 0)	0 (0 to 0)	0 (0 to 0)	0 (0 to 0)	0 (0 to 0)	0 (0 to 0)	0 (0 to 0)	0 (0 to 0)	0 (0 to 0)
Trichomoniasis	0 (0 to 0)	0 (0 to 0)	0 (0 to 0)	0 (0 to 0)	0 (0 to 0)	0 (0 to 0)	0 (0 to 0)	0 (0 to 0)	0 (0 to 0)	0 (0 to 0)	0 (0 to 0)	0 (0 to 0)	0 (0 to 0)	0 (0 to 0)	0 (0 to 0)	0 (0 to 0)	0 (0 to 0)	0 (0 to 0)	0 (0 to 0)	0 (0 to 0)	0 (0 to 0)	0 (0 to 0)	0 (0 to 0)	0 (0 to 0)
Genital herpes	0 (0 to 0)	0 (0 to 0)	0 (0 to 0)	0 (0 to 0)	0 (0 to 0)	1.2 (0 to 3)	0.9 (0 to 3)	1.7 (0 to 4)	2.4 (0 to 5)	3.1 (0 to 6)	3.7 (0 to 7)	4.2 (0 to 8)	4.6 (0 to 9)	4.9 (0 to 9)	5.1 (0 to 10)	5.2 (0 to 10)	5.2 (0 to 10)	5.1 (0 to 10)	4.8 (0 to 9)	4.3 (0 to 8)	3.6 (0 to 7)	2.7 (0 to 5)	1.5 (0 to 3)	0.2 (0 to 0)
Other sexually transmitted infections	0 (0 to 0)	0 (0 to 0)	0 (0 to 0)	0 (0 to 0)	0.4 (0 to 1)	7.9 (0 to 20)	11.7 (0 to 29)	16 (0 to 40)	22.9 (0 to 57)	29.7 (0 to 73)	34.7 (0 to 86)	39.4 (0 to 97)	43.1 (0 to 106)	45.9 (0 to 113)	47.9 (0 to 118)	48.8 (0 to 120)	48.8 (0 to 120)	48.1 (0 to 118)	45.1 (0 to 111)	40.6 (0 to 100)	34.1 (0 to 84)	25.6 (0 to 63)	14.4 (0 to 35)	0.2 (0 to 0)
Respiratory infections and tuberculosis	391 (190 to 1,000)	439 (190 to 1,000)	4,500 (3,000 to 6,600)	1,900 (1,300 to 2,600)	1,270 (880 to 1,800)	1,240 (850 to 1,700)	1,000 (700 to 1,400)	1,000 (700 to 1,400)	1,000 (700 to 1,400)	1,000 (700 to 1,400)	1,000 (700 to 1,400)	1,000 (700 to 1,400)	1,000 (700 to 1,400)	1,000 (700 to 1,400)	1,000 (700 to 1,400)	1,000 (700 to 1,400)	1,000 (700 to 1,400)	1,000 (700 to 1,400)	1,000 (700 to 1,400)	1,000 (700 to 1,400)	1,000 (700 to 1,400)	1,000 (700 to 1,400)	1,000 (700 to 1,400)	99,600 (97,700 to 101,000)
Tuberculosis	391 (190 to 1,000)	439 (190 to 1,000)	4,500 (3,000 to 6,600)	1,900 (1,300 to 2,600)	1,270 (880 to 1,800)	1,240 (850 to 1,700)	1,000 (700 to 1,400)	1,000 (700 to 1,400)	1,000 (700 to 1,400)	1,000 (700 to 1,400)	1,000 (700 to 1,400)	1,000 (700 to 1,400)	1,000 (700 to 1,400)	1,000 (700 to 1,400)	1,000 (700 to 1,400)	1,000 (700 to 1,400)	1,000 (700 to 1,400)	1,000 (700 to 1,400)	1,000 (700 to 1,400)	1,000 (700 to 1,400)	1,000 (700 to 1,400)	1,000 (700 to 1,400)	1,000 (700 to 1,400)	99,600 (97,700 to 101,000)
Latent tuberculosis infection	0 (0 to 0)	0 (0 to 0)	0 (0 to 0)	0 (0 to 0)	0 (0 to 0)	0 (0 to 0)	0 (0 to 0)	0 (0 to 0)	0 (0 to 0)	0 (0 to 0)	0 (0 to 0)	0 (0 to 0)	0 (0 to 0)	0 (0 to 0)	0 (0 to 0)	0 (0 to 0)	0 (0 to 0)	0 (0 to 0)	0 (0 to 0)	0 (0 to 0)	0 (0 to 0)	0 (0 to 0)	0 (0 to 0)	0 (0 to 0)
Active tuberculosis	391 (190 to 1,000)	439 (190 to 1,000)	4,500 (3,000 to 6,600)	1,900 (1,300 to 2,600)	1,270 (880 to 1,800)	1,240 (850 to 1,700)	1,000 (700 to 1,400)	1,000 (700 to 1,400)	1,000 (700 to 1,400)	1,000 (700 to 1,400)	1,000 (700 to 1,400)	1,000 (700 to 1,400)	1,000 (700 to 1,400)	1,000 (700 to 1,400)	1,000 (700 to 1,400)	1,000 (700 to 1,400)	1,000 (700 to 1,400)	1,000 (700 to 1,400)	1,000 (700 to 1,400)	1,000 (700 to 1,400)	1,000 (700 to 1,400)	1,000 (700 to 1,400)	1,000 (700 to 1,400)	99,600 (97,700 to 101,000)
Drug-susceptible tuberculosis	196 (95 to 500)	220 (95 to 500)	2,250 (1,500 to 3,300)	950 (650 to 1,300)	635 (440 to 900)	620 (425 to 850)	500 (350 to 700)	500 (350 to 700)	500 (350 to 700)	500 (350 to 700)	500 (350 to 700)	500 (350 to 700)	500 (350 to 700)	500 (350 to 700)	500 (350 to 700)	500 (350 to 700)	500 (350 to 700)	500 (350 to 700)	500 (350 to 700)	500 (350 to 700)	500 (350 to 700)	500 (350 to 700)	500 (350 to 700)	49,800 (48,900 to 50,500)
Multidrug-resistant tuberculosis without extensive drug-re	0 (0 to 0)	0 (0 to 17.2)	0 (0 to 0)	0 (0 to 0)	0 (0 to 0)	0 (0 to 0)	0 (0 to 0)	0 (0 to 0)	0 (0 to 0)	0 (0 to 0)	0 (0 to 0)	0 (0 to 0)	0 (0 to 0)	0 (0 to 0)	0 (0 to 0)	0 (0 to 0)	0 (0 to 0)	0 (0 to 0)	0 (0 to 0)	0 (0 to 0)	0 (0 to 0)	0 (0 to 0)	0 (0 to 0)	0 (0 to 0)
Extensively drug-resistant tuberculosis	0.4 (0 to 3)	0.3 (0 to 3)	0.1 (0 to 1.6)	0.1 (0 to 0.8)	0.1 (0 to 0.7)	0.1 (0 to 0.5)	0.1 (0 to 0.5)	0.1 (0 to 0.5)	0.1 (0 to 0.5)	0.1 (0 to 0.5)	0.1 (0 to 0.5)	0.1 (0 to 0.5)	0.1 (0 to 0.5)	0.1 (0 to 0.5)	0.1 (0 to 0.5)	0.1 (0 to 0.5)	0.1 (0 to 0.5)	0.1 (0 to 0.5)	0.1 (0 to 0.5)	0.1 (0 to 0.5)	0.1 (0 to 0.5)	0.1 (0 to 0.5)	0.1 (0 to 0.5)	379 (0 to 1,000)
Lower respiratory infections	247 (197 to 301)	478 (387 to 585)	4,240 (2,900 to 6,070)	1,760 (1,200 to 2,500)	376 (260 to 530)	328 (230 to 460)	348 (240 to 490)	753 (520 to 1,060)	988 (680 to 1,400)	1,210 (830 to 1,700)	1,600 (1,100 to 2,200)	1,900 (1,300 to 2,600)	2,200 (1,500 to 3,000)	2,500 (1,700 to 3,400)	2,600 (1,800 to 3,600)	2,900 (1,900 to 3,900)	2,900 (1,900 to 3,900)	2,800 (1,800 to 3,800)	2,600 (1,700 to 3,600)	2,300 (1,500 to 3,200)	1,900 (1,200 to 2,600)	1,300 (800 to 1,800)	47,000 (45,000 to 48,000)
Upper respiratory infections	0 (0 to 6.7)	0.4 (0 to 13.9)	0.1 (0 to 3.6)	0.1 (0 to 2.2)	0.1 (0 to 1.6)	0.1 (0 to 1.2)	0.1 (0 to 1.1)	0.1 (0 to 1.1)	0.1 (0 to 1.1)	0.1 (0 to 1.1)	0.1 (0 to 1.1)	0.1 (0 to 1.1)	0.1 (0 to 1.1)	0.1 (0 to 1.1)	0.1 (0 to 1.1)	0.1 (0 to 1.1)	0.1 (0 to 1.1)	0.1 (0 to 1.1)	0.1 (0 to 1.1)	0.1 (0 to 1.1)	0.1 (0 to 1.1)	0.1 (0 to 1.1)	0.1 (0 to 1.1)	6,733 (1,900 to 14,000)
Otitis media	0.3 (0 to 3)	0.7 (0 to 8.6)	37.2 (19.6 to 78.6)	19.7 (10.1 to 41.6)	29.6 (15.2 to 62.5)	23.8 (12.2 to 50.2)	17.2 (8.8 to 36.2)	11.7 (6.0 to 24.6)	8.5 (4.4 to 17.9)	6.6 (3.4 to 13.9)	5.4 (2.8 to 11.4)	4.6 (2.4 to 9.7)	4.1 (2.1 to 8.6)	3.8 (2.0 to 8.0)	3.6 (1.9 to 7.6)	3.5 (1.8 to 7.4)	3.5 (1.8 to 7.4)	3.5 (1.8 to 7.4)	3.5 (1.8 to 7.4)	3.5 (1.8 to 7.4)	3.5 (1.8 to 7.4)	3.5 (1.8 to 7.4)	3.5 (1.8 to 7.4)	1,900 (1,900 to 1,900)
Enteric infections	23.7 (14.7 to 37.4)	48.8 (29.6 to 87.4)	7,780 (4,600 to 12,200)	558 (150 to 1,410)	222 (60 to 560)	775 (210 to 1,960)	998 (270 to 2,520)	1,060 (290 to 2,670)	1,060 (290 to 2,670)	1,060 (290 to 2,670)	1,060 (290 to 2,670)	1,060 (290 to 2,670)	1,060 (290 to 2,670)	1,060 (290 to 2,670)	1,060 (290 to 2,670)	1,060 (290 to 2,670)	1,060 (290 to 2,670)	1,060 (290 to 2,670)	1,060 (290 to 2,670)	1,060 (290 to 2,670)	1,060 (290 to 2,670)	1,060 (290 to 2,670)	1,060 (290 to 2,670)	12,900 (3,400 to 32,600)
Diarrheal diseases	23.7 (14.7 to 37.4)	48.8 (29.6 to 87.4)	7,780 (4,600 to 12,200)	558 (150 to 1,410)	222 (60 to 560)	775 (210 to 1,960)	998 (270 to 2,520)	1,060 (290 to 2,670)	1,060 (290 to 2,670)	1,060 (290 to 2,670)	1,060 (290 to 2,670)	1,060 (290 to 2,670)	1,060 (290 to 2,670)	1,060 (290 to 2,670)	1,060 (290 to 2,670)	1,060 (290 to 2,670)	1,060 (290 to 2,670)	1,060 (290 to 2,670)	1,060 (290 to 2,670)	1,060 (290 to 2,670)	1,060 (290 to 2,670)	1,060 (290 to 2,670)	1,060 (290 to 2,670)	12,900 (3,400 to 32,600)
Typhoid and paratyphoid	0 (0 to 0)	0 (0 to 0)	0 (0 to 0)	0 (0 to 0)	0 (0 to 0)	0 (0 to 0)	0 (0 to 0)	0 (0 to 0)	0 (0 to 0)	0 (0 to 0)	0 (0 to 0)	0 (0 to 0)	0 (0 to 0)	0 (0 to 0)	0 (0 to 0)	0 (0 to 0)	0 (0 to 0)	0 (0 to 0)	0 (0 to 0)	0 (0 to 0)	0 (0 to 0)	0 (0 to 0)	0 (0 to 0)	0 (0 to 0)
Typhoid fever	0 (0 to 0)	0 (0 to 0)	0 (0 to 0)	0 (0 to 0)	0 (0 to 0)	0 (0 to 0)	0 (0 to 0)	0 (0 to 0)	0 (0 to 0)	0 (0 to 0)	0 (0 to 0)	0 (0 to 0)	0 (0 to 0)	0 (0 to 0)	0 (0 to 0)	0 (0 to 0)	0 (0 to 0)	0 (0 to 0)	0 (0 to 0)	0 (0 to 0)	0 (0 to 0)	0 (0 to 0)	0 (0 to 0)	0 (0 to 0)
Paratyphoid fever	0 (0 to 0)	0 (0 to 0)	0 (0 to 0)	0 (0 to 0)	0 (0 to 0)	0 (0 to 0)	0 (0 to 0)	0 (0 to 0)	0 (0 to 0)	0 (0 to 0)	0 (0 to 0)	0 (0 to 0)	0 (0 to 0)	0 (0 to 0)	0 (0 to 0)	0 (0 to 0)	0 (0 to 0)	0 (0 to 0)	0 (0 to 0)	0 (0 to 0)	0 (0 to 0)	0 (0 to 0)	0 (0 to 0)	0 (0 to 0)
Invasive Non-typhoidal Salmonella (iNTS)	8.7 (0 to 0)	6.7 (0 to 0)	0.2 (0 to 19.6)	1.7 (0 to 3.9)	0.2 (0 to 0.6)	0.2 (0 to 0.6)	0.2 (0 to 0.6)	0.2 (0 to 0.6)	0.2 (0 to 0.6)	0.2 (0 to 0.6)	0.2 (0 to 0.6)	0.2 (0 to 0.6)	0.2 (0 to 0.6)	0.2 (0 to 0.6)	0.2 (0 to 0.6)	0.2 (0 to 0.6)	0.2 (0 to 0.6)	0.2 (0 to 0.6)	0.2 (0 to 0.6)	0.2 (0 to 0.6)	0.2 (0 to 0.6)	0.2 (0 to 0.6)	0.2 (0 to 0.6)	229 (0 to 1,000)
Other intestinal infectious diseases	0 (0 to 0)	0 (0 to 0)	0 (0 to 19.6)	0 (0 to 11.8)	0 (0 to 0)	0 (0 to 0)	0 (0 to 0)	0 (0 to 0)	0 (0 to 0)	0 (0 to 0)	0 (0 to 0)	0 (0 to 0)	0 (0 to 0)	0 (0 to 0)	0 (0 to 0)	0 (0 to 0)	0 (0 to 0)	0 (0 to 0)	0 (0 to 0)	0 (0 to 0)	0 (0 to 0)	0 (0 to 0)	0 (0 to 0)	0 (0 to 0)	397 (0 to 1,000)
Neglected tropical diseases and malaria	0.2 (0 to 0)	0.2 (0 to 0)	0.1 (0 to 0)	0.1 (0 to 0)	0.1 (0 to 0)	0.1 (0 to 0)	0.1 (0 to 0)	0.1 (0 to 0)	0.1 (0 to 0)	0.1 (0 to 0)	0.1 (0 to 0)	0.1 (0 to 0)	0.1 (0 to 0)	0.1 (0 to 0)	0.1 (0 to 0)	0.1 (0 to 0)	0.1 (0 to 0)	0.1 (0 to 0)	0.1 (0 to 0)	0.1 (0 to 0)	0.1 (0 to 0)	0.1 (0 to 0)	0.1 (0 to 0)	0.1 (0 to 0)	5,100 (3,100 to 7,900)
Malaria	0 (0 to 0)	2.6 (0 to 0)	2.6 (0 to 0)	2.6 (0 to 0)	0.2 (0 to 0)	0.2 (0 to 0)	0.2 (0 to 0)	0.2 (0 to 0)	0.2 (0 to 0)	0.2 (0 to 0)	0.2 (0 to 0)	0.2 (0 to 0)	0.2 (0 to 0)	0.2 (0 to 0)	0.2 (0 to 0)	0.2 (0 to 0)	0.2 (0 to 0)	0.2 (0 to 0)	0.2 (0 to 0)	0.2 (0 to 0)	0.2 (0 to 0)	0.2 (0 to 0)	0.2 (0 to 0)	0.2 (0 to 0)	699 (0 to 1,000)
Chagas disease	0 (0 to 0)	0.6 (0 to 0)	2.2 (0 to 0.7)	1.7 (0 to 0.4)	7.6 (2.6 to 18.5)	22.6 (7.8 to 55.1)	49.6 (17.2 to 120.9)	72.9 (25.3 to 177.8)	138 (48.1 to 336)	256 (89 to 624)	379 (132 to 924)	534 (186 to 1,300)	697 (243 to 1,700)	874 (305 to 2,100)	1,000 (349 to 2,400)	1,100 (384 to 2,700)	1,200 (418 to 2,900)	1,200 (418 to 2,900)	1,200 (418 to 2,900)	1,200 (418 to 2,900)	1,200 (418 to 2,900)	1,200 (418 to 2,900)	1,200 (418 to 2,900)	6,800 (2,400 to 16,600)
Leishmaniasis	1.3 (0 to 7)	7.4 (0 to 43)	7.4 (0 to 43)	7.4 (0 to 43)	0.6 (0 to 3.4)	0.6 (0 to 3.4)	0.6 (0 to 3.4)	0.6 (0 to 3.4)	0.6 (0 to 3.4)	0.6 (0 to 3.4)	0.6 (0 to 3.4)	0.6 (0 to 3.4)	0.6 (0 to 3.4)	0.6 (0 to 3.4)	0.6 (0 to 3.4)	0.6 (0 to 3.4)	0.6 (0 to 3.4)	0.6 (0 to 3.4)	0.6 (0 to 3.4)	0.6 (0 to 3.4)	0.6 (0 to 3.4)	0.6 (0 to 3.4)	0.6 (0 to 3.4)	76 (0 to 430)
Visceral leishmaniasis	0 (0 to 0)	0 (0 to 0)	0 (0 to 25.1)	0 (0 to 47.7)	0 (0 to 21.9)	0 (0 to 54.1)	0 (0 to 134)	0 (0 to 331)	0 (0 to 817)	0 (0 to 1,900)	0 (0 to 4,700)	0 (0 to 11,000)	0 (0 to 26,000)	0 (0 to 60,000)	0 (0 to 140,000)	0 (0 to 320,000)	0 (0 to 740,000)	0 (0 to 1,700,000)	0 (0 to 3,900,000)	0 (0 to 8,900,000)	0 (0 to 20,000,000)	0 (0 to 45,000,000)	0 (0 to 100,000,000)	0 (0 to 230,000,000)
Cutaneous and mucocutaneous leishmaniasis	0 (0 to 0)	0 (0 to 0)	0 (0 to 3.1)	0 (0 to 1.1)	0 (0 to 2.3)	0 (0 to 2.3)	0 (0 to 2.3)	0 (0 to 2.3)	0 (0 to 2.3)	0 (0 to 2.3)	0 (0 to 2.3)	0 (0 to 2.3)	0 (0 to 2.3)	0 (0 to 2.3)	0 (0 to 2.3)	0 (0 to 2.3)	0 (0 to 2.3)	0 (0 to 2.3)	0 (0 to 2.3)	0 (0 to 2.3)	0 (0 to 2.3)	0 (0 to 2.3)	0 (0 to 2.3)	0 (0 to 2.3)	377 (0 to 1,000)
African trypanosomiasis	0 (0 to 0)	0 (0 to 0)	0 (0 to 0)	0 (0 to 0)	0 (0 to 0)	0 (0 to 0)	0 (0 to 0)	0 (0 to 0)	0 (0 to 0)	0 (0 to 0)	0 (0 to 0)	0 (0 to 0)	0 (0 to 0)	0 (0 to 0)	0 (0 to 0)	0 (0 to 0)	0 (0 to 0)	0 (0 to 0)	0 (0 to 0)	0 (0 to 0)	0 (0 to 0)	0 (0 to 0)	0 (0 to 0)	0 (0 to 0)	0 (0 to 0)
Schistosomiasis	0 (0 to 0)	0 (0 to 0)	0 (0 to 4.6)	0 (0 to 2.6)	0 (0 to 1.7)	0 (0 to 2.1)	0 (0 to 2.6)	0 (0 to 3.1)	0 (0 to 3.5)	0 (0 to 3.8)	0 (0 to 4.1)	0 (0 to 4.3)	0 (0 to 4.4)	0 (0 to 4.5)	0 (0 to 4.5)	0 (0 to 4.5)	0 (0 to 4.5)	0 (0 to 4.5)	0 (0 to 4.5)	0 (0 to 4.5)	0 (0 to 4.5)	0 (0 to 4.5)	0 (0 to 4.5)	0 (0 to 4.5)	627 (0 to 1,000)
Cysticercosis	0 (0 to 0)	0 (0 to 0)	0 (0 to 0)	1.1 (0 to 2.7)	2.9 (0.4 to 8.6)	16.2 (2.4 to 48.2)	51.2 (7.6 to 154)	87.2 (12.9 to 259)	87.7 (12.9 to 260)	87.7 (12.9 to 260)	87.7 (12.9 to 260)	87.7 (12.9 to 260)	87.7 (12.9 to 260)	87.7 (12.9 to 260)	87.7 (12.9 to 260)	87.7 (12.9 to 260)	87.7 (12.9 to 260)	87.7 (12.9 to 260)	87.7 (12.9 to 260)	87.7 (12.9 to 260)	87.7 (12.9 to 260)	87.7 (12.9 to 260)	87.7 (12.9 to 260)	2,470 (0 to 1,000)
Cystic echinococcosis	0 (0 to 0)	0 (0 to 0)	0 (0 to 0)	0.2 (0 to 0.6)	0.6 (0 to 1.8)	0.6 (0 to 1.8)	0.6 (0 to 1.8)	0.7 (0 to 2.2)	0.7 (0 to 2.2)	0.7 (0 to 2.2)	0.7 (0 to 2.2)	0.7 (0 to 2.2)	0.7 (0 to 2.2)	0.7 (0 to 2.2)	0.7 (0 to 2.2)	0.7 (0 to 2.2)	0.7 (0 to 2.2)	0.7 (0 to 2.2)	0.7 (0 to 2.2)	0.7 (0 to 2.2)	0.7 (0 to 2.2)	0.7 (0 to 2.2)	0.7 (0 to 2.2)	8.6 (0 to 1,000)
Lymphatic filariasis	0 (0 to 0)	0 (0 to 0)	0 (0 to 0)	0 (0 to 0)	0 (0 to 0)	0 (0 to 0)	0 (0 to 0)	0 (0 to 0)	0 (0 to 0)	0 (0 to 0)	0 (0 to 0)	0 (0 to 0)	0 (0 to 0)	0 (0 to 0)	0 (0 to 0)	0 (0 to 0)	0 (0 to 0)	0 (0 to 0)	0 (0 to 0)	0 (0 to 0)	0 (0 to 0)	0 (0 to 0)	0 (0 to 0)	0 (0 to 0)	0 (0 to 0)
Onchocerciasis	0 (0 to 0)	0 (0 to 0)	0 (0 to 0)	0 (0 to 0)	0 (0 to 0)	0 (0 to 0)	0 (0 to 0)	0 (0 to 0)	0 (0 to 0)	0 (0 to 0)	0 (0 to 0)	0 (0 to 0)	0 (0 to 0)	0 (0 to 0)	0 (0 to 0)	0 (0 to 0)	0 (0 to 0)	0 (0 to 0)	0 (0 to 0)	0 (0 to 0)	0 (0 to 0)	0 (0 to 0)	0 (0 to 0)	0 (0 to 0)	0 (0 to 0)
Trachoma	0 (0 to 0)	0 (0 to 0)	0 (0 to 0)	0 (0 to 0)	0 (0 to 0)	0 (0 to 0)	0 (0 to 0)	0 (0 to 0)	0 (0 to 0)	0 (0 to 0)	0 (0 to 0)	0 (0 to 0)	0 (0 to 0)	0 (0 to 0)	0 (0 to 0)	0 (0 to 0)	0 (0 to 0)	0 (0 to 0)	0 (0 to 0)	0 (0 to 0)	0 (0 to 0)	0 (0 to 0)	0 (0 to 0)	0 (0 to 0)	0 (0 to 0)
Dengue	0 (0 to 0)	0 (0 to 0)	0.1 (0 to 0.9)	0.1 (0 to 0.5)	0.1 (0 to 0.5)	0.1 (0 to 0.5)	0.1 (0 to 0.5)	0.1 (0 to 0.5)	0.1 (0 to 0.5)	0.1 (0 to 0.5)	0.1 (0 to 0.5)	0.1 (0 to 0.5)	0.1 (0 to 0.5)	0.1 (0 to 0.5)	0.1 (0 to 0.5)	0.1 (0 to 0.5)	0.1 (0 to 0.5)	0.1 (0 to 0.5)	0.1 (0 to 0.5)	0.1 (0 to 0.5)	0.1 (0 to 0.5





SR Table 2a: Pernambuco DALYS by cause and age group for males with 95% uncertainty intervals, 2019

Cause	Term Neonatal	Late Neonatal	Post Neonatal	1 to 4	5 to 9	10 to 14	15 to 19	20 to 24	25 to 29	30 to 34	35 to 39	40 to 44	45 to 49	50 to 54	55 to 59	60 to 64	65 to 69	70 to 74	75 to 79	80 to 84	85 to 89	90 to 94	95 plus	Total
All causes	40,600 (41,600 to 133,000)	10,000 (7,900 to 12,600)	44,100 (39,700 to 129,000)	27,100 (21,900 to 33,400)	24,700 (22,100 to 29,400)	26,200 (21,300 to 48,900)	105,000 (96,000 to 121,000)	141,000 (126,000 to 157,000)	139,000 (123,000 to 157,000)	132,000 (117,000 to 151,000)	132,000 (116,000 to 150,000)	124,000 (107,000 to 143,000)	124,000 (107,000 to 143,000)	132,000 (113,000 to 154,000)	136,000 (113,000 to 160,000)	132,000 (106,000 to 163,000)	129,000 (99,400 to 165,000)	90,300 (66,400 to 126,000)	76,900 (47,900 to 120,000)	56,100 (28,600 to 96,200)	24,100 (9,300 to 56,100)	11,000 (3,300 to 31,000)	4,070 (1,500 to 12,000)	1,900,000 (1,900,000 to 2,000,000)
Communicable, maternal, neonatal, and nutritional diseases	36,800 (35,100 to 127,700)	7,390 (5,250 to 9,770)	29,600 (7,610 to 13,000)	9,970 (5,470 to 13,700)	7,970 (5,720 to 10,200)	6,740 (4,330 to 11,500)	6,300 (4,310 to 8,290)	6,490 (4,470 to 8,990)	6,240 (4,270 to 8,650)	6,220 (4,270 to 8,600)	10,300 (6,870 to 14,700)	11,500 (6,930 to 15,100)	11,500 (6,930 to 15,100)	12,000 (7,150 to 15,700)	15,100 (8,260 to 19,200)	15,200 (7,850 to 19,900)	15,900 (7,900 to 20,900)	13,400 (6,490 to 18,000)	9,190 (4,600 to 12,600)	6,180 (2,980 to 8,290)	2,260 (1,060 to 3,090)	1,040 (482 to 1,420)	448 (199 to 614)	349,000 (298,000 to 406,000)
HIV/AIDS and sexually transmitted infections	474 (392 to 713)	91 (61 to 144)	1,080 (1,020 to 1,140)	243 (202 to 299)	203 (170 to 246)	233 (191 to 286)	459 (387 to 552)	1,340 (1,130 to 1,600)	2,420 (2,040 to 2,880)	2,980 (2,500 to 3,550)	3,760 (3,150 to 4,480)	3,740 (3,130 to 4,460)	3,490 (2,920 to 4,160)	3,540 (2,960 to 4,220)	3,360 (2,810 to 4,000)	3,060 (2,560 to 3,650)	2,670 (2,230 to 3,180)	1,900 (1,590 to 2,270)	1,260 (1,050 to 1,500)	733 (612 to 874)	317 (264 to 378)	112 (93 to 134)	41 (34 to 49)	29,800 (24,900 to 35,500)
HIV/AIDS	474 (391 to 713)	91 (61 to 144)	1,080 (1,020 to 1,140)	243 (198 to 299)	203 (160 to 254)	233 (180 to 286)	459 (293 to 464)	1,340 (1,020 to 1,800)	2,420 (1,970 to 3,040)	2,980 (2,490 to 3,640)	3,760 (2,970 to 4,600)	3,740 (2,920 to 4,600)	3,490 (2,720 to 4,280)	3,540 (2,820 to 4,350)	3,360 (2,670 to 4,160)	3,060 (2,370 to 3,940)	2,670 (2,070 to 3,450)	1,900 (1,470 to 2,450)	1,260 (960 to 1,720)	733 (539 to 997)	317 (233 to 437)	112 (82 to 155)	41 (29 to 57)	29,400 (22,400 to 37,800)
HIV/AIDS - Drug-susceptible Tuberculosis	0 (0 to 0)	0 (0 to 0)	178 (169 to 278)	49.2 (29 to 77.1)	49.1 (23.2 to 82.3)	79.7 (39.6 to 133)	277 (135 to 464)	926 (459 to 1,550)	1,720 (899 to 2,880)	2,120 (1,120 to 3,550)	2,720 (1,430 to 4,550)	2,700 (1,420 to 4,520)	2,520 (1,320 to 4,220)	2,560 (1,340 to 4,280)	2,430 (1,270 to 4,060)	2,210 (1,160 to 3,700)	1,930 (1,010 to 3,230)	1,370 (718 to 2,290)	911 (477 to 1,520)	530 (278 to 887)	229 (120 to 383)	81 (42 to 135)	30 (15 to 50)	21,200 (11,100 to 35,500)
HIV/AIDS - Multidrug-resistant Tuberculosis without extensi	0 (0 to 0)	0 (0 to 0)	2.3 (2.2 to 3.7)	0.6 (0.3 to 1)	0.6 (0.3 to 1)	1 (0.5 to 1.7)	3.6 (1.7 to 6)	12 (5.9 to 20)	22 (11 to 37)	27 (14 to 45)	34 (18 to 57)	34 (18 to 57)	32 (17 to 53)	33 (17 to 55)	31 (16 to 52)	28 (14 to 47)	25 (13 to 41)	17 (9 to 28)	12 (6 to 19)	6.8 (3.6 to 11)	2.9 (1.5 to 4.8)	1 (0.5 to 1.7)	0.4 (0.2 to 0.6)	270 (140 to 450)
HIV/AIDS - Extensively drug-resistant Tuberculosis	0 (0 to 0)	0 (0 to 0)	0.3 (0.3 to 0.5)	0.6 (0.3 to 1)	0.6 (0.3 to 1)	0.9 (0.5 to 1.5)	3.4 (1.6 to 5.6)	12 (5.8 to 20)	22 (10 to 37)	27 (13 to 45)	34 (17 to 56)	34 (17 to 56)	32 (16 to 52)	33 (17 to 54)	31 (16 to 51)	28 (14 to 46)	25 (12 to 41)	17 (8.6 to 28)	12 (6 to 19)	6.8 (3.4 to 11)	2.9 (1.4 to 4.8)	1 (0.5 to 1.7)	0.4 (0.2 to 0.6)	268 (134 to 444)
HIV/AIDS resulting in other diseases	0 (0 to 0)	0 (0 to 0)	439 (337 to 568)	189 (133 to 264)	151 (106 to 213)	162 (111 to 214)	287 (193 to 384)	391 (259 to 513)	1,020 (1,360 to 2,040)	2,810 (1,860 to 3,750)	2,470 (1,610 to 3,180)	2,460 (1,610 to 3,180)	2,290 (1,490 to 2,950)	2,350 (1,530 to 3,030)	2,200 (1,430 to 2,840)	1,910 (1,240 to 2,460)	1,660 (1,080 to 2,140)	1,460 (950 to 1,880)	1,020 (662 to 1,320)	597 (388 to 769)	273 (177 to 352)	89 (58 to 115)	33 (21 to 42)	15,600 (10,100 to 20,100)
Sexually transmitted infections excluding HIV	474 (391 to 713)	91.4 (61 to 144)	348 (337 to 359)	54.1 (34 to 82.9)	14.6 (7.2 to 24.6)	27.3 (13.6 to 46.9)	90.4 (47.2 to 155)	400.3 (209 to 686)	1,290 (673 to 2,210)	1,790 (934 to 3,070)	2,270 (1,180 to 3,890)	2,240 (1,170 to 3,840)	2,040 (1,060 to 3,500)	2,090 (1,090 to 3,580)	1,970 (1,030 to 3,380)	1,800 (939 to 3,080)	1,610 (841 to 2,760)	1,120 (584 to 1,920)	747 (389 to 1,280)	430 (224 to 737)	187 (97 to 320)	66 (34 to 113)	24 (12 to 41)	12,900 (6,730 to 22,100)
Syphilis	474 (392 to 713)	91.4 (61 to 144)	348 (337 to 359)	54.1 (34 to 82.9)	14.6 (7.2 to 24.6)	27.3 (13.6 to 46.9)	90.4 (47.2 to 155)	400.3 (209 to 686)	1,290 (673 to 2,210)	1,790 (934 to 3,070)	2,270 (1,180 to 3,890)	2,240 (1,170 to 3,840)	2,040 (1,060 to 3,500)	2,090 (1,090 to 3,580)	1,970 (1,030 to 3,380)	1,800 (939 to 3,080)	1,610 (841 to 2,760)	1,120 (584 to 1,920)	747 (389 to 1,280)	430 (224 to 737)	187 (97 to 320)	66 (34 to 113)	24 (12 to 41)	12,900 (6,730 to 22,100)
Chlamydial infection	0 (0 to 0)	0 (0 to 0)	0 (0 to 0)	0 (0 to 0)	0 (0 to 0)	0 (0 to 0)	0 (0 to 0)	0 (0 to 0)	0 (0 to 0)	0 (0 to 0)	0 (0 to 0)	0 (0 to 0)	0 (0 to 0)	0 (0 to 0)	0 (0 to 0)	0 (0 to 0)	0 (0 to 0)	0 (0 to 0)	0 (0 to 0)	0 (0 to 0)	0 (0 to 0)	0 (0 to 0)	0 (0 to 0)	0 (0 to 0)	0
Gonococcal infection	0 (0 to 0)	0 (0 to 0)	0 (0 to 0)	0 (0 to 0)	0 (0 to 0)	0 (0 to 0)	0 (0 to 0)	0 (0 to 0)	0 (0 to 0)	0 (0 to 0)	0 (0 to 0)	0 (0 to 0)	0 (0 to 0)	0 (0 to 0)	0 (0 to 0)	0 (0 to 0)	0 (0 to 0)	0 (0 to 0)	0 (0 to 0)	0 (0 to 0)	0 (0 to 0)	0 (0 to 0)	0 (0 to 0)	0 (0 to 0)	0
Trichomoniasis	0 (0 to 0)	0 (0 to 0)	0 (0 to 0)	0 (0 to 0)	0 (0 to 0)	0 (0 to 0)	0 (0 to 0)	0 (0 to 0)	0 (0 to 0)	0 (0 to 0)	0 (0 to 0)	0 (0 to 0)	0 (0 to 0)	0 (0 to 0)	0 (0 to 0)	0 (0 to 0)	0 (0 to 0)	0 (0 to 0)	0 (0 to 0)	0 (0 to 0)	0 (0 to 0)	0 (0 to 0)	0 (0 to 0)	0 (0 to 0)	0
Genital herpes	0 (0 to 0)	0 (0 to 0)	0 (0 to 0)	0 (0 to 0)	0 (0 to 0)	1.3 (0.6 to 2.2)	3.6 (1.6 to 6.3)	13.1 (5.9 to 21.3)	27.4 (13.3 to 50.2)	39.5 (19.5 to 73.8)	54.9 (27.1 to 102)	57.4 (28.3 to 106)	56.4 (27.9 to 104)	61.1 (30.1 to 113)	59.9 (29.5 to 111)	56 (27.6 to 103)	53.1 (26.2 to 98.2)	38.1 (18.8 to 70.4)	25.9 (12.8 to 47.9)	14.6 (7.2 to 27)	6.6 (3.3 to 12.1)	2.6 (1.3 to 4.8)	1 (0.5 to 1.8)	604 (298 to 1,120)
Other sexually transmitted infections	0 (0 to 0)	0 (0 to 0)	0 (0 to 0)	0 (0 to 0)	0 (0 to 0)	0 (0 to 0)	0 (0 to 0)	0 (0 to 0)	0 (0 to 0)	0 (0 to 0)	0 (0 to 0)	0 (0 to 0)	0 (0 to 0)	0 (0 to 0)	0 (0 to 0)	0 (0 to 0)	0 (0 to 0)	0 (0 to 0)	0 (0 to 0)	0 (0 to 0)	0 (0 to 0)	0 (0 to 0)	0 (0 to 0)	0 (0 to 0)	0
Respiratory infections and tuberculosis	1,900 (1,900 to 2,000)	1,300 (1,200 to 1,400)	1,100 (1,000 to 1,200)	1,200 (1,100 to 1,300)	1,600 (1,500 to 1,700)	1,900 (1,800 to 2,000)	2,300 (2,200 to 2,400)	2,300 (2,200 to 2,400)	2,300 (2,200 to 2,400)	2,300 (2,200 to 2,400)	2,300 (2,200 to 2,400)	2,300 (2,200 to 2,400)	2,300 (2,200 to 2,400)	2,300 (2,200 to 2,400)	2,300 (2,200 to 2,400)	2,300 (2,200 to 2,400)	2,300 (2,200 to 2,400)	2,300 (2,200 to 2,400)	2,300 (2,200 to 2,400)	2,300 (2,200 to 2,400)	2,300 (2,200 to 2,400)	2,300 (2,200 to 2,400)	2,300 (2,200 to 2,400)	71,500 (71,500 to 71,500)
Tuberculosis	1,900 (1,900 to 2,000)	1,300 (1,200 to 1,400)	1,100 (1,000 to 1,200)	1,200 (1,100 to 1,300)	1,600 (1,500 to 1,700)	1,900 (1,800 to 2,000)	2,300 (2,200 to 2,400)	2,300 (2,200 to 2,400)	2,300 (2,200 to 2,400)	2,300 (2,200 to 2,400)	2,300 (2,200 to 2,400)	2,300 (2,200 to 2,400)	2,300 (2,200 to 2,400)	2,300 (2,200 to 2,400)	2,300 (2,200 to 2,400)	2,300 (2,200 to 2,400)	2,300 (2,200 to 2,400)	2,300 (2,200 to 2,400)	2,300 (2,200 to 2,400)	2,300 (2,200 to 2,400)	2,300 (2,200 to 2,400)	2,300 (2,200 to 2,400)	2,300 (2,200 to 2,400)	71,500 (71,500 to 71,500)
Latent tuberculosis infection	0 (0 to 0)	0 (0 to 0)	0 (0 to 0)	0 (0 to 0)	0 (0 to 0)	0 (0 to 0)	0 (0 to 0)	0 (0 to 0)	0 (0 to 0)	0 (0 to 0)	0 (0 to 0)	0 (0 to 0)	0 (0 to 0)	0 (0 to 0)	0 (0 to 0)	0 (0 to 0)	0 (0 to 0)	0 (0 to 0)	0 (0 to 0)	0 (0 to 0)	0 (0 to 0)	0 (0 to 0)	0 (0 to 0)	0 (0 to 0)	0
Drug-susceptible tuberculosis	0 (0 to 0)	0 (0 to 0)	0 (0 to 0)	0 (0 to 0)	0 (0 to 0)	0 (0 to 0)	0 (0 to 0)	0 (0 to 0)	0 (0 to 0)	0 (0 to 0)	0 (0 to 0)	0 (0 to 0)	0 (0 to 0)	0 (0 to 0)	0 (0 to 0)	0 (0 to 0)	0 (0 to 0)	0 (0 to 0)	0 (0 to 0)	0 (0 to 0)	0 (0 to 0)	0 (0 to 0)	0 (0 to 0)	0 (0 to 0)	0
Multidrug-resistant tuberculosis without extensive drug-res	0 (0 to 0)	0 (0 to 0)	0 (0 to 0)	0 (0 to 0)	0 (0 to 0)	0 (0 to 0)	0 (0 to 0)	0 (0 to 0)	0 (0 to 0)	0 (0 to 0)	0 (0 to 0)	0 (0 to 0)	0 (0 to 0)	0 (0 to 0)	0 (0 to 0)	0 (0 to 0)	0 (0 to 0)	0 (0 to 0)	0 (0 to 0)	0 (0 to 0)	0 (0 to 0)	0 (0 to 0)	0 (0 to 0)	0 (0 to 0)	0
Extensively drug-resistant tuberculosis	0 (0 to 0)	0 (0 to 0)	0 (0 to 0)	0 (0 to 0)	0 (0 to 0)	0 (0 to 0)	0 (0 to 0)	0 (0 to 0)	0 (0 to 0)	0 (0 to 0)	0 (0 to 0)	0 (0 to 0)	0 (0 to 0)	0 (0 to 0)	0 (0 to 0)	0 (0 to 0)	0 (0 to 0)	0 (0 to 0)	0 (0 to 0)	0 (0 to 0)	0 (0 to 0)	0 (0 to 0)	0 (0 to 0)	0 (0 to 0)	0
Lower respiratory infections	649 (613 to 1,000)	370 (270 to 1,000)	11,700 (11,200 to 12,200)	1,190 (1,000 to 1,400)	742 (600 to 1,000)	699 (600 to 1,000)	626 (500 to 1,000)	1,200 (1,000 to 1,400)	1,100 (1,000 to 1,200)	1,400 (1,100 to 1,600)	2,000 (1,600 to 2,300)	2,300 (1,800 to 2,600)	2,400 (1,900 to 2,700)	2,900 (2,300 to 3,300)	3,200 (2,500 to 3,600)	3,100 (2,400 to 3,500)	2,900 (2,200 to 3,300)	2,300 (1,700 to 2,600)	1,600 (1,200 to 1,800)	1,000 (730 to 1,100)	493 (357 to 555)	177 (128 to 200)	63 (45 to 71)	33,500 (24,200 to 37,800)
Upper respiratory infections	0 (1.7 to 5.3)	0 (4.4 to 19.1)	0 (126 to 353)	0 (77.7 to 246)	0 (56.2 to 175)	0 (86.1 to 268)	0 (258 to 670)	0 (292 to 829)	0 (259 to 686)	0 (222 to 602)	0 (202 to 567)	0 (192 to 516)	0 (143 to 389)	0 (121 to 336)	0 (99.4 to 282)	0 (73.4 to 221)	0 (49.6 to 162)	0 (29.6 to 101)	0 (22.3 to 72.2)	0 (12.7 to 39.9)	0 (6.6 to 19.2)	0 (2.9 to 7.5)	0 (1.4 to 3.5)	9,670
Otitis media	0 (0.5 to 0.9)	0 (0 to 0.4)	0 (18.9 to 68.1)	0 (13.5 to 59.1)	0 (39 to 120)	0 (69.1 to 227)	0 (176 to 350)	0 (161 to 271)	0 (98.8 to 166)	0 (66.1 to 111)	0 (47.1 to 79.1)	0 (39.6 to 67.1)	0 (28.6 to 49.1)	0 (23.9 to 41.3)	0 (20.9 to 36.7)	0 (17.6 to 32.5)	0 (13.2 to 42.1)	0 (8.6 to 32.9)	0 (6.6 to 19.7)	0 (3.6 to 10.6)	0 (1.7 to 5.1)	0 (0.8 to 2.5)	0 (0.4 to 1.2)	1,400
Enteric infections	58.3 (34.4 to 77.3)	196 (102 to 280)	1,200 (5.9 to 19,600)	1,200 (1.3 to 2,780)	1,200 (157 to 1,600)	1,200 (497 to 1,780)	1,200 (531 to 1,800)	1,200 (370 to 577)	1,200 (370 to 577)	1,200 (312 to 561)	1,200 (279 to 531)	1,200 (276 to 531)	1,200 (260 to 497)	1,200 (272 to 497)	1,200 (272 to 497)	1,200 (272 to 497)	1,200 (260 to 497)	1,200 (260 to 497)	1,200 (260 to 497)	1,200 (260 to 497)	1,200 (260 to 497)	1,200 (260 to 497)	1,200 (260 to 497)	23,400 (4,600 to 34,100)
Cholera	0 (0 to 0)	0 (0 to 0)	0 (0 to 0)	0 (0 to 0)	0 (0 to 0)	0 (0 to 0)	0 (0 to 0)	0 (0 to 0)	0 (0 to 0)	0 (0 to 0)	0 (0 to 0)	0 (0 to 0)	0 (0 to 0)	0 (0 to 0)	0 (0 to 0)	0 (0 to 0)	0 (0 to 0)	0 (0 to 0)	0 (0 to 0)	0 (0 to 0)	0 (0 to 0)	0 (0 to 0)	0 (0 to 0)	0 (0 to 0)	0
Diarrheal diseases	58.3 (34.4 to 77.3)	196 (102 to 280)	1,200 (5.9 to 19,600)	1,200 (1.3 to 2,780)	1,200 (157 to 1,600)	1,200 (497 to 1,780)	1,200 (531 to 1,800)	1,200 (370 to 577)	1,200 (370 to 577)	1,200 (312 to 561)	1,200 (279 to 531)	1,200 (276 to 531)	1,200 (260 to 497)	1,200 (272 to 497)	1,200 (272 to 497)	1,200 (272 to 497)	1,200 (260 to 497)	1,200 (260 to 497)	1,200 (260 to 497)	1,200 (260 to 497)	1,200 (260 to 497)	1,200 (260 to 497)	1,200 (260 to 497)	23,400 (4,600 to 34,100)
Typhoid and paratyphoid	0 (0 to 0)	0 (0 to 0)	0 (0 to 0)	1.2 (0.3 to 3.6)	1.6 (0.4 to 4.7)	2.4 (0.6 to 7.1)	2.4 (0.6 to 7.1)	1.7 (0.5 to 4.4)	1.7 (0.5 to 4.4)	1.4 (0.4 to 3.7)	1.4 (0.4 to 3.7)	1.2 (0.3 to 3.1)	1.1 (0.3 to 2.9)	0.9 (0.2 to 2.5)	0.7 (0.2 to 2)	0.6 (0.2 to 1.7)	0.4 (0.1 to 1.2)	0.3 (0.1 to 0.8)	0.2 (0.1 to 0.6)	0.1 (0 to 0.4)	0.1 (0 to 0.2)	0 (0 to 0.1)	0 (0 to 0.1)	20.7 (5.5 to 54.1)
Typhoid fever	0 (0 to 0)	0 (0 to 0)	0 (0 to 0)	1.2 (0.3 to 3.6)	1.6 (0.4 to 4.7)	2.4 (0.6 to 7.1)	2.4 (0.6 to 7.1)	1.7 (0.5 to 4.4)	1.7 (0.5 to 4.4)	1.4 (0.4 to 3.7)	1.4 (0.4 to 3.7)	1.2 (0.3 to 3.1)	1.1 (0.3 to 2.9)	0.9 (0.2 to 2.5)	0.7 (0.2 to 2)	0.6 (0.2 to 1.7)	0.4 (0.1 to 1.2)	0.3 (0.1 to 0.8)	0.2 (0.1 to 0.6)	0.1 (0 to 0.4)	0.1 (0 to 0.2)	0 (0 to 0.1)	0 (0 to 0.1)	19.6 (5.2 to 51.2)
Paratyphoid fever	0 (0 to 0)	0 (0 to 0)	0 (0 to 0)	0 (0 to 0)	0 (0 to 0)	0 (0 to 0)	0 (0 to 0)	0 (0 to 0)	0 (0 to 0)	0 (0 to 0)	0 (0 to 0)	0 (0 to 0)	0 (0 to 0)	0 (0 to 0)	0 (0 to 0)	0 (0 to 0)	0 (0 to 0)	0 (0 to 0)	0 (0 to 0)	0 (0 to 0)	0 (0 to 0)	0 (0 to 0)	0 (0 to 0)	0 (0 to 0)	1.1 (0.3 to 2.9)
Invasive Non-typhoidal Salmonella (iNTS)	0 (0 to 0)	0 (0 to 1.2)	0.6 (0.1 to 2.8)	0.6 (0.1 to 2.8)	0.6 (0.1 to 2.8

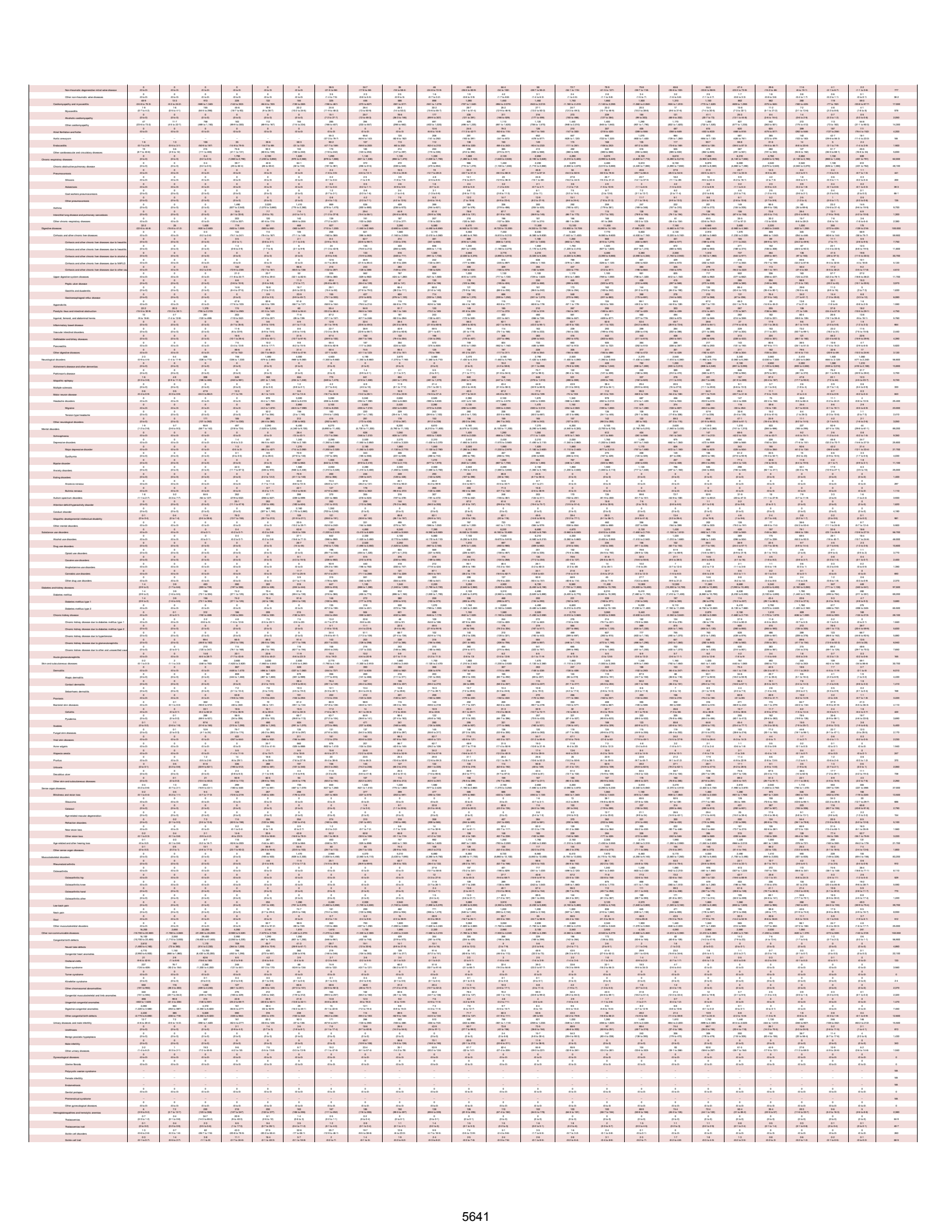



SR Table 2a. Final DALYS by cause and age group for males with 95% uncertainty intervals, 2019

Cause	Aorta Aneurysm	Lobar Pneumonia	Pleural Mesothelioma	1 to 4	5 to 9	10 to 14	15 to 19	20 to 24	25 to 29	30 to 34	35 to 39	40 to 44	45 to 49	50 to 54	55 to 59	60 to 64	65 to 69	70 to 74	75 to 79	80 to 84	85 to 89	90 to 94	95 plus	Total
All causes	27,489 (26,490 to 28,460)	8,779 (8,559 to 11,366)	29,590 (19,289 to 33,566)	81,946 (7,446 to 13,283)	51,208 (8,990 to 10,400)	53,909 (21,785 to 30,500)	59,259 (22,750 to 30,500)	59,959 (24,260 to 34,500)	59,959 (30,260 to 39,420)	57,259 (32,660 to 41,600)	56,959 (34,660 to 43,600)	56,759 (37,660 to 46,600)	55,959 (37,660 to 47,700)	53,959 (38,660 to 49,700)	50,959 (39,660 to 50,700)	50,559 (37,660 to 49,400)	50,559 (36,660 to 48,300)	50,559 (34,660 to 46,200)	50,559 (29,660 to 41,200)	11,600 (16,160 to 25,700)	2,770 (4,300 to 9,200)	2,660 (2,660 to 4,870)	977,000
Communicable, maternal, neonatal, and nutritional diseases	39,900 (38,600 to 40,300)	8,600 (8,600 to 8,600)	13,600 (8,900 to 17,600)	3,710 (2,600 to 5,260)	3,260 (2,020 to 5,200)	2,260 (1,600 to 3,600)	2,010 (1,400 to 3,200)	2,160 (1,660 to 3,000)	2,960 (2,300 to 3,900)	3,060 (2,600 to 3,900)	3,450 (2,900 to 4,100)	3,740 (3,200 to 4,300)	2,900 (2,600 to 3,200)	2,460 (2,200 to 2,900)	2,200 (1,760 to 2,700)	2,060 (1,700 to 2,500)	1,860 (1,480 to 2,260)	1,700 (1,360 to 2,100)	1,490 (1,180 to 1,860)	1,290 (998 to 1,660)	942 (720 to 1,160)	439 (320 to 567)	272 (207 to 343)	102,000
HIV/AIDS and sexually transmitted infections	286 (138 to 568)	64.7 (29.9 to 136)	339 (264 to 466)	967 (71 to 113)	103 (61 to 130)	60 (33 to 114)	164 (97 to 264)	465 (247 to 696)	1,060 (662 to 1,500)	976 (573 to 1,320)	1,110 (669 to 1,570)	1,060 (609 to 1,510)	1,060 (609 to 1,520)	1,020 (586 to 1,460)	922 (532 to 1,320)	916 (529 to 1,310)	878 (510 to 1,270)	839 (486 to 1,220)	784 (454 to 1,140)	719 (416 to 1,040)	597 (345 to 867)	313 (181 to 454)	1.2 (0.69 to 1.75)	11,200 (6.49 to 16)	0.7 (0.43 to 0.96)	7,710
HIV/AIDS	0 (0 to 0)	0.1 (0 to 0.2)	261 (200 to 358)	899 (71 to 1,100)	103 (61 to 130)	60 (33 to 114)	164 (97 to 264)	439 (247 to 696)	1,070 (662 to 1,500)	968 (573 to 1,320)	1,060 (669 to 1,500)	1,050 (609 to 1,500)	1,050 (609 to 1,500)	999 (586 to 1,460)	539 (532 to 1,320)	332 (529 to 1,310)	212 (510 to 1,270)	169 (486 to 1,220)	34.1 (454 to 1,140)	16 (416 to 1,040)	4.8 (345 to 867)	2.1 (181 to 454)	0.7 (0.69 to 1.75)	0.3 (0.43 to 0.96)	7,080
HIV/AIDS - Drug-susceptible Tuberculosis	0 (0 to 0)	0 (0 to 0)	21.4 (16.4 to 29.5)	74.1 (5.9 to 90.8)	8.5 (5.1 to 10.8)	4.9 (2.7 to 9.4)	13.7 (8.1 to 22.1)	36.2 (20.4 to 57.4)	87.7 (54.7 to 124)	80.1 (47.5 to 109)	87.7 (55.4 to 130)	86.9 (50.4 to 124)	86.9 (50.4 to 124)	82.7 (48.5 to 120)	44.6 (44.0 to 109)	27.5 (43.8 to 108)	17.5 (42.2 to 104)	13.9 (40.2 to 101)	2.8 (37.6 to 94.3)	1.3 (34.4 to 86.1)	0.4 (28.6 to 71.9)	0.2 (14.4 to 36.1)	0.1 (5.7 to 14.3)	0.1 (2.4 to 5.9)	610
HIV/AIDS - Multidrug-resistant Tuberculosis without extensive	0 (0 to 0)	0 (0 to 0)	2.5 (1.9 to 3.4)	8.6 (0.7 to 10.5)	2.9 (2 to 3.8)	1.9 (1.1 to 3.6)	5.4 (3.2 to 8.8)	14.4 (8.1 to 22.8)	34.9 (21.8 to 49.5)	31.9 (18.9 to 43.4)	34.9 (22.1 to 51.8)	34.6 (20.1 to 49.4)	34.6 (20.1 to 49.4)	32.9 (19.3 to 47.8)	17.8 (17.5 to 43.4)	11 (17.4 to 43)	7 (16.8 to 41.4)	5.5 (16.1 to 40.3)	1.1 (15 to 37.5)	0.5 (13.7 to 34.3)	0.2 (11.5 to 28.6)	0.1 (5.7 to 14.3)	0 (2.4 to 5.9)	243
HIV/AIDS - Extensively drug-resistant Tuberculosis	0 (0 to 0)	0 (0 to 0)	0.4 (0.3 to 0.6)	1.5 (0.1 to 1.8)	0.5 (0.3 to 0.6)	0.3 (0.2 to 0.6)	0.9 (0.5 to 1.5)	2.5 (1.4 to 3.9)	6.1 (3.8 to 8.6)	5.5 (3.3 to 7.5)	6.1 (3.8 to 9)	6 (3.5 to 8.6)	6 (3.5 to 8.6)	5.7 (3.4 to 8.3)	3.1 (3 to 7.5)	1.9 (3 to 7.4)	1.2 (2.9 to 7.2)	1 (2.8 to 7)	0.2 (2.6 to 6.5)	0.1 (2.4 to 5.9)	0 (2 to 5)	0 (1 to 2.5)	0 (0.4 to 1)	0 (0.1 to 1)	42
HIV/AIDS resulting in other diseases	286 (138 to 568)	64.6 (29.9 to 136)	77.4 (27.9 to 107)	67.9 (42.9 to 112)	92.5 (61.9 to 130)	55.1 (31.1 to 110)	150 (89.4 to 260)	426 (246.9 to 688)	989 (662 to 1,500)	908 (573 to 1,320)	1,020 (669 to 1,500)	979 (609 to 1,500)	979 (609 to 1,500)	933 (586 to 1,460)	539 (532 to 1,320)	332 (529 to 1,310)	212 (510 to 1,270)	169 (486 to 1,220)	34.1 (454 to 1,140)	16 (416 to 1,040)	4.8 (345 to 867)	2.1 (181 to 454)	0.7 (0.69 to 1.75)	0.3 (0.43 to 0.96)	6,190
Sexually transmitted infections excluding HIV	0 (0 to 0)	0 (0 to 0)	77.6 (23.4 to 103)	68.1 (42.9 to 112)	92.5 (61.9 to 130)	55.1 (31.1 to 110)	150 (89.4 to 260)	426 (246.9 to 688)	989 (662 to 1,500)	908 (573 to 1,320)	1,020 (669 to 1,500)	979 (609 to 1,500)	979 (609 to 1,500)	933 (586 to 1,460)	539 (532 to 1,320)	332 (529 to 1,310)	212 (510 to 1,270)	169 (486 to 1,220)	34.1 (454 to 1,140)	16 (416 to 1,040)	4.8 (345 to 867)	2.1 (181 to 454)	0.7 (0.69 to 1.75)	0.3 (0.43 to 0.96)	639
Syphilis	286 (138 to 568)	64.6 (29.9 to 136)	76.8 (27.9 to 107)	1.2 (0.9 to 2.2)	0.5 (0.3 to 0.8)	2.1 (1.1 to 4.1)	1.3 (0.8 to 2.2)	1.2 (0.9 to 2.1)	1.6 (0.9 to 2.8)	1.6 (0.9 to 2.8)	2.5 (1.4 to 3.9)	2.6 (1.4 to 3.9)	1.9 (1.4 to 3.2)	2.5 (1.4 to 3.9)	1.1 (1.3 to 3.1)	0.6 (1.3 to 3.1)	0.3 (1.3 to 3.1)	0.2 (1.3 to 3.1)	0.1 (1.3 to 3.1)	0.1 (1.3 to 3.1)	0 (1.3 to 3.1)	0 (1.3 to 3.1)	0 (0.7 to 1.6)	0 (0.1 to 0.1)	698
Chlamydial infection	0 (0 to 0)	0 (0 to 0)	0 (0 to 0)	0 (0 to 0)	0 (0 to 0)	0.5 (0.3 to 1)	0.5 (0.3 to 1)	2.3 (1.4 to 3.5)	4.6 (2.7 to 6.9)	3.7 (2.2 to 5.5)	4.6 (2.7 to 6.9)	4.3 (2.5 to 6.4)	4.3 (2.5 to 6.4)	3.8 (2.3 to 5.9)	1.1 (0.9 to 2.6)	0.3 (0.9 to 2.6)	0.2 (0.9 to 2.6)	0.1 (0.9 to 2.6)	0 (0.9 to 2.6)	0 (0.9 to 2.6)	0 (0.9 to 2.6)	0 (0.9 to 2.6)	0 (0.5 to 1.2)	0 (0.1 to 0.1)	27.9
Gonococcal infection	0 (0 to 0)	0 (0 to 0)	0 (0 to 0)	0 (0 to 0)	0 (0 to 0)	0.6 (0.3 to 1.3)	0.6 (0.3 to 1.3)	2.6 (1.6 to 4.2)	5.2 (3.2 to 8.2)	4.2 (2.6 to 6.7)	5.2 (3.2 to 8.2)	4.9 (2.9 to 7.4)	4.9 (2.9 to 7.4)	4.3 (2.7 to 6.7)	1.3 (0.8 to 2.6)	0.4 (0.8 to 2.6)	0.2 (0.8 to 2.6)	0.1 (0.8 to 2.6)	0 (0.8 to 2.6)	0 (0.8 to 2.6)	0 (0.8 to 2.6)	0 (0.8 to 2.6)	0 (0.4 to 1.1)	0 (0.1 to 0.1)	19.5
Trichomoniasis	0 (0 to 0)	0 (0 to 0)	0 (0 to 0)	0 (0 to 0)	0 (0 to 0)	0.1 (0 to 0.1)	0.1 (0 to 0.1)	0.2 (0.1 to 0.4)	0.4 (0.2 to 0.7)	0.3 (0.2 to 0.6)	0.4 (0.2 to 0.7)	0.4 (0.2 to 0.6)	0.4 (0.2 to 0.6)	0.3 (0.2 to 0.6)	0.1 (0.1 to 0.3)	0 (0.1 to 0.3)	0 (0.1 to 0.3)	0 (0.1 to 0.3)	0 (0.1 to 0.3)	0 (0.1 to 0.3)	0 (0.1 to 0.3)	0 (0.1 to 0.3)	0 (0.1 to 0.2)	0 (0 to 0.1)	5.5
Genital herpes	0 (0 to 0)	0 (0 to 0)	0 (0 to 0)	0 (0 to 0)	0 (0 to 0)	0.1 (0 to 0.1)	0.1 (0 to 0.1)	0.6 (0.4 to 1.1)	1.4 (0.7 to 2.1)	1.1 (0.7 to 1.7)	1.4 (0.7 to 2.1)	1.3 (0.7 to 2)	1.3 (0.7 to 2)	1.1 (0.7 to 1.8)	0.4 (0.2 to 0.8)	0.1 (0.2 to 0.8)	0.1 (0.2 to 0.8)	0 (0.2 to 0.8)	0 (0.2 to 0.8)	0 (0.2 to 0.8)	0 (0.2 to 0.8)	0 (0.2 to 0.8)	0 (0.1 to 0.3)	0 (0 to 0.1)	19.4
Other sexually transmitted infections	0 (0 to 0)	0 (0 to 0)	0 (0 to 0)	0 (0 to 0)	0 (0 to 0)	2.2 (1.1 to 3.9)	2.2 (1.1 to 3.9)	4.4 (2.6 to 7.2)	7.4 (3.7 to 7.4)	6.4 (1.6 to 9.3)	2.6 (2.8 to 13.2)	3.4 (2.8 to 13.2)	2.5 (1.3 to 9.7)	2.5 (1.3 to 9.6)	1.6 (0.9 to 2.3)	0.8 (0.9 to 2.3)	0.4 (0.9 to 2.3)	0.2 (0.9 to 2.3)	0.1 (0.9 to 2.3)	0.1 (0.9 to 2.3)	0.1 (0.9 to 2.3)	0.1 (0.9 to 2.3)	0.1 (0.5 to 1.2)	0.1 (0.1 to 0.3)	39.2
Respiratory infections and tuberculosis	398 (189 to 669)	8,187 (7,427 to 8,804)	1,800 (1,200 to 2,300)	1,180 (998 to 1,710)	420 (320 to 560)	620 (390 to 730)	690 (370 to 990)	1,060 (630 to 1,470)	1,060 (630 to 1,470)	1,060 (630 to 1,470)	1,060 (630 to 1,470)	1,060 (630 to 1,470)	1,060 (630 to 1,470)	1,060 (630 to 1,470)	1,060 (630 to 1,470)	1,060 (630 to 1,470)	1,060 (630 to 1,470)	1,060 (630 to 1,470)	1,060 (630 to 1,470)	1,060 (630 to 1,470)	1,060 (630 to 1,470)	1,060 (630 to 1,470)	1,060 (630 to 1,470)	1,060 (630 to 1,470)	19,400
Tuberculosis	398 (189 to 669)	8,187 (7,427 to 8,804)	1,800 (1,200 to 2,300)	1,180 (998 to 1,710)	420 (320 to 560)	620 (390 to 730)	690 (370 to 990)	1,060 (630 to 1,470)	1,060 (630 to 1,470)	1,060 (630 to 1,470)	1,060 (630 to 1,470)	1,060 (630 to 1,470)	1,060 (630 to 1,470)	1,060 (630 to 1,470)	1,060 (630 to 1,470)	1,060 (630 to 1,470)	1,060 (630 to 1,470)	1,060 (630 to 1,470)	1,060 (630 to 1,470)	1,060 (630 to 1,470)	1,060 (630 to 1,470)	1,060 (630 to 1,470)	1,060 (630 to 1,470)	1,060 (630 to 1,470)	19,400
Latent tuberculosis infection	0 (0 to 0)	0 (0 to 0)	0 (0 to 0)	0 (0 to 0)	0 (0 to 0)	0 (0 to 0)	0 (0 to 0)	0 (0 to 0)	0 (0 to 0)	0 (0 to 0)	0 (0 to 0)	0 (0 to 0)	0 (0 to 0)	0 (0 to 0)	0 (0 to 0)	0 (0 to 0)	0 (0 to 0)	0 (0 to 0)	0 (0 to 0)	0 (0 to 0)	0 (0 to 0)	0 (0 to 0)	0 (0 to 0)	0 (0 to 0)	0 (0 to 0)	0
Drug-susceptible Tuberculosis	0 (0 to 0)	0 (0 to 0)	0 (0 to 0)	0 (0 to 0)	0 (0 to 0)	0 (0 to 0)	0 (0 to 0)	0 (0 to 0)	0 (0 to 0)	0 (0 to 0)	0 (0 to 0)	0 (0 to 0)	0 (0 to 0)	0 (0 to 0)	0 (0 to 0)	0 (0 to 0)	0 (0 to 0)	0 (0 to 0)	0 (0 to 0)	0 (0 to 0)	0 (0 to 0)	0 (0 to 0)	0 (0 to 0)	0 (0 to 0)	0 (0 to 0)	0
Multidrug-resistant tuberculosis without extensive drug-resistan	0 (0 to 0)	0 (0 to 0)	0.8 (0.6 to 1.1)	1.1 (0.1 to 1.4)	0.1 (0.1 to 0.2)	0.9 (0.5 to 1.6)	0.9 (0.5 to 1.6)	3.3 (2.1 to 5.3)	9.4 (5.9 to 15.3)	8.3 (5.2 to 13.3)	7 (4.4 to 11.2)	6.9 (4.3 to 11.1)	6.9 (4.3 to 11.1)	6.6 (4.1 to 10.6)	3.6 (2.2 to 5.8)	2.2 (2.2 to 5.8)	1.4 (2.2 to 5.8)	1.1 (2.2 to 5.8)	0.2 (2.2 to 5.8)	0.1 (2.2 to 5.8)	0 (2.2 to 5.8)	0 (2.2 to 5.8)	0 (1.1 to 2.9)	0 (0.2 to 0.6)	120
Extensively drug-resistant tuberculosis	0 (0 to 0)	0 (0 to 0)	0.6 (0.5 to 0.8)	0.8 (0.1 to 1)	0.1 (0 to 0.2)	0.6 (0.4 to 1.1)	0.6 (0.4 to 1.1)	2.2 (1.4 to 3.5)	6.2 (3.9 to 10.1)	5.4 (3.4 to 8.8)	4.6 (2.9 to 7.4)	4.5 (2.8 to 7.3)	4.5 (2.8 to 7.3)	4.3 (2.7 to 7)	2.4 (1.5 to 3.8)	1.4 (1.5 to 3.8)	0.9 (1.5 to 3.8)	0.7 (1.5 to 3.8)	0.1 (1.5 to 3.8)	0.1 (1.5 to 3.8)	0 (1.5 to 3.8)	0 (1.5 to 3.8)	0 (0.7 to 1.9)	0 (0.1 to 0.2)	78.5
Lower respiratory infections	334 (167 to 566)	249 (130 to 376)	3,260 (2,200 to 4,200)	432 (258 to 656)	278 (180 to 420)	350 (200 to 510)	268 (150 to 420)	268 (150 to 420)	278 (150 to 420)	363 (200 to 550)	420 (230 to 640)	420 (230 to 640)	360 (200 to 550)	348 (190 to 530)	298 (160 to 460)	298 (160 to 460)	298 (160 to 460)	298 (160 to 460)	298 (160 to 460)	298 (160 to 460)	298 (160 to 460)	298 (160 to 460)	298 (160 to 460)	298 (160 to 460)	298 (160 to 460)	14,700
Upper respiratory infections	1.9 (1 to 2.7)	1.5 (0.8 to 2.2)	241 (160 to 320)	240 (140 to 370)	167 (100 to 250)	166 (96 to 240)	153 (86 to 230)	134 (75 to 200)	139 (75 to 210)	139 (75 to 210)	139 (75 to 210)	139 (75 to 210)	99.6 (54 to 150)	99.6 (54 to 150)	75 (40 to 110)	60 (32 to 92)	60 (32 to 92)	49.9 (24 to 76)	36 (17 to 55)	27.2 (12 to 41)	17.2 (7.2 to 26)	10.6 (3.9 to 16)	5.3 (1.6 to 8.1)	2.3 (0.6 to 3.5)	1.3 (0.3 to 2)	1,870
Otitis media	0 (0 to 0.2)	0.6 (0.2 to 1.6)	53.1 (24.5 to 87.5)	80.7 (47.8 to 146)	108 (69.4 to 175)	184 (98.4 to 324)	115 (60.4 to 204)	134 (72.7 to 239)	139 (76.1 to 247)	139 (76.2 to 247)	139 (77.4 to 247)	139 (77.4 to 247)	139 (78.9 to 247)	139 (78.9 to 247)	139 (77.1 to 247)	139 (77.1 to 247)	139 (77.1 to 247)	139 (77.1 to 247)	139 (77.1 to 247)	139 (77.1 to 247)	139 (77.1 to 247)	139 (77.1 to 247)	139 (77.1 to 247)	139 (77.1 to 247)	139 (77.1 to 247)	698
Enteric infections	229 (174 to 318)	97.2 (49.4 to 192)	1,800 (1,100 to 3,040)	2,640 (219 to 707)	1,800 (169 to 467)	1,800 (114 to 304)	1,800 (91 to 190)	1,800 (97 to 190)	1,800 (90 to 190)	1,800 (92 to 219)	1,800 (179 to 219)	1,800 (179 to 219)	1,800 (179 to 219)	1,800 (179 to 219)	1,800 (179 to 219)	1,800 (179 to 219)	1,800 (179 to 219)	1,800 (179 to 219)	1,800 (179 to 219)	1,800 (179 to 219)	1,800 (179 to 219)	1,800 (179 to 219)	1,800 (179 to 219)	1,800 (179 to 219)	1,800 (179 to 219)	5,280
Diarrheal diseases	229 (174 to 318)	96.9 (49.2 to 192)	1,800 (1,100 to 3,040)	2,640 (209 to 691)	1,800 (179 to 466)	1,800 (127 to 333)	1,800 (98 to 197)	1,800 (94 to 196)	1,800 (94 to 196)	1,800 (77 to 196)	1,800 (183 to 196)	1,800 (178 to 219)	1,800 (178 to 219)	1,800 (183 to 196)	1,800 (183 to 196)	1,800 (183 to 196)	1,800 (183 to 196)	1,800 (178 to 219)	1,800 (183 to 219)	1,800 (183 to 219)	1,800 (183 to 219)	1,800 (183 to 219)	1,800 (183 to 219)	1,800 (183 to 219)	1,800 (183 to 219)	5,210
Typhoid and paratyphoid	0 (0 to 0)	0 (0 to 0)	0.3 (0.1 to 0.7)	0.3 (0.2 to 2.1)	0.1 (0 to 1.1)	0.1 (0 to 1.6)	0.1 (0 to 2.3)	0.1 (0 to 2.3)	0.1 (0 to 2.1)	0.1 (0 to 2.1)	0.1 (0 to 1.6)	0.1 (0 to 1.6)	0.1 (0 to 1)	0.1 (0 to 0.9)	0.1 (0 to 0.7)	0.1 (0 to 0.6)	0.1 (0 to 0.6)	0.1 (0 to 0.6)	0.1 (0 to 0.6)	0.1 (0 to 0.6)	0.1 (0 to 0.6)	0.1 (0 to 0.6)	0.1 (0 to 0.6)	0.1 (0 to 0.6)	0.1 (0 to 0.6)	8
Typhoid fever	0 (0 to 0)	0 (0 to 0)	0.3 (0.1 to 0.6)	0.3 (0.2 to 1.8)	0.1 (0 to 1.1)	0.1 (0 to 1.4)	0.1 (0 to 2.3)	0.1 (0 to 2.3)	0.1 (0 to 2.1)	0.1 (0 to 2.1)	0.1 (0 to 1.6)	0.1 (0 to 1.6)	0.1 (0 to 1)	0.1 (0 to 0.9)	0.1 (0 to 0.7)	0.1 (0 to 0.6)	0.1 (0 to 0.6)	0.1 (0 to 0.6)	0.1 (0 to 0.6)	0.1 (0 to 0.6)	0.1 (0 to 0.6)	0.1 (0 to 0.6)	0.1 (0 to 0.6)	0.1 (0 to 0.6)	0.1 (0 to 0.6)	7.6
Paratyphoid fever	0 (0 to 0)	0 (0 to 0)	0 (0 to 0)	0.1 (0 to 0.3)	0.1 (0 to 0.4)	0.1 (0 to 0.3)	0.1 (0 to 0.3)	0.1 (0 to 0.3





All Table 2a: Rio de Janeiro DALYS by cause and age group for males with 95% uncertainty intervals, 2019

Cause	Early Neonatal	Late Neonatal	Post Neonatal	1 to 5	5 to 9	10 to 14	15 to 19	20 to 24	25 to 29	30 to 34	35 to 39	40 to 44	45 to 49	50 to 54	55 to 59	60 to 64	65 to 69	70 to 74	75 to 79	80 to 84	85 to 89	90 to 94	95 plus	Total
All causes	69,600 (67,700 to 70,600)	31,100 (29,200 to 32,200)	56,100 (51,400 to 60,200)	44,800 (38,500 to 51,700)	39,600 (33,200 to 46,700)	49,600 (42,200 to 57,700)	149,000 (127,000 to 172,000)	191,000 (164,000 to 221,000)	197,000 (168,000 to 230,000)	199,000 (170,000 to 231,000)	173,000 (147,000 to 199,000)	163,000 (139,000 to 189,000)	167,000 (141,000 to 193,000)	205,000 (174,000 to 236,000)	272,000 (234,000 to 309,000)	360,000 (309,000 to 414,000)	453,000 (393,000 to 520,000)	553,000 (483,000 to 632,000)	657,000 (572,000 to 750,000)	746,000 (649,000 to 852,000)	816,000 (709,000 to 931,000)	777,000 (675,000 to 888,000)	6,770 (5,850 to 7,720)	3,080,000
Communicable, maternal, neonatal, and nutritional diseases	44,600 (42,900 to 45,500)	20,100 (18,500 to 21,000)	25,600 (21,600 to 29,500)	11,900 (9,930 to 14,200)	6,050 (4,980 to 7,490)	7,240 (5,880 to 9,060)	16,400 (13,100 to 20,100)	17,000 (13,500 to 21,000)	15,600 (12,500 to 19,400)	15,000 (12,000 to 18,900)	12,300 (9,810 to 15,600)	11,200 (8,900 to 14,200)	11,000 (8,720 to 14,000)	12,000 (9,450 to 15,300)	13,500 (10,600 to 17,200)	15,000 (11,800 to 19,200)	15,000 (11,800 to 19,200)	15,000 (11,800 to 19,200)	15,000 (11,800 to 19,200)	14,000 (10,900 to 18,000)	12,000 (9,250 to 15,700)	9,460 (7,220 to 12,500)	3,640 (2,660 to 4,980)	374,000
HIV/AIDS and sexually transmitted infections	994 (977 to 1,020)	289 (161 to 491)	729 (583 to 968)	292 (200 to 399)	329 (252 to 399)	325 (258 to 401)	970 (720 to 1,320)	2,000 (1,600 to 2,560)	2,730 (2,220 to 3,450)	4,730 (4,020 to 5,660)	6,020 (5,150 to 7,260)	6,020 (5,150 to 7,260)	7,440 (6,400 to 8,900)	8,170 (7,000 to 9,770)	9,060 (7,800 to 10,800)	9,060 (7,800 to 10,800)	9,060 (7,800 to 10,800)	9,060 (7,800 to 10,800)	9,060 (7,800 to 10,800)	7,490 (6,450 to 8,930)	4,660 (4,010 to 5,560)	1,810 (1,560 to 2,160)	93,500
HIV/AIDS	994 (977 to 1,020)	289 (161 to 491)	729 (583 to 968)	292 (200 to 399)	329 (252 to 399)	325 (258 to 401)	970 (720 to 1,320)	2,000 (1,600 to 2,560)	2,730 (2,220 to 3,450)	4,730 (4,020 to 5,660)	6,020 (5,150 to 7,260)	6,020 (5,150 to 7,260)	7,440 (6,400 to 8,900)	8,170 (7,000 to 9,770)	9,060 (7,800 to 10,800)	9,060 (7,800 to 10,800)	9,060 (7,800 to 10,800)	9,060 (7,800 to 10,800)	9,060 (7,800 to 10,800)	7,490 (6,450 to 8,930)	4,660 (4,010 to 5,560)	1,810 (1,560 to 2,160)	93,500
HIV/AIDS - Drug-susceptible Tuberculosis	0 (0 to 0)	0 (0 to 0)	0.6 (0.4 to 1.0)	2.0 (1.4 to 2.8)	21.9 (21.7 to 22.1)	80 (79.5 to 77.4)	190 (81.4 to 327)	680 (263 to 953)	1,190 (729 to 1,700)	1,870 (1,190 to 2,660)	1,900 (1,220 to 2,720)	1,900 (1,220 to 2,720)	1,190 (696 to 1,690)	960 (490 to 1,340)	372 (200 to 519)	362 (191 to 505)	204 (106 to 284)	204 (106 to 284)	204 (106 to 284)	204 (106 to 284)	204 (106 to 284)	204 (106 to 284)	17 (11 to 23)	5,960
HIV/AIDS - Multidrug-resistant Tuberculosis including extensive drug-resistant	0 (0 to 0)	0 (0 to 0)	0.5 (0.3 to 0.8)	2.6 (2.0 to 3.5)	0.4 (0.2 to 0.6)	10.4 (7.7 to 13.5)	43.2 (32.1 to 56.2)	174.3 (129.5 to 226.9)	344.6 (256.1 to 448.5)	499.3 (371.1 to 650.2)	611.4 (454.5 to 796.1)	611.4 (454.5 to 796.1)	478.6 (355.8 to 623.2)	330.5 (245.7 to 430.3)	147 (109.3 to 191.4)	72.5 (53.9 to 94.4)	27.1 (20.1 to 35.3)	9.9 (7.4 to 12.9)	1.6 (1.2 to 2.1)	0.5 (0.4 to 0.7)	0.1 (0.1 to 0.2)	0 (0 to 0)	2,540
HIV/AIDS - Extensively drug-resistant Tuberculosis	0 (0 to 0)	0 (0 to 0)	0.1 (0.1 to 0.1)	0.5 (0.4 to 0.7)	0.1 (0.1 to 0.2)	2.1 (1.7 to 2.7)	8.6 (6.4 to 11.2)	34.8 (25.9 to 45.0)	68.9 (51.2 to 89.7)	99.9 (74.2 to 129.9)	122.3 (90.9 to 159.2)	122.3 (90.9 to 159.2)	95.7 (71.1 to 124.6)	66.1 (49.1 to 86.0)	29.4 (21.8 to 38.3)	14.5 (10.8 to 18.9)	5.4 (4.0 to 7.0)	2 (1.5 to 2.6)	0.3 (0.2 to 0.4)	0.1 (0.1 to 0.2)	0 (0 to 0)	0 (0 to 0)	0 (0 to 0)	506
HIV/AIDS resulting in other diseases	0 (0 to 0)	0 (0 to 0)	0.1 (0.1 to 0.1)	0.4 (0.3 to 0.5)	0.1 (0.1 to 0.2)	2.1 (1.7 to 2.7)	8.6 (6.4 to 11.2)	34.8 (25.9 to 45.0)	68.9 (51.2 to 89.7)	99.9 (74.2 to 129.9)	122.3 (90.9 to 159.2)	122.3 (90.9 to 159.2)	95.7 (71.1 to 124.6)	66.1 (49.1 to 86.0)	29.4 (21.8 to 38.3)	14.5 (10.8 to 18.9)	5.4 (4.0 to 7.0)	2 (1.5 to 2.6)	0.3 (0.2 to 0.4)	0.1 (0.1 to 0.2)	0 (0 to 0)	0 (0 to 0)	0 (0 to 0)	506
Sexually transmitted infections, excluding HIV	952 (937 to 968)	289 (179 to 435)	729 (722 to 737)	290 (274 to 305)	308 (297 to 318)	315 (304 to 325)	800 (771 to 826)	1,320 (1,270 to 1,360)	1,540 (1,480 to 1,590)	2,860 (2,750 to 2,950)	5,720 (5,500 to 5,900)	5,720 (5,500 to 5,900)	7,250 (6,970 to 7,480)	8,110 (7,800 to 8,370)	8,690 (8,360 to 8,960)	8,690 (8,360 to 8,960)	8,690 (8,360 to 8,960)	8,690 (8,360 to 8,960)	8,690 (8,360 to 8,960)	7,240 (6,960 to 7,470)	4,650 (4,470 to 4,800)	1,810 (1,740 to 1,870)	87,500
Chlamydial infection	0 (0 to 0)	0 (0 to 0)	0 (0 to 0)	0 (0 to 0)	0.1 (0.1 to 0.2)	2.3 (1.8 to 2.9)	10.9 (8.4 to 13.8)	33 (25.4 to 41.9)	49.7 (38.2 to 63.2)	69.1 (53.1 to 87.8)	82.6 (63.5 to 105.1)	82.6 (63.5 to 105.1)	64.6 (49.7 to 82.1)	44.6 (34.3 to 56.7)	19.8 (15.2 to 25.2)	9.8 (7.5 to 12.5)	3.7 (2.8 to 4.7)	1.3 (1 to 1.7)	0.2 (0.2 to 0.3)	0.1 (0.1 to 0.1)	0 (0 to 0)	0 (0 to 0)	0 (0 to 0)	539
Gonococcal infection	0 (0 to 0)	0 (0 to 0)	0 (0 to 0)	0.3 (0.2 to 0.4)	2.3 (1.8 to 2.9)	11.4 (8.8 to 14.5)	42.2 (32.5 to 53.8)	126.6 (97.5 to 161.2)	178 (137.1 to 226.7)	181.7 (140.1 to 231.4)	181.7 (140.1 to 231.4)	181.7 (140.1 to 231.4)	142.1 (109.5 to 181)	98.1 (75.6 to 125)	43.6 (33.6 to 55.5)	21.6 (16.6 to 27.5)	8.1 (6.2 to 10.3)	2.9 (2.2 to 3.7)	0.5 (0.4 to 0.7)	0.2 (0.1 to 0.2)	0 (0 to 0)	0 (0 to 0)	0 (0 to 0)	857
Trichomoniasis	0 (0 to 0)	0 (0 to 0)	0 (0 to 0)	0 (0 to 0)	0 (0 to 0)	0 (0 to 0.1)	0.2 (0.2 to 0.3)	2.5 (2.1 to 3.1)	2.5 (2.1 to 3.1)	2.5 (2.1 to 3.1)	2.5 (2.1 to 3.1)	2.5 (2.1 to 3.1)	2.1 (1.8 to 2.7)	1.5 (1.2 to 1.9)	0.7 (0.5 to 0.9)	0.3 (0.2 to 0.4)	0.1 (0.1 to 0.2)	0 (0 to 0.1)	0 (0 to 0)	0 (0 to 0)	0 (0 to 0)	0 (0 to 0)	0 (0 to 0)	29
Genital herpes	0 (0 to 0)	0 (0 to 0)	0 (0 to 0)	0 (0 to 0)	0 (0 to 0.1)	0.1 (0.1 to 0.1)	0.4 (0.3 to 0.5)	1.1 (0.9 to 1.4)	1.1 (0.9 to 1.4)	1.1 (0.9 to 1.4)	1.1 (0.9 to 1.4)	1.1 (0.9 to 1.4)	0.9 (0.8 to 1.2)	0.7 (0.6 to 0.9)	0.3 (0.3 to 0.4)	0.2 (0.1 to 0.2)	0 (0 to 0.1)	0 (0 to 0)	0 (0 to 0)	0 (0 to 0)	0 (0 to 0)	0 (0 to 0)	0 (0 to 0)	10
Other sexually transmitted infections	0 (0 to 0)	0 (0 to 0)	0 (0 to 0)	0 (0 to 0)	0 (0 to 0)	0 (0 to 0)	0 (0 to 0)	0 (0 to 0)	0 (0 to 0)	0 (0 to 0)	0 (0 to 0)	0 (0 to 0)	0 (0 to 0)	0 (0 to 0)	0 (0 to 0)	0 (0 to 0)	0 (0 to 0)	0 (0 to 0)	0 (0 to 0)	0 (0 to 0)	0 (0 to 0)	0 (0 to 0)	0 (0 to 0)	0 (0 to 0)	0
HIV/AIDS resulting in other diseases	0 (0 to 0)	0 (0 to 0)	0 (0 to 0)	0 (0 to 0)	0 (0 to 0)	0 (0 to 0)	0 (0 to 0)	0 (0 to 0)	0 (0 to 0)	0 (0 to 0)	0 (0 to 0)	0 (0 to 0)	0 (0 to 0)	0 (0 to 0)	0 (0 to 0)	0 (0 to 0)	0 (0 to 0)	0 (0 to 0)	0 (0 to 0)	0 (0 to 0)	0 (0 to 0)	0 (0 to 0)	0 (0 to 0)	0 (0 to 0)	0
Respiratory infections and tuberculosis	665 (643 to 672)	1,170 (1,020 to 1,260)	8,690 (8,220 to 12,300)	6,750 (4,420 to 7,200)	2,260 (1,750 to 3,050)	1,990 (1,480 to 2,690)	2,820 (2,270 to 3,520)	3,060 (2,570 to 3,620)	4,190 (3,460 to 5,040)	4,870 (4,220 to 5,640)	5,220 (4,660 to 5,800)	7,800 (6,900 to 8,660)	8,990 (8,000 to 9,980)	10,900 (9,700 to 12,100)	12,700 (11,300 to 14,100)	13,900 (12,400 to 15,400)	14,300 (12,800 to 15,900)	11,900 (10,600 to 13,200)	10,300 (9,060 to 11,400)	8,690 (7,610 to 9,630)	5,270 (4,170 to 6,270)	3,030 (2,290 to 3,750)	180,000 (162,000 to 196,000)	1,49,000
Tuberculosis	0 (0 to 0)	200 (197 to 203)	397 (391 to 403)	66.4 (65.1 to 67.8)	79.1 (78.1 to 80.1)	356 (351 to 361)	1,170 (1,150 to 1,190)	1,360 (1,340 to 1,380)	1,600 (1,580 to 1,620)	2,290 (2,260 to 2,320)	2,690 (2,650 to 2,730)	3,690 (3,640 to 3,740)	4,750 (4,690 to 4,810)	5,940 (5,860 to 6,020)	7,430 (7,330 to 7,530)	9,020 (8,900 to 9,140)	9,020 (8,900 to 9,140)	7,130 (7,030 to 7,220)	5,660 (5,580 to 5,730)	4,310 (4,250 to 4,360)	2,630 (2,590 to 2,660)	1,430 (1,410 to 1,450)	94 (93 to 95)	73,000 (72,000 to 74,000)	22,500
Latent tuberculosis infection	0 (0 to 0)	0 (0 to 0)	0 (0 to 0)	0 (0 to 0)	0 (0 to 0)	0 (0 to 0)	0 (0 to 0)	0 (0 to 0)	0 (0 to 0)	0 (0 to 0)	0 (0 to 0)	0 (0 to 0)	0 (0 to 0)	0 (0 to 0)	0 (0 to 0)	0 (0 to 0)	0 (0 to 0)	0 (0 to 0)	0 (0 to 0)	0 (0 to 0)	0 (0 to 0)	0 (0 to 0)	0 (0 to 0)	0 (0 to 0)	0
Active tuberculosis	0 (0 to 0)	200 (197 to 203)	397 (391 to 403)	66.4 (65.1 to 67.8)	79.1 (78.1 to 80.1)	356 (351 to 361)	1,170 (1,150 to 1,190)	1,360 (1,340 to 1,380)	1,600 (1,580 to 1,620)	2,290 (2,260 to 2,320)	2,690 (2,650 to 2,730)	3,690 (3,640 to 3,740)	4,750 (4,690 to 4,810)	5,940 (5,860 to 6,020)	7,430 (7,330 to 7,530)	9,020 (8,900 to 9,140)	9,020 (8,900 to 9,140)	7,130 (7,030 to 7,220)	5,660 (5,580 to 5,730)	4,310 (4,250 to 4,360)	2,630 (2,590 to 2,660)	1,430 (1,410 to 1,450)	94 (93 to 95)	73,000 (72,000 to 74,000)	22,500
Drug-susceptible tuberculosis	0 (0 to 0)	200 (197 to 203)	397 (391 to 403)	66.4 (65.1 to 67.8)	79.1 (78.1 to 80.1)	356 (351 to 361)	1,170 (1,150 to 1,190)	1,360 (1,340 to 1,380)	1,600 (1,580 to 1,620)	2,290 (2,260 to 2,320)	2,690 (2,650 to 2,730)	3,690 (3,640 to 3,740)	4,750 (4,690 to 4,810)	5,940 (5,860 to 6,020)	7,430 (7,330 to 7,530)	9,020 (8,900 to 9,140)	9,020 (8,900 to 9,140)	7,130 (7,030 to 7,220)	5,660 (5,580 to 5,730)	4,310 (4,250 to 4,360)	2,630 (2,590 to 2,660)	1,430 (1,410 to 1,450)	94 (93 to 95)	73,000 (72,000 to 74,000)	22,500
Multidrug-resistant tuberculosis without extensive drug-resistance	0 (0 to 0)	0 (0 to 0)	0 (0 to 0)	0 (0 to 0)	0 (0 to 0)	0 (0 to 0)	0 (0 to 0)	0 (0 to 0)	0 (0 to 0)	0 (0 to 0)	0 (0 to 0)	0 (0 to 0)	0 (0 to 0)	0 (0 to 0)	0 (0 to 0)	0 (0 to 0)	0 (0 to 0)	0 (0 to 0)	0 (0 to 0)	0 (0 to 0)	0 (0 to 0)	0 (0 to 0)	0 (0 to 0)	0 (0 to 0)	0
Extensively drug-resistant tuberculosis	0 (0 to 0)	0 (0 to 0)	0 (0 to 0)	0 (0 to 0)	0 (0 to 0)	0 (0 to 0)	0 (0 to 0)	0 (0 to 0)	0 (0 to 0)	0 (0 to 0)	0 (0 to 0)	0 (0 to 0)	0 (0 to 0)	0 (0 to 0)	0 (0 to 0)	0 (0 to 0)	0 (0 to 0)	0 (0 to 0)	0 (0 to 0)	0 (0 to 0)	0 (0 to 0)	0 (0 to 0)	0 (0 to 0)	0 (0 to 0)	0
Tuberculosis resulting in other diseases	0 (0 to 0)	0 (0 to 0)	0 (0 to 0)	0 (0 to 0)	0 (0 to 0)	0 (0 to 0)	0 (0 to 0)	0 (0 to 0)	0 (0 to 0)	0 (0 to 0)	0 (0 to 0)	0 (0 to 0)	0 (0 to 0)	0 (0 to 0)	0 (0 to 0)	0 (0 to 0)	0 (0 to 0)	0 (0 to 0)	0 (0 to 0)	0 (0 to 0)	0 (0 to 0)	0 (0 to 0)	0 (0 to 0)	0 (0 to 0)	0
Enteric infections	1,170 (1,140 to 1,190)	1,170 (1,140 to 1,190)	1,900 (1,870 to 2,040)	1,900 (1,870 to 2,040)	486 (480 to 490)	486 (480 to 490)	486 (480 to 490)	486 (480 to 490)	486 (480 to 490)	486 (480 to 490)	486 (480 to 490)	486 (480 to 490)	486 (480 to 490)	486 (480 to 490)	486 (480 to 490)	486 (480 to 490)	486 (480 to 490)	486 (480 to 490)	486 (480 to 490)	486 (480 to 490)	486 (480 to 490)	486 (480 to 490)	486 (480 to 490)	13,500
Diarrheal diseases	1,170 (1,140 to 1,190)	1,170 (1,140 to 1,190)	1,900 (1,870 to 2,040)	1,900 (1,870 to 2,040)	486 (480 to 490)	486 (480 to 490)	486 (480 to 490)	486 (480 to 490)	486 (480 to 490)	486 (480 to 490)	486 (480 to 490)	486 (480 to 490)	486 (480 to 490)	486 (480 to 490)	486 (480 to 490)	486 (480 to 490)	486 (480 to 490)	486 (480 to 490)	486 (480 to 490)	486 (480 to 490)	486 (480 to 490)	486 (480 to 490)	486 (480 to 490)	13,500
Typhoid and paratyphoid	0 (0 to 0)	0 (0 to 0)	0.1 (0.1 to 0.1)	0.1 (0.1 to 0.1)	0.1 (0.1 to 0.1

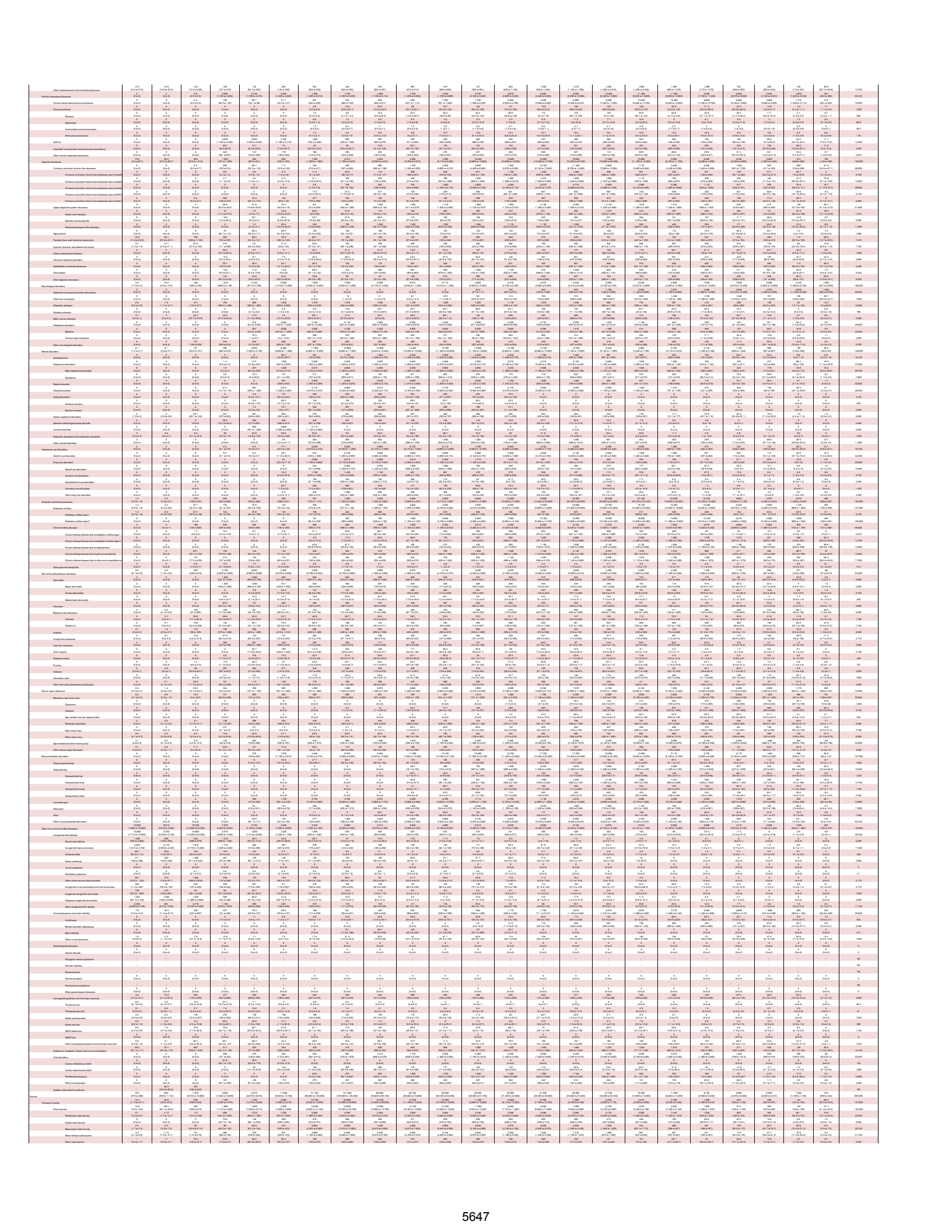

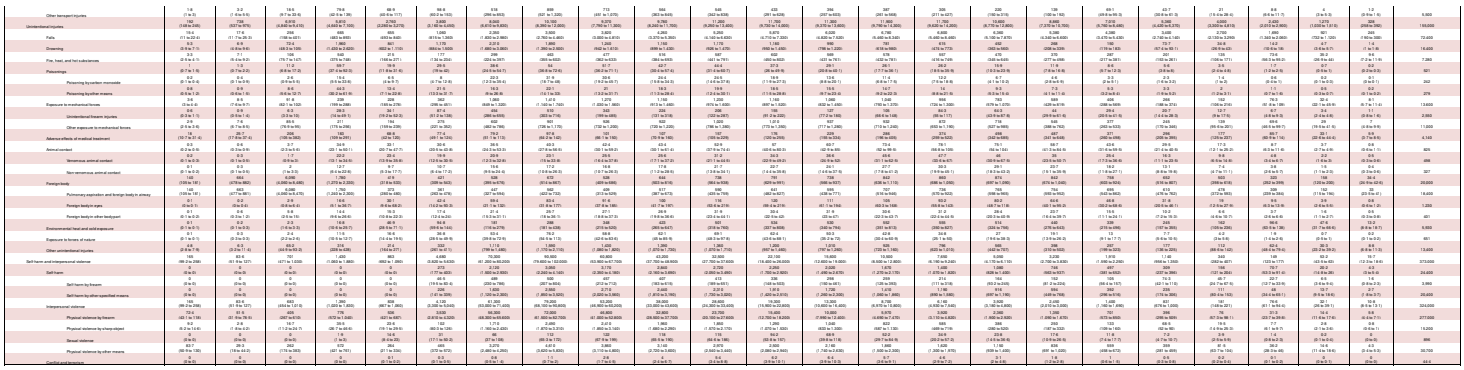

SR Table 2a. Turkmenistan DALYS by cause and age group for males with 95% uncertainty intervals, 2019

Cause	Both Neonatal	Late Neonatal	Post Neonatal	1 to 4	5 to 9	10 to 14	15 to 19	20 to 24	25 to 29	30 to 34	35 to 39	40 to 44	45 to 49	50 to 54	55 to 59	60 to 64	65 to 69	70 to 74	75 to 79	80 to 84	85 to 89	90 to 94	95 plus	Total
All causes	92,300 (92,000 to 93,200)	14,600 (11,500 to 22,000)	45,900 (32,000 to 60,100)	52,400 (35,600 to 69,900)	17,900 (14,800 to 21,800)	23,100 (19,300 to 28,200)	31,700 (27,600 to 37,000)	46,000 (39,700 to 53,700)	67,200 (57,200 to 80,100)	88,500 (76,500 to 98,900)	105,700 (93,900 to 115,200)	119,200 (107,700 to 128,400)	126,600 (116,300 to 136,600)	129,500 (119,600 to 139,400)	131,100 (120,600 to 140,600)	132,600 (122,000 to 142,900)	134,100 (124,300 to 143,900)	134,000 (125,000 to 142,900)	129,000 (120,400 to 137,600)	112,000 (105,400 to 118,200)	7,780 (6,940 to 8,630)	2,900 (2,490 to 3,350)	1,760,000 (972 to 4,170)
Communicable, maternal, neonatal, and nutritional diseases	51,200 (51,600 to 52,600)	13,900 (9,200 to 19,300)	33,300 (22,300 to 46,500)	17,000 (10,400 to 25,300)	2,560 (2,120 to 3,030)	2,430 (2,140 to 2,800)	3,060 (2,630 to 3,600)	4,660 (3,850 to 5,650)	6,490 (5,420 to 7,770)	9,970 (8,030 to 12,000)	12,900 (9,920 to 15,800)	16,000 (12,500 to 19,700)	19,100 (15,100 to 23,500)	22,000 (17,600 to 26,900)	24,600 (19,800 to 30,100)	27,000 (21,800 to 33,000)	29,200 (23,600 to 35,800)	31,000 (25,000 to 38,000)	32,000 (25,800 to 39,200)	30,000 (24,200 to 36,800)	2,900 (2,340 to 3,550)	1,100 (890 to 1,350)	169,000 (93.6 to 743.0)
HIV/AIDS and sexually transmitted infections	0.2 (0.1 to 0.3)	0 (0 to 0)	221.1 (164.5 to 288.8)	14.6 (10.4 to 17.9)	9.7 (6.2 to 11.3)	12.5 (8.2 to 14.9)	29.5 (20.4 to 38.7)	69.7 (50.7 to 88.2)	120.1 (92.4 to 150.2)	188.4 (144.3 to 233.5)	264.1 (203.1 to 325.1)	347.2 (268.3 to 427.3)	427.1 (330.1 to 525.1)	503.1 (389.1 to 618.2)	573.1 (443.1 to 704.2)	638.1 (493.1 to 784.2)	698.1 (539.1 to 858.2)	753.1 (581.1 to 926.2)	803.1 (620.1 to 988.2)	848.1 (655.1 to 1,040.2)	888.1 (686.1 to 1,090.2)	923.1 (713.1 to 1,130.2)	4,500 (3.5 to 17.1)
HIV/AIDS	0 (0 to 0)	0 (0 to 0)	221.1 (164.5 to 288.8)	14.6 (10.4 to 17.9)	9.7 (6.2 to 11.3)	11.9 (7.5 to 13.8)	13.3 (7.5 to 18.7)	38.8 (22.7 to 48.8)	68.2 (40.1 to 85.8)	97.5 (57.1 to 122.7)	126.1 (73.7 to 158.8)	172.1 (100.6 to 216.7)	218.1 (127.6 to 274.7)	264.1 (154.5 to 332.7)	310.1 (181.5 to 390.7)	356.1 (208.5 to 448.7)	402.1 (235.5 to 506.7)	448.1 (262.5 to 564.7)	494.1 (289.5 to 622.7)	540.1 (316.5 to 680.7)	586.1 (343.5 to 738.7)	632.1 (370.5 to 796.7)	4,490 (3.5 to 17.1)
HIV/AIDS - Drug-susceptible Tuberculosis	0 (0 to 0)	0 (0 to 0)	2.6 (1.9 to 3.4)	1.6 (1.1 to 2.0)	1.3 (0.8 to 1.5)	1.3 (0.8 to 1.5)	4.6 (2.8 to 6.0)	12.9 (7.5 to 16.2)	25.1 (14.8 to 31.6)	37.1 (21.7 to 46.8)	49.2 (28.7 to 62.0)	61.2 (35.7 to 77.2)	73.2 (42.7 to 92.3)	85.2 (49.7 to 107.4)	97.2 (56.7 to 122.5)	109.2 (63.7 to 137.6)	121.2 (70.7 to 152.8)	133.2 (77.7 to 167.9)	145.2 (84.7 to 183.1)	157.2 (91.7 to 198.2)	169.2 (98.7 to 213.3)	181.2 (105.7 to 228.4)	984 (0.8 to 3.8)
HIV/AIDS - Multidrug-resistant Tuberculosis without extensive drug resistance	0 (0 to 0)	0 (0 to 0)	0.4 (0.4 to 2.7)	0.3 (0.3 to 1.7)	0.1 (0.1 to 0.9)	0.2 (0.2 to 1.1)	0.2 (0.2 to 1.4)	0.7 (0.7 to 4.2)	1.2 (1.2 to 7.4)	1.8 (1.8 to 11.0)	2.3 (2.3 to 14.1)	3.3 (3.3 to 20.1)	4.3 (4.3 to 26.1)	5.3 (5.3 to 32.1)	6.3 (6.3 to 38.1)	7.3 (7.3 to 44.1)	8.3 (8.3 to 50.1)	9.3 (9.3 to 56.1)	10.3 (10.3 to 62.1)	11.3 (11.3 to 68.1)	12.3 (12.3 to 74.1)	13.3 (13.3 to 80.1)	236 (0.3 to 1.1)
HIV/AIDS - Extensively drug-resistant Tuberculosis	0 (0 to 0)	0 (0 to 0)	0.6 (0.2 to 1.3)	0.4 (0.1 to 0.9)	0.2 (0.1 to 0.5)	0.3 (0.1 to 0.6)	0.9 (0.3 to 1.9)	2.2 (0.8 to 4.6)	4.1 (1.5 to 8.6)	6.0 (2.2 to 12.6)	8.0 (2.9 to 16.6)	10.0 (3.6 to 20.6)	12.0 (4.3 to 24.6)	14.0 (5.0 to 28.6)	16.0 (5.7 to 32.6)	18.0 (6.4 to 36.6)	20.0 (7.1 to 40.6)	22.0 (7.8 to 44.6)	24.0 (8.5 to 48.6)	26.0 (9.2 to 52.6)	28.0 (9.9 to 56.6)	30.0 (10.6 to 60.6)	30.0 (10.6 to 60.6)	106 (0.1 to 0.4)
HIV/AIDS resulting in other diseases	0 (0 to 0)	0 (0 to 0)	16.5 (14.5 to 20.9)	11.9 (9.1 to 15.7)	8.1 (6.4 to 9.9)	10.7 (7.4 to 13.2)	12.4 (7.5 to 15.3)	27.1 (15.9 to 33.4)	47.5 (27.9 to 58.5)	68.0 (39.9 to 83.6)	88.5 (51.9 to 108.8)	119.1 (69.8 to 146.3)	149.6 (87.8 to 183.8)	180.2 (105.7 to 221.3)	210.7 (123.6 to 258.8)	241.3 (141.5 to 296.3)	271.8 (159.5 to 333.8)	302.4 (177.4 to 371.3)	332.9 (195.3 to 408.8)	363.5 (213.3 to 446.3)	394.0 (231.2 to 483.8)	424.6 (249.1 to 521.3)	424.6 (249.1 to 521.3)	3,780 (2.4 to 16.1)
Sexually transmitted infections excluding HIV	0 (0 to 0.1)	0 (0 to 0)	0 (0 to 0.1)	0 (0 to 0)	0 (0 to 0)	0.1 (0 to 0.2)	0.1 (0 to 0.2)	0.2 (0 to 0.3)	0.3 (0 to 0.5)	0.4 (0 to 0.6)	0.5 (0 to 0.7)	0.6 (0 to 0.8)	0.7 (0 to 0.9)	0.8 (0 to 1.0)	0.9 (0 to 1.1)	1.0 (0 to 1.2)	1.1 (0 to 1.3)	1.2 (0 to 1.4)	1.3 (0 to 1.5)	1.4 (0 to 1.6)	1.5 (0 to 1.7)	1.6 (0 to 1.8)	1.6 (0 to 1.8)	226 (0.1 to 0.4)
Syphilis	0 (0 to 0)	0 (0 to 0)	0 (0 to 0)	0 (0 to 0)	0 (0 to 0)	0 (0 to 0)	0 (0 to 0)	0 (0 to 0)	0 (0 to 0)	0 (0 to 0)	0 (0 to 0)	0 (0 to 0)	0 (0 to 0)	0 (0 to 0)	0 (0 to 0)	0 (0 to 0)	0 (0 to 0)	0 (0 to 0)	0 (0 to 0)	0 (0 to 0)	0 (0 to 0)	0 (0 to 0)	0 (0 to 0)	0 (0 to 0)	2.5 (0 to 0.1)
Chlamydial infection	0 (0 to 0)	0 (0 to 0)	0 (0 to 0)	0 (0 to 0)	0 (0 to 0)	0 (0 to 0)	0 (0 to 0)	0 (0 to 0)	0 (0 to 0)	0 (0 to 0)	0 (0 to 0)	0 (0 to 0)	0 (0 to 0)	0 (0 to 0)	0 (0 to 0)	0 (0 to 0)	0 (0 to 0)	0 (0 to 0)	0 (0 to 0)	0 (0 to 0)	0 (0 to 0)	0 (0 to 0)	0 (0 to 0)	0 (0 to 0)	580.3 (0 to 0)
Gonococcal infection	0 (0 to 0)	0 (0 to 0)	0 (0 to 0)	0 (0 to 0)	0 (0 to 0)	0 (0 to 0)	0 (0 to 0)	0 (0 to 0)	0 (0 to 0)	0 (0 to 0)	0 (0 to 0)	0 (0 to 0)	0 (0 to 0)	0 (0 to 0)	0 (0 to 0)	0 (0 to 0)	0 (0 to 0)	0 (0 to 0)	0 (0 to 0)	0 (0 to 0)	0 (0 to 0)	0 (0 to 0)	0 (0 to 0)	0 (0 to 0)	473 (0 to 0)
Trichomoniasis	0 (0 to 0)	0 (0 to 0)	0 (0 to 0)	0 (0 to 0)	0 (0 to 0)	0 (0 to 0)	0 (0 to 0)	0 (0 to 0)	0 (0 to 0)	0 (0 to 0)	0 (0 to 0)	0 (0 to 0)	0 (0 to 0)	0 (0 to 0)	0 (0 to 0)	0 (0 to 0)	0 (0 to 0)	0 (0 to 0)	0 (0 to 0)	0 (0 to 0)	0 (0 to 0)	0 (0 to 0)	0 (0 to 0)	5.1 (0 to 0)
Genital herpes	0 (0 to 0)	0 (0 to 0)	0 (0 to 0)	0 (0 to 0)	0 (0 to 0)	0 (0 to 0)	0 (0 to 0)	0 (0 to 0)	0 (0 to 0)	0 (0 to 0)	0 (0 to 0)	0 (0 to 0)	0 (0 to 0)	0 (0 to 0)	0 (0 to 0)	0 (0 to 0)	0 (0 to 0)	0 (0 to 0)	0 (0 to 0)	0 (0 to 0)	0 (0 to 0)	0 (0 to 0)	0 (0 to 0)	457 (0 to 0)
Other sexually transmitted infections	0 (0 to 0)	0 (0 to 0)	0 (0 to 0)	0 (0 to 0)	0 (0 to 0)	0.1 (0 to 0.2)	0.2 (0 to 0.3)	0.4 (0 to 0.6)	0.6 (0 to 0.9)	0.8 (0 to 1.2)	1.0 (0 to 1.5)	1.2 (0 to 1.8)	1.4 (0 to 2.1)	1.6 (0 to 2.4)	1.8 (0 to 2.7)	2.0 (0 to 3.0)	2.2 (0 to 3.3)	2.4 (0 to 3.6)	2.6 (0 to 3.9)	2.8 (0 to 4.2)	3.0 (0 to 4.5)	3.2 (0 to 4.8)	3.2 (0 to 4.8)	723 (0 to 0)
Respiratory infections and tuberculosis	2,990 (2,990 to 3,050)	2,990 (2,370 to 3,860)	2,990 (16,400 to 37,300)	1,200 (9,130 to 19,000)	1,200 (1,020 to 1,350)	1,200 (876 to 1,490)	1,200 (826 to 1,490)	1,200 (1,070 to 1,740)	1,200 (2,700 to 4,200)	1,200 (2,800 to 4,610)	1,200 (2,340 to 3,950)	1,200 (1,800 to 3,110)	1,200 (1,660 to 3,040)	1,200 (1,500 to 2,900)	1,200 (1,360 to 2,890)	1,200 (837 to 2,480)	1,200 (420 to 2,060)	1,200 (207 to 2,060)	1,200 (168 to 2,060)	1,200 (135 to 2,220)	1,200 (76.1 to 1,930)	1,200 (34.4 to 629.9)	72,700 (62.9 to 119.4)
Tuberculosis	0 (0 to 0)	0 (0 to 0)	994 (339 to 1,900)	994 (214 to 4,250)	994 (72.3 to 1,160)	994 (39.7 to 67.9)	994 (104 to 220)	994 (753 to 1,910)	994 (1,620 to 3,300)	994 (1,860 to 3,340)	994 (1,420 to 2,720)	994 (1,020 to 2,030)	994 (1,060 to 2,030)	994 (1,160 to 2,030)	994 (987 to 1,910)	994 (771 to 1,470)	994 (569 to 796)	994 (160 to 362)	994 (69.6 to 132)	994 (27.6 to 63.7)	994 (11.6 to 23.9)	994 (2.9 to 5.7)	15,900 (0.3 to 0.6)
Latent tuberculosis infection	0 (0 to 0)	0 (0 to 0)	0 (0 to 0)	0 (0 to 0)	0 (0 to 0)	0 (0 to 0)	0 (0 to 0)	0 (0 to 0)	0 (0 to 0)	0 (0 to 0)	0 (0 to 0)	0 (0 to 0)	0 (0 to 0)	0 (0 to 0)	0 (0 to 0)	0 (0 to 0)	0 (0 to 0)	0 (0 to 0)	0 (0 to 0)	0 (0 to 0)	0 (0 to 0)	0 (0 to 0)	0 (0 to 0)	0 (0 to 0)
Drug-susceptible tuberculosis	0 (0 to 0)	0 (0 to 0)	377 (199 to 668)	297 (170 to 520)	727 (297 to 1,170)	694 (271 to 1,160)	598 (429 to 1,160)	1,190 (1,190 to 1,190)	1,190 (994 to 2,220)	1,190 (972 to 2,220)	1,190 (1,190 to 2,220)	1,190 (997 to 2,220)	1,190 (1,190 to 2,220)	1,190 (971 to 1,790)	1,190 (952 to 1,680)	1,190 (776 to 1,190)	1,190 (537 to 1,190)	1,190 (364 to 1,190)	1,190 (264 to 1,190)	1,190 (212 to 1,190)	1,190 (124 to 1,190)	1,190 (57.6 to 1,190)	1,190 (17.6 to 1,190)	15,900 (0.3 to 0.6)
Multidrug-resistant tuberculosis without extensive drug-resistant	0 (0 to 0)	0 (0 to 0)	1,190 (42 to 2,770)	1,190 (23.6 to 1,190)	223.1 (0.01 to 1,190)	223.1 (0.01 to 1,190)	223.1 (11.4 to 1,190)	892 (77.2 to 1,190)	892 (172.3 to 1,190)	892 (202.3 to 1,190)	892 (163.6 to 1,190)	439 (140.6 to 1,190)	328 (100.1 to 1,190)	372 (102.1 to 1,190)	299 (107.1 to 1,190)	233 (79.1 to 1,190)	121 (41.1 to 1,190)	87 (16.1 to 1,190)	21.6 (7.2 to 1,190)	19.2 (4.8 to 21.1)	8.7 (3.6 to 17.5)	0.8 (0.2 to 1.7)	0.1 (0.1 to 1.9)	3,450 (0.3 to 1.9)
Extensively drug-resistant tuberculosis	0 (0 to 0)	0 (0 to 0)	58.6 (19.1 to 124)	32.9 (12.1 to 64.5)	10.1 (3.3 to 20.3)	1.9 (0.6 to 3.8)	0.2 (0.1 to 0.4)	0.1 (0 to 0.2)	0 (0 to 0)	0 (0 to 0)	0 (0 to 0)	0 (0 to 0)	0 (0 to 0)	0 (0 to 0)	0 (0 to 0)	0 (0 to 0)	0 (0 to 0)	0 (0 to 0)	0 (0 to 0)	0 (0 to 0)	0 (0 to 0)	0 (0 to 0)	0 (0 to 0)	1,340 (0 to 0)
Lower respiratory infections	1,700 (2,800 to 5,200)	2,600 (2,300 to 3,400)	25,400 (15,900 to 36,600)	11,800 (8,600 to 15,300)	1,700 (1,270 to 2,270)	1,700 (721 to 1,270)	1,700 (512 to 1,270)	1,700 (618 to 1,300)	1,700 (678 to 1,300)	1,700 (622 to 1,300)	1,700 (640 to 1,300)	1,700 (783 to 1,300)	1,700 (877 to 1,300)	1,700 (1,060 to 1,300)	1,700 (1,220 to 1,300)	1,700 (1,260 to 1,300)	1,700 (1,170 to 1,300)	1,700 (1,060 to 1,300)	1,700 (920 to 1,300)	1,700 (780 to 1,300)	1,700 (636 to 1,300)	1,700 (491 to 1,300)	1,700 (362 to 1,300)	64,700
Upper respiratory infections	2.4 (2.4 to 2.4)	17.7 (9.6 to 31.1)	170 (170 to 170)	212 (170 to 212)	144 (144 to 144)	144 (77.4 to 144)	144 (77.4 to 144)	144 (77.4 to 144)	144 (77.4 to 144)	144 (77.4 to 144)	144 (77.4 to 144)	144 (77.4 to 144)	144 (77.4 to 144)	144 (77.4 to 144)	144 (77.4 to 144)	144 (77.4 to 144)	144 (77.4 to 144)	144 (77.4 to 144)	144 (77.4 to 144)	144 (77.4 to 144)	144 (77.4 to 144)	144 (77.4 to 144)	144 (77.4 to 144)	144 (77.4 to 144)	1,710 (1.4 to 1.4)
Otitis media	0 (0 to 0)	0.2 (0.1 to 0.4)	182 (0.6 to 19.6)	182 (0.6 to 19.6)	182 (0.6 to 19.6





SR Table 2a. Rio Grande do Norte DALYS by cause and sex/ arcua for males with 95% uncertainty intervals, 2019

Cause	Sex/o Neonatal	Late Neonatal	Post Neonatal	1 to 4	5 to 9	10 to 14	15 to 19	20 to 24	25 to 29	30 to 34	35 to 39	40 to 44	45 to 49	50 to 54	55 to 59	60 to 64	65 to 69	70 to 74	75 to 79	80 to 84	85 to 89	90 to 94	95 plus	Total
All causes	16,230 (15,100 to 17,700)	8,560 (5,900 to 13,600)	22,700 (20,300 to 25,600)	8,390 (6,650 to 10,400)	5,770 (5,120 to 6,700)	10,600 (9,200 to 13,300)	17,500 (15,600 to 20,000)	28,600 (25,600 to 32,000)	31,400 (27,900 to 35,300)	29,700 (26,500 to 33,400)	29,400 (26,200 to 33,200)	28,600 (25,500 to 32,300)	31,400 (27,900 to 35,400)	33,600 (29,800 to 38,000)	34,600 (30,600 to 39,000)	34,600 (30,600 to 39,000)	34,600 (30,600 to 39,000)	33,200 (29,300 to 37,500)	31,200 (27,500 to 35,200)	24,200 (21,300 to 28,000)	17,700 (15,300 to 20,600)	10,800 (9,200 to 11,900)	6,820 (5,700 to 8,610)	5,460 (5,190 to 5,800)	412,000
Communicable, maternal, neonatal, and nutritional diseases	7,830 (5,670 to 10,100)	6,210 (3,900 to 10,100)	17,600 (15,600 to 22,000)	3,320 (2,930 to 4,060)	2,760 (1,770 to 4,050)	1,960 (1,420 to 2,910)	2,240 (1,630 to 3,240)	2,290 (1,630 to 3,390)	2,760 (2,060 to 3,790)	2,910 (2,220 to 3,910)	2,700 (2,050 to 3,510)	2,700 (2,060 to 3,530)	2,630 (2,060 to 3,390)	2,640 (2,060 to 3,390)	2,610 (2,030 to 3,390)	2,030 (1,570 to 2,640)	1,770 (1,360 to 2,290)	1,670 (1,320 to 2,090)	1,750 (1,390 to 2,260)	1,520 (1,190 to 2,000)	1,090 (839 to 1,390)	681 (484 to 981)	468 (322 to 666)	73,900
HIV/AIDS and sexually transmitted infections	49.7 (21.5 to 91.7)	40.1 (16.6 to 86.2)	998 (224 to 4,010)	998 (97.5 to 7,410)	69.6 (36.0 to 123)	49.7 (24.6 to 98.5)	196 (129 to 789)	467 (302 to 1,650)	640 (428 to 2,470)	743 (499 to 2,870)	667 (443 to 2,560)	661 (458 to 2,550)	678 (463 to 2,600)	662 (458 to 2,530)	578 (396 to 2,190)	578 (396 to 2,190)	578 (396 to 2,190)	170 (101 to 316)	105 (60 to 193)	32.9 (20.6 to 69.7)	19.2 (10.9 to 39.6)	9.4 (3.9 to 21.2)	2.2 (1.1 to 5.2)	6.6 (2.6 to 16.6)	6,260
HIV/AIDS	0 (0 to 0)	0 (0 to 0)	227 (175 to 288)	58.9 (37.6 to 88.1)	49.2 (27.6 to 77.5)	46.2 (25.7 to 73.1)	147 (78.6 to 240)	276 (151 to 461)	377 (213 to 651)	712 (407 to 1,260)	666 (384 to 1,160)	666 (384 to 1,160)	659 (384 to 1,140)	665 (384 to 1,140)	285 (164 to 498)	285 (164 to 498)	285 (164 to 498)	162 (77.5 to 311)	99.3 (43.5 to 210)	27.7 (10.4 to 70.1)	11.6 (3.1 to 31.9)	3.1 (0.8 to 8.7)	1.2 (0.3 to 3.4)	0.4 (0.2 to 0.8)	6,850
HIV/AIDS - Drug-susceptible Tuberculosis	0 (0 to 0)	0 (0 to 0)	34.4 (14.7 to 59.6)	9.4 (3.9 to 18.4)	8.6 (3.6 to 17.2)	8.1 (3.4 to 16.2)	25.6 (10.7 to 50.2)	48.1 (20.1 to 94.2)	65.7 (27.5 to 129)	124 (51.9 to 243)	116 (48.4 to 227)	116 (48.4 to 227)	115 (48.2 to 225)	116 (48.2 to 225)	49.6 (20.8 to 97.2)	49.6 (20.8 to 97.2)	49.6 (20.8 to 97.2)	28.2 (11.8 to 55.3)	17.3 (7.24 to 33.9)	4.8 (2.01 to 9.41)	2.0 (0.84 to 3.9)	0.54 (0.23 to 1.1)	0.2 (0.08 to 0.41)	702
HIV/AIDS - Multidrug-resistant Tuberculosis without extensive	0 (0 to 0)	0 (0 to 0)	0.1 (0.1 to 0.2)	0.03 (0.02 to 0.1)	0.02 (0.01 to 0.04)	0.02 (0.01 to 0.04)	0.1 (0.1 to 0.1)	0.2 (0.1 to 0.3)	0.3 (0.2 to 0.4)	0.6 (0.4 to 0.8)	0.6 (0.4 to 0.8)	0.6 (0.4 to 0.8)	0.6 (0.4 to 0.8)	0.6 (0.4 to 0.8)	0.3 (0.2 to 0.4)	0.3 (0.2 to 0.4)	0.3 (0.2 to 0.4)	0.2 (0.1 to 0.3)	0.1 (0.1 to 0.2)	0.04 (0.03 to 0.1)	0.02 (0.01 to 0.04)	0.01 (0.01 to 0.02)	0.01 (0.01 to 0.02)	0.02 (0.01 to 0.03)	0.8
HIV/AIDS - Extensively drug-resistant Tuberculosis	0 (0 to 0)	0 (0 to 0)	0.4 (0.2 to 0.7)	0.1 (0.04 to 0.2)	0.1 (0.04 to 0.2)	0.1 (0.04 to 0.2)	0.3 (0.1 to 0.6)	0.5 (0.2 to 1.1)	0.7 (0.3 to 1.5)	1.5 (0.6 to 3.1)	1.4 (0.6 to 3.0)	1.4 (0.6 to 3.0)	1.4 (0.6 to 3.0)	1.4 (0.6 to 3.0)	0.6 (0.3 to 1.3)	0.6 (0.3 to 1.3)	0.6 (0.3 to 1.3)	0.3 (0.1 to 0.7)	0.2 (0.1 to 0.5)	0.1 (0.04 to 0.2)	0.04 (0.02 to 0.1)	0.02 (0.01 to 0.04)	0.01 (0.01 to 0.02)	0.02 (0.01 to 0.03)	9.1
HIV/AIDS resulting in other diseases	0 (0 to 0)	0 (0 to 0)	196 (132 to 253)	49.5 (36.5 to 63.9)	40.6 (32 to 52.4)	37.4 (29.4 to 48.1)	122 (89.4 to 158)	227 (167 to 293)	310 (229 to 399)	587 (433 to 757)	549 (404 to 708)	549 (404 to 708)	543 (401 to 699)	548 (401 to 706)	235 (173 to 303)	235 (173 to 303)	235 (173 to 303)	134 (98.6 to 172)	82 (60.4 to 106)	22.8 (16.8 to 29.4)	9.6 (7.1 to 12.4)	2.6 (1.9 to 3.4)	0.7 (0.5 to 0.9)	0.3 (0.2 to 0.4)	4,060
Sexually transmitted infections excluding HIV	49.7 (21.5 to 91.7)	40.1 (16.6 to 86.2)	772 (81.5 to 3,750)	939 (59.7 to 7,350)	19.4 (3.9 to 73.2)	3.6 (0.9 to 16.5)	48.1 (7.6 to 211)	191 (29.6 to 843)	263 (41.2 to 1,160)	131 (19.4 to 576)	118 (17.4 to 520)	118 (17.4 to 520)	115 (17.1 to 510)	117 (17.1 to 510)	49.1 (7.2 to 214)	49.1 (7.2 to 214)	49.1 (7.2 to 214)	34.1 (5.1 to 149)	23.1 (3.4 to 101)	9.4 (1.4 to 41.2)	2.7 (0.4 to 11.9)	0.8 (0.1 to 3.5)	0.3 (0.04 to 1.4)	0.1 (0.02 to 0.5)	209
Syphilis	0 (0 to 0)	0 (0 to 0)	0.1 (0 to 0.5)	0.1 (0 to 0.5)	0.1 (0 to 0.5





SR Table 2a. Rondônia DALYS by cause and sex across for males with 95% uncertainty intervals, 2019

Cause	Sex= Neonatal	Post Neonatal	1 to 4	5 to 9	10 to 14	15 to 19	20 to 24	25 to 29	30 to 34	35 to 39	40 to 44	45 to 49	50 to 54	55 to 59	60 to 64	65 to 69	70 to 74	75 to 79	80 to 84	85 to 89	90 to 94	95 plus	Total
All causes	15,339 (13,955 to 16,992)	1,966 (1,600 to 2,350)	6,299 (5,656 to 6,993)	4,159 (3,670 to 4,709)	4,670 (3,795 to 5,600)	7,099 (6,436 to 8,016)	13,434 (12,332 to 14,705)	19,735 (17,933 to 21,707)	28,005 (25,577 to 30,293)	27,859 (25,468 to 30,284)	27,859 (25,468 to 30,284)	27,859 (25,468 to 30,284)	28,759 (26,324 to 31,289)	27,383 (25,083 to 29,900)	27,383 (25,083 to 29,900)	27,383 (25,083 to 29,900)	19,966 (18,062 to 22,000)	17,380 (15,622 to 19,400)	14,159 (12,702 to 15,900)	10,235 (8,859 to 11,868)	2,900 (2,365 to 3,560)	3,599 (2,855 to 4,390)	1,780 (1,610 to 1,972)	780 (707 to 869)	290,000
Communicable, maternal, neonatal, and nutritional diseases	8,186 (6,870 to 9,753)	1,370 (1,100 to 1,660)	4,400 (3,810 to 5,030)	1,460 (1,170 to 1,800)	1,220 (930 to 1,560)	1,040 (822 to 1,300)	942 (764 to 1,150)	1,060 (858 to 1,310)	1,370 (1,100 to 1,660)	1,660 (1,360 to 1,960)	1,760 (1,500 to 2,030)	1,760 (1,500 to 2,030)	1,660 (1,420 to 1,930)	1,390 (1,120 to 1,660)	1,390 (1,120 to 1,660)	1,390 (1,120 to 1,660)	1,100 (871 to 1,350)	976 (757 to 1,220)	784 (607 to 999)	606 (453 to 824)	304 (223 to 429)	354 (263 to 488)	197 (119 to 197)	94.4 (62.6 to 127)	39,100
HIV/AIDS and sexually transmitted infections	277.2 (77.7 to 622.3)	9.7 (2.1 to 21)	62 (27.4 to 119.7)	29.3 (23 to 39.6)	24.6 (19.9 to 31.4)	29.5 (23.4 to 38.4)	69.1 (56.9 to 85.1)	192 (159 to 231)	398 (333 to 478)	628 (523 to 748)	692 (583 to 822)	670 (561 to 810)	656 (546 to 788)	692 (586 to 827)	692 (586 to 827)	692 (586 to 827)	192 (162 to 230)	117 (96 to 140)	67.6 (55.7 to 82.1)	56 (46.7 to 72.7)	19.7 (16.5 to 25.6)	2.1 (1.6 to 2.8)	0.6 (0.5 to 1.1)	0.3 (0.1 to 0.5)	0.1 (0.1 to 0.2)	3,560
HIV/AIDS	0 (0 to 0)	0 (0 to 0)	58.4 (28 to 109.4)	28.6 (22.6 to 38.2)	24.6 (19.7 to 31.3)	27.4 (21.6 to 34.9)	64.7 (51 to 82.5)	184 (152 to 221)	376 (307 to 457)	524 (431 to 632)	636 (523 to 767)	636 (519 to 767)	636 (523 to 767)	636 (523 to 767)	636 (523 to 767)	636 (523 to 767)	184 (151 to 221)	112 (91 to 135)	63.8 (52.2 to 77.1)	50.5 (42 to 70)	12.8 (10.3 to 17.1)	0.9 (0.6 to 1.4)	0.1 (0.1 to 0.2)	0.1 (0 to 0.2)	0.1 (0 to 0.2)	3,400
HIV/AIDS - Drug-susceptible Tuberculosis	0 (0 to 0)	0.3 (0 to 0.8)	2.6 (1.6 to 4.7)	0.6 (0.4 to 0.8)	0.1 (0.1 to 0.2)	0.2 (0.1 to 0.3)	0.4 (0.2 to 0.6)	1.3 (0.7 to 2)	2.1 (1.2 to 3.2)	2.9 (1.7 to 4.3)	3.5 (2.1 to 5.2)	3.5 (2.1 to 5.2)	3.5 (2.1 to 5.2)	3.5 (2.1 to 5.2)	3.5 (2.1 to 5.2)	3.5 (2.1 to 5.2)	1.1 (0.7 to 1.6)	0.6 (0.4 to 0.9)	0.3 (0.2 to 0.5)	0.1 (0 to 0.2)	0 (0 to 0.1)	0 (0 to 0)	0 (0 to 0)	0 (0 to 0)	0 (0 to 0)	368
HIV/AIDS - Multidrug-resistant Tuberculosis without extensive	0 (0 to 0)	0 (0 to 0)	0.2 (0 to 0.7)	0.2 (0 to 0.3)	0.1 (0 to 0.1)	0.1 (0 to 0.2)	0.2 (0 to 0.3)	0.5 (0.1 to 0.7)	0.8 (0.1 to 1.2)	1.1 (0.2 to 1.7)	1.3 (0.2 to 2)	1.3 (0.2 to 2)	1.3 (0.2 to 2)	1.3 (0.2 to 2)	1.3 (0.2 to 2)	1.3 (0.2 to 2)	0.4 (0.1 to 0.6)	0.2 (0 to 0.4)	0.1 (0 to 0.2)	0 (0 to 0.1)	0 (0 to 0)	0 (0 to 0)	0 (0 to 0)	0 (0 to 0)	0 (0 to 0)	29.6
HIV/AIDS - Extensively drug-resistant Tuberculosis	0 (0 to 0)	0 (0 to 0)	0 (0 to 0.2)	0 (0 to 0.1)	0 (0 to 0.2)	0 (0 to 0.2)	0 (0 to 0.3)	0 (0 to 0.4)	0 (0 to 0.5)	0 (0 to 0.7)	0 (0 to 0.9)	0 (0 to 0.9)	0 (0 to 0.9)	0 (0 to 0.9)	0 (0 to 0.9)	0 (0 to 0.9)	0 (0 to 0.4)	0 (0 to 0.3)	0 (0 to 0.2)	0 (0 to 0.1)	0 (0 to 0.1)	0 (0 to 0)	0 (0 to 0)	0 (0 to 0)	0 (0 to 0)	0 (0 to 0)	4.4
HIV/AIDS resulting in other diseases	0 (0 to 0)	0 (0 to 0)	0.6 (0.3 to 0.7)	0.1 (0 to 0.2)	0 (0 to 0)	0.1 (0 to 0.1)	0.1 (0 to 0.2)	0.3 (0.1 to 0.4)	0.5 (0.2 to 0.7)	0.7 (0.3 to 1)	0.9 (0.4 to 1.2)	0.9 (0.4 to 1.2)	0.9 (0.4 to 1.2)	0.9 (0.4 to 1.2)	0.9 (0.4 to 1.2)	0.9 (0.4 to 1.2)	0.3 (0.1 to 0.4)	0.2 (0 to 0.2)	0.1 (0 to 0.1)	0 (0 to 0.1)	0 (0 to 0)	0 (0 to 0)	0 (0 to 0)	0 (0 to 0)	0 (0 to 0)	0 (0 to 0)	3,000
Sexually transmitted infections excluding HIV	277.2 (77.7 to 622.3)	9.7 (2.1 to 21)	3.6 (1.1 to 7.4)	0.8 (0.5 to 1.2)	0.1 (0 to 0.2)	2.1 (1.4 to 3.1)	4.4 (3.1 to 6.1)	8.4 (5.9 to 11.7)	22.1 (15.7 to 30.5)	104 (74.1 to 143)	56 (39.9 to 77.3)	34 (24.1 to 47.1)	20 (14.2 to 27.6)	56 (39.9 to 77.3)	56 (39.9 to 77.3)	56 (39.9 to 77.3)	7.9 (5.6 to 10.9)	1.3 (0.9 to 1.8)	0.6 (0.4 to 0.8)	0.1 (0 to 0.2)	0 (0 to 0)	0 (0 to 0)	0 (0 to 0)	0 (0 to 0)	0 (0 to 0)	167
Syphilis	0 (0 to 0)	0 (0 to 0)	0.1 (0 to 0.2)	0 (0 to 0)	0 (0 to 0)	0 (0 to 0)	0.1 (0 to 0.2)	0.2 (0 to 0.3)	0.4 (0 to 0.6)	0.6 (0 to 0.9)	0.7 (0 to 1.1)	0.7 (0 to 1.1)	0.7 (0 to 1.1)	0.7 (0 to 1.1)	0.7 (0 to 1.1)	0.7 (0 to 1.1)	0.3 (0 to 0.4)	0.1 (0 to 0.2)	0.1 (0 to 0.1)	0 (0 to 0.1)	0 (0 to 0)	0 (0 to 0)	0 (0 to 0)	0 (0 to 0)	0 (0 to 0)	0 (0 to 0)	29.3
Chlamydial infection	0 (0 to 0)	0 (0 to 0)	0 (0 to 0)	0 (0 to 0)	0 (0 to 0)	0.3 (0 to 0.4)	1.3 (0.9 to 1.7)	2.7 (1.9 to 3.6)	3.3 (2.3 to 4.5)	3 (2.1 to 4.1)	3 (2.1 to 4.1)	2.4 (1.7 to 3.3)	1.4 (1 to 2)	0.7 (0.5 to 1)	0.7 (0.5 to 1)	0.7 (0.5 to 1)	0.2 (0.1 to 0.3)	0.1 (0 to 0.2)	0 (0 to 0.1)	0 (0 to 0)	0 (0 to 0)	0 (0 to 0)	0 (0 to 0)	0 (0 to 0)	0 (0 to 0)	0 (0 to 0)	19.9
Gonococcal infection	0 (0 to 0)	0 (0 to 0)	0 (0 to 0)	0 (0 to 0)	0 (0 to 0)	0.2 (0 to 0.3)	1.2 (0.8 to 1.6)	2.2 (1.5 to 3.1)	1.4 (0.9 to 2)	0.9 (0.6 to 1.3)	0.5 (0.3 to 0.8)	0.3 (0.2 to 0.5)	0.2 (0.1 to 0.3)	0.1 (0 to 0.2)	0.1 (0 to 0.2)	0.1 (0 to 0.2)	0 (0 to 0.1)	0 (0 to 0.1)	0 (0 to 0.1)	0 (0 to 0)	0 (0 to 0)	0 (0 to 0)	0 (0 to 0)	0 (0 to 0)	0 (0 to 0)	0 (0 to 0)	8.1
Trichomoniasis	0 (0 to 0)	0 (0 to 0)	0 (0 to 0)	0 (0 to 0)	0 (0 to 0)	0.3 (0 to 0.4)	0.7 (0.5 to 0.9)	1.3 (0.9 to 1.8)	1.6 (1.1 to 2.2)	1.4 (1 to 2)	1.4 (1 to 2)	1.1 (0.8 to 1.6)	0.7 (0.5 to 1)	0.3 (0.2 to 0.5)	0.3 (0.2 to 0.5)	0.3 (0.2 to 0.5)	0.1 (0 to 0.2)	0 (0 to 0.1)	0 (0 to 0.1)	0 (0 to 0)	0 (0 to 0)	0 (0 to 0)	0 (0 to 0)	0 (0 to 0)	0 (0 to 0)	0 (0 to 0)	3
Genital herpes	0 (0 to 0)	0 (0 to 0)	0 (0 to 0)	0 (0 to 0)	0 (0 to 0)	0.1 (0 to 0.2)	0.3 (0.2 to 0.5)	0.6 (0.4 to 0.8)	0.9 (0.6 to 1.2)	1.2 (0.8 to 1.6)	1.4 (1 to 1.9)	1.4 (1 to 1.9)	1.4 (1 to 1.9)	1.4 (1 to 1.9)	1.4 (1 to 1.9)	1.4 (1 to 1.9)	0.6 (0.4 to 0.8)	0.3 (0.2 to 0.4)	0.1 (0.1 to 0.2)	0 (0 to 0.1)	0 (0 to 0)	0 (0 to 0)	0 (0 to 0)	0 (0 to 0)	0 (0 to 0)	0 (0 to 0)	49.3
Other sexually transmitted infections	0 (0 to 0)	0 (0 to 0)	0 (0 to 0)	0 (0 to 0)	0 (0 to 0)	0.1 (0.1 to 0.2)	0.3 (0.2 to 0.4)	0.6 (0.4 to 0.8)	1.1 (0.7 to 1.5)	1.8 (1.2 to 2.5)	2.7 (1.8 to 3.8)	2.7 (1.8 to 3.8)	2.7 (1.8 to 3.8)	2.7 (1.8 to 3.8)	2.7 (1.8 to 3.8)	2.7 (1.8 to 3.8)	1.1 (0.7 to 1.5)	0.6 (0.4 to 0.8)	0.3 (0.2 to 0.4)	0.1 (0.1 to 0.2)	0 (0 to 0.1)	0 (0 to 0)	0 (0 to 0)	0 (0 to 0)	0 (0 to 0)	0 (0 to 0)	17.7
Respiratory infections and tuberculosis	116 (77.9 to 161)	69.3 (46 to 114)	1,280 (972 to 1,660)	220 (173 to 302)	216 (168 to 306)	211 (167 to 278)	298 (235 to 409)	337 (261 to 467)	486 (384 to 681)	599 (472 to 837)	688 (537 to 977)	688 (537 to 977)	688 (537 to 977)	688 (537 to 977)	688 (537 to 977)	688 (537 to 977)	347 (272 to 487)	477 (377 to 677)	439 (345 to 624)	399 (315 to 568)	326 (257 to 463)	104 (82 to 148)	222 (175 to 315)	104 (83 to 151)	48.9 (38 to 71)	9,810
Tuberculosis	0 (0 to 0)	0 (0 to 0)	20.6 (14.4 to 28.6)	10.6 (8.1 to 13.8)	8.7 (6.6 to 11.5)	7.3 (5.5 to 9.4)	20 (15.1 to 26.2)	50.7 (38.2 to 66.3)	79.4 (59.5 to 104)	107 (80.9 to 140)	120 (90.6 to 158)	120 (90.6 to 158)	120 (90.6 to 158)	120 (90.6 to 158)	120 (90.6 to 158)	120 (90.6 to 158)	70.7 (53.2 to 93.2)	111 (83.6 to 146)	89.6 (67.3 to 118)	64.6 (48.3 to 85.7)	44.1 (32.9 to 58.7)	27.2 (20.3 to 36.1)	24.6 (18.4 to 32.5)	9.3 (6.9 to 12.1)	2.8 (2.1 to 3.7)	1,070
Latent tuberculosis infection	0 (0 to 0)	0 (0 to 0)	0 (0 to 0)	0 (0 to 0)	0 (0 to 0)	0 (0 to 0)	0 (0 to 0)	0 (0 to 0)	0 (0 to 0)	0 (0 to 0)	0 (0 to 0)	0 (0 to 0)	0 (0 to 0)	0 (0 to 0)	0 (0 to 0)	0 (0 to 0)	0 (0 to 0)	0 (0 to 0)	0 (0 to 0)	0 (0 to 0)	0 (0 to 0)	0 (0 to 0)	0 (0 to 0)	0 (0 to 0)	0 (0 to 0)	0 (0 to 0)	0
Drug-susceptible Tuberculosis	0 (0 to 0)	0 (0 to 0)	19.2 (13.4 to 27)	9.8 (7.5 to 12.9)	8.3 (6.3 to 11)	6.9 (5.1 to 8.9)	19.1 (14.4 to 25.1)	48.4 (36.4 to 63.4)	75.8 (56.8 to 100)	102 (77.3 to 134)	115 (86.6 to 151)	115 (86.6 to 151)	115 (86.6 to 151)	115 (86.6 to 151)	115 (86.6 to 151)	115 (86.6 to 151)	67.5 (50.8 to 89.1)	106 (80.1 to 140)	85.6 (64.3 to 113)	61.7 (46.1 to 81.8)	42.1 (31.4 to 56.1)	26.0 (19.4 to 34.5)	23.5 (17.6 to 31.1)	8.9 (6.6 to 11.6)	2.7 (2 to 3.5)	987
Multidrug-resistant tuberculosis without extensive drug-resistan	0 (0 to 0)	1.3 (0.1 to 3.6)	0.6 (0 to 1.8)	0.3 (0 to 1.1)	0.4 (0 to 1.6)	1.1 (0.1 to 4.4)	2.6 (0.2 to 10.4)	2.6 (0.2 to 10.4)	3.6 (0.3 to 14.2)	5 (0.4 to 19.6)	6.7 (0.5 to 26.1)	6.2 (0.5 to 24.3)	5.6 (0.4 to 21.9)	6.6 (0.5 to 25.9)	6.7 (0.5 to 26.1)	6.6 (0.5 to 25.9)	3.2 (0.2 to 12.7)	2.6 (0.2 to 10.1)	1.7 (0.1 to 6.6)	1.1 (0.1 to 4.3)	0.5 (0 to 2.1)	0.2 (0 to 0.8)	0.1 (0 to 0.5)	0.1 (0 to 0.2)	0 (0 to 0.1)	42.9
Extensively drug-resistant tuberculosis	0 (0 to 0)	0 (0 to 0.1)	0.1 (0 to 0.6)	0 (0 to 0.2)	0 (0 to 0.2)	0.1 (0 to 0.4)	0.2 (0 to 0.8)	0.4 (0 to 1.6)	0.6 (0 to 2.4)	0.8 (0 to 3.1)	1 (0 to 4.2)	0.9 (0 to 3.8)	0.8 (0 to 3.4)	1 (0 to 4.2)	1 (0 to 4.2)	1 (0 to 4.2)	0.5 (0 to 2.1)	0.4 (0 to 1.6)	0.2 (0 to 1)	0.2 (0 to 0.7)	0.1 (0 to 0.4)	0 (0 to 0.2)	0 (0 to 0.1)	0 (0 to 0)	0 (0 to 0)	0 (0 to 0)	10.1
Lower respiratory infections	113 (77.7 to 157)	60.6 (39.9 to 105)	1,200 (899 to 1,580)	203 (159 to 284)	194 (151 to 281)	193 (150 to 252)	258 (199 to 362)	270 (197 to 376)	392 (287 to 561)	492 (359 to 703)	568 (415 to 811)	568 (415 to 811)	568 (415 to 811)	568 (415 to 811)	568 (415 to 811)	568 (415 to 811)	277 (207 to 399)	371 (289 to 529)	398 (309 to 568)	340 (265 to 485)	277 (213 to 395)	88 (68 to 126)	190 (147 to 270)	90 (69 to 129)	41 (31 to 58.1)	7,110
Upper respiratory infections	0.3 (0.2 to 0.3)	1.4 (0.9 to 2.3)	29.1 (19.7 to 40.6)	5.6 (3.8 to 8.1)	4.9 (3.3 to 7.2)	4.8 (3.2 to 7.1)	6.6 (4.4 to 9.8)	6.9 (4.6 to 10.3)	10 (6.7 to 15)	12.6 (8.4 to 18.8)	14.6 (9.7 to 21.7)	14.6 (9.7 to 21.7)	14.6 (9.7 to 21.7)	14.6 (9.7 to 21.7)	14.6 (9.7 to 21.7)	14.6 (9.7 to 21.7)	7.1 (4.7 to 10.6)	9.5 (6.3 to 14.2)	10.2 (6.8 to 15.2)	10.3 (6.9 to 15.4)	8.4 (5.6 to 12.5)	2.7 (1.8 to 4)	5.8 (3.9 to 8.6)	2.7 (1.8 to 4)	1.3 (0.9 to 2)	1,140
Otitis media	0 (0 to 0)	0.2 (0.1 to 0.6)	4.4 (2.6 to 9.9)	0.8 (0.4 to 1.7)	0.6 (0.3 to 1.4)	0.5 (0.3 to 1.2)	0.7 (0.4 to 1.7)	0.8 (0.4 to 1.9)	1.2 (0.6 to 2.8)	1.5 (0.8 to 3.5)	1.7 (0.9 to 4)	1.7 (0.9 to 4)	1.7 (0.9 to 4)	1.7 (0.9 to 4)	1.7 (0.9 to 4)	1.7 (0.9 to 4)	0.8 (0.4 to 2)	1.1 (0.6 to 2.7)	1.2 (0.6 to 2.9)	1.2 (0.6 to 2.9)	1 (0.5 to 2.4)	0.3 (0.2 to 0.8)	0.7 (0.3 to 1.6)	0.3 (0.2 to 0.8)	0.2 (0.1 to 0.4)	143
Diarrheal diseases	7.7 (4.9 to 11.5)	37.9 (24.9 to 58.6)	785 (492 to 1,160)	242 (170 to 356)	192 (115 to 281)	122 (72 to 178)	104 (61 to 153)	122 (72 to 179)	178 (106 to 262)	178 (106 to 262)	178 (106 to 262)	178 (106 to 262)	178 (106 to 262)	178 (106 to 262)	178 (106 to 262)	178 (106 to 262)	122 (72 to 180)	122 (72 to 180)	122 (72 to 180)	122 (72 to 180)	122 (72 to 180)	64.2 (38 to 94.5)	32.4 (19 to 47.7)	21.5 (12.7 to 31.7)	9.6 (5.7 to 14.1)	2,860
Typhoid and paratyphoid	0 (0 to 0)	0 (0 to 0)	0 (0 to 0)	0 (0 to 0)	0 (0 to 0)	0 (0 to 0)	0 (0 to 0)	0 (0 to 1)	0 (0 to 1)	0 (0 to 1)	0 (0 to 1)	0 (0 to 1)	0 (0 to 1)	0 (0 to 1)	0 (0 to 1)	0 (0 to 1)	0 (0 to 0)	0 (0 to 0)	0 (0 to 0)	0 (0 to 0)	0 (0 to 0)	0 (0 to 0)	0 (0 to 0)	0 (0 to 0)	0 (0 to 0)	0 (0 to 0)	2
Typhoid fever	0 (0 to 0)	0 (0 to 0)	0 (0 to 0)	0 (0 to 0)	0 (0 to 0)	0 (0 to 0)	0 (0 to 0)	0 (0 to 0)	0 (0 to 0)	0 (0 to 0)	0 (0 to 0)	0 (0 to 0)	0 (0 to 0)	0 (0 to 0)	0 (0 to 0)	0 (0 to 0)	0 (0 to 0)	0 (0 to 0)	0 (0 to 0)	0 (0 to 0)	0 (0 to 0)	0 (0 to 0)	0 (0 to 0)	0 (0 to 0)	0 (0 to 0)	0 (0 to 0)	1.8
Paratyphoid fever	0 (0 to 0)	0 (0 to 0)	0 (0 to 0)	0 (0 to 0)	0 (0 to 0)	0 (0 to 0)	0 (0 to 0)	0 (0 to 0)	0 (0 to 0)	0 (0 to 0)	0 (0 to 0)	0 (0 to 0)	0 (0 to 0)	0 (0 to 0)	0 (0 to 0)	0 (0 to 0)	0 (0 to 0)	0 (0 to 0)	0 (0 to 0)	0 (0 to 0)	0 (0 to 0)	0 (0 to 0)	0 (0 to 0)	0 (0 to 0)	0 (0 to 0)	0 (0 to 0)	0
Invasive Non-typhoidal Salmonella (iNTS)	0 (0 to 0.2)	0 (0 to 0.2)	0.1 (0 to 1.1)	0.2 (0 to 1.7)	0.3 (0 to 2.4)	0.4 (0 to 3.2)	0.5 (0 to 3.7)	0.5 (0 to 3.7)	0.5 (0 to 3.7)	0.5 (0 to 3.7)	0.5 (0 to 3.7)	0.5 (0 to 3.7)	0.5 (0 to 3.7)	0.5 (0 to 3.7)	0.5 (0 to 3.7)	0.5 (0 to 3.7)	0.2 (0 to 1.5)	0.2 (0 to 1.3)	0.2 (0 to 1.3)	0.1 (0 to 0.9)	0.1 (0 to 0.5)	0 (0 to 0.2)	0 (0 to 0.1)	0 (0 to 0.1)	0 (0 to 0.1)	3.1
Other intestinal infectious diseases	0 (0 to 0)	1 (0.6 to 1.6)	0.6 (0.4 to 1.1)	0.6 (0.4 to 1.1)	0.6 (0.4 to 1.1)	0.6 (0.4 to 1.1)	0.6 (0.4 to 1.1)	0.6 (0.4 to 1.1)	0.6 (0.4 to 1.1)	0.6 (0.4 to 1.1)	0.6 (0.4 to 1.1)	0.6 (0.4 to 1.1)	0.6 (0.4 to 1.1)	0.6 (0.4 to 1.1)	0.6 (0.4 to 1.1)	0.6 (0.4 to 1.1)	0.3 (0.2 to 0.4)	0.3 (0.2 to 0.4)	0.3 (0.2 to 0.4)	0.3 (0.2 to 0.4)	0.2 (0.1 to 0.3)	0.1 (0 to 0.1)	0 (0 to 0.1)	0 (0 to 0.1)	0 (0 to 0.1)	0 (0 to 0.1)	9.7
Neglected tropical diseases and malaria	2.1 (0.8 to 4.2)	24.7 (9.6 to 48.1)	69.4 (27.1 to 135.1)	61.6 (24.1 to 120)	51.3 (20.1 to 100)	37.5 (14.7 to 73.1)	97.9 (38.3 to 191)	156 (61 to 304)	156 (61 to 304)	156 (61 to 304)	156 (61 to 304)	156 (61 to 304)	156 (61 to 304)	156 (61 to 304)	156 (61 to 304)	156 (61 to 304)	156 (61 to 304)	156 (61 to 304)	156 (61 to 304)	156 (61 to 304)	156 (61 to 304)	156 (61 to 304)	156 (61 to 304)	156 (61 to 304)	156 (61 to 304)	156 (61 to 304)	2,900
Malaria	0 (0 to 0)	0.1 (0 to 0.6)	12 (4 to 19.6)	0.9 (0 to 1.7)	0.9 (0 to 2.3)	0.9 (0 to 2.3)	46.9 (32 to 72.3)	94.6 (64.9 to 147)	94.6 (64.9 to 147)	94.6 (64.9 to 147)	94.6 (64.9 to 147)	94.6 (64.9 to 147)	94.6 (64.9 to 147)	94.6 (64.9 to 147)	94.6 (64.9 to 147)	94.6 (64.9 to 147)	94.6 (64.9 to 147)	94.6 (64.9 to 147)	94.6 (64.9 to 147)	94.6 (64.9 to 147)	94.6 (64.9 to 147)	94.6 (64.9 to 147)	94.6 (64.9 to 147)	94.6 (64.9 to 147)	94.6 (64.9 to 147)	94.6 (64.9 to 147)	323
Chagas disease	0 (0 to 0)	0 (0 to 0)	0.3 (0 to 0.7)	0.2 (0 to 0.4)	0.2 (0 to 0.4)	0.2 (0 to 0.4)	0.7 (0 to 1.6)	1.4 (0.9 to 3.2)	2.2 (1.4 to 5.1)	2.8 (1.8 to 6.5)	3.2 (2 to 7.5)	3.2 (2 to 7.5)	3.2 (2 to 7.5)	3.2 (2 to 7.5)	3.2 (2 to 7.5)	3.2 (2 to 7.5)	1.5 (0.9 to 3.5)	1.5 (0.9 to 3.5)	1.5 (0.9 to 3.5)	1.5 (0.9 to 3.5)	1.5 (0.9 to 3.5)	1.5 (0.9 to 3.5)	1.5 (0.9 to 3.5)	1.5 (0.9 to 3.5)	1.5 (0.9 to 3.5)	1.5 (0.9 to 3.5)	733
Leishmaniasis	0 (0 to 0)	0 (0 to 0)	0.5 (0 to 1.5)	0.4 (0 to 1.2)	0.4 (0 to 1.2)	0.4 (0 to 1.2)	0.7 (0 to 2.1)	0.8 (0 to 2.4)	0.8 (0 to 2.4)	0.8 (0 to 2.4)	0.8 (0 to 2.4)	0.8 (0 to 2.4)	0.8 (0 to 2.4)	0.8 (0 to 2.4)	0.8 (0 to 2.4)	0.8 (0 to 2.4)	0.4 (0 to 1.2)	0.4 (0 to 1.2)	0.4 (0 to 1.2)	0.4 (0 to 1.2)	0.4 (0 to 1.2)	0.4 (0 to 1.2)	0.4 (0 to 1.2)	0.4 (0 to 1.2)	0.4 (0 to 1.2)	0.4 (0 to 1.2)	76
Visceral leishmaniasis	0 (0 to 0)	0 (0 to 0)	0.5 (0 to 1.5)	0.4 (0 to 1.2)	0.4 (0 to 1.2)	0.4 (0 to 1.2)	0.7 (0 to 2.1)	0.8 (0 to 2.4)	0.8 (0 to 2.4)	0.8 (0 to 2.4)	0.8 (0 to 2.4)	0.8 (0 to 2.4)	0.8 (0 to 2.4)	0.8 (0 to 2.4)	0.8 (0 to 2.4)	0.8 (0 to 2.4)	0.4 (0 to 1.2)	0.4 (0 to 1.2)	0.4 (0 to 1.2)	0.4 (0 to 1.2)	0.4 (0 to 1.2)	0.4 (0 to 1.2)	0.4 (0 to 1.2)	0.4 (0 to 1.2)	0.4 (0 to 1.2)	0.4 (0 to 1.2)	74
Cutaneous and mucocutaneous leishmaniasis	0 (0 to 0)	0 (0 to 0)	0 (0 to 0)	0 (0 to 0)	0 (0 to 0)	0 (0 to 0)	0 (0 to 0)	0 (0 to 0)	0 (0 to 0)	0 (0 to 0)	0 (0 to 0)	0 (0 to 0)	0 (0 to 0)	0 (0 to 0)	0 (0 to 0)	0 (0 to 0)	0 (0 to 0)	0 (0 to 0)	0 (0 to 0)	0 (0 to 0)	0 (0 to 0)	0 (0 to 0)	0 (0 to 0)	0 (0 to 0)	0 (0 to 0)	0 (0 to 0)	0
African trypanosomiasis	0 (0 to 0)	0 (0 to 0)	0 (0 to 0)	0 (0 to 0)	0 (0 to 0)	0 (0 to 0)	0 (0 to 0)	0 (0 to 0)	0 (0 to 0)	0 (0 to 0)	0 (0 to 0)	0 (0 to 0)	0 (0 to 0)	0 (0 to 0)	0 (0 to 0)	0 (0 to 0)	0 (0 to 0)	0 (0 to 0)	0 (0 to 0)	0 (0 to 0)	0 (0 to 0)	0 (0 to 0)	0 (0 to 0)	0 (0 to 0)	0 (0 to 0)	0 (0 to 0)	0
Schistosomiasis	0 (0 to 0)	0 (0 to 0)	0.1 (0 to 1.1)	0.3 (0 to 2.6)	0.3 (0 to 2.6)	0.3 (0 to 2.6)	0.7 (0 to 5.6)	0.7 (0 to 5.6)	0.7 (0 to 5.6)	0.7 (0 to 5.6)	0.7 (0 to 5.6)	0.7 (0 to 5.6)	0.7 (0 to 5.6)	0.7 (0 to 5.6)	0.7 (0 to 5.6)	0.7 (0 to 5.6)	0.3 (0 to 2.6)	0.3 (0 to 2.6)	0.3 (0 to 2.6)	0.3 (0 to 2.6)	0.3 (0 to 2.6)	0.3 (0 to 2.6)	0.3 (0 to 2.6)	0.3 (0 to 2.6)	0.3 (0 to 2.6)	0.3 (0 to 2.6)	64.2
Cysticercosis	0 (0 to 0)	0 (0 to 0)	0 (0 to 0.1)	0 (0 to 1.1)	0 (0 to 1.1)	0 (0 to 1.1)	0 (0 to 1.1)	0 (0 to 1.1)	0 (0 to 1.1)	0 (0 to 1.1)	0 (0 to 1.1)	0 (0 to 1.1)	0 (0 to 1.1)	0 (0 to 1.1)	0 (0 to 1.1)	0 (0 to 1.1)	0 (0 to 1.1)	0 (0 to 1.1)	0 (0 to 1.1)	0 (0 to 1.1)	0 (0 to 1.1)	0 (0 to 1.1)	0 (0 to 1.1)	0 (0 to 1.1)	0 (0 to 1.1)	0 (0 to 1.1)	1.2
Cystic echinococcosis	0 (0 to 0)	0 (0 to 0)	0 (0 to 0)	0 (0 to 0)	0 (0 to 0)	0 (0 to 0)	0 (0 to 0)	0 (0 to 0)	0 (0 to 0)	0 (0 to 0)	0 (0 to 0)	0 (0 to 0)	0 (0 to 0)	0 (0 to 0)	0 (0 to 0)	0 (0 to 0)	0 (0 to 0)	0 (0 to 0)	0 (0 to 0)	0 (0 to 0)	0 (0 to 0)	0 (0 to 0)	0 (0 to 0)	0 (0 to 0)	0 (0 to 0)	0 (0 to 0)	1.6
Lymphatic filariasis	0 (0 to 0)	0 (0 to 0)	0 (0 to 0)	0 (0 to 0)	0 (0 to 0)	0 (0 to 0)	0 (0 to 0)	0 (0 to 0)	0 (0 to 0)	0 (0 to 0)	0 (0 to 0)	0 (0 to 0)	0 (0 to 0)	0 (0 to 0)	0 (0 to 0)	0 (0 to 0)	0 (0 to 0)	0 (0 to 0)	0 (0 to 0)	0 (0 to 0)	0 (0 to 0)	0 (0 to 0)	0 (0 to 0)	0 (0 to 0)	0 (0 to 0)	0 (0 to 0)	0
Onchocerciasis	0 (0 to 0)	0 (0 to 0)	0 (0 to 0)	0 (0 to 0)	0 (0 to 0)	0 (0 to 0)	0 (0 to 0)	0 (0 to 0)	0 (0 to 0)	0 (0 to 0)	0 (0 to 0)	0 (0 to 0)	0 (0 to 0)	0 (0 to 0)	0 (0 to 0)	0 (0 to 0)	0 (0 to 0)	0 (0 to 0)	0 (0 to 0)	0 (0 to 0)	0 (0 to 0)	0 (0 to 0)	0 (0 to 0)	0 (0 to 0)	0 (0 to 0)	0 (0 to 0)	0
Trachoma	0 (0 to 0)	0 (0 to 0)	0 (0 to 0)	0 (0 to 0)	0 (0 to 0)	0 (0 to 0)	0 (0 to 0)	0 (0 to 0)	0 (0 to 0)	0 (0 to 0)	0 (0 to 0)	0 (0 to 0)	0 (0 to 0)	0 (0 to 0)	0 (0 to 0)	0 (0 to 0)	0 (0 to 0)	0 (0 to 0)	0 (0 to 0)	0 (0 to 0)	0 (0 to 0)	0 (0 to 0)	0 (0 to 0)	0 (0 to 0)	0 (0 to 0)	0 (0 to 0)	0
Dengue	16.2 (0.6 to 39.6)	3.5 (0.1

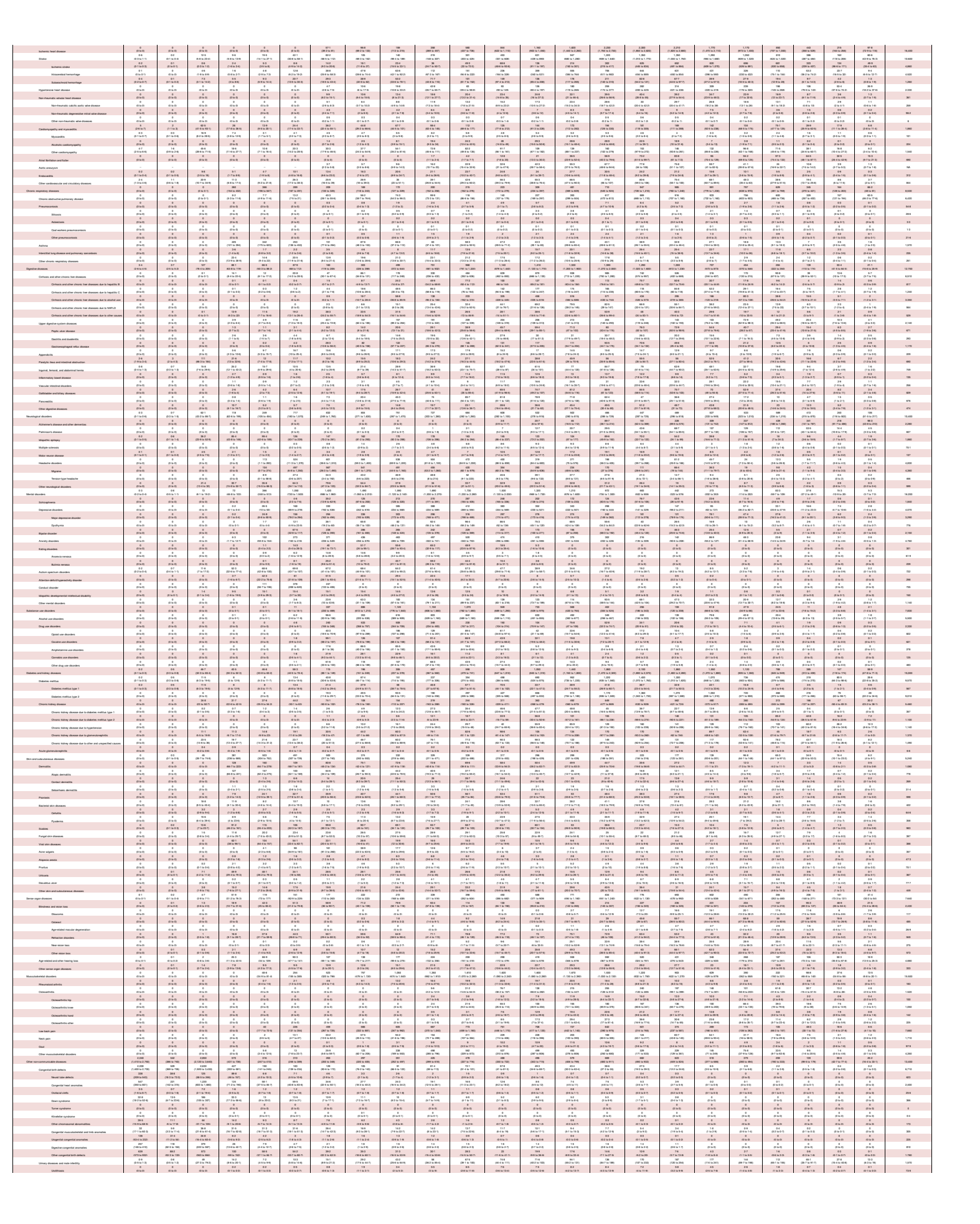



SR Table 2a: Roraima DALYS by cause and age group for males with 95% uncertainty intervals. 2019

Cause	Early Neonatal	Late Neonatal	Post Neonatal	1 to 4	5 to 9	10 to 14	15 to 19	20 to 24	25 to 29	30 to 34	35 to 39	40 to 44	45 to 49	50 to 54	55 to 59	60 to 64	65 to 69	70 to 74	75 to 79	80 to 84	85 to 89	90 to 94	95 plus	Total
All causes	9,600 (9,200 to 11,300)	1,800 (849 to 3,100)	2,500 (2,500 to 2,600)	1,300 (1,300 to 2,200)	1,000 (1,000 to 1,000)	1,000 (1,000 to 1,000)	1,000 (1,000 to 1,000



Osteoarthritis other	0 (0 to 0)	0 (0 to 0)	0 (0 to 0)

SR Table 2a: Rio Grande do Sul DALYS by cause and age group for males with 95% uncertainty intervals, 2019

Cause	Early Neonatal	Late Neonatal	Post Neonatal	1 to 4	5 to 9	10 to 14	15 to 19	20 to 24	25 to 29	30 to 34	35 to 39	40 to 44	45 to 49	50 to 54	55 to 59	60 to 64	65 to 69	70 to 74	75 to 79	80 to 84	85 to 89	90 to 94	95 plus	Total
All causes	40,600 (34,600 to 47,400)	8,290 (6,160 to 9,500)	34,200 (29,300 to 39,900)	19,800 (16,900 to 23,300)	21,200 (18,600 to 24,000)	24,700 (22,000 to 28,000)	32,600 (29,300 to 36,600)	42,000 (37,600 to 46,800)	49,300 (43,900 to 55,000)	66,100 (59,100 to 73,900)	86,200 (76,400 to 96,600)	108,000 (96,100 to 120,000)	136,000 (120,000 to 151,000)	172,000 (152,000 to 191,000)	219,000 (193,000 to 243,000)	276,000 (244,000 to 306,000)	346,000 (306,000 to 384,000)	419,000 (371,000 to 470,000)	479,000 (427,000 to 535,000)	510,000 (455,000 to 570,000)	479,000 (427,000 to 535,000)	402,000 (358,000 to 449,000)	16,300 (14,500 to 18,200)	6,300 (5,600 to 7,000)	1,690,000
Communicable, maternal, neonatal, and nutritional diseases	32,700 (27,900 to 37,600)	6,520 (5,060 to 8,000)	14,800 (11,700 to 18,100)	9,600 (8,000 to 11,700)	3,100 (2,600 to 3,800)	3,360 (2,960 to 3,850)	4,200 (3,760 to 4,700)	5,370 (4,810 to 6,000)	7,860 (6,980 to 8,900)	10,700 (9,540 to 12,000)	13,700 (12,200 to 15,300)	17,200 (15,300 to 19,300)	22,000 (19,300 to 24,800)	28,000 (24,600 to 31,500)	35,000 (30,700 to 39,500)	44,000 (38,600 to 49,500)	55,000 (48,200 to 61,900)	66,000 (57,600 to 73,900)	75,000 (65,400 to 84,000)	80,000 (69,800 to 89,500)	75,000 (65,400 to 84,000)	63,000 (55,000 to 70,500)	2,600 (2,300 to 2,900)	1,000 (870 to 1,100)	269,000
HIV/AIDS and sexually transmitted infections	270 (210 to 330)	40.6 (31 to 51)	390 (300 to 490)	100 (72 to 130)	170 (127 to 220)	190 (147 to 250)	1,000 (776 to 1,300)	1,900 (1,500 to 2,400)	3,400 (2,700 to 4,300)	5,000 (3,900 to 6,300)	6,700 (5,200 to 8,500)	8,100 (6,300 to 10,200)	9,000 (7,000 to 11,300)	9,500 (7,400 to 12,000)	9,600 (7,500 to 12,000)	9,200 (7,200 to 11,500)	8,500 (6,600 to 10,700)	7,600 (5,900 to 9,600)	6,400 (4,900 to 8,000)	5,000 (3,900 to 6,300)	3,200 (2,500 to 4,000)	1,900 (1,500 to 2,400)	400 (310 to 500)	150 (120 to 190)	47,900
HIV/AIDS	270 (210 to 330)	40.6 (31 to 51)	390 (297 to 492)	100 (78 to 129)	170 (130 to 217)	190 (146 to 248)	1,000 (777 to 1,300)	1,900 (1,500 to 2,400)	3,400 (2,700 to 4,300)	5,000 (3,900 to 6,300)	6,700 (5,200 to 8,500)	8,100 (6,300 to 10,200)	9,000 (7,000 to 11,300)	9,500 (7,400 to 12,000)	9,600 (7,500 to 12,000)	9,200 (7,200 to 11,500)	8,500 (6,600 to 10,700)	7,600 (5,900 to 9,600)	6,400 (4,900 to 8,000)	5,000 (3,900 to 6,300)	3,200 (2,500 to 4,000)	1,900 (1,500 to 2,400)	400 (310 to 500)	150 (120 to 190)	46,800
HIV/AIDS - Drug-susceptible Tuberculosis	0 (0 to 0)	0 (0 to 0)	23.4 (11.6 to 32.4)	11.2 (6.6 to 17.8)	13.9 (7.7 to 21.3)	19.6 (9.9 to 24.8)	26.0 (20.7 to 34.6)	39.2 (27.1 to 48.1)	139 (109 to 167)	278 (199 to 339)	453 (339 to 539)	653 (509 to 774)	843 (672 to 1,000)	1,000 (797 to 1,200)	1,100 (860 to 1,300)	1,100 (860 to 1,300)	1,000 (779 to 1,200)	894 (677 to 1,100)	767 (577 to 1,000)	614 (461 to 800)	447 (336 to 582)	267 (201 to 347)	54 (41 to 70)	17 (13 to 22)	9,470
HIV/AIDS - Multidrug-resistant Tuberculosis without extensi	0 (0 to 0)	0 (0 to 0)	0.0 (0.0 to 0.0)	0.0 (0.0 to 0.1)	0.0 (0.0 to 0.1)	0.0 (0.0 to 0.1)	0.1 (0.0 to 0.1)	0.1 (0.0 to 0.2)	0.4 (0.2 to 0.6)	0.9 (0.5 to 1.3)	1.8 (1.0 to 2.6)	3.1 (1.8 to 4.5)	4.7 (2.8 to 6.7)	6.4 (3.9 to 9.1)	8.1 (5.0 to 11.5)	9.5 (5.9 to 13.5)	10.5 (6.6 to 14.9)	10.9 (6.9 to 15.4)	10.8 (6.8 to 15.3)	10.3 (6.5 to 14.6)	9.4 (5.9 to 13.3)	7.8 (4.9 to 11.1)	1.6 (1.0 to 2.3)	0.5 (0.3 to 0.7)	111
HIV/AIDS - Extensively drug-resistant Tuberculosis	0 (0 to 0)	0 (0 to 0)	0.0 (0 to 1.3)	0.0 (0 to 0.7)	0.0 (0 to 0.8)	0.0 (0 to 0.8)	0.0 (0 to 0.8



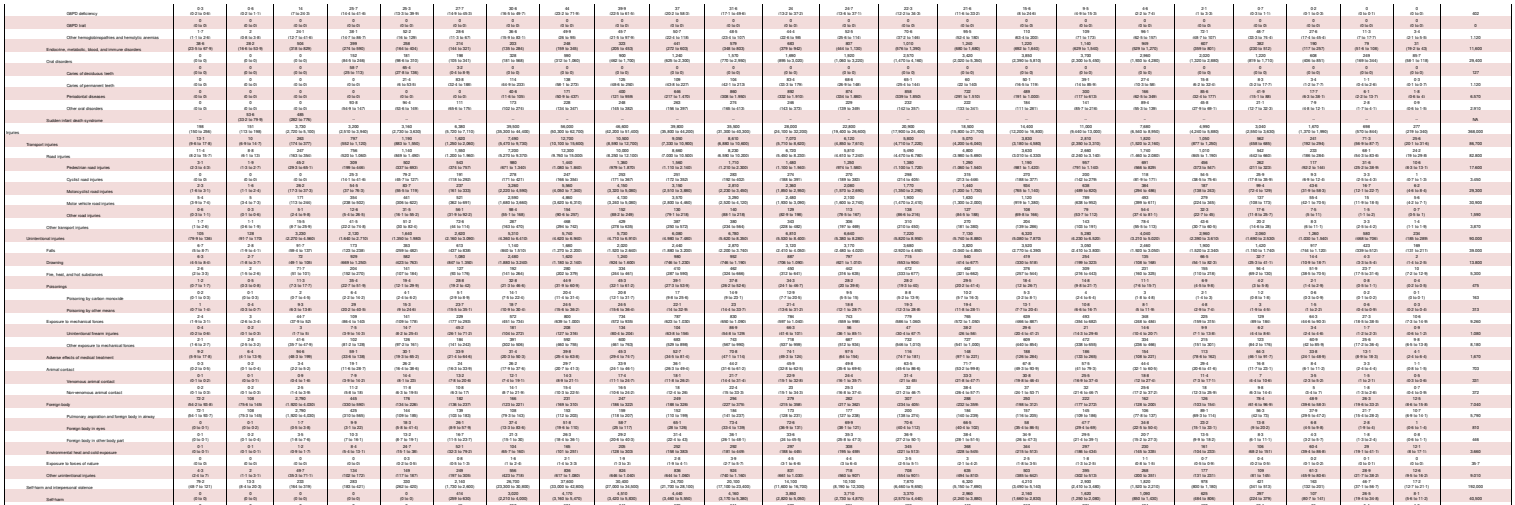

SR Table 2e. Sonic Calories DALYS by cause and sex group for males with 95% uncertainty intervals, 2019

Cause	Aortic Aneurysm	Lower Extremity Peripheral Arterial Disease	Preterm birth	1 to 4	5 to 9	10 to 14	15 to 19	20 to 24	25 to 29	30 to 34	35 to 39	40 to 44	45 to 49	50 to 54	55 to 59	60 to 64	65 to 69	70 to 74	75 to 79	80 to 84	85 to 89	90 to 94	95 plus	Total
All causes	26,400 (27,700 to 27,700)	9,040 (3,690 to 9,270)	13,900 (20,400 to 39,400)	13,900 (11,500 to 16,900)	13,900 (12,200 to 15,200)	15,400 (14,100 to 16,900)	42,200 (34,600 to 47,200)	66,700 (48,700 to 84,300)	66,900 (50,900 to 85,700)	67,700 (50,300 to 71,900)	69,900 (56,700 to 76,700)	69,900 (56,300 to 76,200)	69,900 (56,300 to 76,200)	72,700 (53,700 to 93,100)	66,800 (75,900 to 69,900)	97,900 (84,900 to 112,000)	99,200 (83,300 to 108,000)	93,600 (73,600 to 96,700)	93,600 (69,200 to 82,200)	72,900 (47,300 to 89,800)	7,530 (31,700 to 39,900)	2,490 (14,800 to 19,800)	1,060,000 (1,790 to 2,870)
Communicable, maternal, neonatal, and nutritional diseases	26,400 (27,000 to 27,900)	6,940 (3,130 to 9,770)	13,300 (6,970 to 18,300)	4,160 (3,230 to 5,480)	3,620 (2,930 to 5,300)	2,690 (1,960 to 3,300)	2,690 (2,270 to 3,230)	3,230 (2,770 to 4,030)	4,390 (3,690 to 5,230)	5,670 (4,780 to 6,790)	6,990 (5,690 to 7,790)	8,530 (6,960 to 7,490)	8,230 (6,500 to 7,390)	6,990 (5,690 to 8,990)	5,770 (4,730 to 7,280)	4,790 (3,920 to 6,030)	3,450 (2,800 to 4,530)	2,760 (2,000 to 4,710)	2,260 (1,800 to 3,850)	2,260 (1,800 to 3,810)	1,410 (1,090 to 1,760)	699 (610 to 800)	297 (180 to 329)	120,000
HIV/AIDS and sexually transmitted infections	693 (624 to 748)	16 (8 to 29.2)	332 (262 to 419)	142 (112 to 181)	127 (99.1 to 166)	132 (103 to 167)	232 (186 to 300)	899 (682 to 1,040)	1,630 (1,270 to 2,010)	2,490 (2,120 to 3,240)	3,230 (2,750 to 4,070)	3,230 (2,750 to 4,070)	3,260 (2,750 to 4,070)	2,660 (2,270 to 3,290)	1,900 (1,620 to 2,340)	1,420 (1,170 to 1,760)	897 (739 to 1,090)	599 (520 to 810)	397 (341 to 71)	69.5 (57.9 to 84)	10.6 (7.13 to 18.6)	1.5 (1.1 to 2.1)	0.6 (0.4 to 0.7)	35,700
HIV/AIDS	0 (0 to 0)	0 (0 to 0)	296 (224 to 378)	142 (111 to 180)	126 (98.6 to 164)	129 (101 to 164)	224 (177 to 291)	826 (623 to 1,000)	1,590 (1,270 to 1,970)	2,390 (2,060 to 3,190)	3,210 (2,740 to 4,050)	3,200 (2,740 to 4,050)	3,260 (2,750 to 4,060)	2,660 (2,270 to 3,290)	1,900 (1,620 to 2,340)	1,420 (1,170 to 1,760)	896 (739 to 1,090)	599 (513 to 809)	396 (332 to 506)	67 (54.9 to 82.6)	9.9 (6.8 to 17.5)	1.4 (0.9 to 2)	0.2 (0.1 to 0.3)	20,200
HIV/AIDS - Drug-susceptible Tuberculosis	0 (0 to 0)	0 (0 to 0)	0 (0 to 19.8)	0 (0 to 0)	0 (0 to 0.3)	0 (0 to 0.4)	0 (0 to 0.6)	0 (0 to 0.8)	0 (0 to 0.9)	0 (0 to 1.1)	0 (0 to 1.4)	0 (0 to 1.4)	0 (0 to 1.4)	0 (0 to 1.4)	0 (0 to 1.4)	0 (0 to 1.4)	0 (0 to 1.4)	0 (0 to 1.4)	0 (0 to 1.4)	0 (0 to 1.4)	0 (0 to 1.4)	0 (0 to 1.4)	0 (0 to 1.4)	724
HIV/AIDS - Multidrug-resistant Tuberculosis without extensive drug resistance	0 (0 to 0)	0 (0 to 0)	0.2 (0 to 4)	0.4 (0 to 1.9)	0.4 (0 to 1.7)	0.4 (0 to 1.7)	0.7 (0 to 3)	2.6 (0.1 to 11.3)	5.1 (0.2 to 20.6)	7.7 (0.4 to 32.9)	10.2 (0.5 to 40.7)	10.2 (0.5 to 40.7)	10.4 (0.5 to 40.7)	8.5 (0.4 to 32.9)	6.1 (0.3 to 23.2)	4.5 (0.2 to 17.8)	2.9 (0.1 to 10.4)	1.9 (0.1 to 8)	1.3 (0.1 to 5.7)	0.2 (0 to 0.8)	0 (0 to 0)	0 (0 to 0)	0 (0 to 0)	97.6
HIV/AIDS - Extensively drug-resistant Tuberculosis	0 (0 to 0)	0 (0 to 0)	0 (0 to 0.7)	0 (0 to 0.3)	0 (0 to 0.3)	0 (0 to 0.3)	0 (0 to 0.5)	0.1 (0 to 1.9)	0.2 (0 to 3.5)	0.3 (0.1 to 5.6)	0.4 (0.1 to 7.1)	0.4 (0.1 to 7.1)	0.4 (0.1 to 7.1)	0.3 (0.1 to 5.6)	0.2 (0 to 4)	0.2 (0 to 3.1)	0.1 (0 to 2.1)	0.1 (0 to 1.4)	0 (0 to 1)	0 (0 to 0.5)	0 (0 to 0.1)	0 (0 to 0)	0 (0 to 0)	9.2
HIV/AIDS resulting in other diseases	0 (0 to 0)	0 (0 to 0)	222 (0 to 1,360)	0 (0 to 0)	0 (0 to 0)	0 (0 to 0)	0 (0 to 0)	0 (0 to 0)	0 (0 to 0)	0 (0 to 0)	0 (0 to 0)	0 (0 to 0)	0 (0 to 0)	0 (0 to 0)	0 (0 to 0)	0 (0 to 0)	0 (0 to 0)	0 (0 to 0)	0 (0 to 0)	0 (0 to 0)	0 (0 to 0)	0 (0 to 0)	0 (0 to 0)	19,400
Sexually transmitted infections excluding HIV	693 (624 to 748)	16 (8 to 29.2)	36.0 (12.7 to 71.2)	1.1 (0.3 to 2.8)	0.3 (0.1 to 0.8)	2.1 (0.6 to 5.4)	8.4 (2.6 to 21.4)	73 (23 to 183)	1.2 (0.4 to 2.9)	0.6 (0.2 to 1.5)	0.4 (0.1 to 1.1)	0.3 (0.1 to 0.8)	0.3 (0.1 to 0.8)	2.5 (0.8 to 6.4)	3.5 (1.1 to 9.1)	1.8 (0.6 to 4.8)	2.3 (0.7 to 6.2)	1.2 (0.4 to 3.3)	1.0 (0.3 to 2.8)	0.6 (0.2 to 1.8)	0.2 (0.1 to 0.6)	0.1 (0 to 0.2)	172
Syphilis	0 (0 to 0)	0 (0 to 0)	0 (0 to 0)	0 (0 to 0)	0 (0 to 0)	0 (0 to 0)	0 (0 to 0)	0 (0 to 0)	0 (0 to 0)	0 (0 to 0)	0 (0 to 0)	0 (0 to 0)	0 (0 to 0)	0 (0 to 0)	0 (0 to 0)	0 (0 to 0)	0 (0 to 0)	0 (0 to 0)	0 (0 to 0)

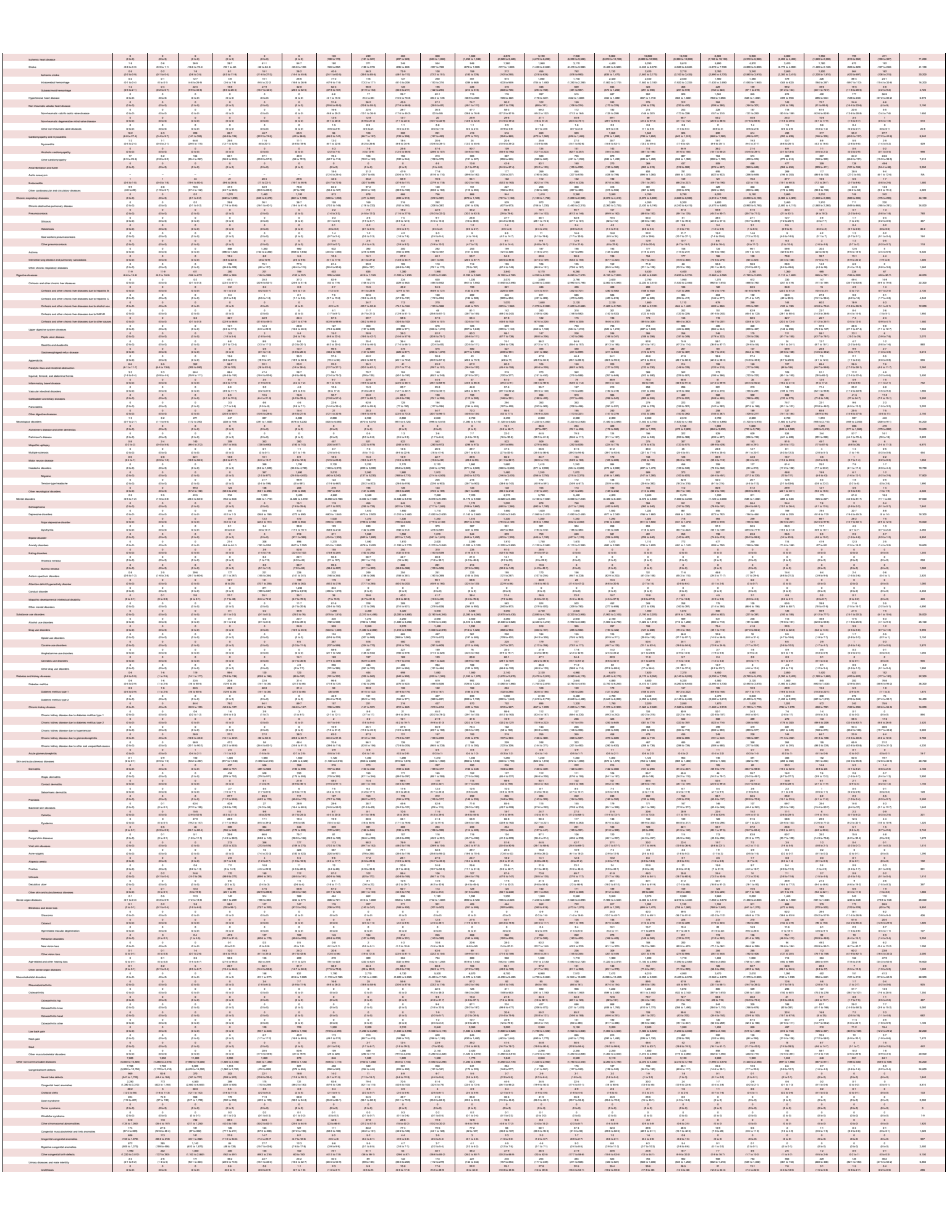



SR Table 2a. Sensitive DALYS by cause and sex orcus for males with 95% uncertainty intervals, 2019																				
Cause	Both Neonatal	Late Neonatal	Post Neonatal	1 to 4	5 to 9	10 to 14	15 to 19	20 to 24	25 to 29	30 to 34	35 to 39	40 to 44	45 to 49	50 to 54	55 to 59	60 to 64	65 to 69	70 to 74	75 to 79	80 to 84	85 to 89	90 to 94	95 plus	Total
All causes	23,000 (19,700 to 26,200)	2,610 (1,990 to 3,700)	10,900 (8,990 to 13,900)	10,900 (7,780 to 16,400)	5,900 (5,000 to 6,900)	6,760 (5,790 to 7,900)	24,400 (20,900 to 28,400)	34,200 (29,500 to 39,200)	37,300 (32,300 to 42,900)	39,200 (33,900 to 45,000)	39,400 (34,200 to 45,200)	37,700 (32,700 to 43,300)	35,700 (30,900 to 41,700)	33,200 (28,500 to 38,500)	29,600 (25,200 to 34,800)	25,800 (21,900 to 30,500)	21,600 (18,000 to 25,900)	19,600 (16,000 to 23,900)	13,600 (10,700 to 17,000)	8,960 (6,960 to 10,800)	3,980 (2,970 to 5,180)	1,020 (720 to 1,500)	476,000
Communicable, maternal, neonatal, and nutritional diseases	15,300 (10,200 to 24,300)	1,990 (1,290 to 3,900)	6,030 (3,900 to 9,450)	3,650 (2,560 to 5,850)	1,640 (1,320 to 2,060)	1,320 (1,050 to 1,660)	1,350 (1,080 to 1,700)	2,030 (1,700 to 2,440)	2,210 (1,790 to 2,720)	1,900 (1,530 to 2,360)	1,920 (1,560 to 2,330)	1,890 (1,560 to 2,270)	1,890 (1,560 to 2,310)	1,890 (1,560 to 2,360)	1,930 (1,600 to 2,350)	1,760 (1,460 to 2,150)	1,760 (1,460 to 2,150)	1,670 (1,370 to 2,040)	1,360 (1,110 to 1,650)	877 (670 to 1,070)	494 (363 to 650)	204 (147 to 280)	143 (91.3 to 197)	94,600
HIV/AIDS and sexually transmitted infections	612 (371 to 778)	9.9 (7.7 to 11.2)	154 (95.4 to 231)	92 (71.3 to 119)	33.1 (23.3 to 46.2)	39.9 (29.4 to 56.1)	122 (90.7 to 162)	324 (239)	767 (566 to 1,020)	1,060 (782 to 1,390)	1,220 (902 to 1,620)	1,220 (902 to 1,620)	1,220 (902 to 1,620)	1,220 (902 to 1,620)	1,220 (902 to 1,620)	1,220 (902 to 1,620)	1,220 (902 to 1,620)	1,220 (902 to 1,620)	1,220 (902 to 1,620)	1,220 (902 to 1,620)	1,220 (902 to 1,620)	1,220 (902 to 1,620)	4,060
HIV/AIDS	0 (0 to 0)	0 (0 to 0)	92.6 (71.2 to 118)	92.9 (71.3 to 119)	42 (33.1 to 54.1)	33.9 (26.4 to 45.7)	116 (90.5 to 149)	312 (247 to 398)	752 (598 to 939)	975 (778 to 1,210)	939 (749 to 1,170)	848 (677 to 1,060)	696 (556 to 865)	566 (452 to 706)	329 (262 to 409)	131 (104 to 162)	114 (90.7 to 140)	77.4 (61.6 to 95.1)	51.2 (40.7 to 63.2)	28.2 (22.4 to 34.8)	14.1 (11.2 to 17.4)	6.4 (5.1 to 7.9)	4,160
HIV/AIDS - Drug-susceptible Tuberculosis	0 (0 to 0)	0 (0 to 0)	19.6 (14.9 to 25.6)	19.4 (14.8 to 25.3)	4.6 (3.6 to 6.1)	3 (2.3 to 4.2)	9.2 (7.2 to 12.1)	29.4 (23.2 to 38.2)	93.7 (73.8 to 122)	164.6 (129 to 214)	170.6 (134 to 222)	169.2 (133 to 220)	154.4 (121 to 201)	134.7 (106 to 175)	84.3 (66.4 to 110)	39.4 (31 to 51.3)	37.1 (29.2 to 48.3)	28.1 (22.1 to 36.6)	19.4 (15.3 to 25.2)	10.4 (8.2 to 13.5)	5.2 (4.1 to 6.8)	2.3 (1.8 to 3)	1,170
HIV/AIDS - Multidrug-resistant Tuberculosis without extensive drug-resistance	0 (0 to 0)	0 (0 to 0)	0.8 (0.6 to 1.1)	0.8 (0.6 to 1.1)	0.4 (0.3 to 0.6)	0.3 (0.2 to 0.4)	1 (0.7 to 1.4)	2.7 (2 to 3.7)	8.1 (6 to 11.1)	14.1 (10.4 to 19.3)	16.2 (12 to 22.1)	16.4 (12.1 to 22.3)	15.1 (11.2 to 20.5)	13.1 (9.7 to 17.8)	8.2 (6.1 to 11.1)	3.8 (2.8 to 5.2)	3.6 (2.7 to 4.9)	2.7 (2 to 3.7)	1.9 (1.4 to 2.6)	1 (0.7 to 1.4)	0.5 (0.4 to 0.7)	0.2 (0.2 to 0.3)	113
HIV/AIDS - Extensively drug-resistant Tuberculosis	0 (0 to 0)	0 (0 to 0)	0.1 (0.1 to 0.2)	0.1 (0.1 to 0.2)	0.1 (0 to 0.1)	0 (0 to 0.1)	0.1 (0 to 0.2)	0.4 (0.3 to 0.6)	1.2 (0.9 to 1.7)	2.1 (1.6 to 2.9)	2.4 (1.8 to 3.3)	2.4 (1.8 to 3.3)	2.3 (1.7 to 3.1)	2 (1.5 to 2.7)	1.2 (0.9 to 1.6)	0.6 (0.4 to 0.8)	0.5 (0.4 to 0.7)	0.4 (0.3 to 0.5)	0.3 (0.2 to 0.4)	0.1 (0.1 to 0.2)	0.1 (0 to 0.1)	0 (0 to 0)	16
HIV/AIDS resulting in other diseases	0 (0 to 0)	0 (0 to 0)	19.6 (14.9 to 25.6)	19.7 (14.9 to 25.6)	4.6 (3.6 to 6.1)	3.1 (2.4 to 4.4)	9.4 (7.3 to 12.4)	30.1 (23.8 to 39.2)	96.2 (75.8 to 125)	168.7 (133 to 219)	174.9 (138 to 228)	173.4 (137 to 226)	158.2 (124 to 206)	137.9 (109 to 180)	86.4 (68.1 to 113)	40.3 (31.8 to 52.5)	38.1 (29.9 to 49.5)	28.8 (22.7 to 37.5)	19.9 (15.7 to 25.9)	10.7 (8.4 to 13.9)	5.3 (4.2 to 6.9)	2.4 (1.9 to 3.1)	1,200
Sexually transmitted infections excluding HIV	612 (371 to 778)	9.9 (7.7 to 11.2)	61.5 (39.4 to 106)	0.1 (0 to 0.2)	0.1 (0 to 0.2)	0.6 (0.4 to 0.9)	2.4 (1.8 to 3.3)	11.6 (8.9 to 15.5)	14.7 (11.3 to 19.1)	15.6 (12 to 20.3)	17.7 (13.7 to 23)	17.6 (13.6 to 22.9)	17.3 (13.4 to 22.5)	17.4 (13.4 to 22.6)	17.4 (13.4 to 22.6)	17.4 (13.4 to 22.6)	17.4 (13.4 to 22.6)	17.4 (13.4 to 22.6)	17.4 (13.4 to 22.6)	17.4 (13.4 to 22.6)	17.4 (13.4 to 22.6)	17.4 (13.4 to 22.6)	223
Syphilis	0 (0 to 0)	0 (0 to 0)	11.5 (8.9 to 15.2)	1.1 (0.9 to 1.5)	0.1 (0.1 to 0.2)	0.5 (0.4 to 0.8)	2.2 (1.7 to 3)	11.3 (8.8 to 15.1)	14.6 (11.3 to 19.1)	15.5 (12 to 20.2)	17.6 (13.6 to 22.9)	17.5 (13.6 to 22.8)	17.2 (13.3 to 22.4)	17.3 (13.4 to 22.5)	17.3 (13.4 to 22.5)	17.3 (13.4 to 22.5)	17.3 (13.4 to 22.5)	17.3 (13.4 to 22.5)	17.3 (13.4 to 22.5)	17.3 (13.4 to 22.5)	17.3 (13.4 to 22.5)	17.3 (13.4 to 22.5)	220
Chlamydial infection	0 (0 to 0)	0 (0 to 0)	0 (0 to 0)	0 (0 to 0)	0 (0 to 0)	0 (0 to 0)	0 (0 to 0)	0 (0 to 0)	0 (0 to 0)	0 (0 to 0)	0 (0 to 0)	0 (0 to 0)	0 (0 to 0)	0 (0 to 0)	0 (0 to 0)	0 (0 to 0)	0 (0 to 0)	0 (0 to 0)	0 (0 to 0)	0 (0 to 0)	0 (0 to 0)	0 (0 to 0)	0 (0 to 0)	19
Gonococcal infection	0 (0 to 0)	0 (0 to 0)	0 (0 to 0)	0 (0 to 0)	0 (0 to 0)	0.2 (0.1 to 0.7)	1.7 (1.3 to 2.3)	2.9 (2.3 to 3.7)	1.7 (1.3 to 2.2)	1.1 (0.8 to 1.4)	0.7 (0.5 to 1)	0.6 (0.5 to 1)	0.5 (0.3 to 0.8)	0.3 (0.2 to 0.5)	0.1 (0.1 to 0.2)	0.1 (0.1 to 0.2)	0.1 (0.1 to 0.2)	0.1 (0.1 to 0.2)	0.1 (0.1 to 0.2)	0.1 (0.1 to 0.2)	0.1 (0.1 to 0.2)	0.1 (0.1 to 0.2)	0.1 (0.1 to 0.2)	10.3
Trichomoniasis	0 (0 to 0)	0 (0 to 0)	0 (0 to 0)	0 (0 to 0)	0 (0 to 0)	0 (0 to 0)	0 (0 to 0)	0.1 (0 to 0.1)	0.1 (0 to 0.1)	0.1 (0 to 0.1)	0.1 (0 to 0.1)	0.1 (0 to 0.1)	0.1 (0 to 0.1)	0.1 (0 to 0.1)	0.1 (0 to 0.1)	0.1 (0 to 0.1)	0.1 (0 to 0.1)	0.1 (0 to 0.1)	0.1 (0 to 0.1)	0.1 (0 to 0.1)	0.1 (0 to 0.1)	0.1 (0 to 0.1)	0.1 (0 to 0.1)	3.8
Genital herpes	0 (0 to 0)	0 (0 to 0)	0 (0 to 0)	0 (0 to 0)	0 (0 to 0)	0 (0 to 0)	0.1 (0 to 0.2)	0.2 (0.1 to 0.3)	0.2 (0.1 to 0.3)	0.2 (0.1 to 0.3)	0.2 (0.1 to 0.3)	0.2 (0.1 to 0.3)	0.2 (0.1 to 0.3)	0.2 (0.1 to 0.3)	0.2 (0.1 to 0.3)	0.2 (0.1 to 0.3)	0.2 (0.1 to 0.3)	0.2 (0.1 to 0.3)	0.2 (0.1 to 0.3)	0.2 (0.1 to 0.3)	0.2 (0.1 to 0.3)	0.2 (0.1 to 0.3)	0.2 (0.1 to 0.3)	9.9
Other sexually transmitted infections	0 (0 to 0)	0 (0 to 0)	0 (0 to 0)	0 (0 to 0)	0 (0 to 0)	0 (0 to 0.1)	0.1 (0.1 to 0.2)	0.2 (0.1 to 0.3)	0.2 (0.1 to 0.3)	0.2 (0.1 to 0.3)	0.2 (0.1 to 0.3)	0.2 (0.1 to 0.3)	0.2 (0.1 to 0.3)	0.2 (0.1 to 0.3)	0.2 (0.1 to 0.3)	0.2 (0.1 to 0.3)	0.2 (0.1 to 0.3)	0.2 (0.1 to 0.3)	0.2 (0.1 to 0.3)	0.2 (0.1 to 0.3)	0.2 (0.1 to 0.3)	0.2 (0.1 to 0.3)	0.2 (0.1 to 0.3)	22.1
Respiratory infections and tuberculosis	398 (283 to 668)	130 (99.9 to 200)	1,060 (699 to 2,000)	1,220 (757 to 2,210)	396 (298 to 493)	269 (210 to 402)	228 (180 to 309)	348 (282 to 587)	449 (376 to 636)	498 (415 to 713)	578 (498 to 823)	644 (551 to 900)	699 (593 to 986)	744 (631 to 1,050)	776 (660 to 1,040)	792 (673 to 1,040)	809 (683 to 1,040)	827 (698 to 1,060)	838 (703 to 1,080)	837 (703 to 1,070)	777 (650 to 1,000)	707 (592 to 910)	13,400
Tuberculosis	0 (0 to 0)	23.3 (19.9 to 28.4)	31.9 (26.7 to 39.7)	10 (8.6 to 11.9)	8.6 (7.3 to 11.2)	21.3 (18.2 to 26.3)	49.3 (42.1 to 60.1)	92.1 (78.6 to 112)	117 (99.6 to 141)	122 (103 to 148)	127 (108 to 154)	132 (112 to 160)	137 (116 to 166)	142 (120 to 172)	146 (124 to 177)	150 (127 to 182)	154 (130 to 187)	157 (133 to 191)	160 (135 to 194)	161 (136 to 195)	152 (129 to 184)	136 (115 to 165)	2,600
Latent tuberculosis infection	0 (0 to 0)	0 (0 to 0)	0 (0 to 0)	0 (0 to 0)	0 (0 to 0)	0 (0 to 0)	0 (0 to 0)	0 (0 to 0)	0 (0 to 0)	0 (0 to 0)	0 (0 to 0)	0 (0 to 0)	0 (0 to 0)	0 (0 to 0)	0 (0 to 0)	0 (0 to 0)	0 (0 to 0)	0 (0 to 0)	0 (0 to 0)	0 (0 to 0)	0 (0 to 0)	0 (0 to 0)	0 (0 to 0)	0
Drug-susceptible Tuberculosis	0 (0 to 0)	21.6 (17.4 to 26.2)	29.6 (24.9 to 37.3)	9.6 (8.2 to 11.5)	8 (6.8 to 10.6)	20 (17.1 to 25.1)	46.2 (39.5 to 56.6)	86.6 (73.9 to 105)	110 (93.9 to 133)	115 (97.3 to 139)	119 (101 to 145)	124 (105 to 151)	129 (109 to 156)	133 (113 to 162)	137 (116 to 167)	141 (119 to 171)	145 (122 to 176)	148 (125 to 179)	150 (127 to 182)	151 (128 to 183)	143 (121 to 173)	128 (108 to 155)	2,450
Multidrug-resistant tuberculosis without extensive drug-resistance	0 (0 to 0)	1.6 (1.3 to 2)	1.9 (1.5 to 2.4)	0.6 (0.5 to 0.8)	0.5 (0.4 to 0.7)	1.2 (1 to 1.6)	2.8 (2.4 to 3.6)	5.4 (4.6 to 6.9)	7.1 (6 to 9.1)	7.4 (6.2 to 9.5)	7.7 (6.4 to 9.9)	8 (6.7 to 10.2)	8.2 (6.9 to 10.5)	8.5 (7.1 to 10.8)	8.7 (7.3 to 11.1)	8.9 (7.5 to 11.4)	9.2 (7.7 to 11.7)	9.4 (7.9 to 12)	9.5 (8 to 12.2)	9.6 (8.1 to 12.3)	9.1 (7.7 to 11.7)	8.3 (7 to 10.6)	151
Extensively drug-resistant tuberculosis	0 (0 to 0)	0.2 (0 to 1.2)	0.3 (0 to 1.6)	0.1 (0 to 0.4)	0.1 (0 to 0.3)	0.3 (0 to 1.4)	0.7 (0 to 3.4)	1.1 (0 to 5.4)	1.3 (0 to 6.1)	1.5 (0 to 7.1)	1.6 (0 to 7.6)	1.6 (0 to 7.7)	1.7 (0 to 8.1)	1.7 (0 to 8.1)	1.8 (0 to 8.5)	1.8 (0 to 8.6)	1.9 (0 to 8.9)	1.9 (0 to 9)	1.9 (0 to 9.1)	1.9 (0 to 9.1)	1.8 (0 to 8.8)	1.7 (0 to 8.2)	1.5 (0 to 7.1)	14.3
Lower respiratory infections	397 (282 to 668)	129 (99.2 to 200)	1,030 (681 to 1,990)	1,110 (686 to 1,990)	194 (99.5 to 297)	128 (77 to 271)	106 (59.2 to 209)	208 (132 to 538)	256 (170 to 579)	302 (209 to 647)	379 (278 to 727)	421 (320 to 821)	490 (386 to 939)	576 (459 to 1,020)	666 (546 to 1,040)	698 (581 to 1,040)	664 (547 to 1,040)	672 (547 to 1,060)	673 (547 to 1,060)	672 (547 to 1,060)	626 (509 to 1,000)	568 (463 to 910)	10,300
Upper respiratory infections	0.6 (0.4 to 0.9)	1.6 (1.2 to 2.3)	33 (24.1 to 43.7)	134 (97.1 to 195)	197 (146 to 255)	137 (100 to 195)	118 (87.2 to 169)	140 (102 to 207)	193 (142 to 265)	196 (144 to 269)	199 (147 to 273)	204 (150 to 280)	209 (154 to 287)	214 (158 to 293)	219 (162 to 300)	223 (165 to 306)	228 (169 to 312)	232 (172 to 318)	236 (175 to 323)	239 (177 to 327)	242 (180 to 331)	244 (181 to 334)	246 (183 to 337)	3,160
Otitis media	0.1 (0 to 0.1)	0.1 (0 to 0.1)	49.8 (33.5 to 71.4)	154.5 (95.1 to 251)	20.4 (12.4 to 30.6)	6.6 (3.9 to 10.1)	2.7 (1.6 to 4.1)	3.1 (1.8 to 4.8)	3.4 (2 to 5.2)	3.6 (2.1 to 5.5)	3.8 (2.2 to 5.8)	3.9 (2.3 to 6)	4.1 (2.4 to 6.2)	4.2 (2.5 to 6.4)	4.3 (2.5 to 6.6)	4.4 (2.6 to 6.7)	4.5 (2.7 to 6.8)	4.6 (2.7 to 6.9)	4.6 (2.7 to 7)	4.6 (2.7 to 7)	4.5 (2.7 to 6.9)	4.4 (2.6 to 6.7)	381
Enteric infections	18.6 (11.6 to 29.6)	2.6 (1.6 to 5.2)	1,180 (632 to 1,960)	487 (260 to 1,160)	239 (138 to 371)	156 (100 to 241)	119 (77 to 183)	111 (72 to 170)	109 (70 to 167)	107 (69 to 164)	106 (68 to 163)	106 (68 to 163)	106 (68 to 163)	106 (68 to 163)	106 (68 to 163)	106 (68 to 163)	106 (68 to 163)	106 (68 to 163)	106 (68 to 163)	106 (68 to 163)	106 (68 to 163)	106 (68 to 163)	106 (68 to 163)	3,770
Diarrheal diseases	18.6 (11.6 to 29.6)	2.6 (1.6 to 5.2)	676 (429 to 1,960)	334 (260 to 1,160)	159 (138 to 371)	114 (100 to 241)	109 (77 to 183)	111 (72 to 170)	109 (70 to 167)	107 (69 to 164)	106 (68 to 163)	106 (68 to 163)	106 (68 to 163)	106 (68 to 163)	106 (68 to 163)	106 (68 to 163)	106 (68 to 163)	106 (68 to 163)	106 (68 to 163)	106 (68 to 163)	106 (68 to 163)	106 (68 to 163)	106 (68 to 163)	3,770
Typhoid and paratyphoid	0 (0 to 0)	0 (0 to 0)	0 (0 to 1.4)	0 (0 to 0.6)	0 (0 to 0.4)	0 (0 to 0.2)	0 (0 to 0.1)	0 (0 to 0.1)	0 (0 to 0.1)	0 (0 to 0.1)	0 (0 to 0.1)	0 (0 to 0.1)	0 (0 to 0.1)	0 (0 to 0.1)	0 (0 to 0.1)	0 (0 to 0.1)	0 (0 to 0.1)	0 (0 to 0.1)	0 (0 to 0.1)	0 (0 to 0.1)	0 (0 to 0.1)	0 (0 to 0.1)	0 (0 to 0.1)	0.4
Typhoid fever	0 (0 to 0)	0 (0 to 0)	0 (0 to 1.2)	0 (0 to 0.5)	0 (0 to 0.3)	0 (0 to 0.2)	0 (0 to 0.1)	0 (0 to 0.1)	0 (0 to 0.1)	0 (0 to 0.1)	0 (0 to 0.1)	0 (0 to 0.1)	0 (0 to 0.1)	0 (0 to 0.1)	0 (0 to 0.1)	0 (0 to 0.1)	0 (0 to 0.1)	0 (0 to 0.1)	0 (0 to 0.1)	0 (0 to 0.1)	0 (0 to 0.1)	0 (0 to 0.1)	0 (0 to 0.1)	0.4
Paratyphoid fever	0 (0 to 0)	0 (0 to 0)	0 (0 to 0.1)	0 (0 to 0)	0 (0 to 0)	0 (0 to 0)	0 (0 to 0)	0 (0 to 0)	0 (0 to 0)	0 (0 to 0)	0 (0 to 0)	0 (0 to 0)	0 (0 to 0)	0 (0 to 0)	0 (0 to 0)	0 (0 to 0)	0 (0 to 0)	0 (0 to 0)	0 (0 to 0)	0 (0 to 0)	0 (0 to 0)	0 (0 to 0)	0 (0 to 0)	0.2
Invasive Non-typhoidal Salmonella (iNTS)	0 (0 to 0)	2.1 (1.5 to 4.8)	6.6 (3.4 to 13.8)	6.8 (3.4 to 15.8)	2.1 (0.8 to 4.9)	2 (0.8 to 4.6)	1.9 (0.8 to 4.3)	2 (0.8 to 4.5)	2.1 (0.8 to 4.7)	2.1 (0.8 to 4.8)	2.2 (0.9 to 4.9)	2.2 (0.9 to 5)	2.2 (0.9 to 5.1)	2.2 (0.9 to 5.1)	2.2 (0.9 to 5.1)	2.2 (0.9 to 5.1)	2.2 (0.9 to 5.1)	2.2 (0.9 to 5.1)	2.2 (0.9 to 5.1)	2.2 (0.9 to 5.1)	2.2 (0.9 to 5.1)	2.2 (0.9 to 5.1)	28
Other intestinal infectious diseases	0 (0 to 0)	1.3 (0.8 to 2.8)	2.2 (1.4 to 4.1)	0.7 (0.4 to 2.1)	0.6 (0.3 to 2.1)	0.6 (0.3 to 2.1)	0.6 (0.3 to 2.1)	0.7 (0.3 to 2.2)	0.7 (0.3 to 2.2)	0.7 (0.3 to 2.2)	0.8 (0.3 to 2.3)	0.8 (0.3 to 2.3)	0.8 (0.3 to 2.3)	0.8 (0.3 to 2.3)	0.8 (0.3 to 2.3)	0.8 (0.3 to 2.3)	0.8 (0.3 to 2.3)	0.8 (0.3 to 2.3)	0.8 (0.3 to 2.3)	0.8 (0.3 to 2.3)	0.8 (0.3 to 2.3)	0.8 (0.3 to 2.3)	9
Neglected tropical diseases and malaria	2.6 (1.6 to 3.8)	0.1 (0.1 to 0.2)	229 (130 to 350)	226 (96.9 to 350)	194 (96.9 to 350)	139 (96.9 to 350)	131 (96.9 to 350)	168 (96.9 to 350)	177 (96.9 to 350)	177 (96.9 to 350)	177 (96.9 to 350)	177 (96.9 to 350)	194 (96.9 to 350)	197 (96.9 to 350)	197 (96.9 to 350)	197 (96.9 to 350)	197 (96.9 to 350)	197 (96.9 to 350)	197 (96.9 to 350)	197 (96.9 to 350)	197 (96.9 to 350)	197 (96.9 to 350)	197 (96.9 to 350)	2,780
Malaria	0 (0 to 0)	0 (0 to 0)	0 (0 to 0.1)	0 (0 to 0.1)	1.1 (1 to 1.2)	1.1 (1 to 1.2)	1.1 (1 to 1.2)	1.1 (1 to 1.2)	1.1 (1 to 1.2)	1.1 (1 to 1.2)	1.1 (1 to 1.2)	1.1 (1 to 1.2)	1.1 (1 to 1.2)	1.1 (1 to 1.2)	1.1 (1 to 1.2)	1.1 (1 to 1.2)	1.1 (1 to 1.2)	1.1 (1 to 1.2)	1.1 (1 to 1.2)	1.1 (1 to 1.2)	1.1 (1 to 1.2)	1.1 (1 to 1.2)	1.1 (1 to 1.2)	14.8
Chagas disease	0 (0 to 0)	0 (0 to 0)	0.2 (0 to 0.3)	0.2 (0 to 0.3)	0.2 (0 to 0.3





SA Table 2a: Site Pedro DALYS by cause and age group for males with 95% uncertainty intervals, 2019

Cause	Early Neonatal	Late Neonatal	Post Neonatal	1 to 4	5 to 9	10 to 14	15 to 19	20 to 24	25 to 29	30 to 34	35 to 39	40 to 44	45 to 49	50 to 54	55 to 59	60 to 64	65 to 69	70 to 74	75 to 79	80 to 84	85 to 89	90 to 94	95 plus	Total
All causes	139,000 (92,000 to 196,000)	44,000 (29,000 to 63,000)	49,000 (32,000 to 67,000)	69,000 (44,000 to 93,000)	92,100 (71,000 to 120,000)	120,000 (93,000 to 156,000)	201,000 (27,000 to 290,000)	317,000 (264,000 to 380,000)	349,000 (304,000 to 403,000)	392,000 (329,000 to 464,000)	439,000 (360,000 to 533,000)	439,000 (366,000 to 533,000)	469,000 (378,000 to 582,000)	492,000 (397,000 to 614,000)	492,000 (397,000 to 614,000)	492,000 (397,000 to 614,000)	492,000 (397,000 to 614,000)	492,000 (397,000 to 614,000)	492,000 (397,000 to 614,000)	492,000 (397,000 to 614,000)	492,000 (397,000 to 614,000)	139,000 (74,000 to 261,000)	6,660,000
Communicable, maternal, neonatal, and nutritional diseases	84,000 (57,000 to 120,000)	42,000 (29,000 to 59,000)	49,000 (33,000 to 69,000)	69,000 (44,000 to 93,000)	36,400 (27,000 to 48,000)	17,000 (12,000 to 23,000)	17,000 (12,000 to 23,000)	22,700 (16,000 to 31,000)	29,800 (21,000 to 41,000)	39,200 (28,000 to 53,000)	49,700 (35,000 to 67,000)	49,800 (35,000 to 68,000)	48,400 (34,000 to 66,000)	46,400 (33,000 to 63,000)	46,400 (33,000 to 63,000)	46,400 (33,000 to 63,000)	46,400 (33,000 to 63,000)	46,400 (33,000 to 63,000)	39,200 (28,000 to 53,000)	29,800 (21,000 to 41,000)	17,000 (12,000 to 23,000)	8,710 (6,000 to 12,000)	2,600 (1,000 to 4,000)	853,000
HIV/AIDS and sexually transmitted infections	218 (137 to 378)	551 (351 to 773)	1,150 (699 to 1,670)	352 (208 to 582)	367 (207 to 587)	422 (219 to 690)	1,190 (497 to 1,490)	4,140 (2,360 to 6,010)	9,210 (7,630 to 11,500)	13,200 (10,600 to 16,600)	17,100 (13,300 to 20,100)	17,100 (13,700 to 20,600)	14,700 (12,000 to 17,900)	12,400 (9,900 to 15,200)	12,400 (9,900 to 15,200)	12,400 (9,900 to 15,200)	12,400 (9,900 to 15,200)	12,400 (9,900 to 15,200)	12,400 (9,900 to 15,200)	12,400 (9,900 to 15,200)	12,400 (9,900 to 15,200)	12,400 (9,900 to 15,200)	4,670 (3,000 to 7,000)	197,000
HIV/AIDS	218 (137 to 378)	551 (351 to 773)	1,150 (699 to 1,670)	352 (208 to 582)	367 (207 to 587)	422 (219 to 690)	1,190 (497 to 1,490)	4,140 (2,360 to 6,010)	9,210 (7,630 to 11,500)	13,200 (10,600 to 16,600)	17,100 (13,300 to 20,100)	17,100 (13,700 to 20,600)	14,700 (12,000 to 17,900)	12,400 (9,900 to 15,200)	12,400 (9,900 to 15,200)	12,400 (9,900 to 15,200)	12,400 (9,900 to 15,200)	12,400 (9,900 to 15,200)	12,400 (9,900 to 15,200)	12,400 (9,900 to 15,200)	12,400 (9,900 to 15,200)	12,400 (9,900 to 15,200)	4,670 (3,000 to 7,000)	197,000
HIV/AIDS - Drug-susceptible Tuberculosis	0 (0 to 0)	0 (0 to 0)	0 (0 to 0)	0 (0 to 0)	0 (0 to 0)	0 (0 to 0)	0 (0 to 0)	0 (0 to 0)	0 (0 to 0)	0 (0 to 0)	0 (0 to 0)	0 (0 to 0)	0 (0 to 0)	0 (0 to 0)	0 (0 to 0)	0 (0 to 0)	0 (0 to 0)	0 (0 to 0)	0 (0 to 0)	0 (0 to 0)	0 (0 to 0)	0 (0 to 0)	0 (0 to 0)	0
HIV/AIDS - Multidrug resistant Tuberculosis without extensive drug resistance	0 (0 to 0)	0 (0 to 0)	0 (0 to 0)	0 (0 to 0)	0 (0 to 0)	0 (0 to 0)	0 (0 to 0)	0 (0 to 0)	0 (0 to 0)	0 (0 to 0)	0 (0 to 0)	0 (0 to 0)	0 (0 to 0)	0 (0 to 0)	0 (0 to 0)	0 (0 to 0)	0 (0 to 0)	0 (0 to 0)	0 (0 to 0)	0 (0 to 0)	0 (0 to 0)	0 (0 to 0)	0 (0 to 0)	0
HIV/AIDS - Extensively drug-resistant Tuberculosis	0 (0 to 0)	0 (0 to 0)	0 (0 to 0)	0 (0 to 0)	0 (0 to 0)	0 (0 to 0)	0 (0 to 0)	0 (0 to 0)	0 (0 to 0)	0 (0 to 0)	0 (0 to 0)	0 (0 to 0)	0 (0 to 0)	0 (0 to 0)	0 (0 to 0)	0 (0 to 0)	0 (0 to 0)	0 (0 to 0)	0 (0 to 0)	0 (0 to 0)	0 (0 to 0)	0 (0 to 0)	0 (0 to 0)	0
HIV/AIDS resulting in other diseases	218 (137 to 378)	551 (351 to 773)	1,150 (699 to 1,670)	352 (208 to 582)	367 (207 to 587)	422 (219 to 690)	1,190 (497 to 1,490)	4,140 (2,360 to 6,010)	9,210 (7,630 to 11,500)	13,200 (10,600 to 16,600)	17,100 (13,300 to 20,100)	17,100 (13,700 to 20,600)	14,700 (12,000 to 17,900)	12,400 (9,900 to 15,200)	12,400 (9,900 to 15,200)	12,400 (9,900 to 15,200)	12,400 (9,900 to 15,200)	12,400 (9,900 to 15,200)	12,400 (9,900 to 15,200)	12,400 (9,900 to 15,200)	12,400 (9,900 to 15,200)	12,400 (9,900 to 15,200)	4,670 (3,000 to 7,000)	197,000
Sexually transmitted infections excluding HIV	0 (0 to 0)	0 (0 to 0)	0 (0 to 0)	0 (0 to 0)	0 (0 to 0)	0 (0 to 0)	0 (0 to 0)	0 (0 to 0)	0 (0 to 0)	0 (0 to 0)	0 (0 to 0)	0 (0 to 0)	0 (0 to 0)	0 (0 to 0)	0 (0 to 0)	0 (0 to 0)	0 (0 to 0)	0 (0 to 0)	0 (0 to 0)	0 (0 to 0)	0 (0 to 0)	0 (0 to 0)	0 (0 to 0)	0
Chlamydial infection	0 (0 to 0)	0 (0 to 0)	0 (0 to 0)	0 (0 to 0)	0 (0 to 0)	0 (0 to 0)	0 (0 to 0)	0 (0 to 0)	0 (0 to 0)	0 (0 to 0)	0 (0 to 0)	0 (0 to 0)	0 (0 to 0)	0 (0 to 0)	0 (0 to 0)	0 (0 to 0)	0 (0 to 0)	0 (0 to 0)	0 (0 to 0)	0 (0 to 0)	0 (0 to 0)	0 (0 to 0)	0 (0 to 0)	0
Gonococcal infection	0 (0 to 0)	0 (0 to 0)	0 (0 to 0)	0 (0 to 0)	0 (0 to 0)	0 (0 to 0)	0 (0 to 0)	0 (0 to 0)	0 (0 to 0)	0 (0 to 0)	0 (0 to 0)	0 (0 to 0)	0 (0 to 0)	0 (0 to 0)	0 (0 to 0)	0 (0 to 0)	0 (0 to 0)	0 (0 to 0)	0 (0 to 0)	0 (0 to 0)	0 (0 to 0)	0 (0 to 0)	0 (0 to 0)	0
Syphilis	0 (0 to 0)	0 (0 to 0)	0 (0 to 0)	0 (0 to 0)	0 (0 to 0)	0 (0 to 0)	0 (0 to 0)	0 (0 to 0)	0 (0 to 0)	0 (0 to 0)	0 (0 to 0)	0 (0 to 0)	0 (0 to 0)	0 (0 to 0)	0 (0 to 0)	0 (0 to 0)	0 (0 to 0)	0 (0 to 0)	0 (0 to 0)	0 (0 to 0)	0 (0 to 0)	0 (0 to 0)	0 (0 to 0)	0
Trichomoniasis	0 (0 to 0)	0 (0 to 0)	0 (0 to 0)	0 (0 to 0)	0 (0 to 0)	0 (0 to 0)	0 (0 to 0)	0 (0 to 0)	0 (0 to 0)	0 (0 to 0)	0 (0 to 0)	0 (0 to 0)	0 (0 to 0)	0 (0 to 0)	0 (0 to 0)	0 (0 to 0)	0 (0 to 0)	0 (0 to 0)	0 (0 to 0)	0 (0 to 0)	0 (0 to 0)	0 (0 to 0)	0 (0 to 0)	0
Genital herpes	0 (0 to 0)	0 (0 to 0)	0 (0 to 0)	0 (0 to 0)	0 (0 to 0)	0 (0 to 0)	0 (0 to 0)	0 (0 to 0)	0 (0 to 0)	0 (0 to 0)	0 (0 to 0)	0 (0 to 0)	0 (0 to 0)	0 (0 to 0)	0 (0 to 0)	0 (0 to 0)	0 (0 to 0)	0 (0 to 0)	0 (0 to 0)	0 (0 to 0)	0 (0 to 0)	0 (0 to 0)	0 (0 to 0)	0
Other sexually transmitted infections	0 (0 to 0)	0 (0 to 0)	0 (0 to 0)	0 (0 to 0)	0 (0 to 0)	0 (0 to 0)	0 (0 to 0)	0 (0 to 0)	0 (0 to 0)	0 (0 to 0)	0 (0 to 0)	0 (0 to 0)	0 (0 to 0)	0 (0 to 0)	0 (0 to 0)	0 (0 to 0)	0 (0 to 0)	0 (0 to 0)	0 (0 to 0)	0 (0 to 0)	0 (0 to 0)	0 (0 to 0)	0 (0 to 0)	0
Respiratory infections and tuberculosis	1,030 (627 to 1,660)	1,700 (1,000 to 2,900)	37,600 (26,000 to 50,000)	4,210 (2,700 to 7,000)	5,290 (3,700 to 7,200)	4,000 (2,900 to 5,200)	6,100 (4,000 to 8,500)	8,360 (6,200 to 11,100)	9,610 (7,200 to 12,200)	12,900 (9,600 to 16,500)	17,000 (12,500 to 21,600)	19,000 (14,000 to 24,000)	21,300 (16,000 to 26,900)	23,900 (18,000 to 30,200)	26,200 (19,700 to 33,000)	28,500 (21,400 to 36,000)	29,500 (22,000 to 37,000)	29,500 (22,000 to 37,000)	29,500 (22,000 to 37,000)	29,500 (22,000 to 37,000)	29,500 (22,000 to 37,000)	29,500 (22,000 to 37,000)	14,100 (10,000 to 17,000)	2,040 (1,400 to 2,600)	349,000
Tuberculosis	0 (0 to 0)	0 (0 to 0)	407 (266 to 596)	111 (72 to 161)	97.1 (63 to 141)	109 (71 to 159)	164 (107 to 239)	264 (172 to 384)	315 (205 to 458)	420 (273 to 610)	556 (362 to 808)	556 (362 to 808)	678 (441 to 985)	783 (509 to 1,140)	835 (543 to 1,210)	907 (590 to 1,320)	940 (612 to 1,370)	940 (612 to 1,370)	940 (612 to 1,370)	940 (612 to 1,370)	940 (612 to 1,370)	940 (612 to 1,370)	449 (292 to 653)	111 (72 to 161)	8,660
Latent tuberculosis infection	0 (0 to 0)	0 (0 to 0)	0 (0 to 0)	0 (0 to 0)	0 (0 to 0)	0 (0 to 0)	0 (0 to 0)	0 (0 to 0)	0 (0 to 0)	0 (0 to 0)	0 (0 to 0)	0 (0 to 0)	0 (0 to 0)	0 (0 to 0)	0 (0 to 0)	0 (0 to 0)	0 (0 to 0)	0 (0 to 0)	0 (0 to 0)	0 (0 to 0)	0 (0 to 0)	0 (0 to 0)	0 (0 to 0)	0
Active tuberculosis	0 (0 to 0)	0 (0 to 0)	407 (266 to 596)	111 (72 to 161)	97.1 (63 to 141)	109 (71 to 159)	164 (107 to 239)	264 (172 to 384)	315 (205 to 458)	420 (273 to 610)	556 (362 to 808)	556 (362 to 808)	678 (441 to 985)	783 (509 to 1,140)	835 (543 to 1,210)	907 (590 to 1,320)	940 (612 to 1,370)	940 (612 to 1,370)	940 (612 to 1,370)	940 (612 to 1,370)	940 (612 to 1,370)	940 (612 to 1,370)	449 (292 to 653)	111 (72 to 161)	8,660
Drug-susceptible tuberculosis	0 (0 to 0)	0 (0 to 0)	407 (266 to 596)	111 (72 to 161)	97.1 (63 to 141)	109 (71 to 159)	164 (107 to 239)	264 (172 to 384)	315 (205 to 458)	420 (273 to 610)	556 (362 to 808)	556 (362 to 808)	678 (441 to 985)	783 (509 to 1,140)	835 (543 to 1,210)	907 (590 to 1,320)	940 (612 to 1,370)	940 (612 to 1,370)	940 (612 to 1,370)	940 (612 to 1,370)	940 (612 to 1,370)	940 (612 to 1,370)	449 (292 to 653)	111 (72 to 161)	8,660
Multidrug-resistant tuberculosis without extensive drug resistance	0 (0 to 0)	0 (0 to 0)	0 (0 to 0)	0 (0 to 0)	0 (0 to 0)	0 (0 to 0)	0 (0 to 0)	0 (0 to 0)	0 (0 to 0)	0 (0 to 0)	0 (0 to 0)	0 (0 to 0)	0 (0 to 0)	0 (0 to 0)	0 (0 to 0)	0 (0 to 0)	0 (0 to 0)	0 (0 to 0)	0 (0 to 0)	0 (0 to 0)	0 (0 to 0)	0 (0 to 0)	0 (0 to 0)	0
Extensively drug-resistant tuberculosis	0 (0 to 0)	0 (0 to 0)	0 (0 to 0)	0 (0 to 0)	0 (0 to 0)	0 (0 to 0)	0 (0 to 0)	0 (0 to 0)	0 (0 to 0)	0 (0 to 0)	0 (0 to 0)	0 (0 to 0)	0 (0 to 0)	0 (0 to 0)	0 (0 to 0)	0 (0 to 0)	0 (0 to 0)	0 (0 to 0)	0 (0 to 0)	0 (0 to 0)	0 (0 to 0)	0 (0 to 0)	0 (0 to 0)	0
Lower respiratory infections	1,030 (627 to 1,660)	1,700 (1,000 to 2,900)	37,200 (26,000 to 50,000)	4,100 (2,600 to 6,900)	5,190 (3,600 to 7,100)	3,900 (2,800 to 5,100)	5,940 (4,000 to 8,300)	8,090 (6,000 to 10,800)	9,300 (7,000 to 12,000)	12,500 (9,300 to 16,000)	16,700 (12,900 to 21,200)	18,700 (13,700 to 23,800)	20,600 (15,500 to 26,000)	23,100 (17,400 to 29,200)	25,300 (19,100 to 32,000)	27,600 (20,700 to 34,900)	28,600 (21,300 to 36,000)	28,600 (21,300 to 36,000)	28,600 (21,300 to 36,000)	28,600 (21,300 to 36,000)	28,600 (21,300 to 36,000)	28,600 (21,300 to 36,000)	13,600 (9,700 to 17,000)	2,930 (2,000 to 3,900)	339,000
Otitis media	0 (0 to 0)	0 (0 to 0)	0 (0 to 0)	0 (0 to 0)	0 (0 to 0)	0 (0 to 0)	0 (0 to 0)	0 (0 to 0)	0 (0 to 0)	0 (0 to 0)	0 (0 to 0)	0 (0 to 0)	0 (0 to 0)	0 (0 to 0)	0 (0 to 0)	0 (0 to 0)	0 (0 to 0)	0 (0 to 0)	0 (0 to 0)	0 (0 to 0)	0 (0 to 0)	0 (0 to 0)	0 (0 to 0)	0
Otitis media	0 (0 to 0)	0 (0 to 0)	0 (0 to 0)	0 (0 to 0)	0 (0 to 0)	0 (0 to 0)	0 (0 to 0)	0 (0 to 0)	0 (0 to 0)	0 (0 to 0)	0 (0 to 0)	0 (0 to 0)	0 (0 to 0)	0 (0 to 0)	0 (0 to 0)	0 (0 to 0)	0 (0 to 0)	0 (0 to 0)	0 (0 to 0)	0 (0 to 0)	0 (0 to 0)	0 (0 to 0)	0 (0 to 0)	0
Enteric infections	1,190 (714 to 2,180)	1,990 (977 to 3,410)	8,990 (5,200 to 13,700)	2,090 (1,200 to 3,400)	1,770 (1,000 to 2,800)	1,200 (700 to 1,900)	1,900 (1,000 to 3,000)	1,900 (1,000 to 3,000)	1,900 (1,000 to 3,000)	1,900 (1,000 to 3,000)	1,900 (1,000 to 3,000)	1,900 (1,000 to 3,000)	1,900 (1,000 to 3,000)	1,900 (1,000 to 3,000)	1,900 (1,000 to 3,000)	1,900 (1,000 to 3,000)	1,900 (1,000 to 3,000)	1,900 (1,000 to 3,000)	1,900 (1,000 to 3,000)	1,900 (1,000 to 3,000)	1,900 (1,000 to 3,000)	1,900 (1,000 to 3,000)	760 (400 to 1,300)	168 (89 to 288)	39,000
Diarrheal diseases	1,190 (714 to 2,180)	1,990 (977 to 3,410)	8,990 (5,200 to 13,700)	2,090 (1,200 to 3,400)	1,770 (1,000 to 2,800)	1,200 (700 to 1,900)	1,900 (1,000 to 3,000)	1,900 (1,000 to 3,000)	1,900 (1,000 to 3,000)	1,900 (1,000 to 3,000)	1,900 (1,000 to 3,000)	1,900 (1,000 to 3,000)	1,900 (1,000 to 3,000)	1,900 (1,000 to 3,000)	1,900 (1,000 to 3,000)	1,900 (1,000 to 3,000)	1,900 (1,000 to 3,000)	1,900 (1,000 to 3,000)	1,900 (1,000 to 3,000)	1,900 (1,000 to 3,000)	1,900 (1,000 to 3,000)	1,900 (1,000 to 3,000)	760 (400 to 1,300)	168 (89 to 288)	39,000
Typhoid and paratyphoid	0 (0 to 0)	0 (0 to 0)	0 (0 to 0)	0 (0 to 0)	0 (0 to 0)	0 (0 to 0)	0 (0 to 0)	0 (0 to 0)	0 (0 to 0)	0 (0 to 0)	0 (0 to 0)	0 (0 to 0)	0 (0 to 0)	0 (0 to 0)	0 (0 to 0)	0 (0 to 0)	0 (0 to 0)	0 (0 to 0)	0 (0 to 0)	0 (0 to 0)	0 (0 to 0)	0 (0 to 0)	0 (0 to 0)	0
Invasive Non-typhoidal Salmonella (iNTS)	0 (0 to 0)	0 (0 to 0)	0 (0 to 0)	0 (0 to 0)	0 (0 to 0)	0 (0 to 0)	0 (0 to 0)	0 (0 to 0)	0 (0 to 0)	0 (0 to 0)	0 (0 to 0)	0 (0 to 0)	0 (0 to 0)	0 (0 to 0)	0 (0 to 0)	0 (0 to 0)	0 (0 to 0)	0 (0 to 0)	0 (0 to 0)	0 (0 to 0)	0 (0 to 0)	0 (0 to 0)	0 (0 to 0)	0
Other intestinal infectious diseases	0 (0 to 0)	0 (0 to 0)	0 (0 to 0)	0 (0 to 0)	0 (0 to 0)	0 (0 to 0)	0 (0 to 0)	0 (0 to 0)	0 (0 to 0)	0 (0 to 0)	0 (0 to 0)	0 (0 to 0)	0 (0 to 0)	0 (0 to 0)	0 (0 to 0)	0 (0 to 0)	0 (0 to 0)	0 (0 to 0)	0 (0 to 0)	0 (0 to 0)	0 (0 to 0)	0 (0 to 0)	0 (0 to 0)	0
Meningitis	0 (0 to 0)	0 (0 to 0)	0 (0 to 0)	0 (0 to 0)	0 (0 to 0)	0 (0 to 0)	0 (0 to 0)	0 (0 to 0)	0 (0 to 0)	0 (0 to 0)	0 (0 to 0)	0 (0 to 0)	0 (0 to 0)	0 (0 to 0)	0 (0 to 0)	0 (0 to 0)	0 (0 to 0)	0 (0 to 0)	0 (0 to 0)	0 (0 to 0)	0 (0 to 0)	0 (0 to 0)	0 (0 to 0)	0
Encephalitis	0 (0 to 0)	0 (0 to 0)	0 (0 to 0)	0 (0 to 0)	0 (0 to 0)	0 (0 to 0)	0 (0 to 0)	0 (0 to 0)	0 (0 to 0)	0 (0 to 0)	0 (0 to 0)	0 (0 to 0)	0 (0 to 0)	0 (0 to 0)	0 (0 to 0)	0 (0 to 0)	0 (0 to 0)	0 (0 to 0)	0 (0 to 0)	0 (0 to 0)	0 (0 to 0)	0 (0 to 0)	0 (0 to 0)	0
Diphtheria	0 (0 to 0)	0 (0 to 0)	0 (0 to 0)	0 (0 to 0)	0 (0 to 0)	0 (0 to 0)	0 (0 to 0)	0 (0 to 0)	0 (0 to 0)	0 (0 to 0)	0 (0 to 0)	0 (0 to 0)	0 (0 to 0)	0 (0 to 0)	0 (0 to 0)	0 (0 to 0)	0 (0 to 0)	0 (0 to 0)	0 (0 to 0)	0 (0 to 0)	0 (0 to 0)	0 (0 to 0)	0 (0 to 0)	0
Tetanus	0 (0 to 0)	0 (0 to 0)	0 (0 to 0)	0 (0 to 0)	0 (0 to 0)	0 (0 to 0)	0 (0 to 0)	0 (0 to 0)	0 (0 to 0)	0 (0 to 0)	0 (0 to 0)	0 (0 to 0)	0 (0 to 0)	0 (0 to 0)	0 (0 to 0)	0 (0 to 0)	0 (0 to 0)	0 (0 to 0)	0 (0 to 0)	0 (0 to 0)	0 (0 to 0)	0 (0 to 0)	0 (0 to 0)	0
Measles	0 (0 to 0)	0 (0 to 0)	0 (0 to 0)	0 (0 to 0)	0 (0 to 0)	0 (0 to 0)	0 (0 to 0)	0 (0 to 0)	0 (0 to 0)	0 (0 to 0)	0 (0 to 0)	0 (0 to 0)	0 (0 to 0)	0 (0 to 0)	0 (0 to 0)	0 (0 to 0)	0 (0 to 0)	0 (0 to 0)	0 (0 to 0)	0 (0 to 0)	0 (0 to 0)	0 (0 to 0)	0 (0 to 0)	0
Varicella and herpes zoster	0 (0 to 0)	0 (0 to 0)	0 (0 to 0)	0 (0 to 0)	0 (0 to 0)	0 (0 to 0)	0 (0 to 0)	0 (0 to 0)	0 (0 to 0)	0 (0 to 0)	0 (0 to 0)	0 (0 to 0)	0 (0 to 0)	0 (0 to 0)	0 (0 to 0)	0 (0 to 0)	0 (0 to 0)	0 (0 to 0)	0 (0 to 0)	0 (0 to 0)	0 (0 to 0)	0 (0 to 0)	0 (0 to 0)	0
Acute hepatitis	0 (0 to 0)	0 (0 to 1)	0 (0 to 0)	0 (0 to 0)	0 (0 to 0)	0 (0 to 0)	0 (0 to 0)	0 (0 to 0)	0 (0 to 0)	0 (0 to 0)	0 (0 to 0)	0 (0 to 0)	0 (0 to 0)	0 (0 to 0)	0 (0 to 0)	0 (0 to 0)	0 (0 to 0)	0 (0 to 0)	0 (0 to 0)	0 (0 to 0)	0 (0 to 0)	0 (0 to 0)	0 (0 to 0)	0
Acute hepatitis A	0 (0 to 0)	0 (0 to 0)	0 (0 to 0)	0 (0 to 0)	0 (0 to 0)	0 (0 to 0)	0 (0 to 0)	0 (0 to 0)	0 (0 to 0)	0 (0 to 0)	0 (0 to 0)	0 (0 to 0)	0 (0 to 0)	0 (0 to 0)	0 (0 to 0)	0 (0 to 0)	0 (0 to 0)	0 (0 to 0)	0 (0 to 0)	0 (0 to 0)	0 (0 to 0)	0 (0 to 0)	0 (0 to 0)	0
Acute hepatitis B	0 (0 to 0)	0 (0 to 0)	0 (0 to 0)	0 (0 to 0)	0 (0 to 0)	0 (0 to 0)	0 (0 to 0)	0 (0 to 0)	0 (0 to 0)	0 (0 to 0)	0 (0 to 0)	0 (0 to 0)	0 (0 to 0)	0 (0 to 0)	0 (0 to 0)	0 (0 to 0)	0 (0 to 0)	0 (0 to 0)	0 (0 to 0)	0 (0 to 0)	0 (0 to 0)	0 (0 to 0)	0 (0 to 0)	0
Acute hepatitis C	0 (0 to 0)	0 (0 to 0)	0 (0 to 0)	0 (0 to 0)	0 (0 to 0)	0 (0 to 0)	0 (0 to 0)	0 (0 to 0)	0 (0 to 0)	0 (0 to 0)	0 (0 to 0)	0 (0 to 0)	0 (0 to 0)	0 (0 to 0)	0 (0 to 0)	0 (0 to 0)	0 (0 to 0)	0 (0 to 0)	0 (0 to 0)	0 (0 to 0)	0 (0 to 0)	0 (0 to 0)	0 (0 to 0)	0
Other unspecified infectious diseases	150 (114 to 207)	288 (188 to 412)	1,560 (1,000 to 2,300)	723 (464 to 1,100)	609 (389 to 923)	479 (305 to 723)	560 (355 to 847)	626 (397 to 946)	706 (447 to 1,070)	906 (571 to 1,370)	1,040 (653 to 1,570)	974 (612 to 1,470)	918 (577 to 1,390)	870 (547 to 1,320)	838 (526 to 1,270)	695 (436 to 1,050)	599 (376 to 907)	599 (376 to 907)	599 (376 to 907)	599 (376 to 907)	599 (376 to 907)	599 (376 to 907)	319 (199 to 483)	129 (81 to 195)	17,400
Maternal and neonatal disorders	82,400 (54,000 to 117,000)	30,700 (20,000 to 43,000)	82,000 (48,000 to 120,000)	9,660 (5,000 to 17,000)	4,620 (3,000 to 6,500)	4,750 (3,000 to 6,700)	5,270 (3,000 to 7,900)	6,760 (3,000 to 10,000)	6,560 (3,000 to 10,000)	6,560 (3,000 to 10,000)	6,560 (3,000 to 10,000)	6,560 (3,000 to 10,000)	6,560 (3,000 to 10,000)	6,560 (3,000 to 10,000)	6,560 (3,000 to 10,000)	6,560 (3,000 to 10,000)	6,560 (3,000 to 10,000)	6,560 (3,000 to 10,000)	6,560 (3,000 to 10,000)	6,560 (3,000 to 10,000)	6,560 (3,000 to 10,000)	6,560 (3,000 to 10,000)	1,740 (1,000 to 2,500)	441 (1,000 to 1,000)	209,000
Maternal disorders	0 (0 to 0)	0 (0 to 0)	0 (0 to 0)	0 (0 to 0)	0 (0 to 0)	0 (0 to 0)	0 (0 to 0)	0 (0 to 0)	0 (0 to 0)	0 (0 to 0)	0 (0 to 0)	0 (0 to 0)	0 (0 to 0)	0 (0 to 0)	0 (0 to 0)	0 (0 to 0)	0 (0 to 0)	0 (0 to 0)	0 (0 to 0)	0 (0 to 0)	0 (0 to 0)	0 (0 to 0)	0 (0 to 0)	0
Maternal hemorrhage	0 (0 to 0)	0 (0 to 0)	0 (0 to 0)	0 (0 to 0)	0 (0 to 0)	0 (0 to 0)	0 (0 to 0)	0 (0 to 0)	0 (0 to 0)	0 (0 to 0)	0 (0 to 0)	0 (0 to 0)	0 (0 to 0)	0 (0 to 0)	0 (0 to 0)	0 (0 to 0)	0 (0 to 0)	0 (0 to 0)	0 (0 to 0)	0 (0 to 0)	0 (0 to 0)	0 (0 to 0)	0 (0 to 0)	0
Maternal sepsis and other maternal infections	0 (0 to 0)	0 (0 to 0)	0 (0 to 0)	0 (0 to 0)	0 (0 to 0)	0 (0 to 0)	0 (0 to 0)	0 (0 to 0)	0 (0 to 0)	0 (0 to 0)	0 (0 to 0)	0 (0 to 0)	0 (0 to 0)	0 (0 to 0)	0 (0 to 0)	0 (0 to 0)	0 (0 to 0)	0 (0 to 0)	0 (0 to 0)	0 (0 to 0)	0 (0 to 0)	0 (0 to 0)	0 (0 to 0)	0
Maternal hypertensive disorders	0 (0 to 0)	0 (0 to 0)	0 (0 to 0)	0 (0 to 0)	0 (0 to 0)	0 (0 to 0)	0 (0 to 0)	0 (0 to 0)	0 (0 to 0)	0 (0 to 0)	0 (0 to 0)	0 (0 to 0)	0 (0 to 0)	0 (0 to 0)	0 (0 to 0)	0 (0 to 0)	0 (0 to 0)	0 (0 to 0)	0 (0 to 0)	0 (0 to 0)	0 (0 to 0)	0 (0 to 0)	0 (0 to 0)	0
Maternal obstructed labor and uterine rupture	–	–	–	–	–	–	–	–	–	–	–	–	–	–	–	–	–	–	–	–	–	–	–	–
Maternal abortion and miscarriage	–	–	–	–	–	–	–	–	–	–	–	–	–	–	–	–	–	–	–	–	–	–	–	NA
Ectopic pregnancy	–	–	–	–	–	–	–	–	–	–	–	–	–	–	–	–	–	–	–	–	–	–	–	NA
Indirect maternal deaths	–	–	–	–	–	–	–	–	–	–	–	–	–	–	–	–	–	–	–	–	–	–	–	NA
Late maternal deaths	–	–	–	–	–	–	–	–	–	–	–	–	–	–	–	–	–	–	–	–	–	–	–	NA
Maternal deaths aggravated by HIV/AIDS	–	–	–	–	–	–	–	–	–	–	–	–	–	–	–	–	–	–	–	–	–	–	–	NA
Neonatal disorders	82,400 (54,000 to 117,000)	30,700 (20,000 to 43,000)	82,000 (48,000 to 120,000)	9,660 (5,000 to 17,000)	4,620 (3,000 to 6,500)	4,750 (3,000 to 6,700)	5,270 (3,000 to 7,900)	6,760 (3,000 to 10,000)	6,560 (3,000 to 10,000)	6,560 (3,000 to 10,000)	6,560 (3,000 to 10,000)	6,560 (3,000 to 10,000)	6,560 (3,000 to 10,000)	6,560 (3,000 to 10,000)	6,560 (3,000 to 10,000)	6,560 (3,000 to 10,000)	6,560 (3,000 to 10,000)	6,560 (3,000 to 10,000)	6,560 (3,000 to 10,000)	6,560 (3,000 to 10,000)	6,560 (3,000 to 10,000)	6,560 (3,000 to 10,000)	1,740 (1,000 to 2,500)	441 (1,000 to 1,000)	209,000
Neonatal preterm birth	24,000 (15,000 to 43,000)	6,000 (3,000 to 11,000)	2,140 (1,000 to 3,700)	409 (200 to 700)	2,740 (1,600 to 3,900)	2,000 (1,000 to 3,000)	2,000 (1,000 to 3,000)	2,000 (1,000 to 3,000)	2,000 (1,000 to 3,000)	2,000 (1,000 to 3,000)	2,210 (1,000 to 3,000)	2,210 (1,000 to 3,000)	1,960 (1,000 to 3,000)	2,210 (1,000 to 3,000)	2,210 (1,000 to 3,000)	2,210 (1,000 to 3,000)	2,210 (1,000 to 3,000)	2,210 (1,000 to 3,000)	2,210 (1,000 to 3,000)	2,210 (1,000 to 3,000)	2,210 (1,000 to 3,000)	2,210 (1,000 to 3,000)	1,740 (1,000 to 2,500)	441 (1,000 to 1,000)	90,800
Neonatal encephalopathy due to birth asphyxia and trauma	13,000 (7,000 to 23,000)	1,000 (1,000 to 2,000)	1,000 (1,000 to 2,000)	1,000 (1,000 to 2



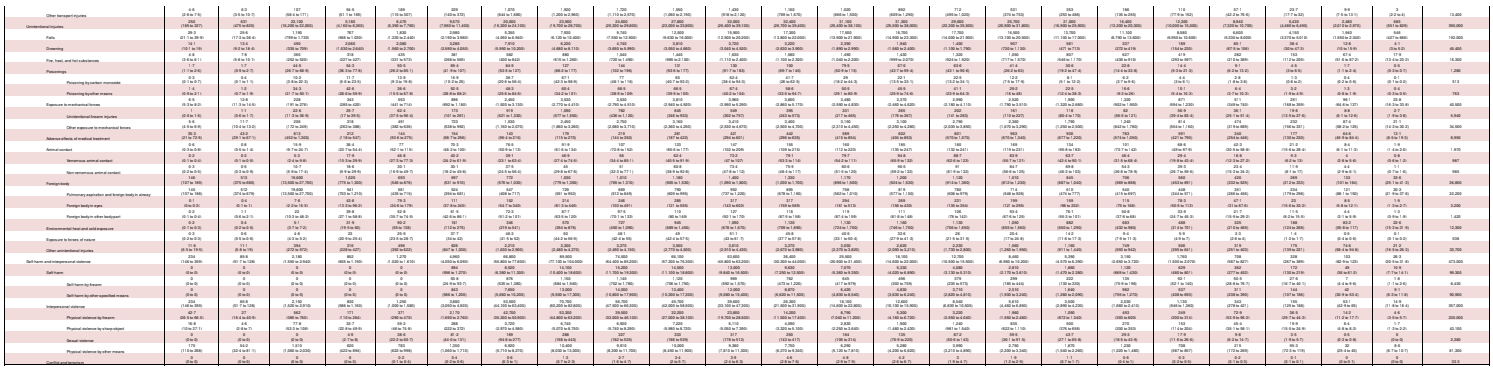

SR Table 2a. Tocantins DALYS by cause and age groups for males with 95% uncertainty intervals, 2019

Cause	Aorta Aneurysm	Lower Respiratory	Post Neonatal	1 to 4	5 to 9	10 to 14	15 to 19	20 to 24	25 to 29	30 to 34	35 to 39	40 to 44	45 to 49	50 to 54	55 to 59	60 to 64	65 to 69	70 to 74	75 to 79	80 to 84	85 to 89	90 to 94	95 plus	Total
All causes	13,709 (12,868 to 14,600)	2,680 (2,564 to 2,795)	10,380 (8,298 to 12,292)	6,600 (5,940 to 6,990)	4,990 (4,574 to 5,233)	5,090 (4,744 to 5,426)	14,300 (12,990 to 15,180)	16,780 (15,280 to 17,990)	19,780 (17,990 to 21,660)	19,780 (18,170 to 21,190)	17,680 (16,200 to 19,280)	17,680 (16,600 to 20,380)	16,690 (15,490 to 18,230)	17,280 (16,000 to 20,300)	18,030 (16,580 to 21,190)	19,690 (18,180 to 23,080)	19,690 (18,180 to 23,080)	19,690 (18,180 to 23,080)	16,690 (15,180 to 18,380)	14,690 (13,080 to 16,280)	8,190 (6,930 to 9,280)	2,390 (2,210 to 2,580)	400 (400 to 400)	360,000 (NA)
Communicable, maternal, neonatal, and nutritional diseases	13,900 (6,680 to 14,100)	1,700 (1,290 to 2,290)	9,390 (4,970 to 11,010)	2,010 (1,920 to 3,160)	1,550 (970 to 2,720)	1,130 (670 to 2,070)	1,690 (970 to 2,990)	1,190 (770 to 2,100)	1,330 (810 to 2,190)	1,610 (1,190 to 2,230)	1,690 (1,290 to 2,280)	1,490 (1,130 to 1,950)	1,110 (800 to 1,490)	1,050 (820 to 1,330)	999 (710 to 1,270)	893 (656 to 1,110)	893 (656 to 1,110)	781 (572 to 990)	689 (527 to 799)	492 (369 to 622)	196 (154 to 239)	39.0 (32.2 to 53.0)	1,290,000 (NA)
HIV/AIDS and sexually transmitted infections	68 (40 to 100)	12.5 (8.3 to 20.3)	50.6 (11.3 to 130)	37.4 (29.1 to 47.9)	37.2 (29.3 to 47.4)	30.5 (24.6 to 37.8)	172.1 (97.6 to 268.1)	237 (134 to 357)	349 (210 to 530)	562 (352 to 844)	622 (401 to 940)	442 (282 to 668)	299 (190 to 454)	166 (106 to 252)	76.2 (51.1 to 99.1)	46.0 (29.6 to 66.2)	46.0 (29.6 to 66.2)	10.9 (6.9 to 16.7)	6.3 (4.3 to 9.1)	2.2 (1.6 to 3.2)	0.9 (0.6 to 1.2)	0.3 (0.2 to 0.4)	3,080
HIV/AIDS	0 (0 to 0)	0 (0 to 0)	0 (0 to 0)	0 (0 to 0)	0 (0 to 0)	0 (0 to 0)	0 (0 to 0)	0 (0 to 0)	0 (0 to 0)	0 (0 to 0)	0 (0 to 0)	0 (0 to 0)	0 (0 to 0)	0 (0 to 0)	0 (0 to 0)	0 (0 to 0)	0 (0 to 0)	0 (0 to 0)	0 (0 to 0)	0 (0 to 0)	0 (0 to 0)	0 (0 to 0)	0 (0 to 0)	0
HIV/AIDS - Drug-susceptible Tuberculosis	0 (0 to 0)	0 (0 to 0)	0 (0 to 0)	0 (0 to 0)	0 (0 to 0)	0 (0 to 0)	0 (0 to 0)	0 (0 to 0)	0 (0 to 0)	0 (0 to 0)	0 (0 to 0)	0 (0 to 0)	0 (0 to 0)	0 (0 to 0)	0 (0 to 0)	0 (0 to 0)	0 (0 to 0)	0 (0 to 0)	0 (0 to 0)	0 (0 to 0)	0 (0 to 0)	0 (0 to 0)	0 (0 to 0)	0
HIV/AIDS - Multidrug-resistant Tuberculosis without extensive	0 (0 to 0)	0 (0 to 0)	0 (0 to 1.7)	0 (0 to 0)	0 (0 to 0.6)	0 (0 to 0.5)	0 (0 to 1)	0 (0 to 0.1)	0 (0 to 0.2)	0 (0.1 to 0.3)	0 (0 to 0.2)	0 (0.1 to 0.3)	0 (0 to 0.2)	0 (0 to 0.3)	0 (0 to 0.4)	0 (0 to 0.7)	0 (0 to 0.6)	0 (0 to 0.6)	0 (0 to 0.5)	0 (0 to 0.5)	0 (0 to 0.5)	0 (0 to 0.5)	0 (0 to 0.5)	12.6
HIV/AIDS - Extensively drug-resistant Tuberculosis	0 (0 to 0)	0 (0 to 0)	0.1 (0 to 0.3)	0 (0 to 0)	0 (0 to 0.1)	0 (0 to 0.1)	0 (0 to 0.2)	0 (0 to 0.2)	0 (0 to 0.1)	0 (0 to 0.1)	0 (0 to 0.2)	0 (0 to 0.2)	0 (0 to 0.2)	0 (0 to 0.2)	0 (0 to 0.3)	0 (0 to 0.3)	0 (0 to 0.3)	0 (0 to 0.3)	0 (0 to 0.2)	0 (0 to 0.2)	0 (0 to 0.2)	0 (0 to 0.2)	0 (0 to 0.2)	2.1
HIV/AIDS resulting in other diseases	0 (0 to 0)	0 (0 to 0)	64.1 (0.8 to 0.8)	34.2 (28.6 to 42.2)	27.1 (20.9 to 33)	27.1 (21.5 to 34.1)	218 (120 to 352)	372 (220 to 570)	516 (322 to 757)	729 (482 to 1,000)	1,040 (722 to 1,430)	1,170 (822 to 1,630)	1,130 (800 to 1,550)	1,170 (830 to 1,620)	1,220 (850 to 1,700)	1,350 (943 to 1,880)	1,350 (943 to 1,880)	1,350 (943 to 1,880)	1,150 (810 to 1,610)	1,000 (696 to 1,400)	1,120 (778 to 1,570)	1,350 (1,040 to 1,810)	2,700
Sexually transmitted infections excluding HIV	68 (40 to 100)	12.5 (8.3 to 20.3)	50.6 (11.3 to 130)	37.4 (29.1 to 47.9)	37.2 (29.3 to 47.4)	30.5 (24.6 to 37.8)	172.1 (97.6 to 268.1)	237 (134 to 357)	349 (210 to 530)	562 (352 to 844)	622 (401 to 940)	442 (282 to 668)	299 (190 to 454)	166 (106 to 252)	76.2 (51.1 to 99.1)	46.0 (29.6 to 66.2)	46.0 (29.6 to 66.2)	10.9 (6.9 to 16.7)	6.3 (4.3 to 9.1)	2.2 (1.6 to 3.2)	0.9 (0.6 to 1.2)	0.3 (0.2 to 0.4)	3,080
Syphilis	0 (0 to 0)	0 (0 to 0)	0 (0 to 0)	0 (0 to 0)	0 (0 to 0)	0 (0 to 0)	0.3 (0.1 to 0.6)	1.2 (0.4 to 2.3)	2.3 (0.9 to 4.3)	2.9 (1.2 to 5.2)	2.6 (1.1 to 4.5)	2.6 (1.1 to 4.3)	1.2 (0.4 to 2.3)	0.6 (0.2 to 1.1)	0.1 (0 to 0.2)	0 (0 to 0.1)	0 (0 to 0.1)	0 (0 to 0.1)	0 (0 to 0.1)	0 (0 to 0.1)	0 (0 to 0.1)	0 (0 to 0.1)	0 (0 to 0.1)	177
Chlamydial infection	0 (0 to 0)	0 (0 to 0)	0 (0 to 0)	0 (0 to 0)	0 (0 to 0)	0 (0 to 0)	0.3 (0.1 to 0.6)	1.2 (0.4 to 2.3)	2.3 (0.9 to 4.3)	2.9 (1.2 to 5.2)	2.6 (1.1 to 4.5)	2.6 (1.1 to 4.3)	1.2 (0.4 to 2.3)	0.6 (0.2 to 1.1)	0.1 (0 to 0.2)	0 (0 to 0.1)	0 (0 to 0.1)	0 (0 to 0.1)	0 (0 to 0.1)	0 (0 to 0.1)	0 (0 to 0.1)	0 (0 to 0.1)	0 (0 to 0.1)	13.2
Gonococcal infection	0 (0 to 0)	0 (0 to 0)	0 (0 to 0)	0 (0 to 0)	0 (0 to 0)	0 (0 to 0)	0.2 (0.1 to 0.4)	1.2 (0.4 to 2.3)	2.1 (0.8 to 3.9)	2.8 (1.1 to 5.1)	2.6 (1.1 to 4.5)	2.6 (1.1 to 4.3)	1.2 (0.4 to 2.3)	0.6 (0.2 to 1.1)	0.1 (0 to 0.2)	0 (0 to 0.1)	0 (0 to 0.1)	0 (0 to 0.1)	0 (0 to 0.1)	0 (0 to 0.1)	0 (0 to 0.1)	0 (0 to 0.1)	0 (0 to 0.1)	7.8
Trichomoniasis	0 (0 to 0)	0 (0 to 0)	0 (0 to 0)	0 (0 to 0)	0 (0 to 0)	0 (0 to 0)	0 (0 to 0)	0 (0 to 0)	0 (0 to 0)	0 (0 to 0)	0 (0 to 0)	0 (0 to 0)	0 (0 to 0)	0 (0 to 0)	0 (0 to 0)	0 (0 to 0)	0 (0 to 0)	0 (0 to 0)	0 (0 to 0)	0 (0 to 0)	0 (0 to 0)	0 (0 to 0)	0 (0 to 0)	2.6
Genital herpes	0 (0 to 0)	0 (0 to 0)	0 (0 to 0)	0 (0 to 0)	0 (0 to 0)	0 (0 to 0)	0 (0 to 0)	0 (0 to 0)	0 (0 to 0)	0 (0 to 0)	0 (0 to 0)	0 (0 to 0)	0 (0 to 0)	0 (0 to 0)	0 (0 to 0)	0 (0 to 0)	0 (0 to 0)	0 (0 to 0)	0 (0 to 0)	0 (0 to 0)	0 (0 to 0)	0 (0 to 0)	0 (0 to 0)	42.7
Other sexually transmitted infections	0 (0 to 0)	0 (0 to 0)	0 (0 to 0)	0 (0 to 0)	0 (0 to 0)	0 (0 to 0)	0 (0 to 1.4)	0 (0 to 3.2)	0 (0 to 3.2)	0 (0 to 3.2)	0 (0 to 3.2)	0 (0 to 3.2)	0 (0 to 3.2)	0 (0 to 3.2)	0 (0 to 3.2)	0 (0 to 3.2)	0 (0 to 3.2)	0 (0 to 3.2)	0 (0 to 3.2)	0 (0 to 3.2)	0 (0 to 3.2)	0 (0 to 3.2)	0 (0 to 3.2)	16.9
Respiratory infections and tuberculosis	186 (177 to 270)	1,100 (99.9 to 186)	1,080 (1,060 to 2,290)	1,290 (229 to 497)	220 (143 to 362)	166 (117 to 266)	226 (126 to 356)	192 (96 to 310)	230 (178 to 334)	192 (97 to 272)	230 (208 to 421)	230 (208 to 426)	230 (208 to 424)	230 (208 to 424)	227 (208 to 424)	227 (208 to 424)	227 (208 to 424)	227 (208 to 424)	227 (208 to 424)	227 (208 to 424)	227 (208 to 424)	227 (208 to 424)	227 (208 to 424)	7,390
Tuberculosis	0 (0 to 0)	0 (0 to 0)	14.2 (9.5 to 20.3)	6.2 (3.3 to 9.4)	4.6 (2.2 to 6.9)	3.6 (2.3 to 5.1)	17.2 (9.5 to 17.8)	28 (19 to 43.2)	38.7 (27.2 to 53.3)	50.7 (36.6 to 71.1)	67.6 (41.4 to 92)	90.6 (62.3 to 99.9)	98.6 (69.7 to 99.7)	98.6 (69.7 to 99.7)	98.6 (69.7 to 99.7)	98.6 (69.7 to 99.7)	98.6 (69.7 to 99.7)	98.6 (69.7 to 99.7)	98.6 (69.7 to 99.7)	98.6 (69.7 to 99.7)	98.6 (69.7 to 99.7)	98.6 (69.7 to 99.7)	1,180
Latent tuberculosis infection	0 (0 to 0)	0 (0 to 0)	0 (0 to 0)	0 (0 to 0)	0 (0 to 0)	0 (0 to 0)	0 (0 to 0)	0 (0 to 0)	0 (0 to 0)	0 (0 to 0)	0 (0 to 0)	0 (0 to 0)	0 (0 to 0)	0 (0 to 0)	0 (0 to 0)	0 (0 to 0)	0 (0 to 0)	0 (0 to 0)	0 (0 to 0)	0 (0 to 0)	0 (0 to 0)	0 (0 to 0)	0 (0 to 0)	0
Drug-susceptible Tuberculosis	0 (0 to 0)	0 (0 to 0)	13.8 (7.5 to 19.1)	5.9 (2.9 to 9.1)	4.4 (2.1 to 6.6)	3.4 (2.1 to 4.9)	16.6 (9.1 to 17.2)	27.3 (18.4 to 41.8)	36.4 (25.9 to 50.3)	48.4 (34.7 to 67.8)	64.8 (39.2 to 88.1)	86.9 (59.5 to 95.8)	97.5 (68.9 to 98.6)	92.9 (65.8 to 93.9)	66.4 (39.5 to 93.1)	37.7 (19.5 to 57.1)	28.4 (14.6 to 37.1)	19.7 (9.7 to 27.2)	8.6 (2.2 to 22.1)	4.2 (1.1 to 11.7)	1.6 (0.4 to 4.2)	0.6 (0.2 to 2.1)	516
Multidrug-resistant tuberculosis without extensive drug-resista	0 (0 to 0)	0 (0 to 0)	0.9 (0 to 1.5)	0.3 (0 to 0.5)	0.2 (0 to 0.3)	0.2 (0 to 0.3)	0.6 (0 to 0.9)	0.9 (0 to 1.4)	2.1 (1.1 to 3.2)	1.6 (0.8 to 2.5)	2.6 (1.3 to 3.7)	3.6 (1.8 to 5.1)	0.6 (0.3 to 0.9)	0.3 (0.1 to 0.5)	0.7 (0.3 to 1.1)	0.3 (0.1 to 0.5)	0.3 (0.1 to 0.5)	0.3 (0.1 to 0.5)	0.2 (0.1 to 0.3)	0.2 (0.1 to 0.3)	0.1 (0 to 0.2)	0 (0 to 0.1)	31.4
Extensively drug-resistant tuberculosis	0 (0 to 0)	0 (0 to 0)	0.1 (0 to 0.7)	0 (0 to 0)	0 (0 to 0.2)	0 (0 to 0.2)	0.1 (0 to 0.2)	0.2 (0 to 0.4)	0.3 (0.1 to 0.6)	0.3 (0.1 to 0.6)	0.4 (0.2 to 0.7)	0.6 (0.3 to 0.9)	0.1 (0 to 0.2)	0.1 (0 to 0.2)	0.1 (0 to 0.2)	0 (0 to 0.1)	0 (0 to 0.1)	0 (0 to 0.1)	0 (0 to 0.1)	0 (0 to 0.1)	0 (0 to 0.1)	0 (0 to 0.1)	0 (0 to 0.1)	5
Lower respiratory infections	185 (176 to 268)	1,100 (99.7 to 185)	1,080 (1,060 to 2,290)	1,290 (229 to 497)	220 (143 to 362)	166 (117 to 266)	66.2 (29.5 to 99.8)	19.1 (9.4 to 34.1)	7.2 (3.6 to 12.5)	1.9 (0.9 to 3.4)	1.1 (0.5 to 2.1)	0.5 (0.2 to 1.1)	0.2 (0.1 to 0.4)	0.1 (0 to 0.2)	0.1 (0 to 0.2)	0 (0 to 0.1)	0 (0 to 0.1)	0 (0 to 0.1)	0 (0 to 0.1)	0 (0 to 0.1)	0 (0 to 0.1)	0 (0 to 0.1)	0 (0 to 0.1)	5,690
Upper respiratory infections	0.6 (0.3 to 1.1)	1.1 (0.3 to 2.1)	29.1 (13.3 to 133.1)	10.9 (92.7 to 33.6)	10.9 (4.2 to 20.6)	10.9 (4.2 to 20.6)	10.9 (4.2 to 20.6)	10.9 (4.2 to 20.6)	10.9 (4.2 to 20.6)	10.9 (4.2 to 20.6)	10.9 (4.2 to 20.6)	10.9 (4.2 to 20.6)	10.9 (4.2 to 20.6)	10.9 (4.2 to 20.6)	10.9 (4.2 to 20.6)	10.9 (4.2 to 20.6)	10.9 (4.2 to 20.6)	10.9 (4.2 to 20.6)	10.9 (4.2 to 20.6)	10.9 (4.2 to 20.6)	10.9 (4.2 to 20.6)	10.9 (4.2 to 20.6)	10.9 (4.2 to 20.6)	836
Otitis media	0 (0 to 0.1)	0 (0 to 0.6)	1.3 (0.6 to 6.2)	0.6 (0.1 to 3.1)	0.4 (0.1 to 2.1)	0.4 (0.1 to 2.1)	0.4 (0.1 to 2.1)	0.4 (0.1 to 2.1)	0.4 (0.1 to 2.1)	0.4 (0.1 to 2.1)	0.4 (0.1 to 2.1)	0.4 (0.1 to 2.1)	0.4 (0.1 to 2.1)	0.4 (0.1 to 2.1)	0.4 (0.1 to 2.1)	0.4 (0.1 to 2.1)	0.4 (0.1 to 2.1)	0.4 (0.1 to 2.1)	0.4 (0.1 to 2.1)	0.4 (0.1 to 2.1)	0.4 (0.1 to 2.1)	0.4 (0.1 to 2.1)	0.4 (0.1 to 2.1)	271
Sepsis and other infectious diseases	9.1 (6.2 to 13.6)	42.6 (23.5 to 63.7)	886 (677 to 1,430)	226 (169 to 388)	10 (11 to 280)	139 (80.4 to 210)	674 (394.6 to 1,030)	753 (459 to 1,090)	1,030 (649 to 1,530)	1,030 (674 to 1,530)	1,030 (674 to 1,530)	1,030 (674 to 1,530)	1,030 (674 to 1,530)	1,030 (674 to 1,530)	1,030 (674 to 1,530)	1,030 (674 to 1,530)	1,030 (674 to 1,530)	1,030 (674 to 1,530)	1,030 (674 to 1,530)	1,030 (674 to 1,530)	1,030 (674 to 1,530)	1,030 (674 to 1,530)	2,680
Diarrheal diseases	0 (0 to 0)	0 (0 to 0)	0 (0 to 0)	0 (0 to 0)	0 (0 to 0)	0 (0 to 0)	0 (0 to 0)	0 (0 to 0)	0 (0 to 0)	0 (0 to 0)	0 (0 to 0)	0 (0 to 0)	0 (0 to 0)	0 (0 to 0)	0 (0 to 0)	0 (0 to 0)	0 (0 to 0)	0 (0 to 0)	0 (0 to 0)	0 (0 to 0)	0 (0 to 0)	0 (0 to 0)	0 (0 to 0)	0
Typhoid and paratyphoid	0 (0 to 0)	0 (0 to 0)	0 (0 to 0.2)	0 (0 to 0)	0 (0 to 0)	0 (0 to 0)	0 (0 to 0)	0 (0 to 0)	0 (0 to 0)	0 (0 to 0)	0 (0 to 0)	0 (0 to 0)	0 (0 to 0)	0 (0 to 0)	0 (0 to 0)	0 (0 to 0)	0 (0 to 0)	0 (0 to 0)	0 (0 to 0)	0 (0 to 0)	0 (0 to 0)	0 (0 to 0)	0 (0 to 0)	2.9
Typhoid fever	0 (0 to 0)	0 (0 to 0)	0 (0 to 0.2)	0 (0 to 0)	0 (0 to 0)	0 (0 to 0)	0 (0 to 0)	0 (0 to 0)	0 (0 to 0)	0 (0 to 0)	0 (0 to 0)	0 (0 to 0)	0 (0 to 0)	0 (0 to 0)	0 (0 to 0)	0 (0 to 0)	0 (0 to 0)	0 (0 to 0)	0 (0 to 0)	0 (0 to 0)	0 (0 to 0)	0 (0 to 0)	0 (0 to 0)	2.7
Paratyphoid fever	0 (0 to 0)	0 (0 to 0)	0 (0 to 0)	0 (0 to 0)	0 (0 to 0)	0 (0 to 0)	0 (0 to 0)	0 (0 to 0)	0 (0 to 0)	0 (0 to 0)	0 (0 to 0)	0 (0 to 0)	0 (0 to 0)	0 (0 to 0)	0 (0 to 0)	0 (0 to 0)	0 (0 to 0)	0 (0 to 0)	0 (0 to 0)	0 (0 to 0)	0 (0 to 0)	0 (0 to 0)	0 (0 to 0)	0.2
Invasive Non-typhoidal Salmonella (NTS)	0 (0 to 0)	0 (0 to 0)	2.5 (0.2 to 6.9)	3.6 (1.1 to 7.6)	2.7 (0.8 to 5.8)	1.6 (0.5 to 3.4)	0.6 (0.2 to 1.2)	0.2 (0.1 to 0.5)	0.1 (0 to 0.2)	0.1 (0 to 0.2)	0.1 (0 to 0.2)	0.1 (0 to 0.2)	0.1 (0 to 0.2)	0.1 (0 to 0.2)	0.1 (0 to 0.2)	0.1 (0 to 0.2)	0.1 (0 to 0.2)	0.1 (0 to 0.2)	0.1 (0 to 0.2)	0.1 (0 to 0.2)	0.1 (0 to 0.2)	0.1 (0 to 0.2)	0.1 (0 to 0.2)	17.6
Other intestinal infectious diseases	0 (0 to 0)	0 (0 to 0)	1.3 (0.4 to 4.9)	0.6 (0.2 to 2.4)	0.4 (0.1 to 1.6)	0.3 (0.1 to 1.2)	0.4 (0.1 to 1.2)	0.4 (0.1 to 1.2)	0.4 (0.1 to 1.2)	0.4 (0.1 to 1.2)	0.4 (0.1 to 1.2)	0.4 (0.1 to 1.2)	0.4 (0.1 to 1.2)	0.4 (0.1 to 1.2)	0.4 (0.1 to 1.2)	0.4 (0.1 to 1.2)	0.4 (0.1 to 1.2)	0.4 (0.1 to 1.2)	0.4 (0.1 to 1.2)	0.4 (0.1 to 1.2)	0.4 (0.1 to 1.2)	0.4 (0.1 to 1.2)	0.4 (0.1 to 1.2)	9.1
Neglected tropical diseases and malaria	7.6 (3.8 to 12.2)	3.2 (1.3 to 5.6)	339 (261 to 1,030)	181 (80.3 to 1,030)	69.6 (30.1 to 1,030)	39.6 (16.6 to 1,030)	239 (98.1 to 1,030)	293 (120 to 1,030)	268 (110 to 1,030)	268 (110 to 1,030)	268 (110 to 1,030)	268 (110 to 1,030)	268 (110 to 1,030)	268 (110 to 1,030)	268 (110 to 1,030)	268 (110 to 1,030)	268 (110 to 1,030)	268 (110 to 1,030)	268 (110 to 1,030)	268 (110 to 1,030)	268 (110 to 1,030)	268 (110 to 1,030)	268 (110 to 1,030)	1,640
Malaria	0 (0 to 0)	0 (0 to 0)	0 (0 to 0.1)	0 (0 to 0.1)	0 (0 to 0.1)	0 (0 to 0.1)	0 (0 to 0.1)	0 (0 to 0.1)	0 (0 to 0.1)	0 (0 to 0.1





3d Table 2a Andhra Pradesh DALYs by cause and age across for cases with 95% uncertainty intervals 2013

Cause	Early Neonatal	Late Neonatal	Post Neonatal	1 to 4	5 to 9	10 to 14	15 to 19	20 to 24	25 to 29	30 to 34	35 to 39	40 to 44	45 to 49	50 to 54	55 to 59	60 to 64	65 to 69	70 to 74	75 to 79	80 to 84	85 to 89	90to 94	95 plus	Total
All causes	647,000 (620,000 to 669,000)	130,000 (119,000 to 154,000)	190,000 (170,000 to 209,000)	190,000 (170,000 to 209,000)	147,000 (113,000 to 169,000)	150,000 (113,000 to 169,000)	240,000 (190,000 to 266,000)	343,000 (276,000 to 437,000)	397,000 (327,000 to 471,000)	468,000 (429,000 to 508,000)	517,000 (479,000 to 529,000)	581,000 (489,000 to 729,000)	666,000 (563,000 to 833,000)	666,000 (564,000 to 833,000)	642,000 (477,000 to 843,000)	620,000 (481,000 to 810,000)	621,000 (479,000 to 799,000)	619,000 (480,000 to 824,000)	644,000 (480,000 to 824,000)	516,000 (396,000 to 659,000)	393,000 (296,000 to 508,000)	193,000 (137,000 to 274,000)	49,000 (32,000 to 76,000)	7,700 (4,774 to 9,972)	6,668,000
Communicable, maternal, neonatal, and nutritional diseases	508,000 (482,000 to 529,000)	120,000 (110,000 to 144,000)	137,000 (117,000 to 156,000)	126,000 (106,000 to 145,000)	69,000 (40,000 to 90,000)	59,000 (40,000 to 78,000)	64,000 (45,000 to 84,000)	69,000 (50,000 to 89,000)	69,000 (50,000 to 89,000)	62,000 (73,000 to 82,000)	61,000 (42,000 to 81,000)	69,000 (49,000 to 89,000)	66,000 (47,000 to 86,000)	64,000 (45,000 to 84,000)	77,000 (57,000 to 97,000)	78,000 (59,000 to 98,000)	79,000 (60,000 to 99,000)	84,000 (64,000 to 104,000)	78,000 (59,000 to 98,000)	67,000 (50,000 to 84,000)	29,000 (21,000 to 37,000)	7,600 (4,000 to 10,000)	3,000 (1,000 to 4,000)	2,138,000
HIV/AIDS and sexually transmitted infections	11,700 to 12,600)	4,600 to 5,600)	10,000 to 12,000)	5,000 to 6,000)	4,000 to 4,900)	4,000 to 4,900)	6,000 to 7,000)	9,000 to 11,000)	13,000 to 15,000)	15,000 to 17,000)	20,000 to 23,000)	24,000 to 27,000)	27,000 to 30,000)	29,000 to 32,000)	29,000 to 32,000)	29,000 to 32,000)	29,000 to 32,000)	29,000 to 32,000)	29,000 to 32,000)	29,000 to 32,000)	29,000 to 32,000)	14,000 to 16,000)	4,000 to 5,000)	1,000 to 2,000)	3,000 to 4,000)	179,000
HIV/AIDS	(0 to 0)	(0 to 0)	(0 to 0)	(0 to 0)	(0 to 0)	(0 to 0)	(0 to 0)	(0 to 0)	(0 to 0)	(0 to 0)	(0 to 0)	(0 to 0)	(0 to 0)	(0 to 0)	(0 to 0)	(0 to 0)	(0 to 0)	(0 to 0)	(0 to 0)	(0 to 0)	(0 to 0)	(0 to 0)	(0 to 0)	(0 to 0)	(0 to 0)	(0 to 0)	0
HIV/AIDS - Drug-susceptible Tuberculosis	1,000 (0 to 0)	1,000 (900 to 1,100)	1,000 (0 to 1,100)	1,000 (0 to 1,100)	1,000 (0 to 1,100)	1,000 (0 to 1,100)	1,000 (0 to 1,100)	1,000 (0 to 1,100)	1,000 (900 to 1,100)	1,000 (900 to 1,100)	1,000 (900 to 1,100)	1,000 (900 to 1,100)	1,000 (900 to 1,100)	1,000 (900 to 1,100)	1,000 (900 to 1,100)	1,000 (900 to 1,100)	1,000 (900 to 1,100)	1,000 (900 to 1,100)	1,000 (900 to 1,100)	1,000 (900 to 1,100)	1,000 (900 to 1,100)	1,000 (900 to 1,100)	1,000 (900 to 1,100)	1,000 (900 to 1,100)	1,000 (900 to 1,100)	51,000
HIV/AIDS - Multidrug-resistant Tuberculosis without extensive drug resistance	(0 to 0)	(0 to 0)	(0 to 0)	(0 to 0)	(0 to 0)	(0 to 0)	(0 to 0)	(0 to 0)	(0 to 0)	(0 to 0)	(0 to 0)	(0 to 0)	(0 to 0)	(0 to 0)	(0 to 0)	(0 to 0)	(0 to 0)	(0 to 0)	(0 to 0)	(0 to 0)	(0 to 0)	(0 to 0)	(0 to 0)	(0 to 0)	(0 to 0)	(0 to 0)	0
HIV/AIDS - Extensively drug-resistant Tuberculosis	(0 to 0)	(0 to 0)	(0 to 0)	(0 to 0)	(0 to 0)	(0 to 0)	(0 to 0)	(0 to 0)	(0 to 0)	(0 to 0)	(0 to 0)	(0 to 0)	(0 to 0)	(0 to 0)	(0 to 0)	(0 to 0)	(0 to 0)	(0 to 0)	(0 to 0)	(0 to 0)	(0 to 0)	(0 to 0)	(0 to 0)	(0 to 0)	(0 to 0)	(0 to 0)	0
HIV/AIDS resulting in other diseases	10,000 (9,000 to 11,000)	3,000 (2,000 to 4,000)	9,000 (8,000 to 10,000)	4,000 (3,000 to 5,000)	3,000 (2,000 to 4,000)	3,000 (2,000 to 4,000)	5,000 (4,000 to 6,000)	8,000 (7,000 to 9,000)	12,000 (11,000 to 13,000)	14,000 (13,000 to 15,000)	19,000 (18,000 to 20,000)	23,000 (22,000 to 24,000)	26,000 (25,000 to 27,000)	28,000 (27,000 to 29,000)	28,000 (27,000 to 29,000)	28,000 (27,000 to 29,000)	28,000 (27,000 to 29,000)	28,000 (27,000 to 29,000)	28,000 (27,000 to 29,000)	28,000 (27,000 to 29,000)	28,000 (27,000 to 29,000)	14,000 (13,000 to 15,000)	4,000 (3,000 to 5,000)	1,000 (1,000 to 2,000)	3,000 (2,000 to 4,000)	172,000
Sexually transmitted infections, excluding HIV	700 (700 to 12,000)	1,000 (1,000 to 1,000)	2,000 (2,000 to 2,000)	3,000 (3,000 to 3,000)	3,000 (3,000 to 3,000)	3,000 (3,000 to 3,000)	3,000 (3,000 to 3,000)	3,000 (3,000 to 3,000)	3,000 (3,000 to 3,000)	3,000 (3,000 to 3,000)	3,000 (3,000 to 3,000)	3,000 (3,000 to 3,000)	3,000 (3,000 to 3,000)	3,000 (3,000 to 3,000)	3,000 (3,000 to 3,000)	3,000 (3,000 to 3,000)	3,000 (3,000 to 3,000)	3,000 (3,000 to 3,000)	3,000 (3,000 to 3,000)	3,000 (3,000 to 3,000)	3,000 (3,000 to 3,000)	3,000 (3,000 to 3,000)	1,000 (1,000 to 1,000)	1,000 (1,000 to 1,000)	1,000 (1,000 to 1,000)	53,000
Syphilis	5,700 (5,000 to 6,400)	1,600 (1,000 to 2,000)	2,600 (2,000 to 3,000)	700 (500 to 900)	200 (100 to 300)	200 (100 to 300)	300 (200 to 400)	500 (400 to 600)	700 (600 to 800)	900 (800 to 1,000)	1,000 (900 to 1,100)	1,000 (900 to 1,100)	1,000 (900 to 1,100)	1,000 (900 to 1,100)	1,000 (900 to 1,100)	1,000 (900 to 1,100)	1,000 (900 to 1,100)	1,000 (900 to 1,100)	1,000 (900 to 1,100)	1,000 (900 to 1,100)	1,000 (900 to 1,100)	1,000 (900 to 1,100)	1,000 (900 to 1,100)	1,000 (900 to 1,100)	1,000 (900 to 1,100)	19,000
Chlamydial infection	(0 to 0)	(0 to 0)	(0 to 0)	(0 to 0)	(0 to 0)	(0 to 0)	(0 to 0)	(0 to 0)	(0 to 0)	(0 to 0)	(0 to 0)	(0 to 0)	(0 to 0)	(0 to 0)	(0 to 0)	(0 to 0)	(0 to 0)	(0 to 0)	(0 to 0)	(0 to 0)	(0 to 0)	(0 to 0)	(0 to 0)	(0 to 0)	(0 to 0)	(0 to 0)	0
Gonococcal infection	(0 to 0)	(0 to 0)	(0 to 0)	(0 to 0)	(0 to 0)	(0 to 0)	(0 to 0)	(0 to 0)	(0 to 0)	(0 to 0)	(0 to 0)	(0 to 0)	(0 to 0)	(0 to 0)	(0 to 0)	(0 to 0)	(0 to 0)	(0 to 0)	(0 to 0)	(0 to 0)	(0 to 0)	(0 to 0)	(0 to 0)	(0 to 0)	(0 to 0)	(0 to 0)	0
Trichomoniasis	(0 to 0)	(0 to 0)	(0 to 0)	(0 to 0)	(0 to 0)	(0 to 0)	(0 to 0)	(0 to 0)	(0 to 0)	(0 to 0)	(0 to 0)	(0 to 0)	(0 to 0)	(0 to 0)	(0 to 0)	(0 to 0)	(0 to 0)	(0 to 0)	(0 to 0)	(0 to 0)	(0 to 0)	(0 to 0)	(0 to 0)	(0 to 0)	(0 to 0)	(0 to 0)	0
Genital herpes	(0 to 0)	(0 to 0)	(0 to 0)	(0 to 0)	(0 to 0)	(0 to 0)	(0 to 0)	(0 to 0)	(0 to 0)	(0 to 0)	(0 to 0)	(0 to 0)	(0 to 0)	(0 to 0)	(0 to 0)	(0 to 0)	(0 to 0)	(0 to 0)	(0 to 0)	(0 to 0)	(0 to 0)	(0 to 0)	(0 to 0)	(0 to 0)	(0 to 0)	(0 to 0)	0
Other sexually transmitted infections	2,000 (0 to 2,000)	1,000 (0 to 1,000)	1,000 (0 to 1,000)	1,000 (0 to 1



Other transport injuries	23 0 (9 to 56 N)	6 N (3 to 14 N)	56 4 (23 4 to 93 3)	275 (163 to 413)	266 (210 to 336)	426 (317 to 550)	1,666 (1,360 to 2,266)	2,156 (1,660 to 2,745)	2,426 (1,760 to 3,814)	2,228 (1,660 to 3,270)	2,219 (1,660 to 3,266)	2,219 (1,270 to 3,270)	2,219 (1,260 to 3,200)	2,219 (1,220 to 3,200)	1,666 (1,220 to 2,200)	1,366 (979 to 2,070)	736 (508 to 1,200)	422 (223 to 663)	477 (326 to 677)	366 (262 to 522)	196 (136 to 279)	79 1 (54 2 to 105)	31 6 (19 to 50 6)	5 4 (2 3 to 11)	21,430
Unintentional injuries	3,662 (1,666 to 7,716)	1,412 (629 to 3,270)	10,230 (5,666 to 19,146)	29,000 (13,000 to 56,000)	8,663 (4,166 to 13,663)	7,213 (3,666 to 13,663)	14,600 (10,100 to 24,000)	29,600 (24,000 to 39,146)	29,600 (21,000 to 39,600)	29,600 (21,000 to 39,600)	32,400 (23,000 to 43,600)	33,600 (24,100 to 45,600)	34,800 (24,600 to 47,000)	27,200 (19,000 to 37,146)	24,700 (17,000 to 33,600)	23,900 (17,000 to 33,600)	14,100 (10,146 to 19,500)	8,200 (5,000 to 12,000)	28,200 (19,600 to 39,400)	28,500 (20,000 to 39,200)	24,000 (16,000 to 32,400)	17,200 (10,700 to 23,800)	8,400 (5,000 to 13,800)	2,600 (2,100 to 3,600)	400 (310 to 580)	449,000
Falls	1,600 (570 to 2,100)	364 (127 to 471)	2,600 (1,120 to 5,000)	6,020 (3,012 to 11,700)	1,600 (600 to 2,600)	1,600 (1,170 to 3,120)	1,600 (1,000 to 2,200)	4,170 (2,600 to 6,200)	7,370 (4,170 to 13,600)	8,860 (5,170 to 13,600)	10,600 (6,170 to 16,200)	12,700 (8,200 to 17,200)	14,600 (10,600 to 19,500)	14,700 (10,600 to 20,000)	13,300 (9,700 to 17,600)	13,200 (9,670 to 17,600)	14,100 (10,100 to 19,500)	14,400 (11,600 to 22,700)	19,600 (13,600 to 27,200)	17,000 (12,600 to 24,000)	13,000 (9,200 to 18,000)	6,780 (5,000 to 9,600)	2,000 (1,200 to 3,060)	950 (550 to 980)	292,000
Drowning	1,600 (601 to 3,041)	1,600 (600 to 2,600)	1,600 (600 to 2,600)	1,600 (600 to 2,600)	1,600 (600 to 2,600)	1,600 (600 to 2,600)	1,600 (600 to 2,600)	1,600 (600 to 2,600)	1,600 (600 to 2,600)	1,600 (600 to 2,600)	1,600 (600 to 2,600)	1,600 (600 to 2,600)	1,600 (600 to 2,600)	1,600 (600 to 2,600)	1,600 (600 to 2,600)	1,600 (600 to 2,600)	1,600 (600 to 2,600)	1,600 (600 to 2,600)	1,600 (600 to 2,600)	1,600 (600 to 2,600)	1,600 (600 to 2,600)	1,600 (600 to 2,600)	1,600 (600 to 2,600)	1,600 (600 to 2,600)	1,600 (600 to 2,600)	62,600
Fire, heat, and hot substances	81 6 (39 7 to 161 3)	6 4 (2 6 to 12 6)	277 (139 to 556)	677 (356 to 1,320)	143 (65 3 to 322)	145 (71 8 to 272)	496 (272 to 771)	506 (310 to 1,030)	506 (360 to 1,760)	506 (700 to 2,040)	1,100 (761 to 2,070)	1,100 (620 to 1,240)	620 (310 to 1,240)	620 (310 to 1,240)	620 (310 to 1,240)	620 (310 to 1,240)	413 (206 to 826)	372 (182 to 718)	348 (164 to 667)	193 (107 to 718)	193 (98 to 392)	68 (78 0 to 333)	27 7 (12 0 to 149)	3 6 (2 0 to 7 2)	10,100
Poisonings	27 6 (8 7 to 61 1)	5 4 (1 6 to 11)	69 (20 to 161)	143 (42 to 319)	29 (9 to 74)	29 (9 to 74)	29 (10 to 74)	29 (10 to 74)	29 (10 to 74)	29 (10 to 74)	29 (10 to 74)	29 (10 to 74)	29 (10 to 74)	29 (10 to 74)	29 (10 to 74)	29 (10 to 74)	29 (10 to 74)	29 (10 to 74)	29 (10 to 74)	29 (10 to 74)	29 (10 to 74)	29 (10 to 74)	29 (10 to 74)	29 (10 to 74)	29 (10 to 74)	4,710
Poisoning by/adv reac/exp/suic mor/undet	8 (2 3 to 17 4)	8 (2 7 to 4)	8 (2 7 to 7 6)	8 (2 7 to 22)	8 (2 7 to 13 5)	8 (2 7 to 13)	8 (2 7 to 13)	8 (2 7 to 13)	8 (2 7 to 13)	8 (2 7 to 13)	8 (2 7 to 13)	8 (2 7 to 13)	8 (2 7 to 13)	8 (2 7 to 13)	8 (2 7 to 13)	8 (2 7 to 13)	8 (2 7 to 13)	8 (2 7 to 13)	8 (2 7 to 13)	8 (2 7 to 13)	8 (2 7 to 13)	8 (2 7 to 13)	8 (2 7 to 13)	8 (2 7 to 13)	8 (2 7 to 13)	2,600
Poisoning by/other means	19 6 (7 7 to 72 5)	5 (0 to 24)	165 (53 5 to 365)	665 (166 to 1,370)	80 2 (29 to 136)	64 0 (17 to 164)	112 (72 to 241)	202 (113 to 426)	223 (113 to 426)	276 (125 to 571)	195 (102 to 321)	195 (97 7 to 326)	195 (98 1 to 213)	195 (98 1 to 213)	164 (82 to 321)	69 1 (34 5 to 129)	50 7 (27 7 to 103)	44 5 (22 3 to 92 2)	44 0 (23 to 79 6)	28 7 (14 2 to 59 2)	20 1 (9 1 to 47 7)	8 2 (3 6 to 19 2)	2 0 (0 7 to 5 4)	0 3 (0 1 to 0 9)	4,710
Exposure to mechanical forces	1,600 (22 2 to 9,700)	1,600 (22 to 7,600)	1,600 (22 to 7,600)	1,600 (22 to 9,676)	1,600 (22 to 8,613)	1,600 (22 to 7,600)	1,600 (22 to 7,600)	1,600 (22 to 7,600)	1,600 (22 to 7,600)	1,600 (22 to 7,600)	1,600 (22 to 7,600)	1,600 (22 to 7,600)	1,600 (22 to 7,600)	1,600 (22 to 7,600)	1,600 (22 to 7,600)	1,600 (22 to 7,600)	1,600 (22 to 7,600)	1,600 (22 to 7,600)	1,600 (22 to 7,600)	1,600 (22 to 7,600)	1,600 (22 to 7,600)	1,600 (22 to 7,600)	1,600 (22 to 7,600)	1,600 (22 to 7,600)	1,600 (22 to 7,600)	29,000
Unintentional firearm injuries	6 6 (0 to 24)	1 3 (0 1 to 5 6)	12 1 (1 2 to 49 5)	27 5 (1 5 to 97 7)	9 3 (0 6 to 34 3)	8 3 (0 5 to 29 4)	8 3 (0 5 to 31 6)	8 3 (0 5 to 31 6)	8 3 (0 5 to 31 6)	8 3 (0 5 to 31 6)	8 3 (0 5 to 31 6)	8 3 (0 5 to 31 6)	8 3 (0 5 to 31 6)	8 3 (0 5 to 31 6)	8 3 (0 5 to 31 6)	8 3 (0 5 to 31 6)	8 3 (0 5 to 31 6)	8 3 (0 5 to 31 6)	8 3 (0 5 to 31 6)	8 3 (0 5 to 31 6)	8 3 (0 5 to 31 6)	8 3 (0 5 to 31 6)	8 3 (0 5 to 31 6)	1 0 (0 0 to 3 7)	0 2 (0 1 to 0 6)	711
Other exposure to mechanical forces	1,600 (221 1 to 4 N)	1,600 (0 to 4 N)	1,600 (0 to 4 N)	1,600 (0 to 4 N)	1,600 (0 to 4 N)	1,600 (0 to 4 N)	1,600 (0 to 4 N)	1,600 (0 to 4 N)	1,600 (0 to 4 N)	1,600 (0 to 4 N)	1,600 (0 to 4 N)	1,600 (0 to 4 N)	1,600 (0 to 4 N)	1,600 (0 to 4 N)	1,600 (0 to 4 N)	1,600 (0 to 4 N)	1,600 (0 to 4 N)	1,600 (0 to 4 N)	1,600 (0 to 4 N)	1,600 (0 to 4 N)	1,600 (0 to 4 N)	1,600 (0 to 4 N)	1,600 (0 to 4 N)	1,600 (0 to 4 N)	1,600 (0 to 4 N)	16,000
Adverse effects of medical treatment	21 6 (1 0 to 54 2)	85 3 (46 4 to 143)	47 (23 to 134)	290 (142 to 626)	112 (62 4 to 217)	91 6 (52 2 to 164)	200 (134 to 346)	370 (262 to 1,010)	550 (367 to 914)	730 (379 to 1,626)	870 (562 to 1,230)	730 (562 to 1,230)	870 (562 to 1,230)	730 (562 to 1,230)	660 (440 to 1,040)	660 (440 to 1,040)	330 (165 to 2,040)	410 (260 to 2,170)	450 (269 to 2,430)	1,190 (647 to 1,940)	660 (424 to 1,240)	330 (203 to 640)	11 (7 1 to 18 6)	1 (0 6 to 2 6)	13,400
Animal contact	420 (167 to 760)	357 (128 to 731)	3,600 (600 to 5,600)	1,160 (1,000 to 5,600)	1,420 (700 to 2,600)	3,600 (1,600 to 5,600)	4,170 (2,660 to 7,600)	4,660 (2,660 to 8,670)	5,360 (2,660 to 8,670)	3,660 (1,700 to 8,270)	4,660 (2,200 to 8,600)	4,660 (2,646 to 11,100)	5,160 (1,600 to 8,600)	3,070 (1,600 to 5,300)	2,220 (1,110 to 3,960)	2,480 (1,160 to 3,130)	1,770 (870 to 3,820)	340 (210 to 1,770)	1,190 (560 to 2,770)	340 (180 to 660)	10 9 (6 4 to 29 6)	66 2 (41 to 133)	12 9 (6 4 to 29 6)	96,000
Venomous animal contact	1,600 (600 to 7,776)	1,600 (600 to 7,537)	1,600 (600 to 7,776)	1,600 (600 to 7,600)	1,600 (600 to 7,600)	1,600 (600 to 7,600)	1,600 (600 to 7,600)	1,600 (600 to 7,600)	1,600 (600 to 7,600)	1,600 (600 to 7,600)	1,600 (600 to 7,600)	1,600 (600 to 7,600)	1,600 (600 to 7,600)	1,600 (600 to 7,600)	1,600 (600 to 7,600)	1,600 (600 to 7,600)	1,600 (600 to 7,600)	1,600 (600 to 7,600)	1,600 (600 to 7,600)	1,600 (600 to 7,600)	1,600 (600 to 7,600)	1,600 (600 to 7,600)	1,600 (600 to 7,600)	1,600 (600 to 7,600)	1,600 (600 to 7,600)	63,100
Non-venomous animal contact	6 6 (0 2 to 1 6)	1 6 (0 6 to 4 6)	16 3 (5 6 to 33 3)	43 6 (21 3 to 79 1)	16 2 (9 to 32 6)	77 2 (5 7 to 126)	48 (7 7 to 96)	72 (17 to 216)	96 (29 to 333)	96 (13 to 340)	96 (13 to 340)	96 (13 to 340)	96 (13 to 340)	96 (13 to 340)	72 (10 to 333)	72 (10 to 333)	48 (7 to 216)	48 (7 to 216)	48 (7 to 216)	48 (7 to 216)	48 (7 to 216)	11 7 (4 5 to 114)	2 1 (0 6 to 7 2)	0 2 (0 to 0 7)	1 4 (0 to 5 3)	2,600
Foreign body	1,600 (600 to 7,600)	1,600 (600 to 7,600)	1,600 (600 to 7,600)	1,600 (600 to 7,600)	1,600 (600 to 7,600)	1,600 (600 to 7,600)	1,600 (600 to 7,600)	1,600 (600 to 7,600)	1,600 (600 to 7,600)	1,600 (600 to 7,600)	1,600 (600 to 7,600)	1,600 (600 to 7,600)	1,600 (600 to 7,600)	1,600 (600 to 7,600)	1,600 (600 to 7,600)	1,600 (600 to 7,600)	1,600 (600 to 7,600)	1,600 (600 to 7,600)	1,600 (600 to 7,600)	1,600 (600 to 7,600)	1,600 (600 to 7,600)	1,600 (600 to 7,600)	1,600 (600 to 7,600)	1,600 (600 to 7,600)	1,600 (600 to 7,600)	13,000
Pulmonary aspiration and foreign body in airway	769 (299 to 1,400)	1,600 (600 to 7,200)	2,600 (900 to 5,170)	700 (472 to 1,260)	600 (64 to 121)	600 (47 to 94)	1,200 (67 7 to 170)	1,200 (120 to 240)	1,200 (120 to 240)	1,200 (120 to 240)	1,200 (169 to 327)	1,200 (120 to 240)	1,200 (174 to 336)	600 (167 to 600)	600 (120 to 300)	600 (167 to 600)	1,200 (61 4 to 2 6)	600 (120 to 240)	600 (120 to 300)	600 (120 to 600)	600 (2 to 2 6)	1,200 (2 to 2 6)	600 (120 to 300)	600 (120 to 600)	1,200 (2 to 2 6)	28 6 (2 to 2 6)	7,670
Foreign body in eye	0 2 (0 1 to 0 6)	0 6 (0 2 to 1 3)	12 (2 7 to 25)	58 6 (1 7 to 130)	108 (51 4 to 200)	146 (68 to 321)	196 (96 1 to 349)	196 (90 7 to 349)	200 (90 7 to 349)	200 (92 to 349)	200 (92 to 349)	200 (92 to 349)	200 (92 to 349)	200 (92 to 349)	200 (92 to 349)	200 (92 to 349)	174 (79 1 to 310)	134 (79 1 to 219)	108 (60 1 to 179)	84 (47 to 149)	56 (32 to 99)	15 7 (9 to 28 7)	11 6 (6 to 21)	2 0 (0 8 to 4 1)	0 5 (0 2 to 0 9)	2,600
Foreign body in other body part	4 3 (1 6 to 9 2)	1 4 (0 5 to 3 6)	29 1 (9 to 79)	64 (24 to 161)	11 2 (5 to 19 6)	7 8 (3 to 20 3)	7 8 (3 to 20 3)	7 8 (3 to 20 3)	7 8 (3 to 20 3)	7 8 (3 to 20 3)	7 8 (3 to 20 3)	7 8 (3 to 20 3)	7 8 (3 to 20 3)	7 8 (3 to 20 3)	7 8 (3 to 20 3)	7 8 (3 to 20 3)	7 8 (3 to 20 3)	7 8 (3 to 20 3)	7 8 (3 to 20 3)	7 8 (3 to 20 3)	7 8 (3 to 20 3)	7 8 (3 to 20 3)	7 8 (3 to 20 3)	1 9 (0 7 to 4 8)	0 4 (0 2 to 1 1)	2,720
Environmental heat and cold exposure	166 (6 4 to 412)	166 (5 3 to 284)	615 (96 4 to 1,840)	941 (66 7 to 737)	200 (3 66 to 596)	166 (208 to 427)	166 (320 to 730)	615 (429 to 1,790)	779 (460 to 1,470)	660 (613 to 2,310)	1,000 (459 to 2,090)	1,000 (443 to 2,690)	1,000 (268 to 2,440)	1,000 (216 to 3,470)	1,000 (247 to 2,840)	1,000 (209 to 2,630)	1,000 (233 to 2,580)	1,000 (291 to 2,520)	1,000 (243 to 2,410)	1,000 (143 to 1,430)	615 (87 8 to 619)	276 (50 7 to 1 N)	76 6 (2 2 to 250 N)	11 4 (2 2 to 250 N)	16,500
Exposure to forces of nature	1,600 (0 7 to 9 1)	1,600 (0 7 to 9 1)	1,600 (1 to 9 1)	1,600 (0 to 9 4)	1,600 (0 7 to 14 6)	1,600 (0 to 9 4)	1,600 (0 to 9 4)	1,600 (0 to 9 4)	1,600 (0 to 9 4)	1,600 (0 to 9 4)	1,600 (0 to 9 4)	1,600 (0 to 9 4)	1,600 (0 to 9 4)	1,600 (0 to 9 4)	1,600 (0 to 9 4)	1,600 (0 to 9 4)	1,600 (0 to 9 4)	1,600 (0 to 9 4)	1,600 (0 to 9 4)	1,600 (0 to 9 4)	1,600 (0 to 9 4)	1,600 (0 to 9 4)	1,600 (0 to 9 4)	1,600 (0 to 9 4)	1,600 (0 to 9 4)	1,770
Other unintentional injuries	166 (166 to 517)	166 (0 to 29 6)	615 (74 7 to 366)	941 (209 to 1,210)	200 (209 to 1,200)	166 (419 to 1,460)	615 (1,170 to 2,800)	2,000 (1,660 to 13,400)	6,960 (2,660 to 13,600)	6,310 (2,660 to 13,600)	7,400 (2,660 to 13,600)	6,770 (2,660 to 11,140)	6,000 (2,660 to 11,140)	6,160 (1,760 to 9,200)	2,010 (1,400 to 5,200)	2,460 (1,160 to 2,140)	1,000 (1,000 to 2,140)	1,000 (1,000 to 2,140)	1,000 (999 to 2,430)	1,130 (999 to 1,720)	700 (429 to 1,240)	170 (2 18 to 247)	66 7 (29 to 70)	4 (4 to 4 7)	53,000
Self-harm and interpersonal violence	129 61 4 to 240)	14 8 (6 9 to 29 4)	282 (133 to 547)	625 (249 to 1 kth)	664 (321 to 1,680)	1,670 (1,660 to 2,700)	11,600 (11,600 to 27,600)	49,000 (29,000 to 69,600)	49,000 (31,000 to 69,600)	49,000 (31,000 to 69,700)	50,100 (32,700 to 72,000)	31,200 (19,600 to 47,000)	26,100 (16,600 to 41,700)	17,900 (10,600 to 29,600)	11,900 (7,160 to 19,600)	7,820 (4,666 to 11,700)	4,060 (2,600 to 6,760)	4,060 (2,600 to 6,360)	3,280 (1,920 to 5,600)	1,890 (1,170 to 2,790)	713 (420 to 1,060)	172 (102 to 242)	30 7 (16 7 to 51)	3,700,000
Self-harm	69 to 05	69 to 05	69 to 05	69 to 05	69 to 05	69 to 05	1,667 (1,667 to 1,667)	19,200 (10,000 to 28,400)	39,100 (20,000 to 58,200)	47,600 (20,000 to 58,200)	49,000 (19,000 to 58,200)	29,100 (15,000 to 43,200)	23,100 (12,000 to 34,200)	15,400 (7,700 to 22,600)	10,400 (5,000 to 15,400)	6,440 (3,000 to 9,600)	3,600 (1,600 to 5,600)	3,600 (1,600 to 5,600)	2,980 (1,600 to 4,600)	1,700 (1,000 to 2,600)	643 (400 to 1,000)	154 (97 to 221)	27 7 (17 to 40 3)	3,330,000
Self-harm by firearm	69 to 05	69 to 05	69 to 05	69 to 05	69 to 05	69 to 05	423 (423 to 423)	2,000 (1,000 to 3,000)	2,000 (1,000 to 3,000)	1,700 (1,000 to 2,400)	1,400 (800 to 2,000)	1,000 (600 to 1,400)	800 (400 to 1,200)	600 (300 to 1,000)	400 (200 to 600)	240 (120 to 400)	120 (60 to 200)	120 (60 to 200)	120 (60 to 200)	120 (60 to 200)	60 (40 to 80)	40 (20 to 60)	9 2 (5 to 14)	2 1 (1 to 3 3)	0 2 (0 to 0 5)	7,940
Self-harm by other specified means	69 to 05	69 to 05	69 to 05	69 to 05	69 to 05	69 to 05	1,244 (1,244 to 1,244)	17,200 (9,000 to 25,400)	37,100 (18,000 to 56,200)	45,900 (18,000 to 56,200)	47,600 (18,000 to 56,200)	28,100 (14,000 to 42,200)	22,300 (11,000 to 33,400)	14,800 (7,000 to 21,800)	10,000 (4,600 to 14,800)	6,200 (2,800 to 9,200)	3,480 (1,400 to 5,400)	3,480 (1,400 to 5,400)	2,860 (1,400 to 4,400)	1,630 (800 to 2,400)	603 (400 to 1,000)	148 (97 to 221)	26 5 (17 to 40 3)	3,330,000
Interpersonal violence	1,600 (69 3 to 342)	1,600 (0 7 to 24 2)	2,600 (1 7 to 546)	3,600 (747 to 7,600)	1,600 (249 to 5,400)	1,600 (600 to 7,200)	3,600 (1,600 to 6,960)	6,960 (6,000 to 13,600)	7,600 (6,000 to 13,600)	6,960 (6,000 to 13,600)	6,960 (4,7 0 to 13,600)	6,960 (3,600 to 9,600)	6,700 (3,2 0 to 9,600)	3,410 (2,400 to 6,960)	2,200 (1,600 to 3,600)	1,960 (1,360 to 2,4 0)	1,070 (1,100 to 1,1 0)	1,070 (910 to 1,720)	720 (530 to 960)	330 (200 to 571)	156 (100 to 179)	29 6 (20 to 51 4)	5 (3 to 9 6)	67,000
Physical violence by firearm	6 3 (0 3 to 2 8)	4 4 (0 1 to 9 6)	9 3 (4 to 29 5)	12 7 (4 7 to 29 8)	19 5 (7 1 to 56 9)	181 (62 2 to 420)	697 (360 to 1,280)	998 (540 to 1,280)	676 (277 to 1,280)	502 (226 to 1,130)	484 (199 to 844)	343 (166 to 971)	317 (77 to 846)	183 (52 to 744)	44 6 (22 to 87)	34 9 (16 to 75 9)	20 6 (11 7 to 59 6)	29 3 (11 7 to 59 6)	10 4 (4 7 to 22 7)	3 2 (1 7 to 8 6)	0 8 (0 5 to 1 3)	0 2 (0 1 to 0 5)	3,660
Physical violence by sharp object	1 to 7 th	3 to 1	4 to 1	4 to 1	4 to 1	4 to 1	4 to 1	4 to 1	4 to 1	4 to 1	4 to 1	4 to 1	4 to 1	4 to 1	4 to 1	4 to 1	4 to 1	4 to 1	4 to 1	4 to 1	4 to 1	4 to 1	4 to 1	4 to 1	4 to 1	12,000
Sexual violence	3 (1 to 7 th)	4 (1 to 7 th)	4 (1 to 7 th)	4 (1 to 7 th)	4 (1 to 7 th)	4 (1 to 7 th)	4 (1 to 7 th)	4 (1 to 7 th)	4 (1 to 7 th)	4 (1 to 7 th)	4 (1 to 7 th)	4 (1 to 7 th)	4 (1 to 7 th)	4 (1 to 7 th)	4 (1 to 7 th)	4 (1 to 7 th)	4 (1 to 7 th)	4 (1 to 7 th)	4 (1 to 7 th)	4 (1 to 7 th)	4 (1 to 7 th)	4 (1 to 7 th)	4 (1 to 7 th)	4 (1 to 7 th)	4 (1 to 7 th)	4 (1 to 7 th)	4 (1 to 7 th)
Physical violence by other means	67 1 to 259)	21 to 95)	69 to 05)	69 to 05)	69 to 05)	69 to 05)	69 to 05)	69 to 05)	69 to 05)	69 to 05)	69 to 05)	69 to 05)	69 to 05)	69 to 05)	69 to 05)	69 to 05)	69 to 05)	69 to 05)	69 to 05)	69 to 05)	69 to 05)	69 to 05)	69 to 05)	69 to 05)	69 to 05)	69 to 05)	39,000
Conflict and terrorism	0 (0 to 0 2)	0 (0 1 to 1 3)	0 (0 4 to 4 1)	0 (0 6 to 4 6)	0 (0 1 to 3 4)	0 (0 to 3 4)	0 (0 to 3 4)	0 (0 to 3 4)	0 (0 to 3 4)	0 (0 to 3 4)	0 (0 to 3 4)	0 (0 to 3 4)	0 (0 to 3 4)	0 (0 to 3 4)	0 (0 to 3 4)	0 (0 to 3 4)	0 (0 to 3 4)	0 (0 to 3 4)	0 (0 to 3 4)	0 (0 to 3 4)	0 (0 to 3 4)	0 (0 to 3 4)	0 (0 to 3 4)	0 (0 to 3 4)	0 (0 to 3 4)	2,200

SR Table 2a. Arunachal Pradesh DALYS by cause and sex group for males with 95% uncertainty intervals, 2019

Cause	Early Neonatal	Late Neonatal	Post Neonatal	1 to 4	5 to 9	10 to 14	15 to 19	20 to 24	25 to 29	30 to 34	35 to 39	40 to 44	45 to 49	50 to 54	55 to 59	60 to 64	65 to 69	70 to 74	75 to 79	80 to 84	85 to 89	90 to 94	95 plus	Total
All causes	21,300 (19,700 to 23,000)	9,940 (7,990 to 12,000)	8,930 (7,430 to 10,300)	8,790 (6,990 to 11,000)	6,470 (5,060 to 8,130)	6,730 (5,370 to 10,200)	10,700 (8,970 to 15,000)	13,200 (10,300 to 16,900)	13,400 (10,700 to 16,900)	13,600 (10,900 to 16,600)	13,700 (11,000 to 17,100)	13,800 (10,900 to 16,600)	14,000 (11,400 to 16,900)	14,000 (11,300 to 16,900)	15,400 (12,600 to 18,600)	15,200 (12,300 to 18,400)	15,400 (12,400 to 18,900)	14,900 (12,000 to 18,000)	13,900 (10,900 to 17,600)	12,700 (9,900 to 16,200)	9,190 (6,370 to 12,900)	2,370 (2,050 to 3,000)	322,000 (302 to 342)	322 (169 to 197)	322,000
Communicable, maternal, neonatal, and nutritional diseases	15,300 (13,400 to 20,800)	6,600 (5,080 to 8,770)	7,090 (5,380 to 9,530)	5,420 (3,730 to 7,910)	3,290 (2,020 to 4,930)	3,040 (2,050 to 4,810)	2,620 (1,810 to 3,520)	2,290 (1,610 to 3,150)	1,970 (1,500 to 2,620)	2,030 (1,660 to 2,600)	2,030 (1,660 to 2,700)	1,960 (1,420 to 2,660)	1,900 (1,320 to 2,620)	1,710 (1,200 to 2,350)	1,700 (1,200 to 2,360)	1,960 (1,290 to 2,960)	1,290 (870 to 1,900)	1,030 (710 to 1,530)	672 (469 to 1,230)	415 (287 to 639)	132 (78 to 208)	29.7 (13 to 54.1)	69,500
HIV/AIDS and sexually transmitted infections	208 (74 to 562)	89.6 (24 to 197)	127 (39 to 317)	24.6 (7 to 63)	10 (3 to 25)	8.1 (1 to 19.6)	19.1 (7 to 46)	41.6 (22 to 79)	67.7 (39 to 109)	111 (66 to 169)	161 (99 to 239)	78.3 (49 to 120)	133 (83 to 201)	97.8 (61 to 147)	77.8 (49 to 120)	57.7 (34 to 87)	34.7 (20 to 54)	19.6 (11 to 32)	8.7 (4 to 14)	3.9 (1 to 6)	0.7 (0 to 1.4)	0.1 (0 to 0.2)	0 (0 to 0)	1,060
HIV/AIDS	0 (0 to 0)	0 (0 to 0)	23.1 (9.1 to 57.4)	9.4 (2 to 23.7)	6.4 (1 to 16)	6.1 (1 to 15.7)	11.6 (5 to 28.1)	30.6 (14 to 67)	57.1 (32 to 93)	101 (57 to 154)	151 (93 to 221)	69.3 (44 to 107)	72.6 (44 to 113)	61.6 (39 to 92.2)	51.2 (32 to 81)	37.2 (22 to 57)	19.4 (9 to 33)	7.4 (2 to 15)	2.4 (0 to 5)	1.3 (0 to 2.8)	0.4 (0 to 0.9)	0.2 (0 to 0.5)	0 (0 to 0)	542
HIV/AIDS - Drug-susceptible Tuberculosis	0 (0 to 0)	0 (0 to 0)	2.9 (1.1 to 7.3)	1.1 (0 to 2.9)	0.8 (0 to 2.1)	0.7 (0 to 1.7)	1.3 (0 to 3.2)	3.2 (1 to 7.2)	5.7 (2 to 10)	9.7 (5 to 15)	14.3 (8 to 21)	6.5 (3 to 10)	6.6 (3 to 10)	5.6 (3 to 8.5)	4.6 (2 to 7.3)	3.3 (1 to 5.2)	1.7 (0 to 3.1)	0.7 (0 to 1.5)	0.2 (0 to 0.5)	0.1 (0 to 0.3)	0 (0 to 0.1)	0 (0 to 0)	0 (0 to 0)	49.3
HIV/AIDS - Multidrug-resistant Tuberculosis without extensive	0 (0 to 0)	0 (0 to 0)	0.4 (0 to 1.9)	0.1 (0 to 0.5)	0.1 (0 to 0.6)	0.1 (0 to 0.4)	0.2 (0 to 0.9)	0.5 (0 to 2.1)	0.9 (0 to 3.2)	1.5 (0 to 4.8)	2.3 (0 to 6.9)	1.1 (0 to 3.3)	1.1 (0 to 3.2)	0.9 (0 to 2.7)	0.7 (0 to 2.1)	0.5 (0 to 1.5)	0.3 (0 to 0.9)	0.1 (0 to 0.4)	0 (0 to 0.1)	0 (0 to 0.1)	0 (0 to 0)	0 (0 to 0)	0 (0 to 0)	7
HIV/AIDS - Extensively drug-resistant Tuberculosis	0 (0 to 0)	0 (0 to 0)	0 (0 to 0.1)	0 (0 to 0)	0 (0 to 0)	0 (0 to 0)	0 (0 to 0)	0 (0 to 0.2)	0 (0 to 0.2)	0 (0 to 0.3)	0 (0 to 0.4)	0 (0 to 0.2)	0 (0 to 0.2)	0 (0 to 0.2)	0 (0 to 0.2)	0 (0 to 0.1)	0 (0 to 0.1)	0 (0 to 0.1)	0 (0 to 0.1)	0 (0 to 0.1)	0 (0 to 0)	0 (0 to 0)	0 (0 to 0)	0.4
HIV/AIDS resulting in other diseases	0 (0 to 0)	0 (0 to 0)	19 (6 to 46.4)	7.4 (2 to 17.1)	5.1 (1 to 12.9)	4.9 (1 to 11.7)	9.1 (3 to 19)	24.5 (9 to 52.2)	46.2 (27 to 72)	81.5 (48 to 124)	121 (73 to 180)	55.7 (33 to 84)	58.3 (34 to 87)	49.3 (29 to 73.5)	41.1 (24 to 61)	29.7 (17 to 44)	15.5 (7 to 27)	5.9 (2 to 12)	1.9 (0 to 4)	1 (0 to 2.3)	0.3 (0 to 0.7)	0.1 (0 to 0.3)	0 (0 to 0)	435
Sexually transmitted infections excluding HIV	208 (74 to 562)	89.6 (24 to 197)	104 (29 to 271)	15.2 (4 to 39.7)	3.6 (1 to 8.8)	2.1 (0 to 5.2)	7.5 (2 to 17.5)	11.1 (4 to 25.2)	10.6 (4 to 23.4)	9.4 (3 to 21.5)	10.3 (3 to 24.1)	8.5 (2 to 20.7)	7.3 (2 to 18.1)	4.8 (1 to 12.1)	3.6 (1 to 9.5)	2.8 (1 to 7.5)	1.9 (0 to 5.2)	1.3 (0 to 3.9)	0.8 (0 to 2.5)	0.4 (0 to 1.4)	0.1 (0 to 0.5)	0 (0 to 0.1)	0 (0 to 0)	535
Syphilis	0 (0 to 0)	0 (0 to 0)	0.4 (0 to 1.7)	0.2 (0 to 0.8)	0.1 (0 to 0.4)	0.1 (0 to 0.3)	0.2 (0 to 0.5)	0.3 (0 to 1)	0.4 (0 to 1.1)	0.6 (0 to 1.6)	0.8 (0 to 2.1)	0.5 (0 to 1.4)	0.5 (0 to 1.4)	0.3 (0 to 1)	0.3 (0 to 0.9)	0.2 (0 to 0.7)	0.1 (0 to 0.4)	0.1 (0 to 0.3)	0 (0 to 0.2)	0 (0 to 0.2)	0 (0 to 0.1)	0 (0 to 0)	0 (0 to 0)	8.6
Chlamydial infection	0 (0 to 0)	0 (0 to 0)	0 (0 to 0)	0 (0 to 0)	0 (0 to 0)	0 (0 to 0)	0.2 (0 to 0.6)	1 (0 to 2.9)	1.6 (0 to 4.3)	2.1 (0 to 5.6)	1.8 (0 to 5.1)	1.6 (0 to 4.5)	1.6 (0 to 4.5)	0.8 (0 to 2.3)	0.6 (0 to 1.8)	0.3 (0 to 1)	0.2 (0 to 0.6)	0.1 (0 to 0.4)	0 (0 to 0.2)	0 (0 to 0.1)	0 (0 to 0)	0 (0 to 0)	0 (0 to 0)	9.7
Gonococcal infection	0 (0 to 0)	0 (0 to 0)	0 (0 to 0)	0 (0 to 0)	0 (0 to 0)	0 (0 to 0.1)	0.4 (0 to 1.1)	1.3 (0 to 3.5)	2.6 (1 to 6.8)	3.9 (1 to 9.8)	3.3 (1 to 8.3)	2.7 (1 to 7.1)	2.7 (1 to 7.1)	1.4 (0 to 3.7)	1.1 (0 to 2.9)	0.6 (0 to 1.7)	0.3 (0 to 0.9)	0.2 (0 to 0.6)	0.1 (0 to 0.3)	0 (0 to 0.2)	0 (0 to 0.1)	0 (0 to 0)	0 (0 to 0)	19.7
Trichomoniasis	0 (0 to 0)	0 (0 to 0)	0 (0 to 0)	0 (0 to 0)	0 (0 to 0)	0 (0 to 0)	0 (0 to 0)	0 (0 to 0)	0 (0 to 0)	0 (0 to 0)	0 (0 to 0)	0 (0 to 0)	0 (0 to 0)	0 (0 to 0)	0 (0 to 0)	0 (0 to 0)	0 (0 to 0)	0 (0 to 0)	0 (0 to 0)	0 (0 to 0)	0 (0 to 0)	0 (0 to 0)	0 (0 to 0)	0 (0 to 0)	1.6
Genital herpes	0 (0 to 0)	0 (0 to 0)	0 (0 to 0)	0 (0 to 0)	0 (0 to 0)	0 (0 to 0)	0.2 (0 to 0.5)	0.7 (0 to 1.7)	1.2 (0 to 2.9)	1.6 (0 to 4)	1.4 (0 to 3.5)	1.1 (0 to 2.8)	1.1 (0 to 2.8)	0.6 (0 to 1.5)	0.4 (0 to 1.1)	0.2 (0 to 0.7)	0.1 (0 to 0.4)	0.1 (0 to 0.3)	0 (0 to 0.2)	0 (0 to 0.1)	0 (0 to 0)	0 (0 to 0)	0 (0 to 0)	13.1
Other sexually transmitted infections	0 (0 to 0)	0 (0 to 0)	0 (0 to 0)	0 (0 to 0)	0 (0 to 0)	0 (0 to 0.2)	0.1 (0 to 0.3)	0.1 (0 to 0.4)	0.1 (0 to 0.4)	0.1 (0 to 0.4)	0.1 (0 to 0.4)	0.1 (0 to 0.4)	0.1 (0 to 0.4)	0.1 (0 to 0.4)	0.1 (0 to 0.4)	0.1 (0 to 0.3)	0 (0 to 0.2)	0 (0 to 0.1)	0 (0 to 0.1)	0 (0 to 0.1)	0 (0 to 0)	0 (0 to 0)	0 (0 to 0)	19.2
Respiratory infections and tuberculosis	4,020 (3,720 to 4,330)	1,230 (980 to 1,530)	1,230 (980 to 1,490)	1,220 (891 to 1,600)	337 (237 to 459)	286 (202 to 406)	378 (279 to 500)	497 (369 to 664)	660 (499 to 872)	644 (479 to 872)	692 (507 to 1,000)	676 (490 to 1,000)	1,080 (797 to 1,470)	944 (682 to 1,360)	746 (538 to 1,060)	672 (472 to 1,000)	549 (372 to 797)	429 (283 to 660)	277 (166 to 466)	170 (93 to 293)	60.9 (28 to 122)	6.7 (2 to 15)	17,100
Tuberculosis	0 (0 to 0)	0 (0 to 0)	139 (99.1 to 204)	122 (77.6 to 209)	72.2 (43.9 to 114)	69.6 (43.1 to 126)	105 (65.1 to 161)	156 (98 to 231)	228 (149 to 329)	318 (216 to 448)	378 (262 to 513)	418 (289 to 580)	573 (397 to 780)	627 (434 to 846)	606 (419 to 817)	527 (365 to 710)	422 (290 to 580)	317 (208 to 450)	206 (130 to 290)	127 (74 to 187)	49.5 (25 to 82)	5.2 (2 to 9)	4,770
Latent tuberculosis infection	0 (0 to 0)	0 (0 to 0)	0 (0 to 0)	0 (0 to 0)	0 (0 to 0)	0 (0 to 0)	0 (0 to 0)	0 (0 to 0)	0 (0 to 0)	0 (0 to 0)	0 (0 to 0)	0 (0 to 0)	0 (0 to 0)	0 (0 to 0)	0 (0 to 0)	0 (0 to 0)	0 (0 to 0)	0 (0 to 0)	0 (0 to 0)	0 (0 to 0)	0 (0 to 0)	0 (0 to 0)	0 (0 to 0)	0
Drug-susceptible Tuberculosis	0 (0 to 0)	0 (0 to 0)	139 (99.1 to 204)	122 (77.6 to 209)	72.2 (43.9 to 114)	69.6 (43.1 to 126)	105 (65.1 to 161)	156 (98 to 231)	228 (149 to 329)	318 (216 to 448)	378 (262 to 513)	418 (289 to 580)	573 (397 to 780)	627 (434 to 846)	606 (419 to 817)	527 (365 to 710)	422 (290 to 580)	317 (208 to 450)	206 (130 to 290)	127 (74 to 187)	49.5 (25 to 82)	5.2 (2 to 9)	4,770
Multidrug-resistant tuberculosis without extensive drug-resistan	0 (0 to 0)	0 (0 to 0)	0 (0 to 0)	0 (0 to 0)	0 (0 to 0)	0 (0 to 0)	0 (0 to 0)	0 (0 to 0)	0 (0 to 0)	0 (0 to 0)	0 (0 to 0)	0 (0 to 0)	0 (0 to 0)	0 (0 to 0)	0 (0 to 0)	0 (0 to 0)	0 (0 to 0)	0 (0 to 0)	0 (0 to 0)	0 (0 to 0)	0 (0 to 0)	0 (0 to 0)	0 (0 to 0)	0
Extensively drug-resistant tuberculosis	0 (0 to 0)	0 (0 to 0)	0 (0 to 0)	0 (0 to 0)	0 (0 to 0)	0 (0 to 0)	0 (0 to 0)	0 (0 to 0)	0 (0 to 0)	0 (0 to 0)	0 (0 to 0)	0 (0 to 0)	0 (0 to 0)	0 (0 to 0)	0 (0 to 0)	0 (0 to 0)	0 (0 to 0)	0 (0 to 0)	0 (0 to 0)	0 (0 to 0)	0 (0 to 0)	0 (0 to 0)	0 (0 to 0)	0
Lower respiratory infections	1,090 (852 to 1,700)	1,090 (797 to 1,500)	2,010 (1,500 to 2,700)	771 (470 to 1,180)	229 (141 to 350)	116 (77.3 to 166)	92.7 (68.6 to 122)	86.9 (61 to 124)	70.4 (49.5 to 99)	67.8 (48.6 to 93)	78.3 (55.6 to 106)	66.1 (50.6 to 84)	178 (77.6 to 150)	133 (98.3 to 181)	119 (74.9 to 169)	232 (139 to 360)	251 (139 to 393)	242 (140 to 382)	204 (112 to 330)	92 (47.8 to 153)	21.9 (10.9 to 40.6)	4.8 (2.6 to 7.2)	7,480
Upper respiratory infections	0.2 (0 to 0.4)	1.2 (0.4 to 2.7)	23.6 (11.7 to 42.9)	13.3 (4.1 to 27.7)	7.6 (2.3 to 16.2)	7.3 (2.2 to 15.8)	6.9 (2.1 to 15.1)	4.4 (1.3 to 9.7)	3.9 (1.2 to 8.6)	3.6 (1.1 to 7.9)	3.4 (1.1 to 7.5)	2.9 (0.9 to 6.4)	2.6 (0.8 to 5.8)	1.9 (0.6 to 4.2)	1.4 (0.4 to 3.1)	0.9 (0.3 to 2.1)	0.6 (0.2 to 1.4)	0.4 (0.1 to 1)	0.2 (0.1 to 0.6)	0.1 (0 to 0.3)	0 (0 to 0.1)	0 (0 to 0.1)	0 (0 to 0)	108
Otitis media	0 (0 to 0)	0 (0 to 0.2)	0.2 (0.1 to 0.6)	0.1 (0 to 0.4)	0.1 (0 to 0.3)	0.1 (0 to 0.3)	0.1 (0 to 0.3)	0.1 (0 to 0.3)	0.1 (0 to 0.3)	0.1 (0 to 0.3)	0.1 (0 to 0.3)	0.1 (0 to 0.3)	0.1 (0 to 0.3)	0.1 (0 to 0.3)	0.1 (0 to 0.3)	0.1 (0 to 0.3)	0.1 (0 to 0.3)	0.1 (0 to 0.3)	0.1 (0 to 0.3)	0.1 (0 to 0.3)	0 (0 to 0.1)	0 (0 to 0)	0 (0 to 0)	0.4
Digestive diseases	194 (84.6 to 418)	239 (83.6 to 686)	1,370 (1,040 to 1,800)	1,220 (760 to 2,020)	239 (168 to 1,600)	222 (160 to 1,600)	237 (166 to 1,600)	254 (180 to 1,600)	254 (182 to 1,600)	254 (182 to 1,600)	254 (182 to 1,600)	254 (182 to 1,600)	275 (197 to 1,600)	254 (182 to 1,600)	254 (182 to 1,600)	254 (182 to 1,600)	254 (182 to 1,600)	254 (182 to 1,600)	254 (182 to 1,600)	254 (182 to 1,600)	254 (182 to 1,600)	254 (182 to 1,600)	254 (182 to 1,600)	10,500
Diarrheal diseases	194 (84.6 to 418)	239 (83.6 to 686)	1,360 (940 to 2,000)	636 (436 to 1,360)	239 (168 to 1,600)	222 (156 to 476)	237 (179 to 481)	254 (168 to 526)	254 (187 to 478)	254 (178 to 398)	254 (182 to 397)	254 (182 to 398)	275 (182 to 398)	254 (182 to 398)	254 (178 to 398)	254 (182 to 398)	254 (182 to 398)	254 (182 to 398)	254 (182 to 398)	254 (182 to 398)	254 (182 to 398)	254 (182 to 398)	254 (182 to 398)	8,160
Typhoid and paratyphoid	0 (0 to 0)	0 (0 to 0.3)	179 (119 to 262)	82.1 (51 to 129)	0.1 (0 to 0.3)	0.1 (0 to 0.3)	0.1 (0 to 0.3)	0.1 (0 to 0.3)	0.1 (0 to 0.3)	0.1 (0 to 0.3)	0.1 (0 to 0.3)	0.1 (0 to 0.3)	0.1 (0 to 0.3)	0.1 (0 to 0.3)	0.1 (0 to 0.3)	0.1 (0 to 0.3)	0.1 (0 to 0.3)	0.1 (0 to 0.3)	0.1 (0 to 0.3)	0.1 (0 to 0.3)	0.1 (0 to 0.3)	0.1 (0 to 0.3)	0.1 (0 to 0.3)	2,200
Typhoid fever	0 (0 to 0)	0 (0 to 0.3)	179 (119 to 262)	82.1 (51 to 129)	0.1 (0 to 0.3)	0.1 (0 to 0.3)	0.1 (0 to 0.3)	0.1 (0 to 0.3)	0.1 (0 to 0.3)	0.1 (0 to 0.3)	0.1 (0 to 0.3)	0.1 (0 to 0.3)	0.1 (0 to 0.3)	0.1 (0 to 0.3)	0.1 (0 to 0.3)	0.1 (0 to 0.3)	0.1 (0 to 0.3)	0.1 (0 to 0.3)	0.1 (0 to 0.3)	0.1 (0 to 0.3)	0.1 (0 to 0.3)	0.1 (0 to 0.3)	0.1 (0 to 0.3)	1,790
Paratyphoid fever	0 (0 to 0)	0 (0 to 0)	0.3 (0.1 to 0.9)	76 (47.6 to 120)	139 (87.1 to 219)	116 (72.9 to 184)	86.1 (53.9 to 131)	133.0 (83.9 to 203)	163 (103 to 248)	163 (103 to 248)	163 (103 to 248)	163 (103 to 248)	163 (103 to 248)	163 (103 to 248)	163 (103 to 248)	163 (103 to 248)	163 (103 to 248)	163 (103 to 248)	163 (103 to 248)	163 (103 to 248)	163 (103 to 248)	163 (103 to 248)	163 (103 to 248)	517
Invasive Non-typhoidal Salmonella (iNTS)	0 (0 to 0)	0 (0 to 0)	2.6 (1.6 to 4.3)	11.4 (6.9 to 20.2)	12.4 (7.5 to 21.9)	8.4 (5.1 to 14.8)	7.6 (4.6 to 13.4)	2.9 (1.8 to 5.1)	1.4 (0.9 to 2.5)	1.4 (0.9 to 2.4)	0.9 (0.6 to 1.6)	0.6 (0.4 to 1.1)	0.5 (0.3 to 0.9)	0.3 (0.2 to 0.6)	0.2 (0.1 to 0.4)	0.1 (0 to 0.3)	0.1 (0 to 0.2)	0 (0 to 0.1)	0 (0 to 0.1)	0 (0 to 0)	0 (0 to 0)	0 (0 to 0)	0 (0 to 0)	99.6
Other intestinal infectious diseases	0 (0 to 0)	0 (0 to 0)	1.1 (0.4 to 2.8)	0.6 (0.2 to 1.4)	0.7 (0.2 to 2.1)	0.4 (0.1 to 1.1)	0.4 (0.1 to 1.1)	0.3 (0 to 0.8)	0.3 (0 to 0.8)	0.3 (0 to 0.8)	0.3 (0 to 0.8)	0.3 (0 to 0.8)	0.3 (0 to 0.8)	0.3 (0 to 0.8)	0.3 (0 to 0.8)	0.3 (0 to 0.8)	0.3 (0 to 0.8)	0.3 (0 to 0.8)	0.3 (0 to 0.8)	0.3 (0 to 0.8)	0.3 (0 to 0.8)	0.3 (0 to 0.8)	0.3 (0 to 0.8)	6.2
Cysticercosis	0 (0 to 0)	0 (0 to 0)	0.4 (0.1 to 1.1)	0.2 (0 to 0.6)	0.2 (0 to 0.6)	0.1 (0 to 0.4)	0.1 (0 to 0.4)	0.1 (0 to 0.3)	0.1 (0 to 0.3)	0.1 (0 to 0.3)	0.1 (0 to 0.3)	0.1 (0 to 0.3)	0.1 (0 to 0.3)	0.1 (0 to 0.3)	0.1 (0 to 0.3)	0.1 (0 to 0.3)	0.1 (0 to 0.3)	0.1 (0 to 0.3)	0.1 (0 to 0.3)	0.1 (0 to 0.3)	0.1 (0 to 0.3)	0.1 (0 to 0.3)	0.1 (0 to 0.3)	2.7
Cystic echinococcosis	0 (0 to 0)	0 (0 to 0)	0.4 (0.1 to 1.1)	0.2 (0 to 0.6)	0.2 (0 to 0.6)	0.1 (0 to 0.4)	0.1 (0 to 0.4)	0.1 (0 to 0.3)	0.1 (0 to 0.3)	0.1 (0 to 0.3)	0.1 (0 to 0.3)	0.1 (0 to 0.3)	0.1 (0 to 0.3)	0.1 (0 to 0.3)	0.1 (0 to 0.3)	0.1 (0 to 0.3)	0.1 (0 to 0.3)	0.1 (0 to 0.3)	0.1 (0 to 0.3)	0.1 (0 to 0.3)	0.1 (0 to 0.3)	0.1 (0 to 0.3)	0.1 (0 to 0.3)	7.7
Cysticercosis	0 (0 to 0)	0 (0 to 0)	0.4 (0.1 to 1.1)	0.2 (0 to 0.6)	0.2 (0 to 0.6)	0.1 (0 to 0.4)	0.1 (0 to 0.4)	0.1 (0 to 0.3)	0.1 (0 to 0.3)	0.1 (0 to 0.3)	0.1 (0 to 0.3)	0.1 (0 to 0.3)	0.1 (0 to 0.3)	0.1 (0 to 0.3)	0.1 (0 to 0.3)	0.1 (0 to 0.3)	0.1 (0 to 0.3)	0.1 (0 to 0.3)	0.1 (0 to 0.3)	0.1 (0 to 0.3)	0.1 (0 to 0.3)	0.1 (0 to 0.3)	0.1 (0 to 0.3)	2.7
Lymphatic filariasis	0 (0 to 0)	0 (0 to 0)	0 (0 to 0)	0 (0 to 0)	39.6 (16.7 to 83.3)	43.8 (17.5 to 97.1)	59.1 (23.7 to 123)	74.2 (29.5 to 151)	94.3 (34.3 to 199)	94.3 (32.7 to 200)	94.3 (30.6 to 201)	94.3 (30.6 to 201)	94.3 (28.6 to 201)	94.3 (31.3 to 202)	94.3 (31.5 to 202)	94.3 (31.5 to 202)	94.3 (31.5 to 202)	94.3 (31.5 to 202)	94.3 (31.5 to 202)	94.3 (31.5 to 202)	94.3 (31.5 to 202)	94.3 (31.5 to 202)	94.3 (31.5 to 202)	394
Onchocerciasis	0 (0 to 0)	0 (0 to 0)	0 (0 to 0)	0 (0 to 0)	0 (0 to 0)	0 (0 to 0)	0 (0 to 0)	0 (0 to 0)	0 (0 to 0)	0 (0 to 0)	0 (0 to 0)	0 (0 to 0)	0 (0 to 0)	0 (0 to 0)	0 (0 to 0)	0 (0 to 0)	0 (0 to 0)	0 (0 to 0)	0 (0 to 0)	0 (0 to 0)	0 (0 to 0)	0 (0 to 0)	0 (0 to 0)	0
Trachoma	0 (0 to 0)	0 (0 to 0)	0 (0 to 0)	0 (0 to 0)	0 (0 to 0)	0 (0 to 0)	0 (0 to 0)	0 (0 to 0)	0 (0 to 0)	0 (0 to 0)	0 (0 to 0)	0 (0 to 0)	0 (0 to 0)	0 (0 to 0)	0 (0 to 0)	0 (0 to 0)	0 (0 to 0)	0 (0 to 0)	0 (0 to 0)	0 (0 to 0)	0 (0 to 0)	0 (0 to 0)	0 (0 to 0)	0
Dengue	0 (0 to 0)	0 (0 to 0)	13.6 (7.1 to 23.2)	13.7 (7.1 to 25.6)	13.7 (7.1 to 25.6)	13.7 (7.1 to 25.6

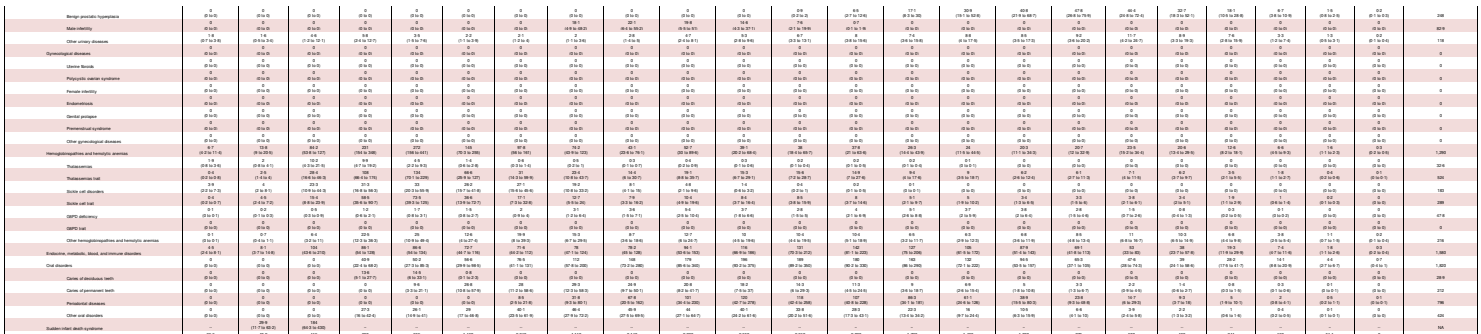

GBD Table 2a: Uzbekistan DALYS (by cause and age groups for males with 95% uncertainty intervals, 2019

Cause	Early Neonatal	Late Neonatal	Post Neonatal	1 to 4	5 to 9	10 to 14	15 to 19	20 to 24	25 to 29	30 to 34	35 to 39	40 to 44	45 to 49	50 to 54	55 to 59	60 to 64	65 to 69	70 to 74	75 to 79	80 to 84	85 to 89	90 to 94	95 plus	Total
All causes	356,000 (241,000 to 564,000)	114,000 (81,000 to 149,000)	231,000 (180,000 to 289,000)	186,000 (143,000 to 229,000)	166,000 (127,000 to 197,000)	134,000 (110,000 to 162,000)	148,000 (122,000 to 186,000)	203,000 (162,000 to 277,000)	382,000 (305,000 to 542,000)	509,000 (394,000 to 679,000)	517,000 (379,000 to 699,000)	521,000 (379,000 to 699,000)	548,000 (399,000 to 729,000)	429,000 (309,000 to 599,000)	433,000 (303,000 to 601,000)	520,000 (365,000 to 731,000)	597,000 (419,000 to 829,000)	570,000 (373,000 to 833,000)	577,000 (366,000 to 869,000)	642,000 (406,000 to 1,000,000)	196 (101 to 355)	6,440,000
Communicable, maternal, neonatal, and nutritional diseases	277,000 (192,000 to 434,000)	56,000 (40,000 to 73,000)	197,000 (153,000 to 247,000)	176,000 (136,000 to 217,000)	55,000 (42,000 to 68,000)	33,000 (25,000 to 42,000)	29,000 (22,000 to 38,000)	23,000 (17,000 to 31,000)	28,000 (20,000 to 40,000)	34,000 (24,000 to 49,000)	33,000 (23,000 to 47,000)	29,000 (20,000 to 42,000)	29,000 (20,000 to 42,000)	21,000 (15,000 to 31,000)	25,000 (17,000 to 36,000)	19,000 (13,000 to 28,000)	6,000 (4,000 to 9,000)	3,000 (2,000 to 5,000)	994 (594 to 1,600)	292 (166 to 510)	108 (49 to 246)	1,030,000
HIV/AIDS and sexually transmitted infections	0 (0 to 1)	0 (0 to 0)	1 (0 to 1)	1 (0 to 1)	0 (0 to 0)	0 (0 to 0)	0 (0 to 0)	0 (0 to 0)	0 (0 to 0)	0 (0 to 0)	0 (0 to 0)	0 (0 to 0)	0 (0 to 0)	0 (0 to 0)	0 (0 to 0)	0 (0 to 0)	0 (0 to 0)	0 (0 to 0)	0 (0 to 0)	0 (0 to 0)	0 (0 to 0)	0 (0 to 0)	0 (0 to 0)	23,000
HIV/AIDS	0 (0 to 1)	0 (0 to 0)	1 (0 to 1)	1 (0 to 1)	0 (0 to 0)	0 (0 to 0)	0 (0 to 0)	0 (0 to 0)	0 (0 to 0)	0 (0 to 0)	0 (0 to 0)	0 (0 to 0)	0 (0 to 0)	0 (0 to 0)	0 (0 to 0)	0 (0 to 0)	0 (0 to 0)	0 (0 to 0)	0 (0 to 0)	0 (0 to 0)	0 (0 to 0)	0 (0 to 0)	0 (0 to 0)	23,000
HIV/AIDS - Drug-susceptible Tuberculosis	0 (0 to 0)	0 (0 to 0)	0 (0 to 0)	0 (0 to 0)	0 (0 to 0)	0 (0 to 0)	0 (0 to 0)	0 (0 to 0)	0 (0 to 0)	0 (0 to 0)	0 (0 to 0)	0 (0 to 0)	0 (0 to 0)	0 (0 to 0)	0 (0 to 0)	0 (0 to 0)	0 (0 to 0)	0 (0 to 0)	0 (0 to 0)	0 (0 to 0)	0 (0 to 0)	0 (0 to 0)	0 (0 to 0)	1,000
HIV/AIDS - Multidrug-resistant Tuberculosis without extensive drug resistance	0 (0 to 0)	0 (0 to 0)	0 (0 to 0)	0 (0 to 0)	0 (0 to 0)	0 (0 to 0)	0 (0 to 0)	0 (0 to 0)	0 (0 to 0)	0 (0 to 0)	0 (0 to 0)	0 (0 to 0)	0 (0 to 0)	0 (0 to 0)	0 (0 to 0)	0 (0 to 0)	0 (0 to 0)	0 (0 to 0)	0 (0 to 0)	0 (0 to 0)	0 (0 to 0)	0 (0 to 0)	0 (0 to 0)	0
HIV/AIDS - Extensively drug-resistant Tuberculosis	0 (0 to 0)	0 (0 to 0)	0 (0 to 0)	0 (0 to 0)	0 (0 to 0)	0 (0 to 0)	0 (0 to 0)	0 (0 to 0)	0 (0 to 0)	0 (0 to 0)	0 (0 to 0)	0 (0 to 0)	0 (0 to 0)	0 (0 to 0)	0 (0 to 0)	0 (0 to 0)	0 (0 to 0)	0 (0 to 0)	0 (0 to 0)	0 (0 to 0)	0 (0 to 0)	0 (0 to 0)	0 (0 to 0)	0
HIV/AIDS resulting in other diseases	0 (0 to 1)	0 (0 to 0)	1 (0 to 1)	1 (0 to 1)	0 (0 to 0)	0 (0 to 0)	0 (0 to 0)	0 (0 to 0)	0 (0 to 0)	0 (0 to 0)	0 (0 to 0)	0 (0 to 0)	0 (0 to 0)	0 (0 to 0)	0 (0 to 0)	0 (0 to 0)	0 (0 to 0)	0 (0 to 0)	0 (0 to 0)	0 (0 to 0)	0 (0 to 0)	0 (0 to 0)	0 (0 to 0)	1,000
Sexually transmitted infections, excluding HIV	0 (0 to 0)	0 (0 to 0)	0 (0 to 0)	0 (0 to 0)	0 (0 to 0)	0 (0 to 0)	0 (0 to 0)	0 (0 to 0)	0 (0 to 0)	0 (0 to 0)	0 (0 to 0)	0 (0 to 0)	0 (0 to 0)	0 (0 to 0)	0 (0 to 0)	0 (0 to 0)	0 (0 to 0)	0 (0 to 0)	0 (0 to 0)	0 (0 to 0)	0 (0 to 0)	0 (0 to 0)	0 (0 to 0)	1,000
Syphilis	0 (0 to 0)	0 (0 to 0)	0 (0 to 0)	0 (0 to 0)	0 (0 to 0)	0 (0 to 0)	0 (0 to 0)	0 (0 to 0)	0 (0 to 0)	0 (0 to 0)	0 (0 to 0)	0 (0 to 0)	0 (0 to 0)	0 (0 to 0)	0 (0 to 0)	0 (0 to 0)	0 (0 to 0)	0 (0 to 0)	0 (0 to 0)	0 (0 to 0)	0 (0 to 0)	0 (0 to 0)	0 (0 to 0)	24
Chlamydial infection	0 (0 to 0)	0 (0 to 0)	0 (0 to 0)	0 (0 to 0)	0 (0 to 0)	0 (0 to 1)	0 (0 to 1)	0 (0 to 1)	0 (0 to 1)	0 (0 to 1)	0 (0 to 1)	0 (0 to 1)	0 (0 to 1)	0 (0 to 1)	0 (0 to 1)	0 (0 to 1)	0 (0 to 1)	0 (0 to 1)	0 (0 to 1)	0 (0 to 1)	0 (0 to 1)	0 (0 to 1)	0 (0 to 1)	363
Gonococcal infection	0 (0 to 0)	0 (0 to 0)	0 (0 to 0)	0 (0 to 0)	0 (0 to 0)	0 (0 to 0)	0 (0 to 0)	0 (0 to 0)	0 (0 to 0)	0 (0 to 0)	0 (0 to 0)	0 (0 to 0)	0 (0 to 0)	0 (0 to 0)	0 (0 to 0)	0 (0 to 0)	0 (0 to 0)	0 (0 to 0)	0 (0 to 0)	0 (0 to 0)	0 (0 to 0)	0 (0 to 0)	0 (0 to 0)	335
Trichomoniasis	0 (0 to 0)	0 (0 to 0)	0 (0 to 0)	0 (0 to 0)	0 (0 to 0)	0 (0 to 1)	0 (0 to 0)	0 (0 to 0)	0 (0 to 0)	0 (0 to 0)	0 (0 to 0)	0 (0 to 0)	0 (0 to 0)	0 (0 to 0)	0 (0 to 0)	0 (0 to 0)	0 (0 to 0)	0 (0 to 0)	0 (0 to 0)	0 (0 to 0)	0 (0 to 0)	0 (0 to 0)	0 (0 to 0)	321
Genital herpes	0 (0 to 0)	0 (0 to 0)	0 (0 to 0)	0 (0 to 0)	0 (0 to 0)	0 (0 to 0)	0 (0 to 0)	0 (0 to 0)	0 (0 to 0)	0 (0 to 0)	0 (0 to 0)	0 (0 to 0)	0 (0 to 0)	0 (0 to 0)	0 (0 to 0)	0 (0 to 0)	0 (0 to 0)	0 (0 to 0)	0 (0 to 0)	0 (0 to 0)	0 (0 to 0)	0 (0 to 0)	0 (0 to 0)	261
Other sexually transmitted infections	0 (0 to 0)	0 (0 to 0)	0 (0 to 0)	0 (0 to 0)	0 (0 to 0)	0 (0 to 0)	0 (0 to 0)	0 (0 to 0)	0 (0 to 0)	0 (0 to 0)	0 (0 to 0)	0 (0 to 0)	0 (0 to 0)	0 (0 to 0)	0 (0 to 0)	0 (0 to 0)	0 (0 to 0)	0 (0 to 0)	0 (0 to 0)	0 (0 to 0)	0 (0 to 0)	0 (0 to 0)	0 (0 to 0)	499
Respiratory infections and tuberculosis	92,000 (59,000 to 150,000)	48,000 (30,000 to 62,000)	136,000 (100,000 to 181,000)	70,000 (50,000 to 90,000)	23,000 (16,000 to 30,000)	12,000 (10,000 to 15,000)	9,100 (7,100 to 11,000)	11,000 (8,000 to 14,000)	14,000 (11,000 to 17,000)	14,000 (11,000 to 18,000)	17,000 (13,000 to 21,000)	14,000 (10,000 to 18,000)	16,000 (12,000 to 20,000)	14,000 (10,000 to 19,000)	14,000 (10,000 to 19,000)	12,000 (8,000 to 16,000)	9,000 (6,000 to 12,000)	3,000 (2,000 to 4,000)	2,000 (1,000 to 3,000)	627 (364 to 1,000)	190 (104 to 330)	417,000
Tuberculosis	4,000 (3,000 to 6,000)	3,000 (2,000 to 4,000)	1,000 (1,000 to 2,000)	1,000 (1,000 to 2,000)	1,000 (1,000 to 2,000)	1,000 (1,000 to 2,000)	1,000 (1,000 to 2,000)	2,000 (1,000 to 3,000)	3,000 (2,000 to 4,000)	4,000 (3,000 to 5,000)	5,000 (4,000 to 7,000)	5,000 (4,000 to 7,000)	6,000 (4,000 to 8,000)	5,000 (4,000 to 7,000)	5,000 (4,000 to 7,000)	4,000 (3,000 to 6,000)	3,000 (2,000 to 4,000)	1,000 (1,000 to 2,000)	1,000 (1,000 to 1,000)	274 (161 to 440)	73 (40 to 130)	74,000
Latent tuberculosis infection	0 (0 to 0)	0 (0 to 0)	0 (0 to 0)	0 (0 to 0)	0 (0 to 0)	0 (0 to 0)	0 (0 to 0)	0 (0 to 0)	0 (0 to 0)	0 (0 to 0)	0 (0 to 0)	0 (0 to 0)	0 (0 to 0)	0 (0 to 0)	0 (0 to 0)	0 (0 to 0)	0 (0 to 0)	0 (0 to 0)	0 (0 to 0)	0 (0 to 0)	0 (0 to 0)	0 (0 to 0)	0 (0 to 0)	0
Drug-susceptible tuberculosis	4,000 (3,000 to 6,000)	3,000 (2,000 to 4,000)	1,000 (1,000 to 2,000)	1,000 (1,000 to 2,000)	1,000 (1,000 to 2,000)	1,000 (1,000 to 2,000)	1,000 (1,000 to 2,000)	2,000 (1,000 to 3,000)	3,000 (2,000 to 4,000)	4,000 (3,000 to 5,000)	5,000 (4,000 to 7,000)	5,000 (4,000 to 7,000)	6,000 (4,000 to 8,000)	5,000 (4,000 to 7,000)	5,000 (4,000 to 7,000)	4,000 (3,000 to 6,000)	3,000 (2,000 to 4,000)	1,000 (1,000 to 2,000)	1,000 (1,000 to 1,000)	274 (161 to 440)	73 (40 to 130)	74,000
Multidrug-resistant tuberculosis without extensive drug resistance	0 (0 to 0)	0 (0 to 0)	0 (0 to 0)	0 (0 to 0)	0 (0 to 0)	0 (0 to 0)	0 (0 to 0)	0 (0 to 0)	0 (0 to 0)	0 (0 to 0)	0 (0 to 0)	0 (0 to 0)	0 (0 to 0)	0 (0 to 0)	0 (0 to 0)	0 (0 to 0)	0 (0 to 0)	0 (0 to 0)	0 (0 to 0)	0 (0 to 0)	0 (0 to 0)	0 (0 to 0)	0 (0 to 0)	21,000
Extensively drug-resistant tuberculosis	0 (0 to 0)	0 (0 to 0)	0 (0 to 0)	0 (0 to 0)	0 (0 to 0)	0 (0 to 0)	0 (0 to 0)	0 (0 to 0)	0 (0 to 0)	0 (0 to 0)	0 (0 to 0)	0 (0 to 0)	0 (0 to 0)	0 (0 to 0)	0 (0 to 0)	0 (0 to 0)	0 (0 to 0)	0 (0 to 0)	0 (0 to 0)	0 (0 to 0)	0 (0 to 0)	0 (0 to 0)	0 (0 to 0)	0
Lower respiratory infections	82,000 (51,000 to 143,000)	42,000 (26,000 to 57,000)	134,000 (98,000 to 179,000)	68,000 (48,000 to 88,000)	20,000 (14,000 to 26,000)	8,000 (6,000 to 10,000)	6,000 (4,000 to 8,000)	6,000 (4,000 to 8,000)	7,000 (5,000 to 9,000)	7,000 (5,000 to 9,000)	8,000 (6,000 to 11,000)	6,000 (4,000 to 8,000)	6,000 (4,000 to 8,000)	5,000 (3,000 to 7,000)	5,000 (3,000 to 7,000)	4,000 (2,000 to 5,000)	2,000 (1,000 to 3,000)	1,000 (1,000 to 2,000)	1,000 (1,000 to 1,000)	353 (203 to 550)	117 (62 to 220)	424,000
Upper respiratory infections	9,000 (6 to 317)	6,000 (4 to 260)	2,000 (1,000 to 5,000)	1,000 (1,000 to 3,000)	1,000 (1,000 to 2,000)	1,000 (1,000 to 2,000)	1,000 (1,000 to 2,000)	1,000 (1,000 to 2,000)	1,000 (1,000 to 2,000)	1,000 (1,000 to 2,000)	1,000 (1,000 to 2,000)	1,000 (1,000 to 2,000)	1,000 (1,000 to 2,000)	1,000 (1,000 to 2,000)	1,000 (1,000 to 2,000)	1,000 (1,000 to 2,000)	1,000 (1,000 to 2,000)	1,000 (1,000 to 2,000)	1,000 (1,000 to 1,000)	274 (161 to 440)	73 (40 to 130)	13,000
Otitis media	0 (0 to 0)	0 (0 to 0)	0 (0 to 0)	0 (0 to 0)	0 (0 to 0)	0 (0 to 0)	0 (0 to 0)	0 (0 to 0)	0 (0 to 0)	0 (0 to 0)	0 (0 to 0)	0 (0 to 0)	0 (0 to 0)	0 (0 to 0)	0 (0 to 0)	0 (0 to 0)	0 (0 to 0)	0 (0 to 0)	0 (0 to 0)	0 (0 to 0)	0 (0 to 0)	0 (0 to 0)	0
Enteric infections	2,000 (1,000 to 3,000)	1,000 (1,000 to 2,000)	3,000 (2,000 to 4,000)	2,000 (1,000 to 3,000)	2,000 (1,000 to 3,000)	2,000 (1,000 to 3,000)	2,000 (1,000 to 3,000)	2,000 (1,000 to 3,000)	2,000 (1,000 to 3,000)	2,000 (1,000 to 3,000)	2,000 (1,000 to 3,000)	2,000 (1,000 to 3,000)	2,000 (1,000 to 3,000)	2,000 (1,000 to 3,000)	2,000 (1,000 to 3,000)	2,000 (1,000 to 3,000)	2,000 (1,000 to 3,000)	1,000 (1,000 to 2,000)	1,000 (1,000 to 1,000)	274 (161 to 440)	73 (40 to 130)	26,000
Diarrheal diseases	2,000 (1,000 to 3,000)	1,000 (1,000 to 2,000)	3,000 (2,000 to 4,000)	2,000 (1,000 to 3,000)	2,000 (1,000 to 3,000)	2,000 (1,000 to 3,000)	2,000 (1,000 to 3,000)	2,000 (1,000 to 3,000)	2,000 (1,000 to 3,000)	2,000 (1,000 to 3,000)	2,000 (1,000 to 3,000)	2,000 (1,000 to 3,000)	2,000 (1,000 to 3,000)	2,000 (1,000 to 3,000)	2,000 (1,000 to 3,000)	2,000 (1,000 to 3,000)	2,000 (1,000 to 3,000)	1,000 (1,000 to 2,000)	1,000 (1,000 to 1,000)	274 (161 to 440)	73 (40 to 130)	26,000
Typhoid and paratyphoid	0 (0 to 0)	0 (0 to 0)	0 (0 to 0)	0 (0 to 0)	0 (0 to 0)	0 (0 to 0)	0 (0 to 0)	0 (0 to 0)	0 (0 to 0)	0 (0 to 0)	0 (0 to 0)	0 (0 to 0)	0 (0 to 0)	0 (0 to 0)	0 (0 to 0)	0 (0 to 0)	0 (0 to 0)	0 (0 to 0)	0 (0 to 0)	0 (0 to 0)	0 (0 to 0)	0 (0 to 0)	0 (0 to 0)	2
Invasive Non-typhoidal Salmonella (iNTS)	0 (0 to 0)	0 (0 to 0)	0 (0 to 0)	0 (0 to 0)	0 (0 to 0)	0 (0 to 0)	0 (0 to 0)	0 (0 to 0)	0 (0 to 0)	0 (0 to 0)	0 (0 to 0)	0 (0 to 0)	0 (0 to 0)	0 (0 to 0)	0 (0 to 0)	0 (0 to 0)	0 (0 to 0)	0 (0 to 0)	0 (0 to 0)	0 (0 to 0)	0 (0 to 0)	0 (0 to 0)	0 (0 to 0)	1
Other intestinal infectious diseases	0 (0 to 0)	0 (0 to 0)	0 (0 to 0)	0 (0 to 0)	0 (0 to 0)	0 (0 to 0)	0 (0 to 0)	0 (0 to 0)	0 (0 to 0)	0 (0 to 0)	0 (0 to 0)	0 (0 to 0)	0 (0 to 0)	0 (0 to 0)	0 (0 to 0)	0 (0 to 0)	0 (0 to 0)	0 (0 to 0)	0 (0 to 0)	0 (0 to 0)	0 (0 to 0)	0 (0 to 0)	0 (0 to 0)	0
Neglected tropical diseases and malaria	22,000 (7,000 to 62,000)	1,000 (0 to 2,000)	13,000 (5,000 to 30,000)	14,000 (5,000 to 34,000)	1,000 (0 to 2,000)	1,000 (0 to 2,000)	1,000 (0 to 2,000)	1,000 (0 to 2,000)	1,000 (0 to 2,000)	1,000 (0 to 2,000)	1,000 (0 to 2,000)	1,000 (0 to 2,000)	1,000 (0 to 2,000)	1,000 (0 to 2,000)	1,000 (0 to 2,000)	1,000 (0 to 2,000)	1,000 (0 to 2,000)	1,000 (0 to 2,000)	1,000 (0 to 1,000)	274 (161 to 440)	73 (40 to 130)	11,000
Malaria	0 (0 to 0)	0 (0 to 0)	0 (0 to 0)	0 (0 to 0)	0 (0 to 0)	0 (0 to 0)	0 (0 to 0)	0 (0 to 0)	0 (0 to 0)	0 (0 to 0)	0 (0 to 0)	0 (0 to 0)	0 (0 to 0)	0 (0 to 0)	0 (0 to 0)	0 (0 to 0)	0 (0 to 0)	0 (0 to 0)	0 (0 to 0)	0 (0 to 0)	0 (0 to 0)	0 (0 to 0)	0 (0 to 0)	0
Chagas disease	0 (0 to 0)	0 (0 to 0)	0 (0 to 0)	0 (0 to 0)	0 (0 to 0)	0 (0 to 0)	0 (0 to 0)	0 (0 to 0)	0 (0 to 0)	0 (0 to 0)	0 (0 to 0)	0 (0 to 0)	0 (0 to 0)	0 (0 to 0)	0 (0 to 0)	0 (0 to 0)	0 (0 to 0)	0 (0 to 0)	0 (0 to 0)	0 (0 to 0)	0 (0 to 0)	0 (0 to 0)	0 (0 to 0)	0
Leishmaniasis	0 (0 to 0)	0 (0 to 0)	0 (0 to 0)	0 (0 to 0)	0 (0 to 0)	0 (0 to 0)	0 (0 to 0)	0 (0 to 0)	0 (0 to 0)	0 (0 to 0)	0 (0 to 0)	0 (0 to 0)	0 (0 to 0)	0 (0 to 0)	0 (0 to 0)	0 (0 to 0)	0 (0 to 0)	0 (0 to 0)	0 (0 to 0)	0 (0 to 0)	0 (0 to 0)	0 (0 to 0)	0 (0 to 0)	0
Visceral leishmaniasis	0 (0 to 0)	0 (0 to 0)	0 (0 to 0)	0 (0 to 0)	0 (0 to 0)	0 (0 to 0)	0 (0 to 0)	0 (0 to 0)	0 (0 to 0)	0 (0 to 0)	0 (0 to 0)	0 (0 to 0)	0 (0 to 0)	0 (0 to 0)	0 (0 to 0)	0 (0 to 0)	0 (0 to 0)	0 (0 to 0)	0 (0 to 0)	0 (0 to 0)	0 (0 to 0)	0 (0 to 0)	0 (0 to 0)	0
Cutaneous and mucocutaneous leishmaniasis	0 (0 to 0)	0 (0 to 0)	0 (0 to 0)	0 (0 to 0)	0 (0 to 0)	0 (0 to 0)	0 (0 to 0)	0 (0 to 0)	0 (0 to 0)	0 (0 to 0)	0 (0 to 0)	0 (0 to 0)	0 (0 to 0)	0 (0 to 0)	0 (0 to 0)	0 (0 to 0)	0 (0 to 0)	0 (0 to 0)	0 (0 to 0)	0 (0 to 0)	0 (0 to 0)	0 (0 to 0)	0 (0 to 0)	0
African trypanosomiasis	0 (0 to 0)	0 (0 to 0)	0 (0 to 0)	0 (0 to 0)	0 (0 to 0)	0 (0 to 0)	0 (0 to 0)	0 (0 to 0)	0 (0 to 0)	0 (0 to 0)	0 (0 to 0)	0 (0 to 0)	0 (0 to 0)	0 (0 to 0)	0 (0 to 0)	0 (0 to 0)	0 (0 to 0)	0 (0 to 0)	0 (0 to 0)	0 (0 to 0)	0 (0 to 0)	0 (0 to 0)	0 (0 to 0)	0
Schistosomiasis	0 (0 to 0)	0 (0 to 0)	0 (0 to 0)	0 (0 to 0)	0 (0 to 0)	0 (0 to 0)	0 (0 to 0)	0 (0 to 0)	0 (0 to 0)	0 (0 to 0)	0 (0 to 0)	0 (0 to 0)	0 (0 to 0)	0 (0 to 0)	0 (0 to 0)	0 (0 to 0)	0 (0 to 0)	0 (0 to 0)	0 (0 to 0)	0 (0 to 0)	0 (0 to 0)	0 (0 to 0)	0 (0 to 0)	0
Cysticercosis	0 (0 to 0)	0 (0 to 0)	0 (0 to 0)	0 (0 to 0)	0 (0 to 0)	0 (0 to 0)	0 (0 to 0)	0 (0 to 0)	0 (0 to 0)	0 (0 to 0)	0 (0 to 0)	0 (0 to 0)	0 (0 to 0)	0 (0 to 0)	0 (0 to 0)	0 (0 to 0)	0 (0 to 0)	0 (0 to 0)	0 (0 to 0)	0 (0 to 0)	0 (0 to 0)	0 (0 to 0)	0 (0 to 0)	0
Cystic echinococcosis	0 (0 to 0)	0 (0 to 0)	1 (0 to 3)	37 (23 to 54)	19 (12 to 27)	16 (10 to 23)	16 (10 to 23)	16 (10 to 23)	16 (10 to 23)	16 (10 to 23)	16 (10 to 23)	16 (10 to 23)	16 (10 to 23)	16 (10 to 23)	16 (10 to 23)	16 (10 to 23)	16 (10 to 23)	16 (10 to 23)	16 (10 to 23)	16 (10 to 23)	16 (10 to 23)	16 (10 to 23)	16 (10 to 23)	0
Lymphatic filariasis	0 (0 to 0)	0 (0 to 0)	0 (0 to 0)	0 (0 to 0)	0 (0 to 0)	0 (0 to 0)	0 (0 to 0)	0 (0 to 0)	0 (0 to 0)	0 (0 to 0)	0 (0 to 0)	0 (0 to 0)	0 (0 to 0)	0 (0 to 0)	0 (0 to 0)	0 (0 to 0)	0 (0 to 0)	0 (0 to 0)	0 (0 to 0)	0 (0 to 0)	0 (0 to 0)	0 (0 to 0)	0 (0 to 0)	0
Onchocerciasis	0 (0 to 0)	0 (0 to 0)	0 (0 to 0)	0 (0 to 0)	0 (0 to 0)	0 (0 to 0)	0 (0 to 0)	0 (0 to 0)	0 (0 to 0)	0 (0 to 0)	0 (0 to 0)	0 (0 to 0)	0 (0 to 0)	0 (0 to 0)	0 (0 to 0)	0 (0 to 0)	0 (0 to 0)	0 (0 to 0)	0 (0 to 0)	0 (0 to 0)	0 (0 to 0)	0 (0 to 0)	0 (0 to 0)	0
Trachoma	0 (0 to 0)	0 (0 to 0)	0 (0 to 0)	0 (0 to 0)	0 (0 to 0)	0 (0 to 0)	0 (0 to 0)	0 (0 to 0)	0 (0 to 0)	0 (0 to 0)	0 (0 to 0)	0 (0 to 0)	0 (0 to 0)	0 (0 to 0)	0 (0 to 0)	0 (0 to 0)	0 (0 to 0)	0 (0 to 0)	0 (0 to 0)	0 (0 to 0)	0 (0 to 0)	0 (0 to 0)	0 (0 to 0)	0
Dengue	0 (0 to 0)	0 (0 to 0)	0 (0 to 0)	0 (0 to 0)	0 (0 to 0)	0 (0 to 0)	0 (0 to 0)	0 (0 to 0)	0 (0 to 0)	0 (0 to 0)	0 (0 to 0)	0 (0 to 0)	0 (0 to 0)	0 (0 to 0)	0 (0 to 0)	0 (0 to 0)	0 (0 to 0)	0 (0 to 0)	0 (0 to 0)	0 (0 to 0)	0 (0 to 0)	0 (0 to 0)	0 (0 to 0)	0
Yellow fever	0 (0 to 0)	0 (0 to 0)	0 (0 to 0)	0 (0 to 0)	0 (0 to 0)	0 (0 to 0)	0 (0 to 0)	0 (0 to 0)	0 (0 to 0)	0 (0 to 0)	0 (0 to 0)	0 (0 to 0)	0 (0 to 0)	0 (0 to 0)	0 (0 to 0)	0 (0 to 0)	0 (0 to 0)	0 (0 to 0)	0 (0 to 0)	0 (0 to 0)	0 (0 to 0)	0 (0 to 0)	0 (0 to 0)	0
Rabies	0 (0 to 0)	0 (0 to 0)	0 (0 to 0)	0 (0 to 0)	0 (0 to 0)	0 (0 to 0)	0 (0 to 0)	0 (0 to 0)	0 (0 to 0)	0 (0 to 0)	0 (0 to 0)	0 (0 to 0)	0 (0 to 0)	0 (0 to 0)	0 (0 to 0)	0 (0 to 0)	0 (0 to 0)	0 (0 to 0)	0 (0 to 0)	0 (0 to 0)	0 (0 to 0)	0 (0 to 0)	0 (0 to 0)	0
Intestinal nematode infections	0 (0 to 0)	0 (0 to 0)	0 (0 to 0)	0 (0 to 0)	0 (0 to 0)	0 (0 to 0)	0 (0 to 0)	0 (0 to 0)	0 (0 to 0)	0 (0 to 0)	0 (0 to 0)	0 (0 to 0)	0 (0 to 0)	0 (0 to 0)	0 (0 to 0)	0 (0 to 0)	0 (0 to 0)	0 (0 to 0)	0 (0 to 0)	0 (0 to 0)	0 (0 to 0)	0 (0 to 0)	0 (0 to 0)	0
Ascariasis	0 (0 to 0)	0 (0 to 0)	0 (0 to 0)	0 (0 to 0)	0 (0 to 0)	0 (0 to 0)	0 (0 to 0)	0 (0 to 0)	0 (0 to 0)	0 (0 to 0)	0 (0 to 0)	0 (0 to 0)	0 (0 to 0)	0 (0 to 0)	0 (0 to 0)	0 (0 to 0)	0 (0 to 0)	0 (0 to 0)	0 (0 to 0)	0 (0 to 0)	0 (0 to 0)	0 (0 to 0)	0 (0 to 0)	0
Trichuriasis	0 (0 to 0)	0 (0 to 0)	0 (0 to 0)	0 (0 to 0)	0 (0 to 0)	0 (0 to 0)	0 (0 to 0)	0 (0 to 0)	0 (0 to 0)	0 (0 to 0)	0 (0 to 0)	0 (0 to 0)	0 (0 to 0)	0 (0 to 0)	0 (0 to 0)	0 (0 to 0)	0 (0 to 0)	0 (0 to 0)	0 (0 to 0)	0 (0 to 0)	0 (0 to 0)	0 (0 to 0)	0 (0 to 0)	0
Hookworm disease	0 (0 to 0)	0 (0 to 0)	0 (0 to 1)	19 (12 to 28)	9 (6 to 14)	7 (4 to 11)	7 (4 to 11)	7 (4 to 11)	7 (4 to 11)	7 (4 to 11)	7 (4 to 11)	7 (4 to 11)	7 (4 to 11)	7 (4 to 11)	7 (4 to 11)	7 (4 to 11)	7 (4 to 11)	7 (4 to 11)	7 (4 to 11)	7 (4 to 11)	7 (4 to 11)	7 (4 to 11)	7 (4 to 11)	0
Food-borne trematodiases	0 (0 to 0)	0 (0 to 0)	0 (0 to 0)	0 (0 to 0)	0 (0 to 0)	0 (0 to 0)	0 (0 to 0)	0 (0 to 0)	0 (0 to 0)	0 (0 to 0)	0 (0 to 0)	0 (0 to 0)	0 (0 to 0)	0 (0 to 0)	0 (0 to 0)	0 (0 to 0)	0 (0 to 0)	0 (0 to 0)	0 (0 to 0)	0 (0 to 0)	0 (0 to 0)	0 (0 to 0)	0 (0 to 0)	0
Leprosy	0 (0 to 0)	0 (0 to 0)	0 (0 to 0)	0 (0 to 0)	0 (0 to 0)	0 (0 to 0)	0 (0 to 0)	0 (0 to 0)	0 (0 to 0)	0 (0 to 0)	0 (0 to 0)	0 (0 to 0)	0 (0 to 0)	0 (0 to 0)	0 (0 to 0)	0 (0 to 0)	0 (0 to 0)	0 (0 to 0)	0 (0 to 0)	0 (0 to 0)	0 (0 to 0)	0 (0 to 0)	0 (0 to 0)	0
Ebola	0 (0 to 0)	0 (0 to 0)	0 (0 to 0)	0 (0 to 0)	0 (0 to 0)	0 (0 to 0)	0 (0 to 0)	0 (0 to 0)	0 (0 to 0)	0 (0 to 0)	0 (0 to 0)	0 (0 to 0)	0 (0 to 0)	0 (0 to 0)	0 (0 to 0)	0 (0 to 0)	0 (0 to 0)	0 (0 to 0)	0 (0 to 0)	0 (0 to 0)	0 (0 to 0)	0 (0 to 0)	0 (0 to 0)	0
Zika virus	0 (0 to 0)	0 (0 to 0)	0 (0 to 0)	0 (0 to 0)	0 (0 to 0)	0 (0 to 0)	0 (0 to 0)	0 (0 to 0)	0 (0 to 0)	0 (0 to 0)	0 (0 to 0)	0 (0 to 0)	0 (0 to 0)	0 (0 to 0)	0 (0 to 0)	0 (0 to 0)	0 (0 to 0)	0 (0 to 0)	0 (0 to 0)	0 (0 to 0)	0 (0 to 0)	0 (0 to 0)	0 (0 to 0)	0
Guinea worm disease	0 (0 to 0)	0 (0 to 0)	0 (0 to 0)	0 (0 to 0)	0 (0 to 0)	0 (0 to 0)	0 (0 to 0)	0 (0 to 0)	0 (0 to 0)	0 (0 to 0)	0 (0 to 0)	0 (0 to 0)	0 (0 to 0)	0 (0 to 0)	0 (0 to 0)	0 (0 to 0)	0 (0 to 0)	0 (0 to 0)	0 (0 to 0)	0 (0 to 0)	0 (0 to 0)	0 (0 to 0)	0 (0 to 0)	0
Other neglected tropical diseases	20,000 (7 to 62)	1,000 (0 to 2,000)	13,000 (5,000 to 30,000)	14,000 (5,000 to 34,000)	1,000 (0 to 2,000)	1,000 (0 to 2,000)	1,000 (0 to 2,000)	1,000 (0 to 2,000)	1,000 (0 to 2,000)	1,000 (0 to 2,000)



Other transport injuries	2.2 (1.7 to 2.8)	2.1 (1.4 to 2.9)	19.9 (9.7 to 33.6)	193 (93.3 to 350)	364 (190 to 626)	248 (160 to 375)	615 (321 to 925)	998 (667 to 1,413)	1,270 (860 to 1,809)	1,368 (919 to 1,940)	998 (699 to 1,356)	777 (511 to 1,130)	638 (364 to 951)	482 (253 to 803)	326 (203 to 478)	193 (101 to 309)	99.6 (53.8 to 173)	33.5 (23.5 to 47.9)	19.1 (13.3 to 26.5)	8.6 (4 to 7.3)	1.3 (1 to 1.7)	0.2 (0.2 to 0.3)	0 (0 to 0)	6,160
Unintentional injuries	1,710 (977 to 1,955)	1,750 (1,070 to 2,230)	9,660 (6,650 to 13,200)	59,650 (25,020 to 99,300)	21,700 (11,700 to 39,900)	16,700 (10,600 to 19,600)	21,600 (11,200 to 29,600)	59,000 (34,100 to 93,100)	96,400 (64,300 to 133,000)	99,000 (64,300 to 142,000)	99,000 (64,300 to 137,000)	99,000 (64,300 to 137,000)	27,100 (20,100 to 33,500)	22,300 (17,600 to 27,600)	20,100 (14,200 to 25,000)	17,200 (12,700 to 21,900)	11,900 (8,210 to 15,700)	6,070 (4,160 to 7,900)	2,350 (1,600 to 2,960)	1,430 (1,210 to 2,040)	527 (410 to 686)	156 (108 to 219)	29.5 (20.2 to 39.1)	1.7 (1.2 to 2.1)	340,000
Falls	264 (142 to 379)	291 (154 to 439)	944 (574 to 1,370)	2,270 (1,600 to 3,210)	2,670 (2,240 to 3,610)	3,200 (2,530 to 4,110)	4,990 (3,490 to 6,600)	7,160 (5,270 to 9,130)	9,060 (7,130 to 11,600)	9,240 (7,320 to 11,700)	8,270 (6,480 to 10,600)	7,900 (6,320 to 9,810)	6,810 (5,150 to 8,220)	6,920 (5,150 to 8,460)	6,760 (5,220 to 7,960)	4,110 (3,120 to 5,260)	2,210 (1,760 to 2,820)	992 (765 to 1,240)	781 (621 to 953)	261 (203 to 332)	69.1 (54.6 to 86.2)	12.6 (10.1 to 16)	0.9 (0.7 to 1.1)	43,200
Drowning	116 (100 to 127)	116 (100 to 130)	116 (487 to 1,890)	116 (720 to 2,600)	116 (1,060 to 3,600)	116 (1,100 to 3,200)	116 (1,100 to 2,900)	116 (1,100 to 2,900)	116 (1,100 to 2,900)	116 (1,100 to 2,900)	116 (1,100 to 2,900)	116 (1,100 to 2,900)	116 (1,100 to 2,900)	116 (1,100 to 2,900)	116 (1,100 to 2,900)	116 (1,100 to 2,900)	116 (776 to 2,300)	116 (744 to 2,100)	116 (1,100 to 1,900)	116 (1,100 to 1,900)	116 (1,100 to 1,900)	116 (1,100 to 1,900)	116 (1,100 to 1,900)	116 (1,100 to 1,900)	74,200
Fire, heat, and hot substances	228 (169 to 308)	266 (200 to 360)	1,210 (687 to 1,850)	2,710 (1,760 to 4,000)	1,920 (964 to 1,750)	1,160 (674 to 1,820)	1,920 (1,160 to 2,900)	2,840 (1,900 to 3,290)	3,460 (2,620 to 4,420)	3,710 (2,950 to 4,910)	2,620 (2,020 to 3,960)	2,620 (1,970 to 3,420)	2,340 (1,800 to 3,020)	2,270 (1,700 to 2,900)	1,850 (1,450 to 2,270)	1,300 (1,000 to 1,690)	642 (487 to 839)	227 (165 to 27.3)	156 (120 to 207)	62.6 (52.4 to 67.6)	11.2 (8.6 to 14.9)	2.2 (1.7 to 2.9)	0.1 (0.1 to 0.2)	52,900
Poisonings	1,220 (931 to 1,711)	1,220 (931 to 1,700)	1,220 (1,220 to 1,220)	1,220 (1,220 to 1,220)	1,220 (1,220 to 1,220)	1,220 (1,220 to 1,220)	1,220 (1,220 to 1,220)	1,220 (1,220 to 1,220)	1,220 (1,220 to 1,220)	1,220 (1,220 to 1,220)	1,220 (1,220 to 1,220)	1,220 (1,220 to 1,220)	1,220 (1,220 to 1,220)	1,220 (1,220 to 1,220)	1,220 (1,220 to 1,220)	1,220 (1,220 to 1,220)	1,220 (1,220 to 1,220)	1,220 (1,220 to 1,220)	1,220 (1,220 to 1,220)	1,220 (1,220 to 1,220)	1,220 (1,220 to 1,220)	1,220 (1,220 to 1,220)	1,220 (1,220 to 1,220)	1,220 (1,220 to 1,220)	13,800
Poisoning by other medical substances	194 (53.2 to 164)	194 (59 to 170)	194 (71 to 340)	194 (169 to 745)	194 (169 to 940)	194 (169 to 587)	194 (277 to 1,490)	194 (1,060 to 2,150)	194 (1,210 to 2,260)	194 (1,210 to 2,540)	194 (1,070 to 1,960)	194 (969 to 1,790)	194 (951 to 1,290)	194 (827 to 1,290)	194 (553 to 970)	194 (291 to 916)	194 (112 to 533)	194 (53.7 to 619.2)	194 (29.7 to 591.7)	194 (9.9 to 11.4)	194 (1.1 to 2.3)	194 (0.2 to 0.3)	194 (0 to 0)	13,900
Poisoning by other means	14.4 (7.9 to 26.3)	14.2 (8 to 23.9)	76.7 (43.1 to 121)	393 (223 to 532)	267 (174 to 320)	248 (142 to 399)	177 (103 to 279)	193 (114 to 295)	273 (145 to 330)	196 (124 to 299)	193 (104 to 233)	193 (90 to 364)	117 (72.5 to 173)	193 (93.9 to 316)	87.5 (53.6 to 134)	68.7 (34.9 to 97.6)	30.9 (20.2 to 50.6)	13.7 (9.3 to 29.9)	8.6 (5.3 to 12.9)	2.9 (1.9 to 4.4)	0.7 (0.4 to 1.1)	0.1 (0.1 to 0.2)	0 (0 to 0)	2,480
Exposure to mechanical forces	74 (5.8 to 10.2)	74 (5.7 to 10)	152 (10.1 to 343)	664 (39.2 to 780)	1,040 (74.1 to 1,600)	1,470 (104 to 2,000)	2,080 (147 to 2,800)	3,240 (224 to 4,320)	4,360 (304 to 5,800)	4,480 (312 to 5,980)	3,960 (276 to 5,270)	3,960 (276 to 5,130)	3,240 (224 to 4,310)	3,010 (210 to 4,270)	2,130 (147 to 2,830)	1,340 (92.7 to 1,780)	1,080 (74.6 to 1,420)	421 (29.2 to 557)	224 (15.5 to 298)	89.4 (6.2 to 119)	16.4 (1.1 to 21.5)	2.4 (0.2 to 3.2)	0.3 (0 to 0.4)	57,600
Unintentional firearm injuries	0.1 (0.1 to 0.7)	0.1 (0.2 to 0.7)	0.1 (0.3 to 1.4)	32.7 (22.2 to 48.4)	0 (0 to 39.5)	0 (0 to 0)	0 (0 to 131)	0 (0 to 0)	0 (0 to 0)	0 (0 to 0)	0 (0 to 175)	0 (0 to 0)	0 (0 to 0)	0 (0 to 0)	0 (0 to 0)	0 (0 to 0)	0 (0 to 0)	0 (0 to 0)	0 (0 to 0)	0 (0 to 0)	0 (0 to 0)	0 (0 to 0)	0 (0 to 0)	0 (0 to 0)	1,170
Other exposure to mechanical forces	74 (4.9 to 9.6)	74 (5 to 11.1)	152 (7.1 to 159)	664 (37.9 to 774)	1,040 (69.1 to 1,610)	1,470 (99.9 to 2,060)	2,080 (140 to 2,960)	3,240 (220 to 4,410)	4,360 (297 to 5,870)	4,480 (312 to 6,140)	3,960 (272 to 5,460)	3,960 (272 to 5,270)	3,240 (220 to 4,310)	3,010 (206 to 4,270)	2,130 (145 to 2,830)	1,340 (92.7 to 1,780)	1,080 (74.6 to 1,420)	421 (29.2 to 557)	224 (15.5 to 298)	89.4 (6.2 to 119)	16.4 (1.1 to 21.5)	2.4 (0.2 to 3.2)	0.3 (0 to 0.4)	56,500
Adverse effects of medical treatment	1.5 (1.1 to 2.1)	26.7 (20.5 to 36.4)	109 (66.9 to 162)	284 (169 to 481)	184 (124 to 277)	114 (83.2 to 165)	114 (77.9 to 171)	114 (80.2 to 167)	114 (74.6 to 173)	114 (74.6 to 174)	114 (73.9 to 164)	114 (72.9 to 172)	114 (71.9 to 163)	114 (72.9 to 164)	114 (73.9 to 164)	114 (69.9 to 216)	114 (67.7 to 158)	114 (69.9 to 161)	114 (69.9 to 161)	114 (69.9 to 161)	114 (69.9 to 161)	114 (69.9 to 161)	114 (69.9 to 161)	114 (69.9 to 161)	2,880
Animal contact	0.6 (0.4 to 0.9)	1.6 (1.1 to 2.3)	27 (18.4 to 42.7)	114 (79.9 to 174)	114 (77 to 184)	114 (68.9 to 184)	114 (68.9 to 184)	114 (68.9 to 184)	114 (68.9 to 184)	114 (68.9 to 184)	114 (68.9 to 184)	114 (68.9 to 184)	114 (68.9 to 184)	114 (68.9 to 184)	114 (68.9 to 184)	121 (68.9 to 184)	114 (68.9 to 184)	114 (68.9 to 184)	114 (68.9 to 184)	114 (68.9 to 184)	114 (68.9 to 184)	114 (68.9 to 184)	114 (68.9 to 184)	114 (68.9 to 184)	1,980
Venomous animal contact	0.6 (0.4 to 0.7)	1.6 (0.9 to 2.9)	27 (18.4 to 38.6)	114 (79.9 to 132)	114 (77 to 167)	114 (68.9 to 93.3)	114 (68.9 to 139)	114 (68.9 to 139)	114 (68.9 to 139)	114 (68.9 to 139)	114 (68.9 to 139)	114 (68.9 to 139)	114 (68.9 to 139)	114 (68.9 to 139)	114 (68.9 to 139)	121 (68.9 to 139)	114 (68.9 to 139)	114 (68.9 to 139)	114 (68.9 to 139)	114 (68.9 to 139)	114 (68.9 to 139)	114 (68.9 to 139)	114 (68.9 to 139)	114 (68.9 to 139)	1,160
Non-venomous animal contact	0.2 (0.1 to 0.3)	0.3 (0.2 to 0.6)	3.8 (1.8 to 9.1)	36.3 (19.3 to 63.2)	42.3 (24.3 to 73.6)	44.7 (26.1 to 72.3)	50.9 (30.4 to 79.5)	69.5 (42.4 to 104.9)	69.1 (41.9 to 99.2)	63.5 (40.4 to 98.8)	55.2 (34.9 to 88.3)	47.1 (29.1 to 79.2)	50.1 (32.3 to 74.6)	48.7 (29.2 to 69.5)	49.9 (27.7 to 87.8)	29.3 (23.8 to 52.3)	19.2 (12.6 to 28.8)	8 (6.1 to 12.9)	6.7 (4.6 to 9.4)	1.8 (1.2 to 2.7)	0.6 (0.3 to 0.7)	0.1 (0.1 to 0.1)	0 (0 to 0)	701
Foreign body	1,220 (1,220 to 1,220)	1,220 (1,220 to 1,220)	1,220 (1,220 to 1,220)	1,220 (1,220 to 1,220)	1,220 (1,220 to 1,220)	1,220 (1,220 to 1,220)	1,220 (1,220 to 1,220)	1,220 (1,220 to 1,220)	1,220 (1,220 to 1,220)	1,220 (1,220 to 1,220)	1,220 (1,220 to 1,220)	1,220 (1,220 to 1,220)	1,220 (1,220 to 1,220)	1,220 (1,220 to 1,220)	1,220 (1,220 to 1,220)	1,220 (1,220 to 1,220)	1,220 (1,220 to 1,220)	1,220 (1,220 to 1,220)	1,220 (1,220 to 1,220)	1,220 (1,220 to 1,220)	1,220 (1,220 to 1,220)	1,220 (1,220 to 1,220)	1,220 (1,220 to 1,220)	1,220 (1,220 to 1,220)	13,400
Foreign body in eyes	0.2 (0 to 0.4)	0.3 (0.1 to 1.1)	8.3 (2.2 to 19.3)	46.2 (1.3 to 149)	70.3 (21 to 149)	80.7 (20.2 to 150)	101 (31.2 to 238)	181 (42.6 to 345)	195 (60.7 to 341)	160 (42.4 to 324)	145 (41 to 346)	116 (29.9 to 274)	88.4 (28.5 to 179)	72.8 (20.5 to 138)	68.9 (20.4 to 157)	60.3 (19.6 to 22.2)	39 (20.7 to 59.1)	20.6 (12.8 to 31)	8.3 (4.6 to 12.3)	3.6 (1.9 to 5.2)	1.8 (1 to 2.7)	0.1 (0 to 0.1)	0 (0 to 0)	1,210
Foreign body in other bodypart	0.4 (0.3 to 0.6)	0.4 (0.3 to 0.1)	4.9 (1.4 to 9.2)	19.1 (4.1 to 43.2)	29.6 (7.2 to 69.2)	33.6 (7.1 to 69.2)	47 (11.1 to 107)	81.6 (16.9 to 170)	91.6 (24.1 to 170)	75.2 (16.8 to 160)	68.2 (16.2 to 166)	54.7 (11.9 to 129)	41.7 (11.3 to 84)	34.2 (8.1 to 65.1)	32.4 (8.1 to 74)	28.4 (7.8 to 73.9)	18.4 (5 to 27.9)	9.7 (5.1 to 14.6)	3.9 (1.8 to 5.9)	1.7 (0.8 to 2.6)	0.8 (0.4 to 1.2)	0 (0 to 0)	0 (0 to 0)	2,330
Environmental heat and cold exposure	2.1 (1.3 to 3.1)	2.2 (1.5 to 3.2)	14.9 (7.5 to 28.4)	202 (108 to 374)	267 (156 to 473)	290 (158 to 537)	490 (263 to 837)	772 (520 to 1,160)	961 (706 to 1,290)	1,060 (748 to 1,490)	1,160 (843 to 1,600)	1,060 (756 to 1,480)	998 (672 to 1,390)	811 (575 to 1,100)	782 (556 to 1,070)	648 (361 to 1,030)	234 (173 to 318)	63.2 (49.8 to 83.2)	37.1 (28 to 47.4)	8.4 (6.9 to 11.4)	2.2 (1.7 to 3)	0.4 (0.3 to 0.6)	0 (0 to 0)	9,770
Exposure to forces of nature	0 (0 to 0)	0 (0 to 0)	0 (0 to 0)	0 (0 to 0)	0 (0 to 0.4)	0 (0 to 1.3)	0 (0 to 1.4)	0 (0 to 2.1)	0 (0 to 2.3)	0 (0 to 2.6)	0 (0 to 2.7)	0 (0 to 2.3)	0 (0 to 2.4)	0 (0 to 2.1)	0 (0 to 1.5)	0 (0 to 1.2)	0 (0 to 0.9)	0 (0 to 0.8)	0 (0 to 0.7)	0 (0 to 0.5)	0 (0 to 0.3)	0 (0 to 0)	0 (0 to 0)	362
Other unintentional injuries	206 (29.8 to 62.4)	206 (19.4 to 62.7)	206 (7.7 to 344)	2,610 (1,660 to 3,710)	2,610 (1,640 to 3,490)	2,610 (2,010 to 3,630)	4,760 (3,080 to 6,360)	7,170 (5,320 to 9,480)	8,970 (6,290 to 11,100)	8,240 (6,020 to 10,600)	6,990 (4,990 to 9,360)	6,990 (5,060 to 7,200)	4,290 (3,150 to 5,490)	3,390 (2,440 to 4,260)	2,910 (2,160 to 3,770)	1,990 (1,260 to 2,890)	998 (643 to 1,230)	299 (205 to 371)	159 (107 to 207)	66.9 (39.7 to 82.9)	13.9 (9.5 to 20.2)	2.5 (1.7 to 3.7)	0.2 (0.1 to 0.2)	62,200
Self-harm and interpersonal violence	183 (68.9 to 184)	36.2 (11 to 39.6)	119 (72 to 187)	397 (211 to 638)	688 (381 to 820)	1,070 (615 to 1,520)	1,670 (1,040 to 2,150)	2,660 (1,720 to 3,450)	3,660 (2,450 to 4,720)	4,220 (2,900 to 5,660)	4,220 (2,900 to 5,660)	4,220 (2,900 to 5,660)	4,220 (2,900 to 5,660)	4,220 (2,900 to 5,660)	4,220 (2,900 to 5,660)	4,220 (2,900 to 5,660)	4,220 (2,900 to 5,660)	4,220 (2,900 to 5,660)	4,220 (2,900 to 5,660)	4,220 (2,900 to 5,660)	4,220 (2,900 to 5,660)	4,220 (2,900 to 5,660)	4,220 (2,900 to 5,660)	4,220 (2,900 to 5,660)	161,000
Self-harm	0 (0 to 0)	0 (0 to 0)	0 (0 to 0)	0 (0 to 0)	0 (0 to 0)	0 (0 to 0)	6,100 (4,000 to 8,600)	14,300 (10,200 to 19,000)	21,600 (15,600 to 28,000)	25,200 (18,600 to 33,000)	25,200 (18,600 to 33,000)	25,200 (18,600 to 33,000)	13,800 (10,600 to 17,000)	13,800 (10,600 to 17,000)	13,800 (10,600 to 17,000)	13,800 (10,600 to 17,000)	13,800 (10,600 to 17,000)	13,800 (10,600 to 17,000)	13,800 (10,600 to 17,000)	13,800 (10,600 to 17,000)	13,800 (10,600 to 17,000)	13,800 (10,600 to 17,000)	13,800 (10,600 to 17,000)	13,800 (10,600 to 17,000)	145,000
Self-harm by firearm	0 (0 to 0)	0 (0 to 0)	0 (0 to 0)	0 (0 to 0)	0 (0 to 0)	0 (0 to 0)	13.2 (8 to 37)	80.3 (61 to 179)	134 (72 to 239)	134 (76 to 233)	134 (85.7 to 179)	134 (62 to 214)	134 (77.7 to 179)	134 (22.3 to 52.7)	134 (19.8 to 38.6)	134 (15.2 to 33.2)	134 (12.6 to 26.3)	4.6 (3.5 to 6.3)	3.5 (2.7 to 5.4)	0.9 (0.6 to 1.3)	0.2 (0.2 to 0.3)	0.1 (0 to 0.1)	0 (0 to 0)	600
Self-harm by other specified means	0 (0 to 0)	0 (0 to 0)	0 (0 to 0)	0 (0 to 0)	0 (0 to 0)	0 (0 to 0)	6,000 (3,900 to 8,400)	14,200 (10,100 to 18,900)	21,500 (15,500 to 27,900)	25,100 (18,500 to 32,900)	25,100 (18,500 to 32,900)	25,100 (18,500 to 32,900)	13,700 (10,500 to 17,000)	13,700 (10,500 to 17,000)	13,700 (10,500 to 17,000)	13,700 (10,500 to 17,000)	13,700 (10,500 to 17,000)	13,700 (10,500 to 17,000)	13,700 (10,500 to 17,000)	13,700 (10,500 to 17,000)	13,700 (10,500 to 17,000)	13,700 (10,500 to 17,000)	13,700 (10,500 to 17,000)	13,700 (10,500 to 17,000)	144,000
Interpersonal violence	183 (68.9 to 184)	36.2 (11 to 39.6)	119 (72 to 187)	397 (199 to 638)	688 (369 to 820)	1,070 (609 to 915)	2,360 (1,700 to 3,260)	6,060 (4,130 to 7,260)	7,960 (5,710 to 10,200)	7,960 (5,860 to 10,900)	8,700 (6,210 to 11,200)	8,440 (5,900 to 10,800)	3,210 (2,420 to 4,170)	2,930 (1,900 to 3,260)	1,760 (1,320 to 2,260)	1,960 (916 to 1,370)	1,060 (577 to 1,410)	182 (126 to 27.1)	99.6 (73.9 to 131)	29.1 (19 to 39)	4.5 (3.5 to 7.3)	0.3 (0.2 to 0.4)	0 (0 to 0)	44,900
Physical violence by firearm	0.2 (0.1 to 1.9)	2.1 (1.2 to 3.3)	9.1 (4.2 to 21.6)	19.9 (11.2 to 31.9)	19.1 (11.2 to 29.6)	18 (10.2 to 28.6)	248 (179 to 338)	248 (183 to 341)	338 (257 to 433)	338 (256 to 434)	183 (135 to 234)	149 (108 to 201)	69.6 (48.6 to 101)	39 (28.7 to 52.4)	26.3 (19.2 to 37.2)	16.9 (12.6 to 21.2)	6.7 (5.2 to 8.4)	1.8 (1.3 to 2.3)	0.7 (0.5 to 1.3)	0.1 (0.1 to 0.2)	0 (0 to 1.7)	0 (0 to 0.1)	0 (0 to 0)	1,640
Physical violence by sharp object	1.5 (1.1 to 2.1)	1.5 (1 to 2.1)	12.3 (6.4 to 23.1)	54.1 (28.1 to 91.1)	95.3 (54.1 to 137)	142 (81.4 to 208)	248 (147 to 339)	248 (147 to 339)	338 (207 to 433)	338 (207 to 434)	248 (147 to 339)	248 (147 to 339)	69.6 (48.6 to 101)	39 (28.7 to 52.4)	26.3 (19.2 to 37.2)	16.9 (12.6 to 21.2)	6.7 (5.2 to 8.4)	1.8 (1.3 to 2.3)	0.7 (0.5 to 1.3)	0.1 (0.1 to 0.2)	0 (0 to 1.7)	0 (0 to 0.1)	0 (0 to 0)	29,900
Sexual violence	0 (0 to 0)	0 (0 to 0)	0 (0 to 0)	0 (0.7 to 9.2)	0 (0.5 to 10.5)	0 (0.5 to 10.7)	0 (0.6 to 16)	0 (1.1 to 17.6)	0 (1.5 to 20.6)	0 (1.5 to 20.6)	0 (1.5 to 20.6)	0 (1.5 to 20.6)	0 (1.5 to 20.6)	0 (1.5 to 20.6)	0 (1.5 to 20.6)	0 (1.5 to 20.6)	0 (1.5 to 20.6)	0 (1.5 to 20.6)	0 (1.5 to 20.6)	0 (1.5 to 20.6)	0 (1.5 to 20.6)	0 (1.5 to 20.6)	0 (1.5 to 20.6)	1,470
Physical violence by other means	181 (64.7 to 179)	34.7 (10.7 to 37.1)	107 (61 to 169)	343 (171 to 549)	593 (318 to 707)	928 (533 to 1,320)	1,420 (894 to 1,850)	2,410 (1,570 to 3,070)	3,320 (2,240 to 4,290)	3,620 (2,650 to 4,870)	4,040 (2,750 to 5,460)	3,790 (2,750 to 5,060)	3,140 (2,370 to 4,170)	2,890 (2,170 to 3,850)	1,730 (1,300 to 2,220)	1,940 (903 to 1,360)	1,050 (569 to 1,400)	180 (124 to 27.1)	98.9 (73.4 to 130)	28.9 (18.9 to 38.9)	4.4 (3.4 to 7.2)	0.3 (0.2 to 0.4)	0 (0 to 0)	43,000
Conflict and terrorism	0 (0 to 0)	0 (0 to 0)	0 (0 to 0)	0 (0 to 0.1)	0 (0.1 to 0.5)	0 (0.7 to 1.2)	0 (0.2 to 1.2)	0 (0.1 to 1.2)	0 (0.1 to 1.2)	0 (0.1 to 1.2)	0 (0.1 to 1.2)	0 (0.1 to 1.2)	0 (0.1 to 1.2)	0 (0.1 to 1.2)	0 (0.1 to 1.2)	0 (0.1 to 1.2)	0 (0.1 to 1.2)	0 (0.1 to 1.2)	0 (0.1 to 1.2)	0 (0.1 to 1.2)	0 (0.1 to 1.2)	0 (0.1 to 1.2)	0 (0 to 0)	340

Sub Table 2a: Assam DALYs by cause, and age group for males with 95% uncertainty intervals, 2019

Cause	Early Neonatal	Late Neonatal	Post Neonatal	1 to 4	5 to 9	10 to 14	15 to 19	20 to 24	25 to 29	30 to 34	35 to 39	40 to 44	45 to 49	50 to 54	55 to 59	60 to 64	65 to 69	70 to 74	75 to 79	80 to 84	85 to 89	90 to 94	95 plus	Total
All causes	415,000 (389,000 to 441,000)	190,000 (181,000 to 201,000)	298,000 (286,000 to 309,000)	298,000 (285,000 to 320,000)	210,000 (198,000 to 221,000)	181,000 (168,000 to 194,000)	210,000 (198,000 to 223,000)	296,000 (281,000 to 312,000)	326,000 (294,000 to 358,000)	396,000 (359,000 to 434,000)	476,000 (434,000 to 519,000)	422,000 (384,000 to 461,000)	415,000 (378,000 to 452,000)	475,000 (433,000 to 518,000)	507,000 (462,000 to 552,000)	476,000 (434,000 to 519,000)	407,000 (372,000 to 442,000)	347,000 (320,000 to 376,000)	190,000 (172,000 to 211,000)	150,000 (132,000 to 171,000)	93,200 (77,200 to 109,000)	14,100 (12,900 to 15,600)	6,240 (5,570 to 7,020)	6,600,000
Communicable, maternal, neonatal, and nutritional diseases	367,000 (343,000 to 391,000)	169,000 (161,000 to 179,000)	206,000 (197,000 to 215,000)	170,000 (161,000 to 181,000)	113,000 (105,000 to 121,000)	79,600 (72,800 to 86,600)	83,600 (77,000 to 90,400)	85,200 (78,600 to 92,000)	76,200 (69,800 to 82,800)	69,400 (63,400 to 75,600)	69,200 (63,200 to 75,400)	65,200 (59,600 to 71,000)	69,600 (63,800 to 75,600)	62,600 (57,200 to 68,200)	69,600 (63,800 to 75,600)	65,200 (59,600 to 71,000)	58,600 (53,600 to 63,800)	43,600 (39,800 to 47,600)	29,400 (26,800 to 32,000)	26,000 (23,600 to 28,600)	16,200 (14,600 to 17,800)	3,630 (3,230 to 4,060)	947 (842 to 1,060)	2,150,000
HIV/AIDS and sexually transmitted infections	11,629 to 10,600	6,534 to 6,210	2,150 to 8,160	2,561 to 1,300	1,790 to 1,760	2,004 to 1,910	4,827 to 1,820	11,640 to 3,310	23,160 to 6,560	29,620 to 11,000	32,700 to 19,100	33,640 to 7,500	22,660 to 6,310	11,600 to 2,660	7,767 to 1,240	3,827 to 1,490	2,162 to 1,590	1,127 to 1,410	1,134 to 1,610	1,214 to 1,270	1,214 to 1,270	1,214 to 1,270	1,214 to 1,270	48,600
HIV/AIDS	11,629 to 10,600	6,534 to 6,210	2,150 to 8,160	2,561 to 1,300	1,790 to 1,760	2,004 to 1,910	4,827 to 1,820	11,640 to 3,310	23,160 to 6,560	29,620 to 11,000	32,700 to 19,100	33,640 to 7,500	22,660 to 6,310	11,600 to 2,660	7,767 to 1,240	3,827 to 1,490	2,162 to 1,590	1,127 to 1,410	1,134 to 1,610	1,214 to 1,270	1,214 to 1,270	1,214 to 1,270	1,214 to 1,270	48,600
HIV/AIDS - Drug-susceptible Tuberculosis	0 to 0	0 to 0	1 to 1	1 to 1	1 to 1	1 to 1	1 to 1	1 to 1	1 to 1	1 to 1	1 to 1	1 to 1	1 to 1	1 to 1	1 to 1	1 to 1	1 to 1	1 to 1	1 to 1	1 to 1	1 to 1	1 to 1	1 to 1	1 to 1	13
HIV/AIDS - Multidrug-resistant Tuberculosis without extensive drug resistance	0 to 0	0 to 0	0 to 0	0 to 0	0 to 0	0 to 0	0 to 0	0 to 0	0 to 0	0 to 0	0 to 0	0 to 0	0 to 0	0 to 0	0 to 0	0 to 0	0 to 0	0 to 0	0 to 0	0 to 0	0 to 0	0 to 0	0 to 0	0 to 0	0
HIV/AIDS - Extensively drug-resistant Tuberculosis	0 to 0	0 to 0	0 to 1	0 to 0	0 to 0	0 to 0	0 to 0	0 to 0	0 to 0	0 to 0	0 to 0	0 to 0	0 to 0	0 to 0	0 to 0	0 to 0	0 to 0	0 to 0	0 to 0	0 to 0	0 to 0	0 to 0	0 to 0	0 to 0	0
HIV/AIDS resulting in other diseases	0 to 0	0 to 0	0 to 0	0 to 0	0 to 0	0 to 0	0 to 0	0 to 0	0 to 0	0 to 0	0 to 0	0 to 0	0 to 0	0 to 0	0 to 0	0 to 0	0 to 0	0 to 0	0 to 0	0 to 0	0 to 0	0 to 0	0 to 0	0 to 0	0
Sexually transmitted infections, excluding HIV	2,033 (1,420 to 10,600)	2,033 (1,420 to 6,210)	2,033 (1,420 to 8,160)	2,033 (1,420 to 1,300)	2,033 (1,420 to 1,760)	2,033 (1,420 to 1,910)	2,033 (1,420 to 1,820)	2,033 (1,420 to 3,310)	2,033 (1,420 to 6,560)	2,033 (1,420 to 11,000)	2,033 (1,420 to 19,100)	2,033 (1,420 to 7,500)	2,033 (1,420 to 6,310)	2,033 (1,420 to 2,660)	2,033 (1,420 to 1,240)	2,033 (1,420 to 1,490)	2,033 (1,420 to 1,590)	2,033 (1,420 to 1,410)	2,033 (1,420 to 1,610)	2,033 (1,420 to 1,270)	2,033 (1,420 to 1,270)	2,033 (1,420 to 1,270)	2,033 (1,420 to 1,270)	9,180
Syphilis	0 to 0	0 to 0	0 to 0	0 to 0	0 to 0	0 to 0	0 to 0	0 to 0	0 to 0	0 to 0	0 to 0	0 to 0	0 to 0	0 to 0	0 to 0	0 to 0	0 to 0	0 to 0	0 to 0	0 to 0	0 to 0	0 to 0	0 to 0	0 to 0	0
Chlamydial infection	0 to 0	0 to 0	0 to 0	0 to 0	0 to 0	0 to 0	0 to 0	0 to 0	0 to 0	0 to 0	0 to 0	0 to 0	0 to 0	0 to 0	0 to 0	0 to 0	0 to 0	0 to 0	0 to 0	0 to 0	0 to 0	0 to 0	0 to 0	0 to 0	0
Gonococcal infection	0 to 0	0 to 0	0 to 0	0 to 0	0 to 0	0 to 0	0 to 0	0 to 0	0 to 0	0 to 0	0 to 0	0 to 0	0 to 0	0 to 0	0 to 0	0 to 0	0 to 0	0 to 0	0 to 0	0 to 0	0 to 0	0 to 0	0 to 0	0 to 0	0
Trichomoniasis	0 to 0	0 to 0	0 to 0	0 to 0	0 to 0	0 to 0	0 to 0	0 to 0	0 to 0	0 to 0	0 to 0	0 to 0	0 to 0	0 to 0	0 to 0	0 to 0	0 to 0	0 to 0	0 to 0	0 to 0	0 to 0	0 to 0	0 to 0	0 to 0	0
Genital herpes	0 to 0	0 to 0	0 to 0	0 to 0	0 to 0	0 to 0	0 to 0	0 to 0	0 to 0	0 to 0	0 to 0	0 to 0	0 to 0	0 to 0	0 to 0	0 to 0	0 to 0	0 to 0	0 to 0	0 to 0	0 to 0	0 to 0	0 to 0	0 to 0	0
Other sexually transmitted infections	0 to 0	0 to 0	0 to 0	0 to 0	0 to 0	0 to 0	0 to 0	0 to 0	0 to 0	0 to 0	0 to 0	0 to 0	0 to 0	0 to 0	0 to 0	0 to 0	0 to 0	0 to 0	0 to 0	0 to 0	0 to 0	0 to 0	0 to 0	0 to 0	0
Respiratory infections and tuberculosis	37,000 (19,600 to 65,000)	26,000 (20,200 to 33,000)	66,000 (51,000 to 77,000)	26,000 (20,700 to 31,000)	13,000 (11,000 to 15,000)	9,060 (7,230 to 11,000)	10,000 (8,210 to 12,000)	14,100 (11,400 to 16,800)	29,200 (23,400 to 35,300)	37,000 (29,600 to 44,900)	41,000 (32,800 to 49,600)	34,000 (26,900 to 41,600)	42,000 (33,600 to 50,800)	37,700 (29,600 to 45,600)	44,000 (34,600 to 53,200)	42,700 (33,600 to 51,600)	34,100 (26,800 to 41,200)	22,700 (17,800 to 27,500)	14,200 (11,100 to 17,200)	12,000 (9,190 to 14,500)	3,900 (2,980 to 4,720)	1,040 (795 to 1,260)	1,050 (804 to 1,280)	423,000
Tuberculosis	8,111 (3,600 to 19,600)	6,660 (4,660 to 9,660)	4,663 (3,160 to 7,160)	3,100 (2,210 to 4,110)	3,400 (2,430 to 4,510)	6,100 (4,350 to 8,080)	9,040 (6,450 to 12,000)	20,200 (14,400 to 26,800)	22,400 (16,000 to 29,800)	26,600 (19,000 to 35,400)	29,500 (21,000 to 39,200)	27,600 (19,700 to 36,700)	30,900 (22,000 to 41,000)	26,400 (18,800 to 35,100)	29,200 (20,700 to 38,800)	25,200 (17,900 to 33,500)	19,400 (13,800 to 25,800)	11,200 (7,970 to 14,900)	6,660 (4,740 to 8,850)	1,930 (1,370 to 2,560)	344 (244 to 457)	3x10 (2x10 to 4x10)	329,000
Latent tuberculosis infection	0 to 0	0 to 0	0 to 0	0 to 0	0 to 0	0 to 0	0 to 0	0 to 0	0 to 0	0 to 0	0 to 0	0 to 0	0 to 0	0 to 0	0 to 0	0 to 0	0 to 0	0 to 0	0 to 0	0 to 0	0 to 0	0 to 0	0 to 0	0 to 0	0
Drug-susceptible tuberculosis	8,111 (3,600 to 19,600)	6,660 (4,660 to 9,660)	4,663 (3,160 to 7,160)	3,100 (2,210 to 4,110)	3,400 (2,430 to 4,510)	6,100 (4,350 to 8,080)	9,040 (6,450 to 12,000)	20,200 (14,400 to 26,800)	22,400 (16,000 to 29,800)	26,600 (19,000 to 35,400)	29,500 (21,000 to 39,200)	27,600 (19,700 to 36,700)	30,900 (22,000 to 41,000)	26,400 (18,800 to 35,100)	29,200 (20,700 to 38,800)	25,200 (17,900 to 33,500)	19,400 (13,800 to 25,800)	11,200 (7,970 to 14,900)	6,660 (4,740 to 8,850)	1,930 (1,370 to 2,560)	344 (244 to 457)	3x10 (2x10 to 4x10)	329,000
Multidrug-resistant tuberculosis without extensive drug resistance	4,733 (2,100 to 11,400)	3,879 (2,710 to 5,610)	2,720 (1,840 to 4,170)	1,807 (1,290 to 2,400)	1,982 (1,420 to 2,630)	3,557 (2,540 to 4,710)	5,268 (3,760 to 7,000)	11,800 (8,400 to 15,600)	13,100 (9,340 to 17,400)	15,500 (11,100 to 20,600)	17,200 (12,200 to 22,900)	16,100 (11,500 to 21,400)	18,000 (12,800 to 23,900)	15,400 (11,000 to 20,500)	17,000 (12,100 to 22,600)	14,700 (10,400 to 19,500)	11,300 (8,050 to 15,000)	6,530 (4,650 to 8,690)	3,880 (2,760 to 5,160)	1,120 (797 to 1,490)	200 (142 to 266)	2x10 (1x10 to 3x10)	192
Extensively drug-resistant tuberculosis	0 to 0	0 to 0	0 to 0	0 to 0	0 to 0	0 to 0	0 to 0	0 to 0	0 to 0	0 to 0	0 to 0	0 to 0	0 to 0	0 to 0	0 to 0	0 to 0	0 to 0	0 to 0	0 to 0	0 to 0	0 to 0	0 to 0	0 to 0	0 to 0	0
Diarrheal diseases	19,000 (9,230 to 48,000)	10,000 (5,230 to 28,000)	50,000 (26,000 to 96,000)	38,000 (20,000 to 72,000)	23,000 (12,000 to 44,000)	10,000 (5,130 to 19,000)	13,000 (6,610 to 25,000)	13,000 (6,530 to 25,000)	12,000 (5,980 to 23,000)	12,000 (6,010 to 23,000)	12,000 (6,010 to 23,000)	12,000 (6,010 to 23,000)	12,000 (6,010 to 23,000)	12,000 (6,010 to 23,000)	12,000 (6,010 to 23,000)	12,000 (6,010 to 23,000)	12,000 (6,010 to 23,000)	11,000 (5,510 to 21,000)	11,000 (5,510 to 21,000)	11,000 (5,510 to 21,000)	5,250 (2,630 to 10,000)	2,000 (1,000 to 3,800)	395 (197 to 750)	369,000
Typhoid and paratyphoid	9,613 (4,670 to 24,000)	10,000 (5,230 to 28,000)	50,000 (26,000 to 96,000)	38,000 (20,000 to 72,000)	23,000 (12,000 to 44,000)	10,000 (5,130 to 19,000)	13,000 (6,610 to 25,000)	13,000 (6,530 to 25,000)	12,000 (5,980 to 23,000)	12,000 (6,010 to 23,000)	12,000 (6,010 to 23,000)	12,000 (6,010 to 23,000)	12,000 (6,010 to 23,000)	12,000 (6,010 to 23,000)	12,000 (6,010 to 23,000)	12,000 (6,010 to 23,000)	12,000 (6,010 to 23,000)	11,000 (5,510 to 21,000)	11,000 (5,510 to 21,000)	11,000 (5,510 to 21,000)	5,250 (2,630 to 10,000)	2,000 (1,000 to 3,800)	395 (197 to 750)	369,000
Paratyphoid fever	0 to 0	0 to 0	0 to 0	0 to 0	0 to 0	0 to 0	0 to 0	0 to 0	0 to 0	0 to 0	0 to 0	0 to 0	0 to 0	0 to 0	0 to 0	0 to 0	0 to 0	0 to 0	0 to 0	0 to 0	0 to 0	0 to 0	0 to 0	0 to 0	0
Typhoid fever	9,613 (4,670 to 24,000)	10,000 (5,230 to 28,000)	50,000 (26,000 to 96,000)	38,000 (20,000 to 72,000)	23,000 (12,000 to 44,000)	10,000 (5,130 to 19,000)	13,000 (6,610 to 25,000)	13,000 (6,530 to 25,000)	12,000 (5,980 to 23,000)	12,000 (6,010 to 23,000)	12,000 (6,010 to 23,000)	12,000 (6,010 to 23,000)	12,000 (6,010 to 23,000)	12,000 (6,010 to 23,000)	12,000 (6,010 to 23,000)	12,000 (6,010 to 23,000)	12,000 (6,010 to 23,000)	11,000 (5,510 to 21,000)	11,000 (5,510 to 21,000)	11,000 (5,510 to 21,000)	5,250 (2,630 to 10,000)	2,000 (1,000 to 3,800)	395 (197 to 750)	369,000
Invasive Non-typhoidal Salmonella (iNTS)	0 to 0	0 to 0	0 to 0	0 to 0	0 to 0	0 to 0	0 to 0	0 to 0	0 to 0	0 to 0	0 to 0	0 to 0	0 to 0	0 to 0	0 to 0	0 to 0	0 to 0	0 to 0	0 to 0	0 to 0	0 to 0	0 to 0	0 to 0	0 to 0	0
Other intestinal infectious diseases	0 to 0	0 to 0	0 to 0	0 to 0	0 to 0	0 to 0	0 to 0	0 to 0	0 to 0	0 to 0	0 to 0	0 to 0	0 to 0	0 to 0	0 to 0	0 to 0	0 to 0	0 to 0	0 to 0	0 to 0	0 to 0	0 to 0	0 to 0	0 to 0	0
Neglected tropical diseases and malaria	1,000 (1,000 to 1,000)	1,000 (1,000 to 1,000)	1,000 (1,000 to 1,000)



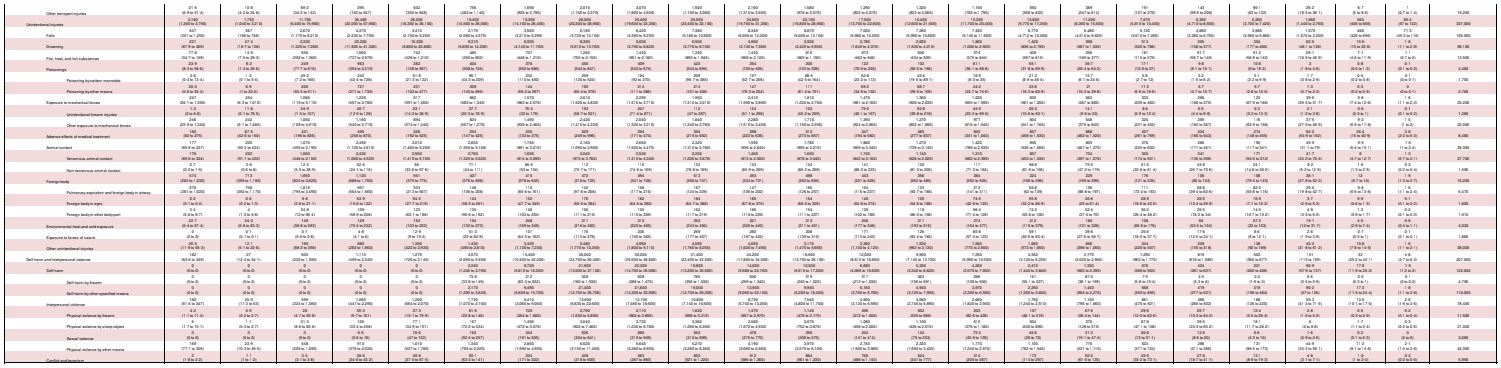

All Tasks, by Either DALYS by cause and age across for males with 95% uncertainty intervals, 2019.

Cause	Early Neonatal	Late Neonatal	Post-Neonatal	1 to 4	5 to 9	10 to 14	15 to 19	20 to 24	25 to 29	30 to 34	35 to 39	40 to 44	45 to 49	50 to 54	55 to 59	60 to 64	65 to 69	70 to 74	75 to 79	80 to 84	85 to 89	90 to 94	95 plus	Total
All causes	2,600,000 (2,110,000 to 3,120,000)	291,000 (220,000 to 377,000)	773,000 (642,000 to 920,000)	1,310,000 (1,090,000 to 1,570,000)	600,000 (475,000 to 744,000)	780,000 (617,000 to 970,000)	1,070,000 (875,000 to 1,290,000)	1,550,000 (1,280,000 to 1,850,000)	1,880,000 (1,560,000 to 2,230,000)	2,060,000 (1,690,000 to 2,470,000)	1,960,000 (1,600,000 to 2,350,000)	1,870,000 (1,540,000 to 2,240,000)	1,810,000 (1,490,000 to 2,170,000)	1,810,000 (1,490,000 to 2,170,000)	1,900,000 (1,560,000 to 2,280,000)	1,910,000 (1,560,000 to 2,300,000)	1,710,000 (1,380,000 to 2,070,000)	1,660,000 (1,320,000 to 2,020,000)	1,550,000 (1,220,000 to 1,910,000)	1,230,000 (960,000 to 1,540,000)	730,000 (560,000 to 930,000)	433,000 (320,000 to 570,000)	201,000 (143,000 to 276,000)	70,600 (47,900 to 98,000)	7,840 (4,900 to 11,600)	34,000,000 (31,000,000 to 37,000,000)
Communicable, maternal, neonatal, and nutritional diseases	2,010,000 (2,000,000 to 2,150,000)	256,000 (249,000 to 314,000)	429,000 (424,000 to 479,000)	754,000 (749,000 to 777,000)	484,000 (477,000 to 491,000)	324,000 (317,000 to 330,000)	231,000 (224,000 to 237,000)	173,000 (166,000 to 181,000)	134,000 (127,000 to 143,000)	107,000 (100,000 to 115,000)	87,000 (80,000 to 95,000)	72,000 (65,000 to 79,000)	59,000 (52,000 to 66,000)	49,000 (42,000 to 56,000)	41,000 (34,000 to 48,000)	33,000 (27,000 to 40,000)	26,000 (20,000 to 33,000)	19,000 (14,000 to 25,000)	13,000 (9,000 to 18,000)	8,000 (5,000 to 12,000)	4,000 (2,000 to 7,000)	1,000 (1,000 to 2,000)	7,396,000
HIV/AIDS and sexually transmitted infections	6,000 (5,000 to 7,000)	2,000 (2,000 to 3,000)	4,000 (3,000 to 5,000)	5,000 (4,000 to 6,000)	2,000 (2,000 to 3,000)	2,000 (2,000 to 3,000)	5,000 (4,000 to 6,000)	10,000 (8,000 to 12,000)	16,000 (13,000 to 19,000)	20,000 (17,000 to 24,000)	23,000 (19,000 to 27,000)	25,000 (21,000 to 29,000)	25,000 (21,000 to 29,000)	25,000 (21,000 to 29,000)	24,000 (20,000 to 28,000)	22,000 (18,000 to 26,000)	19,000 (15,000 to 23,000)	15,000 (12,000 to 19,000)	11,000 (8,000 to 14,000)	7,000 (5,000 to 10,000)	4,000 (2,000 to 6,000)	1,000 (1,000 to 2,000)	197,000
HIV/AIDS	2 (1 to 7)	2 (1 to 5)	6,882 (3,729 to 13,000)	1,960 (980 to 3,538)	3,452 (1,774 to 5,975)	2,280 (1,209 to 3,883)	3,548 (2,010 to 5,200)	5,782 (3,279 to 8,178)	13,600 (8,200 to 20,700)	18,962 (12,500 to 27,100)	23,000 (15,600 to 32,200)	25,000 (16,900 to 35,700)	25,000 (16,900 to 35,600)	25,000 (16,900 to 35,600)	24,000 (16,200 to 34,000)	22,000 (15,000 to 31,000)	19,000 (12,900 to 27,000)	15,000 (10,000 to 21,000)	11,000 (7,000 to 15,000)	7,000 (4,000 to 10,000)	4,000 (2,000 to 6,000)	1,000 (1,000 to 2,000)	194,000
HIV/AIDS - Drug-susceptible Tuberculosis	0	0	2,060	498	1,060	644	1,066	1,858	4,008	6,059	6,759	6,249	5,449	3,146	1,494	661	269	104	39.4	24.4	5.5	2.0	0.3	29,700
HIV/AIDS - Drug-resistant Tuberculosis	0 (0 to 0)	0 (0 to 0)	467 (222 to 1,010)	113 (53 to 243)	245 (116 to 530)	149 (70 to 322)	246 (117 to 532)	427 (203 to 923)	927 (441 to 2,000)	1,400 (666 to 3,030)	1,560 (742 to 3,370)	1,440 (686 to 3,120)	1,260 (599 to 2,720)	727 (346 to 1,570)	345 (164 to 746)	153 (73 to 331)	62.2 (29.6 to 134)	24.1 (11.5 to 52.1)	9.1 (4.3 to 19.7)	5.6 (2.7 to 12.1)	1.3 (0.6 to 2.8)	0.2 (0.1 to 0.5)	6,700
HIV/AIDS - Multidrug-resistant Tuberculosis without extensive drug resistance	0 (0 to 0)	0 (0 to 0)	48 (14 to 137)	12 (3 to 34)	25 (7 to 71)	15 (4 to 43)	25 (7 to 71)	44 (13 to 125)	96 (28 to 273)	145 (43 to 412)	161 (48 to 458)	149 (44 to 424)	130 (39 to 370)	75 (22 to 213)	36 (11 to 101)	16 (5 to 45)	6.4 (2 to 18)	2.5 (0.8 to 7.1)	0.9 (0.3 to 2.7)	0.6 (0.2 to 1.7)	0.1 (0 to 0.4)	0 (0 to 0.1)	690
HIV/AIDS - Extensively drug-resistant Tuberculosis	0 (0 to 0)	0 (0 to 0)	5 (2 to 14)	1 (0 to 3)	2 (1 to 6)	1 (0 to 4)	2 (1 to 6)	4 (1 to 11)	8 (3 to 23)	12 (5 to 34)	13 (5 to 38)	12 (5 to 35)	11 (4 to 31)	6 (2 to 18)	3 (1 to 8)	1 (0 to 4)	0.5 (0.2 to 1.5)	0.2 (0.1 to 0.6)	0.1 (0 to 0.2)	0 (0 to 0.2)	0 (0 to 0)	0 (0 to 0)	0 (0 to 0)	57
HIV/AIDS resulting in other diseases	0 (0 to 0.5)	0 (0 to 1.6)	885 (2,320 to 4,735)	215 (570 to 1,160)	1,440 (3,810 to 7,740)	2,026 (5,350 to 10,900)	3,910 (10,300 to 21,000)	6,630 (17,500 to 35,600)	7,977 (21,100 to 42,900)	7,660 (20,200 to 41,200)	7,060 (18,700 to 38,000)	6,470 (17,100 to 34,800)	5,690 (15,100 to 30,600)	4,660 (12,300 to 25,100)	3,490 (9,240 to 18,800)	2,540 (6,720 to 13,700)	1,820 (4,810 to 9,800)	1,220 (3,220 to 6,570)	749 (1,980 to 4,030)	452 (1,190 to 2,430)	214 (565 to 1,150)	69 (182 to 371)	9.9 (26 to 53)	63,500
Sexually transmitted infections, excluding HIV	24,400 (17,400 to 33,600)	7,600 (5,400 to 10,600)	5,400 (3,800 to 7,500)	336 (237 to 466)	159 (112 to 220)	174 (123 to 241)	764 (540 to 1,060)	1,660 (1,170 to 2,300)	2,630 (1,850 to 3,650)	3,220 (2,270 to 4,460)	3,560 (2,510 to 4,940)	3,660 (2,580 to 5,080)	3,660 (2,580 to 5,080)	3,660 (2,580 to 5,080)	3,660 (2,580 to 5,080)	3,660 (2,580 to 5,080)	3,660 (2,580 to 5,080)	3,660 (2,580 to 5,080)	3,660 (2,580 to 5,080)	3,660 (2,580 to 5,080)	3,660 (2,580 to 5,080)	3,660 (2,580 to 5,080)	46,500
Syphilis	17,400 (10,900 to 26,600)	5,600 (3,600 to 8,600)	3,900 (2,500 to 6,000)	246 (157 to 384)	116 (74 to 181)	127 (81 to 198)	558 (357 to 870)	1,210 (774 to 1,890)	1,920 (1,230 to 2,990)	2,350 (1,500 to 3,660)	2,600 (1,660 to 4,050)	2,670 (1,710 to 4,160)	2,670 (1,710 to 4,160)	2,670 (1,710 to 4,160)	2,670 (1,710 to 4,160)	2,670 (1,710 to 4,160)	2,670 (1,710 to 4,160)	2,670 (1,710 to 4,160)	2,670 (1,710 to 4,160)	2,670 (1,710 to 4,160)	2,670 (1,710 to 4,160)	2,670 (1,710 to 4,160)	33,900
Chlamydial infection	0 (0 to 0)	0 (0 to 0)	0 (0 to 0)	0 (0 to 0)	0 (0 to 0)	0 (0 to 0)	0 (0 to 0)	0 (0 to 0)	0 (0 to 0)	0 (0 to 0)	0 (0 to 0)	0 (0 to 0)	0 (0 to 0)	0 (0 to 0)	0 (0 to 0)	0 (0 to 0)	0 (0 to 0)	0 (0 to 0)	0 (0 to 0)	0 (0 to 0)	0 (0 to 0)	0 (0 to 0)	0 (0 to 0)	0
Gonorrhoeal infection	0 (0 to 0)	0 (0 to 0)	0 (0 to 0)	0 (0 to 0)	0 (0 to 0)	0 (0 to 0)	0 (0 to 0)	0 (0 to 0)	0 (0 to 0)	0 (0 to 0)	0 (0 to 0)	0 (0 to 0)	0 (0 to 0)	0 (0 to 0)	0 (0 to 0)	0 (0 to 0)	0 (0 to 0)	0 (0 to 0)	0 (0 to 0)	0 (0 to 0)	0 (0 to 0)	0 (0 to 0)	0 (0 to 0)	0
Trichomoniasis	0 (0 to 0)	0 (0 to 0)	0 (0 to 0)	0 (0 to 0)	0 (0 to 0)	0 (0 to 0)	0 (0 to 0)	0 (0 to 0)	0 (0 to 0)	0 (0 to 0)	0 (0 to 0)	0 (0 to 0)	0 (0 to 0)	0 (0 to 0)	0 (0 to 0)	0 (0 to 0)	0 (0 to 0)	0 (0 to 0)	0 (0 to 0)	0 (0 to 0)	0 (0 to 0)	0 (0 to 0)	0 (0 to 0)	0
Genital herpes	0 (0 to 0)	0 (0 to 0)	0 (0 to 0)	0 (0 to 0)	0 (0 to 0)	0 (0 to 0)	0 (0 to 0)	0 (0 to 0)	0 (0 to 0)	0 (0 to 0)	0 (0 to 0)	0 (0 to 0)	0 (0 to 0)	0 (0 to 0)	0 (0 to 0)	0 (0 to 0)	0 (0 to 0)	0 (0 to 0)	0 (0 to 0)	0 (0 to 0)	0 (0 to 0)	0 (0 to 0)	0 (0 to 0)	0
Other sexually transmitted infections	0 (0 to 0)	0 (0 to 0)	0 (0 to 0)	0 (0 to 0)	39.7 (26.7 to 56.7)	47.3 (31.7 to 67.5)	206 (138 to 294)	450 (302 to 643)	712 (478 to 1,020)	871 (584 to 1,240)	963 (646 to 1,370)	973 (653 to 1,390)	973 (653 to 1,390)	973 (653 to 1,390)	973 (653 to 1,390)	973 (653 to 1,390)	973 (653 to 1,390)	973 (653 to 1,390)	973 (653 to 1,390)	973 (653 to 1,390)	973 (653 to 1,390)	973 (653 to 1,390)	12,600
Respiratory infections and tuberculosis	152,000 (143,000 to 168,000)	18,000 (16,000 to 20,000)	17,000 (15,000 to 19,000)	10,000 (9,000 to 11,000)	5,000 (4,000 to 6,000)	4,000 (3,000 to 5,000)	5,000 (4,000 to 6,000)	7,000 (6,000 to 8,000)	9,000 (8,000 to 10,000)	11,000 (9,000 to 12,000)	12,000 (10,000 to 14,000)	14,000 (12,000 to 16,000)	16,000 (13,000 to 18,000)	18,000 (15,000 to 20,000)	20,000 (17,000 to 23,000)	22,000 (18,000 to 25,000)	23,000 (19,000 to 27,000)	24,000 (20,000 to 28,000)	24,000 (20,000 to 28,000)	23,000 (19,000 to 27,000)	19,000 (15,000 to 23,000)	12,000 (9,000 to 15,000)	7,000 (5,000 to 9,000)	1,700,000
Tuberculosis	6,000 (5,000 to 7,000)	1,000 (1,000 to 1,000)	16,000 (14,000 to 18,000)	9,000 (8,000 to 10,000)	4,000 (3,000 to 5,000)	3,000 (2,000 to 4,000)	4,000 (3,000 to 5,000)	6,000 (5,000 to 7,000)	8,000 (7,000 to 9,000)	10,000 (8,000 to 11,000)	11,000 (9,000 to 12,000)	13,000 (11,000 to 15,000)	15,000 (12,000 to 17,000)	17,000 (14,000 to 19,000)	19,000 (16,000 to 22,000)	21,000 (17,000 to 24,000)	22,000 (18,000 to 26,000)	23,000 (19,000 to 27,000)	23,000 (19,000 to 27,000)	22,000 (18,000 to 26,000)	18,000 (14,000 to 22,000)	12,000 (9,000 to 15,000)	7,000 (5,000 to 9,000)	1,700,000
Latent tuberculosis infection	0 (0 to 0)	0 (0 to 0)	0 (0 to 0)	0 (0 to 0)	0 (0 to 0)	0 (0 to 0)	0 (0 to 0)	0 (0 to 0)	0 (0 to 0)	0 (0 to 0)	0 (0 to 0)	0 (0 to 0)	0 (0 to 0)	0 (0 to 0)	0 (0 to 0)	0 (0 to 0)	0 (0 to 0)	0 (0 to 0)	0 (0 to 0)	0 (0 to 0)	0 (0 to 0)	0 (0 to 0)	0 (0 to 0)	0
Drug-susceptible tuberculosis	0 (0 to 0.3)	0 (0 to 0.4)	15,600 (14,200 to 17,400)	8,900 (8,100 to 9,900)	3,900 (3,500 to 4,300)	2,900 (2,600 to 3,200)	3,900 (3,500 to 4,300)	5,900 (5,300 to 6,500)	7,900 (7,200 to 8,700)	9,900 (8,900 to 10,900)	11,000 (9,900 to 12,000)	13,000 (11,000 to 14,000)	14,000 (12,000 to 15,000)	15,000 (13,000 to 16,000)	16,000 (14,000 to 17,000)	16,000 (14,000 to 18,000)	16,000 (14,000 to 18,000)	16,000 (14,000 to 18,000)	16,000 (14,000 to 18,000)	16,000 (14,000 to 18,000)	16,000 (14,000 to 18,000)	16,000 (14,000 to 18,000)	230,000
Drug-resistant tuberculosis	0 (0 to 0)	0 (0 to 0)	1,200 (1,100 to 1,400)	1,000 (900 to 1,100)	1,000 (900 to 1,100)	1,000 (900 to 1,100)	1,000 (900 to 1,100)	1,000 (900 to 1,100)	1,000 (900 to 1,100)	1,000 (900 to 1,100)	1,000 (900 to 1,100)	1,000 (900 to 1,100)	1,000 (900 to 1,100)	1,000 (900 to 1,100)	1,000 (900 to 1,100)	1,000 (900 to 1,100)	1,000 (900 to 1,100)	1,000 (900 to 1,100)	1,000 (900 to 1,100)	1,000 (900 to 1,100)	1,000 (900 to 1,100)	1,000 (900 to 1,100)	16,000
Asymptomatic tuberculosis	0 (0 to 0)	0 (0 to 0)	0 (0 to 0)	0 (0 to 0)	0 (0 to 0)	0 (0 to 0)	0 (0 to 0)	0 (0 to 0)	0 (0 to 0)	0 (0 to 0)	0 (0 to 0)	0 (0 to 0)	0 (0 to 0)	0 (0 to 0)	0 (0 to 0)	0 (0 to 0)	0 (0 to 0)	0 (0 to 0)	0 (0 to 0)	0 (0 to 0)	0 (0 to 0)	0 (0 to 0)	0 (0 to 0)	0
Lower respiratory infections	129,000 (120,000 to 144,000)	16,000 (14,000 to 18,000)	15,000 (13,000 to 17,000)	9,000 (8,000 to 10,000)	4,000 (3,000 to 5,000)	3,000 (2,000 to 4,000)	4,000 (3,000 to 5,000)	5,000 (4,000 to 6,000)	6,000 (5,000 to 7,000)	7,000 (6,000 to 8,000)	8,000 (7,000 to 9,000)	9,000 (8,000 to 10,000)	10,000 (9,000 to 12,000)	11,000 (10,000 to 13,000)	13,000 (11,000 to 15,000)	15,000 (13,000 to 17,000)	16,000 (14,000 to 18,000)	17,000 (14,000 to 19,000)	17,000 (14,000 to 19,000)	16,000 (13,000 to 18,000)	13,000 (10,000 to 15,000)	8,000 (6,000 to 10,000)	1,500,000
Upper respiratory infections	23,000 (9,000 to 52,000)	2,000 (1,000 to 4,000)	2,000 (1,000 to 4,000)	1,000 (1,000 to 2,000)	1,000 (1,000 to 2,000)	1,000 (1,000 to 2,000)	1,000 (1,000 to 2,000)	2,000 (1,000 to 3,000)	2,000 (1,000 to 3,000)	2,000 (1,000 to 3,000)	2,000 (1,000 to 3,000)	2,000 (1,000 to 3,000)	2,000 (1,000 to 3,000)	2,000 (1,000 to 3,000)	2,000 (1,000 to 3,000)	2,000 (1,000 to 3,000)	2,000 (1,000 to 3,000)	2,000 (1,000 to 3,000)	2,000 (1,000 to 3,000)	2,000 (1,000 to 3,000)	2,000 (1,000 to 3,000)	2,000 (1,000 to 3,000)	47,000
Otitis media	0 (0 to 0.1)	0 (0 to 0)	0 (0 to 0)	0 (0 to 0)	0 (0 to 0)	0 (0 to 0)	0 (0 to 0)	0 (0 to 0)	0 (0 to 0)	0 (0 to 0)	0 (0 to 0)	0 (0 to 0)	0 (0 to 0)	0 (0 to 0)	0 (0 to 0)	0 (0 to 0)	0 (0 to 0)	0 (0 to 0)	0 (0 to 0)	0 (0 to 0)	0 (0 to 0)	0 (0 to 0)	0 (0 to 0)	0
Enteric infections	69,700 (49,400 to 94,600)	29,000 (19,900 to 40,000)	207,000 (147,000 to 282,000)	151,000 (107,000 to 205,000)	74,000 (52,000 to 101,000)	47,700 (33,600 to 65,000)	47,900 (33,800 to 65,200)	47,900 (33,800 to 65,200)	44,900 (31,700 to 61,100)	39,500 (27,900 to 53,800)	34,000 (24,000 to 46,300)	29,000 (20,500 to 39,500)	25,000 (17,700 to 34,000)	21,000 (14,800 to 28,600)	17,000 (12,000 to 23,100)	13,000 (9,200 to 17,700)	10,000 (7,000 to 13,600)	7,000 (5,000 to 9,500)	5,000 (3,000 to 6,800)	3,000 (2,000 to 4,500)	1,000 (1,000 to 2,000)	1,000 (1,000 to 2,000)	1,000,000
Diarrhoeal diseases	118,000 (84,000 to 160,000)	49,000 (34,000 to 68,000)	352,000 (251,000 to 479,000)	257,000 (183,000 to 349,000)	126,000 (90,000 to 172,000)	81,000 (57,000 to 110,000)	81,000 (58,000 to 111,000)	81,000 (58,000 to 111,000)	76,000 (54,000 to 104,000)	67,000 (48,000 to 92,000)	58,000 (41,000 to 79,000)	49,000 (35,000 to 67,000)	43,000 (30,000 to 58,000)	36,000 (25,000 to 49,000)	29,000 (20,000 to 39,000)	22,000 (16,000 to 30,000)	17,000 (12,000 to 23,000)	12,000 (8,000 to 16,000)	8,000 (6,000 to 11,000)	5,000 (3,000 to 7,000)	2,000 (1,000 to 3,000)	1,000 (1,000 to 2,000)	1,700,000
Typhoid and paratyphoid	0 (0 to 0)	0 (0 to 0)	0 (0 to 0)	0 (0 to 0)	0 (0 to 0)	0 (0 to 0)	0 (0 to 0)	0 (0 to 0)	0 (0 to 0)	0 (0 to 0)	0 (0 to 0)	0 (0 to 0)	0 (0 to 0)	0 (0 to 0)	0 (0 to 0)	0 (0 to 0)	0 (0 to 0)	0 (0 to 0)	0 (0 to 0)	0 (0 to 0)	0 (0 to 0)	0 (0 to 0)	0 (0 to 0)	0
Invasive Non-typhoidal Salmonella (iNTS)	0 (0 to 0)	0 (0 to 0)	0 (0 to 0)	0 (0 to 0)	0 (0 to 0)	0 (0 to 0)	0 (0 to 0)	0 (0 to 0)	0 (0 to 0)	0 (0 to 0)	0 (0 to 0)	0 (0 to 0)	0 (0 to 0)	0 (0 to 0)	0 (0 to 0)	0 (0 to 0)	0 (0 to 0)	0 (0 to 0)	0 (0 to 0)	0 (0 to 0)	0 (0 to 0)	0 (0 to 0)	0 (0 to 0)	0
Other intestinal infectious diseases	0 (0 to 0)	0 (0 to 0)	0 (0 to 0)	0 (0 to 0)	0 (0 to 0)	0 (0 to 0)	0 (0 to 0)	0 (0 to 0)	0 (0 to 0)	0 (0 to 0)	0 (0 to 0)	0 (0 to 0)	0 (0 to 0)	0 (0 to 0)	0 (0 to 0)	0 (0 to 0)	0 (0 to 0)	0 (0 to 0)	0 (0 to 0)	0 (0 to 0)	0 (0 to 0)	0 (0 to 0)	0 (0 to 0)	0
Neglected tropical diseases and malaria	2 (1 to 10)	0 (0 to 0)	1,000 (1,000 to 2,000)	1,000 (1,000 to 2,000)	1,000 (1,000 to 2,000)	1,000 (1,000 to 2,000



Exposure to forces of nature	477.0 (42.1 to 521.2)	169 (90.1 to 170)	676 (764 to 823)	4,440 (4,648 to 4,880)	4,660 (4,655 to 5,004)	6,560 (5,602 to 7,183)	7,570 (6,980 to 8,340)	7,040 (6,420 to 7,750)	6,270 (5,670 to 6,900)	5,290 (4,780 to 5,900)	4,510 (3,980 to 5,290)	3,550 (3,180 to 3,920)	2,910 (2,610 to 3,230)	2,240 (2,010 to 2,480)	1,610 (1,450 to 1,780)	1,350 (1,210 to 1,490)	930 (840 to 1,030)	618 (560 to 684)	353 (320 to 393)	176 (160 to 195)	67.0 (61.7 to 80.9)	11 (6.9 to 12.3)	1.4 (1.0 to 1.8)	61,100
Other unintentional injuries	320 (71.1 to 656)	97.1 (19.9 to 134)	597 (249 to 1,143)	2,760 (1,610 to 5,256)	3,042 (1,510 to 5,656)	3,380 (1,960 to 5,263)	4,440 (2,760 to 7,160)	7,040 (4,450 to 11,230)	8,430 (5,770 to 13,356)	8,850 (5,470 to 16,756)	9,240 (5,530 to 18,256)	8,470 (5,060 to 17,250)	8,980 (5,390 to 18,473)	8,640 (5,450 to 17,890)	8,040 (5,050 to 16,256)	8,160 (5,070 to 16,256)	7,980 (5,060 to 15,400)	7,450 (4,850 to 14,600)	7,010 (4,560 to 13,956)	6,460 (4,260 to 12,600)	5,980 (3,980 to 11,600)	5,450 (3,630 to 10,600)	4,940 (3,270 to 9,600)	4,400 (2,900 to 8,600)	3,940 (2,600 to 7,600)	3,440 (2,270 to 6,600)	81,600 (47.7 to 161.6)
Self-harm and interpersonal violence	744 (327 to 1,628)	192 (84.3 to 273)	2,500 (1,100 to 5,600)	3,760 (1,610 to 7,570)	3,970 (1,710 to 8,130)	12,900 (6,020 to 26,600)	46,200 (22,000 to 93,000)	148,000 (71,000 to 300,000)	70,000 (33,000 to 142,000)	46,100 (22,000 to 93,000)	40,400 (19,000 to 82,000)	33,900 (16,000 to 69,000)	28,700 (13,000 to 59,000)	23,600 (11,000 to 48,000)	19,100 (8,980 to 39,000)	14,200 (6,690 to 29,000)	11,600 (5,450 to 23,000)	8,560 (4,030 to 17,000)	6,840 (3,220 to 14,000)	5,120 (2,410 to 10,600)	1,470 (692 to 3,060)	199 (93.7 to 414)	1.72 (0.81 to 3.57)	414,000
Self-harm	0 (0 to 0)	0 (0 to 0)	0 (0 to 0)	0 (0 to 0)	0 (0 to 0)	6,300 (3,230 to 11,900)	28,400 (14,900 to 53,000)	99,700 (52,700 to 179,000)	53,100 (28,600 to 95,000)	35,700 (18,900 to 63,000)	30,700 (16,100 to 53,000)	25,400 (13,400 to 44,000)	19,700 (10,300 to 34,000)	15,900 (8,420 to 27,000)	13,400 (6,010 to 19,000)	10,400 (4,930 to 13,000)	8,110 (3,640 to 9,510)	6,170 (2,880 to 7,220)	5,040 (2,710 to 6,470)	3,870 (1,820 to 4,600)	3,020 (1,430 to 3,600)	2,270 (1,080 to 2,700)	1,620 (768 to 1,900)	1,080 (512 to 1,280)	1,000 (474 to 1,190)	204,000 (108 to 384)
Self-harm by firearm	0 (0 to 0)	0 (0 to 0)	0 (0 to 0)	0 (0 to 0)	0 (0 to 0)	1,900 (900 to 4,000)	7,100 (3,400 to 15,000)	27,100 (12,900 to 56,000)	14,600 (7,010 to 30,000)	9,770 (4,610 to 20,000)	8,400 (3,960 to 17,000)	6,940 (3,270 to 14,000)	5,380 (2,530 to 11,000)	4,340 (2,050 to 8,900)	3,660 (1,730 to 7,500)	2,840 (1,340 to 5,800)	2,220 (1,050 to 4,560)	1,690 (797 to 3,470)	1,380 (651 to 2,830)	1,060 (500 to 2,170)	826 (390 to 1,690)	621 (293 to 1,270)	443 (209 to 909)	274 (130 to 563)	56,000 (26.4 to 115)	9,600
Self-harm by other specified means	0 (0 to 0)	0 (0 to 0)	0 (0 to 0)	0 (0 to 0)	0 (0 to 0)	6,900 (3,110 to 11,400)	20,800 (10,600 to 38,000)	72,400 (38,200 to 132,000)	38,400 (20,100 to 70,000)	25,900 (14,000 to 47,000)	21,400 (11,500 to 39,000)	17,900 (11,900 to 27,200)	13,700 (9,210 to 20,800)	9,610 (5,530 to 15,400)	7,040 (3,530 to 11,000)	5,750 (2,720 to 8,700)	4,490 (2,080 to 6,430)	3,050 (1,390 to 4,290)	1,950 (1,000 to 2,700)	964 (502 to 1,390)	343 (201 to 503)	84.2 (39.1 to 131)	6.9 (3.7 to 11.1)	214,000
Interpersonal violence	734 (322 to 1,628)	192 (84.3 to 273)	2,500 (1,100 to 5,600)	3,800 (1,610 to 7,440)	3,930 (1,710 to 8,060)	6,400 (3,120 to 11,500)	19,400 (11,100 to 37,000)	51,200 (33,000 to 93,000)	16,700 (10,500 to 30,000)	10,400 (6,470 to 18,400)	9,060 (5,630 to 16,000)	8,450 (5,190 to 14,600)	8,980 (5,390 to 15,400)	8,640 (5,450 to 14,600)	8,040 (5,050 to 13,956)	8,160 (5,070 to 13,956)	7,980 (5,060 to 13,400)	7,450 (4,850 to 12,600)	7,010 (4,560 to 11,956)	6,460 (4,260 to 10,600)	5,980 (3,980 to 9,600)	5,450 (3,630 to 8,600)	4,940 (3,270 to 7,600)	4,400 (2,900 to 7,600)	3,940 (2,600 to 6,600)	3,440 (2,270 to 5,600)	182,000
Physical violence by firearm	78 (30.7 to 159)	20.2 (5.0 to 39.7)	344 (96.9 to 690)	592 (159 to 1,390)	747 (183.7 to 2,060)	1,200 (313 to 3,240)	2,300 (1,200 to 5,570)	10,900 (4,200 to 23,400)	6,060 (2,610 to 12,900)	4,060 (2,370 to 9,600)	3,400 (2,070 to 8,910)	3,050 (2,070 to 7,600)	3,400 (2,770 to 7,600)	3,400 (2,770 to 7,600)	3,400 (2,770 to 7,600)	3,400 (2,770 to 7,600)	3,400 (2,770 to 7,600)	3,400 (2,770 to 7,600)	3,400 (2,770 to 7,600)	3,400 (2,770 to 7,600)	3,400 (2,770 to 7,600)	3,400 (2,770 to 7,600)	3,400 (2,770 to 7,600)	3,400 (2,770 to 7,600)	3,400 (2,770 to 7,600)	3,400 (2,770 to 7,600)	45,000
Physical violence by sharp object	0 (0 to 127)	0 (0 to 30.2)	0 (0 to 219)	0 (0 to 1,190)	0 (0 to 1,440)	0 (0 to 2,660)	0 (0 to 6,770)	0 (0 to 15,700)	0 (0 to 8,770)	0 (0 to 5,400)	0 (0 to 4,530)	0 (0 to 4,530)	0 (0 to 4,530)	0 (0 to 4,530)	0 (0 to 4,530)	0 (0 to 4,530)	0 (0 to 4,530)	0 (0 to 4,530)	0 (0 to 4,530)	0 (0 to 4,530)	0 (0 to 4,530)	0 (0 to 4,530)	0 (0 to 4,530)	0 (0 to 4,530)	0 (0 to 4,530)	0 (0 to 4,530)	0 (0 to 4,530)	31,000
Sexual violence	0 (0 to 0)	0 (0 to 0)	0 (0 to 0)	27.2 (0 to 82.3)	910 (189 to 286)	858 (263 to 1,390)	1,410 (790 to 2,260)	1,900 (1,060 to 3,000)	1,760 (970 to 2,850)	1,620 (907 to 2,650)	1,430 (822 to 2,510)	1,370 (819 to 1,730)	892 (543 to 1,140)	287 (203 to 634)	205 (122 to 333)	106 (66.6 to 227)	130 (79.3 to 197)	89.4 (56.7 to 130)	49.6 (31 to 72)	22 (14.2 to 32.3)	7.15 (4.5 to 10.1)	1 (0.6 to 1.6)	0 (0 to 0)	0 (0 to 0)	0 (0 to 0)	0 (0 to 0)	12,000
Physical violence by other means	612 (257 to 1,220)	164 (72.3 to 208)	1,960 (747 to 4,220)	2,970 (1,220 to 6,270)	2,870 (1,090 to 6,210)	5,200 (2,170 to 11,400)	15,100 (5,010 to 34,100)	15,700 (7,180 to 34,600)	9,560 (5,310 to 21,900)	6,540 (3,800 to 15,200)	7,290 (4,120 to 17,100)	6,740 (4,120 to 15,100)	6,560 (4,120 to 14,600)	6,370 (3,970 to 14,600)	5,940 (3,970 to 13,400)	6,060 (3,970 to 13,400)	5,750 (3,970 to 13,400)	5,370 (3,970 to 13,400)	5,050 (3,970 to 13,400)	4,610 (3,970 to 13,400)	4,270 (3,970 to 13,400)	3,930 (3,970 to 13,400)	3,540 (3,970 to 13,400)	3,170 (3,970 to 13,400)	2,840 (3,970 to 13,400)	2,480 (3,970 to 13,400)	64,600
Conflict and terrorism	0 (0.3 to 9.2)	0 (0.2 to 2.8)	0 (1.0 to 9.1)	0 (0.9 to 10.6)	0 (0.9 to 10.6)	0 (0.9 to 10.6)	0 (0.9 to 10.6)	0 (0.9 to 10.6)	0 (0.9 to 10.6)	0 (0.9 to 10.6)	0 (0.9 to 10.6)	0 (0.9 to 10.6)	0 (0.9 to 10.6)	0 (0.9 to 10.6)	0 (0.9 to 10.6)	0 (0.9 to 10.6)	0 (0.9 to 10.6)	0 (0.9 to 10.6)	0 (0.9 to 10.6)	0 (0.9 to 10.6)	0 (0.9 to 10.6)	0 (0.9 to 10.6)	0 (0.9 to 10.6)	0 (0.9 to 10.6)	0 (0.9 to 10.6)	0 (0.9 to 10.6)	3,950

All Table 2a: Chlorhexidin D4/L3 by cause and sex group for males with 90% uncertainty intervals, 2019

Cause	Early Neonatal	Late Neonatal	Post Neonatal	1 to 4	5 to 9	10 to 14	15 to 19	20 to 24	25 to 29	30 to 34	35 to 39	40 to 44	45 to 49	50 to 54	55 to 59	60 to 64	65 to 69	70 to 74	75 to 79	80 to 84	85 to 89	90 to 94	95 plus	Total
All causes	731,000 (629,000 to 844,000)	64,600 (53,400 to 128,000)	140,000 (140,000 to 236,000)	143,000 (126,000 to 197,000)	171,000 (143,000 to 253,000)	143,000 (134,000 to 197,000)	309,000 (169,000 to 521,000)	393,000 (232,000 to 643,000)	396,000 (229,000 to 651,000)	396,000 (263,000 to 623,000)	527,000 (367,000 to 734,000)	394,000 (261,000 to 554,000)	367,000 (261,000 to 514,000)	419,000 (329,000 to 523,000)	460,000 (342,000 to 593,000)	486,000 (386,000 to 599,000)	466,000 (381,000 to 549,000)	399,000 (331,000 to 474,000)	329,000 (277,000 to 389,000)	219,000 (187,000 to 256,000)	106,000 (113,000 to 140,000)	49,700 (49,300 to 50,600)	14,700 (14,700 to 15,700)	2,210 (2,070 to 2,530)	6,290,000
Communicable, maternal, neonatal, and nutritional diseases	694,000 (602,000 to 806,000)	64,100 (53,000 to 127,000)	139,000 (139,000 to 234,000)	113,000 (99,200 to 156,000)	93,900 (84,200 to 127,000)	80,900 (73,400 to 107,000)	65,000 (49,300 to 85,700)	63,900 (49,300 to 85,700)	67,900 (49,300 to 91,900)	61,600 (49,300 to 83,600)	69,100 (49,300 to 93,600)	67,500 (49,300 to 93,600)	74,400 (49,300 to 103,000)	75,200 (49,300 to 103,000)	78,100 (49,300 to 103,000)	79,400 (49,300 to 103,000)	80,100 (49,300 to 103,000)	80,400 (49,300 to 103,000)	77,300 (49,300 to 103,000)	73,600 (49,300 to 103,000)	70,600 (49,300 to 103,000)	68,200 (49,300 to 103,000)	67,500 (49,300 to 103,000)	2,100,000
HIV/AIDS and sexually transmitted infections	2,450 (1,220 to 4,430)	2,120 (381 to 2,770)	3,100 (1,630 to 5,310)	2,240 (339 to 4,220)	977 (268 to 1,760)	1,020 (281 to 1,840)	3,900 (568 to 7,270)	8,990 (697 to 1,440)	12,200 (1,160 to 2,290)	15,900 (1,660 to 2,760)	19,200 (1,660 to 3,460)	19,200 (1,660 to 3,290)	19,200 (1,660 to 3,290)	19,200 (1,660 to 3,290)	19,200 (791 to 1,320)	19,200 (393 to 763)	19,200 (231 to 379)	19,200 (154 to 233)	19,200 (99.6 to 149)	19,200 (72 to 118)	19,200 (71 to 231)	19,200 (69.4 to 1.81)	19,200 (0.2 to 7.2)	354,000 (0.4 to 35)	29,000
HIV/AIDS	2,450 (1,220 to 4,430)	2,120 (381 to 2,770)	3,100 (1,630 to 5,310)	2,240 (339 to 4,220)	977 (268 to 1,760)	1,020 (281 to 1,840)	3,900 (568 to 7,270)	8,990 (697 to 1,440)	12,200 (1,160 to 2,290)	15,900 (1,660 to 2,760)	19,200 (1,660 to 3,460)	19,200 (1,660 to 3,290)	19,200 (1,660 to 3,290)	19,200 (1,660 to 3,290)	19,200 (791 to 1,320)	19,200 (393 to 763)	19,200 (231 to 379)	19,200 (154 to 233)	19,200 (99.6 to 149)	19,200 (72 to 118)	19,200 (71 to 231)	19,200 (69.4 to 1.81)	19,200 (0.2 to 7.2)	354,000 (0.4 to 35)	17,100
HIV/AIDS - Drug-susceptible Tuberculosis	0 (0 to 0)	0 (0 to 0)	0 (0 to 0)	0 (0 to 0)	0 (0 to 0)	0 (0 to 0)	0 (0 to 0)	0 (0 to 0)	0 (0 to 0)	0 (0 to 0)	0 (0 to 0)	0 (0 to 0)	0 (0 to 0)	0 (0 to 0)	0 (0 to 0)	0 (0 to 0)	0 (0 to 0)	0 (0 to 0)	0 (0 to 0)	0 (0 to 0)	0 (0 to 0)	0 (0 to 0)	0 (0 to 0)	0 (0 to 0)	0
HIV/AIDS - Multidrug resistant Tuberculosis without extensive drug resistance	0 (0 to 0)	0 (0 to 0)	0 (0 to 0)	0 (0 to 0)	0 (0 to 0)	0 (0 to 0)	0 (0 to 0)	0 (0 to 0)	0 (0 to 0)	0 (0 to 0)	0 (0 to 0)	0 (0 to 0)	0 (0 to 0)	0 (0 to 0)	0 (0 to 0)	0 (0 to 0)	0 (0 to 0)	0 (0 to 0)	0 (0 to 0)	0 (0 to 0)	0 (0 to 0)	0 (0 to 0)	0 (0 to 0)	0 (0 to 0)	0
HIV/AIDS - Extensively drug-resistant Tuberculosis	0 (0 to 0)	0 (0 to 0)	0 (0 to 0)	0 (0 to 0)	0 (0 to 0)	0 (0 to 0)	0 (0 to 0)	0 (0 to 0)	0 (0 to 0)	0 (0 to 0)	0 (0 to 0)	0 (0 to 0)	0 (0 to 0)	0 (0 to 0)	0 (0 to 0)	0 (0 to 0)	0 (0 to 0)	0 (0 to 0)	0 (0 to 0)	0 (0 to 0)	0 (0 to 0)	0 (0 to 0)	0 (0 to 0)	0 (0 to 0)	0
HIV/AIDS resulting in other diseases	2,450 (0 to 0.4)	2,120 (381 to 2,140)	3,100 (37.7 to 340)	2,240 (179 to 636)	977 (147 to 686)	1,020 (154 to 699)	3,900 (568 to 1,200)	8,990 (774 to 2,020)	12,200 (1,160 to 2,290)	15,900 (1,660 to 2,760)	19,200 (1,660 to 3,460)	19,200 (1,660 to 3,290)	19,200 (1,660 to 3,290)	19,200 (1,660 to 3,290)	19,200 (1,660 to 3,290)	19,200 (1,660 to 3,290)	19,200 (1,660 to 3,290)	19,200 (1,660 to 3,290)	19,200 (1,660 to 3,290)	19,200 (1,660 to 3,290)	19,200 (1,660 to 3,290)	19,200 (1,660 to 3,290)	19,200 (1,660 to 3,290)	13,900
Sexually transmitted infections, excluding HIV	0 (0 to 0)	0 (0 to 0)	0 (0 to 0)	0 (0 to 0)	0 (0 to 0)	0 (0 to 0)	0 (0 to 0)	0 (0 to 0)	0 (0 to 0)	0 (0 to 0)	0 (0 to 0)	0 (0 to 0)	0 (0 to 0)	0 (0 to 0)	0 (0 to 0)	0 (0 to 0)	0 (0 to 0)	0 (0 to 0)	0 (0 to 0)	0 (0 to 0)	0 (0 to 0)	0 (0 to 0)	0 (0 to 0)	0 (0 to 0)	0
Syphilis	3,060 (1,520 to 5,530)	1,200 (269 to 2,370)	221 (129 to 469)	12.0 (2.34 to 50.2)	2.34 (0.28 to 10.1)	12.0 (2.34 to 50.2)	19.0 (2.34 to 50.2)	29.0 (2.34 to 50.2)	29.0 (2.34 to 50.2)	29.0 (2.34 to 50.2)	29.0 (2.34 to 50.2)	29.0 (2.34 to 50.2)	29.0 (2.34 to 50.2)	29.0 (2.34 to 50.2)	29.0 (2.34 to 50.2)	29.0 (2.34 to 50.2)	29.0 (1.99 to 50.2)	29.0 (1.99 to 50.2)	29.0 (1.99 to 50.2)	17.0 (2.34 to 50.2)	2.0 (2.34 to 10.1)	1.0 (0.1 to 4.1)	0.1 (0.1 to 0.3)	6,800
Chlamydial infection	0 (0 to 0)	0 (0 to 0)	0 (0 to 0)	0 (0 to 0)	0 (0 to 0)	0.3 (0 to 2.4)	2.4 (0 to 9.4)	31.6 (0.3 to 33.7)	31.6 (0.3 to 33.7)	31.6 (0.3 to 33.7)	31.6 (0.3 to 33.7)	31.6 (0.3 to 33.7)	31.6 (0.3 to 33.7)	31.6 (0.3 to 33.7)	31.6 (0.3 to 33.7)	31.6 (0.3 to 33.7)	31.6 (0.3 to 33.7)	31.6 (0.3 to 33.7)	31.6 (0.3 to 33.7)	31.6 (0.3 to 33.7)	31.6 (0.3 to 33.7)	31.6 (0.3 to 33.7)	31.6 (0.3 to 33.7)	31.6 (0.3 to 33.7)	175
Gonococcal infection	0 (0 to 0)	0 (0 to 0)	0 (0 to 0)	0 (0 to 0)	0 (0 to 0)	0 (0 to 0)	0 (0 to 0)	0 (0 to 0)	0 (0 to 0)	0 (0 to 0)	0 (0 to 0)	0 (0 to 0)	0 (0 to 0)	0 (0 to 0)	0 (0 to 0)	0 (0 to 0)	0 (0 to 0)	0 (0 to 0)	0 (0 to 0)	0 (0 to 0)	0 (0 to 0)	0 (0 to 0)	0 (0 to 0)	0 (0 to 0)	0
Trichomoniasis	0 (0 to 0)	0 (0 to 0)	0 (0 to 0)	0 (0 to 0)	0 (0 to 0)	0 (0 to 0)	0 (0 to 0)	0 (0 to 0)	0 (0 to 0)	0 (0 to 0)	0 (0 to 0)	0 (0 to 0)	0 (0 to 0)	0 (0 to 0)	0 (0 to 0)	0 (0 to 0)	0 (0 to 0)	0 (0 to 0)	0 (0 to 0)	0 (0 to 0)	0 (0 to 0)	0 (0 to 0)	0 (0 to 0)	0 (0 to 0)	313
Genital herpes	0 (0 to 0)	0 (0 to 0)	0 (0 to 0)	0 (0 to 0)	0 (0 to 0.1)	0 (0 to 0)	0.3 (0 to 1.7)	0.4 (0 to 1.7)	0.4 (0 to 1.7)	0.4 (0 to 1.7)	0.4 (0 to 1.7)	0.4 (0 to 1.7)	0.4 (0 to 1.7)	0.4 (0 to 1.7)	0.4 (0 to 1.7)	0.4 (0 to 1.7)	0.4 (0 to 1.7)	0.4 (0 to 1.7)	0.4 (0 to 1.7)	0.4 (0 to 1.7)	0.4 (0 to 1.7)	0.4 (0 to 1.7)	0.4 (0 to 1.7)	0.4 (0 to 1.7)	0
Other sexually transmitted infections	0 (0 to 0)	0 (0 to 0)	0 (0 to 0)	0 (0 to 0)	0 (0 to 0)	0 (0 to 0)	0 (0 to 0)	0 (0 to 0)	0 (0 to 0)	0 (0 to 0)	0 (0 to 0)	0 (0 to 0)	0 (0 to 0)	0 (0 to 0)	0 (0 to 0)	0 (0 to 0)	0 (0 to 0)	0 (0 to 0)	0 (0 to 0)	0 (0 to 0)	0 (0 to 0)	0 (0 to 0)	0 (0 to 0)	0 (0 to 0)	0
Respiratory infections and tuberculosis	65,000 (54,000 to 77,000)	61,000 (51,000 to 73,000)	19,000 (16,000 to 23,000)	16,000 (13,000 to 19,000)	7,360 (6,120 to 8,720)	6,280 (5,220 to 7,450)	6,690 (5,560 to 7,930)	11,400 (9,480 to 13,500)	20,800 (17,300 to 24,600)	34,700 (28,900 to 41,100)	57,300 (47,700 to 67,900)	44,600 (37,100 to 52,800)	47,300 (39,400 to 56,000)	49,600 (41,300 to 58,800)	41,000 (34,100 to 48,500)	34,200 (28,500 to 40,500)	31,000 (25,800 to 36,700)	19,900 (16,600 to 23,600)	12,600 (10,500 to 14,900)	6,200 (5,160 to 7,350)	1,770 (1,470 to 2,100)	158 (131 to 187)	669,000
Tuberculosis	6.0 (5.0 to 7.1)	3,170 (2,640 to 3,760)	1,960 (1,630 to 2,320)	1,010 (841 to 1,200)	1,730 (1,440 to 2,050)	5,240 (4,360 to 6,210)	11,700 (9,740 to 13,900)	19,900 (16,600 to 23,600)	31,900 (26,600 to 37,800)	39,700 (33,100 to 47,100)	52,100 (43,400 to 61,800)	39,000 (32,500 to 46,300)	39,000 (32,500 to 46,300)	39,000 (32,500 to 46,300)	39,000 (32,500 to 46,300)	39,100 (32,600 to 46,400)	39,100 (32,600 to 46,400)	17,400 (14,500 to 20,700)	9,910 (8,260 to 11,800)	5,090 (4,240 to 6,070)	1,900 (1,580 to 2,260)	322 (268 to 383)	326,000
Latent tuberculosis infection	0 (0 to 0)	0 (0 to 0)	0 (0 to 0)	0 (0 to 0)	0 (0 to 0)	0 (0 to 0)	0 (0 to 0)	0 (0 to 0)	0 (0 to 0)	0 (0 to 0)	0 (0 to 0)	0 (0 to 0)	0 (0 to 0)	0 (0 to 0)	0 (0 to 0)	0 (0 to 0)	0 (0 to 0)	0 (0 to 0)	0 (0 to 0)	0 (0 to 0)	0 (0 to 0)	0 (0 to 0)	0 (0 to 0)	0 (0 to 0)	0
Drug-susceptible tuberculosis	6.0 (5.0 to 7.1)	3,170 (2,640 to 3,760)	1,960 (1,630 to 2,320)	1,010 (841 to 1,200)	1,730 (1,440 to 2,050)	5,240 (4,360 to 6,210)	11,700 (9,740 to 13,900)	19,900 (16,600 to 23,600)	31,900 (26,600 to 37,800)	39,700 (33,100 to 47,100)	52,100 (43,400 to 61,800)	39,000 (32,500 to 46,300)	39,000 (32,500 to 46,300)	39,000 (32,500 to 46,300)	39,000 (32,500 to 46,300)	39,100 (32,600 to 46,400)	39,100 (32,600 to 46,400)	17,400 (14,500 to 20,700)	9,910 (8,260 to 11,800)	5,090 (4,240 to 6,070)	1,900 (1,580 to 2,260)	322 (268 to 383)	326,000
Multidrug-resistant tuberculosis without extensive drug resistance	0 (0 to 0)	0 (0 to 0)	0 (0 to 0)	0 (0 to 0)	0 (0 to 0)	0 (0 to 0)	0 (0 to 0)	0 (0 to 0)	0 (0 to 0)	0 (0 to 0)	0 (0 to 0)	0 (0 to 0)	0 (0 to 0)	0 (0 to 0)	0 (0 to 0)	0 (0 to 0)	0 (0 to 0)	0 (0 to 0)	0 (0 to 0)	0 (0 to 0)	0 (0 to 0)	0 (0 to 0)	0 (0 to 0)	0 (0 to 0)	0
Extensively drug-resistant tuberculosis	0 (0 to 0)	0 (0 to 0)	0 (0 to 0)	0 (0 to 0)	0 (0 to 0)	0 (0 to 0)	0 (0 to 0)	0 (0 to 0)	0 (0 to 0)	0 (0 to 0)	0 (0 to 0)	0 (0 to 0)	0 (0 to 0)	0 (0 to 0)	0 (0 to 0)	0 (0 to 0)	0 (0 to 0)	0 (0 to 0)	0 (0 to 0)	0 (0 to 0)	0 (0 to 0)	0 (0 to 0)	0 (0 to 0)	0 (0 to 0)	0
Lower respiratory infections	65,000 (54,000 to 77,000)	61,000 (51,000 to 73,000)	19,000 (16,000 to 23,000)	16,000 (13,000 to 19,000)	7,360 (6,120 to 8,720)	6,280 (5,220 to 7,450)	6,690 (5,560 to 7,930)	11,400 (9,480 to 13,500)	20,800 (17,300 to 24,600)	34,700 (28,900 to 41,100)	57,300 (47,700 to 67,900)	44,600 (37,100 to 52,800)	47,300 (39,400 to 56,000)	49,600 (41,300 to 58,800)	41,000 (34,100 to 48,500)	34,200 (28,500 to 40,500)	31,000 (25,800 to 36,700)	19,900 (16,600 to 23,600)	12,600 (10,500 to 14,900)	6,200 (5,160 to 7,350)	1,770 (1,470 to 2,100)	158 (131 to 187)	669,000
Upper respiratory infections	0 (0 to 0)	0 (0 to 0)	0 (0 to 0)	0 (0 to 0)	0 (0 to 0)	0 (0 to 0)	0 (0 to 0)	0 (0 to 0)	0 (0 to 0)	0 (0 to 0)	0 (0 to 0)	0 (0 to 0)	0 (0 to 0)	0 (0 to 0)	0 (0 to 0)	0 (0 to 0)	0 (0 to 0)	0 (0 to 0)	0 (0 to 0)	0 (0 to 0)	0 (0 to 0)	0 (0 to 0)	0 (0 to 0)	0 (0 to 0)	0
Otitis media	2,760 (1,440 to 4,440)	3,660 (1,760 to 7,210)	17,200 (8,370 to 32,000)	22,600 (10,900 to 42,100)	14,600 (10,900 to 19,000)	11,700 (8,630 to 15,200)	13,600 (9,990 to 17,700)	8,290 (6,140 to 10,800)	6,480 (4,630 to 8,450)	5,180 (3,690 to 6,750)	4,230 (3,020 to 5,510)	3,180 (2,270 to 4,140)	2,760 (1,970 to 3,590)	2,760 (1,970 to 3,590)	2,760 (1,970 to 3,590)	2,760 (1,970 to 3,590)	2,760 (1,970 to 3,590)	2,760 (1,970 to 3,590)	2,760 (1,970 to 3,590)	2,760 (1,970 to 3,590)	2,760 (1,970 to 3,590)	2,760 (1,970 to 3,590)	2,760 (1,970 to 3,590)	360
Enteric infections	3,760 (1,440 to 6,440)	3,660 (1,760 to 7,210)	17,200 (8,370 to 32,000)	22,600 (10,900 to 42,100)	14,600 (10,900 to 19,000)	11,700 (8,630 to 15,200)	13,600 (9,990 to 17,700)	8,290 (6,140 to 10,800)	6,480 (4,630 to 8,450)	5,180 (3,690 to 6,750)	4,230 (3,020 to 5,510)	3,180 (2,270 to 4,140)	2,760 (1,970 to 3,590)	2,760 (1,970 to 3,590)	2,760 (1,970 to 3,590)	2,760 (1,970 to 3,590)	2,760 (1,970 to 3,590)	2,760 (1,970 to 3,590)	2,760 (1,970 to 3,590)	2,760 (1,970 to 3,590)	2,760 (1,970 to 3,590)	2,760 (1,970 to 3,590)	2,760 (1,970 to 3,590)	360
Diarrheal diseases	3,760 (1,440 to 6,440)	3,410 (1,490 to 7,190)	8,160 (4,790 to 12,700)	8,660 (5,020 to 13,500)	6,490 (5,020 to 8,120)	5,410 (4,010 to 6,870)	5,290 (4,010 to 6,870)	4,690 (3,630 to 6,110)	4,690 (3,630 to 6,110)	4,690 (3,630 to 6,110)	4,690 (3,630 to 6,110)	4,690 (3,630 to 6,110)	4,690 (3,630 to 6,110)	4,690 (3,630 to 6,110)	4,690 (3,630 to 6,110)	4,690 (3,630 to 6,110)	4,690 (3,630 to 6,110)	4,690 (3,630 to 6,110)	4,690 (3,630 to 6,110)	4,690 (3,630 to 6,110)	4,690 (3,630 to 6,110)	4,690 (3,630 to 6,110)	4,690 (3,630 to 6,110)	160,000
Typhoid and paratyphoid	0 (0 to 0)	69 (0 to 138)	1,610 (0 to 4,830)	12,400 (4,830 to 24,100)	12,400 (4,830 to 24,100)	11,300 (4,830 to 24,100)	6,470 (4,830 to 24,100)	3,470 (2,410 to 4,830)	2,130 (1,450 to 2,890)	1,210 (820 to 1,640)	690 (470 to 940)	750 (510 to 1,020)	750 (510 to 1,020)	750 (510 to 1,020)	625 (425 to 850)	411 (279 to 559)	342 (232 to 465)	342 (232 to 465)	342 (232 to 465)	29 (19.7 to 39.1)	4.0 (2.72 to 5.43)	0.4 (0.27 to 0.54)	0.4 (0.27 to 0.54)	63,500
Typhoid fever	0 (0 to 0)	0 (0 to 138)	1,610 (0 to 4,830)	12,400 (4,830 to 24,100)	12,400 (4,830 to 24,100)	11,300 (4,830 to 24,100)	6,470 (4,830 to 24,100)	3,470 (2,410 to 4,830)	2,130 (1,450 to 2,890)	1,210 (820 to 1,640)	690 (470 to 940)	750 (510 to 1,020)	750 (510 to 1,020)	750 (510 to 1,020)	625 (425 to 850)	411 (279 to 559)	342 (232 to 465)	342 (232 to 465)	342 (232 to 465)	29 (19.7 to 39.1)	4.0 (2.72 to 5.43)	0.4 (0.27 to 0.54)	0.4 (0.27 to 0.54)	63,500
Paratyphoid fever	0 (0 to 0)	69 (0 to 138)	1,610 (0 to 4,830)	12,400 (4,830 to 24,100)	12,400 (4,830 to 24,100)	11,300 (4,830 to 24,100)	6,470 (4,830 to 24,100)	3,470 (2,410 to 4,830)	2,130 (1,450 to 2,890)	1,210 (820 to 1,640)	690 (470 to 940)	750 (510 to 1,020)	750 (510 to 1,020)	750 (510 to 1,020)	625 (425 to 850)	411 (279 to 559)	342 (232 to 465)	342 (232 to 465)	342 (232 to 465)	29 (19.7 to 39.1)	4.0 (2.72 to 5.43)	0.4 (0.27 to 0.54)	0.4 (0.27 to 0.54)	63,500
Invasive Non-typhoidal Salmonella (iNTS)	0 (0 to 0)	0 (0 to 0)	0 (0 to 0)	0 (0 to 0)	0 (0 to 0)	0 (0 to 0)	0 (0 to 0)	0 (0 to 0)	0 (0 to 0)	0 (0 to 0)	0 (0 to 0)	0 (0 to 0)	0 (0 to 0)	0 (0 to 0)	0 (0 to 0)	0 (0 to 0)	0 (0 to 0)	0 (0 to 0)	0 (0 to 0)	0 (0 to 0)	0 (0 to 0)	0 (0 to 0)	0 (0 to 0)	0 (0 to 0)	0
Other intestinal infectious diseases	0 (0 to 0)	0 (0 to 0)	0 (0 to 0)	0 (0 to 0)	0 (0 to 0)	0 (0 to 0)	0 (0 to 0)	0 (0 to 0)	0 (0 to 0)	0 (0 to 0)	0 (0 to 0)	0 (0 to 0)	0 (0 to 0)	0 (0 to 0)	0 (0 to 0)	0 (0 to 0)	0 (0 to 0)	0 (0 to 0)	0 (0 to 0)	0 (0 to 0)	0 (0 to 0)	0 (0 to 0)	0 (0 to 0)	0 (0 to 0)	0
Neglected tropical diseases and malaria	29,000 (16,400 to 46,200)	1,310 (0 to 3,600)	1,310 (0 to 3,600)	1,310 (0 to 3,600



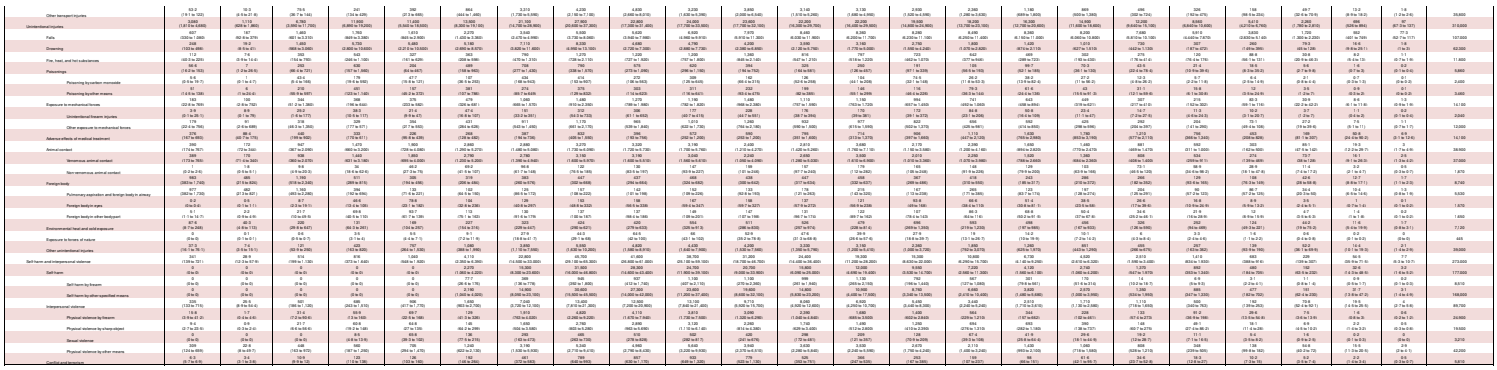

SR Table 2a: Delhi DALYS by cause and age group for males with 95% uncertainty intervals, 2019

Cause	Rank Neonatal	Late Neonatal	Post Neonatal	1 to 4	5 to 9	10 to 14	15 to 19	20 to 24	25 to 29	30 to 34	35 to 39	40 to 44	45 to 49	50 to 54	55 to 59	60 to 64	65 to 69	70 to 74	75 to 79	80 to 84	85 to 89	90 to 94	95 plus	Total
All causes	170,000 (134,000 to 209,000)	32,900 (26,300 to 41,300)	42,000 (32,100 to 54,700)	71,800 (56,900 to 89,000)	60,100 (48,100 to 74,900)	66,600 (53,400 to 86,500)	66,700 (54,200 to 113,000)	129,000 (104,000 to 165,000)	177,000 (134,000 to 228,000)	214,000 (147,000 to 293,000)	176,000 (101,000 to 256,000)	171,000 (92,000 to 262,000)	169,000 (82,000 to 272,000)	176,000 (77,000 to 276,000)	217,000 (79,000 to 369,000)	196,000 (62,000 to 339,000)	196,000 (61,000 to 333,000)	169,000 (52,000 to 293,000)	113,000 (32,000 to 196,000)	73,400 (20,400 to 127,000)	30,000 (8,000 to 52,300)	7,700 (1,900 to 13,400)	2,773,000
Communicable, maternal, neonatal, and nutritional diseases	169,000 (132,000 to 199,000)	27,900 (22,200 to 33,100)	37,200 (29,000 to 47,600)	66,500 (51,800 to 79,000)	43,100 (33,900 to 50,200)	34,600 (26,500 to 39,200)	29,600 (18,300 to 33,200)	23,600 (14,600 to 29,200)	31,200 (20,900 to 38,400)	35,900 (23,200 to 45,000)	27,600 (16,300 to 37,300)	24,700 (14,300 to 31,300)	22,200 (11,200 to 30,700)	17,600 (7,900 to 25,000)	16,600 (5,200 to 26,700)	16,700 (11,900 to 22,000)	14,700 (11,000 to 19,000)	13,600 (9,900 to 17,700)	7,500 (5,300 to 10,200)	3,320 (2,400 to 4,600)	1,200 (820 to 1,600)	627,000
HIV/AIDS and sexually transmitted infections	1,740 (1,300 to 2,400)	506 (372 to 691)	1,060 (841 to 1,300)	229 (166 to 307)	165 (119 to 221)	152 (99 to 213)	472 (329 to 653)	1,120 (777 to 1,550)	2,170 (1,500 to 3,000)	3,400 (2,400 to 4,600)	4,260 (2,900 to 5,900)	3,450 (2,400 to 4,800)	2,920 (1,900 to 4,000)	2,060 (1,300 to 2,900)	1,620 (870 to 2,400)	1,040 (530 to 1,600)	664 (330 to 1,000)	397 (190 to 630)	197 (91 to 320)	74 (34 to 120)	14 (6 to 23)	2 (1 to 3)	36,900
HIV/AIDS	1,700 (1,200 to 2,300)	501 (368 to 686)	1,050 (839 to 1,300)	227 (161 to 306)	163 (117 to 220)	150 (97 to 212)	469 (327 to 649)	1,110 (774 to 1,540)	2,160 (1,500 to 3,000)	3,390 (2,400 to 4,600)	4,250 (2,900 to 5,900)	3,440 (2,400 to 4,800)	2,910 (1,900 to 4,000)	2,050 (1,300 to 2,900)	1,610 (870 to 2,400)	1,040 (530 to 1,600)	662 (330 to 1,000)	396 (190 to 630)	197 (91 to 320)	74 (34 to 120)	14 (6 to 23)	2 (1 to 3)	35,600
HIV/AIDS - Drug-susceptible Tuberculosis	0 (0 to 0)	0 (0 to 0)	122 (70 to 209)	297 (178 to 491)	312 (173 to 519)	324 (179 to 541)	1,120 (621 to 1,870)	2,770 (1,540 to 4,620)	4,210 (2,340 to 7,020)	5,660 (3,140 to 9,430)	6,610 (3,670 to 11,000)	5,350 (2,970 to 8,910)	4,520 (2,510 to 7,530)	3,180 (1,770 to 5,300)	2,500 (1,390 to 4,170)	1,610 (890 to 2,690)	1,030 (570 to 1,720)	615 (340 to 1,030)	306 (170 to 510)	115 (64 to 192)	23 (13 to 38)	3 (2 to 5)	33,000
HIV/AIDS - Multidrug-resistant Tuberculosis without extensi	0 (0 to 0)	0 (0 to 0)	1 (0 to 2)	2 (1 to 3)	2 (1 to 3)	2 (1 to 3)	7 (4 to 11)	17 (9 to 28)	26 (14 to 43)	35 (19 to 58)	41 (22 to 68)	33 (18 to 55)	28 (15 to 46)	20 (11 to 33)	15 (8 to 25)	10 (5 to 17)	6 (3 to 11)	4 (2 to 7)	2 (1 to 3)	1 (0 to 1)	0 (0 to 0)	0 (0 to 0)	206
HIV/AIDS - Extensively drug-resistant Tuberculosis	0 (0 to 0)	0 (0 to 0)	1 (0 to 2)	2 (1 to 3)	2 (1 to 3)	2 (1 to 3)	6 (3 to 11)	15 (8 to 25)	23 (12 to 38)	31 (17 to 51)	36 (20 to 60)	29 (16 to 48)	25 (13 to 41)	17 (9 to 28)	13 (7 to 22)	9 (5 to 15)	5 (3 to 9)	3 (2 to 6)	2 (1 to 3)	1 (0 to 1)	0 (0 to 0)	0 (0 to 0)	181
HIV/AIDS resulting in other diseases	0 (0 to 0)	0 (0 to 0)	786 (529 to 1,150)	172 (107 to 269)	147 (89 to 221)	119 (67 to 202)	328 (182 to 578)	914 (496 to 1,650)	1,750 (1,000 to 3,000)	2,660 (1,600 to 4,200)	3,600 (2,200 to 5,600)	2,900 (1,800 to 4,500)	2,320 (1,400 to 3,600)	1,540 (900 to 2,400)	1,240 (700 to 1,900)	820 (450 to 1,300)	512 (270 to 850)	299 (140 to 510)	151 (66 to 260)	57 (25 to 96)	11 (5 to 19)	1 (0 to 2)	19,400
Sexually transmitted infections excluding HIV	1,740 (1,200 to 2,300)	504 (370 to 690)	730 (529 to 1,000)	229 (161 to 316)	119 (77 to 173)	76 (43 to 122)	136 (77 to 223)	208 (122 to 315)	127 (72 to 192)	132 (74 to 200)	89 (49 to 136)	72 (39 to 110)	69 (37 to 106)	64 (34 to 98)	61 (32 to 94)	51 (27 to 79)	34 (17 to 53)	21 (10 to 33)	14 (6 to 22)	6 (2 to 10)	2 (1 to 3)	0 (0 to 0)	3,060
Syphilis	1,700 (920 to 3,600)	500 (178 to 1,330)	720 (260 to 1,870)	227 (69 to 593)	118 (34 to 307)	75 (21 to 197)	135 (37 to 353)	206 (57 to 538)	126 (34 to 329)	131 (36 to 342)	88 (24 to 230)	71 (19 to 186)	68 (18 to 178)	63 (17 to 165)	60 (16 to 157)	50 (13 to 131)	34 (9 to 88)	21 (5 to 54)	14 (3 to 36)	6 (2 to 15)	2 (0 to 5)	0 (0 to 1)	3,785
Chlamydial infection	0 (0 to 0)	0 (0 to 0)	0 (0 to 0)	0 (0 to 0)	0 (0 to 0)	0 (0 to 0)	0 (0 to 0)	0 (0 to 0)	0 (0 to 0)	0 (0 to 0)	0 (0 to 0)	0 (0 to 0)	0 (0 to 0)	0 (0 to 0)	0 (0 to 0)	0 (0 to 0)	0 (0 to 0)	0 (0 to 0)	0 (0 to 0)	0 (0 to 0)	0 (0 to 0)	0 (0 to 0)	0 (0 to 0)	117
Gonococcal infection	0 (0 to 0)	0 (0 to 0)	0 (0 to 0)	0 (0 to 0)	0 (0 to 0)	0 (0 to 0)	0 (0 to 0)	0 (0 to 0)	0 (0 to 0)	0 (0 to 0)	0 (0 to 0)	0 (0 to 0)	0 (0 to 0)	0 (0 to 0)	0 (0 to 0)	0 (0 to 0)	0 (0 to 0)	0 (0 to 0)	0 (0 to 0)	0 (0 to 0)	0 (0 to 0)	0 (0 to 0)	0 (0 to 0)	0
Trichomoniasis	0 (0 to 0)	0 (0 to 0)	0 (0 to 0)	0 (0 to 0)	0 (0 to 0)	0 (0 to 0)	0 (0 to 0)	0 (0 to 0)	0 (0 to 0)	0 (0 to 0)	0 (0 to 0)	0 (0 to 0)	0 (0 to 0)	0 (0 to 0)	0 (0 to 0)	0 (0 to 0)	0 (0 to 0)	0 (0 to 0)	0 (0 to 0)	0 (0 to 0)	0 (0 to 0)	0 (0 to 0)	0 (0 to 0)	0
Genital herpes	0 (0 to 0)	0 (0 to 0)	0 (0 to 0)	0 (0 to 0)	0 (0 to 0)	0 (0 to 0)	0 (0 to 0)	0 (0 to 0)	0 (0 to 0)	0 (0 to 0)	0 (0 to 0)	0 (0 to 0)	0 (0 to 0)	0 (0 to 0)	0 (0 to 0)	0 (0 to 0)	0 (0 to 0)	0 (0 to 0)	0 (0 to 0)	0 (0 to 0)	0 (0 to 0)	0 (0 to 0)	0 (0 to 0)	0
Other sexually transmitted infections	0 (0 to 0)	0 (0 to 0)	0 (0 to 0)	0 (0 to 0)	0 (0 to 0)	0 (0 to 0)	0 (0 to 0)	0 (0 to 0)	0 (0 to 0)	0 (0 to 0)	0 (0 to 0)	0 (0 to 0)	0 (0 to 0)	0 (0 to 0)	0 (0 to 0)	0 (0 to 0)	0 (0 to 0)	0 (0 to 0)	0 (0 to 0)	0 (0 to 0)	0 (0 to 0)	0 (0 to 0)	0 (0 to 0)	0
Respiratory infections and tuberculosis	71,500 (57,600 to 81,700)	6,120 (4,910 to 7,460)	11,500 (7,610 to 17,600)	19,600 (13,700 to 27,300)	7,370 (5,120 to 10,400)	2,240 (1,540 to 3,160)	1,770 (1,220 to 2,540)	2,660 (1,830 to 3,810)	3,530 (2,430 to 5,060)	5,060 (3,480 to 7,250)	5,900 (4,060 to 8,450)	6,000 (4,130 to 8,600)	6,000 (4,130 to 8,600)	6,000 (4,130 to 8,600)	6,000 (4,130 to 8,600)	6,000 (4,130 to 8,600)	6,000 (4,130 to 8,600)	6,000 (4,130 to 8,600)	6,000 (4,130 to 8,600)	6,000 (4,130 to 8,600)	6,000 (4,130 to 8,600)	6,000 (4,130 to 8,600)	166,000
Tuberculosis	0 (0 to 0)	0 (0 to 0)	773 (339 to 1,950)	622 (260 to 1,350)	628 (291 to 1,180)	1,170 (579 to 1,930)	1,540 (1,030 to 2,160)	2,360 (1,600 to 3,230)	3,140 (2,070 to 4,300)	4,500 (2,930 to 6,300)	5,250 (3,330 to 7,500)	5,350 (3,400 to 7,600)	5,350 (3,400 to 7,600)	5,350 (3,400 to 7,600)	5,350 (3,400 to 7,600)	5,350 (3,400 to 7,600)	5,350 (3,400 to 7,600)	5,350 (3,400 to 7,600)	5,350 (3,400 to 7,600)	5,350 (3,400 to 7,600)	5,350 (3,400 to 7,600)	5,350 (3,400 to 7,600)	147,000
Latent tuberculosis infection	0 (0 to 0)	0 (0 to 0)	0 (0 to 0)	0 (0 to 0)	0 (0 to 0)	0 (0 to 0)	0 (0 to 0)	0 (0 to 0)	0 (0 to 0)	0 (0 to 0)	0 (0 to 0)	0 (0 to 0)	0 (0 to 0)	0 (0 to 0)	0 (0 to 0)	0 (0 to 0)	0 (0 to 0)	0 (0 to 0)	0 (0 to 0)	0 (0 to 0)	0 (0 to 0)	0 (0 to 0)	0 (0 to 0)	0
Drug-susceptible tuberculosis	0 (0 to 0)	0 (0 to 0)	773 (339 to 1,950)	622 (260 to 1,350)	628 (291 to 1,180)	1,170 (579 to 1,930)	1,540 (1,030 to 2,160)	2,360 (1,600 to 3,230)	3,140 (2,070 to 4,300)	4,500 (2,930 to 6,300)	5,250 (3,330 to 7,500)	5,350 (3,400 to 7,600)	5,350 (3,400 to 7,600)	5,350 (3,400 to 7,600)	5,350 (3,400 to 7,600)	5,350 (3,400 to 7,600)	5,350 (3,400 to 7,600)	5,350 (3,400 to 7,600)	5,350 (3,400 to 7,600)	5,350 (3,400 to 7,600)	5,350 (3,400 to 7,600)	5,350 (3,400 to 7,600)	147,000
Multidrug-resistant tuberculosis without extensive drug-res	0 (0 to 0)	0 (0 to 0)	79 (34 to 200)	66 (27 to 143)	62 (29 to 117)	120 (59 to 198)	159 (106 to 222)	242 (164 to 331)	322 (212 to 441)	462 (300 to 647)	539 (341 to 770)	549 (349 to 780)	549 (349 to 780)	549 (349 to 780)	549 (349 to 780)	549 (349 to 780)	549 (349 to 780)	549 (349 to 780)	549 (349 to 780)	549 (349 to 780)	549 (349 to 780)	549 (349 to 780)	15,100
Extensively drug-resistant tuberculosis	0 (0 to 0)	0 (0 to 0)	3 (1 to 8)	2 (1 to 5)	2 (1 to 4)	4 (2 to 7)	5 (3 to 8)	8 (5 to 12)	11 (7 to 16)	15 (9 to 22)	18 (11 to 26)	18 (11 to 26)	18 (11 to 26)	18 (11 to 26)	18 (11 to 26)	18 (11 to 26)	18 (11 to 26)	18 (11 to 26)	18 (11 to 26)	18 (11 to 26)	18 (11 to 26)	18 (11 to 26)	500
Lower respiratory infections	71,000 (57,000 to 81,000)	6,000 (4,800 to 7,300)	10,700 (7,000 to 16,900)	18,900 (13,000 to 26,600)	6,900 (4,700 to 9,900)	1,900 (1,300 to 2,700)	1,500 (1,000 to 2,200)	2,200 (1,500 to 3,200)	2,900 (2,000 to 4,100)	4,200 (2,900 to 6,000)	4,900 (3,400 to 7,000)	5,000 (3,400 to 7,100)	5,000 (3,400 to 7,100)	5,000 (3,400 to 7,100)	5,000 (3,400 to 7,100)	5,000 (3,400 to 7,100)	5,000 (3,400 to 7,100)	5,000 (3,400 to 7,100)	5,000 (3,400 to 7,100)	5,000 (3,400 to 7,100)	5,000 (3,400 to 7,100)	5,000 (3,400 to 7,100)	136,000
Upper respiratory infections	0 (0 to 0)	0 (0 to 0)	0 (0 to 0)	0 (0 to 0)	0 (0 to 0)	0 (0 to 0)	0 (0 to 0)	0 (0 to 0)	0 (0 to 0)	0 (0 to 0)	0 (0 to 0)	0 (0 to 0)	0 (0 to 0)	0 (0 to 0)	0 (0 to 0)	0 (0 to 0)	0 (0 to 0)	0 (0 to 0)	0 (0 to 0)	0 (0 to 0)	0 (0 to 0)	0 (0 to 0)	0 (0 to 0)	0
Otitis media	0 (0 to 0)	0 (0 to 0)	0 (0 to 0)	0 (0 to 0)	0 (0 to 0)	0 (0 to 0)	0 (0 to 0)	0 (0 to 0)	0 (0 to 0)	0 (0 to 0)	0 (0 to 0)	0 (0 to 0)	0 (0 to 0)	0 (0 to 0)	0 (0 to 0)	0 (0 to 0)	0 (0 to 0)	0 (0 to 0)	0 (0 to 0)	0 (0 to 0)	0 (0 to 0)	0 (0 to 0)	0 (0 to 0)	0
Enteric infections	1,370 (939 to 2,110)	1,290 (874 to 2,060)	6,900 (3,270 to 13,100)	12,700 (6,750 to 22,600)	5,000 (2,670 to 8,960)	1,400 (743 to 2,500)	1,000 (532 to 1,790)	1,500 (796 to 2,690)	1,900 (1,000 to 3,400)	2,500 (1,300 to 4,500)	3,000 (1,600 to 5,400)	3,000 (1,600 to 5,400)	3,000 (1,600 to 5,400)	3,000 (1,600 to 5,400)	3,000 (1,600 to 5,400)	3,000 (1,600 to 5,400)	3,000 (1,600 to 5,400)	3,000 (1,600 to 5,400)	3,000 (1,600 to 5,400)	3,000 (1,600 to 5,400)	3,000 (1,600 to 5,400)	3,000 (1,600 to 5,400)	107,000
Typhoid and paratyphoid	0 (0 to 0)	0 (0 to 0)	1,900 (1,000 to 3,700)	3,600 (2,000 to 6,700)	1,400 (750 to 2,600)	400 (210 to 750)	280 (150 to 530)	420 (220 to 790)	530 (280 to 1,000)	700 (370 to 1,300)	840 (450 to 1,600)	840 (450 to 1,600)	840 (450 to 1,600)	840 (450 to 1,600)	840 (450 to 1,600)	840 (450 to 1,600)	840 (450 to 1,600)	840 (450 to 1,600)	840 (450 to 1,600)	840 (450 to 1,600)	840 (450 to 1,600)	840 (450 to 1,600)	30,000
Typhoid fever	0 (0 to 0)	0 (0 to 0)	1,900 (1,000 to 3,700)	3,600 (2,000 to 6,700)	1,400 (750 to 2,600)	400 (210 to 750)	280 (150 to 530)	420 (220 to 790)	530 (280 to 1,000)	700 (370 to 1,300)	840 (450 to 1,600)	840 (450 to 1,600)	840 (450 to 1,600)	840 (450 to 1,600)	840 (450 to 1,600)	840 (450 to 1,600)	840 (450 to 1,600)	840 (450 to 1,600)	840 (450 to 1,600)	840 (450 to 1,600)	840 (450 to 1,600)	840 (450 to 1,600)	30,000
Paratyphoid fever	0 (0 to 0)	0 (0 to 0)	0 (0 to 0)	0 (0 to 0)	0 (0 to 0)	0 (0 to 0)	0 (0 to 0)	0 (0 to 0)	0 (0 to 0)	0 (0 to 0)	0 (0 to 0)	0 (0 to 0)	0 (0 to 0)	0 (0 to 0)	0 (0 to 0)	0 (0 to 0)	0 (0 to 0)	0 (0 to 0)	0 (0 to 0)	0 (0 to 0)	0 (0 to 0)	0 (0 to 0)	0 (0 to 0)	0
Invasive Non-typhoidal Salmonella (iNTS)	1,100 (0 to 0)	1,100 (0 to 1)	5,000 (0 to 17)	9,000 (0 to 31)	3,600 (0 to 13)	1,000 (0 to 3)	720 (0 to 2)	1,100 (0 to 3)	1,400 (0 to 4)	1,800 (0 to 6)	2,200 (0 to 7)	2,200 (0 to 7)	2,200 (0 to 7)	2,200 (0 to 7)	2,200 (0 to 7)	2,200 (0 to 7)	2,200 (0 to 7)	2,200 (0 to 7)	2,200 (0 to 7)	2,200 (0 to 7)	2,200 (0 to 7)	2,200 (0 to 7)	78,000
Other intestinal infectious diseases	0 (0 to 0)	0 (0 to 0)	0 (0 to 0)	0 (0 to 0)	0 (0 to 0)	0 (0 to 0)	0 (0 to 0)	0 (0 to 0)	0 (0 to 0)	0 (0 to 0)	0 (0 to 0)	0 (0 to 0)	0 (0 to 0)	0 (0 to 0)	0 (0 to 0)	0 (0 to 0)	0 (0 to 0)	0 (0 to 0)	0 (0 to 0)	0 (0 to 0)	0 (0 to 0)	0 (0 to 0)	0 (0 to 0)	0
Neglected tropical diseases and malaria	2,110 (1,400 to 3,000)	1,290 (874 to 2,060)	6,900 (3,270 to 13,100)	12,700 (6,750 to 22,600)	5,000 (2,670 to 8,960)	1,400 (743 to 2,500)	1,000 (532 to 1,790)	1,500 (796 to 2,690)	1,900 (1,000 to 3,400)	2,500 (1,300 to 4,500)	3,000 (1,600 to 5,400)	3,000 (1,600 to 5,400)	3,000 (1,600 to 5,400)	3,000 (1,600 to 5,400)	3,000 (1,600 to 5,400)	3,000 (1,600 to 5,400)	3,000 (1,600 to 5,400)	3,000 (1,600 to 5,400)	3,000 (1,600 to 5,400)	3,000 (1,600 to 5,400)	3,000 (1,600 to 5,400)	3,000 (1,600 to 5,400)	107,000
Malaria	0 (0 to 0)	0 (0 to 0)	0 (0 to 0)	0 (0 to 0)	0 (0 to 0)	0 (0 to 0)	0 (0 to 0)	0 (0 to 0)	0 (0 to 0)	0 (0 to 0)	0 (0 to 0)	0 (0 to 0)	0 (0 to 0)	0 (0 to 0)	0 (0 to 0)	0 (0 to 0)	0 (0 to 0)	0 (0 to 0)	0 (0 to 0)	0 (0 to 0)	0 (0 to 0)	0 (0 to 0)	0 (0 to 0)	0
Chagas disease	0 (0 to 0)	0 (0 to 0)	0 (0 to 0)	0 (0 to 0)	0 (0 to 0)	0 (0 to 0)	0 (0 to 0)	0 (0 to 0)	0 (0 to 0)	0 (0 to 0)	0 (0 to 0)	0 (0 to 0)	0 (0 to 0)	0 (0 to 0)	0 (0 to 0)	0 (0 to 0)	0 (0 to 0)	0 (0 to 0)	0 (0 to 0)	0 (0 to 0)	0 (0 to 0)	0 (0 to 0)	0 (0 to 0)	0
Leishmaniasis	0 (0 to 0)	0 (0 to 0)	0 (0 to 0)	0 (0 to 0)	0 (0 to 0)	0 (0 to 0)	0 (0 to 0)	0 (0 to 0)	0 (0 to 0)	0 (0 to 0)	0 (0 to 0)	0 (0 to 0)	0 (0 to 0)	0 (0 to 0)	0 (0 to 0)	0 (0 to 0)	0 (0 to 0)	0 (0 to 0)	0 (0 to 0)	0 (0 to 0)	0 (0 to 0)	0 (0 to 0)	0 (0 to 0)	0
Visceral leishmaniasis	0 (0 to 0)	0 (0 to 0)	0 (0 to 0)	0 (0 to 0)	0 (0 to 0)	0 (0 to 0)	0 (0 to 0)	0 (0 to 0)	0 (0 to 0)	0 (0 to 0)	0 (0 to 0)	0 (0 to 0)	0 (0 to 0)	0 (0 to 0)	0 (0 to 0)	0 (0 to 0)	0 (0 to 0)	0 (0 to 0)	0 (0 to 0)	0 (0 to 0)	0 (0 to 0)	0 (0 to 0)	0 (0 to 0)	0
Cutaneous and mucocutaneous leishmaniasis	0 (0 to 0)	0 (0 to 0)	0 (0 to 0)	0 (0 to 0)	0 (0 to 0)	0 (0 to 0)	0 (0 to 0)	0 (0 to 0)	0 (0 to 0)	0 (0 to 0)	0 (0 to 0)	0 (0 to 0)	0 (0 to 0)	0 (0 to 0)	0 (0 to 0)	0 (0 to 0)	0 (0 to 0)	0 (0 to 0)	0 (0 to 0)	0 (0 to 0)	0 (0 to 0)	0 (0 to 0)	0 (0 to 0)	0
African trypanosomiasis	0 (0 to 0)	0 (0 to 0)	0 (0 to 0)	0 (0 to 0)	0 (0 to 0)	0 (0 to 0)	0 (0 to 0)	0 (0 to 0)	0 (0 to 0)	0 (0 to 0)	0 (0 to 0)	0 (0 to 0)	0 (0 to 0)	0 (0 to 0)	0 (0 to 0)	0 (0 to 0)	0 (0 to 0)	0 (0 to 0)	0 (0 to 0)	0 (0 to 0)	0 (0 to 0)	0 (0 to 0)	0 (0 to 0)	0
Schistosomiasis	0 (0 to 0)	0 (0 to 0)	0 (0 to 0)	0 (0 to 0)	0 (0 to 0)	0 (0 to 0)	0 (0 to 0)	0 (0 to 0)	0 (0 to 0)	0 (0 to 0)	0 (0 to 0)	0 (0 to 0)	0 (0 to 0)	0 (0 to 0)	0 (0 to 0)	0 (0 to 0)	0 (0 to 0)	0 (0 to 0)	0 (0 to 0)	0 (0 to 0)	0 (0 to 0)	0 (0 to 0)	0 (0 to 0)	0
Cysticercosis	0 (0 to 0)	0 (0 to 0)	0 (0 to 0)	0 (0 to 0)	0 (0 to 0)	0 (0 to 0)	0 (0 to 0)	0 (0 to 0)	0 (0 to 0)	0 (0 to 0)	0 (0 to 0)	0 (0 to 0)	0 (0 to 0)	0 (0 to 0)	0 (0 to 0)	0 (0 to 0)	0 (0 to 0)	0 (0 to 0)	0 (0 to 0)	0 (0 to 0)	0 (0 to 0)	0 (0 to 0)	0 (0 to 0)	0
Cystic echinococcosis	0 (0 to 0)	0 (0 to 0)	0 (0 to 0)	0 (0 to 0)	0 (0 to 0)	0 (0 to 0)	0 (0 to 0)	0 (0 to 0)	0 (0 to 0)	0 (0 to 0)	0 (0 to 0)	0 (0 to 0)	0 (0 to 0)	0 (0 to 0)	0 (0 to 0)	0 (0 to 0)	0 (0 to 0)	0 (0 to 0)	0 (0 to 0)	0 (0 to 0)	0 (0 to 0)	0 (0 to 0)	0 (0 to 0)	0
Lymphatic filariasis	0 (0 to 0)	0 (0 to 0)	0 (0 to 0)	0 (0 to 0)	0 (0 to 0)	0 (0 to 0)	0 (0 to 0)	0 (0 to 0)	0 (0 to 0)	0 (0 to 0)	0 (0 to 0)	0 (0 to 0)	0 (0 to 0)	0 (0 to 0)	0 (0 to 0)	0 (0 to 0)	0 (0 to 0)	0 (0 to 0)	0 (0 to 0)	0 (0 to 0)	0 (0 to 0)	0 (0 to 0)	0 (0 to 0)	0
Onchocerciasis	0 (0 to 0)	0 (0 to 0)	0 (0 to 0)	0 (0 to 0)	0 (0 to 0)	0 (0 to 0)	0 (0 to 0)	0 (0 to 0)	0 (0 to 0)	0 (0 to 0)	0 (0 to 0)	0 (0 to 0)	0 (0 to 0)	0 (0 to 0)	0 (0 to 0)	0 (0 to 0)	0 (0 to 0)	0 (0 to 0)	0 (0 to 0)	0 (0 to 0)	0 (0 to 0)	0 (0 to 0)	0 (0 to 0)	0
Trachoma	0 (0 to 0)	0 (0 to 0)	0 (0 to 0)	0 (0 to 0)	0 (0 to 0)	0 (0 to 0)	0 (0 to 0)	0 (0 to 0)	0 (0 to 0)	0 (0 to 0)	0 (0 to 0)	0 (0 to 0)	0 (0 to 0)	0 (0 to 0)	0 (0 to 0)	0 (0 to 0)	0 (0 to 0)	0 (0 to 0)	0 (0 to 0)	0 (0 to 0)	0 (0 to 0)	0 (0 to 0)	0 (0 to 0)	0
Dengue	0 (0 to 0)	0 (0 to 0)	0 (0 to 0)	0 (0 to 0)	0 (0 to 0)	0 (0 to 0)	0 (0 to 0)	0 (0 to 0)	0 (0 to 0)	0 (0 to 0)	0 (0 to 0)	0 (0 to 0)	0 (0 to 0)	0 (0 to 0)	0 (0 to 0)	0 (0 to 0)	0 (0 to 0)	0 (0 to 0)	0 (0 to 0)	0 (0 to 0)	0 (0 to 0)	0 (0 to 0)	0 (0 to 0)	0
Yellow fever	0 (0 to 0)	0 (0 to 0)	0 (0 to 0)	0 (0 to 0)	0 (0 to 0)	0 (0 to 0)	0 (0 to 0)	0 (0 to 0)	0 (0 to 0)	0 (0 to 0)	0 (0 to 0)	0 (0 to 0)	0 (0 to 0)	0 (0 to 0)	0 (0 to 0)	0 (0 to 0)	0 (0 to 0)	0 (0 to 0)	0 (0 to 0)	0 (0 to 0)	0 (0 to 0)	0 (0 to 0)	0 (0 to 0)	0
Rabies	0 (0 to 0)	0 (0 to 0)	0 (0 to 2)	0 (0 to 2)	0 (0 to 2)	0 (0 to 2)	0 (0 to 2)	0 (0 to 2)	0 (0 to 2)	0 (0 to 2)	0 (0 to 2)	0 (0 to 2)	0 (0 to 2)	0 (0 to 2)	0 (0 to 2)	0 (0 to 2)	0 (0 to 2)	0 (0 to 2)	0 (0 to 2)	0 (0 to 2)	0 (0 to 2)	0 (0 to 2)	0 (0 to 2)	0
Intestinal nematode infections	0 (0 to 0)	0 (0 to 0)	0 (0 to 0)	0 (0 to 0)	0 (0 to 0)	0 (0 to 0)	0 (0 to 0)	0 (0 to 0)	0 (0 to 0)	0 (0 to 0)	0 (0 to 0)	0 (0 to 0)	0 (0 to 0)	0 (0 to 0)	0 (0 to 0)	0 (0 to 0)	0 (0 to 0)	0 (0 to 0)	0 (0 to 0)	0 (0 to 0)	0 (0 to 0)	0 (0 to 0)	0 (0 to 0)	0
Ascariasis	0 (0 to 0)	0 (0 to 0)	0 (0 to 0)	0 (0 to 0)	0 (0 to 0)	0 (0 to 0)	0 (0 to 0)	0 (0 to 0)	0 (0 to 0)	0 (0 to 0)	0 (0 to 0)	0 (0 to 0)	0 (0 to 0)	0 (0 to 0)	0 (0 to 0)	0 (0 to 0)	0 (0 to 0)	0 (0 to 0)	0 (0 to 0)	0 (0 to 0)	0 (0 to 0)	0 (0 to 0)	0 (0 to 0)	0
Trichuriasis	0 (0 to 0)	0 (0 to 0)	0 (0 to 0)	0 (0 to 0)	0 (0 to 0)	0 (0 to 0)	0 (0 to 0)	0 (0 to 0)	0 (0 to 0)	0 (0 to 0)	0 (0 to 0)	0 (0 to 0)	0 (0 to 0)	0 (0 to 0)	0 (0 to 0)	0 (0 to 0)	0 (0 to 0)	0 (0 to 0)	0 (0 to 0)	0 (0 to 0)	0 (0 to 0)	0 (0 to 0)	0 (0 to 0)	0
Hookworm disease	0 (0 to 0)	0 (0 to 0)	0 (0 to 1)	0 (0 to 1)	0 (0 to 1)	0 (0 to 1)	0 (0 to 1)	0 (0 to 1)	0 (0 to 1)	0 (0 to 1)	0 (0 to 1)	0 (0 to 1)	0 (0 to 1)	0 (0 to 1)	0 (0 to 1)	0 (0 to 1)	0 (0 to 1)	0 (0 to 1)	0 (0 to 1)	0 (0 to 1)	0 (0 to 1)	0 (0 to 1)	0 (0 to 1)	0
Food-borne trematodiases	0 (0 to 0)	0 (0 to 0)	0 (0 to 0)	0 (0 to 0)	0 (0 to 0)	0 (0 to 0)	0 (0 to 0)	0 (0 to 0)	0 (0 to 0)	0 (0 to 0)	0 (0 to 0)	0 (0 to 0)	0 (0 to 0)	0 (0 to 0)	0 (0 to 0)	0 (0 to 0)	0 (0 to 0)	0 (0 to 0)	0 (0 to 0)	0 (0 to 0)	0 (0 to 0)	0 (0 to 0)	0 (0 to 0)	0
Leprosy	0 (0 to 0)	0 (0 to 0)	0 (0 to 0)	0 (0 to 0)	0 (0 to 0)	1 (0 to 2)	2 (1 to 4)	3 (1 to 6)	4 (2 to 8)	6 (3 to 11)	8 (4 to 14)	9 (5 to 15)	9 (5 to 15)	9 (5 to 15)	9 (5 to 15)	9 (5 to 15)	9 (5 to 15)	9 (5 to 15)	9 (5 to 15)	9 (5 to 15)	9 (5 to 15)	9 (5 to 15)	9 (5 to 15)	169
Measles	0 (0 to 0)	0 (0 to 0)	0 (0 to 0)	0 (0 to 0)	0 (0 to 0)	0 (0 to 0)	0 (0 to 0)	0 (0 to 0)	0 (0 to 0)	0 (0 to 0)	0 (0 to 0)	0 (0 to 0)	0 (0 to 0)	0 (0 to 0)	0 (0 to 0)	0 (0 to 0)	0 (0 to 0)	0 (0 to 0)	0 (0 to 0)	0 (0 to 0)	0 (0 to 0)	0 (0 to 0)	0 (0 to 0)	0
Zika virus	0 (0 to 0)	0 (0 to 0)	0 (0 to 0)	0 (0 to 0)	0 (0 to 0)	0 (0 to 0)	0 (0 to 0)	0 (0 to 0)	0 (0 to 0)	0 (0 to 0)	0 (0 to 0)	0 (0 to 0)	0 (0 to 0)	0 (0 to 0)	0 (0 to 0)	0 (0 to 0)	0 (0 to 0)	0 (0 to 0)	0 (





SR Table 2a: Gso DALYS by cause and age group for males with 95% uncertainty intervals, 2019

Cause	Early Neonatal	Late Neonatal	Post Neonatal	1 to 4	5 to 9	10 to 14	15 to 19	20 to 24	25 to 29	30 to 34	35 to 39	40 to 44	45 to 49	50 to 54	55 to 59	60 to 64	65 to 69	70 to 74	75 to 79	80 to 84	85 to 89	90 to 94	95 plus	Total
All causes	4,258,147 (3,858,147-4,682,147)	2,544,147 (2,344,147-2,744,147)	2,744,147 (2,544,147-2,944,147)	2,744,147 (2,544,147-2,944,147)	1,744,147 (1,544,147-1,944,147)	1,744,147 (1,544,147-1,944,147)	1,744,147 (1,544,147-1,944,147)	1,744,147 (1,544,147-1,944,147)	1,744,147 (1,544,147-1,944,147)	1,744,147 (1,544,147-1,944,147)	1,744,147 (1,544,147-1,944,147)	1,744,147 (1,544,147-1,944,147)	1,744,147 (1,544,147-1,944,147)	1,744,147 (1,544,147-1,944,147)	1,744,147 (1,544,147-1,944,147)	1,744,147 (1,544,147-1,944,147)	1,744,147 (1,544,147-1,944,147)	1,744,147 (1,544,147-1,944,147)	1,744,147 (1,544,147-1,944,147)	1,744,147 (1,544,147-1,944,147)	1,744,147 (1,544,147-1,944,147)	1,744,147 (1,544,147-1,944,147)	220,000
Communicable, maternal, neonatal, and nutritional diseases	4,788 (3,600 to 6,360)	2,779 (2,120 to 3,670)	2,060 (1,600 to 2,600)	2,060 (1,600 to 2,600)	1,410 (1,050 to 1,850)	1,060 (827 to 1,400)	1,060 (827 to 1,400)	1,060 (827 to 1,400)	1,060 (827 to 1,400)	1,060 (827 to 1,400)	1,060 (827 to 1,400)	1,060 (827 to 1,400)	1,060 (827 to 1,400)	1,060 (827 to 1,400)	1,060 (827 to 1,400)	1,060 (827 to 1,400)	1,060 (827 to 1,400)	1,060 (827 to 1,400)	1,060 (827 to 1,400)	1,060 (827 to 1,400)	1,060 (827 to 1,400)	1,060 (827 to 1,400)	33,000
HIV/AIDS and sexually transmitted infections	99.0 (29.5 to 224)	39.0 (9.7 to 91.3)	66.0 (20.4 to 133)	6.0 (2.5 to 11.5)	7.0 (4.1 to 12.4)	8 (4.6 to 12.9)	20.1 (2.2 to 46.2)	52.0 (22.3 to 90.8)	80.4 (45.7 to 116)	170 (91 to 280)	224 (120 to 351)	255 (140 to 393)	311 (177 to 476)	203 (120 to 299)	141 (67 to 228)	76.0 (32.5 to 124)	44.1 (20.4 to 81.8)	19.6 (10.6 to 33.5)	9.8 (3.6 to 17.1)	1.2 (0.7 to 2.1)	0.2 (0.1 to 0.4)	0.1 (0.0 to 0.2)	1,490
HIV/AIDS	0 (0 to 0)	0 (0 to 0)	0 (0 to 0)	0 (0 to 0)	0 (0 to 0)	0 (0 to 0)	0 (0 to 0)	0 (0 to 0)	0 (0 to 0)	0 (0 to 0)	0 (0 to 0)	0 (0 to 0)	0 (0 to 0)	0 (0 to 0)	0 (0 to 0)	0 (0 to 0)	0 (0 to 0)	0 (0 to 0)	0 (0 to 0)	0 (0 to 0)	0 (0 to 0)	0 (0 to 0)	0 (0 to 0)	0
HIV/AIDS - Drug-susceptible Tuberculosis	99.0 (29.5 to 224)	39.0 (9.7 to 91.3)	66.0 (20.4 to 133)	6.0 (2.5 to 11.5)	7.0 (4.1 to 12.4)	8 (4.6 to 12.9)	20.1 (2.2 to 46.2)	52.0 (22.3 to 90.8)	80.4 (45.7 to 116)	170 (91 to 280)	224 (120 to 351)	255 (140 to 393)	311 (177 to 476)	203 (120 to 299)	141 (67 to 228)	76.0 (32.5 to 124)	44.1 (20.4 to 81.8)	19.6 (10.6 to 33.5)	9.8 (3.6 to 17.1)	1.2 (0.7 to 2.1)	0.2 (0.1 to 0.4)	0.1 (0.0 to 0.2)	1,490
HIV/AIDS - Multidrug-resistant Tuberculosis without extensive drug resistance	0 (0 to 0)	0 (0 to 0)	0 (0 to 0)	0 (0 to 0)	0 (0 to 0)	0 (0 to 0)	0 (0 to 0)	0 (0 to 0)	0 (0 to 0)	0 (0 to 0)	0 (0 to 0)	0 (0 to 0)	0 (0 to 0)	0 (0 to 0)	0 (0 to 0)	0 (0 to 0)	0 (0 to 0)	0 (0 to 0)	0 (0 to 0)	0 (0 to 0)	0 (0 to 0)	0 (0 to 0)	0 (0 to 0)	0
HIV/AIDS - Extensively drug-resistant Tuberculosis	0 (0 to 0)	0 (0 to 0)	0 (0 to 0)	0 (0 to 0)	0 (0 to 0)	0 (0 to 0)	0 (0 to 0)	0 (0 to 0)	0 (0 to 0)	0 (0 to 0)	0 (0 to 0)	0 (0 to 0)	0 (0 to 0)	0 (0 to 0)	0 (0 to 0)	0 (0 to 0)	0 (0 to 0)	0 (0 to 0)	0 (0 to 0)	0 (0 to 0)	0 (0 to 0)	0 (0 to 0)	0 (0 to 0)	0
HIV/AIDS resulting in other diseases	99.0 (29.5 to 224)	39.0 (9.7 to 91.3)	66.0 (20.4 to 133)	6.0 (2.5 to 11.5)	7.0 (4.1 to 12.4)	8 (4.6 to 12.9)	20.1 (2.2 to 46.2)	52.0 (22.3 to 90.8)	80.4 (45.7 to 116)	170 (91 to 280)	224 (120 to 351)	255 (140 to 393)	311 (177 to 476)	203 (120 to 299)	141 (67 to 228)	76.0 (32.5 to 124)	44.1 (20.4 to 81.8)	19.6 (10.6 to 33.5)	9.8 (3.6 to 17.1)	1.2 (0.7 to 2.1)	0.2 (0.1 to 0.4)	0.1 (0.0 to 0.2)	1,490
Sexually transmitted infections excluding HIV	0 (0 to 0)	0 (0 to 0)	0 (0 to 0)	0 (0 to 0)	0 (0 to 0)	0 (0 to 0)	0 (0 to 0)	0 (0 to 0)	0 (0 to 0)	0 (0 to 0)	0 (0 to 0)	0 (0 to 0)	0 (0 to 0)	0 (0 to 0)	0 (0 to 0)	0 (0 to 0)	0 (0 to 0)	0 (0 to 0)	0 (0 to 0)	0 (0 to 0)	0 (0 to 0)	0 (0 to 0)	0 (0 to 0)	0
Syphilis	0 (0 to 0)	0 (0 to 0)	0 (0 to 0)	0 (0 to 0)	0 (0 to 0)	0 (0 to 0)	0 (0 to 0)	0 (0 to 0)	0 (0 to 0)	0 (0 to 0)	0 (0 to 0)	0 (0 to 0)	0 (0 to 0)	0 (0 to 0)	0 (0 to 0)	0 (0 to 0)	0 (0 to 0)	0 (0 to 0)	0 (0 to 0)	0 (0 to 0)	0 (0 to 0)	0 (0 to 0)	0 (0 to 0)	0
Chlamydial infection	0 (0 to 0)	0 (0 to 0)	0 (0 to 0)	0 (0 to 0)	0 (0 to 0)	0 (0 to 0)	0 (0 to 0)	0 (0 to 0)	0 (0 to 0)	0 (0 to 0)	0 (0 to 0)	0 (0 to 0)	0 (0 to 0)	0 (0 to 0)	0 (0 to 0)	0 (0 to 0)	0 (0 to 0)	0 (0 to 0)	0 (0 to 0)	0 (0 to 0)	0 (0 to 0)	0 (0 to 0)	0 (0 to 0)	0
Gonococcal infection	0 (0 to 0)	0 (0 to 0)	0 (0 to 0)	0 (0 to 0)	0 (0 to 0)	0 (0 to 0)	0 (0 to 0)	0 (0 to 0)	0 (0 to 0)	0 (0 to 0)	0 (0 to 0)	0 (0 to 0)	0 (0 to 0)	0 (0 to 0)	0 (0 to 0)	0 (0 to 0)	0 (0 to 0)	0 (0 to 0)	0 (0 to 0)	0 (0 to 0)	0 (0 to 0)	0 (0 to 0)	0 (0 to 0)	0
Trichomoniasis	0 (0 to 0)	0 (0 to 0)	0 (0 to 0)	0 (0 to 0)	0 (0 to 0)	0 (0 to 0)	0 (0 to 0)	0 (0 to 0)	0 (0 to 0)	0 (0 to 0)	0 (0 to 0)	0 (0 to 0)	0 (0 to 0)	0 (0 to 0)	0 (0 to 0)	0 (0 to 0)	0 (0 to 0)	0 (0 to 0)	0 (0 to 0)	0 (0 to 0)	0 (0 to 0)	0 (0 to 0)	0 (0 to 0)	0
Genital herpes	0 (0 to 0)	0 (0 to 0)	0 (0 to 0)	0 (0 to 0)	0 (0 to 0)	0 (0 to 0)	0 (0 to 0)	0 (0 to 0)	0 (0 to 0)	0 (0 to 0)	0 (0 to 0)	0 (0 to 0)	0 (0 to 0)	0 (0 to 0)	0 (0 to 0)	0 (0 to 0)	0 (0 to 0)	0 (0 to 0)	0 (0 to 0)	0 (0 to 0)	0 (0 to 0)	0 (0 to 0)	0 (0 to 0)	0
Other sexually transmitted infections	0 (0 to 0)	0 (0 to 0)	0 (0 to 0)	0 (0 to 0)	0 (0 to 0)	0 (0 to 0)	0 (0 to 0)	0 (0 to 0)	0 (0 to 0)	0 (0 to 0)	0 (0 to 0)	0 (0 to 0)	0 (0 to 0)	0 (0 to 0)	0 (0 to 0)	0 (0 to 0)	0 (0 to 0)	0 (0 to 0)	0 (0 to 0)	0 (0 to 0)	0 (0 to 0)	0 (0 to 0)	0 (0 to 0)	0
Respiratory infections and tuberculosis	2,019 (1,819 to 2,219)	1,019 (947 to 1,104)	1,019 (947 to 1,104)	1,019 (959 to 1,080)	1,019 (939 to 1,080)	1,019 (100 to 196)	1,019 (119 to 226)	1,019 (192 to 317)	1,019 (267 to 458)	1,019 (362 to 522)	1,019 (387 to 604)	1,019 (317 to 751)	1,019 (333 to 820)	1,019 (402 to 972)	1,019 (477 to 1,096)	1,019 (564 to 1,258)	1,019 (679 to 1,530)	1,019 (801 to 1,829)	1,019 (481 to 924)	1,019 (368 to 728)	1,019 (198 to 390)	1,019 (49 to 99.6)	10,800
Tuberculosis	0 (0 to 0)	0 (0 to 0)	0 (0 to 0)	0 (0 to 0)	0 (0 to 0)	0 (0 to 0)	0 (0 to 0)	0 (0 to 0)	0 (0 to 0)	0 (0 to 0)	0 (0 to 0)	0 (0 to 0)	0 (0 to 0)	0 (0 to 0)	0 (0 to 0)	0 (0 to 0)	0 (0 to 0)	0 (0 to 0)	0 (0 to 0)	0 (0 to 0)	0 (0 to 0)	0 (0 to 0)	0 (0 to 0)	0
Latent tuberculosis infection	0 (0 to 0)	0 (0 to 0)	0 (0 to 0)	0 (0 to 0)	0 (0 to 0)	0 (0 to 0)	0 (0 to 0)	0 (0 to 0)	0 (0 to 0)	0 (0 to 0)	0 (0 to 0)	0 (0 to 0)	0 (0 to 0)	0 (0 to 0)	0 (0 to 0)	0 (0 to 0)	0 (0 to 0)	0 (0 to 0)	0 (0 to 0)	0 (0 to 0)	0 (0 to 0)	0 (0 to 0)	0 (0 to 0)	0
Drug-susceptible tuberculosis	0 (0 to 0)	0 (0 to 0)	0 (0 to 0)	0 (0 to 0)	0 (0 to 0)	0 (0 to 0)	0 (0 to 0)	0 (0 to 0)	0 (0 to 0)	0 (0 to 0)	0 (0 to 0)	0 (0 to 0)	0 (0 to 0)	0 (0 to 0)	0 (0 to 0)	0 (0 to 0)	0 (0 to 0)	0 (0 to 0)	0 (0 to 0)	0 (0 to 0)	0 (0 to 0)	0 (0 to 0)	0 (0 to 0)	0
Multidrug-resistant tuberculosis without extensive drug resistance	0 (0 to 0)	0 (0 to 0)	0 (0 to 0)	0 (0 to 0)	0 (0 to 0)	0 (0 to 0)	0 (0 to 0)	0 (0 to 0)	0 (0 to 0)	0 (0 to 0)	0 (0 to 0)	0 (0 to 0)	0 (0 to 0)	0 (0 to 0)	0 (0 to 0)	0 (0 to 0)	0 (0 to 0)	0 (0 to 0)	0 (0 to 0)	0 (0 to 0)	0 (0 to 0)	0 (0 to 0)	0 (0 to 0)	0
Extensively drug-resistant tuberculosis	0 (0 to 0)	0 (0 to 0)	0 (0 to 0)	0 (0 to 0)	0 (0 to 0)	0 (0 to 0)	0 (0 to 0)	0 (0 to 0)	0 (0 to 0)	0 (0 to 0)	0 (0 to 0)	0 (0 to 0)	0 (0 to 0)	0 (0 to 0)	0 (0 to 0)	0 (0 to 0)	0 (0 to 0)	0 (0 to 0)	0 (0 to 0)	0 (0 to 0)	0 (0 to 0)	0 (0 to 0)	0 (0 to 0)	0
Lower respiratory infections	774 (577 to 918)	769 (498 to 1,150)	771 (514 to 1,150)	222 (170 to 324)	99.0 (66 to 143)	54.0 (29 to 79.2)	50.6 (32 to 77.3)	48.9 (28 to 74.3)	46.8 (28 to 68.3)	45 (27 to 65.2)	50.3 (32 to 72.9)	70.8 (43 to 109)	112 (67 to 182)	155 (94 to 245)	243 (142 to 376)	369 (220 to 567)	660 (380 to 977)	527 (328 to 809)	432 (261 to 670)	267 (156 to 426)	166 (110 to 233)	59.7 (32 to 91.7)	10.2 (5 to 16.7)	5,600
Upper respiratory infections	0 (0 to 0)	0 (0 to 0)	0 (0 to 0)	0 (0 to 0)	0 (0 to 0)	0 (0 to 0)	0 (0 to 0)	0 (0 to 0)	0 (0 to 0)	0 (0 to 0)	0 (0 to 0)	0 (0 to 0)	0 (0 to 0)	0 (0 to 0)	0 (0 to 0)	0 (0 to 0)	0 (0 to 0)	0 (0 to 0)	0 (0 to 0)	0 (0 to 0)	0 (0 to 0)	0 (0 to 0)	0 (0 to 0)	0
Otitis media	0 (0 to 0)	0 (0 to 0)	2.6 (0 to 6.8)	29.0 (20.5 to 38.1)	38.5 (27.5 to 51.2)	37.1 (14.7 to 67.3)	24.5 (9.2 to 46.3)	19.6 (7.3 to 36.9)	15.4 (5.9 to 28.6)	12.4 (5.2 to 22.6)	9.8 (4.2 to 17.4)	12.2 (5.2 to 22.4)	11.7 (5.1 to 20.4)	11.7 (5.1 to 20.4)	9.4 (4.1 to 16.4)	8.4 (3.6 to 14.6)	7.2 (3.2 to 12.5)	5.4 (2.4 to 9.5)	3.4 (1.5 to 6.1)	1.4 (0.6 to 2.5)	0.3 (0.1 to 0.6)	0.1 (0.0 to 0.2)	237
Enteric infections	59.7 (25.2 to 231)	59.7 (25.2 to 112)	59.7 (25.2 to 112)	59.7 (25.2 to 112)	59.7 (25.2 to 112)	59.7 (25.2 to 112)	59.7 (25.2 to 112)	161 (76.1 to 260)	161 (76.1 to 260)	161 (76.1 to 260)	112 (50.2 to 182)	112 (50.2 to 182)	112 (50.2 to 182)	106 (46.7 to 171)	106 (46.7 to 171)	106 (46.7 to 171)	106 (46.7 to 171)	106 (46.7 to 171)	106 (46.7 to 171)	106 (46.7 to 171)	106 (46.7 to 171)	106 (46.7 to 171)	106 (46.7 to 171)	3,290
Diarrheal diseases	59.7 (25.2 to 112)	59.7 (25.2 to 112)	59.7 (25.2 to 112)	59.7 (25.2 to 112)	59.7 (25.2 to 112)	59.7 (25.2 to 112)	59.7 (25.2 to 112)	161 (76.1 to 260)	161 (76.1 to 260)	161 (76.1 to 260)	112 (50.2 to 182)	112 (50.2 to 182)	112 (50.2 to 182)	106 (46.7 to 171)	106 (46.7 to 171)	106 (46.7 to 171)	106 (46.7 to 171)	106 (46.7 to 171)	106 (46.7 to 171)	106 (46.7 to 171)	106 (46.7 to 171)	106 (46.7 to 171)	106 (46.7 to 171)	3,290
Typhoid and paratyphoid	0 (0 to 0)	0 (0 to 0)	0 (0 to 0)	0 (0 to 0)	0 (0 to 0)	0 (0 to 0)	0 (0 to 0)	0 (0 to 0)	0 (0 to 0)	0 (0 to 0)	0 (0 to 0)	0 (0 to 0)	0 (0 to 0)	0 (0 to 0)	0 (0 to 0)	0 (0 to 0)	0 (0 to 0)	0 (0 to 0)	0 (0 to 0)	0 (0 to 0)	0 (0 to 0)	0 (0 to 0)	0 (0 to 0)	0
Typhoid fever	0 (0 to 0)	0 (0 to 0)	0 (0 to 0)	0 (0 to 0)	0 (0 to 0)	0 (0 to 0)	0 (0 to 0)	0 (0 to 0)	0 (0 to 0)	0 (0 to 0)	0 (0 to 0)	0 (0 to 0)	0 (0 to 0)	0 (0 to 0)	0 (0 to 0)	0 (0 to 0)	0 (0 to 0)	0 (0 to 0)	0 (0 to 0)	0 (0 to 0)	0 (0 to 0)	0 (0 to 0)	0 (0 to 0)	0
Paratyphoid fever	0 (0 to 0)	0 (0 to 0)	0 (0 to 0)	0 (0 to 0)	0 (0 to 0)	0 (0 to 0)	0 (0 to 0)	0 (0 to 0)	0 (0 to 0)	0 (0 to 0)	0 (0 to 0)	0 (0 to 0)	0 (0 to 0)	0 (0 to 0)	0 (0 to 0)	0 (0 to 0)	0 (0 to 0)	0 (0 to 0)	0 (0 to 0)	0 (0 to 0)	0 (0 to 0)	0 (0 to 0)	0 (0 to 0)	0
Invasive Non-typhoidal Salmonella (iNTS)	0 (0 to 0)	0 (0 to 0)	0 (0 to 0)	0 (0 to 0)	0 (0 to 0)	0 (0 to 0)	0 (0 to 0)	0 (0 to 0)	0 (0 to 0)	0 (0 to 0)	0 (0 to 0)	0 (0 to 0)	0 (0 to 0)	0 (0 to 0)	0 (0 to 0)	0 (0 to 0)	0 (0 to 0)	0 (0 to 0)	0 (0 to 0)	0 (0 to 0)	0 (0 to 0)	0 (0 to 0)	0 (0 to 0)	0
Other intestinal infectious diseases	0 (0 to 0)	0 (0 to 0)	0 (0 to 0)	0 (0 to 0)	0 (0 to 0)	0 (0 to 0)	0 (0 to 0)	0 (0 to 0)	0 (0 to 0)	0 (0 to 0)	0 (0 to 0)	0 (0 to 0)	0 (0 to 0)	0 (0 to 0)	0 (0 to 0)	0 (0 to 0)	0 (0 to 0)	0 (0 to 0)	0 (0 to 0)	0 (0 to 0)	0 (0 to 0)	0 (0 to 0)	0 (0 to 0)	0
Neglected tropical diseases and malaria	27.3 (1.1 to 2.4)	27.3 (1.1 to 2.4)	27.3 (1.1 to 2.4)

Other neoplasms	0-1 (0 to 0.2)	0 (0 to 0)	0-2 (0 to 0.6)	0-6 (0 to 1.9)	0-7 (0 to 1.2)	0-7 (0 to 1.2)	0-9 (0 to 1.4)	0-9 (0 to 1.4)	1-1 (0 to 1.6)	1-5 (0 to 2.5)	2 (1 to 3.3)	3-2 (1 to 5.1)	3-2 (1 to 5.1)	4-9 (2 to 7.4)	4-9 (2 to 7.4)	6-5 (3 to 9.7)	10 (5 to 15.7)	13-7 (9 to 22.2)	16-7 (9 to 26.1)	16-9 (9 to 26.7)	11-6 (6 to 19.2)	7-4 (3 to 12.3)	2-9 (1 to 4.9)	0-6 (0 to 1.1)	0-1 (0 to 0.1)	103
Medulloblastoma, medulloblastoma, and other hemangioblastoma	0-1 (0 to 0.2)	0 (0 to 0)	0-2 (0 to 0.6)	0-4 (0 to 1.6)	0-7 (0 to 1.2)	0-7 (0 to 1.2)	0-9 (0 to 1.4)	0-9 (0 to 1.4)	1-1 (0 to 1.6)	1-5 (0 to 2.5)	2 (1 to 3.3)	3-2 (1 to 5.1)	3-2 (1 to 5.1)	4-9 (2 to 7.4)	4-9 (2 to 7.4)	6-5 (3 to 9.7)	10 (5 to 15.7)	13-7 (9 to 22.2)	16-7 (9 to 26.1)	16-9 (9 to 26.7)	11-6 (6 to 19.2)	7-4 (3 to 12.3)	2-9 (1 to 4.9)	0-6 (0 to 1.1)	0-1 (0 to 0.1)	103
Benign and in situ intestinal neoplasms	0 (0 to 0)	0 (0 to 0)	0 (0 to 0)	0 (0 to 0)	0 (0 to 0)	0 (0 to 0)	0 (0 to 0)	0 (0 to 0)	0 (0 to 0)	0 (0 to 0)	0 (0 to 0)	0 (0 to 0)	0 (0 to 0)	0 (0 to 0)	0 (0 to 0)	0 (0 to 0)	0 (0 to 0)	0 (0 to 0)	0 (0 to 0)	0 (0 to 0)	0 (0 to 0)	0 (0 to 0)	0 (0 to 0)	0 (0 to 0)	0
Benign and in situ cervical and uterine neoplasms	0 (0 to 0)	0 (0 to 0)	0 (0 to 0)	0 (0 to 0)	0 (0 to 0)	0 (0 to 0)	0 (0 to 0)	0 (0 to 0)	0 (0 to 0)	0 (0 to 0)	0 (0 to 0)	0 (0 to 0)	0 (0 to 0)	0 (0 to 0)	0 (0 to 0)	0 (0 to 0)	0 (0 to 0)	0 (0 to 0)	0 (0 to 0)	0 (0 to 0)	0 (0 to 0)	0 (0 to 0)	0 (0 to 0)	0 (0 to 0)	0
Other benign and in situ neoplasms	0 (0 to 0)	0 (0 to 0)	0 (0 to 0)	0 (0 to 0)	0 (0 to 0)	0 (0 to 0)	0 (0 to 0)	0 (0 to 0)	0 (0 to 0)	0 (0 to 0)	0 (0 to 0)	0 (0 to 0)	0 (0 to 0)	0 (0 to 0)	0 (0 to 0)	0 (0 to 0)	0 (0 to 0)	0 (0 to 0)	0 (0 to 0)	0 (0 to 0)	0 (0 to 0)	0 (0 to 0)	0 (0 to 0)	0 (0 to 0)	0
Cardiovascular diseases	2-7 (1 to 4.9)	0-2 (0 to 0.7)	16-1 (9 to 28)	22-6 (12 to 37.6)	28-9 (20 to 39.4)	28-9 (20 to 39.4)	58-1 (39 to 83.9)	225 (170 to 296)	621 (470 to 818)	442 (332 to 607)	693 (491 to 967)	934 (644 to 1,350)	1,450 (991 to 2,150)	2,940 (1,870 to 3,956)	6,026 (3,830 to 8,360)	5,770 (3,730 to 8,256)	8,792 (5,600 to 12,630)	7,490 (5,070 to 9,970)	7,258 (5,010 to 9,574)	5,455 (3,760 to 6,890)	3,328 (2,302 to 4,373)	1,458 (1,119 to 1,779)	442 (324 to 556)	76-9 (51 to 98.4)	48,760
Rheumatic heart disease	0 (0 to 0)	0 (0 to 0)	4 (1 to 7.7)	7-2 (3 to 12.1)	20-8 (11 to 33.2)	20-8 (11 to 33.2)	84-3 (49 to 117)	160 (99 to 227)	419 (269 to 623)	319 (196 to 482)	519 (299 to 761)	850 (486 to 1,210)	1,450 (811 to 1,980)	2,460 (1,210 to 3,496)	4,030 (2,020 to 5,900)	3,870 (1,730 to 5,230)	5,770 (2,720 to 8,260)	4,750 (2,110 to 6,810)	4,660 (2,220 to 6,370)	3,420 (1,310 to 4,960)	2,160 (929 to 3,020)	1,020 (460 to 1,327)	294 (132 to 387)	47-9 (19 to 63.1)	22,000	1,270
Ischemic heart disease	0 (0 to 0)	0 (0 to 0)	0 (0 to 0)	74-6 (39 to 121)	227 (146 to 339)	227 (146 to 339)	342 (232 to 493)	1,020 (729 to 1,400)	2,460 (1,670 to 3,496)	1,730 (1,090 to 2,630)	2,660 (1,540 to 4,130)	4,070 (2,420 to 6,170)	4,690 (2,880 to 6,900)	6,820 (3,930 to 9,810)	9,450 (5,150 to 13,810)	6,670 (3,450 to 9,870)	6,810 (2,650 to 9,570)	3,450 (1,760 to 4,870)	2,360 (1,760 to 2,960)	947 (707 to 1,178)	283 (207 to 351)	47-4 (35 to 61.4)	20,800
Stroke	1-4 (0 to 3.4)	2-5 (1 to 12.9)	4-8 (2 to 12.9)	7-4 (3 to 13.4)	11-2 (6 to 17.9)	11-2 (6 to 17.9)	49-1 (29 to 72.2)	79-7 (50 to 114)	79-8 (50 to 114)	114 (76 to 170)	177 (116 to 267)	276 (179 to 417)	467 (245 to 754)	648 (347 to 1,080)	1,260 (729 to 1,830)	1,720 (1,060 to 2,450)	2,100 (1,310 to 2,990)	2,090 (1,310 to 2,940)	1,910 (929 to 2,940)	784 (419 to 1,264)	330 (219 to 427)	102 (68 to 130)	17-7 (11 to 24.2)	12,100
Ischemic stroke	0-7 (0 to 2.6)	0 (0 to 0)	0-7 (0 to 2.6)	2-4 (1 to 6.2)	5-9 (3 to 9.4)	5-9 (3 to 9.4)	13-7 (8 to 20.4)	19-8 (13 to 28.1)	21-4 (13 to 32.1)	27-5 (17 to 40.2)	39-1 (23 to 59.4)	47-8 (29 to 70.4)	67-4 (32 to 99.8)	87-5 (37 to 129)	158 (72 to 241)	232 (97 to 366)	363 (147 to 561)	414 (163 to 646)	1,270 (543 to 1,970)	926 (349 to 1,745)	499 (193 to 1,155)	532 (206 to 1,230)	238 (93 to 550)	16-2 (6 to 37.5)	10	4,890
Intracerebral hemorrhage	0-4 (0 to 1.7)	0 (0 to 0)	1-3 (0 to 4.4)	2-3 (1 to 5.9)	3-5 (2 to 6.4)	3-5 (2 to 6.4)	8-1 (4 to 12.3)	20-1 (13 to 29.1)	37-5 (24 to 57.8)	36-9 (23 to 56.2)	57-4 (34 to 87.6)	76-5 (43 to 120)	114 (62 to 173)	174 (93 to 273)	303 (147 to 473)	384 (173 to 613)	579 (264 to 913)	647 (274 to 1,040)	1,210 (542 to 2,070)	926 (349 to 1,745)	499 (193 to 1,155)	532 (206 to 1,230)	238 (93 to 550)	16-2 (6 to 37.5)	10	4,270
Subarachnoid hemorrhage	0-2 (0 to 1.2)	0-2 (0 to 2)	0-7 (0 to 4)	2-1 (1 to 5.6)	2-7 (1 to 6.4)	2-7 (1 to 6.4)	5-2 (2 to 9.2)	7-6 (4 to 12.3)	11-7 (6 to 18.4)	9-5 (5 to 15.4)	12-1 (6 to 19.5)	17-4 (9 to 27.6)	22-7 (12 to 37.6)	30-1 (15 to 49.9)	52-1 (23 to 82.2)	57-2 (23 to 93.2)	102 (39 to 162)	116 (43 to 183)	79-6 (30 to 126)	22 (8 to 36)	11 (4 to 18)	5-2 (2 to 8.6)	1-2 (0 to 2.1)	0-2 (0 to 0.3)	0-1 (0 to 0.2)	978
Hypertensive heart disease	2-3 (0 to 5)	0 (0 to 0)	0 (0 to 0)	0 (0 to 0)	0 (0 to 0)	0 (0 to 0)	20-4 (9 to 33)	41-5 (24 to 64)	41-6 (24 to 64)	33-1 (19 to 51)	20-4 (9 to 33)	19-1 (9 to 33)	20-4 (9 to 37)	40-4 (17 to 69)	63-4 (29 to 93)	98-5 (49 to 139)	121 (60 to 178)	143 (73 to 208)	156 (77 to 228)	125 (64 to 184)	51-5 (23 to 77)	41-6 (20 to 64)	16-5 (7 to 24)	2-8 (1 to 4.1)	0-3 (0 to 0.5)	909
Non-rheumatic valvular heart disease	0 (0 to 0)	0 (0 to 0)	0 (0 to 0)	0 (0 to 0)	0 (0 to 0)	0 (0 to 0)	2-3 (1 to 4.6)	2-8 (1 to 5.1)	2-7 (1 to 4.9)	1-1 (0 to 3.2)	1-2 (0 to 3.2)	1-8 (0 to 3.9)	2-3 (0 to 3.9)	3-5 (1 to 6.9)	3-9 (1 to 7.5)	3-9 (1 to 7.5)	5-2 (2 to 9.7)	6-3 (2 to 11)	7-1 (3 to 11)	3-6 (1 to 6.4)	1-3 (0 to 2.1)	0-4 (0 to 0.7)	0-2 (0 to 0.1)	61-2
Non-rheumatic calcific aortic valve disease	0 (0 to 0)	0 (0 to 0)	0 (0 to 0)	0 (0 to 0)	0 (0 to 0)	0 (0 to 0)	0-5 (0 to 2.7)	1-6 (0 to 3.9)	1-7 (0 to 3.9)	1-2 (0 to 3.1)	1-5 (0 to 4.6)	2-7 (0 to 5.1)	4-5 (1 to 7.5)	8-7 (3 to 15.1)	14-5 (7 to 23.1)	16-3 (9 to 25.1)	17-5 (9 to 27.7)	21-5 (11 to 33.7)	19-9 (9 to 29.6)	7-7 (4 to 12.3)	4-9 (2 to 7.6)	1-6 (0 to 2.5)	0-4 (0 to 0.7)	0-1 (0 to 0.2)	215
Non-rheumatic degenerative mitral valve disease	0 (0 to 0)	0 (0 to 0)	0 (0 to 0)	0 (0 to 0)	0 (0 to 0)	0 (0 to 0)	0-5 (0 to 2.4)	0-6 (0 to 2.9)	0-6 (0 to 2.9)	0-5 (0 to 2.4)	0-6 (0 to 2.9)	0-9 (0 to 4.2)	1-2 (0 to 4.6)	2-4 (1 to 8.5)	3-2 (1 to 8.5)	3-2 (1 to 8.5)	4-3 (2 to 10.7)	5-1 (2 to 12.2)	5-8 (2 to 13.5)	2-9 (1 to 6.5)	1-2 (0 to 2.8)	0-4 (0 to 1.1)	0-2 (0 to 0.4)	0-1 (0 to 0.1)	55
Other non-rheumatic valve diseases	0 (0 to 0)	0 (0 to 0)	0 (0 to 0)	0 (0 to 0)	0 (0 to 0)	0 (0 to 0)	0 (0 to 0)	0 (0 to 0)	0 (0 to 0)	0 (0 to 0)	0 (0 to 0)	0 (0 to 0)	0 (0 to 0)	0 (0 to 0)	0 (0 to 0)	0 (0 to 0)	0 (0 to 0)	0 (0 to 0)	0 (0 to 0)	0 (0 to 0)	0 (0 to 0)	0 (0 to 0)	0 (0 to 0)	0 (0 to 0)	2
Cardiomyopathy and myocarditis	0-3 (0 to 0.9)	0 (0 to 0)	0-6 (0 to 2)	0-9 (0 to 3.2)	1-4 (0 to 3.9)	1-4 (0 to 3.9)	2-5 (0 to 6.2)	3-6 (1 to 8.2)	3-7 (1 to 8.2)	2-9 (0 to 6.9)	3-7 (1 to 9.1)	3-9 (1 to 9.2)	3-9 (1 to 9.2)	5-2 (2 to 12.2)	6-3 (3 to 15.7)	6-3 (3 to 15.7)	9-5 (4 to 21.1)	9-5 (4 to 21.1)	9-2 (4 to 20.2)	4-7 (2 to 10.2)	3-4 (1 to 7.4)	1-2 (0 to 2.6)	0-3 (0 to 0.6)	0-1 (0 to 0.2)	134
Myocarditis	0-3 (0 to 0.8)	0 (0 to 0)	0-6 (0 to 1.8)	0-8 (0 to 2.5)	0-9 (0 to 2.5)	0-9 (0 to 2.5)	1-4 (0 to 3.6)	1-6 (0 to 3.9)	1-6 (0 to 3.9)	1-1 (0 to 2.9)	1-2 (0 to 3.1)	1-5 (0 to 3.5)	1-6 (0 to 3.5)	2-3 (0 to 4.9)	2-6 (1 to 5.4)	2-6 (1 to 5.4)	3-9 (1 to 7.7)	3-9 (1 to 8.1)	3-7 (1 to 7.7)	1-8 (0 to 4.1)	1-3 (0 to 2.7)	0-4 (0 to 1.1)	0-2 (0 to 0.3)	0-1 (0 to 0.1)	63-7
Alcoholic cardiomyopathy	0 (0 to 0)	0 (0 to 0)	0 (0 to 0)	0 (0 to 0)	0 (0 to 0)	0 (0 to 0)	0-4 (0 to 0.9)	0-6 (0 to 1.4)	0-6 (0 to 1.4)	0-5 (0 to 1.1)	0-6 (0 to 1.4)	0-8 (0 to 1.8)	0-9 (0 to 2.1)	1-4 (0 to 3.3)	1-6 (0 to 3.8)	1-6 (0 to 3.8)	2-3 (0 to 5.4)	2-3 (0 to 5.7)	2-2 (0 to 5.2)	1-1 (0 to 2.6)	0-8 (0 to 1.9)	0-3 (0 to 0.7)	0-1 (0 to 0.2)	0-1 (0 to 0.1)	396
Other cardiomyopathy	0-1 (0 to 0.3)	0-1 (0 to 0.4)	0-4 (0 to 1.5)	0-6 (0 to 2.2)	0-7 (0 to 2.5)	0-8 (0 to 2.5)	1-3 (0 to 4.2)	1-6 (0 to 5.1)	1-5 (0 to 5.1)	1-1 (0 to 3.7)	1-2 (0 to 3.7)	1-6 (0 to 4.5)	1-6 (0 to 4.5)	2-2 (0 to 6.3)	2-6 (1 to 7.9)	2-6 (1 to 7.9)	3-9 (1 to 10.9)	3-9 (1 to 11.4)	3-7 (1 to 10.7)	1-8 (0 to 5.4)	1-3 (0 to 3.7)	0-4 (0 to 1.1)	0-2 (0 to 0.4)	0-1 (0 to 0.1)	61-2
Atrial fibrillation and flutter	0 (0 to 0)	0 (0 to 0)	0 (0 to 0)	0 (0 to 0)	0 (0 to 0)	0 (0 to 0)	0 (0 to 0)	0 (0 to 0)	0 (0 to 0)	0 (0 to 0)	0 (0 to 0)	0 (0 to 0)	0 (0 to 0)	0 (0 to 0)	0 (0 to 0)	0 (0 to 0)	0 (0 to 0)	0 (0 to 0)	0 (0 to 0)	0 (0 to 0)	0 (0 to 0)	0 (0 to 0)	0 (0 to 0)	0 (0 to 0)	0
Aortic aneurysm	--	--	--	--	--	--	1-6 (0 to 3.9)	1-8 (0 to 4.3)	2-1 (0 to 4.9)	1-5 (0 to 3.5)	2-1 (0 to 4.9)	2-7 (0 to 5.7)	3-5 (1 to 7.9)	4-5 (2 to 9.8)	5-2 (2 to 11.7)	5-2 (2 to 11.7)	6-5 (3 to 15.1)	6-5 (3 to 15.1)	6-2 (3 to 14.5)	3-2 (1 to 7.5)	1-6 (0 to 3.8)	0-7 (0 to 1.6)	0-2 (0 to 0.4)	0-1 (0 to 0.2)	44
Endocarditis	0-3 (0 to 0.8)	0-3 (0 to 0.8)	0-6 (0 to 1.5)	0-7 (0 to 1.7)	0-8 (0 to 1.9)	0-8 (0 to 1.9)	2-5 (0 to 5.6)	2-6 (0 to 6.2)	2-8 (0 to 6.2)	2-3 (0 to 5.6)	2-8 (0 to 6.2)	3-2 (0 to 7.1)	3-9 (0 to 8.4)	5-2 (1 to 10.4)	7-8 (3 to 15.6)	10 (5 to 19.4)	12 (5 to 22.1)	14 (6 to 25.1)	13 (6 to 23.7)	7-9 (3 to 14.7)	5 (2 to 9.1)	2 (0 to 3.6)	0-6 (0 to 1.1)	0-2 (0 to 0.3)	126
Other cardiovascular and circulatory diseases	2 (0 to 4.2)	0-3 (0 to 1.1)	4-3 (2 to 9.1)	9-6 (4 to 19.6)	13-1 (6 to 27.1)	13-1 (6 to 27.1)	25-3 (12 to 49.2)	24 (11 to 46.6)	26-6 (12 to 47.6)	18-3 (8 to 34.6)	23-3 (10 to 44.6)	29-7 (13 to 52.4)	38-1 (18 to 67.2)	57-2 (28 to 92.3)	63-3 (32 to 97.1)	89-4 (49 to 129)	92 (52 to 130)	94 (54 to 130)	82-7 (49 to 110)	59-9 (33 to 82.2)	47 (26 to 64.2)	19-6 (10 to 26.4)	5-6 (2 to 7.6)	1-2 (0 to 1.7)	829
Chronic respiratory diseases	0 (0 to 0)	0-1 (0 to 0.1)	2-7 (0 to 5.4)	5-3 (2 to 9.6)	6-6 (3 to 11.5)	6-7 (3 to 11.5)	11-9 (6 to 19.2)	19-1 (11 to 29.5)	19-2 (11 to 29.5)	14-6 (8 to 22.3)	19-2 (11 to 29.5)	24-1 (14 to 36.2)	29-7 (18 to 43.2)	38-1 (23 to 54.2)	49-6 (30 to 70.2)	54-8 (33 to 76.2)	67-1 (42 to 92.4)	74-3 (46 to 102)	73-9 (46 to 101)	49-8 (31 to 68.2)	34-4 (21 to 46.5)	14-2 (8 to 19.2)	3-9 (2 to 5.2)	0-8 (0 to 1.1)	1,020
Chronic obstructive pulmonary disease	0 (0 to 0)	0 (0 to 0)	0-1 (0 to 0.4)	0-4 (0 to 1.6)	0-6 (0 to 2.1)	0-6 (0 to 2.1)	2-6 (1 to 6.2)	3-6 (1 to 8.2)	3-6 (1 to 8.2)	2-6 (1 to 6.2)	3-6 (1 to 8.2)	4-3 (2 to 9.8)	5-2 (2 to 11.4)	7-3 (3 to 15.7)	8-6 (4 to 18.2)	8-6 (4 to 18.2)	11 (5 to 23.2)	12 (6 to 25.1)	11 (5 to 23.2)	7-6 (3 to 16.1)	5-2 (2 to 11.1)	2-2 (1 to 4.7)	0-6 (0 to 1.3)	0-1 (0 to 0.2)	1,320
Pneumoconiosis	0 (0 to 0)	0 (0 to 0)	0 (0 to 0)	0 (0 to 0)	0 (0 to 0)	0 (0 to 0)	0 (0 to 0)	0 (0 to 0)	0 (0 to 0)	0 (0 to 0)	0 (0 to 0)	0 (0 to 0)	0 (0 to 0)	0 (0 to 0)	0 (0 to 0)	0 (0 to 0)	0 (0 to 0)	0 (0 to 0)	0 (0 to 0)	0 (0 to 0)	0 (0 to 0)	0 (0 to 0)	0 (0 to 0)	0 (0 to 0)	0
Silicosis	0 (0 to 0)	0 (0 to 0)	0 (0 to 0)	0 (0 to 0)	0 (0 to 0)	0 (0 to 0)	0 (0 to 0)	0 (0 to 0)	0 (0 to 0)	0 (0 to 0)	0 (0 to 0)	0 (0 to 0)	0 (0 to 0)	0 (0 to 0)	0 (0 to 0)	0 (0 to 0)	0 (0 to 0)	0 (0 to 0)	0 (0 to 0)	0 (0 to 0)	0 (0 to 0)	0 (0 to 0)	0 (0 to 0)	0 (0 to 0)	0
Asbestosis	0 (0 to 0)	0 (0 to 0)	0 (0 to 0)	0 (0 to 0)	0 (0 to 0)	0 (0 to 0)	0 (0 to 0)	0 (0 to 0)	0 (0 to 0)	0 (0 to 0)	0 (0 to 0)	0 (0 to 0)	0 (0 to 0)	0 (0 to 0)	0 (0 to 0)	0 (0 to 0)	0 (0 to 0)	0 (0 to 0)	0 (0 to 0)	0 (0 to 0)	0 (0 to 0)	0 (0 to 0)	0 (0 to 0)	0 (0 to 0)	0
Coal workers pneumoconiosis	0 (0 to 0)	0 (0 to 0)	0 (0 to 0)	0 (0 to 0)	0 (0 to 0)	0 (0 to 0)	0 (0 to 0)	0 (0 to 0)	0 (0 to 0)	0 (0 to 0)	0 (0 to 0)	0 (0 to 0)	0 (0 to 0)	0 (0 to 0)	0 (0 to 0)	0 (0 to 0)	0 (0 to 0)	0 (0 to 0)	0 (0 to 0)	0 (0 to 0)	0 (0 to 0)	0 (0 to 0)	0 (0 to 0)	0 (0 to 0)	0
Other pneumoconiosis	0 (0 to 0)	0 (0 to 0)	0 (0 to 0)	0 (0 to 0)	0 (0 to 0)	0 (0 to 0)	0 (0 to 0)	0 (0 to 0)	0 (0 to 0)	0 (0 to 0)	0 (0 to 0)	0 (0 to 0)	0 (0 to 0)	0 (0 to 0)	0 (0 to 0)	0 (0 to 0)	0 (0 to 0)	0 (0 to 0)	0 (0 to 0)	0 (0 to 0)	0 (0 to 0)	0 (0 to 0)	0 (0 to 0)	0 (0 to 0)	0
Asthma	0 (0 to 0)	0-1 (0 to 0.2)	2-1 (0 to 5.2)	3-1 (1 to 8.2)	3-6 (1 to 9.2)	3-6 (1 to 9.2)	6-4 (2 to 15.3)	9-1 (4 to 21.4)	9-1 (4 to 21.4)	6-5 (3 to 15.3)	9-1 (4 to 21.4)	10-1 (5 to 23.4)	12-1 (6 to 27.5)	15-1 (8 to 33.6)	18-1 (10 to 38.5)	18-1 (10 to 38.5)	21-1 (12 to 44.5)	21-1 (12 to 44.5)	19-1 (11 to 40.2)	13-1 (7 to 27.5)	9-1 (5 to 19.2)	4-1 (2 to 8.6)	1-1 (0 to 2.4)	0-1 (0 to 0.2)	222
Interstitial lung disease and pulmonary sarcoidosis	0 (0 to 0)	0 (0 to 0)	0 (0 to 0)	0 (0 to 0)	0 (0 to 0)	0 (0 to 0)	0 (0 to 0)	0 (0 to 0)	0 (0 to 0)	0 (0 to 0)	0 (0 to 0)	0 (0 to 0)	0 (0 to 0)	0 (0 to 0)	0 (0 to 0)	0 (0 to 0)	0 (0 to 0)	0 (0 to 0)	0 (0 to 0)	0 (0 to 0)	0 (0 to 0)	0 (0 to 0)	0 (0 to 0)	0 (0 to 0)	0
Other chronic respiratory diseases	0-1 (0 to 0.3)	0-1 (0 to 0.3)	0-3 (0 to 1.1)	0-4 (0 to 1.6)	0-5 (0 to 1.7)	0-5 (0 to 1.7)	1-2 (0 to 3.4)	1-5 (0 to 4.3)	1-5 (0 to 4.3)	1-2 (0 to 3.1)	1-5 (0 to 4.3)	1-8 (0 to 4.9)	2-2 (0 to 5.7)	2-8 (1 to 7.5)	3-3 (1 to 8.7)	3-3 (1 to 8.7)	4-1 (2 to 10.7)	4-1 (2 to 10.7)	3-7 (1 to 9.7)	2-5 (1 to 6.4)	1-7 (0 to 4.4)	0-7 (0 to 1.8)	0-2 (0 to 0.5)	0-1 (0 to 0.1)	214
Pneumonia	2-9 (1 to 6.3)	0-4 (0 to 1.5)	11-4 (7 to 18.6)	46 (29 to 67.1)	102 (67 to 150)	94-5 (62 to 138)	260 (172 to 380)	597 (398 to 852)	1,090 (676 to 1,600)	1,010 (626 to 1,560)	1,660 (1,000 to 2,550)	2,270 (1,260 to 3,710)	2,240 (1,460 to 3,290)	2,240 (1,240 to 3,280)	2,370 (1,320 to 3,540)	2,210 (1,220 to 3,330)	1,780 (1,070 to 2,600)	1,360 (807 to 1,990)	957 (543 to 1,520)	696 (384 to 1,090)	518 (283 to 791)	218 (120 to 333)	69-1 (38 to 105)	16
Digestive diseases	1-1 (0 to 3.2)	0-1 (0 to 0.5)	1-9 (0 to 5.1)	2-9 (1 to 7.5)	3-5 (2 to 8.9)	3-5 (2 to 8.9)	6-2 (3 to 15.1)	9-2 (5 to 21.4)	9-2 (5 to 21.4)	6-5 (3 to 15.1)	9-2 (5 to 21.4)	10-1 (5 to 23.4)	12-1 (6 to 27.5)	15-1 (8 to 33.6)	18-1 (10 to 38.5)	18-1 (10 to 38.5)	21-1 (12 to 44.5)	21-1 (12 to 44.5)	19-1 (11 to 40.2)	13-1 (7 to 27.5)	9-1 (5 to 19.2)	4-1 (2 to 8.6)	1-1 (0 to 2.4)	0-1 (0 to 0.2)	222
Cirrhosis and other chronic liver diseases	0-1 (0 to 0.3)	0-1 (0 to 0.4)	2-3 (0 to 6.7)	2-6 (1 to 8.2)	2-7 (1 to 8.9)	2-7 (1 to 8.9)	4-6 (2 to 12.2)	5-2 (2 to 13.7)	5-2 (2 to 13.7)	3-8 (1 to 10.2)	5-2 (2 to 13.7)	5-8 (2 to 15.3)	6-6 (3 to 17.2)	8-5 (4 to 21.6)	9-8 (5 to 24.3)	9-8 (5 to 24.3)	11 (6 to 27.3)	11 (6 to 27.3)	10 (5 to 25.1)	6-9 (3 to 17.2)	4-7 (2 to 11.6)	1-8 (0 to 4.5)	0-4 (0 to 1.1)	0-1 (0 to 0.2)	1,170
Cirrhosis and other chronic liver diseases due to hepatitis B	0-4 (0 to 1.6)	0-4 (0 to 1.7)	2-3 (1 to 6.2)	2-6 (1 to 8.2)	2-7 (1 to 8.9)	2-7 (1 to 8.9)	4-6 (2 to 12.2)	5-2 (2 to 13.7)	5-2 (2 to 13.7)	3-8 (1 to 10.2)	5-2 (2 to 13.7)	5-8 (2 to 15.3)	6-6 (3 to 17.2)	8-5 (4 to 21.6)	9-8 (5 to 24.3)	9-8 (5 to 24.3)	11 (6 to 27.3)	11 (6 to 27.3)	10 (5 to 25.1)	6-9 (3 to 17.2)	4-7 (2 to 11.6)	1-8 (0 to 4.5)	0-4 (0 to 1.1)	0-1 (0 to 0.2)	1,170
Cirrhosis and other chronic liver diseases due to hepatitis C	0-4 (0 to 1.6)	0-4 (0 to 1.7)	2-3 (1 to 6.2)	2-7 (1 to 8.9)	2-7 (1 to 8.9)	2-7 (1 to 8.9)	4-6 (2 to 12.2)	5-2 (2 to 13.7)	5-2 (2 to 13.7)	3-8 (1 to 10.2)	5-2 (2 to 13.7)	5-8 (2 to 15.3)	6-6 (3 to 17.2)	8-5 (4 to 21.6)	9-8 (5 to 24.3)	9-8 (5 to 24.3)	11 (6 to 27.3)	11 (6 to 27.3)	10 (5 to 25.1)	6-9 (3 to 17.2)	4-7 (2 to 11.6)	1-8 (0 to 4.5)	0-4 (0 to 1.1)	0-1 (0 to 0.2)	1,170
Cirrhosis and other chronic liver diseases due to alcohol use	0-4 (0 to 1.6)	0-4 (0 to 1.7)	2-3 (1 to 6.2)	2-7 (1 to 8.9)	2-7 (1 to 8.9)	2-7 (1 to 8.9)	4-6 (2 to 12.2)	5-2 (2 to 13.7)	5-2 (2 to 13.7)	3-8 (1 to 10.2)	5-2 (2 to 13.7)	5-8 (2 to 15.3)	6-6 (3 to 17.2)	8-5 (4 to 21.6)	9-8 (5 to 24.3)	9-8 (5 to 24.3)	11 (6 to 27.3)	11 (6 to 27.3)	10 (5 to 25.1)	6-9 (3 to 17.2)	4-7 (2 to 11.6)	1-8 (0 to 4.5)	0-4 (0 to 1.1)	0-1 (0 to 0.2)	1,170
Cirrhosis and other chronic liver diseases due to NAFLD	0-4 (0 to 1.6)	0-4 (0 to 1.7)	2-3 (1 to 6.2)	2-7 (1 to 8.9)	2-7 (1 to 8.9)	2-7 (1 to 8.9)	4-6 (2 to 12.2)	5-2 (2 to 13.7)	5-2 (2 to 13.7)	3-8 (1 to 10.2)	5-2 (2 to 13.7)	5-8 (2 to 15.3)	6-6 (3 to 17.2)	8-5 (4 to 21.6)	9-8 (5 to 24.3)	9-8 (5 to 24.3)	11 (6 to 27.3)	11 (6 to 27.3)	10 (5 to 25.1)	6-9 (3 to 17.2)	4-7 (2 to 11.6)	1-8 (0 to 4.5)	0-4 (0 to 1.1)	0-1 (0 to 0.2)	1,170
Cirrhosis and other chronic liver diseases due to other causes	0-1 (0 to 0.3)	0-1 (0 to 0.4)	2-3 (1 to 6.2)	2-6 (1 to 8.2)	2-7 (1 to 8.9)	2-7 (1 to 8.9)	4-6 (2 to 12.2)	5-2 (2 to 13.7)	5-2 (2 to 13.7)	3-8 (1 to 10.2)	5-2 (2 to 13.7)	5-8 (2 to 15.3)	6-6 (3 to 17.2)	8-5 (4 to 21.6)	9-8 (5 to 24.3)	9-8 (5 to 24.3)	11 (6 to 27.3)	11 (6 to 27.3)	10 (5 to 25.1)	6-9 (3 to 17.2)	4-7 (2 to 11.6)	1-8 (0 to 4.5)	0-4 (0 to 1.1)	0-1 (0 to 0.2)	1,170
Upper digestive system diseases	0 (0 to 0)	0 (0 to 0)	0-2 (0 to 0.6)	0-4 (0 to 1.6)	0-5 (0 to 1.2)	0-5 (0 to 1.2)	2-6 (1 to 6.2)	6-9 (3 to 17.2)	7-1 (3 to 17.2)	5-2 (2 to 13.7)	7-1 (3 to 17.2)	8-1 (4 to 19.2)	9-1 (4 to 21.4)	12-1 (6 to 27.5)	14-1 (8 to 31.5)	14-1 (8 to 31.5)	16-1 (9 to 35.5)	16-1 (9 to 35.5)	14-1 (8 to 31.5)	9-1 (5 to 19.2)	6-1 (3 to 12.3)	2-1 (1 to 4.7)	0-6 (0 to 1.3)	0-1 (0 to 0.2)	222
Peptic ulcer disease	0-1 (0 to 0.5)	0-1 (0 to 0.6)	1-1 (0 to 4.3)	1-4 (0 to 5.9)	1-5 (0 to 6.2)	1-5 (0 to 6.2)	2-9 (1 to 11.2)	4-1 (2 to 16.2)	4-1 (2 to 16.2)	2-9 (1 to 11.2)	4-1 (2 to 16.2)	4-6 (2 to 18.2)	5-2 (2 to 20.2)	6-8 (3 to 26.1)	7-8 (4 to 30.1)	7-8 (4 to 30.1)	8-9 (4 to 34.2)	8-9 (4 to 34.2)	8-1 (4 to 31.2)	5-2 (2 to 20.1)	3-7 (1 to 14.2)	1-5 (0 to 5.8)	0-5 (0 to 2.1)	0-1 (0 to 0.2)	178
Gastritis and duodenitis	0 (0 to 0)	0 (0 to 0)	0-1 (0 to 0.3)	0-2 (0 to 0.8)	0-3 (0 to 1.1)	0-3 (0 to 1.1)	0-8 (0 to 2.7)	1-2 (0 to 3.8)	1-2 (0 to 3.8)	0-8 (0 to 2.7)	1-2 (0 to 3.8)	1-4 (0 to 4.6)	1-6 (0 to 5.1)	2-1 (0 to 6.7)	2-4 (0 to 7.7)	2-4 (0 to 7.7)	2-8 (0 to 9.1)	2-8 (0 to 9.1)	2-5 (0 to 8.1)	1-7 (0 to 5.5)	1-2 (0 to 3.8)	0-5 (0 to 1.6)	0-1 (0 to 0.3)

Congenital birth defects	944 (311 to 836)	483 (266 to 738)	377 (215 to 610)	209 (114 to 359)	110 (73 to 161)	87-4 (61- to 122)	64-6 (45 -4 to 92- 6)	69-8 (47-7 to 101)	59 (42- 2 to 82- 1)	39 (28 to 53- 5)	38-6 (26 -2 to 53- 4)	46-3 (32- 6 to 63- 9)	46-3 (32- 6 to 66- 3)	24 (16-7 to 33- 7)	20-6 (14- 2 to 29- 7)	18-6 (13- 2 to 26- 5)	19-2 (12- 6 to 29- 1)	12-5 (9 to 17- 4)	4-8 (2- 6 to 7- 7)	2-6 (1-7 to 4- 4)	1-4 (0- 6 to 2- 3)	0-6 (0- 3 to 1- 1)	0-1 (0- 1 to 0- 3)	0 (0 to 0)	2,390
Neural tube defects	23-4 (9 to 56- 6)	19-9 (4- 2 to 39- 4)	7-9 (2- 4 to 20- 1)	7-9 (2- 4 to 22- 8)	3-5 (2- 2 to 5- 2)	2-3 (2- 0 to 4- 8)	2-1 (2- 0 to 4- 3)	2-1 (2- 0 to 4- 2)	2-2 (2- 0 to 4- 5)	1-5 (1- 0 to 3- 1)	1-5 (1- 0 to 3- 1)	2-2 (1- 0 to 4- 2)	1-9 (1- 0 to 3- 9)	1 (0- 6 to 1- 4)	0-7 (0- 4 to 1- 1)	0-5 (0- 3 to 1- 1)	0-5 (0- 3 to 1- 1)	0-5 (0- 3 to 1- 1)	0-2 (0- 1 to 0- 5)	0-1 (0- 1 to 0- 3)	0 (0 to 0)	0 (0 to 0)	0 (0 to 0)	0 (0 to 0)	90-6
Congenital heart anomalies	1,152 (372 to 1,039)	579 (327 to 901)	451 (257 to 737)	250 (137 to 431)	132 (87 to 193)	104 (73 to 144)	77 (54 to 109)	83 (57 to 118)	71 (49 to 101)	47 (32 to 67)	46 (30 to 68)	55 (37 to 81)	55 (37 to 80)	29 (19 to 41)	24 (16 to 34)	22 (15 to 31)	23 (15 to 33)	15 (9 to 22)	5 (3 to 8)	2 (1 to 3)	1 (0 to 2)	1 (0 to 1)	0 (0 to 1)	0 (0 to 0)	1,152
Orofacial clefts	2-3 (0 to 6- 8)	1-9 (0 to 4- 2)	0-7 (1- 1 to 1- 8)	0-2 (0 to 0- 6)	0-6 (0 to 1- 2)	0-6 (0 to 1- 3)	0-7 (0 to 1- 7)	0-8 (0 to 1- 8)	0-7 (0 to 1- 7)	0-1 (0 to 0- 3)	0-1 (0 to 0- 3)	0-1 (0 to 0- 3)	0-1 (0 to 0- 3)	0-8 (0 to 1- 9)	0-6 (0 to 1- 6)	0-6 (0 to 1- 6)	0-7 (0 to 1- 9)	0-4 (0 to 1- 3)	0-2 (0 to 0- 6)	0-1 (0 to 0- 3)	0-1 (0 to 0- 3)	0-1 (0 to 0- 3)	0-1 (0 to 0- 3)	0 (0 to 0)	56-4
Down syndrome	8-1 (2- 7 to 22- 2)	8-4 (2- 4 to 18-	14-4 (6- 6 to 37-	9-2 (3- 1 to 27- 6)	2-6 (1- 3 to 4- 2)	2-2 (1- 0 to 3- 9)	2-4 (1- 3 to 4- 3)	2-8 (1- 6 to 5- 2)	4-1 (2- 1 to 7- 9)	2-6 (1- 5 to 4- 2)	3-8 (1- 9 to 6- 7)	4-3 (2- 1 to 7- 6)	1-1 (0- 5 to 2- 1)	1-2 (0- 5 to 2- 3)	1-3 (0- 6 to 2- 5)	0-9 (0- 4 to 1- 8)	0-2 (0- 0 to 0- 7)	0 (0 to 0)	0 (0 to 0)	0 (0 to 0)	0 (0 to 0)	0 (0 to 0)	0 (0 to 0)	0 (0 to 0)	48-1
Turner syndrome	0 (0 to 0)	0 (0 to 0)	0 (0 to 0)	0 (0 to 0)	0 (0 to 0)	0 (0 to 0)	0 (0 to 0)	0 (0 to 0)	0 (0 to 0)	0 (0 to 0)	0 (0 to 0)	0 (0 to 0)	0 (0 to 0)	0 (0 to 0)	0 (0 to 0)	0 (0 to 0)	0 (0 to 0)	0 (0 to 0)	0 (0 to 0)	0 (0 to 0)	0 (0 to 0)	0 (0 to 0)	0 (0 to 0)	0 (0 to 0)	0
Klinefelter syndrome	0 (0 to 0)	0 (0 to 0)	0 (0 to 0)	0 (0 to 0)	0 (0 to 0)	0 (0 to 0)	0 (0 to 0)	0 (0 to 0)	0 (0 to 0)	0 (0 to 0)	0 (0 to 0)	0 (0 to 0)	0 (0 to 0)	0 (0 to 0)	0 (0 to 0)	0 (0 to 0)	0 (0 to 0)	0 (0 to 0)	0 (0 to 0)	0 (0 to 0)	0 (0 to 0)	0 (0 to 0)	0 (0 to 0)	0 (0 to 0)	0
Other chromosomal abnormalities	20-6 (7- 1 to 43- 4)	19-7 (7- 3 to 43- 8)	13-9 (4- 6 to 37-	9-5 (3- 1 to 24-	2-1 (1- 0 to 3- 4)	2 (1- 0 to 3- 2)	2 (1- 0 to 3- 2)	1-9 (1- 1 to 3- 2)	2-8 (1- 6 to 4- 5)	0-9 (0- 4 to 1- 6)	1-5 (0- 6 to 2- 8)	1 (0- 5 to 2- 1)	0-3 (0- 2 to 0- 4)	0-1 (0- 1 to 0- 2)	0-1 (0- 1 to 0- 2)	0-1 (0- 1 to 0- 2)	0-1 (0- 1 to 0- 2)	0-1 (0- 1 to 0- 2)	0 (0 to 0)	0 (0 to 0)	0 (0 to 0)	0 (0 to 0)	0 (0 to 0)	0 (0 to 0)	73-7
Congenital musculoskeletal and limb anomalies	11-9 (4- 1 to 25- 4)	6-2 (2- 0 to 13- 7)	7-7 (2- 9 to 13- 2)	8-2 (4- 2 to 13- 4)	7-5 (4- 0 to 12- 5)	7-7 (4- 2 to 12- 5)	7-5 (4- 1 to 11- 6)	8-4 (5- 1 to 12- 2)	6-5 (3- 7 to 10- 2)	6-1 (3- 5 to 9- 5)	6-1 (3- 4 to 9- 4)	7-3 (4- 1 to 11- 2)	5-5 (2- 9 to 8- 2)	4-6 (2- 3 to 6- 9)	3-7 (2- 0 to 5- 6)	3-1 (1- 8 to 4- 6)	2-1 (1- 2 to 3- 2)	1-1 (0- 6 to 1- 7)	0-6 (0- 3 to 1- 1)	0-2 (0- 1 to 0- 4)	0-1 (0- 1 to 0- 2)	0-1 (0- 1 to 0- 2)	0 (0 to 0)	0 (0 to 0)	109
Urogenital congenital anomalies	29-9 (9- 9 to 60- 3)	13-2 (4- 0 to 29- 6)	6-4 (2- 3 to 13- 7)	7-5 (4- 0 to 12- 6)	4-9 (2- 7 to 8- 2)	2-5 (1- 2 to 4- 7)	2-6 (1- 2 to 4- 5)	2-5 (1- 2 to 4- 2)	1-7 (1- 0 to 3- 1)	1-6 (0- 9 to 2- 8)	1-4 (0- 8 to 2- 3)	1-5 (0- 8 to 2- 5)	0-9 (0- 5 to 1- 8)	0-7 (0- 3 to 1- 4)	0-3 (0- 2 to 0- 9)	0-2 (0- 1 to 0- 6)	0-2 (0- 1 to 0- 6)	0-2 (0- 1 to 0- 6)	0-1 (0- 0 to 0- 4)	0-1 (0- 0 to 0- 3)	0 (0 to 0)	0 (0 to 0)	0 (0 to 0)	0 (0 to 0)	67-2
Digestive congenital anomalies	41-6 (11- 1 to 85- 7)	23-4 (5- 9 to 54- 4)	9-6 (2- 9 to 22- 2)	7-8 (2- 4 to 18- 2)	5-2 (2- 6 to 11- 2)	4-5 (2- 0 to 9- 6)	3-7 (2- 0 to 7- 7)	3-4 (2- 0 to 7- 2)	2-5 (1- 3 to 5- 4)	2-1 (1- 0 to 4- 5)	2-1 (1- 0 to 4- 2)	2-3 (1- 0 to 4- 6)	2-1 (0- 9 to 4- 5)	1-5 (0- 6 to 3- 7)	1-2 (0- 5 to 2- 7)	0-9 (0- 4 to 1- 8)	0-7 (0- 3 to 1- 5)	0-5 (0- 2 to 1- 2)	0-2 (0- 1 to 0- 4)	0-2 (0- 1 to 0- 4)	0-1 (0- 0 to 0- 3)	0-1 (0- 0 to 0- 3)	0-1 (0- 0 to 0- 3)	0 (0 to 0)	115
Other congenital birth defects	166 (64- 1 to 291)	89-8 (41- 2 to 164)	72-7 (32- 6 to 143)	63-8 (21- 1 to 161- 4)	26-8 (12- 1 to 54- 4)	18 (9- 3 to 39- 2)	12-7 (7- 3 to 21- 4)	12-8 (7- to 21- 4)	10-2 (6- 5 to 16- 1)	7-6 (4- 1 to 12- 9)	7-2 (4- 0 to 12- 3)	7-3 (4- 0 to 12- 3)	6-7 (3- 5 to 12- 2)	5-1 (2- 9 to 9- 1)	4-5 (2- 4 to 8- 2)	4-1 (2- 3 to 7- 2)	3-7 (2- 0 to 7- 1)	2-7 (1- 5 to 5- 1)	1-3 (0- 7 to 2- 5)	0-6 (0- 3 to 1- 2)	0-6 (0- 3 to 1- 2)	0-5 (0- 2 to 1- 4)	0-2 (0- 1 to 0- 5)	0-1 (0- 0 to 0- 3)	516
Urinary diseases and male infertility	1-1 (0- 5 to 2-	3-3 (1- 4 to 7- 2)	0-4 (0- 6 to 1- 7)	0-4 (0- 9 to 1- 5)	0-7 (0- 2 to 1- 9)	0-2 (0- 0 to 1- 2)	3-2 (1- 4 to 6- 9)	3-4 (1- 6 to 6- 9)	4-1 (2- 1 to 7- 4)	4-3 (2- 4 to 7- 6)	4-3 (2- 4 to 7- 6)	4-3 (2- 1 to 7- 6)	3-1 (1- 3 to 5- 1)	2-1 (0- 9 to 3- 7)	1-4 (0- 6 to 2- 5)	1-2 (0- 5 to 2- 3)	0-8 (0- 3 to 1- 5)	0-5 (0- 2 to 1- 1)	0-2 (0- 1 to 0- 4)	0-1 (0- 0 to 0- 2)	0-1 (0- 0 to 0- 2)	0-1 (0- 0 to 0- 2)	0-1 (0- 0 to 0- 2)	0 (0 to 0)	1,490
Urolithiasis	0 (0 to 0)	0 (0 to 0)	0 (0 to 0)	0 (0 to 0)	0 (0 to 0)	0-4 (0- 2 to 0- 7)	0-7 (0- 3 to 1- 4)	0-8 (0- 3 to 1- 6)	0-9 (0- 4 to 1- 6)	0-8 (0- 4 to 1- 4)	0-9 (0- 4 to 1- 8)	1-1 (0- 5 to 2- 1)	0-9 (0- 4 to 1- 8)	0-7 (0- 3 to 1- 4)	0-5 (0- 2 to 1- 2)	0-5 (0- 2 to 1- 3)	0-4 (0- 2 to 1- 1)	0-3 (0- 1 to 0- 8)	0-2 (0- 1 to 0- 6)	0-1 (0- 0 to 0- 4)	0-1 (0- 0 to 0- 3)	0-1 (0- 0 to 0- 3)	0-1 (0- 0 to 0- 3)	0 (0 to 0)	79
Benign prostatic hyperplasia	0 (0 to 0)	0 (0 to 0)	0 (0 to 0)	0 (0 to 0)	0 (0 to 0)	0 (0 to 0)	0 (0 to 0)	0 (0 to 0)	0 (0 to 0)	0 (0 to 0)	0 (0 to 0)	0 (0 to 0)	0 (0 to 0)	0 (0 to 0)	0 (0 to 0)	0 (0 to 0)	0 (0 to 0)	0 (0 to 0)	0 (0 to 0)	0 (0 to 0)	0 (0 to 0)	0 (0 to 0)	0 (0 to 0)	0 (0 to 0)	0	551
Male infertility	0 (0 to 0)	0 (0 to 0)	0 (0 to 0)	0 (0 to 0)	0 (0 to 0)	0 (0 to 0)	0 (0 to 0)	0 (0 to 0)	0 (0 to 39)	0 (0 to 46)	0 (0 to 47)	0 (0 to 36)	0 (0 to 7)	0 (0 to 6)	0 (0 to 5)	0 (0 to 5)	0 (0 to 5)	0 (0 to 5)	0 (0 to 5)	0 (0 to 4)	0 (0 to 4)	0 (0 to 4)	0 (0 to 4)	0 (0 to 4)	0 (0 to 4)	72-9
Other urinary diseases	0-7 (0 to 1- 3)	1-5 (0 to 3- 4)	0-9 (0 to 4- 6)	4-2 (1- 7 to 9- 4)	2-6 (1- 0 to 5- 1)	1-9 (0 to 3- 4)	1-9 (0 to 3- 6)	1-8 (0 to 3- 4)	1-5 (0 to 2- 9)	1-3 (0 to 2- 4)	1-1 (0 to 2- 4)	1-3 (0 to 2- 6)	1-1 (0 to 2- 3)	0-9 (0- 3 to 2- 1)	0-7 (0- 2 to 1- 8)	0-6 (0- 2 to 1- 5)	0-5 (0- 2 to 1- 3)	0-3 (0- 1 to 0- 8)	0-2 (0- 0 to 0- 6)	0-2 (0- 0 to 0- 5)	0-2 (0- 0 to 0- 5)	0-2 (0- 0 to 0- 5)	0-2 (0- 0 to 0- 5)	0-2 (0- 0 to 0- 5)	183
Gynecological diseases	0 (0 to 0)	0 (0 to 0)	0 (0 to 0)	0 (0 to 0)	0 (0 to 0)	0 (0 to 0)	0 (0 to 0)	0 (0 to 0)	0 (0 to 0)	0 (0 to 0)	0 (0 to 0)	0 (0 to 0)	0 (0 to 0)	0 (0 to 0)	0 (0 to 0)	0 (0 to 0)	0 (0 to 0)	0 (0 to 0)	0 (0 to 0)	0 (0 to 0)	0 (0 to 0)	0 (0 to 0)	0 (0 to 0)	0 (0 to 0)	0	0
Uterine fibroids	0 (0 to 0)	0 (0 to 0)	0 (0 to 0)	0 (0 to 0)	0 (0 to 0)	0 (0 to 0)	0 (0 to 0)	0 (0 to 0)	0 (0 to 0)	0 (0 to 0)	0 (0 to 0)	0 (0 to 0)	0 (0 to 0)	0 (0 to 0)	0 (0 to 0)	0 (0 to 0)	0 (0 to 0)	0 (0 to 0)	0 (0 to 0)	0 (0 to 0)	0 (0 to 0)	0 (0 to 0)	0 (0 to 0)	0 (0 to 0)	0	0
Polycystic ovarian syndrome	0 (0 to 0)	0 (0 to 0)	0 (0 to 0)	0 (0 to 0)	0 (0 to 0)	0 (0 to 0)	0 (0 to 0)	0 (0 to 0)	0 (0 to 0)	0 (0 to 0)	0 (0 to 0)	0 (0 to 0)	0 (0 to 0)	0 (0 to 0)	0 (0 to 0)	0 (0 to 0)	0 (0 to 0)	0 (0 to 0)	0 (0 to 0)	0 (0 to 0)	0 (0 to 0)	0 (0 to 0)	0 (0 to 0)	0 (0 to 0)	0	0
Female infertility	0 (0 to 0)	0 (0 to 0)	0 (0 to 0)	0 (0 to 0)	0 (0 to 0)	0 (0 to 0)	0 (0 to 0)	0 (0 to 0)	0 (0 to 0)	0 (0 to 0)	0 (0 to 0)	0 (0 to 0)	0 (0 to 0)	0 (0 to 0)	0 (0 to 0)	0 (0 to 0)	0 (0 to 0)	0 (0 to 0)	0 (0 to 0)	0 (0 to 0)	0 (0 to 0)	0 (0 to 0)	0 (0 to 0)	0 (0 to 0)	0	0
Endometriosis	0 (0 to 0)	0 (0 to 0)	0 (0 to 0)	0 (0 to 0)	0 (0 to 0)	0 (0 to 0)	0 (0 to 0)	0 (0 to 0)	0 (0 to 0)	0 (0 to 0)	0 (0 to 0)	0 (0 to 0)	0 (0 to 0)	0 (0 to 0)	0 (0 to 0)	0 (0 to 0)	0 (0 to 0)	0 (0 to 0)	0 (0 to 0)	0 (0 to 0)	0 (0 to 0)	0 (0 to 0)	0 (0 to 0)	0 (0 to 0)	0	0
Genital prolapse	0 (0 to 0)	0 (0 to 0)	0 (0 to 0)	0 (0 to 0)	0 (0 to 0)	0 (0 to 0)	0 (0 to 0)	0 (0 to 0)	0 (0 to 0)	0 (0 to 0)	0 (0 to 0)	0 (0 to 0)	0 (0 to 0)	0 (0 to 0)	0 (0 to 0)	0 (0 to 0)	0 (0 to 0)	0 (0 to 0)	0 (0 to 0)	0 (0 to 0)	0 (0 to 0)	0 (0 to 0)	0 (0 to 0)	0 (0 to 0)	0	0
Premenstrual syndrome	0 (0 to 0)	0 (0 to 0)	0 (0 to 0)	0 (0 to 0)	0 (0 to 0)	0 (0 to 0)	0 (0 to 0)	0 (0 to 0)	0 (0 to 0)	0 (0 to 0)	0 (0 to 0)	0 (0 to 0)	0 (0 to 0)	0 (0 to 0)	0 (0 to 0)	0 (0 to 0)	0 (0 to 0)	0 (0 to 0)	0 (0 to 0)	0 (0 to 0)	0 (0 to 0)	0 (0 to 0)	0 (0 to 0)	0 (0 to 0)	0	0
Other gynecological diseases	0 (0 to 0)	0 (0 to 0)	0 (0 to 0)	0 (0 to 0)	0 (0 to 0)	0 (0 to 0)	0 (0 to 0)	0 (0 to 0)	0 (0 to 0)	0 (0 to 0)	0 (0 to 0)	0 (0 to 0)	0 (0 to 0)	0 (0 to 0)	0 (0 to 0)	0 (0 to 0)	0 (0 to 0)	0 (0 to 0)	0 (0 to 0)	0 (0 to 0)	0 (0 to 0)	0 (0 to 0)	0 (0 to 0)	0 (0 to 0)	0	0
Hemoglobinopathies and hemolytic anemias	1-7 (0- 7 to 1- 8)	0-5 (4- 3 to 1- 1)	34-2 (21- 1 to 52- 2)	89- (60- 1 to 139-	89-2 (47- 6 to 173-	89-9 (58- 6 to 128-	22- (12- 2 to 42-	20- (12- 2 to 32-	21-6 (12- 6 to 34-	25- (15- 1 to 37-	22-7 (13- 5 to 34-	15-9 (9- 1 to 26-	14-2 (7- 1 to 31-	22 (11- 2 to 39- 7)	14-6 (7- 1 to 29-	15-2 (8- 3 to 27- 7)	14-8 (7- 1 to 29-	15-2 (8- 3 to 28- 1)	12-9 (5- 9 to 28- 1)	3-7 (1- 2 to 8- 2)	19-8 (11- 9 to 27- 4)	0-3 (0- 2 to 0- 4)	0-1 (0- 1 to 0- 3)	0-1 (0- 0 to 0- 3)	573
Thalassemias	0-3 (0- 2 to 0- 7)	0-3 (0- 2 to 0- 6)	1-1 (0- 5 to 2- 6)	2-2 (0- 9 to 5- 1)	1-2 (0- 5 to 2- 7)	1-3 (0- 6 to 2- 9)	0-6 (0- 1 to 0- 5)	0-5 (0- 1 to 0- 3)	0-3 (0- 1 to 0- 7)	0-3 (0- 1 to 0- 6)	0-3 (0- 1 to 0- 6)	0-1 (0- 0 to 0- 3)	0-1 (0- 0 to 0- 3)	0-3 (0- 1 to 0- 6)	0-2 (0- 0 to 0- 5)	0-2 (0- 0 to 0- 5)	0-1 (0- 0 to 0- 3)	0-1 (0- 0 to 0- 3)	0-1 (0- 0 to 0- 3)	0-1 (0- 0 to 0- 3)	0-1 (0- 0 to 0- 3)	0-1 (0- 0 to 0- 3)	0-1 (0- 0 to 0- 3)	0 (0 to 0)	8-2
Thalassemias trait	1-4 (0- 5 to 3- 2)	1-6 (0- 6 to 3- 8)	10-2 (4- 1 to 22- 3)	6-3 (2- 5 to 14- 2)	2-7 (0- 9 to 6- 3)	1-6 (0- 6 to 3- 8)	2-2 (0- 8 to 5- 1)	2-3 (0- 8 to 5- 2)	2-1 (0- 8 to 4- 8)	1-6 (0- 6 to 3- 7)	1-6 (0- 6 to 3- 7)	1-2 (0- 5 to 2- 7)	1-1 (0- 4 to 2- 5)	0-9 (0- 3 to 2- 1)	0-7 (0- 3 to 1- 6)	0-6 (0- 2 to 1- 4)	0-5 (0- 2 to 1- 3)	0-4 (0- 2 to 1- 1)	0-2 (0- 1 to 0- 4)	0-2 (0- 1 to 0- 4)	0-1 (0- 0 to 0- 3)	0-1 (0- 0 to 0- 3)	0-1 (0- 0 to 0- 3)	0 (0 to 0)	237
Sickle cell disorders	0-4 (0- 2 to 0- 9)	1-1 (0- 6 to 2- 3)	6-2 (1- 8 to 15- 1)	7-1 (3- 7 to 18- 8)	8-6 (4- 4 to 12- 9)	7-1 (4- 7 to 10- 5)	5-9 (3- 9 to 12- 4)	6-1 (3- 8 to 9- 3)	3-7 (1- 9 to 7- 4)	3-6 (1- 4 to 9- 3)	3-7 (1- 7 to 8- 2)	3-6 (1- 6 to 9- 2)	3-2 (1- 3 to 8- 1)	2-2 (0- 9 to 5- 2)	1-7 (0- 6 to 4- 2)	1-7 (0- 6 to 4- 2)	1-7 (0- 6 to 4- 2)	1-5 (0- 6 to 3- 7)	0-7 (0- 3 to 1- 8)	0-6 (0- 2 to 1- 6)	0-5 (0- 2 to 1- 4)	0-5 (0- 2 to 1- 4)	0-5 (0- 2 to 1- 4)	0 (0 to 0)	49-3
Sickle cell trait	0-3 (0- 1 to 0- 9)	2-5 (1- 4 to 3- 9)	6-9 (3- 5 to 14- 2)	13-2 (5- 2 to 27- 1)	27-7 (11- 9 to 49- 6)	18 (9- 4 to 32- 2)	24-2 (12- 1 to 41- 6)	21-6 (11- 1 to 37- 4)	17-9 (9- 1 to 31- 5)	13-5 (6- 9 to 23- 4)	11-9 (6- 1 to 21- 1)	11-1 (5- 6 to 20- 1)	9-5 (4- 6 to 17- 3)	7-3 (3- 4 to 13- 4)	6-3 (2- 9 to 11- 6)	5-6 (2- 6 to 10- 4)	4-9 (2- 3 to 9- 1)	3-9 (1- 7 to 7- 3)	1-5 (0- 6 to 3- 2)	1-3 (0- 5 to 2- 5)	0-9 (0- 4 to 1- 8)	0-8 (0- 3 to 1- 6)	0-7 (0- 3 to 1- 5)	0-3 (0- 1 to 0- 7)	129
G6PD deficiency	0 (0 to 0)	0-1 (0- 1 to 0- 2)	0-2 (0- 1 to 0- 6)	0-3 (0- 2 to 0- 9)	0-7 (0- 3 to 1- 3)	0-6 (0- 2 to 0- 9)	0-5 (0- 2 to 0- 8)	0-6 (0- 2 to 0- 9)	1-1 (0- 5 to 2- 1)	0-7 (0- 3 to 1- 7)	1-1 (0- 4 to 2- 3)	0-7 (0- 2 to 1- 7)	1-1 (0- 4 to 2- 1)	0-7 (0- 3 to 1- 5)	0-7 (0- 3 to 1- 4)	0-7 (0- 3 to 1- 4)	2-1 (1- 0 to 3- 4)	2-3 (1- 0 to 3- 6)	0-7 (0- 3 to 1- 4)	0-7 (0- 3 to 1- 4)	0-3 (0- 1 to 0- 7)	0-3 (0- 1 to 0- 7)	0-3 (0- 1 to 0- 7)	0-3 (0- 1 to 0- 7)	22-3
G6PD trait	0 (0 to 0)	0 (0 to 0)	0 (0 to 0)	0 (0 to 0)	0 (0 to 0)	0 (0 to 0)	0 (0 to 0)	0 (0 to 0)	0 (0 to 0)	0 (0 to 0)	0 (0 to 0)	0 (0 to 0)	0 (0 to 0)	0 (0 to 0)	0 (0 to 0)	0 (0 to 0)	0 (0 to 0)	0 (0 to 0)	0 (0 to 0)	0 (0 to 0)	0 (0 to 0)	0 (0 to 0)	0 (0 to 0)	0 (0 to 0)	0 (0 to 0)	0
Other hemoglobinopathies and hemolytic anemias	0-5 (0 to 0- 1)	0-5 (0- 3 to 0- 8)	2-8 (1- 0 to 5- 7)	3-3 (1- 5 to 7- 2)	3-4 (1- 4 to 7- 5)	3-6 (1- 5 to 8- 1)	2-5 (1- 4 to 5- 4)	2-8 (1- 6 to 5- 3)	2-3 (1- 3 to 5- 1)	2-1 (1- 2 to 4- 5)	2-3 (1- 3 to 4- 9)	2-1 (1- 2 to 4- 5)	2-1 (1- 2 to 4- 5)	2-4 (1- 2 to 5- 2)	2-1 (1- 2 to 4- 5)	2-1 (1- 2 to 4- 5)	2-1 (1- 2 to 4- 5)	2-1 (1- 2 to 4- 5)	2-1 (1- 2 to 4- 5)	2-1 (1- 2 to 4- 5)	2-1 (1- 2 to 4- 5)	2-1 (1- 2 to 4- 5)	2-1 (1- 2 to 4- 5)	2-1 (1- 2 to 4- 5)	133
Endocrine, metabolic, blood, and immune disorders	1-4 (0- 6 to 2- 6)	3-1 (2- 0 to 4- 9)	23-1 (17- 8 to 29- 6)	39-7 (29- 4 to 51- 2)	39-4 (24- 6 to 57- 1)	40- (27- 6 to 56- 2)	43-5 (31- 4 to 58- 9)	44-3 (32- 2 to 59- 2)	39-9 (29- 1 to 54- 1)	34-7 (24- 6 to 46- 9)	34-9 (24- 6 to 47- 3)	36-5 (25- 1 to 49- 3)	34-7 (23- 9 to 47- 1)	29-7 (20- 4 to 39- 7)	27- (18- 6 to 36- 2)	26- (18- 2 to 34- 6)	25-7 (17- 8 to 34- 3)	23-1 (15- 9 to 31- 1)	13-7 (9- 1 to 18- 4)	49-2 (29- 6 to 72- 4)	19-4 (11- 9 to 27- 4)	19-4 (11- 9 to 27- 4)	19-4 (11- 9 to 27- 4)	19-4 (11- 9 to 27- 4)	1,970
Oral disorders	0 (0 to 0)	0 (0 to 0)	0 (0 to 0)	0 (0 to 0)	0 (0 to 0)	0 (0 to 0)	0 (0 to 0)	0 (0 to 0)	0 (0 to 0)	0 (0 to 0)	0 (0 to 0)	0 (0 to 0)	0 (0 to 0)	0 (0 to 0)	0 (0 to 0)	0 (0 to 0)	0 (0 to 0)	0 (0 to 0)	0 (0 to 0)	0 (0 to 0)	0 (0 to 0)	0 (0 to 0)	0 (0 to 0)	0 (0 to 0)	0 (0 to 0)	0
Cavities of deciduous teeth	0 (0 to 0)	0 (0 to 0)	0 (0 to 0)	0 (0 to 0)	0 (0 to 0)	0 (0 to 0)	0 (0 to 0)	0 (0 to 0)	0 (0 to 0)	0 (0 to 0)	0 (0 to 0)	0 (0 to 0)	0 (0 to 0)	0 (0 to 0)	0 (0 to 0)	0 (0 to 0)	0 (0 to 0)	0 (0 to 0)	0 (0 to 0)	0 (0 to 0)	0 (0 to 0)	0 (0 to 0)	0 (0 to 0)	0 (0 to 0)	0 (0 to 0)	15
Caries of permanent teeth	0 (0 to 0)	0 (0 to 0)	0 (0 to 0)	4-9 (1- 6 to 11- 1)	14-4 (7- 7 to 27- 4)	16-9 (8- 4 to 34- 1)	25 (9- 7 to 49- 3)	19-7 (7- 4 to 40- 3)	17-7 (7- 1 to 36- 4)	14-7 (6- 4 to 29- 9)	16-7 (6- 6 to 33- 2)	16-2 (6- 4 to 32- 6)	13- (4- 6 to 28- 4)	11-7 (4- 4 to 24- 4)	10- (3- 7 to 22- 7)	9-3 (3- 4 to 19- 5)	7-6 (2- 9 to 15- 9)	5-3 (2- 0 to 10- 5)	2-5 (1- 0 to 5- 4)	1-4 (0- 6 to 2- 8)	0-5 (0- 2 to 1- 1)	0-1 (0- 0 to 0- 2)	0 (0 to 0)	0 (0 to 0)	189
Periodontal diseases	0 (0 to 0)	0 (0 to 0)	0 (0 to 0)	0 (0 to 0)	0 (0 to 0)	0 (0 to 0)	0 (0 to 0)	0 (0 to 0)	0 (0 to 0)	0 (0 to 0)	0 (0 to 0)	0 (0 to 0)	0 (0 to 0)	0 (0 to 0)	0 (0 to 0)	0 (0 to 0)	0 (0 to 0)	0 (0 to 0)	0 (0 to 0)	0 (0 to 0)	0 (0 to 0)	0 (0 to 0)	0 (0 to 0)	0 (0 to 0)	0 (0 to 0)	0
Other oral disorders	0 (0 to 0)	0 (0 to 0)	14-5 (6- 9 to 22- 6)	13-9 (6- 1 to 27- 4)	16-3 (9- 4 to 25- 4)	26-1 (15- 6 to 39- 3)	22-8 (13- 5 to 33- 9)	27-2 (16- 2 to 40- 2)	29-2 (20- 1 to 39- 6)	28-4 (22- 0 to 36- 4)	28-4 (22- 0 to 36- 4)	31-1 (22- 0 to 41- 5)	29-6 (21- 4 to 39- 1)	31-1 (22- 0 to 41- 1)	29-3 (19- 9 to 40- 2)	31-4 (22- 0 to 42- 3)	32-3 (22- 0 to 43- 5)	29-7 (20- 0 to 39- 3)	10-3 (6- 1 to 16- 5)	5-1 (2- 1 to 9- 1)	2-1 (1- 0 to 3- 2)	0-7 (0- 4 to 1- 1)	0-2 (0- 1 to 0- 3)	0 (0 to 0)	409
Sudden infant death syndrome	--	69-4 (29- 6 to 124-	--	--	--	--	--	--	--	--	--	--	--	--	--	--	--	--	--	--	--	--	--	--	NA
Injuries	29 (13- 1 to 65- 2)	29 (16- 4 to 47- 7)	126 (79- 1 to 192)	466 (308 to 736)	466 (323 to 639)	587 (446 to 776)	1,430 (1,040 to 2,010)	2,230 (1,600 to 3,240)	1,660 (1,020 to 2,660)	1,850 (1,420 to 2,390)	1,620 (1,070 to 2,540)	1,650 (1,070 to 2,550)	2,040 (1,320 to 2,710)	1,990 (1,470 to 2,540)	1,870 (1,270 to 2,530)	1,620 (1,090 to 2,320)	1,490 (1,000 to 2,180)	1,060 (706 to 1,520)	698 (522 to 936)	302 (228 to 377)	94-7 (71 to 118)	19-2 (12- 3 to 29- 4)	26,102
Transport injuries	1-7 (0- 9 to 4-	2-1 (0- 9 to 3- 4)	11-3 (6- 4 to 18- 7)	59-7 (39- 6 to 84-	99- (62- 5 to 152)	131 (88- 3 to 179-	346 (239- 5 to 472)	532 (369- 5 to 726)	426 (296- 5 to 580)	326 (229- 5 to 447)	286 (198- 5 to 390)	387 (268- 5 to 530)	374 (260- 5 to 512)	343 (240- 5 to 470)	324 (227- 5 to 443)	307 (214- 5 to 420)	263 (183- 5 to 360)	179 (124- 5 to 245)	123 (85- 5 to 169)	47 (32- 5 to 64)	16-8 (12- 1 to 22- 1)	2-3 (1- 6 to 3- 1)	0-3 (0- 2 to 0- 4)	0 (0 to 0)	10,760
Road injuries	1-5 (0- 3 to 3- 2)	1-6 (0- 4 to 3- 1)	10-3 (5- 4 to 17- 6)	52-4 (34- 5 to 74- 6)	90-3 (64- 3 to 121-	134 (94- 7 to 176-	322 (234- 7 to 431)	479 (341- 7 to 651)	371 (257- 7 to 513)	286 (194- 7 to 402)	251 (167- 7 to 370)	340 (227- 7 to 483)	329 (208- 7 to 472)	301 (208- 7 to 435)	284 (196- 7 to 410)	270 (186- 7 to 390)	231 (160- 7 to 333)	157 (108- 7 to 227)	108 (74- 7 to 156)	41-3 (28- 7 to 59- 7)	14-8 (10- 2 to 21- 2)	2-6 (1- 7 to 3- 8)	0-3 (0- 2 to 0- 4)	0 (0 to 0)	10,160
Pedestrian road injuries	0-3 (0- 1 to 0- 8

GBD Table 2a: Guinea! DALYS (numbers and age groups for males with 95% uncertainty intervals, 2019

Cause	Early Neonatal	Late Neonatal	Post Neonatal	1 to 4	5 to 9	10 to 14	15 to 19	20 to 24	25 to 29	30 to 34	35 to 39	40 to 44	45 to 49	50 to 54	55 to 59	60 to 64	65 to 69	70 to 74	75 to 79	80 to 84	85 to 89	90 to 94	95 plus	Total
All causes	962,000 (796,000 to 1,200,000)	139,000 (111,000 to 176,000)	331,000 (253,000 to 392,000)	2,066,000 (1,532,000 to 2,500,000)	329,000 (253,000 to 391,000)	266,000 (204,000 to 320,000)	329,000 (256,000 to 400,000)	494,000 (382,000 to 597,000)	564,000 (432,000 to 693,000)	662,000 (501,000 to 820,000)	797,000 (612,000 to 1,000,000)	713,000 (547,000 to 904,000)	609,000 (464,000 to 785,000)	666,000 (511,000 to 856,000)	1,000,000 (772,000 to 1,290,000)	914,000 (703,000 to 1,170,000)	786,000 (606,000 to 1,000,000)	633,000 (478,000 to 799,000)	513,000 (381,000 to 651,000)	388,000 (283,000 to 503,000)	240,000 (170,000 to 316,000)	29,900 (20,900 to 40,000)	9,400 (6,300 to 13,000)	11,900,000
Communicable, maternal, neonatal, and nutritional diseases	861,000 (717,000 to 1,080,000)	113,000 (91,000 to 142,000)	214,000 (164,000 to 253,000)	1,650,000 (1,220,000 to 2,000,000)	174,000 (134,000 to 207,000)	113,000 (86,000 to 135,000)	82,700 (64,000 to 103,000)	96,200 (74,000 to 122,000)	104,000 (80,000 to 132,000)	120,000 (92,000 to 153,000)	132,000 (101,000 to 169,000)	117,000 (90,000 to 150,000)	106,000 (81,000 to 137,000)	120,000 (93,000 to 154,000)	137,000 (106,000 to 177,000)	107,000 (82,000 to 138,000)	82,700 (63,000 to 106,000)	61,000 (46,000 to 78,000)	43,000 (32,000 to 56,000)	28,000 (21,000 to 36,000)	14,000 (10,000 to 18,000)	4,200 (3,000 to 5,500)	598 (450 to 770)	5,170,000
HIV/AIDS and sexually transmitted infections	6,210 (2,430 to 19,600)	2,000 (768 to 6,730)	3,500 (1,660 to 16,600)	336 (229 to 692)	168 (126 to 1,320)	622 (330 to 1,920)	2,660 (1,750 to 4,300)	7,750 (5,220 to 11,200)	9,350 (6,520 to 13,600)	9,540 (6,490 to 14,000)	9,370 (6,290 to 14,200)	8,470 (5,700 to 12,800)	7,440 (4,920 to 11,300)	6,440 (4,220 to 9,930)	5,470 (3,540 to 8,570)	4,490 (2,880 to 7,060)	3,470 (2,210 to 5,500)	2,460 (1,560 to 3,900)	1,490 (944 to 2,350)	867 (551 to 1,360)	420 (266 to 660)	140 (89 to 219)	48.3 (30.6 to 75.6)	7.6 (4.8 to 11.9)	60,000
HIV/AIDS	6,110 (2,330 to 19,500)	1,980 (747 to 6,710)	3,500 (1,650 to 16,600)	336 (229 to 692)	168 (126 to 1,320)	622 (330 to 1,920)	2,660 (1,750 to 4,300)	7,750 (5,220 to 11,200)	9,350 (6,520 to 13,600)	9,540 (6,490 to 14,000)	9,370 (6,290 to 14,200)	8,470 (5,700 to 12,800)	7,440 (4,920 to 11,300)	6,440 (4,220 to 9,930)	5,470 (3,540 to 8,570)	4,490 (2,880 to 7,060)	3,470 (2,210 to 5,500)	2,460 (1,560 to 3,900)	1,490 (944 to 2,350)	867 (551 to 1,360)	420 (266 to 660)	140 (89 to 219)	48.3 (30.6 to 75.6)	7.6 (4.8 to 11.9)	59,900
HIV/AIDS - Drug-susceptible Tuberculosis	0 (0 to 0)	0 (0 to 0)	750 (0 to 4,180)	196 (0 to 525)	190 (0 to 1,320)	140 (0 to 1,040)	260 (0 to 1,040)	654 (0 to 1,960)	1,010 (0 to 2,670)	760 (0 to 2,270)	610 (0 to 1,940)	400 (0 to 1,660)	205 (0 to 1,220)	103 (0 to 1,040)	49.6 (0 to 1,030)	20.4 (0 to 1,030)	8.2 (0 to 1,030)	3.2 (0 to 1,030)	1.2 (0 to 1,030)	0.4 (0 to 1,030)	0.1 (0 to 1,030)	0 (0 to 1,030)	0 (0 to 1,030)	0 (0 to 1,030)	11,800
HIV/AIDS - Multidrug-resistant Tuberculosis without extensive drug resistance	0 (0 to 0)	0 (0 to 0)	63.3 (7.7 to 267)	17.2 (1.1 to 60.6)	22.1 (1.6 to 84.6)	11.6 (0.8 to 44.2)	32.4 (2.3 to 123)	82.9 (5.7 to 316)	116 (8.2 to 441)	103 (7.2 to 392)	87.1 (6.1 to 331)	59.1 (4.1 to 225)	31.1 (2.2 to 118)	15.3 (1.1 to 58.2)	7.4 (0.5 to 28.1)	3.1 (0.2 to 11.8)	1.2 (0.1 to 4.5)	0.5 (0 to 1.8)	0.2 (0 to 0.7)	0.1 (0 to 0.3)	0 (0 to 0.1)	0 (0 to 0)	0 (0 to 0)	1,020
HIV/AIDS - Extensively drug-resistant Tuberculosis	0 (0 to 0)	0 (0 to 0)	4.6 (0.6 to 19.4)	1.2 (0.1 to 4.3)	1.6 (0.1 to 6.1)	0.8 (0.1 to 3.2)	2.4 (0.2 to 9.1)	6.1 (0.4 to 23)	8.6 (0.6 to 32.7)	7.6 (0.5 to 28.8)	6.5 (0.4 to 24.6)	4.4 (0.3 to 16.8)	2.3 (0.2 to 8.8)	1.1 (0.1 to 4.3)	0.5 (0 to 2)	0.2 (0 to 0.8)	0.1 (0 to 0.3)	0 (0 to 0.1)	0 (0 to 0.1)	0 (0 to 0)	0 (0 to 0)	0 (0 to 0)	0 (0 to 0)	0 (0 to 0)	64.4
HIV/AIDS resulting in other diseases	97 (54 to 213)	31 (17 to 69)	1,210 (636 to 3,200)	127 (62 to 397)	356 (166 to 1,160)	1,210 (573 to 3,870)	3,770 (1,790 to 12,000)	7,920 (3,760 to 25,200)	9,440 (4,480 to 30,000)	9,230 (4,380 to 29,400)	8,760 (4,150 to 27,900)	8,070 (3,830 to 25,700)	7,230 (3,430 to 23,000)	6,340 (3,010 to 20,200)	5,470 (2,600 to 17,400)	4,490 (2,130 to 14,300)	3,470 (1,650 to 11,000)	2,460 (1,170 to 7,830)	1,490 (708 to 4,740)	867 (412 to 2,760)	420 (199 to 1,340)	140 (67 to 444)	48.3 (23 to 153)	7.6 (3.6 to 24.2)	59,900
Sexually transmitted infections excluding HIV	4,210 (2,400 to 19,600)	1,990 (747 to 6,730)	3,290 (1,610 to 7,980)	209 (27 to 299)	19.0 (16.1 to 25)	2.2 (1.9 to 2.9)	20.1 (13.7 to 28.3)	99.8 (68.4 to 141)	224.9 (157.1 to 317)	371.2 (257.6 to 519)	497.1 (339.6 to 701)	591.3 (404.3 to 832)	712.5 (487.2 to 1,000)	826.9 (565.4 to 1,160)	1,000 (684.1 to 1,410)	1,000 (684.1 to 1,410)	1,000 (684.1 to 1,410)	1,000 (684.1 to 1,410)	1,000 (684.1 to 1,410)	1,000 (684.1 to 1,410)	1,000 (684.1 to 1,410)	1,000 (684.1 to 1,410)	1,000 (684.1 to 1,410)	17,100
Syphilis	0 (0 to 0)	0 (0 to 0)	0 (0 to 0)	0 (0 to 0)	0 (0 to 0)	0 (0 to 0)	0 (0 to 0)	0 (0 to 0)	0 (0 to 0)	0 (0 to 0)	0 (0 to 0)	0 (0 to 0)	0 (0 to 0)	0 (0 to 0)	0 (0 to 0)	0 (0 to 0)	0 (0 to 0)	0 (0 to 0)	0 (0 to 0)	0 (0 to 0)	0 (0 to 0)	0 (0 to 0)	0 (0 to 0)	0 (0 to 0)	14,600
Chlamydial infection	0 (0 to 0)	0 (0 to 0)	0 (0 to 0)	0 (0 to 0)	0.6 (0 to 1.7)	0.6 (0 to 1.7)	0.6 (0 to 1.7



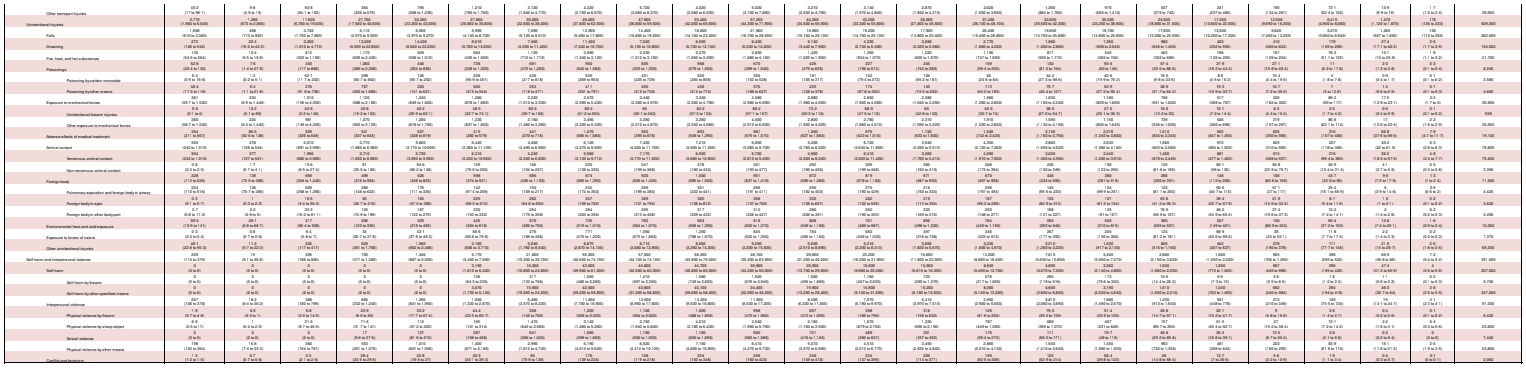

GBD Table 2a: Hierarchy DALYS by cause and age groups for males with 95% uncertainty intervals, 2019

Cause	Early Neonatal	Late Neonatal	Post Neonatal	1 to 4	5 to 9	10 to 14	15 to 19	20 to 24	25 to 29	30 to 34	35 to 39	40 to 44	45 to 49	50 to 54	55 to 59	60 to 64	65 to 69	70 to 74	75 to 79	80 to 84	85 to 89	90 to 94	95 plus	Total
All causes	3e7 (3e7 to 4e7)	7e7 (6e7 to 8e7)	1e7 (1e7 to 1e7)	3e7 (3e7 to 4e7)	1e7 (1e7 to 1e7)	1e7 (1e7 to 1e7)	1e7 (1e7 to 1e7)	2e7 (2e7 to 2e7)	2e7 (2e7 to 2e7)	2e7 (2e7 to 2e7)	2e7 (2e7 to 2e7)	2e7 (2e7 to 2e7)	2e7 (2e7 to 2e7)	2e7 (2e7 to 2e7)	2e7 (2e7 to 2e7)	2e7 (2e7 to 2e7)	2e7 (2e7 to 2e7)	2e7 (2e7 to 2e7)	1e7 (1e7 to 1e7)	1e7 (1e7 to 1e7)	1e7 (1e7 to 1e7)	9e6 (8e6 to 1e7)	4.74e8
Communicable, maternal, neonatal, and nutritional diseases	2e7 (2e7 to 3e7)	4e7 (3e7 to 5e7)	2e7 (2e7 to 2e7)	2e7 (2e7 to 2e7)	3e6 (3e6 to 4e6)	3e6 (3e6 to 4e6)	3e6 (3e6 to 4e6)	3e6 (3e6 to 4e6)	3e6 (3e6 to 4e6)	3e6 (3e6 to 4e6)	3e6 (3e6 to 4e6)	3e6 (3e6 to 4e6)	3e6 (3e6 to 4e6)	3e6 (3e6 to 4e6)	3e6 (3e6 to 4e6)	3e6 (3e6 to 4e6)	3e6 (3e6 to 4e6)	3e6 (3e6 to 4e6)	3e6 (3e6 to 4e6)	1e6 (1e6 to 2e6)	6e5 (5e5 to 7e5)	1e5 (1e5 to 2e5)	1.17e8
HIV/AIDS and sexually transmitted infections	1.12e+4 (6e3 to 2e4)	2e3 (1e3 to 4e3)	1e3 (6e2 to 2e3)	1.69e+4 (1.01e+4 to 2.61e+4)	2e4 (1e4 to 3e4)	2e4 (1e4 to 3e4)	2e4 (1e4 to 3e4)	2e4 (1e4 to 3e4)	2e4 (1e4 to 3e4)	2e4 (1e4 to 3e4)	2e4 (1e4 to 3e4)	2e4 (1e4 to 3e4)	2e4 (1e4 to 3e4)	2e4 (1e4 to 3e4)	2e4 (1e4 to 3e4)	2e4 (1e4 to 3e4)	2e4 (1e4 to 3e4)	2e4 (1e4 to 3e4)	2e4 (1e4 to 3e4)	2e4 (1e4 to 3e4)	2e4 (1e4 to 3e4)	2e4 (1e4 to 3e4)	2e5 (2e5 to 3e5)
HIV/AIDS	1e4 (6e3 to 2e4)	2e3 (1e3 to 4e3)	1e3 (6e2 to 2e3)	1.69e+4 (1.01e+4 to 2.61e+4)	2e4 (1e4 to 3e4)	2e4 (1e4 to 3e4)	2e4 (1e4 to 3e4)	2e4 (1e4 to 3e4)	2e4 (1e4 to 3e4)	2e4 (1e4 to 3e4)	2e4 (1e4 to 3e4)	2e4 (1e4 to 3e4)	2e4 (1e4 to 3e4)	2e4 (1e4 to 3e4)	2e4 (1e4 to 3e4)	2e4 (1e4 to 3e4)	2e4 (1e4 to 3e4)	2e4 (1e4 to 3e4)	2e4 (1e4 to 3e4)	2e4 (1e4 to 3e4)	2e4 (1e4 to 3e4)	2e4 (1e4 to 3e4)	2e5 (2e5 to 3e5)
HIV/AIDS - Drug-susceptible Tuberculosis	1.92e+4 (1.27e+4 to 2.72e+4)	4e3 (2e3 to 6e3)	2e3 (1e3 to 3e3)	2.41e+4 (1.57e+4 to 3.42e+4)	2e4 (1e4 to 3e4)	2e4 (1e4 to 3e4)	2e4 (1e4 to 3e4)	2e4 (1e4 to 3e4)	2e4 (1e4 to 3e4)	2e4 (1e4 to 3e4)	2e4 (1e4 to 3e4)	2e4 (1e4 to 3e4)	2e4 (1e4 to 3e4)	2e4 (1e4 to 3e4)	2e4 (1e4 to 3e4)	2e4 (1e4 to 3e4)	2e4 (1e4 to 3e4)	2e4 (1e4 to 3e4)	2e4 (1e4 to 3e4)	2e4 (1e4 to 3e4)	2e4 (1e4 to 3e4)	2e4 (1e4 to 3e4)	2e5 (2e5 to 3e5)
HIV/AIDS - Multidrug-resistant Tuberculosis without extensive drug resistance	0 (0 to 0)	0 (0 to 0)	0 (0 to 0)	0 (0 to 0)	0 (0 to 0)	0 (0 to 0)	0 (0 to 0)	0 (0 to 0)	0 (0 to 0)	0 (0 to 0)	0 (0 to 0)	0 (0 to 0)	0 (0 to 0)	0 (0 to 0)	0 (0 to 0)	0 (0 to 0)	0 (0 to 0)	0 (0 to 0)	0 (0 to 0)	0 (0 to 0)	0 (0 to 0)	0 (0 to 0)	0 (0 to 0)	0 (0 to 0)
HIV/AIDS - Extensively drug-resistant Tuberculosis	0 (0 to 0)	0 (0 to 0)	0 (0 to 0)	0 (0 to 0)	0 (0 to 0)	0 (0 to 0)	0 (0 to 0)	0 (0 to 0)	0 (0 to 0)	0 (0 to 0)	0 (0 to 0)	0 (0 to 0)	0 (0 to 0)	0 (0 to 0)	0 (0 to 0)	0 (0 to 0)	0 (0 to 0)	0 (0 to 0)	0 (0 to 0)	0 (0 to 0)	0 (0 to 0)	0 (0 to 0)	0 (0 to 0)	0 (0 to 0)
HIV/AIDS resulting in other diseases	1e3 (6e2 to 2e3)	1e3 (6e2 to 2e3)	1e3 (6e2 to 2e3)	1.69e+4 (1.01e+4 to 2.61e+4)	2e4 (1e4 to 3e4)	2e4 (1e4 to 3e4)	2e4 (1e4 to 3e4)	2e4 (1e4 to 3e4)	2e4 (1e4 to 3e4)	2e4 (1e4 to 3e4)	2e4 (1e4 to 3e4)	2e4 (1e4 to 3e4)	2e4 (1e4 to 3e4)	2e4 (1e4 to 3e4)	2e4 (1e4 to 3e4)	2e4 (1e4 to 3e4)	2e4 (1e4 to 3e4)	2e4 (1e4 to 3e4)	2e4 (1e4 to 3e4)	2e4 (1e4 to 3e4)	2e4 (1e4 to 3e4)	2e4 (1e4 to 3e4)	2e5 (2e5 to 3e5)
Sexually transmitted infections excluding HIV	3e3 (2e3 to 4e3)	1e3 (1e3 to 2e3)	1e3 (7e2 to 1e3)	1.69e+4 (1.01e+4 to 2.61e+4)	2e4 (1e4 to 3e4)	2e4 (1e4 to 3e4)	2e4 (1e4 to 3e4)	2e4 (1e4 to 3e4)	2e4 (1e4 to 3e4)	2e4 (1e4 to 3e4)	2e4 (1e4 to 3e4)	2e4 (1e4 to 3e4)	2e4 (1e4 to 3e4)	2e4 (1e4 to 3e4)	2e4 (1e4 to 3e4)	2e4 (1e4 to 3e4)	2e4 (1e4 to 3e4)	2e4 (1e4 to 3e4)	2e4 (1e4 to 3e4)	2e4 (1e4 to 3e4)	2e4 (1e4 to 3e4)	2e4 (1e4 to 3e4)	2e5 (2e5 to 3e5)
Syphilis	3e3 (2e3 to 4e3)	1e3 (1e3 to 2e3)	1e3 (7e2 to 1e3)	1.69e+4 (1.01e+4 to 2.61e+4)	2e4 (1e4 to 3e4)	2e4 (1e4 to 3e4)	2e4 (1e4 to 3e4)	2e4 (1e4 to 3e4)	2e4 (1e4 to 3e4)	2e4 (1e4 to 3e4)	2e4 (1e4 to 3e4)	2e4 (1e4 to 3e4)	2e4 (1e4 to 3e4)	2e4 (1e4 to 3e4)	2e4 (1e4 to 3e4)	2e4 (1e4 to 3e4)	2e4 (1e4 to 3e4)	2e4 (1e4 to 3e4)	2e4 (1e4 to 3e4)	2e4 (1e4 to 3e4)	2e4 (1e4 to 3e4)	2e4 (1e4 to 3e4)	2e5 (2e5 to 3e5)
Chlamydial infection	0 (0 to 0)	0 (0 to 0)	0 (0 to 0)	0 (0 to 0)	0 (0 to 0)	0 (0 to 0)	0 (0 to 0)	0 (0 to 0)	0 (0 to 0)	0 (0 to 0)	0 (0 to 0)	0 (0 to 0)	0 (0 to 0)	0 (0 to 0)	0 (0 to 0)	0 (0 to 0)	0 (0 to 0)	0 (0 to 0)	0 (0 to 0)	0 (0 to 0)	0 (0 to 0)	0 (0 to 0)	0 (0 to 0)	0 (0 to 0)
Gonococcal infection	0 (0 to 0)	0 (0 to 0)	0 (0 to 0)	0 (0 to 0)	0 (0 to 0)	0 (0 to 0)	0 (0 to 0)	0 (0 to 0)	0 (0 to 0)	0 (0 to 0)	0 (0 to 0)	0 (0 to 0)	0 (0 to 0)	0 (0 to 0)	0 (0 to 0)	0 (0 to 0)	0 (0 to 0)	0 (0 to 0)	0 (0 to 0)	0 (0 to 0)	0 (0 to 0)	0 (0 to 0)	0 (0 to 0)	0 (0 to 0)
Trichomoniasis	0 (0 to 0)	0 (0 to 0)	0 (0 to 0)	0 (0 to 0)	0 (0 to 0)	0 (0 to 0)	0 (0 to 0)	0 (0 to 0)	0 (0 to 0)	0 (0 to 0)	0 (0 to 0)	0 (0 to 0)	0 (0 to 0)	0 (0 to 0)	0 (0 to 0)	0 (0 to 0)	0 (0 to 0)	0 (0 to 0)	0 (0 to 0)	0 (0 to 0)	0 (0 to 0)	0 (0 to 0)	0 (0 to 0)	0 (0 to 0)
Genital herpes	0 (0 to 0)	0 (0 to 0)	0 (0 to 0)	0 (0 to 0)	0 (0 to 0)	0 (0 to 0)	0 (0 to 0)	0 (0 to 0)	0 (0 to 0)	0 (0 to 0)	0 (0 to 0)	0 (0 to 0)	0 (0 to 0)	0 (0 to 0)	0 (0 to 0)	0 (0 to 0)	0 (0 to 0)	0 (0 to 0)	0 (0 to 0)	0 (0 to 0)	0 (0 to 0)	0 (0 to 0)	0 (0 to 0)	0 (0 to 0)
Other sexually transmitted infections	0 (0 to 0)	0 (0 to 0)	0 (0 to 0)	0 (0 to 0)	0 (0 to 0)	0 (0 to 0)	0 (0 to 0)	0 (0 to 0)	0 (0 to 0)	0 (0 to 0)	0 (0 to 0)	0 (0 to 0)	0 (0 to 0)	0 (0 to 0)	0 (0 to 0)	0 (0 to 0)	0 (0 to 0)	0 (0 to 0)	0 (0 to 0)	0 (0 to 0)	0 (0 to 0)	0 (0 to 0)	0 (0 to 0)	0 (0 to 0)
Respiratory infections and tuberculosis	1.72e+4 (1.42e+4 to 2.08e+4)	1e3 (1e3 to 2e3)	1e3 (1e3 to 2e3)	1.69e+4 (1.01e+4 to 2.61e+4)	2e4 (1e4 to 3e4)	2e4 (1e4 to 3e4)	2e4 (1e4 to 3e4)	2e4 (1e4 to 3e4)	2e4 (1e4 to 3e4)	2e4 (1e4 to 3e4)	2e4 (1e4 to 3e4)	2e4 (1e4 to 3e4)	2e4 (1e4 to 3e4)	2e4 (1e4 to 3e4)	2e4 (1e4 to 3e4)	2e4 (1e4 to 3e4)	2e4 (1e4 to 3e4)	2e4 (1e4 to 3e4)	2e4 (1e4 to 3e4)	2e4 (1e4 to 3e4)	2e4 (1e4 to 3e4)	2e4 (1e4 to 3e4)	2e5 (2e5 to 3e5)
Tuberculosis	1e3 (6e2 to 2e3)	1e3 (6e2 to 2e3)	1e3 (6e2 to 2e3)	1.69e+4 (1.01e+4 to 2.61e+4)	2e4 (1e4 to 3e4)	2e4 (1e4 to 3e4)	2e4 (1e4 to 3e4)	2e4 (1e4 to 3e4)	2e4 (1e4 to 3e4)	2e4 (1e4 to 3e4)	2e4 (1e4 to 3e4)	2e4 (1e4 to 3e4)	2e4 (1e4 to 3e4)	2e4 (1e4 to 3e4)	2e4 (1e4 to 3e4)	2e4 (1e4 to 3e4)	2e4 (1e4 to 3e4)	2e4 (1e4 to 3e4)	2e4 (1e4 to 3e4)	2e4 (1e4 to 3e4)	2e4 (1e4 to 3e4)	2e4 (1e4 to 3e4)	2e5 (2e5 to 3e5)
Latent tuberculosis infection	0 (0 to 0)	0 (0 to 0)	0 (0 to 0)	0 (0 to 0)	0 (0 to 0)	0 (0 to 0)	0 (0 to 0)	0 (0 to 0)	0 (0 to 0)	0 (0 to 0)	0 (0 to 0)	0 (0 to 0)	0 (0 to 0)	0 (0 to 0)	0 (0 to 0)	0 (0 to 0)	0 (0 to 0)	0 (0 to 0)	0 (0 to 0)	0 (0 to 0)	0 (0 to 0)	0 (0 to 0)	0 (0 to 0)	0 (0 to 0)
Drug-susceptible tuberculosis	0 (0 to 0)	0 (0 to 0)	0 (0 to 0)	0 (0 to 0)	0 (0 to 0)	0 (0 to 0)	0 (0 to 0)	0 (0 to 0)	0 (0 to 0)	0 (0 to 0)	0 (0 to 0)	0 (0 to 0)	0 (0 to 0)	0 (0 to 0)	0 (0 to 0)	0 (0 to 0)	0 (0 to 0)	0 (0 to 0)	0 (0 to 0)	0 (0 to 0)	0 (0 to 0)	0 (0 to 0)	0 (0 to 0)	0 (0 to 0)
Multidrug-resistant tuberculosis without extensive drug resistance	0 (0 to 0)	0 (0 to 0)	0 (0 to 0)	0 (0 to 0)	0 (0 to 0)	0 (0 to 0)	0 (0 to 0)	0 (0 to 0)	0 (0 to 0)	0 (0 to 0)	0 (0 to 0)	0 (0 to 0)	0 (0 to 0)	0 (0 to 0)	0 (0 to 0)	0 (0 to 0)	0 (0 to 0)	0 (0 to 0)	0 (0 to 0)	0 (0 to 0)	0 (0 to 0)	0 (0 to 0)	0 (0 to 0)	0 (0 to 0)
Extensively drug-resistant tuberculosis	0 (0 to 0)	0 (0 to 0)	0 (0 to 0)	0 (0 to 0)	0 (0 to 0)	0 (0 to 0)	0 (0 to 0)	0 (0 to 0)	0 (0 to 0)	0 (0 to 0)	0 (0 to 0)	0 (0 to 0)	0 (0 to 0)	0 (0 to 0)	0 (0 to 0)	0 (0 to 0)	0 (0 to 0)	0 (0 to 0)	0 (0 to 0)	0 (0 to 0)	0 (0 to 0)	0 (0 to 0)	0 (0 to 0)	0 (0 to 0)
Lower respiratory infections	1.72e+4 (1.42e+4 to 2.08e+4)	1e3 (1e3 to 2e3)	1e3 (1e3 to 2e3)	1.69e+4 (1.01e+4 to 2.61e+4)	2e4 (1e4 to 3e4)	2e4 (1e4 to 3e4)	2e4 (1e4 to 3e4)	2e4 (1e4 to 3e4)	2e4 (1e4 to 3e4)	2e4 (1e4 to 3e4)	2e4 (1e4 to 3e4)	2e4 (1e4 to 3e4)	2e4 (1e4 to 3e4)	2e4 (1e4 to 3e4)	2e4 (1e4 to 3e4)	2e4 (1e4 to 3e4)	2e4 (1e4 to 3e4)	2e4 (1e4 to 3e4)	2e4 (1e4 to 3e4)	2e4 (1e4 to 3e4)	2e4 (1e4 to 3e4)	2e4 (1e4 to 3e4)	2e5 (2e5 to 3e5)
Upper respiratory infections	1.14e+4 (6.64e+3 to 1.77e+4)	1e3 (6e2 to 2e3)	1e3 (6e2 to 2e3)	1.69e+4 (1.01e+4 to 2.61e+4)	2e4 (1e4 to 3e4)	2e4 (1e4 to 3e4)	2e4 (1e4 to 3e4)	2e4 (1e4 to 3e4)	2e4 (1e4 to 3e4)	2e4 (1e4 to 3e4)	2e4 (1e4 to 3e4)	2e4 (1e4 to 3e4)	2e4 (1e4 to 3e4)	2e4 (1e4 to 3e4)	2e4 (1e4 to 3e4)	2e4 (1e4 to 3e4)	2e4 (1e4 to 3e4)	2e4 (1e4 to 3e4)	2e4 (1e4 to 3e4)	2e4 (1e4 to 3e4)	2e4 (1e4 to 3e4)	2e4 (1e4 to 3e4)	2e5 (2e5 to 3e5)
Otitis media	0 (0 to 0)	0 (0 to 0)	0 (0 to 0)	0 (0 to 0)	0 (0 to 0)	0 (0 to 0)	0 (0 to 0)	0 (0 to 0)	0 (0 to 0)	0 (0 to 0)	0 (0 to 0)	0 (0 to 0)	0 (0 to 0)	0 (0 to 0)	0 (0 to 0)	0 (0 to 0)	0 (0 to 0)	0 (0 to 0)	0 (0 to 0)	0 (0 to 0)	0 (0 to 0)	0 (0 to 0)	0 (0 to 0)	0 (0 to 0)
Enteric infections	1e4 (7e3 to 2e4)	2e3 (1e3 to 3e3)	1e3 (6e2 to 2e3)	1.69e+4 (1.01e+4 to 2.61e+4)	2e4 (1e4 to 3e4)	2e4 (1e4 to 3e4)	2e4 (1e4 to 3e4)	2e4 (1e4 to 3e4)	2e4 (1e4 to 3e4)	2e4 (1e4 to 3e4)	2e4 (1e4 to 3e4)	2e4 (1e4 to 3e4)	2e4 (1e4 to 3e4)	2e4 (1e4 to 3e4)	2e4 (1e4 to 3e4)	2e4 (1e4 to 3e4)	2e4 (1e4 to 3e4)	2e4 (1e4 to 3e4)	2e4 (1e4 to 3e4)	2e4 (1e4 to 3e4)	2e4 (1e4 to 3e4)	2e4 (1e4 to 3e4)	2e5 (2e5 to 3e5)
Diarrheal diseases	1e4 (7e3 to 2e4)	2e3 (1e3 to 3e3)	1e3 (6e2 to 2e3)	1.69e+4 (1.01e+4 to 2.61e+4)	2e4 (1e4 to 3e4)	2e4 (1e4 to 3e4)	2e4 (1e4 to 3e4)	2e4 (1e4 to 3e4)	2e4 (1e4 to 3e4)	2e4 (1e4 to 3e4)	2e4 (1e4 to 3e4)	2e4 (1e4 to 3e4)	2e4 (1e4 to 3e4)	2e4 (1e4 to 3e4)	2e4 (1e4 to 3e4)	2e4 (1e4 to 3e4)	2e4 (1e4 to 3e4)	2e4 (1e4 to 3e4)	2e4 (1e4 to 3e4)	2e4 (1e4 to 3e4)	2e4 (1e4 to 3e4)	2e4 (1e4 to 3e4)	2e5 (2e5 to 3e5)
Typhoid and paratyphoid	0 (0 to 0)	0 (0 to 0)	0 (0 to 0)	0 (0 to 0)	0 (0 to 0)	0 (0 to 0)	0 (0 to 0)	0 (0 to 0)	0 (0 to 0)	0 (0 to 0)	0 (0 to 0)	0 (0 to 0)	0 (0 to 0)	0 (0 to 0)	0 (0 to 0)	0 (0 to 0)	0 (0 to 0)	0 (0 to 0)	0 (0 to 0)	0 (0 to 0)	0 (0 to 0)	0 (0 to 0)	0 (0 to 0)	0 (0 to 0)
Typhoid fever	0 (0 to 0)	0 (0 to 0)	0 (0 to 0)	0 (0 to 0)	0 (0 to 0)	0 (0 to 0)	0 (0 to 0)	0 (0 to 0)	0 (0 to 0)	0 (0 to 0)	0 (0 to 0)	0 (0 to 0)	0 (0 to 0)	0 (0 to 0)	0 (0 to 0)	0 (0 to 0)	0 (0 to 0)	0 (0 to 0)	0 (0 to 0)	0 (0 to 0)	0 (0 to 0)	0 (0 to 0)	0 (0 to 0)	0 (0 to 0)
Paratyphoid fever	0 (0 to 0)	0 (0 to 0)	0 (0 to 0)	0 (0 to 0)	0 (0 to 0)	0 (0 to 0)	0 (0 to 0)	0 (0 to 0)	0 (0 to 0)	0 (0 to 0)	0 (0 to 0)	0 (0 to 0)	0 (0 to 0)	0 (0 to 0)	0 (0 to 0)	0 (0 to 0)	0 (0 to 0)	0 (0 to 0)	0 (0 to 0)	0 (0 to 0)	0 (0 to 0)	0 (0 to 0)	0 (0 to 0)	0 (0 to 0)
Invasive Non-typhoidal Salmonella (iNTS)	0 (0 to 0)	0 (0 to 0)	0 (0 to 0)	0 (0 to 0)	0 (0 to 0)	0 (0 to 0)	0 (0 to 0)	0 (0 to 0)	0 (0 to 0)	0 (0 to 0)	0 (0 to 0)	0 (0 to 0)	0 (0 to 0)	0 (0 to 0)	0 (0 to 0)	0 (0 to 0)	0 (0 to 0)	0 (0 to 0)	0 (0 to 0)	0 (0 to 0)	0 (0 to 0)	0 (0 to 0)	0 (0 to 0)	0 (0 to 0)
Other intestinal infectious diseases	0 (0 to 0)	1e3 (6e2 to 2e3)	1e3 (6e2 to 2e3)	1.69e+4 (1.01e+4 to 2.61e+4)	2e4 (1e4 to 3e4)	2e4 (1e4 to 3e4)	2e4 (1e4 to 3e4)	2e4 (1e4 to 3e4)	2e4 (1e4 to 3e4)	2e4 (1e4 to 3e4)	2e4 (1e4 to 3e4)	2e4 (1e4 to 3e4)	2e4 (1e4 to 3e4)	2e4 (1e4 to 3e4)	2e4 (1e4 to 3e4)	2e4 (1e4 to 3e4)	2e4 (1e4 to 3e4)	2e4 (1e4 to 3e4)	2e4 (1e4 to 3e4)	2e4 (1e4 to 3e4)	2e4 (1e4 to 3e4)	2e4 (1e4 to 3e4)	2e5 (2e5 to 3e5)
Neglected tropical diseases and malaria	1.74e+4 (1.19e+4 to 2.42e+4)	1e3 (6e2 to 2e3)	1e3 (6e2 to 2e3)	1.69e+4 (1.01e+4 to 2.61e+4)	2e4 (1e4 to 3e4)	2e4 (1e4 to 3e4)	2e4 (1e4 to 3e4)	2e4 (1e4 to 3e4)	2e4 (1e4 to 3e4)	2e4 (1e4 to 3e4)	2e4 (1e4 to 3e4)	2e4 (1e4 to 3e4)	2e4 (1e4 to 3e4)	2e4 (1e4 to 3e4)	2e4 (1e4 to 3e4)	2e4 (1e4 to 3e4)	2e4 (1e4 to 3e4)	2e4 (1e4 to 3e4)	2e4 (1e4 to 3e4)	2e4 (1e4 to 3e4)	2e4 (1e4 to 3e4)	2e4 (1e4 to 3e4)	2e5 (2e5 to 3e5)
Malaria	0 (0 to 0.4)	0 (0 to 7)	0 (0 to 1.9)	127 (107 to 276)	1e3 (1e2 to 5e3)	1e3 (1e2 to 5e3)	1e3 (1e2 to 5e3)	1e3 (1e2 to 5e3)	1e3 (1e2 to 5e3)	1e3 (1e2 to 5e3)	1e3 (1e2 to 5e3)	1e3 (1e2 to 5e3)	1e3 (1e2 to 5e3)	1e3 (1e2 to 5e3)	1e3 (1e2 to 5e3)	1e3 (1e2 to 5e3)	1e3 (1e2 to 5e3)	1e3 (1e2 to 5e3)	1e3 (1e2 to 5e3)	1e3 (1e2 to 5e3)	1e3 (1e2 to 5e3)	1e3 (1e2 to 5e3)	1.23e+4
Chagas disease	0 (0 to 0)	0 (0 to 0)	0 (0 to 0)	0 (0 to 0)	0 (0 to 0)	0 (0 to 0)	0 (0 to 0)	0 (0 to 0)	0 (0 to 0)	0 (0 to 0)	0 (0 to 0)	0 (0 to 0)	0 (0 to 0)	0 (0 to 0)	0 (0 to 0)	0 (0 to 0)	0 (0 to 0)	0 (0 to 0)	0 (0 to 0)	0 (0 to 0)	0 (0 to 0)	0 (0 to 0)	0 (0 to 0)	0 (0 to 0)
Leishmaniasis	0 (0 to 0)	0 (0 to 0)	0 (0 to 0)	0 (0 to 0)	0 (0 to 0)	0 (0 to 0)	0 (0 to 0)	0 (0 to 0)	0 (0 to 0)	0 (0 to 0)	0 (0 to 0)	0 (0 to 0)	0 (0 to 0)	0 (0 to 0)	0 (0 to 0)	0 (0 to 0)	0 (0 to 0)	0 (0 to 0)	0 (0 to 0)	0 (0 to 0)	0 (0 to 0)	0 (0 to 0)	0 (0 to 0)	0 (0 to 0)
Visceral leishmaniasis	0 (0 to 0)	0 (0 to 0)	0 (0 to 0)	0 (0 to 0)	0 (0 to 0)	0 (0 to 0)	0 (0 to 0)	0 (0 to 0)	0 (0 to 0)	0 (0 to 0)	0 (0 to 0)	0 (0 to 0)	0 (0 to 0)	0 (0 to 0)	0 (0 to 0)	0 (0 to 0)	0 (0 to 0)	0 (0 to 0)	0 (0 to 0)	0 (0 to 0)	0 (0 to 0)	0 (0 to 0)	0 (0 to 0)	0 (0 to 0)
Cutaneous and mucocutaneous leishmaniasis	0 (0 to 0)	0 (0 to 0)	0 (0 to 0)	0 (0 to 0)	0 (0 to 0)	0 (0 to 0)	0 (0 to 0)	0 (0 to 0)	0 (0 to 0)	0 (0 to 0)	0 (0 to 0)	0 (0 to 0)	0 (0 to 0)	0 (0 to 0)	0 (0 to 0)	0 (0 to 0)	0 (0 to 0)	0 (0 to 0)	0 (0 to 0)	0 (0 to 0)	0 (0 to 0)	0 (0 to 0)	0 (0 to 0)	0 (0 to 0)
African trypanosomiasis	0 (0 to 0)	0 (0 to 0)	0 (0 to 0)	0 (0 to 0)	0 (0 to 0)	0 (0 to 0)	0 (0 to 0)	0 (0 to 0)	0 (0 to 0)	0 (0 to 0)	0 (0 to 0)	0 (0 to 0)	0 (0 to 0)	0 (0 to 0)	0 (0 to 0)	0 (0 to 0)	0 (0 to 0)	0 (0 to 0)	0 (0 to 0)	0 (0 to 0)	0 (0 to 0)	0 (0 to 0)	0 (0 to 0)	0 (0 to 0)
Schistosomiasis	0 (0 to 0)	0 (0 to 0)	0 (0 to 0)	0 (0 to 0)	0 (0 to 0)	0 (0 to 0)	0 (0 to 0)	0 (0 to 0)	0 (0 to 0)	0 (0 to 0)	0 (0 to 0)	0 (0 to 0)	0 (0 to 0)	0 (0 to 0)	0 (0 to 0)	0 (0 to 0)	0 (0 to 0)	0 (0 to 0)	0 (0 to 0)	0 (0 to 0)	0 (0 to 0)	0 (0 to 0)	0 (0 to 0)	0 (0 to 0)
Cysticercosis	0 (0 to 0)	0 (0 to 0)	0 (0 to 0)	0 (0 to 0)	0 (0 to 0)	0 (0 to 0)	0 (0 to 0)	0 (0 to 0)	0 (0 to 0)	0 (0 to 0)	0 (0 to 0)	0 (0 to 0)	0 (0 to 0)	0 (0 to 0)	0 (0 to 0)	0 (0 to 0)	0 (0 to 0)	0 (0 to 0)	0 (0 to 0)	0 (0 to 0)	0 (0 to 0)	0 (0 to 0)	0 (0 to 0)	0 (0 to 0)
Cystic echinococcosis	0 (0 to 0)	0 (0 to 0)	0 (0 to 0)	0 (0 to 0)	0 (0 to 0)	0 (0 to 0)	0 (0 to 0)	0 (0 to 0)	0 (0 to 0)	0 (0 to 0)	0 (0 to 0)	0 (0 to 0)	0 (0 to 0)	0 (0 to 0)	0 (0 to 0)	0 (0 to 0)	0 (0 to 0)	0 (0 to 0)	0 (0 to 0)	0 (0 to 0)	0 (0 to 0)	0 (0 to 0)	0 (0 to 0)	0 (0 to 0)
Lymphatic filariasis	0 (0 to 0)	0 (0 to 0)	0 (0 to 0)	0 (0 to 0)	0 (0 to 0)	0 (0 to 0)	0 (0 to 0)	0 (0 to 0)	0 (0 to 0)	0 (0 to 0)	0 (0 to 0)	0 (0 to 0)	0 (0 to 0)	0 (0 to 0)	0 (0 to 0)	0 (0 to 0)	0 (0 to 0)	0 (0 to 0)	0 (0 to 0)	0 (0 to 0)	0 (0 to 0)	0 (0 to 0)	0 (0 to 0)	0 (0 to 0)
Onchocerciasis	0 (0 to 0)	0 (0 to 0)	0 (0 to 0)	0 (0 to 0)	0 (0 to 0)	0 (0 to 0)	0 (0 to 0)	0 (0 to 0)	0 (0 to 0)	0 (0 to 0)	0 (0 to 0)	0 (0 to 0)	0 (0 to 0)	0 (0 to 0)	0 (0 to 0)	0 (0 to 0)	0 (0 to 0)	0 (0 to 0)	0 (0 to 0)	0 (0 to 0)	0 (0 to 0)	0 (0 to 0)	0 (0 to 0)	0 (0 to 0)
Trachoma	0 (0 to 0)	0 (0 to 0)	0 (0 to 0)	0 (0 to 0)	0 (0 to 0)	0 (0 to 0)	0 (0 to 0)	0 (0 to 0)	0 (0 to 0)	0 (0 to 0)	0 (0 to 0)	0 (0 to 0)	0 (0 to 0)	0 (0 to 0)	0 (0 to 0)	0 (0 to 0)	0 (0 to 0)	0 (0 to 0)	0 (0 to 0)	0 (0 to 0)	0 (0 to 0)	0 (0 to 0)	0 (0 to 0)	0 (0 to 0)
Dengue	0 (0 to 1.9e1)	0 (0 to 1.9e2)	0 (0 to 1.9e2)	1e3 (1e2 to 2e3)	1e3 (1e2 to 2e3)	1e3 (1e2 to 2e3)	1e3 (1e2 to 2e3)	1e3 (1e2 to 2e3)	1e3 (1e2 to 2e3)	1e3 (1e2 to 2e3)	1e3 (1e2 to 2e3)	1e3 (1e2 to 2e3)	1e3 (1e2 to 2e3)	1e3 (1e2 to 2e3)	1e3 (1e2 to 2e3)	1e3 (1e2 to 2e3)	1e3 (1e2 to 2e3)	1e3 (1e2 to 2e3)	1e3 (1e2 to 2e3)	1e3 (1e2 to 2e3)	1e3 (1e2 to 2e3)	1e3 (1e2 to 2e3)	1.24e+4
Yellow fever	0 (0 to 0)	0 (0 to 0)	0 (0 to 0)	0 (0 to 0)	0 (0 to 0)	0 (0 to 0)	0 (0 to 0)	0 (0 to 0)	0 (0 to 0)	0 (0 to 0)	0 (0 to 0)	0 (0 to 0)	0 (0 to 0)	0 (0 to 0)	0 (0 to 0)	0 (0 to 0)	0 (0 to 0)	0 (0 to 0)	0 (0 to 0)	0 (0 to 0)	0 (0 to 0)	0 (0 to 0)	0 (0 to 0)	0 (0 to 0)
Rabies	0 (0 to 0)	0 (0 to 1.9e1)	0 (0 to 1.9e1)	79 (75 to 84)	2e3 (1e3 to 3e3)	2e3 (1e3 to 3e3)	2e3 (1e3 to 3e3)	2e3 (1e3 to 3e3)	2e3 (1e3 to 3e3)	2e3 (1e3 to 3e3)	2e3 (1e3 to 3e3)	2e3 (1e3 to 3e3)	2e3 (1e3 to 3e3)	2e3 (1e3 to 3e3)	2e3 (1e3 to 3e3)	2e3 (1e3 to 3e3)	2e3 (1e3 to 3e3)	2e3 (1e3 to 3e3)	2e3 (1e3 to 3e3)	2e3 (1e3 to 3e3)	2e3 (1e3 to 3e3)	2e3 (1e3 to 3e3)	2.24e+4
Intestinal nematode infections	0 (0 to 0)	0 (0 to 1.1)	27 (3 to 113)	2e3 (1e2 to 6e3)	2e3 (1e2 to 6e3)	2e3 (1e2 to 6e3)	2e3 (1e2 to 6e3)	2e3



Other transport injuries	50.5 (19.2 to 73.4)	13 (6.7 to 22.5)	69.1 (37.9 to 106)	177 (131 to 217.8)	329 (7.96 to 639)	697 (479 to 1,423)	1,656 (843 to 3,700)	2,545 (1,455 to 5,140)	2,545 (1,455 to 5,140)	4,149 (2,130 to 8,230)	5,230 (2,950 to 9,950)	5,998 (3,370 to 9,990)	6,926 (1,260 to 9,990)	6,926 (1,260 to 9,990)	1,656 (919 to 3,700)	1,656 (823 to 3,280)	1,656 (773 to 3,200)	784 (454 to 1,700)	1,656 (773 to 3,200)	626 (372 to 971)	383 (241 to 662)	298 (193 to 564)	140 (87.7 to 218)	62.7 (31.9 to 99.7)	39.1 (19.7 to 62)	8.6 (3.9 to 13)	35,400
Unintentional injuries	1,469 (953 to 2,210)	892 (489 to 1,500)	6,765 (3,710 to 10,600)	7,165 (5,490 to 10,600)	7,465 (5,530 to 10,200)	11,190 (9,090 to 13,300)	15,190 (7,640 to 13,900)	17,600 (13,900 to 20,700)	19,600 (14,200 to 26,900)	21,900 (17,200 to 27,300)	19,100 (14,400 to 25,900)	17,200 (13,900 to 21,700)	14,900 (11,900 to 17,900)	11,700 (9,140 to 14,700)	11,900 (9,340 to 15,100)	11,900 (8,890 to 15,900)	11,200 (8,990 to 14,900)	6,770 (7,670 to 12,000)	7,960 (5,360 to 9,960)	6,080 (3,960 to 8,540)	2,960 (2,220 to 3,740)	1,490 (1,090 to 1,890)	649 (316 to 950)	225,000
Falls	481 (223 to 800)	31.6 (17 to 49.1)	1,970 (922 to 2,970)	1,960 (791 to 3,040)	1,750 (1,040 to 2,630)	2,660 (1,800 to 3,520)	2,660 (1,800 to 3,520)	2,710 (1,800 to 3,600)	4,700 (3,200 to 6,070)	6,800 (4,170 to 7,670)	7,590 (5,210 to 9,720)	7,910 (5,420 to 9,220)	8,420 (5,770 to 10,600)	7,760 (5,320 to 9,990)	8,630 (4,920 to 9,670)	6,130 (4,620 to 7,670)	8,640 (4,970 to 9,670)	7,200 (5,420 to 9,010)	6,500 (5,270 to 7,750)	5,340 (4,020 to 7,160)	3,890 (2,920 to 4,370)	2,010 (1,710 to 2,230)	1,200 (670 to 1,660)	479 (242 to 711)	96,900
Drowning	54.2 (30.5 to 77.1)	19.2 (10.1 to 29.2)	348 (122 to 780)	2,700 (1,220 to 4,780)	2,740 (1,420 to 4,080)	3,490 (2,020 to 4,960)	3,490 (2,020 to 4,960)	3,270 (1,710 to 4,940)	2,970 (1,770 to 4,530)	3,040 (2,020 to 4,690)	3,040 (2,020 to 4,690)	2,930 (1,720 to 4,550)	1,710 (1,120 to 2,770)	1,670 (1,120 to 2,770)	827 (427 to 1,540)	620 (420 to 1,030)	649 (420 to 1,030)	626 (427 to 1,030)	622 (427 to 1,030)	366 (246 to 1,030)	139 (98.7 to 1,030)	139 (79.9 to 1,030)	39.2 (23.9 to 62.1)	29.2 (11.3 to 51.1)	6.1 (2.9 to 9.6)	28,400
Fire, heat, and hot substances	22.5 (7.9 to 42.2)	4.6 (2.4 to 8.6)	222 (131 to 347)	234 (122 to 417.9)	234 (121 to 363)	247 (130 to 390)	247 (123 to 399)	342 (172 to 567)	626 (327 to 1,250)	783 (479 to 1,300)	841 (525 to 1,350)	773 (506 to 751)	407 (242 to 589)	289 (220 to 374)	323 (212 to 485)	233 (143 to 338)	164 (113 to 260)	148 (92 to 297)	93.9 (62.6 to 178)	52.5 (32.6 to 121)	26.4 (16 to 53.9)	12.8 (7.7 to 24.2)	5.4 (2.9 to 8.4)	6,480
Poisonings	24.1 (8.6 to 51.3)	5.6 (2.4 to 14.5)	211 (77 to 550)	193 (72 to 548)	193 (64 to 519)	193 (71 to 519)	193 (71 to 519)	193 (71 to 519)	193 (71 to 519)	193 (71 to 519)	193 (71 to 519)	193 (71 to 519)	193 (71 to 519)	193 (71 to 519)	193 (71 to 519)	193 (71 to 519)	193 (71 to 519)	193 (71 to 519)	193 (71 to 519)	193 (71 to 519)	193 (71 to 519)	193 (71 to 519)	193 (71 to 519)	193 (71 to 519)	6,500
Poisoning by other medications	3.8 (0.4 to 10.4)	0.6 (0.1 to 3)	38 (7 to 202)	137 (16.9 to 509)	212.9 (19.9 to 748)	228 (46.4 to 628)	228 (46.4 to 628)	260 (51 to 742)	305 (57 to 780)	386 (78 to 760)	463 (100 to 950)	418 (82 to 1,060)	218 (42.6 to 596)	157 (29.3 to 126)	204.3 (39.1 to 564)	170 (32.4 to 78.9)	204.3 (39.1 to 564)	205.9 (77.6 to 75.6)	205.9 (74.4 to 75.6)	69.4 (14.4 to 52.7)	19.2 (2.7 to 71)	8.6 (1.9 to 24.1)	3.4 (0.6 to 8.7)	2.7 (0.3 to 7.4)	2,790
Poisoning by other means	24.2 (7.9 to 56.9)	5 (1 to 17)	292 (66.9 to 523)	248 (77.5 to 658)	81.7 (32.1 to 7.5)	242 (96.2 to 636)	76.6 (41.5 to 156)	133 (57.1 to 353)	165 (67.7 to 368)	177 (69.1 to 423)	163 (68.4 to 358)	86.7 (41.5 to 202)	24.7 (22.9 to 97.1)	24.5 (18.9 to 70.9)	24.1 (17.9 to 66.7)	22.3 (15.4 to 62.3)	16 (8.4 to 51.9)	13.3 (5.1 to 43.9)	7.4 (4.1 to 31.3)	0.1 (0.1 to 4.6)	2.2 (0.1 to 4.6)	0.3 (0.3 to 2.3)	0.3 (0.3 to 0.6)	1,740
Exposure to mechanical forces	1.68 (0.4 to 4.6)	1.1 (0.2 to 2.6)	476 (72.9 to 1,200)	370 (72.9 to 1,200)	396 (72.9 to 1,200)	569 (72.9 to 1,200)	627 (72.9 to 1,200)	1,000 (72.9 to 1,200)	1,040 (72.9 to 1,200)	1,040 (72.9 to 1,200)	1,040 (72.9 to 1,200)	1,040 (72.9 to 1,200)	1,040 (72.9 to 1,200)	1,190 (72.9 to 1,200)	1,000 (72.9 to 1,200)	627 (72.9 to 1,200)	609 (72.9 to 1,200)	493 (72.9 to 1,200)	493 (72.9 to 1,200)	232 (72.9 to 1,200)	104 (72.9 to 1,200)	39.7 (72.9 to 1,200)	22 (9.5 to 41.1)	4.1 (0.9 to 9.1)	16,300
Unintentional firearm injuries	0.4 (0 to 2)	0.3 (0.1 to 0.9)	13.5 (1 to 58.4)	19.5 (7.8 to 62.7)	19.7 (9.9 to 36.3)	21.6 (10.5 to 32.3)	21.6 (7.7 to 42.4)	40.5 (29.7 to 56.4)	40.4 (32.2 to 53)	41 (27.1 to 67.5)	41.6 (29.1 to 57.5)	36.8 (24.7 to 48.3)	31 (21 to 49.5)	28.2 (19.7 to 38.1)	30.1 (14.2 to 39.1)	19.8 (11.6 to 27.5)	12.6 (9.1 to 18.3)	5.4 (6.2 to 11.4)	1.4 (3.6 to 7.2)	1.4 (1.3 to 2.5)	0.3 (0.6 to 1.2)	0.3 (0.3 to 0.5)	0.3 (0.3 to 0.5)	439
Other exposure to mechanical forces	1.3 (1.1 to 169)	0.8 (0.4 to 4.2)	462.9 (72.9 to 1,200)	370 (72.9 to 1,200)	396 (72.9 to 1,200)	569 (72.9 to 1,200)	627 (72.9 to 1,200)	1,000 (72.9 to 1,200)	1,040 (72.9 to 1,200)	1,040 (72.9 to 1,200)	1,040 (72.9 to 1,200)	1,040 (72.9 to 1,200)	1,040 (72.9 to 1,200)	1,190 (72.9 to 1,200)	1,000 (72.9 to 1,200)	627 (72.9 to 1,200)	609 (72.9 to 1,200)	493 (72.9 to 1,200)	493 (72.9 to 1,200)	232 (72.9 to 1,200)	104 (72.9 to 1,200)	39.7 (72.9 to 1,200)	22 (9.5 to 41.1)	4.1 (0.9 to 9.1)	16,300
Adverse effects of medical treatment	742 (79.4 to 2,710)	65.9 (20.1 to 147)	297 (200 to 491)	234 (120 to 391)	195 (90.5 to 309)	293 (130 to 411)	195 (101 to 311)	186 (77.3 to 311)	483 (270 to 885)	306 (79.5 to 483)	481 (240 to 835)	392 (211 to 650)	530 (270 to 967)	362 (160 to 617)	428 (212 to 756)	369 (200 to 1,050)	503 (410 to 1,050)	1,070 (520 to 1,760)	729 (370 to 1,770)	311 (240 to 750)	108 (87.8 to 262)	76.2 (42.5 to 126)	22.9 (12.8 to 39.8)	9,830
Animal contact	127 (68.9 to 200)	92.9 (47 to 168)	606 (307 to 1,140)	699 (351 to 1,350)	1,010 (543 to 1,900)	1,540 (1,020 to 3,230)	1,540 (998 to 1,900)	967 (664 to 2,370)	1,490 (1,200 to 3,230)	2,130 (1,220 to 3,780)	2,250 (1,220 to 3,780)	1,330 (781 to 2,160)	1,060 (660 to 2,000)	1,060 (670 to 2,000)	609 (486 to 1,510)	1,220 (960 to 1,720)	692 (431 to 1,670)	660 (431 to 1,660)	429 (274 to 625)	249 (172 to 625)	162 (156 to 625)	46.9 (42.1 to 100)	27 (12 to 50.4)	6.4 (0 to 19.1)	19,900
Venomous animal contact	85.4 (46.1 to 137)	57 (30.7 to 97.1)	607 (331 to 1,130)	603 (329 to 1,090)	971 (519 to 1,810)	1,690 (999 to 3,130)	992 (629 to 1,810)	1,290 (756 to 2,400)	2,010 (1,140 to 3,730)	2,140 (1,140 to 3,730)	1,220 (677 to 2,260)	1,490 (756 to 2,400)	1,290 (756 to 2,400)	726 (481 to 1,350)	920 (486 to 1,350)	692 (324 to 1,350)	609 (324 to 1,350)	366 (249 to 1,350)	242 (153 to 1,350)	148 (98.2 to 1,350)	64.6 (42.1 to 92.7)	21.4 (12.4 to 37.1)	6.7 (0.4 to 17)	18,900
Non-venomous animal contact	6.2 (0.1 to 7.1)	1.8 (0.3 to 2.4)	7.8 (0.1 to 13.7)	20.2 (1.5 to 44.8)	41.1 (24.5 to 65.4)	67.7 (38.5 to 92.9)	72.7 (47.9 to 113)	99.5 (63.7 to 134)	151 (71.4 to 305)	114 (73.8 to 173)	112 (79.5 to 179)	113 (71.8 to 175)	113 (74.7 to 179)	113 (66.2 to 151)	92.6 (60.9 to 126)	90.4 (59.3 to 129)	76.8 (49 to 118)	41.6 (26.4 to 65.2)	41.6 (25.2 to 65.6)	22.9 (1.4 to 33.4)	12.2 (8.1 to 18.4)	5.5 (3.6 to 8)	1.7 (1 to 2.4)	1,280
Foreign body	19.2 (10.1 to 33.5)	3.6 (2.1 to 5.6)	74.1 (40.7 to 113)	74.1 (40.7 to 113)	264 (2.1 to 113)	264 (1.9 to 113)	264 (1.9 to 113)	264 (1.9 to 113)	264 (1.9 to 113)	264 (1.9 to 113)	264 (1.9 to 113)	264 (1.9 to 113)	264 (1.9 to 113)	264 (1.9 to 113)	264 (1.9 to 113)	264 (1.9 to 113)	264 (1.9 to 113)	264 (1.9 to 113)	264 (1.9 to 113)	264 (1.9 to 113)	264 (1.9 to 113)	264 (1.9 to 113)	264 (1.9 to 113)	7,930
Foreign body in eye	28.1 (19.6 to 37.1)	10.6 (7.9 to 14.2)	147.9 (107 to 197)	147.9 (107 to 197)	147.9 (107 to 197)	147.9 (107 to 197)	147.9 (107 to 197)	147.9 (107 to 197)	147.9 (107 to 197)	147.9 (107 to 197)	147.9 (107 to 197)	147.9 (107 to 197)	147.9 (107 to 197)	147.9 (107 to 197)	147.9 (107 to 197)	147.9 (107 to 197)	147.9 (107 to 197)	147.9 (107 to 197)	147.9 (107 to 197)	147.9 (107 to 197)	147.9 (107 to 197)	147.9 (107 to 197)	147.9 (107 to 197)	4,430
Foreign body in other bodypart	0.1 (0 to 0.3)	0.2 (0.1 to 0.6)	37.6 (1.8 to 114.9)	37.6 (13.9 to 69.2)	43 (20.2 to 103)	66.6 (30.2 to 93.6)	127 (59.1 to 202)	162 (81.5 to 302)	162 (69.7 to 302)	162 (69.7 to 302)	162 (69.7 to 302)	149 (69.7 to 302)	132 (69.6 to 207)	116 (54 to 202)	85 (40.3 to 132)	82.9 (39.3 to 132)	52.1 (32 to 82.4)	43.7 (26.7 to 66.2)	21.7 (20.6 to 37.4)	19.3 (12.7 to 28.3)	10.8 (7.2 to 15)	4.6 (3.6 to 6)	0.6 (0.6 to 2.3)	1,540
Foreign body in other bodypart	0.5 (0.3 to 0.9)	1.4 (0.4 to 2.6)	14 (4.1 to 42.6)	12.2 (4.1 to 42.6)	14.1 (4.1 to 42.6)	12 (4.1 to 42.6)	11.2 (4.1 to 42.6)	11.2 (4.1 to 42.6)	11.2 (4.1 to 42.6)	11.2 (4.1 to 42.6)	11.2 (4.1 to 42.6)	11.2 (4.1 to 42.6)	11.2 (4.1 to 42.6)	11.2 (4.1 to 42.6)	11.2 (4.1 to 42.6)	11.2 (4.1 to 42.6)	11.2 (4.1 to 42.6)	11.2 (4.1 to 42.6)	11.2 (4.1 to 42.6)	11.2 (4.1 to 42.6)	11.2 (4.1 to 42.6)	11.2 (4.1 to 42.6)	11.2 (4.1 to 42.6)	1,480
Environmental heat and cold exposure	34.1 (2.3 to 90.4)	22.3 (2.6 to 59.6)	146 (23.4 to 504)	89.1 (28.5 to 147)	118 (73.6 to 179)	118 (17 to 225)	211 (103 to 291)	282 (209 to 414)	348 (209 to 529)	449 (209 to 725)	379 (199 to 585)	282 (150 to 467)	293 (150 to 469)	219 (131 to 335)	282 (150 to 423)	219 (2 to 316)	277 (2 to 439)	232 (97 to 397)	158 (69.6 to 309)	92.2 (39.2 to 183)	46.5 (20.7 to 74.4)	20.6 (9.4 to 34.7)	6.3 (2 to 11.6)	6,740
Exposure to forces of nature	2.1 (0 to 5)	0.7 (0.1 to 2.1)	21.1 (2.6 to 74)	21.1 (2.6 to 74)	21.1 (4.1 to 74)	21.1 (4.1 to 74)	21.1 (4.1 to 74)	21.1 (4.1 to 74)	21.1 (4.1 to 74)	21.1 (4.1 to 74)	21.1 (4.1 to 74)	21.1 (4.1 to 74)	21.1 (4.1 to 74)	21.1 (4.1 to 74)	21.1 (4.1 to 74)	21.1 (4.1 to 74)	21.1 (4.1 to 74)	21.1 (4.1 to 74)	21.1 (4.1 to 74)	21.1 (4.1 to 74)	21.1 (4.1 to 74)	21.1 (4.1 to 74)	21.1 (4.1 to 74)	570
Other unintentional injuries	27 (9.9 to 57.7)	7 (3.9 to 12.7)	136 (52.9 to 300)	258 (122 to 627)	672 (233 to 1,770)	1,130 (389 to 2,870)	2,260 (737 to 5,970)	4,260 (1,140 to 7,510)	4,260 (1,420 to 8,200)	5,060 (1,900 to 8,770)	5,060 (1,900 to 9,060)	2,900 (1,200 to 5,760)	2,200 (1,160 to 4,200)	2,200 (960 to 4,060)	1,070 (713 to 2,200)	1,200 (824 to 2,270)	979 (609 to 1,200)	767 (419 to 1,060)	483 (270 to 958)	296 (190 to 547)	141 (100 to 456)	77.2 (53.7 to 150)	24.2 (20.5 to 45.4)	10.9 (7.1 to 15.6)	33,000
Self-harm and interpersonal violence	66 (48.4 to 363)	72.7 (7.1 to 23.6)	338 (1.01 to 612)	336 (168 to 617)	619 (341 to 957)	2,610 (1,420 to 3,960)	8,650 (5,660 to 13,500)	24,150 (17,200 to 29,200)	39,700 (31,700 to 49,900)	37,600 (29,400 to 46,900)	16,600 (13,600 to 20,100)	14,400 (10,300 to 21,900)	8,890 (6,280 to 12,000)	6,190 (4,420 to 8,160)	4,850 (3,630 to 7,040)	3,260 (2,420 to 4,760)	2,460 (1,810 to 3,570)	1,490 (1,120 to 2,010)	871 (656 to 1,213)	489 (368 to 668)	221 (167 to 303)	89.9 (68 to 118)	29 (19.6 to 37.2)	155,000
Self-harm	0.6 (0 to 0.9)	0.4 (0 to 0)	0 (0 to 0)	0 (0 to 0)	0 (0 to 0)	1,770 (943 to 3,210)	6,940 (3,660 to 11,600)	17,600 (11,400 to 22,200)	31,000 (23,600 to 40,600)	29,700 (23,000 to 38,200)	12,900 (9,930 to 16,000)	9,900 (6,930 to 15,900)	6,900 (4,630 to 9,730)	4,630 (3,270 to 6,030)	3,630 (2,670 to 5,270)	2,630 (1,780 to 3,630)	1,910 (1,350 to 2,770)	1,220 (890 to 1,630)	702 (521 to 1,000)	336 (274 to 463)	129 (99.6 to 176)	50.3 (38.7 to 69.4)	16.7 (11.3 to 23.1)	156,000
Self-harm by firearm	0 (0 to 0)	0 (0 to 0)	0 (0 to 0)	0 (0 to 0)	0 (0 to 0)	41.3 (29.9 to 117)	111 (69.7 to 202)	263 (151 to 529)	469 (229 to 1,160)	620 (367 to 1,470)	434 (169 to 1,160)	464 (149 to 1,060)	323 (122 to 829)	199 (89.7 to 499)	157 (64.4 to 370)	102 (45.7 to 330)	62.3 (30.4 to 120)	52.3 (7.9 to 4.1)	32.2 (3.9 to 7.1)	2.6 (1.9 to 3.2)	1.1 (0.6 to 1.5)	0.4 (0.4 to 0.6)	0.4 (0.2 to 0.9)	3,340
Self-harm by other specified means	0 (0 to 0)	0 (0 to 0)	0 (0 to 0)	0 (0 to 0)	0 (0 to 0)	1,730 (903 to 3,110)	6,830 (3,640 to 11,500)	17,300 (11,200 to 22,000)	31,000 (23,600 to 40,600)	29,700 (23,000 to 38,200)	12,900 (9,930 to 16,000)	9,900 (6,930 to 15,900)	6,900 (4,630 to 9,730)	4,630 (3,270 to 6,030)	3,630 (2,670 to 5,270)	2,630 (1,780 to 3,630)	1,910 (1,350 to 2,770)	1,220 (890 to 1,630)	702 (521 to 1,000)	336 (274 to 463)	129 (99.6 to 176)	50.3 (38.7 to 69.4)	16.7 (11.3 to 23.1)	153,000
Interpersonal violence	306.5 (69.9 to 749)	71.2 (8.4 to 221.1)	390 (1.04 to 926)	286 (1.04 to 904)	472 (296 to 767)	1,090 (699 to 1,540)	2,740 (1,760 to 4,270)	6,490 (4,090 to 10,200)	7,470 (4,600 to 11,200)	7,740 (5,320 to 11,200)	6,440 (3,760 to 7,790)	4,810 (2,960 to 6,810)	3,200 (2,260 to 4,480)	1,710 (1,210 to 2,200)	1,210 (1,260 to 2,230)	1,260 (979 to 1,560)	1,060 (729 to 1,760)	692 (519 to 979)	335 (247 to 533)	106 (126 to 258)	39.7 (69 to 150)	9.6 (9.6 to 19.1)	3.6 (0.6 to 7.6)	47,000
Physical violence by firearm	0.7 (0.6 to 4)	0.2 (0.1 to 0.7)	7.1 (0.6 to 19.8)	10.6 (4 to 20.5)	10.6 (7.4 to 26.7)	26.4 (18.2 to 79.3)	320 (1.62 to 861)	1,240 (668 to 2,080)	1,240 (677 to 2,510)	1,140 (674 to 2,080)	879 (648 to 1,460)	627 (322 to 1,110)	327 (1.6 to 573)	0 (0 to 573)	111 (89 to 187)	71.8 (48.3 to 139)	47.8 (34.7 to 80.7)	28.5 (1.6 to 51.1)	21.2 (1.62 to 39.9)	0 (0.7 to 2.6)	0 (0.6 to 1.8)	0.7 (0.3 to 1.5)	0.3 (0.3 to 1.5)	6,430
Physical violence by sharp object	0.4 (0.3 to 1.6)	0.3 (0.1 to 1.2)	14.2 (1.1 to 42.2)	29.4 (1.1 to 42.2)	40.7 (27.1 to 71.8)	96.4 (49.1 to 211)	163 (72.5 to 330)	1,410 (664 to 2,400)	1,990 (814 to 3,400)	2,050 (1,040 to 3,400)	1,340 (1,040 to 2,400)	920 (420 to 1,540)	627 (302 to 1,040)	490 (220 to 1,040)	299 (1 to 1,040)	293 (1 to 1,040)	197 (92.1 to 1,040)	70.4 (48.7 to 1,040)	50 (18.7 to 1,040)	19.4 (9.1 to 1,040)	5.6 (3.4 to 1,040)	3.6 (1.6 to 1,040)	1.4 (0.3 to 3.3)	13,300
Sexual violence	0 (0 to 0)	0 (0 to 0)	0 (0 to 0)	0 (0.5 to 11.2)	67.7 (34.5 to 89.7)	130 (72.9 to 229)	263 (161 to 367)	463 (277 to 767)	543 (299 to 881)	467 (272 to 793)	366 (229 to 605)	263 (157 to 469)	193 (93 to 341)	91 (22.8 to 164)	22.8 (69.7 to 191)	22.8 (37.3 to 139)	22.1 (28 to 83.7)	12.8 (14 to 33.4)	6.6 (8.3 to 18.1)	0 (3.3 to 10)	0 (1.4 to 6)	0 (0.3 to 0.7)	0 (0 to 0)	3,190
Physical violence by other means	0.4 (0.3 to 1.6)	0.3 (0.1 to 1.2)	14.2 (1.1 to 42.2)	29.4 (1.1 to 42.2)	40.7 (27.1 to 71.8)	96.4 (49.1 to 211)	163 (72.5 to 330)	1,410 (664 to 2,400)	1,990 (814 to 3,400)	2,050 (1,040 to 3,400)	1,340 (1,040 to 2,400)	920 (420 to 1,540)	627 (302 to 1,040)	490 (220 to 1,040)	299 (1 to 1,040)	293 (1 to 1,040)	197 (92.1 to 1,040)	70.4 (48.7 to 1,040)	50 (18.7 to 1,040)	19.4 (9.1 to 1,040)	5.6 (3.4 to 1,040)	3.6 (1.6 to 1,040)	1.4 (0.3 to 3.3)	13,300
Conflict and terrorism	0 (0.7 to 2.9)	0 (1.2 to 1.6)	0 (0.7 to 3)	0 (0.5 to 9.3)	0 (0.5 to 9.3)	0 (0.5 to 9.3)	0 (0.5 to 9.3)	0 (0.5 to 9.3)	0 (0.5 to 9.3)	0 (0.5 to 9.3)	0 (0.5 to 9.3)	0 (0.5 to 9.3)	0 (0.5 to 9.3)	0 (0.5 to 9.3)	0 (0.5 to 9.3)	0 (0.5 to 9.3)	0 (0.5 to 9.3)	0 (0.5 to 9.3)	0 (0.5 to 9.3)	0 (0.5 to 9.3)	0 (0.5 to 9.3)	0 (0.5 to 9.3)	0 (0.5 to 9.3)	1,490

SR Table 2a: Himachal Pradesh DALYS by cause and age group for males with 95% uncertainty intervals, 2019

Cause	Early Neonatal	Late Neonatal	Post Neonatal	1 to 4	5 to 9	10 to 14	15 to 19	20 to 24	25 to 29	30 to 34	35 to 39	40 to 44	45 to 49	50 to 54	55 to 59	60 to 64	65 to 69	70 to 74	75 to 79	80 to 84	85 to 89	90 to 94	95 plus	Total
All causes	71,000 (56,000 to 91,000)	13,700 (11,100 to 17,000)	26,400 (21,000 to 34,000)	19,200 (15,000 to 25,100)	20,000 (16,000 to 25,000)	19,000 (15,000 to 24,000)	21,000 (16,000 to 26,000)	25,000 (20,000 to 32,000)	30,000 (24,000 to 38,000)	40,000 (32,000 to 50,000)	67,000 (54,000 to 84,000)	94,000 (76,000 to 120,000)	99,000 (77,000 to 128,000)	101,000 (78,000 to 130,000)	103,000 (79,000 to 133,000)	120,000 (92,000 to 156,000)	126,000 (96,000 to 165,000)	120,000 (90,000 to 159,000)	102,000 (76,000 to 135,000)	86,000 (64,000 to 114,000)	56,000 (41,000 to 75,000)	26,000 (18,000 to 36,000)	4,170 (2,760 to 6,300)	1,190 (770 to 1,860)	1,390,000
Communicable, maternal, neonatal, and nutritional diseases	69,600 (51,600 to 90,400)	11,600 (9,260 to 14,600)	17,700 (13,900 to 22,900)	11,500 (8,870 to 14,900)	13,200 (9,910 to 17,600)	8,410 (6,410 to 10,900)	8,600 (6,320 to 11,600)	7,340 (5,230 to 10,200)	8,640 (6,080 to 12,300)	10,800 (7,530 to 15,500)	15,600 (10,900 to 22,000)	22,100 (15,700 to 31,000)	23,100 (16,000 to 33,000)	23,100 (15,700 to 33,000)	21,300 (14,000 to 31,000)	21,100 (13,700 to 31,000)	19,200 (12,000 to 29,000)	16,200 (9,970 to 25,000)	12,600 (7,600 to 20,000)	8,230 (4,900 to 13,000)	4,640 (2,670 to 8,000)	1,830 (1,070 to 3,000)	339 (197 to 552)	261,000
HIV/AIDS and sexually transmitted infections	649 (561 to 1,020)	272 (62 to 1,060)	529 (94 to 2,100)	41 (9 to 161)	99 (17 to 393)	93 (21 to 371)	197 (45 to 783)	503 (116 to 1,990)	1,040 (240 to 4,120)	2,200 (510 to 8,720)	4,080 (1,000 to 16,000)	6,220 (1,530 to 24,600)	7,060 (1,730 to 27,900)	7,320 (1,800 to 28,900)	7,150 (1,760 to 28,200)	7,060 (1,740 to 27,900)	6,610 (1,630 to 26,100)	5,990 (1,480 to 23,600)	5,110 (1,260 to 20,100)	3,980 (980 to 15,700)	2,610 (640 to 10,300)	1,140 (280 to 4,500)	241 (59 to 951)	12,800
HIV/AIDS	(0 to 0)	(0 to 0)	(106 to 888)	(0 to 0)	(22 to 190)	(23 to 194)	(23 to 194)	(214 to 1,790)	(737 to 6,170)	(1,660 to 13,900)	(3,060 to 25,600)	(4,660 to 39,000)	(5,410 to 45,300)	(5,620 to 47,000)	(5,660 to 47,400)	(5,810 to 48,600)	(5,620 to 47,000)	(5,610 to 47,000)	(5,610 to 47,000)	(5,610 to 47,000)	(5,610 to 47,000)	(5,610 to 47,000)	(5,610 to 47,000)	11,200
HIV/AIDS - Drug-susceptible Tuberculosis	(0 to 0)	(0 to 0)	(22 to 182)	0 (0 to 0)	7 (1 to 29)	8 (2 to 32)	11 (2 to 46)	50 (11 to 210)	167 (37 to 700)	503 (116 to 2,120)	1,240 (290 to 5,190)	2,340 (550 to 9,810)	3,020 (720 to 12,600)	3,220 (770 to 13,500)	3,320 (790 to 13,900)	3,420 (820 to 14,300)	3,360 (800 to 14,100)	3,360 (800 to 14,100)	3,360 (800 to 14,100)	3,360 (800 to 14,100)	3,360 (800 to 14,100)	3,360 (800 to 14,100)	3,360 (800 to 14,100)	1,270
HIV/AIDS - Multidrug-resistant Tuberculosis without extensi	(0 to 0)	(0 to 0)	(0 to 2)	(0 to 0)	(0 to 1)	(0 to 1)	(0 to 1)	(1 to 5)	(4 to 19)	(9 to 43)	(17 to 80)	(26 to 120)	(30 to 140)	(32 to 150)	(33 to 150)	(34 to 160)	(33 to 150)	(33 to 150)	(33 to 150)	(33 to 150)	(33 to 150)	(33 to 150)	(33 to 150)	(33 to 150)	70
HIV/AIDS - Extensively drug-resistant Tuberculosis	(0 to 0)	(0 to 0)	(0 to 0)	(0 to 0)	(0 to 0)	(0 to 0)	(0 to 0)	(0 to 0)	(0 to 0)	(0 to 0)	(0 to 0)	(0 to 1)	(0 to 1)	(0 to 1)	(0 to 1)	(0 to 1)	(0 to 1)	(0 to 1)	(0 to 1)	(0 to 1)	(0 to 1)	(0 to 1)	(0 to 1)	(0 to 1)	9.6
HIV/AIDS resulting in other diseases	(0 to 0)	(0 to 0)	263 (0 to 2,100)	27.4 (0 to 217)	69.7 (0 to 554)	61.7 (0 to 490)	136 (0 to 1,080)	338 (0 to 2,690)	1,050 (0 to 8,350)	1,950 (0 to 15,500)	3,460 (0 to 27,500)	5,600 (0 to 44,500)	6,700 (0 to 53,200)	7,020 (0 to 55,800)	7,060 (0 to 56,100)	7,220 (0 to 57,400)	7,060 (0 to 56,100)	7,060 (0 to 56,100)	7,060 (0 to 56,100)	7,060 (0 to 56,100)	7,060 (0 to 56,100)	7,060 (0 to 56,100)	7,060 (0 to 56,100)	9,890
Sexually transmitted infections excluding HIV	649 (561 to 1,020)	272 (62 to 1,060)	263 (0 to 2,100)	9.3 (0 to 73)	6.5 (1 to 25)	24.7 (4 to 100)	60.2 (14 to 243)	42.6 (10 to 172)	69.6 (16 to 281)	177.4 (41 to 717)	520.6 (120 to 2,100)	624.6 (144 to 2,520)	1,040 (240 to 4,200)	1,100 (250 to 4,440)	830.3 (190 to 3,350)	1,040 (240 to 4,200)	1,040 (240 to 4,200)	1,040 (240 to 4,200)	1,040 (240 to 4,200)	1,040 (240 to 4,200)	1,040 (240 to 4,200)	1,040 (240 to 4,200)	1,040 (240 to 4,200)	1,530
Syphilis	(169 to 1,020)	(62 to 686)	(99 to 888)	(0 to 21.4)	(1.3 to 101)	(0.7 to 1.3)	(1.1 to 2.5)	(1.2 to 4.2)	(1.5 to 9.3)	(1.7 to 9.2)	(1.7 to 7.4)	(1.7 to 7.6)	(1.7 to 8.1)	(1.7 to 8.2)	(0.9 to 3.2)	(0.9 to 3.4)	(0.9 to 3.2)	(0.4 to 1.6)	(0.2 to 0.7)	(0.1 to 0.5)	(0.1 to 0.4)	(0 to 0.3)	(0 to 0.1)	(0 to 0.1)	1,250
Chlamydial infection	(0 to 0)	(0 to 0)	(0 to 0)	(0 to 0)	(0 to 0)	(0 to 0.1)	(0 to 1.1)	(0.4 to 1.9)	(1.6 to 7.8)	(1.6 to 17.1)	(2.2 to 21.4)	(3 to 19.1)	(1.3 to 18.2)	(0.5 to 10.7)	(0.3 to 7.1)	(0.2 to 4.9)	(0.1 to 3.2)	(0 to 2.1)	(0 to 1.3)	(0 to 0.8)	(0 to 0.5)	(0 to 0.3)	(0 to 0.1)	(0 to 0.1)	43.6
Gonococcal infection	(0 to 0)	(0 to 0)	(0 to 0)	(0 to 0)	(0 to 0)	(0 to 0.1)	(0 to 0.3)	(0.1 to 0.6)	(0.4 to 2.6)	(0.4 to 3.6)	(0.5 to 3.2)	(0.7 to 3.6)	(0.3 to 3.1)	(0.1 to 2.1)	(0.1 to 1.5)	(0 to 1.1)	(0 to 0.8)	(0 to 0.5)	(0 to 0.3)	(0 to 0.2)	(0 to 0.1)	(0 to 0.1)	(0 to 0)	(0 to 0)	48.2
Trichomoniasis	(0 to 0)	(0 to 0)	(0 to 0)	(0 to 0)	(0 to 0)	(0 to 0.1)	(0 to 0.3)	(0.1 to 0.5)	(0.4 to 2.1)	(0.4 to 2.6)	(0.5 to 2.5)	(0.7 to 2.7)	(0.3 to 2.3)	(0.1 to 1.6)	(0.1 to 1.1)	(0 to 0.8)	(0 to 0.6)	(0 to 0.4)	(0 to 0.2)	(0 to 0.1)	(0 to 0.1)	(0 to 0)	(0 to 0)	(0 to 0)	0
Genital herpes	(0 to 0)	(0 to 0)	(0 to 0)	(0 to 0)	(0 to 0)	(0 to 0.1)	(0.1 to 0.5)	(0.3 to 1.2)	(0.5 to 2.6)	(0.6 to 3.1)	(0.7 to 3.2)	(0.9 to 3.7)	(0.4 to 3.2)	(0.2 to 2.2)	(0.1 to 1.6)	(0 to 1.1)	(0 to 0.8)	(0 to 0.5)	(0 to 0.3)	(0 to 0.2)	(0 to 0.1)	(0 to 0.1)	(0 to 0)	(0 to 0)	73.9
Other sexually transmitted infections	(0 to 0)	(0 to 0)	(0 to 0)	(0 to 0)	(0 to 0)	3.2 (0 to 13)	(1.9 to 7.1)	13.1 (3 to 52)	(5.1 to 21)	12.1 (2.7 to 50)	(3.7 to 15)	6.6 (1.5 to 27)	(2.7 to 12)	(1.4 to 6.2)	(0.7 to 3.2)	(0.3 to 1.6)	(0.2 to 0.8)	(0.1 to 0.4)	(0 to 0.2)	(0 to 0.1)	(0 to 0.1)	(0 to 0)	(0 to 0)	(0 to 0)	827
Respiratory infections and tuberculosis	3,900 (3,100 to 4,900)	1,260 (1,000 to 1,600)	6,400 (5,100 to 8,100)	2,400 (1,900 to 3,000)	1,200 (960 to 1,500)	934 (740 to 1,200)	1,200 (940 to 1,500)	1,400 (1,100 to 1,800)	1,700 (1,300 to 2,100)	2,100 (1,600 to 2,700)	3,200 (2,400 to 4,000)	4,300 (3,200 to 5,500)	4,600 (3,400 to 5,900)	4,700 (3,400 to 6,000)	4,600 (3,300 to 5,900)	4,600 (3,300 to 5,900)	4,600 (3,300 to 5,900)	4,600 (3,300 to 5,900)	4,600 (3,300 to 5,900)	4,600 (3,300 to 5,900)	4,600 (3,300 to 5,900)	4,600 (3,300 to 5,900)	4,600 (3,300 to 5,900)	89,300
Tuberculosis	(0 to 0)	(0 to 0)	(232 to 663)	(104 to 296)	(90.2 to 229)	(127 to 322)	(362 to 1,070)	(862 to 2,210)	(1,300 to 3,260)	(2,020 to 5,070)	(2,640 to 6,310)	(3,230 to 7,350)	(3,170 to 7,810)	(2,920 to 7,090)	(2,660 to 6,690)	(2,630 to 7,170)	(2,370 to 6,990)	(1,720 to 5,160)	(1,330 to 4,150)	(1,090 to 3,230)	(787 to 2,870)	(398 to 1,790)	(89.3 to 587)	(10.2 to 22.7)	48,700
Latent tuberculosis infection	(0 to 0)	(0 to 0)	(0 to 0)	(0 to 0)	(0 to 0)	(0 to 0)	(0 to 0)	(0 to 0)	(0 to 0)	(0 to 0)	(0 to 0)	(0 to 0)	(0 to 0)	(0 to 0)	(0 to 0)	(0 to 0)	(0 to 0)	(0 to 0)	(0 to 0)	(0 to 0)	(0 to 0)	(0 to 0)	(0 to 0)	(0 to 0)	0
Drug-susceptible tuberculosis	(0 to 0)	(0 to 0)	(197 to 567)	(89.1 to 253)	(74.9 to 191)	(108 to 277)	(308 to 911)	(734 to 1,880)	(1,110 to 2,780)	(1,720 to 4,310)	(2,250 to 5,380)	(2,750 to 6,260)	(2,700 to 6,650)	(2,490 to 6,040)	(2,270 to 5,700)	(2,240 to 6,110)	(2,020 to 5,960)	(1,470 to 4,400)	(1,130 to 3,540)	(926 to 2,750)	(671 to 2,440)	(339 to 1,520)	(76.1 to 500)	(8.7 to 19.4)	43,500
Multidrug-resistant tuberculosis without extensive drug-res	(0 to 0)	(0 to 0)	27.2 (0.7 to 93.8)	11.1 (0.3 to 37.8)	8.5 (0.2 to 27.6)	12.9 (0.3 to 41.6)	42.1 (1.1 to 136)	99 (2.5 to 318)	153 (4 to 492)	238 (6 to 765)	312 (8 to 1,000)	363 (9 to 1,170)	374 (9 to 1,210)	345 (9 to 1,110)	314 (8 to 1,010)	317 (8 to 1,020)	279 (7 to 900)	203 (5 to 654)	157 (4 to 506)	111 (3 to 358)	79.8 (2 to 257)	39.6 (1 to 128)	8.5 (0.2 to 27.4)	3,080
Extensively drug-resistant tuberculosis	(0 to 0)	(0 to 0)	1.4 (0.1 to 7.1)	0.5 (0 to 2.4)	0.4 (0 to 2.1)	0.6 (0 to 3.2)	2.1 (0.1 to 10.2)	4.9 (0.3 to 23.2)	8.1 (0.5 to 34.2)	13.6 (0.9 to 51.1)	19.1 (1.3 to 64.6)	23.1 (1.6 to 77.2)	23.8 (1.6 to 79.1)	22.1 (1.5 to 73.4)	20.1 (1.4 to 66.8)	20.2 (1.4 to 67.1)	17.8 (1.2 to 59.2)	13 (0.9 to 43.2)	10 (0.7 to 33.2)	7.1 (0.5 to 23.6)	5.1 (0.3 to 16.9)	2.5 (0.2 to 8.2)	0.5 (0 to 1.7)	189
Lower respiratory infections	3,900 (3,100 to 4,900)	1,260 (1,000 to 1,600)	6,400 (5,100 to 8,100)	2,400 (1,900 to 3,000)	1,200 (960 to 1,500)	922 (730 to 1,200)	1,200 (930 to 1,500)	1,400 (1,100 to 1,800)	1,700 (1,300 to 2,100)	2,100 (1,600 to 2,700)	3,200 (2,400 to 4,000)	4,300 (3,200 to 5,500)	4,600 (3,400 to 5,900)	4,700 (3,400 to 6,000)	4,600 (3,300 to 5,900)	4,600 (3,300 to 5,900)	4,600 (3,300 to 5,900)	4,600 (3,300 to 5,900)	4,600 (3,300 to 5,900)	4,600 (3,300 to 5,900)	4,600 (3,300 to 5,900)	4,600 (3,300 to 5,900)	4,600 (3,300 to 5,900)	89,100
Upper respiratory infections	(0.3 to 0.9)	(0.6 to 4.6)	(0.6 to 5.2)	0.2 (0 to 1.2)	(0.3 to 2.2)	(0.5 to 3.3)	(0.6 to 4.1)	(0.8 to 5.2)	(0.9 to 5.6)	(1.1 to 6.5)	(1.2 to 7.2)	(1.4 to 8.1)	(1.5 to 8.6)	(1.5 to 8.7)	(1.5 to 8.7)	(1.5 to 8.7)	(1.5 to 8.7)	(1.5 to 8.7)	(1.5 to 8.7)	(1.5 to 8.7)	(1.5 to 8.7)	(1.5 to 8.7)	(1.5 to 8.7)	2,630
Otitis media	(0 to 0.1)	(0.1 to 0.9)	(1.2 to 29.3)	(0.2 to 2.5)	(49.3 to 260)	(0.2 to 2.5)	(0.2 to 2.6)	(0.2 to 2.6)	(0.2 to 2.6)	(0.2 to 2.6)	(0.2 to 2.6)	(0.2 to 2.6)	(0.2 to 2.6)	(0.2 to 2.6)	(0.2 to 2.6)	(0.2 to 2.6)	(0.2 to 2.6)	(0.2 to 2.6)	(0.2 to 2.6)	(0.2 to 2.6)	(0.2 to 2.6)	(0.2 to 2.6)	(0.2 to 2.6)	1,810
Sinonasal infections	278 (69.1 to 890)	278 (112 to 626)	2,370 (939 to 5,300)	1,070 (423 to 2,330)	1,060 (420 to 2,330)	2,290 (1,060 to 4,000)	1,440 (1,440 to 3,940)	1,370 (660 to 2,370)	1,270 (649 to 1,760)	1,190 (669 to 1,810)	1,160 (629 to 1,810)	1,160 (627 to 1,800)	1,160 (624 to 1,800)	1,160 (624 to 1,800)	1,160 (624 to 1,800)	1,160 (624 to 1,800)	1,160 (624 to 1,800)	1,160 (624 to 1,800)	1,160 (624 to 1,800)	1,160 (624 to 1,800)	1,160 (624 to 1,800)	1,160 (624 to 1,800)	1,160 (624 to 1,800)	27,700
Pharyngitis	(0 to 0)	(0 to 0)	(0 to 0)	(0 to 0)	(0 to 0)	(0 to 0)	(0 to 0)	(0 to 0)	(0 to 0)	(0 to 0)	(0 to 0)	(0 to 0)	(0 to 0)	(0 to 0)	(0 to 0)	(0 to 0)	(0 to 0)	(0 to 0)	(0 to 0)	(0 to 0)	(0 to 0)	(0 to 0)	(0 to 0)	(0 to 0)	0
Laryngitis	(0 to 0)	(0 to 0)	(0 to 0)	(0 to 0)	(0 to 0)	(0 to 0)	(0 to 0)	(0 to 0)	(0 to 0)	(0 to 0)	(0 to 0)	(0 to 0)	(0 to 0)	(0 to 0)	(0 to 0)	(0 to 0)	(0 to 0)	(0 to 0)	(0 to 0)	(0 to 0)	(0 to 0)	(0 to 0)	(0 to 0)	(0 to 0)	0
Pneumonia	3,600 (2,900 to 4,500)	1,000 (820 to 1,300)	4,900 (4,000 to 6,200)	1,900 (1,500 to 2,400)	1,000 (800 to 1,300)	1,000 (800 to 1,300)	1,000 (800 to 1,300)	1,200 (1,000 to 1,600)	1,500 (1,200 to 1,900)	1,900 (1,500 to 2,400)	2,900 (2,300 to 3,700)	3,900 (3,000 to 5,000)	4,200 (3,100 to 5,400)	4,300 (3,100 to 5,500)	4,200 (3,100 to 5,400)	4,200 (3,100 to 5,400)	4,200 (3,100 to 5,400)	4,200 (3,100 to 5,400)	4,200 (3,100 to 5,400)	4,200 (3,100 to 5,400)	4,200 (3,100 to 5,400)	4,200 (3,100 to 5,400)	4,200 (3,100 to 5,400)	81,200
Lower respiratory infections resulting from other diseases	(0 to 0)	(0 to 0)	(0 to 0)	(0 to 0)	(0 to 0)	(0 to 0)	(0 to 0)	(0 to 0)	(0 to 0)	(0 to 0)	(0 to 0)	(0 to 0)	(0 to 0)	(0 to 0)	(0 to 0)	(0 to 0)	(0 to 0)	(0 to 0)	(0 to 0)	(0 to 0)	(0 to 0)	(0 to 0)	(0 to 0)	(0 to 0)	0
Upper respiratory infections	(0 to 0)	(0 to 0)	(0 to 0)	(0 to 0)	(0 to 0)	(0 to 0)	(0 to 0)	(0 to 0)	(0 to 0)	(0 to 0)	(0 to 0)	(0 to 0)	(0 to 0)	(0 to 0)	(0 to 0)	(0 to 0)	(0 to 0)	(0 to 0)	(0 to 0)	(0 to 0)	(0 to 0)	(0 to 0)	(0 to 0)	(0 to 0)	0
Otitis media	(0 to 0)	(0 to 0)	(0 to 0)	(0 to 0)	(0 to 0)	(0 to 0)	(0 to 0)	(0 to 0)	(0 to 0)	(0 to 0)	(0 to 0)	(0 to 0)	(0 to 0)	(0 to 0)	(0 to 0)	(0 to 0)	(0 to 0)	(0 to 0)	(0 to 0)	(0 to 0)	(0 to 0)	(0 to 0)	(0 to 0)	(0 to 0)	0
Sinonasal infections	(0 to 0)	(0 to 0)	(0 to 0)	(0 to 0)	(0 to 0)	(0 to 0)	(0 to 0)	(0 to 0)	(0 to 0)	(0 to 0)	(0 to 0)	(0 to 0)	(0 to 0)	(0 to 0)	(0 to 0)	(0 to 0)	(0 to 0)	(0 to 0)	(0 to 0)	(0 to 0)	(0 to 0)	(0 to 0)	(0 to 0)	(0 to 0)	0



SR Table 2a: Jammu & Kashmir and Ladakh: DALYS by cause and age group for males with 95% uncertainty intervals, 2019

Cause	Early Neonatal	Late Neonatal	Post Neonatal	1 to 4	5 to 9	10 to 14	15 to 19	20 to 24	25 to 29	30 to 34	35 to 39	40 to 44	45 to 49	50 to 54	55 to 59	60 to 64	65 to 69	70 to 74	75 to 79	80 to 84	85 to 89	90 to 94	95 plus	Total
All causes	126,660 (97,660 to 165,000)	47,990 (37,190 to 60,900)	62,900 (42,600 to 88,300)	45,300 (37,300 to 55,600)	97,400 (82,500 to 116,000)	65,100 (52,500 to 79,600)	80,100 (70,300 to 109,000)	124,000 (99,400 to 153,000)	123,000 (98,300 to 152,000)	114,000 (89,200 to 144,000)	126,000 (100,000 to 158,000)	156,000 (125,000 to 192,000)	153,000 (127,000 to 186,000)	136,000 (109,000 to 169,000)	136,000 (110,000 to 170,000)	144,000 (116,000 to 180,000)	143,000 (114,000 to 177,000)	134,000 (110,000 to 166,000)	126,000 (97,700 to 159,000)	72,000 (55,100 to 92,900)	32,900 (24,900 to 41,900)	8,940 (7,200 to 10,900)	849 (748 to 979)	2,050,000
Communicable, maternal, neonatal, and nutritional diseases	114,000 (88,000 to 149,000)	40,800 (31,800 to 53,900)	56,700 (39,600 to 77,700)	24,200 (20,400 to 31,700)	21,300 (16,600 to 27,000)	17,600 (14,200 to 22,800)	14,700 (11,500 to 18,700)	13,900 (10,900 to 18,000)	14,200 (11,300 to 17,900)	14,600 (11,700 to 18,200)	15,000 (12,000 to 18,900)	12,500 (9,430 to 16,000)	10,600 (7,900 to 14,000)	10,700 (7,900 to 14,200)	9,910 (7,370 to 13,000)	9,760 (7,330 to 13,000)	10,000 (7,700 to 13,000)	9,090 (7,000 to 11,900)	6,280 (4,920 to 8,060)	3,200 (2,430 to 4,480)	820 (720 to 1,000)	97.6 (79.6 to 126)	439,000
HIV/AIDS and sexually transmitted infections	1,200 (900 to 1,600)	620 (500 to 1,000)	920 (700 to 1,300)	340 (300 to 400)	310 (270 to 370)	310 (270 to 370)	340 (300 to 400)	670 (590 to 760)	1,400 (1,200 to 1,600)	1,900 (1,700 to 2,200)	2,300 (2,000 to 2,600)	2,200 (1,900 to 2,500)	2,000 (1,700 to 2,300)	1,800 (1,500 to 2,100)	1,500 (1,200 to 1,800)	1,200 (1,000 to 1,500)	1,000 (800 to 1,200)	800 (600 to 1,000)	600 (500 to 800)	400 (300 to 500)	200 (100 to 300)	40 (30 to 50)	4.4 (3.1 to 6.1)	20,000
HIV/AIDS	(0 to 0)	(0 to 0)	(79.8 to 479)	(71.6 to 98.2)	(23.9 to 172)	(20.9 to 132)	(87.2 to 317)	(382 to 999)	(751 to 2,270)	(1,190 to 2,870)	(1,670 to 3,860)	(998 to 2,020)	(587 to 1,400)	(383 to 788)	(185 to 382)	(78.5 to 142)	(27.1 to 54.6)	(8.5 to 20.4)	(2.6 to 9.2)	(0.1 to 6.4)	(0 to 5.1)	(0 to 5)	(0 to 5)	6,260
HIV/AIDS - Drug-susceptible Tuberculosis	(0 to 0)	(0 to 0)	(29.6 to 479)	(2.1 to 8.6)	(1.6 to 22.2)	(1 to 9.9)	(22.3 to 61)	(59.6 to 142)	(139 to 311)	(173 to 420)	(189 to 366)	(129 to 269)	(69.9 to 210)	(39 to 93.1)	(20.4 to 49.4)	(10.9 to 29.1)	(5.7 to 15.6)	(2.6 to 8.1)	(0.9 to 3.3)	(0 to 2.1)	(0 to 1.7)	(0 to 1.6)	(0 to 1.5)	1,030
HIV/AIDS - Multidrug-resistant Tuberculosis without extens	(0 to 0)	(0 to 0)	(0 to 0)	(0 to 0)	(0 to 0)	(0 to 0)	(0 to 0)	(0 to 1.1)	(0.1 to 3.1)	(0.1 to 5.6)	(0.1 to 10.5)	(0.1 to 10.3)	(0 to 5.6)	(0 to 3.1)	(0 to 1.5)	(0 to 0.8)	(0 to 0.5)	(0 to 0.3)	(0 to 0.2)	(0 to 0.1)	(0 to 0.1)	(0 to 0.1)	(0 to 0.1)	21.1
HIV/AIDS - Extensively drug-resistant Tuberculosis	(0 to 0)	(0 to 0)	(0 to 0)	(0 to 0)	(0 to 0)	(0 to 0)	(0 to 0.1)	(0 to 0.2)	(0 to 0.6)	(0 to 1.1)	(0 to 2.1)	(0 to 2.1)	(0 to 1.1)	(0 to 0.6)	(0 to 0.3)	(0 to 0.2)	(0 to 0.1)	(0 to 0.1)	(0 to 0)	(0 to 0)	(0 to 0)	(0 to 0)	(0 to 0)	1.1
HIV/AIDS resulting in other diseases	(0 to 0)	(0 to 0.1)	203 (46.7 to 625)	19.3 (15.7 to 24.2)	64.7 (51.9 to 81.2)	51.6 (41.6 to 65.2)	143 (115 to 180)	424 (342 to 523)	1,130 (922 to 1,410)	1,800 (1,500 to 2,200)	1,500 (1,200 to 1,900)	1,200 (1,000 to 1,500)	750 (626 to 1,000)	497 (398 to 661)	229 (186 to 321)	90 (70.9 to 139)	20.9 (15.7 to 34.2)	3.6 (2.6 to 6.2)	0.9 (0.7 to 1.6)	0.2 (0.1 to 0.3)	(0 to 0.1)	(0 to 0)	1,790
Sexually transmitted infections excluding HIV	1,200 (900 to 1,600)	620 (500 to 1,000)	699 (500 to 1,000)	140 (100 to 200)	240 (200 to 300)	240 (200 to 300)	240 (200 to 300)	270 (230 to 320)	270 (230 to 320)	100 (80 to 130)	100 (80 to 130)	100 (80 to 130)	100 (80 to 130)	100 (80 to 130)	100 (80 to 130)	100 (80 to 130)	100 (80 to 130)	100 (80 to 130)	100 (80 to 130)	100 (80 to 130)	100 (80 to 130)	100 (80 to 130)	100 (80 to 130)	3,100
Syphilis	1,200 (900 to 1,600)	620 (500 to 1,000)	699 (500 to 1,000)	140 (100 to 200)	240 (200 to 300)	240 (200 to 300)	240 (200 to 300)	270 (230 to 320)	270 (230 to 320)	100 (80 to 130)	100 (80 to 130)	100 (80 to 130)	100 (80 to 130)	100 (80 to 130)	100 (80 to 130)	100 (80 to 130)	100 (80 to 130)	100 (80 to 130)	100 (80 to 130)	100 (80 to 130)	100 (80 to 130)	100 (80 to 130)	100 (80 to 130)	2,960
Chlamydial infection	(0 to 0)	(0 to 0)	(0 to 0)	(0 to 0)	(0 to 0)	(0 to 0.1)	2.1 (1 to 3.6)	(1 to 3.6)	(1 to 3.6)	(0.1 to 3.6)	(0.1 to 3.6)	(0 to 3.6)	(0 to 3.6)	(0 to 3.6)	(0 to 3.6)	(0 to 3.6)	(0 to 3.6)	(0 to 3.6)	(0 to 3.6)	(0 to 3.6)	(0 to 3.6)	(0 to 3.6)	(0 to 3.6)	824
Gonococcal infection	(0 to 0)	(0 to 0)	(0 to 0)	(0 to 0)	(0 to 0)	(0 to 0)	(0 to 0.1)	(0 to 0.1)	(0 to 0.1)	(0 to 0.1)	(0 to 0.1)	(0 to 0.1)	(0 to 0.1)	(0 to 0.1)	(0 to 0.1)	(0 to 0.1)	(0 to 0.1)	(0 to 0.1)	(0 to 0.1)	(0 to 0.1)	(0 to 0.1)	(0 to 0.1)	(0 to 0.1)	196
Trichomoniasis	(0 to 0)	(0 to 0)	(0 to 0)	(0 to 0)	(0 to 0)	(0 to 0)	(0 to 0)	(0 to 0)	(0 to 0)	(0 to 0)	(0 to 0)	(0 to 0)	(0 to 0)	(0 to 0)	(0 to 0)	(0 to 0)	(0 to 0)	(0 to 0)	(0 to 0)	(0 to 0)	(0 to 0)	(0 to 0)	(0 to 0)	13.6
Genital herpes	(0 to 0)	(0 to 0)	(0 to 0)	(0 to 0)	(0 to 0)	(0 to 0.1)	2.6 (2.2 to 3.1)	9.6 (7.8 to 12.5)	9.6 (7.8 to 12.5)	9.6 (7.8 to 12.5)	9.6 (7.8 to 12.5)	9.6 (7.8 to 12.5)	9.6 (7.8 to 12.5)	9.6 (7.8 to 12.5)	9.6 (7.8 to 12.5)	9.6 (7.8 to 12.5)	9.6 (7.8 to 12.5)	9.6 (7.8 to 12.5)	9.6 (7.8 to 12.5)	9.6 (7.8 to 12.5)	9.6 (7.8 to 12.5)	9.6 (7.8 to 12.5)	132
Other sexually transmitted infections	(0 to 0)	(0 to 0)	(0 to 0)	(0 to 0)	(0 to 0)	(0 to 0)	(0 to 0)	(0 to 0)	(0 to 0)	(0 to 0)	(0 to 0)	(0 to 0)	(0 to 0)	(0 to 0)	(0 to 0)	(0 to 0)	(0 to 0)	(0 to 0)	(0 to 0)	(0 to 0)	(0 to 0)	(0 to 0)	(0 to 0)	(0 to 0)
Respiratory infections and tuberculosis	6,400 (4,900 to 8,300)	10,600 (8,700 to 13,000)	17,700 (10,400 to 27,200)	5,600 (3,900 to 8,000)	7,500 (5,400 to 10,600)	2,700 (2,000 to 3,800)	2,900 (2,200 to 3,900)	3,300 (2,500 to 4,400)	3,200 (2,400 to 4,300)	3,100 (2,300 to 4,100)	3,100 (2,300 to 4,100)	3,200 (2,400 to 4,200)	3,200 (2,400 to 4,200)	3,200 (2,400 to 4,200)	3,200 (2,400 to 4,200)	3,200 (2,400 to 4,200)	3,200 (2,400 to 4,200)	3,200 (2,400 to 4,200)	3,200 (2,400 to 4,200)	3,200 (2,400 to 4,200)	3,200 (2,400 to 4,200)	3,200 (2,400 to 4,200)	3,200 (2,400 to 4,200)	120,000
Tuberculosis	(0 to 0)	(0 to 0)	(219 to 942)	(177 to 469)	(163 to 441)	(264 to 588)	(549 to 1,500)	(1,030 to 2,630)	(1,470 to 3,360)	(1,720 to 4,070)	(2,070 to 4,780)	(2,410 to 5,270)	(2,910 to 5,970)	(2,420 to 5,490)	(2,540 to 5,960)	(1,880 to 4,200)	(1,660 to 4,110)	(1,620 to 3,990)	(1,270 to 2,760)	(937 to 1,930)	(724 to 1,350)	(714 to 1,180)	(71.4 to 161)	41,100
Latent tuberculosis infection	(0 to 0)	(0 to 0)	(0 to 0)	(0 to 0)	(0 to 0)	(0 to 0)	(0 to 0)	(0 to 0)	(0 to 0)	(0 to 0)	(0 to 0)	(0 to 0)	(0 to 0)	(0 to 0)	(0 to 0)	(0 to 0)	(0 to 0)	(0 to 0)	(0 to 0)	(0 to 0)	(0 to 0)	(0 to 0)	(0 to 0)	(0 to 0)
Drug-susceptible tuberculosis	(0 to 0)	(0 to 0)	(217 to 930)	(175 to 467)	(161 to 437)	(261 to 582)	(543 to 1,500)	(1,020 to 2,600)	(1,450 to 3,320)	(1,700 to 4,020)	(2,050 to 4,730)	(2,380 to 5,210)	(2,880 to 5,900)	(2,400 to 5,440)	(2,510 to 5,900)	(1,860 to 4,150)	(1,650 to 4,060)	(1,600 to 3,940)	(1,260 to 2,730)	(927 to 1,910)	(716 to 1,340)	(706 to 1,160)	(70.6 to 159)	40,600
Multidrug-resistant tuberculosis without extensive drug-re	(0 to 0)	(0 to 0)	6.7 (0.2 to 39.6)	4.3 (0.1 to 17.8)	4.3 (0.2 to 22.6)	19.1 (0.3 to 83.2)	17.2 (0.3 to 82.2)	29.4 (0.6 to 92.4)	29.3 (1.4 to 101)	43.6 (2.3 to 139)	42.2 (1.9 to 134)	44.7 (1.6 to 133)	41.1 (1.5 to 133)	44.9 (1.7 to 132)	33.4 (1.1 to 107)	27.6 (0.9 to 90.1)	21.3 (0.6 to 74.1)	19.6 (0.5 to 62)	9.6 (0.2 to 29.4)	1.2 (0 to 4.1)	0.1 (0 to 0.4)	(0 to 0)	699
Extensively drug-resistant tuberculosis	(0 to 0)	(0 to 0)	0.0 (0 to 0)	0.0 (0 to 0)	0.1 (0 to 0.2)	0.2 (0 to 0.7)	0.6 (0 to 1.9)	1.5 (0.1 to 3.3)	1.7 (0.1 to 4.1)	2.2 (0.1 to 5.2)	2.1 (0.1 to 5.1)	2.2 (0.1 to 5.1)	2.1 (0.1 to 4.9)	2.2 (0.1 to 5.1)	1.7 (0.1 to 4.2)	1.6 (0.1 to 3.9)	1.2 (0.1 to 3.2)	1.1 (0.1 to 2.7)	0.6 (0 to 1.4)	0.1 (0 to 0.4)	0.1 (0 to 0.2)	(0 to 0)	22.6
Lower respiratory infections	6,200 (4,800 to 8,000)	10,600 (8,700 to 13,000)	17,000 (11,000 to 26,000)	5,200 (3,600 to 7,600)	7,200 (5,100 to 10,200)	2,500 (1,800 to 3,600)	2,600 (1,900 to 3,700)	2,900 (2,100 to 4,000)	2,800 (2,000 to 3,900)	2,700 (1,900 to 3,800)	2,700 (1,900 to 3,800)	2,800 (2,000 to 3,900)	2,800 (2,000 to 3,900)	2,800 (2,000 to 3,900)	2,800 (2,000 to 3,900)	2,800 (2,000 to 3,900)	2,800 (2,000 to 3,900)	2,800 (2,000 to 3,900)	2,800 (2,000 to 3,900)	2,800 (2,000 to 3,900)	2,800 (2,000 to 3,900)	2,800 (2,000 to 3,900)	2,800 (2,000 to 3,900)	71,800
Upper respiratory infections	1.2 (0.7 to 2)	1.2 (0.9 to 1.9)	122 (79.6 to 221)	225 (143 to 402)	225 (169 to 299)	225 (169 to 299)	225 (223 to 1,810)	225 (223 to 1,040)	225 (223 to 1,040)	225 (284 to 999)	225 (298 to 773)	225 (223 to 773)	225 (223 to 773)	225 (223 to 773)	225 (223 to 773)	225 (223 to 773)	225 (223 to 773)	225 (223 to 773)	225 (223 to 773)	225 (223 to 773)	225 (223 to 773)	225 (223 to 773)	225 (223 to 773)	6,270
Otitis media	(0 to 0.1)	(0 to 0.1)	(19 to 186)	(186 to 419)	(320 to 554)	(386 to 630)	(386 to 743)	(186 to 699)	(186 to 699)	(186 to 699)	(79.6 to 336)	(79.1 to 284)	(66.4 to 242)	(66.4 to 183)	(66.4 to 134)	(66.4 to 103)	(66.4 to 73.6)	(21.5 to 66)	(3.1 to 14.6)	(0.1 to 1.6)	(0 to 0.1)	(0 to 0)	(0 to 0)	3,300
Enteric infections	607 (186 to 769)	822 (319 to 2,000)	4,270 (1,660 to 8,600)	1,900 (1,060 to 3,800)	1,900 (1,060 to 3,800)	1,900 (1,060 to 3,800)	1,900 (1,060 to 3,800)	2,200 (1,230 to 3,780)	2,200 (1,230 to 3,780)	1,900 (1,060 to 3,800)	1,900 (1,060 to 3,470)	1,900 (1,060 to 3,260)	1,900 (943 to 3,200)	1,900 (943 to 3,200)	1,900 (943 to 3,200)	1,900 (628 to 2,390)	1,900 (719 to 2,670)	1,900 (699 to 2,700)	1,900 (661 to 2,350)	1,900 (664 to 2,350)	1,900 (629 to 2,410)	1,900 (729 to 3,430)	1,900 (722 to 3,660)	69,300
Diarrheal diseases	(186 to 769)	(319 to 2,000)	(1,660 to 8,600)	(1,060 to 3,800)	(1,060 to 3,800)	(1,060 to 3,800)	(1,060 to 3,800)	(1,230 to 3,780)	(1,230 to 3,780)	(1,060 to 3,800)	(1,060 to 3,470)	(1,060 to 3,260)	(943 to 3,200)	(943 to 3,200)	(943 to 3,200)	(628 to 2,390)	(719 to 2,670)	(699 to 2,700)	(661 to 2,350)	(664 to 2,350)	(629 to 2,410)	(729 to 3,430)	(722 to 3,660)	(172 to 1,000)
Typhoid and paratyphoid	(0 to 0)	(0 to 0)	6.2 (2.2 to 19.6)	1,410 (988 to 3,170)	3,110 (1,960 to 5,770)	2,280 (1,600 to 3,600)	1,790 (1,260 to 2,830)	752 (529 to 1,190)	752 (529 to 1,190)	752 (529 to 1,190)	752 (529 to 1,190)	752 (529 to 1,190)	752 (529 to 1,190)	752 (529 to 1,190)	752 (529 to 1,190)	752 (529 to 1,190)	752 (529 to 1,190)	752 (529 to 1,190)	752 (529 to 1,190)	752 (529 to 1,190)	752 (529 to 1,190)	752 (529 to 1,190)	752 (529 to 1,190)	10,800
Typhoid fever	(0 to 0)	(0 to 0)	1.1 (1.7 to 12.7)	1,320 (988 to 2,980)	2,020 (1,960 to 3,800)	2,280 (1,600 to 3,600)	1,790 (1,260 to 2,830)	752 (529 to 1,190)	752 (529 to 1,190)	752 (529 to 1,190)	752 (529 to 1,190)	752 (529 to 1,190)	752 (529 to 1,190)	752 (529 to 1,190)	752 (529 to 1,190)	752 (529 to 1,190)	752 (529 to 1,190)	752 (529 to 1,190)	752 (529 to 1,190)	752 (529 to 1,190)	752 (529 to 1,190)	752 (529 to 1,190)	752 (529 to 1,190)	8,280
Paratyphoid fever	(0 to 0)	(0 to 0)	1.1 (1.7 to 12.7)	786 (588 to 1,770)	1,090 (1,060 to 2,050)	1,470 (1,060 to 2,320)	1,470 (1,060 to 2,320)	1,470 (1,060 to 2,320)	1,470 (1,060 to 2,320)	1,470 (1,060 to 2,320)	1,470 (1,060 to 2,320)	1,470 (1,060 to 2,320)	1,470 (1,060 to 2,320)	1,470 (1,060 to 2,320)	1,470 (1,060 to 2,320)	1,470 (1,060 to 2,320)	1,470 (1,060 to 2,320)	1,470 (1,060 to 2,320)	1,470 (1,060 to 2,320)	1,470 (1,060 to 2,320)	1,470 (1,060 to 2,320)	1,470 (1,060 to 2,320)	1,470 (1,060 to 2,320)	2,900
Invasive Non-typhoidal Salmonella (iNTS)	(0 to 0)	1.6 (1 to 3)	29.8 (29.6 to 51.9)	464.3 (464.3 to 2,060)	1,090 (1,060 to 2,050)	810 (809 to 1,590)	320 (320 to 1,040)	320 (320 to 1,040)	320 (320 to 1,040)	320 (320 to 1,040)	320 (320 to 1,040)	320 (320 to 1,040)	320 (320 to 1,040)	320 (320 to 1,040)	320 (320 to 1,040)	320 (320 to 1,040)	320 (320 to 1,040)	320 (320 to 1,040)	320 (320 to 1,040)	320 (320 to 1,040)	320 (320 to 1,040)	320 (320 to 1,040)	320 (320 to 1,040)	580
Other intestinal infectious diseases	(0 to 0)	(0 to 0)	(0.1 to 26)	(3.6 to 27.9)	(3.9 to 29)	(0.7 to 5.6)	(0.7 to 5.6)	(0.3 to 3.3)	(0.3 to 3.3)	(0.9 to 7.7)	(0.3 to 3.9)	(0.3 to 3.9)	(0.3 to 3.9)	(0.3 to 3.9)	(0.3 to 3.9)	(0.3 to 3.9)	(0.3 to 3.9)	(0.3 to 3.9)	(0.3 to 3.9)	(0.3 to 3.9)	(0.3 to 3.9)	(0.3 to 3.9)	(0.3 to 3.9)	414
Neglected tropical diseases and malaria	1.2 (1.1 to 1.4)	1.2 (1.1 to 1.4)	1.2 (1.1 to 1.4)

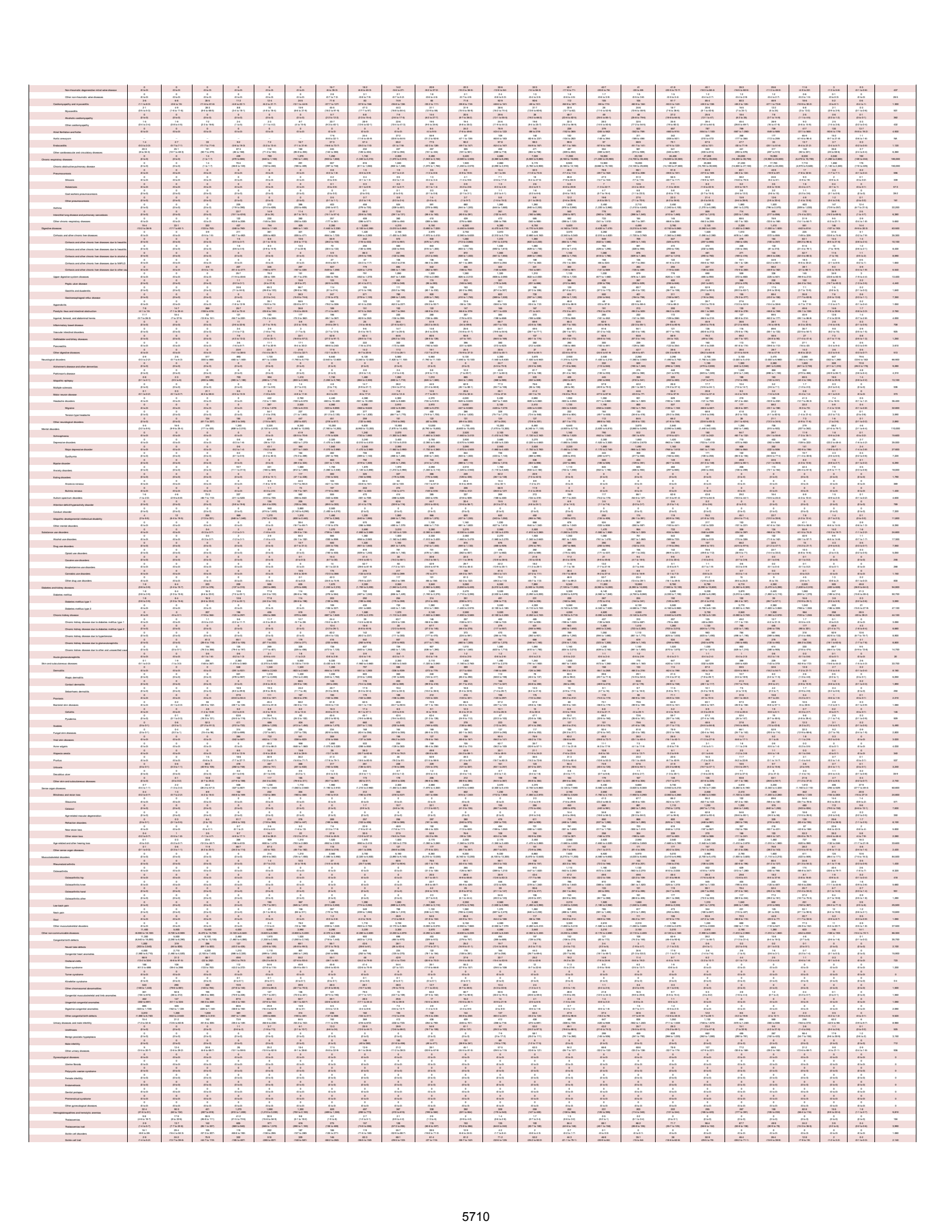

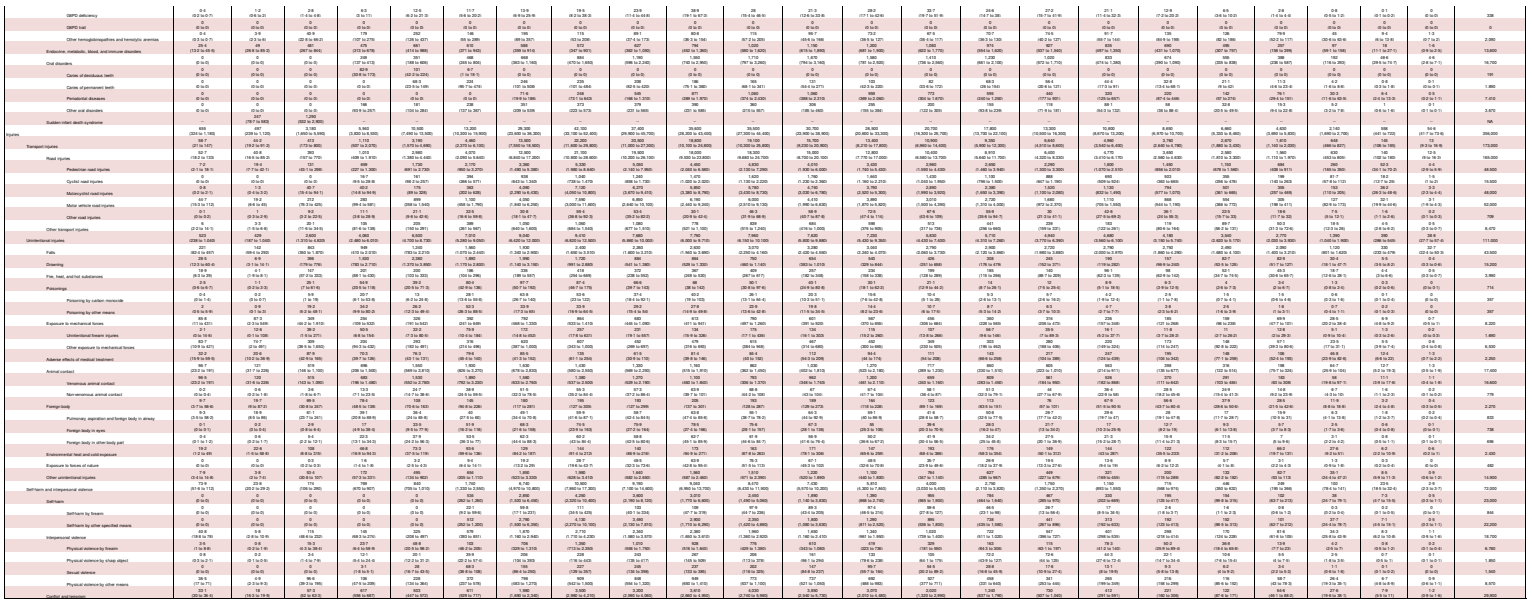

SA Table 2a: Jharkhand DJS, YS by cause and age group for males with 90% uncertainties Intervals, 2019

Cause	Early Neonatal	Late Neonatal	Post Neonatal	1 to 4	5 to 9	10 to 14	15 to 19	20 to 24	25 to 29	30 to 34	35 to 39	40 to 44	45 to 49	50 to 54	55 to 59	60 to 64	65 to 69	70 to 74	75 to 79	80 to 84	85 to 89	90 to 94	95 plus	Total
All causes	426,000 (410,000 to 442,000)	97,000 (79,700 to 126,000)	149,000 (132,000 to 169,000)	343,000 (287,000 to 392,000)	149,000 (132,000 to 167,000)	167,000 (148,000 to 189,000)	260,000 (163,000 to 343,000)	314,000 (176,000 to 429,000)	329,000 (187,000 to 473,000)	356,000 (213,000 to 500,000)	363,000 (216,000 to 514,000)	361,000 (198,000 to 491,000)	339,000 (186,000 to 460,000)	344,000 (201,000 to 492,000)	369,000 (221,000 to 523,000)	393,000 (223,000 to 553,000)	360,000 (246,000 to 507,000)	316,000 (246,000 to 394,000)	287,000 (242,000 to 339,000)	222,000 (172,000 to 272,000)	127,000 (104,000 to 149,000)	67,000 (49,000 to 85,000)	19,000 (11,000 to 31,000)	5,670 (3,510 to 8,690)	5,630,000
Communicable, maternal, neonatal, and nutritional diseases	375,000 (360,000 to 390,000)	62,000 (49,000 to 80,000)	119,000 (105,000 to 135,000)	172,000 (142,000 to 200,000)	127,000 (112,000 to 142,000)	90,000 (79,000 to 103,000)	90,000 (66,000 to 112,000)	92,000 (70,000 to 114,000)	89,000 (66,000 to 112,000)	91,000 (68,000 to 114,000)	92,000 (69,000 to 116,000)	84,000 (63,000 to 107,000)	82,000 (62,000 to 103,000)	80,000 (60,000 to 101,000)	84,000 (63,000 to 106,000)	89,000 (66,000 to 112,000)	96,000 (72,000 to 120,000)	96,000 (72,000 to 120,000)	96,000 (77,000 to 116,000)	89,000 (69,000 to 109,000)	74,000 (56,000 to 92,000)	39,000 (25,000 to 54,000)	11,000 (6,700 to 16,000)	3,600 (2,200 to 5,400)	1,939,000
HIV/AIDS and sexually transmitted infections	6,410 (1,600 to 14,700)	1,420 (648 to 2,890)	3,120 (1,650 to 5,560)	737 (122 to 691)	274 (108 to 708)	1,040 (214 to 3,560)	3,180 (279 to 9,650)	5,240 (748 to 2,310)	5,270 (1,350 to 2,000)	5,240 (1,870 to 9,660)	4,990 (1,760 to 8,690)	4,220 (1,490 to 8,210)	3,180 (975 to 2,640)	2,870 (977 to 1,210)	2,610 (332 to 641)	2,170 (180 to 548)	1,810 (98.2 to 228)	1,270 (39.5 to 163)	1,010 (13.4 to 38.2)	617 (7.1 to 19.1)	314 (3.4 to 9.4)	87.1 (0.9 to 2.4)	21.1 (0.1 to 0.3)	26,700
HIV/AIDS	6,410 (1,600 to 14,700)	1,420 (648 to 2,890)	3,120 (1,650 to 5,560)	737 (122 to 691)	274 (108 to 708)	1,040 (214 to 3,560)	3,180 (279 to 9,650)	5,240 (748 to 2,310)	5,270 (1,350 to 2,000)	5,240 (1,870 to 9,660)	4,990 (1,760 to 8,690)	4,220 (1,490 to 8,210)	3,180 (975 to 2,640)	2,870 (977 to 1,210)	2,610 (332 to 641)	2,170 (180 to 548)	1,810 (98.2 to 228)	1,270 (39.5 to 163)	1,010 (13.4 to 38.2)	617 (7.1 to 19.1)	314 (3.4 to 9.4)	87.1 (0.9 to 2.4)	21.1 (0.1 to 0.3)	26,700
HIV/AIDS - Drug-susceptible Tuberculosis	0 (0 to 0)	0 (0 to 0)	672 (174 to 1,790)	124 (24 to 727)	17.2 (4.4 to 203)	8.6 (2.2 to 118)	17.6 (4.4 to 213)	8.6 (2.2 to 118)	18.2 (4.6 to 220)	17.6 (4.4 to 213)	18.2 (4.6 to 220)	18.2 (4.6 to 220)	17.6 (4.4 to 213)	18.2 (4.6 to 220)	17.6 (4.4 to 213)	18.2 (4.6 to 220)	17.6 (4.4 to 213)	18.2 (4.6 to 220)	17.6 (4.4 to 213)	18.2 (4.6 to 220)	17.6 (4.4 to 213)	18.2 (4.6 to 220)	17.6 (4.4 to 213)	1,230
HIV/AIDS - Multidrug resistant Tuberculosis without extensive drug resistance	0 (0 to 0)	0 (0 to 0)	672 (174 to 1,790)	124 (24 to 727)	17.2 (4.4 to 203)	8.6 (2.2 to 118)	17.6 (4.4 to 213)	8.6 (2.2 to 118)	18.2 (4.6 to 220)	17.6 (4.4 to 213)	18.2 (4.6 to 220)	18.2 (4.6 to 220)	17.6 (4.4 to 213)	18.2 (4.6 to 220)	17.6 (4.4 to 213)	18.2 (4.6 to 220)	17.6 (4.4 to 213)	18.2 (4.6 to 220)	17.6 (4.4 to 213)	18.2 (4.6 to 220)	17.6 (4.4 to 213)	18.2 (4.6 to 220)	17.6 (4.4 to 213)	1,230
HIV/AIDS - Extensively drug-resistant Tuberculosis	0 (0 to 0)	0 (0 to 0)	5.1 (1.3 to 12.1)	0.7 (0 to 4.2)	0.4 (0 to 3)	0.4 (0 to 4)	0.4 (0 to 4.2)	0.4 (0 to 4.2)	0.4 (0 to 4.1)	0.4 (0 to 4.2)	0.4 (0 to 4.2)	0.4 (0 to 4.2)	0.4 (0 to 4.2)	0.4 (0 to 4.2)	0.4 (0 to 4.1)	0.4 (0 to 4.2)	0.4 (0 to 4.2)	0.4 (0 to 4.2)	0.4 (0 to 4.2)	0.4 (0 to 4.2)	0.4 (0 to 4.2)	0.4 (0 to 4.2)	0.4 (0 to 4.2)	42.9
HIV/AIDS resulting in other diseases	0.1 (0 to 0.1)	0.1 (0 to 0.4)	0.2 (0.1 to 0.5)	0.1 (0 to 0.3)	0.1 (0 to 0.3)	0.1 (0 to 0.3



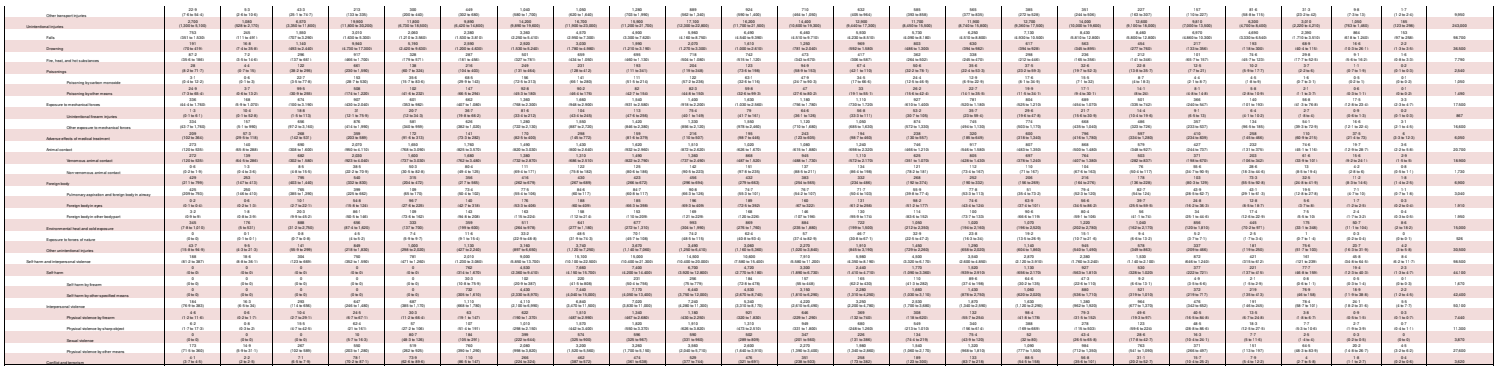

Cell Table_By_China_SDS_YE_to_cause_and_age_group_for_males_with_95%_uncertainty_intervals_2019

Cause	Early Neonatal	Late Neonatal	Post Neonatal	1 to 4	5 to 9	10 to 14	15 to 19	20 to 24	25 to 29	30 to 34	35 to 39	40 to 44	45 to 49	50 to 54	55 to 59	60 to 64	65 to 69	70 to 74	75 to 79	80 to 84	85 to 89	90 to 94	95 plus	Total
All causes	2,169,000 (1,992,000 to 2,352,000)	827,900 (674,000 to 771,000)	2,016,000 (1,914,000 to 2,164,000)	4,274,000 (4,052,000 to 4,643,000)	4,594,000 (4,422,000 to 4,764,000)	4,602,000 (4,432,000 to 4,776,000)	4,676,000 (4,507,000 to 4,849,000)	4,774,000 (4,601,000 to 4,944,000)	4,836,000 (4,664,000 to 5,004,000)	4,536,000 (4,364,000 to 4,704,000)	4,764,000 (4,592,000 to 4,932,000)	4,722,000 (4,550,000 to 4,890,000)	4,722,000 (4,550,000 to 4,890,000)	4,722,000 (4,550,000 to 4,890

SR Table 2a: Central Europe DALYS by cause and age group for males with 95% uncertainty intervals, 2019

Cause	Early Neonatal	Late Neonatal	Post Neonatal	1 to 4	5 to 9	10 to 14	15 to 19	20 to 24	25 to 29	30 to 34	35 to 39	40 to 44	45 to 49	50 to 54	55 to 59	60 to 64	65 to 69	70 to 74	75 to 79	80 to 84	85 to 89	90 to 94	95 plus	Total
All causes	101,000 (79,600 to 127,000)	47,200 (37,500 to 59,200)	97,600 (80,500 to 118,000)	115,000 (93,000 to 142,000)	131,000 (101,000 to 165,000)	176,000 (137,000 to 222,000)	269,000 (221,000 to 327,000)	378,000 (319,000 to 446,000)	489,000 (410,000 to 579,000)	638,000 (537,000 to 752,000)	813,000 (688,000 to 950,000)	1,080,000 (924,000 to 1,260,000)	1,340,000 (1,150,000 to 1,540,000)	1,670,000 (1,440,000 to 1,910,000)	2,060,000 (1,790,000 to 2,360,000)	2,740,000 (2,400,000 to 3,110,000)	2,870,000 (2,520,000 to 3,240,000)	2,310,000 (2,040,000 to 2,580,000)	1,790,000 (1,590,000 to 1,980,000)	1,440,000 (1,300,000 to 1,570,000)	831,000 (767,000 to 891,000)	295,000 (275,000 to 313,000)	64,500 (60,800 to 68,100)	21,700,000
Communicable, maternal, neonatal, and nutritional diseases	76,100 (58,300 to 95,800)	31,100 (24,200 to 39,100)	43,900 (35,600 to 52,800)	34,000 (26,700 to 43,100)	29,600 (21,900 to 40,300)	25,700 (19,500 to 33,700)	24,000 (18,600 to 30,300)	25,400 (20,100 to 31,700)	30,600 (24,800 to 37,600)	37,600 (30,900 to 45,600)	43,900 (36,700 to 52,300)	51,300 (44,200 to 59,800)	53,700 (46,100 to 62,600)	55,400 (48,200 to 63,800)	58,000 (50,200 to 66,700)	65,700 (57,000 to 75,000)	63,400 (55,000 to 72,500)	51,700 (44,600 to 58,400)	41,600 (36,200 to 46,900)	36,100 (31,700 to 40,500)	23,600 (20,300 to 26,300)	9,250 (7,710 to 10,400)	2,220 (1,800 to 2,550)	914,000
HIV/AIDS and sexually transmitted infections	340 (105 to 757)	116 (36·1 to 262)	370 (260 to 577)	188 (176 to 200)	115 (107 to 124)	137 (121 to 160)	331 (274 to 407)	1,120 (967 to 1,320)	1,910 (1,670 to 2,220)	2,700 (2,400 to 3,120)	3,040 (2,740 to 3,480)	2,800 (2,520 to 3,220)	2,480 (2,240 to 2,790)	1,600 (1,440 to 1,830)	1,240 (1,110 to 1,430)	839 (727 to 1,010)	484 (400 to 629)	152 (104 to 231)	74·3 (47·6 to 122)	34·7 (20·9 to 62·2)	17·9 (11·5 to 29·9)	5 (3·1 to 8·5)	2·1 (1·6 to 2·7)	20,100
HIV/AIDS	0 (0 to 0)	0·1 (0·1 to 0·1)	215 (199 to 233)	182 (172 to 194)	112 (104 to 121)	111 (102 to 123)	223 (197 to 256)	925 (811 to 1,060)	1,650 (1,470 to 1,870)	2,370 (2,150 to 2,670)	2,740 (2,520 to 3,110)	2,510 (2,300 to 2,820)	2,240 (2,060 to 2,450)	1,420 (1,300 to 1,540)	1,100 (1,010 to 1,200)	711 (643 to 790)	381 (331 to 437)	84·9 (62·4 to 113)	33·7 (23·2 to 45·5)	10·4 (7·7 to 14)	6·5 (5·1 to 8·4)	1·4 (1 to 2)	1·3 (1·1 to 1·6)	17,000
HIV/AIDS - Drug-susceptible Tuberculosis	0 (0 to 0)	0 (0 to 0)	34·3 (22·3 to 50)	26·3 (17·5 to 37·8)	16·8 (11·3 to 24·1)	17·4 (11·4 to 25·6)	39·3 (25·7 to 57·3)	156 (100 to 236)	279 (185 to 406)	352 (234 to 506)	398 (270 to 563)	336 (227 to 474)	285 (195 to 394)	175 (120 to 243)	117 (79·7 to 165)	81·4 (56·5 to 112)	54·6 (37·4 to 76·5)	10·1 (7·3 to 13·5)	4 (2·9 to 5·5)	1·5 (1 to 2·1)	1·2 (0·9 to 1·6)	0·2 (0·1 to 0·3)	0·3 (0·2 to 0·4)	2,390
HIV/AIDS - Multidrug-resistant Tuberculosis without exten	0 (0 to 0)	0 (0 to 0)	1·8 (0·6 to 4)	1·2 (0·4 to 2·5)	0·7 (0·2 to 1·6)	0·9 (0·3 to 2·1)	2·5 (0·8 to 6)	10·7 (3·2 to 25·8)	17 (5·3 to 39·6)	18·9 (6·2 to 42·8)	17·3 (5·9 to 37·7)	14·8 (5·1 to 32·1)	12·5 (4·3 to 27·3)	8 (2·8 to 17·4)	5·2 (1·8 to 11·4)	3·5 (1·3 to 7·6)	2·6 (0·9 to 5·8)	0·4 (0·2 to 0·9)	0·2 (0·1 to 0·4)	0·1 (0 to 0·2)	0·1 (0 to 0·2)	0 (0 to 0)	0 (0 to 0·1)	118
HIV/AIDS - Extensively drug-resistant Tuberculosis	0 (0 to 0)	0 (0 to 0)	0·8 (0·3 to 1·8)	0·5 (0·2 to 1·1)	0·3 (0·1 to 0·7)	0·4 (0·1 to 1)	1·1 (0·4 to 2·8)	4·8 (1·5 to 11·8)	7·6 (2·4 to 18)	8·5 (2·8 to 19·8)	7·8 (2·6 to 17·9)	6·7 (2·3 to 14·6)	5·6 (1·9 to 12·5)	3·6 (1·2 to 8)	2·3 (0·8 to 5·2)	1·6 (0·5 to 3·4)	1·2 (0·4 to 2·6)	0·2 (0·1 to 0·4)	0·1 (0 to 0·2)	0 (0 to 0·1)	0 (0 to 0·1)	0 (0 to 0)	0 (0 to 0)	53·3
HIV/AIDS resulting in other diseases	0 (0 to 0)	0·1 (0·1 to 0·1)	178 (154 to 200)	154 (139 to 169)	94 (82·9 to 104)	92·4 (80·1 to 105)	180 (146 to 217)	754 (612 to 904)	1,340 (1,130 to 1,580)	1,990 (1,730 to 2,320)	2,320 (2,040 to 2,660)	2,150 (1,910 to 2,460)	1,930 (1,740 to 2,160)	1,230 (1,100 to 1,370)	974 (876 to 1,080)	625 (548 to 703)	323 (271 to 382)	74·1 (51·8 to 101)	29·4 (19·1 to 41·3)	8·8 (5·9 to 12·5)	5·2 (3·7 to 7·1)	1·2 (0·7 to 1·8)	1 (0·7 to 1·3)	14,500
Sexually transmitted infections excluding HIV	340 (105 to 757)	116 (36 to 262)	155 (46·7 to 360)	5·3 (1·5 to 12·5)	2·9 (0·8 to 6·5)	25·5 (15 to 44·4)	108 (64·1 to 174)	199 (117 to 322)	266 (152 to 463)	330 (181 to 562)	303 (162 to 517)	295 (164 to 510)	239 (129 to 431)	179 (93·8 to 345)	139 (69 to 281)	127 (61·2 to 268)	103 (49·2 to 220)	67 (32·5 to 143)	40·6 (19·8 to 85·8)	24·3 (11·8 to 51·3)	11·5 (5·8 to 23·2)	3·6 (1·9 to 7)	0·7 (0·4 to 1·4)	3,080
Syphilis	340 (105 to 757)	116 (36 to 262)	155 (46·7 to 360)	5·3 (1·5 to 12·5)	2·9 (0·8 to 6·5)	3·9 (3·2 to 4·7)	4·6 (3·5 to 6·3)	7·1 (5·1 to 10·8)	11·2 (8 to 17·2)	16·6 (12·2 to 24·1)	20·2 (15 to 27·9)	23·6 (17·7 to 31·3)	23·3 (17·9 to 30·8)	25·2 (19·2 to 32·5)	25·7 (20 to 32·6)	27·5 (20·9 to 36·3)	22·8 (17 to 29·8)	17 (12·6 to 22·4)	10·7 (8·1 to 14·3)	6·2 (4·5 to 8·5)	3·3 (2·3 to 4·6)	1·3 (0·9 to 1·8)	0·3 (0·2 to 0·5)	871
Chlamydial infection	0 (0 to 0)	0 (0 to 0)	0 (0 to 0)	0 (0 to 0)	0 (0 to 0)	0·4 (0·2 to 0·7)	9·5 (4·5 to 18·3)	40·6 (21·5 to 76·4)	77·7 (34·4 to 149)	90·1 (37·6 to 180)	79·6 (34·2 to 145)	72·3 (35·9 to 125)	45·2 (22·1 to 78·5)	18·7 (8·7 to 35·6)	5·5 (2·6 to 10·2)	1·2 (0·6 to 2·3)	0·4 (0·2 to 0·7)	0 (0 to 0)	0 (0 to 0)	0 (0 to 0)	0 (0 to 0)	0 (0 to 0)	0 (0 to 0)	441
Gonococcal infection	0 (0 to 0)	0 (0 to 0)	0 (0 to 0)	0 (0 to 0)	0 (0 to 0)	7·5 (4 to 14·1)	39·2 (21·3 to 69·1)	65·6 (32 to 111)	53 (26·6 to 92·6)	34·9 (18·3 to 60·8)	22·7 (12·3 to 38·9)	19·5 (10·7 to 33·7)	14·7 (7·4 to 26·5)	10·6 (5·1 to 19·8)	5·2 (2·5 to 10·4)	1·5 (0·8 to 2·8)	0·5 (0·3 to 0·9)	0 (0 to 0)	0 (0 to 0)	0 (0 to 0)	0 (0 to 0)	0 (0 to 0)	0 (0 to 0)	275
Trichomoniasis	0 (0 to 0)	0 (0 to 0)	0 (0 to 0)	0 (0 to 0)	0 (0 to 0)	0 (0 to 0·1)	0·6 (0·1 to 1·5)	3·2 (0·9 to 8·2)	9·7 (2·9 to 22·5)	17·6 (5·6 to 40·3)	21·8 (7 to 50·1)	23·4 (7·6 to 56·5)	18·8 (6·1 to 44·7)	13·3 (4·1 to 31·2)	8·3 (2·8 to 19·7)	5·5 (2 to 13·1)	4·1 (1·5 to 9·9)	2·4 (0·8 to 5·2)	1·2 (0·4 to 2·8)	0·6 (0·2 to 1·4)	0·3 (0·1 to 0·6)	0 (0 to 0·1)	0 (0 to 0)	131
Genital herpes	0 (0 to 0)	0 (0 to 0)	0 (0 to 0)	0 (0 to 0)	0 (0 to 0)	1·8 (0·6 to 4·4)	8·1 (2·7 to 20·4)	19·7 (6·5 to 49·3)	39·6 (13·1 to 96·1)	64·9 (21·1 to 161)	84 (27·4 to 208)	101 (32·7 to 249)	98·9 (32·3 to 245)	93·7 (29·9 to 232)	88 (28·3 to 220)	89·7 (27·3 to 223)	74·5 (22·4 to 186)	47·7 (14·1 to 121)	28·7 (8·4 to 71·6)	17·5 (5·2 to 44·8)	8 (2·5 to 19·7)	2·3 (0·7 to 5·7)	0·4 (0·1 to 1)	868
Other sexually transmitted infections	0 (0 to 0)	0 (0 to 0)	0 (0 to 0)	0 (0 to 0)	0 (0 to 0)	11·9 (5·8 to 23·6)	46 (26 to 77·7)	62·8 (36·7 to 103)	74·7 (40·7 to 130)	105 (53·4 to 189)	74·9 (37·2 to 129)	55·3 (30·8 to 92·1)	37·8 (20·6 to 64·5)	17·6 (9·4 to 29·9)	6·6 (3·6 to 11·3)	1·7 (0·9 to 2·8)	0·3 (0·2 to 0·6)	0 (0 to 0)	0 (0 to 0)	0 (0 to 0)	0 (0 to 0)	0 (0 to 0)	0 (0 to 0)	495
Respiratory infections and tuberculosis	2,070 (1,530 to 2,740)	4,090 (3,140 to 5,200)	21,500 (16,900 to 26,400)	8,710 (6,890 to 10,800)	6,130 (4,570 to 8,360)	5,880 (4,270 to 8,110)	6,800 (5,210 to 9,030)	7,670 (5,960 to 9,940)	9,790 (8,040 to 12,100)	13,700 (11,400 to 16,500)	18,900 (15,900 to 22,200)	26,800 (22,800 to 31,200)	31,800 (27,000 to 37,000)	36,100 (30,300 to 41,900)	39,500 (33,300 to 45,800)	47,900 (41,200 to 55,000)	49,300 (42,200 to 56,500)	42,000 (35,900 to 48,000)	34,800 (29,900 to 39,400)	31,200 (26,900 to 35,300)	20,700 (17,700 to 23,300)	8,300 (6,810 to 9,410)	2,000 (1,600 to 2,290)	476,000
Tuberculosis	0 (0 to 0)	0 (0 to 0)	373 (261 to 509)	179 (132 to 236)	97·8 (63·2 to 152)	77·7 (62·1 to 96·9)	144 (110 to 187)	547 (412 to 719)	1,190 (947 to 1,480)	2,250 (1,860 to 2,720)	3,490 (2,890 to 4,160)	5,950 (4,920 to 7,220)	7,230 (5,840 to 8,820)	7,850 (6,290 to 9,670)	6,940 (5,730 to 8,320)	6,650 (5,550 to 7,830)	4,850 (4,090 to 5,650)	2,920 (2,490 to 3,380)	1,840 (1,570 to 2,110)	1,210 (1,040 to 1,380)	486 (417 to 551)	129 (107 to 147)	24·2 (19·4 to 28)	54,400
Latent tuberculosis infection	0 (0 to 0)	0 (0 to 0)	0 (0 to 0)	0 (0 to 0)	0 (0 to 0)	0 (0 to 0)	0 (0 to 0)	0 (0 to 0)	0 (0 to 0)	0 (0 to 0)	0 (0 to 0)	0 (0 to 0)	0 (0 to 0)	0 (0 to 0)	0 (0 to 0)	0 (0 to 0)	0 (0 to 0)	0 (0 to 0)	0 (0 to 0)	0 (0 to 0)	0 (0 to 0)	0 (0 to 0)	0 (0 to 0)	0
Drug-susceptible tuberculosis	0 (0 to 0)	0 (0 to 0)	342 (236 to 473)	166 (119 to 220)	93 (60 to 146)	72·6 (56·7 to 91·4)	134 (101 to 174)	515 (386 to 676)	1,120 (881 to 1,400)	2,110 (1,710 to 2,550)	3,280 (2,680 to 3,940)	5,590 (4,580 to 6,880)	6,790 (5,480 to 8,350)	7,370 (5,890 to 9,070)	6,560 (5,400 to 7,940)	6,290 (5,190 to 7,420)	4,610 (3,840 to 5,410)	2,790 (2,370 to 3,230)	1,760 (1,500 to 2,030)	1,160 (996 to 1,340)	469 (401 to 533)	124 (103 to 142)	23·5 (19 to 27·3)	51,400
Multidrug-resistant tuberculosis without extensive drug re	0 (0 to 0)	0 (0 to 0)	21·5 (6·2 to 50·9)	8·7 (2·9 to 20·6)	3·4 (1·4 to 7·3)	3·5 (1·2 to 7·9)	6·7 (2·4 to 15·3)	22·6 (8·2 to 50)	50·5 (18·2 to 111)	93·7 (34·3 to 202)	141 (52·7 to 313)	252 (88·4 to 532)	310 (110 to 699)	333 (119 to 721)	263 (97 to 562)	247 (95·1 to 532)	166 (67·6 to 351)	94·4 (39·4 to 198)	56 (23·7 to 115)	33 (14·2 to 68·4)	12 (5·3 to 24·6)	3·1 (1·4 to 6·3)	0·5 (0·2 to 1)	2,120



Exposure to forces of nature	0 (0.0 to 1)	-2 (-11 to 2.2)	17 (-1.5 to 19.1)	77 (5 to 154.7)	78 (72 to 85.8)	78 (72 to 85.8)	114 (104 to 126)	161 (1.65 to 177)	177 (163 to 196)	162 (142 to 179)	135 (113 to 159)	87 (67 to 109)	62 (45 to 82)	66 (48 to 87)	98.4 (68.2 to 127)	86.3 (66.6 to 107)	88.1 (79.2 to 98.1)	75.2 (67.1 to 85.2)	52.4 (46.9 to 58.5)	39 (34.1 to 45.3)	26.6 (23.9 to 29.6)	15.9 (14.3 to 17.7)	9.3 (8.6 to 9)	1.1 (0.79 to 1.2)	-5.2 (-5.6 to -5)	1,653
Other unintentional injuries	49.6 (20.7 to 83)	34.8 (17 to 53.9)	240 (143 to 356)	1,266 (972 to 1,595)	2,143 (1,433 to 3.13)	2,606 (2,000 to 3,308)	4,649 (3,573 to 5,955)	6,152 (4,865 to 7,686)	7,743 (6,169 to 10,163)	9,413 (7,199 to 12,355)	10,489 (7,908 to 14,085)	11,389 (8,438 to 15,408)	11,956 (8,252 to 16,158)	11,456 (8,009 to 15,768)	8,790 (7,179 to 10,763)	9,662 (8,099 to 12,609)	9,865 (8,289 to 12,459)	7,460 (6,219 to 10,643)	4,966 (3,429 to 7,164)	2,160 (2,009 to 4,882)	2,645 (1,928 to 3,962)	1,552 (769 to 1,973)	398 (229 to 473)	66.2 (-68.2 to 96.3)	114,000
Self-harm and interpersonal violence	208 (168 to 259)	39 (-14 to 91.3)	540 (452 to 647)	647 (511 to 793)	760 (597 to 956)	1,239 (1,014 to 1,499)	23,130 (19,830 to 26,600)	46,500 (40,200 to 53,100)	62,100 (54,000 to 70,400)	69,400 (60,600 to 78,600)	72,000 (63,300 to 81,000)	77,300 (68,800 to 86,000)	81,000 (72,000 to 90,000)	72,100 (63,700 to 81,000)	56,900 (50,000 to 64,000)	56,100 (49,000 to 63,000)	46,100 (39,400 to 53,000)	35,200 (30,000 to 41,000)	19,700 (17,000 to 22,500)	13,000 (11,000 to 15,000)	7,370 (6,200 to 8,600)	6,400 (5,400 to 7,500)	990 (830 to 1,200)	104 (-13 to 209)	668,000
Self-harm	0 (0 to 0)	0 (0 to 0)	0 (0 to 0)	0 (0 to 0)	0 (0 to 0)	2,900 (2,300 to 3,400)	19,600 (16,400 to 22,900)	39,400 (33,800 to 45,600)	52,400 (45,200 to 59,700)	58,400 (49,500 to 67,200)	60,600 (51,500 to 69,700)	65,100 (54,900 to 75,300)	68,100 (54,600 to 81,700)	60,700 (50,200 to 71,400)	47,900 (39,500 to 56,300)	47,200 (38,900 to 55,600)	38,800 (32,100 to 45,600)	29,600 (23,600 to 35,600)	16,600 (13,600 to 19,600)	10,900 (8,600 to 13,200)	6,210 (5,070 to 7,350)	5,390 (4,230 to 6,550)	833 (637 to 1,030)	87 (-107 to 278)	562,000
Self-harm by firearm	0 (0 to 0)	0 (0 to 0)	0 (0 to 0)	0 (0 to 0)	0 (0 to 0)	179 (-14 to 172)	1,770 (1,450 to 2,090)	3,810 (3,270 to 4,350)	5,110 (4,410 to 5,810)	5,810 (5,060 to 6,560)	6,110 (5,310 to 6,910)	6,470 (5,620 to 7,320)	6,810 (5,910 to 7,710)	6,070 (5,270 to 6,870)	4,790 (4,160 to 5,420)	4,720 (4,100 to 5,340)	3,880 (3,370 to 4,390)	2,960 (2,570 to 3,350)	1,660 (1,440 to 1,880)	1,090 (950 to 1,230)	621 (540 to 702)	539 (469 to 610)	83 (72 to 94)	-9 (-10 to 7)	56,200
Self-harm by other specified means	0 (0 to 0)	0 (0 to 0)	0 (0 to 0)	0 (0 to 0)	0 (0 to 0)	2,786 (2,300 to 3,300)	19,400 (16,500 to 21,400)	37,400 (32,100 to 43,000)	46,700 (40,200 to 52,400)	53,000 (47,100 to 59,200)	57,500 (49,800 to 65,300)	62,200 (53,400 to 71,300)	67,100 (57,600 to 76,900)	61,400 (52,400 to 70,600)	47,900 (40,800 to 55,000)	47,200 (39,900 to 54,600)	38,900 (32,600 to 45,200)	29,600 (25,400 to 34,000)	16,900 (13,900 to 19,900)	10,900 (9,010 to 12,800)	6,150 (5,060 to 7,240)	5,390 (4,260 to 6,510)	750 (570 to 930)	121 (67.9 to 161)	526,000
Interpersonal violence	208 (168 to 259)	39 (-14 to 91.3)	535 (446 to 641)	614 (504 to 760)	709 (591 to 864)	1,266 (1,044 to 1,499)	3,560 (2,900 to 4,200)	6,460 (5,300 to 7,600)	8,700 (7,100 to 10,200)	10,400 (8,500 to 12,300)	12,900 (10,700 to 15,200)	11,400 (9,400 to 13,500)	10,200 (8,400 to 12,000)	10,600 (8,800 to 12,500)	8,900 (7,400 to 10,500)	8,900 (7,400 to 10,500)	7,900 (6,600 to 9,300)	5,900 (4,900 to 6,900)	3,130 (2,600 to 3,660)	1,900 (1,600 to 2,200)	972 (810 to 1,135)	1,010 (840 to 1,180)	144 (120 to 169)	25.3 (-27.1 to 77.7)	101,000
Physical violence by firearm	0.7 (-3.3 to 6.9)	1.1 (-1.6 to 2.7)	10.7 (5.6 to 19.2)	31.2 (20.1 to 47.1)	70 (49.2 to 95.6)	129 (99.9 to 165)	351 (277 to 429)	1,400 (1,100 to 1,670)	2,600 (2,200 to 3,000)	3,900 (3,500 to 4,300)	5,900 (5,400 to 6,400)	5,900 (5,400 to 6,400)	5,900 (5,400 to 6,400)	5,900 (5,400 to 6,400)	4,700 (4,300 to 5,100)	4,700 (4,300 to 5,100)	4,100 (3,800 to 4,400)	3,100 (2,900 to 3,300)	1,700 (1,600 to 1,800)	1,000 (940 to 1,060)	500 (470 to 530)	520 (490 to 550)	74 (69 to 79)	4.3 (-1.3 to 7.7)	53,900
Physical violence by sharp object	15.5 (6.4 to 28.1)	7.1 (-1.4 to 17.3)	25.5 (11.1 to 45.1)	89.4 (47.1 to 151)	97 (51.1 to 164)	166 (87.5 to 281)	314 (165 to 531)	441 (232 to 746)	1,000 (527 to 1,700)	1,400 (737 to 2,400)	1,900 (1,000 to 3,200)	2,100 (1,100 to 3,600)	2,300 (1,200 to 3,900)	2,100 (1,100 to 3,600)	1,600 (842 to 2,700)	1,600 (842 to 2,700)	1,400 (737 to 2,400)	1,100 (579 to 1,900)	600 (316 to 1,000)	360 (189 to 611)	180 (95 to 305)	190 (100 to 321)	27 (14 to 46)	-1.6 (-8.1 to 5.1)	21,600
Sexual violence	0 (0 to 0)	0 (0 to 0)	0 (0 to 0)	7.6 (-3.1 to 32.3)	50.9 (22.9 to 95.9)	114 (52.1 to 177)	251 (115 to 378)	437 (205 to 659)	612 (287 to 922)	685 (321 to 1,030)	827 (387 to 1.24)	827 (388 to 1.24)	827 (388 to 1.24)	462 (217 to 694)	328 (154 to 493)	164 (77 to 246)	144 (68 to 216)	130 (61 to 195)	79.6 (37 to 119)	47.9 (23 to 72)	29 (13.7 to 43)	19.2 (9.2 to 28.9)	1.4 (0.64 to 2.2)	0 (0.64 to 0.9)	3,850
Physical violence by other means	192 (157 to 233)	34.3 (21.4 to 51)	247 (204 to 300)	466 (379 to 579)	475 (387 to 590)	840 (685 to 1,030)	1,910 (1,600 to 2,200)	3,250 (2,800 to 3,700)	4,090 (3,600 to 4,600)	5,370 (4,800 to 5,900)	6,390 (5,800 to 7,000)	6,710 (6,100 to 7,300)	6,450 (5,800 to 7,100)	6,650 (6,000 to 7,300)	5,200 (4,700 to 5,700)	5,200 (4,700 to 5,700)	5,060 (4,600 to 5,500)	3,940 (3,600 to 4,300)	2,420 (2,200 to 2,650)	1,450 (1,300 to 1,600)	742 (670 to 814)	849 (770 to 928)	107 (97 to 118)	-0.9 (-7.8 to 5.8)	61,700
Conflict and terrorism	10 (4 to 20)	10 (4 to 20)	10 (4 to 20)	10 (4 to 20)	10 (4 to 20)	10 (4 to 20)	11 (4 to 21)	11 (4 to 22)	11 (4 to 22)	11 (4 to 22)	11 (4 to 22)	11 (4 to 22)	11 (4 to 22)	11 (4 to 22)	11 (4 to 22)	11 (4 to 22)	11 (4 to 22)	11 (4 to 22)	11 (4 to 22)	11 (4 to 22)	11 (4 to 22)	11 (4 to 22)	11 (4 to 22)	11 (4 to 22)	11,000

KB Table 2a: Karnataka GA,YS by cause and age group for males with 95% uncertainty intervals, 2019

Cause	Early Neonatal	Late Neonatal	Post Neonatal	1 to 4	5 to 9	10 to 14	15 to 19	20 to 24	25 to 29	30 to 34	35 to 39	40 to 44	45 to 49	50 to 54	55 to 59	60 to 64	65 to 69	70 to 74	75 to 79	80 to 84	85 to 89	90 to 94	95 plus	Total
All causes	672,000 (529,000 to 868,000)	196,000 (155,000 to 254,000)	213,000 (170,000 to 267,000)	241,000 (190,000 to 309,000)	266,000 (210,000 to 339,000)	294,000 (234,000 to 369,000)	337,000 (270,000 to 419,000)	489,000 (410,000 to 591,000)	666,000 (576,000 to 773,000)	866,000 (764,000 to 992,000)	913,000 (772,000 to 1,070,000)	967,000 (730,000 to 1,280,000)	913,000 (743,000 to 1,120,000)	846,000 (682,000 to 1,054,000)	972,000 (784,000 to 1,200,000)	941,000 (753,000 to 1,150,000)	877,000 (717,000 to 1,060,000)	803,000 (653,000 to 992,000)	614,000 (512,000 to 726,000)	396,000 (327,000 to 466,000)	149,000 (124,000 to 180,000)	99,000 (82,000 to 120,000)	11,200 (10,200 to 12,100)	12,400,000
Communicable, maternal, neonatal, and nutritional diseases	600,000 (467,000 to 781,000)	86,400 (67,000 to 112,000)	143,000 (111,000 to 186,000)	136,000 (105,000 to 176,000)	136,000 (105,000 to 176,000)	151,000 (117,000 to 196,000)	75,700 (57,700 to 97,900)	76,700 (58,400 to 99,200)	92,400 (71,000 to 119,000)	113,000 (87,100 to 145,000)	125,000 (96,000 to 161,000)	135,000 (103,000 to 174,000)	126,000 (96,000 to 163,000)	109,000 (83,000 to 141,000)	96,800 (73,000 to 125,000)	89,000 (67,000 to 116,000)	79,100 (59,000 to 103,000)	79,600 (59,000 to 104,000)	69,000 (49,000 to 93,000)	60,400 (42,000 to 82,000)	34,000 (23,000 to 47,000)	6,770 (4,600 to 9,200)	2,440,000
HIV/AIDS and sexually transmitted infections	6,630 (4,900 to 9,060)	2,110 (1,560 to 2,870)	5,600 (4,270 to 7,420)	1,140 (858 to 1,520)	1,460 (1,090 to 1,940)	2,160 (1,600 to 2,860)	6,900 (5,600 to 8,610)	17,400 (15,400 to 19,600)	24,100 (21,900 to 26,400)	24,200 (21,700 to 26,700)	22,200 (19,500 to 25,200)	22,300 (19,500 to 25,700)	18,700 (15,900 to 21,900)	17,400 (14,800 to 20,300)	16,200 (13,400 to 19,400)	13,400 (10,800 to 16,400)	11,600 (9,200 to 14,400)	9,200 (7,000 to 11,900)	7,300 (5,400 to 9,800)	4,900 (3,500 to 6,800)	2,100 (1,400 to 3,000)	1,100 (700 to 1,600)	140,000
HIV/AIDS	6,630 (4,900 to 9,060)	2,110 (1,560 to 2,870)	5,600 (4,270 to 7,420)	1,140 (858 to 1,520)	1,460 (1,090 to 1,940)	2,160 (1,600 to 2,860)	6,900 (5,600 to 8,610)	17,400 (15,400 to 19,600)	24,100 (21,900 to 26,400)	24,200 (21,700 to 26,700)	22,200 (19,500 to 25,200)	22,300 (19,500 to 25,700)	18,700 (15,900 to 21,900)	17,400 (14,800 to 20,300)	16,200 (13,400 to 19,400)	13,400 (10,800 to 16,400)	11,600 (9,200 to 14,400)	9,200 (7,000 to 11,900)	7,300 (5,400 to 9,800)	4,900 (3,500 to 6,800)	2,100 (1,400 to 3,000)	1,100 (700 to 1,600)	140,000
HIV/AIDS - Drug-susceptible Tuberculosis	6 (5 to 8)	2 (1 to 3)	5 (4 to 7)	1 (1 to 1)	1 (1 to 2)	2 (1 to 3)	6 (5 to 8)	16 (14 to 18)	22 (20 to 24)	22 (20 to 24)	20 (18 to 23)	20 (18 to 23)	17 (14 to 20)	16 (13 to 18)	15 (12 to 17)	12 (10 to 15)	11 (8 to 13)	8 (6 to 11)	7 (5 to 9)	4 (3 to 6)	2 (1 to 3)	1 (1 to 1)	0 (0 to 0)	130,000
HIV/AIDS - Multidrug resistant Tuberculosis without extensive drug resistance	0 (0 to 0)	0 (0 to 0)	0 (0 to 0)	0 (0 to 0)	0 (0 to 0)	0 (0 to 0)	0 (0 to 0)	0 (0 to 0)	0 (0 to 0)	0 (0 to 0)	0 (0 to 0)	0 (0 to 0)	0 (0 to 0)	0 (0 to 0)	0 (0 to 0)	0 (0 to 0)	0 (0 to 0)	0 (0 to 0)	0 (0 to 0)	0 (0 to 0)	0 (0 to 0)	0 (0 to 0)	0 (0 to 0)	0
HIV/AIDS - Extensively drug-resistant Tuberculosis	0 (0 to 0)	0 (0 to 0)	0 (0 to 0)	0 (0 to 0)	0 (0 to 0)	0 (0 to 0)	0 (0 to 0)	0 (0 to 0)	0 (0 to 0)	0 (0 to 0)	0 (0 to 0)	0 (0 to 0)	0 (0 to 0)	0 (0 to 0)	0 (0 to 0)	0 (0 to 0)	0 (0 to 0)	0 (0 to 0)	0 (0 to 0)	0 (0 to 0)	0 (0 to 0)	0 (0 to 0)	0 (0 to 0)	0
HIV/AIDS resulting in other diseases	6 (5 to 8)	2 (1 to 3)	5 (4 to 7)	1 (1 to 1)	1 (1 to 2)	2 (1 to 3)	6 (5 to 8)	16 (14 to 18)	22 (20 to 24)	22 (20 to 24)	20 (18 to 23)	20 (18 to 23)	17 (14 to 20)	16 (13 to 18)	15 (12 to 17)	12 (10 to 15)	11 (8 to 13)	8 (6 to 11)	7 (5 to 9)	4 (3 to 6)	2 (1 to 3)	1 (1 to 1)	0 (0 to 0)	130,000
Sexually transmitted infections excluding HIV	6,630 (4,900 to 9,060)	2,110 (1,560 to 2,870)	5,600 (4,270 to 7,420)	1,140 (858 to 1,520)	1,460 (1,090 to 1,940)	2,160 (1,600 to 2,860)	6,900 (5,600 to 8,610)	17,400 (15,400 to 19,600)	24,100 (21,900 to 26,400)	24,200 (21,700 to 26,700)	22,200 (19,500 to 25,200)	22,300 (19,500 to 25,700)	18,700 (15,900 to 21,900)	17,400 (14,800 to 20,300)	16,200 (13,400 to 19,400)	13,400 (10,800 to 16,400)	11,600 (9,200 to 14,400)	9,200 (7,000 to 11,900)	7,300 (5,400 to 9,800)	4,900 (3,500 to 6,800)	2,100 (1,400 to 3,000)	1,100 (700 to 1,600)	140,000
Syphilis	0 (0 to 0)	0 (0 to 0)	0 (0 to 0)	0 (0 to 0)	0 (0 to 0)	0 (0 to 0)	0 (0 to 0)	0 (0 to 0)	0 (0 to 0)	0 (0 to 0)	0 (0 to 0)	0 (0 to 0)	0 (0 to 0)	0 (0 to 0)	0 (0 to 0)	0 (0 to 0)	0 (0 to 0)	0 (0 to 0)	0 (0 to 0)	0 (0 to 0)	0 (0 to 0)	0 (0 to 0)	0 (0 to 0)	0
Chlamydial infection	0 (0 to 0)	0 (0 to 0)	0 (0 to 0)	0 (0 to 0)	0 (0 to 0)	0 (0 to 1)	0 (0 to 1)	0 (0 to 1)	0 (0 to 1)	0 (0 to 1)	0 (0 to 1)	0 (0 to 1)	0 (0 to 1)	0 (0 to 1)	0 (0 to 1)	0 (0 to 1)	0 (0 to 1)	0 (0 to 1)	0 (0 to 1)	0 (0 to 1)	0 (0 to 0)	0 (0 to 0)	0 (0 to 0)	600
Gonococcal infection	0 (0 to 0)	0 (0 to 0)	0 (0 to 0)	0 (0 to 0)	0 (0 to 0)	0 (0 to 1)	0 (0 to 1)	0 (0 to 1)	0 (0 to 1)	0 (0 to 1)	0 (0 to 1)	0 (0 to 1)	0 (0 to 1)	0 (0 to 1)	0 (0 to 1)	0 (0 to 1)	0 (0 to 1)	0 (0 to 1)	0 (0 to 1)	0 (0 to 1)	0 (0 to 0)	0 (0 to 0)	0 (0 to 0)	601
Trichomoniasis	0 (0 to 0)	0 (0 to 0)	0 (0 to 0)	0 (0 to 0)	0 (0 to 0)	0 (0 to 1)	0 (0 to 1)	0 (0 to 1)	0 (0 to 1)	0 (0 to 1)	0 (0 to 1)	0 (0 to 1)	0 (0 to 1)	0 (0 to 1)	0 (0 to 1)	0 (0 to 1)	0 (0 to 1)	0 (0 to 1)	0 (0 to 1)	0 (0 to 1)	0 (0 to 0)	0 (0 to 0)	0 (0 to 0)	69
Genital herpes	0 (0 to 0)	0 (0 to 0)	0 (0 to 0)	0 (0 to 0)	0 (0 to 0)	0 (0 to 0)	0 (0 to 0)	0 (0 to 0)	0 (0 to 0)	0 (0 to 0)	0 (0 to 0)	0 (0 to 0)	0 (0 to 0)	0 (0 to 0)	0 (0 to 0)	0 (0 to 0)	0 (0 to 0)	0 (0 to 0)	0 (0 to 0)	0 (0 to 0)	0 (0 to 0)	0 (0 to 0)	0 (0 to 0)	0
Other sexually transmitted infections	6 (5 to 8)	2 (1 to 3)	5 (4 to 7)	1 (1 to 1)	1 (1 to 2)	2 (1 to 3)	6 (5 to 8)	16 (14 to 18)	22 (20 to 24)	22 (20 to 24)	20 (18 to 23)	20 (18 to 23)	17 (14 to 20)	16 (13 to 18)	15 (12 to 17)	12 (10 to 15)	11 (8 to 13)	8 (6 to 11)	7 (5 to 9)	4 (3 to 6)	2 (1 to 3)	1 (1 to 1)	0 (0 to 0)	130,000
Respiratory infections and tuberculosis	22,200 (13,200 to 36,200)	10,600 (6,000 to 17,700)	61,200 (32,100 to 104,000)	29,500 (16,600 to 47,800)	10,600 (7,600 to 14,700)	10,200 (7,400 to 14,000)	11,200 (8,100 to 15,200)	15,600 (11,800 to 20,300)	39,100 (31,000 to 48,600)	49,200 (39,000 to 61,000)	48,900 (36,600 to 64,000)	55,900 (40,900 to 75,000)	49,900 (32,200 to 69,600)	42,200 (26,100 to 60,600)	42,200 (26,100 to 60,600)	42,900 (26,100 to 62,000)	37,900 (23,000 to 55,000)	37,200 (23,000 to 54,000)	27,900 (17,000 to 40,000)	17,700 (10,000 to 27,000)	6,210 (3,500 to 9,600)	3,270 (1,800 to 5,000)	598 (270 to 920)	643,000
Tuberculosis	3,400 (2,600 to 4,400)	2,230 (1,700 to 2,900)	1,650 (1,250 to 2,150)	2,450 (1,850 to 3,200)	5,350 (4,050 to 6,950)	12,600 (9,600 to 16,400)	23,600 (18,000 to 30,700)	39,000 (29,800 to 50,700)	49,900 (38,100 to 64,900)	51,900 (39,600 to 67,500)	45,900 (34,900 to 59,700)	44,600 (34,000 to 58,000)	39,600 (30,200 to 51,500)	31,400 (24,000 to 40,900)	31,900 (24,300 to 41,500)	31,600 (24,000 to 41,100)	28,000 (21,300 to 36,400)	27,900 (21,200 to 36,300)	20,600 (15,700 to 26,800)	7,440 (5,700 to 9,700)	2,480 (1,900 to 3,200)	679 (520 to 880)	754,000
Latent tuberculosis infection	0 (0 to 0)	0 (0 to 0)	0 (0 to 0)	0 (0 to 0)	0 (0 to 0)	0 (0 to 0)	0 (0 to 0)	0 (0 to 0)	0 (0 to 0)	0 (0 to 0)	0 (0 to 0)	0 (0 to 0)	0 (0 to 0)	0 (0 to 0)	0 (0 to 0)	0 (0 to 0)	0 (0 to 0)	0 (0 to 0)	0 (0 to 0)	0 (0 to 0)	0 (0 to 0)	0 (0 to 0)	0 (0 to 0)	0
Active tuberculosis	3,400 (2,600 to 4,400)	2,230 (1,700 to 2,900)	1,650 (1,250 to 2,150)	2,450 (1,850 to 3,200)	5,350 (4,050 to 6,950)	12,600 (9,600 to 16,400)	23,600 (18,000 to 30,700)	39,000 (29,800 to 50,700)	49,900 (38,100 to 64,900)	51,900 (39,600 to 67,500)	45,900 (34,900 to 59,700)	44,600 (34,000 to 58,000)	39,600 (30,200 to 51,500)	31,400 (24,000 to 40,900)	31,900 (24,300 to 41,500)	31,600 (24,000 to 41,100)	28,000 (21,300 to 36,400)	27,900 (21,200 to 36,300)	20,600 (15,700 to 26,800)	7,440 (5,700 to 9,700)	2,480 (1,900 to 3,200)	679 (520 to 880)	754,000
Drug-susceptible tuberculosis	3,400 (2,600 to 4,400)	2,230 (1,700 to 2,900)	1,650 (1,250 to 2,150)	2,450 (1,850 to 3,200)	5,350 (4,050 to 6,950)	12,600 (9,600 to 16,400)	23,600 (18,000 to 30,700)	39,000 (29,800 to 50,700)	49,900 (38,100 to 64,900)	51,900 (39,600 to 67,500)	45,900 (34,900 to 59,700)	44,600 (34,000 to 58,000)	39,600 (30,200 to 51,500)	31,400 (24,000 to 40,900)	31,900 (24,300 to 41,500)	31,600 (24,000 to 41,100)	28,000 (21,300 to 36,400)	27,900 (21,200 to 36,300)	20,600 (15,700 to 26,800)	7,440 (5,700 to 9,700)	2,480 (1,900 to 3,200)	679 (520 to 880)	754,000
Multidrug-resistant tuberculosis without extensive drug resistance	70 (54 to 91)	52 (39 to 67)	39 (29 to 51)	58 (44 to 75)	126 (96 to 164)	298 (227 to 387)	557 (425 to 724)	921 (702 to 1,200)	1,180 (900 to 1,530)	1,230 (938 to 1,600)	1,080 (823 to 1,400)	1,050 (801 to 1,370)	937 (714 to 1,220)	744 (567 to 968)	754 (575 to 981)	747 (569 to 972)	662 (504 to 861)	659 (502 to 857)	487 (371 to 634)	176 (134 to 229)	59 (45 to 76)	16 (12 to 21)	11 (8 to 14)	16,700
Extensively drug-resistant tuberculosis without extensive drug resistance	0 (0 to 0)	0 (0 to 0)	0 (0 to 0)	0 (0 to 0)	0 (0 to 0)	0 (0 to 0)	0 (0 to 0)	0 (0 to 0)	0 (0 to 0)	0 (0 to 0)	0 (0 to 0)	0 (0 to 0)	0 (0 to 0)	0 (0 to 0)	0 (0 to 0)	0 (0 to 0)	0 (0 to 0)	0 (0 to 0)	0 (0 to 0)	0 (0 to 0)	0 (0 to 0)	0 (0 to 0)	0 (0 to 0)	0
Lower respiratory infections	22,000 (13,000 to 36,000)	10,600 (6,000 to 17,700)	61,000 (32,000 to 104,000)	29,500 (16,600 to 47,800)	10,600 (7,600 to 14,700)	10,200 (7,400 to 14,000)	11,200 (8,100 to 15,200)	15,600 (11,800 to 20,300)	39,100 (31,000 to 48,600)	49,200 (39,000 to 61,000)	48,900 (36,600 to 64,000)	55,900 (40,900 to 75,000)	49,900 (32,200 to 69,600)	42,200 (26,100 to 60,600)	42,200 (26,100 to 60,600)	42,900 (26,100 to 62,000)	37,900 (23,000 to 55,000)	37,200 (23,000 to 54,000)	27,900 (17,000 to 40,000)	17,700 (10,000 to 27,000)	6,210 (3,500 to 9,600)	3,270 (1,800 to 5,000)	598 (270 to 920)	643,000
Upper respiratory infections	200 (1 to 916)	17 (4 to 48)	200 (50 to 597)	1,000 (1,000 to 1,000)	1,000 (1,000 to 1,000)	1,000 (1,000 to 1,000)	1,000 (1,000 to 1,000)	1,000 (1,000 to 1,000)	1,000 (1,000 to 1,000)	1,000 (1,000 to 1,000)	1,000 (1,000 to 1,000)	1,000 (1,000 to 1,000)	1,000 (1,000 to 1,000)	1,000 (1,000 to 1,000)	1,000 (1,000 to 1,000)	1,000 (1,000 to 1,000)	1,000 (1,000 to 1,000)	1,000 (1,000 to 1,000)	1,000 (1,000 to 1,000)	1,000 (1,000 to 1,000)	1,000 (1,000 to 1,000)	1,000 (1,000 to 1,000)	24,000
Otitis media	0 (0 to 0)	0 (0 to 0)	0 (0 to 0)	0 (0 to 0)	0 (0 to 0)	0 (0 to 0)	0 (0 to 0)	0 (0 to 0)	0 (0 to 0)	0 (0 to 0)	0 (0 to 0)	0 (0 to 0)	0 (0 to 0)	0 (0 to 0)	0 (0 to 0)	0 (0 to 0)	0 (0 to 0)	0 (0 to 0)	0 (0 to 0)	0 (0 to 0)	0 (0 to 0)	0 (0 to 0)	0 (0 to 0)	0
Enteric infections	1,900 (1,500 to 2,400)	2,010 (1,600 to 2,500)	12,000 (10,100 to 14,200)	17,000 (14,100 to 20,200)	29,000 (23,000 to 36,000)	29,000 (23,000 to 36,000)	16,000 (12,000 to 20,000)	17,000 (12,000 to 22,000)	17,000 (12,000 to 22,000)	17,000 (12,000 to 22,000)	16,000 (12,000 to 20,000)	15,000 (11,000 to 19,000)	8,900 (6,000 to 12,000)	8,900 (6,000 to 12,000)	9,000 (6,000 to 12,000)	8,000 (5,000 to 11,000)	12,000 (8,000 to 16,000)	12,000 (8,000 to 16,000)	12,000 (8,000 to 16,000)	14,000 (9,000 to 18,000)	8,000 (5,000 to 11,000)	3,000 (1,800 to 4,700)	277,000
Diarrheal diseases	1,900 (1,500 to 2,400)	2,010 (1,600 to 2,500)	12,000 (10,100 to 14,200)	17,000 (14,100 to 20,200)	29,000 (23,000 to 36,000)	29,000 (23,000 to 36,000)	16,000 (12,000 to 20,000)	17,000 (12,000 to 22,000)	17,000 (12,000 to 22,000)	17,000 (12,000 to 22,000)	16,000 (12,000 to 20,000)	15,000 (11,000 to 19,000)	8,900 (6,000 to 12,000)	8,900 (6,000 to 12,000)	9,000 (6,000 to 12,000)	8,000 (5,000 to 11,000)	12,000 (8,000 to 16,000)	12,000 (8,000 to 16,000)	12,000 (8,000 to 16,000)	14,000 (9,000 to 18,000)	8,000 (5,000 to 11,000)	3,000 (1,800 to 4,700)	277,000
Typhoid and paratyphoid	29 (7 to 76)	7 (2 to 17)	14,000 (2,000 to 37,000)	14,000 (2,000 to 37,000)	6,200 (1,000 to 16,000)	3,900 (600 to 10,000)	2,400 (400 to 6,200)	1,600 (300 to 4,200)	970 (200 to 2,500)	640 (100 to 1,700)	527 (100 to 1,400)	370 (100 to 1,000)	221 (40 to 600)	150 (30 to 400)	96 (20 to 260)	62 (10 to 170)	39 (7 to 110)	24 (4 to 70)	15 (3 to 43)	9 (2 to 26)	4 (1 to 12)	2 (0 to 5)	1 (0 to 3)	53,800
Typhoid fever	29 (7 to 76)	7 (2 to 17)	14,000 (2,000 to 37,000)	14,000 (2,000 to 37,000)	6,200 (1,000 to 16,000)	3,900 (600 to 10,000)	2,400 (400 to 6,200)	1,600 (300 to 4,200)	970 (200 to 2,500)	640 (100 to 1,700)	527 (100 to 1,400)	370 (100 to 1,000)	221 (40 to 600)	150 (30 to 400)	96 (20 to 260)	62 (10 to 170)	39 (7 to 110)	24 (4 to 70)	15 (3 to 43)	9 (2 to 26)	4 (1 to 12)	2 (0 to 5)	1 (0 to 3)	53,800
Paratyphoid fever	0 (0 to 0)	0 (0 to 0)	0 (0 to 0)	0 (0 to 0)	0 (0 to 0)	0 (0 to 0)	0 (0 to 0)	0 (0 to 0)	0 (0 to 0)	0 (0 to 0)	0 (0 to 0)	0 (0 to 0)	0 (0 to 0)	0 (0 to 0)	0 (0 to 0)	0 (0 to 0)	0 (0 to 0)	0 (0 to 0)	0 (0 to 0)	0 (0 to 0)	0 (0 to 0)	0 (0 to 0)	0 (0 to 0)	0
Invasive Non-typhoidal Salmonella (iNTS)	0 (0 to 0)	0 (0 to 0)	0 (0 to 0)	0 (0 to 0)	0 (0 to 0)	0 (0 to 0)	0 (0 to 0)	0 (0 to 0)	0 (0 to 0)	0 (0 to 0)	0 (0 to 0)	0 (0 to 0)	0 (0 to 0)	0 (0 to 0)	0 (0 to 0)	0 (0 to 0)	0 (0 to 0)	0 (0 to 0)	0 (0 to 0)	0 (0 to 0)	0 (0 to 0)	0 (0 to 0)	0 (0 to 0)	0
Other intestinal infectious diseases	1,900 (1,500 to 2,400)	2,010 (1,600 to 2,500)	12,000 (10,100 to 14,200)	17,000 (14,100 to 20,200)	29,000 (23,000 to 36,000)	29,000 (23,000 to 36,000)	16,000 (12,000 to 20,000)	17,000 (12,000 to 22,000)	17,000 (12,000 to 22,000)	17,000 (12,000 to 22,000)	16,000 (12,000 to 20,000)	15,000 (11,000 to 19,000)	8,900 (6,000 to 12,000)	8,900 (6,000 to 12,000)	9,000 (6,000 to 12,000)	8,000 (5,000 to 11,000)	12,000 (8,000 to 16,000)	12,000 (8,000 to 16,000)	12,000 (8,000 to 16,000)	14,000 (9,000 to 18,000)	8,000 (5,000 to 11,000)	3,000 (1,800 to 4,700)	277,000
Neglected tropical diseases and malaria	6,200 (4,700 to 8,100)	1,600 (1,200 to 2,100)	6,200 (4,700 to 8,100)	1,600 (1,200 to 2,100)	1,600 (1,200 to 2,100)	1,600 (1,200 to 2



Other transport injuries	332.7 (13.3 to 77.6)	8.6 (4.1 to 15)	78 (38 to 139)	348 (214 to 528)	358 (214 to 549)	454 (274 to 695)	1,468 (1,029 to 2,079)	3,270 (1,940 to 4,956)	4,168 (2,589 to 6,429)	4,368 (2,609 to 6,755)	4,788 (2,958 to 7,379)	4,845 (3,003 to 7,506)	4,699 (2,413 to 8,182)	3,810 (2,193 to 5,513)	2,688 (1,629 to 3,913)	2,001 (1,350 to 2,760)	1,279 (833 to 1,853)	1,048 (695 to 1,526)	676 (472 to 946)	502 (356 to 727)	297 (194 to 397)	200.1 (93.4 to 1.74)	33.3 (23 to 45.9)	9.9 (4.1 to 9.1)	43,703
Unintentional injuries	2,062 (1,520 to 2,443)	997 (679 to 1,302)	8,603 (5,256 to 13,500)	29,202 (19,023 to 39,395)	29,202 (19,023 to 39,395)	29,133 (20,733 to 39,735)	33,403 (24,403 to 43,643)	43,603 (33,283 to 55,553)	50,903 (40,303 to 62,753)	57,003 (45,203 to 70,203)	58,703 (46,903 to 72,403)	58,703 (47,003 to 71,203)	53,703 (41,603 to 67,203)	42,703 (34,303 to 51,503)	33,130 (26,503 to 41,303)	23,703 (19,203 to 28,803)	16,240 (13,203 to 19,703)	12,303 (10,003 to 14,703)	9,203 (7,503 to 11,203)	6,703 (5,503 to 8,203)	4,803 (3,703 to 6,203)	2,140 (1,540 to 2,910)	576 (429 to 802)	654,000
Falls	1,230 (429 to 2,480)	370 (132 to 758)	3,150 (1,260 to 6,500)	6,110 (3,500 to 9,500)	6,260 (3,770 to 9,630)	6,260 (3,770 to 9,630)	7,750 (5,460 to 10,400)	9,600 (7,110 to 12,700)	10,900 (8,280 to 14,600)	11,600 (8,720 to 15,700)	11,900 (8,970 to 16,000)	11,900 (8,970 to 16,000)	11,900 (8,970 to 16,000)	10,900 (8,280 to 14,600)	9,600 (7,110 to 12,700)	7,750 (5,460 to 10,400)	6,260 (3,770 to 9,630)	5,600 (3,500 to 8,000)	4,750 (2,960 to 6,810)	3,750 (2,280 to 5,350)	2,780 (1,720 to 3,980)	1,230 (429 to 2,480)	370 (132 to 758)	296,000
Drowning	24.2 (16.2 to 32.5)	9.4 (6.4 to 12.8)	31.2 (21.2 to 42.6)	74.2 (49.2 to 102.2)	74.2 (49.2 to 102.2)	74.2 (49.2 to 102.2)	72.2 (47.7 to 100.2)	72.2 (47.7 to 100.2)	72.2 (47.7 to 100.2)	72.2 (47.7 to 100.2)	72.2 (47.7 to 100.2)	72.2 (47.7 to 100.2)	72.2 (47.7 to 100.2)	72.2 (47.7 to 100.2)	72.2 (47.7 to 100.2)	72.2 (47.7 to 100.2)	72.2 (47.7 to 100.2)	72.2 (47.7 to 100.2)	72.2 (47.7 to 100.2)	72.2 (47.7 to 100.2)	72.2 (47.7 to 100.2)	72.2 (47.7 to 100.2)	72.2 (47.7 to 100.2)	1,300,000
Fire, heat, and hot substances	49.2 (30.6 to 68.6)	24 (2.4 to 13.9)	200 (11.6 to 633)	773 (339 to 1,360)	943 (354 to 1,820)	943 (603 to 1,540)	775 (774 to 1,430)	1,320 (1,150 to 2,720)	1,700 (1,450 to 3,620)	2,200 (1,900 to 3,900)	2,200 (1,670 to 4,310)	2,200 (1,690 to 3,230)	2,070 (1,690 to 2,930)	1,300 (764 to 1,930)	1,200 (1,050 to 1,400)	930 (681 to 1,400)	699 (491 to 1,060)	577 (371 to 795)	448 (270 to 797)	297 (193 to 431)	195 (112 to 340)	63.4 (39 to 126)	20.9 (10.2 to 45.4)	5 (3.1 to 8.4)	114,000
Poisonings	1,140 (742 to 1,710)	627 (314 to 1,110)	4,450 (2,660 to 6,860)	14,900 (9,940 to 21,600)	14,900 (9,940 to 21,600)	14,900 (9,940 to 21,600)	16,900 (11,700 to 24,200)	20,900 (14,900 to 29,000)	23,900 (16,900 to 33,000)	25,900 (18,200 to 36,000)	26,900 (18,900 to 37,000)	26,900 (18,900 to 37,000)	25,900 (18,200 to 36,000)	23,900 (16,900 to 33,000)	20,900 (14,900 to 29,000)	16,900 (11,700 to 24,200)	13,900 (9,940 to 19,400)	11,900 (8,340 to 16,500)	9,940 (6,940 to 13,900)	7,900 (5,340 to 11,000)	5,940 (3,940 to 8,340)	3,140 (1,940 to 4,740)	1,140 (742 to 1,710)	7,900
Poisoning by drug/pharm chemicals	34 (0.7 to 16.2)	9.7 (0.1 to 4.1)	69.7 (9.9 to 191)	31.6 (20.2 to 744)	31.6 (27.9 to 265)	265 (139 to 778)	265 (279 to 581)	265 (264 to 1,230)	265 (267 to 913)	265 (322 to 1,140)	265 (197 to 979)	265 (137 to 937)	265 (150 to 1,140)	265 (150 to 944)	265 (97 to 2,030)	265 (27 to 1,660)	70.4 (26.2 to 191)	34.2 (26.2 to 94.4)	27.7 (16 to 52.5)	19.2 (9.1 to 33.1)	9.6 (3.1 to 21.2)	2.3 (1.2 to 3.9)	2.3 (0.2 to 5.7)	4,400
Poisoning by other means	29.5 (11.9 to 61.4)	6.7 (0.9 to 13.8)	156 (62.7 to 360)	523 (233 to 1,100)	561 (361 to 1,340)	527 (273 to 920)	196 (104 to 371)	274 (132 to 503)	330 (161 to 681)	382 (183 to 711)	279 (124 to 548)	228 (102 to 393)	132 (66.1 to 246)	86 (40.7 to 146)	78 (42.7 to 131)	63.9 (29 to 94.9)	34.1 (15.3 to 56.3)	39.6 (20.5 to 69.7)	29.6 (11.9 to 59.3)	14.2 (7.9 to 29.6)	4.9 (2.6 to 7.8)	1.6 (0.7 to 2.9)	0.3 (0.1 to 0.9)	3,643
Exposure to mechanical forces	29.5 (0.7 to 82.5)	11.4 (0.3 to 620)	457 (12 to 2,520)	94.1 (2.4 to 860)	94.1 (2.4 to 860)	94.1 (2.4 to 720)	1,400 (1.4 to 7,810)	2,120 (2.1 to 8,170)	3,400 (3.4 to 12,000)	3,400 (3.4 to 12,000)	3,920 (3.9 to 13,000)	3,920 (3.9 to 13,000)	3,920 (3.9 to 13,000)	3,920 (3.9 to 13,000)	1,870 (1.9 to 6,600)	1,400 (1.4 to 5,180)	1,370 (663 to 2,520)	1,400 (1.4 to 5,180)	632 (1.4 to 870)	240 (0.7 to 887)	240 (0.7 to 1,120)	99.1 (0.1 to 376)	30.4 (0.1 to 115)	31,600
Unintentional firearm injuries	6.9 (0.1 to 318)	6.7 (0.1 to 68.2)	22.9 (2.2 to 126)	40.7 (1.6 to 155)	40.7 (23.3 to 63.6)	40.7 (23 to 62.3)	63.1 (36.8 to 111)	84.6 (49.2 to 206)	84.6 (47.4 to 330)	84.6 (47.4 to 181)	84.6 (49.9 to 189)	84.6 (54.9 to 139)	74.8 (49 to 139)	67 (43.9 to 135)	34.7 (34.3 to 71.5)	29.7 (27.3 to 59.1)	21 (20.9 to 59.9)	14.3 (15.2 to 39.4)	8.6 (8 to 13.9)	3.9 (2.6 to 5.2)	1.9 (1 to 3.2)	1.9 (0.2 to 3.2)	1.9 (0.2 to 3.2)	999
Other exposure to mechanical forces	22.6 (22.6 to 191)	11.4 (11.4 to 618)	434 (156 to 1,470)	53.4 (53.4 to 1,460)	53.4 (51.6 to 1,350)	53.4 (53.4 to 1,400)	1,400 (1,220 to 2,700)	2,120 (1,760 to 3,200)	3,400 (2,970 to 4,200)	3,400 (2,960 to 4,080)	3,920 (3,420 to 4,700)	3,920 (3,420 to 4,700)	3,920 (3,420 to 4,700)	3,920 (3,420 to 4,700)	1,870 (1,630 to 2,210)	1,400 (1,220 to 1,710)	1,370 (1,190 to 1,660)	1,400 (1,220 to 1,710)	632 (550 to 1,040)	240 (209 to 1,040)	240 (209 to 1,040)	99.1 (86.1 to 120)	30.4 (26.7 to 37.3)	31,600
Adverse effects of medical treatment	612 (137 to 321)	294 (39.8 to 113)	2,650 (21.6 to 718)	490 (29.9 to 741)	490 (29.9 to 589)	490 (29.9 to 748)	590 (33.9 to 894)	590 (40.9 to 1,260)	590 (39.9 to 930)	590 (49.9 to 1,410)	590 (49.9 to 1,460)	590 (49.9 to 1,460)	590 (49.9 to 1,360)	590 (49.9 to 1,360)	590 (49.9 to 1,240)	590 (49.9 to 1,240)	1,710 (670 to 3,850)	1,850 (1,130 to 3,220)	1,300 (697 to 2,270)	706 (549 to 1,400)	117 (47.9 to 7.138)	29.6 (9.6 to 109)	29.6 (11.3 to 259.6)	16,700
Animal contact	289 (1.8 to 939)	143 (1.6 to 271)	1,000 (62 to 1,970)	2,000 (1,160 to 3,700)	3,440 (1,660 to 6,430)	6,120 (3,330 to 10,100)	3,870 (2,270 to 6,200)	4,410 (2,920 to 7,620)	6,820 (3,470 to 11,600)	6,820 (3,470 to 11,600)	6,560 (3,560 to 10,900)	6,160 (3,650 to 9,790)	5,990 (2,720 to 8,730)	6,150 (3,150 to 10,630)	2,050 (1,490 to 3,600)	2,870 (1,200 to 5,070)	2,130 (1,320 to 3,650)	2,200 (1,320 to 3,650)	1,350 (536 to 2,480)	697 (527 to 1,330)	180 (101 to 288)	11.2 (7.2 to 17)	64,600
Venomous animal contact	79.6 (0.1 to 268)	7.1 (0.1 to 268)	44.1 (0.1 to 860)	2,340 (1,160 to 4,600)	3,340 (1,160 to 6,600)	6,060 (3,330 to 9,600)	4,420 (2,270 to 7,200)	6,270 (3,420 to 9,270)	6,270 (3,420 to 9,270)	6,820 (3,420 to 10,700)	6,820 (3,420 to 10,700)	6,820 (3,420 to 10,700)	6,760 (2,960 to 10,600)	2,290 (1,160 to 5,760)	1,910 (1,160 to 3,760)	2,820 (1,160 to 5,760)	1,120 (1,020 to 1,720)	1,120 (1,020 to 1,720)	1,120 (1,020 to 1,660)	556 (1,020 to 1,090)	178 (1,020 to 1,090)	29.6 (27.9 to 67.4)	9.9 (9.5 to 11.1)	61,200
Non-venomous animal contact	0.3 (0.2 to 1.4)	1.2 (0.9 to 3.2)	12.3 (7 to 27.3)	57.3 (32.8 to 99.2)	89.3 (61.1 to 133)	148 (90.9 to 195)	141 (102 to 244)	213 (138 to 374)	248 (158 to 398)	272 (172 to 422)	248 (157 to 432)	272 (187 to 432)	262 (167 to 445)	247 (169 to 406)	305 (170 to 399)	247 (159 to 394)	231 (159 to 329)	218 (119 to 330)	196 (98.1 to 223)	148 (79.9 to 196)	128 (67.1 to 167)	63.2 (17.3 to 92.3)	29.6 (9.6 to 12.5)	1.7 (1.2 to 2.5)	3,240
Foreign body	0.3 (0.2 to 1.4)	1.2 (0.9 to 3.2)	12.3 (7 to 27.3)	57.3 (32.8 to 99.2)	89.3 (61.1 to 133)	148 (90.9 to 195)	141 (102 to 244)	213 (138 to 374)	248 (158 to 398)	272 (172 to 422)	248 (157 to 432)	272 (187 to 432)	262 (167 to 445)	247 (169 to 406)	305 (170 to 399)	247 (159 to 394)	231 (159 to 329)	218 (119 to 330)	196 (98.1 to 223)	148 (79.9 to 196)	128 (67.1 to 167)	63.2 (17.3 to 92.3)	29.6 (9.6 to 12.5)	1.7 (1.2 to 2.5)	3,240
Foreign body in eye	0.3 (0.1 to 0.6)	0.8 (0.2 to 1.8)	1.4 (0.7 to 32.7)	86.9 (23 to 340)	145 (62.4 to 354)	190 (58.4 to 328)	257 (79.9 to 540)	328 (106 to 719)	369 (121 to 791)	328 (106 to 626)	369 (127 to 791)	328 (127 to 626)	329 (128 to 662)	263 (109 to 627)	213 (117 to 393)	199 (78.2 to 352)	126 (62.2 to 196)	132 (62.2 to 196)	79.6 (41.9 to 121)	61.9 (34.9 to 79.1)	28.4 (16.9 to 42.1)	11.7 (7.9 to 16.6)	4.2 (2.9 to 6.1)	0.7 (0.6 to 0.9)	3,920
Foreign body in other body part	1.4 (0.7 to 7.7)	0.1 (0.1 to 0.6)	27.4 (2.4 to 97)	134 (19.1 to 2,680)	134 (19.1 to 2,680)	212 (30.2 to 3,020)	232 (33.1 to 3,020)	212 (30.2 to 3,076)	294 (41.9 to 4,600)	212 (30.2 to 4,637)	294 (41.9 to 4,637)	212 (30.2 to 4,637)	294 (41.9 to 4,637)	294 (41.9 to 4,637)	204 (29.1 to 3,880)	204 (29.1 to 3,880)	81.6 (14.6 to 1,550)	81.6 (11.6 to 1,550)	64.6 (9.2 to 1,229)	64.6 (9.2 to 1,229)	64.6 (9.2 to 1,229)	64.6 (9.2 to 1,229)	6.4 (0.9 to 121)	3,460
Environmental heat and cold exposure	28.7 (7.8 to 69.9)	7.7 (2.7 to 39.9)	114 (29.4 to 293)	141 (40.3 to 338)	243 (143 to 548)	338 (237 to 486)	441 (268 to 627)	570 (368 to 817)	638 (400 to 927)	748 (504 to 1,090)	667 (507 to 970)	638 (437 to 933)	552 (399 to 798)	641 (452 to 955)	426 (263 to 677)	482 (291 to 788)	287 (267 to 679)	338 (212 to 534)	240 (156 to 456)	148 (85.9 to 248)	84.4 (50.6 to 160.5)	59.9 (13.4 to 93.9)	9.6 (2.5 to 9.6)	7,950
Exposure to forces of nature	1.4 (0.1 to 11)	0.1 (0.1 to 0.3)	27.4 (1.2 to 114)	134 (8.9 to 414)	134 (8.9 to 1,410)	212 (14.9 to 721)	232 (22.1 to 1,410)	212 (21.1 to 1,160)	294 (17.2 to 2,050)	212 (17.2 to 1,790)	294 (20.1 to 1,790)	212 (17.2 to 1,790)	294 (20.1 to 1,790)	294 (20.1 to 1,790)	204 (20.7 to 1,520)	204 (20.7 to 1,520)	81.6 (20.7 to 1,520)	81.6 (11.6 to 1,520)	64.6 (9.2 to 1,229)	64.6 (9.2 to 1,229)	64.6 (9.2 to 1,229)	64.6 (9.2 to 1,229)	6.4 (0.9 to 121)	1,110
Other unintentional injuries	256 (119 to 48.4)	112 (4 to 12.6)	1,010 (77.9 to 224)	600 (339 to 1,200)	1,200 (679 to 2,210)	2,270 (967 to 5,430)	4,260 (1,660 to 7,900)	6,460 (2,960 to 13,900)	7,900 (3,660 to 13,400)	7,900 (3,660 to 13,400)	7,100 (3,500 to 13,000)	6,520 (2,950 to 7,720)	4,560 (2,200 to 7,320)	2,700 (1,610 to 5,170)	2,460 (1,360 to 3,740)	1,810 (1,140 to 2,870)	1,300 (669 to 1,890)	956 (569 to 1,210)	720 (390 to 780)	447 (270 to 618)	262 (87 to 542)	45.2 (23.7 to 65.7)	9.7 (5.6 to 19.3)	56,100
Self-harm and interpersonal violence	1,420 (734 to 2,360)	19.4 (7.9 to 29.2)	328 (122 to 620)	620 (340 to 1,160)	1,140 (719 to 1,800)	10,600 (6,220 to 16,400)	39,600 (23,100 to 61,600)	77,000 (51,600 to 110,000)	119,000 (79,600 to 161,000)	119,000 (88,400 to 153,000)	119,000 (89,000 to 150,000)	93,600 (66,000 to 130,000)	65,900 (41,200 to 95,300)	49,500 (32,700 to 70,400)	39,190 (25,600 to 58,200)	20,400 (11,200 to 30,600)	11,700 (7,020 to 16,900)	8,700 (4,900 to 12,500)	6,460 (3,100 to 7,900)	3,770 (2,010 to 5,290)	2,170 (1,020 to 3,120)	680 (361 to 967)	222 (75.2 to 351)	52.9 (26.7 to 81)	639,000
Self-harm	19.4 (9 to 33)	19.4 (9 to 33)	19.4 (9 to 33)	19.4 (9 to 33)	19.4 (9 to 33)	8,920 (4,520 to 13,600)	31,400 (17,100 to 47,700)	67,100 (40,100 to 97,000)	104,000 (63,200 to 149,000)	104,000 (68,000 to 144,000)	104,000 (69,000 to 140,000)	80,000 (52,000 to 112,000)	52,100 (29,000 to 77,000)	39,000 (17,500 to 57,500)	31,100 (16,000 to 48,000)	16,000 (6,000 to 26,000)	9,000 (4,000 to 13,000)	6,700 (2,000 to 10,000)	4,900 (1,000 to 7,000)	2,900 (1,000 to 4,600)	1,670 (1,000 to 2,770)	1,100 (1,000 to 1,700)	344 (1,000 to 1,000)	77.5 (1,000 to 1,000)	1,000,000
Self-harm by firearm	19.4 (9 to 33)	19.4 (9 to 33)	19.4 (9 to 33)	19.4 (9 to 33)	19.4 (9 to 33)	19.4 (9 to 33)	19.4 (9 to 33)	19.4 (9 to 33)	19.4 (9 to 33)	19.4 (9 to 33)	19.4 (9 to 33)	19.4 (9 to 33)	19.4 (9 to 33)	19.4 (9 to 33)	19.4 (9 to 33)	19.4 (9 to 33)	19.4 (9 to 33)	19.4 (9 to 33)	19.4 (9 to 33)	19.4 (9 to 33)	19.4 (9 to 33)	19.4 (9 to 33)	19.4 (9 to 33)	20,500
Self-harm by other specified means	19.4 (9 to 33)	19.4 (9 to 33)	19.4 (9 to 33)	19.4 (9 to 33)	19.4 (9 to 33)	8,900 (4,500 to 13,600)	31,400 (17,100 to 47,700)	67,100 (40,100 to 97,000)	104,000 (63,200 to 149,000)	104,000 (68,000 to 144,000)	104,000 (69,000 to 140,000)	80,000 (52,000 to 112,000)	52,100 (29,000 to 77,000)	39,000 (17,500 to 57,500)	31,100 (16,000 to 48,000)	16,000 (6,000 to 26,000)	9,000 (4,000 to 13,000)	6,700 (2,000 to 10,000)	4,900 (1,000 to 7,000)	2,900 (1,000 to 4,600)	1,670 (1,000 to 2,770)	1,100 (1,000 to 1,700)	344 (1,000 to 1,000)	77.5 (1,000 to 1,000)	619,000
Interpersonal violence	1,400 (681.2 to 360)	19.4 (8.4 to 28.1)	319 (117 to 619)	619 (339 to 1,160)	1,140 (662 to 1,770)	2,260 (1,420 to 3,140)	8,260 (5,220 to 12,300)	10,600 (6,210 to 15,200)	15,000 (9,290 to 20,600)	15,000 (9,230 to 21,700)	14,200 (8,230 to 20,100)	13,600 (7,930 to 17,600)	13,000 (6,900 to 20,700)	7,200 (4,960 to 10,600)	4,600 (3,480 to 6,790)	3,460 (2,400 to 4,870)	2,470 (1,600 to 3,600)	1,910 (1,260 to 2,600)	1,460 (1,210 to 1,870)	796 (540 to 1,110)	343 (262 to 490)	150 (102 to 178)	61.9 (39.1 to 87.2)	89,600
Physical violence by firearm	1.9 (0.9 to 3.6)	0.3 (0.2 to 0.9)	6.3 (2.3 to 14.1)	21.4 (9.1 to 48.7)	36.7 (15.7 to 59.4)	481 (23.9 to 749)	470 (149 to 921)	1,210 (423 to 2,560)	1,460 (423 to 2,560)	1,210 (423 to 2,560)	1,210 (509 to 2,340)	785 (348 to 1,540)	668 (27.2 to 1,320)	320 (1.66 to 624)	132 (66.2 to 287)	62.6 (42.9 to 109)	39.6 (16.6 to 74.6)	39.6 (27.9 to 132)	19.6 (16.2 to 72.7)	3.2 (1.3 to 5.2)	1 (0.6 to 1.9)	0.4 (0.2 to 0.9)	7,860
Physical violence by sharp object	1.9 (1.1 to 10.8)	0.3 (0.2 to 1.6)	14.3 (2.3 to 37.3)	54 (11.6 to 119)	94.1 (16.1 to 271)	148 (23.9 to 323)	148 (34.6 to 323)	1,370 (423 to 2,560)	2,040 (423 to 2,560)	2,040 (423 to 2,560)	2,040 (509 to 2,340)	2,040 (509 to 2,340)	1,400 (27.2 to 2,340)	1,400 (1.66 to 2,340)	1,040 (66.2 to 2,340)	645 (42.9 to 1,400)	164 (16.6 to 1,400)	139 (27.9 to 1,400)	74.4 (16.2 to 1,400)	39.4 (1.3 to 1,400)	1 (0.6 to 1,400)	0.4 (0.2 to 1,400)	19,800
Sexual violence	0 (0 to 0)	0 (0 to 0)	0 (0 to 0)	0 (0 to 24)	0 (0 to 24)	0 (0 to 24)	0 (0 to 24)	0 (0 to 24)	0 (0 to 24)	0 (0 to 24)	0 (0 to 24)	0 (0 to 24)	0 (0 to 24)	0 (0 to 24)	0 (0 to 24)	0 (0 to 24)	0 (0 to 24)	0 (0 to 24)	0 (0 to 24)	0 (0 to 24)	0 (0 to 24)	0 (0 to 24)	0 (0 to 24)	7,240
Physical violence by other means	19.4 (9 to 33)	19.4 (9 to 33)	19.4 (9 to 33)	19.4 (9 to 33)	19.4 (9 to 33)	8,900 (4,500 to 13,600)	31,400 (17,100 to 47,700)	67,100 (40,100 to 97,000)	104,000 (63,200 to 149,000)	104,000 (68,000 to 144,000)	104,000 (69,000 to 140,000)	80,000 (52,000 to 112,000)	52,100 (29,000 to 77,000)	39,000 (17,500 to 57,500)	31,100 (16,000 to 48,000)	16,000 (6,000 to 26,000)	9,000 (4,000 to 13,000)	6,700 (2,000 to 10,000)	4,900 (1,000 to 7,000)	2,900 (1,000 to 4,600)	1,670 (1,000 to 2,770)	1,100 (1,000 to 1,700)	344 (1,000 to 1,000)	77.5 (1,000 to 1,000)	619,000
Conflict and terrorism	2.1 (1.7 to 7.4)	0.1 (1.1 to 1.5)	0.1 (0.4 to 4.1)	0.1 (0.1 to 16.1)	0.1 (0.1 to 39.7)	29.7 (0.1 to 47.3)	29.7 (0.1 to 1.39)	29.7 (1.9 to 154)	29.7 (1.9 to 212)	29.7 (1.9 to 246)	29.7 (1.9 to 246)	29.7 (1.1 to 212)	29.7 (0.1 to 212)	174 (0.1 to 1,160)	29.7 (0.1 to 1,160)	29.7 (0.1 to 1,160)	29.7 (0.1 to 1,160)	29.7 (0.1 to 1,160)	29.7 (0.1 to 1,160)	29.7 (0.1 to 1,160)	29.7 (0.1 to 1,160)	29.7 (0.1 to 1,160)	29.7 (0.1 to 1,160)	1,800

Sti Table 2a: Kerala D&Ts to come, and ten years for males with 95% uncertainty intervals, 2019

Cause	Early Neonatal	Late Neonatal	Post Neonatal	1 to 4	5 to 9	10 to 14	15 to 19	20 to 24	25 to 29	30 to 34	35 to 39	40 to 44	45 to 49	50 to 54	55 to 59	60 to 64	65 to 69	70 to 74	75 to 79	80 to 84	85 to 89	90 to 94	95 plus	Total
All causes	66,500 (79,500 to 126,000)	36,400 (29,100 to 43,200)	44,900 (35,900 to 54,700)	62,700 (49,700 to 77,500)	21,300 (16,200 to 26,500)	20,100 (15,700 to 25,000)	19,200 (14,900 to 24,100)	19,200 (14,900 to 24,100)	19,200 (14,900 to 24,100)	19,200 (14,900 to 24,100)	19,200 (14,900 to 24,100)	19,200 (14,900 to 24,100)	19,200 (14,900 to 24,100)	19,200 (14,900 to 24,100)	19,200 (14,900 to 24,100)	19,200 (14,900 to 24,100)	19,200 (14,900 to 24,100)	19,200 (14,900 to 24,100)	19,200 (14,900 to 24,100)	19,200 (14,900 to 24,100)	19,200 (14,900 to 24,100)	19,200 (14,900 to 24,100)	19,200 (14,900 to 24,100)	6,200,000 (5,900,000 to 6,400,000)
Communicable, maternal, neonatal, and nutritional diseases	19,900 (16,000 to 24,500)	6,600 (5,300 to 8,200)	5,600 (4,500 to 7,000)	7,100 (5,600 to 8,900)	1,700 (1,300 to 2,200)	1,200 (1,000 to 1,600)	1,200 (1,000 to 1,600)	1,200 (1,000 to 1,600)	1,200 (1,000 to 1,600)	1,200 (1,000 to 1,600)	1,200 (1,000 to 1,600)	1,200 (1,000 to 1,600)	1,200 (1,000 to 1,600)	1,200 (1,000 to 1,600)	1,200 (1,000 to 1,600)	1,200 (1,000 to 1,600)	1,200 (1,000 to 1,600)	1,200 (1,000 to 1,600)	1,200 (1,000 to 1,600)	1,200 (1,000 to 1,600)	1,200 (1,000 to 1,600)	1,200 (1,000 to 1,600)	1,200 (1,000 to 1,600)	996,000
HIV/AIDS and sexually transmitted infections	2,670 (727 to 6,700)	920 (249 to 2,330)	1,100 (297 to 2,710)	1,700 (728 to 4,197)	52.2 (19.4 to 124.1)	33 (12.3 to 78.5)	124 (46.1 to 294.5)	212 (78.9 to 503.2)	277 (103.1 to 658.1)	273 (101.6 to 649)	253 (94.1 to 601.5)	275 (102.3 to 653.6)	334 (124.3 to 793.5)	338 (125.8 to 803.2)	337 (125.4 to 800.5)	332 (123.5 to 788.9)	324 (120.5 to 769.2)	314 (116.9 to 746.5)	297 (110.5 to 705.4)	264 (98.3 to 627.6)	224 (83.3 to 531.9)	6.1 (1.4 to 16.9)	7,220 (2,690 to 17,200)
HIV/AIDS	0 (0 to 0)	0 (0 to 0)	0 (0 to 0)



Other transport injuries	8.7 (7.1 to 21)	6.1 (2.4 to 15.2)	31.9 (19.9 to 53.4)	143 (99.9 to 228)	211 (132 to 355)	402 (262 to 642)	1,270 (727 to 2,323)	1,913 (1,013 to 3,295)	2,990 (1,620 to 5,213)	1,626 (819 to 3,395)	2,535 (1,163 to 5,695)	1,696 (789 to 3,225)	2,425 (1,160 to 5,386)	2,966 (1,366 to 6,259)	2,315 (1,143 to 5,675)	1,656 (753 to 3,548)	1,313 (593 to 3,026)	676 (288 to 1,514)	607 (249 to 1,621)	299 (102 to 931)	114 (71 to 199)	33.9 (22.1 to 66.3)	4 (2.9 to 6.6)	23,550
Unintentional injuries	389 (259 to 676)	285 (196 to 512)	1,982 (1,350 to 3,260)	9,262 (6,659 to 15,513)	9,609 (6,548 to 16,656)	8,089 (5,395 to 14,562)	7,470 (5,022 to 13,233)	11,269 (8,869 to 17,243)	11,989 (9,759 to 17,703)	11,759 (9,280 to 17,628)	14,599 (11,600 to 17,569)	12,702 (9,966 to 16,218)	15,540 (13,260 to 17,459)	15,755 (12,360 to 18,159)	15,460 (14,000 to 16,459)	15,402 (13,900 to 16,459)	15,203 (13,100 to 16,159)	13,955 (12,400 to 15,159)	14,269 (11,900 to 16,659)	11,969 (8,969 to 15,269)	7,048 (5,290 to 9,838)	2,740 (2,000 to 3,643)	197 (157 to 264)	209,899
Falls	262 (64.8 to 402)	121 (49.4 to 219)	424 (281 to 1,459)	1,182 (514 to 2,720)	1,643 (619 to 3,558)	1,879 (1,205 to 2,900)	2,099 (1,485 to 2,928)	3,635 (2,620 to 4,720)	4,696 (3,529 to 6,230)	4,965 (3,600 to 6,290)	6,735 (5,160 to 8,640)	6,945 (5,160 to 8,590)	9,149 (6,960 to 11,600)	9,149 (7,829 to 11,600)	11,950 (9,750 to 13,100)	10,950 (9,750 to 12,400)	10,459 (10,300 to 11,559)	12,150 (9,110 to 13,600)	11,950 (8,710 to 14,600)	9,810 (7,229 to 13,600)	6,048 (4,380 to 7,810)	3,430 (1,729 to 3,549)	290 (212 to 466)	132,699
Drowning	34 (11 to 73.6)	8.7 (4.2 to 21.6)	139 (72.9 to 291)	2,960 (1,660 to 5,660)	4,043 (2,389 to 7,043)	3,843 (2,189 to 6,229)	2,802 (1,629 to 4,629)	3,845 (2,629 to 7,749)	2,835 (1,829 to 5,529)	2,729 (1,729 to 6,869)	2,862 (1,829 to 7,829)	1,856 (1,029 to 6,669)	2,825 (1,829 to 6,869)	2,145 (1,329 to 5,129)	1,862 (1,229 to 4,869)	1,862 (1,229 to 4,629)	1,259 (829 to 3,029)	925 (629 to 2,229)	723 (529 to 1,773)	564 (329 to 1,671)	340 (229 to 996)	69.6 (42.9 to 132)	6 (3.9 to 13.2)	39,650
Fire, heat, and hot substances	2.1 (0.6 to 23)	2.3 (1.2 to 5.5)	12.6 (3.6 to 186)	103 (49.1 to 668)	114 (73.2 to 293)	113 (71.7 to 249)	256 (171 to 368)	428 (260 to 692)	403 (229 to 716)	403 (227 to 692)	609 (419 to 922)	352 (249 to 532)	497 (356 to 712)	437 (322 to 635)	535 (361 to 692)	535 (352 to 635)	535 (323 to 657)	535 (360 to 686)	535 (327 to 2,118)	535 (61.7 to 223)	47.1 (23.6 to 139)	20.1 (12.9 to 38.4)	2.4 (1.8 to 6.7)	9,560
Poisonings	2.1 (0.7 to 5.2)	2.1 (0.9 to 5)	9.8 (3.4 to 36)	87.6 (24.9 to 251)	124 (47.7 to 319)	113 (51.8 to 245)	256 (81.7 to 532)	428 (81.7 to 532)	403 (81.7 to 532)	403 (81.7 to 532)	609 (81.7 to 1,216)	352 (81.7 to 1,216)	497 (81.7 to 1,153)	437 (81.7 to 1,153)	535 (81.7 to 1,153)	535 (81.7 to 1,153)	535 (81.7 to 1,153)	535 (81.7 to 1,153)	535 (81.7 to 1,153)	535 (81.7 to 1,153)	47.1 (23.6 to 139)	20.1 (12.9 to 38.4)	2.4 (1.8 to 6.7)	1,540
Poisoning by/under: monoxide	0.6 (0.1 to 1.8)	0.2 (0 to 0.8)	0.8 (1.2 to 1.9)	28.2 (12.9 to 52.3)	6.8 (1.5 to 32.3)	4.6 (2.6 to 14.8)	27 (9.7 to 50.7)	19.8 (9.6 to 1.29)	17.4 (9.6 to 1.42)	17.4 (9.6 to 1.42)	29.1 (16.5 to 127)	43.2 (25.6 to 67.9)	49.6 (27.1 to 93.1)	24.6 (20.1 to 61.7)	23.6 (12.6 to 58.8)	23.6 (12.6 to 58.7)	19.2 (9.5 to 54.1)	9.8 (5.1 to 19.2)	9.8 (5.9 to 23.6)	9.8 (2.4 to 11.8)	2.8 (1.4 to 6.2)	1.4 (0.9 to 3.1)	0.2 (0.1 to 0.3)	453
Poisoning by/other means	1.6 (0.4 to 4)	0.8 (0.2 to 2.3)	8.9 (2.7 to 27.1)	28.4 (10.8 to 64.9)	54.3 (13 to 99)	64.6 (27.9 to 107)	41.9 (26.4 to 69.4)	81.4 (32.8 to 99.1)	87.8 (37.2 to 136)	81.4 (36.8 to 93.6)	88.3 (37.9 to 95.6)	44.6 (28.3 to 66.6)	60.6 (35.4 to 79.9)	41.3 (29.7 to 61.2)	39.7 (26.9 to 60.4)	33.5 (21.9 to 51)	24.7 (15.9 to 38)	19.6 (11.1 to 29.1)	13.8 (7.1 to 19.8)	8.7 (5 to 12.9)	4.1 (2.3 to 7)	1.4 (0.9 to 2.2)	0.2 (0.1 to 0.3)	885
Exposure to mechanical forces	36 (16 to 126)	11.7 (1.7 to 25.5)	74 (30.6 to 171)	223 (106 to 511)	250 (106 to 557)	242 (106 to 557)	524 (106 to 757)	749 (106 to 1,220)	774 (106 to 1,560)	749 (106 to 1,560)	1,009 (106 to 2,060)	801 (106 to 1,500)	1,049 (106 to 2,060)	924 (106 to 2,060)	920 (106 to 2,060)	920 (106 to 2,060)	920 (106 to 2,060)	691 (106 to 1,571)	656 (106 to 1,996)	395 (106 to 1,663)	713 (106 to 2,036)	624 (61.7 to 1,719)	26.6 (21.1 to 39.4)	3 (2.1 to 5.3)	11,290
Unintentional firearm injuries	0.2 (0 to 1.2)	0.2 (0.1 to 1.7)	0.4 (0.9 to 61.4)	2.4 (0.3 to 63.9)	1.2 (0.9 to 58.7)	1.4 (1.0 to 29.3)	1.4 (1.0 to 32.1)	2.1 (1.0 to 33.1)	2.1 (1.0 to 32.1)	2.1 (1.0 to 32.1)	2.1 (1.0 to 39)	2.1 (1.0 to 39)	2.1 (1.0 to 42.1)	2.1 (1.0 to 42.1)	2.1 (1.0 to 42.1)	2.1 (1.0 to 42.1)	2.1 (1.0 to 42.1)	2.1 (1.0 to 42.1)	2.1 (1.0 to 42.1)	2.1 (1.0 to 42.1)	2.1 (1.0 to 42.1)	2.1 (1.0 to 42.1)	2.1 (1.0 to 42.1)	434
Other exposure to mechanical forces	36 (4.9 to 126)	11.5 (1.7 to 25)	74 (29.1 to 169)	221 (71.7 to 479)	248 (74.4 to 557)	242 (107.4 to 557)	524 (33.9 to 734)	749 (83.1 to 1,200)	774 (83.1 to 1,513)	749 (83.1 to 1,513)	1,009 (73.1 to 2,020)	801 (107.4 to 1,500)	1,049 (73.1 to 2,020)	924 (73.1 to 2,020)	920 (73.1 to 2,020)	920 (73.1 to 2,020)	920 (73.1 to 2,020)	691 (73.1 to 1,571)	656 (73.1 to 1,996)	395 (73.1 to 1,663)	713 (73.1 to 2,036)	624 (61.7 to 1,719)	26.6 (21.1 to 39.4)	3 (2.1 to 5.3)	13,650
Adverse effects of medical treatment	49.9 (20.7 to 91.2)	26 (13.1 to 61.5)	180 (97 to 361)	543 (99.2 to 932)	651.2 (49.2 to 1.44)	716 (61.9 to 1,111)	769 (67.2 to 1,561)	2,206 (1,454 to 3,578)	1,945 (1,131 to 3,513)	2,206 (1,131 to 3,566)	2,205 (1,454 to 3,566)	2,845 (1,454 to 3,566)	2,845 (971 to 4,564)	2,845 (971 to 4,564)	2,845 (971 to 4,564)	2,845 (971 to 4,564)	2,845 (971 to 4,564)	1,470 (971 to 2,566)	1,470 (971 to 3,626)	1,470 (971 to 3,626)	721 (299 to 1,146)	637 (299 to 833)	268 (149 to 600)	16.4 (9.9 to 13.8)	6,390
Animal contact	14.9 (7.9 to 26)	1.8 (0.9 to 22)	49.6 (30.2 to 100)	182 (102 to 340)	253 (152 to 466)	620 (346 to 1,166)	393 (229 to 697)	497 (312 to 856)	622 (317 to 1,163)	577 (375 to 1,013)	646 (352 to 998)	619 (329 to 919)	649 (568 to 1,748)	686 (366 to 936)	772 (479 to 1,330)	640 (414 to 1,013)	598 (372 to 993)	332 (227 to 533)	267 (176 to 229)	196 (116 to 501)	84.6 (52.8 to 138)	28.9 (17.9 to 58)	3.5 (2.2 to 5.6)	8,660
Venomous animal contact	7.4 (3.7 to 29.7)	17.3 (4.1 to 41.1)	63.4 (29.2 to 132)	164 (72.9 to 399)	298 (118 to 1,000)	1,000 (1,000 to 1,000)	274 (1,000 to 1,000)	457 (1,000 to 774)	629 (1,000 to 1,000)	477 (1,000 to 979)	633 (1,000 to 1,000)	461 (1,000 to 1,000)	613 (1,000 to 1,000)	491 (1,000 to 1,000)	626 (1,000 to 1,000)	504 (1,000 to 1,000)	478 (1,000 to 1,000)	299 (1,000 to 1,000)	299 (1,000 to 1,000)	150 (1,000 to 1,000)	68.1 (1,000 to 1,000)	31.4 (1,000 to 1,000)	7.4 (1,000 to 1,000)	7,150
Non-venomous animal contact	6.2 (0.1 to 0.4)	0.9 (0.2 to 1.2)	7.2 (3.6 to 18.7)	33.7 (18.2 to 69.2)	43.2 (20.5 to 82.9)	62.7 (36.8 to 109)	70.2 (43.6 to 125)	89.7 (55.5 to 141)	92.8 (57.6 to 160)	102 (63.2 to 166)	113 (71.9 to 177)	119 (75 to 190)	128 (80.7 to 208)	128 (80.9 to 203)	128 (81.3 to 213)	128 (80.9 to 200)	128 (80.9 to 192)	72.9 (47.6 to 111)	57.7 (37.6 to 88.9)	22.6 (21.9 to 34.9)	14.7 (3.9 to 24.3)	6.3 (3.7 to 7.8)	0.7 (0.4 to 1)	1,090
Foreign body	0.1 (0.1 to 0.1)	0.1 (0.1 to 0.1)	0.1 (0.1 to 0.1)	0.1 (0.1 to 0.1)	0.1 (0.1 to 0.1)	0.1 (0.1 to 0.1)	0.1 (0.1 to 0.1)	0.1 (0.1 to 0.1)	0.1 (0.1 to 0.1)	0.1 (0.1 to 0.1)	0.1 (0.1 to 0.1)	0.1 (0.1 to 0.1)	0.1 (0.1 to 0.1)	0.1 (0.1 to 0.1)	0.1 (0.1 to 0.1)	0.1 (0.1 to 0.1)	0.1 (0.1 to 0.1)	0.1 (0.1 to 0.1)	0.1 (0.1 to 0.1)	0.1 (0.1 to 0.1)	0.1 (0.1 to 0.1)	0.1 (0.1 to 0.1)	0.1 (0.1 to 0.1)	9,550
Pulmonary aspiration and foreign body in airway	42.6 (20.7 to 76)	13.6 (9.6 to 129)	7.46 (4.7 to 38)	124 (71.8 to 211)	61.6 (34.3 to 73.9)	73 (42.1 to 123)	67.6 (42.3 to 89.1)	90.4 (62.3 to 132)	105 (70.3 to 162)	105 (70.3 to 157)	105 (77 to 164)	105 (72.3 to 143)	105 (77.6 to 242)	105 (86.3 to 179)	105 (120 to 279)	105 (78.9 to 169)	105 (86.3 to 232)	105 (77.1 to 158)	104 (68.1 to 111)	89.8 (68.9 to 134)	28.2 (21.2 to 72)	14.5 (14.5 to 28.9)	0.7 (0.7 to 4.6)	2,230
Foreign body in eyes	0.1 (0 to 0.3)	0.2 (0.1 to 0.3)	0.3 (0.7 to 3.9)	38.2 (1.6 to 64)	69 (1.8 to 1.64)	80.9 (36 to 169)	110 (53.9 to 254)	121 (41 to 296)	132 (47.6 to 297)	142 (49.4 to 299)	168 (49.3 to 311)	150 (49.2 to 312)	150 (71.4 to 322)	130 (69.2 to 241)	139 (68.1 to 196)	139 (61.6 to 196)	139 (68.1 to 220)	89.6 (54.3 to 161.9)	89.6 (33.6 to 53.4)	29.9 (1.9 to 56.9)	9.9 (8.6 to 14.3)	3.1 (2.1 to 5.5)	0.2 (0.2 to 0.5)	1,720
Foreign body in other body part	0.1 (0.1 to 1.1)	0.4 (0.1 to 0.9)	0.4 (0.8 to 4.4)	10.4 (2.2 to 42.6)	41.1 (4.1 to 97)	40.6 (4.1 to 97)	89.4 (4.1 to 226)	97.4 (4.1 to 236)	114 (4.1 to 236)	124 (4.1 to 236)	124 (4.1 to 236)	124 (4.1 to 236)	124 (4.1 to 236)	124 (4.1 to 236)	124 (4.1 to 236)	124 (4.1 to 236)	124 (4.1 to 236)	89.4 (4.1 to 236)	89.4 (4.1 to 236)	24 (4.1 to 236)	0.4 (0.1 to 1.1)	0.4 (0.1 to 1.1)	0.4 (0.1 to 1.1)	1,650
Environmental heat and cold exposure	1.1 (0.4 to 4.1)	1.4 (0.6 to 4.7)	5.4 (0.1 to 32.1)	20.8 (2.1 to 77.2)	134 (67.9 to 183)	136 (80.5 to 209)	136 (1.06 to 266)	136 (1.4 to 317)	136 (1.4 to 318)	136 (1.4 to 318)	136 (1.4 to 352)	136 (1.4 to 349)	136 (177 to 379)	231 (181 to 436)	231 (182 to 442)	231 (166 to 447)	231 (139 to 396)	231 (89.9 to 272)	231 (64 to 213)	231 (37.6 to 143)	29.7 (1.8 to 79.1)	1.1 (0.9 to 28.9)	1.1 (0.7 to 2.9)	3,270
Exposure to forces of nature	0.4 (0 to 3)	0.4 (0.1 to 0.7)	0.4 (0.4 to 4.9)	0.4 (1.2 to 5.1)	0.4 (1.2 to 19.1)	0.4 (2.6 to 23.5)	0.4 (2.6 to 32.4)	0.4 (2.6 to 33)	0.4 (2.6 to 33)	0.4 (2.6 to 33)	0.4 (2.6 to 33)	0.4 (2.6 to 33)	0.4 (2.6 to 17.2)	0.4 (2.6 to 18.9)	0.4 (2.6 to 19.2)	0.4 (2.6 to 19.2)	0.4 (2.6 to 22.1)	0.4 (1.1 to 18.6)	0.4 (0.6 to 11.6)	0.4 (0.4 to 11)	0.4 (0.4 to 7.2)	0.4 (0.4 to 3.2)	0.4 (0.4 to 1)	900
Other unintentional injuries	2.9 (1.5 to 5.1)	2.9 (1.2 to 4.4)	5.7 (1.9 to 48.6)	173 (119 to 358)	22.4 (19.6 to 473)	1,196 (299 to 1,196)	998 (633 to 1,193)	764 (764 to 1,764)	1,196 (764 to 1,764)	1,215 (853 to 1,965)	1,605 (853 to 2,265)	1,179 (789 to 1,965)	1,379 (965 to 1,979)	1,379 (913 to 1,979)	1,379 (913 to 1,979)	1,379 (939 to 1,918)	770 (522 to 1,979)	482 (322 to 932)	299 (211 to 512)	167 (130 to 558)	59.7 (39.9 to 129)	28.5 (22.2 to 48.5)	2.3 (2.7 to 5.2)	14,660
Self-harm and interpersonal violence	24.9 (12.4 to 58.9)	9.5 (3.3 to 9)	69.5 (30.3 to 122)	176 (120 to 278)	269 (202 to 367)	2,779 (1,469 to 4,169)	6,230 (5,200 to 7,230)	22,330 (13,930 to 29,930)	37,930 (16,930 to 54,930)	24,700 (11,900 to 32,600)	24,600 (11,900 to 34,100)	19,600 (8,900 to 22,700)	20,600 (7,700 to 22,700)	14,600 (5,700 to 21,600)	13,700 (5,270 to 20,600)	9,870 (4,900 to 14,600)	7,460 (3,500 to 11,600)	3,900 (1,600 to 5,160)	2,700 (1,100 to 3,890)	1,630 (714 to 2,630)	620 (324 to 1,180)	229 (93.3 to 359)	21 (9.9 to 37.9)	203,000
Self-harm	6 (2.4 to 20)	6 (2.4 to 20)	6 (2.4 to 20)	6 (2.4 to 20)	6 (2.4 to 20)	2,263 (1,263 to 3,263)	7,900 (5,000 to 10,900)	19,900 (12,900 to 27,200)	34,200 (17,200 to 51,100)	21,900 (8,400 to 29,100)	22,100 (8,400 to 32,000)	17,900 (6,400 to 20,900)	18,500 (5,600 to 20,900)	13,400 (3,600 to 20,900)	11,900 (3,400 to 20,900)	8,210 (2,400 to 13,900)	6,260 (1,900 to 10,640)	3,250 (1,000 to 5,160)	2,250 (800 to 3,780)	1,630 (714 to 2,220)	725 (324 to 1,080)	190 (67 to 320)	19 (9.9 to 29.9)	177,000
Self-harm by firearm	0 (0 to 0)	0 (0 to 0)	0 (0 to 0)	0 (0 to 0)	0 (0 to 0)	0 (0 to 0)	0 (0 to 0)	0 (0 to 0)	0 (0 to 0)	0 (0 to 0)	0 (0 to 0)	0 (0 to 0)	0 (0 to 0)	0 (0 to 0)	0 (0 to 0)	0 (0 to 0)	0 (0 to 0)	0 (0 to 0)	0 (0 to 0)	0 (0 to 0)	0 (0 to 0)	0 (0 to 0)	0 (0 to 0)	0 (0 to 0)	0
Self-harm by other specified means	6 (2.4 to 20)	6 (2.4 to 20)	6 (2.4 to 20)	6 (2.4 to 20)	6 (2.4 to 20)	2,263 (1,263 to 3,263)	7,900 (5,000 to 10,900)	19,900 (12,900 to 27,200)	34,200 (17,200 to 51,100)	21,900 (8,400 to 29,100)	22,100 (8,400 to 32,000)	17,900 (6,400 to 20,900)	18,500 (5,600 to 20,900)	13,400 (3,600 to 20,900)	11,900 (3,400 to 20,900)	8,210 (2,400 to 13,900)	6,260 (1,900 to 10,640)	3,250 (1,000 to 5,160)	2,250 (800 to 3,780)	1,630 (714 to 2,220)	725 (324 to 1,080)	190 (67 to 320)	19 (9.9 to 29.9)	177,000
Interpersonal violence	22.4 (10.7 to 49)	4.9 (2.5 to 9.9)	61.7 (26.9 to 117)	106 (79.9 to 209)	254 (169 to 321)	498 (358 to 719)	1,700 (1,200 to 1,960)	2,040 (1,610 to 2,640)	2,040 (1,610 to 2,640)	2,670 (1,640 to 3,510)	2,940 (1,640 to 3,760)	2,340 (1,640 to 3,220)	2,340 (1,640 to 3,220)	2,210 (1,640 to 2,960)	1,740 (1,200 to 2,260)	1,300 (770 to 1,960)	945 (671 to 1,310)	645 (460 to 992)	445 (310 to 659)	295 (190 to 458)	210 (71.6 to 129)	21.9 (20.4 to 48.7)	1.4 (0.9 to 4.2)	24,800
Physical violence by firearm	0.2 (0.1 to 0.5)	0.1 (0.1 to 0.2)	0.3 (0.5 to 2.5)	8.7 (2.6 to 17.9)	1.2 (0.4 to 26.4)	16.7 (10.2 to 28.1)	29.5 (12.8 to 57.3)	61.6 (40.7 to 92)	69.1 (40.7 to 138)	164 (40.3 to 213)	69.6 (33.6 to 120)	69.1 (28.8 to 117)	69.1 (28.8 to 117)	49.5 (29.1 to 91.4)	39 (17.6 to 52.9)	22.1 (13.6 to 39.7)	16.6 (9.2 to 34)	13.1 (6.6 to 19.6)	8.5 (3.1 to 14.4)	5.3 (2.3 to 9.2)	2.3 (1.5 to 3.5)	0.8 (0.6 to 1.1)	0.2 (0.1 to 0.3)	487
Physical violence by sharp object	0.1 (0 to 0.2)	0.2 (0.1 to 0.7)	0.3 (2.2 to 2.5)	20.9 (1.1 to 37)	53.2 (19.2 to 84.1)	63.6 (34.7 to 99)	353 (79.2 to 353)	724 (353 to 1,260)	614 (353 to 1,010)	615 (353 to 920)	670 (353 to 1,260)	602 (353 to 1,260)	679 (353 to 1,180)	668 (353 to 1,180)	479 (353 to 1,180)	479 (353 to 1,180)	278 (353 to 1,180)	125 (353 to 1,180)	94 (353 to 1,180)	73 (29.6 to 1,180)	11.4 (11.4 to 18.9)	4.1 (2.4 to 7.1)	0.1 (0.1 to 0.1)	7,090
Sexual violence	0 (0 to 0)	0 (0 to 0)	0 (0 to 0)	0.6 (0.6 to 13.9)	0.6 (32 to 60.3)	0.6 (60.3 to 173)	1.6 (1.9 to 403)	1.6 (209 to 627)	1.6 (209 to 792)	1.6 (141 to 792)	1.6 (209 to 846)	1.6 (141 to 792)	1.6 (156 to 696)	1.6 (153 to 592)	1.6 (71 to 764)	1.6 (60.4 to 134)	1.6 (39.6 to 96)	1.6 (29.7 to 59.1)	1.6 (15.6 to 36)	1.6 (9.6 to 19.7)	1.6 (2.6 to 7.3)	1.6 (0.9 to 3.9)	0.6 (0 to 2)	3,230
Physical violence by other means	0.1 (0 to 0.3)	0.1 (0 to 1.1)	0.3 (0.5 to 2.5)	8.7 (0.1 to 17.1)	1.2 (0.4 to 19)	16.7 (10.2 to 28.1)	29.5 (12.8 to 57.3)	61.6 (40.7 to 92)	69.1 (40.7 to 138)	164 (40.3 to 213)	69.6 (33.6 to 120)	69.1 (28.8 to 117)	69.1 (28.8 to 117)	49.5 (29.1 to 91.4)	39 (17.6 to 52.9)	22.1 (13.6 to 39.7)	16.6 (9.2 to 34)	13.1 (6.6 to 19.6)	8.5 (3.1 to 14.4)	5.3 (2.3 to 9.2)	2.3 (1.5 to 3.5)	0.8 (0.6 to 1.1)	0.2 (0.1 to 0.3)	13,720
Conflict and terrorism	1.7 (1.7 to 2)	1.7 (0.9 to 1.1)	1.7 (0.9 to 1.1)	1.7 (0.9 to 1.1)	1.7 (0.9 to 1.1)	1.7 (0.9 to 1.1)	1.7 (0.9 to 1.1)	1.7 (0.9 to 1.1)	1.7 (0.9 to 1.1)	1.7 (0.9 to 1.1)	1.7 (0.9 to 1.1)	1.7 (0.9 to 1.1)	1.7 (0.9 to 1.1)	1.7 (0.9 to 1.1)	1.7 (0.9 to 1.1)	1.7 (0.9 to 1.1)	1.7 (0.9 to 1.1)	1.7 (0.9 to 1.1)	1.7 (0.9 to 1.1)	1.7 (0.9 to 1.1)	1.7 (0.9 to 1.1)	1.7 (0.9 to 1.1)	1.7 (0.9 to 1.1)	1,200

All Tasks for Madhya Pradesh SAUFS to pause and see areas for alerts with 50% uncertainties intervals, 2019

Cause	Early Neonatal	Late Neonatal	Post-Neonatal	1 to 4	5 to 9	10 to 14	15 to 19	20 to 24	25 to 29	30 to 34	35 to 39	40 to 44	45 to 49	50 to 54	55 to 59	60 to 64	65 to 69	70 to 74	75 to 79	80 to 84	85 to 89	90 to 94	95 plus	Total
All causes	1,720,000 (1,580,000-1,870,000)	446,000 (390,000-510,000)	709,000 (606,000-830,000)	885,000 (752,000-1,040,000)	433,000 (368,000-510,000)	413,000 (351,000-484,000)	453,000 (384,000-534,000)	642,000 (544,000-760,000)	679,000 (572,000-810,000)	661,000 (557,000-784,000)	679,000 (574,000-806,000)	687,000 (579,000-820,000)	672,000 (566,000-800,000)	760,000 (640,000-910,000)	1,020,000 (853,000-1,220,000)	1,090,000 (910,000-1,310,000)	966,000 (806,000-1,160,000)	866,000 (722,000-1,040,000)	642,000 (535,000-770,000)	426,000 (354,000-511,000)	154,000 (128,000-185,000)	26,700 (22,300-32,000)	17,000,000
Communicable, maternal, neonatal, and nutritional diseases	1,650,000 (1,580,000 to 1,720,000)	396,000 (329,000 to 466,000)	439,000 (367,000 to 517,000)	464,000 (387,000 to 547,000)	281,000 (234,000 to 331,000)	253,000 (211,000 to 300,000)	197,000 (161,000 to 238,000)	181,000 (148,000 to 220,000)	176,000 (143,000 to 213,000)	176,000 (143,000 to 213,000)	186,000 (152,000 to 226,000)	213,000 (174,000 to 258,000)	249,000 (204,000 to 301,000)	336,000 (275,000 to 406,000)	466,000 (382,000 to 563,000)	536,000 (439,000 to 648,000)	494,000 (405,000 to 597,000)	446,000 (366,000 to 539,000)	331,000 (272,000 to 400,000)	220,000 (181,000 to 266,000)	67,500 (55,100 to 81,600)	11,700 (9,610 to 14,200)	6,880,000 (1,090,000 to 12,600,000)
HIV/AIDS and sexually transmitted infections	13,700 (10,900 to 16,900)	10,900 (8,580 to 13,700)	17,000 (13,300 to 21,300)	12,000 (9,450 to 15,000)	3,910 (3,080 to 4,900)	2,940 (2,310 to 3,690)	3,410 (2,680 to 4,280)	7,240 (5,690 to 9,080)	11,000 (8,660 to 13,800)	14,000 (11,000 to 17,600)	16,000 (12,600 to 20,100)	17,000 (13,400 to 21,400)	17,000 (13,400 to 21,400)	17,000 (13,400 to 21,400)	17,000 (13,400 to 21,400)	17,000 (13,400 to 21,400)	17,000 (13,400 to 21,400)	17,000 (13,400 to 21,400)	17,000 (13,400 to 21,400)	17,000 (13,400 to 21,400)	17,000 (13,400 to 21,400)	17,000 (13,400 to 21,400)	17,000 (13,400 to 21,400)
HIV/AIDS	0.4 (0.3 to 0.7)	11 (7.7 to 15)	5,900 (5,000 to 7,100)	1,900 (1,300 to 2,700)	2,060 (1,600 to 2,600)	2,060 (1,600 to 2,600)	3,410 (2,680 to 4,280)	7,240 (5,690 to 9,080)	11,000 (8,660 to 13,800)	14,000 (11,000 to 17,600)	16,000 (12,600 to 20,100)	17,000 (13,400 to 21,400)	17,000 (13,400 to 21,400)	17,000 (13,400 to 21,400)	17,000 (13,400 to 21,400)	17,000 (13,400 to 21,400)	17,000 (13,400 to 21,400)	17,000 (13,400 to 21,400)	17,000 (13,400 to 21,400)	17,000 (13,400 to 21,400)	17,000 (13,400 to 21,400)	17,000 (13,400 to 21,400)	17,000 (13,400 to 21,400)
HIV/AIDS - Drug-susceptible Tuberculosis	0 (0 to 0)	0 (0 to 0)	250 (170 to 350)	270 (180 to 380)	504 (340 to 710)	439 (300 to 620)	410 (280 to 580)	1,060 (720 to 1,500)	2,710 (1,840 to 3,830)	5,200 (3,530 to 7,350)	5,910 (4,020 to 8,350)	1,830 (1,240 to 2,590)	1,270 (860 to 1,790)	791 (540 to 1,120)	328 (220 to 463)	133 (90 to 188)	54 (37 to 76)	15 (10 to 21)	5.9 (4 to 8.3)	0.3 (0.2 to 0.4)	0.1 (0 to 0.1)	0 (0 to 0)	0 (0 to 0)	17,500
HIV/AIDS - Multidrug-resistant Tuberculosis without extensive drug resistance	0 (0 to 0)	0 (0 to 0.1)	23 (7 to 57)	14 (4 to 35)	29 (9 to 72)	17 (5 to 43)	10 (3 to 24)	19 (6 to 50)	49 (15 to 120)	108 (34 to 270)	151 (47 to 380)	144 (45 to 360)	111 (35 to 280)	72 (23 to 180)	34 (11 to 86)	14 (4 to 35)	5.6 (1.8 to 14)	1.6 (0.5 to 4)	0.6 (0.2 to 1.5)	0.1 (0 to 0.2)	0 (0 to 0.1)	0 (0 to 0)	0 (0 to 0)	2,880
HIV/AIDS - Extensively drug-resistant Tuberculosis	0 (0 to 0)	0 (0 to 0)	0.1 (0 to 0.3)	0.1 (0 to 0.3)	0.2 (0 to 0.5)	0.1 (0 to 0.4)	0.1 (0 to 0.3)	0.3 (0.1 to 0.8)	0.8 (0.3 to 2)	1.7 (0.6 to 4.3)	2.4 (0.9 to 6)	2.3 (0.9 to 5.8)	1.8 (0.7 to 4.5)	1.2 (0.4 to 2.9)	0.5 (0.2 to 1.3)	0.2 (0.1 to 0.6)	0.1 (0 to 0.3)	0 (0 to 0.1)	0 (0 to 0.1)	0 (0 to 0)	0 (0 to 0)	0 (0 to 0)	0 (0 to 0)	46
HIV/AIDS resulting in other diseases	13,700 (10,900 to 16,900)	10,900 (8,580 to 13,700)	16,800 (13,200 to 21,200)	11,700 (9,200 to 14,700)	3,780 (2,980 to 4,750)	2,490 (1,960 to 3,130)	2,790 (2,200 to 3,510)	5,990 (4,720 to 7,530)	10,800 (8,500 to 13,600)	21,200 (16,700 to 26,600)	19,000 (15,000 to 23,900)	13,000 (10,200 to 16,300)	9,100 (7,170 to 11,500)	4,950 (3,900 to 6,230)	2,170 (1,710 to 2,730)	926 (729 to 1,160)	387 (305 to 487)	106 (83 to 133)	41 (32 to 51)	8.4 (6.6 to 10.6)	2.3 (1.8 to 2.9)	0.4 (0.3 to 0.5)	0.1 (0 to 0.1)	112,000
Sexually transmitted infections, excluding HIV	13,100 (10,400 to 16,200)	6,710 (5,180 to 8,540)	6,340 (4,870 to 8,120)	1,990 (1,500 to 2,600)	784 (590 to 1,020)	484 (360 to 630)	1,220 (920 to 1,600)	1,170 (880 to 1,530)	1,040 (780 to 1,360)	1,010 (760 to 1,320)	1,010 (760 to 1,320)	1,010 (760 to 1,320)	1,010 (760 to 1,320)	1,010 (760 to 1,320)	1,010 (760 to 1,320)	1,010 (760 to 1,320)	1,010 (760 to 1,320)	1,010 (760 to 1,320)	1,010 (760 to 1,320)	1,010 (760 to 1,320)	1,010 (760 to 1,320)	1,010 (760 to 1,320)	1,010 (760 to 1,320)	27,700
Syphilis	12,100 (9,570 to 14,900)	5,710 (4,320 to 7,360)	5,060 (3,870 to 6,540)	1,600 (1,190 to 2,110)	746 (561 to 971)	461 (342 to 599)	1,170 (882 to 1,530)	1,120 (842 to 1,470)	997 (747 to 1,300)	969 (727 to 1,270)	969 (727 to 1,270)	969 (727 to 1,270)	969 (727 to 1,270)	969 (727 to 1,270)	969 (727 to 1,270)	969 (727 to 1,270)	969 (727 to 1,270)	969 (727 to 1,270)	969 (727 to 1,270)	969 (727 to 1,270)	969 (727 to 1,270)	969 (727 to 1,270)	969 (727 to 1,270)	26,000
Gonorrhea	0.4 (0.3 to 0.6)	0.3 (0.2 to 0.5)	0.2 (0.1 to 0.3)	0.1 (0 to 0.1)	0.1 (0 to 0.1)	0.1 (0 to 0.1

Exposure to forces of nature	0 (0.0 to 0.0)	1 (0.0 to 0.0)	0 (0.0 to 0.0)	422 (0.0 to 47.1)	0 (0.0 to 0.0)	11 (0.0 to 0.0)	142 (111.0 to 1.6K)	137 (109 to 252)	244 (172 to 508)	227 (156 to 395)	162 (126 to 258)	164 (117 to 227)	143 (102 to 201)	166 (73.0 to 345)	73.0 (52.1 to 101)	55 (37.0 to 79.0)	39.6 (29.0 to 54)	24.7 (18.3 to 33)	13.9 (10.3 to 18.3)	8.2 (6.7 to 9.1)	2.1 (1.6 to 2.7)	0.5 (0.4 to 0.7)	0.1 (0.1 to 0.1)	1,760
Other unintentional injuries	126 (85.1 to 209)	46.1 (33.2 to 65.1)	744 (551 to 1,032)	3,660 (572 to 5,920)	6,610 (999 to 10,400)	8,940 (1,430 to 13,700)	19,120 (3,210 to 31,300)	22,860 (5,020 to 35,700)	19,960 (4,990 to 30,600)	14,750 (4,290 to 20,400)	16,130 (4,540 to 17,500)	9,870 (3,430 to 16,300)	9,100 (3,120 to 15,300)	6,490 (2,090 to 10,800)	5,160 (2,650 to 8,370)	3,950 (1,920 to 5,630)	2,700 (1,290 to 4,140)	1,890 (895 to 2,930)	997 (510 to 1,380)	490 (273 to 631)	171 (109 to 231)	49.5 (28 to 63.1)	7 (3.9 to 10)	149,000
Self-harm and interpersonal violence	624 (511 to 1,020)	60.1 (49.1 to 78)	1,940 (1,580 to 2,660)	5,000 (1,320 to 7,550)	3,750 (1,650 to 5,980)	15,120 (4,220 to 23,700)	59,900 (16,700 to 93,000)	114,300 (49,100 to 163,000)	114,300 (62,400 to 163,000)	80,000 (56,100 to 109,000)	68,130 (49,400 to 93,000)	38,900 (28,700 to 52,000)	25,500 (20,200 to 34,000)	20,200 (14,000 to 28,500)	18,100 (11,000 to 25,000)	10,700 (7,400 to 14,000)	6,330 (4,700 to 8,400)	4,730 (3,500 to 6,200)	2,640 (1,960 to 3,450)	1,440 (1,070 to 1,880)	518 (386 to 691)	135 (100 to 179)	17.4 (11.7 to 24.3)	609,000
Self-harm	21 (9 to 62)	1.7 (0 to 5)	0 (0 to 0)	0 (0 to 0)	0 (0 to 0)	0 (0 to 0)	6,940 (5,540 to 10,900)	20,600 (26,700 to 54,400)	40,000 (69,800 to 115,000)	36,400 (63,100 to 115,000)	47,000 (64,500 to 115,000)	34,200 (46,200 to 76,200)	25,200 (36,000 to 58,000)	20,000 (28,200 to 50,000)	18,400 (26,000 to 51,000)	10,400 (17,000 to 32,000)	6,200 (11,000 to 20,800)	4,730 (7,770 to 22,000)	2,340 (4,000 to 11,000)	1,140 (2,000 to 5,000)	366 (616 to 2,900)	93.1 (154 to 741)	8.4 (11.1 to 52)	412,000
Self-harm by firearm	0 (0 to 0)	0 (0 to 0)	0 (0 to 0)	0 (0 to 0)	0 (0 to 0)	0 (0 to 0)	1,060 (723 to 1,760)	3,660 (1,960 to 5,980)	6,240 (3,110 to 11,400)	5,140 (2,660 to 9,740)	6,470 (3,110 to 11,400)	4,660 (2,660 to 9,740)	3,420 (1,770 to 6,400)	2,720 (1,420 to 5,000)	2,460 (1,420 to 5,000)	1,410 (1,000 to 2,710)	844 (574 to 1,620)	643 (437 to 1,230)	318 (216 to 607)	155 (105 to 296)	49.8 (33.8 to 95.1)	11.4 (7.8 to 21.8)	0.6 (0.4 to 1.1)	55,000
Self-harm by other specified means	0 (0 to 0)	0 (0 to 0)	0 (0 to 0)	0 (0 to 0)	0 (0 to 0)	0 (0 to 0)	5,540 (5,310 to 10,300)	17,400 (26,600 to 52,900)	32,100 (53,300 to 115,000)	30,300 (51,200 to 115,000)	40,500 (61,300 to 115,000)	29,500 (43,600 to 76,200)	21,800 (32,200 to 58,000)	17,200 (24,800 to 50,000)	15,900 (23,600 to 51,000)	8,990 (15,000 to 32,000)	5,360 (9,670 to 20,800)	4,090 (6,850 to 22,000)	2,020 (3,460 to 11,000)	984 (1,740 to 5,000)	316 (559 to 2,900)	79.0 (139 to 741)	7.2 (10 to 52)	356,000
Interpersonal violence	622 (511 to 1,020)	58.4 (49.1 to 77)	1,950 (1,580 to 2,660)	2,930 (1,320 to 3,960)	3,660 (1,650 to 5,980)	6,130 (4,220 to 10,700)	17,220 (11,500 to 30,800)	29,750 (20,100 to 53,700)	29,250 (19,200 to 51,400)	27,200 (17,200 to 49,000)	25,630 (15,200 to 47,000)	22,600 (13,900 to 41,000)	14,700 (10,400 to 26,000)	12,900 (8,900 to 23,000)	9,500 (6,000 to 16,400)	6,540 (4,000 to 11,000)	3,920 (2,500 to 6,600)	2,320 (1,500 to 3,920)	1,340 (858 to 2,260)	444 (284 to 678)	162 (104 to 245)	44 (28.1 to 67.1)	6.1 (3.9 to 9.1)	199,000
Physical violence by firearm	20.6 (10.9 to 68.2)	0 (0 to 12.8)	108 (58.7 to 264)	170 (92.5 to 420)	264 (143 to 653)	641 (348 to 1,600)	1,620 (1,020 to 3,800)	2,790 (1,900 to 6,300)	2,720 (1,810 to 5,920)	2,260 (1,500 to 5,000)	2,130 (1,420 to 4,630)	1,920 (1,280 to 4,180)	1,260 (840 to 2,740)	1,080 (720 to 2,350)	1,010 (673 to 2,210)	648 (432 to 1,410)	405 (270 to 882)	268 (179 to 584)	142 (94.7 to 309)	53.7 (35.8 to 117)	17.1 (11.4 to 37.3)	3.8 (2.5 to 8.3)	0.5 (0.4 to 1.1)	43,900
Physical violence by sharp object	114 (71.7 to 178)	8.4 (5.3 to 13)	271 (171 to 422)	1,010 (638 to 1,610)	1,660 (1,050 to 2,650)	3,010 (1,910 to 4,800)	6,310 (4,010 to 10,100)	9,740 (6,200 to 15,500)	9,740 (6,200 to 15,500)	8,990 (5,730 to 14,300)	8,460 (5,400 to 13,500)	7,460 (4,760 to 11,900)	4,870 (3,110 to 7,760)	4,260 (2,720 to 6,790)	3,140 (2,000 to 5,010)	2,140 (1,370 to 3,410)	1,340 (855 to 2,130)	885 (565 to 1,410)	469 (299 to 747)	177 (113 to 282)	56.5 (36.1 to 90)	12.6 (8.1 to 20.1)	1.7 (1.1 to 2.7)	33,900
Sexual violence	0 (0 to 0)	0 (0 to 0)	0 (0 to 0)	20 (10.5 to 38.1)	252 (137 to 514)	419 (228 to 820)	961 (523 to 1,900)	1,410 (768 to 2,810)	1,270 (692 to 2,500)	1,330 (724 to 2,630)	1,110 (607 to 1,790)	828 (454 to 1,630)	593 (324 to 950)	345 (189 to 554)	164 (90 to 263)	115 (63 to 185)	67.6 (37 to 109)	37.5 (20.5 to 60.1)	24.0 (13.1 to 38.5)	10.5 (5.7 to 16.9)	4.3 (2.3 to 6.9)	0.5 (0.3 to 0.8)	0 (0 to 0)	9,160
Physical violence by other means	568 (501 to 709)	73.1 (64.7 to 93)	1,960 (1,740 to 2,440)	2,540 (1,300 to 3,770)	3,000 (1,640 to 4,760)	4,970 (2,810 to 8,120)	9,450 (5,670 to 15,600)	14,900 (9,400 to 25,900)	15,900 (9,400 to 25,900)	15,000 (8,400 to 26,000)	13,500 (8,300 to 23,000)	11,700 (6,200 to 21,000)	7,900 (4,200 to 14,000)	6,900 (3,700 to 12,000)	4,950 (2,700 to 8,600)	3,500 (1,900 to 6,000)	2,480 (1,400 to 4,200)	1,400 (800 to 2,400)	680 (390 to 1,170)	262 (150 to 453)	108 (61 to 187)	26.2 (14.9 to 45)	2.4 (1.4 to 4.1)	109,000
Conflict and terrorism	22 (2 to 2.7)	1.7 (0 to 1.9)	0 (0 to 0.7)	123 (0 to 10.3)	0 (0 to 0)	0 (0 to 0.7)	1 (0 to 1.6)	1 (0 to 0.03)	1 (0 to 0.01)	1 (0 to 0.1)	1 (0 to 0.03)	1 (0 to 0.03)	1 (0 to 0.03)	1 (0 to 0.03)	1 (0 to 0.03)	1 (0 to 0.03)	1 (0 to 0.03)	1 (0 to 0.03)	1 (0 to 0.03)	1 (0 to 0.03)	1 (0 to 0.03)	1 (0 to 0.03)	1 (0 to 0.03)	1,200

Cause	Early Neonatal	Late Neonatal	Post Neonatal	1 to 4	5 to 9	10 to 14	15 to 19	20 to 24	25 to 29	30 to 34	35 to 39	40 to 44	45 to 49	50 to 54	55 to 59	60 to 64	65 to 69	70 to 74	75 to 79	80 to 84	85 to 89	90 to 94	95 plus	Total
All causes	1,09,47,000 (1,06,47,000-1,12,47,000)	49,42,000 (47,50,000-51,34,000)	33,43,000 (31,51,000-35,35,000)	39,44,000 (37,52,000-41,36,000)	8,84,000 (8,01,000-9,67,000)	4,67,000 (4,03,000-5,31,000)	5,09,000 (4,51,000-5,67,000)	7,17,000 (6,44,000-7,90,000)	8,84,000 (8,01,000-9,67,000)	10,66,000 (9,72,000-11,60,000)	13,46,000 (12,31,000-14,61,000)	16,91,000 (15,52,000-18,30,000)	21,13,000 (19,46,000-22,80,000)	25,93,000 (24,00,000-27,86,000)	31,61,000 (29,51,000-33,71,000)	38,01,000 (35,61,000-40,41,000)	44,98,000 (42,28,000-47,68,000)	52,98,000 (50,00,000-55,96,000)	61,07,000 (57,75,000-64,39,000)	69,00,000 (65,37,000-72,63,000)	75,79,000 (71,94,000-79,64,000)	80,84,000 (76,84,000-84,84,000)	82,39,000 (78,39,000-86,39,000)	1,13,02,000 (1,07,02,000-1,19,02,000)
Communicable, maternal, neonatal, and nutritional diseases	1,79,69,000 (1,72,81,000-1,86,57,000)	19,98,000 (18,98,000-20,98,000)	13,24,000 (12,24,000-14,24,000)	19,98,000 (18,98,000-20,98,000)	3,82,000 (3,23,000-4,41,000)	1,53,000 (1,23,000-1,83,000)	1,54,000 (1,26,000-1,82,000)	1,23,000 (1,00,000-1,45,000)	1,29,000 (1,04,000-1,53,000)	1,57,000 (1,27,000-1,87,000)	1,98,000 (1,59,000-2,36,000)	2,53,000 (2,04,000-3,02,000)	3,19,000 (2,58,000-3,80,000)	3,99,000 (3,23,000-4,75,000)	4,93,000 (4,00,000-5,87,000)	6,04,000 (4,90,000-7,18,000)	7,31,000 (5,94,000-8,68,000)	8,72,000 (7,09,000-10,35,000)	10,24,000 (8,34,000-12,14,000)	11,75,000 (9,58,000-13,92,000)	13,01,000 (10,61,000-15,41,000)	13,74,000 (11,21,000-16,27,000)	13,74,000 (11,21,000-16,27,000)	4,13,000 (3,37,000-4,89,000)
HIV/AIDS and sexually transmitted infections	2,58,000 (1,97,000-3,19,000)	1,12,000 (85,000-1,39,000)	43,000 (32,000-54,000)	29,000 (22,000-36,000)	1,19,000 (91,000-1,47,000)	1,48,000 (1,13,000-1,83,000)	2,19,000 (1,68,000-2,71,000)	3,08,000 (2,36,000-3,80,000)	3,81,000 (2,92,000-4,70,000)	4,59,000 (3,52,000-5,66,000)	5,80,000 (4,45,000-7,15,000)	7,28,000 (5,58,000-8,98,000)	9,10,000 (6,97,000-11,22,000)	11,17,000 (8,56,000-13,78,000)	13,61,000 (10,43,000-16,79,000)	16,37,000 (12,54,000-20,20,000)	19,37,000 (14,84,000-23,90,000)	22,82,000 (17,48,000-28,16,000)	26,31,000 (20,15,000-32,47,000)	29,61,000 (22,68,000-36,54,000)	32,68,000 (25,03,000-40,33,000)	34,54,000 (26,45,000-42,63,000)	34,54,000 (26,45,000-42,63,000)	1,06,000 (81,000-1,31,000)
HIV/AIDS	1,12,000 (81,000-1,43,000)	1,12,000 (81,000-1,43,000)	43,000 (32,000-54,000)	29,000 (22,000-36,000)	1,19,000 (91,000-1,47,000)	1,48,000 (1,13,000-1,83,000)	2,19,000 (1,68,000-2,71,000)	3,08,000 (2,36,000-3,80,000)	3,81,000 (2,92,000-4,70,000)	4,59,000 (3,52,000-5,66,000)	5,80,000 (4,45,000-7,15,000)	7,28,000 (5,58,000-8,98,000)	9,10,000 (6,97,000-11,22,000)	11,17,000 (8,56,000-13,78,000)	13,61,000 (10,43,000-16,79,000)	16,37,000 (12,54,000-20,20,000)	19,37,000 (14,84,000-23,90,000)	22,82,000 (17,48,000-28,16,000)	26,31,000 (20,15,000-32,47,000)	29,61,000 (22,68,000-36,54,000)	32,68,000 (25,03,000-40,33,000)	34,54,000 (26,45,000-42,63,000)	34,54,000 (26,45,000-42,63,000)	1,06,000 (81,000-1,31,000)
HIV/AIDS - Drug susceptible Tuberculosis	43 (0 to 0)	43 (1 to 0)	4,000 (2,000-6,000)	7,000 (3,000-12,000)	1,000 (0 to 2,000)	1,000 (0 to 2,000)	1,000 (0 to 2,000)	2,000 (0 to 3,000)	2,000 (0 to 3,000)	2,000 (0 to 4,000)	3,000 (0 to 5,000)	3,000 (0 to 6,000)	4,000 (0 to 7,000)	5,000 (0 to 8,000)	6,000 (0 to 9,000)	7,000 (0 to 11,000)	8,000 (0 to 13,000)	9,000 (0 to 15,000)	10,000 (0 to 17,000)	11,000 (0 to 19,000)	12,000 (0 to 20,000)	12,000 (0 to 21,000)	12,000 (0 to 21,000)	43,000 (0 to 74,000)
HIV/AIDS - Multidrug resistant Tuberculosis without extensive drug resistance	0 (0 to 0)	0 (0 to 0)	0 (0 to 0)	0 (0 to 0)	0 (0 to 0)	0 (0 to 0)	0 (0 to 0)	0 (0 to 0)	0 (0 to 0)	0 (0 to 0)	0 (0 to 0)	0 (0 to 0)	0 (0 to 0)	0 (0 to 0)	0 (0 to 0)	0 (0 to 0)	0 (0 to 0)	0 (0 to 0)	0 (0 to 0)	0 (0 to 0)	0 (0 to 0)	0 (0 to 0)	0 (0 to 0)	0 (0 to 0)
HIV/AIDS - Extensively drug resistant Tuberculosis	0 (0 to 0)	0 (0 to 0)	0 (0 to 0)	0 (0 to 0)	0 (0 to 0)	0 (0 to 0)	0 (0 to 0)	0 (0 to 0)	0 (0 to 0)	0 (0 to 0)	0 (0 to 0)	0 (0 to 0)	0 (0 to 0)	0 (0 to 0)	0 (0 to 0)	0 (0 to 0)	0 (0 to 0)	0 (0 to 0)	0 (0 to 0)	0 (0 to 0)	0 (0 to 0)	0 (0 to 0)	0 (0 to 0)	0 (0 to 0)
HIV/AIDS resulting in other diseases	43 (0 to 0.7)	43 (0 to 0.2)	1,000 (0 to 2,000)	4,000 (1,000-7,000)	1,000 (0 to 2,000)	1,000 (0 to 2,000)	1,000 (0 to 2,000)	2,000 (0 to 3,000)	2,000 (0 to 3,000)	2,000 (0 to 4,000)	3,000 (0 to 5,000)	3,000 (0 to 6,000)	4,000 (0 to 7,000)	5,000 (0 to 8,000)	6,000 (0 to 9,000)	7,000 (0 to 11,000)	8,000 (0 to 13,000)	9,000 (0 to 15,000)	10,000 (0 to 17,000)	11,000 (0 to 19,000)	12,000 (0 to 20,000)	12,000 (0 to 21,000)	12,000 (0 to 21,000)	43,000 (0 to 74,000)
Sexually transmitted infections, excluding HIV	1,46,000 (1,00,000-1,92,000)	1,00,000 (68,000-1,32,000)	1,000 (1,000-2,000)	1,000 (1,000-2,000)	1,000 (1,000-2



SR Table 2a. Maniteur DALYS by cause and sex group for males with 90% uncertainty intervals, 2019

Cause	Both Neonatal	Post Neonatal	1 to 4	5 to 9	10 to 14	15 to 19	20 to 24	25 to 29	30 to 34	35 to 39	40 to 44	45 to 49	50 to 54	55 to 59	60 to 64	65 to 69	70 to 74	75 to 79	80 to 84	85 to 89	90 to 94	95 plus	Total
All causes	21,269 (21,268 to 21,269)	9,110 (3,900 to 9,880)	17,799 (6,190 to 19,360)	17,586 (15,290 to 21,190)	15,758 (11,260 to 16,960)	14,156 (11,650 to 17,190)	20,650 (16,950 to 26,790)	29,200 (19,950 to 32,800)	29,200 (20,650 to 32,800)	29,200 (20,650 to 32,800)	29,200 (23,550 to 31,700)	31,600 (25,350 to 33,900)	32,200 (25,650 to 34,700)	29,200 (23,550 to 31,700)	28,200 (22,350 to 30,700)	28,200 (22,350 to 30,700)	27,200 (21,350 to 29,700)	23,700 (18,350 to 25,700)	13,900 (11,700 to 15,600)	5,990 (5,160 to 6,790)	2,090 (1,750 to 2,370)	292 (224 to 364)	529,000
Communicable, maternal, neonatal, and nutritional diseases	37,900 (36,200 to 39,900)	6,250 (3,190 to 9,630)	8,670 (6,660 to 11,400)	10,500 (8,070 to 13,200)	7,090 (5,570 to 8,710)	5,200 (3,950 to 6,430)	4,960 (3,720 to 6,720)	4,790 (3,630 to 6,530)	5,090 (3,820 to 6,920)	5,500 (4,020 to 7,610)	6,500 (4,630 to 8,940)	6,870 (5,010 to 9,610)	6,950 (4,920 to 9,790)	6,950 (4,970 to 9,640)	6,950 (4,970 to 9,640)	6,200 (4,430 to 8,600)	5,110 (3,730 to 7,230)	4,810 (3,450 to 6,690)	4,200 (2,990 to 5,920)	4,160 (2,960 to 5,870)	3,780 (2,690 to 5,330)	2,400 (1,700 to 3,230)	1,090 (743 to 1,470)	367 (228 to 508)	167 (97 to 239)	164,000 (97,000 to 230,000)
HIV/AIDS and sexually transmitted infections	360 (120 to 697)	113 (23 to 264)	1,080 (581 to 1,980)	299 (130 to 577)	172 (72 to 350)	176 (78 to 356)	666 (338 to 1,190)	996 (473 to 1,660)	1,640 (1,020 to 2,510)	2,200 (1,350 to 3,260)	2,610 (1,630 to 3,830)	2,760 (1,740 to 4,020)	2,740 (1,740 to 3,980)	2,730 (1,730 to 3,960)	2,730 (1,730 to 3,960)	1,490 (1,170 to 1,900)	702 (441 to 1,070)	341 (209 to 612)	130 (80 to 197)	39 (19 to 69)	9.6 (4.2 to 18)	0.0 (0.0 to 0.0)	0.0 (0.0 to 0.0)	0.0 (0.0 to 0.0)	0.0 (0.0 to 0.0)	19,600
HIV/AIDS	0 (0.0 to 0.0)	0.2 (0.0 to 0.6)	926 (429 to 1,730)	264 (107 to 549)	171 (72 to 349)	176 (78 to 361)	641 (327 to 1,170)	974 (468 to 1,650)	1,600 (1,000 to 2,480)	2,210 (1,350 to 3,260)	2,590 (1,630 to 3,820)	2,750 (1,740 to 4,000)	2,730 (1,730 to 3,960)	2,730 (1,730 to 3,960)	1,490 (1,170 to 1,900)	699 (438 to 1,070)	339 (208 to 612)	130 (80 to 197)	38.4 (19 to 69)	9 (3.9 to 18)	0.0 (0.0 to 0.0)	0.1 (0.0 to 0.0)	0 (0.0 to 0.0)	0 (0.0 to 0.0)	0 (0.0 to 0.0)	19,000
HIV/AIDS - Drug-susceptible Tuberculosis	0 (0.0 to 0.0)	232 (92 to 562)	61.6 (25.9 to 133)	49.4 (20.7 to 107)	62.3 (27.2 to 132)	112 (50 to 239)	296 (140 to 557)	457 (216 to 826)	622 (327 to 1,060)	764 (407 to 1,260)	892 (483 to 1,460)	1,000 (537 to 1,630)	1,000 (537 to 1,630)	1,000 (537 to 1,630)	1,000 (537 to 1,630)	1,000 (537 to 1,630)	1,000 (537 to 1,630)	1,000 (537 to 1,630)	1,000 (537 to 1,630)	1,000 (537 to 1,630)	1,000 (537 to 1,630)	1,000 (537 to 1,630)	1,000 (537 to 1,630)	1,000 (537 to 1,630)	1,000 (537 to 1,630)	6,090
HIV/AIDS - Multidrug-resistant Tuberculosis without extensive	40 (0.0 to 0.0)	0 (0.0 to 0.0)	0.0 (0.0 to 1.6)	0.0 (0.0 to 0.0)	0.0 (0.0 to 0.0)	0.0 (0.0 to 0.0)	0.0 (0.0 to 1.9)	0.0 (0.0 to 0.0)	0.0 (0.0 to 0.0)	0.0 (0.0 to 0.0)	0.0 (0.0 to 0.0)	0.0 (0.0 to 0.0)	0.0 (0.0 to 0.0)	0.0 (0.0 to 0.0)	0.0 (0.0 to 0.0)	0.0 (0.0 to 0.0)	0.0 (0.0 to 0.0)	0.0 (0.0 to 0.0)	0.0 (0.0 to 0.0)	0.0 (0.0 to 0.0)	0.0 (0.0 to 0.0)	0.0 (0.0 to 0.0)	0.0 (0.0 to 0.0)	0.0 (0.0 to 0.0)	0.0 (0.0 to 0.0)	671
HIV/AIDS - Extensively drug-resistant Tuberculous	0 (0.0 to 0.0)	0 (0.0 to 0.0)	1.4 (0.1 to 4.9)	0.4 (0.0 to 1.6)	0.2 (0.0 to 0.7)	0.3 (0.0 to 0.9)	1.1 (0.1 to 4.1)	1.6 (0.1 to 5.6)	2.2 (0.1 to 8.0)	2.6 (0.2 to 10.0)	2.6 (0.2 to 10.0)	2.6 (0.2 to 10.0)	2.6 (0.1 to 11.0)	2.6 (0.1 to 11.0)	1 (0.0 to 4.6)	0.5 (0.0 to 2.3)	0.2 (0.0 to 0.9)	0.1 (0.0 to 0.5)	0.0 (0.0 to 0.2)	0.0 (0.0 to 0.1)	0.0 (0.0 to 0.0)	0.0 (0.0 to 0.0)	0.0 (0.0 to 0.0)	0.0 (0.0 to 0.0)	0.0 (0.0 to 0.0)	241
HIV/AIDS resulting in other diseases	320 (0 to 51)	0 (0.1 to 0.3)	0 (0.0 to 1.6)	169 (70 to 391)	0.1 (0.0 to 0.3)	0.0 (0.0 to 0.0)	0.0 (0.0 to 0.0)	0.0 (0.0 to 0.0)	0.0 (0.0 to 0.0)	0.0 (0.0 to 0.0)	0.0 (0.0 to 0.0)	0.0 (0.0 to 0.0)	0.0 (0.0 to 0.0)	0.0 (0.0 to 0.0)	0.0 (0.0 to 0.0)	0.0 (0.0 to 0.0)	0.0 (0.0 to 0.0)	0.0 (0.0 to 0.0)	0.0 (0.0 to 0.0)	0.0 (0.0 to 0.0)	0.0 (0.0 to 0.0)	0.0 (0.0 to 0.0)	0.0 (0.0 to 0.0





SR Table 2a. Micheliales DALYS by cause and age group for males with 95% uncertainty intervals. 2019

Cause	Birth Neonatal	Late Neonatal	Post Neonatal	1 to 4	5 to 9	10 to 14	15 to 19	20 to 24	25 to 29	30 to 34	35 to 39	40 to 44	45 to 49	50 to 54	55 to 59	60 to 64	65 to 69	70 to 74	75 to 79	80 to 84	85 to 89	90 to 94	95 plus	Total
All causes	43,300 (37,100 to 47,600)	9,990 (8,870 to 11,300)	20,500 (20,700 to 24,600)	27,600 (27,600 to 29,100)	20,600 (19,600 to 23,000)	20,600 (19,600 to 23,200)	24,600 (22,900 to 28,600)	27,600 (27,600 to 33,500)	29,200 (27,300 to 33,700)	29,200 (25,900 to 33,200)	29,100 (25,900 to 33,200)	27,900 (22,300 to 33,200)	29,200 (22,300 to 33,200)	28,200 (22,300 to 33,200)	28,200 (21,300 to 33,200)	28,200 (20,600 to 33,200)	28,200 (20,700 to 33,200)	24,100 (19,300 to 29,500)	20,600 (16,100 to 23,900)	15,400 (12,600 to 17,900)	10,400 (8,570 to 11,900)	4,369 (3,756 to 5,160)	870 (720 to 1,070)	293 (231 to 365)	509,000
Communicable, maternal, neonatal, and nutritional diseases	29,900 (27,100 to 32,900)	7,640 (6,640 to 10,100)	20,600 (19,700 to 22,600)	19,400 (17,600 to 19,700)	11,700 (9,430 to 14,300)	9,200 (7,190 to 11,000)	7,290 (5,470 to 9,640)	6,340 (4,660 to 8,400)	5,460 (4,220 to 7,320)	5,340 (4,060 to 6,960)	4,760 (3,660 to 6,360)	4,630 (3,560 to 6,220)	3,690 (2,690 to 5,060)	3,730 (2,690 to 5,200)	4,130 (2,900 to 5,600)	3,970 (2,770 to 5,500)	3,930 (2,510 to 5,710)	3,390 (2,330 to 4,920)	2,720 (1,900 to 3,990)	2,070 (1,420 to 2,710)	976 (674 to 1,230)	292 (194 to 397)	98 (58 to 150)	179,000
HIV/AIDS and sexually transmitted infections	653 (131 to 1,940)	143 (41.1 to 329)	200 (77.3 to 466)	53.5 (9.6 to 26)	13.5 (9.3 to 39.6)	12.5 (8.2 to 32.1)	27.6 (19.9 to 66.4)	99.7 (27.1 to 277)	130 (36.2 to 364)	170 (39 to 501)	192 (42 to 532)	193 (39.6 to 548)	198 (38.3 to 553)	181 (32.1 to 513)	68 (11.3 to 193)	61.4 (9.7 to 174)	20.2 (3.6 to 57.6)	9 (1.9 to 24.9)	4.5 (1.1 to 12.4)	1.2 (0.3 to 3.2)	0.2 (0.1 to 0.6)	0.1 (0 to 0.3)	1,600
HIV/AIDS	0 (0 to 0)	0 (0 to 0)	26.2 (9.6 to 67.6)	9.7 (3 to 19.5)	11.1 (3.6 to 24.1)	9.7 (3.2 to 19.4)	12.4 (4.5 to 32.4)	34.6 (9.4 to 94.1)	106 (27.6 to 291)	152 (38.6 to 412)	156 (38.2 to 428)	146 (33.2 to 408)	141 (30.2 to 394)	122 (23.4 to 341)	60.6 (10.7 to 174)	39.6 (7.2 to 114)	17.6 (3.7 to 51.2)	7.4 (1.7 to 21.5)	3 (0.7 to 8.4)	0.7 (0.2 to 2.1)	0.2 (0 to 0.6)	0 (0 to 0.1)	736
HIV/AIDS - Drug-susceptible Tuberculosis	0 (0 to 0)	0 (0 to 0.2)	0.2 (0 to 0.7)	0.1 (0 to 0.7)	0.1 (0 to 0.5)	0.1 (0 to 0.6)	0.1 (0 to 0.6)	0.2 (0 to 0.9)	0.6 (0 to 2.6)	0.9 (0 to 3.6)	1.1 (0 to 4.2)	1.1 (0 to 4.5)	1.1 (0 to 4.5)	0.9 (0 to 4.2)	0.4 (0 to 1.9)	0.3 (0 to 1.4)	0.1 (0 to 0.6)	0 (0 to 0.3)	0 (0 to 0.1)	0 (0 to 0)	0 (0 to 0)	0 (0 to 0)	6
HIV/AIDS - Multidrug-resistant Tuberculosis without extensive	0 (0 to 0)	0 (0 to 0)	1.2 (0 to 4.1)	0.5 (0 to 1.7)	0.5 (0 to 2.1)	0.5 (0 to 1.9)	0.6 (0 to 2)	1.6 (0 to 5.1)	4.9 (0.1 to 16.4)	7 (0.2 to 22.6)	7.2 (0.2 to 23.1)	6.7 (0.2 to 22.1)	6.5 (0.2 to 21.8)	5.6 (0.2 to 19.1)	2.8 (0 to 9.4)	1.8 (0 to 6.2)	0.8 (0 to 3.1)	0.3 (0 to 1.2)	0.1 (0 to 0.4)	0 (0 to 0.1)	0 (0 to 0)	0 (0 to 0)	28.3
HIV/AIDS - Extensively drug-resistant Tuberculosis	0 (0 to 0)	0 (0 to 0)	0.1 (0 to 0.3)	0 (0 to 0.1)	0 (0 to 0.1)	0 (0 to 0.1)	0 (0 to 0.2)	0 (0 to 0.3)	0.2 (0 to 0.9)	0.3 (0 to 1.2)	0.4 (0 to 1.7)	0.4 (0 to 1.8)	0.4 (0 to 1.8)	0.3 (0 to 1.6)	0.2 (0 to 0.8)	0.1 (0 to 0.5)	0 (0 to 0.2)	0 (0 to 0.1)	0 (0 to 0.1)	0 (0 to 0)	0 (0 to 0)	0 (0 to 0)	1.4
HIV/AIDS resulting in other diseases	0 (0 to 0)	0 (0 to 0)	17.4 (6.3 to 43.5)	9.1 (1.7 to 17.9)	9.7 (2 to 12.7)	7.9 (1.6 to 17.3)	10.2 (3.4 to 26.1)	29.7 (7.1 to 81.7)	93 (22 to 259)	135 (30 to 368)	138 (28 to 379)	130 (24.6 to 362)	124 (22.5 to 350)	107 (17.3 to 303)	51.2 (7.9 to 147)	33.2 (5.3 to 96.1)	14.8 (2.7 to 43.2)	6.2 (1.3 to 18.1)	2.5 (0.5 to 7.1)	0.6 (0.1 to 1.8)	0.2 (0 to 0.5)	0 (0 to 0.1)	698
Sexually transmitted infections excluding HIV	653 (131 to 1,940)	143 (41.1 to 329)	173 (61.6 to 466)	43.8 (7.9 to 11.1)	3.8 (1.2 to 6.6)	2.8 (0.6 to 6.8)	15.2 (1.4 to 21.2)	64.9 (20.9 to 212)	23.6 (7.6 to 73.1)	18 (5.6 to 53.1)	37.2 (7.7 to 101)	62.6 (14.7 to 186)	73.8 (16.2 to 219)	73.8 (16.2 to 219)	16.4 (2.7 to 51.4)	5.8 (0.9 to 18.2)	5.2 (0.7 to 16.9)	2.6 (0.3 to 8.7)	2 (0.3 to 6.4)	0.6 (0.1 to 2.1)	0.2 (0 to 0.7)	0 (0 to 0.1)	794
Syphilis	0 (0 to 0)	0 (0 to 0)	0 (0 to 0)	0 (0 to 0)	0 (0 to 0)	0 (0 to 0)	0 (0 to 0)	0 (0 to 0)	0 (0 to 0)	0 (0 to 0)	0 (0 to 0)	0 (0 to 0)	0 (0 to 0)	0 (0 to 0)	0 (0 to 0)	0 (0 to 0)	0 (0 to 0)	0 (0 to 0)	0 (0 to 0)	0 (0 to 0)	0 (0 to 0)	0 (0 to 0)	0 (0 to 0)	0
Chlamydial infection	0 (0 to 0)	0 (0 to 0)	0 (0 to 0)	0 (0 to 0)	0 (0 to 0)	0 (0 to 0)	0 (0 to 0)	0 (0 to 0)	0 (0 to 0)	0 (0 to 0)	0 (0 to 0)	0 (0 to 0)	0 (0 to 0)	0 (0 to 0)	0 (0 to 0)	0 (0 to 0)	0 (0 to 0)	0 (0 to 0)	0 (0 to 0)	0 (0 to 0)	0 (0 to 0)	0 (0 to 0)	0 (0 to 0)	0
Gonococcal infection	0 (0 to 0)	0 (0 to 0)	0 (0 to 0)	0 (0 to 0)	0 (0 to 0)	0 (0 to 0)	0 (0 to 0)	0 (0 to 0)	0 (0 to 0)	0 (0 to 0)	0 (0 to 0)	0 (0 to 0)	0 (0 to 0)	0 (0 to 0)	0 (0 to 0)	0 (0 to 0)	0 (0 to 0)	0 (0 to 0)	0 (0 to 0)	0 (0 to 0)	0 (0 to 0)	0 (0 to 0)	0 (0 to 0)	0
Trichomoniasis	0 (0 to 0)	0 (0 to 0)	0 (0 to 0)	0 (0 to 0)	0 (0 to 0)	0 (0 to 0)	0 (0 to 0)	0 (0 to 0)	0 (0 to 0)	0 (0 to 0)	0 (0 to 0)	0 (0 to 0)	0 (0 to 0)	0 (0 to 0)	0 (0 to 0)	0 (0 to 0)	0 (0 to 0)	0 (0 to 0)	0 (0 to 0)	0 (0 to 0)	0 (0 to 0)	0 (0 to 0)	0 (0 to 0)	0
Genital herpes	0 (0 to 0)	0 (0 to 0)	0 (0 to 0)	0 (0 to 0)	0 (0 to 0)	0 (0 to 0)	0 (0 to 0)	0 (0 to 0)	0 (0 to 0)	0 (0 to 0)	0 (0 to 0)	0 (0 to 0)	0 (0 to 0)	0 (0 to 0)	0 (0 to 0)	0 (0 to 0)	0 (0 to 0)	0 (0 to 0)	0 (0 to 0)	0 (0 to 0)	0 (0 to 0)	0 (0 to 0)	0 (0 to 0)	0
Other sexually transmitted infections	0 (0 to 0)	0 (0 to 0)	0 (0 to 0)	0 (0 to 0)	0 (0 to 0)	0 (0 to 0)	0 (0 to 0)	0 (0 to 0)	0 (0 to 0)	0 (0 to 0)	0 (0 to 0)	0 (0 to 0)	0 (0 to 0)	0 (0 to 0)	0 (0 to 0)	0 (0 to 0)	0 (0 to 0)	0 (0 to 0)	0 (0 to 0)	0 (0 to 0)	0 (0 to 0)	0 (0 to 0)	0 (0 to 0)	0
Respiratory infections and tuberculosis	1,460 (1,990 to 2,400)	1,460 (1,080 to 2,040)	2,150 (5,300 to 13,700)	1,220 (1,600 to 3,870)	729 (861 to 1,490)	1,150 (936 to 1,890)	1,150 (792 to 1,850)	1,150 (1,100 to 2,060)	1,220 (1,060 to 2,060)	1,220 (1,060 to 2,060)	1,220 (1,060 to 2,060)	1,220 (1,060 to 2,060)	1,220 (1,060 to 2,060)	1,220 (1,060 to 2,060)	1,220 (1,060 to 2,060)	1,220 (1,060 to 2,060)	1,220 (1,060 to 2,060)	1,220 (1,060 to 2,060)	1,220 (1,060 to 2,060)	1,220 (1,060 to 2,060)	1,220 (1,060 to 2,060)	1,220 (1,060 to 2,060)	1,220 (1,060 to 2,060)	67,500
Tuberculosis	0 (0 to 0)	0 (0 to 0)	599 (243 to 998)	287 (143 to 497)	165 (62.2 to 233)	109 (108 to 336)	109 (324 to 561)	109 (688 to 1,870)	1,160 (1,020 to 2,440)	1,160 (1,370 to 3,160)	2,010 (1,320 to 3,540)	2,010 (1,290 to 3,660)	1,720 (1,290 to 3,760)	1,680 (1,110 to 3,800)	1,720 (1,290 to 3,370)	1,680 (1,100 to 3,960)	1,720 (1,110 to 3,810)	1,680 (910 to 3,100)	1,200 (769 to 1,770)	628 (324 to 1,015)	160 (84 to 260)	132 (77.9 to 193)	21,900
Latent tuberculosis infection	0 (0 to 0)	0 (0 to 0)	0 (0 to 0)	0 (0 to 0)	0 (0 to 0)	0 (0 to 0)	0 (0 to 0)	0 (0 to 0)	0 (0 to 0)	0 (0 to 0)	0 (0 to 0)	0 (0 to 0)	0 (0 to 0)	0 (0 to 0)	0 (0 to 0)	0 (0 to 0)	0 (0 to 0)	0 (0 to 0)	0 (0 to 0)	0 (0 to 0)	0 (0 to 0)	0 (0 to 0)	0 (0 to 0)	0
Drug-susceptible Tuberculosis	0 (0 to 0)	0 (0 to 0)	599 (243 to 998)	287 (143 to 497)	165 (62.2 to 233)	109 (108 to 336)	109 (324 to 561)	109 (688 to 1,870)	1,160 (1,020 to 2,440)	1,160 (1,370 to 3,160)	2,010 (1,320 to 3,540)	2,010 (1,290 to 3,660)	1,720 (1,290 to 3,760)	1,680 (1,110 to 3,800)	1,720 (1,290 to 3,370)	1,680 (1,100 to 3,960)	1,720 (1,110 to 3,810)	1,680 (910 to 3,100)	1,200 (769 to 1,770)	628 (324 to 1,015)	160 (84 to 260)	132 (77.9 to 193)	21,900
Multidrug-resistant tuberculosis without extensive drug-resistan	0 (0 to 0)	0 (0 to 0)	0 (0 to 0)	0 (0 to 0)	0 (0 to 0)	0 (0 to 0)	0 (0 to 0)	0 (0 to 0)	0 (0 to 0)	0 (0 to 0)	0 (0 to 0)	0 (0 to 0)	0 (0 to 0)	0 (0 to 0)	0 (0 to 0)	0 (0 to 0)	0 (0 to 0)	0 (0 to 0)	0 (0 to 0)	0 (0 to 0)	0 (0 to 0)	0 (0 to 0)	0 (0 to 0)	0
Extensively drug-resistant tuberculosis	0 (0 to 0)	0 (0 to 0)	0 (0 to 0)	0 (0 to 0)	0 (0 to 0)	0 (0 to 0)	0 (0 to 0)	0 (0 to 0)	0 (0 to 0)	0 (0 to 0)	0 (0 to 0)	0 (0 to 0)	0 (0 to 0)	0 (0 to 0)	0 (0 to 0)	0 (0 to 0)	0 (0 to 0)	0 (0 to 0)	0 (0 to 0)	0 (0 to 0)	0 (0 to 0)	0 (0 to 0)	0 (0 to 0)	0
Lower respiratory infections	1,460 (1,990 to 2,400)	1,460 (1,080 to 2,040)	1,550 (5,300 to 13,700)	933 (1,600 to 3,870)	564 (861 to 1,490)	1,040 (936 to 1,890)	1,040 (792 to 1,850)	1,040 (1,100 to 2,060)	1,060 (1,060 to 2,060)	1,060 (1,060 to 2,060)	1,060 (1,060 to 2,060)	1,060 (1,060 to 2,060)	1,500 (1,290 to 3,760)	1,500 (1,290 to 3,760)	1,500 (1,290 to 3,370)	1,500 (1,290 to 3,960)	1,500 (1,290 to 3,810)	1,500 (1,290 to 3,100)	1,020 (769 to 1,770)	468 (324 to 1,015)	96.4 (84 to 260)	14.7 (9.6 to 20.7)	23,600
Upper respiratory infections	0.4 (0.2 to 0.6)	0.2 (0.2 to 0.4)	599 (238 to 779)	354 (77 to 2,316)	165 (81 to 233)	69 (83.3 to 299)	69 (768 to 297)	69 (588 to 1,810)	100 (611 to 1,180)	100 (693 to 1,180)	160 (693 to 1,180)	160 (693 to 1,180)	220 (693 to 1,180)	180 (693 to 1,180)	220 (693 to 1,180)	180 (693 to 1,180)	220 (693 to 1,180)	180 (693 to 1,180)	220 (693 to 1,180)	180 (693 to 1,180)	220 (693 to 1,180)	180 (693 to 1,180)	220 (693 to 1,180)	1,270
Otitis media	0 (0 to 0)	0 (0 to 0.1)	0 (0 to 18.2)	0 (0 to 0)	0 (0 to 0)	0 (0 to 0)	0 (0 to 0)	0 (0 to 0)	0 (0 to 0)	0 (0 to 0)	0 (0 to 0)	0 (0 to 0)	0 (0 to 0)	0 (0 to 0)	0 (0 to 0)	0 (0 to 0)	0 (0 to 0)	0 (0 to 0)	0 (0 to 0)	0 (0 to 0)	0 (0 to 0)	0 (0 to 0)	0 (0 to 0)	843
Enteric infections	391 (143 to 752)	1,430 (417 to 912)	1,800 (1,200 to 4,460)	1,400 (1,020 to 4,460)	1,400 (1,020 to 4,460)	1,400 (1,020 to 4,460)	1,400 (1,400 to 4,210)	1,400 (1,400 to 4,210)	1,020 (1,020 to 3,110)	1,020 (1,020 to 3,110)	720 (720 to 2,960)	720 (720 to 2,960)	470 (470 to 2,960)	470 (470 to 2,960)	470 (470 to 2,960)	470 (470 to 2,960)	470 (470 to 2,960)	470 (470 to 2,960)	470 (470 to 2,960)	373 (373 to 1,220)	373 (373 to 1,220)	36.1 (16 to 64.5)	36.1 (16.6 to 62.3)	29,000
Diarrheal diseases	391 (143 to 752)	1,430 (417 to 912)	1,800 (1,200 to 4,460)	1,400 (872 to 2,870)	1,400 (478 to 1,870)	1,400 (480 to 1,780)	1,400 (434 to 1,290)	1,400 (276 to 1,220)	1,020 (320 to 912)	1,020 (320 to 912)	720 (295 to 779)	720 (291 to 820)	470 (232 to 663)	470 (227 to 752)	470 (232 to 677)	470 (238 to 663)	470 (232 to 677)	470 (214 to 1,100)	470 (249 to 1,310)	373 (249 to 1,410)	373 (261 to 1,440)	36.1 (16 to 64.5)	36.1 (16.6 to 62.3)	16,100
Typhoid and paratyphoid	0 (0 to 0)	0 (0 to 19.7)	1,080 (329 to 2,360)	1,100 (772 to 4,130)	1,100 (760 to 3,660)	1,100 (622 to 3,540)	1,100 (622 to 2,200)	1,100 (784 to 1,540)	686 (490 to 979)	686 (490 to 979)	480 (343 to 686)	480 (343 to 686)	720 (720 to 1,030)	720 (720 to 1,030)	720 (720 to 1,030)	720 (720 to 1,030)	720 (720 to 1,030)	720 (720 to 1,030)	720 (720 to 1,030)	1,100 (1,100 to 1,570)	1,100 (1,100 to 1,570)	1.9 (0.9 to 3.3)	1.9 (0.9 to 3.3)	9,070
Typhoid fever	0 (0 to 0)	0 (0 to 19.7)	1,080 (329 to 2,360)	1,100 (772 to 4,130)	1,100 (760 to 3,660)	1,100 (622 to 3,540)	1,100 (622 to 2,200)	1,100 (784 to 1,540)	686 (490 to 979)	686 (490 to 979)	480 (343 to 686)	480 (343 to 686)	720 (720 to 1,030)	720 (720 to 1,030)	720 (720 to 1,030)	720 (720 to 1,030)	720 (720 to 1,030)	720 (720 to 1,030)	720 (720 to 1,030)	1,100 (1,100 to 1,570)	1,100 (1,100 to 1,570)	1.9 (0.9 to 3.3)	1.9 (0.9 to 3.3)	9,070
Paratyphoid fever	0 (0 to 0)	0 (0 to 0)	0 (0 to 0)	0 (0 to 0)	0 (0 to 0)	0 (0 to 0)	0 (0 to 0)	0 (0 to 0)	0 (0 to 0)	0 (0 to 0)	0 (0 to 0)	0 (0 to 0)	0 (0 to 0)	0 (0 to 0)	0 (0 to 0)	0 (0 to 0)	0 (0 to 0)	0 (0 to 0)	0 (0 to 0)	0 (0 to 0)	0 (0 to 0)	0 (0 to 0)	0 (0 to 0)	0
Invasive Non-typhoidal Salmonella (iNTS)	0 (0 to 0)	0 (0.2 to 0.6)	0 (0.2 to 12.5)	0 (0.5 to 39.2)	0 (0.6 to 46.9)	0 (0.1 to 39.4)	0 (0.1 to 21.5)	0 (0.1 to 14.7)	0 (0.1 to 13.3)	0 (0.1 to 13.3)	0 (0.1 to 13.3)	0 (0.1 to 13.3)	0 (0.1 to 13.3)	0 (0.1 to 13.3)	0 (0.1 to 13.3)	0 (0.1 to 13.3)	0 (0.1 to 13.3)	0 (0.1 to 13.3)	0 (0.1 to 13.3)	0 (0.1 to 13.3)	0 (0.1 to 13.3)	0 (0.1 to 13.3)	0 (0.1 to 13.3)	128
Other intestinal infectious diseases	0 (0 to 0)	0 (0 to 0)	3.3 (0.2 to 21.9)	2.9 (0.2 to 10.1)	1.5 (0.2 to 9.4)	1.4 (0.2 to 8.9)	0.9 (0.2 to 8.9)	0.9 (0.2 to 8.9)	0.4 (0.1 to 3.7)	0.6 (0.1 to 5.1)	0.4 (0.1 to 3.7)	0.3 (0.1 to 3.7)	0.2 (0.1 to 3.7)	0.2 (0.1 to 3.7)	0.2 (0.1 to 3.7)	0.1 (0.1 to 3.7)	0.1 (0.1 to 3.7)	0.1 (0.1 to 3.7)	0.1 (0.1 to 3.7)	0.1 (0.1 to 3.7)	0.1 (0.1 to 3.7)	0.1 (0.1 to 3.7)	0.1 (0.1 to 3.7)	13.6
Neglected tropical diseases and malaria	1,140 (538 to 2,120)	6,800 (3,230 to 9,660)	9,440 (4,450 to 13,200)	3,060 (1,440 to 4,280)	2,160 (1,020 to 3,020)	1,610 (760 to 2,250)	1,140 (537 to 1,590)	960 (452 to 1,340)	960 (452 to 1,340)	960 (452 to 1,340)	960 (452 to 1,340)	960 (452 to 1,340)	960 (452 to 1,340)	960 (452 to 1,340)	960 (452 to 1,340)	960 (452 to 1,340)	960 (452 to 1,340)	960 (452 to 1,340)	960 (452 to 1,340)	960 (452 to 1,340)	960 (452 to 1,340)	960 (452 to 1,340)	960 (452 to 1,340)	24,300
Malaria	0 to 0.2) 0	(76 to 674.2) 0	(2,470 to 14,900) 0	(2,320 to 10,000) 0	(1,290 to 6,060) 0	(840 to 4,660) 0	(297 to 2,310) 0	(196 to 1,800) 0	(112 to 1,610) 0	(69 to 645) 0	(66 to 1,020) 0	(66 to 1,020) 0	(66 to 1,020) 0	(66 to 1,020) 0	(66 to 1,020) 0	(66 to 1,020) 0	(66 to 1,020) 0	(66 to 1,020) 0	(66 to 1,020) 0	(66 to 1,020) 0	(66 to 1,020) 0	(66 to 1,020) 0	(66 to 1,020) 0	21,100
Chagas disease	(0 to 0)	(0 to 0)	(0 to 0)	(0 to 0)	(0 to 0)	(0 to 0)	(0 to 0)	(0 to 0)	(0 to 0)	(0 to 0)	(0 to 0)	(0 to 0)	(0 to 0)	(0 to 0)	(0 to 0)	(0 to 0)	(0 to 0)	(0 to 0)	(0 to 0)	(0 to 0)	(0 to 0)	(0 to 0)	(0 to 0)	(0 to 0)	0
Leishmaniasis	0 (0 to 0)	0 (0 to 0)	0 (0 to 0)	0 (0 to 0)	0 (0 to 0)	0 (0 to 0)	0 (0 to 0)	0 (0 to 0)	0 (0 to 0)	0 (0 to 0)	0 (0 to 0)	0 (0 to 0)	0 (0 to 0)	0 (0 to 0)	0 (0 to 0)	0 (0 to 0)	0 (0 to 0)	0 (0 to 0)	0 (0 to 0)





SR Table 2c: Miocram DALYS by cause and age group for males with 95% uncertainty intervals, 2019

Cause	Early Neonatal	Late Neonatal	Post Neonatal	1 to 4	5 to 9	10 to 14	15 to 19	20 to 24	25 to 29	30 to 34	35 to 39	40 to 44	45 to 49	50 to 54	55 to 59	60 to 64	65 to 69	70 to 74	75 to 79	80 to 84	85 to 89	90 to 94	95 plus	Total
All causes	1,000	1,000	1,000	1,000	1,000	1,000	1,000	1,000	1,000	1,000	1,000	1,000	1,000	1,000	1,000	1,000	1,000	1,000	1,000	1,000	1,000	1,000	1,000
	(6,738 to 14,309)	(5,196 to 8,270)	(4,873 to 10,302)	(2,846 to 6,410)	(1,400 to 4,356)	(1,230 to 4,462)	(1,431 to 5,340)	(1,523 to 10,500)	(1,596 to 12,700)	(1,710 to 11,900)	(2,150 to 12,700)	(2,670 to 14,100)	(3,670 to 14,700)	(4,660 to 14,700)	(6,600 to 15,800)	(9,210 to 17,400)	(12,600 to 18,700)	(16,900 to 23,900)	(22,500 to 31,400)	(30,000 to 42,000)	(39,000 to 54,000)	(49,000 to 62,000)	(58,000 to 74,000)	(49,000 to 74,000)
Communicable, maternal, neonatal, and nutritional diseases	12,000	6,200	7,740	5,010	3,190	2,490	2,260	2,590	2,630	3,210	3,690	4,520	5,220	6,200	7,490	9,420	12,400	16,000	21,000	28,000	37,000	46,000	55,000	262,000	87,000
	(9,212 to 15,600)	(4,786 to 8,012)	(5,600 to 9,778)	(4,096 to 6,128)	(2,640 to 3,756)	(1,970 to 2,994)	(1,800 to 2,920)	(1,990 to 3,200)	(1,950 to 3,310)	(2,290 to 4,220)	(2,850 to 5,180)	(3,520 to 6,230)	(4,060 to 7,220)	(4,870 to 8,610)	(5,800 to 10,300)	(7,320 to 12,900)	(9,660 to 16,700)	(12,900 to 21,800)	(17,500 to 29,000)	(23,500 to 38,000)	(31,000 to 49,000)	(39,000 to 59,000)	(49,000 to 72,000)	(167,000 to 329,000)	(84,000 to 167,000)
HIV/AIDS and sexually transmitted infections	118	39.6	462	104	113	87.6	226	611	1,200	1,840	1,760	1,370	912	514	222	119	59.3	19.3	6.1	1.7	0.7	0.1	0.0	0	9,400
	(94.4 to 202)	(11.4 to 92.3)	(249 to 771)	(57.7 to 172)	(39.8 to 195)	(49.9 to 139)	(122 to 334)	(227 to 1,164)	(533 to 1,940)	(1,110 to 2,880)	(1,010 to 2,690)	(812 to 2,030)	(562 to 1,340)	(291 to 772)	(119 to 354)	(59.1 to 198)	(29.1 to 106)	(9.1 to 37.7)	(1.7 to 9.4)	(0.4 to 1.1)	(0.1 to 0.2)	(0.0 to 0.1)	(0.0 to 0.0)	(0.0 to 0.0)	(8,300 to 10,400)
HIV/AIDS	0	0	406	102	112	89.7	222	603	1,190	1,830	1,740	1,360	879	512	222	118	59.0	19.2	6.1	1.7	0.6	0.1	0.0	0	5,170
	(0 to 0)	(0 to 0.1)	(256 to 701)	(64.5 to 170)	(69.4 to 195)	(51.7 to 139)	(127 to 327)	(331 to 1,645)	(832 to 3,000)	(1,510 to 3,790)	(1,290 to 3,290)	(967 to 2,530)	(562 to 1,340)	(249 to 731)	(112 to 353)	(59.1 to 197)	(28.9 to 105)	(9.1 to 37.5)	(1.7 to 9.4)	(0.4 to 1.1)	(0.1 to 0.2)	(0.0 to 0.1)	(0.0 to 0.0)	(0.0 to 0.0)	(4,610 to 5,720)
HIV/AIDS - Drug-susceptible Tuberculosis	0	0	91.2	14	19.6	10.9	29.3	60.3	127	176	161	127	85.1	32.9	26.2	9.7	3.6	0.5	0.1	0.0	0.0	0.0	0.0	0	763
	(0 to 0)	(0 to 0)	(29 to 78.1)	(4 to 27.4)	(9.3 to 32.9)	(5 to 18.4)	(14.4 to 39.4)	(29.6 to 75.6)	(63.1 to 170)	(93.3 to 258)	(79.4 to 197)	(64.4 to 158)	(41.9 to 104)	(21.5 to 70.4)	(14.1 to 39.4)	(5.6 to 16.8)	(1.9 to 6.1)	(0.2 to 0.9)	(0.1 to 0.2)	(0.0 to 0.0)	(0.0 to 0.0)	(0.0 to 0.0)	(0.0 to 0.0)	(0.0 to 0.0)	(610 to 1,000)
HIV/AIDS - Multidrug-resistant Tuberculosis without extensive	0	0	8.3	1.7	1.8	1.3	3.2	5.9	14.5	19.7	18	14.5	9.8	4.2	2.9	1.1	0.3	0.1	0.0	0.0	0.0	0.0	0.0	0	107
	(0 to 0)	(0 to 0)	(3.3 to 27.4)	(0.7 to 7.2)	(0.7 to 7.2)	(0.5 to 5.3)	(0.9 to 12.3)	(2.3 to 25.2)	(5.7 to 61.1)	(7.5 to 87.5)	(6.9 to 78.3)	(5.7 to 62.2)	(3.5 to 43.1)	(1.6 to 18.5)	(1.1 to 12.5)	(0.4 to 4.8)	(0.1 to 1.6)	(0.0 to 0.4)	(0.0 to 0.1)	(0.0 to 0.0)	(0.0 to 0.0)	(0.0 to 0.0)	(0.0 to 0.0)	(0.0 to 0.0)	(84 to 140)
HIV/AIDS - Extensively drug-resistant Tuberculosis	0	0	0.1	0	0.1	0	0.2	0.2	0.7	0.9	0.9	0.7	0.5	0.3	0.1	0.1	0.0	0.0	0.0	0.0	0.0	0.0	0.0	0	5.4
	(0 to 0)	(0 to 0)	(0 to 1.6)	(0 to 0.1)	(0 to 0.5)	(0 to 0.3)	(0 to 1.1)	(0 to 2.4)	(0 to 5.7)	(0 to 8.4)	(0 to 8.1)	(0 to 6.3)	(0 to 4.2)	(0 to 2.1)	(0 to 1.1)	(0 to 0.7)	(0 to 0.3)	(0 to 0.1)	(0 to 0.1)	(0 to 0.0)	(0 to 0.0)	(0 to 0.0)	(0 to 0.0)	(0 to 0.0)	(0 to 0.0)
HIV/AIDS resulting in other diseases	118	39.6	56.6	87	99.8	74.4	192	347	1,050	1,840	1,580	1,220	764	422	193	98.6	55.9	18.9	5.9	1.4	0.5	0.1	0.0	0	8,328
	(94.4 to 202)	(11.4 to 92.3)	(15.1 to 133)	(54.4 to 152)	(87.2 to 174)	(43.1 to 113)	(106 to 279)	(284 to 1,019)	(865 to 3,000)	(1,510 to 3,790)	(1,290 to 3,290)	(967 to 2,530)	(562 to 1,340)	(249 to 731)	(112 to 353)	(59.1 to 197)	(28.9 to 105)	(9.1 to 37.5)	(1.7 to 9.4)	(0.4 to 1.1)	(0.1 to 0.2)	(0.0 to 0.1)	(0.0 to 0.0)	(0.0 to 0.0)	(7,140 to 9,520)
Sexually transmitted infections excluding HIV	118	39.6	4.8	2.4	13.4	2.4	3.4	7.9	9.2	9.9	9.4	6.9	3.7	1.7	0.7	0.3	0.1	0.0	0.0	0.0	0.0	0.0	0.0	0	240
	(94.4 to 202)	(11.4 to 92.3)	(1.6 to 13.2)	(0.8 to 6.4)	(2.2 to 31.4)	(0.7 to 6.2)	(0.9 to 9.2)	(2.3 to 23.2)	(3.2 to 31.8)	(3.3 to 32.1)	(3.2 to 31.1)	(2.3 to 22.6)	(1.2 to 11.9)	(0.5 to 5.1)	(0.2 to 2.5)	(0.1 to 1.1)	(0.0 to 0.5)	(0.0 to 0.2)	(0.0 to 0.1)	(0.0 to 0.0)	(0.0 to 0.0)	(0.0 to 0.0)	(0.0 to 0.0)	(0.0 to 0.0)	(0.0 to 0.0)
Syphilis	0	0	1.4	0.4	0.2	0.4	0.3	0.9	1.3	1.5	1.4	1.1	0.6	0.3	0.1	0.1	0.0	0.0	0.0	0.0	0.0	0.0	0.0	0	217
	(0 to 0)	(0 to 0)	(0.1 to 3.9)	(0.2 to 1.4)	(0.1 to 0.2)	(0.1 to 0.9)	(0.1 to 0.6)	(0.3 to 0.9)	(0.3 to 0.9)	(0.3 to 0.9)	(0.3 to 1)	(0.2 to 0.9)	(0.1 to 0.5)	(0.1 to 0.3)	(0.1 to 0.2)	(0.1 to 0.1)	(0.1 to 0.1)	(0.0 to 0.1)	(0.0 to 0.1)	(0.0 to 0.0)	(0.0 to 0.0)	(0.0 to 0.0)	(0.0 to 0.0)	(0.0 to 0.0)	(0.0 to 0.0)
Chlamydial infection	0	0	0	0	0	0	0	0	0	0	0	0	0	0	0	0	0	0	0	0	0	0	0	0	0
	(0 to 0)	(0 to 0)	(0 to 0)	(0 to 0)	(0 to 0)	(0 to 0)	(0 to 0)	(0 to 0)	(0 to 0)	(0 to 0)	(0 to 0)	(0 to 0)	(0 to 0)	(0 to 0)	(0 to 0)	(0 to 0)	(0 to 0)	(0 to 0)	(0 to 0)	(0 to 0)	(0 to 0)	(0 to 0)	(0 to 0)	(0 to 0)	(0 to 0)
Gonococcal infection	0	0	0.4	0	0.3	0.1	0.7	1.8	3.3	4.6	4.1	3.1	1.8	0.8	0.3	0.1	0.0	0.0	0.0	0.0	0.0	0.0	0.0	0	11.2
	(0 to 0)	(0 to 0)	(0 to 1.9)	(0 to 0.1)	(0 to 0.5)	(0 to 0.2)	(0 to 1.5)	(0.4 to 4.1)	(1.2 to 9.4)	(1.7 to 9.5)	(1.5 to 8.1)	(1.1 to 6.5)	(0.7 to 3.9)	(0.3 to 1.7)	(0.1 to 0.7)	(0 to 0.3)	(0 to 0.1)	(0 to 0.1)	(0 to 0.1)	(0 to 0.0)	(0 to 0.0)	(0 to 0.0)	(0 to 0.0)	(0 to 0.0)	(0 to 0.0)
Trichomoniasis	0	0	0.1	0	0.1	0	0.1	0.1	0.1	0.2	0.2	0.1	0.1	0.1	0.1	0.1	0.1	0.1	0.1	0.1	0.1	0.1	0.1	0	1.2
	(0 to 0)	(0 to 0)	(0 to 0)	(0 to 0)	(0 to 0)	(0 to 0)	(0 to 0)	(0 to 0)	(0 to 0)	(0 to 0)	(0 to 0)	(0 to 0)	(0 to 0)	(0 to 0)	(0 to 0)	(0 to 0)	(0 to 0)	(0 to 0)	(0 to 0)	(0 to 0)	(0 to 0)	(0 to 0)	(0 to 0)	(0 to 0)	(0 to 0)
Genital herpes	0	0	0.1	0	0.1	0	0.2	0.5	0.9	1.2	1.1	0.8	0.5	0.2	0.1	0.1	0.0	0.0	0.0	0.0	0.0	0.0	0.0	0	6.3
	(0 to 0)	(0 to 0)	(0 to 0)	(0 to 0)	(0 to 0)	(0 to 0)	(0 to 0)	(0.1 to 1.1)	(0.2 to 2)	(0.3 to 2)	(0.3 to 2)	(0.2 to 1.5)	(0.1 to 1)	(0 to 0.5)	(0 to 0.2)	(0 to 0.2)	(0 to 0.1)	(0 to 0.1)	(0 to 0.1)	(0 to 0.1)	(0 to 0.1)	(0 to 0.1)	(0 to 0.1)	(0 to 0.1)	(0 to 0.1)
Other sexually transmitted infections	0	0	0.5	0	0.5	0.3	1.3	2.7	5.4	7.1	6.9	5.4	3.4	1.6	0.7	0.3	0.1	0.0	0.0	0.0	0.0	0.0	0.0	0	36.4
	(0 to 0)	(0 to 0)	(0 to 0)	(0 to 0)	(0 to 0)	(0 to 0)	(0 to 0)	(0.1 to 0.6)	(0.2 to 1.9)	(0.3 to 2.5)	(0.3 to 2.5)	(0.2 to 2)	(0.1 to 1.3)	(0 to 0.6)	(0 to 0.3)	(0 to 0.1)	(0 to 0.1)	(0 to 0.1)	(0 to 0.1)	(0 to 0.1)	(0 to 0.1)	(0 to 0.1)	(0 to 0.1)	(0 to 0.1)	(0 to 0.1)
Respiratory infections and tuberculosis	1,000	1,000	1,000	1,000	1,000	1,000	1,000	1,000	1,000	1,000	1,000	1,000	1,000	1,000	1,000	1,000	1,000	1,000	1,000	1,000	1,000	1,000	1,000	1,000	14,900
	(973 to 1,000)	(1,000 to 2,190)	(2,220 to 4,340)	(973 to 1,000)	(994 to 999)	(139 to 277)	(169 to 358)	(216 to 454)	(294 to 541)	(342 to 731)	(352 to 788)	(329 to 784)	(333 to 760)	(355 to 760)	(390 to 869)	(469 to 1,020)	(639 to 1,330)	(960 to 1,830)	(1,410 to 2,530)	(2,060 to 3,610)	(2,960 to 5,000)	(3,970 to 6,630)	(4,920 to 8,140)	(5,730 to 9,140)	(139 to 186)
Tuberculosis	0	0	0.1	0	0.1	0	0.1	0.1	0.1	0.1	0.1	0.1	0.1	0.1	0.1	0.1	0.1	0.1	0.1	0.1	0.1	0.1	0.1	0	1.2
	(0 to 0)	(0 to 0)	(0.1 to 0.3)	(0 to 0.1)	(0 to 0.1)	(0 to 0.1)	(0 to 0.1)	(0 to 0.1)	(0 to 0.1)	(0 to 0.1)	(0 to 0.1)	(0 to 0.1)	(0 to 0.1)	(0 to 0.1)	(0 to 0.1)	(0 to 0.1)	(0 to 0.1)	(0 to 0.1)	(0 to 0.1)	(0 to 0.1)	(0 to 0.1)	(0 to 0.1)	(0 to 0.1)	(0 to 0.1)	(0 to 0.1)
Latent tuberculosis infection	0	0	0	0	0	0	0	0	0	0	0	0	0	0	0	0	0	0	0	0	0	0	0	0	0
	(0 to 0)	(0 to 0)	(0 to 0)	(0 to 0)	(0 to 0)	(0 to 0)	(0 to 0)	(0 to 0)	(0 to 0)	(0 to 0)	(0 to 0)	(0 to 0)	(0 to 0)	(0 to 0)	(0 to 0)	(0 to 0)	(0 to 0)	(0 to 0)	(0 to 0)	(0 to 0)	(0 to 0)	(0 to 0)	(0 to 0)	(0 to 0)	(0 to 0)
Drug-susceptible tuberculosis	0	0	79.5	50.4	23	24	69.1	149	228	362	391	293	260	200	164	115	97.6	33.0	9.5	2.3	0.8	0.1	0.0	0	3,800
	(0 to 0)	(0 to 0)	(47.7 to 127)	(27.5 to 82.8)	(14.9 to 35.4)	(15.7 to 37.8)	(38.4 to 104)	(82.9 to 229)	(129 to 353)	(216 to 540)	(229 to 615)	(172 to 454)	(153 to 395)	(118 to 306)	(96.6 to 251)	(67.8 to 179)	(57.5 to 151)	(19.4 to 51.2)	(5.6 to 14.8)	(1.3 to 3.4)	(0.5 to 1.2)	(0.1 to 0.2)	(0.0 to 0.0)	(0.0 to 0.0)	(2,230 to 5,370)
Multidrug-resistant tuberculosis without extensive drug-resista	0	0	4.7	1.9	2.1	2.1	6.1	13.5	20.9	29.2	33.1	24.7	22.7	16.7	13.7	9.6	8.1	2.7	0.8	0.2	0.1	0.0	0.0	0	239
	(0 to 0)	(0 to 0)	(2.9 to 7.4)	(1.1 to 3.6)	(1.3 to 3.3)	(1.3 to 3.4)	(3.8 to 9.5)	(8.4 to 20.7)	(11.9 to 30.6)	(16.5 to 43.1)	(18.7 to 48.5)	(14.1 to 36.4)	(12.9 to 33.1)	(9.5 to 24.5)	(7.8 to 20.4)	(5.4 to 14.1)	(4.6 to 12.1)	(1.5 to 4.1)	(0.4 to 1.2)	(0.1 to 0.3)	(0.0 to 0.1)	(0.0 to 0.0)	(0.0 to 0.0)	(0.0 to 0.0)	(130 to 350)
Extensively drug-resistant tuberculosis	0	0	0.4	0.2	0.1	0.1	0.3	0.7	1.1	1.5	1.7	1.3	1.2	0.9	0.7	0.5	0.4	0.1	0.0	0.0	0.0	0.0	0.0	0	19.2
	(0 to 0)	(0 to 0)	(0 to 0.2)	(0 to 0.1)	(0 to 0.1)	(0 to 0.1)	(0 to 0.2)	(0 to 0.4)	(0 to 0.6)	(0 to 0.9)	(0 to 1)	(0 to 0.7)	(0 to 0.7)	(0 to 0.5)	(0 to 0.4)	(0 to 0.3)	(0 to 0.2)	(0 to 0.1)	(0 to 0.1)	(0 to 0.1)	(0 to 0.1)	(0 to 0.1)	(0 to 0.1)	(0 to 0.1)	(0 to 0.1)
Lower respiratory infections	1,000	1,000	3,040	916	166	82	65.1	73.5	74.7	72	71.5	82.1	87.5	112	151	222	337	529	668	719	660	510	312	38.9	7.7
	(973 to 1,000)	(1,000 to 2,190)	(2,120 to 4,180)	(545 to 1,360)	(99.4 to 323)	(49.9 to 123)	(38 to 110)	(44.7 to 120)	(46.2 to 109)	(44.7 to 107)	(43.7 to 107)	(51.7 to 129)	(51.7 to 139)	(70.1 to 178)	(96.3 to 236)	(144 to 327)	(224 to 497)	(350 to 744)	(444 to 1,000)	(477 to 1,080)	(438 to 1,000)	(339 to 774)	(207 to 474)	(25.8 to 59.1)	(7.7 to 11)	(4.7 to 6.1)
Upper respiratory infections	0	0	14.7	69.7	91.8	49.9	47	24.4	22.9	20.9	20.4	23.3	25.9	19.6	19.6	12.9	9.1	3.9	2.3	1.2	0.7	0.2	0.1	0	9,910
	(0 to 0)	(0 to 0)	(8 to 22.4)	(28.3 to 80)	(37.9 to 258)	(20.4 to 71.3)	(19.4 to 67.3)	(9.9 to 34.7)	(9.3 to 32.6)	(8.4 to 30.1)	(8.2 to 29.5)	(9.4 to 33.7)	(10.4 to 37.5)	(7.9 to 28.3)	(7.9 to 28.3)	(5.2 to 18.6)	(3.7 to 13.3)	(1.6 to 5.6)	(0.9 to 3.3)	(0.5 to 1.7)	(0.3 to 1)	(0.1 to 0.3)	(0 to 0.1)	(0 to 0.1)	(4,160 to 5,610)
Otitis media	0	0	3.8	39.1	55.3	28.6	22.2	7.4	3.6	1.9	1.2	0.9	0.7	0.5	0.4	0.3	0.2	0.1	0.1	0.0	0.0	0.0	0.0	0	292
	(0 to 0)	(0 to 0)	(1.2 to 9.7)	(20.8 to 68.7)	(29.4 to 98.7)	(15.2 to 49.4)	(11.2 to 36.4)	(3.7 to 13.2)	(1.8 to 6.2)	(0.9 to 3.3)	(0.6 to 2.1)	(0.4 to 1.5)	(0.3 to 1.1)	(0.2 to 0.8)	(0.2 to 0.7)	(0.1 to 0.5)	(0.1 to 0.3)	(0 to 0.2)	(0 to 0.1)	(0 to 0.1)	(0 to 0.0)	(0 to 0.0)	(0 to 0.0)	(0 to 0.0)	(0 to 0.0)
Enteric infections	43.2	19.1	494	1,060	1,270	1,040	880	640	509	440	398	357	317	279	240	202	164	126	93.6	67.1	46.2	30.1	16.5	6.2	8,110
	(42.9 to 43.5)	(19.1 to 19.2)	(240 to 1,200)	(420 to 2,470)	(1,000 to 1,570)	(824 to 1,270)	(697 to 1,070)	(507 to 781)	(403 to 622)	(348 to 537)	(315 to 487)	(283 to 436)	(251 to 387)	(221 to 341)	(190 to 293)	(160 to 247)	(130 to 200)	(99.8 to 154)	(74.1 to 114)	(53.1 to 81.8)	(36.6 to 56.3)	(23.8 to 36.7)	(13.1 to 20.2)	(4.9 to 7.6)	(4,150 to 12,300)
Diarrheal diseases	43.2	19.1	467	1,060	1,270	1,040	880	640	509	440	398	357	317	279	240	202	164	126	93.6	67.1	46.2	30.1	16.5	6.2	7,980
	(42.9 to 43.5)	(19.1 to 19.2)	(223 to 968)	(748 to 1,977)	(1,000 to 1,570)	(824 to 1,270)	(697 to 1,070)	(507 to 781)	(403 to 622)	(348 to 537)	(315 to 487)	(283 to 436)	(251 to 387)	(221 to 341)	(190 to 293)	(160 to 247)	(130 to 200)	(99.8 to 154)	(74.1 to 114)	(53.1 to 81.8)	(36.6 to 56.3)	(23.8 to 36.7)	(13.1 to 20.2)	(4.9 to 7.6)	(4,150 to 12,300)
Typhoid and paratyphoid	0	0	3.9	9.6	11.1	8.7	7.2	5.2	4.1	3.6	3.2	2.9	2.6	2.3	2	1.7	1.4	1.1	0.8	0.6	0.4	0.3	0.1	0.1	70.4
	(0 to 0)	(0 to 0)	(0.3 to 9.4)	(333 to 1,870)	(514 to 1,630)	(398 to 1,270)	(325 to 1,070)	(152 to 959)	(91.1 to 524)	(43.1 to 286)	(29.9 to 153)	(18.2 to 121)	(13.3 to 97.4)	(10.7 to 79.4)	(9.2 to 67.8)	(7.6 to 56.2)	(5.1 to 33)	(3.1 to 19.9)	(1.6 to 9.9)	(0.7 to 4.2)	(0.3 to 1.6)	(0.1 to 0.6)	(0 to 0.2)	(0 to 0.1)	(0 to 0.1)
Typhoid fever	0	0	2.1	479	779	627	505	377	314	277	252	214	197	182	167	151	128	104	79.2	57.2	39.3	25.8	14.2	5.4	3,410
	(0 to 0)	(0 to 0)	(1.1 to 7.7)	(256 to 1,240)	(389 to 1,220)	(289 to 1,030)	(195 to 1,000)	(105 to 689)	(62.5 to 450)	(52.2 to 322)	(48.2 to 298)	(37 to 232)	(19.2 to 119)	(19.4 to 119)	(18.2 to 112)	(16.4 to 97.8)	(12.7 to 76.9)	(9.2 to 55.3)	(7.4 to 41.9)	(2.3 to 14.1)	(1.1 to 7.3)	(0.5 to 3.2)	(0.2 to 1.2)	(0.1 to 0.3)	(0.1 to 0.2)
Paratyphoid fever	0	0	1.8	530	491	415	377	263	195	163	146	144	120	97.2	72.8	51.2	36.5	22.6	14.5	8.9	6.9	4.5	2.7	1.1	3,340
	(0 to 0)	(0 to 0)	(0.2 to 2)	(274 to 1,630)	(297 to 1,000)	(244 to 850)	(182 to 774)	(158 to 540)	(94.1 to 326)	(79.4 to 266)	(70.3 to 241)	(69.2 to 237)	(57.6 to 196)	(46.7 to 159)	(34.9 to 119)	(24.6 to 84.1)	(17.5 to 59.8)	(10.8 to 37)	(6.9 to 23.8)	(4.3 to 14.6)	(3.3 to 11.3)	(2.2 to 7.4)	(1.3 to 4.4)	(0.5 to 1.8)	(1,600 to 5,480)
Invasive Non-typhoidal Salmonella (iNTS)	0	0	2.5	4.2	3.7	1.7	0.8	0.5	0.4	0.4	0.4	0.4	0.4	0.4	0.4	0.4	0.4	0.4	0.4	0.4	0.4	0.4	0.4	0.1	31.3
	(0 to 0)	(0 to 0)	(0.2 to 4.2)	(2.9 to 11.2)	(2.3 to 11.4)	(1.4 to 7.8)	(0.6 to 3.4)	(0.2 to 1.2)	(0.2 to 1.1)	(0.2 to 1.1)	(0.2 to 1.1)	(0.2 to 1.1)	(0.2 to 1.1)	(0.2 to 1.1)	(0.2 to 1.1)	(0.2 to 1.1)	(0.2 to 1.1)	(0.2 to 1.1)	(0.2 to 1.1)	(0.2 to 1.1)	(0.2 to 1.1)	(0.2 to 1.1)	(0.2 to 1.1)	(0.1 to 0.3)	(4.1 to 5.7)
Other intestinal infectious diseases	0	0	0.9	3.1	3.1	2.1	1.6	0.9	0.6	0.5	0.5	0.5	0.5	0.5	0.5	0.5	0.5	0.5	0.5	0.5	0.5	0.5	0.5	0.1	4.2
	(0 to 0)	(0 to 0)	(0 to 3.6)	(1.1 to 3.7)	(1.1 to 4.1)	(0.8 to 2.5)	(0.6 to 2.1)	(0.3 to 1.1)	(0.2 to 0.8)	(0.2 to 0.7)	(0.2 to 0.7)	(0.2 to 0.7)	(0.2 to 0.7)	(0.2 to 0.7)	(0.2 to 0.7)	(0.2 to 0.7)	(0.2 to 0.7)	(0.2 to 0.7)	(0.2 to 0.7)	(0.2 to 0.7)	(0.2 to 0.7)	(0.2 to 0.7)	(0.2 to 0.7)	(0 to 0.2)	(0.7 to 1.1)
Neglected tropical diseases and malaria	1,000	1,000	1,000	1,000	1,000	1,000	1,000	1,000	1,000	1,000	1,000	1,000	1,000	1,000	1,000	1,000	1,000	1,000	1,000	1,000	1,000	1,000	1,000	1,000	4,890
	(0.2 to 1)	(1.9 to 1.9)	(397 to 2,160)	(999 to 1,790)	(1,000 to 1,000)	(1,000 to 1,000)	(1,000 to 1,000)	(1,000 to 1,000)	(1,000 to 1,000)	(1,000 to 1,000)	(1,000 to 1,000)	(1,000 to 1,000)	(1,000 to 1,000)	(1,000 to 1,000)	(1,000 to 1,000)	(1,000 to 1,000)	(1,000 to 1,000)	(1,000 to 1,000)	(1,000 to 1,000)	(1,000 to 1,000)	(1,000 to 1,000)	(1,000 to 1,000)	(1,000 to 1,000)	(1,000 to 1,000)	(1,000 to 1,000)
Malaria	0	0	0	0	0	0	0	0	0	0	0	0	0	0	0	0	0	0	0	0	0	0	0	0	0
	(0 to 0)	(0 to 0)	(0 to 0)	(0 to 0)	(0 to 0)	(0 to 0)	(0 to 0)	(0 to 0)	(0 to 0)	(0 to 0)	(0 to 0)	(0 to 0)	(0 to 0)	(0 to 0)	(0 to 0)	(0 to 0)	(0 to 0)	(0 to 0)	(0 to 0)	(0 to 0)	(0 to 0)	(0 to 0)	(0 to 0)	(0 to 0)	(0 to 0)
Chagas disease	0	0	0	0	0	0	0	0	0	0	0	0	0	0	0	0	0	0	0	0	0	0	0	0	0
	(0 to 0)	(0 to 0)	(0 to 0)	(0 to 0)	(0 to 0)	(0 to 0)	(0 to 0)	(0 to 0)	(0 to 0)	(0 to 0)	(0 to 0)	(0 to 0)	(0 to 0)	(0 to 0)	(0 to 0)	(0 to 0)	(0 to 0)	(0 to 0)	(0 to 0)	(0 to 0)	(0 to 0)	(0 to 0)	(0 to 0)	(0 to 0)	(0 to 0)
Leishmaniasis	0	0	0	0	0	0	0	0	0	0	0	0	0	0	0	0	0	0	0	0	0	0	0	0	0
	(0 to 0)	(0 to 0)	(0 to 0)	(0 to 0)	(0 to 0)	(0 to 0)	(0 to 0)	(0 to 0)	(0 to 0)	(0 to 0)	(0 to 0)	(0 to 0)	(0 to 0)	(0 to 0)	(0 to 0)	(0 to 0)	(0 to 0)	(0 to 0)	(0 to 0)	(0 to 0)	(0 to 0)	(0 to 0)	(0 to 0)	(0 to 0)	(0 to 0)
Visceral leishmaniasis	0	0	0	0	0	0	0	0	0	0	0	0	0	0	0	0	0	0	0	0	0	0	0	0	0
	(0 to 0)	(0 to 0)	(0 to 0)	(0 to 0)	(0 to 0)	(0 to 0)	(0 to 0)	(0 to 0)	(0 to 0)	(0 to 0)	(0 to 0)	(0 to 0)	(0 to 0)	(0 to 0)	(0 to 0)	(0 to 0)	(0 to 0)	(0 to 0)	(0 to 0)	(0 to 0)	(0 to 0)	(0 to 0)	(0 to 0)	(0 to 0)	(0 to 0)
Cutaneous and mucocutaneous leishmaniasis	0	0	0	0	0	0	0	0	0	0	0	0	0	0	0	0	0	0	0	0	0	0	0	0	0
	(0 to 0)	(0 to 0)	(0 to 0)	(0 to 0)	(0 to 0)	(0 to 0)	(0 to 0)	(0 to 0)	(0 to 0)	(0 to 0)	(0 to 0)	(0 to 0)	(0 to 0)	(0 to 0)	(0 to 0)	(0 to 0)	(0 to 0)	(0 to 0)	(0 to 0)	(0 to 0)	(0 to 0)	(0 to 0)	(0 to 0)	(0 to 0)	(0 to 0)
African trypanosomiasis	0	0	0	0	0	0	0	0	0	0	0	0	0	0	0	0	0	0	0	0	0	0	0	0	0
	(0 to 0)	(0 to 0)	(0 to 0)	(0 to 0)	(0 to 0)	(0 to 0)	(0 to 0)	(0 to 0)	(0 to 0)	(0 to 0)	(0 to 0)	(0 to 0)	(0 to 0)	(0 to 0)	(0 to 0)	(0 to 0)	(0 to 0)	(0 to 0)	(0 to 0)	(0 to 0)	(0 to 0)	(0 to 0)	(0 to 0)	(0 to 0)	(0 to 0)
Schistosomiasis	0	0	0	0	0	0	0	0	0	0	0	0	0	0	0	0	0	0	0	0	0	0	0	0	0
	(0 to 0)	(0 to 0)	(0 to 0)	(0 to 0)	(0 to 0)	(0 to 0)	(0 to 0)	(0 to 0)	(0 to 0)	(0 to 0)	(0 to 0)	(0 to 0)	(0 to 0)	(0 to 0)	(0 to 0)	(0 to 0)	(0 to 0)	(0 to 0)	(0 to 0)	(0 to 0)	(0 to 0)	(0 to 0)	(0 to 0)	(0 to 0)	(0 to 0)
Cysticercosis	0	0	0.1	0	0.2	0.1	0.3	0.4	0.2	0.3	0.4	0.5	0.5	0.6	0.7	0.8	0.9	1.1	1.2	1.3	1.3	1.3	1.2	0.5	9.9
	(0 to 0)	(0 to 0)	(0 to 0.3)	(0 to 0.2)	(0 to 0.7)	(0 to 0.4



Congenital birth defects	605 (229 to 1,290)	316 (177 to 684)	463 (255 to 974)	170 (105 to 339)	83-5 (56 to 146)	65 (44 to 105)	53-3 (34 to 79-7)	49-8 (32 to 83-3)	43-3 (29 to 70-9)	30-3 (21 to 44-3)	29-6 (20 to 51-4)	29-6 (19 to 43-5)	13-6 (9 to 19-6)	11-1 (7 to 16-5)	9-2 (6 to 13-5)	7-4 (4 to 11-9)	6-6 (3 to 9-8)	2-2 (1 to 3-4)	1-3 (0 to 2-1)	0-7 (0 to 1-1)	0-3 (0 to 0-5)	0-1 (0 to 0-1)	0 (0 to 0)		1,970
Neural tube defects	59-8 (19 to 119)	17-6 (9 to 41-5)	16-7 (9 to 42-4)	10-2 (4 to 24-2)	5-7 (2 to 8-1)	5 (2 to 7-1)	4-2 (2 to 9-6)	2-9 (2 to 6-8)	2-9 (1 to 6-1)	2-1 (1 to 3-8)	1-1 (1 to 3-5)	1-1 (0 to 1-8)	0-6 (0 to 2-1)	0-4 (0 to 1-1)	0-3 (0 to 0-9)	0-2 (0 to 0-6)	0-1 (0 to 0-5)	0 (0 to 0)	0 (0 to 0)	0 (0 to 0)	0 (0 to 0)	0 (0 to 0)	0 (0 to 0)		123
Congenital heart anomalies	99-4 (34 to 161)	52-3 (25 to 131)	76-1 (36 to 220)	28-1 (10 to 74-4)	14-2 (5 to 36-1)	10-7 (4 to 22-4)	8-8 (3 to 19-5)	8-2 (3 to 20-4)	7-1 (2 to 17-5)	5-1 (2 to 12-9)	4-9 (1 to 12-3)	4-8 (1 to 10-7)	2-2 (0 to 5-1)	1-8 (0 to 4-3)	1-5 (0 to 3-5)	1-2 (0 to 3-1)	0-9 (0 to 2-4)	0-3 (0 to 0-9)	0-2 (0 to 0-6)	0-1 (0 to 0-3)	0-1 (0 to 0-2)	0 (0 to 0)	0 (0 to 0)		632
Orofacial clefts	2 (0 to 10-2)	2 (0 to 9-1)	4-8 (1-7 to 12)	0-2 (0 to 6-1)	2 (0 to 5-1)	1 (0 to 4-1)	0-6 (0 to 3-7)	0-2 (0 to 2-1)	0-7 (0 to 2-6)	0-5 (0 to 2-1)	0-5 (0 to 2-1)	0-5 (0 to 2-1)	0-1 (0 to 1-3)	0-7 (0 to 2-6)	0-4 (0 to 1-7)	0-1 (0 to 1-2)	0-4 (0 to 2-4)	0-2 (0 to 1-5)	0-3 (0 to 1-2)	0-2 (0 to 0-9)	0-1 (0 to 0-5)	0 (0 to 0)	0 (0 to 0)		96
Down syndrome	10-4 (3 to 39-4)	6-5 (2 to 27)	19-8 (5 to 58-4)	5-9 (2 to 22-2)	2-3 (1 to 9-4)	1-5 (1 to 5-5)	2-1 (1 to 7)	1-7 (0 to 5-9)	2-8 (1 to 9-1)	1-7 (0 to 5-4)	2-1 (0 to 9-2)	0 (0 to 4-2)	2-5 (0 to 9-2)	2-5 (0 to 7-1)	0-4 (0 to 1-7)	0-1 (0 to 2-4)	0-2 (0 to 1-6)	0-1 (0 to 0-5)	0-2 (0 to 1-1)	0 (0 to 0)	0 (0 to 0)	0 (0 to 0)	0 (0 to 0)		59-1
Turner syndrome	0 (0 to 0)	0 (0 to 0)	0 (0 to 0)	0 (0 to 0)	0 (0 to 0)	0 (0 to 0)

SR Table 2a. Nasdaq DALYs by cause and sex occur for males with 95% uncertainty intervals. 2019

Cause	Aero Neonatal	Post Neonatal	1 to 4	5 to 9	10 to 14	15 to 19	20 to 24	25 to 29	30 to 34	35 to 39	40 to 44	45 to 49	50 to 54	55 to 59	60 to 64	65 to 69	70 to 74	75 to 79	80 to 84	85 to 89	90 to 94	95 plus	Total
All causes	9,900 (12,900 to 26,800)	9,910 (2,200 to 6,100)	13,200 (11,500 to 17,200)	13,200 (11,200 to 15,600)	8,990 (7,610 to 10,600)	10,200 (8,720 to 12,000)	13,700 (11,700 to 16,100)	14,700 (12,700 to 17,000)	16,200 (13,900 to 18,900)	16,200 (13,800 to 19,000)	16,600 (14,000 to 20,000)	16,600 (14,100 to 19,700)	15,700 (13,000 to 20,700)	14,600 (12,000 to 18,400)	14,200 (11,600 to 17,400)	13,600 (10,900 to 16,700)	11,700 (9,200 to 14,700)	8,590 (6,660 to 10,700)	5,900 (4,300 to 8,470)	3,900 (2,700 to 5,600)	1,910 (1,210 to 3,300)	206 (206 to 207)	299,000
Communicable, maternal, neonatal, and nutritional diseases	17,200 (11,800 to 24,300)	9,140 (5,660 to 13,700)	12,300 (8,560 to 16,900)	6,790 (4,290 to 10,300)	4,790 (3,060 to 6,930)	5,010 (3,310 to 7,350)	6,230 (4,070 to 8,730)	5,440 (3,660 to 8,060)	6,910 (4,620 to 9,290)	5,930 (4,030 to 7,720)	5,990 (3,980 to 8,370)	5,860 (3,950 to 8,320)	5,660 (3,800 to 8,140)	5,420 (3,720 to 8,040)	5,600 (3,720 to 8,170)	5,190 (3,350 to 7,900)	4,870 (3,060 to 7,270)	3,230 (1,900 to 5,270)	1,970 (1,060 to 3,470)	1,010 (464 to 1,790)	419 (168 to 833)	206 (206 to 207)	99,400
HIV/AIDS and sexually transmitted infections	226 (62 to 668)	76.4 (20.3 to 191)	1,360 (686 to 2,170)	398 (176 to 619)	318 (166 to 474)	335 (167 to 497)	1,160 (579 to 1,760)	2,050 (994 to 3,040)	1,340 (701 to 1,940)	2,730 (1,750 to 4,000)	3,190 (2,060 to 4,660)	2,760 (1,840 to 3,960)	2,260 (1,530 to 3,060)	1,830 (1,120 to 2,650)	1,420 (827 to 1,960)	1,060 (592 to 1,560)	1,010 (594 to 1,460)	687 (414 to 1,010)	414 (241 to 613)	214 (114 to 312)	84.4 (41 to 131)	0.0 (0 to 0)	17,700
HIV/AIDS	0 (0 to 0)	0.2 (0 to 0.6)	1,160 (599 to 2,010)	398 (176 to 619)	318 (166 to 474)	335 (167 to 497)	1,160 (579 to 1,760)	2,050 (994 to 3,040)	1,330 (700 to 1,940)	2,730 (1,750 to 4,000)	3,190 (2,060 to 4,660)	2,760 (1,840 to 3,960)	2,260 (1,530 to 3,060)	1,830 (1,120 to 2,650)	1,420 (827 to 1,960)	1,060 (592 to 1,560)	1,010 (594 to 1,460)	687 (414 to 1,010)	414 (241 to 613)	214 (114 to 312)	84.4 (41 to 131)	0.0 (0 to 0)	17,200
HIV/AIDS - Drug-susceptible Tuberculosis	0 (0 to 0)	0 (0 to 0)	174 (74 to 296)	59.4 (19 to 94.1)	29.1 (10 to 47)	29.8 (12 to 46)	23.6 (9.2 to 36)	29.2 (11 to 44)	49.3 (19 to 73)	69.2 (27 to 101)	89.1 (34 to 130)	87.2 (33 to 127)	77.4 (29 to 113)	66.2 (24 to 97)	56.1 (20 to 82)	46.8 (16 to 69)	42.3 (14 to 63)	29.4 (9.2 to 45)	19.1 (5.6 to 30)	9.5 (2.6 to 15)	3.5 (0.9 to 5.7)	0.0 (0 to 0)	1,050
HIV/AIDS - Multidrug-resistant Tuberculosis without extensive	0 (0 to 0)	0 (0 to 0)	33.4 (9 to 111)	9.8 (2 to 33)	5.4 (1 to 18)	5.6 (1 to 19)	4.4 (1 to 15)	5.4 (1 to 18)	9.2 (2 to 31)	12.7 (3 to 43)	16.4 (4 to 56)	16.1 (4 to 55)	14.2 (3 to 48)	12.1 (3 to 41)	10.3 (2 to 35)	8.6 (1 to 29)	7.8 (1 to 26)	5.4 (0 to 18)	3.5 (0 to 12)	1.7 (0 to 5.8)	0.6 (0 to 2)	0.0 (0 to 0)	200
HIV/AIDS - Extensively drug-resistant Tuberculosis	0 (0 to 0)	0 (0 to 0)	1.6 (0.1 to 6.6)	0.3 (0 to 1.2)	0.4 (0 to 1.7)	0.3 (0 to 1.2)	0.2 (0 to 0.9)	0.3 (0 to 1.2)	0.5 (0 to 2.2)	0.7 (0 to 3.1)	0.9 (0 to 4.1)	0.9 (0 to 4.1)	0.8 (0 to 3.7)	0.7 (0 to 3.1)	0.6 (0 to 2.6)	0.5 (0 to 2.1)	0.4 (0 to 1.8)	0.3 (0 to 1.2)	0.2 (0 to 0.8)	0.1 (0 to 0.4)	0.0 (0 to 0)	0.0 (0 to 0)	10.3
HIV/AIDS resulting in other diseases	0 (0 to 0.1)	0.1 (0.1 to 0.3)	1,000 (439 to 1,840)	374 (164 to 677)	284 (130 to 520)	300 (140 to 550)	1,130 (533 to 1,970)	2,020 (922 to 3,530)	1,270 (580 to 2,220)	2,660 (1,180 to 4,660)	3,090 (1,480 to 5,420)	2,670 (1,180 to 4,710)	2,180 (1,020 to 3,850)	1,770 (831 to 3,120)	1,370 (632 to 2,420)	1,030 (466 to 1,810)	977 (411 to 1,720)	664 (261 to 1,170)	400 (132 to 705)	207 (63 to 371)	81.6 (21 to 146)	0.0 (0 to 0)	16,500
Sexually transmitted infections excluding HIV	226 (62.1 to 668)	76.2 (20.3 to 191)	199 (86 to 299)	3.0 (1 to 7.9)	1.9 (0.6 to 5.5)	0.6 (0.2 to 1.8)	0.9 (0.3 to 2.7)	1.7 (0.6 to 3.8)	1.7 (0.6 to 3.8)	1.7 (0.6 to 3.8)	1.7 (0.6 to 3.8)	1.7 (0.6 to 3.8)	1.7 (0.6 to 3.8)	1.7 (0.6 to 3.8)	1.7 (0.6 to 3.8)	1.7 (0.6 to 3.8)	1.7 (0.6 to 3.8)	1.7 (0.6 to 3.8)	1.7 (0.6 to 3.8)	1.7 (0.6 to 3.8)	1.7 (0.6 to 3.8)	0.0 (0 to 0)	497
Syphilis	0 (0 to 0)	0 (0 to 0)	0.0 (0 to 0)	0.0 (0 to 0)	0.0 (0 to 0)	0.0 (0 to 0)	0.0 (0 to 0)	0.0 (0 to 0)	0.0 (0 to 0)	0.0 (0 to 0)	0.0 (0 to 0)	0.0 (0 to 0)	0.0 (0 to 0)	0.0 (0 to 0)	0.0 (0 to 0)	0.0 (0 to 0)	0.0 (0 to 0)	0.0 (0 to 0)	0.0 (0 to 0)	0.0 (0 to 0)	0.0 (0 to 0)	0.0 (0 to 0)	0.0 (0 to 0)	0.0
Chlamydial infection	0 (0 to 0)	0 (0 to 0)	0.0 (0 to 0)	0.0 (0 to 0)	0.0 (0 to 0)	0.3 (0 to 1.5)	1.1 (0.4 to 4.1)	1.9 (0.8 to 5.3)	2.4 (0.7 to 6.8)	2.7 (0.8 to 7.5)	2.6 (0.8 to 7.3)	2.1 (0.6 to 5.8)	1.6 (0.5 to 4.4)	1.1 (0.3 to 3.1)	0.8 (0.2 to 2.2)	0.6 (0.2 to 1.6)	0.4 (0.1 to 1.1)	0.3 (0.1 to 0.8)	0.2 (0 to 0.5)	0.1 (0 to 0.3)	0.0 (0 to 0)	0.0 (0 to 0)	19.7
Gonococcal infection	0 (0 to 0)	0 (0 to 0)	0.0 (0 to 0)	0.0 (0 to 0)	0.0 (0 to 0)	0.6 (0 to 2.8)	3.7 (1.2 to 9.7)	6.8 (2.3 to 17.3)	5.9 (2.1 to 15.4)	5.2 (1.8 to 13.6)	3.9 (1.3 to 10.2)	2.7 (0.9 to 7.1)	2.0 (0.7 to 5.2)	1.4 (0.5 to 3.7)	1.0 (0.3 to 2.7)	0.7 (0.2 to 1.9)	0.5 (0.2 to 1.3)	0.3 (0.1 to 0.9)	0.2 (0 to 0.6)	0.1 (0 to 0.3)	0.0 (0 to 0)	0.0 (0 to 0)	29.1
Trichomoniasis	0 (0 to 0)	0 (0 to 0)	0.0 (0 to 0)	0.0 (0 to 0)	0.0 (0 to 0)	0.1 (0 to 0.5)	0.2 (0 to 0.8)	0.3 (0 to 1.1)	0.4 (0 to 1.4)	0.5 (0 to 1.7)	0.6 (0 to 2.1)	0.5 (0 to 1.8)	0.4 (0 to 1.4)	0.3 (0 to 1.1)	0.2 (0 to 0.9)	0.2 (0 to 0.7)	0.1 (0 to 0.5)	0.1 (0 to 0.3)	0.1 (0 to 0.2)	0.0 (0 to 0.1)	0.0 (0 to 0)	0.0 (0 to 0)	7.6
Genital herpes	0 (0 to 0)	0 (0 to 0)	0.0 (0 to 0)	0.0 (0 to 0)	0.0 (0 to 0)	1.3 (0.4 to 2.4)	2.6 (1.4 to 7.4)	2.6 (1.6 to 7.4)	2.6 (1.7 to 7.4)	2.6 (1.6 to 7.4)	2.6 (1.6 to 7.4)	2.6 (1.6 to 7.4)	2.6 (1.6 to 7.4)	2.6 (1.6 to 7.4)	2.6 (1.6 to 7.4)	2.6 (1.6 to 7.4)	2.6 (1.6 to 7.4)	2.6 (1.6 to 7.4)	2.6 (1.6 to 7.4)	2.6 (1.6 to 7.4)	2.6 (1.6 to 7.4)	0.0 (0 to 0)	29.3
Other sexually transmitted infections	1,160 (966 to 2,690)	1,060 (966 to 2,000)	2,560 (1,770 to 3,460)	630 (450 to 830)	470 (337 to 629)	699 (509 to 921)	756 (563 to 1,000)	695 (523 to 913)	1,160 (764 to 1,730)	1,230 (842 to 1,800)	1,210 (809 to 1,840)	1,250 (763 to 1,960)	1,240 (763 to 1,960)	1,240 (760 to 1,960)	1,230 (760 to 1,960)	1,230 (760 to 1,960)	1,230 (760 to 1,960)	1,230 (758 to 1,960)	1,230 (758 to 1,960)	1,230 (758 to 1,960)	1,230 (758 to 1,960)	0.0 (0 to 0)	19.4
Respiratory infections and tuberculosis	1,160 (966 to 2,690)	1,060 (966 to 2,000)	2,560 (1,770 to 3,460)	630 (450 to 830)	470 (337 to 629)	699 (509 to 921)	756 (563 to 1,000)	695 (523 to 913)	1,160 (764 to 1,730)	1,230 (842 to 1,800)	1,210 (809 to 1,840)	1,250 (763 to 1,960)	1,240 (763 to 1,960)	1,240 (760 to 1,960)	1,230 (760 to 1,960)	1,230 (760 to 1,960)	1,230 (758 to 1,960)	1,230 (758 to 1,960)	1,230 (758 to 1,960)	1,230 (758 to 1,960)	1,230 (758 to 1,960)	0.0 (0 to 0)	19.4
Tuberculosis	0 (0 to 0)	0 (0 to 0)	296 (162 to 459)	232 (164 to 339)	93 (69.1 to 140)	176 (133 to 240)	265 (193 to 374)	265 (211 to 377)	555 (415 to 780)	555 (416 to 780)	669 (499 to 943)	669 (499 to 943)	1,100 (820 to 1,560)	1,100 (820 to 1,560)	1,070 (820 to 1,560)	1,070 (820 to 1,560)	1,070 (819 to 1,560)	1,070 (819 to 1,560)	1,070 (819 to 1,560)	1,070 (819 to 1,560)	1,070 (819 to 1,560)	1,070 (819 to 1,560)	0.0 (0 to 0)	11,800
Latent tuberculosis infection	0 (0 to 0)	0 (0 to 0)	0.0 (0 to 0)	0.0 (0 to 0)	0.0 (0 to 0)	0.0 (0 to 0)	0.0 (0 to 0)	0.0 (0 to 0)	0.0 (0 to 0)	0.0 (0 to 0)	0.0 (0 to 0)	0.0 (0 to 0)	0.0 (0 to 0)	0.0 (0 to 0)	0.0 (0 to 0)	0.0 (0 to 0)	0.0 (0 to 0)	0.0 (0 to 0)	0.0 (0 to 0)	0.0 (0 to 0)	0.0 (0 to 0)	0.0 (0 to 0)	0.0 (0 to 0)	0.0
Drug-susceptible tuberculosis	0 (0 to 0)	0 (0 to 0)	292 (160 to 454)	196 (139 to 302)	81.1 (59.5 to 126)	99.7 (72.9 to 153)	226 (164 to 317)	226 (177 to 317)	421 (320 to 568)	548 (416 to 739)	666 (504 to 899)	666 (504 to 899)	977 (727 to 1,370)	977 (727 to 1,370)	950 (727 to 1,370)	950 (727 to 1,370)	950 (726 to 1,370)	950 (726 to 1,370)	950 (726 to 1,370)	950 (726 to 1,370)	950 (726 to 1,370)	950 (726 to 1,370)	0.0 (0 to 0)	10,300
Multidrug-resistant tuberculosis without extensive drug-resistan	0 (0 to 0)	0 (0 to 0)	49.8 (2.6 to 133)	32.3 (1.7 to 86.2)	11.4 (1.1 to 30.2)	19.4 (1.4 to 49.1)	27.2 (1.1 to 68.2)	68.7 (2.6 to 172)	99.2 (3.9 to 253)	139 (5.5 to 355)	169 (6.8 to 435)	161 (7.1 to 416)	141 (7.1 to 370)	122 (6.1 to 321)	109 (5.6 to 289)	96.2 (5.2 to 256)	86 (4.8 to 230)	77.8 (4.5 to 208)	69.6 (4.2 to 187)	63.2 (3.9 to 170)	58.6 (3.7 to 158)	0.0 (0 to 0)	1,630
Extensively drug-resistant tuberculosis	0 (0 to 0)	0 (0 to 0)	2.1 (0.1 to 5.6)	1.4 (0.1 to 3.8)	0.6 (0.1 to 1.6)	0.8 (0.1 to 2.1)	1.9 (0.1 to 5.1)	3.4 (0.3 to 9.1)	5 (0.4 to 14)	6.8 (0.5 to 20)	7.9 (0.7 to 24)	7.6 (0.6 to 23)	7.2 (0.6 to 23)	7.2 (0.6 to 23)	7.6 (0.6 to 24)	8.5 (0.6 to 26)	8.5 (0.6 to 26)	8.6 (0.6 to 26)	8.6 (0.6 to 26)	8.6 (0.6 to 26)	8.6 (0.6 to 26)	0.0 (0 to 0)	82.5
Lower respiratory infections	1,740 (960 to 2,280)	1,980 (960 to 2,000)	5,450 (2,730 to 6,790)	2,180 (1,420 to 2,990)	1,200 (829 to 1,620)	996 (729 to 1,320)	1,190 (875 to 1,600)	1,020 (783 to 1,310)	1,130 (866 to 1,440)	1,110 (866 to 1,440)	1,220 (866 to 1,440)	1,220 (866 to 1,440)	1,220 (866 to 1,440)	1,220 (866 to 1,440)	1,220 (866 to 1,440)	1,220 (866 to 1,440)	1,220 (866 to 1,440)	1,220 (866 to 1,440)	1,220 (866 to 1,440)	1,220 (866 to 1,440)	1,220 (866 to 1,440)	0.0 (0 to 0)	16,100
Upper respiratory infections	0.0 (0 to 0.1)	0.1 (0 to 0.1)	23.0 (9.1 to 39.1)	75.0 (30.1 to 127)	93.1 (37.3 to 158)	93 (37.3 to 158)	69.4 (27.8 to 118)	37.9 (15.2 to 64.5)	29.2 (11.7 to 49.7)	29.2 (11.7 to 49.7)	29.2 (11.7 to 49.7)	29.2 (11.7 to 49.7)	29.2 (11.7 to 49.7)	29.2 (11.7 to 49.7)	29.2 (11.7 to 49.7)	29.2 (11.7 to 49.7)	29.2 (11.7 to 49.7)	29.2 (11.7 to 49.7)	29.2 (11.7 to 49.7)	29.2 (11.7 to 49.7)	29.2 (11.7 to 49.7)	0.0 (0 to 0)	736
Otitis media	0 (0 to 0)	0 (0 to 0.2)	381 (218 to 596)	381 (213 to 594)	384 (207 to 598)	729 (394 to 1,130)	1,040 (564 to 1,610)	1,040 (559 to 1,610)	1,040 (564 to 1,610)	1,040 (559 to 1,610)	1,040 (564 to 1,610)	1,040 (564 to 1,610)	1,040 (564 to 1,610)	1,040 (564 to 1,610)	1,040 (564 to 1,610)	1,040 (564 to 1,610)	1,040 (564 to 1,610)	1,040 (564 to 1,610)	1,040 (564 to 1,610)	1,040 (564 to 1,610)	1,040 (564 to 1,610)	0.0 (0 to 0)	490
Enteric infections	614 (202 to 122)	606 (202 to 229)	1,080 (332 to 1,470)	1,080 (789 to 2,040)	1,430 (997 to 2,940)	1,220 (820 to 2,200)	697 (491 to 1,060)	697 (272 to 1,060)	1,060 (786 to 1,570)	1,060 (787 to 1,570)	1,060 (787 to 1,570)	1,060 (787 to 1,570)	1,060 (787 to 1,570)	1,060 (787 to 1,570)	1,060 (787 to 1,570)	1,060 (787 to 1,570)	1,060 (787 to 1,570)	1,060 (787 to 1,570)	1,060 (787 to 1,570)	1,060 (787 to 1,570)	1,060 (787 to 1,570)	0.0 (0 to 0)	16,900
Diarrheal diseases	614 (202 to 122)	606 (202 to 229)	1,080 (332 to 1,470)	1,080 (789 to 2,040)	1,430 (997 to 2,940)	1,220 (820 to 2,200)	697 (491 to 1,060)	697 (272 to 1,060)	1,060 (786 to 1,570)	1,060 (787 to 1,570)	1,060 (787 to 1,570)	1,060 (787 to 1,570)	1,060 (787 to 1,570)	1,060 (787 to 1,570)	1,060 (787 to 1,570)	1,060 (787 to 1,570)	1,060 (787 to 1,570)	1,060 (787 to 1,570)	1,060 (787 to 1,570)	1,060 (787 to 1,570)	1,060 (787 to 1,570)	0.0 (0 to 0)	16,900
Typhoid and paratyphoid	0 (0 to 0)	0 (0 to 0)	0.1 (0 to 7.9)	1,080 (789 to 2,030)	1,430 (997 to 2,910)	1,220 (820 to 1,960)	697 (491 to 1,060)	697 (272 to 1,060)	1,060 (786 to 1,570)	1,060 (787 to 1,570)	1,060 (787 to 1,570)	1,060 (787 to 1,570)	1,060 (787 to 1,570)	1,060 (787 to 1,570)	1,060 (787 to 1,570)	1,060 (787 to 1,570)	1,060 (787 to 1,570)	1,060 (787 to 1,570)	1,060 (787 to 1,570)	1,060 (787 to 1,570)	1,060 (787 to 1,570)	0.0 (0 to 0)	16,900
Typhoid fever	0 (0 to 0)	0 (0 to 0)	0.0 (0 to 6.9)	1,080 (789 to 2,030)	1,430 (997 to 2,910)	1,220 (820 to 1,960)	697 (491 to 1,060)	697 (272 to 1,060)	1,060 (786 to 1,570)	1,060 (787 to 1,570)	1,060 (787 to 1,570)	1,060 (787 to 1,570)	1,060 (787 to 1,570)	1,060 (787 to 1,570)	1,060 (787 to 1,570)	1,060 (787 to 1,570)	1,060 (787 to 1,570)	1,060 (787 to 1,570)	1,060 (787 to 1,570)	1,060 (787 to 1,570)	1,060 (787 to 1,570)	0.0 (0 to 0)	16,900
Paratyphoid fever	0 (0 to 0)	0 (0 to 0)	0.0 (0 to 0.2)	0.0 (0 to 0.1)	0.0 (0 to 0.1)	0.0 (0 to 0.1)	0.0 (0 to 0.1)	0.0 (0 to 0.1)	0.0 (0 to 0.1)	0.0 (0 to 0.1)	0.0 (0 to 0.1)	0.0 (0 to 0.1)	0.0 (0 to 0.1)	0.0 (0 to 0.1)	0.0 (0 to 0.1)	0.0 (0 to 0.1)	0.0 (0 to 0.1)	0.0 (0 to 0.1)	0.0 (0 to 0.1)	0.0 (0 to 0.1)	0.0 (0 to 0.1)	0.0 (0 to 0)	0.1
Invasive Non-typhoidal Salmonella (iNTS)	0 (0 to 0)	0.1 (0 to 0.2)	2.4 (1.1 to 4.4)	0.8 (0.4 to 1.7)	0.8 (0.4 to 1.7)	0.2 (0.1 to 0.4)	0.3 (0.1 to 0.6)	0.3 (0.1 to 0.6)	0.4 (0.2 to 0.8)	0.4 (0.2 to 0.8)	0.4 (0.2 to 0.8)	0.4 (0.2 to 0.8)	0.4 (0.2 to 0.8)	0.4 (0.2 to 0.8)	0.4 (0.2 to 0.8)	0.4 (0.2 to 0.8)	0.4 (0.2 to 0.8)	0.4 (0.2 to 0.8)	0.4 (0.2 to 0.8)	0.4 (0.2 to 0.8)	0.4 (0.2 to 0.8)	0.0 (0 to 0)	49.2
Other intestinal infectious diseases	0 (0 to 0)	0 (0 to 0)	1.6 (0.4 to 3.8)	2.1 (0.6 to 4.7)	0.6 (0.1 to 2.1)	0.7 (0.2 to 2.2)	0.4 (0.1 to 1.5)	0.3 (0.1 to 1.2)	0.1 (0 to 0.6)	0.3 (0 to 1.2)	0.2 (0 to 0.8)	0.2 (0 to 0.8)	0.1 (0 to 0.6)	0.1 (0 to 0.6)	0.1 (0 to 0.6)	0.1 (0 to 0.6)	0.1 (0 to 0.6)	0.1 (0 to 0.6)	0.1 (0 to 0.6)	0.1 (0 to 0.6)	0.1 (0 to 0.6)	0.0 (0 to 0)	7.2
Neglected tropical diseases and malaria	0.6 (0 to 1.5)	27.3 (0.6 to 83.2)	606 (0.6 to 1,470)	606 (0.6 to 1,470)	320 (0.6 to 1,080)	196 (0.6 to 1,080)	144 (0.6 to 1,080)	122 (0.6 to 1,080)	128 (0.6 to 1,080)	114 (0.6 to 1,080)	107 (0.6 to 1,080)	98.6 (0.6 to 1,080)	106 (0.6 to 1,080)	98.4 (0.6 to 1,080)	94.6 (0.6 to 1,080)	89.6 (0.6 to 1,080)	84.7 (0.6 to 1,080)	23.7 (0.6 to 1,080)	19.1 (0.6 to 1,080)	2.9 (0.6 to 1,080)	0.6 (0.6 to 1,080)	3,940
Malaria	0 (0 to 0)	26.7 (7.7 to 76)	605 (165 to 1,380)	605 (189 to 1,540)	320 (122 to 1,030)	196 (72 to 799)	144 (24.1 to 649)	122 (24.6 to 648)	128 (19.6 to 589)	114 (11.1 to 540)	107 (11.6 to 523)	98.6 (10.6 to 472)	106 (10.6 to 472)	98.4 (9.2 to 397)	94.6 (10.6 to 334)	89.6 (9.4 to 305)	84.7 (9.4 to 305)	23.7 (9.4 to 305)	19.1 (9.4 to 305)	2.9 (0.6 to 305)	0.6 (0.6 to 305)	3,930
Chagas disease	0 (0 to 0)	0 (0 to 0)	0.0 (0 to 0)	0.0 (0 to 0)	0.0 (0 to 0)	0.0 (0 to 0)	0.0 (0 to 0)	0.0 (0 to 0)	0.0 (0 to 0)	0.0 (0 to 0)	0.0 (0 to 0)	0.0 (0 to 0)	0.0 (0 to 0)	0.0 (0 to 0)	0.0 (0 to 0)	0.0 (0 to 0)	0.0 (0 to 0)	0.0 (0 to 0)	0.0 (0 to 0)	0.0 (0 to 0)	0.0 (0 to 0)	0.0 (0 to 0)	0.0
Leishmaniasis	0 (0 to 0)	0 (0 to 0)	0.0 (0 to 0)	0.0 (0 to 0)	0.0 (0 to 0)	0.0 (0 to 0)	0.0 (0 to 0)	0.0 (0 to 0)	0.0 (0 to 0)	0.0 (0 to 0)	0.0 (0 to 0)	0.0 (0 to 0)	0.0 (0 to 0)	0.0 (0 to 0)	0.0 (0 to 0)	0.0 (0 to 0)	0.0 (0 to 0)	0.0 (0 to 0)	0.0 (0 to 0)	0.0 (0 to 0)	0.0 (0 to 0)	0.0 (0 to 0)	0.0
Visceral leishmaniasis	0 (0 to 0)	0 (0 to 0)	0.0 (0 to 0)	0.0 (0 to 0)	0.0 (0 to 0)	0.0 (0 to 0)	0.0 (0 to 0)	0.0 (0 to 0)	0.0 (0 to 0)	0.0 (0 to 0)	0.0 (0 to 0)	0.0 (0 to 0)	0.0 (0 to 0)	0.0 (0 to 0)	0.0 (0 to 0)	0.0 (0 to 0)	0.0 (0 to 0)	0.0 (0 to 0)	0.0 (0 to 0)	0.0 (0 to 0)	0.0 (0 to 0)	0.0 (0 to 0)	0.0
Cutaneous and mucocutaneous leishmaniasis	0 (0 to 0)	0 (0 to 0)	0.0 (0 to 0)	0.0 (0 to 0)	0.0 (0 to 0)	0.0 (0 to 0)	0.0 (0 to 0)	0.0 (0 to 0)	0.0 (0 to 0)	0.0 (0 to 0)	0.0 (0 to 0)	0.0 (0 to 0)	0.0 (0 to 0)	0.0 (0 to 0)	0.0 (0 to 0)	0.0 (0 to 0)	0.0 (0 to 0)	0.0 (0 to 0)	0.0 (0 to 0)	0.0 (0 to 0)	0.0 (0 to 0)	0.0 (0 to 0)	0.0
African trypanosomiasis	0 (0 to 0)	0 (0 to 0)	0.0 (0 to 0)	0.0 (0 to 0)	0.0 (0 to 0)	0.0 (0 to 0)	0.0 (0 to 0)	0.0 (0 to 0)	0.0 (0 to 0)	0.0 (0 to 0)	0.0 (0 to 0)	0.0 (0 to 0)	0.0 (0 to 0)	0.0 (0 to 0)	0.0 (0 to 0)	0.0 (0 to 0)	0.0 (0 to 0)	0.0 (0 to 0)	0.0 (0 to 0)	0.0 (0 to 0)	0.0 (0 to 0)	0.0 (0 to 0)	0.0
Schistosomiasis	0 (0 to 0)	0 (0 to 0)	0.0 (0 to 0)	0.0 (0 to 0)	0.0 (0 to 0)	0.0 (0 to 0)	0.0 (0 to 0)	0.0 (0 to 0)	0.0 (0 to 0)	0.0 (0 to 0)	0.0 (0 to 0)	0.0 (0 to 0)	0.0 (0 to 0)	0.0 (0 to 0)	0.0 (0 to 0)	0.0 (0 to 0)	0.0 (0 to 0)	0.0 (0 to 0)	0.0 (0 to 0)	0.0 (0 to 0)	0.0 (0 to 0)	0.0 (0 to 0)	0.0
Cysticercosis	0 (0 to 0)	0 (0 to 0)	0.0 (0 to 0)	0.1 (0 to 0.3)	0.0 (0 to 0.1)	0.4 (0.1 to 1.1)	0.3 (0.1 to 0.8)	0.7 (0.2 to 1.8)	0.8 (0.2 to 2.1)	0.7 (0.2 to 1.8)	0.6 (0.2 to 1.6)	0.6 (0.2 to 1.6)	0.7 (0.2 to 1.8)	0.7 (0.2 to 1.8)	0.7 (0.2 to 1.8)	0.7 (0.2 to 1.8)	0.7 (0.2 to 1.8)	0.7 (0.2 to 1.8)	0.7 (0.2 to 1.8)	0.7 (0.2 to 1.8)	0.7 (0.2 to 1.8)	0.0 (0 to 0)	7.8
Cystic echinococcosis	0 (0 to 0)	0 (0 to 0)	0.0 (0 to 0)	0.0 (0 to 0)	0.0 (0 to 0)	0.4 (0.1 to 1.1)	0.4 (0.1 to 1.1)	0.4 (0.1 to 1.1)	0.6 (0.2 to 1.6)	0.7 (0.2 to 1.8)	0.6 (0.2 to 1.6)	0.6 (0.2 to 1.6)	0.6 (0.2 to 1.6)	0.6 (0.2 to 1.6)	0.6 (0.2 to 1.6)	0.6 (0.2 to 1.6)	0.6 (0.2 to 1.6)	0.6 (0.2 to 1.6)	0.6 (0.2 to 1.6)	0.6 (0.2 to 1.6)	0.6 (0.2 to 1.6)	0.0 (0 to 0)	7.7
Lymphatic filariasis	0 (0 to 0)	0 (0 to 0)	0.0 (0 to 0)	0.0 (0 to 0)	0.0 (0 to 0)	0.0 (0 to 0)	0.0 (0 to 0)	0.0 (0 to 0)	0.0 (0 to 0)	0.0 (0 to 0)	0.0 (0 to 0)	0.0 (0 to 0)	0.0 (0 to 0)	0.0 (0 to 0)	0.0 (0 to 0)	0.0 (0 to 0)	0.0 (0 to 0)	0.0 (0 to 0)	0.0 (0 to 0)	0.0 (0 to 0)	0.0 (0 to 0)	0.0 (0 to 0)	0.0
Onchocerciasis	0 (0 to 0)	0 (0 to 0)	0.0 (0 to 0)	0.0 (0 to 0)	0.0 (0 to 0)	0.0 (0 to 0)	0.0 (0 to 0)	0.0 (0 to 0)	0.0 (0 to 0)	0.0 (0 to 0)	0.0 (0 to 0)	0.0 (0 to 0)	0.0 (0 to 0)	0.0 (0 to 0)	0.0 (0 to 0)	0.0 (0 to 0)	0.0 (0 to 0)	0.0 (0 to 0)	0.0 (0 to 0)	0.0 (0 to 0)	0.0 (0 to 0)	0.0 (0 to 0)	0.0
Trachoma	0 (0 to 0)	0 (0 to 0)	0.0 (0 to 0)	0.0 (0 to 0)	0.0 (0 to 0)	0.0 (0 to 0)	0.0 (0 to 0)	0.0 (0 to 0)	0.0 (0 to 0)	0.0 (0 to 0)	0.0 (0 to 0)	0.0 (0 to 0)	0.0 (0 to 0)	0.0 (0 to 0)	0.0 (0 to 0)	0.0 (0 to 0)	0.0 (0 to 0)	0.0 (0 to 0)	0.0 (0 to 0)	0.0 (0 to 0)	0.0 (0 to 0)	0.0 (0 to 0)	0.0
Dengue	0 (0 to 0)	0.4 (0 to 2.1)	9.6 (0.6 to 24.9)	19.6 (0.6 to 62.2)	19.6 (0.6 to 62.2)	19.6 (0.6 to 62.2)	19.6 (0.6 to 62.2)	19.6 (0.6 to 62.2)	19.6 (0.6 to 62.2)	19.6 (0.6 to 62.2)	19.6 (0.6 to 62.2)	19.6 (0.6 to 62.2)	19.6 (0.6 to 62.2)	19.6 (0.6 to 62.2)	19.6 (0.6 to 62.2)	19.6 (0.6 to 62.2)	19.6 (0.6 to 62.2)	19.6 (0.6 to 62.2)	19.6 (0.6 to 62.2)	19.6 (0.6 to 62.2)	19.6 (0.6 to 62.2)	0.0 (0 to 0)	192
Yellow fever	0 (0 to 0)	0 (0 to 0)	0.0 (0 to 0)	0.0 (0 to 0)	0.0 (0 to 0)	0.0 (0 to 0)	0.0 (0 to 0)	0.0 (0 to 0)	0.0 (0 to 0)	0.0 (0 to 0)	0.0 (0 to 0)	0.0 (0 to 0)	0.0 (0 to 0)	0.0 (0 to 0)	0.0 (0 to 0)	0.0 (0 to 0)	0.0 (0 to 0)	0.0 (0 to 0)	0.0 (0 to 0)	0.0 (0 to 0)	0.0 (0 to 0)	0.0 (0 to 0)	0.0
Rabies	0 (0 to 0)	0 (0 to 0)	1.1 (0.7 to 1.6)	124 (0.6 to 366)	20.6 (0.6 to 70.7)	17.2 (0.6 to 66.4)	13 (0.6 to 66.4)	15.2 (0.6 to 66.4)	9.2 (0.6 to 66.4)	9.1 (0.6 to 66.4)	8.7 (0.6 to 66.4)	8.7 (0.6 to 66.4)	8.2 (0.6 to 66.4)	7.4 (0.6 to 66.4)	8.4 (0.6 to 66.4)	8.6 (0.6 to 66.4)	9.6 (0.6 to 66.4)	7.8 (0.6 to 66.4)	9.9 (0.6 to 66.4)	9.1 (0.6 to





GBD Table 2a: Deaths (UI), 2-by-cause and age-group for males with 95% uncertainty intervals, 2019

Cause	Early Neonatal	Late Neonatal	Post Neonatal	1 to 4	5 to 9	10 to 14	15 to 19	20 to 24	25 to 29	30 to 34	35 to 39	40 to 44	45 to 49	50 to 54	55 to 59	60 to 64	65 to 69	70 to 74	75 to 79	80 to 84	85 to 89	90 to 94	95 plus	Total
All causes	726,000 (649,000 to 802,000)	241,000 (178,000 to 304,000)	241,000 (178,000 to 304,000)	266,000 (224,000 to 309,000)	240,000 (204,000 to 277,000)	249,000 (211,000 to 287,000)	298,000 (257,000 to 341,000)	396,000 (345,000 to 447,000)	476,000 (420,000 to 531,000)	471,000 (422,000 to 522,000)	502,000 (452,000 to 552,000)	490,000 (444,000 to 538,000)	514,000 (467,000 to 563,000)	540,000 (494,000 to 588,000)	529,000 (484,000 to 574,000)	525,000 (481,000 to 570,000)	497,000 (455,000 to 539,000)	452,000 (413,000 to 492,000)	425,000 (387,000 to 464,000)	423,000 (384,000 to 462,000)	368,000 (334,000 to 403,000)	116,000 (101,000 to 132,000)	36,800 (32,100 to 42,100)	4,990 (4,410 to 5,600)	8,700,000
Communicable, maternal, neonatal, and nutritional diseases	675,000 (597,000 to 752,000)	179,000 (116,000 to 242,000)	156,000 (93,000 to 219,000)	151,000 (109,000 to 194,000)	110,000 (74,000 to 146,000)	126,000 (90,000 to 162,000)	75,000 (49,000 to 102,000)	85,000 (56,000 to 115,000)	82,000 (54,000 to 111,000)	81,000 (53,000 to 110,000)	77,000 (50,000 to 105,000)	69,000 (45,000 to 95,000)	65,000 (42,000 to 90,000)	59,000 (38,000 to 83,000)	53,000 (34,000 to 75,000)	50,000 (32,000 to 71,000)	46,000 (29,000 to 65,000)	42,000 (26,000 to 60,000)	37,000 (23,000 to 53,000)	32,000 (20,000 to 46,000)	27,000 (17,000 to 38,000)	9,000 (5,000 to 13,000)	3,000 (1,000 to 5,000)	2,990,000
HIV/AIDS and sexually transmitted infections	11,000 to 11,000)	6,000 to 6,000)	3,000 to 3,000)	2,000 to 2,000)	1,000 to 1,000)	1,000 to 1,000)	3,000 to 3,000)	11,000 to 11,000)	17,000 to 17,000)	22,000 to 22,000)	25,000 to 25,000)	25,000 to 25,000)	25,000 to 25,000)	25,000 to 25,000)	24,000 to 24,000)	23,000 to 23,000)	21,000 to 21,000)	18,000 to 18,000)	15,000 to 15,000)	12,000 to 12,000)	9,000 to 9,000)	5,000 to 5,000)	2,000 to 2,000)	1,000 to 1,000)	31,000
HIV/AIDS	8,000 to 8,000)	5,000 to 5,000)	3,000 to 3,000)	2,000 to 2,000)	1,000 to 1,000)	1,000 to 1,000)	3,000 to 3,000)	11,000 to 11,000)	17,000 to 17,000)	22,000 to 22,000)	25,000 to 25,000)	25,000 to 25,000)	25,000 to 25,000)	25,000 to 25,000)	24,000 to 24,000)	23,000 to 23,000)	21,000 to 21,000)	18,000 to 18,000)	15,000 to 15,000)	12,000 to 12,000)	9,000 to 9,000)	5,000 to 5,000)	2,000 to 2,000)	1,000 to 1,000)	31,000
HIV/AIDS - Drug-susceptible Tuberculosis	0 (0 to 0)	0 (0 to 0)	0 (0 to 0)	0 (0 to 0)	0 (0 to 0)	0 (0 to 0)	0 (0 to 0)	0 (0 to 0)	0 (0 to 0)	0 (0 to 0)	0 (0 to 0)	0 (0 to 0)	0 (0 to 0)	0 (0 to 0)	0 (0 to 0)	0 (0 to 0)	0 (0 to 0)	0 (0 to 0)	0 (0 to 0)	0 (0 to 0)	0 (0 to 0)	0 (0 to 0)	0 (0 to 0)	0 (0 to 0)	0
HIV/AIDS - Multidrug-resistant Tuberculosis without extensive drug resistance	0 (0 to 0)	0 (0 to 0)	0 (0 to 0)	0 (0 to 0)	0 (0 to 0)	0 (0 to 0)	0 (0 to 0)	0 (0 to 0)	0 (0 to 0)	0 (0 to 0)	0 (0 to 0)	0 (0 to 0)	0 (0 to 0)	0 (0 to 0)	0 (0 to 0)	0 (0 to 0)	0 (0 to 0)	0 (0 to 0)	0 (0 to 0)	0 (0 to 0)	0 (0 to 0)	0 (0 to 0)	0 (0 to 0)	0 (0 to 0)	0
HIV/AIDS - Extensively drug-resistant Tuberculosis	0 (0 to 0)	0 (0 to 0)	0 (0 to 0)	0 (0 to 0)	0 (0 to 0)	0 (0 to 0)	0 (0 to 0)	0 (0 to 0)	0 (0 to 0)	0 (0 to 0)	0 (0 to 0)	0 (0 to 0)	0 (0 to 0)	0 (0 to 0)	0 (0 to 0)	0 (0 to 0)	0 (0 to 0)	0 (0 to 0)	0 (0 to 0)	0 (0 to 0)	0 (0 to 0)	0 (0 to 0)	0 (0 to 0)	0 (0 to 0)	0
HIV/AIDS resulting in other diseases	8,000 (8,000 to 8,000)	5,000 (5,000 to 5,000)	3,000 (3,000 to 3,000)	2,000 (2,000 to 2,000)	1,000 (1,000 to 1,000)	1,000 (1,000 to 1,000)	3,000 (3,000 to 3,000)	11,000 (11,000 to 11,000)	17,000 (17,000 to 17,000)	22,000 (22,000 to 22,000)	25,000 (25,000 to 25,000)	25,000 (25,000 to 25,000)	25,000 (25,000 to 25,000)	25,000 (25,000 to 25,000)	24,000 (24,000 to 24,000)	23,000 (23,000 to 23,000)	21,000 (21,000 to 21,000)	18,000 (18,000 to 18,000)	15,000 (15,000 to 15,000)	12,000 (12,000 to 12,000)	9,000 (9,000 to 9,000)	5,000 (5,000 to 5,000)	2,000 (2,000 to 2,000)	1,000 (1,000 to 1,000)	31,000
Sexually transmitted infections, excluding HIV	3,000 (1,000 to 11,000)	1,000 (0 to 3,000)	1,000 (0 to 3,000)	0 (0 to 1,000)	0 (0 to 0)	0 (0 to 0)	0 (0 to 0)	0 (0 to 0)	0 (0 to 0)	0 (0 to 0)	0 (0 to 0)	0 (0 to 0)	0 (0 to 0)	0 (0 to 0)	0 (0 to 0)	0 (0 to 0)	0 (0 to 0)	0 (0 to 0)	0 (0 to 0)	0 (0 to 0)	0 (0 to 0)	0 (0 to 0)	0 (0 to 0)	0 (0 to 0)	0
Syphilis	0 (0 to 0)	0 (0 to 0)	0 (0 to 0)	0 (0 to 0)	0 (0 to 0)	0 (0 to 0)	0 (0 to 0)	0 (0 to 0)	0 (0 to 0)	0 (0 to 0)	0 (0 to 0)	0 (0 to 0)	0 (0 to 0)	0 (0 to 0)	0 (0 to 0)	0 (0 to 0)	0 (0 to 0)	0 (0 to 0)	0 (0 to 0)	0 (0 to 0)	0 (0 to 0)	0 (0 to 0)	0 (0 to 0)	0 (0 to 0)	0
Chlamydial infection	0 (0 to 0)	0 (0 to 0)	0 (0 to 0)	0 (0 to 0)	0 (0 to 0)	0 (0 to 0)	0 (0 to 0)	0 (0 to 0)	0 (0 to 0)	0 (0 to 0)	0 (0 to 0)	0 (0 to 0)	0 (0 to 0)	0 (0 to 0)	0 (0 to 0)	0 (0 to 0)	0 (0 to 0)	0 (0 to 0)	0 (0 to 0)	0 (0 to 0)	0 (0 to 0)	0 (0 to 0)	0 (0 to 0)	0 (0 to 0)	0
Gonococcal infection	0 (0 to 0)	0 (0 to 0)	0 (0 to 0)	0 (0 to 0)	0 (0 to 0)	0 (0 to 0)	0 (0 to 0)	0 (0 to 0)	0 (0 to 0)	0 (0 to 0)	0 (0 to 0)	0 (0 to 0)	0 (0 to 0)	0 (0 to 0)	0 (0 to 0)	0 (0 to 0)	0 (0 to 0)	0 (0 to 0)	0 (0 to 0)	0 (0 to 0)	0 (0 to 0)	0 (0 to 0)	0 (0 to 0)	0 (0 to 0)	0
Trichomoniasis	0 (0 to 0)	0 (0 to 0)	0 (0 to 0)	0 (0 to 0)	0 (0 to 0)	0 (0 to 0)	0 (0 to 1)	0 (0 to 1)	0 (0 to 1)	0 (0 to 1)	0 (0 to 1)	0 (0 to 1)	0 (0 to 1)	0 (0 to 1)	0 (0 to 1)	0 (0 to 1)	0 (0 to 1)	0 (0 to 1)	0 (0 to 1)	0 (0 to 1)	0 (0 to 0)	0 (0 to 0)	0 (0 to 0)	0 (0 to 0)	0
Genital herpes	0 (0 to 0)	0 (0 to 0)	0 (0 to 0)	0 (0 to 0)	0 (0 to 0)	0 (0 to 0)	0 (0 to 0)	0 (0 to 0)	0 (0 to 0)	0 (0 to 0)	0 (0 to 0)	0 (0 to 0)	0 (0 to 0)	0 (0 to 0)	0 (0 to 0)	0 (0 to 0)	0 (0 to 0)	0 (0 to 0)	0 (0 to 0)	0 (0 to 0)	0 (0 to 0)	0 (0 to 0)	0 (0 to 0)	0 (0 to 0)	0
Other sexually transmitted infections	2,000 (0 to 10,000)	1,000 (0 to 3,000)	1,000 (0 to 3,000)	0 (0 to 1,000)	0 (0 to 0)	0 (0 to 0)	0 (0 to 0)	0 (0 to 0)	0 (0 to 0)	0 (0 to 0)	0 (0 to 0)	0 (0 to 0)	0 (0 to 0)	0 (0 to 0)	0 (0 to 0)	0 (0 to 0)	0 (0 to 0)	0 (0 to 0)	0 (0 to 0)	0 (0 to 0)	0 (0 to 0)	0 (0 to 0)	0 (0 to 0)	0 (0 to 0)	0
Respiratory infections and tuberculosis	36,000 (27,000 to 45,000)	16,000 (9,000 to 24,000)	16,000 (9,000 to 24,000)	14,000 (10,000 to 17,000)	9,000 (7,000 to 12,000)	10,000 (7,000 to 13,000)	11,000 (7,000 to 15,000)	17,000 (12,000 to 23,000)	20,000 (14,000 to 26,000)	24,000 (17,000 to 31,000)	26,000 (18,000 to 34,000)	27,000 (19,000 to 35,000)	29,000 (21,000 to 38,000)	31,000 (23,000 to 40,000)	32,000 (24,000 to 41,000)	33,000 (25,000 to 42,000)	33,000 (25,000 to 42,000)	32,000 (24,000 to 41,000)	31,000 (23,000 to 40,000)	31,000 (23,000 to 40,000)	30,000 (22,000 to 39,000)	28,000 (21,000 to 36,000)	10,000 (7,000 to 13,000)	3,000 (2,000 to 4,000)	394,000
Tuberculosis	3,000 (2,000 to 11,000)	3,000 (1,000 to 6,000)	4,000 (1,000 to 7,000)	2,000 (1,000 to 3,000)	2,000 (1,000 to 3,000)	3,000 (1,000 to 5,000)	5,000 (2,000 to 8,000)	11,000 (6,000 to 17,000)	17,000 (10,000 to 25,000)	20,000 (13,000 to 28,000)	24,000 (16,000 to 32,000)	26,000 (18,000 to 35,000)	28,000 (20,000 to 37,000)	30,000 (22,000 to 39,000)	31,000 (23,000 to 40,000)	32,000 (24,000 to 41,000)	32,000 (24,000 to 41,000)	31,000 (23,000 to 40,000)	30,000 (22,000 to 39,000)	30,000 (22,000 to 39,000)	29,000 (21,000 to 38,000)	27,000 (20,000 to 35,000)	9,000 (7,000 to 12,000)	3,000 (2,000 to 4,000)	293,000
Latent tuberculosis infection	0 (0 to 0)	0 (0 to 0)	0 (0 to 0)	0 (0 to 0)	0 (0 to 0)	0 (0 to 0)	0 (0 to 0)	0 (0 to 0)	0 (0 to 0)	0 (0 to 0)	0 (0 to 0)	0 (0 to 0)	0 (0 to 0)	0 (0 to 0)	0 (0 to 0)	0 (0 to 0)	0 (0 to 0)	0 (0 to 0)	0 (0 to 0)	0 (0 to 0)	0 (0 to 0)	0 (0 to 0)	0 (0 to 0)	0 (0 to 0)	0
Drug-susceptible tuberculosis	3,000 (2,000 to 11,000)	3,000 (1,000 to 6,000)	4,000 (1,000 to 7,000)	2,000 (1,000 to 3,000)	2,000 (1,000 to 3,000)	3,000 (1,000 to 5,000)	5,000 (2,000 to 8,000)	11,000 (6,000 to 17,000)	17,000 (10,000 to 25,000)	20,000 (13,000 to 28,000)	24,000 (16,000 to 32,000)	26,000 (18,000 to 35,000)	28,000 (20,000 to 37,000)	30,000 (22,000 to 39,000)	31,000 (23,000 to 40,000)	32,000 (24,000 to 41,000)	32,000 (24,000 to 41,000)	31,000 (23,000 to 40,000)	30,000 (22,000 to 39,000)	30,000 (22,000 to 39,000)	29,000 (21,000 to 38,000)	27,000 (20,000 to 35,000)	9,000 (7,000 to 12,000)	3,000 (2,000 to 4,000)	293,000
Multidrug-resistant tuberculosis without extensive drug resistance	0 (0 to 0)	0 (0 to 0)	0 (0 to 0)	0 (0 to 0)	0 (0 to 0)	0 (0 to 0)	0 (0 to 0)	0 (0 to 0)	0 (0 to 0)	0 (0 to 0)	0 (0 to 0)	0 (0 to 0)	0 (0 to 0)	0 (0 to 0)	0 (0 to 0)	0 (0 to 0)	0 (0 to 0)	0 (0 to 0)	0 (0 to 0)	0 (0 to 0)	0 (0 to 0)	0 (0 to 0)	0 (0 to 0)	0 (0 to 0)	0
Extensively drug-resistant tuberculosis	0 (0 to 0)	0 (0 to 0)	0 (0 to 0)	0 (0 to 0)	0 (0 to 0)	0 (0 to 0)	0 (0 to 0)	0 (0 to 0)	0 (0 to 0)	0 (0 to 0)	0 (0 to 0)	0 (0 to 0)	0 (0 to 0)	0 (0 to 0)	0 (0 to 0)	0 (0 to 0)	0 (0 to 0)	0 (0 to 0)	0 (0 to 0)	0 (0 to 0)	0 (0 to 0)	0 (0 to 0)	0 (0 to 0)	0 (0 to 0)	0
Lower respiratory infections	33,000 (25,000 to 42,000)	15,000 (8,000 to 22,000)	12,000 (7,000 to 18,000)	12,000 (8,000 to 15,000)	7,000 (5,000 to 9,000)	7,000 (5,000 to 9,000)	7,000 (5,000 to 9,000)	11,000 (8,000 to 15,000)	13,000 (9,000 to 18,000)	15,000 (10,000 to 20,000)	16,000 (11,000 to 22,000)	17,000 (12,000 to 23,000)	18,000 (13,000 to 24,000)	19,000 (14,000 to 25,000)	20,000 (15,000 to 26,000)	21,000 (16,000 to 27,000)	21,000 (16,000 to 27,000)	20,000 (15,000 to 26,000)	19,000 (14,000 to 25,000)	19,000 (14,000 to 25,000)	18,000 (13,000 to 24,000)	16,000 (12,000 to 22,000)	6,000 (4,000 to 8,000)	2,000 (1,000 to 3,000)	303,000
Upper respiratory infections	2,000 (1,000 to 3,000)	1,000 (0 to 1,000)	1,000 (0 to 1,000)	1,000 (0 to 1



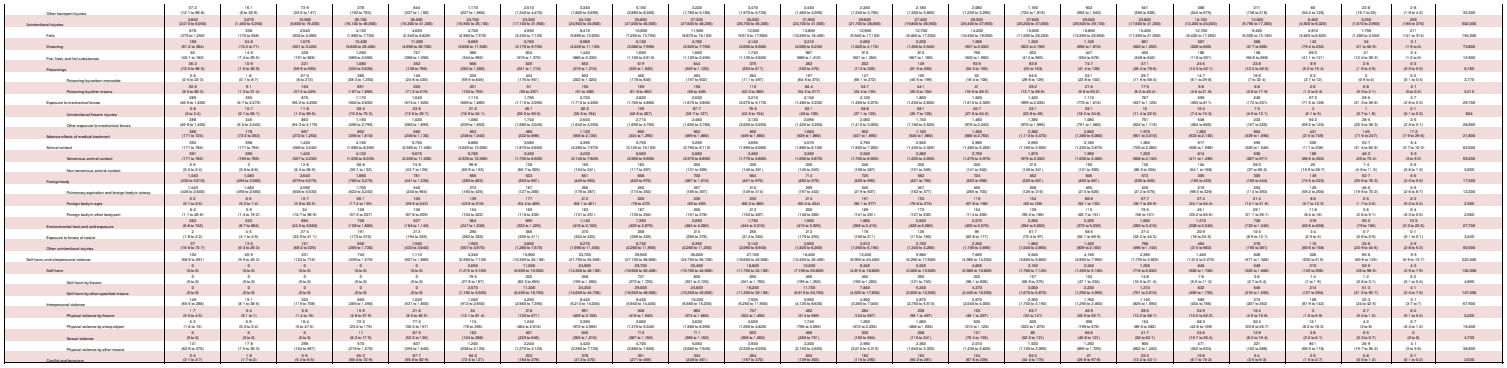

SA Table 2a: Punish 0-6, 12 to cause and see arcos for males with 95% uncertainty intervals, 2019

Cause	Early Neonatal	Late Neonatal	Post Neonatal	1 to 4	5 to 9	10 to 14	15 to 19	20 to24	25 to29	30 to34	35 to39	40 to44	45 to49	50 to54	55 to59	60 to64	65 to69	70 to74	75 to79	80 to84	85 to89	90 plus	Total
All causes	239,000 (196,000 to 291,000)	69,200 (49,900 to 93,000)	60,600 (49,100 to 75,000)	95,500 (77,900 to 116,000)	77,200 (62,900 to 94,000)	113,000 (92,200 to 139,000)	144,000 (116,000 to 176,000)	240,000 (203,000 to 284,000)	266,000 (229,000 to 309,000)	297,000 (258,000 to 341,000)	378,000 (331,000 to 429,000)	377,000 (331,000 to 423,000)	412,000 (364,000 to 464,000)	371,000 (328,000 to 420,000)	403,000 (354,000 to 455,000)	418,000 (369,000 to 469,000)	422,000 (372,000 to 474,000)	392,000 (346,000 to 442,000)	316,000 (279,000 to 358,000)	194,000 (167,000 to 224,000)	78,700 (67,600 to 90,600)	44,900 (38,400 to 52,000)	10,900 (7,700 to 14,100)	6,510,000
Communicable, maternal, neonatal, and nutritional diseases	214,000 (169,000 to 265,000)	48,000 (37,100 to 60,600)	27,000 (20,900 to 34,000)	39,000 (30,900 to 48,000)	22,000 (17,200 to 28,000)	22,000 (17,100 to 28,000)	32,000 (25,000 to 40,000)	39,000 (30,000 to 49,000)	39,000 (29,000 to 50,000)	39,000 (29,000 to 50,000)	41,000 (31,000 to 52,000)	34,000 (27,000 to 43,000)	37,000 (28,000 to 47,000)	32,000 (24,000 to 40,000)	32,000 (24,000 to 40,000)	32,000 (24,000 to 40,000)	32,000 (24,000 to 40,000)	32,000 (24,000 to 40,000)	32,000 (24,000 to 40,000)	32,000 (24,000 to 40,000)	17,000 (13,000 to 22,000)	9,270 (6,960 to 12,000)	6,000 (4,500 to 7,800)	1,230 (1,230 to 1,230)	947,000
HIV/AIDS and sexually transmitted infections	2,830 (2,830 to 2,830)	1,810 (1,810 to 1,810)	1,960 (1,960 to 1,960)	727 (727 to 727)	192 (192 to 192)	274 (274 to 274)	454 (454 to 454)	2,120 (2,120 to 2,120)	2,120 (2,120 to 2,120)	2,160 (2,160 to 2,160)	2,200 (2,200 to 2,200)	2,200 (2,200 to 2,200)	1,990 (1,990 to 1,990)	1,730 (1,730 to 1,730)	1,220 (1,220 to 1,220)	721 (721 to 721)	342 (342 to 342)	181 (181 to 181)	77.6 (77.6 to 77.6)	24.9 (24.9 to 24.9)	6.2 (6.2 to 6.2)	2.3 (2.3 to 2.3)	0.3 (0.3 to 0.3)	22,700
HIV/AIDS	2,830 (2,830 to 2,830)	1,810 (1,810 to 1,810)	1,960 (1,960 to 1,960)	727 (727 to 727)	192 (192 to 192)	274 (274 to 274)	454 (454 to 454)	2,120 (2,120 to 2,120)	2,120 (2,120 to 2,120)	2,160 (2,160 to 2,160)	2,200 (2,200 to 2,200)	2,200 (2,200 to 2,200)	1,990 (1,990 to 1,990)	1,730 (1,730 to 1,730)	1,220 (1,220 to 1,220)	721 (721 to 721)	342 (342 to 342)	181 (181 to 181)	77.6 (77.6 to 77.6)	24.9 (24.9 to 24.9)	6.2 (6.2 to 6.2)	2.3 (2.3 to 2.3)	0.3 (0.3 to 0.3)	19,100
HIV/AIDS - Drug-susceptible Tuberculosis	0 (0 to 0)	0 (0 to 0)	0 (0 to 0)	1.9 (0.0 to 24.0)	2.4 (0.0 to 29.7)	2.6 (0.0 to 32.2)	4.3 (0.0 to 53.8)	28.2 (0.0 to 348)	28.2 (0.0 to 348)	28.2 (0.0 to 348)	28.2 (0.0 to 348)	28.2 (0.0 to 348)	28.2 (0.0 to 348)	28.2 (0.0 to 348)	28.2 (0.0 to 348)	28.2 (0.0 to 348)	28.2 (0.0 to 348)	28.2 (0.0 to 348)	28.2 (0.0 to 348)	28.2 (0.0 to 348)	28.2 (0.0 to 348)	28.2 (0.0 to 348)	28.2 (0.0 to 348)	3,270
HIV/AIDS - Multidrug-resistant Tuberculosis without extensive drug resistance	0 (0 to 0)	0 (0 to 0)	0 (0 to 0)	1.9 (0.1 to 24.1)	1.9 (0.1 to 24.2)	2.6 (0.0 to 31.9)	4.3 (0.1 to 53.8)	28.2 (1.1 to 348)	28.2 (1.1 to 348)	28.2 (1.1 to 348)	28.2 (1.1 to 348)	28.2 (1.1 to 348)	28.2 (1.1 to 348)	28.2 (1.1 to 348)	28.2 (1.1 to 348)	28.2 (1.1 to 348)	28.2 (1.1 to 348)	28.2 (1.1 to 348)	28.2 (1.1 to 348)	28.2 (1.1 to 348)	28.2 (1.1 to 348)	28.2 (1.1 to 348)	28.2 (1.1 to 348)	398
HIV/AIDS - Extensively drug-resistant Tuberculosis	0 (0 to 0)	0 (0 to 0)	0 (0 to 0)	0 (0 to 0)	0 (0 to 0)	0 (0 to 0)	0 (0 to 0)	0 (0 to 0)	0 (0 to 0)	0 (0 to 0)	0 (0 to 0)	0 (0 to 0)	0 (0 to 0)	0 (0 to 0)	0 (0 to 0)	0 (0 to 0)	0 (0 to 0)	0 (0 to 0)	0 (0 to 0)	0 (0 to 0)	0 (0 to 0)	0 (0 to 0)	0 (0 to 0)	0 (0 to 0)	19.1
HIV/AIDS resulting in other diseases	0 (0 to 0)	0 (0 to 0)	455 (0 to 1,180)	724 (0 to 1,880)	190 (0 to 491)	271 (0 to 703)	1,340 (0 to 3,480)	2,090 (0 to 5,420)	2,090 (0 to 5,420)	2,130 (0 to 5,530)	2,170 (0 to 5,640)	2,170 (0 to 5,640)	1,960 (0 to 5,100)	1,710 (0 to 4,440)	1,200 (0 to 3,120)	711 (0 to 1,850)	337 (0 to 875)	179 (0 to 465)	76.5 (0 to 199)	24.5 (0 to 63.7)	6.1 (0 to 15.8)	2.3 (0 to 5.9)	0.3 (0 to 0.8)	12,400
Sexually transmitted infections, excluding HIV	2,640 (2,640 to 2,640)	1,800 (1,800 to 1,800)	1,500 (1,500 to 1,500)	727 (727 to 727)	192 (192 to 192)	274 (274 to 274)	454 (454 to 454)	2,120 (2,120 to 2,120)	2,120 (2,120 to 2,120)	2,160 (2,160 to 2,160)	2,200 (2,200 to 2,200)	2,200 (2,200 to 2,200)	1,990 (1,990 to 1,990)	1,730 (1,730 to 1,730)	1,220 (1,220 to 1,220)	721 (721 to 721)	342 (342 to 342)	181 (181 to 181)	77.6 (77.6 to 77.6)	24.9 (24.9 to 24.9)	6.2 (6.2 to 6.2)	2.3 (2.3 to 2.3)	0.3 (0.3 to 0.3)	6,400
Syphilis	2,640 (2,640 to 2,640)	1,800 (1,800 to 1,800)	1,420 (1,420 to 1,420)	430 (0 to 1,180)	0.9 (0 to 2.4)	0.1 (0 to 0.3)	1.1 (0 to 2.9)	1.2 (0 to 3.2)	1.2 (0 to 3.2)	1.3 (0 to 3.4)	1.3 (0 to 3.5)	1.3 (0 to 3.5)	1.2 (0 to 3.2)	1.1 (0 to 2.9)	0.8 (0 to 2.1)	0.4 (0 to 1.1)	0.2 (0 to 0.5)	0.1 (0 to 0.3)	0.1 (0 to 0.2)	0.1 (0 to 0.2)	0.1 (0 to 0.2)	0.1 (0 to 0.2)	0.1 (0 to 0.1)	5,400
Chlamydial infection	0 (0 to 0)	0 (0 to 0)	0 (0 to 0)	0 (0 to 0)	0.2 (0 to 0.6)	0.9 (0 to 2.4)	0.9 (0 to 2.4)	0.9 (0 to 2.4)	0.9 (0 to 2.4)	0.9 (0 to 2.4)	0.9 (0 to 2.4)	0.9 (0 to 2.4)	0.9 (0 to 2.4)	0.9 (0 to 2.4)	0.9 (0 to 2.4)	0.9 (0 to 2.4)	0.9 (0 to 2.4)	0.9 (0 to 2.4)	0.9 (0 to 2.4)	0.9 (0 to 2.4)	0.9 (0 to 2.4)	0.9 (0 to 2.4)	0.9 (0 to 2.4)	186
Gonococcal infection	0 (0 to 0)	0 (0 to 0)	0 (0 to 0)	0.3 (0 to 0.8)	0.3 (0 to 0.7)	0.1 (0 to 0.3)	0.1 (0 to 0.3)	0.1 (0 to 0.3)	0.1 (0 to 0.3)	0.1 (0 to 0.3)	0.1 (0 to 0.3)	0.1 (0 to 0.3)	0.1 (0 to 0.3)	0.1 (0 to 0.3)	0.1 (0 to 0.3)	0.1 (0 to 0.3)	0.1 (0 to 0.3)	0.1 (0 to 0.3)	0.1 (0 to 0.3)	0.1 (0 to 0.3)	0.1 (0 to 0.3)	0.1 (0 to 0.3)	0.1 (0 to 0.3)	297
Trichomoniasis	0 (0 to 0)	0 (0 to 0)	0 (0 to 0)	0 (0 to 0)	0 (0 to 0)	0 (0 to 0)	0 (0 to 0)	0 (0 to 0)	0 (0 to 0)	0 (0 to 0)	0 (0 to 0)	0 (0 to 0)	0 (0 to 0)	0 (0 to 0)	0 (0 to 0)	0 (0 to 0)	0 (0 to 0)	0 (0 to 0)	0 (0 to 0)	0 (0 to 0)	0 (0 to 0)	0 (0 to 0)	0 (0 to 0)	0 (0 to 0)	32.6
Genital herpes	0 (0 to 0)	0 (0 to 0)	0 (0 to 0)	0 (0 to 0)	0 (0 to 0.1)	0 (0 to 0.1)	0 (0 to 0.1)	0 (0 to 0.1)	0 (0 to 0.1)	0 (0 to 0.1)	0 (0 to 0.1)	0 (0 to 0.1)	0 (0 to 0.1)	0 (0 to 0.1)	0 (0 to 0.1)	0 (0 to 0.1)	0 (0 to 0.1)	0 (0 to 0.1)	0 (0 to 0.1)	0 (0 to 0.1)	0 (0 to 0.1)	0 (0 to 0.1)	0 (0 to 0.1)	0 (0 to 0.1)	398
Other sexually transmitted infections	0 (0 to 0)	0 (0 to 0)	0 (0 to 0)	0 (0 to 0)	0 (0 to 0)	0 (0 to 0)	0 (0 to 0)	0 (0 to 0)	0 (0 to 0)	0 (0 to 0)	0 (0 to 0)	0 (0 to 0)	0 (0 to 0)	0 (0 to 0)	0 (0 to 0)	0 (0 to 0)	0 (0 to 0)	0 (0 to 0)	0 (0 to 0)	0 (0 to 0)	0 (0 to 0)	0 (0 to 0)	0 (0 to 0)	0 (0 to 0)	19.1
Respiratory infections and tuberculosis	11,400 (9,610 to 17,900)	7,640 (4,980 to 11,600)	21,500 (16,600 to 28,500)	6,760 (5,160 to 8,930)	4,170 (3,170 to 5,560)	3,660 (2,770 to 4,880)	4,700 (3,570 to 6,260)	6,710 (5,020 to 11,300)	10,100 (7,430 to 14,100)	13,800 (10,500 to 18,600)	19,300 (14,900 to 25,200)	19,400 (14,900 to 25,400)	23,700 (18,300 to 30,900)	19,300 (14,900 to 25,200)	17,700 (13,700 to 23,000)	19,700 (15,200 to 25,600)	20,200 (15,600 to 26,300)	19,600 (15,000 to 25,600)	16,200 (12,500 to 21,100)	10,200 (7,900 to 13,300)	5,870 (4,530 to 7,650)	1,660 (1,280 to 2,160)	417 (320 to 543)	261,000
Tuberculosis	9,190 (7,750 to 14,400)	5,630 (3,670 to 8,540)	670 (466 to 931)	422 (294 to 586)	604 (420 to 838)	1,060 (739 to 1,470)	4,060 (2,830 to 5,630)	6,060 (4,220 to 10,200)	9,060 (6,310 to 12,700)	13,100 (9,120 to 18,400)	18,200 (12,700 to 25,600)	18,200 (12,700 to 25,600)	22,600 (15,700 to 31,800)	18,200 (12,700 to 25,600)	16,600 (11,600 to 23,400)	18,600 (13,000 to 26,200)	19,000 (13,300 to 26,800)	18,400 (12,900 to 26,000)	15,200 (10,600 to 21,500)	9,590 (6,690 to 13,600)	5,500 (3,840 to 7,770)	1,550 (1,080 to 2,190)	367 (256 to 518)	179,000
Latent tuberculosis infection	0 (0 to 0)	0 (0 to 0)	0 (0 to 0)	0 (0 to 0)	0 (0 to 0)	0 (0 to 0)	0 (0 to 0)	0 (0 to 0)	0 (0 to 0)	0 (0 to 0)	0 (0 to 0)	0 (0 to 0)	0 (0 to 0)	0 (0 to 0)	0 (0 to 0)	0 (0 to 0)	0 (0 to 0)	0 (0 to 0)	0 (0 to 0)	0 (0 to 0)	0 (0 to 0)	0 (0 to 0)	0 (0 to 0)	0 (0 to 0)	0
Drug-susceptible tuberculosis	9,190 (7,750 to 14,400)	5,630 (3,670 to 8,540)	670 (466 to 931)	422 (294 to 586)	604 (420 to 838)	1,060 (739 to 1,470)	4,060 (2,830 to 5,630)	6,060 (4,220 to 10,200)	9,060 (6,310 to 12,700)	13,100 (9,120 to 18,400)	18,200 (12,700 to 25,600)	18,200 (12,700 to 25,600)	22,600 (15,700 to 31,800)	18,200 (12,700 to 25,600)	16,600 (11,600 to 23,400)	18,600 (13,000 to 26,200)	19,000 (13,300 to 26,800)	18,400 (12,900 to 26,000)	15,200 (10,600 to 21,500)	9,590 (6,690 to 13,600)	5,500 (3,840 to 7,770)	1,550 (1,080 to 2,190)	367 (256 to 518)	179,000
Multidrug-resistant tuberculosis without extensive drug resistance	0 (0 to 0)	0 (0 to 0)	0 (0 to 0)	0 (0 to 0)	0 (0 to 0)	0 (0 to 0)	0 (0 to 0)	0 (0 to 0)	0 (0 to 0)	0 (0 to 0)	0 (0 to 0)	0 (0 to 0)	0 (0 to 0)	0 (0 to 0)	0 (0 to 0)	0 (0 to 0)	0 (0 to 0)	0 (0 to 0)	0 (0 to 0)	0 (0 to 0)	0 (0 to 0)	0 (0 to 0)	0 (0 to 0)	0 (0 to 0)	0
Extensively drug-resistant tuberculosis without extensive drug resistance	0 (0 to 0)	0 (0 to 0)	0 (0 to 0)	0 (0 to 0)	0 (0 to 0)	0 (0 to 0)	0 (0 to 0)	0 (0 to 0)	0 (0 to 0)	0 (0 to 0)	0 (0 to 0)	0 (0 to 0)	0 (0 to 0)	0 (0 to 0)	0 (0 to 0)	0 (0 to 0)	0 (0 to 0)	0 (0 to 0)	0 (0 to 0)	0 (0 to 0)	0 (0 to 0)	0 (0 to 0)	0 (0 to 0)	0 (0 to 0)	0
Lower respiratory infections	2,210 (1,660 to 3,110)	1,980 (1,290 to 2,980)	20,800 (16,000 to 27,600)	6,340 (4,840 to 8,380)	3,570 (2,710 to 4,720)	2,610 (1,980 to 3,450)	2,610 (1,980 to 3,450)	2,610 (1,980 to 3,450)	2,610 (1,980 to 3,450)	2,610 (1,980 to 3,450)	2,610 (1,980 to 3,450)	2,610 (1,980 to 3,450)	2,610 (1,980 to 3,450)	2,610 (1,980 to 3,450)	2,610 (1,980 to 3,450)	2,610 (1,980 to 3,450)	2,610 (1,980 to 3,450)	2,610 (1,980 to 3,450)	2,610 (1,980 to 3,450)	2,610 (1,980 to 3,450)	2,610 (1,980 to 3,450)	2,610 (1,980 to 3,450)	2,610 (1,980 to 3,450)	159,000
Upper respiratory infections	0 (0 to 0)	0 (0 to 0)	0 (0 to 0)	0 (0 to 0)	0 (0 to 0)	0 (0 to 0)	0 (0 to 0)	0 (0 to 0)	0 (0 to 0)	0 (0 to 0)	0 (0 to 0)	0 (0 to 0)	0 (0 to 0)	0 (0 to 0)	0 (0 to 0)	0 (0 to 0)	0 (0 to 0)	0 (0 to 0)	0 (0 to 0)	0 (0 to 0)	0 (0 to 0)	0 (0 to 0)	0 (0 to 0)	0 (0 to 0)	0
Otitis media	0 (0 to 0)	0 (0 to 0)	0 (0 to 0)	0 (0 to 0)	0 (0 to 0)	0 (0 to 0)	0 (0 to 0)	0 (0 to 0)	0 (0 to 0)	0 (0 to 0)	0 (0 to 0)	0 (0 to 0)	0 (0 to 0)	0 (0 to 0)	0 (0 to 0)	0 (0 to 0)	0 (0 to 0)	0 (0 to 0)	0 (0 to 0)	0 (0 to 0)	0 (0 to 0)	0 (0 to 0)	0 (0 to 0)	0 (0 to 0)	0
Enteric infections	1,900 (1,460 to 2,660)	1,630 (1,070 to 2,450)	10,900 (8,650 to 14,400)	10,900 (8,650 to 14,400)	10,100 (8,010 to 13,400)	10,100 (8,010 to 13,400)	8,450 (6,700 to 11,200)	6,700 (5,310 to 8,880)	5,900 (4,680 to 7,820)	5,900 (4,680 to 7,820)	5,900 (4,680 to 7,820)	6,000 (4,670 to 7,970)	6,000 (4,670 to 7,970)	6,000 (4,670 to 7,970)	6,000 (4,670 to 7,970)	6,000 (4,670 to 7,970)	6,000 (4,670 to 7,970)	6,000 (4,670 to 7,970)	6,000 (4,670 to 7,970)	6,000 (4,670 to 7,970)	6,000 (4,670 to 7,970)	2,600 (2,060 to 3,440)	1,920 (1,520 to 2,540)	167,000
Diarrheal diseases	1,260 (840 to 2,040)	1,010 (660 to 1,660)	10,600 (8,370 to 14,000)	6,340 (4,840 to 8,380)	4,290 (3,260 to 5,720)	3,260 (2,460 to 4,350)	3,260 (2,460 to 4,350)	3,550 (2,710 to 4,710)	3,550 (2,710 to 4,710)	3,550 (2,710 to 4,710)	3,710 (2,830 to 4,920)	3,710 (2,830 to 4,920)	4,070 (3,110 to 5,400)	3,830 (2,910 to 5,080)	3,830 (2,910 to 5,080)	3,830 (2,910 to 5,080)	3,830 (2,910 to 5,080)	3,830 (2,910 to 5,080)	3,830 (2,910 to 5,080)	3,830 (2,910 to 5,080)	3,830 (2,910 to 5,080)	2,000 (1,520 to 2,650)	1,910 (1,450 to 2,530)	103,000
Typhoid and paratyphoid	20.9 (12.0 to 37.2)	20.9 (12.0 to 37.2)	5,260 (3,990 to 6,950)	11,400 (8,650 to 15,000)	11,000 (8,350 to 14,500)	6,700 (5,080 to 8,850)	4,870 (3,700 to 6,430)	3,100 (2,350 to 4,090)	2,360 (1,790 to 3,120)	1,900 (1,440 to 2,510)	1,700 (1,290 to 2,240)	1,700 (1,290 to 2,240)	1,700 (1,290 to 2,240)	1,700 (1,290 to 2,240)	1,700 (1,290 to 2,240)	1,700 (1,290 to 2,240)	1,700 (1,290 to 2,240)	1,700 (1,290 to 2,240)	1,700 (1,290 to 2,240)	1,700 (1,290 to 2,240)	1,700 (1,290 to 2,240)	1,700 (1,290 to 2,240)	1,700 (1,290 to 2,240)	93,700
Typhoid fever	20.9 (9.9 to 39.1)	20.9 (9.9 to 39.1)	5,260 (3,760 to 6,950)	11,400 (8,650 to 15,000)	11,000 (8,350 to 14,500)	6,700 (5,080 to 8,850)	4,870 (3,700 to 6,430)	3,100 (2,350 to 4,090)	2,360 (1,790 to 3,120)	1,900 (1,440 to 2,510)	1,700 (1,290 to 2,240)	1,700 (1,290 to 2,240)	1,700 (1,290 to 2,240)	1,700 (1,290 to 2,240)	1,700 (1,290 to 2,240)	1,700 (1,290 to 2,240)	1,700 (1,290 to 2,240)	1,700 (1,290 to 2,240)	1,700 (1,290 to 2,240)	1,700 (1,290 to 2,240)	1,700 (1,290 to 2,240)	1,700 (1,290 to 2,240)	1,700 (1,290 to 2,240)	41,300
Paratyphoid fever	0 (0 to 0)	0 (0 to 0)	0 (0 to 0)	0 (0 to 0)	0 (0 to 0)	0 (0 to 0)	0 (0 to 0)	0 (0 to 0)	0 (0 to 0)	0 (0 to 0)	0 (0 to 0)	0 (0 to 0)	0 (0 to 0)	0 (0 to 0)	0 (0 to 0)	0 (0 to 0)	0 (0 to 0)	0 (0 to 0)	0 (0 to 0)	0 (0 to 0)	0 (0 to 0)	0 (0 to 0)	0 (0 to 0)	0 (0 to 0)	0
Invasive Non-typhoidal Salmonella (iNTS)	0 (0 to 0)	0 (0 to 0)	172 (97 to 310)	142 (81 to 253)	124 (70 to 222)	99.5 (57 to 177)	91.7 (52 to 164)	64.6 (37 to 115)	57.8 (33 to 104)	28.0 (16 to 50.3)	28.0 (16 to 50.3)	28.0 (16 to 50.3)	23.0 (13 to 41.3)	19.0 (11 to 34.2)	20.4 (11 to 36.6)	21.3 (12 to 38.2)	19.9 (11 to 35.8)	18.2 (10 to 32.7)	15.7 (8.9 to 28.2)	8.7 (4.9 to 15.6)	3.5 (2 to 6.3)	0.8 (0.4 to 1.4)	0.1 (0 to 0.2)	1,050
Other intestinal infectious diseases	0 (0 to 0)	0 (0 to 0)	12.6 (7.2 to 22.3)	0 (0 to 0)	0 (0 to 0)	0 (0 to 0)	0 (0 to 0)	0.5 (0.3 to 0.9)	0.7 (0.4 to 1.3)	0.7 (0.4 to 1.3)	0.7 (0.4 to 1.3)	0.7 (0.4 to 1.3)	0.7 (0.4 to 1.3)	0.7 (0.4 to 1.3)	0.7 (0.4 to 1.3)	0.7 (0.4 to 1.3)	0.7 (0.4 to 1.3)	0.7 (0.4 to 1.3)	0.7 (0.4 to 1.3)	0.7 (0.4 to 1.3)	0.7 (0.4 to 1.3)	0.7 (0.4 to 1.3)	0.7 (0.4 to 1.3)	60.6
Neglected tropical diseases and malaria	0 (0 to 0)	0 (0 to 0)	0 (0 to 0)	0 (0 to 0)	0 (0 to 0)	0 (0 to 0)	0 (0 to 0)	0 (0 to 0)	0 (0 to 0)	0 (0 to 0)	0 (0 to 0)	0 (0 to 0)	0 (0 to 0)	0 (0 to 0)	0 (0 to 0)	0 (0 to 0)	0 (0 to 0)	0 (0 to 0)	0 (0 to 0)	0 (0 to 0)	0 (0 to 0)	0 (0 to 0)	0 (0 to 0)	0 (0 to 0)	0
Malaria	0 (0 to 0)	0 (0 to 0)	0 (0 to 0)	0 (0 to 0)	0 (0 to 0)	0 (0 to 0)	0 (0 to 0)	0 (0 to 0)	0 (0 to 0)	0 (0 to 0)	0 (0 to 0)	0 (0 to 0)	0 (0 to 0)	0 (0 to 0)	0 (0 to 0)	0 (0 to 0)	0 (0 to 0)	0 (0 to 0)	0 (0 to 0)	0 (0 to 0)	0 (0 to 0)	0 (0 to 0)	0 (0 to 0)	0 (0 to 0)	0
Chagas disease	0 (0 to 0)	0 (0 to 0)	0 (0 to 0)	0 (0 to 0)	0 (0 to 0)	0 (0 to 0)	0 (0 to 0)	0 (0 to 0)	0 (0 to 0)	0 (0 to 0)	0 (0 to 0)	0 (0 to 0)	0 (0 to 0)	0 (0 to 0)	0 (0 to 0)	0 (0 to 0)	0 (0 to 0)	0 (0 to 0)	0 (0 to 0)	0 (0 to 0)	0 (0 to 0)	0 (0 to 0)	0 (0 to 0)	0 (0 to 0)	0
Leishmaniasis	0 (0 to 0)	0 (0 to 0)	0 (0 to 0)	0 (0 to 0)	0 (0 to 0)	0 (0 to 0)	0 (0 to 0)	0 (0 to 0)	0 (0 to 0)	0 (0 to 0)	0 (0 to 0)	0 (0 to 0)	0 (0 to 0)	0 (0 to 0)	0 (0 to 0)	0 (0 to 0)	0 (0 to 0)	0 (0 to 0)	0 (0 to 0)	0 (0 to 0)	0 (0 to 0)	0 (0 to 0)	0 (0 to 0)	0 (0 to 0)	0
Visceral leishmaniasis	0 (0 to 0)	0 (0 to 0)	0 (0 to 0)	0 (0 to 0)	0 (0 to 0)	0 (0 to 0)	0 (0 to 0)	0 (0 to 0)	0 (0 to 0)	0 (0 to 0)	0 (0 to 0)	0 (0 to 0)	0 (0 to 0)	0 (0 to 0)	0 (0 to 0)	0 (0 to 0)	0 (0 to 0)	0 (0 to 0)	0 (0 to 0)	0 (0 to 0)	0 (0 to 0)	0 (0 to 0)	0 (0 to 0)	0 (0 to 0)	0
Cutaneous and mucocutaneous leishmaniasis	0 (0 to 0)	0 (0 to 0)	0 (0 to 0)	0 (0 to 0)	0 (0 to 1.8)	0 (0 to 1.4)	0 (0 to 1.4)	0 (0 to 1.4)	0 (0 to 1.4)	0 (0 to 1.4)	0 (0 to 1.4)	0 (0 to 1.4)	0 (0 to 1.4)	0 (0 to 1.4)	0 (0 to 1.4)	0 (0 to 1.4)	0 (0 to 1.4)	0 (0 to 1.4)	0 (0 to 1.4)	0 (0 to 1.4)	0 (0 to 1.4)	0 (0 to 1.4)	0 (0 to 1.4)	0 (0 to 1.4)	14.9
African trypanosomiasis	0 (0 to 0)	0 (0 to 0)	0 (0 to 0)	0 (0 to 0)	0 (0 to 0)	0 (0 to 0)	0 (0 to 0)	0 (0 to 0)	0 (0 to 0)	0 (0 to 0)	0 (0 to 0)	0 (0 to 0)	0 (0 to 0)	0 (0 to 0)	0 (0 to 0)	0 (0 to 0)	0 (0 to 0)	0 (0 to 0)	0 (0 to 0)	0 (0 to 0)	0 (0 to 0)	0 (0 to 0)	0 (0 to 0)	0 (0 to 0)	0
Schistosomiasis	0 (0 to 0)	0 (0 to 0)	0 (0 to 0)	0 (0 to 0)	0 (0 to 0)	0 (0 to 0)	0 (0 to 0)	0 (0 to 0)	0 (0 to 0)	0 (0 to 0)	0 (0 to 0)	0 (0 to 0)	0 (0 to 0)	0 (0 to 0)	0 (0 to 0)	0 (0 to 0)	0 (0 to 0)	0 (0 to 0)	0 (0 to 0)	0 (0 to 0)	0 (0 to 0)	0 (0 to 0)	0 (0 to 0)	0 (0 to 0)	0
Cysticercosis	0 (0 to 0)	0 (0 to 0)	0 (0 to 0)	0.3 (0 to 0.1)	0.7 (0 to 1.6)	0.4 (0 to 1.0)	0.4 (0 to 1.0)	0.4 (0 to 1.0)	0.4 (0 to 1.0)	0.4 (0 to 1.0)	0.4 (0 to 1.0)	0.4 (0 to 1.0)	0.4 (0 to 1.0)	0.4 (0 to 1.0)	0.4 (0 to 1.0)	0.4 (0 to 1.0)	0.4 (0 to 1.0)	0.4 (0 to 1.0)	0.4 (0 to 1.0)	0.4 (0 to 1.0)	0.4 (0 to 1.0)	0.4 (0 to 1.0)	0.4 (0 to 1.0)	4,710
Cystic echinococcosis	0 (0 to 0)	0 (0 to 0)	0.6 (0 to 1.3)	0.4 (0 to 0.9)	0.7 (0 to 1.6)	0.4 (0 to 1.0)	0.4 (0 to 1.0)	1.0 (0 to 2.4)	1.0 (0 to 2.4)	1.0 (0 to 2.4)	1.0 (0 to 2.4)	1.0 (0 to 2.4)	1.0 (0 to 2.4)	1.0 (0 to 2.4)	1.0 (0 to 2.4)	1.0 (0 to 2.4)	1.0 (0 to 2.4)	1.0 (0 to 2.4)	1.0 (0 to 2.4)	1.0 (0 to 2.4)	1.0 (0 to 2.4)	1.0 (0 to 2.4)	1.0 (0 to 2.4)	176
Lymphatic filariasis	0 (0 to 0)	0 (0 to 0)	0 (0 to 0)	0 (0 to 0)	0 (0 to 0)	0 (0 to 0)	0 (0 to 0)	0 (0 to 0)	0 (0 to 0)	0 (0 to 0)	0 (0 to 0)	0 (0 to 0)	0 (0 to 0)	0 (0 to 0)	0 (0 to 0)	0 (0 to 0)	0 (0 to 0)	0 (0 to 0)	0 (0 to 0)	0 (0 to 0)	0 (0 to 0)	0 (0 to 0)	0 (0 to 0)	0 (0 to 0)	0
Onchocerciasis	0 (0 to 0)	0 (0 to 0)	0 (0 to 0)	0 (0 to 0)	0 (0 to 0)	0 (0 to 0)	0 (0 to 0)	0 (0 to 0)	0 (0 to 0)	0 (0 to 0)	0 (0 to 0)	0 (0 to 0)	0 (0 to 0)	0 (0 to 0)	0 (0 to 0)	0 (0 to 0)	0 (0 to 0)	0 (0 to 0)	0 (0 to 0)	0 (0 to 0)	0 (0 to 0)	0 (0 to 0)	0 (0 to 0)	0 (0 to 0)	0
Trachoma	0 (0 to 0)	0 (0 to 0)	0 (0 to 0)	0 (0 to 0)	0 (0 to 0)	0 (0 to 0)	0 (0 to 0)	0 (0 to 0)	0 (0 to 0)	0 (0 to 0)	0 (0 to 0)	0 (0 to 0)	0 (0 to 0)	0 (0 to 0)	0 (0 to 0)	0 (0 to 0)	0 (0 to 0)	0 (0 to 0)	0 (0 to 0)	0 (0 to 0)	0 (0 to 0)	0 (0 to 0)	0 (0 to 0)	0 (0 to 0)	0
Dengue	26 (2.3 to 120)	26 (2.3 to 120)	208 (28.0 to 1,000)	979 (129 to 4,600)	194 (13.0 to 1,670)	869 (116 to 4,140)	779 (77.6 to 3,140)	1,850 (221 to 8,790)	699 (82.6 to 3,410)	1,230 (146 to 5,740)	997 (118 to 4,640)	1,160 (140 to 5,340)	997 (120 to 4,640)	1,160 (140 to 5,340)	997 (120 to 4,640)	424 (51.1 to 1,960)	1,160 (140 to 5,340)	392 (47.2 to 1,820)	403 (48.5 to 1,860)	619 (74.6 to 2,860)	292 (35.2 to 1,350)	169 (20.4 to 781)	184 (22.2 to 850)	99.7 (12.0 to 460)	17.7 (1.7 to 87.9)
Yellow fever	0 (0 to 0)	0 (0 to 0)	0 (0 to 0)	0 (0 to 0)	0 (0 to 0)	0 (0 to 0)	0 (0 to 0)	0 (0 to 0)	0 (0 to 0)	0 (0 to 0)	0 (0 to 0)	0 (0 to 0)	0 (0 to 0)	0 (0 to 0)	0 (0 to 0)	0 (0 to 0)	0 (0 to 0)	0 (0 to 0)	0 (0 to 0)	0 (0 to 0)	0 (0 to 0)	0 (0 to 0)	0 (0 to 0)	0 (0 to 0)	0
Rabies	26 (0 to 120)	26 (0 to 120)	26 (0 to 120)	26 (0 to 120)	26 (0 to 120)	26 (0 to 120)	26 (0 to 120)	26 (0 to 120)	26 (0 to 120)	26 (0 to 120)	26 (0 to 120)	26 (0 to 120)	26 (0 to 120)	26 (0 to 120)	26 (0 to 120)	26 (0 to 120)	26 (0 to 120)	26 (0 to 120)	26 (0 to 120)	26 (0 to 120)	26 (0 to 120)	26 (0 to 120)	26 (0 to 120)	26 (0 to 120)	2,760
Intestinal nematode infections	0 (0 to 0)



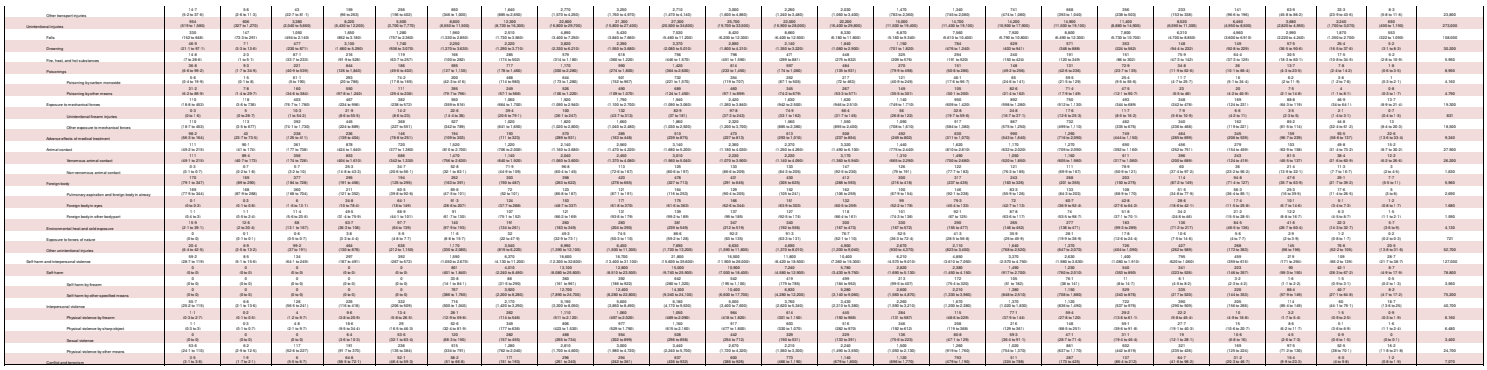

SR Table 2a. Albania DALYS by cause and age groups for males with 95% uncertainty intervals, 2019

Cause	Early Neonatal	Late Neonatal	Post Neonatal	1 to 4	5 to 9	10 to 14	15 to 19	20 to 24	25 to 29	30 to 34	35 to 39	40 to 44	45 to 49	50 to 54	55 to 59	60 to 64	65 to 69	70 to 74	75 to 79	80 to 84	85 to 89	90 to 94	95 plus	Total
All causes	1,139 (9,989 to 11,466)	966 (816 to 1,210)	1,893 (1,766 to 2,013)	6,039 (5,670 to 7,008)	5,660 (4,910 to 7,035)	4,370 (4,070 to 4,799)	10,109 (9,356 to 10,900)	15,900 (15,156 to 16,900)	17,400 (16,400 to 20,800)	19,000 (18,200 to 20,100)	19,700 (18,700 to 20,900)	19,900 (18,900 to 20,900)	19,600 (18,700 to 20,800)	17,600 (16,700 to 21,400)	16,600 (15,800 to 17,500)	26,400 (25,100 to 28,200)	30,600 (29,100 to 32,100)	31,600 (29,900 to 33,400)	33,200 (31,500 to 35,000)	29,600 (28,000 to 31,200)	19,600 (18,500 to 20,700)	6,720 (4,980 to 8,890)	670 (77 to 1,990)	421,000
Communicable, maternal, neonatal, and nutritional diseases	6,490 (5,620 to 10,900)	605 (387 to 878)	3,210 (2,670 to 4,200)	1,890 (1,650 to 2,470)	1,170 (930 to 1,470)	947 (809 to 1,380)	1,250 (760 to 1,950)	981 (700 to 1,350)	943 (720 to 1,190)	910 (720 to 1,150)	878 (720 to 1,080)	917 (720 to 1,150)	933 (720 to 1,150)	933 (720 to 1,150)	845 (650 to 1,070)	1,140 (880 to 1,450)	1,210 (920 to 1,540)	1,210 (920 to 1,540)	1,210 (920 to 1,540)	1,210 (920 to 1,540)	1,210 (920 to 1,540)	726 (560 to 1,070)	420 (290 to 670)	149 (97 to 290)	29.0 (17.0 to 37.0)	27,700
HIV/AIDS and sexually transmitted infections	48.9 (39.6 to 59)	19.6 (17.0 to 19.7)	38.6 (31.0 to 46.0)	3.0 (2.0 to 5.0)	2.0 (2.0 to 4.0)	2.0 (2.0 to 3.0)	7.2 (5.0 to 10.0)	19.1 (15.0 to 24.0)	31.7 (25.0 to 39.0)	52.4 (41.0 to 66.0)	77 (61.0 to 96.0)	11 (7.0 to 16.0)	7.6 (5.0 to 11.0)	7.6 (5.0 to 11.0)	7.6 (5.0 to 11.0)	9.6 (6.0 to 15.0)	8.6 (6.0 to 12.0)	7.4 (5.0 to 10.0)	6.4 (5.0 to 9.0)	2.0 (1.0 to 3.0)	1.0 (0.0 to 2.0)	0.0 (0.0 to 1.0)	0.0 (0.0 to 0.0)	0.0 (0.0 to 0.0)	0.0 (0.0 to 0.0)	487
HIV/AIDS	0 (0 to 0)	0 (0 to 0)	2.3 (1.0 to 3.0)	2.1 (1.0 to 3.0)	2.3 (1.0 to 3.0)	1.4 (1.0 to 2.0)	2.6 (2.0 to 3.0)	1.9 (1.0 to 3.0)	2.7 (2.0 to 3.0)	4.1 (3.0 to 5.0)	5.3 (4.0 to 6.0)	3.1 (2.0 to 4.0)	5.3 (4.0 to 6.0)	3.9 (3.0 to 5.0)	5.1 (4.0 to 6.0)	4.4 (3.0 to 6.0)	2.2 (1.0 to 3.0)	0.2 (0.0 to 1.0)	0.1 (0.0 to 1.0)	0.0 (0.0 to 0.0)	0.0 (0.0 to 0.0)	0.0 (0.0 to 0.0)	0.0 (0.0 to 0.0)	0.0 (0.0 to 0.0)	0.0 (0.0 to 0.0)	48.7
HIV/AIDS - Drug-susceptible Tuberculosis	0 (0 to 0)	0 (0 to 0)	0.6 (0 to 2.0)	0.4 (0 to 1.0)	0.7 (0 to 2.0)	0.7 (0 to 2.0)	0.9 (0 to 2.0)	0.6 (0 to 2.0)	0.7 (0 to 2.0)	1.1 (0 to 3.0)	1.4 (0 to 3.0)	0.8 (0 to 2.0)	1.3 (0 to 3.0)	1.0 (0 to 2.0)	1.2 (0 to 3.0)	1.2 (0 to 3.0)	0.6 (0 to 2.0)	0.1 (0 to 1.0)	0.0 (0 to 0.0)	0.0 (0 to 0.0)	0.0 (0 to 0.0)	0.0 (0 to 0.0)	0.0 (0 to 0.0)	0.0 (0 to 0.0)	0.0 (0 to 0.0)	12.0
HIV/AIDS - Multidrug-resistant Tuberculosis without extensive	0 (0 to 0)	0 (0 to 0)	0 (0 to 0)	0 (0 to 0)	0 (0 to 0)	0 (0 to 0)	0 (0 to 0)	0 (0 to 0)	0 (0 to 0)	0 (0 to 0)	0 (0 to 0)	0 (0 to 0)	0 (0 to 0)	0 (0 to 0)	0 (0 to 0)	0 (0 to 0)	0 (0 to 0)	0 (0 to 0)	0 (0 to 0)	0 (0 to 0)	0 (0 to 0)	0 (0 to 0)	0 (0 to 0)	0 (0 to 0)	0 (0 to 0)	0.0
HIV/AIDS - Extensively drug-resistant Tuberculosis	0 (0 to 0)	0 (0 to 0)	0 (0 to 0)	0 (0 to 0)	0 (0 to 0)	0 (0 to 0)	0 (0 to 0)	0 (0 to 0)	0 (0 to 0)	0 (0 to 0)	0 (0 to 0)	0 (0 to 0)	0 (0 to 0)	0 (0 to 0)	0 (0 to 0)	0 (0 to 0)	0 (0 to 0)	0 (0 to 0)	0 (0 to 0)	0 (0 to 0)	0 (0 to 0)	0 (0 to 0)	0 (0 to 0)	0 (0 to 0)	0 (0 to 0)	0.0
HIV/AIDS resulting in other diseases	0 (0 to 0)	0 (0 to 0)	1.8 (1.0 to 2.0)	1.7 (1.0 to 2.0)	1.7 (1.0 to 2.0)	1.9 (1.0 to 2.0)	1.9 (1.0 to 2.0)	1.2 (0.0 to 2.0)	2.0 (1.0 to 3.0)	2.9 (2.0 to 4.0)	3.8 (2.0 to 5.0)	2.3 (1.0 to 3.0)	3.9 (2.0 to 5.0)	2.9 (2.0 to 4.0)	3.9 (2.0 to 5.0)	3.2 (2.0 to 4.0)	1.7 (1.0 to 2.0)	0.1 (0.0 to 1.0)	0.1 (0.0 to 1.0)	0.0 (0.0 to 0.0)	0.0 (0.0 to 0.0)	0.0 (0.0 to 0.0)	0.0 (0.0 to 0.0)	0.0 (0.0 to 0.0)	0.0 (0.0 to 0.0)	39.1
Sexually transmitted infections excluding HIV	48.9 (39.6 to 59)	19.6 (17.0 to 19.7)	36.8 (29.0 to 44.0)	1.0 (0.0 to 3.0)	0.3 (0.0 to 1.0)	0.6 (0.0 to 2.0)	5.3 (3.0 to 8.0)	17.4 (13.0 to 22.0)	29.0 (23.0 to 36.0)	47.5 (37.0 to 61.0)	71.0 (56.0 to 89.0)	8.0 (5.0 to 12.0)	3.7 (2.0 to 6.0)	4.7 (3.0 to 7.0)	3.5 (2.0 to 5.0)	5.2 (3.0 to 8.0)	6.9 (5.0 to 9.0)	6.2 (4.0 to 9.0)	5.2 (4.0 to 7.0)	2.0 (1.0 to 3.0)	1.0 (0.0 to 2.0)	0.0 (0.0 to 1.0)	0.0 (0.0 to 0.0)	0.0 (0.0 to 0.0)	0.0 (0.0 to 0.0)	186
Syphilis	0.6 (0.5 to 0.7)	0.6 (0.5 to 0.7)	0.6 (0.5 to 0.7)	0.5 (0.4 to 0.6)	0.5 (0.4 to 0.6)	0.5 (0.4 to 0.6)	0.6 (0.5 to 0.7)	0.7 (0.6 to 0.9)	0.8 (0.7 to 1.0)	0.9 (0.8 to 1.0)	1.0 (0.9 to 1.2)	0.9 (0.8 to 1.0)	1.0 (0.9 to 1.2)	0.9 (0.8 to 1.0)	0.9 (0.8 to 1.0)	0.9 (0.8 to 1.0)	0.9 (0.8 to 1.0)	0.9 (0.8 to 1.0)	0.9 (0.8 to 1.0)	0.9 (0.8 to 1.0)	0.9 (0.8 to 1.0)	0.9 (0.8 to 1.0)	0.9 (0.8 to 1.0)	0.9 (0.8 to 1.0)	0.9 (0.8 to 1.0)	13.0
Chlamydial infection	0 (0 to 0)	0 (0 to 0)	0 (0 to 0)	0 (0 to 0)	0 (0 to 0)	0 (0 to 0)	0.4 (0.0 to 1.0)	1.6 (0.0 to 4.0)	2.9 (0.0 to 8.0)	2.1 (0.0 to 6.0)	1.4 (0.0 to 3.0)	1.1 (0.0 to 3.0)	0.9 (0.0 to 2.0)	0.5 (0.0 to 1.0)	0.2 (0.0 to 0.0)	0.1 (0.0 to 0.0)	0.0 (0.0 to 0.0)	0.0 (0.0 to 0.0)	0.0 (0.0 to 0.0)	0.0 (0.0 to 0.0)	0.0 (0.0 to 0.0)	0.0 (0.0 to 0.0)	0.0 (0.0 to 0.0)	0.0 (0.0 to 0.0)	0.0 (0.0 to 0.0)	10.6
Gonococcal infection	0 (0 to 0)	0 (0 to 0)	0 (0 to 0)	0 (0 to 0)	0 (0 to 0)	0.4 (0.0 to 2.0)	1.6 (0.0 to 5.0)	2.6 (0.0 to 8.0)	1.7 (0.0 to 5.0)	1 (0.0 to 3.0)	0.5 (0.0 to 1.0)	0.5 (0.0 to 2.0)	0.2 (0.0 to 1.0)	0.2 (0.0 to 1.0)	0.1 (0.0 to 0.0)	0.1 (0.0 to 0.0)	0.0 (0.0 to 0.0)	0.0 (0.0 to 0.0)	0.0 (0.0 to 0.0)	0.0 (0.0 to 0.0)	0.0 (0.0 to 0.0)	0.0 (0.0 to 0.0)	0.0 (0.0 to 0.0)	0.0 (0.0 to 0.0)	0.0 (0.0 to 0.0)	9.7
Trichomoniasis	0 (0 to 0)	0 (0 to 0)	0 (0 to 0)	0 (0 to 0)	0 (0 to 0)	0.1 (0.0 to 0.0)	0.3 (0.0 to 1.0)	0.4 (0.0 to 1.0)	0.4 (0.0 to 1.0)	0.4 (0.0 to 1.0)	0.4 (0.0 to 1.0)	0.4 (0.0 to 1.0)	0.3 (0.0 to 1.0)	0.2 (0.0 to 0.0)	0.2 (0.0 to 0.0)	0.1 (0.0 to 0.0)	0.0 (0.0 to 0.0)	0.0 (0.0 to 0.0)	0.0 (0.0 to 0.0)	0.0 (0.0 to 0.0)	0.0 (0.0 to 0.0)	0.0 (0.0 to 0.0)	0.0 (0.0 to 0.0)	0.0 (0.0 to 0.0)	0.0 (0.0 to 0.0)	2.6
Genital herpes	0 (0 to 0)	0 (0 to 0)	0 (0 to 0)	0 (0 to 0)	0 (0 to 0)	0.3 (0.0 to 1.0)	0.6 (0.0 to 2.0)	1.3 (0.0 to 3.0)	1.1 (0.0 to 3.0)	1.1 (0.0 to 3.0)	1.1 (0.0 to 3.0)	1.1 (0.0 to 3.0)	1.1 (0.0 to 3.0)	0.9 (0.0 to 2.0)	0.8 (0.0 to 2.0)	0.5 (0.0 to 1.0)	0.2 (0.0 to 0.0)	0.1 (0.0 to 0.0)	0.0 (0.0 to 0.0)	0.0 (0.0 to 0.0)	0.0 (0.0 to 0.0)	0.0 (0.0 to 0.0)	0.0 (0.0 to 0.0)	0.0 (0.0 to 0.0)	0.0 (0.0 to 0.0)	20.4
Other sexually transmitted infections	0 (0 to 0)	0 (0 to 0)	0 (0 to 0)	0 (0 to 0)	0 (0 to 0)	0.2 (0.0 to 0.0)	0.8 (0.0 to 3.0)	2.5 (0.0 to 8.0)	2.5 (0.0 to 8.0)	2.5 (0.0 to 8.0)	2.5 (0.0 to 8.0)	2.5 (0.0 to 8.0)	2.5 (0.0 to 8.0)	2.2 (0.0 to 6.0)	2.2 (0.0 to 6.0)	2.2 (0.0 to 6.0)	2.2 (0.0 to 6.0)	2.2 (0.0 to 6.0)	2.2 (0.0 to 6.0)	2.2 (0.0 to 6.0)	2.2 (0.0 to 6.0)	2.2 (0.0 to 6.0)	2.2 (0.0 to 6.0)	2.2 (0.0 to 6.0)	2.2 (0.0 to 6.0)	131
Respiratory infections and tuberculosis	379 (183 to 649)	91 (41 to 191)	1,780 (1,180 to 2,440)	670 (370 to 1,280)	288 (249 to 479)	233 (130 to 256)	286 (161 to 308)	239 (164 to 348)	284 (197 to 354)	239 (161 to 320)	284 (197 to 354)	239 (161 to 320)	284 (197 to 354)	279 (186 to 329)	284 (186 to 327)	424 (286 to 519)	427 (298 to 519)	424 (298 to 519)	427 (298 to 519)	424 (298 to 519)	427 (297 to 519)	424 (297 to 519)	427 (297 to 519)	424 (297 to 519)	427 (297 to 519)	424 (297 to 519)	8,470
Tuberculosis	0 (0 to 0)	0 (0 to 0)	2.2 (1.0 to 3.0)	1.6 (1.0 to 2.0)	1.8 (1.0 to 2.7)	0.9 (0.5 to 1.7)	0.9 (0.5 to 1.7)	0.9 (0.5 to 1



Benign prostatic hyperplasia	0 (0 to 0)	0 (0 to 0)	0 (0 to 0)	0 (0 to 0)	0 (0 to 0)	0 (0 to 0)	0 (0 to 0)	0 (0 to 0)	0 (0 to 0)	0 (0 to 0)	0 (0 to 0)	0 (0 to 0)	1.9 (0.9 to 3.9)	19.7 (9.1 to 27.7)	90.9 (24.9 to 91.9)	123 (99.2 to 208)	201 (109 to 337)	299 (149 to 424)	202 (111 to 309)	123 (68.1 to 197)	41.3 (21.9 to 67)	8.6 (4.6 to 13.6)	1 (0.5 to 1.6)	1.290
Male infertility	0 (0 to 0)	0 (0 to 0)	0 (0 to 0)	0 (0 to 0)	0 (0 to 0)	0 (0 to 0)	0 (0 to 0)	0 (0 to 0)	0 (0 to 0)	0 (0 to 0)	0 (0 to 0)	0 (0 to 0)	0 (0 to 0)	0 (0 to 0)	0 (0 to 0)	0 (0 to 0)	0 (0 to 0)	0 (0 to 0)	0 (0 to 0)	0 (0 to 0)	0 (0 to 0)	0 (0 to 0)	0 (0 to 0)	0
Other urinary diseases	0.4 (0.1 to 1.1)	0.6 (0.1 to 0.8)	2.6 (1.1 to 6)	4.9 (2.6 to 7.4)	4.2 (2.3 to 6.7)	2.1 (1.2 to 3.2)	2.6 (1.6 to 3.2)	3.6 (2 to 4)	3.6 (2 to 4)	3.3 (1.9 to 3.3)	2.5 (1.3 to 2.9)	3.1 (1.6 to 3.2)	4.6 (2.3 to 6.6)	6.9 (3.7 to 9.4)	8.6 (4.6 to 16.1)	17.7 (9.3 to 28)	29.7 (17.1 to 49.4)	37.6 (17.6 to 51.2)	20.6 (10 to 37.9)	19.7 (9.4 to 29.6)	9.7 (2.6 to 16.8)	0.9 (0.3 to 1.6)	191
Gynecological diseases	0 (0 to 0)	0 (0 to 0)	0 (0 to 0)	0 (0 to 0)	0 (0 to 0)	0 (0 to 0)	0 (0 to 0)	0 (0 to 0)	0 (0 to 0)	0 (0 to 0)	0 (0 to 0)	0 (0 to 0)	0 (0 to 0)	0 (0 to 0)	0 (0 to 0)	0 (0 to 0)	0 (0 to 0)	0 (0 to 0)	0 (0 to 0)	0 (0 to 0)	0 (0 to 0)	0 (0 to 0)	0 (0 to 0)	0
Uterine fibroids	0 (0 to 0)	0 (0 to 0)	0 (0 to 0)	0 (0 to 0)	0 (0 to 0)	0 (0 to 0)	0 (0 to 0)	0 (0 to 0)	0 (0 to 0)	0 (0 to 0)	0 (0 to 0)	0 (0 to 0)	0 (0 to 0)	0 (0 to 0)	0 (0 to 0)	0 (0 to 0)	0 (0 to 0)	0 (0 to 0)	0 (0 to 0)	0 (0 to 0)	0 (0 to 0)	0 (0 to 0)	0 (0 to 0)	0
Polycystic ovarian syndrome	–	–	–	–	–	–	–	–	–	–	–	–	–	–	–	–	–	–	–	–	–	–	–	NA
Female infertility	–	–	–	–	–	–	–	–	–	–	–	–	–	–	–	–	–	–	–	–	–	–	–	NA
Endometriosis	–	–	–	–	–	–	–	–	–	–	–	–	–	–	–	–	–	–	–	–	–	–	–	NA
Genital prolapse	0 (0 to 0)	0 (0 to 0)	0 (0 to 0)	0 (0 to 0)	0 (0 to 0)	0 (0 to 0)	0 (0 to 0)	0 (0 to 0)	0 (0 to 0)	0 (0 to 0)	0 (0 to 0)	0 (0 to 0)	0 (0 to 0)	0 (0 to 0)	0 (0 to 0)	0 (0 to 0)	0 (0 to 0)	0 (0 to 0)	0 (0 to 0)	0 (0 to 0)	0 (0 to 0)	0 (0 to 0)	0 (0 to 0)	0
Premenstrual syndrome	–	–	–	–	–	–	–	–	–	–	–	–	–	–	–	–	–	–	–	–	–	–	–	NA
Other gynecological diseases	0 (0 to 0)	0 (0 to 0)	0 (0 to 0)	0 (0 to 0)	0 (0 to 0)	0 (0 to 0)	0 (0 to 0)	0 (0 to 0)	0 (0 to 0)	0 (0 to 0)	0 (0 to 0)	0 (0 to 0)	0 (0 to 0)	0 (0 to 0)	0 (0 to 0)	0 (0 to 0)	0 (0 to 0)	0 (0 to 0)	0 (0 to 0)	0 (0 to 0)	0 (0 to 0)	0 (0 to 0)	0 (0 to 0)	0
Hemoglobinopathies and hemolytic anemias	4.6 (2.4 to 8)	3.2 (1.9 to 5)	39.3 (21.9 to 56.3)	83.5 (52.6 to 123)	99.6 (52.1 to 139)	79.3 (42.3 to 108)	64.4 (32.3 to 93)	47.6 (23.6 to 72)	38.4 (20.6 to 60)	29.8 (17.6 to 52.5)	42.9 (19.5 to 69.5)	31.7 (19.5 to 49.5)	19.2 (11.5 to 30.4)	21.2 (12.7 to 33.4)	28.2 (17 to 45.4)	33.9 (21.2 to 52.4)	41.7 (21.5 to 61.4)	33.9 (18.5 to 62.3)	22.2 (12.8 to 36.4)	16.2 (11.1 to 27.2)	17.3 (11.1 to 26.4)	12.3 (7.6 to 19.4)	6.2 (2.6 to 11)	0.8 (0.5 to 1.2)	623
Thalassemias	0.6 (0.3 to 1.1)	0.5 (0.2 to 1.1)	15.6 (7.6 to 38.3)	28.5 (19.5 to 47)	61.2 (24.5 to 92.2)	29.8 (11.1 to 47)	19.2 (12.7 to 27.9)	9.5 (5.3 to 15.2)	6.2 (1.9 to 7.9)	1.7 (0.7 to 2.2)	1 (0.4 to 1.9)	0.5 (0.2 to 1.1)	0.2 (0.1 to 0.4)	0.9 (0.2 to 1.7)	0.9 (0.2 to 1.1)	0.3 (0.1 to 0.7)	0.2 (0.1 to 0.4)	0 (0 to 0)	0 (0 to 0)	0 (0 to 0)	0 (0 to 0)	0 (0 to 0)	0 (0 to 0)	193
Thalassemia trait	0.1 (0.1 to 0.2)	1.3 (0.7 to 2.1)	12.6 (9.9 to 22.1)	37.4 (19.9 to 50.7)	28.8 (7.9 to 66.6)	27.6 (8.1 to 61.3)	13.6 (5.1 to 21.2)	11.5 (4.6 to 22.6)	10.6 (4.6 to 22.6)	6.4 (4.9 to 21.4)	7.1 (3.5 to 13.2)	6.3 (2.5 to 12.4)	7.1 (3.5 to 13.2)	9.4 (3.9 to 17.4)	11.9 (5.9 to 22.3)	11.9 (7.6 to 21.6)	15.4 (7.6 to 22.8)	9.6 (4.1 to 19.9)	4.2 (1.6 to 12.2)	2.6 (0.8 to 6.2)	2.6 (0.7 to 6.3)	2.7 (0.9 to 5.2)	0.7 (0.3 to 1.2)	0.1 (0 to 0.2)	241
Sickle cell disorders	0.5 (0.2 to 1.1)	0.1 (0 to 0.3)	2.2 (1.1 to 4.3)	3.6 (1.6 to 6.1)	6 (2.4 to 8.6)	3.7 (1.5 to 6.3)	3.5 (1.5 to 5.3)	3.8 (1.7 to 5)	2.6 (1.1 to 4)	2.2 (1.2 to 3.2)	0.4 (0.2 to 0.8)	0.1 (0 to 0.2)	0.1 (0 to 0.2)	0.1 (0 to 0.1)	0.4 (0.2 to 0.6)	0.3 (0.1 to 0.5)	0.1 (0 to 0.2)	0 (0 to 0)	0 (0 to 0)	0 (0 to 0)	0 (0 to 0)	0 (0 to 0)	0 (0 to 0)	39.5
Sickle cell trait	0.4 (0.2 to 0.7)	0.6 (0.1 to 1)	1.9 (0.7 to 3.5)	3.1 (1.1 to 5.1)	3.1 (0.9 to 9.6)	1.7 (0.6 to 3.7)	2.1 (0.8 to 3.1)	1.6 (0.7 to 2.4)	1.2 (0.7 to 2.1)	1.2 (0.5 to 2.2)	0.6 (0.2 to 1.2)	0.6 (0.2 to 1.1)	0.3 (0.1 to 0.7)	0.3 (0.1 to 0.7)	0.3 (0.1 to 0.6)	0.2 (0.1 to 0.5)	0.1 (0 to 0.3)	0.1 (0 to 0.2)	0.1 (0 to 0.2)	0.1 (0 to 0.2)	0.1 (0 to 0.2)	0.1 (0 to 0.2)	0.1 (0 to 0.2)	39.1
G6PD deficiency	0.1 (0 to 0.2)	0.1 (0 to 0.3)	0.4 (0.2 to 0.8)	0.5 (0.4 to 1.9)	1.4 (2 to 5)	0.5 (0.4 to 1.9)	1.7 (2.1 to 4.9)	2.4 (2.7 to 5.1)	2.5 (1.4 to 3.1)	2.1 (1.4 to 3.1)	1.5 (0.9 to 2.6)	1.2 (0.6 to 1.9)	1.2 (0.6 to 1.9)	1.2 (0.6 to 1.9)	1.2 (0.6 to 1.9)	1.2 (0.6 to 1.9)	1.2 (0.6 to 1.9)	1.2 (0.6 to 1.9)	1.2 (0.6 to 1.9)	1.2 (0.6 to 1.9)	1.2 (0.6 to 1.9)	1.2 (0.6 to 1.9)	1.2 (0.6 to 1.9)	199
SMPD I/all	0 (0 to 0)	0 (0 to 0)	0 (0 to 0)	0 (0 to 0)	0 (0 to 0)	0 (0 to 0)	0 (0 to 0)	0 (0 to 0)	0 (0 to 0)	0 (0 to 0)	0 (0 to 0)	0 (0 to 0)	0 (0 to 0)	0 (0 to 0)	0 (0 to 0)	0 (0 to 0)	0 (0 to 0)	0 (0 to 0)	0 (0 to 0)	0 (0 to 0)	0 (0 to 0)	0 (0 to 0)	0 (0 to 0)	0 (0 to 0)	0
Other hemoglobinopathies and hemolytic anemias	0.1 (0.1 to 0.2)	0.6 (0.3 to 1)	2.6 (1.1 to 6.1)	7.7 (3.4 to 14.4)	8 (1.9 to 21.3)	7.3 (2.1 to 17.3)	12.7 (6.8 to 21.7)	11.6 (7.9 to 22.9)	11.6 (6.3 to 18.3)	9.2 (6.1 to 18.3)	8.7 (3 to 16.1)	8.4 (3.4 to 17.3)	9.6 (3.3 to 19.9)	11.6 (3.9 to 27.6)	9.6 (4.7 to 26.3)	13.4 (4.7 to 28.9)	14.4 (8.9 to 22.3)	13.7 (8.7 to 20.3)	8.4 (8.3 to 13)	8.4 (8.8 to 13)	13.4 (10.2 to 21.1)	8 (3.4 to 14.1)	0.7 (0.4 to 1)	212
Embolism, metabolic, blood, and immune disorders	29.8 (12.7 to 51.1)	19.2 (9.4 to 37)	192 (98.7 to 320)	192 (103 to 320)	192 (103 to 320)	192 (103 to 320)	192 (103 to 320)	192 (103 to 320)	192 (103 to 320)	192 (103 to 320)	192 (103 to 320)	192 (103 to 320)	192 (103 to 320)	192 (103 to 320)	192 (103 to 320)	192 (103 to 320)	192 (103 to 320)	192 (103 to 320)	192 (103 to 320)	192 (103 to 320)	192 (103 to 320)	192 (103 to 320)	192 (103 to 320)	3,110
Clot disorders	0 (0 to 0)	0 (0 to 0)	39.1 (21.7 to 66.1)	89.3 (29.1 to 78.7)	97.6 (42.6 to 156)	59.8 (19.9 to 102)	198 (120 to 320)	199 (119 to 368)	210 (119 to 368)	206 (119 to 377)	231 (118 to 426)	313 (172 to 551)	447 (202 to 768)	624 (266 to 994)	776 (429 to 1,126)	667 (420 to 1,022)	579 (297 to 882)	481 (205 to 877)	287 (107 to 488)	158 (72.6 to 271)	52 (19.6 to 96.7)	4.6 (0.1 to 7.9)	5,470
Caries of deciduous teeth	0 (0 to 0)	0 (0 to 0)	13 (5.6 to 29.2)	13.6 (9.5 to 26.4)	6.7 (2.1 to 19)	2.5 (0.6 to 5.6)	0 (0 to 0)	0 (0 to 0)	0 (0 to 0)	0 (0 to 0)	0 (0 to 0)	0 (0 to 0)	0 (0 to 0)	0 (0 to 0)	0 (0 to 0)	0 (0 to 0)	0 (0 to 0)	0 (0 to 0)	0 (0 to 0)	0 (0 to 0)	0 (0 to 0)	0 (0 to 0)	0 (0 to 0)	28.2
Caries of permanent teeth	0 (0 to 0)	0 (0 to 0)	0 (0 to 0)	10.8 (3.4 to 22.8)	32.6 (14.9 to 69.6)	47.6 (19.6 to 121)	69.8 (27.9 to 174)	69.8 (19.7 to 121)	69.4 (24.1 to 117)	42.1 (14.5 to 77.1)	39.6 (13.1 to 72.3)	31.5 (12.1 to 52.3)	22.2 (12.1 to 48.4)	24.6 (14.2 to 70.7)	24.6 (14.2 to 70.7)	30.7 (17.2 to 72.2)	38.9 (21.9 to 72.2)	22 (8.7 to 51.3)	19.1 (8.7 to 51.3)	9.2 (2.1 to 19.5)	9.1 (2.1 to 19.5)	1.8 (0.4 to 3.7)	0.4 (0.2 to 0.8)	0.1 (0 to 0.2)	493
Periodontal diseases	0 (0 to 0)	0 (0 to 0)	0 (0 to 0)	0 (0 to 0)	0 (0 to 0)	3.6 (0.9 to 9.7)	14.1 (4.9 to 37.7)	34.8 (10.1 to 98.4)	57.8 (17.6 to 148)	73.4 (24.2 to 192)	94.2 (28.7 to 233)	127 (43.2 to 304)	128 (54.3 to 304)	158 (69.3 to 369)	172 (69.9 to 392)	169 (91.9 to 392)	134 (91.9 to 255)	73.2 (29.8 to 192)	49.2 (19.7 to 99.4)	11.4 (5.9 to 24.2)	2.3 (1.1 to 4.2)	0.4 (0.2 to 0.8)	1,190
Other oral disorders	0 (0 to 0)	0 (0 to 0)	26 (13.1 to 39.7)	21.9 (12.7 to 34.1)	24.3 (12.6 to 39.7)	42.6 (20.1 to 72)	997 (64.9 to 1,640)	64.6 (30.2 to 97.7)	60.4 (30.1 to 91.1)	49.2 (29.6 to 75.9)	49.9 (27.7 to 76.9)	49.9 (30.2 to 79.4)	91.1 (54.1 to 97.3)	96.8 (54.1 to 97.3)	60.4 (32.7 to 83.2)	54 (32.7 to 83.2)	37.9 (19.1 to 62.2)	19 (9.4 to 34.4)	9.1 (4.6 to 21.2)	2.9 (1.5 to 7.7)	0.6 (0.3 to 1.2)	0.1 (0 to 0.2)	713
Sudden infant death syndrome	11.2 (3.9 to 23.6)	11.2 (3.9 to 23.6)	329 (137 to 799)	–	–	–	–	–	–	–	–	–	–	–	–	–	–	–	–	–	–	–	–	NA
Injuries	213 (79 to 87.3)	177.2 (113 to 264.4)	270 (163 to 399)	660 (616 to 1,160)	1,220 (997 to 1,670)	1,390 (1,110 to 1,810)	3,110 (2,460 to 3,850)	6,000 (4,660 to 7,440)	6,400 (5,240 to 7,710)	6,400 (5,220 to 8,320)	5,190 (3,960 to 6,640)	3,710 (2,400 to 4,370)	3,330 (2,660 to 4,050)	3,960 (2,890 to 4,790)	4,120 (3,120 to 5,390)	4,390 (3,240 to 5,680)	4,090 (3,090 to 5,310)	3,110 (2,330 to 4,090)	2,410 (1,820 to 3,140)	1,760 (1,340 to 2,330)	1,140 (862 to 1,470)	462 (351 to 599)	129 (97.9 to 167)	257 (19.5 to 269.8)	56,700
Transport injuries	9.9 (1.9 to 19.7)	1.1 (0.4 to 2.7)	23.8 (10.1 to 44.1)	127 (67.7 to 202)	227 (127 to 401)	150 (78.6 to 418)	1,030 (673 to 1,480)	2,230 (1,630 to 2,990)	2,230 (1,630 to 2,990)	2,230 (1,630 to 2,990)	1,180 (797 to 1,590)	667 (749 to 1,330)	522 (497 to 1,110)	1,230 (499 to 1,220)	1,170 (769 to 1,590)	1,170 (609 to 1,640)	1,060 (669 to 1,400)	625 (407 to 1,060)	446 (329 to 662)	286 (208 to 392)	99.4 (76 to 136)	14.2 (10.9 to 20.5)	0.7 (0.2 to 1)	5,360
Road injuries	3.2 (0.6 to 6.4)	0.4 (0.2 to 1.1)	7.6 (3 to 16)	19.2 (10.1 to 36.1)	33.9 (17.5 to 67.1)	29.1 (11.6 to 72.1)	159 (82.1 to 230)	339 (172 to 478)	339 (172 to 478)	339 (172 to 478)	178 (97.1 to 248)	101 (97.1 to 207)	78 (72.1 to 166)	178 (72.1 to 166)	178 (72.1 to 166)	178 (72.1 to 166)	178 (72.1 to 166)	178 (72.1 to 166)	178 (72.1 to 166)	178 (72.1 to 166)	178 (72.1 to 166)	178 (72.1 to 166)	178 (72.1 to 166)	178 (72.1 to 166)	8,600
Pedestrian road injuries	0.1 (0 to 0.4)	0.1 (0 to 0.3)	0.5 (0.2 to 1.5)	1.5 (0.7 to 3.1)	2.5 (1.2 to 5.1)	2.2 (0.9 to 5.1)	12.1 (7.1 to 17.1)	25.7 (16.1 to 35.1)	25.7 (16.1 to 35.1)	25.7 (16.1 to 35.1)	13.5 (9.1 to 18.1)	7.7 (9.1 to 15.1)	6 (8.5 to 12.6)	13.5 (8.5 to 12.6)	13.5 (8.5 to 12.6)	13.5 (8.5 to 12.6)	13.5 (8.5 to 12.6)	13.5 (8.5 to 12.6)	13.5 (8.5 to 12.6)	13.5 (8.5 to 12.6)	13.5 (8.5 to 12.6)	13.5 (8.5 to 12.6)	13.5 (8.5 to 12.6)	5,130
Cyclist road injuries	0 (0 to 0)	0 (0 to 0)	0.5 (0.1 to 1.1)	0.7 (0.1 to 1.7)	2.6 (1.1 to 4.2)	1.5 (0.5 to 3.6)	8.5 (4.1 to 12.1)	18.1 (8.6 to 25.1)	18.1 (8.6 to 25.1)	18.1 (8.6 to 25.1)	9.5 (4.8 to 13.1)	5.4 (4.8 to 10.7)	4.2 (4.5 to 8.9)	9.5 (4.5 to 8.9)	9.5 (4.5 to 8.9)	9.5 (4.5 to 8.9)	9.5 (4.5 to 8.9)	9.5 (4.5 to 8.9)	9.5 (4.5 to 8.9)	9.5 (4.5 to 8.9)	9.5 (4.5 to 8.9)	9.5 (4.5 to 8.9)	9.5 (4.5 to 8.9)	1,940
Motorcyclist road injuries	0.7 (0.1 to 2.2)	0.5 (0 to 0.3)	6.6 (0.9 to 19.3)	19.1 (6.1 to 37.3)	24.1 (8.6 to 52.6)	14.6 (5.6 to 37.6)	320 (158 to 522)	320 (158 to 522)	320 (161 to 509)	190 (117 to 328)	117 (62.6 to 229)	91.4 (27.7 to 168)	97.8 (49.2 to 127)	113 (77.3 to 197)	120 (77.3 to 197)	114 (77.3 to 197)	88.3 (49.5 to 127)	67 (28.6 to 92.3)	48.9 (20.1 to 92.1)	28.4 (9.6 to 49.4)	11.7 (2.1 to 19.7)	3.3 (0.7 to 5.7)	0.5 (0.3 to 0.8)	1,890
Motor vehicle road injuries	0.6 (0.1 to 1.7)	0.1 (0 to 0.4)	5.7 (1.6 to 18.9)	36.2 (9.4 to 69.6)	58.8 (29.2 to 139)	66.6 (27.2 to 182)	455 (222 to 1,000)	960 (482 to 1,540)	960 (482 to 1,540)	903 (478 to 1,540)	619 (276 to 1,027)	384 (276 to 630)	327 (276 to 630)	324 (276 to 630)	390 (292 to 664)	390 (292 to 664)	390 (297 to 664)	348 (292 to 664)	263 (192 to 399)	192 (139 to 299)	78.8 (49.6 to 133)	27.6 (19.1 to 37.4)	1.1 (0.6 to 1.6)	6,630
Other road injuries	0.2 (0 to 0.6)	0.2 (0 to 0.6)	2.5 (0.6 to 6.5)	5.2 (2.1 to 12.7)	8.9 (3.2 to 21.7)	5.7 (2.1 to 15.1)	93.1 (34.5 to 227)	222.5 (82.5 to 541)	222.5 (82.5 to 541)	19.1 (8.1 to 31.3)	10.6 (4.1 to 18.4)	10.3 (4.1 to 18.4)	20.3 (4.1 to 18.4)	10.6 (4.1 to 18.4)	24.9 (4.1 to 18.4)	34.6 (4.1 to 18.4)	39.3 (4.1 to 18.4)	22.4 (4.1 to 18.4)	16.9 (4.1 to 18.4)	9.1 (4.1 to 18.4)	3.4 (1.1 to 18.4)	1.1 (0.3 to 18.4)	0.2 (0.1 to 18.4)	307
Other transport injuries	0.6 (0.4 to 0.9)	0.2 (0.2 to 0.3)	0.6 (0.2 to 1.7)	1.6 (1.1 to 2.7)	2.1 (1.4 to 3.7)	1.6 (1.2 to 2.7)	2.2 (1.6 to 3.9)	2.2 (1.6 to 3.9)	2.2 (1.6 to 3.9)	1.7 (1.2 to 3.9)	1.1 (0.8 to 2.1)	0.9 (0.6 to 1.6)	0.8 (0.6 to 1.6)	0.9 (0.6 to 1.6)	0.9 (0.6 to 1.6)	0.9 (0.6 to 1.6)	0.9 (0.6 to 1.6)	0.9 (0.6 to 1.6)	0.9 (0.6 to 1.6)	0.9 (0.6 to 1.6)	0.9 (0.6 to 1.6)	0.9 (0.6 to 1.6)	0.9 (0.6 to 1.6)	1,210
Unintentional injuries	42 (21.1 to 68.7)	13.2 (3.6 to 26.6)	226 (160 to 349)	533 (387 to 800)	612 (642 to 997)	650 (729 to 1,130)	1,080 (1,160 to 1,690)	2,410 (2,130 to 3,430)	2,410 (2,130 to 3,430)	2,410 (1,490 to 3,430)	2,410 (1,380 to 2,540)	2,410 (1,570 to 2,930)	2,700 (1,630 to 3,410)	2,700 (2,030 to 3,770)	2,410 (1,870 to 3,390)	2,530 (1,870 to 3,390)	1,410 (1,190 to 2,180)	1,250 (875 to 1,820)	655 (468 to 1,070)	284 (188 to 446)	84.1 (71.1 to 126)	13.6 (10.5 to 20.7)	0.3 (0.2 to 0.5)	31,700
Falls	2.4 (0.4 to 5.2)	0.8 (0.2 to 2)	10.4 (6 to 21)	69.1 (29.7 to 117)	129 (72.4 to 194)	163 (100 to 233)	377 (220 to 538)	499 (304 to 690)	499 (437 to 690)	624 (408 to 836)	614 (378 to 715)	666 (388 to 793)	699 (422 to 818)	772 (507 to 976)	822 (568 to 1,066)	753 (567 to 1,062)	620 (467 to 843)	527 (368 to 699)	429 (317 to 562)	335 (237 to 450)	233 (167 to 297)	68 (49.6 to 87)	6.6 (4.6 to 10)	8,400
Drowning	1.9 (0.9 to 3.4)	0.3 (0.3 to 0.8)	1.9 (0.9 to 3.7)	5.6 (2.6 to 9.2)	13.7 (4.6 to 26.2)	13.7 (4.6 to 26.2)	154 (86.3 to 220)	154 (86.3 to 220)	196 (98.6 to 220)	120 (98.6 to 220)	120 (98.6 to 220)	120 (98.6 to 220)	120 (98.6 to 220)	154 (98.6 to 220)	154 (98.6 to 220)	154 (98.6 to 220)	154 (98.6 to 220)	154 (98.6 to 220)	154 (98.6 to 220)	154 (98.6 to 220)	154 (98.6 to 220)	154 (98.6 to 220)	154 (98.6 to 220)	154 (98.6 to 220)	1,980
Fire, heat, and hot substances	0.9 (0.3 to 1.9)	0.3 (0.1 to 0.7)	3.7 (1.6 to 7.3)	27.5 (13.3 to 47.9)	29.9 (17.3 to 47.9)	33.6 (17.3 to 47.9)	49.7 (21.1 to 74.6)	77.6 (49.5 to 114)	87.6 (49.5 to 114)	87.6 (47.9 to 140)	37.6 (28.1 to 57.3)	39 (28.1 to 57.3)	32.3 (28.1 to 57.3)	39 (23.5 to 48.4)	39.4 (23.5 to 48.4)	32.8 (23.5 to 48.4)	22.9 (15.3 to 37.4)	17.1 (11.6 to 23.7)	12.6 (8.7 to 17.9)	9.1 (6.1 to 12.6)	3.9 (2.6 to 5.4)	1.1 (0.6 to 1.5)	0.2 (0.1 to 0.2)	1,270
Poisonings	0.9 (0.1 to 1.8)	0.3 (0.1 to 0.7)	2.1 (0.9 to 4.6)	28.9 (19.5 to 42.8)	33.6 (24.6 to 46.4)	44.7 (20.2 to 69.2)	77.6 (52.9 to 113)	87.6 (52.9 to 113)	87.6 (42.6 to 87.3)	39 (28.1 to 57.3)	37.6 (23.5 to 58)	39 (23.5 to 58)	32.3 (21.7 to 55.3)	39 (23.5 to 48.4)	39.4 (23.5 to 48.4)	32.8 (22.3 to 48.4)	22.9 (15.3 to 37.4)	17.1 (11.6 to 23.7)	12.6 (8.7 to 17.9)	9.1 (6.1 to 12.6)	3.9 (2.6 to 5.4)	1.1 (0.6 to 1.5)	0.2 (0.1 to 0.2)	427
Poisoning by carbon monoxide	0 (0 to 0.1)	0 (0 to 0.1)	0.6 (0.3 to 1.3)	1.7 (0.5 to 5.1)	2.3 (1 to 5.7)	0.6 (1.6 to 7.3)	0.4 (0.2 to 1.6)	17.7 (7.9 to 22.3)	19.6 (9.1 to 36.4)	19.6 (9.1 to 36.4)	8.6 (4.6 to 14)	7.7 (4.6 to 12.9)	4.5 (4.6 to 12.9)	7.4 (4.2 to 12)	7.9 (4.1 to 15.2)	6.8 (4.1 to 11.6)	6 (3.2 to 10.2)	4.1 (2.5 to 6.1)	3.1 (1.6 to 5.1)	1.6 (0.9 to 2.9)	0.8 (0.5 to 1.3)	0.2 (0.1 to 0.3)	0.1 (0 to 0.2)	128
Poisoning by other means	0.9 (0.1 to 1.8)	0.2 (0 to 0.6)	2.8 (1.3 to 5.2)	26.7 (13.3 to 47.7)	27.6 (19.5 to 42.8)	30.2 (20.2 to 50.2)	39.2 (20.2 to 61.2)	60.1 (32.9 to 113)	63 (32.9 to 113)	29.5 (19.5 to 47.1)	27.3 (19.5 to 47.1)	24.6 (19.5 to 36.5)	27.1 (17.5 to 36.4)	28.6 (19.5 to 41.4)	28.6 (17.7 to 36)	26.6 (17.7 to 36)	17.6 (11.2 to 25.3)	13 (8.3 to 18.7)	9.6 (6.1 to 13.9)	7.7 (5.3 to 10.5)	3.1 (2.3 to 4.3)	0.9 (0.6 to 1.2)	0.2 (0.1 to 0.3)	509
Exposure to mechanical forces	1.5 (0.7 to 2.7)	1.1 (0.5 to 2.1)	16.5 (10.1 to 28.6)	36.9 (19.2 to 57)	191 (127 to 287)	240 (156 to 347)	491 (289 to 636)	825 (503 to 1,120)	972 (643 to 1,330)	995 (643 to 1,330)	825 (570 to 1,330)	824 (643 to 1,330)	974 (670 to 1,330)	1,160 (757 to 1,660)	1,300 (869 to 1,660)	1,230 (823 to 1,730)	765 (643 to 1,090)	539 (463 to 760)	329 (237 to 479)	139 (97.7 to 199)	29.1 (22.6 to 41.1)	4.6 (3.2 to 6.6)	12,800
Unintentional firearm injuries	0.9 (0.4 to 2)	0.3 (0.2 to 1.3)	1.4 (0.7 to 4.4)	2.4 (1.1 to 7.6)	6.4 (2.4 to 22)	2.4 (1.1 to 7.6)	10.6 (7.5 to 42.3)	10.6 (7.2 to 31.2)	38.6 (14.5 to 92.4)	24.5 (14.5 to 92.4)	19.6 (7.5 to 92.4)	11.2 (6.9 to 27.5)	11.2 (6.1 to 22.4)	10.4 (7.5 to 22.4)	11.4 (7.5 to 22.4)	13.3 (7.5 to 22.4)	19.2 (7.5 to 27.5)	11.6 (9.2 to 27.5)	3.4 (2.3 to 7.5)	2.4 (1.6 to 5.6)	1.1 (0.8 to 1.6)	0.3 (0.2 to 0.5)	235
Other exposure to mechanical forces	1.9 (0.4 to 3)	0.4 (0.1 to 2)	19.1 (10.1 to 36)	39.2 (20.6 to 59)	198 (121 to 297)	232 (156 to 347)	495 (299 to 636)	794 (507 to 1,120)	935 (643 to 1,330)	935 (643 to 1,330)	822 (570 to 1,330)	872 (643 to 1,330)	993 (697 to 1,430)	1,190 (773 to 1,670)	1,290 (877 to 1,670)	1,270 (903 to 1,790)	1,060 (608 to 1,090)	771 (488 to 1,090)	557 (387 to 769)	327 (277 to 474)	109 (80.7 to 167)	24.6 (22.6 to 32.6)	3.4 (2.6 to 7.6)	12,900
Adverse effects of medical treatment	12.4 (2.6 to 28.2)	2.2 (1.1 to 4.6)	28.7 (10.8 to 57.5)	61.3 (22.2 to 120)	29.6 (10.2 to 58.9)	17.2 (10.2 to 58.9)	23.2 (15.3 to 60.7)	43.7 (18.6 to 84.1)	68.1 (22.6 to 89.4)	22.6 (18.6 to 89.4)	22.6 (15.5 to 36.4)	19 (15.5 to 36.4)	18.1 (13.1 to 32.3)	28.1 (14.7 to 44.8)	28.3 (17 to 52)	28.9 (17.9 to 52.6)	32.6 (19.6 to 46.8)	27.2 (15.6 to 46.8)	23.9 (14.7 to 36.9)	19.4 (11.3 to 27.2)	11.1 (6.7 to 16.3)	2.6 (2.5 to 5.7)	0.6 (0.3 to 1.6)	561
Animal contact	0 (0 to 0)	0 (0 to 0)	0.9 (0.6 to 1.1)	5.3 (2.6 to 9.1)	11.2 (5.9 to 21)	11.2 (5.9 to 21)	17.1 (10.9 to 24.2)	14.3 (11 to 24.9)	13.4 (9.5 to 22.4)	10.8 (9.5 to 19.6)	12.8 (9.5 to 19.6)	13.8 (9.5 to 21.2)	18 (12.2 to 23.2)	20.1 (13.4 to 28.9)	19.8 (13.2 to 28.9)	19.2 (13.2 to 32.4)	11.8 (7.6 to 17.4)	8.5 (5.6 to 13.2)	6.4 (3.6 to 9.6)	2.2 (1.6 to 3.2)	0.7 (0.4 to 0.9)	0.1 (0 to 0.1)	233
Venomous animal contact	0 (0 to 0)	0 (0 to 0)	0.1 (0 to 0.5)	0.3 (0.1 to 0.8)	0.7 (0.1 to 2.1)	0.7 (0.1 to 2.1)	0.6 (0.1 to 1.6)	0.6 (0.1 to 1.6)	0.6 (0.1 to 1.6)	0.6 (0.1 to 1.6)	0.6 (0.1 to 1.6)	0.6 (0.1 to 1.6)	0.6 (0.1 to 1.6)	0.6 (0.1 to 1.6)	0.6 (0.1 to 1.6)	0.6 (0.1 to 1.6)	0.6 (0.1 to 1.6)	0.6 (0.1 to 1.6)	0.6 (0.1 to 1.6)	0.6 (0.1 to 1.6)	0.6 (0.1 to 1.6)	0.6 (0.1 to 1.6)	0.6 (0.1 to 1.6)	139
Non-venomous animal contact	0 (0 to 0)	0 (0 to 0)	0.3 (0.2 to 0.5)	2.3 (1.3 to 3.7)	3.7 (2.3 to 6.4)	4.2 (2.5 to 7.4)	9.2 (5.1 to 14.9)	9.9 (5.9 to 17)	9.9 (5.9 to 17)	9.8 (5.9 to 17)	9.7 (5.9 to 15)	9.7 (5.9 to 15)	9 (5.9 to 15)	8.7 (5.7 to 11.7)	9 (5.9 to 15)	9.3 (5.9 to 15)	9.5 (5.9 to 15)	7.5 (4.6 to 11.9)	6 (3.6 to 9)	4.6 (2.6 to 7)	2.9 (1.6 to 4.4)	1.2 (0.6 to 1.8)	0.3 (0.1 to 0.5)

GBD Table 2a: Rajasthan DALYS by cause and age group for males with 95% uncertainty intervals, 2019

Cause	Early Neonatal	Late Neonatal	Post Neonatal	1 to 4	5 to 9	10 to 14	15 to 19	20 to 24	25 to 29	30 to 34	35 to 39	40 to 44	45 to 49	50 to 54	55 to 59	60 to 64	65 to 69	70 to 74	75 to 79	80 to 84	85 to 89	90 to 94	95 plus	Total
All causes	1,700,000 (1,510,000 to 1,920,000)	267,000 (203,000 to 341,000)	593,000 (489,000 to 709,000)	623,000 (509,000 to 756,000)	621,000 (493,000 to 771,000)	668,000 (556,000 to 797,000)	643,000 (498,000 to 821,000)	703,000 (527,000 to 919,000)	774,000 (569,000 to 1,030,000)	777,000 (562,000 to 1,060,000)	823,000 (596,000 to 1,120,000)	814,000 (578,000 to 1,110,000)	845,000 (606,000 to 1,150,000)	940,000 (702,000 to 1,190,000)	872,000 (702,000 to 1,070,000)	921,000 (748,000 to 1,090,000)	869,000 (713,000 to 1,050,000)	772,000 (642,000 to 917,000)	661,000 (542,000 to 792,000)	509,000 (394,000 to 646,000)	193,000 (143,000 to 254,000)	50,000 (34,000 to 70,000)	7,810 (7,180 to 8,550)	14,400,000
Communicable, maternal, neonatal, and nutritional diseases	1,610,000 (1,430,000 to 1,820,000)	242,000 (182,000 to 309,000)	478,000 (394,000 to 572,000)	356,000 (290,000 to 433,000)	313,000 (249,000 to 390,000)	260,000 (214,000 to 317,000)	194,000 (157,000 to 240,000)	194,000 (154,000 to 243,000)	199,000 (157,000 to 250,000)	190,000 (150,000 to 240,000)	184,000 (145,000 to 232,000)	165,000 (129,000 to 210,000)	158,000 (123,000 to 200,000)	159,000 (124,000 to 201,000)	136,000 (107,000 to 169,000)	134,000 (105,000 to 169,000)	113,000 (88,000 to 142,000)	102,000 (79,000 to 128,000)	68,700 (53,000 to 86,000)	45,300 (34,000 to 57,000)	22,100 (16,000 to 28,000)	6,660 (4,900 to 8,600)	5,570,000
HIV/AIDS and sexually transmitted infections	3,130 (2,730 to 3,630)	4,410 (1,210 to 10,100)	6,660 (4,660 to 10,600)	4,600 (279 to 920)	1,440 (676 to 1,790)	1,140 (422 to 1,200)	1,140 (777 to 1,790)	2,120 (1,360 to 3,490)	3,420 (2,120 to 4,810)	4,410 (2,900 to 6,740)	5,420 (3,670 to 8,420)	6,410 (3,240 to 9,730)	7,400 (3,960 to 12,000)	8,390 (3,200 to 13,600)	9,370 (3,200 to 15,600)	10,400 (3,610 to 17,600)	11,400 (3,930 to 19,300)	12,300 (4,040 to 20,600)	13,200 (4,000 to 21,600)	13,900 (3,740 to 22,800)	14,500 (3,740 to 23,800)	15,000 (3,740 to 24,600)	91,000
HIV/AIDS	3,130 (2,730 to 3,630)	4,410 (1,210 to 10,100)	6,660 (4,660 to 10,600)	4,600 (279 to 920)	1,440 (676 to 1,790)	1,140 (422 to 1,200)	1,140 (777 to 1,790)	2,120 (1,360 to 3,490)	3,420 (2,120 to 4,810)	4,410 (2,900 to 6,740)	5,420 (3,670 to 8,420)	6,410 (3,240 to 9,730)	7,400 (3,960 to 12,000)	8,390 (3,200 to 13,600)	9,370 (3,200 to 15,600)	10,400 (3,610 to 17,600)	11,400 (3,930 to 19,300)	12,300 (4,040 to 20,600)	13,200 (4,000 to 21,600)	13,900 (3,740 to 22,800)	14,500 (3,740 to 23,800)	15,000 (3,740 to 24,600)	91,000
HIV/AIDS - Drug-susceptible Tuberculosis	0 (0 to 0)	0 (0 to 0)	0 (0 to 0)	0 (0 to 0)	0 (0 to 0)	0 (0 to 0)	0 (0 to 0)	0 (0 to 0)	0 (0 to 0)	0 (0 to 0)	0 (0 to 0)	0 (0 to 0)	0 (0 to 0)	0 (0 to 0)	0 (0 to 0)	0 (0 to 0)	0 (0 to 0)	0 (0 to 0)	0 (0 to 0)	0 (0 to 0)	0 (0 to 0)	0 (0 to 0)	0 (0 to 0)	0
HIV/AIDS - Multidrug-resistant Tuberculosis without extensive drug resistance	0 (0 to 0)	0 (0 to 0)	0 (0 to 1,980)	0 (0 to 0)	0 (0 to 0)	0 (0 to 0)	0 (0 to 0)	0 (0 to 0)	0 (0 to 0)	0 (0 to 0)	0 (0 to 0)	0 (0 to 0)	0 (0 to 0)	0 (0 to 0)	0 (0 to 0)	0 (0 to 0)	0 (0 to 0)	0 (0 to 0)	0 (0 to 0)	0 (0 to 0)	0 (0 to 0)	0 (0 to 0)	0 (0 to 0)	1,980
HIV/AIDS - Extensively drug-resistant Tuberculosis	0 (0 to 0)	0 (0 to 0)	0 (0 to 317)	0 (0 to 0)	0 (0 to 0)	0 (0 to 0)	0 (0 to 0)	0 (0 to 0)	0 (0 to 0)	0 (0 to 0)	0 (0 to 0)	0 (0 to 0)	0 (0 to 0)	0 (0 to 0)	0 (0 to 0)	0 (0 to 0)	0 (0 to 0)	0 (0 to 0)	0 (0 to 0)	0 (0 to 0)	0 (0 to 0)	0 (0 to 0)	0 (0 to 0)	76
HIV/AIDS resulting in other diseases	0 (0 to 0)	0 (0 to 0)	1,730 (776 to 3,470)	0 (0 to 0)	0 (0 to 0)	0 (0 to 0)	0 (0 to 0)	0 (0 to 0)	0 (0 to 0)	0 (0 to 0)	0 (0 to 0)	0 (0 to 0)	0 (0 to 0)	0 (0 to 0)	0 (0 to 0)	0 (0 to 0)	0 (0 to 0)	0 (0 to 0)	0 (0 to 0)	0 (0 to 0)	0 (0 to 0)	0 (0 to 0)	0 (0 to 0)	10,000
Sexually transmitted infections, excluding HIV	3,130 (2,730 to 3,630)	4,410 (1,210 to 10,100)	4,930 (3,870 to 7,120)	4,600 (279 to 920)	1,440 (676 to 1,790)	1,140 (422 to 1,200)	1,140 (777 to 1,790)	2,120 (1,360 to 3,490)	3,420 (2,120 to 4,810)	4,410 (2,900 to 6,740)	5,420 (3,670 to 8,420)	6,410 (3,240 to 9,730)	7,400 (3,960 to 12,000)	8,390 (3,200 to 13,600)	9,370 (3,200 to 15,600)	10,400 (3,610 to 17,600)	11,400 (3,930 to 19,300)	12,300 (4,040 to 20,600)	13,200 (4,000 to 21,600)	13,900 (3,740 to 22,800)	14,500 (3,740 to 23,800)	15,000 (3,740 to 24,600)	81,000
Syphilis	3,130 (2,730 to 3,630)	4,410 (1,210 to 10,100)	4,930 (3,870 to 7,120)	4,600 (279 to 920)	1,440 (676 to 1,790)	1,140 (422 to 1,200)	1,140 (777 to 1,790)	2,120 (1,360 to 3,490)	3,420 (2,120 to 4,810)	4,410 (2,900 to 6,740)	5,420 (3,670 to 8,420)	6,410 (3,240 to 9,730)	7,400 (3,960 to 12,000)	8,390 (3,200 to 13,600)	9,370 (3,200 to 15,600)	10,400 (3,610 to 17,600)	11,400 (3,930 to 19,300)	12,300 (4,040 to 20,600)	13,200 (4,000 to 21,600)	13,900 (3,740 to 22,800)	14,500 (3,740 to 23,800)	15,000 (3,740 to 24,600)	81,000
Chlamydial infection	0 (0 to 0)	0 (0 to 0)	0 (0 to 0)	0 (0 to 0)	0 (0 to 0)	0 (0 to 0)	0 (0 to 0)	0 (0 to 0)	0 (0 to 0)	0 (0 to 0)	0 (0 to 0)	0 (0 to 0)	0 (0 to 0)	0 (0 to 0)	0 (0 to 0)	0 (0 to 0)	0 (0 to 0)	0 (0 to 0)	0 (0 to 0)	0 (0 to 0)	0 (0 to 0)	0 (0 to 0)	0 (0 to 0)	0
Gonococcal infection	0 (0 to 0)	0 (0 to 0)	0 (0 to 0)	0 (0 to 0)	0 (0 to 0)	0 (0 to 0)	0 (0 to 0)	0 (0 to 0)	0 (0 to 0)	0 (0 to 0)	0 (0 to 0)	0 (0 to 0)	0 (0 to 0)	0 (0 to 0)	0 (0 to 0)	0 (0 to 0)	0 (0 to 0)	0 (0 to 0)	0 (0 to 0)	0 (0 to 0)	0 (0 to 0)	0 (0 to 0)	0 (0 to 0)	0
Trichomoniasis	0 (0 to 0)	0 (0 to 0)	0 (0 to 0)	0 (0 to 0)	0 (0 to 0)	0 (0 to 0)	0 (0 to 0)	0 (0 to 0)	0 (0 to 0)	0 (0 to 0)	0 (0 to 0)	0 (0 to 0)	0 (0 to 0)	0 (0 to 0)	0 (0 to 0)	0 (0 to 0)	0 (0 to 0)	0 (0 to 0)	0 (0 to 0)	0 (0 to 0)	0 (0 to 0)	0 (0 to 0)	0 (0 to 0)	0
Genital herpes	0 (0 to 0)	0 (0 to 0)	0 (0 to 0)	0 (0 to 0)	0 (0 to 0)	0 (0 to 0)	0 (0 to 0)	0 (0 to 0)	0 (0 to 0)	0 (0 to 0)	0 (0 to 0)	0 (0 to 0)	0 (0 to 0)	0 (0 to 0)	0 (0 to 0)	0 (0 to 0)	0 (0 to 0)	0 (0 to 0)	0 (0 to 0)	0 (0 to 0)	0 (0 to 0)	0 (0 to 0)	0 (0 to 0)	0
Other sexually transmitted infections	0 (0 to 0)	0 (0 to 0)	0 (0 to 0)	0 (0 to 0)	0 (0 to 0)	0 (0 to 0)	0 (0 to 0)	0 (0 to 0)	0 (0 to 0)	0 (0 to 0)	0 (0 to 0)	0 (0 to 0)	0 (0 to 0)	0 (0 to 0)	0 (0 to 0)	0 (0 to 0)	0 (0 to 0)	0 (0 to 0)	0 (0 to 0)	0 (0 to 0)	0 (0 to 0)	0 (0 to 0)	0 (0 to 0)	0
Respiratory infections and tuberculosis	238,000 (140,000 to 365,000)	69,600 (49,900 to 127,000)	273,000 (186,000 to 369,000)	77,000 (48,900 to 119,000)	39,000 (29,000 to 51,000)	22,200 (15,100 to 30,300)	22,100 (21,000 to 23,400)	27,200 (25,900 to 28,600)	29,900 (28,500 to 31,400)	36,200 (34,500 to 37,900)	41,000 (39,000 to 43,000)	46,000 (43,800 to 48,200)	51,000 (48,500 to 53,600)	56,000 (53,200 to 59,000)	61,000 (57,700 to 64,200)	65,000 (61,500 to 68,500)	68,000 (64,200 to 71,800)	70,000 (66,000 to 74,000)	71,000 (66,800 to 75,200)	71,000 (66,600 to 75,400)	70,000 (65,500 to 74,500)	68,000 (63,500 to 72,500)	1,400,000
Tuberculosis	0 (0 to 0)	0 (0 to 0)	14,600 (10,600 to 19,000)	7,190 (4,410 to 10,900)	6,010 (3,660 to 9,020)	6,230 (3,810 to 9,360)	7,000 (4,270 to 10,700)	8,230 (5,020 to 12,600)	9,560 (5,850 to 14,600)	10,900 (6,660 to 16,600)	12,300 (7,500 to 18,700)	13,600 (8,350 to 20,600)	14,900 (9,200 to 22,600)	16,200 (10,000 to 24,500)	17,400 (10,800 to 26,300)	18,500 (11,500 to 27,900)	19,500 (12,200 to 29,300)	20,400 (12,800 to 30,600)	20,900 (13,200 to 31,200)	20,900 (13,200 to 31,200)	20,600 (13,000 to 30,800)	20,000 (12,600 to 29,900)	411,000
Latent tuberculosis infection	0 (0 to 0)	0 (0 to 0)	0 (0 to 0)	0 (0 to 0)	0 (0 to 0)	0 (0 to 0)	0 (0 to 0)	0 (0 to 0)	0 (0 to 0)	0 (0 to 0)	0 (0 to 0)	0 (0 to 0)	0 (0 to 0)	0 (0 to 0)	0 (0 to 0)	0 (0 to 0)	0 (0 to 0)	0 (0 to 0)	0 (0 to 0)	0 (0 to 0)	0 (0 to 0)	0 (0 to 0)	0 (0 to 0)	0
Drug-susceptible tuberculosis	0 (0 to 0)	0 (0 to 0)	14,600 (10,600 to 19,000)	7,190 (4,410 to 10,900)	6,010 (3,660 to 9,020)	6,230 (3,810 to 9,360)	7,000 (4,270 to 10,700)	8,230 (5,020 to 12,600)	9,560 (5,850 to 14,600)	10,900 (6,660 to 16,600)	12,300 (7,500 to 18,700)	13,600 (8,350 to 20,600)	14,900 (9,200 to 22,600)	16,200 (10,000 to 24,500)	17,400 (10,800 to 26,300)	18,500 (11,500 to 27,900)	19,500 (12,200 to 29,300)	20,400 (12,800 to 30,600)	20,900 (13,200 to 31,200)	20,900 (13,200 to 31,200)	20,600 (13,000 to 30,800)	20,000 (12,600 to 29,900)	411,000
Multidrug-resistant tuberculosis without extensive drug resistance	0 (0 to 0)	0 (0 to 0)	1,980 (1,980 to 1,980)	1,980 (1,980 to 1,980)	1,980 (1,980 to 1,980



Other transport injuries	90.1 (22.9 to 293)	21.0 (13 to 42)	150 (103 to 289)	938 (811 to 1,089)	1,200 (1,016 to 1,396)	1,640 (1,379 to 1,940)	2,000 (1,719 to 2,713)	6,980 (5,968 to 10,700)	6,980 (5,958 to 11,100)	6,980 (5,958 to 11,100)	6,980 (5,958 to 11,100)	6,980 (5,958 to 11,100)	6,220 (5,468 to 6,980)	3,640 (2,120 to 5,810)	3,640 (2,060 to 5,820)	2,690 (1,600 to 4,260)	1,930 (1,160 to 3,060)	1,140 (750 to 1,710)	677 (426 to 979)	224 (297 to 429)	224 (152 to 328)	90.1 (62.6 to 139)	27.6 (19.7 to 37.6)	6.2 (3.9 to 9)	53,900
Unintentional injuries	6,240 (5,770 to 10,600)	2,450 (1,900 to 3,360)	23,700 (13,200 to 41,000)	39,900 (23,600 to 61,400)	69,200 (33,400 to 80,200)	49,300 (26,200 to 55,300)	52,700 (31,100 to 70,300)	79,700 (54,200 to 109,000)	66,900 (46,200 to 90,300)	67,200 (46,800 to 77,700)	66,900 (42,200 to 73,900)	66,900 (42,200 to 73,900)	49,600 (31,000 to 53,900)	44,600 (22,300 to 59,900)	27,200 (16,400 to 48,200)	20,900 (23,000 to 46,700)	14,700 (9,020 to 24,600)	29,600 (21,200 to 38,900)	27,200 (20,000 to 33,700)	22,700 (16,000 to 27,700)	13,100 (7,430 to 11,700)	3,240 (2,060 to 7,090)	1,500 (1,000 to 2,770)	284 (200 to 468)	792,000
Falls	1,930 (961 to 3,700)	613 (326 to 1,200)	6,890 (2,900 to 11,000)	6,890 (2,900 to 11,000)	7,200 (4,170 to 12,000)	6,390 (3,280 to 9,430)	6,230 (5,590 to 12,300)	15,300 (8,730 to 21,200)	13,900 (9,500 to 21,400)	14,100 (10,600 to 22,100)	17,200 (12,300 to 24,600)	17,100 (12,200 to 24,700)	14,200 (10,600 to 22,600)	13,200 (10,700 to 22,000)	14,100 (9,900 to 25,800)	14,300 (10,500 to 29,600)	14,300 (10,200 to 22,600)	14,100 (9,980 to 22,200)	9,630 (6,540 to 15,100)	7,180 (4,930 to 11,600)	4,010 (2,790 to 6,630)	1,660 (1,070 to 2,990)	357 (199 to 763)	220,000
Drowning	926 (329 to 1,530)	354 (127 to 1,081)	1,120 (398 to 3,660)	1,120 (398 to 3,660)	1,120 (1,040 to 3,630)	1,120 (1,040 to 3,630)	1,120 (1,040 to 3,630)	1,120 (1,040 to 3,630)	1,120 (1,040 to 3,630)	1,120 (1,040 to 3,630)	1,120 (1,040 to 3,630)	1,120 (1,040 to 3,630)	1,120 (1,040 to 3,630)	1,120 (1,040 to 3,630)	1,120 (1,040 to 3,630)	1,120 (1,040 to 3,630)	1,120 (1,040 to 3,630)	1,120 (1,040 to 3,630)	1,120 (1,040 to 3,630)	1,120 (1,040 to 3,630)	1,120 (1,040 to 3,630)	1,120 (1,040 to 3,630)	1,120 (1,040 to 3,630)	1,120 (1,040 to 3,630)	199,000
Fire, heat, and hot substances	172 (72.5 to 257)	73.0 (5.2 to 27.9)	648 (344 to 1,680)	1,060 (519 to 2,480)	1,060 (568 to 1,800)	1,060 (437 to 1,770)	1,220 (761 to 2,120)	2,210 (1,330 to 3,890)	2,200 (1,380 to 3,930)	2,220 (1,220 to 3,490)	2,220 (1,210 to 3,740)	2,120 (990 to 3,720)	1,240 (799 to 2,050)	1,200 (614 to 1,780)	556 (431 to 1,190)	722 (337 to 1,190)	577 (540 to 998)	556 (339 to 716)	261 (209 to 793)	154 (94.9 to 333)	126 (77.6 to 262)	52.0 (33.1 to 123)	25.8 (12.9 to 47.1)	2.4 (2 to 6.2)	19,700
Poisonings	1,780 (1,660 to 2,960)	1,780 (1,660 to 2,960)	1,780 (1,660 to 2,960)	1,780 (1,660 to 2,960)	1,780 (1,660 to 2,960)	1,780 (1,660 to 2,960)	1,780 (1,660 to 2,960)	1,780 (1,660 to 2,960)	1,780 (1,660 to 2,960)	1,780 (1,660 to 2,960)	1,780 (1,660 to 2,960)	1,780 (1,660 to 2,960)	1,780 (1,660 to 2,960)	1,780 (1,660 to 2,960)	1,780 (1,660 to 2,960)	1,780 (1,660 to 2,960)	1,780 (1,660 to 2,960)	1,780 (1,660 to 2,960)	1,780 (1,660 to 2,960)	1,780 (1,660 to 2,960)	1,780 (1,660 to 2,960)	1,780 (1,660 to 2,960)	1,780 (1,660 to 2,960)	1,780 (1,660 to 2,960)	312,000
Poisoning by other medical substances	29 (7.4 to 63.9)	6.8 (0.4 to 24.4)	208 (29.9 to 679)	913 (457.7 to 2,420)	926 (503.9 to 1,420)	902 (1.79 to 2.13)	1,430 (562 to 3,050)	2,490 (570 to 5,230)	1,470 (577 to 3,070)	1,480 (579 to 3,020)	872 (279 to 2,130)	892 (1.80e+3, 2,260)	478 (197 to 1,210)	263 (113 to 884)	136 (54.9 to 277)	160 (68.2 to 326)	89 (49.3 to 206)	73.6 (21.8 to 143)	51.9 (19.4 to 123)	28.5 (10.7 to 69.5)	10 (3.7 to 23.2)	4.2 (1.7 to 9.1)	0.6 (0.2 to 1.7)	12,800
Poisoning by other means	150 (64.9 to 350)	23.7 (5.2 to 79.9)	562 (246 to 2,490)	1,360 (543 to 5,530)	630 (232 to 1,680)	868 (355 to 1,960)	358 (1.92 to 1,130)	626 (1.96 to 1,960)	571 (202 to 1,600)	494 (1.16 to 1,480)	370 (1.38 to 1,320)	272 (107 to 823)	157 (61.6 to 527)	129 (62 to 330)	102 (49.3 to 317)	67.2 (27.1 to 189)	45.7 (19.2 to 129)	40.7 (17.3 to 99.6)	19.7 (8.7 to 55.3)	12.3 (4.96 to 33.1)	5.2 (2.02 to 13.2)	1.6 (0.7 to 3.1)	0.2 (0.1 to 0.51)	7,340
Exposure to mechanical forces	705 (77.1 to 2,030)	6.3 (1.2 to 23.6)	2,450 (1,020 to 6,960)	3,140 (1,360 to 8,870)	3,120 (1,220 to 8,470)	1,940 (1,010 to 5,000)	3,700 (1,140 to 8,990)	5,120 (1,540 to 9,640)	5,040 (1,540 to 9,640)	3,990 (1,540 to 8,280)	4,990 (1,540 to 9,640)	3,420 (1,540 to 8,410)	3,220 (1,540 to 7,530)	1,720 (1,720 to 5,020)	1,620 (1,220 to 4,760)	1,620 (1,220 to 4,760)	1,620 (1,220 to 4,760)	1,620 (1,220 to 4,760)	1,620 (1,220 to 4,760)	1,620 (1,220 to 4,760)	1,620 (1,220 to 4,760)	1,620 (1,220 to 4,760)	1,620 (1,220 to 4,760)	1,620 (1,220 to 4,760)	69,000
Unintentional firearm injuries	2.6 (0.1 to 17.5)	0.4 (0.0 to 1.33)	2.6 (0.2 to 17.5)	6.2 (0.4 to 17.7)	6.2 (0.4 to 17.7)	6.2 (0.4 to 17.7)	6.2 (0.4 to 17.7)	6.2 (0.4 to 17.7)	6.2 (0.4 to 17.7)	6.2 (0.4 to 17.7)	6.2 (0.4 to 17.7)	6.2 (0.4 to 17.7)	6.2 (0.4 to 17.7)	6.2 (0.4 to 17.7)	6.2 (0.4 to 17.7)	6.2 (0.4 to 17.7)	6.2 (0.4 to 17.7)	6.2 (0.4 to 17.7)	6.2 (0.4 to 17.7)	6.2 (0.4 to 17.7)	6.2 (0.4 to 17.7)	6.2 (0.4 to 17.7)	6.2 (0.4 to 17.7)	6.2 (0.4 to 17.7)	3,240
Other exposure to mechanical forces	699 (77.1 to 1,920)	6.3 (1.2 to 23.6)	2,450 (1,020 to 6,960)	3,140 (1,360 to 8,870)	3,120 (1,220 to 8,470)	1,940 (1,010 to 5,000)	3,700 (1,140 to 8,990)	5,120 (1,540 to 9,640)	5,040 (1,540 to 9,640)	3,990 (1,540 to 8,280)	4,990 (1,540 to 9,640)	3,420 (1,540 to 8,410)	3,220 (1,540 to 7,530)	1,720 (1,720 to 5,020)	1,620 (1,220 to 4,760)	1,620 (1,220 to 4,760)	1,620 (1,220 to 4,760)	1,620 (1,220 to 4,760)	1,620 (1,220 to 4,760)	1,620 (1,220 to 4,760)	1,620 (1,220 to 4,760)	1,620 (1,220 to 4,760)	1,620 (1,220 to 4,760)	1,620 (1,220 to 4,760)	65,800
Adverse effects of medical treatment	624 (549 to 917)	171 (90.9 to 288)	1,720 (920 to 3,870)	770 (338 to 2,310)	760 (323 to 2,260)	570 (249 to 877)	690 (299 to 1,870)	1,210 (504 to 3,210)	780 (306 to 1,190)	970 (337 to 1,950)	990 (369 to 1,930)	990 (357 to 1,960)	1,190 (677 to 1,960)	990 (598 to 1,950)	1,190 (858 to 1,980)	1,200 (699 to 1,990)	2,060 (1,060 to 2,110)	2,490 (1,270 to 3,080)	1,490 (938 to 2,550)	990 (697 to 1,950)	931 (547 to 956)	990 (779 to 956)	1.96 (0.1 to 19.6)	19.2 (6.9 to 42.2)	21,400
Animal contact	1,200 (484 to 2,260)	619 (303 to 1,270)	4,480 (1,820 to 8,870)	6,890 (2,900 to 14,800)	11,900 (5,370 to 23,000)	16,100 (6,780 to 36,000)	8,640 (4,280 to 14,900)	15,800 (6,590 to 34,600)	15,900 (6,810 to 31,800)	11,900 (5,070 to 34,600)	7,990 (3,810 to 12,900)	8,340 (3,900 to 14,900)	9,430 (4,380 to 17,900)	6,290 (2,650 to 9,120)	6,290 (2,020 to 9,580)	3,710 (1,610 to 6,320)	4,430 (1,660 to 6,680)	2,220 (1,190 to 3,710)	1,290 (676 to 2,110)	767 (1.67e+3, 1,600)	379 (1.62e+3, 711)	151 (48.2 to 377)	11 (4.3 to 17.7)	136,000
Venomous animal contact	1,200 (484 to 2,260)	619 (303 to 1,270)	4,480 (1,820 to 8,870)	6,890 (2,900 to 14,800)	11,900 (5,370 to 23,000)	16,100 (6,780 to 36,000)	8,640 (4,280 to 14,900)	15,800 (6,590 to 34,600)	15,900 (6,810 to 31,800)	11,900 (5,070 to 34,600)	7,990 (3,810 to 12,900)	8,340 (3,900 to 14,900)	9,430 (4,380 to 17,900)	6,290 (2,650 to 9,120)	6,290 (2,020 to 9,580)	3,710 (1,610 to 6,320)	4,430 (1,660 to 6,680)	2,220 (1,190 to 3,710)	1,290 (676 to 2,110)	767 (1.67e+3, 1,600)	379 (1.62e+3, 711)	151 (48.2 to 377)	11 (4.3 to 17.7)	136,000
Non-venomous animal contact	0.1 (0.4 to 0.7)	0.1 (1.5 to 13.5)	0.1 (10.3 to 67.4)	0.1 (52.4 to 270)	0.1 (67.6 to 280)	0.1 (120 to 329)	0.1 (172 to 412)	0.1 (225 to 509)	0.1 (256 to 533)	0.1 (226 to 543)	0.1 (240 to 572)	0.1 (238 to 577)	0.1 (238 to 577)	0.1 (257 to 638)	0.1 (229 to 583)	0.1 (205 to 619)	0.1 (7.76e+3, 637)	0.1 (1.6e+3, 564)	0.1 (1.6e+3, 565)	0.1 (1.6e+3, 1.21)	0.1 (4.2 to 7.54)	0.1 (4.2 to 7.54)	0.1 (19.1 to 68.7)	0.1 (0.9 to 2)	4,560
Foreign body	961 (267 to 1,310)	198 (160 to 496)	1,150 (268 to 3,340)	925 (270 to 944)	925 (169 to 947)	925 (140 to 913)	272 (29 to 929)	956 (164 to 949)	956 (164 to 949)	956 (164 to 949)	422 (292 to 933)	956 (292 to 938)	422 (292 to 933)	956 (292 to 941)	956 (238 to 913)	419 (238 to 917)	278 (217 to 917)	227 (165 to 364)	264 (72 to 512)	231 (138 to 597)	140 (138 to 281)	121 (138 to 140)	68 (29.5 to 133)	30.2 (21 to 117)	8.1 (2.1 to 21.6)	7,460
Foreign body in eyes	0.4 (0.1 to 1)	1.2 (0.3 to 2.9)	22.1 (5.9 to 65.5)	121 (32.9 to 272)	213 (52.9 to 588)	268 (52.5 to 579)	378 (117 to 873)	647 (1.62 to 879)	629 (189 to 920)	399 (1.62 to 839)	365 (137 to 799)	329 (138 to 802)	285 (122 to 650)	214 (112 to 384)	156 (87.2 to 358)	120 (71.7 to 347)	60.3 (36 to 141)	44.6 (20.5 to 98.4)	40.9 (20.6 to 99.4)	29 (16 to 39.4)	10.1 (4.7 to 19.4)	2.4 (0.7 to 5.2)	0.4 (0.2 to 0.92)	4,610
Foreign body in other bodypart	9.2 (2.9 to 19)	4.4 (0.8 to 12.3)	69.1 (16.4 to 206)	178 (42.2 to 519)	258 (60.3 to 777)	322 (60.3 to 841)	24 (1.79 to 889)	314 (1.79 to 918)	24 (1.79 to 893)	324 (1.79 to 893)	324 (1.79 to 893)	324 (1.79 to 893)	24 (1.79 to 893)	24 (1.79 to 893)	24 (1.79 to 893)	24 (1.79 to 893)	24 (1.79 to 893)	24 (1.79 to 893)	24 (1.79 to 893)	24 (1.79 to 893)	24 (1.79 to 893)	24 (1.79 to 893)	24 (1.79 to 893)	24 (1.79 to 893)	4,600
Environmental heat and cold exposure	174 (7.5 to 409)	97.9 (1.5 to 377)	740 (54.6 to 2,190)	948 (159 to 685)	948 (273 to 756)	948 (289 to 743)	948 (321 to 1,250)	948 (379 to 1,430)	948 (369 to 1,430)	948 (369 to 1,430)	948 (369 to 1,430)	948 (369 to 1,430)	948 (369 to 1,430)	948 (369 to 1,710)	948 (437 to 1,430)	948 (488 to 2,200)	948 (330 to 1,200)	948 (347 to 1,890)	948 (299 to 1,479)	948 (332 to 1,890)	948 (161 to 758)	948 (63.7 to 481)	948 (43.5 to 189)	948 (3.5 to 52.1)	14,100
Exposure to forces of nature	0.1 (0.4 to 0.7)	0.1 (0.4 to 1)	0.1 (6.7 to 9.1)	0.1 (26.1 to 27.7)	0.1 (42.4 to 53)	0.1 (39.5 to 71.4)	0.1 (52.7 to 145)	0.1 (113 to 199)	0.1 (142 to 217)	0.1 (139 to 217)	0.1 (113 to 223)	0.1 (99.5 to 191)	0.1 (91.1 to 213)	0.1 (91 to 153)	0.1 (91 to 153)	0.1 (23.7 to 91.3)	0.1 (23.7 to 91.3)	0.1 (23.7 to 91.3)	0.1 (23.7 to 91.3)	0.1 (114 to 217)	0.1 (6 to 9.6)	0.1 (2 to 3.5)	0.1 (0.1 to 0.1)	0.1 (0.1 to 0.1)	1,500
Other unintentional injuries	1,110 (67.5 to 251)	263 (12.9 to 5.1)	913 (7.96 to 7,230)	1,450 (228 to 5.1)	2,060 (966 to 7,290)	2,060 (1,110 to 8,210)	2,060 (2,070 to 10,900)	12,000 (2,630 to 52,700)	11,900 (2,630 to 45,600)	12,000 (2,170 to 53,200)	11,900 (2,610 to 47,300)	8,270 (2,170 to 13,100)	8,270 (2,170 to 13,100)	8,270 (2,630 to 11,900)	3,500 (1,200 to 7,780)	2,720 (1,340 to 5,240)	980 (1,040 to 2,550)	1,290 (636 to 1,940)	654 (378 to 951)	784 (1,020 to 2,070)	54 (1.62 to 207)	48.7 (21.75 to 83)	6.8 (4.7 to 9.1)	197,000
Self-harm and interpersonal violence	374 (167 to 766)	36.1 (10.8 to 74.3)	878 (388 to 1,790)	1,150 (486 to 2,200)	2,060 (1,200 to 3,400)	6,890 (2,210 to 10,400)	34,300 (20,900 to 50,400)	74,600 (50,600 to 109,000)	72,200 (50,600 to 99,400)	60,600 (40,100 to 91,900)	44,200 (33,200 to 62,200)	34,100 (24,200 to 48,000)	24,600 (17,600 to 34,300)	16,500 (12,800 to 26,200)	11,300 (7,700 to 19,100)	7,990 (5,020 to 13,800)	6,490 (3,930 to 11,200)	3,230 (2,290 to 4,530)	1,760 (1,290 to 2,720)	939 (678 to 1,260)	594 (299 to 939)	186 (82.2 to 338)	14.7 (7.5 to 19.7)	407,000
Self-harm	0 (0 to 0)	0 (0 to 0)	0 (0 to 0)	0 (0 to 0)	0 (0 to 0)	4,170 (1,000 to 7,100)	29,900 (16,200 to 45,100)	69,900 (46,200 to 104,000)	69,900 (46,200 to 94,600)	56,200 (36,000 to 87,700)	39,200 (28,000 to 57,200)	29,200 (19,000 to 43,000)	17,500 (12,800 to 28,000)	12,400 (7,900 to 20,000)	4,790 (2,900 to 9,800)	3,470 (1,900 to 7,200)	1,870 (1,080 to 3,500)	1,130 (707 to 1,800)	539 (349 to 1,000)	1,130 (727 to 1,800)	539 (349 to 1,000)	539 (349 to 1,000)	539 (349 to 1,000)	539 (349 to 1,000)	300,000
Self-harm by firearm	0 (0 to 0)	0 (0 to 0)	0 (0 to 0)	0 (0 to 0)	0 (0 to 0)	140 (60.6 to 298)	847 (297 to 1,400)	1,470 (726 to 3,040)	1,720 (786 to 3,040)	1,480 (660 to 3,630)	1,480 (642 to 3,040)	1,480 (640 to 3,430)	1,240 (616 to 2,300)	1,270 (539 to 1,930)	899 (539 to 1,930)	522 (197 to 924)	327 (127 to 675)	223 (68.7 to 374)	27.9 (10.9 to 59.7)	32.6 (7.9 to 14.4)	5.3 (3.9 to 7.3)	2 (1 to 3.6)	1.8 (0.3 to 5.7)	0.3 (0.2 to 0.7)	12,200
Self-harm by other specified means	0 (0 to 0)	0 (0 to 0)	0 (0 to 0)	0 (0 to 0)	0 (0 to 0)	4,170 (1,000 to 7,100)	29,900 (16,200 to 45,100)	69,900 (46,200 to 104,000)	69,900 (46,200 to 94,600)	56,200 (36,000 to 87,700)	39,200 (28,000 to 57,200)	29,200 (19,000 to 43,000)	17,500 (12,800 to 28,000)	12,400 (7,900 to 20,000)	4,790 (2,900 to 9,800)	3,470 (1,900 to 7,200)	1,870 (1,080 to 3,500)	1,130 (707 to 1,800)	539 (349 to 1,000)	1,130 (727 to 1,800)	539 (349 to 1,000)	539 (349 to 1,000)	539 (349 to 1,000)	539 (349 to 1,000)	299,000
Interpersonal violence	373 (169 to 767)	36.0 (14 to 73.9)	868 (388 to 1,740)	1,070 (487 to 2,140)	2,050 (1,190 to 3,390)	2,050 (1,190 to 8,200)	4,350 (2,690 to 13,400)	4,350 (2,690 to 23,900)	14,600 (5,390 to 23,900)	18,700 (10,500 to 24,700)	4,650 (2,690 to 7,980)	4,650 (2,690 to 7,980)	11,700 (7,700 to 17,900)	8,270 (5,330 to 13,900)	2,720 (1,640 to 5,210)	2,540 (2,000 to 5,040)	2,700 (2,010 to 3,690)	1,070 (1,000 to 2,710)	1,040 (640 to 1,890)	836 (498 to 879)	1,040 (2,000 to 2,700)	296 (209 to 365)	37.8 (20.7 to 102)	7.5 (5.4 to 10.1)	139,000
Physical violence by firearm	2 (0.4 to 5.3)	0.6 (0.2 to 1.9)	8.5 (3.2 to 18.6)	29.3 (9.9 to 65.5)	37.9 (17.2 to 67.6)	37 (19.8 to 6.9)	328 (1.62 to 853)	502 (427 to 1,820)	854 (487 to 1,880)	621 (287 to 1,180)	87.1 (28.1 to 1,730)	427 (238 to 824)	249 (119 to 699)	206 (101 to 387)	69.3 (33.6 to 154)	48.4 (20.4 to 94.9)	21.6 (7.5 to 54.6)	17.5 (6.4 to 39.1)	13.3 (4.6 to 28.8)	9.9 (3.1 to 11)	1.9 (1.1 to 3.3)	0.5 (0.2 to 0.9)	0.2 (0.1 to 0.3)	4,610
Physical violence by sharp object	13.9 (3.1 to 37.7)	1.4 (0.3 to 4.3)	37.4 (8.4 to 93.3)	64.4 (16.4 to 216)	114 (34.6 to 335)	200 (53.3 to 576)	1,430 (1.62 to 3,880)	3,240 (1.62 to 8,270)	4,060 (1.62 to 8,270)	3,420 (1.62 to 7,260)	2,970 (1.62 to 6,600)	3,420 (1.62 to 6,600)	1,430 (1.62 to 3,880)	1,220 (609 to 2,220)	903 (292 to 2,030)	740 (292 to 1,660)	1,040 (764 to 1,660)	541 (193 to 1,040)	764 (176 to 1,040)	541 (193 to 1,040)	764 (176 to 1,040)	541 (193 to 1,040)	764 (176 to 1,040)	541 (193 to 1,040)	22,500
Sexual violence	0 (0 to 0)	0 (0 to 0)	0 (0 to 0)	0 (0 to 0)	0 (0 to 0)	0 (0 to 0)	0 (0 to 0)	0 (0 to 0)	0 (0 to 0)	0 (0 to 0)	0 (0 to 0)	0 (0 to 0)	0 (0 to 0)	0 (0 to 0)	0 (0 to 0)	0 (0 to 0)	0 (0 to 0)	0 (0 to 0)	0 (0 to 0)	0 (0 to 0)	0 (0 to 0)	0 (0 to 0)	0 (0 to 0)	0 (0 to 0)	0 (0 to 0)	8,290
Physical violence by other means	357 (164 to 729)	34.6 (13.7 to 71.4)	831 (374 to 1,650)	1,010 (462 to 2,050)	1,940 (998 to 3,200)	1,940 (1,140 to 7,750)	2,910 (1,530 to 8,100)	2,910 (1,530 to 15,200)	10,500 (3,530 to 15,200)	14,300 (7,770 to 18,900)	1,780 (1,530 to 5,060)	1,780 (1,530 to 5,060)	9,470 (6,110 to 13,900)	7,050 (3,900 to 11,100)	1,780 (1,110 to 3,900)	1,780 (1,110 to 3,900)	1,780 (1,110 to 3,900)	1,780 (1,110 to 3,900)	1,780 (1,110 to 3,900)	1,780 (1,110 to 3,900)	1,780 (1,110 to 3,900)	1,780 (1,110 to 3,900)	1,780 (1,110 to 3,900)	1,780 (1,110 to 3,900)	204,000
Conflict and terrorism	0.1 (1.1 to 1.9)	0.1 (0.4 to 0.7)	0.1 (1.6 to 2.3)	0.1 (21.2 to 27.2)	0.1 (19.4 to 34.2)	0.1 (23.7 to 45.4)	0.1 (44.2 to 116)	0.1 (117 to 244)	0.1 (97.5 to 149)	0.1 (79.6 to 244)	0.1 (97.5 to 149)	0.1 (79.6 to 244)	0.1 (97.5 to 149)	0.1 (79.6 to 244)	0.1 (84.7 to 185)	0.1 (57.3 to 241)	0.1 (84.7 to 185)	0.1 (57.3 to 241)	0.1 (84.7 to 185)	0.1 (57.3 to 241)	0.1 (84.7 to 185)	0.1 (57.3 to 241)	0.1 (84.7 to 185)	0.1 (57.3 to 241)	1,850

SR Table 2a: Sikkim DALYs by cause and age group for males with 50% uncertainty intervals, 2019

Cause	Early Neonatal	Late Neonatal	Post Neonatal	1 to 4	5 to 9	10 to 14	15 to 19	20 to 24	25 to 29	30 to 34	35 to 39	40 to 44	45 to 49	50 to 54	55 to 59	60 to 64	65 to 69	70 to 74	75 to 79	80 to 84	85 plus	Total
All causes	2,460 (2,460 to 2,460)	1,160 (622 to 1,520)	1,200 (947 to 1,420)	1,200 (1,020 to 1,440)	1,200 (1,070 to 1,230)	1,200 (1,160 to 1,210)	1,200 (1,200 to 1,210)	1,200 (1,200 to 1,210)	1,200 (1,200 to 1,210)	1,200 (1,200 to 1,210)	1,200 (1,200 to 1,210)	1,200 (1,200 to 1,210)	1,200 (1,200 to 1,210)	1,200 (1,200 to 1,210)	1,200 (1,200 to 1,210)	1,200 (1,200 to 1,210)	1,200 (1,200 to 1,210)	1,200 (1,200 to 1,210)	1,200 (1,200 to 1,210)	1,200 (1,200 to 1,210)	1,200 (1,200 to 1,210)	92,400
Communicable, maternal, neonatal, and nutritional diseases	2,460 (2,460 to 2,460)	1,160 (757 to 1,340)	1,200 (941 to 1,380)	1,200 (1,020 to 1,440)	1,200 (1,070 to 1,230)	1,200 (1,160 to 1,210)	1,200 (1,200 to 1,210)	1,200 (1,200 to 1,210)	1,200 (1,200 to 1,210)	1,200 (1,200 to 1,210)	1,200 (1,200 to 1,210)	1,200 (1,200 to 1,210)	1,200 (1,200 to 1,210)	1,200 (1,200 to 1,210)	1,200 (1,200 to 1,210)	1,200 (1,200 to 1,210)	1,200 (1,200 to 1,210)	1,200 (1,200 to 1,210)	1,200 (1,200 to 1,210)	1,200 (1,200 to 1,210)	1,200 (1,200 to 1,210)	15,600
HIV/AIDS and sexually transmitted infections	49.6 (13.4 to 111)	15 (4 to 35.7)	21.2 (7.1 to 46.5)	1.2 (0.4 to 2.6)	0.9 (0.4 to 2.1)	1.2 (0.5 to 2.6)	4 (2.1 to 7.3)	6.4 (3.4 to 11.2)	8 (4.6 to 13.1)	10.6 (6.2 to 16.2)	10.1 (6.6 to 17.4)	7.5 (4.5 to 13)	5.5 (3.2 to 10.3)	3.9 (2.3 to 7.1)	2.5 (1.4 to 4.5)	1.1 (1.1 to 2.6)	0.7 (0.7 to 1.7)	0.3 (0.3 to 0.9)	0.1 (0.1 to 0.3)	0 (0 to 0.1)	0 (0 to 0)	149
HIV/AIDS	0 (0 to 0)	0 (0 to 0)	0 (0 to 0)	0.2 (0 to 1.6)	0.6 (0.2 to 1.6)	0.6 (0.3 to 1.6)	1.6 (0.9 to 4.2)	2.2 (1.1 to 6.2)	3.4 (1.6 to 7.4)	5.7 (2.6 to 11.9)	6.4 (3.1 to 12.9)	4.9 (2.5 to 10.2)	3.1 (1.6 to 7)	2.2 (1.1 to 5)	1.5 (0.7 to 3.4)	0.7 (0.3 to 1.7)	0.4 (0.2 to 1)	0.2 (0.1 to 0.5)	0.1 (0 to 0.3)	0 (0 to 0.1)	0 (0 to 0)	38.5
HIV/AIDS - Drug-susceptible Tuberculosis	0 (0 to 0)	0 (0 to 0)	0 (0 to 0)	0.2 (0 to 1.5)	0.2 (0 to 1.5)	0.2 (0 to 1.5)	0.5 (0 to 1.1)	0.7 (0.3 to 1.3)	1 (0.4 to 2.2)	1.7 (0.7 to 3.3)	1.9 (0.8 to 4.1)	1.5 (0.7 to 3.4)	1.1 (0.5 to 2.4)	0.8 (0.4 to 1.9)	0.5 (0.2 to 1.2)	0.4 (0.2 to 0.9)	0.2 (0.1 to 0.5)	0.1 (0 to 0.3)	0 (0 to 0.1)	0 (0 to 0)	0 (0 to 0)	11.5
HIV/AIDS - Multidrug-resistant Tuberculosis without extensive dr...	0 (0 to 0)	0 (0 to 0)	0 (0 to 0)	0 (0 to 0)	0 (0 to 0)	0 (0 to 0)	0 (0 to 0)	0 (0 to 0)	0 (0 to 0)	0 (0 to 0)	0 (0 to 0)	0 (0 to 0)	0 (0 to 0)	0 (0 to 0)	0 (0 to 0)	0 (0 to 0)	0 (0 to 0)	0 (0 to 0)	0 (0 to 0)	0 (0 to 0)	0 (0 to 0)	0 (0 to 0)	2.9
HIV/AIDS - Extensively drug-resistant Tuberculosis	0 (0 to 0)	0 (0 to 0)	0 (0 to 0)	0 (0 to 0)	0 (0 to 0)	0 (0 to 0)	0 (0 to 0)	0 (0 to 0)	0 (0 to 0)	0 (0 to 0)	0 (0 to 0)	0 (0 to 0)	0 (0 to 0)	0 (0 to 0)	0 (0 to 0)	0 (0 to 0)	0 (0 to 0)	0 (0 to 0)	0 (0 to 0)	0 (0 to 0)	0 (0 to 0)	0 (0 to 0)	0.1
HIV/AIDS resulting in other diseases	0 (0 to 0)	1.2 (0 to 9.9)	0.4 (0 to 0.9)	0.4 (0 to 1.1)	0.4 (0 to 1.1)	0.4 (0 to 1.1)	1.4 (0.4 to 3.2)	2.1 (0.9 to 4.7)	2.1 (0.8 to 5.2)	3.6 (1.4 to 8.9)	4 (1.6 to 9.3)	3 (1.4 to 7.5)	2.2 (1 to 5.6)	1.6 (0.8 to 3.8)	1.1 (0.5 to 2.7)	0.6 (0.3 to 1.6)	0.5 (0.2 to 1.2)	0.2 (0.1 to 0.4)	0.1 (0 to 0.3)	0 (0 to 0.1)	0 (0 to 0)	23.9
Sexually transmitted infections excluding HIV	49.6 (13.4 to 111)	15 (4 to 35.7)	21.2 (5.4 to 46.7)	1 (0 to 2.1)	0.3 (0 to 1.1)	0.5 (0.1 to 1.1)	2.4 (0.9 to 5.4)	4.2 (2.1 to 7.3)	6.4 (2.8 to 11.3)	8.9 (4.6 to 15.1)	8.2 (4.1 to 16.4)	6.1 (3.1 to 13.4)	4.4 (2.2 to 9.7)	3.1 (1.6 to 6.9)	2.1 (1 to 4.7)	1 (0.5 to 2.3)	0.6 (0.3 to 1.5)	0.3 (0.1 to 0.8)	0.1 (0 to 0.3)	0 (0 to 0.1)	0 (0 to 0)	110
Syphilis	49.6 (13.4 to 111)	15 (4 to 35.7)	19.3 (5.4 to 46.7)	0.6 (0.2 to 1.6)	0.3 (0.1 to 0.7)	0.1 (0.1 to 0.3)	0.2 (0.2 to 0.4)	0.3 (0.2 to 0.5)	0.3 (0.2 to 0.6)	0.3 (0.1 to 0.7)	0.3 (0.1 to 0.8)	0.2 (0.1 to 0.5)	0.1 (0.1 to 0.3)	0.1 (0 to 0.2)	0 (0 to 0.1)	0 (0 to 0.1)	0 (0 to 0.1)	0 (0 to 0.1)	0 (0 to 0.1)	0 (0 to 0)	0 (0 to 0)	84
Chlamydial infection	0 (0 to 0)	0 (0 to 0)	0 (0 to 0)	0 (0 to 0)	0 (0 to 0)	0 (0 to 0)	0.4 (0 to 0.9)	0.7 (0.2 to 1.7)	1 (0.3 to 2.1)	1 (0.3 to 2.1)	0.9 (0.3 to 1.9)	0.4 (0.2 to 1.1)	0.3 (0.1 to 0.8)	0.2 (0 to 0.6)	0.1 (0 to 0.4)	0 (0 to 0.1)	0 (0 to 0)	0 (0 to 0)	0 (0 to 0)	0 (0 to 0)	0 (0 to 0)	4.3
Gonococcal infection	0 (0 to 0)	0 (0 to 0)	0 (0 to 0)	0 (0 to 0)	0 (0 to 0)	0 (0 to 0)	1 (0.3 to 2.1)	1.9 (0.7 to 3.7)	1.5 (0.5 to 3.2)	0.9 (0.3 to 2.2)	0.5 (0.1 to 1.7)	0.2 (0 to 0.7)	0.1 (0 to 0.5)	0 (0 to 0.2)	0 (0 to 0.1)	0 (0 to 0.1)	0 (0 to 0)	0 (0 to 0)	0 (0 to 0)	0 (0 to 0)	0 (0 to 0)	0 (0 to 0)	4.7
Trichomoniasis	0 (0 to 0)	0 (0 to 0)	0 (0 to 0)	0 (0 to 0)	0 (0 to 0)	0 (0 to 0)	0 (0 to 0)	0 (0 to 0)	0 (0 to 0)	0 (0 to 0)	0 (0 to 0)	0 (0 to 0)	0 (0 to 0)	0 (0 to 0)	0 (0 to 0)	0 (0 to 0)	0 (0 to 0)	0 (0 to 0)	0 (0 to 0)	0 (0 to 0)	0 (0 to 0)	0 (0 to 0)	0.7
Genital herpes	0 (0 to 0)	0 (0 to 0)	0 (0 to 0)	0 (0 to 0)	0 (0 to 0)	0 (0 to 0)	0.3 (0 to 0.7)	0.5 (0.1 to 1.1)	0.5 (0.2 to 1.3)	0.6 (0.2 to 1.5)	0.6 (0.2 to 1.5)	0.4 (0.2 to 1.1)	0.3 (0.1 to 0.8)	0.2 (0 to 0.6)	0.1 (0 to 0.4)	0 (0 to 0.1)	0 (0 to 0)	0 (0 to 0)	0 (0 to 0)	0 (0 to 0)	0 (0 to 0)	0 (0 to 0)	4.5
Other sexually transmitted infections	0 (0 to 0)	0 (0 to 0)	0 (0 to 0)	0 (0 to 0)	0 (0 to 0)	0 (0 to 0)	0 (0 to 0)	0 (0 to 0)	0 (0 to 0)	0 (0 to 0)	0 (0 to 0)	0 (0 to 0)	0 (0 to 0)	0 (0 to 0)	0 (0 to 0)	0 (0 to 0)	0 (0 to 0)	0 (0 to 0)	0 (0 to 0)	0 (0 to 0)	0 (0 to 0)	0 (0 to 0)	0
Respiratory infections and tuberculosis	459 (252 to 644)	340 (245 to 394)	328 (168 to 753)	183 (97 to 599)	140 (100 to 198)	160 (79 to 155)	201 (98 to 198)	151 (55 to 311)	201 (92 to 405)	229 (98 to 479)	260 (120 to 551)	260 (109 to 605)	366 (166 to 824)	322 (169 to 660)	422 (209 to 860)	461 (229 to 939)	529 (264 to 1,060)	534 (267 to 1,060)	376 (187 to 739)	148 (73 to 291)	47 (20 to 92)	7,960
Tuberculosis	0 (0 to 0)	0 (0 to 0)	9.7 (9 to 39.4)	26.4 (15 to 61)	20.1 (12 to 29.2)	32 (20 to 52.2)	28 (20 to 40.4)	36 (26 to 56)	56 (39 to 82)	72 (52 to 102)	92 (68 to 132)	102 (77 to 144)	136 (100 to 195)	134 (96 to 196)	155 (97 to 247)	156 (96 to 246)	158 (97 to 259)	157 (97 to 259)	108 (68 to 178)	56.9 (34 to 94.6)	18 (10 to 30)	1,400
Latent tuberculosis infection	0 (0 to 0)	0 (0 to 0)	0 (0 to 0)	0 (0 to 0)	0 (0 to 0)	0 (0 to 0)	0 (0 to 0)	0 (0 to 0)	0 (0 to 0)	0 (0 to 0)	0 (0 to 0)	0 (0 to 0)	0 (0 to 0)	0 (0 to 0)	0 (0 to 0)	0 (0 to 0)	0 (0 to 0)	0 (0 to 0)	0 (0 to 0)	0 (0 to 0)	0 (0 to 0)	0 (0 to 0)	0
Drug-susceptible tuberculosis	0 (0 to 0)	0 (0 to 0)	9.5 (2 to 22.3)	26.4 (10.4 to 36.7)	20.1 (7 to 29.1)	32 (9.6 to 29.2)	28 (9.3 to 29.5)	36 (9.4 to 37.2)	56 (21.4 to 77.5)	72 (29.4 to 97.5)	92 (39.1 to 125)	102 (43.6 to 139)	136 (58.4 to 183)	134 (57.2 to 181)	155 (66.1 to 209)	156 (66.1 to 209)	158 (66.1 to 209)	157 (66.1 to 209)	108 (45.6 to 144)	56.9 (23.8 to 75.6)	18 (7.5 to 23.9)	1,400
Multidrug-resistant tuberculosis without extensive drug-resistance	0 (0 to 0)	0 (0 to 0)	0.2 (0 to 8.7)	0.1 (0 to 4.1)	0.1 (0 to 2.1)	0.1 (0 to 2.3)	0.2 (0 to 2.9)	0.2 (0 to 2.6)	0.2 (0 to 2.7)	0.2 (0 to 2.9)	0.2 (0 to 3.1)	0.2 (0 to 3.5)	0.2 (0 to 3.7)	0.2 (0 to 3.6)	0.2 (0 to 3.4)	0.2 (0 to 3.4)	0.2 (0 to 3.4)	0.2 (0 to 3.4)	0.2 (0 to 3.4)	0.2 (0 to 3.4)	0.2 (0 to 3.4)	600
Extensively drug-resistant tuberculosis	0 (0 to 0)	0 (0 to 0)	0.2 (0 to 0.7)	0.1 (0 to 0.3)	0.1 (0 to 0.2)	0.1 (0 to 0.3)	0.1 (0 to 0.3)	0.1 (0 to 0.3)	0.1 (0 to 0.3)	0.1 (0 to 0.3)	0.1 (0 to 0.3)	0.1 (0 to 0.3)	0.1 (0 to 0.3)	0.1 (0 to 0.3)	0.1 (0 to 0.3)	0.1 (0 to 0.3)	0.1 (0 to 0.3)	0.1 (0 to 0.3)	0.1 (0 to 0.3)	0.1 (0 to 0.3)	0.1 (0 to 0.3)	30.1
Lower respiratory infections	459 (250 to 644)	340 (245 to 324)	307 (155 to 706)	157 (47 to 534)	120 (49 to 139)	128 (31 to 88.6)	173 (52 to 132)	115 (29 to 254)	145 (33 to 321)	157 (37 to 360)	168 (42 to 387)	158 (36 to 359)	230 (54 to 560)	188 (45 to 458)	267 (64 to 662)	305 (82 to 760)	371 (130 to 916)	377 (130 to 916)	268 (136 to 650)	92 (53 to 224)	29 (16 to 70)	4,160
Upper respiratory infections	0 (0 to 0)	0 (0 to 0)	4 (1.1 to 9.4)	15.5 (2.9 to 24.6)	19.2 (10.5 to 32.8)	24.5 (11.7 to 37.8)	24.5 (12.6 to 43.2)	24.7 (13.3 to 42.3)	25 (13.6 to 43)	25 (13.6 to 43)	22.2 (11 to 37.4)	16.1 (9.6 to 28.2)	11.7 (6.4 to 20.2)	7.3 (4.1 to 13.4)	5.4 (3 to 9.2)	3.5 (1.9 to 6.5)	2.5 (1.4 to 4.1)	1.6 (0.9 to 2.4)	0.8 (0.4 to 1.4)	0.3 (0.1 to 0.5)	0 (0 to 0.2)	240
Otitis media	0 (0 to 0)	0 (0 to 0)	1.1 (0.6 to 2.2)	10.1 (4.9 to 21.9)	14.3 (10.4 to 31.9)	18.3 (8.6 to 28.4)	17.6 (7.7 to 34.4)	17.8 (8.9 to 32.7)	18.1 (9.2 to 33)	18.1 (9.2 to 33)	16.3 (7.9 to 29.4)	11.8 (5.9 to 23.5)	8.5 (2.5 to 19.8)	5.3 (2.2 to 8.2)	3.9 (1.7 to 6.6)	2.5 (1.1 to 4.2)	1.8 (0.8 to 3.2)	1.2 (0.5 to 2.1)	0.6 (0.2 to 1.1)	0.2 (0 to 0.5)	0 (0 to 0.1)	118
Enteric infections	25.6 (10.4 to 52.2)	20 (9.4 to 68.7)	29.2 (16.5 to 232)	30 (16.7 to 130)	39 (21.9 to 53.5)	31.6 (17.4 to 51.9)	31.6 (17.6 to 51.9)	32.1 (17.6 to 52.7)	32.1 (17.6 to 52.7)	32.1 (17.6 to 52.7)	32.1 (17.6 to 52.7)	32.1 (17.6 to 52.7)	32.1 (17.6 to 52.7)	32.1 (17.6 to 52.7)	32.1 (17.6 to 52.7)	32.1 (17.6 to 52.7)	32.1 (17.6 to 52.7)	32.1 (17.6 to 52.7)	32.1 (17.6 to 52.7)	32.1 (17.6 to 52.7)	32.1 (17.6 to 52.7)	3,440
Diarrheal diseases	25.6 (10.4 to 52.2)	20 (9.4 to 68.7)	29.2 (16.5 to 232)	30 (17.1 to 130)	39 (21.9 to 53.5)	31.6 (17.4 to 51.9)	31.6 (17.6 to 51.9)	32.1 (17.6 to 52.7)	32.1 (17.6 to 52.7)	32.1 (17.6 to 52.7)	32.1 (17.6 to 52.7)	32.1 (17.6 to 52.7)	32.1 (17.6 to 52.7)	32.1 (17.6 to 52.7)	32.1 (17.6 to 52.7)	32.1 (17.6 to 52.7)	32.1 (17.6 to 52.7)	32.1 (17.6 to 52.7)	32.1 (17.6 to 52.7)	32.1 (17.6 to 52.7)	32.1 (17.6 to 52.7)	3,220
Typhoid and paratyphoid	0 (0 to 0)	0 (0 to 0)	0 (0 to 0)	0 (0 to 0)	0 (0 to 0)	0 (0 to 0)	0 (0 to 0)	0 (0 to 0)	0 (0 to 0)	0 (0 to 0)	0 (0 to 0)	0 (0 to 0)	0 (0 to 0)	0 (0 to 0)	0 (0 to 0)	0 (0 to 0)	0 (0 to 0)	0 (0 to 0)	0 (0 to 0)	0 (0 to 0)	0 (0 to 0)	0 (0 to 0)	0
Typhoid fever	0 (0 to 0)	0 (0 to 0)	0 (0 to 0)	0 (0 to 0)	0 (0 to 0)	0 (0 to 0)	0 (0 to 0)	0 (0 to 0)	0 (0 to 0)	0 (0 to 0)	0 (0 to 0)	0 (0 to 0)	0 (0 to 0)	0 (0 to 0)	0 (0 to 0)	0 (0 to 0)	0 (0 to 0)	0 (0 to 0)	0 (0 to 0)	0 (0 to 0)	0 (0 to 0)	0 (0 to 0)	0
Paratyphoid fever	0 (0 to 0)	0 (0 to 0)	0 (0 to 0)	0 (0 to 0)	0 (0 to 0)	0 (0 to 0)	0 (0 to 0)	0 (0 to 0)	0 (0 to 0)	0 (0 to 0)	0 (0 to 0)	0 (0 to 0)	0 (0 to 0)	0 (0 to 0)	0 (0 to 0)	0 (0 to 0)	0 (0 to 0)	0 (0 to 0)	0 (0 to 0)	0 (0 to 0)	0 (0 to 0)	0 (0 to 0)	0
Invasive Non-typhoidal Salmonella (iNTS)	0 (0 to 0)	0 (0 to 0)	0 (0 to 0)	0 (0 to 0)	0 (0 to 0)	0 (0 to 0)	0 (0 to 0)	0 (0 to 0)	0 (0 to 0)	0 (0 to 0)	0 (0 to 0)	0 (0 to 0)	0 (0 to 0)	0 (0 to 0)	0 (0 to 0)	0 (0 to 0)	0 (0 to 0)	0 (0 to 0)	0 (0 to 0)	0 (0 to 0)	0 (0 to 0)	0 (0 to 0)	0
Other intestinal infectious diseases	0 (0 to 0)	0 (0 to 0)	0.3 (0 to 0.9)	0.2 (0 to 0.6)	0.1 (0 to 0.3)	0.1 (0 to 0.3)	0.1 (0 to 0.3)	0.1 (0 to 0.3)	0.1 (0 to 0.3)	0.1 (0 to 0.3)	0.1 (0 to 0.3)	0.1 (0 to 0.3)	0.1 (0 to 0.3)	0.1 (0 to 0.3)	0.1 (0 to 0.3)	0.1 (0 to 0.3)	0.1 (0 to 0.3)	0.1 (0 to 0.3)	0.1 (0 to 0.3)	0.1 (0 to 0.3)	0.1 (0 to 0.3)	3.2
African trypanosomiasis	0 (0 to 0)	0 (0 to 0)	0 (0 to 0)	0 (0 to 0)	0 (0 to 0)	0 (0 to 0)	0 (0 to 0)	0 (0 to 0)	0 (0 to 0)	0 (0 to 0)	0 (0 to 0)	0 (0 to 0)	0 (0 to 0)	0 (0 to 0)	0 (0 to 0)	0 (0 to 0)	0 (0 to 0)	0 (0 to 0)	0 (0 to 0)	0 (0 to 0)	0 (0 to 0)	0 (0 to 0)	0
Schistosomiasis	0 (0 to 0)	0 (0 to 0)	0 (0 to 0)	0 (0 to 0)	0 (0 to 0)	0 (0 to 0)	0 (0 to 0)	0 (0 to 0)	0 (0 to 0)	0 (0 to 0)	0 (0 to 0)	0 (0 to 0)	0 (0 to 0)	0 (0 to 0)	0 (0 to 0)	0 (0 to 0)	0 (0 to 0)	0 (0 to 0)	0 (0 to 0)	0 (0 to 0)	0 (0 to 0)	0 (0 to 0)	0
Cysticercosis	0 (0 to 0)	0 (0 to 0)	0 (0 to 0)	0 (0 to 0)	0 (0 to 0)	0 (0 to 0)	0 (0 to 0)	0 (0 to 0)	0 (0 to 0)	0 (0 to 0)	0 (0 to 0)	0 (0 to 0)	0 (0 to 0)	0 (0 to 0)	0 (0 to 0)	0 (0 to 0)	0 (0 to 0)	0 (0 to 0)	0 (0 to 0)	0 (0 to 0)	0 (0 to 0)	0 (0 to 0)	0
Cystic echinococcosis	0 (0 to 0)	0 (0 to 0)	0 (0 to 0)	0 (0 to 0)	0 (0 to 0)	0 (0 to 0)	0 (0 to 0)	0 (0 to 0)	0 (0 to 0)	0 (0 to 0)	0 (0 to 0)	0 (0 to 0)	0 (0 to 0)	0 (0 to 0)	0 (0 to 0)	0 (0 to 0)	0 (0 to 0)	0 (0 to 0)	0 (0 to 0)	0 (0 to 0)	0 (0 to 0)	0 (0 to 0)	0
Lymphatic filariasis	0 (0 to 0)	0 (0 to 0)	0 (0 to 0)	0 (0 to 0)	0 (0 to 0)	0 (0 to 0)	0 (0 to 0)	0 (0 to 0)	0 (0 to 0)	0 (0 to 0)	0 (0 to 0)	0 (0 to 0)	0 (0 to 0)	0 (0 to 0)	0 (0 to 0)	0 (0 to 0)	0 (0 to 0)	0 (0 to 0)	0 (0 to 0)	0 (0 to 0)	0 (0 to 0)	0 (0 to 0)	0
Onchocerciasis	0 (0 to 0)	0 (0 to 0)	0 (0 to 0)	0 (0 to 0)	0 (0 to 0)	0 (0 to 0)	0 (0 to 0)	0 (0 to 0)	0 (0 to 0)	0 (0 to 0)	0 (0 to 0)	0 (0 to 0)	0 (0 to 0)	0 (0 to 0)	0 (0 to 0)	0 (0 to 0)	0 (0 to 0)	0 (0 to 0)	0 (0 to 0)	0 (0 to 0)	0 (0 to 0)	0 (0 to 0)	0
Trachoma	0 (0 to 0)	0 (0 to 0)	0 (0 to 0)	0 (0 to 0)	0 (0 to 0)	0 (0 to 0)	0 (0 to 0)	0 (0 to 0)	0 (0 to 0)	0 (0 to 0)	0 (0 to 0)	0 (0 to 0)	0 (0 to 0)	0 (0 to 0)	0 (0 to 0)	0 (0 to 0)	0 (0 to 0)	0 (0 to 0)	0 (0 to 0)	0 (0 to 0)	0 (0 to 0)	0 (0 to 0)	0
Dengue	0 (0 to 0)	0 (0 to 0)	0.1 (0 to 0.5)	0.9 (0.4 to 8.6)	2.4 (0.7 to 12.4)	3.7 (0.8 to 15.2)	4.6 (1.1 to 15.5)	4.5 (1.3 to 17.7)	3.9 (1.2 to 15.5)	3.2 (0.8 to 14)	2.5 (0.6 to 13.4)	2.4 (0.4 to 9.2)	2.2 (0.5 to 7.4)	2 (0.5 to 5.5)	1.8 (0.4 to 4.2)	1.6 (0.4 to 4.9)	1.2 (0.3 to 3.5)	0.9 (0.2 to 2.3)	0.7 (0.2 to 2)	0.3 (0.1 to 1.1)	0 (0 to 0.1)	47.6
Yellow fever	0 (0 to 0)	0 (0 to 0)	0 (0 to 0)	0 (0 to 0)	0 (0 to 0)	0 (0 to 0)	0 (0 to 0)	0 (0 to 0)	0 (0 to 0)	0 (0 to 0)	0 (0 to 0)	0 (0 to 0)	0 (0 to 0)	0 (0 to 0)	0 (0 to 0)	0 (0 to 0)	0 (0 to 0)	0 (0 to 0)	0 (0 to 0)	0 (0 to 0)	0 (0 to 0)	0 (0 to 0)	0
Rabies	0 (0 to 0)	0 (0 to 0)	0 (0 to 0.4)	1.8 (0.3 to 6.7)	2.7 (0.3 to 8.7)	1.8 (0.3 to 8.3)	2.7 (0.5 to 8.2)	1.3 (0.2 to 3.8)	1.4 (0.2 to 3.8)	1.5 (0.3 to 4.7)	1.7 (0.3 to 4.4)	1.7 (0.3 to 5.1)	1.6 (0.3 to 5.1)	1.2 (0.2 to 4.1)	1.2 (0.2 to 4.1)	0.8 (0.1 to 2.7)	0.5 (0.1 to 1.7)	0.4 (0.1 to 1.2)	0.3 (0.1 to 1)	0.1 (0.1 to 0.3)	0 (0 to 0)	22.1
Intestinal nematode infections	0 (0 to 0)	0 (0 to 0)	0.3 (0.1 to 0.4)	0.7 (0.4 to 2.2)	0.4 (0.2 to 1.7)	0.3 (0.1 to 1.7)	0.3 (0.1 to 1.6)	0.3 (0.1 to 1.6)	0.3 (0.1 to 1.6)	0.3 (0.1 to 1.6)	0.3 (0.1 to 1.6)	0.3 (0.1 to 1.6)	0.3 (0.1 to 1.6)	0.3 (0.1 to 1.6)	0.3 (0.1 to 1.6)	0.3 (0.1 to 1.6)	0.3 (0.1 to 1.6)	0.3 (0.1 to 1.6)	0.3 (0.1 to 1.6)	0.3 (0.1 to 1.6)	0.3 (0.1 to 1.6)	42.2
Ascariasis	0 (0 to 0)	0 (0 to 0)	0 (0 to 0.3)	0.6 (0.2 to 2.9)	0.5 (0.2 to 2.6)	0.3 (0.1 to 2.6)	0.3 (0.1 to 2.6)	0.3 (0.1 to 2.6)	0.3 (0.1 to 2.6)	0.3 (0.1 to 2.6)	0.3 (0.1 to 2.6)	0.3 (0.1 to 2.6)	0.3 (0.1 to 2.6)	0.3 (0.1 to 2.6)	0.3 (0.1 to 2.6)	0.3 (0.1 to 2.6)	0.3 (0.1 to 2.6)	0.3 (0.1 to 2.6)	0.3 (0.1 to 2.6)	0.3 (0.1 to 2.6)	0.3 (0.1 to 2.6)	35.2
Trichuriasis	0 (0 to 0)	0 (0 to 0)	0 (0 to 0)	0 (0 to 0)	0 (0 to 0)	0 (0 to 0)	0 (0 to 0)	0 (0 to 0)	0 (0 to 0)	0 (0 to 0)	0 (0 to 0)	0 (0 to 0)	0 (0 to 0)	0 (0 to 0)	0 (0 to 0)	0 (0 to 0)	0 (0 to 0)	0 (0 to 0)	0 (0 to 0)	0 (0 to 0)	0 (0 to 0)	0 (0 to 0)	0
Hookworm disease	0 (0 to 0)	0 (0 to 0)	0 (0 to 0.4)	0.1 (0 to 0.5)	0.1 (0 to 0.2)	0.1 (0 to 0.7)	0.1 (0 to 0.7)	0.1 (0 to 0.7)	0.1 (0 to 0.7)	0.1 (0 to 0.7)	0.1 (0 to 0.7)	0.1 (0 to 0.7)	0.1 (0 to 0.7)	0.1 (0 to 0.7)	0.1 (0 to 0.7)	0.1 (0 to 0.7)	0.1 (0 to 0.7)	0.1 (0 to 0.7)	0.1 (0 to 0.7)	0.1 (0 to 0.7)	0.1 (0 to 0.7)	7
Food-borne trematodiases	0 (0 to 0)	0 (0 to 0)	0 (0 to 0)	0 (0 to 0)	0 (0 to 0)	0 (0 to 0)	0 (0 to 0)	0 (0 to 0)	0 (0 to 0)	0 (0 to 0)	0 (0 to 0)	0 (0 to 0)	0 (0 to 0)	0 (0 to 0)	0 (0 to 0)	0 (0 to 0)	0 (0 to 0)	0 (0 to 0)	0 (0 to 0)	0 (0 to 0)	0 (0 to 0)	0 (0 to 0)	0
Leprosy	0 (0 to 0)	0 (0 to 0)	0 (0 to 0)	0 (0 to 0)	0 (0 to 0)	0 (0 to 0)	0 (0 to 0)	0 (0 to 0)	0 (0 to 0)	0 (0 to 0)	0 (0 to 0)	0 (0 to 0)	0 (0 to 0)	0 (0 to 0)	0 (0 to 0)	0 (0 to 0)	0 (0 to 0)	0 (0 to 0)	0 (0 to 0)	0 (0 to 0)	0 (0 to 0)	0 (0 to 0)	2.4
Ebola	0 (0 to 0)	0 (0 to 0)	0 (0 to 0)	0 (0 to 0)	0 (0 to 0)	0 (0 to 0)	0 (0 to 0)	0 (0 to 0)	0 (0 to 0)	0 (0 to 0)	0 (0 to 0)	0 (0 to 0)	0 (0 to 0)	0 (0 to 0)	0 (0 to 0)	0 (0 to 0)	0 (0 to 0)	0 (0 to 0)	0 (0 to 0)	0 (0 to 0)	0 (0 to 0)	0 (0 to 0)	0
Zika virus	0 (0 to 0)	0 (0 to 0)	0 (0 to 0)	0 (0 to 0)	0 (0 to 0)	0 (0 to 0)	0 (0 to 0)	0 (0 to 0)	0 (0 to 0)	0 (0 to 0)	0 (0 to 0)	0 (0 to 0)	0 (0 to 0)	0 (0 to 0)	0 (0 to 0)	0 (0 to 0)	0 (0 to 0)	0 (0 to 0)	0 (0 to 0)	0 (0 to 0)	0 (0 to 0)	0 (0 to 0)	0
Guinea worm disease	0 (0 to 0)	0 (0 to 0)	0 (0 to 0)	0 (0 to 0)	0 (0 to 0)	0 (0 to 0)	0 (0 to 0)	0 (0 to 0)	0 (0 to 0)	0 (0 to 0)	0 (0 to 0)	0 (0 to 0)	0 (0 to 0)	0 (0 to 0)	0 (0 to 0)	0 (0 to 0)	0 (0 to 0)	0 (0 to 0)	0 (0 to 0)	0 (0 to 0)	0 (0 to 0)	0 (0 to 0)	0
Other neglected tropical diseases	0.1 (0.1 to 0.3)	0.6 (0.4 to 0.9)	4.3 (2.4 to 7.2)	13 (7.5 to 21.4)	16.8 (9.3 to 29.1)	9.9 (7.3 to 15.3)	4.2 (2.9 to 6.7)	3.3 (2.4 to 5.1)	3.8 (2.7 to 5.8)	3.7 (2.6 to 5.6)	4.1 (2.9 to 6.4)	3.6 (2.5 to 5.6)	3.4 (2.4 to 5.3)	3 (2.1 to 4.6)	2.4 (1.7 to 3.7)	1.4 (1 to 2.2)	1.1 (0.8 to 1.7)	0.8 (0.5 to 1.2)	0.4 (0.2 to 0.6)	0.1 (0 to 0.2)	0 (0 to 0)	82.7
Other infectious diseases	8.1 (4.9 to 14.2)	12.7 (6.4 to 20.1)	107 (57.6 to 207)	168 (92.6 to 276)	100 (56.1 to 136)	84.7 (52.6 to 126)	87 (56.5 to 130)	85.8 (56.5 to 134)	59.3 (39.7 to 86.9)	54.6 (41.6 to 69.2)	54.6 (37.7 to 81.9)	49.4 (28.9 to 86.2)	42.6 (25.6 to 63.3)	27.3 (16.4 to 40.1)	41.4 (24.9 to 56.5)	40.7 (23.5 to 58)	27.5 (20.1 to 32.2)	23.9 (17.5 to 28.1)	28.6 (17.6 to 44.2)	17.5 (10.6 to 27.5)	6.6 (4.2 to 10.9)	1,160
Meningitis	4.5 (1.4 to 9.9)	7.7 (3.4 to 15.1)	30 (14.2 to 59.9)	46.4 (22.5 to 82.7)



Osteoarthritis other	0 (0 to 0)	0 (0 to 0)	0 (0 to 0)	0 (0 to 0)	0 (0 to 0)	0 (0 to 0)	0 (0 to 0)	0 (0 to 0)	0 (0 to 0)	0-1 (0 to 0-4)	1 (0 to 2-5)	2-9 (1 to 4-8)	5-5 (2 to 12-4)	8-3 (3-6 to 17-6)	10-5 (4 to 22-8)	11-3 (5 to 23-7)	9-9 (4-7 to 20-8)	7-6 (3-7 to 15-4)	5-7 (2 to 11-3)	3-4 (1-7 to 6-8)	1-6 (0 to 3-3)	0-5 (0 to 2-4)	0-1 (0 to 0-2)	68-5
Low back pain	0 (0 to 0)	0 (0 to 0)	0 (0 to 0)	0 (0 to 0)	7-2 (2 to 13-7)	36-5 (20-4 to 59-6)	66-1 (32 to 94-9)	15-0 (5 to 109)	974 (48-4 to 1,420)	110 (61 to 177)	133 (78-7 to 208)	135 (80 to 211)	106 (75-3 to 201)	119 (70 to 197)	159 (94-1 to 268)	97-3 (52 to 139)	69-4 (41 to 108)	43-2 (26 to 63)	25-4 (14 to 44)	5-4 (2 to 11)	2-2 (0 to 5-4)	0-6 (0 to 1-5)	0-2 (0 to 0-5)	1,330
Neck pain	0 (0 to 0)	0 (0 to 0)	0-8 (0 to 2-1)	5-8 (2 to 12-1)	15-0 (6-7 to 28)	25-0 (11 to 51-1)	40-9 (18 to 79-4)	64-3 (30-7 to 124)	79-1 (39 to 131)	71-2 (36-5 to 130)	64-3 (31-4 to 116)	62-1 (29 to 114)	42-5 (19-2 to 94)	43-5 (21 to 77-4)	35-0 (16-2 to 62-8)	17-1 (9 to 32-3)	20-4 (10 to 44-4)	8-4 (3 to 17-3)	5-5 (2 to 12-8)	0-6 (0 to 1-3)	0-3 (0 to 0-7)	0-1 (0 to 0-2)	553
Gout	0 (0 to 0)	0 (0 to 0)	0 (0 to 0)	0 (0 to 0)	0 (0 to 0-1)	0 (0 to 0-2)	0 (0 to 0-4)	0 (0 to 0-1)	0 (0 to 0-4)	0 (0 to 0-3)	0 (0 to 0-3)	0 (0 to 0-3)	0 (0 to 0-3)	0 (0 to 0-3)	0 (0 to 0-3)	0 (0 to 0-3)	0 (0 to 0-3)	0 (0 to 0-3)	0 (0 to 0-3)	0 (0 to 0-3)	0 (0 to 0-3)	0 (0 to 0-3)	0 (0 to 0-3)	58-9
Other musculoskeletal disorders	0 (0 to 0)	0 (0 to 0)	0 (0 to 0)	0-1 (0 to 0-1)	4-7 (1-7 to 9-1)	33-2 (17-3 to 55-2)	66-7 (37-2 to 149)	221 (122 to 340)	332 (189 to 491)	395 (198 to 662)	378 (170 to 621)	234 (142 to 358)	269 (122 to 314)	177 (108 to 268)	149 (89-1 to 229)	107 (67-1 to 162)	68-5 (40-4 to 107)	17 (23-5 to 58-1)	4-4 (1 to 7-8)	1-1 (0-4 to 3)	0-2 (0-1 to 0-3)	2,280
Other non-communicable diseases	390 (159 to 768)	109 (68-7 to 169)	167 (122 to 239)	173 (126 to 241)	153 (96 to 216)	121 (65-2 to 177)	102 (64 to 170)	119 (101 to 213)	102 (72 to 170)	211 (133 to 325)	152 (146 to 239)	207 (126 to 313)	188 (125 to 296)	157 (107 to 273)	192 (131 to 273)	165 (107 to 271)	192 (130 to 285)	190 (115 to 319)	119 (84 to 157)	88-7 (59-7 to 118-7)	89-9 (60-8 to 127-6)	8-4 (4 to 15-1)	1-4 (1 to 5-1)	3,030
Congenital birth defects	359 (155 to 767)	99-1 (61 to 133)	130 (79 to 207)	96-9 (56-4 to 152)	51-2 (33-7 to 75-5)	49 (30-7 to 81-5)	35-2 (20 to 59-3)	38-1 (20-4 to 64-3)	32 (18-2 to 47-3)	22-6 (14-3 to 31-9)	25-2 (16-1 to 35-1)	20-5 (14-6 to 29-1)	9-2 (4-3 to 13)	7-5 (3-2 to 10-7)	9-8 (4 to 13-3)	6 (2-5 to 9)	3-5 (1 to 5-1)	1-4 (0-4 to 3-4)	0-9 (0-1 to 2-6)	0-5 (0-2 to 0-8)	0-2 (0 to 0-3)	0-1 (0 to 0-2)	991
Neural tube defects	28-4 (7 to 73-4)	5-6 (1-4 to 12-5)	4-5 (1 to 10-2)	3-7 (1-5 to 11-6)	2 (1 to 3-3)	1-9 (1 to 2-9)	1-6 (1 to 2-5)	1-8 (1 to 2-5)	1-2 (1 to 2-3)	0-9 (0 to 1-5)	1-3 (0 to 1-2)	1-2 (0 to 1-5)	0-8 (0 to 1-3)	0-5 (0 to 1-3)	0-2 (0 to 0-5)	0-2 (0 to 0-3)	0-1 (0 to 0-2)	0-1 (0 to 0-2)	0-1 (0 to 0-2)	0-1 (0 to 0-2)	0-1 (0 to 0-2)	0-1 (0 to 0-2)	56-2
Congenital heart anomalies	141 (58-9 to 277)	50-6 (27-5 to 87-6)	69 (37 to 119)	47-5 (25-9 to 80-7)	29-7 (15-7 to 54-9)	21-7 (9-5 to 42)	16-3 (8 to 33)	19 (10-1 to 31-5)	11-2 (6-3 to 19-7)	7-9 (3 to 14-4)	9 (4-1 to 15-5)	6-4 (4-1 to 9)	3-1 (1-2 to 5-4)	1-8 (1 to 2-8)	1-7 (1 to 2-9)	2 (1 to 3-1)	1 (0 to 1-5)	0-5 (0 to 1-3)	0-2 (0 to 0-4)	0-1 (0 to 0-2)	0-1 (0 to 0-2)	0-1 (0 to 0-2)	431
Orofacial clefts	3-5 (0-4 to 12-4)	0-5 (0 to 1-5)	1-4 (0 to 3-4)	1-8 (0 to 3-8)	1-8 (0 to 3)	2-1 (1 to 3-4)	2-2 (1 to 3-4)	2-3 (1 to 3-7)	1-5 (1 to 3-1)	2-4 (1 to 3-4)	2-1 (1 to 3-4)	1-2 (0 to 2-8)	0-7 (0 to 1-2)	0-8 (0 to 1-7)	0-7 (0 to 1-1)	0-5 (0 to 0-9)	0-3 (0 to 0-6)	0-2 (0 to 0-5)	0-1 (0 to 0-2)	0-2 (0 to 0-4)	0-1 (0 to 0-2)	0-1 (0 to 0-2)	28-6
Down syndrome	5-1 (1-4 to 12-4)	1-4 (0 to 3-1)	4-1 (1 to 9-4)	3 (1 to 6-9)	1-1 (0 to 3)	1-1 (0 to 2-1)	1-3 (0 to 2-1)	1-4 (0 to 2-6)	1-9 (1 to 3-4)	1-2 (0 to 2-5)	1-8 (0 to 3)	1-7 (0 to 3)	0-4 (0 to 2-1)	0-4 (0 to 1-7)	0-4 (0 to 1-5)	0-3 (0 to 0-5)	0-1 (0 to 0-3)	0-3 (0 to 0-5)	0-1 (0 to 0-3)	0-1 (0 to 0-3)	0-1 (0 to 0-3)	0-1 (0 to 0-3)	26-6
Turner syndrome	0 (0 to 0)	0 (0 to 0)	0 (0 to 0)	0 (0 to 0)	0 (0 to 0)	0 (0 to 0)	0 (0 to 0)	0 (0 to 0)	0 (0 to 0)	0 (0 to 0)	0 (0 to 0)	0 (0 to 0)	0 (0 to 0)	0 (0 to 0)	0 (0 to 0)	0 (0 to 0)	0 (0 to 0)	0 (0 to 0)	0 (0 to 0)	0 (0 to 0)	0 (0 to 0)	0 (0 to 0)	0 (0 to 0)	0
Klinefelter syndrome	0 (0 to 0)	0 (0 to 0)	0 (0 to 0)	0 (0 to 0)	0 (0 to 0)	0 (0 to 0)	0 (0 to 0)	0 (0 to 0)	0 (0 to 0)	0 (0 to 0)	0 (0 to 0)	0 (0 to 0)	0 (0 to 0)	0 (0 to 0)	0 (0 to 0)	0 (0 to 0)	0 (0 to 0)	0 (0 to 0)	0 (0 to 0)	0 (0 to 0)	0 (0 to 0)	0 (0 to 0)	0 (0 to 0)	0
Other chromosomal abnormalities	11-1 (3-6 to 27-7)	2-1 (1 to 5-5)	4 (2 to 7-9)	2-1 (1 to 5-4)	1 (0-4 to 1-5)	1-1 (0-4 to 1-5)	0-9 (0-3 to 1-7)	1-2 (0 to 2-2)	0-5 (0 to 1-3)	0-3 (0 to 0-7)	0-6 (0 to 1-2)	0-3 (0 to 0-7)	0-1 (0 to 0-5)	0-5 (0 to 0-1)	0-1 (0 to 0-5)	0-1 (0 to 0-5)	0-1 (0 to 0-3)	0-1 (0 to 0-3)	0-1 (0 to 0-3)	0-1 (0 to 0-3)	0-1 (0 to 0-3)	0-1 (0 to 0-3)	27-1
Congenital musculoskeletal and limb anomalies	10-4 (3 to 22-8)	1-7 (0-7 to 3-7)	4-1 (1 to 8-9)	4-8 (2 to 7-5)	3-5 (1 to 6-5)	4-6 (2 to 7-5)	2-6 (1 to 5-1)	3-6 (1 to 5-7)	2-7 (1 to 4-3)	3-7 (1 to 5-5)	3-5 (1 to 5-4)	3-2 (1 to 5-2)	1-5 (0 to 3-9)	1-8 (0 to 3)	1-3 (0 to 2-8)	0-8 (0 to 1-5)	0-5 (0 to 2-1)	0-4 (0 to 1-4)	0-2 (0 to 1-1)	0-1 (0 to 0-5)	0-1 (0 to 0-3)	0-1 (0 to 0-3)	57-7
Urogenital congenital anomalies	15-3 (5-4 to 34-1)	2-9 (0-4 to 8-2)	2-8 (0 to 7-1)	3-3 (0-9 to 10-4)	2-2 (0 to 5-7)	1-8 (0 to 4-6)	1-5 (0 to 3-2)	1-3 (0 to 3-2)	1-4 (0 to 3-4)	0-9 (0-4 to 1-7)	1-2 (0 to 3-3)	0-9 (0 to 1-7)	0-2 (0 to 1-3)	0-1 (0-1 to 0-3)	0-1 (0 to 0-3)	0-1 (0 to 0-3)	0-1 (0 to 0-3)	0-1 (0 to 0-3)	0-1 (0 to 0-3)	0-1 (0 to 0-3)	0-1 (0 to 0-3)	0-1 (0 to 0-3)	35-6
Digestive congenital anomalies	29-2 (10-4 to 70-2)	7-2 (3-1 to 22-6)	6-9 (2 to 19-2)	6-2 (1-4 to 16-5)	4-1 (0-4 to 14-4)	3-4 (0-4 to 9-4)	2-5 (0-2 to 9-6)	2-5 (0-1 to 9-4)	2-2 (0-1 to 9-2)	1-5 (0-1 to 6-2)	1-6 (0-1 to 6-2)	1-3 (0-1 to 6-2)	0-5 (0-1 to 6-1)	0-5 (0-1 to 6-1)	0-4 (0-1 to 5)	0-3 (0-1 to 5-1)	0-2 (0-1 to 4-4)	0-2 (0-1 to 4-4)	0-1 (0-1 to 3-2)	0-1 (0-1 to 3-2)	0-1 (0-1 to 3-2)	0-1 (0-1 to 3-2)	54-7
Other congenital birth defects	224 (49-1 to 622)	46 (9-2 to 94-3)	72 (15-1 to 153)	56-4 (10-3 to 144-3)	19-3 (4-5 to 55)	16-5 (4-5 to 49-1)	13-8 (3-6 to 43-6)	8-4 (2 to 29-4)	7-7 (4-3 to 13-4)	4-6 (2 to 7)	3-7 (2-6 to 12-9)	3-6 (2 to 12-4)	1-8 (0 to 6-1)	1-6 (0 to 5-2)	1-4 (0 to 5-1)	1-2 (0 to 4-9)	0-9 (0 to 3-4)	0-8 (0 to 3-1)	0-5 (0 to 2-5)	0-4 (0 to 2-1)	0-3 (0 to 1-5)	0-3 (0 to 1-5)	273
Urinary diseases and male infertility	9-6 (0-3 to 1-3)	0-6 (0-1 to 1-7)	2-5 (1 to 6-5)	4-8 (2 to 9-6)	4-1 (2 to 7-5)	3-2 (1 to 6-2)	3-5 (1 to 7-5)	2-4 (1 to 5-2)	2-6 (1 to 4-8)	2-4 (1 to 4-5)	2-6 (1 to 4-6)	2-5 (1 to 4-6)	2-5 (1 to 4-5)	2-5 (1 to 4-5)	2-4 (1 to 4-5)	2-3 (1 to 4-2)	2-2 (1 to 4-2)	2-2 (1 to 4-2)	2-1 (1 to 4-1)	2-1 (1 to 4-1)	2-1 (1 to 4-1)	2-1 (1 to 4-1)	538
Urolithiasis	0 (0 to 0)	0 (0 to 0)	0 (0 to 0)	0 (0 to 0-1)	0 (0 to 0-2)	0 (0 to 0-1)	0 (0 to 0-2)	0 (0 to 0-2)	0 (0 to 0-4)	0 (0 to 0-4)	0 (0 to 0-4)	0 (0 to 0-4)	0 (0 to 0-4)	0 (0 to 0-4)	0 (0 to 0-4)	0 (0 to 0-4)	0 (0 to 0-4)	0 (0 to 0-3)	0 (0 to 0-3)	0 (0 to 0-3)	0 (0 to 0-3)	0 (0 to 0-3)	0 (0 to 0-3)	29-1
Benign prostatic hyperplasia	0 (0 to 0)	0 (0 to 0)	0 (0 to 0)	0 (0 to 0)	0 (0 to 0)	0 (0 to 0)	0 (0 to 0)	0 (0 to 0)	0 (0 to 0)	0 (0 to 0)	0 (0 to 0)	0 (0 to 0)	0 (0 to 0)	0 (0 to 0)	0 (0 to 0)	0 (0 to 0)	0 (0 to 0)	0 (0 to 0)	0 (0 to 0)	0 (0 to 0)	0 (0 to 0)	0 (0 to 0)	0 (0 to 0)	165
Male infertility	0 (0 to 0)	0 (0 to 0)	0 (0 to 0)	0 (0 to 0)	0 (0 to 0)	0 (0 to 0)	0 (0 to 0)	0 (0 to 0)	0 (1-8 to 19-4)	0 (2-8 to 25-1)	0 (2-7 to 26-4)	0 (2 to 23-7)	0 (1-1 to 9-2)	0 (0 to 9-5)	0 (0 to 9-5)	0 (0 to 9-5)	0 (0 to 9-5)	0 (0 to 9-5)	0 (0 to 9-5)	0 (0 to 9-5)	0 (0 to 9-5)	0 (0 to 9-5)	0 (0 to 9-5)	38-1
Other urinary diseases	0-4 (0-1 to 0-9)	0-4 (0 to 0-9)	0-6 (0-2 to 1-4)	1-6 (0-7 to 3-3)	1-7 (0-4 to 2-1)	0-9 (0-4 to 1-4)	0-9 (0-5 to 1-6)	0-9 (0-5 to 1-6)	1-2 (0-7 to 2-2)	2-8 (1-6 to 4-8)	3-4 (1-7 to 6-5)	3-4 (1-7 to 6-5)	2-4 (1 to 4-7)	2-4 (1-9 to 3-7)	2-3 (1 to 3-8)	2-2 (1 to 3-5)	2-1 (1 to 3-3)	2-1 (1 to 3-3)	1-8 (1 to 3-2)	1-7 (0 to 3-1)	1-7 (0 to 3-2)	1-7 (0 to 3-2)	63-6
Gynecological diseases	0 (0 to 0)	0 (0 to 0)	0 (0 to 0)	0 (0 to 0)	0 (0 to 0)	0 (0 to 0)	0 (0 to 0)	0 (0 to 0)	0 (0 to 0)	0 (0 to 0)	0 (0 to 0)	0 (0 to 0)	0 (0 to 0)	0 (0 to 0)	0 (0 to 0)	0 (0 to 0)	0 (0 to 0)	0 (0 to 0)	0 (0 to 0)	0 (0 to 0)	0 (0 to 0)	0 (0 to 0)	0 (0 to 0)	0
Uterine fibroids	0 (0 to 0)	0 (0 to 0)	0 (0 to 0)	0 (0 to 0)	0 (0 to 0)	0 (0 to 0)	0 (0 to 0)	0 (0 to 0)	0 (0 to 0)	0 (0 to 0)	0 (0 to 0)	0 (0 to 0)	0 (0 to 0)	0 (0 to 0)	0 (0 to 0)	0 (0 to 0)	0 (0 to 0)	0 (0 to 0)	0 (0 to 0)	0 (0 to 0)	0 (0 to 0)	0 (0 to 0)	0 (0 to 0)	0
Polycystic ovarian syndrome	0 (0 to 0)	0 (0 to 0)	0 (0 to 0)	0 (0 to 0)	0 (0 to 0)	0 (0 to 0)	0 (0 to 0)	0 (0 to 0)	0 (0 to 0)	0 (0 to 0)	0 (0 to 0)	0 (0 to 0)	0 (0 to 0)	0 (0 to 0)	0 (0 to 0)	0 (0 to 0)	0 (0 to 0)	0 (0 to 0)	0 (0 to 0)	0 (0 to 0)	0 (0 to 0)	0 (0 to 0)	0 (0 to 0)	0
Female infertility	0 (0 to 0)	0 (0 to 0)	0 (0 to 0)	0 (0 to 0)	0 (0 to 0)	0 (0 to 0)	0 (0 to 0)	0 (0 to 0)	0 (0 to 0)	0 (0 to 0)	0 (0 to 0)	0 (0 to 0)	0 (0 to 0)	0 (0 to 0)	0 (0 to 0)	0 (0 to 0)	0 (0 to 0)	0 (0 to 0)	0 (0 to 0)	0 (0 to 0)	0 (0 to 0)	0 (0 to 0)	0 (0 to 0)	0
Endometriosis	0 (0 to 0)	0 (0 to 0)	0 (0 to 0)	0 (0 to 0)	0 (0 to 0)	0 (0 to 0)	0 (0 to 0)	0 (0 to 0)	0 (0 to 0)	0 (0 to 0)	0 (0 to 0)	0 (0 to 0)	0 (0 to 0)	0 (0 to 0)	0 (0 to 0)	0 (0 to 0)	0 (0 to 0)	0 (0 to 0)	0 (0 to 0)	0 (0 to 0)	0 (0 to 0)	0 (0 to 0)	0 (0 to 0)	0
Genital prolapse	0 (0 to 0)	0 (0 to 0)	0 (0 to 0)	0 (0 to 0)	0 (0 to 0)	0 (0 to 0)	0 (0 to 0)	0 (0 to 0)	0 (0 to 0)	0 (0 to 0)	0 (0 to 0)	0 (0 to 0)	0 (0 to 0)	0 (0 to 0)	0 (0 to 0)	0 (0 to 0)	0 (0 to 0)	0 (0 to 0)	0 (0 to 0)	0 (0 to 0)	0 (0 to 0)	0 (0 to 0)	0 (0 to 0)	0
Premenstrual syndrome	0 (0 to 0)	0 (0 to 0)	0 (0 to 0)	0 (0 to 0)	0 (0 to 0)	0 (0 to 0)	0 (0 to 0)	0 (0 to 0)	0 (0 to 0)	0 (0 to 0)	0 (0 to 0)	0 (0 to 0)	0 (0 to 0)	0 (0 to 0)	0 (0 to 0)	0 (0 to 0)	0 (0 to 0)	0 (0 to 0)	0 (0 to 0)	0 (0 to 0)	0 (0 to 0)	0 (0 to 0)	0 (0 to 0)	0
Other gynecological diseases	0 (0 to 0)	0 (0 to 0)	0 (0 to 0)	0 (0 to 0)	0 (0 to 0)	0 (0 to 0)	0 (0 to 0)	0 (0 to 0)	0 (0 to 0)	0 (0 to 0)	0 (0 to 0)	0 (0 to 0)	0 (0 to 0)	0 (0 to 0)	0 (0 to 0)	0 (0 to 0)	0 (0 to 0)	0 (0 to 0)	0 (0 to 0)	0 (0 to 0)	0 (0 to 0)	0 (0 to 0)	0 (0 to 0)	0
Hemoglobinopathies and hemolytic anemias	0-3 (0-2 to 0-5)	2 (1-3 to 2-9)	12-3 (7-5 to 19-4)	40-5 (24 to 65-4)	62-1 (31-6 to 106)	23-9 (12-7 to 40-9)	22-9 (12-2 to 38-4)	16-1 (8-4 to 28-6)	15-8 (8-1 to 28-6)	17-2 (9-1 to 28-3)	11-9 (5-7 to 21-9)	9-2 (3-8 to 15)	11-4 (4-6 to 19-3)	9-2 (3-7 to 15-6)	11 (5-1 to 20)	10 (4-5 to 18-4)	10-5 (5-3 to 18-6)	10-5 (5-1 to 21)	11-9 (7-2 to 19)	6-3 (3-6 to 9-2)	3-1 (1 to 4-6)	0-7 (0-1 to 0-2)	332
Thalassemias	0-1 (0-1 to 0-2)	0-1 (0-1 to 0-2)	0-5 (0 to 1-1)	1 (0-4 to 2-1)	0-4 (0-2 to 0-7)	0-1 (0 to 0-1)	0-1 (0 to 0-1)	0-1 (0 to 0-1)	0-1 (0 to 0-1)	0-1 (0 to 0-1)	0-1 (0 to 0-1)	0-1 (0 to 0-1)	0-1 (0 to 0-1)	0-1 (0 to 0-1)	0-1 (0 to 0-1)	0-1 (0 to 0-1)	0-1 (0 to 0-1)	0-1 (0 to 0-1)	0-1 (0 to 0-1)	0-1 (0 to 0-1)	0-1 (0 to 0-1)	0-1 (0 to 0-1)	2-5
Thalassemias trait	0-1 (0 to 0-1)	0-6 (0-4 to 0-9)	5-6 (2-8 to 10-7)	22-4 (7-9 to 39-7)	35 (17-3 to 62)	18-5 (7-9 to 34-7)	9-2 (4-4 to 16-5)	6-5 (2-9 to 12-6)	6-8 (3 to 12-3)	3-7 (1-5 to 7-7)	7-2 (3-3 to 12-7)	5-2 (2-4 to 10)	3-6 (1-4 to 7-1)	3-7 (1-5 to 6-5)	5 (2-2 to 8-6)	4 (1 to 7-7)	2-2 (1 to 4-4)	2-2 (0-7 to 3)	2-2 (0-9 to 3-6)	1 (0-4 to 1-5)	0-9 (0 to 1-5)	0-2 (0 to 0-5)	158
Sickle cell disorders	0-1 (0-1 to 0-1)	0-1 (0-1 to 0-2)	0-7 (0-4 to 1-2)	2-2 (1-2 to 3-5)	3 (1-8 to 4-7)	2-5 (1-4 to 3-4)	1-7 (1 to 2-7)	0-8 (0-3 to 1-4)	0-5 (0-2 to 0-9)	0-3 (0 to 0-5)	0-2 (0 to 0-4)	0-1 (0 to 0-3)	0-1 (0 to 0-1)	0-1 (0 to 0-1)	0-1 (0 to 0-1)	0-1 (0 to 0-1)	0-1 (0 to 0-1)	0-1 (0 to 0-1)	0-1 (0 to 0-1)	0-1 (0 to 0-1)	0-1 (0 to 0-1)	0-1 (0 to 0-1)	14-6
Sickle cell trait	0-1 (0 to 0-1)	0-9 (0-5 to 1-5)	3-1 (1-6 to 5-2)	11 (6-5 to 17-1)	17-3 (9-2 to 28-1)	9 (3-8 to 16-5)	4-4 (2-1 to 7-8)	3-2 (1-4 to 5-9)	3-3 (1-4 to 6-2)	3-5 (1-6 to 6-2)	2-6 (1-1 to 4-9)	1-8 (0-7 to 3-2)	2-4 (1 to 4-1)	1-9 (0-9 to 3-3)	1-9 (0 to 4-2)	2-3 (1-1 to 4-1)	1-9 (0-9 to 3-3)	2-3 (1-2 to 3-8)	2 (1-1 to 3-3)	1 (0-4 to 1-6)	0-5 (0 to 2-1)	0-1 (0 to 0-7)	76-5
G6PD deficiency	0 (0 to 0)	0 (0 to 0-1)	0-2 (0 to 0-7)	0-3 (0-1 to 0-4)	0-5 (0-1 to 0-9)	0-2 (0 to 0-4)	0-2 (0 to 0-4)	0-2 (0 to 0-4)	0-3 (0 to 0-5)	0-3 (0 to 0-5)	0-3 (0 to 0-6)	0-2 (0 to 0-4)	0-3 (0 to 0-4)	0-4 (0 to 0-6)	0-5 (0 to 0-9)	0-4 (0 to 0-7)	0-5 (0 to 0-8)	0-4 (0 to 0-6)	0-3 (0 to 0-4)	0-2 (0 to 0-4)	0-1 (0 to 0-3)	0-1 (0 to 0-3)	5-5
G6PD trait	0 (0 to 0)	0 (0 to 0)	0 (0 to 0)	0 (0 to 0)	0 (0 to 0)	0 (0 to 0)	0 (0 to 0)	0 (0 to 0)	0 (0 to 0)	0 (0 to 0)	0 (0 to 0)	0 (0 to 0)	0 (0 to 0)	0 (0 to 0)	0 (0 to 0)	0 (0 to 0)	0 (0 to 0)	0 (0 to 0)	0 (0 to 0)	0 (0 to 0)	0 (0 to 0)	0 (0 to 0)	0 (0 to 0)	0
Other hemoglobinopathies and hemolytic anemias	0-2 (0-1 to 0-3)	1-4 (0-7 to 2-4)	4-7 (2-4 to 7-7)	9 (4-9 to 14-1)	3-5 (1-7 to 5-7)	2-6 (1-2 to 4-2)	4-5 (2-1 to 8-5)	4-6 (2-2 to 8-9)	5-4 (2-4 to 9-4)	3-5 (1-5 to 6-4)	2-3 (1 to 4-4)	3-6 (1-7 to 6-4)	2-7 (1-3 to 4-9)	3-4 (1-6 to 6-1)	3-6 (1-7 to 6-4)	4-1 (2 to 7-1)	3-6 (1-7 to 6-4)	3 (1-4 to 4-6)	1-6 (1 to 2-5)	0-4 (0-2 to 0-7)	0-1 (0 to 0-2)	76-8
Endocrine, metabolic, blood, and immune disorders	1-1 (0-5 to 2-1)	1-7 (0-7 to 3-2)	14-9 (7-3 to 27-7)	21-2 (10-5 to 39-4)	22-4 (14 to 33-2)	22-9 (14-5 to 34-8)	25-5 (15-5 to 41-3)	30-6 (18-6 to 49-3)	39-3 (21-7 to 63-6)	52-9 (29-1 to 88-5)	62 (32-8 to 109)	64-6 (34-1 to 107)	68-1 (39-2 to 136)	64-2 (36-6 to 132)	61-3 (35-7 to 101)	52-4 (32-5 to 83-9)	42 (25-9 to 65-6)	29-2 (18-3 to 44-4)	13-5 (8-4 to 20-3)	4-8 (3 to 7-7)	1-1 (0-4 to 2-1)	0-2 (0-1 to 0-5)	756
Oral disorders	0 (0 to 0)	0-9 (0 to 1-5)	5-1 (2-9 to 9-4)	13-7 (7-9 to 21-9)	16-9 (9-9 to 27-6)	26-4 (14-2 to 42)	43-5 (22-3 to 67-1)	33-6 (17-3 to 57)	33-5 (16-8 to 58)	43-4 (21-9 to 77-3)	37-1 (18-6 to 68)	41-9 (21-1 to 76-2)	39-1 (19-8 to 76-2)	76-3 (38-2 to 135)	75 (38-6 to 119)	58-6 (32-2 to 101)	46-3 (26-4 to 75-4)	34-4 (20-1 to 54-7)	27-1 (16-2 to 41)	17-4 (10-4 to 25-5)	8-1 (5 to 12-2)	2-5 (1-4 to 3-9)	884
Caries of deciduous teeth	0 (0 to 0)	0 (0 to 0)	2-9 (1-1 to 7-1)	11-4 (4-9 to 27-6)	5-3 (2 to 12-7)	0 (0 to 0)	0 (0 to 0)	0 (0 to 0)	0 (0 to 0)	0 (0 to 0)	0 (0 to 0)	0 (0 to 0)	0 (0 to 0)	0 (0 to 0)	0 (0 to 0)	0 (0 to 0)	0 (0 to 0)	0 (0 to 0)	0 (0 to 0)	0 (0 to 0)	0 (0 to 0)	0 (0 to 0)	0 (0 to 0)	6-9
Caries of permanent teeth	0 (0 to 0)	0 (0 to 0)	0 (0 to 0)	1-3 (0-6 to 5-3)	9-5 (3-1 to 17-1)	9-5 (3 to 19-4)	9-5 (3 to 19-1)	9-5 (4-7 to 22-4)	9-5 (4-4 to 22-1)	9-5 (4-2 to 21-2)	10-2 (4-2 to 21-2)	8-8 (3-4 to 17-7)	5-5 (2-7 to 13-1)	4-9 (2 to 10)	3-5 (1-4 to 7-4)	2-3 (1-1 to 4-5)	1-5 (0 to 4-7)	0-9 (0-4 to 2-1)	0-5 (0-1 to 1-4)	0-2 (0 to 0-6)	0-2 (0-1 to 0-3)	0-1 (0 to 0-1)	87-5
Periodontal diseases	0 (0 to 0)	0 (0 to 0)	0 (0 to 0)	0

All Table.by: Tenet Table DALYS Incidence and year across for deaths with 95% uncertainties intervals, 2019

Cause	Early Neonatal	Late Neonatal	Post Neonatal	1 to 4	5 to 9	10 to 14	15 to 19	20 to 24	25 to 29	30 to 34	35 to 39	40 to 44	45 to 49	50 to 54	55 to 59	60 to 64	65 to 69	70 to 74	75 to 79	80 to 84	85 to 89	90 to 94	95 plus	Total
All causes	439,000 (415,000-463,000)	66,700 (59,100-74,600)	119,000 (106,000-132,000)	450,000 (420,000-480,000)	250,000 (232,000-268,000)	279,000 (260,000-299,000)	350,000 (327,000-374,000)	501,000 (469,000-534,000)	624,000 (584,000-665,000)	732,000 (685,000-781,000)	923,000 (865,000-984,000)	1,170,000 (1,100,000-1,250,000)	1,610,000 (1,520,000-1,710,000)	2,160,000 (2,040,000-2,290,000)	2,880,000 (2,720,000-3,050,000)	3,660,000 (3,460,000-3,880,000)	4,270,000 (4,040,000-4,520,000)	4,910,000 (4,650,000-5,200,000)	5,420,000 (5,130,000-5,740,000)	5,690,000 (5,390,000-6,030,000)	5,960,000 (5,640,000-6,310,000)	6,440,000 (6,090,000-6,820,000)	54,200,000
Communicable, maternal, neonatal, and nutritional diseases	284,000 (268,000-300,000)	54,500 (48,300-60,900)	90,000 (81,600-98,700)	356,000 (332,000-381,000)	106,000 (97,100-116,000)	76,400 (69,900-83,300)	72,400 (66,000-79,000)	91,400 (83,100-100,000)	114,000 (103,000-125,000)	134,000 (121,000-147,000)	174,000 (158,000-191,000)	224,000 (203,000-246,000)	311,000 (283,000-342,000)	424,000 (385,000-466,000)	567,000 (515,000-623,000)	720,000 (654,000-792,000)	841,000 (764,000-925,000)	967,000 (879,000-1,060,000)	1,070,000 (972,000-1,180,000)	1,120,000 (1,020,000-1,230,000)	1,180,000 (1,070,000-1,300,000)	1,270,000 (1,150,000-1,390,000)	10,700,000
HIV/AIDS and sexually transmitted infections	1,630 (1,170-2,120)	2,110 (1,510-2,810)	4,240 (3,020-5,650)	5,210 (3,730-6,950)	1,940 (1,390-2,580)	1,660 (1,190-2,210)	4,240 (3,040-5,650)	13,200 (9,450-17,600)	23,200 (16,600-30,900)	33,000 (23,600-44,000)	46,000 (32,900-61,300)	59,000 (42,200-78,600)	73,000 (52,200-97,300)	87,000 (62,200-116,000)	101,000 (72,200-135,000)	113,000 (80,800-151,000)	120,000 (85,800-160,000)	123,000 (87,900-164,000)	122,000 (87,200-163,000)	116,000 (83,000-155,000)	107,000 (76,500-143,000)	94,000 (67,200-126,000)	1,200,000
HIV/AIDS	0.0 (0.0-0.0)	0.7 (0.4-1.4)	4,240 (3,020-5,650)	5,210 (3,730-6,950)	1,940 (1,390-2,580)	1,660 (1,190-2,210)	4,240 (3,040-5,650)	13,200 (9,450-17,600)	23,200 (16,600-30,900)	33,000 (23,600-44,000)	46,000 (32,900-61,300)	59,000 (42,200-78,600)	73,000 (52,200-97,300)	87,000 (62,200-116,000)	101,000 (72,200-135,000)	113,000 (80,800-151,000)	120,000 (85,800-160,000)	123,000 (87,900-164,000)	122,000 (87,200-163,000)	116,000 (83,000-155,000)	107,000 (76,500-143,000)	94,000 (67,200-126,000)	1,200,000
HIV/AIDS - Drug-susceptible Tuberculosis	0 (0-0)	0.0 (0.0-0.0)	1,160 (1,020-1,300)	153 (134-172)	178 (156-200)	178 (156-200)	675 (592-758)	607 (532-682)	1,560 (1,370-1,750)	2,690 (2,360-3,020)	3,430 (3,010-3,850)	3,610 (3,170-4,050)	3,270 (2,870-3,670)	2,340 (2,050-2,630)	1,480 (1,300-1,660)	539 (473-605)	241 (211-270)	78.5 (68.9-88.1)	18.2 (16.0-20.4)	4.5 (3.9-5.0)	0.3 (0.2-0.3)	0.1 (0.0-0.1)	22,200
HIV/AIDS - Multidrug-resistant Tuberculosis without extensive drug resistance	0 (0-0)	0 (0-0)	0.0 (0.0-0.0)	0.0 (0.0-0.0)	0.0 (0.0-0.



Exposure to forces of nature	0.1 (0.1 to 0.1)	0.2 (0.2 to 0.2)	1.6 (1.5 to 1.8)	9.8 (9.6 to 11.2)	15.3 (13.3 to 19.8)	31.1 (30.3 to 32.7)	75.3 (72.2 to 128)	122 (82.1 to 1.7k	178 (114 to 262)	186 (127 to 286)	196 (114 to 339)	197 (101 to 295)	150 (91.1 to 182)	98.5 (87.2 to 122)	47.6 (47.6 to 47.6)	51.5 (38.6 to 72.7)	37.6 (37 to 51.9)	22.4 (14.1 to 34.2)	12 (9.7 to 15.1)	5.7 (4.1 to 7.1)	2.1 (1.6 to 2.9)	0.5 (0.5 to 0.7)	0.1 (0 to 0.1)	1,383
Other unintentional injury	20.2 (11.7 to 49.5)	7.2 (4.5 to 12.6)	116 (66.3 to 177)	534 (286 to 842)	1,269 (547 to 2,180)	4,992 (2,663 to 7,248)	8,909 (3,978 to 12,900)	7,286 (3,256 to 11,200)	7,993 (3,900 to 13,600)	8,640 (3,670 to 14,100)	8,419 (3,020 to 14,800)	6,960 (2,770 to 11,600)	2,369 (1,240 to 4,040)	2,975 (1,580 to 5,310)	2,282 (1,330 to 3,210)	1,940 (780 to 1,780)	744 (283 to 1,300)	418 (280 to 658)	172 (118 to 267)	44.4 (27.1 to 69.9)	4.7 (2.3 to 8.5)	68,900
Self-harm and interpersonal violence	113 (55.1 to 211)	74 (34.2 to 213)	338 (171 to 618)	490 (264 to 1,070)	1,020 (704 to 1,770)	9,913 (7,220 to 18,200)	41,440 (27,100 to 68,200)	87,500 (56,100 to 131,000)	152,000 (70,000 to 240,000)	99,200 (47,000 to 159,000)	87,600 (41,000 to 140,000)	69,000 (32,000 to 110,000)	53,800 (32,000 to 79,000)	31,400 (21,000 to 47,000)	21,000 (12,000 to 32,000)	14,700 (8,200 to 23,000)	8,690 (4,200 to 13,000)	5,800 (2,900 to 8,800)	3,200 (1,700 to 5,100)	1,140 (699 to 1,800)	311 (191 to 500)	71.6 (44.1 to 114)	656,000
Self-harm	23.4 (9 to 5)	9 (3 to 5)	114 (3 to 5)	211 (3 to 5)	1,020 (3 to 5)	7,923 (3,710 to 13,100)	38,100 (26,600 to 53,200)	79,600 (46,000 to 120,000)	147,000 (54,500 to 215,000)	91,000 (44,800 to 138,000)	79,700 (39,700 to 123,000)	64,000 (29,000 to 71,000)	49,500 (30,400 to 69,500)	28,900 (20,400 to 43,500)	20,400 (11,400 to 31,400)	13,400 (7,700 to 22,000)	8,000 (3,900 to 12,000)	2,700 (1,600 to 4,900)	2,700 (1,200 to 4,200)	962 (513 to 1,540)	278 (166 to 444)	63.4 (35.5 to 101)	548,000
Self-harm by firearm	0 (0 to 0)	0 (0 to 0)	0 (0 to 0)	0 (0 to 0)	0 (0 to 0)	0 (0 to 0)	0 (0 to 0)	0 (0 to 0)	0 (0 to 0)	0 (0 to 0)	0 (0 to 0)	0 (0 to 0)	0 (0 to 0)	0 (0 to 0)	0 (0 to 0)	0 (0 to 0)	0 (0 to 0)	0 (0 to 0)	0 (0 to 0)	0 (0 to 0)	0 (0 to 0)	0 (0 to 0)	0 (0 to 0)	18,100
Self-harm by other specified means	0 (0 to 0)	0 (0 to 0)	0 (0 to 0)	0 (0 to 0)	0 (0 to 0)	7,972 (3,660 to 12,900)	36,800 (26,000 to 49,500)	74,500 (45,000 to 120,000)	80,900 (30,130 to 115,000)	72,600 (43,100 to 109,000)	71,200 (37,700 to 109,000)	47,000 (25,700 to 68,600)	22,900 (21,300 to 41,700)	27,900 (15,900 to 42,100)	20,000 (12,900 to 30,100)	13,500 (7,600 to 22,000)	8,000 (3,700 to 12,000)	2,700 (2,000 to 4,900)	2,700 (1,200 to 4,200)	968 (508 to 1,540)	196 (98.7 to 345)	54.8 (31.2 to 114)	530,000
Interpersonal violence	539 (52.1 to 1,200)	121 (11.7 to 2.8)	338 (11.7 to 68.8)	411 (21.3 to 1,270)	442 (22.1 to 1,370)	1,972 (103 to 6,060)	5,742 (1,110 to 18,700)	11,100 (1,110 to 36,800)	13,900 (1,110 to 46,100)	13,200 (1,110 to 44,000)	13,600 (1,110 to 45,100)	14,400 (1,110 to 48,000)	9,040 (1,110 to 30,100)	6,700 (1,110 to 22,400)	5,120 (1,110 to 17,100)	3,900 (2,100 to 6,200)	2,470 (1,110 to 8,230)	1,970 (1,110 to 6,570)	994 (1,110 to 3,310)	439 (1,110 to 1,460)	173 (1,110 to 576)	44.8 (1,110 to 149)	105,000
Physical violence by firearm	18.3 (4.3 to 2.4)	6.2 (0.2 to 0.7)	3.6 (0.1 to 12.7)	19.8 (7.5 to 48.1)	26.3 (14.7 to 43.5)	77.5 (41.3 to 99.8)	179 (103 to 300)	1,110 (595 to 2,200)	1,270 (524 to 2,510)	1,170 (599 to 2,070)	1,410 (592 to 2,450)	921 (599 to 1,400)	562 (356 to 1,060)	418 (350 to 788)	346 (283 to 570)	214 (159 to 395)	79.2 (62.1 to 151)	21.5 (21.5 to 75.1)	24.5 (16 to 68.6)	11.6 (7.7 to 28.2)	4.6 (3.8 to 7.9)	1.2 (0.7 to 1.8)	19.5 (0.1 to 53.5)	7,470
Physical violence by sharp object	2.6 (1.1 to 4.1)	1.1 (0.7 to 1.7)	1.1 (0.7 to 2.3)	46.9 (22.1 to 91.3)	71.1 (34.1 to 114)	144 (70.1 to 220)	1,170 (1,110 to 1,260)	2,150 (1,110 to 2,770)	2,660 (1,110 to 3,440)	2,660 (1,110 to 3,440)	2,660 (1,110 to 3,440)	2,660 (1,110 to 3,440)	1,820 (1,110 to 2,350)	1,370 (1,110 to 1,770)	1,110 (1,110 to 1,110)	784 (1,110 to 1,110)	1,110 (1,110 to 1,110)	1,110 (1,110 to 1,110)	1,110 (1,110 to 1,110)	1,110 (1,110 to 1,110)	1,110 (1,110 to 1,110)	1,110 (1,110 to 1,110)	1,110 (1,110 to 1,110)	21,000
Sexual violence	0 (0 to 0)	0 (0 to 0)	0 (0 to 0)	0 (0 to 28.2)	16.5 (7.5 to 107)	127 (58 to 417)	280 (128 to 911)	650 (320 to 1,970)	1,200 (570 to 1,900)	1,270 (597 to 1,990)	1,170 (571 to 1,880)	923 (533 to 1,490)	654 (391 to 1,100)	611 (329 to 972)	236 (136 to 377)	156 (97 to 245)	118 (72.8 to 181)	78 (47.3 to 113)	43.6 (27.3 to 69.6)	21.5 (12.9 to 32.3)	6.5 (3.7 to 10.4)	0.7 (0.5 to 1.1)	0 (0 to 0)	6,350
Physical violence by other means	195 (50.1 to 450)	41 (11.1 to 91.5)	298 (51.1 to 1,004)	537 (149 to 1,270)	711 (247 to 1,710)	1,550 (1,110 to 3,230)	3,420 (2,110 to 6,970)	6,900 (4,200 to 11,900)	8,290 (5,440 to 12,900)	9,120 (6,020 to 13,700)	7,900 (5,010 to 11,900)	6,600 (4,220 to 9,790)	5,190 (3,390 to 7,600)	4,560 (3,040 to 6,610)	2,940 (2,000 to 4,170)	2,300 (1,570 to 3,440)	1,660 (1,140 to 2,350)	953 (653 to 1,350)	398 (261 to 577)	147 (100 to 211)	39.2 (27.4 to 57.2)	6.9 (4.7 to 9.7)	68,000
Conflict and terrorism	0.2 (0.2 to 0.3)	0.1 (1.0 to 2.1)	0.3 (0.3 to 0.3)	0.4 (0.3 to 0.5)	0.4 (0.3 to 0.5)	0.4 (0.3 to 0.5)	0.4 (0.3 to 0.5)	0.4 (0.3 to 0.5)	0.4 (0.3 to 0.5)	0.4 (0.3 to 0.5)	0.4 (0.3 to 0.5)	0.4 (0.3 to 0.5)	0.4 (0.3 to 0.5)	0.4 (0.3 to 0.5)	0.4 (0.3 to 0.5)	0.4 (0.3 to 0.5)	0.4 (0.3 to 0.5)	0.4 (0.3 to 0.5)	0.4 (0.3 to 0.5)	0.4 (0.3 to 0.5)	0.4 (0.3 to 0.5)	0.4 (0.3 to 0.5)	0.4 (0.3 to 0.5)	6,350

KE Table 2a: Tuberculosis (UL+S) by cause and age group for males with 90% uncertainties intervals, 2019

Cause	Early Neonatal	Late Neonatal	Post Neonatal	1 to 4	5 to 9	10 to 14	15 to 19	20 to 24	25 to 29	30 to 34	35 to 39	40 to 44	45 to 49	50 to 54	55 to 59	60 to 64	65 to 69	70 to 74	75 to 79	80 to 84	85 to 89	90 plus	Total
All causes	397,000 (317,000 to 502,000)	69,200 (49,000 to 109,000)	134,000 (104,000 to 186,000)	164,000 (123,000 to 194,000)	101,000 (77,000 to 132,000)	147,000 (116,000 to 187,000)	170,000 (136,000 to 211,000)	210,000 (173,000 to 253,000)	262,000 (216,000 to 307,000)	370,000 (310,000 to 428,000)	442,000 (369,000 to 509,000)	399,000 (319,000 to 483,000)	378,000 (291,000 to 464,000)	390,000 (297,000 to 479,000)	390,000 (297,000 to 483,000)	456,000 (352,000 to 557,000)	390,000 (297,000 to 483,000)	372,000 (286,000 to 459,000)	319,000 (248,000 to 399,000)	197,000 (153,000 to 220,000)	152,100 (117,000 to 172,000)	17,000 (13,000 to 19,000)	5,643,000 (5,643,000 to 5,643,000)
Communicable, maternal, neonatal, and nutritional diseases	364,000 (290,000 to 461,000)	72,700 (54,000 to 114,000)	139,000 (108,000 to 193,000)	169,000 (127,000 to 200,000)	93,400 (71,000 to 122,000)	57,200 (44,000 to 73,900)	61,600 (47,000 to 79,600)	76,000 (58,000 to 98,000)	94,000 (72,000 to 122,000)	132,000 (101,000 to 170,000)	158,000 (121,000 to 204,000)	143,000 (110,000 to 185,000)	135,000 (103,000 to 175,000)	140,000 (107,000 to 181,000)	140,000 (107,000 to 181,000)	164,000 (125,000 to 212,000)	140,000 (107,000 to 181,000)	134,000 (102,000 to 173,000)	115,000 (88,000 to 149,000)	71,000 (54,000 to 92,000)	54,800 (42,000 to 71,000)	6,120 (4,670 to 7,930)	3,990 (3,990 to 3,990)
HIV/AIDS and sexually transmitted infections	3,610 (1,070 to 7,790)	1,100 (349 to 2,660)	1,190 (335 to 3,200)	1,190 (222 to 4,130)	1,230 (701 to 3,400)	1,070 (626 to 2,710)	2,220 (1,490 to 3,220)	2,230 (1,490 to 3,220)	2,230 (1,490 to 3,220)	4,490 (2,990 to 6,590)	9,330 (6,650 to 13,600)	12,080 (9,030 to 17,300)	12,080 (9,030 to 17,300)	9,540 (7,060 to 13,400)	8,810 (6,660 to 12,400)	7,400 (5,460 to 10,400)	6,640 (4,900 to 9,320)	5,220 (3,850 to 7,350)	3,660 (2,700 to 5,150)	2,220 (1,640 to 3,120)	1,110 (819 to 1,560)	111 (82 to 156)	81,900 (81,900 to 81,900)
HIV/AIDS	0 (0 to 0)	0 (0 to 0)	0 (0 to 0)	0 (0 to 0)	0 (0 to 0)	0 (0 to 0)	0 (0 to 0)	0 (0 to 0)	0 (0 to 0)	0 (0 to 0)	0 (0 to 0)	0 (0 to 0)	0 (0 to 0)	0 (0 to 0)	0 (0 to 0)	0 (0 to 0)	0 (0 to 0)	0 (0 to 0)	0 (0 to 0)	0 (0 to 0)	0 (0 to 0)	0 (0 to 0)	0 (0 to 0)	0 (0 to 0)
HIV/AIDS - Drug-susceptible Tuberculosis	0 (0 to 0)	0 (0 to 0)	0 (0 to 0)	0 (0 to 0)	0 (0 to 0)	0 (0 to 0)	0 (0 to 0)	0 (0 to 0)	0 (0 to 0)	0 (0 to 0)	0 (0 to 0)	0 (0 to 0)	0 (0 to 0)	0 (0 to 0)	0 (0 to 0)	0 (0 to 0)	0 (0 to 0)	0 (0 to 0)	0 (0 to 0)	0 (0 to 0)	0 (0 to 0)	0 (0 to 0)	0 (0 to 0)	0 (0 to 0)
HIV/AIDS - Multidrug-resistant Tuberculosis without extensive drug resistance	0 (0 to 0)	0 (0 to 0)	0 (0 to 0)	0 (0 to 0)	0 (0 to 0)	0 (0 to 0)	0 (0 to 0)	0 (0 to 0)	0 (0 to 0)	0 (0 to 0)	0 (0 to 0)	0 (0 to 0)	0 (0 to 0)	0 (0 to 0)	0 (0 to 0)	0 (0 to 0)	0 (0 to 0)	0 (0 to 0)	0 (0 to 0)	0 (0 to 0)	0 (0 to 0)	0 (0 to 0)	0 (0 to 0)	0 (0 to 0)
HIV/AIDS - Extensively drug-resistant Tuberculosis	0 (0 to 0)	0 (0 to 0)	0 (0 to 0)	0 (0 to 0)	0 (0 to 0)	0 (0 to 0)	0 (0 to 0)	0 (0 to 0)	0 (0 to 0)	0 (0 to 0)	0 (0 to 0)	0 (0 to 0)	0 (0 to 0)	0 (0 to 0)	0 (0 to 0)	0 (0 to 0)	0 (0 to 0)	0 (0 to 0)	0 (0 to 0)	0 (0 to 0)	0 (0 to 0)	0 (0 to 0)	0 (0 to 0)	0 (0 to 0)
HIV/AIDS resulting in other diseases	3,610 (1,070 to 7,790)	1,100 (349 to 2,660)	1,190 (335 to 3,200)	1,190 (222 to 4,130)	1,230 (701 to 3,400)	1,070 (626 to 2,710)	2,220 (1,490 to 3,220)	2,230 (1,490 to 3,220)	2,230 (1,490 to 3,220)	4,490 (2,990 to 6,590)	9,330 (6,650 to 13,600)	12,080 (9,030 to 17,300)	12,080 (9,030 to 17,300)	9,540 (7,060 to 13,400)	8,810 (6,660 to 12,400)	7,400 (5,460 to 10,400)	6,640 (4,900 to 9,320)	5,220 (3,850 to 7,350)	3,660 (2,700 to 5,150)	2,220 (1,640 to 3,120)	1,110 (819 to 1,560)	111 (82 to 156)	81,900 (81,900 to 81,900)
Sexually transmitted infections, excluding HIV	3,610 (1,070 to 7,790)	1,100 (349 to 2,660)	1,190 (335 to 3,200)	1,190 (222 to 4,130)	1,230 (701 to 3,400)	1,070 (626 to 2,710)	2,220 (1,490 to 3,220)	2,230 (1,490 to 3,220)	2,230 (1,490 to 3,220)	4,490 (2,990 to 6,590)	9,330 (6,650 to 13,600)	12,080 (9,030 to 17,300)	12,080 (9,030 to 17,300)	9,540 (7,060 to 13,400)	8,810 (6,660 to 12,400)	7,400 (5,460 to 10,400)	6,640 (4,900 to 9,320)	5,220 (3,850 to 7,350)	3,660 (2,700 to 5,150)	2,220 (1,640 to 3,120)	1,110 (819 to 1,560)	111 (82 to 156)	81,900 (81,900 to 81,900)
Syphilis	0 (0 to 0)	0 (0 to 0)	0 (0 to 0)	0 (0 to 0)	0 (0 to 0)	0 (0 to 0)	0 (0 to 0)	0 (0 to 0)	0 (0 to 0)	0 (0 to 0)	0 (0 to 0)	0 (0 to 0)	0 (0 to 0)	0 (0 to 0)	0 (0 to 0)	0 (0 to 0)	0 (0 to 0)	0 (0 to 0)	0 (0 to 0)	0 (0 to 0)	0 (0 to 0)	0 (0 to 0)	0 (0 to 0)	0 (0 to 0)
Chlamydial infection	0 (0 to 0)	0 (0 to 0)	0 (0 to 0)	0 (0 to 0)	0 (0 to 0)	0 (0 to 0)	0 (0 to 0)	0 (0 to 0)	0 (0 to 0)	0 (0 to 0)	0 (0 to 0)	0 (0 to 0)	0 (0 to 0)	0 (0 to 0)	0 (0 to 0)	0 (0 to 0)	0 (0 to 0)	0 (0 to 0)	0 (0 to 0)	0 (0 to 0)	0 (0 to 0)	0 (0 to 0)	0 (0 to 0)	0 (0 to 0)
Gonococcal infection	0 (0 to 0)	0 (0 to 0)	0 (0 to 0)	0 (0 to 0)	0 (0 to 0)	0 (0 to 0)	0 (0 to 0)	0 (0 to 0)	0 (0 to 0)	0 (0 to 0)	0 (0 to 0)	0 (0 to 0)	0 (0 to 0)	0 (0 to 0)	0 (0 to 0)	0 (0 to 0)	0 (0 to 0)	0 (0 to 0)	0 (0 to 0)	0 (0 to 0)	0 (0 to 0)	0 (0 to 0)	0 (0 to 0)	0 (0 to 0)
Trichomoniasis	0 (0 to 0)	0 (0 to 0)	0 (0 to 0)	0 (0 to 0)	0 (0 to 0)	0 (0 to 0)	0 (0 to 0)	0 (0 to 0)	0 (0 to 0)	0 (0 to 0)	0 (0 to 0)	0 (0 to 0)	0 (0 to 0)	0 (0 to 0)	0 (0 to 0)	0 (0 to 0)	0 (0 to 0)	0 (0 to 0)	0 (0 to 0)	0 (0 to 0)	0 (0 to 0)	0 (0 to 0)	0 (0 to 0)	0 (0 to 0)
Genital herpes	0 (0 to 0)	0 (0 to 0)	0 (0 to 0)	0 (0 to 0)	0 (0 to 0)	0 (0 to 0)	0 (0 to 0)	0 (0 to 0)	0 (0 to 0)	0 (0 to 0)	0 (0 to 0)	0 (0 to 0)	0 (0 to 0)	0 (0 to 0)	0 (0 to 0)	0 (0 to 0)	0 (0 to 0)	0 (0 to 0)	0 (0 to 0)	0 (0 to 0)	0 (0 to 0)	0 (0 to 0)	0 (0 to 0)	0 (0 to 0)
Other sexually transmitted infections	3,610 (1,070 to 7,790)	1,100 (349 to 2,660)	1,190 (335 to 3,200)	1,190 (222 to 4,130)	1,230 (701 to 3,400)	1,070 (626 to 2,710)	2,220 (1,490 to 3,220)	2,230 (1,490 to 3,220)	2,230 (1,490 to 3,220)	4,490 (2,990 to 6,590)	9,330 (6,650 to 13,600)	12,080 (9,030 to 17,300)	12,080 (9,030 to 17,300)	9,540 (7,060 to 13,400)	8,810 (6,660 to 12,400)	7,400 (5,460 to 10,400)	6,640 (4,900 to 9,320)	5,220 (3,850 to 7,350)	3,660 (2,700 to 5,150)	2,220 (1,640 to 3,120)	1,110 (819 to 1,560)	111 (82 to 156)	81,900 (81,900 to 81,900)
Respiratory infections and tuberculosis	13,600 (9,430 to 21,200)	11,100 (6,650 to 19,600)	34,000 (22,000 to 47,000)	6,800 (4,000 to 9,620)	6,020 (3,770 to 8,530)	4,730 (3,000 to 6,670)	4,090 (2,560 to 5,790)	6,040 (3,820 to 8,540)	6,790 (4,310 to 9,600)	10,000 (6,600 to 14,100)	14,800 (9,660 to 20,900)	16,800 (11,000 to 23,800)	14,200 (9,000 to 20,100)	14,900 (10,000 to 20,900)	14,700 (9,900 to 20,800)	17,900 (11,900 to 25,200)	16,200 (10,000 to 23,000)	17,000 (11,000 to 24,000)	14,900 (9,600 to 21,000)	8,790 (7,400 to 10,000)	661 (550 to 740)	97.8 (78.1 to 109)	273,000 (273,000 to 273,000)
Tuberculosis	0 (0 to 0)	1,210 (1,210 to 1,210)	447 (447 to 447)	629 (629 to 629)	799 (799 to 799)	1,430 (1,430 to 1,430)	2,040 (2,040 to 2,040)	3,240 (3,240 to 3,240)	4,290 (4,290 to 4,290)	6,020 (6,020 to 6,020)	7,260 (7,260 to 7,260)	10,600 (10,600 to 10,600)	12,200 (12,200 to 12,200)	11,300 (11,300 to 11,300)	12,600 (12,600 to 12,600)	16,700 (16,700 to 16,700)	17,000 (17,000 to 17,000)	17,400 (17,400 to 17,400)	16,000 (16,000 to 16,000)	9,770 (9,770 to 9,770)	1,740 (1,740 to 1,740)	409 (409 to 409)	21.6 (21.6 to 21.6)	126,000 (126,000 to 126,000)
Latent tuberculosis infection	0 (0 to 0)	0 (0 to 0)	0 (0 to 0)	0 (0 to 0)	0 (0 to 0)	0 (0 to 0)	0 (0 to 0)	0 (0 to 0)	0 (0 to 0)	0 (0 to 0)	0 (0 to 0)	0 (0 to 0)	0 (0 to 0)	0 (0 to 0)	0 (0 to 0)	0 (0 to 0)	0 (0 to 0)	0 (0 to 0)	0 (0 to 0)	0 (0 to 0)	0 (0 to 0)	0 (0 to 0)	0 (0 to 0)	0 (0 to 0)
Drug-susceptible tuberculosis	0 (0 to 0)	1,210 (1,210 to 1,210)	447 (447 to 447)	629 (629 to 629)	799 (799 to 799)	1,430 (1,430 to 1,430)	2,040 (2,040 to 2,040)	3,240 (3,240 to 3,240)	4,290 (4,290 to 4,290)	6,020 (6,020 to 6,020)	7,260 (7,260 to 7,260)	10,600 (10,600 to 10,600)	12,200 (12,200 to 12,200)	11,300 (11,300 to 11,300)	12,600 (12,600 to 12,600)	16,700 (16,700 to 16,700)	17,000 (17,000 to 17,000)	17,400 (17,400 to 17,400)	16,000 (16,000 to 16,000)	9,770 (9,770 to 9,770)	1,740 (1,740 to 1,740)	409 (409 to 409)	21.6 (21.6 to 21.6)	126,000 (126,000 to 126,000)
Multidrug-resistant tuberculosis without extensive drug resistance	0 (0 to 0)	0 (0 to 0)	0 (0 to 0)	0 (0 to 0)	0 (0 to 0)	0 (0 to 0)	0 (0 to 0)	0 (0 to 0)	0 (0 to 0)	0 (0 to 0)	0 (0 to 0)	0 (0 to 0)	0 (0 to 0)	0 (0 to 0)	0 (0 to 0)	0 (0 to 0)	0 (0 to 0)	0 (0 to 0)	0 (0 to 0)	0 (0 to 0)	0 (0 to 0)	0 (0 to 0)	0 (0 to 0)	0 (0 to 0)
Extensively drug-resistant tuberculosis	0 (0 to 0)	0 (0 to 0)	0 (0 to 0)	0 (0 to 0)	0 (0 to 0)	0 (0 to 0)	0 (0 to 0)	0 (0 to 0)	0 (0 to 0)	0 (0 to 0)	0 (0 to 0)	0 (0 to 0)	0 (0 to 0)	0 (0 to 0)	0 (0 to 0)	0 (0 to 0)	0 (0 to 0)	0 (0 to 0)	0 (0 to 0)	0 (0 to 0)	0 (0 to 0)	0 (0 to 0)	0 (0 to 0)	0 (0 to 0)
Lower respiratory infections	13,600 (9,430 to 21,200)	9,890 (5,440 to 18,400)	33,600 (22,000 to 47,000)	6,170 (3,140 to 9,000)	5,220 (2,970 to 7,730)	3,300 (1,570 to 5,240)	2,050 (1,050 to 3,120)	2,800 (1,440 to 4,260)	2,500 (1,290 to 3,800)	4,000 (2,060 to 6,080)	7,540 (3,880 to 11,500)	6,200 (3,190 to 9,450)	1,900 (980 to 2,890)	3,600 (1,850 to 5,490)	4,090 (2,110 to 6,230)	1,200 (620 to 1,830)	1,410 (730 to 2,150)	1,740 (900 to 2,650)	1,140 (590 to 1,740)	942 (484 to 1,440)	127 (65 to 194)	9.6 (4.9 to 14.6)	139,000 (139,000 to 139,000)
Upper respiratory infections	0 (0 to 0)	1,210 (1,210 to 1,210)	447 (447 to 447)	629 (629 to 629)	799 (799 to 799)	1,430 (1,430 to 1,430)	2,040 (2,040 to 2,040)	3,240 (3,240 to 3,240)	4,290 (4,290 to 4,290)	6,020 (6,020 to 6,020)	7,260 (7,260 to 7,260)	10,600 (10,600 to 10,600)	12,200 (12,200 to 12,200)	11,300 (11,300 to 11,300)	12,600 (12,600 to 12,600)	16,700 (16,700 to 16,700)	17,000 (17,000 to 17,000)	17,400 (17,400 to 17,400)	16,000 (16,000 to 16,000)	9,770 (9,770 to 9,770)	1,740 (1,740 to 1,740)	409 (409 to 409)	21.6 (21.6 to 21.6)	126,000 (126,000 to 126,000)
Otitis media	0 (0 to 0)	0 (0 to 0)	0 (0 to 0)	0 (0 to 0)	0 (0 to 0)	0 (0 to 0)	0 (0 to 0)	0 (0 to 0)	0 (0 to 0)	0 (0 to 0)	0 (0 to 0)	0 (0 to 0)	0 (0 to 0)	0 (0 to 0)	0 (0 to 0)	0 (0 to 0)	0 (0 to 0)	0 (0 to 0)	0 (0 to 0)	0 (0 to 0)	0 (0 to 0)	0 (0 to 0)	0 (0 to 0)	0 (0 to 0)
Enteric infections	2,640 (1,670 to 5,110)	5,730 (1,790 to 9,630)	20,600 (10,000 to 37,000)	11,100 (6,200 to 19,000)	23,400 (14,000 to 35,000)	14,600 (10,000 to 21,000)	10,000 (7,000 to 14,000)	10,000 (6,900 to 14,000)	9,000 (6,000 to 13,000)	9,000 (6,000 to 13,000)	9,000 (6,000 to 13,000)	9,000 (6,000 to 13,000)	9,000 (6,000 to 13,000)	9,000 (6,000 to 13,000)	9,000 (6,000 to 13,000)	9,000 (6,000 to 13,000)	9,000 (6,000 to 13,000)	9,000 (6,000 to 13,000)	9,000 (6,000 to 13,000)	9,000 (6,000 to 13,000)	4,800 (2,900 to 7,000)	1,300 (780 to 1,900)	215,000 (129,000 to 313,000)
Diarrheal diseases	2,640 (1,670 to 5,110)	5,730 (1,790 to 9,630)	20,600 (10,000 to 37,000)	9,800 (5,100 to 16,000)	8,190 (4,800 to 12,000)	9,640 (6,600 to 14,000)	4,210 (2,900 to 5,790)	6,000 (3,900 to 8,500)	5,240 (3,300 to 7,500)	5,240 (3,300 to 7,500)	5,240 (3,300 to 7,500)	5,240 (3,300 to 7,500)	5,240 (3,300 to 7,500)	5,240 (3,300 to 7,500)	5,240 (3,300 to 7,500)	5,240 (3,300 to 7,500)	5,240 (3,300 to 7,500)	5,240 (3,300 to 7,500)	5,240 (3,300 to 7,500)	5,240 (3,300 to 7,500)	2,800 (2,140 to 3,500)	1,200 (960 to 1,500)	161,000 (120,000 to 202,000)
Typhoid and paratyphoid	0 (0 to 0)	311 (1,790 to 9,630)	1,790 (1,000 to 3,000)	14,800 (6,300 to 27,000)	11,700 (6,700 to 18,000)	4,910 (2,900 to 7,500)	4,220 (2,500 to 6,300)	3,450 (2,000 to 5,200)	2,220 (1,300 to 3,300)	1,330 (770 to 2,000)	773 (450 to 1,200)	650 (380 to 1,000)	450 (260 to 700)	326 (190 to 500)	264 (150 to 400)	187 (110 to 290)	130 (75 to 200)	87.4 (51 to 130)	38.7 (22 to 59)	9.7 (5.7 to 14.5)	0.9 (0.5 to 1.4)	0.1 (0.1 to 0.2)	52,100 (30,000 to 78,000)
Typhoid fever	0 (0 to 0)	311 (1,790 to 9,630)	1,790 (1,000 to 3,000)	14,800 (6,300 to 27,000)	11,700 (6,700 to 18,000)	4,910 (2,900 to 7,500)	4,220 (2,500 to 6,300)	3,450 (2,000 to 5,200)	2,220 (1,300 to 3,300)	1,330 (770 to 2,000)	773 (450 to 1,200)	650 (380 to 1,000)	450 (260 to 700)	326 (190 to 500)	264 (150 to 400)	187 (110 to 290)	130 (75 to 200)	87.4 (51 to 130)	38.7 (22 to 59)	9.7 (5.7 to 14.5)	0.9 (0.5 to 1.4)	0.1 (0.1 to 0.2)	52,100 (30,000 to 78,000)
Paratyphoid fever	0 (0 to 0)	0 (0 to 0)	0 (0 to 0)	0 (0 to 0)	0 (0 to 0)	0 (0 to 0)	0 (0 to 0)	0 (0 to 0)	0 (0 to 0)	0 (0 to 0)	0 (0 to 0)	0 (0 to 0)	0 (0 to 0)	0 (0 to 0)	0 (0 to 0)	0 (0 to 0)	0 (0 to 0)	0 (0 to 0)	0 (0 to 0)	0 (0 to 0)	0 (0 to 0)	0 (0 to 0)	0 (0 to 0)	0 (0 to 0)
Invasive Non-typhoidal Salmonella (iNTS)	1,190 (796 to 2,430)	1,190 (867 to 4,031)	1,190 (1,190 to 1,190)	1,190 (1,190 to 1,190)	1,190 (1,190 to 1,190



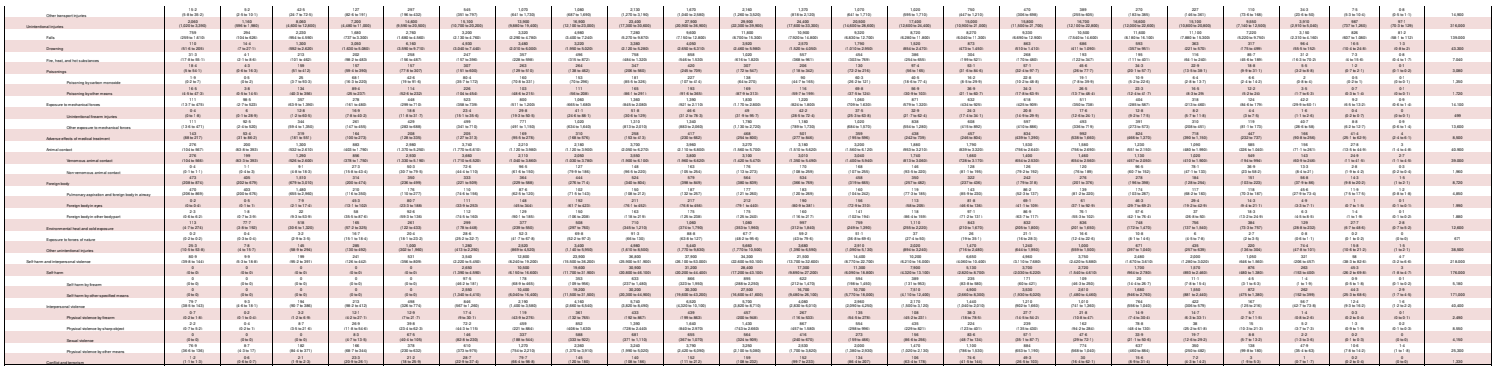

SB Table 2a. Tricuris DALYS by cause and sex cross for males with 95% uncertainty intervals, 2019

Cause	Both Neonatal	Late Neonatal	Post Neonatal	1 to 4	5 to 9	10 to 14	15 to 19	20 to 24	25 to 29	30 to 34	35 to 39	40 to 44	45 to 49	50 to 54	55 to 59	60 to 64	65 to 69	70 to 74	75 to 79	80 to 84	85 to 89	90 to 94	95 plus	Total
All causes	29,400 (26,600 to 32,300)	7,570 (6,600 to 10,200)	19,400 (17,000 to 24,300)	53,600 (46,300 to 72,000)	49,100 (43,900 to 55,200)	46,100 (41,700 to 51,400)	47,200 (42,700 to 52,700)	47,900 (43,200 to 53,600)	48,200 (43,300 to 53,900)	48,700 (43,800 to 54,400)	48,900 (43,900 to 54,700)	48,900 (43,900 to 54,700)	48,600 (43,600 to 54,300)	48,200 (43,200 to 54,000)	48,000 (43,000 to 53,700)	47,900 (42,900 to 53,600)	47,900 (42,900 to 53,600)	48,000 (43,000 to 53,700)	48,000 (43,000 to 53,700)	48,000 (43,000 to 53,700)	48,000 (43,000 to 53,700)	8,760 (7,990 to 9,660)	2,960 (2,300 to 3,760)	699 (559 to 900)	647,000
Communicable, maternal, neonatal, and nutritional diseases	26,300 (21,100 to 30,200)	6,950 (4,660 to 9,800)	12,200 (8,270 to 16,300)	6,960 (5,160 to 9,400)	6,760 (5,020 to 9,230)	6,790 (5,040 to 9,220)	6,870 (5,100 to 9,410)	6,990 (5,190 to 9,490)	7,090 (5,320 to 9,580)	7,190 (5,390 to 9,690)	7,270 (5,450 to 9,810)	7,320 (5,490 to 9,870)	7,350 (5,520 to 9,900)	7,360 (5,520 to 9,900)	7,360 (5,520 to 9,900)	7,360 (5,520 to 9,900)	7,360 (5,520 to 9,900)	7,360 (5,520 to 9,900)	7,360 (5,520 to 9,900)	7,360 (5,520 to 9,900)	7,360 (5,520 to 9,900)	1,200 (900 to 1,700)	411 (309 to 580)	92.0 (69.1 to 129)	143,000
HIV/AIDS and sexually transmitted infections	360 (196 to 667)	117 (29.5 to 260)	163 (66.3 to 353)	9.42 (2.42 to 19.6)	12 (4.32 to 27.9)	13.7 (4.9 to 29.8)	37.6 (21.1 to 62.1)	67 (27.6 to 90.4)	79.1 (39.4 to 116)	110 (60.9 to 162)	155 (85.3 to 223)	196.3 (98.2 to 281)	75 (38.2 to 109)	58.2 (28.1 to 87.7)	39 (17.2 to 59.4)	15.7 (7.6 to 27.6)	7.3 (2.7 to 15.5)	5.6 (2.1 to 12.1)	5.6 (2.1 to 12.1)	5.6 (2.1 to 12.1)	5.6 (2.1 to 12.1)	1.4 (0.2 to 3.6)	0.6 (0.1 to 1.5)	0.2 (0 to 1.6)	1,340
HIV/AIDS	0 (0 to 0)	0 (0 to 0)	22.2 (6.1 to 54.6)	2.17 (0.4 to 5.41)	1.51 (0.3 to 4.04)	9.4 (1.9 to 25.1)	23.1 (4.6 to 64.7)	22 (4.4 to 61.8)	50.9 (10.2 to 143)	69.6 (14 to 195)	98.6 (19.7 to 276)	124.2 (24.8 to 348)	79.7 (15.9 to 223)	62.4 (12.5 to 175)	43.6 (8.7 to 122)	23 (4.6 to 64.3)	9.8 (1.9 to 27.4)	3.3 (0.6 to 9.2)	0.9 (0.2 to 2.6)	0.3 (0.1 to 0.8)	0.3 (0.1 to 0.8)	0 (0 to 0)	0 (0 to 0)	0 (0 to 0)	540
HIV/AIDS - Drug-susceptible Tuberculosis	0 (0 to 0)	0 (0 to 0)	0 (0 to 0)	0 (0 to 0)	0 (0 to 0)	0 (0 to 0)	0 (0 to 0)	0 (0 to 0)	0 (0 to 0)	0 (0 to 0)	0 (0 to 0)	0 (0 to 0)	0 (0 to 0)	0 (0 to 0)	0 (0 to 0)	0 (0 to 0)	0 (0 to 0)	0 (0 to 0)	0 (0 to 0)	0 (0 to 0)	0 (0 to 0)	0 (0 to 0)	0 (0 to 0)	0 (0 to 0)	0 (0 to 0)	0
HIV/AIDS - Multidrug-resistant Tuberculosis without extensive drug-resistance	0 (0 to 0)	0 (0 to 0)	0.7 (0.1 to 2.1)	0.1 (0 to 0.3)	0.1 (0 to 0.2)	0.4 (0.1 to 1.1)	0.9 (0.2 to 2.6)	0.8 (0.2 to 2.5)	1.9 (0.4 to 5.6)	2.6 (0.6 to 7.6)	3.7 (0.8 to 10.6)	4.7 (1 to 13.4)	3 (0.6 to 8.5)	2.4 (0.5 to 6.7)	1.7 (0.3 to 4.8)	0.9 (0.2 to 2.5)	0.4 (0.1 to 1.1)	0.1 (0 to 0.4)	0 (0 to 0)	0 (0 to 0)	0 (0 to 0)	0 (0 to 0)	0 (0 to 0)	0 (0 to 0)	0 (0 to 0)	0
HIV/AIDS - Multidrug-resistant Tuberculosis with extensive drug-resistance	0 (0 to 0)	0 (0 to 0)	0.7 (0.1 to 2.1)	0.1 (0 to 0.3)	0.1 (0 to 0.2)	0.4 (0.1 to 1.1)	0.9 (0.2 to 2.6)	0.8 (0.2 to 2.5)	1.9 (0.4 to 5.6)	2.6 (0.6 to 7.6)	3.7 (0.8 to 10.6)	4.7 (1 to 13.4)	3 (0.6 to 8.5)	2.4 (0.5 to 6.7)	1.7 (0.3 to 4.8)	0.9 (0.2 to 2.5)	0.4 (0.1 to 1.1)	0.1 (0 to 0.4)	0 (0 to 0)	0 (0 to 0)	0 (0 to 0)	0 (0 to 0)	0 (0 to 0)	0 (0 to 0)	0 (0 to 0)	0
HIV/AIDS resulting in other diseases	0 (0 to 0)	0 (0 to 0)	20.8 (5.5 to 49.9)	2.04 (0.4 to 5.07)	1.41 (0.3 to 3.78)	8.8 (1.8 to 23.5)	21.6 (4.3 to 60.4)	20.6 (4.2 to 57.8)	47.6 (9.5 to 131)	65.1 (13.1 to 182)	92.2 (18.4 to 258)	116.2 (23.2 to 325)	74.5 (14.9 to 208)	58.4 (11.7 to 163)	40.8 (8.1 to 114)	21.5 (4.3 to 60.2)	9.2 (1.8 to 25.7)	3.1 (0.6 to 8.6)	0.8 (0.2 to 2.4)	0.3 (0.1 to 0.7)	0.3 (0.1 to 0.7)	0 (0 to 0)	0 (0 to 0)	0 (0 to 0)	676
Sexually transmitted infections excluding HIV	360 (196 to 667)	117 (29.5 to 260)	150 (66.3 to 353)	7.25 (2.1 to 14.5)	10.5 (4.1 to 24.2)	4.3 (1.5 to 9.3)	14.6 (6.1 to 28.2)	45 (17.6 to 71.6)	29.2 (9.9 to 53.3)	40.4 (13.2 to 74.6)	62.4 (20.1 to 114)	72.1 (23.7 to 132)	5.3 (1.7 to 9.7)	3.8 (1.2 to 7.1)	3.4 (1.1 to 6.2)	1.4 (0.5 to 2.8)	0.2 (0.1 to 0.5)	0.2 (0.1 to 0.5)	0.2 (0.1 to 0.5)	0.2 (0.1 to 0.5)	0.2 (0.1 to 0.5)	0.2 (0.1 to 0.5)	0 (0 to 0)	0 (0 to 0)	0 (0 to 0)	333
Syphilis	360 (196 to 667)	117 (29.5 to 260)	150 (66.3 to 353)	2.9 (0.4 to 6.9)	1.8 (0.4 to 2.6)	1.3 (0.4 to 1.9)	1.4 (0.5 to 2.1)	1.7 (0.6 to 2.6)	2.6 (0.9 to 3.9)	3.1 (1.1 to 4.6)	4.1 (1.4 to 6.2)	5.1 (1.7 to 7.6)	2.7 (0.9 to 4.1)	2.1 (0.7 to 3.2)	1.8 (0.6 to 2.7)	0.8 (0.3 to 1.4)	0.2 (0.1 to 0.4)	0.2 (0.1 to 0.4)	0.2 (0.1 to 0.4)	0.2 (0.1 to 0.4)	0.2 (0.1 to 0.4)	0.2 (0.1 to 0.4)	0 (0 to 0)	0 (0 to 0)	0 (0 to 0)	644
Chlamydial infection	0 (0 to 0)	0 (0 to 0)	0 (0 to 0)	0 (0 to 0)	0 (0 to 0)	0 (0 to 0)	0.6 (0 to 1.6)	2.1 (0.4 to 5.6)	4.4 (0.9 to 11.7)	6.4 (1.3 to 17.1)	8.8 (1.7 to 23.7)	9.7 (1.9 to 26.1)	2.3 (0.5 to 6.2)	1.1 (0.2 to 3.1)	0.2 (0 to 0.6)	0 (0 to 0)	0 (0 to 0)	0 (0 to 0)	0 (0 to 0)	0 (0 to 0)	0 (0 to 0)	0 (0 to 0)	0 (0 to 0)	0 (0 to 0)	0 (0 to 0)	0 (0 to 0)	24.5
Gonococcal infection	0 (0 to 0)	0 (0 to 0)	0 (0 to 0)	0 (0 to 0)	0 (0 to 0)	0 (0 to 0)	0.5 (0 to 1.4)	1.9 (0.4 to 5.1)	3.9 (0.8 to 10.6)	5.8 (1.2 to 15.5)	7.9 (1.5 to 21.5)	8.8 (1.7 to 23.7)	2 (0.4 to 5.6)	1 (0.2 to 2.8)	0.2 (0 to 0.5)	0 (0 to 0)	0 (0 to 0)	0 (0 to 0)	0 (0 to 0)	0 (0 to 0)	0 (0 to 0)	0 (0 to 0)	0 (0 to 0)	0 (0 to 0)	0 (0 to 0)	0 (0 to 0)	22.2
Trichomoniasis	0 (0 to 0)	0 (0 to 0)	0 (0 to 0)	0 (0 to 0)	0 (0 to 0)	0 (0 to 0)	0.5 (0 to 1.4)	1.9 (0.4 to 5.1)	3.9 (0.8 to 10.6)	5.8 (1.2 to 15.5)	7.9 (1.5 to 21.5)	8.8 (1.7 to 23.7)	2 (0.4 to 5.6)	1 (0.2 to 2.8)	0.2 (0 to 0.5)	0 (0 to 0)	0 (0 to 0)	0 (0 to 0)	0 (0 to 0)	0 (0 to 0)	0 (0 to 0)	0 (0 to 0)	0 (0 to 0)	0 (0 to 0)	0 (0 to 0)	0 (0 to 0)	22.2
Genital herpes	0 (0 to 0)	0 (0 to 0)	0 (0 to 0)	0 (0 to 0)	0 (0 to 0)	0 (0 to 0)	0.3 (0 to 0.8)	1.1 (0.2 to 3.1)	2.2 (0.5 to 6.1)	3.3 (0.7 to 8.9)	4.5 (0.9 to 12.2)	5 (1 to 13.6)	1.1 (0.2 to 3.2)	0.6 (0.1 to 1.6)	0.1 (0 to 0.3)	0 (0 to 0)	0 (0 to 0)	0 (0 to 0)	0 (0 to 0)	0 (0 to 0)	0 (0 to 0)	0 (0 to 0)	0 (0 to 0)	0 (0 to 0)	0 (0 to 0)	0 (0 to 0)	12.7
Other sexually transmitted infections	0 (0 to 0)	0 (0 to 0)	0 (0 to 0)	0 (0 to 0)	0 (0 to 0)	0 (0 to 0)	2.3 (1 to 4.6)	7.7 (2.4 to 14)	15.8 (4.9 to 31.1)	23.3 (7.2 to 45.3)	31.7 (9.8 to 61.5)	35.3 (10.9 to 68.5)	7.3 (2.3 to 14.1)	3.8 (1.2 to 7.3)	1.2 (0.4 to 2.4)	0.5 (0.2 to 1.1)	0.2 (0.1 to 0.5)	0.2 (0.1 to 0.5)	0.2 (0.1 to 0.5)	0.2 (0.1 to 0.5)	0.2 (0.1 to 0.5)	0.2 (0.1 to 0.5)	0 (0 to 0)	0 (0 to 0)	0 (0 to 0)	91.6
Respiratory infections and tuberculosis	2,200 (2,190 to 2,210)	1,970 (1,210 to 2,790)	1,290 (1,220 to 1,370)	1,200 (1,190 to 1,210)	997 (986 to 1,010)	1,020 (1,010 to 1,030)	1,070 (1,060 to 1,080)	1,100 (1,090 to 1,120)	1,120 (1,110 to 1,130)	1,140 (1,130 to 1,150)	1,160 (1,150 to 1,170)	1,180 (1,170 to 1,190)	1,200 (1,190 to 1,210)	1,220 (1,200 to 1,230)	1,230 (1,220 to 1,240)	1,240 (1,230 to 1,250)	1,240 (1,230 to 1,250)	1,240 (1,230 to 1,250





DH Table_3a - Uttar Pradesh DALYS by cause and age across for males with 95% uncertainty intervals, 2019

Cause	Early Neonatal	Late Neonatal	Post Neonatal	1 to 4	5 to 9	10 to 14	15 to 19	20 to 24	25 to 29	30 to 34	35 to 39	40 to 44	45 to 49	50 to 54	55 to 59	60 to 64	65 to 69	70 to 74	75 to 79	80 to 84	85 to 89	90 to 94	95 plus	All ages	Total
All causes	6,270,000 (5,540,000 - 7,040,000)	2,350,000 (1,720,000 - 3,060,000)	2,360,000 (1,770,000 - 3,040,000)	1,960,000 (1,530,000 - 2,450,000)	1,960,000 (1,510,000 - 2,450,000)	1,960,000 (1,510,000 - 2,450,000)	1,960,000 (1,470,000 - 2,450,000)	1,960,000 (1,490,000 - 2,450,000)	1,910,000 (1,440,000 - 2,410,000)	1,910,000 (1,440,000 - 2,410,000)	1,910,000 (1,440,000 - 2,410



SR Table 2a: Uttarakhand DALYS by cause and age group for males with 95% uncertainty intervals, 2019

Cause	Early Neonatal	Late Neonatal	Post Neonatal	1 to 4	5 to 9	10 to 14	15 to 19	20 to 24	25 to 29	30 to 34	35 to 39	40 to 44	45 to 49	50 to 54	55 to 59	60 to 64	65 to 69	70 to 74	75 to 79	80 to 84	85 to 89	90 to 94	95 plus	Total
All causes	126,000 (97,100 to 165,000)	20,400 (16,200 to 26,900)	16,500 (12,900 to 21,400)	46,300 (36,500 to 59,000)	41,400 (32,900 to 52,800)	66,300 (52,900 to 84,200)	16,700 (13,400 to 21,100)	60,800 (48,400 to 78,000)	99,400 (79,100 to 126,000)	176,000 (140,000 to 224,000)	192,000 (152,000 to 245,000)	134,000 (106,000 to 169,000)	181,000 (143,000 to 229,000)	144,000 (114,000 to 183,000)	187,000 (147,000 to 237,000)	181,000 (143,000 to 230,000)	176,000 (139,000 to 224,000)	176,000 (139,000 to 224,000)	151,000 (120,000 to 192,000)	83,400 (66,000 to 106,000)	33,000 (26,000 to 42,000)	4,400 (3,500 to 5,600)	998 (791 to 1,268)	2,330,000
Communicable, maternal, neonatal, and nutritional diseases	126,000 (97,900 to 170,000)	19,900 (14,900 to 26,300)	15,900 (12,300 to 20,700)	35,800 (26,900 to 47,700)	26,300 (20,000 to 34,700)	16,700 (12,700 to 22,200)	16,700 (14,700 to 19,000)	16,900 (12,900 to 22,000)	17,400 (13,200 to 23,300)	20,100 (15,200 to 27,000)	23,900 (18,100 to 32,000)	20,900 (15,700 to 28,000)	25,200 (19,000 to 33,800)	25,500 (19,000 to 34,200)	23,900 (17,700 to 32,000)	23,900 (17,800 to 32,000)	24,000 (17,900 to 32,000)	16,900 (12,500 to 22,600)	11,700 (8,600 to 15,800)	6,200 (4,500 to 8,200)	4,300 (3,200 to 5,800)	870 (640 to 1,166)	661 (491 to 884)	599,000
HIV/AIDS and sexually transmitted infections	1,400 (900 to 2,100)	134 (87 to 201)	174 (114 to 264)	144 (94 to 219)	44.7 (29.2 to 67.9)	52.6 (34.3 to 79.8)	194 (127 to 295)	967 (631 to 1,470)	1,200 (780 to 1,820)	1,600 (1,040 to 2,430)	1,900 (1,240 to 2,890)	1,400 (900 to 2,120)	1,100 (720 to 1,660)	1,100 (720 to 1,660)	1,000 (660 to 1,520)	1,000 (660 to 1,520)	1,000 (660 to 1,520)	1,000 (660 to 1,520)	1,000 (660 to 1,520)	1,000 (660 to 1,520)	1,000 (660 to 1,520)	1,000 (660 to 1,520)	1,000 (660 to 1,520)	11,100
HIV/AIDS	0 (0 to 0)	0 (0 to 0)	0 (0 to 1)	0 (0 to 0)	0 (0 to 0)	0 (0 to 0)	0 (0 to 0)	0 (0 to 0)	0 (0 to 0)	0 (0 to 0)	0 (0 to 0)	0 (0 to 0)	0 (0 to 0)	0 (0 to 0)	0 (0 to 0)	0 (0 to 0)	0 (0 to 0)	0 (0 to 0)	0 (0 to 0)	0 (0 to 0)	0 (0 to 0)	0 (0 to 0)	0 (0 to 0)	0 (0 to 0)	7,990
HIV/AIDS - Drug-susceptible Tuberculosis	0 (0 to 0)	0 (0 to 0)	28.2 (13.9 to 42.3)	5 (2.1 to 10.9)	7.6 (3.3 to 17.2)	6.2 (2.5 to 15.1)	17.5 (7.5 to 41.2)	70.7 (29.8 to 172.3)	106 (44.6 to 258.1)	228 (96 to 555)	196 (72.6 to 567)	156 (57.8 to 451)	126 (46.7 to 363)	124 (45.9 to 359)	82.1 (30.4 to 237)	81.9 (30.3 to 237)	80 (29.6 to 231)	52.2 (19.4 to 151)	32.6 (12.1 to 94.3)	8.1 (3 to 23.5)	3.6 (1.3 to 10.4)	0.1 (0 to 0.3)	0.1 (0 to 0.3)	1,260
HIV/AIDS - Multidrug-resistant Tuberculosis without extreme drug resistance	0 (0 to 0)	0 (0 to 0)	0.5 (0.1 to 1.2)	0.1 (0 to 0.3)	0.1 (0 to 0.3)	0.1 (0 to 0.4)	0.3 (0.1 to 0.8)	1.2 (0.4 to 3.1)	1.8 (0.6 to 4.6)	3.9 (1.3 to 10)	3.3 (1.1 to 9.6)	2.6 (0.9 to 7.7)	2.1 (0.7 to 6.2)	2.1 (0.7 to 6.1)	1.4 (0.5 to 4.1)	1.4 (0.5 to 4.1)	1.3 (0.4 to 3.9)	0.9 (0.3 to 2.6)	0.6 (0.2 to 1.6)	0.1 (0 to 0.4)	0.1 (0 to 0.2)	0 (0 to 0)	0 (0 to 0)	21
HIV/AIDS - Extensively drug-resistant Tuberculosis	0 (0 to 0)	0 (0 to 0)	0.6 (0.1 to 1.5)	0.1 (0 to 0.3)	0.1 (0 to 0.3)	0.1 (0 to 0.4)	0.4 (0.1 to 1.1)	1.6 (0.5 to 4.2)	2.4 (0.8 to 6.2)	5.1 (1.7 to 13.2)	4.4 (1.4 to 12.8)	3.4 (1.1 to 10.1)	2.8 (0.9 to 8.3)	2.8 (0.9 to 8.2)	1.9 (0.6 to 5.5)	1.9 (0.6 to 5.5)	1.7 (0.5 to 5.1)	1.2 (0.4 to 3.5)	0.8 (0.3 to 2.2)	0.2 (0 to 0.6)	0.1 (0 to 0.3)	0 (0 to 0)	0 (0 to 0)	78
HIV/AIDS resulting in other diseases	0 (0 to 0)	0 (0 to 0.1)	169 (93.9 to 302)	23.2 (9.3 to 52.6)	20.9 (8.3 to 47.5)	24.5 (9.7 to 55.8)	81.6 (32.5 to 185.7)	395 (156 to 897)	579 (229 to 1,320)	1,210 (477 to 2,760)	1,100 (435 to 2,500)	880 (348 to 2,000)	648 (256 to 1,480)	478 (189 to 1,090)	248 (98.2 to 565)	149 (59.1 to 339)	76.5 (30.2 to 173)	29.1 (11.5 to 66.2)	7.6 (3 to 17.3)	0.9 (0.3 to 2.1)	0.2 (0 to 0.5)	0 (0 to 0)	0 (0 to 0)	6,420
Sexually transmitted infections excluding HIV	1,400 (900 to 2,100)	439 (284 to 653)	563 (364 to 837)	119 (77.1 to 177)	44.8 (29.1 to 66.7)	46.1 (29.9 to 68.5)	176 (114 to 262)	897 (581 to 1,330)	1,200 (780 to 1,780)	1,600 (1,040 to 2,370)	1,900 (1,240 to 2,820)	1,400 (900 to 2,090)	1,100 (720 to 1,630)	1,100 (720 to 1,630)	1,000 (660 to 1,510)	1,000 (660 to 1,510)	1,000 (660 to 1,510)	1,000 (660 to 1,510)	1,000 (660 to 1,510)	1,000 (660 to 1,510)	1,000 (660 to 1,510)	1,000 (660 to 1,510)	1,000 (660 to 1,510)	3,670
Syphilis	438 (289 to 3,540)	137 (90.1 to 987)	176 (116 to 1,270)	45.1 (29.7 to 325)	16.9 (11.1 to 121)	17.5 (11.5 to 126)	66.7 (43.9 to 480)	340 (224 to 2,450)	455 (300 to 3,280)	606 (399 to 4,370)	720 (474 to 5,190)	530 (349 to 3,820)	417 (275 to 3,010)	416 (274 to 3,000)	378 (249 to 2,730)	378 (249 to 2,730)	378 (249 to 2,730)	378 (249 to 2,730)	378 (249 to 2,730)	378 (249 to 2,730)	378 (249 to 2,730)	378 (249 to 2,730)	378 (249 to 2,730)	2,870
Chlamydial infection	0 (0 to 0)	0 (0 to 0)	0 (0 to 0)	0 (0 to 0)	0 (0 to 0)	0 (0 to 0)	0 (0 to 0)	0 (0 to 0)	0 (0 to 0)	0 (0 to 0)	0 (0 to 0)	0 (0 to 0)	0 (0 to 0)	0 (0 to 0)	0 (0 to 0)	0 (0 to 0)	0 (0 to 0)	0 (0 to 0)	0 (0 to 0)	0 (0 to 0)	0 (0 to 0)	0 (0 to 0)	0 (0 to 0)	0 (0 to 0)	68.8
Gonococcal infection	0 (0 to 0)	0 (0 to 0)	0 (0 to 0)	0 (0 to 0)	0 (0 to 0)	0 (0 to 0.1)	0 (0 to 0.1)	0 (0 to 0.1)	0 (0 to 0.1)	0 (0 to 0.1)	0 (0 to 0.1)	0 (0 to 0.1)	0 (0 to 0.1)	0 (0 to 0.1)	0 (0 to 0.1)	0 (0 to 0.1)	0 (0 to 0.1)	0 (0 to 0.1)	0 (0 to 0.1)	0 (0 to 0.1)	0 (0 to 0.1)	0 (0 to 0.1)	0 (0 to 0.1)	0 (0 to 0.1)	139
Trichomoniasis	0 (0 to 0)	0 (0 to 0)	0 (0 to 0)	0 (0 to 0)	0 (0 to 0)	0 (0 to 0)	0 (0 to 0)	0 (0 to 0)	0 (0 to 0)	0 (0 to 0)	0 (0 to 0)	0 (0 to 0)	0 (0 to 0)	0 (0 to 0)	0 (0 to 0)	0 (0 to 0)	0 (0 to 0)	0 (0 to 0)	0 (0 to 0)	0 (0 to 0)	0 (0 to 0)	0 (0 to 0)	0 (0 to 0)	0 (0 to 0)	0
Genital herpes	0 (0 to 0)	0 (0 to 0)	0 (0 to 0)	0 (0 to 0)	0 (0 to 0)	0 (0 to 0)	0.4 (0.1 to 1.1)	2.6 (0.9 to 6.7)	3.9 (1.3 to 10)	7.6 (2.6 to 19.7)	11.6 (3.9 to 30.2)	13.5 (4.5 to 35.1)	14.1 (4.7 to 36.5)	13.1 (4.3 to 34.2)	9.2 (3.1 to 24)	7 (2.3 to 18.2)	5.2 (1.7 to 13.6)	3.2 (1 to 8.4)	1.9 (0.6 to 5.1)	0.5 (0.2 to 1.4)	0.2 (0.1 to 0.7)	0 (0 to 0)	0 (0 to 0)	102
Other sexually transmitted infections	0 (0 to 0)	0 (0 to 0)	0 (0 to 0)	0.5 (0.1 to 1.4)	0.5 (0.1 to 1.4)	0.5 (0.1 to 1.4

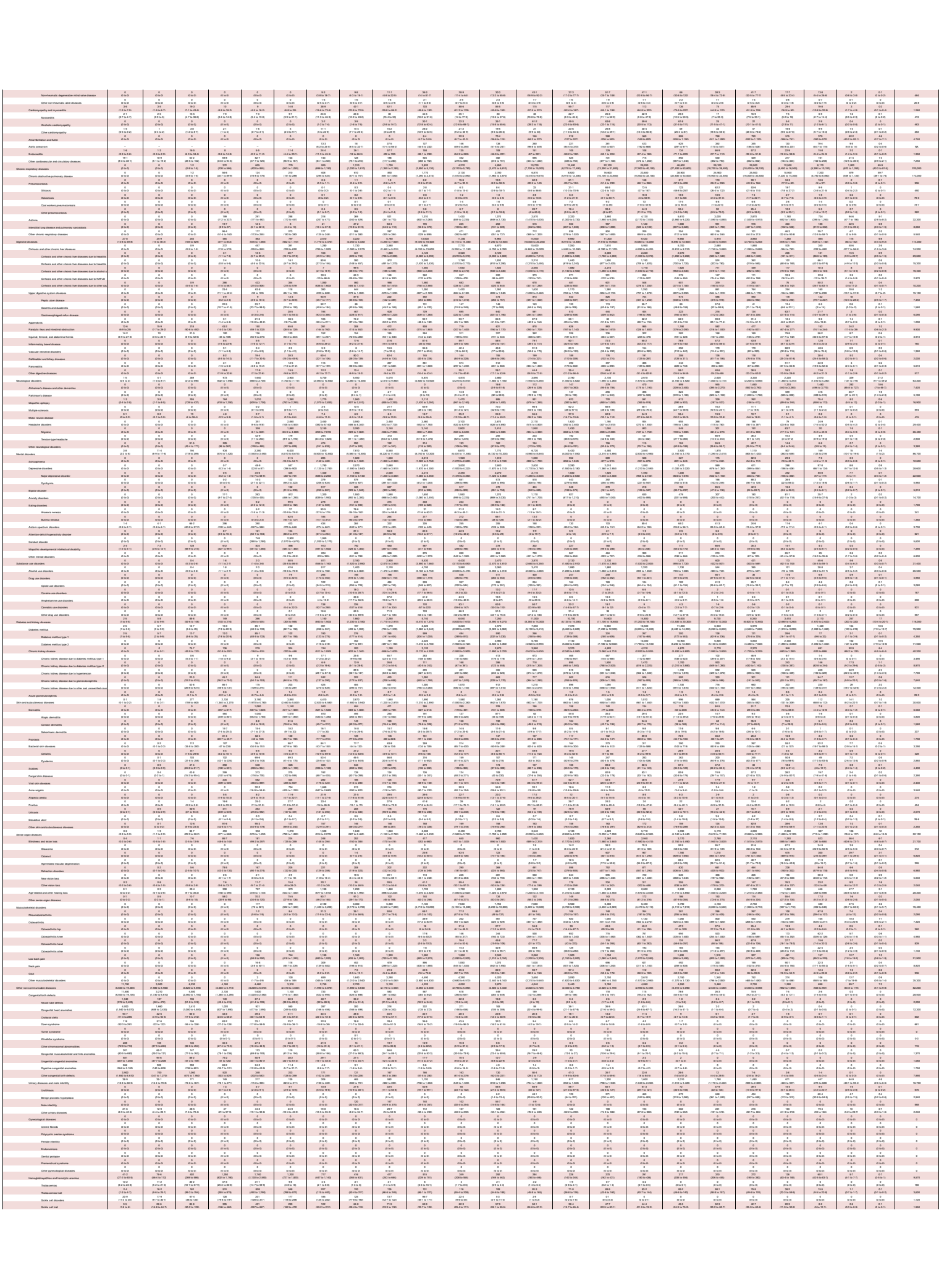

GBPD deficiency	0-9 (0.0 to 1.1)	1-1 (0.7 to 1.8)	2-5 (1.1 to 4)	6-6 (3.6 to 10.7)	10-9 (5.9 to 18.1)	15-2 (9.2 to 17.2)	12-1 (5.6 to 22.2)	18 (7.6 to 23.6)	31-1 (19 to 59.7)	102 (63.4 to 176)	52-9 (29.3 to 90.6)	31-1 (19.2 to 47.2)	54-8 (32.7 to 82.6)	68-9 (39.6 to 73.4)	42-1 (26.7 to 62)	43-7 (28.2 to 68.6)	41-4 (23.4 to 63)	19-5 (9.7 to 24.6)	8-9 (5 to 19.1)	2-1 (1.2 to 3.3)	0-9 (0.6 to 1.3)	0-1 (0 to 0.1)	0 (0 to 0)	627
GBPD bet	0 (0 to 0)	0 (0 to 0)	0 (0 to 0)

Cause	Early Neonatal	Late Neonatal	Post Neonatal	1 to 4	5 to 9	10 to 14	15 to 19	20 to 24	25 to 29	30 to 34	35 to 39	40 to 44	45 to 49	50 to 54	55 to 59	60 to 64	65 to 69	70 to 74	75 to 79	80 to 84	85 to 89	90 to 94	95 plus	Total
All causes	620,356 (713,000 to 536,000)	215,000 (252,000 to 183,000)	222,000 (266,000 to 184,000)	396,000 (441,000 to 354,000)	348,000 (384,000 to 314,000)	337,000 (368,000 to 309,000)	328,000 (360,000 to 300,000)	560,000 (607,000 to 516,000)	827,000 (894,000 to 764,000)	779,000 (844,000 to 717,000)	766,000 (829,000 to 707,000)	665,000 (722,000 to 612,000)	643,000 (699,000 to 592,000)	774,000 (838,000 to 713,000)	1,000,000 (1,080,000 to 923,000)	1,270,000 (1,370,000 to 1,170,000)	1,250,000 (1,350,000 to 1,150,000)	1,140,000 (1,230,000 to 1,050,000)	967,000 (1,040,000 to 892,000)	699,000 (753,000 to 645,000)	450,000 (485,000 to 415,000)	192,000 (207,000 to 177,000)	16,100 (17,300 to 14,900)	14,400,000 (14,400,000 to 14,400,000)
Communicable, maternal, neonatal, and nutritional diseases	556,000 (648,000 to 1,466,000)	195,000 (247,000 to 248,000)	195,000 (231,000 to 159,000)	179,000 (199,000 to 325,000)	177,000 (196,000 to 277,000)	142,000 (159,000 to 242,000)	99,000 (112,000 to 183,000)	97,000 (110,000 to 183,000)	107,000 (122,000 to 203,000)	104,000 (119,000 to 199,000)	111,000 (127,000 to 213,000)	103,000 (118,000 to 199,000)	114,000 (131,000 to 220,000)	141,000 (161,000 to 270,000)	181,000 (207,000 to 345,000)	231,000 (264,000 to 440,000)	227,000 (260,000 to 433,000)	207,000 (237,000 to 395,000)	176,000 (202,000 to 336,000)	127,000 (146,000 to 242,000)	82,000 (94,000 to 156,000)	35,000 (40,000 to 67,000)	2,950,000 (3,350,000 to 5,270,000)
HIV/AIDS and sexually transmitted infections	2,000 (2,000 to 2,000)	1,000 (1,000 to 1,000)	1,000 (1,000 to 1,000)	1,000 (1,000 to 1,000)	1,000 (1,000 to 1,000)	1,000 (1,000 to 1,000)	1,000 (1,000 to 1,000)	2,000 (2,000 to 2,000)	3,000 (3,000 to 3,000)	3,000 (3,000 to 3,000)	3,000 (3,000 to 3,000)	3,000 (3,000 to 3,000)	3,000 (3,000 to 3,000)	3,000 (3,000 to 3,000)	3,000 (3,000 to 3,000)	3,000 (3,000 to 3,000)	3,000 (3,000 to 3,000)	3,000 (3,000 to 3,000)	3,000 (3,000 to 3,000)	3,000 (3,000 to 3,000)	2,000 (2,000 to 2,000)	1,000 (1,000 to 1,000)	1,000 (1,000 to 1,000)	50,000 (50,000 to 50,000)
HIV/AIDS	0 (0 to 0)	0 (0 to 0)	1,000 (0 to 1,000)	1,000 (0 to 1,000)	1,000 (0 to 1,000)	1,000 (0 to 1,000)	1,000 (0 to 1,000)	2,000 (1,000 to 2,000)	3,000 (2,000 to 3,000)	3,000 (2,000 to 3,000)	3,000 (2,000 to 3,000)	3,000 (2,000 to 3,000)	3,000 (2,000 to 3,000)	3,000 (2,000 to 3,000)	3,000 (2,000 to 3,000)	3,000 (2,000 to 3,000)	3,000 (2,000 to 3,000)	3,000 (2,000 to 3,000)	3,000 (2,000 to 3,000)	3,000 (2,000 to 3,000)	2,000 (2,000 to 2,000)	1,000 (1,000 to 1,000)	1,000 (1,000 to 1,000)	50,000 (50,000 to 50,000)
HIV/AIDS - Drug-susceptible Tuberculosis	0 (0 to 0)	0 (0 to 0)	427 (0 to 1,000)	451 (0 to 1,000)	464 (0 to 1,000)	413 (0 to 1,000)	292 (0 to 1,000)	409 (0 to 1,000)	1,000 (0 to 1,000)	1,000 (0 to 1,000)	2,000 (0 to 2,000)	2,000 (0 to 2,000)	2,000 (0 to 2,000)	1,000 (0 to 1,000)	996 (0 to 1,000)	928 (0 to 1,000)	359 (0 to 1,000)	69.7 (0 to 1,000)	27.7 (0 to 1,000)	7.5 (0 to 1,000)	0.1 (0 to 1,000)	0 (0 to 1,000)	0 (0 to 1,000)	14,400
HIV/AIDS - Multidrug-resistant Tuberculosis without extensive drug resistance	0 (0 to 0)	0 (0 to 0)	0.4 (0 to 0)	0.5 (0 to 0)	0.5 (0 to 0)	0.5 (0 to 0)	0.4 (0 to 0)	0.8 (0 to 1)	1.1 (0 to 1)	1.1 (0 to 1)	1.1 (0 to 1)	1.1 (0 to 1)	1.1 (0 to 1)	1.1 (0 to 1)	1.1 (0 to 1)	1.1 (0 to 1)	1.1 (0 to 1)	1.1 (0 to 1)	1.1 (0 to 1)	1.1 (0 to 1)	1.1 (0 to 1)	1.1 (0 to 1)	1.1 (0 to 1)	1,770
HIV/AIDS - Extensively drug-resistant Tuberculosis	0 (0 to 0)	0 (0 to 0)	0 (0 to 0)	0 (0 to 0)	0 (0 to 0)	0 (0 to 0)	0 (0 to 0)	0 (0 to 0)	0 (0 to 0)	0 (0 to 0)	0 (0 to 0)	0 (0 to 0)	0 (0 to 0)	0 (0 to 0)	0 (0 to 0)	0 (0 to 0)	0 (0 to 0)	0 (0 to 0)	0 (0 to 0)	0 (0 to 0)	0 (0 to 0)	0 (0 to 0)	0 (0 to 0)	0 (0 to 0)
HIV/AIDS resulting in other diseases	0 (0 to 0)	0 (0 to 0)	0 (0 to 0)	0 (0 to 0)	0 (0 to 0)	0 (0 to 0)	0 (0 to 0)	0 (0 to 0)	0 (0 to 0)	0 (0 to 0)	0 (0 to 0)	0 (0 to 0)	0 (0 to 0)	0 (0 to 0)	0 (0 to 0)	0 (0 to 0)	0 (0 to 0)	0 (0 to 0)	0 (0 to 0)	0 (0 to 0)	0 (0 to 0)	0 (0 to 0)	0 (0 to 0)	0 (0 to 0)
Sexually transmitted infections, excluding HIV	8,000 (5,000 to 12,000)	2,000 (2,000 to 3,000)	1,000 (1,000 to 2,000)	2,000 (1,000 to 2,000)	2,000 (1,000 to 2,000)	2,000 (1,000 to 2,000)	2,000 (1,000 to 2,000)	3,000 (2,000 to 4,000)	4,000 (3,000 to 5,000)	4,000 (3,000 to 5,000)	4,000 (3,000 to 5,000)	4,000 (3,000 to 5,000)	4,000 (3,000 to 5,000)	4,000 (3,000 to 5,000)	4,000 (3,000 to 5,000)	4,000 (3,000 to 5,000)	4,000 (3,000 to 5,000)	4,000 (3,000 to 5,000)	4,000 (3,000 to 5,000)	4,000 (3,000 to 5,000)	3,000 (2,000 to 4,000)	2,000 (1,000 to 3,000)	1,000 (1,000 to 2,000)	19,100
Syphilis	0 (0 to 0)	0 (0 to 0)	0 (0 to 0)	0 (0 to 0)	0 (0 to 0)	0 (0 to 0)	0 (0 to 0)	0 (0 to 0)	0 (0 to 0)	0 (0 to 0)	0 (0 to 0)	0 (0 to 0)	0 (0 to 0)	0 (0 to 0)	0 (0 to 0)	0 (0 to 0)	0 (0 to 0)	0 (0 to 0)	0 (0 to 0)	0 (0 to 0)	0 (0 to 0)	0 (0 to 0)	0 (0 to 0)	0 (0 to 0)	0
Chlamydial infection	0 (0 to 0)	0 (0 to 0)	0 (0 to 0)	0 (0 to 0)	0 (0 to 0)	0 (0 to 0)	0 (0 to 0)	0 (0 to 0)	0 (0 to 0)	0 (0 to 0)	0 (0 to 0)	0 (0 to 0)	0 (0 to 0)	0 (0 to 0)	0 (0 to 0)	0 (0 to 0)	0 (0 to 0)	0 (0 to 0)	0 (0 to 0)	0 (0 to 0)	0 (0 to 0)	0 (0 to 0)	0 (0 to 0)	0 (0 to 0)	0
Gonorrhoeal infection	0 (0 to 0)	0 (0 to 0)	0 (0 to 0)	0 (0 to 0)	0 (0 to 0)	0 (0 to 0)	0 (0 to 0)	0 (0 to 0)	0 (0 to 0)	0 (0 to 0)	0 (0 to 0)	0 (0 to 0)	0 (0 to 0)	0 (0 to 0)	0 (0 to 0)	0 (0 to 0)	0 (0 to 0)	0 (0 to 0)	0 (0 to 0)	0 (0 to 0)	0 (0 to 0)	0 (0 to 0)	0 (0 to 0)	0 (0 to 0)	0
Trichomoniasis	0 (0 to 0)	0 (0 to 0)	0 (0 to 0)	0 (0 to 0)	0 (0 to 0)	0 (0 to 0)	0 (0 to 0)	0 (0 to 0)	0 (0 to 0)	0 (0 to 0)	0 (0 to 0)	0 (0 to 0)	0 (0 to 0)	0 (0 to 0)	0 (0 to 0)	0 (0 to 0)	0 (0 to 0)	0 (0 to 0)	0 (0 to 0)	0 (0 to 0)	0 (0 to 0)	0 (0 to 0)	0 (0 to 0)	0 (0 to 0)	0
Genital herpes	0 (0 to 0)	0 (0 to 0)	0 (0 to 0)	0 (0 to 0)	0 (0 to 0)	0 (0 to 0)	0 (0 to 0)	0 (0 to 0)	0 (0 to 0)	0 (0 to 0)	0 (0 to 0)	0 (0 to 0)	0 (0 to 0)	0 (0 to 0)	0 (0 to 0)	0 (0 to 0)	0 (0 to 0)	0 (0 to 0)	0 (0 to 0)	0 (0 to 0)	0 (0 to 0)	0 (0 to 0)	0 (0 to 0)	0 (0 to 0)	0
Other sexually transmitted infections	0 (0 to 0)	0 (0 to 0)	0 (0 to 0)	0 (0 to 0)	0 (0 to 0)	0 (0 to 0)	0 (0 to 0)	0 (0 to 0)	0 (0 to 0)	0 (0 to 0)	0 (0 to 0)	0 (0 to 0)	0 (0 to 0)	0 (0 to 0)	0 (0 to 0)	0 (0 to 0)	0 (0 to 0)	0 (0 to 0)	0 (0 to 0)	0 (0 to 0)	0 (0 to 0)	0 (0 to 0)	0 (0 to 0)	0 (0 to 0)	0
Hepatitis	8,000 (5,000 to 12,000)	2,000 (2,000 to 3,000)	1,000 (1,000 to 2,000)	2,000 (1,000 to 2,000)	2,000 (1,000 to 2,000)	2,000 (1,000 to 2,000)	2,000 (1,000 to 2,000)	3,000 (2,000 to 4,000)	4,000 (3,000 to 5,000)	4,000 (3,000 to 5,000)	4,000 (3,000 to 5,000)	4,000 (3,000 to 5,000)	4,000 (3,000 to 5,000)	4,000 (3,000 to 5,000)	4,000 (3,000 to 5,000)	4,000 (3,000 to 5,000)	4,000 (3,000 to 5,000)	4,000 (3,000 to 5,000)	4,000 (3,000 to 5,000)	4,000 (3,000 to 5,000)	3,000 (2,000 to 4,000)	2,000 (1,000 to 3,000)	1,000 (1,000 to 2,000)	19,100
Respiratory infections and tuberculosis	38,000 (34,000 to 56,000)	28,000 (25,000 to 39,000)	19,000 (16,000 to 27,000)	19,000 (16,000 to 27,000)	15,000 (13,000 to 21,000)	13,000 (11,000 to 18,000)	11,000 (9,000 to 15,000)	11,000 (9,000 to 15,000)	12,000 (10,000 to 16,000)	12,000 (10,000 to 16,000)	13,000 (11,000 to 17,000)	13,000 (11,000 to 17,000)	14,000 (12,000 to 18,000)	16,000 (14,000 to 21,000)	20,000 (17,000 to 26,000)	23,000 (20,000 to 30,000)	23,000 (20,000 to 30,000)	22,000 (19,000 to 29,000)	20,000 (17,000 to 26,000)	16,000 (14,000 to 21,000)	12,000 (10,000 to 16,000)	7,000 (6,000 to 9,000)	3,000 (2,000 to 4,000)	360,000 (310,000 to 460,000)
Tuberculosis	0 (0 to 0)	2,000 (1,000 to 3,000)	3,000 (2,000 to 4,000)	2,000 (1,000 to 3,000)	2,000 (1,000 to 3,000)	2,000 (1,000 to 3,000)	2,000 (1,000 to 3,000)	3,000 (2,000 to 4,000)	4,000 (3,000 to 5,000)	4,000 (3,000 to 5,000)	4,000 (3,000 to 5,000)	4,000 (3,000 to 5,000)	4,000 (3,000 to 5,000)	4,000 (3,000 to 5,000)	4,000 (3,000 to 5,000)	4,000 (3,000 to 5,000)	4,000 (3,000 to 5,000)	4,000 (3,000 to 5,000)	4,000 (3,000 to 5,000)	4,000 (3,000 to 5,000)	3,000 (2,000 to 4,000)	2,000 (1,000 to 3,000)	1,000 (1,000 to 2,000)	19,100
Latent tuberculosis infection	0 (0 to 0)	0 (0 to 0)	0 (0 to 0)	0 (0 to 0)	0 (0 to 0)	0 (0 to 0)	0 (0 to 0)	0 (0 to 0)	0 (0 to 0)	0 (0 to 0)	0 (0 to 0)	0 (0 to 0)	0 (0 to 0)	0 (0 to 0)	0 (0 to 0)	0 (0 to 0)	0 (0 to 0)	0 (0 to 0)	0 (0 to 0)	0 (0 to 0)	0 (0 to 0)	0 (0 to 0)	0 (0 to 0)	0
Drug-susceptible tuberculosis	0 (0 to 0)	0 (0 to 0)	0 (0 to 0)	0 (0 to 0)	0 (0 to 0)	0 (0 to 0)	0 (0 to 0)	0 (0 to 0)	0 (0 to 0)	0 (0 to 0)	0 (0 to 0)	0 (0 to 0)	0 (0 to 0)	0 (0 to 0)	0 (0 to 0)	0 (0 to 0)	0 (0 to 0)	0 (0 to 0)	0 (0 to 0)	0 (0 to 0)	0 (0 to 0)	0 (0 to 0)	0 (0 to 0)	0
Multidrug-resistant tuberculosis without extensive drug resistance	0 (0 to 0)	0 (0 to 0)	0 (0 to 0)	0 (0 to 0)	0 (0 to 0)	0 (0 to 0)	0 (0 to 0)	0 (0 to 0)	0 (0 to 0)	0 (0 to 0)	0 (0 to 0)	0 (0 to 0)	0 (0 to 0)	0 (0 to 0)	0 (0 to 0)	0 (0 to 0)	0 (0 to 0)	0 (0 to 0)	0 (0 to 0)	0 (0 to 0)	0 (0 to 0)	0 (0 to 0)	0 (0 to 0)	0
Extensively drug-resistant tuberculosis	0 (0 to 0)	0 (0 to 0)	0 (0 to 0)	0 (0 to 0)	0 (0 to 0)	0 (0 to 0)	0 (0 to 0)	0 (0 to 0)	0 (0 to 0)	0 (0 to 0)	0 (0 to 0)	0 (0 to 0)	0 (0 to 0)	0 (0 to 0)	0 (0 to 0)	0 (0 to 0)	0 (0 to 0)	0 (0 to 0)	0 (0 to 0)	0 (0 to 0)	0 (0 to 0)	0 (0 to 0)	0 (0 to 0)	0
Lower respiratory infections	36,000 (32,000 to 53,000)	26,000 (23,000 to 37,000)	18,000 (15,000 to 26,000)	18,000 (15,000 to 26,000)	14,000 (12,000 to 20,000)	12,000 (10,000 to 17,000)	10,000 (8,000 to 14,000)	10,000 (8,000 to 14,000)	11,000 (9,000 to 15,000)	11,000 (9,000 to 15,000)	12,000 (10,000 to 16,000)	12,000 (10,000 to 16,000)	13,000 (11,000 to 17,000)	15,000 (13,000 to 20,000)	19,000 (16,000 to 25,000)	22,000 (19,000 to 29,000)	22,000 (19,000 to 29,000)	21,000 (18,000 to 28,000)	19,000 (16,000 to 25,000)	15,000 (13,000 to 20,000)	11,000 (9,000 to 15,000)	6,000 (5,000 to 8,000)	3,000 (2,000 to 4,000)	340,000 (290,000 to 440,000)
Upper respiratory infections	0 (0 to 0)	0 (0 to 0)	0 (0 to 0)	0 (0 to 0)	0 (0 to 0)	0 (0 to 0)	0 (0 to 0)	0 (0 to 0)	0 (0 to 0)	0 (0 to 0)	0 (0 to 0)	0 (0 to 0)	0 (0 to 0)	0 (0 to 0)	0 (0 to 0)	0 (0 to 0)	0 (0 to 0)	0 (0 to 0)	0 (0 to 0)	0 (0 to 0)	0 (0 to 0)	0 (0 to 0)	0 (0 to 0)	0
Otitis media	1,000 (1,000 to 2,000)	1,000 (1,000 to 2,000)	1,000 (1,000 to 2,000)



Exposure to forces of nature	0 / 0 to 0 / 1	0 / 0 to 0 / 0	0 / 0 to 0 / 0	11 / 8 to 15 / 14	19 / 15 to 24 / 23	41 / 3 to 80 / 78	105 / 71 to 157 / 151	176 / 117 to 263 / 252	223 / 155 to 323 / 309	283 / 177 to 396 / 379	291 / 170 to 393 / 376	255 / 172 to 369 / 354	239 / 156 to 337 / 323	196 / 114 to 277 / 265	131 / 69 / 1 to 189 / 181	94 / 0 to 205 / 196	65 / 7 to 138 / 132	60 / 0 to 135 / 129	22 / 0 to 50 / 48	11 / 2 to 25 / 23	4 / 0 to 10 / 9	1 / 0 to 4 / 3	0 / 0 to 1 / 1	2 / 20
Other unintentional injuries	481 / (337 to 646 / 618	46 / (7 to 109 / 97	1 / 66 / (99 to 178 / 170	1 / 172 / (4 to to 2,000 / 2,000	2,445 / (1,705 to 3,500 / 3,500	2,865 / (996 to 6,500 / 6,500	3,500 / (2,200 to 10,700 / 10,700	3,172 / (2,200 to 10,700 / 10,700	3,153 / (2,400 to 13,600 / 13,600	3,423 / (3,700 to 12,500 / 12,500	7,295 / (5,410 to 12,200 / 12,200	6,730 / (5,170 to 10,700 / 10,700	6,295 / (5,890 to 10,500 / 10,500	4,792 / (3,510 to 7,140 / 7,140	6,426 / (2,590 to 9,910 / 9,910	3,340 / (1,900 to 5,020 / 5,020	2,060 / (1,420 to 3,500 / 3,500	1,386 / (898 to 1,970 / 1,970	627 / (540 to 1,170 / 1,170	464 / (307 to 628 / 628	165 / (109 to 226 / 226	62 / (40 to 84 / 84	10 / (7 to 14 / 14	77,762
Self-harm and interpersonal violence	252 / (137 to 377 / 370	31 / (16 to 51 / 51	441 / (197 to 703 / 703	1,113 / (1,113 to 2,150 / 2,150	1,915 / (1,915 to 3,760 / 3,760	3,420 / (3,420 to 6,420 / 6,420	69,600 / (69,600 to 70,000 / 70,000	70,900 / (70,900 to 71,300 / 71,300	69,600 / (69,600 to 70,000 / 70,000	74,110 / (74,110 to 74,600 / 74,600	53,800 / (53,800 to 54,200 / 54,200	44,000 / (44,000 to 44,300 / 44,300	33,330 / (33,330 to 33,600 / 33,600	23,800 / (14,000 to 23,800 / 23,800	22,480 / (6,310 to 22,480 / 22,480	14,900 / (6,310 to 14,900 / 14,900	10,200 / (6,310 to 10,200 / 10,200	6,770 / (6,310 to 6,770 / 6,770	6,730 / (6,310 to 6,730 / 6,730	4,120 / (3,910 to 4,120 / 4,120	737 / (737 to 737 / 737	364 / (364 to 364 / 364	480,560
Self-harm	0 / (0 to 0 / 0	0 / (0 to 0 / 0	0 / (0 to 0 / 0	0 / (0 to 0 / 0	0 / (0 to 0 / 0	4,300 / (3,900 to 11,000 / 11,000	31,400 / (16,400 to 47,000 / 47,000	39,400 / (27,900 to 55,400 / 55,400	39,400 / (28,900 to 56,200 / 56,200	39,400 / (28,600 to 55,400 / 55,400	36,400 / (17,100 to 54,300 / 54,300	32,100 / (10,400 to 49,200 / 49,200	24,600 / (9,720 to 37,900 / 37,900	17,800 / (6,710 to 26,500 / 26,500	17,800 / (6,180 to 26,500 / 26,500	12,100 / (3,780 to 15,900 / 15,900	8,130 / (2,690 to 10,500 / 10,500	5,440 / (1,470 to 6,690 / 6,690	5,040 / (1,310 to 5,930 / 5,930	1,820 / (569 to 2,280 / 2,280	548 / (208 to 704 / 704	144 / (74 to 228 / 228	354,900
Self-harm by firearm	0 / (0 to 0 / 0	0 / (0 to 0 / 0	0 / (0 to 0 / 0	0 / (0 to 0 / 0	0 / (0 to 0 / 0	1,100 / (1,100 to 3,200 / 3,200	22,000 / (11,000 to 33,000 / 33,000	29,000 / (19,000 to 40,000 / 40,000	29,000 / (20,000 to 40,000 / 40,000	29,000 / (20,000 to 40,000 / 40,000	26,000 / (11,000 to 40,000 / 40,000	22,000 / (6,000 to 34,000 / 34,000	16,000 / (4,000 to 25,000 / 25,000	11,000 / (2,000 to 17,000 / 17,000	11,000 / (2,000 to 17,000 / 17,000	7,000 / (1,000 to 10,000 / 10,000	4,000 / (1,000 to 6,000 / 6,000	2,000 / (1,000 to 3,000 / 3,000	2,000 / (1,000 to 3,000 / 3,000	1,000 / (1,000 to 1,000 / 1,000	0 / 0 to 0 / 0	0 / 0 to 0 / 0	13,700
Self-harm by other specified means	0 / (0 to 0 / 0	0 / (0 to 0 / 0	0 / (0 to 0 / 0	0 / (0 to 0 / 0	0 / (0 to 0 / 0	5,800 / (2,900 to 11,000 / 11,000	52,800 / (19,000 to 69,100 / 69,100	54,800 / (26,500 to 81,000 / 81,000	52,400 / (26,100 to 79,400 / 79,400	52,400 / (25,600 to 79,000 / 79,000	35,800 / (16,400 to 52,900 / 52,900	33,500 / (12,900 to 49,200 / 49,200	21,900 / (6,540 to 34,300 / 34,300	14,700 / (5,220 to 22,900 / 22,900	15,400 / (3,590 to 19,900 / 19,900	9,460 / (2,500 to 9,600 / 9,600	6,960 / (2,500 to 9,600 / 9,600	4,490 / (1,400 to 6,010 / 6,010	4,620 / (990 to 5,910 / 5,910	1,550 / (389 to 2,370 / 2,370	542 / (208 to 791 / 791	138 / (72 to 205 / 205	104,900
Interpersonal violence	245 / (1,200 to 1,291	26 / (12 to 39 / 39	448 / (198 to 693 / 693	963 / (963 to 1,650 / 1,650	1,670 / (1,670 to 3,100 / 3,100	2,700 / (2,700 to 5,100 / 5,100	14,000 / (14,000 to 26,000 / 26,000	15,300 / (15,300 to 28,500 / 28,500	17,400 / (17,400 to 32,300 / 32,300	13,900 / (13,900 to 25,700 / 25,700	11,500 / (11,500 to 21,500 / 21,500	9,540 / (9,540 to 17,600 / 17,600	7,970 / (7,970 to 14,500 / 14,500	6,140 / (6,140 to 11,200 / 11,200	4,090 / (1,200 to 6,540 / 6,540	3,420 / (1,200 to 5,020 / 5,020	2,290 / (1,200 to 3,270 / 3,270	1,190 / (699 to 1,690 / 1,690	634 / (634 to 1,090 / 1,090	307 / (307 to 498 / 498	74 / (74 to 111 / 111	16 / (16 to 22 / 22	121,000
Physical violence by firearm	4 / (1 to 11 / 7	0 / (0 to 2 / 2	5 / (3 to 9 / 9	19 / (19 to 38 / 38	41 / (41 to 81 / 81	134 / (134 to 260 / 260	1,600 / (1,600 to 3,000 / 3,000	2,170 / (2,170 to 4,000 / 4,000	2,600 / (2,600 to 4,800 / 4,800	2,600 / (2,600 to 4,800 / 4,800	2,140 / (2,140 to 4,000 / 4,000	1,990 / (1,990 to 3,700 / 3,700	922 / (922 to 1,700 / 1,700	844 / (844 to 1,570 / 1,570	844 / (844 to 1,570 / 1,570	244 / (244 to 1,020 / 1,020	147 / (147 to 1,020 / 1,020	56.2 / (56.2 to 393 / 393	56.2 / (56.2 to 393 / 393	29.8 / (29.8 to 208 / 208	7.7 / (7.7 to 54.1 / 54.1	2.6 / (2.6 to 18.2 / 18.2	1.6 / (1.6 to 11.3 / 11.3	15,900
Physical violence by sharp object	4 / (1 to 11 / 7	0 / (0 to 2 / 2	5 / (3 to 9 / 9	19 / (19 to 38 / 38	41 / (41 to 81 / 81	134 / (134 to 260 / 260	1,600 / (1,600 to 3,000 / 3,000	2,170 / (2,170 to 4,000 / 4,000	2,600 / (2,600 to 4,800 / 4,800	2,600 / (2,600 to 4,800 / 4,800	2,140 / (2,140 to 4,000 / 4,000	1,990 / (1,990 to 3,700 / 3,700	922 / (922 to 1,700 / 1,700	844 / (844 to 1,570 / 1,570	844 / (844 to 1,570 / 1,570	244 / (244 to 1,020 / 1,020	147 / (147 to 1,020 / 1,020	56.2 / (56.2 to 393 / 393	56.2 / (56.2 to 393 / 393	29.8 / (29.8 to 208 / 208	7.7 / (7.7 to 54.1 / 54.1	2.6 / (2.6 to 18.2 / 18.2	1.6 / (1.6 to 11.3 / 11.3	17,900
Sexual violence	0 / (0 to 0 / 0	0 / (0 to 0 / 0	0 / (0 to 0 / 0	0 / (0 to 0 / 0	19 / (13 to 32 / 32	165 / (98 / to 287 / 287	395 / (234 to 679 / 679	662 / (379 to 1,060 / 1,060	1,400 / (813 to 2,200 / 2,200	1,650 / (950 to 2,700 / 2,700	1,670 / (959 to 2,700 / 2,700	1,630 / (937 to 2,600 / 2,600	1,660 / (952 to 2,700 / 2,700	783 / (448 to 1,300 / 1,300	486 / (277 to 801 / 801	283 / (158 to 488 / 488	166 / (114 to 280 / 280	106 / (58.7 to 189 / 189	60.9 / (33.8 to 108 / 108	32.3 / (18 to 57.6 / 57.6	24.7 / (13.7 to 44 / 44	7.7 / (4.3 to 12.4 / 12.4	1.1 / (0.7 to 1.9 / 1.9	0 / (0 to 0 / 0	13,700
Physical violence by other means	236 / (1 to 1,400 / 1,400	26 / (1 to 77 / 77	310 / (0 to 1,100 / 1,100	843 / (0 to 2,770 / 2,770	1,552 / (17 / to 5,200 / 5,200	2,950 / (1,200 to 9,100 / 9,100	6,640 / (2,600 to 20,000 / 20,000	7,770 / (3,000 to 23,000 / 23,000	8,450 / (3,200 to 25,000 / 25,000	10,600 / (4,000 to 31,000 / 31,000	7,620 / (3,300 to 22,000 / 22,000	7,130 / (3,120 to 20,000 / 20,000	6,398 / (4,000 to 18,000 / 18,000	5,270 / (3,000 to 12,000 / 12,000	4,790 / (1,000 to 11,000 / 11,000	3,470 / (1,000 to 7,970 / 7,970	2,760 / (1,000 to 6,450 / 6,450	2,000 / (1,000 to 4,000 / 4,000	983 / (754 to 1,000 / 1,000	455 / (455 to 455 / 455	178 / (178 to 178 / 178	64.9 / (47.1 to 82.7 / 82.7	14.2 / (14.2 to 14.2 / 14.2	76,700
Conflict and terrorism	0 / 0 to 7 / 0	0 / 0 to 0 / 0	0 / 0 to 0 / 0	0 / 0 to 0 / 0	0 / 0 to 0 / 0	0 / 0 to 0 / 0	0 / 0 to 0 / 0	0 / 0 to 0 / 0	0 / 0 to 0 / 0	0 / 0 to 0 / 0	0 / 0 to 0 / 0	0 / 0 to 0 / 0	0 / 0 to 0 / 0	0 / 0 to 0 / 0	0 / 0 to 0 / 0	0 / 0 to 0 / 0	0 / 0 to 0 / 0	0 / 0 to 0 / 0	0 / 0 to 0 / 0	0 / 0 to 0 / 0	0 / 0 to 0 / 0	0 / 0 to 0 / 0	0 / 0 to 0 / 0	0 / 0 to 0 / 0	0

SR Table 2a. Sweden excel Stockholm DALYS by cause and age group for males with 95% uncertainty intervals, 2019

Cause	Early Neonatal	Late Neonatal	Post-Neonatal	1 to 4	5 to 9	10 to 14	15 to 19	20 to 24	25 to 29	30 to 34	35 to 39	40 to 44	45 to 49	50 to 54	55 to 59	60 to 64	65 to 69	70 to 74	75 to 79	80 to 84	85 to 89	90 to 94	95 plus	Total
All causes	4,700 (3,970 to 5,500)	1,800 (1,490 to 2,200)	4,100 (3,390 to 5,000)	6,200 (5,400 to 7,100)	5,300 (4,310 to 6,300)	5,200 (4,230 to 6,300)	19,000 (15,000 to 24,000)	27,000 (21,000 to 33,000)	27,000 (20,000 to 35,000)	29,000 (23,000 to 36,000)	29,000 (23,000 to 36,000)	34,000 (27,000 to 42,000)	37,000 (29,000 to 46,000)	37,000 (29,000 to 46,000)	40,000 (31,000 to 51,000)	40,000 (31,000 to 51,000)	50,000 (39,000 to 63,000)	70,000 (55,000 to 88,000)	89,000 (70,000 to 112,000)	109,000 (84,000 to 140,000)	122,000 (93,000 to 158,000)	100,000 (72,000 to 140,000)	72,000 (48,000 to 110,000)	39,000 (21,000 to 67,000)	15,000 (6,000 to 33,000)	1,100,000
Communicable, maternal, neonatal, and nutritional diseases	3,000 (2,530 to 3,490)	1,110 (930 to 1,300)	1,430 (1,180 to 1,720)	1,430 (1,030 to 1,960)	1,440 (940 to 2,060)	1,040 (730 to 1,450)	991 (687 to 1,290)	972 (659 to 1,370)	1,060 (693 to 1,560)	1,210 (827 to 1,690)	1,140 (823 to 1,620)	1,140 (871 to 1,580)	1,260 (960 to 1,810)	1,450 (1,120 to 1,940)	1,600 (1,220 to 2,120)	1,640 (1,220 to 2,220)	2,170 (1,760 to 2,630)	2,960 (2,380 to 3,650)	3,780 (3,030 to 4,630)	4,160 (3,320 to 5,230)	3,960 (2,780 to 5,460)	2,360 (1,530 to 3,760)	1,230 (709 to 1,970)	626 (341 to 1,060)	42,400
HIV/AIDS and sexually transmitted infections	0 (0 to 0)	0 (0 to 0)	3.6 (1.1 to 9.4)	3.3 (0.9 to 9)	2 (0.7 to 4.4)	1.9 (0.6 to 4.2)	3.6 (0.9 to 9.5)	10.1 (2.5 to 27.1)	27.3 (6.4 to 80.1)	56.8 (17.7 to 172.4)	92.9 (29.5 to 282.2)	99.7 (32.5 to 278.6)	89.5 (28.5 to 248.2)	89.9 (27.7 to 246)	82.1 (27.1 to 218.6)	89.2 (27.5 to 236.4)	104.1 (27.6 to 263.5)	114.1 (31.5 to 277)	118.6 (32.7 to 283.1)	116 (29.9 to 284.3)	104.6 (23.7 to 263)	82.2 (21.5 to 214)	49.7 (11.5 to 134)	23.2 (5.1 to 63)	1,100 (300 to 2,900)	697
HIV/AIDS	0 (0 to 0)	0 (0 to 0)	3.6 (1.1 to 9.4)	3.3 (0.9 to 9)	2 (0.7 to 4.4)	1.9 (0.6 to 4.2)	3.6 (0.9 to 9.5)	9.8 (2.5 to 26.1)	26.1 (6.4 to 77.2)	54.1 (17.7 to 164.2)	88.4 (29.5 to 268.7)	94.9 (32.5 to 265.2)	85.2 (28.5 to 236.3)	85.6 (27.7 to 234.2)	78.2 (27.1 to 208)	84.9 (27.5 to 225)	99.1 (27.6 to 250.8)	108.6 (31.5 to 269.1)	112.9 (32.7 to 269.6)	110.4 (29.9 to 270.7)	99.6 (23.7 to 250.4)	78.3 (21.5 to 204)	47.3 (11.5 to 127.6)	22.1 (5.1 to 60)	1,050 (300 to 2,800)	669
HIV/AIDS - Drug-susceptible Tuberculosis	0 (0 to 0)	0 (0 to 0)	0.4 (0.1 to 1.1)	0.4 (0.1 to 1.1)	0.3 (0.1 to 0.6)	0.2 (0.1 to 0.5)	0.4 (0.1 to 0.7)	0.9 (0.2 to 2.4)	2.3 (0.5 to 6.8)	4.8 (1.5 to 14.5)	7.8 (2.5 to 23.7)	8.4 (2.7 to 23.5)	7.5 (2.4 to 20.9)	7.6 (2.3 to 19.8)	6.9 (2.3 to 18.4)	7.5 (2.3 to 19.9)	8.8 (2.4 to 22.3)	9.6 (2.8 to 23.8)	9.9 (2.9 to 23.9)	9.8 (2.6 to 24)	8.8 (2.1 to 22.2)	6.9 (1.9 to 18)	4.2 (1 to 11.3)	2 (0.4 to 5.6)	93 (27 to 250)	671
HIV/AIDS - Multidrug-resistant Tuberculosis without extensive	0 (0 to 0)	0 (0 to 0)	0.1 (0 to 0.2)	0.1 (0 to 0.2)	0.1 (0 to 0.1)	0 (0 to 0.1)	0.1 (0 to 0.1)	0.1 (0 to 0.3)	0.3 (0 to 0.9)	0.6 (0.1 to 1.9)	1 (0.3 to 3)	1.1 (0.3 to 3)	1 (0.3 to 2.8)	1 (0.3 to 2.6)	0.9 (0.3 to 2.4)	1 (0.3 to 2.6)	1.2 (0.3 to 3)	1.3 (0.4 to 3.2)	1.3 (0.4 to 3.2)	1.3 (0.3 to 3.2)	1.2 (0.3 to 3)	0.9 (0.2 to 2.5)	0.6 (0.1 to 1.7)	0.3 (0 to 0.8)	12 (3 to 33)	87
HIV/AIDS - Extensively drug-resistant Tuberculosis	0 (0 to 0)	0 (0 to 0)	0 (0 to 0.1)	0 (0 to 0.1)	0 (0 to 0)	0 (0 to 0)	0 (0 to 0)	0 (0 to 0.1)	0 (0 to 0.3)	0 (0 to 0.6)	0 (0 to 0.9)	0 (0 to 0.9)	0 (0 to 0.8)	0 (0 to 0.8)	0 (0 to 0.7)	0 (0 to 0.6)	0 (0 to 0.6)	0 (0 to 0.6)	0 (0 to 0.6)	0 (0 to 0.6)	0 (0 to 0.6)	0 (0 to 0.5)	0 (0 to 0.4)	0 (0 to 0.3)	0 (0 to 0.1)	0 (0 to 0.4)	1.2
HIV/AIDS resulting in other diseases	0 (0 to 0)	0 (0 to 0)	3.1 (1.6 to 5.9)	2.7 (1.7 to 3.7)	1.5 (1 to 1.9)	1.7 (0.7 to 3.3)	3 (1.4 to 3.9)	8.1 (3.9 to 7.6)	19.6 (9.4 to 36.1)	39.1 (18.9 to 72.1)	63.9 (30.8 to 118)	69.6 (33.6 to 128.3)	61.6 (29.7 to 113.5)	62.1 (29.9 to 114.5)	56.6 (27.3 to 104.4)	61.4 (29.6 to 113.1)	72.3 (33.3 to 133.2)	78.5 (36.2 to 144.6)	81.6 (37.6 to 150.3)	80.1 (36.9 to 147.6)	72.1 (33.2 to 132.9)	56.7 (26.1 to 104.5)	34.4 (15.9 to 63.3)	16.1 (7.4 to 29.7)	0.3 (0.1 to 0.6)	776 (357 to 1,400)	496
Sexually transmitted infections excluding HIV	0 (0 to 0)	0 (0 to 0)	0 (0 to 0)	0 (0 to 0)	0 (0 to 0)	0 (0 to 0)	0 (0 to 0)	0 (0 to 0)	0 (0 to 0)	0 (0 to 0)	0 (0 to 0)	0 (0 to 0)	0 (0 to 0)	0 (0 to 0)	0 (0 to 0)	0 (0 to 0)	0 (0 to 0)	0 (0 to 0)	0 (0 to 0)	0 (0 to 0)	0 (0 to 0)	0 (0 to 0)	0 (0 to 0)	0 (0 to 0)	0 (0 to 0)	0 (0 to 0)	0 (0 to 0)	0
Syphilis	0 (0 to 0)	0 (0 to 0)	0 (0 to 0)	0 (0 to 0)	0 (0 to 0)	0 (0 to 0)	0 (0 to 0)	0 (0 to 0.1)	0 (0 to 0.1)	0 (0 to 0.2)	0 (0 to 0.2)	0 (0 to 0.2)	0 (0 to 0.2)	0 (0 to 0.2)	0 (0 to 0.2)	0 (0 to 0.2)	0 (0 to 0.2)	0 (0 to 0.1)	0 (0 to 0.1)	0 (0 to 0.1)	0 (0 to 0.1)	0 (0 to 0.1)	0 (0 to 0.1)	0 (0 to 0.1)	0 (0 to 0.1)	0 (0 to 0.1)	0 (0 to 0.1)	0
Chlamydial infection	0 (0 to 0)	0 (0 to 0)	0 (0 to 0)	0 (0 to 0)	0 (0 to 0)	0 (0 to 0)	0 (0 to 0)	0 (0 to 0)	0 (0 to 0)	0 (0 to 0)	0 (0 to 0)	0 (0 to 0)	0 (0 to 0)	0 (0 to 0)	0 (0 to 0)	0 (0 to 0)	0 (0 to 0)	0 (0 to 0)	0 (0 to 0)	0 (0 to 0)	0 (0 to 0)	0 (0 to 0)	0 (0 to 0)	0 (0 to 0)	0 (0 to 0)	0 (0 to 0)	0
Gonococcal infection	0 (0 to 0)	0 (0 to 0)	0 (0 to 0)	0 (0 to 0)	0 (0 to 0)	0 (0 to 0)	0 (0 to 0)	0 (0 to 0)	0 (0 to 0)	0 (0 to 0)	0 (0 to 0)	0 (0 to 0)	0 (0 to 0)	0 (0 to 0)	0 (0 to 0)	0 (0 to 0)	0 (0 to 0)	0 (0 to 0)	0 (0 to 0)	0 (0 to 0)	0 (0 to 0)	0 (0 to 0)	0 (0 to 0)	0 (0 to 0)	0 (0 to 0)	0 (0 to 0)	0
Trichomoniasis	0 (0 to 0)	0 (0 to 0)	0 (0 to 0)	0 (0 to 0)	0 (0 to 0)	0 (0 to 0)	0 (0 to 0)	0 (0 to 0)	0 (0 to 0)	0 (0 to 0)	0 (0 to 0)	0 (0 to 0)	0 (0 to 0)	0 (0 to 0)	0 (0 to 0)	0 (0 to 0)	0 (0 to 0)	0 (0 to 0)	0 (0 to 0)	0 (0 to 0)	0 (0 to 0)	0 (0 to 0)	0 (0 to 0)	0 (0 to 0)	0 (0 to 0)	0 (0 to 0)	0
Genital herpes	0 (0 to 0)	0 (0 to 0)	0 (0 to 0)	0 (0 to 0)	0 (0 to 0)	0 (0 to 0)	0 (0 to 0)	0 (0 to 0)	0 (0 to 0)	0 (0 to 0)	0 (0 to 0)	0 (0 to 0)	0 (0 to 0)	0 (0 to 0)	0 (0 to 0)	0 (0 to 0)	0 (0 to 0)	0 (0 to 0)	0 (0 to 0)	0 (0 to 0)	0 (0 to 0)	0 (0 to 0)	0 (0 to 0)	0 (0 to 0)	0 (0 to 0)	0 (0 to 0)	0
Other sexually transmitted infections	0 (0 to 0)	0 (0 to 0)	0 (0 to 0)	0 (0 to 0)	0 (0 to 0)	0 (0 to 0.1)	0.1 (0 to 0.2)	0.2 (0 to 0.6)	0.7 (0.2 to 2.1)	1.7 (0.4 to 5.1)	2.8 (0.9 to 7.9)	3.1 (0.9 to 8.6)	2.8 (0.9 to 7.7)	2.8 (0.9 to 7.5)	2.6 (0.9 to 6.9)	2.8 (0.9 to 7.3)	3.3 (1 to 8.2)	3.7 (1.1 to 8.9)	3.8 (1.1 to 8.9)	3.7 (1 to 8.9)	3.3 (0.8 to 8.3)	2.6 (0.7 to 6.8)	1.6 (0.4 to 4.3)	0.8 (0.2 to 2.1)	0.1 (0 to 0.3)	96
Respiratory infections and tuberculosis	1,300 (1,110 to 1,510)	1,000 (777 to 1,240)	1,200 (1,000 to 1,450)	1,200 (1,000 to 1,450)	1,200 (1,000 to 1,450





SR Table 2a. Stockholm DALYS by cause and age group for males with 95% uncertainty intervals, 2019

Cause	Early Neonatal	Late Neonatal	Post Neonatal	1 to 4	5 to 9	10 to 14	15 to 19	20 to 24	25 to 29	30 to 34	35 to 39	40 to 44	45 to 49	50 to 54	55 to 59	60 to 64	65 to 69	70 to 74	75 to 79	80 to 84	85 to 89	90 to 94	95 plus	Total
All causes	1,119 (977 to 1,410)	474 (333 to 599)	1,070 (990 to 1,269)	1,998 (1,539 to 2,582)	2,683 (2,360 to 3,060)	3,009 (2,750 to 3,758)	5,260 (4,785 to 6,075)	6,868 (6,224 to 8,210)	10,330 (9,449 to 12,002)	11,930 (10,770 to 14,166)	11,930 (9,979 to 13,859)	12,860 (11,249 to 14,755)	13,490 (11,468 to 17,483)	13,490 (11,468 to 17,483)	16,990 (14,639 to 20,165)	16,990 (14,639 to 20,165)	16,990 (14,639 to 20,165)	21,260 (17,868 to 25,782)	23,490 (19,692 to 27,283)	23,490 (20,026 to 27,283)	27,290 (23,330 to 31,165)	22,750 (19,026 to 26,355)	13,090 (11,602 to 14,795)	8,903 (6,979 to 7,560)	2,470 (2,370 to 2,870)	363,000
Communicable, maternal, neonatal, and nutritional diseases	664 (551 to 852)	316 (190 to 379)	392 (362 to 479)	476 (338 to 703)	499 (362 to 613)	316 (270 to 426)	291 (252 to 397)	269 (232 to 354)	418 (339 to 630)	418 (343 to 667)	439 (339 to 562)	435 (339 to 552)	440 (322 to 568)	440 (322 to 568)	462 (369 to 582)	462 (369 to 582)	469 (379 to 589)	644 (524 to 809)	698 (566 to 878)	698 (563 to 877)	766 (620 to 962)	861 (696 to 1,082)	662 (535 to 831)	476 (385 to 598)	172 (139 to 216)	10,700
HIV/AIDS and sexually transmitted infections	0 (0 to 0)	0 (0 to 0)	3.7 (3 to 4.6)	4.7 (3.9 to 5.9)	3.7 (3.1 to 4.6)	2.7 (2.2 to 3.3)	3.8 (3.1 to 4.8)	9.6 (7.9 to 12.6)	22.1 (18.3 to 29.1)	38 (31.7 to 49.7)	57.6 (48.7 to 75.1)	63.3 (52.9 to 82.2)	64.1 (52.4 to 87.2)	64.1 (52.4 to 87.2)	69.6 (58.8 to 90.3)	69.6 (58.8 to 90.3)	69.6 (58.8 to 90.3)	61.4 (52.4 to 80.7)	34.2 (29.3 to 47.4)	26.3 (19.7 to 36.4)	19.5 (14.6 to 26.9)	9.5 (7.1 to 13.1)	1.2 (0.7 to 2.2)	0.6 (0.3 to 1.1)	0.2 (0.1 to 0.3)	687
HIV/AIDS	0 (0 to 0)	0 (0 to 0)	3.7 (3 to 4.6)	4.7 (3.9 to 5.9)	3.7 (3.1 to 4.6)	2.6 (2.2 to 3.3)	3.3 (2.7 to 4.2)	8.6 (7.1 to 11.3)	21.1 (17.5 to 28.1)	36.6 (30.5 to 48.1)	56.5 (47.8 to 74.6)	59.6 (50.1 to 78.6)	59.3 (48.5 to 80.1)	59.3 (48.5 to 80.1)	62.6 (52.9 to 83.1)	62.6 (52.9 to 83.1)	62.6 (52.9 to 83.1)	48.7 (39.7 to 67.1)	22.2 (17.9 to 34.4)	14.7 (10.4 to 23.3)	8.1 (5.4 to 13.4)	3.4 (2.2 to 5.7)	0.3 (0.2 to 0.6)	0.2 (0.1 to 0.4)	0.1 (0.1 to 0.2)	495
HIV/AIDS - Drug-susceptible Tuberculosis	0 (0 to 0)	0 (0 to 0)	0.4 (0.3 to 0.7)	0.6 (0.5 to 0.9)	0.5 (0.3 to 0.8)	0.3 (0.2 to 0.5)	0.4 (0.3 to 0.7)	0.9 (0.7 to 1.3)	2.5 (2 to 3.5)	4.1 (3.4 to 5.7)	6.4 (5.4 to 8.7)	6.7 (5.6 to 9.1)	6.7 (5.4 to 9.7)	6.7 (5.4 to 9.7)	7.1 (5.9 to 9.8)	7.1 (5.9 to 9.8)	7.1 (5.9 to 9.8)	5.4 (4.4 to 7.5)	2.4 (1.9 to 3.8)	1.6 (1.1 to 2.6)	0.9 (0.6 to 1.5)	0.4 (0.2 to 0.6)	0 (0 to 0.1)	0 (0 to 0.1)	0 (0 to 0.1)	42
HIV/AIDS - Multidrug-resistant Tuberculosis without extensive	0 (0 to 0)	0 (0 to 0)	0 (0 to 0.2)	0 (0 to 0.2)	0 (0 to 0.2)	0 (0 to 0.1)	0 (0 to 0.1)	0 (0 to 0.3)	0 (0 to 1.3)	0 (0 to 1.8)	0 (0 to 1.7)	0 (0 to 1.7)	0 (0 to 1.7)	0 (0 to 1.7)	0 (0 to 1.9)	0 (0 to 1.9)	0 (0 to 1.9)	0 (0 to 0.9)	0 (0 to 0.7)	0 (0 to 0.5)	0 (0 to 0.5)	0 (0 to 0.5)	0 (0 to 0.5)	0 (0 to 0.5)	0 (0 to 0.5)	0 (0 to 0.5)	0 (0 to 0.5)	4
HIV/AIDS - Extensively drug-resistant Tuberculosis	0 (0 to 0)	0 (0 to 0)	0 (0 to 0)	0 (0 to 0.1)	0 (0 to 0)	0 (0 to 0)	0 (0 to 0)	0 (0 to 0.1)	0 (0 to 0.2)	0 (0 to 0.3)	0 (0 to 0.3)	0 (0 to 0.3)	0 (0 to 0.3)	0 (0 to 0.3)	0 (0 to 0.3)	0 (0 to 0.3)	0 (0 to 0.3)	0 (0 to 0.2)	0 (0 to 0.2)	0 (0 to 0.1)	0 (0 to 0.1)	0 (0 to 0.1)	0 (0 to 0.1)	0 (0 to 0.1)	0 (0 to 0.1)	0 (0 to 0.1)	0 (0 to 0.1)	1.1
HIV/AIDS resulting in other diseases	0 (0 to 0)	0 (0 to 0)	0 (0 to 0.3)	0 (0 to 0.1)	0 (0 to 0.1)	0.2 (0.1 to 0.3)	0.2 (0.2 to 0.3)	0.6 (0.5 to 0.8)	1.5 (1.2 to 2.1)	2.4 (1.9 to 3.5)	3.5 (2.8 to 5.1)	3.6 (2.9 to 5.2)	3.6 (2.9 to 5.2)	3.6 (2.9 to 5.2)	3.8 (3.1 to 5.4)	3.8 (3.1 to 5.4)	3.8 (3.1 to 5.4)	2.9 (2.4 to 4.2)	1.3 (1.1 to 2.1)	0.9 (0.7 to 1.4)	0.5 (0.4 to 0.8)	0.2 (0.1 to 0.4)	0 (0 to 0.1)	0 (0 to 0.1)	0 (0 to 0.1)	0 (0 to 0.1)	699
Sexually transmitted infections excluding HIV	0 (0 to 0)	0 (0 to 0)	0 (0 to 0)	0 (0 to 0)	0 (0 to 0)	0.1 (0.1 to 0.2)	0.5 (0.4 to 0.7)	0.7 (0.6 to 1)	0.9 (0.7 to 1.4)	1.1 (0.9 to 1.6)	1.2 (1 to 1.8)	1.2 (1 to 1.8)	1.2 (1 to 1.8)	1.2 (1 to 1.8)	1.2 (1 to 1.8)	1.2 (1 to 1.8)	1.2 (1 to 1.8)	0.9 (0.7 to 1.3)	0.5 (0.4 to 0.7)	0.3 (0.2 to 0.5)	0.2 (0.1 to 0.3)	0.1 (0.1 to 0.2)	0 (0 to 0.1)	0 (0 to 0.1)	0 (0 to 0.1)	0 (0 to 0.1)	21.7
Syphilis	0 (0 to 0)	0 (0 to 0)	0 (0 to 0)	0 (0 to 0)	0 (0 to 0)	0 (0 to 0)	0 (0 to 0.1)	0 (0 to 0.1)	0.1 (0 to 0.2)	0.2 (0.1 to 0.3)	0.3 (0.2 to 0.4)	0.3 (0.2 to 0.4)	0.3 (0.2 to 0.4)	0.3 (0.2 to 0.4)	0.3 (0.2 to 0.4)	0.3 (0.2 to 0.4)	0.3 (0.2 to 0.4)	0.2 (0.2 to 0.3)	0.2 (0.1 to 0.3)	0.1 (0.1 to 0.2)	0.1 (0.1 to 0.2)	0.1 (0.1 to 0.1)	0 (0 to 0.1)	0 (0 to 0.1)	0 (0 to 0.1)	0 (0 to 0.1)	2.2
Chlamydial infection	0 (0 to 0)	0 (0 to 0)	0 (0 to 0)	0 (0 to 0)	0 (0 to 0)	0 (0 to 0)	0 (0 to 0.1)	0 (0 to 0.2)	0 (0.1 to 0.3)	0 (0.1 to 0.3)	0 (0.1 to 0.3)	0 (0.1 to 0.3)	0 (0.1 to 0.3)	0 (0.1 to 0.3)	0 (0.1 to 0.3)	0 (0.1 to 0.3)	0 (0.1 to 0.3)	0 (0.1 to 0.2)	0 (0.1 to 0.2)	0 (0 to 0.1)	0 (0 to 0.1)	0 (0 to 0.1)	0 (0 to 0.1)	0 (0 to 0.1)	0 (0 to 0.1)	0 (0 to 0.1)	0 (0 to 0.1)	1.9
Gonococcal infection	0 (0 to 0)	0 (0 to 0)	0 (0 to 0)	0 (0 to 0)	0 (0 to 0)	0 (0 to 0)	0 (0 to 0.1)	0 (0 to 0.1)	0 (0 to 0.1)	0 (0 to 0.1)	0 (0 to 0.1)	0 (0 to 0.1)	0 (0 to 0.1)	0 (0 to 0.1)	0 (0 to 0.1)	0 (0 to 0.1)	0 (0 to 0.1)	0 (0 to 0.1)	0 (0 to 0.1)	0 (0 to 0.1)	0 (0 to 0.1)	0 (0 to 0.1)	0 (0 to 0.1)	0 (0 to 0.1)	0 (0 to 0.1)	0 (0 to 0.1)	0 (0 to 0.1)	0.7
Trichomoniasis	0 (0 to 0)	0 (0 to 0)	0 (0 to 0)	0 (0 to 0)	0 (0 to 0)	0 (0 to 0)	0 (0 to 0.1)	0 (0 to 0.2)	0.2 (0 to 0.6)	0.4 (0.1 to 1.1)	0.4 (0.1 to 1.1)	0.4 (0.1 to 1.1)	0.4 (0.1 to 1.1)	0.4 (0.1 to 1.1)	0.3 (0 to 0.9)	0.3 (0 to 0.9)	0.3 (0 to 0.9)	0.2 (0 to 0.6)	0.1 (0 to 0.4)	0.1 (0 to 0.3)	0 (0 to 0.2)	0 (0 to 0.1)	0 (0 to 0.1)	0 (0 to 0.1)	0 (0 to 0.1)	0 (0 to 0.1)	0 (0 to 0.1)	2.6
Genital herpes	0 (0 to 0)	0 (0 to 0)	0 (0 to 0)	0 (0 to 0)	0 (0 to 0)	0 (0 to 0)	0 (0 to 0.1)	0 (0 to 0.1)	0.2 (0 to 0.4)	0.3 (0.1 to 0.6)	0.4 (0.2 to 0.7)	0.4 (0.2 to 0.8)	0.4 (0.2 to 0.8)	0.4 (0.2 to 0.8)	0.4 (0.2 to 0.8)	0.4 (0.2 to 0.8)	0.4 (0.2 to 0.8)	0.3 (0.2 to 0.6)	0.2 (0.1 to 0.4)	0.1 (0.1 to 0.3)	0.1 (0.1 to 0.2)	0.1 (0.1 to 0.1)	0 (0 to 0.1)	0 (0 to 0.1)	0 (0 to 0.1)	0 (0 to 0.1)	0 (0 to 0.1)	21.5
Other sexually transmitted infections	0 (0 to 0)	0 (0 to 0)	0 (0 to 0)	0 (0 to 0)	0 (0 to 0)	0 (0 to 0.1)	0.1 (0 to 0.2)	0.1 (0 to 0.2)	0.1 (0.1 to 0.2)	0.2 (0.2 to 0.3)	0.2 (0.1 to 0.3)	0.2 (0.1 to 0.3)	0.2 (0.1 to 0.3)	0.2 (0.1 to 0.3)	0.2 (0.1 to 0.3)	0.2 (0.1 to 0.3)	0.2 (0.1 to 0.3)	0.1 (0.1 to 0.2)	0.1 (0.1 to 0.2)	0 (0 to 0.1)	0 (0 to 0.1)	0 (0 to 0.1)	0 (0 to 0.1)	0 (0 to 0.1)	0 (0 to 0.1)	0 (0 to 0.1)	0 (0 to 0.1)	1.8
Respiratory infections and tuberculosis	0.9 (0.7 to 1.2)	0.2 (0.1 to 0.2)	34.6 (34.6 to 68.9)	99.3 (99.3 to 229)	52.2 (52.2 to 120)	18.7 (18.7 to 43.2)	17.2 (17.2 to 39.7)	17.2 (17.2 to 39.7)	17.6 (17.6 to 39.6)	17.6 (17.6 to 39.6)	19.2 (19.2 to 43.2)	19.2 (19.2 to 43.2)	19.1 (19.1 to 43.1)	19.1 (19.1 to 43.1)	19.7 (19.7 to 44.3)	19.7 (19.7 to 44.3)	19.7 (19.7 to 44.3)	19.7 (19.7 to 44.3)	19.7 (19.7 to 44.3)	19.7 (19.7 to 44.3)	19.7 (19.7 to 44.3)	19.7 (19.7 to 44.3)	19.7 (19.7 to 44.3)	19.7 (19.7 to 44.3)	19.7 (19.7 to 44.3)	19.7 (19.7 to 44.3)	4,230
Tuberculosis	0 (0 to 0)	0 (0 to 0)	0 (0.1 to 0.3)	0 (0 to 0.1)	0.1 (0 to 0.3)	0.2 (0.2 to 0.6)	0.9 (0.9 to 1.8)	1.1 (1 to 3.4)	1.1 (1 to 3.7)	1.1 (1 to 3.7)	1.2 (1 to 3.9)	1.2 (1 to 3.9)	1.2 (1 to 3.9)	1.2 (1 to 3.9)	1.2 (1 to 3.9)	1.2 (1 to 3.9)	1.2 (1 to 3.9)	1.2 (1 to 3.9)	1.2 (1 to 3.9)	1.2 (1 to 3.9)	1.2 (1 to 3.9)	1.2 (1 to 3.9)	1.2 (1 to 3.9)	1.2 (1 to 3.9)	1.2 (1 to 3.9)	1.2 (1 to 3.9)	1.2 (1 to 3.9)	192
Latent tuberculosis infection	0 (0 to 0)	0 (0 to 0)	0 (0 to 0)	0 (0 to 0)	0 (0 to 0)	0 (0 to 0)	0 (0 to 0)	0 (0 to 0)	0 (0 to 0)	0 (0 to 0)	0 (0 to 0)	0 (0 to 0)	0 (0 to 0)	0 (0 to 0)	0 (0 to 0)	0 (0 to 0)	0 (0 to 0)	0 (0 to 0)	0 (0 to 0)	0 (0 to 0)	0 (0 to 0)	0 (0 to 0)	0 (0 to 0)	0 (0 to 0)	0 (0 to 0)	0 (0 to 0)	0 (0 to 0)	0
Drug-susceptible Tuberculosis	0 (0 to 0)	0 (0 to 0)	0.2 (0 to 0.3)	0.7 (0.5 to 0.9)	0.2 (0.2 to 0.4)	0.3 (0.2 to 0.5)	1.2 (1 to 3.2)	1.6 (1.3 to 4.1)	1.6 (1.3 to 4.1)	1.6 (1.3 to 4.1)	1.6 (1.3 to 4.1)	1.6 (1.3 to 4.1)	1.6 (1.3 to 4.1)	1.6 (1.3 to 4.1)	1.6 (1.3 to 4.1)	1.6 (1.3 to 4.1)	1.6 (1.3 to 4.1)	1.6 (1.3 to 4.1)	1.6 (1.3 to 4.1)	1.6 (1.3 to 4.1)	1.6 (1.3 to 4.1)	1.6 (1.3 to 4.1)	1.6 (1.3 to 4.1)	1.6 (1.3 to 4.1)	1.6 (1.3 to 4.1)	1.6 (1.3 to 4.1)	139
Multidrug-resistant tuberculosis without extensive drug-resistat	0 (0 to 0)	0 (0 to 0)	0 (0 to 0)	0 (0 to 0)	0 (0 to 0)	0 (0 to 0)	0 (0 to 0.1)	0 (0 to 0.3)	0 (0 to 1)	0 (0 to 0.9)	0 (0 to 0.9)	0 (0 to 0.9)	0 (0 to 0.9)	0 (0 to 0.9)	0 (0 to 0.9)	0 (0 to 0.9)	0 (0 to 0.9)	0 (0 to 0.9)	0 (0 to 0.9)	0 (0 to 0.9)	0 (0 to 0.9)	0 (0 to 0.9)	0 (0 to 0.9)	0 (0 to 0.9)	0 (0 to 0.9)	0 (0 to 0.9)	0 (0 to 0.9)	0 (0 to 0.9)	19.2
Extensively drug-resistant tuberculosis	0 (0 to 0)	0 (0 to 0)	0 (0 to 0)	0 (0 to 0)	0 (0 to 0)	0 (0 to 0)	0 (0 to 0.1)	0 (0 to 0.3)	0 (0 to 0.5)	0 (0 to 0.5)	0 (0 to 0.5)	0 (0 to 0.5)	0 (0 to 0.5)	0 (0 to 0.5)	0 (0 to 0.5)	0 (0 to 0.5)	0 (0 to 0.5)	0 (0 to 0.5)	0 (0 to 0.5)	0 (0 to 0.5)	0 (0 to 0.5)	0 (0 to 0.5)	0 (0 to 0.5)	0 (0 to 0.5)	0 (0 to 0.5)	0 (0 to 0.5)	0 (0 to 0.5)	0 (0 to 0.5)	2.9
Lower respiratory infections	0.7 (0.6 to 0.8)	0.7 (0.1 to 0.8)	23.9 (23 to 28.1)	20.8 (19.8 to 29.1)	9.6 (9.6 to 13.6)	9.7 (9.7 to 13.7)	7.9 (7.9 to 11.1)	10.6 (10.6 to 14.9)	11.4 (10.4 to 27.1)	11.4 (10.4 to 27.1)	12.2 (10.4 to 28.6)	12.2 (10.4 to 28.6)	12.2 (10.4 to 28.6)	12.2 (10.4 to 28.6)	12.7 (10.4 to 29.7)	12.7 (10.4 to 29.7)	12.7 (10.4 to 29.7)	12.7 (10.4 to 29.7)	12.7 (10.4 to 29.7)	12.7 (10.4 to 29.7)	12.7 (10.4 to 29.7)	12.7 (10.4 to 29.7)	12.7 (10.4 to 29.7)	12.7 (10.4 to 29.7)	12.7 (10.4 to 29.7)	12.7 (10.4 to 29.7)	2,830
Upper respiratory infections	0.2 (0.1 to 0.3)	0.1 (0 to 0.1)	2.4 (1.1 to 3.9)	59.3 (39.7 to 107)	41.4 (29.4 to 54.2)	8.7 (5.4 to 12.1)	9.1 (6.2 to 12.4)	6.2 (4.2 to 8.5)	6.2 (4.2 to 8.5)	6.2 (4.2 to 8.5)	6.2 (4.2 to 8.5)	6.2 (4.2 to 8.5)	6.2 (4.2 to 8.5)	6.2 (4.2 to 8.5)	6.2 (4.2 to 8.5)	6.2 (4.2 to 8.5)	6.2 (4.2 to 8.5)	6.2 (4.2 to 8.5)	6.2 (4.2 to 8.5)	6.2 (4.2 to 8.5)	6.2 (4.2 to 8.5)	6.2 (4.2 to 8.5)	6.2 (4.2 to 8.5)	6.2 (4.2 to 8.5)	6.2 (4.2 to 8.5)	6.2 (4.2 to 8.5)	1,060
Otitis media	0.1 (0 to 0.2)	0.1 (0 to 0.1)	3.2 (1.5 to 4.6)	12.4 (7.8 to 23.4)	12.1 (6.9 to 20.2)	3.9 (2.3 to 6.2)	1.5 (0.9 to 2.4)	1.5 (0.9 to 2.4)	1.5 (0.9 to 2.4





SB Table 2a. Bosnia and Herzegovina DALYS by cause and sex group for males with 95% uncertainty intervals, 2019

Cause	Early Neonatal	Late Neonatal	Post Neonatal	1 to 4	5 to 9	10 to 14	15 to 19	20 to 24	25 to 29	30 to 34	35 to 39	40 to 44	45 to 49	50 to 54	55 to 59	60 to 64	65 to 69	70 to 74	75 to 79	80 to 84	85 to 89	90 to 94	95 plus	Total
All causes	1,542 (1,264 to 2,339)	3,469 (2,643 to 4,668)	1,192 (955 to 1,509)	3,098 (2,456 to 3,900)	2,760 (2,260 to 3,486)	3,045 (2,553 to 3,656)	5,692 (4,986 to 10,700)	13,993 (13,200 to 15,000)	13,420 (12,200 to 15,100)	14,700 (12,900 to 17,700)	17,900 (14,900 to 21,700)	29,200 (24,200 to 35,900)	33,200 (28,200 to 38,900)	49,700 (41,500 to 57,900)	69,400 (59,000 to 80,100)	77,200 (65,100 to 90,300)	79,600 (66,200 to 95,800)	64,900 (53,700 to 78,800)	59,200 (49,000 to 72,700)	46,900 (39,600 to 57,800)	28,700 (24,000 to 33,100)	9,360 (7,860 to 11,500)	1,190 (1,000 to 1,390)	600,000
Communicable, maternal, neonatal, and nutritional diseases	1,500 (786 to 1,870)	2,640 (1,600 to 3,670)	621 (430 to 889)	1,290 (749 to 1,680)	992 (647 to 1,450)	862 (620 to 1,260)	911 (669 to 1,280)	980 (730 to 1,310)	886 (664 to 1,210)	947 (715 to 1,290)	1,060 (730 to 1,390)	1,090 (809 to 1,500)	1,090 (809 to 1,500)	1,230 (906 to 1,680)	1,490 (1,130 to 1,970)	1,630 (1,260 to 2,080)	1,290 (1,000 to 1,630)	1,030 (789 to 1,340)	897 (684 to 1,190)	648 (492 to 872)	399 (293 to 511)	112 (85 to 144)	39 (28 to 54)	23,000
HIV/AIDS and sexually transmitted infections	37 (9 to 99)	18.6 (4.6 to 48.2)	15.5 (3.8 to 39.3)	2.2 (0.9 to 4.2)	0.6 (0.4 to 1.4)	1.6 (1.2 to 2.4)	4.9 (3.1 to 7.7)	9.3 (6.2 to 13.5)	10.7 (7.2 to 15.2)	12.7 (8.2 to 20.1)	14.3 (10.6 to 20.6)	12.8 (9.4 to 18.2)	10.7 (7.7 to 16.1)	8.7 (6.6 to 13.4)	6.7 (4.5 to 11.6)	4.7 (2.9 to 8.2)	2.9 (1.8 to 5.4)	1.3 (0.8 to 2.5)	0.7 (0.3 to 1.6)	0.3 (0.1 to 0.8)	0.1 (0 to 0.3)	0 (0 to 0.1)	160
HIV/AIDS	0 (0 to 0)	1.5 (0.2 to 5.1)	0.6 (0.2 to 2.2)	0.4 (0.2 to 0.8)	0.4 (0.2 to 0.8)	0.4 (0.2 to 0.8)	0.7 (0.2 to 2.2)	2.2 (0.2 to 5.9)	1 (0.2 to 4.9)	0.4 (0.1 to 1.8)	0.8 (0.1 to 3.5)	0.3 (0.1 to 1.4)	0.3 (0.1 to 1.4)	0.4 (0.1 to 1.7)	0.4 (0.1 to 1.7)	0.4 (0.1 to 1.7)	0.4 (0.1 to 1.7)	0.3 (0.1 to 1.7)	0.3 (0.1 to 1.7)	0.2 (0.1 to 0.9)	0.1 (0 to 0.5)	0 (0 to 0.2)	476
HIV/AIDS - Drug-susceptible Tuberculosis	0 (0 to 0)	0 (0 to 0)	0 (0 to 0)	0 (0 to 0)	0 (0 to 0)	0 (0 to 0)	0 (0 to 0)	0 (0 to 0)	0 (0 to 0)	0 (0 to 0)	0 (0 to 0)	0 (0 to 0)	0 (0 to 0)	0 (0 to 0)	0 (0 to 0)	0 (0 to 0)	0 (0 to 0)	0 (0 to 0)	0 (0 to 0)	0 (0 to 0)	0 (0 to 0)	0 (0 to 0)	0 (0 to 0)	78
HIV/AIDS - Multidrug-resistant Tuberculosis without extensive	0 (0 to 0)	0 (0 to 0)	0 (0 to 0)	0 (0 to 0)	0 (0 to 0)	0 (0 to 0)	0 (0 to 0)	0 (0 to 0)	0 (0 to 0)	0 (0 to 0)	0 (0 to 0)	0 (0 to 0)	0 (0 to 0)	0 (0 to 0)	0 (0 to 0)	0 (0 to 0)	0 (0 to 0)	0 (0 to 0)	0 (0 to 0)	0 (0 to 0)	0 (0 to 0)	0 (0 to 0)	0 (0 to 0)	0.2
HIV/AIDS - Extensively drug-resistant Tuberculosis	0 (0 to 0)	0 (0 to 0)	0 (0 to 0)	0 (0 to 0)	0 (0 to 0)	0 (0 to 0)	0 (0 to 0)	0 (0 to 0)	0 (0 to 0)	0 (0 to 0)	0 (0 to 0)	0 (0 to 0)	0 (0 to 0)	0 (0 to 0)	0 (0 to 0)	0 (0 to 0)	0 (0 to 0)	0 (0 to 0)	0 (0 to 0)	0 (0 to 0)	0 (0 to 0)	0 (0 to 0)	0 (0 to 0)	0.1
HIV/AIDS resulting in other diseases	0 (0 to 0)	0 (0 to 0)	0.7 (0.1 to 1)	0.3 (0.2 to 0.4)	0.2 (0.2 to 0.3)	0.2 (0.2 to 0.3)	0.4 (0.3 to 0.6)	1.5 (1.3 to 2.1)	1.5 (1.3 to 2.3)	2.5 (2.1 to 3.6)	3.7 (3.2 to 4.8)	3.5 (2.9 to 4.3)	3.5 (2.9 to 4.3)	3.7 (3.2 to 4.7)	3.7 (3.2 to 4.7)	3.7 (3.2 to 4.7)	3.7 (3.2 to 4.7)	3.7 (3.2 to 4.7)	3.7 (3.2 to 4.7)	3.7 (3.2 to 4.7)	3.7 (3.2 to 4.7)	3.7 (3.2 to 4.7)	29.5
Sexually transmitted infections excluding HIV	37 (9 to 99)	16.9 (4.2 to 46.2)	14 (3.4 to 36.6)	2.2 (0.9 to 4.2)	0.2 (0.1 to 0.5)	0.4 (0.3 to 0.6)	0.6 (0.4 to 0.9)	0.8 (0.5 to 1.2)	0.8 (0.5 to 1.2)	0.8 (0.5 to 1.2)	0.8 (0.5 to 1.2)	0.7 (0.5 to 1.1)	0.7 (0.5 to 1.1)	0.7 (0.5 to 1.1)	0.7 (0.5 to 1.1)	0.7 (0.4 to 1.1)	0.6 (0.3 to 1.1)	0.2 (0.2 to 0.6)	0.2 (0.2 to 0.7)	0.1 (0 to 0.4)	0 (0 to 0.2)	0 (0 to 0.1)	79.4
Syphilis	0 (0 to 0)	0 (0 to 0)	0 (0 to 0)	0 (0 to 0)	0 (0 to 0)	0 (0 to 0)	0 (0 to 0)	0 (0 to 0)	0 (0 to 0)	0 (0 to 0)	0 (0 to 0)	0 (0 to 0)	0 (0 to 0)	0 (0 to 0)	0 (0 to 0)	0 (0 to 0)	0 (0 to 0)	0 (0 to 0)	0 (0 to 0)	0 (0 to 0)	0 (0 to 0)	0 (0 to 0)	0 (0 to 0)	0
Chlamydial infection	0 (0 to 0)	0 (0 to 0)	0 (0 to 0)	0 (0 to 0)	0 (0 to 0)	0 (0 to 0)	0.4 (0.2 to 0.7)	2.3 (0.4 to 5.3)	2.3 (0.4 to 5.3)	2.3 (0.4 to 5.3)	1.8 (0.2 to 4.8)	1.2 (0.2 to 3.3)	1.2 (0.2 to 3.3)	0.6 (0.3 to 1.2)	0.2 (0.1 to 0.4)	0.2 (0.1 to 0.5)	0.2 (0.1 to 0.6)	0.2 (0.1 to 0.6)	0.2 (0.1 to 0.6)	0.2 (0.1 to 0.6)	0.2 (0.1 to 0.6)	0.2 (0.1 to 0.6)	0 (0 to 0.1)	124
Gonococcal infection	0 (0 to 0)	0 (0 to 0)	0 (0 to 0)	0 (0 to 0)	0 (0 to 0)	0 (0 to 0)	0.2 (0.2 to 0.4)	1.6 (0.7 to 2.9)	2.6 (0.7 to 5)	1 (0.5 to 1.8)	0.6 (0.3 to 1.2)	0.6 (0.3 to 1.2)	0.4 (0.2 to 0.8)	0.3 (0.2 to 0.5)	0.2 (0.1 to 0.4)	0.2 (0.1 to 0.5)	0.1 (0.1 to 0.4)	0.1 (0.1 to 0.4)	0.1 (0.1 to 0.4)	0.1 (0.1 to 0.4)	0.1 (0.1 to 0.4)	0.1 (0.1 to 0.4)	0 (0 to 0.1)	8.6
Trichomoniasis	0 (0 to 0)	0 (0 to 0)	0 (0 to 0)	0 (0 to 0)	0 (0 to 0)	0 (0 to 0)	0.1 (0 to 0.2)	0.3 (0.1 to 0.7)	0.3 (0.1 to 0.7)	0.4 (0.1 to 0.9)	0.5 (0.1 to 1.1)	0.5 (0.1 to 1.1)	0.4 (0.1 to 1)	0.3 (0.1 to 0.8)	0.2 (0.1 to 0.6)	0.1 (0 to 0.5)	0.1 (0 to 0.4)	0.1 (0 to 0.4)	0.1 (0 to 0.4)	0.1 (0 to 0.4)	0.1 (0 to 0.4)	0 (0 to 0.3)	0 (0 to 0.1)	3.6
Genital herpes	0 (0 to 0)	0 (0 to 0)	0 (0 to 0)	0 (0 to 0)	0 (0 to 0)	0 (0 to 0)	0 (0 to 0)	0 (0 to 0)	0 (0 to 0)	0 (0 to 0)	0 (0 to 0)	0 (0 to 0)	0 (0 to 0)	0 (0 to 0)	0 (0 to 0)	0 (0 to 0)	0 (0 to 0)	0 (0 to 0)	0 (0 to 0)	0 (0 to 0)	0 (0 to 0)	0 (0 to 0)	0 (0 to 0)	0.1
Other sexually transmitted infections	0 (0 to 0)	0 (0 to 0)	0.2 (0 to 0.5)	0.2 (0 to 0.5)	0.2 (0 to 0.5)	0.2 (0.2 to 0.4)	1.6 (0.9 to 2.5)	2.6 (1.1 to 4.6)	2.6 (1.1 to 4.6)	2.6 (1.1 to 4.6)	2.6 (1.1 to 4.6)	2.6 (1.1 to 4.6)	2.6 (1.1 to 4.6)	2.6 (1.1 to 4.7)	2.6 (1.1 to 4.7)	2.6 (1.1 to 4.7)	2.6 (1.1 to 4.7)	2.6 (1.1 to 4.7)	2.6 (1.1 to 4.7)	2.6 (1.1 to 4.7)	2.6 (1.1 to 4.7)	2.6 (1.1 to 4.7)	14.6
Respiratory infections and tuberculosis	67 (9.1 to 19.1)	154 (58.6 to 199)	49.2 (38.6 to 199)	139 (95 to 193)	142 (99.7 to 202)	139 (96.4 to 207)	170 (119 to 255)	222 (157 to 299)	179 (126 to 244)	202 (144 to 282)	216 (158 to 293)	224 (170 to 303)	224 (169 to 302)	224 (169 to 302)	224 (170 to 302)	224 (169 to 302)	224 (169 to 302)	224 (169 to 302)	224 (169 to 302)	224 (169 to 302)	224 (169 to 302)	224 (169 to 302)	1,773
Tuberculosis	0 (0 to 0)	0 (0 to 0)	0.3 (0.3 to 1.1)	1.7 (1.1 to 2.1)	1.3 (1.1 to 1.6)	1.6 (1.4 to 1.8)	3.6 (3.4 to 4.1)	11.6 (11.3 to 12.2)	13.4 (13.1 to 14)	15.3 (15 to 15.9)	17.2 (16.9 to 17.8)	18.8 (18.5 to 19.4)	20.1 (19.8 to 20.7)	21.3 (21 to 21.9)	22.3 (22 to 22.9)	23.1 (22.8 to 23.7)	23.8 (23.5 to 24.4)	24.3 (24 to 24.9)	24.7 (24.4 to 25.3)	25 (24.7 to 25.6)	25.2 (24.9 to 25.8)	25.3 (25 to 25.9)	2,060
Latent tuberculosis infection	0 (0 to 0)	0 (0 to 0)	0 (0 to 0)	0 (0 to 0)	0 (0 to 0)	0 (0 to 0)	0 (0 to 0)	0 (0 to 0)	0 (0 to 0)	0 (0 to 0)	0 (0 to 0)	0 (0 to 0)	0 (0 to 0)	0 (0 to 0)	0 (0 to 0)	0 (0 to 0)	0 (0 to 0)	0 (0 to 0)	0 (0 to 0)	0 (0 to 0)	0 (0 to 0)	0 (0 to 0)	0 (0 to 0)	0
Drug-susceptible Tuberculosis	0.6 (0 to 1.7)	2.2 (0.5 to 5.1)	2.8 (1.5 to 5.1)	3.6 (2.4 to 4.8)	3.6 (2.4 to 4.8)	7.6 (4.6 to 11.7)	22 (13.9 to 34.6)	29.5 (17.6 to 47.2)	32.5 (19.3 to 52.2)	36.2 (21.4 to 58.1)	39.2 (23.1 to 62.9)	42.1 (24.7 to 67.5)	44.6 (26.2 to 71.5)	46.7 (27.4 to 74.9)	48.5 (28.5 to 77.8)	50 (29.4 to 80.2)	51.2 (30.1 to 82.1)	52.1 (30.6 to 83.5)	52.8 (31 to 84.6)	53.3 (31.3 to 85.4)	53.6 (31.5 to 85.9)	53.7 (31.6 to 86)	2,070
Multidrug-resistant tuberculosis without extensive drug-resistar	0 (0 to 0)	0 (0 to 0)	0 (0 to 0)	0 (0 to 0)	0 (0 to 0)	0 (0 to 0)	0.1 (0 to 0.1)	0.2 (0.1 to 0.4)	0.2 (0.1 to 0.4)	0.4 (0.1 to 1.1)	0.6 (0.1 to 1.7)	0.8 (0.2 to 2.3)	1.2 (0.2 to 3.4)	1.6 (0.3 to 4.5)	2.1 (0.3 to 5.8)	2.6 (0.4 to 7.4)	3.1 (0.4 to 8.7)	3.6 (0.5 to 10)	4 (0.5 to 11.2)	4.4 (0.6 to 12.3)	4.7 (0.6 to 13.1)	4.9 (0.6 to 13.6)	0 (0 to 0.1)	19.4
Extensively drug-resistant tuberculosis	0 (0 to 0)	0 (0 to 0)	0 (0 to 0)	0 (0 to 0)	0 (0 to 0)	0 (0 to 0)	0 (0 to 0)	0.1 (0 to 0.1)	0.1 (0 to 0.1)	0.2 (0 to 0.5)	0.3 (0 to 0.8)	0.4 (0 to 1.1)	0.5 (0 to 1.4)	0.6 (0 to 1.7)	0.7 (0 to 2.1)	0.8 (0 to 2.5)	0.9 (0 to 2.7)	1 (0 to 3.1)	1.1 (0 to 3.3)	1.2 (0 to 3.6)	1.2 (0 to 3.7)	1.2 (0 to 3.8)	0 (0 to 0.2)	5.6
Lower respiratory infections	9.6 (5.4 to 18.2)	102 (57.9 to 189)	34.3 (27.4 to 87.3)	98.2 (64.6 to 137)	104 (73.1 to 149)	97.7 (67.2 to 147)	101 (69.4 to 152)	98.2 (67.5 to 147)	97.4 (67.2 to 145)	93.1 (64.4 to 139)	90.1 (62.5 to 134)	88.1 (61.1 to 131)	88 (61.1 to 131)	87.9 (61.1 to 131)	87.9 (61.1 to 131)	87.9 (61.1 to 131)	87.9 (61.1 to 131)	87.9 (61.1 to 131)	87.9 (61.1 to 131)	87.9 (61.1 to 131)	87.9 (61.1 to 131)	87.9 (61.1 to 131)	1,200
Upper respiratory infections	0.7 (0.1 to 1.9)	0.9 (0.2 to 2.1)	0.3 (0.2 to 0.7)	42.1 (29.2 to 61.6)	37.6 (26.1 to 54.9)	39.4 (27.4 to 57.6)	67.9 (47.1 to 99.2)	123 (85.6 to 180)	81.9 (56.9 to 120)	108 (74.9 to 158)	125 (86.9 to 183)	135 (93.8 to 197)	136 (94.6 to 199)	136 (94.6 to 199)	136 (94.6 to 199)	136 (94.6 to 199)	136 (94.6 to 199)	136 (94.6 to 199)	136 (94.6 to 199)	136 (94.6 to 199)	136 (94.6 to 199)	136 (94.6 to 199)	1,350
Otitis media	0 (0 to 0)	0 (0 to 0.1)	0.1 (1 to 3.6)	267 (149 to 454)	154 (77.1 to 286)	74.2 (32.6 to 167)	37.4 (14.1 to 101)	26.2 (10.9 to 71.4)	26.2 (10.9 to 71.4)	26.2 (10.9 to 71.4)	26.2 (10.9 to 71.4)	26.2 (10.9 to 71.4)	26.2 (10.9 to 71.4)	26.2 (10.9 to 71.4)	26.2 (10.9 to 71.4)	26.2 (10.9 to 71.4)	26.2 (10.9 to 71.4)	26.2 (10.9 to 71.4)	26.2 (10.9 to 71.4)	26.2 (10.9 to 71.4)	26.2 (10.9 to 71.4)	26.2 (10.9 to 71.4)	498
Enteric infections	2.6 (1.6 to 4.8)	30.6 (19.2 to 71.1)	128 (89.4 to 181)	137 (79.9 to 197)	100 (57.3 to 200)	222 (121 to 354)	207 (106 to 354)	156 (106 to 224)	156 (106 to 224)	156 (106 to 224)	156 (106 to 224)	156 (106 to 224)	156 (106 to 224)	156 (106 to 224)	156 (106 to 224)	156 (106 to 224)	156 (106 to 224)	156 (106 to 224)	156 (106 to 224)	156 (106 to 224)	156 (106 to 224)	156 (106 to 224)	156 (106 to 224)	2,870
Diarrheal diseases	2.6 (1.6 to 4.8)	30.6 (19.2 to 71)	128 (89.1 to 180)	137 (79.9 to 196)	100 (56 to 200)	222 (120 to 354)	207 (104 to 354)	156 (106 to 223)	156 (106 to 223)	156 (106 to 223)	156 (106 to 223)	156 (106 to 223)	156 (106 to 223)	156 (106 to 223)	156 (106 to 223)	156 (106 to 223)	156 (106 to 223)	156 (106 to 223)	156 (106 to 223)	156 (106 to 223)	156 (106 to 223)	156 (106 to 223)	156 (106 to 223)	2,860
Typhoid and paratyphoid	0 (0 to 0)	0 (0 to 0)	0 (0 to 0)	0 (0 to 0)	0 (0 to 0)	0 (0 to 0)	0 (0 to 0)	0 (0 to 0)	0 (0 to 0)	0 (0 to 0)	0 (0 to 0)	0 (0 to 0)	0 (0 to 0)	0 (0 to 0)	0 (0 to 0)	0 (0 to 0)	0 (0 to 0)	0 (0 to 0)	0 (0 to 0)	0 (0 to 0)	0 (0 to 0)	0 (0 to 0)	0 (0 to 0)	0.1
Typhoid fever	0 (0 to 0)	0 (0 to 0)	0 (0 to 0)	0 (0 to 0)	0 (0 to 0)	0 (0 to 0)	0 (0 to 0)	0 (0 to 0)	0 (0 to 0)	0 (0 to 0)	0 (0 to 0)	0 (0 to 0)	0 (0 to 0)	0 (0 to 0)	0 (0 to 0)	0 (0 to 0)	0 (0 to 0)	0 (0 to 0)	0 (0 to 0)	0 (0 to 0)	0 (0 to 0)	0 (0 to 0)	0 (0 to 0)	0
Paratyphoid fever	0 (0 to 0)	0 (0 to 0)	0 (0 to 0)	0 (0 to 0)	0 (0 to 0)	0 (0 to 0)	0 (0 to 0)	0 (0 to 0)	0 (0 to 0)	0 (0 to 0)	0 (0 to 0)	0 (0 to 0)	0 (0 to 0)	0 (0 to 0)	0 (0 to 0)	0 (0 to 0)	0 (0 to 0)	0 (0 to 0)	0 (0 to 0)	0 (0 to 0)	0 (0 to 0)	0 (0 to 0)	0 (0 to 0)	0
Invasive Non-typhoidal Salmonella (iNTS)	0 (0 to 0)	0 (0 to 0)	0.6 (0.1 to 1.7)	1.3 (0.3 to 2.8)	1.4 (0.3 to 3.2)	1.2 (0.3 to 2.8)	0.8 (0.2 to 2.1)	0.7 (0.1 to 1.9)	0.7 (0.1 to 1.9)	0.7 (0.1 to 1.9)	0.7 (0.1 to 1.9)	0.7 (0.1 to 1.9)	0.6 (0.1 to 1.9)	0.6 (0.1 to 1.9)	0.6 (0.1 to 1.9)	0.6 (0.1 to 1.9)	0.6 (0.1 to 1.9)	0.6 (0.1 to 1.9)	0.6 (0.1 to 1.9)	0.6 (0.1 to 1.9)	0.6 (0.1 to 1.9)	0.6 (0.1 to 1.9)	0.6 (0.1 to 1.9)	7.8
Other intestinal infectious diseases	0 (0 to 0)	0.1 (0 to 0.2)	0.4 (0.2 to 0.8)	0.4 (0.2 to 0.8)	0.4 (0.2 to 0.8)	0.4 (0.2 to 0.8)	0.3 (0.1 to 0.7)	0.4 (0.2 to 0.8)	0.4 (0.2 to 0.8)	0.4 (0.2 to 0.8)	0.3 (0.1 to 0.7)	0.3 (0.1 to 0.7)	0.3 (0.1 to 0.7)	0.3 (0.1 to 0.7)	0.3 (0.1 to 0.7)	0.3 (0.1 to 0.7)	0.3 (0.1 to 0.7)	0.3 (0.1 to 0.7)	0.3 (0.1 to 0.7)	0.3 (0.1 to 0.7)	0.3 (0.1 to 0.7)	0.3 (0.1 to 0.7)	4.3
Neglected tropical diseases and malaria	0.7 (0 to 1.9)	4.8 (0.7 to 14)	22.4 (3.4 to 62.4)	23.1 (3.5 to 64.4)	19.8 (3.1 to 55.6)	21.1 (3.4 to 59.4)	19.8 (3.2 to 55.6)	19.3 (3.1 to 54.2)	19.8 (3.2 to 55.6)	19.4 (3.2 to 54.6)	21.2 (3.5 to 59.6)	23.5 (3.9 to 66.1)	23.6 (3.9 to 66.4)	24.1 (3.9 to 67.8)	23.8 (3.9 to 67.1)	23.7 (3.9 to 66.7)	23.8 (3.9 to 67.1)	23.8 (3.9 to 67.1)	23.8 (3.9 to 67.1)	23.8 (3.9 to 67.1)	23.8 (3.9 to 67.1)	23.8 (3.9 to 67.1)	317 (52.6 to 878)
Malaria	0 (0 to 0)	0 (0 to 0)	0 (0 to 0)	0 (0 to 0)	0 (0 to 0)	0 (0 to 0)	0 (0 to 0)	0 (0 to 0)	0 (0 to 0)	0 (0 to 0)	0 (0 to 0)	0 (0 to 0)	0 (0 to 0)	0 (0 to 0)	0 (0 to 0)	0 (0 to 0)	0 (0 to 0)	0 (0 to 0)	0 (0 to 0)	0 (0 to 0)	0 (0 to 0)	0 (0 to 0)	0 (0 to 0)	0
Chagas disease	0 (0 to 0)	0 (0 to 0)	0 (0 to 0)	0 (0 to 0)	0 (0 to 0)	0 (0 to 0)	0 (0 to 0)	0 (0 to 0)	0 (0 to 0)	0 (0 to 0)	0 (0 to 0)	0 (0 to 0)	0 (0 to 0)	0 (0 to 0)	0 (0 to 0)	0 (0 to 0)	0 (0 to 0)	0 (0 to 0)	0 (0 to 0)	0 (0 to 0)	0 (0 to 0)	0 (0 to 0)	0 (0 to 0)	0
Leishmaniasis	0 (0 to 0)	0 (0 to 0)	0 (0 to 0.06)	0 (0 to 0.1)	0 (0 to 0.1)	0 (0 to 0.1)	0 (0 to 0.1)	0 (0 to 0.1)	0 (0 to 0.1)	0 (0 to 0.1)	0 (0 to 0.2)	0 (0 to 0.2)	0 (0 to 0.2)	0 (0 to 0.2)	0 (0 to 0.2)	0 (0 to 0.1)	0 (0 to 0.1)	0 (0 to 0.1)	0 (0 to 0.1)	0 (0 to 0.1)	0 (0 to 0.1)	0 (0 to 0.1)	0 (0 to 0.1)	0.6
Visceral leishmaniasis	0 (0 to 0)	0 (0 to 0)	0 (0 to 0.06)	0 (0 to 0.1)	0 (0 to 0.1)	0 (0 to 0.1)	0 (0 to 0.1)	0 (0 to 0.1)	0 (0 to 0.1)	0 (0 to 0.1)	0 (0 to 0.2)	0 (0 to 0.2)	0 (0 to 0.2)	0 (0 to 0.2)	0 (0 to 0.2)	0 (0 to 0.1)	0 (0 to 0.1)	0 (0 to 0.1)	0 (0 to 0.1)	0 (0 to 0.1)	0 (0 to 0.1)	0 (0 to 0.1)	0 (0 to 0.1)	0.6
Cutaneous and mucocutaneous leishmaniasis	0 (0 to 0)	0 (0 to 0)	0 (0 to 0)	0 (0 to 0)	0 (0 to 0)	0 (0 to 0)	0 (0 to 0)	0 (0 to 0)	0 (0 to 0)	0 (0 to 0)	0 (0 to 0)	0 (0 to 0)	0 (0 to 0)	0 (0 to 0)	0 (0 to 0)	0 (0 to 0)	0 (0 to 0)	0 (0 to 0)	0 (0 to 0)	0 (0 to 0)	0 (0 to 0)	0 (0 to 0)	0 (0 to 0)	0
African trypanosomiasis	0 (0 to 0)	0 (0 to 0)	0 (0 to 0)	0 (0 to 0)	0 (0 to 0)	0 (0 to 0)	0 (0 to 0)	0 (0 to 0)	0 (0 to 0)	0 (0 to 0)	0 (0 to 0)	0 (0 to 0)	0 (0 to 0)	0 (0 to 0)	0 (0 to 0)	0 (0 to 0)	0 (0 to 0)	0 (0 to 0)	0 (0 to 0)	0 (0 to 0)	0 (0 to 0)	0 (0 to 0)	0 (0 to 0)	0
Schistosomiasis	0 (0 to 0)	0 (0 to 0)	0 (0 to 0)	0 (0 to 0)	0 (0 to 0)	0 (0 to 0)	0 (0 to 0)	0 (0 to 0)	0 (0 to 0)	0 (0 to 0)	0 (0 to 0)	0 (0 to 0)	0 (0 to 0)	0 (0 to 0)	0 (0 to 0)	0 (0 to 0)	0 (0 to 0)	0 (0 to 0)	0 (0 to 0)	0 (0 to 0)	0 (0 to 0)	0 (0 to 0)	0 (0 to 0)	0
Cysticercosis	0 (0 to 0)	0 (0 to 0)	0 (0 to 0)	0 (0 to 0)	0 (0 to 0)	0.1 (0 to 0.3)	0.6 (0.2 to 2.1)	2.1 (0.6 to 5.8)	0.6 (0.2 to 1.8)	1.2 (0.3 to 3.5)	1.8 (0.4 to 5.4)	1.8 (0.4 to 5.4)	1.2 (0.3 to 3.5)	0.6 (0.2 to 1.8)	0.3 (0.1 to 0.9)	0.2 (0 to 0.6)	0.1 (0 to 0.3)	0.1 (0 to 0.3)	0.1 (0 to 0.3)	0.1 (0 to 0.3)	0.1 (0 to 0.3)	0.1 (0 to 0.3)	0 (0 to 0.1)	4.7
Cystic echinococcosis	0 (0 to 0)	0 (0 to 0)	0.1 (0 to 0.3)	0.3 (0.1 to 0.7)	0.7 (0.2 to 1.7)	1.1 (0.3 to 2.6)	1.1 (0.4 to 2.6)	1.2 (0.4 to 2.8)	1.2 (0.4 to 2.8)	1.2 (0.4 to 2.8)	1.2 (0.4 to 2.8)	1.2 (0.4 to 2.8)	1.2 (0.4 to 2.8)	1.2 (0.4 to 2.8)	1.2 (0.4 to 2.8)	1.2 (0.4 to 2.8)	1.2 (0.4 to 2.8)	1.2 (0.4 to 2.8)	1.2 (0.4 to 2.8)	1.2 (0.4 to 2.8)	1.2 (0.4 to 2.8)	1.2 (0.4 to 2.8)	0 (0 to 0.1)	29.7
Lymphatic filariasis	0 (0 to 0)	0 (0 to 0)	0 (0 to 0)	0 (0 to 0)	0 (0 to 0)	0 (0 to 0)	0 (0 to 0)	0 (0 to 0)	0 (0 to 0)	0 (0 to 0)	0 (0 to 0)	0 (0 to 0)	0 (0 to 0)	0 (0 to 0)	0 (0 to 0)	0 (0 to 0)	0 (0 to 0)	0 (0 to 0)	0 (0 to 0)	0 (0 to 0)	0 (0 to 0)	0 (0 to 0)	0 (0 to 0)	0
Onchocerciasis	0 (0 to 0)	0



| | | |

SR Table 2a. Hokkaido DALYS by cause and sex orcuso for males with 95% uncertainty intervals, 2019

Cause	Early Neonatal	Late Neonatal	Post-Neonatal	1 to 4	5 to 9	10 to 14	15 to 19	20 to 24	25 to 29	30 to 34	35 to 39	40 to 44	45 to 49	50 to 54	55 to 59	60 to 64	65 to 69	70 to 74	75 to 79	80 to 84	85 to 89	90 to 94	95 plus	Total
All causes	567 (504 to 1,119)	286 (255 to 562)	3,172 (2,956 to 3,376)	2,998 (2,356 to 3,790)	3,870 (2,789 to 5,165)	5,249 (4,056 to 7,040)	5,972 (4,727 to 7,165)	7,295 (5,880 to 8,726)	10,160 (8,090 to 12,169)	13,299 (10,602 to 16,406)	20,059 (16,502 to 24,195)	27,850 (23,052 to 33,200)	37,690 (30,902 to 43,905)	50,691 (42,000 to 58,772)	69,884 (57,994 to 79,858)	89,791 (75,012 to 102,905)	103,600 (86,902 to 118,358)	106,200 (87,938 to 122,008)	93,406 (76,889 to 107,000)	83,358 (68,309 to 96,000)	72,700 (59,259 to 83,000)	34,800 (28,159 to 39,900)	11,800 (11,000 to 14,600)	815,299
Communicable, maternal, neonatal, and nutritional diseases	512 (381 to 989)	139 (99 to 169)	397 (286 to 512)	370 (278 to 481)	166 (120 to 228)	102 (72 to 147)	127 (90 to 183)	172 (122 to 248)	247 (173 to 339)	378 (263 to 521)	534 (369 to 722)	768 (532 to 1,030)	1,160 (810 to 1,551)	1,830 (1,287 to 2,430)	2,890 (2,060 to 3,760)	3,700 (2,650 to 4,700)	3,300 (2,330 to 4,600)	3,240 (2,440 to 4,500)	2,900 (2,170 to 3,760)	2,600 (1,900 to 3,400)	2,200 (1,600 to 2,900)	1,600 (1,100 to 2,000)	49,000
HIV/AIDS and sexually transmitted infections	0 (0 to 0)	0 (0 to 0)	0.6 (0.6 to 0.6)	3.1 (2.9 to 3.4)	1.4 (1.1 to 1.8)	1.7 (1.3 to 2.3)	2.3 (1.8 to 3.1)	4.1 (3.2 to 5.4)	7.4 (5.9 to 9.1)	15.0 (11.7 to 19)	26.6 (21.1 to 34.1)	41.1 (32.7 to 52.4)	61.1 (48.9 to 77.1)	87.6 (70.3 to 110)	120 (96.3 to 150)	150 (120 to 190)	170 (130 to 210)	180 (140 to 230)	170 (130 to 220)	150 (110 to 200)	120 (90 to 160)	70 (50 to 90)	20 (10 to 30)	303
HIV/AIDS	0 (0 to 0)	0 (0 to 0)	0.6 (0.6 to 0.6)	3.1 (2.9 to 3.4)	1.4 (1.1 to 1.8)	1.7 (1.3 to 2.3)	2.1 (1.6 to 2.7)	4.2 (3.2 to 5.4)	6.4 (5.1 to 7.9)	13.8 (10.8 to 17.7)	17.8 (13.9 to 22.6)	18.2 (14.2 to 23.1)	14.3 (11.1 to 18.2)	19.7 (15.3 to 25.1)	26 (20.2 to 33.1)	36 (28.2 to 45.3)	50.5 (39.7 to 63.3)	13.6 (10.7 to 17.2)	1 (0.8 to 1.3)	0.7 (0.5 to 0.9)	0.2 (0.2 to 0.3)	0.1 (0.1 to 0.2)	217
HIV/AIDS - Drug-susceptible Tuberculosis	0 (0 to 0)	0 (0 to 0)	0 (0 to 0.1)	0.1 (0 to 0.1)	0.1 (0 to 0.1)	0.1 (0 to 0.1)	0.1 (0 to 0.1)	0.2 (0 to 0.2)	0.4 (0.3 to 0.5)	0.8 (0.7 to 1.1)	1.1 (0.9 to 1.5)	1.2 (0.9 to 1.6)	1.1 (0.8 to 1.4)	1.5 (1.2 to 1.9)	2 (1.5 to 2.6)	2.7 (2.1 to 3.4)	3.8 (2.9 to 4.8)	1.1 (0.8 to 1.4)	0.1 (0.1 to 0.1)	0 (0 to 0)	0 (0 to 0)	0 (0 to 0)	0 (0 to 0)	41.2
HIV/AIDS - Multidrug-resistant Tuberculosis without extensive	0 (0 to 0)	0 (0 to 0)	0 (0 to 0.1)	0 (0 to 0.1)	0 (0 to 0)	0 (0 to 0)	0 (0 to 0)	0 (0 to 0.1)	0 (0 to 0.1)	0 (0 to 0.2)	0 (0 to 0.3)	0 (0 to 0.4)	0 (0 to 0.4)	0 (0 to 0.5)	0 (0 to 0.5)	0 (0 to 0.6)	0 (0 to 0.9)	0 (0 to 0.7)	0 (0 to 0.1)	0 (0 to 0)	0 (0 to 0)	0 (0 to 0)	0 (0 to 0)	0.6
HIV/AIDS - Extensively drug-resistant Tuberculosis	0 (0 to 0)	0 (0 to 0)	0 (0 to 0)	0 (0 to 0)





SR Table 2c: Asmori DALYS by cause and age group for males with 95% uncertainty intervals, 2019

Cause	Early Neonatal	Late Neonatal	Post Neonatal	1 to 4	5 to 9	10 to 14	15 to 19	20 to 24	25 to 29	30 to 34	35 to 39	40 to 44	45 to 49	50 to 54	55 to 59	60 to 64	65 to 69	70 to 74	75 to 79	80 to 84	85 to 89	90 to 94	95 plus	Total
All causes	1,000 (939 to 1,059)	1,000 (946 to 1,051)	1,000 (952 to 1,048)	4,000 (3,647 to 4,353)	1,000 (729 to 1,246)	1,000 (705 to 1,298)	1,000 (705 to 1,445)	1,000 (712 to 1,412)	1,000 (722 to 1,302)	1,000 (2,289 to 3,000)	1,000 (2,462 to 4,269)	1,000 (4,173 to 5,870)	1,000 (5,985 to 8,350)	1,000 (8,515 to 11,000)	1,000 (11,900 to 16,200)	1,000 (16,200 to 22,900)	1,000 (22,900 to 32,100)	1,000 (32,900 to 45,000)	1,000 (45,000 to 60,000)	1,000 (60,000 to 76,400)	1,000 (76,400 to 91,900)	1,000 (91,900 to 107,000)	201,000
Communicable, maternal, neonatal, and nutritional diseases	162 (125 to 200)	39.9 (24.3 to 56.9)	61.2 (39.6 to 107)	156 (117 to 208)	147 (93.3 to 278)	136 (89.1 to 209)	120 (86.3 to 171)	104 (78.6 to 138)	111 (89.3 to 164)	122 (98.5 to 178)	170 (139 to 256)	270 (199 to 393)	397 (251 to 578)	597 (351 to 857)	898 (482 to 1,300)	1,400 (679 to 2,060)	2,150 (1,060 to 3,230)	3,180 (1,620 to 4,800)	4,540 (2,220 to 6,850)	6,180 (2,930 to 9,360)	8,120 (3,570 to 12,300)	9,810 (3,710 to 15,900)	15,400
HIV/AIDS and sexually transmitted infections	0 (0 to 0)	0 (0 to 0)	0.6 (0 to 0.9)	0.7 (0 to 0.9)	0.5 (0 to 0.9)	0.4 (0 to 0.8)	0.9 (0.4 to 1.3)	1.4 (0.9 to 2.1)	2.2 (1.5 to 2.3)	3 (2.5 to 4.4)	4.6 (2.2 to 6.6)	6.2 (4.3 to 8.6)	8.2 (4.4 to 8.9)	9.3 (3.8 to 7.6)	9.8 (4.1 to 8.2)	9.9 (2.8 to 9.5)	9.3 (4.1 to 11.7)	10.3 (7.5 to 14.3)	14.6 (10.4 to 21.3)	19.5 (12.9 to 31.2)	21.6 (12.3 to 37.5)	11.1 (3.2 to 23.5)	0.7 (0 to 1.1)	72.9
HIV/AIDS	0 (0 to 0)	0 (0 to 0)	0.6 (0 to 0.9)	0.7 (0 to 0.9)	0.5 (0 to 0.9)	0.3 (0 to 0.8)	0.4 (0 to 0.8)	0.7 (0.4 to 1.2)	1.2 (0.8 to 1.9)	1.6 (1.1 to 2.4)	2.6 (1.6 to 4)	4 (2.8 to 5.5)	5.1 (2.8 to 5.7)	4.1 (2.6 to 5.1)	3.4 (2.4 to 4.7)	2.6 (1.7 to 3.8)	1.9 (1.1 to 3.2)	1.2 (0.6 to 2.1)	0.9 (0.4 to 1.6)	0.6 (0.2 to 1.2)	0.2 (0.1 to 0.5)	0.1 (0 to 0.3)	50.2
HIV/AIDS - Drug-susceptible Tuberculosis	0 (0 to 0)	0 (0 to 0)	0 (0 to 0.2)	0 (0 to 0.2)	0 (0 to 0.1)	0.1 (0 to 0.1)	0.1 (0.1 to 0.2)	0.1 (0 to 0.2)	0.2 (0.1 to 0.3)	0.4 (0.2 to 0.6)	0.6 (0.3 to 1)	1 (0.4 to 1.5)	1 (0.4 to 1.3)	0.9 (0.4 to 1.4)	0.7 (0.3 to 1.2)	0.5 (0.2 to 0.9)	0.3 (0.1 to 0.6)	0.2 (0 to 0.5)	0.1 (0 to 0.3)	0.1 (0 to 0.2)	0 (0 to 0.1)	0 (0 to 0.1)	11.4
HIV/AIDS - Multidrug-resistant Tuberculosis without extensive drug resistance	0 (0 to 0)	0 (0 to 0)	0 (0 to 0)	0 (0 to 0)	0 (0 to 0)	0 (0 to 0)	0 (0 to 0)	0 (0 to 0)	0 (0 to 0)	0 (0 to 0)	0 (0 to 0)	0 (0 to 0)	0 (0 to 0)	0 (0 to 0)	0 (0 to 0)	0 (0 to 0)	0 (0 to 0)	0 (0 to 0)	0 (0 to 0)	0 (0 to 0)	0 (0 to 0)	0 (0 to 0)	0 (0 to 0)	0.3
HIV/AIDS - Extensively drug-resistant Tuberculosis	0 (0 to 0)	0 (0 to 0)	0 (0 to 0)	0 (0 to 0)	0 (0 to 0)	0 (0 to 0)	0 (0 to 0)	0 (0 to 0)	0 (0 to 0)	0 (0 to 0)	0 (0 to 0)	0 (0 to 0)	0 (0 to 0)	0 (0 to 0)	0 (0 to 0)	0 (0 to 0)	0 (0 to 0)	0 (0 to 0)	0 (0 to 0)	0 (0 to 0)	0 (0 to 0)	0 (0 to 0)	0 (0 to 0)	0.1
HIV/AIDS resulting in other diseases	0 (0 to 0)	0 (0 to 0)	0.4 (0 to 0.6)	0.4 (0 to 0.6)	0.3 (0 to 0.6)	0.2 (0 to 0.5)	0.3 (0 to 0.6)	0.6 (0.3 to 1)	1 (0.5 to 1.6)	1.2 (0.7 to 1.9)	2.1 (1.2 to 3.3)	2.9 (1.6 to 4.5)	3 (1.6 to 4.1)	2.5 (1.5 to 3.6)	2.9 (1.6 to 4.3)	2.3 (1.3 to 3.6)	1.6 (0.9 to 2.7)	0.9 (0.4 to 1.7)	0.6 (0.2 to 1.2)	0.2 (0.1 to 0.5)	0.1 (0 to 0.3)	0 (0 to 0.1)	39.5
Sexually transmitted infections excluding HIV	0 (0 to 0)	0 (0 to 0)	0 (0 to 0)	0 (0 to 0)	0 (0 to 0)	0 (0 to 0)	0 (0 to 0)	0 (0 to 0)	0 (0 to 0)	0 (0 to 0)	0 (0 to 0)	0 (0 to 0)	0 (0 to 0)	0 (0 to 0)	0 (0 to 0)	0 (0 to 0)	0 (0 to 0)	0 (0 to 0)	0 (0 to 0)	0 (0 to 0)	0 (0 to 0)	0 (0 to 0)	0 (0 to 0)	22.5
Syphilis	0 (0 to 0)	0 (0 to 0)	0 (0 to 0)	0 (0 to 0)	0 (0 to 0)	0 (0 to 0)	0 (0 to 0)	0 (0 to 0.1)	0 (0 to 0.2)	0 (0 to 0.2)	0 (0 to 0.4)	0 (0 to 0.6)	0 (0 to 0.5)	0 (0 to 0.3)	0 (0 to 0.3)	0 (0 to 0.3)	0 (0 to 0.3)	0 (0 to 0.3)	0 (0 to 0.3)	0 (0 to 0.3)	0 (0 to 0.3)	0 (0 to 0.2)	0 (0 to 0.1)	6.7
Chlamydial infection	0 (0 to 0)	0 (0 to 0)	0 (0 to 0)	0 (0 to 0)	0 (0 to 0)	0 (0 to 0)	0 (0 to 0)	0 (0 to 0.2)	0 (0 to 0.3)	0 (0 to 0.5)	0 (0 to 0.6)	0 (0 to 0.6)	0 (0 to 0.6)	0 (0 to 0.6)	0 (0 to 0.5)	0 (0 to 0.5)	0 (0 to 0.5)	0 (0 to 0.5)	0 (0 to 0.5)	0 (0 to 0.5)	0 (0 to 0.5)	0 (0 to 0.5)	0 (0 to 0.5)	1.3
Gonococcal infection	0 (0 to 0)	0 (0 to 0)	0 (0 to 0)	0 (0 to 0)	0 (0 to 0)	0 (0 to 0.1)	0 (0 to 0.2)	0 (0 to 0.4)	0 (0 to 0.5)	0 (0 to 0.5)	0 (0 to 0.6)	0 (0 to 0.6)	0 (0 to 0.5)	0 (0 to 0.3)	0 (0 to 0.3)	0 (0 to 0.3)	0 (0 to 0.3)	0 (0 to 0.3)	0 (0 to 0.3)	0 (0 to 0.3)	0 (0 to 0.3)	0 (0 to 0.3)	0 (0 to 0.3)	1.4
Trichomoniasis	0 (0 to 0)	0 (0 to 0)	0 (0 to 0)	0 (0 to 0)	0 (0 to 0)	0 (0 to 0)	0 (0 to 0.1)	0 (0 to 0.2)	0 (0 to 0.3)	0 (0 to 0.3)	0 (0 to 0.4)	0 (0 to 0.5)	0 (0 to 0.4)	0 (0 to 0.3)	0 (0 to 0.3)	0 (0 to 0.3)	0 (0 to 0.3)	0 (0 to 0.3)	0 (0 to 0.3)	0 (0 to 0.3)	0 (0 to 0.3)	0 (0 to 0.2)	0 (0 to 0.1)	1.3
Genital herpes	0 (0 to 0)	0 (0 to 0)	0 (0 to 0)	0 (0 to 0)	0 (0 to 0)	0 (0 to 0)	0 (0 to 0.2)	0 (0 to 0.4)	0 (0 to 0.7)	0 (0 to 1.1)	0 (0 to 1.6)	0 (0 to 2.1)	0 (0 to 2.1)	0 (0 to 2.4)	0 (0 to 2.4)	0 (0 to 2.4)	0 (0 to 2.4)	0 (0 to 2.4)	0 (0 to 2.4)	0 (0 to 2.4)	0 (0 to 2.4)	0 (0 to 2.4)	0 (0 to 1.7)	10
Other sexually transmitted infections	0 (0 to 0)	0 (0 to 0)	0 (0 to 0)	0 (0 to 0)	0 (0 to 0)	0 (0 to 0)	0 (0 to 0.2)	0 (0 to 0.3)	0 (0 to 0.5)	0 (0 to 0.5)	0 (0 to 0.6)	0 (0 to 0.6)	0 (0 to 0.5)	0 (0 to 0.4)	0 (0 to 0.4)	0 (0 to 0.4)	0 (0 to 0.4)	0 (0 to 0.4)	0 (0 to 0.4)	0 (0 to 0.4)	0 (0 to 0.4)	0 (0 to 0.4)	0 (0 to 0.3)	1.9
Respiratory infections and tuberculosis	2.3 (1.5 to 2.9)	2.9 (2.1 to 4.9)	28 (19.2 to 39.3)	58.2 (50.3 to 64.2)	39.2 (37.3 to 59.2)	29.4 (26.5 to 39.7)	28.2 (25.5 to 32.5)	49.7 (41.9 to 58.9)	69.9 (60.1 to 78.9)	89.8 (67.3 to 109)	113 (87.1 to 133)	149 (113 to 180)	196 (133 to 233)	229 (153 to 263)	323 (196 to 358)	448 (238 to 498)	619 (283 to 703)	918 (449 to 1,220)	1,290 (649 to 1,720)	1,830 (1,110 to 2,550)	2,560 (1,490 to 3,640)	3,530 (1,840 to 5,330)	12,800
Tuberculosis	0.1 (0 to 0.1)	0.1 (0 to 0.1)	0.9 (0.5 to 1.4)	1.4 (0.9 to 2.1)	0.9 (0.7 to 1.1)	0.7 (0.5 to 0.9)	0.8 (0.6 to 1.1)	1.2 (0.9 to 1.6)	1.6 (1.2 to 2.2)	2.1 (1.5 to 2.9)	2.7 (1.9 to 3.8)	3.5 (2.4 to 4.9)	4.6 (3.1 to 6.3)	5.4 (3.6 to 7.5)	7.6 (4.9 to 10.3)	10.6 (6.6 to 14.5)	14.6 (8.9 to 19.9)	21.7 (13.3 to 29.6)	30.4 (18.6 to 41.5)	43.1 (26.2 to 58.8)	60.4 (36.8 to 82.4)	83.3 (44.3 to 114)	302
Latent tuberculosis infection	0 (0 to 0)	0 (0 to 0)	0 (0 to 0)	0 (0 to 0)	0 (0 to 0)	0 (0 to 0)	0 (0 to 0)	0 (0 to 0)	0 (0 to 0)	0 (0 to 0)	0 (0 to 0)	0 (0 to 0)	0 (0 to 0)	0 (0 to 0)	0 (0 to 0)	0 (0 to 0)	0 (0 to 0)	0 (0 to 0)	0 (0 to 0)	0 (0 to 0)	0 (0 to 0)	0 (0 to 0)	0 (0 to 0)	0
Drug-susceptible tuberculosis	0 (0 to 0)	0 (0 to 0)	0.1 (0 to 0.2)	0.2 (0 to 0.3)	0.1 (0 to 0.2)	0.1 (0 to 0.1)	0.1 (0 to 0.2)	0.2 (0 to 0.4)	0.2 (0 to 0.4)	0.3 (0 to 0.6)	0.4 (0 to 0.8)	0.6 (0 to 1.1)	0.8 (0 to 1.4)	1 (0 to 1.6)	1.4 (0 to 2.1)	2 (0 to 2.9)	2.8 (0 to 3.9)	4.1 (0 to 5.5)	5.8 (0 to 7.8)	8.2 (0 to 10.9)	11.6 (0 to 15.3)	16.1 (0 to 21.2)	57.6
Multidrug-resistant tuberculosis without extensive drug resistance	0 (0 to 0)	0 (0 to 0)	0 (0 to 0)	0 (0 to 0)	0 (0 to 0)	0 (0 to 0)	0 (0 to 0)	0 (0 to 0)	0 (0 to 0)	0 (0 to 0)	0 (0 to 0)	0 (0 to 0)	0 (0 to 0)	0 (0 to 0)	0 (0 to 0)	0 (0 to 0)	0 (0 to 0)	0 (0 to 0)	0 (0 to 0)	0 (0 to 0)	0 (0 to 0)	0 (0 to 0)	0 (0 to 0)	0.1
Extensively drug-resistant tuberculosis	0 (0 to 0)	0 (0 to 0)	0 (0 to 0)	0 (0 to 0)	0 (0 to 0)	0 (0 to 0)	0 (0 to 0)	0 (0 to 0)	0 (0 to 0)	0 (0 to 0)	0 (0 to 0)	0 (0 to 0)	0 (0 to 0)	0 (0 to 0)	0 (0 to 0)	0 (0 to 0)	0 (0 to 0)	0 (0 to 0)	0 (0 to 0)	0 (0 to 0)	0 (0 to 0)	0 (0 to 0)	0 (0 to 0)	0.2
Lower respiratory infections	2.2 (1.4 to 2.7)	18.9 (11.9 to 27.4)	26.3 (16.4 to 38.1)	54.6 (50.4 to 59.1)	14.4 (8.43 to 19.4)	11.4 (6.13 to 15.9)	10.9 (5.92 to 15.2)	12.7 (8.13 to 18.4)	16.3 (9.53 to 23.7)	23.9 (13.7 to 35.2)	32.5 (18.5 to 48.2)	42.7 (25.3 to 61.9)	51.9 (29.9 to 75.2)	61.9 (35.5 to 89.4)	84.7 (47.1 to 120)	104 (57.1 to 147)	152 (82.7 to 205)	271 (148 to 364)	472 (243 to 641)	837 (429 to 1,150)	1,420 (1,020 to 1,870)	1,620 (1,020 to 2,350)	2,270 (1,230 to 3,620)	11,800
Upper respiratory infections	0 (0 to 0.1)	0.2 (0.2 to 0.3)	4.1 (2.9 to 5.4)	24.1 (19.9 to 28)	24.1 (18.4 to 34.9)	18.1 (12.4 to 24.4)	17.3 (11.6 to 23.4)	37.1 (28.4 to 46.4)	53.7 (43.4 to 63.4)	65.9 (53.2 to 77.4)	80.5 (64.1 to 94.5)	106 (84.1 to 124)	144 (113 to 169)	167 (129 to 196)	238 (171 to 279)	344 (237 to 403)	467 (307 to 548)	647 (409 to 759)	818 (511 to 960)	973 (597 to 1,140)	1,140 (703 to 1,340)	1,110 (703 to 1,300)	5,540
Otitis media	0 (0 to 0)	0 (0 to 0)	0.9 (0.3 to 1.6)	6.4 (2.9 to 12.1)	7.4 (3.9 to 12.5)	6.7 (3.6 to 9.8)	5.6 (3.3 to 8.3)	4.3 (2.6 to 6.3)	4 (2.4 to 5.8)	3.6 (2.1 to 5.3)	3.4 (2.1 to 5.1)	3.2 (2.1 to 4.8)	3.1 (2.1 to 4.6)	2.9 (2.1 to 4.2)	2.8 (2.1 to 4.1)	2.7 (2.1 to 3.9)	2.6 (2.1 to 3.8)	2.5 (2.1 to 3.6)	2.4 (2.1 to 3.4)	2.3 (2.1 to 3.2)	2.2 (2.1 to 3.1)	2.1 (2.1 to 3)	100
Enteric infections	2.3 (1.6 to 2.9)	0.6 (0.4 to 0.7)	4.2 (2.8 to 7.4)	9.2 (6.4 to 14)	2.1 (1.4 to 3.1)	1.4 (0.9 to 2.1)	1.4 (0.9 to 2.2)	2.2 (1.4 to 3.4)	3.2 (2.1 to 4.9)	4.2 (2.6 to 6.5)	5.2 (3.2 to 8.1)	6.3 (3.8 to 9.8)	7.1 (4.2 to 11)	8.4 (5.1 to 13)	12.3 (7.3 to 19.1)	18.5 (10.7 to 28.4)	29.2 (16.7 to 44.2)	53.2 (29.7 to 79.1)	92.1 (49.4 to 132)	143.9 (78.1 to 203)	214.6 (114 to 297)	299.3 (159 to 420)	917
Diarrheal diseases	2.3 (1.6 to 2.9)	0.6 (0.4 to 0.7)	4.1 (2.8 to 7.3)	9.1 (6.3 to 13.9)	2.1 (1.4 to 3.1)	1.4 (0.9 to 2.1)	1.4 (0.9 to 2.1)	2.2 (1.4 to 3.4)	3.2 (2.1 to 4.9)	4.2 (2.6 to 6.5)	5.2 (3.2 to 8.1)	6.3 (3.8 to 9.8)	7.1 (4.2 to 11)	8.4 (5.1 to 13)	12.3 (7.3 to 19.1)	18.5 (10.7 to 28.4)	29.2 (16.7 to 44.2)	53.2 (29.7 to 79.1)	92.1 (49.4 to 132)	143.9 (78.1 to 203)	214.6 (114 to 297)	299.3 (159 to 420)	917
Typhoid and paratyphoid	0 (0 to 0)	0 (0 to 0)	0 (0 to 0)	0 (0 to 0)	0 (0 to 0)	0 (0 to 0)	0 (0 to 0)	0 (0 to 0)	0 (0 to 0)	0 (0 to 0)	0 (0 to 0)	0 (0 to 0)	0 (0 to 0)	0 (0 to 0)	0 (0 to 0)	0 (0 to 0)	0 (0 to 0)	0 (0 to 0)	0 (0 to 0)	0 (0 to 0)	0 (0 to 0)	0 (0 to 0)	0 (0 to 0)	0
Typhoid fever	0 (0 to 0)	0 (0 to 0)	0 (0 to 0)	0 (0 to 0)	0 (0 to 0)	0 (0 to 0)	0 (0 to 0)	0 (0 to 0)	0 (0 to 0)	0 (0 to 0)	0 (0 to 0)	0 (0 to 0)	0 (0 to 0)	0 (0 to 0)	0 (0 to 0)	0 (0 to 0)	0 (0 to 0)	0 (0 to 0)	0 (0 to 0)	0 (0 to 0)	0 (0 to 0)	0 (0 to 0)	0 (0 to 0)	0
Paratyphoid fever	0 (0 to 0)	0 (0 to 0)	0 (0 to 0)	0 (0 to 0)	0 (0 to 0)	0 (0 to 0)	0 (0 to 0)	0 (0 to 0)	0 (0 to 0)	0 (0 to 0)	0 (0 to 0)	0 (0 to 0)	0 (0 to 0)	0 (0 to 0)	0 (0 to 0)	0 (0 to 0)	0 (0 to 0)	0 (0 to 0)	0 (0 to 0)	0 (0 to 0)	0 (0 to 0)	0 (0 to 0)	0 (0 to 0)	0
Invasive Non-typhoidal Salmonella (iNTS)	0 (0 to 0)	0 (0 to 0)	0 (0 to 0)	0 (0 to 0)	0 (0 to 0)	0 (0 to 0)	0 (0 to 0)	0 (0 to 0)	0 (0 to 0)	0 (0 to 0)	0 (0 to 0)	0 (0 to 0)	0 (0 to 0)	0 (0 to 0)	0 (0 to 0)	0 (0 to 0)	0 (0 to 0)	0 (0 to 0)	0 (0 to 0)	0 (0 to 0)	0 (0 to 0)	0 (0 to 0)	0 (0 to 0)	0
Other intestinal infectious diseases	0 (0 to 0)	0 (0 to 0)	0 (0 to 0.1)	0 (0 to 0)	0 (0 to 0.1)	0 (0 to 0.1)	0 (0 to 0.1)	0 (0 to 0.1)	0 (0 to 0.1)	0 (0 to 0.1)	0 (0 to 0.1)	0 (0 to 0.1)	0 (0 to 0.1)	0 (0 to 0.1)	0 (0 to 0.1)	0 (0 to 0.1)	0 (0 to 0.1)	0 (0 to 0.1)	0 (0 to 0.2)	0 (0 to 0.2)	0 (0 to 0.1)	0 (0 to 0.1)	0 (0 to 0.1)	0
Neglected tropical diseases and malaria	0.2 (0 to 0.3)	0 (0 to 0.3)	1.9 (0.9 to 2.7)	3.2 (2.2 to 7.6)	0.7 (0.2 to 2.9)	0.3 (0.2 to 1.6)	0.3 (0.1 to 1.1)	0.3 (0.1 to 0.7)	0.3 (0.1 to 1.2)	0.4 (0.1 to 1.4)	0.6 (0.2 to 2.6)	0.8 (0.1 to 2.9)	0.8 (0.1 to 2.6)	0.8 (0.2 to 2.2)	0.8 (0.2 to 2.1)	0.8 (0.2 to 2.1)	0.8 (0.2 to 2.1)	0.8 (0.2 to 2.1)	0.8 (0.2 to 2.1)	0.8 (0.2 to 2.1)	0.8 (0.2 to 2.1)	0.8 (0.2 to 2.1)	39.5
Malaria	0 (0 to 0)	0 (0 to 0)	0 (0 to 0)	0 (0 to 0)	0 (0 to 0)	0 (0 to 0)	0 (0 to 0)	0 (0 to 0)	0 (0 to 0)	0 (0 to 0)	0 (0 to 0)	0 (0 to 0)	0 (0 to 0)	0 (0 to 0)	0 (0 to 0)	0 (0 to 0)	0 (0 to 0)	0 (0 to 0)	0 (0 to 0)	0 (0 to 0)	0 (0 to 0)	0 (0 to 0)	0 (0 to 0)	0
Chagas disease	0 (0 to 0)	0 (0 to 0)	0 (0 to 0)	0 (0 to 0)	0 (0 to 0)	0 (0 to 0)	0 (0 to 0)	0 (0 to 0)	0 (0 to 0)	0 (0 to 0)	0 (0 to 0)	0 (0 to 0)	0 (0 to 0)	0 (0 to 0)	0 (0 to 0)	0 (0 to 0)	0 (0 to 0)	0 (0 to 0)	0 (0 to 0)	0 (0 to 0)	0 (0 to 0)	0 (0 to 0)	0 (0 to 0)	0
Leishmaniasis	0 (0 to 0)	0 (0 to 0)	0 (0 to 0)	0 (0 to 0)	0 (0 to 0)	0 (0 to 0)	0 (0 to 0)	0 (0 to 0)	0 (0 to 0)	0 (0 to 0)	0 (0 to 0)	0 (0 to 0)	0 (0 to 0)	0 (0 to 0)	0 (0 to 0)	0 (0 to 0)	0 (0 to 0)	0 (0 to 0)	0 (0 to 0)	0 (0 to 0)	0 (0 to 0)	0 (0 to 0)	0 (0 to 0)	0
Visceral leishmaniasis	0 (0 to 0)	0 (0 to 0)	0 (0 to 0)	0 (0 to 0)	0 (0 to 0)	0 (0 to 0)	0 (0 to 0)	0 (0 to 0)	0 (0 to 0)	0 (0 to 0)	0 (0 to 0)	0 (0 to 0)	0 (0 to 0)	0 (0 to 0)	0 (0 to 0)	0 (0 to 0)	0 (0 to 0)	0 (0 to 0)	0 (0 to 0)	0 (0 to 0)	0 (0 to 0)	0 (0 to 0)	0 (0 to 0)	0
Cutaneous and mucocutaneous leishmaniasis	0 (0 to 0)	0 (0 to 0)	0 (0 to 0)	0 (0 to 0)	0 (0 to 0)	0 (0 to 0)	0 (0 to 0)	0 (0 to 0)	0 (0 to 0)	0 (0 to 0)	0 (0 to 0)	0 (0 to 0)	0 (0 to 0)	0 (0 to 0)	0 (0 to 0)	0 (0 to 0)	0 (0 to 0)	0 (0 to 0)	0 (0 to 0)	0 (0 to 0)	0 (0 to 0)	0 (0 to 0)	0 (0 to 0)	0
African trypanosomiasis	0 (0 to 0)	0 (0 to 0)	0 (0 to 0)	0 (0 to 0)	0 (0 to 0)	0 (0 to 0)	0 (0 to 0)	0 (0 to 0)	0 (0 to 0)	0 (0 to 0)	0 (0 to 0)	0 (0 to 0)	0 (0 to 0)	0 (0 to 0)	0 (0 to 0)	0 (0 to 0)	0 (0 to 0)	0 (0 to 0)	0 (0 to 0)	0 (0 to 0)	0 (0 to 0)	0 (0 to 0)	0 (0 to 0)	0
Schistosomiasis	0 (0 to 0)	0 (0 to 0)	0 (0 to 0)	0 (0 to 0)	0 (0 to 0)	0 (0 to 0)	0 (0 to 0)	0 (0 to 0)	0 (0 to 0)	0 (0 to 0)	0 (0 to 0)	0 (0 to 0)	0 (0 to 0)	0 (0 to 0)	0 (0 to 0)	0 (0 to 0)	0 (0 to 0)	0 (0 to 0)	0 (0 to 0)	0 (0 to 0)	0 (0 to 0)	0 (0 to 0)	0 (0 to 0)	0
Cysticercosis	0 (0 to 0)	0 (0 to 0)	0 (0 to 0)	0 (0 to 0)	0 (0 to 0)	0 (0 to 0)	0 (0 to 0)	0 (0 to 0)	0 (0 to 0)	0 (0 to 0)	0 (0 to 0)	0 (0 to 0)	0 (0 to 0)	0 (0 to 0)	0 (0 to 0)	0 (0 to 0)	0 (0 to 0)	0 (0 to 0)	0 (0 to 0)	0 (0 to 0)	0 (0 to 0)	0 (0 to 0)	0 (0 to 0)	0
Cystic echinococcosis	0 (0 to 0)	0 (0 to 0)	0 (0 to 0)	0 (0 to 0)	0 (0 to 0)	0 (0 to 0)	0 (0 to 0)	0 (0 to 0)	0 (0 to 0)	0 (0 to 0)	0 (0 to 0)	0 (0 to 0)	0 (0 to 0)	0 (0 to 0)	0 (0 to 0)	0 (0 to 0)	0 (0 to 0)	0 (0 to 0)	0 (0 to 0)	0 (0 to 0)	0 (0 to 0)	0 (0 to 0)	0 (0 to 0)	0
Lymphatic filariasis	0 (0 to 0)	0 (0 to 0)	0 (0 to 0)	0 (0 to 0)	0 (0 to 0)	0 (0 to 0)	0 (0 to 0)	0 (0 to 0)	0 (0 to 0)	0 (0 to 0)	0 (0 to 0)	0 (0 to 0)	0 (0 to 0)	0 (0 to 0)	0 (0 to 0)	0 (0 to 0)	0 (0 to 0)	0 (0 to 0)	0 (0 to 0)	0 (0 to 0)	0 (0 to 0)	0 (0 to 0)	0 (0 to 0)	0
Onchocerciasis	0 (0 to 0)	0 (0 to 0)	0 (0 to 0)	0 (0 to 0)	0 (0 to 0)	0 (0 to 0)	0 (0 to 0)	0 (0 to 0)	0 (0 to 0)	0 (0 to 0)	0 (0 to 0)	0 (0 to 0)	0 (0 to 0)	0 (0 to 0)	0 (0 to 0)	0 (0 to 0)	0 (0 to 0)	0 (0 to 0)	0 (0 to 0)	0 (0 to 0)	0 (0 to 0)	0 (0 to 0)	0 (0 to 0)	0
Trachoma	0 (0 to 0)	0 (0 to 0)	0 (0 to 0)	0 (0 to 0)	0 (0 to 0)	0 (0 to 0)	0 (0 to 0)	0 (0 to 0)	0 (0 to 0)	0 (0 to 0)	0 (0 to 0)	0 (0 to 0)	0 (0 to 0)	0 (0 to 0)	0 (0 to 0)	0 (0 to 0)	0 (0 to 0)	0 (0 to 0)	0 (0 to 0)	0 (0 to 0)	0 (0 to 0)	0 (0 to 0)	0 (0 to 0)	0
Dengue	0 (0 to 0)	0 (0 to 0)	0 (0 to 0)	0 (0 to 0)	0 (0 to 0)	0 (0 to 0)	0 (0 to 0)	0 (0 to 0)	0 (0 to 0)	0 (0 to 0)	0 (0 to 0)	0 (0 to 0)	0 (0 to 0)	0 (0 to 0)	0 (0 to 0)	0 (0 to 0)	0 (0 to 0)	0 (0 to 0)	0 (0 to 0)	0 (0 to 0)	0 (0 to 0)	0 (0 to 0)	0 (0 to 0)	0
Yellow fever	0 (0 to 0)	0 (0 to 0)	0 (0 to 0)	0 (0 to 0)	0 (0 to 0)	0 (0 to 0)	0 (0 to 0)	0 (0 to 0)	0 (0 to 0)	0 (0 to 0)	0 (0 to 0)	0 (0 to 0)	0 (0 to 0)	0 (0 to 0)	0 (0 to 0)	0 (0 to 0)	0 (0 to 0)	0 (0 to 0)	0 (0 to 0)	0 (0 to 0)	0 (0 to 0)	0 (0 to 0)	0 (0 to 0)	0
Rabies	0 (0 to 0)	0 (0 to 0)	0 (0 to 0)	0 (0 to 0)	0 (0 to 0)	0 (0 to 0)	0 (0 to 0)	0 (0 to 0)	0 (0 to 0)	0 (0 to 0)	0 (0 to 0)	0 (0 to 0)	0 (0 to 0)	0 (0 to 0)	0 (0 to 0)	0 (0 to 0)	0 (0 to 0)	0 (0 to 0)	0 (0 to 0)	0 (0 to 0)	0 (0 to 0)	0 (0 to 0)	0 (0 to 0)	0
Intestinal nematode infections	0 (0 to 0)	0 (0 to 0)	0 (0 to 0)	0 (0 to 0)	0 (0 to 0)	0 (0 to 0)	0 (0 to 0)	0 (0 to 0)	0 (0 to 0)	0 (0 to 0)	0 (0 to 0)	0 (0 to 0)	0 (0 to 0)	0 (0 to 0)	0 (0 to 0)	0 (0 to 0)	0 (0 to 0)	0 (0 to 0)	0 (0 to 0)	0 (0 to 0)	0 (0 to 0)	0 (0 to 0)	0 (0 to 0)	0
Ascariasis	0 (0 to 0)	0 (0 to 0)	0 (0 to 0)	0 (0 to 0)	0 (0 to 0)	0 (0 to 0)	0 (0 to 0)	0 (0 to 0)	0 (0 to 0)	0 (0 to 0)	0 (0 to 0)	0 (0 to 0)	0 (0 to 0)	0 (0 to 0)	0 (0 to 0)	0 (0 to 0)	0 (0 to 0)	0 (0 to 0)	0 (0 to 0)	0 (0 to 0)	0 (0 to 0)	0 (0 to 0)	0 (0 to 0)	0
Trichuriasis	0 (0 to 0)	0 (0 to 0)	0 (0 to 0)	0 (0 to 0)	0 (0 to 0)	0 (0 to 0)	0 (0 to 0)	0 (0 to 0)	0 (0 to 0)	0 (0 to 0)	0 (0 to 0)	0 (0 to 0)	0 (0 to 0)	0 (0 to 0)	0 (0 to 0)	0 (0 to 0)	0 (0 to 0)	0 (0 to 0)	0 (0 to 0)	0 (0 to 0)	0 (0 to 0)	0 (0 to 0)	0 (0 to 0)	0
Hookworm disease	0 (0 to 0)	0 (0 to 0)	0 (0 to 0)	0 (0 to 0)	0 (0 to 0)	0 (0 to 0)	0 (0 to 0)	0 (0 to 0)	0 (0 to 0)	0 (0 to 0)	0 (0 to 0)	0 (0 to 0)	0 (0 to 0)	0 (0 to 0)	0 (0 to 0)	0 (0 to 0)	0 (0 to 0)	0 (0 to 0)	0 (0 to 0)	0 (0 to 0)	0 (0 to 0)	0 (0 to 0)	0 (0 to 0)	0
Food-borne trematodiases	0 (0 to 0)	0 (0 to 0)	0 (0 to 0)	0 (0 to 0)	0 (0 to 0)	0 (0 to 0)	0 (0 to 0)	0 (0 to 0)	0 (0 to 0)	0 (0 to 0)	0 (0 to 0)	0 (0 to 0)	0 (0 to 0)	0 (0 to 0)	0 (0 to 0)	0 (0 to 0)	0 (0 to 0)	0 (0 to 0)	0 (0

Other neoplasms	0 (0.1 to 2.4)	0 (0.1 to 2.4)	0 (0.4 to 1.4)	1 (0.7 to 2)	1 (0.9 to 2.2)	0 (0.7 to 2.2)	1 (0.7 to 2.1)	1 (1.1 to 2.6)	1 (0.7 to 2.1)	1 (1.1 to 2.7)	2 (1.4 to 3.4)	2 (1.6 to 4.9)	3 (2.5 to 5.9)	3 (2.9 to 6.1)	7 (4.6 to 11.2)	7 (4.9 to 11.2)	13 (7.3 to 19.4)	26 (14.1 to 34.4)	46.7 (29.4 to 65.3)	77.5 (49.4 to 106)	102 (59.1 to 142)	98.4 (59.9 to 140)	90.3 (54.6 to 139)	58.4 (33.5 to 84.4)	24.2 (13.1 to 38.1)	5.6 (3.9 to 9.2)	567
Medulloblastoma, medulloblastoma, and other hemangioblastoma	0 (0.1 to 2.4)	0 (0.1 to 2.4)	0 (0.4 to 1.4)	0 (0.7 to 2)	0 (0.9 to 2.2)	0 (0.7 to 2.2)	0 (0.7 to 2.1)	0 (1.1 to 2.6)	0 (0.7 to 2.1)	0 (1.1 to 2.7)	0 (1.4 to 3.4)	0 (1.6 to 4.9)	0 (2.5 to 5.9)	0 (2.9 to 6.1)	0 (4.6 to 11.2)	0 (4.9 to 11.2)	0 (7.3 to 19.4)	0 (14.1 to 34.4)	0 (29.4 to 65.3)	0 (49.4 to 106)	0 (59.1 to 142)	0 (59.9 to 140)	0 (54.6 to 139)	0 (33.5 to 84.4)	0 (13.1 to 38.1)	0 (3.9 to 9.2)	567
Meningioma and in situ intracranial neoplasms	0 (0 to 0)	0 (0 to 0)	0 (0 to 0)	0 (0 to 0)	0 (0 to 0)	0 (0 to 0)	0 (0 to 0)	0 (0 to 0)	0 (0 to 0)	0 (0 to 0)	0 (0 to 0)	0 (0 to 0)	0 (0 to 0)	0 (0 to 0)	0 (0 to 0)	0 (0 to 0)	0 (0 to 0)	0 (0 to 0)	0 (0 to 0)	0 (0 to 0)	0 (0 to 0)	0 (0 to 0)	0 (0 to 0)	0 (0 to 0)	0 (0 to 0)	0 (0 to 0)	0
Benign and in situ cervical and uterine neoplasms	0 (0 to 0)	0 (0 to 0)	0 (0 to 0)	0 (0 to 0)	0 (0 to 0)	0 (0 to 0)	0 (0 to 0)	0 (0 to 0)	0 (0 to 0)	0 (0 to 0)	0 (0 to 0)	0 (0 to 0)	0 (0 to 0)	0 (0 to 0)	0 (0 to 0)	0 (0 to 0)	0 (0 to 0)	0 (0 to 0)	0 (0 to 0)	0 (0 to 0)	0 (0 to 0)	0 (0 to 0)	0 (0 to 0)	0 (0 to 0)	0 (0 to 0)	0 (0 to 0)	0
Benign and in situ ovarian and other neoplasms	0 (0 to 0)	0 (0 to 0)	0 (0 to 0)	0 (0 to 0)	0 (0 to 0)	0 (0 to 0)	0 (0 to 0)	0 (0 to 0)	0 (0 to 0)	0 (0 to 0)	0 (0 to 0)	0 (0 to 0)	0 (0 to 0)	0 (0 to 0)	0 (0 to 0)	0 (0 to 0)	0 (0 to 0)	0 (0 to 0)	0 (0 to 0)	0 (0 to 0)	0 (0 to 0)	0 (0 to 0)	0 (0 to 0)	0 (0 to 0)	0 (0 to 0)	0 (0 to 0)	0
Other benign and in situ neoplasms	0 (0 to 0)	0 (0 to 0)	0 (0 to 0)	0 (0 to 0)	0 (0 to 0)	0 (0 to 0)	0 (0 to 0)	0 (0 to 0)	0 (0 to 0)	0 (0 to 0)	0 (0 to 0)	0 (0 to 0)	0 (0 to 0)	0 (0 to 0)	0 (0 to 0)	0 (0 to 0)	0 (0 to 0)	0 (0 to 0)	0 (0 to 0)	0 (0 to 0)	0 (0 to 0)	0 (0 to 0)	0 (0 to 0)	0 (0 to 0)	0 (0 to 0)	0 (0 to 0)	0
Cardiovascular diseases	1 (0.9 to 1.4)	1 (0.9 to 2.1)	14 (11.9 to 17.2)	13.1 (10.2 to 16.1)	49.9 (19.4 to 29.2)	41.9 (29.5 to 55.1)	61.8 (49.4 to 73.9)	102 (81.1 to 123)	198 (162 to 236)	413 (343 to 491)	899 (723 to 1,020)	1,722 (1,320 to 2,110)	2,360 (1,820 to 2,900)	3,770 (2,960 to 4,750)	5,240 (4,060 to 6,450)	5,150 (3,980 to 6,350)	4,420 (3,260 to 5,660)	4,960 (3,410 to 5,770)	5,150 (4,280 to 6,000)	5,460 (4,620 to 6,310)	4,370 (3,680 to 5,050)	2,310 (1,760 to 2,710)	622 (466 to 800)	37,800
Rheumatic heart disease	0 (0 to 0)	0 (0 to 0)	0 (0.3 to 0.9)	0.4 (0.2 to 0.9)	0.5 (0.2 to 0.9)	0.6 (0.3 to 1.1)	1.1 (0.7 to 1.6)	1.6 (1.1 to 2.2)	2.6 (1.9 to 3.2)	3.2 (2.6 to 3.9)	6.2 (5.2 to 7.4)	9.6 (7.9 to 11.4)	7.7 (5.4 to 10.4)	11.5 (8.4 to 15.3)	13.4 (10.3 to 17.1)	11.6 (8.7 to 15.3)	8.2 (5.7 to 11.2)	3.9 (2.5 to 5.6)	1.4 (0.8 to 2.1)	0.5 (0.3 to 0.8)	0.2 (0.1 to 0.4)	0.1 (0 to 0.2)	0 (0 to 0.1)	0 (0 to 0.1)	0 (0 to 0.1)	0 (0 to 0.1)	274
Ischemic heart disease	0 (0 to 0)	0 (0 to 0)	0 (0 to 0)	0.6 (0.3 to 1.1)	7.6 (4.5 to 10.9)	17.6 (12.6 to 23.1)	41.6 (31.6 to 52.6)	72.2 (57.3 to 89.2)	142 (113 to 173)	241 (191 to 296)	498 (394 to 614)	846 (665 to 1,040)	1,460 (1,120 to 1,810)	2,260 (1,750 to 2,810)	3,220 (2,500 to 4,000)	3,220 (2,500 to 4,000)	2,880 (2,270 to 3,580)	3,220 (2,500 to 4,000)	3,220 (2,500 to 4,000)	3,220 (2,500 to 4,000)	2,880 (2,270 to 3,580)	1,460 (1,150 to 1,810)	787 (622 to 980)	269 (193 to 352)	12,600
Stroke	0 (0 to 0.1)	0.2 (0.1 to 0.4)	1.5 (1.1 to 2.1)	2.4 (1.6 to 3.4)	13.8 (9.3 to 18.7)	19.6 (14.1 to 26.3)	34.2 (26.2 to 43.6)	77.5 (59.2 to 100)	184 (140 to 233)	344 (263 to 433)	641 (493 to 799)	826 (634 to 1,030)	1,140 (869 to 1,420)	2,090 (1,600 to 2,600)	2,260 (1,720 to 2,810)	2,600 (1,980 to 3,240)	2,700 (2,060 to 3,370)	2,070 (1,570 to 2,600)	1,690 (1,290 to 2,120)	1,090 (832 to 1,360)	1,090 (832 to 1,360)	1,090 (832 to 1,360)	581 (443 to 724)	218 (166 to 272)	18,100
Ischemic stroke	0 (0 to 0)	0 (0 to 0)	0.1 (0 to 0.3)	0.6 (0.3 to 1.1)	1.9 (1.2 to 2.9)	2.2 (1.4 to 3.2)	4.7 (3.4 to 6.1)	9.4 (6.9 to 12.2)	24.7 (18.4 to 31.7)	50.4 (37.5 to 64.5)	93.9 (70 to 120)	171 (128 to 219)	156 (117 to 200)	275 (206 to 353)	349 (262 to 448)	460 (345 to 590)	492 (369 to 631)	454 (341 to 583)	396 (297 to 508)	274 (205 to 352)	196 (147 to 252)	1,740 (1,300 to 2,230)	1,090 (815 to 1,400)	938 (702 to 1,200)	316 (236 to 405)	10,100
Intracerebral hemorrhage	0 (0 to 0.2)	0 (0 to 0.3)	0.4 (0.2 to 0.8)	1.3 (0.8 to 2.1)	2.5 (1.5 to 3.6)	3.2 (2.1 to 4.5)	6.1 (4.4 to 8.1)	10.7 (7.9 to 13.9)	19.9 (15 to 25.6)	42 (32 to 53)	78.2 (60 to 98)	134 (103 to 169)	124 (95 to 158)	220 (169 to 280)	278 (214 to 350)	368 (283 to 464)	393 (302 to 496)	363 (279 to 458)	317 (243 to 400)	219 (168 to 276)	157 (120 to 198)	872 (669 to 1,100)	546 (419 to 687)	469 (360 to 591)	158 (118 to 199)	5,850
Subarachnoid hemorrhage	0 (0 to 0.1)	0 (0 to 0)	0.3 (0.2 to 1.1)	0.8 (0.5 to 1.3)	2.2 (0.9 to 4.6)	2.7 (0.9 to 6.6)	4.9 (1.6 to 11.5)	9.4 (3.2 to 22.1)	19.3 (6.6 to 44.9)	36.6 (12.6 to 85.1)	72.8 (25 to 169)	137.1 (47.1 to 320)	232 (79.8 to 540)	316 (109 to 735)	352 (121 to 819)	352 (121 to 819)	352 (121 to 819)	352 (121 to 819)	352 (121 to 819)	352 (121 to 819)	352 (121 to 819)	352 (121 to 819)	352 (121 to 819)	352 (121 to 819)	352 (121 to 819)	3,090
Hypertensive heart disease	0 (0 to 0)	0 (0 to 0)	0 (0 to 0)	0 (0 to 0)	0 (0 to 0)	0 (0 to 0)	0 (0 to 0)	0 (0 to 0)	0 (0 to 0)	0 (0 to 0)	0 (0 to 0)	0 (0 to 0)	0 (0 to 0)	0 (0 to 0)	0 (0 to 0)	0 (0 to 0)	0 (0 to 0)	0 (0 to 0)	0 (0 to 0)	0 (0 to 0)	0 (0 to 0)	0 (0 to 0)	0 (0 to 0)	0 (0 to 0)	0 (0 to 0)	0 (0 to 0)	0
Non-rheumatic valvular heart disease	0 (0 to 0)	0 (0 to 0)	0 (0 to 0)	0 (0 to 0)	0 (0 to 0)	0 (0 to 0)	0 (0 to 0)	0 (0 to 0)	0 (0 to 0)	0 (0 to 0)	0 (0 to 0)	0 (0 to 0)	0 (0 to 0)	0 (0 to 0)	0 (0 to 0)	0 (0 to 0)	0 (0 to 0)	0 (0 to 0)	0 (0 to 0)	0 (0 to 0)	0 (0 to 0)	0 (0 to 0)	0 (0 to 0)	0 (0 to 0)	0 (0 to 0)	0 (0 to 0)	0
Non-rheumatic calcific aortic valve disease	0 (0 to 0)	0 (0 to 0)	0 (0 to 0)	0 (0 to 0)	0 (0 to 0)	0 (0 to 0)	0 (0 to 0)	0 (0 to 0)	0 (0 to 0)	0 (0 to 0)	0 (0 to 0)	0 (0 to 0)	0 (0 to 0)	0 (0 to 0)	0 (0 to 0)	0 (0 to 0)	0 (0 to 0)	0 (0 to 0)	0 (0 to 0)	0 (0 to 0)	0 (0 to 0)	0 (0 to 0)	0 (0 to 0)	0 (0 to 0)	0 (0 to 0)	0 (0 to 0)	0
Non-rheumatic degenerative mitral valve disease	0 (0 to 0)	0 (0 to 0)	0 (0 to 0)	0 (0 to 0)	0 (0 to 0)	0 (0 to 0)	0 (0 to 0)	0 (0 to 0)	0 (0 to 0)	0 (0 to 0)	0 (0 to 0)	0 (0 to 0)	0 (0 to 0)	0 (0 to 0)	0 (0 to 0)	0 (0 to 0)	0 (0 to 0)	0 (0 to 0)	0 (0 to 0)	0 (0 to 0)	0 (0 to 0)	0 (0 to 0)	0 (0 to 0)	0 (0 to 0)	0 (0 to 0)	0 (0 to 0)	0
Other non-rheumatic valve diseases	0 (0 to 0)	0 (0 to 0)	0 (0 to 0)	0 (0 to 0)	0 (0 to 0)	0 (0 to 0)	0 (0 to 0)	0 (0 to 0)	0 (0 to 0)	0 (0 to 0)	0 (0 to 0)	0 (0 to 0)	0 (0 to 0)	0 (0 to 0)	0 (0 to 0)	0 (0 to 0)	0 (0 to 0)	0 (0 to 0)	0 (0 to 0)	0 (0 to 0)	0 (0 to 0)	0 (0 to 0)	0 (0 to 0)	0 (0 to 0)	0 (0 to 0)	0 (0 to 0)	0
Cardiomyopathy and myocarditis	0 (0 to 0.4)	0 (0 to 0.4)	0.4 (0.2 to 0.6)	0.5 (0.3 to 0.8)	0.9 (0.6 to 1.2)	1.1 (0.7 to 1.5)	1.6 (1.1 to 2.2)	2.1 (1.5 to 2.8)	2.7 (2 to 3.5)	3.6 (2.7 to 4.5)	4.9 (3.8 to 6.2)	6.5 (5.1 to 8.1)	8.1 (6.4 to 9.9)	9.7 (7.7 to 11.8)	11.1 (8.9 to 13.5)	12.1 (9.7 to 14.7)	12.6 (10.1 to 15.3)	12.6 (10.1 to 15.3)	12.6 (10.1 to 15.3)	12.6 (10.1 to 15.3)	12.6 (10.1 to 15.3)	12.6 (10.1 to 15.3)	12.6 (10.1 to 15.3)	12.6 (10.1 to 15.3)	12.6 (10.1 to 15.3)	1,100
Myocarditis	0 (0 to 0.1)	0 (0 to 0.1)	0.2 (0 to 0.4)	0.4 (0.2 to 0.6)	0.6 (0.4 to 0.9)	0.8 (0.5 to 1.1)	1.2 (0.8 to 1.7)	1.6 (1.2 to 2.1)	2.1 (1.6 to 2.7)	2.8 (2.1 to 3.5)	3.8 (3 to 4.7)	5.1 (4 to 6.3)	6.3 (5 to 7.7)	7.5 (6 to 9.1)	8.6 (6.9 to 10.4)	9.4 (7.5 to 11.4)	9.8 (7.9 to 11.9)	9.8 (7.9 to 11.9)	9.8 (7.9 to 11.9)	9.8 (7.9 to 11.9)	9.8 (7.9 to 11.9)	9.8 (7.9 to 11.9)	9.8 (7.9 to 11.9)	9.8 (7.9 to 11.9)	9.8 (7.9 to 11.9)	1,100
Alcoholic cardiomyopathy	0 (0 to 0)	0 (0 to 0)	0 (0 to 0)	0 (0 to 0)	0 (0 to 0)	0 (0 to 0)	0 (0 to 0)	0 (0 to 0)	0 (0 to 0)	0 (0 to 0)	0 (0 to 0)	0 (0 to 0)	0 (0 to 0)	0 (0 to 0)	0 (0 to 0)	0 (0 to 0)	0 (0 to 0)	0 (0 to 0)	0 (0 to 0)	0 (0 to 0)	0 (0 to 0)	0 (0 to 0)	0 (0 to 0)	0 (0 to 0)	0 (0 to 0)	0 (0 to 0)	0
Other cardiomyopathy	0.3 (0.1 to 0.7)	0.3 (0.1 to 0.6)	0.6 (0.4 to 0.9)	0.7 (0.4 to 1.1)	1.2 (0.8 to 1.7)	1.4 (0.9 to 2)	1.9 (1.3 to 2.6)	2.5 (1.8 to 3.3)	3.2 (2.4 to 4.2)	4.2 (3.2 to 5.3)	5.6 (4.4 to 7.1)	7.3 (5.8 to 9.1)	9.1 (7.3 to 11.2)	10.9 (8.8 to 13.3)	12.5 (10.2 to 15.2)	13.6 (11.1 to 16.5)	14.2 (11.6 to 17.2)	14.2 (11.6 to 17.2)	14.2 (11.6 to 17.2)	14.2 (11.6 to 17.2)	14.2 (11.6 to 17.2)	14.2 (11.6 to 17.2)	14.2 (11.6 to 17.2)	14.2 (11.6 to 17.2)	14.2 (11.6 to 17.2)	912
Atrial fibrillation and flutter	0 (0 to 0)	0 (0 to 0)	0 (0 to 0)	0 (0 to 0)	0 (0 to 0)	0 (0 to 0)	0 (0 to 0)	0 (0 to 0)	0 (0 to 0)	0 (0 to 0)	0 (0 to 0)	0 (0 to 0)	0 (0 to 0)	0 (0 to 0)	0 (0 to 0)	0 (0 to 0)	0 (0 to 0)	0 (0 to 0)	0 (0 to 0)	0 (0 to 0)	0 (0 to 0)	0 (0 to 0)	0 (0 to 0)	0 (0 to 0)	0 (0 to 0)	0 (0 to 0)	0
Aortic aneurysm	—	—	—	—	—	—	—	—	—	—	—	—	—	—	—	—	—	—	—	—	—	—	—	—	—	—	—
Endocarditis	0 (0 to 0.2)	0 (0 to 0.2)	0.2 (0.1 to 0.3)	0.3 (0.2 to 0.5)	0.5 (0.3 to 0.8)	0.6 (0.4 to 0.9)	0.9 (0.6 to 1.2)	1.2 (0.9 to 1.6)	1.6 (1.2 to 2.1)	2.1 (1.6 to 2.7)	2.7 (2.1 to 3.4)	3.5 (2.8 to 4.4)	4.3 (3.5 to 5.4)	5.2 (4.2 to 6.4)	6.1 (4.9 to 7.5)	6.6 (5.3 to 8.1)	6.9 (5.5 to 8.4)	6.9 (5.5 to 8.4)	6.9 (5.5 to 8.4)	6.9 (5.5 to 8.4)	6.9 (5.5 to 8.4)	6.9 (5.5 to 8.4)	6.9 (5.5 to 8.4)	6.9 (5.5 to 8.4)	6.9 (5.5 to 8.4)	276
Other cardiovascular and circulatory diseases	0.6 (0.4 to 1.4)	0.6 (0.3 to 1.1)	2.6 (2.4 to 3.4)	3.7 (3.2 to 4.3)	5.1 (3.9 to 6.5)	5.7 (4.4 to 7.1)	5.8 (4.4 to 7.3)	6.2 (4.9 to 7.8)	6.7 (5.1 to 8.4)	6.7 (5.1 to 8.4)	6.5 (4.9 to 8.2)	6.1 (4.6 to 7.7)	5.5 (4.2 to 7)	4.9 (3.7 to 6.2)	4.4 (3.3 to 5.6)	4.1 (3.1 to 5.2)	3.9 (2.9 to 5)	3.9 (2.9 to 5)	3.9 (2.9 to 5)	3.9 (2.9 to 5)	3.9 (2.9 to 5)	3.9 (2.9 to 5)	3.9 (2.9 to 5)	3.9 (2.9 to 5)	3.9 (2.9 to 5)	622
Chronic respiratory diseases	0 (0 to 0)	0 (0 to 0)	40.7 (32.4 to 48.9)	49.2 (37.5 to 62.7)	57.2 (37.4 to 77.2)	48.4 (32.1 to 64.8)	39.7 (25.1 to 53.4)	27.4 (17.3 to 36.8)	49.7 (32.1 to 66.9)	70.2 (46.3 to 94.3)	99.4 (70.6 to 129)	139 (98.6 to 186)	194 (138 to 260)	244 (173 to 328)	443 (314 to 595)	627 (445 to 842)	1,200 (1,020 to 1,390)	1,590 (1,350 to 1,840)	1,590 (1,350 to 1,840)	1,590 (1,350 to 1,840)	1,590 (1,350 to 1,840)	1,590 (1,350 to 1,840)	1,590 (1,350 to 1,840)	1,590 (1,350 to 1,840)	1,590 (1,350 to 1,840)	9,850
Chronic obstructive pulmonary disease	0 (0 to 0)	0 (0 to 0)	3.4 (2.7 to 4.1)	1.4 (1.1 to 1.7)	2.4 (1.6 to 3.3)	1.4 (0.9 to 1.9)	1.4 (0.9 to 1.9)	1.4 (0.9 to 1.9

Congenital birth defects	102 (77 to 139)	42.9 (30 to 62.4)	130 (101 to 173)	122 (95.4 to 153)	64.9 (49.1 to 89.7)	59.2 (41.4 to 89.1)	53.2 (38.4 to 71.4)	30.6 (23.2 to 40)	29 (21.9 to 37.2)	27.4 (20.6 to 39.1)	29.9 (22.4 to 39)	29.9 (21.6 to 39.6)	29.2 (20.6 to 37.1)	25.1 (19.6 to 33.2)	23.8 (17.2 to 32.2)	29.2 (18.8 to 39.2)	12.7 (7.9 to 19.2)	8.2 (5.1 to 12.3)	3.4 (2.1 to 5.2)	1.4 (0.9 to 2.3)	0.4 (0.2 to 0.7)		683
Neural tube defects	4.4 (2.1 to 7.4)	2.4 (0.9 to 4.7)	4.7 (2.7 to 13.4)	16 (9.3 to 29.3)	2 (1.3 to 2.8)	2.1 (1.1 to 3)	1.1 (0.7 to 1.5)	1.2 (0.9 to 1.7)	1.2 (0.7 to 1.4)	1 (0.7 to 1.4)	1 (0.6 to 1.5)	1 (0.7 to 1.5)	1 (0.6 to 1.5)	0.8 (0.4 to 1.3)	0.7 (0.3 to 1.1)	0.8 (0.5 to 1.1)	0.5 (0.3 to 0.7)	0.3 (0.2 to 0.4)	0.3 (0.1 to 0.5)	0.2 (0.1 to 0.3)	0 (0 to 0.1)		49.6
Congenital heart anomalies	39 (24.1 to 62.4)	16 (9.4 to 27.1)	49 (29.4 to 79.9)	46 (27.2 to 64.5)	24 (14.1 to 37.2)	22 (9.7 to 42.1)	20 (9.6 to 37.1)	11 (6.4 to 19.2)	10 (6.4 to 15.7)	10 (6.3 to 13.7)	11 (7.1 to 14.9)	11 (7.2 to 15.5)	11 (7.1 to 15.5)	9 (5.6 to 12.2)	9 (5.4 to 12.2)	11 (5.9 to 17.1)	5 (3.1 to 8.1)	3 (1.6 to 4.7)	1 (0.5 to 2.3)	0 (0.2 to 0.6)	0 (0 to 0.2)		253
Orofacial clefts	0 (0 to 0.1)	0 (0 to 0.1)	0.3 (0.1 to 0.7)	0.8 (0.3 to 1.3)	0.7 (0.2 to 1.4)	0.7 (0.2 to 1.5)	0.7 (0.2 to 1.3)	0.4 (0.2 to 0.8)	0.4 (0.2 to 0.7)	0.7 (0.3 to 1.1)	0.6 (0.3 to 1.1)	0.6 (0.3 to 1.1)	0.6 (0.3 to 1.1)	0.5 (0.2 to 0.9)	0.5 (0.2 to 0.9)	0.5 (0.2 to 1.1)	0.3 (0.2 to 0.6)	0.2 (0.1 to 0.4)	0.2 (0.1 to 0.3)	0.1 (0 to 0.2)	0 (0 to 0.1)		14.9
Down syndrome	1.6 (0.7 to 2.7)	1.1 (0.4 to 2.1)	2.2 (1.2 to 4)	4.6 (2.1 to 9.4)	2.6 (1.6 to 4.2)	3.1 (2.0 to 4.6)	2.9 (1.6 to 4.2)	2.3 (1.4 to 3.7)	2.4 (1.5 to 3.5)	2.6 (1.6 to 3.8)	1.6 (1.2 to 2.7)	1.4 (0.9 to 2.1)	1.2 (0.7 to 1.8)	1.3 (0.8 to 2.2)	1.2 (0.8 to 2)	2 (1.3 to 3)	0.8 (0.5 to 1.4)	0.6 (0.3 to 1)	0 (0 to 0)	0 (0 to 0)	0 (0 to 0)		38.4
Turner syndrome	0 (0 to 0)	0 (0 to 0)	0 (0 to 0)	0 (0 to 0)	0 (0 to 0)	0 (0 to 0)	0 (0 to 0)	0 (0 to 0)	0 (0 to 0)	0 (0 to 0)	0 (0 to 0)	0 (0 to 0)	0 (0 to 0)	0 (0 to 0)	0 (0 to 0)	0 (0 to 0)	0 (0 to 0)	0 (0 to 0)	0 (0 to 0)	0 (0 to 0)	0 (0 to 0)		0
Klinefelter syndrome	0 (0 to 0)	0 (0 to 0)	0 (0 to 0)	0 (0 to 0)	0 (0 to 0)	0 (0 to 0)	0 (0 to 0)	0 (0 to 0)	0 (0 to 0)	0 (0 to 0)	0 (0 to 0)	0 (0 to 0)	0 (0 to 0)	0 (0 to 0)	0 (0 to 0)	0 (0 to 0)	0 (0 to 0)	0 (0 to 0)	0 (0 to 0)	0 (0 to 0)	0 (0 to 0)		0
Other chromosomal abnormalities	22.2 (21.2 to 23.4)	12.6 (7.4 to 22.4)	24.4 (21.3 to 27.1)	17.5 (10.5 to 28.4)	9.3 (4.6 to 16.7)	4.7 (2.6 to 7.1)	5.6 (2.5 to 9.4)	2.5 (2.2 to 3.1)	4.2 (2.7 to 6.7)	3.1 (2.5 to 4)	2.2 (1.2 to 3)	1.8 (1.1 to 2.8)	2.2 (1.2 to 3.9)	0.9 (0.5 to 1.5)	0.9 (0.5 to 1.6)	0.5 (0.1 to 0.9)	0.6 (0.1 to 1.1)	0 (0 to 0)	0 (0 to 0)	0 (0 to 0)	0 (0 to 0)		135
Congenital musculoskeletal and limb anomalies	9 (1.1 to 9.9)	1.9 (1 to 3)	19 (9.4 to 22.4)	28.9 (17.1 to 44.1)	27.6 (15.9 to 43.1)	29.3 (16.4 to 49.4)	26.2 (13.8 to 39)	7.1 (4.2 to 11.3)	5.1 (3.2 to 7.5)	6.7 (3.2 to 9.2)	6.9 (3.9 to 9.2)	7.6 (4.6 to 12.1)	8.2 (4.6 to 13.9)	7.6 (4.2 to 12.8)	7.6 (4.2 to 12.8)	8.2 (4.3 to 13.3)	6.4 (3.2 to 9.8)	2.5 (1.2 to 5.7)	2.1 (1 to 3.5)	1.1 (0.4 to 1.9)	0.4 (0.1 to 0.8)		218
Urogenital congenital anomalies	4 (2.5 to 11.1)	1.7 (0.9 to 3.3)	3.6 (1.5 to 6.2)	3.5 (1.6 to 5.9)	2.4 (1.2 to 4.6)	2.3 (1.3 to 4.2)	1.8 (1.1 to 2.9)	1.4 (0.8 to 2.2)	1.1 (0.4 to 1.7)	0.9 (0.6 to 1.4)	0.8 (0.5 to 1.3)	0.8 (0.4 to 1.3)	0.7 (0.4 to 1.1)	0.5 (0.2 to 0.8)	0.5 (0.2 to 0.8)	0.3 (0.2 to 0.6)	0.2 (0.1 to 0.3)	0.2 (0.1 to 0.3)	0.2 (0 to 0.3)	0.1 (0 to 0.2)	0 (0 to 0)		27.9
Digestive congenital anomalies	4 (2.6 to 6.4)	1.6 (1 to 2.9)	3.6 (2.3 to 5.1)	3.7 (2.4 to 5.1)	1.9 (1.1 to 3.2)	2.1 (0.7 to 1.4)	1.4 (0.8 to 2.1)	0.9 (0.5 to 1.3)	0.9 (0.3 to 0.7)	0.7 (0.4 to 1.1)	0.5 (0.3 to 0.7)	0.5 (0.4 to 0.8)	0.4 (0.2 to 0.6)	0.4 (0.2 to 0.6)	0.4 (0.2 to 0.6)	0.3 (0.2 to 0.5)	0.2 (0.1 to 0.3)	0.2 (0.1 to 0.3)	0.1 (0 to 0.2)	0.1 (0 to 0.1)	0 (0 to 0)		27.4
Other congenital birth defects	18.3 (11.3 to 30.9)	8.3 (2.3 to 9.2)	13.7 (9.6 to 20.4)	13.5 (9.9 to 20.4)	7.7 (4.2 to 11.4)	6.8 (3.6 to 9.6)	6.7 (3.7 to 9.6)	4.9 (2.6 to 7)	4.3 (2.5 to 6.4)	4.2 (2.1 to 6.2)	4.3 (2.4 to 7.5)	4.2 (2.3 to 6)	4.5 (2.4 to 6.5)	3.6 (1.9 to 7.9)	3.5 (2.1 to 7.7)	3.7 (2.2 to 6.2)	2.7 (2.6 to 10)	2.2 (0.9 to 4.6)	0.7 (0.4 to 1.6)	0.5 (0.3 to 2.4)	0.1 (0 to 1.1)		119
Urinary diseases and male infertility	0.2 (0 to 0.4)	0.2 (0.1 to 0.4)	0.9 (0.5 to 1.3)	1.6 (1.1 to 2.9)	1.4 (0.6 to 2.2)	1.4 (0.7 to 1.9)	1.6 (0.9 to 2)	4.4 (2.9 to 7)	6.1 (3.5 to 12.2)	9 (4.5 to 15.1)	13.7 (9.6 to 27.3)	21.6 (11.0 to 39.6)	17.7 (11.0 to 29.4)	24.3 (15.7 to 33.9)	22.2 (29.5 to 41.3)	14.7 (9.4 to 119)	17.1 (97.2 to 166)	15.6 (112.0 to 212)	13.7 (97.4 to 168)	10.2 (77.4 to 163)	3.3 (42.9 to 92)		20.3 (39.9 to 98.9)	1,050
Urolithiasis	0 (0 to 0)	0 (0 to 0)	0 (0 to 0)	0 (0 to 0)	0 (0 to 0.1)	0 (0.1 to 0.2)	0 (0.1 to 0.4)	0.2 (0.2 to 0.6)	0.2 (0.7 to 1.7)	0.5 (0.5 to 2.7)	0.5 (1.2 to 6.6)	1.2 (0.7 to 2.1)	0.9 (2.4 to 11.4)	2.2 (2.5 to 12.7)	2.2 (3.7 to 12.9)	1.2 (6.4 to 14.1)	1.5 (5.5 to 19.3)	1.2 (9.5 to 12)	0.4 (7.7 to 16.2)	0.4 (4.7 to 14.1)	0.1 (3.9 to 13)		92.6
Benign prostatic hyperplasia	0 (0 to 0)	0 (0 to 0)	0 (0 to 0)	0 (0 to 0)	0 (0 to 0)	0 (0 to 0)	0 (0 to 0)	0 (0 to 0)	0 (0 to 0)	0 (0 to 0)	0 (0 to 0)	0 (0 to 0)	0 (0 to 0)	0.1 (0 to 0.4)	1 (0.1 to 2.4)	4.7 (2 to 8.8)	10.8 (4.1 to 22)	40.6 (22.0 to 79.4)	91.1 (48.7 to 149)	62.6 (36 to 109)	28.1 (21.1 to 42.2)		18.6 (10.1 to 35.1)	371
Male infertility	0 (0 to 0)	0 (0 to 0)	0 (0 to 0)	0 (0 to 0)	0 (0 to 0)	0 (0 to 0)	0 (0 to 0)	2.9 (0.7 to 8)	3.8 (1.1 to 9.6)	4.1 (1.1 to 10.4)	1.1 (1.6 to 19.2)	10.6 (2.8 to 28.2)	2 (0.3 to 6.4)	0.5 (0 to 2)	0.5 (0 to 2)	0.3 (0 to 0.9)	0.3 (0 to 0.9)	0.3 (0 to 0.9)	0.3 (0 to 0.9)	0.3 (0 to 0.9)	0.3 (0 to 0.9)		39.3
Other urinary diseases	0.1 (0 to 0.2)	0.1 (0 to 0.2)	0.7 (0.1 to 2)	0.5 (0.4 to 1.1)	0.4 (0.2 to 0.6)	0.3 (0.2 to 0.4)	0.4 (0.2 to 0.6)	0.3 (0.1 to 0.5)	0.4 (0.1 to 1)	1.1 (0.5 to 2)	1.6 (0.7 to 2.9)	2.7 (1.3 to 4.2)	2.5 (1.3 to 3.9)	3.4 (1.7 to 4.7)	3.7 (2.0 to 5.2)	2.5 (1.2 to 3.5)	3.4 (2.8 to 9.2)	4.9 (2.8 to 9)	5.7 (3.1 to 11.4)	4.7 (2.5 to 10.2)	3.9 (1.9 to 7)		50.9
Gynecological diseases	0 (0 to 0)	0 (0 to 0)	0 (0 to 0)	0 (0 to 0)	0 (0 to 0)	0 (0 to 0)	0 (0 to 0)	0 (0 to 0)	0 (0 to 0)	0 (0 to 0)	0 (0 to 0)	0 (0 to 0)	0 (0 to 0)	0 (0 to 0)	0 (0 to 0)	0 (0 to 0)	0 (0 to 0)	0 (0 to 0)	0 (0 to 0)	0 (0 to 0)	0 (0 to 0)	0 (0 to 0)		0
Uterine fibroids	0 (0 to 0)	0 (0 to 0)	0 (0 to 0)	0 (0 to 0)	0 (0 to 0)	0 (0 to 0)	0 (0 to 0)	0 (0 to 0)	0 (0 to 0)	0 (0 to 0)	0 (0 to 0)	0 (0 to 0)	0 (0 to 0)	0 (0 to 0)	0 (0 to 0)	0 (0 to 0)	0 (0 to 0)	0 (0 to 0)	0 (0 to 0)	0 (0 to 0)	0 (0 to 0)	0 (0 to 0)		0
Polycystic ovarian syndrome	..	..	..	..	..	..	..	..	..	..	..	..	..	..	..	..	..	..	..	..	..	..		NA
Female infertility	..	..	..	..	..	..	..	..	..	..	..	..	..	..	..	..	..	..	..	..	..	..		NA
Endometriosis	..	..	..	..	..	..	..	..	..	..	..	..	..	..	..	..	..	..	..	..	..	..		NA
Genital prolapse	0 (0 to 0)	0 (0 to 0)	0 (0 to 0)	0 (0 to 0)	0 (0 to 0)	0 (0 to 0)	0 (0 to 0)	0 (0 to 0)	0 (0 to 0)	0 (0 to 0)	0 (0 to 0)	0 (0 to 0)	0 (0 to 0)	0 (0 to 0)	0 (0 to 0)	0 (0 to 0)	0 (0 to 0)	0 (0 to 0)	0 (0 to 0)	0 (0 to 0)	0 (0 to 0)	0 (0 to 0)		0
Premenstrual syndrome	..	..	..	..	..	..	..	..	..	..	..	..	..	..	..	..	..	..	..	..	..	..		NA
Other gynecological diseases	0 (0 to 0)	0 (0 to 0)	0 (0 to 0)	0 (0 to 0)	0 (0 to 0)	0 (0 to 0)	0 (0 to 0)	0 (0 to 0)	0 (0 to 0)	0 (0 to 0)	0 (0 to 0)	0 (0 to 0)	0 (0 to 0)	0 (0 to 0)	0 (0 to 0)	0 (0 to 0)	0 (0 to 0)	0 (0 to 0)	0 (0 to 0)	0 (0 to 0)	0 (0 to 0)	0 (0 to 0)		0
Hemoglobinopathies and hemolytic anemias	0 (0 to 0.1)	0.2 (0.1 to 0.4)	0.8 (0.3 to 2.1)	2.4 (0.9 to 6.1)	0.9 (0.5 to 1.7)	2.3 (0.9 to 4.4)	1.7 (0.8 to 3.4)	0.9 (0.4 to 2)	1.1 (0.5 to 2.4)	1.8 (0.8 to 3.6)	2.5 (1.0 to 5.4)	3.3 (1.6 to 7.2)	4.3 (2.3 to 9.2)	4.6 (2.7 to 8.7)	7.9 (3.9 to 17.7)	19.2 (5.5 to 31.2)	19.8 (9.4 to 29.6)	19.2 (13.5 to 26)	17.9 (11.6 to 24.7)	19.2 (12.3 to 27.1)	13.4 (9.5 to 23)		148
Thalassemias	0 (0 to 0.1)	0 (0 to 0)	0.2 (0.2 to 0.4)	0.6 (0.4 to 1.4)	0.4 (0.7 to 1.4)	0.4 (0.1 to 2)	0.4 (0.4 to 1.3)	0.2 (0.4 to 0.9)	0.3 (0.2 to 0.6)	0.4 (0.2 to 0.8)	0.6 (0.3 to 1.1)	0.8 (0.4 to 1.5)	1.1 (0.6 to 2.2)	1.1 (0.6 to 2.1)	1.1 (0.5 to 2.1)	1.1 (0.5 to 2.1)	1.5 (0.6 to 3.2)	1.8 (0.9 to 3.6)	1.6 (0.9 to 3.1)	1.6 (0.9 to 3.1)	1.1 (0.5 to 2.1)		7.2
Thalassemias trait	0 (0 to 0)	0 (0 to 0)	0.2 (0.2 to 0.6)	0.6 (0.3 to 2)	0.4 (0.3 to 0.7)	0.4 (0.2 to 0.7)	0.4 (0.2 to 0.6)	0.2 (0.2 to 0.4)	0.3 (0.2 to 0.6)	0.4 (0.2 to 0.6)	0.6 (0.3 to 1.1)	0.8 (0.4 to 1.5)	1.1 (0.5 to 1.7)	1.1 (0.5 to 2.1)	1.1 (0.5 to 1.7)	1.1 (0.5 to 2.1)	1.5 (0.6 to 3.2)	1.8 (0.9 to 3.6)	1.6 (0.9 to 3.1)	1.6 (0.9 to 3.1)	1.1 (0.5 to 2.1)		7.2
Sickle cell disorders	0 (0 to 0)	0 (0 to 0)	0 (0 to 0)	0 (0 to 0)	0 (0 to 0)	0 (0 to 0)	0 (0 to 0)	0 (0 to 0)	0 (0 to 0)	0 (0 to 0)	0 (0 to 0)	0 (0 to 0)	0 (0 to 0)	0 (0 to 0)	0 (0 to 0)	0 (0 to 0)	0 (0 to 0)	0 (0 to 0)	0 (0 to 0)	0 (0 to 0)	0 (0 to 0)	0 (0 to 0)		0.1
Sickle cell trait	0 (0 to 0)	0 (0 to 0)	0 (0 to 0.1)	0 (0 to 0.2)	0 (0 to 0.4)	0 (0 to 0.2)	0 (0 to 0.1)	0 (0 to 0.1)	0 (0 to 0.2)	0 (0 to 0.1)	0 (0 to 0.1)	0 (0 to 0.1)	0 (0 to 0.1)	0 (0 to 0.1)	0 (0 to 0.2)	0 (0 to 0.1)	0 (0 to 0.2)	0 (0 to 0.2)	0 (0 to 0.2)	0 (0 to 0.1)	0 (0 to 0.1)	0 (0 to 0.1)		1.1
G6PD deficiency	0 (0 to 0)	0 (0 to 0)	0 (0 to 0)	0 (0 to 0)	0 (0 to 0)	0 (0 to 0)	0 (0 to 0.1)	0 (0 to 0.1)	0 (0 to 0.1)	0 (0 to 0.2)	0 (0 to 0.2)	0.4 (0.2 to 0.7)	0.2 (0.2 to 0.5)	0.5 (0.2 to 0.9)	0.5 (0.2 to 0.9)	0.4 (0.2 to 0.7)	0.4 (0.2 to 0.6)	0.3 (0.2 to 0.6)	0.2 (0.1 to 0.4)	0.2 (0.1 to 0.3)	0.1 (0 to 0.1)	0 (0 to 0.1)		4.1
G6PD trait	0 (0 to 0)	0 (0 to 0)	0 (0 to 0)	0 (0 to 0)	0 (0 to 0)	0 (0 to 0)	0 (0 to 0)	0 (0 to 0)	0 (0 to 0)	0 (0 to 0)	0 (0 to 0)	0 (0 to 0)	0 (0 to 0)	0 (0 to 0)	0 (0 to 0)	0 (0 to 0)	0 (0 to 0)	0 (0 to 0)	0 (0 to 0)	0 (0 to 0)	0 (0 to 0)	0 (0 to 0)		0
Other hemoglobinopathies and hemolytic anemias	0 (0 to 0)	0.1 (0 to 0.2)	0.2 (0 to 0.7)	0.6 (0 to 2.3)	1.2 (0.6 to 3.2)	0.7 (0.2 to 2.1)	0.8 (1.1 to 3.9)	0.7 (0.3 to 1.4)	1 (0.4 to 2.6)	1.4 (0.6 to 4)	2.4 (1.2 to 5.6)	3.2 (1.7 to 8.4)	3.2 (1.7 to 9.4)	3.8 (2.1 to 7.5)	6.3 (3.3 to 13.4)	8.7 (4.9 to 16.4)	14.1 (8.7 to 23.1)	19.7 (11.4 to 29.4)	16.4 (10.9 to 24.6)	12.4 (7.1 to 20.2)	9.4 (4.3 to 16.1)		118
Endocrine, metabolic, blood, and immune disorders	2 (1.1 to 2.4)	2.1 (1.1 to 4.4)	1.2 (0.7 to 2.2)	2.5 (1.4 to 3.4)	2.2 (1.1 to 3.7)	2.3 (1.2 to 3.4)	2.3 (1.1 to 3.5)	2.2 (1.2 to 3.4)	2.2 (1.2 to 3.4)	2.3 (1.2 to 3.5)	2.3 (1.2 to 3.5)	2.3 (1.2 to 3.5)	2.3 (1.2 to 3.5)	2.3 (1.2 to 3.5)	2.3 (1.2 to 3.5)	2.3 (1.2 to 3.5)	2.3 (1.2 to 3.5)	2.3 (1.2 to 3.5)	2.3 (1.2 to 3.5)	2.3 (1.2 to 3.5)	2.3 (1.2 to 3.5)		60.3
Thalassemias	0 (0 to 0.1)	0 (0 to 0)	0.2 (0.2 to 0.6)	0.6 (0.4 to 1.4)	0.4 (0.7 to 1.4)	0.4 (0.1 to 2)	0.4 (0.4 to 1.3)	0.2 (0.4 to 0.9)	0.3 (0.2 to 0.6)	0.4 (0.2 to 0.8)	0.6 (0.3 to 1.1)	0.8 (0.4 to 1.5)	1.1 (0.5 to 2.2)	1.1 (0.6 to 2.1)	1.1 (0.5 to 2.1)	1.1 (0.5 to 2.1)	1.5 (0.6 to 3.2)	1.8 (0.9 to 3.6)	1.6 (0.9 to 3.1)	1.6 (0.9 to 3.1)	1.1 (0.5 to 2.1)		7.2
Thalassemias trait	0 (0 to 0)	0 (0 to 0)	0 (0 to 0)	0 (0 to 0)	0 (0 to 0)	0 (0 to 0)	0 (0 to 0)	0 (0 to 0)	0 (0 to 0)	0 (0 to 0)	0 (0 to 0)	0 (0 to 0)	0 (0 to 0)	0 (0 to 0)	0 (0 to 0)	0 (0 to 0)	0 (0 to 0)	0 (0 to 0)	0 (0 to 0)	0 (0 to 0)	0 (0 to 0)	0 (0 to 0)		0
Sickle cell disorders	0 (0 to 0)	0 (0 to 0)	0 (0 to 0)	0 (0 to 0)	0 (0 to 0)	0 (0 to 0)	0 (0 to 0)	0 (0 to 0)	0 (0 to 0)	0 (0 to 0)	0 (0 to 0)	0 (0 to 0)	0 (0 to 0)	0 (0 to 0)	0 (0 to 0)	0 (0 to 0)	0 (0 to 0)	0 (0 to 0)	0 (0 to 0)	0 (0 to 0)	0 (0 to 0)	0 (0 to 0)		0.1
Sickle cell trait	0 (0 to 0)	0 (0 to 0)	0 (0 to 0.1)	0 (0 to 0.2)	0 (0 to 0.4)	0 (0 to 0.2)	0 (0 to 0.1)	0 (0 to 0.1)	0 (0 to 0.2)	0 (0 to 0.1)	0 (0 to 0.1)	0 (0 to 0.1)	0 (0 to 0.1)	0 (0 to 0.1)	0 (0 to 0.2)	0 (0 to 0.1)	0 (0 to 0.2)	0 (0 to 0.2)	0 (0 to 0.2)	0 (0 to 0.1)	0 (0 to 0.1)	0 (0 to 0.1)		1.1
G6PD deficiency	0 (0 to 0)	0 (0 to 0)	0 (0 to 0)	0 (0 to 0)	0 (0 to 0)	0 (0 to 0)	0 (0 to 0.1)	0 (0 to 0.1)	0 (0 to 0.1)	0 (0 to 0.2)	0 (0 to 0.2)	0.4 (0.2 to 0.7)	0.2 (0.2 to 0.5)	0.5 (0.2 to 0.9)	0.5 (0.2 to 0.9)	0.4 (0.2 to 0.7)	0.4 (0.2 to 0.6)	0.3 (0.2 to 0.6)	0.2 (0.1 to 0.4)	0.2 (0.1 to 0.3)	0.1 (0 to 0.1)	0 (0 to 0.1)		4.1
G6PD trait	0 (0 to 0)	0 (0 to 0)	0 (0 to 0)	0 (0 to 0)	0 (0 to 0)	0 (0 to 0)	0 (0 to 0)	0 (0 to 0)	0 (0 to 0)	0 (0 to 0)	0 (0 to 0)	0 (0 to 0)	0 (0 to 0)	0 (0 to 0)	0 (0 to 0)	0 (0 to 0)	0 (0 to 0)	0 (0 to 0)	0 (0 to 0)	0 (0 to 0)	0 (0 to 0)	0 (0 to 0)		0
Other hemoglobinopathies and hemolytic anemias	0 (0 to 0)	0.1 (0 to 0.2)	0.2 (0 to 0.7)	0.6 (0 to 2.3)	1.2 (0.6 to 3.2)	0.7 (0.2 to 2.1)	0.8 (1.1 to 3.9)	0.7 (0.3 to 1.4)	1 (0.4 to 2.6)	1.4 (0.6 to 4)	2.4 (1.2 to 5.6)	3.2 (1.7 to 8.4)	3.2 (1.7 to 9.4)	3.8 (2.1 to 7.5)	6.3 (3.3 to 13.4)	8.7 (4.9 to 16.4)	14.1 (8.7 to 23.1)	19.7 (11.4 to 29.4)	16.4 (10.9 to 24.6)	12.4 (7.1 to 20.2)	9.4 (4.3 to 16.1)		118
Endocrine, metabolic, blood, and immune disorders	2 (1.1 to 2.4)	2.1 (1.1 to 4.4)	1.2 (0.7 to 2.2)	2.5 (1.4 to 3.4)	2.2 (1.1 to 3.7)	2.3 (1.2 to 3.4)	2.3 (1.1 to 3.5)	2.2 (1.2 to 3.4)	2.2 (1.2 to 3.4)	2.3 (1.2 to 3.5)	2.3 (1.2 to 3.5)	2.3 (1.2 to 3.5)	2.3 (1.2 to 3.5)	2.3 (1.2 to 3.5)	2.3 (1.2 to 3.5)	2.3 (1.2 to 3.5)	2.3 (1.2 to 3.5)	2.3 (1.2 to 3.5)	2.3 (1.2 to 3.5)	2.3 (1.2 to 3.5)	2.3 (1.2 to 3.5)		60.3
Cyst disorders	0 (0 to 0)	0 (0 to 0)	0 (0 to 0)	0 (0 to 0)	0 (0 to 0)	0 (0 to 0)	0 (0 to 0)	0 (0 to 0)	0 (0 to 0)	0 (0 to 0)	0 (0 to 0)	0 (0 to 0)	0 (0 to 0)	0 (0 to 0)	0 (0 to 0)	0 (0 to 0)	0 (0 to 0)	0 (0 to 0)	0 (0 to 0)	0 (0 to 0)	0 (0 to 0)	0 (0 to 0)		0
Caries of deciduous teeth	0 (0 to 0)	0 (0 to 0)	2.9 (0.9 to 5.6)	3.9 (1.5 to 7.6)	1.9 (0.6 to 3.6)	0.2 (0 to 0.6)	0.2 (0 to 0.6)	0.1 (0 to 0.4)	0.1 (0 to 0.3)	0 (0 to 0.2)	0 (0 to 0.1)	0 (0 to 0.1)	0 (0 to 0.1)	0 (0 to 0.1)	0 (0 to 0.1)	0 (0 to 0.1)	0 (0 to 0.1)	0 (0 to 0.1)	0 (0 to 0.1)	0 (0 to 0.1)	0 (0 to 0.1)	0 (0 to 0.1)		9.6
Caries of permanent teeth	0 (0 to 0)	0 (0 to 0)	0 (0 to 0)	1.4 (0.4 to 3.2)	0.7 (2.2 to 12.7)	8.1 (2.3 to 16.1)	8.4 (2.3 to 16.7)	8.1 (2.3 to 16.1)	8.7 (2.5 to 19.5)	10.9 (4.5 to 22.4)	11.8 (5.3 to 24.3)	11.6 (4.7 to 24.5)	12.8 (4.2 to 22.1)	11.4 (4.2 to 22.1)	12.8 (4.1 to 25.6)	11.9 (4.1 to 26.4)	12.8 (4.7 to 26.4)	11 (4.6 to 22.6)	7.3 (3.2 to 14.9)	4.9 (1.9 to 10.2)	2.7 (1 to 5.7)		0.2 (0.1 to 0.2)	147
Periodontal diseases	0 (0 to 0)	0 (0 to 0)	0 (0 to 0)	0 (0 to 0)	0.8 (0.2 to 2.3)	2.6 (0.7 to 6.7)	2.6 (0.7 to 6.7)	2.6 (0.7 to 6.7)	2.6 (0.7 to 6.7)	3.6 (1.2 to 9.6)	4.6 (1.6 to 12.2)	5.5 (1.8 to 15.1)	7.5 (2.6 to 17.6)	8.1 (2.6 to 17.6)	9.1 (2.6 to 19.6)	8.6 (2.6 to 19.6)	9.1 (2.6 to 19.6)	9.2 (3.2 to 19.6)	9.1 (3.2 to 19.6)	7.5 (2.6 to 19.6)	5.3 (1.6 to 12.2)		0.2 (0.1 to 0.2)	751
Other oral disorders	0 (0 to 0)	0 (0 to 0)	0 (0 to 0)	9.6 (4.1 to 19.4)	9.7 (4.6 to 19.4)	7.7 (4.6 to 12.5)	12.2 (6.9 to 19.4)	13 (7.7 to 22.3)	14.1 (8.4 to 22.3)	19.7 (12

SR Table 2a: Iwata DALYS by cause and age group for males with 95% uncertainty intervals, 2019

Cause	Early Neonatal (0-6 days)	Late Neonatal (7-27 days)	Post Neonatal (28-364 days)	1 to 4	5 to 9	10 to 14	15 to 19	20 to 24	25 to 29	30 to 34	35 to 39	40 to 44	45 to 49	50 to 54	55 to 59	60 to 64	65 to 69	70 to 74	75 to 79	80 to 84	85 to 89	90 to 94	95 plus	Total
All causes	1,196 (1164 to 1,217)	1,104 (66 to 124)	1,104 (977 to 1,222)	1,104 (972 to 1,227)	1,104 (777 to 1,340)	1,104 (1,000 to 1,240)	1,104 (1,000 to 2,440)	1,104 (2,140 to 3,220)	1,104 (2,710 to 3,840)	1,104 (3,150 to 4,540)	1,104 (3,660 to 5,220)	1,104 (4,060 to 5,820)	1,104 (4,610 to 6,220)	1,104 (5,220 to 10,100)	1,104 (6,730 to 13,100)	1,104 (11,200 to 16,400)	1,104 (16,000 to 21,400)	1,104 (20,400 to 27,000)	1,104 (26,300 to 33,000)	1,104 (32,400 to 38,100)	1,104 (36,200 to 42,000)	1,104 (39,000 to 43,600)	1,104 (3,720 to 5,320)	311,000
Communicable, maternal, neonatal, and nutritional diseases	1,036 (924 to 1,168)	429 (201 to 1,040)	1,036 (81 to 1,530)	1,036 (109 to 2,070)	153 (99 to 3,090)	139 (84 to 2,070)	116 (66 to 1,760)	104 (78 to 1,390)	103 (84 to 1,107)	103 (109 to 1,181)	103 (133 to 1,274)	104 (179 to 1,262)	229 (209 to 1,356)	260 (260 to 1,627)	316 (329 to 1,901)	439 (424 to 2,660)	680 (720 to 1,220)	944 (908 to 1,990)	1,220 (1,260 to 2,280)	1,670 (1,580 to 2,670)	2,090 (1,820 to 2,870)	2,160 (982 to 1,940)	1,220 (292 to 509)	13,000
HIV/AIDS and sexually transmitted infections	0 (0 to 0)	0 (0 to 0)	1 (0 to 1.1)	1.6 (1 to 1.7)	0.6 (0 to 0.6)	0.4 (0 to 0.6)	1.1 (0.7 to 1.5)	1.8 (1.2 to 2.4)	2.9 (1.9 to 4.2)	4.1 (2.6 to 5.9)	5.4 (3.7 to 7.6)	7.2 (5 to 9.9)	9.4 (5.3 to 15)	7.4 (5.3 to 10.5)	8.2 (4.6 to 9.8)	7 (5.1 to 9.4)	16.2 (10.7 to 19.3)	19.6 (11.6 to 24.1)	19.2 (9.3 to 17.4)	11.3 (4.1 to 15.1)	6.2 (1.9 to 12.2)	0.1 (0 to 0.3)	89.5
HIV/AIDS	0 (0 to 0)	0 (0 to 0)	1 (0.6 to 1.1)	1.4 (1 to 1.7)	0.6 (0 to 0.6)	0.3 (0 to 0.6)	0.6 (0.4 to 0.8)	1.6 (0.8 to 1.9)	2.5 (1.1 to 2.9)	3.7 (2.4 to 5.1)	4.9 (3.4 to 6.9)	6.6 (4.5 to 9.2)	4.8 (3.4 to 6.9)	4 (2.9 to 5.7)	4.6 (3.4 to 6.1)	11.9 (8.9 to 16.4)	14 (7.3 to 20.2)	23.6 (12.4 to 34.1)	1.4 (0.4 to 2.3)	0.2 (0.1 to 0.3)	0.1 (0 to 0.3)	93
HIV/AIDS - Drug-susceptible Tuberculosis	0 (0 to 0)	0 (0 to 0)	0 (0 to 0.4)	0.1 (0 to 0.4)	0.2 (0 to 0.7)	0.1 (0 to 0.5)	0.1 (0 to 0.2)	0.2 (0 to 0.3)	0.3 (0 to 0.5)	0.5 (0 to 0.7)	0.6 (0 to 0.9)	0.9 (0 to 1.1)	1.1 (0.7 to 1.5)	1 (0.6 to 1.5)	0.9 (0.6 to 1.3)	1.1 (0.7 to 1.5)	2.6 (1.7 to 3.9)	2.7 (1.7 to 3.9)	0.2 (0 to 0.5)	0.1 (0 to 0.1)	0 (0 to 0.1)	0 (0 to 0.1)	13
HIV/AIDS - Multidrug-resistant Tuberculosis without extensive drug resistance	0 (0 to 0)	0 (0 to 0)	0 (0 to 0)	0 (0 to 0.1)	0 (0 to 0)	0 (0 to 0)	0 (0 to 0)	0 (0 to 0)	0 (0 to 0)	0 (0 to 0)	0 (0 to 0)	0 (0 to 0)	0 (0 to 0)	0 (0 to 0)	0 (0 to 0)	0 (0 to 0)	0 (0 to 0)	0 (0 to 0)	0 (0 to 0)	0 (0 to 0)	0 (0 to 0)	0 (0 to 0)	0 (0 to 0)	0.3
HIV/AIDS - Extensively drug-resistant Tuberculosis	0 (0 to 0)	0 (0 to 0)	0 (0 to 0)	0 (0 to 0)	0 (0 to 0)	0 (0 to 0)	0 (0 to 0)	0 (0 to 0)	0 (0 to 0)	0 (0 to 0)	0 (0 to 0)	0 (0 to 0)	0 (0 to 0)	0 (0 to 0)	0 (0 to 0)	0 (0 to 0)	0 (0 to 0)	0 (0 to 0)	0 (0 to 0)	0 (0 to 0)	0 (0 to 0)	0 (0 to 0)	0 (0 to 0)	0.1
HIV/AIDS resulting in other diseases	0 (0 to 0)	0 (0 to 0)	0.7 (0 to 1.3)	0.6 (0 to 1.3)	0.4 (0 to 0.6)	0.2 (0 to 0.5)	0.5 (0 to 0.8)	1.1 (0.5 to 1.4)	1.6 (0.8 to 2.3)	2.6 (1.2 to 3.2)	3.7 (1.7 to 4.5)	2.6 (1.2 to 3.2)	2.6 (1.2 to 3.2)	2.1 (1 to 2.6)	1.6 (0.8 to 2)	2.6 (1.2 to 3.2)	9.1 (4.4 to 11.3)	5.6 (2.6 to 7.1)	11.2 (4.9 to 13.6)	1.3 (0.4 to 2.3)	0.2 (0.1 to 0.3)	0.2 (0.1 to 0.3)	49.6
Sexually transmitted infections excluding HIV	0 (0 to 0)	0 (0 to 0)	0 (0 to 0)	0 (0 to 0)	0 (0 to 0)	0 (0 to 0)	0 (0 to 0)	0 (0 to 0)	0 (0 to 0)	0 (0 to 0)	0 (0 to 0)	0 (0 to 0)	0 (0 to 0)	0 (0 to 0)	0 (0 to 0)	0 (0 to 0)	0 (0 to 0)	0 (0 to 0)	0 (0 to 0)	0 (0 to 0)	0 (0 to 0)	0 (0 to 0)	0 (0 to 0)	0
Syphilis	0 (0 to 0)	0 (0 to 0)	0 (0 to 0)	0 (0 to 0)	0 (0 to 0)	0 (0 to 0)	0 (0 to 0)	0 (0 to 0)	0 (0 to 0)	0 (0 to 0)	0 (0 to 0)	0 (0 to 0)	0 (0 to 0)	0 (0 to 0)	0 (0 to 0)	0 (0 to 0)	0 (0 to 0)	0 (0 to 0)	0 (0 to 0)	0 (0 to 0)	0 (0 to 0)	0 (0 to 0)	0 (0 to 0)	0
Chlamydial infection	0 (0 to 0)	0 (0 to 0)	0 (0 to 0)	0 (0 to 0)	0 (0 to 0)	0 (0 to 0)	0 (0 to 0)	0 (0 to 0)	0 (0 to 0)	0 (0 to 0)	0 (0 to 0)	0 (0 to 0)	0 (0 to 0)	0 (0 to 0)	0 (0 to 0)	0 (0 to 0)	0 (0 to 0)	0 (0 to 0)	0 (0 to 0)	0 (0 to 0)	0 (0 to 0)	0 (0 to 0)	0 (0 to 0)	0
Gonococcal infection	0 (0 to 0)	0 (0 to 0)	0 (0 to 0)	0 (0 to 0)	0 (0 to 0)	0 (0 to 0)	0 (0 to 0.1)	0 (0 to 0.2)	0 (0 to 0.2)	0 (0 to 0.2)	0 (0 to 0.2)	0 (0 to 0.2)	0 (0 to 0.2)	0 (0 to 0.2)	0 (0 to 0.2)	0 (0 to 0.2)	0 (0 to 0.2)	0 (0 to 0.2)	0 (0 to 0.2)	0 (0 to 0.2)	0 (0 to 0.2)	0 (0 to 0.2)	0 (0 to 0.2)	1.5
Trichomoniasis	0 (0 to 0)	0 (0 to 0)	0 (0 to 0)	0 (0 to 0)	0 (0 to 0)	0 (0 to 0)	0 (0 to 0)	0 (0 to 0.1)	0 (0 to 0.2)	0 (0 to 0.3)	0 (0 to 0.3)	0 (0 to 0.3)	0 (0 to 0.3)	0 (0 to 0.3)	0 (0 to 0.3)	0 (0 to 0.3)	0 (0 to 0.3)	0 (0 to 0.3)	0 (0 to 0.3)	0 (0 to 0.3)	0 (0 to 0.3)	0 (0 to 0.3)	0 (0 to 0.3)	1.3
Genital herpes	0 (0 to 0)	0 (0 to 0)	0 (0 to 0)	0 (0 to 0)	0 (0 to 0)	0 (0 to 0)	0 (0 to 0.2)	0 (0 to 0.4)	0 (0 to 0.7)	0 (0.2 to 1.1)	0 (0.2 to 1.6)	0 (0.2 to 1.6)	0 (0.3 to 2.1)	0 (0.3 to 2.4)	0 (0.3 to 2.4)	0 (0.3 to 2.4)	0 (0.3 to 2.4)	0 (0.3 to 2.4)	0 (0.2 to 1.8)	0 (0.1 to 1.7)	0 (0.1 to 0.9)	0 (0.1 to 0.3)	10.1
Other sexually transmitted infections	0 (0 to 0)	0 (0 to 0)	0 (0 to 0)	0 (0 to 0)	0 (0 to 0)	0 (0 to 0)	0 (0 to 0.1)	0 (0 to 0.1)	0 (0 to 0.2)	0 (0 to 0.3)	0 (0 to 0.4)	0 (0 to 0.5)	0 (0 to 0.6)	0 (0 to 0.8)	0 (0 to 0.9)	0 (0 to 1.2)	0 (0 to 1.5)	0 (0 to 1.5)	0 (0 to 1.2)	0 (0 to 0.9)	0 (0 to 0.5)	0 (0 to 0.2)	0 (0 to 0.1)	1.9
Respiratory infections and tuberculosis	1.4 (1.2 to 2.7)	3.7 (2.4 to 9.1)	32.6 (23.9 to 64.7)	102 (44.5 to 99.6)	47 (27.8 to 87.8)	39.6 (29.2 to 75)	43.7 (28.4 to 70.7)	59.9 (28.4 to 94.6)	64.2 (36.1 to 72.2)	70.3 (49.6 to 83.4)	82.3 (62 to 101)	127 (72.2 to 137)	139 (91.4 to 166)	139 (103 to 209)	477 (197 to 362)	737 (249 to 640)	1,060 (536 to 936)	2,200 (769 to 1,380)	3,180 (1,130 to 2,000)	4,230 (1,440 to 2,600)	5,140 (1,540 to 2,940)	4,240 (967 to 2,610)	19,900
Tuberculosis	0 (0 to 0)	0 (0 to 0)	0 (0 to 0.2)	0 (0 to 0.1)	0 (0 to 0.1)	0 (0 to 0.1)	0 (0 to 0.1)	0 (0 to 0.1)	0 (0 to 0.2)	0 (0 to 0.2)	0 (0 to 0.2)	0 (0 to 0.2)	0 (0 to 0.2)	0 (0 to 0.2)	0 (0 to 0.2)	0 (0 to 0.2)	0 (0 to 0.2)	0 (0 to 0.2)	0 (0 to 0.2)	0 (0 to 0.2)	0 (0 to 0.2)	0 (0 to 0.2)	0 (0 to 0.2)	0.2
Latent tuberculosis infection	0 (0 to 0)	0 (0 to 0)	0 (0 to 0)	0 (0 to 0)	0 (0 to 0)	0 (0 to 0)	0 (0 to 0)	0 (0 to 0)	0 (0 to 0)	0 (0 to 0)	0 (0 to 0)	0 (0 to 0)	0 (0 to 0)	0 (0 to 0)	0 (0 to 0)	0 (0 to 0)	0 (0 to 0)	0 (0 to 0)	0 (0 to 0)	0 (0 to 0)	0 (0 to 0)	0 (0 to 0)	0 (0 to 0)	0
Drug-susceptible tuberculosis	0 (0 to 0)	0 (0 to 0)	0.1 (0.1 to 0.2)	0.1 (0 to 0.2)	0.1 (0 to 0.2)	0.1 (0 to 0.2)	0.3 (0.2 to 0.5)	0.6 (0.3 to 1.3)	1.4 (0.9 to 2.2)	1.5 (1 to 2.1)	1.7 (1.2 to 2.4)	2.6 (2.4 to 4.3)	3.6 (3.4 to 4.7)	4.6 (4.4 to 6.4)	9.3 (8.4 to 11.5)	9.5 (9.5 to 13.3)	19.1 (11.7 to 23.4)	29.6 (19.1 to 37.2)	39.4 (26.4 to 50.1)	42.6 (21 to 57.1)	41.9 (29.4 to 58.7)	51.6 (36.1 to 68.4)	29.6 (17.8 to 41.5)	288
Multidrug-resistant tuberculosis without extensive drug resistance	0 (0 to 0)	0 (0 to 0)	0 (0 to 0)	0 (0 to 0)	0 (0 to 0)	0 (0 to 0)	0 (0 to 0)	0 (0 to 0)	0 (0 to 0.1)	0 (0 to 0.1)	0 (0 to 0.2)	0 (0 to 0.2)	0 (0 to 0.3)	0 (0 to 0.4)	0 (0 to 0.4)	0 (0 to 0.5)	0 (0 to 0.5)	0 (0 to 0.5)	0 (0 to 0.4)	0 (0 to 0.2)	0 (0 to 0.1)	0 (0 to 0.1)	0 (0 to 0.1)	0.7
Extensively drug-resistant tuberculosis	0 (0 to 0)	0 (0 to 0)	0 (0 to 0)	0 (0 to 0)	0 (0 to 0)	0 (0 to 0)	0 (0 to 0)	0 (0 to 0)	0 (0 to 0)	0 (0 to 0)	0 (0 to 0)	0 (0 to 0)	0 (0 to 0)	0 (0 to 0)	0 (0 to 0)	0 (0 to 0)	0 (0 to 0)	0 (0 to 0)	0 (0 to 0)	0 (0 to 0)	0 (0 to 0)	0 (0 to 0)	0 (0 to 0)	0
Lower respiratory infections	1.4 (1.2 to 2.4)	3.4 (2.3 to 8.7)	29.8 (19.5 to 58.7)	27.3 (13.5 to 52.6)	14.4 (10.6 to 19)	8.2 (4.2 to 12.2)	8.9 (5.3 to 12.2)	13 (6.3 to 18.6)	18.6 (12.1 to 26.8)	23.5 (16.2 to 32.6)	32.4 (21.9 to 46.4)	52.8 (35.6 to 75.4)	74.6 (48.7 to 105)	125 (82.2 to 174)	222 (150 to 309)	419 (283 to 579)	667 (418 to 922)	977 (668 to 1,350)	1,450 (1,070 to 1,910)	1,980 (1,470 to 2,470)	1,970 (1,620 to 2,460)	1,130 (1,060 to 1,450)	282 (264 to 356)	9,580
Upper respiratory infections	0 (0 to 0.1)	0.3 (0.2 to 0.5)	2.8 (2.4 to 5.9)	28.5 (19.3 to 47.6)	38.4 (19.1 to 61)	32.9 (17.4 to 58.9)	30.7 (16.9 to 54.2)	29.6 (13.2 to 54.2)	29.2 (14.1 to 46.8)	29.2 (17.7 to 47.4)	33.6 (21.1 to 52.1)	39.1 (19.7 to 60.2)	37.9 (20.1 to 66.2)	34.2 (18.1 to 58.4)	36 (19.1 to 62.3)	34.8 (18.4 to 57.3)	37 (19.2 to 62)	31.3 (14.1 to 56.1)	22.5 (9.7 to 41.9)	19.1 (8.6 to 29.4)	9.7 (3.4 to 15.4)	4.2 (2.3 to 6.4)	551
Otitis media	0 (0 to 0)	0.9 (0.4 to 1.4)	9.6 (5.9 to 17.7)	7.6 (4.1 to 13.1)	0.6 (0.1 to 1.2)	0.4 (0.1 to 0.8)	0.3 (0.1 to 0.6)	0.3 (0.1 to 0.6)	0.3 (0.1 to 0.6)	0.3 (0.1 to 0.6)	0.3 (0.1 to 0.6)	0.3 (0.1 to 0.6)	0.3 (0.1 to 0.6)	0.3 (0.1 to 0.6)	0.3 (0.1 to 0.6)	0.3 (0.1 to 0.6)	0.3 (0.1 to 0.6)	0.3 (0.1 to 0.6)	0.3 (0.1 to 0.6)	0.3 (0.1 to 0.6)	0.3 (0.1 to 0.6)	0.3 (0.1 to 0.6)	0.3 (0.1 to 0.6)	152
Enteric infections	1.2 (1.1 to 2.3)	0.9 (0.3 to 2.3)	1.9 (0.7 to 4.2)	7.5 (4.7 to 10.8)	2.5 (1.7 to 3.6)	0.7 (0.4 to 1.1)	0.6 (0.4 to 1.1)	1.1 (0.7 to 1.6)	1.3 (1 to 2.3)	1.6 (1.1 to 2.3)	2.1 (1.4 to 3)	3.4 (2.7 to 4.7)	4.8 (3.7 to 6.5)	13.6 (10.2 to 18.3)	19.2 (12.2 to 28.3)	31.4 (14.7 to 51)	22.1 (17.7 to 30.9)	31.4 (24.1 to 40.1)	33.4 (24.9 to 43.1)	39.7 (29.4 to 51.2)	45.9 (29.4 to 66.7)	42.3 (26.2 to 62.9)	23.4 (13.7 to 33.1)	368
Diarrheal diseases	0 (0.1 to 0.2)	0.4 (0.4 to 0.9)	1.4 (0.6 to 10.2)	6.5 (4.6 to 10.4)	1.1 (1.7 to 3.6)	0.4 (0.7 to 1.1)	0.4 (0.7 to 1.1)	1.4 (1.1 to 2.2)	1.2 (2.1 to 3.4)	1.4 (3.4 to 5.6)	1.7 (5.6 to 12.9)	3.1 (8.7 to 19.5)	4.4 (12.1 to 26.2)	12.9 (14.2 to 31)	20.4 (17.4 to 35.5)	31.6 (22.5 to 43.4)	22.1 (24.3 to 35.5)	31.4 (29.6 to 38.9)	33.4 (29.4 to 39.7)	39.7 (29.4 to 48.8)	45.9 (29.1 to 61.8)	42.2 (26.1 to 57)	23.4 (13.7 to 32.6)	367
Typhoid and paratyphoid	0 (0 to 0)	0 (0 to 0)	0 (0 to 0)	0 (0 to 0)	0 (0 to 0)	0 (0 to 0)	0 (0 to 0)	0 (0 to 0)	0 (0 to 0)	0 (0 to 0)	0 (0 to 0)	0 (0 to 0)	0 (0 to 0)	0 (0 to 0)	0 (0 to 0)	0 (0 to 0)	0 (0 to 0)	0 (0 to 0)	0 (0 to 0)	0 (0 to 0)	0 (0 to 0)	0 (0 to 0)	0 (0 to 0)	0.1
Typhoid fever	0 (0 to 0)	0 (0 to 0)	0 (0 to 0)	0 (0 to 0)	0 (0 to 0)	0 (0 to 0)	0 (0 to 0)	0 (0 to 0)	0 (0 to 0)	0 (0 to 0)	0 (0 to 0)	0 (0 to 0)	0 (0 to 0)	0 (0 to 0)	0 (0 to 0)	0 (0 to 0)	0 (0 to 0)	0 (0 to 0)	0 (0 to 0)	0 (0 to 0)	0 (0 to 0)	0 (0 to 0)	0 (0 to 0)	0
Paratyphoid fever	0 (0 to 0)	0 (0 to 0)	0 (0 to 0)	0 (0 to 0)	0 (0 to 0)	0 (0 to 0)	0 (0 to 0)	0 (0 to 0)	0 (0 to 0)	0 (0 to 0)	0 (0 to 0)	0 (0 to 0)	0 (0 to 0)	0 (0 to 0)	0 (0 to 0)	0 (0 to 0)	0 (0 to 0)	0 (0 to 0)	0 (0 to 0)	0 (0 to 0)	0 (0 to 0)	0 (0 to 0)	0 (0 to 0)	0
Invasive Non-typhoidal Salmonella (iNTS)	0 (0 to 0)	0 (0 to 0)	0 (0 to 0)	0 (0 to 0.1)	0 (0 to 0.1)	0 (0 to 0)	0 (0 to 0)	0 (0 to 0)	0 (0 to 0)	0 (0 to 0)	0 (0 to 0)	0 (0 to 0)	0 (0 to 0)	0 (0 to 0)	0 (0 to 0)	0 (0 to 0)	0 (0 to 0)	0 (0 to 0)	0 (0 to 0)	0 (0 to 0)	0 (0 to 0)	0 (0 to 0)	0 (0 to 0)	0.4
Other intestinal infectious diseases	0 (0 to 0)	0 (0 to 0)	0 (0 to 0.1)	0 (0 to 0.2)	0 (0 to 0.1)	0 (0 to 0.1)	0 (0 to 0.1)	0 (0 to 0.1)	0 (0 to 0.1)	0 (0 to 0.1)	0 (0 to 0.1)	0 (0 to 0.1)	0 (0 to 0.1)	0 (0 to 0.1)	0 (0 to 0.1)	0 (0 to 0.1)	0 (0 to 0.1)	0 (0 to 0.2)	0 (0 to 0.2)	0 (0 to 0.1)	0 (0 to 0.1)	0 (0 to 0.1)	0 (0 to 0.1)	0.7
Neglected tropical diseases and malaria	0 (0 to 0)	0 (0 to 0)	0.9 (0 to 2.7)	1.7 (0.2 to 7.1)	2.3 (0.2 to 14)	1.4 (0.2 to 8.2)	0.7 (0.1 to 3.9)	0.9 (0.1 to 5.2)	1.2 (0.1 to 7.5)	1.5 (0.1 to 10)	1.9 (0.1 to 12.3)	1.5 (0.1 to 10.1)	1.4 (0.1 to 9.6)	1.6 (0.1 to 9.6)	1.4 (0.1 to 9.2)	2.2 (0.2 to 14.4)	2.3 (0.2 to 15.7)	2.6 (0.2 to 18.2)	2.4 (0.2 to 17.1)	2.1 (0.2 to 15.3)	1.8 (0.2 to 13.6)	0.9 (0.1 to 6.9)	0.3 (0 to 2.1)	33.9
Malaria	0 (0 to 0)	0 (0 to 0)	0 (0 to 0)	0 (0 to 0)	0 (0 to 0)	0 (0 to 0)	0 (0 to 0)	0 (0 to 0)	0 (0 to 0)	0 (0 to 0)	0 (0 to 0)	0 (0 to 0)	0 (0 to 0)	0 (0 to 0)	0 (0 to 0)	0 (0 to 0)	0 (0 to 0)	0 (0 to 0)	0 (0 to 0)	0 (0 to 0)	0 (0 to 0)	0 (0 to 0)	0 (0 to 0)	0
Chagas disease	0 (0 to 0)	0 (0 to 0)	0 (0 to 0)	0 (0 to 0)	0 (0 to 0)	0 (0 to 0)	0 (0 to 0)	0 (0 to 0)	0 (0 to 0)	0 (0 to 0)	0 (0 to 0)	0 (0 to 0)	0 (0 to 0)	0 (0 to 0)	0 (0 to 0)	0 (0 to 0)	0 (0 to 0)	0 (0 to 0)	0 (0 to 0)	0 (0 to 0)	0 (0 to 0)	0 (0 to 0)	0 (0 to 0)	0
Leishmaniasis	0 (0 to 0)	0 (0 to 0)	0 (0 to 0)	0 (0 to 0)	0 (0 to 0)	0 (0 to 0)	0 (0 to 0)	0 (0 to 0)	0 (0 to 0)	0 (0 to 0)	0 (0 to 0)	0 (0 to 0)	0 (0 to 0)	0 (0 to 0)	0 (0 to 0)	0 (0 to 0)	0 (0 to 0)	0 (0 to 0)	0 (0 to 0)	0 (0 to 0)	0 (0 to 0)	0 (0 to 0)	0 (0 to 0)	0
Visceral leishmaniasis	0 (0 to 0)	0 (0 to 0)	0 (0 to 0)	0 (0 to 0)	0 (0 to 0)	0 (0 to 0)	0 (0 to 0)	0 (0 to 0)	0 (0 to 0)	0 (0 to 0)	0 (0 to 0)	0 (0 to 0)	0 (0 to 0)	0 (0 to 0)	0 (0 to 0)	0 (0 to 0)	0 (0 to 0)	0 (0 to 0)	0 (0 to 0)	0 (0 to 0)	0 (0 to 0)	0 (0 to 0)	0 (0 to 0)	0
Cutaneous and mucocutaneous leishmaniasis	0 (0 to 0)	0 (0 to 0)	0 (0 to 0)	0 (0 to 0)	0 (0 to 0)	0 (0 to 0)	0 (0 to 0)	0 (0 to 0)	0 (0 to 0)	0 (0 to 0)	0 (0 to 0)	0 (0 to 0)	0 (0 to 0)	0 (0 to 0)	0 (0 to 0)	0 (0 to 0)	0 (0 to 0)	0 (0 to 0)	0 (0 to 0)	0 (0 to 0)	0 (0 to 0)	0 (0 to 0)	0 (0 to 0)	0
African trypanosomiasis	0 (0 to 0)	0 (0 to 0)	0 (0 to 0)	0 (0 to 0)	0 (0 to 0)	0 (0 to 0)	0 (0 to 0)	0 (0 to 0)	0 (0 to 0)	0 (0 to 0)	0 (0 to 0)	0 (0 to 0)	0 (0 to 0)	0 (0 to 0)	0 (0 to 0)	0 (0 to 0)	0 (0 to 0)	0 (0 to 0)	0 (0 to 0)	0 (0 to 0)	0 (0 to 0)	0 (0 to 0)	0 (0 to 0)	0
Schistosomiasis	0 (0 to 0)	0 (0 to 0)	0 (0 to 0)	0 (0 to 0)	0 (0 to 0)	0 (0 to 0)	0 (0 to 0)	0 (0 to 0)	0 (0 to 0)	0 (0 to 0)	0 (0 to 0)	0 (0 to 0)	0 (0 to 0)	0 (0 to 0)	0 (0 to 0)	0 (0 to 0)	0 (0 to 0)	0 (0 to 0)	0 (0 to 0)	0 (0 to 0)	0 (0 to 0)	0 (0 to 0)	0 (0 to 0)	0
Cysticercosis	0 (0 to 0)	0 (0 to 0)	0 (0 to 0)	0 (0 to 0)	0 (0 to 0)	0 (0 to 0)	0 (0 to 0)	0 (0 to 0)	0 (0 to 0)	0 (0 to 0)	0 (0 to 0)	0 (0 to 0)	0 (0 to 0)	0 (0 to 0)	0 (0 to 0)	0 (0 to 0)	0 (0 to 0)	0 (0 to 0)	0 (0 to 0)	0 (0 to 0)	0 (0 to 0)	0 (0 to 0)	0 (0 to 0)	0
Cystic echinococcosis	0 (0 to 0)	0 (0 to 0)	0 (0 to 0)	0 (0 to 0)	0 (0 to 0)	0 (0 to 0)	0 (0 to 0)	0 (0 to 0)	0 (0 to 0)	0 (0 to 0)	0 (0 to 0)	0 (0 to 0)	0 (0 to 0)	0 (0 to 0)	0 (0 to 0)	0 (0 to 0)	0 (0 to 0)	0 (0 to 0)	0 (0 to 0)	0 (0 to 0)	0 (0 to 0)	0 (0 to 0)	0 (0 to 0)	0.1
Lymphatic filariasis	0 (0 to 0)	0 (0 to 0)	0 (0 to 0)	0 (0 to 0)	0 (0 to 0)	0 (0 to 0)	0 (0 to 0)	0 (0 to 0)	0 (0 to 0)	0 (0 to 0)	0 (0 to 0)	0 (0 to 0)	0 (0 to 0)	0 (0 to 0)	0 (0 to 0)	0 (0 to 0)	0 (0 to 0)	0 (0 to 0)	0 (0 to 0)	0 (0 to 0)	0 (0 to 0)	0 (0 to 0)	0 (0 to 0)	0
Onchocerciasis	0 (0 to 0)	0 (0 to 0)	0 (0 to 0)	0 (0 to 0)	0 (0 to 0)	0 (0 to 0)	0 (0 to 0)	0 (0 to 0)	0 (0 to 0)	0 (0 to 0)	0 (0 to 0)	0 (0 to 0)	0 (0 to 0)	0 (0 to 0)	0 (0 to 0)	0 (0 to 0)	0 (0 to 0)	0 (0 to 0)	0 (0 to 0)	0 (0 to 0)	0 (0 to 0)	0 (0 to 0)	0 (0 to 0)	0
Trachoma	0 (0 to 0)	0 (0 to 0)	0 (0 to 0)	0 (0 to 0)	0 (0 to 0)	0 (0 to 0)	0 (0 to 0)	0 (0 to 0)	0 (0 to 0)	0 (0 to 0)	0 (0 to 0)	0 (0 to 0)	0 (0 to 0)	0 (0 to 0)	0 (0 to 0)	0 (0 to 0)	0 (0 to 0)	0 (0 to 0)	0 (0 to 0)	0 (0 to 0)	0 (0

Other neoplasms	0-2 (0-1 to 2-3)	0-2 (0-1 to 2-4)	0-9 (0-5 to 1-4)	1-1 (0-6 to 1-9)	1-4 (0-9 to 2-4)	1-4 (0-7 to 2)	1-7 (1-1 to 2-7)	1-4 (0-8 to 2-3)	2-1 (1-1 to 3-3)	2-5 (1-0 to 4)	3 (1-1 to 4-6)	5-4 (3-1 to 8-6)	6-9 (4-4 to 10-9)	12-6 (9-2 to 19-1)	22-6 (15-7 to 34-7)	47-1 (32 to 68-1)	71 (49-1 to 99-9)	89-5 (59-9 to 129)	94 (63 to 141)	89-4 (59-7 to 137)	84-2 (55-7 to 84-2)	58-9 (33 to 33)	21 (13 to 23)	2-5 to 7-4)	534
Medulloblastoma, medulloblastoma, and other hemangioblastic n	0-2 (0-1 to 0-2)	0-2 (0-1 to 0-4)	0-2 (0-0 to 0-4)	0-2 (0-1 to 0-4)	0-2 (0-1 to 0-4)	0-2 (0-0 to 0-2)	0-2 (0-1 to 0-2)	0-2 (0-0 to 0-2)	0-2 (0-1 to 0-3)	0-2 (0-1 to 0-4)	0-2 (0-1 to 0-4)	0-2 (0-1 to 0-3)	0-2 (0-1 to 0-4)	0-2 (0-1 to 0-3)	0-2 (0-1 to 0-3)	0-2 (0-1 to 0-3

Congenital birth defects	93-7 (72-9 to 133)	49-7 (39-4 to 63-9)	176 (139 to 222)	115 (90-4 to 165)	69-3 (49-7 to 94)	60-6 (41-4 to 84-9)	54-4 (39 to 73-9)	33-6 (25-6 to 44-5)	34-7 (26 to 45-4)	30-3 (22-7 to 39-4)	30-3 (20-1 to 39-3)	31-2 (22-5 to 41-3)	29-8 (20-6 to 39-4)	26-2 (19 to 34-6)	25-4 (19-1 to 34-4)	28-5 (20-6 to 38)	29-3 (19-3 to 34-9)	13-3 (8-5 to 19-8)	9-2 (5-8 to 13-6)	6-3 (4 to 9-3)	3-6 (2-2 to 5-4)	1-4 (0-9 to 2-1)	0-3 (0-2 to 0-5)		949
Neural tube defects	2-9 (1-7 to 4-9)	2-7 (1-7 to 3-5)	7-5 (3-6 to 14)	11-1 (5-9 to 19-9)	2-6 (1-4 to 3-4)	2-6 (1-4 to 3-6)	2-5 (1-4 to 3-5)	2 (1-2 to 2-9)	1-6 (1-1 to 2-3)	1-3 (0-9 to 1-7)	1-3 (0-8 to 1-7)	1-3 (0-9 to 1-8)	1-2 (0-6 to 1-7)	1-1 (0-7 to 1-6)	1-1 (0-7 to 1-5)	1-1 (0-7 to 1-5)	1-1 (0-7 to 1-6)	0-6 (0-3 to 1-1)	0-4 (0-2 to 0-8)	0-3 (0-1 to 0-6)	0-1 (0-1 to 0-4)	0-1 (0-1 to 0-3)	0-0 (0 to 0)		66-8
Congenital heart anomalies	31-4 (24-2 to 39-1)	15-3 (10-1 to 20-1)	49-3 (36-2 to 64-5)	37-9 (26-2 to 51-9)	18-2 (11-9 to 26-3)	15-3 (9-7 to 22-3)	15-1 (9-4 to 22-3)	8-4 (5-2 to 12-4)	8-7 (5-2 to 12-6)	7-6 (4-5 to 12-4)	7-4 (4-4 to 12)	7-5 (4-4 to 12-5)	7-2 (4-3 to 12-1)	6-5 (3-8 to 11-1)	6-3 (3-7 to 10-7)	6-3 (3-7 to 10-3)	6-3 (3-7 to 10-5)	3-3 (1-8 to 6-1)	3-2 (1-7 to 5-6)	1-6 (0-8 to 3-3)	0-8 (0-3 to 1-7)	0-3 (0-1 to 0-7)	0-0 (0-0 to 0-2)		253
Orofacial clefts	2-3 (2-0 to 2-7)	1-2 (0-9 to 1-7)	3-6 (2-6 to 5-1)	2-4 (1-6 to 3-5)	1-3 (0-9 to 1-8)	1-2 (0-8 to 1-7)	1-2 (0-8 to 1-6)	0-6 (0-4 to 0-9)	0-6 (0-4 to 0-9)	0-5 (0-3 to 0-8)	0-5 (0-3 to 0-8)	0-5 (0-3 to 0-8)	0-5 (0-3 to 0-8)	0-4 (0-3 to 0-7)	0-4 (0-2 to 0-6)	0-4 (0-2 to 0-6)	0-4 (0-2 to 0-6)	0-2 (0-1 to 0-4)	0-2 (0-1 to 0-3)	0-2 (0-1 to 0-3)	0-1 (0-1 to 0-2)	0-1 (0-1 to 0-2)	0-0 (0-0 to 0-1)		19-2
Down syndrome	1-6 (0-6 to 3-4)	1-2 (0-5 to 2)	4-6 (2-6 to 10-4)	4-2 (2-8 to 9-2)	2-7 (1-6 to 4)	2-8 (1-7 to 4-1)	2-8 (1-7 to 4-1)	2-3 (1-4 to 3-4)	2-7 (1-7 to 4)	2-7 (1-7 to 4)	1-6 (1-3 to 2-7)	1-6 (1 to 2-5)	1-1 (0-7 to 1-8)	1-2 (0-7 to 2)	1 (0-6 to 1-7)	1-6 (1 to 2-3)	0-8 (0-5 to 1-4)	0-5 (0 to 1)	0-5 (0 to 1)	0-5 (0 to 1)	0-5 (0 to 1)	0-5 (0 to 1)	0-5 (0 to 1)		38-9
Turner syndrome	0 (0 to 0)	0 (0 to 0)	0 (0 to 0)

SR Table 2a. Mixed DALYs by cause and age group for males with 95% uncertainty intervals, 2019

Cause	Early Neonatal	Late Neonatal	Post-Neonatal	1 to 4	5 to 9	10 to 14	15 to 19	20 to 24	25 to 29	30 to 34	35 to 39	40 to 44	45 to 49	50 to 54	55 to 59	60 to 64	65 to 69	70 to 74	75 to 79	80 to 84	85 to 89	90 to 94	95 plus	Total
All causes	460 (297 to 563)	191 (164 to 221)	783 (609 to 980)	1,606 (1,378 to 2,012)	1,020 (1,000 to 2,006)	2,668 (1,856 to 5,210)	3,192 (2,366 to 5,366)	3,870 (3,004 to 5,726)	4,473 (3,554 to 5,799)	5,035 (4,033 to 6,322)	5,990 (4,999 to 7,165)	10,289 (8,770 to 11,900)	16,289 (13,600 to 19,360)	21,602 (18,000 to 25,700)	29,693 (25,000 to 35,100)	37,700 (32,000 to 43,900)	56,700 (48,000 to 65,100)	56,700 (48,000 to 65,100)	56,200 (47,000 to 65,200)	56,900 (47,000 to 65,500)	28,800 (23,000 to 34,400)	14,200 (12,100 to 16,900)	6,438 (5,180 to 7,776)	333,000
Communicable, maternal, neonatal, and nutritional diseases	269 (185 to 354)	79.7 (64.1 to 97)	195 (122 to 310)	296 (221 to 469)	292 (176 to 520)	376 (184 to 581)	429 (196 to 728)	342 (183 to 520)	353 (161 to 564)	279 (137 to 455)	327 (162 to 514)	614 (323 to 944)	979 (512 to 1,500)	1,501 (798 to 2,300)	2,600 (1,400 to 3,900)	4,700 (2,500 to 7,000)	8,100 (4,300 to 12,000)	8,100 (4,300 to 12,000)	8,200 (4,300 to 12,000)	8,200 (4,300 to 12,000)	4,200 (2,200 to 6,300)	2,100 (1,100 to 3,200)	1,000 (539 to 1,700)	19,100
HIV/AIDS and sexually transmitted infections	0 (0 to 0)	0 (0 to 0)	1.4 (1.1 to 1.8)	1.8 (1.6 to 2.4)	0.6 (0.5 to 0.8)	0.6 (0.4 to 1)	1.6 (1.1 to 2.2)	2.9 (2.1 to 3.9)	4.7 (3.1 to 7)	6.2 (4.2 to 9.1)	8.7 (5.9 to 12.4)	10.8 (7.4 to 16.1)	10.8 (7.4 to 16.1)	8.3 (5.6 to 12.2)	8.3 (5.6 to 12.2)	13.8 (9.6 to 19.6)	19.1 (13.2 to 28.3)	6.6 (4.5 to 9.7)	2.4 (1.6 to 3.5)	0.4 (0.3 to 0.6)	0.1 (0.1 to 0.2)	0.1 (0.1 to 0.2)	113
HIV/AIDS	0 (0 to 0)	0 (0 to 0)	1.4 (1.1 to 1.8)	1.8 (1.6 to 2.4)	0.6 (0.5 to 0.8)	0.6 (0.4 to 1)	0.7 (0.5 to 1)	1.5 (1.1 to 2.1)	2.3 (1.6 to 3.4)	3.2 (2.2 to 4.8)	5.2 (3.5 to 7.6)	6.6 (4.5 to 9.7)	6.5 (4.4 to 9.5)	4.6 (3.1 to 6.7)	4.3 (2.9 to 6.3)	10.7 (7.5 to 15.4)	16.9 (11.7 to 24.6)	4.1 (2.8 to 6)	1.4 (0.9 to 2)	0.3 (0.2 to 0.4)	0.1 (0.1 to 0.2)	0.1 (0.1 to 0.2)	73.3
HIV/AIDS - Drug-susceptible Tuberculosis	0 (0 to 0)	0 (0 to 0)	0.3 (0.2 to 0.4)	0.5 (0.3 to 0.6)	0.1 (0.1 to 0.2)	0.1 (0.1 to 0.2)	0.1 (0.1 to 0.2)	0.3 (0.2 to 0.4)	0.4 (0.2 to 0.6)	0.6 (0.4 to 0.9)	0.9 (0.6 to 1.4)	1.2 (0.8 to 1.8)	1.2 (0.8 to 1.8)	0.8 (0.6 to 1.2)	0.8 (0.6 to 1.2)	1.9 (1.3 to 2.7)	3.1 (2.1 to 4.5)	0.7 (0.5 to 1.1)	0.3 (0.2 to 0.4)	0.1 (0.1 to 0.1)	0 (0 to 0)	0 (0 to 0)	13.6
HIV/AIDS - Multidrug-resistant Tuberculosis without extensive	0 (0 to 0)	0 (0 to 0)	0 (0 to 0.1)	0 (0 to 0.1)	0 (0 to 0)	0 (0 to 0)	0 (0 to 0)	0 (0 to 0)	0 (0 to 0)	0 (0 to 0.1)	0 (0 to 0.1)	0 (0 to 0.2)	0 (0 to 0.2)	0 (0 to 0.1)	0 (0 to 0.1)	0 (0 to 0.2)	0 (0 to 0.2)	0 (0 to 0.2)	0 (0 to 0.2)	0 (0 to 0.2)	0 (0 to 0.2)	0 (0 to 0.2)	0 (0 to 0)	0.3
HIV/AIDS - Extensively drug-resistant Tuberculosis	0 (0 to 0)	0 (0 to 0)	0 (0 to 0)	0 (0 to 0)	0 (0 to 0)	0 (0 to 0)	0 (0 to 0)	0 (0 to 0)	0 (0 to 0)	0 (0 to 0)	0 (0 to 0)	0 (0 to 0)	0 (0 to 0)	0 (0 to 0)	0 (0 to 0)	0 (0 to 0)	0 (0 to 0)	0 (0 to 0)	0 (0 to 0)	0 (0 to 0)	0 (0 to 0)	0 (0 to 0)	0 (0 to 0)	0.1
HIV/AIDS resulting in other diseases	0 (0 to 0)	0 (0 to 0)	0 (0 to 1.6)	0 (0 to 1.9)	0 (0 to 0.4)	0 (0 to 0.4)	0 (0 to 0.4)	0 (0 to 0.3)	0 (0 to 0.3)	0 (0 to 0.3)	0 (0 to 0.3)	0 (0 to 0.3)	0 (0 to 0.3)	0 (0 to 0.2)	0 (0 to 0.2)	0 (0 to 0.3)	0 (0 to 0.3)	0 (0 to 0.3)	0 (0 to 0.3)	0 (0 to 0.3)	0 (0 to 0.3)	0 (0 to 0.3)	0 (0 to 0)	0.6
Sexually transmitted infections excluding HIV	0 (0 to 0)	0 (0 to 0)	0 (0 to 0)	0 (0 to 0)	0 (0 to 0)	0 (0 to 0)	0 (0 to 0)	0 (0 to 0)	0 (0 to 0)	0 (0 to 0)	0 (0 to 0)	0 (0 to 0)	0 (0 to 0)	0 (0 to 0)	0 (0 to 0)	0 (0 to 0)	0 (0 to 0)	0 (0 to 0)	0 (0 to 0)	0 (0 to 0)	0 (0 to 0)	0 (0 to 0)	0 (0 to 0)	0
Syphilis	0 (0 to 0)	0 (0 to 0)	0 (0 to 0)	0 (0 to 0)	0 (0 to 0)	0 (0 to 0)	0 (0 to 0)	0.2 (0 to 0.6)	0.2 (0 to 0.6)	0.2 (0 to 0.6)	0.4 (0 to 0.9)	0.6 (0 to 1.4)	0.7 (0 to 1.7)	0.7 (0 to 1.7)	0.6 (0 to 1.5)	1 (0 to 2.5)	1.1 (0 to 2.8)	1 (0 to 2.7)	0.6 (0 to 1.7)	0.3 (0 to 0.8)	0.2 (0 to 0.6)	0.2 (0 to 0.6)	0 (0 to 0.1)	8
Chlamydial infection	0 (0 to 0)	0 (0 to 0)	0 (0 to 0)	0 (0 to 0)	0 (0 to 0)	0 (0 to 0)	0.1 (0 to 0.1)	0.2 (0 to 0.4)	0.4 (0 to 0.8)	0.6 (0 to 0.9)	0.9 (0 to 1.4)	0.9 (0 to 1.4)	0.4 (0 to 0.7)	0.2 (0 to 0.4)	0.1 (0 to 0.3)	0.1 (0 to 0.3)	0.1 (0 to 0.3)	0.1 (0 to 0.3)	0.1 (0 to 0.3)	0 (0 to 0.2)	0 (0 to 0.1)	0 (0 to 0)	0 (0 to 0)	2.8
Gonococcal infection	0 (0 to 0)	0 (0 to 0)	0 (0 to 0)	0 (0 to 0)	0 (0 to 0)	0 (0 to 0)	0.1 (0 to 0.2)	0.3 (0 to 0.6)	0.5 (0 to 1)	0.9 (0 to 1.6)	1.3 (0 to 2.2)	1.3 (0 to 2.2)	0.5 (0 to 0.9)	0.3 (0 to 0.6)	0.2 (0 to 0.5)	0.1 (0 to 0.3)	0.1 (0 to 0.3)	0.1 (0 to 0.3)	0.1 (0 to 0.3)	0 (0 to 0.2)	0 (0 to 0.1)	0 (0 to 0)	0 (0 to 0)	3
Trichomoniasis	0 (0 to 0)	0 (0 to 0)	0 (0 to 0)	0 (0 to 0)	0 (0 to 0)	0 (0 to 0)	0 (0 to 0.2)	0.2 (0 to 0.4)	0.4 (0 to 0.8)	0.6 (0 to 1.1)	0.9 (0 to 1.5)	1.1 (0 to 1.8)	0.4 (0 to 0.7)	0.2 (0 to 0.4)	0.1 (0 to 0.3)	0.1 (0 to 0.3)	0.1 (0 to 0.3)	0.1 (0 to 0.3)	0.1 (0 to 0.3)	0 (0 to 0.2)	0 (0 to 0.1)	0 (0 to 0)	0 (0 to 0)	2.6
Genital herpes	0 (0 to 0)	0 (0 to 0)	0 (0 to 0)	0 (0 to 0)	0 (0 to 0.1)	0 (0 to 0.1)	0 (0 to 0.1)	0.1 (0 to 0.2)	0.2 (0 to 0.4)	0.3 (0 to 0.6)	0.4 (0 to 0.8)	0.5 (0 to 1)	0.2 (0 to 0.4)	0.1 (0 to 0.2)	0 (0 to 0.1)	0 (0 to 0.1)	0 (0 to 0.1)	0 (0 to 0.1)	0 (0 to 0.1)	0 (0 to 0.1)	0 (0 to 0.1)	0 (0 to 0)	0 (0 to 0)	1.7
Other sexually transmitted infections	0 (0 to 0)	0 (0 to 0)	0 (0 to 0)	0 (0 to 0)	0 (0 to 0)	0 (0 to 0)	0 (0 to 0.1)	0.2 (0 to 0.4)	0.3 (0 to 0.6)	0.4 (0 to 0.8)	0.6 (0 to 1.2)	0.7 (0 to 1)	0.4 (0 to 0.6)	0.2 (0 to 0.4)	0.1 (0 to 0.3)	0.1 (0 to 0.3)	0.1 (0 to 0.3)	0.1 (0 to 0.3)	0.1 (0 to 0.3)	0 (0 to 0.2)	0 (0 to 0.1)	0 (0 to 0)	0 (0 to 0)	4
Respiratory infections and tuberculosis	212 (119 to 318)	8.7 (4.9 to 14)	49.3 (39.1 to 66.7)	126 (99.6 to 179)	107 (86.8 to 146)	93.6 (61.2 to 136)	98.6 (57.7 to 139)	99.3 (59.8 to 142)	126 (89.6 to 182)	141 (99.6 to 199)	166 (117.9 to 233)	211 (150.1 to 292)	334 (238.1 to 460)	501 (358.1 to 687)	640 (458.1 to 870)	967 (692.9 to 1,290)	1,500 (1,070 to 2,000)	1,500 (1,070 to 2,000)	1,500 (1,070 to 2,000)	1,500 (1,070 to 2,000)	750 (535 to 1,000)	375 (267 to 500)	177 (126 to 236)	10,700
Tuberculosis	0 (0 to 0)	0 (0 to 0)	0.1 (0.1 to 0.2)	0.2 (0.2 to 0.4)	0.1 (0.1 to 0.2)	0.1 (0.1 to 0.2)	0.3 (0.2 to 0.6)	1.6 (1.1 to 2.3)	3.2 (1.4 to 4.2)	2.7 (1.6 to 3.6)	3.5 (2.1 to 4.7)	5.3 (3.3 to 7.1)	8.6 (5.3 to 11.5)	12.9 (8.1 to 17.3)	16.5 (10.4 to 22.1)	24.9 (15.7 to 33.4)	38.6 (24.3 to 51.7)	38.6 (24.3 to 51.7)	38.6 (24.3 to 51.7)	38.6 (24.3 to 51.7)	19.3 (12.2 to 25.9)	9.7 (6.1 to 13)	4.6 (2.9 to 6.2)	275
Latent tuberculosis infection	0 (0 to 0)	0 (0 to 0)	0 (0 to 0)	0 (0 to 0)	0 (0 to 0)	0 (0 to 0)	0 (0 to 0)	0 (0 to 0)	0 (0 to 0)	0 (0 to 0)	0 (0 to 0)	0 (0 to 0)	0 (0 to 0)	0 (0 to 0)	0 (0 to 0)	0 (0 to 0)	0 (0 to 0)	0 (0 to 0)	0 (0 to 0)	0 (0 to 0)	0 (0 to 0)	0 (0 to 0)	0 (0 to 0)	0
Drug-susceptible Tuberculosis	0.2 (0 to 0.3)	0.2 (0 to 0.3)	0.2 (0.2 to 0.4)	0.2 (0.2 to 0.4)	0.1 (0.1 to 0.1)	0.1 (0.1 to 0.2)	0.3 (0.2 to 0.6)	1.4 (1 to 2.1)	2.7 (1.6 to 3.6)	2.6 (1.7 to 3.5)	3.2 (2.1 to 4.5)	4.8 (3.2 to 6.7)	7.7 (5.1 to 10.7)	11.4 (7.7 to 15.7)	14.5 (9.8 to 19.7)	21.7 (14.7 to 29.4)	33.4 (22.6 to 45.2)	33.4 (22.6 to 45.2)	33.4 (22.6 to 45.2)	33.4 (22.6 to 45.2)	16.7 (11.3 to 22.6)	8.4 (5.7 to 11.3)	4 (2.7 to 5.4)	238
Multidrug-resistant tuberculosis without extensive drug-resistar	0 (0 to 0)	0 (0 to 0)	0 (0 to 0)	0 (0 to 0)	0 (0 to 0)	0 (0 to 0)	0 (0 to 0.1)	0 (0 to 0.2)	0 (0 to 0.2)	0 (0 to 0.2)	0 (0 to 0.3)	0 (0 to 0.4)	0 (0 to 0.7)	0 (0 to 0.9)	0 (0 to 1.2)	0 (0 to 1.6)	0 (0 to 2.2)	0 (0 to 3.1)	0 (0 to 4.3)	0 (0 to 5.9)	0 (0 to 7.9)	0 (0 to 10.6)	0 (0 to 14.2)	0 (0 to 18.9)	0.2 (0 to 0.3)	418
Extensively drug-resistant tuberculosis	0 (0 to 0)	0 (0 to 0)	0 (0 to 0)	0 (0 to 0)	0 (0 to 0)	0 (0 to 0)	0 (0 to 0)	0 (0 to 0.1)	0 (0 to 0.2)	0 (0 to 0.2)	0 (0 to 0.3)	0 (0 to 0.4)	0 (0 to 0.7)	0 (0 to 0.9)	0 (0 to 1.2)	0 (0 to 1.6)	0 (0 to 2.2)	0 (0 to 3.1)	0 (0 to 4.3)	0 (0 to 5.9)	0 (0 to 7.9)	0 (0 to 10.6)	0 (0 to 14.2)	0 (0 to 18.9)	0 (0 to 0.2)	0.6
Lower respiratory infections	212 (119 to 318)	8 (3.9 to 13.2)	34.8 (27.1 to 50.9)	64 (39.2 to 101.2)	21.4 (11.9 to 34.4)	13.6 (6.6 to 25.7)	13.6 (6.6 to 25.7)	19.6 (10.3 to 29.7)	24.7 (14.4 to 36.4)	34.6 (20.2 to 49.8)	47 (28.2 to 66.5)	67.8 (41.2 to 97.3)	113 (71.5 to 159)	199 (127.1 to 282)	337 (214.1 to 469)	599 (377.1 to 824)	1,000 (647.1 to 1,300)	1,000 (647.1 to 1,300)	1,000 (647.1 to 1,300)	1,000 (647.1 to 1,300)	500 (323.6 to 650)	250 (161.8 to 325)	118 (76.4 to 153)	6,500
Upper respiratory infections	0.7 (0.1 to 1.7)	0.2 (0 to 0.5)	12.6 (8.8 to 18.7)	19.6 (14.1 to 28.1)	10.4 (7.4 to 14.9)	10.4 (7.4 to 14.9)	10.4 (7.4 to 14.9)	10.4 (7.4 to 14.9)	10.4 (7.4 to 14.9)	10.4 (7.4 to 14.9)	10.4 (7.4 to 14.9)	10.4 (7.4 to 14.9)	10.4 (7.4 to 14.9)	10.4 (7.4 to 14.9)	10.4 (7.4 to 14.9)	10.4 (7.4 to 14.9)	10.4 (7.4 to 14.9)	10.4 (7.4 to 14.9)	10.4 (7.4 to 14.9)	10.4 (7.4 to 14.9)	5.2 (3.7 to 7.4)	2.6 (1.9 to 3.7)	1.2 (0.9 to 1.7)	167
Otitis media	0 (0 to 0)	0 (0 to 0)	0.1 (0.1 to 0.2)	0.2 (0.1 to 0.3)	0.1 (0.1 to 0.2)	0.1 (0.1 to 0.2)	0.2 (0.1 to 0.3)	0.2 (0.1 to 0.3)	0.2 (0.1 to 0.3)	0.2 (0.1 to 0.3)	0.2 (0.1 to 0.3)	0.2 (0.1 to 0.3)	0.2 (0.1 to 0.3)	0.2 (0.1 to 0.3)	0.2 (0.1 to 0.3)	0.2 (0.1 to 0.3)	0.2 (0.1 to 0.3)	0.2 (0.1 to 0.3)	0.2 (0.1 to 0.3)	0.2 (0.1 to 0.3)	0.2 (0.1 to 0.3)	0.1 (0.1 to 0.2)	0.1 (0.1 to 0.1)	4
Respiratory infections and tuberculosis	212 (119 to 318)	8.7 (4.9 to 14)	49.3 (39.1 to 66.7)	126 (99.6 to 179)	107 (86.8 to 146)	93.6 (61.2 to 136)	98.6 (57.7 to 139)	99.3 (59.8 to 142)	126 (89.6 to 182)	141 (99.6 to 199)	166 (117.9 to 233)	211 (150.1 to 292)	334 (238.1 to 460)	501 (358.1 to 687)	640 (458.1 to 870)	967 (692.9 to 1,290)	1,500 (1,070 to 2,000)	1,500 (1,070 to 2,000)	1,500 (1,070 to 2,000)	1,500 (1,070 to 2,000)	750 (535 to 1,000)	375 (267 to 500)	177 (126 to 236)	10,700
Tuberculosis	0 (0 to 0)	0 (0 to 0)	0.1 (0.1 to 0.2)	0.2 (0.2 to 0.4)	0.1 (0.1 to 0.2)	0.1 (0.1 to 0.2)	0.3 (0.2 to 0.6)	1.6 (1.1 to 2.3)	3.2 (1.4 to 4.2)	2.7 (1.6 to 3.6)	3.5 (2.1 to 4.7)	5.3 (3.3 to 7.1)	8.6 (5.3 to 11.5)	12.9 (8.1 to 17.3)	16.5 (10.4 to 22.1)	24.9 (15.7 to 33.4)	38.6 (24.3 to 51.7)	38.6 (24.3 to 51.7)	38.6 (24.3 to 51.7)	38.6 (24.3 to 51.7)	19.3 (12.2 to 25.9)	9.7 (6.1 to 13)	4.6 (2.9 to 6.2)	275
Latent tuberculosis infection	0 (0 to 0)	0 (0 to 0)	0 (0 to 0)	0 (0 to 0)	0 (0 to 0)	0 (0 to 0)	0 (0 to 0)	0 (0 to 0)	0 (0 to 0)	0 (0 to 0)	0 (0 to 0)	0 (0 to 0)	0 (0 to 0)	0 (0 to 0)	0 (0 to 0)	0 (0 to 0)	0 (0 to 0)	0 (0 to 0)	0 (0 to 0)	0 (0 to 0)	0 (0 to 0)	0 (0 to 0)	0 (0 to 0)	0
Drug-susceptible Tuberculosis	0.2 (0 to 0.3)	0.2 (0 to 0.3)	0.2 (0.2 to 0.4)	0.2 (0.2 to 0.4)	0.1 (0.1 to 0.1)	0.1 (0.1 to 0.2)	0.3 (0.2 to 0.6)	1.4 (1 to 2.1)	2.7 (1.6 to 3.6)	2.6 (1.7 to 3.5)	3.2 (2.1 to 4.5)	4.8 (3.2 to 6.7)	7.7 (5.1 to 10.7)	11.4 (7.7 to 15.7)	14.5 (9.8 to 19.7)	21.7 (14.7 to 29.4)	33.4 (22.6 to 45.2)	33.4 (22.6 to 45.2)	33.4 (22.6 to 45.2)	33.4 (22.6 to 45.2)	16.7 (11.3 to 22.6)	8.4 (5.7 to 11.3)	4 (2.7 to 5.4)	238
Multidrug-resistant tuberculosis without extensive drug-resistar	0 (0 to 0)	0 (0 to 0)	0 (0 to 0)	0 (0 to 0)	0 (0 to 0)	0 (0 to 0)	0 (0 to 0.1)	0 (0 to 0.2)	0 (0 to 0.2)	0 (0 to 0.2)	0 (0 to 0.3)	0 (0 to 0.4)	0 (0 to 0.7)	0 (0 to 0.9)	0 (0 to 1.2)	0 (0 to 1.6)	0 (0 to 2.2)	0 (0 to 3.1)	0 (0 to 4.3)	0 (0 to 5.9)	0 (0 to 7.9)	0 (0 to 10.6)	0 (0 to 14.2)	0 (0 to 18.9)	0.2 (0 to 0.3)	418
Extensively drug-resistant tuberculosis	0 (0 to 0)	0 (0 to 0)	0 (0 to 0)	0 (0 to 0)	0 (0 to 0)	0 (0 to 0)	0 (0 to 0)	0 (0 to 0.1)	0 (0 to 0.2)	0 (0 to 0.2)	0 (0 to 0.3)	0 (0 to 0.4)	0 (0 to 0.7)	0 (0 to 0.9)	0 (0 to 1.2)	0 (0 to 1.6)	0 (0 to 2.2)	0 (0 to 3.1)	0 (0 to 4.3)	0 (0 to 5.9)	0 (0 to 7.9)	0 (0 to 10.6)	0 (0 to 14.2)	0 (0 to 18.9)	0 (0 to 0.2)	0.6
Lower respiratory infections	212 (119 to 318)	8 (3.9 to 13.2)	34.8 (27.1 to 50.9)	64 (39.2 to 101.2)	21.4 (11.9 to 34.4)	13.6 (6.6 to 25.7)	13.6 (6.6 to 25.7)	19.6 (10.3 to 29.7)	24.7 (14.4 to 36.4)	34.6 (20.2 to 49.8)	47 (28.2 to 66.5)	67.8 (41.2 to 97.3)	113 (71.5 to 159)	199 (127.1 to 282)	337 (214.1 to 469)	599 (377.1 to 824)	1,000 (647.1 to 1,300)	1,000 (647.1 to 1,300)	1,000 (647.1 to 1,300)	1,000 (647.1 to 1,300)	500 (323.6 to 650)	250 (161.8 to 325)	118 (76.4 to 153)	6,500
Upper respiratory infections	0.7 (0.1 to 1.7)	0.2 (0 to 0.5)	12.6 (8.8 to 18.7)	19.6 (14.1 to 28.1)	10.4 (7.4 to 14.9)	10.4 (7.4 to 14.9)	10.4 (7.4 to 14.9)	10.4 (7.4 to 14.9)	10.4 (7.4 to 14.9)	10.4 (7.4 to 14.9)	10.4 (7.4 to 14.9)	10.4 (7.4 to 14.9)	10.4 (7.4 to 14.9)	10.4 (7.4 to 14.9)	10.4 (7.4 to 14.9)	10.4 (7.4 to 14.9)	10.4 (7.4 to 14.9)	10.4 (7.4 to 14.9)	10.4 (7.4 to 14.9)	10.4 (7.4 to 14.9)	5.2 (3.7 to 7.4)	2.6 (1.9 to 3.7)	1.2 (0.9 to 1.7)	167
Otitis media	0 (0 to 0)	0 (0 to 0)	0.1 (0.1 to 0.2)	0.2 (0.1 to 0.3)	0.1 (0.1 to 0.2)	0.1 (0.1 to 0.2)	0.2 (0.1 to 0.3)	0.2 (0.1 to 0.3)	0.2 (0.1 to 0.3)	0.2 (0.1 to 0.3)	0.2 (0.1 to 0.3)	0.2 (0.1 to 0.3)	0.2 (0.1 to 0.3)	0.2 (0.1 to 0.3)	0.2 (0.1 to 0.3)	0.2 (0.1 to 0.3)	0.2 (0.1 to 0.3)	0.2 (0.1 to 0.3)	0.2 (0.1 to 0.3)	0.2 (0.1 to 0.3)	0.2 (0.1 to 0.3)	0.1 (0.1 to 0.2)	0.1 (0.1 to 0.1)	4
Enteric infections	12.6 (7.3 to 19.6)	7.8 (4.4 to 12.7)	16 (10.1 to 23.8)	19.6 (13.1 to 28.6)	7 (4.7 to 10.1)	3.4 (2.3 to 4.8)	2.6 (1.7 to 3.7)	2.4 (1.6 to 3.4)	2.6 (1.7 to 3.7)	2.7 (1.8 to 3.8)	3.1 (2.1 to 4.4)	3.7 (2.5 to 5.2)	4.6 (3.1 to 6.5)	5.6 (3.8 to 7.9)	7.7 (5.2 to 10.9)	10.6 (7.2 to 15.1)	15.1 (10.2 to 21.5)	15.1 (10.2 to 21.5)	15.1 (10.2 to 21.5)	15.1 (10.2 to 21.5)	7.6 (5.1 to 10.8)	3.8 (2.6 to 5.4)	1.8 (1.2 to 2.5)	183
Diarrheal diseases	12 (7.1 to 18.6)	7.7 (4.3 to 12.5)	15.8 (10 to 23.5)	19.4 (12.9 to 28.3)	6.9 (4.6 to 10)	3.3 (2.2 to 4.8)	2.5 (1.6 to 3.6)	2.3 (1.5 to 3.3)	2.5 (1.6 to 3.6)	2.6 (1.7 to 3.7)	3 (2 to 4.3)	3.6 (2.4 to 5.1)	4.4 (3 to 6.3)	5.4 (3.7 to 7.7)	7.4 (5 to 10.5)	10.2 (6.9 to 14.5)	14.5 (9.8 to 20.7)	14.5 (9.8 to 20.7)	14.5 (9.8 to 20.7)	14.5 (9.8 to 20.7)	7.3 (4.9 to 10.4)	3.6 (2.5 to 5.2)	1.7 (1.2 to 2.4)	176
Typhoid and paratyphoid	0 (0 to 0)	0 (0 to 0)	0 (0 to 0)	0 (0 to 0)	0 (0 to 0)	0 (0 to 0)	0 (0 to 0)	0 (0 to 0)	0 (0 to 0)	0 (0 to 0)	0 (0 to 0)	0 (0 to 0)	0 (0 to 0)	0 (0 to 0)	0 (0 to 0)	0 (0 to 0)	0 (0 to 0)	0 (0 to 0)	0 (0 to 0)	0 (0 to 0)	0 (0 to 0)	0 (0 to 0)	0 (0 to 0)	0
Typhoid fever	0 (0 to 0)	0 (0 to 0)	0 (0 to 0)	0 (0 to 0)	0 (0 to 0)	0 (0 to 0)	0 (0 to 0)	0 (0 to 0)	0 (0 to 0)	0 (0 to 0)	0 (0 to 0)	0 (0 to 0)	0 (0 to 0)	0 (0 to 0)	0 (0 to 0)	0 (0 to 0)	0 (0 to 0)	0 (0 to 0)	0 (0 to 0)	0 (0 to 0)	0 (0 to 0)	0 (0 to 0)	0 (0 to 0)	0
Paratyphoid fever	0 (0 to 0)	0 (0 to 0)	0 (0 to 0)	0 (0 to 0)	0 (0 to 0)	0 (0 to 0)	0 (0 to 0)	0 (0 to 0)	0 (0 to 0)	0 (0 to 0)	0 (0 to 0)	0 (0 to 0)	0 (0 to 0)	0 (0 to 0)	0 (0 to 0)	0 (0 to 0)	0 (0 to 0)	0 (0 to 0)	0 (0 to 0)	0 (0 to 0)	0 (0 to 0)	0 (0 to 0)	0 (0 to 0)	0
Invasive Non-typhoidal Salmonella (iNTS)	0 (0 to 0)	0 (0 to 0)	0 (0 to 0.1)	0 (0 to 0.1)	0 (0 to 0)	0 (0 to 0)	0 (0 to 0)	0 (0 to 0)	0 (0 to 0)	0 (0 to 0)	0 (0 to 0)	0 (0 to 0)	0 (0 to 0)	0 (0 to 0)	0 (0 to 0)	0 (0 to 0)	0 (0 to 0)	0 (0 to 0)	0 (0 to 0)	0 (0 to 0)	0 (0 to 0)	0 (0 to 0)	0 (0 to 0)	0
Other intestinal infectious diseases	0 (0 to 0)	0 (0 to 0)	0.1 (0 to 0.2)	0.1 (0 to 0.2)	0.1 (0 to 0.2)	0.1 (0 to 0.2)	0.1 (0 to 0.2)	0.1 (0 to 0.1)	0.1 (0 to 0.1)	0.1 (0 to 0.1)	0.1 (0 to 0.1)	0.1 (0 to 0.2)	0.1 (0 to 0.2)	0.1 (0 to 0.1)	0.1 (0 to 0.1)	0.1 (0 to 0.1)	0.1 (0 to 0.2)	0.1 (0 to 0.2)	0.1 (0 to 0.2)	0.1 (0 to 0.2)	0.1 (0 to 0.2)	0.1 (0 to 0.1)	0 (0 to 0.1)	1.1
Neglected tropical diseases and malaria	0 (0 to 0)	0.8 (0.1 to 2.6)	3.6 (0.5 to 10.6)	5.7 (0.8 to 16.6)	3.4 (0.5 to 9.8)	0.8 (0.1 to 2.4)	1.7 (0.2 to 4.9)	0.6 (0.1 to 1.8)	0.7 (0.1 to 2.1)	0.6 (0.1 to 1.8)	1.3 (0.2 to 3.8)	0.2 (0.1 to 0.7)	0.4 (0.1 to 1.2)	0.2 (0.1 to 0.6)	0.1 (0 to 0.3)	0.1 (0 to 0.3)	0.1 (0 to 0.3)	0.1 (0 to 0.3)	0.1 (0 to 0.3)	0 (0 to 0.2)	0 (0 to 0.1)	0 (0 to 0)	0 (0 to 0)	57.8
Malaria	0 (0 to 0)	0 (0 to 0)	0 (0 to 0)	0 (0 to 0)	0 (0 to 0)	0 (0 to 0)	0 (0 to 0)	0 (0 to 0)	0 (0 to 0)	0 (0 to 0)	0 (0 to 0)	0 (0 to 0)	0 (0 to 0)	0 (0 to 0)	0 (0 to 0)	0 (0 to 0)	0 (0 to 0)	0 (0 to 0)	0 (0 to 0)	0 (0 to 0)	0 (0 to 0)	0 (0 to 0)	0 (0 to 0)	0
Chagas disease	0 (0 to 0)	0 (0 to 0)	0 (0 to 0)	0 (0 to 0)	0 (0 to 0)	0 (0 to 0)	0 (0 to 0)	0 (0 to 0)	0 (0 to 0)	0 (0 to 0)	0 (0 to 0)	0 (0 to 0)	0 (0 to 0)	0 (0 to 0)	0 (0 to 0)	0 (0 to 0)	0 (0 to 0)	0 (0 to 0)	0 (0 to 0)	0 (0 to 0)	0 (0 to 0)	0 (0 to 0)	0 (0 to 0)	0.1
Leishmaniasis	0 (0 to 0)	0 (0 to 0)	0 (0 to 0)	0 (0 to 0)	0 (0 to 0)	0 (0 to 0)	0 (0 to 0)	0 (0 to 0)	0 (0 to 0)	0 (0 to 0)	0 (0 to 0)	0 (0 to 0)	0 (0 to 0)	0 (0 to 0)	0 (0 to 0)	0 (0 to 0)	0 (0 to 0)	0 (0 to 0)	0 (0 to 0)	0 (0 to 0)	0 (0 to 0)	0 (0 to 0)	0 (0 to 0)	0
Visceral leishmaniasis	0 (0 to 0)	0 (0 to 0)	0 (0 to 0)	0 (0 to 0)	0 (0 to 0)	0 (0 to 0)	0 (0 to 0)	0 (0 to 0)	0 (0 to 0)	0 (0 to 0)	0 (0 to 0)	0 (0 to 0)	0 (0 to 0)	0 (0 to 0)	0 (0 to 0)	0 (0 to 0)	0 (0 to 0)	0 (0 to 0)	0 (0 to 0)	0 (0 to 0)	0 (0 to 0)	0 (0 to 0)	0 (0 to 0)	0
Cutaneous and mucocutaneous leishmaniasis	0 (0 to 0)	0 (0 to 0)	0 (0 to 0)	0 (0 to 0)	0 (0 to 0)	0 (0 to 0)	0 (0 to 0)	0 (0 to 0)	0 (0 to 0)	0 (0 to 0)	0 (0 to 0)	0 (0 to 0)	0 (0 to 0)	0 (0 to 0)	0 (0 to 0)	0 (0 to 0)	0 (0 to 0)	0 (0 to 0)	0 (0 to 0)	0 (0 to 0)	0 (0 to 0)	0 (0 to 0)	0 (0 to 0)	0
African trypanosomiasis	0 (0 to 0)	0 (0 to 0)	0 (0 to 0)	0 (0 to 0)	0 (0 to 0)	0 (0 to 0)	0 (0 to 0)	0 (0 to 0)	0 (0 to 0)	0 (0 to 0)	0 (0 to 0)	0 (0 to 0)	0 (0 to 0)	0 (0 to 0)	0 (0 to 0)	0 (0 to 0)	0 (0 to 0)	0 (0 to



Ischemic heart disease	0 (0.0)	0 (0.0)	0 (0.0)	0 (0.0)	0 (0.0)	0 (0.0)	10.7 (7.3 to 19.6)	37.5 (29.6 to 48)	96.7 (81.4 to 121.7)	122 (98 to 162)	218 (177 to 268)	429 (349 to 509)	713 (572 to 872)	974 (784 to 1,200)	999 (799 to 1,250)	1,170 (944 to 1,430)	1,420 (1,210 to 1,640)	2,030 (1,730 to 2,310)	2,270 (1,920 to 2,660)	2,520 (2,130 to 2,970)	2,640 (2,210 to 3,090)	2,780 (2,330 to 3,260)	1,250 (943 to 1,560)	392 (297 to 494)	19,400
Stroke	0 (0 to 2.2)	0 (0 to 0.8)	0 (0 to 0.4)	0 (0.1 to 0.9)	0 (0 to 0.6)	0 (0 to 0.6)	0.4 (0.2 to 1.1)	1.4 (0.9 to 2.4)	3.6 (2.5 to 5.1)	6.1 (4.4 to 8.5)	11.2 (8.4 to 14.7)	20.3 (15.7 to 26.1)	33.2 (26.1 to 41.7)	46.6 (37.1 to 58.1)	49.6 (39.7 to 61.7)	58.2 (47.1 to 72.1)	70.6 (57.9 to 86.1)	100.9 (83.1 to 122.1)	112.8 (92.1 to 137.5)	125.3 (102.4 to 152.5)	131.2 (107.1 to 159.5)	138.1 (112.8 to 168.1)	62.1 (47.1 to 77.6)	19.5 (14.8 to 24.4)	964.5
Ischemic stroke	0 (0 to 0.1)	0 (0 to 0.1)	0.2 (0.1 to 0.4)	1.4 (1 to 2.1)	3.4 (2.1 to 5.3)	9.6 (6.4 to 13.3)	21.4 (17.4 to 27.1)	76.4 (61.9 to 96.2)	214.3 (174.1 to 267.1)	396.2 (327.8 to 482)	703.4 (587 to 839)	1,387.4 (1,159 to 1,677)	2,304.6 (1,904 to 2,801)	3,149.1 (2,602 to 3,801)	3,230.1 (2,674 to 3,894)	3,784.6 (3,131 to 4,553)	4,592.1 (3,797 to 5,513)	6,564.2 (5,427 to 7,882)	7,340.8 (6,072 to 8,815)	8,151.2 (6,744 to 9,784)	8,539.4 (7,064 to 10,252)	8,987.1 (7,434 to 10,788)	4,062 (3,060 to 4,940)	1,270 (958 to 1,606)	62,700
Intracerebral hemorrhage	0 (0 to 0.1)	0 (0 to 0.3)	1.9 (1.1 to 3.3)	7.7 (4.7 to 11.7)	22.2 (14.2 to 32.9)	37.4 (27.2 to 47.7)	67 (49.9 to 84.9)	77.6 (61.9 to 97.3)	261.1 (213.4 to 321.2)	460.7 (383.9 to 556.6)	728 (609.7 to 879.1)	992 (832.9 to 1,210)	1,422 (1,193 to 1,731)	1,680 (1,411 to 2,046)	1,643 (1,380 to 2,000)	1,740 (1,462 to 2,118)	1,964 (1,652 to 2,390)	1,130 (947 to 1,370)	1,070 (894 to 1,290)	1,030 (864 to 1,250)	991 (829 to 1,200)	424 (351 to 514)	266 (221 to 322)	79.9 (66.1 to 96)	8,640
Subarachnoid hemorrhage	0.1 (0 to 0.1)	0.1 (0.1 to 0.2)	1.3 (0.6 to 2.6)	1.8 (1.1 to 2.8)	2.6 (1.6 to 3.8)	3.8 (2.5 to 5.4)	9.5 (6.9 to 13.1)	19.1 (14.5 to 25.2)	22.2 (16.9 to 29.4)	44.4 (34.1 to 57.9)	67.1 (52.1 to 85.7)	132 (103.7 to 170)	270 (214.3 to 344)	397 (317.9 to 511)	434 (339.5 to 570)	439 (343.9 to 575)	532 (417.2 to 692)	692 (544.9 to 902)	791 (612.3 to 1,040)	822 (632.3 to 1,090)	793 (607.9 to 1,060)	320 (243.1 to 434)	69.6 (51.9 to 96.8)	14 (10.4 to 21.8)	5,410
Hypertensive heart disease	0 (0 to 0.1)	0 (0 to 0.1)	0 (0 to 0.2)	0 (0 to 0.2)	0.4 (0.2 to 0.8)	0.6 (0.3 to 1.1)	3.6 (1.9 to 6.2)	11.3 (6.8 to 17.8)	3.4 (2.1 to 5.1)	21.1 (14.2 to 31.3)	6.7 (4.2 to 10.3)	43.2 (29.2 to 64.1)	12.5 (7.8 to 19.5)	72.4 (46.4 to 111.6)	22.6 (14.3 to 35.1)	29.9 (18.9 to 46)	36.6 (23.1 to 56)	49.7 (31.4 to 77)	68 (43 to 106)	84.5 (53.3 to 131)	101 (64.1 to 158)	109 (68.9 to 169)	122 (77.2 to 189)	98.7 (62.4 to 153)	36.3 (22.9 to 56.4)	836
Non-rheumatic valvular heart disease	0 (0 to 0.1)	0 (0 to 0.1)	0 (0 to 0.1)	0 (0 to 0.1)	0.6 (0.3 to 1.1)	1.2 (0.6 to 2.1)	3.1 (2.4 to 4.1)	4.1 (3.1 to 5.4)	9.6 (7.4 to 12.7)	14.1 (10.8 to 18.5)	12.3 (9.4 to 16.2)	23.4 (17.9 to 30.7)	27.6 (21.1 to 36.2)	42.2 (32.3 to 55.3)	37.7 (28.8 to 49.4)	53.2 (40.7 to 69.7)	77.7 (59.5 to 101.8)	102.2 (78.3 to 133.9)	129 (98.8 to 169)	142 (108.8 to 186)	152 (116.4 to 199.2)	162 (124.1 to 212.4)	82.8 (63.4 to 108.6)	26.4 (20.2 to 34.6)	1,490
Non-rheumatic calcific aortic valve disease	0 (0 to 0)	0 (0 to 0)	0 (0 to 0)	0 (0 to 0)	0 (0 to 0)	0 (0 to 0)	0.6 (0.4 to 1.4)	1.6 (1.1 to 3.3)	3.7 (1.6 to 4.6)	5.3 (2.3 to 6.5)	7.5 (3.3 to 9.3)	10.4 (4.7 to 11.5)	14 (6.4 to 15.7)	19.6 (9.1 to 21.7)	17.1 (8.9 to 20.7)	22.1 (13.3 to 29.4)	27.1 (22.3 to 32.4)	40.1 (42.1 to 52.2)	42.2 (40.9 to 53)	52.6 (102 to 150)	51.1 (160 to 260)	57.1 (147 to 256)	22 (76.2 to 160)	7.2 (26.6 to 68.9)	695
Non-rheumatic degenerative mitral valve disease	0 (0 to 0)	0 (0 to 0)	0 (0 to 0)	0 (0 to 0)	0 (0 to 0)	0 (0 to 0)	0.4 (0.2 to 0.8)	1.2 (0.6 to 1.8)	2.1 (1.2 to 3.3)	3.1 (1.9 to 4.5)	5.1 (3.2 to 7.2)	6.7 (4.3 to 9.4)	9.4 (6.2 to 12.7)	12.7 (8.6 to 17.2)	11.4 (7.8 to 15.7)	15.2 (10.7 to 20.8)	20.4 (15.1 to 27.1)	27.2 (20.2 to 36.2)	29.6 (21.8 to 39.2)	34.5 (25.4 to 45.3)	36.6 (26.9 to 48.2)	37.6 (27.6 to 49.5)	16.9 (12.4 to 22.2)	5.4 (3.9 to 7.1)	495
Other non-rheumatic valve diseases	0 (0 to 0)	0 (0 to 0)	0 (0 to 0)	0 (0 to 0)	0 (0 to 0)	0 (0 to 0)



SR Table 2c: Akita DALYS by cause and age group for males with 95% uncertainty intervals, 2019

Cause	Early Neonatal	Late Neonatal	Post Neonatal	1 to 4	5 to 9	10 to 14	15 to 19	20 to 24	25 to 29	30 to 34	35 to 39	40 to 44	45 to 49	50 to 54	55 to 59	60 to 64	65 to 69	70 to 74	75 to 79	80 to 84	85 to 89	90 to 94	95 plus	Total
All causes	67.9 (57.1 to 79)	27.4 (19.7 to 36.2)	68.2 (53 to 86.1)	91.4 (67.7 to 120)	98.9 (81.6 to 124)	87.9 (69.6 to 108)	86.7 (69 to 106)	71.6 (54.5 to 94.6)	76.5 (58.4 to 99.2)	99.7 (78.6 to 126)	116 (96.5 to 139)	139 (116 to 164)	201 (164 to 239)	247 (206 to 292)	350 (287 to 402)	494 (400 to 566)	911 (743 to 1,060)	1,229 (1,000 to 1,450)	1,690 (1,380 to 2,000)	2,345 (1,760 to 2,870)	2,230 (1,750 to 2,660)	1,290 (957 to 1,490)	376 (261 to 474)	12,602
Communicable, maternal, neonatal, and nutritional diseases	0 (0 to 0)	0 (0 to 0)	0.6 (0.4 to 0.7)	0.6 (0.4 to 0.7)	0.3 (0.2 to 0.4)	0.4 (0.3 to 0.6)	0.7 (0.5 to 1)	1.1 (0.8 to 1.4)	1.7 (1.3 to 2.1)	2.6 (1.9 to 3.7)	4 (2.9 to 5.5)	5.2 (3.7 to 7.4)	8.1 (5.8 to 11.6)	4.2 (3 to 5.9)	4.6 (3.3 to 6.5)	9.1 (6.3 to 12.9)	13.3 (9.3 to 18.4)	4.3 (2.9 to 6.2)	2.3 (1.5 to 3.4)	1.1 (0.7 to 1.8)	0.7 (0.4 to 1.1)	0.3 (0.2 to 0.4)	0.1 (0 to 0.1)	82.4
HIV/AIDS and sexually transmitted infections	0 (0 to 0)	0 (0 to 0)	0.6 (0.4 to 0.7)	0.6 (0.4 to 0.7)	0.3 (0.2 to 0.4)	0.4 (0.3 to 0.6)	0.6 (0.4 to 0.8)	0.9 (0.6 to 1)	1 (0.8 to 1.3)	1.5 (1.2 to 2)	2.4 (1.9 to 3.1)	3.2 (2.4 to 4.4)	5.1 (3.8 to 6.9)	2.7 (2 to 3.7)	3.3 (2.5 to 4.5)	7.3 (5.1 to 10.4)	11.3 (7.9 to 17.1)	3.8 (2.6 to 5.5)	1.9 (1.2 to 3)	1.1 (0.6 to 1.8)	0.6 (0.3 to 1)	0.2 (0.1 to 0.3)	0.1 (0 to 0.1)	42.7
HIV/AIDS	0 (0 to 0)	0 (0 to 0)	0.6 (0.4 to 0.7)	0.6 (0.4 to 0.7)	0.3 (0.2 to 0.4)	0.4 (0.3 to 0.6)	0.6 (0.4 to 0.8)	0.9 (0.6 to 1)	1 (0.8 to 1.3)	1.5 (1.2 to 2)	2.4 (1.9 to 3.1)	3.2 (2.4 to 4.4)	5.1 (3.8 to 6.9)	2.7 (2 to 3.7)	3.3 (2.5 to 4.5)	7.3 (5.1 to 10.4)	11.3 (7.9 to 17.1)	3.8 (2.6 to 5.5)	1.9 (1.2 to 3)	1.1 (0.6 to 1.8)	0.6 (0.3 to 1)	0.2 (0.1 to 0.3)	0.1 (0 to 0.1)	42.7
HIV/AIDS - Drug-susceptible Tuberculosis	0 (0 to 0)	0 (0 to 0)	0.2 (0.1 to 0.3)	0.2 (0.1 to 0.3)	0.1 (0.1 to 0.1)	0.1 (0 to 0.1)	0.1 (0 to 0.1)	0.1 (0 to 0.2)	0.2 (0.1 to 0.3)	0.3 (0.2 to 0.4)	0.6 (0.4 to 0.8)	0.8 (0.6 to 1)	0.7 (0.5 to 1)	0.4 (0.3 to 0.6)	0.6 (0.4 to 0.9)	1.4 (1 to 2)	2.2 (1.5 to 3.2)	0.9 (0.6 to 1.3)	0.5 (0.3 to 0.8)	0.3 (0.2 to 0.5)	0.2 (0.1 to 0.3)	0.1 (0 to 0.1)	0 (0 to 0)	8.6
HIV/AIDS - Multidrug-resistant Tuberculosis without extensive drug resistance	0 (0 to 0)	0 (0 to 0)	0 (0 to 0)	0 (0 to 0)	0 (0 to 0)	0 (0 to 0)	0 (0 to 0)	0 (0 to 0)	0 (0 to 0)	0 (0 to 0)	0 (0 to 0)	0 (0 to 0)	0 (0 to 0)	0 (0 to 0)	0 (0 to 0)	0 (0 to 0)	0 (0 to 0)	0 (0 to 0)	0 (0 to 0)	0 (0 to 0)	0 (0 to 0)	0 (0 to 0)	0 (0 to 0)	0 (0 to 0)	0
HIV/AIDS - Extensively drug-resistant Tuberculosis	0 (0 to 0)	0 (0 to 0)	0 (0 to 0)	0 (0 to 0)	0 (0 to 0)	0 (0 to 0)	0 (0 to 0)	0 (0 to 0)	0 (0 to 0)	0 (0 to 0)	0 (0 to 0)	0 (0 to 0)	0 (0 to 0)	0 (0 to 0)	0 (0 to 0)	0 (0 to 0)	0 (0 to 0)	0 (0 to 0)	0 (0 to 0)	0 (0 to 0)	0 (0 to 0)	0 (0 to 0)	0 (0 to 0)	0
HIV/AIDS resulting in other diseases	0 (0 to 0)	0 (0 to 0)	0.4 (0.2 to 0.5)	0.4 (0.2 to 0.5)	0.2 (0.1 to 0.3)	0.2 (0.2 to 0.3)	0.3 (0.2 to 0.4)	0.5 (0.3 to 0.6)	0.8 (0.5 to 1.1)	1.2 (0.7 to 1.6)	1.8 (1.2 to 2.5)	2.4 (1.6 to 3.3)	3.8 (2.6 to 5.2)	2.1 (1.4 to 2.9)	2.5 (1.7 to 3.4)	5.7 (3.9 to 7.9)	8.9 (6.2 to 12.4)	3.1 (2.1 to 4.4)	1.7 (1.1 to 2.4)	0.9 (0.6 to 1.4)	0.5 (0.3 to 0.8)	0.2 (0.1 to 0.3)	0.1 (0 to 0.1)	34.7
Sexually transmitted infections excluding HIV	0 (0 to 0)	0 (0 to 0)	0 (0 to 0)	0 (0 to 0)	0 (0 to 0)	0 (0 to 0)	0 (0 to 0)	0 (0 to 0)	0 (0 to 0)	0 (0 to 0)	0 (0 to 0)	0 (0 to 0)	0 (0 to 0)	0 (0 to 0)	0 (0 to 0)	0 (0 to 0)	0 (0 to 0)	0 (0 to 0)	0 (0 to 0)	0 (0 to 0)	0 (0 to 0)	0 (0 to 0)	0 (0 to 0)	0 (0 to 0)	0
Syphilis	0 (0 to 0)	0 (0 to 0)	0 (0 to 0)	0 (0 to 0)	0 (0 to 0)	0 (0 to 0)	0 (0 to 0)	0 (0 to 0)	0 (0 to 0)	0 (0 to 0)	0 (0 to 0)	0 (0 to 0)	0 (0 to 0)	0 (0 to 0)	0 (0 to 0)	0 (0 to 0)	0 (0 to 0)	0 (0 to 0)	0 (0 to 0)	0 (0 to 0)	0 (0 to 0)	0 (0 to 0)	0 (0 to 0)	0 (0 to 0)	0
Chlamydial infection	0 (0 to 0)	0 (0 to 0)	0 (0 to 0)	0 (0 to 0)	0 (0 to 0)	0 (0 to 0)	0 (0 to 0)	0 (0 to 0)	0 (0 to 0)	0 (0 to 0)	0 (0 to 0)	0 (0 to 0)	0 (0 to 0)	0 (0 to 0)	0 (0 to 0)	0 (0 to 0)	0 (0 to 0)	0 (0 to 0)	0 (0 to 0)	0 (0 to 0)	0 (0 to 0)	0 (0 to 0)	0 (0 to 0)	0 (0 to 0)	0
Gonococcal infection	0 (0 to 0)	0 (0 to 0)	0 (0 to 0)	0 (0 to 0)	0 (0 to 0)	0 (0 to 0)	0 (0 to 0)	0 (0 to 0)	0 (0 to 0)	0 (0 to 0)	0 (0 to 0)	0 (0 to 0)	0 (0 to 0)	0 (0 to 0)	0 (0 to 0)	0 (0 to 0)	0 (0 to 0)	0 (0 to 0)	0 (0 to 0)	0 (0 to 0)	0 (0 to 0)	0 (0 to 0)	0 (0 to 0)	0 (0 to 0)	0
Trichomoniasis	0 (0 to 0)	0 (0 to 0)	0 (0 to 0)	0 (0 to 0)	0 (0 to 0)	0 (0 to 0)	0 (0 to 0)	0 (0 to 0)	0 (0 to 0)	0 (0 to 0)	0 (0 to 0)	0 (0 to 0)	0 (0 to 0)	0 (0 to 0)	0 (0 to 0)	0 (0 to 0)	0 (0 to 0)	0 (0 to 0)	0 (0 to 0)	0 (0 to 0)	0 (0 to 0)	0 (0 to 0)	0 (0 to 0)	0 (0 to 0)	0
Genital herpes	0 (0 to 0)	0 (0 to 0)	0 (0 to 0)	0 (0 to 0)	0 (0 to 0)	0 (0 to 0)	0 (0 to 0)	0 (0 to 0)	0 (0 to 0)	0 (0 to 0)	0 (0 to 0)	0 (0 to 0)	0 (0 to 0)	0 (0 to 0)	0 (0 to 0)	0 (0 to 0)	0 (0 to 0)	0 (0 to 0)	0 (0 to 0)	0 (0 to 0)	0 (0 to 0)	0 (0 to 0)	0 (0 to 0)	0 (0 to 0)	0
Other sexually transmitted infections	0 (0 to 0)	0 (0 to 0)	0 (0 to 0)	0 (0 to 0)	0 (0 to 0)	0 (0 to 0)	0 (0 to 0)	0 (0 to 0)	0 (0 to 0)	0 (0 to 0)	0 (0 to 0)	0 (0 to 0)	0 (0 to 0)	0 (0 to 0)	0 (0 to 0)	0 (0 to 0)	0 (0 to 0)	0 (0 to 0)	0 (0 to 0)	0 (0 to 0)	0 (0 to 0)	0 (0 to 0)	0 (0 to 0)	0 (0 to 0)	0
Respiratory infections and tuberculosis	29.7 (4.6 to 1.4)	2.7 (1.4 to 3.4)	2.1 (19 to 33.8)	29.7 (27.3 to 53.6)	2.7 (21.9 to 54)	2.9 (20.9 to 53.1)	2.7 (19.5 to 51.1)	2.9 (19.8 to 54.3)	3.2 (20.9 to 56.2)	3.6 (20.7 to 57.1)	4.2 (21.2 to 59.3)	5.2 (21.9 to 62.1)	6.8 (23.2 to 66.1)	8.5 (25.1 to 69.1)	11.2 (28.1 to 73.1)	15.6 (32.5 to 79.6)	24.1 (39.5 to 90.2)	30.7 (45.2 to 102)	39.1 (52.9 to 114)	46.9 (59.5 to 125)	49.5 (60.2 to 132)	46.1 (54.6 to 126)	30.7 (34.5 to 86)	1,040
Tuberculosis	29.7 (4.6 to 1.4)	2.7 (1.4 to 3.4)	2.1 (19 to 33.8)	29.7 (27.3 to 53.6)	2.7 (21.9 to 54)	2.9 (20.9 to 53.1)	2.7 (19.5 to 51.1)	2.9 (19.8 to 54.3)	3.2 (20.9 to 56.2)	3.6 (20.7 to 57.1)	4.2 (21.2 to 59.3)	5.2 (21.9 to 62.1)	6.8 (23.2 to 66.1)	8.5 (25.1 to 69.1)	11.2 (28.1 to 73.1)	15.6 (32.5 to 79.6)	24.1 (39.5 to 90.2)	30.7 (45.2 to 102)	39.1 (52.9 to 114)	46.9 (59.5 to 125)	49.5 (60.2 to 132)	46.1 (54.6 to 126)	30.7 (34.5 to 86)	1,040
Latent tuberculosis infection	0 (0 to 0)	0 (0 to 0)	0 (0 to 0)	0 (0 to 0)	0 (0 to 0)	0 (0 to 0)	0 (0 to 0)	0 (0 to 0)	0 (0 to 0)	0 (0 to 0)	0 (0 to 0)	0 (0 to 0)	0 (0 to 0)	0 (0 to 0)	0 (0 to 0)	0 (0 to 0)	0 (0 to 0)	0 (0 to 0)	0 (0 to 0)	0 (0 to 0)	0 (0 to 0)	0 (0 to 0)	0 (0 to 0)	0 (0 to 0)	0
Drug-susceptible tuberculosis	0 (0 to 0)	0 (0 to 0)	0 (0 to 0)	0 (0 to 0)	0 (0 to 0)	0 (0 to 0)	0 (0 to 0)	0 (0 to 0)	0 (0 to 0)	0 (0 to 0)	0 (0 to 0)	0 (0 to 0)	0 (0 to 0)	0 (0 to 0)	0 (0 to 0)	0 (0 to 0)	0 (0 to 0)	0 (0 to 0)	0 (0 to 0)	0 (0 to 0)	0 (0 to 0)	0 (0 to 0)	0 (0 to 0)	0 (0 to 0)	0
Multidrug-resistant tuberculosis without extensive drug resistance	0 (0 to 0)	0 (0 to 0)	0 (0 to 0)	0 (0 to 0)	0 (0 to 0)	0 (0 to 0)	0 (0 to 0)	0 (0 to 0)	0 (0 to 0)	0 (0 to 0)	0 (0 to 0)	0 (0 to 0)	0 (0 to 0)	0 (0 to 0)	0 (0 to 0)	0 (0 to 0)	0 (0 to 0)	0 (0 to 0)	0 (0 to 0)	0 (0 to 0)	0 (0 to 0)	0 (0 to 0)	0 (0 to 0)	0 (0 to 0)	0
Extensively drug-resistant tuberculosis	0 (0 to 0)	0 (0 to 0)	0 (0 to 0)	0 (0 to 0)	0 (0 to 0)	0 (0 to 0)	0 (0 to 0)	0 (0 to 0)	0 (0 to 0)	0 (0 to 0)	0 (0 to 0)	0 (0 to 0)	0 (0 to 0)	0 (0 to 0)	0 (0 to 0)	0 (0 to 0)	0 (0 to 0)	0 (0 to 0)	0 (0 to 0)	0 (0 to 0)	0 (0 to 0)	0 (0 to 0)	0 (0 to 0)	0 (0 to 0)	0
Lower respiratory infections	1 (0.6 to 1.4)	2 (1.1 to 3.01)	16.6 (11.1 to 24)	17 (11.6 to 22.6)	9.4 (6.6 to 12.7)	9.1 (6.3 to 12.7)	7.1 (4.8 to 10.2)	9.2 (6.2 to 13.2)	10.3 (6.7 to 14.7)	11.7 (7.6 to 16.9)	13.6 (8.7 to 19.8)	15.2 (9.7 to 22.3)	17.1 (10.6 to 25.9)	18.5 (11.5 to 28.1)	20.7 (12.9 to 31.5)	23.9 (14.9 to 36.4)	30.1 (18.7 to 46.1)	34.1 (21.1 to 52.3)	37.5 (23.1 to 57.5)	38.1 (23.3 to 58.4)	34.1 (20.8 to 52.3)	21.9 (13.2 to 33.6)	6.4 (3.8 to 9.9)	410
Upper respiratory infections	0 (0 to 0.1)	0 (0 to 0.3)	3.9 (2.3 to 5.9)	17.9 (12.1 to 26.3)	12.1 (7.9 to 18.2)	11.2 (7.3 to 17.1)	9.1 (5.9 to 14.1)	11.2 (7.3 to 17.3)	12.7 (8.2 to 19.7)	14.2 (9.1 to 21.9)	16.3 (10.3 to 25.4)	18.1 (11.4 to 28.4)	20.3 (12.6 to 31.9)	21.8 (13.5 to 34.1)	24.3 (15.1 to 37.9)	28.1 (17.4 to 43.7)	35.1 (21.7 to 54.6)	39.7 (24.4 to 61.3)	43.4 (26.6 to 67.5)	44.1 (26.8 to 68.4)	39.3 (23.8 to 61.1)	25.1 (15.1 to 39.1)	7.3 (4.3 to 11.4)	474
Otitis media	0 (0 to 0)	0 (0 to 0)	0.6 (0.1 to 1.4)	4.2 (1.2 to 9.6)	2.4 (0.7 to 5.5)	2.6 (0.8 to 5.9)	2.6 (0.8 to 5.9)	3.2 (1 to 7.2)	4.2 (1.3 to 9.5)	5.7 (1.8 to 12.8)	6.8 (2.1 to 15.3)	8.4 (2.6 to 18.9)	10.4 (3.2 to 23.4)	11.6 (3.6 to 26.1)	13.4 (4.2 to 30.1)	16.1 (5.1 to 36.1)	21.1 (6.7 to 47.1)	24.6 (7.9 to 54.6)	27.7 (8.9 to 61.3)	28.4 (9.1 to 62.8)	25.4 (8.2 to 56.1)	16.4 (5.3 to 36.1)	4.9 (1.6 to 10.6)	302
Enteric infections	1.3 (0.5 to 2.2)	0.5 (0.2 to 0.7)	2.4 (1.4 to 3.5)	1.6 (0.9 to 2.4)	1.2 (0.7 to 1.8)	1.1 (0.6 to 1.6)	1.1 (0.6 to 1.6)	1.2 (0.7 to 1.8)	1.4 (0.8 to 2.1)	1.7 (1 to 2.5)	2.1 (1.2 to 3.1)	2.6 (1.5 to 3.8)	3.2 (1.8 to 4.7)	3.7 (2.1 to 5.4)	4.4 (2.5 to 6.4)	5.6 (3.2 to 8.2)	7.8 (4.4 to 11.1)	9.3 (5.2 to 13.2)	10.4 (5.8 to 14.8)	10.7 (5.9 to 15.2)	9.6 (5.3 to 13.7)	6.2 (3.4 to 8.8)	1.8 (1 to 2.6)	124
Diarrheal diseases	1.3 (0.5 to 2.2)	0.5 (0.2 to 0.7)	2.4 (1.4 to 3.5)	1.6 (0.9 to 2.4)	1.2 (0.7 to 1.8)	1.1 (0.6 to 1.6)	1.1 (0.6 to 1.6)	1.2 (0.7 to 1.8)	1.4 (0.8 to 2.1)	1.7 (1 to 2.5)	2.1 (1.2 to 3.1)	2.6 (1.5 to 3.8)	3.2 (1.8 to 4.7)	3.7 (2.1 to 5.4)	4.4 (2.5 to 6.4)	5.6 (3.2 to 8.2)	7.8 (4.4 to 11.1)	9.3 (5.2 to 13.2)	10.4 (5.8 to 14.8)	10.7 (5.9 to 15.2)	9.6 (5.3 to 13.7)	6.2 (3.4 to 8.8)	1.8 (1 to 2.6)	124
Typhoid and paratyphoid	0 (0 to 0)	0 (0 to 0)	0 (0 to 0)	0 (0 to 0)	0 (0 to 0)	0 (0 to 0)	0 (0 to 0)	0 (0 to 0)	0 (0 to 0)	0 (0 to 0)	0 (0 to 0)	0 (0 to 0)	0 (0 to 0)	0 (0 to 0)	0 (0 to 0)	0 (0 to 0)	0 (0 to 0)	0 (0 to 0)	0 (0 to 0)	0 (0 to 0)	0 (0 to 0)	0 (0 to 0)	0 (0 to 0)	0 (0 to 0)	0
Typhoid fever	0 (0 to 0)	0 (0 to 0)	0 (0 to 0)	0 (0 to 0)	0 (0 to 0)	0 (0 to 0)	0 (0 to 0)	0 (0 to 0)	0 (0 to 0)	0 (0 to 0)	0 (0 to 0)	0 (0 to 0)	0 (0 to 0)	0 (0 to 0)	0 (0 to 0)	0 (0 to 0)	0 (0 to 0)	0 (0 to 0)	0 (0 to 0)	0 (0 to 0)	0 (0 to 0)	0 (0 to 0)	0 (0 to 0)	0 (0 to 0)	0
Paratyphoid fever	0 (0 to 0)	0 (0 to 0)	0 (0 to 0)	0 (0 to 0)	0 (0 to 0)	0 (0 to 0)	0 (0 to 0)	0 (0 to 0)	0 (0 to 0)	0 (0 to 0)	0 (0 to 0)	0 (0 to 0)	0 (0 to 0)	0 (0 to 0)	0 (0 to 0)	0 (0 to 0)	0 (0 to 0)	0 (0 to 0)	0 (0 to 0)	0 (0 to 0)	0 (0 to 0)	0 (0 to 0)	0 (0 to 0)	0 (0 to 0)	0
Other sexually transmitted infections	0 (0 to 0)	0 (0 to 0)	0 (0 to 0)	0 (0 to 0)	0 (0 to 0)	0 (0 to 0)	0 (0 to 0)	0 (0 to 0)	0 (0 to 0)	0 (0 to 0)	0 (0 to 0)	0 (0 to 0)	0 (0 to 0)	0 (0 to 0)	0 (0 to 0)	0 (0 to 0)	0 (0 to 0)	0 (0 to 0)	0 (0 to 0)	0 (0 to 0)	0 (0 to 0)	0 (0 to 0)	0 (0 to 0)	0 (0 to 0)	0
Invasive Non-typhoidal Salmonella (iNTS)	0 (0 to 0)	0 (0 to 0)	0 (0 to 0)	0 (0 to 0)	0 (0 to 0)	0 (0 to 0)	0 (0 to 0)	0 (0 to 0)	0 (0 to 0)	0 (0 to 0)	0 (0 to 0)	0 (0 to 0)	0 (0 to 0)	0 (0 to 0)	0 (0 to 0)	0 (0 to 0)	0 (0 to 0)	0 (0 to 0)	0 (0 to 0)	0 (0 to 0)	0 (0 to 0)	0 (0 to 0)	0 (0 to 0)	0 (0 to 0)	0
Other intestinal infectious diseases	0 (0 to 0)	0 (0 to 0)	0 (0 to 0.1)	0 (0 to 0.1)	0 (0 to 0.1)	0 (0 to 0.1)	0 (0 to 0.1)	0 (0 to 0.1)	0 (0 to 0.1)	0 (0 to 0.1)	0 (0 to 0.1)	0 (0 to 0.1)	0 (0 to 0.1)	0 (0 to 0.1)	0 (0 to 0.1)	0 (0 to 0.1)	0 (0 to 0.2)	0 (0 to 0.2)	0 (0 to 0.2)	0 (0 to 0.1)	0 (0 to 0.1)	0 (0 to 0.1)	0 (0 to 0.1)	0 (0 to 0.1)	0
Neglected tropical diseases and malaria	0 (0 to 0.3)	0 (0 to 1.4)	0.1 (0 to 4)	0.1 (0 to 4.2)	0.1 (0 to 3.9)	0.1 (0 to 3.5)	0.1 (0 to 3.4)	0.1 (0 to 3.6)	0.2 (0 to 4.1)	0.2 (0 to 4.5)	0.3 (0 to 5.1)	0.3 (0 to 5.6)	0.4 (0 to 6.5)	0.5 (0 to 7.1)	0.6 (0 to 8.1)	0.8 (0 to 9.9)	1.1 (0 to 13.3)	1.4 (0 to 16.2)	1.7 (0 to 19.2)	1.9 (0 to 20.2)	1.8 (0 to 19.2)	1.4 (0 to 15.2)	0.6 (0 to 6.5)	0.2 (0 to 1.4)	27.7
Malaria	0 (0 to 0)	0 (0 to 0)	0 (0 to 0)	0 (0 to 0)	0 (0 to 0)	0 (0 to 0)	0 (0 to 0)	0 (0 to 0)	0 (0 to 0)	0 (0 to 0)	0 (0 to 0)	0 (0 to 0)	0 (0 to 0)	0 (0 to 0)	0 (0 to 0)	0 (0 to 0)	0 (0 to 0)	0 (0 to 0)	0 (0 to 0)	0 (0 to 0)	0 (0 to 0)	0 (0 to 0)	0 (0 to 0)	0 (0 to 0)	0
Chagas disease	0 (0 to 0)	0 (0 to 0)	0 (0 to 0)	0 (0 to 0)	0 (0 to 0)	0 (0 to 0)	0 (0 to 0)	0 (0 to 0)	0 (0 to 0)	0 (0 to 0)	0 (0 to 0)	0 (0 to 0)	0 (0 to 0)	0 (0 to 0)	0 (0 to 0)	0 (0 to 0)	0 (0 to 0)	0 (0 to 0)	0 (0 to 0)	0 (0 to 0)	0 (0 to 0)	0 (0 to 0)	0 (0 to 0)	0 (0 to 0)	0
Leishmaniasis	0 (0 to 0)	0 (0 to 0)	0 (0 to 0)	0 (0 to 0)	0 (0 to 0)	0 (0 to 0)	0 (0 to 0)	0 (0 to 0)	0 (0 to 0)	0 (0 to 0)	0 (0 to 0)	0 (0 to 0)	0 (0 to 0)	0 (0 to 0)	0 (0 to 0)	0 (0 to 0)	0 (0 to 0)	0 (0 to 0)	0 (0 to 0)	0 (0 to 0)	0 (0 to 0)	0 (0 to 0)	0 (0 to 0)	0 (0 to 0)	0
Visceral leishmaniasis	0 (0 to 0)	0 (0 to 0)	0 (0 to 0)	0 (0 to 0)	0 (0 to 0)	0 (0 to 0)	0 (0 to 0)	0 (0 to 0)	0 (0 to 0)	0 (0 to 0)	0 (0 to 0)	0 (0 to 0)	0 (0 to 0)	0 (0 to 0)	0 (0 to 0)	0 (0 to 0)	0 (0 to 0)	0 (0 to 0)	0 (0 to 0)	0 (0 to 0)	0 (0 to 0)	0 (0 to 0)	0 (0 to 0)	0 (0 to 0)	0
Cutaneous and mucocutaneous leishmaniasis	0 (0 to 0)	0 (0 to 0)	0 (0 to 0)	0 (0 to 0)	0 (0 to 0)	0 (0 to 0)	0 (0 to 0)	0 (0 to 0)	0 (0 to 0)	0 (0 to 0)	0 (0 to 0)	0 (0 to 0)	0 (0 to 0)	0 (0 to 0)	0 (0 to 0)	0 (0 to 0)	0 (0 to 0)	0 (0 to 0)	0 (0 to 0)	0 (0 to 0)	0 (0 to 0)	0 (0 to 0)	0 (0 to 0)	0 (0 to 0)	0
African trypanosomiasis	0 (0 to 0)	0 (0 to 0)	0 (0 to 0)	0 (0 to 0)	0 (0 to 0)	0 (0 to 0)	0 (0 to 0)	0 (0 to 0)	0 (0 to 0)	0 (0 to 0)	0 (0 to 0)	0 (0 to 0)	0 (0 to 0)	0 (0 to 0)	0 (0 to 0)	0 (0 to 0)	0 (0 to 0)	0 (0 to 0)	0 (0 to 0)	0 (0 to 0)	0 (0 to 0)	0 (0 to 0)	0 (0 to 0)	0 (0 to 0)	0
Schistosomiasis	0 (0 to 0)	0 (0 to 0)	0 (0 to 0)	0 (0 to 0)	0 (0 to 0)	0 (0 to 0)	0 (0 to 0)	0 (0 to 0)	0 (0 to 0)	0 (0 to 0)	0 (0 to 0)	0 (0 to 0)	0 (0 to 0)	0 (0 to 0)	0 (0 to 0)	0 (0 to 0)	0 (0 to 0)	0 (0 to 0)	0 (0 to 0)	0 (0 to 0)	0 (0 to 0)	0 (0 to 0)	0 (0 to 0)	0 (0 to 0)	0
Cysticercosis	0 (0 to 0)	0 (0 to 0)	0 (0 to 0)	0 (0 to 0)	0 (0 to 0)	0 (0 to 0)	0 (0 to 0)	0 (0 to 0)	0 (0 to 0)	0 (0 to 0)	0 (0 to 0)	0 (0 to 0)	0 (0 to 0)	0 (0 to 0)	0 (0 to 0)	0 (0 to 0)	0 (0 to 0)	0 (0 to 0)	0 (0 to 0)	0 (0 to 0)	0 (0 to 0)	0 (0 to 0)	0 (0 to 0)	0 (0 to 0)	0
Cystic echinococcosis	0 (0 to 0)	0 (0 to 0)	0 (0 to 0)	0 (0 to 0)	0 (0 to 0)	0 (0 to 0)	0 (0 to 0)	0 (0 to 0)	0 (0 to 0)	0 (0 to 0)	0 (0 to 0)	0 (0 to 0)	0 (0 to 0)	0 (0 to 0)	0 (0 to 0)	0 (0 to 0)	0 (0 to 0)	0 (0 to 0)	0 (0 to 0)	0 (0 to 0)	0 (0 to 0)	0 (0 to 0)	0 (0 to 0)	0 (0 to 0)	0
Lymphatic filariasis	0 (0 to 0)	0 (0 to 0)	0 (0 to 0)	0 (0 to 0)	0 (0 to 0)	0 (0 to 0)	0 (0 to 0)	0 (0 to 0)	0 (0 to 0)	0 (0 to 0)	0 (0 to 0)	0 (0 to 0)	0 (0 to 0)	0 (0 to 0)	0 (0 to 0)	0 (0 to 0)	0 (0 to 0)	0 (0 to 0)	0 (0 to 0)	0 (0 to 0)	0 (0 to 0)	0 (0 to 0)	0 (0 to 0)	0 (0 to 0)	0
Onchocerciasis	0 (0 to 0)	0 (0 to 0)	0 (0 to 0)	0 (0 to 0)	0 (0 to 0)	0 (0 to 0)	0 (0 to 0)	0 (0 to 0)	0 (0 to 0)	0 (0 to 0)	0 (0 to 0)	0 (0 to 0)	0 (0 to 0)	0 (0 to 0)	0 (0 to 0)	0 (0 to 0)	0 (0 to 0)	0 (0 to 0)	0 (0 to 0)	0 (0 to 0)	0 (0 to 0)	0 (0 to 0)	0 (0 to 0)	0 (0 to 0)	0
Trachoma	0 (0 to 0)	0 (0 to 0)	0 (0 to 0)	0 (0 to 0)	0 (0 to 0)	0 (0 to 0)	0 (0 to 0)	0 (0 to 0)	0 (0 to 0)	0 (0 to 0)	0 (0 to 0)	0 (0 to 0)	0 (0 to 0)	0 (0 to 0)	0 (0 to 0)	0 (0 to 0)	0 (0 to 0)	0 (0 to 0)	0 (0 to 0)	0 (0 to 0)	0 (0 to 0)	0 (0 to 0)	0 (0 to 0)	0 (0 to 0)	0
Dengue	0 (0 to 0)	0 (0 to 0)	0 (0 to 0)	0 (0 to 0)	0 (0 to 0)	0 (0 to 0)	0 (0 to 0)	0 (0 to 0)	0 (0 to 0)	0 (0 to 0)	0 (0 to 0)	0 (0 to 0)	0 (0 to 0)	0 (0 to 0)	0 (0 to 0)	0 (0 to 0)	0 (0 to 0)	0 (0 to 0)	0 (0 to 0)	0 (0 to 0)	0 (0 to 0)	0 (0 to 0)	0 (0 to 0)	0 (0 to 0)	0
Yellow fever	0 (0 to 0)	0 (0 to 0)	0 (0 to 0)	0 (0 to 0)	0 (0 to 0)	0 (0 to 0)	0 (0 to 0)	0 (0 to 0)	0 (0 to 0)	0 (0 to 0)	0 (0 to 0)	0 (0 to 0)	0 (0 to 0)	0 (0 to 0)	0 (0 to 0)	0 (0 to 0)	0 (0 to 0)	0 (0 to 0)	0 (0 to 0)	0 (0 to 0)	0 (0 to 0)	0 (0 to 0)	0 (0 to 0)	0 (0 to 0)	0
Rabies	0 (0 to 0)	0 (0 to 0)	0 (0 to 0)	0 (0 to 0)	0 (0 to 0)	0 (0 to 0)	0 (0 to 0)	0 (0 to 0)	0 (0 to 0)	0 (0 to 0)	0 (0 to 0)	0 (0 to 0)	0 (0 to 0)	0 (0 to 0)	0 (0 to 0)	0 (0 to 0)	0 (0 to 0)	0 (0 to 0)	0 (0 to 0)	0 (0 to 0)	0 (0 to 0)	0 (0 to 0)	0 (0 to 0)	0 (0 to 0)	0
Intestinal nematode infections	0 (0 to 0)	0 (0 to 0)	0 (0 to 0)	0 (0 to 0)	0 (0 to 0)	0 (0 to 0)	0 (0 to 0)	0 (0 to 0)	0 (0 to 0)	0 (0 to 0)	0 (0 to 0)	0 (0 to 0)	0 (0 to 0)	0 (0 to 0)	0 (0 to 0)	0 (0 to 0)	0 (0 to 0)	0 (0 to 0)	0 (0 to 0)	0 (0 to 0)	0 (0 to 0)	0 (0 to 0)	0 (0 to 0)	0 (0 to 0)	0
Ascariasis	0 (0 to 0)	0 (0 to 0)	0 (0 to 0)	0 (0 to 0)	0 (0 to 0)	0 (0 to 0)	0 (0 to 0)	0 (0 to 0)	0 (0 to 0)	0 (0 to 0)	0 (0 to 0)	0 (0 to 0)	0 (0 to 0)	0 (0 to 0)	0 (0 to 0)	0 (0 to 0)	0 (0 to 0)	0 (0 to 0)	0 (0 to 0)	0 (0 to 0)	0 (0 to 0)	0 (0 to 0)	0 (0 to 0)	0 (0 to 0)	0
Trichuriasis	0 (0 to 0)	0 (0 to 0)	0 (0 to 0)	0 (0 to 0)





SR Table 2c: Yamagata DALYS by cause and age group for males with 95% uncertainty intervals, 2019

Cause	Early Neonatal (0-6 days)	Late Neonatal (7-27 days)	Post Neonatal (28-364 days)	1 to 4	5 to 9	10 to 14	15 to 19	20 to 24	25 to 29	30 to 34	35 to 39	40 to 44	45 to 49	50 to 54	55 to 59	60 to 64	65 to 69	70 to 74	75 to 79	80 to 84	85 to 89	90 plus	Total
All causes	2,212 (2,212, 2,296)	1,127 (44 912, 1211)	1,127 (382 to 477)	1,127 (900 to 1,302)	1,127 (909 to 1,335)	1,127 (949 to 1,335)	1,127 (1,477 to 2,230)	1,127 (1,858 1,2,442)	1,127 (2,268 to 3,210)	1,127 (2,268 to 3,210)	1,127 (2,268 to 3,210)	1,127 (2,268 to 3,210)	1,127 (4,445 to 6,400)	1,127 (4,445 to 6,400)	1,127 (5,335 to 7,700)	1,127 (6,256 to 8,810)	1,127 (8,099 to 11,100)	1,127 (11,850 to 16,000)	1,127 (16,700 to 22,300)	1,127 (19,500 to 22,500)	1,127 (19,200 to 21,200)	1,127 (14,600 to 16,300)	1,127 (14,700 to 15,900)	1,127 (14,700 to 15,900)	1,127 (14,700 to 15,900

Other neoplasms	0-2 (0-1 to 2-3)	0-3 (0-1 to 3-4)	0-6 (0-4 to 1-4)	0-6 (0-5 to 1-4)	0-9 (0-5 to 1-4)	1-1 (0-4 to 1-5)	1-4 (0-6 to 2-2)	1-1 (0-4 to 1-4)	1-6 (0-5 to 2-3)	2 (1-1 to 2-2)	2-2 (1-4 to 3-4)	3-9 (2-4 to 6-4)	4-6 (2-4 to 8)	8-7 (5-5 to 13-9)	19-2 (10-8 to 34-1)	23-4 (22-3 to 50-7)	54-5 (37-9 to 82-5)	69 (49-6 to 109)	73-3 (49-7 to 117)	77-3 (49-5 to 114)	69-4 (21-8 to 81-4)	24-0 (1-4 to 39-4)	7-1 (3-9 to 11-1)	
Medulloblastoma, medulloblastoma, and other hemangioblastic	0-3 (0-1 to 0-5)	0-3 (0-1 to 0-4)	0-6 (0-4 to 1-4)	0-6 (0-5 to 1-4)	1-1 (0-6 to 2-2)	1-1 (0-6 to 1-5)	1-6 (0-9 to 2-3)	2 (1-1 to 3-2)	2-2 (1-4 to 3-4)	3-9 (2-4 to 6-4)	6-6 (2-9 to 8)	8-7 (5-5 to 13-9)	19-2 (10-8 to 34-1)	23-4 (22-3 to 50-7)	54-5 (37-9 to 82-5)	69 (49-6 to 109)	73-3 (49-7 to 117)	77-3 (49-5 to 114)	69-4 (21-8 to 81-4)	24-0 (1-4 to 39-4)	7-1 (3-9 to 11-1)	441
Benign and in situ cerebral neoplasms	0 (0 to 0)	0 (0 to 0)	0 (0 to 0)	0 (0 to 0)	0 (0 to 0)	0 (0 to 0)	0 (0 to 0)	0 (0 to 0)	0 (0 to 0)	0 (0 to 0)	0 (0 to 0)	0 (0 to 0)	0 (0 to 0)	0 (0 to 0)	0 (0 to 0)	0 (0 to 0)	0 (0 to 0)	0 (0 to 0)	0 (0 to 0)	0 (0 to 0)	0 (0 to 0)	0
Benign and in situ cerebral and uterine neoplasms	0 (0 to 0)	0 (0 to 0)	0 (0 to 0)	0 (0 to 0)	0 (0 to 0)	0 (0 to 0)	0 (0 to 0)	0 (0 to 0)	0 (0 to 0)	0 (0 to 0)	0 (0 to 0)	0 (0 to 0)	0 (0 to 0)	0 (0 to 0)	0 (0 to 0)	0 (0 to 0)	0 (0 to 0)	0 (0 to 0)	0 (0 to 0)	0 (0 to 0)	0 (0 to 0)	0
Other benign and in situ neoplasms	0 (0 to 0)	0 (0 to 0)	0 (0 to 0)	0 (0 to 0)	0 (0 to 0)	0 (0 to 0)	0 (0 to 0)	0 (0 to 0)	0 (0 to 0)	0 (0 to 0)	0 (0 to 0)	0 (0 to 0)	0 (0 to 0)	0 (0 to 0)	0 (0 to 0)	0 (0 to 0)	0 (0 to 0)	0 (0 to 0)	0 (0 to 0)	0 (0 to 0)	0 (0 to 0)	0
Cardiovascular diseases	1-1 (0 to 1-4)	1-6 (1-1 to 2-2)	12-2 (9-3 to 18-4)	9-2 (7-3 to 11-3)	9 (7-1 to 11-4)	20-2 (19-4 to 23-1)	56 (39-7 to 82-6)	58-2 (44-6 to 72-3)	91-6 (72-9 to 112)	157 (128 to 195)	292 (253 to 353)	549 (452 to 649)	814 (671 to 968)	1,140 (949 to 1,348)	1,955 (1,638 to 2,288)	2,205 (1,805 to 2,648)	3,149 (2,573 to 3,795)	2,640 (2,095 to 3,266)	2,450 (1,846 to 3,499)	4,760 (3,933 to 5,433)	6,146 (3,240 to 8,800)	2,526 (1,675 to 2,960)	1,122 (771 to 1,394)
Rheumatic heart disease	0 (0 to 0)	0 (0 to 0)	0 (0 to 0.2)	0 (0 to 0.2)	0 (0 to 0.3)	0-4 (0 to 0.9)	0-6 (0.4 to 0.9)	1-1 (0.7 to 1.5)	1-6 (1 to 2.4)	1-7 (1.1 to 2.4)	1-9 (1.2 to 2.6)	3 (2.1 to 4.1)	3-7 (2.6 to 5.2)	3-4 (2.7 to 4.7)	7-9 (5 to 11)	13-1 (9.1 to 17.4)	20-2 (14.6 to 26.9)	27-5 (19.6 to 36.1)	33 (24.5 to 42.9)	41-6 (30.2 to 54.9)	40-7 (28.6 to 57)	28-5 (19.1 to 39.4)	10-7 (6.9 to 15.1)	248
Ischemic heart disease	0 (0 to 0)	0 (0 to 0)	0 (0 to 0)	0 (0 to 0)	0-7 (0 to 1)	1-9 (1-1 to 2-3)	6 (3-9 to 8)	10-6 (8-1 to 13)	20-4 (16-1 to 26)	33 (26-1 to 42)	60 (47-1 to 77)	98 (77-1 to 125)	172 (135 to 220)	239 (188 to 305)	439 (349 to 554)	597 (481 to 735)	1,233 (1,013 to 1,483)	1,220 (1,006 to 1,500)	1,380 (1,140 to 1,620)	1,940 (1,580 to 1,756)	1,416 (1,060 to 1,772)	662 (445 to 1,060)	340 (245 to 447)	10,700
Stroke	0-2 (0 to 0-1)	1-5 (1 to 2-3)	1-2 (1-2 to 2-3)	7-8 (5-4 to 10-4)	11-2 (9 to 13-2)	17-9 (13-3 to 23-5)	31-5 (21-7 to 43-1)	40-5 (28-6 to 56)	110 (81-6 to 144)	242 (180 to 321)	575 (429 to 765)	914 (681 to 1,214)	932 (697 to 1,240)	949 (714 to 1,260)	1,320 (1,000 to 1,747)	1,630 (1,210 to 2,160)	1,950 (1,450 to 2,590)	2,020 (1,500 to 2,690)	1,916 (1,420 to 2,540)	1,192 (859 to 1,570)	526 (364 to 674)	282 (204 to 364)	13,400
Ischemic stroke	0 (0 to 0)	0-1 (0-1 to 0-4)	0-7 (0-4 to 0-9)	1-7 (1 to 2-7)	2-1 (1-4 to 3-1)	4-2 (2-3 to 6-1)	8-8 (5-9 to 12-4)	12-2 (8 to 16)	29-7 (21-5 to 38-2)	70-1 (52-1 to 91)	177 (132 to 230)	327 (244 to 427)	484 (362 to 631)	707 (529 to 922)	1,177 (879 to 1,534)	1,373 (1,026 to 1,791)	1,633 (1,220 to 2,130)	1,620 (1,210 to 2,110)	1,540 (1,150 to 2,010)	1,060 (791 to 1,383)	1,060 (1,060 to 1,060)	497 (372 to 648)	439 (328 to 572)	8,260
Intracerebral hemorrhage	0 (0 to 0-2)	0 (0 to 0-2)	0 (0 to 0-1)	0 (0 to 0-1)	0-2 (0 to 0-4)	0-5 (0 to 0-8)	1-2 (0 to 1-7)	1-5 (0 to 2-4)	3-4 (1 to 4-7)	6-4 (3 to 8-4)	14-4 (9 to 20)	21-9 (14 to 30)	34-2 (23 to 46)	48-1 (32 to 64)	76-5 (52 to 106)	94-2 (64 to 129)	120 (82 to 165)	134 (92 to 183)	147 (101 to 202)	125 (86 to 172)	84 (57 to 115)	45 (30 to 62)	29 (19 to 40)	1,030
Subarachnoid hemorrhage	0 (0 to 0-1)	0-1 (0 to 0-1)	0-2 (0 to 0-3)	0-2 (0 to 0-4)	0-4 (0 to 0-5)	0-6 (0 to 1-2)	1-2 (0 to 1-7)	1-4 (0 to 2-5)	2-5 (0 to 4-1)	4-2 (0 to 6)	7-6 (2-7 to 12)	11-6 (3-9 to 19)	16-2 (5-6 to 27)	21-6 (7-2 to 36)	32-2 (10-8 to 53)	38-2 (12-8 to 63)	47 (15-7 to 77)	52 (17-3 to 85)	57 (19-1 to 93)	48 (16-1 to 78)	32 (10-7 to 52)	17 (5-6 to 28)	11 (3-7 to 18)	386
Hypertensive-heart disease	0 (0 to 0)	0 (0 to 0)	0 (0 to 0)	0 (0 to 0)	0 (0 to 0)	0 (0 to 0)	0 (0 to 0)	0 (0 to 0)	0 (0 to 0)	0 (0 to 0)	0 (0 to 0)	0 (0 to 0)	0 (0 to 0)	0 (0 to 0)	0 (0 to 0)	0 (0 to 0)	0 (0 to 0)	0 (0 to 0)	0 (0 to 0)	0 (0 to 0)	0 (0 to 0)	0 (0 to 0)	0 (0 to 0)	0
Non-rheumatic valvular heart disease	0 (0 to 0)	0 (0 to 0)	0 (0 to 0)	0 (0 to 0)	0 (0 to 0)	0 (0 to 0)	0 (0 to 0)	0 (0 to 0)	0 (0 to 0)	0 (0 to 0)	0 (0 to 0)	0 (0 to 0)	0 (0 to 0)	0 (0 to 0)	0 (0 to 0)	0 (0 to 0)	0 (0 to 0)	0 (0 to 0)	0 (0 to 0)	0 (0 to 0)	0 (0 to 0)	0 (0 to 0)	0 (0 to 0)	0
Non-rheumatic calcific aortic valve disease	0 (0 to 0)	0 (0 to 0)	0 (0 to 0)	0 (0 to 0)	0 (0 to 0)	0 (0 to 0)	0 (0 to 0)	0 (0 to 0)	0 (0 to 0)	0 (0 to 0)	0 (0 to 0)	0 (0 to 0)	0 (0 to 0)	0 (0 to 0)	0 (0 to 0)	0 (0 to 0)	0 (0 to 0)	0 (0 to 0)	0 (0 to 0)	0 (0 to 0)	0 (0 to 0)	0 (0 to 0)	0 (0 to 0)	0
Non-rheumatic degenerative mitral valve disease	0 (0 to 0)	0 (0 to 0)	0 (0 to 0)	0 (0 to 0)	0 (0 to 0)	0 (0 to 0)	0 (0 to 0)	0 (0 to 0)	0 (0 to 0)	0 (0 to 0)	0 (0 to 0)	0 (0 to 0)	0 (0 to 0)	0 (0 to 0)	0 (0 to 0)	0 (0 to 0)	0 (0 to 0)	0 (0 to 0)	0 (0 to 0)	0 (0 to 0)	0 (0 to 0)	0 (0 to 0)	0 (0 to 0)	0
Other non-rheumatic valve diseases	0 (0 to 0)	0 (0 to 0)	0 (0 to 0)	0 (0 to 0)	0 (0 to 0)	0 (0 to 0)	0 (0 to 0)	0 (0 to 0)	0 (0 to 0)	0 (0 to 0)	0 (0 to 0)	0 (0 to 0)	0 (0 to 0)	0 (0 to 0)	0 (0 to 0)	0 (0 to 0)	0 (0 to 0)	0 (0 to 0)	0 (0 to 0)	0 (0 to 0)	0 (0 to 0)	0 (0 to 0)	0 (0 to 0)	0
Cardiomyopathy and myocarditis	0 (0 to 0-2)	0 (0 to 0-3)	0-2 (0-1 to 0-6)	2 (0-9 to 3-6)	2-7 (1-7 to 3-7)	6-1 (3-7 to 11-1)	12-7 (8-5 to 19-1)	13-3 (8-5 to 20-7)	19-6 (12-3 to 30)	24-3 (15-6 to 37-8)	37-6 (25-6 to 53-6)	53-3 (39-2 to 72-2)	69-2 (53-9 to 89-4)	106 (84-9 to 134)	172 (141-5 to 214)	195 (147-6 to 247)	263 (193 to 332)	277 (198 to 362)	276 (194 to 357)	211 (147 to 284)	144 (98-6 to 193)	77-6 (49-8 to 111)	47 (28-5 to 70-5)	1,560
Myocarditis	0 (0 to 0-1)	0 (0 to 0)	0 (0 to 0-2)	0 (0 to 0-1)	0-1 (0 to 0-2)	0-2 (0 to 0-4)	0-4 (0 to 0-9)	0-6 (0 to 1-2)	1-2 (0 to 2-1)	2-1 (0 to 3-1)	3-6 (2 to 5-5)	6-1 (3 to 9)	9-4 (6 to 13)	13-8 (9 to 19)	19-5 (14 to 27)	24-5 (17 to 33)	31-2 (22 to 42)	34-2 (24 to 46)	34-2 (24 to 46)	27-2 (19 to 37)	18-2 (12 to 25)	9-4 (5 to 13)	5-2 (3 to 7)	184
Alcoholic cardiomyopathy	0 (0 to 0)	0 (0 to 0)	0 (0 to 0)	0 (0 to 0)	0 (0 to 0)	0 (0 to 0)	0-6 (0 to 1-2)	1-2 (0 to 2-1)	2-1 (1 to 3-5)	2-9 (2 to 5-8)	5-2 (2 to 8-7)	9-4 (4 to 14-1)	9-4 (4 to 13)	10-8 (6 to 15)	10-6 (6 to 15)	11 (7 to 15)	14 (9 to 19.1)	13 (8 to 18.2)	13 (8 to 18.2)	9 (5 to 12.2)	5 (3 to 6.7)	2 (1 to 2.6)	1 (0 to 1.3)	78.7
Other cardiomyopathy	0 (0 to 0-4)	0 (0 to 0-7)	0-4 (0-1 to 0-8)	2-7 (1 to 3-2)	1-6 (0 to 2-3)	4-7 (2 to 6-5)	3-4 (1 to 5)	5-7 (2 to 8)	8 (3 to 11)	11 (7 to 16)	14-2 (9 to 20)	27-1 (17 to 38)	37-5 (24 to 53)	51-2 (34 to 70)	72-6 (49 to 97)	84-5 (57 to 113)	106 (70 to 142)	114 (75 to 152)	118 (77 to 157)	96-7 (63 to 130)	73-9 (47 to 101)	45-1 (27 to 67)	27-1 (16 to 40)	739
Atrial fibrillation and flutter	0 (0 to 0)	0 (0 to 0)	0 (0 to 0)	0 (0 to 0)	0 (0 to 0)	0 (0 to 0)	0 (0 to 0)	0 (0 to 0)	0 (0 to 0)	0 (0 to 0)	0 (0 to 0)	0 (0 to 0)	0 (0 to 0)	0 (0 to 0)	0 (0 to 0)	0 (0 to 0)	0 (0 to 0)	0 (0 to 0)	0 (0 to 0)	0 (0 to 0)	0 (0 to 0)	0 (0 to 0)	0 (0 to 0)	NA
Aortic aneurysm	—	—	—	—	—	—	—	—	—	—	—	—	—	—	—	—	—	—	—	—	—	—	—	NA
Endocarditis	0 (0 to 0)	0 (0 to 0)	0 (0 to 0.2)	0 (0 to 0.2)	0 (0 to 0.3)	0-2 (0 to 0.5)	0-4 (0.2 to 0.7)	1-4 (0.7 to 2.2)	1-6 (0.9 to 2.5)	2-3 (1.2 to 3.4)	2-5 (1.4 to 3.9)	4 (2.2 to 6.4)	4 (2.6 to 7.4)	3-7 (2.4 to 5.6)	6-4 (4.1 to 9.8)	7-9 (5.1 to 12.1)	10-7 (7.3 to 15.7)	12-2 (8.1 to 17.8)	12-2 (8.1 to 17.8)	9-4 (6.1 to 13.7)	6-4 (3.7 to 9.6)	2-8 (1.5 to 4.3)	1-2 (0.7 to 1.9)	84
Other cardiovascular and circulatory diseases	0-8 (0 to 1-2)	0-9 (0 to 1-3)	2-6 (1-4 to 4-1)	2-8 (1-4 to 4-2)	2-7 (1-3 to 4-2)	3-3 (2-2 to 4-9)	5-2 (3-3 to 7-4)	7-7 (5-2 to 11-2)	7-6 (5-1 to 10-4)	10-4 (7-1 to 14)	17-1 (11-4 to 23)	29-4 (21-4 to 39)	22-9 (16-4 to 31)	24-9 (17-3 to 34)	29 (21-1 to 39.9)	28-1 (19-1 to 38.9)	32 (22-1 to 43.1)	30-5 (20-6 to 40.5)	41-1 (28-1 to 54.1)	44-7 (30-1 to 58.7)	49-2 (32-1 to 66.1)	29-6 (18-1 to 42.2)	10-3 (6-1 to 15.2)	520
Chronic respiratory diseases	0-2 (0 to 0-3)	0-3 (0-1 to 0-6)	0-9 (0-5 to 1-3)	1-2 (0-7 to 1-7)	2-3 (1-4 to 3-2)	4-3 (2-7 to 5-9)	6-9 (4-4 to 9)	9-1 (6-1 to 12)	13-7 (9-3 to 18)	20-3 (14-1 to 27)	31-2 (22-1 to 41)	44-3 (32-1 to 58)	59-2 (43-3 to 77)	77-3 (56-2 to 100)	98-2 (72-2 to 128)	112 (82-3 to 146)	132 (96-3 to 172)	138 (98-3 to 180)	140 (98-3 to 183)	111 (77-3 to 144)	87-3 (59-3 to 114)	47-1 (30-3 to 63)	7,500
Chronic obstructive pulmonary disease	0 (0 to 0)	0 (0 to 0)	0 (0 to 0)	0-1 (0 to 0-2)	0-2 (0 to 0-3)	0-4 (0 to 0-7)	0-9 (0-4 to 1-2)	1-2 (0-7 to 1-7)	2-1 (1-2 to 2-9)	3-2 (2-1 to 4-3)	5-1 (3-4 to 6-7)	7-9 (5-3 to 10)	11 (7-5 to 14)	15 (10-1 to 19)	20-3 (14-1 to 26)	23 (16-1 to 29)	27 (19-1 to 34)	28-3 (19-3 to 35)	28-3 (19-3 to 35)	22-3 (15-3 to 28)	15-4 (10-3 to 19)	9-7 (6-3 to 12)	5-4 (3-3 to 6.7)	1,020
Pneumoconiosis	0 (0 to 0)	0 (0 to 0)	0 (0 to 0)	0 (0 to 0)	0 (0 to 0)	0 (0 to 0)	0 (0 to 0)	0 (0 to 0)	0 (0 to 0)	0 (0 to 0)	0 (0 to 0)	0 (0 to 0)	0 (0 to 0)	0 (0 to 0)	0 (0 to 0)	0 (0 to 0)	0 (0 to 0)	0 (0 to 0)	0 (0 to 0)	0 (0 to 0)	0 (0 to 0)	0 (0 to 0)	0 (0 to 0)	0
Silicosis	0 (0 to 0)	0 (0 to 0)	0 (0 to 0)	0 (0 to 0)	0 (0 to 0)	0 (0 to 0)	0 (0 to 0)	0 (0 to 0)	0 (0 to 0)	0 (0 to 0)	0 (0 to 0)	0 (0 to 0)	0 (0 to 0)	0-1 (0 to 0-2)	0-2 (0-1 to 0-2)	0-3 (0-1 to 0-4)	0-6 (0-4 to 1-4)	1-1 (0 to 2-9)	0-7 (0 to 1-9)	0-7 (0-1 to 1-6)	0-3 (0 to 1-2)	0-1 (0 to 0-6)	0-1 (0 to 0-4)	53
Asbestosis	0 (0 to 0)	0 (0 to 0)	0 (0 to 0)	0 (0 to 0)	0 (0 to 0)	0 (0 to 0)	0 (0 to 0)	0 (0 to 0)	0 (0 to 0)	0 (0 to 0)	0 (0 to 0)	0 (0 to 0)	0 (0 to 0)	0 (0 to 0)	0 (0 to 0)	0 (0 to 0)	0 (0 to 0)	0 (0 to 0)	0 (0 to 0)	0 (0 to 0)	0 (0 to 0)	0 (0 to 0)	0 (0 to 0)	32
Coal workers pneumoconiosis	0 (0 to 0)	0 (0 to 0)	0 (0 to 0)	0 (0 to 0)	0 (0 to 0)	0 (0 to 0)	0 (0 to 0)	0 (0 to 0)	0 (0 to 0)	0 (0 to 0)	0 (0 to 0)	0 (0 to 0)	0 (0 to 0)	0 (0 to 0)	0 (0 to 0)	0 (0 to 0)	0 (0 to 0)	0 (0 to 0)	0 (0 to 0)	0 (0 to 0)	0 (0 to 0)	0 (0 to 0)	0 (0 to 0)	4
Other pneumoconioses	0 (0 to 0)	0 (0 to 0)	0 (0 to 0)	0 (0 to 0)	0 (0 to 0)	0 (0 to 0)	0 (0 to 0)	0 (0 to 0)	0 (0 to 0)	0 (0 to 0)	0 (0 to 0)	0 (0 to 0)	0 (0 to 0)	0 (0 to 0)	0 (0 to 0)	0 (0 to 0)	0 (0 to 0)	0 (0 to 0)	0 (0 to 0)	0 (0 to 0)	0 (0 to 0)	0 (0 to 0)	0 (0 to 0)	NA
Asthma	0 (0 to 0)	0 (0 to 0)	0-1 (0-1 to 0-4)	0-7 (0-4 to 1)	0-7 (0-4 to 1)	1-1 (0-7 to 1-6)	1-6 (0-9 to 2-4)	2-1 (1-1 to 3-3)	3-4 (1-9 to 4-9)	5-3 (3-3 to 7)	8-3 (5-1 to 11)	13-3 (9-1 to 17)	20-4 (14-1 to 27)	29-9 (21-1 to 38)	45-1 (32-1 to 58)	49-4 (34-1 to 63)	59-2 (42-3 to 76)	63 (44-1 to 81)	66 (46-1 to 84)	60-3 (41-1 to 78)	46-2 (29-1 to 63)	24-7 (14-1 to 34)	10-9 (6-1 to 15)	1,020
Interstitial lung disease and pulmonary sarcoidosis	0 (0 to 0)	0 (0 to 0)	0 (0 to 0)	0 (0 to 0)	0 (0 to 0)	0 (0 to 0)	0 (0 to 0)	0 (0 to 0)	0 (0 to 0)	0 (0 to 0)	0 (0 to 0)	0 (0 to 0)	0 (0 to 0)	0 (0 to 0)	0 (0 to 0)	0 (0 to 0)	0 (0 to 0)	0 (0 to 0)	0 (0 to 0)	0 (0 to 0)	0 (0 to 0)	0 (0 to 0)	0 (0 to 0)	0
Other chronic respiratory diseases	0 (0 to 0)	0 (0 to 0)	0 (0 to 0)	0 (0 to 0)	0 (0 to 0)	0 (0 to 0)	0 (0 to 0)	0 (0 to 0)	0 (0 to 0)	0 (0 to 0)	0 (0 to 0)	0 (0 to 0)	0 (0 to 0)	0 (0 to 0)	0 (0 to 0)	0 (0 to 0)	0 (0 to 0)	0 (0 to 0)	0 (0 to 0)	0 (0 to 0)	0 (0 to 0)	0 (0 to 0)	0 (0 to 0)	0
Digestive diseases	0-4 (0-2 to 0-5)	1-5 (1 to 2-1)	2-7 (1-6 to 3-6)	3-1 (1-9 to 4-5)	3-7 (2-1 to 5-1)	4-6 (2-6 to 6-6)	5-7 (3-3 to 8)	6-7 (3-8 to 9-2)	8-7 (4-9 to 11)	11-3 (6-7 to 15)	15-1 (9-1 to 20)	20-2 (12-1 to 27)	26-1 (16-1 to 34)	32-2 (20-1 to 42)	41-1 (26-1 to 53)	46-1 (29-1 to 59)	52-1 (33-1 to 67)	53-1 (34-1 to 68)	52-1 (33-1 to 67)	46-1 (29-1 to 59)	34-1 (21-1 to 44)	19-1 (11-1 to 25)	9,070
Cirrhosis and other chronic liver diseases	0 (0 to 0)	0-1 (0 to 0-1)	1-1 (0-4 to 1-6)	1-1 (0-4 to 1-6)	1-9 (0-7 to 2-9)	2-9 (1-1 to 4-2)	5-1 (2 to 6-4)	7-6 (3-1 to 9-6)	16-6 (8-1 to 22)	39-9 (22-1 to 53)	72-5 (47-1 to 93)	113 (77-1 to 142)	146 (113 to 181)	200 (152 to 253)	239 (182 to 303)	256 (194 to 324)	282 (213 to 357)	243 (183 to 310)	192 (134 to 256)	109 (67 to 159)	49 (27 to 74)	19-7 (10 to 32)	2,090
Cirrhosis and other chronic liver diseases due to hepatitis B	0 (0 to 0)	0 (0 to 0)	0 (0 to 0)	0-1 (0 to 0-1)	0-2 (0 to 0-4)	0-4 (0 to 0-8)	0-9 (0 to 1-4)	1-2 (0 to 1-8)	2-4 (0 to 3-1)	5-1 (1 to 6)	8-6 (3 to 12)	15-5 (7 to 21)	23-4 (12 to 32)	33-5 (19 to 45)	53-6 (32 to 69)	63-9 (39 to 82)	79-1 (48 to 101)	84-3 (52 to 107)	77-3 (47 to 98)	59-6 (36 to 76)	39-1 (23 to 50)	17-9 (10 to 23)	7-8 (4 to 10)	1,020
Cirrhosis and other chronic liver diseases due to hepatitis C	0 (0 to 0)	0 (0 to 0)	0-1 (0 to 0-1)	0-1 (0 to 0-2)	0-2 (0 to 0-3)	0-4 (0 to 0-7)	1-3 (0 to 2-1)	2-9 (1 to 4-3)	6-3 (2 to 9)	18-5 (9 to 25)	47-7 (30 to 62)	73-4 (54 to 95)	94-5 (69 to 122)	97-7 (72 to 126)	115 (85 to 151)	96-7 (70 to 127)	146 (104 to 189)	143 (98 to 187)	118 (81 to 158)	72-6 (48 to 97)	51-9 (32 to 70)	23-1 (14 to 32)	9-9 (5 to 13)	1,020
Cirrhosis and other chronic liver diseases due to alcohol use	0 (0 to 0)	0 (0 to 0)	0 (0 to 0)	0 (0 to 0)	0 (0 to 0)	0 (0 to 0)	0-2 (0 to 0-3)	0-3 (0 to 0-5)	2-1 (0 to 3-1)	7-9 (3 to 11)	27-4 (17 to 37)	57-1 (41 to 73)	94-5 (69 to 120)	131 (97 to 165)	170 (126 to 214)	183 (135 to 230)	211 (156 to 265)	203 (150 to 255)	166 (122 to 208)	114 (77 to 151)	69 (44 to 93)	27-2 (16 to 37)	11-7 (6 to 15)	1,020
Cirrhosis and other chronic liver diseases due to NAFLD	0 (0 to 0)	0 (0 to 0)	0 (0 to 0)	0 (0 to 0)	0 (0 to 0)	0 (0 to 0)	0 (0 to 0)	0 (0 to 0)	0-1 (0 to 0-2)	0-7 (0 to 1-2)	2-3 (0 to 3-9)	5-4 (1 to 8)	9-6 (4 to 14)	15-1 (8 to 22)	23-1 (13 to 33)	28-6 (16 to 40)	37-1 (21 to 51)	36-1 (20 to 50)	31-1 (17 to 44)	20-4 (11 to 29)	12-6 (6 to 18)	5-4 (2 to 7)	1-9 (0 to 2.6)	487
Cirrhosis and other chronic liver diseases due to other causes	0 (0 to 0)	0 (0 to 0-1)	0-1 (0 to 0-4)	0-2 (0 to 0-6)	0-3 (0 to 0-8)	0-5 (0 to 1-1)	1-2 (0 to 2-1)	2-1 (0 to 3-5)	4-5 (1 to 7)	7-5 (3 to 11)	13-9 (8 to 20)	21-3 (14 to 30)	29-6 (20 to 41)	39-3 (26 to 54)	49-3 (33 to 67)	53-6 (36 to 73)	59-1 (39 to 80)	52-1 (34 to 71)	41-1 (26 to 57)	27-6 (17 to 38)	17-3 (9 to 25)	6-9 (3 to 10)	2-6 (1 to 3.9)	167
Upper digestive system diseases	0 (0 to 0)	0 (0 to 0)	0-4 (0 to 0-8)	0-5 (0 to 1-2)	0-8 (0 to 1-4)	1-2 (0 to 2-2)	1-9 (0 to 3-2)	2-4 (0 to 4-2)	4-3 (1 to 6)	6-5 (2 to 9)	10-1 (4 to 14)	15-4 (7 to 21)	22-4 (11 to 30)	29-7 (15 to 40)	39-5 (21 to 52)	43-3 (24 to 57)	49-3 (28 to 64)	47-3 (27 to 62)	39-3 (22 to 52)	29-3 (16 to 39)	19-3 (10 to 26)	8-4 (4 to 12)	3-4 (1 to 4.7)	926
Peptic ulcer disease	0 (0 to 0)	0 (0 to 0)	0-2 (0 to 0-3)	0-2 (0 to 0-3)	0-3 (0 to 0-5)	0-6 (0 to 1-1)	1-2 (0 to 2-1)	1-6 (0 to 2-8)	3-1 (1 to 4-9)	5-2 (2 to 7)	8-9 (3 to 12)	13-6 (6 to 19)	19-6 (9 to 27)	25-6 (12 to 34)	34-1 (16 to 45)	37-3 (17 to 49)	42-3 (20 to 56)	40-3 (19 to 53)	33-3 (15 to 44)	24-3 (11 to 32)	16-1 (7 to 21)	6-9 (3 to 9)	2-7 (1 to 3.6)	826
Gastritis and duodenitis	0 (0 to 0)	0 (0 to 0)	0 (0 to 0)	0 (0 to 0)	0 (0 to 0)	0 (0 to 0)	0 (0 to 0)	0 (0 to 0)	0 (0 to 0)	0 (0 to 0)	0 (0 to 0)	0 (0 to 0)	0 (0 to 0)	0 (0 to 0)	0 (0 to 0)	0



SR Table 2c: Fukushima DALYS by cause and age group for males with 95% uncertainty intervals, 2019

Cause	Early Neonatal (0-6 days)	Late Neonatal (7-27 days)	Post Neonatal (28-364 days)	1 to 4	5 to 9	10 to 14	15 to 19	20 to 24	25 to 29	30 to 34	35 to 39	40 to 44	45 to 49	50 to 54	55 to 59	60 to 64	65 to 69	70 to 74	75 to 79	80 to 84	85 to 89	90 to 94	95 to 99	100 plus	Total
All causes	2,444 (2,444-2,445)	1,782 (1,782-1,781)	1,660 (1,660-1,660)	1,168 (1,168-1,168)	1,005 (1,005-1,005)	1,003 (1,003-1,003)	1,428 (1,428-2,228)	2,777 (2,777-4,228)	3,248 (3,248-4,760)	3,923 (3,923-5,660)	4,776 (4,776-6,969)	5,993 (5,993-8,469)	7,433 (7,433-10,264)	9,265 (9,265-13,200)	11,429 (11,429-16,220)	13,852 (13,852-19,686)	16,599 (16,599-23,600)	19,938 (19,938-28,300)	23,992 (23,992-34,000)	28,599 (28,599-40,500)	33,977 (33,977-48,000)	39,999 (39,999-56,500)	46,999 (46,999-66,500)	54,999 (54,999-77,500)	315,000
Communicable, maternal, neonatal, and nutritional diseases	162 (157 to 203)	50 (49 to 64)	163 (127 to 208)	222 (172 to 287)	203 (157 to 266)	179 (126 to 255)	192 (130 to 282)	166 (101 to 276)	215 (141 to 329)	256 (158 to 378)	294 (165 to 435)	331 (206 to 494)	388 (253 to 574)	456 (306 to 668)	633 (416 to 933)	1,000 (676 to 1,390)	1,610 (1,035 to 2,220)	2,356 (1,600 to 3,230)	3,740 (2,550 to 5,070)	5,700 (3,980 to 7,660)	8,700 (6,210 to 11,700)	13,000 (9,500 to 17,700)	19,000 (14,000 to 25,900)	26,000 (19,000 to 35,000)	150 (150 to 150)	18,000
HIV/AIDS and sexually transmitted infections	0 (0 to 0)	0 (0 to 0)	1 (1 to 1)	1 (1 to 1)	0 (0 to 0)	0 (0 to 0)	1 (1 to 2)	2 (1 to 3)	3 (2 to 4)	4 (3 to 6)	5 (3 to 8)	7 (5 to 10)	9 (6 to 13)	12 (8 to 17)	16 (11 to 23)	22 (15 to 31)	31 (21 to 43)	43 (29 to 60)	59 (40 to 82)	81 (55 to 113)	110 (75 to 153)	150 (102 to 210)	200 (140 to 280)	270 (190 to 380)	113
HIV/AIDS	0 (0 to 0)	0 (0 to 0)	1 (1 to 2)	1 (1 to 2)	0 (0 to 0)	0 (0 to 0)	0 (0 to 0)	1 (0 to 2)	2 (1 to 3)	2 (1 to 4)	3 (2 to 5)	4 (2 to 6)	6 (3 to 8)	8 (4 to 12)	11 (6 to 16)	15 (9 to 22)	21 (12 to 30)	29 (17 to 41)	40 (23 to 56)	55 (32 to 77)	75 (44 to 104)	100 (60 to 140)	140 (80 to 190)	180 (110 to 260)	79
HIV/AIDS - Drug-susceptible Tuberculosis	0 (0 to 0)	0 (0 to 0)	0 (0 to 0)	0 (0 to 0)	0 (0 to 0)	0 (0 to 0)	0 (0 to 0)	0 (0 to 0)	0 (0 to 0)	0 (0 to 0)	0 (0 to 0)	1 (0 to 1)	1 (0 to 1)	1 (0 to 2)	2 (1 to 3)	3 (2 to 4)	4 (2 to 6)	6 (3 to 8)	8 (4 to 11)	11 (6 to 15)	15 (8 to 21)	20 (11 to 28)	28 (15 to 38)	36 (20 to 50)	15
HIV/AIDS - Multidrug-resistant Tuberculosis without extensive drug resistance	0 (0 to 0)	0 (0 to 0)	0 (0 to 0)	0 (0 to 0)	0 (0 to 0)	0 (0 to 0)	0 (0 to 0)	0 (0 to 0)	0 (0 to 0)	0 (0 to 0)	0 (0 to 0)	0 (0 to 0)	0 (0 to 0)	0 (0 to 0)	0 (0 to 0)	0 (0 to 0)	0 (0 to 0)	0 (0 to 0)	0 (0 to 0)	0 (0 to 0)	0 (0 to 0)	0 (0 to 0)	0 (0 to 0)	0 (0 to 0)	0
HIV/AIDS - Extensively drug-resistant Tuberculosis	0 (0 to 0)	0 (0 to 0)	0 (0 to 0)	0 (0 to 0)	0 (0 to 0)	0 (0 to 0)	0 (0 to 0)	0 (0 to 0)	0 (0 to 0)	0 (0 to 0)	0 (0 to 0)	0 (0 to 0)	0 (0 to 0)	0 (0 to 0)	0 (0 to 0)	0 (0 to 0)	0 (0 to 0)	0 (0 to 0)	0 (0 to 0)	0 (0 to 0)	0 (0 to 0)	0 (0 to 0)	0 (0 to 0)	0 (0 to 0)	0
HIV/AIDS resulting in other diseases	0 (0 to 0)	0 (0 to 0)	1 (1 to 1)	0 (0 to 0)	0 (0 to 0)	0 (0 to 0)	0 (0 to 0)	1 (0 to 1)	1 (0 to 2)	1 (0 to 2)	2 (1 to 3)	3 (2 to 4)	4 (2 to 5)	5 (3 to 7)	7 (4 to 10)	9 (6 to 13)	13 (8 to 18)	18 (11 to 25)	25 (15 to 35)	34 (20 to 47)	46 (27 to 64)	62 (36 to 86)	86 (50 to 120)	110 (65 to 160)	48
Sexually transmitted infections excluding HIV	0 (0 to 0)	0 (0 to 0)	0 (0 to 0)	0 (0 to 0)	0 (0 to 0)	0 (0 to 0)	0 (0 to 0)	0 (0 to 0)	0 (0 to 0)	0 (0 to 0)	0 (0 to 0)	0 (0 to 0)	0 (0 to 0)	0 (0 to 0)	0 (0 to 0)	0 (0 to 0)	0 (0 to 0)	0 (0 to 0)	0 (0 to 0)	0 (0 to 0)	0 (0 to 0)	0 (0 to 0)	0 (0 to 0)	0 (0 to 0)	0
Syphilis	0 (0 to 0)	0 (0 to 0)	0 (0 to 0)	0 (0 to 0)	0 (0 to 0)	0 (0 to 0)	0 (0 to 0)	0 (0 to 0)	0 (0 to 0)	0 (0 to 0)	0 (0 to 0)	0 (0 to 0)	0 (0 to 0)	0 (0 to 0)	0 (0 to 0)	0 (0 to 0)	0 (0 to 0)	0 (0 to 0)	0 (0 to 0)	0 (0 to 0)	0 (0 to 0)	0 (0 to 0)	0 (0 to 0)	0 (0 to 0)	0
Chlamydial infection	0 (0 to 0)	0 (0 to 0)	0 (0 to 0)	0 (0 to 0)	0 (0 to 0)	0 (0 to 0)	0 (0 to 0)	0 (0 to 0)	0 (0 to 0)	0 (0 to 0)	0 (0 to 0)	0 (0 to 0)	0 (0 to 0)	0 (0 to 0)	0 (0 to 0)	0 (0 to 0)	0 (0 to 0)	0 (0 to 0)	0 (0 to 0)	0 (0 to 0)	0 (0 to 0)	0 (0 to 0)	0 (0 to 0)	0 (0 to 0)	0
Gonococcal infection	0 (0 to 0)	0 (0 to 0)	0 (0 to 0)	0 (0 to 0)	0 (0 to 0)	0 (0 to 0)	0 (0 to 0)	0 (0 to 0)	0 (0 to 0)	0 (0 to 0)	0 (0 to 0)	0 (0 to 0)	0 (0 to 0)	0 (0 to 0)	0 (0 to 0)	0 (0 to 0)	0 (0 to 0)	0 (0 to 0)	0 (0 to 0)	0 (0 to 0)	0 (0 to 0)	0 (0 to 0)	0 (0 to 0)	0 (0 to 0)	0
Trichomoniasis	0 (0 to 0)	0 (0 to 0)	0 (0 to 0)	0 (0 to 0)	0 (0 to 0)	0 (0 to 0)	0 (0 to 0)	0 (0 to 0)	0 (0 to 0)	0 (0 to 0)	0 (0 to 0)	0 (0 to 0)	0 (0 to 0)	0 (0 to 0)	0 (0 to 0)	0 (0 to 0)	0 (0 to 0)	0 (0 to 0)	0 (0 to 0)	0 (0 to 0)	0 (0 to 0)	0 (0 to 0)	0 (0 to 0)	0 (0 to 0)	0
Genital herpes	0 (0 to 0)	0 (0 to 0)	0 (0 to 0)	0 (0 to 0)	0 (0 to 0)	0 (0 to 0)	0 (0 to 0)	0 (0 to 0)	0 (0 to 0)	0 (0 to 0)	0 (0 to 0)	0 (0 to 0)	0 (0 to 0)	0 (0 to 0)	0 (0 to 0)	0 (0 to 0)	0 (0 to 0)	0 (0 to 0)	0 (0 to 0)	0 (0 to 0)	0 (0 to 0)	0 (0 to 0)	0 (0 to 0)	0 (0 to 0)	0
Other sexually transmitted infections	0 (0 to 0)	0 (0 to 0)	0 (0 to 0)	0 (0 to 0)	0 (0 to 0)	0 (0 to 0)	0 (0 to 0)	0 (0 to 0)	0 (0 to 0)	0 (0 to 0)	0 (0 to 0)	0 (0 to 0)	0 (0 to 0)	0 (0 to 0)	0 (0 to 0)	0 (0 to 0)	0 (0 to 0)	0 (0 to 0)	0 (0 to 0)	0 (0 to 0)	0 (0 to 0)	0 (0 to 0)	0 (0 to 0)	0 (0 to 0)	0
Respiratory infections and tuberculosis	2 (1 to 3)	2 (2 to 3)	49 (34 to 66)	79 (49 to 102)	19 (10 to 31)	19 (10 to 31)	19 (10 to 31)	19 (10 to 31)	19 (10 to 31)	19 (10 to 31)	19 (10 to 31)	19 (10 to 31)	19 (10 to 31)	19 (10 to 31)	19 (10 to 31)	19 (10 to 31)	19 (10 to 31)	19 (10 to 31)	19 (10 to 31)	19 (10 to 31)	19 (10 to 31)	19 (10 to 31)	19 (10 to 31)	19 (10 to 31)	713
Tuberculosis	0 (0 to 0)	0 (0 to 0)	0 (0 to 0)	0 (0 to 0)	0 (0 to 0)	0 (0 to 0)	0 (0 to 0)	0 (0 to 0)	0 (0 to 0)	0 (0 to 0)	0 (0 to 0)	0 (0 to 0)	0 (0 to 0)	0 (0 to 0)	0 (0 to 0)	0 (0 to 0)	0 (0 to 0)	0 (0 to 0)	0 (0 to 0)	0 (0 to 0)	0 (0 to 0)	0 (0 to 0)	0 (0 to 0)	0 (0 to 0)	0
Latent tuberculosis infection	0 (0 to 0)	0 (0 to 0)	0 (0 to 0)	0 (0 to 0)	0 (0 to 0)	0 (0 to 0)	0 (0 to 0)	0 (0 to 0)	0 (0 to 0)	0 (0 to 0)	0 (0 to 0)	0 (0 to 0)	0 (0 to 0)	0 (0 to 0)	0 (0 to 0)	0 (0 to 0)	0 (0 to 0)	0 (0 to 0)	0 (0 to 0)	0 (0 to 0)	0 (0 to 0)	0 (0 to 0)	0 (0 to 0)	0 (0 to 0)	0
Drug-susceptible tuberculosis	0 (0 to 0)	0 (0 to 0)	0 (0 to 0)	0 (0 to 0)	0 (0 to 0)	0 (0 to 0)	0 (0 to 0)	0 (0 to 0)	0 (0 to 0)	0 (0 to 0)	0 (0 to 0)	0 (0 to 0)	0 (0 to 0)	0 (0 to 0)	0 (0 to 0)	0 (0 to 0)	0 (0 to 0)	0 (0 to 0)	0 (0 to 0)	0 (0 to 0)	0 (0 to 0)	0 (0 to 0)	0 (0 to 0)	0 (0 to 0)	0
Multidrug-resistant tuberculosis without extensive drug resistance	0 (0 to 0)	0 (0 to 0)	0 (0 to 0)	0 (0 to 0)	0 (0 to 0)	0 (0 to 0)	0 (0 to 0)	0 (0 to 0)	0 (0 to 0)	0 (0 to 0)	0 (0 to 0)	0 (0 to 0)	0 (0 to 0)	0 (0 to 0)	0 (0 to 0)	0 (0 to 0)	0 (0 to 0)	0 (0 to 0)	0 (0 to 0)	0 (0 to 0)	0 (0 to 0)	0 (0 to 0)	0 (0 to 0)	0 (0 to 0)	0
Extensively drug-resistant tuberculosis	0 (0 to 0)	0 (0 to 0)	0 (0 to 0)	0 (0 to 0)	0 (0 to 0)	0 (0 to 0)	0 (0 to 0)	0 (0 to 0)	0 (0 to 0)	0 (0 to 0)	0 (0 to 0)	0 (0 to 0)	0 (0 to 0)	0 (0 to 0)	0 (0 to 0)	0 (0 to 0)	0 (0 to 0)	0 (0 to 0)	0 (0 to 0)	0 (0 to 0)	0 (0 to 0)	0 (0 to 0)	0 (0 to 0)	0 (0 to 0)	0
Lower respiratory infections	2 (1.2 to 2.9)	2 (2 to 4.4)	38 (24.6 to 54.2)	39.3 (27.1 to 56.4)	14.9 (10.4 to 19.6)	10.3 (7.5 to 13.4)	16 (10.7 to 22.1)	18.9 (12.1 to 27.8)	22.7 (15 to 32.3)	31.2 (20.3 to 44.6)	42.6 (28.6 to 59.1)	60.7 (42.5 to 87.2)	86.5 (61.1 to 120)	100 (69.5 to 142)	173 (118 to 250)	267 (183 to 401)	411 (272 to 627)	1,022 (722 to 1,360)	1,530 (1,100 to 2,040)	2,030 (1,500 to 2,680)	2,690 (1,900 to 3,530)	2,690 (1,900 to 3,530)	1,570 (1,100 to 1,970)	695 (489 to 845)	13,400
Upper respiratory infections	0 (0 to 1)	0 (0 to 0.9)	9.7 (5.5 to 15.8)	44.2 (27.6 to 66.1)	50.4 (34.1 to 73.9)	47 (29.7 to 70.1)	49.2 (29.4 to 71.7)	49.4 (27.4 to 74.5)	50.1 (28.1 to 77.1)	49.1 (27.7 to 77.6)	51.9 (28.5 to 84.4)	58.2 (30.3 to 103)	69.1 (32.9 to 120)	57.9 (26.8 to 103)	50.9 (21.9 to 94.7)	52.2 (21.8 to 97.6)	54.9 (22.6 to 101)	57.6 (22.9 to 107)	61.3 (23.4 to 112)	64.9 (25.4 to 120)	21.7 (11.6 to 34.9)	14.2 (8.5 to 23.3)	7.8 (4.7 to 12.7)	2.9 (1.7 to 4.8)	840
Otitis media	0 (0 to 0)	1.4 (0.7 to 2.4)	10.7 (5.8 to 18.2)	19.7 (9.8 to 33.6)	9.3 (4.6 to 16.2)	9.1 (4.5 to 15.8)	8.9 (4.4 to 15.5)	8.7 (4.3 to 15.1)	8.6 (4.2 to 15.1)	7.2 (3.5 to 12.6)	8.4 (4.1 to 14.5)	11.1 (5.4 to 20.7)	14.1 (6.9 to 26.3)	12 (5.9 to 22.3)	10.4 (4.9 to 20)	10.1 (4.8 to 19.4)	9.1 (4.2 to 17.5)	8.3 (3.8 to 16.1)	8.1 (3.7 to 15.7)	4 (1.8 to 7.8)	1.4 (0.6 to 2.8)	1.7 (0.8 to 3.3)	0.7 (0.3 to 1.3)	152
Enteric infections	3 (2.3 to 3.4)	3 (2.3 to 3.4)	5 (3.4 to 7.3)	3.3 (2.2 to 4.9)	2.4 (1.6 to 3.5)	2.1 (1.4 to 3.1)	2.1 (1.4 to 3.1)	2.1 (1.4 to 3.1)	2.1 (1.4 to 3.1)	2.1 (1.4 to 3.1)	2.1 (1.4 to 3.1)	2.1 (1.4 to 3.1)	2.1 (1.4 to 3.1)	2.1 (1.4 to 3.1)	2.1 (1.4 to 3.1)	2.1 (1.4 to 3.1)	2.1 (1.4 to 3.1)	2.1 (1.4 to 3.1)	2.1 (1.4 to 3.1)	2.1 (1.4 to 3.1)	2.1 (1.4 to 3.1)	2.1 (1.4 to 3.1)	2.1 (1.4 to 3.1)	2.1 (1.4 to 3.1)	939
Diarrheal diseases	2.3 (2.3 to 2.4)	0.8 (0.8 to 1.5)	0.7 (0.6 to 1.3)	2.3 (1.7 to 3.1)	2.1 (1.7 to 2.6)	2.1 (1.7 to 2.6)	2.1 (1.7 to 2.6

Other neoplasms	0 (0.1 to 0.9)	3 (0.2 to 0.4)	1 (0.9 to 2.4)	1 (1 to 3)	1 (1 to 3)	1 (1 to 3)	2 (2 to 4)	3 (2 to 4)	3 (2 to 4)	4 (2.4 to 6.3)	4 (2.7 to 6.9)	7 (4.6 to 12)	7 (4.6 to 12)	10 (9.4 to 16)	10 (9.1 to 16)	19 (12.1 to 29.6)	36 (23.4 to 52.7)	71 (47.4 to 108)	111 (79.6 to 164)	129 (89.7 to 200)	128 (92.9 to 217)	128 (93.5 to 196)	84 (60.9 to 124)	37 (22.5 to 59.9)	11 (9.1 to 19.7)	809
Medulloblastoma, medulloblastoma, and other hemangioblastic neoplasms	0 (0.1 to 0.9)	0 (0.2 to 0.5)	0 (0.9 to 2.4)	0 (1 to 3)	0 (1 to 3)	0 (1 to 3)	0 (2 to 4)	0 (1.2 to 3.9)	0 (2 to 4)	0 (2.4 to 6.3)	0 (2.7 to 6.9)	0 (4.6 to 12)	0 (4.6 to 12)	0 (9.4 to 16)	0 (9.1 to 16)	0 (12.1 to 29.6)	0 (23.4 to 52.7)	0 (47.4 to 108)	0 (79.6 to 164)	0 (89.7 to 200)	0 (92.9 to 217)	0 (93.5 to 196)	0 (60.9 to 124)	0 (22.5 to 59.9)	0 (9.1 to 19.7)	0
Benign and in situ intestinal neoplasms	0 (0.1 to 0.9)	0 (0.2 to 0.5)	0 (0.9 to 2.4)	0 (1 to 3)	0 (1 to 3)	0 (1 to 3)	0 (2 to 4)	0 (1.2 to 3.9)	0 (2 to 4)	0 (2.4 to 6.3)	0 (2.7 to 6.9)	0 (4.6 to 12)	0 (4.6 to 12)	0 (9.4 to 16)	0 (9.1 to 16)	0 (12.1 to 29.6)	0 (23.4 to 52.7)	0 (47.4 to 108)	0 (79.6 to 164)	0 (89.7 to 200)	0 (92.9 to 217)	0 (93.5 to 196)	0 (60.9 to 124)	0 (22.5 to 59.9)	0 (9.1 to 19.7)	0
Benign and in situ cervical neoplasms	0 (0.1 to 0.9)	0 (0.2 to 0.5)	0 (0.9 to 2.4)	0 (1 to 3)	0 (1 to 3)	0 (1 to 3)	0 (2 to 4)	0 (1.2 to 3.9)	0 (2 to 4)	0 (2.4 to 6.3)	0 (2.7 to 6.9)	0 (4.6 to 12)	0 (4.6 to 12)	0 (9.4 to 16)	0 (9.1 to 16)	0 (12.1 to 29.6)	0 (23.4 to 52.7)	0 (47.4 to 108)	0 (79.6 to 164)	0 (89.7 to 200)	0 (92.9 to 217)	0 (93.5 to 196)	0 (60.9 to 124)	0 (22.5 to 59.9)	0 (9.1 to 19.7)	0
Other benign and in situ neoplasms	0 (0.1 to 0.9)	0 (0.2 to 0.5)	0 (0.9 to 2.4)	0 (1 to 3)	0 (1 to 3)	0 (1 to 3)	0 (2 to 4)	0 (1.2 to 3.9)	0 (2 to 4)	0 (2.4 to 6.3)	0 (2.7 to 6.9)	0 (4.6 to 12)	0 (4.6 to 12)	0 (9.4 to 16)	0 (9.1 to 16)	0 (12.1 to 29.6)	0 (23.4 to 52.7)	0 (47.4 to 108)	0 (79.6 to 164)	0 (89.7 to 200)	0 (92.9 to 217)	0 (93.5 to 196)	0 (60.9 to 124)	0 (22.5 to 59.9)	0 (9.1 to 19.7)	0
Cardiovascular diseases	1.4 (0.9 to 1.9)	1.7 (1.1 to 2.3)	23.2 (19.4 to 31.1)	19.1 (15.3 to 23.4)	19.9 (12.3 to 33.3)	25 (19.3 to 32.4)	71.7 (61.9 to 87.6)	112 (97.3 to 141)	157.2 (139.1 to 173)	229 (210 to 249)	399 (364 to 433)	693 (659 to 728)	1,166 (1,120 to 1,208)	1,866 (1,808 to 1,922)	2,960 (2,900 to 3,030)	3,470 (3,420 to 3,530)	4,690 (4,630 to 4,760)	6,460 (6,390 to 6,540)	7,160 (7,090 to 7,230)	7,630 (7,560 to 7,700)	7,630 (7,560 to 7,700)	6,790 (6,720 to 6,870)	4,013 (3,945 to 4,090)	1,420 (1,370 to 1,470)	56,600
Rheumatic heart disease	0 (0 to 0)	0 (0 to 0)	0 (0.4 to 0.7)	0 (0.3 to 0.8)	0 (0.4 to 1.2)	0 (0.3 to 1.2)	1 (1.1 to 2.3)	2 (1.6 to 3.1)	2 (1.8 to 3.9)	3 (2.5 to 4.6)	4 (3.2 to 6.4)	6 (4.4 to 8.8)	8 (6.5 to 12)	12 (9.7 to 16)	19 (14.5 to 24.9)	29 (21.6 to 38.4)	44 (32.6 to 61.3)	69 (52.9 to 91.3)	98 (77.5 to 130)	122 (96.1 to 161)	135 (107 to 179)	135 (107 to 179)	89 (70.7 to 118)	42 (33.1 to 55.6)	12 (9.7 to 16.1)	512
Ischemic heart disease	0 (0 to 0)	0 (0 to 0)	0 (0 to 0)	0 (0 to 0)	0 (0 to 0)	0 (0 to 0)	1 (1 to 3)	3 (2.6 to 4.9)	4 (3.4 to 6.2)	6 (4.9 to 8.9)	9 (7.3 to 13)	14 (11.4 to 20)	21 (17.1 to 29)	31 (25.3 to 43)	48 (39.1 to 66)	70 (57.1 to 96)	96 (78.3 to 130)	128 (104 to 170)	158 (129 to 208)	178 (145 to 233)	178 (145 to 233)	178 (145 to 233)	127 (103 to 167)	59 (48.1 to 78.1)	17 (13.9 to 22.5)	1,270
Stroke	0 (0 to 0.1)	0 (0 to 0.3)	2 (1.6 to 3.9)	3 (2.4 to 4.8)	3 (2.7 to 7.1)	4 (3.1 to 9.1)	6 (4.8 to 12.9)	9 (7.2 to 20.2)	12 (9.6 to 26.9)	18 (14.5 to 39.7)	27 (21.8 to 58.6)	40 (32.3 to 85.8)	60 (48.5 to 126)	89 (72.1 to 183)	129 (104 to 259)	171 (139 to 329)	220 (179 to 403)	286 (233 to 503)	350 (286 to 603)	396 (324 to 683)	396 (324 to 683)	396 (324 to 683)	282 (230 to 486)	131 (107 to 226)	38 (30.9 to 65.5)	2,190
Ischemic stroke	0 (0 to 0)	0 (0 to 0)	0 (0.2 to 0.6)	1 (0.7 to 1.6)	2 (1.4 to 3.4)	4 (2.6 to 6.4)	7 (5.1 to 11.1)	11 (8.6 to 17.1)	16 (12.7 to 24.5)	23 (18.6 to 33.2)	33 (26.7 to 46.3)	47 (38.2 to 64.1)	66 (54.1 to 87.2)	92 (76.1 to 120)	126 (104 to 164)	164 (136 to 210)	208 (173 to 264)	253 (211 to 317)	293 (246 to 364)	317 (268 to 391)	317 (268 to 391)	317 (268 to 391)	225 (189 to 278)	104 (87.2 to 129)	30 (25.1 to 37.2)	1,750
Intracerebral hemorrhage	0 (0 to 0.2)	0 (0 to 0.4)	0 (1.2 to 2.7)	1 (0.7 to 1.7)	1 (0.8 to 2.4)	2 (1.4 to 3.4)	3 (2.4 to 5.3)	5 (3.9 to 8.1)	7 (5.5 to 11.2)	10 (8.1 to 15.4)	15 (12.1 to 22.4)	22 (17.8 to 32.1)	32 (26.2 to 45.3)	45 (37.1 to 62.1)	63 (52.1 to 85.2)	84 (70.1 to 112)	107 (89.5 to 140)	129 (109 to 167)	147 (125 to 189)	159 (136 to 204)	159 (136 to 204)	159 (136 to 204)	113 (96.6 to 145)	52 (44.5 to 67.1)	15 (12.8 to 19.4)	880
Subarachnoid hemorrhage	0 (0 to 0.1)	0 (0 to 0.2)	0 (0.5 to 1.2)	0 (0.7 to 1.9)	0 (0.9 to 2.2)	0 (1.4 to 4.1)	1 (2.9 to 11.6)	2 (7.6 to 29.6)	3 (10.4 to 37.5)	4 (13.9 to 74.4)	6 (19.6 to 102)	9 (27.1 to 142)	13 (38.1 to 200)	19 (53.6 to 281)	27 (75.4 to 396)	36 (101 to 530)	45 (127 to 668)	55 (154 to 810)	63 (177 to 930)	68 (191 to 1,000)	68 (191 to 1,000)	68 (191 to 1,000)	48 (135 to 708)	22 (62.1 to 326)	6 (17.1 to 89.5)	376
Hypertensive heart disease	0 (0 to 0)	0 (0 to 0)	0 (0 to 0)	0 (0 to 0)	0 (0 to 0)	0 (0 to 0)	0 (0 to 0)	0 (0 to 0.1)	0 (0 to 0.2)	0 (0 to 0.3)	0 (0 to 0.5)	0 (0 to 0.8)	0 (0 to 1.2)	0 (0 to 1.8)	0 (0 to 2.8)	0 (0 to 4.1)	0 (0 to 5.8)	0 (0 to 8.1)	0 (0 to 11)	0 (0 to 13)	0 (0 to 15)	0 (0 to 15)	0 (0 to 15)	0 (0 to 10)	0 (0 to 4.7)	0 (0 to 1.4)	0
Non-rheumatic valvular heart disease	0 (0 to 0)	0 (0 to 0)	0 (0 to 0)	0 (0 to 0)	0 (0 to 0)	0 (0 to 0)	0 (0 to 0)	0 (1.1 to 2.5)	0 (1.6 to 3.3)	0 (2.1 to 3.1)	0 (3.1 to 5.2)	0 (4.5 to 6.9)	0 (7.1 to 10.4)	0 (10.8 to 15.2)	0 (15.6 to 22.4)	0 (20.8 to 31.1)	0 (27.9 to 42.1)	0 (36.8 to 55.1)	0 (43.2 to 62.6)	0 (46.2 to 66.1)	0 (47.1 to 67.2)	0 (47.1 to 67.2)	0 (34.2 to 49.1)	0 (15.5 to 22.3)	0 (4.6 to 6.9)	270
Non-rheumatic calcific aortic valve disease	0 (0 to 0)	0 (0 to 0)	0 (0 to 0)	0 (0 to 0)	0 (0 to 0)	0 (0 to 0)	0 (0.7 to 1.8)	0 (1 to 2.9)	0 (1.6 to 3.7)	0 (1.9 to 4.3)	0 (2.7 to 6.4)	0 (3.9 to 8.9)	0 (5.3 to 12.3)	0 (7.6 to 17.4)	0 (10.9 to 26.2)	0 (14.7 to 35.9)	0 (20.2 to 49.2)	0 (26.1 to 63.5)	0 (31.2 to 75.6)	0 (33.4 to 80.5)	0 (34.1 to 82.1)	0 (34.1 to 82.1)	0 (24.7 to 59.4)	0 (11.2 to 26.9)	0 (3.3 to 7.9)	195
Non-rheumatic degenerative mitral valve disease	0 (0 to 0)	0 (0 to 0)	0 (0 to 0)	0 (0 to 0)	0 (0 to 0)	0 (0 to 0)	0 (0.2 to 0.7)	0 (0.5 to 1.4)	0 (0.8 to 1.9)	0 (1.1 to 2.4)	0 (1.5 to 3.4)	0 (2.3 to 5.2)	0 (3.3 to 7.1)	0 (4.9 to 10.4)	0 (7.1 to 14.5)	0 (9.7 to 19.3)	0 (13.2 to 26.4)	0 (17.1 to 33.9)	0 (20.1 to 40.1)	0 (21.6 to 43.1)	0 (22.1 to 44.1)	0 (22.1 to 44.1)	0 (16 to 31.9)	0 (7.21 to 14.4)	0 (2.14 to 4.27)	126
Other non-rheumatic valve diseases	0 (0 to 0)	0 (0 to 0)	0 (0 to 0)	0 (0 to 0)	0 (0 to 0)	0 (0 to 0)	0 (0 to 0)	0 (1 to 0.3)	0 (0 to 0.2)	0 (0 to 0.3)	0 (0 to 0.5)	0 (0 to 0.8)	0 (0 to 1.2)	0 (0 to 1.8)	0 (0 to 2.8)	0 (0 to 4.1)	0 (0 to 5.8)	0 (0 to 8.1)	0 (0 to 11)	0 (0 to 13)	0 (0 to 15)	0 (0 to 15)	0 (0 to 15)	0 (0 to 10)	0 (0 to 4.7)	0 (0 to 1.4)	0
Cardiomyopathy and myocarditis	0.4 (0.1 to 1)	0.7 (0.2 to 1.1)	11.7 (7.4 to 19.2)	9 (6.9 to 11.8)	9.6 (4.6 to 16.1)	13.4 (9.3 to 19.4)	23.2 (19.2 to 28.3)	29 (19.9 to 42.6)	33 (19.1 to 49.3)	37 (20.1 to 54.5)	39 (20.2 to 57.2)	70 (38.8 to 98.9)	102 (59.8 to 139)	144 (89.4 to 194)	199 (131 to 259)	264 (177 to 334)	344 (242 to 427)	442 (316 to 545)	530 (398 to 642)	592 (452 to 705)	592 (452 to 705)	592 (452 to 705)	422 (316 to 506)	220 (166 to 266)	68 (52 to 82)	3,810
Myocarditis	0 (0 to 0.2)	0 (0 to 0.3)	1 (1.4 to 4.4)	1 (1.2 to 3.2)	1 (1.2 to 3.2)	1 (1.2 to 3.2)	2 (2.4 to 7.7)	3 (3.2 to 10.4)	4 (3.9 to 12.4)	5 (4.8 to 14.5)	7 (6.4 to 18.4)	10 (9.1 to 24.1)	14 (12.7 to 32.1)	20 (17.9 to 43.1)	27 (24.3 to 56.1)	36 (32.1 to 73.1)	46 (40.1 to 93.1)	59 (51.1 to 118)	70 (61.1 to 139)	78 (68.1 to 154)	78 (68.1 to 154)	78 (68.1 to 154)	55 (48.1 to 109)	28 (24.1 to 55.1)	7 (6.1 to 14.1)	129
Alcoholic cardiomyopathy	0 (0 to 0)	0 (0 to 0)	0 (0 to 0)	0 (0 to 0)	0 (0 to 0)	0 (0 to 0)	0 (0.6 to 1.5)	0 (0.8 to 2.2)	0 (1.1 to 2.9)	0 (1.4 to 3.6)	0 (2 to 5.1)	0 (2.9 to 7.5)	0 (4 to 10.1)	0 (5.9 to 15.1)	0 (8.3 to 21.1)	0 (11.3 to 28.5)	0 (15.6 to 39.2)	0 (20.1 to 50.1)	0 (23.9 to 59.8)	0 (25.6 to 63.9)	0 (26.1 to 65.1)	0 (26.1 to 65.1)	0 (18.9 to 47.1)	0 (8.57 to 21.4)	0 (2.54 to 6.34)	144
Other cardiomyopathy	0 (0.1 to 0.6)	0 (0.1 to 0.8)	0 (0.9 to 3.2)	0 (0.7 to 2.7)	0 (0.9 to 2.9)	0 (1.1 to 4.4)	0 (1.9 to 7.7)	0 (2.7 to 10.6)	0 (3.6 to 13.6)	0 (4.6 to 17.2)	0 (6.1 to 22.6)	0 (8.3 to 30.1)	0 (11.2 to 40.1)	0 (15.1 to 53.1)	0 (20.1 to 70.1)	0 (26.1 to 90.1)	0 (33.1 to 113)	0 (41.1 to 139)	0 (47.1 to 158)	0 (49.1 to 165)	0 (49.1 to 165)	0 (49.1 to 165)	0 (36.1 to 121)	0 (16.1 to 54.1)	0 (4.1 to 13.1)	146
Atrial fibrillation and flutter	0 (0 to 0)	0 (0 to 0)	0 (0 to 0)	0 (0 to 0)	0 (0 to 0)	0 (0 to 0)	0 (0 to 0)	0 (0 to 0.3)	0 (0 to 0.5)	0 (0 to 0.8)	0 (0 to 1.2)	0 (0 to 1.8)	0 (0 to 2.8)	0 (0 to 4.1)	0 (0 to 5.8)	0 (0 to 8.1)	0 (0 to 11)	0 (0 to 15)	0 (0 to 18)	0 (0 to 20)	0 (0 to 20)	0 (0 to 20)	0 (0 to 15)	0 (0 to 6.9)	0 (0 to 2.1)	0
Aortic aneurysm	—	—	—	—	—	—	0 (1.2 to 3.3)	0 (2.3 to 6.4)	0 (3 to 7.5)	0 (3.3 to 7.9)	1 (3.6 to 8.5)	2 (4.2 to 9.7)	3 (5.1 to 11.5)	4 (6.5 to 14.5)	6 (8.7 to 19.1)	8 (11.2 to 24.1)	10 (14.2 to 30.1)	14 (18.1 to 38.1)	17 (20.1 to 43.1)	18 (21.1 to 45.1)	18 (21.1 to 45.1)	18 (21.1 to 45.1)	13 (14.1 to 30.1)	5 (6.1 to 13.1)	1 (2.1 to 4.1)	294
Endocarditis	0 (0 to 0)	0 (0 to 0)	0 (0 to 0.3)	0 (0 to 0.2)	0 (0 to 0.3)	0 (0 to 0.4)	0 (0.2 to 1.1)	0 (0.4 to 2.2)	0 (0.6 to 2.9)	0 (0.8 to 3.7)	0 (1.1 to 4.8)	0 (1.6 to 6.8)	0 (2.3 to 9.5)	0 (3.3 to 13.1)	0 (4.6 to 17.2)	0 (6.1 to 22.1)	0 (8.1 to 28.1)	0 (10.1 to 34.1)	0 (11.1 to 37.1)	0 (11.1 to 37.1)	0 (11.1 to 37.1)	0 (11.1 to 37.1)	0 (8.1 to 27.1)	0 (3.1 to 10.1)	0 (1.1 to 3.1)	37
Other cardiovascular and circulatory diseases	0.8 (0.4 to 1.4)	0.8 (0.3 to 1.4)	1.1 (0.4 to 3.2)	0.9 (0.4 to 2.4)	0.7 (0.4 to 2.1)	0.8 (0.4 to 2.4)	1.6 (0.7 to 4.8)	2.8 (1.2 to 8.5)	3.9 (1.6 to 11.8)	5.2 (2.1 to 15.8)	7.1 (2.9 to 21.5)	10.2 (4.2 to 30.8)	14.5 (6.1 to 43.6)	20.3 (8.6 to 60.8)	28.1 (12.1 to 83.8)	38.1 (16.5 to 113)	49.1 (21.5 to 145)	62.1 (27.5 to 183)	72.1 (32.5 to 213)	77.1 (34.5 to 227)	77.1 (34.5 to 227)	77.1 (34.5 to 227)	54.1 (24.5 to 161)	24.1 (11.5 to 71.1)	6.1 (3.1 to 18.1)	1,810
Chronic respiratory diseases	0 (0 to 0)	0 (0 to 0)	0 (0.7 to 1.7)	0 (0.6 to 1.4)	0 (0.7 to 1.7)	0 (0.8 to 1.9)	0 (1.2 to 2.9)	0 (1.8 to 4.4)	0 (2.4 to 5.8)	0 (3.1 to 7.5)	0 (4.2 to 10.1)	0 (5.9 to 14.1)	0 (8.1 to 19.1)	0 (11.2 to 26.1)	0 (15.6 to 36.1)	0 (21.1 to 49.1)	0 (28.1 to 65.1)	0 (36.1 to 84.1)	0 (43.1 to 101)	0 (46.1 to 108)	0 (47.1 to 110)	0 (47.1 to 110)	0 (34.1 to 79.1)	0 (16.1 to 37.1)	0 (4.1 to 9.1)	552
Chronic obstructive pulmonary disease	0 (0 to 0)	0 (0 to 0)	0 (0.5 to 1.4)	0 (0.4 to 1.1)	0 (0.5 to 1.4)	0 (0.6 to 1.7)	0 (0.9 to 2.6)	0 (1.3 to 3.9)	0 (1.8 to 5.3)	0 (2.3 to 6.9)	0 (3.1 to 9.3)	0 (4.4 to 13.1)	0 (6.1 to 18.1)	0 (8.4 to 25.1)	0 (11.7 to 35.1)	0 (15.8 to 48.1)	0 (21.1 to 64.1)	0 (27.1 to 83.1)	0 (32.1 to 99.1)	0 (34.6 to 107)	0 (35.1 to 108)	0 (35.1 to 108)	0 (25.5 to 78.1)	0 (12.1 to 37.1)	0 (3.1 to 9.1)	414
Pneumoconiosis	0 (0 to 0)	0 (0 to 0)	0 (0 to 0)	0 (0 to 0)	0 (0 to 0)	0 (0 to 0)	0 (0.1 to 0.5)	0 (0.1 to 0.5)	0 (0.1 to 0.5

Congenital birth defects	117 (94·4 to 179)	52·4 (41·9 to 74·3)	283 (225·0 to 393)	168 (131·9 to 213)	82·4 (60·0 to 112)	79·4 (54·7 to 109)	81·3 (59·9 to 107)	52·4 (39·2 to 64·9)	49·7 (36·1 to 62)	44·2 (33·1 to 56·1)	42·4 (31·4 to 54·7)	42·7 (31·3 to 55·9)	40·4 (29·7 to 53·4)	39·5 (29·4 to 47·7)	39 (29·4 to 48·2)	40·6 (29·1 to 59·1)	39·6 (27·4 to 50·7)	18·6 (11·4 to 27·4)	12·6 (8·1 to 19·4)	8 (5·1 to 11·9)	5·1 (3·1 to 7·6)	2·5 (1·5 to 3·9)	2·6 (1·5 to 3·5)		1,330
Neural tube defects	9·5 (1·9 to 10·1)	3·9 (1·2 to 9·5)	13·2 (4·1 to 29·4)	21·6 (11·4 to 37·7)	2·4 (1·4 to 3·6)	1·9 (1·4 to 2·6)	2·4 (1·9 to 3·1)	1·9 (1·5 to 2·4)	1·5 (1·0 to 2·1)	1·4 (1·0 to 2·1)	1·5 (1·0 to 2·1)	1·5 (1·0 to 2·1)	1·4 (1·0 to 2·1)	1·2 (0·8 to 1·7)	1·2 (0·8 to 1·7)	1·2 (0·8 to 1·7)	1·2 (0·8 to 1·7)	0·7 (0·4 to 1·1)	0·4 (0·2 to 0·7)	0·3 (0·2 to 0·6)	0·2 (0·1 to 0·5)	0·2 (0·1 to 0·4)	0·2 (0·1 to 0·5)		98·3
Congenital heart anomalies	51·1 (19·8 to 54·7)	21·1 (11·1 to 32·2)	74·5 (39·7 to 109)	39·1 (21·1 to 62·1)	19·7 (9·1 to 32·2)	21·1 (11·6 to 17·6)	19·7 (10·7 to 29·9)	13·1 (7·1 to 20·1)	11·2 (6·1 to 17·2)	10·2 (5·5 to 16·1)	9·6 (5·2 to 15·1)	9·6 (5·2 to 15·1)	9·1 (4·9 to 14·4)	8·9 (4·8 to 13·9)	8·8 (4·8 to 13·7)	9·1 (4·9 to 14·2)	8·9 (4·8 to 13·9)	4·2 (2·1 to 7·1)	2·8 (1·4 to 5·1)	1·9 (0·9 to 3·5)	1·2 (0·4 to 2·4)	0·6 (0·2 to 1·5)	0·6 (0·1 to 1·5)		402
Cochlear cells	0·1 (0·0 to 0·2)	0·1 (0·0 to 0·2)	0·6 (0·2 to 1·3)	1·3 (0·6 to 2·4)	0·5 (0·2 to 1·1)	0·1 (0·0 to 0·4)	0·1 (0·0 to 0·4)	0·1 (0·0 to 0·3)	0·1 (0·0 to 0·2)	1·2 (0·2 to 2·3)	1·4 (0·2 to 2·8)	1·5 (0·3 to 2·8)	1·5 (0·3 to 3·3)	1·7 (0·4 to 3·4)	1·5 (0·4 to 3·2)	1·5 (0·3 to 3·2)	1·5 (0·3 to 3·2)	0·8 (0·2 to 1·6)	0·5 (0·1 to 1·1)	0·3 (0·1 to 0·8)	0·1 (0·1 to 0·6)	0·1 (0·0 to 0·3)	0·1 (0·0 to 0·3)		20·5
Down syndrome	2·2 (0·7 to 4·2)	1·8 (0·9 to 3·4)	13·9 (4·6 to 11·3)	7·3 (2·6 to 17·3)	2·7 (2·4 to 5·7)	4·2 (2·7 to 6·3)	4·6 (2·9 to 7)	4·1 (2·6 to 6)	4·2 (2·7 to 6·2)	4·6 (2·8 to 6·6)	2·6 (1·6 to 4·1)	2·2 (1·4 to 3·2)	2·2 (1·4 to 3·2)	1·8 (1·1 to 2·7)	1·8 (1·1 to 2·7)	1·8 (1·1 to 2·7)	2·1 (1·3 to 3·2)	1·6 (0·9 to 2·5)	1·4 (0·8 to 2·1)	0·9 (0·5 to 1·5)	0·6 (0·3 to 1·2)	0·3 (0·1 to 0·7)	0·3 (0·1 to 0·7)		69·5
Turner syndrome	0 (0·0 to 0)	0 (0·0 to 0)	0 (0·0 to 0)

SR Table 2a. Sorabi DALYS by cause and sex group for males with 20% uncertainty intervals. 2019

Cause	Sex=Received	Low=Severe	Post-Neonatal	1 to 4	5 to 9	10 to 14	15 to 19	20 to 24	25 to 29	30 to 34	35 to 39	40 to 44	45 to 49	50 to 54	55 to 59	60 to 64	65 to 69	70 to 74	75 to 79	80 to 84	85 to 89	90 to 94	95 plus	Total
All causes	969 (939 to 997)	200 (172 to 241)	1,079 (1,034 to 1,210)	1,746 (1,392 to 2,200)	2,370 (1,790 to 3,166)	3,210 (2,333 to 4,290)	5,900 (4,386 to 8,053)	7,990 (5,980 to 10,630)	8,499 (6,660 to 10,830)	8,058 (6,222 to 10,290)	7,558 (5,743 to 10,060)	10,000 (7,550 to 14,000)	14,000 (10,900 to 19,400)	21,900 (16,400 to 30,100)	33,800 (25,100 to 46,000)	47,400 (35,400 to 65,100)	66,200 (49,400 to 90,200)	92,000 (68,400 to 126,000)	120,000 (89,700 to 165,000)	160,000 (119,000 to 220,000)	36,200 (26,000 to 56,700)	17,400 (9,500 to 35,900)	1,010 (1,100 to 1,500)	499,000
Communicable, maternal, neonatal, and nutritional diseases	370 (352 to 388)	82.6 (58.6 to 104)	237 (196 to 300)	334 (249 to 439)	291 (210 to 397)	310 (214 to 437)	539 (378 to 727)	309 (228 to 427)	223 (169 to 317)	268 (175 to 407)	309 (197 to 477)	409 (265 to 671)	568 (365 to 941)	712 (455 to 1,190)	1,100 (693 to 1,850)	1,700 (1,060 to 2,900)	2,600 (1,700 to 4,400)	3,700 (2,300 to 6,500)	4,200 (2,100 to 8,000)	4,490 (2,300 to 8,900)	4,030 (2,070 to 8,490)	2,240 (1,630 to 3,770)	781 (520 to 1,990)	29,900
HIV/AIDS and sexually transmitted infections	0 (0 to 0)	0 (0 to 0)	4.8 (4.7 to 4.7)	4.8 (3.9 to 6.2)	3 (2.4 to 3.9)	2.1 (1.6 to 2.7)	6.9 (5.3 to 8.9)	19.2 (14.7 to 24.7)	11.6 (8.4 to 16.1)	19.5 (11.7 to 31.6)	22.6 (17.7 to 31.9)	29.2 (21.8 to 39.9)	29.6 (22.1 to 40.6)	24.6 (18.7 to 33.7)	19.7 (15.3 to 26)	20 (15.4 to 26.1)	18.4 (14.1 to 24.1)	23.2 (17.2 to 32.4)	13.4 (9.9 to 19.4)	10.6 (7.8 to 15.9)	2.8 (2.4 to 3.8)	0.7 (0.5 to 1.1)	0.2 (0.1 to 0.5)	398
HIV/AIDS	0 (0 to 0)	0 (0 to 0)	4 (4.0 to 4.0)	4.6 (3.8 to 6.0)	2.9 (2.4 to 3.8)	1.9 (1.6 to 2.5)	6.3 (5.2 to 8.2)	9.2 (7.6 to 12.1)	9.6 (7.9 to 12.7)	11.2 (9.2 to 14.8)	19.7 (13.3 to 29)	22 (14.7 to 33.6)	23.6 (15.8 to 35.6)	19.7 (13.2 to 29.8)	20 (13.4 to 30.2)	21.6 (14.4 to 32.7)	18.9 (12.6 to 28.6)	17.7 (11.8 to 26.8)	9.2 (6.2 to 13.9)	7.1 (4.8 to 10.7)	2.6 (1.8 to 3.9)	0.6 (0.4 to 0.9)	0.2 (0.1 to 0.3)	321
HIV/AIDS - Drug-susceptible Tuberculosis	0 (0 to 0)	0 (0 to 0)	0.9 (0.6 to 1.6)	0.9 (0.6 to 1.6)	0.6 (0.3 to 1.1)	0.4 (0.2 to 0.8)	0.4 (0.2 to 0.8)	0.7 (0.4 to 1.4)	0.7 (0.4 to 1.4)	0.7 (0.4 to 1.4)	1.2 (0.7 to 2.4)	1.4 (0.8 to 2.7)	1.4 (0.8 to 2.7)	1.2 (0.7 to 2.3)	1.2 (0.7 to 2.3)	1.3 (0.7 to 2.5)	1.2 (0.7 to 2.3)	1.1 (0.6 to 2.2)	0.6 (0.3 to 1.2)	0.5 (0.2 to 1)	0.2 (0.1 to 0.5)	0.1 (0 to 0.2)	0 (0 to 0.1)	39.4
HIV/AIDS - Multidrug-resistant Tuberculosis without extensive	0 (0 to 0)	0 (0 to 0)	0 (0 to 0.1)	0 (0 to 0.1)	0 (0 to 0.1)	0 (0 to 0.1)	0 (0 to 0.1)	0 (0 to 0.1)	0 (0 to 0.1)	0 (0 to 0.1)	0 (0 to 0.2)	0 (0 to 0.2)	0 (0 to 0.3)	0 (0 to 0.3)	0 (0 to 0.3)	0 (0 to 0.3)	0 (0 to 0.3)	0 (0 to 0.3)	0 (0 to 0.3)	0 (0 to 0.3)	0 (0 to 0.3)	0 (0 to 0.3)	0 (0 to 0.3)	0 (0 to 0.3)	0.7
HIV/AIDS - Extensively drug-resistant Tuberculosis	0 (0 to 0)	0 (0 to 0)	0 (0 to 0)	0 (0 to 0)	0 (0 to 0)	0 (0 to 0)	0 (0 to 0)	0 (0 to 0)	0 (0 to 0)	0 (0 to 0)	0 (0 to 0)	0 (0 to 0)	0 (0 to 0)	0 (0 to 0)	0 (0 to 0)	0 (0 to 0)	0 (0 to 0)	0 (0 to 0)	0 (0 to 0)	0 (0 to 0)	0 (0 to 0)	0 (0 to 0)	0 (0 to 0)	0 (0 to 0)	0.2
HIV/AIDS resulting in other diseases	0 (0 to 0)	0 (0 to 0)	3.4 (3.4 to 3.4)	3.8 (3.8 to 3.9)	2.3 (1.9 to 2.5)	1.5 (1.3 to 1.6)	4.8 (4.1 to 5.1)	7.4 (6.5 to 8.2)	7.7 (6.5 to 9.1)	8.9 (6.9 to 12.1)	15.7 (10.7 to 23.3)	17.6 (12.1 to 25.8)	18.9 (13.6 to 28.5)	15.8 (11.1 to 23.9)	16 (11.5 to 23.9)	17.3 (12.4 to 25.7)	15.1 (10.8 to 22.6)	14.2 (9.9 to 21.3)	7.4 (5.1 to 11.1)	5.7 (3.8 to 8.5)	2.1 (1.5 to 3.1)	0.5 (0.3 to 0.8)	0.2 (0.1 to 0.3)	256
Sexually transmitted infections excluding HIV	0 (0 to 0)	0 (0 to 0)	0 (0 to 0)	0 (0 to 0)	0.1 (0 to 0.1)	0.1 (0 to 0.1)	0.6 (0.4 to 0.8)	10.4 (7.7 to 14.1)	2.4 (1.7 to 3.4)	10.8 (7.7 to 15.7)	2.9 (2.1 to 4)	7.2 (5.1 to 10.1)	6 (4.3 to 8.7)	4.9 (3.5 to 7.1)	3.6 (2.6 to 5.3)	4.3 (3.1 to 6.3)	3.4 (2.4 to 5.1)	4.6 (3.2 to 6.9)	2.7 (1.8 to 4.2)	1.6 (1.1 to 2.5)	0.8 (0.5 to 1.4)	0.3 (0.2 to 0.5)	0.1 (0 to 0.2)	68.6
Syphilis	0 (0 to 0)	0 (0 to 0)	0 (0 to 0)	0 (0 to 0)	0 (0 to 0)	0 (0 to 0)	0.1 (0 to 0.1)	0.2 (0 to 0.3)	0.4 (0.2 to 0.6)	0.6 (0.3 to 1)	0.6 (0.3 to 1)	0.6 (0.3 to 1)	0.6 (0.3 to 1)	0.5 (0.3 to 0.9)	0.4 (0.2 to 0.7)	0.5 (0.3 to 0.8)	0.4 (0.2 to 0.7)	0.5 (0.3 to 0.8)	0.3 (0.2 to 0.6)	0.2 (0.1 to 0.4)	0.1 (0 to 0.2)	0.1 (0 to 0.2)	0 (0 to 0.1)	0 (0 to 0.1)	5.4
Chlamydial infection	0 (0 to 0)	0 (0 to 0)	0 (0 to 0)	0 (0 to 0)	0 (0 to 0)	0 (0 to 0)	0.1 (0 to 0.1)	0.2 (0 to 0.3)	0.4 (0.2 to 0.5)	0.6 (0.2 to 1)	0.6 (0.3 to 1)	0.6 (0.3 to 1)	0.6 (0.3 to 1)	0.5 (0.3 to 0.9)	0.4 (0.2 to 0.7)	0.5 (0.3 to 0.8)	0.4 (0.2 to 0.7)	0.5 (0.3 to 0.8)	0.3 (0.2 to 0.6)	0.2 (0.1 to 0.4)	0.1 (0 to 0.2)	0.1 (0 to 0.2)	0 (0 to 0.1)	0 (0 to 0.1)	3.4
Gonococcal infection	0 (0 to 0)	0 (0 to 0)	0 (0 to 0)	0 (0 to 0)	0 (0 to 0.1)	0 (0 to 0.1)	0.4 (0.3 to 0.6)	2.5 (2.1 to 3.1)	2.5 (2.1 to 3.1)	2.5 (2.1 to 3.1)	2.5 (2.1 to 3.1)	2.5 (2.1 to 3.1)	2.5 (2.1 to 3.1)	2.5 (2.1 to 3.1)	2.5 (2.1 to 3.1)	2.5 (2.1 to 3.1)	2.5 (2.1 to 3.1)	2.5 (2.1 to 3.1)	2.5 (2.1 to 3.1)	2.5 (2.1 to 3.1)	2.5 (2.1 to 3.1)	2.5 (2.1 to 3.1)	0.1 (0 to 0.2)	0 (0 to 0.1)	3.8
Trichomoniasis	0 (0 to 0)	0 (0 to 0)	0 (0 to 0)	0 (0 to 0)	0 (0 to 0)	0 (0 to 0.1)	0.2 (0.1 to 0.3)	0.4 (0.2 to 0.6)	0.5 (0.2 to 0.8)	0.4 (0.2 to 0.6)	0.5 (0.2 to 0.8)	0.5 (0.2 to 0.8)	0.5 (0.2 to 0.8)	0.4 (0.2 to 0.7)	0.3 (0.2 to 0.6)	0.4 (0.2 to 0.6)	0.3 (0.2 to 0.6)	0.4 (0.2 to 0.6)	0.2 (0.1 to 0.4)	0.2 (0.1 to 0.3)	0.1 (0.1 to 0.2)	0.1 (0 to 0.1)	0 (0 to 0.1)	0 (0 to 0.1)	3.2
Genital herpes	0 (0 to 0)	0 (0 to 0)	0 (0 to 0)	0 (0 to 0)	0 (0 to 0)	0 (0 to 0)	0.1 (0 to 0.1)	0.1 (0 to 0.1)	0.1 (0 to 0.1)	0.1 (0 to 0.1)	0.1 (0 to 0.1)	0.1 (0 to 0.1)	0.1 (0 to 0.1)	0.1 (0 to 0.1)	0.1 (0 to 0.1)	0.1 (0 to 0.1)	0.1 (0 to 0.1)	0.1 (0 to 0.1)	0.1 (0 to 0.1)	0.1 (0 to 0.1)	0 (0 to 0.1)	0 (0 to 0.1)	0 (0 to 0.1)	0 (0 to 0.1)	0.4
Other sexually transmitted infections	0 (0 to 0)	0 (0 to 0)	0 (0 to 0)	0 (0 to 0)	0 (0 to 0.1)	0 (0 to 0.1)	0.2 (0.2 to 0.3)	0.4 (0.3 to 0.6)	0.4 (0.3 to 0.6)	0.4 (0.3 to 0.6)	0.4 (0.3 to 0.6)	0.4 (0.3 to 0.6)	0.4 (0.3 to 0.6)	0.4 (0.3 to 0.6)	0.4 (0.3 to 0.6)	0.4 (0.3 to 0.6)	0.4 (0.3 to 0.6)	0.4 (0.3 to 0.6)	0.4 (0.3 to 0.6)	0.4 (0.3 to 0.6)	0.4 (0.3 to 0.6)	0.4 (0.3 to 0.6)	0.2 (0.1 to 0.3)	0.1 (0 to 0.2)	4.9
Respiratory infections and tuberculosis	6.4 (5.2 to 8.7)	6.4 (4.7 to 8.7)	10.6 (9.6 to 12.4)	139 (103 to 188)	132 (86.6 to 202)	111 (68.7 to 175)	176 (108 to 281)	178 (109 to 282)	132 (82.4 to 211)	127 (77.9 to 199)	129 (78.1 to 203)	169 (102 to 266)	229 (139 to 360)	287 (175 to 452)	399 (244 to 628)	489 (300 to 770)	596 (365 to 939)	741 (454 to 1,170)	1,000 (611 to 1,580)	1,200 (732 to 1,900)	1,270 (775 to 2,000)	1,190 (726 to 1,880)	1,190 (726 to 1,880)	8,970
Tuberculosis	0 (0 to 0)	0 (0 to 0)	0.2 (0.2 to 0.3)	0.2 (0.2 to 0.4)	0.1 (0.1 to 0.2)	0.1 (0.1 to 0.2)	0.3 (0.2 to 0.5)	0.4 (0.3 to 0.7)	0.3 (0.2 to 0.5)	0.3 (0.2 to 0.5)	0.3 (0.2 to 0.6)	0.3 (0.2 to 0.6)	0.3 (0.2 to 0.6)	0.3 (0.2 to 0.6)	0.3 (0.2 to 0.6)	0.3 (0.2 to 0.6)	0.3 (0.2 to 0.6)	0.3 (0.2 to 0.6)	0.3 (0.2 to 0.6)	0.3 (0.2 to 0.6)	0.3 (0.2 to 0.6)	0.3 (0.2 to 0.6)	0.3 (0.2 to 0.6)	0.3 (0.2 to 0.6)	4.9
Latent tuberculosis infection	0 (0 to 0)	0 (0 to 0)	0 (0 to 0)	0 (0 to 0)	0 (0 to 0)	0 (0 to 0)	0 (0 to 0)	0 (0 to 0)	0 (0 to 0)	0 (0 to 0)	0 (0 to 0)	0 (0 to 0)	0 (0 to 0)	0 (0 to 0)	0 (0 to 0)	0 (0 to 0)	0 (0 to 0)	0 (0 to 0)	0 (0 to 0)	0 (0 to 0)	0 (0 to 0)	0 (0 to 0)	0 (0 to 0)	0 (0 to 0)	0 (0 to 0)	0
Active tuberculosis	0.2 (0.2 to 0.3)	0.2 (0.2 to 0.4)	0.2 (0.2 to 0.3)	0.2 (0.2 to 0.4)	0.1 (0.1 to 0.2)	0.1 (0.1 to 0.2)	0.3 (0.2 to 0.5)	0.4 (0.3 to 0.7)	0.3 (0.2 to 0.5)	0.3 (0.2 to 0.5)	0.3 (0.2 to 0.6)	0.3 (0.2 to 0.6)	0.3 (0.2 to 0.6)	0.3 (0.2 to 0.6)	0.3 (0.2 to 0.6)	0.3 (0.2 to 0.6)	0.3 (0.2 to 0.6)	0.3 (0.2 to 0.6)	0.3 (0.2 to 0.6)	0.3 (0.2 to 0.6)	0.3 (0.2 to 0.6)	0.3 (0.2 to 0.6)	0.3 (0.2 to 0.6)	0.3 (0.2 to 0.6)	4.9
Drug-susceptible Tuberculosis	0.2 (0.2 to 0.3)	0.2 (0.2 to 0.4)	0.2 (0.2 to 0.3)	0.2 (0.2 to 0.4)	0.1 (0.1 to 0.2)	0.1 (0.1 to 0.2)	0.3 (0.2 to 0.5)	0.4 (0.3 to 0.7)	0.3 (0.2 to 0.5)	0.3 (0.2 to 0.5)	0.3 (0.2 to 0.6)	0.3 (0.2 to 0.6)	0.3 (0.2 to 0.6)	0.3 (0.2 to 0.6)	0.3 (0.2 to 0.6)	0.3 (0.2 to 0.6)	0.3 (0.2 to 0.6)	0.3 (0.2 to 0.6)	0.3 (0.2 to 0.6)	0.3 (0.2 to 0.6)	0.3 (0.2 to 0.6)	0.3 (0.2 to 0.6)	0.3 (0.2 to 0.6)	0.3 (0.2 to 0.6)	4.9
Multidrug-resistant tuberculosis without extensive drug-resistar	0 (0 to 0)	0 (0 to 0)	0 (0 to 0)	0 (0 to 0)	0 (0 to 0)	0 (0 to 0)	0 (0 to 0)	0 (0 to 0)	0 (0 to 0)	0 (0 to 0)	0 (0 to 0)	0 (0 to 0)	0 (0 to 0)	0 (0 to 0)	0 (0 to 0)	0 (0 to 0)	0 (0 to 0)	0 (0 to 0)	0 (0 to 0)	0 (0 to 0)	0 (0 to 0)	0 (0 to 0)	0 (0 to 0)	0 (0 to 0)	0 (0 to 0)	0
Extensively drug-resistant tuberculosis	0 (0 to 0)	0 (0 to 0)	0 (0 to 0)	0 (0 to 0)	0 (0 to 0)	0 (0 to 0)	0 (0 to 0)	0 (0 to 0)	0 (0 to 0)	0 (0 to 0)	0 (0 to 0)	0 (0 to 0)	0 (0 to 0)	0 (0 to 0)	0 (0 to 0)	0 (0 to 0)	0 (0 to 0)	0 (0 to 0)	0 (0 to 0)	0 (0 to 0)	0 (0 to 0)	0 (0 to 0)	0 (0 to 0)	0 (0 to 0)	0 (0 to 0)	0
Lower respiratory infections	6.2 (5.1 to 8.4)	5.9 (4.3 to 8.4)	10.2 (9.3 to 12)	138 (102 to 187)	130 (85.6 to 200)	109 (67.5 to 173)	173 (106 to 277)	175 (107 to 278)	129 (80.7 to 208)	124 (76.3 to 196)	126 (76.6 to 199)	165 (100 to 260)	224 (136 to 353)	281 (171 to 443)	391 (239 to 616)	479 (294 to 755)	584 (358 to 921)	726 (445 to 1,150)	980 (598 to 1,550)	1,180 (720 to 1,870)	1,250 (763 to 1,970)	1,170 (714 to 1,850)	1,170 (714 to 1,850)	8,790
Upper respiratory infections	0.2 (0.2 to 0.3)	0.2 (0.2 to 0.3)	0.4 (0.3 to 0.5)	0.7 (0.5 to 1)	0.6 (0.4 to 0.9)	0.5 (0.3 to 0.8)	0.8 (0.5 to 1.3)	0.8 (0.5 to 1.3)	0.6 (0.4 to 1)	0.6 (0.4 to 1)	0.6 (0.4 to 1)	0.8 (0.5 to 1.2)	1 (0.6 to 1.6)	1.3 (0.8 to 2)	1.8 (1.1 to 2.8)	2.2 (1.4 to 3.4)	2.7 (1.7 to 4.2)	3.4 (2.1 to 5.3)	4.5 (2.8 to 7)	5.4 (3.3 to 8.4)	5.7 (3.5 to 8.8)	5.3 (3.3 to 8.3)	5.3 (3.3 to 8.3)	40
Otitis media	0 (0 to 0)	0 (0 to 0)	0.1 (1 to 0.1)	0.2 (0.2 to 0.3)	0.2 (0.1 to 0.3)	0.2 (0.1 to 0.3)	0.3 (0.2 to 0.5)	0.3 (0.2 to 0.5)	0.2 (0.1 to 0.4)	0.2 (0.1 to 0.4)	0.2 (0.1 to 0.4)	0.3 (0.2 to 0.5)	0.4 (0.2 to 0.6)	0.5 (0.3 to 0.8)	0.7 (0.4 to 1.1)	0.9 (0.5 to 1.4)	1.1 (0.6 to 1.7)	1.4 (0.8 to 2.2)	1.8 (1 to 2.8)	2.2 (1.2 to 3.4)	2.3 (1.3 to 3.5)	2.1 (1.2 to 3.3)	2.1 (1.2 to 3.3)	15
Enteric infections	1.3 (0.4 to 0.8)	1.3 (0.4 to 0.8)	10.2 (9.1 to 23.8)	19.3 (9.6 to 23.2)	8.7 (3.7 to 8.2)	2.7 (1.6 to 3.8)	2.1 (1.1 to 4.4)	1.6 (0.9 to 3.4)	1.3 (0.7 to 2.8)	1.2 (0.6 to 2.6)	1.2 (0.6 to 2.6)	1.3 (0.6 to 2.8)	1.4 (0.7 to 3.1)	1.5 (0.7 to 3.3)	1.7 (0.8 to 3.7)	1.9 (0.9 to 4.1)	2.1 (1 to 4.5)	2.4 (1.1 to 5.2)	2.6 (1.2 to 5.6)	2.8 (1.3 to 6.1)	2.9 (1.3 to 6.3)	2.9 (1.3 to 6.3)	2.9 (1.3 to 6.3)	74
Diarrheal diseases	1.3 (0.4 to 0.8)	1.3 (0.4 to 0.8)	9.9 (9.1 to 23.7)	19.1 (9.6 to 23.1)	8.6 (3.6 to 8.1)	2.6 (1.6 to 3.7)	2 (1.1 to 4.3)	1.5 (0.9 to 3.3)	1.2 (0.7 to 2.7)	1.1 (0.6 to 2.5)	1.1 (0.6 to 2.5)	1.2 (0.6 to 2.7)	1.3 (0.7 to 3)	1.4 (0.7 to 3.2)	1.6 (0.8 to 3.6)	1.8 (0.9 to 4)	2 (1 to 4.4)	2.3 (1.1 to 5.1)	2.5 (1.2 to 5.5)	2.7 (1.3 to 6)	2.8 (1.3 to 6.2)	2.8 (1.3 to 6.2)	2.8 (1.3 to 6.2)	72
Typhoid and paratyphoid	0 (0 to 0)	0 (0 to 0)	0 (0 to 0)	0 (0 to 0)	0 (0 to 0)	0 (0 to 0)	0 (0 to 0)	0 (0 to 0)	0 (0 to 0)	0 (0 to 0)	0 (0 to 0)	0 (0 to 0)	0 (0 to 0)	0 (0 to 0)	0 (0 to 0)	0 (0 to 0)	0 (0 to 0)	0 (0 to 0)	0 (0 to 0)	0 (0 to 0)	0 (0 to 0)	0 (0 to 0)	0 (0 to 0)	0 (0 to 0)	0
Typhoid fever	0 (0 to 0)	0 (0 to 0)	0 (0 to 0)	0 (0 to 0)	0 (0 to 0)	0 (0 to 0)	0 (0 to 0)	0 (0 to 0)	0 (0 to 0)	0 (0 to 0)	0 (0 to 0)	0 (0 to 0)	0 (0 to 0)	0 (0 to 0)	0 (0 to 0)	0 (0 to 0)	0 (0 to 0)	0 (0 to 0)	0 (0 to 0)	0 (0 to 0)	0 (0 to 0)	0 (0 to 0)	0 (0 to 0)	0 (0 to 0)	0
Paratyphoid fever	0 (0 to 0)	0 (0 to 0)	0 (0 to 0)	0 (0 to 0)	0 (0 to 0)	0 (0 to 0)	0 (0 to 0)	0 (0 to 0)	0 (0 to 0)	0 (0 to 0)	0 (0 to 0)	0 (0 to 0)	0 (0 to 0)	0 (0 to 0)	0 (0 to 0)	0 (0 to 0)	0 (0 to 0)	0 (0 to 0)	0 (0 to 0)	0 (0 to 0)	0 (0 to 0)	0 (0 to 0)	0 (0 to 0)	0 (0 to 0)	0
Invasive Non-typhoidal Salmonella (iNTS)	0.1 (0.1 to 0.2)	0.1 (0.1 to 0.2)	0.1 (0.1 to 0.2





SR Table 2c: Tochigi DALYS by cause and age group for males with 95% uncertainty intervals, 2019

Cause	Early Neonatal (0-6 days)	Late Neonatal (7-27 days)	Post Neonatal (28-364 days)	1 to 4	5 to 9	10 to 14	15 to 19	20 to 24	25 to 29	30 to 34	35 to 39	40 to 44	45 to 49	50 to 54	55 to 59	60 to 64	65 to 69	70 to 74	75 to 79	80 to 84	85 to 89	90 to 94	95 plus	Total
All causes	2,647 (2,564-2,726)	1,021 (1,000-1,043)	1,161 (977-1,359)	1,364 (1,180-1,563)	1,333 (1,161-1,542)	1,424 (1,237-1,627)	1,577 (1,406-1,778)	2,090 (1,906-2,289)	2,523 (2,346-2,714)	3,129 (2,959-3,307)	3,787 (3,620-3,955)	4,554 (4,410-4,710)	5,477 (5,332-5,625)	6,429 (6,283-6,580)	7,552 (7,402-7,705)	8,776 (8,623-8,933)	10,139 (9,980-10,300)	11,600 (11,432-11,769)	13,409 (13,227-13,595)	15,409 (15,207-15,620)	17,599 (17,381-17,824)	19,979 (19,735-20,232)	22,490 (22,220-22,767)	25,124 (24,824-25,430)	27,750 (27,422-28,093)	30,254 (29,894-30,627)	32,503 (32,109-32,907)	203,000
Communicable, maternal, neonatal, and nutritional diseases	2,647 (2,564-2,726)	1,021 (1,000-1,043)	143 (109-181)	275 (233-320)	245 (203-290)	207 (167-250)	192 (150-237)	198 (157-243)	207 (167-253)	229 (187-276)	259 (216-305)	310 (267-356)	368 (323-414)	479 (434-525)	644 (597-690)	884 (836-932)	1,276 (1,225-1,326)	1,876 (1,820-1,932)	2,860 (2,797-2,923)	4,270 (4,202-4,339)	6,450 (6,373-6,527)	9,010 (8,927-9,093)	11,900 (11,809-11,990)	14,900 (14,800-15,000)	17,800 (17,700-17,900)	20,600 (20,500-20,700)	23,100 (23,000-23,200)	18,900
HIV/AIDS and sexually transmitted infections	0 (0-0)	0 (0-0)	0 (0-1)	2 (1-2)	2 (1-2)	0 (0-0)	1 (0-1)	3 (2-4)	4 (3-5)	6 (4-8)	9 (7-11)	12 (9-15)	16 (13-20)	22 (18-26)	30 (25-35)	41 (35-47)	54 (47-62)	71 (62-80)	93 (83-104)	120 (108-133)	154 (139-170)	195 (177-214)	242 (221-265)	295 (270-322)	354 (325-385)	419 (385-455)	488 (448-529)	142
HIV/AIDS	0 (0-0)	0 (0-0)	0 (1-2)	2 (1-2)	2 (1-2)	0 (0-0)	1 (0-1)	2 (1-3)	2 (1-3)	2 (1-3)	2 (1-3)	2 (1-3)	2 (1-3)	2 (1-3)	2 (1-3)	2 (1-3)	2 (1-3)	2 (1-3)	2 (1-3)	2 (1-3)	2 (1-3)	2 (1-3)	2 (1-3)	2 (1-3)	2 (1-3)	2 (1-3)	2 (1-3)	2 (1-3)	103
HIV/AIDS - Drug-susceptible Tuberculosis	0 (0-0)	0 (0-0)	0 (0-0)	0 (0-0)	0 (0-0)	0 (0-0)	0 (0-0)	0 (0-0)	0 (0-0)	0 (0-0)	0 (0-0)	0 (0-0)	0 (0-0)	0 (0-0)	0 (0-0)	0 (0-0)	0 (0-0)	0 (0-0)	0 (0-0)	0 (0-0)	0 (0-0)	0 (0-0)	0 (0-0)	0 (0-0)	0 (0-0)	0 (0-0)	0 (0-0)	0 (0-0)	16
HIV/AIDS - Multidrug-resistant Tuberculosis without extensive drug resistance	0 (0-0)	0 (0-0)	0 (0-0)	0 (0-0)	0 (0-0)	0 (0-0)	0 (0-0)	0 (0-0)	0 (0-0)	0 (0-0)	0 (0-0)	0 (0-0)	0 (0-0)	0 (0-0)	0 (0-0)	0 (0-0)	0 (0-0)	0 (0-0)	0 (0-0)	0 (0-0)	0 (0-0)	0 (0-0)	0 (0-0)	0 (0-0)	0 (0-0)	0 (0-0)	0 (0-0)	0 (0-0)	0.3
HIV/AIDS - Extensively drug-resistant Tuberculosis	0 (0-0)	0 (0-0)	0 (0-0)	0 (0-0)	0 (0-0)	0 (0-0)	0 (0-0)	0 (0-0)	0 (0-0)	0 (0-0)	0 (0-0)	0 (0-0)	0 (0-0)	0 (0-0)	0 (0-0)	0 (0-0)	0 (0-0)	0 (0-0)	0 (0-0)	0 (0-0)	0 (0-0)	0 (0-0)	0 (0-0)	0 (0-0)	0 (0-0)	0 (0-0)	0 (0-0)	0 (0-0)	0.1
HIV/AIDS resulting in other diseases	0 (0-0)	0 (0-0)	1 (1-2)	1 (1-2)	0 (0-0)	0 (0-0)	0 (0-0)	1 (1-2)	2 (1-3)	3 (2-4)	5 (3-6)	6 (4-8)	7 (5-10)	9 (6-12)	12 (8-16)	16 (11-21)	21 (15-28)	28 (20-37)	37 (27-48)	47 (34-61)	60 (44-78)	76 (56-98)	94 (70-122)	116 (86-150)	142 (106-184)	172 (128-223)	206 (153-267)	244 (181-316)	886
Sexually transmitted infections excluding HIV	0 (0-0)	0 (0-0)	0 (0-0)	0 (0-0)	0 (0-0)	0 (0-0)	0 (0-0)	0 (0-0)	0 (0-0)	0 (0-0)	0 (0-0)	0 (0-0)	0 (0-0)	0 (0-0)	0 (0-0)	0 (0-0)	0 (0-0)	0 (0-0)	0 (0-0)	0 (0-0)	0 (0-0)	0 (0-0)	0 (0-0)	0 (0-0)	0 (0-0)	0 (0-0)	0 (0-0)	0 (0-0)	0 (0-0)	39.5
Syphilis	0 (0-0)	0 (0-0)	0 (0-0)	0 (0-0)	0 (0-0)	0 (0-0)	0 (0-0)	0 (0-0)	0 (0-0)	0 (0-0)	0 (0-0)	0 (0-0)	0 (0-0)	0 (0-0)	0 (0-0)	0 (0-0)	0 (0-0)	0 (0-0)	0 (0-0)	0 (0-0)	0 (0-0)	0 (0-0)	0 (0-0)	0 (0-0)	0 (0-0)	0 (0-0)	0 (0-0)	0 (0-0)	0 (0-0)	12.9
Chlamydial infection	0 (0-0)	0 (0-0)	0 (0-0)	0 (0-0)	0 (0-0)	0 (0-0)	0 (0-0)	0 (0-0)	0 (0-0)	0 (0-0)	0 (0-0)	0 (0-0)	0 (0-0)	0 (0-0)	0 (0-0)	0 (0-0)	0 (0-0)	0 (0-0)	0 (0-0)	0 (0-0)	0 (0-0)	0 (0-0)	0 (0-0)	0 (0-0)	0 (0-0)	0 (0-0)	0 (0-0)	0 (0-0)	0 (0-0)	2.4
Gonococcal infection	0 (0-0)	0 (0-0)	0 (0-0)	0 (0-0)	0 (0-0)	0 (0-0)	0 (0-0)	0 (0-0)	0 (0-0)	0 (0-0)	0 (0-0)	0 (0-0)	0 (0-0)	0 (0-0)	0 (0-0)	0 (0-0)	0 (0-0)	0 (0-0)	0 (0-0)	0 (0-0)	0 (0-0)	0 (0-0)	0 (0-0)	0 (0-0)	0 (0-0)	0 (0-0)	0 (0-0)	0 (0-0)	0 (0-0)	2.4
Trichomoniasis	0 (0-0)	0 (0-0)	0 (0-0)	0 (0-0)	0 (0-0)	0 (0-0)	0 (0-0)	0 (0-0)	0 (0-0)	0 (0-0)	0 (0-0)	0 (0-0)	0 (0-0)	0 (0-0)	0 (0-0)	0 (0-0)	0 (0-0)	0 (0-0)	0 (0-0)	0 (0-0)	0 (0-0)	0 (0-0)	0 (0-0)	0 (0-0)	0 (0-0)	0 (0-0)	0 (0-0)	0 (0-0)	0 (0-0)	2.2
Genital herpes	0 (0-0)	0 (0-0)	0 (0-0)	0 (0-0)	0 (0-0)	0 (0-0)	0 (0-0)	0 (0-0)	0 (0-0)	0 (0-0)	0 (0-0)	0 (0-0)	0 (0-0)	0 (0-0)	0 (0-0)	0 (0-0)	0 (0-0)	0 (0-0)	0 (0-0)	0 (0-0)	0 (0-0)	0 (0-0)	0 (0-0)	0 (0-0)	0 (0-0)	0 (0-0)	0 (0-0)	0 (0-0)	0 (0-0)	1.6
Other sexually transmitted infections	0 (0-0)	0 (0-0)	0 (0-0)	0 (0-0)	0 (0-0)	0 (0-0)	0 (0-0)	0 (0-0)	0 (0-0)	0 (0-0)	0 (0-0)	0 (0-0)	0 (0-0)	0 (0-0)	0 (0-0)	0 (0-0)	0 (0-0)	0 (0-0)	0 (0-0)	0 (0-0)	0 (0-0)	0 (0-0)	0 (0-0)	0 (0-0)	0 (0-0)	0 (0-0)	0 (0-0)	0 (0-0)	0 (0-0)	0.1
Respiratory infections and tuberculosis	2,313 (2,163-2,464)	1,004 (939-1,069)	98 (73-128)	90 (67-118)	90 (67-118)	94 (70-122)	104 (78-134)	114 (86-145)	124 (95-156)	134 (104-166)	147 (114-181)	164 (129-200)	187 (150-225)	222 (179-267)	263 (213-314)	309 (252-369)	358 (294-427)	410 (338-489)	469 (387-559)	536 (443-639)	613 (507-731)	703 (581-838)	806 (667-961)	924 (764-1,102)	1,060 (876-1,264)	1,200 (992-1,430)	1,360 (1,120-1,620)	1,530 (1,260-1,820)	14,300
Tuberculosis	0 (0-0)	0 (0-0)	0 (0-1)	0 (0-1)	0 (0-1)	0 (0-1)	0 (0-1)	0 (0-1)	0 (0-1)	0 (0-1)	0 (0-1)	0 (0-1)	0 (0-1)	0 (0-1)	0 (0-1)	0 (0-1)	0 (0-1)	0 (0-1)	0 (0-1)	0 (0-1)	0 (0-1)	0 (0-1)	0 (0-1)	0 (0-1)	0 (0-1)	0 (0-1)	0 (0-1)	0 (0-1)	0 (0-1)	339
Latent tuberculosis infection	0 (0-0)	0 (0-0)	0 (0-0)	0 (0-0)	0 (0-0)	0 (0-0)	0 (0-0)	0 (0-0)	0 (0-0)	0 (0-0)	0 (0-0)	0 (0-0)	0 (0-0)	0 (0-0)	0 (0-0)	0 (0-0)	0 (0-0)	0 (0-0)	0 (0-0)	0 (0-0)	0 (0-0)	0 (0-0)	0 (0-0)	0 (0-0)	0 (0-0)	0 (0-0)	0 (0-0)	0 (0-0)	0 (0-0)	0
Drug-susceptible tuberculosis	0 (0-0)	0 (0-0)	0 (0-1)	0 (0-1)	0 (0-1)	0 (0-1)	0 (0-1)	1 (0-2)	2 (1-3)	2 (1-3)	2 (1-3)	2 (1-3)	3 (2-4)	4 (3-5)	5 (4-6)	6 (5-8)	8 (6-10)	10 (8-13)	13 (10-16)	16 (13-20)	20 (16-25)	25 (20-31)	31 (25-38)	38 (31-46)	46 (37-56)	55 (44-67)	65 (52-79)	76 (61-92)	329
Multidrug-resistant tuberculosis without extensive drug resistance	0 (0-0)	0 (0-0)	0 (0-0)	0 (0-0)	0 (0-0)	0 (0-0)	0 (0-0)	0 (0-0)	0 (0-0)	0 (0-0)	0 (0-0)	0 (0-0)	0 (0-0)	0 (0-0)	0 (0-0)	0 (0-0)	0 (0-0)	0 (0-0)	0 (0-0)	0 (0-0)	0 (0-0)	0 (0-0)	0 (0-0)	0 (0-0)	0 (0-0)	0 (0-0)	0 (0-0)	0 (0-0)	0 (0-0)	6
Extensively drug-resistant tuberculosis	0 (0-0)	0 (0-0)	0 (0-0)	0 (0-0)	0 (0-0)	0 (0-0)	0 (0-0)	0 (0-0)	0 (0-0)	0 (0-0)	0 (0-0)	0 (0-0)	0 (0-0)	0 (0-0)	0 (0-0)	0 (0-0)	0 (0-0)	0 (0-0)	0 (0-0)	0 (0-0)	0 (0-0)	0 (0-0)	0 (0-0)	0 (0-0)	0 (0-0)	0 (0-0)	0 (0-0)	0 (0-0)	0 (0-0)	1.5
Lower respiratory infections	2,313 (2,163-2,464)	1,004 (939-1,069)	98 (73-128)	90 (67-118)	90 (67-118)	94 (70-122)	104 (78-134)	114 (86-145)	124 (95-156)	134 (104-166)	147 (114-181)	164 (129-200)	187 (150-225)	222 (179-267)	263 (213-314)	309 (252-369)	358 (294-427)	410 (338-489)	469 (387-559)	536 (443-639)	613 (507-731)	703 (581-838)	806 (667-961)	924 (764-1,102)	1,060 (876-1,264)	1,200 (992-1,430)	1,360 (1,120-1,620)	1,530 (1,260-1,820)	14,300
Upper respiratory infections	0 (0-0)	0 (0-0)	0 (0-0)	0 (0-0)	0 (0-0)	0 (0-0)	0 (0-0)	0 (0-0)	0 (0-0)	0 (0-0)	0 (0-0)	0 (0-0)	0 (0-0)	0 (0-0)	0 (0-0)	0 (0-0)	0 (0-0)	0 (0-0)	0 (0-0)	0 (0-0)	0 (0-0)	0 (0-0)	0 (0-0)	0 (0-0)	0 (0-0)	0 (0-0)	0 (0-0)	0 (0-0)	0 (0-0)	0
Otitis media	0 (0-0)	0 (0-0)	1 (0-3)	11 (5-19)	13 (6-22)	9 (4-16)	6 (3-10)	4 (2-7)	3 (1-5)	2 (1-4)	2 (1-3)	2 (1-3)	2 (1-3)	2 (1-3)	2 (1-3)	2 (1-3)	2 (1-3)	2 (1-3)	2 (1-3)	2 (1-3)	2 (1-3)	2 (1-3)	2 (1-3)	2 (1-3)	2 (1-3)	2 (1-3)	2 (1-3)	2 (1-3)	2 (1-3)	0.3
Enteric infections	3,144 (3,102-3,184)	1,019 (1,007-1,031)	1,018 (1,000-1,036)	3,144 (3,102-3,184)	1,019 (1,007-1,031)	1,018 (1,000-1,036)	1,144 (1,102-1



Congenital birth defects	194 (149 to 234)	69 (52 to 87 9)	268 (213 to 337)	238 (189 to 296)	108 (77 6 to 146)	98 (70 to 136)	96 3 (70 2 to 125)	60 7 (45 3 to 77 9)	54 (40 3 to 69 4)	54 1 (40 1 to 68 6)	52 6 (39 4 to 68 4)	51 2 (38 1 to 67 2)	50 5 (38 7 to 66 2)	49 (37 to 64 2)	34 9 (26 3 to 46 2)	39 3 (27 6 to 52 6)	37 6 (27 to 49 9)	19 4 (12 6 to 29 7)	12 7 (8 5 to 18 5)	7 4 (4 8 to 11 1)	3 9 (2 4 to 5 9)	1 6 (1 to 2 4)	0 4 (0 3 to 0 7)	1,980
Neural tube defects	9 8 (3 9 to 14 7)	4 (1 2 to 7 8)	12 8 (5 to 22 6)	20 2 (10 7 to 30 8)	4 3 (1 2 to 8 5)	4 5 (2 to 8 2)	4 5 (2 to 8 2)	3 8 (2 to 6 3)	3 (2 to 5 1)	2 5 (1 7 to 3 6)	2 4 (1 6 to 3 2)	2 3 (1 7 to 3 4)	2 4 (1 6 to 3 4)	2 (1 to 3 2)	1 6 (1 1 to 2 2)	1 6 (1 to 2 2)	1 6 (1 to 2 2)	1 1 (0 7 to 1 6)	0 7 (0 4 to 1 2)	0 4 (0 2 to 0 6)	0 2 (0 1 to 0 4)	0 1 (0 to 0 3)	0 (0 to 0 1)	94
Congenital heart anomalies	24 (19 to 29)	9 (7 to 12)	33 (26 to 41)	29 (23 to 37)	13 (9 to 17)	12 (9 to 16)	11 (7 to 14)	7 (5 to 10)	6 (4 to 8)	6 (4 to 8)	6 (4 to 8)	6 (4 to 8)	6 (4 to 8)	5 (3 to 7)	4 (3 to 6)	4 (3 to 6)	4 (3 to 6)	2 (1 to 4)	1 (1 to 3)	1 (0 to 2)	0 (0 to 1)	0 (0 to 1)	0 (0 to 0)	0 (0 to 0)	446
Cochlear cells	0 1 (0 to 0 1)	0 0 (0 to 0 1)	0 6 (0 2 to 1 3)	1 1 (0 4 to 2 6)	1 2 (0 3 to 2 4)	1 2 (0 3 to 2 4)	1 2 (0 3 to 2 4)	1 1 (0 3 to 2 4)	1 2 (0 3 to 2 4)	1 (0 3 to 2 3)	1 (0 3 to 2 3)	1 (0 3 to 2 3)	1 (0 4 to 2 4)	1 (0 3 to 2 3)	1 (0 3 to 2 3)	1 (0 3 to 2 3)	1 (0 3 to 2 3)	1 (0 3 to 2 3)	0 7 (0 2 to 1 5)	0 4 (0 1 to 0 9)	0 2 (0 1 to 0 5)	0 0 (0 0 to 0 1)	0 0 (0 0 to 0 1)	24 6
Down syndrome	3 (1 3 to 5 2)	2 (0 7 to 3 9)	12 8 (5 2 to 22 1)	10 3 (5 5 to 15 4)	4 6 (2 6 to 6 9)	5 (2 5 to 7 3)	3 1 (2 2 to 7 5)	4 6 (2 to 7 6)	4 6 (2 to 6 8)	3 2 (2 3 to 7 4)	2 5 (2 4 to 4 9)	2 5 (1 7 to 7 3)	2 2 (1 4 to 3 4)	2 (1 1 to 3 2)	1 7 (1 to 2 9)	2 8 (1 6 to 4 8)	1 4 (0 8 to 2 3)	0 8 (0 to 2)	0 5 (0 to 1)	0 3 (0 to 0 8)	0 2 (0 to 0 5)	0 0 (0 to 0 1)	0 0 (0 to 0 1)	73 2
Turner syndrome	0 (0 to 0)	0 (0 to 0)	0 (0 to 0)	0 (0 to 0)	0 (0 to 0)	0 (0 to 0)	0 (0 to 0)	0 (0 to 0)	0 (0 to 0)	0 (0 to 0)	0 (0 to 0)	0 (0 to 0)	0 (0 to 0)	0 (0 to 0)	0 (0 to 0)	0 (0 to 0)	0 (0 to 0)	0 (0 to 0)	0 (0 to 0)	0 (0 to 0)	0 (0 to 0)	0 (0 to 0)	0 (0 to 0)	0
Klinefelter syndrome	0 (0 to 0)	0 (0 to 0)	0 (0 to 0)	0 (0 to 0)	0 (0 to 0)	0 (0 to 0)	0 (0 to 0)	0 (0 to 0)	0 (0 to 0)	0 (0 to 0)	0 (0 to 0)	0 (0 to 0)	0 (0 to 0)	0 (0 to 0)	0 (0 to 0)	0 (0 to 0)	0 (0 to 0)	0 (0 to 0)	0 (0 to 0)	0 (0 to 0)	0 (0 to 0)	0 (0 to 0)	0 (0 to 0)	0 1
Other chromosomal abnormalities	48 1 (26 1 to 69 5)	19 4 (9 5 to 33 2)	60 (36 to 109)	20 3 (7 5 to 56 4)	8 2 (5 2 to 13 3)	6 5 (4 to 9 6)	8 7 (4 5 to 14 4)	6 (3 6 to 9 3)	6 (4 to 10 5)	6 6 (3 6 to 9 7)	5 (3 2 to 7 7)	4 5 (2 7 to 7 3)	3 1 (1 7 to 5 5)	1 (0 5 to 1 6)	0 9 (0 5 to 1 6)	0 9 (0 to 1 5)	0 5 (0 to 0 9)	0 6 (0 2 to 1 1)	0 (0 to 0)	0 (0 to 0)	0 (0 to 0)	0 (0 to 0)	0 (0 to 0)	209
Congenital musculoskeletal and limb anomalies	6 5 (2 4 to 9 3)	2 4 (1 to 3 7)	23 2 (14 4 to 34 8)	50 1 (29 6 to 77 7)	47 6 (29 to 81 2)	52 2 (29 to 81 2)	40 4 (24 to 61 2)	12 2 (6 to 19 6)	9 6 (4 to 16 6)	11 6 (4 to 22 6)	12 7 (7 to 21 7)	16 4 (7 to 33 2)	15 3 (8 1 to 24 6)	12 5 (6 to 22 9)	11 5 (5 to 19 7)	12 (4 to 20 3)	12 1 (6 1 to 19 6)	9 2 (3 1 to 15 2)	3 6 (1 to 6 9)	2 6 (1 to 4 6)	1 3 (0 7 to 2 2)	0 5 (0 to 0 9)	0 1 (0 1 to 0 2)	360
Urogenital congenital anomalies	29 2 (4 5 to 56 4)	4 5 (1 to 7 8)	9 6 (2 7 to 17 8)	10 3 (3 5 to 19 6)	3 (1 1 to 5 2)	4 6 (2 to 8 4)	3 5 (1 to 6 5)	3 9 (1 7 to 6 7)	2 6 (1 to 4 4)	2 2 (1 to 3 6)	2 (1 2 to 3)	1 6 (1 to 2 6)	1 6 (1 to 2 6)	1 (0 4 to 1 4)	0 7 (0 4 to 1)	0 6 (0 3 to 0 7)	0 3 (0 2 to 0 4)	0 3 (0 to 0)	0 (0 to 0)	0 (0 to 0)	0 (0 to 0)	0 (0 to 0)	0 (0 to 0)	79 6
Digestive congenital anomalies	13 4 (7 1 to 24)	4 6 (1 to 7 8)	17 2 (9 to 27 1)	21 4 (7 to 15 9)	7 (2 3 to 9 8)	6 3 (1 9 to 11 2)	5 (1 6 to 8 7)	3 (1 to 5 7)	3 (1 to 5 2)	2 (0 8 to 3 7)	2 (0 8 to 3 5)	2 (0 8 to 3 6)	2 (0 8 to 3 6)	1 (0 4 to 2)	1 (0 4 to 2)	1 (0 5 to 2)	1 (0 4 to 2)	0 5 (0 2 to 1)	0 3 (0 1 to 0 6)	0 2 (0 1 to 0 4)	0 1 (0 to 0 2)	0 0 (0 to 0 1)	0 0 (0 to 0)	69 3
Other congenital birth defects	29 4 (21 5 to 40 7)	7 8 (4 6 to 12 6)	33 6 (21 5 to 52 1)	27 4 (21 to 43 4)	12 7 (8 6 to 18 3)	9 6 (6 3 to 14 2)	11 2 (7 3 to 16 6)	9 1 (5 4 to 13 6)	7 7 (4 6 to 12 6)	7 7 (4 5 to 13 1)	7 (4 5 to 12 3)	6 7 (4 1 to 11 4)	6 2 (3 8 to 10 5)	5 (2 9 to 9)	4 3 (2 to 8 1)	4 (2 3 to 7 2)	3 (1 5 to 5 6)	2 (0 8 to 4)	1 (0 4 to 2)	1 (0 4 to 2)	0 5 (0 2 to 1)	0 2 (0 1 to 0 5)	0 1 (0 to 0 3)	230
Urinary diseases and male infertility	0 3 (0 1 to 0 6)	0 3 (0 1 to 0 6)	1 4 (0 8 to 2 1)	2 4 (1 to 5)	2 1 (1 1 to 3 1)	1 6 (1 to 2 3)	2 5 (1 7 to 3 6)	2 (1 to 2 8)	1 6 (1 to 2 4)	1 6 (0 8 to 2 6)	1 6 (0 8 to 2 4)	1 7 (0 8 to 2 7)	2 (1 to 3 2)	1 6 (0 8 to 2 4)	1 6 (0 8 to 2 4)	1 6 (0 8 to 2 4)	1 6 (0 8 to 2 4)	1 6 (0 8 to 2 4)	1 6 (0 8 to 2 4)	1 6 (0 8 to 2 4)	1 6 (0 8 to 2 4)	1 6 (0 8 to 2 4)	1 6 (0 8 to 2 4)	1,320
Urolithiasis	0 (0 to 0)	0 (0 to 0)	0 (0 to 0)	0 (0 to 0 1)	0 1 (0 1 to 0 2)	0 1 (0 2 to 0 2)	0 1 (0 2 to 0 3)	0 1 (0 2 to 0 4)	0 1 (0 1 to 0 4)	0 1 (0 2 to 0 5)	0 1 (0 2 to 0 5)	0 1 (0 2 to 0 5)	0 1 (0 2 to 0 5)	0 1 (0 2 to 0 5)	0 1 (0 2 to 0 5)	0 1 (0 2 to 0 5)	0 1 (0 2 to 0 5)	0 1 (0 2 to 0 5)	0 1 (0 2 to 0 5)	0 1 (0 2 to 0 5)	0 1 (0 2 to 0 5)	0 1 (0 2 to 0 5)	0 1 (0 2 to 0 5)	117
Benign prostatic hyperplasia	0 (0 to 0)	0 (0 to 0)	0 (0 to 0)	0 (0 to 0)	0 (0 to 0)	0 (0 to 0)	0 (0 to 0)	0 (0 to 0)	0 (0 to 0)	0 (0 to 0)	0 (0 to 0)	0 (0 to 0)	0 (0 to 0)	0 (0 to 0)	0 (0 to 0)	0 (0 to 0)	0 (0 to 0)	0 (0 to 0)	0 (0 to 0)	0 (0 to 0)	0 (0 to 0)	0 (0 to 0)	0 (0 to 0)	0 (0 to 0)	531
Male infertility	0 (0 to 0)	0 (0 to 0)	0 (0 to 0)	0 (0 to 0)	0 (0 to 0)	0 (0 to 0)	0 (0 to 0)	0 (0 to 0)	1 (0 to 1 6)	2 (1 to 3 2)	2 (1 to 3 1)	2 (1 to 3 3)	2 (1 to 3 3)	2 (1 to 3 3)	2 (1 to 3 3)	2 (1 to 3 3)	2 (1 to 3 3)	2 (1 to 3 3)	2 (1 to 3 3)	2 (1 to 3 3)	2 (1 to 3 3)	2 (1 to 3 3)	2 (1 to 3 3)	57 3
Other urinary diseases	0 2 (0 to 0 3)	0 2 (0 to 0 3)	1 2 (0 to 1 9)	2 (0 7 to 3 6)	0 7 (0 4 to 1 2)	0 6 (0 4 to 1 1)	0 5 (0 4 to 0 9)	0 5 (0 to 1 2)	0 6 (0 to 1 3)	0 7 (0 3 to 1 4)	0 8 (0 3 to 1 5)	0 9 (0 3 to 1 5)	0 9 (0 3 to 1 6)	0 8 (0 3 to 1 5)	0 8 (0 3 to 1 6)	0 8 (0 3 to 1 6)	0 8 (0 3 to 1 6)	0 8 (0 3 to 1 6)	0 8 (0 3 to 1 6)	0 8 (0 3 to 1 6)	0 8 (0 3 to 1 6)	0 8 (0 3 to 1 6)	0 8 (0 3 to 1 6)	64 6
Gynecological diseases	0 (0 to 0)	0 (0 to 0)	0 (0 to 0)	0 (0 to 0)	0 (0 to 0)	0 (0 to 0)	0 (0 to 0)	0 (0 to 0)	0 (0 to 0)	0 (0 to 0)	0 (0 to 0)	0 (0 to 0)	0 (0 to 0)	0 (0 to 0)	0 (0 to 0)	0 (0 to 0)	0 (0 to 0)	0 (0 to 0)	0 (0 to 0)	0 (0 to 0)	0 (0 to 0)	0 (0 to 0)	0 (0 to 0)	0 (0 to 0)	0
Uterine fibroids	0 (0 to 0)	0 (0 to 0)	0 (0 to 0)	0 (0 to 0)	0 (0 to 0)	0 (0 to 0)	0 (0 to 0)	0 (0 to 0)	0 (0 to 0)	0 (0 to 0)	0 (0 to 0)	0 (0 to 0)	0 (0 to 0)	0 (0 to 0)	0 (0 to 0)	0 (0 to 0)	0 (0 to 0)	0 (0 to 0)	0 (0 to 0)	0 (0 to 0)	0 (0 to 0)	0 (0 to 0)	0 (0 to 0)	0 (0 to 0)	0
Polycystic ovarian syndrome	..	..	..	..	..	..	..	..	..	..	..	..	..	..	..	..	..	..	..	..	..	..	..	..	NA
Female infertility	..	..	..	..	..	..	..	..	..	..	..	..	..	..	..	..	..	..	..	..	..	..	..	..	NA
Endometriosis	..	..	..	..	..	..	..	..	..	..	..	..	..	..	..	..	..	..	..	..	..	..	..	..	NA
Genital prolapse	0 (0 to 0)	0 (0 to 0)	0 (0 to 0)	0 (0 to 0)	0 (0 to 0)	0 (0 to 0)	0 (0 to 0)	0 (0 to 0)	0 (0 to 0)	0 (0 to 0)	0 (0 to 0)	0 (0 to 0)	0 (0 to 0)	0 (0 to 0)	0 (0 to 0)	0 (0 to 0)	0 (0 to 0)	0 (0 to 0)	0 (0 to 0)	0 (0 to 0)	0 (0 to 0)	0 (0 to 0)	0 (0 to 0)	0 (0 to 0)	0
Premenstrual syndrome	..	..	..	..	..	..	..	..	..	..	..	..	..	..	..	..	..	..	..	..	..	..	..	..	NA
Other gynecological diseases	0 (0 to 0)	0 (0 to 0)	0 (0 to 0)	0 (0 to 0)	0 (0 to 0)	0 (0 to 0)	0 (0 to 0)	0 (0 to 0)	0 (0 to 0)	0 (0 to 0)	0 (0 to 0)	0 (0 to 0)	0 (0 to 0)	0 (0 to 0)	0 (0 to 0)	0 (0 to 0)	0 (0 to 0)	0 (0 to 0)	0 (0 to 0)	0 (0 to 0)	0 (0 to 0)	0 (0 to 0)	0 (0 to 0)	0 (0 to 0)	0
Hemoglobinopathies and hemolytic anemias	0 1 (0 to 0 1)	0 2 (0 1 to 0 5)	1 4 (0 4 to 3 4)	4 3 (1 4 to 9 4)	3 4 (1 4 to 7 5)	3 4 (1 5 to 7 4)	3 4 (1 5 to 7 4)	2 8 (1 to 6 1)	2 2 (1 to 4 7)	1 7 (0 8 to 3 7)	1 5 (0 6 to 3)	1 3 (0 6 to 2 8)	1 2 (0 6 to 2 5)	1 (0 5 to 2 2)	0 9 (0 4 to 2 1)	0 8 (0 3 to 2)	0 7 (0 3 to 1 6)	0 5 (0 2 to 1 2)	0 3 (0 1 to 0 8)	0 2 (0 1 to 0 5)	0 1 (0 to 0 3)	0 1 (0 to 0 2)	0 0 (0 to 0 1)	212
Thalassemias	0 0 (0 to 0 1)	0 0 (0 to 0 1)	0 1 (0 to 0 3)	0 3 (0 1 to 0 9)	0 3 (0 1 to 0 9)	0 3 (0 to 0 7)	0 3 (0 1 to 0 7)	0 3 (0 1 to 0 9)	0 3 (0 1 to 0 7)	0 3 (0 1 to 0 6)	0 3 (0 1 to 0 6)	0 3 (0 1 to 0 6)	0 3 (0 1 to 0 6)	0 3 (0 1 to 0 6)	0 3 (0 1 to 0 6)	0 3 (0 1 to 0 6)	0 3 (0 1 to 0 6)	0 3 (0 1 to 0 6)	0 3 (0 1 to 0 6)	0 3 (0 1 to 0 6)	0 3 (0 1 to 0 6)	0 3 (0 1 to 0 6)	0 3 (0 1 to 0 6)	12 7
Thalassemia trait	0 (0 to 0)	0 (0 to 0)	0 (0 to 1 4)	1 3 (0 1 to 5 2)	1 2 (0 to 4 1)	0 9 (0 to 3 5)	0 8 (0 to 3)	0 6 (0 to 2 5)	0 5 (0 to 2)	0 4 (0 to 1 9)	0 4 (0 to 1 8)	0 4 (0 to 2 5)	0 4 (0 to 1 5)	0 3 (0 to 1 4)	0 3 (0 to 1 4)	0 3 (0 to 1 5)	0 3 (0 to 1 4)	0 3 (0 to 1 5)	0 3 (0 to 1 4)	0 3 (0 to 1 5)	0 3 (0 to 1 5)	0 3 (0 to 1 5)	0 3 (0 to 1 5)	23 4
Sickle cell disorders	0 (0 to 0)	0 (0 to 0)	0 (0 to 0)	0 (0 to 0)	0 (0 to 0)	0 (0 to 0)	0 (0 to 0)	0 (0 to 0)	0 (0 to 0)	0 (0 to 0)	0 (0 to 0)	0 (0 to 0)	0 (0 to 0)	0 (0 to 0)	0 (0 to 0)	0 (0 to 0)	0 (0 to 0)	0 (0 to 0)	0 (0 to 0)	0 (0 to 0)	0 (0 to 0)	0 (0 to 0)	0 (0 to 0)	0 (0 to 0)	0 1
Sickle cell trait	0 (0 to 0)	0 (0 to 0)	0 (0 to 0 1)	0 (0 to 0 3)	0 (0 to 0 1)	0 (0 to 0 2)	0 (0 to 0 2)	0 (0 to 0 2)	0 (0 to 0 1)	0 (0 to 0 1)	0 (0 to 0 1)	0 (0 to 0 2)	0 (0 to 0 2)	0 (0 to 0 2)	0 (0 to 0 2)	0 (0 to 0 2)	0 (0 to 0 2)	0 (0 to 0 2)	0 (0 to 0 2)	0 (0 to 0 2)	0 (0 to 0 2)	0 (0 to 0 2)	0 (0 to 0 2)	0 (0 to 0 2)	1 6
G6PD deficiency	0 (0 to 0)	0 (0 to 0)	0 (0 to 0)	0 (0 to 0)	0 (0 to 0)	0 (0 to 0)	0 (0 to 0)	0 (0 to 0 3)	0 (0 to 0 4)	0 (0 2 to 0 7)	0 (0 to 0 5)	0 (0 3 to 0 8)	0 (0 3 to 0 8)	0 (0 3 to 1)	0 (0 4 to 1 3)	0 (0 3 to 1)	0 (0 3 to 1)	0 (0 2 to 0 7)	0 (0 1 to 0 4)	0 (0 1 to 0 3)	0 (0 1 to 0 4)	0 (0 1 to 0 3)	0 (0 1 to 0 4)	6 2
G6PD trait	0 (0 to 0)	0 (0 to 0)	0 (0 to 0)	0 (0 to 0)	0 (0 to 0)	0 (0 to 0)	0 (0 to 0)	0 (0 to 0)	0 (0 to 0)	0 (0 to 0)	0 (0 to 0)	0 (0 to 0)	0 (0 to 0)	0 (0 to 0)	0 (0 to 0)	0 (0 to 0)	0 (0 to 0)	0 (0 to 0)	0 (0 to 0)	0 (0 to 0)	0 (0 to 0)	0 (0 to 0)	0 (0 to 0)	0 (0 to 0)	0
Other hemoglobinopathies and hemolytic anemias	0 (0 to 0)	0 1 (0 to 0 3)	0 3 (0 to 1 1)	1 9 (0 to 4 3)	1 9 (0 to 5 1)	1 1 (0 1 to 5 1)	1 3 (0 1 to 5 5)	1 2 (0 3 to 3 4)	1 1 (0 4 to 3 6)	1 2 (0 6 to 3 4)	1 1 (0 5 to 3)	1 2 (0 5 to 3)	1 2 (0 5 to 3)	1 2 (0 7 to 3)	1 2 (0 7 to 3)	1 2 (0 7 to 3)	1 2 (0 7 to 3)	1 2 (0 7 to 3)	1 2 (0 7 to 3)	1 2 (0 7 to 3)	1 2 (0 7 to 3)	1 2 (0 7 to 3)	1 2 (0 7 to 3)	168
Endocrine, metabolic, blood, and immune disorders	3 5 (2 to 7 1)	3 (0 8 to 7 4)	22 3 (13 9 to 33 6)	60 2 (33 5 to 92 4)	39 6 (27 to 59 5)	31 1 (20 7 to 47 6)	27 7 (18 to 42 3)	22 (13 to 35 6)	19 7 (11 to 32 6)	17 1 (9 to 29 6)	15 (8 to 25 6)	13 2 (7 to 22 6)	11 6 (6 to 20 3)	10 (5 to 17 6)	8 7 (4 to 15 2)	8 (4 to 14 2)	7 (3 to 12 4)	5 (2 to 8 6)	3 (1 to 5 2)	2 (1 to 3 4)	1 (0 to 2)	1 (0 to 1 4)	0 (0 to 0 6)	2,980
Cleft disorders	0 (0 to 0)	0 (0 to 0)	0 (0 to 0)	0 (0 to 0)	0 (0 to 0)	0 (0 to 0)	0 (0 to 0)	0 (0 to 0)	0 (0 to 0)	0 (0 to 0)	0 (0 to 0)	0 (0 to 0)	0 (0 to 0)	0 (0 to 0)	0 (0 to 0)	0 (0 to 0)	0 (0 to 0)	0 (0 to 0)	0 (0 to 0)	0 (0 to 0)	0 (0 to 0)	0 (0 to 0)	0 (0 to 0)	0 (0 to 0)	0
Caries of deciduous teeth	0 (0 to 0)	0 (0 to 0)	0 4 (0 1 to 1 1)	0 9 (0 2 to 2 5)	0 4 (0 1 to 1 1)	0 4 (0 1 to 1 2)	0 4 (0 to 1)	0 4 (0 to 1)	0 4 (0 to 1)	0 4 (0 to 1)	0 4 (0 to 1)	0 4 (0 to 1)	0 4 (0 to 1)	0 4 (0 to 1)	0 4 (0 to 1)	0 4 (0 to 1)	0 4 (0 to 1)	0 4 (0 to 1)	0 4 (0 to 1)	0 4 (0 to 1)	0 4 (0 to 1)	0 4 (0 to 1)	0 4 (0 to 1)	11 6
Caries of permanent teeth	0 (0 to 0)	0 (0 to 0)	0 (0 to 0)	2 4 (0 7 to 5 6)	9 7 (4 3 to 22 3)	13 3 (4 7 to 27 6)	14 4 (5 1 to 27 3)	9 7 (4 to 19 6)	10 7 (4 to 21 3)	9 6 (4 to 19 3)	9 (4 to 17 6)	8 5 (4 to 15 6)	8 (4 to 14 6)	7 (3 to 12 6)	6 6 (3 to 11 6)	6 (3 to 11 6)	5 (2 to 9 6)	3 (1 to 5 6)	2 (0 to 3 6)	1 (0 to 2 4)	1 (0 to 2 4)	0 (0 to 1 2)	0 (0 to 0 2)	242
Periodontal diseases	0 (0 to 0)	0 (0 to 0)	0 (0 to 0)	0 (0 to 0)	0 (0 to 0)	0 (0 to 0)	1 4 (0 4 to 3 4)	4 6 (1 4 to 12 2)	5 6 (1 6 to 14)	6 (1 6 to 15 2)	6 (1 6 to 14 1)	6 (1 6 to 15 1)	6 (1 6 to 15 1)	6 (1 6 to 15 1)	6 (1 6 to 15 1)	6 (1 6 to 15 1)	6 (1 6 to 15 1)	6 (1 6 to 15 1)	6 (1 6 to 15 1)	6 (1 6 to 15 1)	6 (1 6 to 15 1)	6 (1 6 to 15 1)	6 (1 6 to 15 1)	1,210
Other oral disorders	0 (0 to 0)	0 (0 to 0)	12 6 (7 2 to 19 4)	11 9 (6 to 19 8)	13 2 (7 6 to 20 6)	20 4 (12 to 32)	22 9 (11 6 to 39 9)	27 5 (16 to 42 1)	34 6 (20 6 to 52 4)	39 5 (22 to 61 1)	40 9 (26 7 to 71 2)	30 1 (20 7 to 78 1)	41 8 (23 7 to 93 5)	39 5 (23 to 59 7)	41 4 (24 to 62 9)	39 2 (23 2 to 57 5)	21 6 (12 6 to 37)	10 7 (6 to 17 6)	6 7 (3 to 11 2)	3 (1 to 5 2)	1 5 (0 to 2 6)	0 5 (0 to 0 9)	0 2 (0 to 0 4)	924
Sudden infant death syndrome	..	2 9 (1 7 to 4 3)	68 (28 4 to 74 4)	..	..	..	..	..	..	..	..	..	..	..	..	..	..	..	..	..	..	..	..	..	NA
Injuries	9 4 (7 6 to 7 2)	3 6 (2 7 to 5)	76 4 (54 4 to 102)	186 (144 to 235)	158 (119 to 193)	224 (181 to 281)	1,035 (872 to 1,185)	1,708 (1,505 to 1,923)	1,556 (1,370 to 1,760)	1,490 (1,348 to 1,633)	2,040 (1,740 to 2,296)	2,310 (1,948 to 2,700)	2,830 (2,345 to 3,298)	2,430 (2,015 to 2,893)	2,150 (1,776 to 2,640)	2,220 (1,869 to 2,633)	2,400 (2,170 to 2,295)	2,400 (2,068 to 2,740)	2,160 (1,870 to 2,449)	2,160 (1,870 to 2,449)	2,160 (1,870 to 2,449)	2,160 (1,870 to 2,449)	2,160 (1,870 to 2,449)	31,900
Transport injuries	0 1 (0 1 to 0 2)	0 1 (0 1 to 0 2)	3 8 (2 to 5 9)	47 (32 to 64 6)	49 3 (31 6 to 67 3)	69 3 (45 to 93)	229 (162 to 315)	364 (279 to 466)	261 (190 to 350)	244 (181 to 314)	227 (161 to 302)	272 (219 to 339)	340 (272 to 434)	267 (217 to 338)	280 (228 to 356)	282 (240 to 356)	272 (223 to 330)	266 (228 to 322)	199 (161 to 244)	266 (240 to 296)	115 (89 to 141)	93 (72 to 114)	40 4 (27 to 59 2)	2,740
Road injuries	0 0 (0 0 to 0 1)	0 0 (0 0 to 0 2)	2 4 (1 4 to 3 3)	29 6 (19 to 40 8)	41 4 (29 4 to 57 1)	61 7 (43 to 83)	207 (146 to 283)	341 (245 to 445)	229 (157 to 309)	191 (130 to 277)	164 (109 to 241)	202 (132 to 313)	262 (162 to 405)	210 (129 to 341)	216 (135 to 320)	229 (144 to 329)	214 (145 to 312)	208 (141 to 303)	156 (108 to 227)	208 (149 to 287)	90 (63 to 131)	73 (51 to 107)	31 4 (20 to 46)	2,140
Pedestrian road injuries	0 0 (0 0 to 0 1)	0 0 (0 0 to 0 1)	0 7 (0 2 to 1 5)	27 8 (19 1 to 38 7)	37 5 (24 to 53 1)	56 4 (40 to 77 5)	194 (116 to 320)	294 (223 to 398)	204 (133 to 306)	177 (121 to 260)	154 (91 to 250)	186 (98 to 315)	246 (127 to 419)	196 (89 to 364)	202 (87 to 384)	214 (94 to 403)	200 (91 to 381)	195 (89 to 372)	146 (67 to 280)	195 (89 to 372)	84 (40 to 161)	68 (31 to 131)	29 4 (13 to 56)	1,990
Cyclist road injuries	0 0 (0 0 to 0 0)	0 0 (0 0 to 0 1)	0 1 (0 to 0 3)	1 4 (0 6 to 3 1)	2 1 (0 9 to 4 6)	3 1 (1 4 to 6 4)	10 4 (5 to 20 9)	15 (10 6 to 22 9)	10 4 (6 to 17 5)	8 6 (5 to 13 6)	7 3 (4 to 12 6)	8 (4 to 13 6)	10 (5 to 17 6)	8 (4 to 13 6)	8 (4 to 13 6)	8 (4 to 13 6)	8 (4 to 13 6)	8 (4 to 13 6)	6 (3 to 10 6)	8 (4 to 13 6)	3 (1 to 5 6)	3 (1 to 5 6)	1 (0 to 2 6)	696
Motorcyclist road injuries	0 (0 to 0)	0 (0 to 0)	0 1 (0 1 to 0 5)	1 3 (0 6 to 1 2)	1 5 (0 8 to 1 4)	2 (1 to 2 4)	6 8 (3 2 to 9 5)	10 (6 to 13 5)	7 (4 to 9 5)	6 (3 to 8 5)	5 (2 to 7 5)	5 (2 to 7 5)	6 (3 to 8 5)	5 (2 to 7 5)	5 (2 to 7 5)	5 (2 to 7 5)	5 (2 to 7 5)	5 (2 to 7 5)	4 (2 to 6 5)	5 (2 to 7 5)	2 (1 to 3 5)	2 (1 to 3 5)	1 (0 to 2 5)	1,080
Motor vehicle road injuries	0 0 (0 0 to 0 1)	0 1 (0 to 0 1)	2 6 (1 to 4 1)	13 7 (5 to 19 8)	13 2 (4 1 to 24 5)	19 (4 1 to 38 7)	109 (41 4 to 238)	166 (126 to 213)	113 (84 to 162)	98 6 (76 7 to 124)	80 1 (58 2 to 118)	96 3 (70 1 to 123)	122 (87 9 to 169)	97 6 (69 1 to 135)	104 (73 1 to 141)	112 (79 1 to 152)	104 (74 1 to 141)	97 6 (69 1 to 135)	79 7 (55 9 to 109)	104 (73 1 to 141)	45 6 (31 7 to 62)	36 5 (25 1 to 50)	15 6 (10 6 to 21)	1,470
Other road injuries	0 0 (0 0 to 0)	0 0 (0 0 to 0)	0 1 (0 to 0 1)	0 7 (0 4 to 1 1)	0 4 (0 to 0 8)	0 4 (0 to 0 8)	0 4 (0 to 0 8)	0 4 (0 to 0 8)	0 4 (0 to 0 8)	0 4 (0 to 0 8)	0 4 (0 to 0 8)	0 4 (0 to 0 8)	0 4 (0 to 0 8)	0 4 (0 to 0 8)	0 4 (0 to 0 8)	0 4 (0 to 0 8)	0 4 (0 to 0 8)	0 4 (0 to 0 8)	0 4 (0 to 0 8)	0 4 (0 to 0 8)	0 4 (0 to 0 8)	0 4 (0 to 0 8)	0 4 (0 to 0 8)	31 6
Other transport injuries	0 0 (0 0 to 0)	0 0 (0 0 to 0)	0 2 (0 1 to 0 3)	1 6 (0 8 to 2 6)	2 6 (1 6 to 4 4)	3 5 (2 4 to 5 2)	12 1 (9 7 to 14 9)	19 4 (13 9 to 25)	15 (10 5 to 22 3)	13 2 (9 to 18 6)	11 (7 3 to 24 6)	13 (9 to 20 7)	17 (11 to 26 4)	14 (9 to 22 6)	15 (10 to 23 6)	16 (10 to 23 3)	16 (11 to 23 6)	15 (10 to 23 6)	12 (8 to 19 6)	16 (10 to 23 6)	7 (4 to 11 6)	5 (3 to 8)	2 (1 to 3 6)	308
Unintentional injuries	2 9 (2 3 to 3 7)	2 (1 5 to 2 5)	49 4 (39 4 to 59 4)	122 (97 9 to 149)	166 (131 to 198)	192 (153 to 239)	699 (570 to 846)	1,106 (909 to 1,344)	1,006 (826 to 1,222)	1,006 (826 to 1,222)	1,006 (826 to 1,222)	1,006 (826 to 1,222)	1,006 (826 to 1,222)	1,006 (826 to 1,222)	1,006 (826 to 1,222)	1,006 (826 to 1,222)	1,006 (826 to 1,222)	1,006 (826 to 1,222)	944 (748 to 1,180)	1,006 (826 to 1,222)	1,006 (826 to 1,222)	1,006 (826 to 1,222)	1,006 (826 to 1,222)	16,100
Falls	0 1 (0 1 to 0 2)	0 1 (0 1 to 0 2)	2 6 (1 6 to 3 8)	16 4 (10 3 to 23 5)	27 4 (17 1 to 39 2)	39 (24 to 55 6)	117 (72 to 165)	183 (122 to 260)	117 (73 to 169)	100 (64 to 150)	83 (51 to 126)	102 (64 to 154)	131 (82 to 200)	107 (67 to 164)	111 (69 to 170)	118 (74 to 179)	111 (70 to 169)	107 (67 to 164)	82 (51 to 126)	107 (67 to 164)	46 (28 to 71)	37 (23 to 57)	16 (10 to 25)	1,140
Drowning

SR Table 2c: Gumms DALYS by cause and age group for males with 95% uncertainty intervals, 2019

Cause	Early Neonatal	Late Neonatal	Post Neonatal	1 to 4	5 to 9	10 to 14	15 to 19	20 to 24	25 to 29	30 to 34	35 to 39	40 to 44	45 to 49	50 to 54	55 to 59	60 to 64	65 to 69	70 to 74	75 to 79	80 to 84	85 to 89	90 to 94	95 plus	Total
All causes	2,752 (2,712 to 2,812)	1,703 (1,679 to 1,741)	1,966 (1,870 to 2,062)	1,369 (949 to 1,810)	1,009 (1,000 to 1,019)	1,009 (1,000 to 1,019)	1,009 (1,000 to 1,019)	1,009 (1,000 to 1,019)	1,009 (1,000 to 1,019)	1,009 (1,000 to 1,019)	1,009 (1,000 to 1,019)	1,009 (1,000 to 1,019)	1,009 (1,000 to 1,019)	1,009 (1,000 to 1,019)	1,009 (1,000 to 1,019)	1,009 (1,000 to 1,019)	1,009 (1,000 to 1,019)	1,009 (1,000 to 1,019)	1,009 (1,000 to 1,019)	1,009 (1,000 to 1,019)	1,009 (1,000 to 1,019)	1,009 (1,000 to 1,019)	304,000
Communicable, maternal, neonatal, and nutritional diseases	2,752 (2,712 to 2,812)	1,703 (1,679 to 1,741)	1,966 (1,870 to 2,062)	1,369 (949 to 1,810)	1,009 (1,000 to 1,019)	1,009 (1,000 to 1,019)	1,009 (1,000 to 1,019)	1,009 (1,000 to 1,019)	1,009 (1,000 to 1,019)	1,009 (1,000 to 1,019)	1,009 (1,000 to 1,019)	1,009 (1,000 to 1,019)	1,009 (1,000 to 1,019)	1,009 (1,000 to 1,019)	1,009 (1,000 to 1,019)	1,009 (1,000 to 1,019)	1,009 (1,000 to 1,019)	1,009 (1,000 to 1,019)	1,009 (1,000 to 1,019)	1,009 (1,000 to 1,019)	1,009 (1,000 to 1,019)	1,009 (1,000 to 1,019)	19,000
HIV/AIDS and sexually transmitted infections	0 (0 to 0)	0 (0 to 0)	1 (1 to 2)	1 (1 to 1)	1 (0 to 1)	1 (1 to 2)	2 (1 to 3)	3 (2 to 5)	5 (3 to 8)	8 (5 to 12)	13 (8 to 19)	20 (13 to 29)	30 (19 to 43)	45 (29 to 64)	63 (41 to 89)	86 (56 to 121)	113 (73 to 159)	142 (92 to 200)	173 (112 to 243)	206 (133 to 290)	240 (155 to 338)	276 (178 to 389)	139
HIV/AIDS	0 (0 to 0)	0 (0 to 0)	1 (1 to 2)	1 (1 to 2)	1 (0 to 1)	1 (1 to 1)	1 (1 to 2)	2 (2 to 3)	3 (2 to 4)	4 (3 to 6)	6 (4 to 8)	8 (5 to 12)	11 (7 to 16)	15 (9 to 21)	19 (12 to 27)	24 (15 to 34)	29 (18 to 41)	34 (21 to 48)	39 (24 to 55)	43 (27 to 61)	47 (29 to 66)	50 (31 to 71)	53 (33 to 75)	155
HIV/AIDS - Drug-susceptible Tuberculosis	0 (0 to 0)	0 (0 to 0)	0 (0 to 0)	0 (0 to 0)	0 (0 to 0)	0 (0 to 0)	0 (0 to 0)	0 (0 to 0)	0 (0 to 0)	0 (0 to 0)	0 (0 to 0)	0 (0 to 0)	0 (0 to 0)	0 (0 to 0)	0 (0 to 0)	0 (0 to 0)	0 (0 to 0)	0 (0 to 0)	0 (0 to 0)	0 (0 to 0)	0 (0 to 0)	0 (0 to 0)	0 (0 to 0)	15
HIV/AIDS - Multidrug-resistant Tuberculosis without extensive drug resistance	0 (0 to 0)	0 (0 to 0)	0 (0 to 0)	0 (0 to 0)	0 (0 to 0)	0 (0 to 0)	0 (0 to 0)	0 (0 to 0)	0 (0 to 0)	0 (0 to 0)	0 (0 to 0)	0 (0 to 0)	0 (0 to 0)	0 (0 to 0)	0 (0 to 0)	0 (0 to 0)	0 (0 to 0)	0 (0 to 0)	0 (0 to 0)	0 (0 to 0)	0 (0 to 0)	0 (0 to 0)	0 (0 to 0)	0.3
HIV/AIDS - Extensively drug-resistant Tuberculosis	0 (0 to 0)	0 (0 to 0)	0 (0 to 0)	0 (0 to 0)	0 (0 to 0)	0 (0 to 0)	0 (0 to 0)	0 (0 to 0)	0 (0 to 0)	0 (0 to 0)	0 (0 to 0)	0 (0 to 0)	0 (0 to 0)	0 (0 to 0)	0 (0 to 0)	0 (0 to 0)	0 (0 to 0)	0 (0 to 0)	0 (0 to 0)	0 (0 to 0)	0 (0 to 0)	0 (0 to 0)	0 (0 to 0)	0.1
HIV/AIDS resulting in other diseases	0 (0 to 0)	0 (0 to 0)	1 (0 to 1)	1 (0 to 1)	0 (0 to 0)	0 (0 to 0)	1 (0 to 1)	1 (0 to 2)	2 (1 to 3)	3 (2 to 4)	5 (3 to 7)	7 (5 to 10)	10 (7 to 14)	14 (9 to 19)	18 (12 to 25)	23 (15 to 32)	28 (18 to 39)	33 (21 to 46)	38 (24 to 53)	42 (27 to 59)	46 (29 to 64)	49 (31 to 69)	52 (33 to 73)	89.3
Sexually transmitted infections excluding HIV	0 (0 to 0)	0 (0 to 0)	0 (0 to 0)	0 (0 to 0)	0 (0 to 0)	0 (0 to 0)	0 (0 to 0)	0 (0 to 0)	0 (0 to 0)	0 (0 to 0)	0 (0 to 0)	0 (0 to 0)	0 (0 to 0)	0 (0 to 0)	0 (0 to 0)	0 (0 to 0)	0 (0 to 0)	0 (0 to 0)	0 (0 to 0)	0 (0 to 0)	0 (0 to 0)	0 (0 to 0)	0 (0 to 0)	34.6
Syphilis	0 (0 to 0)	0 (0 to 0)	0 (0 to 0)	0 (0 to 0)	0 (0 to 0)	0 (0 to 0)	0 (0 to 0)	0 (0 to 0)	0 (0 to 0)	0 (0 to 0)	0 (0 to 0)	0 (0 to 0)	0 (0 to 0)	0 (0 to 0)	0 (0 to 0)	0 (0 to 0)	0 (0 to 0)	0 (0 to 0)	0 (0 to 0)	0 (0 to 0)	0 (0 to 0)	0 (0 to 0)	0 (0 to 0)	8.8
Chlamydial infection	0 (0 to 0)	0 (0 to 0)	0 (0 to 0)	0 (0 to 0)	0 (0 to 0)	0 (0 to 0)	0 (0 to 0)	0 (0 to 0)	0 (0 to 0)	0 (0 to 0)	0 (0 to 0)	0 (0 to 0)	0 (0 to 0)	0 (0 to 0)	0 (0 to 0)	0 (0 to 0)	0 (0 to 0)	0 (0 to 0)	0 (0 to 0)	0 (0 to 0)	0 (0 to 0)	0 (0 to 0)	0 (0 to 0)	2.3
Gonococcal infection	0 (0 to 0)	0 (0 to 0)	0 (0 to 0)	0 (0 to 0)	0 (0 to 0)	0 (0 to 0)	0 (0 to 0)	0 (0 to 0)	0 (0 to 0)	0 (0 to 0)	0 (0 to 0)	0 (0 to 0)	0 (0 to 0)	0 (0 to 0)	0 (0 to 0)	0 (0 to 0)	0 (0 to 0)	0 (0 to 0)	0 (0 to 0)	0 (0 to 0)	0 (0 to 0)	0 (0 to 0)	0 (0 to 0)	2.5
Trichomoniasis	0 (0 to 0)	0 (0 to 0)	0 (0 to 0)	0 (0 to 0)	0 (0 to 0)	0 (0 to 0)	0 (0 to 0)	0 (0 to 0)	0 (0 to 0)	0 (0 to 0)	0 (0 to 0)	0 (0 to 0)	0 (0 to 0)	0 (0 to 0)	0 (0 to 0)	0 (0 to 0)	0 (0 to 0)	0 (0 to 0)	0 (0 to 0)	0 (0 to 0)	0 (0 to 0)	0 (0 to 0)	0 (0 to 0)	2.1
Genital herpes	0 (0 to 0)	0 (0 to 0)	0 (0 to 0)	0 (0 to 0)	0 (0 to 0)	0 (0 to 0)	0 (0 to 0)	0 (0 to 0)	0 (0 to 0)	0 (0 to 0)	0 (0 to 0)	0 (0 to 0)	0 (0 to 0)	0 (0 to 0)	0 (0 to 0)	0 (0 to 0)	0 (0 to 0)	0 (0 to 0)	0 (0 to 0)	0 (0 to 0)	0 (0 to 0)	0 (0 to 0)	0 (0 to 0)	19.7
Other sexually transmitted infections	0 (0 to 0)	0 (0 to 0)	0 (0 to 0)	0 (0 to 0)	0 (0 to 0)	0 (0 to 0)	0 (0 to 0)	0 (0 to 0)	0 (0 to 0)	0 (0 to 0)	0 (0 to 0)	0 (0 to 0)	0 (0 to 0)	0 (0 to 0)	0 (0 to 0)	0 (0 to 0)	0 (0 to 0)	0 (0 to 0)	0 (0 to 0)	0 (0 to 0)	0 (0 to 0)	0 (0 to 0)	0 (0 to 0)	3.3
Respiratory infections and tuberculosis	2,314 (2,314 to 2,314)	1,367 (1,367 to 1,367)	1,966 (1,870 to 2,062)	1,369 (949 to 1,810)	1,009 (1,000 to 1,019)	1,009 (1,000 to 1,019)	1,009 (1,000 to 1,019)	1,009 (1,000 to 1,019)	1,009 (1,000 to 1,019)	1,009 (1,000 to 1,019)	1,009 (1,000 to 1,019)	1,009 (1,000 to 1,019)	1,009 (1,000 to 1,019)	1,009 (1,000 to 1,019)	1,009 (1,000 to 1,019)	1,009 (1,000 to 1,019)	1,009 (1,000 to 1,019)	1,009 (1,000 to 1,019)	1,009 (1,000 to 1,019)	1,009 (1,000 to 1,019)	1,009 (1,000 to 1,019)	1,009 (1,000 to 1,019)	19,000
Tuberculosis	0 (0 to 0)	0 (0 to 0)	0 (0 to 0)	0 (0 to 0)	0 (0 to 0)	0 (0 to 0)	0 (0 to 0)	0 (0 to 0)	0 (0 to 0)	0 (0 to 0)	0 (0 to 0)	0 (0 to 0)	0 (0 to 0)	0 (0 to 0)	0 (0 to 0)	0 (0 to 0)	0 (0 to 0)	0 (0 to 0)	0 (0 to 0)	0 (0 to 0)	0 (0 to 0)	0 (0 to 0)	0 (0 to 0)	266
Latent tuberculosis infection	0 (0 to 0)	0 (0 to 0)	0 (0 to 0)	0 (0 to 0)	0 (0 to 0)	0 (0 to 0)	0 (0 to 0)	0 (0 to 0)	0 (0 to 0)	0 (0 to 0)	0 (0 to 0)	0 (0 to 0)	0 (0 to 0)	0 (0 to 0)	0 (0 to 0)	0 (0 to 0)	0 (0 to 0)	0 (0 to 0)	0 (0 to 0)	0 (0 to 0)	0 (0 to 0)	0 (0 to 0)	0 (0 to 0)	266
Drug-susceptible tuberculosis	0 (0 to 0)	0 (0 to 0)	0 (0 to 0)	0 (0 to 0)	0 (0 to 0)	0 (0 to 0)	0 (0 to 0)	0 (0 to 0)	0 (0 to 0)	0 (0 to 0)	0 (0 to 0)	0 (0 to 0)	0 (0 to 0)	0 (0 to 0)	0 (0 to 0)	0 (0 to 0)	0 (0 to 0)	0 (0 to 0)	0 (0 to 0)	0 (0 to 0)	0 (0 to 0)	0 (0 to 0)	0 (0 to 0)	0
Multidrug-resistant tuberculosis without extensive drug resistance	0 (0 to 0)	0 (0 to 0)	0 (0 to 0)	0 (0 to 0)	0 (0 to 0)	0 (0 to 0)	0 (0 to 0)	0 (0 to 0)	0 (0 to 0)	0 (0 to 0)	0 (0 to 0)	0 (0 to 0)	0 (0 to 0)	0 (0 to 0)	0 (0 to 0)	0 (0 to 0)	0 (0 to 0)	0 (0 to 0)	0 (0 to 0)	0 (0 to 0)	0 (0 to 0)	0 (0 to 0)	0 (0 to 0)	0
Extensively drug-resistant tuberculosis	0 (0 to 0)	0 (0 to 0)	0 (0 to 0)	0 (0 to 0)	0 (0 to 0)	0 (0 to 0)	0 (0 to 0)	0 (0 to 0)	0 (0 to 0)	0 (0 to 0)	0 (0 to 0)	0 (0 to 0)	0 (0 to 0)	0 (0 to 0)	0 (0 to 0)	0 (0 to 0)	0 (0 to 0)	0 (0 to 0)	0 (0 to 0)	0 (0 to 0)	0 (0 to 0)	0 (0 to 0)	0 (0 to 0)	0
Lower respiratory infections	2.2 (2.1 to 2.4)	3.1 (2.1 to 4.9)	23.4 (21.6 to 25.4)	24.5 (20.5 to 28.4)	17.2 (12.7 to 22.6)	16.1 (12.2 to 20.8)	16.2 (12.2 to 20.7)	20.9 (15.2 to 33.4)	23.3 (15.9 to 35.2)	26.2 (16.7 to 39.7)	32.7 (20.7 to 49.2)	42.8 (26.7 to 62.2)	59.2 (37.1 to 85.2)	70.2 (47.1 to 100)	87.1 (61.2 to 119)	107.1 (77.1 to 144)	129 (92.3 to 175)	149 (107.1 to 201)	169 (123.6 to 227)	189 (138.5 to 251)	208 (152.1 to 276)	226 (166.4 to 300)	13,600
Upper respiratory infections	0.1 (0.1 to 0.1)	0.1 (0.1 to 0.9)	10.1 (7.7 to 16.8)	47.4 (34.6 to 79.1)	59 (41.4 to 101)	32.6 (29.5 to 37.7)	32.1 (29.5 to 37.7)	47 (41.4 to 61.4)	49.2 (42.1 to 76.9)	48.8 (42.9 to 61.4)	49.8 (42.9 to 56.3)	64.7 (54.2 to 76.9)	69.2 (56.3 to 76.9)	94.5 (79.7 to 99.4)	89.9 (69.2 to 99.4)	89.4 (63.2 to 99.4)	91.3 (64.1 to 99.4)	92.4 (64.1 to 99.4)	92.7 (64.1 to 99.4)	93.1 (64.1 to 99.4)	93.3 (64.1 to 99.4)	93.4 (64.1 to 99.4)	882
Otitis media	0 (0 to 0)	1.4 (0.7 to 2.3)	10.6 (6.8 to 15.9)	12.5 (8.4 to 20.4)	8.4 (4.7 to 16.2)	7.4 (3.9 to 14.6)	7.4 (3.9 to 14.6)	7.1 (3.9 to 14.6)	7.5 (3.9 to 14.6)	7.5 (3.9 to 14.6)	7.6 (3.9 to 14.6)	7.6 (3.9 to 14.6)	7.6 (3.9 to 14.6)	7.6 (3.9 to 14.6)	7.6 (3.9 to 14.6)	7.6 (3.9 to 14.6)	7.6 (3.9 to 14.6)	7.6 (3.9 to 14.6)	7.6 (3.9 to 14.6)	7.6 (3.9 to 14.6)	7.6 (3.9 to 14.6)	7.6 (3.9 to 14.6)	157
Enteric infections	3.4 (3.2 to 3.6)	0.9 (0.7 to 1.2)	0.9 (0.4 to 1.4)	3.5 (2.2 to 5.2)	2.1 (1.3 to 3.2)	1.4 (1.3 to 2.6)	1.4 (1.3 to 2.6)	1.4 (1.3 to 2.6)	1.4 (1.3 to 2.6)	1.4 (1.3 to 2.6)	1.4 (1.3 to 2.6)	1.4 (1.3 to 2.6)	1.4 (1.3 to 2.6)	1.4 (1.3 to 2.6)	1.4 (1.3 to 2.6)	1.4 (1.3 to 2.6)	1.4 (1.3 to 2.6)	1.4 (1.3 to 2.6)	1.4 (1.3 to 2.6)	1.4 (1.3 to 2.6)	1.4 (1.3 to 2.6)	1.4 (1.3 to 2.6)	532
Diarrheal diseases	2.8 (2.5 to 2.9)	0.8 (0.5 to 1.2)	0.7 (0.4 to 1.2)	2.8 (1.8 to 4.5)	1.8 (1.2 to 2.7)	1.2 (1.2 to 2.7)	1.2 (1.2 to 2.7)	1.2 (1.2 to 2.7)	1.2 (1.2 to 2.7)	1.2 (1.2 to 2.7)	1.2 (1.2 to 2.7)	1.2 (1.2 to 2.7)	1.2 (1.2 to 2.7)	1.2 (1.2 to 2.7)	1.2 (1.2 to 2.7)	1.2 (1.2 to 2.7)	1.2 (1.2 to 2.7)	1.2 (1.2 to 2.7)	1.2 (1.2 to 2.7)	1.2 (1.2 to 2.7)	1.2 (1.2 to 2.7)	1.2 (1.2 to 2.7)	532
Typhoid and paratyphoid	0 (0 to 0)	0 (0 to 0)	0 (0 to 0)	0 (0 to 0)	0 (0 to 0)	0 (0 to 0)	0 (0 to 0)	0 (0 to 0)	0 (0 to 0)	0 (0 to 0)	0 (0 to 0)	0 (0 to 0)	0 (0 to 0)	0 (0 to 0)	0 (0 to 0)	0 (0 to 0)	0 (0 to 0)	0 (0 to 0)	0 (0 to 0)	0 (0 to 0)	0 (0 to 0)	0 (0 to 0)	0 (0 to 0)	0.1
Typhoid fever	0 (0 to 0)	0 (0 to 0)	0 (0 to 0)	0 (0 to 0)	0 (0 to 0)	0 (0 to 0)	0 (0 to 0)	0 (0 to 0)	0 (0 to 0)	0 (0 to 0)	0 (0 to 0)	0 (0 to 0)	0 (0 to 0)	0 (0 to 0)	0 (0 to 0)	0 (0 to 0)	0 (0 to 0)	0 (0 to 0)	0 (0 to 0)	0 (0 to 0)	0 (0 to 0)	0 (0 to 0)	0 (0 to 0)	0
Paratyphoid fever	0 (0 to 0)	0 (0 to 0)	0 (0 to 0)	0 (0 to 0)	0 (0 to 0)	0 (0 to 0)	0 (0 to 0)	0 (0 to 0)	0 (0 to 0)	0 (0 to 0)	0 (0 to 0)	0 (0 to 0)	0 (0 to 0)	0 (0 to 0)	0 (0 to 0)	0 (0 to 0)	0 (0 to 0)	0 (0 to 0)	0 (0 to 0)	0 (0 to 0)	0 (0 to 0)	0 (0 to 0)	0 (0 to 0)	0
Invasive Non-typhoidal Salmonella (iNTS)	0 (0 to 0)	0 (0 to 0)	0 (0 to 0)	0 (0 to 0)	0 (0 to 0)	0 (0 to 0)	0 (0 to 0)	0 (0 to 0)	0 (0 to 0)	0 (0 to 0)	0 (0 to 0)	0 (0 to 0)	0 (0 to 0)	0 (0 to 0)	0 (0 to 0)	0 (0 to 0)	0 (0 to 0)	0 (0 to 0)	0 (0 to 0)	0 (0 to 0)	0 (0 to 0)	0 (0 to 0)	0 (0 to 0)	0
Other intestinal infectious diseases	0.1 (0 to 0.1)	0.1 (0 to 0.3)	0.1 (0 to 0.2)	0.7 (0 to 1.8)	0.3 (0 to 0.9)	0.3 (0 to 1.1)	0.3 (0 to 1.1)	0.3 (0 to 1.1)	0.3 (0 to 1.1)	0.3 (0 to 1.1)	0.3 (0 to 1.1)	0.3 (0 to 1.1)	0.3 (0 to 1.1)	0.3 (0 to 1.1)	0.3 (0 to 1.1)	0.3 (0 to 1.1)	0.3 (0 to 1.1)	0.3 (0 to 1.1)	0.3 (0 to 1.1)	0.3 (0 to 1.1)	0.3 (0 to 1.1)	0.3 (0 to 1.1)	1
Neglected tropical diseases and malaria	0.9 (0.1 to 0.9)	0.2 (0 to 0.2)	2.6 (0.3 to 19.9)	4.7 (0.6 to 29.2)	3.3 (0.4 to 13.4)	3.4 (0.4 to 13.2)	3.4 (0.5 to 13.3)	3.4 (0.5 to 13.7)	3.4 (0.5 to 13.7)	3.4 (0.5 to 13.7)	3.4 (0.5 to 13.7)	3.4 (0.5 to 13.7)	3.4 (0.5 to 13.7)	3.4 (0.5 to 13.7)	3.4 (0.5 to 13.7)	3.4 (0.5 to 13.7)	3.4 (0.5 to 13.7)	3.4 (0.5 to 13.7)	3.4 (0.5 to 13.7)	3.4 (0.5 to 13.7)	3.4 (0.5 to 13.7)	3.4 (0.5 to 13.7)	49.5
Malaria	0 (0 to 0)	0 (0 to 0)	0 (0 to 0)	0 (0 to 0)	0 (0 to 0)	0 (0 to 0)	0 (0 to 0)	0 (0 to 0)	0 (0 to 0)	0 (0 to 0)	0 (0 to 0)	0 (0 to 0)	0 (0 to 0)	0 (0 to 0)	0 (0 to 0)	0 (0 to 0)	0 (0 to 0)	0 (0 to 0)	0 (0 to 0)	0 (0 to 0)	0 (0 to 0)	0 (0 to 0)	0 (0 to 0)	0
Chagas disease	0 (0 to 0)	0 (0 to 0)	0 (0 to 0)	0 (0 to 0)	0 (0 to 0)	0 (0 to 0)	0 (0 to 0)	0 (0 to 0)	0 (0 to 0)	0 (0 to 0)	0 (0 to 0)	0 (0 to 0)	0 (0 to 0)	0 (0 to 0)	0 (0 to 0)	0 (0 to 0)	0 (0 to 0)	0 (0 to 0)	0 (0 to 0)	0 (0 to 0)	0 (0 to 0)	0 (0 to 0)	0 (0 to 0)	0.1
Leishmaniasis	0 (0 to 0)	0 (0 to 0)	0 (0 to 0)	0 (0 to 0)	0 (0 to 0)	0 (0 to 0)	0 (0 to 0)	0 (0 to 0)	0 (0 to 0)	0 (0 to 0)	0 (0 to 0)	0 (0 to 0)	0 (0 to 0)	0 (0 to 0)	0 (0 to 0)	0 (0 to 0)	0 (0 to 0)	0 (0 to 0)	0 (0 to 0)	0 (0 to 0)	0 (0 to 0)	0 (0 to 0)	0 (0 to 0)	0
Visceral leishmaniasis	0 (0 to 0)	0 (0 to 0)	0 (0 to 0)	0 (0 to 0)	0 (0 to 0)	0 (0 to 0)	0 (0 to 0)	0 (0 to 0)	0 (0 to 0)	0 (0 to 0)	0 (0 to 0)	0 (0 to 0)	0 (0 to 0)	0 (0 to 0)	0 (0 to 0)	0 (0 to 0)	0 (0 to 0)	0 (0 to 0)	0 (0 to 0)	0 (0 to 0)	0 (0 to 0)	0 (0 to 0)	0 (0 to 0)	0
Cutaneous and mucocutaneous leishmaniasis	0 (0 to 0)	0 (0 to 0)	0 (0 to 0)	0 (0 to 0)	0 (0 to 0)	0 (0 to 0)	0 (0 to 0)	0 (0 to 0)	0 (0 to 0)	0 (0 to 0)	0 (0 to 0)	0 (0 to 0)	0 (0 to 0)	0 (0 to 0)	0 (0 to 0)	0 (0 to 0)	0 (0 to 0)	0 (0 to 0)	0 (0 to 0)	0 (0 to 0)	0 (0 to 0)	0 (0 to 0)	0 (0 to 0)	0
African trypanosomiasis	0 (0 to 0)	0 (0 to 0)	0 (0 to 0)	0 (0 to 0)	0 (0 to 0)	0 (0 to 0)	0 (0 to 0)	0 (0 to 0)	0 (0 to 0)	0 (0 to 0)	0 (0 to 0)	0 (0 to 0)	0 (0 to 0)	0 (0 to 0)	0 (0 to 0)	0 (0 to 0)	0 (0 to 0)	0 (0 to 0)	0 (0 to 0)	0 (0 to 0)	0 (0 to 0)	0 (0 to 0)	0 (0 to 0)	0
Schistosomiasis	0 (0 to 0)	0 (0 to 0)	0 (0 to 0)	0 (0 to 0)	0 (0 to 0)	0 (0 to 0)	0 (0 to 0)	0 (0 to 0)	0 (0 to 0)	0 (0 to 0)	0 (0 to 0)	0 (0 to 0)	0 (0 to 0)	0 (0 to 0)	0 (0 to 0)	0 (0 to 0)	0 (0 to 0)	0 (0 to 0)	0 (0 to 0)	0 (0 to 0)	0 (0 to 0)	0 (0 to 0)	0 (0 to 0)	0
Cysticercosis	0 (0 to 0)	0 (0 to 0)	0 (0 to 0)	0 (0 to 0)	0 (0 to 0)	0 (0 to 0)	0 (0 to 0)	0 (0 to 0)	0 (0 to 0)	0 (0 to 0)	0 (0 to 0)	0 (0 to 0)	0 (0 to 0)	0 (0 to 0)	0 (0 to 0)	0 (0 to 0)	0 (0 to 0)	0 (0 to 0)	0 (0 to 0)	0 (0 to 0)	0 (0 to 0)	0 (0 to 0)	0 (0 to 0)	0
Cystic echinococcosis	0 (0 to 0)	0 (0 to 0)	0 (0 to 0)	0 (0 to 0)	0 (0 to 0)	0 (0 to 0)	0 (0 to 0)	0 (0 to 0)	0 (0 to 0)	0 (0 to 0)	0 (0 to 0)	0 (0 to 0)	0 (0 to 0)	0 (0 to 0)	0 (0 to 0)	0 (0 to 0)	0 (0 to 0)	0 (0 to 0)	0 (0 to 0)	0 (0 to 0)	0 (0 to 0)	0 (0 to 0)	0 (0 to 0)	0.1
Lymphatic filariasis	0 (0 to 0)	0 (0 to 0)	0 (0 to 0)	0 (0 to 0)	0 (0 to 0)	0 (0 to 0)	0 (0 to 0)	0 (0 to 0)	0 (0 to 0)	0 (0 to 0)	0 (0 to 0)	0 (0 to 0)	0 (0 to 0)	0 (0 to 0)	0 (0 to 0)	0 (0 to 0)	0 (0 to 0)	0 (0 to 0)	0 (0 to 0)	0 (0 to 0)	0 (0 to 0)	0 (0 to 0)	0 (0 to 0)	0
Onchocerciasis	0 (0 to 0)	0 (0 to 0)	0 (0 to 0)	0 (0 to 0)	0 (0 to 0)	0 (0 to 0)	0 (0 to 0)	0 (0 to 0)	0 (0 to 0)	0 (0 to 0)	0 (0 to 0)	0 (0 to 0)	0 (0 to 0)	0 (0 to 0)	0 (0 to 0)	0 (0 to 0)	0 (0 to 0)	0 (0 to 0)	0 (0 to 0)	0 (0 to 0)	0 (0 to 0)	0 (0 to 0)	0 (0 to 0)	0
Trachoma	0 (0 to 0)	0 (0 to 0)	0 (0 to 0)	0 (0 to 0)	0 (0 to 0)	0 (0 to 0)	0 (0 to 0)	0 (0 to 0)	0 (0 to 0)	0 (0 to 0)	0 (0 to 0)	0 (0 to 0)	0 (0 to 0)	0 (0 to 0)	0 (0 to 0)	0 (0 to 0)	0 (0 to 0)	0 (0 to 0)	0 (0 to 0)	0 (0 to 0)	0 (0 to 0)	0 (0 to 0)	0 (0 to 0)	0
Dengue	0 (0 to 0)	0 (0 to 0)	0 (0 to 0)	0 (0 to 0)	0 (0 to 0)	0 (0 to 0)	0 (0 to 0)	0 (0 to 0)	0 (0 to 0)	0 (0 to 0)	0 (0 to 0)	0 (0 to 0)	0 (0 to 0)	0 (0 to 0)	0 (0 to 0)	0 (0 to 0)	0 (0 to 0)	0 (0 to 0)	0 (0 to 0)	0 (0 to 0)	0 (0 to 0)	0 (0 to 0)	0 (0 to 0)	0
Yellow fever	0 (0 to 0)	0 (0 to 0)	0 (0 to 0)	0 (0 to 0)	0 (0 to 0)	0 (0 to 0)	0 (0 to 0)	0 (0 to 0)	0 (0 to 0)	0 (0 to 0)	0 (0 to 0)	0 (0 to 0)	0 (0 to 0)	0 (0 to 0)	0 (0 to 0)	0 (0 to 0)	0 (0 to 0)	0 (0 to 0)	0 (0 to 0)	0 (0 to 0)	0 (0 to 0)	0 (0 to 0)	0 (0 to 0)	0
Rabies	0 (0 to 0)	0 (0 to 0)	0 (0 to 0)	0 (0 to 0)	0 (0 to 0)	0 (0 to 0)	0 (0 to 0)	0 (0 to 0)	0 (0 to 0)	0 (0 to 0)	0 (0 to 0)	0 (0 to 0)	0 (0 to 0)	0 (0 to 0)	0 (0 to 0)	0 (0 to 0)	0 (0 to 0)	0 (0 to 0)	0 (0 to 0)	0 (0 to 0)	0 (0 to 0)	0 (0 to 0)	0 (0 to 0)	0.1
Intestinal nematode infections	0 (0 to 0)	0 (0 to 0)	0 (0 to 0)	0 (0 to 0)	0 (0 to 0)	0 (0 to 0)	0 (0 to 0)	0 (0 to 0)	0 (0 to 0)	0 (0 to 0)	0 (0 to 0)	0 (0 to 0)	0 (0 to 0)	0 (0 to 0)	0 (0 to 0)	0 (0 to 0)	0 (0 to 0)	0 (0 to 0)	0 (0 to 0)	0 (0 to 0)	0 (0 to 0)	0 (0 to 0)	0 (0 to 0)	0
Ascariasis	0 (0 to 0)	0 (0 to 0)	0 (0 to 0)	0 (0 to 0)	0 (0 to 0)	0 (0 to 0)	0 (0 to 0)	0 (0 to 0)	0 (0 to 0)	0 (0 to 0)	0 (0 to 0)	0 (0 to 0)	0 (0 to 0)	0 (0 to 0)	0 (0 to 0)	0 (0 to 0)	0 (0 to 0)	0 (0 to 0)	0 (0 to 0)	0 (0 to 0)	0 (0 to 0)	0 (0 to 0)	0 (0 to 0)	0
Trichuriasis	0 (0 to 0)	0 (0 to 0)	0 (0 to 0)	0 (0 to 0)	0 (0 to 0)	0 (0 to 0)	0 (0 to 0)	0 (0 to 0)	0 (0 to 0)	0 (0 to 0)	0 (0 to 0)	0 (0 to 0)	0 (0 to 0)	0 (0 to 0)	0 (0 to 0)	0 (0 to 0)	0 (0 to 0)	0 (0 to 0)	0 (0 to 0)	0 (0 to 0)	0 (0 to 0)	0 (0 to 0)	0 (0 to 0)	0
Hookworm disease	0 (0 to 0)	0 (0 to 0)	0 (0 to 0)	0 (0 to 0)	0 (0 to 0)	0 (0 to 0)	0 (0 to 0)	0 (0 to 0)	0 (0 to 0)	0 (0 to 0)	0 (0 to 0)	0 (0 to 0)	0 (0 to 0)	0 (0 to 0)	0 (0 to 0)	0 (0 to 0)	0 (0 to 0)	0 (0 to 0)	0 (0 to 0)	0 (0 to 0)	0 (0 to 0)	0 (0 to 0)	0 (0 to 0)	0
Food-borne trematodiases	0 (0 to 0)	0 (0 to 0)	0 (0 to 0)	0 (0 to 0)	0 (0 to 0)	0 (0 to 0)	0 (0 to 0)	0 (0 to 0)	0 (0 to 0)	0 (0 to 0)	0 (0 to 0)	0 (0 to 0)	0 (0 to 0)	0 (0 to 0)	0 (0 to 0)	0 (0 to 0)	0 (0 to 0)	0 (0 to 0)	0 (0 to 0)	0 (0 to 0)	0 (0 to 0)	0 (0 to 0)	0 (0 to 0)	0
Leprosy	0 (0 to 0)	0 (0 to 0)	0 (0 to 0)	0 (0 to 0)	0 (0 to 0)	0 (0 to 0)	0 (0 to 0)	0 (0 to 0)	0 (0 to 0)	0 (0 to 0)	0 (0 to 0)	0 (0 to 0)	0 (0 to 0)	0 (0 to 0)	0 (0 to 0)	0 (0 to 0)	0 (0 to 0)	0 (0 to 0)	0 (0 to 0)	0 (0 to 0)	0 (0 to 0)	0 (0 to 0)	0 (0 to 0)	0
Ebola	0 (0 to 0)	0 (0 to 0)	0 (0 to 0)	0 (0 to 0)	0 (0 to 0)	0 (0 to 0)	0 (0 to 0)	0 (0 to 0)	0 (0 to 0)	0 (0 to 0)	0 (0 to 0)	0 (0 to 0)	0 (0 to 0)	0 (0 to 0)	0 (0 to 0)	0 (0 to 0)	0 (0 to 0)	0 (0

Congenital birth defects	172 (139 to 231)	53·2 (42·2 to 72·4)	273 (218 to 339)	176 (139 to 219)	104 (74 to 142)	102 (71·4 to 140)	91·3 (66·4 to 124)	68 (47·7 to 94)	52·8 (39·5 to 67·2)	43·4 (32·4 to 56·2)	45·7 (34·3 to 58·8)	47·7 (35·4 to 61·4)	47·5 (34·6 to 62·3)	38·8 (28·7 to 50·4)	32·6 (24·3 to 43·3)	34·7 (25 to 46·6)	29·2 (20·3 to 40·4)	19·7 (12·3 to 29·1)	13·5 (8·6 to 20)	9 (5·9 to 11·8)	4·3 (2·7 to 6·4)	1·8 (1·1 to 2·8)	0·5 (0·3 to 0·8)		1,490	
Neural tube defects	7·3 (3·9 to 12·7)	3·9 (1·9 to 6·9)	13·9 (6·9 to 29·4)	21·9 (11·6 to 37·8)	3·8 (2·5 to 5·2)	4 (2·7 to 5·6)	4·3 (2·8 to 5·8)	3·7 (2·5 to 5·1)	3·7 (1·9 to 3·7)	2·1 (1·4 to 2·8)	1·2 (0·7 to 1·8)	2·3 (1·5 to 3·1)	2·2 (1·5 to 3·1)	1·6 (1·2 to 2·3)	1·5 (1 to 2·1)	1·4 (0·9 to 1·9)	1·1 (0·7 to 1·7)	0·7 (0·4 to 1·1)	0·4 (0·2 to 0·8)	0·2 (0·1 to 0·3)	0·1 (0 to 0·2)	0 (0 to 0·1)	0 (0 to 0·1)		82·1	
Congenital heart anomalies	204 (0 to 0·1)	0 (0 to 0·1)	0 (0·1 to 0·3)	0 (0 to 0·2)	0 (0 to 0·1)	0 (0 to 0·1)	0·7 (0·4 to 1·2)	0·7 (0·4 to 1·2)	0·8 (0·5 to 1·2)	0·7 (0·4 to 1·2)	0·7 (0·4 to 1·2)	0·9 (0·5 to 1·3)	0·8 (0·5 to 1·3)	0·6 (0·5 to 1·1)	0·5 (0·3 to 0·9)	0·9 (0·5 to 1·5)	0·6 (0·3 to 1·1)	0·4 (0·2 to 0·7)	0·3 (0·1 to 0·6)	0·2 (0·1 to 0·4)	0·1 (0·1 to 0·3)	0 (0 to 0·1)	0 (0 to 0·1)		18·3	
Down syndrome	2·5 (1·1 to 4·4)	1·5 (0·5 to 2·9)	11·4 (5·4 to 19·7)	9·7 (4·3 to 9·9)	4·5 (2·8 to 6·8)	3·2 (2·4 to 7·4)	4·9 (3·1 to 7·4)	2·6 (2·3 to 4·6)	4·4 (2·5 to 6·4)	4·2 (2·4 to 6·2)	2·5 (2·2 to 4·3)	2·4 (1·6 to 3·4)	2 (1·3 to 2·9)	1·5 (1·1 to 2·2)	1·5 (1·1 to 2·2)	2·5 (1·5 to 4·2)	1·3 (0·7 to 2·2)	0·7 (0 to 1·5)	0·4 (0 to 1·1)	0·2 (0 to 0·5)	0·1 (0 to 0·3)	0 (0 to 0·1)	0 (0 to 0·1)		64·7	
Turner syndrome	0 (0 to 0)	0 (0 to 0)	0 (0 to 0)	0 (0 to 0)	0 (0 to 0)	0 (0 to 0)	0 (0 to 0)	0 (0 to 0)	0 (0 to 0)	0 (0 to 0)	0 (0 to 0)	0 (0 to 0)	0 (0 to 0)	0 (0 to 0)	0 (0 to 0)	0 (0 to 0)	0 (0 to 0)	0 (0 to 0)	0 (0 to 0)	0 (0 to 0)	0 (0 to 0)	0 (0 to 0)	0 (0 to 0)		0	
Klinefelter syndrome	0 (0 to 0)	0 (0 to 0)	0 (0 to 0)	0 (0 to 0)	0 (0 to 0)	0 (0 to 0)	0 (0 to 0)	0 (0 to 0)	0 (0 to 0)	0 (0 to 0)	0 (0 to 0)	0 (0 to 0)	0 (0 to 0)	0 (0 to 0)	0 (0 to 0)	0 (0 to 0)	0 (0 to 0)	0 (0 to 0)	0 (0 to 0)	0 (0 to 0)	0 (0 to 0)	0 (0 to 0)	0 (0 to 0)		0	
Other chromosomal abnormalities	64 (28·4 to 82·4)	19·3 (9·3 to 29·2)	73·1 (45·6 to 113)	23·9 (14·4 to 38·2)	9·3 (6 to 14·1)	7·6 (4·6 to 11·3)	9·3 (6·5 to 14·2)	6·5 (4·2 to 10)	7·6 (4·9 to 11·3)	5 (3·1 to 7·5)	4·6 (2·9 to 7·2)	2·9 (1·7 to 4·2)	2·4 (1·6 to 3·6)	1·2 (0·9 to 2)	1·1 (0·7 to 1·5)	0·6 (0·1 to 1·2)	0·8 (0·2 to 1·4)	0·3 (0 to 0·9)	0·2 (0 to 0·5)	0·1 (0 to 0·3)	0 (0 to 0·1)	0 (0 to 0·1)	0 (0 to 0·1)		227	
Congenital musculoskeletal and limb anomalies	5·3 (2·4 to 9·3)	2·2 (0·9 to 3·7)	24·3 (14·9 to 37)	48·6 (27·9 to 74·5)	47 (26·5 to 74·5)	50·7 (28·2 to 81)	41·3 (23·5 to 66·5)	13·1 (7·5 to 21·5)	9·9 (6·1 to 14·6)	10·3 (6·3 to 16·4)	11·9 (7·5 to 17·5)	14·2 (7·9 to 22·9)	19·4 (9·3 to 33·7)	12·1 (7·1 to 21·1)	11·4 (6·2 to 18·4)	11·5 (6·2 to 19·1)	11·6 (6·1 to 19·1)	9·1 (4·6 to 16·4)	2·2 (1·6 to 3·4)	1·6 (0·8 to 2·5)	0·4 (0·3 to 0·9)	0·1 (0·1 to 0·2)	0 (0 to 0·1)		384	
Urogenital congenital anomalies	12·4 (4·4 to 22·2)	2·4 (0·8 to 4·7)	41 (24·9 to 61·7)	67 (34·9 to 117·7)	9·2 (3·8 to 18·5)	4·2 (2·1 to 7·2)	3·4 (1·8 to 5·7)	2·6 (1·5 to 4·3)	2·1 (1·3 to 3·5)	1·7 (1·1 to 2·6)	1·5 (0·9 to 2·4)	1·5 (0·9 to 2·4)	1·2 (0·8 to 1·9)	0·8 (0·5 to 1·3)	0·5 (0·3 to 0·8)	0·2 (0·2 to 0·5)	0·2 (0 to 0·5)	0·1 (0 to 0·4)	0 (0 to 0·2)	0 (0 to 0·1)	0 (0 to 0·1)	0 (0 to 0·1)	0 (0 to 0·1)		53·1	
Digestive congenital anomalies	9 (4·9 to 17·3)	2·9 (1·4 to 5·6)	19 (9·7 to 31·6)	9 (4·9 to 15·2)	3·1 (1·9 to 5)	2·1 (1·4 to 3·1)	1·9 (1·1 to 3·2)	1·5 (0·8 to 2·6)	1·6 (0·7 to 1·4)	1·2 (0·6 to 1·7)	1·1 (0·6 to 1·7)	1·2 (0·6 to 1·9)	1·1 (0·7 to 1·5)	0·8 (0·5 to 1·1)	0·7 (0·4 to 1·1)	0·6 (0·3 to 1·2)	0·5 (0·2 to 1·1)	0·3 (0·1 to 0·8)	0·2 (0 to 0·5)	0·1 (0 to 0·2)	0 (0 to 0·1)	0 (0 to 0·1)	0 (0 to 0·1)		51·3	
Other congenital birth defects	38 (21·5 to 59·4)	9·6 (3·6 to 17·4)	31·6 (20·2 to 50·6)	20·2 (12·4 to 29·4)	12·3 (8·2 to 17·7)	10·8 (7·1 to 15)	9·2 (6·6 to 14·6)	7·6 (5·3 to 13·1)	7·1 (4·6 to 12·2)	6·2 (3·6 to 10·3)	5·1 (3·6 to 9·1)	4·7 (3·6 to 12·3)	4·2 (3·3 to 6·1)	3·4 (2·5 to 4·5)	2·7 (2·3 to 3·6)	3·4 (2·5 to 4·5)	2·7 (2 to 3·7)	1·9 (1·2 to 2·9)	1·3 (0·6 to 2·1)	0·5 (0·2 to 1·3)	0·2 (0 to 0·5)	0·1 (0 to 0·2)	0 (0 to 0·1)		204	
Urinary diseases and male infertility	0·3 (0·1 to 0·5)	0·2 (0·1 to 0·4)	1·5 (0·7 to 2·6)	2·6 (1·2 to 5·1)	2·1 (1·4 to 3·2)	1·6 (1·2 to 2·2)	2·1 (1·6 to 2·9)	0·7 (0·5 to 1·1)	1·2 (0·7 to 2)	1·4 (0·9 to 2·1)	1·2 (0·7 to 2·1)	1·4 (0·9 to 2·2)	2·2 (1·4 to 3·2)	1·9 (1·3 to 2·8)	1·9 (1·3 to 2·8)	2·1 (1·4 to 3·2)	1·6 (1·1 to 2·5)	1·2 (0·7 to 2·1)	0·8 (0·4 to 1·5)	0·4 (0·2 to 0·8)	0·1 (0 to 0·2)	0 (0 to 0·1)	0 (0 to 0·1)		1,410	
Urolithiasis	0 (0 to 0)	0 (0 to 0)	0 (0 to 0)	0 (0 to 0·1)	0·2 (0·1 to 0·2)	0·2 (0·2 to 0·3)	0·6 (0·3 to 1)	0·6 (0·3 to 1)	0·7 (0·4 to 1·2)	0·8 (0·4 to 1·3)	0·8 (0·5 to 1·3)	0·9 (0·5 to 1·5)	1·2 (0·7 to 2·2)	1·2 (0·7 to 2·1)	1·7 (1·1 to 2·8)	1·6 (0·9 to 2·7)	1·2 (0·6 to 2·2)	0·8 (0·4 to 1·5)	0·5 (0·2 to 1·2)	0·2 (0·1 to 0·5)	0·1 (0 to 0·2)	0 (0 to 0·1)	0 (0 to 0·1)		151	
Benign prostatic hyperplasia	0 (0 to 0)	0 (0 to 0)	0 (0 to 0)	0 (0 to 0)	0 (0 to 0)	0 (0 to 0)	0 (0 to 0)	0 (0 to 0)	0 (0 to 0)	0 (0 to 0)	0 (0 to 0)	0 (0 to 0)	0 (0 to 0)	0 (0 to 0)	1·8 (0·3 to 4·4)	7·6 (3·2 to 16·1)	27·3 (12·6 to 48·2)	62·4 (30·6 to 111)	112 (61·8 to 191)	138 (74·9 to 229)	122 (64·1 to 212)	63·2 (29·1 to 89·1)	24 (12·7 to 39·9)	4·6 (2·5 to 12·3)	539	
Male infertility	0 (0 to 0)	0 (0 to 0)	0 (0 to 0)	0 (0 to 0)	0 (0 to 0)	0 (0 to 0)	0 (0 to 0)	0 (1·4 to 19·2)	0 (1·9 to 18·7)	0 (1·9 to 19·6)	0 (2·7 to 31·3)	0 (5·1 to 49·4)	0 (4·4 to 11·4)	0 (4 to 9)	0 (2·6 to 6)	0 (2·6 to 6)	0 (2·6 to 6)	0 (2·6 to 6)	0 (2·6 to 6)	0 (2·6 to 6)	0 (2·6 to 6)	0 (2·6 to 6)	0 (2·6 to 6)		53·9	
Other urinary diseases	0·2 (0 to 0·3)	0·1 (0 to 0·2)	0·2 (0·1 to 0·4)	1·2 (0·7 to 1·9)	0·8 (0·4 to 1·2)	0·6 (0·4 to 1·2)	0·8 (0·4 to 1·2)	0·4 (0·4 to 1·4)	0·6 (0·4 to 1·1)	0·7 (0·4 to 1·2)	0·6 (0·4 to 1·1)	0·8 (0·5 to 1·4)	1·1 (0·7 to 1·8)	0·9 (0·6 to 1·5)	0·8 (0·5 to 1·4)	0·9 (0·5 to 1·7)	0·7 (0·4 to 1·4)	0·5 (0·3 to 1·1)	0·3 (0·2 to 0·7)	0·2 (0·1 to 0·4)	0·1 (0 to 0·2)	0 (0 to 0·1)	0 (0 to 0·1)		79·5	
Gynecological diseases	0 (0 to 0)	0 (0 to 0)	0 (0 to 0)	0 (0 to 0)	0 (0 to 0)	0 (0 to 0)	0 (0 to 0)	0 (0 to 0)	0 (0 to 0)	0 (0 to 0)	0 (0 to 0)	0 (0 to 0)	0 (0 to 0)	0 (0 to 0)	0 (0 to 0)	0 (0 to 0)	0 (0 to 0)	0 (0 to 0)	0 (0 to 0)

SR Table 2a: Bulgaria DALYS by cause and age group for males with 95% uncertainty intervals, 2019

Cause	Early Neonatal	Late Neonatal	Post Neonatal	1 to 4	5 to 9	10 to 14	15 to 19	20 to 24	25 to 29	30 to 34	35 to 39	40 to 44	45 to 49	50 to 54	55 to 59	60 to 64	65 to 69	70 to 74	75 to 79	80 to 84	85 to 89	90 to 94	95 plus	Total
All causes	2,490 (2,400 to 2,600)	2,400 (2,300 to 2,500)	4,560 (4,130 to 5,060)	7,630 (7,080 to 8,190)	6,700 (6,110 to 7,290)	11,400 (10,400 to 12,500)	17,400 (15,600 to 19,300)	22,000 (19,400 to 24,300)	22,900 (20,500 to 25,500)	23,900 (21,300 to 26,700)	24,900 (22,200 to 27,700)	29,400 (26,000 to 32,800)	34,200 (30,200 to 38,200)	41,000 (36,200 to 45,800)	49,000 (43,200 to 54,700)	58,100 (51,200 to 64,900)	69,000 (60,800 to 77,000)	82,000 (72,200 to 91,600)	97,000 (85,300 to 108,000)	114,000 (100,000 to 127,000)	132,000 (115,000 to 147,000)	150,000 (130,000 to 167,000)	170,000 (147,000 to 189,000)	1,190,000
Communicable, maternal, neonatal, and nutritional diseases	1,990 (1,720 to 2,290)	1,900 (1,650 to 2,200)	4,160 (3,770 to 4,590)	2,260 (1,980 to 2,570)	1,910 (1,670 to 2,200)	1,640 (1,420 to 1,900)	1,520 (1,310 to 1,770)	1,550 (1,330 to 1,800)	1,650 (1,410 to 1,930)	2,660 (2,270 to 3,100)	2,860 (2,450 to 3,350)	3,440 (2,750 to 4,280)	4,090 (3,190 to 5,170)	4,720 (3,730 to 5,970)	5,460 (4,300 to 6,900)	6,220 (4,930 to 7,850)	7,170 (5,700 to 9,020)	8,220 (6,530 to 10,300)	9,600 (7,630 to 12,000)	10,900 (8,650 to 13,600)	12,200 (9,660 to 15,200)	13,500 (10,600 to 16,800)	63,500 (49,700 to 80,400)
HIV/AIDS and sexually transmitted infections	0.6 (0.4 to 1.2)	0.2 (0.1 to 0.5)	9.3 (6.6 to 13.2)	6.4 (4.5 to 9.1)	4.3 (2.9 to 6.1)	4.3 (2.9 to 6.1)	21.4 (14.7 to 30.4)	61.0 (41.9 to 86.7)	132 (90.8 to 188)	219 (150 to 312)	330 (227 to 469)	490 (336 to 696)	702 (482 to 997)	1,010 (694 to 1,440)	1,440 (989 to 2,050)	1,980 (1,360 to 2,810)	2,720 (1,870 to 3,870)	3,730 (2,560 to 5,300)	5,110 (3,510 to 7,260)	6,980 (4,800 to 9,920)	9,540 (6,560 to 13,600)	13,000 (8,940 to 18,500)	1,800
HIV/AIDS	0.4 (0 to 0)	0.2 (0 to 0)	9.3 (4.4 to 6.6)	6.4 (7.9 to 11.2)	4.3 (6.6 to 7.3)	4.3 (2.4 to 3.4)	21.4 (13.3 to 18.6)	61.0 (38.5 to 87.3)	132 (86.4 to 128)	219 (143 to 206)	330 (198 to 289)	490 (298 to 441)	702 (429 to 648)	1,010 (617 to 1,010)	1,440 (880 to 1,440)	1,980 (1,210 to 2,010)	2,720 (1,660 to 2,760)	3,730 (2,270 to 3,870)	5,110 (3,120 to 5,300)	6,980 (4,270 to 7,260)	9,540 (5,830 to 9,920)	13,000 (7,940 to 13,600)	1,670
HIV/AIDS - Drug-susceptible Tuberculosis	0 (0 to 0)	0 (0 to 0)	0.1 (0.1 to 0.2)	0.1 (0.1 to 0.2)	0.1 (0 to 0.1)	0.1 (0 to 0)	0.6 (0.5 to 0.9)	1.2 (0.7 to 1.6)	2.2 (1.4 to 2.9)	3.6 (2.3 to 4.8)	5.4 (3.5 to 7.3)	8.1 (5.2 to 11)	11 (7.2 to 15)	16 (10 to 22)	23 (14 to 31)	32 (20 to 43)	44 (27 to 60)	60 (37 to 82)	82 (51 to 110)	110 (69 to 150)	150 (94 to 200)	200 (130 to 270)	280 (180 to 380)	1,800
HIV/AIDS - Multidrug-resistant Tuberculosis without extensi	0 (0 to 0)	0 (0 to 0)	0 (0 to 0)	0 (0 to 0)	0 (0 to 0)	0 (0 to 0)	0 (0 to 0)	0 (0 to 0)	0 (0 to 0)	0 (0 to 0)	0 (0 to 0)	0 (0 to 0)	0 (0 to 0)	0 (0 to 0)	0 (0 to 0)	0 (0 to 0)	0 (0 to 0)	0 (0 to 0)	0 (0 to 0)	0 (0 to 0)	0 (0 to 0)	0 (0 to 0)	0 (0 to 0)	0 (0 to 0)
HIV/AIDS - Extensively drug-resistant Tuberculosis	0 (0 to 0)	0 (0 to 0)	0 (0 to 0)	0 (0 to 0)	0 (0 to 0)	0 (0 to 0)	0 (0 to 0)	0 (0 to 0)	0 (0 to 0)	0 (0 to 0)	0 (0 to 0)	0 (0 to 0)	0 (0 to 0)	0 (0 to 0)	0 (0 to 0)	0 (0 to 0)	0 (0 to 0)	0 (0 to 0)	0 (0 to 0)	0 (0 to 0)	0 (0 to 0)	0 (0 to 0)	0 (0 to 0)	0 (0 to 0)
HIV/AIDS resulting in other diseases	0 (0 to 0)	0 (0 to 0)	0.3 (0.2 to 0.5)	0.2 (0.1 to 0.3)	0.1 (0.1 to 0.2)	0.1 (0 to 0.1)	0.2 (0.1 to 0.3)	0.4 (0.2 to 0.6)	0.7 (0.4 to 1)	1.1 (0.7 to 1.6)	1.6 (1 to 2.3)	2.4 (1.5 to 3.4)	3.4 (2.2 to 4.8)	4.9 (3.2 to 6.9)	7 (4.5 to 9.8)	9.5 (6.2 to 13)	13 (8.2 to 18)	18 (11 to 25)	24 (15 to 33)	32 (20 to 44)	43 (27 to 59)	58 (36 to 80)	80 (50 to 110)	1,660
Sexually transmitted infections excluding HIV	0.6 (0.4 to 1.2)	0.2 (0.1 to 0.5)	0.2 (0.1 to 0.3)	0.1 (0 to 0.2)	1.4 (0.9 to 2.1)	4 (2.6 to 5.9)	19.3 (12.6 to 28.4)	59.6 (39.1 to 87.3)	129 (84.4 to 188)	213 (139 to 312)	324 (212 to 469)	480 (314 to 696)	689 (451 to 997)	990 (647 to 1,440)	1,410 (923 to 2,050)	1,940 (1,270 to 2,810)	2,670 (1,750 to 3,870)	3,660 (2,400 to 5,300)	5,010 (3,280 to 7,260)	6,850 (4,490 to 9,920)	9,360 (6,130 to 13,600)	12,800 (8,350 to 18,500)	162
Syphilis	0 (0 to 0)	0 (0 to 0)	0 (0 to 0)	0 (0 to 0)	0 (0 to 0)	0 (0 to 0)	0 (0 to 0)	0 (0 to 0)	0 (0 to 0)	0 (0 to 0)	0 (0 to 0)	0 (0 to 0)	0 (0 to 0)	0 (0 to 0)	0 (0 to 0)	0 (0 to 0)	0 (0 to 0)	0 (0 to 0)	0 (0 to 0)	0 (0 to 0)	0 (0 to 0)	0 (0 to 0)	0 (0 to 0)	0 (0 to 0)
Chlamydial infection	0 (0 to 0)	0 (0 to 0)	0 (0 to 0)	0 (0 to 0)	0 (0 to 0)	0 (0 to 0)	0 (0 to 0)	0 (0 to 0)	0 (0 to 0)	0 (0 to 0)	0 (0 to 0)	0 (0 to 0)	0 (0 to 0)	0 (0 to 0)	0 (0 to 0)	0 (0 to 0)	0 (0 to 0)	0 (0 to 0)	0 (0 to 0)	0 (0 to 0)	0 (0 to 0)	0 (0 to 0)	0 (0 to 0)	0 (0 to 0)
Gonococcal infection	0 (0 to 0)	0 (0 to 0)	0 (0 to 0)	0 (0 to 0)	0 (0 to 0)	0 (0 to 0)	0 (0 to 0)	0 (0 to 0)	0 (0 to 0)	0 (0 to 0)	0 (0 to 0)	0 (0 to 0)	0 (0 to 0)	0 (0 to 0)	0 (0 to 0)	0 (0 to 0)	0 (0 to 0)	0 (0 to 0)	0 (0 to 0)	0 (0 to 0)	0 (0 to 0)	0 (0 to 0)	0 (0 to 0)	0 (0 to 0)
Trichomoniasis	0 (0 to 0)	0 (0 to 0)	0 (0 to 0)	0 (0 to 0)	0 (0 to 0)	0 (0 to 0)	0 (0 to 0)	0 (0 to 0)	0 (0 to 0)	0 (0 to 0)	0 (0 to 0)	0 (0 to 0)	0 (0 to 0)	0 (0 to 0)	0 (0 to 0)	0 (0 to 0)	0 (0 to 0)	0 (0 to 0)	0 (0 to 0)	0 (0 to 0)	0 (0 to 0)	0 (0 to 0)	0 (0 to 0)	0 (0 to 0)
Genital herpes	0 (0 to 0)	0 (0 to 0)	0 (0 to 0)	0 (0 to 0)	0 (0 to 0)	0 (0 to 0)	0.7 (0.5 to 1.1)	1.5 (1 to 2.2)	3.3 (2.2 to 4.7)	5.8 (3.8 to 8.2)	9.1 (6 to 12.7)	14 (9.2 to 19.3)	20 (13 to 27)	28 (18 to 38)	39 (25 to 52)	52 (33 to 70)	69 (44 to 92)	89 (57 to 120)	120 (77 to 160)	150 (96 to 200)	190 (120 to 250)	230 (150 to 310)	280 (180 to 380)	2,000
Other sexually transmitted infections	0 (0 to 0)	0 (0 to 0)	0 (0 to 0)	0 (0 to 0)	0.7 (0.4 to 1.1)	2.6 (1.7 to 3.8)	13.4 (8.7 to 19.6)	42.2 (27.7 to 61.3)	91.4 (59.8 to 132)	151 (99 to 219)	229 (150 to 330)	340 (223 to 492)	488 (320 to 703)	702 (460 to 1,010)	1,000 (655 to 1,440)	1,370 (898 to 1,980)	1,890 (1,240 to 2,730)	2,590 (1,700 to 3,740)	3,550 (2,330 to 5,120)	4,850 (3,180 to 7,000)	6,630 (4,340 to 9,570)	9,040 (5,930 to 13,100)	1,660
Sexually transmitted infections excluding HIV	0.6 (0.4 to 1.2)	0.2 (0.1 to 0.5)	0.2 (0.1 to 0.3)	0.1 (0 to 0.2)	1.4 (0.9 to 2.1)	4 (2.6 to 5.9)	19.3 (12.6 to 28.4)	59.6 (39.1 to 87.3)	129 (84.4 to 188)	213 (139 to 312)	324 (212 to 469)	480 (314 to 696)	689 (451 to 997)	990 (647 to 1,440)	1,410 (923 to 2,050)	1,940 (1,270 to 2,810)	2,670 (1,750 to 3,870)	3,660 (2,400 to 5,300)	5,010 (3,280 to 7,260)	6,850 (4,490 to 9,920)	9,360 (6,130 to 13,600)	12,800 (8,350 to 18,500)	162
Syphilis	0 (0 to 0)	0 (0 to 0)	0 (0 to 0)	0 (0 to 0)	0 (0 to 0)	0 (0 to 0)	0 (0 to 0)	0 (0 to 0)	0 (0 to 0)	0 (0 to 0)	0 (0 to 0)	0 (0 to 0)	0 (0 to 0)	0 (0 to 0)	0 (0 to 0)	0 (0 to 0)	0 (0 to 0)	0 (0 to 0)	0 (0 to 0)	0 (0 to 0)	0 (0 to 0)	0 (0 to 0)	0 (0 to 0)	0 (0 to 0)
Chlamydial infection	0 (0 to 0)	0 (0 to 0)	0 (0 to 0)	0 (0 to 0)	0 (0 to 0)	0 (0 to 0)	0 (0 to 0)	0 (0 to 0)	0 (0 to 0)	0 (0 to 0)	0 (0 to 0)	0 (0 to 0)	0 (0 to 0)	0 (0 to 0)	0 (0 to 0)	0 (0 to 0)	0 (0 to 0)	0 (0 to 0)	0 (0 to 0)	0 (0 to 0)	0 (0 to 0)	0 (0 to 0)	0 (0 to 0)	0 (0 to 0)
Gonococcal infection	0 (0 to 0)	0 (0 to 0)	0 (0 to 0)	0 (0 to 0)	0 (0 to 0)	0 (0 to 0)	0 (0 to 0)	0 (0 to 0)	0 (0 to 0)	0 (0 to 0)	0 (0 to 0)	0 (0 to 0)	0 (0 to 0)	0 (0 to 0)	0 (0 to 0)	0 (0 to 0)	0 (0 to 0)	0 (0 to 0)	0 (0 to 0)	0 (0 to 0)	0 (0 to 0)	0 (0 to 0)	0 (0 to 0)	0 (0 to 0)
Trichomoniasis	0 (0 to 0)	0 (0 to 0)	0 (0 to 0)	0 (0 to 0)	0 (0 to 0)	0 (0 to 0)	0 (0 to 0)	0 (0 to 0)	0 (0 to 0)	0 (0 to 0)	0 (0 to 0)	0 (0 to 0)	0 (0 to 0)	0 (0 to 0)	0 (0 to 0)	0 (0 to 0)	0 (0 to 0)	0 (0 to 0)	0 (0 to 0)	0 (0 to 0)	0 (0 to 0)	0 (0 to 0)	0 (0 to 0)	0 (0 to 0)
Genital herpes	0 (0 to 0)	0 (0 to 0)	0 (0 to 0)	0 (0 to 0)	0 (0 to 0)	0 (0 to 0)	0 (0 to 0)	0 (0 to 0)	0 (0 to 0)	0 (0 to 0)	0 (0 to 0)	0 (0 to 0)	0 (0 to 0)	0 (0 to 0)	0 (0 to 0)	0 (0 to 0)	0 (0 to 0)	0 (0 to 0)	0 (0 to 0)	0 (0 to 0)	0 (0 to 0)	0 (0 to 0)	0 (0 to 0)	0 (0 to 0)
Other sexually transmitted infections	0 (0 to 0)	0 (0 to 0)	0 (0 to 0)	0 (0 to 0)	0.7 (0.4 to 1.1)	2.6 (1.7 to 3.8)	13.4 (8.7 to 19.6)	42.2 (27.7 to 61.3)	91.4 (59.8 to 132)	151 (99 to 219)	229 (150 to 330)	340 (223 to 492)	488 (320 to 703)	702 (460 to 1,010)	1,000 (655 to 1,440)	1,370 (898 to 1,980)	1,890 (1,240 to 2,730)	2,590 (1,700 to 3,740)	3,550 (2,330 to 5,120)	4,850 (3,180 to 7,000)	6,630 (4,340 to 9,570)	9,040 (5,930 to 13,100)	1,660
Respiratory infections and tuberculosis	190 (120 to 276)	344 (246 to 466)	1,270 (1,000 to 1,600)	661 (496 to 882)	396 (302 to 522)	424 (324 to 557)	743 (570 to 973)	1,040 (797 to 1,360)	1,060 (811 to 1,390)	1,200 (919 to 1,570)	1,310 (1,000 to 1,710)	1,600 (1,220 to 2,100)	2,040 (1,550 to 2,670)	2,580 (1,960 to 3,370)	3,160 (2,400 to 4,130)	3,940 (2,990 to 5,150)	4,970 (3,770 to 6,500)	6,220 (4,720 to 8,130)	7,750 (5,880 to 10,100)	9,600 (7,280 to 12,500)	11,700 (8,880 to 15,300)	14,000 (10,600 to 18,300)	34,900
Tuberculosis	0 (0 to 0)	0 (0 to 0)	0.9 (7.6 to 17.3)	0.9 (4.9 to 11.4)	0.9 (2.9 to 6.7)	1.8 (2.4 to 5.1)	7.6 (7.7 to 22.7)	17.8 (29.2 to 67.3)	23.6 (49.6 to 113)	27.4 (62 to 150)	30.1 (74 to 180)	34.6 (87 to 210)	41.1 (107 to 260)	49.6 (129 to 310)	60.1 (156 to 380)	73.1 (190 to 460)	89.1 (233 to 560)	108 (279 to 670)	130 (336 to 810)	156 (398 to 960)	186 (473 to 1,140)	221 (560 to 1,350)	3,000
Latent tuberculosis infection	0 (0 to 0)	0 (0 to 0)	0 (0 to 0)	0 (0 to 0)	0 (0 to 0)	0 (0 to 0)	0 (0 to 0)	0 (0 to 0)	0 (0 to 0)	0 (0 to 0)	0 (0 to 0)	0 (0 to 0)	0 (0 to 0)	0 (0 to 0)	0 (0 to 0)	0 (0 to 0)	0 (0 to 0)	0 (0 to 0)	0 (0 to 0)	0 (0 to 0)	0 (0 to 0)	0 (0 to 0)	0 (0 to 0)	0 (0 to 0)
Drug-susceptible tuberculosis	0 (0 to 0)	0 (0 to 0)	0.9 (7.2 to 16.9)	0.9 (4.9 to 11.1)	0.9 (2.9 to 6.6)	1.8 (2.4 to 5.1)	7.6 (7.7 to 22.7)	17.8 (29.2 to 67.3)	23.6 (49.6 to 113)	27.4 (62 to 150)	30.1 (74 to 180)	34.6 (87 to 210)	41.1 (107 to 260)	49.6 (129 to 310)	60.1 (156 to 380)	73.1 (190 to 460)	89.1 (233 to 560)	108 (279 to 670)	130 (336 to 810)	156 (398 to 960)	186 (473 to 1,140)	221 (560 to 1,350)	2,400
Multidrug-resistant tuberculosis without extensive drug-res	0 (0 to 0)	0 (0 to 0)	0.0 (0.1 to 0.4)	0.0 (0.1 to 0.6)	0.0 (0 to 0.1)	0.1 (0 to 0.1)	0.0 (0.1 to 0.4)	0.0 (0.4 to 0.8)	0.0 (0.8 to 1.6)	0.0 (1.2 to 3)	0.0 (1.5 to 3.8)	0.0 (1.9 to 4.8)	0.0 (2.5 to 6.2)	0.0 (3.2 to 7.9)	0.0 (4.1 to 10)	0.0 (5.4 to 13)	0.0 (6.9 to 17)	0.0 (8.9 to 21)	0.0 (11 to 26)	0.0 (14 to 33)	0.0 (17 to 41)	0.0 (21 to 50)	126
Extensively drug-resistant tuberculosis	0 (0 to 0)	0 (0 to 0)	0.0 (0 to 0)	0.0 (0 to 0)	0.0 (0 to 0)	0.0 (0 to 0)	0.0 (0 to 0)	0.0 (0 to 0)	0.0 (0 to 0)	0.0 (0 to 0)	0.0 (0 to 0)	0.0 (0 to 0)	0.0 (0 to 0)	0.0 (0 to 0)	0.0 (0 to 0)	0.0 (0 to 0)	0.0 (0 to 0)	0.0 (0 to 0)	0.0 (0 to 0)	0.0 (0 to 0)	0.0 (0 to 0)	0.0 (0 to 0)	0.0 (0 to 0)	0.0
Lower respiratory infections	190 (120 to 276)	343 (246 to 466)	2,300 (1,900 to 2,800)	526 (396 to 700)	292 (224 to 386)	356 (272 to 469)	690 (530 to 910)	916 (703 to 1,200)	1,000 (770 to 1,310)	1,200 (919 to 1,570)	1,310 (1,000 to 1,710)	1,600 (1,220 to 2,100)	2,040 (1,550 to 2,670)	2,580 (1,960 to 3,370)	3,160 (2,400 to 4,130)	3,940 (2,990 to 5,150)	4,970 (3,770 to 6,500)	6,220 (4,720 to 8,130)	7,750 (5,880 to 10,100)	9,600 (7,280 to 12,500)	11,700 (8,880 to 15,300)	14,000 (10,600 to 18,300)	32,900
Upper respiratory infections	0.2 (0.1 to 0.3)	0.2 (0.1 to 0.2)	64.2 (19.1 to 99.9)	99.2 (66.4 to 139)	94.9 (64.9 to 208)	68.4 (47.3 to 223)	52.7 (33.9 to 223)	77.2 (49.4 to 287)	142 (92.8 to 297)	177 (111 to 360)	203 (126 to 390)	227 (140 to 390)	251 (156 to 390)	280 (174 to 390)	314 (196 to 390)	352 (219 to 390)	394 (246 to 390)	441 (275 to 390)	492 (306 to 390)	551 (343 to 390)	617 (384 to 390)	691 (430 to 390)	2,100
Otitis media	0 (0 to 0)	0 (0 to 0)	0.2 (0.2 to 0.7)	0.2 (0.1 to 0.6)	0.2 (0.1 to 0.6)	0.2 (0.1 to 0.6)	0.2 (0.1 to 0.6)	0.2 (0.1 to 0.6)	0.2 (0.1 to 0.6)	0.2 (0.1 to 0.6)	0.2 (0.1 to 0.6)	0.2 (0.1 to 0.6)	0.2 (0.1 to 0.6)	0.2 (0.1 to 0.6)	0.2 (0.1 to 0.6)	0.2 (0.1 to 0.6)	0.2 (0.1 to 0.6)	0.2 (0.1 to 0.6)	0.2 (0.1 to 0.6)	0.2 (0.1 to 0.6)	0.2 (0.1 to 0.6)	0.2 (0.1 to 0.6)	6.8
Enteric infections	3.8 (2.6 to 5.3)	5.8 (3.6 to 9.1)	285 (170 to 420)	116 (78 to 169)	39 (28 to 53)	27 (19 to 39)	275 (192 to 376)	375 (270 to 499)	339 (232 to 474)	338 (229 to 474)	339 (228 to 477)	333 (221 to 474)	327 (216 to 474)	321 (210 to 474)	316 (206 to 474)	311 (198 to 474)	306 (189 to 474)	301 (177 to 474)	296 (167 to 474)	291 (158 to 474)	286 (149 to 474)	282 (141 to 474)	4,700
Diarrheal diseases	3.8 (2.6 to 5.3)	5.8 (3.6 to 9.1)	285 (170 to 420)	116 (78 to 169)	39 (28 to 53)	27 (19 to 39)	275 (192 to 376)	375 (270 to 499)	339 (232 to 474)	338 (229 to 474)	339 (228 to 477)	333 (221 to 474)	327 (216 to 474)	321 (210 to 474)	316 (206 to 474)	311 (198 to 474)	306 (189 to 474)	301 (177 to 474)	296 (167 to 474)	291 (158 to 474)	286 (149 to 474)	282 (141 to 474)	4,700
Typhoid and paratyphoid	0 (0 to 0)	0 (0 to 0)	0 (0 to 0)	0 (0 to 0)	0 (0 to 0)	0 (0 to 0)	0 (0 to 0)	0 (0 to 0)	0 (0 to 0)	0 (0 to 0)	0 (0 to 0)	0 (0 to 0)	0 (0 to 0)	0 (0 to 0)	0 (0 to 0)	0 (0 to 0)	0 (0 to 0)	0 (0 to 0)	0 (0 to 0)	0 (0 to 0)	0 (0 to 0)	0 (0 to 0)	0 (0 to 0)	0
Typhoid fever	0 (0 to 0)	0 (0 to 0)	0 (0 to 0)	0 (0 to 0)	0 (0 to 0)	0 (0 to 0)	0 (0 to 0)	0 (0 to 0)	0 (0 to 0)	0 (0 to 0)	0 (0 to 0)	0 (0 to 0)	0 (0 to 0)	0 (0 to 0)	0 (0 to 0)	0 (0 to 0)	0 (0 to 0)	0 (0 to 0)	0 (0 to 0)	0 (0 to 0)	0 (0 to 0)	0 (0 to 0)	0 (0 to 0)	0
Paratyphoid fever	0 (0 to 0)	0 (0 to 0)	0 (0 to 0)	0 (0 to 0)	0 (0 to 0)	0 (0 to 0)	0 (0 to 0)	0 (0 to 0)	0 (0 to 0)	0 (0 to 0)	0 (0 to 0)	0 (0 to 0)	0 (0 to 0)	0 (0 to 0)	0 (0 to 0)	0 (0 to 0)	0 (0 to 0)	0 (0 to 0)	0 (0 to 0)	0 (0 to 0)	0 (0 to 0)	0 (0 to 0)	0 (0 to 0)	0
Invasive Non-typhoidal Salmonella (iNTS)	0 (0 to 0)	0 (0 to 0)	0 (0 to 0)	0 (0 to 0)	0 (0 to 0)	0 (0 to 0)	0 (0 to 0)	0 (0 to 0)	0 (0 to 0)	0 (0 to 0)	0 (0 to 0)	0 (0 to 0)	0 (0 to 0)	0 (0 to 0)	0 (0 to 0)	0 (0 to 0)	0 (0 to 0)	0 (0 to 0)	0 (0 to 0)	0 (0 to 0)	0 (0 to 0)	0 (0 to 0)	0 (0 to 0)	1.6
Other intestinal infectious diseases	0 (0 to 0)	0 (0 to 0)	0.3 (0 to 0.6)	0.3 (0 to 0.6)	0.9 (0.3 to 2)	0.6 (0.3 to 1.6)	0.3 (0.2 to 1.6)	1.1 (0.1 to 6.6)	0.6 (0.4 to 2.6)	0.7 (0.2 to 1.6)	0.8 (0.2 to 1.6)	0.7 (0.2 to 1.6)	0.7 (0.1 to 1.6)	0.4 (0.1 to 1.6)	0.4 (0 to 1.6)	0.3 (0 to 1.6)	0.3 (0 to 1.6)	0.3 (0 to 1.6)	0.3 (0 to 1.6)	0.3 (0 to 1.6)	0.3 (0 to 1.6)	0.3 (0 to 1.6)	11.3
Neglected tropical diseases and malaria	0.2 (0.1 to 0.3)	0.4 (0.2 to 0.6)	0.2 (0.1 to 0.3)	0.2 (0.1 to 0.3)	0.2 (0.1 to 0.3



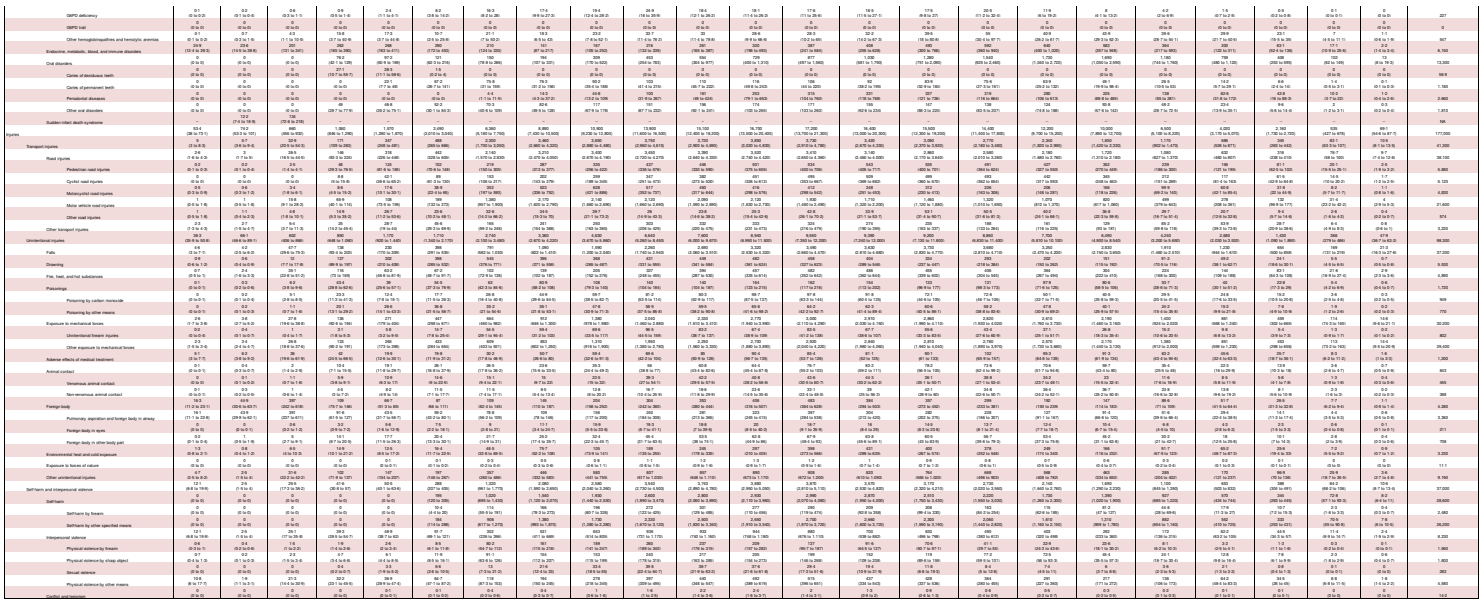

SR Table 2a. Saltana DALYS by cause and sex group for males with 95% uncertainty intervals, 2019

Cause	Early Neonatal	Late Neonatal	Post-Neonatal	1 to 4	5 to 9	10 to 14	15 to 19	20 to 24	25 to 29	30 to 34	35 to 39	40 to 44	45 to 49	50 to 54	55 to 59	60 to 64	65 to 69	70 to 74	75 to 79	80 to 84	85 to 89	90 to 94	95 plus	Total
All causes	1,599 (1,210 to 1,919)	980 (650 to 944)	2,920 (2,310 to 3,780)	4,540 (3,530 to 5,430)	4,760 (3,960 to 5,360)	5,210 (4,350 to 5,850)	13,000 (10,300 to 15,200)	17,200 (13,700 to 20,900)	19,300 (15,600 to 23,900)	20,900 (16,600 to 27,400)	22,900 (18,000 to 27,400)	26,900 (21,400 to 32,400)	41,700 (34,200 to 50,200)	56,200 (46,300 to 68,000)	66,900 (55,600 to 79,200)	80,800 (65,900 to 95,200)	96,700 (80,100 to 117,000)	110,000 (89,100 to 133,000)	140,000 (112,000 to 169,000)	170,000 (135,000 to 202,000)	160,000 (125,000 to 197,000)	120,000 (92,000 to 156,000)	76,000 (56,000 to 100,000)	1,960,000 (1,760,000 to 2,180,000)
Communicable, maternal, neonatal, and nutritional diseases	771 (520 to 987)	229 (159 to 309)	699 (521 to 899)	872 (624 to 1,030)	779 (523 to 1,260)	537 (362 to 1,060)	706 (475 to 1,050)	1,060 (723 to 1,540)	1,060 (723 to 1,560)	1,060 (679 to 1,140)	1,060 (683 to 1,560)	1,490 (1,100 to 1,960)	1,490 (1,100 to 1,960)	1,990 (1,490 to 2,550)	1,990 (1,500 to 2,430)	1,990 (1,500 to 2,430)	2,190 (1,700 to 2,760)	2,900 (2,220 to 3,620)	4,990 (3,980 to 6,160)	7,040 (5,770 to 8,660)	7,040 (7,650 to 13,200)	11,000 (8,330 to 14,100)	8,160 (7,060 to 11,400)	4,290 (3,640 to 5,710)	1,460 (991 to 1,840)	67,000
HIV/AIDS and sexually transmitted infections	0 (0 to 0)	0 (0 to 0)	8.9 (6.9 to 11.1)	7.7 (5.9 to 9.8)	9.4 (7.6 to 12.2)	7.1 (5.5 to 9.6)	13.6 (9 to 20)	19.6 (12.9 to 28.4)	24.6 (16.5 to 35.4)	27.4 (18.7 to 37.2)	37.6 (25.4 to 49.1)	47.6 (32.6 to 60.4)	71 (50.1 to 89.3)	93 (67.1 to 116)	120 (87.1 to 150)	150 (110 to 190)	180 (130 to 230)	210 (150 to 270)	260 (180 to 340)	310 (210 to 410)	310 (210 to 420)	270 (180 to 370)	180 (120 to 250)	2,600 (1,900 to 3,400)
HIV/AIDS	0 (0 to 0)	0 (0 to 0)	8.9 (6.9 to 11.1)	7.7 (5.9 to 9.8)	9.4 (7.6 to 12.2)	7.1 (5.5 to 9.6)	13.6 (9 to 20)	19.6 (12.9 to 28.4)	24.6 (16.5 to 35.4)	27.4 (18.7 to 37.2)	37.6 (25.4 to 49.1)	47.6 (32.6 to 60.4)	71 (50.1 to 89.3)	93 (67.1 to 116)	120 (87.1 to 150)	150 (110 to 190)	180 (130 to 230)	210 (150 to 270)	260 (180 to 340)	310 (210 to 410)	310 (210 to 420)	270 (180 to 370)	180 (120 to 250)	2,600 (1,900 to 3,400)
HIV/AIDS - Drug-susceptible Tuberculosis	0 (0 to 0)	0 (0 to 0)	1.6 (1.2 to 2.1)	1.3 (0.9 to 1.7)	1.6 (1.2 to 2.1)	1.2 (0.9 to 1.6)	2.2 (1.5 to 3.2)	3.2 (2.1 to 4.6)	4.3 (2.9 to 6.2)	4.6 (3.2 to 6.4)	6.5 (4.4 to 8.5)	8.3 (5.7 to 10.6)	12 (8.7 to 15.7)	16 (11.6 to 20.4)	21 (15.1 to 26)	26 (19 to 33)	31 (22 to 40)	36 (26 to 46)	45 (31 to 58)	54 (37 to 70)	54 (36 to 73)	47 (31 to 64)	31 (21 to 43)	450 (330 to 590)
HIV/AIDS - Multidrug-resistant Tuberculosis without extensive	0 (0 to 0)	0 (0 to 0)	0.2 (0 to 0.2)	0.2 (0 to 0.2)	0.2 (0 to 0.2)	0.2 (0 to 0.2)	0.3 (0 to 0.5)	0.5 (0 to 0.8)	0.6 (0 to 0.9)	0.7 (0 to 0.9)	0.9 (0 to 1.2)	1.2 (0 to 1.5)	1.7 (0 to 2.1)	2.2 (0 to 2.8)	2.9 (0 to 3.6)	3.6 (0 to 4.5)	4.3 (0 to 5.4)	5 (0 to 6.4)	6.2 (0 to 7.9)	7.5 (0 to 9.6)	7.5 (0 to 9.6)	6.5 (0 to 8.3)	4.3 (0 to 5.5)	62 (0 to 79)
HIV/AIDS - Extensively drug-resistant Tuberculosis	0 (0 to 0)	0 (0 to 0)	0 (0 to 0.1)	0 (0 to 0.1)	0 (0 to 0.1)	0 (0 to 0)	0 (0 to 0)	0 (0 to 0)	0 (0 to 0)	0 (0 to 0.1)	0 (0 to 0.1)	0 (0 to 0.1)	0.1 (0 to 0.1)	0 (0 to 0.1)	0 (0 to 0.1)	0 (0 to 0.1)	0 (0 to 0.1)	0 (0 to 0.2)	0 (0 to 0.2)	0 (0 to 0.2)	0 (0 to 0.2)	0 (0 to 0.2)	0 (0 to 0.2)	0 (0 to 0.2)	0.3 (0 to 0.3)
HIV/AIDS resulting in other diseases	0 (0 to 0)	0 (0 to 0)	6.7 (4.6 to 9.3)	5.6 (3.8 to 8.1)	7.8 (1.6 to 3.9)	5.6 (0.4 to 0.9)	11 (3.9 to 11.4)	16 (9.4 to 19.3)	20 (11.7 to 27.2)	23 (13.2 to 31)	30 (17.2 to 40.3)	39 (22.3 to 52.3)	59 (34.1 to 77.2)	77 (46.2 to 100)	100 (59.3 to 130)	120 (72.1 to 160)	150 (89.6 to 190)	170 (101 to 230)	210 (124 to 290)	260 (154 to 360)	260 (154 to 360)	220 (129 to 310)	150 (87.1 to 210)	2,200 (1,300 to 3,100)	352
Sexually transmitted infections excluding HIV	0 (0 to 0)	0 (0 to 0)	0.8 (0 to 1.1)	0.7 (0 to 1)	0.8 (0 to 1.1)	0.6 (0 to 0.9)	0.9 (0 to 1.3)	0.9 (0 to 1.3)	0.9 (0 to 1.3





SB Table 2a. Chibi DALYS by cause and age across for males with 95% uncertainty intervals. 2019

Cause	Early Neonatal	Late Neonatal	Post-Neonatal	1 to 4	5 to 9	10 to 14	15 to 19	20 to 24	25 to 29	30 to 34	35 to 39	40 to 44	45 to 49	50 to 54	55 to 59	60 to 64	65 to 69	70 to 74	75 to 79	80 to 84	85 to 89	90 to 94	95 plus	Total
All causes	1,090 (1,019 to 1,169)	695 (559 to 879)	2,220 (1,902 to 2,598)	4,278 (3,499 to 5,300)	3,070 (2,870 to 3,283)	4,868 (4,650 to 5,103)	5,259 (4,999 to 5,552)	5,109 (4,809 to 5,435)	5,499 (5,177 to 5,850)	5,930 (5,600 to 6,290)	6,395 (6,033 to 6,802)	6,999 (6,600 to 7,450)	8,100 (7,700 to 8,553)	9,260 (8,800 to 9,762)	10,665 (10,150 to 11,230)	12,260 (11,700 to 12,900)	14,060 (13,400 to 14,800)	16,000 (15,200 to 16,900)	17,980 (17,000 to 19,000)	19,980 (18,700 to 21,200)	21,900 (20,400 to 23,400)	23,600 (21,800 to 25,500)	27,600 (25,400 to 29,900)	6,999 (6,999 to 6,999)	197,200
Communicable, maternal, neonatal, and nutritional diseases	702 (520 to 967)	205 (151 to 282)	494 (376 to 642)	620 (520 to 735)	199 (120 to 308)	678 (520 to 1,485)	663 (497 to 1,060)	752 (529 to 1,020)	699 (429 to 1,020)	786 (428 to 1,260)	987 (768 to 1,260)	1,260 (974 to 1,600)	1,710 (1,300 to 2,160)	1,760 (1,400 to 2,260)	1,910 (1,500 to 2,410)	2,460 (2,000 to 3,070)	3,060 (2,500 to 4,000)	4,130 (3,200 to 5,400)	5,130 (4,100 to 6,300)	6,230 (5,000 to 7,600)	7,030 (5,600 to 8,600)	7,300 (5,800 to 8,900)	8,100 (6,400 to 9,900)	1,310 (1,310 to 1,310)	57,200
HIV/AIDS and sexually transmitted infections	0 (0 to 0)	0 (0 to 0)	8.6 (6.7 to 10.9)	7.6 (5.6 to 9.9)	3.2 (2.4 to 3.9)	2.6 (2.0 to 3.2)	6.6 (5 to 8.1)	22.2 (9.3 to 37.6)	77.6 (34.4 to 132.2)	232.7 (104.9 to 392.2)	390.4 (181.7 to 651.1)	662.2 (329 to 1,060)	1,020 (548 to 1,610)	1,440 (796 to 2,260)	2,060 (1,140 to 3,220)	2,770 (1,540 to 4,320)	3,610 (2,000 to 5,630)	4,610 (2,560 to 7,190)	5,610 (3,120 to 8,750)	6,610 (3,670 to 10,300)	7,610 (4,230 to 11,900)	8,610 (4,790 to 13,400)	9,610 (5,340 to 15,000)	1,310 (1,310 to 1,310)	69,200
HIV/AIDS	0 (0 to 0)	0 (0 to 0)	8.6 (6.7 to 10.9)	7.6 (5.6 to 9.9)	3.2 (2.4 to 3.9)	2.6 (2.0 to 3.2)	4.2 (3.2 to 5.1)	7.6 (4.6 to 11.2)	11.3 (7.7 to 16.6)	16 (10.1 to 25)	25.9 (16.6 to 38.4)	42.6 (27.6 to 62.7)	69.2 (44.9 to 101.4)	107.2 (70.1 to 157.1)	161.6 (107.6 to 236.1)	251.6 (167.1 to 367.7)	376.1 (247.4 to 550.1)	561.1 (367.1 to 820.1)	746.1 (487.1 to 1,090)	931.1 (607.1 to 1,360)	1,120 (730 to 1,630)	1,310 (850 to 1,910)	1,310 (1,310 to 1,310)	6,200
HIV/AIDS - Drug-susceptible Tuberculosis	0 (0 to 0)	0 (0 to 0)	1.9 (1.5 to 2.4)	1.9 (1.4 to 2.4)	0.8 (0.6 to 1)	0.7 (0.5 to 0.9)	0.7 (0.5 to 0.9)	1.1 (0.7 to 1.7)	1.7 (1.1 to 2.6)	2.4 (1.5 to 3.8)	3.8 (2.4 to 5.9)	6.2 (4 to 9.2)	10 (6.5 to 14.7)	15.6 (10.2 to 23)	23.5 (15.6 to 34.3)	36.6 (24.3 to 53.5)	54.7 (36 to 80)	81.6 (53.4 to 119.3)	108.5 (70.8 to 158.5)	135.4 (88.2 to 197.8)	163 (106 to 238)	190.5 (124 to 278)	190.5 (124 to 278)	190.5 (124 to 278)	900
HIV/AIDS - Multidrug-resistant Tuberculosis without extensive	0 (0 to 0)	0 (0 to 0)	0.4 (0.3 to 0.5)	0.4 (0.3 to 0.5)	0.2 (0.1 to 0.2)	0.1 (0.1 to 0.2)	0.1 (0.1 to 0.2)	0.2 (0.1 to 0.3)	0.3 (0.2 to 0.5)	0.4 (0.2 to 0.6)	0.6 (0.4 to 0.9)	1 (0.6 to 1.5)	1.6 (1 to 2.4)	2.5 (1.6 to 3.7)	3.8 (2.5 to 5.5)	5.9 (3.9 to 8.6)	8.8 (5.8 to 12.9)	13.2 (8.6 to 19.3)	17.5 (11.4 to 25.6)	21.9 (14.3 to 32)	26.3 (17.2 to 38.4)	30.7 (20 to 44.9)	30.7 (20 to 44.9)	30.7 (20 to 44.9)	150
HIV/AIDS - Multidrug-resistant Tuberculosis with extensive	0 (0 to 0)	0 (0 to 0)	0.1 (0 to 0.1)	0.1 (0 to 0.1)	0.1 (0 to 0.1)	0 (0 to 0.1)	0 (0 to 0.1)	0 (0 to 0.1)	0 (0 to 0.1)	0 (0 to 0.1)	0 (0 to 0.1)	0 (0 to 0.1)	0 (0 to 0.1)	0 (0 to 0.1)	0 (0 to 0.1)	0 (0 to 0.1)	0 (0 to 0.1)	0 (0 to 0.1)	0 (0 to 0.1)	0 (0 to 0.1)	0 (0 to 0.1)	0 (0 to 0.1)	0 (0 to 0.1)	0 (0 to 0.1)	0 (0 to 0.1)	0.3
HIV/AIDS - Extensively drug-resistant Tuberculosis	0 (0 to 0)	0 (0 to 0)	0 (0 to 0.1)	0 (0 to 0.1)	0 (0 to 0)	0 (0 to 0)	0 (0 to 0)	0 (0 to 0)	0 (0 to 0)	0 (0 to 0)	0 (0 to 0)	0 (0 to 0)	0 (0 to 0)	0 (0 to 0)	0 (0 to 0)	0 (0 to 0)	0 (0 to 0)	0 (0 to 0)	0 (0 to 0)	0 (0 to 0)	0 (0 to 0)	0 (0 to 0)	0 (0 to 0)	0 (0 to 0)	0 (0 to 0)	0.3
HIV/AIDS resulting in other diseases	0 (0 to 0)	0 (0 to 0)	4.1 (3 to 5.6)	3.8 (2.7 to 5.1)	1.6 (1.2 to 2.2)	1.3 (0.9 to 1.8)	2.9 (2.2 to 3.8)	5.5 (3.7 to 8.1)	9.6 (6.3 to 14.6)	13.6 (7.9 to 21.6)	21.3 (12.4 to 33.8)	34.9 (20.7 to 54.6)	57.6 (34.9 to 87.9)	89.2 (54.7 to 135.9)	134.6 (83.4 to 203.1)	209.5 (130.1 to 314.8)	313.1 (192.1 to 469.8)	467.1 (286.1 to 700.1)	621.1 (380.1 to 931.1)	775.1 (474.1 to 1,160)	932.5 (570 to 1,400)	1,090 (667 to 1,640)	1,090 (667 to 1,640)	1,090 (667 to 1,640)	5,200
Sexually transmitted infections excluding HIV	0 (0 to 0)	0 (0 to 0)	0 (0 to 0)	0 (0 to 0)	0 (0 to 0)	0 (0 to 0)	0 (0 to 0)	0 (0 to 0)	0 (0 to 0)	0 (0 to 0)	0 (0 to 0)	0 (0 to 0)	0 (0 to 0)	0 (0 to 0)	0 (0 to 0)	0 (0 to 0)	0 (0 to 0)	0 (0 to 0)	0 (0 to 0)	0 (0 to 0)	0 (0 to 0)	0 (0 to 0)	0 (0 to 0)	0 (0 to 0)	0 (0 to 0)	0
Syphilis	0 (0 to 0)	0 (0 to 0)	0 (0 to 0)	0 (0 to 0)	0 (0 to 0)	0 (0 to 0)	0 (0 to 0)	0.4 (0 to 1.1)	0.7 (0 to 1.9)	1.3 (0 to 3.5)	2.1 (0 to 5.6)	3.4 (0 to 8.7)	5.3 (0 to 13.2)	8.1 (0 to 19.6)	12.1 (0 to 28.5)	18.1 (0 to 41.5)	26.1 (0 to 58.5)	36.1 (0 to 78.5)	46.1 (0 to 98.5)	56.1 (0 to 118.5)	66.1 (0 to 138.5)	76.1 (0 to 158.5)	86.1 (0 to 178.5)	86.1 (0 to 178.5)	86.1 (0 to 178.5)	390
Chlamydial infection	0 (0 to 0)	0 (0 to 0)	0 (0 to 0)	0 (0 to 0)	0 (0 to 0)	0 (0 to 0)	0 (0 to 0)	0 (0 to 0)	0 (0 to 0)	0 (0 to 0)	0 (0 to 0)	0 (0 to 0)	0 (0 to 0)	0 (0 to 0)	0 (0 to 0)	0 (0 to 0)	0 (0 to 0)	0 (0 to 0)	0 (0 to 0)	0 (0 to 0)	0 (0 to 0)	0 (0 to 0)	0 (0 to 0)	0 (0 to 0)	0 (0 to 0)	0
Gonococcal infection	0 (0 to 0)	0 (0 to 0)	0 (0 to 0)	0 (0 to 0)	0 (0 to 0)	0 (0 to 0)	0 (0 to 0)	0 (0 to 0)	0 (0 to 0)	0 (0 to 0)	0 (0 to 0)	0 (0 to 0)	0 (0 to 0)	0 (0 to 0)	0 (0 to 0)	0 (0 to 0)	0 (0 to 0)	0 (0 to 0)	0 (0 to 0)	0 (0 to 0)	0 (0 to 0)	0 (0 to 0)	0 (0 to 0)	0 (0 to 0)	0 (0 to 0)	0
Trichomoniasis	0 (0 to 0)	0 (0 to 0)	0 (0 to 0)	0 (0 to 0)	0 (0 to 0)	0 (0 to 0)	0 (0 to 0)	0 (0 to 0)	0 (0 to 0)	0 (0 to 0)	0 (0 to 0)	0 (0 to 0)	0 (0 to 0)	0 (0 to 0)	0 (0 to 0)	0 (0 to 0)	0 (0 to 0)	0 (0 to 0)	0 (0 to 0)	0 (0 to 0)	0 (0 to 0)	0 (0 to 0)	0 (0 to 0)	0 (0 to 0)	0 (0 to 0)	0
Genital herpes	0 (0 to 0)	0 (0 to 0)	0 (0 to 0)	0 (0 to 0)	0 (0 to 0)	0 (0 to 0)	0 (0 to 0)	0 (0 to 0)	0 (0 to 0)	0 (0 to 0)	0 (0 to 0)	0 (0 to 0)	0 (0 to 0)	0 (0 to 0)	0 (0 to 0)	0 (0 to 0)	0 (0 to 0)	0 (0 to 0)	0 (0 to 0)	0 (0 to 0)	0 (0 to 0)	0 (0 to 0)	0 (0 to 0)	0 (0 to 0)	0 (0 to 0)	0
Other sexually transmitted infections	0 (0 to 0)	0 (0 to 0)	0 (0 to 0)	0 (0 to 0)	0 (0 to 0)	0 (0 to 0)	0 (0 to 0)	0 (0 to 0)	0 (0 to 0)	0 (0 to 0)	0 (0 to 0)	0 (0 to 0)	0 (0 to 0)	0 (0 to 0)	0 (0 to 0)	0 (0 to 0)	0 (0 to 0)	0 (0 to 0)	0 (0 to 0)	0 (0 to 0)	0 (0 to 0)	0 (0 to 0)	0 (0 to 0)	0 (0 to 0)	0 (0 to 0)	0
Respiratory infections and tuberculosis	19.6 (9.3 to 33.4)	19.6 (7.5 to 37.3)	106 (56 to 196)	289 (199 to 408)	220 (160 to 306)	216 (161 to 278)	228 (167 to 302)	236 (164 to 331)	243 (161 to 366)	260 (164 to 394)	287 (162 to 452)	360 (202 to 566)	486 (273 to 1,000)	706 (400 to 1,260)	1,060 (600 to 1,810)	1,560 (1,000 to 2,710)	2,170 (1,300 to 3,650)	3,020 (1,800 to 5,030)	3,920 (2,300 to 6,630)	4,820 (2,800 to 8,230)	5,720 (3,300 to 9,830)	6,620 (3,800 to 11,400)	7,520 (4,300 to 12,900)	1,290 (1,290 to 1,290)	44,000
Tuberculosis	0 (0 to 0)	0 (0 to 0)	0.6 (0.5 to 0.8)	0.6 (0.7 to 1.1)	0.4 (0.2 to 0.6)	0.4 (0.3 to 0.6)	1.7 (1.1 to 2.6)	5.1 (3.4 to 8.5)	13.3 (8.3 to 21.6)	30.2 (19.5 to 47.1)	63 (39.9 to 97.3)	121.2 (77.9 to 183.5)	220.1 (141.1 to 331.1)	361.1 (231.1 to 543.1)	561.1 (361.1 to 841.1)	841.1 (541.1 to 1,260)	1,220 (781.1 to 1,830)	1,720 (1,100 to 2,580)	2,220 (1,420 to 3,330)	2,720 (1,740 to 4,080)	3,220 (2,060 to 4,830)	3,720 (2,380 to 5,580)	4,220 (2,700 to 6,330)	1,290 (1,290 to 1,290)	1,350
Latent tuberculosis infection	0 (0 to 0)	0 (0 to 0)	0 (0 to 0)	0 (0 to 0)	0 (0 to 0)	0 (0 to 0)	0 (0 to 0)	0 (0 to 0)	0 (0 to 0)	0 (0 to 0)	0 (0 to 0)	0 (0 to 0)	0 (0 to 0)	0 (0 to 0)	0 (0 to 0)	0 (0 to 0)	0 (0 to 0)	0 (0 to 0)	0 (0 to 0)	0 (0 to 0)	0 (0 to 0)	0 (0 to 0)	0 (0 to 0)	0 (0 to 0)	0 (0 to 0)	0
Active tuberculosis	0 (0 to 0)	0 (0 to 0)	0.6 (0.5 to 0.8)	0.6 (0.7 to 1.1)	0.4 (0.2 to 0.6)	0.4 (0.3 to 0.6)	1.7 (1.1 to 2.6)	5.1 (3.4 to 8.5)	13.3 (8.3 to 21.6)	30.2 (19.5 to 47.1)	63 (39.9 to 97.3)	121.2 (77.9 to 183.5)	220.1 (141.1 to 331.1)	361.1 (231.1 to 543.1)	561.1 (361.1 to 841.1)	841.1 (541.1 to 1,260)	1,220 (781.1 to 1,830)	1,720 (1,100 to 2,580)	2,220 (1,420 to 3,330)	2,720 (1,740 to 4,080)	3,220 (2,060 to 4,830)	3,720 (2,380 to 5,580)	4,220 (2,700 to 6,330)	1,290 (1,290 to 1,290)	1,350
Drug-susceptible Tuberculosis	0 (0 to 0)	0 (0 to 0)	0.6 (0.5 to 0.8)	0.6 (0.7 to 1.1)	0.4 (0.2 to 0.6)	0.4 (0.3 to 0.6)	1.7 (1.1 to 2.6)	5.1 (3.4 to 8.5)	13.3 (8.3 to 21.6)	30.2 (19.5 to 47.1)	63 (39.9 to 97.3)	121.2 (77.9 to 183.5)	220.1 (141.1 to 331.1)	361.1 (231.1 to 543.1)	561.1 (361.1 to 841.1)	841.1 (541.1 to 1,260)	1,220 (781.1 to 1,830)	1,720 (1,100 to 2,580)	2,220 (1,420 to 3,330)	2,720 (1,740 to 4,080)	3,220 (2,060 to 4,830)	3,720 (2,380 to 5,580)	4,220 (2,700 to 6,330)	1,290 (1,290 to 1,290)	1,350
Multidrug-resistant tuberculosis without extensive drug-resistan	0 (0 to 0)	0 (0 to 0)	0 (0 to 0)	0 (0 to 0)	0 (0 to 0)	0 (0 to 0)	0 (0 to 0)	0 (0 to 0)	0 (0 to 0)	0 (0 to 0)	0 (0 to 0)	0 (0 to 0)	0 (0 to 0)	0 (0 to 0)	0 (0 to 0)	0 (0 to 0)	0 (0 to 0)	0 (0 to 0)	0 (0 to 0)	0 (0 to 0)	0 (0 to 0)	0 (0 to 0)	0 (0 to 0)	0 (0 to 0)	0 (0 to 0)	0
Extensively drug-resistant tuberculosis	0 (0 to 0)	0 (0 to 0)	0 (0 to 0)	0 (0 to 0)	0 (0 to 0)	0 (0 to 0)	0 (0 to 0)	0 (0 to 0)	0 (0 to 0)	0 (0 to 0)	0 (0 to 0)	0 (0 to 0)	0 (0 to 0)	0 (0 to 0)	0 (0 to 0)	0 (0 to 0)	0 (0 to 0)	0 (0 to 0)	0 (0 to 0)	0 (0 to 0)	0 (0 to 0)	0 (0 to 0)	0 (0 to 0)	0 (0 to 0)	0 (0 to 0)	0
Lower respiratory infections	9.3 (4.9 to 15.6)	13.6 (6.9 to 19.2)	107 (57 to 188)	198 (119 to 293)	62.6 (36.6 to 97.3)	47.2 (28.6 to 67.3)	42.7 (26.1 to 63.5)	39.1 (24.6 to 56.4)	37.4 (24.6 to 51.3)	36.6 (24.1 to 50.3)	38.1 (25.1 to 52.3)	39.7 (26.1 to 54.5)	42.2 (27.4 to 58.2)	45.6 (29.6 to 62.9)	49.6 (32.2 to 68.5)	54.1 (35.1 to 74.7)	59.1 (38.4 to 81.6)	64.6 (41.9 to 89.2)	70.6 (45.8 to 97.5)	77.1 (50 to 106.5)	84.1 (54.6 to 116.1)	91.6 (59.4 to 126.5)	99.6 (64.6 to 137.5)	7,290 (5,290 to 10,900)	8,270 (6,000 to 12,400)	7,290 (5,600 to 9,110)	3,640 (2,600 to 4,590)	1,220 (871 to 1,530)	39,200
Upper respiratory infections	0.3 (0.1 to 0.6)	1.6 (0.6 to 3.1)	29.9 (14.1 to 54.1)	194 (104 to 317)	108 (59 to 166)	168 (89 to 266)	185 (99 to 294)	196 (99 to 320)	205 (93 to 362)	223 (96 to 402)	249 (97 to 464)	321 (124 to 604)	444 (172 to 1,000)	664 (260 to 1,260)	1,000 (400 to 1,810)	1,500 (600 to 2,710)	2,110 (800 to 3,650)	2,970 (1,100 to 5,030)	3,870 (1,400 to 6,630)	4,770 (1,800 to 8,230)	5,670 (2,100 to 9,830)	6,570 (2,500 to 11,400)	7,470 (2,800 to 12,900)	1,290 (1,290 to 1,290)	44,000
Otitis media	0 (0 to 0)	0 (0 to 0)	0.3 (0.3 to 0.3)	0.3 (0.7 to 0.8)	0.3 (0.3 to 0.3)	28.4 (19.9 to 39.6)	27.7 (18.4 to 39.5)	27.4 (18.9 to 39.5)	27.3 (17.2 to 39.7)	27.3 (17.3 to 39.3)	27.3 (16.4 to 41.4)	27.3 (16.3 to 41.2)	27.3 (16.4 to 41.4)	27.3 (16.3 to 41.2)	27.3 (16.4 to 41.4)	27.3 (16.3 to 41.2)	27.3 (16.4 to 41.4)	27.3 (16.3 to 41.2)	27.3 (16.4 to 41.4)	27.3 (16.3 to 41.2)	27.3 (16.4 to 41.4)	27.3 (16.3 to 41.2)	27.3 (16.4 to 41.4)	27.3 (16.3 to 41.2)	3
Epiglottitis	0 (0 to 13.4)	0 (0 to 13.4)	0 (0 to 13.4)



Benign prostatic hyperplasia	0 (0 to 0)	0 (0 to 0)	0 (0 to 0)	0 (0 to 0)	0 (0 to 0)	0 (0 to 0)	0 (0 to 0)	0 (0 to 0)	0 (0 to 0)	0 (0 to 0)	0 (0 to 0)	0 (0 to 0)	0.7 (0.3 to 1.4)	4 (0.9 to 14.6)	39.3 (12.1 to 97.4)	89.4 (42.9 to 186)	155 (96.9 to 235)	241 (186 to 308)	439 (339 to 713)	263 (186 to 577)	178 (97.6 to 277)	66.1 (36.9 to 106)	18.9 (9.6 to 27)	3.1 (1.6 to 5.2)	1,700
Male infertility	0 (0 to 0)	0 (0 to 0)	0 (0 to 0)	0 (0 to 0)	0 (0 to 0)	0 (0 to 0)	0 (0 to 0)	0 (0 to 0)	0 (0 to 0)	0 (0 to 0)	0 (0 to 0)	0 (0 to 0)	0 (0 to 0)	0 (0 to 0)	0 (0 to 0)	0 (0 to 0)	0 (0 to 0)	0 (0 to 0)	0 (0 to 0)	0 (0 to 0)	0 (0 to 0)	0 (0 to 0)	0 (0 to 0)	0 (0 to 0)	0
Other urinary diseases	0.6 (0.1 to 0.6)	0.5 (0.1 to 0.6)	0.8 (0.5 to 1.4)	3.6 (2.5 to 4)	3.7 (1.6 to 3.8)	2.4 (1.4 to 3.6)	2.5 (1.4 to 3.6)	1.9 (1.3 to 2.7)	2.6 (1.7 to 3.8)	2.2 (1.2 to 3.2)	5 (2.3 to 9.2)	7.1 (3.2 to 12.4)	9.6 (4.7 to 19.8)	18.9 (8.4 to 39.2)	29.5 (12.9 to 54.7)	23.2 (7.9 to 37)	12.5 (7.2 to 21)	16.5 (9.3 to 28.7)	29.3 (11.1 to 54.9)	28.4 (17.8 to 47.8)	22.5 (11.7 to 42.4)	19.2 (9.9 to 34.2)	9.8 (4.7 to 19)	3.4 (1.7 to 6.1)	215
Gynecological diseases	0 (0 to 0)	0 (0 to 0)	0 (0 to 0)	0 (0 to 0)	0 (0 to 0)	0 (0 to 0)	0 (0 to 0)	0 (0 to 0)	0 (0 to 0)	0 (0 to 0)	0 (0 to 0)	0 (0 to 0)	0 (0 to 0)	0 (0 to 0)	0 (0 to 0)	0 (0 to 0)	0 (0 to 0)	0 (0 to 0)	0 (0 to 0)	0 (0 to 0)	0 (0 to 0)	0 (0 to 0)	0 (0 to 0)	0 (0 to 0)	0 (0 to 0)	0
Uterine fibroids	0 (0 to 0)	0 (0 to 0)	0 (0 to 0)	0 (0 to 0)	0 (0 to 0)	0 (0 to 0)	0 (0 to 0)	0 (0 to 0)	0 (0 to 0)	0 (0 to 0)	0 (0 to 0)	0 (0 to 0)	0 (0 to 0)	0 (0 to 0)	0 (0 to 0)	0 (0 to 0)	0 (0 to 0)	0 (0 to 0)	0 (0 to 0)	0 (0 to 0)	0 (0 to 0)	0 (0 to 0)	0 (0 to 0)	0 (0 to 0)	0
Polycystic ovarian syndrome	–	–	–	–	–	–	–	–	–	–	–	–	–	–	–	–	–	–	–	–	–	–	–	–	NA
Female infertility	–	–	–	–	–	–	–	–	–	–	–	–	–	–	–	–	–	–	–	–	–	–	–	–	NA
Endometriosis	–	–	–	–	–	–	–	–	–	–	–	–	–	–	–	–	–	–	–	–	–	–	–	–	NA
Genital prolapse	0 (0 to 0)	0 (0 to 0)	0 (0 to 0)	0 (0 to 0)	0 (0 to 0)	0 (0 to 0)	0 (0 to 0)	0 (0 to 0)	0 (0 to 0)	0 (0 to 0)	0 (0 to 0)	0 (0 to 0)	0 (0 to 0)	0 (0 to 0)	0 (0 to 0)	0 (0 to 0)	0 (0 to 0)	0 (0 to 0)	0 (0 to 0)	0 (0 to 0)	0 (0 to 0)	0 (0 to 0)	0 (0 to 0)	0 (0 to 0)	0
Premenstrual syndrome	–	–	–	–	–	–	–	–	–	–	–	–	–	–	–	–	–	–	–	–	–	–	–	–	NA
Other gynecological diseases	0 (0 to 0)	0 (0 to 0)	0 (0 to 0)	0 (0 to 0)	0 (0 to 0)	0 (0 to 0)	0 (0 to 0)	0 (0 to 0)	0 (0 to 0)	0 (0 to 0)	0 (0 to 0)	0 (0 to 0)	0 (0 to 0)	0 (0 to 0)	0 (0 to 0)	0 (0 to 0)	0 (0 to 0)	0 (0 to 0)	0 (0 to 0)	0 (0 to 0)	0 (0 to 0)	0 (0 to 0)	0 (0 to 0)	0 (0 to 0)	0 (0 to 0)	0
Hemoglobinopathies and hemolytic anemias	0.2 (0.1 to 0.3)	0.6 (0.3 to 2.2)	4.6 (1.9 to 11.1)	13.3 (5.2 to 29.4)	17.7 (7.1 to 38.6)	19.2 (8.5 to 39.7)	12.9 (4.6 to 28.6)	9.6 (3.4 to 19)	8.4 (3.4 to 18)	6.7 (2.6 to 14)	8.3 (3.2 to 17)	10.6 (3.3 to 27)	15.3 (7.3 to 28.6)	27.6 (10.9 to 49.9)	32.6 (12.3 to 61.9)	22.2 (10.6 to 40.6)	11.1 (7.4 to 17.3)	36 (17.4 to 71.3)	17.4 (9.8 to 33.3)	16.8 (8.9 to 30.1)	16.7 (8.9 to 28.1)	16.1 (8.2 to 28.6)	7.6 (3.5 to 13.5)	2.6 (1.1 to 4.8)	621
Thalassemias	0.2 (0.1 to 0.3)	0.2 (0.1 to 0.3)	2.9 (1.6 to 5.6)	5.7 (3.1 to 9)	6 (3.5 to 7.7)	6.8 (4.9 to 9.7)	4.6 (3.2 to 6.7)	5 (3.3 to 7.5)	3.6 (1.6 to 6)	1.7 (1.1 to 2.7)	1.7 (1.1 to 2.7)	0.9 (0.4 to 1.6)	0.4 (0.2 to 0.8)	0.2 (0.1 to 0.5)	0.1 (0.1 to 0.2)	0 (0 to 0.1)	0 (0 to 0.1)	0 (0 to 0.1)	0 (0 to 0.1)	0 (0 to 0.1)	0 (0 to 0.1)	0 (0 to 0.1)	0 (0 to 0.1)	0 (0 to 0.1)	39.2
Thalassemias trait	0 (0 to 0.1)	0.4 (0.1 to 1)	1 (0 to 4.2)	2.7 (0.7 to 9.4)	4.2 (0.9 to 13)	3.6 (0.7 to 9.7)	1.4 (0.3 to 4)	0.8 (0.2 to 2.6)	0.8 (0.2 to 2.5)	0.9 (0.2 to 2.6)	0.9 (0.2 to 2.6)	1.2 (0.1 to 4.6)	1.8 (0.1 to 7.2)	2.6 (0.2 to 9.8)	2.4 (0.2 to 9.2)	2.9 (0.3 to 10.3)	3.8 (0.5 to 13.5)	6.6 (0.9 to 21.8)	8 (1.3 to 26.4)	4.6 (1.2 to 24.2)	3.1 (1.1 to 11.3)	1.7 (0.4 to 6.3)	0.5 (0.1 to 1.8)	70.6
Sickle cell disorders	0 (0 to 0)	0 (0 to 0)	0 (0 to 0.1)	0 (0 to 0.2)	0 (0 to 0.2)	0 (0 to 0.1)	0.1 (0 to 0.2)	0.2 (0 to 0.5)	0.1 (0 to 0.3)	0.2 (0 to 0.5)	0.2 (0 to 0.5)	0.2 (0 to 0.5)	0.3 (0 to 0.7)	0.3 (0 to 0.9)	0.1 (0 to 0.5)	0.1 (0 to 0.4)	0.1 (0 to 0.3)	0.1 (0 to 0.5)	0 (0 to 0.3)	0 (0 to 0.2)	0 (0 to 0.3)	0 (0 to 0.2)	0 (0 to 0.1)	0 (0 to 0.1)	1.6
Sickle cell trait	0 (0 to 0)	0 (0 to 0.1)	0.3 (0 to 0.6)	0.3 (0 to 0.8)	0.3 (0 to 0.8)	0.2 (0 to 0.7)	0.2 (0 to 0.7)	0.1 (0 to 0.5)	0.1 (0 to 0.4)	0.2 (0 to 0.5)	0.2 (0 to 0.5)	0.2 (0 to 0.5)	0.2 (0 to 0.5)	0.4 (0 to 1.1)	0.2 (0 to 0.7)	0.2 (0 to 0.6)	0.1 (0 to 0.4)	0.2 (0 to 0.6)	0.1 (0 to 0.4)	0.1 (0 to 0.4)	0.1 (0 to 0.4)	0.2 (0 to 0.7)	0.1 (0 to 0.4)	0 (0 to 0.1)	9.7
G6PD deficiency	0 (0 to 0)	0 (0 to 0)	0 (0 to 0)	0 (0 to 0)	0 (0 to 0.1)	0.1 (0 to 0.2)	0.2 (0 to 0.6)	0.2 (0 to 0.6)	0.1 (0 to 0.4)	0.1 (0 to 0.4)	0.2 (0 to 0.6)	0.2 (0 to 0.6)	0.3 (0 to 0.8)	0.4 (0 to 1.2)	0.2 (0 to 0.8)	0.1 (0 to 0.4)	0.1 (0 to 0.3)	0.1 (0 to 0.4)	0.1 (0 to 0.3)	0.1 (0 to 0.3)	0.1 (0 to 0.3)	0.1 (0 to 0.4)	0.1 (0 to 0.3)	0 (0 to 0.1)	19.5
G6PD trait	0 (0 to 0)	0 (0 to 0)	0 (0 to 0)	0 (0 to 0)	0 (0 to 0)	0 (0 to 0)	0 (0 to 0)	0 (0 to 0)	0 (0 to 0)	0 (0 to 0)	0 (0 to 0)	0 (0 to 0)	0 (0 to 0)	0 (0 to 0)	0 (0 to 0)	0 (0 to 0)	0 (0 to 0)	0 (0 to 0)	0 (0 to 0)	0 (0 to 0)	0 (0 to 0)	0 (0 to 0)	0 (0 to 0)	0 (0 to 0)	0 (0 to 0)	0
Other hemoglobinopathies and hemolytic anemias	0.3 (0 to 0.3)	0.3 (0 to 0.8)	3.1 (0.7 to 11.9)	9.6 (2 to 26)	9.4 (2.1 to 19.1)	6.1 (0.3 to 19.6)	3.3 (0 to 12.6)	3.5 (0 to 11.7)	4.7 (1 to 16)	6.6 (2 to 18.5)	10.8 (4.6 to 28.6)	13.7 (7.7 to 24.7)	17.5 (9.7 to 29)	17.5 (10.6 to 29.6)	9.8 (4.2 to 19.2)	7.5 (2.6 to 16.9)	4.1 (1.2 to 9.4)	2.9 (0.9 to 6.5)	2.2 (0.7 to 7.4)	1.6 (0.5 to 5.2)	1.2 (0.4 to 3.5)	0.6 (0.2 to 1.7)	0.2 (0.1 to 0.5)	0.1 (0 to 0.3)	498
Endocrine, metabolic, blood, and immune disorders	10.4 (6.7 to 14.9)	11.8 (6.7 to 17.9)	26 (15.1 to 39.2)	105 (61.2 to 159)	171 (96 to 256)	211 (116 to 316)	174 (96 to 263)	158 (86 to 242)	168 (92 to 256)	168 (92 to 256)	204 (111 to 309)	264 (144 to 400)	369 (198 to 560)	374 (196 to 570)	388 (203 to 591)	377 (197 to 574)	364 (190 to 554)	388 (203 to 591)	423 (221 to 644)	413 (216 to 629)	397 (208 to 605)	384 (201 to 585)	370 (194 to 564)	353 (185 to 538)	178 (93 to 271)	6,430
Oral disorders	0 (0 to 0)	0 (0 to 0)	0.3 (0.1 to 0.8)	0.9 (0.2 to 2.1)	0.9 (0.2 to 2.2)	1.1 (0.2 to 3.1)	0.7 (0.1 to 1.9)	0.6 (0.1 to 1.7)	0.6 (0.1 to 1.6)	0.6 (0.1 to 1.6)	0.6 (0.1 to 1.6)	0.6 (0.1 to 1.6)	0.6 (0.1 to 1.6)	0.6 (0.1 to 1.6)	0.6 (0.1 to 1.6)	0.6 (0.1 to 1.6)	0.6 (0.1 to 1.6)	0.6 (0.1 to 1.6)	0.6 (0.1 to 1.6)	0.6 (0.1 to 1.6)	0.6 (0.1 to 1.6)	0.6 (0.1 to 1.6)	0.6 (0.1 to 1.6)	0.6 (0.1 to 1.6)	13,900
Caries of deciduous teeth	0 (0 to 0)	0 (0 to 0)	13.6 (9.5 to 20.5)	19.2 (12.9 to 28.5)	1.1 (0.2 to 3.1)	0.1 (0.2 to 0.1)	0 (0 to 0)	0 (0 to 0)	0 (0 to 0)	0 (0 to 0)	0 (0 to 0)	0 (0 to 0)	0 (0 to 0)	0 (0 to 0)	0 (0 to 0)	0 (0 to 0)	0 (0 to 0)	0 (0 to 0)	0 (0 to 0)	0 (0 to 0)	0 (0 to 0)	0 (0 to 0)	0 (0 to 0)	0 (0 to 0)	0 (0 to 0)	34.4
Caries of permanent teeth	0 (0 to 0)	0 (0 to 0)	7.6 (4.1 to 12.4)	7.6 (4.3 to 11.6)	30.3 (17.2 to 48.9)	42.9 (17.4 to 81.9)	32.4 (12.1 to 70.6)	30.1 (11.4 to 67.3)	27.1 (10.7 to 59.5)	27.1 (10.7 to 59.5)	32.3 (13.1 to 70.6)	47.9 (19.4 to 102)	72.9 (29.4 to 156)	91.8 (29.5 to 198)	57 (19.3 to 113)	59.5 (19.4 to 109)	52.6 (20.6 to 109)	52.1 (20.6 to 109)	39.7 (14.7 to 79.2)	22.4 (9.6 to 44.1)	9.6 (3.7 to 20.4)	3 (1.1 to 6.7)	0.6 (0.2 to 1.4)	782
Periodontal diseases	0 (0 to 0)	0 (0 to 0)	0 (0 to 0)	0 (0 to 0)	0 (0 to 0)	0.6 (0 to 1.6)	3.2 (1.2 to 7.6)	10.8 (5 to 18)	43 (12.9 to 89.8)	89.8 (29.4 to 188)	186 (60.2 to 372)	322 (109 to 711)	520 (188 to 1,280)	680 (188 to 1,680)	695 (180 to 1,650)	639 (180 to 1,650)	597 (167 to 1,627)	659 (183 to 1,779)	582 (172 to 1,627)	378 (112 to 1,189)	172 (69.1 to 396)	286 (89.5 to 771)	81.6 (29.5 to 177)	29.2 (10.2 to 69.6)	3,760
Other oral disorders	0 (0 to 0)	0 (0 to 0)	27.9 (21.6 to 35.3)	39.1 (29.9 to 50.7)	40.6 (30.2 to 52.3)	48.6 (36.4 to 64.1)	49.3 (36.4 to 65.2)	49.4 (36.4 to 65.2)	53.2 (39.7 to 70.1)	53.2 (39.7 to 70.1)	53.2 (39.7 to 70.1)	53.2 (39.7 to 70.1)	53.2 (39.7 to 70.1)	53.2 (39.7 to 70.1)	53.2 (39.7 to 70.1)	53.2 (39.7 to 70.1)	53.2 (39.7 to 70.1)	53.2 (39.7 to 70.1)	53.2 (39.7 to 70.1)	53.2 (39.7 to 70.1)	53.2 (39.7 to 70.1)	53.2 (39.7 to 70.1)	53.2 (39.7 to 70.1)	53.2 (39.7 to 70.1)	1,660
Sudden infant death syndrome	203 (125 to 313)	–	–	–	–	–	–	–	–	–	–	–	–	–	–	–	–	–	–	–	–	–	–	–	NA
Injuries	19.3 (10.6 to 30.7)	13.8 (9.5 to 17.9)	297 (186 to 348)	926 (532 to 983)	997 (476 to 972)	752 (460 to 960)	2,670 (1,350 to 3,040)	5,160 (3,020 to 6,200)	4,260 (3,020 to 4,990)	5,260 (4,640 to 6,040)	9,810 (6,020 to 8,630)	8,820 (5,780 to 8,130)	8,820 (7,330 to 10,500)	8,760 (6,460 to 9,470)	7,910 (5,410 to 8,230)	6,760 (5,220 to 7,810)	6,260 (5,220 to 7,810)	7,190 (5,660 to 8,770)	7,960 (6,520 to 9,740)	7,370 (5,070 to 9,090)	5,480 (3,480 to 6,890)	3,330 (2,160 to 4,000)	1,440 (1,160 to 1,760)	472 (326 to 569)	99,200
Transport injuries	0.6 (0.2 to 0.6)	0.6 (0.3 to 0.7)	13 (9.3 to 17.9)	106 (77.3 to 152)	106 (77.9 to 139)	106 (69.1 to 156)	776 (566 to 897)	1,090 (862 to 1,260)	1,090 (947 to 1,260)	992 (820 to 1,190)	993 (820 to 1,190)	996 (820 to 1,190)	1,200 (936 to 1,200)	1,200 (936 to 1,200)	1,200 (787 to 1,760)	1,200 (644 to 1,760)	1,200 (787 to 1,760)	1,200 (644 to 1,760)	1,200 (787 to 1,760)	1,200 (649 to 1,760)	1,200 (649 to 1,760)	1,200 (649 to 1,760)	1,200 (649 to 1,760)	1,200 (649 to 1,760)	12,200
Road injuries	0.2 (0.2 to 0.3)	0.4 (0.2 to 0.6)	11.6 (7.6 to 16.7)	99.6 (68.6 to 139)	107 (72.6 to 151)	107 (72.6 to 151)	626 (399 to 869)	1,090 (827 to 1,270)	1,090 (920 to 1,270)	1,090 (1,090 to 1,270)	1,090 (1,090 to 1,270)	1,090 (1,090 to 1,270)	1,200 (1,140 to 1,400)	1,200 (1,140 to 1,400)	1,200 (728 to 1,860)	1,200 (679 to 1,860)	1,200 (921 to 1,860)	1,200 (663 to 1,860)	1,200 (697 to 1,830)	777 (432 to 1,630)	598 (426 to 1,078)	264 (209 to 320)	86.6 (68.2 to 106)	17.6 (13.4 to 21.7)	11,100
Pedestrian road injuries	0.1 (0.1 to 0.2)	0.1 (0.1 to 0.1)	1.8 (1.6 to 2.6)	15.1 (12.7 to 20.3)	16.2 (13.7 to 22.6)	16.2 (13.7 to 22.6)	94.9 (79.4 to 132)	165 (79.4 to 233)	165 (79.4 to 233)	165 (79.4 to 233)	165 (79.4 to 233)	165 (79.4 to 233)	182 (153 to 191)	182 (153 to 191)	182 (153 to 191)	182 (153 to 191)	182 (153 to 191)	182 (153 to 191)	182 (153 to 191)	118 (73.1 to 175)	90.7 (72.1 to 135)	40.2 (35.5 to 47.5)	13.1 (11.6 to 15.5)	2.7 (2.4 to 3.2)	2,610
Cyclist road injuries	0 (0 to 0)	0 (0 to 0)	0.2 (0.1 to 0.4)	2.3 (1.3 to 4)	2.4 (1.3 to 4.2)	2.4 (1.3 to 4.2)	14.2 (7.5 to 24.6)	24.8 (14.1 to 39.4)	24.8 (14.1 to 39.4)	24.8 (14.1 to 39.4)	24.8 (14.1 to 39.4)	24.8 (14.1 to 39.4)	27.3 (21.7 to 29.1)	27.3 (21.7 to 29.1)	27.3 (17.7 to 42.5)	27.3 (15.7 to 42.5)	27.3 (17.7 to 42.5)	27.3 (15.7 to 42.5)	27.3 (17.7 to 42.5)	17.7 (10.7 to 26.2)	13.6 (10.7 to 20.2)	6.1 (5.3 to 7.1)	2 (1.8 to 2.4)	0.4 (0.3 to 0.5)	392
Motorcyclist road injuries	0 (0 to 0)	0 (0 to 0.1)	0.3 (0.2 to 0.5)	2.3 (1.5 to 3.2)	2.5 (1.6 to 3.7)	1.5 (0.9 to 2.6)	9.2 (5.2 to 16.2)	16.1 (9.2 to 28.4)	16.1 (9.2 to 28.4)	16.1 (9.2 to 28.4)	16.1 (9.2 to 28.4)	16.1 (9.2 to 28.4)	17.7 (14.1 to 18.9)	17.7 (14.1 to 18.9)	17.7 (11.5 to 27.6)	17.7 (10.2 to 27.6)	17.7 (11.5 to 27.6)	17.7 (10.2 to 27.6)	17.7 (11.5 to 27.6)	11.5 (6.9 to 17)	8.8 (6.9 to 13.1)	3.9 (3.4 to 4.6)	1.3 (1.2 to 1.5)	0.3 (0.2 to 0.3)	254
Motor vehicle road injuries	0.1 (0.1 to 0.1)	0.2 (0.1 to 0.3)	4.5 (2.9 to 6.7)	23.4 (15.9 to 33)	21.6 (13.6 to 29.5)	21.6 (13.6 to 29.5)	268 (200 to 361)	501 (361 to 686)	318 (242 to 396)	318 (242 to 396)	318 (242 to 396)	318 (242 to 396)	353 (263 to 432)	353 (263 to 432)	353 (224 to 496)	353 (196 to 496)	353 (224 to 496)	353 (196 to 496)	353 (224 to 496)	353 (196 to 513)	353 (196 to 496)	212 (107 to 296)	107 (47.1 to 150)	19 (8.9 to 31.9)	4.6 (3.4 to 6.1)	3,660
Other road injuries	0 (0 to 0)	0 (0 to 0.2)	1.8 (1.1 to 2.8)	1.8 (1.1 to 2.8)	1.4 (0.8 to 2.2)	1.4 (0.8 to 2.2)	2.2 (1.3 to 3.5)	3.6 (2.4 to 5.1)	4.2 (2.4 to 6.1)	2.4 (1.5 to 3.5)	6.6 (2.4 to 11.2)	7.2 (2.4 to 14.1)	9.4 (6.6 to 12.1)	9.4 (6.6 to 12.1)	6.7 (4.3 to 10.1)	7.3 (4.3 to 10.1)	6.7 (4.3 to 10.1)	9.4 (4.3 to 12.1)	6.7 (4.3 to 10.1)	4.3 (2.4 to 6.7)	2.4 (1.5 to 3.5)	0.9 (0.5 to 1.2)	0.2 (0.1 to 0.3)	99.7
Other transport injuries	0.5 (0.3 to 0.5)	0.1 (0.1 to 0.2)	10.4 (6.1 to 16.2)	69.3 (41.9 to 111)	77.6 (46.1 to 118)	77.6 (46.1 to 118)	324 (197.7 to 494)	531 (321.7 to 811)	531 (321.7 to 811)	531 (321.7 to 811)	531 (321.7 to 811)	531 (321.7 to 811)	563.1 (343 to 859)	563.1 (343 to 859)	563.1 (343 to 859)	563.1 (343 to 859)	563.1 (343 to 859)	563.1 (343 to 859)	563.1 (343 to 859)	563.1 (343 to 859)	563.1 (343 to 859)	563.1 (343 to 859)	563.1 (343 to 859)	563.1 (343 to 859)	563.1 (343 to 859)	1,100
Unintentional injuries	0.3 (0.2 to 0.4)	1.1 (0.7 to 1.6)	88 (56.3 to 128)	466 (298 to 686)	470 (283 to 686)	470 (283 to 686)	2,590 (1,540 to 3,630)	4,770 (3,020 to 6,630)	3,880 (2,630 to 5,240)	4,720 (3,020 to 6,630)	8,770 (5,620 to 12,200)	7,730 (4,780 to 10,600)	7,730 (4,780 to 10,600)	7,730 (4,660 to 10,600)	6,670 (4,660 to 9,220)	5,630 (3,630 to 7,770)	5,630 (3,630 to 7,770)	6,470 (4,660 to 8,770)	6,470 (3,630 to 9,020)	6,470 (4,660 to 8,770)	4,480 (2,780 to 6,380)	2,790 (1,670 to 3,970)	1,270 (1,020 to 1,560)	378 (268 to 464)	89,700
Falls	0.3 (0.2 to 0.4)	0.4 (0.3 to 0.6)	7.9 (4.7 to 21.6)	61.1 (44.9 to 81.1)	69.3 (38.6 to 119)	69.3 (38.6 to 119)	369 (189 to 392)	622 (297 to 946)	469 (241 to 661)	469 (429 to 790)	779 (429 to 1,370)	779 (429 to 1,370)	1,200 (772 to 1,460)	1,200 (1,060 to 1,910)	1,200 (1,200 to 1,800)	1,200 (1,130 to 1,910)	1,200 (1,060 to 2,030)	1,200 (1,130 to 1,910)	1,200 (1,060 to 2,030)	1,200 (1,200 to 3,300)	1,200 (1,060 to 3,110)	1,200 (1,200 to 2,040)	1,200 (1,060 to 1,910)	1,200 (1,200 to 2,040)	22,200
Drowning	0.2 (0.1 to 0.3)	0.2 (0.1 to 0.3)	4.4 (2.7 to 7.3)	70.7 (42.1 to 91.4)	70.7 (43.6 to 97.4)	70.7 (43.6 to 97.4)	312 (189 to 394)	591 (369 to 739)	591 (369 to 739)	591 (369 to 739)	591 (369 to 739)	591 (369 to 739)	591 (369 to 739)	591 (369 to 739)	591 (369 to 739)	591 (369 to 739)	591 (369 to 739)	591 (369 to 739)	591 (369 to 739)	591 (369 to 739)	591 (369 to 739)	591 (369 to 739)	591 (369 to 739)	591 (369 to 739)	5,660
Fire, heat, and hot substances	0.1 (0.1 to 0.2)	0.2 (0.2 to 0.3)	4.4 (2.9 to 6.2)	27.1 (21.1 to 37.1)	28.6 (20.5 to 40.8)	28.6 (20.5 to 40.8)	212 (151 to 294)	212 (151 to 294)	212 (151 to 294)	212 (151 to 294)	212 (151 to 294)	212 (151 to 294)	212 (151 to 294)	212 (151 to 294)	212 (151 to 294)	212 (151 to 294)	212 (151 to 294)	212 (151 to 294)	212 (151 to 294)	212 (151 to 294)	212 (151 to 294)	212 (151 to 294)	212 (151 to 294)	212 (151 to 294)	212 (151 to 294)	3,290
Poisonings	0.2 (0 to 0.1)	0.2 (0.1 to 0.3)	0.9 (0.6 to 1.3)	6.5 (3.9 to 10.3)	12.2 (6.5 to 18.8)	19.1 (9.6 to 31.2)	29.3 (17.3 to 39.8)	43.8 (20.5 to 58.1)	37.7 (20.5 to 52.4)	56.7 (39.1 to 68.3)	89.1 (43.4 to 79.1)	87.8 (51.3 to 98.7)	89.6 (67.2 to 116)	89.6 (67.2 to 116)	69.7 (50.3 to 88.6)	38 (29.7 to 54)	39.8 (29.7 to 54)	38 (29.6 to 51.9)	37.9 (29.7 to 54)	31.9 (22.3 to 43.6)	19.6 (13.6 to 28.3)	9.8 (7.1 to 13.3)	3.6 (2.5 to 4.7)	719
Poisoning by carbon monoxide	0 (0 to 0)	0 (0 to 0.1)	0.6 (0.4 to 0.9)	2.6 (1.7 to 4.3)	2.6 (2.3 to 5.3)	4.7 (1.1 to 9.7)	12.6 (8.4 to 21.9)	26 (19 to 36)	21.2 (21.6 to 42.2)	33.2 (20.7 to 42)	38.7 (26.6 to 51.7)	43.9 (21.5 to 66)	48.6 (42.6 to 62.2)	48.6 (29.4 to 66.4)	41.4 (29.4 to 66.4)	26 (19.6 to 37.6)	19.7 (13.2 to 29.6)	19.6 (11.7 to 27.1)	19.3 (13.6 to 29.6)	11.3 (8.1 to 19.6)	9.4 (3.7 to 15)	2.4 (1.5 to 3.4)	0.9 (0.6 to 1.2)	0.2 (0.1 to 0.3)	399
Poisoning by other means	0.2 (0 to 0)	0.3 (0 to 0.3)	4.3 (1.5 to 8.6)	9.6 (3.8 to 18.2)	11.4 (5.1 to 23.3)	13.7 (7.1 to 23.3)	19.8 (9.8 to 35.1)	39.6 (19.9 to 61.2)	16.5 (9.8 to 26.6)	16.5 (9.8 to 26.6)	16.5 (9.8 to 26.6)	16.5 (9.8 to 26.6)	19.4 (13.7 to 22.2)	19.4 (13.7 to 22.2)	19.4 (13.7 to 22.2)	19.4 (13.7 to 22.2)	19.4 (13.7 to 22.2)	19.4 (13.7 to 22.2)	19.4 (13.7 to 22.2)	14.3 (9.4 to 20.6)	20.6 (13.6 to 29.6)	14.3 (9.4 to 20.6)	7.4 (4.9 to 10.6)	2.6 (1.7 to 3.7)	378
Exposure to mechanical forces	0.1 (0 to 0.1)	0.2 (0 to 0.3)	1.6 (1.1 to 2.3)	2.9.5 (19.3 to 39.9)	34.2 (19.3 to 51.6)	66.2 (19.3 to 96)	96.2 (19.3 to 139)	167 (79.2 to 241)	207 (79.2 to 241)	219 (207 to 241)	431 (207 to 641)	569 (269 to 877)	775 (269 to 1,170)	625 (269 to 1,170)	691 (269 to 1,170)	576 (269 to 1,170)	192 (269 to 1,170)	621 (269 to 1,170)	999 (612 to 1,170)	827 (612 to 1,170)	533 (269 to 1,170)	279 (269 to 1,170)	104 (269 to 1,170)	29.2 (19.2 to 39.9)	9,610
Unintentional firearm injuries	0.1 (0 to 0)	0.1 (0 to 0)	0.2 (0.2 to 0.3)	1.3 (1.2 to 2.3)	1.4 (1.1 to 2.1)	1.4 (1.4 to 2.6)	2 (2 to 4.7)	2.4 (2.4 to 6.4)	2.4 (2.3 to 7.4)	2.4 (2.4 to 7.4)	2.4 (2.4 to 7.4)	2.4 (2.4 to 7.4)	2.4 (2.4 to 7.4)	2.4 (2.4 to 7.4)	2.4 (2.4 to 7.4)	2.4 (2.4 to 7.4)	2.4 (2.4 to 7.4)	2.4 (2.4 to 7.4)	2.4 (2.4 to 7.4)	2.4 (2.4 to 7.4)	2.4 (2.4 to 7.4)	2.4 (2.4 to 7.4)	2.4 (2.4 to 7.4)	2.4 (2.4 to 7.4)	165
Other exposure to mechanical forces	0.1 (0 to 0.1)	0.1 (0 to 0.3)	2.3 (1.6 to 3.4)	14.8 (9.3 to 24.3)	32.6 (14.9 to 68.6)	66.2 (9.3 to 146)	197 (107 to 277)	277 (173 to 427)	202 (173 to 277)	202 (173 to 277)	202 (173 to 277)	202 (173 to 277)	202 (173 to 277)	202 (173 to 277)	202 (173 to 277)	202 (173 to 277)	202 (173 to 277)	202 (173 to 277)	202 (173 to 277)	202 (173 to 277)	202 (173 to 277)	202 (173 to 277)	202 (173 to 277)	202 (173 to 277)	202 (173 to 277)	6,450
Adverse effects of medical treatment	0.6 (0.5 to 1.2)	1.4 (0.9 to 2)	17.8 (9.5 to 29.8)	139.7 (124 to 239.5)	131.9 (77.5 to 191.1)	59.7 (21 to 139)	59.7 (9.9 to 154.6)	54.7 (9.9 to 222.5)	59.1 (9.7 to 224.6)	77.7 (11.4 to 239.9)	39.2 (19.6 to 239.9)	38.6 (22 to 91.6)	39.6 (20.6 to 91.6)	39.6 (20.6 to 91.6)	46 (20.6 to 91.6)	39.6 (20.7 to 79.8)	39.6 (20.6 to 91.6)	39.7 (20.6 to 83.5)	39.6 (20.6 to 83.5)	104 (20.6 to 91.6)	178 (79.9 to 196)	39.6 (39.6 to 132)	47.1 (20.6 to 83.5)	31.5 (17.1 to 47.5)	832
Animal contact	0 (0 to 0)	0 (0 to 0.1)	0.5 (0.3 to 0.6)	3.7 (2.9 to 5.1)	4.2 (2.9 to 6)	3.9 (2.9 to 5.1)	12.6 (7.4 to 19)	12.6 (10.3 to 24.2)	7.2 (10.6 to 24.2)	7.2 (10.6 to 24.2)	7.2 (10.6 to 24.2)	7.2 (10.6 to 24.2)	8.3 (7.4 to 9.1)	8.3 (7.4 to 9.1)	40 (29.6 to 61)	39.7 (22.7 to 54.4)	39.7 (22.6 to 54.1)	42.6 (27.6 to 66)	42.6 (20.1 to 72.9)	42.6 (29.6 to 64.1)	39.6 (17.1 to 47.5)	19 (11.3 to 31.5)	5.6 (3.4 to 8.6)	1.9 (1.1 to 2.4)	692
Venomous animal contact	0 (0 to 0)	0 (0 to 0)	0.1 (0 to 0.2)	1.1 (1.1 to 1.1)	1.4 (1.1 to 1.4)	1.4 (1.1 to 1.4)	4.4 (4.4 to 7.7)	4.4 (4.4 to 7.7)	4.4 (4.4 to 7.7)	4.4 (4.4 to 7.7)	4.4 (4.4 to 7.7)	4.4 (4.4 to 7.7)	4.4 (4.4 to 7.7)	4.4 (4.4 to 7.7)	4.4 (4.4 to 7.7)	4.4 (4.4 to 7.7)	4.4 (4.4 to 7.7)	4.4 (4.4 to 7.7)	4.4 (4.4 to 7.7)	4.4 (4.4 to 7.7

SR Table 2a: Tokyo DALYS by cause and age group for males with 95% uncertainty intervals, 2019

Cause	Early Neonatal	Late Neonatal	Post Neonatal	1 to 4	5 to 9	10 to 14	15 to 19	20 to 24	25 to 29	30 to 34	35 to 39	40 to 44	45 to 49	50 to 54	55 to 59	60 to 64	65 to 69	70 to 74	75 to 79	80 to 84	85 to 89	90 to 94	95 plus	Total
All causes	1,360 (2,500 to 1,100)	1,060 (1,200 to 1,060)	4,660 (4,780 to 4,560)	6,390 (7,200 to 5,950)	10,600 (11,800 to 10,000)	12,200 (13,600 to 11,400)	16,700 (18,000 to 15,800)	24,300 (27,600 to 21,700)	41,400 (52,000 to 34,900)	61,300 (81,100 to 50,300)	84,200 (111,900 to 70,300)	112,000 (151,900 to 94,000)	155,900 (209,400 to 130,000)	205,000 (281,900 to 172,000)	257,000 (356,000 to 215,000)	327,000 (456,000 to 273,000)	399,000 (557,000 to 332,000)	470,000 (655,000 to 390,000)	539,000 (752,000 to 447,000)	612,000 (854,000 to 508,000)	694,000 (964,000 to 576,000)	796,000 (1,100,000 to 661,000)	1,000,000 (1,400,000 to 830,000)	1,400,000 (1,900,000 to 1,200,000)
Communicable, maternal, neonatal, and nutritional diseases	1,360 (1,370 to 1,370)	1,060 (939 to 1,060)	1,170 (1,060 to 1,280)	1,600 (1,390 to 2,000)	1,200 (993 to 2,000)	1,190 (899 to 1,960)	1,190 (1,170 to 1,220)	1,760 (1,380 to 2,360)	2,090 (1,570 to 2,890)	2,410 (1,860 to 3,150)	2,810 (2,270 to 3,670)	2,900 (2,370 to 3,670)	3,490 (2,890 to 4,390)	3,900 (3,100 to 4,890)	4,340 (3,520 to 5,550)	5,280 (4,210 to 6,770)	6,160 (4,930 to 7,980)	6,760 (5,310 to 8,720)	7,440 (5,810 to 9,600)	8,080 (6,250 to 10,600)	8,740 (6,650 to 11,600)	9,190 (6,900 to 12,400)	9,190 (6,900 to 12,400)	109,000 (82,100 to 146,000)
HIV/AIDS and sexually transmitted infections	0 (0 to 0)	0 (0 to 0)	29 (24 to 34)	152 (124 to 179)	114 (94 to 134)	64 (52 to 75)	131 (107 to 154)	784 (644 to 924)	1,940 (1,590 to 2,280)	3,490 (2,870 to 4,110)	5,180 (4,260 to 6,100)	6,980 (5,740 to 8,220)	9,170 (7,540 to 10,800)	11,100 (9,120 to 13,100)	12,600 (10,300 to 14,800)	13,900 (11,400 to 16,300)	14,600 (12,000 to 17,200)	14,900 (12,200 to 17,500)	14,900 (12,200 to 17,500)	14,900 (12,200 to 17,500)	14,900 (12,200 to 17,500)	14,900 (12,200 to 17,500)	14,900 (12,200 to 17,500)	1,140 (932 to 1,340)
HIV/AIDS	0 (0 to 0)	0 (0 to 0)	29 (24 to 34)	152 (124 to 179)	114 (94 to 134)	64 (52 to 75)	131 (107 to 154)	784 (644 to 924)	1,940 (1,590 to 2,280)	3,490 (2,870 to 4,110)	5,180 (4,260 to 6,100)	6,980 (5,740 to 8,220)	9,170 (7,540 to 10,800)	11,100 (9,120 to 13,100)	12,600 (10,300 to 14,800)	13,900 (11,400 to 16,300)	14,600 (12,000 to 17,200)	14,900 (12,200 to 17,500)	14,900 (12,200 to 17,500)	14,900 (12,200 to 17,500)	14,900 (12,200 to 17,500)	14,900 (12,200 to 17,500)	14,900 (12,200 to 17,500)	1,140 (932 to 1,340)
HIV/AIDS - Drug-susceptible Tuberculosis	0 (0 to 0)	0 (0 to 0)	6.6 (5.1 to 13)	44 (29 to 72.2)	7.2 (5.6 to 9.1)	1.7 (1.3 to 2.1)	1.6 (1.3 to 2.1)	3.1 (1.9 to 4.9)	5.7 (3.6 to 8.2)	12.6 (7.9 to 18.1)	19.5 (12.1 to 28.5)	22.4 (13.7 to 29.1)	29.1 (17.8 to 38.1)	32.1 (19.4 to 41.7)	32.1 (19.4 to 41.9)	29.4 (17.7 to 38.2)	26.2 (15.7 to 34.1)	22.1 (13.2 to 28.7)	17.8 (10.6 to 23.1)	13.7 (8.1 to 17.8)	9.2 (5.4 to 11.9)	4.6 (2.7 to 5.9)	4.6 (2.7 to 5.9)	194 (116 to 252)
HIV/AIDS - Multidrug-resistant Tuberculosis without extensi	0 (0 to 0)	0 (0 to 0)	0.2 (0 to 0.6)	1.5 (0.4 to 4.3)	0.2 (0 to 0.6)	0 (0 to 0)	0 (0 to 0)	0 (0 to 0)	0 (0 to 0)	0 (0 to 0)	0.1 (0 to 0.2)	0.1 (0 to 0.4)	0.1 (0 to 0.4)	0.1 (0 to 0.4)	0.1 (0 to 0.4)	0.2 (0 to 0.5)	0.2 (0 to 0.5)	0 (0 to 0)	0 (0 to 0)	0 (0 to 0)	0 (0 to 0)	0 (0 to 0)	0 (0 to 0)	3.4 (0.9 to 9.2)
HIV/AIDS - Extensively drug-resistant Tuberculosis	0 (0 to 0)	0 (0 to 0)	0 (0 to 0)	0 (0 to 0)	0 (0 to 0)	0 (0 to 0)





SR Table 2x. Kanazawa DALYS by cause and age group for males with 95% uncertainty intervals, 2019

Cause	Early Neonatal	Late Neonatal	Post Neonatal	1 to 4	5 to 9	10 to 14	15 to 19	20 to 24	25 to 29	30 to 34	35 to 39	40 to 44	45 to 49	50 to 54	55 to 59	60 to 64	65 to 69	70 to 74	75 to 79	80 to 84	85 to 89	90 to 94	95 plus	Total
All causes	2,420 (2,050 to 2,770)	891 (797 to 986)	3,320 (2,930 to 3,790)	6,230 (5,570 to 6,960)	4,470 (3,970 to 5,060)	5,660 (5,060 to 6,350)	15,800 (13,400 to 18,600)	21,700 (17,900 to 26,300)	23,800 (19,100 to 29,200)	26,400 (20,600 to 32,900)	26,900 (20,600 to 34,600)	31,600 (22,000 to 42,000)	31,900 (24,300 to 40,000)	40,800 (27,900 to 56,700)	41,900 (28,000 to 57,900)	43,000 (28,000 to 59,700)	46,000 (29,000 to 64,000)	47,900 (29,000 to 66,200)	48,000 (29,000 to 66,600)	49,000 (29,000 to 68,000)	49,000 (29,000 to 68,000)	49,000 (29,000 to 68,000)	49,000 (29,000 to 68,000)	1,240,000
Communicable, maternal, neonatal, and nutritional diseases	1,080 (1,020 to 1,160)	341 (299 to 419)	729 (661 to 829)	1,290 (1,130 to 1,500)	929 (839 to 1,010)	905 (828 to 1,010)	1,010 (910 to 1,130)	1,010 (894 to 1,170)	994 (849 to 1,180)	1,110 (939 to 1,360)	1,290 (1,030 to 1,710)	1,790 (1,340 to 2,330)	2,270 (1,630 to 3,020)	2,980 (1,990 to 3,990)	2,990 (2,000 to 3,920)	2,990 (2,000 to 3,770)	2,980 (1,990 to 3,720)	2,980 (1,990 to 3,720)	2,980 (1,990 to 3,720)	2,980 (1,990 to 3,720)	2,980 (1,990 to 3,720)	2,980 (1,990 to 3,720)	2,980 (1,990 to 3,720)	72,000
HIV/AIDS and sexually transmitted infections	0 (0 to 0)	0 (0 to 0)	10.6 (8.2 to 13.3)	9.4 (7.4 to 12.2)	4.7 (3.6 to 6.1)	3.7 (2.8 to 5.1)	8.2 (6.4 to 11.4)	19.6 (15.1 to 26.1)	33.5 (25.7 to 45.4)	49.9 (38.2 to 67.4)	63.9 (48.2 to 87.4)	91.6 (68.2 to 124.0)	94.3 (69.3 to 129.0)	99.6 (72.1 to 136.0)	98.3 (71.2 to 134.0)	96.7 (70.0 to 132.0)	95.1 (68.9 to 130.0)	93.6 (67.8 to 128.0)	92.2 (66.8 to 126.0)	90.8 (65.8 to 124.0)	89.5 (64.8 to 122.0)	88.2 (63.9 to 120.0)	88.2 (63.9 to 120.0)	671
HIV/AIDS	0 (0 to 0)	0 (0 to 0)	10.5 (8.2 to 13.3)	9.4 (7.4 to 12.1)	4.7 (3.6 to 6.1)	3.6 (2.8 to 5.0)	8.1 (6.3 to 11.3)	19.5 (15.0 to 26.0)	33.4 (25.6 to 45.3)	49.8 (38.1 to 67.3)	63.8 (48.1 to 87.3)	91.5 (68.1 to 123.9)	94.2 (69.2 to 128.9)	99.5 (72.0 to 135.9)	98.2 (71.1 to 133.9)	96.6 (69.9 to 131.9)	95.0 (68.8 to 129.9)	93.5 (67.7 to 127.9)	92.1 (66.7 to 125.9)	90.7 (65.7 to 123.9)	89.4 (64.7 to 121.9)	88.1 (63.8 to 119.9)	88.1 (63.8 to 119.9)	663
HIV/AIDS - Drug-susceptible Tuberculosis	0 (0 to 0)	0 (0 to 0)	2.9 (1.9 to 4.5)	1.7 (1.2 to 2.6)	0.9 (0.6 to 1.3)	0.6 (0.4 to 1.0)	0.9 (0.6 to 1.5)	2.1 (1.4 to 3.3)	3.2 (2.1 to 5.1)	4.2 (2.7 to 6.7)	5.2 (3.3 to 8.2)	7.1 (4.5 to 11.2)	7.3 (4.6 to 11.5)	7.4 (4.7 to 11.7)	7.1 (4.5 to 11.2)	7.0 (4.4 to 11.0)	6.8 (4.3 to 10.8)	6.7 (4.2 to 10.6)	6.6 (4.1 to 10.4)	6.5 (4.1 to 10.2)	6.4 (4.0 to 10.1)	6.3 (3.9 to 9.9)	6.3 (3.9 to 9.9)	89.9
HIV/AIDS - Multidrug-resistant Tuberculosis without extensive	0 (0 to 0)	0 (0 to 0)	0.1 (0 to 0.6)	0.1 (0 to 0.5)	0 (0 to 0.2)	0 (0 to 0.1)	0 (0 to 0.1)	0 (0 to 0.1)	0 (0 to 0.2)	0 (0 to 0.3)	0 (0 to 0.4)	0 (0 to 0.5)	0 (0 to 0.6)	0 (0 to 0.7)	0 (0 to 0.8)	0 (0 to 0.8)	0 (0 to 1.0)	0 (0 to 1.0)	0 (0 to 1.0)	0 (0 to 1.0)	0 (0 to 1.0)	0 (0 to 1.0)	0 (0 to 1.0)	0 (0 to 1.0)	1.7
HIV/AIDS - Extensively drug-resistant Tuberculosis	0 (0 to 0)	0 (0 to 0)	0 (0 to 0.1)	0 (0 to 0.1)	0 (0 to 0.1



Benign prostatic hyperplasia	0 (0 to 0)	0 (0 to 0)	0 (0 to 0)	0 (0 to 0)	0 (0 to 0)	0 (0 to 0)	0 (0 to 0)	0 (0 to 0)	0 (0 to 0)	0 (0 to 0)	0 (0 to 0)	0 (0 to 0)	1.6 (0 to 3.4)	14.3 (3 to 37.6)	69.7 (39 to 121)	228 (124 to 386)	458 (222 to 870)	662 (389 to 1,068)	775 (446 to 1,220)	666 (349 to 944)	295 (170 to 461)	120 (66 to 195)	39.9 (21 to 64.4)	7.3 (3.2 to 12.1)	3,220
Male infertility	0 (0 to 0)	0 (0 to 0)	0 (0 to 0)	0 (0 to 0)	0 (0 to 0)	0 (0 to 0)	0 (0 to 0)	0 (0 to 0)	0 (0 to 0)	0 (0 to 0)	0 (0 to 0)	0 (0 to 0)

SR Table 2a. Nicata DALYS by cause and age cohort for males with 20% uncertainty intervals. 2019

Cause	Early Neonatal	Late Neonatal	Post-Neonatal	1 to 4	5 to 9	10 to 14	15 to 19	20 to 24	25 to 29	30 to 34	35 to 39	40 to 44	45 to 49	50 to 54	55 to 59	60 to 64	65 to 69	70 to 74	75 to 79	80 to 84	85 to 89	90 to 94	95 plus	Total
All causes	427 (364 to 561)	178 (97 to 339)	992 (578 to 742)	1,326 (1,009 to 1,666)	760 (1,300 to 2,335)	2,648 (1,850 to 3,748)	3,460 (2,555 to 4,764)	4,760 (3,610 to 6,660)	5,196 (4,050 to 6,964)	6,066 (4,719 to 7,999)	6,666 (5,173 to 7,988)	10,295 (7,178 to 15,955)	14,999 (12,000 to 17,795)	19,903 (14,200 to 26,995)	25,203 (17,000 to 35,995)	29,493 (21,100 to 39,995)	39,693 (29,600 to 52,495)	46,093 (34,600 to 62,495)	43,293 (27,500 to 65,995)	43,493 (26,300 to 69,495)	33,993 (20,000 to 57,295)	17,993 (10,200 to 34,695)	8,979 (5,276 to 15,995)	396,009
Communicable, maternal, neonatal, and nutritional diseases	227 (170 to 289)	93 (59 to 139)	148 (111 to 189)	244 (175 to 373)	299 (161 to 479)	223 (161 to 377)	227 (162 to 356)	196 (137 to 289)	204 (154 to 303)	240 (180 to 353)	296 (229 to 397)	391 (300 to 518)	539 (340 to 987)	671 (371 to 1,166)	986 (457 to 1,751)	923 (725 to 1,190)	1,430 (1,130 to 1,830)	2,060 (1,560 to 2,660)	2,640 (1,820 to 3,720)	3,260 (2,330 to 4,530)	3,770 (2,390 to 5,630)	1,870 (1,390 to 2,940)	979 (420 to 1,990)	30,200
HIV/AIDS and sexually transmitted infections	0 (0 to 0)	0 (0 to 0)	1 (1 to 1.6)	1.2 (1 to 1.6)	0.6 (0.4 to 0.7)	0.6 (0.4 to 1)	1.7 (1.2 to 2.3)	3 (2 to 4.3)	3 (2 to 4.3)	3 (2 to 4.3)	3 (2 to 4.3)	10.8 (7.6 to 16.5)	11 (7.6 to 16.5)	8.8 (6.3 to 12.7)	9 (6.4 to 12.9)	10.9 (7.4 to 22.2)	9.5 (6.5 to 16)	9.5 (6.5 to 16)	9.2 (5.9 to 14.7)	1.2 (0.7 to 1.9)	0.9 (0.4 to 1.6)	0.1 (0.1 to 0.2)	123
HIV/AIDS	0 (0 to 0)	0 (0 to 0)	1.4 (1 to 1.9)	1.2 (0.9 to 1.6)	0.6 (0.4 to 0.7)	0.6 (0.4 to 0.7)	0.8 (0.7 to 1)	1.7 (1.3 to 2.4)	2.4 (1.9 to 3.2)	2.2 (1.7 to 3)	2.6 (2 to 3.6)	9.1 (7.1 to 12.6)	8.8 (6.8 to 12.1)	6.4 (4.9 to 9.2)	6.6 (5.2 to 7.9)	12.7 (9.2 to 19)	16.7 (13.2 to 20.8)	9.3 (7.3 to 11.6)	7.2 (5.6 to 9.2)	2 (1.5 to 2.6)	0.4 (0.2 to 0.6)	0.1 (0.1 to 0.2)	82.7
HIV/AIDS - Drug-susceptible Tuberculosis	0 (0 to 0)	0 (0 to 0)	0.4 (0.3 to 0.6)	0.4 (0.3 to 0.6)	0.2 (0.1 to 0.2)	0.2 (0.1 to 0.2)	0.2 (0.1 to 0.3)	0.4 (0.3 to 0.6)	0.4 (0.3 to 0.6)	0.4 (0.3 to 0.6)	0.4 (0.3 to 0.6)	1.2 (0.9 to 1.7)	1.1 (0.8 to 1.6)	0.8 (0.6 to 1.1)	0.8 (0.7 to 1)	1.6 (1.2 to 2.4)	2.1 (1.7 to 2.6)	1.2 (0.9 to 1.5)	0.9 (0.7 to 1.2)	0.3 (0.2 to 0.5)	0.1 (0 to 0.1)	0 (0 to 0)	19.2
HIV/AIDS - Multidrug-resistant Tuberculosis without extensive	0 (0 to 0)	0 (0 to 0)	0 (0 to 0.1)	0 (0 to 0)	0 (0 to 0)	0 (0 to 0)	0 (0 to 0)	0 (0 to 0)	0 (0 to 0)	0 (0 to 0.1)	0 (0 to 0.1)	0 (0 to 0)	0 (0 to 0)	0 (0 to 0.1)	0 (0 to 0)	0 (0 to 0)	0 (0 to 0)	0 (0 to 0)	0 (0 to 0)	0 (0 to 0)	0 (0 to 0)	0 (0 to 0)	0 (0 to 0)	0.3
HIV/AIDS - Extensively drug-resistant Tuberculosis	0 (0 to 0)	0 (0 to 0)	0 (0 to 0)	0 (0 to 0)	0 (0 to 0)	0 (0 to 0)	0 (0 to 0)	0 (0 to 0)	0 (0 to 0)	0 (0 to 0)	0 (0 to 0)	0 (0 to 0)	0 (0 to 0)	0 (0 to 0)	0 (0 to 0)	0 (0 to 0)	0 (0 to 0)	0 (0 to 0)	0 (0 to 0)	0 (0 to 0)	0 (0 to 0)	0 (0 to 0)	0 (0 to 0)	0.1
HIV/AIDS resulting in other diseases	0 (0 to 0)	0 (0 to 0)	0.6 (0.4 to 1.1)	0.6 (0.4 to 1.3)	0.3 (0.2 to 0.6)	0.3 (0.2 to 0.6)	0.6 (0.4 to 1)	1.3 (0.9 to 2.1)	1.9 (1.3 to 3.1)	1.8 (1.2 to 3)	2.2 (1.5 to 3.6)	8.1 (5.5 to 13.4)	7.8 (5.3 to 12.9)	5.6 (3.8 to 9.2)	5.8 (3.8 to 7.8)	11 (7.4 to 18.1)	14.7 (9.3 to 20.3)	8.1 (5.1 to 11.1)	6.3 (3.9 to 8.6)	1.8 (1.1 to 2.5)	0.3 (0.2 to 0.5)	0.1 (0.1 to 0.2)	67.1
Sexually transmitted infections excluding HIV	0 (0 to 0)	0 (0 to 0)	0 (0 to 0)	0 (0 to 0)	0 (0 to 0)	0 (0 to 0)	0 (0 to 0)	0 (0 to 0)	0 (0 to 0)	0 (0 to 0)	0 (0 to 0)	0 (0 to 0)	0 (0 to 0)	0 (0 to 0)	0 (0 to 0)	0 (0 to 0)	0 (0 to 0)	0 (0 to 0)	0 (0 to 0)	0 (0 to 0)	0 (0 to 0)	0 (0 to 0)	0 (0 to 0)	0
Syphilis	0 (0 to 0)	0 (0 to 0)	0 (0 to 0)	0 (0 to 0)	0 (0 to 0)	0 (0 to 0)	0 (0 to 0)	0.2 (0.2 to 0.3)	0.2 (0.2 to 0.3)	0.2 (0.2 to 0.3)	0.2 (0.2 to 0.3)	0.7 (0.6 to 1)	0.8 (0.6 to 1.1)	0.6 (0.4 to 0.8)	0.6 (0.4 to 0.8)	1.2 (0.8 to 1.6)	1.4 (0.9 to 2.1)	1.4 (0.9 to 2.1)	0.7 (0.4 to 1.1)	0.4 (0.2 to 0.7)	0.2 (0.1 to 0.3)	0 (0 to 0)	10.9
Chlamydial infection	0 (0 to 0)	0 (0 to 0)	0 (0 to 0)	0 (0 to 0)	0 (0 to 0)	0 (0 to 0)	0 (0 to 0)	0 (0 to 0)	0 (0 to 0)	0 (0 to 0)	0 (0 to 0)	0.6 (0.4 to 0.9)	0.4 (0.3 to 0.7)	0.2 (0.1 to 0.4)	0.1 (0 to 0.1)	0 (0 to 0)	0 (0 to 0)	0 (0 to 0)	0 (0 to 0)	0 (0 to 0)	0 (0 to 0)	0 (0 to 0)	0 (0 to 0)	2.4
Gonococcal infection	0 (0 to 0)	0 (0 to 0)	0 (0 to 0)	0 (0 to 0)	0 (0 to 0)	0 (0 to 0)	0.1 (0 to 0.2)	0.3 (0.2 to 0.4)	0.4 (0.3 to 0.6)	0.3 (0.1 to 0.5)	0.3 (0.1 to 0.5)	0.3 (0.1 to 0.5)	0.3 (0.1 to 0.5)	0.2 (0.1 to 0.4)	0.1 (0 to 0.1)	0 (0 to 0.1)	0.1 (0 to 0.1)	0.1 (0 to 0.1)	0.1 (0 to 0.1)	0 (0 to 0.1)	0 (0 to 0.1)	0 (0 to 0)	0 (0 to 0)	2.6
Trichomoniasis	0 (0 to 0)	0 (0 to 0)	0 (0 to 0)	0 (0 to 0)	0 (0 to 0)	0 (0 to 0)	0 (0 to 0.1)	0.1 (0 to 0.2)	0.2 (0.1 to 0.4)	0.2 (0.1 to 0.4)	0.3 (0.1 to 0.6)	0.4 (0.1 to 0.8)	0.4 (0.1 to 0.8)	0.3 (0.1 to 0.7)	0.2 (0 to 0.5)	0.1 (0 to 0.3)	0.1 (0 to 0.2)	0.1 (0 to 0.2)	0.1 (0 to 0.2)	0 (0 to 0.1)	0 (0 to 0.1)	0 (0 to 0)	0 (0 to 0)	2.4
Genital herpes	0 (0 to 0)	0 (0 to 0)	0 (0 to 0)	0 (0 to 0)	0 (0 to 0)	0 (0 to 0)	0 (0 to 0)	0 (0 to 0)	0 (0 to 0)	0 (0 to 0)	0 (0 to 0)	0 (0 to 0)	0 (0 to 0)	0 (0 to 0)	0 (0 to 0)	0 (0 to 0)	0 (0 to 0)	0 (0 to 0)	0 (0 to 0)	0 (0 to 0)	0 (0 to 0)	0 (0 to 0)	0 (0 to 0)	0
Other sexually transmitted infections	0 (0 to 0)	0 (0 to 0)	0 (0 to 0)	0 (0 to 0)	0 (0 to 0)	0 (0 to 0)	0.2 (0.2 to 0.4)	0.2 (0.2 to 0.4)	0.2 (0.2 to 0.4)	0.3 (0.3 to 0.5)	0.3 (0.3 to 0.5)	0.4 (0.2 to 0.7)	0.4 (0.2 to 0.7)	0.2 (0.1 to 0.4)	0.2 (0.1 to 0.4)	0.2 (0 to 0.3)	0.1 (0 to 0.1)	0 (0 to 0.1)	0 (0 to 0.1)	0 (0 to 0.1)	0 (0 to 0.1)	0 (0 to 0)	0 (0 to 0)	3.5
Respiratory infections and tuberculosis	2.9 (1.9 to 4.2)	2.2 (1.5 to 4.4)	41.6 (29 to 57.9)	68.9 (48.5 to 104)	46.1 (31 to 132)	60.7 (38.6 to 127)	51 (32 to 119)	77 (49 to 178)	77.9 (52 to 172)	69.9 (52.6 to 137)	92 (62.1 to 189)	161 (113 to 329)	224 (138 to 396)	194 (138 to 366)	220 (138 to 434)	329 (206 to 650)	421 (266 to 1,000)	1,070 (760 to 1,400)	1,790 (1,280 to 2,310)	2,190 (1,420 to 3,010)	2,060 (1,280 to 3,660)	1,060 (720 to 2,220)	467 (216 to 956)	16,900
Tuberculosis	0 (0 to 0)	0 (0 to 0)	0.1 (0.1 to 0.2)	0.1 (0 to 0.2)	0.1 (0 to 0.1)	0.1 (0.1 to 0.1)	0.1 (0.1 to 0.1)	0.2 (0.2 to 0.3)	0.2 (0.2 to 0.3)	0.2 (0.2 to 0.3)	0.2 (0.2 to 0.3)	0.4 (0.3 to 0.6)	0.4 (0.3 to 0.6)	0.3 (0.2 to 0.4)	0.3 (0.2 to 0.4)	0.4 (0.3 to 0.6)	0.5 (0.3 to 0.7)	0.5 (0.3 to 0.8)	0.6 (0.4 to 0.8)	0.5 (0.3 to 0.8)	0.4 (0.2 to 0.7)	0.2 (0.1 to 0.4)	6.1
Latent tuberculosis infection	0 (0 to 0)	0 (0 to 0)	0 (0 to 0)	0 (0 to 0)	0 (0 to 0)	0 (0 to 0)	0 (0 to 0)	0 (0 to 0)	0 (0 to 0)	0 (0 to 0)	0 (0 to 0)	0 (0 to 0)	0 (0 to 0)	0 (0 to 0)	0 (0 to 0)	0 (0 to 0)	0 (0 to 0)	0 (0 to 0)	0 (0 to 0)	0 (0 to 0)	0 (0 to 0)	0 (0 to 0)	0 (0 to 0)	0
Drug-susceptible Tuberculosis	0 (0 to 0)	0 (0 to 0)	0.1 (0 to 0.2)	0.1 (0 to 0.2)	0.1 (0 to 0.1)	0.1 (0 to 0.1)	0.1 (0 to 0.1)	0.2 (0.2 to 0.3)	0.2 (0.2 to 0.3)	0.2 (0.2 to 0.3)	0.2 (0.2 to 0.3)	0.4 (0.3 to 0.5)	0.4 (0.3 to 0.5)	0.3 (0.2 to 0.4)	0.3 (0.2 to 0.4)	0.4 (0.3 to 0.5)	0.5 (0.3 to 0.7)	0.5 (0.3 to 0.7)	0.6 (0.4 to 0.8)	0.5 (0.3 to 0.8)	0.4 (0.2 to 0.7)	0.2 (0.1 to 0.4)	5.9
Multidrug-resistant tuberculosis without extensive drug-resistar	0 (0 to 0)	0 (0 to 0)	0 (0 to 0)	0 (0 to 0)	0 (0 to 0)	0 (0 to 0)	0 (0 to 0)	0 (0 to 0)	0 (0 to 0)	0 (0 to 0)	0 (0 to 0)	0 (0 to 0)	0 (0 to 0)	0 (0 to 0)	0 (0 to 0)	0 (0 to 0)	0 (0 to 0)	0 (0 to 0)	0 (0 to 0)	0 (0 to 0)	0 (0 to 0)	0 (0 to 0)	0 (0 to 0)	0
Extensively drug-resistant tuberculosis	0 (0 to 0)	0 (0 to 0)	0 (0 to 0)	0 (0 to 0)	0 (0 to 0)	0 (0 to 0)	0 (0 to 0)	0 (0 to 0)	0 (0 to 0)	0 (0 to 0)	0 (0 to 0)	0 (0 to 0)	0 (0 to 0)	0 (0 to 0)	0 (0 to 0)	0 (0 to 0)	0 (0 to 0)	0 (0 to 0)	0 (0 to 0)	0 (0 to 0)	0 (0 to 0)	0 (0 to 0)	0 (0 to 0)	0
Lower respiratory infections	2.8 (1.8 to 4.1)	2.6 (1.7 to 3.8)	28.3 (17 to 46.6)	32.6 (20.2 to 49.2)	19.8 (10.1 to 39.1)	13.7 (8.9 to 24.1)	13 (8.2 to 22.6)	18.6 (12.3 to 29.4)	18 (12.3 to 28.1)	28 (19.2 to 40.1)	33.1 (23.6 to 52.2)	71.4 (51.5 to 101)	123 (89.1 to 171)	150 (102 to 212)	247 (164 to 367)	322 (217 to 481)	561 (386 to 829)	1,020 (715 to 1,390)	1,580 (1,100 to 2,150)	2,040 (1,420 to 2,820)	2,060 (1,420 to 3,220)	1,230 (850 to 2,350)	632 (298 to 1,280)	14,300
Upper respiratory infections	0.6 (0.4 to 1.1)	0.6 (0.4 to 1.1)	13.3 (8.2 to 21.6)	35.9 (27.7 to 46.9)	26.3 (21.1 to 37.1)	46.6 (38.6 to 127)	38.1 (31.2 to 97.6)	58.4 (47.4 to 147)	59.8 (48.7 to 147)	41.9 (33.5 to 102)	58.2 (46.6 to 137)	89.2 (71.5 to 211)	101 (81.1 to 239)	44.4 (35.5 to 105)	54.6 (43.6 to 129)	76.7 (61.3 to 181)	88.4 (70.6 to 209)	42.1 (33.6 to 99.5)	29.1 (23.2 to 68.8)	19.7 (15.7 to 46.5)	4.4 (3.5 to 10.4)	1.3 (1 to 3.1)	1,000
Otitis media	0 (0 to 0)	0 (0 to 0.1)	0.1 (0.1 to 0.2)	0.2 (0.1 to 0.3)	0.2 (0.1 to 0.3)	0.2 (0.1 to 0.3)	0.2 (0.1 to 0.3)	0.2 (0.1 to 0.3)	0.2 (0.1 to 0.3)	0.2 (0.1 to 0.3)	0.2 (0.1 to 0.3)	0.3 (0.2 to 0.4)	0.3 (0.2 to 0.4)	0.2 (0.1 to 0.3)	0.2 (0.1 to 0.3)	0.2 (0.1 to 0.3)	0.2 (0.1 to 0.3)	0.1 (0.1 to 0.2)	0.1 (0.1 to 0.2)	0.1 (0.1 to 0.2)	0 (0 to 0.1)	0 (0 to 0.1)	1.1
Enteric infections	0.6 (0.3 to 0.9)	0.5 (0.3 to 1.3)	4.3 (2.2 to 19.9)	17.8 (7.3 to 19.4)	2.7 (1.5 to 4.6)	2.1 (1.3 to 2.7)	2.1 (1.3 to 2.7)	2.2 (1.3 to 3.3)	2.3 (1.4 to 3.4)	2.2 (1.4 to 3.2)	2.5 (1.6 to 3.6)	3.6 (2.3 to 5.2)	5.1 (3.2 to 7.5)	5.1 (3.2 to 7.5)	5.6 (3.5 to 8.2)	8.3 (5.2 to 12.1)	11.7 (7.3 to 17.1)	19.7 (12.3 to 28.7)	28.3 (17.6 to 41.2)	32.4 (20.2 to 47.2)	32.4 (20.2 to 47.2)	16.6 (10.3 to 24.2)	8.12
Diarrheal diseases	0.6 (0.3 to 0.9)	0.5 (0.3 to 1.3)	4.3 (2.1 to 19.9)	17.8 (7.3 to 19.4)	2.7 (1.5 to 4.6)	2.1 (1.3 to 2.7)	2.1 (1.3 to 2.7)	2.2 (1.3 to 3.3)	2.3 (1.4 to 3.4)	2.2 (1.4 to 3.2)	2.5 (1.6 to 3.6)	3.6 (2.3 to 5.2)	5.1 (3.2 to 7.5)	5.1 (3.2 to 7.5)	5.6 (3.5 to 8.2)	8.3 (5.2 to 12.1)	11.7 (7.3 to 17.1)	19.7 (12.3 to 28.7)	28.3 (17.6 to 41.2)	32.4 (20.2 to 47.2)	32.4 (20.2 to 47.2)	16.6 (10.3 to 24.2)	8.12
Typhoid and paratyphoid	0 (0 to 0)	0 (0 to 0)	0 (0 to 0)	0 (0 to 0)	0 (0 to 0)	0 (0 to 0)	0 (0 to 0)	0 (0 to 0)	0 (0 to 0)	0 (0 to 0)	0 (0 to 0)	0 (0 to 0)	0 (0 to 0)	0 (0 to 0)	0 (0 to 0)	0 (0 to 0)	0 (0 to 0)	0 (0 to 0)	0 (0 to 0)	0 (0 to 0)	0 (0 to 0)	0 (0 to 0)	0 (0 to 0)	0
Typhoid fever	0 (0 to 0)	0 (0 to 0)	0 (0 to 0)	0 (0 to 0)	0 (0 to 0)	0 (0 to 0)	0 (0 to 0)	0 (0 to 0)	0 (0 to 0)	0 (0 to 0)	0 (0 to 0)	0 (0 to 0)	0 (0 to 0)	0 (0 to 0)	0 (0 to 0)	0 (0 to 0)	0 (0 to 0)	0 (0 to 0)	0 (0 to 0)	0 (0 to 0)	0 (0 to 0)	0 (0 to 0)	0 (0 to 0)	0
Paratyphoid fever	0 (0 to 0)	0 (0 to 0)	0 (0 to 0)	0 (0 to 0)	0 (0 to 0)	0 (0 to 0)	0 (0 to 0)	0 (0 to 0)	0 (0 to 0)	0 (0 to 0)	0 (0 to 0)	0 (0 to 0)	0 (0 to 0)	0 (0 to 0)	0 (0 to 0)	0 (0 to 0)	0 (0 to 0)	0 (0 to 0)	0 (0 to 0)	0 (0 to 0)	0 (0 to 0)	0 (0 to 0)	0 (0 to 0)	0
Invasive Non-typhoidal Salmonella (iNTS)	0 (0 to 0)	0 (0 to 0)	0 (0 to 0)	0 (0 to 0.1)	0 (0 to 0)	0 (0 to 0)	0 (0 to 0)	0 (0 to 0)	0 (0 to 0)	0 (0 to 0)	0 (0 to 0)	0 (0 to 0)	0 (0 to 0)	0 (0 to 0)	0 (0 to 0)	0 (0 to 0)	0 (0 to 0)	0 (0 to 0)	0 (0 to 0)	0 (0 to 0)	0 (0 to 0)	0 (0 to 0)	0 (0 to 0)	0.8
Other intestinal infectious diseases	0 (0 to 0)	0 (0 to 0)	0 (0 to 0)	0 (0 to 0.1)	0 (0 to 0)	0 (0 to 0)	0 (0 to 0)	0 (0 to 0)	0 (0 to 0)	0 (0 to 0)	0 (0 to 0)	0 (0 to 0)	0 (0 to 0)	0 (0 to 0)	0 (0 to 0)	0 (0 to 0)	0 (0 to 0)	0 (0 to 0)	0 (0 to 0)	0 (0 to 0)	0 (0 to 0)	0 (0 to 0)	0 (0 to 0)	1.1
Neglected tropical diseases and malaria	0.8 (0.1 to 2.6)	0.3 (0.1 to 0.8)	3 (0.7 to 11.7)	9.1 (2.3 to 43.6)	2.1 (0.5 to 10.2)	0.7 (0.2 to 2.7)	1.3 (0.4 to 5.4)	0.4 (0.1 to 1.6)	0.6 (0.2 to 2.3)	0.6 (0.2 to 2.3)	0.6 (0.2 to 2.3)	1.1 (0.3 to 4.3)	1.1 (0.3 to 4.3)	0.8 (0.2 to 3.2)	0.7 (0.2 to 2.7)	0.7 (0.2 to 2.7)	0.3 (0.1 to 1.2)	0.3 (0.1 to 1.2)	0.2 (0.1 to 0.8)	0.2 (0.1 to 0.8)	0.1 (0 to 0.4)	0 (0 to 0.1)	57
Malaria	0 (0 to 0)	0 (0 to 0)	0 (0 to 0)	0 (0 to 0)	0 (0 to 0)	0 (0 to 0)	0 (0 to 0)	0 (0 to 0)	0 (0 to 0)	0 (0 to 0)	0 (0 to 0)	0 (0 to 0)	0 (0 to 0)	0 (0 to 0)	0 (0 to 0)	0 (0 to 0)	0 (0 to 0)	0 (0 to 0)	0 (0 to 0)	0 (0 to 0)	0 (0 to 0)	0 (0 to 0)	0 (0 to 0)	0
Chagas disease	0 (0 to 0)	0 (0 to 0)	0 (0 to 0)	0 (0 to 0)	0 (0 to 0)	0 (0 to 0)	0 (0 to 0)	0 (0 to 0)	0 (0 to 0)	0 (0 to 0)	0 (0 to 0)	0 (0 to 0)	0 (0 to 0)	0 (0 to 0)	0 (0 to 0)	0 (0 to 0)	0 (0 to 0)	0 (0 to 0)	0 (0 to 0)	0 (0 to 0)	0 (0 to 0)	0 (0 to 0)	0 (0 to 0)	0.1
Leishmaniasis	0 (0 to 0)	0 (0 to 0)	0 (0 to 0)	0 (0 to 0)	0 (0 to 0)	0 (0 to 0)	0 (0 to 0)	0 (0 to 0)	0 (0 to 0)	0 (0 to 0)	0 (0 to 0)	0 (0 to 0)	0 (0 to 0)	0 (0 to 0)	0 (0 to 0)	0 (0 to 0)	0 (0 to 0)	0 (0 to 0)	0 (0 to 0)	0 (0 to 0)	0 (0 to 0)	0 (0 to 0)	0 (0 to 0)	0
Visceral leishmaniasis	0 (0 to 0)	0 (0 to 0)	0 (0 to 0)	0 (0 to 0)	0 (0 to 0)	0 (0 to 0)	0 (0 to 0)	0 (0 to 0)	0 (0 to 0)	0 (0 to 0)	0 (0 to 0)	0 (0 to 0)	0 (0 to 0)	0 (0 to 0)	0 (0 to 0)	0 (0 to 0)	0 (0 to 0)	0 (0 to 0)	0 (0 to 0)	0 (0 to 0)	0 (0 to 0)	0 (0 to 0)	0 (0 to 0)	0
Cutaneous and mucocutaneous leishmaniasis	0 (0 to 0)	0 (0 to 0)	0 (0 to 0)	0 (0 to 0)	0 (0 to 0)	0 (0 to 0)	0 (0 to 0)	0 (0 to 0)	0 (0 to 0)	0 (0 to 0)	0 (0 to 0)	0 (0 to 0)	0 (0 to 0)	0 (0 to 0)	0 (0 to 0)	0 (0 to 0)	0 (0 to 0)	0 (0 to 0)	0 (0 to 0)	0 (0 to 0)	0 (0 to 0)	0 (0 to 0)	0 (0 to 0)	0
African trypanosomiasis	0 (0 to 0)	0 (0 to 0)	0 (0 to 0)	0 (0 to 0)	0 (0 to 0)	0 (0 to 0)	0 (0 to 0)	0 (0 to 0)	0 (0 to 0)	0 (0 to 0)	0 (0 to 0)	0 (0 to 0)	0 (0 to 0)	0 (0 to 0)	0 (0 to 0)	0 (0 to 0)	0 (0 to 0)	0 (0 to 0)	0 (0 to 0)	0 (0 to 0)	0 (0 to 0)	0 (0 to 0)	0 (0 to 0)	0
Schistosomiasis	0 (0 to 0)	0 (0 to 0)	0 (0 to 0)	0 (0 to 0)	0 (0 to 0)	0 (0 to 0)	0 (0 to 0)	0 (0 to 0)	0 (0 to 0)	0 (0 to 0)	0 (0 to 0)	0 (0 to 0)	0 (0 to 0)	0 (0 to 0)	0 (0 to 0)	0 (0 to 0)	0 (0 to 0)	0 (0 to 0)	0 (0 to 0)	0 (0 to 0)	0 (0 to 0)	0 (0 to 0)	0 (0 to 0)	0
Cysticercosis	0 (0 to 0)	0 (0 to 0)	0 (0 to 0)	0 (0 to 0)	0 (0 to 0)	0 (0 to 0)	0 (0 to 0)	0 (0 to 0)	0 (0 to 0)	0 (0 to 0)	0 (0 to 0)	0 (0 to 0)	0 (0 to 0)	0 (0 to 0)	0 (0 to 0)	0 (0 to 0)	0 (0 to 0)	0 (0 to 0)	0 (0 to 0)	0 (0 to 0)	0 (0 to 0)	0 (0 to 0)	0 (0 to 0)	0
Cystic echinococcosis	0 (0 to 0)	0 (0 to 0)	0 (0 to 0)	0 (0 to 0)	0 (0 to 0)	0 (0 to 0)	0 (0 to 0)	0 (0 to 0)	0 (0 to 0)	0 (0 to 0)	0 (0 to 0)	0 (0 to 0)	0 (0 to 0)	0 (0 to 0)	0 (0 to 0)	0 (0 to 0)	0 (0 to 0)	0 (0 to 0)	0 (0 to 0)	0 (0 to 0)	0 (0 to 0)	0 (0 to 0)	0 (0 to 0)	0.2
Lymphatic filariasis	0 (0 to 0)	0 (0 to 0)	0 (0 to 0)	0 (0 to 0)	0 (0 to 0)	0 (0 to 0)	0 (0 to 0)	0 (0 to 0)	0 (0 to 0)	0 (0 to 0)	0 (0 to 0)	0 (0 to 0)	0 (0 to 0)	0 (0 to 0)	0 (0 to 0)	0 (0 to 0)	0 (0 to 0)	0 (0 to 0)	0 (0 to 0)	0 (0 to 0)	0 (0 to 0)	0 (0 to 0)	0 (0 to 0)	0
Onchocerciasis	0 (0 to 0)	0 (0 to 0)	0 (0 to 0)	0 (0 to 0)	0 (0 to 0)	0 (0 to 0)	0 (0 to 0)	0 (0 to 0)	0 (0 to 0)	0 (0 to 0)	0 (0 to 0)	0 (0 to 0)	0 (0 to 0)	0 (0 to 0)	0 (0 to 0)	0 (0 to 0)	0 (0 to 0)	0 (0 to 0)	0 (0 to 0)	0 (0 to 0)	0 (0 to 0)	0 (0 to 0)	0 (0 to 0)	0
Trachoma	0 (0 to 0)	0 (0 to 0)	0 (0 to 0)	0 (0 to 0)	0 (0 to 0)	0 (0 to 0)	0 (0 to 0)	0 (0 to 0)	0 (0 to 0)	0 (0 to 0)	0 (0 to 0)	0 (0 to 0)	0 (0 to 0)	0 (0 to 0)	0 (0 to 0)	0 (0 to 0)	0 (0 to 0)	0 (0 to 0)	0 (0 to 0)	0 (0 to 0)	0 (0 to 0)	0 (0 to 0)	0 (0 to 0)	0
Dengue	0 (0 to 0)	0 (0 to 0)	0 (0 to 0)	0 (0 to 0)	0 (0 to 0)	0 (0 to 0)	0 (0 to 0)	0 (0 to 0)	0 (0 to 0)	0 (0 to 0)	0 (0 to 0)	0 (0 to 0)	0 (0 to 0)	0 (0 to 0)	0 (0 to 0)	0 (0 to 0)	0 (0 to 0)	0 (0 to 0)	0 (0 to 0)	0 (0 to 0)	0 (0 to 0)	0 (0 to 0)	0 (0 to 0)	0
Yellow fever	0 (0 to 0)	0 (0 to 0)	0 (0 to 0)	0 (0 to 0)	0 (0 to 0)	0 (0 to 0)	0 (0 to 0)	0 (0 to 0)	0 (0 to 0)	0 (0 to 0)	0 (0 to 0)	0 (0 to 0)	0 (0 to 0)	0 (0 to 0)	0 (0 to 0)	0 (0 to 0)	0 (0 to 0)	0 (0 to 0)	0 (0 to 0)	0 (0 to 0)	0 (0 to 0)	0 (0 to 0)	0 (0 to 0)	0
Rabies	0 (0 to 0)	0 (0 to 0)	0 (0 to 0)	0 (0 to 0)	0 (0 to 0)	0 (0 to 0)	0 (0 to 0)	0 (0 to 0)	0 (0 to 0)	0 (0 to 0)	0 (0 to 0)	0 (0 to 0)	0 (0 to 0)	0 (0 to 0)	0 (0 to 0)	0 (0 to 0)	0 (0 to 0)	0 (0 to 0)	0 (0 to 0)	0 (0 to 0)	0 (0 to 0)	0 (0 to 0)	0 (0 to 0)	0.1
Intestinal nematode infections	0 (0 to 0)	0 (0 to 0)	0 (0 to 0)	0 (0 to 0)	0 (0 to 0)	0 (0 to 0)	0 (0 to 0)	0 (0 to 0)	0 (0 to 0)	0 (0 to 0)	0 (0 to 0)	0 (0 to 0)	0 (0 to 0)	0 (0 to 0)	0 (0 to 0)	0 (0 to 0)	0 (0 to 0)	0 (0 to 0)	0 (0 to 0)	0 (0 to 0)	0 (0 to 0)	0 (0 to 0)	0 (0 to 0)	0
Ascariasis	0 (0 to 0)	0 (0 to 0)	0 (0 to 0)	0 (0 to 0)	0 (0 to 0)	0 (0 to 0)	0 (0 to 0)	0 (0 to 0)	0 (0 to 0)	0 (0 to 0)	0 (0 to 0)	0 (0 to 0)	0 (0 to 0)	0 (0 to 0)	0 (0 to 0)	0 (0 to 0)	0 (0 to 0)	0 (0 to 0)	0 (0 to 0)	0 (0 to 0)	0 (0 to 0)	0 (0 to 0)	0 (0 to 0)	0
Trichuriasis	0 (0 to 0)	0 (0 to 0)	0 (0 to 0)	0 (0 to 0)	0 (0 to 0)	0 (0 to 0)	0 (0 to 0)	0 (0 to 0)	0 (0 to 0)	0 (0 to 0)	0 (0 to 0)	0 (0 to 0)	0 (0 to 0)	0 (0 to 0)	0 (0 to 0)	0 (0 to 0)	0 (0 to 0)	0 (0 to 0)	0 (0 to 0)	0 (0 to 0)	0 (0 to 0)	0 (0 to 0)	0 (0 to 0)	0
Hookworm disease	0 (0 to 0)	0 (0 to 0)	0 (0 to 0)	0 (0 to 0)	0 (0 to 0)	0 (0 to 0)	0 (0 to 0)	0 (0 to 0)	0 (0 to 0)	0 (0 to 0)	0 (0 to 0)	0 (0 to 0)	0 (0 to 0)	0 (0 to 0)	0 (0 to 0)	0 (0 to 0)	0 (0 to 0)	0 (0 to 0)	0 (0 to 0)	0 (0 to 0)	0 (0 to 0)	0 (0 to 0)	0 (0 to 0)	0
Food-borne trematodiases	0 (0 to 0)	0 (0 to 0)	0 (0 to 0)	0 (0 to 0)	0 (0 to 0)





SR Table 2c: Toyama DALYS by cause and age group for males with 95% uncertainty intervals, 2019

Cause	Early Neonatal	Late Neonatal	Post Neonatal	1 to 4	5 to 9	10 to 14	15 to 19	20 to 24	25 to 29	30 to 34	35 to 39	40 to 44	45 to 49	50 to 54	55 to 59	60 to 64	65 to 69	70 to 74	75 to 79	80 to 84	85 to 89	90 to 94	95 plus	Total
All causes	1,014 (728 to 1,182)	1,104 (774 to 1,509)	1,744 (1,252 to 2,302)	1,962 (479 to 7,784)	1,593 (997 to 1,975)	1,474 (1,073 to 2,256)	1,477 (1,074 to 2,172)	1,703 (1,247 to 2,702)	1,904 (1,342 to 3,120)	2,124 (1,488 to 3,486)	2,482 (1,720 to 4,002)	3,139 (2,153 to 4,933)	4,020 (2,777 to 6,200)	5,241 (3,615 to 8,060)	6,911 (4,772 to 10,452)	8,977 (6,439 to 12,853)	11,511 (8,255 to 16,202)	14,402 (10,199 to 20,383)	17,929 (12,420 to 25,502)	21,979 (15,022 to 31,600)	26,376 (17,209 to 37,350)	30,376 (19,863 to 46,700)	34,276 (2,332 to 3,253)
Communicable, maternal, neonatal, and nutritional diseases	899 (594 to 1,113)	949 (27 to 1,418)	276 (81 to 1,102)	1,117 (63 to 7,398)	1,116 (79 to 1,576)	1,109 (73 to 1,751)	1,115 (79 to 1,727)	1,204 (80 to 2,152)	1,324 (89 to 2,552)	1,538 (103 to 3,182)	1,836 (120 to 3,852)	2,341 (156 to 5,000)	2,981 (198 to 6,289)	3,911 (257 to 8,316)	5,144 (338 to 10,973)	6,711 (441 to 14,375)	8,611 (568 to 18,566)	10,772 (713 to 23,373)	13,409 (886 to 29,666)	16,440 (1,086 to 36,396)	19,966 (1,320 to 44,600)	22,700 (1,503 to 52,196)	25,592 (1,749 to 61,600)	83,289 (784 to 11,600)
HIV/AIDS and sexually transmitted infections	0 (0 to 0)	0 (0 to 0)	0 (0 to 0)

Other neoplasms	0-2 (0-1 to 2-3)	0-3 (0-1 to 0-4)	0-6 (0-4 to 1-3)	0-8 (0-6 to 1-9)	0-9 (0-5 to 1-4)	1 (0-6 to 1-4)	1-5 (0-9 to 2-3)	1-2 (0-9 to 2)	1-7 (1-3 to 2-4)	2-1 (1-2 to 3-2)	2-4 (1-5 to 3-6)	4-4 (2-6 to 7-1)	6-3 (4-1 to 9-6)	9-3 (6-3 to 15-7)	10-1 (7-1 to 14-2)	19-4 (13-7 to 23-4)	29-1 (19-7 to 43-4)	52-6 (34-3 to 72-4)	78-5 (52-1 to 116)	86 (53-9 to 132)	66-4 (43-7 to 139)	47-2 (26-9 to 88-7)	20-6 (11-6 to 32-1)	9-3 (3-1 to 9-6)	435
Medulloblastoma, medulloblastoma and other hemangioblastic	0-3 (0-1 to 0-9)	0-3 (0-1 to 0-4)	0-6 (0-4 to 1-3)	0-6 (0-4 to 1-9)	0-6 (0-4 to 1-4)	0-6 (0-5 to 1-4)	1-2 (0-9 to 2-3)	1-7 (0-9 to 2-3)	1-7 (1-3 to 2-4)	2-1 (1-2 to 3-2)	2-4 (1-5 to 3-6)	4-4 (2-6 to 7-1)	6-3 (4-1 to 9-6)	10-1 (7-1 to 14-2)	19-4 (13-7 to 23-4)	29-1 (19-7 to 43-4)	52-6 (34-3 to 72-4)	78-5 (52-1 to 116)	86 (53-9 to 132)	66-4 (43-7 to 139)	47-2 (26-9 to 88-7)	20-6 (11-6 to 32-1)	9-3 (3-1 to 9-6)	435
Benign and in situ cerebral neoplasms	0 (0 to 0)	0 (0 to 0)	0 (0 to 0)



Congenital birth defects	68-1 (51 to 99-9)	43-9 (34-0 to 56-2)	131 (103 to 166)	78-7 (60-9 to 102)	45-9 (33-5 to 62-7)	44-3 (31-4 to 60-7)	42-1 (29 to 57)	28-3 (21-4 to 39-7)	26-9 (20-4 to 34-4)	23-4 (17-7 to 29-6)	22-9 (17-2 to 29-6)	24-6 (18-2 to 32-1)	25-1 (18-6 to 33-4)	19-6 (14-4 to 26-5)	17-1 (12-3 to 22-9)	17-3 (12-5 to 22-7)	19-5 (13-4 to 24-9)	12-3 (8 to 18)	8-2 (5-3 to 12)	4-9 (3-1 to 7-4)	3 (1-9 to 4-9)	1-5 (0-9 to 2-3)	0-5 (0-3 to 0-8)		709
Neural tube defects	2-4 (1-1 to 5-1)	2-3 (1 to 5-2)	6 (2-6 to 13)	5 (1-9 to 12)	2 (1-3 to 7-1)	2 (1-4 to 5-3)	2-1 (1-1 to 5-1)	2-2 (1-2 to 5-2)	1-6 (0-9 to 3-9)	1-5 (0-7 to 3-4)	1-3 (0-7 to 3-6)	1-2 (0-6 to 3-4)	1-2 (0-6 to 3-7)	0-9 (0-4 to 3-3)	0-8 (0-3 to 3-1)	0-7 (0-3 to 2-7)	0-9 (0-4 to 3-1)	0-3 (0-1 to 2-1)	0-4 (0-2 to 2-6)	0-2 (0-1 to 2-2)	0-1 (0-0 to 2-1)	0-1 (0-0 to 2-1)	0-0 (0-0 to 2-1)		39-7
Congenital heart anomalies	31 (9-7 to 28-9)	11 (3-5 to 24-7)	29 (20-5 to 69-7)	17 (11-9 to 39-3)	9 (4-6 to 17-2)	8 (4-0 to 15-3)	5 (2-1 to 10-4)	5 (2-1 to 10-4)	4 (1-8 to 9-6)	3 (1-3 to 7-2)	3 (1-3 to 7-1)	3 (1-3 to 7-1)	3 (1-3 to 7-1)	2 (0-9 to 5-7)	2 (0-8 to 5-1)	2 (0-8 to 5-1)	2 (0-8 to 5-1)	1 (0-4 to 3-1)	1 (0-3 to 2-7)	1 (0-3 to 2-7)	1 (0-4 to 3-1)	0-4 (0-2 to 1-7)	0-3 (0-1 to 1-7)		200
Orofacial clefts	0 (0 to 0)	0 (0 to 1)	0-6 (0-2 to 1-7)	1-1 (0-7 to 2-6)	1-6 (0-8 to 3-5)	1-4 (0-8 to 3-2)	0-6 (0-3 to 2-1)	1-3 (0-7 to 3-2)	0-9 (0-5 to 2-3)	0-8 (0-4 to 2-1)	0-9 (0-5 to 2-3)	1-0 (0-5 to 2-5)	1-0 (0-5 to 2-7)	0-8 (0-4 to 2-3)	0-7 (0-3 to 2-1)	0-7 (0-3 to 2-1)	0-8 (0-4 to 2-3)	0-5 (0-2 to 2-0)	0-5 (0-2 to 2-6)	0-3 (0-1 to 2-1)	0-6 (0-3 to 2-1)	0-3 (0-1 to 2-1)	0-1 (0-1 to 2-0)		29-2
Down syndrome	0-9 (0-3 to 1-8)	0-8 (0-3 to 1-3)	3-7 (1-7 to 8-2)	2-6 (1-5 to 5-4)	1-9 (1-1 to 3-8)	2-1 (1-3 to 3-3)	2-1 (1-3 to 3-3)	2 (1-2 to 3-3)	2 (1-3 to 3-1)	1-5 (1-1 to 2-1)	2 (1-3 to 3-1)	1-4 (1-1 to 2-1)	1-2 (0-8 to 1-8)	1 (0-6 to 1-4)	0-7 (0-4 to 1-1)	0-5 (0-2 to 0-8)	0-4 (0-2 to 0-6)	0-3 (0-1 to 0-4)	0-3 (0-1 to 0-5)	0-2 (0-1 to 0-3)	0-2 (0-1 to 0-3)	0-2 (0-1 to 0-3)	0-0 (0-0 to 0-2)		23-9
Turner syndrome	0 (0 to 0)	0 (0 to 0)	0 (0 to 0)	0 (0 to 0)	0 (0 to 0)	0 (0 to 0)	0 (0 to 0)	0 (0 to 0)	0 (0 to 0)	0 (0 to 0)	0 (0 to 0)	0 (0 to 0)	0 (0 to 0)	0 (0 to 0)	0 (0 to 0)	0 (0 to 0)	0 (0 to 0)	0 (0 to 0)	0 (0 to 0)	0 (0 to 0)	0 (0 to 0)	0 (0 to 0)	0 (0 to 0)	0 (0 to 0)		0
Klinefelter syndrome	0 (0 to 0)	0 (0 to 0)	0 (0 to 0)	0 (0 to 0)	0 (0 to 0)	0 (0 to 0)	0 (0 to 0)	0 (0 to 0)	0 (0 to 0)	0 (0 to 0)	0 (0 to 0)	0 (0 to 0)	0 (0 to 0)	0 (0 to 0)	0 (0 to 0)	0 (0 to 0)	0 (0 to 0)	0 (0 to 0)	0 (0 to 0)	0 (0 to 0)	0 (0 to 0)	0 (0 to 0)	0 (0 to 0)	0 (0 to 0)		
Other chromosomal abnormalities	21-4 (12-9 to 34-9)	12-3 (7-4 to 20-4)	33-2 (22-5 to 53-7)	13-7 (8-2 to 19-2)	4 (2-4 to 6-2)	3-4 (2-1 to 5-1)	4-3 (2-6 to 6-8)	2-1 (1-2 to 3-4)	3-7 (2-4 to 5-9)	2-6 (1-6 to 3-7)	2-3 (1-6 to 3-5)	1-4 (0-9 to 2-1)	1-6 (0-9 to 2-7)	0-9 (0-5 to 1-5)	0-9 (0-5 to 1-4)	0-3 (0-1 to 0-5)	0-4 (0-1 to 0-6)	0-3 (0-1 to 0-4)	0-2 (0-0 to 0-3)	0-2 (0-0 to 0-3)	0-2 (0-0 to 0-3)	0-2 (0-0 to 0-3)	0-0 (0-0 to 0-2)		106
Congenital musculoskeletal and limb anomalies	2-6 (1 to 5-2)	1-5 (0-9 to 2-3)	11 (6-7 to 19-2)	20-7 (12-1 to 32-4)	10-7 (6-3 to 15-9)	17-1 (11-3 to 23-2)	17-1 (11-3 to 27-1)	9-5 (6-2 to 14-3)	4-2 (2-6 to 7-2)	4-5 (2-8 to 7-2)	5 (3-2 to 10-5)	6-2 (3-2 to 10-5)	5 (2-7 to 9-4)	3-8 (2-1 to 11-9)	5-7 (3-1 to 9-5)	3-1 (1-5 to 6-4)	4-9 (2-4 to 8-2)	3-1 (1-7 to 6-7)	2 (0-9 to 6-2)	1-6 (0-7 to 4-5)	0-9 (0-4 to 1-9)	0-4 (0-2 to 0-9)	0-1 (0-1 to 0-2)		158
Urogenital congenital anomalies	4-3 (1-3 to 9-2)	1-9 (0-8 to 3-4)	2-8 (1-5 to 4-9)	3-5 (1-6 to 8-1)	2-4 (1-1 to 4-6)	2-1 (1-1 to 3-6)	1-7 (0-7 to 3-1)	1-2 (0-7 to 2-1)	1-1 (0-6 to 1-7)	0-9 (0-5 to 1-5)	0-8 (0-5 to 1-3)	0-8 (0-5 to 1-3)	0-8 (0-4 to 1-5)	0-6 (0-3 to 1-3)	0-4 (0-2 to 0-8)	0-3 (0-1 to 0-6)	0-3 (0-2 to 0-6)	0-2 (0-1 to 0-4)	0-1 (0-1 to 0-3)	0-1 (0-0 to 0-3)	0-1 (0-0 to 0-3)	0-0 (0-0 to 0-2)	0-0 (0-0 to 0-2)		29-1
Digestive congenital anomalies	3-4 (1-7 to 7-7)	2-4 (1-2 to 4-1)	5-1 (2-9 to 9-2)	3-2 (1-5 to 6-5)	2-2 (1-1 to 4-1)	1-8 (0-7 to 3-1)	1-7 (0-8 to 3-1)	1-3 (0-6 to 2-4)	1-4 (0-6 to 2-6)	1-3 (0-6 to 2-3)	1-2 (0-5 to 2-1)	0-9 (0-4 to 1-7)	0-9 (0-4 to 1-6)	0-7 (0-3 to 1-3)	0-6 (0-3 to 1-2)	0-4 (0-2 to 0-8)	0-4 (0-2 to 0-8)	0-3 (0-1 to 0-6)	0-3 (0-1 to 0-5)	0-2 (0-1 to 0-5)	0-2 (0-1 to 0-5)	0-2 (0-1 to 0-5)	0-0 (0-0 to 0-2)		29-6
Other congenital birth defects	13-4 (7-5 to 22-9)	4-6 (2-6 to 9-2)	10-4 (6-0 to 19-7)	5-2 (3-0 to 9-1)	4-4 (2-5 to 8-1)	3-4 (2-0 to 6-6)	3-4 (2-0 to 7-1)	2-3 (1-4 to 4-6)	2-3 (1-4 to 4-2)	2-3 (1-3 to 4-2)	2-2 (1-3 to 4-2)	2-2 (1-3 to 4-1)	1-9 (1-0 to 3-7)	1-6 (0-9 to 3-1)	1-4 (0-8 to 2-7)	1-2 (0-7 to 2-1)	1-3 (0-8 to 2-5)	1-1 (0-6 to 2-1)	1-0 (0-6 to 2-1)	0-8 (0-4 to 1-6)	0-7 (0-4 to 1-4)	0-7 (0-3 to 1-6)	0-3 (0-1 to 0-9)		99-3
Urinary diseases and male infertility	0-1 (0 to 0-2)	0-2 (0-1 to 0-4)	0-8 (0-4 to 1-2)	0-8 (0-3 to 2-4)	0-9 (0-3 to 2-5)	0-9 (0-4 to 1-7)	1-1 (0-7 to 1-6)	0-7 (0-4 to 1-2)	0-6 (0-3 to 1-1)	0-6 (0-3 to 1-1)	0-7 (0-3 to 1-4)	0-7 (0-3 to 1-4)	0-8 (0-3 to 1-7)	0-6 (0-3 to 1-4)	0-5 (0-2 to 1-1)	0-4 (0-2 to 1-1)	0-5 (0-2 to 1-2)	0-4 (0-2 to 1-1)	0-4 (0-2 to 1-1)	0-3 (0-1 to 1-1)	0-3 (0-1 to 1-1)	0-3 (0-1 to 1-1)	0-1 (0-0 to 0-3)		29-6
Urolithiasis	0 (0 to 0)	0 (0 to 0)	0 (0 to 0)	0 (0 to 0)	0 (0 to 0)	0 (0 to 0-1)	0 (0 to 0-1)	0 (0 to 0-2)	0 (0 to 0-2)	0 (0 to 0-1)	0 (0 to 0-2)	0 (0 to 0-2)	0 (0 to 0-2)	0 (0 to 0-2)	0 (0 to 0-2)	0 (0 to 0-2)	0 (0 to 0-2)	0 (0 to 0-2)	0 (0 to 0-2)	0 (0 to 0-2)	0 (0 to 0-2)	0 (0 to 0-2)	0 (0 to 0-2)	0 (0 to 0-2)		44-5
Benign prostatic hyperplasia	0 (0 to 0)	0 (0 to 0)	0 (0 to 0)	0 (0 to 0)	0 (0 to 0)	0 (0 to 0)	0 (0 to 0)	0 (0 to 0)	0 (0 to 0)	0 (0 to 0)	0 (0 to 0)	0 (0 to 0)	0 (0 to 0)	0-1 (0 to 0-2)	1 (0-2 to 2-3)	2 (1-2 to 3-9)	3 (1-7 to 6-7)	4 (2-2 to 8-1)	5 (2-5 to 9-6)	5 (2-5 to 9-6)	4 (2-2 to 8-1)	3 (1-6 to 6-3)	1-7 (0-9 to 3-3)	0-7 (0-3 to 1-5)		291
Male infertility	0 (0 to 0)	0 (0 to 0)	0 (0 to 0)	0 (0 to 0)	0 (0 to 0)	0 (0 to 0)	0 (0 to 0)	0 (0 to 0)	0 (0 to 0)	0 (0 to 0)	0 (0 to 0)	0 (0 to 0)	0 (0 to 0)	0 (0 to 0)	0 (0 to 0)	0 (0 to 0)	0 (0 to 0)	0 (0 to 0)	0 (0 to 0)	0 (0 to 0)	0 (0 to 0)	0 (0 to 0)	0 (0 to 0)	0 (0 to 0)		27-6
Other urinary diseases	0 (0 to 0-1)	0 (0 to 0-2)	0-1 (0 to 0-3)	0-3 (0 to 0-9)	0-3 (0 to 0-8)	0-2 (0 to 0-6)	0-4 (0 to 0-9)	0-3 (0 to 0-8)	0-3 (0 to 0-8)	0-3 (0 to 0-8)	0-3 (0 to 0-8)	0-3 (0 to 0-8)	0-4 (0 to 1-0)	0-3 (0 to 0-8)	0-3 (0 to 0-8)	0-3 (0 to 0-8)	0-4 (0 to 0-9)	0-3 (0 to 0-8)	0-3 (0 to 0-8)	0-3 (0 to 0-8)	0-3 (0 to 0-8)	0-3 (0 to 0-8)	0-2 (0 to 0-6)	0-1 (0 to 0-3)		41-2
Gynecological diseases	0 (0 to 0)	0 (0 to 0)	0 (0 to 0)	0 (0 to 0)	0 (0 to 0)	0 (0 to 0)	0 (0 to 0)	0 (0 to 0)	0 (0 to 0)	0 (0 to 0)	0 (0 to 0)	0 (0 to 0)	0 (0 to 0)	0 (0 to 0)	0 (0 to 0)	0 (0 to 0)	0 (0 to 0)	0 (0 to 0)	0 (0 to 0)	0 (0 to 0)	0 (0 to 0)	0 (0 to 0)	0 (0 to 0)	0 (0 to 0)		0
Uterine fibroids	0 (0 to 0)	0 (0 to 0)	0 (0 to 0)	0 (0 to 0)	0 (0 to 0)	0 (0 to 0)	0 (0 to 0)	0 (0 to 0)	0 (0 to 0)	0 (0 to 0)	0 (0 to 0)	0 (0 to 0)	0 (0 to 0)	0 (0 to 0)	0 (0 to 0)	0 (0 to 0)	0 (0 to 0)	0 (0 to 0)	0 (0 to 0)	0 (0 to 0)	0 (0 to 0)	0 (0 to 0)	0 (0 to 0)	0 (0 to 0)		6
Polycystic ovarian syndrome	..	..	..	..	..	..	..	..	..	..	..	..	..	..	..	..	..	..	..	..	..	..	..	..		NA
Female infertility	..	..	..	..	..	..	..	..	..	..	..	..	..	..	..	..	..	..	..	..	..	..	..	..		NA
Endometriosis	..	..	..	..	..	..	..	..	..	..	..	..	..	..	..	..	..	..	..	..	..	..	..	..		NA
Genital prolapse	0 (0 to 0)	0 (0 to 0)	0 (0 to 0)	0 (0 to 0)	0 (0 to 0)	0 (0 to 0)	0 (0 to 0)	0 (0 to 0)	0 (0 to 0)	0 (0 to 0)	0 (0 to 0)	0 (0 to 0)	0 (0 to 0)	0 (0 to 0)	0 (0 to 0)	0 (0 to 0)	0 (0 to 0)	0 (0 to 0)	0 (0 to 0)	0 (0 to 0)	0 (0 to 0)	0 (0 to 0)	0 (0 to 0)	0 (0 to 0)		0
Premenstrual syndrome	..	..	..	..	..	..	..	..	..	..	..	..	..	..	..	..	..	..	..	..	..	..	..	..		NA
Other gynecological diseases	0 (0 to 0)	0 (0 to 0)	0 (0 to 0)	0 (0 to 0)	0 (0 to 0)	0 (0 to 0)	0 (0 to 0)	0 (0 to 0)	0 (0 to 0)	0 (0 to 0)	0 (0 to 0)	0 (0 to 0)	0 (0 to 0)	0 (0 to 0)	0 (0 to 0)	0 (0 to 0)	0 (0 to 0)	0 (0 to 0)	0 (0 to 0)	0 (0 to 0)	0 (0 to 0)	0 (0 to 0)	0 (0 to 0)	0 (0 to 0)		0
Abortion	0 (0 to 0-1)	0-2 (0 to 0-5)	0-7 (0-3 to 2-1)	0-6 (0-3 to 1-6)	0-6 (0-3 to 1-6)	0-2 (0-1 to 0-6)	1-8 (0-8 to 4-6)	1-7 (0-8 to 4-2)	1-6 (0-8 to 3-9)	1-3 (0-6 to 3-2)	1-3 (0-6 to 3-2)	1-4 (0-7 to 3-4)	1-3 (0-6 to 3-2)	1-1 (0-5 to 2-8)	0-9 (0-4 to 2-3)	0-8 (0-4 to 2-1)	0-8 (0-4 to 2-1)	0-6 (0-3 to 1-7)	0-5 (0-2 to 1-5)	0-4 (0-2 to 1-3)	0-4 (0-2 to 1-3)	0-3 (0-1 to 1-2)	0-2 (0-1 to 0-6)		41-2
Gynecological diseases	0 (0 to 0)	0 (0 to 0)	0 (0 to 0)	0 (0 to 0)	0 (0 to 0)	0 (0 to 0)	0 (0 to 0)	0 (0 to 0)	0 (0 to 0)	0 (0 to 0)	0 (0 to 0)	0 (0 to 0)	0 (0 to 0)	0 (0 to 0)	0 (0 to 0)	0 (0 to 0)	0 (0 to 0)	0 (0 to 0)	0 (0 to 0)	0 (0 to 0)	0 (0 to 0)	0 (0 to 0)	0 (0 to 0)	0 (0 to 0)		0
Uterine fibroids	0 (0 to 0)	0 (0 to 0)	0 (0 to 0)	0 (0 to 0)	0 (0 to 0)	0 (0 to 0)	0 (0 to 0)	0 (0 to 0)	0 (0 to 0)	0 (0 to 0)	0 (0 to 0)	0 (0 to 0)	0 (0 to 0)	0 (0 to 0)	0 (0 to 0)	0 (0 to 0)	0 (0 to 0)	0 (0 to 0)	0 (0 to 0)	0 (0 to 0)	0 (0 to 0)	0 (0 to 0)	0 (0 to 0)	0 (0 to 0)		0
Polycystic ovarian syndrome	..	..	..	..	..	..	..	..	..	..	..	..	..	..	..	..	..	..	..	..	..	..	..	..		NA
Female infertility	..	..	..	..	..	..	..	..	..	..	..	..	..	..	..	..	..	..	..	..	..	..	..	..		NA
Endometriosis	..	..	..	..	..	..	..	..	..	..	..	..	..	..	..	..	..	..	..	..	..	..	..	..		NA
Genital prolapse	0 (0 to 0)	0 (0 to 0)	0 (0 to 0)	0 (0 to 0)	0 (0 to 0)	0 (0 to 0)	0 (0 to 0)	0 (0 to 0)	0 (0 to 0)	0 (0 to 0)	0 (0 to 0)	0 (0 to 0)	0 (0 to 0)	0 (0 to 0)	0 (0 to 0)	0 (0 to 0)	0 (0 to 0)	0 (0 to 0)	0 (0 to 0)	0 (0 to 0)	0 (0 to 0)	0 (0 to 0)	0 (0 to 0)	0 (0 to 0)		0
Premenstrual syndrome	..	..	..	..	..	..	..	..	..	..	..	..	..	..	..	..	..	..	..	..	..	..	..	..		NA
Other gynecological diseases	0 (0 to 0)	0 (0 to 0)	0 (0 to 0)	0 (0 to 0)	0 (0 to 0)	0 (0 to 0)	0 (0 to 0)	0 (0 to 0)	0 (0 to 0)	0 (0 to 0)	0 (0 to 0)	0 (0 to 0)	0 (0 to 0)	0 (0 to 0)	0 (0 to 0)	0 (0 to 0)	0 (0 to 0)	0 (0 to 0)	0 (0 to 0)	0 (0 to 0)	0 (0 to 0)	0 (0 to 0)	0 (0 to 0)	0 (0 to 0)		0
Abortion	0 (0 to 0-1)	0 (0 to 0-2

SR Table 2a: Ishikawa DALYS by cause and age group for males with 95% uncertainty intervals, 2019

Cause	Early Neonatal (0-6 days)	Late Neonatal (7-27 days)	Post Neonatal (28-364 days)	1 to 4	5 to 9	10 to 14	15 to 19	20 to 24	25 to 29	30 to 34	35 to 39	40 to 44	45 to 49	50 to 54	55 to 59	60 to 64	65 to 69	70 to 74	75 to 79	80 to 84	85 to 89	90 plus	Total
All causes	2,257,000 (2,257,000, 2,257,000)	1,021,000 (1,021,000, 1,021,000)	1,021,000 (1,021,000, 1,021,000)	1,021,000 (1,021,000, 1,021

Other neoplasms	0-2 (0·1 to 2·4)	0-2 (0·2 to 2·4)	0-5 (0·5 to 1·4)	1-4 (0·8 to 2·3)	2 (1·2 to 3·2)	2-2 (1·3 to 3·4)	2-8 (1·6 to 4·4)	2-7 (1·4 to 4·1)	2-8 (1·6 to 4·1)	3 (1·9 to 4·6)	3-5 (2·3 to 5·3)	4 (2·6 to 6·1)	3-5 (2·1 to 5·2)	4-2 (2·6 to 6·1)	5-3 (3·5 to 7·6)	6-2 (4·2 to 8·7)	6-5 (4·5 to 9·2)	7-2 (4·9 to 10·2)	7-2 (4·9 to 10·2)	8-0 (5·2 to 10·9)	8-4 (5·2 to 11·5)	7-2 (4·1 to 11·2)	
Myelodysplastic, myeloproliferative and other hematopoietic n	0-3 (0·1 to 0·4)	0-4 (0·2 to 0·6)	0-9 (0·5 to 1·4)	1-4 (0·8 to 2·2)	2 (1·0 to 3·4)	2-2 (1·0 to 3·4)	2-7 (1·6 to 4·4)	2-8 (1·6 to 4·3)	3 (1·6 to 4·6)	3-5 (2·0 to 5·2)	3-9 (2·0 to 5·9)	6 (3·1 to 9·1)	4 (2·1 to 6·1)	5-3 (2·9 to 8·1)	6-5 (3·5 to 9·7)	7-9 (4·2 to 11·7)	8-3 (4·5 to 12·2)	9-4 (5·1 to 13·4)	9-4 (5·1 to 13·4)	10-4 (5·2 to 15·1)	10-4 (5·2 to 15·1)	9-4 (4·1 to 15·1)	582
Benign and in situ intestinal neoplasms	0-0 (0·0 to 0·0)	0-0 (0·0 to 0·0)	0-0 (0·0 to 0·0)



SR Table 2c: Fukui DALYS by cause and age group for males with 95% uncertainty intervals, 2019

Cause	Early Neonatal	Late Neonatal	Post Neonatal	1 to 4	5 to 9	10 to 14	15 to 19	20 to 24	25 to 29	30 to 34	35 to 39	40 to 44	45 to 49	50 to 54	55 to 59	60 to 64	65 to 69	70 to 74	75 to 79	80 to 84	85 to 89	90 to 94	95 plus	Total
All causes	1,160 (1,012 - 1,312)	497 (419 - 577)	2,042 (1,726 - 2,358)	1,483 (1,253 - 1,722)	1,031 (870 - 1,192)	1,004 (847 - 1,156)	1,127 (951 - 1,297)	1,344 (1,137 - 1,551)	1,444 (1,224 - 1,671)	1,762 (1,494 - 2,040)	2,283 (1,934 - 2,642)	3,170 (2,686 - 3,666)	4,600 (3,896 - 5,319)	6,710 (5,686 - 7,760)	10,594 (8,994 - 12,253)	15,966 (13,564 - 18,469)	23,124 (19,650 - 26,750)	34,219 (29,073 - 39,600)	47,911 (40,705 - 55,406)	64,579 (54,849 - 74,693)	83,966 (71,313 - 97,109)	99,219 (84,247 - 114,750)	113,002 (95,966 - 130,722)
Communicable, maternal, neonatal, and nutritional diseases	1,011 (774 to 1,229)	429.5 (271 to 586.8)	999 (771.8 to 1,192)	951 (663 to 1,184)	551 (387.5 to 695)	394.9 (267.1 to 494)	361 (243.1 to 444.1)	369.2 (246.1 to 450.1)	380.2 (252.6 to 463.1)	390.1 (260.2 to 475.5)	394 (262.3 to 480.3)	405.2 (270.3 to 494.2)	422.1 (281.2 to 514.9)	439.1 (292.4 to 535.1)	466.1 (310.2 to 568.2)	502.1 (334.2 to 612.1)	548 (364.9 to 668.1)	602.1 (400.9 to 734.1)	668 (444.9 to 815.1)	732 (486.9 to 892.6)	806 (535.9 to 982.8)	880.5 (585.3 to 1,073)	946 (628.5 to 1,153)	7,400
HIV/AIDS and sexually transmitted infections	0 (0 to 0)	0 (0 to 0)	0.9 (0.7 to 1.2)	0 (0 to 0)	0.5 (0 to 0.6)	0.4 (0 to 0.5)	0.7 (0 to 0.9)	1.5 (1 to 2.1)	2.3 (1.6 to 3.2)	2.3 (1.6 to 3.2)	3.2 (2.3 to 4.7)	4 (2.8 to 5.8)	4.1 (2.9 to 5.9)	3.9 (2.8 to 5.6)	3.9 (2.8 to 5.3)	4.7 (3.4 to 6.1)	5.9 (4.3 to 7.6)	7.5 (5.4 to 9.8)	8.9 (6.3 to 11.3)	10.1 (7.1 to 12.9)	11.7 (8.4 to 15.1)	12.1 (8.6 to 15.5)	12.2 (8.7 to 15.6)	61
HIV/AIDS	0 (0 to 0)	0 (0 to 0)	0.9 (0.7 to 1.2)	0.7 (0.5 to 0.9)	0.5 (0.4 to 0.6)	0.3 (0.3 to 0.5)	0.4 (0.3 to 0.6)	1 (0.8 to 1.4)	1.3 (1 to 1.8)	1.4 (1.1 to 2)	2.2 (1.6 to 3.1)	2.7 (2 to 3.9)	2.7 (2 to 3.9)	2.4 (1.7 to 3.3)	2.6 (1.9 to 3.7)	3.6 (2.6 to 4.7)	4.6 (3.3 to 6)	5.9 (4.1 to 7.7)	7.2 (5 to 9.5)	8.3 (5.8 to 11)	9.5 (6.7 to 12.5)	9.9 (6.9 to 13)	10 (7 to 13.2)	37.1
HIV/AIDS - Drug-susceptible Tuberculosis	0 (0 to 0)	0 (0 to 0)	0.3 (0.1 to 0.5)	0.2 (0.1 to 0.3)	0.1 (0 to 0.1)	0.1 (0 to 0.1)	0.2 (0.1 to 0.3)	0.2 (0.1 to 0.3)	0.2 (0.1 to 0.3)	0.2 (0.1 to 0.3)	0.3 (0.2 to 0.5)	0.5 (0.3 to 0.7)	0.5 (0.3 to 0.7)	0.5 (0.3 to 0.6)	0.6 (0.4 to 0.8)	0.7 (0.5 to 0.9)	1.2 (0.8 to 1.6)	1.6 (1.1 to 2.1)	2.1 (1.5 to 2.8)	2.5 (1.7 to 3.3)	2.9 (2 to 3.9)	3 (2.1 to 4)	3 (2.1 to 4)	7.4
HIV/AIDS - Multidrug-resistant Tuberculosis without extensive drug resistance	0 (0 to 0)	0 (0 to 0)	0 (0 to 0)	0 (0 to 0)	0 (0 to 0)	0 (0 to 0)	0 (0 to 0)	0 (0 to 0)	0 (0 to 0)	0 (0 to 0)	0 (0 to 0)	0 (0 to 0)	0 (0 to 0)	0 (0 to 0)	0 (0 to 0)	0 (0 to 0)	0 (0 to 0)	0 (0 to 0)	0 (0 to 0)	0 (0 to 0)	0 (0 to 0)	0 (0 to 0)	0 (0 to 0)	0 (0 to 0)	0.2
HIV/AIDS - Extensively drug-resistant Tuberculosis	0 (0 to 0)	0 (0 to 0)	0 (0 to 0)	0 (0 to 0)	0 (0 to 0)	0 (0 to 0)	0 (0 to 0)	0 (0 to 0)	0 (0 to 0)	0 (0 to 0)	0 (0 to 0)	0 (0 to 0)	0 (0 to 0)	0 (0 to 0)	0 (0 to 0)	0 (0 to 0)	0 (0 to 0)	0 (0 to 0)	0 (0 to 0)	0 (0 to 0)	0 (0 to 0)	0 (0 to 0)	0 (0 to 0)	0 (0 to 0)	0
HIV/AIDS resulting in other diseases	0 (0 to 0)	0 (0 to 0)	0.6 (0.5 to 0.7)	0.5 (0.4 to 0.6)	0.3 (0.2 to 0.4)	0.2 (0.2 to 0.3)	0.3 (0.2 to 0.4)	0.8 (0.6 to 1.2)	1.1 (0.8 to 1.7)	1.1 (0.8 to 1.7)	1.7 (1.2 to 2.5)	2.1 (1.5 to 3.2)	2.1 (1.5 to 3.2)	1.9 (1.4 to 2.8)	2.1 (1.4 to 3.1)	2.4 (1.6 to 3.4)	2.9 (1.9 to 4)	3.8 (2.5 to 5.2)	4.7 (3 to 6.4)	5.4 (3.4 to 7.3)	6.1 (3.8 to 8.2)	6.1 (3.8 to 8.3)	6.1 (3.8 to 8.3)	29.4
Sexually transmitted infections excluding HIV	0 (0 to 0)	0 (0 to 0)	0 (0 to 0)	0 (0 to 0)	0 (0 to 0)	0 (0 to 0)	0 (0 to 0)	0 (0 to 0)	0 (0 to 0)	0 (0 to 0)	0 (0 to 0)	0 (0 to 0)	0 (0 to 0)	0 (0 to 0)	0 (0 to 0)	0 (0 to 0)	0 (0 to 0)	0 (0 to 0)	0 (0 to 0)	0 (0 to 0)	0 (0 to 0)	0 (0 to 0)	0 (0 to 0)	0 (0 to 0)	13.9
Syphilis	0 (0 to 0)	0 (0 to 0)	0 (0 to 0)	0 (0 to 0)	0 (0 to 0)	0 (0 to 0)	0 (0 to 0)	0 (0 to 0)	0 (0 to 0)	0 (0 to 0)	0 (0 to 0)	0 (0 to 0)	0 (0 to 0)	0 (0 to 0)	0 (0 to 0)	0 (0 to 0)	0 (0 to 0)	0 (0 to 0)	0 (0 to 0)	0 (0 to 0)	0 (0 to 0)	0 (0 to 0)	0 (0 to 0)	0 (0 to 0)	3.6
Chlamydial infection	0 (0 to 0)	0 (0 to 0)	0 (0 to 0)	0 (0 to 0)	0 (0 to 0)	0 (0 to 0)	0 (0 to 0)	0 (0 to 0)	0 (0 to 0)	0 (0 to 0)	0 (0 to 0)	0 (0 to 0)	0 (0 to 0)	0 (0 to 0)	0 (0 to 0)	0 (0 to 0)	0 (0 to 0)	0 (0 to 0)	0 (0 to 0)	0 (0 to 0)	0 (0 to 0)	0 (0 to 0)	0 (0 to 0)	0 (0 to 0)	0.9
Gonococcal infection	0 (0 to 0)	0 (0 to 0)	0 (0 to 0)	0 (0 to 0)	0 (0 to 0)	0 (0 to 0)	0 (0 to 0)	0 (0 to 0)	0 (0 to 0)	0 (0 to 0)	0 (0 to 0)	0 (0 to 0)	0 (0 to 0)	0 (0 to 0)	0 (0 to 0)	0 (0 to 0)	0 (0 to 0)	0 (0 to 0)	0 (0 to 0)	0 (0 to 0)	0 (0 to 0)	0 (0 to 0)	0 (0 to 0)	0 (0 to 0)	1
Trichomoniasis	0 (0 to 0)	0 (0 to 0)	0 (0 to 0)	0 (0 to 0)	0 (0 to 0)	0 (0 to 0)	0 (0 to 0)	0 (0 to 0)	0 (0 to 0)	0 (0 to 0)	0 (0 to 0)	0 (0 to 0)	0 (0 to 0)	0 (0 to 0)	0 (0 to 0)	0 (0 to 0)	0 (0 to 0)	0 (0 to 0)	0 (0 to 0)	0 (0 to 0)	0 (0 to 0)	0 (0 to 0)	0 (0 to 0)	0 (0 to 0)	0
Genital herpes	0 (0 to 0)	0 (0 to 0)	0 (0 to 0)	0 (0 to 0)	0 (0 to 0)	0 (0 to 0)	0 (0 to 0)	0 (0 to 0)	0.2 (0 to 0.3)	0.2 (0 to 0.3)	0.3 (0 to 0.5)	0.4 (0 to 0.6)	0.4 (0 to 0.6)	0.4 (0 to 0.6)	0.4 (0 to 0.6)	0.4 (0 to 0.6)	0.4 (0 to 0.6)	0.4 (0 to 0.6)	0.4 (0 to 0.6)	0.4 (0 to 0.6)	0.4 (0 to 0.6)	0.4 (0 to 0.6)	0.4 (0 to 0.6)	6.2
Other sexually transmitted infections	0 (0 to 0)	0 (0 to 0)	0 (0 to 0)	0 (0 to 0)	0 (0 to 0)	0 (0 to 0)	0 (0 to 0)	0 (0 to 0)	0 (0 to 0)	0 (0 to 0)	0 (0 to 0)	0 (0 to 0)	0 (0 to 0)	0 (0 to 0)	0 (0 to 0)	0 (0 to 0)	0 (0 to 0)	0 (0 to 0)	0 (0 to 0)	0 (0 to 0)	0 (0 to 0)	0 (0 to 0)	0 (0 to 0)	0 (0 to 0)	1.9
Respiratory infections and tuberculosis	49.2 (39.9 to 58.4)	37.4 (29.9 to 44.7)	39.7 (29.1 to 49.2)	28.4 (20.2 to 36.2)	19.6 (13.4 to 25.1)	16.2 (10.9 to 20.8)	16.9 (11.3 to 21.5)	18.5 (12.3 to 23.6)	19.7 (13.1 to 25.1)	20.5 (13.7 to 26.3)	22.1 (14.7 to 28.4)	24.7 (16.4 to 31.8)	28.1 (18.7 to 36.1)	32.5 (21.7 to 41.7)	38.3 (25.7 to 49.2)	46.3 (31.2 to 59.3)	56.2 (38.1 to 71.8)	69.1 (47.2 to 87.9)	84.2 (57.8 to 106.8)	102.3 (70.5 to 129.3)	122.6 (84.8 to 154.5)	142.2 (98.5 to 178.9)	159.1 (110.2 to 200.3)	1,220
Tuberculosis	49.2 (39.9 to 58.4)	37.4 (29.9 to 44.7)	39.7 (29.1 to 49.2)	28.4 (20.2 to 36.2)	19.6 (13.4 to 25.1)	16.2 (10.9 to 20.8)	16.9 (11.3 to 21.5)	18.5 (12.3 to 23.6)	19.7 (13.1 to 25.1)	20.5 (13.7 to 26.3)	22.1 (14.7 to 28.4)	24.7 (16.4 to 31.8)	28.1 (18.7 to 36.1)	32.5 (21.7 to 41.7)	38.3 (25.7 to 49.2)	46.3 (31.2 to 59.3)	56.2 (38.1 to 71.8)	69.1 (47.2 to 87.9)	84.2 (57.8 to 106.8)	102.3 (70.5 to 129.3)	122.6 (84.8 to 154.5)	142.2 (98.5 to 178.9)	159.1 (110.2 to 200.3)	1,220
Latent tuberculosis infection	0 (0 to 0)	0 (0 to 0)	0 (0 to 0)	0 (0 to 0)	0 (0 to 0)	0 (0 to 0)	0 (0 to 0)	0 (0 to 0)	0 (0 to 0)	0 (0 to 0)	0 (0 to 0)	0 (0 to 0)	0 (0 to 0)	0 (0 to 0)	0 (0 to 0)	0 (0 to 0)	0 (0 to 0)	0 (0 to 0)	0 (0 to 0)	0 (0 to 0)	0 (0 to 0)	0 (0 to 0)	0 (0 to 0)	0 (0 to 0)	0
Drug-susceptible tuberculosis	0 (0 to 0)	0 (0 to 0)	0 (0 to 0)	0 (0 to 0)	0 (0 to 0)	0.2 (0 to 0.3)	0.2 (0 to 0.3)	0.6 (0.3 to 1)	0.8 (0.4 to 1.4)	0.8 (0.4 to 1.4)	0.9 (0.4 to 1.3)	1.6 (0.8 to 2.3)	2.6 (1.4 to 3.8)	3.3 (1.8 to 4.8)	5.3 (2.9 to 7.2)	8.7 (4.9 to 11.9)	13.2 (7.6 to 18)	20.2 (11.8 to 27)	29.6 (17.6 to 39.4)	43.6 (26.4 to 57.9)	61.3 (37.9 to 80.9)	83.6 (52.6 to 109.8)	101.6 (64.6 to 132.8)	181
Multidrug-resistant tuberculosis without extensive drug resistance	0 (0 to 0)	0 (0 to 0)	0 (0 to 0)	0 (0 to 0)	0 (0 to 0)	0 (0 to 0)	0 (0 to 0)	0 (0 to 0)	0 (0 to 0)	0 (0 to 0)	0 (0 to 0)	0 (0 to 0)	0 (0 to 0)	0 (0 to 0)	0 (0 to 0)	0 (0 to 0)	0 (0 to 0)	0 (0 to 0)	0 (0 to 0)	0 (0 to 0)	0 (0 to 0)	0 (0 to 0)	0 (0 to 0)	0 (0 to 0)	3.4
Extensively drug-resistant tuberculosis	0 (0 to 0)	0 (0 to 0)	0 (0 to 0)	0 (0 to 0)	0 (0 to 0)	0 (0 to 0)	0 (0 to 0)	0 (0 to 0)	0 (0 to 0)	0 (0 to 0)	0 (0 to 0)	0 (0 to 0)	0 (0 to 0)	0 (0 to 0)	0 (0 to 0)	0 (0 to 0)	0 (0 to 0)	0 (0 to 0)	0 (0 to 0)	0 (0 to 0)	0 (0 to 0)	0 (0 to 0)	0 (0 to 0)	0 (0 to 0)	0.8
Lower respiratory infections	1.3 (0.8 to 1.8)	2.1 (1.1 to 2.8)	14.6 (10.9 to 18.4)	13.4 (10.1 to 16.6)	7.4 (5.5 to 9.4)	6.1 (4.6 to 7.8)	5.5 (4.1 to 7.1)	6.5 (4.8 to 8.4)	7.6 (5.6 to 9.8)	8.5 (6.3 to 11)	10 (7.4 to 13)	11.6 (8.6 to 15.1)	14.5 (10.2 to 18.9)	18.6 (12.7 to 24.1)	24.8 (16.9 to 32.1)	32.3 (22.1 to 41.8)	42.3 (28.9 to 54.8)	55.2 (37.7 to 71.5)	71.4 (48.8 to 92.5)	88 (60.2 to 114)	109 (74.6 to 141)	128 (87.6 to 166)	143 (97.9 to 185)	1,190 (788.9 to 1,510)	953 (627.9 to 1,200)	319 (210.3 to 409)	5,370
Upper respiratory infections	0 (0 to 0.1)	0.2 (0.1 to 0.4)	4.4 (2.9 to 7.1)	20.2 (13.4 to 29.4)	29.1 (19.3 to 42.7)	22.5 (14.9 to 33.1)	20.7 (13.8 to 30.4)	18.6 (12.4 to 27.3)	19 (12.6 to 27.9)	19 (12.6 to 27.9)	19 (12.7 to 27.9)	20.1 (13.4 to 29.5)	22.1 (14.7 to 32.5)	23.7 (15.8 to 34.7)	25.9 (17.2 to 37.9)	30.2 (20.1 to 44.2)	35.7 (23.7 to 52.3)	43.1 (28.6 to 63.1)	51.9 (34.4 to 75.9)	61.9 (41.1 to 90.5)	73.1 (48.5 to 106.9)	84.1 (55.8 to 123)	93.2 (61.8 to 136.3)	353
Otitis media	0 (0 to 0)	0.6 (0.3 to 0.9)	4.6 (2.4 to 6.4)	9.3 (4.9 to 13)	2.6 (1.4 to 3.6)	2.4 (1.3 to 3.3)	2 (1.1 to 2.8)	2.9 (1.5 to 4)	3.1 (1.6 to 4.3)	3.5 (1.7 to 4.9)	4.5 (2.2 to 6.3)	4.6 (2.4 to 6.4)	4.6 (2.4 to 6.4)	4.3 (2.2 to 6.1)	3.9 (1.9 to 5.7)	3.5 (1.6 to 5.2)	3.1 (1.4 to 4.6)	2.7 (1.2 to 4)	2.3 (1 to 3.4)	2.1 (0.9 to 3.2)	1.9 (0.8 to 2.9)	1.3 (0.5 to 2)	0.7 (0.3 to 1.2)	63.2
Enteric infections	10.4 (5.9 to 22.2)	5.4 (3.2 to 9.6)	3.9 (2.2 to 6.9)	4.6 (2.6 to 8.1)	1.9 (1.2 to 2.7)	0.7 (0.7 to 1.4)	0.6 (0.4 to 1.2)	0.6 (0.4 to 1.2)	0.6 (0.4 to 1.2)	0.6 (0.4 to 1.2)	0.6 (0.4 to 1.2)	0.6 (0.4 to 1.2)	0.6 (0.4 to 1.2)	0.6 (0.4 to 1.2)	0.6 (0.4 to 1.2)	0.6 (0.4 to 1.2)	0.6 (0.4 to 1.2)	0.6 (0.4 to 1.2)	0.6 (0.4 to 1.2)	0.6 (0.4 to 1.2)	0.6 (0.4 to 1.2)	0.6 (0.4 to 1.2)	0.6 (0.4 to 1.2)	263
Cholera	0 (0 to 0.2)	0 (0 to 0.2)	0.3 (0.2 to 0.9)	0.2 (0.1 to 0.7)	0.1 (0 to 0.4)	0 (0 to 0.2)	0 (0 to 0.2)	0 (0 to 0.2)	0 (0 to 0.2)	0 (0 to 0.2)	0 (0 to 0.2)	0 (0 to 0.2)	0 (0 to 0.2)	0 (0 to 0.2)	0 (0 to 0.2)	0 (0 to 0.2)	0 (0 to 0.2)	0 (0 to 0.2)	0 (0 to 0.2)	0 (0 to 0.2)	0 (0 to 0.2)	0 (0 to 0.2)	0 (0 to 0.2)	0 (0 to 0.2)	0.2
Diarrheal diseases	9.8 (5.1 to 22.2)	5.3 (2.9 to 9.6)	3.8 (1.9 to 6.9)	4.4 (2.4 to 8.1)	1.8 (1.1 to 2.7)	0.7 (0.6 to 1.4)	0.6 (0.4 to 1.2)	0.6 (0.4 to 1.2)	0.6 (0.4 to 1.2)	0.6 (0.4 to 1.2)	0.6 (0.4 to 1.2)	0.6 (0.4 to 1.2)	0.6 (0.4 to 1.2)	0.6 (0.4 to 1.2)	0.6 (0.4 to 1.2)	0.6 (0.4 to 1.2)	0.6 (0.4 to 1.2)	0.6 (0.4 to 1.2)	0.6 (0.4 to 1.2)	0.6 (0.4 to 1.2)	0.6 (0.4 to 1.2)	0.6 (0.4 to 1.2)	0.6 (0.4 to 1.2)	262
Typhoid and paratyphoid	0 (0 to 0)	0 (0 to 0)	0 (0 to 0)	0 (0 to 0)	0 (0 to 0)	0 (0 to 0)	0 (0 to 0)	0 (0 to 0)	0 (0 to 0)	0 (0 to 0)	0 (0 to 0)	0 (0 to 0)	0 (0 to 0)	0 (0 to 0)	0 (0 to 0)	0 (0 to 0)	0 (0 to 0)	0 (0 to 0)	0 (0 to 0)	0 (0 to 0)	0 (0 to 0)	0 (0 to 0)	0 (0 to 0)	0 (0 to 0)	0
Typhoid fever	0 (0 to 0)	0 (0 to 0)	0 (0 to 0)	0 (0 to 0)	0 (0 to 0)	0 (0 to 0)	0 (0 to 0)	0 (0 to 0)	0 (0 to 0)	0 (0 to 0)	0 (0 to 0)	0 (0 to 0)	0 (0 to 0)	0 (0 to 0)	0 (0 to 0)	0 (0 to 0)	0 (0 to 0)	0 (0 to 0)	0 (0 to 0)	0 (0 to 0)	0 (0 to 0)	0 (0 to 0)	0 (0 to 0)	0 (0 to 0)	0
Paratyphoid fever	0 (0 to 0)	0 (0 to 0)	0 (0 to 0)	0 (0 to 0)	0 (0 to 0)	0 (0 to 0)	0 (0 to 0)	0 (0 to 0)	0 (0 to 0)	0 (0 to 0)	0 (0 to 0)	0 (0 to 0)	0 (0 to 0)	0 (0 to 0)	0 (0 to 0)	0 (0 to 0)	0 (0 to 0)	0 (0 to 0)	0 (0 to 0)	0 (0 to 0)	0 (0 to 0)	0 (0 to 0)	0 (0 to 0)	0 (0 to 0)	0
Invasive Non-typhoidal Salmonella (iNTS)	0 (0 to 0)	0 (0 to 0)	0 (0 to 0)	0 (0 to 0)	0 (0 to 0)	0 (0 to 0)	0 (0 to 0)	0 (0 to 0)	0 (0 to 0)	0 (0 to 0)	0 (0 to 0)	0 (0 to 0)	0 (0 to 0)	0 (0 to 0)	0 (0 to 0)	0 (0 to 0)	0 (0 to 0)	0 (0 to 0)	0 (0 to 0)	0 (0 to 0)	0 (0 to 0)	0 (0 to 0)	0 (0 to 0)	0 (0 to 0)	0
Other intestinal infectious diseases	0 (0 to 0)	0 (0 to 0)	0 (0 to 0)	0 (0 to 0)	0 (0 to 0)	0 (0 to 0)	0 (0 to 0)	0 (0 to 0)	0 (0 to 0)	0 (0 to 0)	0 (0 to 0)	0 (0 to 0)	0 (0 to 0)	0 (0 to 0)	0 (0 to 0)	0 (0 to 0)	0 (0 to 0)	0 (0 to 0)	0 (0 to 0)	0 (0 to 0)	0 (0 to 0)	0 (0 to 0)	0 (0 to 0)	0 (0 to 0)	0.4
Neglected tropical diseases and malaria	0 (0 to 0.3)	0 (0 to 0.1)	0 (0 to 0.2)	0 (0 to 0.1)	0 (0 to 0.2)	0 (0 to 0.1)	0 (0 to 0.1)	0 (0 to 0.1)	0 (0 to 0.1)	0 (0 to 0.1)	0 (0 to 0.1)	0 (0 to 0.1)	0 (0 to 0.1)	0 (0 to 0.1)	0 (0 to 0.1)	0 (0 to 0.1)	0 (0 to 0.1)	0 (0 to 0.1)	0 (0 to 0.1)	0 (0 to 0.1)	0 (0 to 0.1)	0 (0 to 0.1)	0 (0 to 0.1)	0 (0 to 0.1)	20.2
Malaria	0 (0 to 0)	0 (0 to 0)	0 (0 to 0)	0 (0 to 0)	0 (0 to 0)	0 (0 to 0)	0 (0 to 0)	0 (0 to 0)	0 (0 to 0)	0 (0 to 0)	0 (0 to 0)	0 (0 to 0)	0 (0 to 0)	0 (0 to 0)	0 (0 to 0)	0 (0 to 0)	0 (0 to 0)	0 (0 to 0)	0 (0 to 0)	0 (0 to 0)	0 (0 to 0)	0 (0 to 0)	0 (0 to 0)	0 (0 to 0)	0
Chagas disease	0 (0 to 0)	0 (0 to 0)	0 (0 to 0)	0 (0 to 0)	0 (0 to 0)	0 (0 to 0)	0 (0 to 0)	0 (0 to 0)	0 (0 to 0)	0 (0 to 0)	0 (0 to 0)	0 (0 to 0)	0 (0 to 0)	0 (0 to 0)	0 (0 to 0)	0 (0 to 0)	0 (0 to 0)	0 (0 to 0)	0 (0 to 0)	0 (0 to 0)	0 (0 to 0)	0 (0 to 0)	0 (0 to 0)	0 (0 to 0)	0
Leishmaniasis	0 (0 to 0)	0 (0 to 0)	0 (0 to 0)	0 (0 to 0)	0 (0 to 0)	0 (0 to 0)	0 (0 to 0)	0 (0 to 0)	0 (0 to 0)	0 (0 to 0)	0 (0 to 0)	0 (0 to 0)	0 (0 to 0)	0 (0 to 0)	0 (0 to 0)	0 (0 to 0)	0 (0 to 0)	0 (0 to 0)	0 (0 to 0)	0 (0 to 0)	0 (0 to 0)	0 (0 to 0)	0 (0 to 0)	0 (0 to 0)	0
Visceral leishmaniasis	0 (0 to 0)	0 (0 to 0)	0 (0 to 0)	0 (0 to 0)	0 (0 to 0)	0 (0 to 0)	0 (0 to 0)	0 (0 to 0)	0 (0 to 0)	0 (0 to 0)	0 (0 to 0)	0 (0 to 0)	0 (0 to 0)	0 (0 to 0)	0 (0 to 0)	0 (0 to 0)	0 (0 to 0)	0 (0 to 0)	0 (0 to 0)	0 (0 to 0)	0 (0 to 0)	0 (0 to 0)	0 (0 to 0)	0 (0 to 0)	0
Cutaneous and mucocutaneous leishmaniasis	0 (0 to 0)	0 (0 to 0)	0 (0 to 0)	0 (0 to 0)	0 (0 to 0)	0 (0 to 0)	0 (0 to 0)	0 (0 to 0)	0 (0 to 0)	0 (0 to 0)	0 (0 to 0)	0 (0 to 0)	0 (0 to 0)	0 (0 to 0)	0 (0 to 0)	0 (0 to 0)	0 (0 to 0)	0 (0 to 0)	0 (0 to 0)	0 (0 to 0)	0 (0 to 0)	0 (0 to 0)	0 (0 to 0)	0 (0 to 0)	0
African trypanosomiasis	0 (0 to 0)	0 (0 to 0)	0 (0 to 0)	0 (0 to 0)	0 (0 to 0)	0 (0 to 0)	0 (0 to 0)	0 (0 to 0)	0 (0 to 0)	0 (0 to 0)	0 (0 to 0)	0 (0 to 0)	0 (0 to 0)	0 (0 to 0)	0 (0 to 0)	0 (0 to 0)	0 (0 to 0)	0 (0 to 0)	0 (0 to 0)	0 (0 to 0)	0 (0 to 0)	0 (0 to 0)	0 (0 to 0)	0 (0 to 0)	0
Schistosomiasis	0 (0 to 0)	0 (0 to 0)	0 (0 to 0)	0 (0 to 0)	0 (0 to 0)	0 (0 to 0)	0 (0 to 0)	0 (0 to 0)	0 (0 to 0)	0 (0 to 0)	0 (0 to 0)	0 (0 to 0)	0 (0 to 0)	0 (0 to 0)	0 (0 to 0)	0 (0 to 0)	0 (0 to 0)	0 (0 to 0)	0 (0 to 0)	0 (0 to 0)	0 (0 to 0)	0 (0 to 0)	0 (0 to 0)	0 (0 to 0)	0
Cysticercosis	0 (0 to 0)	0 (0 to 0)	0 (0 to 0)	0 (0 to 0)	0 (0 to 0)	0 (0 to 0)	0 (0 to 0)	0 (0 to 0)	0 (0 to 0)	0 (0 to 0)	0 (0 to 0)	0 (0 to 0)	0 (0 to 0)	0 (0 to 0)	0 (0 to 0)	0 (0 to 0)	0 (0 to 0)	0 (0 to 0)	0 (0 to 0)	0 (0 to 0)	0 (0 to 0)	0 (0 to 0)	0 (0 to 0)	0 (0 to 0)	0
Cystic echinococcosis	0 (0 to 0)	0 (0 to 0)	0 (0 to 0)	0 (0 to 0)	0 (0 to 0)	0 (0 to 0)	0 (0 to 0)	0 (0 to 0)	0 (0 to 0)	0 (0 to 0)	0 (0 to 0)	0 (0 to 0)	0 (0 to 0)	0 (0 to 0)	0 (0 to 0)	0 (0 to 0)	0 (0 to 0)	0 (0 to 0)	0 (0 to 0)	0 (0 to 0)	0 (0 to 0)	0 (0 to 0)	0 (0 to 0)	0 (0 to 0)	0
Lymphatic filariasis	0 (0 to 0)	0 (0 to 0)	0 (0 to 0)	0 (0 to 0)	0 (0 to 0)	0 (0 to 0)	0 (0 to 0)	0 (0 to 0)	0 (0 to 0)	0 (0 to 0)	0 (0 to 0)	0 (0 to 0)	0 (0 to 0)	0 (0 to 0)	0 (0 to 0)	0 (0 to 0)	0 (0 to 0)	0 (0 to 0)	0 (0 to 0)	0 (0 to 0)	0 (0 to 0)	0 (0 to 0)	0 (0 to 0)	0 (0 to 0)	0
Onchocerciasis	0 (0 to 0)	0 (0 to 0)	0 (0 to 0)	0 (0 to 0)	0 (0 to 0)	0 (0 to 0)	0 (0 to 0)	0 (0 to 0)	0 (0 to 0)	0 (0 to 0)	0 (0 to 0)	0 (0 to 0)	0 (0 to 0)	0 (0 to 0)	0 (0 to 0)	0 (0 to 0)	0 (0 to 0)	0 (0 to 0)	0 (0 to 0)	0 (0 to 0)	0 (0 to 0)	0 (0 to 0)	0 (0 to 0)	0 (0 to 0)	0
Trachoma	0 (0 to 0)	0 (0 to 0)	0 (0 to 0)	0 (0 to 0)	0 (0 to 0)	0 (0 to 0)	0 (0 to 0)	0 (0 to 0)	0 (0 to 0)	0 (0 to 0)	0 (0 to 0)	0 (0 to 0)	0 (0 to 0)	0 (0 to 0)	0 (0 to 0)	0 (0 to 0)	0 (0 to 0)	0 (0 to 0)	0 (0 to 0)	0 (0 to 0)	0 (0 to 0)	0 (0 to 0)	0 (0 to 0)	0 (0 to 0)	0
Dengue	0 (0 to 0)	0 (0 to 0)	0 (0 to 0)	0 (0 to 0)	0 (0 to 0)	0 (0 to 0)	0 (0 to 0)	0 (0 to 0)	0 (0 to 0)	0 (0 to 0)	0 (0 to 0)	0 (0 to 0)	0 (0 to 0)	0 (0 to 0)	0 (0 to 0)	0 (0 to 0)	0 (0 to 0)	0 (0 to 0)	0 (0 to 0)	0 (0 to 0)	0 (0 to 0)	0 (0 to 0)	0 (0 to 0)	0 (0 to 0)	0
Yellow fever	0 (0 to 0)	0 (0 to 0)	0 (0 to 0)	0 (0 to 0)	0 (0 to 0)	0 (0 to 0)	0 (0 to 0)	0 (0 to 0)	0 (0 to 0)	0 (0 to 0)	0 (0 to 0)	0 (0 to 0)	0 (0 to 0)	0 (0 to 0)	0 (0 to 0)	0 (0 to 0)	0 (0 to 0)	0 (0 to 0)	0 (0 to 0)	0 (0 to 0)	0 (0 to 0)	0 (0 to 0)	0 (0 to 0)	0 (0 to 0)	0
Rabies	0 (0 to 0)	0 (0 to 0)	0 (0 to 0)	0 (0 to 0)	0 (0 to 0)	0 (0 to 0)	0 (0 to 0)	0 (0 to 0)	0 (0 to 0)	0 (0 to 0)	0 (0 to 0)	0 (0 to 0)	0 (0 to 0)	0 (0 to 0)	0 (0 to 0)	0 (0 to 0)	0 (0 to 0)	0 (0 to 0)	0 (0 to 0)	0 (0 to 0)	0 (0 to 0)	0 (0 to 0)	0 (0 to 0)	0 (0 to 0)	0
Intestinal nematode infections	0 (0 to 0)	0 (0 to 0)	0 (0 to 0)	0 (0 to 0)	0 (0 to 0)	0 (0 to 0)	0 (0 to 0)	0 (0 to 0)	0 (0 to 0)	0 (0 to 0)	0 (0 to 0)	0 (0 to 0)	0 (0 to 0)	0 (0 to 0)	0 (0 to 0)	0 (0 to 0)	0 (0 to 0)	0 (0 to 0)	0 (0 to 0)	0 (0 to 0)	0 (0 to 0)	0 (0 to 0)	0 (0 to 0)	0 (0 to 0)	0
Ascariasis	0 (0 to 0)	0 (0 to 0)	0 (0 to 0)	0 (0 to 0)	0 (0 to 0)	0 (0 to 0)	0 (0 to 0)	0 (0 to 0)	0 (

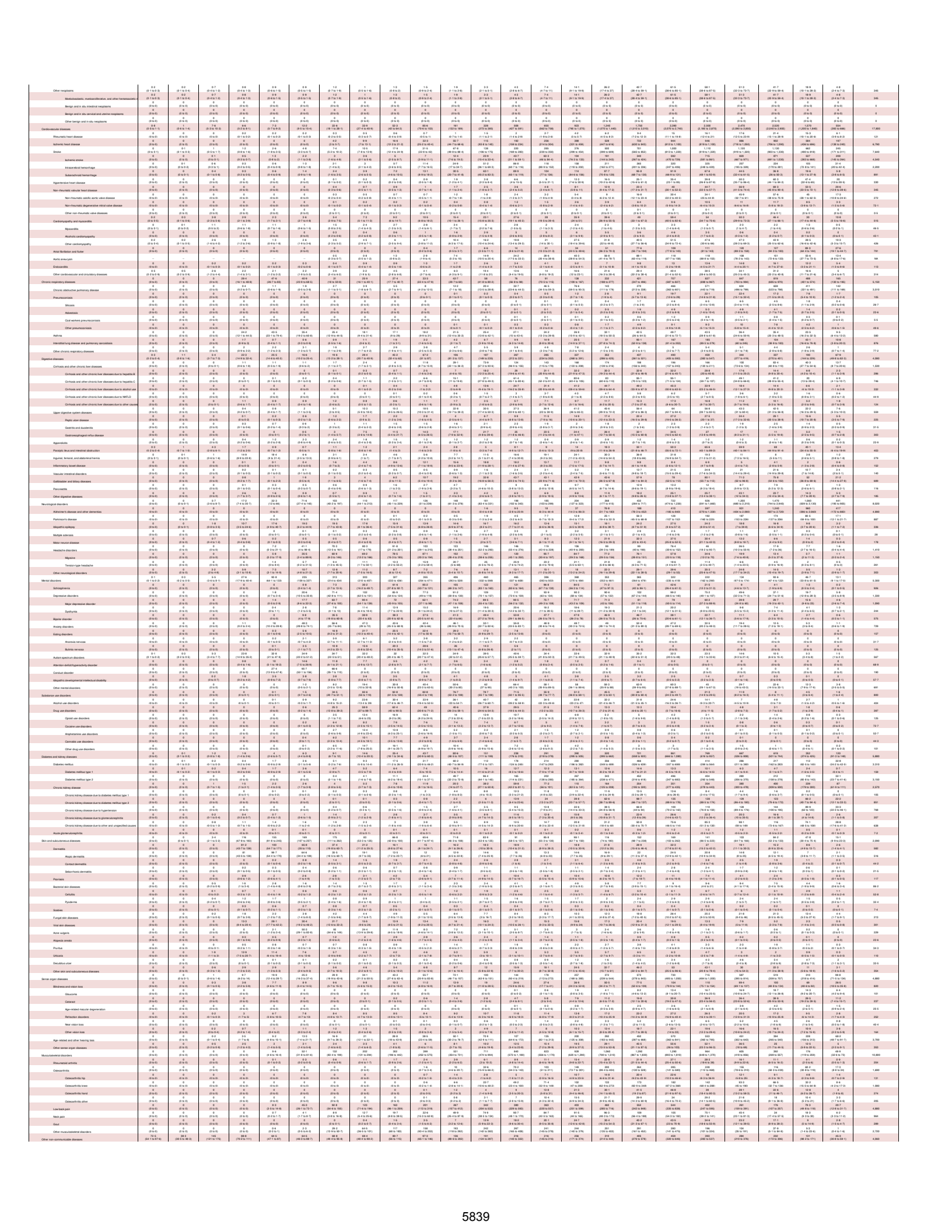



Congenital birth defects	70-7 (62-1 to 99-1)	34-9 (27-3 to 45-1)	111 (87-4 to 141)	62-5 (47-6 to 80-4)	36-3 (26-9 to 49-3)	33-1 (23-6 to 44-9)	28-6 (20-5 to 39-3)	19-5 (13-7 to 29-1)	18-2 (12-5 to 22-1)	13-5 (11-6 to 19-6)	15-4 (11-4 to 20-1)	15-6 (11-6 to 20-6)	14-4 (10-7 to 19-1)	12 (9-7 to 16-3)	11-7 (8-5 to 15-8)	12 (8-6 to 16)	12 (8-5 to 19-4)	8-7 (4-2 to 15-2)	4-6 (2-8 to 8-4)	2-6 (1-7 to 4-2)	1-9 (1-2 to 3)	1 (0-6 to 1-5)	0-3 (0-2 to 0-4)	541
Neural tube defects	1-7 (0-7 to 2-8)	1-7 (0-7 to 3-1)	2-9 (2-4 to 5-3)	2-1 (0-9 to 4-9)	2-1 (1-0 to 3-7)	2-2 (1-1 to 3-2)	2-3 (1-4 to 3-3)	2 (1-2 to 3)	1-5 (1-0 to 2-1)	1-1 (0-8 to 1-6)	1-1 (0-6 to 1-6)	1-2 (0-8 to 1-7)	1-2 (0-8 to 1-6)	1 (0-6 to 1-3)	0-9 (0-5 to 1-5)	1 (0-6 to 1-5)	0-9 (0-5 to 1-7)	0-7 (0-3 to 1-5)	0-4 (0-2 to 1-2)	0-2 (0-1 to 0-8)	0-2 (0-1 to 0-6)	0-1 (0-0 to 0-5)	0-2 (0-0 to 0-6)	38
Congenital heart anomalies	0 (0-0 to 0-1)	0 (0-0 to 0-2)	0 (0-0 to 0-2)	0 (0-0 to 0-4)	0 (0-0 to 0-3)	0 (0-0 to 0-3)	0 (0-0 to 0-3)	0 (0-0 to 0-2)	0 (0-0 to 0-2)	0 (0-0 to 0-2)	0 (0-0 to 0-2)	0 (0-0 to 0-2)	0 (0-0 to 0-2)	0 (0-0 to 0-2)	0 (0-0 to 0-2)	0 (0-0 to 0-2)	0 (0-0 to 0-2)	0 (0-0 to 0-2)	0 (0-0 to 0-2)	0 (0-0 to 0-2)	0 (0-0 to 0-2)	0 (0-0 to 0-2)	0 (0-0 to 0-2)	160
Orofacial clefts	0 (0-0 to 0-1)	0 (0-0 to 0-2)	0 (0-1 to 0-3)	0 (0-0 to 1-1)	0 (0-0 to 1-1)	0 (0-0 to 1-1

SR Table 2a: Yemanashi DALYS by cause and age group for males with 95% uncertainty intervals, 2019

Cause	Early Neonatal	Late Neonatal	Post Neonatal	1 to 4	5 to 9	10 to 14	15 to 19	20 to 24	25 to 29	30 to 34	35 to 39	40 to 44	45 to 49	50 to 54	55 to 59	60 to 64	65 to 69	70 to 74	75 to 79	80 to 84	85 to 89	90 to 94	95 plus	Total
All causes	7,872 (7,222 to 7,486)	4,744 (4,244 to 5,114)	7,556 (6,958 to 8,097)	10,127 (9,389 to 10,922)	5,663 (4,911 to 6,572)	4,669 (4,041 to 5,388)	5,981 (5,240 to 6,880)	7,911 (6,997 to 8,966)	8,911 (7,934 to 10,070)	9,911 (8,842 to 11,242)	10,911 (9,753 to 12,470)	11,911 (10,660 to 13,660)	12,911 (11,570 to 14,740)	13,911 (12,481 to 15,880)	14,911 (13,396 to 16,960)	15,911 (14,276 to 18,040)	16,911 (15,156 to 19,200)	17,911 (16,035 to 20,300)	18,911 (16,913 to 21,400)	19,911 (17,792 to 22,500)	20,911 (18,670 to 23,600)	21,911 (19,548 to 24,700)	22,911 (20,426 to 25,800)	137,288
Communicable, maternal, neonatal, and nutritional diseases	79 (54.4 to 98.6)	29 (17.6 to 37.1)	41 (26.2 to 57.7)	961 (65.6 to 1,332)	96.1 (61.3 to 179)	59.1 (39.6 to 106)	88.1 (61.3 to 133)	89.7 (61.3 to 133)	82.9 (54.2 to 127)	91.6 (57.6 to 139)	104 (62.6 to 159)	134 (72.5 to 213)	175 (108 to 295)	202 (140 to 354)	256 (203 to 328)	340 (267 to 427)	531 (413 to 653)	974 (726 to 1,266)	1,666 (983 to 2,185)	1,140 (662 to 1,490)	468 (249 to 662)	312 (205 to 450)	7,080
HIV/AIDS and sexually transmitted infections	0 (0 to 0)	0 (0 to 0)	0.6 (0.4 to 0.7)	0.5 (0.4 to 0.7)	0.3 (0.2 to 0.4)	0.2 (0.2 to 0.4)	0.7 (0.5 to 1)	1.3 (0.9 to 1.8)	1.6 (1.1 to 2.4)	2.3 (1.6 to 3.4)	3.2 (2.2 to 4.6)	3.8 (2.7 to 5.3)	4.3 (2.9 to 6.2)	3.9 (2.5 to 5.7)	3.6 (2.7 to 5.2)	4.1 (2.9 to 6.3)	8.7 (6.1 to 12.4)	0.9 (0.6 to 1.3)	0.5 (0.3 to 0.8)	0.2 (0.1 to 0.4)	0 (0 to 0.1)	47.6
HIV/AIDS	0 (0 to 0)	0 (0 to 0)	0.6 (0.4 to 0.7)	0.5 (0.4 to 0.7)	0.3 (0.2 to 0.4)	0.2 (0.2 to 0.4)	0.4 (0.3 to 0.6)	0.7 (0.4 to 1.1)	1.1 (0.7 to 1.6)	1.4 (0.9 to 2)	2.1 (1.5 to 2.9)	2.5 (1.8 to 3.5)	2.6 (1.6 to 4)	2.1 (1.4 to 3.2)	2.4 (1.7 to 3.3)	2.6 (1.9 to 3.7)	4.9 (3.5 to 6.9)	0.7 (0.5 to 1)	0.4 (0.2 to 1.6)	0.1 (0.1 to 0.2)	0 (0 to 0)	33.2
HIV/AIDS - Drug-susceptible Tuberculosis	0 (0 to 0)	0 (0 to 0)	0.2 (0.1 to 0.3)	0.1 (0.1 to 0.1)	0.1 (0 to 0.1)	0.1 (0 to 0.1)	0.1 (0.1 to 0.2)	0.2 (0.1 to 0.3)	0.2 (0.1 to 0.3)	0.3 (0.2 to 0.5)	0.5 (0.3 to 0.8)	0.5 (0.3 to 0.8)	0.5 (0.3 to 0.8)	0.5 (0.3 to 0.7)	0.6 (0.3 to 0.8)	1 (0.6 to 1.4)	1.3 (0.8 to 2)	0.1 (0.1 to 0.1)	0.1 (0.1 to 0.1)	0 (0 to 0.1)	0 (0 to 0)	6.2
HIV/AIDS - Multidrug-resistant Tuberculosis without extensive drug resistance	0 (0 to 0)	0 (0 to 0)	0 (0 to 0)	0 (0 to 0)	0 (0 to 0)	0 (0 to 0)	0 (0 to 0)	0 (0 to 0)	0 (0 to 0)	0 (0 to 0)	0 (0 to 0)	0 (0 to 0)	0 (0 to 0)	0 (0 to 0)	0 (0 to 0)	0 (0 to 0)	0 (0 to 0)	0 (0 to 0)	0 (0 to 0)	0 (0 to 0)	0 (0 to 0)	0 (0 to 0)	0.1
HIV/AIDS - Extensively drug-resistant Tuberculosis	0 (0 to 0)	0 (0 to 0)	0 (0 to 0)	0 (0 to 0)	0 (0 to 0)	0 (0 to 0)	0 (0 to 0)	0 (0 to 0)	0 (0 to 0)	0 (0 to 0)	0 (0 to 0)	0 (0 to 0)	0 (0 to 0)	0 (0 to 0)	0 (0 to 0)	0 (0 to 0)	0 (0 to 0)	0 (0 to 0)	0 (0 to 0)	0 (0 to 0)	0 (0 to 0)	0 (0 to 0)	0
HIV/AIDS resulting in other diseases	0 (0 to 0)	0 (0 to 0)	0.4 (0.2 to 0.5)	0.4 (0.2 to 0.5)	0.2 (0.1 to 0.3)	0.1 (0.1 to 0.2)	0.3 (0.2 to 0.4)	0.6 (0.3 to 0.9)	0.9 (0.5 to 1.4)	1.1 (0.6 to 1.8)	1.6 (0.9 to 2.5)	2 (1.2 to 3.2)	2.2 (1.2 to 3.6)	1.8 (1.2 to 2.8)	2 (1.4 to 3.1)	2.3 (1.5 to 3.6)	4.3 (2.9 to 6.8)	0.6 (0.4 to 0.9)	0.3 (0.2 to 1.4)	0.1 (0.1 to 0.2)	0 (0 to 0)	29.6
Sexually transmitted infections excluding HIV	0 (0 to 0)	0 (0 to 0)	0 (0 to 0)	0 (0 to 0)	0 (0 to 0)	0 (0 to 0)	0 (0 to 0)	0.4 (0.1 to 0.8)	0.4 (0.1 to 0.8)	0.4 (0.1 to 0.8)	0.4 (0.1 to 0.8)	0.4 (0.1 to 0.8)	0.4 (0.1 to 0.8)	0.4 (0.1 to 0.8)	0.4 (0.1 to 0.8)	0.4 (0.1 to 0.8)	0.4 (0.1 to 0.8)	0.2 (0.1 to 0.3)	0.2 (0.1 to 0.3)	0.1 (0.1 to 0.2)	0 (0 to 0)	0 (0 to 0)	6.4
Syphilis	0 (0 to 0)	0 (0 to 0)	0 (0 to 0)	0 (0 to 0)	0 (0 to 0)	0 (0 to 0)	0 (0 to 0)	0 (0 to 0)	0 (0 to 0)	0 (0 to 0)	0 (0 to 0)	0 (0 to 0)	0 (0 to 0)	0 (0 to 0)	0 (0 to 0)	0 (0 to 0)	0 (0 to 0)	0 (0 to 0)	0 (0 to 0)	0 (0 to 0)	0 (0 to 0)	0 (0 to 0)	0
Chlamydial infection	0 (0 to 0)	0 (0 to 0)	0 (0 to 0)	0 (0 to 0)	0 (0 to 0)	0 (0 to 0)	0 (0 to 0)	0 (0 to 0)	0 (0 to 0)	0 (0 to 0)	0 (0 to 0)	0 (0 to 0)	0 (0 to 0)	0 (0 to 0)	0 (0 to 0)	0 (0 to 0)	0 (0 to 0)	0 (0 to 0)	0 (0 to 0)	0 (0 to 0)	0 (0 to 0)	0 (0 to 0)	0
Gonococcal infection	0 (0 to 0)	0 (0 to 0)	0 (0 to 0)	0 (0 to 0)	0 (0 to 0)	0 (0 to 0)	0 (0 to 0.1)	0 (0 to 0.2)	0 (0 to 0.2)	0 (0 to 0.2)	0 (0 to 0.2)	0 (0 to 0.2)	0 (0 to 0.2)	0 (0 to 0.2)	0 (0 to 0.2)	0 (0 to 0.2)	0 (0 to 0.2)	0 (0 to 0.2)	0 (0 to 0.2)	0 (0 to 0.2)	0 (0 to 0.2)	0 (0 to 0.2)	0
Trichomoniasis	0 (0 to 0)	0 (0 to 0)	0 (0 to 0)	0 (0 to 0)	0 (0 to 0)	0 (0 to 0)	0 (0 to 0)	0 (0 to 0)	0 (0 to 0)	0 (0 to 0)	0 (0 to 0)	0 (0 to 0)	0 (0 to 0)	0 (0 to 0)	0 (0 to 0)	0 (0 to 0)	0 (0 to 0)	0 (0 to 0)	0 (0 to 0)	0 (0 to 0)	0 (0 to 0)	0 (0 to 0)	0
Genital herpes	0 (0 to 0)	0 (0 to 0)	0 (0 to 0)	0 (0 to 0)	0 (0 to 0)	0 (0 to 0)	0 (0 to 0)	0 (0 to 0)	0 (0 to 0)	0 (0 to 0)	0 (0 to 0)	0 (0 to 0)	0 (0 to 0)	0 (0 to 0)	0 (0 to 0)	0 (0 to 0)	0 (0 to 0)	0 (0 to 0)	0 (0 to 0)	0 (0 to 0)	0 (0 to 0)	0 (0 to 0)	0
Other sexually transmitted infections	0 (0 to 0)	0 (0 to 0)	0 (0 to 0)	0 (0 to 0)	0 (0 to 0)	0 (0 to 0)	0 (0 to 0)	0 (0 to 0)	0 (0 to 0)	0 (0 to 0)	0 (0 to 0)	0 (0 to 0)	0 (0 to 0)	0 (0 to 0)	0 (0 to 0)	0 (0 to 0)	0 (0 to 0)	0 (0 to 0)	0 (0 to 0)	0 (0 to 0)	0 (0 to 0)	0 (0 to 0)	0
Respiratory infections and tuberculosis	1 (0.7 to 1.6)	1 (0.3 to 2.7)	1 (0.5 to 2.9)	29 (19.7 to 37.5)	39 (25.7 to 53.9)	39 (23.2 to 59.6)	39 (19.1 to 59.2)	37 (20.1 to 58.2)	32 (21.3 to 49.9)	32 (21.5 to 48.1)	32 (20.1 to 48.1)	32 (19.7 to 48.1)	32 (19.4 to 48.1)	32 (19.2 to 48.1)	32 (19.1 to 48.1)	32 (19.1 to 48.1)	32 (19.1 to 48.1)	32 (19.1 to 48.1)	32 (19.1 to 48.1)	32 (19.1 to 48.1)	32 (19.1 to 48.1)	32 (19.1 to 48.1)	1,065
Tuberculosis	1 (0.7 to 1.6)	1 (0.3 to 2.7)	1 (0.5 to 2.9)	29 (19.7 to 37.5)	39 (25.7 to 53.9)	39 (23.2 to 59.6)	39 (19.1 to 59.2)	37 (20.1 to 58.2)	32 (21.3 to 49.9)	32 (21.5 to 48.1)	32 (20.1 to 48.1)	32 (19.7 to 48.1)	32 (19.4 to 48.1)	32 (19.2 to 48.1)	32 (19.1 to 48.1)	32 (19.1 to 48.1)	32 (19.1 to 48.1)	32 (19.1 to 48.1)	32 (19.1 to 48.1)	32 (19.1 to 48.1)	32 (19.1 to 48.1)	32 (19.1 to 48.1)	1,065
Latent tuberculosis infection	0 (0 to 0)	0 (0 to 0)	0 (0 to 0)	0 (0 to 0)	0 (0 to 0)	0 (0 to 0)	0 (0 to 0)	0 (0 to 0)	0 (0 to 0)	0 (0 to 0)	0 (0 to 0)	0 (0 to 0)	0 (0 to 0)	0 (0 to 0)	0 (0 to 0)	0 (0 to 0)	0 (0 to 0)	0 (0 to 0)	0 (0 to 0)	0 (0 to 0)	0 (0 to 0)	0 (0 to 0)	0
Drug-susceptible tuberculosis	0 (0 to 0)	0 (0 to 0)	0 (0 to 0)	0 (0 to 0)	0 (0 to 0)	0.2 (0 to 0.6)	0.6 (0.4 to 1)	0.9 (0.5 to 1.3)	0.9 (0.5 to 1.3)	1 (0.7 to 1.5)	1.7 (1.3 to 2.3)	2.1 (1.5 to 3)	2.7 (1.9 to 3.7)	3.8 (2.7 to 5.1)	5 (3.6 to 7)	6.3 (4.5 to 8.7)	9 (6.5 to 12.7)	24.3 (17.4 to 32.9)	29.2 (17.4 to 33.9)	30 (20.4 to 37.7)	19.7 (10.4 to 27.1)	4.9 (2.3 to 9.4)	171
Multidrug-resistant tuberculosis without extensive drug resistance	0 (0 to 0)	0 (0 to 0)	0 (0 to 0)	0 (0 to 0)	0 (0 to 0)	0 (0 to 0)	0 (0 to 0)	0 (0 to 0)	0 (0 to 0)	0 (0 to 0)	0 (0 to 0)	0 (0 to 0)	0 (0 to 0)	0 (0 to 0)	0 (0 to 0)	0 (0 to 0)	0 (0 to 0)	0 (0 to 0)	0 (0 to 0)	0 (0 to 0)	0 (0 to 0)	0 (0 to 0)	0
Extensively drug-resistant tuberculosis	0 (0 to 0)	0 (0 to 0)	0 (0 to 0)	0 (0 to 0)	0 (0 to 0)	0 (0 to 0)	0 (0 to 0)	0 (0 to 0)	0 (0 to 0)	0 (0 to 0)	0 (0 to 0)	0 (0 to 0)	0 (0 to 0)	0 (0 to 0)	0 (0 to 0)	0 (0 to 0)	0 (0 to 0)	0 (0 to 0)	0 (0 to 0)	0 (0 to 0)	0 (0 to 0)	0 (0 to 0)	0
Lower respiratory infections	1 (0.6 to 1.6)	1.7 (1.1 to 2.6)	10.5 (6.6 to 16.7)	13.7 (9.1 to 19.7)	7.1 (3.1 to 9.3)	4.4 (2.4 to 6.4)	6.6 (3.2 to 11.6)	8.1 (4.2 to 13.7)	9.2 (4.9 to 15.7)	11.6 (6.3 to 19)	19.7 (11.4 to 33)	22.4 (13.4 to 33.1)	42.6 (29.7 to 61.4)	67.6 (48.1 to 94)	118 (93.5 to 154)	191 (133.5 to 258)	341 (260.5 to 433)	686 (433.7 to 1,000)	827 (562.1 to 1,112)	973 (722.3 to 1,283)	1,092 (722.9 to 1,520)	704 (402.6 to 1,031)	290 (161 to 479)	5,330
Upper respiratory infections	0 (0 to 0.1)	0.2 (0.1 to 0.4)	4.1 (2.3 to 6.8)	19.6 (13.1 to 27.7)	13.3 (5.4 to 17.1)	22.2 (12.3 to 29.4)	21.2 (11.2 to 37)	18.6 (10.1 to 31.7)	19.7 (10.4 to 34.2)	21.5 (11.2 to 36.4)	23.6 (12.6 to 41.4)	25.9 (13.2 to 46.2)	22.7 (12.4 to 40.7)	21.6 (11.9 to 39.2)	20.4 (10.3 to 44)	22.9 (11.9 to 39.7)	21.4 (11.4 to 36.4)	19.5 (9.4 to 34.4)	19.2 (9.4 to 37.5)	14.2 (7.4 to 31.6)	6.2 (3.4 to 10.4)	1.6 (1 to 1.9)	370
Otitis media	0 (0 to 0)	0.6 (0.2 to 1.6)	4.3 (2.2 to 7.6)	5.1 (2.6 to 8.7)	4.1 (2.1 to 7.1)	3.4 (1.7 to 5.9)	2.9 (1.5 to 5.1)	2.1 (1.1 to 3.7)	1.6 (0.8 to 2.7)	1.2 (0.6 to 2.1)	0.9 (0.5 to 1.6)	0.8 (0.4 to 1.4)	0.6 (0.3 to 1.1)	0.4 (0.2 to 0.8)	0.3 (0.1 to 0.7)	0.3 (0.1 to 0.6)	0.2 (0.1 to 0.5)	0.2 (0.1 to 0.4)	0.1 (0.1 to 0.3)	0.1 (0.1 to 0.2)	0 (0 to 0.1)	0 (0 to 0.1)	68.9
Enteric infections	1 (0.7 to 2.2)	0.4 (0.2 to 0.7)	0.7 (0.3 to 1.2)	1.4 (0.7 to 2.2)	1.6 (0.8 to 2.6)	0.6 (0.3 to 1.1)	0.6 (0.4 to 1.2)	0.6 (0.4 to 1.1)	0.6 (0.4 to 1.1)	0.6 (0.4 to 1.1)	0.6 (0.4 to 1.1)	0.6 (0.4 to 1.1)	0.6 (0.4 to 1.1)	0.6 (0.4 to 1.1)	0.6 (0.4 to 1.1)	0.6 (0.4 to 1.1)	0.6 (0.4 to 1.1)	0.6 (0.4 to 1.1)	0.6 (0.4 to 1.1)	0.6 (0.4 to 1.1)	0.6 (0.4 to 1.1)	0.6 (0.4 to 1.1)	25
Diarrheal diseases	0.3 (0.1 to 0.9)	0.4 (0.2 to 0.7)	0.7 (0.1 to 1.9)	1.4 (0.7 to 2.1)	1.6 (0.8 to 2.5)	0.6 (0.4 to 1.1)	0.6 (0.4 to 1.1)	0.6 (0.4 to 1.1)	0.6 (0.4 to 1.1)	0.6 (0.4 to 1.1)	0.6 (0.4 to 1.1)	0.6 (0.4 to 1.1)	0.6 (0.4 to 1.1)	0.6 (0.4 to 1.1)	0.6 (0.4 to 1.1)	0.6 (0.4 to 1.1)	0.6 (0.4 to 1.1)	0.6 (0.4 to 1.1)	0.6 (0.4 to 1.1)	0.6 (0.4 to 1.1)	0.6 (0.4 to 1.1)	0.6 (0.4 to 1.1)	25
Typhoid and paratyphoid	0 (0 to 0)	0 (0 to 0)	0 (0 to 0)	0 (0 to 0)	0 (0 to 0)	0 (0 to 0)	0 (0 to 0)	0 (0 to 0)	0 (0 to 0)	0 (0 to 0)	0 (0 to 0)	0 (0 to 0)	0 (0 to 0)	0 (0 to 0)	0 (0 to 0)	0 (0 to 0)	0 (0 to 0)	0 (0 to 0)	0 (0 to 0)	0 (0 to 0)	0 (0 to 0)	0 (0 to 0)	0 (0 to 0)	0
Typhoid fever	0 (0 to 0)	0 (0 to 0)	0 (0 to 0)	0 (0 to 0)	0 (0 to 0)	0 (0 to 0)	0 (0 to 0)	0 (0 to 0)	0 (0 to 0)	0 (0 to 0)	0 (0 to 0)	0 (0 to 0)	0 (0 to 0)	0 (0 to 0)	0 (0 to 0)	0 (0 to 0)	0 (0 to 0)	0 (0 to 0)	0 (0 to 0)	0 (0 to 0)	0 (0 to 0)	0 (0 to 0)	0 (0 to 0)	0
Paratyphoid fever	0 (0 to 0)	0 (0 to 0)	0 (0 to 0)	0 (0 to 0)	0 (0 to 0)	0 (0 to 0)	0 (0 to 0)	0 (0 to 0)	0 (0 to 0)	0 (0 to 0)	0 (0 to 0)	0 (0 to 0)	0 (0 to 0)	0 (0 to 0)	0 (0 to 0)	0 (0 to 0)	0 (0 to 0)	0 (0 to 0)	0 (0 to 0)	0 (0 to 0)	0 (0 to 0)	0 (0 to 0)	0 (0 to 0)	0
Other sexually transmitted infections	0 (0 to 0)	0 (0 to 0)	0 (0 to 0)	0 (0 to 0)	0 (0 to 0)	0 (0 to 0)	0 (0 to 0)	0 (0 to 0)	0 (0 to 0)	0 (0 to 0)	0 (0 to 0)	0 (0 to 0)	0 (0 to 0)	0 (0 to 0)	0 (0 to 0)	0 (0 to 0)	0 (0 to 0)	0 (0 to 0)	0 (0 to 0)	0 (0 to 0)	0 (0 to 0)	0 (0 to 0)	0 (0 to 0)	0
Invasive Non-typhoidal Salmonella (iNTS)	0 (0 to 0)	0 (0 to 0)	0 (0 to 0)	0 (0 to 0)	0 (0 to 0)	0 (0 to 0)	0 (0 to 0)	0 (0 to 0)	0 (0 to 0)	0 (0 to 0)	0 (0 to 0)	0 (0 to 0)	0 (0 to 0)	0 (0 to 0)	0 (0 to 0)	0 (0 to 0)	0 (0 to 0)	0 (0 to 0)	0 (0 to 0)	0 (0 to 0)	0 (0 to 0)	0 (0 to 0)	0 (0 to 0)	0
Other intestinal infectious diseases	0 (0 to 0)	0 (0 to 0)	0 (0 to 0)	0 (0 to 0)	0 (0 to 0)	0 (0 to 0)	0 (0 to 0)	0 (0 to 0)	0 (0 to 0)	0 (0 to 0)	0 (0 to 0)	0 (0 to 0)	0 (0 to 0)	0 (0 to 0)	0 (0 to 0)	0 (0 to 0)	0 (0 to 0)	0 (0 to 0)	0 (0 to 0)	0 (0 to 0)	0 (0 to 0)	0 (0 to 0)	0 (0 to 0)	0
Neglected tropical diseases and malaria	0 (0 to 0)	0 (0 to 0)	0 (0 to 1.8)	1 (0.1 to 3)	1 (0.1 to 3)	1 (0.1 to 3)	1 (0.1 to 3)	1 (0.1 to 3)	1 (0.1 to 3)	1 (0.1 to 3)	1 (0.1 to 3)	1 (0.1 to 3)	1 (0.1 to 3)	1 (0.1 to 3)	1 (0.1 to 3)	1 (0.1 to 3)	1 (0.1 to 3)	1 (0.1 to 3)	1 (0.1 to 3)	1 (0.1 to 3)	1 (0.1 to 3)	1 (0.1 to 3)	1 (0.1 to 3)	21.4
Malaria	0 (0 to 0)	0 (0 to 0)	0 (0 to 0)	0 (0 to 0)	0 (0 to 0)	0 (0 to 0)	0 (0 to 0)	0 (0 to 0)	0 (0 to 0)	0 (0 to 0)	0 (0 to 0)	0 (0 to 0)	0 (0 to 0)	0 (0 to 0)	0 (0 to 0)	0 (0 to 0)	0 (0 to 0)	0 (0 to 0)	0 (0 to 0)	0 (0 to 0)	0 (0 to 0)	0 (0 to 0)	0 (0 to 0)	0
Chagas disease	0 (0 to 0)	0 (0 to 0)	0 (0 to 0)	0 (0 to 0)	0 (0 to 0)	0 (0 to 0)	0 (0 to 0)	0 (0 to 0)	0 (0 to 0)	0 (0 to 0)	0 (0 to 0)	0 (0 to 0)	0 (0 to 0)	0 (0 to 0)	0 (0 to 0)	0 (0 to 0)	0 (0 to 0)	0 (0 to 0)	0 (0 to 0)	0 (0 to 0)	0 (0 to 0)	0 (0 to 0)	0 (0 to 0)	0
Leishmaniasis	0 (0 to 0)	0 (0 to 0)	0 (0 to 0)	0 (0 to 0)	0 (0 to 0)	0 (0 to 0)	0 (0 to 0)	0 (0 to 0)	0 (0 to 0)	0 (0 to 0)	0 (0 to 0)	0 (0 to 0)	0 (0 to 0)	0 (0 to 0)	0 (0 to 0)	0 (0 to 0)	0 (0 to 0)	0 (0 to 0)	0 (0 to 0)	0 (0 to 0)	0 (0 to 0)	0 (0 to 0)	0 (0 to 0)	0
Visceral leishmaniasis	0 (0 to 0)	0 (0 to 0)	0 (0 to 0)	0 (0 to 0)	0 (0 to 0)	0 (0 to 0)	0 (0 to 0)	0 (0 to 0)	0 (0 to 0)	0 (0 to 0)	0 (0 to 0)	0 (0 to 0)	0 (0 to 0)	0 (0 to 0)	0 (0 to 0)	0 (0 to 0)	0 (0 to 0)	0 (0 to 0)	0 (0 to 0)	0 (0 to 0)	0 (0 to 0)	0 (0 to 0)	0 (0 to 0)	0
Cutaneous and mucocutaneous leishmaniasis	0 (0 to 0)	0 (0 to 0)	0 (0 to 0)	0 (0 to 0)	0 (0 to 0)	0 (0 to 0)	0 (0 to 0)	0 (0 to 0)	0 (0 to 0)	0 (0 to 0)	0 (0 to 0)	0 (0 to 0)	0 (0 to 0)	0 (0 to 0)	0 (0 to 0)	0 (0 to 0)	0 (0 to 0)	0 (0 to 0)	0 (0 to 0)	0 (0 to 0)	0 (0 to 0)	0 (0 to 0)	0 (0 to 0)	0
African trypanosomiasis	0 (0 to 0)	0 (0 to 0)	0 (0 to 0)	0 (0 to 0)	0 (0 to 0)	0 (0 to 0)	0 (0 to 0)	0 (0 to 0)	0 (0 to 0)	0 (0 to 0)	0 (0 to 0)	0 (0 to 0)	0 (0 to 0)	0 (0 to 0)	0 (0 to 0)	0 (0 to 0)	0 (0 to 0)	0 (0 to 0)	0 (0 to 0)	0 (0 to 0)	0 (0 to 0)	0 (0 to 0)	0 (0 to 0)	0
Schistosomiasis	0 (0 to 0)	0 (0 to 0)	0 (0 to 0)	0 (0 to 0)	0 (0 to 0)	0 (0 to 0)	0 (0 to 0)	0 (0 to 0)	0 (0 to 0)	0 (0 to 0)	0 (0 to 0)	0 (0 to 0)	0 (0 to 0)	0 (0 to 0)	0 (0 to 0)	0 (0 to 0)	0 (0 to 0)	0 (0 to 0)	0 (0 to 0)	0 (0 to 0)	0 (0 to 0)	0 (0 to 0)	0 (0 to 0)	0
Cysticercosis	0 (0 to 0)	0 (0 to 0)	0 (0 to 0)	0 (0 to 0)	0 (0 to 0)	0 (0 to 0)	0 (0 to 0)	0 (0 to 0)	0 (0 to 0)	0 (0 to 0)	0 (0 to 0)	0 (0 to 0)	0 (0 to 0)	0 (0 to 0)	0 (0 to 0)	0 (0 to 0)	0 (0 to 0)	0 (0 to 0)	0 (0 to 0)	0 (0 to 0)	0 (0 to 0)	0 (0 to 0)	0 (0 to 0)	0
Cystic echinococcosis	0 (0 to 0)	0 (0 to 0)	0 (0 to 0)	0 (0 to 0)	0 (0 to 0)	0 (0 to 0)	0 (0 to 0)	0 (0 to 0)	0 (0 to 0)	0 (0 to 0)	0 (0 to 0)	0 (0 to 0)	0 (0 to 0)	0 (0 to 0)	0 (0 to 0)	0 (0 to 0)	0 (0 to 0)	0 (0 to 0)	0 (0 to 0)	0 (0 to 0)	0 (0 to 0)	0 (0 to 0)	0 (0 to 0)	0
Lymphatic filariasis	0 (0 to 0)	0 (0 to 0)	0 (0 to 0)	0 (0 to 0)	0 (0 to 0)	0 (0 to 0)	0 (0 to 0)	0 (0 to 0)	0 (0 to 0)	0 (0 to 0)	0 (0 to 0)	0 (0 to 0)	0 (0 to 0)	0 (0 to 0)	0 (0 to 0)	0 (0 to 0)	0 (0 to 0)	0 (0 to 0)	0 (0 to 0)	0 (0 to 0)	0 (0 to 0)	0 (0 to 0)	0 (0 to 0)	0
Onchocerciasis	0 (0 to 0)	0 (0 to 0)	0 (0 to 0)	0 (0 to 0)	0 (0 to 0)	0 (0 to 0)	0 (0 to 0)	0 (0 to 0)	0 (0 to 0)	0 (0 to 0)	0 (0 to 0)	0 (0 to 0)	0 (0 to 0)	0 (0 to 0)	0 (0 to 0)	0 (0 to 0)	0 (0 to 0)	0 (0 to 0)	0 (0 to 0)	0 (0 to 0)	0 (0 to 0)	0 (0 to 0)	0 (0 to 0)	0
Trachoma	0 (0 to 0)	0 (0 to 0)	0 (0 to 0)	0 (0 to 0)	0 (0 to 0)	0 (0 to 0)	0 (0 to 0)	0 (0 to 0)	0 (0 to 0)	0 (0 to 0)	0 (0 to 0)	0 (0 to 0)	0 (0 to 0)	0 (0 to 0)	0 (0 to 0)	0 (0 to 0)	0 (0 to 0)	0 (0 to 0)	0 (0 to 0)	0 (0 to 0)	0 (0 to 0)	0 (0 to 0)	0 (0 to 0)	0
Dengue	0 (0 to 0)	0 (0 to 0)	0 (0 to 0)	0 (0 to 0)	0 (0 to 0)	0 (0 to 0)	0 (0 to 0)	0 (0 to 0)	0 (0 to 0)	0 (0 to 0)	0 (0 to 0)	0 (0 to 0)	0 (0 to 0)	0 (0 to 0)	0 (0 to 0)	0 (0 to 0)	0 (0 to 0)	0 (0 to 0)	0 (0 to 0)	0 (0 to 0)	0 (0 to 0)	0 (0 to 0)	0 (0 to 0)	0
Yellow fever	0 (0 to 0)	0 (0 to 0)	0 (0 to 0)	0 (0 to 0)	0 (0 to 0)	0 (0 to 0)	0 (0 to 0)	0 (0 to 0)	0 (0 to 0)	0 (0 to 0)	0 (0 to 0)	0 (0 to 0)	0 (0 to 0)	0 (0 to 0)	0 (0 to 0)	0 (0 to 0)	0 (0 to 0)	0 (0 to 0)	0 (0 to 0)	0 (0 to 0)	0 (0 to 0)	0 (0 to 0)	0 (0 to 0)	0
Rabies	0 (0 to 0)	0 (0 to 0)	0 (0 to 0)	0 (0 to 0)	0 (0 to 0)	0 (0 to 0)	0 (0 to 0)	0 (0 to 0)	0 (0 to 0)	0 (0 to 0)	0 (0 to 0)	0 (0 to 0)	0 (0 to 0)	0 (0 to 0)	0 (0 to 0)	0 (0 to 0)	0 (0 to 0)	0 (0 to 0)	0 (0 to 0)	0 (0 to 0)	0 (0 to 0)	0 (0 to 0)	0 (0 to 0)	0
Intestinal nematode infections	0 (0 to 0)	0 (0 to 0)	0 (0 to 0)	0 (0 to 0)	0 (0 to 0)	0 (0 to 0)	0 (0 to 0)	0 (0 to 0)	0 (0 to 0)	0 (0 to 0)	0 (0 to 0)	0 (0 to 0)	0 (0 to 0)	0 (0 to 0)	0 (0 to 0)	0 (0 to 0)	0 (0 to 0)	0 (0 to 0)	0 (0 to 0)	0 (0 to 0)	0 (0 to 0)	0 (0 to 0)	0 (0 to 0)	0
Ascariasis	0 (0 to 0)	0 (0 to 0)	0 (0 to 0)	0 (0 to 0)	0 (0 to 0)	0 (0 to 0)	0 (0 to 0)	0 (0 to 0)	0 (0 to 0)	0 (0 to 0)	0 (0 to 0)	0 (0 to 0)	0 (0 to 0)	0 (0 to 0)	0 (0 to 0)	0 (0 to 0)	0 (0 to 0)	0 (0 to 0)	0 (0 to 0)	0 (0 to 0)	0 (0 to 0)	0 (0 to 0)	0 (0 to 0)	0
Trichuriasis	0 (0 to 0)	0 (0 to 0)	0 (0 to 0)	0 (0 to 0)	0 (0 to 0)	0 (0 to 0)	0 (0 to 0)	0 (0 to 0)	0 (0 to 0)	0 (0 to 0)	0 (0 to 0)	0 (0 to 0)	0 (0 to 0)	0 (0 to 0)	0 (0 to 0)	0 (0 to 0)	0 (0 to 0)	0 (0 to 0)	0 (0 to 0)	0 (0 to 0)	0 (0 to 0)	0 (0 to 0)	0 (0 to 0)	0
Hookworm disease	0 (0 to 0)	0 (0 to 0)	0 (0 to 0)	0 (0 to 0)	0 (0 to 0)	0 (0 to 0)	0 (0 to 0)	0 (0 to 0)	0 (0 to 0)	0 (0 to 0)	0 (0 to 0)	0 (0 to 0)	0 (0 to 0)	0 (0 to 0)	0 (0 to 0)	0 (0 to 0)	0 (0 to 0)	0 (0 to 0)	0 (0 to 0)	0 (0 to 0)	0 (0 to 0)	0 (0 to 0)	0 (0 to 0)	0
Food-borne trematodiases	0 (0 to 0)	0 (0 to 0)	0 (0 to 0)	0 (0 to 0)	0 (0 to 0)	0 (0 to 0)	0 (0 to 0)	0 (0 to 0)	0 (0 to 0)	0 (0 to 0)	0 (0 to 0)	0 (0 to 0)	0 (0 to 0)	0 (0 to 0)	0 (0 to 0)	0 (0 to 0)	0 (0 to 0)	0 (0 to 0)	0 (0 to 0)	0 (0 to 0)	0 (0 to 0)	0 (0 to 0)	0 (0 to 0)

Other neoplasms	0·2 (0·1 to 0·3)	0·2 (0·1 to 0·3)	0·7 (0·3 to 1·1)	0·6 (0·3 to 1·0)	0·6 (0·3 to 1·4)	0·6 (0·4 to 1·3)	1·4 (0·8 to 2·1)	1·2 (0·6 to 2·2)	1·6 (0·9 to 2·3)	1·9 (1·1 to 2·8)	2·2 (1·2 to 3·3)	3·6 (2·0 to 5·2)	3·3 (1·9 to 4·7)	9·6 (5·4 to 14)	19·4 (9·9 to 23·1)	28·5 (17·1 to 39·2)	45·2 (28·7 to 63)	61 (37·1 to 85)	61 (37·1 to 85)	72·2 (41·6 to 104)	60·8 (35·9 to 90·5)	61 (32·0 to 98·4)	17·3 (8·6 to 29·4)	4·6 (2·2 to 7·6)	381
Mesothelioma; mesothelioma of unspecified site or multiple sites	0·2 (0·1 to 0·3)	0·2 (0·1 to 0·3)	0·7 (0·3 to 1·1)	0·6 (0·3 to 1·0)	0·6 (0·4 to 1·3)	0·6 (0·4 to 1·3)	1·4 (0·8 to 2·1)	1·2 (0·6 to 2·2)	1·6 (0·9 to 2·3)	1·9 (1·1 to 2·8)	2·2 (1·2 to 3·3)	3·6 (2·0 to 5·2)	3·3 (1·9 to 4·7)	9·6 (5·4 to 14)	19·4 (9·9 to 23·1)	28·5 (17·1 to 39·2)	45·2 (28·7 to 63)	61 (37·1 to 85)	61 (37·1 to 85)	72·2 (41·6 to 104)	60·8 (35·9 to 90·5)	61 (32·0 to 98·4)	17·3 (8·6 to 29·4)	4·6 (2·2 to 7·6)	381
Benign and in situ intestinal neoplasms	0 (0 to 0)	0 (0 to 0)	0 (0 to 0)	0 (0 to 0)	0 (0 to 0)	0 (0 to 0)	0 (0 to 0)	0 (0 to 0)	0 (0 to 0)	0 (0 to 0)	0 (0 to 0)	0 (0 to 0)	0 (0 to 0)	0 (0 to 0)	0 (0 to 0)	0 (0 to 0)	0 (0 to 0)	0 (0 to 0)	0 (0 to 0)	0 (0 to 0)	0 (0 to 0)	0 (0 to 0)	0 (0 to 0)	0 (0 to 0)	0
Benign and in situ cervical and uterine neoplasms	0 (0 to 0)	0 (0 to 0)	0 (0 to 0)	0 (0 to 0)	0 (0 to 0)	0 (0 to 0)	0 (0 to 0)	0 (0 to 0)	0 (0 to 0)	0 (0 to 0)	0 (0 to 0)	0 (0 to 0)	0 (0 to 0)	0 (0 to 0)	0 (0 to 0)	0 (0 to 0)	0 (0 to 0)	0 (0 to 0)	0 (0 to 0)	0 (0 to 0)	0 (0 to 0)	0 (0 to 0)	0 (0 to 0)	0 (0 to 0)	0
Other benign and in situ neoplasms	0 (0 to 0)	0 (0 to 0)	0 (0 to 0)	0 (0 to 0)	0 (0 to 0)	0 (0 to 0)	0 (0 to 0)	0 (0 to 0)	0 (0 to 0)	0 (0 to 0)	0 (0 to 0)	0 (0 to 0)	0 (0 to 0)	0 (0 to 0)	0 (0 to 0)	0 (0 to 0)	0 (0 to 0)	0 (0 to 0)	0 (0 to 0)	0 (0 to 0)	0 (0 to 0)	0 (0 to 0)	0 (0 to 0)	0 (0 to 0)	0
Cardiovascular diseases	0·6 (0·4 to 0·9)	0·9 (0·5 to 1·2)	6·1 (4·0 to 8·1)	8·6 (5·2 to 9·1)	7·2 (5·1 to 9·1)	10·4 (8·0 to 12·3)	26·2 (20·4 to 30·8)	44·1 (34·6 to 54·5)	62·4 (51 to 77·7)	108 (87·6 to 130)	167 (154 to 223)	265 (221 to 349)	480 (370 to 766)	912 (764 to 1,079)	1,156 (975 to 1,350)	1,492 (1,195 to 1,822)	2,048 (1,745 to 2,343)	2,460 (2,126 to 2,850)	2,850 (2,470 to 3,245)	2,850 (2,270 to 3,290)	2,592 (2,020 to 3,200)	1,540 (1,150 to 2,100)	502 (370 to 671)	19,800
Rheumatic heart disease	0 (0 to 0)	0 (0 to 0)	0·1 (0·1 to 0·2)	0·2 (0·1 to 0·2)	0·2 (0·1 to 0·2)	0·2 (0·1 to 0·3)	0·4 (0·2 to 0·6)	0·7 (0·3 to 1·1)	0·9 (0·4 to 1·4)	1·2 (0·6 to 1·7)	1·6 (1·0 to 2·3)	2·6 (1·6 to 3·8)	2·8 (1·6 to 4·1)	3·9 (2·1 to 5·8)	5·7 (2·9 to 8·3)	7·7 (4·0 to 11·2)	9·4 (5·1 to 13·3)	10·4 (5·8 to 14·9)	11·2 (6·1 to 15·9)	10·4 (5·4 to 15·2)	8·2 (3·9 to 12·1)	4·6 (2·1 to 7·1)	1·6 (0·7 to 2·6)	0·4 (0·2 to 0·7)	72
Ischemic heart disease	0 (0 to 0)	0 (0 to 0)	0 (0 to 0)	0 (0 to 0)	0·1 (0 to 0·2)	0·2 (0 to 0·3)	0·5 (0·2 to 0·8)	1·2 (0·5 to 1·8)	2·1 (1·1 to 3·1)	3·6 (2·0 to 5·2)	5·6 (3·3 to 8·1)	9·1 (5·5 to 13·2)	13 (8·0 to 19·2)	23 (14·5 to 33·7)	39 (24·5 to 56·7)	61 (38·4 to 88·2)	84 (53·2 to 120)	107 (68·1 to 151)	123 (78·5 to 173)	130 (82·9 to 184)	126 (80·4 to 178)	109 (69·5 to 154)	78 (49·7 to 110)	43 (27·4 to 61)	15 (9·5 to 21)	1,170
Stroke	0·4 (0·3 to 0·5)	0·5 (0·4 to 0·6)	3·5 (2·6 to 4·3)	4·5 (3·4 to 5·3)	4·2 (3·2 to 5·1)	6·2 (4·7 to 7·3)	12·8 (9·7 to 15·2)	21 (16·1 to 25·6)	29·8 (23·2 to 37·7)	79·2 (62·1 to 100)	167 (139 to 213)	321 (268 to 456)	619 (512 to 852)	1,059 (872 to 1,340)	1,452 (1,179 to 1,845)	1,923 (1,557 to 2,450)	2,447 (1,980 to 3,153)	2,977 (2,407 to 3,850)	3,450 (2,783 to 4,460)	3,450 (2,783 to 4,460)	3,139 (2,530 to 4,060)	1,865 (1,503 to 2,410)	608 (490 to 786)	240 (194 to 309)	8,460
Ischemic stroke	0 (0 to 0)	0·1 (0 to 0·1)	0·6 (0·3 to 0·8)	0·4 (0·2 to 0·6)	1·1 (0·6 to 1·5)	1·9 (1·1 to 2·6)	3·4 (2·1 to 4·6)	5·7 (3·6 to 7·8)	8·6 (5·5 to 11·7)	11·9 (7·7 to 16·1)	17·3 (11·3 to 23·4)	22·6 (14·8 to 33·7)	29·4 (19·5 to 40·1)	76·4 (59·2 to 103)	126 (98·6 to 166)	227 (173 to 299)	401 (309 to 546)	594 (457 to 802)	819 (632 to 1,060)	974 (753 to 1,260)	1,060 (819 to 1,370)	839 (647 to 1,080)	469 (362 to 606)	202 (157 to 266)	4,810
Intracerebral hemorrhage	0 (0 to 0)	0 (0 to 0)	0·2 (0 to 0·3)	0·4 (0·2 to 0·5)	0·4 (0·2 to 0·5)	0·4 (0·2 to 0·5)	0·8 (0·4 to 1·2)	1·3 (0·7 to 1·9)	2·1 (1·2 to 3·1)	3·5 (2·0 to 5·1)	5·4 (3·1 to 7·9)	8·8 (5·1 to 12·9)	12·8 (7·4 to 18·8)	20·9 (12·1 to 30·7)	33·2 (19·4 to 48·6)	47·1 (27·6 to 69·1)	62·2 (36·5 to 91·2)	76·4 (44·8 to 112)	88·2 (51·8 to 129)	92·6 (54·4 to 136)	85·1 (49·9 to 125)	59·2 (34·7 to 87·1)	29·1 (17·0 to 42·7)	8·6 (5·0 to 12·6)	1,720
Subarachnoid hemorrhage	0 (0 to 0)	0 (0 to 0)	0·1 (0·1 to 0·2)	0·2 (0·2 to 0·3)	0·2 (0·1 to 0·4)	0·3 (0·2 to 0·5)	0·6 (0·3 to 0·9)	0·9 (0·5 to 1·4)	1·4 (0·8 to 2·1)	2·3 (1·3 to 3·4)	3·6 (2·1 to 5·3)	5·8 (3·4 to 8·5)	8·4 (5·1 to 12·4)	13·7 (8·0 to 20·1)	21·8 (12·7 to 31·9)	30·9 (18·1 to 45·2)	41·0 (24·0 to 59·9)	50·1 (29·3 to 73·2)	57·9 (33·9 to 84·6)	60·7 (35·5 to 88·7)	55·8 (32·7 to 81·6)	38·8 (22·7 to 56·7)	19·1 (11·2 to 27·9)	5·6 (3·3 to 8·2)	1,130
Hypertensive heart disease	0 (0 to 0)	0 (0 to 0)	0 (0 to 0)	0 (0 to 0)	0 (0 to 0)	0 (0 to 0)	0 (0 to 0)	0 (0 to 0)	0 (0 to 0)	0 (0 to 0)	0 (0 to 0)	0 (0 to 0)	0 (0 to 0)	0 (0 to 0)	0 (0 to 0)	0 (0 to 0)	0 (0 to 0)	0 (0 to 0)	0 (0 to 0)	0 (0 to 0)	0 (0 to 0)	0 (0 to 0)	0 (0 to 0)	0 (0 to 0)	0 (0 to 0)	0
Non-rheumatic valvular heart disease	0 (0 to 0)	0 (0 to 0)	0 (0 to 0)	0 (0 to 0)	0 (0 to 0)	0 (0 to 0)	0·1 (0·1 to 0·2)	0·2 (0·1 to 0·3)	0·3 (0·2 to 0·4)	0·5 (0·3 to 0·7)	0·8 (0·5 to 1·1)	1·2 (0·7 to 1·7)	1·7 (0·9 to 2·5)	2·7 (1·5 to 3·7)	3·9 (2·2 to 5·4)	5·3 (2·9 to 7·4)	6·7 (3·6 to 9·5)	7·8 (4·1 to 11·2)	8·6 (4·5 to 12·4)	8·6 (4·4 to 12·5)	7·6 (3·8 to 11·6)	5·2 (2·5 to 8·1)	2·5 (1·2 to 4·1)	0·8 (0·4 to 1·3)	33
Non-rheumatic aortic aortic valve disease	0 (0 to 0)	0 (0 to 0)	0 (0 to 0)	0 (0 to 0)	0 (0 to 0)	0 (0 to 0)	0·2 (0·2 to 0·4)	0·4 (0·4 to 1·2)	0·9 (0·5 to 1·5)	1·5 (0·7 to 1·6)	2·2 (0·9 to 2·6)	3·4 (1·4 to 3·9)	5·1 (2·1 to 5·7)	8·1 (3·3 to 7·4)	12·1 (5·1 to 11·4)	17·4 (8·2 to 16·2)	23·1 (11·3 to 21·4)	28·1 (14·3 to 26·3)	31·9 (16·6 to 29·4)	33·4 (17·8 to 31·1)	30·1 (15·9 to 28·7)	22·1 (11·9 to 21·3)	10·5 (5·7 to 10·2)	3·4 (1·8 to 3·2)	323
Non-rheumatic degenerative mitral valve disease	0 (0 to 0)	0 (0 to 0)	0 (0 to 0)	0 (0 to 0)	0 (0 to 0)	0 (0 to 0)	0·1 (0 to 0·2)	0·2 (0·1 to 0·3)	0·3 (0·1 to 0·5)	0·5 (0·2 to 0·8)	0·8 (0·3 to 1·1)	1·2 (0·5 to 1·8)	1·7 (0·7 to 2·6)	2·7 (1·3 to 4·1)	4·1 (1·9 to 6·1)	5·7 (2·6 to 8·4)	7·4 (3·3 to 11·1)	9·1 (3·9 to 13·6)	10·3 (4·5 to 15·4)	10·8 (4·7 to 16·1)	9·7 (4·2 to 14·5)	7·1 (3·1 to 10·6)	3·4 (1·5 to 5·1)	1·1 (0·5 to 1·6)	99·3
Other non-rheumatic valve diseases	0 (0 to 0)	0 (0 to 0)	0 (0 to 0)	0 (0 to 0)	0 (0 to 0)	0 (0 to 0)	0 (0 to 0)	0 (0 to 0)	0 (0 to 0)	0 (0 to 0)	0 (0 to 0)	0 (0 to 0)	0 (0 to 0)	0 (0 to 0)	0 (0 to 0)	0 (0 to 0)	0 (0 to 0)	0 (0 to 0)	0 (0 to 0)	0 (0 to 0)	0 (0 to 0)	0 (0 to 0)	0 (0 to 0)	0 (0 to 0)	0 (0 to 0)	0
Cardiomyopathy and myocarditis	0·2 (0 to 0·4)	0·2 (0 to 0·5)	0·3 (0·1 to 0·7)	0·4 (0·2 to 0·9)	0·5 (0·2 to 1·1)	0·7 (0·3 to 1·6)	1·1 (0·5 to 2·4)	1·6 (0·8 to 3·5)	2·3 (1·1 to 5·1)	3·2 (1·5 to 7·1)	4·3 (2·0 to 9·5)	5·8 (2·7 to 12·9)	7·6 (3·5 to 16·9)	10·1 (4·6 to 22·5)	13·2 (6·0 to 29·5)	16·3 (7·4 to 36·4)	19·2 (8·7 to 42·9)	21·6 (9·8 to 48·2)	23·1 (10·5 to 51·6)	23·2 (10·5 to 51·8)	21·7 (9·8 to 48·5)	18·1 (8·2 to 40·4)	11·2 (5·1 to 25·0)	4·8 (2·2 to 10·7)	403
Myocarditis	0 (0 to 0)	0 (0 to 0)	0·1 (0 to 0·2)	0·2 (0·1 to 0·4)	0·2 (0·1 to 0·5)	0·3 (0·1 to 0·7)	0·5 (0·2 to 1·1)	0·7 (0·3 to 1·6)	1·0 (0·5 to 2·3)	1·5 (0·7 to 3·3)	2·0 (0·9 to 4·4)	2·7 (1·2 to 6·0)	3·5 (1·6 to 7·8)	4·7 (2·1 to 10·4)	6·1 (2·7 to 13·5)	7·5 (3·4 to 16·7)	8·9 (4·0 to 19·8)	10·0 (4·5 to 22·1)	10·7 (4·8 to 23·7)	10·7 (4·8 to 23·8)	10·0 (4·5 to 22·2)	8·4 (3·8 to 18·6)	5·2 (2·3 to 11·5)	2·2 (1·0 to 4·9)	52
Alcoholic cardiomyopathy	0 (0 to 0)	0 (0 to 0)	0 (0 to 0)	0 (0 to 0)	0 (0 to 0)	0 (0 to 0)	0 (0 to 0)	0 (0 to 0)	0 (0 to 0)	0 (0 to 0)	0 (0 to 0)	0 (0 to 0)	0 (0 to 0)	0 (0 to 0)	0 (0 to 0)	0 (0 to 0)	0 (0 to 0)	0 (0 to 0)	0 (0 to 0)	0 (0 to 0)	0 (0 to 0)	0 (0 to 0)	0 (0 to 0)	0 (0 to 0)	0 (0 to 0)	0
Other cardiomyopathy	0·2 (0·1 to 0·4)	0·2 (0·1 to 0·4)	0·2 (0·1 to 0·5)	1·9 (1·2 to 2·4)	1·4 (0·9 to 1·9)	2·1 (1·4 to 2·6)	3·4 (2·3 to 4·4)	4·6 (3·1 to 6·0)	7·9 (5·2 to 11·1)	9·3 (5·9 to 13·4)	13·2 (8·1 to 19·5)	19·6 (12·4 to 28·2)	27·5 (18·4 to 38·9)	41·8 (28·3 to 59·1)	20·8 (14·1 to 29·5)	27·7 (18·4 to 39·3)	38·4 (25·1 to 52·4)	49·2 (32·2 to 67·2)	60·4 (39·2 to 82·9)	59·7 (38·4 to 81·7)	60·2 (38·4 to 82·9)	48·4 (29·5 to 72·3)	28 (16·2 to 42·2)	10·3 (5·7 to 15·6)	523
Atrial fibrillation and flutter	0 (0 to 0)	0 (0 to 0)	0 (0 to 0)	0 (0 to 0)	0 (0 to 0)	0 (0 to 0)	0 (0 to 0)	0 (0 to 0)	0·1 (0 to 0·2)	0·2 (0 to 0·3)	0·4 (0·2 to 0·6)	0·7 (0·3 to 1·1)	1·0 (0·5 to 1·6)	1·6 (0·7 to 2·6)	2·4 (1·1 to 3·9)	3·4 (1·5 to 5·5)	4·5 (2·0 to 7·4)	5·5 (2·4 to 9·1)	6·2 (2·7 to 10·2)	6·3 (2·7 to 10·4)	5·7 (2·5 to 9·5)	4·3 (1·9 to 7·2)	2·3 (1·0 to 3·9)	0·7 (0·3 to 1·2)	53
Aortic aneurysm	—	—	—	—	—	—	0·6 (0·4 to 0·8)	1·2 (0·8 to 1·6)	1·8 (1·3 to 2·4)	4·4 (3·0 to 6·0)	10·3 (7·1 to 14·4)	19·7 (13·6 to 27·3)	29·6 (20·2 to 41·2)	46·9 (32·1 to 65·2)	68·6 (46·3 to 95·3)	92·7 (63·4 to 129)	115 (78·5 to 160)	134 (91·6 to 186)	148 (101·3 to 206)	156 (106·9 to 217)	148 (101·3 to 206)	126 (86·2 to 175)	89·2 (60·9 to 124)	43·1 (29·5 to 59·8)	14·7 (10·1 to 20·4)	NA
Endocarditis	0 (0 to 0)	0 (0 to 0)	0·1 (0 to 0·1)	0·2 (0·1 to 0·3)	0·2 (0·1 to 0·3)	0·3 (0·1 to 0·4)	0·6 (0·3 to 0·8)	1·0 (0·5 to 1·3)	1·3 (0·7 to 1·8)	2·0 (1·0 to 2·8)	2·9 (1·5 to 4·0)	4·3 (2·2 to 6·0)	6·1 (3·2 to 8·5)	9·2 (4·7 to 13·0)	8·7 (4·5 to 12·3)	7·9 (4·1 to 11·2)	7·3 (3·7 to 10·4)	6·6 (3·3 to 9·4)	5·8 (2·9 to 8·3)	4·9 (2·4 to 7·0)	4·0 (1·9 to 5·7)	3·1 (1·5 to 4·4)	2·0 (1·0 to 2·9)	0·7 (0·3 to 1·0)	72
Other cardiovascular and circulatory diseases	0·4 (0·2 to 0·7)	0·4 (0·2 to 0·7)	1·9 (1·1 to 2·8)	2·1 (1·3 to 3·1)	2·2 (1·3 to 3·2)	3·2 (1·9 to 4·5)	4·7 (2·9 to 6·7)	6·2 (3·9 to 8·8)	8·3 (5·3 to 11·7)	9·3 (6·0 to 13·1)	11·3 (7·3 to 15·9)	14·3 (9·2 to 20·1)	17·4 (11·2 to 24·5)	23·7 (15·2 to 33·4)	14·7 (9·4 to 20·7)	17·9 (11·5 to 25·2)	20·3 (13·0 to 28·6)	22·4 (14·3 to 31·6)	24·0 (15·3 to 33·8)	24·7 (15·8 to 34·8)	24·0 (15·3 to 33·8)	22·4 (14·3 to 31·6)	17·9 (11·5 to 25·2)	8·2 (5·3 to 11·6)	356
Chronic respiratory diseases	0·2 (0·2 to 0·3)	0·2 (0·2 to 0·3)	0·5 (0·3 to 0·6)	0·5 (0·3 to 0·7)	0·5 (0·3 to 0·7)	0·6 (0·4 to 0·8)	1·1 (0·7 to 1·5)	1·4 (0·9 to 1·9)	2·0 (1·3 to 2·7)	2·6 (1·7 to 3·6)	3·6 (2·3 to 4·9)	4·9 (3·1 to 6·7)	6·6 (4·2 to 9·0)	9·2 (5·8 to 12·5)	12·4 (7·8 to 16·9)	15·7 (9·9 to 21·4)	18·6 (11·7 to 25·4)	20·9 (13·1 to 28·5)	22·3 (14·0 to 30·4)	22·9 (14·4 to 31·2)	22·3 (14·0 to 30·4)	20·9 (13·1 to 28·5)	16·6 (10·4 to 22·7)	7·6 (4·7 to 10·4)	402
Chronic obstructive pulmonary disease	0 (0 to 0)	0 (0 to 0)	0·1 (0 to 0·1)	0·1 (0 to 0·2)	0·1 (0 to 0·2)	0·2 (0 to 0·3)	0·4 (0·2 to 0·6)	0·6 (0·3 to 0·8)	0·8 (0·5 to 1·2)	1·1 (0·7 to 1·6)	1·6 (1·0 to 2·3)	2·2 (1·4 to 3·2)	3·0 (1·9 to 4·3)	4·3 (2·7 to 6·1)	5·8 (3·6 to 8·2)	7·4 (4·6 to 10·4)	8·8 (5·5 to 12·3)	9·8 (6·1 to 13·8)	10·5 (6·5 to 14·8)	10·8 (6·7 to 15·2)	10·5 (6·5 to 14·8)	9·8 (6·1 to 13·8)	7·8 (4·8 to 11·0)	3·6 (2·2 to 5·1)	205
Pneumoconiosis	0 (0 to 0)	0 (0 to 0)	0 (0 to 0)	0 (0 to 0)	0 (0 to 0)	0 (0 to 0)	0 (0 to 0)	0 (0 to 0)	0 (0 to 0)	0 (0 to 0)	0 (0 to 0)	0 (0 to 0)	0 (0 to 0)	0 (0 to 0)	0 (0 to 0)	0 (0 to 0)	0 (0 to 0)	0 (0 to 0)	0 (0 to 0)	0 (0 to 0)	0 (0 to 0)	0 (0 to 0)	0 (0 to 0)	0 (0 to 0)	0 (0 to 0)	0
Silicosis	0 (0 to 0)	0 (0 to 0)	0 (0 to 0)	0 (0 to 0)	0 (0 to 0)	0 (0 to 0)	0 (0 to 0)	0 (0 to 0)	0 (0 to 0)	0 (0 to 0)	0 (0 to 0)	0 (0 to 0)	0 (0 to 0)	0 (0 to 0)	0 (0 to 0)	0 (0 to 0)	0 (0 to 0)	0 (0 to 0)	0 (0 to 0)	0 (0 to 0)	0 (0 to 0)	0 (0 to 0)	0 (0 to 0)	0 (0 to 0)	0 (0 to 0)	0
Asbestosis	0 (0 to 0)	0 (0 to 0)	0 (0 to 0)	0 (0 to 0)	0 (0 to 0)	0 (0 to 0)	0 (0 to 0)	0 (0 to 0)	0 (0 to 0)	0 (0 to 0)	0 (0 to 0)	0 (0 to 0)	0 (0 to 0)	0 (0 to 0)	0 (0 to 0)	0 (0 to 0)	0 (0 to 0)	0 (0 to 0)	0 (0 to 0)	0 (0 to 0)	0 (0 to 0)	0 (0 to 0)	0 (0 to 0)	0 (0 to 0)	0 (0 to 0)	0
Coal workers pneumoconiosis	0 (0 to 0)	0 (0 to 0)	0 (0 to 0)	0 (0 to 0)	0 (0 to 0)	0 (0 to 0)	0 (0 to 0)	0 (0 to 0)	0 (0 to 0)	0 (0 to 0)	0 (0 to 0)	0 (0 to 0)	0 (0 to 0)	0 (0 to 0)	0 (0 to 0)	0 (0 to 0)	0 (0 to 0)	0 (0 to 0)	0 (0 to 0)	0 (0 to 0)	0 (0 to 0)	0 (0 to 0)	0 (0 to 0)	0 (0 to 0)	0 (0 to 0)	0
Other pneumoconiosis	0 (0 to 0)	0 (0 to 0)	0 (0 to 0)	0 (0 to 0)	0 (0 to 0)	0 (0 to 0)	0 (0 to 0)	0 (0 to 0)	0 (0 to 0)	0 (0 to 0)	0 (0 to 0)	0 (0 to 0)	0 (0 to 0)	0 (0 to 0)	0 (0 to 0)	0 (0 to 0)	0 (0 to 0)	0 (0 to 0)	0 (0 to 0)	0 (0 to 0)	0 (0 to 0)	0 (0 to 0)	0 (0 to 0)	0 (0 to 0)	0 (0 to 0)	0
Asthma	0 (0 to 0)	0 (0 to 0)	0·3 (0·1 to 0·6)	0·3 (0·2 to 0·5)	0·3 (0·2 to 0·5)	0·4 (0·2 to 0·6)	0·8 (0·5 to 1·2)	1·2 (0·7 to 1·7)	1·7 (1·0 to 2·5)	2·3 (1·4 to 3·3)	3·3 (2·0 to 4·7)	4·7 (2·9 to 6·7)	6·5 (4·0 to 9·2)	9·1 (5·6 to 12·9)	12·5 (7·6 to 17·6)	16·3 (9·9 to 23·0)	20·3 (12·3 to 28·6)	23·5 (14·3 to 33·1)	25·6 (15·6 to 36·1)	26·2 (16·0 to 36·9)	25·6 (15·6 to 36·1)	23·5 (14·3 to 33·1)	20·3 (12·3 to 28·6)	16·3 (9·9 to 23·0)	599
Interstitial lung disease and pulmonary sarcoidosis	0 (0 to 0)	0 (0 to 0)	0 (0 to 0)	0 (0 to 0)	0 (0 to 0)	0 (0 to 0)	0 (0 to 0)	0 (0 to 0)	0 (0 to 0)	0 (0 to 0)	0 (0 to 0)	0 (0 to 0)	0 (0 to 0)	0 (0 to 0)	0 (0 to 0)	0 (0 to 0)	0 (0 to 0)	0 (0 to 0)	0 (0 to 0)	0 (0 to 0)	0 (0 to 0)	0 (0 to 0)	0 (0 to 0)	0 (0 to 0)	0 (0 to 0)	0
Other chronic respiratory diseases	0·3 (0·2 to 0·4)	0·3 (0·2 to 0·4)	1·1 (0·7 to 1·6)	1·1 (0·7 to 1·5)	0·9 (0·6 to 1·3)	1·2 (0·8 to 1·7)	2·2 (1·4 to 3·1)	3·2 (2·1 to 4·5)	4·7 (3·1 to 6·6)	6·6 (4·3 to 9·2)	9·3 (6·1 to 13·1)	13·2 (8·6 to 18·6)	18·4 (12·0 to 25·9)	25·9 (16·9 to 36·5)	35·1 (22·9 to 49·5)	44·8 (29·2 to 63·1)	54·9 (35·8 to 77·4)	63·1 (41·1 to 88·9)	69·1 (45·1 to 97·4)	69·8 (45·5 to 98·4)	67·5 (44·0 to 95·1)	52·3 (34·1 to 73·7)	30·1 (19·6 to 42·4)	10·8 (7·0 to 15·2)	1,160
Digestive diseases	1·1 (0·7 to 1·6)	1·1 (0·8 to 1·6)	2·9 (2·1 to 3·7)	2·6 (1·9 to 3·4)	2·2 (1·7 to 2·9)	2·5 (1·9 to 3·2)	3·4 (2·6 to 4·3)	4·7 (3·6 to 5·9)	6·2 (4·8 to 7·8)	8·1 (6·3 to 10·2)	10·4 (8·1 to 13·1)	13·4 (10·4 to 16·9)	16·9 (13·1 to 21·3)	21·7 (16·8 to 27·3)	26·9 (20·8 to 33·8)	31·7 (24·5 to 39·8)	35·8 (27·7 to 44·9)	38·8 (30·0 to 48·7)	40·3 (31·2 to 50·6)	40·2 (31·1 to 50·5)	38·8 (30·0 to 48·7)	35·8 (27·7 to 44·9)	31·7 (24·5 to 39·8)	26·9 (20·8 to 33·8)	779
Cirrhosis and other chronic liver diseases	0·3 (0·2 to 0·4)	0·3 (0·2 to 0·4)	1·1 (0·8 to 1·4)	1·1 (0·8 to 1·4)	0·9 (0·7 to 1·2)	1·1 (0·8 to 1·4)	1·5 (1·1 to 2·0)	2·1 (1·5 to 2·8)	2·9 (2·1 to 3·8)	4·0 (2·9 to 5·3)	5·6 (4·1 to 7·4)	7·8 (5·7 to 10·3)	10·5 (7·7 to 13·8)	14·5 (10·6 to 19·1)	19·3 (14·1 to 25·4)	24·4 (17·8 to 32·1)	29·1 (21·2 to 38·3)	32·6 (23·8 to 42·9)	34·5 (25·2 to 45·4)	34·8 (25·4 to 45·8)	33·5 (24·5 to 44·1)	30·4 (22·2 to 40·0)	25·8 (18·9 to 34·0)	21·1 (15·4 to 27·8)	1,160
Chronic and other chronic liver diseases due to hepatitis B	0 (0 to 0)	0 (0 to 0)	0 (0 to 0)	0 (0 to 0)	0 (0 to 0)	0 (0 to 0)	0 (0 to 0)	0 (0 to 0)	0 (0 to 0)	0 (0 to 0)	0 (0 to 0)	0 (0 to 0)	0 (0 to 0)	0 (0 to 0)	0 (0 to 0)	0 (0 to 0)	0 (0 to 0)	0 (0 to 0)	0 (0 to 0)	0 (0 to 0)	0 (0 to 0)	0 (0 to 0)	0 (0 to 0)	0 (0 to 0)	0 (0 to 0)	0
Chronic and other chronic liver diseases due to hepatitis C	0 (0 to 0)	0 (0 to 0)	0 (0 to 0)	0 (0 to 0)	0 (0 to 0)	0 (0 to 0)	0 (0 to 0)	0 (0 to 0)	0 (0 to 0)	0 (0 to 0)	0 (0 to 0)	0 (0 to 0)	0 (0 to 0)	0 (0 to 0)	0 (0 to 0)	0 (0 to 0)	0 (0 to 0)	0 (0 to 0)	0 (0 to 0)	0 (0 to 0)	0 (0 to 0)	0 (0 to 0)	0 (0 to 0)	0 (0 to 0)	0 (0 to 0)	0
Chronic and other chronic liver diseases due to alcohol use	0 (0 to 0)	0 (0 to 0)	0 (0 to 0)	0 (0 to 0)	0 (0 to 0)	0 (0 to 0)	0 (0 to 0)	0 (0 to 0)	0 (0 to 0)	0 (0 to 0)	0 (0 to 0)	0 (0 to 0)	0 (0 to 0)	0 (0 to 0)	0 (0 to 0)	0 (0 to 0)	0 (0 to 0)	0 (0 to 0)	0 (0 to 0)	0 (0 to 0)	0 (0 to 0)	0 (0 to 0)	0 (0 to 0)	0 (0 to 0)	0 (0 to 0)	0
Chronic and other chronic liver diseases due to NAFLD	0 (0 to 0)	0 (0 to 0)	0 (0 to 0)	0 (0 to 0)	0 (0 to 0)	0 (0 to 0)	0 (0 to 0)	0 (0 to 0)	0 (0 to 0)	0 (0 to 0)	0 (0 to 0)	0 (0 to 0)	0 (0 to 0)	0 (0 to 0)	0 (0 to 0)	0 (0 to 0)	0 (0 to 0)	0 (0 to 0)	0 (0 to 0)	0 (0 to 0)	0 (0 to 0)	0 (0 to 0)	0 (0 to 0)	0 (0 to 0)	0 (0 to 0)	0
Chronic and other chronic liver diseases due to other causes	0 (0 to 0)	0 (0 to 0)	0 (0 to 0)	0 (0 to 0)	0 (0 to 0)	0 (0 to 0)	0 (0 to 0)	0 (0 to 0)	0 (0 to 0)	0 (0 to 0)	0 (0 to 0)	0 (0 to 0)	0 (0 to 0)	0 (0 to 0)	0 (0 to 0)	0 (0 to 0)	0 (0 to 0)	0 (0 to 0)	0 (0 to 0)	0 (0 to 0)	0 (0 to 0)	0 (0 to 0)	0 (0 to 0)	0 (0 to 0)	0 (0 to 0)	0
Upper digestive system diseases	0·1 (0 to 0·2)	0·1 (0 to 0·2)	0·4 (0·2 to 0·6)	0·4 (0·2 to 0·6)	0·3 (0·2 to 0·5)	0·4 (0·2 to 0·6)	0·6 (0·3 to 0·9)	0·9 (0·5 to 1·3)	1·3 (0·7 to 1·8)	1·8 (1·0 to 2·5)	2·5 (1·4 to 3·4)	3·5 (2·0 to 4·8)	4·8 (2·8 to 6·6)	6·7 (3·9 to 9·1)	9·1 (5·3 to 12·3)	11·8 (6·9 to 15·9)	14·4 (8·5 to 19·3)	16·4 (9·7 to 21·9)	17·5 (10·4 to 23·4)	17·7 (10·5 to 23·7)	16·8 (9·9 to 22·5)	14·4 (8·5 to 19·3)	11·8 (6·9 to 15·9)	6·7 (3·9 to 9·1)	632
Peptic ulcer disease	0 (0 to 0)	0 (0 to 0)	0·2 (0·1 to 0·2)	0·2 (0·1 to 0·3)	0·2 (0·1 to 0·3)	0·2 (0·1 to 0·3)	0·4 (0·2 to 0·5)	0·6 (0·3 to 0·8)	0·8 (0·4 to 1·1)	1·1 (0·6 to 1·5)	1·5 (0·8 to 2·1)	2·1 (1·2 to 2·9)	2·8 (1·6 to 3·9)	3·9 (2·2 to 5·4)	5·3 (3·0 to 7·3)	6·9 (3·9 to 9·5)	8·4 (4·8 to 11·5)	9·5 (5·4 to 13·1)	10·2 (5·8 to 14·0)	10·3 (5·8 to 14·2)	9·8 (5·4 to 13·5)	8·4 (4·7 to 11·5)	6·9 (3·9 to 9·5)	3·9



SR Table 2c: Nagano DALYS by cause and age group for males with 95% uncertainty intervals, 2019

Cause	Early Neonatal (0-6 days)	Late Neonatal (7-27 days)	Post Neonatal (28-364 days)	1 to 4	5 to 9	10 to 14	15 to 19	20 to 24	25 to 29	30 to 34	35 to 39	40 to 44	45 to 49	50 to 54	55 to 59	60 to 64	65 to 69	70 to 74	75 to 79	80 to 84	85 to 89	90 to 94	95 plus	Total
All causes	212 (171 to 255)	49 (41 to 59)	134 (107 to 164)	222 (173 to 274)	251 (193 to 316)	221 (169 to 282)	200 (150 to 256)	176 (133 to 226)	168 (126 to 217)	210 (158 to 269)	258 (194 to 332)	396 (297 to 501)	478 (358 to 611)	434 (323 to 561)	623 (463 to 806)	760 (565 to 979)	1,006 (745 to 1,279)	1,506 (1,163 to 1,882)	2,150 (1,630 to 2,693)	2,810 (2,063 to 3,539)	2,860 (2,110 to 3,578)	1,936 (1,398 to 2,474)	729 (479 to 967)	17,390
Communicable, maternal, neonatal, and nutritional diseases	0 (0 to 0)	0 (0 to 0)	0 (0 to 0)	1 (1 to 2)	1 (1 to 1)	1 (0 to 1)	1 (0 to 1)	2 (1 to 3)	2 (1 to 3)	3 (2 to 4)	4 (3 to 5)	6 (4 to 8)	8 (6 to 11)	9 (6 to 12)	12 (8 to 16)	16 (11 to 21)	20 (14 to 27)	29 (21 to 38)	43 (32 to 56)	61 (45 to 79)	77 (56 to 100)	67 (47 to 87)	30 (20 to 39)	430 (311 to 557)
HIV/AIDS and sexually transmitted infections	0 (0 to 0)	0 (0 to 0)	1 (0 to 2)	1 (1 to 2.5)	1 (1 to 1)	1 (0.4 to 1.4)	1 (0.4 to 2.8)	3 (1.7 to 5.3)	4 (2.3 to 7.1)	6 (3.2 to 10)	8 (4.1 to 12.9)	11 (5.7 to 19.4)	12 (6.4 to 19.6)	9 (4.5 to 14.2)	9 (4.7 to 13.7)	7 (3.7 to 10.4)	7 (3.4 to 10.4)	7 (3.4 to 10.4)	7 (3.4 to 10.4)	7 (3.4 to 10.4)	6 (2.9 to 8.9)	3 (1.5 to 4.5)	0 (0 to 0)	130
HIV/AIDS	0 (0 to 0)	0 (0 to 0)	0 (0 to 0)	1 (1 to 2.4)	1 (1 to 2.5)	1 (1 to 1)	0 (0 to 1)	1 (0.4 to 2.8)	2 (1 to 4.7)	3 (2 to 6.5)	4 (2 to 9.4)	6 (3 to 13.3)	7 (4 to 17.3)	8 (5 to 21.5)	9 (5 to 24.1)	9 (5 to 24.1)	9 (5 to 24.1)	9 (5 to 24.1)	9 (5 to 24.1)	9 (5 to 24.1)	9 (5 to 24.1)	5 (3 to 13.4)	0 (0 to 0)	95.4
HIV/AIDS - Drug-susceptible Tuberculosis	0 (0 to 0)	0 (0 to 0)	0 (0 to 0)	0 (0 to 0)	0 (0 to 0)	0 (0 to 0)	0 (0 to 0)	0 (0 to 0)	0 (0 to 0)	0 (0 to 0)	0 (0 to 0)	0 (0 to 0)	0 (0 to 0)	0 (0 to 0)	0 (0 to 0)	0 (0 to 0)	0 (0 to 0)	0 (0 to 0)	0 (0 to 0)	0 (0 to 0)	0 (0 to 0)	0 (0 to 0)	0 (0 to 0)	0 (0 to 0)
HIV/AIDS - Multidrug-resistant Tuberculosis without extensive drug resistance	0 (0 to 0)	0 (0 to 0)	0 (0 to 0)	0 (0 to 0)	0 (0 to 0)	0 (0 to 0)	0 (0 to 0)	0 (0 to 0)	0 (0 to 0)	0 (0 to 0)	0 (0 to 0)	0 (0 to 0)	0 (0 to 0)	0 (0 to 0)	0 (0 to 0)	0 (0 to 0)	0 (0 to 0)	0 (0 to 0)	0 (0 to 0)	0 (0 to 0)	0 (0 to 0)	0 (0 to 0)	0 (0 to 0)	0 (0 to 0)
HIV/AIDS - Extensively drug-resistant Tuberculosis	0 (0 to 0)	0 (0 to 0)	0 (0 to 0)	0 (0 to 0)	0 (0 to 0)	0 (0 to 0)	0 (0 to 0)	0 (0 to 0)	0 (0 to 0)	0 (0 to 0)	0 (0 to 0)	0 (0 to 0)	0 (0 to 0)	0 (0 to 0)	0 (0 to 0)	0 (0 to 0)	0 (0 to 0)	0 (0 to 0)	0 (0 to 0)	0 (0 to 0)	0 (0 to 0)	0 (0 to 0)	0 (0 to 0)	0 (0 to 0)
HIV/AIDS resulting in other diseases	0 (0 to 0)	0 (0 to 0)	1 (0 to 2)	1 (0 to 2)	0 (0 to 0)	0 (0 to 0)	0 (0 to 1)	1 (0 to 2)	2 (1 to 3)	3 (2 to 5)	4 (2 to 7)	5 (2 to 8)	6 (3 to 9)	6 (3 to 9)	6 (3 to 9)	6 (3 to 9)	6 (3 to 9)	6 (3 to 9)	6 (3 to 9)	6 (3 to 9)	6 (3 to 9)	3 (2 to 5)	0 (0 to 0)	78.6
Sexually transmitted infections excluding HIV	0 (0 to 0)	0 (0 to 0)	0 (0 to 0)	0 (0 to 0)	0 (0 to 0)	0 (0 to 0)	0 (0 to 0)	0 (0 to 0)	0 (0 to 0)	0 (0 to 0)	0 (0 to 0)	0 (0 to 0)	0 (0 to 0)	0 (0 to 0)	0 (0 to 0)	0 (0 to 0)	0 (0 to 0)	0 (0 to 0)	0 (0 to 0)	0 (0 to 0)	0 (0 to 0)	0 (0 to 0)	0 (0 to 0)	0 (0 to 0)
Syphilis	0 (0 to 0)	0 (0 to 0)	0 (0 to 0)	0 (0 to 0)	0 (0 to 0)	0 (0 to 0)	0 (0 to 0)	0 (0 to 0)	0 (0 to 0)	0 (0 to 0)	0 (0 to 0)	0 (0 to 0)	0 (0 to 0)	0 (0 to 0)	0 (0 to 0)	0 (0 to 0)	0 (0 to 0)	0 (0 to 0)	0 (0 to 0)	0 (0 to 0)	0 (0 to 0)	0 (0 to 0)	0 (0 to 0)	0 (0 to 0)
Chlamydial infection	0 (0 to 0)	0 (0 to 0)	0 (0 to 0)	0 (0 to 0)	0 (0 to 0)	0 (0 to 0)	0 (0 to 0)	0 (0 to 0)	0 (0 to 0)	0 (0 to 0)	0 (0 to 0)	0 (0 to 0)	0 (0 to 0)	0 (0 to 0)	0 (0 to 0)	0 (0 to 0)	0 (0 to 0)	0 (0 to 0)	0 (0 to 0)	0 (0 to 0)	0 (0 to 0)	0 (0 to 0)	0 (0 to 0)	0 (0 to 0)
Gonococcal infection	0 (0 to 0)	0 (0 to 0)	0 (0 to 0)	0 (0 to 0)	0 (0 to 0)	0 (0 to 0)	0 (0 to 0)	0 (0 to 0)	0 (0 to 0)	0 (0 to 0)	0 (0 to 0)	0 (0 to 0)	0 (0 to 0)	0 (0 to 0)	0 (0 to 0)	0 (0 to 0)	0 (0 to 0)	0 (0 to 0)	0 (0 to 0)	0 (0 to 0)	0 (0 to 0)	0 (0 to 0)	0 (0 to 0)	0 (0 to 0)
Trichomoniasis	0 (0 to 0)	0 (0 to 0)	0 (0 to 0)	0 (0 to 0)	0 (0 to 0)	0 (0 to 0)	0 (0 to 0)	0 (0 to 0)	0 (0 to 0)	0 (0 to 0)	0 (0 to 0)	0 (0 to 0)	0 (0 to 0)	0 (0 to 0)	0 (0 to 0)	0 (0 to 0)	0 (0 to 0)	0 (0 to 0)	0 (0 to 0)	0 (0 to 0)	0 (0 to 0)	0 (0 to 0)	0 (0 to 0)	0 (0 to 0)
Genital herpes	0 (0 to 0)	0 (0 to 0)	0 (0 to 0)	0 (0 to 0)	0 (0 to 0)	0 (0 to 0)	0 (0 to 0)	0 (0 to 0)	0 (0 to 0)	0 (0 to 0)	0 (0 to 0)	0 (0 to 0)	0 (0 to 0)	0 (0 to 0)	0 (0 to 0)	0 (0 to 0)	0 (0 to 0)	0 (0 to 0)	0 (0 to 0)	0 (0 to 0)	0 (0 to 0)	0 (0 to 0)	0 (0 to 0)	0 (0 to 0)
Other sexually transmitted infections	0 (0 to 0)	0 (0 to 0)	0 (0 to 0)	0 (0 to 0)	0 (0 to 0)	0 (0 to 0)	0 (0 to 0)	0 (0 to 0)	0 (0 to 0)	0 (0 to 0)	0 (0 to 0)	0 (0 to 0)	0 (0 to 0)	0 (0 to 0)	0 (0 to 0)	0 (0 to 0)	0 (0 to 0)	0 (0 to 0)	0 (0 to 0)	0 (0 to 0)	0 (0 to 0)	0 (0 to 0)	0 (0 to 0)	0 (0 to 0)
Respiratory infections and tuberculosis	2.3 (1.5 to 3.2)	2.9 (2 to 3.8)	22.9 (15.9 to 29.2)	16.9 (12 to 22.1)	3.2 (2.1 to 4.5)	2.1 (1.4 to 3)	1.8 (1.2 to 2.5)	2.1 (1.4 to 3)	2.6 (1.8 to 3.6)	3.2 (2.2 to 4.4)	4.1 (2.8 to 5.7)	5.6 (3.8 to 7.8)	7.5 (5.1 to 10.4)	8.7 (5.9 to 12.1)	11.5 (7.8 to 16)	15.1 (10.2 to 21)	19.7 (13.3 to 27.3)	28.5 (19.3 to 39.5)	41.7 (28.2 to 57.8)	59.1 (39.9 to 81.9)	74.1 (50.1 to 102.7)	53.2 (35.9 to 73.7)	20.1 (13.6 to 27.9)	349
Tuberculosis	0.1 (0 to 0.2)	0.1 (0 to 0.2)	0.5 (0.3 to 0.8)	0.5 (0.3 to 0.8)	0.1 (0.1 to 0.1)	0.1 (0 to 0.2)	0.1 (0 to 0.2)	0.1 (0 to 0.2)	0.1 (0 to 0.2)	0.2 (0.1 to 0.3)	0.2 (0.1 to 0.3)	0.3 (0.2 to 0.5)	0.4 (0.2 to 0.6)	0.4 (0.2 to 0.6)	0.5 (0.3 to 0.7)	0.6 (0.4 to 0.8)	0.8 (0.5 to 1.1)	1.1 (0.7 to 1.5)	1.6 (1 to 2.2)	2.2 (1.4 to 3.1)	2.9 (1.8 to 4)	2.1 (1.3 to 2.9)	0.8 (0.5 to 1.1)	13.5
Latent tuberculosis infection	0 (0 to 0)	0 (0 to 0)	0 (0 to 0)	0 (0 to 0)	0 (0 to 0)	0 (0 to 0)	0 (0 to 0)	0 (0 to 0)	0 (0 to 0)	0 (0 to 0)	0 (0 to 0)	0 (0 to 0)	0 (0 to 0)	0 (0 to 0)	0 (0 to 0)	0 (0 to 0)	0 (0 to 0)	0 (0 to 0)	0 (0 to 0)	0 (0 to 0)	0 (0 to 0)	0 (0 to 0)	0 (0 to 0)	0 (0 to 0)
Drug-susceptible tuberculosis	0 (0 to 0)	0 (0 to 0)	0 (0 to 0)	0 (0 to 0)	0 (0 to 0)	0 (0 to 0)	0 (0 to 0)	0 (0 to 0)	0 (0 to 0)	0 (0 to 0)	0 (0 to 0)	0 (0 to 0)	0 (0 to 0)	0 (0 to 0)	0 (0 to 0)	0 (0 to 0)	0 (0 to 0)	0 (0 to 0)	0 (0 to 0)	0 (0 to 0)	0 (0 to 0)	0 (0 to 0)	0 (0 to 0)	0 (0 to 0)
Multidrug-resistant tuberculosis without extensive drug resistance	0 (0 to 0)	0 (0 to 0)	0 (0 to 0)	0 (0 to 0)	0 (0 to 0)	0 (0 to 0)	0 (0 to 0)	0 (0 to 0)	0 (0 to 0)	0 (0 to 0)	0 (0 to 0)	0 (0 to 0)	0 (0 to 0)	0 (0 to 0)	0 (0 to 0)	0 (0 to 0)	0 (0 to 0)	0 (0 to 0)	0 (0 to 0)	0 (0 to 0)	0 (0 to 0)	0 (0 to 0)	0 (0 to 0)	0 (0 to 0)
Extensively drug-resistant tuberculosis	0 (0 to 0)	0 (0 to 0)	0 (0 to 0)	0 (0 to 0)	0 (0 to 0)	0 (0 to 0)	0 (0 to 0)	0 (0 to 0)	0 (0 to 0)	0 (0 to 0)	0 (0 to 0)	0 (0 to 0)	0 (0 to 0)	0 (0 to 0)	0 (0 to 0)	0 (0 to 0)	0 (0 to 0)	0 (0 to 0)	0 (0 to 0)	0 (0 to 0)	0 (0 to 0)	0 (0 to 0)	0 (0 to 0)	0 (0 to 0)
Lower respiratory infections	2.2 (1.4 to 3.1)	2.2 (1.5 to 3.2)	21.5 (14.9 to 28.6)	15.9 (10.9 to 21.6)	1.9 (1.2 to 2.8)	1.1 (0.7 to 1.7)	0.8 (0.5 to 1.2)	0.8 (0.5 to 1.2)	0.9 (0.6 to 1.3)	1.1 (0.7 to 1.6)	1.4 (0.9 to 2)	1.9 (1.2 to 2.7)	2.5 (1.6 to 3.6)	2.9 (1.8 to 4.1)	3.8 (2.4 to 5.4)	5.1 (3.2 to 7.2)	6.6 (4.2 to 9.3)	9.5 (6.1 to 13.4)	14.1 (9 to 19.8)	20.1 (12.8 to 28.2)	25.1 (15.9 to 35.2)	18.1 (11.4 to 25.3)	6.9 (4.3 to 9.7)	118
Upper respiratory infections	0 (0 to 0)	0 (0 to 0)	0.6 (0.3 to 1)	0.6 (0.3 to 1)	0.1 (0 to 0.2)	0.1 (0 to 0.2)	0.1 (0 to 0.2)	0.1 (0 to 0.2)	0.1 (0 to 0.2)	0.1 (0 to 0.2)	0.1 (0 to 0.2)	0.1 (0 to 0.2)	0.1 (0 to 0.2)	0.1 (0 to 0.2)	0.1 (0 to 0.2)	0.1 (0 to 0.2)	0.1 (0 to 0.2)	0.1 (0 to 0.2)	0.1 (0 to 0.2)	0.1 (0 to 0.2)	0.1 (0 to 0.2)	0.1 (0 to 0.2)	0 (0 to 0)	1.7
Otitis media	0.1 (0 to 0.1)	0.1 (0 to 0.2)	1.4 (0.9 to 2)	1.3 (0.8 to 1.9)	0.1 (0.1 to 0.2)	0.1 (0 to 0.1)	0.1 (0 to 0.1)	0.1 (0 to 0.1)	0.1 (0 to 0.1)	0.1 (0 to 0.1)	0.1 (0 to 0.1)	0.1 (0 to 0.1)	0.1 (0 to 0.1)	0.1 (0 to 0.1)	0.1 (0 to 0.1)	0.1 (0 to 0.1)	0.1 (0 to 0.1)	0.1 (0 to 0.1)	0.1 (0 to 0.1)	0.1 (0 to 0.1)	0.1 (0 to 0.1)	0.1 (0 to 0.1)	0 (0 to 0)	0.9
Enteric infections	0.4 (0.3 to 0.6)	0.6 (0.4 to 0.8)	1.2 (0.8 to 1.7)	1.2 (0.8 to 1.7)	0.2 (0.2 to 0.3)	0.2 (0.1 to 0.3)	0.2 (0.1 to 0.3)	0.2 (0.1 to 0.3)	0.2 (0.1 to 0.3)	0.2 (0.1 to 0.3)	0.2 (0.1 to 0.3)	0.2 (0.1 to 0.3)	0.2 (0.1 to 0.3)	0.2 (0.1 to 0.3)	0.2 (0.1 to 0.3)	0.2 (0.1 to 0.3)	0.2 (0.1 to 0.3)	0.2 (0.1 to 0.3)	0.2 (0.1 to 0.3)	0.2 (0.1 to 0.3)	0.2 (0.1 to 0.3)	0.2 (0.1 to 0.3)	0 (0 to 0)	3.2
Diarrheal diseases	0.3 (0.3 to 0.4)	0.5 (0.3 to 0.6)	0.9 (0.6 to 1.2)	0.9 (0.6 to 1.2)	0.1 (0.1 to 0.2)	0.1 (0.1 to 0.2)	0.1 (0.1 to 0.2)	0.1 (0.1 to 0.2)	0.1 (0.1 to 0.2)	0.1 (0.1 to 0.2)	0.1 (0.1 to 0.2)	0.1 (0.1 to 0.2)	0.1 (0.1 to 0.2)	0.1 (0.1 to 0.2)	0.1 (0.1 to 0.2)	0.1 (0.1 to 0.2)	0.1 (0.1 to 0.2)	0.1 (0.1 to 0.2)	0.1 (0.1 to 0.2)	0.1 (0.1 to 0.2)	0.1 (0.1 to 0.2)	0.1 (0.1 to 0.2)	0 (0 to 0)	2.3
Typhoid and paratyphoid	0 (0 to 0)	0 (0 to 0)	0 (0 to 0)	0 (0 to 0)	0 (0 to 0)	0 (0 to 0)	0 (0 to 0)	0 (0 to 0)	0 (0 to 0)	0 (0 to 0)	0 (0 to 0)	0 (0 to 0)	0 (0 to 0)	0 (0 to 0)	0 (0 to 0)	0 (0 to 0)	0 (0 to 0)	0 (0 to 0)	0 (0 to 0)	0 (0 to 0)	0 (0 to 0)	0 (0 to 0)	0 (0 to 0)	0
Typhoid fever	0 (0 to 0)	0 (0 to 0)	0 (0 to 0)	0 (0 to 0)	0 (0 to 0)	0 (0 to 0)	0 (0 to 0)	0 (0 to 0)	0 (0 to 0)	0 (0 to 0)	0 (0 to 0)	0 (0 to 0)	0 (0 to 0)	0 (0 to 0)	0 (0 to 0)	0 (0 to 0)	0 (0 to 0)	0 (0 to 0)	0 (0 to 0)	0 (0 to 0)	0 (0 to 0)	0 (0 to 0)	0 (0 to 0)	0
Paratyphoid fever	0 (0 to 0)	0 (0 to 0)	0 (0 to 0)	0 (0 to 0)	0 (0 to 0)	0 (0 to 0)	0 (0 to 0)	0 (0 to 0)	0 (0 to 0)	0 (0 to 0)	0 (0 to 0)	0 (0 to 0)	0 (0 to 0)	0 (0 to 0)	0 (0 to 0)	0 (0 to 0)	0 (0 to 0)	0 (0 to 0)	0 (0 to 0)	0 (0 to 0)	0 (0 to 0)	0 (0 to 0)	0 (0 to 0)	0
Invasive Non-typhoidal Salmonella (iNTS)	0 (0 to 0)	0 (0 to 0)	0 (0 to 0)	0 (0 to 0)	0 (0 to 0)	0 (0 to 0)	0 (0 to 0)	0 (0 to 0)	0 (0 to 0)	0 (0 to 0)	0 (0 to 0)	0 (0 to 0)	0 (0 to 0)	0 (0 to 0)	0 (0 to 0)	0 (0 to 0)	0 (0 to 0)	0 (0 to 0)	0 (0 to 0)	0 (0 to 0)	0 (0 to 0)	0 (0 to 0)	0 (0 to 0)	0
Other intestinal infectious diseases	0 (0 to 0)	0 (0 to 0)	0 (0 to 0)	0 (0 to 0)	0 (0 to 0)	0 (0 to 0)	0 (0 to 0)	0 (0 to 0)	0 (0 to 0)	0 (0 to 0)	0 (0 to 0)	0 (0 to 0)	0 (0 to 0)	0 (0 to 0)	0 (0 to 0)	0 (0 to 0)	0 (0 to 0)	0 (0 to 0)	0 (0 to 0)	0 (0 to 0)	0 (0 to 0)	0 (0 to 0)	0 (0 to 0)	0
Neglected tropical diseases and malaria	0 (0 to 0)	0 (0 to 0)	0.7 (0.3 to 1.2)	2.6 (1.2 to 4.5)	0.9 (0.4 to 1.6)	0.5 (0.2 to 0.9)	0.3 (0.1 to 0.6)	0.3 (0.1 to 0.6)	0.3 (0.1 to 0.6)	0.3 (0.1 to 0.6)	0.3 (0.1 to 0.6)	0.3 (0.1 to 0.6)	0.3 (0.1 to 0.6)	0.3 (0.1 to 0.6)	0.3 (0.1 to 0.6)	0.3 (0.1 to 0.6)	0.3 (0.1 to 0.6)	0.3 (0.1 to 0.6)	0.3 (0.1 to 0.6)	0.3 (0.1 to 0.6)	0.3 (0.1 to 0.6)	0.3 (0.1 to 0.6)	0 (0 to 0)	51.6
Malaria	0 (0 to 0)	0 (0 to 0)	0 (0 to 0)	0 (0 to 0)	0 (0 to 0)	0 (0 to 0)	0 (0 to 0)	0 (0 to 0)	0 (0 to 0)	0 (0 to 0)	0 (0 to 0)	0 (0 to 0)	0 (0 to 0)	0 (0 to 0)	0 (0 to 0)	0 (0 to 0)	0 (0 to 0)	0 (0 to 0)	0 (0 to 0)	0 (0 to 0)	0 (0 to 0)	0 (0 to 0)	0 (0 to 0)	0 (0 to 0)	0
Chagas disease	0 (0 to 0)	0 (0 to 0)	0 (0 to 0)	0 (0 to 0)	0 (0 to 0)	0 (0 to 0)	0 (0 to 0)	0 (0 to 0)	0 (0 to 0)	0 (0 to 0)	0 (0 to 0)	0 (0 to 0)	0 (0 to 0)	0 (0 to 0)	0 (0 to 0)	0 (0 to 0)	0 (0 to 0)	0 (0 to 0)	0 (0 to 0)	0 (0 to 0)	0 (0 to 0)	0 (0 to 0)	0 (0 to 0)	0 (0 to 0)	0
Leishmaniasis	0 (0 to 0)	0 (0 to 0)	0 (0 to 0)	0 (0 to 0)	0 (0 to 0)	0 (0 to 0)	0 (0 to 0)	0 (0 to 0)	0 (0 to 0)	0 (0 to 0)	0 (0 to 0)	0 (0 to 0)	0 (0 to 0)	0 (0 to 0)	0 (0 to 0)	0 (0 to 0)	0 (0 to 0)	0 (0 to 0)	0 (0 to 0)	0 (0 to 0)	0 (0 to 0)	0 (0 to 0)	0 (0 to 0)	0 (0 to 0)	0
Visceral leishmaniasis	0 (0 to 0)	0 (0 to 0)	0 (0 to 0)	0 (0 to 0)	0 (0 to 0)	0 (0 to 0)	0 (0 to 0)	0 (0 to 0)	0 (0 to 0)	0 (0 to 0)	0 (0 to 0)	0 (0 to 0)	0 (0 to 0)	0 (0 to 0)	0 (0 to 0)	0 (0 to 0)	0 (0 to 0)	0 (0 to 0)	0 (0 to 0)	0 (0 to 0)	0 (0 to 0)	0 (0 to 0)	0 (0 to 0)	0 (0 to 0)	0
Cutaneous and mucocutaneous leishmaniasis	0 (0 to 0)	0 (0 to 0)	0 (0 to 0)	0 (0 to 0)	0 (0 to 0)	0 (0 to 0)	0 (0 to 0)	0 (0 to 0)	0 (0 to 0)	0 (0 to 0)	0 (0 to 0)	0 (0 to 0)	0 (0 to 0)	0 (0 to 0)	0 (0 to 0)	0 (0 to 0)	0 (0 to 0)	0 (0 to 0)	0 (0 to 0)	0 (0 to 0)	0 (0 to 0)	0 (0 to 0)	0 (0 to 0)	0 (0 to 0)	0
African trypanosomiasis	0 (0 to 0)	0 (0 to 0)	0 (0 to 0)	0 (0 to 0)	0 (0 to 0)	0 (0 to 0)	0 (0 to 0)	0 (0 to 0)	0 (0 to 0)	0 (0 to 0)	0 (0 to 0)	0 (0 to 0)	0 (0 to 0)	0 (0 to 0)	0 (0 to 0)	0 (0 to 0)	0 (0 to 0)	0 (0 to 0)	0 (0 to 0)	0 (0 to 0)	0 (0 to 0)	0 (0 to 0)	0 (0 to 0)	0 (0 to 0)	0
Schistosomiasis	0 (0 to 0)	0 (0 to 0)	0 (0 to 0)	0 (0 to 0)	0 (0 to 0)	0 (0 to 0)	0 (0 to 0)	0 (0 to 0)	0 (0 to 0)	0 (0 to 0)	0 (0 to 0)	0 (0 to 0)	0 (0 to 0)	0 (0 to 0)	0 (0 to 0)	0 (0 to 0)	0 (0 to 0)	0 (0 to 0)	0 (0 to 0)	0 (0 to 0)	0 (0 to 0)	0 (0 to 0)	0 (0 to 0)	0 (0 to 0)	0
Cysticercosis	0 (0 to 0)	0 (0 to 0)	0 (0 to 0)	0 (0 to 0)	0 (0 to 0)	0 (0 to 0)	0 (0 to 0)	0 (0 to 0)	0 (0 to 0)	0 (0 to 0)	0 (0 to 0)	0 (0 to 0)	0 (0 to 0)	0 (0 to 0)	0 (0 to 0)	0 (0 to 0)	0 (0 to 0)	0 (0 to 0)	0 (0 to 0)	0 (0 to 0)	0 (0 to 0)	0 (0 to 0)	0 (0 to 0)	0 (0 to 0)	0
Cystic echinococcosis	0 (0 to 0)	0 (0 to 0)	0 (0 to 0)	0 (0 to 0)	0 (0 to 0)	0 (0 to 0)	0 (0 to 0)	0 (0 to 0)	0 (0 to 0)	0 (0 to 0)	0 (0 to 0)	0 (0 to 0)	0 (0 to 0)	0 (0 to 0)	0 (0 to 0)	0 (0 to 0)	0 (0 to 0)	0 (0 to 0)	0 (0 to 0)	0 (0 to 0)	0 (0 to 0)	0 (0 to 0)	0 (0 to 0)	0 (0 to 0)	0.1
Lymphatic filariasis	0 (0 to 0)	0 (0 to 0)	0 (0 to 0)	0 (0 to 0)	0 (0 to 0)	0 (0 to 0)	0 (0 to 0)	0 (0 to 0)	0 (0 to 0)	0 (0 to 0)	0 (0 to 0)	0 (0 to 0)	0 (0 to 0)	0 (0 to 0)	0 (0 to 0)	0 (0 to 0)	0 (0 to 0)	0 (0 to 0)	0 (0 to 0)	0 (0 to 0)	0 (0 to 0)	0 (0 to 0)	0 (0 to 0)	0 (0 to 0)	0
Onchocerciasis	0 (0 to 0)	0 (0 to 0)	0 (0 to 0)	0 (0 to 0)	0 (0 to 0)	0 (0 to 0)	0 (0 to 0)	0 (0 to 0)	0 (0 to 0)	0 (0 to 0)	0 (0 to 0)	0 (0 to 0)	0 (0 to 0)	0 (0 to 0)	0 (0 to 0)	0 (0 to 0)	0 (0 to 0)	0 (0 to 0)	0 (0 to 0)	0 (0 to 0)	0 (0 to 0)	0 (0 to 0)	0 (0 to 0)	0 (0 to 0)	0
Trachoma	0 (0 to 0)	0 (0 to 0)	0 (0 to 0)	0 (0 to 0)	0 (0 to 0)	0 (0 to 0)	0 (0 to 0)	0 (0 to 0)	0 (0 to 0)	0 (0 to 0)	0 (0 to 0)	0 (0 to 0)	0 (0 to 0)	0 (0 to 0)	0 (0 to 0)	0 (0 to 0)	0 (0 to 0)	0 (0 to 0)	0 (0 to 0)	0 (0 to 0)	0 (0 to 0)	0 (0 to 0)	0 (0 to 0)	0 (0 to 0)	0
Dengue	0 (0 to 0)	0 (0 to 0)	0 (0 to 0)	0 (0 to 0)	0 (0 to 0)	0 (0 to 0)	0 (0 to 0)	0 (0 to 0)	0 (0 to 0)	0 (0 to 0)	0 (0 to 0)	0 (0 to 0)	0 (0 to 0)	0 (0 to 0)	0 (0 to 0)	0 (0 to 0)	0 (0 to 0)	0 (0 to 0)	0 (0 to 0)	0 (0 to 0)	0 (0 to 0)	0 (0 to 0)	0 (0 to 0)	0 (0 to 0)	0
Yellow fever	0 (0 to 0)	0 (0 to 0)	0 (0 to 0)	0 (0 to 0)	0 (0 to 0)	0 (0 to 0)	0 (0 to 0)	0 (0 to 0)	0 (0 to 0)	0 (0 to 0)	0 (0 to 0)	0 (0 to 0)	0 (0 to 0)	0 (0 to 0)	0 (0 to 0)	0 (0 to 0)	0 (0 to 0)	0 (0 to 0)	0 (0 to 0)	0 (0 to 0)	0 (0 to 0)	0 (0 to 0)	0 (0 to 0)	0 (0 to 0)	0
Rabies	0 (0 to 0)	0 (0 to 0)	0 (0 to 0)	0 (0 to 0)	0 (0 to 0)	0 (0 to 0)	0 (0 to 0)	0 (0 to 0)	0 (0 to 0)	0 (0 to 0)	0 (0 to 0)	0 (0 to 0)	0 (0 to 0)	0 (0 to 0)	0 (0 to 0)	0 (0 to 0)	0 (0 to 0)	0 (0 to 0)	0 (0 to 0)	0 (0 to 0)	0 (0 to 0)	0 (0 to 0)	0 (0 to 0)	0 (0 to 0)	0
Intestinal nematode infections	0 (0 to 0)	0 (0 to 0)	0 (0 to 0)	0 (0 to 0)	0 (0 to 0)	0 (0 to 0)	0 (0 to 0)	0 (0 to 0)	0 (0 to 0)	0 (0 to 0)	0 (0 to 0)	0 (0 to 0)	0 (0 to 0)	0 (0 to 0)	0 (0 to 0)	0 (0 to 0)	0 (0 to 0)	0 (0 to 0)	0 (0 to 0)	0 (0 to 0)	0 (0 to 0)	0 (0 to 0)	0 (0 to 0)	0 (0 to 0)	0
Ascariasis	0 (0 to 0)	0 (0 to 0)	0 (0 to 0)	0 (0 to 0)	0 (0 to 0)	0 (0 to 0)	0 (0 to 0)	0 (0 to 0)	0 (0 to 0)	0 (0 to 0)	0 (0 to 0)	0 (0 to 0)	0 (0 to 0)	0 (0 to 0)	0 (0 to 0)	0 (0 to 0)	0 (0 to 0)	0 (0 to 0)	0 (0 to 0)	0 (0 to 0)	0 (0 to 0)	0 (0 to 0)	0 (0 to 0)	0 (0 to 0)	0
Trichuriasis	0 (0 to 0)	0 (0 to 0)	0 (0 to 0)	0 (0 to 0)	0 (0 to 0)	0 (0 to 0)	0 (0 to 0)	0 (0 to 0)	0 (0 to 0)	0 (0 to 0)	0 (0 to 0)	0 (0 to 0)	0 (0 to 0)	0 (0 to 0)	0 (0 to 0)	0 (0 to 0)	0 (0 to 0)	0 (0 to 0)	0 (0 to 0)	0 (0 to 0)	0 (0 to 0)	0 (0 to 0)	0 (0 to 0)	0 (0 to 0)	0
Hookworm disease	0 (0 to 0)	0 (0 to 0)	0 (0 to 0)	0 (0 to 0)	0 (0 to 0)	0 (0 to 0)	0 (0 to 0)	0 (0 to 0)	0 (0 to 0)	0 (0 to 0)	0 (0 to 0)	0 (0 to 0)	0 (0 to 0)	0 (0 to 0)	0 (0 to 0)	0 (0 to 0)	0 (0 to 0)	0 (0 to 0)	0 (0 to 0)	0 (0 to 0)	0 (0 to 0)	0 (0 to 0)	0 (0 to 0)	0 (0 to 0)	0
Food-borne trematodiases	0 (0 to 0)	0 (0 to 0)	0 (0 to 0)	0 (0 to 0)	0 (0 to 0)	0 (0 to 0)	0 (0 to 0)	0 (0 to 0)	0 (0 to 0)	0 (0 to 0)	0 (0 to 0)	0 (0 to 0)	0 (0 to 0)	0 (0 to 0)	0 (0 to 0)	0 (0 to 0)	0 (0 to 0)	0 (0 to 0)	0 (0 to 0)	0 (0 to 0)	0 (0 to 0)	0 (0 to 0)	0 (0 to 0)	0 (0 to 0)	0
Leprosy	0 (0 to 0)	0 (0 to 0)	0 (0 to 0)	0 (0 to 0)	0 (0 to 0)	0 (0 to 0)	0 (0 to 0)	0 (0 to 0)	0 (0 to 0)	0 (0 to 0)	0 (0 to 0)	0 (0 to 0)	0 (0 to 0)	0 (0 to 0)	0 (



Congenital birth defects	140 (105 to 203)	42·3 (33·5 to 59·8)	222 (178 to 293)	199 (154 to 257)	127 (91 to 172)	122 (83·5 to 171)	106 (75·6 to 146)	58·3 (44·2 to 76)	50·4 (38·1 to 65·2)	46 (34·8 to 60·4)	47·6 (35·1 to 62·5)	51·3 (37·8 to 68·1)	51·5 (36·6 to 69·6)	43·4 (30·8 to 59·9)	38·7 (27·4 to 52·9)	39·7 (27·6 to 53·5)	39·2 (27·6 to 53·7)	25·2 (16 to 37·2)	17·9 (11·1 to 25·8)	11·4 (7·2 to 17)	6·8 (4·3 to 10·1)	2·9 (1·8 to 4·4)	0·8 (0·5 to 1·2)	1,490
Neural tube defects	5 (2 to 9·3)	3 (0·8 to 5·7)	11·1 (3·8 to 20·9)	21·6 (10·8 to 37·9)	3·2 (2·1 to 4·5)	3·5 (2·2 to 4·8)	3·6 (2·3 to 5)	2·8 (1·8 to 3·9)	2·1 (1·4 to 2·9)	1·7 (1·1 to 2·3)	1·6 (1·1 to 2·2)	1·9 (1·3 to 2·6)	1·9 (1·2 to 2·6)	1·6 (1 to 2·1)	1·3 (0·9 to 1·9)	1·2 (0·8 to 1·8)	1·3 (0·8 to 1·8)	1 (0·6 to 1·4)	0·7 (0·4 to 1)	0·4 (0·2 to 0·6)	0·2 (0·1 to 0·4)	0·1 (0·1 to 0·1)	0 (0 to 0)	70·6
Congenital heart anomalies	37 (17·8 to 57·6)	15 (5·8 to 23)	73·6 (35·1 to 113)	39·9 (25·1 to 57·4)	17·7 (11·4 to 27·2)	14·4 (9·4 to 21·7)	13·8 (8·9 to 20·5)	15·2 (10·3 to 21·6)	13·9 (9·4 to 19·5)	11·5 (7·9 to 16)	12·6 (8·7 to 17·3)	14 (9·4 to 20·1)	11·8 (7·5 to 17·6)	10·8 (6·7 to 16·1)	9·3 (6 to 13·7)	9·8 (6·3 to 14·2)	9·7 (6·2 to 14·5)	4 (1·4 to 8·2)	3 (1 to 6·2)	2·2 (0·7 to 4·5)	1·4 (0·5 to 2·9)	0·6 (0·2 to 1·3)	0·2 (0·1 to 0·4)	342
Orofacial clefts	0·1 (0 to 0·1)	0 (0 to 0·1)	0·6 (0·2 to 1·2)	1·4 (0·5 to 2·7)	1·2 (0·3 to 2·6)	1·2 (0·3 to 2·8)	1·3 (0·3 to 2·8)	1·1 (0·3 to 2·2)	1·1 (0·2 to 2·2)	1·2 (0·2 to 2·6)	1·4 (0·3 to 2·9)	1·7 (0·4 to 3·5)	1·8 (0·4 to 3·9)	1·6 (0·4 to 3·6)	1·5 (0·3 to 3·1)	1·5 (0·3 to 3·2)	1·6 (0·4 to 3·5)	1·6 (0·4 to 3·6)	1·3 (0·3 to 2·7)	0·9 (0·2 to 1·9)	0·6 (0·1 to 1·3)	0·3 (0·1 to 0·6)	0·1 (0 to 0·2)	25
Down syndrome	2·4 (0·9 to 4·5)	1·3 (0·3 to 2·5)	10·4 (3·7 to 18·2)	7·6 (4·6 to 12·1)	4·9 (3 to 7·7)	5·4 (3·4 to 7·9)	5 (3·2 to 7·4)	4·3 (2·8 to 6·3)	4·1 (2·6 to 6·2)	4·2 (2·7 to 6·3)	3 (2 to 4·2)	2·4 (1·6 to 3·4)	1·9 (1·2 to 2·9)	1·9 (1·1 to 3·1)	1·6 (0·8 to 2·6)	2·5 (1·3 to 4·3)	1·2 (0·7 to 1·9)	0 (0 to 0)	0 (0 to 0)	0 (0 to 0)	0 (0 to 0)	0 (0 to 0)	0 (0 to 0)	64·1
Turner syndrome	0 (0 to 0)	0 (0 to 0)	0 (0 to 0)	0 (0 to 0)	0 (0 to 0)	0 (0 to 0)	0 (0 to 0)	0 (0 to 0)	0 (0 to 0)	0 (0 to 0)	0 (0 to 0)	0 (0 to 0)	0 (0 to 0)	0 (0 to 0)	0 (0 to 0)	0 (0 to 0)	0 (0 to 0)	0 (0 to 0)	0 (0 to 0)	0 (0 to 0)	0 (0 to 0)	0 (0 to 0)	0 (0 to 0)	0
Klinefelter syndrome	0 (0 to 0)	0 (0 to 0)	0 (0 to 0)	0 (0 to 0)	0 (0 to 0)	0 (0 to 0)	0 (0 to 0)	0 (0 to 0)	0 (0 to 0)	0 (0 to 0)	0 (0 to 0)	0 (0 to 0)	0 (0 to 0)	0 (0 to 0)	0 (0 to 0)	0 (0 to 0)	0 (0 to 0)	0 (0 to 0)	0 (0 to 0)	0 (0 to 0)	0 (0 to 0)	0 (0 to 0)	0 (0 to 0)	0
Other chromosomal abnormalities	39·1 (22·1 to 75·3)	10·7 (5·8 to 22·3)	51·2 (29·8 to 95·4)	22·9 (12·6 to 43·8)	9·1 (5·7 to 14·5)	7·2 (4·5 to 10·4)	8·5 (5·1 to 13·5)	5·6 (3·5 to 9)	6·3 (4·1 to 9·9)	4·6 (3 to 6·8)	4·3 (2·9 to 6·7)	2·5 (1·6 to 3·6)	2·7 (1·6 to 4·8)	1 (0·5 to 1·6)	0·9 (0·4 to 1·5)	0·5 (0·2 to 0·9)	0·6 (0·2 to 1)	0 (0 to 0)	0 (0 to 0)	0 (0 to 0)	0 (0 to 0)	0 (0 to 0)	0 (0 to 0)	177
Congenital musculoskeletal and limb anomalies	6 (2·1 to 11·1)	2·8 (1·7 to 4·3)	30·9 (18·2 to 46·1)	67·7 (40·2 to 102)	66·3 (38·9 to 101)	72·1 (41·2 to 113)	57·1 (34·2 to 89·7)	16·4 (9·2 to 26·4)	12·2 (7 to 19·6)	13·5 (7·6 to 22·3)	15·4 (8·4 to 24·7)	18·9 (10·5 to 31·5)	21 (11·4 to 33·7)	18·4 (9·8 to 29·8)	16·9 (9·2 to 26·8)	16·6 (8·9 to 26·5)	16·6 (9·2 to 27·5)	14·4 (7·6 to 23·9)	9·5 (5·2 to 15·3)	5·5 (3 to 8·8)	3 (1·7 to 4·9)	1·1 (0·6 to 2)	0·3 (0·1 to 0·5)	503
Urogenital congenital anomalies	9·6 (2·8 to 18·2)	1·8 (0·6 to 4)	5·4 (2·9 to 8·7)	8·8 (4·5 to 14·8)	7·8 (3·7 to 13·6)	6·3 (3·2 to 11)	5·2 (2·5 to 9·4)	3·6 (2 to 6)	2·9 (1·6 to 5)	2·5 (1·4 to 4·3)	2·2 (1·3 to 3·8)	2·2 (1·3 to 3·5)	1·8 (1·1 to 3)	1·2 (0·7 to 1·9)	0·7 (0·5 to 1·2)	0·5 (0·3 to 0·7)	0·3 (0·2 to 0·4)	0 (0 to 0)	0 (0 to 0)	0 (0 to 0)	0 (0 to 0)	0 (0 to 0)	0 (0 to 0)	62·9
Digestive congenital anomalies	10·6 (4·3 to 17·1)	2·5 (0·9 to 4·2)	12·1 (6·3 to 19·5)	7·2 (4·4 to 10·9)	3·4 (2 to 5·6)	2·1 (1·4 to 3·1)	1·6 (1·1 to 2·3)	1·2 (0·8 to 1·8)	0·9 (0·6 to 1·3)	0·8 (0·6 to 1·2)	0·8 (0·6 to 1·2)	1 (0·7 to 1·4)	1 (0·7 to 1·4)	0·8 (0·6 to 1·1)	0·8 (0·5 to 1·1)	1·2 (0·7 to 1·9)	1 (0·6 to 1·5)	0·3 (0·2 to 0·5)	0·2 (0·1 to 0·4)	0·2 (0·1 to 0·3)	0·1 (0·1 to 0·2)	0 (0 to 0·1)	0 (0 to 0)	50
Other congenital birth defects	30·2 (17·8 to 49·4)	5·1 (2·8 to 9·4)	26·7 (16·7 to 45·4)	21·9 (14·6 to 32·2)	12·9 (8·7 to 19·2)	10·1 (6·7 to 15·3)	9·8 (6·3 to 15·1)	8·1 (4·8 to 12·5)	6·9 (4·2 to 11·1)	6 (3·5 to 10·5)	6·3 (3·7 to 11)	6·9 (3·8 to 12·6)	7·5 (3·9 to 14·3)	6·2 (3·2 to 12·2)	5·8 (3·1 to 11·1)	5·9 (3 to 11·5)	6·9 (3·7 to 13·2)	4 (1·1 to 9·8)	3·2 (0·9 to 7·8)	2·3 (0·7 to 5·8)	1·5 (0·4 to 3·8)	0·7 (0·2 to 1·8)	0·2 (0·1 to 0·5)	195
Urinary diseases and male infertility	0·3 (0·1 to 0·4)	0·2 (0·1 to 0·4)	1·3 (0·8 to 2)	3·2 (1·9 to 4·9)	2·1 (1·2 to 3·2)	2·1 (1·2 to 3·2)	2·4 (1·5 to 3·8)	7·5 (3·5 to 16·5)	10·6 (5·3 to 21·2)	13·5 (6·4 to 26·3)	22 (10·9 to 42·2)	36·9 (19 to 70·1)	31·3 (18·5 to 51·4)	35·9 (22·7 to 52·6)	60·1 (39·6 to 88·2)	106 (67·5 to 155)	175 (115 to 250)	233 (154 to 333)	241 (171 to 335)	209 (148 to 276)	194 (131 to 261)	119 (78·1 to 165)	51·2 (27·6 to 73·2)	1,560
Urolithiasis	0 (0 to 0)	0 (0 to 0)	0 (0 to 0)	0 (0 to 0·1)	0·1 (0·1 to 0·2)	0·2 (0·1 to 0·3)	0·4 (0·2 to 0·6)	0·8 (0·4 to 1·3)	1·7 (1 to 2·8)	3 (0·7 to 7·2)	5·9 (2 to 11·9)	10 (3·7 to 19)	13·7 (5·4 to 26·6)	13·1 (5·5 to 23·8)	11·4 (4·9 to 20)	10·3 (4·5 to 18·1)	10·1 (4·7 to 17·5)	10 (4·9 to 17·2)	8·5 (4·4 to 13·4)	6·6 (3·9 to 10·7)	5·7 (3·2 to 10·1)	3 (1·6 to 5·6)	1 (0·5 to 2)	115
Benign prostatic hyperplasia	0 (0 to 0)	0 (0 to 0)	0 (0 to 0)	0 (0 to 0)	0 (0 to 0)	0 (0 to 0)	0 (0 to 0)	0 (0 to 0)	0 (0 to 0)	0 (0 to 0)	0 (0 to 0)	0·2 (0·1 to 0·5)	1·8 (0·3 to 4·7)	8 (3·3 to 15·1)	29·6 (13·4 to 52·6)	66·3 (34·2 to 115)	117 (64·9 to 188)	148 (78·9 to 237)	116 (61·9 to 191)	64·8 (36·1 to 107)	32·7 (17·8 to 53·3)	11·1 (6 to 18·1)	2·3 (1·3 to 3·9)	598
Male infertility	0 (0 to 0)	0 (0 to 0)	0 (0 to 0)	0 (0 to 0)	0 (0 to 0)	0 (0 to 0)	0 (0 to 0)	4·9 (1·2 to 13·6)	6·6 (1·9 to 17·2)	7 (1·9 to 19·5)	11·2 (2·7 to 30·6)	18·8 (5·1 to 49·9)	3·7 (0·7 to 12·3)	0 (0 to 0)	0 (0 to 0)	0 (0 to 0)	0 (0 to 0)	0 (0 to 0)	0 (0 to 0)	0 (0 to 0)	0 (0 to 0)	0 (0 to 0)	0 (0 to 0)	52·3
Other urinary diseases	0·1 (0 to 0·2)	0·1 (0 to 0·2)	0·2 (0·1 to 0·3)	1·2 (0·7 to 1·9)	0·7 (0·4 to 1·1)	0·7 (0·4 to 1·1)	0·8 (0·5 to 1·2)	0·5 (0·3 to 0·7)	0·7 (0·5 to 1)	1·4 (0·6 to 2·5)	2 (0·9 to 3·7)	3 (1·4 to 5·3)	5 (2·5 to 8·8)	3·8 (2 to 6·4)	4·2 (2·5 to 6·6)	4·4 (2·5 to 7·3)	5·3 (3 to 8·9)	6·8 (3·5 to 11·1)	7·6 (3·8 to 13·4)	9·1 (4·5 to 16·4)	8·9 (4·3 to 16·7)	6·7 (3·1 to 12·3)	2·6 (1·1 to 5·4)	75·9
Gynecological diseases	0 (0 to 0)	0 (0 to 0)	0 (0 to 0)	0 (0 to 0)	0 (0 to 0)	0 (0 to 0)	0 (0 to 0)	0 (0 to 0)	0 (0 to 0)	0 (0 to 0)	0 (0 to 0)	0 (0 to 0)	0 (0 to 0)	0 (0 to 0)	0 (0 to 0)	0 (0 to 0)	0 (0 to 0)	0 (0 to 0)	0 (0 to 0)	0 (0 to 0)	0 (0 to 0)	0 (0 to 0)	0 (0 to 0)	0
Uterine fibroids	0 (0 to 0)	0 (0 to 0)	0 (0 to 0)	0 (0 to 0)	0 (0 to 0)	0 (0 to 0)	0 (0 to 0)	0 (0 to 0)	0 (0 to 0)	0 (0 to 0)	0 (0 to 0)	0 (0 to 0)	0 (0 to 0)	0 (0 to 0)	0 (0 to 0)	0 (0 to 0)	0 (0 to 0)	0 (0 to 0)	0 (0 to 0)	0 (0 to 0)	0 (0 to 0)	0 (0 to 0)	0 (0 to 0)	0
Polycystic ovarian syndrome	--	--	--	--	--	--	--	--	--	--	--	--	--	--	--	--	--	--	--	--	--	--	--	NA
Female infertility	--	--	--	--	--	--	--	--	--	--	--	--	--	--	--	--	--	--	--	--	--	--	--	NA
Endometriosis	--	--	--	--	--	--	--	--	--	--	--	--	--	--	--	--	--	--	--	--	--	--	--	NA
Genital prolapse	0 (0 to 0)	0 (0 to 0)	0 (0 to 0)	0 (0 to 0)	0 (0 to 0)	0 (0 to 0)	0 (0 to 0)	0 (0 to 0)	0 (0 to 0)	0 (0 to 0)	0 (0 to 0)	0 (0 to 0)	0 (0 to 0)	0 (0 to 0)	0 (0 to 0)	0 (0 to 0)	0 (0 to 0)	0 (0 to 0)	0 (0 to 0)	0 (0 to 0)	0 (0 to 0)	0 (0 to 0)	0 (0 to 0)	0
Premenstrual syndrome	--	--	--	--	--	--	--	--	--	--	--	--	--	--	--	--	--	--	--	--	--	--	--	NA
Other gynecological diseases	0 (0 to 0)	0 (0 to 0)	0 (0 to 0)	0 (0 to 0)	0 (0 to 0)	0 (0 to 0)	0 (0 to 0)	0 (0 to 0)	0 (0 to 0)	0 (0 to 0)	0 (0 to 0)	0 (0 to 0)	0 (0 to 0)	0 (0 to 0)	0 (0 to 0)	0 (0 to 0)	0 (0 to 0)	0 (0 to 0)	0 (0 to 0)	0 (0 to 0)	0 (0 to 0)	0 (0 to 0)	0 (0 to 0)	0
Hemoglobinopathies and hemolytic anemias	0·1 (0 to 0·1)	0·3 (0·1 to 0·7)	1·3 (0·6 to 3·5)	4·2 (1·6 to 11·3)	5·8 (1·6 to 18·8)	4·9 (2·2 to 12·5)	3·8 (1·8 to 10·9)	3·4 (2 to 6·7)	2·8 (1·6 to 6)	2·7 (1·5 to 6·3)	3·4 (1·8 to 7·2)	4·9 (2·5 to 11·4)	6·5 (3·3 to 15·9)	6·9 (3·8 to 14·3)	10·5 (5·3 to 23·3)	13·2 (7 to 27)	21 (12·3 to 39)	30·3 (18·5 to 54·5)	33·5 (21·9 to 52·9)	31·2 (21·4 to 45·9)	30 (19·9 to 43·9)	16·4 (11 to 23·2)	5·6 (3·5 to 8)	243
Thalassemias	0·1 (0 to 0·1)	0 (0 to 0·1)	0·7 (0·4 to 1·1)	1·9 (1·3 to 2·7)	1·8 (1·2 to 2·5)	2·5 (1·8 to 3·5)	1·9 (1·4 to 2·7)	2 (1·3 to 3)	1·1 (0·8 to 1·6)	0·6 (0·4 to 0·9)	0·3 (0·2 to 0·5)	0·2 (0·1 to 0·3)	0·1 (0 to 0·1)	0 (0 to 0·1)	0 (0 to 0)	0 (0 to 0)	0 (0 to 0)	0 (0 to 0)	0 (0 to 0)	0 (0 to 0)	0 (0 to 0)	0 (0 to 0)	0 (0 to 0)	13·3
Thalassemias trait	0 (0 to 0)	0·1 (0 to 0·3)	0·3 (0 to 1·4)	1·2 (0 to 4·6)	2·1 (0 to 8·5)	1·2 (0 to 5)	0·5 (0 to 2)	0·2 (0 to 1)	0·2 (0 to 1)	0·3 (0 to 1·1)	0·4 (0 to 1·3)	0·6 (0 to 2)	0·7 (0·1 to 3)	0·7 (0·1 to 2·5)	1·3 (0·1 to 4·4)	1·3 (0·1 to 4·5)	1·9 (0·2 to 6·1)	2·6 (0·4 to 8)	2·7 (0·4 to 7·8)	2·4 (0·4 to 6·2)	2·5 (0·5 to 5·9)	1·1 (0·1 to 2·6)	0·3 (0 to 0·9)	24·7
Sickle cell disorders	0 (0 to 0)	0 (0 to 0)	0 (0 to 0)	0 (0 to 0)	0 (0 to 0)	0 (0 to 0)	0 (0 to 0)	0 (0 to 0)	0 (0 to 0)	0 (0 to 0)	0 (0 to 0)	0 (0 to 0·1)	0 (0 to 0·1)	0 (0 to 0)	0 (0 to 0)	0 (0 to 0)	0 (0 to 0)	0 (0 to 0)	0 (0 to 0)	0 (0 to 0)	0 (0 to 0)	0 (0 to 0)	0 (0 to 0)	0·1
Sickle cell trait	0 (0 to 0)	0 (0 to 0)	0 (0 to 0·1)	0·1 (0 to 0·3)	0·1 (0 to 0·4)	0·1 (0 to 0·3)	0 (0 to 0·1)	0 (0 to 0·1)	0 (0 to 0·1)	0 (0 to 0·1)	0 (0 to 0·1)	0 (0 to 0·1)	0 (0 to 0·2)	0 (0 to 0·1)	0·1 (0 to 0·3)	0·1 (0 to 0·2)	0·1 (0 to 0·4)	0·1 (0 to 0·4)	0·1 (0 to 0·5)	0·1 (0 to 0·4)	0·1 (0 to 0·4)	0·1 (0 to 0·2)	0 (0 to 0·1)	1·3
G6PD deficiency	0 (0 to 0)	0 (0 to 0)	0 (0 to 0)	0 (0 to 0)	0 (0 to 0)	0 (0 to 0·1)	0·1 (0 to 0·1)	0·2 (0·1 to 0·3)	0·3 (0·1 to 0·5)	0·4 (0·2 to 0·6)	0·5 (0·2 to 0·8)	0·6 (0·3 to 1)	0·8 (0·4 to 1·2)	0·7 (0·4 to 1·1)	0·6 (0·3 to 1)	0·5 (0·3 to 0·8)	0·5 (0·2 to 0·8)	0·4 (0·2 to 0·7)	0·3 (0·2 to 0·5)	0·2 (0·1 to 0·2)	0·1 (0 to 0·1)	0 (0 to 0)	0 (0 to 0)	6·2
G6PD trait	0 (0 to 0)	0 (0 to 0)	0 (0 to 0)	0 (0 to 0)	0 (0 to 0)	0 (0 to 0)	0 (0 to 0)	0 (0 to 0)	0 (0 to 0)	0 (0 to 0)	0 (0 to 0)	0 (0 to 0)	0 (0 to 0)	0 (0 to 0)	0 (0 to 0)	0 (0 to 0)	0 (0 to 0)	0 (0 to 0)	0 (0 to 0)	0 (0 to 0)	0 (0 to 0)	0 (0 to 0)	0 (0 to 0)	0
Other hemoglobinopathies and hemolytic anemias	0 (0 to 0)	0·1 (0 to 0·3)	0·2 (0 to 1·2)	1 (0 to 4)	1·8 (0 to 7·6)	1·1 (0·1 to 4·7)	1·4 (0·1 to 6·9)	1 (0·3 to 3·1)	1·1 (0·4 to 3·5)	1·5 (0·6 to 4·1)	2·2 (1 to 5)	3·5 (1·7 to 8·3)	4·8 (2·4 to 11·7)	5·4 (3 to 11·2)	8·4 (4·4 to 17·8)	11·3 (6·3 to 21·2)	18·5 (11·4 to 33·1)	27 (17·4 to 46·2)	30·3 (20·6 to 45·5)	28·5 (20·1 to 41·2)	27·2 (18·9 to 38·2)	15·3 (10·3 to 20·9)	5·3 (3·4 to 7·5)	197
Endocrine, metabolic, blood, and immune disorders	3 (1·6 to 6·6)	2·8 (1·5 to 6·3)	20·3 (12·8 to 38·8)	45·1 (29·1 to 66·5)	46·1 (26·8 to 72·9)	55·1 (33·4 to 88·6)	85 (47·9 to 137)	96·7 (56·6 to 152)	95·2 (56 to 160)	117 (69·7 to 191)	178 (108 to 276)	263 (152 to 405)	307 (184 to 480)	277 (171 to 432)	272 (166 to 432)	296 (183 to 457)	340 (220 to 531)	353 (232 to 531)	294 (190 to 436)	188 (126 to 275)	122 (74·5 to 178)	59 (33·3 to 83·6)	16·9 (8·3 to 25)	3,530
Oral disorders	0 (0 to 0)	0 (0 to 0)	0 (0 to 0)	17·4 (9·7 to 28·4)	21·2 (11·4 to 36·2)	25 (13·2 to 43·6)	36·9 (20·4 to 61·9)	44·9 (25·9 to 74)	63·3 (35·3 to 105)	96·7 (52·8 to 172)	150 (78·3 to 271)	237 (124 to 430)	326 (177 to 566)	333 (189 to 567)	351 (200 to 569)	409 (237 to 663)	530 (322 to 862)	620 (373 to 972)	573 (353 to 873)	433 (267 to 650)	305 (186 to 453)	149 (92·7 to 224)	44·7 (27·3 to 67·8)	4,770
Caries of deciduous teeth	0 (0 to 0)	0 (0 to 0)	0 (0 to 0)	4·9 (1·7 to 10·9)	6·5 (2·7 to 14·4)	0·4 (0·1 to 1·1)	0 (0 to 0)	0 (0 to 0)	0 (0 to 0)	0 (0 to 0)	0 (0 to 0)	0 (0 to 0)	0 (0 to 0)	0 (0 to 0)	0 (0 to 0)	0 (0 to 0)	0 (0 to 0)	0 (0 to 0)	0 (0 to 0)	0 (0 to 0)	0 (0 to 0)	0 (0 to 0)	0 (0 to 0)	11·8
Caries of permanent teeth	0 (0 to 0)	0 (0 to 0)	0 (0 to 0)	0 (0 to 0)	2·5 (0·8 to 5·7)	10·5 (3·9 to 23·7)	14 (5·6 to 28·7)	13·9 (6·1 to 27·2)	14·1 (5·7 to 28·5)	14·9 (5·9 to 31·3)	17·4 (6·9 to 34·9)	20·1 (8·3 to 41·2)	21 (8·3 to 44)	18·1 (7·2 to 37·7)	16·5 (6·3 to 36·1)	16·6 (5·9 to 35·6)	18 (6·7 to 37·8)	17·6 (7 to 36·2)	13·1 (5·2 to 26·1)	8·2 (3·1 to 17·1)	4·7 (1·8 to 10·1)	1·8 (0·6 to 4)	0·4 (0·1 to 1)	244
Periodontal diseases	0 (0 to 0)	0 (0 to 0)	0 (0 to 0)	0 (0 to 0)	0 (0 to 0)	0 (0 to 0)	1·5 (0·4 to 4)	4·5 (1·4 to 11·6)	12·4 (3·6 to 30·6)	27·8 (8·5 to 72·8)	54·4 (17·6 to 135)	98·9 (32·8 to 233)	142 (50·4 to 326)	141 (53·8 to 313)	136 (53·7 to 285)	136 (53 to 283)	144 (55·8 to 294)	134 (52·7 to 275)	100 (40·1 to 200)	65·1 (24·4 to 131)	41·1 (15·6 to 87·9)	18·1 (6·7 to 39·2)	4·8 (1·8 to 10·3)	1,260
Other oral disorders	0 (0 to 0)	0 (0 to 0)	0 (0 to 0)	12·5 (7·3 to 19·6)	12·2 (7 to 19·6)	14·1 (8·1 to 22·4)	21·4 (12·7 to 33·6)	22·2 (12·8 to 34·5)	25 (14·7 to 38·7)	29·1 (17·6 to 45·2)	34·4 (20·5 to 52)	43·1 (25·2 to 67·1)	49·6 (29·7 to 77·3)	43·7 (26·9 to 65·4)	40 (23·9 to 62)	40·9 (24·4 to 64·2)	46·2 (28 to 70·5)	41·7 (24·9 to 62·6)	26·3 (16·5 to 39·4)	14 (8·7 to 21·4)	7·2 (4·3 to 10·8)	2·9 (1·7 to 4·4)	0·8 (0·5 to 1·3)	528
Sudden infant death syndrome	--	2·6 (1·5 to 4·1)	50·7 (30·8 to 76)	--	--	--	--	--	--	--	--	--	--	--	--	--	--	--	--	--	--	--	--	NA
Injuries	4·2 (2·7 to 5·5)	3 (2·1 to 4)	72·3 (49·3 to 95·9)	151 (126 to 179)	181 (151 to 215)	266 (217 to 326)	902 (779 to 1,030)	1,560 (1,370 to 1,760)	1,470 (1,310 to 1,650)	1,480 (1,280 to 1,690)	1,720 (1,480 to 2,000)	2,190 (1,840 to 2,600)	2,630 (2,180 to 3,150)	2,430 (2,000 to 2,880)	2,250 (1,830 to 2,700)	2,310 (1,900 to 2,790)	2,610 (2,150 to 3,150)	2,880 (2,350 to 3,500)	2,730 (2,260 to 3,280)	2,240 (1,830 to 2,700)	1,780 (1,450 to 2,150)	964 (768 to 1,150)	311 (243 to 380)	33,100
Transport injuries	0·1 (0·1 to 0·1)	0·1 (0·1 to 0·2)	2·8 (1·7 to 4)	27·5 (18·6 to 38·3)	40·7 (29·5 to 54·8)	35·5 (26·5 to 47)	239 (181 to 307)	293 (221 to 373)	195 (154 to 244)	175 (140 to 215)	185 (147 to 231)	234 (185 to 289)	269 (213 to 339)	249 (200 to 302)	242 (197 to 298)	258 (209 to 314)	309 (254 to 371)	333 (270 to 402)	303 (244 to 366)	220 (176 to 266)	147 (115 to 183)	60·9 (48·4 to 74·9)	14·4 (11·2 to 17·9)	3,830
Road injuries	0·1 (0·1 to 0·1)	0·1 (0·1 to 0·2)	2·6 (1·6 to 3·8)	24·5 (16·2 to 34·9)	36·8 (26·3 to 50·1)	31·1 (22·8 to 41·8)	229 (172 to 294)	275 (207 to 352)	180 (141 to 225)	159 (125 to 196)	167 (131 to 211)	209 (163 to 261)	242 (190 to 306)	222 (177 to 271)	215 (173 to 264)	229 (185 to 281)	278 (226 to 335)	296 (240 to 358)	272 (217 to 330)	197 (159 to 239)	132 (103 to 164)	54·1 (42·8 to 66·7)	12·4 (9·6 to 15·4)	3,460
Pedestrian road injuries	0 (0 to 0·1)	0 (0 to 0)	0·5 (0·3 to 0·8)	16·1 (10·7 to 23·1)	23·1 (16·2 to 31·8)	9·5 (6·6 to 13·5)	15·7 (11·9 to 19·7)	26·7 (20·3 to 33·6)	25·3 (19·7 to 32·1)	27·8 (21·4 to 34·5)	30·8 (23·5 to 39·6)	41·1 (32·2 to 51·5)	52·8 (40·8 to 68)	54·6 (42·7 to 69·1)	55·6 (43·7 to 69·5)	57·5 (45·9 to 71·4)	76·1 (61·6 to 92·2)	87·1 (69·9 to 107)	88·7 (70·5 to 110)	67·5 (52·7 to 84·7)	49·5 (36·5 to 62·8)	20·5 (15·7 to 25·7)	4·5 (3·4 to 5·7)	831
Cyclist road injuries	0 (0 to 0)	0 (0 to 0)	0 (0 to 0)	1·1 (0·6 to 1·8)	6·3 (3·5 to 10·6)	9·8 (6 to 14·7)	14·2 (8·9 to 22·1)	9·5 (6·6 to 13·4)	10·2 (7·3 to 13·7)	12·9 (9·4 to 17·3)	17 (12·4 to 22·7)	25·3 (18·3 to 33·6)	34 (25·1 to 45·4)	33·8 (25·1 to 44·6)	36·3 (27·3 to 47·9)	41·3 (30·7 to 53·5)	50·8 (39 to 66·2)	55·2 (41·4 to 72·9)	49·6 (36·6 to 64·6)	37 (27·1 to 48·5)	26·5 (19·6 to 34·3)	11·2 (8·2 to 14·7)	2 (1·4 to 2·8)	484
Motorcyclist road injuries	0 (0 to 0)	0 (0 to 0)	0·1 (0 to 0·1)	0·7 (0·4 to 1·1)	1·1 (0·8 to 1·5)	3·6 (2·6 to 5)	109 (79·5 to 141)	94·6 (70·7 to 121)	50·9 (39·7 to 63·8)	42·7 (33·7 to 52·6)	44 (34·2 to 55·7)	53·3 (41·6 to 66·3)	59·6 (46·6 to 75·7)	51·1 (40·1 to 63·4)	45·6 (35·6 to 57·5)	46·3 (35·5 to 59)	53·5 (41·3 to 67·8)	54·2 (39·4 to 69·9)	47·3 (36·2 to 59·9)	32·5 (24·3 to 42)	20·1 (15·3 to 25·7)	8·1 (5·9 to 10·7)	2·1 (1·6 to 2·9)	821
Motor vehicle road injuries	0 (0 to 0·1)	0·1 (0 to 0·1)	1·9 (1·2 to 2·9)	6 (3·9 to 8·8)	5·8 (4·1 to 8·4)	7·7 (5·3 to 10·7)	89·4 (67·6 to 117)	143 (106 to 184)	91·7 (70·3 to 118)	74·4 (57·7 to 94·6)	73·4 (56·3 to 94·6)	87·3 (67·5 to 110)	92·5 (71·6 to 119)	80 (63·2 to 99·6)	74·7 (59·4 to 92·3)	80·7 (64·4 to 99·7)	94 (76·3 to 114)	95·9 (76·9 to 118)	83·7 (66·1 to 104)	58 (45·4 to 71·7)	34·7 (25·7 to 45)	13·7 (10·6 to 16·9)	3·5 (2·6 to 4·3)	1,290
Other road injuries	0 (0 to 0)	0 (0 to 0)	0·1 (0 to 0·1)	0·6 (0·3 to 0·9)	0·5 (0·3 to 0·7)	0·5 (0·3 to 0·7)	0·8 (0·5 to 1·1)	1·2 (0·8 to 1·8)	1·3 (0·9 to 2)	1·4 (1 to 1·9)	1·7 (1·2 to 2·3)	2·2 (1·6 to 3)	2·8 (2 to 3·8)	2·7 (1·9 to 3·7)	2·7 (1·9 to 3·6)	2·8 (2 to 3·8)	3·4 (2·4 to 4·6)	3·5 (2·5 to 4·7)	3 (2·2 to 4)	2·1 (1·6 to 2·8)	1·4 (1 to 1·8)	0·7 (0·5 to 1)	0·2 (0·2 to 0·3)	35·5
Other transport injuries	0 (0 to 0)	0 (0 to 0)	0·2 (0·1 to 0·3)	3·1 (1·7 to 5)	3·9 (2·5 to 6·1)	4·3 (3 to 6·3)	10·1 (6·7 to 15)	17·7 (11·6 to 27·1)	15·6 (10·3 to 22·3)	15·6 (10·8 to 21·9)	18·3 (12·4 to 26·1)	24·9 (17·9 to 34·1)	27·8 (20 to 38)	27·2 (20·4 to 36·5)	27·6 (20·5 to 36·9)	29·2 (21·4 to 38·5)	31·4 (24·2 to 39·9)	36·8 (26·7 to 48·5)	30·4 (22·4 to 40)	22·5 (16·8 to 28·8)	15·2 (11·1 to 19·6)	6·7 (5 to 8·8)	2 (1·5 to 2·6)	370
Unintentional injuries	2·7 (1·8 to 3·6)	2·7 (1·8 to 3·6)	65·6 (43·6 to 89·1)	115 (92·4 to 139)	130 (103 to 162)	170 (127 to 226)	278 (209 to 361)	360 (284 to 464)	408 (306 to 532)	496 (372 to 666)	652 (492 to 866)	895 (678 to 1,180)	1,120 (852 to 1,460)	1,120 (856 to 1,460)	1,190 (909 to 1,520)	1,390 (1,080 to 1,750)	1,750 (1,360 to 2,210)	2,100 (1,650 to 2,600)	2,120 (1,710 to 2,600)	1,830 (1,480 to 2,250)	1,520 (1,230 to 1,860)	852 (675 to 1,030)	284 (221 to 347)	18,800
Falls	0·1 (0·1 to 0·1)	0·1 (0·1 to 0·1)	3·5 (2·3 to 5·2)	16·9 (12·5 to 22·4)	26·9 (18·6 to 37·9)	47·8 (32·8 to 67·5)	86·2 (62 to 118)	113 (84·8 to 150)	140 (103 to 190)	172 (124 to 236)	231 (166 to 320)	324 (239 to 445)	411 (298 to 554)	422 (314 to 563)	455 (347 to 597)	560 (427 to 718)	727 (544 to 941)	908 (694 to 1,160)	948 (738 to 1,200)	874 (686 to 1,100)	752 (587 to 957)	456 (353 to 576)	158 (122 to 198)	7,830
Drowning	0·3 (0·2 to 0·4)	0·1 (0 to 0·1)	3·8 (2·4 to 5·3)	32·1 (23·8 to 41·8)	35·3 (25·7 to 45·9)	25·2 (18·6 to 32·7)	43·4 (31 to 58·6)	47 (33·9 to 65)	35·1 (25·5 to 47·1)	29·5 (22·7 to 37·3)	34·4 (25·9 to 43·8)	43·6 (34·1 to 54·7)	52 (39·5 to 67)	56·2 (42·7 to 73·5)	66·4 (49·5 to 86·3)	93·7 (73·5 to 121)	142 (105 to 185)	220 (165 to 276)	252 (195 to 323)	202 (156 to 250)	168 (124 to 219)	66·1 (50 to 79·9)	15·1 (10·6 to 19)	1,660
Fire, heat, and hot substances	0·1 (0·1 to 0·1)	0·1 (0 to 0·1)	1·4 (1 to 1·9)	9·8 (7·1 to 13)	10·8 (7·8 to 15·1)	12·2 (8 to 18·7)	17·4 (10·8 to 27·2)	22 (14·2 to 33·6)	26·6 (16·9 to 41·2)	39·1 (23·5 to 63·4)	51·2 (30·7 to 82·6)	68·8 (42·4 to 107)	84·8 (54·3 to 132)	83·6 (53·7 to 127)	84·7 (54·8 to 128)	90·3 (60·2 to 135)	101 (67·1 to 149)	109 (73·5 to 158)	100 (71·4 to 141)	77·6 (56 to 108)	60·9 (44·6 to 81·1)	30·6 (22·4 to 41·5)	9·3 (6·8 to 12·6)	1,090
Poisonings	0 (0 to 0)	0 (0 to 0)	0·3 (0·2 to 0·4)	2·2 (1·3 to 3·5)	4·1 (2·3 to 6·6)	5·8 (3·4 to 9·4)	10·1 (7·1 to 14·5)	16·7 (12·2 to 22·5)	19·8 (14·8 to 26·1)	18·3 (13·6 to 24·1)	22 (15·9 to 28·7)	25·9 (19·6 to 33·3)	30·7 (22·7 to 40·1)	23·4 (17·3 to 30·8)	18·7 (13·4 to 24·6)	16·2 (11·8 to 22·3)	14·9 (10·7 to 19·8)	15·7 (11·2 to 21·2)	12·6 (9·1 to 16·8)	8·6 (6·2 to 11·2)	5·7 (4·1 to 7·5)	2·6 (1·9 to 3·5)	0·8 (0·6 to 1·1)	275
Poisoning by carbon monoxide	0 (0 to 0)	0 (0 to 0)	0·2 (0·1 to 0·3)	1 (0·6 to 1·5)	1·3 (0·9 to 1·9)	1·8 (1·3 to 2·7)	5·7 (3·9 to 8)	12·3 (8·7 to 17·2)	14·6 (10·1 to 20·4)	13 (9·3 to 17·5)	15·8 (10·6 to 21·4)	18·2 (12·9 to 24·7)	21·7 (15 to 30·2)	15·3 (10·6 to 21·7)	11·4 (7·8 to 16·2)	8·1 (5·8 to 11·7)	6·4 (4·4 to 8·7)	6·3 (4·3 to 8·9)	4·8 (3·3 to 6·8)	2·4 (1·6 to 3·4)	1·4 (0·8 to 2·1)	0·7 (0·4 to 1)	0·2 (0·1 to 0·3)	163
Poisoning by other means	0 (0 to 0)	0 (0 to 0)	0·1 (0·1 to 0·1)	1·2 (0·5 to 2·3)	2·8 (1·2 to 5)	3·9 (1·9 to 7)	4·5 (2·2 to 7·8)	4·5 (2·7 to 7·1)	5·2 (3·2 to 7·8)	5·3 (3·3 to 8)	6·2 (3·8 to 9·9)	7·7 (4·8 to 12)	8·9 (5·6 to 13·3)	8·1 (5·2 to 12·3)	7·3 (4·6 to 10·9)	8 (5 to 12·5)	8·5 (5·4 to 12·4)	9·3 (6·1 to 13·5)	7·8 (5·2 to 11·1)	6·1 (4·3 to 8·3)	4·3 (3·1 to 5·8)	2 (1·4 to 2·6)	0·6 (0·4 to 0·8)	112
Exposure to mechanical forces	0 (0 to 0)	0·1 (0 to 0·1)	1·3 (0·9 to 1·8)	8·5 (5·7 to 12·7)	19·5 (12·1 to 30·8)	34·8 (20·9 to 58·1)	60·7 (39·2 to 95·1)	83 (58·4 to 122)	101 (68·5 to 148)	131 (87·1 to 195)	171 (115 to 258)	232 (156 to 340)	287 (195 to 428)	277 (188 to 414)	283 (192 to 415)	311 (212 to 450)	360 (241 to 523)	375 (251 to 543)	317 (210 to 462)	229 (153 to 326)	159 (106 to 226)	78·2 (51·1 to 113)	23·4 (15·6 to 33·7)	3,540
Unintentional firearm injuries	0 (0 to 0)	0 (0 to 0)	0·1 (0 to 0·1)	0·5 (0·4 to 0·7)	0·5 (0·4 to 0·7)	0·6 (0·4 to 0·9)	1 (0·6 to 2·1)	1·2 (0·7 to 2·9)	1·4 (0·8 to 2·7)	1·8 (1·1 to 2·9)	2·5 (1·6 to 4·2)	3·6 (2·4 to 5·9)	4·8 (3·1 to 7·6)	4·6 (3 to 7·4)	4·5 (2·9 to 7·2)	4·8 (3 to 7·5)	5·6 (3·5 to 8·8)	5·8 (3·6 to 9·2)	5 (3·1 to 7·9)	3·6 (2·3 to 5·7)	2·7 (1·7 to 4·2)	1·4 (0·9 to 2·3)	0·5 (0·3 to 0·8)	56·5
Other exposure to mechanical forces	0 (0 to 0)	0·1 (0 to 0·1)	1·2 (0·8 to 1·7)	8 (5·2 to 12·1)	19 (11·7 to 30·2)	34·1 (20·3 to 57·3)	59·7 (38·5 to 93·8)	81·8 (57·6 to 121)	99·9 (67·5 to 147)	129 (86·1 to 192)	169 (113 to 254)	228 (153 to 335)	282 (191 to 419)	273 (184 to 407)	279 (189 to 408)	306 (208 to 442)	354 (237 to 515)	370 (247 to 535)	313 (206 to 455)	225 (151 to 321)	157 (104 to 222)	76·8 (50·1 to 111)	23 (15·2 to 33)	3,490
Adverse effects of medical treatment	0·2 (0·1 to 0·4)	0·3 (0·2 to 0·5)	4·9 (2·5 to 8·6)	6·3 (3·8 to 9·7)	4 (2·5 to 6)	3·8 (2·4 to 5·8)	4·3 (2·6 to 6·4)	5·6 (3·2 to 8·6)	5·7 (3·3 to 8·4)	6·2 (3·7 to 9·3)	8·2 (5 to 11·9)	12·4 (7·5 to 18·1)	14·4 (9 to 21·4)	14·4 (9·2 to 21·5)	17·1 (11·1 to 24·7)	22·3 (13·7 to 33·1)	29·6 (19·8 to 41·6)	37·2 (24·9 to 52)	41 (27·8 to 57)	33·6 (21·6 to 45·3)	26·7 (17·7 to 36)	13·6 (8·3 to 18·4)	4·5 (2·5 to 6·8)	317
Animal contact	0 (0 to 0)	0 (0 to 0)	0·2 (0·1 to 0·2)	1·2 (0·8 to 1·6)	2 (1·2 to 3·1)	3 (1·8 to 4·6)	4 (2·5 to 6)	4·1 (2·6 to 6·1)	4·6 (2·9 to 6·9)	5·5 (3·5 to 8·5)	7·3 (4·7 to 11·5)	9·9 (6·3 to 15·1)	12·3 (7·9 to 18·4)	12·1 (7·8 to 18·2)	12·1 (7·9 to 17·7)	13·5 (8·9 to 20·1)	15·9 (10·3 to 23·8)	16·9 (11 to 25·7)	14·4 (9·6 to 21·5)	10·8 (7 to 15·9)	7·6 (5 to 11·2)	3·8 (2·6 to 5·7)	1·3 (0·9 to 1·9)	162
Venomous animal contact	0 (0 to 0)	0 (0 to 0)	0·1 (0 to 0·1)	0·5 (0·3 to 0·7)	0·8 (0·5 to 1·4)	1·3 (0·7 to 2·2)	1·7 (1 to 2·7)	1·7 (1 to 2·6)	1·8 (1·1 to 2·8)	2·1 (1·3 to 3·1)	2·6 (1·6 to 3·9)	3·4 (2·2 to 5)	4 (2·6 to 5·8)	4 (2·7 to 5·7)	4 (2·7 to 5·5)	4·2 (2·8 to 5·9)	4·8 (3·3 to 6·4)	4·9 (3·4 to 6·7)	4 (2·8 to 5·6)	2·8 (1·9 to 3·8)	1·8 (1·2 to 2·4)	0·8 (0·5 to 1·1)	0·3 (0·2 to 0·4)	51·4
Non-venomous animal contact	0 (0 to 0)	0 (0 to 0)	0·1 (0 to 0·2)	0·7 (0·5 to 1)	1·1 (0·7 to 2)	1·7 (0·9 to 2·8)	2·3 (1·3 to 3·8)	2·4 (1·4 to 3·9)	2·7 (1·6 to 4·5)	3·4 (2 to 5·9)	4·7 (2·8 to 8·2)	6·5 (3·7 to 10·8)	8·3 (4·7 to 13·5)	8·1 (4·6 to 13·4)	8·2 (4·7 to 13·3)	9·4 (5·5 to 15·1)	11·2 (6·6 to 18·2)	12·1 (7 to 19·9)	10·4 (6·1 to 16·9)	8 (4·8 to 12·5)	5·8 (3·6 to 9)	3·1 (2 to 4·7)	1 (0·6 to 1·5)	111
Foreign body	1·6 (1·1 to 2·1)	1·9 (1·2 to 2·6)	47·4 (29·2 to 67·3)	28·5 (21·9 to 35·5)	12·9 (9·5 to 17·3)	16·3 (12 to 22·3)	18·7 (13·6 to 25·7)	26·1 (20·1 to 34·9)	27·8 (21·4 to 35·8)	32·8 (25·3 to 42·6)	45·8 (35·7 to 58·1)	63·5 (50 to 79·2)	85 (68·1 to 106)	90·6 (71·7 to 113)	103 (82·2 to 126)	128 (102 to 159)	180 (142 to 224)	231 (177 to 291)	258 (204 to 325)	259 (200 to 322)	231 (174 to 283)	145 (109 to 178)	55·1 (37·5 to 70·8)	2,090
Pulmonary aspiration and foreign body in airway	1·6 (1·1 to 2·1)	1·8 (1·2 to 2·6)	46·8 (28·6 to 66·7)	24·8 (19 to 31·1)	6·5 (4·9 to 8·1)	7·2 (5·3 to 9·4)	7·1 (5·2 to 9·2)	14 (10·5 to 18·4)	13·5 (10·1 to 17·5)	14·5 (11 to 18·5)	22 (16·5 to 28·1)	30·5 (24 to 38)	44 (33·3 to 56·8)	51·4 (37·9 to 68·9)	64·1 (47·9 to 83·1)	85·2 (64·3 to 114)	129 (96·2 to 170)	176 (125 to 233)	210 (157 to 276)	223 (166 to 287)	206 (151 to 257)	132 (94·1 to 164)	50·9 (33·3 to 65·9)	1,560
Foreign body in eyes	0 (0 to 0)	0 (0 to 0)	0·2 (0·1 to 0·4)	1·1 (0·3 to 2·5)	2 (0·6 to 4·5)	2·9 (1 to 6·6)	3·9 (1·4 to 8·7)	4·4 (1·7 to 9·2)	5·3 (2·2 to 10·4)	6·4 (2·8 to 12·2)	8 (3·6 to 15·2)	10·8 (5·6 to 19·6)	12·7 (7 to 21·9)	11 (6·3 to 17·9)	9·9 (5·8 to 15·4)	10·4 (6·3 to 15·5)	12·1 (7·5 to 17·8)	12·5 (8·1 to 18·1)	10·7 (7 to 15·8)	7·7 (5·1 to 11·3)	5·3 (3·5 to 7·8)	2·6 (1·7 to 3·7)	0·8 (0·5 to 1·1)	141
Foreign body in other body part	0 (0 to 0)	0 (0 to 0)	0·4 (0·2 to 0·7)	2·6 (1·6 to 4·1)	4·4 (2·7 to 7)	6·2 (3·9 to 9·3)	7·7 (5·1 to 11·1)	7·7 (5·2 to 11·1)	9·1 (6·2 to 12·8)	11·9 (8·1 to 16·6)	15·8 (10·7 to 22)	22·1 (15·2 to 30·7)	28·3 (19·6 to 39·9)	28·2 (19·6 to 38·8)	28·5 (19·9 to 39·1)	32·3 (22·7 to 44·5)	39·1 (27·2 to 54·3)	42·5 (29·7 to 57·9)	37·6 (26·5 to 51·4)	28·2 (19·9 to 38·8)	20·2 (14·4 to 28)	10·5 (7·3 to 14·9)	3·5 (2·4 to 4·9)	387
Environmental heat and cold exposure	0·1 (0·1 to 0·1)	0·1 (0 to 0·1)	1·4 (0·9 to 1·9)	2·3 (1·7 to 3·1)	2·5 (1·7 to 3·4)	3·9 (2·8 to 5·4)	8·7 (6·5 to 11·5)	12·9 (9·7 to 17)	12·9 (9·9 to 16·6)	20 (15·6 to 25·1)	26·5 (20·9 to 32·8)	40·8 (32 to 50·7)	52·6 (41·4 to 66·1)	58·4 (44·9 to 76·5)	64·3 (48·2 to 85·2)	68 (50·9 to 91·7)	76 (56·4 to 98·6)	85·2 (62·7 to 112)	83·5 (63 to 109)	69·9 (53·6 to 89·2)	64 (48·2 to 81·6)	34·3 (25 to 45·6)	9·8 (7·2 to 12·8)	798
Exposure to forces of nature	0 (0 to 0)	0 (0 to 0)	0·2 (0·2 to 0·2)	1 (0·9 to 1·1)	1·2 (1·1 to 1·4)	1·8 (1·6 to 2)	2·4 (2·1 to 2·7)	2·4 (2·1 to 2·7)	2·4 (2·1 to 2·7)	2·5 (2·3 to 2·9)	2·9 (2·5 to 3·4)	3·4 (2·9 to 3·9)	3·8 (3·2 to 4·5)	3·1 (2·6 to 3·7)	2·7 (2·3 to 3·3)	2·8 (2·3 to 3·3)	3·1 (2·5 to 3·7)	2·5 (2·1 to 3·1)	2 (1·6 to 2·4)	1·4 (1·1 to 1·7)	0·8 (0·6 to 0·9)	0·3 (0·2 to 0·3)	0·1 (0 to 0·1)	42·7
Other unintentional injuries	0·3 (0·2 to 0·4)	0·1 (0 to 0·1)	1·3 (0·8 to 1·9)	6·2 (3·8 to 9·4)	11·3 (7·2 to 16·9)	15·6 (10·3 to 24·1)	22·1 (15·1 to 32·7)	27 (19·2 to 37·5)	31·5 (21·7 to 44·3)	39·4 (26·7 to 57·2)	51·4 (35·1 to 73·3)	70·7 (48·7 to 101)	86·7 (59·8 to 123)	82·3 (56·6 to 116)	80·9 (55·8 to 114)	85·5 (59·7 to 120)	97·3 (67·2 to 137)	101 (69·5 to 144)	87·5 (61·1 to 123)	61·9 (42·9 to 87·9)	43·1 (29·8 to 61·1)	20·9 (14·4 to 30·2)	6·3 (4·3 to 9)	1,030
Self-harm and interpersonal violence	1·3 (0·7 to 2·1)	0·2 (0·1 to 0·4)	3·9 (2·6 to 5·2)	8·9 (6·6 to 11·6)	9·7 (7·8 to 12·1)	60 (44·2 to 80·3)	384 (314 to 462)	907 (769 to 1,050)	872 (757 to 985)	805 (689 to 920)	883 (740 to 1,050)	1,060 (858 to 1,270)	1,240 (989 to 1,530)	1,060 (828 to 1,330)	820 (641 to 1,020)	664 (514 to 838)	552 (428 to 691)	448 (354 to 565)	315 (249 to 401)	193 (149 to 240)	114 (86·3 to 147)	51·5 (37·1 to 64)	12·5 (8·9 to 15·5)	10,500
Self-harm	0 (0 to 0)	0 (0 to 0)	0 (0 to 0)	0 (0 to 0)	0 (0 to 0)	48·9 (32·9 to 69·2)	366 (295 to 446)	884 (748 to 1,030)	848 (735 to 959)	779 (663 to 895)	851 (711 to 1,010)	1,020 (824 to 1,230)	1,200 (947 to 1,490)	1,010 (788 to 1,280)	783 (605 to 985)	627 (474 to 796)	510 (389 to 649)	406 (313 to 521)	280 (216 to 363)	174 (130 to 220)	102 (74·3 to 134)	45·4 (31·3 to 58·1)	10·5 (7·1 to 13·3)	9,940
Self-harm by firearm	0 (0 to 0)	0 (0 to 0)	0 (0 to 0)	0 (0 to 0)	0 (0 to 0)	0·3 (0·2 to 0·8)	0·7 (0·4 to 1·4)	1·8 (1·1 to 4·3)	1·7 (1 to 3·7)	2·2 (1·4 to 4·2)	2 (1·2 to 3·5)	2·3 (1·5 to 4·2)	2·8 (1·8 to 4·8)	2·1 (1·4 to 3·4)	2 (1·4 to 3·3)	1·8 (1·3 to 2·7)	2 (1·4 to 2·9)	2 (1·3 to 2·7)	1·6 (1 to 2·1)	1·1 (0·8 to 1·6)	0·8 (0·5 to 1·1)	0·4 (0·3 to 0·6)	0·1 (0·1 to 0·2)	27·6
Self-harm by other specified means	0 (0 to 0)	0 (0 to 0)	0 (0 to 0)	0 (0 to 0)	0 (0 to 0)	48·6 (32·6 to 68·8)	366 (294 to 445)	882 (747 to 1,020)	846 (734 to 958)	776 (661 to 892)	849 (709 to 1,010)	1,020 (822 to 1,230)	1,200 (945 to 1,480)	1,010 (786 to 1,280)	781 (603 to 982)	625 (472 to 795)	508 (387 to 646)	404 (312 to 519)	279 (215 to 361)	172 (129 to 219)	101 (73·6 to 133)	45 (31 to 57·7)	10·4 (7 to 13·1)	9,920
Interpersonal violence	1·3 (0·7 to 2·1)	0·2 (0·1 to 0·4)	3·9 (2·5 to 5·2)	8·4 (6·2 to 11)	9·3 (7·5 to 11·8)	10·8 (8·2 to 13·9)	17·7 (13·5 to 22·5)	22·9 (17·7 to 28·5)	23·7 (18·4 to 29·8)	25·9 (20·2 to 32·7)	31·5 (24·6 to 40)	39·8 (31·1 to 50·5)	45·6 (35·1 to 58·4)	40·6 (31·5 to 52·2)	37·6 (29·3 to 48·1)	37·1 (28·6 to 47·7)	41·7 (31·5 to 54·2)	41·8 (32·3 to 53·7)	34·4 (26·5 to 44·1)	19·4 (14·3 to 26·3)	12·4 (9 to 17)	6 (4·4 to 8·3)	2·1 (1·5 to 2·8)	514
Physical violence by firearm	0 (0 to 0)	0 (0 to 0)	0·1 (0 to 0·1)	0·3 (0·2 to 0·4)	0·5 (0·3 to 0·6)	0·6 (0·4 to 0·8)	0·8 (0·6 to 1)	0·8 (0·6 to 1·1)	1 (0·8 to 1·3)	1·3 (1 to 1·8)	1·7 (1·3 to 2·2)	2·2 (1·7 to 2·9)	2·3 (1·8 to 3)	2 (1·5 to 2·6)	1·8 (1·4 to 2·4)	1·7 (1·3 to 2·3)	1·9 (1·4 to 2·6)	2 (1·4 to 2·7)	1·6 (1·2 to 2·2)	1·3 (1 to 1·7)	0·8 (0·6 to 1·1)	0·4 (0·3 to 0·6)	0·2 (0·1 to 0·2)	25·2
Physical violence by sharp object	0 (0 to 0)	0 (0 to 0)	0·1 (0·1 to 0·1)	0·4 (0·3 to 0·6)	0·6 (0·5 to 0·9)	0·9 (0·6 to 1·2)	1·8 (1·3 to 2·4)	2·4 (1·9 to 3·1)	2·7 (2·1 to 3·5)	3·2 (2·4 to 4·1)	4 (3 to 5·2)	5 (3·8 to 6·6)	6·3 (4·7 to 8·1)	5 (3·8 to 6·7)	4·7 (3·5 to 6·2)	4·6 (3·4 to 6·2)	5·2 (3·8 to 7·1)	4·9 (3·5 to 6·8)	4·3 (3·1 to 5·9)	2·6 (1·8 to 3·7)	1·8 (1·3 to 2·6)	1·1 (0·8 to 1·6)	0·6 (0·4 to 0·8)	62·3
Sexual violence	0 (0 to 0)	0 (0 to 0)	0 (0 to 0)	0·1 (0·1 to 0·2)	0·8 (0·5 to 1·3)	1·9 (1·1 to 3)	5·2 (2·9 to 8·4)	6·8 (4 to 10·5)	6·3 (3·5 to 10·2)	5·2 (2·8 to 8·4)	4·9 (2·8 to 8)	5·2 (3·1 to 8·6)	5·2 (3 to 9)	4 (2·2 to 6·5)	2·9 (1·7 to 4·7)	2·5 (1·5 to 3·8)	2·6 (1·7 to 3·9)	2·5 (1·6 to 3·7)	1·9 (1·2 to 2·8)	1·2 (0·7 to 1·8)	0·6 (0·3 to 0·9)	0·1 (0·1 to 0·2)	0 (0 to 0)	60·1
Physical violence by other means	1·3 (0·7 to 2)	0·2 (0·1 to 0·4)	3·7 (2·4 to 5)	7·6 (5·5 to 10·1)	7·5 (5·8 to 9·7)	7·5 (5·5 to 10)	10 (7·4 to 13·2)	12·8 (10 to 16·3)	13·6 (10·4 to 17·7)	16·1 (12·1 to 21·3)	20·9 (15·6 to 27·3)	27·4 (20·5 to 35·4)	31·8 (23·8 to 42)	29·6 (22·2 to 38·7)	28·2 (21·3 to 36·7)	28·3 (21·4 to 36·8)	31·9 (23·5 to 42)	32·4 (24·5 to 42·1)	26·6 (20 to 34·4)	14·3 (10·2 to 19·8)	9·2 (6·5 to 12·8)	4·3 (3·1 to 6)	1·3 (0·9 to 1·8)	367
Conflict and terrorism	0 (0 to 0)	0 (0 to 0)	0 (0 to 0)	0 (0 to 0)	0 (0 to 0)	0 (0 to 0)	0 (0 to 0)	0 (0 to 0)	0 (0 to 0)	0 (0 to 0)	0 (0 to 0)	0 (0 to 0)	0 (0 to 0·1)	0·1 (0 to 0·1)	0·1 (0·1 to 0·2)	0·1 (0·1 to 0·2)	0·1 (0·1 to 0·2)	0·1 (0 to 0·1)	0 (0 to 0·1)	0 (0 to 0)	0 (0 to 0)	0 (0 to 0)	0 (0 to 0)	0·6

SB Table 2a. Crude's DALYS by cause and age groups for males with 95% uncertainty intervals, 2019

Cause	Early Neonatal	Late Neonatal	Post-Neonatal	1 to 4	5 to 9	10 to 14	15 to 19	20 to 24	25 to 29	30 to 34	35 to 39	40 to 44	45 to 49	50 to 54	55 to 59	60 to 64	65 to 69	70 to 74	75 to 79	80 to 84	85 to 89	90 to 94	95 plus	Total
All causes	3,090 (2,810 to 4,439)	1,749 (849 to 3,183)	3,788 (2,489 to 6,320)	5,668 (3,966 to 8,930)	3,993 (2,389 to 6,580)	3,999 (2,788 to 5,992)	5,620 (3,777 to 8,731)	7,782 (4,869 to 12,284)	10,202 (5,779 to 16,700)	13,202 (7,259 to 23,100)	20,492 (10,900 to 39,790)	29,450 (15,900 to 55,200)	39,090 (20,500 to 69,300)	54,890 (28,300 to 98,300)	73,990 (38,200 to 128,700)	94,200 (49,000 to 163,000)	99,100 (51,700 to 170,000)	91,190 (47,200 to 156,700)	78,200 (39,900 to 131,600)	56,700 (27,300 to 94,700)	31,900 (14,700 to 53,400)	11,900 (5,700 to 19,900)	970 (1,670 to 1,980)	766,000
Communicable, maternal, neonatal, and nutritional diseases	2,510 (1,660 to 3,700)	660 (171 to 903)	509 (212 to 717)	625 (320 to 1,190)	328 (129 to 626)	780 (539 to 1,210)	630 (329 to 1,090)	646 (339 to 1,190)	667 (336 to 1,290)	1,060 (532 to 1,930)	1,060 (527 to 1,970)	1,060 (530 to 1,990)	1,060 (530 to 1,990)	1,210 (598 to 2,310)	1,340 (646 to 2,660)	1,420 (720 to 2,760)	1,370 (690 to 2,700)	1,060 (511 to 2,060)	1,010 (520 to 1,990)	1,000 (499 to 1,920)	771 (364 to 1,490)	292 (161 to 570)	43.7 (20.1 to 92.4)	22,000
HIV/AIDS and sexually transmitted infections	0.1 (0 to 1)	0 (0 to 0)	3.6 (2.6 to 4.2)	2.4 (1.9 to 2.8)	0.2 (0 to 0.4)	6.1 (4.6 to 7.4)	7.6 (5.3 to 10.6)	19.6 (12.2 to 27.2)	28.9 (19 to 39.8)	39.6 (26.6 to 56.1)	51.3 (32.1 to 70.5)	41.9 (25 to 59.6)	39.1 (21 to 58.7)	41.9 (23.4 to 61.1)	33.4 (18.1 to 49.6)	29.4 (15 to 43.1)	22.8 (11.6 to 33.2)	8.9 (4 to 11)	1.6 (1 to 2.3)	0.7 (0.3 to 1.3)	0.2 (0 to 0.5)	0 (0 to 0)	380
HIV/AIDS	0 (0 to 0)	0 (0 to 0)	3.5 (2.6 to 4.2)	2.4 (1.9 to 2.8)	0.2 (0 to 0.4)	5.7 (4.3 to 6.9)	6.5 (4.6 to 9.1)	11.2 (6.9 to 15.6)	16.4 (10.7 to 23.3)	24.2 (16.1 to 34.6)	40.7 (25.1 to 56.2)	31.6 (19.1 to 45.2)	30.7 (16.7 to 46.2)	34.1 (19.2 to 50.1)	27.6 (15.1 to 41.2)	26.6 (14.2 to 39.3)	19 (10.4 to 28.3)	4.4 (2.4 to 6.7)	0.7 (0.4 to 1.1)	0.3 (0.1 to 0.5)	0 (0 to 0)	0 (0 to 0)	280
HIV/AIDS - Drug-susceptible Tuberculosis	0 (0 to 0)	0 (0 to 0)	0.3 (0.2 to 0.5)	0.3 (0.2 to 0.5)	0.1 (0 to 0.2)	0.6 (0.4 to 0.9)	0.7 (0.4 to 1.1)	1.1 (0.6 to 1.7)	1.6 (0.8 to 2.5)	2.3 (1.2 to 3.5)	3.8 (1.7 to 6.5)	2.9 (1.2 to 5.1)	2.7 (1.1 to 4.8)	3.1 (1.2 to 5.4)	2.5 (1 to 4.4)	2.4 (0.9 to 4.1)	1.7 (0.6 to 2.9)	0.4 (0.1 to 0.7)	0.1 (0 to 0.2)	0 (0 to 0)	0 (0 to 0)	0 (0 to 0)	32
HIV/AIDS - Multidrug-resistant Tuberculosis without extensive	0 (0 to 0)	0 (0 to 0)	0 (0 to 0)	0 (0 to 0)	0 (0 to 0)	0 (0 to 0)	0 (0 to 0)	0 (0 to 0)	0 (0 to 0)	0 (0 to 0)	0 (0 to 0)	0 (0 to 0)	0 (0 to 0)	0 (0 to 0)	0 (0 to 0)	0 (0 to 0)	0 (0 to 0)	0 (0 to 0)	0 (0 to 0)	0 (0 to 0)	0 (0 to 0)	0 (0 to 0)	0 (0 to 0)	0.3
HIV/AIDS - Extensively drug-resistant Tuberculosis	0 (0 to 0)	0 (0 to 0)	0 (0 to 0)	0 (0 to 0)	0 (0 to 0)	0 (0 to 0)	0 (0 to 0)	0 (0 to 0)	0 (0 to 0)	0 (0 to 0)	0 (0 to 0)	0 (0 to 0)	0 (0 to 0)	0 (0 to 0)	0 (0 to 0)	0 (0 to 0)	0 (0 to 0)	0 (0 to 0)	0 (0 to 0)	0 (0 to 0)	0 (0 to 0)	0 (0 to 0)	0 (0 to 0)	0.1
HIV/AIDS resulting in other diseases	0 (0 to 0)	0 (0 to 0)	0.4 (0.4 to 0.9)	0.1 (0.1 to 0.4)	0.2 (0.2 to 0.5)	0.4 (0.3 to 0.8)	0.4 (0.4 to 0.9)	7.4 (4.4 to 12.2)	11.3 (6.7 to 16.9)	13.4 (7.9 to 19.2)	9.4 (5.1 to 14.9)	7.8 (4.1 to 12.6)	6.4 (3.1 to 10.7)	6.8 (3.2 to 11.4)	5.1 (2.3 to 8.6)	2.8 (1.2 to 4.8)	1.9 (0.8 to 3.3)	0.4 (0.2 to 0.8)	0.1 (0 to 0.2)	0 (0 to 0.1)	0 (0 to 0)	0 (0 to 0)	268
Sexually transmitted infections excluding HIV	0 (0 to 0)	0 (0 to 0)	0 (0 to 0)	0 (0 to 0)	0 (0 to 0)	0.1 (0 to 0.1)	1.1 (0.6 to 1.7)	8.4 (4.7 to 13.4)	12.8 (7.1 to 20.2)	26.5 (14.9 to 42.3)	41.2 (23.1 to 65.8)	29.8 (16.7 to 47.6)	32.4 (18.1 to 51.7)	37.8 (21.1 to 60.4)	30.8 (17.2 to 49.2)	26.8 (14.9 to 42.8)	17.5 (9.7 to 28)	4.4 (2.4 to 7)	0.7 (0.4 to 1.1)	0.2 (0.1 to 0.3)	0 (0 to 0)	0 (0 to 0)	264
Syphilis	0 (0 to 0)	0 (0 to 0)	0 (0 to 0)	0 (0 to 0)	0 (0 to 0)	0 (0 to 0.1)	0 (0 to 0.1)	0 (0 to 0.2)	0 (0 to 0.2)	0.1 (0 to 0.6)	0.3 (0 to 1.5)	0.3 (0 to 1.6)	0.4 (0 to 2.1)	0.4 (0 to 2.2)	0.3 (0 to 1.8)	0.2 (0 to 1.4)	0.1 (0 to 0.9)	0 (0 to 0.5)	0 (0 to 0.2)	0 (0 to 0.1)	0 (0 to 0.1)	0 (0 to 0)	0 (0 to 0)	3.8
Chlamydial infection	0 (0 to 0)	0 (0 to 0)	0 (0 to 0)	0 (0 to 0)	0 (0 to 0)	0.4 (0 to 0.7)	1.6 (1 to 2.7)	8.4 (5.4 to 11.8)	11.8 (7.5 to 17.1)	16.1 (10.4 to 24.1)	20.7 (13.1 to 31.5)	15.8 (9.8 to 24.6)	14.6 (8.8 to 23.6)	16 (9.4 to 24.9)	12.8 (7.6 to 20.2)	10.8 (6.4 to 16.7)	7.6 (4.4 to 11.5)	2.1 (1.2 to 3.2)	0.4 (0.2 to 0.6)	0.2 (0.1 to 0.3)	0 (0 to 0)	0 (0 to 0)	164
Gonococcal infection	0 (0 to 0)	0 (0 to 0)	0 (0 to 0)	0 (0 to 0)	0 (0 to 0)	0.2 (0.1 to 0.4)	1.4 (0.8 to 2.6)	2.4 (1.4 to 3.8)	1.6 (0.9 to 2.7)	1 (0.5 to 2.1)	0.7 (0.3 to 1.6)	0.6 (0.2 to 1.5)	0.4 (0.2 to 1.1)	0.4 (0.2 to 1.1)	0.2 (0.1 to 0.7)	0.1 (0 to 0.5)	0 (0 to 0.3)	0 (0 to 0.1)	0 (0 to 0.1)	0 (0 to 0)	0 (0 to 0)	0 (0 to 0)	0 (0 to 0)	8.9
Trichomoniasis	0 (0 to 0)	0 (0 to 0)	0 (0 to 0)	0 (0 to 0)	0 (0 to 0)	0 (0 to 0.1)	0.1 (0 to 0.1)	0.3 (0.1 to 0.6)	0.6 (0.2 to 1.2)	0.7 (0.2 to 1.4)	0.7 (0.2 to 1.4)	0.6 (0.2 to 1.3)	0.5 (0.2 to 1.1)	0.3 (0.1 to 0.8)	0.2 (0.1 to 0.5)	0.2 (0 to 0.4)	0.1 (0 to 0.3)	0 (0 to 0.1)	0 (0 to 0.1)	0 (0 to 0.1)	0 (0 to 0)	0 (0 to 0)	0 (0 to 0)	4.6
Genital herpes	0 (0 to 0)	0 (0 to 0)	0 (0 to 0)	0 (0 to 0)	0 (0 to 0)	0 (0 to 0)	0 (0 to 0.1)	0.1 (0 to 0.2)	0.1 (0 to 0.2)	0.1 (0 to 0.2)	0.1 (0 to 0.2)	0.1 (0 to 0.2)	0.1 (0 to 0.2)	0.1 (0 to 0.2)	0.1 (0 to 0.2)	0.1 (0 to 0.2)	0.1 (0 to 0.2)	0 (0 to 0.1)	0 (0 to 0.1)	0 (0 to 0)	0 (0 to 0)	0 (0 to 0)	0 (0 to 0)	0.1
Other sexually transmitted infections	0 (0 to 0)	0 (0 to 0)	0 (0 to 0)	0 (0 to 0)	0 (0 to 0)	0 (0 to 0.1)	0.1 (0 to 0.1)	0.4 (0 to 0.8)	0.7 (0.1 to 1.5)	1.2 (0.2 to 2.4)	1.8 (0.3 to 3.6)	1.5 (0.2 to 3.1)	1.3 (0.2 to 2.8)	1.2 (0.2 to 2.7)	0.9 (0.1 to 2.2)	0.7 (0.1 to 1.8)	0.4 (0.1 to 1.2)	0.1 (0 to 0.4)	0 (0 to 0.1)	0 (0 to 0)	0 (0 to 0)	0 (0 to 0)	0 (0 to 0)	17.6
Respiratory infections and tuberculosis	127 (107.7 to 281.9)	29 (20.1 to 30.9)	49.1 (30.7 to 126)	121 (90.5 to 180)	146 (99.9 to 220)	156 (90.8 to 319)	186 (89.4 to 357)	196 (103.1 to 356)	216 (113.9 to 349)	232 (132.3 to 350)	256 (139.1 to 399)	278 (151.8 to 418)	282 (152.6 to 455)	291 (161.5 to 458)	296 (158.3 to 457)	297 (158.9 to 466)	322 (166.1 to 506)	316 (166.9 to 498)	322 (167.1 to 511)	326 (170.2 to 520)	329 (171.1 to 525)	329 (171.1 to 525)	7,500
Tuberculosis	0 (0 to 0)	0 (0 to 0)	0.2 (0.2 to 0.4)	0.1 (0.1 to 0.2)	0.1 (0.1 to 0.2)	0.1 (0.1 to 0.2



Benign prostatic hyperplasia	0 (0 to 0)	0 (0 to 0)	0 (0 to 0)	0 (0 to 0)	0 (0 to 0)	0 (0 to 0)	0 (0 to 0)	0 (0 to 0)	0 (0 to 0)	0 (0 to 0)	0 (0 to 0)	0 (0 to 0)	0 (0 to 0)	0 (0 to 0)	2/7 (0 to 9 to 6)	2/7 (0 to 9 to 6)	21/8 (10/7 to 39/8)	7/4/6 (4/0 to 13/0)	19/3 (10/6 to 29/6)	3/9/2 (0/0 to 9/0)	3/7/7 (3/3 to 7/6)	4/7/3 (2/6 to 8/0)	2/8/2 (1/2/0 to 2/6/2)	7/1/8 (6/0 to 10/6)	12/7 (7/6 to 19/4)	1/-2 (0/-7 to 1/4)		2.2/13
Male infertility	0 (0 to 0)	0 (0 to 0)	0 (0 to 0)	0 (0 to 0)	0 (0 to 0)	0 (0 to 0)	0 (0 to 0)	0 (0 to 0)	0 (0 to 0)	0 (0 to 0)	0 (0 to 0)	0 (0 to 0)	0 (0 to 0)	0 (0 to 0)	0 (0 to 0)	0 (0 to 0)	0 (0 to 0)	0 (0 to 0)	0 (0 to 0)	0 (0 to 0)	0 (0 to 0)	0 (0 to 0)	0 (0 to 0)	0 (0 to 0)	0 (0 to 0)	0 (0 to 0)		1/9
Other urinary diseases	0/3 (0 to 0/6)	0/7 (0/1 to 1/3)	2/4 (0/2 to 5/6)	2/4 (1/4 to 5/7)	1/9 (1/3 to 2/8)	1/4 (0/4 to 2/7)	1/4 (0/4 to 2/7)	1/6 (0/4 to 3/0)	2 (1/2 to 3/3)	3/1 (1/6 to 5/3)	4/6 (2 to 6/1)	5/5 (2/4 to 11/4)	6/1 (3/4 to 18/8)	6/1 (3/4 to 18/8)	11 (5/4 to 29/7)	13/1 (6/6 to 34/3)	20/4 (10/4 to 53/1)	20/9 (9/6 to 67/9)	20 (9/6 to 64/4)	26/4 (8/6 to 81/9)	19/4 (7/2 to 67/9)	13/8 (5/4 to 49/2)	9/3 (1/6 to 19/2)	3/9 (2/3 to 5/4)		1/9
Gynecological diseases	0 (0 to 0)	0 (0 to 0)	0 (0 to 0)	0 (0 to 0)	0 (0 to 0)	0 (0 to 0)	0 (0 to 0)	0 (0 to 0)	0 (0 to 0)	0 (0 to 0)	0 (0 to 0)	0 (0 to 0)	0 (0 to 0)	0 (0 to 0)	0 (0 to 0)	0 (0 to 0)	0 (0 to 0)	0 (0 to 0)	0 (0 to 0)	0 (0 to 0)	0 (0 to 0)	0 (0 to 0)	0 (0 to 0)	0 (0 to 0)	0 (0 to 0)	0 (0 to 0)		0
Uterine fibroids	0 (0 to 0)	0 (0 to 0)	0 (0 to 0)	0 (0 to 0)	0 (0 to 0)	0 (0 to 0)	0 (0 to 0)	0 (0 to 0)	0 (0 to 0)	0 (0 to 0)	0 (0 to 0)	0 (0 to 0)	0 (0 to 0)	0 (0 to 0)	0 (0 to 0)	0 (0 to 0)	0 (0 to 0)	0 (0 to 0)	0 (0 to 0)	0 (0 to 0)	0 (0 to 0)	0 (0 to 0)	0 (0 to 0)	0 (0 to 0)	0 (0 to 0)	0 (0 to 0)		
Polycystic ovarian syndrome	–	–	–	–	–	–	–	–	–	–	–	–	–	–	–	–	–	–	–	–	–	–	–	–	–	–		NA
Female infertility	–	–	–	–	–	–	–	–	–	–	–	–	–	–	–	–	–	–	–	–	–	–	–	–	–	–		NA
Endometriosis	–	–	–	–	–	–	–	–	–	–	–	–	–	–	–	–	–	–	–	–	–	–	–	–	–	–		NA
Genital prolapse	0 (0 to 0)	0 (0 to 0)	0 (0 to 0)	0 (0 to 0)	0 (0 to 0)	0 (0 to 0)	0 (0 to 0)	0 (0 to 0)	0 (0 to 0)	0 (0 to 0)	0 (0 to 0)	0 (0 to 0)	0 (0 to 0)	0 (0 to 0)	0 (0 to 0)	0 (0 to 0)	0 (0 to 0)	0 (0 to 0)	0 (0 to 0)	0 (0 to 0)	0 (0 to 0)	0 (0 to 0)	0 (0 to 0)	0 (0 to 0)	0 (0 to 0)	0 (0 to 0)		0
Premenstrual syndrome	–	–	–	–	–	–	–	–	–	–	–	–	–	–	–	–	–	–	–	–	–	–	–	–	–	–		NA
Other gynecological diseases	0 (0 to 0)	0 (0 to 0)	0 (0 to 0)	0 (0 to 0)	0 (0 to 0)	0 (0 to 0)	0 (0 to 0)	0 (0 to 0)	0 (0 to 0)	0 (0 to 0)	0 (0 to 0)	0 (0 to 0)	0 (0 to 0)	0 (0 to 0)	0 (0 to 0)	0 (0 to 0)	0 (0 to 0)	0 (0 to 0)	0 (0 to 0)	0 (0 to 0)	0 (0 to 0)	0 (0 to 0)	0 (0 to 0)	0 (0 to 0)	0 (0 to 0)	0 (0 to 0)		0
Hemoglobinopathies and hemolytic anemias	0/2 (0/1 to 6/3)	1/1 (0/4 to 2/1)	1/6/6 (0/2 to 4/6)	1/9/8 (0/6 to 4/8)	0/2 (0/0 to 19/3)	0/2 (0/1 to 3/2)	1/3 (0/1 to 3/2)	1/4/6 (0/2 to 6/7)	1/6/6 (0/4 to 6/7)	1/6/9 (0/4 to 6/6)	1/6/3 (0/4 to 6/6)	1/6/6 (0/4 to 6/6)	0/1 (0/0 to 2/6)	1/6 (1/2 to 2/1)	1/4/6 (0/4 to 7/2)	2/4/6 (0/6 to 7/2)	2/8/6 (1/2 to 7/2)	2/9 (1/0/4 to 5/1)	1/7/1 (1/0/7 to 2/7/4)	1/3/9 (0/5 to 2/1/6)	1/3/7 (0/6 to 7/0)	1/2/0 (0/2 to 4/6)	1/2/2 (7/3 to 19/6)	4 (2/2 to 6/8)	3/7 (2/0 to 1/3)		3/8
Thalassemias	0/1 (0 to 0/1)	0/1 (0/0/1)	0/8 (0/4 to 1/4)	2/5 (1/1 to 3/8)	2/7 (2/0 to 4/3)	2/4 (1/4 to 3/8)	1/1 (0/4 to 1/8)	2/4 (0/2 to 3/3)	2/2 (0/1 to 3/3)	2/1 (0/1 to 2/3)	2/2 (0/1 to 2/3)	2/2 (0/1 to 2/3)	2/2 (0/1 to 2/3)	2/2 (0/1 to 2/3)	2/2 (0/1 to 2/3)	0/1 (0/0 to 2/1)	0/1 (0/0 to 2/1)	0/1 (0/0 to 2/1)	0/1 (0/0 to 2/1)	0/1 (0/0 to 2/1)	0/1 (0/0 to 2/1)	0/1 (0/0 to 2/1)	0/1 (0/0 to 2/1)	0/1 (0/0 to 2/1)	0/1 (0/0 to 2/1)		11/5
Thalassemias trait	0/1 (0 to 0/3)	0/3 (0/1 to 0/6)	2/6 (0/2 to 4/4)	2/6 (0/2 to 4/4)	2/6 (0/2 to 4/4)	2/5 (0/2 to 4/4)	2/3 (0/1 to 4/4)	2/7 (0/2 to 4/4)	2/7 (0/2 to 5/3)	2/7 (0/2 to 5/3)	4/3 (0/3 to 7/6)	4/2 (0/3 to 7/6)	4/2 (0/3 to 7/6)	4/2 (0/3 to 7/6)	4/2 (0/3 to 7/6)	4/1 (0/7 to 7/3)	4/4 (0/7 to 12/3)	6/6 (1/3 to 14/6)	4/7 (0/6 to 12/3)	1/5 (0/2 to 7/6)	0/9 (0/1 to 2/3)	1/1 (0/1 to 2/3)	1/8 (0/4 to 3/7)	0/4 (0/1 to 1/3)	0/1 (0/0 to 0/1)		7/2
Sickle cell disorders	0 (0 to 0)	0/1 (0/1 to 0/3)	0/3 (0/2 to 0/5)	0/3 (0/2 to 0/5)	0/3 (0/2 to 0/4)	0/3 (0/2 to 0/4)	0/3 (0/2 to 0/4)	0/3 (0/2 to 0/4)	0/3 (0/2 to 0/4)	0/3 (0/2 to 0/4)	0/2 (0/1 to 0/4)	0/2 (0/1 to 0/4)	0/1 (0/1 to 0/2)	0/2 (0/1 to 0/4)	0/1 (0/1 to 0/2)	0/1 (0/1 to 0/2)	0/2 (0/1 to 0/4)	0/1 (0/1 to 0/2)	0/2 (0/1 to 0/4)	0/1 (0/1 to 0/2)	0/1 (0/1 to 0/2)	0/1 (0/1 to 0/2)	0/1 (0/1 to 0/2)	0/1 (0/1 to 0/2)	0/1 (0/1 to 0/2)		2/7
Sickle cell trait	0/4 (0/1 to 0/7)	0/2 (0/1 to 0/4)	1/6 (0/3 to 1/8)	1/6 (0/3 to 1/8)	0/4 (0/1 to 1/2)	0/4 (0/1 to 1/2)	0/4 (0/1 to 1/2)	0/4 (0/1 to 1/2)	0/4 (0/2 to 1/1)	0/4 (0/2 to 1/1)	0/3 (0/2 to 0/6)	0/3 (0/2 to 0/6)	0/2 (0/2 to 0/6)	0/3 (0/2 to 0/6)	0/2 (0/2 to 0/6)	0/2 (0/2 to 0/6)	0/2 (0/2 to 0/6)	0/2 (0/2 to 0/6)	0/2 (0/2 to 0/6)	0/2 (0/2 to 0/6)	0/2 (0/2 to 0/6)	0/2 (0/2 to 0/6)	0/2 (0/2 to 0/6)	0/2 (0/2 to 0/6)	0/2 (0/2 to 0/6)		16/-4
SBPD deficiency	0 (0 to 0)	0 (0 to 0/3)	2/5 (0/1 to 6/3)	2/5 (0/2 to 6/4)	1/1 (0/0 to 3/1)	2/5 (0/1 to 6/4)	2/7 (0/1 to 7/2)	2/5 (0/0 to 7/3)	1/6 (0/1 to 3/4)	1/7 (0/1 to 3/4)	1/8 (0/1 to 3/4)	1/9 (0/1 to 3/7)	1/6 (0/1 to 3/4)	2/4 (0/1 to 6/4)	2/4 (0/1 to 6/4)	2/4 (0/1 to 6/4)	2/4 (0/1 to 5/3)	2/8 (0/1 to 7/1)	2/4 (0/1 to 5/3)	2/3 (0/1 to 6/6)	1/1 (0/1 to 5/4)	2/1 (0/1 to 5/4)	2/4 (0/1 to 7/2)	2/2 (0/1 to 5/1)	2/1 (0/1 to 5/1)		39/2
SBPD trait	0 (0 to 0)	0 (0 to 0)	0 (0 to 0)	0 (0 to 0)	0 (0 to 0)	0 (0 to 0)	0 (0 to 0)	0 (0 to 0)	0 (0 to 0)	0 (0 to 0)	0 (0 to 0)	0 (0 to 0)	0 (0 to 0)	0 (0 to 0)	0 (0 to 0)	0 (0 to 0)	0 (0 to 0)	0 (0 to 0)	0 (0 to 0)	0 (0 to 0)	0 (0 to 0)	0 (0 to 0)	0 (0 to 0)	0 (0 to 0)	0 (0 to 0)	0 (0 to 0)		0
Other hemoglobinopathies and hemolytic anemias	0 (0 to 0)	0/3 (0/1 to 0/6)	1/6 (0/3 to 4)	2/5 (0/7 to 7/3)	1/6 (0/1 to 3)	1/1 (1 to 1/6)	1/1 (1/2 to 2/1)	1/1 (1/0 to 2/1)	1/1 (1/0 to 2/1)	1/1 (1/0 to 2/1)	1/1 (1/0 to 2/1)	1/1 (1/0 to 2/1)	1/1 (1/0 to 2/1)	1/1 (1/0 to 2/1)	1/1 (1/0 to 2/1)	1/1 (1/0 to 2/1)	1/1 (1/0 to 2/1)	1/1 (1/0 to 2/1)	1/1 (1/0 to 2/1)	1/1 (1/0 to 2/1)	1/1 (1/0 to 2/1)	1/1 (1/0 to 2/1)	1/1 (1/0 to 2/1)	1/1 (1/0 to 2/1)	1/1 (1/0 to 2/1)		1/67
Endocrine, metabolic, blood, and immune disorders	19/12 (11/7 to 31/6)	13/5 (7/7 to 22/2)	52/6 (27/2 to 93/6)	72/6 (37/2 to 124/)	79/9 (42/2 to 139/)	106 (59/2 to 187/)	106 (59/2 to 187/)	111 (59/2 to 197/)	111 (59/2 to 197/)	111 (59/2 to 197/)	111 (59/2 to 197/)	111 (59/2 to 197/)	111 (59/2 to 197/)	111 (59/2 to 197/)	111 (59/2 to 197/)	111 (59/2 to 197/)	111 (59/2 to 197/)	111 (59/2 to 197/)	111 (59/2 to 197/)	111 (59/2 to 197/)	111 (59/2 to 197/)	111 (59/2 to 197/)	111 (59/2 to 197/)	111 (59/2 to 197/)	111 (59/2 to 197/)		5,133
Oral disorders	0 (0 to 0)	0 (0 to 0)	4/4/6 (2/0 to 7/0/6)	6/2/2 (2/6/6 to 12/0/)	7/8/6 (3/0/6 to 14/0/)	10/6 (5/0 to 19/0)	10/7 (5/0 to 19/0)	11/7 (5/0 to 20/0)	12/2 (5/2 to 22/0)	12/2 (5/2 to 22/0)	12/2 (5/2 to 22/0)	12/2 (5/2 to 22/0)	12/2 (5/2 to 22/0)	12/2 (5/2 to 22/0)	12/2 (5/2 to 22/0)	12/2 (5/2 to 22/0)	12/2 (5/2 to 22/0)	12/2 (5/2 to 22/0)	12/2 (5/2 to 22/0)	12/2 (5/2 to 22/0)	12/2 (5/2 to 22/0)	12/2 (5/2 to 22/0)	12/2 (5/2 to 22/0)	12/2 (5/2 to 22/0)	12/2 (5/2 to 22/0)		9,060
Oral disorders	0 (0 to 0)	0 (0 to 0)	4/4/6 (2/0 to 7/0/6)	6/2/2 (2/6/6 to 12/0/)	7/8/6 (3/0/6 to 14/0/)	10/6 (5/0 to 19/0)	10/7 (5/0 to 19/0)	11/7 (5/0 to 20/0)	12/2 (5/2 to 22/0)	12/2 (5/2 to 22/0)	12/2 (5/2 to 22/0)	12/2 (5/2 to 22/0)	12/2 (5/2 to 22/0)	12/2 (5/2 to 22/0)	12/2 (5/2 to 22/0)	12/2 (5/2 to 22/0)	12/2 (5/2 to 22/0)	12/2 (5/2 to 22/0)	12/2 (5/2 to 22/0)	12/2 (5/2 to 22/0)	12/2 (5/2 to 22/0)	12/2 (5/2 to 22/0)	12/2 (5/2 to 22/0)	12/2 (5/2 to 22/0)	12/2 (5/2 to 22/0)		9,060
Cleft disorders	0 (0 to 0)	0 (0 to 0)	0 (0 to 0)	1/6 (0/2 to 3/2/6)	1/6 (0/2 to 3/2/6)	1 (0/2 to 3/4)	2/3 (0/2 to 4/4)	2/3 (0/2 to 4/4)	2/3 (0/2 to 4/4)	2/3 (0/2 to 4/4)	2/3 (0/2 to 4/4)	2/3 (0/2 to 4/4)	2/3 (0/2 to 4/4)	2/3 (0/2 to 4/4)	2/3 (0/2 to 4/4)	2/3 (0/2 to 4/4)	2/3 (0/2 to 4/4)	2/3 (0/2 to 4/4)	2/3 (0/2 to 4/4)	2/3 (0/2 to 4/4)	2/3 (0/2 to 4/4)	2/3 (0/2 to 4/4)	2/3 (0/2 to 4/4)	2/3 (0/2 to 4/4)	2/3 (0/2 to 4/4)		34/8
Caries of deciduous teeth	0 (0 to 0)	0 (0 to 0)	0 (0 to 0)	19/1 (11/4 to 32/)	19/1 (11/4 to 32/)	49/1 (29/4 to 76/)	52 (22/4 to 77/)	64/7 (28/6 to 108/)	99/6 (53/6 to 153/)	62 (29/1 to 145/)	70/6 (29/1 to 145/)	66/1 (28/1 to 152/)	59/9 (24/6 to 121/)	61/2 (24/6 to 121/)	56/8 (17/4 to 169/)	53/6 (17/4 to 169/)	43 (13/4 to 141/)	28/7 (10/4 to 103/)	17/8 (7/3 to 58/1)	12/3 (4/4 to 42/7)	11/1 (4/4 to 31/)	6/4 (1/7 to 9/3)	0/1 (0/1 to 2/1)	0/1 (0/0 to 0/1)	0/1 (0/0 to 0/1)		774
Caries of permanent teeth	0 (0 to 0)	0 (0 to 0)	0 (0 to 0)	0 (0 to 0)	0 (0 to 0)	0 (0 to 0)	0 (0 to 0)	0 (0 to 0)	0 (0 to 0)	0 (0 to 0)	0 (0 to 0)	0 (0 to 0)	0 (0 to 0)	0 (0 to 0)	0 (0 to 0)	0 (0 to 0)	0 (0 to 0)	0 (0 to 0)	0 (0 to 0)	0 (0 to 0)	0 (0 to 0)	0 (0 to 0)	0 (0 to 0)	0 (0 to 0)	0 (0 to 0)	0 (0 to 0)		771
Periodontal diseases	0 (0 to 0)	0 (0 to 0)	0 (0 to 0)	0 (0 to 0)	0 (0 to 0)	0 (0 to 0)	0/8 (1/6 to 15/3)	25/9 (7/4 to 67/3)	66/4 (19/2 to 186/)	136 (37/2 to 355/)	216 (72/6 to 515/)	272 (86/3 to 662/)	223 (72/6 to 515/)	229 (72/6 to 515/)	229 (72/6 to 515/)	229 (72/6 to 515/)	222 (67/6 to 498/)	196 (67/6 to 498/)	236 (67/6 to 498/)	165 (57/6 to 396/)	133 (47/6 to 307/)	66 (28/6 to 136/)	28/6 (11/6 to 62/3)	7/4 (2/6 to 16/)	3/9 (1/6 to 6/3)		2,660
Oral sinuses	0 (0 to 0)	0 (0 to 0)	28/9 (16/6 to 48)	29/2 (16/6 to 50/7)	33/8 (18/9 to 62)	67 (28/6 to 114/)	67 (28/6 to 114/)	66/4 (28/6 to 114/)	66/4 (28/6 to 114/)	66/4 (28/6 to 114/)	66/3 (28/1 to 114/)	66/3 (28/1 to 114/)	61/3 (28/1 to 114/)	66/7 (28/1 to 114/)	61/2 (28/1 to 114/)	60/4 (28/1 to 114/)	60/4 (28/1 to 114/)	78/6 (28/1 to 114/)	49/2 (28/1 to 114/)	29/7 (17/1 to 63/3)	19/4 (9/4 to 22/3)	9/7 (3/1 to 16/3)	1/2 (0/1 to 1/6)	1/2 (0/1 to 2/3)	1/100		1,100
Sudden infant death syndrome	2/7 (0/1 to 38/3)	2/2 (1/1 to 33/6)																									NA
Injuries	12/6 (8/7 to 18/1)	15/9 (10/9 to 22/2)	52/6 (27/2 to 108/)	429 (247/2 to 920)	756 (463 to 913)	1,142 (520/2 to 3,000)	3,210 (1,732 to 6,770)	5,770 (3,003 to 8,350)	5,370 (3,266 to 7,360)	6,140 (3,266 to 7,360)	6,960 (3,460 to 8,820)	7,260 (3,470 to 8,770)	7,670 (3,130 to 9,630)	7,670 (3,130 to 9,630)	8,670 (3,840 to 10,800)	8,820 (3,840 to 11,000)	8,770 (3,960 to 10,900)	7,820 (3,270 to 9,660)	6,770 (4,550 to 9,060)	6,170 (4,160 to 8,370)	4,200 (3,430 to 5,160)	2,360 (2,080 to 2,560)	786 (663 to 939)	133 (99.8 to 144)		97,300
Transport injuries	1/7 (1/1 to 2/7)	2/3 (1/3 to 3/6)	1/4/4 (0/4 to 2/6/4)	3/6/7 (1/6 to 5/7/6)	3/4/ (1/8 to 6/9/)	5/3/6 (2/2/0 to 9/8/)	14/6 (5/8/0 to 23/2/)	23/6 (9/6/0 to 37/6/)	24/6 (9/6/0 to 37/6/)	28/6 (11/2/0 to 45/2/)	31/6 (11/2/0 to 49/2/)	33/6 (11/2/0 to 49/2/)	34/6 (11/2/0 to 49/2/)	34/6 (11/2/0 to 49/2/)	39/6 (11/2/0 to 49/2/)	39/6 (11/2/0 to 49/2/)	39/6 (11/2/0 to 49/2/)	35/6 (11/2/0 to 49/2/)	30/6 (11/2/0 to 49/2/)	26/6 (11/2/0 to 49/2/)	19/6 (11/2/0 to 49/2/)	15/6 (11/2/0 to 49/2/)	8/6 (4/6/0 to 11/2/)	2/6 (1/6/0 to 3/2/)	0/6 (0/6/0 to 0/6/)		29,450
Road injuries	1/4 (0/4 to 2/1)	1/6 (0/3 to 2/6)	1/4/4 (0/4 to 2/6/4)	1/9/7 (1/0 to 3/9/)	2/2/7 (1/1 to 3/7/)	3/3/6 (1/2 to 5/6/)	8/6/4 (3/6/0 to 14/0/)	14/6/4 (6/6/0 to 23/2/)	15/6/4 (6/6/0 to 23/2/)	17/6/4 (6/6/0 to 29/2/)	20/6/4 (8/6/0 to 33/2/)	21/6/4 (8/6/0 to 33/2/)	22/6/4 (8/6/0 to 33/2/)	22/6/4 (8/6/0 to 33/2/)	25/6/4 (8/6/0 to 33/2/)	25/6/4 (8/6/0 to 33/2/)	25/6/4 (8/6/0 to 33/2/)	22/6/4 (8/6/0 to 33/2/)	19/6/4 (8/6/0 to 33/2/)	16/6/4 (8/6/0 to 33/2/)	12/6/4 (8/6/0 to 33/2/)	9/6/4 (4/6/0 to 15/2/)	5/6/4 (2/6/0 to 7/2/)	2/6/4 (1/6/0 to 3/2/)	0/6/4 (0/6/0 to 0/6/)		6,060
Pedestrian road injuries	0 (0 to 0/4)	0/1 (0 to 0/2)	0/6 (0/2 to 0/)	1/2 (0/3 to 2/)	1/2 (0/3 to 2/)	1/2 (0/3 to 2

SR Table 2a: GHu DALYS by cause and age group for males with 95% uncertainty intervals, 2019

Cause	Early Neonatal (0-6 days)	Late Neonatal (7-27 days)	Post Neonatal (28-364 days)	1 to 4	5 to 9	10 to 14	15 to 19	20 to 24	25 to 29	30 to 34	35 to 39	40 to 44	45 to 49	50 to 54	55 to 59	60 to 64	65 to 69	70 to 74	75 to 79	80 to 84	85 to 89	90 to 94	95 plus	Total
All causes	2,464 (2,053-2,934)	1,164 (799-1,619)	1,966 (1,503-2,479)	1,504 (1,331-1,700)	1,196 (1,051-1,360)	1,196 (1,040-1,374)	1,307 (1,130-1,506)	1,514 (1,308-1,744)	1,747 (1,509-2,009)	2,021 (1,744-2,329)	2,369 (2,043-2,730)	2,844 (2,447-3,277)	3,440 (2,957-3,966)	4,229 (3,630-4,875)	5,284 (4,529-6,095)	6,600 (5,650-7,615)	8,211 (7,021-9,481)	9,977 (8,515-11,529)	11,966 (10,189-13,841)	13,889 (11,802-16,077)	15,629 (13,255-18,103)	16,929 (14,330-19,623)	17,509 (14,822-20,309)	192,309 (163,299-222,973)
Communicable, maternal, neonatal, and nutritional diseases	244 (199-302)	73.2 (50.3-99.9)	158 (107.1-227)	266 (167.5-386)	257 (163.6-376)	219 (140.9-309)	207 (131.1-292)	190 (120.9-272)	182 (114.3-262)	218 (136.9-313)	264 (163.2-380)	394 (253.7-551)	539 (338.9-748)	432 (262.5-643)	512 (293.6-765)	705 (395.6-1,079)	1,026 (555.1-1,479)	1,496 (1,058.3-1,940)	2,430 (2,032.3-2,820)	3,940 (3,262.1-4,609)	2,860 (2,230.5-3,720)	1,726 (1,249.3-2,175)	597 (459-761)	18,660
HIV/AIDS and sexually transmitted infections	0 (0-0)	0 (0-0)	2.2 (1.7-2.8)	2.2 (1.7-2.8)	1.1 (0.9-1.4)	1.1 (0.8-1.4)	2.3 (1.7-3.1)	3.4 (2.7-4.3)	4.9 (3.8-6.1)	6.7 (5.1-8.5)	9.4 (7.1-12.2)	11.9 (9.1-15.7)	12.7 (9.1-17.8)	9.9 (7.2-13.4)	9.9 (7.2-13.4)	17 (12.4-23.2)	23.2 (16.8-34)	9.3 (6.5-13.4)	4.7 (2.9-6.6)	1.9 (1.2-2.9)	0.4 (0.2-0.7)	0.1 (0.1-0.2)	135
HIV/AIDS	0 (0-0)	0 (0-0)	2.2 (1.6-2.8)	2.2 (1.7-2.8)	1.1 (0.9-1.4)	0.9 (0.7-1.1)	1.6 (1.1-2.1)	2.1 (1.7-2.7)	3.1 (2.3-3.9)	4.3 (3.2-5.5)	6.6 (4.7-8.7)	8.4 (6.1-11)	8.6 (5.9-12.3)	6.6 (4.7-9.6)	7.2 (5.2-10)	14.5 (10.3-20.2)	20.5 (13.7-30.9)	6.5 (3.9-10.3)	2.6 (1.5-4.2)	0.9 (0.5-1.5)	0.4 (0.2-0.7)	0.1 (0.1-0.2)	100
HIV/AIDS - Drug-susceptible Tuberculosis	0 (0-0)	0 (0-0)	0.9 (0.6-1.1)	0.4 (0.3-0.6)	0.3 (0.2-0.5)	0.4 (0.2-0.6)	0.6 (0.3-0.9)	0.7 (0.4-1.1)	1.1 (0.7-1.5)	1.7 (1.1-2.3)	2.2 (1.4-3.2)	2.2 (1.4-3.3)	1.7 (1.1-2.6)	1.2 (0.7-1.8)	0.8 (0.5-1.2)	0.8 (0.5-1.3)	0.7 (0.4-1.1)	0.4 (0.2-0.7)	0.2 (0.1-0.3)	0.1 (0.1-0.1)	0.1 (0.0-0.1)	0 (0-0)	23.9
HIV/AIDS - Multidrug-resistant Tuberculosis without extensive drug resistance	0 (0-0)	0 (0-0)	0 (0-0)	0 (0-0)	0 (0-0)	0 (0-0)	0 (0-0)	0 (0-0)	0 (0-0)	0 (0-0)	0 (0-0)	0 (0-0)	0 (0-0)	0 (0-0)	0 (0-0)	0 (0-0)	0 (0-0)	0 (0-0)	0 (0-0)	0 (0-0)	0 (0-0)	0 (0-0)	0 (0-0)	0.5
HIV/AIDS - Extensively drug-resistant Tuberculosis	0 (0-0)	0 (0-0)	0 (0-0)	0 (0-0)	0 (0-0)	0 (0-0)	0 (0-0)	0 (0-0)	0 (0-0)	0 (0-0)	0 (0-0)	0 (0-0)	0 (0-0)	0 (0-0)	0 (0-0)	0 (0-0)	0 (0-0)	0 (0-0)	0 (0-0)	0 (0-0)	0 (0-0)	0 (0-0)	0 (0-0)	0.1
HIV/AIDS resulting in other diseases	0 (0-0)	0 (0-0)	1.4 (1-2)	1.4 (1-2)	0.7 (0.5-1)	0.5 (0.4-0.7)	1.1 (0.8-1.4)	1.9 (1.4-2.5)	2.8 (2.1-3.6)	3.2 (2.3-4.2)	4.6 (3.2-6.3)	6.2 (4.2-8.4)	6.6 (4.2-9.6)	4.7 (2.9-7.2)	5.2 (3.2-8.1)	10.4 (6.4-16.5)	15.7 (9.1-26)	6.2 (3.4-10.2)	2.4 (1.2-4.2)	0.8 (0.3-1.6)	0.3 (0.1-0.6)	0.1 (0.0-0.2)	79.8
Sexually transmitted infections excluding HIV	0 (0-0)	0 (0-0)	0 (0-0)	0 (0-0)	0 (0-0)	0 (0-0)	0 (0-0)	0 (0-0)	0 (0-0)	0 (0-0)	0 (0-0)	0 (0-0)	0 (0-0)	0 (0-0)	0 (0-0)	0 (0-0)	0 (0-0)	0 (0-0)	0 (0-0)	0 (0-0)	0 (0-0)	0 (0-0)	0 (0-0)	0 (0-0)	0
Syphilis	0 (0-0)	0 (0-0)	0 (0-0)	0 (0-0)	0 (0-0)	0 (0-0)	0 (0-0)	0 (0-0)	0 (0-0)	0 (0-0)	0 (0-0)	0 (0-0)	0 (0-0)	0 (0-0)	0 (0-0)	0 (0-0)	0 (0-0)	0 (0-0)	0 (0-0)	0 (0-0)	0 (0-0)	0 (0-0)	0 (0-0)	0 (0-0)	0
Chlamydial infection	0 (0-0)	0 (0-0)	0 (0-0)	0 (0-0)	0 (0-0)	0 (0-0)	0 (0-0)	0 (0-0)	0 (0-0)	0 (0-0)	0 (0-0)	0 (0-0)	0 (0-0)	0 (0-0)	0 (0-0)	0 (0-0)	0 (0-0)	0 (0-0)	0 (0-0)	0 (0-0)	0 (0-0)	0 (0-0)	0 (0-0)	0 (0-0)	0
Gonococcal infection	0 (0-0)	0 (0-0)	0 (0-0)	0 (0-0)	0 (0-0)	0 (0-0)	0 (0-0)	0 (0-0)	0 (0-0)	0 (0-0)	0 (0-0)	0 (0-0)	0 (0-0)	0 (0-0)	0 (0-0)	0 (0-0)	0 (0-0)	0 (0-0)	0 (0-0)	0 (0-0)	0 (0-0)	0 (0-0)	0 (0-0)	0 (0-0)	0
Trichomoniasis	0 (0-0)	0 (0-0)	0 (0-0)	0 (0-0)	0 (0-0)	0 (0-0)	0 (0-0)	0 (0-0)	0 (0-0)	0 (0-0)	0 (0-0)	0 (0-0)	0 (0-0)	0 (0-0)	0 (0-0)	0 (0-0)	0 (0-0)	0 (0-0)	0 (0-0)	0 (0-0)	0 (0-0)	0 (0-0)	0 (0-0)	0 (0-0)	0
Genital herpes	0 (0-0)	0 (0-0)	0 (0-0)	0 (0-0)	0 (0-0)	0 (0-0)	0 (0-0)	0 (0-0)	0 (0-0)	0 (0-0)	0 (0-0)	0 (0-0)	0 (0-0)	0 (0-0)	0 (0-0)	0 (0-0)	0 (0-0)	0 (0-0)	0 (0-0)	0 (0-0)	0 (0-0)	0 (0-0)	0 (0-0)	0 (0-0)	0
Other sexually transmitted infections	0 (0-0)	0 (0-0)	0 (0-0)	0 (0-0)	0 (0-0)	0.1 (0-0)	0.3 (0.2-0.4)	0.3 (0.2-0.4)	0.6 (0.4-0.9)	0.6 (0.3-0.9)	0.7 (0.3-1.2)	0.7 (0.3-1.2)	0.7 (0.3-1.2)	0.5 (0.2-1)	0.4 (0.1-1)	0.3 (0.1-0.8)	0.2 (0-0.6)	0.1 (0-0.3)	0 (0-0.1)	0 (0-0.1)	0 (0-0.1)	0 (0-0.1)	0 (0-0.1)	2.1
Respiratory infections and tuberculosis	2.4 (2.3-2.7)	6.7 (5.7-8)	42.7 (31.5-58.4)	77.2 (70.6-83.9)	37.4 (34.1-40.8)	21.4 (19.5-23.4)	16.1 (14.6-17.6)	14.9 (13.5-16.3)	15.9 (14.4-17.4)	19.2 (17.3-21.1)	24.2 (21.7-26.7)	32.2 (28.8-35.6)	44.2 (39.4-49.1)	58.2 (51.7-64.8)	77.1 (68.3-86.1)	106.1 (93.5-118.8)	146 (127.9-164.5)	196 (169.3-221.2)	276 (237.1-312.2)	378 (322.9-428.2)	520 (437.2-589.8)	716 (593.2-810.1)	2,203 (1,748.9-2,580)	5,484 (4,146.5-6,882)
Tuberculosis	2.4 (2.3-2.7)	6.7 (5.7-8)	31.5 (24.9-39.4)	58.1 (54.1-62.2)	31.4 (29.1-33.8)	19.2 (17.5-20.9)	14.2 (12.9-15.6)	13.4 (12.1-14.8)	14.6 (13.2-16)	17.9 (16.2-19.7)	22.8 (20.5-25.1)	30.4 (27.2-33.7)	41.9 (37.3-46.7)	55.3 (49.1-61.7)	73.5 (65.1-82.2)	101.3 (89.4-113.5)	139.7 (122.3-157.1)	187.8 (162.2-212.4)	264.8 (227.7-299.7)	362.8 (309.9-410.5)	499.2 (419.6-565)	687.6 (569.5-778.1)	2,116 (1,678.1-2,477)	5,268 (3,982.5-6,608)
Latent tuberculosis infection	0 (0-0)	0 (0-0)	0.2 (0.2-0.3)	0.3 (0.2-0.4)	0.1 (0.1-0.2)	0.1 (0.1-0.1)	0.1 (0.1-0.2)	0.1 (0.1-0.2)	0.1 (0.1-0.2)	0.1 (0.1-0.2)	0.1 (0.1-0.2)	0.1 (0.1-0.2)	0.1 (0.1-0.2)	0.1 (0.1-0.2)	0.1 (0.1-0.2)	0.1 (0.1-0.2)	0.1 (0.1-0.2)	0.1 (0.1-0.2)	0.1 (0.1-0.2)	0.1 (0.1-0.2)	0.1 (0.1-0.2)	0.1 (0.1-0.2)	0.1 (0.1-0.2)	1.9
Drug-susceptible tuberculosis	0 (0-0)	0 (0-0)	0.2 (0.2-0.3)	0.3 (0.2-0.4)	0.1 (0.1-0.2)	0.1 (0.1-0.1)	0.1 (0.1-0.2)	0.1 (0.1-0.2)	0.1 (0.1-0.2)	0.1 (0.1-0.2)	0.1 (0.1-0.2)	0.1 (0.1-0.2)	0.1 (0.1-0.2)	0.1 (0.1-0.2)	0.1 (0.1-0.2)	0.1 (0.1-0.2)	0.1 (0.1-0.2)	0.1 (0.1-0.2)	0.1 (0.1-0.2)	0.1 (0.1-0.2)	0.1 (0.1-0.2)	0.1 (0.1-0.2)	0.1 (0.1-0.2)	1.8
Multidrug-resistant tuberculosis without extensive drug resistance	0 (0-0)	0 (0-0)	0 (0-0)	0 (0-0)	0 (0-0)	0 (0-0)	0 (0-0)	0 (0-0)	0 (0-0)	0 (0-0)	0 (0-0)	0 (0-0)	0 (0-0)	0 (0-0)	0 (0-0)	0 (0-0)	0 (0-0)	0 (0-0)	0 (0-0)	0 (0-0)	0 (0-0)	0 (0-0)	0 (0-0)	0 (0-0)	0
Extensively drug-resistant tuberculosis	0 (0-0)	0 (0-0)	0 (0-0)	0 (0-0)	0 (0-0)	0 (0-0)	0 (0-0)	0 (0-0)	0 (0-0)	0 (0-0)	0 (0-0)	0 (0-0)	0 (0-0)	0 (0-0)	0 (0-0)	0 (0-0)	0 (0-0)	0 (0-0)	0 (0-0)	0 (0-0)	0 (0-0)	0 (0-0)	0 (0-0)	0 (0-0)	0
Lower respiratory infections	2.3 (2.2-2.4)	6.3 (5.4-7.2)	31.1 (24.4-39.1)	49.9 (45.5-54.6)	19.1 (16.6-21.9)	12.9 (11.2-14.8)	14.8 (12.9-16.8)	13.8 (12.1-15.6)	13.7 (12-15.6)	16.7 (14.7-18.8)	20.1 (17.5-22.8)	24.1 (21.1-27.3)	29.4 (25.7-33.3)	33.9 (29.5-38.5)	39.2 (34.1-44.5)	46.3 (40.1-52.6)	55.3 (47.8-62.8)	66.2 (56.9-75.1)	78.1 (67.1-88.5)	93.5 (80.1-106)	113.5 (96.7-128.6)	139.6 (118.1-158)	2,700 (2,282.6-3,060)	2,710 (2,040.5-3,450)	1,570 (1,128.1-1,992)	550 (374.6-713)	13,100
Upper respiratory infections	0.1 (0.1-0.2)	0.6 (0.2-1)	10.8 (7.9-14.7)	51.4 (46.6-56.4)	66 (54.9-77.8)	67.2 (56.4-78.7)	66.6 (56.2-77.8)	49.8 (41.2-58.7)	43.1 (35.4-51.4)	47.6 (39.1-56.4)	54 (44.2-64.2)	67.7 (55.3-80.8)	83.2 (67.7-99.4)	100.3 (81.3-119.8)	119.3 (96.3-142.7)	144.3 (116.1-172.8)	177.6 (142.6-213.1)	221.3 (176.8-266.1)	277.8 (221.1-334.5)	352.1 (279.4-424.2)	450.1 (356.1-542.5)	589.1 (464.9-710.3)	1,023 (806.4-1,234)	2,240 (1,732.2-2,771)	1,140 (814.9-1,484)	509 (346.2-661)	6,890
Otitis media	0 (0-0)	0 (0-0)	1.6 (1.1-2.1)	11.6 (9.7-13.7)	13.9 (11.3-16.4)	10.2 (8.3-12.1)	9.4 (7.6-11.2)	7.9 (6.3-9.5)	7.1 (5.7-8.5)	7.6 (6.1-9.1)	9.1 (7.3-10.9)	12 (9.7-14.4)	13.9 (11.2-16.7)	16.5 (13.3-19.8)	19.7 (15.9-23.6)	23.6 (19.1-28.2)	28.7 (23.2-34.3)	35.5 (28.7-42.4)	44.6 (36.1-53.2)	56.6 (45.8-67.5)	73.6 (59.5-87.8)	96.1 (77.7-114.6)	163 (131.8-194.5)	364 (294.4-434.2)	219 (177.1-261.3)	84.4 (68.2-100.7)	1,430
Enteric infections	1.2 (1.2-1.4)	1.7 (1.4-2.1)	10.7 (8.4-13.7)	16.7 (14.8-18.8)	6.4 (5.6-7.3)	3.5 (3.1-4)	2.7 (2.3-3.1)	2.4 (2.1-2.8)	2.4 (2.1-2.8)	2.8 (2.4-3.3)	3.5 (3-4.1)	4.5 (3.8-5.3)	5.7 (4.8-6.7)	7.3 (6.1-8.6)	9.3 (7.8-11)	12.1 (10.1-14.3)	15.7 (13.1-18.6)	20.3 (16.9-24.1)	26.5 (22.1-31.5)	34.5 (28.6-40.9)	45.1 (37.3-53.5)	58.6 (48.4-69.5)	93.2 (77.1-110.5)	15.3 (12.6-18.2)
Diarrheal diseases	1.2 (1.2-1.4)	1.7 (1.4-2.1)	10.7 (8.4-13.7)	16.7 (14.8-18.8)	6.4 (5.6-7.3)	3.5 (3.1-4)	2.7 (2.3-3.1)	2.4 (2.1-2.8)	2.4 (2.1-2.8)	2.8 (2.4-3.3)	3.5 (3-4.1)	4.5 (3.8-5.3)	5.7 (4.8-6.7)	7.3 (6.1-8.6)	9.3 (7.8-11)	12.1 (10.1-14.3)	15.7 (13.1-18.6)	20.3 (16.9-24.1)	26.5 (22.1-31.5)	34.5 (28.6-40.9)	45.1 (37.3-53.5)	58.6 (48.4-69.5)	93.2 (77.1-110.5)	15.3 (12.6-18.2)
Typhoid and paratyphoid	0 (0-0)	0 (0-0)	0 (0-0)	0 (0-0)	0 (0-0)	0 (0-0)	0 (0-0)	0 (0-0)	0 (0-0)	0 (0-0)	0 (0-0)	0 (0-0)	0 (0-0)	0 (0-0)	0 (0-0)	0 (0-0)	0 (0-0)	0 (0-0)	0 (0-0)	0 (0-0)	0 (0-0)	0 (0-0)	0 (0-0)	0 (0-0)	0
Typhoid fever	0 (0-0)	0 (0-0)	0 (0-0)	0 (0-0)	0 (0-0)	0 (0-0)	0 (0-0)	0 (0-0)	0 (0-0)	0 (0-0)	0 (0-0)	0 (0-0)	0 (0-0)	0 (0-0)	0 (0-0)	0 (0-0)	0 (0-0)	0 (0-0)	0 (0-0)	0 (0-0)	0 (0-0)	0 (0-0)	0 (0-0)	0 (0-0)	0
Paratyphoid fever	0 (0-0)	0 (0-0)	0 (0-0)	0 (0-0)	0 (0-0)	0 (0-0)	0 (0-0)	0 (0-0)	0 (0-0)	0 (0-0)	0 (0-0)	0 (0-0)	0 (0-0)	0 (0-0)	0 (0-0)	0 (0-0)	0 (0-0)	0 (0-0)	0 (0-0)	0 (0-0)	0 (0-0)	0 (0-0)	0 (0-0)	0 (0-0)	0
Invasive Non-typhoidal Salmonella (iNTS)	0 (0-0)	0 (0-0)	0 (0-0)	0 (0-0)	0 (0-0)	0 (0-0)	0 (0-0)	0 (0-0)	0 (0-0)	0 (0-0)	0 (0-0)	0 (0-0)	0 (0-0)	0 (0-0)	0 (0-0)	0 (0-0)	0 (0-0)	0 (0-0)	0 (0-0)	0 (0-0)	0 (0-0)	0 (0-0)	0 (0-0)	0 (0-0)	0
Other intestinal infectious diseases	0 (0-0)	0 (0-0)	0 (0-0)	0 (0-0)	0 (0-0)	0 (0-0)	0 (0-0)	0 (0-0)	0 (0-0)	0 (0-0)	0 (0-0)	0 (0-0)	0 (0-0)	0 (0-0)	0 (0-0)	0 (0-0)	0 (0-0)	0 (0-0)	0 (0-0)	0 (0-0)	0 (0-0)	0 (0-0)	0 (0-0)	0 (0-0)	0
Neglected tropical diseases and malaria	0 (0-0)	0.3 (0-0.9)	2.9 (2.3-3.6)	3.3 (2.9-3.8)	1.1 (0.9-1.4)	0.6 (0.5-0.8)	0.4 (0.3-0.5)	0.4 (0.3-0.5)	0.4 (0.3-0.5)	0.5 (0.4-0.6)	0.6 (0.5-0.8)	0.8 (0.6-1)	1 (0.8-1.3)	1.3 (1-1.6)	1.6 (1.3-2)	2.1 (1.7-2.6)	2.8 (2.2-3.5)	3.6 (2.8-4.5)	4.8 (3.7-6)	6.3 (4.9-7.9)	8.3 (6.4-10.4)	10.7 (8.2-13.4)	16.2 (12.4-20.3)	4.2 (3.2-5.1)
Malaria	0 (0-0)	0 (0-0)	0 (0-0)	0 (0-0)	0 (0-0)	0 (0-0)	0 (0-0)	0 (0-0)	0 (0-0)	0 (0-0)	0 (0-0)	0 (0-0)	0 (0-0)	0 (0-0)	0 (0-0)	0 (0-0)	0 (0-0)	0 (0-0)	0 (0-0)	0 (0-0)	0 (0-0)	0 (0-0)	0 (0-0)	0 (0-0)	0
Chagas disease	0 (0-0)	0 (0-0)	0 (0-0)	0 (0-0)	0 (0-0)	0 (0-0)	0 (0-0)	0 (0-0)	0 (0-0)	0 (0-0)	0 (0-0)	0 (0-0)	0 (0-0)	0 (0-0)	0 (0-0)	0 (0-0)	0 (0-0)	0 (0-0)	0 (0-0)	0 (0-0)	0 (0-0)	0 (0-0)	0 (0-0)	0 (0-0)	0
Leishmaniasis	0 (0-0)	0 (0-0)	0 (0-0)	0 (0-0)	0 (0-0)	0 (0-0)	0 (0-0)	0 (0-0)	0 (0-0)	0 (0-0)	0 (0-0)	0 (0-0)	0 (0-0)	0 (0-0)	0 (0-0)	0 (0-0)	0 (0-0)	0 (0-0)	0 (0-0)	0 (0-0)	0 (0-0)	0 (0-0)	0 (0-0)	0 (0-0)	0
Visceral leishmaniasis	0 (0-0)	0 (0-0)	0 (0-0)	0 (0-0)	0 (0-0)	0 (0-0)	0 (0-0)	0 (0-0)	0 (0-0)	0 (0-0)	0 (0-0)	0 (0-0)	0 (0-0)	0 (0-0)	0 (0-0)	0 (0-0)	0 (0-0)	0 (0-0)	0 (0-0)	0 (0-0)	0 (0-0)	0 (0-0)	0 (0-0)	0 (0-0)	0
Cutaneous and mucocutaneous leishmaniasis	0 (0-0)	0 (0-0)	0 (0-0)	0 (0-0)	0 (0-0)	0 (0-0)	0 (0-0)	0 (0-0)	0 (0-0)	0 (0-0)	0 (0-0)	0 (0-0)	0 (0-0)	0 (0-0)	0 (0-0)	0 (0-0)	0 (0-0)	0 (0-0)	0 (0-0)	0 (0-0)	0 (0-0)	0 (0-0)	0 (0-0)	0 (0-0)	0
African trypanosomiasis	0 (0-0)	0 (0-0)	0 (0-0)	0 (0-0)	0 (0-0)	0 (0-0)	0 (0-0)	0 (0-0)	0 (0-0)	0 (0-0)	0 (0-0)	0 (0-0)	0 (0-0)	0 (0-0)	0 (0-0)	0 (0-0)	0 (0-0)	0 (0-0)	0 (0-0)	0 (0-0)	0 (0-0)	0 (0-0)	0 (0-0)	0 (0-0)	0
Schistosomiasis	0 (0-0)	0 (0-0)	0 (0-0)	0 (0-0)	0 (0-0)	0 (0-0)	0 (0-0)	0 (0-0)	0 (0-0)	0 (0-0)	0 (0-0)	0 (0-0)	0 (0-0)	0 (0-0)	0 (0-0)	0 (0-0)	0 (0-0)	0 (0-0)	0 (0-0)	0 (0-0)	0 (0-0)	0 (0-0)	0 (0-0)	0 (0-0)	0
Cysticercosis	0 (0-0)	0 (0-0)	0 (0-0)	0 (0-0)	0 (0-0)	0 (0-0)	0 (0-0)	0 (0-0)	0 (0-0)	0 (0-0)	0 (0-0)	0 (0-0)	0 (0-0)	0 (0-0)	0 (0-0)	0 (0-0)	0 (0-0)	0 (0-0)	0 (0-0)	0 (0-0)	0 (0-0)	0 (0-0)	0 (0-0)	0 (0-0)	0
Cystic echinococcosis	0 (0-0)	0 (0-0)	0 (0-0)	0 (0-0)	0 (0-0)	0 (0-0)	0 (0-0)	0 (0-0)	0 (0-0)	0 (0-0)	0 (0-0)	0 (0-0)	0 (0-0)	0 (0-0)	0 (0-0)	0 (0-0)	0 (0-0)	0 (0-0)	0 (0-0)	0 (0-0)	0 (0-0)	0 (0-0)	0 (0-0)	0 (0-0)	0
Lymphatic filariasis	0 (0-0)	0 (0-0)	0 (0-0)	0 (0-0)	0 (0-0)	0 (0-0)	0 (0-0)	0 (0-0)	0 (0-0)	0 (0-0)	0 (0-0)	0 (0-0)	0 (0-0)	0 (0-0)	0 (0-0)	0 (0-0)	0 (0-0)	0 (0-0)	0 (0-0)	0 (0-0)	0 (0-0)	0 (0-0)	0 (0-0)	0 (0-0)	0
Onchocerciasis	0 (0-0)	0 (0-0)	0 (0-0)	0 (0-0)	0 (0-0)	0 (0-0)	0 (0-0)	0 (0-0)	0 (0-0)	0 (0-0)	0 (0-0)	0 (0-0)	0 (0-0)	0 (0-0)	0 (0-0)	0 (0-0)	0 (0-0)	0 (0-0)	0 (0-0)	0 (0-0)	0 (0-0)	0 (0-0)	0 (0-0)	0 (0-0)	0
Trachoma	0 (0-0)	0 (0-0)	0 (0-0)	0 (0-0)	0 (0-0)	0 (0-0)	0 (0-0)	0 (0-0)	0 (0-0)	0 (0-0)	0 (0-0)	0 (0-0)	0 (0-0)	0 (0-0)	0 (0-0)	0 (0-0)	0 (0-0)	0 (0-0)	0 (0-0)	0 (0-0)	0 (0-0)	0 (0-0)	0 (0-0)	0 (0-0)	0
Dengue	0 (0-0)	0 (0-0)	0 (0-0)	0 (0-0)	0 (0-0)	0 (0-0)	0 (0-0)	0 (0-0)	0 (0-0)	0 (0-0)	0 (0-0)	0 (0-0)	0 (0-0)	0 (0-0)	0 (0-0)	0 (0-0)	0 (0-0)	0 (0-0)	0 (0-0)	0 (0-0)	0 (0-0)	0 (0-0)	0 (0-0)	0 (0-0)	0
Yellow fever	0 (0-0)	0 (0-0)	0 (0-0)	0 (0-0)	0 (0-0)	0 (0-0)	0 (0-0)	0 (0-0)	0 (0-0)	0 (0-0)	0 (0-0)	0 (0-0)	0 (0-0)	0 (0-0)	0 (0-0)	0 (0-0)	0 (0-0)	0 (0-0)	0 (0-0)	0 (0-0)	0 (0-0)	0 (0-0)	0 (0-0)	0 (0-0)	0
Rabies	0 (0-0)	0 (0-0)	0 (0-0)	0 (0-0)	0 (0-0)	0 (0-0)	0 (0-0)	0 (0-0)	0 (0-0)	0 (0-0)	0 (0-0)	0 (0-0)	0 (0-0)	0 (0-0)	0 (0-0)	0 (0-0)	0 (0-0)	0 (0-0)	0 (0-0)	0 (0-0)	0 (0-0)	0 (0-0)	0 (0-0)	0 (0-0)	0
Intestinal nematode infections	0 (0-0)	0 (0-0)	0 (0-0)	0 (0-0)	0 (0-0)	0 (0-0)	0 (0-0)	0 (0-0)	0 (0-0)	0 (0-0)	0 (0-0)	0 (0-0)	0 (0-0)	0 (0-0)	0 (0-0)	0 (0-0)	0 (0-0)	0 (0-0)	0 (0-0)	0 (0-0)	0 (0-0)	0 (0-0)	0 (0-0)	0 (0-0)	0
Ascariasis	0 (0-0)	0 (0-0)	0 (0-0)	0 (0-0)	0 (0-0)	0 (0-0)	0 (0-0)	0 (0-0)	0 (0-0)	0 (0-0)	0 (0-0)	0 (0-0)	0 (0-0)	0 (0-0)	0 (0-0)	0 (0-0)	0 (0-0)	0 (0-0)	0 (0-0)	0 (0-0)	0 (0-0)	0 (0-0)	0 (0-0)	0 (0-0)	0
Trichuriasis	0 (0-0)	0 (0-0)	0 (0-0)	0 (0-0)	0 (0-0)	0 (0-0)	0 (0-0)	0 (0-0)	0 (0-0)	0 (0-0)	0 (0-0)	0 (0-0)	0 (0-0)	0 (0-0)	0 (0-0)	0 (0-0)	0 (0-0)	0 (0-0)	0 (0-0)	0 (0-0)	0 (0-0)	0 (0-0)	0 (0-0)	0 (0-0)	0
Hookworm disease	0 (0-0)	0 (0-0)	0 (0-0)	0 (0-0)	0 (0-0)	0 (0-0)	0 (0-0)	0 (0-0)	0 (0-0)	0 (0-0)	0 (0-0)	0 (0-0)	0 (0-0)	0 (0-0)	0 (0-0)	0 (0-0)	0 (0-0)	0 (0-0)	0 (0-0)	0 (0-0)	0 (0-0)	0 (0-0)	0 (0-0)	0 (0-0)	0
Food-borne trematodiases	0 (0-0)	0 (0-0)	0 (0-0)	0 (0-0)	0 (0-0)	0 (0-0)	0 (0-0)	0 (0-0)	0 (0-0)	0 (0-0)	0 (0-0)	0 (0-0)	0 (0-0)	0 (0-0)	0 (0-0)	0 (0-0)	0 (0-0)	0 (0-0)	0 (0-0)	0 (0-0)	0 (0-0)	0 (0-0)	0 (0-0)	0 (0-0)	0
Leprosy	0 (0-0)	0 (0-0)	0 (0-0)	0 (0-0)	0 (0-0)	0 (0-0)	0 (0-0)	0 (0-0)	0 (0-0)	0 (0-0)	0 (0-0)	0 (0-0)	0 (0-0)	0 (0-0)	0 (0-0)	0 (0-0)	0 (0-0)	0 (0-0)	0 (0-0)	0 (0-0)	0 (0-0)	0 (0-0)	0 (0-0)	0 (0-0)	0
Ebola	0 (0-0)	0 (0-0)	0 (0-0)	0 (0-0)	0 (0-0)	0 (0-0)	0 (0-0)	0 (0-0)	0 (0-0)	0 (0-0)	0 (0-0)	0 (0-0)	0 (0-0)	0 (0-0)	0 (0-0)	0 (0-0)	0 (0-0)	0 (0-0)	0 (0-0)	0 (0-0)	0 (0-0)	0 (0-0)	0 (0-0)	0 (0-0)	0
Zika virus	0 (0-0)	0 (0-0)	0 (0-0)	0 (0-0)	0 (0-0)	0 (0-0)	0 (0-0)	0 (0-0)	0 (0-0)	0 (0-0)	0 (0-0)	0 (0-0)	0 (0-0)	0 (0-0)	0 (0-0)	0 (0-0)	0 (0-0)	0 (0-0)	0 (0-0)	0 (0-0)	0 (0-0)	0 (0-0)	0 (0-0)	0 (0-0)	0
Guinea worm disease	0 (0-0)	0 (0-0)	0 (0-0)	0 (0-0)	0 (0-0)	0 (0-0)	0 (0-0)	0 (0-0)	0 (0-0)	0 (0-0)	0 (0-0)	0 (0-0)	0 (0-0)	0 (0-0)	0 (0-0)	0 (0-0)	0 (0-0)	0 (0-0)	0 (0-0)	0 (0-0)	0 (0-0)	0 (0-0)	0 (0-0)	0 (0-0)	0
Other neglected tropical diseases	0 (0-0)	0.3 (0-0.9)	2.9 (2.3-3.6)	3.3 (2.9-3.8)	1.1 (0.9-1.4)	0.6 (0.5-0.8)	0.4 (0.3-0.5)	0.4 (0.3-0.5)	0.4 (0.3-0.5)	0.5 (0.4-0.6)	0.6 (0.5-0.8)	0.8 (0.6-1)	1 (0.8-1.3)	1.3 (1-1.6)	1.6 (1.3-2)	2.1 (1.7-2.6)	2.8 (2.2-3.5)	3.6 (2.8-4.5)	4.8 (3.7-6)	6.3 (4.9-7.9)	8.3 (6.4-10.4)	10.7 (8.2-13.4)	16.2 (12.4-20.3)	4.2 (3.2-5.1)
Other infectious diseases	1.4 (1.3-2.4)	2.7 (2.4-3.4)	19.7 (17.3-23)	22.1 (20.1-24.3)	10.4 (9.3-11.6)	7.6 (6.7-8.6)	7.3 (6.4-8.2)	7.2 (6.3-8.1)	7.2 (6.3-8.1)	7.6 (6.7-8.6)	8.3 (7.3-9.4)	9.3 (8.1-10.5)	10.5 (9

Other neoplasms	0 (0·0 to 0·0)	0 (0·0 to 0·0)	1 (0·0 to 0·1)	2 (1·4 to 4)	2 (1·6 to 4·1)	2 (1·6 to 3·6)	2 (1·5 to 3·5)	2 (1·5 to 3·5)	2 (1·5 to 3·6)	2 (1·5 to 3·5)	3 (2·1 to 4·2)	3 (2·1 to 4·3)	4 (2·6 to 6·4)	4 (2·7 to 6·3)	5 (3·1 to 8·1)	6 (3·7 to 9·7)	7 (4·3 to 11)	9 (5·1 to 14)	11 (6·1 to 17)	12 (7·1 to 19·7)	15 (8·1 to 24·4)	19 (9·7 to 31)	24 (11·6 to 39·4)	29 (13·4 to 49·6)	35 (15·2 to 62·1)	42 (16·6 to 79·3)	49 (17·6 to 99·4)	59 (18·1 to 124)	69 (18·1 to 154)	80 (17·6 to 194)	92 (16·5 to 243)	107 (14·8 to 309)	123 (12·3 to 397)	141 (9·1 to 513)	161 (3·2 to 667)	183 (0·1 to 870)	208 (0·0 to 1·1k)	239 (0·0 to 1·4k)	273 (0·0 to 1·8k)	312 (0·0 to 2·3k)	356 (0·0 to 3·1k)	406 (0·0 to 4·1k)	463 (0·0 to 5·4k)	528 (0·0 to 7·2k)	602 (0·0 to 9·6k)	686 (0·0 to 12·8k)	782 (0·0 to 17·1k)	892 (0·0 to 22·8k)	1·0k (0·0 to 30·4k)	1·2k (0·0 to 40·6k)	1·4k (0·0 to 54·1k)	1·6k (0·0 to 72·1k)	1·9k (0·0 to 96·1k)	2·2k (0·0 to 128k)	2·5k (0·0 to 171k)	2·9k (0·0 to 228k)	3·3k (0·0 to 304k)	3·8k (0·0 to 405k)	4·4k (0·0 to 540k)	5·1k (0·0 to 720k)	5·9k (0·0 to 959k)	6·8k (0·0 to 1·3M)	7·9k (0·0 to 1·7M)	9·2k (0·0 to 2·3M)	1·1k (0·0 to 3·0M)	1·2k (0·0 to 4·0M)	1·4k (0·0 to 5·3M)	1·6k (0·0 to 7·1M)	1·9k (0·0 to 9·4M)	2·2k (0·0 to 12M)	2·5k (0·0 to 16M)	2·9k (0·0 to 21M)	3·4k (0·0 to 28M)	4·0k (0·0 to 37M)	4·7k (0·0 to 49M)	5·5k (0·0 to 64M)	6·4k (0·0 to 84M)	7·5k (0·0 to 110M)	8·8k (0·0 to 144M)	10k (0·0 to 188M)	12k (0·0 to 246M)	14k (0·0 to 321M)	16k (0·0 to 419M)	19k (0·0 to 547M)	22k (0·0 to 713M)	26k (0·0 to 929M)	30k (0·0 to 1·2B)	35k (0·0 to 1·6B)	41k (0·0 to 2·1B)	48k (0·0 to 2·7B)	56k (0·0 to 3·5B)	65k (0·0 to 4·6B)	76k (0·0 to 6·0B)	89k (0·0 to 7·8B)	104k (0·0 to 10B)	122k (0·0 to 13B)	143k (0·0 to 17B)	168k (0·0 to 22B)	197k (0·0 to 29B)	231k (0·0 to 38B)	271k (0·0 to 49B)	318k (0·0 to 64B)	373k (0·0 to 84B)	439k (0·0 to 110B)	516k (0·0 to 144B)	606k (0·0 to 188B)	712k (0·0 to 246B)	836k (0·0 to 321B)	983k (0·0 to 419B)	1·2M (0·0 to 547B)	1·4M (0·0 to 713B)	1·7M (0·0 to 929B)	2·0M (0·0 to 1·2T)	2·3M (0·0 to 1·6T)	2·7M (0·0 to 2·1T)	3·2M (0·0 to 2·7T)	3·8M (0·0 to 3·5T)	4·5M (0·0 to 4·6T)	5·3M (0·0 to 6·0T)	6·2M (0·0 to 7·8T)	7·3M (0·0 to 10T)	8·6M (0·0 to 13T)	10M (0·0 to 17T)	12M (0·0 to 22T)	14M (0·0 to 29T)	16M (0·0 to 38T)	19M (0·0 to 49T)	23M (0·0 to 64T)	27M (0·0 to 84T)	32M (0·0 to 110T)	38M (0·0 to 144T)	45M (0·0 to 188T)	53M (0·0 to 246T)	63M (0·0 to 321T)	75M (0·0 to 419T)	89M (0·0 to 547T)	105M (0·0 to 713T)	125M (0·0 to 929T)	148M (0·0 to 1·2Q)	176M (0·0 to 1·6Q)	209M (0·0 to 2·1Q)	248M (0·0 to 2·7Q)	294M (0·0 to 3·5Q)	348M (0·0 to 4·6Q)	412M (0·0 to 6·0Q)	488M (0·0 to 7·8Q)	578M (0·0 to 10Q)	684M (0·0 to 13Q)	809M (0·0 to 17Q)	957M (0·0 to 22Q)	1·1B (0·0 to 29Q)	1·3B (0·0 to 38Q)	1·5B (0·0 to 49Q)	1·8B (0·0 to 64Q)	2·1B (0·0 to 84Q)	2·5B (0·0 to 110Q)	2·9B (0·0 to 144Q)	3·4B (0·0 to 188Q)	4·0B (0·0 to 246Q)	4·7B (0·0 to 321Q)	5·6B (0·0 to 419Q)	6·6B (0·0 to 547Q)	7·8B (0·0 to 713Q)	9·2B (0·0 to 929Q)	11B (0·0 to 1·2Q)	13B (0·0 to 1·6Q)	15B (0·0 to 2·1Q)	18B (0·0 to 2·7Q)	21B (0·0 to 3·5Q)	25B (0·0 to 4·6Q)	30B (0·0 to 6·0Q)	36B (0·0 to 7·8Q)	43B (0·0 to 10Q)	51B (0·0 to 13Q)	61B (0·0 to 17Q)	73B (0·0 to 22Q)	87B (0·0 to 29Q)	104B (0·0 to 38Q)	124B (0·0 to 49Q)	148B (0·0 to 64Q)	176B (0·0 to 84Q)	209B (0·0 to 110Q)	248B (0·0 to 144Q)	294B (0·0 to 188Q)	348B (0·0 to 246Q)	412B (0·0 to 321Q)	488B (0·0 to 419Q)	578B (0·0 to 547Q)	684B (0·0 to 713Q)	809B (0·0 to 929Q)	957B (0·0 to 1·2Q)	1·1T (0·0 to 1·6Q)	1·3T (0·0 to 2·1Q)	1·5T (0·0 to 2·7Q)	1·8T (0·0 to 3·5Q)	2·1T (0·0 to 4·6Q)	2·5T (0·0 to 6·0Q)	3·0T (0·0 to 7·8Q)	3·6T (0·0 to 10Q)	4·3T (0·0 to 13Q)	5·1T (0·0 to 17Q)	6·1T (0·0 to 22Q)	7·3T (0·0 to 29Q)	8·7T (0·0 to 38Q)	10T (0·0 to 49Q)	12T (0·0 to 64Q)	15T (0·0 to 84Q)	17T (0·0 to 110Q)	21T (0·0 to 144Q)	25T (0·0 to 188Q)	29T (0·0 to 246Q)	34T (0·0 to 321Q)	41T (0·0 to 419Q)	48T (0·0 to 547Q)	57T (0·0 to 713Q)	68T (0·0 to 929Q)	80T (0·0 to 1·2Q)	94T (0·0 to 1·6Q)	111T (0·0 to 2·1Q)	130T (0·0 to 2·7Q)	153T (0·0 to 3·5Q)	179T (0·0 to 4·6Q)	210T (0·0 to 6·0Q)	246T (0·0 to 7·8Q)	288T (0·0 to 10Q)	337T (0·0 to 13Q)	394T (0·0 to 17Q)	461T (0·0 to 22Q)	539T (0·0 to 29Q)	630T (0·0 to 38Q)	736T (0·0 to 49Q)	860T (0·0 to 64Q)	1·0Q (0·0 to 84Q)	1·2Q (0·0 to 110Q)	1·4Q (0·0 to 144Q)	1·7Q (0·0 to 188Q)	1·9Q (0·0 to 246Q)	2·2Q (0·0 to 321Q)	2·6Q (0·0 to 419Q)	3·0Q (0·0 to 547Q)	3·5Q (0·0 to 713Q)	4·1Q (0·0 to 929Q)	4·8Q (0·0 to 1·2Q)	5·6Q (0·0 to 1·6Q)	6·5Q (0·0 to 2·1Q)	7·6Q (0·0 to 2·7Q)	8·9Q (0·0 to 3·5Q)	10Q (0·0 to 4·6Q)	12Q (0·0 to 6·0Q)	14Q (0·0 to 7·8Q)	16Q (0·0 to 10Q)	19Q (0·0 to 13Q)	22Q (0·0 to 17Q)	26Q (0·0 to 22Q)	30Q (0·0 to 29Q)	35Q (0·0 to 38Q)	41Q (0·0 to 49Q)	48Q (0·0 to 64Q)	56Q (0·0 to 84Q)	65Q (0·0 to 110Q)	76Q (0·0 to 144Q)	88Q (0·0 to 188Q)	102Q (0·0 to 246Q)	119Q (0·0 to 321Q)	138Q (0·0 to 419Q)	161Q (0·0 to 547Q)	187Q (0·0 to 713Q)	217Q (0·0 to 929Q)	252Q (0·0 to 1·2Q)	292Q (0·0 to 1·6Q)	339Q (0·0 to 2·1Q)	393Q (0·0 to 2·7Q)	455Q (0·0 to 3·5Q)	528Q (0·0 to 4·6Q)	612Q (0·0 to 6·0Q)	709Q (0·0 to 7·8Q)	822Q (0·0 to 10Q)	952Q (0·0 to 13Q)	1·1Q (0·0 to 17Q)	1·2Q (0·0 to 22Q)	1·4Q (0·0 to 29Q)	1·6Q (0·0 to 38Q)	1·9Q (0·0 to 49Q)	2·2Q (0·0 to 64Q)	2·5Q (0·0 to 84Q)	2·9Q (0·0 to 110Q)	3·4Q (0·0 to 144Q)	3·9Q (0·0 to 188Q)	4·5Q (0·0 to 246Q)	5·2Q (0·0 to 321Q)	6·0Q (0·0 to 419Q)	6·9Q (0·0 to 547Q)	8·0Q (0·0 to 713Q)	9·2Q (0·0 to 929Q)	10Q (0·0 to 1·2Q)	12Q (0·0 to 1·6Q)	14Q (0·0 to 2·1Q)	16Q (0·0 to 2·7Q)	18Q (0·0 to 3·5Q)	21Q (0·0 to 4·6Q)	24Q (0·0 to 6·0Q)	28Q (0·0 to 7·8Q)	32Q (0·0 to 10Q)	37Q (0·0 to 13Q)	43Q (0·0 to 17Q)	49Q (0·0 to 22Q)	57Q (0·0 to 29Q)	66Q (0·0 to 38Q)	76Q (0·0 to 49Q)	87Q (0·0 to 64Q)	100Q (0·0 to 84Q)	115Q (0·0 to 110Q)	132Q (0·0 to 144Q)	152Q (0·0 to 188Q)	174Q (0·0 to 246Q)	200Q (0·0 to 321Q)	229Q (0·0 to 419Q)	263Q (0·0 to 547Q)	302Q (0·0 to 713Q)	347Q (0·0 to 929Q)	398Q (0·0 to 1·2Q)	457Q (0·0 to 1·6Q)	525Q (0·0 to 2·1Q)	603Q (0·0 to 2·7Q)	693Q (0·0 to 3·5Q)	796Q (0·0 to 4·6Q)	914Q (0·0 to 6·0Q)	1·0Q (0·0 to 7·8Q)	1·2Q (0·0 to 10Q)	1·3Q (0·0 to 13Q)	1·5Q (0·0 to 17Q)	1·7Q (0·0 to 22Q)	2·0Q (0·0 to 29Q)	2·3Q (0·0 to 38Q)	2·6Q (0·0 to 49Q)	3·0Q (0·0 to 64Q)	3·4Q (0·0 to 84Q)	3·9Q (0·0 to 110Q)	4·5Q (0·0 to 144Q)	5·1Q (0·0 to 188Q)	5·9Q (0·0 to 246Q)	6·8Q (0·0 to 321Q)	7·8Q (0·0 to 419Q)	9·0Q (0·0 to 547Q)	10Q (0·0 to 713Q)	12Q (0·0 to 929Q)	13Q (0·0 to 1·2Q)	15Q (0·0 to 1·6Q)	17Q (0·0 to 2·1Q)	20Q (0·0 to 2·7Q)	23Q (0·0 to 3·5Q)	26Q (0·0 to 4·6Q)	30Q (0·0 to 6·0Q)	35Q (0·0 to 7·8Q)	40Q (0·0 to 10Q)	46Q (0·0 to 13Q)	53Q (0·0 to 17Q)	61Q (0·0 to 22Q)	70Q (0·0 to 29Q)	80Q (0·0 to 38Q)	92Q (0·0 to 49Q)	105Q (0·0 to 64Q)	120Q (0·0 to 84Q)	137Q (0·0 to 110Q)	156Q (0·0 to 144Q)	178Q (0·0 to 188Q)	203Q (0·0 to 246Q)	232Q (0·0 to 321Q)	265Q (0·0 to 419Q)	303Q (0·0 to 547Q)	346Q (0·0 to 713Q)	396Q (0·0 to 929Q)	453Q (0·0 to 1·2Q)	518Q (0·0 to 1·6Q)	592Q (0·0 to 2·1Q)	677Q (0·0 to 2·7Q)	774Q (0·0 to 3·5Q)	885Q (0·0 to 4·6Q)	1·0Q (0·0 to 6·0Q)	1·2Q (0·0 to 7·8Q)	1·3Q (0·0 to 10Q)	1·5Q (0·0 to 13Q)	1·7Q (0·0 to 17Q)	2·0Q (0·0 to 22Q)	2·3Q (0·0 to 29Q)	2·6Q (0·0 to 38Q)	3·0Q (0·0 to 49Q)	3·4Q (0·0 to 64Q)	3·9Q (0·0 to 84Q)	4·4Q (0·0 to 110Q)	5·0Q (0·0 to 144Q)	5·7Q (0·0 to 188Q)	6·5Q (0·0 to 246Q)	7·4Q (0·0 to 321Q)	8·5Q (0·0 to 419Q)	9·7Q (0·0 to 547Q)	11Q (0·0 to 713Q)	13Q (0·0 to 929Q)	14Q (0·0 to 1·2Q)	16Q (0·0 to 1·6Q)	19Q (0·0 to 2·1Q)	21Q (0·0 to 2·7Q)	24Q (0·0 to 3·5Q)	28Q (0·0 to 4·6Q)	32Q (0·0 to 6·0Q)	37Q (0·0 to 7·8Q)	42Q (0·0 to 10Q)	48Q (0·0 to 13Q)	55Q (0·0 to 17Q)	63Q (0·0 to 22Q)	72Q (0·0 to 29Q)	82Q (0·0 to 38Q)	94Q (0·0 to 49Q)	107Q (0·0 to 64Q)	122Q (0·0 to 84Q)	139Q (0·0 to 110Q)	158Q (0·0 to 144Q)	180Q (0·0 to 188Q)	205Q (0·0 to 246Q)	234Q (0·0 to 321Q)	267Q (0·0 to 419Q)	305Q (0·0 to 547Q)	348Q (0·0 to 713Q)	398Q (0·0 to 929Q)	455Q (0·0 to 1·2Q)	520Q (0·0 to 1·6Q)	594Q (0·0 to 2·1Q)	679Q (0·0 to 2·7Q)	776Q (0·0 to 3·5Q)	887

| | | |

SR Table 2x. Shiouoka DALYS by cause and sex group for males with 95% uncertainty intervals, 2019

Cause	Male Neonatal	Male Neonatal	Post-Neonatal	1 to 4	5 to 9	10 to 14	15 to 19	20 to 24	25 to 29	30 to 34	35 to 39	40 to 44	45 to 49	50 to 54	55 to 59	60 to 64	65 to 69	70 to 74	75 to 79	80 to 84	85 to 89	90 to 94	95 plus	Total
All causes	692 (644 to 750)	692 (671 to 741)	1,280 (1,190 to 1,386)	2,576 (2,356 to 3,230)	2,256 (2,210 to 5,775)	2,256 (2,209 to 5,610)	4,992 (4,766 to 6,156)	7,775 (7,629 to 9,215)	9,692 (7,629 to 10,858)	13,993 (8,859 to 13,359)	17,992 (11,992 to 19,993)	19,992 (13,992 to 23,992)	25,992 (21,992 to 31,992)	29,992 (21,992 to 31,992)	34,992 (24,992 to 39,992)	37,992 (27,992 to 39,992)	42,992 (29,992 to 49,992)	49,992 (31,992 to 49,992)	72,992 (42,992 to 83,992)	72,992 (42,992 to 83,992)	72,992 (42,992 to 83,992)	66,992 (37,992 to 72,992)	66,992 (44,992 to 83,992)	66,992 (44,992 to 83,992)	29,996 (22,992 to 34,992)	29,996 (7,992 to 34,992)	1,992,000
Communicable, maternal, neonatal, and nutritional diseases	356 (327 to 412)	101 (70 to 127)	276 (229 to 356)	486 (382 to 719)	491 (392 to 689)	392 (275 to 698)	376 (262 to 568)	398 (268 to 638)	376 (268 to 668)	479 (321 to 836)	511 (364 to 861)	648 (505 to 892)	899 (629 to 1,338)	899 (629 to 1,338)	890 (677 to 1,268)	1,332 (792 to 1,720)	1,490 (1,170 to 1,868)	2,230 (1,770 to 2,868)	3,330 (2,520 to 4,380)	6,540 (5,280 to 8,820)	9,630 (8,820 to 9,390)	6,990 (5,880 to 6,990)	2,730 (2,520 to 3,360)	927 (840 to 1,190)	32,300
HIV/AIDS and sexually transmitted infections	0 (0 to 0)	0 (0 to 0)	4.8 (3.6 to 6.1)	4.3 (3.3 to 5.4)	2.5 (1.8 to 2.9)	1.7 (1.3 to 2.3)	2.5 (2.1 to 3.3)	5.8 (4.6 to 6.4)	9.5 (8.3 to 10.7)	12.9 (9 to 16)	19.5 (13.5 to 25.7)	20.3 (16.4 to 22.3)	26.4 (19.4 to 29.1)	20.3 (14.6 to 27.6)	20.6 (15.7 to 26.4)	37.2 (28.6 to 51)	48 (32.6 to 70.3)	17.7 (9.4 to 33.7)	8 (4.7 to 16.7)	3.4 (2 to 6.7)	0.9 (0.5 to 1.3)	0.2 (0.1 to 0.3)	272
HIV/AIDS	0 (0 to 0)	0 (0 to 0)	4.8 (3.6 to 6.1)	4.3 (3.3 to 5.4)	2.3 (1.5 to 2.7)	1.3 (1 to 1.7)	2.5 (2 to 3.2)	5.8 (4.6 to 6.4)	9.3 (8.1 to 10.5)	9.4 (6.6 to 12.2)	13.6 (9.5 to 18.6)	17.3 (13.9 to 20.6)	19.6 (14.5 to 23.9)	15 (10.8 to 20.4)	15 (11.5 to 19.7)	32.6 (25.1 to 46.1)	43.2 (29.5 to 64)	15 (8 to 28.7)	6.4 (3.8 to 13.4)	1 (0.6 to 2.2)	0.7 (0.4 to 1.3)	0.2 (0.1 to 0.3)	211
HIV/AIDS - Drug-susceptible Tuberculosis	0 (0 to 0)	0 (0 to 0)	1.4 (0.9 to 2.2)	1.4 (0.9 to 2.1)	0.7 (0.4 to 0.9)	0.4 (0.3 to 0.6)	0.7 (0.5 to 1)	1.7 (1.4 to 2)	2.7 (1.9 to 3.5)	3.6 (1.8 to 6.2)	5.3 (3.8 to 8.3)	6.5 (5.3 to 8.1)	7.5 (5.6 to 9.8)	5.8 (4.1 to 8.1)	5.7 (4.3 to 8.1)	12.5 (9.2 to 18.6)	16.5 (11.2 to 25.7)	5.7 (3.1 to 11.4)	2.4 (1.4 to 5.1)	0.4 (0.2 to 0.8)	0.3 (0.1 to 0.5)	0.1 (0 to 0.1)	64
HIV/AIDS - Multidrug-resistant Tuberculosis without extensive	0 (0 to 0)	0 (0 to 0)	0 (0 to 0.2)	0 (0 to 0.2)	0 (0 to 0.1)	0 (0 to 0)	0 (0 to 0)	0 (0 to 0.1)	0 (0 to 0.1)	0 (0 to 0.2)	0 (0 to 0.3)	0 (0 to 0.3)	0 (0 to 0.4)	0 (0 to 0.4)	0 (0 to 0.4)	0 (0 to 0.6)	0 (0 to 0.9)	0 (0 to 0.5)	0 (0 to 0.1)	0 (0 to 0)	0 (0 to 0)	0 (0 to 0)	0 (0 to 0)	0.9
HIV/AIDS - Extensively drug-resistant Tuberculosis	0 (0 to 0)	0 (0 to 0)	0 (0 to 0)	0 (0 to 0)	0 (0 to 0)	0 (0 to 0)	0 (0 to 0)	0 (0 to 0)	0 (0 to 0)	0 (0 to 0)	0 (0 to 0)	0 (0 to 0)	0 (0 to 0)	0 (0 to 0)	0 (0 to 0)	0 (0 to 0)	0 (0 to 0)	0 (0 to 0)	0 (0 to 0)	0 (0 to 0)	0 (0 to 0)	0 (0 to 0)	0 (0 to 0)	0.2
HIV/AIDS resulting in other diseases	0 (0 to 0)	0 (0 to 0)	3.4 (2 to 4.9)	2.9 (1.9 to 4.1)	1.7 (1.1 to 2.3)	0.9 (0.6 to 1.3)	1.8 (1.3 to 2.6)	4.1 (3.3 to 4.6)	6.8 (5.8 to 7.8)	5.8 (3.9 to 10.7)	8.3 (5.6 to 12.6)	10.8 (8.5 to 13.2)	12 (8.9 to 15.1)	9.2 (6.4 to 13.1)	9.3 (6.9 to 12.6)	20.1 (14.9 to 28.7)	26.7 (17.3 to 39.7)	9.3 (4.9 to 18.3)	4 (2.3 to 8.3)	0.6 (0.3 to 1.2)	0.4 (0.2 to 0.8)	0.1 (0 to 0.2)	147
Sexually transmitted infections excluding HIV	0 (0 to 0)	0 (0 to 0)	0 (0 to 0)	0 (0 to 0)	0 (0 to 0)	0 (0 to 0)	0 (0 to 0)	0 (0 to 0)	0 (0 to 0)	0 (0 to 0)	0 (0 to 0)	0 (0 to 0)	0 (0 to 0)	0 (0 to 0)	0 (0 to 0)	0 (0 to 0)	0 (0 to 0)	0 (0 to 0)	0 (0 to 0)	0 (0 to 0)	0 (0 to 0)	0 (0 to 0)	0 (0 to 0)	0.2
Syphilis	0 (0 to 0)	0 (0 to 0)	0 (0 to 0)	0 (0 to 0)	0 (0 to 0)	0 (0 to 0)	0 (0 to 0)	0 (0 to 0)	0 (0 to 0)	0 (0 to 0)	0 (0 to 0)	0 (0 to 0)	0 (0 to 0)	0 (0 to 0)	0 (0 to 0)	0 (0 to 0)	0 (0 to 0)	0 (0 to 0)	0 (0 to 0)	0 (0 to 0)	0 (0 to 0)	0 (0 to 0)	0 (0 to 0)	0
Chlamydial infection	0 (0 to 0)	0 (0 to 0)	0 (0 to 0)	0 (0 to 0)	0 (0 to 0)	0 (0 to 0)	0 (0 to 0)	0 (0 to 0)	0 (0 to 0)	0 (0 to 0)	0 (0 to 0)	0 (0 to 0)	0 (0 to 0)	0 (0 to 0)	0 (0 to 0)	0 (0 to 0)	0 (0 to 0)	0 (0 to 0)	0 (0 to 0)	0 (0 to 0)	0 (0 to 0)	0 (0 to 0)	0 (0 to 0)	0
Gonococcal infection	0 (0 to 0)	0 (0 to 0)	0 (0 to 0)	0 (0 to 0)	0 (0 to 0)	0 (0 to 0)	0 (0 to 0)	0 (0 to 0)	0 (0 to 0)	0 (0 to 0)	0 (0 to 0)	0 (0 to 0)	0 (0 to 0)	0 (0 to 0)	0 (0 to 0)	0 (0 to 0)	0 (0 to 0)	0 (0 to 0)	0 (0 to 0)	0 (0 to 0)	0 (0 to 0)	0 (0 to 0)	0 (0 to 0)	0
Trichomoniasis	0 (0 to 0)	0 (0 to 0)	0 (0 to 0)	0 (0 to 0)	0 (0 to 0)	0 (0 to 0)	0 (0 to 0)	0 (0 to 0)	0 (0 to 0)	0 (0 to 0)	0 (0 to 0)	0 (0 to 0)	0 (0 to 0)	0 (0 to 0)	0 (0 to 0)	0 (0 to 0)	0 (0 to 0)	0 (0 to 0)	0 (0 to 0)	0 (0 to 0)	0 (0 to 0)	0 (0 to 0)	0 (0 to 0)	0
Genital herpes	0 (0 to 0)	0 (0 to 0)	0 (0 to 0)	0 (0 to 0)	0 (0 to 0)	0 (0 to 0)	0 (0 to 0)	0 (0 to 0)	0 (0 to 0)	0 (0 to 0)	0 (0 to 0)	0 (0 to 0)	0 (0 to 0)	0 (0 to 0)	0 (0 to 0)	0 (0 to 0)	0 (0 to 0)	0 (0 to 0)	0 (0 to 0)	0 (0 to 0)	0 (0 to 0)	0 (0 to 0)	0 (0 to 0)	0
Other sexually transmitted infections	0 (0 to 0)	0 (0 to 0)	0 (0 to 0)	0 (0 to 0)	0 (0 to 0)	0 (0 to 0)	0 (0 to 0)	0 (0 to 0)	0 (0 to 0)	0 (0 to 0)	0 (0 to 0)	0 (0 to 0)	0 (0 to 0)	0 (0 to 0)	0 (0 to 0)	0 (0 to 0)	0 (0 to 0)	0 (0 to 0)	0 (0 to 0)	0 (0 to 0)	0 (0 to 0)	0 (0 to 0)	0 (0 to 0)	0
Respiratory infections and tuberculosis	7.2 (2.8 to 9.6)	76.3 (5.1 to 9.8)	226 (59.6 to 107)	170 (107 to 288)	107 (109 to 286)	104 (81 to 229)	107 (81 to 229)	139 (86 to 196)	139 (89 to 193)	139 (90 to 232)	209 (140 to 296)	209 (160 to 296)	209 (167 to 296)	420 (312 to 563)	314 (212 to 709)	420 (219 to 1,256)	840 (1,230 to 2,230)	420 (2,290 to 3,980)	840 (2,980 to 5,180)	420 (3,980 to 5,980)	2,940 (3,980 to 5,730)	2,940 (1,780 to 3,290)	29,100 (979 to 1,130)
Tuberculosis	0 (0 to 0)	0.4 (0 to 0)	0.6 (0.2 to 0.9)	0.6 (0.4 to 0.7)	0.2 (0.2 to 0.3)	0.2 (0.2 to 0.3)	0.2 (0.2 to 0.3)	0.2 (0.6 to 1.4)	0.2 (0.7 to 0.9)	0.2 (0.2 to 0.8)	0.7 (0.1 to 1.8)	0.7 (0.2 to 0.9)	0.7 (0.1 to 1.1)	0.7 (0.2 to 0.9)	0.7 (0.2 to 0.9)	1.3 (0.3 to 1.4)	1.3 (0.4 to 1.6)	0.7 (0.2 to 0.9)	1.3 (0.4 to 1.6)	1.3 (0.4 to 1.6)	1.3 (0.4 to 1.6)	1.3 (0.4 to 1.6)	10.3 (3.6 to 13.2)	1.3 (0.4 to 1.6)	29.4 (9.9 to 37.6)	1,660
Latent tuberculosis infection	0 (0 to 0)	0 (0 to 0)	0 (0 to 0)	0 (0 to 0)	0 (0 to 0)	0 (0 to 0)	0 (0 to 0)	0 (0 to 0)	0 (0 to 0)	0 (0 to 0)	0 (0 to 0)	0 (0 to 0)	0 (0 to 0)	0 (0 to 0)	0 (0 to 0)	0 (0 to 0)	0 (0 to 0)	0 (0 to 0)	0 (0 to 0)	0 (0 to 0)	0 (0 to 0)	0 (0 to 0)	0 (0 to 0)	0
Drug-susceptible Tuberculosis	0 (0 to 0)	0.4 (0 to 0)	0.6 (0.2 to 0.9)	0.6 (0.4 to 0.7)	0.2 (0.2 to 0.3)	0.2 (0.2 to 0.3)	0.2 (0.2 to 0.3)	0.2 (0.6 to 1.4)	0.2 (0.7 to 0.9)	0.2 (0.2 to 0.8)	0.7 (0.1 to 1.8)	0.7 (0.2 to 0.9)	0.7 (0.1 to 1.1)	0.7 (0.2 to 0.9)	0.7 (0.2 to 0.9)	1.3 (0.3 to 1.4)	1.3 (0.4 to 1.6)	0.7 (0.2 to 0.9)	1.3 (0.4 to 1.6)	1.3 (0.4 to 1.6)	1.3 (0.4 to 1.6)	1.3 (0.4 to 1.6)	10.3 (3.6 to 13.2)	1.3 (0.4 to 1.6)	29.4 (9.9 to 37.6)	1,660
Multidrug-resistant tuberculosis without extensive drug-resistar	0 (0 to 0)	0 (0 to 0)	0 (0 to 0)	0 (0 to 0)	0 (0 to 0)	0 (0 to 0)	0 (0 to 0)	0 (0 to 0)	0 (0 to 0)	0 (0 to 0)	0 (0 to 0)	0 (0 to 0)	0 (0 to 0)	0 (0 to 0)	0 (0 to 0)	0 (0 to 0)	0 (0 to 0)	0 (0 to 0)	0 (0 to 0)	0 (0 to 0)	0 (0 to 0)	0 (0 to 0)	0 (0 to 0)	0
Extensively drug-resistant tuberculosis	0 (0 to 0)	0 (0 to 0)	0 (0 to 0)	0 (0 to 0)	0 (0 to 0)	0 (0 to 0)	0 (0 to 0)	0 (0 to 0)	0 (0 to 0)	0 (0 to 0)	0 (0 to 0)	0 (0 to 0)	0 (0 to 0)	0 (0 to 0)	0 (0 to 0)	0 (0 to 0)	0 (0 to 0)	0 (0 to 0)	0 (0 to 0)	0 (0 to 0)	0 (0 to 0)	0 (0 to 0)	0 (0 to 0)	0
Lower respiratory infections	0.3 (0.4 to 0.4)	6.1 (0.4 to 8.6)	55.8 (38.2 to 86.6)	661 (663.3 to 1,116)	20.8 (20.6 to 28.2)	278 (28.6 to 38.2)	20.8 (20.6 to 28.2)	13.3 (9.5 to 20.1)	22.4 (22.3 to 47.9)	69.5 (21.2 to 97.4)	70.7 (70.3 to 97.4)	107 (70.3 to 160)	139 (98 to 208)	280 (196 to 389)	420 (280 to 1,120)	840 (560 to 1,120)	1,680 (1,120 to 2,240)	2,370 (1,120 to 3,360)	3,360 (2,240 to 4,480)	4,480 (3,360 to 5,600)	4,480 (3,360 to 5,600)	2,480 (2,240 to 3,360)	840 (560 to 1,120)	22,200
Upper respiratory infections	0 (0 to 0)	1.1 (0 to 1.8)	26.3 (16.2 to 39.6)	69.2 (39.7 to 106)	10 (9.9 to 13.5)	13.5 (9.9 to 17.5)	9.6 (9.9 to 13.5)	6.2 (4.4 to 9.3)	10.4 (10.3 to 22)	32.1 (9.8 to 45)	32.7 (32.5 to 45)	49.5 (32.5 to 74.2)	64.3 (45.3 to 96.2)	129 (90.6 to 180)	194 (129 to 517)	388 (259 to 517)	776 (517 to 1,035)	1,100 (517 to 1,552)	1,550 (1,030 to 2,070)	2,070 (1,550 to 2,590)	2,070 (1,550 to 2,590)	1,150 (1,030 to 1,550)	388 (259 to 517)	10,300
Otitis media	0 (0 to 0)	0 (0 to 0.1)	0.1 (0.1 to 0.3)	0.4 (0.2 to 0.6)	0.2 (0.2 to 0.3)	0.2 (0.2 to 0.3)	0.2 (0.2 to 0.3)	0.2 (0.4 to 0.9)	0.2 (0.5 to 0.6)	0.2 (0.2 to 0.5)	0.5 (0.1 to 1.2)	0.5 (0.2 to 0.6)	0.5 (0.1 to 0.7)	0.5 (0.2 to 0.6)	0.5 (0.2 to 0.6)	0.9 (0.2 to 1.1)	0.9 (0.3 to 1.1)	0.5 (0.2 to 0.6)	0.9 (0.3 to 1.1)	0.9 (0.3 to 1.1)	0.9 (0.3 to 1.1)	0.9 (0.3 to 1.1)	6.2 (2.3 to 7.6)	0.9 (0.3 to 1.1)	17.6 (6.5 to 21.6)	299
Enteric infections	7 (5.4 to 9.6)	1.6 (0.9 to 2.6)	17.2 (10.3 to 27.7)	29 (17 to 37.2)	4.9 (4.4 to 6.7)	3.6 (2.6 to 4.3)	2.9 (2.6 to 4.3)	2.1 (1.5 to 7.3)	2.7 (1.7 to 15.3)	2.5 (1.6 to 3.5)	3.1 (2.1 to 4.3)	3.7 (2.9 to 5.1)	4.1 (2.9 to 5.1)	3.7 (2.9 to 5.1)	3.7 (2.9 to 5.1)	7.1 (4.9 to 9.9)	8.6 (5.7 to 12.1)	3.7 (2.9 to 5.1)	10.1 (6.6 to 14.2)	10.1 (6.6 to 14.2)	10.1 (6.6 to 14.2)	10.1 (6.6 to 14.2)	10.1 (6.6 to 14.2)	10.1 (6.6 to 14.2)	24.9 (16.3 to 34.9)	994
Diarrheal diseases	7 (5.4 to 9.6)	1.6 (0.9 to 2.6)	17.2 (10.3 to 27.7)	29 (17 to 37.2)	4.9 (4.4 to 6.7)	3.6 (2.6 to 4.3)	2.9 (2.6 to 4.3)	2.1 (1.5 to 7.3)	2.7 (1.7 to 15.3)	2.5 (1.6 to 3.5)	3.1 (2.1 to 4.3)	3.7 (2.9 to 5.1)	4.1 (2.9 to 5.1)	3.7 (2.9 to 5.1)	3.7 (2.9 to 5.1)	7.1 (4.9 to 9.9)	8.6 (5.7 to 12.1)	3.7 (2.9 to 5.1)	10.1 (6.6 to 14.2)	10.1 (6.6 to 14.2)	10.1 (6.6 to 14.2)	10.1 (6.6 to 14.2)	10.1 (6.6 to 14.2)	10.1 (6.6 to 14.2)	24.9 (16.3 to 34.9)	991
Typhoid and paratyphoid	0 (0 to 0)	0 (0 to 0)	0 (0 to 0)	0 (0 to 0)	0 (0 to 0)	0 (0 to 0)	0 (0 to 0)	0 (0 to 0)	0 (0 to 0)	0 (0 to 0)	0 (0 to 0)	0 (0 to 0)	0 (0 to 0)	0 (0 to 0)	0 (0 to 0)	0 (0 to 0)	0 (0 to 0)	0 (0 to 0)	0 (0 to 0)	0 (0 to 0)	0 (0 to 0)	0 (0 to 0)	0 (0 to 0)	0
Typhoid fever	0 (0 to 0)	0 (0 to 0)	0 (0 to 0)	0 (0 to 0)	0 (0 to 0)	0 (0 to 0)	0 (0 to 0)	0 (0 to 0)	0 (0 to 0)	0 (0 to 0)	0 (0 to 0)	0 (0 to 0)	0 (0 to 0)	0 (0 to 0)	0 (0 to 0)	0 (0 to 0)	0 (0 to 0)	0 (0 to 0)	0 (0 to 0)	0 (0 to 0)	0 (0 to 0)	0 (0 to 0)	0 (0 to 0)	0
Paratyphoid fever	0 (0 to 0)	0 (0 to 0)	0 (0 to 0)	0 (0 to 0)	0 (0 to 0)	0 (0 to 0)	0 (0 to 0)	0 (0 to 0)	0 (0 to 0)	0 (0 to 0)	0 (0 to 0)	0 (0 to 0)	0 (0 to 0)	0 (0 to 0)	0 (0 to 0)	0 (0 to 0)	0 (0 to 0)	0 (0 to 0)	0 (0 to 0)	0 (0 to 0)	0 (0 to 0)	0 (0 to 0)	0 (0 to 0)	0
Invasive Non-typhoidal Salmonella (iNTS)	0 (0 to 0)	0 (0 to 0)	0 (0 to 0)	0 (0 to 0.2)	0 (0 to 0)	0 (0 to 0)	0 (0 to 0)	0 (0 to 0)	0 (0 to 0)	0 (0 to 0)	0 (0 to 0)	0 (0 to 0)	0 (0 to 0)	0 (0 to 0)	0 (0 to 0)	0 (0 to 0)	0 (0 to 0)	0 (0 to 0)	0 (0 to 0)	0 (0 to 0)	0 (0 to 0)	0 (0 to 0)	0 (0 to 0)	0
Other intestinal infectious diseases	0 (0 to 0)	0.1 (0 to 0.3)	0.2 (0 to 0.6)	0.1 (0 to 0.4)	0.1 (0 to 0.3)	0.1 (0 to 0.3)	0.1 (0 to 0.3)	0.1 (0 to 0.3)	0.1 (0 to 0.1)	0.1 (0 to 0.1)	0.1 (0 to 0.3)	0.1 (0 to 0.3)	0.1 (0 to 0.3)	0.1 (0 to 0.3)	0.1 (0 to 0.3)	0.1 (0 to 0.3)	0.1 (0 to 0.3)	0.1 (0 to 0.3)	0.1 (0 to 0.3)	0.1 (0 to 0.3)	0.1 (0 to 0.3)	0.1 (0 to 0.3)	0.1 (0 to 0.3)	1.9
Neglected tropical diseases and malaria	0 (0 to 0)	1.9 (0.1 to 1.4)	9.4 (0.5 to 21.8)	6.1 (0.6 to 14)	5.7 (0.7 to 13.1)	2.1 (0.1 to 5.3)	2.1 (0.1 to 5.3)	0.7 (0.1 to 1.8)	2.3 (0.2 to 5.3)	1.1 (0.1 to 2.6)	1.4 (0.1 to 3.3)	1.4 (0.1 to 3.3)	1.4 (0.1 to 3.3)	1.4 (0.1 to 3.3)	1.4 (0.1 to 3.3)	1.4 (0.1 to 3.3)	1.4 (0.1 to 3.3)	1.4 (0.1 to 3.3)	1.4 (0.1 to 3.3)	1.4 (0.1 to 3.3)	1.4 (0.1 to 3.3)	1.4 (0.1 to 3.3)	1.4 (0.1 to 3.3)	1.4 (0.1 to 3.3)	3.5 (0.2 to 8.1)	167
Malaria	0 (0 to 0)	0 (0 to 0)	0 (0 to 0)	0 (0 to 0)	0 (0 to 0)	0 (0 to 0)	0 (0 to 0)	0 (0 to 0)	0 (0 to 0)	0 (0 to 0)	0 (0 to 0)	0 (0 to 0)	0 (0 to 0)	0 (0 to 0)	0 (0 to 0)	0 (0 to 0)	0 (0 to 0)	0 (0 to 0)	0 (0 to 0)



| | | |

SR Table 2a. Aichi DALYS by cause and age group for males with 95% uncertainty intervals, 2019

Cause	Aichi Received	Aichi Received	Pref Received	1 to 4	5 to 9	10 to 14	15 to 19	20 to 24	25 to 29	30 to 34	35 to 39	40 to 44	45 to 49	50 to 54	55 to 59	60 to 64	65 to 69	70 to 74	75 to 79	80 to 84	85 to 89	90 to 94	95 plus	Total
All causes	1,680 (1,259 to 1,709)	699 (569 to 766)	3,170 (2,756 to 3,398)	6,888 (6,488 to 7,140)	6,880 (6,479 to 6,760)	6,858 (6,468 to 11,000)	11,250 (11,199 to 17,760)	15,800 (15,199 to 22,800)	21,600 (21,600 to 26,300)	25,300 (25,200 to 31,300)	31,400 (31,400 to 36,400)	42,100 (42,100 to 47,200)	56,400 (56,400 to 61,700)	76,900 (76,900 to 82,200)	96,900 (96,900 to 102,000)	92,400 (92,400 to 98,000)	75,700 (75,700 to 81,300)	96,200 (96,200 to 113,000)	129,000 (113,000 to 147,000)	134,000 (118,000 to 156,000)	113,000 (101,000 to 129,000)	77,600 (72,000 to 94,000)	33,900 (31,300 to 39,800)	10,600 (9,910 to 11,300)	1,030,000
Communicable, maternal, neonatal, and nutritional diseases	813 (588 to 1,000)	265 (202 to 416)	729 (570 to 1,000)	1,290 (1,020 to 1,600)	810 (649 to 1,330)	784 (649 to 1,330)	826 (674 to 1,160)	884 (670 to 1,150)	976 (749 to 1,280)	1,090 (820 to 1,480)	1,190 (1,120 to 1,660)	1,490 (1,490 to 2,090)	1,810 (1,430 to 2,590)	1,990 (1,500 to 2,570)	1,990 (1,490 to 2,600)	2,090 (1,600 to 2,650)	2,400 (1,600 to 3,000)	3,990 (2,600 to 4,890)	6,430 (4,830 to 8,390)	8,790 (6,780 to 11,900)	9,630 (7,150 to 12,400)	8,320 (6,230 to 10,500)	4,060 (2,750 to 5,760)	1,360 (936 to 1,980)	61,400
HIV/AIDS and sexually transmitted infections	0 (0 to 0)	0 (0 to 0)	14.1 (10.6 to 17.9)	9.4 (7.5 to 11.4)	4.6 (3.4 to 6.1)	3.8 (2.9 to 5)	5.2 (3.9 to 7.1)	10.6 (8 to 13.7)	22.2 (16.9 to 28.4)	29.6 (22.7 to 37.1)	39.7 (29.9 to 50.2)	49.9 (38.6 to 61.9)	62.9 (48.4 to 77.1)	71.6 (55.1 to 87.6)	81.6 (62.9 to 100.7)	89.4 (68.7 to 110.2)	95.7 (73.1 to 118.1)	98.3 (74.5 to 121.7)	96.3 (72.6 to 119.5)	87.2 (65.3 to 108.3)	72.1 (53.8 to 89.5)	41 (30.4 to 51.2)	11 (8.6 to 13.7)	963
HIV/AIDS	0 (0 to 0)	0 (0 to 0)	14.1 (10.6 to 17.9)	9.4 (7.5 to 11.4)	4.6 (3.4 to 6.1)	3 (2.3 to 3.9)	5.2 (3.9 to 7.1)	8.9 (6.8 to 11.1)	19.4 (14.9 to 24.5)	17.9 (13.8 to 22.8)	27.7 (19.4 to 36.6)	39.1 (28.2 to 50.9)	37.4 (28.2 to 49.9)	29.7 (21.6 to 38.9)	31.1 (22.8 to 41.9)	29.4 (19.5 to 41.2)	26.6 (16.3 to 38.7)	22.3 (13.6 to 33.6)	26.6 (16.2 to 39.5)	19.6 (11.9 to 29.4)	11.9 (7.1 to 18.2)	4.2 (2.5 to 6.4)	0.7 (0.4 to 1.1)	436
HIV/AIDS - Drug-susceptible Tuberculosis	0 (0 to 0)	0 (0 to 0)	2.2 (1.6 to 2.8)	1.1 (0.9 to 1.4)	0.6 (0.4 to 0.8)	0.4 (0.3 to 0.5)	0.7 (0.5 to 0.9)	1.1 (0.8 to 1.4)	2.4 (1.8 to 3.1)	2.4 (1.8 to 3.1)	3.4 (2.4 to 4.6)	4.9 (3.5 to 6.3)	4.6 (3.5 to 6.1)	3.7 (2.7 to 4.8)	3.9 (2.8 to 5.2)	3.6 (2.4 to 5.1)	3.3 (2 to 4.8)	2.8 (1.7 to 4.2)	3.3 (2 to 4.9)	2.4 (1.5 to 3.6)	1.5 (0.9 to 2.3)	0.5 (0.3 to 0.8)	0.1 (0.1 to 0.1)	53.2
HIV/AIDS - Multidrug-resistant Tuberculosis without extensive	0 (0 to 0)	0 (0 to 0)	0.1 (0 to 0.6)	0.1 (0 to 0.4)	0 (0 to 0.2)	0 (0 to 0.2)	0 (0 to 0.1)	0.1 (0 to 0.1)	0.2 (0 to 0.6)	0.2 (0 to 0.6)	0.3 (0 to 0.9)	0.4 (0 to 1.1)	0.4 (0 to 1.1)	0.3 (0 to 0.9)	0.3 (0 to 0.9)	0.3 (0 to 1)	0.3 (0 to 1.2)	0.2 (0 to 1.2)	0.3 (0 to 1.2)	0.2 (0 to 1.1)	0.1 (0 to 0.6)	0 (0 to 0.3)	0 (0 to 0.1)	0 (0 to 0.1)	2
HIV/AIDS - Extensively drug-resistant Tuberculosis	0 (0 to 0)	0 (0 to 0)	0 (0 to 0.1)	0 (0 to 0.1)	0 (0 to 0)	0 (0 to 0)	0 (0 to 0)	0 (0 to 0)	0 (0 to 0)	0 (0 to 0)	0 (0 to 0)	0 (0 to 0)	0 (0 to 0)	0 (0 to 0)	0 (0 to 0)	0 (0 to 0)	0 (0 to 0)	0 (0 to 0)	0 (0 to 0)	0 (0 to 0)	0 (0 to 0)	0 (0 to 0)	0 (0 to 0)	0 (0 to 0)	0 (0 to 0)	0.6
HIV/AIDS resulting in other diseases	0 (0 to 0)	0 (0 to 0)	11.9 (8.1 to 15.2)	8.3 (6.1 to 9.8)	3.7 (2.6 to 4.6)	2.7 (2.1 to 3.5)	4.1 (2.9 to 5.1)	7.2 (5.1 to 9.1)	17.5 (12.7 to 22.6)	15.6 (11.2 to 20.4)	24.3 (16.2 to 32.5)	34.2 (23.4 to 45.1)	32.8 (23.4 to 44.1)	25.8 (17.6 to 34.2)	27.2 (18.5 to 37.2)	25.8 (15.7 to 36.8)	23.3 (13.3 to 34.4)	19.5 (11.1 to 29.7)	23.3 (13.2 to 34.9)	17.2 (9.7 to 26.1)	10.4 (5.8 to 16.1)	3.7 (2.1 to 5.6)	0.6 (0.3 to 0.9)	0.1 (0.1 to 0.2)	382.2
Sexually transmitted infections excluding HIV	0 (0 to 0)	0 (0 to 0)	0 (0 to 0)	0 (0 to 0)	0 (0 to 0)	0 (0 to 0)	0 (0 to 0)	1.8 (1.1 to 2.8)	2.6 (1.6 to 3.8)	3.3 (2.1 to 4.9)	2.6 (2.2 to 3.3)	2.2 (2.2 to 2.6)	2.7 (2.2 to 3.3)	2.7 (2.2 to 3.3)	3.6 (2.9 to 4.5)	3.7 (2.9 to 4.6)	3.2 (2.1 to 4.7)	2.2 (1.2 to 3.5)	1.2 (0.6 to 2.1)	0.6 (0.3 to 1.2)	0.3 (0.1 to 0.7)	0.1 (0.1 to 0.2)	0 (0 to 0.1)	0 (0 to 0.1)	47.1
Syphilis	0 (0 to 0)	0 (0 to 0)	0 (0 to 0)	0 (0 to 0)	0 (0 to 0)	0 (0 to 0)	0.2 (0.1 to 0.3)	0.7 (0.5 to 1)	1.3 (0.7 to 2.1)	1.7 (1.1 to 2.7)	1.6 (1.2 to 2.2)	1.7 (1.2 to 2.2)	1.6 (1.2 to 2.1)	1.7 (1.2 to 2.2)	2.1 (1.5 to 2.7)	2.2 (1.5 to 3)	2.1 (1.3 to 3)	1.4 (0.8 to 2.1)	0.8 (0.4 to 1.3)	0.4 (0.2 to 0.8)	0.2 (0.1 to 0.4)	0.1 (0 to 0.2)	0 (0 to 0.1)	0 (0 to 0.1)	9.7
Gonococcal infection	0 (0 to 0)	0 (0 to 0)	0 (0 to 0)	0 (0 to 0)	0 (0 to 0)	0 (0 to 0.2)	1.1 (0.5 to 2.2)	1.8 (0.7 to 3)	1.2 (0.7 to 1.8)	1.1 (0.6 to 1.7)	1.1 (0.6 to 2.1)	1 (0.6 to 2.1)	1 (0.6 to 2.1)	0.7 (0.4 to 1.7)	0.7 (0.3 to 1.7)	0.6 (0.3 to 1.7)	0.5 (0.2 to 1.7)	0.3 (0.1 to 1.7)	0.2 (0.1 to 1.7)	0.1 (0 to 1.7)	0 (0 to 1.7)	0 (0 to 1.7)	0 (0 to 1.7)	0 (0 to 1.7)	10.3
Trichomoniasis	0 (0 to 0)	0 (0 to 0)	0 (0 to 0)	0 (0 to 0)	0 (0 to 0)	0 (0 to 0)	0.2 (0.1 to 0.3)	0.6 (0.4 to 0.9)	1.2 (0.7 to 1.8)	1.3 (0.8 to 1.9)	1.3 (0.8 to 1.9)	1.3 (0.8 to 1.9)	1.1 (0.8 to 1.6)	1 (0.7 to 1.5)	0.9 (0.6 to 1.4)	0.8 (0.5 to 1.3)	0.6 (0.3 to 1.1)	0.4 (0.2 to 0.8)	0.2 (0.1 to 0.5)	0.1 (0 to 0.3)	0 (0 to 0.2)	0 (0 to 0.1)	0 (0 to 0.1)	0 (0 to 0.1)	6.7
Genital herpes	0 (0 to 0)	0 (0 to 0)	0 (0 to 0)	0 (0 to 0)	0 (0 to 0)	0 (0 to 0)	0 (0 to 0.1)	0 (0 to 0.1)	0 (0 to 0.1)	0 (0 to 0.1)	0 (0 to 0.1)	0 (0 to 0.1)	0 (0 to 0.1)	0 (0 to 0.1)	0 (0 to 0.1)	0 (0 to 0.1)	0 (0 to 0.1)	0 (0 to 0.1)	0 (0 to 0.1)	0 (0 to 0.1)	0 (0 to 0.1)	0 (0 to 0.1)	0 (0 to 0.1)	0 (0 to 0.1)	0 (0 to 0.1)	0.6
Other sexually transmitted infections	0 (0 to 0)	0 (0 to 0)	0 (0 to 0)	0 (0 to 0)	0 (0 to 0)	0 (0 to 0)	0 (0 to 0.1)	0 (0 to 0.1)	0 (0 to 0.1)	0 (0 to 0.1)	0 (0 to 0.1)	0 (0 to 0.1)	0 (0 to 0.1)	0 (0 to 0.1)	0 (0 to 0.1)	0 (0 to 0.1)	0 (0 to 0.1)	0 (0 to 0.1)	0 (0 to 0.1)	0 (0 to 0.1)	0 (0 to 0.1)	0 (0 to 0.1)	0 (0 to 0.1)	0 (0 to 0.1)	0 (0 to 0.1)	0.8
Respiratory infections and tuberculosis	1,140 (1,140 to 1,140)	434 (13 to 27.4)	2,440 (148 to 270)	5,590 (353 to 616)	6,070 (377 to 666)	6,070 (383 to 674)	10,000 (632 to 1,110)	14,000 (884 to 1,550)	19,200 (1,210 to 2,130)	22,500 (1,420 to 2,500)	27,900 (1,760 to 3,090)	37,400 (2,360 to 4,150)	50,100 (3,160 to 5,560)	68,300 (4,310 to 7,580)	86,100 (5,430 to 9,560)	82,100 (5,180 to 9,110)	67,200 (4,240 to 7,460)	85,500 (5,390 to 9,490)	115,000 (7,250 to 12,800)	119,000 (7,510 to 13,200)	101,000 (6,380 to 11,200)	69,000 (4,350 to 7,660)	30,100 (1,900 to 3,340)	9,450 (596 to 1,050)	915,000 (57,700 to 101,000)
Tuberculosis	0 (0 to 0)	0 (0 to 0)	1.2 (0.9 to 1.7)	1.4 (1 to 1.9)	0.6 (0.4 to 0.8)	0.5 (0.4 to 0.7)	0.9 (0.6 to 1.1)	2.4 (1.7 to 3.1)	7.4 (5.7 to 11.7)	11.2 (7 to 17.1)	11.4 (7 to 18.1)	13.9 (9.9 to 18.7)	24.9 (17.9 to 32.4)	41 (29.9 to 55.1)	69.8 (51.3 to 92.3)	77.7 (56.7 to 99.4)	106 (76.2 to 147)	226 (170 to 312)	316 (228 to 410)	399 (290 to 509)	398 (280 to 518)	299 (220 to 390)	156 (120 to 205)	39 (29.3 to 51)	1,960
Latent tuberculosis infection	0 (0 to 0)	0 (0 to 0)	0.6 (0.4 to 0.8)	0.4 (0.3 to 0.5)	0.2 (0.1 to 0.3)	0.2 (0.1 to 0.2)	0.3 (0.2 to 0.4)	0.8 (0.6 to 1.1)	2.4 (1.8 to 3.3)	3.6 (2.6 to 4.8)	3.6 (2.6 to 4.8)	4.4 (3.2 to 5.8)	7.8 (5.7 to 10.2)	12.9 (9.4 to 16.9)	21.9 (16 to 28.6)	24.4 (17.8 to 31.9)	33.3 (24.3 to 43.5)	71.1 (52 to 92.9)	99.4 (72.6 to 130)	125 (91.4 to 164)	125 (91.4 to 164)	94 (68.7 to 123)	49 (35.8 to 64.1)	12 (8.9 to 16.1)	616
Drug-susceptible Tuberculosis	1.2 (1.2 to 1.2)	1.3 (1 to 1.6)	0.5 (0.4 to 0.7)	0.4 (0.3 to 0.5)	0.2 (0.1 to 0.3)	0.2 (0.1 to 0.2)	0.3 (0.2 to 0.4)	0.7 (0.5 to 1)	1.8 (1.4 to 2.6)	2.6 (1.9 to 3.5)	2.6 (1.9 to 3.5)	3.2 (2.3 to 4.2)	5.7 (4.1 to 7.4)	9.4 (6.9 to 12.3)	16 (11.7 to 20.9)	17.8 (13 to 23.3)	24.3 (17.7 to 31.8)	51.9 (38.1 to 67.8)	72.6 (53.1 to 94.9)	91.2 (66.7 to 119)	91.2 (64.2 to 119)	68.6 (48.3 to 89.8)	35.8 (25.2 to 46.8)	8.8 (6.4 to 11.5)	450
Multidrug-resistant tuberculosis without extensive drug-resistar	0 (0 to 0)	0 (0 to 0)	0 (0 to 0)	0 (0 to 0)	0 (0 to 0)	0 (0 to 0)	0 (0 to 0)	0.1 (0 to 0.1)	0.3 (0 to 0.5)	0.3 (0 to 0.5)	0.2 (0 to 0.4)	0.3 (0 to 0.5)	0.4 (0 to 0.6)	0.7 (0 to 1)	0.9 (0 to 1.3)	1.2 (0 to 1.7)	1.7 (0 to 2.5)	2.5 (0 to 3.8)	3.2 (0 to 5)	3.2 (0 to 5)	2.2 (0 to 3.5)	0.9 (0 to 1.5)	0.2 (0 to 0.4)	0 (0 to 0.1)	22.9
Extensively drug-resistant tuberculosis	0 (0 to 0)	0 (0 to 0)	0 (0 to 0)	0 (0 to 0)	0 (0 to 0)	0 (0 to 0)	0 (0 to 0)	0 (0 to 0)	0 (0 to 0)	0 (0 to 0)	0 (0 to 0)	0 (0 to 0)	0 (0 to 0)	0.1 (0 to 0.1)	0.1 (0 to 0.1)	0.1 (0 to 0.1)	0.1 (0 to 0.1)	0.1 (0 to 0.2)	0.1 (0 to 0.2)	0.1 (0 to 0.2)	0.1 (0 to 0.2)	0.1 (0 to 0.1)	0 (0 to 0.1)	0 (0 to 0)	0.4
Lower respiratory infections	10.2 (8.7 to 14.6)	17.6 (11.3 to 26.4)	137 (98.4 to 212)	170 (129 to 229)	69.5 (49.5 to 97.7)	47.3 (34.2 to 61.6)	49.4 (34.1 to 66.1)	61.2 (40.3 to 85.7)	79.2 (54.6 to 108)	89.8 (59.5 to 121)	100.2 (70.2 to 135)	109 (76.1 to 147)	120 (84.3 to 161)	140 (98.3 to 187)	160 (112 to 214)	168 (117 to 224)	170 (118 to 227)	220 (153 to 293)	310 (216 to 413)	350 (244 to 466)	330 (230 to 440)	270 (189 to 360)	140 (98 to 187)	43 (30 to 57)	4,450 (3,090 to 5,930)	43,400
Upper respiratory infections	0.4 (0.4 to 0.4)	2.6 (1.7 to 3.7)	49.7 (34.1 to 77.2)	29 (20.1 to 39.1)	21 (14.7 to 28.7)	21 (14.7 to 28.7)	31 (21.4 to 42.1)	33 (22.1 to 46.2)	39 (26.7 to 53.1)	39 (26.1 to 52.7)	39 (26.1 to 52.7)	39 (26.1 to 52.7)	39 (26.1 to 52.7)	37 (24.8 to 50.1)	37 (24.8 to 50.1)	36 (24.1 to 48.7)	34 (22.8 to 46.1)	33 (22.1 to 44.6)	32 (21.4 to 43.3)	29 (19.4 to 39.2)	23 (15.4 to 31.1)	13 (8.7 to 17.6)	4.1 (2.7 to 5.5)	1.1 (0.7 to 1.5)	3,960
Otitis media	0 (0 to 0)	0.4 (0.1 to 0.9)	6.4 (2.9 to 13.2)	26.2 (12 to 54.3)	26.2 (11.7 to 54.7)	26.2 (11.7 to 54.7)	26.2 (11.7 to 54.7



| | | |

SR Table 2a: Mie DALYS by cause and age group for males with 95% uncertainty intervals, 2019

Cause	Early Neonatal (0-6 days)	Late Neonatal (7-27 days)	Post Neonatal (28-364 days)	1 to 4	5 to 9	10 to 14	15 to 19	20 to 24	25 to 29	30 to 34	35 to 39	40 to 44	45 to 49	50 to 54	55 to 59	60 to 64	65 to 69	70 to 74	75 to 79	80 to 84	85 to 89	90 to 94	95 plus	Total
All causes	2,997 (2,685 to 3,401)	1,124 (944 to 1,329)	1,660 (1,442 to 1,923)	1,164 (870 to 1,410)	1,010 (1,149 to 1,366)	1,366 (1,466 to 2,660)	2,004 (2,230 to 4,230)	2,258 (3,258 to 4,784)	2,313 (3,880 to 5,240)	2,504 (4,370 to 6,376)	2,705 (5,044 to 8,233)	3,000 (7,526 to 11,183)	3,412 (10,477 to 15,426)	3,888 (14,489 to 19,209)	4,412 (18,252 to 23,600)	4,934 (22,530 to 28,450)	5,466 (26,955 to 33,200)	5,949 (30,669 to 39,649)	6,340 (32,945 to 46,202)	6,548 (33,869 to 52,705)	6,509 (31,450 to 61,100)	6,328 (27,450 to 67,900)	6,328 (22,900 to 67,900)	270,000
Communicable, maternal, neonatal, and nutritional diseases	2,997 (2,685 to 3,401)	1,124 (944 to 1,329)	172 (121 to 232)	210 (154 to 304)	223 (141 to 333)	186 (126 to 310)	117 (72 to 202)	166 (120 to 231)	169 (120 to 229)	193 (139 to 266)	265 (189 to 360)	265 (189 to 360)	302 (202 to 411)	312 (201 to 451)	388 (252 to 546)	412 (259 to 593)	455 (283 to 661)	469 (292 to 685)	496 (296 to 726)	2,400 (1,760 to 3,136)	2,400 (1,760 to 3,136)	2,400 (2,100 to 3,200)	1,500 (1,110 to 1,990)	17,100
HIV/AIDS and sexually transmitted infections	0 (0 to 0)	0 (0 to 0)	3.7 (2.1 to 6.4)	2.6 (2 to 2.9)	2.8 (2.6 to 3)	0.7 (0.6 to 0.8)	1.7 (1.2 to 2.4)	2.6 (2.1 to 3.1)	4.5 (3.1 to 6.2)	6.5 (4.1 to 9.6)	9.6 (6.2 to 13.2)	12.2 (7.6 to 17.3)	10.5 (7.4 to 14.9)	10.9 (7.6 to 15.4)	11.7 (8.4 to 16.1)	9.6 (6.1 to 14.9)	9.3 (6.9 to 12.9)	10.2 (7.5 to 13.8)	11.5 (8.2 to 16.2)	21.9 (16.2 to 29.9)	4.3 (3.2 to 6.1)	1.7 (1.1 to 2.4)	0.4 (0.2 to 0.6)	123
HIV/AIDS	0 (0 to 0)	0 (0 to 0)	2.6 (2.1 to 2.9)	2.6 (2.3 to 2.9)	2.8 (2.6 to 3)	0.6 (0.4 to 0.7)	1.7 (1.2 to 2.3)	2.6 (2.1 to 3.1)	4.5 (3.1 to 6.1)	6.5 (4.1 to 9.5)	9.6 (6.2 to 13.2)	12.2 (7.6 to 17.3)	7.1 (5.1 to 10.2)	8 (5.4 to 11.3)	9.5 (6.7 to 13.4)	6.7 (4.5 to 9.2)	6.7 (4.5 to 9.2)	7.6 (5.3 to 10.7)	8.5 (5.8 to 11.9)	15.5 (11.5 to 21.2)	3.2 (2.3 to 4.6)	0.9 (0.5 to 1.4)	0.1 (0 to 0.2)	89.5
HIV/AIDS - Drug-susceptible Tuberculosis	0 (0 to 0)	0 (0 to 0)	0.9 (0.5 to 1.2)	0.6 (0.5 to 0.8)	0.3 (0.2 to 0.4)	0.2 (0.1 to 0.3)	0.5 (0.2 to 0.8)	0.6 (0.2 to 1)	0.7 (0.3 to 1.2)	0.9 (0.4 to 1.5)	1.3 (0.6 to 2.1)	1.6 (0.8 to 2.3)	1.1 (0.6 to 1.8)	1.1 (0.6 to 1.8)	1.2 (0.7 to 1.7)	1.1 (0.7 to 1.7)	1.6 (1 to 2.3)	2.9 (1.7 to 4.2)	3.8 (2.2 to 5.5)	6.2 (3.5 to 9.1)	1.3 (0.7 to 2)	0.3 (0.1 to 0.5)	0.1 (0 to 0.1)	18.7
HIV/AIDS - Multidrug-resistant Tuberculosis without extensive drug resistance	0 (0 to 0)	0 (0 to 0)	0 (0 to 0)	0 (0 to 0)	0 (0 to 0)	0 (0 to 0)	0 (0 to 0)	0 (0 to 0)	0 (0 to 0)	0 (0 to 0)	0 (0 to 0)	0 (0 to 0)	0 (0 to 0)	0 (0 to 0)	0 (0 to 0)	0 (0 to 0)	0 (0 to 0)	0 (0 to 0)	0 (0 to 0)	0 (0 to 0)	0 (0 to 0)	0 (0 to 0)	0 (0 to 0)	0 (0 to 0)	0
HIV/AIDS - Extensively drug-resistant Tuberculosis	0 (0 to 0)	0 (0 to 0)	0 (0 to 0)	0 (0 to 0)	0 (0 to 0)	0 (0 to 0)	0 (0 to 0)	0 (0 to 0)	0 (0 to 0)	0 (0 to 0)	0 (0 to 0)	0 (0 to 0)	0 (0 to 0)	0 (0 to 0)	0 (0 to 0)	0 (0 to 0)	0 (0 to 0)	0 (0 to 0)	0 (0 to 0)	0 (0 to 0)	0 (0 to 0)	0 (0 to 0)	0 (0 to 0)	0 (0 to 0)	0.1
HIV/AIDS resulting in other diseases	0 (0 to 0)	0 (0 to 0)	1.8 (1.2 to 2.5)	1.7 (1.1 to 2.6)	0.5 (0.4 to 0.7)	0.4 (0.3 to 0.5)	0.8 (0.6 to 1.1)	1.3 (0.7 to 2.1)	2.2 (1.1 to 3.5)	2.9 (1.4 to 4.8)	4.5 (2.2 to 7.2)	5.9 (2.9 to 9.4)	5.5 (2.8 to 8.5)	6.2 (3.2 to 9.4)	6.3 (3.4 to 9.4)	5.1 (2.9 to 7.7)	5.1 (3.1 to 7.7)	5.6 (3.2 to 8.6)	5.9 (3.1 to 11.4)	2.2 (1.1 to 4.4)	0.7 (0.3 to 1.4)	0.3 (0.1 to 0.6)	0.1 (0 to 0.2)	70.4
Sexually transmitted infections excluding HIV	0 (0 to 0)	0 (0 to 0)	0 (0 to 0)	0 (0 to 0)	0 (0 to 0)	0 (0 to 0)	0 (0 to 0)	0 (0 to 0)	0 (0 to 0)	0 (0 to 0)	0 (0 to 0)	0 (0 to 0)	0 (0 to 0)	0 (0 to 0)	0 (0 to 0)	0 (0 to 0)	0 (0 to 0)	0 (0 to 0)	0 (0 to 0)	0 (0 to 0)	0 (0 to 0)	0 (0 to 0)	0 (0 to 0)	0 (0 to 0)	0
Syphilis	0 (0 to 0)	0 (0 to 0)	0 (0 to 0)	0 (0 to 0)	0 (0 to 0)	0 (0 to 0)	0 (0 to 0)	0 (0 to 0)	0 (0 to 0)	0 (0 to 0)	0 (0 to 0)	0 (0 to 0)	0 (0 to 0)	0 (0 to 0)	0 (0 to 0)	0 (0 to 0)	0 (0 to 0)	0 (0 to 0)	0 (0 to 0)	0 (0 to 0)	0 (0 to 0)	0 (0 to 0)	0 (0 to 0)	0 (0 to 0)	0
Chlamydial infection	0 (0 to 0)	0 (0 to 0)	0 (0 to 0)	0 (0 to 0)	0 (0 to 0)	0 (0 to 0)	0 (0 to 0)	0 (0 to 0)	0 (0 to 0)	0 (0 to 0)	0 (0 to 0)	0 (0 to 0)	0 (0 to 0)	0 (0 to 0)	0 (0 to 0)	0 (0 to 0)	0 (0 to 0)	0 (0 to 0)	0 (0 to 0)	0 (0 to 0)	0 (0 to 0)	0 (0 to 0)	0 (0 to 0)	0 (0 to 0)	0
Gonococcal infection	0 (0 to 0)	0 (0 to 0)	0 (0 to 0)	0 (0 to 0)	0 (0 to 0)	0 (0 to 0)	0 (0 to 0)	0 (0 to 0)	0 (0 to 0)	0 (0 to 0)	0 (0 to 0)	0 (0 to 0)	0 (0 to 0)	0 (0 to 0)	0 (0 to 0)	0 (0 to 0)	0 (0 to 0)	0 (0 to 0)	0 (0 to 0)	0 (0 to 0)	0 (0 to 0)	0 (0 to 0)	0 (0 to 0)	0 (0 to 0)	0
Trichomoniasis	0 (0 to 0)	0 (0 to 0)	0 (0 to 0)	0 (0 to 0)	0 (0 to 0)	0 (0 to 0)	0 (0 to 0)	0 (0 to 0)	0 (0 to 0)	0 (0 to 0)	0 (0 to 0)	0 (0 to 0)	0 (0 to 0)	0 (0 to 0)	0 (0 to 0)	0 (0 to 0)	0 (0 to 0)	0 (0 to 0)	0 (0 to 0)	0 (0 to 0)	0 (0 to 0)	0 (0 to 0)	0 (0 to 0)	0 (0 to 0)	0
Genital herpes	0 (0 to 0)	0 (0 to 0)	0 (0 to 0)	0 (0 to 0)	0 (0 to 0)	0 (0 to 0)	0 (0 to 0)	0 (0 to 0)	0 (0 to 0)	0 (0 to 0)	0 (0 to 0)	0 (0 to 0)	0 (0 to 0)	0 (0 to 0)	0 (0 to 0)	0 (0 to 0)	0 (0 to 0)	0 (0 to 0)	0 (0 to 0)	0 (0 to 0)	0 (0 to 0)	0 (0 to 0)	0 (0 to 0)	0 (0 to 0)	0
Other sexually transmitted infections	0 (0 to 0)	0 (0 to 0)	0 (0 to 0)	0 (0 to 0)	0 (0 to 0)	0 (0 to 0)	0 (0 to 0)	0 (0 to 0)	0 (0 to 0)	0 (0 to 0)	0 (0 to 0)	0 (0 to 0)	0 (0 to 0)	0 (0 to 0)	0 (0 to 0)	0 (0 to 0)	0 (0 to 0)	0 (0 to 0)	0 (0 to 0)	0 (0 to 0)	0 (0 to 0)	0 (0 to 0)	0 (0 to 0)	0 (0 to 0)	0
Respiratory infections and tuberculosis	2,994 (2,682 to 3,400)	2.3 (2.2 to 4.6)	49.9 (32.9 to 68)	59.4 (37.1 to 102)	32.4 (22.1 to 51.1)	19.4 (11.7 to 32.7)	15.1 (9.1 to 25.1)	16.3 (9.8 to 26.3)	16.2 (9.9 to 25.6)	16.3 (9.9 to 25.6)	16.2 (9.9 to 25.6)	16.3 (9.9 to 25.6)	16.2 (9.9 to 25.6)	16.3 (9.9 to 25.6)	16.2 (9.9 to 25.6)	16.3 (9.9 to 25.6)	16.2 (9.9 to 25.6)	16.3 (9.9 to 25.6)	16.2 (9.9 to 25.6)	16.3 (9.9 to 25.6)	16.2 (9.9 to 25.6)	16.3 (9.9 to 25.6)	16.2 (9.9 to 25.6)	13,400
Tuberculosis	0 (0 to 0)	0 (0 to 0)	0 (0 to 0)	0 (0 to 0)	0 (0 to 0)	0 (0 to 0)	0 (0 to 0)	0 (0 to 0)	0 (0 to 0)	0 (0 to 0)	0 (0 to 0)	0 (0 to 0)	0 (0 to 0)	0 (0 to 0)	0 (0 to 0)	0 (0 to 0)	0 (0 to 0)	0 (0 to 0)	0 (0 to 0)	0 (0 to 0)	0 (0 to 0)	0 (0 to 0)	0 (0 to 0)	0 (0 to 0)	0
Latent tuberculosis infection	0 (0 to 0)	0 (0 to 0)	0 (0 to 0)	0 (0 to 0)	0 (0 to 0)	0 (0 to 0)	0 (0 to 0)	0 (0 to 0)	0 (0 to 0)	0 (0 to 0)	0 (0 to 0)	0 (0 to 0)	0 (0 to 0)	0 (0 to 0)	0 (0 to 0)	0 (0 to 0)	0 (0 to 0)	0 (0 to 0)	0 (0 to 0)	0 (0 to 0)	0 (0 to 0)	0 (0 to 0)	0 (0 to 0)	0 (0 to 0)	0
Drug-susceptible tuberculosis	0 (0 to 0)	0 (0 to 0)	0.2 (0.1 to 0.3)	0.2 (0.1 to 0.3)	0.1 (0.1 to 0.2)	0.1 (0.1 to 0.2)	0.5 (0.3 to 0.8)	1.3 (0.6 to 2.1)	2.2 (1.1 to 3.3)	2.6 (1.3 to 3.9)	4.7 (2.3 to 6.9)	6.4 (3.2 to 9.4)	6.1 (3.4 to 9.1)	9 (5.1 to 13.1)	12.8 (7.3 to 18.1)	19.7 (11.2 to 28.1)	31.7 (21.2 to 43.9)	56.2 (42.2 to 77.2)	68.6 (48.9 to 91.9)	89.7 (62.8 to 118)	96 (69.4 to 119)	41.5 (27.5 to 56.6)	9.7 (4.1 to 12.9)	443
Multidrug-resistant tuberculosis without extensive drug resistance	0 (0 to 0)	0 (0 to 0)	0 (0 to 0)	0 (0 to 0)	0 (0 to 0)	0 (0 to 0)	0 (0 to 0)	0 (0 to 0)	0 (0 to 0)	0 (0 to 0)	0 (0 to 0)	0.2 (0 to 0.4)	0.1 (0 to 0.3)	0.1 (0 to 0.3)	0.2 (0 to 0.4)	0.2 (0 to 0.5)	0.2 (0 to 0.7)	0.3 (0 to 0.9)	0.6 (0 to 1.7)	1.1 (0 to 2.6)	1.5 (0 to 3.5)	0.6 (0 to 1.7)	0.2 (0 to 0.4)	7.4
Extensively drug-resistant tuberculosis	0 (0 to 0)	0 (0 to 0)	0 (0 to 0)	0 (0 to 0)	0 (0 to 0)	0 (0 to 0)	0 (0 to 0)	0 (0 to 0)	0 (0 to 0)	0 (0 to 0)	0 (0 to 0)	0 (0 to 0)	0 (0 to 0)	0 (0 to 0)	0 (0 to 0)	0 (0 to 0)	0 (0 to 0)	0 (0 to 0)	0 (0 to 0)	0 (0 to 0)	0 (0 to 0)	0 (0 to 0)	0 (0 to 0)	0 (0 to 0)	1.9
Lower respiratory infections	2.3 (1.5 to 3.3)	2.2 (1.7 to 4)	34.5 (22.8 to 49.4)	29.4 (19.4 to 46)	15.5 (11.6 to 23.5)	10.6 (8.2 to 16.1)	11.7 (10.1 to 15.5)	15.5 (13.5 to 23.9)	16 (14 to 24.6)	15.5 (13.5 to 23.9)	16 (14 to 24.6)	15.5 (13.5 to 23.9)	16 (14 to 24.6)	15.5 (13.5 to 23.9)	16 (14 to 24.6)	15.5 (13.5 to 23.9)	16 (14 to 24.6)	15.5 (13.5 to 23.9)	16 (14 to 24.6)	15.5 (13.5 to 23.9)	16 (14 to 24.6)	15.5 (13.5 to 23.9)	16 (14 to 24.6)	13,000
Upper respiratory infections	0.1 (0 to 0.1)	0.1 (0 to 0.3)	9.7 (4.3 to 19.7)	44.9 (24.7 to 73.4)	56 (29.8 to 94.9)	69.1 (29.4 to 94.1)	47 (21.4 to 74.4)	46.1 (22 to 67.7)	45.9 (21.9 to 67.6)	46.1 (22 to 67.7)	45.9 (21.9 to 67.6)	46.1 (22 to 67.7)	45.9 (21.9 to 67.6)	46.1 (22 to 67.7)	45.9 (21.9 to 67.6)	46.1 (22 to 67.7)	45.9 (21.9 to 67.6)	46.1 (22 to 67.7)	45.9 (21.9 to 67.6)	46.1 (22 to 67.7)	45.9 (21.9 to 67.6)	46.1 (22 to 67.7)	45.9 (21.9 to 67.6)	804
Otitis media	0 (0 to 0)	0 (0 to 0)	1.4 (0.7 to 2.6)	10.2 (5.4 to 18.4)	11.9 (6.4 to 19.4)	8.6 (4.6 to 15.4)	6.6 (3.5 to 12.1)	6.9 (3.6 to 12.4)	6.2 (3.2 to 11.2)	6.9 (3.6 to 12.4)	6.2 (3.2 to 11.2)	6.9 (3.6 to 12.4)	6.2 (3.2 to 11.2)	6.9 (3.6 to 12.4)	6.2 (3.2 to 11.2)	6.9 (3.6 to 12.4)	6.2 (3.2 to 11.2)	6.9 (3.6 to 12.4)	6.2 (3.2 to 11.2)	6.9 (3.6 to 12.4)	6.2 (3.2 to 11.2)	6.9 (3.6 to 12.4)	6.2 (3.2 to 11.2)	162
Enteric infections	0.2 (0.2 to 0.3)	0.9 (0.7 to 1.4)	12.8 (7.4 to 21.1)	12.7 (7.6 to 20.7)	6.3 (3.7 to 10.9)	1.5 (0.9 to 2.6)	1.4 (1 to 2.6)	2.4 (1.3 to 4.5)	3.4 (1.8 to 6.4)	5.4 (2.9 to 10.1)	9.5 (5.1 to 17.2)	13.2 (7.2 to 23.2)	20.6 (12.1 to 33.7)	33.1 (20.2 to 53.1)	52.4 (32.7 to 83.7)	84.1 (54.1 to 126.4)	127.1 (87.1 to 183.2)	187.1 (132.4 to 259.2)	249.2 (174.2 to 339.2)	307.1 (214.9 to 419.2)	367.1 (257.9 to 499.2)	427.1 (300.9 to 579.2)	487.1 (343.9 to 659.2)	602
Diarrheal diseases	0.2 (0.2 to 0.3)	0.8 (0.5 to 1.4)	12.7 (7.6 to 20.9)	12.7 (7.6 to 17.4)	6.2 (2.7 to 9.8)	1.4 (1.3 to 2.6)	1.4 (1.3 to 2.6)	2.4 (1.6 to 4.2)	3.4 (2.4 to 6.3)	5.4 (3.9 to 13.4)	9.5 (6.7 to 20.1)	13.2 (9.3 to 28.5)	20.6 (13.6 to 40.9)	33.1 (22.3 to 63.2)	52.4 (35.3 to 98.4)	84.1 (54.9 to 149.2)	127.1 (82.3 to 223.2)	187.1 (123.9 to 329.2)	249.2 (164.9 to 446.9)	307.1 (203.9 to 563.2)	367.1 (242.9 to 679.2)	427.1 (281.9 to 795.2)	487.1 (320.9 to 911.2)	602
Typhoid and paratyphoid	0 (0 to 0)	0 (0 to 0)	0 (0 to 0)	0 (0 to 0)	0 (0 to 0)	0 (0 to 0)	0 (0 to 0)	0 (0 to 0)	0 (0 to 0)	0 (0 to 0)	0 (0 to 0)	0 (0 to 0)	0 (0 to 0)	0 (0 to 0)	0 (0 to 0)	0 (0 to 0)	0 (0 to 0)	0 (0 to 0)	0 (0 to 0)	0 (0 to 0)	0 (0 to 0)	0 (0 to 0)	0 (0 to 0)	0 (0 to 0)	0.2
Typhoid fever	0 (0 to 0)	0 (0 to 0)	0 (0 to 0)	0 (0 to 0)	0 (0 to 0)	0 (0 to 0)	0 (0 to 0)	0 (0 to 0)	0 (0 to 0)	0 (0 to 0)	0 (0 to 0)	0 (0 to 0)	0 (0 to 0)	0 (0 to 0)	0 (0 to 0)	0 (0 to 0)	0 (0 to 0)	0 (0 to 0)	0 (0 to 0)	0 (0 to 0)	0 (0 to 0)	0 (0 to 0)	0 (0 to 0)	0 (0 to 0)	0.2
Paratyphoid fever	0 (0 to 0)	0 (0 to 0)	0 (0 to 0)	0 (0 to 0)	0 (0 to 0)	0 (0 to 0)	0 (0 to 0)	0 (0 to 0)	0 (0 to 0)	0 (0 to 0)	0 (0 to 0)	0 (0 to 0)	0 (0 to 0)	0 (0 to 0)	0 (0 to 0)	0 (0 to 0)	0 (0 to 0)	0 (0 to 0)	0 (0 to 0)	0 (0 to 0)	0 (0 to 0)	0 (0 to 0)	0 (0 to 0)	0 (0 to 0)	0.1
Invasive Non-typhoidal Salmonella (iNTS)	0 (0 to 0)	0 (0 to 0)	0 (0 to 0)	0 (0 to 0)	0 (0 to 0)	0 (0 to 0)	0 (0 to 0)	0 (0 to 0)	0 (0 to 0)	0 (0 to 0)	0 (0 to 0)	0 (0 to 0)	0 (0 to 0)	0 (0 to 0)	0 (0 to 0)	0 (0 to 0)	0 (0 to 0)	0 (0 to 0)	0 (0 to 0)	0 (0 to 0)	0 (0 to 0)	0 (0 to 0)	0 (0 to 0)	0 (0 to 0)	1.1
Other intestinal infectious diseases	0 (0 to 0)	0 (0 to 0)	0 (0 to 0)	0 (0 to 0)	0 (0 to 0)	0 (0 to 0)	0 (0 to 0)	0 (0 to 0)	0 (0 to 0)	0 (0 to 0)	0 (0 to 0)	0 (0 to 0)	0 (0 to 0)	0 (0 to 0)	0 (0 to 0)	0 (0 to 0)	0 (0 to 0)	0 (0 to 0)	0 (0 to 0)	0 (0 to 0)	0 (0 to 0)	0 (0 to 0)	0 (0 to 0)	0 (0 to 0)	0.6
Neglected tropical diseases and malaria	0 (0 to 0.1)	0 (0 to 0.1)	2.4 (2.2 to 2.6)	4.5 (2.2 to 7.5)	2.5 (2.2 to 2.8)	1.1 (0.7 to 1.5)	0.4 (0.2 to 0.7)	1.1 (0.4 to 1.7)	0.9 (0.3 to 1.6)	1.1 (0.4 to 1.7)	0.9 (0.3 to 1.6)	1.1 (0.4 to 1.7)	0.9 (0.3 to 1.6)	1.1 (0.4 to 1.7)	0.9 (0.3 to 1.6)	1.1 (0.4 to 1.7)	0.9 (0.3 to 1.6)	1.1 (0.4 to 1.7)	0.9 (0.3 to 1.6)	1.1 (0.4 to 1.7)	0.9 (0.3 to 1.6)	1.1 (0.4 to 1.7)	0.9 (0.3 to 1.6)	49.9
Malaria	0 (0 to 0)	0 (0 to 0)	0 (0 to 0)	0 (0 to 0)	0 (0 to 0)	0 (0 to 0)	0 (0 to 0)	0 (0 to 0)	0 (0 to 0)	0 (0 to 0)	0 (0 to 0)	0 (0 to 0)	0 (0 to 0)	0 (0 to 0)	0 (0 to 0)	0 (0 to 0)	0 (0 to 0)	0 (0 to 0)	0 (0 to 0)	0 (0 to 0)	0 (0 to 0)	0 (0 to 0)	0 (0 to 0)	0 (0 to 0)	0
Chagas disease	0 (0 to 0)	0 (0 to 0)	0 (0 to 0)	0 (0 to 0)	0 (0 to 0)	0 (0 to 0)	0 (0 to 0)	0 (0 to 0)	0 (0 to 0)	0 (0 to 0)	0 (0 to 0)	0 (0 to 0)	0 (0 to 0)	0 (0 to 0)	0 (0 to 0)	0 (0 to 0)	0 (0 to 0)	0 (0 to 0)	0 (0 to 0)	0 (0 to 0)	0 (0 to 0)	0 (0 to 0)	0 (0 to 0)	0 (0 to 0)	0.1
Leishmaniasis	0 (0 to 0)	0 (0 to 0)	0 (0 to 0)	0 (0 to 0)	0 (0 to 0)	0 (0 to 0)	0 (0 to 0)	0 (0 to 0)	0 (0 to 0)	0 (0 to 0)	0 (0 to 0)	0 (0 to 0)	0 (0 to 0)	0 (0 to 0)	0 (0 to 0)	0 (0 to 0)	0 (0 to 0)	0 (0 to 0)	0 (0 to 0)	0 (0 to 0)	0 (0 to 0)	0 (0 to 0)	0 (0 to 0)	0 (0 to 0)	0
Visceral leishmaniasis	0 (0 to 0)	0 (0 to 0)	0 (0 to 0)	0 (0 to 0)	0 (0 to 0)	0 (0 to 0)	0 (0 to 0)	0 (0 to 0)	0 (0 to 0)	0 (0 to 0)	0 (0 to 0)	0 (0 to 0)	0 (0 to 0)	0 (0 to 0)	0 (0 to 0)	0 (0 to 0)	0 (0 to 0)	0 (0 to 0)	0 (0 to 0)	0 (0 to 0)	0 (0 to 0)	0 (0 to 0)	0 (0 to 0)	0 (0 to 0)	0
Cutaneous and mucocutaneous leishmaniasis	0 (0 to 0)	0 (0 to 0)	0 (0 to 0)	0 (0 to 0)	0 (0 to 0)	0 (0 to 0)	0 (0 to 0)	0 (0 to 0)	0 (0 to 0)	0 (0 to 0)	0 (0 to 0)	0 (0 to 0)	0 (0 to 0)	0 (0 to 0)	0 (0 to 0)	0 (0 to 0)	0 (0 to 0)	0 (0 to 0)	0 (0 to 0)	0 (0 to 0)	0 (0 to 0)	0 (0 to 0)	0 (0 to 0)	0 (0 to 0)	0
African trypanosomiasis	0 (0 to 0)	0 (0 to 0)	0 (0 to 0)	0 (0 to 0)	0 (0 to 0)	0 (0 to 0)	0 (0 to 0)	0 (0 to 0)	0 (0 to 0)	0 (0 to 0)	0 (0 to 0)	0 (0 to 0)	0 (0 to 0)	0 (0 to 0)	0 (0 to 0)	0 (0 to 0)	0 (0 to 0)	0 (0 to 0)	0 (0 to 0)	0 (0 to 0)	0 (0 to 0)	0 (0 to 0)	0 (0 to 0)	0 (0 to 0)	0
Schistosomiasis	0 (0 to 0)	0 (0 to 0)	0 (0 to 0)	0 (0 to 0)	0 (0 to 0)	0 (0 to 0)	0 (0 to 0)	0 (0 to 0)	0 (0 to 0)	0 (0 to 0)	0 (0 to 0)	0 (0 to 0)	0 (0 to 0)	0 (0 to 0)	0 (0 to 0)	0 (0 to 0)	0 (0 to 0)	0 (0 to 0)	0 (0 to 0)	0 (0 to 0)	0 (0 to 0)	0 (0 to 0)	0 (0 to 0)	0 (0 to 0)	0
Cysticercosis	0 (0 to 0)	0 (0 to 0)	0 (0 to 0)	0 (0 to 0)	0 (0 to 0)	0 (0 to 0)	0 (0 to 0)	0 (0 to 0)	0 (0 to 0)	0 (0 to 0)	0 (0 to 0)	0 (0 to 0)	0 (0 to 0)	0 (0 to 0)	0 (0 to 0)	0 (0 to 0)	0 (0 to 0)	0 (0 to 0)	0 (0 to 0)	0 (0 to 0)	0 (0 to 0)	0 (0 to 0)	0 (0 to 0)	0 (0 to 0)	0
Cystic echinococcosis	0 (0 to 0)	0 (0 to 0)	0 (0 to 0)	0 (0 to 0)	0 (0 to 0)	0 (0 to 0)	0 (0 to 0)	0 (0 to 0)	0 (0 to 0)	0 (0 to 0)	0 (0 to 0)	0 (0 to 0)	0 (0 to 0)	0 (0 to 0)	0 (0 to 0)	0 (0 to 0)	0 (0 to 0)	0 (0 to 0)	0 (0 to 0)	0 (0 to 0)	0 (0 to 0)	0 (0 to 0)	0 (0 to 0)	0 (0 to 0)	0.1
Lymphatic filariasis	0 (0 to 0)	0 (0 to 0)	0 (0 to 0)	0 (0 to 0)	0 (0 to 0)	0 (0 to 0)	0 (0 to 0)	0 (0 to 0)	0 (0 to 0)	0 (0 to 0)	0 (0 to 0)	0 (0 to 0)	0 (0 to 0)	0 (0 to 0)	0 (0 to 0)	0 (0 to 0)	0 (0 to 0)	0 (0 to 0)	0 (0 to 0)	0 (0 to 0)	0 (0 to 0)	0 (0 to 0)	0 (0 to 0)	0 (0 to 0)	0
Onchocerciasis	0 (0 to 0)	0 (0 to 0)	0 (0 to 0)	0 (0 to 0)	0 (0 to 0)	0 (0 to 0)	0 (0 to 0)	0 (0 to 0)	0 (0 to 0)	0 (0 to 0)	0 (0 to 0)	0 (0 to 0)	0 (0 to 0)	0 (0 to 0)	0 (0 to 0)	0 (0 to 0)	0 (0 to 0)	0 (0 to 0)	0 (0 to 0)	0 (0 to 0)	0 (0 to 0)	0 (0 to 0)	0 (0 to 0)	0 (0 to 0)	0
Trachoma	0 (0 to 0)	0 (0 to 0)	0 (0 to 0)	0 (0 to 0)	0 (0 to 0)	0 (0 to 0)	0 (0 to 0)	0 (0 to 0)	0 (0 to 0)	0 (0 to 0)	0 (0 to 0)	0 (0 to 0)	0 (0 to 0)	0 (0 to 0)	0 (0 to 0)	0 (0 to 0)	0 (0 to 0)	0 (0 to 0)	0 (0 to 0)	0 (0 to 0)	0 (0 to 0)	0 (0 to 0)	0 (0 to 0)	0 (0 to 0)	0
Dengue	0 (0 to 0)	0 (0 to 0)	0 (0 to 0)	0 (0 to 0)	0 (0 to 0)	0 (0 to 0)	0 (0 to 0)	0 (0 to 0)	0 (0 to 0)	0 (0 to 0)	0 (0 to 0)	0 (0 to 0)	0 (0 to 0)	0 (0 to 0)	0 (0 to 0)	0 (0 to 0)	0 (0 to 0)	0 (0 to 0)	0 (0 to 0)	0 (0 to 0)	0 (0 to 0)	0 (0 to 0)	0 (0 to 0)	0 (0 to 0)	0
Yellow fever	0 (0 to 0)	0 (0 to 0)	0 (0 to 0)	0 (0 to 0)	0 (0 to 0)	0 (0 to 0)	0 (0 to 0)	0 (0 to 0)	0 (0 to 0)	0 (0 to 0)	0 (0 to 0)	0 (0 to 0)	0 (0 to 0)	0 (0 to 0)	0 (0 to 0)	0 (0 to 0)	0 (0 to 0)	0 (0 to 0)	0 (0 to 0)	0 (0 to 0)	0 (0 to 0)	0 (0 to 0)	0 (0 to 0)	0 (0 to 0)	0
Rabies	0 (0 to 0)	0 (0 to 0)	0 (0 to 0)	0 (0 to 0)	0 (0 to 0)	0 (0 to 0)	0 (0 to 0)	0 (0 to 0)	0 (0 to 0)	0 (0 to 0)	0 (0 to 0)	0 (0 to 0)	0 (0 to 0)	0 (0 to 0)	0 (0 to 0)	0 (0 to 0)	0 (0 to 0)	0 (0 to 0)	0 (0 to 0)	0 (0 to 0)	0 (0 to 0)	0 (0 to 0)	0 (0 to 0)	0 (0 to 0)	0.1
Intestinal nematode infections	0 (0 to 0)	0 (0 to 0)	0 (0 to 0)	0 (0 to 0)	0 (0 to 0)	0 (0 to 0)	0 (0 to 0)	0 (0 to 0)	0 (0 to 0)	0 (0 to 0)	0 (0 to 0)	0 (0 to 0)	0 (0 to 0)	0 (0 to 0)	0 (0 to 0)	0 (0 to 0)	0 (0 to 0)	0 (0 to 0)	0 (0 to 0)	0 (0 to 0)	0 (0 to 0)	0 (0 to 0)	0 (0 to 0)	0 (0 to 0)	0
Ascariasis	0 (0 to 0)	0 (0 to 0)	0 (0 to 0)	0 (0 to 0)	0 (0 to 0)	0 (0 to 0)	0 (0 to 0)	0 (0 to 0)	0 (0 to 0)	0 (0 to 0)	0 (0 to 0)	0 (0 to 0)	0 (0 to 0)	0 (0 to 0)	0 (0 to 0)	0 (0 to 0)	0 (0 to 0)	0 (0 to 0)	0 (0 to 0)	0 (0 to 0)	0 (0 to 0)	0 (0 to 0)	0 (0 to 0)	0 (0 to 0)	0
Trichuriasis	0 (0 to 0)	0 (0 to 0)	0 (0 to 0)	0 (0 to 0)	0 (0 to 0)	0 (0 to 0)	0 (0 to 0)	0 (0 to 0)	0 (0 to 0)	0 (0 to 0)	0 (0 to 0)	0 (0 to 0)	0 (0 to 0)	0 (0 to 0)	0 (0 to 0)	0 (0 to 0)	0 (0 to 0)	0 (0 to 0)	0 (0 to 0)	0 (0 to 0)	0 (0 to 0)	0 (0 to 0)	0 (0 to 0)	0 (0 to 0)	0
H

Other neoplasms	0·4 (0·2 to 0·6)	0·4 (0·1 to 0·6)	1·6 (0·9 to 2·6)	1·7 (1·1 to 2·6)	2·2 (1·3 to 3·0)	2 (1·1 to 3·1)	2·6 (1·7 to 4·2)	2·4 (1·2 to 4·3)	3·1 (1·6 to 4·5)	3·6 (2·2 to 5·4)	4·6 (2·6 to 6·9)	7·6 (4·9 to 11·7)	11 (6·9 to 17·2)	18·6 (12·1 to 29·2)	32·9 (21·6 to 49·1)	58·6 (39·5 to 84·5)	97 (63·9 to 133)	137 (89·5 to 190)	165 (101 to 226)	137 (93·9 to 186)	81 (49·9 to 114)	31·4 (17·7 to 47·3)	7·1 (3·6 to 11·2)	809
Myelodysplastic, myeloproliferative, and other hematopoietic neoplasms	0·4 (0·2 to 0·6)	0·4 (0·1 to 0·6)	1·6 (0·9 to 2·6)	1·7 (1·1 to 2·6)	2·2 (1·3 to 3·0)	2 (1·1 to 3·1)	2·6 (1·7 to 4·2)	2·4 (1·2 to 4·3)	3·1 (1·6 to 4·5)	3·6 (2·2 to 5·4)	4·6 (2·6 to 6·9)	7·6 (4·9 to 11·7)	11 (6·9 to 17·2)	18·6 (12·1 to 29·2)	32·9 (21·6 to 49·1)	58·6 (39·5 to 84·5)	97 (63·9 to 133)	137 (89·5 to 190)	165 (101 to 226)	137 (93·9 to 186)	81 (49·9 to 114)	31·4 (17·7 to 47·3)	7·1 (3·6 to 11·2)	809
Meningeal and other non-CNS neoplasms	0 (0 to 0)	0 (0 to 0)	0 (0 to 0)	0 (0 to 0)	0 (0 to 0)	0 (0 to 0)	0 (0 to 0)	0 (0 to 0)	0 (0 to 0)	0 (0 to 0)	0 (0 to 0)	0 (0 to 0)	0 (0 to 0)	0 (0 to 0)	0 (0 to 0)	0 (0 to 0)	0 (0 to 0)	0 (0 to 0)	0 (0 to 0)	0 (0 to 0)	0 (0 to 0)	0 (0 to 0)	0 (0 to 0)	0
Meningeal and in situ cerebral and uterine neoplasms	0 (0 to 0)	0 (0 to 0)	0 (0 to 0)	0 (0 to 0)	0 (0 to 0)	0 (0 to 0)	0 (0 to 0)	0 (0 to 0)	0 (0 to 0)	0 (0 to 0)	0 (0 to 0)	0 (0 to 0)	0 (0 to 0)	0 (0 to 0)	0 (0 to 0)	0 (0 to 0)	0 (0 to 0)	0 (0 to 0)	0 (0 to 0)	0 (0 to 0)	0 (0 to 0)	0 (0 to 0)	0 (0 to 0)	0
Other benign and in situ neoplasms	0 (0 to 0)	0 (0 to 0)	0 (0 to 0)	0 (0 to 0)	0 (0 to 0)	0 (0 to 0)	0 (0 to 0)	0 (0 to 0)	0 (0 to 0)	0 (0 to 0)	0 (0 to 0)	0 (0 to 0)	0 (0 to 0)	0 (0 to 0)	0 (0 to 0)	0 (0 to 0)	0 (0 to 0)	0 (0 to 0)	0 (0 to 0)	0 (0 to 0)	0 (0 to 0)	0 (0 to 0)	0 (0 to 0)	0
Cardiovascular diseases	1·6 (1·3 to 2·2)	1·5 (0·9 to 2·4)	2·1 (1·5 to 2·9)	14·6 (13·7 to 15·7)	17·6 (16·4 to 18·8)	29·5 (27·5 to 31·7)	94·7 (89·6 to 99·8)	92·2 (72·7 to 114)	128 (102 to 167)	228 (187 to 278)	332 (274 to 540)	492 (404 to 598)	921 (749 to 1,092)	1,596 (1,349 to 1,880)	1,996 (1,626 to 2,343)	1,979 (1,626 to 2,348)	2,222 (2,056 to 2,396)	2,222 (2,040 to 2,406)	2,166 (2,016 to 4,643)	2,166 (4,033 to 4,493)	6,766 (5,740 to 7,892)	6,990 (5,668 to 7,960)	5,810 (4,670 to 6,770)	2,272 (2,223 to 3,509)	985 (929 to 1,270)	44,300
Rheumatic heart disease	0 (0 to 0)	0 (0 to 0)	0 (0 to 0)	0·4 (0·3 to 0·6)	0·4 (0·3 to 0·5)	0·4 (0·2 to 0·6)	0·6 (0·5 to 1·1)	1·3 (1·0 to 1·8)	1·6 (1·2 to 2·1)	2·5 (1·9 to 3·4)	3·5 (2·5 to 4·8)	5·2 (3·9 to 7·1)	8·9 (6·6 to 12·1)	14·6 (9·4 to 19·6)	9·9 (6·9 to 13·3)	13·6 (10·1 to 18·3)	19 (15·1 to 24·1)	41·6 (32·4 to 51·6)	44·9 (32·2 to 59·2)	45 (32·3 to 59·6)	39·2 (19·5 to 35·2)	19·6 (9·5 to 31·9)	5·6 (2·3 to 10·6)	268
Ischemic heart disease	0 (0 to 0)	0 (0 to 0)	0 (0 to 0)	10·2 (9·5 to 11·0)	28·9 (26·4 to 31·5)	41·8 (37·1 to 46·4)	97·6 (87·3 to 107·5)	171 (137·5 to 211·1)	237 (172·3 to 315)	408 (302·9 to 550)	786 (586·9 to 1,064)	1,579 (1,180 to 2,135)	2,520 (1,879 to 3,407)	3,020 (2,256 to 4,086)	3,020 (2,248 to 4,086)	1,720 (1,182 to 2,326)	2,210 (1,609 to 2,990)	2,535 (1,855 to 3,425)	2,650 (2,106 to 3,579)	2,660 (1,940 to 3,595)	1,720 (1,220 to 2,326)	229 (164 to 309)	16,900
Stroke	0·1 (0 to 0·1)	0·2 (0·1 to 0·3)	2·6 (1·6 to 3·4)	3·6 (2·9 to 4·4)	17·2 (15·1 to 19·2)	29·7 (26·1 to 33·5)	91·4 (81·9 to 101·2)	170 (139 to 224)	238 (172·3 to 338)	674 (520 to 944)	940 (698 to 1,352)	1,005 (741 to 1,335)	1,140 (821 to 1,410)	1,445 (1,083 to 1,736)	2,210 (1,683 to 2,736)	2,305 (1,755 to 2,833)	2,535 (2,070 to 3,060)	2,560 (2,070 to 3,060)	1,270 (1,040 to 1,570)	570 (354 to 866)	18,500
Ischemic stroke	0 (0 to 0)	0·2 (0·1 to 0·3)	1·1 (0·7 to 1·6)	2·8 (2·3 to 3·4)	4·7 (4·1 to 5·4)	6·6 (5·8 to 7·5)	8·2 (7·1 to 9·4)	17·2 (14·2 to 20·2)	30·1 (23·7 to 39·2)	58·2 (46·1 to 76·2)	119 (89·1 to 161)	174 (127 to 235)	277 (205 to 374)	449 (337 to 603)	607 (459 to 813)	1,270 (1,000 to 1,680)	1,905 (1,540 to 2,230)	2,150 (1,780 to 2,570)	1,900 (1,540 to 2,230)	991 (722 to 1,230)	729 (472 to 1,000)	224 (132 to 329)	10,600
Intracerebral hemorrhage	0 (0 to 0·1)	0 (0 to 0·1)	0·4 (0·2 to 0·6)	0·5 (0·3 to 0·7)	2·6 (2·2 to 3·1)	4·6 (4·0 to 5·2)	9·6 (8·6 to 10·7)	21·4 (19·1 to 23·9)	35·3 (30·1 to 41·2)	59·8 (49·7 to 72·1)	147 (120 to 179)	221 (177 to 272)	410 (329 to 504)	583 (463 to 723)	737 (572 to 923)	1,020 (784 to 1,311)	1,270 (1,047 to 1,547)	1,460 (1,190 to 1,790)	1,460 (1,190 to 1,790)	1,020 (820 to 1,250)	1,020 (765 to 1,300)	1,020 (765 to 1,300)	5,730
Subarachnoid hemorrhage	0 (0 to 0·1)	0 (0 to 0)	0·4 (0·2 to 0·6)	0·5 (0·3 to 0·7)	1·3 (0·9 to 2·0)	2·3 (1·7 to 3·0)	3·7 (2·9 to 4·6)	7·2 (5·7 to 9·1)	10·1 (7·9 to 13·1)	16·2 (12·2 to 21·2)	33·2 (25·6 to 43·6)	52·4 (40·4 to 67·9)	74·7 (57·6 to 97·1)	106 (81·9 to 137)	133 (103 to 172)	184 (142 to 239)	229 (177 to 297)	262 (202 to 340)	262 (202 to 340)	183 (141 to 237)	183 (141 to 237)	183 (141 to 237)	2,130
Hypertensive heart disease	0 (0 to 0)	0 (0 to 0)	0·4 (0·2 to 0·6)	1·4 (0·9 to 2·0)	2·6 (2·0 to 3·4)	5·5 (4·2 to 6·9)	12·1 (9·3 to 15·2)	25·2 (19·4 to 31·6)	43·2 (33·3 to 54·1)	74·6 (57·6 to 93·5)	147 (114 to 184)	227 (176 to 284)	350 (271 to 439)	499 (387 to 625)	634 (492 to 795)	873 (675 to 1,094)	1,090 (847 to 1,366)	1,250 (970 to 1,570)	1,250 (970 to 1,570)	873 (677 to 1,094)	873 (677 to 1,094)	873 (677 to 1,094)	5,450
Non-rheumatic valvular heart disease	0 (0 to 0)	0 (0 to 0)	0 (0 to 0)	0 (0 to 0)	0·2 (0·1 to 0·3)	0·4 (0·3 to 0·6)	1·2 (1·0 to 1·5)	2·6 (2·2 to 3·1)	4·2 (3·5 to 5·1)	7·1 (5·9 to 8·5)	14·2 (11·8 to 17·1)	21·7 (18·1 to 26·1)	33·4 (27·9 to 40·3)	47·6 (39·8 to 57·5)	60·5 (50·6 to 73·1)	83·3 (69·7 to 100·6)	104 (86·9 to 125·8)	119 (99·7 to 144·0)	119 (99·7 to 144·0)	83·3 (69·7 to 100·6)	83·3 (69·7 to 100·6)	83·3 (69·7 to 100·6)	871
Non-rheumatic calcific aortic valve disease	0 (0 to 0)	0 (0 to 0)	0 (0 to 0)	0 (0 to 0)	0 (0 to 0)	0·1 (0·0 to 0·1)	0·4 (0·3 to 0·5)	1·1 (0·9 to 1·3)	1·8 (1·5 to 2·1)	3·1 (2·6 to 3·6)	6·2 (5·2 to 7·2)	9·4 (7·9 to 11·0)	14·5 (12·1 to 17·0)	20·7 (17·3 to 24·3)	26·3 (21·9 to 30·8)	36·2 (30·2 to 42·4)	45·2 (37·7 to 53·0)	51·7 (43·1 to 60·6)	51·7 (43·1 to 60·6)	36·2 (30·2 to 42·4)	36·2 (30·2 to 42·4)	36·2 (30·2 to 42·4)	663
Non-rheumatic degenerative mitral valve disease	0 (0 to 0)	0 (0 to 0)	0 (0 to 0)	0 (0 to 0)	0 (0 to 0)	0 (0 to 0·1)	0·2 (0·2 to 0·3)	0·4 (0·3 to 0·5)	0·7 (0·6 to 1·0)	1·1 (0·9 to 1·5)	2·3 (1·7 to 3·2)	3·5 (2·7 to 4·8)	5·4 (4·1 to 7·3)	7·7 (5·9 to 10·4)	9·8 (7·5 to 13·1)	13·5 (10·4 to 18·0)	16·8 (13·0 to 22·4)	19·3 (14·9 to 25·7)	19·3 (14·9 to 25·7)	13·5 (10·4 to 18·0)	13·5 (10·4 to 18·0)	13·5 (10·4 to 18·0)	247
Other non-rheumatic valve diseases	0 (0 to 0)	0 (0 to 0)	0 (0 to 0)	0 (0 to 0)	0 (0 to 0)	0 (0 to 0·1)	0 (0 to 0·1)	0 (0 to 0·2)	0 (0 to 0·2)	0 (0 to 0·3)	0 (0 to 0·5)	0 (0 to 0·7)	0 (0 to 1·0)	0 (0 to 1·4)	0 (0 to 1·8)	0 (0 to 2·5)	0 (0 to 3·3)	0 (0 to 4·2)	0 (0 to 4·2)	0 (0 to 3·3)	0 (0 to 3·3)	0 (0 to 3·3)	0 (0 to 3·3)	1·2
Cardiomyopathy and myocarditis	0·4 (0·1 to 1·0)	0·9 (0·2 to 2·0)	1·2 (0·4 to 2·4)	2·6 (0·9 to 5·6)	3·9 (1·3 to 8·2)	7·3 (2·5 to 15·6)	14 (4·7 to 30·4)	26 (8·6 to 55·7)	40·7 (13·4 to 87·2)	69·6 (22·9 to 149·0)	118 (40·3 to 253·0)	180 (62·3 to 385·1)	264 (92·3 to 564·5)	364 (127·3 to 778·1)	480 (167·8 to 1,027)	632 (221·1 to 1,350)	772 (269·4 to 1,650)	905 (316·1 to 1,930)	1,130 (395·3 to 2,410)	1,130 (395·3 to 2,410)	1,130 (395·3 to 2,410)	1,130 (395·3 to 2,410)	1,290
Myocarditis	0 (0 to 0·1)	0·1 (0 to 0·3)	0·4 (0·1 to 0·8)	0·6 (0·2 to 1·3)	0·9 (0·3 to 1·9)	1·7 (0·6 to 3·7)	3·3 (1·1 to 7·2)	6·1 (2·0 to 13·1)	9·5 (3·1 to 20·4)	16·2 (5·3 to 34·9)	27·5 (9·4 to 59·1)	41·9 (14·5 to 90·1)	61·5 (21·4 to 132·2)	84·7 (29·5 to 182·1)	112 (39·1 to 240·9)	147 (51·4 to 316·1)	180 (62·8 to 387·1)	211 (73·6 to 453·2)	263 (91·8 to 565·2)	263 (91·8 to 565·2)	263 (91·8 to 565·2)	263 (91·8 to 565·2)	119
Alcoholic cardiomyopathy	0 (0 to 0)	0 (0 to 0)	0 (0 to 0)	0 (0 to 0·1)	0 (0 to 0·1)	0 (0 to 0·2)	0 (0 to 0·3)	0 (0 to 0·6)	0 (0 to 0·9)	0 (0 to 1·4)	0 (0 to 2·4)	0 (0 to 3·6)	0 (0 to 5·2)	0 (0 to 7·3)	0 (0 to 9·5)	0 (0 to 12·6)	0 (0 to 16·4)	0 (0 to 20·2)	0 (0 to 20·2)	0 (0 to 16·4)	0 (0 to 16·4)	0 (0 to 16·4)	0 (0 to 16·4)	117
Other cardiomyopathy	0·3 (0·1 to 0·6)	0·3 (0·1 to 0·7)	0·7 (0·2 to 1·5)	1·4 (0·5 to 3·1)	2 (0·6 to 4·5)	3·9 (1·2 to 8·7)	7·5 (2·3 to 16·8)	12·8 (4·0 to 28·7)	19 (6·0 to 42·5)	27 (8·4 to 60·4)	39·1 (12·2 to 87·3)	52·4 (16·3 to 117·2)	68·2 (21·2 to 152·4)	84·9 (26·4 to 189·8)	99·9 (31·1 to 223·4)	122 (38·0 to 273·1)	139 (43·3 to 311·2)	154 (48·0 to 344·5)	181 (56·4 to 405·0)	181 (56·4 to 405·0)	97·9 (30·5 to 218·9)	94 (29·3 to 210·4)	16 (4·9 to 35·7)	1,040
Atrial fibrillation and flutter	0 (0 to 0)	0 (0 to 0)	0 (0 to 0)	0 (0 to 0)	0 (0 to 0)	0 (0 to 0)	0 (0 to 0)	0 (0 to 0)	0·9 (0·6 to 1·2)	4·1 (3·0 to 5·6)	15·3 (11·3 to 20·8)	29·7 (21·9 to 40·2)	52·2 (38·7 to 70·6)	79·6 (59·2 to 107·5)	109 (81·2 to 147·2)	157 (116·9 to 212·2)	202 (150·3 to 273·0)	271 (201·9 to 366·3)	271 (201·9 to 366·3)	202 (150·3 to 273·0)	202 (150·3 to 273·0)	202 (150·3 to 273·0)	1,170
Aortic aneurysm	—	—	—	—	1·5 (0·9 to 2·3)	2·9 (1·8 to 4·4)	4 (2·4 to 6·0)	6·7 (4·1 to 10·2)	25·4 (15·3 to 38·7)	47·6 (33·0 to 65·4)	84·2 (60·4 to 116)	140 (101 to 193)	132 (94·7 to 181)	145 (103 to 199)	159 (113 to 218)	189 (134 to 259)	224 (160 to 308)	289 (202 to 397)	435 (309 to 597)	435 (309 to 597)	335 (234 to 459)	153 (108 to 210)	29·8 (19·0 to 45·0)	NA
Endocarditis	0 (0 to 0)	0 (0 to 0)	0 (0 to 0)	0 (0 to 0)	0·6 (0·2 to 1·1)	1·3 (0·5 to 2·3)	2·3 (0·9 to 4·1)	3·2 (1·2 to 5·7)	3·4 (1·3 to 6·1)	4·5 (1·7 to 8·1)	6·5 (2·4 to 11·7)	9·2 (3·4 to 16·3)	11·3 (4·2 to 20·1)	12·1 (4·5 to 21·4)	14·5 (5·4 to 25·7)	19·5 (7·3 to 34·5)	23·9 (8·9 to 42·3)	32·4 (12·1 to 57·3)	39·3 (14·7 to 69·5)	42·9 (16·0 to 75·8)	37·7 (14·1 to 66·7)	20·3 (7·6 to 35·9)	2·2 (0·8 to 3·9)	282
Other cardiovascular and circulatory diseases	1·1 (0·4 to 1·8)	0·8 (0·3 to 1·4)	2·4 (0·9 to 4·0)	6·6 (2·6 to 10·8)	7·2 (2·9 to 11·6)	4·9 (2·0 to 8·0)	9·6 (3·9 to 15·6)	11·4 (4·6 to 18·7)	11·5 (4·6 to 17·2)	19·3 (7·8 to 31·7)	59·6 (24·1 to 97·9)	41·4 (16·7 to 68·1)	61·4 (24·8 to 100·9)	46·6 (18·8 to 76·7)	52·6 (21·2 to 86·4)	79·9 (32·3 to 131·3)	73·6 (29·7 to 121·0)	96·1 (38·8 to 158·0)	71·3 (28·7 to 117·3)	32·1 (12·9 to 52·8)	9·2 (3·7 to 15·1)	811
Chronic respiratory diseases	0·5 (0·3 to 0·6)	62·9 (39·5 to 106)	139 (84·9 to 193)	162·0 (98·9 to 222)	71·4 (43·6 to 98·1)	58·9 (36·1 to 81·0)	41·9 (25·6 to 57·6)	81·2 (49·6 to 111)	103 (62·7 to 142)	137 (83·3 to 188)	198 (120·1 to 271)	236 (143·3 to 324)	328 (199·2 to 450)	337 (204·3 to 463)	456 (276·5 to 626)	556 (337·1 to 764)	698 (423·2 to 959)	1,060 (643·1 to 1,460)	2,290 (1,390 to 3,140)	2,353 (1,430 to 3,230)	1,470 (892 to 2,020)	1,060 (769·5 to 1,330)	6,310 (4,600 to 7,880)	2,370
Chronic obstructive pulmonary disease	0 (0 to 0)	0 (0 to 0)	0 (0 to 0)	0·3 (0·2 to 0·4)	0·4 (0·2 to 0·6)	0·6 (0·3 to 0·9)	1·2 (0·6 to 1·8)	1·9 (0·9 to 2·9)	3·2 (1·5 to 4·9)	5·2 (2·5 to 8·0)	9·1 (4·3 to 14·0)	13·2 (6·2 to 20·4)	19·1 (9·0 to 29·5)	27·1 (12·8 to 41·8)	36·1 (17·0 to 55·7)	48·1 (22·7 to 74·2)	61·2 (28·8 to 94·5)	77·1 (36·4 to 119)	97·9 (46·2 to 151)	97·9 (46·2 to 151)	94 (44·4 to 145)	16 (7·5 to 24·7)	6,440
Pneumoconiosis	0 (0 to 0)	0 (0 to 0)	0 (0 to 0)	0 (0 to 0)	0 (0 to 0)	0 (0 to 0·1)	0 (0 to 0·1)	0 (0 to 0·2)	0 (0 to 0·2)	0 (0 to 0·4)	0 (0 to 0·7)	0 (0 to 1·0)	0 (0 to 1·6)	0 (0 to 2·3)	0 (0 to 3·2)	0 (0 to 4·5)	0 (0 to 6·1)	0 (0 to 7·9)	0 (0 to 7·9)	0 (0 to 6·1)	0 (0 to 6·1)	0 (0 to 6·1)	0 (0 to 6·1)	299
Silicosis	0 (0 to 0)	0 (0 to 0)	0 (0 to 0)	0 (0 to 0)	0 (0 to 0)	0 (0 to 0)	0 (0 to 0)	0 (0 to 0)	0 (0 to 0)	0 (0 to 0)	0 (0 to 0)	0 (0 to 0)	0 (0 to 0·1)	0 (0 to 0·1)	0 (0 to 0·1)	0 (0 to 0·2)	0 (0 to 0·3)	0 (0 to 0·3)	0 (0 to 0·3)	0 (0 to 0·2)	0 (0 to 0·2)	0 (0 to 0·2)	0 (0 to 0·2)	29 (7·9 to 9·2)	111
Asbestosis	0 (0 to 0)	0 (0 to 0)	0 (0 to 0)	0 (0 to 0)	0 (0 to 0)	0 (0 to 0)	0 (0 to 0)	0 (0 to 0)	0 (0 to 0)	0 (0 to 0)	0 (0 to 0)	0 (0 to 0)	0 (0 to 0·1)	0 (0 to 0·1)	0 (0 to 0·2)	0 (0 to 0·3)	0 (0 to 0·4)	0 (0 to 0·5)	0 (0 to 0·5)	0 (0 to 0·4)	0 (0 to 0·4)	0 (0 to 0·4)	0 (0 to 0·4)	17 (4·6 to 19·6)	39·7
Coal workers pneumoconiosis	0 (0 to 0)	0 (0 to 0)	0 (0 to 0)	0 (0 to 0)	0 (0 to 0)	0 (0 to 0)	0 (0 to 0)	0 (0 to 0)	0 (0 to 0)	0 (0 to 0)	0 (0 to 0)	0 (0 to 0)	0 (0 to 0)	0 (0 to 0)	0 (0 to 0)	0 (0 to 0)	0 (0 to 0)	0 (0 to 0)	0 (0 to 0)	0 (0 to 0)	0 (0 to 0)	0 (0 to 0)	0 (0 to 0)	9·3
Other pneumoconiosis	0 (0 to 0)	0 (0 to 0)	0 (0 to 0)	0 (0 to 0)	0 (0 to 0)	0 (0 to 0)	0 (0 to 0)	0 (0 to 0)	0 (0 to 0)	0 (0 to 0)	0 (0 to 0)	0 (0 to 0)	0 (0 to 0)	0 (0 to 0)	0 (0 to 0)	0 (0 to 0)	0 (0 to 0)	0 (0 to 0)	0 (0 to 0)	0 (0 to 0)	0 (0 to 0)	0 (0 to 0)	0 (0 to 0)	1·2
Asthma	0 (0 to 0)	0 (0 to 0)	0·5 (0·4 to 0·6)	9·6 (8·6 to 10·6)	9·6 (8·1 to 11·2)	7·9 (6·7 to 9·3)	8·1 (6·9 to 9·6)	4·5 (3·7 to 5·4)	2·7 (2·0 to 3·4)	2·1 (1·6 to 2·8)	1·6 (1·2 to 2·2)	1·5 (1·1 to 2·0)	1·4 (1·0 to 1·9)	1·3 (0·9 to 1·8)	1·2 (0·8 to 1·7)	1·1 (0·8 to 1·6)	1·1 (0·8 to 1·6)	1·1 (0·8 to 1·6)	1·1 (0·8 to 1·6)	1·1 (0·8 to 1·6)	1·1 (0·8 to 1·6)	1·1 (0·8 to 1·6)	1,300
Interstitial lung disease and pulmonary sarcoidosis	0 (0 to 0)	0 (0 to 0)	0 (0 to 0)	0·1 (0·1 to 0·2)	0·2 (0·1 to 0·3)	0·3 (0·2 to 0·4)	0·5 (0·3 to 0·7)	0·8 (0·5 to 1·0)	1·1 (0·6 to 1·5)	1·7 (0·9 to 2·3)	2·6 (1·4 to 3·5)	3·7 (2·1 to 5·1)	5·2 (2·9 to 7·2)	6·9 (3·8 to 9·6)	8·7 (4·8 to 12·1)	11·2 (6·2 to 15·6)	13·6 (7·5 to 19·0)	16·4 (9·0 to 23·0)	16·4 (9·0 to 23·0)	11·2 (6·2 to 15·6)	11·2 (6·2 to 15·6)	11·2 (6·2 to 15·6)	142
Other chronic respiratory diseases	0·7 (0·3 to 0·9)	1·9 (1·0 to 3·0)	13·5 (8·2 to 19·7)	49·9 (30·1 to 71·0)	39 (23·6 to 55·7)	28·5 (17·2 to 40·7)	22·6 (13·6 to 32·3)	12·9 (7·7 to 18·4)	9·5 (5·7 to 13·6)	7·4 (4·4 to 10·6)	6·1 (3·6 to 8·7)	5·2 (3·1 to 7·4)	4·5 (2·7 to 6·4)	4·1 (2·4 to 5·8)	3·8 (2·3 to 5·4)	3·6 (2·1 to 5·1)	3·5 (2·1 to 5·0)	3·4 (2·0 to 4·8)	3·4 (2·0 to 4·8)	3·4 (2·0 to 4·8)	3·4 (2·0 to 4·8)	3·4 (2·0 to 4·8)	3·4 (2·0 to 4·8)	103
Digestive diseases	0·7 (0·3 to 0·9)	1·9 (0·9 to 3·0)	13·5 (8·2 to 19·7)	49·9 (30·1 to 71·0)	39 (23·6 to 55·7)	28·5 (17·2 to 40·7)	22·6 (13·6 to 32·3)	12·9 (7·7 to 18·4)	9·5 (5·7 to 13·6)	7·4 (4·4 to 10·6)	6·1 (3·6 to 8·7)	5·2 (3·1 to 7·4)	4·5 (2·7 to 6·4)	4·1 (2·4 to 5·8)	3·8 (2·3 to 5·4)	3·6 (2·1 to 5·1)	3·5 (2·1 to 5·0)	3·4 (2·0 to 4·8)	3·4 (2·0 to 4·8)	3·4 (2·0 to 4·8)	3·4 (2·0 to 4·8)	3·4 (2·0 to 4·8)	3·4 (2·0 to 4·8)	103
Cirrhosis and other chronic liver diseases	0 (0 to 0)	0 (0 to 0)	2·3 (1·7 to 3·1)	7·1 (5·7 to 8·7)	11·6 (9·4 to 14·1)	9·6 (7·8 to 11·6)	9·6 (7·8 to 11·6)	9·6 (7·8 to 11·6)	9·6 (7·8 to 11·6)	9·6 (7·8 to 11·6)	9·6 (7·8 to 11·6)	9·6 (7·8 to 11·6)	9·6 (7·8 to 11·6)	9·6 (7·8 to 11·6)	9·6 (7·8 to 11·6)	9·6 (7·8 to 11·6)	9·6 (7·8 to 11·6)	9·6 (7·8 to 11·6)	9·6 (7·8 to 11·6)	9·6 (7·8 to 11·6)	9·6 (7·8 to 11·6)	9·6 (7·8 to 11·6)	9·6 (7·8 to 11·6)	3,920
Cirrhosis and other chronic liver diseases due to hepatitis B	0 (0 to 0)	0 (0 to 0)	0·1 (0 to 0·1)	0·2 (0·1 to 0·3)	0·2 (0·1 to 0·3)	0·2 (0·1 to 0·3)	0·3 (0·2 to 0·4)	0·4 (0·2 to 0·5)	0·5 (0·3 to 0·6)	0·6 (0·4 to 0·8)	0·8 (0·5 to 1·0)	1·0 (0·6 to 1·3)	1·2 (0·8 to 1·6)	1·5 (0·9 to 1·9)	1·7 (1·1 to 2·2)	2·0 (1·3 to 2·6)	2·3 (1·5 to 3·0)	2·6 (1·7 to 3·4)	2·6 (1·7 to 3·4)	2·3 (1·5 to 3·0)	2·3 (1·5 to 3·0)	2·3 (1·5 to 3·0)	2·3 (1·5 to 3·0)	732
Cirrhosis and other chronic liver diseases due to hepatitis C	0 (0 to 0)	0 (0 to 0)	0·1 (0·1 to 0·1)	0·2 (0·2 to 0·3)	0·4 (0·3 to 0·5)	0·4 (0·3 to 0·5)	0·6 (0·4 to 0·8)	0·8 (0·6 to 1·0)	1·0 (0·7 to 1·3)	1·4 (1·0 to 1·8)	1·9 (1·4 to 2·5)	2·5 (1·8 to 3·2)	3·2 (2·3 to 4·1)	4·1 (2·9 to 5·3)	4·9 (3·5 to 6·3)	6·1 (4·3 to 7·8)	7·1 (5·0 to 9·1)	8·1 (5·7 to 10·4)	8·1 (5·7 to 10·4)	7·1 (5·0 to 9·1)	7·1 (5·0 to 9·1)	7·1 (5·0 to 9·1)	7·1 (5·0 to 9·1)	1,800
Cirrhosis and other chronic liver diseases due to alcohol use	0 (0 to 0)	0 (0 to 0)	0 (0 to 0)	0 (0 to 0)	0 (0 to 0)	0 (0 to 0)	0·4 (0·3 to 0·6)	0·9 (0·6 to 1·2)	2·3 (1·5 to 3·1)	4·4 (2·9 to 6·0)	8·6 (5·7 to 11·8)	14·9 (9·9 to 20·2)	23·3 (15·4 to 31·8)	34·1 (22·5 to 46·5)	47·3 (31·2 to 64·5)	64·5 (42·6 to 87·9)	84·2 (55·6 to 115)	107 (70·6 to 146)	107 (70·6 to 146)	84·2 (55·6 to 115)	84·2 (55·6 to 115)	84·2 (55·6 to 115)	84·2 (55·6 to 115)	857
Cirrhosis and other chronic liver diseases due to NAFLD	0 (0 to 0)	0 (0 to 0)	0 (0 to 0)	0 (0 to 0)	0 (0 to 0)	0 (0 to 0)	0·1 (0 to 0·1)	0·1 (0 to 0·2)	0·2 (0 to 0·3)	0·4 (0 to 0·5)	0·7 (0·4 to 0·9)	1·1 (0·7 to 1·4)	1·7 (1·1 to 2·2)	2·5 (1·6 to 3·2)	3·5 (2·3 to 4·5)	4·7 (3·1 to 6·1)	6·2 (4·1 to 8·0)	7·8 (5·2 to 10·1)	7·8 (5·2 to 10·1)	6·2 (4·1 to 8·0)	6·2 (4·1 to 8·0)	6·2 (4·1 to 8·0)	6·2 (4·1 to 8·0)	114
Cirrhosis and other chronic liver diseases due to other causes	0 (0 to 0)	0·1 (0 to 0·1)	2·2 (1·5 to 2·9)	2·1 (1·4 to 2·8)	1·9 (1·3 to 2·5)	2·8 (1·9 to 3·7)	2·1 (1·3 to 3·2)	1·5 (0·9 to 2·3)	2·6 (1·5 to 3·9)	4·3 (2·5 to 6·5)	7·6 (4·4 to 11·4)	9·4 (5·4 to 14·2)	12·9 (7·5 to 19·4)	18·3 (10·6 to 27·5)	22·6 (13·1 to 34·0)	31·7 (18·4 to 47·7)	37·1 (21·5 to 55·8)	43·9 (25·4 to 66·0)	43·9 (25·4 to 66·0)	37·1 (21·5 to 55·8)	37·1 (21·5 to 55·8)	37·1 (21·5 to 55·8)	37·1 (21·5 to 55·8)	313
Upper digestive system diseases	0 (0 to 0)	0 (0 to 0)	1·4 (0·9 to 2·2)	4·6 (3·1 to 6·4)	12·4 (10·2 to 14·7)	23·2 (19·2 to 27·4)	39·5 (32·8 to 46·8)	54·5 (45·2 to 64·5)	72·9 (60·5 to 86·3)	93·7 (77·8 to 111)	122 (101 to 144)	153 (127 to 181)	183 (152 to 216)	203 (169 to 240)	219 (182 to 259)	232 (193 to 274)	244 (203 to 289)	255 (212 to 302)	255 (212 to 302)	232 (193 to 274)	232 (193 to 274)	232 (193 to 274)	232 (193 to 274)	1,360
Peptic ulcer disease	0 (0 to 0)	0 (0 to 0)	0·6 (0·3 to 1·0)	1·5 (0·8 to 2·4)	1·8 (0·9 to 3·0)	1·9 (0·9 to 3·2)	2·4 (1·2 to 3·9)	2·6 (1·3 to 4·2)	2·7 (1·4 to 4·4)	2·8 (1·4 to 4·5)	2·8 (1·4 to 4·6)	2·8 (1·4 to 4·6)	2·8 (1·4 to 4·6)	2·8 (1·4 to 4·6)	2·8 (1·4 to 4·6)	2·8 (1·4 to 4·6)	2·8 (1·4 to 4·6)	2·8 (1·4 to 4·6)	2·8 (1·4 to 4·6)	2·8 (1·4 to 4·6)	2·8 (1·4 to 4·6)	2·8 (1·4 to 4·6)	2·8 (1·4 to 4·6)	610
Gastritis and duodenitis	0 (0 to 0)	0 (0 to 0)	0·1 (0 to 0·2)	0·2 (0 to 0·4)	0·3 (0·1 to 0·6)	0·3 (0·1 to 0·6)	0·4 (0·2 to 0·8)	0·5 (0·2 to 0·9)	0·6 (0·3 to 0·9)	0·7 (0·3 to 1·0)	0·8 (0·4 to 1·2)	0·9 (0·4 to 1·3)	1·0 (0·5 to 1·4)	1·1 (0·5 to 1·5)	1·2 (0·6 to 1·6)	1·3 (0·6 to 1·7)	1·4 (0·7 to 1·8)	1·4 (0·7 to 1·9)	1·4 (0·7 to 1·9)	1·4 (0·7 to 1·9)	1·4 (0·7 to 1·9)	1·4 (0·7 to 1·9)

Congenital birth defects	122 (60·4 to 191)	45·2 (35·3 to 56)	244 (189 to 319)	140 (109 to 189)	88·1 (63·9 to 119)	79·3 (54·4 to 109)	71·7 (51·2 to 97·4)	45·6 (33 to 59·4)	40·9 (31·4 to 52·8)	39·1 (29·6 to 49·3)	38·2 (29·7 to 50·4)	38·1 (27·9 to 52·2)	39·6 (28·1 to 51·5)	31·6 (22·2 to 42·3)	28·1 (20·3 to 39·1)	27·6 (19·7 to 39·7)	28 (20 to 37·5)	17 (10·9 to 24·9)	12·7 (7·7 to 19)	7·9 (4·6 to 11·7)	4·3 (2·7 to 6·4)	1·7 (1·1 to 2·4)	0·4 (0·2 to 0·6)	1,190						
Neural tube defects	9·9 (7·1 to 17)	3·2 (2·1 to 4·4)	11·7 (5·3 to 22·1)	15·9 (7·2 to 29)	2·5 (1·4 to 3·4)	2·4 (1·7 to 3·6)	2·2 (1·4 to 3·1)	1·6 (1·1 to 2·3)	1·4 (0·9 to 2·1)	1·4 (0·9 to 1·9)	1·4 (0·9 to 2·1)	1·4 (0·9 to 2·1)	1·4 (0·9 to 2·1)	1·1 (0·8 to 1·6)	0·9 (0·6 to 1·4)	0·9 (0·6 to 1·4)	0·9 (0·6 to 1·3)	0·6 (0·4 to 1·2)	0·4 (0·2 to 0·7)	0·3 (0·1 to 0·6)	0·2 (0·1 to 0·5)	0·1 (0·1 to 0·3)	0·1 (0·0 to 0·2)	98·6						
Congenital heart anomalies	0·1 (0·1 to 0·2)	0·1 (0·0 to 0·1)	0·7 (0·3 to 1·3)	1·3 (0·6 to 2·4)	1·3 (0·6 to 2·6)	1·4 (0·6 to 2·8)	1·4 (0·6 to 2·8)	1·2 (0·5 to 2·5)	1·2 (0·5 to 2·7)	1·2 (0·5 to 2·6)	1·2 (0·5 to 2·6)	1·2 (0·5 to 2·6)	1·2 (0·5 to 2·6)	1·1 (0·5 to 2·2)	1·1 (0·5 to 2·1)	1·1 (0·5 to 2·1)	1·1 (0·5 to 2·2)	1·1 (0·5 to 2·2)	1·1 (0·5 to 2·3)	1·1 (0·5 to 2·3)	1·1 (0·5 to 2·3)	1·1 (0·5 to 2·3)	1·1 (0·5 to 2·3)	1·1 (0·5 to 2·3)	27·1						
Orofacial clefts	0·1 (0·1 to 0·2)	0·1 (0·0 to 0·1)	0·7 (0·3 to 1·3)	1·3 (0·6 to 2·4)	1·3 (0·6 to 2·6)	1·4 (0·6 to 2·8)	1·4 (0·6 to 2·8)	1·2 (0·5 to 2·5)	1·2 (0·5 to 2·7)	1·2 (0·5 to 2·6)	1·2 (0·5 to 2·6)	1·2 (0·5 to 2·6)	1·2 (0·5 to 2·6)	1·1 (0·5 to 2·2)	1·1 (0·5 to 2·1)	1·1 (0·5 to 2·1)	1·1 (0·5 to 2·2)	1·1 (0·5 to 2·2)	1·1 (0·5 to 2·3)	1·1 (0·5 to 2·3)	1·1 (0·5 to 2·3)	1·1 (0·5 to 2·3)	1·1 (0·5 to 2·3)	1·1 (0·5 to 2·3)	27·1						
Down syndrome	1·6 (0·4 to 3·4)	1·1 (0·3 to 2·2)	6·7 (1·6 to 14·4)	9·5 (2·3 to 21)	3·6 (2·4 to 5·1)	4 (2·5 to 5·4)	3·9 (2·4 to 5·4)	3·6 (2·2 to 5·2)	3·5 (2·2 to 5·2)	3·8 (2·4 to 5·7)	2·1 (1·6 to 3·6)	2 (1·3 to 2·8)	1·6 (1·3 to 2·4)	1·2 (0·7 to 1·8)	0·9 (0·5 to 1·5)	1·4 (0·7 to 2·4)	0·7 (0·4 to 1·3)	0·4 (0 to 0)	0·3 (0 to 0)	0·2 (0 to 0)	0·1 (0 to 0)	0·1 (0 to 0)	0·1 (0 to 0)	0·1 (0 to 0)	49·8						
Turner syndrome	0 (0 to 0)	0 (0 to 0)	0 (0 to 0)

SR Table 2a: Shige DALYS by cause and age group for males with 95% uncertainty intervals, 2019

Cause	Early Neonatal (0-6 days)	Late Neonatal (7-27 days)	Post Neonatal (28-364 days)	1 to 4	5 to 9	10 to 14	15 to 19	20 to 24	25 to 29	30 to 34	35 to 39	40 to 44	45 to 49	50 to 54	55 to 59	60 to 64	65 to 69	70 to 74	75 to 79	80 to 84	85 to 89	90 to 94	95 plus	Total
All causes	1,000 (333 to 2,113)	1,000 (719 to 1,900)	1,000 (498 to 4,020)	1,000 (692 to 1,400)	1,000 (1,000 to 1,300)	1,000 (1,000 to 1,200)	1,000 (1,000 to 1,200)	1,000 (1,000 to 1,200)	1,000 (1,000 to 1,200)	1,000 (1,000 to 1,200)	1,000 (1,000 to 1,200)	1,000 (1,000 to 1,200)	1,000 (1,000 to 1,200)	1,000 (1,000 to 1,200)	1,000 (1,000 to 1,200)	1,000 (1,000 to 1,200)	1,000 (1,000 to 1,200)	1,000 (1,000 to 1,200)	1,000 (1,000 to 1,200)	1,000 (1,000 to 1,200)	1,000 (1,000 to 1,200)	1,000 (1,000 to 1,200)	1,000 (1,000 to 1,200)	163,000
Communicable, maternal, neonatal, and nutritional diseases	1,000 (1,000 to 1,000)	1,000 (998 to 1,000)	1,000 (964 to 1,000)	1,000 (1,000 to 1,000)	1,000 (1,000 to 1,000)	1,000 (1,000

Other neoplasms	0 4 (0 2 to 0 6)	0 4 (0 2 to 0 7)	1 5 (0 7 to 2 4)	1 6 (0 9 to 2 8)	1 8 (1 to 2 9)	1 5 (0 6 to 2 4)	2 3 (1 4 to 3 4)	2 1 (1 1 to 3 9)	2 5 (1 5 to 3 9)	3 2 (1 6 to 5)	3 7 (2 3 to 5 7)	6 2 (3 9 to 10 3)	9 7 (5 9 to 13 5)	13 2 (9 to 20 2)	29 4 (19 6 to 37 4)	37 2 (24 1 to 51 8)	69 (46 2 to 94 8)	93 2 (65 to 135)	115 (77 6 to 162)	89 7 (60 1 to 123)	59 7 (31 2 to 93 2)	22 (11 7 to 33 4)	5 (2 3 to 7 9)	943
Medulloblastoma; medulloblastoma and other hemangioblastic	0 (0 2 to 0 4)	0 (0 2 to 0 7)	0 (0 7 to 2 4)	0 (0 9 to 2 8)	0 (1 to 2 9)	0 (0 6 to 2 4)	0 (1 4 to 3 4)	0 (1 1 to 3 9)	0 (1 to 3 9)	0 (1 to 5)	0 (2 to 5 7)	0 (3 9 to 10 3)	0 (5 9 to 13 5)	0 (9 to 20 2)	0 (19 6 to 37 4)	0 (24 1 to 51 8)	0 (46 2 to 94 8)	0 (65 to 135)	0 (77 6 to 162)	0 (60 1 to 123)	0 (31 2 to 93 2)	0 (11 7 to 33 4)	0 (2 3 to 7 9)	943
Benign and in situ cerebral neoplasms	0 (0 to 0)	0 (0 to 0)	0 (0 to 0)	0 (0 to 0)	0 (0 to 0)	0 (0 to 0)	0 (0 to 0)	0 (0 to 0)	0 (0 to 0)	0 (0 to 0)	0 (0 to 0)	0 (0 to 0)	0 (0 to 0)	0 (0 to 0)	0 (0 to 0)	0 (0 to 0)	0 (0 to 0)	0 (0 to 0)	0 (0 to 0)	0 (0 to 0)	0 (0 to 0)	0 (0 to 0)	0 (0 to 0)	0
Benign and in situ cerebral and uterine neoplasms	0 (0 to 0)	0 (0 to 0)	0 (0 to 0)	0 (0 to 0)	0 (0 to 0)	0 (0 to 0)	0 (0 to 0)	0 (0 to 0)	0 (0 to 0)	0 (0 to 0)	0 (0 to 0)	0 (0 to 0)	0 (0 to 0)	0 (0 to 0)	0 (0 to 0)	0 (0 to 0)	0 (0 to 0)	0 (0 to 0)	0 (0 to 0)	0 (0 to 0)	0 (0 to 0)	0 (0 to 0)	0 (0 to 0)	0
Other benign and in situ neoplasms	0 (0 to 0)	0 (0 to 0)	0 (0 to 0)	0 (0 to 0)	0 (0 to 0)	0 (0 to 0)	0 (0 to 0)	0 (0 to 0)	0 (0 to 0)	0 (0 to 0)	0 (0 to 0)	0 (0 to 0)	0 (0 to 0)	0 (0 to 0)	0 (0 to 0)	0 (0 to 0)	0 (0 to 0)	0 (0 to 0)	0 (0 to 0)	0 (0 to 0)	0 (0 to 0)	0 (0 to 0)	0 (0 to 0)	0
Cardiovascular diseases	1 5 (1 to 2 2)	1 8 (1 3 to 2 5)	13 8 (10 5 to 18 1)	13 2 (10 to 17 4)	13 9 (10 6 to 18 4)	19 1 (14 6 to 24 9)	41 5 (32 to 51 8)	73 2 (58 9 to 89 1)	89 7 (76 to 117)	166 (136 to 206)	285 (241 to 345)	547 (466 to 642)	1,012 (896 to 1,170)	1,720 (1,540 to 1,950)	1,440 (1,310 to 1,600)	1,626 (1,500 to 1,800)	2,530 (2,330 to 2,800)	3,270 (2,930 to 3,750)	4,250 (3,850 to 4,870)	3,520 (2,980 to 4,030)	2,270 (2,070 to 2,610)	1,470 (1,420 to 2,200)	557 (511 to 988)	29,000
Rheumatic heart disease	0 (0 to 0)	0 (0 3 to 0 6)	0 (0 to 0 5)	0 (0 to 0 5)	0 (0 2 to 0 5)	0 (0 to 0 5)	0 (0 to 0)	0 (0 to 0)	0 (0 to 0)	0 (0 to 0)	0 (0 to 0)	0 (0 to 0)	0 (0 to 0)	0 (0 to 0)	0 (0 to 0)	0 (0 to 0)	0 (0 to 0)	0 (0 to 0)	0 (0 to 0)	0 (0 to 0)	0 (0 to 0)	0 (0 to 0)	0 (0 to 0)	0
Ischemic heart disease	0 (0 to 0)	0 (0 to 0)	0 (0 to 0)	0 (0 to 0)	0 (0 to 0)	0 (0 to 0)	0 (0 to 0)	0 (0 to 0)	0 (0 to 0)	0 (0 to 0)	0 (0 to 0)	0 (0 to 0)	0 (0 to 0)	0 (0 to 0)	0 (0 to 0)	0 (0 to 0)	0 (0 to 0)	0 (0 to 0)	0 (0 to 0)	0 (0 to 0)	0 (0 to 0)	0 (0 to 0)	0 (0 to 0)	0
Stroke	0 (0 to 0 1)	0 2 (0 to 0 3)	1 7 (1 to 3)	2 2 (1 to 3 2)	1 6 (1 to 3 2)	2 5 (1 4 to 3 9)	7 5 (5 to 10)	13 2 (9 to 18)	31 (21 7 to 42 6)	69 (51 to 91)	114 (92 to 151)	238 (193 to 307)	434 (347 to 547)	470 (373 to 575)	696 (582 to 851)	604 (489 to 761)	726 (749 to 1,130)	1,306 (1,020 to 1,810)	1,890 (1,380 to 2,540)	1,400 (1,160 to 1,940)	1,290 (1,020 to 1,640)	682 (614 to 822)	270 (243 to 334)	10,100
Ischemic stroke	0 (0 to 0)	0 (0 to 0)	0 1 (0 to 0 2)	0 2 (0 to 0 3)	2 4 (1 to 3 7)	2 9 (2 to 4)	5 6 (3 to 8)	7 2 (4 to 11 3)	19 6 (9 to 31)	12 9 (7 to 19 8)	21 4 (13 to 32 4)	43 4 (29 to 65)	77 1 (52 to 116)	101 (72 to 135)	149 (108 to 202)	227 (170 to 295)	417 (320 to 529)	720 (547 to 935)	894 (647 to 1,260)	1,053 (764 to 1,450)	966 (722 to 1,360)	633 (472 to 1,030)	322 (242 to 532)	116 (87 to 192)	5,450
Intracerebral hemorrhage	0 (0 to 0)	0 2 (0 to 0 4)	0 4 (0 to 0 7)	0 5 (0 to 0 7)	1 1 (0 to 1 4)	1 6 (1 to 2 2)	3 5 (2 to 5 1)	5 3 (3 to 8 2)	9 3 (5 to 14 7)	20 3 (13 to 29 4)	39 4 (28 to 54)	69 2 (51 to 92)	134 (110 to 162)	221 (177 to 278)	357 (287 to 434)	393 (316 to 494)	433 (347 to 554)	649 (519 to 839)	1,000 (797 to 1,290)	1,140 (894 to 1,490)	1,030 (810 to 1,330)	1,030 (770 to 1,490)	733 (577 to 1,060)	326 (249 to 462)	3,070
Subarachnoid hemorrhage	0 (0 to 0 1)	0 (0 to 0)	0 1 (0 to 0)	0 1 (0 to 0 1)	0 1 (0 to 0 1)	0 1 (0 to 0 2)	0 2 (0 to 0 5)	0 3 (0 to 0 5)	0 5 (0 to 0 9)	0 8 (0 to 1 4)	1 2 (0 to 2)	1 7 (0 to 3)	2 7 (1 to 4 5)	3 2 (2 to 5)	4 2 (2 to 6 4)	4 2 (2 to 6 4)	5 2 (3 to 7 9)	6 4 (4 to 9 4)	7 2 (5 to 10)	8 6 (6 to 12)	8 4 (6 to 12)	6 9 (4 to 10)	5 5 (3 to 8)	2 2 (1 to 3)	77 1
Hypertensive heart disease	0 (0 to 0)	0 (0 to 0)	0 (0 to 0)	0 (0 to 0)	0 (0 to 0)	0 (0 to 0)	0 (0 to 0)	0 (0 to 0)	0 (0 to 0)	0 (0 to 0)	0 (0 to 0)	0 (0 to 0)	0 (0 to 0)	0 (0 to 0)	0 (0 to 0)	0 (0 to 0)	0 (0 to 0)	0 (0 to 0)	0 (0 to 0)	0 (0 to 0)	0 (0 to 0)	0 (0 to 0)	0 (0 to 0)	0
Non-rheumatic valvular heart disease	0 (0 to 0)	0 (0 to 0)	0 (0 to 0)	0 (0 to 0)	0 (0 to 0)	0 (0 to 0)	0 (0 to 0)	0 (0 to 0)	0 (0 to 0)	0 (0 to 0)	0 (0 to 0)	0 (0 to 0)	0 (0 to 0)	0 (0 to 0)	0 (0 to 0)	0 (0 to 0)	0 (0 to 0)	0 (0 to 0)	0 (0 to 0)	0 (0 to 0)	0 (0 to 0)	0 (0 to 0)	0 (0 to 0)	0
Non-rheumatic calcific aortic valve disease	0 (0 to 0)	0 (0 to 0)	0 (0 to 0)	0 (0 to 0)	0 (0 to 0)	0 (0 to 0)	0 (0 to 0)	0 (0 to 0)	0 (0 to 0)	0 (0 to 0)	0 (0 to 0)	0 (0 to 0)	0 (0 to 0)	0 (0 to 0)	0 (0 to 0)	0 (0 to 0)	0 (0 to 0)	0 (0 to 0)	0 (0 to 0)	0 (0 to 0)	0 (0 to 0)	0 (0 to 0)	0 (0 to 0)	0
Non-rheumatic degenerative mitral valve disease	0 (0 to 0)	0 (0 to 0)	0 (0 to 0)	0 (0 to 0)	0 (0 to 0)	0 (0 to 0)	0 (0 to 0 1)	0 (0 to 0)	0 (0 to 0 1)	0 (0 to 0 1)	0 (0 to 0)	0 (0 to 0)	0 (0 to 0)	0 (0 to 0)	0 (0 to 0)	0 (0 to 0)	0 (0 to 0)	0 (0 to 0)	0 (0 to 0)	0 (0 to 0)	0 (0 to 0)	0 (0 to 0)	0 (0 to 0)	0
Other non-rheumatic valve diseases	0 (0 to 0)	0 (0 to 0)	0 (0 to 0)	0 (0 to 0)	0 (0 to 0)	0 (0 to 0)	0 (0 to 0 1)	0 (0 to 0)	0 (0 to 0 1)	0 (0 to 0)	0 (0 to 0)	0 (0 to 0)	0 (0 to 0)	0 (0 to 0)	0 (0 to 0)	0 (0 to 0)	0 (0 to 0)	0 (0 to 0)	0 (0 to 0)	0 (0 to 0)	0 (0 to 0)	0 (0 to 0)	0 (0 to 0)	0
Cardiomyopathy and myocarditis	0 4 (0 1 to 1)	0 5 (0 2 to 1)	3 (1 4 to 5)	3 2 (1 4 to 5 4)	3 4 (1 6 to 5 6)	4 2 (2 to 6 7)	8 2 (4 to 12)	11 (7 to 16)	20 2 (11 to 28 2)	29 7 (16 to 39)	46 (29 to 59)	72 (57 to 89 4)	109 (87 to 132)	129 (104 to 157)	164 (134 to 199)	179 (144 to 218)	202 (164 to 246)	227 (183 to 276)	251 (203 to 305)	267 (216 to 324)	267 (216 to 324)	252 (203 to 307)	227 (183 to 276)	83 (67 to 101)	933
Myocarditis	0 (0 to 0 1)	0 (0 to 0 2)	0 (0 to 0 4)	0 (0 to 0 4)	0 (0 to 0 4



SR Table 2a. Kudlo DALYS by cause and age across for males with 95% uncertainty intervals 2019

Cause	Early Neonatal	Late Neonatal	Post-Neonatal	1 to 4	5 to 9	10 to 14	15 to 19	20 to 24	25 to 29	30 to 34	35 to 39	40 to 44	45 to 49	50 to 54	55 to 59	60 to 64	65 to 69	70 to 74	75 to 79	80 to 84	85 to 89	90 to 94	95 plus	Total
All causes	992 (899 to 1084)	376 (199 to 581)	781 (606 to 985)	1,876 (1,310 to 2,719)	2,060 (1,555 to 2,759)	2,728 (2,058 to 3,613)	4,770 (3,705 to 5,960)	7,640 (5,660 to 9,990)	9,989 (6,900 to 13,800)	12,775 (8,233 to 18,239)	16,299 (10,648 to 23,777)	21,495 (14,000 to 31,290)	28,220 (18,000 to 40,990)	36,203 (23,000 to 52,660)	45,203 (29,000 to 67,260)	53,999 (35,000 to 79,660)	64,499 (42,000 to 96,660)	76,999 (50,000 to 114,000)	89,999 (59,000 to 132,000)	103,499 (68,000 to 153,000)	117,999 (77,000 to 174,000)	132,499 (86,000 to 196,000)	6,439 (4,000 to 9,000)	382,000
Communicable, maternal, neonatal, and nutritional diseases	399 (279 to 521)	369 (93 to 723)	179 (140 to 230)	372 (228 to 619)	202 (124 to 338)	261 (171 to 432)	291 (198 to 398)	311 (208 to 459)	379 (258 to 570)	391 (257 to 582)	336 (220 to 509)	446 (301 to 666)	599 (409 to 918)	746 (525 to 1,110)	926 (664 to 1,350)	1,230 (875 to 1,870)	1,710 (1,180 to 2,740)	2,350 (1,630 to 3,830)	3,260 (2,220 to 5,350)	4,220 (2,820 to 6,930)	5,220 (3,440 to 8,660)	6,220 (3,980 to 10,600)	602 (400 to 1,030)	21,700
HIV/AIDS and sexually transmitted infections	0 (0 to 0)	0 (0 to 0)	2.3 (1.6 to 3)	2.2 (1.7 to 2.8)	1 (0.8 to 1.2)	0.8 (0.6 to 1)	0.7 (0.5 to 0.9)	2.1 (1.6 to 2.6)	6.1 (4.6 to 8.6)	7.7 (5.3 to 11.3)	10.1 (7.2 to 14.5)	13.6 (9.7 to 19.4)	19.1 (13.6 to 27.1)	11.4 (8.2 to 16.1)	11.1 (8 to 15.6)	17.7 (13.1 to 24.8)	27.1 (19.9 to 38.2)	43.8 (32.2 to 60.4)	67 (49.9 to 93.6)	91 (67.3 to 127)	113 (83.4 to 158)	136 (98.6 to 192)	9.2 (6.6 to 13.1)	764
HIV/AIDS	0 (0 to 0)	0 (0 to 0)	2.3 (1.6 to 2.9)	2.2 (1.7 to 2.8)	1 (0.8 to 1.2)	0.8 (0.6 to 1)	0.7 (0.5 to 0.9)	2.1 (1.6 to 2.6)	6.1 (4.6 to 8.6)	7.7 (5.3 to 11.3)	10.1 (7.2 to 14.5)	13.6 (9.7 to 19.4)	19.1 (13.6 to 27.1)	11.4 (8.2 to 16.1)	11.1 (8 to 15.6)	17.7 (13.1 to 24.8)	27.1 (19.9 to 38.2)	43.8 (32.2 to 60.4)	67 (49.9 to 93.6)	91 (67.3 to 127)	113 (83.4 to 158)	136 (98.6 to 192)	9.2 (6.6 to 13.1)	764
HIV/AIDS - Drug-susceptible Tuberculosis	0 (0 to 0)	0 (0 to 0)	0.4 (0.1 to 0.7)	0.4 (0.2 to 0.6)	0.2 (0.1 to 0.3)	0.2 (0.1 to 0.3)	0.2 (0.1 to 0.3)	0.7 (0.3 to 1.2)	2.1 (0.9 to 3.7)	2.6 (1.1 to 4.5)	3.4 (1.5 to 5.9)	4.6 (2 to 8)	6.5 (2.8 to 11.3)	3.9 (1.7 to 6.8)	3.8 (1.6 to 6.6)	6 (2.6 to 10.4)	9.2 (4 to 16)	14.8 (6.4 to 25.8)	22.7 (9.8 to 39.5)	30.8 (13.3 to 53.6)	38.4 (16.6 to 66.8)	46.2 (19.9 to 80.4)	3.1 (1.3 to 5.4)	261
HIV/AIDS - Multidrug-resistant Tuberculosis without extensive	0 (0 to 0)	0 (0 to 0)	0 (0 to 0.1)	0 (0 to 0.1)	0 (0 to 0)	0 (0 to 0)	0 (0 to 0)	0 (0 to 0.1)	0 (0 to 0.1)	0 (0 to 0.1)	0 (0 to 0.2)	0 (0 to 0.3)	0 (0 to 0.3)	0 (0 to 0.2)	0 (0 to 0.2)	0 (0 to 0.2)	0 (0 to 0.2)	0 (0 to 0.2)	0 (0 to 0.2)	0 (0 to 0.2)	0 (0 to 0.2)	0 (0 to 0.2)	0 (0 to 0.2)	0 (0 to 0.2)	0.5
HIV/AIDS - Extensively drug-resistant Tuberculosis	0 (0 to 0)	0 (0 to 0)	0 (0 to 0)	0 (0 to 0)	0 (0 to 0)	0 (0 to 0)	0 (0 to 0)	0 (0 to 0)	0 (0 to 0)	0 (0 to 0)	0 (0 to 0)	0 (0 to 0.1)	0 (0 to 0.1)	0 (0 to 0.1)	0 (0 to 0.1)	0 (0 to 0.1)	0 (0 to 0.1)	0 (0 to 0.1)	0 (0 to 0.1)	0 (0 to 0.1)	0 (0 to 0.1)	0 (0 to 0.1)	0 (0 to 0.1)	0 (0 to 0.1)	0.1
HIV/AIDS resulting in other diseases	0 (0 to 0)	0 (0 to 0)	1.4 (1 to 2.1)	1.4 (1 to 2)	0.8 (0.6 to 0.9)	0.6 (0.5 to 0.8)	0.6 (0.4 to 0.8)	1.4 (1 to 1.9)	4.1 (2.9 to 5.6)	5.1 (3.6 to 7.1)	6.7 (4.8 to 9.3)	9 (6.3 to 12.7)	12.6 (8.9 to 17.9)	7.5 (5.4 to 10.7)	7.3 (5.2 to 10.4)	11.7 (8.6 to 16.8)	17.9 (13.2 to 25.7)	28.9 (21.2 to 41.4)	44.3 (32.9 to 63.6)	60.2 (44.6 to 86.4)	74.8 (55.2 to 107)	89.8 (65.2 to 127)	6.1 (4.3 to 8.5)	505.2
Sexually transmitted infections excluding HIV	0 (0 to 0)	0 (0 to 0)	0 (0 to 0)	0 (0 to 0)	0 (0 to 0)	0 (0 to 0)	0 (0 to 0)	0 (0 to 0)	0 (0 to 0)	0 (0 to 0)	0 (0 to 0)	0 (0 to 0)	0 (0 to 0)	0 (0 to 0)	0 (0 to 0)	0 (0 to 0)	0 (0 to 0)	0 (0 to 0)	0 (0 to 0)	0 (0 to 0)	0 (0 to 0)	0 (0 to 0)	0 (0 to 0)	0 (0 to 0)	0
Syphilis	0 (0 to 0)	0 (0 to 0)	0 (0 to 0)	0 (0 to 0)	0 (0 to 0)	0 (0 to 0)	0 (0 to 0)	0.2 (0 to 0.4)	0.6 (0.2 to 0.7)	0.9 (0.4 to 1.2)	0.7 (0.3 to 1.1)	0.9 (0.4 to 1.5)	0.9 (0.4 to 1.6)	0.9 (0.4 to 1.5)	0.9 (0.4 to 1.5)	1 (0.4 to 1.6)	1 (0.7 to 1.6)	1.3 (0.8 to 1.9)	1.6 (0.9 to 2.5)	1.2 (0.6 to 1.8)	0.7 (0.3 to 1.1)	0.4 (0.2 to 0.7)	0.2 (0.1 to 0.3)	11.9
Chlamydial infection	0 (0 to 0)	0 (0 to 0)	0 (0 to 0)	0 (0 to 0)	0 (0 to 0)	0 (0 to 0)	0.1 (0 to 0.1)	0.3 (0 to 0.6)	0.6 (0.2 to 0.9)	0.6 (0.2 to 0.9)	0.6 (0.2 to 0.9)	0.6 (0.2 to 1)	0.6 (0.2 to 1)	0.2 (0.1 to 0.4)	0.1 (0 to 0.3)	0.1 (0 to 0.3)	0 (0 to 0.1)	0 (0 to 0.1)	0 (0 to 0.1)	0 (0 to 0.1)	0 (0 to 0.1)	0 (0 to 0.1)	0 (0 to 0.1)	0 (0 to 0.1)	3
Gonococcal infection	0 (0 to 0)	0 (0 to 0)	0 (0 to 0)	0 (0 to 0)	0 (0 to 0)	0 (0 to 0)	0.1 (0 to 0.2)	0.4 (0.1 to 0.8)	0.7 (0.3 to 1.3)	0.9 (0.3 to 1.6)	0.9 (0.3 to 1.7)	0.9 (0.3 to 1.7)	0.9 (0.3 to 1.7)	0.3 (0.1 to 0.7)	0.2 (0.1 to 0.5)	0.1 (0 to 0.3)	0 (0 to 0.1)	0 (0 to 0.1)	0 (0 to 0.1)	0 (0 to 0.1)	0 (0 to 0.1)	0 (0 to 0.1)	0 (0 to 0.1)	0 (0 to 0.1)	3.4
Trichomoniasis	0 (0 to 0)	0 (0 to 0)	0 (0 to 0)	0 (0 to 0)	0 (0 to 0)	0 (0 to 0)	0 (0 to 0.1)	0.2 (0 to 0.4)	0.6 (0.2 to 0.9)	0.6 (0.2 to 0.9)	0.6 (0.2 to 0.9)	0.6 (0.2 to 1)	0.6 (0.2 to 1)	0.2 (0.1 to 0.4)	0.1 (0 to 0.3)	0.1 (0 to 0.3)	0 (0 to 0.1)	0 (0 to 0.1)	0 (0 to 0.1)	0 (0 to 0.1)	0 (0 to 0.1)	0 (0 to 0.1)	0 (0 to 0.1)	0 (0 to 0.1)	2.6
Genital herpes	0 (0 to 0)	0 (0 to 0)	0 (0 to 0)	0 (0 to 0)	0 (0 to 0)	0 (0 to 0)	0.1 (0 to 0.1)	0.2 (0 to 0.4)	0.6 (0.2 to 0.9)	0.6 (0.2 to 0.9)	0.6 (0.2 to 0.9)	0.6 (0.2 to 1)	0.6 (0.2 to 1)	0.2 (0.1 to 0.4)	0.1 (0 to 0.3)	0.1 (0 to 0.3)	0 (0 to 0.1)	0 (0 to 0.1)	0 (0 to 0.1)	0 (0 to 0.1)	0 (0 to 0.1)	0 (0 to 0.1)	0 (0 to 0.1)	0 (0 to 0.1)	2.1
Other sexually transmitted infections	0 (0 to 0)	0 (0 to 0)	0 (0 to 0)	0 (0 to 0)	0 (0 to 0)	0 (0 to 0)	0.2 (0.2 to 0.3)	0.6 (0.3 to 1)	2.1 (0.9 to 3.5)	2.5 (1.1 to 4.3)	2.9 (1.3 to 5.1)	3.3 (1.5 to 5.9)	3.7 (1.6 to 6.7)	2.1 (0.9 to 3.8)	2.1 (0.9 to 3.8)	2.2 (1 to 3.9)	2.2 (1 to 3.9)	2.2 (1 to 3.9)	2.2 (1 to 3.9)	2.2 (1 to 3.9)	2.2 (1 to 3.9)	2.2 (1 to 3.9)	2.2 (1 to 3.9)	2.2 (1 to 3.9)	63
Respiratory infections and tuberculosis	8.7 (3.4 to 16.7)	6.7 (1.7 to 15.2)	42.2 (27.6 to 58.9)	126 (90.3 to 187)	116 (77.7 to 176)	50 (28.4 to 84)	69.6 (46.4 to 106)	119 (79 to 186)	158 (89.6 to 267)	166 (93.7 to 287)	178 (89.3 to 327)	246 (127 to 450)	337 (177 to 626)	441 (186 to 864)	547 (258 to 1,060)	691 (327 to 1,350)	1,050 (676 to 1,770)	1,720 (1,080 to 2,930)	2,660 (2,000 to 3,600)	3,660 (2,660 to 4,630)	4,660 (3,210 to 5,890)	5,660 (3,920 to 7,230)	1,420 (485 to 3,160)	16,700
Tuberculosis	0 (0 to 0)	0 (0 to 0)	0.2 (0.2 to 0.3)	0.2 (0.2 to 0.3)	0.1 (0.1 to 0.2)	0.1 (0.1 to 0.2)	0.7 (0.4 to 1.2)	2.5 (1.4 to 4.3)	3.5 (2 to 5.1)	3.5 (2.3 to 4.8)	3.5 (2.4 to 4.6)	7.2 (5.1 to 9.6)	11.8 (8.2 to 16.6)	12.3 (8.6 to 17.1)	16.1 (11.1 to 23.4)	26.3 (18.7 to 39.4)	39.9 (26.1 to 59.9)	66.6 (47.4 to 97.1)	105 (80.1 to 145)	156 (120 to 205)	209 (159 to 280)	262 (193 to 357)	69.9 (31.9 to 137)	1,651
Latent tuberculosis infection	0 (0 to 0)	0 (0 to 0)	0 (0 to 0)	0 (0 to 0)	0 (0 to 0)	0 (0 to 0)	0 (0 to 0)	0 (0 to 0)	0 (0 to 0)	0 (0 to 0)	0 (0 to 0)	0 (0 to 0)	0 (0 to 0)	0 (0 to 0)	0 (0 to 0)	0 (0 to 0)	0 (0 to 0)	0 (0 to 0)	0 (0 to 0)	0 (0 to 0)	0 (0 to 0)	0 (0 to 0)	0 (0 to 0)	0 (0 to 0)	0
Drug-susceptible Tuberculosis	0.2 (0.2 to 0.3)	0.2 (0.2 to 0.3)	0.2 (0.2 to 0.3)	0.2 (0.2 to 0.3)	0.1 (0.1 to 0.2)	0.1 (0.1 to 0.2)	0.7 (0.4 to 1.2)	2.5 (1.4 to 4.3)	3.5 (2 to 5.1)	3.5 (2.3 to 4.8)	3.5 (2.4 to 4.6)	7.2 (5.1 to 9.6)	11.8 (8.2 to 16.6)	12.3 (8.6 to 17.1)	16.1 (11.1 to 23.4)	26.3 (18.7 to 39.4)	39.9 (26.1 to 59.9)	66.6 (47.4 to 97.1)	105 (80.1 to 145)	156 (120 to 205)	209 (159 to 280)	262 (193 to 357)	69.9 (31.9 to 137)	1,638
Multidrug-resistant tuberculosis without extensive drug-resistar	0 (0 to 0)	0 (0 to 0)	0 (0 to 0)	0 (0 to 0)	0 (0 to 0)	0 (0 to 0)	0 (0 to 0)	0 (0 to 0)	0 (0 to 0)	0 (0 to 0)	0 (0 to 0)	0 (0 to 0)	0 (0 to 0)	0 (0 to 0)	0 (0 to 0)	0 (0 to 0)	0 (0 to 0)	0 (0 to 0)	0 (0 to 0)	0 (0 to 0)	0 (0 to 0)	0 (0 to 0)	0 (0 to 0)	0 (0 to 0)	0
Extensively drug-resistant tuberculosis	0 (0 to 0)	0 (0 to 0)	0 (0 to 0)	0 (0 to 0)	0 (0 to 0)	0 (0 to 0)	0 (0 to 0)	0 (0 to 0)	0 (0 to 0)	0 (0 to 0)	0 (0 to 0)	0 (0 to 0)	0 (0 to 0)	0 (0 to 0)	0 (0 to 0)	0 (0 to 0)	0 (0 to 0)	0 (0 to 0)	0 (0 to 0)	0 (0 to 0)	0 (0 to 0)	0 (0 to 0)	0 (0 to 0)	0 (0 to 0)	0
Lower respiratory infections	4.7 (2.2 to 8.6)	5.8 (0.9 to 9.3)	35.6 (20.5 to 49.6)	49.9 (29.9 to 67.4)	31 (16.8 to 47.2)	14.1 (6.9 to 24.5)	19.1 (10.1 to 32.5)	28.1 (16.1 to 52.6)	28.4 (17.1 to 46.3)	32.9 (20.1 to 47.3)	43.9 (26.9 to 64.6)	76.9 (49.5 to 114)	131 (89.5 to 189)	193 (129 to 281)	280 (182 to 397)	384 (257 to 552)	771 (501 to 1,130)	1,390 (1,010 to 1,930)	2,060 (1,470 to 2,640)	2,950 (2,220 to 3,530)	3,830 (2,970 to 4,410)	4,710 (3,720 to 5,290)	1,060 (2,280 to 4,950)	14,700
Upper respiratory infections	3.9 (1.2 to 8.1)	0.8 (0.1 to 3)	6.5 (3.2 to 11.3)	76.1 (60.4 to 96)	84.9 (61.1 to 114)	36 (21.5 to 59.7)	50.6 (36.3 to 73.6)	90.7 (63.9 to 134)	129.6 (72.5 to 221)	133.1 (73.6 to 240)	134.1 (62.7 to 263)	169.1 (77.5 to 336)	206.1 (86.5 to 414)	248.4 (97.4 to 483)	267.1 (76.2 to 483)	307.1 (82.5 to 553)	279.1 (67.2 to 503)	330.3 (82.6 to 595)	406.1 (96.1 to 731)	707.2 (167.3 to 1,270)	830.1 (196.4 to 1,490)	953.1 (225.5 to 1,710)	354.1 (83.8 to 637)	5,440
Otitis media	0 (0 to 0)	0 (0 to 0.1)	1.4 (1 to 2.6)	10.2 (7.4 to 20.4)	10.2 (6.1 to 20.6)	4.4 (2.2 to 9.5)	6.2 (3.2 to 13.2)	10.4 (5.6 to 20.2)	15.4 (8.4 to 28.2)	17.1 (9.3 to 32.2)	19.8 (10.3 to 37.5)	27.6 (14.3 to 52.3)	37.6 (19.4 to 69.2)	49.6 (25.3 to 90.2)	64.6 (33.3 to 116)	77.6 (39.3 to 140)	94.6 (47.3 to 170)	111.6 (55.3 to 200)	128.6 (63.3 to 230)	145.6 (71.3 to 260)	162.6 (79.3 to 290)	179.6 (87.3 to 320)	210 (103 to 375)	2,110
Enteric infections	0 (0 to 0.6)	0 (0 to 0.2)	1.1 (0.6 to 1.9)	19.6 (11 to 33.9)	2.2 (1.3 to 3.7)	0.8 (0.4 to 1.5)	0.8 (0.4 to 1.5)	1.2 (0.6 to 2.2)	1.6 (0.8 to 2.9)	1.7 (0.8 to 3.1)	1.8 (0.8 to 3.4)	2.1 (0.9 to 4.1)	2.6 (1.1 to 5.1)	3.2 (1.3 to 6.3)	4.1 (1.6 to 8.1)	5.1 (2 to 10)	6.1 (2.4 to 12)	7.1 (2.8 to 14)	8.1 (3.2 to 16)	9.1 (3.6 to 18)	10.1 (4 to 20)	11.1 (4.4 to 22)	3.6 (1.4 to 7.1)	111
Diarrheal diseases	1.9 (0.4 to 3.6)	1.9 (0.8 to 1.9)	19.2 (9.8 to 17.3)	19.2 (10.7 to 23.2)	4.7 (3.1 to 6.6)	2.1 (1.5 to 3.1)	2.1 (1.5 to 3.1)	2.8 (2 to 4.2)	3.6 (2.6 to 5.4)	3.7 (2.6 to 5.6)	3.8 (2.6 to 5.8)	4.6 (3.1 to 7.1)	5.6 (3.8 to 8.7)	6.9 (4.6 to 10.7)	8.9 (5.9 to 13.8)	10.9 (7.2 to 16.9)	13.9 (9.2 to 21.5)	16.9 (11.2 to 26.1)	19.9 (13.2 to 30.8)	22.9 (15.2 to 35.4)	25.9 (17.2 to 40)	28.9 (19.2 to 44.6)	8.2 (5.4 to 12.7)	383
Typhoid and paratyphoid	0 (0 to 0)	0 (0 to 0)	0 (0 to 0)	0 (0 to 0)	0 (0 to 0)	0 (0 to 0)	0 (0 to 0)	0 (0 to 0)	0 (0 to 0)	0 (0 to 0)	0 (0 to 0)	0 (0 to 0)	0 (0 to 0)	0 (0 to 0)	0 (0 to 0)	0 (0 to 0)	0 (0 to 0)	0 (0 to 0)	0 (0 to 0)	0 (0 to 0)	0 (0 to 0)	0 (0 to 0)	0 (0 to 0)	0 (0 to 0)	0
Typhoid fever	0 (0 to 0)	0 (0 to 0)	0 (0 to 0)	0 (0 to 0)	0 (0 to 0)	0 (0 to 0)	0 (0 to 0)	0 (0 to 0)	0 (0 to 0)	0 (0 to 0)	0 (0 to 0)	0 (0 to 0)	0 (0 to 0)	0 (0 to 0)	0 (0 to 0)	0 (0 to 0)	0 (0 to 0)	0 (0 to 0)	0 (0 to 0)	0 (0 to 0)	0 (0 to 0)	0 (0 to 0)	0 (0 to 0)	0 (0 to 0)	0
Paratyphoid fever	0 (0 to 0)	0 (0 to 0)	0 (0 to 0)	0 (0 to 0)	0 (0 to 0)	0 (0 to 0)	0 (0 to 0)	0 (0 to 0)	0 (0 to 0)	0 (0 to 0)	0 (0 to 0)	0 (0 to 0)	0 (0 to 0)	0 (0 to 0)	0 (0 to 0)	0 (0 to 0)	0 (0 to 0)	0 (0 to 0)	0 (0 to 0)	0 (0 to 0)	0 (0 to 0)	0 (0 to 0)	0 (0 to 0)	0 (0 to 0)	0
Invasive Non-typhoidal Salmonella (iNTS)	0 (0 to 0)	0 (0 to 0)	0 (0 to 0)	0 (0 to 0)	0 (0 to 0)	0 (0 to 0)	0 (0 to 0)	0 (0 to 0)	0 (0 to 0)	0 (0 to 0)	0 (0 to 0)	0 (0 to 0)	0 (0 to 0)	0 (0 to 0)	0 (0 to 0)	0 (0 to 0)	0 (0 to 0)	0 (0 to 0)	0 (0 to 0)	0 (0 to 0)	0 (0 to 0)	0 (0 to 0)	0 (0 to 0)	0 (0 to 0)	0
Other intestinal infectious diseases	0 (0 to 0)	0 (0 to 0)	0 (0 to 0)	0 (0 to 0)	0 (0 to 0)	0 (0 to 0)	0 (0 to 0)	0 (0 to 0)	0 (0 to 0)	0 (0 to 0)	0 (0 to 0)	0 (0 to 0)	0 (0 to 0)	0 (0 to 0)	0 (0 to 0)	0 (0 to 0)	0 (0 to 0)	0 (0 to 0)	0 (0 to 0)	0 (0 to 0)	0 (0 to 0)	0 (0 to 0)	0 (0 to 0)	0 (0 to 0)	1.1
Neglected tropical diseases and malaria	1.2 (0.7 to 1.8)	1.2 (0.7 to 1.8)	3.6 (2.3 to 5.2)	3.6 (2.3 to 5.2)	0.9 (0.5 to 1.3)	0.2 (0.1 to 0.3)	0.2 (0.1 to 0.3)	0.7 (0.4 to 1.1)	1.7 (1 to 2.5)	2.7 (1.6 to 4)	1.5 (0.9 to 2.2)	1.5 (0.9 to 2.2)	1.5 (0.9 to 2.2)	1.4 (0.8 to 2.1)	1.4 (0.8 to 2.1)	1.4 (0.8 to 2.1)	1.4 (0.8 to 2.1)	1.4 (0.8 to 2.1)	1.4 (0.8 to 2.1)	1.4 (0.8 to 2.1)	1.4 (0.8 to 2.1)	1.4 (0.8 to 2.1)	1.4 (0.8 to 2.1)	49.6
Malaria	0 (0 to 0)	0 (0 to 0)	0 (0 to 0)	0 (0 to 0)	0 (0 to 0)	0 (0 to 0)	0 (0 to 0)	0 (0 to 0)	0 (0 to 0)	0 (0 to 0)	0 (0 to 0)	0 (0 to 0)	0 (0 to 0)	0 (0 to 0)	0 (0 to 0)	0 (0 to 0)	0 (0 to 0)	0 (0 to 0)	0 (0 to 0)	0 (0 to 0)	0 (0 to 0)	0 (0 to 0)	0 (0 to 0)	0 (0 to 0)	0
Chagas disease	0 (0 to 0)	0 (0 to 0)	0 (0 to 0)	0 (0 to 0)	0 (0 to 0)	0 (0 to 0)	0 (0 to 0)	0 (0 to 0)	0 (0 to 0)	0 (0 to 0)	0 (0 to 0)	0 (0 to 0)	0 (0 to 0)	0 (0 to 0)	0 (0 to 0)	0 (0 to 0)	0 (0 to 0)	0 (0 to 0)	0 (0 to 0)	0 (0 to 0)	0 (0 to 0)	0 (0 to 0)	0 (0 to 0)	0 (0 to 0)	0.1
Leishmaniasis	0 (0 to 0)	0 (0 to 0)	0 (0 to 0)	0 (0 to 0)	0 (0 to 0)	0 (0 to 0)	0 (0 to 0)	0 (0 to 0)	0 (0 to 0)	0 (0 to 0)	0 (0 to 0)	0 (0 to 0)	0 (0 to 0)	0 (0 to 0)	0 (0 to 0)	0 (0 to 0)	0 (0 to 0)	0 (0 to 0)	0 (0 to 0)	0 (0 to 0)	0 (0 to 0)	0 (0 to 0)	0 (0 to 0)	0 (0 to 0)	0
Visceral leishmaniasis	0 (0 to 0)	0 (0 to 0)	0 (0 to 0)	0 (0 to 0)	0 (0 to 0)	0 (0 to 0)	0 (0 to 0)	0 (0 to 0)	0 (0 to 0)	0 (0 to 0)	0 (0 to 0)	0 (0 to 0)	0 (0 to 0)	0 (0 to 0)	0 (0 to 0)	0 (0 to 0)	0 (0 to 0)	0 (0 to 0)	0 (0 to 0)	0 (0 to 0)	0 (0 to 0)	0 (0 to 0)	0 (0 to 0)	0 (0 to 0)	0
Cutaneous and mucocutaneous leishmaniasis	0 (0 to 0)	0 (0 to 0)	0 (0 to 0)	0 (0 to 0)	0 (0 to 0)	0 (0 to 0)	0 (0 to 0)	0 (0 to 0)	0 (0 to 0)	0 (0 to 0)	0 (0 to 0)	0 (0 to 0)	0 (0 to 0)	0 (0 to 0)	0 (0 to 0)	0 (0 to 0)	0 (0 to 0)	0 (0 to 0)	0 (0 to 0)	0 (0 to 0)	0 (0 to 0)	0 (0 to 0)	0 (0 to 0)	0 (0 to 0)	0
African trypanosomiasis	0 (0 to 0)	0 (0 to 0)	0 (0 to 0)	0 (0 to 0)	0 (0 to 0)	0 (0 to 0)	0 (0 to 0)	0 (0 to 0)	0 (0 to 0)	0 (0 to 0)	0 (0 to 0)	0 (0 to 0)	0 (0 to 0)	0 (0 to 0)	0 (0 to 0)	0 (0 to 0)	0 (0 to 0)	0 (0 to 0)	0 (0 to 0)	0 (0 to 0)	0 (0 to 0)	0 (0 to 0)	0 (0 to 0)	0 (0 to 0)	0
Schistosomiasis	0 (0 to 0)	0 (0 to 0)	0 (0 to 0)	0 (0 to 0)	0 (0 to 0)	0 (0 to 0)	0 (0 to 0)	0 (0 to 0)	0 (0 to 0)	0 (0 to 0)	0 (0 to 0)	0 (0 to 0)	0 (0 to 0)	0 (0 to 0)	0 (0 to 0)	0 (0 to 0)	0 (0 to 0)	0 (0 to 0)	0 (0 to 0)	0 (0 to 0)	0 (0 to 0)	0 (0 to 0)	0 (0 to 0)	0 (0 to 0)	0
Cysticercosis	0 (0 to 0)	0 (0 to 0)	0 (0 to 0)	0 (0 to 0)	0 (0 to 0)	0 (0 to 0)	0 (0 to 0)	0 (0 to 0)	0 (0 to 0)	0 (0 to 0)	0 (0 to 0)	0 (0 to 0)	0 (0 to 0)	0 (0 to 0)	0 (0 to 0)	0 (0 to 0)	0 (0 to 0)	0 (0 to 0)	0 (0 to 0)	0 (0 to 0)	0 (0 to 0)	0 (0 to 0)	0 (0 to 0)	0 (0 to 0)	0
Cystic echinococcosis	0 (0 to 0)	0 (0 to 0)	0 (0 to 0)	0 (0 to 0)	0 (0 to 0)	0 (0 to 0)	0 (0 to 0)	0 (0 to 0)	0 (0 to 0)	0 (0 to 0)	0 (0 to 0)	0 (0 to 0)	0 (0 to 0)	0 (0 to 0)	0 (0 to 0)	0 (0 to 0)	0 (0 to 0)	0 (0 to 0)	0 (0 to 0)	0 (0 to 0)	0 (0 to 0)	0 (0 to 0)	0 (0 to 0)	0 (0 to 0)	0.1
Lymphatic filariasis	0 (0 to 0)	0 (0 to 0)	0 (0 to 0)	0 (0 to 0)	0 (0 to 0)	0 (0 to 0)	0 (0 to 0)	0 (0 to 0)	0 (0 to 0)	0 (0 to 0)	0 (0 to 0)	0 (0 to 0)	0 (0 to 0)	0 (0 to 0)	0 (0 to 0)	0 (0 to 0)	0 (0 to 0)	0 (0 to 0)	0 (0 to 0)	0 (0 to 0)	0 (0 to 0)	0 (0 to 0)	0 (0 to 0)	0 (0 to 0)	0
Onchocerciasis	0 (0 to 0)	0 (0 to 0)	0 (0 to 0)	0 (0 to 0)	0 (0 to 0)	0 (0 to 0)	0 (0 to 0)	0 (0 to 0)	0 (0 to 0)	0 (0 to 0)	0 (0 to 0)	0 (0 to 0)	0 (0 to 0)	0 (0 to 0)	0 (0 to 0)	0 (0 to 0)	0 (0 to 0)	0 (0 to 0)	0 (0 to 0)	0 (0 to 0)	0 (0 to 0)	0 (0 to 0)	0 (0 to 0)	0 (0 to 0)	0
Trachoma	0 (0 to 0)	0 (0 to 0)	0 (0 to 0)	0 (0 to 0)	0 (0 to 0)	0 (0 to 0)	0 (0 to 0)	0 (0 to 0)	0 (0 to 0)	0 (0 to 0)	0 (0 to 0)	0 (0 to 0)	0 (0 to 0)	0 (0 to 0)	0 (0 to 0)	0 (0 to 0)	0 (0 to 0)	0 (0 to 0)	0 (0 to 0)	0 (0 to 0)	0 (0 to 0)	0 (0 to 0)	0 (0 to 0)	0 (0 to 0)	0
Dengue	0 (0 to 0)	0 (0 to 0)	0 (0 to 0)	0 (0 to 0)	0 (0 to 0)	0 (0 to 0)	0 (0 to 0)	0 (0 to 0)	0 (0 to 0)	0 (0 to 0)	0 (0 to 0)	0 (0 to 0)	0 (0 to 0)	0 (0 to 0)	0 (0 to 0)	0 (0 to 0)	0 (0 to 0)	0 (0 to 0)	0 (0 to 0)	0 (0 to 0)	0 (0 to 0)	0 (0 to 0)	0 (0 to 0)	0 (0 to 0)	0
Yellow fever	0 (0 to 0)	0 (0 to 0)	0 (0 to 0)	0 (0 to 0)	0 (0 to 0)	0 (0 to 0)	0 (0 to 0)	0 (0 to 0)	0 (0 to 0)	0 (0 to 0)	0 (0 to 0)	0 (0 to 0)	0 (0 to 0)	0 (0 to 0)	0 (0 to 0)	0 (0 to 0)	0 (0 to 0)	0 (0 to 0)	0 (0 to 0)	0 (0 to 0)	0 (0 to 0)	0 (0 to 0)	0 (0 to 0)	0 (0 to 0)	0
Rabies	0 (0 to 0)	0 (0 to 0)	0 (0 to 0)	0 (0 to 0)	0 (0 to 0)	0 (0 to 0)	0 (0 to 0)	0 (0 to 0)	0 (0 to 0)	0 (0 to 0)	0 (0 to 0)	0 (0 to 0)	0 (0 to 0)	0 (0 to 0)	0 (0 to 0)	0 (0 to 0)	0 (0 to 0)	0 (0 to 0)	0 (0 to 0)	0 (0 to 0)	0 (0 to 0)	0 (0 to 0)	0 (0 to 0)	0 (0 to 0)	0
Intestinal nematode infections	0 (0 to 0)	0 (0 to 0)	0 (0 to 0)	0 (0 to 0)	0 (0 to 0)	0 (0 to 0)	0 (0 to 0)	0 (0 to 0)	0 (0 to 0)	0 (0 to 0)	0 (0 to 0)	0 (0 to 0)	0 (0 to 0)	0 (0 to 0)	0 (0 to 0)	0 (0 to 0)	0 (0 to 0)	0 (0 to 0)	0 (0 to 0)	0 (0 to 0)	0 (0 to 0)	0 (0 to 0)	0 (0 to 0)	0 (0 to 0)	0
Ascariasis	0 (0 to 0)	0 (0 to 0)	0 (0 to 0)	0 (0 to 0)	0 (0 to 0)	0 (0 to 0)	0 (0 to 0)	0 (0 to 0)	0 (0 to 0)	0 (0 to 0)	0 (0 to 0)	0 (0 to 0)	0 (0 to 0)	0 (0 to 0)	0 (0 to 0)	0 (0 to 0)	0 (0 to 0)	0



Ischemic heart disease	0 (0.0)	0 (0.0)	0 (0.0)	0 (0.0)	0 (0.0)	0 (0.0)	12 (1) (7.6) (4.1)	37 (4) (23.8) (6.6)	56 (2) (43.1) (7.9)	121 (90.9) (9.1)	196 (164.5) (9.6)	343 (346.6) (9.6)	397 (356.7) (9.6)	1,100 (986.1) (9.6)	1,450 (1,145.5) (9.6)	1,680 (1,418.5) (9.6)	2,050 (2,035.5) (9.6)	3,230 (3,114.5) (9.6)	3,520 (3,670.5) (9.6)	3,130 (3,945.5) (9.6)	2,650 (3,995.5) (9.6)	1,660 (3,218.5) (9.6)	967 (994.5) (9.6)	33,666
Stroke	0 (0.0)	0 (0.0)	0 (0.0)	0 (0.0)	0 (0.0)	0 (0.0)	0 (0.0)	0 (0.0)	0 (0.0)	0 (0.0)	0 (0.0)	0 (0.0)	0 (0.0)	0 (0.0)	0 (0.0)	0 (0.0)	0 (0.0)	0 (0.0)	0 (0.0)	0 (0.0)	0 (0.0)	0 (0.0)	0 (0.0)	0
Ischemic stroke	0 (0.0)	0 (0.0)	0 (0.0)	0 (0.0)	0 (0.0)	0 (0.0)	0 (0.0)	0 (0.0)	0 (0.0)	0 (0.0)	0 (0.0)	0 (0.0)	0 (0.0)	0 (0.0)	0 (0.0)	0 (0.0)	0 (0.0)	0 (0.0)	0 (0.0)	0 (0.0)	0 (0.0)	0 (0.0)	0 (0.0)	0
Intracerebral hemorrhage	0 (0.0)	0 (0.0)	0 (0.0)	0 (0.0)	0 (0.0)	0 (0.0)	0 (0.0)	0 (0.0)	0 (0.0)	0 (0.0)	0 (0.0)	0 (0.0)	0 (0.0)	0 (0.0)	0 (0.0)	0 (0.0)	0 (0.0)	0 (0.0)	0 (0.0)	0 (0.0)	0 (0.0)	0 (0.0)	0 (0.0)	0
Subarachnoid hemorrhage	0 (0.0)	0 (0.0)	0 (0.0)	0 (0.0)	0 (0.0)	0 (0.0)	0 (0.0)	0 (0.0)	0 (0.0)	0 (0.0)	0 (0.0)	0 (0.0)	0 (0.0)	0 (0.0)	0 (0.0)	0 (0.0)	0 (0.0)	0 (0.0)	0 (0.0)	0 (0.0)	0 (0.0)	0 (0.0)	0 (0.0)	0
Hypertensive heart disease	0 (0.0)	0 (0.0)	0 (0.0)	0 (0.0)	0 (0.0)	0 (0.0)	0 (0.0)	0 (0.0)	0 (0.0)	0 (0.0)	0 (0.0)	0 (0.0)	0 (0.0)	0 (0.0)	0 (0.0)	0 (0.0)	0 (0.0)	0 (0.0)	0 (0.0)	0 (0.0)	0 (0.0)	0 (0.0)	0 (0.0)	0
Hypertensive heart disease with (congestive) heart failure	0 (0.0)	0 (0.0)	0 (0.0)	0 (0.0)	0 (0.0)	0 (0.0)	0 (0.0)	0 (0.0)	0 (0.0)	0 (0.0)	0 (0.0)	0 (0.0)	0 (0.0)	0 (0.0)	0 (0.0)	0 (0.0)	0 (0.0)	0 (0.0)	0 (0.0)	0 (0.0)	0 (0.0)	0 (0.0)	0 (0.0)	0
Non-rheumatic valvular heart disease	0 (0.0)	0 (0.0)	0 (0.0)	0 (0.0)	0 (0.0)	0 (0.0)	0 (0.0)	0 (0.0)	0 (0.0)	0 (0.0)	0 (0.0)	0 (0.0)	0 (0.0)	0 (0.0)	0 (0.0)	0 (0.0)	0 (0.0)	0 (0.0)	0 (0.0)	0 (0.0)	0 (0.0)	0 (0.0)	0 (0.0)	0
Non-rheumatic calcific aortic valve disease	0 (0.0)	0 (0.0)	0 (0.0)	0 (0.0)	0 (0.0)	0 (0.0)	0 (0.0)	1 (0.5)	1 (1.1)	3 (2.3)	1 (1.6)	3 (3.6)	3 (2.3)	9 (9.0)	4 (4.6)	6 (4.2)	12 (16.3)	22 (16.1)	25 (20.1)	22 (21.6)	12 (21.4)	7 (21.9)	2 (10.4)	1 (4.2)	177 (162.4)
Non-rheumatic, degenerative mitral valve disease	0 (0.0)	0 (0.0)	0 (0.0)	0 (0.0)	0 (0.0)	0 (0.0)	0 (0.0)	0 (0.0)	0 (0.0)	1 (0.5)	1 (0.6)	1 (1.6)	2 (2.3)	3 (3.6)	2 (4.6)	4 (4.2)	6 (4.7)	9 (9.2)	8 (6.7)	9 (7.2)	6 (7.4)	3 (10.2)	2 (9.9)	0 (3.9)	55 (78.6)
Other non-rheumatic valve diseases	0 (0.0)	0 (0.0)	0 (0.0)	0 (0.0)	0 (0.0)	0 (0.0)	0 (0.0)	0 (0.0)	0 (0.0)	0 (0.0)	0 (0.0)	0 (0.0)	0 (0.0)	0 (0.0)	0 (0.0)	0 (0.0)	0 (0.0)	0 (0.0)	0 (0.0)	0 (0.0)	0 (0.0)	0 (0.0)	0 (0.0)	0 (0.0)	0
Cardiomyopathy and myocarditis	0 (0.0)	0 (0.0)	0 (0.0)	0 (0.0)	0 (0.0)	0 (0.0)	0 (0.0)	0 (0.0)	0 (0.0)	0 (0.0)	0 (0.0)	0 (0.0)	0 (0.0)	0 (0.0)	0 (0.0)	0 (0.0)	0 (0.0)	0 (0.0)	0 (0.0)	0 (0.0)	0 (0.0)	0 (0.0)	0 (0.0)	0
Myocarditis	0 (0.0)	0 (0.0)	0 (0.0)	0 (0.0)	0 (0.0)	0 (0.0)	0 (0.0)	0 (0.0)	0 (0.0)	0 (0.0)	0 (0.0)	0 (0.0)	0 (0.0)	0 (0.0)	0 (0.0)	0 (0.0)	0 (0.0)	0 (0.0)	0 (0.0)	0 (0.0)	0 (0.0)	0 (0.0)	0 (0.0)	0
Alcoholic cardiomyopathy	0 (0.0)	0 (0.0)	0 (0.0)	0 (0.0)	0 (0.0)	0 (0.0)	0 (0.0)	0 (0.0)	0 (0.0)	0 (0.0)	0 (0.0)	0 (0.0)	0 (0.0)	0 (0.0)	0 (0.0)	0 (0.0)	0 (0.0)	0 (0.0)	0 (0.0)	0 (0.0)	0 (0.0)	0 (0.0)	0 (0.0)	0
Other cardiomyopathy	0 (0.0 to 1.0)	0 (0.0 to 1.0)	0 (0.0 to 1.0)



SR Table 2a. Osaka DALYS by cause and age group for males with 95% uncertainty intervals. 2019

Cause	Early Neonatal	Late Neonatal	Post-Neonatal	1 to 4	5 to 9	10 to 14	15 to 19	20 to 24	25 to 29	30 to 34	35 to 39	40 to 44	45 to 49	50 to 54	55 to 59	60 to 64	65 to 69	70 to 74	75 to 79	80 to 84	85 to 89	90 to 94	95 plus	Total
All causes	1,560 (1,230 to 1,930)	609 (509 to 749)	3,320 (2,720 to 3,990)	4,810 (4,410 to 7,120)	2,280 (2,120 to 4,060)	5,290 (4,990 to 12,200)	15,200 (11,600 to 19,200)	20,700 (16,700 to 25,200)	22,200 (18,100 to 27,200)	26,700 (21,600 to 32,400)	34,000 (27,600 to 41,300)	47,100 (38,700 to 56,700)	68,200 (57,200 to 81,900)	98,200 (84,100 to 116,000)	75,700 (64,700 to 89,200)	79,000 (67,400 to 91,800)	88,700 (76,000 to 102,000)	125,000 (113,000 to 140,000)	176,000 (149,000 to 196,000)	190,000 (156,000 to 222,000)	260,000 (206,000 to 306,000)	280,000 (207,000 to 353,000)	294,000 (206,000 to 403,000)	1,240,000 (732,000 to 2,020,000)	1,290,000
Communicable, maternal, neonatal, and nutritional diseases	884 (597 to 1,290)	295 (191 to 509)	663 (471 to 1,120)	1,110 (676 to 1,490)	1,060 (720 to 1,970)	901 (625 to 1,630)	663 (520 to 1,210)	1,010 (716 to 1,790)	1,020 (725 to 1,720)	1,270 (920 to 2,400)	1,300 (1,000 to 1,720)	1,710 (1,300 to 2,170)	2,400 (1,890 to 3,000)	3,020 (2,550 to 3,540)	2,900 (2,550 to 3,310)	3,660 (3,300 to 4,020)	5,900 (5,560 to 7,540)	13,500 (12,900 to 17,000)	14,900 (13,600 to 18,300)	15,200 (13,400 to 18,900)	9,750 (8,180 to 12,900)	2,990 (2,420 to 4,810)	87,300
HIV/AIDS and sexually transmitted infections	0 (0 to 0)	0 (0 to 0)	11.9 (9.4 to 14)	7.6 (5 to 9.9)	0.6 (0 to 1.6)	2.5 (0.8 to 4.6)	6 (3.7 to 11.3)	19.8 (13.6 to 32.2)	27.6 (19.4 to 37.3)	29.4 (20.3 to 41.4)	42.9 (31.2 to 59.2)	59.7 (45.5 to 75.2)	66.1 (49.3 to 81.9)	69.7 (51.9 to 86.9)	59.5 (44.2 to 73.6)	66.2 (49.6 to 82.1)	49 (36.5 to 61.2)	69.3 (51.7 to 87.1)	7.6 (4.6 to 12.8)	3.8 (2.1 to 6.2)	1.3 (0.7 to 2.1)	0.3 (0.2 to 0.4)	497
HIV/AIDS	0 (0 to 0)	0 (0 to 0)	11.6 (9.2 to 13.8)	7.7 (4.9 to 9.8)	0.6 (0 to 1.6)	2.4 (0.8 to 4.5)	6.4 (3.7 to 11.1)	19.1 (13.1 to 31.1)	26.6 (18.6 to 36.1)	28.1 (19.4 to 39.7)	41.1 (29.8 to 56.8)	57.1 (43.5 to 72.1)	63.1 (47.1 to 78.2)	66.1 (49.2 to 82.3)	56.2 (41.8 to 69.5)	62.5 (46.8 to 77.5)	46.1 (34.3 to 57.6)	65.1 (48.5 to 82.1)	7.1 (4.3 to 11.9)	3.5 (1.9 to 5.8)	1.2 (0.6 to 2)	0.3 (0.2 to 0.4)	480
HIV/AIDS - Drug-susceptible Tuberculosis	0 (0 to 0)	0 (0 to 0)	7.9 (6.2 to 9.4)	5.1 (3.3 to 6.6)	0.4 (0 to 1.1)	1.6 (0.5 to 3)	4.3 (2.5 to 7.5)	13 (8.9 to 21.1)	18 (12.6 to 24.5)	19 (13.2 to 26.9)	28 (20.2 to 38.5)	38.8 (29.5 to 48.9)	42.9 (32 to 53.1)	44.9 (33.4 to 55.9)	38.2 (28.4 to 47.2)	42.5 (31.8 to 52.6)	31.3 (23.3 to 39.1)	44.2 (32.9 to 55.9)	4.8 (2.9 to 8.1)	2.4 (1.3 to 3.9)	0.8 (0.4 to 1.4)	0.2 (0.1 to 0.3)	326
HIV/AIDS - Multidrug-resistant Tuberculosis without extensive	0 (0 to 0)	0 (0 to 0)	0.1 (0 to 0.6)	0 (0 to 0.2)	0 (0 to 0.2)	0 (0 to 0.1)	0 (0 to 0.1)	0 (0 to 0.2)	0 (0 to 0.3)	0 (0 to 0.3)	0 (0 to 0.4)	0 (0 to 0.3)	0 (0 to 0.4)	0 (0 to 0.4)	0 (0 to 0.3)	0 (0 to 0.4)	0 (0 to 0.3)	0 (0 to 0.3)	0 (0 to 0.3)	0 (0 to 0.3)	0 (0 to 0.3)	0 (0 to 0.3)	0 (0 to 0.3)	1
HIV/AIDS - Extensively drug-resistant Tuberculosis	0 (0 to 0)	0 (0 to 0)	0 (0 to 0.2)	0 (0 to 0.1)	0 (0 to 0)	0 (0 to 0)	0 (0 to 0)	0 (0 to 0.1)	0 (0 to 0.1)	0 (0 to 0.1)	0 (0 to 0.1)	0 (0 to 0.1)	0 (0 to 0.1)	0 (0 to 0.1)	0 (0 to 0.1)	0 (0 to 0.1)	0 (0 to 0.1)	0 (0 to 0.1)	0 (0 to 0.1)	0 (0 to 0.1)	0 (0 to 0.1)	0 (0 to 0.1)	0 (0 to 0.1)	0.7
HIV/AIDS resulting in other diseases	0 (0 to 0)	0 (0 to 0)	0.2 (0.2 to 0.7)	0.1 (0 to 0.4)	0 (0 to 0.1)	0.1 (0.1 to 0.2)	1.8 (0.9 to 3.2)	6.1 (3.9 to 12.2)	8.6 (5.7 to 16.3)	8.1 (5 to 20.4)	13 (7.9 to 33.4)	18.1 (10.9 to 43.3)	20.2 (12.3 to 50.1)	21 (12.6 to 49.3)	17.3 (10.4 to 40.4)	19.7 (11.7 to 45.1)	14.8 (8.9 to 34.6)	20.9 (12.1 to 50.4)	2.3 (1.3 to 6.3)	1.1 (0.6 to 3)	0.4 (0.2 to 1.2)	0.1 (0.1 to 0.3)	153
Sexually transmitted infections excluding HIV	0 (0 to 0)	0 (0 to 0)	0.2 (0 to 0.5)	0.1 (0 to 0.2)	0 (0 to 0.1)	0 (0 to 0.1)	0.1 (0 to 0.1)	0.6 (0.3 to 1.1)	0.9 (0.4 to 1.6)	1.1 (0.6 to 2)	1.9 (1.1 to 3.1)	2.6 (1.7 to 3.8)	3.3 (2.1 to 4.7)	3.8 (2.5 to 5.2)	3.4 (2.3 to 4.8)	3.8 (2.5 to 5.7)	4.7 (2.9 to 7.3)	5.2 (3.2 to 8.2)	4.3 (2.6 to 7.2)	2.6 (1.5 to 4.6)	1.3 (0.7 to 2.4)	0.6 (0.3 to 1.1)	51.7
Syphilis	0 (0 to 0)	0 (0 to 0)	0 (0 to 0)	0 (0 to 0)	0 (0 to 0.1)	0 (0 to 0.1)	0.1 (0 to 0.1)	0.5 (0.2 to 1.1)	0.8 (0.3 to 1.6)	1 (0.4 to 2)	1.7 (0.7 to 3.1)	2.5 (1.1 to 4.1)	3.2 (1.4 to 5.1)	3.7 (1.6 to 5.8)	3.3 (1.5 to 5.2)	3.7 (1.7 to 5.8)	4.7 (2.1 to 7.7)	5.2 (2.3 to 8.2)	4.3 (1.9 to 7.2)	2.6 (1.1 to 4.6)	1.3 (0.5 to 2.4)	0.6 (0.2 to 1.1)	51.2
Chlamydial infection	0 (0 to 0)	0 (0 to 0)	0 (0 to 0)	0 (0 to 0)	0 (0 to 0)	0.2 (0 to 0.4)	0.4 (0.1 to 0.9)	0.8 (0.3 to 1.6)	1.4 (0.5 to 2.7)	1.7 (0.7 to 3.1)	1.7 (0.7 to 3.1)	1.6 (0.7 to 3.1)	1.7 (0.7 to 3.3)	1.8 (0.7 to 3.5)	1.7 (0.7 to 3.3)	0.8 (0.3 to 1.5)	0.2 (0.1 to 0.4)	0.1 (0 to 0.3)	0 (0 to 0)	0 (0 to 0)	0 (0 to 0)	0 (0 to 0)	0 (0 to 0)	10.4
Gonococcal infection	0 (0 to 0)	0 (0 to 0)	0 (0 to 0)	0 (0 to 0)	0 (0 to 0.1)	0.3 (0.1 to 0.7)	1.2 (0.5 to 2.3)	2.2 (0.9 to 3.9)	2.7 (1.2 to 4.8)	3.4 (1.4 to 5.8)	3.3 (1.5 to 5.7)	3.1 (1.5 to 5.2)	3.1 (1.5 to 5.3)	3.2 (1.5 to 5.4)	2.8 (1.4 to 4.8)	2.4 (1.2 to 4.1)	1.5 (0.8 to 2.7)	0.6 (0.3 to 1.1)	0.1 (0 to 0.3)	0 (0 to 0.1)	0 (0 to 0.1)	0 (0 to 0)	0 (0 to 0)	17.4
Trichomoniasis	0 (0 to 0)	0 (0 to 0)	0 (0 to 0)	0 (0 to 0)	0 (0 to 0)	0 (0 to 0)	0 (0 to 0.1)	0.2 (0 to 0.4)	0.4 (0.1 to 0.8)	0.5 (0.2 to 1)	0.5 (0.2 to 1)	0.5 (0.2 to 1)	0.5 (0.2 to 1)	0.6 (0.2 to 1.1)	0.5 (0.2 to 1)	0.3 (0.1 to 0.6)	0.2 (0 to 0.4)	0.1 (0 to 0.3)	0 (0 to 0.1)	0 (0 to 0.1)	0 (0 to 0.1)	0 (0 to 0)	0 (0 to 0)	3.7
Genital herpes	0 (0 to 0)	0 (0 to 0)	0 (0 to 0)	0 (0 to 0)	0 (0 to 0)	0 (0 to 0.1)	0.1 (0.1 to 0.1)	0.4 (0.2 to 0.8)	0.6 (0.3 to 1.2)	0.7 (0.3 to 1.4)	0.8 (0.4 to 1.5)	0.8 (0.4 to 1.5)	0.8 (0.4 to 1.5)	0.8 (0.4 to 1.5)	0.8 (0.4 to 1.5)	0.7 (0.3 to 1.4)	0.5 (0.2 to 1.1)	0.3 (0.1 to 0.7)	0.1 (0 to 0.3)	0 (0 to 0.1)	0 (0 to 0.1)	0 (0 to 0)	0 (0 to 0)	9.7
Other sexually transmitted infections	0 (0 to 0)	0 (0 to 0)	0 (0 to 0)	0 (0 to 0)	0 (0 to 0)	0 (0 to 0.1)	0.1 (0.1 to 0.1)	0.1 (0 to 0.2)	0.2 (0 to 0.3)	0.2 (0 to 0.3)	0.2 (0.1 to 0.4)	0.2 (0.1 to 0.4)	0.2 (0.1 to 0.4)	0.2 (0.1 to 0.4)	0.2 (0.1 to 0.4)	0.2 (0.1 to 0.4)	0.1 (0 to 0.3)	0.1 (0 to 0.2)	0 (0 to 0)	0 (0 to 0)	0 (0 to 0)	0 (0 to 0)	0 (0 to 0)	1.5
Respiratory infections and tuberculosis	12.6 (9.2 to 19.4)	227 (14.9 to 31.3)	39.2 (28 to 54)	206 (150 to 287)	107 (72 to 158)	43.6 (29.5 to 62)	220 (203 to 320)	331 (199 to 502)	299 (206 to 426)	411 (291 to 553)	531 (379 to 741)	778 (563 to 992)	1,190 (894 to 1,510)	1,760 (1,420 to 1,990)	1,290 (1,090 to 1,370)	1,270 (1,060 to 1,310)	1,660 (1,390 to 1,720)	4,070 (3,360 to 4,090)	6,230 (5,560 to 6,400)	10,900 (10,600 to 11,400)	17,900 (16,900 to 18,200)	21,900 (20,900 to 22,400)	69,200 (66,900 to 70,700)
Tuberculosis	12.6 (9.2 to 19.4)	227 (14.9 to 31.3)	39.2 (28 to 54)	206 (150 to 287)	107 (72 to 158)	43.6 (29.5 to 62)	220 (203 to 320)	331 (199 to 502)	299 (206 to 426)	411 (291 to 553)	531 (379 to 741)	778 (563 to 992)	1,190 (894 to 1,510)	1,760 (1,420 to 1,990)	1,290 (1,090 to 1,370)	1,270 (1,060 to 1,310)	1,660 (1,390 to 1,720)	4,070 (3,360 to 4,090)	6,230 (5,560 to 6,400)	10,900 (10,600 to 11,400)	17,900 (16,900 to 18,200)	21,900 (20,900 to 22,400)	69,200 (66,900 to 70,700)
Latent tuberculosis infection	0 (0 to 0)	0 (0 to 0)	1.5 (1.1 to 2.1)	1.3 (1 to 1.8)	0.6 (0.4 to 0.9)	0.4 (0.3 to 0.6)	2.5 (2.3 to 3.7)	8.2 (4.9 to 12.5)	11.7 (7.9 to 16.2)	13.2 (9.3 to 18.2)	19.6 (13.9 to 26.3)	37.4 (27.3 to 47.6)	58.9 (42.9 to 73.4)	84.8 (61.7 to 101.3)	64.9 (47.6 to 77.5)	143 (99.9 to 194)	248 (172 to 335)	600 (423 to 803)	1,026 (727 to 1,370)	1,652 (1,170 to 2,210)	496 (347 to 639)	220 (151 to 296)	52.6 (36.3 to 70.2)	5,060
Drug-susceptible Tuberculosis	11.9 (8.7 to 18.3)	214 (14.1 to 29.5)	37.1 (26.5 to 51.1)	195 (141.7 to 271)	101 (68.2 to 149)	41.2 (27.9 to 58.6)	208 (192 to 302)	313 (188 to 474)	283 (194.9 to 402)	389 (275.1 to 523)	502 (358.3 to 700)	736 (532.5 to 938)	1,120 (845.2 to 1,430)	1,660 (1,340.8 to 1,880)	1,220 (1,030.2 to 1,300)	1,200 (1,000.4 to 1,240)	1,570 (1,310.3 to 1,630)	3,850 (3,180.2 to 3,870)	5,890 (5,260.4 to 6,050)	10,300 (10,000.4 to 10,800)	16,900 (15,900.4 to 17,200)	20,700 (19,700.4 to 21,200)	65,400 (63,200.4 to 66,800)
Multidrug-resistant tuberculosis without extensive drug-resistat	0 (0 to 0)	0 (0 to 0)	0 (0 to 0)	0 (0 to 0.1)	0 (0 to 0.1)	0 (0 to 0.1)	0 (0 to 0.1)	0 (0 to 0.1)	0 (0 to 0.2)	0 (0 to 0.2)	0 (0 to 0.3)	0 (0 to 0.3)	0 (0 to 0.3)	0 (0 to 0.3)	0 (0 to 0.3)	0 (0 to 0.3)	0 (0 to 0.3)	0 (0 to 0.3)	0 (0 to 0.3)	0 (0 to 0.3)	0 (0 to 0.3)	0 (0 to 0.3)	0 (0 to 0.3)	1
Extensively drug-resistant tuberculosis	0 (0 to 0)	0 (0 to 0)	0 (0 to 0)	0 (0 to 0)	0 (0 to 0.1)	0 (0 to 0.1)	0 (0 to 0.1)	0 (0 to 0.1)	0 (0 to 0.2)	0 (0 to 0.2)	0 (0 to 0.3)	0 (0 to 0.3)	0 (0 to 0.3)	0 (0 to 0.3)	0 (0 to 0.3)	0 (0 to 0.3)	0 (0 to 0.3)	0 (0 to 0.3)	0 (0 to 0.3)	0 (0 to 0.3)	0 (0 to 0.3)	0 (0 to 0.3)	0 (0 to 0.3)	1.3
Lower respiratory infections	12.6 (9.2 to 19.4)	13.1 (9.6 to 20.1)	2.2 (1.6 to 3.1)	199 (137 to 287)	97 (67.4 to 136)	37.2 (25.7 to 52.7)	98.2 (84.1 to 154)	79 (61.5 to 112)	55.6 (41.1 to 74)	96.2 (70.1 to 129)	139 (100 to 186)	278 (204 to 356)	391 (294 to 486)	724 (564 to 877)	660 (541 to 741)	1,000 (851 to 1,060)	1,400 (1,200 to 1,500)	2,780 (2,500 to 3,000)	4,280 (3,900 to 4,700)	11,100 (9,870 to 13,000)	11,100 (9,900 to 13,000)	9,200 (7,700 to 10,700)	1,900 (1,500 to 2,400)	61,900
Upper respiratory infections	0.4 (0.3 to 0.6)	2.1 (1.5 to 3.2)	36.2 (26.1 to 49.6)	206 (149 to 287)	104 (72.4 to 147)	233 (161.3 to 324)	299 (276 to 418)	216 (167.5 to 301)	204 (157.9 to 278)	284 (219.6 to 387)	284 (219.6 to 387)	333 (258.1 to 453)	390 (302.5 to 530)	336 (260.5 to 457)	206 (159.7 to 280)	171 (132.6 to 233)	209 (162.1 to 285)	191 (148.2 to 260)	86.7 (67.1 to 118)	49.4 (38.2 to 67.1)	17.1 (13.2 to 23.2)	4.9 (3.8 to 6.6)	3,920
Otitis media	0 (0 to 0)	0.1 (0.1 to 0.3)	0.3 (0.2 to 0.5)	0.2 (0.1 to 0.3)	0.1 (0.1 to 0.2)	0.1 (0.1 to 0.2)	0.2 (0.2 to 0.3)	0.2 (0.1 to 0.3)	0.1 (0.1 to 0.2)	0.2 (0.1 to 0.3)	0.2 (0.1 to 0.3)	0.2 (0.1 to 0.3)	0.2 (0.1 to 0.3)	0.2 (0.1 to 0.3)	0.1 (0.1 to 0.2)	0.1 (0.1 to 0.2)	0.1 (0.1 to 0.2)	0.1 (0.1 to 0.2)	0.1 (0.1 to 0.2)	0.1 (0.1 to 0.2)	0.1 (0.1 to 0.2)	0.1 (0.1 to 0.2)	0 (0 to 0.1)	4
Enteric infections	1.6 (1.1 to 2.5)	6.6 (2.6 to 9.4)	61.2 (29.9 to 84.5)	694 (324 to 763)	74 (11.4 to 204.6)	7 (0.1 to 10.6)	7 (4.9 to 11.7)	7 (4.9 to 11.4)	6 (3.3 to 17.4)	6 (3.4 to 27.9)	6 (3.5 to 10.4)	6 (3.6 to 10.2)	6 (3.6 to 9.8)	6 (3.6 to 9.8)	6 (3.6 to 9.8)	6 (3.6 to 9.8)	6 (3.6 to 9.8)	6 (3.6 to 9.8)	6 (3.6 to 9.8)	6 (3.6 to 9.8)	6 (3.6 to 9.8)	6 (3.6 to 9.8)	6 (3.6 to 9.8)	2,250
Diarrheal diseases	1.6 (1.1 to 2.5)	6.6 (2.6 to 9.4)	61.2 (29.9 to 84.5)	694 (324 to 763)	74 (11.4 to 204.6)	7 (0.1 to 10.6)	7 (4.9 to 11.7)	7 (4.9 to 11.4)	6 (3.3 to 17.4)	6 (3.4 to 27.9)	6 (3.5 to 10.4)	6 (3.6 to 10.2)	6 (3.6 to 9.8)	6 (3.6 to 9.8)	6 (3.6 to 9.8)	6 (3.6 to 9.8)	6 (3.6 to 9.8)	6 (3.6 to 9.8)	6 (3.6 to 9.8)	6 (3.6 to 9.8)	6 (3.6 to 9.8)	6 (3.6 to 9.8)	6 (3.6 to 9.8)	2,250
Typhoid and paratyphoid	0 (0 to 0)	0 (0 to 0)	0 (0 to 0)	0 (0 to 0)	0 (0 to 0)	0 (0 to 0)	0 (0 to 0)	0 (0 to 0)	0 (0 to 0)	0 (0 to 0)	0 (0 to 0)	0 (0 to 0)	0 (0 to 0)	0 (0 to 0)	0 (0 to 0)	0 (0 to 0)	0 (0 to 0)	0 (0 to 0)	0 (0 to 0)	0 (0 to 0)	0 (0 to 0)	0 (0 to 0)	0 (0 to 0)	0
Typhoid fever	0 (0 to 0)	0 (0 to 0)	0 (0 to 0)	0 (0 to 0)	0 (0 to 0)	0 (0 to 0)	0 (0 to 0)	0 (0 to 0)	0 (0 to 0)	0 (0 to 0)	0 (0 to 0)	0 (0 to 0)	0 (0 to 0)	0 (0 to 0)	0 (0 to 0)	0 (0 to 0)	0 (0 to 0)	0 (0 to 0)	0 (0 to 0)	0 (0 to 0)	0 (0 to 0)	0 (0 to 0)	0 (0 to 0)	0
Paratyphoid fever	0 (0 to 0)	0 (0 to 0)	0 (0 to 0)	0 (0 to 0)	0 (0 to 0)	0 (0 to 0)	0 (0 to 0)	0 (0 to 0)	0 (0 to 0)	0 (0 to 0)	0 (0 to 0)	0 (0 to 0)	0 (0 to 0)	0 (0 to 0)	0 (0 to 0)	0 (0 to 0)	0 (0 to 0)	0 (0 to 0)	0 (0 to 0)	0 (0 to 0)	0 (0 to 0)	0 (0 to 0)	0 (0 to 0)	0
Invasive Non-typhoidal Salmonella (iNTS)	0 (0 to 0)	0 (0 to 0)	0.1 (0.1 to 0.4)	0.1 (0 to 0.2)	0.1 (0 to 0.2)	0.1 (0 to 0.2)	0.1 (0 to 0.2)	0.2 (0 to 0.3)	0.2 (0 to 0.3)	0.2 (0 to 0.3)	0.2 (0 to 0.3)	0.2 (0 to 0.3)	0.2 (0 to 0.3)	0.2 (0 to 0.3)	0.2 (0 to 0.3)	0.2 (0 to 0.3)	0.2 (0 to 0.3)	0.2 (0 to 0.3)	0.2 (0 to 0.3)	0.2 (0 to 0.3)	0.2 (0 to 0.3)	0.2 (0 to 0.3)	0.2 (0 to 0.3)	1.6
Other intestinal infectious diseases	0 (0 to 0)	0 (0 to 0)	0.3 (0 to 0.7)	0.3 (0 to 1.1)	0.2 (0 to 0.6)	0.1 (0 to 0.4)	0.1 (0 to 0.4)	0.2 (0 to 0.5)	0.1 (0 to 0.4)	0.2 (0 to 0.5)	0.2 (0 to 0.5)	0.2 (0 to 0.5)	0.2 (0 to 0.5)	0.2 (0 to 0.5)	0.2 (0 to 0.5)	0.1 (0 to 0.4)	0.2 (0 to 0.5)	0.2 (0 to 0.5)	0.2 (0 to 0.5)	0.2 (0 to 0.5)	0.1 (0 to 0.4)	0.1 (0 to 0.4)	0 (0 to 0.1)	4
Neglected tropical diseases and malaria	1.6 (1 to 2.5)	3.8 (2.1 to 5.6)	13.3 (8.9 to 19.4)	29.9 (19.1 to 39.6)	13.6 (8.7 to 18.6)	8.9 (5.6 to 12.7)	7.6 (5.1 to 11.4)	8.2 (5.2 to 12.6)	8.8 (5.7 to 13.6)	9.8 (6.3 to 15.1)	9.8 (6.3 to 15.1)	9.8 (6.3 to 15.1)	9.8 (6.3 to 15.1)	9.8 (6.3 to 15.1)	9.8 (6.3 to 15.1)	9.8 (6.3 to 15.1)	9.8 (6.3 to 15.1)	9.8 (6.3 to 15.1)	9.8 (6.3 to 15.1)	9.8 (6.3 to 15.1)	9.8 (6.3 to 15.1)	9.8 (6.3 to 15.1)	9.8 (6.3 to 15.1)	211
Malaria	0 (0 to 0)	0 (0 to 0)	0 (0 to 0)	0 (0 to 0)	0 (0 to 0)	0 (0 to 0)	0 (0 to 0)	0 (0 to 0)	0 (0 to 0)	0 (0 to 0)	0 (0 to 0)	0 (0 to 0)	0 (0 to 0)	0 (0 to 0)	0 (0 to 0)	0 (0 to 0)	0 (0 to 0)	0 (0 to 0)	0 (0 to 0)



Benign prostatic hyperplasia	0 (0 to 0)	0 (0 to 0)	0 (0 to 0)

SR Table 2a. Nvbdc DALYS by cause and age group for males with 95% uncertainty intervals, 2019

Cause	Early Neonatal	Late Neonatal	Post-Neonatal	1 to 4	5 to 9	10 to 14	15 to 19	20 to 24	25 to 29	30 to 34	35 to 39	40 to 44	45 to 49	50 to 54	55 to 59	60 to 64	65 to 69	70 to 74	75 to 79	80 to 84	85 to 89	90 to 94	95 plus	Total
All causes	497 (379 to 661)	497 (373 to 661)	1,922 (1,666 to 2,178)	3,738 (2,950 to 4,490)	2,920 (2,370 to 3,560)	4,599 (4,000 to 5,190)	5,640 (7,979 to 12,000)	13,900 (13,200 to 15,000)	13,900 (13,200 to 15,000)	14,700 (13,900 to 15,700)	16,700 (15,800 to 18,000)	21,400 (20,700 to 22,000)	28,200 (27,000 to 29,400)	42,600 (40,900 to 44,600)	47,400 (45,700 to 49,100)	51,400 (49,700 to 53,200)	60,400 (58,000 to 62,600)	106,000 (103,000 to 109,000)	106,000 (93,900 to 118,000)	90,200 (81,700 to 102,000)	67,900 (61,600 to 75,600)	31,900 (28,500 to 35,600)	10,700 (9,550 to 11,700)	787,000
Communicable, maternal, neonatal, and nutritional diseases	363 (277 to 483)	363 (272 to 483)	1,660 (1,440 to 1,880)	3,230 (2,550 to 3,880)	2,520 (2,050 to 3,080)	3,970 (3,450 to 4,480)	4,870 (6,890 to 10,400)	12,000 (11,400 to 13,000)	12,000 (11,400 to 13,000)	12,700 (12,000 to 13,600)	14,400 (13,600 to 15,500)	18,500 (17,900 to 19,000)	24,300 (23,300 to 25,400)	36,700 (35,300 to 38,500)	40,900 (39,400 to 42,700)	44,300 (42,900 to 45,900)	52,100 (50,100 to 54,000)	91,400 (88,900 to 94,000)	91,400 (81,000 to 102,000)	77,800 (70,500 to 87,400)	58,600 (53,100 to 65,200)	27,500 (24,600 to 30,700)	9,230 (8,240 to 10,100)	679,000
HIV/AIDS and sexually transmitted infections	0 (0 to 0)	0 (0 to 0)	4.6 (3.6 to 6.6)	4.3 (3.3 to 6.4)	2.4 (1.6 to 3.7)	2.1 (1.5 to 2.8)	4.6 (3.1 to 6.5)	6.1 (4.1 to 8.6)	7.9 (5.3 to 11.3)	10.8 (7.3 to 15.7)	14.9 (9.9 to 22.1)	20.7 (14.0 to 29.6)	29.6 (19.9 to 39.5)	30.4 (21.5 to 42.2)	23.3 (16.3 to 32.6)	23 (16.2 to 32.4)	42.4 (31.2 to 58.6)	61.6 (39.3 to 77.4)	57.2 (10.1 to 87.2)	10.6 (6.7 to 19.7)	0.1 (2.5 to 6.9)	0.4 (1.6 to 3.6)	0.2 (0.5 to 1.4)	310
HIV/AIDS	0 (0 to 0)	0 (0 to 0)	4.6 (3.6 to 6.6)	4.3 (3.3 to 6.4)	2.4 (1.6 to 3.7)	1.9 (1.4 to 2.6)	2.3 (1.6 to 3.3)	4.3 (2.9 to 6.1)	6.1 (4.1 to 8.6)	8.2 (5.6 to 11.9)	13.1 (8.7 to 19.5)	17.6 (12.0 to 25.2)	19.6 (13.2 to 27.7)	19.6 (13.9 to 27.3)	15 (10.5 to 21.0)	14.2 (10.0 to 20.0)	27.4 (20.2 to 37.9)	44.8 (28.6 to 56.3)	13.5 (2.4 to 20.6)	9.6 (6.1 to 17.9)	1.1 (2.3 to 6.3)	0.7 (1.1 to 3.1)	0.2 (0.4 to 1.3)	219
HIV/AIDS - Drug-susceptible Tuberculosis	0 (0 to 0)	0 (0 to 0)	1.4 (1.1 to 2.1)	1.4 (1.1 to 2.1)	0.9 (0.6 to 1.4)	0.5 (0.3 to 0.7)	0.5 (0.3 to 0.7)	0.9 (0.6 to 1.3)	1.5 (0.9 to 2.1)	2.1 (1.4 to 2.9)	3.2 (2.1 to 4.5)	4.2 (2.7 to 5.8)	4.5 (2.8 to 6.2)	4.2 (2.7 to 6.0)	3.2 (2.1 to 4.5)	3.1 (2.1 to 4.4)	5.7 (3.8 to 7.9)	9.2 (5.6 to 12.0)	2.7 (0.5 to 4.1)	1.9 (1.2 to 3.5)	0.2 (0.5 to 1.3)	0.1 (0.2 to 0.7)	0.0 (0.1 to 0.3)	50
HIV/AIDS - Multidrug-resistant Tuberculosis without extensive	0 (0 to 0)	0 (0 to 0)	0 (0 to 0.2)	0 (0 to 0.2)	0 (0 to 0.1)	0 (0 to 0.1)	0 (0 to 0.1)	0 (0 to 0.1)	0 (0 to 0.2)	0 (0 to 0.2)	0 (0 to 0.2)	0 (0 to 0.2)	0 (0 to 0.2)	0 (0 to 0.2)	0 (0 to 0.2)	0 (0 to 0.2)	0 (0 to 0.2)	0 (0 to 1.3)	0 (0 to 1.2)	0 (0 to 0.1)	0 (0 to 0)	0 (0 to 0)	0 (0 to 0)	0 (0 to 0)	1.1
HIV/AIDS - Extensively drug-resistant Tuberculosis	0 (0 to 0)	0 (0 to 0)	0 (0 to 0.1)	0 (0 to 0)	0 (0 to 0)	0 (0 to 0)	0 (0 to 0)	0 (0 to 0)	0 (0 to 0)	0 (0 to 0)	0 (0 to 0)	0 (0 to 0)	0 (0 to 0)	0 (0 to 0)	0 (0 to 0)	0 (0 to 0)	0 (0 to 0)	0 (0 to 0)	0 (0 to 0)	0 (0 to 0)	0 (0 to 0)	0 (0 to 0)	0 (0 to 0)	0 (0 to 0)	0.3
HIV/AIDS resulting in other diseases	0 (0 to 0)	0 (0 to 0)	2.6 (2 to 4.1)	1.9 (1.6 to 2.9)	1.5 (1.1 to 2.2)	1.4 (0.7 to 2.3)	1.8 (1.2 to 2.9)	3.4 (2.1 to 5.1)	4.6 (2.9 to 6.9)	6.1 (3.9 to 10.7)	9.9 (5.9 to 19.1)	13.4 (7.6 to 23.3)	15 (8.6 to 22.9)	15.4 (8.9 to 23.7)	11.8 (6.9 to 17.7)	11.1 (7.2 to 16.1)	21.6 (13.9 to 32.1)	35.2 (20.9 to 46.1)	10.8 (4.3 to 22.7)	7.5 (1.6 to 12.6)	0.9 (0.4 to 2.4)	0.6 (0.3 to 1.2)	0.1 (0.1 to 0.4)	168
Sexually transmitted infections excluding HIV	0 (0 to 0)	0 (0 to 0)	0 (0 to 0)	0 (0 to 0)	0 (0 to 0)	0.2 (0.1 to 0.3)	2.3 (1.6 to 3.1)	1.8 (1.2 to 2.4)	1.8 (1.2 to 2.4)	2.1 (1.4 to 2.7)	1.8 (1.2 to 2.4)	2.9 (1.9 to 3.8)	3.7 (2.4 to 4.8)	6.8 (4.5 to 8.8)	7.4 (4.9 to 9.6)	7.2 (4.8 to 9.3)	8.1 (5.4 to 10.5)	11.6 (7.8 to 15.1)	14.2 (9.5 to 18.3)	3.1 (2.1 to 4.0)	0.8 (0.5 to 1.1)	0.2 (0.1 to 0.3)	0.0 (0.0 to 0.1)	93.1
Syphilis	0 (0 to 0)	0 (0 to 0)	0 (0 to 0)	0 (0 to 0)	0 (0 to 0)	0 (0 to 0)	0 (0 to 0)	0 (0 to 0)	0 (0 to 0)	0 (0 to 0)	0 (0 to 0)	0 (0 to 0)	0 (0 to 0)	0 (0 to 0)	0 (0 to 0)	0 (0 to 0)	0 (0 to 0)	0 (0 to 0)	0 (0 to 0)	0 (0 to 0)	0 (0 to 0)	0 (0 to 0)	0 (0 to 0)	0 (0 to 0)	0
Chlamydial infection	0 (0 to 0)	0 (0 to 0)	0 (0 to 0)	0 (0 to 0)	0 (0 to 0)	0 (0 to 0)	0.1 (0 to 0.1)	0.6 (0.3 to 1.0)	0.8 (0.3 to 1.4)	1.1 (0.4 to 1.8)	1.6 (0.6 to 2.7)	2.1 (0.8 to 3.5)	2.5 (0.9 to 4.1)	3.1 (1.2 to 5.0)	3.4 (1.3 to 5.5)	3.4 (1.3 to 5.5)	3.8 (1.4 to 6.1)	5.2 (1.9 to 8.3)	6.4 (2.3 to 10.1)	1.4 (0.5 to 2.2)	0.4 (0.1 to 0.6)	0.1 (0 to 0.2)	0.0 (0 to 0.1)	41.1
Gonococcal infection	0 (0 to 0)	0 (0 to 0)	0 (0 to 0)	0 (0 to 0)	0 (0 to 0)	0.2 (0.1 to 0.4)	0.8 (0.4 to 1.6)	1.1 (0.5 to 2.1)	0.9 (0.4 to 1.8)	0.8 (0.3 to 1.6)	0.6 (0.2 to 1.2)	0.6 (0.2 to 1.2)	0.7 (0.2 to 1.4)	0.5 (0.2 to 1.0)	0.4 (0.2 to 0.8)	0.3 (0.1 to 0.7)	0.4 (0.2 to 0.8)	0.5 (0.2 to 1.0)	0.6 (0.2 to 1.2)	0.1 (0.1 to 0.3)	0 (0 to 0.1)	0 (0 to 0.1)	0 (0 to 0)	6.5
Trichomoniasis	0 (0 to 0)	0 (0 to 0)	0 (0 to 0)	0 (0 to 0)	0 (0 to 0)	0 (0 to 0)	0.1 (0 to 0.1)	0.3 (0.1 to 0.5)	0.6 (0.2 to 1.1)	0.8 (0.3 to 1.4)	1.2 (0.4 to 2.1)	1.6 (0.6 to 2.7)	2 (0.8 to 3.4)	2.4 (0.9 to 4.1)	2.7 (1.1 to 4.5)	2.7 (1.1 to 4.5)	3.1 (1.2 to 5.1)	4.2 (1.6 to 6.8)	5.2 (1.9 to 8.3)	1.1 (0.4 to 1.8)	0.3 (0.1 to 0.5)	0.1 (0 to 0.2)	0.0 (0 to 0.1)	33.2
Genital herpes	0 (0 to 0)	0 (0 to 0)	0 (0 to 0)	0 (0 to 0)	0 (0 to 0)	0 (0 to 0)	0 (0 to 0)	0 (0 to 0)	0 (0 to 0)	0 (0 to 0)	0 (0 to 0)	0 (0 to 0)	0 (0 to 0)	0 (0 to 0)	0 (0 to 0)	0 (0 to 0)	0 (0 to 0)	0 (0 to 0)	0 (0 to 0)	0 (0 to 0)	0 (0 to 0)	0 (0 to 0)	0 (0 to 0)	0 (0 to 0)	0
Other sexually transmitted infections	0 (0 to 0)	0 (0 to 0)	0 (0 to 0)	0 (0 to 0)	0 (0 to 0)	0 (0 to 0.1)	0.4 (0.2 to 0.7)	0.5 (0.3 to 0.8)	0.6 (0.3 to 1.0)	0.7 (0.4 to 1.2)	0.8 (0.4 to 1.4)	1.1 (0.5 to 1.8)	1.2 (0.6 to 2.1)	1.5 (0.7 to 2.5)	1.7 (0.8 to 2.8)	1.8 (0.8 to 2.9)	2 (0.9 to 3.2)	2.5 (1.1 to 3.9)	3.1 (1.3 to 4.8)	0.7 (0.3 to 1.1)	0.2 (0.1 to 0.3)	0.1 (0 to 0.1)	0.0 (0 to 0.1)	20.1
Respiratory infections and tuberculosis	363 (277 to 483)	363 (272 to 483)	1,660 (1,440 to 1,880)	3,230 (2,550 to 3,880)	2,520 (2,050 to 3,080)	3,970 (3,450 to 4,480)	4,870 (6,890 to 10,400)	12,000 (11,400 to 13,000)	12,000 (11,400 to 13,000)	12,700 (12,000 to 13,600)	14,400 (13,600 to 15,500)	18,500 (17,900 to 19,000)	24,300 (23,300 to 25,400)	36,700 (35,300 to 38,500)	40,900 (39,400 to 42,700)	44,300 (42,900 to 45,900)	52,100 (50,100 to 54,000)	91,400 (88,900 to 94,000)	91,400 (81,000 to 102,000)	77,800 (70,500 to 87,400)	58,600 (53,100 to 65,200)	27,500 (24,600 to 30,700)	9,230 (8,240 to 10,100)	679,000
Tuberculosis	0 (0 to 0)	0 (0 to 0)	0.6 (0.4 to 0.9)	0.6 (0.4 to 0.9)	0.3 (0.2 to 0.5)	0.3 (0.2 to 0.5)	1.5 (0.9 to 2.3)	4.7 (3 to 7.3)	6.1 (3.8 to 9.4)	7.1 (4.4 to 11)	9.1 (5.7 to 14)	11.7 (7.4 to 17.7)	13.7 (8.7 to 20.6)	16.7 (10.7 to 25.1)	20.4 (13.4 to 29.5)	22.6 (14.9 to 32.5)	27.7 (18.4 to 39.1)	37 (24.6 to 51.2)	49.6 (32.9 to 66.6)	17.7 (11.8 to 23.8)	7.7 (5.1 to 10.4)	2.5 (1.7 to 3.4)	0.7 (0.5 to 1.0)	279
Latent tuberculosis infection	0 (0 to 0)	0 (0 to 0)	0.6 (0.4 to 0.9)	0.6 (0.4 to 0.9)	0.3 (0.2 to 0.5)	0.3 (0.2 to 0.5)	1.5 (0.9 to 2.3)	4.7 (3 to 7.3)	6.1 (3.8 to 9.4)	7.1 (4.4 to 11)	9.1 (5.7 to 14)	11.7 (7.4 to 17.7)	13.7 (8.7 to 20.6)	16.7 (10.7 to 25.1)	20.4 (13.4 to 29.5)	22.6 (14.9 to 32.5)	27.7 (18.4 to 39.1)	37 (24.6 to 51.2)	49.6 (32.9 to 66.6)	17.7 (11.8 to 23.8)	7.7 (5.1 to 10.4)	2.5 (1.7 to 3.4)	0.7 (0.5 to 1.0)	279
Drug-susceptible Tuberculosis	0 (0 to 0)	0 (0 to 0)	0.6 (0.4 to 0.9)	0.6 (0.4 to 0.9)	0.3 (0.2 to 0.5)	0.3 (0.2 to 0.5)	1.5 (0.9 to 2.3)	4.7 (3 to 7.3)	6.1 (3.8 to 9.4)	7.1 (4.4 to 11)	9.1 (5.7 to 14)	11.7 (7.4 to 17.7)	13.7 (8.7 to 20.6)	16.7 (10.7 to 25.1)	20.4 (13.4 to 29.5)	22.6 (14.9 to 32.5)	27.7 (18.4 to 39.1)	37 (24.6 to 51.2)	49.6 (32.9 to 66.6)	17.7 (11.8 to 23.8)	7.7 (5.1 to 10.4)	2.5 (1.7 to 3.4)	0.7 (0.5 to 1.0)	279
Multidrug-resistant tuberculosis without extensive drug-resistar	0 (0 to 0)	0 (0 to 0)	0 (0 to 0)	0 (0 to 0)	0 (0 to 0)	0 (0 to 0)	0 (0 to 0)	0 (0 to 0)	0 (0 to 0)	0 (0 to 0)	0 (0 to 0)	0 (0 to 0)	0 (0 to 0)	0 (0 to 0)	0 (0 to 0)	0 (0 to 0)	0 (0 to 0)	0 (0 to 0)	0 (0 to 0)	0 (0 to 0)	0 (0 to 0)	0 (0 to 0)	0 (0 to 0)	0 (0 to 0)	0
Extensively drug-resistant tuberculosis	0 (0 to 0)	0 (0 to 0)	0 (0 to 0)	0 (0 to 0)	0 (0 to 0)	0 (0 to 0)	0 (0 to 0)	0 (0 to 0)	0 (0 to 0)	0 (0 to 0)	0 (0 to 0)	0 (0 to 0)	0 (0 to 0)	0 (0 to 0)	0 (0 to 0)	0 (0 to 0)	0 (0 to 0)	0 (0 to 0)	0 (0 to 0)	0 (0 to 0)	0 (0 to 0)	0 (0 to 0)	0 (0 to 0)	0 (0 to 0)	0
Lower respiratory infections	0.8 (0.4 to 2.4)	11.7 (7.5 to 19.7)	89.9 (73.2 to 110)	126 (98.6 to 159)	43.2 (32.2 to 57.3)	36 (26.9 to 49.6)	32.3 (23.2 to 45.3)	54.3 (39.2 to 69.5)	69.4 (50.1 to 88.5)	79.8 (57.5 to 102)	103 (73.9 to 133)	166 (121 to 208)	211 (152 to 268)	287 (207 to 365)	351 (253 to 446)	1,180 (1,080 to 1,270)	2,040 (1,890 to 2,170)	5,920 (5,660 to 6,200)	6,370 (6,060 to 6,650)	6,430 (6,080 to 6,800)	3,350 (3,060 to 3,650)	1,290 (1,090 to 1,530)	32,200
Upper respiratory infections	0 (0 to 0)	0.3 (0.1 to 0.6)	1.6 (0.9 to 2.6)	1.6 (0.9 to 2.6)	1.1 (0.7 to 1.7)	1.1 (0.7 to 1.7)	1.1 (0.7 to 1.7)	1.1 (0.7 to 1.7)	1.1 (0.7 to 1.7)	1.1 (0.7 to 1.7)	1.1 (0.7 to 1.7)	1.1 (0.7 to 1.7)	1.1 (0.7 to 1.7)	1.1 (0.7 to 1.7)	1.1 (0.7 to 1.7)	1.1 (0.7 to 1.7)	1.1 (0.7 to 1.7)	1.1 (0.7 to 1.7)	1.1 (0.7 to 1.7)	1.1 (0.7 to 1.7)	1.1 (0.7 to 1.7)	1.1 (0.7 to 1.7)	1.1 (0.7 to 1.7)	33
Otitis media	0 (0 to 0)	0 (0 to 0)	0.3 (0.2 to 0.4)	0.3 (0.2 to 0.4)	0.2 (0.1 to 0.3)	0.2 (0.1 to 0.3)	0.2 (0.1 to 0.3)	0.2 (0.1 to 0.3)	0.2 (0.1 to 0.3)	0.2 (0.1 to 0.3)	0.2 (0.1 to 0.3)	0.2 (0.1 to 0.3)	0.2 (0.1 to 0.3)	0.2 (0.1 to 0.3)	0.2 (0.1 to 0.3)	0.2 (0.1 to 0.3)	0.2 (0.1 to 0.3)	0.2 (0.1 to 0.3)	0.2 (0.1 to 0.3)	0.2 (0.1 to 0.3)	0.2 (0.1 to 0.3)	0.2 (0.1 to 0.3)	0.2 (0.1 to 0.3)	5.3
Enteric infections	1 (0.6 to 1.9)	3.1 (1.9 to 4.7)	7.9 (5.9 to 10.1)	12.6 (9.9 to 16)	5.7 (3.9 to 7.2)	3.7 (2.6 to 5.1)	2.6 (1.8 to 3.6)	2.5 (1.7 to 3.5)	2.6 (1.8 to 3.7)	2.7 (1.8 to 3.8)	3.1 (2.1 to 4.4)	3.6 (2.4 to 5.1)	4.1 (2.7 to 5.8)	4.6 (3.1 to 6.5)	5.1 (3.4 to 7.2)	5.5 (3.7 to 7.8)	6.1 (4.1 to 8.6)	7.1 (4.8 to 10.1)	8.1 (5.4 to 11.5)	2.1 (1.4 to 3.0)	0.6 (0.4 to 0.8)	0.2 (0.1 to 0.3)	0.0 (0 to 0.1)	71.3
Diarrheal diseases	1 (0.6 to 1.9)	3.1 (1.9 to 4.7)	7.9 (7.9 to 9.6)	12.6 (9.9 to 16)	5.5 (3.7 to 7.4)	3.5 (2.5 to 4.8)	2.5 (1.7 to 3.5)	2.4 (1.6 to 3.4)	2.5 (1.7 to 3.5)	2.6 (1.7 to 3.7)	3 (2.0 to 4.2)	3.5 (2.3 to 4.9)	3.9 (2.6 to 5.5)	4.4 (2.9 to 6.2)	4.9 (3.3 to 6.9)	5.3 (3.6 to 7.5)	5.9 (3.9 to 8.2)	6.8 (4.6 to 9.6)	7.7 (5.2 to 10.8)	2 (1.3 to 2.8)	0.6 (0.4 to 0.8)	0.2 (0.1 to 0.3)	0.0 (0 to 0.1)	67.1
Typhoid and paratyphoid	0 (0 to 0)	0 (0 to 0)	0.1 (0 to 0.1)	0.1 (0 to 0.1)	0 (0 to 0)	0 (0 to 0)	0 (0 to 0)	0 (0 to 0)	0 (0 to 0)	0 (0 to 0)	0 (0 to 0)	0 (0 to 0)	0 (0 to 0)	0 (0 to 0)	0 (0 to 0)	0 (0 to 0)	0 (0 to 0)	0 (0 to 0)	0 (0 to 0)	0 (0 to 0)	0 (0 to 0)	0 (0 to 0)	0 (0 to 0)	0 (0 to 0)	0.4
Typhoid fever	0 (0 to 0)	0 (0 to 0)	0 (0 to 0)	0 (0 to 0)	0 (0 to 0)	0 (0 to 0)	0 (0 to 0)	0 (0 to 0)	0 (0 to 0)	0 (0 to 0)	0 (0 to 0)	0 (0 to 0)	0 (0 to 0)	0 (0 to 0)	0 (0 to 0)	0 (0 to 0)	0 (0 to 0)	0 (0 to 0)	0 (0 to 0)	0 (0 to 0)	0 (0 to 0)	0 (0 to 0)	0 (0 to 0)	0 (0 to 0)	0.3
Paratyphoid fever	0 (0 to 0)	0 (0 to 0)	0 (0 to 0)	0 (0 to 0)	0 (0 to 0)	0 (0 to 0)	0 (0 to 0)	0 (0 to 0)	0 (0 to 0)	0 (0 to 0)	0 (0 to 0)	0 (0 to 0)	0 (0 to 0)	0 (0 to 0)	0 (0 to 0)	0 (0 to 0)	0 (0 to 0)	0 (0 to 0)	0 (0 to 0)	0 (0 to 0)	0 (0 to 0)	0 (0 to 0)	0 (0 to 0)	0 (0 to 0)	0.1
Invasive Non-typhoidal Salmonella (iNTS)	0 (0 to 0.1)	0 (0 to 0)	0.3 (0.1 to 0.6)	0.3 (0.1 to 0.6)	0.2 (0.1 to 0.4)	0.1 (0 to 0.3)	0.1 (0 to 0.2)	0.1 (0 to 0.2)	0.1 (0 to 0.2)	0.1 (0 to 0.2)	0.1 (0 to 0.2)	0.1 (0 to 0.2)	0.1 (0 to 0.2)	0.1 (0 to 0.2)	0.1 (0 to 0.2)	0.1 (0 to 0.2)	0.1 (0 to 0.2)	0.1 (0 to 0.2)	0.1 (0 to 0.2)	0.1 (0 to 0.2)	0.1 (0 to 0.2)	0.1 (0 to 0.2)	0.1 (0 to 0.2)	2.7
Other intestinal infectious diseases	0 (0 to 0)	0 (0 to 0)	0.1 (0 to 0.2)	0.2 (0 to 0.4)	0.1 (0 to 0.2)	0.1 (0 to 0.2)	0.1 (0 to 0.2)	0.1 (0 to 0.2)	0.1 (0 to 0.2)	0.1 (0 to 0.2)	0.1 (0 to 0.2)	0.1 (0 to 0.2)	0.1 (0 to 0.2)	0.1 (0 to 0.2)	0.1 (0 to 0.2)	0.1 (0 to 0.2)	0.1 (0 to 0.2)	0.1 (0 to 0.2)	0.1 (0 to 0.2)	0.1 (0 to 0.2)	0.1 (0 to 0.2





SR Table 2c: Ners DALYS by cause and age group for males with 95% uncertainty intervals, 2019

Cause	Early Neonatal (0-6 days)	Late Neonatal (7-27 days)	Post Neonatal (28-364 days)	1 to 4	5 to 9	10 to 14	15 to 19	20 to 24	25 to 29	30 to 34	35 to 39	40 to 44	45 to 49	50 to 54	55 to 59	60 to 64	65 to 69	70 to 74	75 to 79	80 to 84	85 to 89	90 to 94	95 plus	Total
All causes	2,110 (2,012-2,202)	1,107 (1,062-1,151)	1,222 (1,162-1,284)	1,733 (1,647-1,820)	1,164 (1,107-1,224)	1,141 (1,084-1,199)	1,161 (1,097-1,224)	1,332 (1,257-1,407)	1,523 (1,439-1,607)	1,729 (1,632-1,824)	1,959 (1,849-2,072)	2,253 (2,127-2,382)	2,596 (2,450-2,744)	2,991 (2,822-3,162)	3,532 (3,333-3,735)	4,159 (3,923-4,397)	4,859 (4,582-5,135)	5,698 (5,372-6,021)	6,599 (6,222-6,977)	7,269 (6,853-7,682)	7,772 (7,329-8,214)	7,973 (7,516-8,427)	8,116 (7,653-8,577)	97,757 (92,191-103,324)
Communicable, maternal, neonatal, and nutritional diseases	1,937 (1,844-2,029)	1,107 (1,062-1,151)	1,222 (1,162-1,284)	1,733 (1,647-1,820)	1,164 (1,107-1,224)	1,141 (1,084-1,199)	1,161 (1,097-1,224)	1,332 (1,257-1,407)	1,523 (1,439-1,607)	1,729 (1,632-1,824)	1,959 (1,849-2,072)	2,253 (2,127-2,382)	2,596 (2,450-2,744)	2,991 (2,822-3,162)	3,532 (3,333-3,735)	4,159 (3,923-4,397)	4,859 (4,582-5,135)	5,698 (5,372-6,021)	6,599 (6,222-6,977)	7,269 (6,853-7,682)	7,772 (7,329-8,214)	7,973 (7,516-8,427)	8,116 (7,653-8,577)	97,757 (92,191-103,324)
HIV/AIDS and sexually transmitted infections	0 (0-0)	0 (0-0)	1.9 (1.1-3.1)	1.9 (1.1-3.1)	0.5 (0.4-0.6)	0.5 (0.4-0.7)	1.2 (0.8-1.7)	2 (1.4-2.7)	1.9 (1.4-2.7)	2.5 (1.8-3.4)	2.5 (1.8-3.3)	4.6 (3.3-6.4)	7.1 (5.1-10.1)	5.7 (4.1-7.9)	5.5 (4.0-7.6)	6.9 (4.9-9.5)	12.3 (8.4-16.9)	9.3 (7.0-12.6)	7 (5.1-9.2)	11.2 (8.4-15.1)	8.7 (6.5-11.7)	6.7 (5.2-8.5)	0.1 (0.1-0.2)	74.9
HIV/AIDS	0 (0-0)	0 (0-0)	1.2 (1.0-1.7)	1.5 (1.1-2.1)	0.5 (0.4-0.6)	0.4 (0.3-0.6)	0.6 (0.5-0.8)	1.1 (0.7-1.6)	1.6 (1.1-2.4)	2.1 (1.4-3.2)	2.1 (1.4-3.1)	3 (2.1-4.1)	3.8 (2.7-5.3)	4.6 (3.2-6.5)	3.7 (2.5-5.1)	5.3 (3.7-7.3)	10.4 (6.8-15.0)	8.3 (5.7-11.6)	6.3 (4.3-9.1)	10.4 (7.0-14.5)	8.2 (5.5-11.5)	6.5 (4.3-9.2)	0.1 (0.0-0.1)	50.5
HIV/AIDS - Drug-susceptible Tuberculosis	0 (0-0)	0 (0-0)	0.6 (0.3-0.9)	0.6 (0.3-0.7)	0.2 (0.1-0.2)	0.1 (0.1-0.2)	0.1 (0.1-0.2)	0.2 (0.1-0.3)	0.2 (0.2-0.4)	0.4 (0.2-0.6)	0.4 (0.2-0.6)	0.8 (0.4-1.2)	0.9 (0.4-1.5)	0.8 (0.4-1.5)	0.6 (0.3-1.2)	0.9 (0.4-2.2)	1.6 (0.7-4.6)	1.9 (1.2-2.9)	0.2 (0.1-0.2)	0.1 (0.1-0.1)	0.1 (0.1-0.1)	0.1 (0.1-0.1)	0 (0-0)	10.1
HIV/AIDS - Multidrug-resistant Tuberculosis without extensive drug resistance	0 (0-0)	0 (0-0)	0 (0-0)	0 (0-0)	0 (0-0)	0 (0-0)	0 (0-0)	0 (0-0)	0 (0-0)	0 (0-0)	0 (0-0)	0 (0-0)	0 (0-0)	0 (0-0)	0 (0-0)	0 (0-0)	0 (0-0)	0 (0-0)	0 (0-0)	0 (0-0)	0 (0-0)	0 (0-0)	0 (0-0)	0 (0-0)	0
HIV/AIDS - Extensively drug-resistant Tuberculosis	0 (0-0)	0 (0-0)	0 (0-0)	0 (0-0)	0 (0-0)	0 (0-0)	0 (0-0)	0 (0-0)	0 (0-0)	0 (0-0)	0 (0-0)	0 (0-0)	0 (0-0)	0 (0-0)	0 (0-0)	0 (0-0)	0 (0-0)	0 (0-0)	0 (0-0)	0 (0-0)	0 (0-0)	0 (0-0)	0 (0-0)	0 (0-0)	0.1
HIV/AIDS resulting in other diseases	0 (0-0)	0 (0-0)	0.9 (0.7-1.4)	1 (0.7-1.4)	0.3 (0.2-0.5)	0.2 (0.2-0.3)	0.5 (0.3-0.7)	0.9 (0.5-1.5)	1.2 (0.7-2.1)	1.6 (0.9-2.6)	2.2 (1.3-3.2)	3 (1.8-4.5)	3.8 (2.2-5.6)	4.6 (2.7-6.8)	3.6 (2.1-5.4)	5.1 (2.9-7.8)	9.4 (4.7-13.8)	7.4 (3.7-11.3)	5.3 (2.5-8.3)	9.3 (3.7-15.1)	7.4 (2.9-12.1)	6 (2.3-9.8)	0.1 (0.0-0.2)	49.2
Sexually transmitted infections excluding HIV	0 (0-0)	0 (0-0)	0 (0-0)	0 (0-0)	0 (0-0)	0 (0-0)	0 (0-0)	0 (0-0)	0 (0-0)	0 (0-0)	0 (0-0)	0 (0-0)	0 (0-0)	0 (0-0)	0 (0-0)	0 (0-0)	0 (0-0)	0 (0-0)	0 (0-0)	0 (0-0)	0 (0-0)	0 (0-0)	0 (0-0)	0 (0-0)	0
Syphilis	0 (0-0)	0 (0-0)	0 (0-0)	0 (0-0)	0 (0-0)	0 (0-0)	0 (0-0)	0 (0-0)	0 (0-0)	0 (0-0)	0 (0-0)	0 (0-0)	0 (0-0)	0 (0-0)	0 (0-0)	0 (0-0)	0 (0-0)	0 (0-0)	0 (0-0)	0 (0-0)	0 (0-0)	0 (0-0)	0 (0-0)	0 (0-0)	0
Chlamydial infection	0 (0-0)	0 (0-0)	0 (0-0)	0 (0-0)	0 (0-0)	0 (0-0)	0 (0-0)	0 (0-0)	0 (0-0)	0 (0-0)	0 (0-0)	0 (0-0)	0 (0-0)	0 (0-0)	0 (0-0)	0 (0-0)	0 (0-0)	0 (0-0)	0 (0-0)	0 (0-0)	0 (0-0)	0 (0-0)	0 (0-0)	0 (0-0)	0
Gonococcal infection	0 (0-0)	0 (0-0)	0 (0-0)	0 (0-0)	0 (0-0)	0 (0-0)	0 (0-0)	0 (0-0)	0 (0-0)	0 (0-0)	0 (0-0)	0 (0-0)	0 (0-0)	0 (0-0)	0 (0-0)	0 (0-0)	0 (0-0)	0 (0-0)	0 (0-0)	0 (0-0)	0 (0-0)	0 (0-0)	0 (0-0)	0 (0-0)	0
Trichomoniasis	0 (0-0)	0 (0-0)	0 (0-0)	0 (0-0)	0 (0-0)	0 (0-0)	0 (0-0)	0 (0-0)	0 (0-0)	0 (0-0)	0 (0-0)	0 (0-0)	0 (0-0)	0 (0-0)	0 (0-0)	0 (0-0)	0 (0-0)	0 (0-0)	0 (0-0)	0 (0-0)	0 (0-0)	0 (0-0)	0 (0-0)	0 (0-0)	0
Genital herpes	0 (0-0)	0 (0-0)	0 (0-0)	0 (0-0)	0 (0-0)	0 (0-0)	0 (0-0)	0 (0-0)	0 (0-0)	0 (0-0)	0 (0-0)	0 (0-0)	0 (0-0)	0 (0-0)	0 (0-0)	0 (0-0)	0 (0-0)	0 (0-0)	0 (0-0)	0 (0-0)	0 (0-0)	0 (0-0)	0 (0-0)	0 (0-0)	0
Other sexually transmitted infections	0 (0-0)	0 (0-0)	0 (0-0)	0 (0-0)	0 (0-0)	0 (0-0)	0 (0-0)	0 (0-0)	0 (0-0)	0 (0-0)	0 (0-0)	0 (0-0)	0 (0-0)	0 (0-0)	0 (0-0)	0 (0-0)	0 (0-0)	0 (0-0)	0 (0-0)	0 (0-0)	0 (0-0)	0 (0-0)	0 (0-0)	0 (0-0)	0
Respiratory infections and tuberculosis	1,114 (1,012-1,216)	23 (20-26)	24.6 (14.6-37)	60.8 (33.1-104.3)	36.2 (20.4-59.2)	32.4 (17.6-54.2)	32.7 (18.2-54.2)	36.2 (20.1-59.4)	39.3 (22.3-62.7)	46.3 (26.5-72.7)	51.2 (29.5-80.9)	61.3 (34.7-97.5)	80.2 (45.2-126.9)	99.3 (56.1-156.1)	117 (66.3-183.5)	144 (81.7-225.1)	177 (100.3-276.3)	224 (127.2-348.6)	288 (163.2-445)	345 (197.4-535.1)	374 (214.2-575.6)	1,403 (976.9-1,870)	1,903 (1,219.3-2,686)	6,941
Tuberculosis	1,114 (1,012-1,216)	23 (20-26)	24.6 (14.6-37)	60.8 (33.1-104.3)	36.2 (20.4-59.2)	32.4 (17.6-54.2)	32.7 (18.2-54.2)	36.2 (20.1-59.4)	39.3 (22.3-62.7)	46.3 (26.5-72.7)	51.2 (29.5-80.9)	61.3 (34.7-97.5)	80.2 (45.2-126.9)	99.3 (56.1-156.1)	117 (66.3-183.5)	144 (81.7-225.1)	177 (100.3-276.3)	224 (127.2-348.6)	288 (163.2-445)	345 (197.4-535.1)	374 (214.2-575.6)	1,403 (976.9-1,870)	1,903 (1,219.3-2,686)	6,941
Latent tuberculosis infection	0 (0-0)	0 (0-0)	0 (0-0)	0 (0-0)	0 (0-0)	0 (0-0)	0 (0-0)	0 (0-0)	0 (0-0)	0 (0-0)	0 (0-0)	0 (0-0)	0 (0-0)	0 (0-0)	0 (0-0)	0 (0-0)	0 (0-0)	0 (0-0)	0 (0-0)	0 (0-0)	0 (0-0)	0 (0-0)	0 (0-0)	0 (0-0)	0
Drug-susceptible tuberculosis	0 (0-0)	0 (0-0)	0.1 (0.1-0.2)	0.2 (0.1-0.3)	0.1 (0.1-0.2)	0.1 (0.1-0.2)	0.4 (0.2-0.6)	1.1 (0.4-1.7)	1.6 (0.8-2.7)	1.3 (0.6-2.1)	1.5 (0.7-2.3)	2.7 (1.3-3.9)	4.6 (2.1-6.5)	5.7 (2.6-8.1)	5.4 (2.5-7.9)	12.3 (5.5-18.4)	23.3 (10.1-32.3)	41.5 (20.4-59.2)	52.1 (27.1-74.6)	99.6 (48.6-140.9)	49.2 (23.2-69.1)	29.1 (14.9-43.3)	8.4 (4.4-11.6)	288
Multidrug-resistant tuberculosis without extensive drug resistance	0 (0-0)	0 (0-0)	0 (0-0)	0 (0-0)	0 (0-0)	0 (0-0)	0 (0-0)	0 (0-0)	0 (0-0)	0 (0-0)	0 (0-0)	0 (0-0)	0 (0-0)	0 (0-0)	0 (0-0)	0 (0-0)	0 (0-0)	0 (0-0)	0 (0-0)	0 (0-0)	0 (0-0)	0 (0-0)	0 (0-0)	0 (0-0)	0
Extensively drug-resistant tuberculosis	0 (0-0)	0 (0-0)	0 (0-0)	0 (0-0)	0 (0-0)	0 (0-0)	0 (0-0)	0 (0-0)	0 (0-0)	0 (0-0)	0 (0-0)	0 (0-0)	0 (0-0)	0 (0-0)	0 (0-0)	0 (0-0)	0 (0-0)	0 (0-0)	0 (0-0)	0 (0-0)	0 (0-0)	0 (0-0)	0 (0-0)	0 (0-0)	1.2
Lower respiratory infections	1.8 (1.1-2.5)	23 (20-26)	27 (17.8-38.6)	11.9 (8.6-15.7)	8.9 (7.1-11.7)	10.2 (7.9-12.9)	12 (9.2-15.2)	13.4 (10.2-17.1)	12.9 (9.7-16.9)	15.4 (11.5-20.1)	16.7 (12.4-21.7)	22.6 (16.7-29.5)	32.6 (23.1-43.7)	41.4 (27.5-56.7)	46.4 (30.1-63.1)	56.2 (36.1-78.3)	72.1 (46.1-98.5)	74.8 (47.6-99.6)	77.5 (49.1-103.8)	68.5 (42.1-93.2)	1,890 (1,122.5-2,630)	1,940 (1,122.5-2,692)	1,110 (1,122.5-2,222)	492 (1,122.5-1,633)	8,940
Upper respiratory infections	0.1 (0.1-0.1)	0.4 (0.2-0.6)	0.9 (0.5-1.3)	32.7 (19.1-48.2)	41.9 (22.1-72.7)	56.7 (29.1-94.2)	37.3 (19.3-66.4)	22.6 (11.1-39.2)	26.9 (14.0-44.9)	28.4 (14.7-47.6)	30.1 (15.7-50.1)	38 (20.1-62.7)	41.2 (21.4-67.6)	21.4 (11.2-34.9)	35.2 (17.1-59.2)	31.4 (17.1-52.3)	29.2 (15.4-47.7)	34.9 (18.4-59.9)	39.4 (18.4-59.9)	27.6 (14.4-47.1)	14.9 (7.4-24.3)	9.4 (4.4-16)	4.6 (2.1-7.4)	1.6 (0.7-2.7)	693
Otitis media	0 (0-0)	0 (0-0)	7.5 (4.9-10.7)	7.5 (4.9-10.7)	6.7 (4.4-9.7)	6.6 (3.8-10.7)	6.6 (3.8-10.7)	4.7 (2.4-7.9)	4.9 (2.5-8.1)	5.1 (2.7-8.6)	5.1 (2.7-11.5)	7.9 (3.8-13)	7.9 (3.8-13)	9.4 (4.5-16.7)	7.9 (3.8-13)	7.4 (3.4-12.3)	6.2 (2.7-10.2)	4.7 (2.1-7.8)	3.4 (1.5-5.6)	4.7 (2.2-7.8)	2.4 (1.1-3.9)	2.2 (1.1-3.6)	1.1 (0.5-1.8)	0.4 (0.2-0.7)	114
Enteric infections	2.3 (2.2-2.4)	0.7 (0.7-0.8)	1.5 (0.9-2.2)	2.6 (1.7-3.7)	1.5 (0.9-2.1)	0.6 (0.4-0.9)	0.6 (0.4-0.9)	1.1 (0.7-1.5)	1.3 (0.8-1.8)	1.5 (0.9-2.1)	1.5 (0.9-2.2)	1.9 (1.2-2.7)	2.2 (1.3-3.2)	2.2 (1.3-3.2)	2.2 (1.3-3.2)	2.2 (1.3-3.2)	2.2 (1.3-3.2)	2.2 (1.3-3.2)	2.2 (1.3-3.2)	2.2 (1.3-3.2)	2.2 (1.3-3.2)	2.2 (1.3-3.2)	2.2 (1.3-3.2)	2.2 (1.3-3.2)	43.8 (29.4-61.1)	114 (76.6-159.1)
Cholera	0.2 (0.2-0.4)	0.1 (0.1-0.2)	0.4 (0.2-0.7)	0.8 (0.4-1.4)	0.3 (0.2-0.5)	0.2 (0.1-0.3)	0.2 (0.1-0.3)	0.3 (0.2-0.5)	0.4 (0.2-0.6)	0.4 (0.2-0.6)	0.4 (0.2-0.6)	0.5 (0.3-0.8)	0.6 (0.3-0.9)	0.6 (0.3-0.9)	0.6 (0.3-0.9)	0.6 (0.3-0.9)	0.6 (0.3-0.9)	0.6 (0.3-0.9)	0.6 (0.3-0.9)	0.6 (0.3-0.9)	0.6 (0.3-0.9)	0.6 (0.3-0.9)	0.6 (0.3-0.9)	0.6 (0.3-0.9)	11.9 (7.8-16.9)	29.9 (19.7-42.5)
Diarrheal diseases	2.1 (2.0-2.2)	0.7 (0.6-0.7)	1.4 (0.8-2.1)	1.9 (1.2-2.7)	1.3 (0.8-1.9)	0.5 (0.3-0.8)	0.5 (0.3-0.8)	1 (0.6-1.4)	1.2 (0.7-1.7)	1.4 (0.8-2)	1.4 (0.8-2.1)	1.8 (1.1-2.6)	2.1 (1.2-3)	2.1 (1.2-3)	2.1 (1.2-3)	2.1 (1.2-3)	2.1 (1.2-3)	2.1 (1.2-3)	2.1 (1.2-3)	2.1 (1.2-3)	2.1 (1.2-3)	2.1 (1.2-3)	2.1 (1.2-3)	2.1 (1.2-3)	43.8 (29.4-61.1)	114 (76.6-159.1)
Typhoid and paratyphoid	0 (0-0)	0 (0-0)	0 (0-0)	0 (0-0)	0 (0-0)	0 (0-0)	0 (0-0)	0 (0-0)	0 (0-0)	0 (0-0)	0 (0-0)	0 (0-0)	0 (0-0)	0 (0-0)	0 (0-0)	0 (0-0)	0 (0-0)	0 (0-0)	0 (0-0)	0 (0-0)	0 (0-0)	0 (0-0)	0 (0-0)	0 (0-0)	0 (0-0)	0
Typhoid fever	0 (0-0)	0 (0-0)	0 (0-0)	0 (0-0)	0 (0-0)	0 (0-0)	0 (0-0)	0 (0-0)	0 (0-0)	0 (0-0)	0 (0-0)	0 (0-0)	0 (0-0)	0 (0-0)	0 (0-0)	0 (0-0)	0 (0-0)	0 (0-0)	0 (0-0)	0 (0-0)	0 (0-0)	0 (0-0)	0 (0-0)	0 (0-0)	0 (0-0)	0
Paratyphoid fever	0 (0-0)	0 (0-0)	0 (0-0)	0 (0-0)	0 (0-0)	0 (0-0)	0 (0-0)	0 (0-0)	0 (0-0)	0 (0-0)	0 (0-0)	0 (0-0)	0 (0-0)	0 (0-0)	0 (0-0)	0 (0-0)	0 (0-0)	0 (0-0)	0 (0-0)	0 (0-0)	0 (0-0)	0 (0-0)	0 (0-0)	0 (0-0)	0 (0-0)	0
Invasive Non-typhoidal Salmonella (iNTS)	0 (0-0)	0 (0-0)	0 (0-0)	0 (0-0)	0 (0-0)	0 (0-0)	0 (0-0)	0 (0-0)	0 (0-0)	0 (0-0)	0 (0-0)	0 (0-0)	0 (0-0)	0 (0-0)	0 (0-0)	0 (0-0)	0 (0-0)	0 (0-0)	0 (0-0)	0 (0-0)	0 (0-0)	0 (0-0)	0 (0-0)	0 (0-0)	0
Other intestinal infectious diseases	0 (0-0)	0 (0-0)	0 (0-0)	0 (0-0)	0 (0-0)	0 (0-0)	0 (0-0)	0 (0-0)	0 (0-0)	0 (0-0)	0 (0-0)	0 (0-0)	0 (0-0)	0 (0-0)	0 (0-0)	0 (0-0)	0 (0-0)	0 (0-0)	0 (0-0)	0 (0-0)	0 (0-0)	0 (0-0)	0 (0-0)	0 (0-0)	0
Neglected tropical diseases and malaria	0.2 (0-0.9)	0 (0-0)	1.9 (0.1-9.2)	2.2 (0.2-7.2)	1.2 (0.2-5.2)	0.5 (0.2-2.2)	0.5 (0.2-2.2)	0.9 (0.3-3.5)	0.9 (0.3-3.5)	1.2 (0.3-4.5)	1.2 (0.3-4.5)	1.4 (0.3-5.1)	2.3 (0.5-8.1)	2.3 (0.5-8.1)	2.3 (0.5-8.1)	2.3 (0.5-8.1)	2.3 (0.5-8.1)	2.3 (0.5-8.1)	2.3 (0.5-8.1)	2.3 (0.5-8.1)	2.3 (0.5-8.1)	2.3 (0.5-8.1)	2.3 (0.5-8.1)	2.3 (0.5-8.1)	34.7 (10.1-92.4)	69.2 (20.1-184.3)
Malaria	0 (0-0)	0 (0-0)	0 (0-0)	0 (0-0)	0 (0-0)	0 (0-0)	0 (0-0)	0 (0-0)	0 (0-0)	0 (0-0)	0 (0-0)	0 (0-0)	0 (0-0)	0 (0-0)	0 (0-0)	0 (0-0)	0 (0-0)	0 (0-0)	0 (0-0)	0 (0-0)	0 (0-0)	0 (0-0)	0 (0-0)	0 (0-0)	0 (0-0)	0
Chagas disease	0 (0-0)	0 (0-0)	0 (0-0)	0 (0-0)	0 (0-0)	0 (0-0)	0 (0-0)	0 (0-0)	0 (0-0)	0 (0-0)	0 (0-0)	0 (0-0)	0 (0-0)	0 (0-0)	0 (0-0)	0 (0-0)	0 (0-0)	0 (0-0)	0 (0-0)	0 (0-0)	0 (0-0)	0 (0-0)	0 (0-0)	0 (0-0)	0 (0-0)	0
Leishmaniasis	0 (0-0)	0 (0-0)	0 (0-0)	0 (0-0)	0 (0-0)	0 (0-0)	0 (0-0)	0 (0-0)	0 (0-0)	0 (0-0)	0 (0-0)	0 (0-0)	0 (0-0)	0 (0-0)	0 (0-0)	0 (0-0)	0 (0-0)	0 (0-0)	0 (0-0)	0 (0-0)	0 (0-0)	0 (0-0)	0 (0-0)	0 (0-0)	0 (0-0)	0
Visceral leishmaniasis	0 (0-0)	0 (0-0)	0 (0-0)	0 (0-0)	0 (0-0)	0 (0-0)	0 (0-0)	0 (0-0)	0 (0-0)	0 (0-0)	0 (0-0)	0 (0-0)	0 (0-0)	0 (0-0)	0 (0-0)	0 (0-0)	0 (0-0)	0 (0-0)	0 (0-0)	0 (0-0)	0 (0-0)	0 (0-0)	0 (0-0)	0 (0-0)	0 (0-0)	0
Cutaneous and mucocutaneous leishmaniasis	0 (0-0)	0 (0-0)	0 (0-0)	0 (0-0)	0 (0-0)	0 (0-0)	0 (0-0)	0 (0-0)	0 (0-0)	0 (0-0)	0 (0-0)	0 (0-0)	0 (0-0)	0 (0-0)	0 (0-0)	0 (0-0)	0 (0-0)	0 (0-0)	0 (0-0)	0 (0-0)	0 (0-0)	0 (0-0)	0 (0-0)	0 (0-0)	0 (0-0)	0
African trypanosomiasis	0 (0-0)	0 (0-0)	0 (0-0)	0 (0-0)	0 (0-0)	0 (0-0)	0 (0-0)	0 (0-0)	0 (0-0)	0 (0-0)	0 (0-0)	0 (0-0)	0 (0-0)	0 (0-0)	0 (0-0)	0 (0-0)	0 (0-0)	0 (0-0)	0 (0-0)	0 (0-0)	0 (0-0)	0 (0-0)	0 (0-0)	0 (0-0)	0 (0-0)	0
Schistosomiasis	0 (0-0)	0 (0-0)	0 (0-0)	0 (0-0)	0 (0-0)	0 (0-0)	0 (0-0)	0 (0-0)	0 (0-0)	0 (0-0)	0 (0-0)	0 (0-0)	0 (0-0)	0 (0-0)	0 (0-0)	0 (0-0)	0 (0-0)	0 (0-0)	0 (0-0)	0 (0-0)	0 (0-0)	0 (0-0)	0 (0-0)	0 (0-0)	0 (0-0)	0
Cysticercosis	0 (0-0)	0 (0-0)	0 (0-0)	0 (0-0)	0 (0-0)	0 (0-0)	0 (0-0)	0 (0-0)	0 (0-0)	0 (0-0)	0 (0-0)	0 (0-0)	0 (0-0)	0 (0-0)	0 (0-0)	0 (0-0)	0 (0-0)	0 (0-0)	0 (0-0)	0 (0-0)	0 (0-0)	0 (0-0)	0 (0-0)	0 (0-0)	0 (0-0)	0
Cystic echinococcosis	0 (0-0)	0 (0-0)	0 (0-0)	0 (0-0)	0 (0-0)	0 (0-0)	0 (0-0)	0 (0-0)	0 (0-0)	0 (0-0)	0 (0-0)	0 (0-0)	0 (0-0)	0 (0-0)	0 (0-0)	0 (0-0)	0 (0-0)	0 (0-0)	0 (0-0)	0 (0-0)	0 (0-0)	0 (0-0)	0 (0-0)	0 (0-0)	0 (0-0)	0
Lymphatic filariasis	0 (0-0)	0 (0-0)	0 (0-0)	0 (0-0)	0 (0-0)	0 (0-0)	0 (0-0)	0 (0-0)	0 (0-0)	0 (0-0)	0 (0-0)	0 (0-0)	0 (0-0)	0 (0-0)	0 (0-0)	0 (0-0)	0 (0-0)	0 (0-0)	0 (0-0)	0 (0-0)	0 (0-0)	0 (0-0)	0 (0-0)	0 (0-0)	0 (0-0)	0
Onchocerciasis	0 (0-0)	0 (0-0)	0 (0-0)	0 (0-0)	0 (0-0)	0 (0-0)	0 (0-0)	0 (0-0)	0 (0-0)	0 (0-0)	0 (0-0)	0 (0-0)	0 (0-0)	0 (0-0)	0 (0-0)	0 (0-0)	0 (0-0)	0 (0-0)	0 (0-0)	0 (0-0)	0 (0-0)	0 (0-0)	0 (0-0)	0 (0-0)	0 (0-0)	0
Trachoma	0 (0-0)	0 (0-0)	0 (0-0)	0 (0-0)	0 (0-0)	0 (0-0)	0 (0-0)	0 (0-0)	0 (0-0)	0 (0-0)	0 (0-0)	0 (0-0)	0 (0-0)	0 (0-0)	0 (0-0)	0 (0-0)	0 (0-0)	0 (0-0)	0 (0-0)	0 (0-0)	0 (0-0)	0 (0-0)	0 (0-0)	0 (0-0)	0 (0-0)	0
Dengue	0 (0-0)	0 (0-0)	0 (0-0)	0 (0-0)	0 (0-0)	0 (0-0)	0 (0-0)	0 (0-0)	0 (0-0)	0 (0-0)	0 (0-0)	0 (0-0)	0 (0-0)	0 (0-0)	0 (0-0)	0 (0-0)	0 (0-0)	0 (0-0)	0 (0-0)	0 (0-0)	0 (0-0)	0 (0-0)	0 (0-0)	0 (0-0)	0 (0-0)	0
Yellow fever	0 (0-0)	0 (0-0)	0 (0-0)	0 (0-0)	0 (0-0)	0 (0-0)	0 (0-0)	0 (0-0)	0 (0-0)	0 (0-0)	0 (0-0)	0 (0-0)	0 (0-0)	0 (0-0)	0 (0-0)	0 (0-0)	0 (0-0)	0 (0-0)	0 (0-0)	0 (0-0)	0 (0-0)	0 (0-0)	0 (0-0)	0 (0-0)	0 (0-0)	0
Rabies	0 (0-0)	0 (0-0)	0 (0-0)	0 (0-0)	0 (0-0)	0 (0-0)	0 (0-0)	0 (0-0)	0 (0-0)	0 (0-0)	0 (0-0)	0 (0-0)	0 (0-0)	0 (0-0)	0 (0-0)	0 (0-0)	0 (0-0)	0 (0-0)	0 (0-0)	0 (0-0)	0 (0-0)	0 (0-0)	0 (0-0)	0 (0-0)	0 (0-0)	0
Intestinal nematode infections	0 (0-0)	0 (0-0)	0 (0-0)	0 (0-0)	0 (0-0)	0 (0-0)	0 (0-0)	0 (0-0)	0 (0-0)	0 (0-0)	0 (0-0)	0 (0-0)	0 (0-0)	0 (0-0)	0 (0-0)	0 (0-0)	0 (0-0)	0 (0-0)	0 (0-0)	0 (0-0)	0 (0-0)	0 (0-0)	0 (0-0)	0 (0-0)	0 (0-0)	0
Ascariasis	0 (0-0)	0 (0-0)	0 (0-0)	0 (0-0)	0 (0-0)	0 (0-0)	0 (0-0)	0 (0-0)	0 (0-0)	0 (0-0)	0 (0-0)	0 (0-0)	0 (0-0)	0 (0-0)	0 (0-0)	0 (0-0)	0 (0-0)	0 (0-0)	0 (0-0)	0 (0-0)	0 (0-0)	0 (0-0)	0 (0-0)	0 (0-0)	0 (0-0)	0
Trichuriasis	0 (0-0)	0 (0-0)	0 (0-0)	0 (0-0)	0 (0-0)	0 (0-0)	0 (0-0)	0 (0-0)	0 (0-0)	0 (0-0)	0 (0-0)	0 (0-0)	0 (0-0)	0 (0-0)	0 (0-0)	0 (0-0)	0 (0-0)	0 (0-0)	0 (0-0)	0 (0-0)	0 (0-0)	0 (0-0)	0 (0-0)	0 (0-0)	0 (0-0)	0
Hookworm disease	0 (0-0)	0 (0-0)	0 (0-0)	0 (0-0)	0 (0-0)	0 (0-0)	0 (0-0)	0 (0-0)	0 (0-0)	0 (0-0)	0 (0-0)	0 (0-0)	0 (0-0)	0 (0-0)	0 (0-0)	0 (0-0)	0 (0-0)	0 (0-0)	0 (0-0)	0 (0-0)	0 (0-0)	0 (0-0)	0 (0-0)	0 (0-0)	0 (0-0)	0
Food-borne trematodiases	0 (0-0)	0 (0-0)	0 (0-0)	0 (0-0)	0 (0-0)	0 (0-0)	0 (0-0)	0 (0-0)	0 (0-0)	0 (0-0)	0 (0-0)	0 (0-0)	0 (0-0)	0 (0-0)	0 (0-0)	0 (0-0)	0 (0-0)	0 (0-0)	0 (0-0)	0 (0-0)	0 (0-0)	0 (0-0)	0 (0-0)	0 (0-0)	0 (0-0)	0
Leprosy	0 (0-0)	0 (0-0)	0 (0-0)	0 (0-0)	0 (0-0)	0 (0-0)	0 (0-0)	0 (0-0)	0 (0-0)	0 (0-0)	0 (0-0)	0 (0-0)	0 (0-0)	0 (0-0)	0 (0-0)	0 (0-0)	0 (0-0)	0 (0-0)	0 (0-0)	0 (0-0)	0 (0-0)	0 (0-0)	0 (0-0)	0 (0-0)	0 (0-0)	0
Ebola	0 (0-0)	0 (0-0)	0 (0-0)	0 (0-0)	0 (0-0)	0 (0-0)	0 (0-0)	0 (0-0)	0 (0-0)	0 (0-0)	0 (0-0)	0 (0-0)	0 (0-0)	0 (0-0)	0 (0-0)	0 (0-0)	0 (0-0)	0 (0-0)	0 (0-0)	0 (0-0)	0 (0-0)	0 (0-0)	0 (0-0)	0 (0-0)	0 (0-0)	0
Zika virus	0 (0-0)	0 (0-0)	0 (0-0)	0 (0-0)	0 (0-0)	0 (0-0)	0 (0-0)	0 (0-0)	0 (0-0)	0 (0-0)	0 (0-0)	0 (0-0)	0 (0-0)	0 (0-0)	0 (0-0)	0 (0-0)	0 (0-0)	0 (0-0)	0 (0-0)	0 (0-0)	0 (0-0)	0 (0-0)	0 (0-0)	0 (0-0)	0 (0-0)	0
Guinea worm disease	0 (0-0)	0 (0-0)	0 (0-0)	0 (0-0)	0 (0-0)	0 (0-0)	0 (0-0)	0 (0-0)	0 (0-0)	0 (0-0)	0 (0-0)	0 (0-0)	0 (0-0)	0 (0-0)	0 (0-0)	0 (0-0)	0 (0-0)	0 (0-0)	0 (0-0)	0 (0-0)	0 (0-0)	0 (0-0)	0 (0-0)	0 (0-0)	0 (0-0)	0

Other neoplasms	0-3 (0·1 to 2·4)	1-3 (0·1 to 2·5)	1-3 (0·4 to 2·2)	1-5 (0·9 to 2·5)	1-7 (1·0 to 2·8)	1-7 (1·0 to 2·7)	2-5 (1·4 to 3·4)	2-5 (1·1 to 3·2)	2-3 (1·4 to 3·4)	2-4 (1·4 to 4·1)	3 (1·9 to 4·5)	5-3 (3·0 to 8·2)	8-2 (5·1 to 12·4)	14-3 (9·5 to 20·4)	23-3 (15·0 to 32·4)	40-6 (29·4 to 57·9)	71-1 (47·6 to 97·4)	108 (66·7 to 150)	131 (78·0 to 187)	164 (93·3 to 249)	94 (54·0 to 90·4)	26·1 (13·6 to 39·1)	7·3 (3·6 to 11·6)	623
Medulloblastoma, medulloblastoma, and other hemangioblastic n	0·3 (0·1 to 0·4)	0·3 (0·1 to 0·5)	1·3 (0·4 to 2·2)	1·5 (0·6 to 2·5)	1·7 (1·0 to 2·8)	1·7 (1·0 to 2·7)	2·3 (1·4 to 3·4)	2·3 (1·1 to 3·2)	2·6 (1·4 to 4·1)	3 (1·9 to 4·5)	3·3 (2·0 to 5·2)	5·2 (3·0 to 8·2)	8·2 (5·1 to 12·4)	14·3 (9·5 to 20·4)	23·3 (15·0 to 32·4)	40·6 (29·4 to 57·9)	71·1 (47·6 to 97·4)	108 (66·7 to 150)	131 (78·0 to 187)	164 (93·3 to 249)	94 (54·0 to 90·4)	26·1 (13·6 to 39·1)	7·3 (3·6 to 11·6)	623
Meningioma and in situ intracranial neoplasms	0 (0 to 0)	0 (0 to 0)	0 (0 to 0)



SR Table 2c: Wakayama DALYS by cause and age group for males with 95% uncertainty intervals, 2019

Cause	Early Neonatal (0-6 days)	Late Neonatal (7-27 days)	Post Neonatal (28 days - 1 year)	1 to 4	5 to 9	10 to 14	15 to 19	20 to 24	25 to 29	30 to 34	35 to 39	40 to 44	45 to 49	50 to 54	55 to 59	60 to 64	65 to 69	70 to 74	75 to 79	80 to 84	85 to 89	90 to 94	95 plus	Total
All causes	1,112 (781 to 1,541)	364 (267 to 520)	499 (296 to 921)	1,158 (892 to 1,502)	1,169 (901 to 1,516)	1,177 (775 to 1,725)	1,716 (1,224 to 1,988)	2,442 (1,842 to 2,402)	2,602 (1,852 to 3,192)	2,855 (2,205 to 3,258)	3,329 (2,760 to 3,940)	4,202 (3,795 to 4,560)	5,164 (4,766 to 5,559)	6,211 (5,766 to 6,599)	7,966 (7,395 to 8,439)	9,977 (9,277 to 10,700)	12,599 (11,850 to 13,302)	15,429 (14,602 to 16,260)	19,209 (18,429 to 20,000)	23,578 (22,729 to 24,353)	27,660 (26,777 to 28,500)	31,317 (29,977 to 32,700)	102,000
Communicable, maternal, neonatal, and nutritional diseases	1,112 (852.2 to 1,443)	364.0 (264.4 to 511)	499.1 (277.8 to 1,166)	1,158 (772.5 to 1,722)	1,169 (804.5 to 1,597)	1,177 (672.3 to 1,726)	1,716 (1,107.5 to 2,153)	2,442 (1,652.4 to 3,192)	2,602 (1,652.4 to 3,760)	2,855 (1,778.9 to 3,727)	3,329 (2,169.5 to 4,156)	4,202 (2,760.3 to 5,340)	5,164 (3,795.3 to 6,500)	6,211 (4,766.4 to 7,939)	7,966 (6,144.3 to 9,880)	9,977 (7,978.9 to 12,780)	12,599 (10,267.3 to 15,997)	15,429 (12,973.6 to 19,600)	19,209 (16,429.3 to 23,900)	23,578 (20,223.3 to 28,900)	27,660 (23,574.3 to 33,800)	31,317 (26,743.9 to 38,400)	102,000 (79,581.1 to 129,000)	19,900
HIV/AIDS and sexually transmitted infections	0 (0 to 0)	0 (0 to 0)	0.6 (0.4 to 1)	0.6 (0.5 to 0.8)	0.6 (0.5 to 0.8)	0.6 (0.5 to 0.8)	0.7 (0.5 to 1)	1.3 (1.1 to 1.6)	1.8 (1.5 to 2.2)	2.6 (1.6 to 3.4)	3.3 (2.3 to 4.7)	4.2 (2.9 to 6)	4.8 (3.4 to 6.8)	3.9 (2.4 to 6.1)	2.6 (1.6 to 3.7)	2.1 (1.3 to 3)	1.9 (1.2 to 2.7)	1.6 (1 to 2.3)	1.4 (0.9 to 2)	1.2 (0.8 to 1.7)	0.8 (0.5 to 1.4)	0.2 (0.1 to 0.3)	64.8
HIV/AIDS	0 (0 to 0)	0 (0 to 0)	0.6 (0.4 to 1)	0.6 (0.5 to 0.8)	0.6 (0.5 to 0.8)	0.2 (0.2 to 0.3)	0.3 (0.2 to 0.4)	0.8 (0.5 to 1.1)	1.4 (0.7 to 1.9)	2.1 (0.9 to 2.7)	2.8 (1.5 to 3.2)	3.7 (2.1 to 4.1)	4.2 (2.3 to 4.6)	3.2 (1.7 to 3.5)	2.3 (1.2 to 2.5)	1.7 (0.9 to 1.9)	1.5 (0.8 to 1.7)	1.2 (0.7 to 1.4)	1.1 (0.6 to 1.2)	0.9 (0.5 to 1.1)	0.7 (0.4 to 0.9)	0.2 (0.1 to 0.2)	39.9
HIV/AIDS - Drug-susceptible Tuberculosis	0 (0 to 0)	0 (0 to 0)	0.2 (0.1 to 0.3)	0.2 (0.1 to 0.2)	0.1 (0 to 0.1)	0.1 (0 to 0.1)	0.1 (0 to 0.1)	0.2 (0.1 to 0.3)	0.2 (0 to 0.3)	0.3 (0 to 0.5)	0.3 (0.1 to 0.5)	0.7 (0.4 to 1)	0.8 (0.5 to 1.1)	0.7 (0.4 to 0.9)	0.6 (0.3 to 0.8)	0.5 (0.2 to 0.7)	0.4 (0.2 to 0.6)	0.3 (0.2 to 0.5)	0.3 (0.1 to 0.4)	0.2 (0.1 to 0.3)	0.1 (0 to 0.2)	0.1 (0 to 0.1)	9.4
HIV/AIDS - Multidrug-resistant Tuberculosis without extensive drug resistance	0 (0 to 0)	0 (0 to 0)	0 (0 to 0)	0 (0 to 0)	0 (0 to 0)	0 (0 to 0)	0 (0 to 0)	0 (0 to 0)	0 (0 to 0)	0 (0 to 0)	0 (0 to 0)	0 (0 to 0)	0 (0 to 0)	0 (0 to 0)	0 (0 to 0)	0 (0 to 0)	0 (0 to 0)	0 (0 to 0)	0 (0 to 0)	0 (0 to 0)	0 (0 to 0)	0 (0 to 0)	0 (0 to 0)	0.2
HIV/AIDS - Extensively drug-resistant Tuberculosis	0 (0 to 0)	0 (0 to 0)	0 (0 to 0)	0 (0 to 0)	0 (0 to 0)	0 (0 to 0)	0 (0 to 0)	0 (0 to 0)	0 (0 to 0)	0 (0 to 0)	0 (0 to 0)	0 (0 to 0)	0 (0 to 0)	0 (0 to 0)	0 (0 to 0)	0 (0 to 0)	0 (0 to 0)	0 (0 to 0)	0 (0 to 0)	0 (0 to 0)	0 (0 to 0)	0 (0 to 0)	0 (0 to 0)	0.1
HIV/AIDS resulting in other diseases	0 (0 to 0)	0 (0 to 0)	0.5 (0.3 to 0.7)	0.4 (0.3 to 0.6)	0.2 (0.2 to 0.3)	0.1 (0 to 0.2)	0.2 (0.1 to 0.3)	0.6 (0.3 to 1)	0.9 (0.4 to 1.4)	1.1 (0.5 to 2.5)	1.4 (0.6 to 2.5)	2.1 (1.0 to 3.7)	2.4 (1.0 to 3.7)	1.9 (1.1 to 2.8)	1.2 (0.7 to 1.9)	0.9 (0.5 to 1.4)	0.7 (0.4 to 1.1)	0.5 (0.3 to 0.8)	0.4 (0.2 to 0.6)	0.2 (0.1 to 0.4)	0.1 (0.1 to 0.2)	0.1 (0 to 0.1)	29.9
Sexually transmitted infections excluding HIV	0 (0 to 0)	0 (0 to 0)	0 (0 to 0)	0 (0 to 0)	0 (0 to 0)	0 (0 to 0)	0 (0 to 0)	0.4 (0.1 to 1.3)	0.5 (0.1 to 1.8)	0.6 (0.1 to 2.1)	0.7 (0.2 to 2.6)	0.8 (0.2 to 3.1)	0.8 (0.2 to 3.1)	0.6 (0.2 to 2.5)	0.4 (0.1 to 1.8)	0.3 (0.1 to 1.3)	0.2 (0.1 to 0.9)	0.2 (0.1 to 0.7)	0.1 (0 to 0.5)	0.1 (0 to 0.4)	0 (0 to 0.2)	0 (0 to 0.1)	15.2
Syphilis	0 (0 to 0)	0 (0 to 0)	0 (0 to 0)	0 (0 to 0)	0 (0 to 0)	0 (0 to 0)	0 (0 to 0)	0 (0 to 0.1)	0 (0 to 0.1)	0 (0 to 0.2)	0 (0 to 0.2)	0 (0 to 0.2)	0 (0 to 0.2)	0 (0 to 0.2)	0 (0 to 0.2)	0 (0 to 0.2)	0 (0 to 0.2)	0 (0 to 0.2)	0 (0 to 0.2)	0 (0 to 0.2)	0 (0 to 0.2)	0 (0 to 0.1)	0 (0 to 0.1)	3.6
Chlamydial infection	0 (0 to 0)	0 (0 to 0)	0 (0 to 0)	0 (0 to 0)	0 (0 to 0)	0 (0 to 0)	0 (0 to 0)	0 (0 to 0.1)	0 (0 to 0.2)	0 (0 to 0.2)	0 (0 to 0.3)	0 (0 to 0.3)	0 (0 to 0.3)	0 (0 to 0.3)	0 (0 to 0.3)	0 (0 to 0.3)	0 (0 to 0.3)	0 (0 to 0.3)	0 (0 to 0.3)	0 (0 to 0.3)	0 (0 to 0.3)	0 (0 to 0.2)	0 (0 to 0.2)	0.9
Gonococcal infection	0 (0 to 0)	0 (0 to 0)	0 (0 to 0)	0 (0 to 0)	0 (0 to 0)	0 (0 to 0.1)	0 (0 to 0.2)	0 (0 to 0.2)	0 (0 to 0.2)	0 (0 to 0.2)	0 (0 to 0.2)	0 (0 to 0.2)	0 (0 to 0.2)	0 (0 to 0.2)	0 (0 to 0.2)	0 (0 to 0.2)	0 (0 to 0.2)	0 (0 to 0.2)	0 (0 to 0.2)	0 (0 to 0.2)	0 (0 to 0.2)	0 (0 to 0.2)	0 (0 to 0.1)	1
Trichomoniasis	0 (0 to 0)	0 (0 to 0)	0 (0 to 0)	0 (0 to 0)	0 (0 to 0)	0 (0 to 0)	0 (0 to 0)	0 (0 to 0.1)	0 (0 to 0.1)	0 (0 to 0.2)	0 (0 to 0.3)	0 (0 to 0.4)	0 (0 to 0.5)	0 (0 to 0.4)	0 (0 to 0.3)	0 (0 to 0.3)	0 (0 to 0.3)	0 (0 to 0.3)	0 (0 to 0.3)	0 (0 to 0.3)	0 (0 to 0.3)	0 (0 to 0.2)	0 (0 to 0.1)	0.9
Genital herpes	0 (0 to 0)	0 (0 to 0)	0 (0 to 0)	0 (0 to 0)	0 (0 to 0)	0 (0 to 0)	0 (0 to 0.1)	0 (0 to 0.3)	0 (0 to 0.5)	0 (0 to 0.8)	0 (0 to 1.1)	0 (0 to 1.5)	0 (0 to 1.8)	0 (0 to 2.1)	0 (0 to 1.7)	0 (0 to 1.4)	0 (0 to 1.1)	0 (0 to 0.9)	0 (0 to 0.7)	0 (0 to 0.5)	0 (0 to 0.4)	0 (0 to 0.3)	0 (0 to 0.2)	7.2
Other sexually transmitted infections	0 (0 to 0)	0 (0 to 0)	0 (0 to 0)	0 (0 to 0)	0 (0 to 0)	0 (0 to 0)	0 (0 to 0.1)	0 (0 to 0.1)	0 (0 to 0.2)	0 (0 to 0.3)	0 (0 to 0.4)	0 (0 to 0.5)	0 (0 to 0.6)	0 (0 to 0.5)	0 (0 to 0.4)	0 (0 to 0.3)	0 (0 to 0.3)	0 (0 to 0.2)	0 (0 to 0.2)	0 (0 to 0.2)	0 (0 to 0.2)	0 (0 to 0.2)	0 (0 to 0.1)	1.4
Respiratory infections and tuberculosis	1.5 (0.9 to 2)	2.6 (1.8 to 3.4)	19.6 (13.7 to 29.4)	43.6 (30.3 to 62.7)	28.1 (20.9 to 39.5)	19.2 (13.2 to 28.2)	39.2 (22.2 to 56)	94.5 (54.6 to 136.6)	39.2 (18.7 to 58.7)	49.4 (24.7 to 68.4)	59.2 (30.1 to 85.1)	78.1 (40.2 to 114.8)	100 (49.9 to 156)	119 (59.9 to 193.6)	139.1 (72.5 to 226.1)	166.2 (90.1 to 270.1)	200.1 (111.2 to 317.1)	239.9 (135.9 to 378.2)	299.1 (171.1 to 469.1)	366.1 (210.5 to 572.6)	420 (240.3 to 657.1)	461 (261.1 to 720.1)	2,800
Tuberculosis	0 (0 to 0)	0 (0 to 0)	0.1 (0 to 0.1)	0.1 (0 to 0.1)	0.1 (0 to 0.1)	0.1 (0 to 0.1)	0.2 (0.1 to 0.2)	0.4 (0.2 to 0.6)	0.5 (0.2 to 0.7)	0.7 (0.3 to 1)	1.1 (0.5 to 1.5)	1.6 (0.7 to 2.3)	2.2 (1 to 3.2)	3.4 (1.6 to 4.9)	4.8 (2.3 to 6.9)	6.6 (3.2 to 9.5)	9.1 (4.5 to 13.2)	12.2 (6.1 to 17.6)	16.3 (8.2 to 23.5)	21.7 (10.9 to 31)	28.6 (14.4 to 41)	34.6 (17.4 to 49.7)	295
Latent tuberculosis infection	0 (0 to 0)	0 (0 to 0)	0 (0 to 0)	0 (0 to 0)	0 (0 to 0)	0 (0 to 0)	0 (0 to 0)	0 (0 to 0)	0 (0 to 0)	0 (0 to 0)	0 (0 to 0)	0 (0 to 0)	0 (0 to 0)	0 (0 to 0)	0 (0 to 0)	0 (0 to 0)	0 (0 to 0)	0 (0 to 0)	0 (0 to 0)	0 (0 to 0)	0 (0 to 0)	0 (0 to 0)	0 (0 to 0)	0
Drug-susceptible tuberculosis	0 (0 to 0)	0 (0 to 0)	0.1 (0 to 0.1)	0.1 (0 to 0.1)	0.1 (0 to 0.1)	0.1 (0 to 0.1)	0.2 (0.1 to 0.2)	0.4 (0.2 to 0.6)	0.5 (0.2 to 0.7)	0.7 (0.3 to 1)	1.1 (0.5 to 1.5)	1.6 (0.7 to 2.3)	2.2 (1 to 3.2)	3.4 (1.6 to 4.9)	4.8 (2.3 to 6.9)	6.6 (3.2 to 9.5)	9.1 (4.5 to 13.2)	12.2 (6.1 to 17.6)	16.3 (8.2 to 23.5)	21.7 (10.9 to 31)	28.6 (14.4 to 41)	34.6 (17.4 to 49.7)	295
Multidrug-resistant tuberculosis without extensive drug resistance	0 (0 to 0)	0 (0 to 0)	0 (0 to 0)	0 (0 to 0)	0 (0 to 0)	0 (0 to 0)	0 (0 to 0)	0 (0 to 0)	0 (0 to 0)	0 (0 to 0)	0 (0 to 0)	0 (0 to 0)	0 (0 to 0)	0 (0 to 0)	0 (0 to 0)	0 (0 to 0)	0 (0 to 0)	0 (0 to 0)	0 (0 to 0)	0 (0 to 0)	0 (0 to 0)	0 (0 to 0)	0 (0 to 0)	0
Extensively drug-resistant tuberculosis	0 (0 to 0)	0 (0 to 0)	0 (0 to 0)	0 (0 to 0)	0 (0 to 0)	0 (0 to 0)	0 (0 to 0)	0 (0 to 0)	0 (0 to 0)	0 (0 to 0)	0 (0 to 0)	0 (0 to 0)	0 (0 to 0)	0 (0 to 0)	0 (0 to 0)	0 (0 to 0)	0 (0 to 0)	0 (0 to 0)	0 (0 to 0)	0 (0 to 0)	0 (0 to 0)	0 (0 to 0)	0 (0 to 0)	1.3
Lower respiratory infections	1.4 (0.9 to 2)	2.5 (1.9 to 3.7)	18 (14 to 28.4)	15.7 (11.3 to 24.1)	9 (6.7 to 12)	6.4 (4.7 to 8.3)	8.1 (6.2 to 9.8)	9.8 (6.9 to 14.4)	12.5 (8.6 to 18.4)	14.9 (10.2 to 21.5)	17.7 (12.1 to 25.3)	20.9 (14.4 to 29.7)	25.1 (17.5 to 35.3)	30.3 (21.1 to 42.8)	40.1 (28.4 to 56.4)	50.9 (36.5 to 71.2)	64.1 (46.4 to 88.4)	80.1 (58.1 to 109.5)	100 (73.2 to 136.2)	126.6 (92.6 to 171.2)	150.6 (110.3 to 202.5)	167.5 (122.7 to 225.1)	1,100
Upper respiratory infections	0 (0 to 0.1)	0.2 (0.1 to 0.4)	0.8 (0.4 to 1.7)	22.6 (14.7 to 37.2)	29.1 (19.1 to 49.4)	20.4 (13.1 to 34.4)	22.6 (14.5 to 40.3)	19.6 (12.6 to 34)	19.6 (12.6 to 34)	20.9 (13.4 to 36.2)	23.2 (14.9 to 40.1)	26.3 (16.9 to 45.4)	28.4 (18.3 to 48.3)	22.8 (13.9 to 34)	22.7 (13.9 to 33.8)	22.7 (13.9 to 33.8)	24.9 (15.2 to 37.2)	24.7 (15.1 to 36.9)	19.3 (11.8 to 28.8)	11.6 (7.1 to 17.3)	6.6 (4.1 to 9.8)	2.9 (1.8 to 4.3)	402
Otitis media	0 (0 to 0)	0.7 (0.4 to 0.9)	6.2 (3.9 to 9.2)	9.2 (5.8 to 13.6)	4.5 (2.9 to 6.8)	2.2 (1.4 to 3.2)	3.2 (2.1 to 4.6)	3.3 (2.1 to 4.9)	3.6 (2.3 to 5.4)	3.9 (2.5 to 5.8)	4.3 (2.7 to 6.4)	4.8 (3 to 7.1)	5 (3.2 to 7.5)	3.4 (2.2 to 5.1)	2.6 (1.7 to 3.9)	2.1 (1.4 to 3.1)	2.1 (1.4 to 3.2)	2.1 (1.4 to 3.2)	2.1 (1.4 to 3.2)	2.1 (1.4 to 3.2)	2.2 (1.4 to 3.3)	0.2 (0.1 to 0.3)	73.1
Enteric infections	0.2 (0.1 to 0.3)	0.5 (0.3 to 0.9)	2.5 (1.6 to 4.2)	1.6 (1.1 to 2.7)	0.9 (0.6 to 1.4)	0.6 (0.4 to 1)	1.4 (1 to 2.2)	1.7 (1.2 to 2.6)	2.1 (1.4 to 3.2)	2.6 (1.8 to 3.9)	3.1 (2.1 to 4.6)	3.8 (2.6 to 5.6)	4.6 (3.2 to 6.7)	5.5 (3.8 to 8)	7.1 (5 to 10.2)	8.9 (6.2 to 12.7)	11.2 (7.9 to 15.9)	13.8 (9.8 to 19.5)	17.2 (12.2 to 24.1)	21.1 (14.9 to 29.3)	25.2 (17.8 to 35.7)	29.1 (20.4 to 41.9)	293
Diarrheal diseases	0.2 (0.1 to 0.3)	0.5 (0.3 to 0.9)	2.5 (1.6 to 4.2)	1.6 (1.1 to 2.7)	0.9 (0.6 to 1.4)	0.6 (0.4 to 1)	1.4 (1 to 2.2)	1.7 (1.2 to 2.6)	2.1 (1.4 to 3.2)	2.6 (1.8 to 3.9)	3.1 (2.1 to 4.6)	3.8 (2.6 to 5.6)	4.6 (3.2 to 6.7)	5.5 (3.8 to 8)	7.1 (5 to 10.2)	8.9 (6.2 to 12.7)	11.2 (7.9 to 15.9)	13.8 (9.8 to 19.5)	17.2 (12.2 to 24.1)	21.1 (14.9 to 29.3)	25.2 (17.8 to 35.7)	29.1 (20.4 to 41.9)	293
Typhoid and paratyphoid	0 (0 to 0)	0 (0 to 0)	0 (0 to 0)	0 (0 to 0)	0 (0 to 0)	0 (0 to 0)	0 (0 to 0)	0 (0 to 0)	0 (0 to 0)	0 (0 to 0)	0 (0 to 0)	0 (0 to 0)	0 (0 to 0)	0 (0 to 0)	0 (0 to 0)	0 (0 to 0)	0 (0 to 0)	0 (0 to 0)	0 (0 to 0)	0 (0 to 0)	0 (0 to 0)	0 (0 to 0)	0 (0 to 0)	0.1
Typhoid fever	0 (0 to 0)	0 (0 to 0)	0 (0 to 0)	0 (0 to 0)	0 (0 to 0)	0 (0 to 0)	0 (0 to 0)	0 (0 to 0)	0 (0 to 0)	0 (0 to 0)	0 (0 to 0)	0 (0 to 0)	0 (0 to 0)	0 (0 to 0)	0 (0 to 0)	0 (0 to 0)	0 (0 to 0)	0 (0 to 0)	0 (0 to 0)	0 (0 to 0)	0 (0 to 0)	0 (0 to 0)	0 (0 to 0)	0.1
Paratyphoid fever	0 (0 to 0)	0 (0 to 0)	0 (0 to 0)	0 (0 to 0)	0 (0 to 0)	0 (0 to 0)	0 (0 to 0)	0 (0 to 0)	0 (0 to 0)	0 (0 to 0)	0 (0 to 0)	0 (0 to 0)	0 (0 to 0)	0 (0 to 0)	0 (0 to 0)	0 (0 to 0)	0 (0 to 0)	0 (0 to 0)	0 (0 to 0)	0 (0 to 0)	0 (0 to 0)	0 (0 to 0)	0 (0 to 0)	0
Other sexually transmitted infections	0 (0 to 0)	0 (0 to 0)	0 (0 to 0)	0 (0 to 0)	0 (0 to 0)	0 (0 to 0)	0 (0 to 0)	0 (0 to 0)	0 (0 to 0)	0 (0 to 0)	0 (0 to 0)	0 (0 to 0)	0 (0 to 0)	0 (0 to 0)	0 (0 to 0)	0 (0 to 0)	0 (0 to 0)	0 (0 to 0)	0 (0 to 0)	0 (0 to 0)	0 (0 to 0)	0 (0 to 0)	0 (0 to 0)	0
Invasive Non-typhoidal Salmonella (iNTS)	0 (0 to 0)	0 (0 to 0)	0 (0 to 0)	0 (0 to 0)	0 (0 to 0)	0 (0 to 0)	0 (0 to 0)	0 (0 to 0)	0 (0 to 0)	0 (0 to 0)	0 (0 to 0)	0 (0 to 0)	0 (0 to 0)	0 (0 to 0)	0 (0 to 0)	0 (0 to 0)	0 (0 to 0)	0 (0 to 0)	0 (0 to 0)	0 (0 to 0)	0 (0 to 0)	0 (0 to 0)	0 (0 to 0)	0.3
Other intestinal infectious diseases	0 (0 to 0)	0 (0 to 0)	0 (0 to 0.1)	0 (0 to 0.1)	0 (0 to 0.1)	0 (0 to 0.1)	0 (0 to 0.1)	0 (0 to 0.1)	0 (0 to 0.1)	0 (0 to 0.1)	0 (0 to 0.1)	0 (0 to 0.1)	0 (0 to 0.1)	0 (0 to 0.1)	0 (0 to 0.1)	0 (0 to 0.1)	0 (0 to 0.1)	0 (0 to 0.1)	0 (0 to 0.1)	0 (0 to 0.1)	0 (0 to 0.1)	0 (0 to 0.1)	0 (0 to 0.1)	0.5
Neglected tropical diseases and malaria	0 (0 to 0)	0 (0 to 0)	1.6 (1 to 2.6)	1.6 (1 to 2.5)	0.9 (0.5 to 1.2)	0.6 (0.3 to 0.9)	1.4 (0.7 to 1.9)	1.7 (0.9 to 2.5)	2.1 (1 to 3.1)	2.6 (1.2 to 3.8)	3.1 (1.5 to 4.6)	3.8 (1.8 to 5.6)	4.6 (2.2 to 6.8)	5.5 (2.6 to 8.1)	7.1 (3.4 to 10.4)	8.9 (4.3 to 13)	11.2 (5.4 to 16.4)	13.8 (6.7 to 20.2)	17.2 (8.4 to 25.1)	21.1 (10.3 to 30.8)	25.2 (12.3 to 36.8)	29.1 (14.2 to 42.4)	293
Malaria	0 (0 to 0)	0 (0 to 0)	0 (0 to 0)	0 (0 to 0)	0 (0 to 0)	0 (0 to 0)	0 (0 to 0)	0 (0 to 0)	0 (0 to 0)	0 (0 to 0)	0 (0 to 0)	0 (0 to 0)	0 (0 to 0)	0 (0 to 0)	0 (0 to 0)	0 (0 to 0)	0 (0 to 0)	0 (0 to 0)	0 (0 to 0)	0 (0 to 0)	0 (0 to 0)	0 (0 to 0)	0 (0 to 0)	0
Chagas disease	0 (0 to 0)	0 (0 to 0)	0 (0 to 0)	0 (0 to 0)	0 (0 to 0)	0 (0 to 0)	0 (0 to 0)	0 (0 to 0)	0 (0 to 0)	0 (0 to 0)	0 (0 to 0)	0 (0 to 0)	0 (0 to 0)	0 (0 to 0)	0 (0 to 0)	0 (0 to 0)	0 (0 to 0)	0 (0 to 0)	0 (0 to 0)	0 (0 to 0)	0 (0 to 0)	0 (0 to 0)	0 (0 to 0)	0
Leishmaniasis	0 (0 to 0)	0 (0 to 0)	0 (0 to 0)	0 (0 to 0)	0 (0 to 0)	0 (0 to 0)	0 (0 to 0)	0 (0 to 0)	0 (0 to 0)	0 (0 to 0)	0 (0 to 0)	0 (0 to 0)	0 (0 to 0)	0 (0 to 0)	0 (0 to 0)	0 (0 to 0)	0 (0 to 0)	0 (0 to 0)	0 (0 to 0)	0 (0 to 0)	0 (0 to 0)	0 (0 to 0)	0 (0 to 0)	0
Visceral leishmaniasis	0 (0 to 0)	0 (0 to 0)	0 (0 to 0)	0 (0 to 0)	0 (0 to 0)	0 (0 to 0)	0 (0 to 0)	0 (0 to 0)	0 (0 to 0)	0 (0 to 0)	0 (0 to 0)	0 (0 to 0)	0 (0 to 0)	0 (0 to 0)	0 (0 to 0)	0 (0 to 0)	0 (0 to 0)	0 (0 to 0)	0 (0 to 0)	0 (0 to 0)	0 (0 to 0)	0 (0 to 0)	0 (0 to 0)	0
Cutaneous and mucocutaneous leishmaniasis	0 (0 to 0)	0 (0 to 0)	0 (0 to 0)	0 (0 to 0)	0 (0 to 0)	0 (0 to 0)	0 (0 to 0)	0 (0 to 0)	0 (0 to 0)	0 (0 to 0)	0 (0 to 0)	0 (0 to 0)	0 (0 to 0)	0 (0 to 0)	0 (0 to 0)	0 (0 to 0)	0 (0 to 0)	0 (0 to 0)	0 (0 to 0)	0 (0 to 0)	0 (0 to 0)	0 (0 to 0)	0 (0 to 0)	0
African trypanosomiasis	0 (0 to 0)	0 (0 to 0)	0 (0 to 0)	0 (0 to 0)	0 (0 to 0)	0 (0 to 0)	0 (0 to 0)	0 (0 to 0)	0 (0 to 0)	0 (0 to 0)	0 (0 to 0)	0 (0 to 0)	0 (0 to 0)	0 (0 to 0)	0 (0 to 0)	0 (0 to 0)	0 (0 to 0)	0 (0 to 0)	0 (0 to 0)	0 (0 to 0)	0 (0 to 0)	0 (0 to 0)	0 (0 to 0)	0
Schistosomiasis	0 (0 to 0)	0 (0 to 0)	0 (0 to 0)	0 (0 to 0)	0 (0 to 0)	0 (0 to 0)	0 (0 to 0)	0 (0 to 0)	0 (0 to 0)	0 (0 to 0)	0 (0 to 0)	0 (0 to 0)	0 (0 to 0)	0 (0 to 0)	0 (0 to 0)	0 (0 to 0)	0 (0 to 0)	0 (0 to 0)	0 (0 to 0)	0 (0 to 0)	0 (0 to 0)	0 (0 to 0)	0 (0 to 0)	0
Cysticercosis	0 (0 to 0)	0 (0 to 0)	0 (0 to 0)	0 (0 to 0)	0 (0 to 0)	0 (0 to 0)	0 (0 to 0)	0 (0 to 0)	0 (0 to 0)	0 (0 to 0)	0 (0 to 0)	0 (0 to 0)	0 (0 to 0)	0 (0 to 0)	0 (0 to 0)	0 (0 to 0)	0 (0 to 0)	0 (0 to 0)	0 (0 to 0)	0 (0 to 0)	0 (0 to 0)	0 (0 to 0)	0 (0 to 0)	0
Cystic echinococcosis	0 (0 to 0)	0 (0 to 0)	0 (0 to 0)	0 (0 to 0)	0 (0 to 0)	0 (0 to 0)	0 (0 to 0)	0 (0 to 0)	0 (0 to 0)	0 (0 to 0)	0 (0 to 0)	0 (0 to 0)	0 (0 to 0)	0 (0 to 0)	0 (0 to 0)	0 (0 to 0)	0 (0 to 0)	0 (0 to 0)	0 (0 to 0)	0 (0 to 0)	0 (0 to 0)	0 (0 to 0)	0 (0 to 0)	0.1
Lymphatic filariasis	0 (0 to 0)	0 (0 to 0)	0 (0 to 0)	0 (0 to 0)	0 (0 to 0)	0 (0 to 0)	0 (0 to 0)	0 (0 to 0)	0 (0 to 0)	0 (0 to 0)	0 (0 to 0)	0 (0 to 0)	0 (0 to 0)	0 (0 to 0)	0 (0 to 0)	0 (0 to 0)	0 (0 to 0)	0 (0 to 0)	0 (0 to 0)	0 (0 to 0)	0 (0 to 0)	0 (0 to 0)	0 (0 to 0)	0
Onchocerciasis	0 (0 to 0)	0 (0 to 0)	0 (0 to 0)	0 (0 to 0)	0 (0 to 0)	0 (0 to 0)	0 (0 to 0)	0 (0 to 0)	0 (0 to 0)	0 (0 to 0)	0 (0 to 0)	0 (0 to 0)	0 (0 to 0)	0 (0 to 0)	0 (0 to 0)	0 (0 to 0)	0 (0 to 0)	0 (0 to 0)	0 (0 to 0)	0 (0 to 0)	0 (0 to 0)	0 (0 to 0)	0 (0 to 0)	0
Trachoma	0 (0 to 0)	0 (0 to 0)	0 (0 to 0)	0 (0 to 0)	0 (0 to 0)	0 (0 to 0)	0 (0 to 0)	0 (0 to 0)	0 (0 to 0)	0 (0 to 0)	0 (0 to 0)	0 (0 to 0)	0 (0 to 0)	0 (0 to 0)	0 (0 to 0)	0 (0 to 0)	0 (0 to 0)	0 (0 to 0)	0 (0 to 0)	0 (0 to 0)	0 (0 to 0)	0 (0 to 0)	0 (0 to 0)	0
Dengue	0 (0 to 0)	0 (0 to 0)	0 (0 to 0)	0 (0 to 0)	0 (0 to 0)	0 (0 to 0)	0 (0 to 0)	0 (0 to 0)	0 (0 to 0)	0 (0 to 0)	0 (0 to 0)	0 (0 to 0)	0 (0 to 0)	0 (0 to 0)	0 (0 to 0)	0 (0 to 0)	0 (0 to 0)	0 (0 to 0)	0 (0 to 0)	0 (0 to 0)	0 (0 to 0)	0 (0 to 0)	0 (0 to 0)	0
Yellow fever	0 (0 to 0)	0 (0 to 0)	0 (0 to 0)	0 (0 to 0)	0 (0 to 0)	0 (0 to 0)	0 (0 to 0)	0 (0 to 0)	0 (0 to 0)	0 (0 to 0)	0 (0 to 0)	0 (0 to 0)	0 (0 to 0)	0 (0 to 0)	0 (0 to 0)	0 (0 to 0)	0 (0 to 0)	0 (0 to 0)	0 (0 to 0)	0 (0 to 0)	0 (0 to 0)	0 (0 to 0)	0 (0 to 0)	0
Rabies	0 (0 to 0)	0 (0 to 0)	0 (0 to 0)	0 (0 to 0)	0 (0 to 0)	0 (0 to 0)	0 (0 to 0)	0 (0 to 0)	0 (0 to 0)	0 (0 to 0)	0 (0 to 0)	0 (0 to 0)	0 (0 to 0)	0 (0 to 0)	0 (0 to 0)	0 (0 to 0)	0 (0 to 0)	0 (0 to 0)	0 (0 to 0)	0 (0 to 0)	0 (0 to 0)	0 (0 to 0)	0 (0 to 0)	0
Intestinal nematode infections	0 (0 to 0)	0 (0 to 0)	0 (0 to 0)	0 (0 to 0)	0 (0 to 0)	0 (0 to 0)	0 (0 to 0)	0 (0 to 0)	0 (0 to 0)	0 (0 to 0)	0 (0 to 0)	0 (0 to 0)	0 (0 to 0)	0 (0 to 0)	0 (0 to 0)	0 (0 to 0)	0 (0 to 0)	0 (0 to 0)	0 (0 to 0)	0 (0 to 0)	0 (0 to 0)	0 (0 to 0)	0 (0 to 0)	0.1
Ascariasis	0 (0 to 0)	0 (0 to 0)	0 (0 to 0)	0 (0 to 0)	0 (0 to 0)	0 (0 to 0)	0 (0 to 0)	0 (0 to 0)	0 (0 to 0)	0 (0 to 0)	0 (0 to 0)	0 (0 to 0)	0 (0 to 0)	0 (0 to 0)	0 (0 to 0)	0 (0 to 0)	0 (0 to 0)	0 (0 to 0)	0 (0 to 0)	0 (0 to 0)	0 (0 to 0)	0 (0 to 0)	0 (0 to 0)	0
Trichuriasis	0 (0 to 0)	0 (0 to 0)	0 (0 to 0)	0 (0 to 0)	0 (0 to 0)	0 (0 to 0)	0 (0 to 0)	0 (0 to 0)	0 (0 to 0)	0 (0 to 0)	0 (0 to 0)	0 (0

Other neoplasms	0-2 (0-1 to 2-3)	0-2 (0-1 to 2-4)	0-7 (0-4 to 1-2)	0-9 (0-5 to 1-4)	1 (0-6 to 1-7)	1-2 (0-6 to 2-4)	1-1 (0-6 to 2-1)	1-6 (0-9 to 2-4)	1-6 (1 to 2-9)	1-8 (1 to 2-9)	2-1 (1 to 3-2)	3-6 (2-2 to 5-0)	3-6 (2-5 to 5-4)	5-6 (3-5 to 8-4)	9-4 (5-4 to 13-9)	19-7 (10-1 to 33-7)	23-9 (20-2 to 48-1)	51-6 (31-9 to 70-4)	79-6 (48 to 112)	89-9 (51-4 to 133)	70-4 (43-9 to 107)	49-3 (24-4 to 84-4)	17-5 (9-4 to 25-9)	4-1 (2-0 to 6-4)	
Medulloblastoma, medulloblastoma, and other hemangioblastic n	0-2 (0-1 to 0-2)	0-2 (0-1 to 0-4)	0-7 (0-4 to 1-2)	1 (0-5 to 1-4)	1 (0-6 to 1-7)	0-9 (0-6 to 1-2)	1-1 (0-6 to 1-6)	1-6 (0-9 to 2-4)	1-6 (1 to 2-9)	2-1 (1 to 3-2)	3-6 (2-2 to 5-0)	5-6 (3-5 to 8-4)	9-4 (5-4 to 13-9)	19-7 (10-1 to 33-7)	23-9 (20-2 to 48-1)	51-6 (31-9 to 70-4)	79-6 (48 to 112)	89-9 (51-4 to 133)	70-4 (43-9 to 107)	49-3 (24-4 to 84-4)	17-5 (9-4 to 25-9)	4-1 (2-0 to 6-4)	437
Meningioma and in situ intracranial neoplasms	0 (0 to 0)	0 (0 to 0)	0 (0 to 0)	0 (0 to 0)	0 (0 to 0)	0 (0 to 0)	0 (0 to 0)	0 (0 to 0)	0 (0 to 0)	0 (0 to 0)	0 (0 to 0)	0 (0 to 0)	0 (0 to 0)	0 (0 to 0)	0 (0 to 0)	0 (0 to 0)	0 (0 to 0)	0 (0 to 0)	0 (0 to 0)	0 (0 to 0)	0 (0 to 0)	0 (0 to 0)	0 (0 to 0)	
Meningioma and in situ cervical and uterine neoplasms	0 (0 to 0)	0 (0 to 0)	0 (0 to 0)	0 (0 to 0)	0 (0 to 0)	0 (0 to 0)	0 (0 to 0)	0 (0 to 0)	0 (0 to 0)	0 (0 to 0)	0 (0 to 0)	0 (0 to 0)	0 (0 to 0)	0 (0 to 0)	0 (0 to 0)	0 (0 to 0)	0 (0 to 0)	0 (0 to 0)	0 (0 to 0)	0 (0 to 0)	0 (0 to 0)	0 (0 to 0)	0 (0 to 0)	
Other benign and in situ neoplasms	0 (0 to 0)	0 (0 to 0)	0 (0 to 0)	0 (0 to 0)	0 (0 to 0)	0 (0 to 0)	0 (0 to 0)	0 (0 to 0)	0 (0 to 0)	0 (0 to 0)	0 (0 to 0)	0 (0 to 0)	0 (0 to 0)	0 (0 to 0)	0 (0 to 0)	0 (0 to 0)	0 (0 to 0)	0 (0 to 0)	0 (0 to 0)	0 (0 to 0)	0 (0 to 0)	0 (0 to 0)	0 (0 to 0)	
Cardiovascular diseases	0-9 (0-5 to 1-3)	1-2 (0-7 to 1-9)	7-0 (5-2 to 9-1)	8-9 (6-4 to 11-2)	13-4 (10-3 to 16-9)	26-2 (21-7 to 30-7)	32 (26-8 to 38-2)	80-3 (62-1 to 97-1)	129 (106 to 156)	230 (191 to 284)	473 (385 to 583)	690 (714 to 1,000)	1,120 (931 to 1,340)	1,458 (1,208 to 1,710)	2,158 (1,870 to 2,540)	2,760 (2,220 to 3,240)	3,660 (3,240 to 4,080)	4,080 (3,430 to 4,810)	4,200 (3,600 to 4,920)	3,270 (2,700 to 3,940)	1,830 (1,420 to 2,150)	596 (417 to 816)	27,200
Rheumatic heart disease	0 (0 to 0)	0 (0 to 0)	0 (0-2 to 0-2)	0 (0-2 to 0-3)	0 (0-2 to 0-3)	0-6 (0-3 to 0-9)	0-6 (0-3 to 0-9)	1-1 (0-7 to 1-7)	1-6 (0-7 to 2-1)	2-2 (1-1 to 3-2)	3-4 (2 to 5)	4-7 (3-4 to 6-4)	6-9 (4-6 to 9-4)	11-4 (9-1 to 13-9)	19-9 (16-1 to 23-9)	29-9 (22-3 to 39-1)	39-3 (29-1 to 53-9)	33-2 (21-4 to 52-1)	38-7 (22-5 to 59-1)	17-7 (12-1 to 23-7)	6-4 (4-2 to 9-6)	193
Ischemic heart disease	0 (0 to 0)	0 (0 to 0)	0 (0 to 0)	0 (0 to 0)	0-1 (0 to 0-2)	0-9 (0-7 to 1-2)	1-2 (0-7 to 2-1)	3-3 (2-1 to 5-1)	6-3 (3-9 to 9-3)	11-3 (6-8 to 17-2)	23-2 (11-6 to 33-2)	34-3 (17-8 to 49-3)	52-9 (26-9 to 69-4)	68-7 (35-9 to 89)	102 (53-9 to 128)	129 (68-7 to 160)	171 (86-2 to 220)	190 (96-2 to 250)	196 (98-5 to 260)	82 (41-4 to 110)	30 (15-1 to 40)	9-1 (4-6 to 12)	1,200
Stroke	0 (0 to 0-1)	0-2 (0-1 to 0-3)	1-2 (0-5 to 1-7)	2-9 (2-0 to 3-7)	3-2 (2-3 to 4-2)	6-3 (4-3 to 8-1)	13-6 (9-7 to 17-4)	28-4 (19-4 to 37-4)	43-6 (29-5 to 56)	92-4 (66-4 to 123)	182 (130 to 239)	341 (268 to 438)	611 (522 to 728)	936 (796 to 1,080)	1,220 (1,040 to 1,410)	1,470 (1,170 to 1,810)	1,700 (1,340 to 2,100)	1,740 (1,350 to 2,180)	1,340 (1,020 to 1,730)	702 (533 to 899)	234 (178 to 298)	10,600
Ischemic stroke	0 (0 to 0)	0-1 (0 to 0-1)	0-4 (0-2 to 0-7)	1-5 (0-8 to 2-4)	2-5 (1-5 to 3-5)	3-6 (2-1 to 5-1)	8-1 (5-1 to 11-3)	17-3 (11-3 to 23-1)	28-3 (18-5 to 38-3)	59-7 (42-2 to 78-1)	120 (84-3 to 156)	224 (172 to 289)	392 (334 to 468)	601 (511 to 700)	780 (664 to 904)	942 (747 to 1,160)	1,090 (858 to 1,340)	1,110 (863 to 1,390)	856 (650 to 1,110)	450 (341 to 579)	150 (114 to 193)	6,420
Intracerebral hemorrhage	0 (0 to 0-2)	0-1 (0 to 0-2)	0-4 (0-2 to 0-6)	0-7 (0-4 to 1-1)	1 (0-6 to 1-5)	1-4 (0-9 to 2-1)	3-1 (2-1 to 4-3)	6-3 (4-1 to 8-4)	10-4 (7-1 to 13-9)	19-7 (13-4 to 26-4)	40 (28-3 to 53-8)	76-7 (54-2 to 103)	143 (102 to 192)	214 (153 to 287)	294 (210 to 396)	394 (279 to 529)	506 (359 to 680)	524 (324 to 676)	476 (317 to 615)	219 (147 to 284)	74 (49 to 96)	3,100
Subarachnoid hemorrhage	0 (0 to 0)	0 (0-1 to 0-1)	0-2 (0-2 to 0-4)	0-4 (0-4 to 0-7)	0-7 (0-4 to 1-0)	1-1 (0-5 to 2-0)	2-4 (1-3 to 3-7)	4-8 (3-0 to 7-2)	7-4 (5-0 to 10-4)	13-6 (9-1 to 18-4)	27-6 (20-2 to 37-5)	47-4 (34-2 to 64-1)	79-7 (59-1 to 105)	114 (89 to 146)	152 (113 to 195)	200 (146 to 255)	252 (178 to 329)	263 (177 to 352)	232 (142 to 327)	107 (63-9 to 138)	40-4 (22-6 to 57)	1,560
Hypertensive-heart disease	0 (0 to 0)	0 (0 to 0)	0 (0 to 0)	0 (0 to 0)	0 (0 to 0)	0 (0 to 0)	0 (0 to 0)	0 (0 to 0)	0 (0 to 0)	0 (0 to 0)	0 (0 to 0)	0 (0 to 0)	0 (0 to 0)	0 (0 to 0)	0 (0 to 0)	0 (0 to 0)	0 (0 to 0)	0 (0 to 0)	0 (0 to 0)	0 (0 to 0)	0 (0 to 0)	0 (0 to 0)	
Non-rheumatic valvular heart disease	0 (0 to 0)	0 (0 to 0)	0 (0 to 0)	0 (0 to 0)	0 (0 to 0)	0 (0 to 0)	0 (0 to 0)	0 (0 to 0)	0 (0 to 0)	0 (0 to 0)	0 (0 to 0)	0 (0 to 0)	0 (0 to 0)	0 (0 to 0)	0 (0 to 0)	0 (0 to 0)	0 (0 to 0)	0 (0 to 0)	0 (0 to 0)	0 (0 to 0)	0 (0 to 0)	0 (0 to 0)	
Non-rheumatic calcific aortic valve disease	0 (0 to 0)	0 (0 to 0)	0 (0 to 0)	0 (0 to 0)	0 (0 to 0)	0 (0 to 0)	0 (0 to 0)	0 (0 to 0)	0 (0 to 0)	0 (0 to 0)	0 (0 to 0)	0 (0 to 0)	0 (0 to 0)	0 (0 to 0)	0 (0 to 0)	0 (0 to 0)	0 (0 to 0)	0 (0 to 0)	0 (0 to 0)	0 (0 to 0)	0 (0 to 0)	0 (0 to 0)	
Non-rheumatic degenerative mitral valve disease	0 (0 to 0)	0 (0 to 0)	0 (0 to 0)	0 (0 to 0)	0 (0 to 0)	0 (0 to 0)	0 (0 to 0)	0 (0 to 0)	0 (0 to 0)	0 (0 to 0)	0 (0 to 0)	0 (0 to 0)	0 (0 to 0)	0 (0 to 0)	0 (0 to 0)	0 (0 to 0)	0 (0 to 0)	0 (0 to 0)	0 (0 to 0)	0 (0 to 0)	0 (0 to 0)	0 (0 to 0)	
Other non-rheumatic valve diseases	0 (0 to 0)	0 (0 to 0)	0 (0 to 0)	0 (0 to 0)	0 (0 to 0)	0 (0 to 0)	0 (0 to 0)	0 (0 to 0)	0 (0 to 0)	0 (0 to 0)	0 (0 to 0)	0 (0 to 0)	0 (0 to 0)	0 (0 to 0)	0 (0 to 0)	0 (0 to 0)	0 (0 to 0)	0 (0 to 0)	0 (0 to 0)	0 (0 to 0)	0 (0 to 0)	0 (0 to 0)	
Cardiomyopathy and myocarditis	0 (0-1 to 0-4)	0 (0-2 to 0-5)	0-1 (0-3 to 0-6)	0-4 (0-4 to 0-9)	0-7 (0-4 to 1-1)	1-1 (0-7 to 1-6)	1-4 (0-9 to 2-1)	2-2 (1-3 to 3-1)	3-4 (2-1 to 4-7)	5-1 (3-2 to 7-1)	8-1 (5-2 to 11)	12-4 (8-2 to 16)	17-4 (11-4 to 23)	22-4 (15-1 to 29)	28-4 (19-1 to 36)	33-4 (22-1 to 43)	38-4 (24-1 to 49)	39-4 (24-1 to 52)	37-4 (21-1 to 50)	27-4 (15-1 to 38)	14-4 (7-1 to 20)	1,060
Myocarditis	0 (0 to 0-1)	0 (0 to 0-1)	0-2 (0-1 to 0-3)	0-3 (0-2 to 0-4)	0-4 (0-2 to 0-7)	0-7 (0-4 to 1-0)	1-1 (0-6 to 1-5)	1-8 (1 to 2-7)	2-5 (1 to 3-7)	3-7 (2 to 5-1)	5-4 (3 to 7-6)	8-4 (5 to 11)	11-4 (7 to 15)	14-4 (9 to 19)	17-4 (11 to 23)	20-4 (12 to 27)	23-4 (14 to 31)	24-4 (14 to 33)	23-4 (13 to 32)	17-4 (9 to 24)	9-4 (4 to 13)	639
Alcoholic cardiomyopathy	0 (0 to 0-1)	0 (0 to 0-1)	0-1 (0-1 to 0-2)	0-2 (0-2 to 0-3)	0-3 (0-2 to 0-5)	0-6 (0-3 to 0-9)	1-1 (0-6 to 1-6)	1-8 (1 to 2-6)	2-5 (1 to 3-5)	3-6 (2-1 to 5-1)	5-4 (3-1 to 7-6)	8-4 (5-1 to 11)	11-4 (7-1 to 15)	14-4 (9-1 to 19)	17-4 (11-1 to 23)	20-4 (12-1 to 27)	23-4 (14-1 to 31)	24-4 (14-1 to 33)	23-4 (13-1 to 32)	17-4 (9-1 to 24)	9-4 (4-1 to 13)	639
Other cardiomyopathy	0 (0 to 0-1)	0 (0-1 to 0-1)	0-1 (0-1 to 0-2)	0-2 (0-1 to 0-3)	0-3 (0-2 to 0-4)	0-5 (0-3 to 0-8)	1-1 (0-6 to 1-5)	1-7 (1 to 2-5)	2-4 (1 to 3-5)	3-5 (2-1 to 5-1)	5-3 (3-1 to 7-5)	8-3 (5-1 to 11)	11-3 (7-1 to 15)	14-3 (9-1 to 19)	17-3 (11-1 to 23)	20-3 (12-1 to 27)	23-3 (14-1 to 31)	24-3 (14-1 to 33)	23-3 (13-1 to 32)	17-3 (9-1 to 24)	9-3 (4-1 to 13)	639
Atrial fibrillation and flutter	0 (0 to 0)	0 (0 to 0)	0 (0 to 0)	0 (0 to 0)	0 (0 to 0)	0 (0 to 0)	0 (0 to 0)	0 (0 to 0)	0 (0 to 0)	0 (0 to 0)	0 (0 to 0)	0 (0 to 0)	0 (0 to 0)	0 (0 to 0)	0 (0 to 0)	0 (0 to 0)	0 (0 to 0)	0 (0 to 0)	0 (0 to 0)	0 (0 to 0)	0 (0 to 0)	0 (0 to 0)	
Aortic aneurysm	—	—	—	—	—	0-6 (0-3 to 0-9)	1-4 (0-9 to 2-1)	2-2 (1-1 to 3-3)	4-9 (2-9 to 7-1)	12-1 (7-3 to 17-1)	22-9 (14-1 to 32)	42 (29-6 to 59)	69-8 (48-3 to 96)	94-3 (67 to 129)	134 (94-3 to 182)	174 (122 to 236)	207 (142 to 280)	231 (154 to 312)	194 (127 to 278)	172 (107 to 239)	137 [29-9] (82-3 to 191)	70-7 (39-1 to 97)	1,200
Endocarditis	0 (0 to 0-1)	0 (0 to 0-1)	0-2 (0-1 to 0-3)	0-3 (0-2 to 0-4)	0-4 (0-2 to 0-7)	0-7 (0-4 to 1-0)	1-2 (0-6 to 1-7)	1-8 (1 to 2-7)	2-5 (1-1 to 3-6)	3-4 (2-1 to 5-1)	5-3 (3-1 to 7-4)	8-3 (5-1 to 11)	11-3 (7-1 to 15)	14-3 (9-1 to 19)	17-3 (11-1 to 23)	20-3 (12-1 to 27)	23-3 (14-1 to 31)	24-3 (14-1 to 33)	23-3 (13-1 to 32)	17-3 (9-1 to 24)	9-3 (4-1 to 13)	639
Other cardiovascular and circulatory diseases	0-6 (0-3 to 1-1)	0-8 (0-3 to 1-1)	2-4 (1-2 to 3-7)	2 (1-3 to 3-3)	2-6 (1-3 to 3-5)	3-5 (2-2 to 4-7)	4-4 (2-4 to 6-3)	4-3 (2-3 to 6-3)	6-1 (3-4 to 8-8)	9-6 (5-1 to 13)	8-6 (4-2 to 12)	24-1 (14-1 to 33)	15-1 (9-1 to 21)	20-7 (12-1 to 28)	24-9 (14-1 to 33)	34-1 (20-2 to 44-9)	42-4 (24-1 to 56)	42-6 (24-1 to 56)	43-7 (24-1 to 57)	41-6 (21-1 to 55)	21-5 (10-1 to 30)	9-2 (3-4 to 13)	459
Chronic respiratory diseases	0 (0 to 0)	0 (0-1 to 0-1)	0-1 (0-1 to 0-2)	0-2 (0-1 to 0-3)	0-3 (0-2 to 0-4)	0-6 (0-3 to 0-9)	1-1 (0-6 to 1-5)	1-7 (1 to 2-5)	2-4 (1 to 3-5)	3-5 (2-1 to 5-1)	5-3 (3-1 to 7-5)	8-3 (5-1 to 11)	11-3 (7-1 to 15)	14-3 (9-1 to 19)	17-3 (11-1 to 23)	20-3 (12-1 to 27)	23-3 (14-1 to 31)	24-3 (14-1 to 33)	23-3 (13-1 to 32)	17-3 (9-1 to 24)	9-3 (4-1 to 13)	639
Other chronic respiratory diseases	0 (0 to 0)	0 (0 to 0)	0 (0 to 0)	0 (0 to 0)	0 (0 to 0)	0 (0 to 0)	0 (0 to 0)	0 (0 to 0)	0 (0 to 0)	0 (0 to 0)	0 (0 to 0)	0 (0 to 0)	0 (0 to 0)	0 (0 to 0)	0 (0 to 0)	0 (0 to 0)	0 (0 to 0)	0 (0 to 0)	0 (0 to 0)	0 (0 to 0)	0 (0 to 0)	0 (0 to 0)	
Digestive diseases	0-4 (0-2 to 0-5)	0-6 (0-3 to 0-8)	2-1 (1-1 to 3-1)	2-9 (1-6 to 3-9)	3-8 (2-1 to 5-1)	7-8 (4-2 to 10-5)	14-2 (8-1 to 19-1)	23-7 (14-1 to 31)	36-1 (23-1 to 47)	57-5 (38-1 to 73)	93-1 (63-1 to 118)	134 (92-1 to 170)	181 (126 to 230)	230 (161 to 290)	280 (196 to 353)	327 (227 to 412)	369 (253 to 466)	383 (253 to 490)	353 (224 to 460)	272 (164 to 370)	140 (82-1 to 189)	6,450
Cirrhosis and other chronic liver diseases	0 (0 to 0)	0-1 (0-1 to 0-2)	1-5 (0-9 to 2-4)	1-6 (1-0 to 2-7)	1-6 (1-0 to 2-7)	2-5 (1-3 to 4-2)	4-6 (2-4 to 7-4)	8-5 (5-1 to 13)	22-5 (14-1 to 31)	51-7 (38-1 to 66-9)	117 (87-1 to 150)	281 (221 to 353)	520 (421 to 650)	806 (650 to 1,000)	1,120 (900 to 1,400)	1,440 (1,140 to 1,810)	1,760 (1,360 to 2,220)	1,940 (1,450 to 2,500)	1,880 (1,360 to 2,500)	1,460 (1,000 to 1,950)	1,020 (700 to 1,400)	3,550
Cirrhosis and other chronic liver diseases due to hepatitis B	0 (0 to 0)	0 (0 to 0)	0 (0 to 0)	0-1 (0 to 0-1)	0-1 (0-1 to 0-2)	0-3 (0-2 to 0-4)	0-6 (0-3 to 0-9)	1-1 (0-6 to 1-5)	2-3 (1-2 to 3-3)	4-7 (3-2 to 6-5)	10-4 (7-1 to 14)	25-1 (17-1 to 34)	46-5 (32-1 to 64)	72 (50-1 to 99)	100 (70-1 to 138)	128 (89-1 to 176)	157 (109-1 to 216)	173 (120-1 to 238)	168 (116-1 to 231)	130 (89-1 to 179)	91 (62-1 to 125)	32 (21-1 to 43)	3,170
Cirrhosis and other chronic liver diseases due to hepatitis C	0 (0 to 0)	0 (0 to 0-1)	0 (0-1 to 0-2)	0-2 (0-2 to 0-3)	0-3 (0-2 to 0-4)	0-6 (0-3 to 0-9)	1-1 (0-6 to 1-5)	1-8 (1 to 2-6)	2-5 (1 to 3-5)	4-7 (3-1 to 6-5)	10-4 (7-1 to 14)	25-1 (17-1 to 34)	46-5 (32-1 to 64)	72 (50-1 to 99)	100 (70-1 to 138)	128 (89-1 to 176)	157 (109-1 to 216)	173 (120-1 to 238)	168 (116-1 to 231)	130 (89-1 to 179)	91 (62-1 to 125)	32 (21-1 to 43)	3,170
Cirrhosis and other chronic liver diseases due to alcohol use	0 (0 to 0)	0 (0 to 0)	0 (0 to 0)	0 (0 to 0)	0 (0 to 0)	0 (0 to 0)	0 (0-3 to 0-3)	0 (0 to 0)	2-6 (0-3 to 3-9)	8-4 (4-1 to 12)	17-1 (9-1 to 25)	34-1 (20-1 to 47)	70-1 (46-1 to 94)	74-5 (49-1 to 100)	106 (70-1 to 142)	139 (92-1 to 186)	169 (112-1 to 225)	186 (123-1 to 248)	181 (120-1 to 242)	140 (92-1 to 188)	98 (64-1 to 131)	3,420
Cirrhosis and other chronic liver diseases due to NAFLD	0 (0 to 0)	0 (0 to 0)	0 (0 to 0)	0 (0 to 0)	0 (0 to 0)	0 (0 to 0-1)	0 (0 to 0-1)	0-2 (0 to 0-3)	0-6 (0-2 to 0-9)	1-5 (0-6 to 2-1)	3-5 (1-2 to 4-9)	6-9 (2-3 to 9-4)	12-4 (5-1 to 17)	19-4 (8-1 to 26)	29-4 (12-1 to 39)	38-4 (16-1 to 51)	47-4 (20-1 to 63)	52-4 (22-1 to 69)	50-4 (21-1 to 67)	39-4 (16-1 to 52)	27-4 (11-1 to 36)	889
Cirrhosis and other chronic liver diseases due to other causes	0 (0 to 0)	0-1 (0 to 0-2)	1-5 (0-9 to 2-4)	1-6 (1-0 to 2-7)	1-6 (1-0 to 2-7)	2-5 (1-3 to 4-2)	4-6 (2-4 to 7-4)	8-5 (5-1 to 13)	22-5 (14-1 to 31)	51-7 (38-1 to 66-9)	117 (87-1 to 150)	281 (221 to 353)	520 (421 to 650)	806 (650 to 1,000)	1,120 (900 to 1,400)	1,440 (1,140 to 1,810)	1,760 (1,360 to 2,220)	1,940 (1,450 to 2,500)	1,880 (1,360 to 2,500)	1,460 (1,000 to 1,950)	1,020 (700 to 1,400)	3,550
Upper digestive system diseases	0 (0 to 0)	0 (0 to 0)	0 (0 to 0)	0 (0 to 0)	0 (0 to 0)	0 (0 to 0)	0 (0 to 0)	0 (0 to 0)	0 (0 to 0)	0 (0 to 0)	0 (0 to 0)	0 (0 to 0)	0 (0 to 0)	0 (0 to 0)	0 (0 to 0)	0 (0 to 0)	0 (0 to 0)	0 (0 to 0)	0 (0 to 0)	0 (0 to 0)	0 (0 to 0)	0 (0 to 0)	
Peptic ulcer disease	0 (0 to 0)	0 (0 to 0)	0 (0 to 0)	0 (0-1 to 0-2)	0 (0-2 to 0-2)	0 (0-2 to 0-3)	0 (0-2 to 0-4)	0 (0-3 to 0-6)	0 (0-3 to 0-8)	0 (0-4 to 0-9)	0 (0-6 to 1-2)	0 (0-9 to 1-6)	0 (0-9 to 1-6)	0 (0-9 to 1-6)	0 (0-9 to 1-6)	0 (0-9 to 1-6)	0 (0-9 to 1-6)	0 (0-9 to 1-6)	0 (0-9 to 1-6)	0 (0-9 to 1-6)	0 (0-9 to 1-6)	0 (0-9 to 1-6)	
Gastritis and duodenitis	0 (0 to 0)	0 (0 to 0)	0 (0 to 0)	0 (0 to 0)	0 (0 to 0)	0 (0 to 0)	0 (0 to 0)	0 (0 to 0)	0 (0 to 0)	0 (0 to 0)	0 (0 to 0)	0 (0 to 0)	0 (0 to 0)	0 (0 to 0)	0 (0 to 0)	0 (0 to 0)	0 (0 to 0)	0 (0 to 0)	0 (0 to 0)	0 (0 to 0)	0 (0 to 0)	0 (0 to 0)	
Gastroesophageal reflux disease	0 (0 to 0)	0 (0 to 0)	0 (0 to 0)	0 (0 to 0)	0 (0-2 to 0-2)	0 (0-2 to 0-3)	0 (0-2 to 0-4)	0 (0-3 to 0-6)	0 (0-3 to 0-8)	0 (0-4 to 0-9)	0 (0-6 to 1-2)	0 (0-9 to 1-6)	0 (0-9 to 1-6)	0 (0-9 to 1-6)	0 (0-9 to 1-6)	0 (0-9 to 1-6)	0 (0-9 to 1-6)	0 (0-9 to 1-6)	0 (0-9 to 1-6)	0 (0-9 to 1-6)	0 (0-9 to 1-6)	0 (0-9 to 1-6)	
Appendicitis	0 (0 to 0)	0 (0 to 0)	0 (0 to 0)	0 (0 to 0)	0 (0 to 0)	0 (0 to 0)	0 (0 to 0)	0 (0 to 0)	0 (0 to 0)	0 (0 to 0)	0 (0 to 0)	0 (0 to 0)	0 (0 to 0)	0 (0 to 0)	0 (0 to 0)	0 (0 to 0)	0 (0 to 0)	0 (0 to 0)	0 (0 to 0)	0 (0 to 0)	0 (0 to 0)	0 (0 to 0)	
Paralytic ileus and intestinal obstruction	0-3 (0-2 to 0-4)	1-4 (0-9 to 2-1)	3 (1-9 to 3-7)	3-6 (1-5 to 3-9)	3-9 (2-0 to 5-1)	6-6 (3-4 to 8-9)	11-7 (6-9 to 15-7)	17-7 (11-2 to 24-1)	21 (11-6 to 28-6)	24-6 (13-5 to 32)	24-6 (13-5 to 32)	24-6 (13-5 to 32)	24-6 (13-5 to 32)	24-6 (13-5 to 32)	24-6 (13-5 to 32)	24-6 (13-5 to 32)	24-6 (13-5 to 32)	24-6 (13-5 to 32)	24-6 (13-5 to 32)	24-6 (13-5 to 32)	24-6 (13-5 to 32)	24-6 (13-5 to 32)	
Inguinal, femoral, and abdominal hernia	0-1 (0 to 0-1)	1-1 (0 to 0-2)	10-9 (9-4 to 12-7)	19-3 (16-9 to 24-9)	24-9 (21-5 to 31-3)	33-7 (29-3 to 42-6)	46-3 (39-9 to 57-6)	61-4 (51-1 to 74)	77-6 (63-1 to 92)	96-2 (77-1 to 115)	120 (96-1 to 142)	144 (115-1 to 170)	170 (135-1 to 200)	201 (159-1 to 236)	236 (186-1 to 276)	274 (214-1 to 320)	316 (245-1 to 370)	363 (280-1 to 424)	410 (314-1 to 479)	457 (346-1 to 534)	503 (378-1 to 588)	548 (407-1 to 641)	316
Inflammatory bowel disease	0 (0 to 0)	0 (0 to 0)	0 (0 to 0)	0 (0 to 0)	0 (0 to 0)	0 (0-2 to 0-3)	0 (0-2 to 0-4)	0 (0-3 to 0-6)	0 (0-3 to 0-8)	0 (0-4 to 0-9)	0 (0-6 to 1-2)	0 (0-9 to 1-6)	0 (0-9 to 1-6)	0 (0-9 to 1-6)	0 (0-9 to 1-6)	0 (0-9 to 1-6)	0 (0-9 to 1-6)	0 (0-9 to 1-6)	0 (0-9 to 1-6)	0 (0-9 to 1-6)	0 (0-9 to 1-6)	0 (0-9 to 1-6)	146
Vascular intestinal disorders	0 (0 to 0)	0 (0 to 0)	0 (0 to 0)	0 (0 to 0)	0 (0 to 0)	0 (0 to 0)	0 (0 to 0)	0 (0 to 0)	0 (0 to 0)	0 (0 to 0)	0 (0 to 0)	0 (0 to 0)	0 (0 to 0)	0 (0 to 0)	0 (0 to 0)	0 (0 to 0)	0 (0 to 0)	0 (0 to 0)	0 (0 to 0)	0 (0 to 0)	0 (0 to 0)	0 (0 to 0)	
Gallbladder and biliary diseases	0 (0 to 0)	0 (0 to 0)	0 (0 to 0)	0 (0 to 0)	0 (0 to 0)	0 (0 to 0)	0 (0 to 0)	0 (0 to 0)	0 (0 to 0)	0 (0 to 0)	0 (0 to 0)	0 (0 to 0)	0 (0 to 0)	0 (0 to 0)	0 (0 to 0)	0 (0 to 0)	0 (0 to 0)	0 (0 to 0)	0 (0 to 0)	0 (0 to 0)	0 (0 to 0)	0 (0 to 0)	
Pancreatitis	0 (0 to 0)	0 (0 to 0)	0 (0 to 0)	0 (0 to 0)	0 (0 to 0)	0 (0 to 0)	0 (0 to 0)	0 (0 to 0)	0 (0 to 0)	0 (0 to 0)	0 (0 to 0)	0 (0 to 0)	0 (0 to 0)	0 (0 to 0)	0 (0 to 0)	0 (0 to 0)	0 (0 to 0)



SR Table 2a: Cerchia DALYS by cause and age group for males with 95% uncertainty intervals, 2019

Cause	Early Neonatal	Late Neonatal	Post Neonatal	1 to 4	5 to 9	10 to 14	15 to 19	20 to 24	25 to 29	30 to 34	35 to 39	40 to 44	45 to 49	50 to 54	55 to 59	60 to 64	65 to 69	70 to 74	75 to 79	80 to 84	85 to 89	90 to 94	95 plus	Total
All causes	1,480 (1,090, 1,760)	2,770 (1,860, 3,860)	9,980 (6,490, 14,870)	9,610 (7,020, 12,250)	11,000 (8,270, 14,350)	10,100 (7,550, 13,060)	20,900 (16,400, 26,300)	29,000 (22,900, 35,700)	40,400 (32,700, 49,000)	49,900 (40,900, 60,100)	61,900 (50,600, 75,200)	81,400 (66,500, 98,000)	110,000 (89,000, 132,000)	153,000 (124,000, 184,000)	203,000 (165,000, 245,000)	266,000 (216,000, 320,000)	346,000 (279,000, 419,000)	440,000 (356,000, 529,000)	537,000 (437,000, 646,000)	617,000 (502,000, 744,000)	677,000 (551,000, 816,000)	676,000 (550,000, 815,000)	6,230 (4,600, 8,600)	1,630,000
Communicable, maternal, neonatal, and nutritional diseases	1,160 (860, 1,380)	1,960 (1,280, 2,760)	2,360 (1,790, 3,020)	2,400 (1,860, 3,060)	2,340 (1,800, 3,000)	1,760 (1,350, 2,260)	1,760 (1,350, 2,260)	2,350 (1,810, 3,000)	2,700 (2,070, 3,500)	3,060 (2,320, 4,000)	3,900 (2,920, 5,000)	3,900 (2,920, 5,000)	3,870 (2,900, 4,990)	3,900 (2,910, 4,990)	4,270 (3,240, 5,500)	4,700 (3,500, 6,000)	5,700 (4,200, 7,300)	6,700 (4,900, 8,600)	6,370 (4,600, 8,200)	4,690 (3,300, 6,000)	2,720 (1,900, 3,500)	363 (260, 467)	73,700
HIV/AIDS and sexually transmitted infections	0 (0, 1)	0 (0, 0)	2 (2, 3)	2 (2, 3)	2 (1, 3)	3 (2, 4)	10 (8, 13)	23 (19, 28)	39 (32, 47)	58 (48, 70)	79 (65, 96)	99 (82, 120)	116 (96, 140)	131 (108, 160)	144 (118, 175)	154 (126, 187)	161 (131, 196)	164 (133, 200)	163 (132, 199)	157 (127, 192)	147 (118, 180)	132 (104, 162)	18 (14, 23)	1,900
HIV/AIDS	0 (0, 0)	0 (0, 0)	2 (1, 2)	2 (2, 2)	2 (1, 2)	2 (1, 3)	9 (7, 12)	21 (17, 26)	36 (29, 44)	54 (44, 66)	74 (60, 90)	93 (76, 113)	109 (89, 132)	123 (100, 150)	135 (110, 164)	144 (118, 176)	151 (123, 184)	154 (125, 188)	153 (124, 187)	147 (119, 180)	138 (112, 169)	124 (98, 152)	17 (13, 21)	1,800
HIV/AIDS - Drug-susceptible Tuberculosis	0 (0, 0)	0 (0, 0)	0 (0, 0)	0 (0, 0)	0 (0, 0)	0 (0, 0)	0 (0, 0)	0 (0, 0)	0 (0, 0)	0 (0, 0)	0 (0, 0)	0 (0, 0)	0 (0, 0)	0 (0, 0)	0 (0, 0)	0 (0, 0)	0 (0, 0)	0 (0, 0)	0 (0, 0)	0 (0, 0)	0 (0, 0)	0 (0, 0)	0 (0, 0)	0
HIV/AIDS - Multidrug-resistant Tuberculosis without extensi	0 (0, 0)	0 (0, 0)	0 (0, 0)	0 (0, 0)	0 (0, 0)	0 (0, 0)	0 (0, 0)	0 (0, 0)	0 (0, 0)	0 (0, 0)	0 (0, 0)	0 (0, 0)	0 (0, 0)	0 (0, 0)	0 (0, 0)	0 (0, 0)	0 (0, 0)	0 (0, 0)	0 (0, 0)	0 (0, 0)	0 (0, 0)	0 (0, 0)	0 (0, 0)	0
HIV/AIDS - Extensively drug-resistant Tuberculosis	0 (0, 0)	0 (0, 0)	0 (0, 0)	0 (0, 0)	0 (0, 0)	0 (0, 0)	0 (0, 0)	0 (0, 0)	0 (0, 0)	0 (0, 0)	0 (0, 0)	0 (0, 0)	0 (0, 0)	0 (0, 0)	0 (0, 0)	0 (0, 0)	0 (0, 0)	0 (0, 0)	0 (0, 0)	0 (0, 0)	0 (0, 0)	0 (0, 0)	0 (0, 0)	0
HIV/AIDS resulting in other diseases	0 (0, 0)	0 (0, 0)	0 (0, 0)	0 (0, 0)	0 (0, 0)	0 (0, 0)	0 (0, 0)	0 (0, 0)	0 (0, 0)	0 (0, 0)	0 (0, 0)	0 (0, 0)	0 (0, 0)	0 (0, 0)	0 (0, 0)	0 (0, 0)	0 (0, 0)	0 (0, 0)	0 (0, 0)	0 (0, 0)	0 (0, 0)	0 (0, 0)	0 (0, 0)	0
Sexually transmitted infections excluding HIV	0 (0, 0)	0 (0, 0)	19.7 (13.7, 28.2)	17.6 (12.6, 24.2)	1.7 (1.2, 2.4)	1.7 (1.2, 2.4)	1.6 (1.2, 2.2)	18.4 (12.9, 26.6)	60.7 (38.5, 91.7)	90.3 (58.1, 136.1)	84.3 (56.1, 121.6)	102 (70.7, 139)	79.1 (51.3, 111.9)	29.7 (19.1, 42.1)	26 (16.5, 38.2)	27.9 (18.1, 40.1)	28.6 (18.7, 39.7)	11.6 (7.1, 16.7)	4.2 (2.5, 7.1)	2.1 (1.3, 3.2)	0.7 (0.4, 1.2)	0 (0, 0)	599
Syphilis	0 (0, 0)	0 (0, 0)	0 (0, 0)	0 (0, 0)	0 (0, 0)	0 (0, 0)	0 (0, 0)	0 (0, 0)	0 (0, 0)	0 (0, 0)	0 (0, 0)	0 (0, 0)	0 (0, 0)	0 (0, 0)	0 (0, 0)	0 (0, 0)	0 (0, 0)	0 (0, 0)	0 (0, 0)	0 (0, 0)	0 (0, 0)	0 (0, 0)	0 (0, 0)	0
Chlamydial infection	0 (0, 0)	0 (0, 0)	0 (0, 0)	0 (0, 0)	0 (0, 0)	0 (0, 0)	0 (0, 0)	0 (0, 0)	0 (0, 0)	0 (0, 0)	0 (0, 0)	0 (0, 0)	0 (0, 0)	0 (0, 0)	0 (0, 0)	0 (0, 0)	0 (0, 0)	0 (0, 0)	0 (0, 0)	0 (0, 0)	0 (0, 0)	0 (0, 0)	0 (0, 0)	0
Gonococcal infection	0 (0, 0)	0 (0, 0)	0 (0, 0)	0 (0, 0)	0 (0, 0)	0 (0, 0)	0 (0, 0)	0 (0, 0)	0 (0, 0)	0 (0, 0)	0 (0, 0)	0 (0, 0)	0 (0, 0)	0 (0, 0)	0 (0, 0)	0 (0, 0)	0 (0, 0)	0 (0, 0)	0 (0, 0)	0 (0, 0)	0 (0, 0)	0 (0, 0)	0 (0, 0)	0
Trichomoniasis	0 (0, 0)	0 (0, 0)	0 (0, 0)	0 (0, 0)	0 (0, 0)	0 (0, 0)	0 (0, 0)	0 (0, 0)	0 (0, 0)	0 (0, 0)	0 (0, 0)	0 (0, 0)	0 (0, 0)	0 (0, 0)	0 (0, 0)	0 (0, 0)	0 (0, 0)	0 (0, 0)	0 (0, 0)	0 (0, 0)	0 (0, 0)	0 (0, 0)	0 (0, 0)	0
Genital herpes	0 (0, 0)	0 (0, 0)	0.4 (0.3, 0.6)	0.3 (0.2, 0.5)	0.2 (0.1, 0.3)	0.2 (0.1, 0.3)	0.2 (0.1, 0.3)	0.2 (0.1, 0.3)	0.2 (0.1, 0.3)	0.2 (0.1, 0.3)	0.2 (0.1, 0.3)	0.2 (0.1, 0.3)	0.2 (0.1, 0.3)	0.2 (0.1, 0.3)	0.2 (0.1, 0.3)	0.2 (0.1, 0.3)	0.2 (0.1, 0.3)	0.2 (0.1, 0.3)	0.2 (0.1, 0.3)	0.2 (0.1, 0.3)	0.2 (0.1, 0.3)	0 (0, 0)	3
Other sexually transmitted infections	0 (0, 0)	0 (0, 0)	17.1 (11.9, 24.5)	15.2 (10.9, 21.1)	1.4 (1.0, 2.0)	1.4 (1.0, 2.0)	1.4 (1.0, 2.0)	16.2 (11.4, 23.4)	58.4 (37.1, 88.2)	88.2 (56.8, 133.1)	82.2 (54.7, 118.6)	100 (69.2, 136)	77.2 (50.1, 109.2)	28.9 (18.6, 41.1)	25.4 (16.1, 37.3)	27.2 (17.7, 39.1)	28.0 (18.3, 38.9)	11.4 (7.0, 16.4)	4.1 (2.5, 7.0)	2.1 (1.3, 3.1)	0.7 (0.4, 1.2)	0 (0, 0)	422
Respiratory infections and tuberculosis	710 (560, 840)	164 (96, 246)	666 (466, 922)	689 (502, 897)	604 (421, 827)	399 (277, 559)	503 (350, 690)	662 (474, 899)	1,070 (767, 1,450)	1,560 (1,090, 2,150)	1,900 (1,310, 2,700)	2,300 (1,600, 3,100)	2,540 (1,770, 3,500)	2,640 (1,830, 3,600)	2,670 (1,850, 3,700)	2,670 (1,850, 3,700)	2,670 (1,850, 3,700)	2,670 (1,850, 3,700)	2,670 (1,850, 3,700)	2,670 (1,850, 3,700)	2,670 (1,850, 3,700)	2,670 (1,850, 3,700)	37,100
Tuberculosis	0 (0, 0)	0 (0, 0)	0.3 (0.3, 0.4)	0.4 (0.3, 0.5)	0.7 (0.4, 1.4)	0.8 (0.5, 1.6)	1.6 (0.9, 1.6)	4.6 (2.6, 9.1)	20.8 (11.9, 41.2)	39.7 (22.7, 78.6)	56.2 (32.1, 111.2)	72.4 (41.4, 143.3)	87.1 (49.8, 172.4)	97.2 (55.6, 192.3)	104 (59.2, 206)	108 (61.7, 214)	110 (62.9, 218)	111 (63.4, 219)	111 (63.4, 219)	111 (63.4, 219)	111 (63.4, 219)	111 (63.4, 219)	1,980
Latent tuberculosis infection	0 (0, 0)	0 (0, 0)	0 (0, 0)	0 (0, 0)	0 (0, 0)	0 (0, 0)	0 (0, 0)	0 (0, 0)	0 (0, 0)	0 (0, 0)	0 (0, 0)	0 (0, 0)	0 (0, 0)	0 (0, 0)	0 (0, 0)	0 (0, 0)	0 (0, 0)	0 (0, 0)	0 (0, 0)	0 (0, 0)	0 (0, 0)	0 (0, 0)	0 (0, 0)	0
Drug-susceptible tuberculosis	0 (0, 0)	0 (0, 0)	0.3 (0.3, 0.4)	0.4 (0.3, 0.5)	0.7 (0.4, 1.4)	0.8 (0.5, 1.6)	1.6 (0.9, 1.6)	4.6 (2.6, 9.1)	20.8 (11.9, 41.2)	39.7 (22.7, 78.6)	56.2 (32.1, 111.2)	72.4 (41.4, 143.3)	87.1 (49.8, 172.4)	97.2 (55.6, 192.3)	104 (59.2, 206)	108 (61.7, 214)	110 (62.9, 218)	111 (63.4, 219)	111 (63.4, 219)	111 (63.4, 219)	111 (63.4, 219)	111 (63.4, 219)	1,970
Multidrug-resistant tuberculosis without extensive drug-re	0 (0, 0)	0 (0, 0)	0 (0, 0)	0 (0, 0)	0 (0, 0)	0 (0, 0)	0 (0, 0)	0 (0, 0)	0 (0, 0)	0 (0, 0)	0 (0, 0)	0 (0, 0)	0 (0, 0)	0 (0, 0)	0 (0, 0)	0 (0, 0)	0 (0, 0)	0 (0, 0)	0 (0, 0)	0 (0, 0)	0 (0, 0)	0 (0, 0)	0 (0, 0)	0
Extensively drug-resistant tuberculosis	0 (0, 0)	0 (0, 0)	0 (0, 0)	0 (0, 0)	0 (0, 0)	0 (0, 0)	0 (0, 0)	0 (0, 0)	0 (0, 0)	0 (0, 0)	0 (0, 0)	0 (0, 0)	0 (0, 0)	0 (0, 0)	0 (0, 0)	0 (0, 0)	0 (0, 0)	0 (0, 0)	0 (0, 0)	0 (0, 0)	0 (0, 0)	0 (0, 0)	0 (0, 0)	0
Lower respiratory infections	710 (560, 840)	161 (93, 243)	666 (466, 922)	688 (502, 896)	596 (416, 819)	390 (271, 546)	493 (343, 676)	643 (461, 873)	1,050 (752, 1,420)	1,520 (1,060, 2,090)	1,840 (1,270, 2,610)	2,230 (1,550, 3,000)	2,450 (1,710, 3,380)	2,540 (1,760, 3,500)	2,570 (1,780, 3,600)	2,570 (1,780, 3,600)	2,570 (1,780, 3,600)	2,570 (1,780, 3,600)	2,570 (1,780, 3,600)	2,570 (1,780, 3,600)	2,570 (1,780, 3,600)	2,570 (1,780, 3,600)	35,400
Upper respiratory infections	0.2 (0.2, 0.4)	1 (1, 1.3)	0.3 (0.3, 0.4)	0.3 (0.3, 0.4)	0.3 (0.3, 0.4





SR Table 2c: Tolton DALYS by cause and age group for males with 95% uncertainty intervals, 2019

Cause	Early Neonatal (0-6 days)	Late Neonatal (7-27 days)	Post Neonatal (28-364 days)	1 to 4	5 to 9	10 to 14	15 to 19	20 to 24	25 to 29	30 to 34	35 to 39	40 to 44	45 to 49	50 to 54	55 to 59	60 to 64	65 to 69	70 to 74	75 to 79	80 to 84	85 to 89	90 to 94	95 plus	Total
All causes	1,117 (1,116, 1,118)	464 (463, 465)	1,170 (1,170, 1,171)	327 (327, 328)	329 (328, 330)	329 (328, 330)	452 (451, 453)	714 (713, 715)	1,205 (1,204, 1,206)	1,290 (1,289, 1,291)	1,290 (1,289, 1,291)	1,313 (1,312, 1,314)	1,773 (1,772, 1,774)	2,570 (2,569, 2,571)	3,510 (3,509, 3,512)	4,794 (4,792, 4,796)	6,375 (6,373, 6,377)	8,129 (8,127, 8,132)	10,230 (10,227, 10,233)	12,400 (12,396, 12,404)	14,599 (14,593, 14,605)	16,000 (15,991, 16,009)	16,000 (15,991, 16,009)	98,400
Communicable, maternal, neonatal, and nutritional diseases	893.2 (855.9, 939)	317.7 (294.0, 338.3)	469.9 (384.3, 561.0)	794.0 (696.2, 901)	197.4 (167.6, 231)	127.1 (107.6, 149.2)	129.2 (109.8, 151.9)	164.8 (140.1, 192.4)	194.1 (165.2, 226.1)	221.2 (189.2, 257.2)	251.3 (215.3, 291.5)	281.2 (241.3, 325.1)	324.1 (278.1, 374.2)	384.2 (330.1, 442.5)	461.2 (397.1, 530.4)	554.1 (478.1, 636.4)	673.3 (582.1, 771.3)	809.1 (700.2, 924.5)	1,000.1 (866.9, 1,142.0)	1,215.1 (1,053.1, 1,387.5)	1,430.1 (1,239.1, 1,633.1)	1,430.1 (1,239.1, 1,633.1)	5,390
HIV/AIDS and sexually transmitted infections	0 (0 to 0)	0 (0 to 0)	0.5 (0.4 to 0.7)	0.9 (0.7 to 1.1)	0.4 (0.3 to 0.5)	0.4 (0.3 to 0.5)	0.3 (0.2 to 0.4)	0.6 (0.5 to 0.7)	1.2 (1.0 to 1.4)	1.6 (1.3 to 2.0)	1.6 (1.3 to 2.0)	2.7 (2.2 to 3.4)	2.7 (2.3 to 3.4)	3.1 (2.5 to 4.0)	2.3 (1.9 to 3.0)	2.6 (2.1 to 3.4)	2.9 (2.3 to 3.8)	3.5 (2.7 to 4.5)	2.6 (2.0 to 3.4)	1.3 (0.9 to 1.8)	0.2 (0.2 to 0.3)	0.2 (0.1 to 0.2)	37.2
HIV/AIDS	0 (0 to 0)	0 (0 to 0)	0.5 (0.4 to 0.7)	0.9 (0.7 to 1.1)	0.4 (0.3 to 0.5)	0.3 (0.2 to 0.4)	0.3 (0.2 to 0.4)	0.6 (0.5 to 0.7)	1.2 (1.0 to 1.4)	1 (0.8 to 1.4)	1.4 (1.1 to 1.7)	1.9 (1.5 to 2.3)	2.2 (1.8 to 2.7)	1.9 (1.5 to 2.3)	1.1 (0.9 to 1.4)	0.6 (0.5 to 0.7)	0.6 (0.5 to 0.7)	1.8 (1.4 to 2.2)	0.7 (0.5 to 1.0)	0.1 (0.1 to 0.2)	0 (0 to 0.1)	0 (0 to 0.1)	27.8
HIV/AIDS - Drug-susceptible Tuberculosis	0 (0 to 0)	0 (0 to 0)	0.2 (0.1 to 0.4)	0.1 (0.1 to 0.2)	0.1 (0.1 to 0.2)	0.1 (0.1 to 0.1)	0.1 (0.1 to 0.1)	0.1 (0.1 to 0.2)	0.2 (0.2 to 0.4)	0.2 (0.2 to 0.4)	0.2 (0.2 to 0.4)	0.4 (0.3 to 0.5)	0.5 (0.3 to 0.7)	0.3 (0.2 to 0.5)	0.2 (0.2 to 0.3)	0.1 (0.1 to 0.2)	0.1 (0.1 to 0.2)	0.1 (0.1 to 0.2)	0.1 (0.1 to 0.2)	0 (0 to 0)	0 (0 to 0)	0 (0 to 0)	2.1
HIV/AIDS - Multidrug-resistant Tuberculosis without extensive drug resistance	0 (0 to 0)	0 (0 to 0)	0 (0 to 0)	0 (0 to 0)	0 (0 to 0)	0 (0 to 0)	0 (0 to 0)	0 (0 to 0)	0 (0 to 0)	0 (0 to 0)	0 (0 to 0)	0 (0 to 0)	0 (0 to 0)	0 (0 to 0)	0 (0 to 0)	0 (0 to 0)	0 (0 to 0)	0 (0 to 0)	0 (0 to 0)	0 (0 to 0)	0 (0 to 0)	0 (0 to 0)	0 (0 to 0)	0.1
HIV/AIDS - Extensively drug-resistant Tuberculosis	0 (0 to 0)	0 (0 to 0)	0 (0 to 0)	0 (0 to 0)	0 (0 to 0)	0 (0 to 0)	0 (0 to 0)	0 (0 to 0)	0 (0 to 0)	0 (0 to 0)	0 (0 to 0)	0 (0 to 0)	0 (0 to 0)	0 (0 to 0)	0 (0 to 0)	0 (0 to 0)	0 (0 to 0)	0 (0 to 0)	0 (0 to 0)	0 (0 to 0)	0 (0 to 0)	0 (0 to 0)	0 (0 to 0)	0
HIV/AIDS resulting in other diseases	0 (0 to 0)	0 (0 to 0)	0.4 (0.4 to 0.6)	0.8 (0.6 to 1.0)	0.3 (0.2 to 0.4)	0.2 (0.2 to 0.3)	0.2 (0.2 to 0.3)	0.4 (0.3 to 0.5)	0.7 (0.6 to 0.9)	0.9 (0.7 to 1.2)	1.1 (0.9 to 1.4)	1.5 (1.2 to 1.9)	1.8 (1.5 to 2.3)	1.5 (1.2 to 1.9)	1.1 (0.9 to 1.4)	0.6 (0.5 to 0.8)	0.6 (0.5 to 0.8)	1.7 (1.3 to 2.1)	0.7 (0.5 to 0.9)	0.1 (0.1 to 0.2)	0 (0 to 0.1)	0 (0 to 0.1)	22.7
Sexually transmitted infections excluding HIV	0 (0 to 0)	0 (0 to 0)	0 (0 to 0)	0 (0 to 0)	0 (0 to 0)	0 (0 to 0)	0 (0 to 0)	0 (0 to 0)	0 (0 to 0)	0 (0 to 0)	0 (0 to 0)	0 (0 to 0)	0 (0 to 0)	0 (0 to 0)	0 (0 to 0)	0 (0 to 0)	0 (0 to 0)	0 (0 to 0)	0 (0 to 0)	0 (0 to 0)	0 (0 to 0)	0 (0 to 0)	0 (0 to 0)	0
Syphilis	0 (0 to 0)	0 (0 to 0)	0 (0 to 0)	0 (0 to 0)	0 (0 to 0)	0 (0 to 0)	0 (0 to 0)	0 (0 to 0)	0 (0 to 0)	0 (0 to 0)	0 (0 to 0)	0 (0 to 0)	0 (0 to 0)	0 (0 to 0)	0 (0 to 0)	0 (0 to 0)	0 (0 to 0)	0 (0 to 0)	0 (0 to 0)	0 (0 to 0)	0 (0 to 0)	0 (0 to 0)	0 (0 to 0)	0
Chlamydial infection	0 (0 to 0)	0 (0 to 0)	0 (0 to 0)	0 (0 to 0)	0 (0 to 0)	0 (0 to 0)	0 (0 to 0)	0 (0 to 0)	0 (0 to 0)	0 (0 to 0)	0 (0 to 0)	0 (0 to 0)	0 (0 to 0)	0 (0 to 0)	0 (0 to 0)	0 (0 to 0)	0 (0 to 0)	0 (0 to 0)	0 (0 to 0)	0 (0 to 0)	0 (0 to 0)	0 (0 to 0)	0 (0 to 0)	0
Gonococcal infection	0 (0 to 0)	0 (0 to 0)	0 (0 to 0)	0 (0 to 0)	0 (0 to 0)	0 (0 to 0)	0 (0 to 0)	0 (0 to 0)	0 (0 to 0)	0 (0 to 0)	0 (0 to 0)	0 (0 to 0)	0 (0 to 0)	0 (0 to 0)	0 (0 to 0)	0 (0 to 0)	0 (0 to 0)	0 (0 to 0)	0 (0 to 0)	0 (0 to 0)	0 (0 to 0)	0 (0 to 0)	0 (0 to 0)	0
Trichomoniasis	0 (0 to 0)	0 (0 to 0)	0 (0 to 0)	0 (0 to 0)	0 (0 to 0)	0 (0 to 0)	0 (0 to 0)	0 (0 to 0)	0 (0 to 0)	0 (0 to 0)	0 (0 to 0)	0 (0 to 0)	0 (0 to 0)	0 (0 to 0)	0 (0 to 0)	0 (0 to 0)	0 (0 to 0)	0 (0 to 0)	0 (0 to 0)	0 (0 to 0)	0 (0 to 0)	0 (0 to 0)	0 (0 to 0)	0
Genital herpes	0 (0 to 0)	0 (0 to 0)	0 (0 to 0)	0 (0 to 0)	0 (0 to 0)	0 (0 to 0)	0 (0 to 0)	0 (0 to 0)	0 (0 to 0)	0 (0 to 0)	0 (0 to 0)	0 (0 to 0)	0 (0 to 0)	0 (0 to 0)	0 (0 to 0)	0 (0 to 0)	0 (0 to 0)	0 (0 to 0)	0 (0 to 0)	0 (0 to 0)	0 (0 to 0)	0 (0 to 0)	0 (0 to 0)	0
Other sexually transmitted infections	0 (0 to 0)	0 (0 to 0)	0 (0 to 0)	0 (0 to 0)	0 (0 to 0)	0 (0 to 0)	0 (0 to 0)	0 (0 to 0)	0 (0 to 0)	0 (0 to 0)	0 (0 to 0)	0 (0 to 0)	0 (0 to 0)	0 (0 to 0)	0 (0 to 0)	0 (0 to 0)	0 (0 to 0)	0 (0 to 0)	0 (0 to 0)	0 (0 to 0)	0 (0 to 0)	0 (0 to 0)	0 (0 to 0)	0
Respiratory infections and tuberculosis	1 (0.7 to 1.4)	2.4 (1.6 to 3.3)	12.6 (9.4 to 17.4)	28.9 (21.4 to 40)	28.9 (18.9 to 44.3)	23.6 (13.8 to 39.4)	20 (12.1 to 34.2)	20 (12.1 to 34.2)	20 (12.1 to 34.2)	20 (12.1 to 34.2)	20 (12.1 to 34.2)	20 (12.1 to 34.2)	20 (12.1 to 34.2)	20 (12.1 to 34.2)	20 (12.1 to 34.2)	20 (12.1 to 34.2)	20 (12.1 to 34.2)	20 (12.1 to 34.2)	20 (12.1 to 34.2)	20 (12.1 to 34.2)	20 (12.1 to 34.2)	20 (12.1 to 34.2)	4,140
Tuberculosis	0 (0 to 0)	0 (0 to 0)	0 (0 to 0)	0 (0 to 0)	0 (0 to 0)	0 (0 to 0)	0 (0 to 0)	0 (0 to 0)	0 (0 to 0)	0 (0 to 0)	0 (0 to 0)	0 (0 to 0)	0 (0 to 0)	0 (0 to 0)	0 (0 to 0)	0 (0 to 0)	0 (0 to 0)	0 (0 to 0)	0 (0 to 0)	0 (0 to 0)	0 (0 to 0)	0 (0 to 0)	0 (0 to 0)	133
Latent tuberculosis infection	0 (0 to 0)	0 (0 to 0)	0 (0 to 0)	0 (0 to 0)	0 (0 to 0)	0 (0 to 0)	0 (0 to 0)	0 (0 to 0)	0 (0 to 0)	0 (0 to 0)	0 (0 to 0)	0 (0 to 0)	0 (0 to 0)	0 (0 to 0)	0 (0 to 0)	0 (0 to 0)	0 (0 to 0)	0 (0 to 0)	0 (0 to 0)	0 (0 to 0)	0 (0 to 0)	0 (0 to 0)	0 (0 to 0)	0
Drug-susceptible tuberculosis	0 (0 to 0)	0 (0 to 0)	0 (0 to 0)	0 (0 to 0)	0 (0 to 0)	0.1 (0.1 to 0.2)	0.1 (0.1 to 0.2)	0.6 (0.4 to 0.9)	0.6 (0.4 to 0.9)	0.6 (0.4 to 0.9)	0.7 (0.5 to 1.1)	1.2 (0.8 to 1.7)	2 (1.4 to 2.8)	2.3 (1.6 to 3.2)	3.7 (2.6 to 5.1)	6.6 (4.7 to 9.3)	12 (8.2 to 16.4)	18 (12.8 to 24.6)	19.5 (13.7 to 26.8)	20.2 (14.2 to 27.6)	10.6 (7.5 to 14.5)	3.2 (2.1 to 4.3)	120
Multidrug-resistant tuberculosis without extensive drug resistance	0 (0 to 0)	0 (0 to 0)	0 (0 to 0)	0 (0 to 0)	0 (0 to 0)	0 (0 to 0)	0 (0 to 0)	0 (0 to 0)	0 (0 to 0)	0 (0 to 0)	0 (0 to 0)	0 (0 to 0)	0 (0 to 0)	0 (0 to 0)	0 (0 to 0)	0 (0 to 0)	0 (0 to 0)	0 (0 to 0)	0 (0 to 0)	0 (0 to 0)	0 (0 to 0)	0 (0 to 0)	0 (0 to 0)	2.1
Extensively drug-resistant tuberculosis	0 (0 to 0)	0 (0 to 0)	0 (0 to 0)	0 (0 to 0)	0 (0 to 0)	0 (0 to 0)	0 (0 to 0)	0 (0 to 0)	0 (0 to 0)	0 (0 to 0)	0 (0 to 0)	0 (0 to 0)	0 (0 to 0)	0 (0 to 0)	0 (0 to 0)	0 (0 to 0)	0 (0 to 0)	0 (0 to 0)	0 (0 to 0)	0 (0 to 0)	0 (0 to 0)	0 (0 to 0)	0 (0 to 0)	0.5
Other sexually transmitted infections	0 (0 to 0)	0 (0 to 0)	0 (0 to 0)	0 (0 to 0)	0 (0 to 0)	0 (0 to 0)	0 (0 to 0)	0 (0 to 0)	0 (0 to 0)	0 (0 to 0)	0 (0 to 0)	0 (0 to 0)	0 (0 to 0)	0 (0 to 0)	0 (0 to 0)	0 (0 to 0)	0 (0 to 0)	0 (0 to 0)	0 (0 to 0)	0 (0 to 0)	0 (0 to 0)	0 (0 to 0)	0 (0 to 0)	0.9
Lower respiratory infections	1 (0.6 to 1.4)	2.2 (1.5 to 3.1)	11.9 (8.2 to 16.9)	27.3 (19.5 to 38)	27.3 (17.5 to 42.1)	22.4 (12.8 to 37.3)	19.1 (11.1 to 32.8)	19.1 (11.1 to 32.8)	19.1 (11.1 to 32.8)	19.1 (11.1 to 32.8)	19.1 (11.1 to 32.8)	19.1 (11.1 to 32.8)	19.1 (11.1 to 32.8)	19.1 (11.1 to 32.8)	19.1 (11.1 to 32.8)	19.1 (11.1 to 32.8)	19.1 (11.1 to 32.8)	19.1 (11.1 to 32.8)	19.1 (11.1 to 32.8)	19.1 (11.1 to 32.8)	19.1 (11.1 to 32.8)	19.1 (11.1 to 32.8)	3,720
Upper respiratory infections	0 (0 to 0)	0 (0 to 0.3)	0.3 (0.2 to 0.5)	1.6 (1.2 to 2.3)	1.6 (1.1 to 2.5)	1.2 (0.7 to 2.1)	0.9 (0.5 to 1.6)	0.9 (0.5 to 1.6)	0.9 (0.5 to 1.6)	0.9 (0.5 to 1.6)	0.9 (0.5 to 1.6)	0.9 (0.5 to 1.6)	0.9 (0.5 to 1.6)	0.9 (0.5 to 1.6)	0.9 (0.5 to 1.6)	0.9 (0.5 to 1.6)	0.9 (0.5 to 1.6)	0.9 (0.5 to 1.6)	0.9 (0.5 to 1.6)	0.9 (0.5 to 1.6)	0.9 (0.5 to 1.6)	0.9 (0.5 to 1.6)	249
Otitis media	0 (0 to 0)	0 (0 to 0)	0.5 (0.1 to 0.9)	3.5 (1.9 to 6.2)	4.3 (2.2 to 8.4)	2.9 (1.5 to 5.8)	2.4 (1.2 to 4.8)	2.1 (1.1 to 4.2)	2.1 (1.1 to 4.2)	2 (1.0 to 4.1)	2.1 (1.0 to 4.2)	2.7 (1.3 to 5.5)	3.4 (1.6 to 6.9)	3.4 (1.7 to 6.9)	3 (1.5 to 6.1)	2.9 (1.5 to 5.8)	2.9 (1.5 to 5.8)	2.6 (1.3 to 5.2)	2.6 (1.3 to 5.2)	1.6 (0.8 to 3.4)	0.5 (0.2 to 0.9)	0.1 (0.1 to 0.2)	47.3
Enteric infections	1.3 (1.0 to 2.2)	0.5 (0.3 to 0.8)	1.1 (0.8 to 1.5)	4.3 (3.2 to 5.9)	1.3 (0.9 to 1.9)	0.6 (0.4 to 0.9)	0.6 (0.4 to 0.9)	0.6 (0.4 to 0.9)	0.6 (0.4 to 0.9)	0.6 (0.4 to 0.9)	0.6 (0.4 to 0.9)	0.6 (0.4 to 0.9)	0.7 (0.5 to 1.1)	0.8 (0.5 to 1.2)	0.9 (0.6 to 1.4)	1.2 (0.8 to 1.8)	1.6 (1.1 to 2.4)	2.1 (1.4 to 3.2)	2.6 (1.7 to 3.9)	3.2 (2.1 to 4.8)	3.2 (2.1 to 4.8)	3.2 (2.1 to 4.8)	183
Diarrheal diseases	0 (0 to 0)	0.3 (0.3 to 0.4)	0.1 (0.1 to 0.2)	4.3 (2.9 to 6.2)	1.3 (0.9 to 1.9)	0.6 (0.4 to 0.9)	0.6 (0.4 to 0.9)	0.6 (0.4 to 0.9)	0.6 (0.4 to 0.9)	0.6 (0.4 to 0.9)	0.6 (0.4 to 0.9)	0.6 (0.4 to 0.9)	0.7 (0.5 to 1.1)	0.8 (0.5 to 1.2)	0.9 (0.6 to 1.4)	1.2 (0.8 to 1.8)	1.6 (1.1 to 2.4)	2.1 (1.4 to 3.2)	2.6 (1.7 to 3.9)	3.2 (2.1 to 4.8)	3.2 (2.1 to 4.8)	3.2 (2.1 to 4.8)	182
Typhoid and paratyphoid	0 (0 to 0)	0 (0 to 0)	0 (0 to 0)	0 (0 to 0)	0 (0 to 0)	0 (0 to 0)	0 (0 to 0)	0 (0 to 0)	0 (0 to 0)	0 (0 to 0)	0 (0 to 0)	0 (0 to 0)	0 (0 to 0)	0 (0 to 0)	0 (0 to 0)	0 (0 to 0)	0 (0 to 0)	0 (0 to 0)	0 (0 to 0)	0 (0 to 0)	0 (0 to 0)	0 (0 to 0)	0 (0 to 0)	0
Typhoid fever	0 (0 to 0)	0 (0 to 0)	0 (0 to 0)	0 (0 to 0)	0 (0 to 0)	0 (0 to 0)	0 (0 to 0)	0 (0 to 0)	0 (0 to 0)	0 (0 to 0)	0 (0 to 0)	0 (0 to 0)	0 (0 to 0)	0 (0 to 0)	0 (0 to 0)	0 (0 to 0)	0 (0 to 0)	0 (0 to 0)	0 (0 to 0)	0 (0 to 0)	0 (0 to 0)	0 (0 to 0)	0 (0 to 0)	0
Paratyphoid fever	0 (0 to 0)	0 (0 to 0)	0 (0 to 0)	0 (0 to 0)	0 (0 to 0)	0 (0 to 0)	0 (0 to 0)	0 (0 to 0)	0 (0 to 0)	0 (0 to 0)	0 (0 to 0)	0 (0 to 0)	0 (0 to 0)	0 (0 to 0)	0 (0 to 0)	0 (0 to 0)	0 (0 to 0)	0 (0 to 0)	0 (0 to 0)	0 (0 to 0)	0 (0 to 0)	0 (0 to 0)	0 (0 to 0)	0
Invasive Non-typhoidal Salmonella (iNTS)	0 (0 to 0)	0 (0 to 0)	0 (0 to 0)	0 (0 to 0)	0 (0 to 0)	0 (0 to 0)	0 (0 to 0)	0 (0 to 0)	0 (0 to 0)	0 (0 to 0)	0 (0 to 0)	0 (0 to 0)	0 (0 to 0)	0 (0 to 0)	0 (0 to 0)	0 (0 to 0)	0 (0 to 0)	0 (0 to 0)	0 (0 to 0)	0 (0 to 0)	0 (0 to 0)	0 (0 to 0)	0 (0 to 0)	0
Other intestinal infectious diseases	0 (0 to 0)	0 (0 to 0)	0 (0 to 0)	0 (0 to 0)	0 (0 to 0)	0 (0 to 0)	0 (0 to 0)	0 (0 to 0)	0 (0 to 0)	0 (0 to 0)	0 (0 to 0)	0 (0 to 0)	0 (0 to 0)	0 (0 to 0)	0 (0 to 0)	0 (0 to 0)	0 (0 to 0)	0 (0 to 0)	0 (0 to 0)	0 (0 to 0)	0 (0 to 0)	0 (0 to 0)	0 (0 to 0)	0.3
Neglected tropical diseases and malaria	0.5 (0 to 0.9)	0 (0 to 0)	1.9 (0.9 to 3.1)	0.8 (0.1 to 1.6)	0.8 (0.1 to 1.6)	0.8 (0.1 to 1.6)	0.8 (0.1 to 1.6)	0.8 (0.1 to 1.6)	0.8 (0.1 to 1.6)	0.8 (0.1 to 1.6)	0.8 (0.1 to 1.6)	0.8 (0.1 to 1.6)	0.8 (0.1 to 1.6)	0.8 (0.1 to 1.6)	0.8 (0.1 to 1.6)	0.8 (0.1 to 1.6)	0.8 (0.1 to 1.6)	0.8 (0.1 to 1.6)	0.8 (0.1 to 1.6)	0.8 (0.1 to 1.6)	0.8 (0.1 to 1.6)	0.8 (0.1 to 1.6)	19.3
Malaria	0 (0 to 0)	0 (0 to 0)	0 (0 to 0)	0 (0 to 0)	0 (0 to 0)	0 (0 to 0)	0 (0 to 0)	0 (0 to 0)	0 (0 to 0)	0 (0 to 0)	0 (0 to 0)	0 (0 to 0)	0 (0 to 0)	0 (0 to 0)	0 (0 to 0)	0 (0 to 0)	0 (0 to 0)	0 (0 to 0)	0 (0 to 0)	0 (0 to 0)	0 (0 to 0)	0 (0 to 0)	0 (0 to 0)	0
Chagas disease	0 (0 to 0)	0 (0 to 0)	0 (0 to 0)	0 (0 to 0)	0 (0 to 0)	0 (0 to 0)	0 (0 to 0)	0 (0 to 0)	0 (0 to 0)	0 (0 to 0)	0 (0 to 0)	0 (0 to 0)	0 (0 to 0)	0 (0 to 0)	0 (0 to 0)	0 (0 to 0)	0 (0 to 0)	0 (0 to 0)	0 (0 to 0)	0 (0 to 0)	0 (0 to 0)	0 (0 to 0)	0 (0 to 0)	0
Leishmaniasis	0 (0 to 0)	0 (0 to 0)	0 (0 to 0)	0 (0 to 0)	0 (0 to 0)	0 (0 to 0)	0 (0 to 0)	0 (0 to 0)	0 (0 to 0)	0 (0 to 0)	0 (0 to 0)	0 (0 to 0)	0 (0 to 0)	0 (0 to 0)	0 (0 to 0)	0 (0 to 0)	0 (0 to 0)	0 (0 to 0)	0 (0 to 0)	0 (0 to 0)	0 (0 to 0)	0 (0 to 0)	0 (0 to 0)	0
Visceral leishmaniasis	0 (0 to 0)	0 (0 to 0)	0 (0 to 0)	0 (0 to 0)	0 (0 to 0)	0 (0 to 0)	0 (0 to 0)	0 (0 to 0)	0 (0 to 0)	0 (0 to 0)	0 (0 to 0)	0 (0 to 0)	0 (0 to 0)	0 (0 to 0)	0 (0 to 0)	0 (0 to 0)	0 (0 to 0)	0 (0 to 0)	0 (0 to 0)	0 (0 to 0)	0 (0 to 0)	0 (0 to 0)	0 (0 to 0)	0
Cutaneous and mucocutaneous leishmaniasis	0 (0 to 0)	0 (0 to 0)	0 (0 to 0)	0 (0 to 0)	0 (0 to 0)	0 (0 to 0)	0 (0 to 0)	0 (0 to 0)	0 (0 to 0)	0 (0 to 0)	0 (0 to 0)	0 (0 to 0)	0 (0 to 0)	0 (0 to 0)	0 (0 to 0)	0 (0 to 0)	0 (0 to 0)	0 (0 to 0)	0 (0 to 0)	0 (0 to 0)	0 (0 to 0)	0 (0 to 0)	0 (0 to 0)	0
African trypanosomiasis	0 (0 to 0)	0 (0 to 0)	0 (0 to 0)	0 (0 to 0)	0 (0 to 0)	0 (0 to 0)	0 (0 to 0)	0 (0 to 0)	0 (0 to 0)	0 (0 to 0)	0 (0 to 0)	0 (0 to 0)	0 (0 to 0)	0 (0 to 0)	0 (0 to 0)	0 (0 to 0)	0 (0 to 0)	0 (0 to 0)	0 (0 to 0)	0 (0 to 0)	0 (0 to 0)	0 (0 to 0)	0 (0 to 0)	0
Schistosomiasis	0 (0 to 0)	0 (0 to 0)	0 (0 to 0)	0 (0 to 0)	0 (0 to 0)	0 (0 to 0)	0 (0 to 0)	0 (0 to 0)	0 (0 to 0)	0 (0 to 0)	0 (0 to 0)	0 (0 to 0)	0 (0 to 0)	0 (0 to 0)	0 (0 to 0)	0 (0 to 0)	0 (0 to 0)	0 (0 to 0)	0 (0 to 0)	0 (0 to 0)	0 (0 to 0)	0 (0 to 0)	0 (0 to 0)	0
Cysticercosis	0 (0 to 0)	0 (0 to 0)	0 (0 to 0)	0 (0 to 0)	0 (0 to 0)	0 (0 to 0)	0 (0 to 0)	0 (0 to 0)	0 (0 to 0)	0 (0 to 0)	0 (0 to 0)	0 (0 to 0)	0 (0 to 0)	0 (0 to 0)	0 (0 to 0)	0 (0 to 0)	0 (0 to 0)	0 (0 to 0)	0 (0 to 0)	0 (0 to 0)	0 (0 to 0)	0 (0 to 0)	0 (0 to 0)	0
Cystic echinococcosis	0 (0 to 0)	0 (0 to 0)	0 (0 to 0)	0 (0 to 0)	0 (0 to 0)	0 (0 to 0)	0 (0 to 0)	0 (0 to 0)	0 (0 to 0)	0 (0 to 0)	0 (0 to 0)	0 (0 to 0)	0 (0 to 0)	0 (0 to 0)	0 (0 to 0)	0 (0 to 0)	0 (0 to 0)	0 (0 to 0)	0 (0 to 0)	0 (0 to 0)	0 (0 to 0)	0 (0 to 0)	0 (0 to 0)	0
Lymphatic filariasis	0 (0 to 0)	0 (0 to 0)	0 (0 to 0)	0 (0 to 0)	0 (0 to 0)	0 (0 to 0)	0 (0 to 0)	0 (0 to 0)	0 (0 to 0)	0 (0 to 0)	0 (0 to 0)	0 (0 to 0)	0 (0 to 0)	0 (0 to 0)	0 (0 to 0)	0 (0 to 0)	0 (0 to 0)	0 (0 to 0)	0 (0 to 0)	0 (0 to 0)	0 (0 to 0)	0 (0 to 0)	0 (0 to 0)	0
Onchocerciasis	0 (0 to 0)	0 (0 to 0)	0 (0 to 0)	0 (0 to 0)	0 (0 to 0)	0 (0 to 0)	0 (0 to 0)	0 (0 to 0)	0 (0 to 0)	0 (0 to 0)	0 (0 to 0)	0 (0 to 0)	0 (0 to 0)	0 (0 to 0)	0 (0 to 0)	0 (0 to 0)	0 (0 to 0)	0 (0 to 0)	0 (0 to 0)	0 (0 to 0)	0 (0 to 0)	0 (0 to 0)	0 (0 to 0)	0
Trachoma	0 (0 to 0)	0 (0 to 0)	0 (0 to 0)	0 (0 to 0)	0 (0 to 0)	0 (0 to 0)	0 (0 to 0)	0 (0 to 0)	0 (0 to 0)	0 (0 to 0)	0 (0 to 0)	0 (0 to 0)	0 (0 to 0)	0 (0 to 0)	0 (0 to 0)	0 (0 to 0)	0 (0 to 0)	0 (0 to 0)	0 (0 to 0)	0 (0 to 0)	0 (0 to 0)	0 (0 to 0)	0 (0 to 0)	0
Dengue	0 (0 to 0)	0 (0 to 0)	0 (0 to 0)	0 (0 to 0)	0 (0 to 0)	0 (0 to 0)	0 (0 to 0)	0 (0 to 0)	0 (0 to 0)	0 (0 to 0)	0 (0 to 0)	0 (0 to 0)	0 (0 to 0)	0 (0 to 0)	0 (0 to 0)	0 (0 to 0)	0 (0 to 0)	0 (0 to 0)	0 (0 to 0)	0 (0 to 0)	0 (0 to 0)	0 (0 to 0)	0 (0 to 0)	0
Yellow fever	0 (0 to 0)	0 (0 to 0)	0 (0 to 0)	0 (0 to 0)	0 (0 to 0)	0 (0 to 0)	0 (0 to 0)	0 (0 to 0)	0 (0 to 0)	0 (0 to 0)	0 (0 to 0)	0 (0 to 0)	0 (0 to 0)	0 (0 to 0)	0 (0 to 0)	0 (0 to 0)	0 (0 to 0)	0 (0 to 0)	0 (0 to 0)	0 (0 to 0)	0 (0 to 0)	0 (0 to 0)	0 (0 to 0)	0
Rabies	0 (0 to 0)	0 (0 to 0)	0 (0 to 0)	0 (0 to 0)	0 (0 to 0)	0 (0 to 0)	0 (0 to 0)	0 (0 to 0)	0 (0 to 0)	0 (0 to 0)	0 (0 to 0)	0 (0 to 0)	0 (0 to 0)	0 (0 to 0)	0 (0 to 0)	0 (0 to 0)	0 (0 to 0)	0 (0 to 0)	0 (0 to 0)	0 (0 to 0)	0 (0 to 0)	0 (0 to 0)	0 (0 to 0)	0
Intestinal nematode infections	0 (0 to 0)	0 (0 to 0)	0 (0 to 0)	0 (0 to 0)	0 (0 to 0)	0 (0 to 0)	0 (0 to 0)	0 (0 to 0)	0 (0 to 0)	0 (0 to 0)	0 (0 to 0)	0 (0 to 0)	0 (0 to 0)	0 (0 to 0)	0 (0 to 0)	0 (0 to 0)	0 (0 to 0)	0 (0 to 0)	0 (0 to 0)	0 (0 to 0)	0 (0 to 0)	0 (0 to 0)	0 (0 to 0)	0
Ascariasis	0 (0 to 0)	0 (0 to 0)	0 (0 to 0)	0 (0 to 0)	0 (0 to 0)	0 (0 to 0)	0 (0 to 0)	0 (0 to 0)	0 (0 to 0)	0 (0 to 0)	0 (0 to 0)	0 (0 to 0)	0 (0 to 0)	0 (0 to 0)	0 (0 to 0)	0 (0 to 0)	0 (0 to 0)	0 (0 to 0)	0 (0 to 0)	0 (0 to 0)	0 (0 to 0)	0 (0 to 0)	0 (0 to 0)	0
Trichuriasis	0 (0 to 0)	0 (0 to 0)	0 (0 to 0)	0 (0 to 0)	0 (0 to 0)	0 (0 to 0)	0 (0 to 0)	0 (0 to 0)	0 (0 to 0)	0 (0 to 0)	0 (0 to 0)	0 (0 to 0)	0 (0 to 0)	0 (0 to 0)	0 (0 to 0)	0 (0 to 0)	0 (0 to 0)	0 (0 to 0)	0 (0 to 0)	0 (0 to 0)	0 (0 to 0)	0 (0 to 0)	0 (0 to 0)	0
Hookworm disease	0 (0 to 0)	0 (0 to 0)	0 (0 to 0)	0 (0 to 0)	0 (0 to 0)	0 (0 to 0)	0 (0 to 0)	0 (0 to 0)	0 (0 to 0)	0 (0 to 0)	0 (0 to 0)	0 (0 to 0)	0 (0 to 0)	0 (0 to 0)	0 (0 to 0)	0 (0 to 0)	0 (0 to 0)	0 (0 to 0)	0 (0 to 0)	0 (0 to 0)	0 (0 to 0)	0 (0 to 0)	0 (0 to 0)	0
Food-borne trematodiases	0 (0 to 0)	0 (0 to 0)	0 (0 to 0)	0 (0 to 0)	0 (0 to 0)	0 (0 to 0)	0 (0 to 0)	0 (0 to 0)	0 (0 to 0

Other neoplasms	0·2 (0·1 to 0·3)	0·2 (0·1 to 0·4)	0·5 (0·3 to 0·8)	0·7 (0·4 to 1·2)	0·8 (0·5 to 1·2)	0·7 (0·4 to 1·1)	0·8 (0·4 to 1·3)	1 (0·6 to 1·5)	1·2 (0·7 to 1·8)	1·6 (0·9 to 2·4)	2·0 (1·0 to 4·1)	2·8 (1·0 to 5·9)	3·5 (2·0 to 5·1)	6 (3·2 to 9·7)	11·7 (6·5 to 16·5)	22·6 (13·9 to 33·2)	37·5 (21·4 to 50·8)	49·3 (29·9 to 67·7)	52·6 (29·9 to 73·4)	43·9 (24·6 to 62·6)	30·3 (15·5 to 42·5)	14·7 (6·7 to 21·7)	3·6 (1·5 to 6·1)	289
Myelodysplastic, myeloproliferative, and other hematopoietic neoplasms	0·3 (0·1 to 0·4)	0·3 (0·1 to 0·4)	0·3 (0·2 to 0·6)	0·6 (0·3 to 1·2)	0·7 (0·4 to 1·1)	0·7 (0·4 to 1·1)	0·8 (0·4 to 1·3)	1 (0·6 to 1·5)	1·1 (0·7 to 1·6)	1·4 (0·8 to 2·1)	2·0 (1·0 to 4·1)	2·8 (1·0 to 5·9)	3·5 (2·0 to 5·1)	6 (3·2 to 9·7)	11·7 (6·5 to 16·5)	22·6 (13·9 to 33·2)	37·5 (21·4 to 50·8)	49·3 (29·9 to 67·7)	52·6 (29·9 to 73·4)	43·9 (24·6 to 62·6)	30·3 (15·5 to 42·5)	14·7 (6·7 to 21·7)	3·6 (1·5 to 6·1)	289
Benign and in situ intestinal neoplasms	0 (0 to 0)	0 (0 to 0)	0 (0 to 0)	0 (0 to 0)	0 (0 to 0)	0 (0 to 0)	0 (0 to 0)	0 (0 to 0)	0 (0 to 0)	0 (0 to 0)	0 (0 to 0)	0 (0 to 0)	0 (0 to 0)	0 (0 to 0)	0 (0 to 0)	0 (0 to 0)	0 (0 to 0)	0 (0 to 0)	0 (0 to 0)	0 (0 to 0)	0 (0 to 0)	0 (0 to 0)	0 (0 to 0)	0
Benign and in situ cervical and uterine neoplasms	0 (0 to 0)	0 (0 to 0)	0 (0 to 0)	0 (0 to 0)	0 (0 to 0)	0 (0 to 0)	0 (0 to 0)	0 (0 to 0)	0 (0 to 0)	0 (0 to 0)	0 (0 to 0)	0 (0 to 0)	0 (0 to 0)	0 (0 to 0)	0 (0 to 0)	0 (0 to 0)	0 (0 to 0)	0 (0 to 0)	0 (0 to 0)	0 (0 to 0)	0 (0 to 0)	0 (0 to 0)	0 (0 to 0)	0
Benign and in situ neoplasms	0 (0 to 0)	0 (0 to 0)	0 (0 to 0)	0 (0 to 0)	0 (0 to 0)	0 (0 to 0)	0 (0 to 0)	0 (0 to 0)	0 (0 to 0)	0 (0 to 0)	0 (0 to 0)	0 (0 to 0)	0 (0 to 0)	0 (0 to 0)	0 (0 to 0)	0 (0 to 0)	0 (0 to 0)	0 (0 to 0)	0 (0 to 0)	0 (0 to 0)	0 (0 to 0)	0 (0 to 0)	0 (0 to 0)	0
Other benign and in situ neoplasms	0 (0 to 0)	0 (0 to 0)	0 (0 to 0)	0 (0 to 0)	0 (0 to 0)	0 (0 to 0)	0 (0 to 0)	0 (0 to 0)	0 (0 to 0)	0 (0 to 0)	0 (0 to 0)	0 (0 to 0)	0 (0 to 0)	0 (0 to 0)	0 (0 to 0)	0 (0 to 0)	0 (0 to 0)	0 (0 to 0)	0 (0 to 0)	0 (0 to 0)	0 (0 to 0)	0 (0 to 0)	0 (0 to 0)	0
Cardiovascular diseases	0·6 (0·4 to 0·9)	1·1 (0·7 to 1·5)	0·1 (0·4 to 1·1)	0·7 (0·4 to 1·1)	0·9 (0·5 to 1·4)	0·4 (0·2 to 0·7)	28·6 (20·7 to 39·2)	40·7 (32·7 to 50·4)	99·2 (83·9 to 121·1)	122 (101 to 146)	157·6 (132·3 to 189)	256 (212·3 to 305)	418 (352·5 to 492)	932 (784 to 1·09 k)	734 (643 to 874)	1,126 (974·1 to 1,310)	1,592 (1,350 to 1,790)	1,992 (1,680 to 2,240)	2,072 (1,730 to 2,370)	2,122 (1,770 to 2,440)	1,890 (1,488 to 2,140)	1,268 (949·1 to 1,460)	409 (283 to 491)	14,600
Rheumatic heart disease	0 (0 to 0)	0 (0 to 0)	0 (0 to 0·2)	0 (0 to 0·2)	0·2 (0 to 0·2)	0·2 (0 to 0·3)	0·3 (0·2 to 0·5)	0·5 (0·3 to 0·7)	0·6 (0·4 to 0·9)	0·9 (0·6 to 1·2)	1·4 (1 to 1·9)	1·9 (1·3 to 2·7)	2·6 (1·8 to 3·7)	3·9 (2·8 to 5·4)	6·4 (4·6 to 8·5)	9·2 (7 to 11·6)	13·5 (10·1 to 17·4)	14·8 (11·2 to 19·4)	15·5 (11·3 to 20·6)	17·7 (12·6 to 23·7)	12·4 (8·9 to 16·4)	6·7 (4·5 to 9·3)	1·7 (1 to 2·5)	107
Ischemic heart disease	0 (0 to 0)	0 (0 to 0)	0 (0 to 0)	0 (0 to 0)	2·9 (1·6 to 4·5)	8·2 (5·2 to 11)	12·9 (9·5 to 16·3)	23·5 (18·2 to 29·2)	39·2 (32·5 to 46·4)	58·5 (48·5 to 69·5)	89·5 (72·1 to 109)	148 (121 to 176)	220 (181 to 261)	378 (312 to 448)	438 (372 to 511)	601 (527 to 677)	698 (623 to 770)	702 (652 to 755)	662 (597 to 730)	621 (553 to 692)	442 (382 to 502)	237 (201 to 276)	137 (92·8 to 169)	6,130
Stroke	0·2 (0·1 to 0·3)	0·2 (0·1 to 0·3)	0·7 (0·4 to 1·4)	2 (1·1 to 2·8)	3·4 (2·3 to 4·6)	8·7 (6·1 to 12)	16·3 (12·2 to 20·7)	23·6 (18·6 to 29·1)	52·6 (43·9 to 62·3)	110 (93·1 to 129)	187 (158·5 to 218)	251 (206·3 to 298)	336 (281·9 to 408)	492 (401 to 602)	648 (540 to 806)	889 (723 to 1,110)	976 (763 to 1,170)	1,030 (847 to 1,210)	833 (665 to 996)	546 (440 to 661)	186 (153 to 224)	12·3 (9·3 to 15·6)	4,610
Ischemic stroke	0 (0 to 0)	0·1 (0 to 0·2)	0·5 (0·2 to 0·9)	0·9 (0·5 to 1·4)	1·6 (0·9 to 2·2)	2·4 (1·4 to 3·7)	4·7 (3·2 to 6·3)	8·8 (6·2 to 13·5)	19·8 (11·5 to 28·3)	31·7 (20·4 to 44·1)	49·4 (34·5 to 66·1)	72·4 (54·1 to 94·1)	97·4 (74·2 to 124)	142 (109 to 183)	189 (144 to 244)	259 (196 to 339)	283 (213 to 366)	298 (224 to 386)	241 (181 to 312)	157 (119 to 203)	53·8 (40·5 to 69·7)	3·4 (2·6 to 4·4)	1,330
Intracerebral hemorrhage	0 (0 to 0·2)	0 (0 to 0·2)	0·2 (0 to 0·6)	0·5 (0·2 to 1·1)	0·8 (0·3 to 1·5)	1·8 (0·7 to 3·2)	3·7 (2·1 to 5·7)	6·7 (3·7 to 10·2)	14·1 (8·1 to 21·5)	24·1 (14·1 to 36·1)	37·6 (22·1 to 55·1)	51·6 (30·4 to 75·4)	70·1 (41·3 to 102)	99·8 (59·8 to 154)	135 (81·1 to 196)	190 (114 to 276)	203 (120 to 296)	214 (127 to 311)	173 (102 to 251)	113 (67·5 to 164)	38·6 (22·9 to 56·2)	2·4 (1·4 to 3·5)	955
Subarachnoid hemorrhage	0 (0 to 0)	0 (0 to 0)	0 (0 to 0·1)	0·1 (0 to 0·2)	0·2 (0 to 0·4)	0·5 (0 to 0·8)	1·1 (0·6 to 1·7)	1·9 (1·2 to 2·8)	4·1 (2·3 to 5·8)	6·7 (3·8 to 9·6)	10·4 (5·9 to 14·7)	14·3 (7·9 to 19·4)	19·4 (10·7 to 26·3)	27·6 (15·2 to 37·5)	37·4 (20·6 to 50·7)	52·6 (29·1 to 71·3)	56·2 (30·9 to 76·2)	59·2 (32·7 to 80·2)	47·9 (26·5 to 65·0)	31·3 (17·3 to 42·5)	10·7 (5·9 to 14·5)	0·7 (0·4 to 0·9)	264
Hypertensive heart disease	0 (0 to 0)	0 (0 to 0)	0 (0 to 0)	0 (0 to 0·1)	0·1 (0 to 0·1)	0·2 (0·1 to 0·3)	0·3 (0 to 0·5)	0·7 (0·4 to 1·2)	1·4 (0·9 to 2·6)	2·5 (1·6 to 4·4)	3·6 (2·4 to 5·1)	5·4 (3·4 to 7·6)	7·3 (4·6 to 10·4)	10·7 (6·8 to 16·9)	16·1 (9·4 to 22·9)	23·7 (13·6 to 34·1)	31·2 (20·4 to 39·7)	43·5 (28·4 to 57·1)	43·2 (29·6 to 57·2)	34·5 (23·6 to 48·1)	16·9 (9·8 to 23·4)	1·3 (0·8 to 1·8)	253
Non-rheumatic valvular heart disease	0 (0 to 0)	0 (0 to 0)	0 (0 to 0)	0 (0 to 0)	0·1 (0 to 0·2)	0·2 (0·2 to 0·4)	0·3 (0·2 to 0·5)	0·5 (0·3 to 0·8)	0·9 (0·6 to 1·3)	1·3 (1 to 2·1)	1·9 (1·4 to 3·3)	2·7 (1·9 to 4·2)	3·7 (2·7 to 5·2)	5·1 (3·7 to 7·1)	6·7 (4·2 to 11·1)	9·1 (5·7 to 15·7)	9·7 (5·9 to 16·3)	9·2 (5·7 to 15·2)	8·4 (5·2 to 13·7)	6·4 (3·9 to 10·2)	3·1 (1·9 to 4·8)	0·2 (0·1 to 0·3)	77
Non-rheumatic calcific aortic valve disease	0 (0 to 0)	0 (0 to 0)	0 (0 to 0)	0 (0 to 0)	0 (0 to 0·1)	0·1 (0 to 0·1)	0·2 (0·1 to 0·3)	0·4 (0·2 to 0·6)	0·9 (0·5 to 1·4)	1·4 (0·8 to 2·4)	2·2 (1·2 to 3·4)	3·3 (1·6 to 5·3)	5·0 (2·3 to 7·7)	7·4 (3·1 to 11·5)	10·4 (4·1 to 16·3)	14·1 (5·2 to 22·6)	15·4 (5·3 to 25·3)	15·1 (5·2 to 25·3)	12·5 (4·3 to 21·2)	8·7 (3·0 to 14·7)	3·9 (1·3 to 6·7)	0·3 (0·1 to 0·5)	107
Non-rheumatic degenerative mitral valve disease	0 (0 to 0)	0 (0 to 0)	0 (0 to 0)	0 (0 to 0)	0 (0 to 0·1)	0 (0 to 0·2)	0·1 (0 to 0·2)	0·2 (0 to 0·4)	0·4 (0·1 to 0·8)	0·7 (0·2 to 1·3)	1·1 (0·4 to 1·9)	1·7 (0·7 to 2·9)	2·5 (1·0 to 4·3)	3·8 (1·5 to 6·3)	5·4 (2·1 to 8·9)	7·4 (2·8 to 12·1)	8·1 (2·9 to 13·2)	7·9 (2·8 to 13·1)	6·7 (2·4 to 11·1)	4·7 (1·7 to 7·8)	2·1 (0·7 to 3·5)	0·2 (0·1 to 0·3)	56
Other non-rheumatic valve diseases	0 (0 to 0)	0 (0 to 0)	0 (0 to 0)	0 (0 to 0)	0 (0 to 0·1)	0 (0 to 0·1)	0 (0 to 0·1)	0 (0 to 0·1)	0·1 (0 to 0·1)	0·1 (0 to 0·2)	0·2 (0 to 0·3)	0·3 (0 to 0·5)	0·5 (0 to 0·7)	0·7 (0 to 1·1)	1·1 (0 to 1·6)	1·6 (0 to 2·5)	1·8 (0 to 2·9)	1·8 (0 to 2·9)	1·5 (0 to 2·5)	1·1 (0 to 1·8)	0·5 (0 to 0·8)	0 (0 to 0·1)	10
Cardiomyopathy and myocarditis	0·2 (0 to 0·4)	0·3 (0 to 0·6)	1·3 (0·4 to 2·4)	1·8 (0·6 to 3·5)	2·5 (0·8 to 4·8)	1·8 (0·6 to 3·4)	2·6 (1·0 to 5·1)	3·2 (1·2 to 6·2)	4·7 (2·0 to 8·9)	6·8 (3·1 to 12·5)	9·8 (4·6 to 17·5)	13·6 (6·7 to 23·5)	17·6 (9·0 to 29·5)	22·9 (12·1 to 36·4)	28·1 (15·4 to 38·3)	33·4 (19·4 to 44·3)	33·6 (20·2 to 45·2)	31·2 (19·2 to 42·2)	25·1 (15·7 to 34·2)	16·9 (10·4 to 23·1)	7·1 (4·2 to 9·8)	0·7 (0·4 to 1·1)	403
Myocarditis	0·1 (0 to 0·1)	0·2 (0·1 to 0·3)	0·9 (0·3 to 1·6)	1·3 (0·5 to 2·5)	1·8 (0·6 to 3·4)	1·3 (0·5 to 2·4)	1·9 (0·7 to 3·6)	2·3 (0·9 to 4·4)	3·4 (1·4 to 6·4)	4·9 (2·1 to 9·2)	7·1 (3·3 to 13·4)	9·8 (4·8 to 18·4)	12·7 (6·5 to 23·8)	16·5 (8·7 to 30·9)	20·3 (10·4 to 38·1)	24·1 (12·4 to 45·1)	24·3 (12·9 to 45·5)	22·5 (12·0 to 42·1)	18·1 (9·6 to 33·9)	12·2 (6·5 to 22·8)	5·1 (2·7 to 9·6)	0·5 (0·3 to 0·9)	291
Alcoholic cardiomyopathy	0 (0 to 0)	0 (0 to 0)	0 (0 to 0)	0 (0 to 0)	0 (0 to 0)	0 (0 to 0)	0 (0 to 0)	0 (0 to 0)	0 (0 to 0)	0 (0 to 0)	0 (0 to 0)	0 (0 to 0)	0 (0 to 0)	0 (0 to 0)	0 (0 to 0)	0 (0 to 0)	0 (0 to 0)	0 (0 to 0)	0 (0 to 0)	0 (0 to 0)	0 (0 to 0)	0 (0 to 0)	0 (0 to 0)	0
Other cardiomyopathy	0·1 (0 to 0·4)	0·2 (0·1 to 0·4)	0·7 (0·1 to 2·8)	1·4 (0·2 to 5·7)	1·1 (0·2 to 4·5)	2·6 (0·7 to 7·1)	2·7 (0·4 to 11·1)	2·9 (0·4 to 12·1)	4·6 (0·6 to 19·2)	5·2 (0·7 to 21·8)	8 (1·1 to 33·1)	12·8 (1·7 to 52·9)	18·1 (2·4 to 74·6)	17·9 (2·4 to 73·8)	22·4 (3·1 to 91·5)	27·8 (3·8 to 113·7)	33·6 (4·6 to 137·4)	39·3 (5·4 to 160·9)	40·4 (5·6 to 165·3)	38·6 (5·3 to 158·1)	32·6 (4·5 to 133·4)	20·9 (2·9 to 85·5)	339
Atrial fibrillation and flutter	0 (0 to 0)	0 (0 to 0)	0 (0 to 0)	0 (0 to 0)	0 (0 to 0)	0 (0 to 0)	0 (0 to 0)	0 (0 to 0)	0 (0 to 0)	0 (0 to 0)	0 (0 to 0)	0 (0 to 0)	0 (0 to 0)	0 (0 to 0)	0 (0 to 0)	0 (0 to 0)	0 (0 to 0)	0 (0 to 0)	0 (0 to 0)	0 (0 to 0)	0 (0 to 0)	0 (0 to 0)	0 (0 to 0)	0
Aortic aneurysm	—	—	—	—	—	—	0·5 (0·2 to 0·8)	0·8 (0·4 to 1·4)	1·3 (0·6 to 2·2)	2·9 (1·4 to 5·1)	7·2 (3·5 to 12·5)	15·1 (7·6 to 26·2)	29·1 (15·7 to 47·3)	47·9 (28·7 to 74·2)	43·9 (26·7 to 68·2)	20·7 (12·5 to 32·1)	4·6 (2·8 to 7·1)	0·5 (0·3 to 0·8)	0·1 (0 to 0·1)	0 (0 to 0)	0 (0 to 0)	0 (0 to 0)	0 (0 to 0)	324
Endocarditis	0·1 (0 to 0·2)	0·1 (0 to 0·2)	0·3 (0 to 0·5)	0·2 (0·1 to 0·3)	0·3 (0·2 to 0·5)	0·4 (0·2 to 0·6)	0·6 (0·3 to 1·1)	0·8 (0·4 to 1·4)	1·1 (0·6 to 2·0)	1·4 (0·8 to 2·2)	2·3 (1·2 to 3·7)	3·1 (1·6 to 5·1)	4·1 (2·1 to 6·9)	5·4 (2·8 to 9·1)	7·1 (3·6 to 12·1)	8·4 (4·2 to 14·4)	8·2 (4·1 to 14·1)	7·3 (3·6 to 12·7)	5·6 (2·8 to 9·8)	3·5 (1·7 to 6·1)	1·4 (0·7 to 2·5)	0·1 (0 to 0·2)	103
Other cardiovascular and circulatory diseases	0·5 (0·2 to 0·7)	0·6 (0·3 to 1)	1·6 (0·7 to 2·6)	1·7 (0·7 to 2·9)	1·7 (0·7 to 2·9)	2·7 (1·2 to 4·7)	2·5 (1·1 to 4·7)	3·2 (1·3 to 6·2)	2·8 (1·2 to 5·6)	4·3 (1·8 to 8·9)	6·4 (2·5 to 13·2)	8·1 (3·2 to 16·7)	10·4 (4·1 to 21·5)	12·4 (4·1 to 26·9)	13·6 (4·1 to 30·9)	14·1 (4·1 to 32·9)	13·2 (3·9 to 31·2)	11·4 (3·4 to 27·1)	9·1 (2·7 to 21·6)	6·3 (1·9 to 15·1)	2·6 (0·8 to 6·2)	0·2 (0·1 to 0·5)	229
Chronic respiratory diseases	23·7 (20·7 to 26·9)	22·7 (19·7 to 26·1)	37 (29·5 to 44·6)	29 (23·6 to 34·5)	21·6 (17·4 to 26·5)	18 (11·6 to 27·2)	18·6 (12·2 to 28·1)	12·2 (8·2 to 17·5)	10·3 (6·9 to 14·7)	8·6 (5·7 to 12·3)	7·2 (4·7 to 10·3)	5·8 (3·7 to 8·3)	4·6 (2·9 to 6·7)	3·6 (2·3 to 5·2)	2·9 (1·8 to 4·2)	2·3 (1·4 to 3·3)	1·8 (1·1 to 2·6)	1·4 (0·9 to 2·1)	1·1 (0·7 to 1·6)	0·8 (0·5 to 1·2)	0·5 (0·3 to 0·8)	0·1 (0 to 0·2)	696
Chronic obstructive pulmonary disease	0 (0 to 0)	0 (0 to 0)	0·1 (0 to 0·2)	0·5 (0·2 to 1·1)	2·9 (1·7 to 4·8)	2·9 (1·6 to 4·8)	2·4 (1·4 to 4·1)	3·4 (1·9 to 5·9)	5·1 (2·8 to 8·7)	7·1 (3·9 to 12·1)	9·6 (5·2 to 16·2)	12·1 (6·5 to 20·3)	14·5 (7·8 to 24·4)	16·2 (8·7 to 27·2)	16·7 (8·9 to 28·1)	16·1 (8·6 to 27·1)	14·1 (7·5 to 23·7)	11·4 (6·1 to 19·2)	8·7 (4·6 to 14·6)	6·1 (3·2 to 10·2)	3·2 (1·7 to 5·4)	0·3 (0·2 to 0·5)	214
Pneumoconiosis	0 (0 to 0)	0 (0 to 0)	0 (0 to 0)	0 (0 to 0)	0 (0 to 0)	0 (0 to 0)	0 (0 to 0)	0 (0 to 0)	0 (0 to 0)	0 (0 to 0)	0 (0 to 0)	0 (0 to 0)	0 (0 to 0)	0 (0 to 0)	0 (0 to 0)	0 (0 to 0)	0 (0 to 0)	0 (0 to 0)	0 (0 to 0)	0 (0 to 0)	0 (0 to 0)	0 (0 to 0)	0 (0 to 0)	0
Silicosis	0 (0 to 0)	0 (0 to 0)	0 (0 to 0)	0 (0 to 0)	0 (0 to 0)	0 (0 to 0)	0 (0 to 0)	0 (0 to 0)	0 (0 to 0)	0 (0 to 0)	0 (0 to 0)	0 (0 to 0)	0 (0 to 0)	0 (0 to 0)	0 (0 to 0)	0 (0 to 0)	0 (0 to 0)	0 (0 to 0)	0 (0 to 0)	0 (0 to 0)	0 (0 to 0)	0 (0 to 0)	0 (0 to 0)	0
Asbestosis	0 (0 to 0)	0 (0 to 0)	0 (0 to 0)	0 (0 to 0)	0 (0 to 0)	0 (0 to 0)	0 (0 to 0)	0 (0 to 0)	0 (0 to 0)	0 (0 to 0)	0 (0 to 0)	0 (0 to 0)	0 (0 to 0)	0 (0 to 0)	0 (0 to 0)	0 (0 to 0)	0 (0 to 0)	0 (0 to 0)	0 (0 to 0)	0 (0 to 0)	0 (0 to 0)	0 (0 to 0)	0 (0 to 0)	0
Coal workers pneumoconiosis	0 (0 to 0)	0 (0 to 0)	0 (0 to 0)	0 (0 to 0)	0 (0 to 0)	0 (0 to 0)	0 (0 to 0)	0 (0 to 0)	0 (0 to 0)	0 (0 to 0)	0 (0 to 0)	0 (0 to 0)	0 (0 to 0)	0 (0 to 0)	0 (0 to 0)	0 (0 to 0)	0 (0 to 0)	0 (0 to 0)	0 (0 to 0)	0 (0 to 0)	0 (0 to 0)	0 (0 to 0)	0 (0 to 0)	0
Other pneumoconiosis	0 (0 to 0)	0 (0 to 0)	0 (0 to 0)	0 (0 to 0)	0 (0 to 0)	0 (0 to 0)	0 (0 to 0)	0 (0 to 0)	0 (0 to 0)	0 (0 to 0)	0 (0 to 0)	0 (0 to 0)	0 (0 to 0)	0 (0 to 0)	0 (0 to 0)	0 (0 to 0)	0 (0 to 0)	0 (0 to 0)	0 (0 to 0)	0 (0 to 0)	0 (0 to 0)	0 (0 to 0)	0 (0 to 0)	0
Asthma	0 (0 to 0)	0 (0 to 0)	22·8 (9·5 to 39·9)	25·1 (13·3 to 42·4)	17·7 (9·5 to 31·6)	12·1 (6·6 to 20·6)	11 (6 to 19·6)	12·4 (6·9 to 21·6)	19·1 (10·5 to 29·4)	19·4 (10·4 to 29·3)	18·4 (10·4 to 29·3)	19·1 (11·3 to 29·9)	18·3 (11·3 to 29·9)	16·3 (10·1 to 25·7)	12·4 (7·7 to 19·4)	9·3 (5·8 to 14·7)	7·6 (4·7 to 11·9)	6·2 (3·8 to 9·7)	5·1 (3·1 to 8·1)	4·1 (2·5 to 6·4)	2·9 (1·8 to 4·5)	0·5 (0·3 to 0·8)	414
Interstitial lung disease and pulmonary sarcoidosis	0 (0 to 0)	0 (0 to 0)	0·1 (0 to 0·2)	0·2 (0·1 to 0·4)	0·3 (0·2 to 0·6)	0·3 (0·2 to 0·5)	0·5 (0·3 to 0·8)	0·7 (0·4 to 1·1)	1·1 (0·6 to 1·8)	1·6 (0·9 to 2·6)	2·4 (1·3 to 4·1)	3·5 (1·8 to 6·1)	5·1 (2·6 to 8·9)	7·5 (3·8 to 13·1)	10·3 (5·1 to 18·1)	13·2 (6·4 to 23·2)	14·6 (7·1 to 25·7)	14·7 (7·1 to 25·9)	13·1 (6·3 to 23·1)	10·3 (5·0 to 18·1)	6·8 (3·3 to 12·0)	1·7 (0·8 to 3·1)	217
Other chronic respiratory diseases	1·3 (0·9 to 1·8)	1·3 (0·9 to 1·8)	1·5 (1·1 to 2·1)	1·5 (1·1 to 2·1)	1·5 (1·1 to 2·1)	1·5 (1·1 to 2·1)	1·6 (1·2 to 2·2)	1·7 (1·2 to 2·3)	1·8 (1·3 to 2·4)	1·9 (1·4 to 2·6)	2·1 (1·5 to 2·8)	2·2 (1·6 to 3·1)	2·4 (1·7 to 3·3)	2·5 (1·8 to 3·5)	2·6 (1·9 to 3·6)	2·7 (2 to 3·8)	2·8 (2·1 to 3·9)	2·9 (2·1 to 4·1)	3·1 (2·2 to 4·3)	3·2 (2·3 to 4·4)	3·3 (2·4 to 4·6)	3·4 (2·5 to 4·7)	49
Digestive diseases	2·3 (2·2 to 2·3)	2·5 (2·5 to 2·6)	1·9 (1·8 to 2·1)	2·7 (2·6 to 2·9)	3·6 (3·4 to 3·8)	4·1 (3·9 to 4·4)	4·6 (4·3 to 4·9)	5·2 (4·9 to 5·5)	5·8 (5·4 to 6·2)	6·4 (6·0 to 6·8)	7·1 (6·6 to 7·5)	7·8 (7·3 to 8·3)	8·5 (7·9 to 9·1)	9·2 (8·5 to 9·8)	9·8 (9·1 to 10·5)	10·4 (9·6 to 11·1)	10·9 (10·1 to 11·6)	11·3 (10·5 to 12·1)	11·7 (10·8 to 12·5)	12·1 (11·2 to 12·9)	12·4 (11·5 to 13·2)	12·7 (11·8 to 13·5)	1,149
Chronic and other chronic liver diseases due to hepatitis B	0·1 (0 to 0·2)	0·2 (0·1 to 0·3)	0·5 (0·3 to 0·8)	0·6 (0·3 to 1·1)	0·8 (0·4 to 1·4)	0·6 (0·3 to 1·1)	0·8 (0·4 to 1·4)	1·1 (0·6 to 1·8)	1·5 (0·8 to 2·4)	2·3 (1·2 to 3·7)	3·4 (1·8 to 5·6)	4·9 (2·6 to 8·1)	6·8 (3·6 to 11·2)	9·8 (5·2 to 16·2)	13·7 (7·2 to 22·6)	17·7 (9·2 to 29·2)	19·7 (10·2 to 32·5)	20·4 (10·6 to 33·6)	18·6 (9·6 to 30·7)	14·6 (7·5 to 24·1)	9·2 (4·7 to 15·2)	1·6 (0·8 to 2·6)	271
Chronic and other chronic liver diseases due to hepatitis C	0 (0 to 0)	0 (0 to 0·1)	0·1 (0 to 0·2)	0·2 (0 to 0·4)	0·3 (0·2 to 0·5)	0·4 (0·2 to 0·6)	0·5 (0·3 to 0·8)	0·7 (0·4 to 1·1)	1 (0·6 to 1·6)	1·5 (0·9 to 2·4)	2·3 (1·4 to 3·6)	3·3 (2·0 to 5·2)	4·7 (2·8 to 7·4)	6·7 (3·9 to 10·6)	9·3 (5·3 to 14·7)	12·1 (6·8 to 19·2)	13·5 (7·6 to 21·4)	14·1 (7·9 to 22·3)	12·9 (7·2 to 20·4)	10·1 (5·6 to 15·9)	6·4 (3·5 to 10·1)	1·1 (0·6 to 1·8)	190
Chronic and other chronic liver diseases due to alcohol use	0 (0 to 0)	0 (0 to 0)	0 (0 to 0)	0 (0 to 0)	0 (0 to 0)	0 (0 to 0)	0 (0 to 0·1)	0 (0 to 0·1)	0·1 (0 to 0·2)	0·2 (0 to 0·3)	0·3 (0 to 0·5)	0·5 (0 to 0·8)	0·7 (0 to 1·1)	1·1 (0 to 1·7)	1·5 (0 to 2·3)	2·1 (1 to 3·2)	2·4 (1·2 to 3·6)	2·6 (1·3 to 3·9)	2·5 (1·2 to 3·7)	2·1 (1 to 3·1)	1·5 (0·7 to 2·2)	0·3 (0·1 to 0·4)	29
Chronic and other chronic liver diseases due to NAFLD	0 (0 to 0)	0 (0 to 0)	0 (0 to 0)	0 (0 to 0)	0 (0 to 0)	0 (0 to 0)	0 (0 to 0)	0 (0 to 0)	0 (0 to 0·1)	0 (0 to 0·1)	0·1 (0 to 0·2)	0·2 (0 to 0·3)	0·3 (0 to 0·5)	0·5 (0 to 0·8)	0·7 (0 to 1·1)	1·1 (0 to 1·7)	1·4 (0·7 to 2·2)	1·6 (0·8 to 2·5)	1·6 (0·8 to 2·5)	1·4 (0·7 to 2·2)	1·1 (0·5 to 1·7)	0·3 (0·1 to 0·5)	19
Chronic and other chronic liver diseases due to other causes	0 (0 to 0·1)	0 (0 to 0·1)	0·1 (0 to 0·2)	0·2 (0 to 0·4)	0·3 (0·1 to 0·6)	0·3 (0·1 to 0·6)	0·4 (0·2 to 0·7)	0·6 (0·3 to 1·1)	0·9 (0·5 to 1·5)	1·3 (0·7 to 2·3)	2·1 (1·1 to 3·6)	3·4 (1·8 to 5·6)	5·1 (2·8 to 8·3)	7·8 (4·3 to 12·5)	11·2 (6·1 to 17·8)	15·1 (8·2 to 24·1)	17·5 (9·5 to 27·8)	18·5 (10·1 to 29·4)	17·3 (9·4 to 27·4)	13·9 (7·6 to 22·1)	8·9 (4·8 to 14·1)	1·5 (0·8 to 2·4)	251
Upper digestive system diseases	0 (0 to 0)	0 (0 to 0)	0·1 (0 to 0·1)	0·2 (0 to 0·3)	0·3 (0 to 0·5)	0·4 (0 to 0·6)	0·6 (0 to 0·9)	0·8 (0 to 1·2)	1·1 (0 to 1·7)	1·6 (0 to 2·4)	2·4 (1·3 to 3·7)	3·5 (1·8 to 5·5)	4·9 (2·5 to 7·6)	6·8 (3·4 to 10·6)	8·9 (4·5 to 13·9)	10·8 (5·4 to 17·1)	11·6 (5·8 to 18·5)	11·4 (5·7 to 18·3)	10·3 (5·1 to 16·6)	8·4 (4·2 to 13·6)	5·3 (2·6 to 8·6)	0·9 (0·4 to 1·4)	164
Peptic ulcer disease	0 (0 to 0)	0·2 (0 to 0·4)	0·6 (0·3 to 1·1)	1·2 (0·5 to 2·1)	2·2 (1·0 to 3·8)	2·4 (1·1 to 4·1)	2·8 (1·3 to 4·8)	3·2 (1·5 to 5·4)	3·7 (1·8 to 6·2)	4·2 (2·1 to 6·9)	4·8 (2·4 to 7·8)	5·4 (2·7 to 8·7)	6·1 (3·1 to 9·7)	6·8 (3·5 to 10·8)	7·5 (3·8 to 11·8)	8·1 (4·1 to 12·7)	8·4 (4·3 to 13·2)	8·4 (4·3 to 13·2)	8·1 (4·1 to 12·8)	7·6 (3·8 to 12·1)	6·8 (3·4 to 10·8)	1·4 (0·7 to 2·3)	197
Gastritis and duodenitis	0 (0 to 0)	0 (0 to 0)	0 (0 to 0·1)	0 (0 to 0·2)	0 (0 to 0·2)	0 (0 to 0·3)	0 (0 to 0·3)	0 (0 to 0·4)	0 (0 to 0·5)	0 (0 to 0·6)	0 (0 to 0·8)	0 (0 to 1·1)	0 (0 to 1·5)	0 (0 to 2·1)	0 (0 to 2·8)	0 (0 to 3·6)	0 (0 to 4·2)	0 (0 to 4·7)	0 (0 to 4·5)	0 (0 to 4·1)	0 (0 to 3·4)	0 (0 to 2·7)	0 (0 to 0·4)	21
Gastroesophageal reflux disease	0 (0 to 0)	0 (0 to 0)	0 (0 to 0)	0 (0 to 0)	0 (0 to 0·1)	0 (0 to 0·1)	0 (0 to 0·2)	0 (0 to 0·4)	0 (0 to 0·6)	0 (0 to 0·9)	0 (0 to 1·3)	0 (0 to 1·9)	0 (0 to 2·7)	0 (0 to 4·1)	0 (0 to 5·7)	0 (0 to 7·4)	0 (0 to 8·7)	0 (0 to 9·4)	0 (0 to 9·2)	0 (0 to 8·4)	0 (0 to 7·1)	0 (0 to 5·6)	0 (0 to 0·9)	213
Appendicitis	0 (0 to 0)	0 (0 to 0)	0 (0 to 0)	0·3 (0 to 0·5)	0·7 (0 to 1·2)	0·7 (0 to 1·2)	0·6 (0 to 1·

Congenital birth defects	52-7 (38 to 76-1)	33-9 (26-5 to 44-1)	68-7 (53-0 to 94-9)	53-7 (41-2 to 70-2)	31-8 (22-3 to 44-2)	26-6 (18-1 to 37-9)	22-9 (16-2 to 31-4)	14-4 (11-1 to 18-5)	12-7 (9-7 to 16-4)	11-4 (9-7 to 14-9)	12-2 (9-1 to 15-9)	12-2 (9-5 to 15-9)	10-9 (7-9 to 14-5)	9-1 (6-5 to 12-2)	9-2 (6-9 to 12-5)	10-4 (7-6 to 14-3)	10-1 (7-2 to 13-5)	5-5 (3-5 to 8-1)	3-7 (2-3 to 5-5)	2-3 (1-4 to 3-6)	1-4 (0-9 to 2-2)	0-6 (0-4 to 1)	0-2 (0-1 to 0-2)		417
Neural tube defects	1-4 (0-9 to 2-2)	1-7 (0-9 to 2-2)	3-3 (1-4 to 4-9)	4-9 (2-6 to 9-2)	2-5 (0-9 to 5-2)	2-6 (0-9 to 5-1)	3-4 (0-9 to 11)	0-7 (0-4 to 1-1)	0-5 (0-3 to 0-7)	0-5 (0-3 to 0-9)	0-4 (0-2 to 0-6)	0-4 (0-2 to 0-6)	0-4 (0-2 to 0-6)	0-3 (0-2 to 0-6)	0-3 (0-2 to 0-6)	0-3 (0-2 to 0-6)	0-3 (0-2 to 0-6)	0-3 (0-1 to 0-5)	0-3 (0-2 to 0-5)	0-2 (0-1 to 0-5)	0-2 (0-1 to 0-5)	0-1 (0-1 to 0-3)	0-1 (0-0 to 0-1)	0-1 (0-0 to 0-1)		18-4
Congenital heart anomalies	0 (9-3 to 21-3)	0 (9-1 to 19-4)	0 (13-3 to 30-4)	0 (9-7 to 19)	0 (6-4 to 13-1)	0 (4-5 to 10-1)	0 (4-4 to 9-6)	0 (3-4 to 8-2)	0 (2-7 to 6-9)	0 (2-5 to 6-3)	0 (2-4 to 6-3)	0 (2-3 to 6-3)	0 (2-3 to 6-3)	0 (2-1 to 6-5)	0 (1-9 to 6-1)	0 (2-0 to 6-7)	0 (1-8 to 6-6)	0 (1-5 to 6-1)	0 (1-4 to 7-1)	0 (1-2 to 7-1)	0 (0-9 to 7-1)	0 (0-7 to 7-1)	0 (0-5 to 7-2)	0 (0-3 to 7-2)		115
Orofacial clefts	0 (0 to 0)	0 (0 to 0)	0-2 (0-1 to 0-5)	0-4 (0-1 to 0-9)	0-4 (0-1 to 0-8)	0-3 (0-1 to 0-7)	0-3 (0-1 to 0-7)	0-3 (0-1 to 0-6)	0-3 (0-1 to 0-6)	0-3 (0-1 to 0-6)	0-4 (0-1 to 0-8)	0-4 (0-1 to 0-8)	0-4 (0-1 to 0-8)	0-4 (0-1 to 0-8)	0-4 (0-1 to 0-8)	0-4 (0-1 to 0-8)	0-4 (0-1 to 0-8)	0-5 (0-1 to 0-9)	0-5 (0-1 to 0-9)	0-5 (0-1 to 1)	0-6 (0-1 to 0-7)	0-2 (0-1 to 0-5)	0-1 (0-0 to 0-3)	0-1 (0-0 to 0-3)		4-6
Down syndrome	0-7 (0-3 to 1-3)	0-7 (0-4 to 1-1)	2-2 (1-0 to 3-6)	1-8 (1-1 to 2-6)	1-3 (0-8 to 1-9)	1-3 (0-8 to 1-8)	1-2 (0-7 to 1-8)	1-1 (0-7 to 1-7)	1-1 (0-7 to 1-6)	1-1 (0-7 to 1-7)	0-9 (0-6 to 1-2)	0-9 (0-6 to 1-2)	0-9 (0-6 to 1-3)	0-8 (0-5 to 1-2)	0-8 (0-5 to 1-2)	0-8 (0-5 to 1-2)	0-8 (0-5 to 1-1)	0-6 (0-3 to 1)	0-5 (0-3 to 1)	0-3 (0-2 to 1-1)	0-3 (0-2 to 1-1)	0-2 (0-1 to 1-1)	0-1 (0-0 to 1-1)	0-1 (0-0 to 1-1)		15-8
Turner syndrome	0 (0 to 0)	0 (0 to 0)	0 (0 to 0)	0 (0 to 0)	0 (0 to 0)	0 (0 to 0)	0 (0 to 0)	0 (0 to 0)	0 (0 to 0)	0 (0 to 0)	0 (0 to 0)	0 (0 to 0)	0 (0 to 0)	0 (0 to 0)	0 (0 to 0)	0 (0 to 0)	0 (0 to 0)	0 (0 to 0)	0 (0 to 0)	0 (0 to 0)	0 (0 to 0)	0 (0 to 0)	0 (0 to 0)	0 (0 to 0)	0 (0 to 0)		0
Klinefelter syndrome	0 (0 to 0)	0 (0 to 0)	0 (0 to 0)	0 (0 to 0)	0 (0 to 0)	0 (0 to 0)	0 (0 to 0)	0 (0 to 0)	0 (0 to 0)	0 (0 to 0)	0 (0 to 0)	0 (0 to 0)	0 (0 to 0)	0 (0 to 0)	0 (0 to 0)	0 (0 to 0)	0 (0 to 0)	0 (0 to 0)	0 (0 to 0)	0 (0 to 0)	0 (0 to 0)	0 (0 to 0)	0 (0 to 0)	0 (0 to 0)	0 (0 to 0)		0
Other chromosomal abnormalities	13-6 (9-4 to 26-9)	9-8 (5-4 to 19-9)	17 (10 to 39-1)	7-5 (4-2 to 13-2)	2-8 (1-6 to 4-6)	2 (1-3 to 3)	2-3 (1-4 to 3-6)	1-6 (1 to 2-4)	1-8 (1-2 to 2-7)	1-3 (0-9 to 1-9)	1-3 (0-9 to 1-9)	1-3 (0-8 to 1-9)	0-7 (0-4 to 1)	0-7 (0-4 to 1-3)	0-3 (0-1 to 0-5)	0-3 (0-1 to 0-5)	0-2 (0-1 to 0-4)	0-2 (0-0 to 0-3)	0 (0 to 0)	0 (0 to 0)	0 (0 to 0)	0 (0 to 0)	0 (0 to 0)	0 (0 to 0)		64-3
Congenital musculoskeletal and limb anomalies	2-6 (1-6 to 5-5)	1-4 (0-9 to 2-2)	7-5 (4-3 to 11-8)	14-7 (9-3 to 23-5)	13-7 (7-7 to 22-6)	10-4 (5-9 to 17-3)	9-1 (5-1 to 15-2)	2-4 (1-4 to 4-2)	2-6 (1-6 to 4-2)	3-1 (1-7 to 4-9)	2-5 (1-5 to 3-7)	2-5 (1-5 to 3-7)	1-9 (1-1 to 3-1)	1-7 (1-1 to 2-7)	1-4 (0-9 to 2-3)	1-5 (1-1 to 2-4)	1-6 (1-1 to 2-4)	1-6 (1-1 to 2-7)	0-9 (0-6 to 1-5)	0-5 (0-3 to 0-9)	0-2 (0-1 to 0-4)	0-2 (0-1 to 0-3)	0-1 (0-0 to 0-2)	0-1 (0-0 to 0-2)		102
Urogenital congenital anomalies	2-1 (1-5 to 3-4)	1-1 (0-7 to 2-3)	1-2 (0-7 to 2-4)	2 (1-1 to 3-4)	1-5 (0-9 to 2-7)	1-1 (0-6 to 1-8)	0-9 (0-6 to 1-5)	0-7 (0-4 to 1-1)	0-5 (0-3 to 0-9)	0-4 (0-3 to 0-7)	0-4 (0-3 to 0-6)	0-4 (0-3 to 0-7)	0-4 (0-2 to 0-6)	0-3 (0-2 to 0-6)	0-3 (0-2 to 0-5)	0-3 (0-1 to 0-5)	0-3 (0-1 to 0-5)	0-3 (0-1 to 0-5)	0-2 (0-1 to 0-5)	0-2 (0-1 to 0-5)	0-2 (0-1 to 0-5)	0-1 (0-0 to 0-3)	0-1 (0-0 to 0-3)	0-1 (0-0 to 0-3)		13
Digestive congenital anomalies	2 (2-3 to 7-7)	1 (1-3 to 4-2)	2-7 (2-7 to 7-5)	1-6 (1-6 to 3-9)	1-2 (0-7 to 1-9)	0-9 (0-5 to 1-4)	0-8 (0-5 to 1-4)	0-5 (0-3 to 0-9)	0-5 (0-3 to 0-8)	0-5 (0-3 to 0-8)	0-5 (0-3 to 0-8)	0-5 (0-3 to 0-8)	0-5 (0-3 to 0-8)	0-5 (0-2 to 0-8)	0-4 (0-2 to 0-7)	0-4 (0-2 to 0-7)	0-4 (0-2 to 0-7)	0-4 (0-2 to 0-7)	0-3 (0-2 to 0-6)	0-3 (0-1 to 0-6)	0-3 (0-1 to 0-6)	0-3 (0-1 to 0-6)	0-3 (0-1 to 0-6)	0-3 (0-1 to 0-6)		20-1
Other congenital birth defects	12-9 (8-6 to 18-8)	8-6 (5-1 to 14-9)	14-2 (8-5 to 23-1)	9-9 (5-7 to 17-3)	7-5 (4-1 to 12-4)	6-4 (3-6 to 11-1)	5-2 (3-2 to 8-4)	3-1 (1-9 to 5-1)	3-2 (1-9 to 5-1)	2-7 (1-6 to 4-2)	2-5 (1-5 to 3-9)	2-5 (1-5 to 3-9)	2-1 (1-3 to 3-2)	1-8 (1-2 to 2-8)	1-5 (0-8 to 2-3)	1-6 (0-9 to 2-4)	1-6 (0-9 to 2-4)	1-4 (0-8 to 2-2)	1-1 (0-6 to 1-8)	0-8 (0-4 to 1-4)	0-6 (0-3 to 1-2)	0-5 (0-2 to 1-1)	0-3 (0-1 to 1-1)	0-3 (0-1 to 1-1)		61-2
Urinary diseases and male infertility	0-1 (0 to 0-2)	0-2 (0 to 0-3)	0-4 (0-3 to 0-7)	0-6 (0-3 to 1-1)	0-7 (0-4 to 1-1)	0-7 (0-3 to 0-9)	0-7 (0-4 to 1-1)	0-7 (0-4 to 1-1)	0-9 (0-5 to 1-3)	1-1 (0-6 to 1-7)	0-9 (0-5 to 1-2)	0-9 (0-5 to 1-2)	0-7 (0-4 to 1-2)	0-6 (0-3 to 1-1)	0-5 (0-3 to 1-1)	0-5 (0-3 to 1-1)	0-5 (0-3 to 1-1)	0-5 (0-3 to 1-1)	0-4 (0-2 to 1-1)	0-4 (0-2 to 1-1)	0-3 (0-2 to 1-1)	0-3 (0-2 to 1-1)	0-3 (0-2 to 1-1)	0-3 (0-2 to 1-1)		418
Urolithiasis	0 (0 to 0)	0 (0 to 0)	0 (0 to 0)	0 (0 to 0)	0 (0 to 0-1)	0 (0 to 0-1)	0 (0 to 0-1)	0 (0 to 0-2)	0 (0 to 0-2)	0 (0 to 0-3)	0 (0 to 0-3)	0 (0 to 0-3)	0 (0 to 0-3)	0 (0 to 0-3)	0 (0 to 0-3)	0 (0 to 0-3)	0 (0 to 0-3)	0 (0 to 0-3)	0 (0 to 0-3)	0 (0 to 0-3)	0 (0 to 0-2)	0 (0 to 0-2)	0 (0 to 0-2)	0 (0 to 0-2)	0 (0 to 0-2)		39-1
Benign prostatic hyperplasia	0 (0 to 0)	0 (0 to 0)	0 (0 to 0)	0 (0 to 0)	0 (0 to 0)	0 (0 to 0)	0 (0 to 0)	0 (0 to 0)	0 (0 to 0)	0 (0 to 0)	0 (0 to 0)	0 (0 to 0)	0 (0 to 0)	0 (0 to 0)	0 (0 to 0-1)	0-1 (0 to 0-1)	0-1 (0 to 0-1)	0-1 (0 to 0-1)	0-1 (0 to 0-1)	0-1 (0 to 0-1)	0-1 (0 to 0-1)	0-1 (0 to 0-1)	0-1 (0 to 0-1)	0-1 (0 to 0-1)		163
Male infertility	0 (0 to 0)	0 (0 to 0)	0 (0 to 0)	0 (0 to 0)	0 (0 to 0)	0 (0 to 0)	0 (0 to 0)	1-4 (0-6 to 4)	1-9 (0-9 to 4-7)	2 (0-9 to 5-2)	2 (0-9 to 5-2)	2 (0-8 to 5-4)	1-9 (0-9 to 4-7)	1-3 (0-5 to 4)	0-6 (0-1 to 2-8)	0-6 (0 to 2)	0-5 (0 to 2)	0-5 (0 to 2)	0-5 (0 to 2)	0-5 (0 to 2)	0-5 (0 to 2)	0-5 (0 to 2)	0-5 (0 to 2)	0-5 (0 to 2)	0-5 (0 to 2)		14-3
Other urinary diseases	0 (0 to 0-1)	0-1 (0 to 0-1)	0-1 (0 to 0-1)	0-4 (0-2 to 0-6)	0-3 (0-1 to 0-5)	0-2 (0 to 0-3)	0-2 (0-1 to 0-3)	0-2 (0-1 to 0-3)	0-2 (0-1 to 0-3)	0-2 (0-1 to 0-4)	0-2 (0-1 to 0-3)	0-2 (0-1 to 0-3)	0-2 (0-1 to 0-3)	0-2 (0-1 to 0-3)	0-7 (0-3 to 1-3)	1 (0-4 to 1-9)	0-8 (0-4 to 1-6)	0-7 (0-3 to 1-2)	0-6 (0-3 to 1-1)	0-6 (0-3 to 1-2)	0-6 (0-3 to 1-2)	0-6 (0-3 to 1-1)	0-5 (0-3 to 1-1)	0-5 (0-3 to 1-1)		16-7
Gynecological diseases	0 (0 to 0)	0 (0 to 0)	0 (0 to 0)	0 (0 to 0)	0 (0 to 0)	0 (0 to 0)	0 (0 to 0)	0 (0 to 0)	0 (0 to 0)	0 (0 to 0)	0 (0 to 0)	0 (0 to 0)	0 (0 to 0)	0 (0 to 0)	0 (0 to 0)	0 (0 to 0)	0 (0 to 0)	0 (0 to 0)	0 (0 to 0)	0 (0 to 0)	0 (0 to 0)	0 (0 to 0)	0 (0 to 0)	0 (0 to 0)	0 (0 to 0)		0
Uterine fibroids	0 (0 to 0)	0 (0 to 0)	0 (0 to 0)	0 (0 to 0)	0 (0 to 0)	0 (0 to 0)	0 (0 to 0)	0 (0 to 0)	0 (0 to 0)	0 (0 to 0)	0 (0 to 0)	0 (0 to 0)	0 (0 to 0)	0 (0 to 0)	0 (0 to 0)	0 (0 to 0)	0 (0 to 0)	0 (0 to 0)	0 (0 to 0)	0 (0 to 0)	0 (0 to 0)	0 (0 to 0)	0 (0 to 0)	0 (0 to 0)	0 (0 to 0)		0
Polycystic ovarian syndrome	–	–	–	–	–	–	–	–	–	–	–	–	–	–	–	–	–	–	–	–	–	–	–	–	–		NA
Female infertility	–	–	–	–	–	–	–	–	–	–	–	–	–	–	–	–	–	–	–	–	–	–	–	–	–		NA
Endometriosis	–	–	–	–	–	–	–	–	–	–	–	–	–	–	–	–	–	–	–	–	–	–	–	–	–		NA
Genital prolapse	0 (0 to 0)	0 (0 to 0)	0 (0 to 0)	0 (0 to 0)	0 (0 to 0)	0 (0 to 0)	0 (0 to 0)	0 (0 to 0)	0 (0 to 0)	0 (0 to 0)	0 (0 to 0)	0 (0 to 0)	0 (0 to 0)	0 (0 to 0)	0 (0 to 0)	0 (0 to 0)	0 (0 to 0)	0 (0 to 0)	0 (0 to 0)	0 (0 to 0)	0 (0 to 0)	0 (0 to 0)	0 (0 to 0)	0 (0 to 0)	0 (0 to 0)		0
Premenstrual syndrome	–	–	–	–	–	–	–	–	–	–	–	–	–	–	–	–	–	–	–	–	–	–	–	–	–		NA
Other gynecological diseases	0 (0 to 0)	0 (0 to 0)	0 (0 to 0)	0 (0 to 0)	0 (0 to 0)	0 (0 to 0)	0 (0 to 0)	0 (0 to 0)	0 (0 to 0)	0 (0 to 0)	0 (0 to 0)	0 (0 to 0)	0 (0 to 0)	0 (0 to 0)	0 (0 to 0)	0 (0 to 0)	0 (0 to 0)	0 (0 to 0)	0 (0 to 0)	0 (0 to 0)	0 (0 to 0)	0 (0 to 0)	0 (0 to 0)	0 (0 to 0)	0 (0 to 0)		0
Hemoglobinopathies and hemolytic anemias	0 (0 to 0)	0-1 (0 to 0-4)	0-4 (0 to 1-5)	0-3 (0 to 2-5)	0-4 (0 to 1-4)	0-3 (0 to 1-6)	0-3 (0 to 1-3)	0-3 (0 to 1-3)	0-3 (0 to 1-1)	0-7 (0 to 2-1)	1-1 (0 to 2-9)	1-1 (0 to 2-9)	1-4 (0 to 3)	2-7 (0 to 5)	1-4 (0 to 2-9)	1-3 (0 to 2-4)	2-7 (0 to 5)	4-4 (0 to 11-4)	4-6 (0 to 13-7)	3-3 (0 to 9-1)	2-6 (0 to 7)	1-3 (0 to 3-4)	0-7 (0 to 1-8)	0-3 (0 to 1-3)	0-2 (0 to 0-9)		72
Thalassemias	0 (0 to 0)	0 (0 to 0)	0-2 (0 to 0-4)	0-4 (0 to 0-8)	0-4 (0 to 0-8)	0-3 (0 to 0-7)	0-3 (0 to 0-7)	0-3 (0 to 0-6)	0-3 (0 to 0-5)	0-3 (0 to 0-5)	0-3 (0 to 0-5)	0-3 (0 to 0-5)	0-3 (0 to 0-5)	0-3 (0 to 0-5)	0-3 (0 to 0-5)	0-3 (0 to 0-5)	0-3 (0 to 0-5)	0-3 (0 to 0-5)	0-3 (0 to 0-5)	0-3 (0 to 0-5)	0-3 (0 to 0-5)	0-3 (0 to 0-5)	0-3 (0 to 0-5)	0-3 (0 to 0-5)	0-3 (0 to 0-5)		4
Thalassemias trait	0 (0 to 0)	0 (0 to 0-1)	0 (0 to 0-1)	0 (0 to 0-1)	0-2 (0 to 0-6)	0-3 (0 to 0-7)	0-3 (0 to 0-6)	0-3 (0 to 0-5)	0-3 (0 to 0-5)	0-3 (0 to 0-5)	0-3 (0 to 0-5)	0-3 (0 to 0-5)	0-3 (0 to 0-5)	0-3 (0 to 0-5)	0-3 (0 to 0-5)	0-3 (0 to 0-5)	0-3 (0 to 0-5)	0-3 (0 to 0-5)	0-3 (0 to 0-5)	0-3 (0 to 0-5)	0-3 (0 to 0-5)	0-3 (0 to 0-5)	0-3 (0 to 0-5)	0-3 (0 to 0-5)	0-3 (0 to 0-5)		7-2
Sickle cell disorders	0 (0 to 0)	0 (0 to 0)	0 (0 to 0)	0 (0 to 0)	0 (0 to 0)	0 (0 to 0)	0 (0 to 0)	0 (0 to 0)	0 (0 to 0)	0 (0 to 0)	0 (0 to 0)	0 (0 to 0)	0 (0 to 0)	0 (0 to 0)	0 (0 to 0)	0 (0 to 0)	0 (0 to 0)	0 (0 to 0)	0 (0 to 0)	0 (0 to 0)	0 (0 to 0)	0 (0 to 0)	0 (0 to 0)	0 (0 to 0)	0 (0 to 0)		0
Sickle cell trait	0 (0 to 0)	0 (0 to 0)	0 (0 to 0)	0 (0 to 0-1)	0 (0 to 0-2)	0 (0 to 0-1)	0 (0 to 0)	0 (0 to 0)	0 (0 to 0)	0 (0 to 0)	0 (0 to 0)	0 (0 to 0)	0 (0 to 0)	0 (0 to 0-1)	0 (0 to 0-1)	0 (0 to 0-1)	0 (0 to 0-1)	0 (0 to 0-1)	0 (0 to 0-1)	0 (0 to 0-1)	0 (0 to 0-2)	0 (0 to 0-2)	0 (0 to 0-1)	0 (0 to 0-1)	0 (0 to 0-1)	0 (0 to 0-1)		0-5
G6PD deficiency	0 (0 to 0)	0 (0 to 0)	0 (0 to 0)	0 (0 to 0)	0 (0 to 0)	0 (0 to 0)	0 (0 to 0)	0 (0 to 0-1)	0-1 (0 to 0-1)	0-1 (0 to 0-2)	0-1 (0 to 0-2)	0-1 (0 to 0-2)	0-1 (0 to 0-2)	0-1 (0 to 0-3)	0-1 (0 to 0-4)	0-1 (0 to 0-3)	0-2 (0 to 0-3)	0-2 (0 to 0-3)	0-2 (0 to 0-3)	0-2 (0 to 0-3)	0-1 (0 to 0-3)	0-1 (0 to 0-2)	0-1 (0 to 0-1)	0-1 (0 to 0-1)	0-1 (0 to 0-1)		2
G6PD trait	0 (0 to 0)	0 (0 to 0)	0 (0 to 0)	0 (0 to 0)	0 (0 to 0)	0 (0 to 0)	0 (0 to 0)	0 (0 to 0)	0 (0 to 0)	0 (0 to 0)	0 (0 to 0)	0 (0 to 0)	0 (0 to 0)	0 (0 to 0)	0 (0 to 0)	0 (0 to 0)	0 (0 to 0)	0 (0 to 0)	0 (0 to 0)	0 (0 to 0)	0 (0 to 0)	0 (0 to 0)	0 (0 to 0)	0 (0 to 0)	0 (0 to 0)		0
Other hemoglobinopathies and hemolytic anemias	0 (0 to 0)	0 (0 to 0-1)	0 (0 to 0-4)	0-3 (0 to 1-5)	0-3 (0 to 1-4)	0-3 (0 to 1-6)	0-3 (0 to 1-3)	0-3 (0 to 1-3)	0-3 (0 to 1-1)	0-7 (0 to 2-1)	1-1 (0 to 2-9)	1-1 (0 to 2-9)	1-4 (0 to 3)	2-7 (0 to 5)	1-4 (0 to 2-9)	1-3 (0 to 2-4)	2-7 (0 to 5)	4-4 (0 to 11-4)	4-6 (0 to 13-7)	3-3 (0 to 9-1)	2-6 (0 to 7)	1-3 (0 to 3-4)	0-7 (0 to 1-8)	0-3 (0 to 1-3)	0-2 (0 to 0-9)		58-3
Endocrine, metabolic, blood, and immune disorders	1-3 (0 to 2)	1-6 (1 to 2-7)	4-7 (4 to 11-1)	12-1 (9 to 19-4)	13-1 (7 to 20-4)	13-9 (9 to 20-5)	15-4 (9 to 24-5)	23-4 (12 to 32-4)	24-4 (14 to 38-1)	34-9 (19-7 to 49-2)	31-4 (20 to 47-3)	32-4 (20 to 47-3)	34-9 (20 to 51-1)	32-3 (19-1 to 50)	29-4 (17 to 46-2)	29-1 (17 to 45-3)	30-4 (17 to 47-3)	32-1 (17 to 49-2)	30-4 (16 to 47-6)	22-1 (11 to 34-6)	16-1 (7 to 25-2)	10-4 (5 to 16-2)	6-7 (3 to 10-2)	4-3 (2 to 6-5)	2-6 (1 to 3-8)		678
Cost disorders	0 (0 to 0)	0 (0 to 0)	0 (0 to 0)	0-2 (0 to 0-7)	0-3 (0 to 1-1)	0-3 (0 to 1-1)	0-3 (0 to 1-2)	0-3 (0 to 1-2)	0-4 (0 to 1-4)	0-5 (0 to 1-6)	0-5 (0 to 1-6)	0-5 (0 to 1-6)	0-5 (0 to 1-7)	0-5 (0 to 1-7)	0-5 (0 to 1-7)	0-5 (0 to 1-7)	0-5 (0 to 1-7)	0-5 (0 to 1-7)	0-5 (0 to 1-7)	0-5 (0 to 1-7)	0-5 (0 to 1-7)	0-5 (0 to 1-7)	0-5 (0 to 1-7)	0-5 (0 to 1-7)	0-5 (0 to 1-7)		1,260
Caries of deciduous teeth	0 (0 to 0)	0 (0 to 0)	0 (0 to 0)	1-5 (0 to 3-3)	2 (0 to 4-3)	2 (0 to 4-3)	2 (0 to 4-3)	2 (0 to 4-3)	2 (0 to 4-3)	2 (0 to 4-3)	2 (0 to 4-3)	2 (0 to 4-3)	2 (0 to 4-3)	2 (0 to 4-3)	2 (0 to 4-3)	2 (0 to 4-3)	2 (0 to 4-3)	2 (0 to 4-3)	2 (0 to 4-3)	2 (0 to 4-3)	2 (0 to 4-3)	2 (0 to 4-3)	2 (0 to 4-3)	2 (0 to 4-3)	2 (0 to 4-3)		3-5
Caries of permanent teeth	0 (0 to 0)	0 (0 to 0)	0 (0 to 0)	0-8 (0 to 2-1)	2-9 (1-1 to 4-9)	3-8 (1-5 to 7-4)	4 (1-7 to 8-1)	4-1 (1-7 to 8-4)	4-1 (1-7 to 8-4)	4-1 (1-7 to 8-4)	3-9 (1-6 to 8-2)	3-9 (1-6 to 8-2)	3-9 (1-6 to 8-2)	3-9 (1-6 to 8-2)	4-3 (1-7 to 9)	4-5 (1-7 to 10)	5-1 (1-9 to 11-3)	5-4 (1-9 to 11-7)	4-8 (1-6 to 10-5)	3-3 (1-1 to 7-2)	2 (0-8 to 4-2)	1-1 (0-4 to 2-4)	0-5 (0-2 to 1)	0-3 (0-1 to 0-7)	0-2 (0-1 to 0-5)		68-2
Periodontal diseases	0 (0 to 0)	0 (0 to 0)	0 (0 to 0)	0-6 (0 to 2-5)	2-3 (0 to 5-6)	0-4 (0 to 1-3)	1-3 (0 to 3-2)	1-3 (0 to 3-2)	1-3 (0 to 3-3)	1-3 (0 to 3-3)	1-3 (0 to 3-3)	1-3 (0 to 3-3)	1-3 (0 to 3-3)	1-3 (0 to 3-3)	1-3 (0 to 3-3)	1-3 (0 to 3-3)	1-3 (0 to 3-3)	1-3 (0 to 3-3)	1-3 (0 to 3-3)	1-3 (0 to 3-3)	1-3 (0 to 3-3)	1-3 (0 to 3-3)	1-3 (0 to 3-3)	1-3 (0 to 3-3)	1-3 (0 to 3-3)		329
Other oral disorders	0 (0 to 0)	0 (0 to 0)	0-6 (0 to 2-1)	2-6 (0 to 6)	2-7 (1-1 to 5-9)	3-8 (2-0 to 6-1)	3-7 (2-1 to 5-9)	6-4 (3-6 to 10-1)	6-9 (4-1 to 10-8)	6-9 (4-1 to 10-8)	6-9 (4-1 to 10-8)	6-9 (4-1 to 10-8)	6-9 (4-1 to 10-8)	11-5 (6-9 to 17-9)	11-7 (7-1 to 17-9)	10-3 (6-2 to 15-5)	10-8 (6-5 to 16-5)	12-4 (7-3 to 18-9)	11-2 (6-6 to 17-2)	9-6 (5-6 to 15)	5-4 (2-1 to 9-3)	1-7 (0-7 to 3-4)	0-7 (0-4 to 1-1)	0-2 (0-1 to 0-3)		142
Sudden infant death syndrome	–	2-9 (1-6 to 4-2)	29-2 (18-4 to 38-2)	–	–	–	–	–	–	–	–	–	–	–	–	–	–	–	–	–	–	–	–	–		NA
Injuries	2-2 (1-5 to 3-1)	3 (2-1 to 4)	20-3 (11-3 to 40-9)	56-7 (39-2 to 88-2)	66-1 (50-3 to 79-7)	77-6 (64-6 to 89-7)	229 (189 to 282)	439 (369 to 492)	443 (384 to 492)	462 (410 to 509)	502 (479 to 527)	502 (464 to 537)	662 (584 to 772)	704 (598 to 838)	632 (531 to 750)	677 (563 to 809)	753 (624 to 903)	896 (672 to 1,085)	819 (683 to 996)	722 (621 to 871)	677 (578 to 795)	426 (361 to 504)	232 (193 to 279)	88-4 (53-0 to 131)		9,440
Transport injuries	0 (0 to 0)	0-1 (0-1 to 0-1)	1-1 (0-7 to 1-6)	13-2 (7-5 to 19)	13-4 (11-2 to 20-4)	12-9 (9 to 16-4)	79-1 (58-2 to 96-2)	94-6 (72-3 to 120)	92-4 (68-7 to 119)	92-3 (71-4 to 116)	97-9 (80-4 to 112)	98-7 (80-3 to 112)	99-3 (79-2 to 120)	75-3 (58-5 to 93-4)	69-5 (56-9 to 86-9)	79-7 (61-4 to 99-7)	90-2 (71-7 to 107)	94-2 (73-9 to 117)	98 (76-9 to 119)	92-5 (72-4 to 114)	59-9 (46-5 to 74-6)	33-4 (27-2 to 40-8)	15-2 (11-9 to 19-8)	3-4 (2-6 to 4-2)		1,146
Road injuries	0 (0 to 0)	0-1 (0-0 to 0-1)	0-5 (0-2 to 1-1)	5-5 (2-9 to 9)	13-6 (9-7 to 18-4)	9-3 (6-7 to 12-2)	62-8 (52-6 to 73-1)	87 (70-1 to 101)	89-8 (72-2 to 101)	107 (90-7 to 120)	120 (98-1 to 140)	118 (96-1 to 140)	160 (131 to 193)	147 (120 to 180)	128 (104 to 157)	144 (117 to 176)	167 (135 to 203)	205 (165 to 247)	191 (154 to 232)	171 (138 to 207)	141 (114 to 172)	99-3 (80-2 to 120)	49-4 (39-9 to 60)	18-5 (14-9 to 22-5)	4-1 (3-2 to 5-1)		994
Pedestrian road injuries	0 (0 to 0)	0 (0 to 0)	0-2 (0-1 to 0-3)	3-5 (2-0 to 5-2)	7-9 (5-3 to 10-7)	5-4 (3-7 to 7-4)	31-4 (23-3 to 41-6)	41-4 (31-1 to 54-1)	41-4 (31-7 to 54-1)	47-7 (37-7 to 59-1)	51-6 (40-9 to 63-1)	51-6 (40-8 to 63-1)	71-4 (56-1 to 87-6)	63-8 (49-8 to 78-7)	55-4 (43-1 to 70-3)	62-4 (47-9 to 77-5)	72-1 (54-9 to 90-3)	88-5 (66-9 to 111)	82-4 (61-7 to 103)	60-9 (45-1 to 77-6)	42-8 (31-2 to 55-6)	21-3 (15-4 to 28-3)	7-9 (5-4 to 10-6)	1-7 (1-2 to 2-3)		444
Cyclist road injuries	0 (0 to 0)	0 (0 to 0)	0-3 (0 to 0-9)	2-9 (1-3 to 5-1)	2-5 (1-4 to 3-4)	2-2 (1-3 to 3-1)	6-2 (4-5 to 8-4)	7-3 (5-2 to 9-1)	6-9 (4-9 to 8-7)	7-1 (5-2 to 9-2)	6-1 (4-3 to 8-1)	6-1 (4-3 to 8-1)	6-1 (4-1 to 8-1)	5-4 (3-7 to 7-5)	5-1 (3-5 to 7-1)	5-4 (3-7 to 7-5)	6-1 (4-1 to 8-1)	7-1 (4-7 to 10-1)	6-9 (4-5 to 9-5)	5-2 (3-2 to 7-8)	3-9 (2-3 to 5-6)	1-7 (0-9 to 2-5)	0-6 (0-3 to 0-9)	0-2 (0-1 to 0-3)		172
Motorcyclist road injuries	0 (0 to 0)	0 (0 to 0)	0-2 (0 to 0-5)	1-8 (0-7 to 3-2)	2-4 (1-4 to 3-4)	2-3 (1-4 to 3-1)	7-1 (5-2 to 9-3)	8-6 (6-3 to 10-8)	8-3 (6-1 to 10-8)	9-1 (6-6 to 11-6)	8-5 (6-3 to 10-7)	8-5 (6-3 to 10-7)	11-4 (8-4 to 14-7)	10-4 (7-6 to 13-8)	9-5 (6-9 to 12-5)	11-4 (8-2 to 14-7)	13-8 (9-8 to 17-8)	17-7 (12-6 to 22-6)	15-8 (11-2 to 20-2)	12-4 (8-9 to 16-1)	9-3 (6-5 to 12-3)	4-1 (2-9 to 5-4)	1-7 (1-2 to 2-3)	0-5 (0-3 to 0-6)		255
Motor vehicle road injuries	0 (0 to 0)	0 (0 to 0)	0-7 (0-5 to 1-1)	2-2 (1-4 to 3-4)	2-2 (1-4 to 3-4)	2 (1-3 to 2-9)	28-2 (20-8 to 36-4)	47-7 (39-3 to 61-2)	50 (22-4 to 38-4)	22-1 (16-8 to 28-4)	23-3 (17-6 to 30-4)	23-3 (17-6 to 30-4)	25-6 (20-1 to 33-1)	24-6 (20-7 to 34-1)	22 (17-1 to 29-4)	24-6 (19-1 to 30-9)	27-1 (21-4 to 33-2)	29-2 (22-7 to 34-9)	27-5 (21-4 to 34-1)	21-6 (17-2 to 27-1)	15-5 (12-1 to 19-9)	7-9 (6-2 to 9-6)	3-4 (2-6 to 4-2)

SR Table 2a: Shinmane DALYS by cause and age group for males with 95% uncertainty intervals, 2019

Cause	Early Neonatal	Late Neonatal	Post Neonatal	1 to 4	5 to 9	10 to 14	15 to 19	20 to 24	25 to 29	30 to 34	35 to 39	40 to 44	45 to 49	50 to 54	55 to 59	60 to 64	65 to 69	70 to 74	75 to 79	80 to 84	85 to 89	90 to 94	95 plus	Total
All causes	7,814 (7,814 to 7,814)	4,191 (4,191 to 4,191)	5,161 (5,161 to 5,161)	3,599 (3,599 to 3,599)	1,945 (1,945 to 1,945)	1,722 (1,722 to 1,722)	2,024 (2,024 to 2,024)	2,313 (2,313 to 2,313)	2,729 (2,729 to 2,729)	3,102 (3,102 to 3,102)	3,511 (3,511 to 3,511)	3,911 (3,911 to 3,911)	4,302 (4,302 to 4,302)	4,722 (4,722 to 4,722)	5,166 (5,166 to 5,166)	5,662 (5,662 to 5,662)	6,203 (6,203 to 6,203)	6,777 (6,777 to 6,777)	7,400 (7,400 to 7,400)	8,060 (8,060 to 8,060)	8,750 (8,750 to 8,750)	9,470 (9,470 to 9,470)	10,220 (10,220 to 10,220)	114,008
Communicable, maternal, neonatal, and nutritional diseases	7,814 (7,814 to 7,814)	4,191 (4,191 to 4,191)	5,161 (5,161 to 5,161)	3,599 (3,599 to 3,599)	1,945 (1,945 to 1,945)	1,722 (1,722 to 1,722)	2,024 (2,024 to 2,024)	2,313 (2,313 to 2,313)	2,729 (2,729 to 2,729)	3,102 (3,102 to 3,102)	3,511 (3,511 to 3,511)	3,911 (3,911 to 3,911)	4,302 (4,302 to 4,302)	4,722 (4,722 to 4,722)	5,166 (5,166 to 5,166)	5,662 (5,662 to 5,662)	6,203 (6,203 to 6,203)	6,777 (6,777 to 6,777)	7,400 (7,400 to 7,400)	8,060 (8,060 to 8,060)	8,750 (8,750 to 8,750)	9,470 (9,470 to 9,470)	10,220 (10,220 to 10,220)	7,000
HIV/AIDS and sexually transmitted infections	0 (0 to 0)	0 (0 to 0)	0.4 (0.2 to 0.6)	0.3 (0.2 to 0.4)	0.3 (0.2 to 0.4)	0.2 (0.2 to 0.3)	0.2 (0.2 to 0.3)	0.6 (0.4 to 0.8)	0.8 (0.5 to 1.2)	1.1 (0.7 to 1.7)	1.7 (1.1 to 2.5)	2.6 (1.6 to 3.8)	2.9 (2 to 4)	2.1 (1.4 to 3.2)	2.0 (1.4 to 3.2)	2.1 (1.4 to 3.2)	3.2 (2.1 to 4.7)	5.9 (3.9 to 8.6)	2.6 (1.7 to 4.1)	2.4 (1.6 to 3.7)	2.4 (1.6 to 3.7)	0.2 (0.1 to 0.3)	0 (0 to 0.1)	22.3
HIV/AIDS	0 (0 to 0)	0 (0 to 0)	0.4 (0.2 to 0.6)	0.3 (0.2 to 0.4)	0.3 (0.2 to 0.4)	0.2 (0.1 to 0.3)	0.2 (0.2 to 0.3)	0.6 (0.4 to 0.8)	0.8 (0.5 to 1.2)	1.1 (0.7 to 1.7)	1.7 (1.1 to 2.5)	2.6 (1.6 to 3.8)	2.9 (2 to 4)	2.1 (1.4 to 3.2)	2.0 (1.4 to 3.2)	2.1 (1.4 to 3.2)	3.2 (2.1 to 4.7)	5.9 (3.9 to 8.6)	2.6 (1.7 to 4.1)	2.4 (1.6 to 3.7)	2.4 (1.6 to 3.7)	0.2 (0.1 to 0.3)	0 (0 to 0)	21.1
HIV/AIDS - Drug-susceptible Tuberculosis	0 (0 to 0)	0 (0 to 0)	0.2 (0.1 to 0.2)	0.1 (0.1 to 0.1)	0.1 (0 to 0.1)	0.1 (0.1 to 0.1)	0.1 (0.1 to 0.1)	0.2 (0.1 to 0.2)	0.2 (0.1 to 0.3)	0.2 (0.2 to 0.4)	0.4 (0.2 to 0.5)	0.4 (0.3 to 0.6)	0.4 (0.3 to 0.6)	0.3 (0.2 to 0.4)	0.3 (0.2 to 0.4)	0.3 (0.2 to 0.4)	0.5 (0.3 to 0.7)	1.1 (0.7 to 1.6)	0.5 (0.3 to 0.8)	0.5 (0.3 to 0.8)	0.5 (0.3 to 0.8)	0.1 (0 to 0.2)	0 (0 to 0)	4.7
HIV/AIDS - Multidrug-resistant Tuberculosis without extensive drug resistance	0 (0 to 0)	0 (0 to 0)	0 (0 to 0)	0 (0 to 0)	0 (0 to 0)	0 (0 to 0)	0 (0 to 0)	0 (0 to 0)	0 (0 to 0)	0 (0 to 0)	0 (0 to 0)	0 (0 to 0)	0 (0 to 0)	0 (0 to 0)	0 (0 to 0)	0 (0 to 0)	0 (0 to 0)	0 (0 to 0)	0 (0 to 0)	0 (0 to 0)	0 (0 to 0)	0 (0 to 0)	0 (0 to 0)	0 (0 to 0)	0.1
HIV/AIDS - Extensively drug-resistant Tuberculosis	0 (0 to 0)	0 (0 to 0)	0 (0 to 0)	0 (0 to 0)	0 (0 to 0)	0 (0 to 0)	0 (0 to 0)	0 (0 to 0)	0 (0 to 0)	0 (0 to 0)	0 (0 to 0)	0 (0 to 0)	0 (0 to 0)	0 (0 to 0)	0 (0 to 0)	0 (0 to 0)	0 (0 to 0)	0 (0 to 0)	0 (0 to 0)	0 (0 to 0)	0 (0 to 0)	0 (0 to 0)	0 (0 to 0)	0 (0 to 0)	0
HIV/AIDS resulting in other diseases	0 (0 to 0)	0 (0 to 0)	0.2 (0.1 to 0.3)	0.2 (0.1 to 0.3)	0.2 (0.1 to 0.3)	0.1 (0.1 to 0.2)	0.2 (0.1 to 0.2)	0.3 (0.2 to 0.5)	0.5 (0.3 to 0.8)	0.7 (0.4 to 1.1)	0.9 (0.5 to 1.5)	1.1 (0.7 to 1.7)	1.3 (0.8 to 2.1)	0.8 (0.5 to 1.2)	0.7 (0.5 to 1.1)	1.1 (0.7 to 1.6)	2.3 (1.5 to 3.4)	3.8 (2.5 to 5.6)	1.4 (0.9 to 2.2)	0.9 (0.6 to 1.5)	0.7 (0.5 to 1.2)	0.1 (0 to 0.2)	0 (0 to 0)	16.2
Sexually transmitted infections excluding HIV	0 (0 to 0)	0 (0 to 0)	0 (0 to 0)	0 (0 to 0)	0 (0 to 0)	0 (0 to 0)	0 (0 to 0)	0 (0 to 0)	0 (0 to 0)	0 (0 to 0)	0 (0 to 0)	0 (0 to 0)	0 (0 to 0)	0 (0 to 0)	0 (0 to 0)	0 (0 to 0)	0 (0 to 0)	0 (0 to 0)	0 (0 to 0)	0 (0 to 0)	0 (0 to 0)	0 (0 to 0)	0 (0 to 0)	0 (0 to 0)	0
Syphilis	0 (0 to 0)	0 (0 to 0)	0 (0 to 0)	0 (0 to 0)	0 (0 to 0)	0 (0 to 0)	0 (0 to 0)	0 (0 to 0)	0 (0 to 0)	0 (0 to 0)	0 (0 to 0)	0 (0 to 0)	0 (0 to 0)	0 (0 to 0)	0 (0 to 0)	0 (0 to 0)	0 (0 to 0)	0 (0 to 0)	0 (0 to 0)	0 (0 to 0)	0 (0 to 0)	0 (0 to 0)	0 (0 to 0)	0 (0 to 0)	0
Chlamydial infection	0 (0 to 0)	0 (0 to 0)	0 (0 to 0)	0 (0 to 0)	0 (0 to 0)	0 (0 to 0)	0 (0 to 0)	0 (0 to 0)	0 (0 to 0)	0 (0 to 0)	0 (0 to 0)	0 (0 to 0)	0 (0 to 0)	0 (0 to 0)	0 (0 to 0)	0 (0 to 0)	0 (0 to 0)	0 (0 to 0)	0 (0 to 0)	0 (0 to 0)	0 (0 to 0)	0 (0 to 0)	0 (0 to 0)	0 (0 to 0)	0
Gonococcal infection	0 (0 to 0)	0 (0 to 0)	0 (0 to 0)	0 (0 to 0)	0 (0 to 0)	0 (0 to 0)	0 (0 to 0)	0 (0 to 0)	0 (0 to 0)	0 (0 to 0)	0 (0 to 0)	0 (0 to 0)	0 (0 to 0)	0 (0 to 0)	0 (0 to 0)	0 (0 to 0)	0 (0 to 0)	0 (0 to 0)	0 (0 to 0)	0 (0 to 0)	0 (0 to 0)	0 (0 to 0)	0 (0 to 0)	0 (0 to 0)	0
Trichomoniasis	0 (0 to 0)	0 (0 to 0)	0 (0 to 0)	0 (0 to 0)	0 (0 to 0)	0 (0 to 0)	0 (0 to 0)	0 (0 to 0)	0 (0 to 0)	0 (0 to 0)	0 (0 to 0)	0 (0 to 0)	0 (0 to 0)	0 (0 to 0)	0 (0 to 0)	0 (0 to 0)	0 (0 to 0)	0 (0 to 0)	0 (0 to 0)	0 (0 to 0)	0 (0 to 0)	0 (0 to 0)	0 (0 to 0)	0 (0 to 0)	0
Genital herpes	0 (0 to 0)	0 (0 to 0)	0 (0 to 0)	0 (0 to 0)	0 (0 to 0)	0 (0 to 0)	0 (0 to 0)	0 (0 to 0)	0 (0 to 0)	0 (0 to 0)	0 (0 to 0)	0 (0 to 0)	0 (0 to 0)	0 (0 to 0)	0 (0 to 0)	0 (0 to 0)	0 (0 to 0)	0 (0 to 0)	0 (0 to 0)	0 (0 to 0)	0 (0 to 0)	0 (0 to 0)	0 (0 to 0)	0 (0 to 0)	0
Other sexually transmitted infections	0 (0 to 0)	0 (0 to 0)	0 (0 to 0)	0 (0 to 0)	0 (0 to 0)	0 (0 to 0)	0 (0 to 0)	0 (0 to 0)	0 (0 to 0)	0 (0 to 0)	0 (0 to 0)	0 (0 to 0)	0 (0 to 0)	0 (0 to 0)	0 (0 to 0)	0 (0 to 0)	0 (0 to 0)	0 (0 to 0)	0 (0 to 0)	0 (0 to 0)	0 (0 to 0)	0 (0 to 0)	0 (0 to 0)	0 (0 to 0)	0
Respiratory infections and tuberculosis	1,115 (715 to 1,746)	1,189 (1,189 to 1,189)	33 (33 to 33)	276 (276 to 276)	89 (89 to 89)	29 (29 to 29)	29 (29 to 29)	29 (29 to 29)	29 (29 to 29)	29 (29 to 29)	29 (29 to 29)	66 (66 to 66)	66 (66 to 66)	66 (66 to 66)	66 (66 to 66)	66 (66 to 66)	66 (66 to 66)	66 (66 to 66)	66 (66 to 66)	66 (66 to 66)	66 (66 to 66)	66 (66 to 66)	66 (66 to 66)	66 (66 to 66)	6,900
Tuberculosis	1,115 (715 to 1,746)	1,189 (1,189 to 1,189)	33 (33 to 33)	276 (276 to 276)	89 (89 to 89)	29 (29 to 29)	29 (29 to 29)	29 (29 to 29)	29 (29 to 29)	29 (29 to 29)	29 (29 to 29)	66 (66 to 66)	66 (66 to 66)	66 (66 to 66)	66 (66 to 66)	66 (66 to 66)	66 (66 to 66)	66 (66 to 66)	66 (66 to 66)	66 (66 to 66)	66 (66 to 66)	66 (66 to 66)	66 (66 to 66)	66 (66 to 66)	6,900
Latent tuberculosis infection	0 (0 to 0)	0 (0 to 0)	0 (0 to 0)	0 (0 to 0)	0 (0 to 0)	0 (0 to 0)	0 (0 to 0)	0 (0 to 0)	0 (0 to 0)	0 (0 to 0)	0 (0 to 0)	0 (0 to 0)	0 (0 to 0)	0 (0 to 0)	0 (0 to 0)	0 (0 to 0)	0 (0 to 0)	0 (0 to 0)	0 (0 to 0)	0 (0 to 0)	0 (0 to 0)	0 (0 to 0)	0 (0 to 0)	0 (0 to 0)	0
Active tuberculosis	1,115 (715 to 1,746)	1,189 (1,189 to 1,189)	33 (33 to 33)	276 (276 to 276)	89 (89 to 89)	29 (29 to 29)	29 (29 to 29)	29 (29 to 29)	29 (29 to 29)	29 (29 to 29)	29 (29 to 29)	66 (66 to 66)	66 (66 to 66)	66 (66 to 66)	66 (66 to 66)	66 (66 to 66)	66 (66 to 66)	66 (66 to 66)	66 (66 to 66)	66 (66 to 66)	66 (66 to 66)	66 (66 to 66)	66 (66 to 66)	66 (66 to 66)	6,900
Drug-susceptible tuberculosis	0 (0 to 0)	0 (0 to 0)	0 (0 to 0)	0 (0 to 0)	0 (0 to 0)	0 (0 to 0)	0 (0 to 0)	0 (0 to 0)	0 (0 to 0)	0 (0 to 0)	0 (0 to 0)	0 (0 to 0)	0 (0 to 0)	0 (0 to 0)	0 (0 to 0)	0 (0 to 0)	0 (0 to 0)	0 (0 to 0)	0 (0 to 0)	0 (0 to 0)	0 (0 to 0)	0 (0 to 0)	0 (0 to 0)	0 (0 to 0)	0
Multidrug-resistant tuberculosis without extensive drug resistance	0 (0 to 0)	0 (0 to 0)	0 (0 to 0)	0 (0 to 0)	0 (0 to 0)	0 (0 to 0)	0 (0 to 0)	0 (0 to 0)	0 (0 to 0)	0 (0 to 0)	0 (0 to 0)	0 (0 to 0)	0 (0 to 0)	0 (0 to 0)	0 (0 to 0)	0 (0 to 0)	0 (0 to 0)	0 (0 to 0)	0 (0 to 0)	0 (0 to 0)	0 (0 to 0)	0 (0 to 0)	0 (0 to 0)	0 (0 to 0)	0
Extensively drug-resistant tuberculosis	0 (0 to 0)	0 (0 to 0)	0 (0 to 0)	0 (0 to 0)	0 (0 to 0)	0 (0 to 0)	0 (0 to 0)	0 (0 to 0)	0 (0 to 0)	0 (0 to 0)	0 (0 to 0)	0 (0 to 0)	0 (0 to 0)	0 (0 to 0)	0 (0 to 0)	0 (0 to 0)	0 (0 to 0)	0 (0 to 0)	0 (0 to 0)	0 (0 to 0)	0 (0 to 0)	0 (0 to 0)	0 (0 to 0)	0 (0 to 0)	0
Lower respiratory infections	1.1 (0.7 to 1.6)	2 (1.1 to 2.7)	11.6 (7.5 to 17.1)	9.9 (6.4 to 13.8)	5.9 (3.5 to 8)	4.6 (2.8 to 6.4)	3.6 (2.2 to 5.1)	3.3 (2.1 to 4.7)	3.2 (2 to 4.5)	3.2 (2 to 4.5)	3.2 (2 to 4.5)	3.2 (2 to 4.5)	3.2 (2 to 4.5)	3.2 (2 to 4.5)	3.2 (2 to 4.5)	3.2 (2 to 4.5)	3.2 (2 to 4.5)	3.2 (2 to 4.5)	3.2 (2 to 4.5)	3.2 (2 to 4.5)	3.2 (2 to 4.5)	3.2 (2 to 4.5)	3.2 (2 to 4.5)	0
Upper respiratory infections	0 (0 to 0.1)	0 (0 to 0)	19.1 (12.1 to 28.1)	22.3 (12.2 to 36.3)	18.6 (9.6 to 32.6)	18.2 (9.4 to 32.6)	13.6 (7.1 to 23.4)	12.7 (7.4 to 22.7)	15.9 (8.4 to 28.4)	19.4 (9.8 to 35.6)	20.1 (10.6 to 33.6)	20 (10.6 to 33.4)	16.3 (8.6 to 27.9)	19.1 (8.4 to 29.9)	17.9 (9.7 to 29.3)	20 (10.3 to 34.1)	19.9 (10.1 to 31.1)	12.3 (6.1 to 22.7)	9.3 (4.6 to 15)	6.2 (3.1 to 10.1)	2.2 (1.1 to 3.6)	1.1 (0.5 to 1.8)	264
Otitis media	0 (0 to 0)	0.5 (0.3 to 1)	4.2 (2.7 to 7.2)	4.7 (2.7 to 8)	3.2 (1.7 to 5.4)	2.3 (1.3 to 4.2)	2.3 (1.3 to 4.2)	2.2 (1.3 to 3.8)	2.5 (1.5 to 3.9)	3.9 (2.1 to 7.3)	3.1 (1.7 to 5.9)	4.2 (2.3 to 7.9)	3.4 (1.9 to 6.4)	3.4 (1.9 to 6.4)	3.4 (1.9 to 6.4)	3.1 (1.7 to 5.8)	2.6 (1.4 to 4.9)	1.9 (1 to 3.6)	1.4 (0.8 to 2.6)	0.7 (0.4 to 1.3)	0.2 (0.1 to 0.4)	0 (0 to 0.1)	56.1
Enteric infections	1.5 (1.1 to 2.2)	0.8 (0.5 to 1.7)	3.8 (2.1 to 6.7)	1.3 (0.7 to 2.3)	0.4 (0.2 to 0.7)	0.4 (0.2 to 0.7)	0.4 (0.2 to 0.7)	0.6 (0.3 to 1)	0.7 (0.4 to 1.2)	0.9 (0.5 to 1.6)	1.1 (0.6 to 1.9)	1.4 (0.8 to 2.4)	1.7 (0.9 to 3)	2.2 (1.2 to 3.8)	2.4 (1.3 to 4.1)	2.6 (1.4 to 4.5)	2.8 (1.5 to 4.9)	2.9 (1.5 to 5.1)	2.9 (1.5 to 5.1)	2.9 (1.5 to 5.1)	2.9 (1.5 to 5.1)	2.9 (1.5 to 5.1)	2.9 (1.5 to 5.1)	234
Diarrheal diseases	0.1 (0.1 to 0.2)	0.4 (0.3 to 0.7)	3.6 (2.1 to 6.5)	1.2 (0.7 to 2.1)	0.2 (0.1 to 0.5)	0.2 (0.1 to 0.5)	0.2 (0.1 to 0.5)	0.3 (0.2 to 0.6)	0.5 (0.3 to 0.9)	0.8 (0.4 to 1.5)	1 (0.6 to 1.8)	1.3 (0.7 to 2.3)	1.6 (0.8 to 3)	2.1 (1.1 to 3.7)	2.3 (1.2 to 4)	2.5 (1.3 to 4.4)	2.7 (1.4 to 4.8)	2.8 (1.4 to 4.9)	2.8 (1.4 to 4.9)	2.8 (1.4 to 4.9)	2.8 (1.4 to 4.9)	2.8 (1.4 to 4.9)	2.8 (1.4 to 4.9)	234
Typhoid and paratyphoid	0 (0 to 0)	0 (0 to 0)	0 (0 to 0)	0 (0 to 0)	0 (0 to 0)	0 (0 to 0)	0 (0 to 0)	0 (0 to 0)	0 (0 to 0)	0 (0 to 0)	0 (0 to 0)	0 (0 to 0)	0 (0 to 0)	0 (0 to 0)	0 (0 to 0)	0 (0 to 0)	0 (0 to 0)	0 (0 to 0)	0 (0 to 0)	0 (0 to 0)	0 (0 to 0)	0 (0 to 0)	0 (0 to 0)	0 (0 to 0)	0
Typhoid fever	0 (0 to 0)	0 (0 to 0)	0 (0 to 0)	0 (0 to 0)	0 (0 to 0)	0 (0 to 0)	0 (0 to 0)	0 (0 to 0)	0 (0 to 0)	0 (0 to 0)	0 (0 to 0)	0 (0 to 0)	0 (0 to 0)	0 (0 to 0)	0 (0 to 0)	0 (0 to 0)	0 (0 to 0)	0 (0 to 0)	0 (0 to 0)	0 (0 to 0)	0 (0 to 0)	0 (0 to 0)	0 (0 to 0)	0 (0 to 0)	0
Paratyphoid fever	0 (0 to 0)	0 (0 to 0)	0 (0 to 0)	0 (0 to 0)	0 (0 to 0)	0 (0 to 0)	0 (0 to 0)	0 (0 to 0)	0 (0 to 0)	0 (0 to 0)	0 (0 to 0)	0 (0 to 0)	0 (0 to 0)	0 (0 to 0)	0 (0 to 0)	0 (0 to 0)	0 (0 to 0)	0 (0 to 0)	0 (0 to 0)	0 (0 to 0)	0 (0 to 0)	0 (0 to 0)	0 (0 to 0)	0 (0 to 0)	0
Invasive Non-typhoidal Salmonella (iNTS)	0 (0 to 0)	0 (0 to 0)	0 (0 to 0)	0 (0 to 0)	0 (0 to 0)	0 (0 to 0)	0 (0 to 0)	0 (0 to 0)	0 (0 to 0)	0 (0 to 0)	0 (0 to 0)	0 (0 to 0)	0 (0 to 0)	0 (0 to 0)	0 (0 to 0)	0 (0 to 0)	0 (0 to 0)	0 (0 to 0)	0 (0 to 0)	0 (0 to 0)	0 (0 to 0)	0 (0 to 0)	0 (0 to 0)	0 (0 to 0)	0
Other intestinal infectious diseases	0 (0 to 0)	0 (0 to 0)	0 (0 to 0)	0 (0 to 0)	0 (0 to 0)	0 (0 to 0)	0 (0 to 0)	0 (0 to 0)	0 (0 to 0)	0 (0 to 0)	0 (0 to 0)	0 (0 to 0)	0 (0 to 0)	0 (0 to 0)	0 (0 to 0)	0 (0 to 0)	0 (0 to 0)	0 (0 to 0)	0 (0 to 0)	0 (0 to 0)	0 (0 to 0)	0 (0 to 0)	0 (0 to 0)	0 (0 to 0)	0
Neglected tropical diseases and malaria	0 (0 to 0)	0 (0 to 0)	1 (0 to 1)	0.7 (0 to 1)	0.4 (0 to 0.6)	0.4 (0 to 0.6)	0.4 (0 to 0.6)	0.4 (0 to 0.6)	0.4 (0 to 0.6)	0.4 (0 to 0.6)	0.4 (0 to 0.6)	0.4 (0 to 0.6)	0.4 (0 to 0.6)	0.4 (0 to 0.6)	0.4 (0 to 0.6)	0.4 (0 to 0.6)	0.4 (0 to 0.6)	0.4 (0 to 0.6)	0.4 (0 to 0.6)	0.4 (0 to 0.6)	0.4 (0 to 0.6)	0.4 (0 to 0.6)	0.4 (0 to 0.6)	19.7
Malaria	0 (0 to 0)	0 (0 to 0)	0 (0 to 0)	0 (0 to 0)	0 (0 to 0)	0 (0 to 0)	0 (0 to 0)	0 (0 to 0)	0 (0 to 0)	0 (0 to 0)	0 (0 to 0)	0 (0 to 0)	0 (0 to 0)	0 (0 to 0)	0 (0 to 0)	0 (0 to 0)	0 (0 to 0)	0 (0 to 0)	0 (0 to 0)	0 (0 to 0)	0 (0 to 0)	0 (0 to 0)	0 (0 to 0)	0 (0 to 0)	0
Chagas disease	0 (0 to 0)	0 (0 to 0)	0 (0 to 0)	0 (0 to 0)	0 (0 to 0)	0 (0 to 0)	0 (0 to 0)	0 (0 to 0)	0 (0 to 0)	0 (0 to 0)	0 (0 to 0)	0 (0 to 0)	0 (0 to 0)	0 (0 to 0)	0 (0 to 0)	0 (0 to 0)	0 (0 to 0)	0 (0 to 0)	0 (0 to 0)	0 (0 to 0)	0 (0 to 0)	0 (0 to 0)	0 (0 to 0)	0 (0 to 0)	0
Leishmaniasis	0 (0 to 0)	0 (0 to 0)	0 (0 to 0)	0 (0 to 0)	0 (0 to 0)	0 (0 to 0)	0 (0 to 0)	0 (0 to 0)	0 (0 to 0)	0 (0 to 0)	0 (0 to 0)	0 (0 to 0)	0 (0 to 0)	0 (0 to 0)	0 (0 to 0)	0 (0 to 0)	0 (0 to 0)	0 (0 to 0)	0 (0 to 0)	0 (0 to 0)	0 (0 to 0)	0 (0 to 0)	0 (0 to 0)	0 (0 to 0)	0
Visceral leishmaniasis	0 (0 to 0)	0 (0 to 0)	0 (0 to 0)	0 (0 to 0)	0 (0 to 0)	0 (0 to 0)	0 (0 to 0)	0 (0 to 0)	0 (0 to 0)	0 (0 to 0)	0 (0 to 0)	0 (0 to 0)	0 (0 to 0)	0 (0 to 0)	0 (0 to 0)	0 (0 to 0)	0 (0 to 0)	0 (0 to 0)	0 (0 to 0)	0 (0 to 0)	0 (0 to 0)	0 (0 to 0)	0 (0 to 0)	0 (0 to 0)	0
Cutaneous and mucocutaneous leishmaniasis	0 (0 to 0)	0 (0 to 0)	0 (0 to 0)	0 (0 to 0)	0 (0 to 0)	0 (0 to 0)	0 (0 to 0)	0 (0 to 0)	0 (0 to 0)	0 (0 to 0)	0 (0 to 0)	0 (0 to 0)	0 (0 to 0)	0 (0 to 0)	0 (0 to 0)	0 (0 to 0)	0 (0 to 0)	0 (0 to 0)	0 (0 to 0)	0 (0 to 0)	0 (0 to 0)	0 (0 to 0)	0 (0 to 0)	0 (0 to 0)	0
African trypanosomiasis	0 (0 to 0)	0 (0 to 0)	0 (0 to 0)	0 (0 to 0)	0 (0 to 0)	0 (0 to 0)	0 (0 to 0)	0 (0 to 0)	0 (0 to 0)	0 (0 to 0)	0 (0 to 0)	0 (0 to 0)	0 (0 to 0)	0 (0 to 0)	0 (0 to 0)	0 (0 to 0)	0 (0 to 0)	0 (0 to 0)	0 (0 to 0)	0 (0 to 0)	0 (0 to 0)	0 (0 to 0)	0 (0 to 0)	0 (0 to 0)	0
Schistosomiasis	0 (0 to 0)	0 (0 to 0)	0 (0 to 0)	0 (0 to 0)	0 (0 to 0)	0 (0 to 0)	0 (0 to 0)	0 (0 to 0)	0 (0 to 0)	0 (0 to 0)	0 (0 to 0)	0 (0 to 0)	0 (0 to 0)	0 (0 to 0)	0 (0 to 0)	0 (0 to 0)	0 (0 to 0)	0 (0 to 0)	0 (0 to 0)	0 (0 to 0)	0 (0 to 0)	0 (0 to 0)	0 (0 to 0)	0 (0 to 0)	0
Cysticercosis	0 (0 to 0)	0 (0 to 0)	0 (0 to 0)	0 (0 to 0)	0 (0 to 0)	0 (0 to 0)	0 (0 to 0)	0 (0 to 0)	0 (0 to 0)	0 (0 to 0)	0 (0 to 0)	0 (0 to 0)	0 (0 to 0)	0 (0 to 0)	0 (0 to 0)	0 (0 to 0)	0 (0 to 0)	0 (0 to 0)	0 (0 to 0)	0 (0 to 0)	0 (0 to 0)	0 (0 to 0)	0 (0 to 0)	0 (0 to 0)	0
Cystic echinococcosis	0 (0 to 0)	0 (0 to 0)	0 (0 to 0)	0 (0 to 0)	0 (0 to 0)	0 (0 to 0)	0 (0 to 0)	0 (0 to 0)	0 (0 to 0)	0 (0 to 0)	0 (0 to 0)	0 (0 to 0)	0 (0 to 0)	0 (0 to 0)	0 (0 to 0)	0 (0 to 0)	0 (0 to 0)	0 (0 to 0)	0 (0 to 0)	0 (0 to 0)	0 (0 to 0)	0 (0 to 0)	0 (0 to 0)	0 (0 to 0)	0
Lymphatic filariasis	0 (0 to 0)	0 (0 to 0)	0 (0 to 0)	0 (0 to 0)	0 (0 to 0)	0 (0 to 0)	0 (0 to 0)	0 (0 to 0)	0 (0 to 0)	0 (0 to 0)	0 (0 to 0)	0 (0 to 0)	0 (0 to 0)	0 (0 to 0)	0 (0 to 0)	0 (0 to 0)	0 (0 to 0)	0 (0 to 0)	0 (0 to 0)	0 (0 to 0)	0 (0 to 0)	0 (0 to 0)	0 (0 to 0)	0 (0 to 0)	0
Onchocerciasis	0 (0 to 0)	0 (0 to 0)	0 (0 to 0)	0 (0 to 0)	0 (0 to 0)	0 (0 to 0)	0 (0 to 0)	0 (0 to 0)	0 (0 to 0)	0 (0 to 0)	0 (0 to 0)	0 (0 to 0)	0 (0 to 0)	0 (0 to 0)	0 (0 to 0)	0 (0 to 0)	0 (0 to 0)	0 (0 to 0)	0 (0 to 0)	0 (0 to 0)	0 (0 to 0)	0 (0 to 0)	0 (0 to 0)	0 (0 to 0)	0
Trachoma	0 (0 to 0)	0 (0 to 0)	0 (0 to 0)	0 (0 to 0)	0 (0 to 0)	0 (0 to 0)	0 (0 to 0)	0 (0 to 0)	0 (0 to 0)	0 (0 to 0)	0 (0 to 0)	0 (0 to 0)	0 (0 to 0)	0 (0 to 0)	0 (0 to 0)	0 (0 to 0)	0 (0 to 0)	0 (0 to 0)	0 (0 to 0)	0 (0 to 0)	0 (0 to 0)	0 (0 to 0)	0 (0 to 0)	0 (0 to 0)	0
Dengue	0 (0 to 0)	0 (0 to 0)	0 (0 to 0)	0 (0 to 0)	0 (0 to 0)	0 (0 to 0)	0 (0 to 0)	0 (0 to 0)	0 (0 to 0)	0 (0 to 0)	0 (0 to 0)	0 (0 to 0)	0 (0 to 0)	0 (0 to 0)	0 (0 to 0)	0 (0 to 0)	0 (0 to 0)	0 (0 to 0)	0 (0 to 0)	0 (0 to 0)	0 (0 to 0)	0 (0 to 0)	0 (0 to 0)	0 (0 to 0)	0
Yellow fever	0 (0 to 0)	0 (0 to 0)	0 (0 to 0)	0 (0 to 0)	0 (0 to 0)	0 (0 to 0)	0 (0 to 0)	0 (0 to 0)	0 (0 to 0)	0 (0 to 0)	0 (0 to 0)	0 (0 to 0)	0 (0 to 0)	0 (0 to 0)	0 (0 to 0)	0 (0 to 0)	0 (0 to 0)	0 (0 to 0)	0 (0 to 0)	0 (0 to 0)	0 (0 to 0)	0 (0 to 0)	0 (0 to 0)	0 (0 to 0)	0
Rabies	0 (0 to 0)	0 (0 to 0)	0 (0 to 0)	0 (0 to 0)	0 (0 to 0)	0 (0 to 0)	0 (0 to 0)	0 (0 to 0)	0 (0 to 0)	0 (0 to 0)	0 (0 to 0)	0 (0 to 0)	0 (0 to 0)	0 (0 to 0)	0 (0 to 0)	0 (0 to 0)	0 (0 to 0)	0 (0 to 0)	0 (0 to 0)	0 (0 to 0)	0 (0 to 0)	0 (0 to 0)	0 (0 to 0)	0 (0 to 0)	0
Intestinal nematode infections	0 (0 to 0)	0 (0 to 0)	0 (0 to 0)	0 (0 to 0)	0 (0 to 0)	0 (0 to 0)	0 (0 to 0)	0 (0 to 0)	0 (0 to 0)	0 (0 to 0)	0 (0 to 0)	0 (0 to 0)	0 (0 to 0)	0 (0 to 0)	0 (0 to 0)	0 (0 to 0)	0 (0 to 0)	0 (0 to 0)	0 (0 to 0)	0 (0 to 0)	0 (0 to 0)	0 (0 to 0)	0 (0 to 0)	0 (0 to 0)	0
Ascariasis	0 (0 to 0)	0 (0 to 0)	0 (0 to 0)	0 (0 to 0)	0 (0 to 0)	0 (0 to 0)	0 (0 to 0)	0 (0 to 0)	0 (0 to 0)	0 (0 to 0)	0 (0 to 0)	0 (0 to 0)	0 (0 to 0)	0 (0 to 0)	0 (0 to 0)	0 (0 to 0)	0 (0 to 0)	0 (0 to 0)	0 (0 to 0)	0 (0 to 0)	0 (0 to 0)	0 (0 to 0)	0 (0 to 0)	0 (0 to 0)	0
Trichuriasis	0 (0 to 0)	0 (0 to 0)	0 (0 to 0)	0 (0 to 0)	0 (0 to 0)	0 (0 to 0)	0 (0 to 0)	0 (0 to 0)	0 (0 to 0)	0 (0 to 0)	0 (0 to 0)	0 (0 to 0)	0 (0 to 0)	0 (0 to 0)	0 (0 to 0)	0 (0 to 0)	0 (0 to 0)	0 (0 to 0)	0 (0 to 0)	0 (0 to 0)	0 (0 to 0)	0 (0 to 0)	0 (0 to 0)	0 (0

Other neoplasms	0·2 (0·1 to 0·3)	0·2 (0·1 to 0·4)	0·6 (0·3 to 1)	0·6 (0·3 to 1·1)	0·9 (0·5 to 1·4)	0·8 (0·4 to 1·3)	1·2 (0·7 to 1·7)	0·9 (0·4 to 1·4)	1·1 (0·6 to 1·7)	1·4 (0·8 to 2·2)	1·6 (1 to 2·7)	3·1 (2 to 4·5)	4·1 (2·7 to 6·1)	6·8 (4·1 to 9·8)	12·9 (7·9 to 17·9)	24·5 (16·7 to 32·6)	43·4 (28 to 58·4)	59·9 (39·9 to 80·7)	84·5 (56·9 to 111·9)	99·6 (64·4 to 131·4)	48·4 (24·2 to 69·4)	21·4 (10·4 to 31·2)	5·6 (2·6 to 9·2)	357
Myelodysplastic, myeloproliferative, and other hematopoietic neoplasms	0·2 (0·1 to 0·3)	0·2 (0·1 to 0·4)	0·4 (0·2 to 0·7)	0·5 (0·3 to 1·1)	0·9 (0·5 to 1·4)	0·8 (0·5 to 1·3)	1·1 (0·7 to 1·7)	0·9 (0·5 to 1·4)	1·1 (0·6 to 1·7)	1·4 (0·8 to 2·2)	1·6 (1 to 2·7)	3·1 (2 to 4·5)	4·1 (2·7 to 6·1)	6·8 (4·1 to 9·8)	12·9 (7·9 to 17·9)	24·5 (16·7 to 32·6)	43·4 (28 to 58·4)	59·9 (39·9 to 80·7)	84·5 (56·9 to 111·9)	99·6 (64·4 to 131·4)	48·4 (24·2 to 69·4)	21·4 (10·4 to 31·2)	5·6 (2·6 to 9·2)	357
Benign and in situ intestinal neoplasms	0 (0 to 0)	0 (0 to 0)	0 (0 to 0)	0 (0 to 0)	0 (0 to 0)	0 (0 to 0)	0 (0 to 0)	0 (0 to 0)	0 (0 to 0)	0 (0 to 0)	0 (0 to 0)	0 (0 to 0)	0 (0 to 0)	0 (0 to 0)	0 (0 to 0)	0 (0 to 0)	0 (0 to 0)	0 (0 to 0)	0 (0 to 0)	0 (0 to 0)	0 (0 to 0)	0 (0 to 0)	0 (0 to 0)	0
Benign and in situ cervical and uterine neoplasms	0 (0 to 0)	0 (0 to 0)	0 (0 to 0)	0 (0 to 0)	0 (0 to 0)	0 (0 to 0)	0 (0 to 0)	0 (0 to 0)	0 (0 to 0)	0 (0 to 0)	0 (0 to 0)	0 (0 to 0)	0 (0 to 0)	0 (0 to 0)	0 (0 to 0)	0 (0 to 0)	0 (0 to 0)	0 (0 to 0)	0 (0 to 0)	0 (0 to 0)	0 (0 to 0)	0 (0 to 0)	0 (0 to 0)	0
Other benign and in situ neoplasms	0 (0 to 0)	0 (0 to 0)	0 (0 to 0)	0 (0 to 0)	0 (0 to 0)	0 (0 to 0)	0 (0 to 0)	0 (0 to 0)	0 (0 to 0)	0 (0 to 0)	0 (0 to 0)	0 (0 to 0)	0 (0 to 0)	0 (0 to 0)	0 (0 to 0)	0 (0 to 0)	0 (0 to 0)	0 (0 to 0)	0 (0 to 0)	0 (0 to 0)	0 (0 to 0)	0 (0 to 0)	0 (0 to 0)	0
Cardiovascular diseases	0·6 (0·5 to 0·8)	0·9 (0·5 to 1·2)	0·8 (0·5 to 1·2)	0·4 (0·3 to 0·7)	0·9 (0·6 to 1·4)	0·2 (0·1 to 0·4)	19·3 (15·2 to 23·8)	29·6 (21·4 to 37·9)	40·6 (32·1 to 49·2)	69·5 (54·2 to 84·1)	132 (109 to 159)	272 (227 to 321)	512 (421 to 607)	696 (574 to 838)	678 (573 to 801)	1,099 (916 to 1,292)	1,516 (1,295 to 1,743)	1,963 (1,685 to 2,263)	2,100 (1,800 to 2,445)	2,003 (1,710 to 2,370)	2,592 (2,092 to 2,992)	1,640 (1,192 to 1,902)	622 (419 to 753)	19,255
Rheumatic heart disease	0 (0 to 0)	0 (0 to 0)	0 (0 to 0)	0·1 (0 to 0·2)	0·1 (0 to 0·2)	0·1 (0 to 0·2)	0·3 (0·2 to 0·4)	0·4 (0·3 to 0·6)	0·6 (0·4 to 0·8)	0·9 (0·6 to 1·3)	1·3 (0·9 to 1·8)	1·7 (1·2 to 2·4)	2·2 (1·6 to 3·1)	2·3 (1·7 to 3·2)	2·3 (1·7 to 3·1)	2·1 (1·6 to 2·7)	1·9 (1·5 to 2·4)	1·6 (1·2 to 2·1)	1·3 (0·9 to 1·8)	1·1 (0·8 to 1·7)	1·1 (0·7 to 1·7)	0·9 (0·6 to 1·5)	0·4 (0·2 to 0·7)	110
Ischemic heart disease	0 (0 to 0)	0 (0 to 0)	0 (0 to 0)	0 (0 to 0)	0·4 (0·2 to 0·6)	0·5 (0·3 to 0·8)	2·8 (2·2 to 3·4)	4·5 (3·7 to 5·4)	10·8 (7·9 to 13·9)	21·3 (16·7 to 27·1)	36·9 (29·6 to 47·1)	72·8 (57·7 to 91·6)	119 (97·1 to 145)	154 (126 to 188)	227 (188 to 273)	373 (313 to 445)	567 (488 to 661)	727 (621 to 857)	795 (681 to 938)	864 (662 to 1,082)	687 (452 to 1,006)	328 (157 to 547)	102 (37 to 247)	5,403
Stroke	0·3 (0·2 to 0·4)	0·3 (0·2 to 0·4)	0·6 (0·4 to 1·2)	0·7 (0·4 to 1·2)	0·9 (0·6 to 1·3)	0·8 (0·5 to 1·2)	2·1 (1·5 to 2·9)	3·6 (2·8 to 4·5)	6·6 (5·2 to 8·1)	9·7 (7·9 to 11·6)	15 (12·1 to 20·4)	29·6 (24·6 to 36·6)	43 (36·7 to 51)	131 (110 to 154)	227 (190 to 269)	342 (293 to 393)	338 (294 to 389)	494 (429 to 564)	636 (554 to 722)	594 (516 to 679)	966 (780 to 1,170)	1,178 (823 to 1,392)	713 (423 to 1,000)	298 (164 to 387)	7,340
Ischemic stroke	0·2 (0·1 to 0·3)	0·2 (0·1 to 0·3)	0·4 (0·3 to 0·6)	0·5 (0·3 to 0·7)	1·1 (0·7 to 1·5)	0·8 (0·5 to 1·2)	2·4 (1·9 to 3·1)	2·7 (2·2 to 3·4)	5·6 (4·6 to 6·7)	8·2 (6·7 to 9·8)	12·7 (10·2 to 15·6)	25·4 (20·9 to 30·9)	37·7 (31·7 to 44·5)	52·3 (44·1 to 61·5)	87·4 (75·1 to 100·4)	158 (139·1 to 178·2)	239·2 (220·1 to 260·4)	327 (302·1 to 354·7)	426 (392·9 to 462·7)	453 (412·6 to 497)	498 (426·8 to 576)	379 (316·1 to 450)	242 (199·1 to 311)	4,470
Intracerebral hemorrhage	0·1 (0 to 0·2)	0·2 (0·2 to 0·3)	0·2 (0·1 to 0·4)	0·3 (0·2 to 0·5)	0·5 (0·3 to 0·7)	0·4 (0·3 to 0·6)	1·3 (1·0 to 1·7)	1·3 (1·0 to 1·7)	2·7 (2·2 to 3·4)	4·2 (3·4 to 5·2)	6·3 (5·1 to 7·9)	12·4 (10·2 to 15·2)	18·2 (15·2 to 21·8)	24·3 (20·7 to 28·4)	41·1 (35·9 to 46·9)	74·1 (66·1 to 82·7)	113 (102·1 to 124·5)	154 (140·2 to 169·2)	200 (182·5 to 219·2)	213 (191·2 to 236·1)	234 (197·1 to 272·1)	178 (132·5 to 208·1)	114 (76·3 to 145·1)	2,093
Subarachnoid hemorrhage	0·1 (0 to 0·2)	0·1 (0 to 0·2)	0·2 (0·1 to 0·4)	0·2 (0·1 to 0·4)	0·3 (0·2 to 0·5)	0·3 (0·2 to 0·4)	0·8 (0·6 to 1·1)	0·8 (0·6 to 1·1)	1·7 (1·3 to 2·2)	2·6 (2·0 to 3·4)	3·9 (2·9 to 5·1)	7·7 (5·9 to 10·1)	11·3 (8·7 to 14·5)	15·1 (11·7 to 19·5)	25·5 (19·7 to 32·6)	46·1 (35·7 to 58·7)	70·4 (54·5 to 89·5)	95·8 (74·2 to 121·8)	124·2 (96·2 to 157·8)	132·4 (102·5 to 168·2)	145·6 (112·7 to 185·1)	110·7 (85·7 to 140·7)	70·9 (54·9 to 90·1)	1,293
Hypertensive heart disease	0·1 (0 to 0·1)	0·1 (0 to 0·2)	0·2 (0 to 0·3)	0·2 (0 to 0·3)	0·3 (0 to 0·5)	0·2 (0 to 0·4)	0·7 (0·5 to 1·0)	0·8 (0·5 to 1·1)	1·4 (1·0 to 2·0)	2·2 (1·6 to 3·1)	3·2 (2·4 to 4·3)	6·6 (5·1 to 8·4)	9·6 (7·5 to 12·3)	13·1 (10·2 to 16·8)	22·7 (17·8 to 28·9)	40·1 (31·5 to 51·3)	61·4 (48·3 to 78·5)	83·6 (65·8 to 107·1)	108·5 (85·3 to 139·1)	115·6 (90·9 to 148·2)	127·1 (99·9 to 163)	96·6 (75·9 to 123·9)	61·9 (48·6 to 79·4)	1,689
Non-rheumatic valvular heart disease	0 (0 to 0)	0 (0 to 0)	0 (0 to 0)	0 (0 to 0)	0 (0 to 0)	0·1 (0 to 0·1)	0·2 (0 to 0·4)	0·2 (0 to 0·4)	0·4 (0 to 0·6)	0·6 (0 to 0·9)	0·9 (0 to 1·3)	1·8 (1·3 to 2·5)	2·6 (1·9 to 3·5)	3·7 (2·6 to 5·2)	6·4 (4·5 to 8·8)	10·4 (7·7 to 14·1)	15·7 (11·5 to 21·5)	21·3 (15·5 to 29·5)	27·1 (19·5 to 37·8)	29·5 (20·5 to 41·5)	32·4 (21·9 to 46·1)	24·6 (15·9 to 36·1)	15·8 (10·3 to 23·1)	385
Non-rheumatic calcific aortic valve disease	0 (0 to 0)	0 (0 to 0)	0 (0 to 0)	0 (0 to 0)	0 (0 to 0·1)	0·1 (0·2 to 0·4)	0·4 (0·2 to 0·6)	0·6 (0·3 to 0·9)	1·1 (0·7 to 1·7)	1·8 (1·1 to 2·9)	3·2 (2·1 to 4·3)	5·7 (3·9 to 7·8)	8·4 (5·9 to 11·4)	11·5 (8·1 to 15·6)	19·8 (14·1 to 26·8)	34·3 (24·5 to 46·3)	53·9 (39·1 to 72·3)	74·4 (54·2 to 99·6)	94·8 (69·3 to 126·5)	101·1 (74·2 to 134·9)	111·1 (81·6 to 148·2)	84·4 (62·1 to 112·6)	55·4 (40·4 to 73·9)	1,113
Non-rheumatic degenerative mitral valve disease	0 (0 to 0)	0 (0 to 0)	0 (0 to 0)	0 (0 to 0)	0 (0 to 0)	0 (0 to 0·2)	0·1 (0 to 0·2)	0·2 (0·1 to 0·3)	0·3 (0·2 to 0·5)	0·5 (0·3 to 0·8)	0·8 (0·5 to 1·2)	1·6 (1·1 to 2·3)	2·3 (1·6 to 3·3)	3·3 (2·3 to 4·7)	5·6 (4·0 to 7·9)	9·1 (6·5 to 12·8)	13·8 (9·9 to 19·5)	18·7 (13·4 to 26·4)	23·8 (17·1 to 33·6)	25·9 (18·1 to 36·5)	28·4 (19·2 to 40·4)	21·6 (14·2 to 30·7)	13·9 (9·1 to 19·8)	914
Other non-rheumatic valve diseases	0 (0 to 0)	0 (0 to 0)	0 (0 to 0)	0 (0 to 0)	0 (0 to 0·1)	0 (0 to 0·1)	0 (0 to 0·1)	0 (0 to 0·1)	0·1 (0 to 0·1)	0·1 (0 to 0·2)	0·2 (0 to 0·3)	0·3 (0 to 0·5)	0·5 (0 to 0·7)	0·7 (0 to 1·1)	1·1 (0 to 1·6)	1·8 (1 to 2·7)	2·7 (1·9 to 3·8)	3·7 (2·5 to 5·2)	4·7 (3·2 to 6·6)	5·1 (3·5 to 7·2)	5·6 (3·8 to 7·9)	4·2 (2·8 to 6)	2·7 (1·8 to 3·8)	179
Cardiomyopathy and myocarditis	0·1 (0 to 0·4)	0·2 (0·1 to 0·5)	0·3 (0·1 to 0·8)	0·2 (0·1 to 0·7)	0·3 (0·2 to 0·7)	0·3 (0·1 to 0·7)	0·6 (0·3 to 1·1)	0·5 (0·3 to 1·1)	0·8 (0·5 to 1·4)	1·1 (0·7 to 1·8)	1·6 (1·1 to 2·5)	2·8 (2·1 to 4·1)	4·1 (3·1 to 5·8)	5·8 (4·3 to 8·1)	9·2 (6·9 to 12·6)	15·1 (11·4 to 20·3)	22·1 (16·9 to 29·1)	29·1 (22·3 to 38·1)	36·7 (28·1 to 47·2)	40·1 (30·7 to 51·8)	43·2 (32·3 to 56·6)	33·6 (24·6 to 44·9)	21·6 (15·4 to 29·6)	498
Myocarditis	0 (0 to 0·1)	0 (0 to 0·1)	0·1 (0 to 0·2)	0·1 (0 to 0·2)	0·1 (0 to 0·3)	0·1 (0 to 0·2)	0·2 (0 to 0·4)	0·2 (0 to 0·4)	0·3 (0 to 0·6)	0·4 (0 to 0·8)	0·6 (0 to 1·1)	1·1 (0·7 to 1·8)	1·6 (1·1 to 2·5)	2·3 (1·6 to 3·4)	3·7 (2·6 to 5·3)	6·1 (4·4 to 8·5)	9·1 (6·7 to 12·4)	12·1 (9·1 to 16·1)	15·1 (11·4 to 20·1)	16·8 (12·6 to 22·3)	18·2 (13·2 to 24·6)	14·3 (10·2 to 19·8)	9·4 (6·7 to 13·2)	384
Alcoholic cardiomyopathy	0·1 (0 to 0·3)	0·1 (0 to 0·3)	0·2 (0 to 0·6)	0·1 (0 to 0·5)	0·2 (0 to 0·6)	0·2 (0 to 0·5)	0·4 (0·1 to 0·9)	0·4 (0·2 to 0·8)	0·7 (0·4 to 1·2)	1·0 (0·6 to 1·7)	1·5 (0·9 to 2·4)	2·6 (1·6 to 4·1)	3·9 (2·5 to 6)	5·4 (3·6 to 8·2)	8·6 (5·8 to 12·6)	14·1 (9·7 to 20·3)	20·6 (14·4 to 29·1)	27·1 (19·1 to 38·1)	33·9 (24·1 to 47·2)	37·4 (26·6 to 52·1)	40·3 (28·6 to 56·4)	31·3 (22·1 to 44·1)	20·1 (14·1 to 28·4)	1,215
Other cardiomyopathy	0 (0 to 0·1)	0 (0 to 0·2)	0·1 (0 to 0·3)	0·1 (0 to 0·3)	0·1 (0 to 0·4)	0·1 (0 to 0·3)	0·3 (0·1 to 0·6)	0·2 (0·1 to 0·5)	0·4 (0·2 to 0·7)	0·5 (0·3 to 0·9)	0·8 (0·5 to 1·2)	1·4 (0·9 to 2·1)	2·1 (1·4 to 3·1)	2·9 (2·1 to 4·2)	4·6 (3·3 to 6·5)	7·5 (5·4 to 10·4)	11·1 (8·1 to 15·2)	14·5 (10·7 to 19·8)	18·2 (13·5 to 24·6)	20·1 (14·9 to 27·1)	21·7 (16·1 to 29·2)	16·8 (12·4 to 23·7)	10·8 (7·9 to 15·2)	643
Atrial fibrillation and flutter	0 (0 to 0)	0 (0 to 0)	0 (0 to 0)	0 (0 to 0)	0 (0 to 0)	0 (0 to 0)	0 (0 to 0)	0 (0 to 0)	0 (0 to 0)	0 (0 to 0)	0 (0 to 0)	0 (0 to 0)	0 (0 to 0)	0 (0 to 0)	0 (0 to 0)	0 (0 to 0)	0 (0 to 0)	0 (0 to 0)	0 (0 to 0)	0 (0 to 0)	0 (0 to 0)	0 (0 to 0)	0 (0 to 0)	0 (0 to 0)	0
Aortic aneurysm	—	—	—	—	—	—	—	—	—	—	—	—	—	—	—	—	—	—	—	—	—	—	—	—
Endocarditis	0 (0 to 0·2)	0 (0 to 0·2)	0 (0 to 0·2)	0 (0 to 0·2)	0·1 (0·1 to 0·2)	0·1 (0 to 0·2)	0·4 (0·2 to 0·6)	0·4 (0·2 to 0·6)	0·6 (0·4 to 0·9)	0·8 (0·5 to 1·2)	1·1 (0·7 to 1·6)	1·8 (1·2 to 2·6)	2·3 (1·5 to 3·3)	3·2 (2·1 to 4·6)	3·7 (2·5 to 5·3)	4·6 (3·1 to 6·6)	5·9 (3·9 to 8·3)	7·1 (4·8 to 9·9)	8·1 (5·5 to 11·2)	8·3 (5·6 to 11·5)	7·9 (5·3 to 11·1)	6·2 (4·2 to 8·6)	4·2 (2·8 to 5·8)	113
Other cardiovascular and circulatory diseases	0·4 (0·2 to 0·7)	0·5 (0·2 to 0·9)	0·2 (0 to 0·5)	1·4 (0·7 to 2·2)	1·8 (1·1 to 2·8)	2·5 (1·6 to 3·6)	3·6 (2·6 to 4·8)	3·9 (2·9 to 5·1)	3·6 (2·6 to 4·8)	5·4 (3·9 to 7·2)	7·9 (5·7 to 10·5)	11·5 (8·1 to 15·9)	11·2 (7·9 to 15·5)	13 (9·4 to 18·1)	19·7 (14·1 to 26·2)	29·7 (21·3 to 39·5)	43·6 (31·3 to 58·3)	59·3 (43·1 to 78·2)	72·4 (52·7 to 95·2)	77·3 (56·3 to 101·3)	80·4 (58·2 to 105·6)	60·6 (43·8 to 79·5)	38·7 (27·9 to 50·8)	877
Chronic respiratory diseases	24·9 (23·7 to 26·1)	24·9 (23·7 to 26·2)	41·9 (39·8 to 44·2)	29·6 (28·2 to 31·2)	27·6 (26·2 to 29·1)	28 (26·6 to 29·5)	31 (29·4 to 32·6)	29·4 (27·9 to 31)	32·5 (30·8 to 34·2)	38·5 (36·5 to 40·5)	48·2 (45·7 to 50·8)	70·2 (66·5 to 73·9)	96·2 (91·3 to 99·2)	131 (124 to 137)	179·2 (170·2 to 187·6)	242 (229·9 to 253·3)	299 (284·1 to 312·8)	337 (320·1 to 352·8)	357 (339·1 to 373·9)	339 (321·9 to 354·6)	283 (268·5 to 296·2)	189 (179·4 to 198)	124 (117·7 to 129·9)	5,480
Chronic obstructive pulmonary disease	0·4 (0·3 to 0·5)	0·4 (0·3 to 0·5)	0·8 (0·6 to 1·1)	0·5 (0·4 to 0·7)	0·5 (0·4 to 0·6)	0·5 (0·4 to 0·6)	0·7 (0·6 to 0·9)	0·6 (0·5 to 0·8)	0·8 (0·6 to 1·1)	1·1 (0·8 to 1·4)	1·5 (1·1 to 1·9)	2·3 (1·8 to 2·9)	3·2 (2·6 to 4·1)	4·5 (3·6 to 5·7)	6·9 (5·5 to 8·7)	10·7 (8·5 to 13·5)	15·2 (12·1 to 19·2)	19·9 (15·8 to 25·1)	24·7 (19·6 to 31·2)	26·7 (21·2 to 33·7)	27·2 (21·6 to 34·3)	22·4 (17·8 to 28·3)	14·8 (11·8 to 18·7)	3,820
Pneumoconiosis	0 (0 to 0)	0 (0 to 0)	0 (0 to 0)	0 (0 to 0)	0 (0 to 0)	0 (0 to 0)	0 (0 to 0)	0 (0 to 0)	0 (0 to 0·1)	0 (0 to 0·1)	0·1 (0 to 0·2)	0·2 (0 to 0·3)	0·3 (0 to 0·5)	0·5 (0 to 0·7)	0·7 (0 to 1·1)	1·1 (0·8 to 1·6)	1·6 (1·2 to 2·3)	2·1 (1·6 to 3·1)	2·6 (1·9 to 3·6)	2·8 (2·1 to 3·9)	2·9 (2·1 to 4·1)	2·3 (1·6 to 3·3)	1·5 (1·1 to 2·2)	109
Silicosis	0 (0 to 0)	0 (0 to 0)	0 (0 to 0)	0 (0 to 0)	0 (0 to 0)	0 (0 to 0)	0 (0 to 0)	0 (0 to 0)	0 (0 to 0)	0 (0 to 0)	0 (0 to 0)	0 (0 to 0)	0 (0 to 0)	0 (0 to 0·1)	0·1 (0 to 0·1)	0·1 (0 to 0·2)	0·2 (0 to 0·3)	0·2 (0 to 0·4)	0·3 (0 to 0·5)	0·3 (0 to 0·5)	0·3 (0 to 0·5)	0·2 (0 to 0·4)	0·2 (0 to 0·3)	39·7
Asbestosis	0 (0 to 0)	0 (0 to 0)	0 (0 to 0)	0 (0 to 0)	0 (0 to 0)	0 (0 to 0)	0 (0 to 0)	0 (0 to 0)	0 (0 to 0)	0 (0 to 0)	0 (0 to 0)	0 (0 to 0)	0 (0 to 0·1)	0·1 (0 to 0·2)	0·2 (0 to 0·3)	0·3 (0 to 0·4)	0·4 (0 to 0·6)	0·5 (0 to 0·7)	0·6 (0 to 0·8)	0·7 (0 to 0·9)	0·7 (0 to 0·9)	0·5 (0 to 0·7)	0·3 (0 to 0·5)	24·8
Coal workers pneumoconiosis	0 (0 to 0)	0 (0 to 0)	0 (0 to 0)	0 (0 to 0)	0 (0 to 0)	0 (0 to 0)	0 (0 to 0)	0 (0 to 0)	0 (0 to 0)	0 (0 to 0)	0 (0 to 0)	0 (0 to 0)	0 (0 to 0)	0 (0 to 0·1)	0 (0 to 0·1)	0 (0 to 0·1)	0 (0 to 0·1)	0 (0 to 0·1)	0 (0 to 0·1)	0 (0 to 0·1)	0 (0 to 0·1)	0 (0 to 0·1)	0 (0 to 0·1)	4·6
Other pneumoconiosis	0 (0 to 0)	0 (0 to 0)	0 (0 to 0)	0 (0 to 0)	0 (0 to 0)	0 (0 to 0)	0 (0 to 0)	0 (0 to 0)	0 (0 to 0)	0 (0 to 0)	0 (0 to 0)	0 (0 to 0)	0 (0 to 0)	0 (0 to 0·1)	0 (0 to 0·1)	0 (0 to 0·1)	0 (0 to 0·1)	0 (0 to 0·1)	0 (0 to 0·1)	0 (0 to 0·1)	0 (0 to 0·1)	0 (0 to 0·1)	0 (0 to 0·1)	0·4
Asthma	29·6 (19·6 to 39·7)	39·3 (29·1 to 49·1)	29·6 (19·2 to 39·7)	19·4 (11·9 to 27·5)	19·6 (12·3 to 27·6)	23·4 (15·2 to 32·4)	12·9 (7·3 to 19·4)	13·2 (6·9 to 22)	15·2 (8·2 to 24·9)	16·2 (8·6 to 27·1)	17·2 (9·1 to 28·5)	19·4 (10·4 to 31·5)	22·9 (12·6 to 36·9)	22·9 (11·2 to 37·2)	19·7 (9·3 to 33·4)	21·2 (9·3 to 37·5)	21·9 (9·2 to 38·9)	22·4 (9·2 to 40·2)	23·1 (9·2 to 41·5)	23·7 (9·2 to 42·2)	24·1 (9·2 to 43·3)	20·7 (8·1 to 37·6)	16·9 (6·7 to 30·4)	530
Interstitial lung disease and pulmonary sarcoidosis	0·1 (0 to 0·1)	0·1 (0 to 0·1)	0·2 (0 to 0·3)	0·2 (0 to 0·3)	0·2 (0 to 0·4)	0·2 (0 to 0·4)	0·4 (0·2 to 0·6)	0·4 (0·2 to 0·6)	0·6 (0·3 to 0·9)	0·8 (0·5 to 1·2)	1·1 (0·7 to 1·6)	1·8 (1·2 to 2·6)	2·6 (1·8 to 3·6)	3·6 (2·5 to 4·9)	5·4 (3·8 to 7·4)	8·2 (5·7 to 11·2)	11·3 (7·9 to 15·3)	14·5 (10·3 to 19·6)	17·4 (12·5 to 23·4)	18·9 (13·6 to 25·3)	19·6 (14·1 to 26·1)	16·4 (11·8 to 21·8)	11·2 (8·1 to 14·8)	459
Other chronic respiratory diseases	0·3 (0·2 to 0·4)	0·3 (0·2 to 0·4)	0·7 (0·5 to 1·1)	0·6 (0·4 to 0·9)	0·8 (0·5 to 1·2)	0·7 (0·5 to 1·1)	1·1 (0·8 to 1·6)	1·1 (0·8 to 1·6)	1·7 (1·2 to 2·4)	2·5 (1·8 to 3·4)	3·6 (2·6 to 4·9)	6·1 (4·4 to 8·2)	8·7 (6·3 to 11·7)	11·6 (8·4 to 15·7)	17·5 (12·7 to 23·7)	27·1 (19·7 to 36·7)	38·1 (27·7 to 51·5)	49·9 (36·3 to 67·3)	59·8 (43·5 to 80·8)	63·7 (46·3 to 86·1)	66·9 (48·6 to 90·4)	53·2 (38·7 to 71·9)	34·1 (24·8 to 46·1)	1,611
Digestive diseases	4·7 (3·2 to 6·4)	19·1 (17·7 to 20·5)	28·9 (27·3 to 30·5)	13·6 (12·5 to 14·8)	16·6 (15·1 to 18·2)	29·2 (27·5 to 31)	61·4 (57·9 to 64·7)	69·7 (65·7 to 73·5)	114 (107·5 to 120·6)	190 (179·1 to 201·2)	279 (262·5 to 295·6)	322 (303·1 to 340·7)	349 (328·5 to 370)	349 (328·5 to 370)	327 (307·6 to 346·1)	307 (288·8 to 325·1)	277 (260·4 to 293·2)	247 (232·3 to 261·5)	217 (204·1 to 230·1)	187 (175·8 to 198·2)	157 (147·6 to 166·5)	127 (119·3 to 134·8)	79·2 (74·4 to 84·1)	4,260
Cirrhosis and other chronic liver diseases	0 (0 to 0)	0 (0 to 0)	0·1 (0 to 0·1)	0·1 (0 to 0·2)	0·2 (0 to 0·4)	0·2 (0 to 0·4)	0·6 (0·4 to 0·8)	0·7 (0·5 to 1·1)	1·4 (1·1 to 1·9)	2·4 (1·9 to 3·2)	3·8 (2·9 to 5·1)	7·2 (5·5 to 9·6)	10·2 (7·8 to 13·6)	14·2 (10·9 to 18·9)	23·1 (17·8 to 30·8)	39·9 (30·8 to 53·1)	61·5 (47·2 to 82·1)	86·1 (65·9 to 114·9)	109·2 (83·5 to 145·8)	119·2 (90·9 to 159·2)	127·1 (96·6 to 169·8)	98·1 (74·3 to 131·1)	62·3 (46·9 to 83·2)	1,661
Cirrhosis and other chronic liver diseases due to hepatitis B	0 (0 to 0)	0 (0 to 0)	0 (0 to 0·1)	0 (0 to 0·1)	0 (0 to 0·1)	0 (0 to 0·1)	0·1 (0 to 0·2)	0·1 (0 to 0·2)	0·2 (0 to 0·4)	0·4 (0 to 0·6)	0·6 (0 to 0·9)	1·1 (0·8 to 1·6)	1·6 (1·2 to 2·3)	2·2 (1·7 to 3·1)	3·6 (2·8 to 5·1)	6·2 (4·8 to 8·6)	9·6 (7·4 to 13·3)	13·4 (10·3 to 18·6)	16·9 (13·1 to 23·5)	18·5 (14·2 to 25·8)	19·7 (15·1 to 27·5)	15·2 (11·7 to 21·2)	9·7 (7·4 to 13·5)	258
Cirrhosis and other chronic liver diseases due to hepatitis C	0 (0 to 0)	0 (0 to 0)	0 (0 to 0·1)	0 (0 to 0·2)	0·1 (0 to 0·2)	0·1 (0 to 0·2)	0·2 (0 to 0·4)	0·2 (0 to 0·4)	0·4 (0 to 0·6)	0·6 (0 to 0·9)	0·9 (0 to 1·3)	1·7 (1·2 to 2·4)	2·4 (1·8 to 3·4)	3·4 (2·5 to 4·8)	5·4 (4·1 to 7·6)	9·4 (7·1 to 13·1)	14·5 (10·9 to 20·1)	20·3 (15·3 to 28·2)	25·6 (19·3 to 35·5)	28·1 (21·2 to 38·9)	29·8 (22·4 to 41·3)	23·1 (17·3 to 32)	14·7 (11·1 to 20·4)	391
Cirrhosis and other chronic liver diseases due to alcohol use	0 (0 to 0)	0 (0 to 0)	0 (0 to 0)	0 (0 to 0)	0 (0 to 0)	0 (0 to 0)	0 (0 to 0·1)	0 (0 to 0·1)	0 (0 to 0·1)	0·1 (0 to 0·2)	0·2 (0 to 0·3)	0·4 (0 to 0·6)	0·6 (0 to 0·8)	0·8 (0 to 1·1)	1·3 (1 to 1·8)	2·2 (1·7 to 3·1)	3·4 (2·6 to 4·8)	4·8 (3·7 to 6·7)	6·1 (4·6 to 8·5)	6·6 (5 to 9·2)	7·1 (5·4 to 9·9)	5·5 (4·2 to 7·7)	3·5 (2·7 to 4·9)	92
Cirrhosis and other chronic liver diseases due to NAFLD	0 (0 to 0)	0 (0 to 0)	0 (0 to 0)	0 (0 to 0)	0 (0 to 0)	0 (0 to 0)	0 (0 to 0)	0 (0 to 0)	0·1 (0 to 0·1)	0·2 (0 to 0·3)	0·4 (0 to 0·6)	0·7 (0·5 to 1·1)	1·1 (0·8 to 1·6)	1·6 (1·2 to 2·3)	2·6 (1·9 to 3·7)	4·4 (3·2 to 6·3)	6·8 (4·9 to 9·5)	9·5 (6·8 to 13·2)	12·1 (8·6 to 16·8)	13·2 (9·4 to 18·4)	14·1 (10·1 to 19·7)	11·1 (8·1 to 15·4)	7·1 (5·1 to 9·8)	181
Cirrhosis and other chronic liver diseases due to other causes	0·1 (0 to 0·1)	0·1 (0 to 0·1)	0·1 (0 to 0·2)	0·1 (0 to 0·2)	0·2 (0 to 0·3)	0·2 (0 to 0·3)	0·4 (0·2 to 0·5)	0·4 (0·2 to 0·5)	0·5 (0·3 to 0·8)	0·7 (0·4 to 1·1)	1·1 (0·7 to 1·6)	1·8 (1·2 to 2·6)	2·6 (1·8 to 3·6)	3·6 (2·5 to 5·1)	5·4 (3·8 to 7·6)	8·3 (5·8 to 11·8)	12·1 (8·5 to 17·1)	16·4 (11·5 to 23·2)	20·3 (14·2 to 28·8)	21·8 (15·2 to 30·9)	22·9 (15·9 to 32·5)	17·8 (12·4 to 25·2)	11·4 (7·9 to 16·1)	309
Upper digestive system diseases	0·2 (0·1 to 0·3)	0·2 (0·1 to 0·3)	0·7 (0·5 to 1·1)	0·4 (0·2 to 0·6)	0·4 (0·3 to 0·6)	0·4 (0·3 to 0·6)	0·8 (0·6 to 1·1)	0·8 (0·6 to 1·1)	1·1 (0·8 to 1·5)	1·6 (1·2 to 2·2)	2·3 (1·7 to 3·2)	3·6 (2·7 to 5·1)	5·1 (3·8 to 7·1)	7·1 (5·3 to 9·8)	10·4 (7·8 to 14·3)	15·4 (11·5 to 21·1)	21·3 (15·9 to 29·1)	27·1 (20·2 to 36·9)	31·8 (23·7 to 43·2)	33·6 (25·1 to 45·5)	34·6 (25·8 to 46·8)	27·1 (20·2 to 36·6)	17·9 (13·3 to 24·2)	544
Peptic ulcer disease	0·1 (0 to 0·1)	0·1 (0 to 0·2)	0·2 (0·1 to 0·3)	0·2 (0·1 to 0·4)	0·2 (0·1 to 0·4)	0·2 (0·1 to 0·4)	0·4 (0·2 to 0·6)	0·4 (0·2 to 0·6)	0·6 (0·3 to 0·8)	0·8 (0·5 to 1·2)	1·2 (0·7 to 1·7)	1·9 (1·2 to 2·8)	2·7 (1·8 to 3·8)	3·8 (2·5 to 5·4)	5·5 (3·7 to 7·8)	8·1 (5·4 to 11·5)	11·2 (7·6 to 15·9)	14·2 (9·6 to 20·1)	16·7 (11·3 to 23·7)	17·6 (11·9 to 25)	18·2 (12·3 to 25·8)	14·2 (9·6 to



SR Table 2c: Okayama DALYS by cause and age group for males with 95% uncertainty intervals, 2019

Cause	Early Neonatal	Late Neonatal	Post Neonatal	1 to 4	5 to 9	10 to 14	15 to 19	20 to 24	25 to 29	30 to 34	35 to 39	40 to 44	45 to 49	50 to 54	55 to 59	60 to 64	65 to 69	70 to 74	75 to 79	80 to 84	85 to 89	90 to 94	95 to 99	100 plus	Total
All causes	2,444 (2443 to 2444)	1,284 (1284 to 1285)	1,772 (1768 to 1777)	1,369 (1,360 to 1,778)	1,149 (1,149 to 1,150)	1,146 (1,146 to 1,147)	1,146 (1,146 to 1,147)	1,146 (1,146 to 1,147)	1,146 (1,146 to 1,147)	1,146 (1,146 to 1,147)	1,146 (1,146 to 1,147)	1,146 (1,146 to 1,147)	1,146 (1,146 to 1,147)	1,146 (1,146 to 1,147)	1,146 (1,146 to 1,147)	1,146 (1,146 to 1,147)	1,146 (1,146 to 1,147)	1,146 (1,146 to 1,147)	1,146 (1,146 to 1,147)	1,146 (1,146 to 1,147)	1,146 (1,146 to 1,147)	1,146 (1,146 to 1,147)	1,146 (1,146 to 1,147)	1,146 (1,146 to 1,147)	276,000 (276,000 to 276,000)
Communicable, maternal, neonatal, and nutritional diseases	1,160 (1161 to 2002)	623 (440 to 781)	184 (139 to 227)	232 (183 to 374)	256 (143 to 448)	212 (144 to 398)	210 (151 to 389)	211 (156 to 378)	216 (160 to 379)	231 (163 to 398)	260 (173 to 447)	346 (228 to 598)	423 (283 to 728)	438 (282 to 746)	515 (352 to 865)	552 (364 to 961)	1,210 (832 to 1,573)	1,938 (1,479 to 2,495)	2,458 (1,830 to 3,196)	2,630 (2,130 to 3,440)	2,830 (2,272 to 3,770)	1,765 (1,270 to 2,310)	662 (526 to 850)	19,600
HIV/AIDS and sexually transmitted infections	0 (0 to 0)	0 (0 to 0)	3.7 (2.1 to 5.4)	2.6 (1.6 to 3.1)	1.3 (1.1 to 1.7)	0.7 (0 to 1)	1.9 (1.3 to 2.4)	3.4 (2.9 to 3.7)	5.1 (4.5 to 5.5)	9.6 (8.9 to 10.2)	12.9 (12 to 13.7)	19.4 (17.9 to 19.9)	27.5 (26.1 to 28.2)	36.2 (34.5 to 37.1)	47.1 (45.1 to 48.1)	58.1 (55.7 to 59.4)	71.1 (68.1 to 72.8)	84.2 (80.6 to 86.2)	97.1 (92.9 to 99.3)	108.4 (103.8 to 110.9)	118.1 (113.1 to 120.8)	124.3 (119.1 to 127.1)	120 (114.9 to 122.9)
HIV/AIDS	0 (0 to 0)	0 (0 to 0)	3.7 (2.1 to 5.4)	2.6 (1.6 to 3.1)	1.3 (1.1 to 1.7)	0.6 (0 to 1)	1.1 (0.6 to 1.4)	2.1 (1.5 to 2.5)	3.3 (2.8 to 3.6)	2.3 (2.2 to 2.5)	3.9 (3.6 to 4.2)	6.1 (5.5 to 6.5)	7.1 (6.1 to 7.7)	8.5 (6.1 to 11.7)	9.2 (6.5 to 13.1)	9.6 (6.9 to 9.2)	14.2 (10.2 to 20.6)	19.6 (14.4 to 31.5)	23.6 (17.5 to 34.2)	26.5 (20.6 to 36.6)	29.3 (23.2 to 37.6)	30.1 (24.1 to 37.6)	25.2 (20.2 to 31.4)	97.9
HIV/AIDS - Drug-susceptible Tuberculosis	0 (0 to 0)	0 (0 to 0)	0.7 (0.4 to 1.1)	0.6 (0.4 to 1)	0.3 (0.2 to 0.5)	0.1 (0 to 0.2)	0.2 (0.1 to 0.3)	0.5 (0.2 to 0.6)	0.6 (0.4 to 0.7)	0.5 (0.4 to 0.6)	1.1 (0.7 to 1.4)	1.2 (0.7 to 1.6)	1.5 (0.9 to 2.4)	1.2 (0.7 to 1.6)	1.3 (0.8 to 2)	2.6 (1.6 to 4)	3.5 (2.1 to 5.2)	4.3 (2.6 to 6.5)	5.1 (3.1 to 7.7)	5.2 (3.2 to 8)	5.1 (3.2 to 8)	3.6 (2.2 to 5.6)	16.4
HIV/AIDS - Multidrug-resistant Tuberculosis without extensive drug resistance	0 (0 to 0)	0 (0 to 0)	0 (0 to 0)

Other neoplasms	0·4 (0·1 to 0·6)	2·5 (2·2 to 2·9)	2·5 (1·9 to 3·1)	2·9 (1·6 to 4·3)	3 (1·8 to 4·7)	2·6 (1·4 to 4·4)	4·2 (2·5 to 6·2)	3·7 (2·2 to 5·6)	2·7 (1·7 to 3·9)	4·6 (2·9 to 6·5)	5·3 (3·2 to 8·1)	6 (3·5 to 9·8)	9·6 (6·1 to 13·4)	10·4 (6·5 to 15·4)	14·4 (9·3 to 21·8)	14·4 (9·3 to 21·8)	23 (13·9 to 33·3)	41·3 (25·2 to 56·9)	60·1 (36·7 to 111)	138 (81·3 to 184)	200 (115 to 272)	200 (115 to 287)	163 (93·0 to 229)	119 (57·2 to 164)	49·1 (21·4 to 72·1)	11·9 (5·1 to 19·5)	1,090
Medulloblastoma, medulloblastoma, and other hemangioblastic neoplasms	0·4 (0·1 to 0·6)	2·5 (2·2 to 2·9)	2·5 (1·9 to 3·1)	2·9 (1·6 to 4·3)	3 (1·8 to 4·7)	2·6 (1·4 to 4·4)	4·2 (2·5 to 6·2)	3·7 (2·2 to 5·6)	2·7 (1·7 to 3·9)	4·6 (2·9 to 6·5)	5·3 (3·2 to 8·1)	6 (3·5 to 9·8)	9·6 (6·1 to 13·4)	10·4 (6·5 to 15·4)	14·4 (9·3 to 21·8)	14·4 (9·3 to 21·8)	23 (13·9 to 33·3)	41·3 (25·2 to 56·9)	60·1 (36·7 to 111)	138 (81·3 to 184)	200 (115 to 272)	200 (115 to 287)	163 (93·0 to 229)	119 (57·2 to 164)	49·1 (21·4 to 72·1)	11·9 (5·1 to 19·5)	1,090
Meningioma and in situ intracranial neoplasms	0 (0 to 0)	0 (0 to 0)	0 (0 to 0)	0 (0 to 0)	0 (0 to 0)	0 (0 to 0)	0 (0 to 0)	0 (0 to 0)	0 (0 to 0)	0 (0 to 0)	0 (0 to 0)	0 (0 to 0)	0 (0 to 0)	0 (0 to 0)	0 (0 to 0)	0 (0 to 0)	0 (0 to 0)	0 (0 to 0)	0 (0 to 0)	0 (0 to 0)	0 (0 to 0)	0 (0 to 0)	0 (0 to 0)	0 (0 to 0)	0 (0 to 0)	0 (0 to 0)	0
Meninges and in situ cervical and uterine neoplasms	0 (0 to 0)	0 (0 to 0)	0 (0 to 0)	0 (0 to 0)	0 (0 to 0)	0 (0 to 0)	0 (0 to 0)	0 (0 to 0)	0 (0 to 0)	0 (0 to 0)	0 (0 to 0)	0 (0 to 0)	0 (0 to 0)	0 (0 to 0)	0 (0 to 0)	0 (0 to 0)	0 (0 to 0)	0 (0 to 0)	0 (0 to 0)	0 (0 to 0)	0 (0 to 0)	0 (0 to 0)	0 (0 to 0)	0 (0 to 0)	0 (0 to 0)	0 (0 to 0)	0
Other benign and in situ neoplasms	0 (0 to 0)	0 (0 to 0)	0 (0 to 0)	0 (0 to 0)	0 (0 to 0)	0 (0 to 0)	0 (0 to 0)	0 (0 to 0)	0 (0 to 0)	0 (0 to 0)	0 (0 to 0)	0 (0 to 0)	0 (0 to 0)	0 (0 to 0)	0 (0 to 0)	0 (0 to 0)	0 (0 to 0)	0 (0 to 0)	0 (0 to 0)	0 (0 to 0)	0 (0 to 0)	0 (0 to 0)	0 (0 to 0)	0 (0 to 0)	0 (0 to 0)	0 (0 to 0)	0 (0 to 0)	0
Cardiovascular diseases	1·2 (0·7 to 1·6)	1·8 (1·1 to 2·7)	21·6 (15·2 to 29·8)	19 (12·0 to 30·1)	16 (10·1 to 25·1)	42·1 (17·2 to 78·7)	52·7 (30·6 to 86·8)	87·8 (69·6 to 108)	133 (103 to 167)	231 (186 to 278)	378 (303 to 465)	414 (339 to 504)	885 (739 to 1,040)	1,490 (1,220 to 1,720)	1,490 (1,220 to 1,720)	1,700 (1,410 to 2,030)	2,250 (1,920 to 2,650)	3,040 (2,530 to 3,580)	4,290 (3,690 to 5,100)	5,840 (4,950 to 6,770)	6,280 (5,260 to 7,230)	6,190 (5,130 to 7,170)	5,400 (4,490 to 6,330)	3,580 (2,920 to 3,900)	1,290 (760 to 1,690)	42,800
Rheumatic heart disease	0 (0 to 0)	0 (0 to 0)	0·4 (0·4 to 0·9)	0·6 (0·3 to 1·1)	0·7 (0·3 to 1·3)	1·1 (0·4 to 1·9)	1·6 (0·6 to 2·9)	1·9 (1·0 to 3·2)	2·3 (1·4 to 3·4)	2·9 (2·0 to 4·2)	4·5 (3·0 to 6·3)	5·3 (3·4 to 7·7)	8·6 (6·0 to 11·7)	6·3 (4·4 to 8·7)	6·3 (4·4 to 8·7)	7·8 (5·5 to 10·7)	11·5 (8·3 to 15·4)	17·8 (13·2 to 23·7)	27·1 (20·1 to 35·5)	43 (32·1 to 56·4)	63·6 (47·3 to 83·1)	63·6 (47·3 to 83·1)	49·8 (36·9 to 67·4)	30·8 (22·2 to 39·9)	10·4 (7·4 to 14·3)	309
Ischemic heart disease	0 (0 to 0)	0 (0 to 0)	0 (0 to 0)	0 (0 to 0)	0 (0 to 0)	8·8 (4·2 to 15·3)	23·9 (14·2 to 33·9)	38·6 (28·7 to 49·4)	93·5 (72·5 to 114)	172·5 (137·5 to 209)	141 (112 to 174)	242 (192 to 303)	328 (263 to 406)	538 (429 to 664)	538 (429 to 664)	694 (554 to 861)	929 (757 to 1,115)	1,280 (1,060 to 1,530)	1,760 (1,520 to 2,120)	2,240 (1,930 to 2,720)	2,230 (1,890 to 2,810)	2,230 (1,890 to 2,740)	1,690 (1,350 to 2,230)	1,150 (760 to 1,750)	391 (255 to 495)	16,100
Stroke	0·1 (0 to 0·1)	0·2 (0 to 0·4)	3·2 (2·3 to 4·6)	3·6 (2·6 to 4·8)	4·3 (2·7 to 6·1)	17·7 (11·4 to 23·3)	27·6 (19·4 to 36·8)	(31·1 to 42·1)	66·3 (47·1 to 87·5)	172 (127 to 224)	376 (277 to 497)	620 (457 to 814)	1,040 (781 to 1,350)	1,740 (1,310 to 2,260)	1,740 (1,310 to 2,260)	1,980 (1,490 to 2,570)	2,700 (2,030 to 3,500)	3,650 (2,750 to 4,730)	5,020 (3,780 to 6,510)	6,930 (5,220 to 8,980)	7,240 (5,450 to 9,390)	6,730 (5,060 to 8,730)	4,910 (3,690 to 6,360)	3,340 (2,510 to 4,330)	1,270 (963 to 1,650)	45,100
Ischemic stroke	0 (0 to 0)	0·2 (0 to 0·3)	1·2 (0·9 to 1·7)	2·6 (1·9 to 3·5)	3·1 (2·0 to 4·4)	11·8 (7·6 to 17·1)	19·4 (14·0 to 25·9)	23·2 (18·7 to 28·2)	47·2 (36·7 to 58·3)	122 (96·9 to 151)	267 (212 to 329)	439 (348 to 541)	737 (585 to 911)	1,230 (977 to 1,520)	1,230 (977 to 1,520)	1,400 (1,110 to 1,730)	1,910 (1,520 to 2,360)	2,580 (2,050 to 3,190)	3,560 (2,830 to 4,400)	4,910 (3,900 to 6,070)	5,120 (4,070 to 6,330)	4,760 (3,780 to 5,890)	3,470 (2,760 to 4,290)	2,360 (1,880 to 2,920)	897 (713 to 1,110)	31,900
Intracerebral hemorrhage	0·1 (0 to 0·2)	0·2 (0·1 to 0·3)	0·9 (0·6 to 1·4)	0·7 (0·5 to 1·0)	1·2 (0·8 to 1·7)	5·9 (4·0 to 7·1)	7·7 (5·4 to 11·1)	15·9 (11·4 to 20·5)	18·7 (13·7 to 23·4)	49·2 (36·9 to 61·4)	107 (78·7 to 136)	169 (126·1 to 213)	272 (204·1 to 344)	504 (378·1 to 636)	504 (378·1 to 636)	577 (433·1 to 728)	786 (589·5 to 992)	1,060 (795·1 to 1,340)	1,460 (1,090 to 1,850)	2,020 (1,510 to 2,550)	2,110 (1,580 to 2,660)	1,960 (1,470 to 2,470)	1,430 (1,070 to 1,800)	972 (729 to 1,230)	369 (276 to 466)	13,200
Subarachnoid hemorrhage	0 (0 to 0·1)	0·1 (0 to 0·2)	1·1 (0·7 to 1·6)	1·4 (0·9 to 2·2)	1·8 (1·0 to 3·2)	5·9 (2·8 to 9·6)	11·9 (6·1 to 19·7)	15·2 (8·4 to 24·4)	28·6 (17·2 to 42·2)	73·5 (49·4 to 101)	161 (113 to 229)	270 (189 to 384)	465 (334 to 639)	734 (526 to 1,010)	734 (526 to 1,010)	823 (595 to 1,130)	1,120 (815 to 1,540)	1,520 (1,110 to 2,080)	2,100 (1,540 to 2,850)	2,910 (2,130 to 3,940)	3,010 (2,210 to 4,070)	2,770 (2,040 to 3,750)	2,060 (1,510 to 2,790)	1,400 (1,030 to 1,900)	532 (390 to 720)	45,200
Hypertensive heart disease	0 (0 to 0)	0 (0 to 0)	0 (0 to 0)	0 (0 to 0)	0 (0 to 0)	0 (0 to 0·4)	0 (0 to 0·6)	0·3 (0 to 0·9)	0·6 (0 to 1·6)	1·6 (0·4 to 4·2)	2·7 (0·7 to 7·1)	4·4 (1·2 to 11·5)	7·8 (2·1 to 20·4)	16·6 (4·5 to 43·1)	16·6 (4·5 to 43·1)	21·4 (5·8 to 55·7)	29·8 (8·1 to 77·3)	43·2 (11·8 to 112)	61·4 (16·8 to 159)	86·8 (23·8 to 225)	121 (33·2 to 314)	121 (33·2 to 314)	96·6 (26·5 to 251)	66·5 (18·2 to 173)	25·2 (6·9 to 65·4)	730
Non-rheumatic valvular heart disease	0 (0 to 0)	0 (0 to 0)	0 (0 to 0)	0 (0 to 0)	0 (0 to 0)	0·7 (0·6 to 1·4)	1·3 (1·0 to 2·8)	2·7 (1·4 to 3·3)	3·7 (1·9 to 4·2)	6·1 (3·1 to 7·0)	9·6 (4·9 to 10·9)	11·5 (5·9 to 13·1)	17·4 (8·9 to 19·8)	19·6 (10·1 to 22·3)	19·6 (10·1 to 22·3)	23·1 (11·9 to 26·3)	30·6 (15·8 to 34·8)	43·9 (22·7 to 50·0)	59·1 (30·5 to 67·3)	77·7 (40·1 to 88·5)	103 (53·1 to 117)	103 (53·1 to 117)	82·2 (42·4 to 93·6)	56·6 (29·2 to 64·5)	21·4 (11·0 to 24·4)	113	46·4 (27·6 to 61·2)	913
Non-rheumatic calcific aortic valve disease	0 (0 to 0)	0 (0 to 0)	0 (0 to 0)	0 (0 to 0)	0 (0 to 0)	0 (0 to 0·1)	0·2 (0 to 0·5)	0·6 (0·4 to 2)	1·6 (1·2 to 2·3)	3·6 (2·6 to 4·8)	6·6 (4·8 to 8·7)	8·6 (6·2 to 11·3)	13·7 (9·7 to 18·4)	9·8 (6·9 to 12·9)	9·8 (6·9 to 12·9)	11·9 (8·4 to 15·7)	15·8 (11·1 to 20·7)	22·7 (15·9 to 29·8)	30·6 (21·4 to 40·1)	43·9 (30·8 to 57·5)	63·5 (44·5 to 83·2)	63·5 (44·5 to 83·2)	47·4 (33·2 to 62·1)	32·5 (22·8 to 42·6)	12·2 (8·5 to 16·0)	68·6	26·9 (18·9 to 35·2)	514
Non-rheumatic degenerative mitral valve disease	0 (0 to 0)	0 (0 to 0)	0 (0 to 0)	0 (0 to 0)	0 (0 to 0)	0 (0 to 0·4)	0·2 (0·2 to 0·6)	0·6 (0·3 to 1·1)	1·5 (0·8 to 2·3)	3·5 (2·0 to 5·1)	6·6 (3·8 to 9·6)	8·6 (4·9 to 12·4)	13·7 (7·9 to 19·7)	9·8 (5·6 to 14·2)	9·8 (5·6 to 14·2)	11·9 (6·7 to 17·1)	15·8 (8·9 to 22·9)	22·7 (12·8 to 32·6)	30·6 (17·2 to 44·1)	43·9 (24·7 to 63·1)	63·5 (35·7 to 91·2)	63·5 (35·7 to 91·2)	47·4 (26·6 to 68·1)	32·5 (18·2 to 46·7)	12·2 (6·8 to 17·5)	68·6	26·9 (15·7 to 39·4)	264
Other non-rheumatic valve diseases	0 (0 to 0)	0 (0 to 0)	0 (0 to 0)	0 (0 to 0)	0 (0 to 0)	0 (0 to 0)	0 (0 to 0·1)	0 (0 to 0·1)	0 (0 to 0·2)	0 (0 to 0·2)	0 (0 to 0·2)	0 (0 to 0·2)	0 (0 to 0·2)	0 (0 to 0·2)	0 (0 to 0·2)	0 (0 to 0·2)	0 (0 to 0·2)	0 (0 to 0·2)	0 (0 to 0·2)	0 (0 to 0·2)	0 (0 to 0·2)	0 (0 to 0·2)	0 (0 to 0·2)	0 (0 to 0·2)	0 (0 to 0·1)	0 (0 to 0·1)	1·4
Cardiomyopathy and myocarditis	0 (0 to 0·9)	1 (0·2 to 1·7)	7·4 (4·9 to 10·2)	9·8 (6·9 to 13·2)	9·8 (4·5 to 17·6)	9·9 (3·9 to 18·4)	10·7 (5·2 to 18·4)	22·7 (12·5 to 30·4)	29 (19·1 to 38·7)	60·6 (42·9 to 81·4)	60·6 (42·9 to 81·4)	60·6 (32·9 to 113)	77·9 (49·9 to 104)	60·6 (49·9 to 104)	60·6 (49·9 to 104)	77·9 (47·7 to 124)	74 (44·1 to 120)	90·2 (53·6 to 146)	112 (66·9 to 182)	139 (82·9 to 225)	160 (95·7 to 259)	160 (95·7 to 259)	139 (82·9 to 225)	112 (66·9 to 182)	74 (44·1 to 120)	1,320
Myocarditis	0 (0 to 0·2)	0·2 (0 to 0·5)	1·4 (0·9 to 2·1)	1·9 (1·2 to 2·9)	2·3 (1·1 to 4·1)	2·4 (1·1 to 4·4)	2·6 (1·2 to 4·7)	5·4 (2·9 to 7·4)	7·1 (4·3 to 9·5)	14·9 (9·6 to 20·2)	14·9 (9·6 to 20·2)	14·9 (8·1 to 27·8)	19·2 (12·3 to 27·4)	14·9 (12·3 to 27·4)	14·9 (12·3 to 27·4)	19·2 (11·7 to 30·5)	18·2 (10·8 to 29·6)	22·2 (13·2 to 36·0)	27·6 (16·4 to 44·8)	34·2 (20·3 to 55·5)	39·4 (23·4 to 64·0)	39·4 (23·4 to 64·0)	34·2 (20·3 to 55·5)	27·6 (16·4 to 44·8)	18·2 (10·8 to 29·6)	171
Alcoholic cardiomyopathy	0 (0 to 0)	0 (0 to 0)	0 (0 to 0)	0 (0 to 0)	0 (0 to 0)	0 (0 to 0·1)	0 (0 to 0·2)	0 (0 to 0·2)	0 (0 to 0·3)	0 (0 to 0·6)	0 (0 to 0·9)	0 (0 to 1·1)	0 (0 to 1·8)	0 (0 to 1·8)	0 (0 to 1·8)	0 (0 to 2·2)	0 (0 to 2·8)	0 (0 to 3·8)	0 (0 to 5·1)	0 (0 to 6·8)	0 (0 to 8·6)	0 (0 to 8·6)	0 (0 to 6·8)	0 (0 to 5·1)	0 (0 to 3·8)	0 (0 to 2·8)	0
Other cardiomyopathy	0 (0 to 0·4)	0·2 (0 to 0·8)	4·6 (3·1 to 6·4)	5·6 (3·7 to 8·0)	5·6 (2·7 to 9·6)	5·6 (2·7 to 9·6)	6·1 (2·9 to 9·6)	12·9 (7·1 to 17·2)	16·6 (10·9 to 22·2)	34·5 (24·5 to 46·3)	34·5 (24·5 to 46·3)	34·5 (18·7 to 64·5)	44·4 (28·4 to 59·7)	34·5 (28·4 to 59·7)	34·5 (28·4 to 59·7)	44·4 (27·1 to 70·9)	42·2 (25·1 to 68·3)	51·4 (30·5 to 83·1)	63·8 (38·0 to 103)	79·1 (47·1 to 128)	91·2 (54·3 to 147)	91·2 (54·3 to 147)	79·1 (47·1 to 128)	63·8 (38·0 to 103)	42·2 (25·1 to 68·3)	391
Atrial fibrillation and flutter	0 (0 to 0)	0 (0 to 0)	0 (0 to 0)	0 (0 to 0)	0 (0 to 0)	0 (0 to 0)	0 (0 to 0)	0 (0 to 0)	0 (0 to 0)	0 (0 to 0)	0 (0 to 0)	0 (0 to 0)	0 (0 to 0)	0 (0 to 0)	0 (0 to 0)	0 (0 to 0)	0 (0 to 0)	0 (0 to 0)	0 (0 to 0)	0 (0 to 0)	0 (0 to 0)	0 (0 to 0)	0 (0 to 0)	0 (0 to 0)	0 (0 to 0)	0 (0 to 0)	0
Aortic aneurysm	–	–	–	–	–	1·3 (0·7 to 2·1)	2·4 (1·4 to 3·7)	3·7 (2·4 to 5·8)	6 (4·1 to 7·9)	21 (14·9 to 28·9)	42·5 (29·2 to 57·9)	71·9 (50·7 to 97·4)	161 (114 to 211)	76·7 (54·6 to 101)	76·7 (54·6 to 101)	147 (104 to 199)	225 (164 to 296)	322 (233 to 428)	463 (334 to 615)	635 (460 to 840)	858 (622 to 1,130)	858 (622 to 1,130)	635 (460 to 840)	463 (334 to 615)	322 (233 to 428)	49·4 (35·9 to 65·2)	NA
Endocarditis	0 (0 to 0)	0 (0 to 0)	0 (0 to 0)	0 (0 to 0)	0 (0 to 0)	0·3 (0·2 to 0·5)	0·6 (0·4 to 1·1)	1·2 (0·8 to 2·1)	2·4 (1·6 to 3·4)	5·5 (3·8 to 7·5)	8·9 (6·1 to 12·4)	15·2 (10·4 to 21·1)	24·7 (17·1 to 34·2)	8·9 (6·1 to 12·4)	8·9 (6·1 to 12·4)	15·2 (10·4 to 21·1)	14 (9·6 to 19·4)	19·2 (13·2 to 26·6)	25·4 (17·5 to 35·2)	33·5 (23·1 to 46·3)	42·9 (29·6 to 59·4)	42·9 (29·6 to 59·4)	33·5 (23·1 to 46·3)	25·4 (17·5 to 35·2)	15·2 (10·4 to 21·1)	162
Other cardiovascular and circulatory diseases	0·8 (0·3 to 1·4)	1 (0·4 to 1·6)	7·4 (3·5 to 12·4)	9·7 (4·7 to 16·2)	9·3 (4·3 to 15·7)	8·8 (3·9 to 15·3)	9·3 (4·5 to 15·9)	8·6 (3·9 to 13·3)	11·7 (7·2 to 17·4)	11·2 (7·0 to 16·2)	17 (10·6 to 24·6)	24 (15·4 to 34·1)	36 (23·4 to 50·3)	39·4 (25·9 to 54·6)	39·4 (25·9 to 54·6)	39·4 (25·9 to 54·6)	39·5 (24·9 to 53·1)	50·4 (32·2 to 67·9)	73·7 (52·2 to 97·9)	99·5 (71·3 to 129)	87·3 (61·7 to 117)	69·4 (47·9 to 93·2)	52·6 (32·4 to 72·3)	27·1 (16·2 to 38·3)	9·7 (4·7 to 15·7)	769
Chronic respiratory diseases	0 (0 to 0)	0 (0 to 0)	7·4 (4·9 to 10·2)	11·5 (8·4 to 15·7)	9·7 (6·3 to 14·1)	7·9 (4·9 to 12·2)	9·6 (6·1 to 14·4)	9·9 (6·4 to 14·2)	10·7 (7·3 to 14·7)	13·5 (9·1 to 18·7)	19·9 (13·7 to 27·1)	23·9 (16·7 to 32·7)	29·4 (20·7 to 40·1)	29·4 (20·7 to 40·1)	29·4 (20·7 to 40·1)	29·4 (20·7 to 40·1)	29·4 (20·7 to 40·1)	29·4 (20·7 to 40·1)	29·4 (20·7 to 40·1)	29·4 (20·7 to 40·1)	29·4 (20·7 to 40·1)	29·4 (20·7 to 40·1)	29·4 (20·7 to 40·1)	29·4 (20·7 to 40·1)	29·4 (20·7 to 40·1)	1,240
Chronic obstructive pulmonary disease	0 (0 to 0)	0 (0 to 0·1)	0·4 (0·4 to 1·6)	2·9 (1·7 to 4·5)	4·5 (2·5 to 7·1)	10·7 (7·6 to 14·2)	14·3 (10·2 to 19·2)	23·3 (17·1 to 30·2)	31·3 (24·1 to 39·2)	51·9 (41·2 to 63·2)	89·7 (72·1 to 109)	116 (93·1 to 142)	191 (154·0 to 233)	116 (93·1 to 142)	116 (93·1 to 142)	191 (154·0 to 233)	277 (222·0 to 339)	399 (320·0 to 488)	522 (419·0 to 639)	660 (530·0 to 808)	1,020 (819·0 to 1,240)	1,020 (819·0 to 1,240)	660 (530·0 to 808)	522 (419·0 to 639)	399 (320·0 to 488)	6,830
Pneumoconiosis	0 (0 to 0)	0 (0 to 0)	0 (0 to 0)	0 (0 to 0)	0 (0 to 0)	0·1 (0 to 0·1)	0·1 (0 to 0·2)	0·1 (0 to 0·2)	0·1 (0 to 0·2



SR Table 2a. Hiroshima DALYS by cause and sex across for males with 95% uncertainty intervals, 2019

Cause	Sex Received	Sex Received	Post-Neonatal	1 to 4	5 to 9	10 to 14	15 to 19	20 to 24	25 to 29	30 to 34	35 to 39	40 to 44	45 to 49	50 to 54	55 to 59	60 to 64	65 to 69	70 to 74	75 to 79	80 to 84	85 to 89	90 to 94	95 plus	Total
All causes	991 (959 to 999)	235 (201 to 272)	1,145 (1,016 to 1,296)	1,988 (1,556 to 2,520)	2,020 (1,900 to 2,360)	2,020 (2,002 to 2,290)	3,780 (3,200 to 5,180)	5,240 (4,950 to 6,890)	6,640 (6,020 to 8,890)	8,660 (7,910 to 10,900)	10,000 (9,600 to 12,600)	10,000 (10,000 to 13,200)	20,000 (19,700 to 24,000)	20,000 (19,000 to 24,000)	21,100 (17,900 to 25,000)	23,000 (19,900 to 26,900)	29,800 (25,900 to 34,600)	43,100 (37,200 to 49,500)	54,200 (47,000 to 63,300)	65,700 (56,900 to 76,900)	36,400 (31,200 to 42,800)	17,700 (14,300 to 21,700)	5,220 (3,980 to 6,880)	411,000
Communicable, maternal, neonatal, and nutritional diseases	301 (253 to 371)	99.9 (69.5 to 121)	257 (196 to 331)	399 (272 to 563)	399 (261 to 565)	306 (205 to 456)	297 (212 to 427)	262 (172 to 379)	299 (202 to 395)	337 (237 to 433)	386 (262 to 504)	900 (631 to 1,170)	827 (571 to 1,070)	649 (439 to 831)	747 (500 to 966)	1,060 (698 to 1,370)	1,660 (1,060 to 2,120)	2,650 (1,650 to 3,400)	3,400 (2,000 to 4,620)	3,810 (2,190 to 5,470)	3,730 (1,900 to 5,710)	2,130 (1,000 to 3,730)	992 (564 to 1,730)	29,200
HIV/AIDS and sexually transmitted infections	0 (0 to 0)	0 (0 to 0)	2.7 (2 to 3.6)	2.2 (1.7 to 2.8)	1.5 (1 to 1.9)	1 (0.7 to 1.4)	0.6 (0.4 to 0.9)	0.6 (0.4 to 0.9)	0.7 (0.5 to 1)	0.9 (0.7 to 1.2)	1.2 (0.9 to 1.6)	10.7 (7.9 to 13.4)	13.6 (9.9 to 22)	14.6 (10.6 to 21.3)	11.1 (7.7 to 16.1)	10.4 (7.4 to 14.7)	17.6 (13 to 24.7)	27 (19.6 to 39)	19.1 (14 to 27.6)	9.1 (6.4 to 13.6)	2 (1.2 to 3.6)	1.2 (0.7 to 2)	0.6 (0.3 to 1.2)	192
HIV/AIDS	0 (0 to 0)	0 (0 to 0)	2.7 (2 to 3.6)	2.2 (1.7 to 2.7)	1.5 (1 to 1.9)	0.7 (0.5 to 0.9)	1.2 (0.9 to 1.6)	2.1 (1.5 to 3.2)	3.4 (2.5 to 5.1)	5.7 (4.2 to 8.4)	9.4 (6.9 to 13.7)	6.3 (4.6 to 9.2)	6.7 (4.9 to 9.8)	9.1 (6.5 to 13.1)	9.6 (6.9 to 13.7)	7.2 (5.1 to 10.2)	7.2 (5.1 to 10.3)	14.6 (10.4 to 20.7)	23.5 (16.9 to 33.2)	6.6 (4.6 to 9.6)	2.7 (1.8 to 4.1)	0.9 (0.5 to 1.6)	0.1 (0.1 to 0.2)	106
HIV/AIDS - Drug-susceptible Tuberculosis	0 (0 to 0)	0 (0 to 0)	0.7 (0.4 to 1.1)	0.7 (0.4 to 1.1)	0.5 (0.3 to 0.8)	0.3 (0.2 to 0.5)	0.4 (0.2 to 0.6)	0.7 (0.4 to 1.1)	1.2 (0.7 to 1.9)	2 (1.2 to 3.2)	3.3 (2 to 5.2)	2.2 (1.3 to 3.5)	2.3 (1.4 to 3.7)	3.1 (1.9 to 5)	3.3 (2 to 5.3)	2.5 (1.5 to 4)	2.5 (1.5 to 4)	5 (3 to 8)	8 (4.8 to 13)	2.3 (1.4 to 3.7)	0.9 (0.5 to 1.5)	0.3 (0.2 to 0.5)	0 (0 to 0.1)	37
HIV/AIDS - Multidrug-resistant Tuberculosis without extensive	0 (0 to 0)	0 (0 to 0)	0 (0 to 0.1)	0 (0 to 0.1)	0 (0 to 0.1)	0 (0 to 0)	0 (0 to 0)	0 (0 to 0.1)	0 (0 to 0.1)	0 (0 to 0.2)	0 (0 to 0.2)	0 (0 to 0.1)	0 (0 to 0.2)	0 (0 to 0.2)	0 (0 to 0.2)	0 (0 to 0.2)	0 (0 to 0.2)	0 (0 to 0.2)	0 (0 to 0.2)	0 (0 to 0.2)	0 (0 to 0.2)	0 (0 to 0.1)	0 (0 to 0.1)	0 (0 to 0)	0.6
HIV/AIDS - Extensively drug-resistant Tuberculosis	0 (0 to 0)	0 (0 to 0)	0 (0 to 0)	0 (0 to 0)	0 (0 to 0)	0 (0 to 0)	0 (0 to 0)	0 (0 to 0)	0 (0 to 0)	0 (0 to 0)	0 (0 to 0)	0 (0 to 0)	0 (0 to 0)	0 (0 to 0)	0 (0 to 0)	0 (0 to 0)	0 (0 to 0)	0 (0 to 0)	0 (0 to 0)	0 (0 to 0)	0 (0 to 0)	0 (0 to 0)	0 (0 to 0)	0 (0 to 0)	0.1
HIV/AIDS resulting in other diseases	0 (0 to 0)	0 (0 to 0)	1.1 (1 to 2.5)	1.4 (1 to 2.1)	1 (0.6 to 1.7)	0.3 (0.2 to 0.5)	0.7 (0.7 to 1.3)	1.4 (0.9 to 2.6)	2.1 (1.5 to 3.6)	3.7 (2.6 to 6.1)	6.1 (4.3 to 9.8)	4 (2.8 to 6.5)	4.4 (3.1 to 7.1)	6 (4.3 to 9.6)	6.3 (4.5 to 10.1)	4.7 (3.3 to 7.5)	4.8 (3.4 to 7.7)	9.6 (6.7 to 15.4)	15.5 (10.9 to 24.7)	4.3 (3.1 to 7)	1.8 (1.2 to 3)	0.6 (0.3 to 1.1)	0.2 (0.1 to 0.4)	83
Sexually transmitted infections excluding HIV	0 (0 to 0)	0 (0 to 0)	0 (0 to 0)	0 (0 to 0)	0 (0 to 0)	0 (0 to 0)	0 (0 to 0)	0 (0 to 0)	0 (0 to 0)	0 (0 to 0)	0 (0 to 0)	0 (0 to 0)	0 (0 to 0)	0 (0 to 0)	0 (0 to 0)	0 (0 to 0)	0 (0 to 0)	0 (0 to 0)	0 (0 to 0)	0 (0 to 0)	0 (0 to 0)	0 (0 to 0)	0 (0 to 0)	0 (0 to 0)	0
Syphilis	0 (0 to 0)	0 (0 to 0)	0 (0 to 0)	0 (0 to 0)	0 (0 to 0)	0 (0 to 0)	0 (0 to 0)	0.2 (0.1 to 0.4)	0.3 (0.2 to 0.6)	0.4 (0.2 to 0.7)	0.5 (0.3 to 1)	0.7 (0.4 to 1.3)	0.7 (0.4 to 1.3)	0.8 (0.5 to 1.5)	0.7 (0.4 to 1.3)	0.6 (0.4 to 1.2)	0.6 (0.4 to 1.2)	1.2 (0.7 to 2.2)	1.7 (1 to 3.1)	0.8 (0.5 to 1.6)	0.3 (0.2 to 0.6)	0.2 (0.1 to 0.4)	0.1 (0 to 0.2)	9.9
Chlamydial infection	0 (0 to 0)	0 (0 to 0)	0 (0 to 0)	0 (0 to 0)	0 (0 to 0)	0.1 (0 to 0.2)	0.2 (0.1 to 0.4)	0.4 (0.2 to 0.8)	0.6 (0.3 to 1.1)	0.9 (0.5 to 1.7)	1.3 (0.7 to 2.3)	0.8 (0.4 to 1.5)	0.8 (0.4 to 1.5)	0.8 (0.4 to 1.5)	0.8 (0.4 to 1.5)	0.6 (0.3 to 1.1)	0.6 (0.3 to 1.1)	0.9 (0.5 to 1.7)	1.2 (0.6 to 2.2)	0.5 (0.3 to 1)	0.2 (0.1 to 0.4)	0.1 (0 to 0.2)	0 (0 to 0.1)	3.3
Gonococcal infection	0 (0 to 0)	0 (0 to 0)	0 (0 to 0)	0 (0 to 0)	0 (0 to 0)	0.1 (0 to 0.2)	0.4 (0.2 to 0.8)	0.9 (0.5 to 1.7)	1.4 (0.8 to 2.6)	2.1 (1.2 to 3.7)	3.4 (2 to 5.8)	2.4 (1.4 to 4.2)	2.6 (1.5 to 4.5)	3.1 (1.8 to 5.4)	3.2 (1.8 to 5.5)	2.4 (1.4 to 4.2)	2.4 (1.4 to 4.2)	3.6 (2.1 to 6.2)	4.8 (2.8 to 8.2)	2.1 (1.2 to 3.7)	0.8 (0.5 to 1.5)	0.3 (0.2 to 0.6)	0.1 (0 to 0.2)	3.6
Trichomoniasis	0 (0 to 0)	0 (0 to 0)	0 (0 to 0)	0 (0 to 0)	0 (0 to 0)	0 (0 to 0.2)	0.2 (0.1 to 0.4)	0.5 (0.2 to 0.9)	0.8 (0.4 to 1.4)	1.2 (0.6 to 2.1)	1.8 (0.9 to 3.2)	1.1 (0.6 to 2)	1.2 (0.6 to 2.1)	1.4 (0.7 to 2.5)	1.4 (0.7 to 2.5)	1.1 (0.5 to 2)	1.1 (0.5 to 2)	1.6 (0.8 to 2.9)	2.1 (1 to 3.8)	0.9 (0.5 to 1.7)	0.4 (0.2 to 0.7)	0.1 (0.1 to 0.3)	0 (0 to 0.1)	3
Genital herpes	0 (0 to 0)	0 (0 to 0)	0 (0 to 0)	0 (0 to 0)	0 (0 to 0)	0 (0 to 0.1)	0.1 (0 to 0.2)	0.4 (0.2 to 0.7)	0.6 (0.3 to 1.1)	0.8 (0.4 to 1.5)	1.2 (0.6 to 2.1)	0.8 (0.4 to 1.5)	0.8 (0.4 to 1.5)	1 (0.5 to 1.8)	1 (0.5 to 1.8)	0.8 (0.4 to 1.5)	0.8 (0.4 to 1.5)	1.1 (0.6 to 2)	1.5 (0.8 to 2.7)	0.7 (0.4 to 1.3)	0.3 (0.2 to 0.6)	0.1 (0 to 0.2)	0 (0 to 0.1)	23.2
Other sexually transmitted infections	0 (0 to 0)	0 (0 to 0)	0 (0 to 0)	0 (0 to 0)	0 (0 to 0)	0.1 (0 to 0.4)	0.2 (0.2 to 0.6)	0.5 (0.3 to 0.9)	0.8 (0.3 to 1.1)	0.9 (0.4 to 1.6)	1.2 (0.5 to 1.7)	0.8 (0.3 to 1.2)	0.8 (0.3 to 1.2)	0.9 (0.3 to 1.3)	0.9 (0.3 to 1.3)	0.7 (0.3 to 1.1)	0.7 (0.3 to 1.1)	1 (0.4 to 1.5)	1.3 (0.5 to 2)	0.6 (0.2 to 0.9)	0.2 (0.1 to 0.4)	0.1 (0 to 0.2)	0 (0 to 0)	4.7
Respiratory infections and tuberculosis	2.2 (2.0 to 3)	7.9 (5.0 to 10.1)	14.3 (10.9 to 17.1)	139 (106 to 221)	122 (89.5 to 191)	110 (87.6 to 176)	116 (75.9 to 194)	116 (77.1 to 190)	114 (76.1 to 190)	107 (71.1 to 181)	107 (70.1 to 179)	220 (155 to 299)	209 (147 to 276)	228 (165 to 299)	226 (159 to 296)	196 (142 to 260)	192 (140 to 253)	230 (165 to 303)	265 (183 to 346)	220 (150 to 289)	146 (97.2 to 191)	72 (46.1 to 94.2)	30 (18.1 to 39.2)	2,550
Tuberculosis	0 (0 to 0)	0 (0 to 0)	0.2 (0.2 to 0.4)	0.3 (0.3 to 0.5)	0.1 (0.1 to 0.2)	0.1 (0.1 to 0.2)	0.9 (0.9 to 1.5)	2.3 (2.1 to 3.2)	3.4 (2.9 to 4.6)	3.7 (2.9 to 5.1)	7.6 (5.9 to 10.1)	13.1 (9.9 to 17.1)	13.4 (9.8 to 18.7)	13.7 (9.9 to 19.2)	13.6 (9.9 to 18.9)	12.1 (8.8 to 16.7)	12.1 (8.8 to 16.7)	16.6 (12.1 to 22.9)	20.2 (14.6 to 28.1)	16.4 (11.6 to 23.1)	11.7 (8.1 to 16.2)	6.1 (3.9 to 8.5)	2.8 (1.7 to 4.1)	127
Latent tuberculosis infection	0 (0 to 0)	0 (0 to 0)	0 (0 to 0)	0 (0 to 0)	0 (0 to 0)	0 (0 to 0)	0 (0 to 0)	0 (0 to 0)	0 (0 to 0)	0 (0 to 0)	0 (0 to 0)	0 (0 to 0)	0 (0 to 0)	0 (0 to 0)	0 (0 to 0)	0 (0 to 0)	0 (0 to 0)	0 (0 to 0)	0 (0 to 0)	0 (0 to 0)	0 (0 to 0)	0 (0 to 0)	0 (0 to 0)	0 (0 to 0)	0
Drug-susceptible Tuberculosis	0 (0 to 0)	0 (0 to 0)	0.2 (0.2 to 0.4)	0.3 (0.3 to 0.5)	0.1 (0.1 to 0.2)	0.1 (0.1 to 0.2)	0.9 (0.9 to 1.5)	2.3 (2.1 to 3.2)	3.4 (2.9 to 4.6)	3.6 (2.9 to 5.1)	7.5 (5.9 to 10.1)	13 (9.9 to 17.1)	13.3 (9.8 to 18.6)	13.6 (9.9 to 19.2)	13.5 (9.9 to 18.9)	12 (8.8 to 16.7)	12 (8.8 to 16.7)	16.5 (12.1 to 22.9)	20.1 (14.6 to 28.1)	16.3 (11.6 to 23.1)	11.6 (8.1 to 16.2)	6.1 (3.9 to 8.5)	2.8 (1.7 to 4.1)	126
Multidrug-resistant tuberculosis without extensive drug-resistat	0 (0 to 0)	0 (0 to 0)	0 (0 to 0)	0 (0 to 0)	0 (0 to 0)	0 (0 to 0)	0 (0 to 0)	0 (0 to 0.1)	0 (0 to 0.2)	0 (0 to 0.2)	0.1 (0 to 0.3)	0.1 (0 to 0.3)	0.1 (0 to 0.3)	0.2 (0 to 0.5)	0.1 (0 to 0.3)	0.1 (0 to 0.3)	0.1 (0 to 0.3)	0.2 (0 to 0.5)	0.3 (0 to 0.7)	0.2 (0 to 0.5)	0.1 (0 to 0.3)	0 (0 to 0.2)	0 (0 to 0.1)	0.7
Extensively drug-resistant tuberculosis	0 (0 to 0)	0 (0 to 0)	0 (0 to 0)	0 (0 to 0)	0 (0 to 0)	0 (0 to 0)	0 (0 to 0)	0 (0 to 0)	0 (0 to 0)	0 (0 to 0)	0 (0 to 0)	0 (0 to 0)	0 (0 to 0)	0 (0 to 0)	0 (0 to 0)	0 (0 to 0)	0 (0 to 0)	0 (0 to 0)	0 (0 to 0)	0 (0 to 0)	0 (0 to 0)	0 (0 to 0)	0 (0 to 0)	0 (0 to 0)	0
Lower respiratory infections	0.1 (0.1 to 0.2)	6.6 (3.9 to 8.6)	10.1 (6.4 to 13.1)	128 (77.6 to 214)	110 (71.9 to 201)	77.2 (51.6 to 138)	73.3 (46.2 to 132)	71.6 (46.2 to 132)	71.1 (46.2 to 132)	67.1 (43.1 to 124)	67.1 (43.1 to 124)	147 (96.2 to 219)	137 (90.2 to 205)	151 (98.7 to 227)	150 (98.7 to 227)	132 (86.7 to 200)	132 (86.7 to 200)	166 (109.1 to 251)	199 (130.2 to 302)	164 (107.2 to 249)	109 (71.2 to 165)	54.6 (35.2 to 82.6)	22.5 (14.3 to 34.1)	1,560
Upper respiratory infections	0 (0 to 0)	0.9 (0.5 to 1.3)	1.5 (0.9 to 2.1)	10.7 (6.2 to 15.6)	12.1 (7.2 to 17.7)	33.2 (20.2 to 48.6)	42.7 (26.1 to 62.7)	44.5 (27.1 to 65.3)	43.1 (26.1 to 63.3)	39.7 (24.1 to 58.3)	39.7 (24.1 to 58.3)	73.1 (44.4 to 107)	71.4 (43.4 to 105)	76 (46.2 to 111)	75.6 (46.2 to 111)	64.6 (39.3 to 94.8)	64.6 (39.3 to 94.8)	83.5 (50.8 to 123)	134 (81.5 to 197)	109 (66.4 to 160)	73.3 (44.6 to 107)	39.6 (24.1 to 58.1)	17 (10.4 to 24.9)	7.6 (4.6 to 11.2)	1,040
Otitis media	0 (0 to 0)	0 (0 to 0)	0.2 (0.1 to 0.4)	1.7 (1.1 to 2.4)	1.6 (1.1 to 2.3)	1.2 (0.9 to 1.7)	1.2 (0.9 to 1.7)	1.2 (0.9 to 1.7)	1.2 (0.9 to 1.7)	1.2 (0.9 to 1.7)	1.2 (0.9 to 1.7)	1.2 (0.9 to 1.7)	1.2 (0.9 to 1.7)	1.2 (0.9 to 1.7)	1.2 (0.9 to 1.7)	1.2 (0.9 to 1.7)	1.2 (0.9 to 1.7)	1.2 (0.9 to 1.7)	1.2 (0.9 to 1.7)	1.2 (0.9 to 1.7)	1.2 (0.9 to 1.7)	1.2 (0.9 to 1.7)	0.6 (0.3 to 1.1)	230
Enteric infections	17 (5.4 to 33)	1.5 (0.6 to 2.8)	17 (10.1 to 28.7)	19.6 (12.4 to 27.1)	9.4 (5.4 to 14.7)	2.7 (1.9 to 3.8)	2.6 (1.9 to 3.8)	2.6 (1.9 to 3.8)	2.6 (1.9 to 3.8)	2.6 (1.9 to 3.8)	2.6 (1.9 to 3.8)	2.6 (1.9 to 3.8)	2.6 (1.9 to 3.8)	2.6 (1.9 to 3.8)	2.6 (1.9 to 3.8)	2.6 (1.9 to 3.8)	2.6 (1.9 to 3.8)	2.6 (1.9 to 3.8)	2.6 (1.9 to 3.8)	2.6 (1.9 to 3.8)	2.6 (1.9 to 3.8)	2.6 (1.9 to 3.8)	2.6 (1.9 to 3.8)	196
Diarrheal diseases	16 (5.4 to 33)	1.5 (0.6 to 2.8)	16.9 (9.9 to 28.6)	19.6 (12.3 to 26.9)	9.2 (3.3 to 7.5)	2.6 (1.7 to 3.6)	2.5 (1.9 to 3.6)	2.5 (1.9 to 3.6)	2.5 (1.9 to 3.6)	2.5 (1.9 to 3.6)	2.5 (1.9 to 3.6)	2.5 (1.9 to 3.6)	2.5 (1.9 to 3.6)	2.5 (1.9 to 3.6)	2.5 (1.9 to 3.6)	2.5 (1.9 to 3.6)	2.5 (1.9 to 3.6)	2.5 (1.9 to 3.6)	2.5 (1.9 to 3.6)	2.5 (1.9 to 3.6)	2.5 (1.9 to 3.6)	2.5 (1.9 to 3.6)	2.5 (1.9 to 3.6)	196
Typhoid and paratyphoid	0 (0 to 0)	0 (0 to 0)	0 (0 to 0)	0 (0 to 0)	0 (0 to 0)	0 (0 to 0)	0 (0 to 0)	0 (0 to 0)	0 (0 to 0)	0 (0 to 0)	0 (0 to 0)	0 (0 to 0)	0 (0 to 0)	0 (0 to 0)	0 (0 to 0)	0 (0 to 0)	0 (0 to 0)	0 (0 to 0)	0 (0 to 0)	0 (0 to 0)	0 (0 to 0)	0 (0 to 0)	0 (0 to 0)	0 (0 to 0)	0
Typhoid fever	0 (0 to 0)	0 (0 to 0)	0 (0 to 0)	0 (0 to 0)	0 (0 to 0)	0 (0 to 0)	0 (0 to 0)	0 (0 to 0)	0 (0 to 0)	0 (0 to 0)	0 (0 to 0)	0 (0 to 0)	0 (0 to 0)	0 (0 to 0)	0 (0 to 0)	0 (0 to 0)	0 (0 to 0)	0 (0 to 0)	0 (0 to 0)	0 (0 to 0)	0 (0 to 0)	0 (0 to 0)	0 (0 to 0)	0 (0 to 0)	0
Paratyphoid fever	0 (0 to 0)	0 (0 to 0)	0 (0 to 0)	0 (0 to 0)	0 (0 to 0)	0 (0 to 0)	0 (0 to 0)	0 (0 to 0)	0 (0 to 0)	0 (0 to 0)	0 (0 to 0)	0 (0 to 0)	0 (0 to 0)	0 (0 to 0)	0 (0 to 0)	0 (0 to 0)	0 (0 to 0)	0 (0 to 0)	0 (0 to 0)	0 (0 to 0)	0 (0 to 0)	0 (0 to 0)	0 (0 to 0)	0 (0 to 0)	0
Invasive Non-typhoidal Salmonella (iNTS)	0 (0 to 0)	0 (0 to 0)	0 (0 to 0)	0 (0 to 0)	0 (0 to 0)	0 (0 to 0)	0 (0 to 0)	0 (0 to 0)	0 (0 to 0)	0 (0 to 0)	0 (0 to 0)	0 (0 to 0)	0 (0 to 0)	0 (0 to 0)	0 (0 to 0)	0 (0 to 0)	0 (0 to 0)	0 (0 to 0)	0 (0 to 0)	0 (0 to 0)	0 (0 to 0)	0 (0 to 0)	0 (0 to 0)	0 (0 to 0)	0.7
Other intestinal infectious diseases	0 (0 to 0)	0 (0 to 0)	0.1 (0 to 0.2)	0.1 (0 to 0.2)	0.1 (0 to 0.2)	0 (0 to 0.2)	0 (0 to 0.2)	0 (0 to 0.1)	0 (0 to 0.1)	0 (0 to 0.1)	0.1 (0 to 0.2)	0.1 (0 to 0.2)	0.1 (0 to 0.2)	0 (0 to 0.2)	0 (0 to 0.2)	0 (0 to 0.1)	0 (0 to 0.1)	0 (0 to 0.2)	0 (0 to 0.2)	0 (0 to 0.2)	0 (0 to 0.2)	0 (0 to 0.1)	0 (0 to 0.1)	0 (0 to 0.1)	1.3
Neglected tropical diseases and malaria	0.4 (0.1 to 1.2)	1.2 (0.2 to 3.2)	6.3 (3.4 to 10.3)	6.8 (3.4 to 12.1)	6.8 (3.4 to 12.1)	6.8 (3.4 to 12.1)	1.9 (0.8 to 3.2)	0.6 (0.2 to 1.2)	1.6 (0.7 to 2.7)	0.8 (0.3 to 1.5)	1.4 (0.6 to 2.5)	1.7 (0.7 to 3.1)	3.8 (1.6 to 6.8)	2.6 (1.1 to 4.8)	3.4 (1.4 to 6.1)	3.4 (1.4 to 6.1)	7.2 (3.1 to 12.3)	9.8 (4.2 to 16.8)	7.2 (3.1 to 12.3)	3.8 (1.6 to 6.5)	2.8 (1.2 to 4.8)	1.2 (0.5 to 2.1)	0.3 (0.1 to 0.6)	69.3
Malaria	0 (0 to 0)	0 (0 to 0)	0 (0 to 0)	0 (0 to 0)	0 (0 to 0)	0 (0 to 0)	0 (0 to 0)	0 (0 to 0)	0 (0 to 0)	0 (0 to 0)	0 (0 to 0)	0 (0 to 0)	0 (0 to 0)	0 (0 to 0)	0 (0 to 0)	0 (0 to 0)	0 (0 to 0)	0 (0 to 0)	0 (0 to 0)	0 (0 to 0)	0 (0 to 0)	0 (0 to 0)	0 (0 to 0)	0 (0 to 0)	0
Chagas disease	0 (0 to 0)	0 (0 to 0)	0 (0 to 0)	0 (0 to 0)	0 (0 to 0)	0 (0 to 0)	0 (0 to 0)	0 (0 to 0)	0 (0 to 0)	0 (0 to 0)	0 (0 to 0)	0 (0 to 0)	0 (0 to 0)	0 (0 to 0)	0 (0 to 0)	0 (0 to 0)	0 (0 to 0)	0 (0 to 0)	0 (0 to 0)	0 (0 to 0)	0 (0 to 0)	0 (0 to 0)	0 (0 to 0)	0 (0 to 0)	0.1
Leishmaniasis	0 (0 to 0)	0 (0 to 0)	0 (0 to 0)	0 (0 to 0)	0 (0 to 0)	0 (0 to 0)	0 (0 to 0)	0 (0 to 0)	0 (0 to 0)	0 (0 to 0)	0 (0 to 0)	0 (0 to 0)	0 (0 to 0)	0 (0 to 0)	0 (0 to 0)	0 (0 to 0)	0 (0 to 0)	0 (0 to 0)	0 (0 to 0)	0 (0 to 0)	0 (0 to 0)	0 (0 to 0)	0 (0 to 0)	0 (0 to 0)	0
Visceral leishmaniasis	0 (0 to 0)	0 (0 to 0)	0 (0 to 0)	0 (0 to 0)	0 (0 to 0)	0 (0 to 0)	0 (0 to 0)	0 (0 to 0)	0 (0 to 0)	0 (0 to 0)	0 (0 to 0)	0 (0 to 0)	0 (0 to 0)	0 (0 to 0)	0 (0 to 0)	0 (0 to 0)	0 (0 to 0)	0 (0 to 0)	0 (0 to 0)	0 (0 to 0)	0 (0 to 0)	0 (0 to 0)	0 (0 to 0)	0 (0 to 0)	0
Cutaneous and mucocutaneous leishmaniasis	0 (0 to 0)	0 (0 to 0)	0 (0 to 0)	0 (0 to 0)	0 (0 to 0)	0 (0 to 0)	0 (0 to 0)	0 (0 to 0)	0 (0 to 0)	0 (0 to 0)	0 (0 to 0)	0 (0 to 0)	0 (0 to 0)	0 (0 to 0)	0 (0 to 0)	0 (0 to 0)	0 (0 to 0)	0 (0 to 0)	0 (0 to 0)	0 (0 to 0)	0 (0 to 0)	0 (0 to 0)	0 (0 to 0)	0 (0 to 0)	0
African trypanosomiasis	0 (0 to 0)	0 (0 to 0)	0 (0 to 0)	0 (0 to 0)	0 (0 to 0)	0 (0 to 0)	0 (0 to 0)	0 (0 to 0)	0 (0 to 0)	0 (0 to 0)	0 (0 to 0)	0 (0 to 0)	0 (0 to 0)	0 (0 to 0)	0 (0 to 0)	0 (0 to 0)	0 (0 to 0)	0 (0 to 0)	0 (0 to 0)	0 (0 to 0)	0 (0 to 0)	0 (0 to 0)	0 (0 to 0)	0 (0 to 0)	0
Schistosomiasis	0 (0 to 0)	0 (0 to 0)	0 (0 to 0)	0 (0 to 0)	0 (0 to 0)	0 (0 to 0)	0 (0 to 0)	0 (0 to 0)	0 (0 to 0)	0 (0 to 0)	0 (0 to 0)	0 (0 to 0)	0 (0 to 0)	0 (0 to 0)	0 (0 to 0)	0 (0 to 0)	0 (0 to 0)	0 (0 to 0)	0 (0 to 0)	0 (0 to 0)	0 (0 to 0)	0 (0 to 0)	0 (0 to 0)	0 (0 to 0)	0
Cysticercosis	0 (0 to 0)	0 (0 to 0)	0 (0 to 0)	0 (0 to 0)	0 (0 to 0)	0 (0 to 0)	0 (0 to 0)	0 (0 to 0)	0 (0 to 0)	0 (0 to 0)	0 (0 to 0)	0 (0 to 0)	0 (0 to 0)	0 (0 to 0)	0 (0 to 0)	0 (0 to 0)	0 (0 to 0)	0 (0 to 0)	0 (0 to 0)	0 (0 to 0)	0 (0 to 0)	0 (0 to 0)	0 (0 to 0)	0 (0 to 0)	0
Cystic echinococcosis	0 (0 to 0)	0 (0 to 0)	0 (0 to 0)	0 (0 to 0)	0 (0 to 0)	0 (0 to 0)	0 (0 to 0)	0 (0 to 0)	0 (0 to 0)	0 (0 to 0)	0 (0 to 0)	0 (0 to 0)	0 (0 to 0)	0 (0 to 0)	0 (0 to 0)	0 (0 to 0)	0 (0 to 0)	0 (0 to 0)	0 (0 to 0)	0 (0 to 0)	0 (0 to 0)	0 (0 to 0)	0 (0 to 0)	0 (0 to 0)	0.2
Lymphatic filariasis	0 (0 to 0)	0 (0 to 0)	0 (0 to 0)	0 (0 to 0)	0 (0 to 0)	0 (0 to 0)	0 (0 to 0)	0 (0 to 0)	0 (0 to 0)	0 (0 to 0)	0 (0 to 0)	0 (0 to 0)	0 (0 to 0)	0 (0 to 0)	0 (0 to 0)	0 (0 to 0)	0 (0 to 0)	0 (0 to 0)	0 (0 to 0)	0 (0 to 0)	0 (0 to 0)	0 (0 to 0)	0 (0 to 0)	0 (0 to 0)	0
Onchocerciasis	0 (0 to 0)	0 (0 to 0)	0 (0 to 0)	0 (0 to 0)	0 (0 to 0)	0 (0 to 0)	0 (0 to 0)	0 (0 to 0)	0 (0 to 0)	0 (0 to 0)	0 (0 to 0)	0 (0 to 0)	0 (0 to 0)	0 (0 to 0)	0 (0 to 0)	0 (0 to 0)	0 (0 to 0)	0 (0 to 0)	0 (0 to 0)	0 (0 to 0)	0 (0 to 0)	0 (0 to 0)	0 (0 to 0)	0 (0 to 0)	0
Trachoma	0 (0 to 0)	0 (0 to 0)	0 (0 to 0)	0 (0 to 0)	0 (0 to 0)	0 (0 to 0)	0 (0 to 0)	0 (0 to 0)	0 (0 to 0)	0 (0 to 0)	0 (0 to 0)	0 (0 to 0)	0 (0 to 0)	0 (0 to 0)	0 (0 to 0)	0 (0 to 0)	0 (0 to 0)	0 (0 to 0)	0 (0 to 0)	0 (0 to 0)	0 (0 to 0)	0 (0 to 0)	0 (0 to 0)	0 (0 to 0)	0
Dengue	0 (0 to 0)	0 (0 to 0)	0 (0 to 0)	0 (0 to 0)	0 (0 to 0)	0 (0 to 0)	0 (0 to 0)	0 (0 to 0)	0 (0 to 0)	0 (0 to 0)	0 (0 to 0)	0 (0 to 0)	0 (0 to 0)	0 (0 to 0)	0 (0 to 0)	0 (0 to 0)	0 (0 to 0)	0 (0 to 0)	0 (0 to 0)	0 (0 to 0)	0 (0 to 0)	0 (0 to 0)	0 (0 to 0)	0 (0 to 0)	0
Yellow fever	0 (0 to 0)	0 (0 to 0)	0 (0 to 0)	0 (0 to 0)	0 (0 to 0)	0 (0 to 0)	0 (0 to 0)	0 (0 to 0)	0 (0 to 0)	0 (0 to 0)	0 (0 to 0)	0 (0 to 0)	0 (0 to 0)	0 (0 to 0)	0 (0 to 0)	0 (0 to 0)	0 (0 to 0)	0 (0 to 0)	0 (0 to 0)	0 (0 to 0)	0 (0 to 0)	0 (0 to 0)	0 (0 to 0)	0 (0 to 0)	0
Rabies	0 (0 to 0)	0 (0 to 0)	0 (0 to 0)	0 (0 to 0)	0 (0 to 0)	0 (0 to 0)	0 (0 to 0)	0 (0 to 0)	0 (0 to 0)	0 (0 to 0)	0 (0 to 0)	0 (0 to 0)	0 (0 to 0)	0 (0 to 0)	0 (0 to 0)	0 (0 to 0)	0 (0 to 0)	0 (0 to 0)	0 (0 to 0)	0 (0 to 0)	0 (0 to 0)	0 (0 to 0)	0 (0 to 0)	0 (0 to 0)	0.1
Intestinal nematode infections	0 (0 to 0)	0 (0 to 0)	0 (0 to 0)	0 (0 to 0)	0 (0 to 0)	0 (0 to 0)	0 (0 to 0)	0 (0 to 0)	0 (0 to 0)	0 (0 to 0)	0 (0 to 0)	0 (0 to 0)	0 (0 to 0)	0 (0 to 0)	0 (0 to 0)	0 (0 to 0)	0 (0 to 0)	0 (0 to 0)	0 (0 to 0)	0 (0 to 0)	0 (0 to 0)	0 (0 to 0)	0 (0 to 0)	0 (0 to 0)	0
Ascariasis	0





SR Table 2a: Yamaguchi DALYS by cause and age group for males with 95% uncertainty intervals, 2019

Cause	Early Neonatal (0-6 days)	Late Neonatal (7-27 days)	Post Neonatal (28-364 days)	1 to 4	5 to 9	10 to 14	15 to 19	20 to 24	25 to 29	30 to 34	35 to 39	40 to 44	45 to 49	50 to 54	55 to 59	60 to 64	65 to 69	70 to 74	75 to 79	80 to 84	85 to 89	90 to 94	95 plus	Total
All causes	2,647 (2,412-2,911)	1,766 (1,574-1,971)	1,552 (1,424-1,679)	5,554 (4,766-6,411)	3,161 (2,653-3,747)	3,284 (2,664-4,008)	5,607 (4,606-6,748)	8,124 (6,698-9,772)	11,243 (9,268-13,566)	14,021 (11,496-16,997)	16,904 (13,800-20,600)	19,722 (16,000-24,161)	22,230 (17,872-27,350)	25,260 (20,130-31,270)	28,554 (22,670-35,650)	31,958 (25,170-39,990)	35,412 (27,420-44,760)	37,205 (27,997-48,600)	36,829 (26,295-51,100)	37,505 (24,705-54,100)	34,400 (20,400-52,400)	9,852 (4,900-17,400)	335,000 (312,000-359,000)
Communicable, maternal, neonatal, and nutritional diseases	1562 (1116-2,197)	1,139 (774-1,619)	1,139 (748-1,668)	1,162 (723-1,702)	534 (301-812)	539 (294-861)	532 (269-900)	609 (286-1,060)	699 (299-1,230)	743 (299-1,330)	776 (299-1,410)	830 (299-1,530)	893 (299-1,670)	1,000 (299-1,900)	1,130 (299-2,170)	1,290 (299-2,500)	1,490 (299-2,900)	1,660 (299-3,270)	1,800 (299-3,600)	1,880 (299-3,770)	1,900 (299-3,800)	1,900 (299-3,800)	1,900 (299-3,800)	15,600
HIV/AIDS and sexually transmitted infections	0 (0-0)	0 (0-0)	0 (0-0)	1 (0-2)	0 (0-0)	0 (0-0)	1 (0-1)	1 (0-2)	2 (1-3)	2 (1-3)	2 (1-3)	2 (1-3)	2 (1-3)	2 (1-3)	2 (1-3)	2 (1-3)	2 (1-3)	2 (1-3)	2 (1-3)	2 (1-3)	2 (1-3)	2 (1-3)	2 (1-3)	81.3
HIV/AIDS	0 (0-0)	0 (0-0)	1 (0-2)	1 (0-3)	0 (0-0)	0 (0-0)	0 (0-0)	1 (0-2)	1 (0-2)	1 (0-2)	2 (1-4)	3 (1-5)	4 (2-6)	4 (2-6)	4 (2-6)	4 (2-6)	3 (1-5)	3 (1-5)	2 (1-4)	2 (1-4)	2 (1-4)	2 (1-4)	2 (1-4)	58.4
HIV/AIDS - Drug-susceptible Tuberculosis	0 (0-0)	0 (0-0)	0 (0-0)	0 (0-0)	0 (0-0)	0 (0-0)	0 (0-0)	0 (0-0)	0 (0-0)	0 (0-0)	0 (0-0)	0 (0-0)	0 (0-0)	0 (0-0)	0 (0-0)	0 (0-0)	0 (0-0)	0 (0-0)	0 (0-0)	0 (0-0)	0 (0-0)	0 (0-0)	0 (0-0)	13.2
HIV/AIDS - Multidrug-resistant Tuberculosis without extensive drug resistance	0 (0-0)	0 (0-0)	0 (0-0)	0 (0-0)	0 (0-0)	0 (0-0)	0 (0-0)	0 (0-0)	0 (0-0)	0 (0-0)	0 (0-0)	0 (0-0)	0 (0-0)	0 (0-0)	0 (0-0)	0 (0-0)	0 (0-0)	0 (0-0)	0 (0-0)	0 (0-0)	0 (0-0)	0 (0-0)	0 (0-0)	0.3
HIV/AIDS - Extensively drug-resistant Tuberculosis	0 (0-0)	0 (0-0)	0 (0-0)	0 (0-0)	0 (0-0)	0 (0-0)	0 (0-0)	0 (0-0)	0 (0-0)	0 (0-0)	0 (0-0)	0 (0-0)	0 (0-0)	0 (0-0)	0 (0-0)	0 (0-0)	0 (0-0)	0 (0-0)	0 (0-0)	0 (0-0)	0 (0-0)	0 (0-0)	0 (0-0)	0.1
HIV/AIDS resulting in other diseases	0 (0-0)	0 (0-0)	0 (0-1)	0 (0-1)	0 (0-0)	0 (0-0)	0 (0-0)	0 (0-1)	0 (0-1)	0 (0-1)	0 (0-1)	0 (0-1)	0 (0-1)	0 (0-1)	0 (0-1)	0 (0-1)	0 (0-1)	0 (0-1)	0 (0-1)	0 (0-1)	0 (0-1)	0 (0-1)	0 (0-1)	49.8
Sexually transmitted infections excluding HIV	0 (0-0)	0 (0-0)	0 (0-0)	0 (0-0)	0 (0-0)	0 (0-0)	0 (0-0)	0 (0-0)	0 (0-0)	0 (0-0)	0 (0-0)	0 (0-0)	0 (0-0)	0 (0-0)	0 (0-0)	0 (0-0)	0 (0-0)	0 (0-0)	0 (0-0)	0 (0-0)	0 (0-0)	0 (0-0)	0 (0-0)	22.9
Syphilis	0 (0-0)	0 (0-0)	0 (0-0)	0 (0-0)	0 (0-0)	0 (0-0)	0 (0-0)	0 (0-0)	0 (0-0)	0 (0-0)	0 (0-0)	0 (0-0)	0 (0-0)	0 (0-0)	0 (0-0)	0 (0-0)	0 (0-0)	0 (0-0)	0 (0-0)	0 (0-0)	0 (0-0)	0 (0-0)	0 (0-0)	0.1
Chlamydial infection	0 (0-0)	0 (0-0)	0 (0-0)	0 (0-0)	0 (0-0)	0 (0-0)	0 (0-0)	0 (0-0)	0 (0-0)	0 (0-0)	0 (0-0)	0 (0-0)	0 (0-0)	0 (0-0)	0 (0-0)	0 (0-0)	0 (0-0)	0 (0-0)	0 (0-0)	0 (0-0)	0 (0-0)	0 (0-0)	0 (0-0)	1.4
Gonococcal infection	0 (0-0)	0 (0-0)	0 (0-0)	0 (0-0)	0 (0-0)	0 (0-0)	0 (0-0)	0 (0-0)	0 (0-0)	0 (0-0)	0 (0-0)	0 (0-0)	0 (0-0)	0 (0-0)	0 (0-0)	0 (0-0)	0 (0-0)	0 (0-0)	0 (0-0)	0 (0-0)	0 (0-0)	0 (0-0)	0 (0-0)	1.4
Trichomoniasis	0 (0-0)	0 (0-0)	0 (0-0)	0 (0-0)	0 (0-0)	0 (0-0)	0 (0-0)	0 (0-0)	0 (0-0)	0 (0-0)	0 (0-0)	0 (0-0)	0 (0-0)	0 (0-0)	0 (0-0)	0 (0-0)	0 (0-0)	0 (0-0)	0 (0-0)	0 (0-0)	0 (0-0)	0 (0-0)	0 (0-0)	1.4
Genital herpes	0 (0-0)	0 (0-0)	0 (0-0)	0 (0-0)	0 (0-0)	0 (0-0)	0 (0-0)	0 (0-0)	0 (0-0)	0 (0-0)	0 (0-0)	0 (0-0)	0 (0-0)	0 (0-0)	0 (0-0)	0 (0-0)	0 (0-0)	0 (0-0)	0 (0-0)	0 (0-0)	0 (0-0)	0 (0-0)	0 (0-0)	10.6
Other sexually transmitted infections	0 (0-0)	0 (0-0)	0 (0-0)	0 (0-0)	0 (0-0)	0 (0-0)	0 (0-0)	0 (0-0)	0 (0-0)	0 (0-0)	0 (0-0)	0 (0-0)	0 (0-0)	0 (0-0)	0 (0-0)	0 (0-0)	0 (0-0)	0 (0-0)	0 (0-0)	0 (0-0)	0 (0-0)	0 (0-0)	0 (0-0)	2
Respiratory infections and tuberculosis	1,111 (1,110-2,183)	1,104 (1,104-1,104)	1,104 (1,104-1,104)	2,204 (2,204-2,204)	1,104 (1,104-1,104)	1,104 (1,104-1,104)	1,104 (1,104-1,104)	1,104 (1,104-1,104)	1,104 (1,104-1,104)	1,104 (1,104-1,104)	1,104 (1,104-1,104)	1,104 (1,104-1,104)	1,104 (1,104-1,104)	1,104 (1,104-1,104)	1,104 (1,104-1,104)	1,104 (1,104-1,104)	1,104 (1,104-1,104)	1,104 (1,104-1,104)	1,104 (1,104-1,104)	1,104 (1,104-1,104)	1,104 (1,104-1,104)	1,104 (1,104-1,104)	12,900
Tuberculosis	1,111 (1,110-2,183)	1,104 (1,104-1,104)	1,104 (1,104-1,104)	2,204 (2,204-2,204)	1,104 (1,104-1,104)	1,104 (1,104-1,104)	1,104 (1,104-1,104)	1,104 (1,104-1,104)	1,104 (1,104-1,104)	1,104 (1,104-1,104)	1,104 (1,104-1,104)	1,104 (1,104-1,104)	1,104 (1,104-1,104)	1,104 (1,104-1,104)	1,104 (1,104-1,104)	1,104 (1,104-1,104)	1,104 (1,104-1,104)	1,104 (1,104-1,104)	1,104 (1,104-1,104)	1,104 (1,104-1,104)	1,104 (1,104-1,104)	1,104 (1,104-1,104)	12,900
Latent tuberculosis infection	0 (0-0)	0 (0-0)	0 (0-0)	0 (0-0)	0 (0-0)	0 (0-0)	0 (0-0)	0 (0-0)	0 (0-0)	0 (0-0)	0 (0-0)	0 (0-0)	0 (0-0)	0 (0-0)	0 (0-0)	0 (0-0)	0 (0-0)	0 (0-0)	0 (0-0)	0 (0-0)	0 (0-0)	0 (0-0)	0 (0-0)	0.1
Drug-susceptible tuberculosis	0 (0-0)	0 (0-0)	0 (0-0)	0 (0-0)	0 (0-0)	0 (0-0)	0 (0-0)	0 (0-0)	0 (0-0)	0 (0-0)	0 (0-0)	0 (0-0)	0 (0-0)	0 (0-0)	0 (0-0)	0 (0-0)	0 (0-0)	0 (0-0)	0 (0-0)	0 (0-0)	0 (0-0)	0 (0-0)	0 (0-0)	0.1
Multidrug-resistant tuberculosis without extensive drug resistance	0 (0-0)	0 (0-0)	0 (0-0)	0 (0-0)	0 (0-0)	0 (0-0)	0 (0-0)	0 (0-0)	0 (0-0)	0 (0-0)	0 (0-0)	0 (0-0)	0 (0-0)	0 (0-0)	0 (0-0)	0 (0-0)	0 (0-0)	0 (0-0)	0 (0-0)	0 (0-0)	0 (0-0)	0 (0-0)	0 (0-0)	0.3
Extensively drug-resistant tuberculosis	0 (0-0)	0 (0-0)	0 (0-0)	0 (0-0)	0 (0-0)	0 (0-0)	0 (0-0)	0 (0-0)	0 (0-0)	0 (0-0)	0 (0-0)	0 (0-0)	0 (0-0)	0 (0-0)	0 (0-0)	0 (0-0)	0 (0-0)	0 (0-0)	0 (0-0)	0 (0-0)	0 (0-0)	0 (0-0)	0 (0-0)	1.4
Lower respiratory infections	2.4 (1.5-3.4)	2.5 (1.7-3.6)	39.1 (29.2-48.9)	37.4 (28.2-46.6)	11.3 (8.4-14.4)	8.8 (6.5-11.3)	11.1 (7.7-15.1)	12.5 (8.6-17.5)	17.8 (11.4-25)	23.1 (14.5-33.5)	32.4 (20.1-46.9)	47.7 (32.1-67.2)	81.6 (56.7-110)	120 (82.2-161)	208 (142-280)	420 (287-565)	769 (541-1,020)	1,220 (847-1,620)	1,890 (1,320-2,440)	2,440 (1,770-3,000)	2,600 (1,820-3,150)	1,280 (847-1,760)	521 (366-692)	11,800
Upper respiratory infections	0.1 (0-0.1)	0.4 (0.2-0.9)	7.1 (4.5-11.1)	32.6 (19.4-54.7)	42 (22.1-72.3)	35.3 (18.3-61.4)	34.6 (17.6-60.4)	30.6 (14.2-53.1)	28.2 (12.7-49.1)	30.6 (13.1-52.8)	36.4 (15.7-62.6)	39.9 (17.1-68.5)	42.1 (18.1-72.1)	41.5 (17.9-71.1)	42.5 (18.4-72.9)	43.1 (18.6-73.9)	43.6 (18.8-74.7)	39.4 (16.9-67.5)	39.2 (16.9-67.1)	29.6 (12.7-50.7)	17.2 (7.4-29.5)	10 (4.4-17.1)	4.6 (2.4-7.4)	592
Otitis media	0 (0-0)	0 (0-0)	7.7 (4.9-11.4)	3.9 (2.5-5.8)	0.2 (0.1-0.3)	0.6 (0.4-0.9)	0.9 (0.6-1.4)	0.4 (0.2-0.6)	0.4 (0.2-0.7)	0.7 (0.4-1.1)	0.7 (0.4-1.1)	0.7 (0.4-1.1)	0.7 (0.4-1.1)	0.8 (0.5-1.2)	0.8 (0.5-1.2)	0.8 (0.5-1.2)	0.8 (0.5-1.2)	0.8 (0.5-1.2)	0.8 (0.5-1.2)	0.8 (0.5-1.2)	0.8 (0.5-1.2)	0.8 (0.5-1.2)	155
Enteric infections	0.3 (0.2-0.4)	0.6 (0.4-0.9)	0.9 (0.5-1.3)	0.9 (0.5-1.3)	0.3 (0.1-0.5)	0.3 (0.1-0.5)	0.4 (0.2-0.6)	0.5 (0.2-0.8)	0.6 (0.3-0.9)	0.8 (0.3-1.2)	0.9 (0.4-1.4)	1.1 (0.5-1.7)	1.3 (0.6-2)	1.5 (0.7-2.3)	1.8 (0.8-2.8)	2.1 (0.9-3.2)	2.5 (1.1-3.8)	2.9 (1.3-4.4)	3.3 (1.5-5.1)	3.7 (1.6-5.7)	4.1 (1.8-6.3)	4.3 (1.9-6.6)	415
Diarrheal diseases	0.2 (0.2-0.4)	0.4 (0.4-0.9)	0.1 (0.2-0.3)	0.2 (0.2-0.3)	0.1 (0.1-0.2)	0.1 (0.1-0.2)	0.2 (0.1-0.4)	0.2 (0.1-0.4)	0.3 (0.1-0.6)	0.3 (0.1-0.6)	0.4 (0.2-0.8)	0.5 (0.2-1)	0.6 (0.3-1.2)	0.7 (0.3-1.4)	0.8 (0.4-1.6)	1 (0.4-2)	1.2 (0.5-2.3)	1.4 (0.6-2.7)	1.6 (0.7-3.1)	1.8 (0.8-3.5)	2 (0.9-3.9)	2.1 (0.9-4.1)	415
Typhoid and paratyphoid	0 (0-0)	0 (0-0)	0 (0-0)	0 (0-0)	0 (0-0)	0 (0-0)	0 (0-0)	0 (0-0)	0 (0-0)	0 (0-0)	0 (0-0)	0 (0-0)	0 (0-0)	0 (0-0)	0 (0-0)	0 (0-0)	0 (0-0)	0 (0-0)	0 (0-0)	0 (0-0)	0 (0-0)	0 (0-0)	0 (0-0)	0.2
Typhoid fever	0 (0-0)	0 (0-0)	0 (0-0)	0 (0-0)	0 (0-0)	0 (0-0)	0 (0-0)	0 (0-0)	0 (0-0)	0 (0-0)	0 (0-0)	0 (0-0)	0 (0-0)	0 (0-0)	0 (0-0)	0 (0-0)	0 (0-0)	0 (0-0)	0 (0-0)	0 (0-0)	0 (0-0)	0 (0-0)	0 (0-0)	0.1
Paratyphoid fever	0 (0-0)	0 (0-0)	0 (0-0)	0 (0-0)	0 (0-0)	0 (0-0)	0 (0-0)	0 (0-0)	0 (0-0)	0 (0-0)	0 (0-0)	0 (0-0)	0 (0-0)	0 (0-0)	0 (0-0)	0 (0-0)	0 (0-0)	0 (0-0)	0 (0-0)	0 (0-0)	0 (0-0)	0 (0-0)	0 (0-0)	0.1
Invasive Non-typhoidal Salmonella (iNTS)	0 (0-0)	0 (0-0)	0 (0-0)	0 (0-0)	0 (0-0)	0 (0-0)	0 (0-0)	0 (0-0)	0 (0-0)	0 (0-0)	0 (0-0)	0 (0-0)	0 (0-0)	0 (0-0)	0 (0-0)	0 (0-0)	0 (0-0)	0 (0-0)	0 (0-0)	0 (0-0)	0 (0-0)	0 (0-0)	0 (0-0)	0.4
Other intestinal infectious diseases	0 (0-0)	0 (0-0)	0 (0-0)	0 (0-0)	0 (0-0)	0 (0-0)	0 (0-0)	0 (0-0)	0 (0-0)	0 (0-0)	0 (0-0)	0 (0-0)	0 (0-0)	0 (0-0)	0 (0-0)	0 (0-0)	0 (0-0)	0 (0-0)	0 (0-0)	0 (0-0)	0 (0-0)	0 (0-0)	0 (0-0)	0.7
Neglected tropical diseases and malaria	1.6 (0.9-2.5)	1.6 (0.9-2.5)	2.1 (0.9-3.7)	2.1 (0.9-3.7)	0.9 (0.3-1.8)	0.9 (0.3-1.8)	0.9 (0.3-1.8)	0.9 (0.3-1.8)	0.9 (0.3-1.8)	0.9 (0.3-1.8)	0.9 (0.3-1.8)	0.9 (0.3-1.8)	0.9 (0.3-1.8)	0.9 (0.3-1.8)	0.9 (0.3-1.8)	0.9 (0.3-1.8)	0.9 (0.3-1.8)	0.9 (0.3-1.8)	0.9 (0.3-1.8)	0.9 (0.3-1.8)	0.9 (0.3-1.8)	0.9 (0.3-1.8)	39.3
Malaria	0 (0-0)	0 (0-0)	0 (0-0)	0 (0-0)	0 (0-0)	0 (0-0)	0 (0-0)	0 (0-0)	0 (0-0)	0 (0-0)	0 (0-0)	0 (0-0)	0 (0-0)	0 (0-0)	0 (0-0)	0 (0-0)	0 (0-0)	0 (0-0)	0 (0-0)	0 (0-0)	0 (0-0)	0 (0-0)	0 (0-0)	0
Chagas disease	0 (0-0)	0 (0-0)	0 (0-0)	0 (0-0)	0 (0-0)	0 (0-0)	0 (0-0)	0 (0-0)	0 (0-0)	0 (0-0)	0 (0-0)	0 (0-0)	0 (0-0)	0 (0-0)	0 (0-0)	0 (0-0)	0 (0-0)	0 (0-0)	0 (0-0)	0 (0-0)	0 (0-0)	0 (0-0)	0 (0-0)	0
Leishmaniasis	0 (0-0)	0 (0-0)	0 (0-0)	0 (0-0)	0 (0-0)	0 (0-0)	0 (0-0)	0 (0-0)	0 (0-0)	0 (0-0)	0 (0-0)	0 (0-0)	0 (0-0)	0 (0-0)	0 (0-0)	0 (0-0)	0 (0-0)	0 (0-0)	0 (0-0)	0 (0-0)	0 (0-0)	0 (0-0)	0 (0-0)	0
Visceral leishmaniasis	0 (0-0)	0 (0-0)	0 (0-0)	0 (0-0)	0 (0-0)	0 (0-0)	0 (0-0)	0 (0-0)	0 (0-0)	0 (0-0)	0 (0-0)	0 (0-0)	0 (0-0)	0 (0-0)	0 (0-0)	0 (0-0)	0 (0-0)	0 (0-0)	0 (0-0)	0 (0-0)	0 (0-0)	0 (0-0)	0 (0-0)	0
Cutaneous and mucocutaneous leishmaniasis	0 (0-0)	0 (0-0)	0 (0-0)	0 (0-0)	0 (0-0)	0 (0-0)	0 (0-0)	0 (0-0)	0 (0-0)	0 (0-0)	0 (0-0)	0 (0-0)	0 (0-0)	0 (0-0)	0 (0-0)	0 (0-0)	0 (0-0)	0 (0-0)	0 (0-0)	0 (0-0)	0 (0-0)	0 (0-0)	0 (0-0)	0
African trypanosomiasis	0 (0-0)	0 (0-0)	0 (0-0)	0 (0-0)	0 (0-0)	0 (0-0)	0 (0-0)	0 (0-0)	0 (0-0)	0 (0-0)	0 (0-0)	0 (0-0)	0 (0-0)	0 (0-0)	0 (0-0)	0 (0-0)	0 (0-0)	0 (0-0)	0 (0-0)	0 (0-0)	0 (0-0)	0 (0-0)	0 (0-0)	0
Schistosomiasis	0 (0-0)	0 (0-0)	0 (0-0)	0 (0-0)	0 (0-0)	0 (0-0)	0 (0-0)	0 (0-0)	0 (0-0)	0 (0-0)	0 (0-0)	0 (0-0)	0 (0-0)	0 (0-0)	0 (0-0)	0 (0-0)	0 (0-0)	0 (0-0)	0 (0-0)	0 (0-0)	0 (0-0)	0 (0-0)	0 (0-0)	0
Cysticercosis	0 (0-0)	0 (0-0)	0 (0-0)	0 (0-0)	0 (0-0)	0 (0-0)	0 (0-0)	0 (0-0)	0 (0-0)	0 (0-0)	0 (0-0)	0 (0-0)	0 (0-0)	0 (0-0)	0 (0-0)	0 (0-0)	0 (0-0)	0 (0-0)	0 (0-0)	0 (0-0)	0 (0-0)	0 (0-0)	0 (0-0)	0
Cystic echinococcosis	0 (0-0)	0 (0-0)	0 (0-0)	0 (0-0)	0 (0-0)	0 (0-0)	0 (0-0)	0 (0-0)	0 (0-0)	0 (0-0)	0 (0-0)	0 (0-0)	0 (0-0)	0 (0-0)	0 (0-0)	0 (0-0)	0 (0-0)	0 (0-0)	0 (0-0)	0 (0-0)	0 (0-0)	0 (0-0)	0 (0-0)	0.1
Lymphatic filariasis	0 (0-0)	0 (0-0)	0 (0-0)	0 (0-0)	0 (0-0)	0 (0-0)	0 (0-0)	0 (0-0)	0 (0-0)	0 (0-0)	0 (0-0)	0 (0-0)	0 (0-0)	0 (0-0)	0 (0-0)	0 (0-0)	0 (0-0)	0 (0-0)	0 (0-0)	0 (0-0)	0 (0-0)	0 (0-0)	0 (0-0)	0
Onchocerciasis	0 (0-0)	0 (0-0)	0 (0-0)	0 (0-0)	0 (0-0)	0 (0-0)	0 (0-0)	0 (0-0)	0 (0-0)	0 (0-0)	0 (0-0)	0 (0-0)	0 (0-0)	0 (0-0)	0 (0-0)	0 (0-0)	0 (0-0)	0 (0-0)	0 (0-0)	0 (0-0)	0 (0-0)	0 (0-0)	0 (0-0)	0
Trachoma	0 (0-0)	0 (0-0)	0 (0-0)	0 (0-0)	0 (0-0)	0 (0-0)	0 (0-0)	0 (0-0)	0 (0-0)	0 (0-0)	0 (0-0)	0 (0-0)	0 (0-0)	0 (0-0)	0 (0-0)	0 (0-0)	0 (0-0)	0 (0-0)	0 (0-0)	0 (0-0)	0 (0-0)	0 (0-0)	0 (0-0)	0
Dengue	0 (0-0)	0 (0-0)	0 (0-0)	0 (0-0)	0 (0-0)	0 (0-0)	0 (0-0)	0 (0-0)	0 (0-0)	0 (0-0)	0 (0-0)	0 (0-0)	0 (0-0)	0 (0-0)	0 (0-0)	0 (0-0)	0 (0-0)	0 (0-0)	0 (0-0)	0 (0-0)	0 (0-0)	0 (0-0)	0 (0-0)	0
Yellowfever	0 (0-0)	0 (0-0)	0 (0-0)	0 (0-0)	0 (0-0)	0 (0-0)	0 (0-0)	0 (0-0)	0 (0-0)	0 (0-0)	0 (0-0)	0 (0-0)	0 (0-0)	0 (0-0)	0 (0-0)	0 (0-0)	0 (0-0)	0 (0-0)	0 (0-0)	0 (0-0)	0 (0-0)	0 (0-0)	0 (0-0)	0
Rabies	0 (0-0)	0 (0-0)	0 (0-0)	0 (0-0)	0 (0-0)	0 (0-0)	0 (0-0)	0 (0-0)	0 (0-0)	0 (0-0)	0 (0-0)	0 (0-0)	0 (0-0)	0 (0-0)	0 (0-0)	0 (0-0)	0 (0-0)	0 (0-0)	0 (0-0)	0 (0-0)	0 (0-0)	0 (0-0)	0 (0-0)	0
Intestinal nematode infections	0 (0-0)	0 (0-0)	0 (0-0)	0 (0-0)	0 (0-0)	0 (0-0)	0 (0-0)	0 (0-0)	0 (0-0)	0 (0-0)	0 (0-0)	0 (0-0)	0 (0-0)	0 (0-0)	0 (0-0)	0 (0-0)	0 (0-0)	0 (0-0)	0 (0-0)	0 (0-0)	0 (0-0)	0 (0-0)	0 (0-0)	0
Ascariasis	0 (0-0)	0 (0-0)	0 (0-0)	0 (0-0)	0 (0-0)	0 (0-0)	0 (0-0)	0 (0-0)	0 (0-0)	0 (0-0)	0 (0-0)	0 (0-0)	0 (0-0)	0 (0-0)	0 (0-0)	0 (0-0)	0 (0-0)	0 (0-0)	0 (0-0)	0 (0-0)	0 (0-0)	0 (0-0)	0 (0-0)	0
Trichuriasis	0 (0-0)	0 (0-0)	0 (0-0)	0 (0-0)	0 (0-0)	0 (0-0)	0 (0-0)	0 (0-0)	0 (0-0)	0 (0-0)	0 (0-0)	0 (0-0)	0 (0-0)	0 (0-0)	0 (0-0)	0 (0-0)	0 (0-0)	0 (0-0)	0 (0-0)	0 (0-0)	0 (0-0)	0 (0-0)	0 (0-0)	0
Hookworm disease	0 (0-0)	0 (0-0)	0 (0-0)	0 (0-0)	0 (0-0)	0 (0-0)	0 (0-0)	0 (0-0)	0 (0-0)	0 (0-0)	0 (0-0)	0 (0-0)	0 (0-0)	0 (0-0)	0 (0-0)	0 (0-0)	0 (0-0)	0 (0-0)	0 (0-0)	0 (0-0)	0 (0-0)	0 (0-0)	0 (0-0)	0
Food-borne trematodiases	0 (0-0)	0 (0-0)	0 (0-0)	0 (0-0)	0 (0-0)	0 (0-0)	0 (0-0)	0 (0-0)	0 (0-0)	0 (0-0)	0 (0-0)	0 (0-0)	0 (0-0)	0 (0-0)	0 (0-0)	0 (0-0)	0 (0-0)	0 (0-0)	0 (0-0)	0 (0-0)	0 (0-0)	0 (0-0)	0 (0-0)	0
Leprosy	0 (0-0)	0 (0-0)	0 (0-0)	0 (0-0)	0 (0-0)	0 (0-0)	0 (0-0)	0 (0-0)	0 (0-0)	0 (0-0)	0 (0-0)	0 (0-0)	0 (0-0)	0 (0-0)	0 (0-0)	0 (0-0)	0 (0-0)	0 (0-0)	0 (0-0)	0 (0-0)	0 (0-0)	0 (0-0)	0 (0-0)	0
Ebola	0 (0-0)	0 (0-0)	0 (0-0)	0 (0-0)	0 (0-0)	0 (0-0)	0 (0-0)	0 (0-0)	0 (0-0)	0 (0-0)	0 (0-0)	0 (0-0)	0 (0-0)	0 (0-0)	0 (0-0)	0 (0-0)	0 (0-0)	0 (0-0)	0 (0-0)	0 (0-0)	0 (0-0)	0 (0-0)	0 (0-0)	0
Zika virus	0 (0-0)	0 (0-0)	0 (0-0)	0 (0-0)	0 (0-0)	0 (0-0)	0 (0-0)	0 (0-0)	0 (0-0)	0 (0-0)	0 (0-0)	0 (0-0)	0 (0-0)	0 (0-0)	0 (0-0)	0 (0-0)	0 (0-0)	0 (0-0)	0 (0-0)	0 (0-0)	0 (0-0)	0 (0-0)	0 (0-0)	0
Guinea worm disease	0 (0-0)	0 (0-0)	0 (0-0)	0 (0-0)	0 (0-0)	0 (0-0)	0 (0-0)	0 (0-0)	0 (0-0)	0 (0-0)	0 (0-0)	0 (0-0)	0 (0-0)	0 (0-0)	0 (0-0)	0 (0-0)	0 (0-0)	0 (0-0)	0 (0-0)	0 (0-0)	0 (0-0)	0 (0-0)	0 (0-0)	0
Other neglected tropical diseases	0.1 (0-0.2)	0.2 (0-0.5)	1.9 (0.2-3.7)	1.9 (0.2-3.7)	0.9 (0.2-1.8)	0.9 (0.2-1.8)	0.9 (0.2-1.8)	0.9 (0.2-1.8)	0.9 (0.2-1.8)	0.9 (0.2-1.8)	0.9 (0.2-1.8)	0.9 (0.2-1.8)	0.9 (0.2-1.8)	0.9 (0.2-1.8)	0.9 (0.2-1.8)	0.9 (0.2-1.8)	0.9 (0.2-1.8)	0.9 (0.2-1.8)	0.9 (0.2-1.8)	0.9 (0.2-1.8)	0.9 (0.2-1.8)	0.9 (0.2-1.8)	19.4
Other infectious diseases	1 (1-3.3)	1 (0.9-3.3)	1.7 (0.9-3.7)	6.5 (4.5-9.5)	2.7 (1.7-4.2)	2.8 (1.7-4.4)	2.8 (1.7-4.4)	2.8 (1.7-4.4)	2.8 (1.7-4.4)	2.8 (1.7-4.4)	2.8 (1.7-4.4)	2.8 (1.7-4.4)	2.8 (1.7-4.4)	2.8 (1.7-4.4)	2.8 (1.7-4.4)	2.8 (1.7-4.4)	2.8 (1.7-4.4)	2.8 (1.7-4.4)	2.8 (1.7-4.4)	2.8 (1.7-4.4)	2.8 (1.7-4.4)	2.8 (1.7-4.4)	543
Meningitis	0.3 (0.2-0.4)	0.3 (0.3-0.4)	0.3 (0.2-0.5)	1.6 (1.2-2.1)	1.1 (1.2-2.1)	1.1 (1.2-2.2)	1.1 (1.1-2.3)	1.1 (1.1-2.3)	1.1 (1.1-2.3)	1.1 (1.1-2.3)	1.1 (1.1-2.3)	1.1 (1.1-2.3)	1.1 (1.1-2.3)	1.1 (1.1-2.3)	1.1 (1.1-2.3)	1.1 (1.1-2.3)	1.1 (1.1-2.3)	1.1 (1.1-2.3)	1.1 (1.1-2.3)	1.1 (1.1-2.3)	1.1 (1.1-2.3)	1.1 (1.1-2.3)	97.6
Encephalitis	0 (0-0.1)	0.1 (0.1-0.2)	1.6 (1.1-2.4)	2.4 (0.9-5.6)	2.4 (0.9-5.6)	2.4 (1.2-5.3)	2.4 (1.1-5.3)	2.4 (1.1-5.3)	2.4 (1.1-5.3)	2.4 (1.1-5.3)	2.4 (1.1-5.3)	2.4 (1.1-5.3)	2.4 (1.1-5.3)	2.4 (1.1-5.3)	2.4 (1.1-5.3)	2.4 (1.1-5.3)	2.4 (1.1-5.3)	2.4 (1.1-5.3)	2.4 (1.1-5.3)	2.4 (1.1-5.3)	2.4 (1.1-5.3)	2.4 (1.1-5.3)	80.8
Diphtheria	0 (0-0)	0 (0-0)	0 (0-0.1)	0 (0-0)	0 (0-0)	0 (0-0)	0 (0-0)	0 (0-0)	0 (0-0)	0 (0-0)	0 (0-0)	0 (0-0)	0 (0-0)	0 (0-0)	0 (0-0)	0 (0-0)	0 (0-0)	0 (0-0)	0 (0-0)	0 (0-0)	0 (0-0)	0 (0-0)	0 (0-0)	0.2
Tetanus	0 (0-0)	0 (0-0)	0 (0-0)	0 (0-0)	0 (0-0)	0 (0-0)	0 (0-0)	0 (0-0)	0 (0-0)	0 (0-0)	0 (0-0)	0 (0-0)	0 (0-0)	0 (0-0)	0 (0-0)	0 (0-0)	0 (0-0)	0 (0-0)	0 (0-0)	0 (0-0)	0 (0-0)	0 (0-0)	0 (0-0)	1.7
Measles	0 (0-0)	0 (0-0)	0 (0-0.1)	0 (0-0.2)	0 (0-0.1)	0 (0-0.1)	0 (0-0

Other neoplasms	0-3 (0-1 to 2-4)	0-3 (0-1 to 2-5)	1-4 (0-7 to 2-3)	1-6 (0-9 to 2-6)	1-5 (0-9 to 2-0)	1-4 (0-6 to 2-2)	2-2 (1-4 to 3-4)	1-7 (0-9 to 2-9)	2-5 (1-4 to 3-7)	2-8 (1-6 to 4-4)	3-5 (2-1 to 5-1)	6 (3-7 to 8-9)	8-4 (5-2 to 12-6)	13-6 (9-2 to 20-2)	23-9 (14-8 to 34-1)	46 (30-1 to 68-3)	83-1 (54-1 to 117)	123 (79 to 174)	131 (89-9 to 186)	122 (87 to 176)	78-5 (61 to 111)	28-5 (14-6 to 41-9)	7-2 (3-4 to 11-2)	682
Medulloblastoma, medulloblastoma and other hemangioblastic n	0-3 (0-1 to 0-4)	0-3 (0-1 to 0-5)	1-4 (0-7 to 2-3)	1-6 (0-9 to 2-6)	1-5 (0-9 to 2-0)	1-4 (0-6 to 2-2)	2-2 (1-4 to 3-4)	1-7 (0-9 to 2-9)	2-5 (1-4 to 3-7)	2-8 (1-6 to 4-4)	3-5 (2-1 to 5-1)	6 (3-7 to 8-9)	8-4 (5-2 to 12-6)	13-6 (9-2 to 20-2)	23-9 (14-8 to 34-1)	46 (30-1 to 68-3)	83-1 (54-1 to 117)	123 (79 to 174)	131 (89-9 to 186)	122 (87 to 176)	78-5 (61 to 111)	28-5 (14-6 to 41-9)	7-2 (3-4 to 11-2)	682
Benign and in situ intestinal neoplasms	0 (0 to 0)	0 (0 to 0)	0 (0 to 0)	0 (0 to 0)	0 (0 to 0)	0 (0 to 0)	0 (0 to 0)	0 (0 to 0)	0 (0 to 0)	0 (0 to 0)	0 (0 to 0)	0 (0 to 0)	0 (0 to 0)	0 (0 to 0)	0 (0 to 0)	0 (0 to 0)	0 (0 to 0)	0 (0 to 0)	0 (0 to 0)	0 (0 to 0)	0 (0 to 0)	0 (0 to 0)	0 (0 to 0)	0
Benign and in situ cervical and uterine neoplasms	0 (0 to 0)	0 (0 to 0)	0 (0 to 0)	0 (0 to 0)	0 (0 to 0)	0 (0 to 0)	0 (0 to 0)	0 (0 to 0)	0 (0 to 0)	0 (0 to 0)	0 (0 to 0)	0 (0 to 0)	0 (0 to 0)	0 (0 to 0)	0 (0 to 0)	0 (0 to 0)	0 (0 to 0)	0 (0 to 0)	0 (0 to 0)	0 (0 to 0)	0 (0 to 0)	0 (0 to 0)	0 (0 to 0)	0
Other benign and in situ neoplasms	0 (0 to 0)	0 (0 to 0)	0 (0 to 0)	0 (0 to 0)	0 (0 to 0)	0 (0 to 0)	0 (0 to 0)	0 (0 to 0)	0 (0 to 0)	0 (0 to 0)	0 (0 to 0)	0 (0 to 0)	0 (0 to 0)	0 (0 to 0)	0 (0 to 0)	0 (0 to 0)	0 (0 to 0)	0 (0 to 0)	0 (0 to 0)	0 (0 to 0)	0 (0 to 0)	0 (0 to 0)	0 (0 to 0)	0
Cardiovascular diseases	1-2 (0 to 1-7)	1 (0 to 1-3)	1-6 (0-1 to 2-2)	1-2 (0-1 to 1-5)	1-3 (0-1 to 2-0)	1-5 (0-1 to 2-1)	1-6 (0-1 to 2-2)	1-4 (0-1 to 2-2)	2-2 (0-1 to 3-2)	2-5 (0-1 to 4-2)	3-2 (0-1 to 5-1)	4-2 (0-1 to 6-5)	5-2 (0-1 to 7-5)	7-2 (0-1 to 9-5)	9-4 (0-1 to 11-9)	11-3 (0-1 to 14-2)	13-2 (0-1 to 16-2)	14-2 (0-1 to 17-2)	14-2 (0-1 to 17-2)	13-2 (0-1 to 16-2)	11-3 (0-1 to 14-2)	9-4 (0-1 to 11-9)	7-2 (0-1 to 9-5)	5-2 (0-1 to 7-5)	4-2 (0-1 to 6-5)	2-2 (0-1 to 4-2)	2-5 (0-1 to 4-2)	4-2 (0-1 to 6-5)	2-2 (0-1 to 4-2)	1-7 (0-1 to 3-2)	1-5 (0-1 to 3-2)	1-2 (0-1 to 2-2)	1-2 (0-1 to 2-2)	1-5 (0-1 to 3-2)	1-7 (0-1 to 3-2)	2-2 (0-1 to 4-2)	2-5 (0-1 to 4-2)	2-2 (0-1 to 4-2)	1-6 (0-1 to 3-2)	1-4 (0-1 to 2-2)	1-6 (0-1 to 2-2)	1-2 (0-1 to 2-2)	1-2 (0-1 to 2-2)	1-6 (0-1 to 2-2)	1-4 (0-1 to 2-2)	1-7 (0-1 to 3-2)	2-2 (0-1 to 4-2)	2-5 (0-1 to 4-2)	2-2 (0-1 to 4-2)	1-7 (0-1 to 3-2)	1-5 (0-1 to 3-2)	1-2 (0-1 to 2-2)	1-2 (0-1 to 2-2)	1-5 (0-1 to 3



SR Table 2e: Tokushima DALYS by cause and age group for males with 95% uncertainty intervals, 2019

Cause	Early Neonatal (0-6 days)	Late Neonatal (7-27 days)	Post Neonatal (28-364 days)	1 to 4	5 to 9	10 to 14	15 to 19	20 to 24	25 to 29	30 to 34	35 to 39	40 to 44	45 to 49	50 to 54	55 to 59	60 to 64	65 to 69	70 to 74	75 to 79	80 to 84	85 to 89	90 to 94	95 plus	Total
All causes	1,111 (774 to 1,442)	1,124 (731 to 1,564)	1,124 (994 to 1,278)	1,124 (1,014 to 1,256)	1,124 (1,014 to 1,255)	1,124 (977 to 1,256)	1,124 (977 to 1,256)	1,124 (1,014 to 1,256)	1,124 (1,014 to 1,256)	1,124 (1,014 to 1,256)	1,124 (1,014 to 1,256)	1,124 (1,014 to 1,256)	1,124 (1,014 to 1,256)	1,124 (1,014 to 1,256)	1,124 (1,014 to 1,256)	1,124 (1,014 to 1,256)	1,124 (1,014 to 1,256)	1,124 (1,014 to 1,256)	1,124 (1,014 to 1,256)	1,124 (1,014 to 1,256)	1,124 (1,014 to 1,256)	1,124 (1,014 to 1,256)	1,124 (1,014 to 1,256)	116,058
Communicable, maternal, neonatal, and nutritional diseases	116 (84.2 to 143)	34.9 (27.1 to 42.7)	79.7 (52 to 103)	91.2 (72.2 to 143)	68.9 (57.5 to 177)	71 (48.4 to 126)	67 (46.9 to 91.2)	66.7 (46.7 to 87.2)	70.9 (54.4 to 91.4)	81.2 (61.5 to 106)	78.9 to 135)	102 (87 to 160)	123 (97 to 190)	154 (122 to 196)	210 (166 to 268)	318 (252 to 412)	501 (396 to 647)	687 (546 to 1,040)	1,060 (836 to 1,290)	1,490 (1,070 to 1,720)	1,930 (1,270 to 2,180)	2,090 (1,540 to 2,390)	8,200
HIV/AIDS and sexually transmitted infections	0 (0 to 0)	0 (0 to 0)	1.2 (0.9 to 1.6)	0.6 (0.4 to 1)	0.7 (0.5 to 0.9)	0.4 (0.3 to 0.5)	0.7 (0.5 to 1)	1.2 (1 to 1.7)	1.9 (1.5 to 2.4)	2.6 (2.1 to 3.4)	3.5 (2.8 to 4.9)	4.1 (3.3 to 5.6)	4.6 (3.4 to 6.2)	3.7 (2.7 to 5.1)	2.6 (2 to 3.2)	1.7 (1.3 to 2.1)	1.1 (0.8 to 1.5)	0.7 (0.4 to 1.1)	0.6 (0.3 to 0.7)	0.5 (0.3 to 0.7)	0.2 (0.1 to 0.2)	0.1 (0 to 0.1)	69.4
HIV/AIDS	0 (0 to 0)	0 (0 to 0)	1.2 (0.9 to 1.6)	0.6 (0.4 to 1)	0.7 (0.5 to 0.9)	0.3 (0.2 to 0.5)	0.6 (0.4 to 0.8)	1.2 (0.9 to 1.6)	1.8 (1.5 to 2.2)	1.6 (1.2 to 2.1)	2.5 (1.9 to 3.4)	3 (2.1 to 4.2)	3.4 (2.5 to 4.6)	2.7 (2 to 3.7)	2.6 (2 to 3.2)	1.7 (1.3 to 2.1)	1.1 (0.8 to 1.5)	0.7 (0.4 to 1.1)	0.6 (0.3 to 0.7)	0.5 (0.3 to 0.7)	0.2 (0.1 to 0.2)	0.1 (0 to 0.1)	43.2
HIV/AIDS - Drug-susceptible Tuberculosis	0 (0 to 0)	0 (0 to 0)	0.4 (0.2 to 0.6)	0.2 (0.1 to 0.3)	0.1 (0.1 to 0.1)	0.1 (0.1 to 0.1)	0.2 (0.1 to 0.2)	0.3 (0.2 to 0.3)	0.5 (0.3 to 0.6)	0.4 (0.3 to 0.6)	0.7 (0.4 to 1)	0.8 (0.5 to 1.1)	0.7 (0.5 to 1)	0.7 (0.4 to 1)	0.7 (0.5 to 1)	1.6 (1 to 2.2)	2.2 (1.4 to 3.1)	1 (0.7 to 1.5)	0.5 (0.3 to 0.7)	0.3 (0.2 to 0.4)	0.1 (0 to 0.2)	0 (0 to 0.1)	9.4
HIV/AIDS - Multidrug-resistant Tuberculosis without extensive drug resistance	0 (0 to 0)	0 (0 to 0)	0 (0 to 0)	0 (0 to 0)	0 (0 to 0)	0 (0 to 0)	0 (0 to 0)	0 (0 to 0)	0 (0 to 0)	0 (0 to 0)	0 (0 to 0)	0 (0 to 0)	0 (0 to 0)	0 (0 to 0)	0 (0 to 0)	0 (0 to 0)	0 (0 to 0)	0 (0 to 0)	0 (0 to 0)	0 (0 to 0)	0 (0 to 0)	0 (0 to 0)	0 (0 to 0)	0.2
HIV/AIDS - Extensively drug-resistant Tuberculosis	0 (0 to 0)	0 (0 to 0)	0 (0 to 0)	0 (0 to 0)	0 (0 to 0)	0 (0 to 0)	0 (0 to 0)	0 (0 to 0)	0 (0 to 0)	0 (0 to 0)	0 (0 to 0)	0 (0 to 0)	0 (0 to 0)	0 (0 to 0)	0 (0 to 0)	0 (0 to 0)	0 (0 to 0)	0 (0 to 0)	0 (0 to 0)	0 (0 to 0)	0 (0 to 0)	0 (0 to 0)	0 (0 to 0)	0
HIV/AIDS resulting in other diseases	0 (0 to 0)	0 (0 to 0)	0.7 (0.5 to 0.9)	0.5 (0.3 to 0.6)	0.5 (0.3 to 0.6)	0.2 (0.1 to 0.3)	0.4 (0.2 to 0.5)	0.6 (0.4 to 0.8)	1 (0.7 to 1.3)	1.2 (0.9 to 1.5)	1.8 (1.2 to 2.6)	2.2 (1.4 to 3.2)	2.6 (1.6 to 3.8)	2 (1.3 to 3)	2.2 (1.4 to 3.2)	1.7 (1.2 to 2.1)	1.1 (0.8 to 1.5)	0.7 (0.4 to 1.1)	0.6 (0.3 to 0.7)	0.5 (0.3 to 0.7)	0.2 (0.1 to 0.2)	0.1 (0 to 0.1)	33.6
Sexually transmitted infections excluding HIV	0 (0 to 0)	0 (0 to 0)	0 (0 to 0)	0 (0 to 0)	0 (0 to 0)	0 (0 to 0.1)	0 (0 to 0.1)	0 (0 to 0.1)	0 (0 to 0.1)	0 (0 to 0.1)	0 (0 to 0.1)	0 (0 to 0.1)	0 (0 to 0.1)	0 (0 to 0.1)	0 (0 to 0.1)	0 (0 to 0.1)	0 (0 to 0.1)	0 (0 to 0.1)	0 (0 to 0.1)	0 (0 to 0.1)	0 (0 to 0.1)	0 (0 to 0.1)	0 (0 to 0.1)	12.2
Syphilis	0 (0 to 0)	0 (0 to 0)	0 (0 to 0)	0 (0 to 0)	0 (0 to 0)	0 (0 to 0)	0 (0 to 0)	0 (0 to 0.1)	0 (0 to 0.1)	0 (0 to 0.1)	0 (0 to 0.2)	0 (0 to 0.2)	0 (0 to 0.2)	0 (0 to 0.2)	0 (0 to 0.1)	0 (0 to 0.1)	0 (0 to 0.1)	0 (0 to 0.1)	0 (0 to 0.1)	0 (0 to 0.1)	0 (0 to 0.1)	0 (0 to 0.1)	0 (0 to 0.1)	3
Chlamydial infection	0 (0 to 0)	0 (0 to 0)	0 (0 to 0)	0 (0 to 0)	0 (0 to 0)	0 (0 to 0)	0 (0 to 0)	0 (0 to 0.1)	0 (0 to 0.2)	0 (0 to 0.1)	0 (0 to 0.2)	0 (0 to 0.2)	0 (0 to 0.2)	0 (0 to 0.1)	0 (0 to 0.1)	0 (0 to 0.1)	0 (0 to 0.1)	0 (0 to 0.1)	0 (0 to 0.1)	0 (0 to 0.1)	0 (0 to 0.1)	0 (0 to 0.1)	0 (0 to 0.1)	0.8
Gonococcal infection	0 (0 to 0)	0 (0 to 0)	0 (0 to 0)	0 (0 to 0)	0 (0 to 0)	0 (0 to 0.1)	0 (0 to 0.2)	0 (0 to 0.1)	0 (0 to 0.1)	0 (0 to 0.2)	0 (0 to 0.2)	0 (0 to 0.2)	0 (0 to 0.2)	0 (0 to 0.1)	0 (0 to 0.1)	0 (0 to 0.1)	0 (0 to 0.1)	0 (0 to 0.1)	0 (0 to 0.1)	0 (0 to 0.1)	0 (0 to 0.1)	0 (0 to 0.1)	0 (0 to 0.1)	0.8
Trichomoniasis	0 (0 to 0)	0 (0 to 0)	0 (0 to 0)	0 (0 to 0)	0 (0 to 0)	0 (0 to 0)	0 (0 to 0)	0 (0 to 0.1)	0 (0 to 0.1)	0 (0 to 0.2)	0 (0 to 0.3)	0 (0 to 0.3)	0 (0 to 0.3)	0 (0 to 0.2)	0 (0 to 0.1)	0 (0 to 0.1)	0 (0 to 0.1)	0 (0 to 0.1)	0 (0 to 0.1)	0 (0 to 0.1)	0 (0 to 0.1)	0 (0 to 0.1)	0 (0 to 0.1)	0.7
Genital herpes	0 (0 to 0)	0 (0 to 0)	0 (0 to 0)	0 (0 to 0)	0 (0 to 0)	0 (0 to 0)	0 (0 to 0.1)	0 (0 to 0.2)	0 (0 to 0.3)	0 (0 to 0.2)	0 (0 to 0.3)	0 (0 to 0.4)	0 (0 to 0.6)	0 (0 to 0.4)	0 (0 to 0.2)	0 (0 to 0.1)	0 (0 to 0.1)	0 (0 to 0.1)	0 (0 to 0.1)	0 (0 to 0.1)	0 (0 to 0.1)	0 (0 to 0.1)	0 (0 to 0.1)	0.9
Other sexually transmitted infections	0 (0 to 0)	0 (0 to 0)	0 (0 to 0)	0 (0 to 0)	0 (0 to 0)	0 (0 to 0)	0 (0 to 0)	0 (0 to 0.1)	0 (0 to 0.2)	0 (0 to 0.1)	0 (0 to 0.1)	0 (0 to 0.1)	0 (0 to 0.1)	0 (0 to 0.1)	0 (0 to 0.1)	0 (0 to 0.1)	0 (0 to 0.1)	0 (0 to 0.1)	0 (0 to 0.1)	0 (0 to 0.1)	0 (0 to 0.1)	0 (0 to 0.1)	0 (0 to 0.1)	1.1
Respiratory infections and tuberculosis	7.4 (1.1 to 2.9)	3.9 (2 to 5.8)	2.2 (1.6 to 3)	1.4 (1 to 2.1)	0.9 (0.6 to 1.2)	0.6 (0.4 to 0.8)	0.6 (0.4 to 0.8)	0.7 (0.5 to 0.9)	0.8 (0.6 to 1.1)	0.9 (0.7 to 1.2)	1.1 (0.8 to 1.5)	1.4 (1 to 2)	2.1 (1.5 to 2.9)	3.1 (2.2 to 4.2)	4.7 (3.4 to 6.4)	7.7 (5.6 to 10.7)	12.4 (9.1 to 17.1)	19.6 (14.2 to 27.4)	30.4 (21.8 to 42.2)	42.3 (29.7 to 59.1)	57.1 (38.2 to 80.1)	71.4 (43.2 to 102)	84.4 (45.2 to 124)	4,660
Tuberculosis	7.4 (1.1 to 2.9)	3.9 (2 to 5.8)	2.2 (1.6 to 3)	1.4 (1 to 2.1)	0.9 (0.6 to 1.2)	0.6 (0.4 to 0.8)	0.6 (0.4 to 0.8)	0.7 (0.5 to 0.9)	0.8 (0.6 to 1.1)	0.9 (0.7 to 1.2)	1.1 (0.8 to 1.5)	1.4 (1 to 2)	2.1 (1.5 to 2.9)	3.1 (2.2 to 4.2)	4.7 (3.4 to 6.4)	7.7 (5.6 to 10.7)	12.4 (9.1 to 17.1)	19.6 (14.2 to 27.4)	30.4 (21.8 to 42.2)	42.3 (29.7 to 59.1)	57.1 (38.2 to 80.1)	71.4 (43.2 to 102)	84.4 (45.2 to 124)	393
Latent tuberculosis infection	0 (0 to 0)	0 (0 to 0)	0 (0 to 0)	0 (0 to 0)	0 (0 to 0)	0 (0 to 0)	0 (0 to 0)	0 (0 to 0)	0 (0 to 0)	0 (0 to 0)	0 (0 to 0)	0 (0 to 0)	0 (0 to 0)	0 (0 to 0)	0 (0 to 0)	0 (0 to 0)	0 (0 to 0)	0 (0 to 0)	0 (0 to 0)	0 (0 to 0)	0 (0 to 0)	0 (0 to 0)	0 (0 to 0)	0
Drug-susceptible tuberculosis	0 (0 to 0)	0 (0 to 0)	0.1 (0.1 to 0.2)	0.1 (0 to 0.2)	0 (0 to 0)	0.2 (0.1 to 0.3)	0.4 (0.2 to 0.6)	0.6 (0.4 to 0.8)	0.9 (0.6 to 1.1)	1 (0.7 to 1.4)	1.3 (0.9 to 1.8)	2.2 (1.5 to 3.2)	4 (2.7 to 5.4)	4.9 (3.1 to 6.4)	6.7 (4.5 to 9.3)	11.6 (8.3 to 15.9)	21.3 (14.9 to 29.1)	34.9 (23.6 to 49.1)	39.9 (25.6 to 57.7)	40.6 (23.6 to 63)	42.9 (22.8 to 68.1)	32.3 (15.2 to 53.6)	6 (4 to 8.1)	235
Multidrug-resistant tuberculosis without extensive drug resistance	0 (0 to 0)	0 (0 to 0)	0 (0 to 0)	0 (0 to 0)	0 (0 to 0)	0 (0 to 0)	0 (0 to 0)	0 (0 to 0)	0 (0 to 0)	0 (0 to 0)	0 (0 to 0)	0 (0 to 0)	0 (0 to 0)	0 (0 to 0)	0 (0 to 0)	0.2 (0 to 0.3)	0.3 (0 to 0.5)	0.6 (0 to 1)	0.3 (0 to 0.6)	0.7 (0 to 2.9)	0.7 (0 to 3.1)	0.3 (0 to 2.2)	0.1 (0 to 0.9)	3.8
Extensively drug-resistant tuberculosis	0 (0 to 0)	0 (0 to 0)	0 (0 to 0)	0 (0 to 0)	0 (0 to 0)	0 (0 to 0)	0 (0 to 0)	0 (0 to 0)	0 (0 to 0)	0 (0 to 0)	0 (0 to 0)	0 (0 to 0)	0 (0 to 0)	0 (0 to 0)	0 (0 to 0)	0 (0 to 0)	0 (0 to 0)	0 (0 to 0)	0 (0 to 0)	0 (0 to 0)	0 (0 to 0)	0 (0 to 0)	0 (0 to 0)	1
Lower respiratory infections	1.5 (1 to 2.2)	2.5 (1.1 to 3.8)	19.3 (11.9 to 26.4)	19.1 (13.7 to 26.2)	7.8 (5.4 to 10.3)	5.4 (4.5 to 7)	5.9 (4.9 to 7)	7.3 (6.1 to 8.7)	8.3 (6.9 to 10.2)	11.3 (9.2 to 13.7)	16 (12.9 to 20.8)	24.5 (18.9 to 33.4)	42 (29.5 to 60.1)	63 (41.5 to 94)	102 (71.1 to 143)	213 (153 to 288)	413 (294 to 544)	702 (498 to 940)	936 (664 to 1,220)	1,149 (667 to 1,560)	1,286 (722 to 1,690)	734 (377 to 1,340)	296 (154 to 552)	6,060
Upper respiratory infections	0 (0 to 0.1)	0.2 (0.1 to 0.3)	3.9 (2.1 to 6.4)	17.9 (10.2 to 30.3)	11.9 (7.4 to 17.4)	21.9 (14.9 to 32.4)	17.3 (11.4 to 24.4)	16 (10.4 to 23.8)	15.7 (9.4 to 24.3)	17.1 (9.3 to 28.7)	19.9 (9.7 to 32.6)	21 (9.1 to 37.1)	21.3 (8.1 to 37.1)	21.3 (7.9 to 39.4)	18.1 (6.9 to 36.7)	17 (6.2 to 39)	19.7 (7.1 to 37)	21.6 (7.1 to 37)	20.4 (7.1 to 34.6)	19.2 (6.9 to 33.5)	14.7 (5.4 to 28.4)	9.1 (3.3 to 18.4)	2.6 (1 to 5.3)	217
Otitis media	0 (0 to 0)	0.6 (0.3 to 1)	4.1 (2.1 to 7.2)	2.7 (1.4 to 4.6)	2.2 (1.2 to 3.5)	2.3 (1.3 to 3.5)	2.6 (1.5 to 3.7)	2.5 (1.5 to 3.6)	2.5 (1.5 to 3.7)	2.7 (1.5 to 3.9)	2.7 (1.5 to 4)	3.1 (1.8 to 4.7)	4.4 (2.1 to 7.6)	2.1 (1 to 4.4)	3.4 (1.5 to 6.7)	3.4 (1.5 to 6.7)	3.4 (1.5 to 6.7)	3.4 (1.5 to 6.7)	3.2 (1.5 to 5.9)	2.7 (1.3 to 5.2)	1.2 (0.5 to 2.6)	0.4 (0.2 to 0.8)	0.2 (0.1 to 0.4)	57.2
Enteric infections	0.2 (0.1 to 0.2)	0.5 (0.4 to 0.6)	4.5 (3.3 to 6.4)	1.1 (0.8 to 1.5)	0.6 (0.4 to 0.8)	0.6 (0.4 to 0.8)	0.6 (0.4 to 0.8)	0.7 (0.5 to 0.9)	0.8 (0.6 to 1.1)	0.9 (0.7 to 1.2)	1.1 (0.8 to 1.5)	1.4 (1 to 2)	2.1 (1.5 to 2.9)	3.1 (2.2 to 4.2)	4.7 (3.4 to 6.4)	7.7 (5.6 to 10.7)	12.4 (9.1 to 17.1)	19.6 (14.2 to 27.4)	30.4 (21.8 to 42.2)	42.3 (29.7 to 59.1)	57.1 (38.2 to 80.1)	71.4 (43.2 to 102)	84.4 (45.2 to 124)	243
Diarrheal diseases	0.2 (0.1 to 0.2)	0.5 (0.3 to 0.6)	4.4 (3.3 to 6.3)	1.1 (0.8 to 1.5)	0.6 (0.4 to 0.8)	0.6 (0.4 to 0.8)	0.6 (0.4 to 0.8)	0.7 (0.5 to 0.9)	0.8 (0.6 to 1.1)	0.9 (0.7 to 1.2)	1.1 (0.8 to 1.5)	1.4 (1 to 2)	2.1 (1.5 to 2.9)	3.1 (2.2 to 4.2)	4.7 (3.4 to 6.4)	7.8 (5.7 to 10.7)	12.4 (9.2 to 17.1)	19.6 (14.2 to 27.4)	30.4 (21.8 to 42.2)	42.3 (29.7 to 59.1)	57.1 (38.2 to 80.1)	71.4 (43.2 to 102)	84.4 (45.2 to 124)	243
Typhoid and paratyphoid	0 (0 to 0)	0 (0 to 0)	0 (0 to 0)	0 (0 to 0)	0 (0 to 0)	0 (0 to 0)	0 (0 to 0)	0 (0 to 0)	0 (0 to 0)	0 (0 to 0)	0 (0 to 0)	0 (0 to 0)	0 (0 to 0)	0 (0 to 0)	0 (0 to 0)	0 (0 to 0)	0 (0 to 0)	0 (0 to 0)	0 (0 to 0)	0 (0 to 0)	0 (0 to 0)	0 (0 to 0)	0 (0 to 0)	0
Typhoid fever	0 (0 to 0)	0 (0 to 0)	0 (0 to 0)	0 (0 to 0)	0 (0 to 0)	0 (0 to 0)	0 (0 to 0)	0 (0 to 0)	0 (0 to 0)	0 (0 to 0)	0 (0 to 0)	0 (0 to 0)	0 (0 to 0)	0 (0 to 0)	0 (0 to 0)	0 (0 to 0)	0 (0 to 0)	0 (0 to 0)	0 (0 to 0)	0 (0 to 0)	0 (0 to 0)	0 (0 to 0)	0 (0 to 0)	0
Paratyphoid fever	0 (0 to 0)	0 (0 to 0)	0 (0 to 0)	0 (0 to 0)	0 (0 to 0)	0 (0 to 0)	0 (0 to 0)	0 (0 to 0)	0 (0 to 0)	0 (0 to 0)	0 (0 to 0)	0 (0 to 0)	0 (0 to 0)	0 (0 to 0)	0 (0 to 0)	0 (0 to 0)	0 (0 to 0)	0 (0 to 0)	0 (0 to 0)	0 (0 to 0)	0 (0 to 0)	0 (0 to 0)	0 (0 to 0)	0
Invasive Non-typhoidal Salmonella (iNTS)	0 (0 to 0)	0 (0 to 0)	0 (0 to 0.1)	0 (0 to 0)	0 (0 to 0)	0 (0 to 0)	0 (0 to 0)	0 (0 to 0)	0 (0 to 0)	0 (0 to 0)	0 (0 to 0)	0 (0 to 0)	0 (0 to 0)	0 (0 to 0)	0 (0 to 0)	0 (0 to 0)	0 (0 to 0)	0 (0 to 0)	0 (0 to 0)	0 (0 to 0)	0 (0 to 0)	0 (0 to 0)	0 (0 to 0)	0.3
Other intestinal infectious diseases	0 (0 to 0)	0 (0 to 0)	0.4 (0 to 0.1)	0 (0 to 0)	0 (0 to 0)	0 (0 to 0)	0 (0 to 0)	0 (0 to 0)	0 (0 to 0)	0 (0 to 0)	0 (0 to 0)	0 (0 to 0)	0 (0 to 0)	0 (0 to 0)	0 (0 to 0)	0 (0 to 0)	0 (0 to 0)	0 (0 to 0)	0 (0 to 0)	0 (0 to 0)	0 (0 to 0)	0 (0 to 0)	0 (0 to 0)	0.4
Neglected tropical diseases and malaria	0.5 (0 to 0.6)	0.3 (0 to 0.3)	0.9 (0.1 to 1.8)	1.2 (0.1 to 4.6)	0.6 (0.1 to 2.9)	0.5 (0.1 to 2.1)	0.5 (0.1 to 2.1)	0.5 (0.1 to 2.1)	0.5 (0.1 to 2.1)	0.5 (0.1 to 2.1)	0.5 (0.1 to 2.1)	0.5 (0.1 to 2.1)	0.5 (0.1 to 2.1)	0.5 (0.1 to 2.1)	0.5 (0.1 to 2.1)	0.5 (0.1 to 2.1)	0.5 (0.1 to 2.1)	0.5 (0.1 to 2.1)	0.5 (0.1 to 2.1)	0.5 (0.1 to 2.1)	0.5 (0.1 to 2.1)	0.5 (0.1 to 2.1)	0.5 (0.1 to 2.1)	20.7
Malaria	0 (0 to 0)	0 (0 to 0)	0 (0 to 0)	0 (0 to 0)	0 (0 to 0)	0 (0 to 0)	0 (0 to 0)	0 (0 to 0)	0 (0 to 0)	0 (0 to 0)	0 (0 to 0)	0 (0 to 0)	0 (0 to 0)	0 (0 to 0)	0 (0 to 0)	0 (0 to 0)	0 (0 to 0)	0 (0 to 0)	0 (0 to 0)	0 (0 to 0)	0 (0 to 0)	0 (0 to 0)	0 (0 to 0)	0
Chagas disease	0 (0 to 0)	0 (0 to 0)	0 (0 to 0)	0 (0 to 0)	0 (0 to 0)	0 (0 to 0)	0 (0 to 0)	0 (0 to 0)	0 (0 to 0)	0 (0 to 0)	0 (0 to 0)	0 (0 to 0)	0 (0 to 0)	0 (0 to 0)	0 (0 to 0)	0 (0 to 0)	0 (0 to 0)	0 (0 to 0)	0 (0 to 0)	0 (0 to 0)	0 (0 to 0)	0 (0 to 0)	0 (0 to 0)	0
Leishmaniasis	0 (0 to 0)	0 (0 to 0)	0 (0 to 0)	0 (0 to 0)	0 (0 to 0)	0 (0 to 0)	0 (0 to 0)	0 (0 to 0)	0 (0 to 0)	0 (0 to 0)	0 (0 to 0)	0 (0 to 0)	0 (0 to 0)	0 (0 to 0)	0 (0 to 0)	0 (0 to 0)	0 (0 to 0)	0 (0 to 0)	0 (0 to 0)	0 (0 to 0)	0 (0 to 0)	0 (0 to 0)	0 (0 to 0)	0
Visceral leishmaniasis	0 (0 to 0)	0 (0 to 0)	0 (0 to 0)	0 (0 to 0)	0 (0 to 0)	0 (0 to 0)	0 (0 to 0)	0 (0 to 0)	0 (0 to 0)	0 (0 to 0)	0 (0 to 0)	0 (0 to 0)	0 (0 to 0)	0 (0 to 0)	0 (0 to 0)	0 (0 to 0)	0 (0 to 0)	0 (0 to 0)	0 (0 to 0)	0 (0 to 0)	0 (0 to 0)	0 (0 to 0)	0 (0 to 0)	0
Cutaneous and mucocutaneous leishmaniasis	0 (0 to 0)	0 (0 to 0)	0 (0 to 0)	0 (0 to 0)	0 (0 to 0)	0 (0 to 0)	0 (0 to 0)	0 (0 to 0)	0 (0 to 0)	0 (0 to 0)	0 (0 to 0)	0 (0 to 0)	0 (0 to 0)	0 (0 to 0)	0 (0 to 0)	0 (0 to 0)	0 (0 to 0)	0 (0 to 0)	0 (0 to 0)	0 (0 to 0)	0 (0 to 0)	0 (0 to 0)	0 (0 to 0)	0
African trypanosomiasis	0 (0 to 0)	0 (0 to 0)	0 (0 to 0)	0 (0 to 0)	0 (0 to 0)	0 (0 to 0)	0 (0 to 0)	0 (0 to 0)	0 (0 to 0)	0 (0 to 0)	0 (0 to 0)	0 (0 to 0)	0 (0 to 0)	0 (0 to 0)	0 (0 to 0)	0 (0 to 0)	0 (0 to 0)	0 (0 to 0)	0 (0 to 0)	0 (0 to 0)	0 (0 to 0)	0 (0 to 0)	0 (0 to 0)	0
Schistosomiasis	0 (0 to 0)	0 (0 to 0)	0 (0 to 0)	0 (0 to 0)	0 (0 to 0)	0 (0 to 0)	0 (0 to 0)	0 (0 to 0)	0 (0 to 0)	0 (0 to 0)	0 (0 to 0)	0 (0 to 0)	0 (0 to 0)	0 (0 to 0)	0 (0 to 0)	0 (0 to 0)	0 (0 to 0)	0 (0 to 0)	0 (0 to 0)	0 (0 to 0)	0 (0 to 0)	0 (0 to 0)	0 (0 to 0)	0
Cysticercosis	0 (0 to 0)	0 (0 to 0)	0 (0 to 0)	0 (0 to 0)	0 (0 to 0)	0 (0 to 0)	0 (0 to 0)	0 (0 to 0)	0 (0 to 0)	0 (0 to 0)	0 (0 to 0)	0 (0 to 0)	0 (0 to 0)	0 (0 to 0)	0 (0 to 0)	0 (0 to 0)	0 (0 to 0)	0 (0 to 0)	0 (0 to 0)	0 (0 to 0)	0 (0 to 0)	0 (0 to 0)	0 (0 to 0)	0
Cystic echinococcosis	0 (0 to 0)	0 (0 to 0)	0 (0 to 0)	0 (0 to 0)	0 (0 to 0)	0 (0 to 0)	0 (0 to 0)	0 (0 to 0)	0 (0 to 0)	0 (0 to 0)	0 (0 to 0)	0 (0 to 0)	0 (0 to 0)	0 (0 to 0)	0 (0 to 0)	0 (0 to 0)	0 (0 to 0)	0 (0 to 0)	0 (0 to 0)	0 (0 to 0)	0 (0 to 0)	0 (0 to 0)	0 (0 to 0)	0
Lymphatic filariasis	0 (0 to 0)	0 (0 to 0)	0 (0 to 0)	0 (0 to 0)	0 (0 to 0)	0 (0 to 0)	0 (0 to 0)	0 (0 to 0)	0 (0 to 0)	0 (0 to 0)	0 (0 to 0)	0 (0 to 0)	0 (0 to 0)	0 (0 to 0)	0 (0 to 0)	0 (0 to 0)	0 (0 to 0)	0 (0 to 0)	0 (0 to 0)	0 (0 to 0)	0 (0 to 0)	0 (0 to 0)	0 (0 to 0)	0
Onchocerciasis	0 (0 to 0)	0 (0 to 0)	0 (0 to 0)	0 (0 to 0)	0 (0 to 0)	0 (0 to 0)	0 (0 to 0)	0 (0 to 0)	0 (0 to 0)	0 (0 to 0)	0 (0 to 0)	0 (0 to 0)	0 (0 to 0)	0 (0 to 0)	0 (0 to 0)	0 (0 to 0)	0 (0 to 0)	0 (0 to 0)	0 (0 to 0)	0 (0 to 0)	0 (0 to 0)	0 (0 to 0)	0 (0 to 0)	0
Trachoma	0 (0 to 0)	0 (0 to 0)	0 (0 to 0)	0 (0 to 0)

Other neoplasms	0·2 (0·1 to 0·3)	0·2 (0·1 to 0·4)	0·7 (0·4 to 1·2)	0·6 (0·4 to 1·0)	0·6 (0·5 to 1·3)	0·7 (0·4 to 1·2)	1·1 (0·7 to 1·6)	1·6 (0·9 to 2·5)	1·2 (0·7 to 1·9)	1·5 (0·8 to 2·3)	1·6 (1·1 to 2·7)	2·9 (1·9 to 4·0)	4·1 (2·7 to 6·2)	7 (4·9 to 10·0)	12·2 (7·9 to 17·4)	24·5 (16·4 to 35·6)	41 (27·8 to 58·7)	59·2 (37·4 to 91·4)	59·9 (36·4 to 93·1)	52·8 (33·3 to 79·7)	37·6 (21·6 to 53·5)	19·3 (9·2 to 33·7)	3·7 (1·9 to 6·7)	323
Medulloblastoma, medulloblastoma, and other hemangioblastic	0·2 (0·1 to 0·3)	0·2 (0·1 to 0·4)	0·7 (0·4 to 1·2)	0·6 (0·4 to 1·0)	0·7 (0·4 to 1·3)	0·7 (0·4 to 1·2)	1·1 (0·7 to 1·6)	1·6 (0·9 to 2·5)	1·2 (0·7 to 1·9)	1·5 (0·8 to 2·3)	1·6 (1·1 to 2·7)	2·9 (1·9 to 4·0)	4·1 (2·7 to 6·2)	7 (4·9 to 10·0)	12·2 (7·9 to 17·4)	24·5 (16·4 to 35·6)	41 (27·8 to 58·7)	59·2 (37·4 to 91·4)	59·9 (36·4 to 93·1)	52·8 (33·3 to 79·7)	37·6 (21·6 to 53·5)	19·3 (9·2 to 33·7)	3·7 (1·9 to 6·7)	323
Benign and in situ intestinal neoplasms	0 (0 to 0)	0 (0 to 0)	0 (0 to 0)	0 (0 to 0)	0 (0 to 0)	0 (0 to 0)	0 (0 to 0)	0 (0 to 0)	0 (0 to 0)	0 (0 to 0)	0 (0 to 0)	0 (0 to 0)	0 (0 to 0)	0 (0 to 0)	0 (0 to 0)	0 (0 to 0)	0 (0 to 0)	0 (0 to 0)	0 (0 to 0)	0 (0 to 0)	0 (0 to 0)	0 (0 to 0)	0 (0 to 0)	0
Benign and in situ cervical and uterine neoplasms	0 (0 to 0)	0 (0 to 0)	0 (0 to 0)	0 (0 to 0)	0 (0 to 0)	0 (0 to 0)	0 (0 to 0)	0 (0 to 0)	0 (0 to 0)	0 (0 to 0)	0 (0 to 0)	0 (0 to 0)	0 (0 to 0)	0 (0 to 0)	0 (0 to 0)	0 (0 to 0)	0 (0 to 0)	0 (0 to 0)	0 (0 to 0)	0 (0 to 0)	0 (0 to 0)	0 (0 to 0)	0 (0 to 0)	0
Other benign and in situ neoplasms	0 (0 to 0)	0 (0 to 0)	0 (0 to 0)	0 (0 to 0)	0 (0 to 0)	0 (0 to 0)	0 (0 to 0)	0 (0 to 0)	0 (0 to 0)	0 (0 to 0)	0 (0 to 0)	0 (0 to 0)	0 (0 to 0)	0 (0 to 0)	0 (0 to 0)	0 (0 to 0)	0 (0 to 0)	0 (0 to 0)	0 (0 to 0)	0 (0 to 0)	0 (0 to 0)	0 (0 to 0)	0 (0 to 0)	0
Cardiovascular diseases	0·8 (0·6 to 1·2)	1·1 (0·7 to 1·5)	0·8 (0·4 to 1·7)	7·1 (3·5 to 9·8)	7 (3·5 to 9·8)	10·2 (7·4 to 13)	21·7 (16·2 to 28·3)	24·7 (17·4 to 32·9)	30·7 (20·9 to 42·7)	89·6 (69·5 to 113)	172 (137 to 205)	323 (254 to 392)	539 (420 to 667)	999 (801 to 1196)	810 (656 to 949)	1,299 (1,060 to 1,503)	1,866 (1,605 to 2,152)	2,410 (2,070 to 2,810)	2,382 (2,060 to 2,745)	2,622 (2,213 to 3,010)	2,370 (1,970 to 2,760)	1,370 (1,040 to 1,710)	498 (320 to 692)	17,665
Rheumatic heart disease	0 (0 to 0)	0 (0 to 0)	0 (0 to 0)	0·2 (0·1 to 0·2)	0·2 (0·1 to 0·2)	0·2 (0·2 to 0·3)	0·4 (0·3 to 0·5)	0·6 (0·4 to 0·8)	0·6 (0·4 to 0·9)	0·9 (0·6 to 1·1)	1·2 (0·9 to 1·7)	1·6 (1·2 to 2·3)	2·4 (1·8 to 3·2)	3·3 (2·4 to 4·5)	4·6 (3·2 to 6·1)	7·7 (5·7 to 10·4)	9·6 (7·2 to 13·1)	11·7 (8·6 to 15·9)	14·6 (10·4 to 21·7)	20·3 (14·6 to 27·1)	21·6 (15·1 to 29·3)	14·5 (9·1 to 19·1)	3·7 (2·1 to 5·4)	132
Ischemic heart disease	0 (0 to 0)	0 (0 to 0)	0 (0 to 0)	0 (0 to 0)	0 (0 to 0)	0 (0 to 0)	0 (0 to 0)	10 (9·6 to 13·2)	15 (11·1 to 20·1)	20·3 (14·2 to 27·9)	50 (37·6 to 70·1)	92·4 (73·7 to 113)	177 (144·5 to 214)	239 (196 to 286)	286 (236 to 339)	474 (399 to 562)	710 (602 to 833)	876 (736 to 1,033)	899 (732 to 1,096)	969 (732 to 1,266)	845 (597 to 1,131)	524 (297 to 791)	161 (113 to 196)	6,270
Stroke	0 (0 to 0·1)	0·2 (0·1 to 0·3)	1·3 (0·7 to 2·2)	1·6 (0·9 to 1·8)	1·4 (1·1 to 2·2)	4 (2·7 to 4·6)	8·6 (6·4 to 9·3)	13·4 (10·4 to 17·2)	17·3 (12·1 to 23·6)	22·5 (15·5 to 32·6)	32·9 (22·9 to 46·3)	137 (109 to 171)	230 (180 to 292)	306 (239 to 392)	378 (296 to 466)	549 (459 to 665)	762 (642 to 903)	1,070 (900 to 1,252)	1,160 (961 to 1,370)	1,196 (963 to 1,453)	1,030 (801 to 1,292)	558 (397 to 1,145)	196 (89 to 299)	7,720
Ischemic stroke	0 (0 to 0)	0 (0 to 0·1)	0·1 (0·1 to 0·4)	0·4 (0·2 to 0·5)	0·7 (0·5 to 1·1)	1·7 (0·9 to 2·1)	4·3 (2·9 to 5·1)	6·6 (4·9 to 8·2)	12 (7·9 to 16·1)	17·1 (11·7 to 25·1)	21·6 (15·1 to 30·6)	92·4 (73·7 to 113)	164·2 (132·1 to 201)	229 (182 to 282)	286 (236 to 339)	474 (399 to 562)	710 (602 to 833)	876 (736 to 1,033)	899 (732 to 1,096)	969 (732 to 1,266)	845 (597 to 1,131)	524 (297 to 791)	161 (113 to 196)	6,270
Intracerebral hemorrhage	0 (0 to 0·2)	0·1 (0·1 to 0·4)	0·4 (0·2 to 0·7)	0·6 (0·4 to 0·7)	0·5 (0·3 to 0·7)	1·1 (0·8 to 2·1)	2·1 (1·3 to 2·1)	3·4 (2·7 to 4·1)	3·6 (2·9 to 4·6)	4·4 (3·2 to 5·7)	6·2 (4·7 to 8·2)	16·2 (12·2 to 21·4)	26·3 (20·1 to 34·4)	40·4 (31·1 to 52·2)	56·2 (43·9 to 73·1)	74·4 (59·1 to 93·1)	94·2 (77·1 to 116·1)	114·2 (93·1 to 139·1)	124·2 (101·1 to 151·1)	134·2 (107·1 to 164·1)	124·2 (97·1 to 151·1)	94·2 (64·1 to 124·1)	34·2 (14·1 to 54·1)	1,190
Subarachnoid hemorrhage	0 (0 to 0)	0 (0 to 0)	0·1 (0·2 to 0·4)	0·2 (0·1 to 0·4)	0·2 (0·1 to 0·4)	0·5 (0·3 to 0·6)	1·1 (0·7 to 1·5)	1·6 (1·1 to 2·1)	2·1 (1·4 to 2·8)	2·7 (1·9 to 4·1)	3·8 (2·7 to 5·2)	5·8 (4·2 to 7·8)	8·6 (6·2 to 11·5)	12·6 (9·1 to 16·8)	18·4 (13·2 to 24·5)	26·1 (18·8 to 34·8)	33·8 (24·3 to 45·1)	41·7 (30·1 to 55·6)	45·4 (32·7 to 60·5)	49·2 (35·4 to 65·6)	45·4 (32·7 to 60·5)	34·5 (24·8 to 46·1)	12·5 (9·0 to 16·7)	435
Non-rheumatic valvular heart disease	0 (0 to 0)	0 (0 to 0)	0 (0 to 0)	0 (0 to 0)	0 (0 to 0)	0 (0 to 0)	0 (0 to 0)	0 (0 to 0)	0 (0 to 0)	0·2 (0·1 to 0·3)	0·3 (0·2 to 0·5)	0·6 (0·4 to 0·8)	1 (0·7 to 1·3)	1·6 (1·2 to 2·1)	2·4 (1·8 to 3·2)	3·5 (2·6 to 4·6)	4·9 (3·6 to 6·5)	6·5 (4·8 to 8·6)	7·3 (5·4 to 9·7)	8·1 (6·0 to 10·8)	8·1 (6·0 to 10·8)	6·5 (4·8 to 8·6)	3·2 (2·4 to 4·3)	82
Non-rheumatic calcific aortic valve disease	0 (0 to 0)	0 (0 to 0)	0 (0 to 0)	0 (0 to 0)	0 (0 to 0)	0 (0 to 0)	0·2 (0·2 to 0·5)	0·5 (0·3 to 1·1)	0·7 (0·4 to 1·2)	1·2 (0·8 to 1·6)	2·1 (1·5 to 2·9)	3·6 (2·6 to 4·7)	5·4 (4·1 to 7·1)	8·1 (6·2 to 10·4)	11·4 (8·7 to 14·7)	16·2 (12·4 to 21·1)	21·4 (16·3 to 27·8)	26·7 (20·4 to 34·8)	29·7 (22·6 to 38·5)	31·5 (24·1 to 40·9)	29·7 (22·6 to 38·5)	21·4 (16·3 to 27·8)	7·9 (6·0 to 10·3)	323
Non-rheumatic degenerative mitral valve disease	0 (0 to 0)	0 (0 to 0)	0 (0 to 0)	0 (0 to 0)	0 (0 to 0)	0 (0 to 0)	0 (0 to 0)	0 (0 to 0)	0 (0 to 0)	0 (0 to 0)	0 (0 to 0)	0 (0 to 0)	0 (0 to 0)	0 (0 to 0)	0 (0 to 0)	0 (0 to 0)	0 (0 to 0)	0 (0 to 0)	0 (0 to 0)	0 (0 to 0)	0 (0 to 0)	0 (0 to 0)	0 (0 to 0)	0
Other non-rheumatic valve diseases	0 (0 to 0)	0 (0 to 0)	0 (0 to 0)	0 (0 to 0)	0 (0 to 0)	0 (0 to 0)	0 (0 to 0)	0 (0 to 0)	0 (0 to 0)	0 (0 to 0)	0 (0 to 0)	0 (0 to 0)	0 (0 to 0)	0 (0 to 0)	0 (0 to 0)	0 (0 to 0)	0 (0 to 0)	0 (0 to 0)	0 (0 to 0)	0 (0 to 0)	0 (0 to 0)	0 (0 to 0)	0 (0 to 0)	0
Cardiomyopathy and myocarditis	0·2 (0·1 to 0·4)	0·2 (0·2 to 0·4)	0·7 (0·3 to 1·1)	0·6 (0·3 to 1·1)	0·7 (0·4 to 1·1)	1·1 (0·6 to 1·7)	2·1 (1·3 to 2·7)	3·1 (2·1 to 4·1)	3·7 (2·6 to 5·1)	5·1 (3·7 to 6·7)	6·7 (4·9 to 8·7)	10·2 (7·5 to 13·5)	15·1 (11·2 to 20·1)	21·4 (15·9 to 28·4)	28 (19·9 to 38)	36·1 (25·1 to 47·6)	43·9 (32·3 to 58·2)	49·2 (36·1 to 65·3)	49·6 (36·4 to 65·8)	46·4 (34·1 to 61·5)	39·1 (28·7 to 51·9)	29·3 (20·9 to 38·4)	14·9 (9·9 to 22·3)	502
Myocarditis	0 (0 to 0·1)	0 (0 to 0·1)	0·1 (0·1 to 0·2)	0·2 (0·1 to 0·4)	0·2 (0·1 to 0·4)	0·4 (0·2 to 0·6)	0·6 (0·4 to 0·9)	1·1 (0·7 to 1·5)	1·4 (0·9 to 2·0)	2 (1·3 to 2·8)	2·6 (1·8 to 3·6)	4 (2·8 to 5·5)	5·9 (4·2 to 8·1)	8·4 (6·1 to 11·4)	11·1 (8·1 to 15·1)	14·2 (10·3 to 19·3)	17·3 (12·7 to 23·4)	19·3 (14·2 to 26·1)	19·5 (14·3 to 26·4)	18·2 (13·4 to 24·6)	15·4 (11·3 to 20·8)	11·5 (8·2 to 15·6)	5·9 (3·9 to 8·8)	197
Alcoholic cardiomyopathy	0 (0 to 0)	0 (0 to 0)	0 (0 to 0)	0 (0 to 0)	0 (0 to 0)	0 (0 to 0)	0·2 (0·2 to 0·3)	0·3 (0·2 to 0·5)	0·4 (0·3 to 0·6)	0·6 (0·4 to 0·8)	0·8 (0·6 to 1·1)	1·2 (0·9 to 1·6)	1·8 (1·3 to 2·4)	2·6 (2·0 to 3·3)	3·4 (2·6 to 4·3)	4·4 (3·4 to 5·6)	5·4 (4·2 to 6·9)	6·1 (4·7 to 7·8)	6·2 (4·8 to 7·9)	5·7 (4·4 to 7·3)	4·9 (3·8 to 6·2)	3·6 (2·8 to 4·6)	1·5 (1·1 to 2·0)	49·2
Other cardiomyopathy	0·2 (0·1 to 0·3)	0·2 (0·1 to 0·3)	0·6 (0·3 to 1·1)	0·5 (0·2 to 1·0)	0·6 (0·3 to 1·1)	0·9 (0·5 to 1·5)	1·7 (1·0 to 2·5)	2·5 (1·6 to 3·5)	3·1 (2·1 to 4·3)	4·3 (2·9 to 5·9)	5·7 (3·9 to 7·8)	8·6 (5·9 to 11·8)	12·8 (8·9 to 17·5)	18·1 (12·6 to 24·8)	23·8 (16·6 to 32·6)	30·5 (21·3 to 41·8)	37·1 (25·9 to 50·9)	41·6 (29·1 to 57·1)	42·0 (29·4 to 57·6)	39·2 (27·4 to 53·8)	33·1 (23·1 to 45·4)	24·8 (17·3 to 34·0)	12·7 (8·4 to 17·4)	422
Atrial fibrillation and flutter	0 (0 to 0)	0 (0 to 0)	0 (0 to 0)	0 (0 to 0)	0 (0 to 0)	0 (0 to 0)	0 (0 to 0)	0 (0 to 0)	0 (0 to 0)	0 (0 to 0)	0 (0 to 0)	0 (0 to 0)	0 (0 to 0)	0 (0 to 0)	0 (0 to 0)	0 (0 to 0)	0 (0 to 0)	0 (0 to 0)	0 (0 to 0)	0 (0 to 0)	0 (0 to 0)	0 (0 to 0)	0 (0 to 0)	0 (0 to 0)	0
Aortic aneurysm	—	—	—	—	—	—	0·5 (0·3 to 0·6)	0·6 (0·4 to 0·9)	0·8 (0·5 to 1·1)	1·1 (0·8 to 1·4)	1·4 (0·9 to 2·1)	2·1 (1·4 to 3·1)	3·1 (2·1 to 4·4)	4·6 (3·2 to 6·5)	6·5 (4·5 to 9·2)	9·1 (6·3 to 12·9)	12·4 (8·6 to 17·6)	15·4 (10·6 to 21·9)	16·8 (11·3 to 24·1)	17·2 (11·4 to 25·1)	15·4 (10·2 to 22·5)	11·5 (7·5 to 16·9)	6·1 (3·9 to 9·1)	174
Endocarditis	0 (0 to 0)	0 (0 to 0)	0 (0 to 0)	0 (0 to 0)	0 (0 to 0)	0 (0 to 0)	0·2 (0·1 to 0·3)	0·4 (0·3 to 0·6)	0·5 (0·3 to 0·8)	0·9 (0·6 to 1·2)	1·2 (0·8 to 1·7)	2·1 (1·5 to 2·9)	3·2 (2·3 to 4·3)	4·6 (3·3 to 6·3)	6·1 (4·3 to 8·3)	8·2 (5·9 to 11·2)	9·9 (7·1 to 13·5)	11·9 (8·6 to 16·2)	12·4 (8·9 to 16·9)	11·9 (8·6 to 16·1)	10·2 (7·3 to 13·9)	7·6 (5·4 to 10·3)	3·4 (2·4 to 4·6)	152
Other cardiovascular and circulatory diseases	0·6 (0·2 to 0·9)	0·5 (0·2 to 0·9)	2·6 (1·3 to 4·3)	2·4 (1·1 to 3·5)	2 (1·0 to 3·1)	2·7 (1·4 to 3·8)	3·8 (2·1 to 5·1)	3·2 (2·0 to 4·6)	4·2 (2·4 to 6·4)	7·1 (4·2 to 10·5)	12·4 (7·5 to 17·8)	20·3 (12·4 to 28·8)	32·4 (20·1 to 45·9)	44·8 (28·1 to 63·2)	61·4 (39·1 to 85·8)	77·5 (50·1 to 107·1)	93·2 (61·1 to 127·1)	104·6 (70·1 to 142·1)	107·2 (72·1 to 145·1)	96·4 (64·1 to 132·1)	77·5 (50·1 to 107·1)	46·4 (29·1 to 63·2)	16·2 (9·1 to 24·1)	1,133
Chronic respiratory diseases	0·2 (0·2 to 0·3)	0·2 (0·1 to 0·3)	0·7 (0·4 to 1·1)	0·6 (0·3 to 1·1)	0·6 (0·3 to 1·1)	0·9 (0·5 to 1·4)	1·4 (0·8 to 2·1)	2·1 (1·3 to 3·1)	2·5 (1·6 to 3·6)	3·4 (2·2 to 4·8)	4·6 (3·1 to 6·4)	6·8 (4·6 to 9·3)	9·6 (6·6 to 13·1)	13·4 (9·3 to 18·2)	17·8 (12·4 to 24·1)	23·2 (16·1 to 31·4)	28·1 (19·6 to 38·2)	31·4 (21·9 to 42·6)	32·1 (22·4 to 43·5)	29·1 (20·3 to 39·4)	23·2 (16·2 to 31·4)	14·4 (9·9 to 19·5)	4·6 (2·9 to 6·4)	323
Chronic obstructive pulmonary disease	0 (0 to 0)	0 (0 to 0)	0 (0 to 0)	0 (0 to 0)	0 (0 to 0)	0 (0 to 0)	0 (0 to 0)	0 (0 to 0)	0 (0 to 0)	0 (0 to 0)	0 (0 to 0)	0 (0 to 0)	0 (0 to 0)	0 (0 to 0)	0 (0 to 0)	0 (0 to 0)	0 (0 to 0)	0 (0 to 0)	0 (0 to 0)	0 (0 to 0)	0 (0 to 0)	0 (0 to 0)	0 (0 to 0)	0
Pneumoconiosis	0 (0 to 0)	0 (0 to 0)	0 (0 to 0)	0 (0 to 0)	0 (0 to 0)	0 (0 to 0·1)	0 (0 to 0·1)	0 (0 to 0·1)	0 (0 to 0·1)	0 (0 to 0·1)	0 (0 to 0·1)	0 (0 to 0·1)	0 (0 to 0·1)	0 (0 to 0·1)	0 (0 to 0·1)	0 (0 to 0·1)	0 (0 to 0·1)	0 (0 to 0·1)	0 (0 to 0·1)	0 (0 to 0·1)	0 (0 to 0·1)	0 (0 to 0·1)	0 (0 to 0·1)	0 (0 to 0·1)	0
Silicosis	0 (0 to 0)	0 (0 to 0)	0 (0 to 0)	0 (0 to 0)	0 (0 to 0)	0 (0 to 0)	0 (0 to 0)	0 (0 to 0)	0 (0 to 0)	0 (0 to 0)	0 (0 to 0)	0 (0 to 0)	0 (0 to 0)	0 (0 to 0)	0 (0 to 0)	0 (0 to 0)	0 (0 to 0)	0 (0 to 0)	0 (0 to 0)	0 (0 to 0)	0 (0 to 0)	0 (0 to 0)	0 (0 to 0)	0 (0 to 0)	0
Asbestosis	0 (0 to 0)	0 (0 to 0)	0 (0 to 0)	0 (0 to 0)	0 (0 to 0)	0 (0 to 0)	0 (0 to 0)	0 (0 to 0)	0 (0 to 0)	0 (0 to 0)	0 (0 to 0)	0 (0 to 0)	0 (0 to 0)	0 (0 to 0)	0 (0 to 0)	0 (0 to 0)	0 (0 to 0)	0 (0 to 0)	0 (0 to 0)	0 (0 to 0)	0 (0 to 0)	0 (0 to 0)	0 (0 to 0)	0 (0 to 0)	0
Coal workers pneumoconiosis	0 (0 to 0)	0 (0 to 0)	0 (0 to 0)	0 (0 to 0)	0 (0 to 0)	0 (0 to 0)	0 (0 to 0)	0 (0 to 0)	0 (0 to 0)	0 (0 to 0)	0 (0 to 0)	0 (0 to 0)	0 (0 to 0)	0 (0 to 0)	0 (0 to 0)	0 (0 to 0)	0 (0 to 0)	0 (0 to 0)	0 (0 to 0)	0 (0 to 0)	0 (0 to 0)	0 (0 to 0)	0 (0 to 0)	0 (0 to 0)	0
Other pneumoconiosis	0 (0 to 0)	0 (0 to 0)	0 (0 to 0)	0 (0 to 0)	0 (0 to 0)	0 (0 to 0)	0 (0 to 0)	0 (0 to 0)	0 (0 to 0)	0 (0 to 0)	0 (0 to 0)	0 (0 to 0)	0 (0 to 0)	0 (0 to 0)	0 (0 to 0)	0 (0 to 0)	0 (0 to 0)	0 (0 to 0)	0 (0 to 0)	0 (0 to 0)	0 (0 to 0)	0 (0 to 0)	0 (0 to 0)	0 (0 to 0)	0
Asthma	0·2 (0 to 0·3)	0·2 (0·1 to 0·3)	0·7 (0·3 to 1·1)	0·6 (0·3 to 1·1)	0·6 (0·3 to 1·1)	0·9 (0·5 to 1·4)	1·4 (0·8 to 2·1)	2·1 (1·3 to 3·1)	2·5 (1·6 to 3·6)	3·4 (2·2 to 4·8)	4·6 (3·1 to 6·4)	6·8 (4·6 to 9·3)	9·6 (6·6 to 13·1)	13·4 (9·3 to 18·2)	17·8 (12·4 to 24·1)	23·2 (16·1 to 31·4)	28·1 (19·6 to 38·2)	31·4 (21·9 to 42·6)	32·1 (22·4 to 43·5)	29·1 (20·3 to 39·4)	23·2 (16·2 to 31·4)	14·4 (9·9 to 19·5)	4·6 (2·9 to 6·4)	323
Interstitial lung disease and pulmonary sarcoidosis	0 (0 to 0)	0 (0 to 0)	0 (0 to 0)	0 (0 to 0)	0 (0 to 0)	0 (0 to 0)	0 (0 to 0)	0 (0 to 0)	0 (0 to 0)	0 (0 to 0)	0 (0 to 0)	0 (0 to 0)	0 (0 to 0)	0 (0 to 0)	0 (0 to 0)	0 (0 to 0)	0 (0 to 0)	0 (0 to 0)	0 (0 to 0)	0 (0 to 0)	0 (0 to 0)	0 (0 to 0)	0 (0 to 0)	0 (0 to 0)	0
Other chronic respiratory diseases	0·1 (0 to 0·2)	0·1 (0 to 0·2)	0·4 (0·2 to 0·7)	0·3 (0·2 to 0·6)	0·3 (0·2 to 0·6)	0·5 (0·3 to 0·8)	0·8 (0·5 to 1·2)	1·2 (0·7 to 1·7)	1·4 (0·9 to 2·0)	2 (1·3 to 2·8)	2·7 (1·8 to 3·8)	4 (2·7 to 5·4)	5·6 (3·9 to 7·7)	7·9 (5·4 to 10·8)	10·4 (7·3 to 14·2)	13·6 (9·5 to 18·5)	16·5 (11·5 to 22·5)	18·4 (12·9 to 25·1)	18·9 (13·2 to 25·8)	17·1 (11·9 to 23·3)	13·6 (9·5 to 18·5)	8·4 (5·8 to 11·5)	2·7 (1·7 to 3·8)	189
Digestive diseases	0·3 (0·2 to 0·4)	1·6 (1·1 to 2·3)	1·1 (0·6 to 1·9)	2·1 (1·1 to 3·1)	2·1 (1·1 to 3·1)	2·9 (1·6 to 4·1)	4·1 (2·4 to 5·7)	5·1 (3·2 to 7·2)	6·1 (3·9 to 8·6)	7·1 (4·6 to 9·9)	8·1 (5·3 to 11·2)	9·2 (6·1 to 12·7)	10·2 (6·8 to 14·1)	11·2 (7·5 to 15·4)	12·2 (8·2 to 16·8)	13·2 (8·9 to 18·2)	14·2 (9·6 to 19·5)	15·2 (10·3 to 20·9)	16·2 (10·9 to 22·3)	17·2 (11·6 to 23·7)	18·2 (12·3 to 25·1)	19·2 (13·0 to 26·4)	20·2 (13·6 to 27·8)	1,190
Cirrhosis and other chronic liver diseases	0·1 (0 to 0·2)	0·4 (0·2 to 0·7)	1·1 (0·6 to 1·9)	1·1 (0·6 to 1·9)	1·1 (0·6 to 1·9)	2·2 (1·4 to 3·1)	3·5 (2·3 to 4·9)	5·8 (3·9 to 7·8)	7·8 (5·2 to 10·7)	10·2 (6·8 to 14·1)	13·7 (9·1 to 18·9)	17·9 (11·9 to 24·7)	23·1 (15·3 to 31·8)	28·1 (18·6 to 38·7)	32·6 (21·6 to 44·9)	36·4 (24·1 to 50·1)	39·1 (25·9 to 53·8)	40·4 (26·8 to 55·7)	39·8 (26·4 to 54·8)	37·4 (24·8 to 51·5)	32·6 (21·6 to 44·9)	23·1 (15·3 to 31·8)	7·2 (4·8 to 9·9)	464
Cirrhosis and other chronic liver diseases due to hepatitis B	0 (0 to 0)	0 (0 to 0)	0 (0 to 0·1)	0 (0 to 0·1)	0 (0 to 0·1)	0·1 (0 to 0·2)	0·2 (0·1 to 0·4)	0·4 (0·2 to 0·6)	0·5 (0·3 to 0·8)	0·7 (0·4 to 1·1)	1 (0·6 to 1·5)	1·4 (0·9 to 2·1)	1·9 (1·2 to 2·8)	2·5 (1·6 to 3·6)	3·2 (2·1 to 4·5)	4·1 (2·7 to 5·8)	4·9 (3·2 to 6·9)	5·5 (3·6 to 7·8)	5·7 (3·7 to 8·1)	5·4 (3·5 to 7·7)	4·9 (3·2 to 6·9)	3·2 (2·1 to 4·5)	1·1 (0·7 to 1·5)	67
Cirrhosis and other chronic liver diseases due to hepatitis C	0 (0 to 0)	0 (0 to 0·1)	0·1 (0·1 to 0·2)	0·2 (0·1 to 0·3)	0·2 (0·1 to 0·3)	0·4 (0·2 to 0·6)	0·6 (0·4 to 0·9)	1·0 (0·6 to 1·4)	1·3 (0·8 to 1·9)	1·8 (1·2 to 2·6)	2·4 (1·6 to 3·4)	3·3 (2·2 to 4·6)	4·3 (2·9 to 6·0)	5·8 (3·9 to 8·1)	7·5 (5·0 to 10·4)	9·4 (6·3 to 13·1)	11·3 (7·5 to 15·7)	12·7 (8·5 to 17·6)	13·1 (8·8 to 18·2)	12·4 (8·3 to 17·3)	10·5 (7·0 to 14·6)	7·4 (4·9 to 10·3)	2·5 (1·7 to 3·5)	154
Cirrhosis and other chronic liver diseases due to alcohol use	0 (0 to 0)	0 (0 to 0)	0 (0 to 0)	0 (0 to 0)	0 (0 to 0)	0 (0 to 0)	0 (0 to 0)	0·2 (0 to 0·3)	0·3 (0 to 0·5)	0·4 (0 to 0·6)	0·5 (0 to 0·8)	0·7 (0 to 1·1)	1 (0·6 to 1·5)	1·4 (0·8 to 2·1)	1·9 (1·1 to 2·8)	2·4 (1·4 to 3·5)	2·9 (1·7 to 4·2)	3·3 (1·9 to 4·8)	3·4 (2·0 to 5·0)	3·2 (1·9 to 4·8)	2·9 (1·7 to 4·2)	1·9 (1·1 to 2·8)	0·7 (0·4 to 1·0)	39
Cirrhosis and other chronic liver diseases due to NAFLD	0 (0 to 0)	0 (0 to 0)	0 (0 to 0)	0 (0 to 0)	0 (0 to 0)	0 (0 to 0·1)	0 (0 to 0·1)	0 (0 to 0·1)	0 (0 to 0·2)	0·3 (0·2 to 0·4)	0·4 (0·2 to 0·6)	0·6 (0·4 to 0·8)	0·8 (0·5 to 1·1)	1·1 (0·7 to 1·5)	1·4 (0·9 to 2·0)	1·8 (1·2 to 2·5)	2·2 (1·4 to 3·1)	2·5 (1·6 to 3·5)	2·6 (1·7 to 3·7)	2·5 (1·6 to 3·5)	2·2 (1·4 to 3·1)	1·5 (1·0 to 2·1)	0·5 (0·3 to 0·7)	71
Cirrhosis and other chronic liver diseases due to other causes	0 (0 to 0·1)	0·1 (0 to 0·2)	0·3 (0·1 to 0·6)	0·3 (0·1 to 0·6)	0·3 (0·1 to 0·6)	0·5 (0·2 to 0·8)	0·8 (0·4 to 1·2)	1·1 (0·6 to 1·7)	1·4 (0·8 to 2·1)	1·9 (1·1 to 2·8)	2·5 (1·5 to 3·6)	3·4 (2·1 to 4·8)	4·4 (2·8 to 6·2)	5·9 (3·8 to 8·2)	7·6 (5·0 to 10·5)	9·5 (6·3 to 13·2)	11·4 (7·6 to 15·9)	12·8 (8·6 to 17·8)	13·2 (8·9 to 18·4)	12·5 (8·4 to 17·4)	10·6 (7·1 to 14·7)	7·5 (5·0 to 10·4)	2·5 (1·7 to 3·5)	195
Upper digestive system diseases	0·1 (0 to 0·2)	0·4 (0·2 to 0·7)	1·1 (0·6 to 1·9)	1·1 (0·6 to 1·9)	1·1 (0·6 to 1·9)	2·2 (1·4 to 3·1)	3·5 (2·3 to 4·9)	5·8 (3·9 to 7·8)	7·8 (5·2 to 10·7)	10·2 (6·8 to 14·1)	13·7 (9·1 to 18·9)	17·9 (11·9 to 24·7)	23·1 (15·3 to 31·8)	28·1 (18·6 to 38·7)	32·6 (21·6 to 44·9)	36·4 (24·1 to 50·1)	39·1 (25·9 to 53·8)	40·4 (26·8 to 55·7)	39·8 (26·4 to 54·8)	37·4 (24·8 to 51·5)	32·6 (21·6 to 44·9)	23·1 (15·3 to 31·8)	7·2 (4·8 to 9·9)	582
Peptic ulcer disease	0 (0 to 0)	0 (0 to 0)	0 (0 to 0)	0 (0 to 0)	0 (0 to 0)	0 (0 to 0·2)	0 (0 to 0·2)	0 (0 to 0·3)	0 (0 to 0·4)	0 (0 to 0·5)	0 (0 to 0·6)	0 (0 to 0·8)	0 (0 to 1·1)	0 (0 to 1·4)	0 (0 to 1·8)	0 (0 to 2·2)	0 (0 to 2·6)	0 (0 to 3·1)	0 (0 to 3·2)	0 (0 to 3·2)	0 (0 to 3·1)	0 (0 to 2·6)	0 (0 to 1·8)	0 (0 to 0·7)	20
Gastritis and duodenitis	0 (0 to 0)	0 (0 to 0)	0 (0 to 0)	0 (0 to 0)	0 (0 to 0)	0 (0 to 0·1)	0 (0 to 0·1)	0 (0 to 0·2)	0 (0 to 0·3)	0 (0 to 0·4)	0 (0 to 0·5)	0 (0 to 0·7)	0 (0 to 0·9)	0 (0 to 1·2)	0 (0 to 1·6)	0 (0 to 2·1)	0 (0 to 2·6)	0 (0 to 3·1)	0 (0 to 3·2)	0 (0 to 3·2)	0 (0 to 3·1)	0 (0 to 2·6)	0 (0 to 1·8)	0 (0 to 0·7)	20
Gastroesophageal reflux disease	0 (0 to 0)	0 (0 to 0)	0 (0 to 0)	0 (0 to 0)	0 (0 to 0)	0 (0 to 0·1)	0 (0 to 0·2)	0 (0 to 0·3)	0 (0 to 0·5)	0 (0 to 0·7)	0 (0 to 0·9)	0 (0 to 1·2)	0 (0 to 1·6)	0 (0 to 2·1)	0 (0 to 2·8)	0 (0 to 3·5)	0 (0 to 4·2)	0 (0 to 4·8)	0 (0 to 4·9)	0 (0 to 4·8)	0 (0 to 4·6)	0 (0 to 3·8)	0 (0 to 2·7)	0 (0 to 1·1)	283
Appendicitis	0 (0 to 0)	0 (0 to 0)	0·1 (0 to 0·2)	0·1 (0 to 0·2)	0·1 (0 to 0·2)	0·2



Congenital birth defects	80-1 (81 to 103)	39-1 (31 to 49)	129 (102 to 156)	74-5 (59 2 to 93 3)	39 (28 4 to 51 6)	33 (23 1 to 45 9)	30-2 (22 3 to 40 1)	20-1 (13 2 to 29 5)	18-2 (13 to 23 2)	19-6 (13 6 to 27 4)	16-9 (12 to 21 6)	15-4 (11 4 to 20 1)	15-2 (11 2 to 20 2)	12-7 (9 2 to 16 9)	11-7 (8 4 to 15 7)	13-9 (9 9 to 19)	14 (9 6 to 18 4)	7-6 (4 9 to 11 5)	4-6 (3 1 to 7 1)	3-3 (2 5 to 4 9)	2 (1 0 to 3)	0-8 (0 5 to 1 2)	0-2 (0 1 to 0 3)		599
Neural tube defects	2-4 (1 2 to 4)	1-6 (0 6 to 2 9)	4-9 (3 1 to 6 9)	9-3 (4 6 to 13 9)	1-3 (0 6 to 2 1)	2-6 (1 7 to 3 7)	1-3 (0 8 to 1 8)	1-1 (0 6 to 1 5)	0-7 (0 4 to 0 9)	0-7 (0 4 to 0 9)	0-7 (0 4 to 0 9)	0-7 (0 4 to 0 9)	0-6 (0 4 to 0 9)	0-5 (0 3 to 0 7)	0-5 (0 3 to 0 7)	0-4 (0 2 to 0 6)	0-3 (0 1 to 0 5)	0-2 (0 1 to 0 5)	0-1 (0 1 to 0 4)	0-1 (0 to 0 3)	0-1 (0 to 0 2)	0-1 (0 to 0 2)	0 (0 to 0)		296 1
Congenital heart anomalies	0 (0 to 0)	0 (0 to 0)	0-2 (0 1 to 0 6)	0-5 (0 2 to 0 9)	0-4 (0 1 to 0 9)	0-4 (0 1 to 0 9)	0-4 (0 1 to 0 9)	0-4 (0 1 to 0 9)	0-4 (0 1 to 0 8)	0-4 (0 1 to 0 8)	0-3 (0 1 to 0 7)	0-3 (0 1 to 0 7)	0-3 (0 1 to 0 7)	0-3 (0 1 to 0 7)	0-3 (0 1 to 0 7)	0-3 (0 1 to 0 7)	0-3 (0 1 to 0 7)	0-3 (0 1 to 0 6)	0-2 (0 1 to 0 5)	0-2 (0 1 to 0 4)	0-1 (0 to 0 3)	0-1 (0 to 0 3)	0-1 (0 to 0 2)		87
Cochlear cells	0 (0 to 0)	0 (0 to 0)	0 (0 1 to 0 6)	0 (0 2 to 0 9)	0 (0 1 to 0 9)	0 (0 1 to 0 9)	0 (0 1 to 0 9)	0 (0 1 to 0 9)	0 (0 1 to 0 8)	0 (0 1 to 0 8)	0 (0 1 to 0 7)	0 (0 1 to 0 7)	0 (0 1 to 0 7)	0 (0 1 to 0 7)	0 (0 1 to 0 7)	0 (0 1 to 0 7)	0 (0 1 to 0 7)	0 (0 1 to 0 6)	0 (0 1 to 0 5)	0 (0 1 to 0 4)	0 (0 1 to 0 3)	0 (0 1 to 0 3)	0 (0 to 0 2)		87
Down syndrome	1-6 (0 6 to 3 3)	1-7 (0 8 to 2 9)	4-3 (2 4 to 6 5)	4-4 (2 4 to 6 9)	2 (1 3 to 2 9)	2-1 (1 4 to 3 2)	2 (1 3 to 2 9)	1-8 (1 2 to 2 7)	1-9 (1 2 to 2 8)	1-3 (0 9 to 1 6)	0-9 (0 6 to 1 3)	0-8 (0 5 to 1 2)	0-9 (0 5 to 1 4)	0-7 (0 4 to 1 2)	0-7 (0 4 to 1 2)	1-2 (0 6 to 2 2)	0-7 (0 3 to 1 7)	0-5 (0 2 to 1 3)	0 (0 to 0)	0 (0 to 0)	0 (0 to 0)	0 (0 to 0)	0 (0 to 0)		22-9
Turner syndrome	0 (0 to 0)	0 (0 to 0)	0 (0 to 0)	0 (0 to 0)	0 (0 to 0)	0 (0 to 0)	0 (0 to 0)	0 (0 to 0)	0 (0 to 0)	0 (0 to 0)	0 (0 to 0)	0 (0 to 0)	0 (0 to 0)	0 (0 to 0)	0 (0 to 0)	0 (0 to 0)	0 (0 to 0)	0 (0 to 0)	0 (0 to 0)	0 (0 to 0)	0 (0 to 0)	0 (0 to 0)	0 (0 to 0)		0
Klinefelter syndrome	0 (0 to 0)	0 (0 to 0)	0 (0 to 0)	0 (0 to 0)	0 (0 to 0)	0 (0 to 0)	0 (0 to 0)	0 (0 to 0)	0 (0 to 0)	0 (0 to 0)	0 (0 to 0)	0 (0 to 0)	0 (0 to 0)	0 (0 to 0)	0 (0 to 0)	0 (0 to 0)	0 (0 to 0)	0 (0 to 0)	0 (0 to 0)	0 (0 to 0)	0 (0 to 0)	0 (0 to 0)	0 (0 to 0)		0
Other chromosomal abnormalities	17-5 (10 1 to 33 9)	7-8 (4 5 to 16 5)	24-4 (14 5 to 47 5)	8 (4 7 to 16 2)	3 (1 9 to 6 7)	2-4 (1 6 to 4 4)	2-6 (1 8 to 4 4)	2 (1 3 to 3 1)	2-3 (1 4 to 3 9)	1-8 (1 2 to 2 9)	1-6 (1 to 2 4)	0-8 (0 5 to 1 1)	0-8 (0 5 to 1 4)	0-3 (0 2 to 0 5)	0-2 (0 1 to 0 4)	0-1 (0 to 0 3)	0-2 (0 1 to 0 3)	0-1 (0 to 0 2)	0 (0 to 0)	0 (0 to 0)	0 (0 to 0)	0 (0 to 0)	0 (0 to 0)		79-9
Congenital musculoskeletal and limb anomalies	2-5 (1 1 to 4 5)	1-1 (0 7 to 1 7)	6-9 (3 4 to 13 4)	16-1 (9 7 to 24 9)	6-1 (3 6 to 20 5)	12-8 (7 4 to 20)	4-2 (2 6 to 6 4)	3-1 (1 9 to 4 5)	2-5 (1 6 to 3 5)	3-8 (2 3 to 5 9)	4-3 (2 5 to 7 5)	2-5 (1 6 to 3 8)	4 (2 1 to 7)	2-6 (1 5 to 4 3)	4-3 (2 3 to 7 1)	4-3 (2 4 to 7 4)	4-5 (2 to 7 7)	3-7 (2 1 to 6 1)	2-1 (1 1 to 3 6)	1-2 (0 7 to 2)	0-7 (0 4 to 1 1)	0-2 (0 1 to 0 4)	0-1 (0 to 0 1)		122
Urogenital congenital anomalies	6-8 (3 3 to 11 1)	2-2 (0 8 to 3 4)	3-2 (1 6 to 5 4)	3-2 (1 7 to 5 5)	2-5 (1 to 4 2)	1-7 (0 9 to 3 1)	1-4 (0 7 to 2 6)	1-1 (0 5 to 2 1)	0-9 (0 4 to 1 6)	0-9 (0 4 to 1 5)	0-8 (0 3 to 1 5)	0-7 (0 3 to 1 4)	0-6 (0 3 to 1 1)	0-5 (0 2 to 0 7)	0-3 (0 2 to 0 6)	0-3 (0 2 to 0 6)	0-2 (0 1 to 0 5)	0-3 (0 1 to 0 5)	0 (0 to 0)	0 (0 to 0)	0 (0 to 0)	0 (0 to 0)	0 (0 to 0)		26-1
Digestive congenital anomalies	7-4 (3 8 to 11 9)	3-4 (1 7 to 6 9)	9-9 (5 to 14 4)	11-3 (5 9 to 21 4)	3-8 (1 9 to 7 4)	5-1 (2 6 to 9 6)	3-1 (1 6 to 5 9)	2-1 (1 to 4 2)	1-7 (0 9 to 3 2)	1-5 (0 8 to 2 8)	1-3 (0 6 to 2 4)	0-9 (0 4 to 1 7)	0-9 (0 4 to 1 7)	0-7 (0 3 to 1 4)	0-5 (0 2 to 1 1)	0-5 (0 2 to 1 1)	0-4 (0 2 to 0 9)	0-3 (0 1 to 0 7)	0-2 (0 1 to 0 5)	0-1 (0 to 0 3)	0-1 (0 to 0 3)	0-1 (0 to 0 3)	0-1 (0 to 0 3)		36-9
Other congenital birth defects	19-3 (11 7 to 27 3)	4-8 (3 to 7 3)	17-2 (11 2 to 25 6)	9-6 (4 6 to 14 2)	4 (2 3 to 7 1)	3-4 (2 3 to 5 2)	3-2 (2 3 to 5 2)	2-7 (1 8 to 4 2)	2-4 (1 6 to 4 2)	2-3 (1 4 to 4 2)	2-2 (1 4 to 4 2)	2-2 (1 3 to 4 3)	2-3 (1 4 to 4 6)	1-7 (1 1 to 4)	1-6 (1 1 to 3 9)	1-7 (1 2 to 4 3)	2-3 (1 3 to 5 3)	1-6 (0 9 to 3 9)	0-9 (0 6 to 2 6)	0-5 (0 3 to 1 7)	0-5 (0 2 to 1 4)	0-2 (0 1 to 0 6)	0-1 (0 to 0 2)		90-7
Urinary diseases and male infertility	0-2 (0 to 0 3)	0-2 (0 1 to 0 3)	0-7 (0 4 to 1 1)	1-1 (0 7 to 1 7)	0-8 (0 4 to 1 1)	0-7 (0 4 to 1)	0-8 (0 5 to 1 2)	0-8 (0 5 to 1 2)	0-8 (0 5 to 1 3)	0-7 (0 4 to 1 2)	0-7 (0 4 to 1 1)	0-7 (0 4 to 1 1)	0-7 (0 4 to 1 2)	0-6 (0 4 to 1 1)	0-6 (0 4 to 1 1)	0-6 (0 4 to 1 1)	0-6 (0 4 to 1 1)	0-6 (0 4 to 1 1)	0-5 (0 3 to 1 1)	0-4 (0 3 to 0 9)	0-4 (0 2 to 0 8)	0-3 (0 2 to 0 7)	0-3 (0 2 to 0 6)		11-6
Urolithiasis	0 (0 to 0)	0 (0 to 0)	0 (0 to 0)	0 (0 to 0)	0 (0 to 0)	0 (0 to 0)	0 (0 to 0)	0 (0 1 to 0 2)	0 (0 to 0)	0 (0 to 0)	0 (0 to 0)	0 (0 to 0)	0 (0 to 0)	0 (0 to 0)	0 (0 to 0)	0 (0 to 0)	0 (0 to 0)	0 (0 to 0)	0 (0 to 0)	0 (0 to 0)	0 (0 to 0)	0 (0 to 0)	0 (0 to 0)		0
Benign prostatic hyperplasia	0 (0 to 0)	0 (0 to 0)	0 (0 to 0)	0 (0 to 0)	0 (0 to 0)	0 (0 to 0)	0 (0 to 0)	0 (0 to 0)	0 (0 to 0)	0 (0 to 0)	0 (0 to 0)	0 (0 to 0)	0-1 (0 to 0)	0-4 (0 1 to 1 4)	0-3 (0 1 to 0 9)	0-5 (0 2 to 1 4)	0-6 (0 2 to 1 5)	0-5 (0 2 to 1 4)	0-4 (0 1 to 1)	0-3 (0 1 to 0 8)	0-3 (0 1 to 0 8)	0-2 (0 to 0 6)	0-1 (0 to 0 4)		21-8
Male infertility	0 (0 to 0)	0 (0 to 0)	0 (0 to 0)	0 (0 to 0)	0 (0 to 0)	0 (0 to 0)	0 (0 to 0)	0 (0 to 0)	0 (0 to 0)	0 (0 to 0)	0 (0 to 0)	0 (0 to 0)	0 (0 to 0)	1-2 (0 to 2 7)	1-2 (0 to 2)	0 (0 to 0)	0 (0 to 0)	0 (0 to 0)	0 (0 to 0)	0 (0 to 0)	0 (0 to 0)	0 (0 to 0)	0 (0 to 0)	0 (0 to 0)		19-3
Other urinary diseases	0-1 (0 to 0 2)	0-1 (0 to 0 2)	0-7 (0 1 to 0 2)	1-6 (0 3 to 0 6)	0-7 (0 2 to 0 4)	0-8 (0 1 to 0 3)	0-8 (0 2 to 0 4)	0-7 (0 1 to 0 3)	0-7 (0 2 to 0 4)	0-7 (0 2 to 0 4)	0-6 (0 2 to 0 3)	0-6 (0 1 to 0 3)	0-6 (0 1 to 0 3)	0-6 (0 2 to 0 4)	0-5 (0 2 to 0 3)	0-5 (0 2 to 0 3)	0-5 (0 2 to 0 3)	0-5 (0 2 to 0 3)	0-4 (0 1 to 0 3)	0-4 (0 1 to 0 3)	0-3 (0 1 to 0 3)	0-3 (0 1 to 0 3)	0-2 (0 1 to 0 3)		29-7
Gynecological diseases	0 (0 to 0)	0 (0 to 0)	0 (0 to 0)	0 (0 to 0)	0 (0 to 0)	0 (0 to 0)	0 (0 to 0)	0 (0 to 0)	0 (0 to 0)	0 (0 to 0)	0 (0 to 0)	0 (0 to 0)	0 (0 to 0)	0 (0 to 0)	0 (0 to 0)	0 (0 to 0)	0 (0 to 0)	0 (0 to 0)	0 (0 to 0)

SR Table 2a: Kagawa DALYS by cause and age group for males with 95% uncertainty intervals, 2019

Cause	Early Neonatal (0-6 days)	Late Neonatal (7-27 days)	Post Neonatal (28-364 days)	1 to 4	5 to 9	10 to 14	15 to 19	20 to 24	25 to 29	30 to 34	35 to 39	40 to 44	45 to 49	50 to 54	55 to 59	60 to 64	65 to 69	70 to 74	75 to 79	80 to 84	85 to 89	90 to 94	95 plus	Total
All causes	1,414 (1,179, 1,666)	1,179 (1,017, 1,364)	2,554 (2,227, 2,922)	1,562 (1,369, 1,776)	1,178 (1,034, 1,339)	1,104 (972, 1,256)	1,464 (1,297, 1,650)	2,298 (2,037, 2,595)	2,922 (2,591, 3,302)	3,553 (3,154, 4,000)	4,273 (3,810, 4,773)	5,107 (4,579, 5,650)	6,109 (5,492, 6,770)	7,470 (6,710, 8,295)	9,009 (8,091, 10,000)	10,777 (9,681, 11,962)	12,440 (11,165, 13,800)	13,905 (12,469, 15,420)	15,005 (13,450, 16,630)	14,998 (13,439, 16,600)	13,405 (11,972, 14,800)	9,988 (8,886, 11,000)	22,410 (20,410, 24,700)	146,050
Communicable, maternal, neonatal, and nutritional diseases	959 (811, 1,119)	1,179 (1,017, 1,364)	1,722 (1,499, 1,967)	1,178 (1,034, 1,339)	1,104 (971, 1,255)	1,104 (972, 1,256)	1,464 (1,297, 1,650)	2,298 (2,037, 2,595)	2,922 (2,591, 3,302)	3,553 (3,154, 4,000)	4,273 (3,810, 4,773)	5,107 (4,579, 5,650)	6,109 (5,492, 6,770)	7,470 (6,710, 8,295)	9,009 (8,091, 10,000)	10,777 (9,681, 11,962)	12,440 (11,165, 13,800)	13,905 (12,469, 15,420)	15,005 (13,450, 16,630)	14,998 (13,439, 16,600)	13,405 (11,972, 14,800)	9,988 (8,886, 11,000)	22,410 (20,410, 24,700)	8,510
HIV/AIDS and sexually transmitted infections	0 (0 to 0)	0 (0 to 0)	1 (1 to 1)	1 (1 to 1)	1 (1 to 1)	0 (0 to 0)	1 (1 to 1)	2 (1 to 2)	2 (1 to 2)	3 (2 to 3)	3 (2 to 4)	4 (3 to 5)	5 (3 to 7)	6 (4 to 8)	7 (5 to 9)	8 (5 to 11)	9 (6 to 12)	10 (6 to 14)	11 (6 to 15)	12 (6 to 16)	12 (6 to 16)	11 (6 to 15)	8 (5 to 11)	18 (10 to 25)	79.7
HIV/AIDS	0 (0 to 0)	0 (0 to 0)	1 (1 to 1)	1 (1 to 1)	0 (0 to 0)	0 (0 to 0)	0 (0 to 0)	1 (1 to 2)	2 (1 to 2)	2 (1 to 3)	2 (1 to 3)	3 (2 to 4)	4 (3 to 5)	5 (3 to 6)	6 (4 to 8)	7 (5 to 9)	8 (5 to 10)	9 (6 to 12)	10 (6 to 13)	11 (6 to 14)	11 (6 to 14)	10 (6 to 13)	7 (5 to 9)	16 (9 to 22)	69.6
HIV/AIDS - Drug-susceptible Tuberculosis	0 (0 to 0)	0 (0 to 0)	0 (0 to 0)	0 (0 to 0)	0 (0 to 0)	0 (0 to 0)	0 (0 to 0)	0 (0 to 0)	0 (0 to 0)	0 (0 to 0)	0 (0 to 0)	0 (0 to 0)	0 (0 to 0)	0 (0 to 0)	0 (0 to 0)	0 (0 to 0)	0 (0 to 0)	0 (0 to 0)	0 (0 to 0)	0 (0 to 0)	0 (0 to 0)	0 (0 to 0)	0 (0 to 0)	0 (0 to 0)	0
HIV/AIDS - Multidrug-resistant Tuberculosis without extensive drug resistance	0 (0 to 0)	0 (0 to 0)	0 (0 to 0)	0 (0 to 0)	0 (0 to 0)	0 (0 to 0)	0 (0 to 0)	0 (0 to 0)	0 (0 to 0)	0 (0 to 0)	0 (0 to 0)	0 (0 to 0)	0 (0 to 0)	0 (0 to 0)	0 (0 to 0)	0 (0 to 0)	0 (0 to 0)	0 (0 to 0)	0 (0 to 0)	0 (0 to 0)	0 (0 to 0)	0 (0 to 0)	0 (0 to 0)	0 (0 to 0)	0
HIV/AIDS - Extensively drug-resistant Tuberculosis	0 (0 to 0)	0 (0 to 0)	0 (0 to 0)	0 (0 to 0)	0 (0 to 0)	0 (0 to 0)	0 (0 to 0)	0 (0 to 0)	0 (0 to 0)	0 (0 to 0)	0 (0 to 0)	0 (0 to 0)	0 (0 to 0)	0 (0 to 0)	0 (0 to 0)	0 (0 to 0)	0 (0 to 0)	0 (0 to 0)	0 (0 to 0)	0 (0 to 0)	0 (0 to 0)	0 (0 to 0)	0 (0 to 0)	0 (0 to 0)	0
HIV/AIDS resulting in other diseases	0 (0 to 0)	0 (0 to 0)	1 (1 to 1)	1 (0 to 1)	0 (0 to 0)	0 (0 to 0)	0 (0 to 0)	1 (1 to 1)	1 (1 to 2)	1 (1 to 2)	1 (1 to 2)	2 (1 to 3)	3 (2 to 4)	4 (2 to 5)	5 (3 to 6)	6 (4 to 8)	7 (4 to 9)	8 (5 to 10)	9 (5 to 12)	10 (5 to 13)	10 (5 to 13)	9 (5 to 12)	6 (4 to 8)	14 (8 to 20)	48.9
Sexually transmitted infections excluding HIV	0 (0 to 0)	0 (0 to 0)	0 (0 to 0)	0 (0 to 0)	0 (0 to 0)	0 (0 to 0)	0 (0 to 0)	0 (0 to 0)	0 (0 to 0)	0 (0 to 0)	0 (0 to 0)	0 (0 to 0)	0 (0 to 0)	0 (0 to 0)	0 (0 to 0)	0 (0 to 0)	0 (0 to 0)	0 (0 to 0)	0 (0 to 0)	0 (0 to 0)	0 (0 to 0)	0 (0 to 0)	0 (0 to 0)	0 (0 to 0)	0
Syphilis	0 (0 to 0)	0 (0 to 0)	0 (0 to 0)	0 (0 to 0)	0 (0 to 0)	0 (0 to 0)	0 (0 to 0)	0 (0 to 0)	0 (0 to 0)	0 (0 to 0)	0 (0 to 0)	0 (0 to 0)	0 (0 to 0)	0 (0 to 0)	0 (0 to 0)	0 (0 to 0)	0 (0 to 0)	0 (0 to 0)	0 (0 to 0)	0 (0 to 0)	0 (0 to 0)	0 (0 to 0)	0 (0 to 0)	0 (0 to 0)	0
Chlamydial infection	0 (0 to 0)	0 (0 to 0)	0 (0 to 0)	0 (0 to 0)	0 (0 to 0)	0 (0 to 0)	0 (0 to 0)	0 (0 to 0)	0 (0 to 0)	0 (0 to 0)	0 (0 to 0)	0 (0 to 0)	0 (0 to 0)	0 (0 to 0)	0 (0 to 0)	0 (0 to 0)	0 (0 to 0)	0 (0 to 0)	0 (0 to 0)	0 (0 to 0)	0 (0 to 0)	0 (0 to 0)	0 (0 to 0)	0 (0 to 0)	0
Gonococcal infection	0 (0 to 0)	0 (0 to 0)	0 (0 to 0)	0 (0 to 0)	0 (0 to 0)	0 (0 to 0)	0 (0 to 0)	0 (0 to 0)	0 (0 to 0)	0 (0 to 0)	0 (0 to 0)	0 (0 to 0)	0 (0 to 0)	0 (0 to 0)	0 (0 to 0)	0 (0 to 0)	0 (0 to 0)	0 (0 to 0)	0 (0 to 0)	0 (0 to 0)	0 (0 to 0)	0 (0 to 0)	0 (0 to 0)	0 (0 to 0)	0
Trichomoniasis	0 (0 to 0)	0 (0 to 0)	0 (0 to 0)	0 (0 to 0)	0 (0 to 0)	0 (0 to 0)	0 (0 to 0)	0 (0 to 0)	0 (0 to 0)	0 (0 to 0)	0 (0 to 0)	0 (0 to 0)	0 (0 to 0)	0 (0 to 0)	0 (0 to 0)	0 (0 to 0)	0 (0 to 0)	0 (0 to 0)	0 (0 to 0)	0 (0 to 0)	0 (0 to 0)	0 (0 to 0)	0 (0 to 0)	0 (0 to 0)	0
Genital herpes	0 (0 to 0)	0 (0 to 0)	0 (0 to 0)	0 (0 to 0)	0 (0 to 0)	0 (0 to 0)	0 (0 to 0)	0 (0 to 0)	0 (0 to 0)	0 (0 to 0)	0 (0 to 0)	0 (0 to 0)	0 (0 to 0)	0 (0 to 0)	0 (0 to 0)	0 (0 to 0)	0 (0 to 0)	0 (0 to 0)	0 (0 to 0)	0 (0 to 0)	0 (0 to 0)	0 (0 to 0)	0 (0 to 0)	0 (0 to 0)	0
Other sexually transmitted infections	0 (0 to 0)	0 (0 to 0)	0 (0 to 0)	0 (0 to 0)	0 (0 to 0)	0 (0 to 0)	0 (0 to 0)	0 (0 to 0)	0 (0 to 0)	0 (0 to 0)	0 (0 to 0)	0 (0 to 0)	0 (0 to 0)	0 (0 to 0)	0 (0 to 0)	0 (0 to 0)	0 (0 to 0)	0 (0 to 0)	0 (0 to 0)	0 (0 to 0)	0 (0 to 0)	0 (0 to 0)	0 (0 to 0)	0 (0 to 0)	0
Respiratory infections and tuberculosis	49 (39, 61)	44 (35, 54)	39 (29, 49)	28 (20, 37)	28 (20, 37)	28 (20, 37)	29 (21, 38)	30 (22, 39)	31 (23, 41)	33 (24, 43)	35 (26, 46)	37 (27, 48)	39 (29, 51)	41 (30, 53)	43 (32, 56)	46 (34, 59)	48 (36, 62)	50 (37, 64)	51 (38, 66)	52 (39, 67)	52 (39, 67)	50 (38, 65)	37 (28, 48)	92 (70, 120)	1,164
Tuberculosis	49 (39, 61)	44 (35, 54)	39 (29, 49)	28 (20, 37)	28 (20, 37)	28 (20, 37)	29 (21, 38)	30 (22, 39)	31 (23, 41)	33 (24, 43)	35 (26, 46)	37 (27, 48)	39 (29, 51)	41 (30, 53)	43 (32, 56)	46 (34, 59)	48 (36, 62)	50 (37, 64)	51 (38, 66)	52 (39, 67)	52 (39, 67)	50 (38, 65)	37 (28, 48)	92 (70, 120)	1,164
Latent tuberculosis infection	0 (0 to 0)	0 (0 to 0)	0 (0 to 0)	0 (0 to 0)	0 (0 to 0)	0 (0 to 0)	0 (0 to 0)	0 (0 to 0)	0 (0 to 0)	0 (0 to 0)	0 (0 to 0)	0 (0 to 0)	0 (0 to 0)	0 (0 to 0)	0 (0 to 0)	0 (0 to 0)	0 (0 to 0)	0 (0 to 0)	0 (0 to 0)	0 (0 to 0)	0 (0 to 0)	0 (0 to 0)	0 (0 to 0)	0 (0 to 0)	0
Drug-susceptible tuberculosis	0 (0 to 0)	0 (0 to 0)	0 (0 to 0)	0 (0 to 0)	0 (0 to 0)	0 (0 to 0)	0 (0 to 0)	0 (0 to 0)	0 (0 to 0)	0 (0 to 0)	0 (0 to 0)	0 (0 to 0)	0 (0 to 0)	0 (0 to 0)	0 (0 to 0)	0 (0 to 0)	0 (0 to 0)	0 (0 to 0)	0 (0 to 0)	0 (0 to 0)	0 (0 to 0)	0 (0 to 0)	0 (0 to 0)	0 (0 to 0)	0
Multidrug-resistant tuberculosis without extensive drug resistance	0 (0 to 0)	0 (0 to 0)	0 (0 to 0)	0 (0 to 0)	0 (0 to 0)	0 (0 to 0)	0 (0 to 0)	0 (0 to 0)	0 (0 to 0)	0 (0 to 0)	0 (0 to 0)	0 (0 to 0)	0 (0 to 0)	0 (0 to 0)	0 (0 to 0)	0 (0 to 0)	0 (0 to 0)	0 (0 to 0)	0 (0 to 0)	0 (0 to 0)	0 (0 to 0)	0 (0 to 0)	0 (0 to 0)	0 (0 to 0)	0
Extensively drug-resistant tuberculosis	0 (0 to 0)	0 (0 to 0)	0 (0 to 0)	0 (0 to 0)	0 (0 to 0)	0 (0 to 0)	0 (0 to 0)	0 (0 to 0)	0 (0 to 0)	0 (0 to 0)	0 (0 to 0)	0 (0 to 0)	0 (0 to 0)	0 (0 to 0)	0 (0 to 0)	0 (0 to 0)	0 (0 to 0)	0 (0 to 0)	0 (0 to 0)	0 (0 to 0)	0 (0 to 0)	0 (0 to 0)	0 (0 to 0)	0 (0 to 0)	0
Lower respiratory infections	1.2 (0.9 to 1.6)	2 (1.5 to 2.6)	23.7 (13.3 to 35.6)	19.7 (10.1 to 29.4)	6.8 (4.4 to 10.4)	7.6 (4.9 to 11.5)	9.8 (6.4 to 14.8)	13 (8.7 to 19.8)	19 (12.9 to 28.4)	26 (17.6 to 38.7)	32 (21.6 to 48)	39.4 (26.5 to 59.1)	49.4 (33.2 to 70.1)	66.2 (44.7 to 93.9)	106 (72.4 to 150)	222 (151 to 320)	340 (231 to 490)	721 (487 to 1,030)	967 (643 to 1,370)	1,100 (731 to 1,560)	1,160 (771 to 1,640)	736 (520 to 1,030)	263 (187 to 364)	5,820
Upper respiratory infections	0.3 (0.2 to 0.5)	0.3 (0.2 to 0.5)	23.6 (2.9 to 61.2)	29.7 (16.4 to 49.4)	26 (13.7 to 44.5)	26.2 (14.5 to 47.8)	21.6 (11.4 to 37.8)	22.1 (12 to 39.7)	24 (12.9 to 43.4)	26.9 (14.5 to 48.3)	31.4 (16.9 to 56.2)	36.9 (19.8 to 65.8)	43.2 (23.2 to 76.8)	52.2 (28.1 to 92.5)	64.9 (34.9 to 114)	77.4 (41.6 to 135)	87.3 (46.9 to 152)	97.2 (52.2 to 169)	97.3 (52.2 to 169)	87.2 (46.8 to 151)	70.1 (37.6 to 121)	39.4 (21.1 to 68.1)	11.1 (5.9 to 19.2)	435
Otitis media	0 (0 to 0)	0.7 (0.5 to 0.9)	0.5 (0.3 to 0.7)	0.3 (0.2 to 0.5)	0.6 (0.4 to 0.8)	0.5 (0.3 to 0.7)	0.5 (0.3 to 0.7)	0.6 (0.4 to 0.8)	0.7 (0.5 to 1)	0.8 (0.5 to 1.1)	0.9 (0.6 to 1.2)	1 (0.7 to 1.4)	1.1 (0.7 to 1.5)	1.3 (0.8 to 1.8)	1.5 (0.9 to 2.1)	1.7 (1 to 2.4)	1.8 (1.1 to 2.5)	1.9 (1.1 to 2.6)	1.9 (1.1 to 2.6)	1.8 (1.1 to 2.5)	1.7 (1 to 2.4)	1.4 (0.8 to 2)	0.7 (0.4 to 1)	19.7
Enteric infections	1.3 (0.9 to 2.2)	0.5 (0.3 to 0.8)	4.5 (3 to 6.9)	1.5 (1 to 2.3)	0.5 (0.3 to 0.8)	0.5 (0.3 to 0.8)	0.6 (0.4 to 1)	0.8 (0.5 to 1.2)	1.1 (0.7 to 1.6)	1.5 (0.9 to 2.2)	2 (1.2 to 2.9)	2.6 (1.6 to 3.8)	3.4 (2.1 to 5)	4.4 (2.7 to 6.5)	5.8 (3.6 to 8.6)	7.5 (4.6 to 11)	9.2 (5.6 to 13)	10.7 (6.5 to 15)	11.9 (7.2 to 17)	12.4 (7.5 to 18)	12.2 (7.4 to 17)	10.9 (6.6 to 15)	7.5 (4.5 to 10)	147
Diarrheal diseases	0.7 (0.5 to 0.9)	0.5 (0.3 to 0.8)	4.5 (3 to 6.9)	1.5 (1 to 2.3)	0.5 (0.3 to 0.8)	0.5 (0.3 to 0.8)	0.6 (0.4 to 1)	0.8 (0.5 to 1.2)	1.1 (0.7 to 1.6)	1.5 (0.9 to 2.2)	2 (1.2 to 2.9)	2.6 (1.6 to 3.8)	3.4 (2.1 to 5)	4.4 (2.7 to 6.5)	5.8 (3.6 to 8.6)	7.5 (4.6 to 11)	9.2 (5.6 to 13)	10.7 (6.5 to 15)	11.9 (7.2 to 17)	12.4 (7.5 to 18)	12.2 (7.4 to 17)	10.9 (6.6 to 15)	7.5 (4.5 to 10)	147
Typhoid and paratyphoid	0 (0 to 0)	0 (0 to 0)	0 (0 to 0)	0 (0 to 0)	0 (0 to 0)	0 (0 to 0)	0 (0 to 0)	0 (0 to 0)	0 (0 to 0)	0 (0 to 0)	0 (0 to 0)	0 (0 to 0)	0 (0 to 0)	0 (0 to 0)	0 (0 to 0)	0 (0 to 0)	0 (0 to 0)	0 (0 to 0)	0 (0 to 0)	0 (0 to 0)	0 (0 to 0)	0 (0 to 0)	0 (0 to 0)	0 (0 to 0)	0
Typhoid fever	0 (0 to 0)	0 (0 to 0)	0 (0 to 0)	0 (0 to 0)	0 (0 to 0)	0 (0 to 0)	0 (0 to 0)	0 (0 to 0)	0 (0 to 0)	0 (0 to 0)	0 (0 to 0)	0 (0 to 0)	0 (0 to 0)	0 (0 to 0)	0 (0 to 0)	0 (0 to 0)	0 (0 to 0)	0 (0 to 0)	0 (0 to 0)	0 (0 to 0)	0 (0 to 0)	0 (0 to 0)	0 (0 to 0)	0 (0 to 0)	0
Paratyphoid fever	0 (0 to 0)	0 (0 to 0)	0 (0 to 0)	0 (0 to 0)	0 (0 to 0)	0 (0 to 0)	0 (0 to 0)	0 (0 to 0)	0 (0 to 0)	0 (0 to 0)	0 (0 to 0)	0 (0 to 0)	0 (0 to 0)	0 (0 to 0)	0 (0 to 0)	0 (0 to 0)	0 (0 to 0)	0 (0 to 0)	0 (0 to 0)	0 (0 to 0)	0 (0 to 0)	0 (0 to 0)	0 (0 to 0)	0 (0 to 0)	0
Invasive Non-typhoidal Salmonella (iNTS)	0 (0 to 0)	0 (0 to 0)	0 (0 to 0)	0 (0 to 0)	0 (0 to 0)	0 (0 to 0)	0 (0 to 0)	0 (0 to 0)	0 (0 to 0)	0 (0 to 0)	0 (0 to 0)	0 (0 to 0)	0 (0 to 0)	0 (0 to 0)	0 (0 to 0)	0 (0 to 0)	0 (0 to 0)	0 (0 to 0)	0 (0 to 0)	0 (0 to 0)	0 (0 to 0)	0 (0 to 0)	0 (0 to 0)	0 (0 to 0)	0
Other intestinal infectious diseases	0 (0 to 0)	0 (0 to 0)	0 (0 to 0)	0 (0 to 0)	0 (0 to 0)	0 (0 to 0)	0 (0 to 0)	0 (0 to 0)	0 (0 to 0)	0 (0 to 0)	0 (0 to 0)	0 (0 to 0)	0 (0 to 0)	0 (0 to 0)	0 (0 to 0)	0 (0 to 0)	0 (0 to 0)	0 (0 to 0)	0 (0 to 0)	0 (0 to 0)	0 (0 to 0)	0 (0 to 0)	0 (0 to 0)	0 (0 to 0)	0
Neglected tropical diseases and malaria	0.1 (0 to 0.2)	0 (0 to 0)	0.5 (0.1 to 1.6)	1.6 (0.2 to 4.9)	0.5 (0.2 to 1.5)	0.5 (0.2 to 1.5)	0.5 (0.2 to 1.5)	0.5 (0.2 to 1.5)	0.5 (0.2 to 1.5)	0.5 (0.2 to 1.5)	0.5 (0.2 to 1.5)	0.5 (0.2 to 1.5)	0.5 (0.2 to 1.5)	0.5 (0.2 to 1.5)	0.5 (0.2 to 1.5)	0.5 (0.2 to 1.5)	0.5 (0.2 to 1.5)	0.5 (0.2 to 1.5)	0.5 (0.2 to 1.5)	0.5 (0.2 to 1.5)	0.5 (0.2 to 1.5)	0.5 (0.2 to 1.5)	0.5 (0.2 to 1.5)	39
Malaria	0 (0 to 0)	0 (0 to 0)	0 (0 to 0)	0 (0 to 0)	0 (0 to 0)	0 (0 to 0)	0 (0 to 0)	0 (0 to 0)	0 (0 to 0)	0 (0 to 0)	0 (0 to 0)	0 (0 to 0)	0 (0 to 0)	0 (0 to 0)	0 (0 to 0)	0 (0 to 0)	0 (0 to 0)	0 (0 to 0)	0 (0 to 0)	0 (0 to 0)	0 (0 to 0)	0 (0 to 0)	0 (0 to 0)	0 (0 to 0)	0
Chagas disease	0 (0 to 0)	0 (0 to 0)	0 (0 to 0)	0 (0 to 0)	0 (0 to 0)	0 (0 to 0)	0 (0 to 0)	0 (0 to 0)	0 (0 to 0)	0 (0 to 0)	0 (0 to 0)	0 (0 to 0)	0 (0 to 0)	0 (0 to 0)	0 (0 to 0)	0 (0 to 0)	0 (0 to 0)	0 (0 to 0)	0 (0 to 0)	0 (0 to 0)	0 (0 to 0)	0 (0 to 0)	0 (0 to 0)	0 (0 to 0)	0
Leishmaniasis	0 (0 to 0)	0 (0 to 0)	0 (0 to 0)	0 (0 to 0)	0 (0 to 0)	0 (0 to 0)	0 (0 to 0)	0 (0 to 0)	0 (0 to 0)	0 (0 to 0)	0 (0 to 0)	0 (0 to 0)	0 (0 to 0)	0 (0 to 0)	0 (0 to 0)	0 (0 to 0)	0 (0 to 0)	0 (0 to 0)	0 (0 to 0)	0 (0 to 0)	0 (0 to 0)	0 (0 to 0)	0 (0 to 0)	0 (0 to 0)	0
Visceral leishmaniasis	0 (0 to 0)	0 (0 to 0)	0 (0 to 0)	0 (0 to 0)	0 (0 to 0)	0 (0 to 0)	0 (0 to 0)	0 (0 to 0)	0 (0 to 0)	0 (0 to 0)	0 (0 to 0)	0 (0 to 0)	0 (0 to 0)	0 (0 to 0)	0 (0 to 0)	0 (0 to 0)	0 (0 to 0)	0 (0 to 0)	0 (0 to 0)	0 (0 to 0)	0 (0 to 0)	0 (0 to 0)	0 (0 to 0)	0 (0 to 0)	0
Cutaneous and mucocutaneous leishmaniasis	0 (0 to 0)	0 (0 to 0)	0 (0 to 0)	0 (0 to 0)	0 (0 to 0)	0 (0 to 0)	0 (0 to 0)	0 (0 to 0)	0 (0 to 0)	0 (0 to 0)	0 (0 to 0)	0 (0 to 0)	0 (0 to 0)	0 (0 to 0)	0 (0 to 0)	0 (0 to 0)	0 (0 to 0)	0 (0 to 0)	0 (0 to 0)	0 (0 to 0)	0 (0 to 0)	0 (0 to 0)	0 (0 to 0)	0 (0 to 0)	0
African trypanosomiasis	0 (0 to 0)	0 (0 to 0)	0 (0 to 0)	0 (0 to 0)	0 (0 to 0)	0 (0 to 0)	0 (0 to 0)	0 (0 to 0)	0 (0 to 0)	0 (0 to 0)	0 (0 to 0)	0 (0 to 0)	0 (0 to 0)	0 (0 to 0)	0 (0 to 0)	0 (0 to 0)	0 (0 to 0)	0 (0 to 0)	0 (0 to 0)	0 (0 to 0)	0 (0 to 0)	0 (0 to 0)	0 (0 to 0)	0 (0 to 0)	0
Schistosomiasis	0 (0 to 0)	0 (0 to 0)	0 (0 to 0)	0 (0 to 0)	0 (0 to 0)	0 (0 to 0)	0 (0 to 0)	0 (0 to 0)	0 (0 to 0)	0 (0 to 0)	0 (0 to 0)	0 (0 to 0)	0 (0 to 0)	0 (0 to 0)	0 (0 to 0)	0 (0 to 0)	0 (0 to 0)	0 (0 to 0)	0 (0 to 0)	0 (0 to 0)	0 (0 to 0)	0 (0 to 0)	0 (0 to 0)	0 (0 to 0)	0
Cysticercosis	0 (0 to 0)	0 (0 to 0)	0 (0 to 0)	0 (0 to 0)	0 (0 to 0)	0 (0 to 0)	0 (0 to 0)	0 (0 to 0)	0 (0 to 0)	0 (0 to 0)	0 (0 to 0)	0 (0 to 0)	0 (0 to 0)	0 (0 to 0)	0 (0 to 0)	0 (0 to 0)	0 (0 to 0)	0 (0 to 0)	0 (0 to 0)	0 (0 to 0)	0 (0 to 0)	0 (0 to 0)	0 (0 to 0)	0 (0 to 0)	0
Cystic echinococcosis	0 (0 to 0)	0 (0 to 0)	0 (0 to 0)	0 (0 to 0)	0 (0 to 0)	0 (0 to 0)	0 (0 to 0)	0 (0 to 0)	0 (0 to 0)	0 (0 to 0)	0 (0 to 0)	0 (0 to 0)	0 (0 to 0)	0 (0 to 0)	0 (0 to 0)	0 (0 to 0)	0 (0 to 0)	0 (0 to 0)	0 (0 to 0)	0 (0 to 0)	0 (0 to 0)	0 (0 to 0)	0 (0 to 0)	0 (0 to 0)	0
Lymphatic filariasis	0 (0 to 0)	0 (0 to 0)	0 (0 to 0)	0 (0 to 0)	0 (0 to 0)	0 (0 to 0)	0 (0 to 0)	0 (0 to 0)	0 (0 to 0)	0 (0 to 0)	0 (0 to 0)	0 (0 to 0)	0 (0 to 0)	0 (0 to 0)	0 (0 to 0)	0 (0 to 0)	0 (0 to 0)	0 (0 to 0)	0 (0 to 0)	0 (0 to 0)	0 (0 to 0)	0 (0 to 0)	0 (0 to 0)	0 (0 to 0)	0
Onchocerciasis	0 (0 to 0)	0 (0 to 0)	0 (0 to 0)	0 (0 to 0)	0 (0 to 0)	0 (0 to 0)	0 (0 to 0)	0 (0 to 0)	0 (0 to 0)	0 (0 to 0)	0 (0 to 0)	0 (0 to 0)	0 (0 to 0)	0 (0 to 0)	0 (0 to 0)	0 (0 to 0)	0 (0 to 0)	0 (0 to 0)	0 (0 to 0)	0 (0 to 0)	0 (0 to 0)	0 (0 to 0)	0 (0 to 0)	0 (0 to 0)	0
Trachoma	0 (0 to 0)	0 (0 to 0)	0 (0 to 0)	0 (0 to 0)	0 (0 to 0)	0 (0 to 0)	0 (0 to 0)	0 (0 to 0)	0 (0 to 0)	0 (0 to 0)	0 (0 to 0)	0 (0 to 0)	0 (0 to 0)	0 (0 to 0)	0 (0 to 0)	0 (0 to 0)	0 (0 to 0)	0 (0 to 0)	0 (0 to 0)	0 (0 to 0)	0 (0 to 0)	0 (0 to 0)	0 (0 to 0)	0 (0 to 0)	0
Dengue	0 (0 to 0)	0 (0 to 0)	0 (0 to 0)	0 (0 to 0)	0 (0 to 0)	0 (0 to 0)	0 (0 to 0)	0 (0 to 0)	0 (0 to 0)	0 (0 to 0)	0 (0 to 0)	0 (0 to 0)	0 (0 to 0)	0 (0 to 0)	0 (0 to 0)	0 (0 to 0)	0 (0 to 0)	0 (0 to 0)	0 (0 to 0)	0 (0 to 0)	0 (0 to 0)	0 (0 to 0)	0 (0 to 0)	0 (0 to 0)	0
Yellow fever	0 (0 to 0)	0 (0 to 0)	0 (0 to 0)	0 (0 to 0)	0 (0 to 0)	0 (0 to 0)	0 (0 to 0)	0 (0 to 0)	0 (0 to 0)	0 (0 to 0)	0 (0 to 0)	0 (0 to 0)	0 (0 to 0)	0 (0 to 0)	0 (0 to 0)	0 (0 to 0)	0 (0 to 0)	0 (0 to 0)	0 (0 to 0)	0 (0 to 0)	0 (0 to 0)	0 (0 to 0)	0 (0 to 0)	0 (0 to 0)	0
Rabies	0 (0 to 0)	0 (0 to 0)	0 (0 to 0)	0 (0 to 0)	0 (0 to 0)	0 (0 to 0)	0 (0 to 0)	0 (0 to 0)	0 (0 to 0)	0 (0 to 0)	0 (0 to 0)	0 (0 to 0)	0 (0 to 0)	0 (0 to 0)	0 (0 to 0)	0 (0 to 0)	0 (0 to 0)	0 (0 to 0)	0 (0 to 0)	0 (0 to 0)	0 (0 to 0)	0 (0 to 0)	0 (0 to 0)	0 (0 to 0)	0
Intestinal nematode infections	0 (0 to 0)	0 (0 to 0)	0 (0 to 0)	0 (0 to 0)	0 (0 to 0)	0 (0 to 0)	0 (0 to 0)	0 (0 to 0)	0 (0 to 0)	0 (0 to 0)	0 (0 to 0)	0 (0 to 0)	0 (0 to 0)	0 (0 to 0)	0 (0 to 0)	0 (0 to 0)	0 (0 to 0)	0 (0 to 0)	0 (0 to 0)	0 (0 to 0)	0 (0 to 0)	0 (0 to 0)	0 (0 to 0)	0 (0 to 0)	0
Ascariasis	0 (0 to 0)	0 (0 to 0)	0 (0 to 0)	0 (0 to 0)	0 (0 to 0)	0 (0 to 0)	0 (0 to 0)	0 (0 to 0)	0 (0 to 0)	0 (0 to 0)	0 (0 to 0)	0 (0 to 0)	0 (0 to 0)	0 (0 to 0)	0 (0 to 0)	0 (0 to 0)	0 (0 to 0)	0 (0 to 0)	0 (0 to 0)	0 (0 to 0)	0 (0 to 0)	0 (0 to 0)	0 (0 to 0)	0 (0 to 0)	0
Trichuriasis	0 (0 to 0)	0 (0 to 0)	0 (0 to 0)	0 (0 to 0)	0 (0 to 0)	0 (0 to 0)	0 (0 to 0)	0 (0 to 0)	0 (0 to 0)	0 (0 to 0)	0 (0 to 0)	0 (0 to 0)	0 (0 to 0)	0 (0 to 0)	0 (0 to 0)	0 (0 to 0)	0 (0 to 0)	0 (0 to 0)	0 (0 to 0)	0 (0 to 0)	0 (0 to 0)	0 (0 to 0)	0 (0 to 0)	0 (0 to 0)	0
Hookworm disease	0 (0 to 0)	0 (0 to 0)	0 (0 to 0)	0 (0 to 0)	0 (0 to 0)	0 (0 to 0)	0 (0 to 0)	0 (0 to 0)	0 (0 to 0)	0 (0 to 0)	0 (0 to 0)	0 (0 to 0)	0 (0 to 0)	0 (0 to 0)	0 (0 to 0)	0 (0 to 0)	0 (0 to 0)	0 (0 to 0)	0 (0 to 0)	0 (0 to 0)	0 (0 to 0)	0 (0 to 0)	0 (0 to 0)	0 (0 to 0)	0
Food-borne trematodiases	0 (0 to 0)	0 (0 to 0)	0 (0 to 0)	0 (0 to 0)	0 (0 to 0)	0 (0 to 0)	0 (0 to 0)	0.4 (0.2 to 0.6)	0.7 (0.4 to 1)	1 (0.6 to 1.5)	1.4 (0.9 to 2)	1.9 (1.2 to 2.7)	2.5 (1.6 to 3.5)	3.2 (2 to 4.5)	4.2 (2.6 to 5.9)	5.4 (3.4 to 7.6)	6.6 (4.1 to 9.3)	7.7 (4.8 to 10.8)	8.6 (5.4 to 12)	8.9 (5.6 to 12.5)	8.7 (5.5 to 12.2)	7.7 (4.8 to 10.8)	5.3 (3.3 to 7.4)	11.9
Leprosy	0 (0 to 0)	0 (0 to 0)	0 (0 to 0)	0 (0 to 0)	0 (0 to 0)	0 (0 to 0)	0 (0 to 0)	0 (0 to 0)	0 (0 to 0)	0 (0 to 0)	0 (0 to 0)	0 (0 to 0)	0 (0 to 0)	0 (

Other neoplasms	0·2 (0·1 to 0·3)	0·2 (0·1 to 0·4)	0·9 (0·4 to 1·6)	0·9 (0·5 to 1·5)	1·1 (0·6 to 1·7)	1·1 (0·7 to 1·7)	1·6 (0·9 to 2·4)	1·6 (0·8 to 2·4)	1·9 (1·0 to 2·9)	1·9 (1·0 to 2·8)	2·2 (1·0 to 3·4)	2·4 (1·0 to 3·6)	4·3 (1·9 to 6·6)	2·4 (1·0 to 3·6)	5·6 (2·6 to 8·6)	5·6 (2·6 to 8·6)	8·9 (3·9 to 13·4)	13·6 (5·9 to 20·3)	10·0 (4·2 to 15·2)	31·2 (13·9 to 43·9)	53·1 (24·7 to 72·7)	69·7 (32·5 to 93·6)	81·1 (39·0 to 114·)	70·1 (42·6 to 101)	49·1 (29·9 to 67·2)	19·9 (10·5 to 29·4)	5·2 (2·4 to 7·4)	439
Medulloblastoma, medulloblastoma, other and unspecified neuroepithelial tumours of CNS	0·3 (0·1 to 0·5)	0·2 (0·1 to 0·4)	0·4 (0·2 to 0·8)	0·5 (0·3 to 0·8)	1·1 (0·7 to 1·7)	1·1 (0·7 to 1·7)	1·3 (0·8 to 2·0)	1·3 (0·8 to 2·0)	1·6 (1·0 to 2·6)	2·4 (1·4 to 3·6)	4·3 (2·7 to 6·6)	4·3 (2·6 to 6·6)	5·6 (3·4 to 8·6)	5·6 (3·4 to 8·6)	9·1 (5·3 to 13·4)	10·4 (6·1 to 15·3)	19·6 (10·1 to 22·3)	20·2 (9·5 to 33·1)	32·1 (14·7 to 52·7)	49·7 (20·1 to 78·1)	91·1 (39·3 to 116)	79·1 (32·8 to 107)	66·1 (29·4 to 94·1)	29·1 (13·5 to 41·2)	7·5 (3·5 to 10·6)	0·2 (0·1 to 0·3)	439
Meningioma and in situ meningeal neoplasms	0 (0 to 0)	0 (0 to 0)	0 (0 to 0)	0 (0 to 0)	0 (0 to 0)	0 (0 to 0)	0 (0 to 0)	0 (0 to 0)	0 (0 to 0)	0 (0 to 0)	0 (0 to 0)	0 (0 to 0)	0 (0 to 0)	0 (0 to 0)	0 (0 to 0)	0 (0 to 0)	0 (0 to 0)	0 (0 to 0)	0 (0 to 0)	0 (0 to 0)	0 (0 to 0)	0 (0 to 0)	0 (0 to 0)	0 (0 to 0)	0 (0 to 0)	0 (0 to 0)	0 (0 to 0)	0
Meningioma and in situ cerebral and uterine neoplasms	0 (0 to 0)	0 (0 to 0)	0 (0 to 0)	0 (0 to 0)	0 (0 to 0)	0 (0 to 0)	0 (0 to 0)	0 (0 to 0)	0 (0 to 0)	0 (0 to 0)	0 (0 to 0)	0 (0 to 0)	0 (0 to 0)	0 (0 to 0)	0 (0 to 0)	0 (0 to 0)	0 (0 to 0)	0 (0 to 0)	0 (0 to 0)	0 (0 to 0)	0 (0 to 0)	0 (0 to 0)	0 (0 to 0)	0 (0 to 0)	0 (0 to 0)	0 (0 to 0)	0 (0 to 0)	0
Other benign and in situ neoplasms	0 (0 to 0)	0 (0 to 0)	0 (0 to 0)	0 (0 to 0)	0 (0 to 0)	0 (0 to 0)	0 (0 to 0)	0 (0 to 0)	0 (0 to 0)	0 (0 to 0)	0 (0 to 0)	0 (0 to 0)	0 (0 to 0)	0 (0 to 0)	0 (0 to 0)	0 (0 to 0)	0 (0 to 0)	0 (0 to 0)	0 (0 to 0)	0 (0 to 0)	0 (0 to 0)	0 (0 to 0)	0 (0 to 0)	0 (0 to 0)	0 (0 to 0)	0 (0 to 0)	0 (0 to 0)	0
Cardiovascular diseases	0·7 (0·4 to 1·)	0·9 (0·5 to 1·3)	1·0 (0·3 to 1·8)	1·1 (0·4 to 1·7)	0·2 (0·1 to 0·3)	19·7 (12·4 to 28·6)	28·7 (18·3 to 38·9)	49·7 (27·1 to 57·7)	78·3 (42·7 to 98·1)	134 (77·0 to 162)	212 (114 to 262)	435 (262 to 520)	674 (349 to 760)	760 (453 to 935)	972 (615 to 1,140)	1,438 (1,009 to 1,675)	2,000 (1,380 to 2,340)	3,020 (2,060 to 3,490)	2,960 (2,020 to 3,430)	3,190 (2,070 to 3,760)	2,960 (2,060 to 3,430)	1,810 (1,390 to 2,110)	656 (480 to 790)	21,400
Rheumatic heart disease	0 (0 to 0)	0 (0 to 0)	0 (0 to 0·2)	0 (0 to 0·2)	0·3 (0·2 to 0·4)	0·5 (0·4 to 0·6)	0·6 (0·4 to 0·9)	1·2 (0·8 to 1·6)	1·4 (0·9 to 2·)	2·5 (1·7 to 3·6)	3·2 (2·2 to 4·4)	4 (2·8 to 5·4)	5·5 (3·9 to 7·4)	6 (4·2 to 8·2)	9·1 (6·4 to 12·)	16 (11·2 to 21·)	22·4 (15·7 to 29·4)	26·2 (18·3 to 34·7)	27·9 (19·2 to 36·9)	19·6 (13·3 to 25·8)	9·4 (6·4 to 12·)	1·7 (1·1 to 2·2)	0·2 (0·1 to 0·3)	171
Ischemic heart disease	0 (0 to 0)	0 (0 to 0)	0 (0 to 0)	0·4 (0·2 to 0·6)	0·6 (0·4 to 0·8)	9·4 (6·1 to 13·)	14 (9·6 to 19·6)	26 (17·1 to 33·7)	51·6 (29·1 to 65·2)	76·3 (43·2 to 92·2)	148 (78·1 to 183)	241 (136 to 287)	269 (146 to 314)	307 (204 to 376)	543 (409 to 636)	748 (604 to 887)	1,140 (879 to 1,350)	1,290 (924 to 1,560)	1,100 (673 to 1,360)	1,020 (498 to 1,240)	626 (198 to 1,010)	224 (78 to 346)	7,720
Stroke	0·1 (0 to 0·1)	0·1 (0·1 to 0·2)	0·3 (0·1 to 0·6)	2·7 (1·1 to 4·)	5·6 (4·1 to 7·)	9·1 (6·4 to 12·)	13·2 (9·4 to 17·7)	24·8 (17·1 to 31·8)	47·2 (27·1 to 57·)	87·1 (50·1 to 110)	184 (101 to 229)	322 (184 to 393)	347 (210 to 421)	436 (279 to 523)	619 (439 to 767)	876 (729 to 1,070)	1,220 (1,070 to 1,400)	1,240 (1,060 to 1,410)	1,510 (1,220 to 1,800)	1,380 (1,120 to 1,650)	836 (638 to 998)	300 (228 to 375)	9,660
Ischemic stroke	0 (0 to 0)	0·1 (0 to 0·2)	0·2 (0 to 0·4)	1·4 (0·6 to 2·)	2·4 (1·6 to 3·4)	3·4 (2·4 to 4·6)	3·9 (2·6 to 5·4)	6·9 (4·6 to 9·)	13·9 (7·9 to 17·)	23·1 (13·2 to 29·)	39·8 (20·9 to 49·)	67·1 (36·2 to 82·)	70·5 (38·4 to 85·)	119 (68·9 to 152)	189 (129·to 247)	247 (168·to 314)	437 (300·to 546)	803 (539·to 988)	911 (609·to 1,120)	1,030 (706·to 1,230)	677 (478·to 816)	253 (178·to 316)	5,810
Intracerebral hemorrhage	0 (0 to 0)	0 (0 to 0·1)	0·1 (0 to 0·2)	0·4 (0·2 to 0·6)	0·7 (0·5 to 0·9)	1·2 (0·8 to 1·6)	1·6 (1·1 to 2·1)	3·2 (2·2 to 4·)	6·4 (3·7 to 8·)	11·9 (6·9 to 14·)	22·3 (12·3 to 27·)	47·4 (26·2 to 57·)	61·2 (33·8 to 74·)	103 (59·3 to 127)	170 (112 to 210)	196 (132 to 247)	329 (210 to 412)	324 (203 to 405)	463 (296 to 583)	396 (253 to 500)	246 (156 to 310)	89 (57 to 114)	2,760
Subarachnoid hemorrhage	0 (0 to 0)	0 (0 to 0)	0·1 (0 to 0·2)	0·2 (0 to 0·3)	0·3 (0·2 to 0·4)	0·5 (0·3 to 0·6)	0·7 (0·4 to 0·9)	1·2 (0·7 to 1·6)	2·2 (1·3 to 2·9)	3·2 (2·1 to 4·)	4·2 (2·8 to 5·6)	6·2 (4·1 to 8·)	7·6 (5·0 to 9·9)	11·6 (7·8 to 15·)	13·6 (9·2 to 18·)	13·6 (9·2 to 18·)	13·6 (9·2 to 18·)	13·6 (9·2 to 18·)	13·6 (9·2 to 18·)	13·6 (9·2 to 18·)	13·6 (9·2 to 18·)	13·6 (9·2 to 18·)	13·6 (9·2 to 18·)	1,060
Hypertensive heart disease	0 (0 to 0)	0 (0 to 0)	0 (0 to 0)	0 (0 to 0)	0 (0 to 0)	0·1 (0 to 0·2)	0·1 (0 to 0·2)	0·2 (0 to 0·3)	0·3 (0 to 0·5)	0·5 (0·3 to 0·7)	0·8 (0·5 to 1·)	1·2 (0·8 to 1·6)	1·6 (1·0 to 2·1)	2·3 (1·5 to 3·)	4·8 (2·9 to 6·)	10·4 (6·1 to 13·)	19·6 (11·3 to 24·)	29·7 (17·0 to 33·)	42 (23·1 to 48·)	45·6 (24·2 to 53·)	47 (24·0 to 55·)	39·9 (20·1 to 46·)	357
Non-rheumatic valvular heart disease	0 (0 to 0)	0 (0 to 0)	0 (0 to 0)	0 (0 to 0)	0 (0 to 0)	0·1 (0 to 0·1)	0·1 (0 to 0·2)	0·2 (0 to 0·3)	0·3 (0 to 0·5)	0·5 (0·3 to 0·7)	0·8 (0·5 to 1·)	1·2 (0·8 to 1·6)	1·6 (1·0 to 2·1)	2·3 (1·5 to 3·)	4·1 (2·8 to 5·9)	4·8 (3·3 to 6·5)	6·8 (4·6 to 9·1)	8·7 (5·9 to 11·)	8·2 (5·6 to 11·)	6·2 (4·1 to 8·1)	3·2 (2·1 to 4·1)	0·5 (0·3 to 0·7)	486
Non-rheumatic calcific aortic valve disease	0 (0 to 0)	0 (0 to 0)	0 (0 to 0)	0 (0 to 0)	0 (0 to 0)	0·1 (0·2 to 0·7)	0·1 (0·4 to 1·3)	0·2 (0·7 to 1·9)	0·3 (0·7 to 2·)	0·5 (0·9 to 2·)	0·8 (1·5 to 3·)	1·2 (2·1 to 4·)	1·6 (2·7 to 4·)	2·3 (3·6 to 6·)	4·1 (5·4 to 8·)	4·8 (6·3 to 9·)	6·8 (8·4 to 13·)	8·7 (10·1 to 16·)	8·2 (9·5 to 15·)	6·2 (7·1 to 11·)	3·2 (3·7 to 5·)	0·5 (0·6 to 0·8)	358
Non-rheumatic degenerative mitral valve disease	0 (0 to 0)	0 (0 to 0)	0 (0 to 0)	0 (0 to 0)	0 (0 to 0)	0 (0 to 0·1)	0 (0 to 0·2)	0 (0 to 0·2)	0 (0 to 0·3)	0 (0 to 0·3)	0 (0 to 0·4)	0 (0 to 0·5)	0 (0 to 0·6)	0 (0 to 0·8)	0 (0 to 1·)	0 (0 to 1·)	0 (0 to 1·)	0 (0 to 1·)	0 (0 to 1·)	0 (0 to 1·)	0 (0 to 1·)	0 (0 to 1·)	0 (0 to 1·)	128
Other non-rheumatic valve diseases	0 (0 to 0)	0 (0 to 0)	0 (0 to 0)	0 (0 to 0)	0 (0 to 0)	0 (0 to 0·1)	0 (0 to 0·1)	0 (0 to 0·1)	0 (0 to 0·1)	0 (0 to 0·1)	0 (0 to 0·1)	0 (0 to 0·1)	0 (0 to 0·1)	0 (0 to 0·1)	0 (0 to 0·1)	0 (0 to 0·1)	0 (0 to 0·1)	0 (0 to 0·1)	0 (0 to 0·1)	0 (0 to 0·1)	0 (0 to 0·1)	0 (0 to 0·1)	0 (0 to 0·1)	0·7
Cardiomyopathy and myocarditis	0·3 (0·1 to 0·4)	0·3 (0·1 to 0·4)	0·4 (0·2 to 0·6)	0·5 (0·2 to 0·7)	0·6 (0·3 to 0·8)	0·7 (0·4 to 1·)	0·9 (0·5 to 1·2)	1·1 (0·6 to 1·5)	1·4 (0·7 to 1·9)	1·9 (1·0 to 2·5)	2·6 (1·4 to 3·4)	3·2 (1·7 to 4·2)	3·8 (2·0 to 5·)	4·7 (2·5 to 6·2)	5·6 (2·9 to 7·4)	6·5 (3·4 to 8·6)	7·7 (4·0 to 10·)	8·7 (4·5 to 11·)	9·2 (4·8 to 12·)	9·2 (4·8 to 12·)	8·2 (4·3 to 10·)	3·2 (1·7 to 4·2)	651
Myocarditis	0 (0 to 0·1)	0 (0 to 0·1)	0·1 (0 to 0·2)	0·1 (0 to 0·2)	0·2 (0 to 0·3)	0·2 (0 to 0·3)	0·3 (0 to 0·4)	0·4 (0 to 0·5)	0·5 (0 to 0·7)	0·7 (0·3 to 0·9)	0·9 (0·4 to 1·2)	1·1 (0·5 to 1·4)	1·3 (0·6 to 1·7)	1·6 (0·8 to 2·1)	1·9 (0·9 to 2·5)	2·2 (1·0 to 2·9)	2·6 (1·2 to 3·4)	2·9 (1·4 to 3·8)	3·1 (1·5 to 4·)	3·1 (1·5 to 4·)	2·7 (1·3 to 3·6)	1·1 (0·5 to 1·4)	60·4
Alcoholic cardiomyopathy	0 (0 to 0)	0 (0 to 0)	0 (0 to 0)	0 (0 to 0)	0 (0 to 0)	0 (0 to 0·1)	0 (0 to 0·1)	0 (0 to 0·1)	0 (0 to 0·1)	0 (0 to 0·1)	0 (0 to 0·1)	0 (0 to 0·1)	0 (0 to 0·1)	0 (0 to 0·1)	0 (0 to 0·1)	0 (0 to 0·1)	0 (0 to 0·1)	0 (0 to 0·1)	0 (0 to 0·1)	0 (0 to 0·1)	0 (0 to 0·1)	0 (0 to 0·1)	0 (0 to 0·1)	52·2
Other cardiomyopathy	0·3 (0·2 to 0·4)	0·3 (0·1 to 0·4)	0·3 (0·1 to 0·5)	0·4 (0·2 to 0·6)	0·5 (0·2 to 0·7)	0·6 (0·3 to 0·8)	0·8 (0·4 to 1·)	1·0 (0·5 to 1·3)	1·3 (0·6 to 1·7)	1·8 (0·9 to 2·3)	2·4 (1·2 to 3·1)	3·1 (1·6 to 4·)	3·7 (1·9 to 4·8)	4·6 (2·4 to 5·9)	5·5 (2·8 to 7·1)	6·4 (3·3 to 8·3)	7·6 (3·9 to 9·8)	8·6 (4·4 to 11·)	9·1 (4·7 to 12·)	9·1 (4·7 to 12·)	8·1 (4·2 to 10·)	3·2 (1·6 to 4·1)	533
Atrial fibrillation and flutter	0 (0 to 0)	0 (0 to 0)	0 (0 to 0)	0 (0 to 0)	0 (0 to 0)	0 (0 to 0)	0 (0 to 0)	0 (0 to 0)	0 (0 to 0)	0 (0 to 0)	0 (0 to 0)	0 (0 to 0)	0 (0 to 0)	0 (0 to 0)	0 (0 to 0)	0 (0 to 0)	0 (0 to 0)	0 (0 to 0)	0 (0 to 0)	0 (0 to 0)	0 (0 to 0)	0 (0 to 0)	0 (0 to 0)	927
Aortic aneurysm	—	—	—	—	—	0·7 (0·4 to 1·)	0·9 (0·5 to 1·2)	1·2 (0·7 to 1·6)	1·6 (1·0 to 2·)	2 (1·3 to 2·)	2·7 (1·7 to 3·)	3·4 (2·2 to 4·)	4·1 (2·6 to 5·)	5·1 (3·2 to 6·)	6·3 (3·9 to 8·)	7·6 (4·6 to 9·)	9·1 (5·5 to 11·)	10·4 (6·3 to 13·)	10·9 (6·6 to 13·)	10·4 (6·3 to 13·)	9·1 (5·5 to 11·)	3·8 (2·3 to 4·)	122
Endocarditis	0 (0 to 0)	0·1 (0 to 0·1)	0·3 (0·2 to 0·5)	0·5 (0·3 to 0·8)	0·4 (0·2 to 0·7)	0·5 (0·3 to 0·8)	0·7 (0·4 to 1·)	1·0 (0·6 to 1·4)	2 (1·1 to 2·)	2·4 (1·3 to 3·)	3·5 (2·0 to 4·)	4·5 (2·6 to 6·)	5·1 (2·9 to 6·)	5·8 (3·4 to 7·)	6·4 (3·8 to 8·)	6·4 (3·8 to 8·)	6·4 (3·8 to 8·)	6·4 (3·8 to 8·)	6·4 (3·8 to 8·)	6·4 (3·8 to 8·)	6·4 (3·8 to 8·)	6·4 (3·8 to 8·)	133
Other cardiovascular and circulatory diseases	0·5 (0·2 to 0·8)	0·5 (0·2 to 0·9)	1·6 (0·7 to 2·5)	2·5 (1·1 to 3·)	1·4 (0·6 to 2·)	0·9 (0·4 to 1·)	4·2 (2·2 to 6·)	6·4 (3·4 to 9·)	6·1 (3·2 to 8·)	8·3 (4·1 to 11·)	14·1 (7·1 to 18·)	26·2 (14·1 to 31·)	19·3 (9·7 to 23·)	17·3 (9·2 to 21·)	19·7 (10·1 to 23·)	29·2 (19·4 to 35·)	33·9 (23·1 to 41·)	51·5 (34·1 to 61·)	46·1 (29·1 to 57·)	43·7 (26·1 to 53·)	35·4 (20·1 to 43·)	17·6 (9·6 to 22·)	384
Chronic respiratory diseases	34·6 (29·1 to 38·)	39·7 (33·1 to 44·)	49·8 (39·1 to 61·)	40·9 (32·1 to 49·)	32·4 (25·6 to 39·)	31·6 (25·1 to 38·)	39·1 (31·1 to 46·)	44·4 (35·2 to 53·)	57·1 (45·7 to 65·)	69·5 (56·1 to 83·)	110 (87·3 to 132)	170 (132 to 203)	137 (107 to 164)	173 (134 to 207)	216 (169 to 260)	304 (237 to 364)	374 (292 to 448)	423 (329 to 506)	439 (342 to 526)	426 (331 to 509)	362 (282 to 433)	217 (169 to 260)	7,440
Chronic obstructive pulmonary disease	0·1 (0 to 0·2)	0·2 (0 to 0·3)	1·4 (0·5 to 2·)	2·5 (0·9 to 3·)	0·7 (0·3 to 1·)	0·8 (0·4 to 1·)	1·2 (0·6 to 1·)	1·7 (0·9 to 2·)	2·7 (1·4 to 3·)	3·7 (2·0 to 5·)	5·7 (3·1 to 7·)	8·1 (4·4 to 10·)	10·1 (5·5 to 13·)	12·2 (6·7 to 15·)	14·7 (8·2 to 18·)	17·7 (9·9 to 22·)	21·2 (11·9 to 26·)	24·2 (13·6 to 30·)	25·2 (14·2 to 31·)	24·2 (13·6 to 30·)	21·2 (11·9 to 26·)	9·2 (5·2 to 11·)	4,970
Pneumoconiosis	0 (0 to 0)	0 (0 to 0)	0 (0 to 0)	0 (0 to 0)	0 (0 to 0)	0 (0 to 0)	0 (0 to 0·1)	0 (0 to 0·1)	0 (0 to 0·1)	0 (0 to 0·2)	0 (0 to 0·3)	0 (0 to 0·3)	0 (0 to 0·4)	0 (0 to 0·5)	0 (0 to 0·7)	0 (0 to 0·9)	0 (0 to 1·)	0 (0 to 1·)	0 (0 to 1·)	0 (0 to 1·)	0 (0 to 1·)	0 (0 to 1·)	0 (0 to 1·)	178
Silicosis	0 (0 to 0)	0 (0 to 0)	0 (0 to 0)	0 (0 to 0)	0 (0 to 0)	0 (0 to 0)	0 (0 to 0)	0 (0 to 0)	0 (0 to 0)	0 (0 to 0)	0 (0 to 0)	0 (0 to 0)	0 (0 to 0·1)	0 (0 to 0·1)	0 (0 to 0·1)	0 (0 to 0·1)	0 (0 to 0·1)	0 (0 to 0·1)	0 (0 to 0·1)	0 (0 to 0·1)	0 (0 to 0·1)	0 (0 to 0·1)	0 (0 to 0·1)	76·4
Asbestosis	0 (0 to 0)	0 (0 to 0)	0 (0 to 0)	0 (0 to 0)	0 (0 to 0)	0 (0 to 0)	0 (0 to 0)	0 (0 to 0)	0 (0 to 0)	0 (0 to 0)	0 (0 to 0)	0 (0 to 0)	0 (0 to 0·1)	0 (0 to 0·1)	0 (0 to 0·1)	0 (0 to 0·1)	0 (0 to 0·1)	0 (0 to 0·1)	0 (0 to 0·1)	0 (0 to 0·1)	0 (0 to 0·1)	0 (0 to 0·1)	0 (0 to 0·1)	43·5
Coal workers pneumoconiosis	0 (0 to 0)	0 (0 to 0)	0 (0 to 0)	0 (0 to 0)	0 (0 to 0)	0 (0 to 0)	0 (0 to 0)	0 (0 to 0)	0 (0 to 0)	0 (0 to 0)	0 (0 to 0)	0 (0 to 0)	0 (0 to 0)	0 (0 to 0)	0 (0 to 0·1)	0 (0 to 0·1)	0 (0 to 0·1)	0 (0 to 0·1)	0 (0 to 0·1)	0 (0 to 0·1)	0 (0 to 0·1)	0 (0 to 0·1)	0 (0 to 0·1)	2·9
Other pneumoconiosis	0 (0 to 0)	0 (0 to 0)	0 (0 to 0)	0 (0 to 0)	0 (0 to 0)	0 (0 to 0)	0 (0 to 0)	0 (0 to 0)	0 (0 to 0)	0 (0 to 0)	0 (0 to 0)	0 (0 to 0)	0 (0 to 0)	0 (0 to 0)	0 (0 to 0·1)	0 (0 to 0·1)	0 (0 to 0·1)	0 (0 to 0·1)	0 (0 to 0·1)	0 (0 to 0·1)	0 (0 to 0·1)	0 (0 to 0·1)	0 (0 to 0·1)	0
Asthma	0·3 (0 to 0·5)	0·3 (0·2 to 0·5)	0·5 (0·3 to 0·9)	0·6 (0·3 to 0·9)	22 (22·to 23·)	22·6 (17·0 to 27·)	22 (17·1 to 27·)	21·4 (17·1 to 27·)	20 (12·to 28·)	19·2 (13·0 to 28·)	19·3 (12·to 28·)	19·3 (14·0 to 26·)	19·3 (12·to 28·)	27·3 (20·6 to 39·)	27·3 (20·6 to 39·)	27·3 (20·6 to 39·)	30·5 (17·4 to 49·)	37·1 (19·3 to 50·)	42·9 (24·0 to 64·)	59·7 (39·7 to 82·)	79·5 (50·2 to 113)	67·4 (43·0 to 99·)	775
Interstitial lung disease and pulmonary sarcoidosis	0·1 (0 to 0·1)	0·1 (0 to 0·2)	0·2 (0 to 0·4)	0·3 (0 to 0·5)	0·4 (0 to 0·6)	0·5 (0 to 0·7)	0·6 (0 to 0·9)	0·8 (0 to 1·)	1·1 (0·6 to 1·5)	1·6 (0·9 to 2·)	2·4 (1·3 to 3·)	3·5 (2·0 to 4·)	4·9 (2·8 to 6·)	6·9 (3·9 to 9·)	9·9 (5·6 to 13·)	12·9 (7·3 to 17·)	16·9 (9·6 to 22·)	22·4 (12·9 to 30·)	27·1 (15·7 to 36·)	29·1 (16·8 to 39·)	28·1 (16·2 to 38·)	14·2 (8·2 to 19·)	198
Other chronic respiratory diseases	0·4 (0·2 to 0·5)	0·4 (0·2 to 0·6)	1·3 (0·6 to 2·)	1·9 (0·9 to 2·)	0·7 (0·3 to 1·)	0·8 (0·4 to 1·)	1·1 (0·5 to 1·)	1·5 (0·8 to 2·)	2·1 (1·1 to 2·)	2·9 (1·5 to 3·)	4·4 (2·3 to 5·)	6·1 (3·3 to 7·)	7·6 (4·1 to 9·)	9·4 (5·1 to 11·)	11·2 (6·1 to 14·)	13·3 (7·3 to 17·)	15·6 (8·6 to 20·)	17·6 (9·7 to 23·)	18·3 (10·1 to 24·)	17·6 (9·7 to 23·)	15·6 (8·6 to 20·)	6·9 (3·8 to 9·)	2,710
Digestive diseases	7·9 (7·3 to 8·5)	8·9 (7·9 to 9·6)	21 (17·to 25·)	30·7 (27·to 33·)	17·1 (13·7 to 20·)	20·1 (16·2 to 23·)	27·3 (22·to 32·)	28·4 (23·to 33·)	36·5 (29·to 43·)	48·9 (38·to 58·)	68·3 (55·7 to 78·)	104 (85·2 to 120)	128 (104 to 147)	207 (169 to 239)	299 (245 to 345)	392 (321 to 452)	510 (418 to 588)	670 (549 to 772)	784 (643 to 903)	866 (710 to 1,000)	934 (766 to 1,080)	454 (372 to 523)	9,050
Cirrhosis and other chronic liver diseases	1·1 (0·9 to 1·3)	1·6 (1·3 to 1·9)	3·1 (2·5 to 3·7)	4·1 (3·3 to 4·9)	3·1 (2·5 to 3·7)	3·7 (3·0 to 4·3)	5·1 (4·1 to 6·)	7·9 (6·3 to 9·2)	12·6 (9·9 to 14·)	17 (13·to 20·)	24·6 (19·to 28·)	36·2 (28·to 42·)	46·3 (36·to 53·)	65·9 (52·to 76·)	95·9 (77·to 110)	116 (93·to 132)	139 (111·to 158)	172 (137·to 196)	184 (146·to 209)	189 (150·to 215)	186 (147·to 212)	94 (74·to 107)	1,210
Cirrhosis and other chronic liver diseases due to hepatitis B	0 (0 to 0)	0 (0 to 0)	0 (0 to 0)	0·1 (0 to 0·1)	0·1 (0 to 0·1)	0·1 (0 to 0·1)	0·1 (0 to 0·2)	0·2 (0 to 0·2)	0·3 (0 to 0·4)	0·4 (0 to 0·5)	0·6 (0 to 0·8)	0·9 (0 to 1·)	1·2 (0 to 1·)	1·7 (0 to 2·)	2·5 (0 to 3·)	3·1 (0 to 3·)	3·8 (0 to 4·)	4·6 (0 to 5·)	4·9 (0 to 5·)	5·1 (0 to 6·)	5·1 (0 to 6·)	2·5 (0 to 3·)	462
Cirrhosis and other chronic liver diseases due to hepatitis C	0 (0 to 0)	0 (0 to 0)	0·1 (0 to 0·1)	0·1 (0 to 0·2)	0·2 (0 to 0·4)	0·2 (0 to 0·4)	0·3 (0 to 0·5)	0·4 (0 to 0·7)	0·6 (0 to 0·9)	0·9 (0 to 1·)	1·3 (0 to 1·)	1·9 (0 to 2·)	2·6 (0 to 3·)	3·6 (0 to 4·)	5·1 (0 to 6·)	6·6 (0 to 8·)	8·1 (0 to 9·)	9·8 (0 to 11·)	10·4 (0 to 12·)	10·8 (0 to 12·)	10·8 (0 to 12·)	5·3 (0 to 6·)	8·7
Cirrhosis and other chronic liver diseases due to alcohol use	0 (0 to 0)	0 (0 to 0)	0 (0 to 0)	0 (0 to 0)	0 (0 to 0)	0 (0 to 0)	0 (0 to 0)	0·1 (0 to 0·1)	0·1 (0 to 0·1)	0·2 (0 to 0·2)	0·3 (0 to 0·4)	0·4 (0 to 0·5)	0·5 (0 to 0·7)	0·7 (0 to 0·9)	1·1 (0 to 1·)	1·3 (0 to 1·)	1·6 (0 to 2·)	1·9 (0 to 2·)	2·1 (0 to 2·)	2·2 (0 to 2·)	2·2 (0 to 2·)	1·1 (0 to 1·)	541
Cirrhosis and other chronic liver diseases due to NAFLD	0 (0 to 0)	0 (0 to 0)	0 (0 to 0)	0 (0 to 0)	0 (0 to 0)	0 (0 to 0·1)	0 (0 to 0·1)	0·1 (0 to 0·1)	0·1 (0 to 0·2)	0·2 (0 to 0·3)	0·3 (0 to 0·4)	0·4 (0 to 0·6)	0·5 (0 to 0·7)	0·7 (0 to 0·9)	0·9 (0 to 1·)	1·1 (0 to 1·)	1·3 (0 to 1·)	1·5 (0 to 2·)	1·6 (0 to 2·)	1·6 (0 to 2·)	1·6 (0 to 2·)	0·8 (0 to 1·)	72·6
Cirrhosis and other chronic liver diseases due to other causes	0·1 (0 to 0·2)	1·0 (0·4 to 1·6)	1·3 (0·5 to 2·)	1·4 (0·6 to 2·)	1·0 (0·4 to 1·)	1·4 (0·6 to 2·)	1·2 (0·5 to 2·)	2·1 (0·9 to 3·)	1·9 (0·8 to 3·)	2·9 (1·2 to 4·)	4·7 (2·0 to 6·)	6·9 (3·0 to 9·)	8·7 (3·8 to 11·)	11·6 (5·1 to 15·)	14·9 (6·6 to 19·)	17·4 (7·9 to 22·)	19·7 (9·0 to 25·)	20·3 (9·3 to 26·)	24·2 (11·to 31·)	19·7 (9·0 to 25·)	13·6 (6·2 to 17·)	2·3 (1·0 to 2·9)	198
Upper digestive system diseases	0·1 (0 to 0·1)	0·2 (0 to 0·3)	0·6 (0·3 to 1·)	1·1 (0·5 to 1·)	0·8 (0·4 to 1·)	1·1 (0·5 to 1·)	1·4 (0·7 to 2·)	1·9 (0·9 to 2·)	2·5 (1·2 to 3·)	3·2 (1·5 to 4·)	4·2 (2·0 to 5·)	5·4 (2·6 to 7·)	6·5 (3·1 to 8·)	8·1 (3·9 to 10·)	9·8 (4·7 to 12·)	11·4 (5·4 to 14·)	12·9 (6·2 to 16·)	13·3 (6·4 to 16·)	13·2 (6·4 to 16·)	12·9 (6·2 to 16·)	10·2 (4·9 to 13·)	4·5 (2·2 to 5·)	724
Peptic ulcer disease	0·1 (0 to 0·2)	0·1 (0 to 0·2)	0·2 (0 to 0·3)	0·3 (0 to 0·5)	0·2 (0 to 0·3)	0·3 (0 to 0·4)	0·4 (0 to 0·6)	0·5 (0 to 0·8)	0·7 (0 to 1·)	0·9 (0 to 1·)	1·2 (0 to 1·)	1·6 (0 to 2·)	1·9 (0 to 2·)	2·4 (0 to 3·)	2·9 (0 to 3·)	3·4 (0 to 4·)	3·8 (0 to 4·)	4·2 (0 to 5·)	4·3 (0 to 5·)	4·2 (0 to 5·)	3·8 (0 to 4·)	1·7 (0 to 2·)	357
Gastritis and duodenitis	0 (0 to 0)	0 (0 to 0)	0 (0 to 0·1)	0 (0 to 0·1)	0 (0 to 0·1)	0 (0 to 0·1)	0 (0 to 0·1)	0 (0 to 0·2)	0 (0 to 0·2)	0 (0 to 0·2)	0 (0 to 0·3)	0 (0 to 0·4)	0 (0 to 0·5)	0 (0 to 0·6)	0 (0 to 0·8)	0 (0 to 1·)	0 (0 to 1·)	0 (0 to 1·)	0 (0 to 1·)	0 (0 to 1·)	0 (0 to 1·)	0 (0 to 1·)	36·9
Gastroesophageal reflux disease	0 (0 to 0)	0 (0 to 0)	0 (0 to 0)	0 (0 to 0)	0 (0 to 0·1)	0 (0 to 0·2)	0 (0 to 0·2)	0 (0 to 0·3)	0 (0 to 0·4)	0 (0 to 0·5)	0 (0 to 0·7)	0 (0 to 0·9)	0 (0 to 1·)	0 (0 to 1·)	0 (0 to 1·)	0 (0 to 1·)	0 (0 to 1·)	0 (0 to 1·)	0 (0 to 1·)	0 (0 to 1·)	0 (0 to 1·)	0 (0 to 1·)	0 (0 to 1·)	381
Appendicitis	0 (0 to 0)	0 (0 to 0)	0·4 (0·2 to 0·7)	0·5 (0·2 to 0·9)	0·3 (0·1 to 0·5)	0·4 (0·2 to 0·6)	0·5 (0·3 to 0·8)	0·7 (0·4 to 1·)	0·9 (0·5 to 1·)	1·2 (0·6 to 1·)	1·6 (0·8 to 2·)	2·1 (1·1 to 2·)	2·5 (1·3 to 3



SR Table 2c: Ehime DALYS by cause and age group for males with 95% uncertainty intervals, 2019

Cause	Early Neonatal (0-6 days)	Late Neonatal (7-27 days)	Post Neonatal (28-364 days)	1 to 4	5 to 9	10 to 14	15 to 19	20 to 24	25 to 29	30 to 34	35 to 39	40 to 44	45 to 49	50 to 54	55 to 59	60 to 64	65 to 69	70 to 74	75 to 79	80 to 84	85 to 89	90 to 94	95 plus	Total
All causes	1,134 (1,134 to 1,134)	297 (297 to 297)	1,330 (1,330 to 1,330)	1,179 (1,179 to 1,179)	1,179 (1,179 to 1,179)	1,179 (1,179 to 1,179

Other neoplasms	0·2 (0·1 to 0·3)	0 (0 to 0·1)	0·9 (0·5 to 1·4)	1·6 (1·0 to 2·4)	2·1 (1·3 to 3·3)	2·1 (1·3 to 3·3)	2·8 (1·7 to 4·2)	2·1 (1·3 to 3·1)	2·6 (1·4 to 3·9)	3·3 (1·8 to 5·1)	4·1 (2·4 to 6)	6·8 (4·3 to 9·7)	9·7 (6·2 to 14·2)	16·8 (10·5 to 24·1)	31·1 (20 to 43)	61·3 (41·3 to 84·7)	104 (69·1 to 142)	143 (98·9 to 199)	129 (79·9 to 180)	112 (71·7 to 160)	80·7 (44·6 to 139)	39·5 (17·9 to 81)	8·9 (4·4 to 19·5)		
Myelodysplastic, myeloproliferative, and other hematopoietic neoplasms	0·3 (0·1 to 0·5)	0 (0 to 0·1)	0·9 (0·5 to 1·4)	1·4 (0·8 to 2·2)	2·1 (1·3 to 3·3)	2·1 (1·3 to 3·3)	2·8 (1·7 to 4·2)	2·1 (1·3 to 3·1)	2·6 (1·4 to 3·9)	3·3 (1·8 to 5·1)	4·1 (2·4 to 6)	6·8 (4·3 to 9·7)	9·7 (6·2 to 14·2)	16·8 (10·5 to 24·1)	31·1 (20 to 43)	61·3 (41·3 to 84·7)	104 (69·1 to 142)	143 (98·9 to 199)	129 (79·9 to 180)	112 (71·7 to 160)	80·7 (44·6 to 139)	39·5 (17·9 to 81)	8·9 (4·4 to 19·5)	758	
Meningeal and in situ intestinal neoplasms	0 (0 to 0)	0 (0 to 0)	0 (0 to 0)	0 (0 to 0)	0 (0 to 0)	0 (0 to 0)	0 (0 to 0)	0 (0 to 0)	0 (0 to 0)	0 (0 to 0)	0 (0 to 0)	0 (0 to 0)	0 (0 to 0)	0 (0 to 0)	0 (0 to 0)	0 (0 to 0)	0 (0 to 0)	0 (0 to 0)	0 (0 to 0)	0 (0 to 0)	0 (0 to 0)	0 (0 to 0)	0 (0 to 0)		
Meningeal and in situ cervical and uterine neoplasms	0 (0 to 0)	0 (0 to 0)	0 (0 to 0)	0 (0 to 0)	0 (0 to 0)	0 (0 to 0)	0 (0 to 0)	0 (0 to 0)	0 (0 to 0)	0 (0 to 0)	0 (0 to 0)	0 (0 to 0)	0 (0 to 0)	0 (0 to 0)	0 (0 to 0)	0 (0 to 0)	0 (0 to 0)	0 (0 to 0)	0 (0 to 0)	0 (0 to 0)	0 (0 to 0)	0 (0 to 0)	0 (0 to 0)		
Other benign and in situ neoplasms	0·1 (0·1 to 0·2)	0 (0 to 0)	0 (0 to 0)	0 (0 to 0)	0 (0 to 0)	0 (0 to 0)	0 (0 to 0)	0 (0 to 0)	0 (0 to 0)	0 (0 to 0)	0 (0 to 0)	0 (0 to 0)	0 (0 to 0)	0 (0 to 0)	0 (0 to 0)	0 (0 to 0)	0 (0 to 0)	0 (0 to 0)	0 (0 to 0)	0 (0 to 0)	0 (0 to 0)	0 (0 to 0)	0 (0 to 0)	0 (0 to 0)		
Cardiovascular diseases	0·7 (0·4 to 1)	1·4 (0·9 to 2)	9·6 (5·4 to 17·4)	13·2 (9·6 to 19·4)	12·3 (8·5 to 18·4)	22 (16·2 to 29·8)	43·2 (32·9 to 54·6)	58·1 (46·8 to 70·8)	91·6 (74·3 to 111)	165 (147·2 to 186)	338 (319·0 to 359)	677 (646·2 to 707)	1,120 (1,074·1 to 1,166)	1,370 (1,305·3 to 1,433)	1,720 (1,631·5 to 1,804)	2,490 (2,358·3 to 2,626)	3,665 (3,504·6 to 3,796)	4,710 (4,554·3 to 4,865)	4,670 (4,360·5 to 4,913)	3,660 (3,360·5 to 3,953)	4,490 (4,109·5 to 4,910)	2,940 (2,668·5 to 3,273)	927 (847·5 to 1,038)	34,000	
Rheumatic heart disease	0 (0 to 0)	0 (0 to 0)	0 (0·2 to 0·4)	0·3 (0·2 to 0·4)	0·5 (0·4 to 0·7)	0·6 (0·4 to 0·9)	1·1 (0·8 to 1·5)	1·1 (0·8 to 1·5)	2·1 (1·4 to 2·9)	2·7 (2·0 to 3·7)	3·7 (2·6 to 5·2)	5·5 (3·7 to 7·6)	7·3 (5·3 to 9·8)	10·4 (7·4 to 14·2)	17·3 (12·4 to 23·4)	29·9 (21·4 to 40·2)	39·1 (28·7 to 52·5)	38·7 (28·7 to 50·7)	42·2 (31·2 to 55·6)	47·6 (33·9 to 64·1)	29·9 (20·2 to 41)	17·1 (7·7 to 34·6)	3·6 (1·7 to 7·6)	288	
Ischemic heart disease	0 (0 to 0)	0 (0 to 0)	0 (0 to 0)	0 (0 to 0)	0 (0 to 0)	7·9 (5·6 to 10·6)	19·9 (11·7 to 31·4)	28·4 (21·4 to 37·2)	87·6 (81·5 to 94·2)	113 (106·2 to 120)	260 (241·5 to 282)	426 (391·5 to 462)	513 (472·8 to 555)	624 (574·1 to 675)	911 (838·1 to 984)	1,760 (1,638·1 to 1,894)	2,880 (2,680·1 to 3,096)	3,720 (3,466·1 to 3,991)	3,640 (3,285·1 to 4,060)	2,700 (2,285·1 to 3,164)	3,540 (2,959·1 to 4,211)	2,260 (1,698·1 to 2,963)	706 (498·1 to 1,040)	26,000	12,100
Stroke	0 (0 to 0·1)	0·2 (0·1 to 0·3)	1·1 (0·6 to 1·8)	2·4 (1·6 to 3·4)	4·4 (3·1 to 6·1)	13·2 (9·2 to 17·7)	19·8 (13·2 to 32·2)	22·1 (16·4 to 31·3)	47·6 (40·4 to 60·2)	142 (131·1 to 151)	281 (260·1 to 304)	481 (441·6 to 521)	610 (560·1 to 660)	770 (694·1 to 854)	1,040 (943·1 to 1,151)	1,940 (1,775·1 to 2,117)	3,060 (2,883·1 to 3,245)	3,940 (3,717·1 to 4,200)	3,930 (3,662·1 to 4,259)	3,240 (2,773·1 to 3,690)	2,240 (1,773·1 to 2,690)	1,095 (1,003·1 to 1,210)	415 (373·1 to 457)	19,000	10,600
Ischemic stroke	0 (0 to 0)	0 (0 to 0·1)	0·1 (0 to 0·2)	0·6 (0·3 to 1·1)	2 (1·2 to 3·1)	2·3 (1·4 to 3·4)	4·7 (2·9 to 7·1)	5·1 (3·4 to 7·5)	11·7 (8·4 to 15·7)	21·2 (17·3 to 25·5)	49·2 (43·2 to 55·6)	84·1 (74·1 to 95·2)	121 (106·2 to 136)	193 (169·2 to 218)	426 (374·2 to 482)	771 (677·2 to 872)	1,260 (1,120·1 to 1,430)	1,420 (1,265·1 to 1,620)	1,320 (1,170·1 to 1,490)	863 (765·2 to 974)	530 (470·2 to 599)	230 (204·2 to 260)	67 (59·2 to 75·8)	8,800	
Intracerebral hemorrhage	0 (0 to 0·2)	0·2 (0·1 to 0·4)	0·7 (0·4 to 1·1)	1·7 (1·1 to 2·6)	2·1 (1·4 to 3·2)	6·2 (4·3 to 8·6)	8·2 (5·7 to 12·1)	11·2 (7·9 to 15·7)	19·2 (14·1 to 26·4)	44·9 (39·3 to 51·2)	89 (79·1 to 98·7)	176 (156·2 to 196)	330 (292·2 to 368)	515 (460·2 to 570)	760 (679·2 to 841)	1,460 (1,310·1 to 1,620)	2,460 (2,260·1 to 2,670)	3,220 (2,960·1 to 3,500)	3,460 (3,160·1 to 3,760)	2,870 (2,560·1 to 3,180)	1,710 (1,460·2 to 2,020)	864 (727·2 to 1,030)	294 (246·2 to 350)	21,000	4,610
Subarachnoid hemorrhage	0 (0 to 0)	0 (0 to 0)	0·1 (0 to 0·2)	0·3 (0·1 to 0·6)	0·4 (0·2 to 0·8)	1·4 (0·7 to 2·6)	2·3 (1·2 to 4·3)	3·5 (1·9 to 6·1)	6·5 (3·9 to 10·2)	14·3 (9·9 to 20·2)	29·1 (21·2 to 39·2)	52·1 (39·2 to 68·2)	84·5 (64·2 to 107)	136 (104·2 to 172)	227 (174·2 to 285)	417 (320·2 to 523)	739 (573·2 to 926)	1,170 (907·2 to 1,470)	1,480 (1,150·2 to 1,860)	1,310 (1,010·2 to 1,650)	1,110 (857·2 to 1,400)	627 (483·2 to 790)	214 (165·2 to 270)	15,000	2,800
Hypertensive heart disease	0 (0 to 0)	0 (0 to 0)	0 (0 to 0)	0 (0 to 0)	0 (0 to 0)	0 (0 to 0·1)	0·2 (0 to 0·3)	0·2 (0·1 to 0·3)	0·5 (0·2 to 0·7)	0·9 (0·4 to 1·3)	1·9 (0·9 to 2·8)	3·5 (1·7 to 5·1)	6·1 (3·1 to 8·9)	9·9 (5·1 to 14·4)	16·7 (8·6 to 24·3)	30·9 (16·1 to 44·9)	52·6 (27·4 to 76·5)	74·3 (38·6 to 108)	90·2 (46·9 to 131)	97·2 (50·6 to 141)	82·2 (42·8 to 119)	54·2 (28·2 to 78·8)	21·2 (11·0 to 30·8)	687	
Non-rheumatic valvular heart disease	0 (0 to 0)	0 (0 to 0)	0 (0 to 0)	0 (0 to 0)	0 (0 to 0)	0·5 (0·4 to 1·4)	1·5 (1·0 to 2·3)	1·9 (1·3 to 2·9)	4·1 (2·8 to 5·8)	6·7 (4·7 to 9·7)	12·1 (8·5 to 17)	19·2 (13·4 to 27·1)	28·1 (19·7 to 39·7)	39·4 (27·6 to 55·4)	52·6 (36·9 to 74·1)	72·6 (50·9 to 102)	89·7 (62·9 to 126)	98·7 (69·2 to 139)	97·3 (68·2 to 137)	84·2 (59·1 to 119)	62·2 (43·7 to 87·5)	39·7 (27·9 to 56)	15·2 (10·7 to 21·4)	800	
Non-rheumatic calcific aortic valve disease	0 (0 to 0)	0 (0 to 0)	0 (0 to 0)	0 (0 to 0)	0 (0 to 0)	0·2 (0·1 to 0·4)	0·5 (0·4 to 1·1)	0·8 (0·6 to 1·2)	1·9 (1·4 to 2·6)	3·2 (2·4 to 4·3)	6·3 (4·7 to 8·3)	10·4 (7·9 to 13·6)	16·3 (12·4 to 21·3)	24·2 (18·4 to 31·6)	37·3 (28·4 to 48·8)	53·7 (40·9 to 70·1)	68·6 (52·2 to 89·6)	75·4 (57·4 to 98·5)	74·3 (56·5 to 97·1)	64·3 (48·9 to 84)	47·5 (36·1 to 62·1)	30·3 (23·1 to 39·6)	11·6 (8·8 to 15·2)	611	
Non-rheumatic degenerative mitral valve disease	0 (0 to 0)	0 (0 to 0)	0 (0 to 0)	0 (0 to 0)	0 (0 to 0)	0·1 (0·1 to 0·4)	0·4 (0·2 to 0·9)	0·6 (0·3 to 1·1)	1·5 (0·8 to 2·5)	2·5 (1·3 to 4·1)	4·6 (2·4 to 7·5)	7·9 (4·1 to 12·9)	12·3 (6·4 to 20·1)	18·4 (9·6 to 30)	28·3 (14·8 to 46·2)	40·7 (21·3 to 66·5)	52 (27·2 to 84·9)	56·1 (29·4 to 91·6)	55·2 (28·9 to 90·1)	47·8 (25·1 to 78)	35·3 (18·5 to 57·6)	22·5 (11·8 to 36·8)	8·6 (4·5 to 14)	459	
Other non-rheumatic valve diseases	0 (0 to 0)	0 (0 to 0)	0 (0 to 0)	0 (0 to 0)	0 (0 to 0)	0·1 (0 to 0·2)	0·2 (0 to 0·3)	0·3 (0·1 to 0·4)	0·7 (0·3 to 1·1)	1·1 (0·5 to 1·8)	2·1 (1 to 3·4)	3·5 (1·7 to 5·6)	5·4 (2·7 to 8·7)	8·1 (4·1 to 13·1)	12·4 (6·3 to 20·1)	17·9 (9·2 to 29)	23 (11·8 to 37·2)	24·8 (12·7 to 40·1)	24·4 (12·5 to 39·5)	21·1 (10·8 to 34·2)	15·6 (8·1 to 25·3)	9·9 (5·1 to 16·1)	3·8 (1·9 to 6·2)	202	
Cardiomyopathy and myocarditis	0·2 (0 to 0·5)	0·2 (0·2 to 0·3)	0·9 (0·6 to 1·4)	1·4 (0·9 to 1·8)	1·4 (0·9 to 1·9)	1·5 (1·0 to 1·9)	2·1 (1·5 to 2·8)	2·2 (1·6 to 2·9)	3·4 (2·6 to 4·4)	4·6 (3·6 to 5·8)	6·4 (5·1 to 8·1)	9·1 (7·2 to 11·4)	12·3 (9·8 to 15·4)	16·2 (12·9 to 20·2)	20·8 (16·6 to 25·9)	25·9 (20·7 to 32·3)	30·2 (24·1 to 37·6)	32·2 (25·7 to 40·1)	31·2 (24·9 to 38·9)	28·1 (22·4 to 34·9)	23·8 (19·1 to 29·6)	18·2 (14·6 to 22·6)	9·2 (7·4 to 11·4)	1,720	
Myocarditis	0 (0 to 0·1)	0 (0 to 0·2)	0·2 (0·1 to 0·3)	0·4 (0·2 to 0·6)	0·4 (0·2 to 0·6)	0·4 (0·2 to 0·7)	0·6 (0·3 to 0·8)	0·6 (0·4 to 0·9)	1·1 (0·7 to 1·5)	1·5 (1·1 to 2·1)	2·2 (1·6 to 3·1)	3·2 (2·3 to 4·4)	4·4 (3·2 to 6·1)	5·9 (4·2 to 8·1)	7·7 (5·4 to 10·6)	9·7 (6·8 to 13·3)	11·4 (8·1 to 15·6)	12·2 (8·7 to 16·8)	11·9 (8·5 to 16·3)	10·8 (7·7 to 14·8)	9·1 (6·5 to 12·5)	7·1 (5·1 to 9·8)	3·6 (2·6 to 4·9)	81·5	
Alcoholic cardiomyopathy	0 (0 to 0)	0 (0 to 0)	0 (0 to 0)	0 (0 to 0)	0 (0 to 0)	0·1 (0 to 0·1)	0·2 (0·1 to 0·3)	0·2 (0·1 to 0·3)	0·4 (0·2 to 0·6)	0·6 (0·3 to 0·9)	1·1 (0·6 to 1·6)	1·8 (1·1 to 2·7)	2·8 (1·7 to 4·2)	4·2 (2·6 to 6·3)	6·1 (3·8 to 9·1)	8·6 (5·4 to 12·7)	11·2 (7·1 to 16·5)	12·8 (8·1 to 18·9)	12·8 (8·1 to 18·9)	11·8 (7·5 to 17·4)	10·1 (6·4 to 14·9)	8·1 (5·1 to 11·9)	4·1 (2·6 to 6·1)	99·7	
Other cardiomyopathy	0·1 (0·1 to 0·4)	0·3 (0·1 to 0·7)	0·2 (0·1 to 0·4)	0·4 (0·2 to 0·6)	0·5 (0·2 to 0·8)	0·6 (0·3 to 1·1)	0·8 (0·4 to 1·4)	0·8 (0·4 to 1·4)	1·2 (0·6 to 2·1)	1·6 (0·8 to 2·8)	2·3 (1·1 to 4·1)	3·2 (1·5 to 5·7)	4·4 (2·1 to 7·8)	6·1 (2·9 to 10·8)	8·3 (3·9 to 14·7)	10·9 (5·1 to 19·3)	13·2 (6·2 to 23·4)	14·2 (6·7 to 25·2)	13·8 (6·5 to 24·5)	12·4 (5·8 to 22)	10·6 (5·0 to 18·8)	8·5 (4·0 to 15·1)	4·3 (2·0 to 7·6)	104	
Atrial fibrillation and flutter	0 (0 to 0)	0 (0 to 0)	0 (0 to 0)	0 (0 to 0)	0 (0 to 0)	0·1 (0 to 0·2)	0·2 (0 to 0·4)	0·3 (0·1 to 0·5)	0·6 (0·3 to 1·1)	1·1 (0·5 to 1·9)	2·1 (1·1 to 3·6)	3·6 (1·9 to 6·1)	5·7 (3·1 to 9·4)	8·6 (4·7 to 14·1)	12·8 (7·1 to 20·8)	18·4 (10·4 to 29·7)	24·5 (14·1 to 38·9)	28·1 (16·4 to 44·3)	28·4 (16·7 to 44·3)	25·7 (15·3 to 40·1)	21·7 (12·9 to 33·7)	17·2 (10·3 to 26·7)	8·6 (5·1 to 13·3)	202	
Aortic aneurysm	…	…	…	…	…	1·5 (0·7 to 1·4)	1·9 (0·9 to 2·2)	2·4 (1·1 to 2·6)	6·7 (3·4 to 9·3)	16·7 (9·2 to 22·3)	20·5 (11·2 to 27·5)	21 (12·2 to 28·2)	32 (19·7 to 42·9)	39·7 (24·7 to 52·3)	46·5 (29·7 to 61·2)	60·5 (39·1 to 79·1)	69 (45·2 to 89·5)	73·5 (48·1 to 95·1)	72·3 (47·5 to 93·5)	66·1 (43·5 to 85·4)	54·4 (35·8 to 70·3)	41·2 (27·1 to 53·2)	19·6 (12·9 to 25·3)	24·5 (16·2 to 32·7)	
Endocarditis	0 (0 to 0)	0 (0 to 0)	0 (0 to 0)	0 (0 to 0)	0 (0 to 0)	0·2 (0·2 to 0·3)	0·3 (0·2 to 0·5)	0·4 (0·3 to 0·6)	0·6 (0·4 to 0·9)	0·9 (0·6 to 1·3)	1·3 (0·9 to 1·8)	1·8 (1·2 to 2·6)	2·6 (1·7 to 3·7)	3·4 (2·2 to 4·9)	4·4 (2·8 to 6·3)	5·7 (3·7 to 8·1)	6·9 (4·5 to 9·8)	7·3 (4·8 to 10·4)	7·1 (4·6 to 10·1)	6·4 (4·2 to 9·1)	5·3 (3·5 to 7·6)	4·1 (2·7 to 5·8)	1·9 (1·2 to 2·7)	49	
Other cardiovascular and circulatory diseases	0·2 (0·2 to 0·6)	0·8 (0·3 to 1·2)	2·8 (1·7 to 4·2)	4·2 (2·7 to 6·2)	3·4 (2·2 to 5·1)	3·9 (2·5 to 5·8)	5·9 (3·9 to 8·5)	7·8 (5·2 to 11·1)	9·6 (6·4 to 13·7)	13·4 (9·1 to 18·9)	20·1 (13·7 to 28·4)	28·4 (19·2 to 40·1)	39·2 (26·7 to 55·2)	51·2 (34·9 to 72·3)	66·5 (45·3 to 93·9)	86·1 (58·6 to 121)	101 (68·9 to 142)	104 (70·8 to 147)	97·6 (66·5 to 137)	84·1 (57·3 to 118)	63·4 (43·2 to 89·4)	39·1 (26·6 to 55·1)	14·9 (10·1 to 21)	1,120	
Chronic respiratory diseases	0 (0 to 0)	0 (0 to 0)	49·4 (39·2 to 59·7)	88·8 (69·9 to 109)	68·4 (53·9 to 84·1)	33·6 (26·5 to 41·3)	43·6 (34·4 to 53·6)	42 (33·1 to 51·6)	37·5 (29·6 to 46·1)	79·3 (62·6 to 97·5)	152 (120·1 to 186)	146 (115·1 to 180)	176 (139·1 to 216)	268 (211·6 to 330)	460 (363·1 to 565)	671 (529·1 to 825)	1,010 (797·1 to 1,240)	1,220 (963·1 to 1,500)	1,250 (986·1 to 1,540)	1,050 (829·1 to 1,290)	1,040 (821·1 to 1,280)	1,040 (821·1 to 1,280)	1,040 (821·1 to 1,280)	29,000	10,600
Chronic obstructive pulmonary disease	0 (0 to 0)	0 (0 to 0)	0·1 (0 to 0·2)	0·4 (0·2 to 0·6)	0·3 (0·2 to 0·5)	0·2 (0·1 to 0·3)	0·3 (0·2 to 0·4)	0·3 (0·2 to 0·4)	0·5 (0·3 to 0·7)	0·7 (0·4 to 1·1)	1·1 (0·6 to 1·7)	1·7 (1·1 to 2·6)	2·5 (1·6 to 3·8)	3·7 (2·4 to 5·6)	5·4 (3·5 to 8·1)	7·8 (5·1 to 11·6)	10·1 (6·6 to 15·1)	11·5 (7·5 to 17·2)	11·5 (7·5 to 17·2)	10·6 (6·9 to 15·9)	9·1 (5·9 to 13·6)	7·3 (4·7 to 10·9)	3·6 (2·3 to 5·4)	260	
Pneumoconiosis	0 (0 to 0)	0 (0 to 0)	0 (0 to 0)	0 (0 to 0)	0 (0 to 0)	0 (0 to 0·1)	0 (0 to 0·1)	0 (0 to 0·1)	0 (0 to 0·1)	0 (0 to 0·1)	0 (0 to 0·1)	0 (0 to 0·1)	0 (0 to 0·1)	0 (0 to 0·1)	0 (0 to 0·1)	0 (0 to 0·1)	0 (0 to 0·1)	0 (0 to 0·1)	0 (0 to 0·1)	0 (0 to 0·1)	0 (0 to 0·1)	0 (0 to 0·1)	0 (0 to 0·1)	0 (0 to 0·1)	0 (0 to 0·1)	0 (0 to 0·1)
Silicosis	0 (0 to 0)	0 (0 to 0)	0 (0 to 0)	0 (0 to 0)	0 (0 to 0)	0 (0 to 0)	0 (0 to 0)	0 (0 to 0)	0 (0 to 0)	0 (0 to 0)	0 (0 to 0)	0 (0 to 0)	0 (0 to 0)	0 (0 to 0)	0 (0 to 0)	0 (0 to 0)	0 (0 to 0)	0 (0 to 0)	0 (0 to 0)	0 (0 to 0)	0 (0 to 0)	0 (0 to 0)	0 (0 to 0)	0 (0 to 0)	0 (0 to 0)	0 (0 to 0)
Asbestosis	0 (0 to 0)	0 (0 to 0)	0 (0 to 0)	0 (0 to 0)	0 (0 to 0)	0 (0 to 0)	0 (0 to 0)	0 (0 to 0)	0 (0 to 0)	0 (0 to 0)	0 (0 to 0)	0 (0 to 0)	0 (0 to 0)	0 (0 to 0)	0 (0 to 0)	0 (0 to 0)	0 (0 to 0)	0 (0 to 0)	0 (0 to 0)	0 (0 to 0)	0 (0 to 0)	0 (0 to 0)	0 (0 to 0)	0 (0 to 0)	0 (0 to 0)	0 (0 to 0)
Coal workers pneumoconiosis	0 (0 to 0)	0 (0 to 0)	0 (0 to 0)	0 (0 to 0)	0 (0 to 0)	0 (0 to 0)	0 (0 to 0)	0 (0 to 0)	0 (0 to 0)	0 (0 to 0)	0 (0 to 0)	0 (0 to 0)	0 (0 to 0)	0 (0 to 0)	0 (0 to 0)	0 (0 to 0)	0 (0 to 0)	0 (0 to 0)	0 (0 to 0)	0 (0 to 0)	0 (0 to 0)	0 (0 to 0)	0 (0 to 0)	0 (0 to 0)	0 (0 to 0)	0 (0 to 0)
Other pneumoconiosis	0 (0 to 0)	0 (0 to 0)	0 (0 to 0)	0 (0 to 0)	0 (0 to 0)	0 (0 to 0)	0 (0 to 0)	0 (0 to 0)	0 (0 to 0)	0 (0 to 0)	0 (0 to 0)	0 (0 to 0)	0 (0 to 0)	0 (0 to 0)	0 (0 to 0)	0 (0 to 0)	0 (0 to 0)	0 (0 to 0)	0 (0 to 0)	0 (0 to 0)	0 (0 to 0)	0 (0 to 0)	0 (0 to 0)	0 (0 to 0)	0 (0 to 0)	0 (0 to 0)
Asthma	0 (0 to 0)	0 (0 to 0)	49·4 (19·9 to 79·4)	73·6 (29·1 to 132)	58·9 (31·1 to 99·3)	29·4 (23·4 to 75)	37·4 (19·7 to 69·3)	29·3 (16·4 to 43·5)	29·3 (19·7 to 41·9)	43 (24·1 to 69·4)	43 (21·3 to 67·3)	59·1 (27·4 to 80·7)	87·9 (43·2 to 129)	47·8 (23·4 to 68·7)	29·6 (12·7 to 51·9)	18·5 (5·7 to 39·1)	88 (27·3 to 182)	105 (47·9 to 157)	93·7 (58·1 to 136)	67·6 (39·5 to 113)	67·6 (47·2 to 94·8)	54·4 (27·7 to 94·8)	27 (9·7 to 56·7)	1,070	
Interstitial lung disease and pulmonary sarcoidosis	0 (0 to 0)	0 (0 to 0)	0·1 (0 to 0·2)	0·2 (0·1 to 0·3)	0·2 (0·1 to 0·3)	0·2 (0·1 to 0·3)	0·2 (0·1 to 0·3)	0·2 (0·1 to 0·3)	0·3 (0·1 to 0·6)	0·5 (0·2 to 0·9)	0·8 (0·4 to 1·4)	1·2 (0·6 to 2·1)	1·8 (0·9 to 3·1)	2·6 (1·3 to 4·4)	3·6 (1·8 to 6·1)	4·9 (2·4 to 8·2)	6·4 (3·2 to 10·7)	7·5 (3·8 to 12·6)	7·6 (3·8 to 12·7)	6·9 (3·5 to 11·6)	5·8 (2·9 to 9·8)	4·6 (2·3 to 7·8)	2·1 (1·1 to 3·6)	101	
Other chronic respiratory diseases	0·4 (0·2 to 0·6)	1·2 (0·7 to 1·8)	4·7 (2·8 to 7·1)	6·9 (4·3 to 10·2)	5·2 (3·2 to 7·8)	3·1 (1·9 to 4·7)	3·7 (2·3 to 5·6)	3·6 (2·2 to 5·4)	4·1 (2·5 to 6·2)	5·9 (3·7 to 8·8)	8·3 (5·2 to 12·3)	11·2 (7·1 to 16·5)	15·1 (9·6 to 22·1)	19·8 (12·7 to 28·8)	24·9 (16·1 to 35·9)	29·8 (19·4 to 42·7)	33·2 (21·7 to 47·3)	33·2 (21·7 to 47·3)	30·7 (20·1 to 43·7)	26·4 (17·4 to 37·5)	21·3 (14·1 to 30·1)	15·7 (10·4 to 22·2)	7·7 (5·1 to 10·9)	169	
Digestive diseases	0 (0 to 0·2)	0·1 (0 to 0·2)	49·7 (6·4 to 102·9)	49·2 (9·7 to 116·4)	31 (6·1 to 73·6)	19·7 (3·9 to 46·8)	25·6 (5·1 to 60·8)	19·6 (3·9 to 46·5)	19·1 (3·8 to 45·3)	17·1 (3·4 to 40·6)	16·3 (3·2 to 38·7)	15·2 (3·0 to 36·1)	14·9 (2·9 to 35·4)	14·6 (2·9 to 34·7)	14·4 (2·8 to 34·2)	14·2 (2·8 to 33·7)	14·1 (2·8 to 33·5)	14·1 (2·8 to 33·5)	14·1 (2·8 to 33·5)	14·1 (2·8 to 33·5)	14·1 (2·8 to 33·5)	14·1 (2·8 to 33·5)	14·1 (2·8 to 33·5)	14·1 (2·8 to 33·5)	14·1 (2·8 to 33·5)
Cirrhosis and other chronic liver diseases	0·1 (0 to 0·1)	0·1 (0 to 0·1)	2·6 (1·7 to 4·1)	2·2 (1·1 to 4·1)	2·7 (1·4 to 4·9)	4·2 (2·2 to 7·4)	5·3 (2·9 to 9·4)	6·2 (3·3 to 11·2)	8·8 (4·7 to 15·7)	12·1 (6·4 to 21·3)	17·5 (9·2 to 30·5)	23·1 (12·1 to 39·5)	32·9 (17·3 to 55·8)	47·2 (24·8 to 79·2)	64·2 (33·8 to 106)	84·1 (44·3 to 138)	104 (54·9 to 170)	114 (60·2 to 186)	114 (60·2 to 186)	104 (54·9 to 170)	84·1 (44·3 to 138)	64·2 (33·8 to 106)	47·2 (24·8 to 79·2)	1,430	
Cirrhosis and other chronic liver diseases due to hepatitis B	0 (0 to 0)	0 (0 to 0)	0·1 (0 to 0·2)	0·1 (0 to 0·2)	0·1 (0 to 0·2)	0·2 (0 to 0·3)	0·3 (0 to 0·4)	0·4 (0 to 0·6)	0·6 (0 to 0·9)	0·8 (0 to 1·2)	1·2 (0·6 to 1·8)	1·6 (0·8 to 2·4)	2·2 (1·1 to 3·3)	3·2 (1·6 to 4·8)	4·3 (2·2 to 6·5)	5·7 (2·9 to 8·6)	7·1 (3·6 to 10·7)	7·7 (3·9 to 11·6)	7·7 (3·9 to 11·6)	7·1 (3·6 to 10·7)	5·7 (2·9 to 8·6)	4·3 (2·2 to 6·5)	1·6 (0·8 to 2·4)	797	
Cirrhosis and other chronic liver diseases due to hepatitis C	0 (0 to 0)	0 (0 to 0)	0·1 (0·1 to 0·2)	0·2 (0·1 to 0·3)	0·4 (0·2 to 0·6)	0·6 (0·4 to 1·1)	0·9 (0·5 to 1·6)	1·2 (0·7 to 2·1)	1·9 (1·1 to 3·2)	2·9 (1·7 to 4·8)	4·5 (2·7 to 7·3)	6·7 (4·1 to 10·7)	9·5 (5·8 to 15·1)	13·2 (8·1 to 20·8)	17·6 (10·8 to 27·5)	22·9 (14·1 to 35·4)	27·9 (17·3 to 42·8)	30·4 (18·9 to 46·3)	30·4 (18·9 to 46·3)	27·9 (17·3 to 42·8)	22·9 (14·1 to 35·4)	17·6 (10·8 to 27·5)	6·7 (4·1 to 10·7)	2,270	
Cirrhosis and other chronic liver diseases due to alcohol use	0 (0 to 0)	0 (0 to 0)	0 (0 to 0)	0 (0 to 0)	0 (0 to 0)	0 (0 to 0)	0·2 (0 to 0·3)	0·2 (0 to 0·3)	0·3 (0 to 0·5)	0·4 (0 to 0·7)	0·7 (0·3 to 1·1)	1·1 (0·5 to 1·8)	1·6 (0·8 to 2·6)	2·4 (1·2 to 3·9)	3·4 (1·7 to 5·5)	4·6 (2·3 to 7·4)	5·8 (2·9 to 9·3)	6·4 (3·2 to 10·2)	6·4 (3·2 to 10·2)	5·8 (2·9 to 9·3)	4·6 (2·3 to 7·4)	3·4 (1·7 to 5·5)	1·3 (0·7 to 2·1)	933	
Cirrhosis and other chronic liver diseases due to NAFLD	0 (0 to 0)	0 (0 to 0)	0 (0 to 0)	0 (0 to 0)	0 (0 to 0)	0 (0 to 0)	0·1 (0 to 0·1)	0·1 (0 to 0·2)	0·2 (0 to 0·3)	0·3 (0 to 0·4)	0·4 (0 to 0·7)	0·6 (0 to 1·1)	0·9 (0 to 1·5)	1·3 (0·7 to 2·2)	1·8 (1·0 to 3·1)	2·5 (1·4 to 4·3)	3·2 (1·8 to 5·4)	3·6 (2·0 to 6·1)	3·6 (2·0 to 6·1)	3·2 (1·8 to 5·4)	2·5 (1·4 to 4·3)	1·8 (1·0 to 3·1)	0·7 (0·4 to 1·2)	124	
Cirrhosis and other chronic liver diseases due to other causes	0 (0 to 0)	0·1 (0 to 0·1)	2·6 (1·6 to 4·3)	2·3 (1·2 to 4·3)	2·1 (1·1 to 3·7)	2·8 (1·5 to 5·1)	1·7 (0·9 to 3·1)	1·6 (0·8 to 2·9)	2·9 (1·5 to 5·2)	4·2 (2·1 to 7·5)	6·7 (3·4 to 11·8)	8·2 (4·2 to 14·4)	10·4 (5·3 to 18·2)	7·8 (4·0 to 13·6)	10·9 (5·6 to 18·9)	17·2 (8·9 to 29·6)	19·6 (10·2 to 33·6)	19·7 (10·2 to 33·6)	18·3 (9·5 to 31·3)	16·2 (8·4 to 27·7)	13·2 (6·8 to 22·6)	9·2 (4·8 to 15·7)	3·8 (2·0 to 6·5)	336	
Upper digestive system diseases	0 (0 to 0)	0 (0 to 0)	1·3 (0·8 to 2·1)	1·3 (0·8 to 2·1)	1·3 (0·8 to 2·1)	1·4 (0·9 to 2·2)	1·6 (1·0 to 2·4)	1·6 (1·0 to 2·4)	1·8 (1·1 to 2·7)	2·1 (1·3 to 3·2)	2·5 (1·5 to 3·8)	3·1 (1·9 to 4·7)	3·9 (2·4 to 5·9)	4·9 (3·0 to 7·4)	6·1 (3·7 to 9·2)	7·5 (4·5 to 11·3)	8·7 (5·2 to 13·1)	9·3 (5



SR Table 2a: Kilchi DALYS by cause and age group for males with 95% uncertainty intervals, 2019

Cause	Early Neonatal	Late Neonatal	Post Neonatal	1 to 4	5 to 9	10 to 14	15 to 19	20 to 24	25 to 29	30 to 34	35 to 39	40 to 44	45 to 49	50 to 54	55 to 59	60 to 64	65 to 69	70 to 74	75 to 79	80 to 84	85 to 89	90 to 94	95 plus	Total
All causes	4 (3 to 5)	3 (2 to 4)	5 (4 to 6)	1 (1 to 1)	1 (1 to 1)	1 (1 to 1)	1 (1 to 1)	1 (1 to 1)	1 (1 to 1)	1 (1 to 1)	1 (1 to 1)	1 (1 to 1)	1 (1 to 1)	1 (1 to 1)	1 (1 to 1)	1 (1 to 1)	1 (1 to 1)	1 (1 to 1)	1 (1 to 1)	1 (1 to 1)	1 (1 to 1)	1 (1 to 1)	1 (1 to 1)	116,038
	87 (74 to 101)	33 (28 to 41)	228 (206 to 256)	1,350 (1,220 to 1,500)	1,047 (947 to 1,166)	1,001 (901 to 1,103)	1,479 (1,341 to 1,642)	1,777 (1,598 to 1,974)	1,747 (1,566 to 1,945)	1,879 (1,677 to 2,104)	2,053 (1,820 to 2,312)	2,329 (2,053 to 2,633)	2,722 (2,396 to 3,074)	3,230 (2,836 to 3,650)	3,781 (3,309 to 4,273)	4,393 (3,837 to 4,966)	5,139 (4,484 to 5,809)	5,926 (5,171 to 6,693)	6,844 (5,972 to 7,730)	7,930 (6,913 to 8,955)	9,180 (8,000 to 10,369)	10,630 (9,262 to 12,005)	8,592 (7,485 to 9,707)	116,038
Communicable, maternal, neonatal, and nutritional diseases	87 (74 to 101)	33 (28 to 41)	68 (57 to 79)	81 (68 to 94)	79 (67 to 91)	70 (59 to 82)	60 (50 to 70)	58 (48 to 68)	58 (48 to 68)	69 (57 to 80)	84 (70 to 98)	96 (79 to 112)	116 (96 to 135)	132 (109 to 154)	155 (128 to 181)	195 (161 to 227)	241 (199 to 281)	291 (240 to 339)	349 (288 to 406)	423 (351 to 492)	514 (427 to 598)	644 (535 to 749)	1,284 (1,066 to 1,493)	8,092
HIV/AIDS and sexually transmitted infections	0 (0 to 0)	0 (0 to 0)	0 (0 to 1)	0 (0 to 0)	0 (0 to 0)	0 (0 to 0)	0 (0 to 0)	0 (0 to 1)	0 (0 to 1)	0 (0 to 1)	0 (0 to 1)	0 (0 to 1)	0 (0 to 1)	0 (0 to 1)	0 (0 to 1)	0 (0 to 1)	0 (0 to 1)	0 (0 to 1)	0 (0 to 1)	0 (0 to 1)	0 (0 to 1)	0 (0 to 1)	0 (0 to 1)	0 (0 to 1)	49
HIV/AIDS	0 (0 to 0)	0 (0 to 0)	0 (0 to 1)	0 (0 to 1)	0 (0 to 0)	0 (0 to 0)	0 (0 to 0)	0 (0 to 1)	0 (0 to 1)	0 (0 to 1)	0 (0 to 1)	1 (0 to 1)	1 (0 to 1)	1 (0 to 1)	1 (0 to 1)	1 (0 to 1)	1 (0 to 1)	1 (0 to 1)	1 (0 to 1)	1 (0 to 1)	1 (0 to 1)	1 (0 to 1)	1 (0 to 1)	1 (0 to 1)	37
HIV/AIDS - Drug-susceptible Tuberculosis	0 (0 to 0)	0 (0 to 0)	0 (0 to 0)	0 (0 to 0)	0 (0 to 0)	0 (0 to 0)	0 (0 to 0)	0 (0 to 0)	0 (0 to 0)	0 (0 to 0)	0 (0 to 0)	0 (0 to 0)	0 (0 to 0)	0 (0 to 0)	0 (0 to 0)	0 (0 to 0)	0 (0 to 0)	0 (0 to 0)	0 (0 to 0)	0 (0 to 0)	0 (0 to 0)	0 (0 to 0)	0 (0 to 0)	0 (0 to 0)	7
HIV/AIDS - Multidrug-resistant Tuberculosis without extensive drug resistance	0 (0 to 0)	0 (0 to 0)	0 (0 to 0)	0 (0 to 0)	0 (0 to 0)	0 (0 to 0)	0 (0 to 0)	0 (0 to 0)	0 (0 to 0)	0 (0 to 0)	0 (0 to 0)	0 (0 to 0)	0 (0 to 0)	0 (0 to 0)	0 (0 to 0)	0 (0 to 0)	0 (0 to 0)	0 (0 to 0)	0 (0 to 0)	0 (0 to 0)	0 (0 to 0)	0 (0 to 0)	0 (0 to 0)	0 (0 to 0)	0
HIV/AIDS - Extensively drug-resistant Tuberculosis	0 (0 to 0)	0 (0 to 0)	0 (0 to 0)	0 (0 to 0)	0 (0 to 0)	0 (0 to 0)	0 (0 to 0)	0 (0 to 0)	0 (0 to 0)	0 (0 to 0)	0 (0 to 0)	0 (0 to 0)	0 (0 to 0)	0 (0 to 0)	0 (0 to 0)	0 (0 to 0)	0 (0 to 0)	0 (0 to 0)	0 (0 to 0)	0 (0 to 0)	0 (0 to 0)	0 (0 to 0)	0 (0 to 0)	0 (0 to 0)	0
HIV/AIDS resulting in other diseases	0 (0 to 0)	0 (0 to 0)	0 (0 to 0)	0 (0 to 0)	0 (0 to 0)	0 (0 to 0)	0 (0 to 0)	0 (0 to 0)	0 (0 to 0)	0 (0 to 0)	0 (0 to 0)	0 (0 to 0)	0 (0 to 0)	0 (0 to 0)	0 (0 to 0)	0 (0 to 0)	0 (0 to 0)	0 (0 to 0)	0 (0 to 0)	0 (0 to 0)	0 (0 to 0)	0 (0 to 0)	0 (0 to 0)	0 (0 to 0)	0
Sexually transmitted infections excluding HIV	0 (0 to 0)	0 (0 to 0)	0 (0 to 0)	0 (0 to 0)	0 (0 to 0)	0 (0 to 0)	0 (0 to 0)	0 (0 to 0)	0 (0 to 0)	0 (0 to 0)	0 (0 to 0)	0 (0 to 0)	0 (0 to 0)	0 (0 to 0)	0 (0 to 0)	0 (0 to 0)	0 (0 to 0)	0 (0 to 0)	0 (0 to 0)	0 (0 to 0)	0 (0 to 0)	0 (0 to 0)	0 (0 to 0)	0 (0 to 0)	0
Syphilis	0 (0 to 0)	0 (0 to 0)	0 (0 to 0)	0 (0 to 0)	0 (0 to 0)	0 (0 to 0)	0 (0 to 0)	0 (0 to 0)	0 (0 to 0)	0 (0 to 0)	0 (0 to 0)	0 (0 to 0)	0 (0 to 0)	0 (0 to 0)	0 (0 to 0)	0 (0 to 0)	0 (0 to 0)	0 (0 to 0)	0 (0 to 0)	0 (0 to 0)	0 (0 to 0)	0 (0 to 0)	0 (0 to 0)	0 (0 to 0)	0
Chlamydial infection	0 (0 to 0)	0 (0 to 0)	0 (0 to 0)	0 (0 to 0)	0 (0 to 0)	0 (0 to 0)	0 (0 to 0)	0 (0 to 0)	0 (0 to 0)	0 (0 to 0)	0 (0 to 0)	0 (0 to 0)	0 (0 to 0)	0 (0 to 0)	0 (0 to 0)	0 (0 to 0)	0 (0 to 0)	0 (0 to 0)	0 (0 to 0)	0 (0 to 0)	0 (0 to 0)	0 (0 to 0)	0 (0 to 0)	0 (0 to 0)	0
Gonococcal infection	0 (0 to 0)	0 (0 to 0)	0 (0 to 0)	0 (0 to 0)	0 (0 to 0)	0 (0 to 0)	0 (0 to 0)	0 (0 to 0)	0 (0 to 0)	0 (0 to 0)	0 (0 to 0)	0 (0 to 0)	0 (0 to 0)	0 (0 to 0)	0 (0 to 0)	0 (0 to 0)	0 (0 to 0)	0 (0 to 0)	0 (0 to 0)	0 (0 to 0)	0 (0 to 0)	0 (0 to 0)	0 (0 to 0)	0 (0 to 0)	0
Trichomoniasis	0 (0 to 0)	0 (0 to 0)	0 (0 to 0)	0 (0 to 0)	0 (0 to 0)	0 (0 to 0)	0 (0 to 0)	0 (0 to 0)	0 (0 to 0)	0 (0 to 0)	0 (0 to 0)	0 (0 to 0)	0 (0 to 0)	0 (0 to 0)	0 (0 to 0)	0 (0 to 0)	0 (0 to 0)	0 (0 to 0)	0 (0 to 0)	0 (0 to 0)	0 (0 to 0)	0 (0 to 0)	0 (0 to 0)	0 (0 to 0)	0
Genital herpes	0 (0 to 0)	0 (0 to 0)	0 (0 to 0)	0 (0 to 0)	0 (0 to 0)	0 (0 to 0)	0 (0 to 1)	0 (0 to 0)	0 (0 to 0)	0 (0 to 0)	0 (0 to 0)	0 (0 to 0)	0 (0 to 0)	0 (0 to 0)	0 (0 to 0)	0 (0 to 0)	0 (0 to 0)	0 (0 to 0)	0 (0 to 0)	0 (0 to 0)	0 (0 to 0)	0 (0 to 0)	0 (0 to 0)	0 (0 to 0)	0
Other sexually transmitted infections	0 (0 to 0)	0 (0 to 0)	0 (0 to 0)	0 (0 to 0)	0 (0 to 0)	0 (0 to 0)	0 (0 to 0)	0 (0 to 0)	0 (0 to 0)	0 (0 to 0)	0 (0 to 0)	0 (0 to 0)	0 (0 to 0)	0 (0 to 0)	0 (0 to 0)	0 (0 to 0)	0 (0 to 0)	0 (0 to 0)	0 (0 to 0)	0 (0 to 0)	0 (0 to 0)	0 (0 to 0)	0 (0 to 0)	0 (0 to 0)	0
Respiratory infections and tuberculosis	3 (2 to 4)	2 (1 to 3)	17 (14 to 20)	29 (23 to 36)	7 (5 to 9)	5 (4 to 6)	6 (5 to 8)	7 (5 to 9)	8 (6 to 10)	9 (7 to 11)	11 (9 to 13)	13 (10 to 16)	16 (13 to 20)	20 (16 to 25)	25 (20 to 31)	34 (27 to 42)	46 (36 to 57)	59 (47 to 73)	73 (58 to 91)	94 (75 to 117)	122 (97 to 151)	166 (132 to 205)	230 (183 to 284)	1,000
Tuberculosis	0 (0 to 0)	0 (0 to 0)	0 (0 to 1)	0 (0 to 0)	0 (0 to 0)	0 (0 to 0)	0 (0 to 0)	0 (0 to 0)	0 (0 to 0)	0 (0 to 0)	0 (0 to 0)	0 (0 to 0)	0 (0 to 0)	0 (0 to 0)	0 (0 to 0)	0 (0 to 0)	0 (0 to 0)	0 (0 to 0)	0 (0 to 0)	0 (0 to 0)	0 (0 to 0)	0 (0 to 0)	0 (0 to 0)	0 (0 to 0)	0
Latent tuberculosis infection	0 (0 to 0)	0 (0 to 0)	0 (0 to 0)	0 (0 to 0)	0 (0 to 0)	0 (0 to 0)	0 (0 to 0)	0 (0 to 0)	0 (0 to 0)	0 (0 to 0)	0 (0 to 0)	0 (0 to 0)	0 (0 to 0)	0 (0 to 0)	0 (0 to 0)	0 (0 to 0)	0 (0 to 0)	0 (0 to 0)	0 (0 to 0)	0 (0 to 0)	0 (0 to 0)	0 (0 to 0)	0 (0 to 0)	0 (0 to 0)	0
Drug-susceptible tuberculosis	0 (0 to 0)	0 (0 to 0)	0 (0 to 1)	0 (0 to 0)	0 (0 to 0)	0 (0 to 0)	0 (0 to 0)	0 (0 to 0)	0 (0 to 0)	0 (0 to 0)	0 (0 to 0)	0 (0 to 0)	0 (0 to 0)	0 (0 to 0)	0 (0 to 0)	0 (0 to 0)	0 (0 to 0)	0 (0 to 0)	0 (0 to 0)	0 (0 to 0)	0 (0 to 0)	0 (0 to 0)	0 (0 to 0)	0 (0 to 0)	0
Multidrug-resistant tuberculosis without extensive drug resistance	0 (0 to 0)	0 (0 to 0)	0 (0 to 0)	0 (0 to 0)	0 (0 to 0)	0 (0 to 0)	0 (0 to 0)	0 (0 to 0)	0 (0 to 0)	0 (0 to 0)	0 (0 to 0)	0 (0 to 0)	0 (0 to 0)	0 (0 to 0)	0 (0 to 0)	0 (0 to 0)	0 (0 to 0)	0 (0 to 0)	0 (0 to 0)	0 (0 to 0)	0 (0 to 0)	0 (0 to 0)	0 (0 to 0)	0 (0 to 0)	0
Extensively drug-resistant tuberculosis	0 (0 to 0)	0 (0 to 0)	0 (0 to 0)	0 (0 to 0)	0 (0 to 0)	0 (0 to 0)	0 (0 to 0)	0 (0 to 0)	0 (0 to 0)	0 (0 to 0)	0 (0 to 0)	0 (0 to 0)	0 (0 to 0)	0 (0 to 0)	0 (0 to 0)	0 (0 to 0)	0 (0 to 0)	0 (0 to 0)	0 (0 to 0)	0 (0 to 0)	0 (0 to 0)	0 (0 to 0)	0 (0 to 0)	0 (0 to 0)	0
Lower respiratory infections	1 (1 to 1)	2 (1 to 3)	13 (11 to 17)	6 (4 to 7)	1 (1 to 1)	1 (1 to 1)	1 (1 to 1)	1 (1 to 1)	1 (1 to 1)	1 (1 to 1)	1 (1 to 1)	1 (1 to 1)	1 (1 to 1)	1 (1 to 1)	1 (1 to 1)	1 (1 to 1)	1 (1 to 1)	1 (1 to 1)	1 (1 to 1)	1 (1 to 1)	1 (1 to 1)	1 (1 to 1)	1 (1 to 1)	1,360
Upper respiratory infections	0 (0 to 0)	0 (0 to 0)	0 (0 to 0)	0 (0 to 0)	0 (0 to 0)	0 (0 to 0)	0 (0 to 0)	0 (0 to 0)	0 (0 to 0)	0 (0 to 0)	0 (0 to 0)	0 (0 to 0)	0 (0 to 0)	0 (0 to 0)	0 (0 to 0)	0 (0 to 0)	0 (0 to 0)	0 (0 to 0)	0 (0 to 0)	0 (0 to 0)	0 (0 to 0)	0 (0 to 0)	0 (0 to 0)	0 (0 to 0)	0
Otitis media	0 (0 to 0)	0 (0 to 0)	3 (2 to 4)	4 (2 to 6)	2 (1 to 3)	2 (1 to 3)	3 (2 to 4)	3 (2 to 4)	3 (2 to 4)	3 (2 to 4)	3 (2 to 4)	3 (2 to 4)	3 (2 to 4)	3 (2 to 4)	3 (2 to 4)	3 (2 to 4)	3 (2 to 4)	3 (2 to 4)	2 (1 to 3)	2 (1 to 3)	2 (1 to 3)	2 (1 to 3)	1 (1 to 2)	58,7
Enteric infections	1 (1 to 2)	0 (0 to 0)	4 (3 to 6)	4 (3 to 6)	1 (1 to 2)	0 (0 to 1)	0 (0 to 1)	0 (0 to 1)	0 (0 to 1)	0 (0 to 1)	0 (0 to 1)	0 (0 to 1)	0 (0 to 1)	0 (0 to 1)	0 (0 to 1)	0 (0 to 1)	0 (0 to 1)	0 (0 to 1)	0 (0 to 1)	0 (0 to 1)	0 (0 to 1)	0 (0 to 1)	0 (0 to 1)	0 (0 to 1)	0
Typhoid and paratyphoid	0 (0 to 0)	0 (0 to 0)	0 (0 to 0)	0 (0 to 0)	0 (0 to 0)	0 (0 to 0)	0 (0 to 0)	0 (0 to 0)	0 (0 to 0)	0 (0 to 0)	0 (0 to 0)	0 (0 to 0)	0 (0 to 0)	0 (0 to 0)	0 (0 to 0)	0 (0 to 0)	0 (0 to 0)	0 (0 to 0)	0 (0 to 0)	0 (0 to 0)	0 (0 to 0)	0 (0 to 0)	0 (0 to 0)	0 (0 to 0)	0
Typhoid fever	0 (0 to 0)	0 (0 to 0)	0 (0 to 0)	0 (0 to 0)	0 (0 to 0)	0 (0 to 0)	0 (0 to 0)	0 (0 to 0)	0 (0 to 0)	0 (0 to 0)	0 (0 to 0)	0 (0 to 0)	0 (0 to 0)	0 (0 to 0)	0 (0 to 0)	0 (0 to 0)	0 (0 to 0)	0 (0 to 0)	0 (0 to 0)	0 (0 to 0)	0 (0 to 0)	0 (0 to 0)	0 (0 to 0)	0 (0 to 0)	0
Paratyphoid fever	0 (0 to 0)	0 (0 to 0)	0 (0 to 0)	0 (0 to 0)	0 (0 to 0)	0 (0 to 0)	0 (0 to 0)	0 (0 to 0)	0 (0 to 0)	0 (0 to 0)	0 (0 to 0)	0 (0 to 0)	0 (0 to 0)	0 (0 to 0)	0 (0 to 0)	0 (0 to 0)	0 (0 to 0)	0 (0 to 0)	0 (0 to 0)	0 (0 to 0)	0 (0 to 0)	0 (0 to 0)	0 (0 to 0)	0 (0 to 0)	0
Invasive Non-typhoidal Salmonella (iNTS)	0 (0 to 0)	0 (0 to 0)	0 (0 to 0)	0 (0 to 0)	0 (0 to 0)	0 (0 to 0)	0 (0 to 0)	0 (0 to 0)	0 (0 to 0)	0 (0 to 0)	0 (0 to 0)	0 (0 to 0)	0 (0 to 0)	0 (0 to 0)	0 (0 to 0)	0 (0 to 0)	0 (0 to 0)	0 (0 to 0)	0 (0 to 0)	0 (0 to 0)	0 (0 to 0)	0 (0 to 0)	0 (0 to 0)	0 (0 to 0)	0
Other intestinal infectious diseases	0 (0 to 0)	0 (0 to 0)	0 (0 to 1)	0 (0 to 1)	0 (0 to 0)	0 (0 to 0)	0 (0 to 0)	0 (0 to 0)	0 (0 to 0)	0 (0 to 1)	0 (0 to 1)	0 (0 to 1)	0 (0 to 1)	0 (0 to 1)	0 (0 to 1)	0 (0 to 1)	0 (0 to 1)	0 (0 to 1)	0 (0 to 1)	0 (0 to 1)	0 (0 to 1)	0 (0 to 1)	0 (0 to 1)	0 (0 to 1)	0
Neglected tropical diseases and malaria	0 (0 to 0)	0 (0 to 0)	0 (0 to 1)	0 (0 to 1)	0 (0 to 0)	0 (0 to 0)	0 (0 to 0)	0 (0 to 0)	0 (0 to 0)	0 (0 to 0)	0 (0 to 0)	0 (0 to 0)	0 (0 to 0)	0 (0 to 0)	0 (0 to 0)	0 (0 to 0)	0 (0 to 0)	0 (0 to 0)	0 (0 to 0)	0 (0 to 0)	0 (0 to 0)	0 (0 to 0)	0 (0 to 0)	0 (0 to 0)	0
Malaria	0 (0 to 0)	0 (0 to 0)	0 (0 to 0)	0 (0 to 0)	0 (0 to 0)	0 (0 to 0)	0 (0 to 0)	0 (0 to 0)	0 (0 to 0)	0 (0 to 0)	0 (0 to 0)	0 (0 to 0)	0 (0 to 0)	0 (0 to 0)	0 (0 to 0)	0 (0 to 0)	0 (0 to 0)	0 (0 to 0)	0 (0 to 0)	0 (0 to 0)	0 (0 to 0)	0 (0 to 0)	0 (0 to 0)	0 (0 to 0)	0
Chagas disease	0 (0 to 0)	0 (0 to 0)	0 (0 to 0)	0 (0 to 0)	0 (0 to 0)	0 (0 to 0)	0 (0 to 0)	0 (0 to 0)	0 (0 to 0)	0 (0 to 0)	0 (0 to 0)	0 (0 to 0)	0 (0 to 0)	0 (0 to 0)	0 (0 to 0)	0 (0 to 0)	0 (0 to 0)	0 (0 to 0)	0 (0 to 0)	0 (0 to 0)	0 (0 to 0)	0 (0 to 0)	0 (0 to 0)	0 (0 to 0)	0
Leishmaniasis	0 (0 to 0)	0 (0 to 0)	0 (0 to 0)	0 (0 to 0)	0 (0 to 0)	0 (0 to 0)	0 (0 to 0)	0 (0 to 0)	0 (0 to 0)	0 (0 to 0)	0 (0 to 0)	0 (0 to 0)	0 (0 to 0)	0 (0 to 0)	0 (0 to 0)	0 (0 to 0)	0 (0 to 0)	0 (0 to 0)	0 (0 to 0)	0 (0 to 0)	0 (0 to 0)	0 (0 to 0)	0 (0 to 0)	0 (0 to 0)	0
Visceral leishmaniasis	0 (0 to 0)	0 (0 to 0)	0 (0 to 0)	0 (0 to 0)	0 (0 to 0)	0 (0 to 0)	0 (0 to 0)	0 (0 to 0)	0 (0 to 0)	0 (0 to 0)	0 (0 to 0)	0 (0 to 0)	0 (0 to 0)	0 (0 to 0)	0 (0 to 0)	0 (0 to 0)	0 (0 to 0)	0 (0 to 0)	0 (0 to 0)	0 (0 to 0)	0 (0 to 0)	0 (0 to 0)	0 (0 to 0)	0 (0 to 0)	0
Cutaneous and mucocutaneous leishmaniasis	0 (0 to 0)	0 (0 to 0)	0 (0 to 0)	0 (0 to 0)	0 (0 to 0)	0 (0 to 0)	0 (0 to 0)	0 (0 to 0)	0 (0 to 0)	0 (0 to 0)	0 (0 to 0)	0 (0 to 0)	0 (0 to 0)	0 (0 to 0)	0 (0 to 0)	0 (0 to 0)	0 (0 to 0)	0 (0 to 0)	0 (0 to 0)	0 (0 to 0)	0 (0 to 0)	0 (0 to 0)	0 (0 to 0)	0 (0 to 0)	0
African trypanosomiasis	0 (0 to 0)	0 (0 to 0)	0 (0 to 0)	0 (0 to 0)	0 (0 to 0)	0 (0 to 0)	0 (0 to 0)	0 (0 to 0)	0 (0 to 0)	0 (0 to 0)	0 (0 to 0)	0 (0 to 0)	0 (0 to 0)	0 (0 to 0)	0 (0 to 0)	0 (0 to 0)	0 (0 to 0)	0 (0 to 0)	0 (0 to 0)	0 (0 to 0)	0 (0 to 0)	0 (0 to 0)	0 (0 to 0)	0 (0 to 0)	0
Schistosomiasis	0 (0 to 0)	0 (0 to 0)	0 (0 to 0)	0 (0 to 0)	0 (0 to 0)	0 (0 to 0)	0 (0 to 0)	0 (0 to 0)	0 (0 to 0)	0 (0 to 0)	0 (0 to 0)	0 (0 to 0)	0 (0 to 0)	0 (0 to 0)	0 (0 to 0)	0 (0 to 0)	0 (0 to 0)	0 (0 to 0)	0 (0 to 0)	0 (0 to 0)	0 (0 to 0)	0 (0 to 0)	0 (0 to 0)	0 (0 to 0)	0
Cysticercosis	0 (0 to 0)	0 (0 to 0)	0 (0 to 0)	0 (0 to 0)	0 (0 to 0)	0 (0 to 0)	0 (0 to 0)	0 (0 to 0)	0 (0 to 0)	0 (0 to 0)	0 (0 to 0)	0 (0 to 0)	0 (0 to 0)	0 (0 to 0)	0 (0 to 0)	0 (0 to 0)	0 (0 to 0)	0 (0 to 0)	0 (0 to 0)	0 (0 to 0)	0 (0 to 0)	0 (0 to 0)	0 (0 to 0)	0 (0 to 0)	0
Cystic echinococcosis	0 (0 to 0)	0 (0 to 0)	0 (0 to 0)	0 (0 to 0)	0 (0 to 0)	0 (0 to 0)	0 (0 to 0)	0 (0 to 0)	0 (0 to 0)	0 (0 to 0)	0 (0 to 0)	0 (0 to 0)	0 (0 to 0)	0 (0 to 0)	0 (0 to 0)	0 (0 to 0)	0 (0 to 0)	0 (0 to 0)	0 (0 to 0)	0 (0 to 0)	0 (0 to 0)	0 (0 to 0)	0 (0 to 0)	0 (0 to 0)	0
Lymphatic filariasis	0 (0 to 0)	0 (0 to 0)	0 (0 to 0)	0 (0 to 0)	0 (0 to 0)	0 (0 to 0)	0 (0 to 0)	0 (0 to 0)	0 (0 to 0)	0 (0 to 0)	0 (0 to 0)	0 (0 to 0)	0 (0 to 0)	0 (0 to 0)	0 (0 to 0)	0 (0 to 0)	0 (0 to 0)	0 (0 to 0)	0 (0 to 0)	0 (0 to 0)	0 (0 to 0)	0 (0 to 0)	0 (0 to 0)	0 (0 to 0)	0
Onchocerciasis	0 (0 to 0)	0 (0 to 0)	0 (0 to 0)	0 (0 to 0)	0 (0 to 0)	0 (0 to 0)	0 (0 to 0)	0 (0 to 0)	0 (0 to 0)	0 (0 to 0)	0 (0 to 0)	0 (0 to 0)	0 (0 to 0)	0 (0 to 0)	0 (0 to 0)	0 (0 to 0)	0 (0 to 0)	0 (0 to 0)	0 (0 to 0)	0 (0 to 0)	0 (0 to 0)	0 (0 to 0)	0 (0 to 0)	0 (0 to 0)	0
Trachoma	0 (0 to 0)	0 (0 to 0)	0 (0 to 0)	0 (0 to 0)	0 (0 to 0)	0 (0 to 0)	0 (0 to 0)	0 (0 to 0)	0 (0 to 0)	0 (0 to 0)	0 (0 to 0)	0 (0 to 0)	0 (0 to 0)	0 (0 to 0)	0 (0 to 0)	0 (0 to 0)	0 (0 to 0)	0 (0 to 0)	0 (0 to 0)	0 (0 to 0)	0 (0 to 0)	0 (0 to 0)	0 (0 to 0)	0 (0 to 0)	0
Dengue	0 (0 to 0)	0 (0 to 0)	0 (0 to 0)	0 (0 to 0)	0 (0 to 0)	0 (0 to 0)	0 (0 to 0)	0 (0 to 0)	0 (0 to 0)	0 (0 to 0)	0 (0 to 0)	0 (0 to 0)	0 (0 to 0)	0 (0 to 0)	0 (0 to 0)	0 (0 to 0)	0 (0 to 0)	0 (0 to 0)	0 (0 to 0)	0 (0 to 0)	0 (0 to 0)	0 (0 to 0)	0 (0 to 0)	0 (0 to 0)	0
Yellow fever	0 (0 to 0)	0 (0 to 0)	0 (0 to 0)	0 (0 to 0)	0 (0 to 0)	0 (0 to 0)	0 (0 to 0)	0 (0 to 0)	0 (0 to 0)	0 (0 to 0)	0 (0 to 0)	0 (0 to 0)	0 (0 to 0)	0 (0 to 0)	0 (0 to 0)	0 (0 to 0)	0 (0 to 0)	0 (0 to 0)	0 (0 to 0)	0 (0 to 0)	0 (0 to 0)	0 (0 to 0)	0 (0 to 0)	0 (0 to 0)	0
Rabies	0 (0 to 0)	0 (0 to 0)	0 (0 to 0)	0 (0 to 0)	0 (0 to 0)	0 (0 to 0)	0 (0 to 0)	0 (0 to 0)	0 (0 to 0)	0 (0 to 0)	0 (0 to 0)	0 (0 to 0)	0 (0 to 0)	0 (0 to 0)	0 (0 to 0)	0 (0 to 0)	0 (0 to 0)	0 (0 to 0)	0 (0 to 0)	0 (0 to 0)	0 (0 to 0)	0 (0 to 0)	0 (0 to 0)	0 (0 to 0)	0
Intestinal nematode infections	0 (0 to 0)	0 (0 to 0)	0 (0 to 0)	0 (0 to 0)	0 (0 to 0)	0 (0 to 0)	0 (0 to 0)	0 (0 to 0)	0 (0 to 0)	0 (0 to 0)	0 (0 to 0)	0 (0 to 0)	0 (0 to 0)	0 (0 to 0)	0 (0 to 0)	0 (0 to 0)	0 (0 to 0)	0 (0 to 0)	0 (0 to 0)	0 (0 to 0)	0 (0 to 0)	0 (0 to 0)	0 (0 to 0)	0 (0 to 0)	0
Ascariasis	0 (0 to 0)	0 (0 to 0)	0 (0 to 0)	0 (0 to 0)	0 (0 to 0)	0 (0 to 0)	0 (0 to 0)	0 (0 to 0)	0 (0 to 0)	0 (0 to 0)	0 (0 to 0)	0 (0 to 0)	0 (0 to 0)	0 (0 to 0)	0 (0 to 0)	0 (0 to 0)	0 (0 to 0)	0 (0 to 0)	0 (0 to 0)	0 (0 to 0)	0 (0 to 0)	0 (0 to 0)	0 (0 to 0)	0 (0 to 0)	0
Trichuriasis	0 (0 to 0)	0 (0 to 0)	0 (0 to 0)	0 (0 to 0)	0 (0 to 0)	0 (0 to 0)	0 (0 to 0)	0 (0 to 0)	0 (0 to 0)	0 (0 to 0)	0 (0 to 0)	0 (0 to 0)	0 (0 to 0)	0 (0 to 0)	0 (0 to 0)	0 (0 to 0)	0 (0 to 0)	0 (0 to 0)	0 (0 to 0)	0 (0 to 0)	0 (0 to 0)	0 (0 to 0)	0 (0 to 0)	0 (0 to 0)	0
Hookworm disease	0 (0 to 0)	0 (0 to 0)	0 (0 to 0)	0 (0 to 0)	0 (0 to 0)	0 (0 to 0)	0 (0 to 0)	0 (0 to 0)	0 (0 to 0)	0 (0 to 0)	0 (0 to 0)	0 (0 to 0)	0 (0 to 0)	0 (0 to 0)	0 (0 to 0)	0 (0 to 0)	0 (0 to 0)	0 (0 to 0)	0 (0 to 0)	0 (0 to 0)	0 (0 to 0)	0 (0 to 0)	0 (0 to 0)	0 (0 to 0)	0
Food-borne trematodiases	0 (0 to 0)	0 (0 to 0)	0 (0 to 0)	0 (0 to 0)	0 (0 to 0)	0 (0 to 0)	0 (0 to 0)	0 (0 to 0)	0 (0 to 0)	0 (0 to 0)	0 (0 to 0)	0 (0 to 0)	0 (0 to 0)	0 (0 to 0)	0 (0 to 0)	0 (0 to 0)	0 (0 to 0)	0 (0 to 0)	0 (0 to 0)	0 (0 to 0)	0 (0 to 0)	0 (0 to 0)	0 (0 to 0)	0 (0 to 0)	0
Leprosy	0 (0 to 0)	0 (0 to 0)	0 (0 to 0)	0 (0 to 0)	0 (0 to 0)	0 (0 to 0)	0 (0 to 0)	0 (0 to 0)	0 (0 to 0)	0 (0 to 0)	0 (0 to 0)	0 (0 to 0)	0 (0 to 0)	0 (0 to 0)	0 (0 to 0)	0 (0 to 0)	0 (0 to 0)	0 (0 to 0)	0 (0 to 0)	0 (0 to 0)	0 (0 to 0)	0 (0 to 0)	0 (0 to 0)	0 (0 to 0)	0
Ebola	0 (0 to 0)	0 (0 to 0)	0 (0 to 0)	0 (0 to 0)	0 (0 to 0)	0 (0 to 0)	0 (0 to 0)	0 (0 to 0)	0 (0 to 0)	0 (0 to 0)	0 (0 to 0)	0 (0 to 0)	0 (0 to 0)	0 (0 to 0)	0 (0 to 0)	0 (0 to 0)	0 (0 to 0)	0 (0 to 0)	0 (0 to 0)	0 (0 to 0)	0 (0 to 0)	0 (0 to 0)	0 (0 to 0)	0 (0 to 0)	0
Zika virus	0 (0 to 0)	0 (0 to 0)	0 (0 to 0)	0 (0 to 0)	0 (0 to 0)	0 (0 to 0)	0 (0 to 0)	0 (0 to 0)	0 (0 to 0)	0 (0 to 0)	0 (0 to 0)	0 (0 to 0)	0 (0 to 0)	0 (0 to 0)	0 (0 to 0)	0 (0 to 0)	0 (0 to 0)	0 (0 to 0)	0 (0 to 0)	0 (0 to 0)	0 (0 to 0)	0 (0 to 0)	0 (0 to 0)	0 (0 to 0)	0
Guinea worm disease	0 (0 to 0)	0 (0 to 0)	0 (0 to 0)	0 (0 to 0)	0 (0 to 0)	0 (0 to 0)	0 (0 to 0)	0 (0 to 0)	0 (0 to 0)	0 (0 to 0)	0 (0 to 0)	0 (0 to 0)	0 (0

Other neoplasms	0·2 (0·1 to 0·3)	0·2 (0·1 to 0·4)	0·6 (0·3 to 1·1)	0·6 (0·4 to 1·1)	0·7 (0·4 to 1·1)	0·7 (0·4 to 1·1)	1·1 (0·6 to 1·6)	0·8 (0·4 to 1·2)	1·0 (0·6 to 1·5)	1·3 (0·7 to 1·9)	1·9 (1·0 to 2·7)	3·4 (2·0 to 4·9)	4·3 (2·6 to 6·3)	7 (4 to 10·2)	13 (7·5 to 19·3)	26·7 (15·9 to 37·4)	43·7 (29·7 to 59·4)	60 (39·3 to 82·2)	64·5 (39·4 to 89·2)	58·1 (35·8 to 85·4)	39 (21·4 to 59·4)	17·8 (9·6 to 27·1)	4·6 (2·5 to 7·2)	351
Mesothelioma; meteorologiterative, and other hemangiosarcoma	0·2 (0·1 to 0·3)	0·2 (0·1 to 0·4)	0·6 (0·3 to 1·1)	0·6 (0·4 to 1·1)	0·7 (0·4 to 1·1)	0·7 (0·4 to 1·1)	1·1 (0·6 to 1·6)	0·8 (0·4 to 1·2)	1·0 (0·6 to 1·5)	1·3 (0·7 to 1·9)	1·9 (1·0 to 2·7)	3·4 (2·0 to 4·9)	4·3 (2·6 to 6·3)	7 (4 to 10·2)	13 (7·5 to 19·3)	26·7 (15·9 to 37·4)	43·7 (29·7 to 59·4)	60 (39·3 to 82·2)	64·5 (39·4 to 89·2)	58·1 (35·8 to 85·4)	39 (21·4 to 59·4)	17·8 (9·6 to 27·1)	4·6 (2·5 to 7·2)	351
Benign and in situ intestinal neoplasms	0·0 (0·0 to 0·0)	0·0 (0·0 to 0·0)	0·0 (0·0 to 0·0)



SR Table 2a. Fukuoka DALYS by cause and age group for males with 95% uncertainty intervals, 2019

Cause	Early Neonatal	Late Neonatal	Post-Neonatal	1 to 4	5 to 9	10 to 14	15 to 19	20 to 24	25 to 29	30 to 34	35 to 39	40 to 44	45 to 49	50 to 54	55 to 59	60 to 64	65 to 69	70 to 74	75 to 79	80 to 84	85 to 89	90 to 94	95 plus	Total
All causes	1,070 (1,050 to 1,090)	286 (263 to 307)	2,070 (1,940 to 2,200)	3,988 (3,556 to 4,400)	2,770 (2,470 to 3,070)	3,220 (2,870 to 3,570)	11,900 (7,270 to 15,900)	22,900 (9,080 to 33,500)	32,100 (16,100 to 45,900)	35,100 (19,200 to 49,300)	29,400 (16,700 to 40,700)	27,900 (15,300 to 39,100)	29,900 (16,700 to 40,700)	36,900 (21,100 to 50,300)	43,900 (27,200 to 57,200)	49,900 (34,000 to 64,000)	49,900 (33,700 to 64,400)	56,000 (41,900 to 67,200)	66,700 (51,200 to 81,400)	67,000 (51,800 to 82,100)	57,000 (41,800 to 72,000)	27,000 (20,000 to 33,100)	6,760 (5,070 to 8,600)	702,000
Communicable, maternal, neonatal, and nutritional diseases	722 (533 to 969)	172 (106 to 249)	511 (382 to 669)	747 (565 to 1,000)	508 (422 to 1,000)	564 (382 to 878)	1,000 (592 to 1,700)	1,100 (525 to 1,900)	1,100 (525 to 1,900)	970 (423 to 1,700)	717 (321 to 1,400)	699 (324 to 1,300)	1,100 (477 to 1,900)	1,100 (509 to 1,900)	1,400 (729 to 2,300)	2,100 (1,100 to 3,300)	2,400 (1,200 to 3,800)	3,200 (1,600 to 4,900)	4,200 (2,200 to 6,300)	4,600 (2,500 to 6,700)	4,600 (2,500 to 6,700)	3,700 (2,000 to 5,400)	1,470 (800 to 2,300)	47,000
HIV/AIDS and sexually transmitted infections	0 (0 to 0)	0 (0 to 0)	4.1 (0.6 to 7.7)	8 (0.1 to 15.4)	2.6 (0.4 to 5.2)	2.1 (1.6 to 2.6)	4.7 (3.3 to 6.1)	7.9 (5.5 to 12.2)	11.9 (8 to 17.3)	16.4 (11.3 to 24.2)	22.5 (15.7 to 32.1)	29.5 (21.3 to 41.2)	39.7 (29.4 to 53.6)	53.2 (39.5 to 70.4)	69.3 (51.7 to 90.5)	86.9 (65.1 to 113.2)	93 (70.1 to 120.1)	91 (68.9 to 118)	89 (67.5 to 116)	84 (63.4 to 110)	61 (46.1 to 80.1)	27 (20.4 to 35.5)	6.6 (5 to 8.7)	338
HIV/AIDS	0 (0 to 0)	0 (0 to 0)	4 (0.7 to 7.7)	8 (0.1 to 15.4)	2.5 (0.3 to 5.1)	1.9 (1.2 to 2.6)	2.6 (2 to 3.1)	4.2 (2.7 to 7)	7.1 (4.6 to 12.1)	10 (6.5 to 17.1)	15 (9.5 to 25.6)	21.1 (13.3 to 34.5)	31.4 (19.7 to 50.1)	44.6 (27.9 to 69.5)	59.4 (37.5 to 90.5)	74.7 (47.3 to 113.2)	80.6 (51.1 to 120.1)	79.2 (50.1 to 118)	77.5 (49.1 to 116)	73.4 (46.1 to 110)	53.1 (33.4 to 80.1)	23.7 (14.9 to 35.5)	5.7 (3.6 to 8.7)	287
HIV/AIDS - Drug-susceptible Tuberculosis	0 (0 to 0)	0 (0 to 0)	0.1 (1.1 to 2.6)	0.1 (0.1 to 0.1)	0.1 (0.4 to 1.1)	0.1 (0.1 to 0.1)	0.1 (0.1 to 0.1)	0.1 (0.1 to 0.1)	0.1 (0.1 to 0.1)	0.1 (0.1 to 0.1)	0.1 (0.1 to 0.1)	0.1 (0.1 to 0.1)	0.1 (0.1 to 0.1)	0.1 (0.1 to 0.1)	0.1 (0.1 to 0.1)	0.1 (0.1 to 0.1)	0.1 (0.1 to 0.1)	0.1 (0.1 to 0.1)	0.1 (0.1 to 0.1)	0.1 (0.1 to 0.1)	0.1 (0.1 to 0.1)	0.1 (0.1 to 0.1)	0.1 (0.1 to 0.1)	0.1 (0.1 to 0.1)	693
HIV/AIDS - Multidrug-resistant Tuberculosis without extensive	0 (0 to 0)	0 (0 to 0)	0 (0 to 0.2)	0 (0 to 0.2)	0 (0 to 0.1)	0 (0 to 0.1)	0 (0 to 0.1)	0 (0 to 0.1)	0 (0 to 0.2)	0 (0 to 0.2)	0 (0 to 0.2)	0 (0 to 0.2)	0 (0 to 0.2)	0 (0 to 0.2)	0 (0 to 0.2)	0 (0 to 0.2)	0 (0 to 0.1)	0 (0 to 0.1)	0 (0 to 0.1)	0 (0 to 0.1)	0 (0 to 0.1)	0 (0 to 0.1)	0 (0 to 0.1)	0 (0 to 0.1)	1
HIV/AIDS - Extensively drug-resistant Tuberculosis	0 (0 to 0)	0 (0 to 0)	0 (0 to 0.1)	0 (0 to 0.1)	0 (0 to 0.1)	0 (0 to 0.1)	0 (0 to 0.1)	0 (0 to 0.1)	0 (0 to 0.1)	0 (0 to 0.1



Benign prostatic hyperplasia	0 (0 to 0)	0 (0 to 0)	0 (0 to 0)	0 (0 to 0)	0 (0 to 0)	0 (0 to 0)	0 (0 to 0)	0 (0 to 0)	0 (0 to 0)	0 (0 to 0)	0 (0 to 0)	0 (0 to 0)	0 (0 to 0)	0 (0.0 to 1.3)	0 (0 to 0)	4.0 (0 to 11.9)	18.0 (7.0 to 32.0)	67 (31.0 to 119)	152 (77.0 to 264)	283 (159 to 456)	323 (178 to 526)	231 (126 to 382)	122 (69.0 to 202)	53 (28.0 to 89.0)	19.7 (9.0 to 39.2)	3.2 (1.7 to 6.2)	1,270
Male infertility	0 (0 to 0)	0 (0 to 0)	0 (0 to 0)	0 (0 to 0)	0 (0 to 0)	0 (0 to 0)	0 (0 to 0)	0 (0 to 0)	0 (0 to 0)	0 (0 to 0)	0 (0 to 0)	0 (0 to 0)	0 (0 to 0)	0 (0 to 0)	0 (0 to 0)	0 (0 to 0)	0 (0 to 0)	0 (0 to 0)	0 (0 to 0)	0 (0 to 0)	0 (0 to 0)	0 (0 to 0)	0 (0 to 0)	0 (0 to 0)	0 (0 to 0)	0 (0 to 0)	140
Other urinary diseases	0.6 (0.1 to 0.9)	0.6 (0.1 to 0.9)	0.8 (0.4 to 1.5)	0.8 (0.4 to 1.5)	3.6 (2.0 to 5.3)	2 (1.0 to 3.3)	1.9 (1.1 to 2.8)	3.1 (1.5 to 5)	1.4 (1 to 2)	2 (1.0 to 2.9)	3.9 (1.7 to 7)	6.1 (2.5 to 9.2)	7.3 (2.9 to 12.4)	11.4 (5.0 to 19.2)	8.7 (4.0 to 13.8)	9.9 (5.0 to 16)	19.4 (9.0 to 32.0)	19.6 (9.2 to 29.3)	16.3 (8.0 to 27.6)	16.5 (8.1 to 28.7)	19.4 (9.0 to 35.2)	19.5 (7.0 to 37.6)	19.2 (6.0 to 37.1)	3.6 (1.0 to 7.6)	170
Gynecological diseases	0 (0 to 0)	0 (0 to 0)	0 (0 to 0)	0 (0 to 0)	0 (0 to 0)	0 (0 to 0)	0 (0 to 0)	0 (0 to 0)	0 (0 to 0)	0 (0 to 0)	0 (0 to 0)	0 (0 to 0)	0 (0 to 0)	0 (0 to 0)	0 (0 to 0)	0 (0 to 0)	0 (0 to 0)	0 (0 to 0)	0 (0 to 0)	0 (0 to 0)	0 (0 to 0)	0 (0 to 0)	0 (0 to 0)	0 (0 to 0)	0 (0 to 0)	0 (0 to 0)	0
Uterine fibroids	0 (0 to 0)	0 (0 to 0)	0 (0 to 0)	0 (0 to 0)	0 (0 to 0)	0 (0 to 0)	0 (0 to 0)	0 (0 to 0)	0 (0 to 0)	0 (0 to 0)	0 (0 to 0)	0 (0 to 0)	0 (0 to 0)	0 (0 to 0)	0 (0 to 0)	0 (0 to 0)	0 (0 to 0)	0 (0 to 0)	0 (0 to 0)	0 (0 to 0)	0 (0 to 0)	0 (0 to 0)	0 (0 to 0)	0 (0 to 0)	0 (0 to 0)	0 (0 to 0)	0
Polycystic ovarian syndrome	–	–	–	–	–	–	–	–	–	–	–	–	–	–	–	–	–	–	–	–	–	–	–	–	–	–	NA
Female infertility	–	–	–	–	–	–	–	–	–	–	–	–	–	–	–	–	–	–	–	–	–	–	–	–	–	–	NA
Endometriosis	–	–	–	–	–	–	–	–	–	–	–	–	–	–	–	–	–	–	–	–	–	–	–	–	–	–	NA
Genital prolapse	0 (0 to 0)	0 (0 to 0)	0 (0 to 0)	0 (0 to 0)	0 (0 to 0)	0 (0 to 0)	0 (0 to 0)	0 (0 to 0)	0 (0 to 0)	0 (0 to 0)	0 (0 to 0)	0 (0 to 0)	0 (0 to 0)	0 (0 to 0)	0 (0 to 0)	0 (0 to 0)	0 (0 to 0)	0 (0 to 0)	0 (0 to 0)	0 (0 to 0)	0 (0 to 0)	0 (0 to 0)	0 (0 to 0)	0 (0 to 0)	0 (0 to 0)	0 (0 to 0)	0
Premenstrual syndrome	–	–	–	–	–	–	–	–	–	–	–	–	–	–	–	–	–	–	–	–	–	–	–	–	–	–	NA
Other gynecological diseases	0 (0 to 0)	0 (0 to 0)	0 (0 to 0)	0 (0 to 0)	0 (0 to 0)	0 (0 to 0)	0 (0 to 0)	0 (0 to 0)	0 (0 to 0)	0 (0 to 0)	0 (0 to 0)	0 (0 to 0)	0 (0 to 0)	0 (0 to 0)	0 (0 to 0)	0 (0 to 0)	0 (0 to 0)	0 (0 to 0)	0 (0 to 0)	0 (0 to 0)	0 (0 to 0)	0 (0 to 0)	0 (0 to 0)	0 (0 to 0)	0 (0 to 0)	0 (0 to 0)	0
Hemoglobinopathies and hemolytic anemias	0.2 (0.1 to 0.6)	0.2 (0.1 to 0.5)	0.3 (0.2 to 0.5)	13.0 (6.6 to 22.8)	19.4 (9.5 to 32.2)	17.6 (7.0 to 32.2)	23.0 (12.0 to 38.8)	19.7 (9.0 to 34.7)	7.6 (2.9 to 16.1)	7.4 (2.9 to 16.1)	8.1 (2.9 to 22.2)	11.3 (5.0 to 28.9)	19.2 (8.0 to 38.3)	19.8 (8.0 to 38.2)	15.9 (7.0 to 42.0)	19.7 (7.0 to 42.0)	37.9 (20.0 to 119)	60.7 (23.0 to 119)	76 (37.1 to 139)	69.6 (31.0 to 122)	62.9 (32.0 to 98.5)	49.2 (22.0 to 76)	22.9 (10.0 to 39.1)	7.4 (4.0 to 11.3)	581
Thalassemias	0.2 (0.1 to 0.3)	0.2 (0.1 to 0.3)	2.9 (1.6 to 3.9)	5.9 (3.7 to 7.9)	4.7 (2.3 to 6.6)	9.4 (5.0 to 13.1)	3.9 (2.0 to 5.5)	2.9 (2.0 to 4.1)	2.6 (1.7 to 3.9)	2.6 (1.7 to 3.9)	1.9 (0.8 to 2.4)	0.9 (0.5 to 1.4)	0.9 (0.5 to 1.4)	0.4 (0.2 to 0.7)	0.2 (0.1 to 0.5)	0.1 (0 to 0.1)	0.1 (0 to 0.1)	0 (0 to 0)	0 (0 to 0)	0 (0 to 0)	0 (0 to 0)	0 (0 to 0)	0 (0 to 0)	0 (0 to 0)	0 (0 to 0)	317
Thalassemias trait	0 (0 to 0.1)	0.4 (0.1 to 1)	1 (0.4 to 2.6)	2.7 (0.7 to 7.6)	4.1 (0.7 to 12.7)	3 (0.3 to 12.7)	1.2 (0.3 to 4.8)	0.6 (0.2 to 2.3)	0.6 (0.2 to 2.3)	0.9 (0.3 to 3.1)	0.9 (0.3 to 4.6)	1.6 (0.7 to 6.6)	2.1 (0.7 to 7.2)	2.7 (0.7 to 10.2)	2.2 (0.7 to 7.6)	2.2 (0.7 to 7.6)	4.3 (0.8 to 16.2)	6.5 (0.9 to 19.3)	8.7 (1.0 to 28.5)	8.5 (1.0 to 27.6)	6.2 (0.7 to 19.5)	2.9 (0.7 to 11.6)	1.8 (0.3 to 6.6)	0.6 (0.1 to 1.6)	73
Sickle cell disorders	0 (0 to 0)	0 (0 to 0)	0 (0 to 0)	0 (0 to 0)	0 (0 to 0)	0 (0 to 0)	0 (0 to 0)	0 (0 to 0)	0 (0 to 0)	0 (0 to 0)	0 (0 to 0)	0 (0 to 0)	0 (0 to 0)	0 (0 to 0)	0 (0 to 0)	0 (0 to 0)	0 (0 to 0)	0 (0 to 0)	0 (0 to 0)	0 (0 to 0)	0 (0 to 0)	0 (0 to 0)	0 (0 to 0)	0 (0 to 0)	0 (0 to 0)	0 (0 to 0)	0.3
Sickle cell trait	0 (0 to 0)	0 (0 to 0)	0.2 (0 to 0.5)	0.2 (0 to 0.5)	0.2 (0 to 0.5

SR Table 2a: Hungary DALYS by cause and age group for males with 95% uncertainty intervals, 2019

Cause	Early Neonatal	Late Neonatal	Post Neonatal	1 to 4	5 to 9	10 to 14	15 to 19	20 to 24	25 to 29	30 to 34	35 to 39	40 to 44	45 to 49	50 to 54	55 to 59	60 to 64	65 to 69	70 to 74	75 to 79	80 to 84	85 to 89	90 to 94	95 plus	Total
All causes	4,500 (4,166 to 4,860)	3,272 (2,950 to 3,590)	6,072 (5,656 to 6,560)	6,426 (6,026 to 6,883)	9,660 (7,270 to 12,600)	15,092 (10,950 to 19,200)	21,992 (16,965 to 28,100)	28,102 (22,604 to 34,200)	27,102 (22,000 to 32,600)	42,269 (34,900 to 49,500)	47,600 (39,700 to 57,400)	56,600 (46,900 to 68,000)	120,092 (103,000 to 137,000)	136,000 (120,000 to 155,000)	183,092 (165,000 to 219,000)	249,000 (213,000 to 300,000)	362,000 (320,000 to 409,000)	512,000 (461,000 to 566,000)	779,000 (707,000 to 857,000)	1,170,000 (1,060,000 to 1,280,000)	1,170,000 (1,060,000 to 1,280,000)	1,170,000 (1,060,000 to 1,280,000)	1,170,000 (1,060,000 to 1,280,000)	9,870 (9,340 to 10,400)	1,610,000 (1,530,000 to 1,690,000)
Communicable, maternal, neonatal, and nutritional diseases	2,980 (2,380 to 3,680)	2,070 (1,580 to 2,610)	2,350 (1,830 to 3,000)	2,270 (1,800 to 2,810)	2,170 (1,720 to 2,670)	2,760 (2,190 to 3,420)	1,890 (1,490 to 2,360)	1,900 (1,510 to 2,400)	2,260 (1,800 to 2,860)	2,350 (1,790 to 3,070)	2,720 (2,110 to 3,590)	3,670 (2,850 to 4,860)	3,920 (3,050 to 4,930)	3,350 (2,620 to 4,220)	2,560 (2,000 to 3,250)	2,750 (2,070 to 3,590)	2,370 (1,820 to 3,070)	1,640 (1,260 to 2,090)	1,080 (844 to 1,360)	970 (767 to 1,220)	726 (574 to 913)	539 (426 to 680)	54,600
HIV/AIDS and sexually transmitted infections	0 (0 to 0)	0 (0 to 0)	0.2 (0 to 0.6)	0.2 (0 to 0.7)	0.5 (0.1 to 2)	3 (0.6 to 11)	13.0 (3.1 to 47.0)	29 (7 to 100)	39 (10 to 140)	54 (14 to 193)	74 (19 to 263)	113 (29 to 403)	204 (52 to 726)	297 (77 to 1,060)	294 (76 to 1,050)	297 (77 to 1,060)	294 (76 to 1,050)	297 (77 to 1,060)	294 (76 to 1,050)	297 (77 to 1,060)	294 (76 to 1,050)	297 (77 to 1,060)	294 (76 to 1,050)	1,480
HIV/AIDS	0 (0 to 0)	0 (0 to 0)	0.2 (0 to 0.6)	0.2 (0 to 0.7)	0.5 (0.1 to 2)	3 (0.6 to 11)	13.0 (3.1 to 47.0)	29 (7 to 100)	39 (10 to 140)	54 (14 to 193)	74 (19 to 263)	113 (29 to 403)	204 (52 to 726)	297 (77 to 1,060)	294 (76 to 1,050)	297 (77 to 1,060)	294 (76 to 1,050)	297 (77 to 1,060)	294 (76 to 1,050)	297 (77 to 1,060)	294 (76 to 1,050)	297 (77 to 1,060)	294 (76 to 1,050)	1,392
HIV/AIDS - Drug-susceptible Tuberculosis	0 (0 to 0)	0 (0 to 0)	0 (0 to 0.3)	0 (0 to 0.4)	0 (0 to 0.1)	0 (0.1 to 0.2)	0 (0 to 0.2)	0 (0 to 0.6)	0 (0 to 0.8)	0 (0 to 1.1)	0 (0 to 1.6)	0 (0 to 2.3)	0 (0 to 4.2)	0 (0 to 6.0)	0 (0 to 5.9)	0 (0 to 6.0)	0 (0 to 5.9)	0 (0 to 6.0)	0 (0 to 5.9)	0 (0 to 6.0)	0 (0 to 5.9)	0 (0 to 6.0)	0 (0 to 5.9)	8.2
HIV/AIDS - Multidrug-resistant Tuberculosis without extensi	0 (0 to 0)	0 (0 to 0)	0 (0 to 0.2)	0 (0 to 0.2)	0 (0 to 0.1)	0 (0 to 0.1)	0 (0 to 0.1)	0 (0 to 0.3)	0 (0 to 0.4)	0 (0 to 0.5)	0 (0 to 0.7)	0 (0 to 1.0)	0 (0 to 1.8)	0 (0 to 2.6)	0 (0 to 2.5)	0 (0 to 2.6)	0 (0 to 2.5)	0 (0 to 2.6)	0 (0 to 2.5)	0 (0 to 2.6)	0 (0 to 2.5)	0 (0 to 2.6)	0 (0 to 2.5)	3.6
HIV/AIDS - Extensively drug-resistant Tuberculosis	0 (0 to 0)	0 (0 to 0)	0 (0 to 0)	0 (0 to 0)	0 (0 to 0)	0 (0 to 0)	0 (0 to 0)	0 (0 to 0)	0 (0 to 0)	0 (0 to 0)	0 (0 to 0)	0 (0 to 0)	0 (0 to 0)	0 (0 to 0)	0 (0 to 0)	0 (0 to 0)	0 (0 to 0)	0 (0 to 0)	0 (0 to 0)	0 (0 to 0)	0 (0 to 0)	0 (0 to 0)	0 (0 to 0)	0.6
HIV/AIDS resulting in other diseases	0 (0 to 0)	0 (0 to 0)	0.1 (0.1 to 0.3)	0.1 (0.1 to 0.3)	0.4 (0.1 to 1.6)	2.6 (0.5 to 9.4)	12.6 (3.0 to 45.0)	28.2 (6.9 to 100)	38.8 (9.5 to 140)	53.4 (13.1 to 191)	73.4 (17.9 to 262)	112.2 (27.5 to 401)	202.8 (49.5 to 721)	295.2 (72.1 to 1,050)	292.2 (71.4 to 1,040)	295.2 (72.1 to 1,050)	292.2 (71.4 to 1,040)	295.2 (72.1 to 1,050)	292.2 (71.4 to 1,040)	295.2 (72.1 to 1,050)	292.2 (71.4 to 1,040)	295.2 (72.1 to 1,050)	292.2 (71.4 to 1,040)	1,470
Sexually transmitted infections excluding HIV	0 (0 to 0)	0.7 (0.7 to 0.7)	0.7 (0.7 to 0.7)	1.6 (1.6 to 1.6)	2.6 (2.6 to 2.6)	2.6 (2.6 to 2.6)	8.6 (8.6 to 8.6)	8.2 (8.2 to 8.2)	21.3 (21.3 to 21.3)	29.7 (29.7 to 29.7)	21.2 (21.2 to 21.2)	19.6 (19.6 to 19.6)	23.3 (23.3 to 23.3)	17.7 (17.7 to 17.7)	13.1 (13.1 to 13.1)	7.6 (7.6 to 7.6)	6.7 (6.7 to 6.7)	4.0 (4.0 to 4.0)	2.7 (2.7 to 2.7)	1.4 (1.4 to 1.4)	0.7 (0.7 to 0.7)	0.2 (0.2 to 0.2)	173
Syphilis	0 (0 to 0)	0 (0 to 0)	0 (0 to 0)	0 (0 to 0)	0 (0 to 0)	0 (0 to 0)	0 (0 to 0)	0 (0 to 0)	0 (0 to 0)	0 (0 to 0)	0 (0 to 0)	0 (0 to 0)	0.7 (0 to 1.5)	0.7 (0 to 1.5)	0.7 (0 to 1.5)	0.7 (0 to 1.5)	0.7 (0 to 1.5)	0.7 (0 to 1.5)	0.7 (0 to 1.5)	0.7 (0 to 1.5)	0.7 (0 to 1.5)	0.7 (0 to 1.5)	0.2 (0 to 0.5)	7.4
Chlamydial infection	0 (0 to 0)	0 (0 to 0)	0 (0 to 0)	0 (0 to 0)	0 (0 to 0)	0 (0 to 0.1)	0.7 (0 to 2.1)	0.7 (0 to 1.9)	0.6 (0 to 1.8)	0.7 (0 to 1.9)	0.7 (0 to 2.0)	0.6 (0 to 1.8)	0.7 (0 to 1.9)	0.7 (0 to 1.9)	0.7 (0 to 1.9)	0.7 (0 to 1.9)	0.7 (0 to 1.9)	0.7 (0 to 1.9)	0.7 (0 to 1.9)	0.7 (0 to 1.9)	0.7 (0 to 1.9)	0.7 (0 to 1.9)	0.2 (0 to 0.5)	36
Gonococcal infection	0 (0 to 0)	0 (0 to 0)	0 (0 to 0)	0 (0 to 0)	0 (0 to 0)	0 (0 to 0)	0 (0 to 0)	0 (0 to 0)	0 (0 to 0)	0 (0 to 0)	0 (0 to 0)	0 (0 to 0)	0 (0 to 0)	0 (0 to 0)	0 (0 to 0)	0 (0 to 0)	0 (0 to 0)	0 (0 to 0)	0 (0 to 0)





SR Table 2a: Sega DALYS by cause and age group for males with 95% uncertainty intervals, 2019

Cause	Early Neonatal	Late Neonatal	Post Neonatal	1 to 4	5 to 9	10 to 14	15 to 19	20 to 24	25 to 29	30 to 34	35 to 39	40 to 44	45 to 49	50 to 54	55 to 59	60 to 64	65 to 69	70 to 74	75 to 79	80 to 84	85 to 89	90 to 94	95 plus	Total
All causes	1,212 (1,212 to 1,212)	1,212 (1,212 to 1,212)	2,424 (2,424 to 2,424)	4,636 (4,636 to 4,636)	3,219 (3,219 to 3,219)	3,219 (3,219 to 3,219)	3,219 (3,219 to 3,219)	3,219 (3,219 to 3,219)	3,219 (3,219 to 3,219)	3,219 (3,219 to 3,219)	3,219 (3,219 to 3,219)	3,219 (3,219 to 3,219)	3,219 (3,219 to 3,219)	3,219 (3,219 to 3,219)	3,219 (3,219 to 3,219)	3,219 (3,219 to 3,219)	3,219 (3,219 to 3,219)	3,219 (3,219 to 3,219)	3,219 (3,219 to 3,219)	3,219 (3,219 to 3,219)	3,219 (3,219 to 3,219)	3,219 (3,219 to 3,219)	120,000
Communicable, maternal, neonatal, and nutritional diseases	899 (894 to 1,111)	299 (296 to 369)	492 (487 to 608)	1,102 (1,096 to 1,365)	1,115 (1,109 to 1,381)	1,115 (1,109 to 1,381)	1,115 (1,109 to 1,381)	1,115 (1,109 to 1,381)	1,115 (1,109 to 1,381)	1,115 (1,109 to 1,381)	1,115 (1,109 to 1,381)	1,115 (1,109 to 1,381)	1,115 (1,109 to 1,381)	1,115 (1,109 to 1,381)	1,115 (1,109 to 1,381)	1,115 (1,109 to 1,381)	1,115 (1,109 to 1,381)	1,115 (1,109 to 1,381)	1,115 (1,109 to 1,381)	1,115 (1,109 to 1,381)	1,115 (1,109 to 1,381)	1,115 (1,109 to 1,381)	8,060
HIV/AIDS and sexually transmitted infections	0 (0 to 0)	0 (0 to 0)	1 (0.9 to 1.3)	0.9 (0.9 to 1.1)	0.9 (0.9 to 0.9)	0.9 (0.9 to 0.9)	0.9 (0.9 to 0.9)	1.4 (1.3 to 2)	2.3 (1.9 to 2.8)	2.6 (1.9 to 3.4)	4.1 (2.9 to 6)	5.3 (3.6 to 7)	6.3 (3.9 to 7.2)	6.5 (3.9 to 8.4)	4.6 (2.6 to 7.1)	6.2 (3.3 to 11.4)	8.2 (4.3 to 17.1)	12.3 (6.4 to 27.7)	3.6 (1.7 to 7.4)	0.9 (0.5 to 1.9)	0.5 (0.3 to 0.8)	0.2 (0.2 to 0.4)	60.7
HIV/AIDS	0 (0 to 0)	0 (0 to 0)	0.9 (0.9 to 1.1)	0.9 (0.9 to 1.1)	0.9 (0.9 to 0.9)	0.9 (0.9 to 0.9)	0.9 (0.9 to 0.9)	1.2 (1.2 to 1.3)	1.6 (1.6 to 2.3)	2.6 (2.6 to 4.4)	3.5 (2.4 to 5.4)	3.7 (2.4 to 5.2)	3.7 (2.4 to 5.2)	2.7 (1.9 to 3.7)	2.2 (1.4 to 3)	1.7 (1 to 2.6)	1.1 (0.6 to 1.8)	0.7 (0.3 to 1.4)	0.2 (0.1 to 0.4)	0.1 (0.1 to 0.2)	0.1 (0.1 to 0.1)	0.1 (0.1 to 0.1)	44.6
HIV/AIDS - Drug-susceptible Tuberculosis	0 (0 to 0)	0 (0 to 0)	0.2 (0.2 to 0.4)	0.2 (0.1 to 0.3)	0.1 (0.1 to 0.2)	0.1 (0.1 to 0.2)	0.2 (0.1 to 0.3)	0.2 (0.2 to 0.4)	0.4 (0.3 to 0.6)	0.7 (0.5 to 1)	0.9 (0.6 to 1.2)	0.9 (0.6 to 1.2)	0.7 (0.5 to 1)	0.6 (0.3 to 0.9)	0.5 (0.3 to 1.1)	1.7 (0.9 to 3.2)	2.4 (1.1 to 5.2)	3.1 (1.3 to 7.2)	0.9 (0.3 to 2.1)	0.2 (0.1 to 0.5)	0.1 (0.1 to 0.2)	0 (0 to 0)	19.3
HIV/AIDS - Multidrug-resistant Tuberculosis without extensive drug resistance	0 (0 to 0)	0 (0 to 0)	0 (0 to 0)	0 (0 to 0)	0 (0 to 0)	0 (0 to 0)	0 (0 to 0)	0 (0 to 0)	0 (0 to 0)	0 (0 to 0)	0 (0 to 0)	0 (0 to 0)	0 (0 to 0)	0 (0 to 0)	0 (0 to 0)	0 (0 to 0)	0 (0 to 0)	0 (0 to 0)	0 (0 to 0)	0 (0 to 0)	0 (0 to 0)	0 (0 to 0)	0 (0 to 0)	0.2
HIV/AIDS - Extensively drug-resistant Tuberculosis	0 (0 to 0)	0 (0 to 0)	0 (0 to 0)	0 (0 to 0)	0 (0 to 0)	0 (0 to 0)	0 (0 to 0)	0 (0 to 0)	0 (0 to 0)	0 (0 to 0)	0 (0 to 0)	0 (0 to 0)	0 (0 to 0)	0 (0 to 0)	0 (0 to 0)	0 (0 to 0)	0 (0 to 0)	0 (0 to 0)	0 (0 to 0)	0 (0 to 0)	0 (0 to 0)	0 (0 to 0)	0 (0 to 0)	0.1
HIV/AIDS resulting in other diseases	0 (0 to 0)	0 (0 to 0)	0.6 (0.6 to 0.8)	0.6 (0.6 to 0.8)	0.4 (0.4 to 0.5)	0.2 (0.2 to 0.3)	0.4 (0.4 to 0.5)	0.7 (0.6 to 1)	1.1 (0.9 to 1.5)	1.2 (0.7 to 1.8)	2.1 (1.2 to 3.2)	2.6 (1.6 to 3.6)	2.7 (1.7 to 4.2)	2.7 (1.7 to 4.2)	2 (1.2 to 3)	2.4 (1.3 to 3.7)	2.6 (1.3 to 4.2)	2.6 (1.4 to 4.9)	2.6 (1.3 to 5.7)	2.6 (1.3 to 5.2)	2.1 (1.1 to 4.2)	0.7 (0.4 to 1.5)	34.2
Sexually transmitted infections excluding HIV	0 (0 to 0)	0 (0 to 0)	0 (0 to 0)	0 (0 to 0)	0 (0 to 0)	0 (0 to 0)	0 (0 to 0)	0 (0 to 0)	0 (0 to 0)	0 (0 to 0)	0 (0 to 0)	0 (0 to 0)	0 (0 to 0)	0 (0 to 0)	0 (0 to 0)	0 (0 to 0)	0 (0 to 0)	0 (0 to 0)	0 (0 to 0)	0 (0 to 0)	0 (0 to 0)	0 (0 to 0)	0 (0 to 0)	15.9
Syphilis	0 (0 to 0)	0 (0 to 0)	0 (0 to 0)	0 (0 to 0)	0 (0 to 0)	0 (0 to 0)	0 (0 to 0)	0 (0 to 0)	0 (0 to 0)	0 (0 to 0)	0 (0 to 0)	0 (0 to 0)	0 (0 to 0)	0 (0 to 0)	0 (0 to 0)	0 (0 to 0)	0 (0 to 0)	0 (0 to 0)	0 (0 to 0)	0 (0 to 0)	0 (0 to 0)	0 (0 to 0)	0 (0 to 0)	5.7
Chlamydial infection	0 (0 to 0)	0 (0 to 0)	0 (0 to 0)	0 (0 to 0)	0 (0 to 0)	0 (0 to 0)	0 (0 to 0)	0 (0 to 0)	0 (0 to 0)	0 (0 to 0)	0 (0 to 0)	0 (0 to 0)	0 (0 to 0)	0 (0 to 0)	0 (0 to 0)	0 (0 to 0)	0 (0 to 0)	0 (0 to 0)	0 (0 to 0)	0 (0 to 0)	0 (0 to 0)	0 (0 to 0)	0 (0 to 0)	0.9
Gonococcal infection	0 (0 to 0)	0 (0 to 0)	0 (0 to 0)	0 (0 to 0)	0 (0 to 0)	0 (0 to 0)	0 (0 to 0)	0 (0 to 0)	0 (0 to 0)	0 (0 to 0)	0 (0 to 0)	0 (0 to 0)	0 (0 to 0)	0 (0 to 0)	0 (0 to 0)	0 (0 to 0)	0 (0 to 0)	0 (0 to 0)	0 (0 to 0)	0 (0 to 0)	0 (0 to 0)	0 (0 to 0)	0 (0 to 0)	1
Trichomoniasis	0 (0 to 0)	0 (0 to 0)	0 (0 to 0)	0 (0 to 0)	0 (0 to 0)	0 (0 to 0)	0 (0 to 0)	0 (0 to 0)	0 (0 to 0)	0 (0 to 0)	0 (0 to 0)	0 (0 to 0)	0 (0 to 0)	0 (0 to 0)	0 (0 to 0)	0 (0 to 0)	0 (0 to 0)	0 (0 to 0)	0 (0 to 0)	0 (0 to 0)	0 (0 to 0)	0 (0 to 0)	0 (0 to 0)	0.8
Genital herpes	0 (0 to 0)	0 (0 to 0)	0 (0 to 0)	0 (0 to 0)	0 (0 to 0)	0 (0 to 0)	0 (0 to 0)	0 (0 to 0)	0 (0 to 0)	0 (0 to 0)	0 (0 to 0)	0 (0 to 0)	0 (0 to 0)	0 (0 to 0)	0 (0 to 0)	0 (0 to 0)	0 (0 to 0)	0 (0 to 0)	0 (0 to 0)	0 (0 to 0)	0 (0 to 0)	0 (0 to 0)	0 (0 to 0)	8.3
Other sexually transmitted infections	0 (0 to 0)	0 (0 to 0)	0 (0 to 0)	0 (0 to 0)	0 (0 to 0)	0 (0 to 0)	0 (0 to 0)	0 (0 to 0)	0 (0 to 0)	0 (0 to 0)	0 (0 to 0)	0 (0 to 0)	0 (0 to 0)	0 (0 to 0)	0 (0 to 0)	0 (0 to 0)	0 (0 to 0)	0 (0 to 0)	0 (0 to 0)	0 (0 to 0)	0 (0 to 0)	0 (0 to 0)	0 (0 to 0)	1.3
Respiratory infections and tuberculosis	1.2 (0.7 to 1.4)	2.1 (1.4 to 2.9)	24.6 (17.4 to 33.4)	40.2 (29.2 to 58.9)	27.7 (20.7 to 37.5)	29.5 (19.9 to 43.1)	29.9 (20.2 to 44.3)	30.7 (20.9 to 45.2)	29.9 (20.3 to 43.5)	30.7 (22.7 to 42.1)	31.7 (21.6 to 44.9)	34.7 (22.9 to 49.3)	39.7 (26.9 to 55.2)	43.4 (29.5 to 59.5)	46.4 (30.7 to 63.5)	47 (30.7 to 64.2)	47.1 (30.9 to 64.2)	46.4 (30.9 to 63.1)	44.1 (29.9 to 60.1)	41.1 (28.1 to 56.1)	37.2 (25.6 to 50.8)	29.6 (20.4 to 40.4)	1,020
Tuberculosis	0.6 (0.3 to 0.8)	0.9 (0.5 to 1.2)	6.6 (3.9 to 9.6)	11.1 (6.5 to 16.1)	6.6 (3.9 to 9.6)	6.6 (3.9 to 9.6)	6.6 (3.9 to 9.6)	6.6 (3.9 to 9.6)	6.6 (3.9 to 9.6)	6.6 (3.9 to 9.6)	6.6 (3.9 to 9.6)	6.6 (3.9 to 9.6)	6.6 (3.9 to 9.6)	6.6 (3.9 to 9.6)	6.6 (3.9 to 9.6)	6.6 (3.9 to 9.6)	6.6 (3.9 to 9.6)	6.6 (3.9 to 9.6)	6.6 (3.9 to 9.6)	6.6 (3.9 to 9.6)	6.6 (3.9 to 9.6)	6.6 (3.9 to 9.6)	229
Latent tuberculosis infection	0 (0 to 0)	0 (0 to 0)	0 (0 to 0)	0 (0 to 0)	0 (0 to 0)	0 (0 to 0)	0 (0 to 0)	0 (0 to 0)	0 (0 to 0)	0 (0 to 0)	0 (0 to 0)	0 (0 to 0)	0 (0 to 0)	0 (0 to 0)	0 (0 to 0)	0 (0 to 0)	0 (0 to 0)	0 (0 to 0)	0 (0 to 0)	0 (0 to 0)	0 (0 to 0)	0 (0 to 0)	0 (0 to 0)	0
Drug-susceptible tuberculosis	0 (0 to 0)	0 (0 to 0)	0.1 (0.1 to 0.1)	0.1 (0.1 to 0.1)	0.1 (0.1 to 0.1)	0.2 (0.1 to 0.4)	0.6 (0.4 to 1)	0.9 (0.6 to 1.4)	0.9 (0.6 to 1.4)	1.2 (0.8 to 1.6)	2.2 (1.5 to 3)	3.7 (2.4 to 5.1)	4.2 (2.8 to 5.9)	4.5 (2.9 to 6.5)	5.1 (3.2 to 7.5)	7.1 (4.1 to 10.9)	11.1 (5.7 to 19.7)	21.3 (9.7 to 42.2)	31.9 (12.2 to 61.5)	37.4 (12.3 to 82.2)	40 (12.4 to 94.7)	22.7 (7.2 to 52.2)	9.6 (4.1 to 24.6)
Multidrug-resistant tuberculosis without extensive drug resistance	0 (0 to 0)	0 (0 to 0)	0 (0 to 0)	0 (0 to 0)	0 (0 to 0)	0 (0 to 0)	0 (0 to 0)	0 (0 to 0)	0 (0 to 0)	0 (0 to 0)	0 (0 to 0)	0 (0 to 0)	0 (0 to 0)	0 (0 to 0)	0 (0 to 0)	0 (0 to 0)	0 (0 to 0)	0 (0 to 0)	0 (0 to 0)	0 (0 to 0)	0 (0 to 0)	0 (0 to 0)	0 (0 to 0)	4.1
Extensively drug-resistant tuberculosis	0 (0 to 0)	0 (0 to 0)	0 (0 to 0)	0 (0 to 0)	0 (0 to 0)	0 (0 to 0)	0 (0 to 0)	0 (0 to 0)	0 (0 to 0)	0 (0 to 0)	0 (0 to 0)	0 (0 to 0)	0 (0 to 0)	0 (0 to 0)	0 (0 to 0)	0 (0 to 0)	0 (0 to 0)	0 (0 to 0)	0 (0 to 0)	0 (0 to 0)	0 (0 to 0)	0 (0 to 0)	0 (0 to 0)	1
Lower respiratory infections	1.1 (0.7 to 1.4)	1.8 (1.2 to 2.8)	19.8 (12.5 to 27.1)	13.5 (8.4 to 19.4)	8.4 (4.6 to 12.8)	8.4 (4.6 to 12.8)	5.4 (2.7 to 7.7)	8 (4.4 to 11.7)	9.7 (5.4 to 13.2)	11.3 (6.9 to 15.7)	16.3 (10.4 to 22.3)	26.3 (16.5 to 37.4)	43.3 (28.4 to 62.2)	59.7 (39.5 to 84.2)	102 (68.9 to 143)	152 (103 to 215)	242 (163 to 339)	382 (270 to 512)	587 (405 to 781)	783 (574 to 1,020)	1,080 (788 to 1,460)	958 (679 to 1,330)	340 (223 to 446)	5,710
Upper respiratory infections	0 (0 to 0.1)	0.2 (0.1 to 0.4)	4.9 (2.7 to 8)	22.4 (12.4 to 37.2)	19.7 (10.7 to 32.6)	28.6 (15.7 to 48.9)	23.6 (12.6 to 40.5)	22.6 (12.1 to 38.5)	19.7 (9.7 to 29.4)	19.7 (9.7 to 29.4)	19.6 (9.7 to 29.4)	19.6 (9.7 to 29.4)	19.6 (9.7 to 29.4)	19.6 (9.7 to 29.4)	19.6 (9.7 to 29.4)	19.6 (9.7 to 29.4)	19.6 (9.7 to 29.4)	19.6 (9.7 to 29.4)	19.6 (9.7 to 29.4)	19.6 (9.7 to 29.4)	19.6 (9.7 to 29.4)	19.6 (9.7 to 29.4)	384
Otitis media	0 (0 to 0)	0.7 (0.4 to 0.9)	9.2 (5.6 to 13.2)	9.2 (5.4 to 13.5)	4.5 (2.3 to 7.8)	4.5 (2.3 to 7.8)	3.2 (1.6 to 5.4)	2.9 (1.4 to 5.1)	2.1 (1.0 to 3.6)	1.6 (0.8 to 2.7)	1.4 (0.7 to 2.3)	1.2 (0.6 to 2.1)	1.1 (0.5 to 1.9)	0.9 (0.4 to 1.7)	0.8 (0.4 to 1.5)	0.7 (0.3 to 1.4)	0.6 (0.3 to 1.2)	0.5 (0.2 to 1.1)	0.4 (0.2 to 1)	0.4 (0.2 to 0.9)	0.3 (0.2 to 0.8)	0.2 (0.1 to 0.6)	229
Enteric infections	0.3 (0.2 to 0.3)	0.5 (0.3 to 0.7)	4.4 (2.9 to 6)	1.9 (1.2 to 2.6)	0.8 (0.7 to 1.4)	0.8 (0.6 to 1.1)	0.8 (0.6 to 1.1)	0.8 (0.6 to 1.1)	0.8 (0.6 to 1.1)	0.8 (0.6 to 1.1)	0.8 (0.6 to 1.1)	0.8 (0.6 to 1.1)	0.8 (0.6 to 1.1)	0.8 (0.6 to 1.1)	0.8 (0.6 to 1.1)	0.8 (0.6 to 1.1)	0.8 (0.6 to 1.1)	0.8 (0.6 to 1.1)	0.8 (0.6 to 1.1)	0.8 (0.6 to 1.1)	0.8 (0.6 to 1.1)	0.8 (0.6 to 1.1)	235
Diarrheal diseases	0.3 (0.1 to 0.3)	0.5 (0.3 to 0.7)	4.4 (2.9 to 6)	1.9 (1.2 to 2.6)	0.8 (0.6 to 1.3)	0.7 (0.5 to 1)	0.7 (0.5 to 1)	0.7 (0.5 to 1)	0.7 (0.5 to 1)	0.7 (0.5 to 1)	0.7 (0.5 to 1)	0.7 (0.5 to 1)	0.7 (0.5 to 1)	0.7 (0.5 to 1)	0.7 (0.5 to 1)	0.7 (0.5 to 1)	0.7 (0.5 to 1)	0.7 (0.5 to 1)	0.7 (0.5 to 1)	0.7 (0.5 to 1)	0.7 (0.5 to 1)	0.7 (0.5 to 1)	234
Typhoid and paratyphoid	0 (0 to 0)	0 (0 to 0)	0 (0 to 0)	0 (0 to 0)	0 (0 to 0)	0 (0 to 0)	0 (0 to 0)	0 (0 to 0)	0 (0 to 0)	0 (0 to 0)	0 (0 to 0)	0 (0 to 0)	0 (0 to 0)	0 (0 to 0)	0 (0 to 0)	0 (0 to 0)	0 (0 to 0)	0 (0 to 0)	0 (0 to 0)	0 (0 to 0)	0 (0 to 0)	0 (0 to 0)	0 (0 to 0)	0
Typhoid fever	0 (0 to 0)	0 (0 to 0)	0 (0 to 0)	0 (0 to 0)	0 (0 to 0)	0 (0 to 0)	0 (0 to 0)	0 (0 to 0)	0 (0 to 0)	0 (0 to 0)	0 (0 to 0)	0 (0 to 0)	0 (0 to 0)	0 (0 to 0)	0 (0 to 0)	0 (0 to 0)	0 (0 to 0)	0 (0 to 0)	0 (0 to 0)	0 (0 to 0)	0 (0 to 0)	0 (0 to 0)	0 (0 to 0)	0
Paratyphoid fever	0 (0 to 0)	0 (0 to 0)	0 (0 to 0)	0 (0 to 0)	0 (0 to 0)	0 (0 to 0)	0 (0 to 0)	0 (0 to 0)	0 (0 to 0)	0 (0 to 0)	0 (0 to 0)	0 (0 to 0)	0 (0 to 0)	0 (0 to 0)	0 (0 to 0)	0 (0 to 0)	0 (0 to 0)	0 (0 to 0)	0 (0 to 0)	0 (0 to 0)	0 (0 to 0)	0 (0 to 0)	0 (0 to 0)	0
Invasive Non-typhoidal Salmonella (iNTS)	0 (0 to 0)	0 (0 to 0)	0 (0 to 0)	0 (0 to 0)	0 (0 to 0)	0 (0 to 0)	0 (0 to 0)	0 (0 to 0)	0 (0 to 0)	0 (0 to 0)	0 (0 to 0)	0 (0 to 0)	0 (0 to 0)	0 (0 to 0)	0 (0 to 0)	0 (0 to 0)	0 (0 to 0)	0 (0 to 0)	0 (0 to 0)	0 (0 to 0)	0 (0 to 0)	0 (0 to 0)	0 (0 to 0)	1.3
Other intestinal infectious diseases	0 (0 to 0)	0 (0 to 0)	0 (0 to 0)	0 (0 to 0)	0 (0 to 0)	0 (0 to 0)	0 (0 to 0)	0 (0 to 0)	0 (0 to 0)	0 (0 to 0)	0 (0 to 0)	0 (0 to 0)	0 (0 to 0)	0 (0 to 0)	0 (0 to 0)	0 (0 to 0)	0 (0 to 0)	0 (0 to 0)	0 (0 to 0)	0 (0 to 0)	0 (0 to 0)	0 (0 to 0)	0 (0 to 0)	0.4
Neglected tropical diseases and malaria	0.1 (0 to 0.4)	0.1 (0 to 0.4)	1.3 (0.1 to 3.5)	2.6 (0.1 to 7.5)	1.5 (0.1 to 4.3)	1.5 (0.1 to 4.3)	1.5 (0.1 to 4.3)	1.5 (0.1 to 4.3)	1.5 (0.1 to 4.3)	1.5 (0.1 to 4.3)	1.5 (0.1 to 4.3)	1.5 (0.1 to 4.3)	1.5 (0.1 to 4.3)	1.5 (0.1 to 4.3)	1.5 (0.1 to 4.3)	1.5 (0.1 to 4.3)	1.5 (0.1 to 4.3)	1.5 (0.1 to 4.3)	1.5 (0.1 to 4.3)	1.5 (0.1 to 4.3)	1.5 (0.1 to 4.3)	1.5 (0.1 to 4.3)	21.7
Malaria	0 (0 to 0)	0 (0 to 0)	0 (0 to 0)	0 (0 to 0)	0 (0 to 0)	0 (0 to 0)	0 (0 to 0)	0 (0 to 0)	0 (0 to 0)	0 (0 to 0)	0 (0 to 0)	0 (0 to 0)	0 (0 to 0)	0 (0 to 0)	0 (0 to 0)	0 (0 to 0)	0 (0 to 0)	0 (0 to 0)	0 (0 to 0)	0 (0 to 0)	0 (0 to 0)	0 (0 to 0)	0 (0 to 0)	0
Chagas disease	0 (0 to 0)	0 (0 to 0)	0 (0 to 0)	0 (0 to 0)	0 (0 to 0)	0 (0 to 0)	0 (0 to 0)	0 (0 to 0)	0 (0 to 0)	0 (0 to 0)	0 (0 to 0)	0 (0 to 0)	0 (0 to 0)	0 (0 to 0)	0 (0 to 0)	0 (0 to 0)	0 (0 to 0)	0 (0 to 0)	0 (0 to 0)	0 (0 to 0)	0 (0 to 0)	0 (0 to 0)	0 (0 to 0)	0
Leishmaniasis	0 (0 to 0)	0 (0 to 0)	0 (0 to 0)	0 (0 to 0)	0 (0 to 0)	0 (0 to 0)	0 (0 to 0)	0 (0 to 0)	0 (0 to 0)	0 (0 to 0)	0 (0 to 0)	0 (0 to 0)	0 (0 to 0)	0 (0 to 0)	0 (0 to 0)	0 (0 to 0)	0 (0 to 0)	0 (0 to 0)	0 (0 to 0)	0 (0 to 0)	0 (0 to 0)	0 (0 to 0)	0 (0 to 0)	0
Visceral leishmaniasis	0 (0 to 0)	0 (0 to 0)	0 (0 to 0)	0 (0 to 0)	0 (0 to 0)	0 (0 to 0)	0 (0 to 0)	0 (0 to 0)	0 (0 to 0)	0 (0 to 0)	0 (0 to 0)	0 (0 to 0)	0 (0 to 0)	0 (0 to 0)	0 (0 to 0)	0 (0 to 0)	0 (0 to 0)	0 (0 to 0)	0 (0 to 0)	0 (0 to 0)	0 (0 to 0)	0 (0 to 0)	0 (0 to 0)	0
Cutaneous and mucocutaneous leishmaniasis	0 (0 to 0)	0 (0 to 0)	0 (0 to 0)	0 (0 to 0)	0 (0 to 0)	0 (0 to 0)	0 (0 to 0)	0 (0 to 0)	0 (0 to 0)	0 (0 to 0)	0 (0 to 0)	0 (0 to 0)	0 (0 to 0)	0 (0 to 0)	0 (0 to 0)	0 (0 to 0)	0 (0 to 0)	0 (0 to 0)	0 (0 to 0)	0 (0 to 0)	0 (0 to 0)	0 (0 to 0)	0 (0 to 0)	0
African trypanosomiasis	0 (0 to 0)	0 (0 to 0)	0 (0 to 0)	0 (0 to 0)	0 (0 to 0)	0 (0 to 0)	0 (0 to 0)	0 (0 to 0)	0 (0 to 0)	0 (0 to 0)	0 (0 to 0)	0 (0 to 0)	0 (0 to 0)	0 (0 to 0)	0 (0 to 0)	0 (0 to 0)	0 (0 to 0)	0 (0 to 0)	0 (0 to 0)	0 (0 to 0)	0 (0 to 0)	0 (0 to 0)	0 (0 to 0)	0
Schistosomiasis	0 (0 to 0)	0 (0 to 0)	0 (0 to 0)	0 (0 to 0)	0 (0 to 0)	0 (0 to 0)	0 (0 to 0)	0 (0 to 0)	0 (0 to 0)	0 (0 to 0)	0 (0 to 0)	0 (0 to 0)	0 (0 to 0)	0 (0 to 0)	0 (0 to 0)	0 (0 to 0)	0 (0 to 0)	0 (0 to 0)	0 (0 to 0)	0 (0 to 0)	0 (0 to 0)	0 (0 to 0)	0 (0 to 0)	0
Cysticercosis	0 (0 to 0)	0 (0 to 0)	0 (0 to 0)	0 (0 to 0)	0 (0 to 0)	0 (0 to 0)	0 (0 to 0)	0 (0 to 0)	0 (0 to 0)	0 (0 to 0)	0 (0 to 0)	0 (0 to 0)	0 (0 to 0)	0 (0 to 0)	0 (0 to 0)	0 (0 to 0)	0 (0 to 0)	0 (0 to 0)	0 (0 to 0)	0 (0 to 0)	0 (0 to 0)	0 (0 to 0)	0 (0 to 0)	0
Cystic echinococcosis	0 (0 to 0)	0 (0 to 0)	0 (0 to 0)	0 (0 to 0)	0 (0 to 0)	0 (0 to 0)	0 (0 to 0)	0 (0 to 0)	0 (0 to 0)	0 (0 to 0)	0 (0 to 0)	0 (0 to 0)	0 (0 to 0)	0 (0 to 0)	0 (0 to 0)	0 (0 to 0)	0 (0 to 0)	0 (0 to 0)	0 (0 to 0)	0 (0 to 0)	0 (0 to 0)	0 (0 to 0)	0 (0 to 0)	0.1
Lymphatic filariasis	0 (0 to 0)	0 (0 to 0)	0 (0 to 0)	0 (0 to 0)	0 (0 to 0)	0 (0 to 0)	0 (0 to 0)	0 (0 to 0)	0 (0 to 0)	0 (0 to 0)	0 (0 to 0)	0 (0 to 0)	0 (0 to 0)	0 (0 to 0)	0 (0 to 0)	0 (0 to 0)	0 (0 to 0)	0 (0 to 0)	0 (0 to 0)	0 (0 to 0)	0 (0 to 0)	0 (0 to 0)	0 (0 to 0)	0
Onchocerciasis	0 (0 to 0)	0 (0 to 0)	0 (0 to 0)	0 (0 to 0)	0 (0 to 0)	0 (0 to 0)	0 (0 to 0)	0 (0 to 0)	0 (0 to 0)	0 (0 to 0)	0 (0 to 0)	0 (0 to 0)	0 (0 to 0)	0 (0 to 0)	0 (0 to 0)	0 (0 to 0)	0 (0 to 0)	0 (0 to 0)	0 (0 to 0)	0 (0 to 0)	0 (0 to 0)	0 (0 to 0)	0 (0 to 0)	0
Trachoma	0 (0 to 0)	0 (0 to 0)	0 (0 to 0)	0 (0 to 0)	0 (0 to 0)	0 (0 to 0)	0 (0 to 0)	0 (0 to 0)	0 (0 to 0)	0 (0 to 0)	0 (0 to 0)	0 (0 to 0)	0 (0 to 0)	0 (0 to 0)	0 (0 to 0)	0 (0 to 0)	0 (0 to 0)	0 (0 to 0)	0 (0 to 0)	0 (0 to 0)	0 (0 to 0)	0 (0 to 0)	0 (0 to 0)	0
Dengue	0 (0 to 0)	0 (0 to 0)	0 (0 to 0)	0 (0 to 0)	0 (0 to 0)	0 (0 to 0)	0 (0 to 0)	0 (0 to 0)	0 (0 to 0)	0 (0 to 0)	0 (0 to 0)	0 (0 to 0)	0 (0 to 0)	0 (0 to 0)	0 (0 to 0)	0 (0 to 0)	0 (0 to 0)	0 (0 to 0)	0 (0 to 0)	0 (0 to 0)	0 (0 to 0)	0 (0 to 0)	0 (0 to 0)	0
Yellow fever	0 (0 to 0)	0 (0 to 0)	0 (0 to 0)	0 (0 to 0)	0 (0 to 0)	0 (0 to 0)	0 (0 to 0)	0 (0 to 0)	0 (0 to 0)	0 (0 to 0)	0 (0 to 0)	0 (0 to 0)	0 (0 to 0)	0 (0 to 0)	0 (0 to 0)	0 (0 to 0)	0 (0 to 0)	0 (0 to 0)	0 (0 to 0)	0 (0 to 0)	0 (0 to 0)	0 (0 to 0)	0 (0 to 0)	0
Rabies	0 (0 to 0)	0 (0 to 0)	0 (0 to 0)	0 (0 to 0)	0 (0 to 0)	0 (0 to 0)	0 (0 to 0)	0 (0 to 0)	0 (0 to 0)	0 (0 to 0)	0 (0 to 0)	0 (0 to 0)	0 (0 to 0)	0 (0 to 0)	0 (0 to 0)	0 (0 to 0)	0 (0 to 0)	0 (0 to 0)	0 (0 to 0)	0 (0 to 0)	0 (0 to 0)	0 (0 to 0)	0 (0 to 0)	0
Intestinal nematode infections	0 (0 to 0)	0 (0 to 0)	0 (0 to 0)	0 (0 to 0)	0 (0 to 0)	0 (0 to 0)	0 (0 to 0)	0 (0 to 0)	0 (0 to 0)	0 (0 to 0)	0 (0 to 0)	0 (0 to 0)	0 (0 to 0)	0 (0 to 0)	0 (0 to 0)	0 (0 to 0)	0 (0 to 0)	0 (0 to 0)	0 (0 to 0)	0 (0 to 0)	0 (0 to 0)	0 (0 to 0)	0 (0 to 0)	0
Ascariasis	0 (0 to 0)	0 (0 to 0)	0 (0 to 0)	0 (0 to 0)	0 (0 to 0)	0 (0 to 0)	0 (0 to 0)	0 (0 to 0)	0 (0 to 0)	0 (0 to 0)	0 (0 to 0)	0 (0 to 0)	0 (0 to 0)	0 (0 to 0)	0 (0 to 0)	0 (0 to 0)	0 (0 to 0)	0 (0 to 0)	0 (0 to 0)	0 (0 to 0)	0 (0 to 0)	0 (0 to 0)	0 (0 to 0)	0
Trichuriasis	0 (0 to 0)	0 (0 to 0)	0 (0 to 0)	0 (0 to 0)	0 (0 to 0)	0 (0 to 0)	0 (0 to 0)	0 (0 to 0)	0 (0 to 0)	0 (0 to 0)	0 (0 to 0)	0 (0 to 0)	0 (0 to 0)	0 (0 to 0)	0 (0 to 0)	0 (0 to 0)	0 (0 to 0)	0 (0 to 0)	0 (0 to 0)	0 (0 to 0)	0 (0 to 0)	0 (0 to 0)	0 (0 to 0)	0
Hookworm disease	0 (0 to 0)	0 (0 to 0)	0 (0 to 0)	0 (0 to 0)	0 (0 to 0)	0 (0 to 0)	0 (0 to 0)	0 (0 to 0)	0 (0 to 0)	0 (0 to 0)	0 (0 to 0)	0 (0 to 0)	0 (0 to 0)	0 (0 to 0)	0 (0 to 0)	0 (0 to 0)	0 (0 to 0)	0 (0 to 0)	0 (0 to 0)	0 (0 to 0)	0 (0 to 0)	0 (0 to 0)	0 (0 to 0)	0
Food-borne trematodiases	0 (0 to 0)	0 (0 to 0)	0 (0 to 0)	0 (0 to 0)	0 (0 to 0)	0 (0 to 0)	0 (0 to 0)	0 (0 to 0)	0 (0 to 0)	0 (0 to 0)	0 (0 to 0)	0 (0 to 0)	0 (0 to 0)	0 (0 to 0)	0 (0 to 0)	0 (0 to 0)	0 (0 to 0)	0 (0

Other neoplasms	0 (0-1 to 0.2)	0 (0-0 to 0.2)	0 (0-0 to 0.2)	0.7 (0-0 to 1.2)	0.9 (0-0 to 1.4)	0.9 (0-0.5 to 1.6)	1.1 (0.4 to 1.7)	0.9 (0.5 to 1.5)	1.2 (0.7 to 1.9)	1.4 (0.8 to 2.2)	1.6 (1.1 to 2.7)	3 (1.9 to 4.9)	4 (2.5 to 6.5)	6.5 (4.2 to 9.8)	11.7 (7.9 to 17.3)	22.5 (14.9 to 34)	39 (26.1 to 56.5)	49.1 (33.5 to 71.8)	47.1 (31.4 to 76.5)	46.2 (29.6 to 72.8)	32 (19.2 to 49.5)	19.4 (9.6 to 33.4)	4.4 (2.3 to 7.1)	291
Medulloblastoma, medulloblastoma, and other hemangioblastic neoplasms	0 (0-1 to 0.2)	0 (0-0 to 0.2)	0 (0-0 to 0.2)	0 (0-0 to 0.2)	0 (0-0 to 0.2)	0 (0-0 to 0.2)	0 (0-0 to 0.1)	0 (0-0 to 0.1)	0 (0-0 to 0.2)	0 (0-0 to 0.2)	0 (0-0 to 0.2)	0 (0-0 to 0.2)	0 (0-0 to 0.2)	0 (0-0 to 0.2)	0 (0-0 to 0.2)	0 (0-0 to 0.2)	0 (0-0 to 0.2)	0 (0-0 to 0.2)	0 (0-0 to 0.2)	0 (0-0 to 0.2)	0 (0-0 to 0.2)	0 (0-0 to 0.2)	0 (0-0 to 0.2)	0 (0-0 to 0.2)	0
Benign and in situ intestinal neoplasms	0 (0-0 to 0)	0 (0-0 to 0)	0 (0-0 to 0)



SR Table 2c: Nagasaki DALYS by cause and age group for males with 95% uncertainty intervals, 2019

Cause	Early Neonatal (0-6 days)	Late Neonatal (7-27 days)	Post Neonatal (28-364 days)	1 to 4	5 to 9	10 to 14	15 to 19	20 to 24	25 to 29	30 to 34	35 to 39	40 to 44	45 to 49	50 to 54	55 to 59	60 to 64	65 to 69	70 to 74	75 to 79	80 to 84	85 to 89	90 to 94	95 plus	Total
All causes	297 (267 to 454)	139 (124 to 194)	382 (342 to 488)	847 (647 to 1,269)	1,369 (847 to 1,648)	1,100 (1,100 to 2,220)	1,729 (1,729 to 2,788)	2,048 (2,048 to 2,992)	2,129 (2,129 to 3,440)	2,429 (2,429 to 3,539)	2,829 (2,829 to 4,000)	3,329 (3,329 to 4,570)	4,029 (4,029 to 5,972)	4,829 (4,829 to 7,205)	5,829 (5,829 to 10,000)	6,829 (6,829 to 14,100)	7,829 (7,829 to 15,600)	8,829 (8,829 to 20,000)	9,829 (9,829 to 25,000)	10,829 (10,829 to 27,200)	11,829 (11,829 to 27,200)	11,829 (11,829 to 27,200)	11,829 (11,829 to 27,200)	197,000
Communicable, maternal, neonatal, and nutritional diseases	197 (149 to 238)	69.9 (43.4 to 76.9)	102 (72.6 to 120)	150 (105 to 286)	179 (107 to 332)	147 (100 to 250)	170 (97.7 to 197)	116 (67.7 to 150)	109 (57.4 to 169)	147 (72.9 to 198)	178 (72.9 to 232)	227 (75 to 299)	260 (77 to 354)	293 (81 to 394)	292 (82 to 396)	297 (82 to 403)	314 (87 to 427)	324 (87 to 441)	329 (89 to 446)	329 (89 to 446)	329 (89 to 446)	329 (89 to 446)	329 (89 to 446)	13,600
HIV/AIDS and sexually transmitted infections	0 (0 to 0)	0 (0 to 0)	1.4 (1 to 1.8)	1.3 (1 to 1.7)	0.5 (0 to 0.6)	0.6 (0.4 to 0.8)	1.1 (0.8 to 1.4)	1.8 (1.2 to 2.7)	2.7 (1.8 to 3.9)	3.8 (2.6 to 5.5)	5.2 (3.4 to 6.8)	6.6 (4.6 to 8.4)	8.6 (5.9 to 10.5)	7.3 (5.2 to 9.5)	5.4 (3.8 to 7.8)	6.2 (4.4 to 8.6)	11.9 (8.4 to 16.5)	17.3 (11.9 to 25.7)	21.1 (13.9 to 33.3)	21.1 (13.9 to 33.3)	21.1 (13.9 to 33.3)	21.1 (13.9 to 33.3)	21.1 (13.9 to 33.3)	83.1
HIV/AIDS	0 (0 to 0)	0 (0 to 0)	1.4 (1.1 to 1.8)	1.2 (1 to 1.7)	0.5 (0 to 0.6)	0.4 (0.3 to 0.5)	0.6 (0.4 to 0.8)	1.1 (0.8 to 1.4)	1.6 (1.2 to 2.4)	2.2 (1.6 to 3.2)	3.1 (2.1 to 4.5)	4.6 (3.2 to 6.3)	5.9 (3.9 to 7.7)	5.1 (3.4 to 7.1)	3.7 (2.4 to 5.1)	4.6 (3.1 to 6.2)	10 (7.1 to 14.4)	15.2 (10.2 to 23.2)	19.2 (11.4 to 31.4)	19.2 (11.4 to 31.4)	19.2 (11.4 to 31.4)	19.2 (11.4 to 31.4)	19.2 (11.4 to 31.4)	61.2
HIV/AIDS - Drug-susceptible Tuberculosis	0 (0 to 0)	0 (0 to 0)	0.5 (0.3 to 0.7)	0.5 (0.1 to 0.2)	0.2 (0.1 to 0.2)	0.2 (0.1 to 0.2)	0.1 (0.1 to 0.2)	0.2 (0.1 to 0.3)	0.2 (0.2 to 0.4)	0.3 (0.2 to 0.5)	0.5 (0.3 to 0.7)	0.8 (0.4 to 1.1)	1.2 (0.6 to 1.7)	1.3 (0.6 to 1.7)	0.9 (0.4 to 1.2)	1.2 (0.7 to 1.6)	2.5 (1.4 to 3.3)	3.3 (2.1 to 4.5)	4.2 (2.1 to 5.9)	4.2 (2.1 to 5.9)	4.2 (2.1 to 5.9)	4.2 (2.1 to 5.9)	4.2 (2.1 to 5.9)	14
HIV/AIDS - Multidrug-resistant Tuberculosis without extensive drug resistance	0 (0 to 0)	0 (0 to 0)	0 (0 to 0)	0 (0 to 0)	0 (0 to 0)	0 (0 to 0)	0 (0 to 0)	0 (0 to 0)	0 (0 to 0)	0 (0 to 0)	0 (0 to 0)	0 (0 to 0)	0 (0 to 0)	0 (0 to 0)	0 (0 to 0)	0 (0 to 0)	0 (0 to 0)	0 (0 to 0)	0 (0 to 0)	0 (0 to 0)	0 (0 to 0)	0 (0 to 0)	0 (0 to 0)	0 (0 to 0)	0
HIV/AIDS - Extensively drug-resistant Tuberculosis	0 (0 to 0)	0 (0 to 0)	0 (0 to 0)	0 (0 to 0)	0 (0 to 0)	0 (0 to 0)	0 (0 to 0)	0 (0 to 0)	0 (0 to 0)	0 (0 to 0)	0 (0 to 0)	0 (0 to 0)	0 (0 to 0)	0 (0 to 0)	0 (0 to 0)	0 (0 to 0)	0 (0 to 0)	0 (0 to 0)	0 (0 to 0)	0 (0 to 0)	0 (0 to 0)	0 (0 to 0)	0 (0 to 0)	0 (0 to 0)	0
HIV/AIDS resulting in other diseases	0 (0 to 0)	0 (0 to 0)	0.6 (0.4 to 0.8)	0.6 (0.4 to 0.8)	0.3 (0.2 to 0.4)	0.2 (0.2 to 0.3)	0.5 (0.3 to 0.6)	0.8 (0.5 to 1.4)	1.2 (0.7 to 2)	1.7 (1.1 to 2.7)	2.3 (1.5 to 3.7)	3.4 (2.1 to 5.3)	4.6 (2.9 to 7.3)	3.7 (2.4 to 5.9)	2.7 (1.7 to 4.2)	3.3 (2.1 to 5.2)	7.4 (4.6 to 11.6)	11.9 (7.3 to 20.2)	15.2 (7.9 to 29.2)	15.2 (7.9 to 29.2)	15.2 (7.9 to 29.2)	15.2 (7.9 to 29.2)	15.2 (7.9 to 29.2)	49.8
Sexually transmitted infections excluding HIV	0 (0 to 0)	0 (0 to 0)	0 (0 to 0)	0 (0 to 0)	0 (0 to 0)	0 (0 to 0)	0 (0 to 0)	0 (0 to 0)	0 (0 to 0)	0 (0 to 0)	0 (0 to 0)	0 (0 to 0)	0 (0 to 0)	0 (0 to 0)	0 (0 to 0)	0 (0 to 0)	0 (0 to 0)	0 (0 to 0)	0 (0 to 0)	0 (0 to 0)	0 (0 to 0)	0 (0 to 0)	0 (0 to 0)	0 (0 to 0)	0
Syphilis	0 (0 to 0)	0 (0 to 0)	0 (0 to 0)	0 (0 to 0)	0 (0 to 0)	0 (0 to 0)	0 (0 to 0)	0 (0 to 0)	0 (0 to 0)	0 (0 to 0)	0 (0 to 0)	0 (0 to 0)	0 (0 to 0)	0 (0 to 0)	0 (0 to 0)	0 (0 to 0)	0 (0 to 0)	0 (0 to 0)	0 (0 to 0)	0 (0 to 0)	0 (0 to 0)	0 (0 to 0)	0 (0 to 0)	0 (0 to 0)	0
Chlamydial infection	0 (0 to 0)	0 (0 to 0)	0 (0 to 0)	0 (0 to 0)	0 (0 to 0)	0 (0 to 0)	0 (0 to 0)	0 (0 to 0)	0 (0 to 0)	0 (0 to 0)	0 (0 to 0)	0 (0 to 0)	0 (0 to 0)	0 (0 to 0)	0 (0 to 0)	0 (0 to 0)	0 (0 to 0)	0 (0 to 0)	0 (0 to 0)	0 (0 to 0)	0 (0 to 0)	0 (0 to 0)	0 (0 to 0)	0 (0 to 0)	0
Gonococcal infection	0 (0 to 0)	0 (0 to 0)	0 (0 to 0)	0 (0 to 0)	0 (0 to 0)	0 (0 to 0)	0 (0 to 0)	0 (0 to 0)	0 (0 to 0)	0 (0 to 0)	0 (0 to 0)	0 (0 to 0)	0 (0 to 0)	0 (0 to 0)	0 (0 to 0)	0 (0 to 0)	0 (0 to 0)	0 (0 to 0)	0 (0 to 0)	0 (0 to 0)	0 (0 to 0)	0 (0 to 0)	0 (0 to 0)	0 (0 to 0)	0
Trichomoniasis	0 (0 to 0)	0 (0 to 0)	0 (0 to 0)	0 (0 to 0)	0 (0 to 0)	0 (0 to 0)	0 (0 to 0)	0 (0 to 0)	0 (0 to 0)	0 (0 to 0)	0 (0 to 0)	0 (0 to 0)	0 (0 to 0)	0 (0 to 0)	0 (0 to 0)	0 (0 to 0)	0 (0 to 0)	0 (0 to 0)	0 (0 to 0)	0 (0 to 0)	0 (0 to 0)	0 (0 to 0)	0 (0 to 0)	0 (0 to 0)	0
Genital herpes	0 (0 to 0)	0 (0 to 0)	0 (0 to 0)	0 (0 to 0)	0 (0 to 0)	0 (0 to 0)	0 (0 to 0)	0 (0 to 0)	0 (0 to 0)	0 (0 to 0)	0 (0 to 0)	0 (0 to 0)	0 (0 to 0)	0 (0 to 0)	0 (0 to 0)	0 (0 to 0)	0 (0 to 0)	0 (0 to 0)	0 (0 to 0)	0 (0 to 0)	0 (0 to 0)	0 (0 to 0)	0 (0 to 0)	0 (0 to 0)	0
Other sexually transmitted infections	0 (0 to 0)	0 (0 to 0)	0 (0 to 0)	0 (0 to 0)	0 (0 to 0)	0.1 (0 to 0.4)	0.2 (0.1 to 0.4)	0.5 (0.1 to 0.9)	0.6 (0.2 to 1.2)	0.8 (0.3 to 1.5)	0.9 (0.3 to 1.6)	1.1 (0.4 to 1.9)	1.4 (0.5 to 2.4)	1.4 (0.5 to 2.4)	1.4 (0.5 to 2.4)	1.4 (0.5 to 2.4)	1.4 (0.5 to 2.4)	1.4 (0.5 to 2.4)	1.4 (0.5 to 2.4)	1.4 (0.5 to 2.4)	1.4 (0.5 to 2.4)	1.4 (0.5 to 2.4)	1.4 (0.5 to 2.4)	2
Respiratory infections and tuberculosis	2.4 (1.6 to 2.7)	2.9 (2.9 to 3.9)	29.4 (20.5 to 40.4)	60.2 (37.8 to 113)	60.2 (28.5 to 96.5)	32.6 (32.6 to 61.8)	41.1 (29.9 to 79.3)	47.4 (28.9 to 87.3)	47.4 (31.6 to 71.3)	51.3 (34.2 to 82.4)	72.4 (49.7 to 103)	94.1 (64.2 to 128)	139 (91.7 to 172)	190 (111 to 196)	238 (113 to 317)	294 (144 to 412)	782 (384 to 1,030)	1,260 (689 to 1,460)	1,460 (1,110 to 1,940)	1,460 (1,110 to 1,940)	1,460 (1,110 to 1,940)	1,460 (1,110 to 1,940)	1,460 (1,110 to 1,940)	13,900
Tuberculosis	0 (0 to 0)	0 (0 to 0)	0.1 (0 to 0.2)	0.2 (0.1 to 0.5)	0.1 (0 to 0.1)	0.1 (0 to 0.1)	0.1 (0 to 0.2)	0.2 (0.1 to 0.4)	0.2 (0.1 to 0.4)	0.3 (0.2 to 0.6)	0.4 (0.2 to 0.7)	0.5 (0.3 to 0.9)	0.7 (0.4 to 1.2)	0.9 (0.5 to 1.5)	1.1 (0.6 to 1.8)	1.4 (0.7 to 2.3)	3.7 (1.8 to 6.1)	6 (2.9 to 9.8)	6.9 (3.4 to 11.3)	6.9 (3.4 to 11.3)	6.9 (3.4 to 11.3)	6.9 (3.4 to 11.3)	6.9 (3.4 to 11.3)	65
Latent tuberculosis infection	0 (0 to 0)	0 (0 to 0)	0 (0 to 0)	0 (0 to 0)	0 (0 to 0)	0 (0 to 0)	0 (0 to 0)	0 (0 to 0)	0 (0 to 0)	0 (0 to 0)	0 (0 to 0)	0 (0 to 0)	0 (0 to 0)	0 (0 to 0)	0 (0 to 0)	0 (0 to 0)	0 (0 to 0)	0 (0 to 0)	0 (0 to 0)	0 (0 to 0)	0 (0 to 0)	0 (0 to 0)	0 (0 to 0)	0 (0 to 0)	0
Drug-susceptible tuberculosis	0 (0 to 0)	0 (0 to 0)	0 (0 to 0)	0 (0 to 0)	0 (0 to 0)	0.4 (0.2 to 0.6)	0.4 (0.2 to 0.6)	1 (0.4 to 1.4)	1.6 (0.6 to 2.4)	1.7 (0.6 to 2.6)	2.2 (0.7 to 3.2)	4 (1.4 to 5.6)	6.6 (2.4 to 9.4)	6.6 (2.4 to 9.4)	7.3 (2.6 to 10.4)	11.1 (4 to 15.6)	28.7 (10.3 to 39.9)	34.9 (12.5 to 48.5)	49.6 (16.5 to 69.1)	64.7 (20.7 to 93.7)	70.4 (22.5 to 101.4)	69.9 (22.4 to 100.7)	69.9 (22.4 to 100.7)	377
Multidrug-resistant tuberculosis without extensive drug resistance	0 (0 to 0)	0 (0 to 0)	0 (0 to 0)	0 (0 to 0)	0 (0 to 0)	0 (0 to 0)	0 (0 to 0)	0 (0 to 0)	0 (0 to 0)	0 (0 to 0)	0 (0 to 0)	0 (0 to 0)	0 (0 to 0)	0 (0 to 0)	0 (0 to 0)	0 (0 to 0)	0 (0 to 0)	0 (0 to 0)	0 (0 to 0)	0 (0 to 0)	0 (0 to 0)	0 (0 to 0)	0 (0 to 0)	0 (0 to 0)	0
Extensively drug-resistant tuberculosis	0 (0 to 0)	0 (0 to 0)	0 (0 to 0)	0 (0 to 0)	0 (0 to 0)	0 (0 to 0)	0 (0 to 0)	0 (0 to 0)	0 (0 to 0)	0 (0 to 0)	0 (0 to 0)	0 (0 to 0)	0 (0 to 0)	0 (0 to 0)	0 (0 to 0)	0 (0 to 0)	0 (0 to 0)	0 (0 to 0)	0 (0 to 0)	0 (0 to 0)	0 (0 to 0)	0 (0 to 0)	0 (0 to 0)	0 (0 to 0)	0
Lower respiratory infections	2.5 (1.7 to 2.9)	0.3 (2.9 to 3.3)	29.4 (13.5 to 38.3)	37.5 (17.4 to 50.7)	0.9 (0.9 to 1.4)	0.6 (0.6 to 1.1)	0.4 (0.4 to 0.8)	0.6 (0.6 to 1.1)	0.8 (0.8 to 1.3)	0.9 (0.9 to 1.5)	1.1 (1.1 to 1.8)	1.4 (1.4 to 2.3)	1.8 (1.8 to 2.9)	2.3 (2.3 to 3.7)	2.9 (2.9 to 4.6)	3.7 (3.7 to 5.9)	4.6 (4.6 to 7.3)	5.6 (5.6 to 8.9)	6.9 (6.9 to 11)	6.9 (6.9 to 11)	6.9 (6.9 to 11)	6.9 (6.9 to 11)	6.9 (6.9 to 11)	9,800
Upper respiratory infections	0 (0 to 0.1)	0 (0 to 0.4)	0.7 (0.2 to 0.7)	30.4 (19.7 to 38.7)	42.9 (22.3 to 72.4)	32 (19.6 to 49.6)	37.1 (17.2 to 57.2)	27.6 (14.6 to 47.4)	28.3 (15.2 to 46.3)	30.2 (15.7 to 49.3)	31.1 (17.1 to 52.2)	34 (19.1 to 52.2)	37.2 (19.1 to 62.2)	39.1 (19.9 to 62.2)	38.3 (19.9 to 62.2)	22.7 (11.9 to 38.6)	22.5 (11.9 to 38.6)	19.3 (10.1 to 33.4)	20.4 (10.1 to 33.4)	20.4 (10.1 to 33.4)	20.4 (10.1 to 33.4)	20.4 (10.1 to 33.4)	20.4 (10.1 to 33.4)	680
Otitis media	0 (0 to 0)	0 (0 to 0)	1.1 (0.5 to 2.1)	8.2 (3.9 to 14.6)	9.3 (3.9 to 15.5)	6.7 (3.4 to 12.2)	4.8 (2.9 to 9.7)	2.2 (1.2 to 4.8)	2.1 (1.2 to 4.6)	2.2 (1.2 to 4.7)	2.3 (1.2 to 4.8)	2.4 (1.2 to 4.9)	2.5 (1.2 to 5.1)	2.6 (1.2 to 5.3)	2.6 (1.2 to 5.3)	1.3 (0.6 to 2.6)	0.9 (0.4 to 1.8)	0.6 (0.3 to 1.2)	0.6 (0.3 to 1.2)	0.6 (0.3 to 1.2)	0.6 (0.3 to 1.2)	0.6 (0.3 to 1.2)	0.6 (0.3 to 1.2)	110
Enteric infections	0.9 (0.5 to 2.4)	0.9 (0.5 to 2.2)	1.5 (0.9 to 2.9)	1.5 (0.9 to 2.9)	1.1 (0.7 to 2.3)	0.9 (0.6 to 1.6)	1.1 (0.6 to 2.3)	1.5 (0.7 to 3.1)	1.5 (0.7 to 3.1)	1.5 (0.7 to 3.1)	1.5 (0.7 to 3.1)	1.5 (0.7 to 3.1)	1.5 (0.7 to 3.1)	1.5 (0.7 to 3.1)	1.5 (0.7 to 3.1)	1.5 (0.7 to 3.1)	1.5 (0.7 to 3.1)	1.5 (0.7 to 3.1)	1.5 (0.7 to 3.1)	1.5 (0.7 to 3.1)	1.5 (0.7 to 3.1)	1.5 (0.7 to 3.1)	1.5 (0.7 to 3.1)	340
Diarrheal diseases	0.8 (0.2 to 0.4)	0.8 (0.5 to 1.2)	0.8 (0.2 to 0.9)	1.2 (0.6 to 1.2)	1.2 (0.7 to 1.6)	1.2 (0.6 to 1.1)	1.2 (0.6 to 1.2)	1.2 (0.6 to 1.2)	1.2 (0.6 to 1.2)	1.2 (0.6 to 1.2)	1.2 (0.6 to 1.2)	1.2 (0.6 to 1.2)	1.2 (0.6 to 1.2)	1.2 (0.6 to 1.2)	1.2 (0.6 to 1.2)	1.2 (0.6 to 1.2)	1.2 (0.6 to 1.2)	1.2 (0.6 to 1.2)	1.2 (0.6 to 1.2)	1.2 (0.6 to 1.2)	1.2 (0.6 to 1.2)	1.2 (0.6 to 1.2)	1.2 (0.6 to 1.2)	339
Typhoid and paratyphoid	0 (0 to 0)	0 (0 to 0)	0 (0 to 0)	0 (0 to 0)	0 (0 to 0)	0 (0 to 0)	0 (0 to 0)	0 (0 to 0)	0 (0 to 0)	0 (0 to 0)	0 (0 to 0)	0 (0 to 0)	0 (0 to 0)	0 (0 to 0)	0 (0 to 0)	0 (0 to 0)	0 (0 to 0)	0 (0 to 0)	0 (0 to 0)	0 (0 to 0)	0 (0 to 0)	0 (0 to 0)	0 (0 to 0)	0 (0 to 0)	0.1
Typhoid fever	0 (0 to 0)	0 (0 to 0)	0 (0 to 0)	0 (0 to 0)	0 (0 to 0)	0 (0 to 0)	0 (0 to 0)	0 (0 to 0)	0 (0 to 0)	0 (0 to 0)	0 (0 to 0)	0 (0 to 0)	0 (0 to 0)	0 (0 to 0)	0 (0 to 0)	0 (0 to 0)	0 (0 to 0)	0 (0 to 0)	0 (0 to 0)	0 (0 to 0)	0 (0 to 0)	0 (0 to 0)	0 (0 to 0)	0 (0 to 0)	0
Paratyphoid fever	0 (0 to 0)	0 (0 to 0)	0 (0 to 0)	0 (0 to 0)	0 (0 to 0)	0 (0 to 0)	0 (0 to 0)	0 (0 to 0)	0 (0 to 0)	0 (0 to 0)	0 (0 to 0)	0 (0 to 0)	0 (0 to 0)	0 (0 to 0)	0 (0 to 0)	0 (0 to 0)	0 (0 to 0)	0 (0 to 0)	0 (0 to 0)	0 (0 to 0)	0 (0 to 0)	0 (0 to 0)	0 (0 to 0)	0 (0 to 0)	0
Invasive Non-typhoidal Salmonella (iNTS)	0 (0 to 0)	0 (0 to 0)	0 (0 to 0)	0 (0 to 0)	0 (0 to 0)	0 (0 to 0)	0 (0 to 0)	0 (0 to 0)	0 (0 to 0)	0 (0 to 0)	0 (0 to 0)	0 (0 to 0)	0 (0 to 0)	0 (0 to 0)	0 (0 to 0)	0 (0 to 0)	0 (0 to 0)	0 (0 to 0)	0 (0 to 0)	0 (0 to 0)	0 (0 to 0)	0 (0 to 0)	0 (0 to 0)	0 (0 to 0)	0
Other intestinal infectious diseases	0 (0 to 0)	0 (0 to 0)	0 (0 to 0)	0 (0 to 0)	0 (0 to 0)	0 (0 to 0)	0 (0 to 0)	0 (0 to 0)	0 (0 to 0)	0 (0 to 0)	0 (0 to 0)	0 (0 to 0)	0 (0 to 0)	0 (0 to 0)	0 (0 to 0)	0 (0 to 0)	0 (0 to 0)	0 (0 to 0)	0 (0 to 0)	0 (0 to 0)	0 (0 to 0)	0 (0 to 0)	0 (0 to 0)	0 (0 to 0)	0
Neglected tropical diseases and malaria	0 (0 to 0)	0 (0 to 0)	0 (0 to 0)	2.3 (0 to 9.6)	2.3 (0 to 9.6)	2.3 (0 to 9.6

Other neoplasms	0·4 (0·1 to 0·9)	0·4 (0·2 to 0·7)	1·1 (0·5 to 1·9)	1·6 (1·0 to 2·4)	1·4 (0·8 to 2·3)	1·4 (0·8 to 2·2)	1·8 (1·0 to 2·8)	1·8 (0·8 to 3·4)	2 (1·2 to 3)	2·7 (1·5 to 4·3)	3·4 (1·9 to 5)	5·9 (3·5 to 8·6)	8·2 (5·1 to 12·3)	13·6 (9·2 to 19·4)	20·4 (13·2 to 29·4)	32·9 (22·4 to 73·7)	84·6 (53·7 to 113)	108 (62·9 to 151)	135 (81·3 to 188)	90·6 (54·4 to 128)	70·6 (39·6 to 98·2)	27·6 (13·4 to 41·4)	7 (3·2 to 11)	923
Medulloblastoma, medulloblastoma, and other hemangioblastoma	0·1 (0·1 to 0·2)	0·1 (0·2 to 0·7)	0·4 (0·1 to 1·6)	0·4 (0·2 to 1·2)	0·4 (0·2 to 1·2)	0·4 (0·2 to 1·2)	0·4 (0·2 to 1·2)	0·4 (0·2 to 1·2)	0·5 (0·2 to 1·2)	0·6 (0·3 to 1·5)	0·7 (0·3 to 1·6)	0·9 (0·5 to 2·1)	1·2 (0·7 to 2·8)	1·8 (1·1 to 4·2)	2·6 (1·6 to 6·1)	3·8 (2·3 to 8·9)	5·7 (3·5 to 13·2)	7·3 (4·2 to 16·9)	8·8 (5·1 to 20·3)	6·1 (3·5 to 14·1)	4·6 (2·6 to 10·6)	1·8 (1·0 to 4·2)	0·5 (0·3 to 1·1)	923
Benign and in situ cerebral neoplasms	0 (0 to 0)	0 (0 to 0)	0 (0 to 0)	0 (0 to 0)	0 (0 to 0)	0 (0 to 0)	0 (0 to 0)	0 (0 to 0)	0 (0 to 0)	0 (0 to 0)	0 (0 to 0)	0 (0 to 0)	0 (0 to 0)	0 (0 to 0)	0 (0 to 0)	0 (0 to 0)	0 (0 to 0)	0 (0 to 0)	0 (0 to 0)	0 (0 to 0)	0 (0 to 0)	0 (0 to 0)	0 (0 to 0)	0
Benign and in situ cerebral and uterine neoplasms	0 (0 to 0)	0 (0 to 0)	0 (0 to 0)	0 (0 to 0)	0 (0 to 0)	0 (0 to 0)	0 (0 to 0)	0 (0 to 0)	0 (0 to 0)	0 (0 to 0)	0 (0 to 0)	0 (0 to 0)	0 (0 to 0)	0 (0 to 0)	0 (0 to 0)	0 (0 to 0)	0 (0 to 0)	0 (0 to 0)	0 (0 to 0)	0 (0 to 0)	0 (0 to 0)	0 (0 to 0)	0 (0 to 0)	0
Other benign and in situ neoplasms	0 (0 to 0)	0 (0 to 0)	0 (0 to 0)	0 (0 to 0)	0 (0 to 0)	0 (0 to 0)	0 (0 to 0)	0 (0 to 0)	0 (0 to 0)	0 (0 to 0)	0 (0 to 0)	0 (0 to 0)	0 (0 to 0)	0 (0 to 0)	0 (0 to 0)	0 (0 to 0)	0 (0 to 0)	0 (0 to 0)	0 (0 to 0)	0 (0 to 0)	0 (0 to 0)	0 (0 to 0)	0 (0 to 0)	0
Cardiovascular diseases	1·8 (0·9 to 2·1)	1·8 (1·3 to 2·4)	10·3 (7·2 to 19·4)	13·2 (9·2 to 18·4)	18·4 (13·3 to 23·2)	17·5 (11·9 to 23·1)	32·4 (21·6 to 41·1)	51·9 (41·1 to 64·6)	77·7 (63·0 to 96)	152 (132 to 186)	282 (233 to 350)	587 (493 to 701)	924 (790 to 1,110)	1,160 (967 to 1,392)	1,460 (1,270 to 1,710)	2,490 (2,100 to 2,930)	3,490 (2,770 to 4,300)	3,290 (2,330 to 4,460)	2,870 (2,060 to 3,770)	3,940 (2,820 to 5,400)	6,620 (4,750 to 9,450)	2,230 (1,660 to 2,960)	766 (529 to 1,110)	30,300
Rheumatic heart disease	0 (0 to 0)	0 (0 to 0)	0 (0 to 0·1)	0·2 (0·2 to 0·3)	0·3 (0·2 to 0·3)	0·5 (0·4 to 0·6)	0·6 (0·4 to 1·2)	1·1 (0·7 to 1·5)	1·5 (1 to 2·2)	2·3 (1·5 to 3·1)	3·2 (2·2 to 4·6)	4·2 (2·9 to 6·2)	5·6 (3·8 to 7·9)	6·6 (4·5 to 9·2)	8·6 (5·9 to 12)	10·4 (7·1 to 14·3)	12·6 (8·6 to 17·2)	13·9 (9·4 to 19·2)	14·1 (9·2 to 20·1)	12·6 (8·1 to 18·7)	9·6 (5·9 to 14·5)	4·1 (2·4 to 6·2)	1·1 (0·6 to 1·6)	237
Ischemic heart disease	0 (0 to 0)	0 (0 to 0)	0 (0 to 0)	0·1 (0 to 0·2)	0·2 (0·1 to 0·3)	0·3 (0·2 to 0·4)	1·3 (0·8 to 1·9)	3·6 (2·5 to 4·8)	7·3 (5·2 to 9·6)	13·9 (9·9 to 18·6)	22 (16·7 to 29·4)	53·8 (41·2 to 70·2)	94·7 (73·2 to 123)	152 (120 to 194)	220 (174 to 281)	354 (284 to 441)	439 (351 to 548)	642 (515 to 795)	552 (442 to 692)	1,290 (1,060 to 1,590)	1,520 (1,220 to 1,870)	1,460 (1,220 to 1,800)	1,130 (1,020 to 1,430)	11,200
Stroke	0·1 (0 to 0·1)	0·3 (0·1 to 0·5)	1·3 (0·6 to 2·4)	2·4 (1·6 to 3·5)	3·7 (2·4 to 5·1)	7 (4·4 to 9·4)	10·6 (7·1 to 14·6)	19·4 (11·2 to 33·4)	26·3 (18·1 to 36·4)	50·7 (39·3 to 71·7)	121 (98·1 to 159)	263 (213 to 327)	415 (343 to 507)	493 (387 to 615)	499 (384 to 676)	1,070 (860 to 1,330)	1,240 (1,070 to 1,430)	1,400 (1,200 to 1,660)	1,700 (1,410 to 2,050)	1,680 (1,410 to 2,070)	1,690 (1,330 to 2,230)	662 (569 to 796)	214 (179 to 266)	12,700
Ischemic stroke	0 (0 to 0)	0·1 (0 to 0·2)	0·6 (0·4 to 1·2)	1·2 (0·7 to 2)	2·4 (1·5 to 3·5)	4·4 (2·8 to 6·2)	7·3 (4·7 to 10·3)	17·2 (10·2 to 31·2)	19·9 (13·7 to 28·2)	39·7 (30·5 to 56·8)	94·6 (77·1 to 123)	221 (181 to 282)	349·4 (284·5 to 437)	414 (337 to 517)	419 (339 to 532)	899 (764 to 1,060)	1,040 (907 to 1,180)	1,180 (1,030 to 1,350)	1,430 (1,210 to 1,730)	1,420 (1,210 to 1,730)	1,420 (1,210 to 1,730)	556 (479 to 662)	179 (153 to 214)	10,600
Intracerebral hemorrhage	0 (0 to 0)	0·2 (0·1 to 0·4)	0·4 (0·2 to 1·1)	0·8 (0·5 to 1·4)	1·1 (0·7 to 1·7)	2·1 (1·3 to 3·3)	3·3 (2·1 to 4·8)	6·1 (3·7 to 9·3)	8·5 (5·2 to 13)	13·2 (8·4 to 20·3)	20·1 (13·1 to 30·7)	31·7 (21·1 to 46·1)	44·1 (30·1 to 62·5)	57·1 (39·2 to 80·1)	74·2 (51·2 to 104)	97·5 (68·2 to 136)	120 (84·1 to 167)	139 (97·2 to 193)	150 (104·1 to 208)	154 (107·1 to 214)	153 (106·1 to 213)	141 (97·6 to 196)	117 (80·9 to 163)	3,940
Subarachnoid hemorrhage	0 (0 to 0·1)	0 (0 to 0)	0·2 (0·2 to 1·1)	0·5 (0·3 to 1·3)	0·5 (0·3 to 1·2)	0·7 (0·3 to 1·2)	0·9 (0·4 to 1·6)	1·2 (0·7 to 2·1)	1·7 (0·9 to 2·8)	2·5 (1·4 to 4·3)	3·3 (1·9 to 5·6)	4·8 (2·8 to 7·9)	6·5 (3·9 to 10·5)	8·2 (5·1 to 12·9)	10·2 (6·4 to 15·8)	12·2 (7·8 to 18·5)	13·7 (8·9 to 20·5)	14·4 (9·4 to 21·5)	14·2 (9·2 to 21·3)	13·2 (8·5 to 19·8)	11·6 (7·5 to 17·3)	9·5 (6·1 to 14·2)	7·2 (4·6 to 10·8)	1,570
Hypertensive heart disease	0 (0 to 0)	0 (0 to 0)	0 (0 to 0)	0 (0 to 0)	0 (0 to 0)	0 (0 to 0)	0 (0 to 0)	0 (0 to 0)	0 (0 to 0)	0 (0 to 0)	0 (0 to 0)	0 (0 to 0)	0 (0 to 0)	0 (0 to 0)	0 (0 to 0)	0 (0 to 0)	0 (0 to 0)	0 (0 to 0)	0 (0 to 0)	0 (0 to 0)	0 (0 to 0)	0 (0 to 0)	0 (0 to 0)	0 (0 to 0)	0
Non-rheumatic valvular heart disease	0 (0 to 0)	0 (0 to 0)	0 (0 to 0)	0 (0 to 0)	0 (0 to 0)	0 (0 to 0)	0·1 (0 to 0·2)	0·2 (0·1 to 0·4)	0·3 (0·2 to 0·5)	0·5 (0·3 to 0·8)	0·8 (0·5 to 1·2)	1·2 (0·8 to 1·9)	1·8 (1·2 to 2·8)	2·5 (1·7 to 3·8)	3·5 (2·3 to 5·3)	4·9 (3·2 to 7·5)	6·7 (4·3 to 10·3)	8·5 (5·4 to 13·1)	9·8 (6·1 to 15·1)	10·4 (6·4 to 16·1)	9·9 (6·1 to 15·4)	8·2 (5·1 to 12·8)	5·8 (3·6 to 9·1)	481
Non-rheumatic calcific aortic valve disease	0 (0 to 0)	0 (0 to 0)	0 (0 to 0)	0 (0 to 0)	0 (0 to 0)	0 (0 to 0)	0 (0 to 0·1)	0·2 (0 to 0·6)	0·5 (0·4 to 1·1)	1·1 (0·6 to 2·1)	2·4 (1·4 to 3·9)	5·1 (3·2 to 7·9)	8·7 (5·7 to 13)	13·2 (8·9 to 19·5)	18·9 (13·1 to 26·5)	25·7 (18·4 to 35·8)	33·5 (24·1 to 46·1)	41·2 (29·6 to 56·8)	46·9 (33·7 to 64·5)	49·1 (34·8 to 68·1)	46·9 (32·8 to 65·3)	40·1 (27·9 to 56·1)	28·1 (19·4 to 39·5)	516
Non-rheumatic degenerative mitral valve disease	0 (0 to 0)	0 (0 to 0)	0 (0 to 0)	0 (0 to 0)	0 (0 to 0)	0 (0 to 0)	0 (0 to 0·1)	0·1 (0 to 0·3)	0·2 (0·1 to 0·5)	0·3 (0·2 to 0·7)	0·5 (0·3 to 1·1)	0·8 (0·5 to 1·7)	1·2 (0·8 to 2·3)	1·7 (1·1 to 3·1)	2·3 (1·5 to 4·2)	3·1 (2·1 to 5·6)	4·1 (2·8 to 7·4)	5·1 (3·5 to 9·2)	5·8 (3·9 to 10·4)	6·1 (4·1 to 10·9)	5·8 (3·9 to 10·3)	5·1 (3·4 to 9·1)	3·5 (2·3 to 6·2)	164
Other non-rheumatic valve diseases	0 (0 to 0)	0 (0 to 0)	0 (0 to 0)	0 (0 to 0)	0 (0 to 0)	0 (0 to 0)	0·1 (0 to 0·2)	0·1 (0 to 0·2)	0·1 (0 to 0·3)	0·2 (0 to 0·5)	0·3 (0 to 0·6)	0·5 (0 to 1·1)	0·7 (0 to 1·5)	1·1 (0 to 2·1)	1·5 (0 to 2·8)	2·1 (0 to 3·8)	2·8 (0 to 5·1)	3·5 (0 to 6·4)	4·1 (0 to 7·3)	4·3 (0 to 7·8)	4·1 (0 to 7·5)	3·6 (0 to 6·7)	2·5 (0 to 4·6)	114
Cardiomyopathy and myocarditis	0·4 (0·1 to 1)	0·4 (0·2 to 1·1)	1·7 (0·9 to 3·6)	2·1 (0·9 to 4·1)	2·3 (1·0 to 4·7)	2·6 (1·1 to 5·4)	3·6 (1·7 to 7·3)	4·9 (2·1 to 9·8)	7·1 (3·1 to 14·1)	7·2 (3·2 to 14·2)	11·3 (5·1 to 22·1)	17·2 (7·9 to 32·1)	23·1 (11·1 to 41·6)	32·1 (16·1 to 56·2)	44·2 (23·5 to 69·9)	59·2 (32·3 to 89·3)	76·2 (39·9 to 109·2)	89·3 (44·9 to 130·2)	96·3 (47·1 to 141·1)	94·2 (45·1 to 140·1)	84·1 (39·4 to 126·4)	64·4 (29·4 to 97·7)	33·7 (14·5 to 52·1)	965
Myocarditis	0·1 (0 to 0·2)	0·1 (0 to 0·3)	0·4 (0·2 to 1·4)	0·6 (0·3 to 1·6)	0·6 (0·3 to 1·6)	0·7 (0·3 to 1·7)	0·9 (0·4 to 2·1)	1·2 (0·5 to 2·7)	1·7 (0·7 to 3·7)	1·7 (0·8 to 3·7)	2·6 (1·2 to 5·5)	3·9 (1·8 to 8·1)	5·2 (2·5 to 10·5)	7·1 (3·5 to 13·9)	9·4 (4·8 to 17·9)	12·7 (6·7 to 23·1)	15·9 (8·5 to 28·5)	18·3 (9·8 to 32·3)	19·2 (10·3 to 33·6)	18·6 (9·9 to 32·3)	16·4 (8·7 to 28·5)	12·4 (6·6 to 21·5)	6·7 (3·5 to 11·6)	79
Alcoholic cardiomyopathy	0 (0 to 0)	0 (0 to 0)	0 (0 to 0)	0 (0 to 0)	0 (0 to 0)	0 (0 to 0)	0 (0 to 0)	0 (0 to 0)	0 (0 to 0)	0 (0 to 0)	0 (0 to 0)	0 (0 to 0)	0 (0 to 0)	0 (0 to 0)	0 (0 to 0)	0 (0 to 0)	0 (0 to 0)	0 (0 to 0)	0 (0 to 0)	0 (0 to 0)	0 (0 to 0)	0 (0 to 0)	0 (0 to 0)	0 (0 to 0)	0
Other cardiomyopathy	0·4 (0·1 to 0·8)	0·5 (0·2 to 0·9)	4·1 (2·1 to 6·7)	4·6 (1·9 to 7·2)	1·6 (1·2 to 2·5)	4 (2·5 to 6·3)	5·6 (2·5 to 9·5)	7·6 (3·4 to 12)	9·6 (4·2 to 14·4)	13·2 (6·2 to 20·6)	20·9 (9·6 to 32·5)	31·6 (15·1 to 49·2)	39·9 (20·1 to 62·1)	49·5 (27·1 to 69·1)	52·6 (32·2 to 73·3)	73·6 (46·1 to 101)	89·4 (57·6 to 121)	99·8 (62·6 to 134)	89·3 (52·9 to 124)	105 (62·2 to 146)	92 (52·2 to 132)	56·2 (29·2 to 84·1)	15·9 (7·2 to 24·2)	833
Atrial fibrillation and flutter	0 (0 to 0)	0 (0 to 0)	0 (0 to 0)	0 (0 to 0)	0 (0 to 0)	0 (0 to 0)	0 (0 to 0)	0 (0 to 0)	0 (0 to 0)	0 (0 to 0)	0 (0 to 0)	0 (0 to 0)	0 (0 to 0)	0 (0 to 0)	0 (0 to 0)	0 (0 to 0)	0 (0 to 0)	0 (0 to 0)	0 (0 to 0)	0 (0 to 0)	0 (0 to 0)	0 (0 to 0)	0 (0 to 0)	0 (0 to 0)	0
Aortic aneurysm	—	—	—	—	—	—	0·6 (0·2 to 1·6)	1·5 (0·5 to 3·2)	2·3 (1·1 to 3·9)	4·6 (2·7 to 7·2)	7·7 (4·9 to 11)	13·1 (8·6 to 18·7)	20·6 (14·1 to 28·4)	30·1 (21·1 to 40·7)	44·5 (32·2 to 59·3)	64·9 (48·9 to 83·2)	89·5 (68·9 to 113)	108 (81·1 to 135)	120 (89·1 to 151)	119 (87·9 to 150)	110 (80·4 to 140)	89·6 (64·1 to 116)	59·6 (41·1 to 78·2)	22·7 (14·9 to 30·4)	NA
Endocarditis	0 (0 to 0)	0 (0 to 0)	0·2 (0·1 to 0·3)	0·3 (0·2 to 0·5)	0·3 (0·2 to 0·5)	0·4 (0·2 to 0·6)	0·5 (0·3 to 0·8)	0·7 (0·4 to 1·1)	1·1 (0·6 to 1·7)	1·6 (0·9 to 2·5)	2·4 (1·4 to 3·7)	3·5 (2·1 to 5·4)	4·9 (2·9 to 7·5)	6·4 (3·8 to 9·8)	8·4 (5·0 to 12·7)	10·7 (6·4 to 16·1)	12·9 (7·8 to 19·4)	14·1 (8·5 to 21·1)	14·1 (8·5 to 21·1)	13·2 (7·9 to 19·8)	11·4 (6·9 to 17·1)	8·9 (5·4 to 13·4)	4·8 (2·9 to 7·2)	1,270
Other cardiovascular and circulatory diseases	0·8 (0·4 to 1·5)	0·9 (0·4 to 1·4)	2·9 (2·7 to 6)	4·2 (1·8 to 7·1)	3·1 (1·4 to 5·4)	4·3 (2·3 to 7·1)	5·6 (2·9 to 9·1)	4·9 (2·7 to 7·8)	7·1 (4 to 11)	7·2 (4 to 11)	11·2 (6·7 to 17·1)	12·1 (7·8 to 18·2)	22·1 (14·9 to 32·1)	24·2 (16·7 to 33·9)	27·1 (19·2 to 37·8)	29·3 (21·2 to 39·4)	29·5 (21·4 to 39·5)	32·6 (23·2 to 44·2)	33·8 (23·9 to 45·2)	34·9 (24·6 to 46·7)	33·1 (23·4 to 44·1)	29·4 (20·7 to 39·1)	22·7 (15·7 to 30·4)	531
Chronic respiratory diseases	0 (0 to 0)	0·4 (0·3 to 0·5)	9·4 (7·1 to 12·1)	22·3 (16·9 to 28·7)	43·9 (33·9 to 56·6)	69·8 (53·8 to 89·5)	124 (96·1 to 159)	193 (149·1 to 247)	272 (210·1 to 348)	361 (279·1 to 463)	464 (359·1 to 594)	577 (446·3 to 739)	687 (531·3 to 880)	797 (616·5 to 1,020)	907 (701·9 to 1,160)	1,020 (789·2 to 1,310)	1,130 (874·1 to 1,450)	1,240 (959·5 to 1,590)	1,340 (1,040 to 1,720)	1,440 (1,110 to 1,850)	1,540 (1,190 to 1,980)	1,640 (1,270 to 2,110)	1,740 (1,350 to 2,240)	10,000
Chronic obstructive pulmonary disease	0·4 (0·3 to 0·5)	0·4 (0·3 to 0·5)	9·2 (7·1 to 11·9)	22·1 (16·8 to 28·5)	43·6 (33·6 to 56·3)	69·3 (53·5 to 89·1)	123 (95·5 to 158)	192 (148·3 to 246)	270 (209·1 to 347)	359 (278·1 to 461)	461 (357·1 to 592)	574 (444·3 to 736)	683 (528·7 to 877)	793 (613·9 to 1,020)	902 (698·3 to 1,160)	1,010 (782·2 to 1,300)	1,120 (867·3 to 1,440)	1,230 (953·1 to 1,580)	1,330 (1,030 to 1,710)	1,430 (1,110 to 1,840)	1,530 (1,180 to 1,960)	1,630 (1,260 to 2,090)	1,730 (1,340 to 2,220)	6,680
Pneumoconiosis	0 (0 to 0)	0 (0 to 0)	0·1 (0 to 0·1)	0·1 (0 to 0·1)	0·1 (0 to 0·1)	0·1 (0 to 0·2)	0·1 (0 to 0·2)	0·2 (0·1 to 0·3)	0·2 (0·1 to 0·3)	0·3 (0·1 to 0·4)	0·4 (0·2 to 0·6)	0·5 (0·3 to 0·8)	0·7 (0·4 to 1·1)	1·1 (0·6 to 1·6)	1·5 (0·9 to 2·3)	2·1 (1·3 to 3·1)	2·8 (1·7 to 4·2)	3·5 (2·1 to 5·3)	4·1 (2·5 to 6·3)	4·4 (2·7 to 6·9)	4·4 (2·7 to 6·9)	4·2 (2·6 to 6·6)	3·8 (2·3 to 6·1)	501
Silicosis	0 (0 to 0)	0 (0 to 0)	0 (0 to 0)	0 (0 to 0)	0 (0 to 0)	0 (0 to 0)	0 (0 to 0)	0 (0 to 0)	0 (0 to 0)	0 (0 to 0)	0 (0 to 0)	0 (0 to 0)	0 (0 to 0)	0 (0 to 0)	0 (0 to 0)	0 (0 to 0)	0·1 (0 to 0·1)	0·2 (0·1 to 0·4)	0·3 (0·2 to 0·6)	0·4 (0·2 to 0·8)	0·5 (0·3 to 0·9)	0·5 (0·3 to 0·8)	0·4 (0·2 to 0·7)	117
Asbestosis	0 (0 to 0)	0 (0 to 0)	0 (0 to 0)	0 (0 to 0)	0 (0 to 0)	0 (0 to 0)	0 (0 to 0·1)	0 (0 to 0·1)	0 (0 to 0·1)	0 (0 to 0·1)	0 (0 to 0·1)	0 (0 to 0·1)	0 (0 to 0·1)	0 (0 to 0·1)	0 (0 to 0·1)	0 (0 to 0·1)	0 (0 to 0·1)	0 (0 to 0·2)	0 (0 to 0·2)	0 (0 to 0·3)	0 (0 to 0·3)	0 (0 to 0·3)	0 (0 to 0·2)	0 (0 to 0·2)	195
Coal workers pneumoconiosis	0 (0 to 0)	0 (0 to 0)	0 (0 to 0)	0 (0 to 0)	0 (0 to 0)	0 (0 to 0)	0 (0 to 0)	0 (0 to 0)	0 (0 to 0)	0 (0 to 0)	0 (0 to 0)	0 (0 to 0)	0 (0 to 0)	0 (0 to 0)	0 (0 to 0)	0 (0 to 0)	0 (0 to 0)	0 (0 to 0)	0 (0 to 0)	0 (0 to 0)	0 (0 to 0)	0 (0 to 0)	0 (0 to 0)	0 (0 to 0)	34·9
Other pneumoconiosis	0 (0 to 0)	0 (0 to 0)	0 (0 to 0)	0 (0 to 0)	0 (0 to 0)	0 (0 to 0)	0 (0 to 0)	0 (0 to 0·1)	0 (0 to 0·1)	0 (0 to 0·1)	0 (0 to 0·2)	0 (0 to 0·3)	0 (0 to 0·4)	0 (0 to 0·6)	0 (0 to 0·7)	0 (0 to 0·9)	0 (0 to 1·2)	0 (0 to 1·5)	0 (0 to 1·8)	0 (0 to 2·1)	0 (0 to 2·3)	0 (0 to 2·3)	0 (0 to 2·1)	0 (0 to 1·7)	164
Asthma	0 (0 to 0)	0 (0 to 0)	39·1 (21·1 to 79·4)	79·2 (39·1 to 133)	98·3 (51 to 166)	85·5 (31 to 208)	84·3 (21·2 to 176)	76·1 (30 to 178)	74·1 (13·9 to 184)	84·1 (14·9 to 194)	94·2 (16·9 to 221)	99·7 (19·5 to 231)	104·2 (22·3 to 244)	107·5 (24·9 to 246)	110·1 (25·3 to 251)	111·9 (22·4 to 255)	113·4 (20·1 to 260)	114·3 (20·9 to 262)	114·6 (21·3 to 262)	114·4 (21·4 to 262)	114·1 (21·4 to 261)	113·8 (21·4 to 260)	113·5 (21·4 to 260)	397
Interstitial lung disease and pulmonary sarcoidosis	0·1 (0 to 0·1)	0·1 (0 to 0·1)	0·4 (0·2 to 0·9)	0·5 (0·3 to 1·1)	0·6 (0·3 to 1·2)	0·7 (0·3 to 1·3)	0·9 (0·4 to 1·7)	1·1 (0·5 to 2·1)	1·4 (0·6 to 2·7)	1·7 (0·8 to 3·3)	2·2 (1·1 to 4·1)	2·9 (1·5 to 5·3)	3·8 (2·1 to 6·8)	4·9 (2·8 to 8·5)	6·3 (3·7 to 10·7)	7·9 (4·8 to 13·2)	9·5 (5·8 to 15·6)	10·7 (6·6 to 17·3)	11·3 (7·1 to 18·1)	11·4 (7·2 to 18·2)	11·1 (7·1 to 17·7)	10·5 (6·8 to 16·6)	9·5 (6·2 to 14·7)	1,710
Other chronic respiratory diseases	0·4 (0·3 to 0·5)	0·4 (0·3 to 0·5)	2·9 (2·1 to 3·9)	4·4 (3·1 to 6·1)	5·1 (3·6 to 7·1)	5·6 (3·8 to 7·8)	6·9 (4·6 to 9·8)	8·9 (5·8 to 13·1)	11·7 (7·3 to 17·6)	15·7 (9·7 to 23·7)	21·7 (13·4 to 32·9)	30·1 (18·5 to 45·7)	40·3 (24·7 to 61·3)	52·1 (32·1 to 79·1)	66·3 (40·8 to 100·8)	82·8 (51·1 to 125·8)	98·1 (60·5 to 149·1)	110·3 (68·1 to 167·5)	116·9 (72·2 to 177·5)	116·8 (72·2 to 177·4)	112·1 (69·3 to 170·3)	102·9 (63·7 to 156·3)	87·6 (54·2 to 133·1)	1,710
Digestive diseases	2·4 (1·6 to 3·3)	2·9 (1·9 to 3·8)	44·5 (29·6 to 59·7)	66·7 (44·5 to 89·7)	29·1 (19·4 to 39·2)	22·6 (15·1 to 30·4)	29·3 (19·6 to 39·5)	49·2 (33·1 to 66·1)	77·3 (52·1 to 104)	127 (86·1 to 171)	221 (151·1 to 298)	385 (263·1 to 517)	597 (410·1 to 776)	846 (581·1 to 1,090)	1,130 (777·1 to 1,450)	1,540 (1,060 to 1,980)	2,010 (1,380 to 2,580)	2,440 (1,670 to 3,130)	2,760 (1,890 to 3,540)	2,970 (2,030 to 3,810)	3,060 (2,090 to 3,930)	2,990 (2,040 to 3,840)	2,750 (1,880 to 3,530)	8,320
Cirrhosis and other chronic liver diseases	0 (0 to 0)	0·1 (0 to 0·1)	2·9 (1·7 to 4·4)	7·1 (4·3 to 10·7)	7·6 (4·6 to 11·3)	6·1 (3·7 to 9·2)	6·2 (3·8 to 9·2)	5·4 (3·3 to 8·1)	5·3 (3·2 to 7·8)	5·5 (3·3 to 8·2)	6·6 (3·9 to 9·8)	8·9 (5·2 to 13·2)	12·2 (7·1 to 18·2)	16·7 (9·7 to 24·9)	23·2 (13·5 to 34·5)	31·3 (18·2 to 46·5)	40·6 (23·6 to 60·3)	48·7 (28·3 to 72·3)	53·9 (31·3 to 80·1)	55·1 (32·0 to 81·8)	52·9 (30·7 to 78·5)	47·6 (27·6 to 70·6)	38·9 (22·6 to 57·7)	1,140
Cirrhosis and other chronic liver diseases due to hepatitis B	0 (0 to 0)	0 (0 to 0)	0·1 (0 to 0·2)	0·2 (0·1 to 0·4)	0·2 (0·1 to 0·4)	0·2 (0·1 to 0·4



SR Table 2a: Kumarodo DALYS by cause and age group for males with 95% uncertainty intervals, 2019

Cause	Early Neonatal (0-6 days)	Late Neonatal (7-27 days)	Post Neonatal (28-364 days)	1 to 4	5 to 9	10 to 14	15 to 19	20 to 24	25 to 29	30 to 34	35 to 39	40 to 44	45 to 49	50 to 54	55 to 59	60 to 64	65 to 69	70 to 74	75 to 79	80 to 84	85 to 89	90 to 94	95 plus	Total
All causes	2,203 (2,203 to 2,203)	1,178 (1,178 to 1,178)	1,177 (1,177 to 1,177)	1,564 (1,564 to 1,564)	1,429 (1,429 to 1,429)	1,133 (1,111 to 1,153)	1,240 (1,240 to 1,240)	1,240 (1,240 to 1,240)	1,240 (1,240 to 1,240)	1,240 (1,240 to 1,240)	1,240 (1,240 to 1,240)	1,240 (1,240 to 1,240)	1,240 (1,240 to 1,240)	1,240 (1,240 to 1,240)	1,240 (1,240 to 1,240)	1,240 (1,240 to 1,240)	1,240 (1,240 to 1,240)	1,240 (1,240 to 1,240)	1,240 (1,240 to 1,240)	1,240 (1,240 to 1,240)	1,240 (1,240 to 1,240)	1,240 (1,240 to 1,240)	1,240 (1,240 to 1,240)	259,200
Communicable, maternal, neonatal, and nutritional diseases	1,964 (1,964 to 1,964)	1,050 (1,050 to 1,050)	1,049 (1,049 to 1,049)	1,394 (1,394 to 1,394)	1,274 (1,274 to 1,274)	1,010 (990 to 1,030)	1,105 (1,105 to 1,105)	1,105 (1,105 to 1,105)	1,105 (1,105 to 1,105)	1,105 (1,105 to 1,105)	1,105 (1,105 to 1,105)	1,105 (1,105 to 1,105)	1,105 (1,105 to 1,105)	1,105 (1,105 to 1,105)	1,105 (1,105 to 1,105)	1,105 (1,105 to 1,105)	1,105 (1,105 to 1,105)	1,105 (1,105 to 1,105)	1,105 (1,105 to 1,105)	1,105 (1,105 to 1,105)	1,105 (1,105 to 1,105)	1,105 (1,105 to 1,105)	1,105 (1,105 to 1,105)	16,800
HIV/AIDS and sexually transmitted infections	0 (0 to 0)	0 (0 to 0)	1 (1 to 2)	1 (1 to 2)	2 (1 to 3)	7 (5 to 9)	9 (6 to 12)	13 (9 to 17)	20 (14 to 26)	27 (19 to 35)	36 (26 to 46)	46 (33 to 59)	59 (43 to 76)	75 (54 to 96)	93 (68 to 119)	114 (83 to 146)	137 (100 to 176)	161 (118 to 207)	187 (137 to 240)	214 (157 to 275)	242 (178 to 311)	271 (199 to 348)	301 (221 to 387)	974
HIV/AIDS	0 (0 to 0)	0 (0 to 0)	1 (1 to 2)	1 (1 to 2)	2 (1 to 3)	7 (5 to 9)	9 (6 to 12)	13 (9 to 17)	20 (14 to 26)	27 (19 to 35)	36 (26 to 46)	46 (33 to 59)	59 (43 to 76)	75 (54 to 96)	93 (68 to 119)	114 (83 to 146)	137 (100 to 176)	161 (118 to 207)	187 (137 to 240)	214 (157 to 275)	242 (178 to 311)	271 (199 to 348)	301 (221 to 387)	974
HIV/AIDS - Drug-susceptible Tuberculosis	0 (0 to 0)	0 (0 to 0)	0 (0 to 0)	0 (0 to 0)	0 (0 to 0)	0 (0 to 0)	0 (0 to 0)	0 (0 to 0)	0 (0 to 0)	0 (0 to 0)	0 (0 to 0)	0 (0 to 0)	0 (0 to 0)	0 (0 to 0)	0 (0 to 0)	0 (0 to 0)	0 (0 to 0)	0 (0 to 0)	0 (0 to 0)	0 (0 to 0)	0 (0 to 0)	0 (0 to 0)	0 (0 to 0)	0
HIV/AIDS - Multidrug-resistant Tuberculosis without extensive drug resistance	0 (0 to 0)	0 (0 to 0)	0 (0 to 0)	0 (0 to 0)	0 (0 to 0)	0 (0 to 0)	0 (0 to 0)	0 (0 to 0)	0 (0 to 0)	0 (0 to 0)	0 (0 to 0)	0 (0 to 0)	0 (0 to 0)	0 (0 to 0)	0 (0 to 0)	0 (0 to 0)	0 (0 to 0)	0 (0 to 0)	0 (0 to 0)	0 (0 to 0)	0 (0 to 0)	0 (0 to 0)	0 (0 to 0)	0
HIV/AIDS - Extensively drug-resistant Tuberculosis	0 (0 to 0)	0 (0 to 0)	0 (0 to 0)	0 (0 to 0)	0 (0 to 0)	0 (0 to 0)	0 (0 to 0)	0 (0 to 0)	0 (0 to 0)	0 (0 to 0)	0 (0 to 0)	0 (0 to 0)	0 (0 to 0)	0 (0 to 0)	0 (0 to 0)	0 (0 to 0)	0 (0 to 0)	0 (0 to 0)	0 (0 to 0)	0 (0 to 0)	0 (0 to 0)	0 (0 to 0)	0 (0 to 0)	0
HIV/AIDS resulting in other diseases	0 (0 to 0)	0 (0 to 0)	1 (0.7 to 1.4)	1 (0.7 to 1.4)	2 (1.4 to 2.8)	7 (5 to 9)	9 (6 to 12)	13 (9 to 17)	20 (14 to 26)	27 (19 to 35)	36 (26 to 46)	46 (33 to 59)	59 (43 to 76)	75 (54 to 96)	93 (68 to 119)	114 (83 to 146)	137 (100 to 176)	161 (118 to 207)	187 (137 to 240)	214 (157 to 275)	242 (178 to 311)	271 (199 to 348)	301 (221 to 387)	974
Sexually transmitted infections excluding HIV	0 (0 to 0)	0 (0 to 0)	0 (0 to 0)	0 (0 to 0)	0 (0 to 0)	0 (0 to 0)	0 (0 to 0)	0 (0 to 0)	0 (0 to 0)	0 (0 to 0)	0 (0 to 0)	0 (0 to 0)	0 (0 to 0)	0 (0 to 0)	0 (0 to 0)	0 (0 to 0)	0 (0 to 0)	0 (0 to 0)	0 (0 to 0)	0 (0 to 0)	0 (0 to 0)	0 (0 to 0)	0 (0 to 0)	0
Syphilis	0 (0 to 0)	0 (0 to 0)	0 (0 to 0)	0 (0 to 0)	0 (0 to 0)	0 (0 to 0)	0 (0 to 0)	0 (0 to 0)	0 (0 to 0)	0 (0 to 0)	0 (0 to 0)	0 (0 to 0)	0 (0 to 0)	0 (0 to 0)	0 (0 to 0)	0 (0 to 0)	0 (0 to 0)	0 (0 to 0)	0 (0 to 0)	0 (0 to 0)	0 (0 to 0)	0 (0 to 0)	0 (0 to 0)	0
Chlamydial infection	0 (0 to 0)	0 (0 to 0)	0 (0 to 0)	0 (0 to 0)	0 (0 to 0)	0 (0 to 0)	0 (0 to 0)	0 (0 to 0)	0 (0 to 0)	0 (0 to 0)	0 (0 to 0)	0 (0 to 0)	0 (0 to 0)	0 (0 to 0)	0 (0 to 0)	0 (0 to 0)	0 (0 to 0)	0 (0 to 0)	0 (0 to 0)	0 (0 to 0)	0 (0 to 0)	0 (0 to 0)	0 (0 to 0)	0
Gonococcal infection	0 (0 to 0)	0 (0 to 0)	0 (0 to 0)	0 (0 to 0)	0 (0 to 0)	0 (0 to 0)	0 (0 to 0)	0 (0 to 0)	0 (0 to 0)	0 (0 to 0)	0 (0 to 0)	0 (0 to 0)	0 (0 to 0)	0 (0 to 0)	0 (0 to 0)	0 (0 to 0)	0 (0 to 0)	0 (0 to 0)	0 (0 to 0)	0 (0 to 0)	0 (0 to 0)	0 (0 to 0)	0 (0 to 0)	0
Trichomoniasis	0 (0 to 0)	0 (0 to 0)	0 (0 to 0)	0 (0 to 0)	0 (0 to 0)	0 (0 to 0)	0 (0 to 0)	0 (0 to 0)	0 (0 to 0)	0 (0 to 0)	0 (0 to 0)	0 (0 to 0)	0 (0 to 0)	0 (0 to 0)	0 (0 to 0)	0 (0 to 0)	0 (0 to 0)	0 (0 to 0)	0 (0 to 0)	0 (0 to 0)	0 (0 to 0)	0 (0 to 0)	0 (0 to 0)	0
Genital herpes	0 (0 to 0)	0 (0 to 0)	0 (0 to 0)	0 (0 to 0)	0 (0 to 0)	0 (0 to 0)	0 (0 to 0)	0 (0 to 0)	0 (0 to 0)	0 (0 to 0)	0 (0 to 0)	0 (0 to 0)	0 (0 to 0)	0 (0 to 0)	0 (0 to 0)	0 (0 to 0)	0 (0 to 0)	0 (0 to 0)	0 (0 to 0)	0 (0 to 0)	0 (0 to 0)	0 (0 to 0)	0 (0 to 0)	0
Other sexually transmitted infections	0 (0 to 0)	0 (0 to 0)	0 (0 to 0)	0 (0 to 0)	0 (0 to 0)	0 (0 to 0)	0 (0 to 0)	0 (0 to 0)	0 (0 to 0)	0 (0 to 0)	0 (0 to 0)	0 (0 to 0)	0 (0 to 0)	0 (0 to 0)	0 (0 to 0)	0 (0 to 0)	0 (0 to 0)	0 (0 to 0)	0 (0 to 0)	0 (0 to 0)	0 (0 to 0)	0 (0 to 0)	0 (0 to 0)	0
Respiratory infections and tuberculosis	1,964 (1,964 to 1,964)	1,050 (1,050 to 1,050)	1,049 (1,049 to 1,049)	1,394 (1,394 to 1,394)	1,274 (1,274 to 1,274)	1,010 (990 to 1,030)	1,105 (1,105 to 1,105)	1,105 (1,105 to 1,105)	1,105 (1,105 to 1,105)	1,105 (1,105 to 1,105)	1,105 (1,105 to 1,105)	1,105 (1,105 to 1,105)	1,105 (1,105 to 1,105)	1,105 (1,105 to 1,105)	1,105 (1,105 to 1,105)	1,105 (1,105 to 1,105)	1,105 (1,105 to 1,105)	1,105 (1,105 to 1,105)	1,105 (1,105 to 1,105)	1,105 (1,105 to 1,105)	1,105 (1,105 to 1,105)	1,105 (1,105 to 1,105)	1,105 (1,105 to 1,105)	16,800
Tuberculosis	0 (0 to 0)	0 (0 to 0)	0 (0 to 0)	0 (0 to 0)	0 (0 to 0)	0 (0 to 0)	0 (0 to 0)	0 (0 to 0)	0 (0 to 0)	0 (0 to 0)	0 (0 to 0)	0 (0 to 0)	0 (0 to 0)	0 (0 to 0)	0 (0 to 0)	0 (0 to 0)	0 (0 to 0)	0 (0 to 0)	0 (0 to 0)	0 (0 to 0)	0 (0 to 0)	0 (0 to 0)	0 (0 to 0)	0
Latent tuberculosis infection	0 (0 to 0)	0 (0 to 0)	0 (0 to 0)	0 (0 to 0)	0 (0 to 0)	0 (0 to 0)	0 (0 to 0)	0 (0 to 0)	0 (0 to 0)	0 (0 to 0)	0 (0 to 0)	0 (0 to 0)	0 (0 to 0)	0 (0 to 0)	0 (0 to 0)	0 (0 to 0)	0 (0 to 0)	0 (0 to 0)	0 (0 to 0)	0 (0 to 0)	0 (0 to 0)	0 (0 to 0)	0 (0 to 0)	0
Drug-susceptible tuberculosis	0 (0 to 0)	0 (0 to 0)	0 (0 to 0)	0 (0 to 0)	0 (0 to 0)	0 (0 to 0)	0 (0 to 0)	0 (0 to 0)	0 (0 to 0)	0 (0 to 0)	0 (0 to 0)	0 (0 to 0)	0 (0 to 0)	0 (0 to 0)	0 (0 to 0)	0 (0 to 0)	0 (0 to 0)	0 (0 to 0)	0 (0 to 0)	0 (0 to 0)	0 (0 to 0)	0 (0 to 0)	0 (0 to 0)	0
Multidrug-resistant tuberculosis without extensive drug resistance	0 (0 to 0)	0 (0 to 0)	0 (0 to 0)	0 (0 to 0)	0 (0 to 0)	0 (0 to 0)	0 (0 to 0)	0 (0 to 0)	0 (0 to 0)	0 (0 to 0)	0 (0 to 0)	0 (0 to 0)	0 (0 to 0)	0 (0 to 0)	0 (0 to 0)	0 (0 to 0)	0 (0 to 0)	0 (0 to 0)	0 (0 to 0)	0 (0 to 0)	0 (0 to 0)	0 (0 to 0)	0 (0 to 0)	0
Extensively drug-resistant tuberculosis	0 (0 to 0)	0 (0 to 0)	0 (0 to 0)	0 (0 to 0)	0 (0 to 0)	0 (0 to 0)	0 (0 to 0)	0 (0 to 0)	0 (0 to 0)	0 (0 to 0)	0 (0 to 0)	0 (0 to 0)	0 (0 to 0)	0 (0 to 0)	0 (0 to 0)	0 (0 to 0)	0 (0 to 0)	0 (0 to 0)	0 (0 to 0)	0 (0 to 0)	0 (0 to 0)	0 (0 to 0)	0 (0 to 0)	0
Lower respiratory infections	1,964 (1,964 to 1,964)	1,050 (1,050 to 1,050)	1,049 (1,049 to 1,049)	1,394 (1,394 to 1,394)	1,274 (1,274 to 1,274)	1,010 (990 to 1,030)	1,105 (1,105 to 1,105)	1,105 (1,105 to 1,105)	1,105 (1,105 to 1,105)	1,105 (1,105 to 1,105)	1,105 (1,105 to 1,105)	1,105 (1,105 to 1,105)	1,105 (1,105 to 1,105)	1,105 (1,105 to 1,105)	1,105 (1,105 to 1,105)	1,105 (1,105 to 1,105)	1,105 (1,105 to 1,105)	1,105 (1,105 to 1,105)	1,105 (1,105 to 1,105)	1,105 (1,105 to 1,105)	1,105 (1,105 to 1,105)	1,105 (1,105 to 1,105)	1,105 (1,105 to 1,105)	16,800
Upper respiratory infections	0 (0 to 0)	0 (0 to 0)	0 (0 to 0)	0 (0 to 0)	0 (0 to 0)	0 (0 to 0)	0 (0 to 0)	0 (0 to 0)	0 (0 to 0)	0 (0 to 0)	0 (0 to 0)	0 (0 to 0)	0 (0 to 0)	0 (0 to 0)	0 (0 to 0)	0 (0 to 0)	0 (0 to 0)	0 (0 to 0)	0 (0 to 0)	0 (0 to 0)	0 (0 to 0)	0 (0 to 0)	0 (0 to 0)	0
Otitis media	0 (0 to 0)	0 (0 to 0)	0 (0 to 0)	0 (0 to 0)	0 (0 to 0)	0 (0 to 0)	0 (0 to 0)	0 (0 to 0)	0 (0 to 0)	0 (0 to 0)	0 (0 to 0)	0 (0 to 0)	0 (0 to 0)	0 (0 to 0)	0 (0 to 0)	0 (0 to 0)	0 (0 to 0)	0 (0 to 0)	0 (0 to 0)	0 (0 to 0)	0 (0 to 0)	0 (0 to 0)	0 (0 to 0)	0
Enteric infections	0 (0 to 0)	0 (0 to 0)	0 (0 to 0)	0 (0 to 0)	0 (0 to 0)	0 (0 to 0)	0 (0 to 0)	0 (0 to 0)	0 (0 to 0)	0 (0 to 0)	0 (0 to 0)	0 (0 to 0)	0 (0 to 0)	0 (0 to 0)	0 (0 to 0)	0 (0 to 0)	0 (0 to 0)	0 (0 to 0)	0 (0 to 0)	0 (0 to 0)	0 (0 to 0)	0 (0 to 0)	0 (0 to 0)	0
Diarrheal diseases	0 (0 to 0)	0 (0 to 0)	0 (0 to 0)	0 (0 to 0)	0 (0 to 0)	0 (0 to 0)	0 (0 to 0)	0 (0 to 0)	0 (0 to 0)	0 (0 to 0)	0 (0 to 0)	0 (0 to 0)	0 (0 to 0)	0 (0 to 0)	0 (0 to 0)	0 (0 to 0)	0 (0 to 0)	0 (0 to 0)	0 (0 to 0)	0 (0 to 0)	0 (0 to 0)	0 (0 to 0)	0 (0 to 0)	0
Typhoid and paratyphoid	0 (0 to 0)	0 (0 to 0)	0 (0 to 0)	0 (0 to 0)	0 (0 to 0)	0 (0 to 0)	0 (0 to 0)	0 (0 to 0)	0 (0 to 0)	0 (0 to 0)	0 (0 to 0)	0 (0 to 0)	0 (0 to 0)	0 (0 to 0)	0 (0 to 0)	0 (0 to 0)	0 (0 to 0)	0 (0 to 0)	0 (0 to 0)	0 (0 to 0)	0 (0 to 0)	0 (0 to 0)	0 (0 to 0)	0
Typhoid fever	0 (0 to 0)	0 (0 to 0)	0 (0 to 0)	0 (0 to 0)	0 (0 to 0)	0 (0 to 0)	0 (0 to 0)	0 (0 to 0)	0 (0 to 0)	0 (0 to 0)	0 (0 to 0)	0 (0 to 0)	0 (0 to 0)	0 (0 to 0)	0 (0 to 0)	0 (0 to 0)	0 (0 to 0)	0 (0 to 0)	0 (0 to 0)	0 (0 to 0)	0 (0 to 0)	0 (0 to 0)	0 (0 to 0)	0
Paratyphoid fever	0 (0 to 0)	0 (0 to 0)	0 (0 to 0)	0 (0 to 0)	0 (0 to 0)	0 (0 to 0)	0 (0 to 0)	0 (0 to 0)	0 (0 to 0)	0 (0 to 0)	0 (0 to 0)	0 (0 to 0)	0 (0 to 0)	0 (0 to 0)	0 (0 to 0)	0 (0 to 0)	0 (0 to 0)	0 (0 to 0)	0 (0 to 0)	0 (0 to 0)	0 (0 to 0)	0 (0 to 0)	0 (0 to 0)	0
Other enteric infections	0 (0 to 0)	0 (0 to 0)	0 (0 to 0)	0 (0 to 0)	0 (0 to 0)	0 (0 to 0)	0 (0 to 0)	0 (0 to 0)	0 (0 to 0)	0 (0 to 0)	0 (0 to 0)	0 (0 to 0)	0 (0 to 0)	0 (0 to 0)	0 (0 to 0)	0 (0 to 0)	0 (0 to 0)	0 (0 to 0)	0 (0 to 0)	0 (0 to 0)	0 (0 to 0)	0 (0 to 0)	0 (0 to 0)	0
Invasive Non-typhoidal Salmonella (iNTS)	0 (0 to 0)	0 (0 to 0)	0 (0 to 0)	0 (0 to 0)	0 (0 to 0)	0 (0 to 0)	0 (0 to 0)	0 (0 to 0)	0 (0 to 0)	0 (0 to 0)	0 (0 to 0)	0 (0 to 0)	0 (0 to 0)	0 (0 to 0)	0 (0 to 0)	0 (0 to 0)	0 (0 to 0)	0 (0 to 0)	0 (0 to 0)	0 (0 to 0)	0 (0 to 0)	0 (0 to 0)	0 (0 to 0)	0
Other intestinal infectious diseases	0 (0 to 0)	0 (0 to 0)	0 (0 to 0)	0 (0 to 0)	0 (0 to 0)	0 (0 to 0)	0 (0 to 0)	0 (0 to 0)	0 (0 to 0)	0 (0 to 0)	0 (0 to 0)	0 (0 to 0)	0 (0 to 0)	0 (0 to 0)	0 (0 to 0)	0 (0 to 0)	0 (0 to 0)	0 (0 to 0)	0 (0 to 0)	0 (0 to 0)	0 (0 to 0)	0 (0 to 0)	0 (0 to 0)	0
Neglected tropical diseases and malaria	0 (0 to 0.9)	0 (0 to 0.9)	0 (0 to 0.9)	0 (0 to 12.3)	0 (0 to 19.9)	0 (0 to 9.4)	0 (0 to 7.7)	0 (0 to 5.3)	0 (0 to 5.13)	0 (0 to 5.13)	0 (0 to 5.13)	0 (0 to 5.13)	0 (0 to 5.13)	0 (0 to 5.13)	0 (0 to 5.13)	0 (0 to 5.13)	0 (0 to 5.13)	0 (0 to 5.13)	0 (0 to 5.13)	0 (0 to 5.13)	0 (0 to 5.13)	0 (0 to 5.13)	0 (0 to 5.13)	0 (0 to 5.13)	49.7
Malaria	0 (0 to 0)	0 (0 to 0)	0 (0 to 0)	0 (0 to 0)	0 (0 to 0)	0 (0 to 0)	0 (0 to 0)	0 (0 to 0)	0 (0 to 0)	0 (0 to 0)	0 (0 to 0)	0 (0 to 0)	0 (0 to 0)	0 (0 to 0)	0 (0 to 0)	0 (0 to 0)	0 (0 to 0)	0 (0 to 0)	0 (0 to 0)	0 (0 to 0)	0 (0 to 0)	0 (0 to 0)	0 (0 to 0)	0 (0 to 0)	0
Chagas disease	0 (0 to 0)	0 (0 to 0)	0 (0 to 0)	0 (0 to 0)	0 (0 to 0)	0 (0 to 0)	0 (0 to 0)	0 (0 to 0)	0 (0 to 0)	0 (0 to 0)	0 (0 to 0)	0 (0 to 0)	0 (0 to 0)	0 (0 to 0)	0 (0 to 0)	0 (0 to 0)	0 (0 to 0)	0 (0 to 0)	0 (0 to 0)	0 (0 to 0)	0 (0 to 0)	0 (0 to 0)	0 (0 to 0)	0 (0 to 0)	0
Leishmaniasis	0 (0 to 0)	0 (0 to 0)	0 (0 to 0)	0 (0 to 0)	0 (0 to 0)	0 (0 to 0)	0 (0 to 0)	0 (0 to 0)	0 (0 to 0)	0 (0 to 0)	0 (0 to 0)	0 (0 to 0)	0 (0 to 0)	0 (0 to 0)	0 (0 to 0)	0 (0 to 0)	0 (0 to 0)	0 (0 to 0)	0 (0 to 0)	0 (0 to 0)	0 (0 to 0)	0 (0 to 0)	0 (0 to 0)	0 (0 to 0)	0
Visceral leishmaniasis	0 (0 to 0)	0 (0 to 0)	0 (0 to 0)	0 (0 to 0)	0 (0 to 0)	0 (0 to 0)	0 (0 to 0)	0 (0 to 0)	0 (0 to 0)	0 (0 to 0)	0 (0 to 0)	0 (0 to 0)	0 (0 to 0)	0 (0 to 0)	0 (0 to 0)	0 (0 to 0)	0 (0 to 0)	0 (0 to 0)	0 (0 to 0)	0 (0 to 0)	0 (0 to 0)	0 (0 to 0)	0 (0 to 0)	0 (0 to 0)	0
Cutaneous and mucocutaneous leishmaniasis	0 (0 to 0)	0 (0 to 0)	0 (0 to 0)	0 (0 to 0)	0 (0 to 0)	0 (0 to 0)	0 (0 to 0)	0 (0 to 0)	0 (0 to 0)	0 (0 to 0)	0 (0 to 0)	0 (0 to 0)	0 (0 to 0)	0 (0 to 0)	0 (0 to 0)	0 (0 to 0)	0 (0 to 0)	0 (0 to 0)	0 (0 to 0)	0 (0 to 0)	0 (0 to 0)	0 (0 to 0)	0 (0 to 0)	0 (0 to 0)	0
African trypanosomiasis	0 (0 to 0)	0 (0 to 0)	0 (0 to 0)	0 (0 to 0)	0 (0 to 0)	0 (0 to 0)	0 (0 to 0)	0 (0 to 0)	0 (0 to 0)	0 (0 to 0)	0 (0 to 0)	0 (0 to 0)	0 (0 to 0)	0 (0 to 0)	0 (0 to 0)	0 (0 to 0)	0 (0 to 0)	0 (0 to 0)	0 (0 to 0)	0 (0 to 0)	0 (0 to 0)	0 (0 to 0)	0 (0 to 0)	0 (0 to 0)	0
Schistosomiasis	0 (0 to 0)	0 (0 to 0)	0 (0 to 0)	0 (0 to 0)	0 (0 to 0)	0 (0 to 0)	0 (0 to 0)	0 (0 to 0)	0 (0 to 0)	0 (0 to 0)	0 (0 to 0)	0 (0 to 0)	0 (0 to 0)	0 (0 to 0)	0 (0 to 0)	0 (0 to 0)	0 (0 to 0)	0 (0 to 0)	0 (0 to 0)	0 (0 to 0)	0 (0 to 0)	0 (0 to 0)	0 (0 to 0)	0 (0 to 0)	0
Cysticercosis	0 (0 to 0)	0 (0 to 0)	0 (0 to 0)	0 (0 to 0)	0 (0 to 0)	0 (0 to 0)	0 (0 to 0)	0 (0 to 0)	0 (0 to 0)	0 (0 to 0)	0 (0 to 0)	0 (0 to 0)	0 (0 to 0)	0 (0 to 0)	0 (0 to 0)	0 (0 to 0)	0 (0 to 0)	0 (0 to 0)	0 (0 to 0)	0 (0 to 0)	0 (0 to 0)	0 (0 to 0)	0 (0 to 0)	0 (0 to 0)	0
Cystic echinococcosis	0 (0 to 0)	0 (0 to 0)	0 (0 to 0)	0 (0 to 0)	0 (0 to 0)	0 (0 to 0)	0 (0 to 0)	0 (0 to 0)	0 (0 to 0)	0 (0 to 0)	0 (0 to 0)	0 (0 to 0)	0 (0 to 0)	0 (0 to 0)	0 (0 to 0)	0 (0 to 0)	0 (0 to 0)	0 (0 to 0)	0 (0 to 0)	0 (0 to 0)	0 (0 to 0)	0 (0 to 0)	0 (0 to 0)	0 (0 to 0)	0
Lymphatic filariasis	0 (0 to 0)	0 (0 to 0)	0 (0 to 0)	0 (0 to 0)	0 (0 to 0)	0 (0 to 0)	0 (0 to 0)	0 (0 to 0)	0 (0 to 0)	0 (0 to 0)	0 (0 to 0)	0 (0 to 0)	0 (0 to 0)	0 (0 to 0)	0 (0 to 0)	0 (0 to 0)	0 (0 to 0)	0 (0 to 0)	0 (0 to 0)	0 (0 to 0)	0 (0 to 0)	0 (0 to 0)	0 (0 to 0)	0 (0 to 0)	0
Onchocerciasis	0 (0 to 0)	0 (0 to 0)	0 (0 to 0)	0 (0 to 0)	0 (0 to 0)	0 (0 to 0)	0 (0 to 0)	0 (0 to 0)	0 (0 to 0)	0 (0 to 0)	0 (0 to 0)	0 (0 to 0)	0 (0 to 0)	0 (0 to 0)	0 (0 to 0)	0 (0 to 0)	0 (0 to 0)	0 (0 to 0)	0 (0 to 0)	0 (0 to 0)	0 (0 to 0)	0 (0 to 0)	0 (0 to 0)	0 (0 to 0)	0
Trachoma	0 (0 to 0)	0 (0 to 0)	0 (0 to 0)	0 (0 to 0)	0 (0 to 0)	0 (0 to 0)	0 (0 to 0)	0 (0 to 0)	0 (0 to 0)	0 (0 to 0)	0 (0 to 0)	0 (0 to 0)	0 (0 to 0)	0 (0 to 0)	0 (0 to 0)	0 (0 to 0)	0 (0 to 0)	0 (0 to 0)	0 (0 to 0)	0 (0 to 0)	0 (0 to 0)	0 (0 to 0)	0 (0 to 0)	0 (0 to 0)	0
Dengue	0 (0 to 0)	0 (0 to 0)	0 (0 to 0)	0 (0 to 0)	0 (0 to 0)	0 (0 to 0)	0 (0 to 0)	0 (0 to 0)	0 (0 to 0)	0 (0 to 0)	0 (0 to 0)	0 (0 to 0)	0 (0 to 0)	0 (0 to 0)	0 (0 to 0)	0 (0 to 0)	0 (0 to 0)	0 (0 to 0)	0 (0 to 0)	0 (0 to 0)	0 (0 to 0)	0 (0 to 0)	0 (0 to 0)	0 (0 to 0)	0
Yellow fever	0 (0 to 0)	0 (0 to 0)	0 (0 to 0)	0 (0 to 0)	0 (0 to 0)	0 (0 to 0)	0 (0 to 0)	0 (0 to 0)	0 (0 to 0)	0 (0 to 0)	0 (0 to 0)	0 (0 to 0)	0 (0 to 0)	0 (0 to 0)	0 (0 to 0)	0 (0 to 0)	0 (0 to 0)	0 (0 to 0)	0 (0 to 0)	0 (0 to 0)	0 (0 to 0)	0 (0 to 0)	0 (0 to 0)	0 (0 to 0)	0
Rabies	0 (0 to 0)	0 (0 to 0)	0 (0 to 0)	0 (0 to 0)	0 (0 to 0)	0 (0 to 0)	0 (0 to 0)	0 (0 to 0)	0 (0 to 0)	0 (0 to 0)	0 (0 to 0)	0 (0 to 0)	0 (0 to 0)	0 (0 to 0)	0 (0 to 0)	0 (0 to 0)	0 (0 to 0)	0 (0 to 0)	0 (0 to 0)	0 (0 to 0)	0 (0 to 0)	0 (0 to 0)	0 (0 to 0)	0 (0 to 0)	0
Intestinal nematode infections	0 (0 to 0)	0 (0 to 0)	0 (0 to 0)	0 (0 to 0)	0 (0 to 0)	0 (0 to 0)	0 (0 to 0)	0 (0 to 0)	0 (0 to 0)	0 (0 to 0)	0 (0 to 0)	0 (0 to 0)	0 (0 to 0)	0 (0 to 0)	0 (0 to 0)	0 (0 to 0)	0 (0 to 0)	0 (0 to 0)	0 (0 to 0)	0 (0 to 0)	0 (0 to 0)	0 (0 to 0)	0 (0 to 0)	0 (0 to 0)	0
Ascariasis	0 (0 to 0)	0 (0 to 0)	0 (0 to 0)	0 (0 to 0)	0 (0 to 0)	0 (0 to 0)	0 (0 to 0)	0 (0 to 0)	0 (0 to 0)	0 (0 to 0)	0 (0 to 0)	0 (0 to 0)	0 (0 to 0)	0 (0 to 0)	0 (0 to 0)	0 (0 to 0)	0 (0 to 0)	0 (0 to 0)	0 (0 to 0)	0 (0 to 0)	0 (0 to 0)	0 (0 to 0)	0 (0 to 0)	0 (0 to 0)	0
Trichuriasis	0 (0 to 0)	0 (0 to 0)	0 (0 to 0)	0 (0 to 0)	0 (0 to 0)	0 (0 to 0)	0 (0 to 0)	0 (0 to 0)	0 (0 to 0)	0 (0 to 0)	0 (0 to 0)	0 (0 to 0)	0 (0 to 0)	0 (0 to 0)	0 (0 to 0)	0 (0 to 0)	0 (0 to 0)	0 (0 to 0)	0 (0 to 0)	0 (0 to 0)	0 (0 to 0)	0 (0 to 0)	0 (0 to 0)	0 (0 to 0)	0
Hookworm disease	0 (0 to 0)	0 (0 to 0)	0 (0 to 0)	0 (0 to 0)	0 (0 to 0)	0 (0 to 0)	0 (0 to 0)	0 (0 to 0)	0 (0 to 0)	0 (0 to 0)	0 (0 to 0)	0 (0 to 0)	0 (0 to 0)	0 (0 to 0)	0 (0 to 0)	0 (0 to 0)	0 (0 to 0)	0 (0 to 0)	0 (0 to 0)	0 (0 to 0)	0 (0 to 0)	0 (0 to 0)	0 (0 to 0)	0 (0 to 0)	0
Food-borne trematodiases	0 (0 to 0)	0 (0 to 0)	0 (0 to 0)	0 (0 to 0)	0 (0 to 0.9)	0 (0 to 0)	0 (0 to 0)	0 (0 to 0)	0 (0 to 0)	0 (0 to 0)	0 (0 to 0)	0 (0 to 0)	0 (0 to 0)	0 (0 to 0)	0 (0 to 0)	0 (0 to 0)	0 (0 to 0)	0 (0 to 0)	0 (0 to 0)	0 (0 to 0)	0 (0 to 0)	0 (0 to 0)	0 (0 to 0)	0 (0 to 0)	0
Leprosy	0 (0 to 0)	0 (0 to 0)	0 (0 to 0)	0 (0 to 0)	0 (0 to 0)	0 (0 to 0)	0 (0 to 0)	0 (0 to 0)	0 (0 to 0)	0 (0 to 0)	0 (0 to 0)	0 (0 to 0)	0 (0 to 0)	0 (0 to 0)	0 (0 to 0)	0 (0 to 0)	0 (0 to 0)	0 (0 to 0)	0 (0 to 0)	0 (0 to 0)	0 (0 to 0)	0 (0 to 0)	0 (0 to 0)	0 (0 to 0)	0
Ebola	0 (0 to 0)	0 (0 to 0)	0 (0 to 0)	0 (0 to 0)	0 (0 to 0)	0 (0 to 0)	0 (0 to 0)	0 (0 to 0)	0 (0 to 0)	0 (0 to 0)	0 (0 to 0)	0 (0 to 0)	0 (0 to 0)	0 (0 to 0)	0 (0 to 0)	0 (0 to 0)	0 (0 to 0)

Other neoplasms	0/4 (0.0 to 2.7)	0/5 (0.0 to 2.6)	2 (0.6 to 3.3)	2/4 (1.0 to 3.9)	2/4 (1.0 to 3.9)	2/2 (1.0 to 3.7)	2/3 (1.6 to 4.4)	2/4 (1.0 to 3.9)	3/2 (1.9 to 4.6)	4/3 (2.5 to 6.0)	5/1 (2.9 to 7.4)	8/4 (5.0 to 12.2)	10/3 (6.5 to 15.2)	18/7 (10.9 to 26.6)	29/7 (21.1 to 50.9)	75 (49.2 to 104)	75 (74.5 to 140)	117 (74.5 to 193)	144 (99.7 to 198)	148 (99.4 to 200)	151 (91.1 to 215)	104 (53.2 to 144)	46/7 (27.1 to 69.3)	11/9 (9.2 to 19.1)	899
Medulloblastoma, medulloblastoma, and other hemangioblastoma	0/4 (0.0 to 2.7)	0/5 (0.0 to 2.6)	2 (0.6 to 3.3)	2/4 (1.0 to 3.9)	2/4 (1.0 to 3.9)	2/2 (1.0 to 3.7)	2/3 (1.6 to 4.4)	2/4 (1.0 to 3.9)	3/2 (1.9 to 4.6)	4/3 (2.5 to 6.0)	5/1 (2.9 to 7.4)	8/4 (5.0 to 12.2)	10/3 (6.5 to 15.2)	18/7 (10.9 to 26.6)	29/7 (21.1 to 50.9)	75 (49.2 to 104)	75 (74.5 to 140)	117 (74.5 to 193)	144 (99.7 to 198)	148 (99.4 to 200)	151 (91.1 to 215)	104 (53.2 to 144)	46/7 (27.1 to 69.3)	11/9 (9.2 to 19.1)	899
Benign and in situ intestinal neoplasms	0 (0.0 to 0.5)	0 (0.0 to 0.5)	0 (0.0 to 0.5)

Congenital birth defects	141 (105 to 213)	66 6 (53 2 to 82 8)	264 (208 to 347)	181 (139 to 234)	94 6 (66 8 to 134)	83 1 (59 6 to 118)	71 6 (50 4 to 99 1)	43 7 (31 1 to 52 3)	38 6 (29 7 to 49 4)	39 3 (29 9 to 49 1)	36 (28 9 to 48 8)	36 6 (27 3 to 48)	33 5 (23 8 to 43 4)	29 (20 6 to 37 2)	27 3 (19 2 to 37)	32 (23 3 to 42 6)	31 4 (21 8 to 42 5)	19 5 (13 2 to 24 3)	10 8 (6 6 to 15 4)	7 4 (4 7 to 11 2)	4 6 (2 9 to 7 3)	2 (1 2 to 3)	0 6 (0 3 to 0 9)		1,290
Neural tube defects	9 2 (7 1 to 9 8)	3 9 (1 6 to 7 2)	11 9 (9 to 15 2)	21 4 (19 6 to 39 2)	3 1 (2 to 4 5)	3 1 (2 to 4 5)	2 4 (1 6 to 3 3)	1 8 (1 to 2 5)	1 6 (1 to 2 5)	1 4 (0 9 to 2)	1 4 (0 9 to 2)	1 4 (1 to 2)	1 3 (0 8 to 1 8)	1 1 (0 7 to 1 6)	1 (0 7 to 1 4)	1 1 (0 7 to 1 6)	1 1 (0 7 to 1 6)	0 7 (0 4 to 1)	0 4 (0 2 to 0 7)	0 3 (0 2 to 0 4)	0 1 (0 1 to 0 3)	0 (0 to 0)	0 1 (0 to 0 1)		67 6
Congenital heart anomalies	0 1 (0 1 to 0 1)	0 6 (0 3 to 1 2)	1 4 (0 9 to 2 3)	1 2 (0 8 to 2 2)	0 6 (0 4 to 1 1)	0 6 (0 4 to 1 1)	0 5 (0 3 to 0 9)	0 6 (0 3 to 1 1)	0 5 (0 3 to 0 9)	0 5 (0 3 to 0 9)	0 5 (0 3 to 0 9)	0 5 (0 3 to 0 9)	0 5 (0 3 to 0 9)	0 4 (0 2 to 0 8)	0 4 (0 2 to 0 8)	0 4 (0 2 to 0 8)	0 5 (0 3 to 0 9)	0 3 (0 2 to 0 6)	0 3 (0 1 to 0 5)	0 2 (0 1 to 0 4)	0 2 (0 1 to 0 3)	0 1 (0 0 to 0 2)	0 (0 0 to 0 1)		338
Orofacial clefts	0 1 (0 0 to 0 1)	0 1 (0 0 to 0 1)	0 6 (0 3 to 1 2)	1 4 (0 9 to 2 6)	1 2 (0 8 to 2 2)	1 1 (0 6 to 2 2)	0 9 (0 5 to 2 2)	0 6 (0 3 to 1 4)	0 6 (0 3 to 1 2)	1 1 (0 6 to 2 4)	1 2 (0 6 to 2 4)	1 3 (0 6 to 2 6)	1 3 (0 6 to 2 6)	1 2 (0 6 to 2 4)	1 2 (0 6 to 2 4)	1 4 (0 8 to 2 6)	1 3 (0 8 to 2 6)	0 7 (0 4 to 1 4)	0 6 (0 3 to 1 1)	0 7 (0 3 to 1 4)	0 6 (0 3 to 1 4)	0 2 (0 1 to 0 5)	0 0 (0 0 to 0 1)		21 2
Down syndrome	2 1 (0 7 to 4 1)	1 5 (0 6 to 3 7)	9 3 (4 4 to 15 8)	4 (2 1 to 6 1)	4 (2 to 6 2)	2 8 (1 4 to 4 8)	2 2 (1 2 to 4 3)	3 2 (2 to 4 8)	2 7 (2 4 to 3 4)	2 6 (1 6 to 3 6)	1 9 (1 3 to 2 7)	1 6 (1 to 2 7)	1 2 (0 7 to 2)	1 (0 5 to 1 8)	1 2 (0 7 to 2)	1 9 (1 to 3 1)	0 9 (0 5 to 1 4)	0 6 (0 3 to 1)	0 3 (0 2 to 0 5)	0 2 (0 1 to 0 4)	0 1 (0 0 to 0 2)	0 (0 0 to 0)	0 (0 0 to 0)		62 2
Turner syndrome	0 (0 to 0)	0 (0 to 0)	0 (0 to 0)	0 (0 to 0)	0 (0 to 0)	0 (0 to 0)	0 (0 to 0)	0 (0 to 0)	0 (0 to 0)	0 (0 to 0)	0 (0 to 0)	0 (0 to 0)	0 (0 to 0)	0 (0 to 0)	0 (0 to 0)	0 (0 to 0)	0 (0 to 0)	0 (0 to 0)	0 (0 to 0)	0 (0 to 0)	0 (0 to 0)	0 (0 to 0)	0 (0 to 0)		0
Klinefelter syndrome	0 (0 to 0)	0 (0 to 0)	0 (0 to 0)	0 (0 to 0)	0 (0 to 0)	0 (0 to 0)	0 (0 to 0)	0 (0 to 0)	0 (0 to 0)	0 (0 to 0)	0 (0 to 0)	0 (0 to 0)	0 (0 to 0)	0 (0 to 0)	0 (0 to 0)	0 (0 to 0)	0 (0 to 0)	0 (0 to 0)	0 (0 to 0)	0 (0 to 0)	0 (0 to 0)	0 (0 to 0)	0 (0 to 0)		0
Other chromosomal abnormalities	47 3 (28 4 to 77 1)	20 (12 to 34)	74 4 (56 3 to 118)	27 9 (19 2 to 44 9)	8 3 (5 2 to 13 4)	9 3 (5 7 to 15 7)	7 1 (4 4 to 12 5)	4 8 (2 to 7)	5 7 (3 6 to 9 4)	4 6 (2 8 to 8 1)	4 3 (2 6 to 7)	2 3 (1 3 to 3 4)	2 4 (1 3 to 3 9)	1 (0 4 to 1 4)	1 (0 3 to 1 8)	0 6 (0 1 to 1 1)	0 7 (0 1 to 1 3)	0 2 (0 to 0 5)	0 1 (0 to 0 3)	0 1 (0 to 0 3)	0 1 (0 to 0 3)	0 (0 to 0)	0 (0 to 0)		218
Congenital musculoskeletal and limb anomalies	7 6 (4 7 to 13 7)	3 1 (1 to 5 9)	23 5 (14 9 to 39 2)	48 6 (37 6 to 76 4)	49 2 (36 4 to 74 9)	35 4 (24 6 to 54 6)	30 6 (21 to 56 1)	9 7 (5 4 to 15 4)	5 4 (4 to 7 2)	6 6 (4 6 to 12 6)	9 5 (6 1 to 19 8)	10 4 (5 4 to 17 4)	10 4 (5 6 to 17 7)	9 2 (4 7 to 15 3)	9 2 (4 9 to 16 9)	10 3 (5 to 17 3)	10 5 (5 to 17 7)	7 6 (3 6 to 14 7)	4 7 (2 4 to 7 4)	2 6 (1 4 to 4 8)	3 6 (2 to 7 2)	0 1 (0 1 to 0 2)		324
Urogenital congenital anomalies	7 8 (4 9 to 19 7)	2 6 (1 1 to 6)	5 1 (3 to 8 4)	9 2 (5 1 to 19 4)	4 8 (2 6 to 9 4)	2 5 (1 4 to 4 6)	2 8 (1 6 to 4 6)	1 2 (0 7 to 2 1)	1 6 (0 9 to 2 4)	1 3 (0 8 to 2 1)	1 3 (0 8 to 2 1)	1 2 (0 7 to 2)	0 8 (0 5 to 1 3)	0 9 (0 4 to 1 8)	0 4 (0 2 to 0 8)	0 3 (0 1 to 0 6)	0 2 (0 1 to 0 4)	0 1 (0 to 0 3)	0 1 (0 to 0 3)	0 (0 to 0)	0 (0 to 0)	0 (0 to 0)		42 9
Digestive congenital anomalies	4 9 16 (3 1 to 8 6)	2 1 to 6 7 (0 to 3 2)	4 6 (4 3 to 12 1)	3 1 (1 to 8 2)	1 5 (0 6 to 3 4)	1 4 (0 6 to 3 1)	1 2 (0 5 to 2 7)	0 9 (0 3 to 2 1)	0 9 (0 3 to 1 7)	0 9 (0 3 to 1 7)	0 9 (0 3 to 1 7)	0 9 (0 3 to 1 7)	0 9 (0 3 to 1 7)	0 8 (0 3 to 1 6)	0 8 (0 3 to 1 6)	0 8 (0 3 to 1 6)	0 8 (0 3 to 1 6)	0 7 (0 3 to 1 4)	0 6 (0 2 to 1 3)	0 5 (0 1 to 0 2)	0 5 (0 1 to 0 2)	0 1 (0 to 0 1)	0 1 (0 to 0 1)		69
Other congenital birth defects	29 2 (19 7 to 47 1)	8 6 (4 2 to 13)	23 (14 3 to 37)	23 (14 7 to 35 7)	10 2 (5 9 to 15)	7 4 (4 to 12)	7 3 (4 7 to 12 2)	5 2 (3 4 to 8 3)	5 3 (3 5 to 9 1)	5 6 (3 2 to 9 2)	5 6 (3 4 to 9 7)	5 6 (3 1 to 10 2)	5 6 (2 9 to 12 2)	4 6 (2 4 to 9 4)	4 6 (2 4 to 9 4)	4 6 (2 to 10 7)	5 3 (2 3 to 12 3)	3 6 (1 to 9 2)	2 3 (0 8 to 6 3)	1 4 (0 6 to 4 7)	1 6 (0 6 to 4 7)	0 2 (0 0 to 1 4)	0 2 (0 1 to 0 4)		174
Urinary diseases and male infertility	0 3 (0 1 to 0 9)	0 4 (0 1 to 0 9)	1 6 (0 9 to 2 4)	3 3 (1 8 to 6 9)	1 7 (1 to 3 2)	1 6 (0 8 to 3 2)	1 6 (1 1 to 2 7)	0 3 (0 1 to 0 7)	0 9 (0 3 to 1 8)	1 5 (0 4 to 2 3)	1 6 (0 9 to 3 1)	2 7 (1 4 to 5 6)	2 5 (1 4 to 5 2)	2 6 (1 4 to 5 3)	2 5 (1 4 to 4 9)	2 6 (1 4 to 5 2)	2 5 (1 4 to 5 2)	1 9 (1 to 3 6)	1 4 (0 8 to 2 6)	1 2 (0 6 to 2 2)	1 3 (0 6 to 2 6)	0 6 (0 3 to 1 2)	0 2 (0 1 to 0 4)		27 6
Urolithiasis	0 (0 to 0)	0 (0 to 0)	0 (0 to 0)	0 (0 to 0 1)	0 (0 1 to 0 2)	0 (0 1 to 0 2)	0 (0 1 to 0 1)	0 (0 1 to 0 1)	0 (0 1 to 0 2)	0 (0 1 to 0 2)	0 (0 1 to 0 4)	0 (0 1 to 0 4)	0 (0 1 to 0 4)	0 (0 1 to 0 4)	0 (0 1 to 0 4)	0 (0 1 to 0 5)	0 (0 1 to 0 6)	0 (0 1 to 0 4)	0 (0 1 to 0 3)	0 (0 1 to 0 3)	0 (0 1 to 0 3)	0 (0 0 to 0 1)	0 (0 0 to 0 1)		109
Benign prostatic hyperplasia	0 (0 to 0)	0 (0 to 0)	0 (0 to 0)	0 (0 to 0)	0 (0 to 0)	0 (0 to 0)	0 (0 to 0)	0 (0 to 0)	0 (0 to 0)	0 (0 to 0)	0 (0 to 0)	0 (0 to 0)	0 (0 to 0)	0 (0 to 0)	0 (0 to 0)	0 (0 to 0)	0 (0 to 0)	0 (0 to 0)	0 (0 to 0)	0 (0 to 0)	0 (0 to 0)	0 (0 to 0)	0 (0 to 0)		0
Male infertility	0 (0 to 0)	0 (0 to 0)	0 (0 to 0)	0 (0 to 0)	0 (0 to 0)	0 (0 to 0)	0 (0 to 0)	0 (0 to 0)	0 (0 to 0)	0 (0 to 0)	0 (0 to 0)	0 (0 to 0)	0 (0 to 0)	0 (0 to 0)	0 (0 to 0)	0 (0 to 0)	0 (0 to 0)	0 (0 to 0)	0 (0 to 0)	0 (0 to 0)	0 (0 to 0)	0 (0 to 0)	0 (0 to 0)		44
Other urinary diseases	0 1 (0 to 0 2)	0 3 (0 to 0 3)	1 2 (0 1 to 0 4)	2 6 (0 7 to 1 9)	1 6 (0 4 to 0 9)	1 4 (0 3 to 0 9)	1 2 (0 4 to 0 9)	0 6 (0 1 to 0 4)	0 7 (0 2 to 1 2)	0 7 (0 2 to 1 4)	0 8 (0 2 to 1 4)	1 1 (0 3 to 2)	1 2 (0 4 to 2)	1 2 (0 3 to 2)	1 2 (0 3 to 2)	1 3 (0 3 to 2)	1 2 (0 3 to 2)	0 8 (0 2 to 1 4)	0 6 (0 2 to 1 3)	0 4 (0 2 to 0 8)	0 4 (0 2 to 0 8)	0 1 (0 0 to 0 2)	0 1 (0 0 to 0 2)		58 4
Gynecological diseases	0 (0 to 0)	0 (0 to 0)	0 (0 to 0)	0 (0 to 0)	0 (0 to 0)	0 (0 to 0)	0 (0 to 0)	0 (0 to 0)	0 (0 to 0)	0 (0 to 0)	0 (0 to 0)	0 (0 to 0)	0 (0 to 0)	0 (0 to 0)	0 (0 to 0)	0 (0 to 0)	0 (0 to 0)	0 (0 to 0)	0 (0 to 0)	0 (0 to 0)	0 (0 to 0)	0 (0 to 0)	0 (0 to 0)		0
Uterine fibroids	0 (0 to 0)	0 (0 to 0)	0 (0 to 0)	0 (0 to 0)	0 (0 to 0)	0 (0 to 0)	0 (0 to 0)	0 (0 to 0)	0 (0 to 0)	0 (0 to 0)	0 (0 to 0)	0 (0 to 0)	0 (0 to 0)	0 (0 to 0)	0 (0 to 0)	0 (0 to 0)	0 (0 to 0)	0 (0 to 0)	0 (0 to 0)	0 (0 to 0)	0 (0 to 0)	0 (0 to 0)	0 (0 to 0)		0
Polycystic ovarian syndrome	..	..	..	..	..	..	..	..	..	..	..	..	..	..	..	..	..	..	..	..	..	..	..	..		NA
Female infertility	..	..	..	..	..	..	..	..	..	..	..	..	..	..	..	..	..	..	..	..	..	..	..	..		NA
Endometriosis	..	..	..	..	..	..	..	..	..	..	..	..	..	..	..	..	..	..	..	..	..	..	..	..		NA
Genital prolapse	0 (0 to 0)	0 (0 to 0)	0 (0 to 0)	0 (0 to 0)	0 (0 to 0)	0 (0 to 0)	0 (0 to 0)	0 (0 to 0)	0 (0 to 0)	0 (0 to 0)	0 (0 to 0)	0 (0 to 0)	0 (0 to 0)	0 (0 to 0)	0 (0 to 0)	0 (0 to 0)	0 (0 to 0)	0 (0 to 0)	0 (0 to 0)	0 (0 to 0)	0 (0 to 0)	0 (0 to 0)	0 (0 to 0)		0
Premenstrual syndrome	..	..	..	..	..	..	..	..	..	..	..	..	..	..	..	..	..	..	..	..	..	..	..	..		NA
Other gynecological diseases	0 (0 to 0)	0 (0 to 0)	0 (0 to 0)	0 (0 to 0)	0 (0 to 0)	0 (0 to 0)	0 (0 to 0)	0 (0 to 0)	0 (0 to 0)	0 (0 to 0)	0 (0 to 0)	0 (0 to 0)	0 (0 to 0)	0 (0 to 0)	0 (0 to 0)	0 (0 to 0)	0 (0 to 0)	0 (0 to 0)	0 (0 to 0)	0 (0 to 0)	0 (0 to 0)	0 (0 to 0)	0 (0 to 0)		0
Hemoglobinopathies and hemolytic anemias	0 1 (0 to 0 1)	0 2 (0 1 to 0 7)	1 6 (0 8 to 3 4)	4 4 (2 1 to 9 2)	1 3 (0 6 to 2 7)	2 (1 to 4 4)	2 3 (1 to 5 1)	1 6 (0 6 to 3 5)	2 6 (1 to 5 7)	3 2 (1 7 to 7 4)	3 2 (1 6 to 7 2)	4 2 (2 2 to 9 3)	5 1 (2 7 to 10 9)	4 9 (2 5 to 11 7)	5 2 (2 9 to 12)	6 3 (3 1 to 13 7)	5 4 (2 7 to 12 3)	4 2 (2 to 9 6)	3 2 (1 6 to 7 2)	2 2 (1 to 5 2)	1 6 (0 8 to 4 2)	0 6 (0 3 to 1 4)	0 3 (0 1 to 0 7)		298
Thalassemias	0 1 (0 to 0 1)	0 1 (0 to 0 3)	0 9 (0 4 to 2 1)	1 4 (0 7 to 3 4)	0 7 (0 3 to 1 6)	0 8 (0 4 to 1 8)	1 1 (0 5 to 2 4)	0 8 (0 3 to 2)	1 1 (0 5 to 2 4)	1 6 (0 8 to 3 4)	1 6 (0 8 to 3 4)	2 1 (1 to 4 5)	2 6 (1 3 to 5 6)	2 4 (1 2 to 5 4)	2 6 (1 3 to 5 6)	3 1 (1 5 to 6 5)	2 7 (1 3 to 5 8)	2 1 (1 to 4 5)	1 6 (0 8 to 3 5)	1 2 (0 6 to 2 6)	1 3 (0 6 to 2 8)	0 5 (0 2 to 1 2)	0 2 (0 1 to 0 5)		33 6
Thalassemias trait	0 (0 to 0)	0 (0 to 0)	0 (0 to 0)	0 (0 to 0)	0 (0 to 0)	0 (0 to 0)	0 (0 to 0)	0 (0 to 0)	0 (0 to 0)	0 (0 to 0)	0 (0 to 0)	0 (0 to 0)	0 (0 to 0)	0 (0 to 0)	0 (0 to 0)	0 (0 to 0)	0 (0 to 0)	0 (0 to 0)	0 (0 to 0)	0 (0 to 0)	0 (0 to 0)	0 (0 to 0)	0 (0 to 0)		0
Sickle cell disorders	0 (0 to 0)	0 (0 to 0)	0 (0 to 0)	0 (0 to 0)	0 (0 to 0)	0 (0 to 0)	0 (0 to 0)	0 (0 to 0)	0 (0 to 0)	0 (0 to 0)	0 (0 to 0)	0 (0 to 0)	0 (0 to 0)	0 (0 to 0)	0 (0 to 0)	0 (0 to 0)	0 (0 to 0)	0 (0 to 0)	0 (0 to 0)	0 (0 to 0)	0 (0 to 0)	0 (0 to 0)	0 (0 to 0)		9 1
Sickle cell trait	0 (0 to 0)	0 (0 to 0)	0 (0 to 0 1)	0 (0 to 0 3)	0 1 (0 to 0 5)	0 (0 to 0 5)	0 (0 to 0)	0 (0 to 0)	0 (0 to 0)	0 (0 to 0 1)	0 (0 to 0 1)	0 (0 to 0 1)	0 (0 to 0 1)	0 (0 to 0 1)	0 (0 to 0 1)	0 (0 to 0 1)	0 (0 to 0 2)	0 (0 to 0 2)	0 (0 to 0 1)	0 (0 to 0 2)	0 (0 to 0 1)	0 (0 to 0)	0 (0 to 0)		1 2
G6PD deficiency	0 (0 to 0)	0 (0 to 0)	0 (0 to 0)	0 (0 to 0)	0 (0 to 0)	0 (0 to 0)	0 (0 to 0 1)	0 (0 to 0 1)	0 2 (0 1 to 0 4)	0 2 (0 2 to 0 6)	0 2 (0 2 to 0 7)	0 3 (0 2 to 0 8)	0 4 (0 3 to 0 9)	0 5 (0 3 to 0 9)	0 5 (0 3 to 0 9)	0 6 (0 3 to 0 9)	0 5 (0 3 to 0 9)	0 4 (0 2 to 0 8)	0 2 (0 1 to 0 4)	0 2 (0 1 to 0 4)	0 1 (0 1 to 0 2)	0 1 (0 0 to 0 1)	0 (0 0 to 0)		9 6
G6PD trait	0 (0 to 0)	0 (0 to 0)	0 (0 to 0)	0 (0 to 0)	0 (0 to 0)	0 (0 to 0)	0 (0 to 0)	0 (0 to 0)	0 (0 to 0)	0 (0 to 0)	0 (0 to 0)	0 (0 to 0)	0 (0 to 0)	0 (0 to 0)	0 (0 to 0)	0 (0 to 0)	0 (0 to 0)	0 (0 to 0)	0 (0 to 0)	0 (0 to 0)	0 (0 to 0)	0 (0 to 0)	0 (0 to 0)		0
Other hemoglobinopathies and hemolytic anemias	0 1 (0 to 0)	1 9 (0 to 0 3)	0 3 (0 to 1 2)	1 1 (0 to 4 5)	1 9 (0 to 7 1)	1 1 (0 to 4 2)	1 2 (0 1 to 5 1)	0 9 (0 2 to 3 4)	1 4 (0 4 to 3 4)	1 6 (0 to 3 7)	1 6 (0 to 3 7)	1 6 (0 to 4 1)	1 5 (0 to 4 6)	1 3 (0 to 4 6)	2 6 (0 to 9 1)	4 6 (0 8 to 9 6)	7 4 (4 to 15 3)	11 1 (6 5 to 23 9)	10 3 (6 to 22 4)	22 4 (13 to 39 3)	22 9 (15 6 to 34 1)	24 6 (17 2 to 35 9)	21 7 (16 to 30 8)		167
Endocrine, metabolic, blood, and immune disorders	2 3 (2 to 3 7)	0 3 (2 4 to 7 1)	0 9 (17 2 to 18)	0 5 (2 3 to 9 6)	0 3 (2 4 to 5 3)	0 4 (2 6 to 7 3)	0 4 (2 2 to 5 9)	0 3 (2 4 to 4 3)	0 3 (2 4 to 4 3)	0 3 (2 4 to 4 3)	0 3 (2 4 to 4 3)	0 3 (2 4 to 4 3)	0 3 (2 4 to 4 3)	0 3 (2 4 to 4 3)	0 3 (2 4 to 4 3)	0 3 (2 4 to 4 3)	0 3 (2 4 to 4 3)	0 3 (2 4 to 4 3)	0 3 (2 4 to 4 3)	0 3 (2 4 to 4 3)	0 3 (2 4 to 4 3)	0 3 (2 4 to 4 3)	0 3 (2 4 to 4 3)		2,790
Cnd disorders	0 (0 to 0)	0 (0 to 0)	0 (0 to 0)	0 (0 to 0)	0 (0 to 0)	0 (0 to 0)	0 (0 to 0)	0 (0 to 0)	0 (0 to 0)	0 (0 to 0)	0 (0 to 0)	0 (0 to 0)	0 (0 to 0)	0 (0 to 0)	0 (0 to 0)	0 (0 to 0)	0 (0 to 0)	0 (0 to 0)	0 (0 to 0)	0 (0 to 0)	0 (0 to 0)	0 (0 to 0)	0 (0 to 0)		0
Caries of deciduous teeth	0 (0 to 0)	0 (0 to 0)	0 (0 to 0)	4 6 (1 7 to 10 7)	9 3 (4 to 16 2)	8 4 (3 to 15 1)	8 4 (3 to 15 1)	5 6 (2 to 10 2)	5 6 (2 to 10 2)	5 6 (2 to 10 2)	5 6 (2 to 10 2)	5 6 (2 to 10 2)	5 6 (2 to 10 2)	5 6 (2 to 10 2)	5 6 (2 to 10 2)	5 6 (2 to 10 2)	5 6 (2 to 10 2)	5 6 (2 to 10 2)	5 6 (2 to 10 2)	5 6 (2 to 10 2)	5 6 (2 to 10 2)	5 6 (2 to 10 2)	5 6 (2 to 10 2)		116
Caries of permanent teeth	0 (0 to 0)	0 (0 to 0)	0 (0 to 0)	2 5 (0 9 to 5 7)	9 3 (4 to 16 2)	12 3 (5 to 22 4)	12 3 (5 to 22 4)	12 5 (5 to 22 4)	13 1 (5 to 23 6)	14 1 (5 to 25 4)	16 (6 to 28 3)	16 6 (7 to 29 1)	15 2 (6 to 27 3)	13 4 (5 to 23 7)	13 6 (5 to 23 3)	13 5 (5 to 23 3)	14 3 (5 to 24 5)	16 9 (8 to 28 4)	14 4 (6 to 26 6)	9 7 (3 to 18)	8 8 (2 to 17 7)	3 8 (1 to 7)	1 4 (0 to 3 3)		267
Periodontal diseases	0 (0 to 0)	0 (0 to 0)	0 (0 to 0)	0 (0 to 0)	1 3 (0 to 3 4)	2 6 (1 to 5 9)	3 2 (1 to 6 9)	4 3 (2 to 8)	5 2 (3 to 9)	6 4 (3 to 11)	7 7 (4 to 13)	9 2 (5 to 15)	9 7 (5 to 16)	9 4 (5 to 16)	9 6 (5 to 16)	9 6 (5 to 16)	9 7 (5 to 16)	9 6 (5 to 16)	9 6 (5 to 16)	9 6 (5 to 16)	9 6 (5 to 16)	9 6 (5 to 16)	9 6 (5 to 16)		147
Other oral disorders	0 (0 to 0)	0 (0 to 0)	12 6 (7 4 to 20 3)	7 2 (4 to 12)	12 (6 to 19 2)	10 6 (5 2 to 17)	10 6 (5 2 to 17)	7 2 (3 to 11)	7 2 (3 to 11)	7 2 (3 to 11)	7 2 (3 to 11)	7 2 (3 to 11)	7 2 (3 to 11)	7 2 (3 to 11)	7 2 (3 to 11)	7 2 (3 to 11)	7 2 (3 to 11)	7 2 (3 to 11)	7 2 (3 to 11)	7 2 (3 to 11)	7 2 (3 to 11)	7 2 (3 to 11)	7 2 (3 to 11)		439
Sudden infant death syndrome	..	3 6 (2 2 to 5 4)	49 4 (42 4 to 56 6)	..	..	..	..	..	..	..	..	..	..	..	..	..	..	..	..	..	..	..	..	..		NA
Injuries	4 6 (2 9 to 6 2)	4 6 (3 3 to 6 2)	96 5 (79 6 to 121)	160 (122 to 199)	159 (129 to 198)	215 (170 to 272)	602 (501 to 731)	1,098 (903 to 1,312)	1,228 (1,060 to 1,395)	1,492 (1,270 to 1,693)	1,641 (1,469 to 1,843)	1,840 (1,636 to 2,040)	1,898 (1,686 to 2,090)	2,060 (1,759 to 2,360)	2,038 (1,670 to 2,413)	2,038 (1,646 to 2,360)	1,998 (1,648 to 2,365)	2,270 (1,848 to 2,749)	2,510 (2,000 to 3,056)	2,416 (1,898 to 3,023)	2,210 (1,630 to 2,940)	1,820 (1,480 to 2,196)	1,385 (1,139 to 1,696)	686 (544 to 839)	222 (176 to 273)	27,992
Transport injuries	0 1 (0 1 to 0 1)	0 2 (0 1 to 0 2)	3 9 (2 9 to 5 2)	31 (21 7 to 43 2)	31 2 (22 2 to 44 7)	39 3 (28 to 55 2)	162 (127 to 202)	337 (276 to 396)	393 (340 to 452)	473 (408 to 537)	573 (504 to 638)	673 (594 to 743)	783 (700 to 840)	929 (824 to 1,035)	1,015 (894 to 1,139)	1,096 (966 to 1,224)	1,116 (977 to 1,253)	1,214 (1,070 to 1,360)	1,317 (1,148 to 1,482)	1,271 (1,098 to 1,439)	1,227 (1,060 to 1,396)	1,182 (1,018 to 1,346)	1,119 (964 to 1,274)	1,016 (874 to 1,158)	44 2 (34 7 to 55 2)	10 9 (8 to 13 8)	9,260
Road injuries	0 1 (0 1 to 0 1)	0 1 (0 1 to 0 2)	1 6 (1 2 to 2 1)	24 (18 7 to 31 1)	17 1 (13 3 to 22 1)	19 1 (14 6 to 24 3)	75 (59 to 93)	212 (172 to 249)	275 (232 to 309)	352 (297 to 393)	413 (349 to 463)	512 (434 to 574)	592 (501 to 663)	722 (611 to 809)	772 (653 to 863)	793 (672 to 888)	752 (636 to 843)	773 (654 to 866)	783 (663 to 877)	722 (610 to 809)	673 (569 to 754)	599 (507 to 671)	504 (426 to 564)	429 (363 to 480)	139 (117 to 156)	26 2 (22 to 29 4)	2,860
Pedestrian road injuries	0 (0 to 0)	0 (0 to 0)	0 3 (0 2 to 0 5)	1 3 (0 9 to 1 8)	1 5 (1 to 2 1)	1 5 (1 to 2 1)	1 6 (1 2 to 2 1)	2 2 (1 7 to 2 8)	2 2 (1 7 to 2 8)	2 2 (1 7 to 2 8)	2 2 (1 7 to 2 8)	2 2 (1 7 to 2 8)	2 2 (1 7 to 2 8)	2 2 (1 7 to 2 8)	2 2 (1 7 to 2 8)	2 2 (1 7 to 2 8)	2 2 (1 7 to 2 8)	2 2 (1 7 to 2 8)	2 2 (1 7 to 2 8)	2 2 (1 7 to 2 8)	2 2 (1 7 to 2 8)	2 2 (1 7 to 2 8)	2 2 (1 7 to 2 8)		674
Cyclist road injuries	0 (0 to 0)	0 (0 to 0)	0 (0 to 0)	0 (0 to 0)	0 (0 to 0)	0 (0 to 0)	0 (0 to 0)	0 (0 to 0)	0 (0 to 0)	0 (0 to 0)	0 (0 to 0)	0 (0 to 0)	0 (0 to 0)	0 (0 to 0)	0 (0 to 0)	0 (0 to 0)	0 (0 to 0)	0 (0 to 0)	0

SR Table 2a: Crie DALYS by cause and age group for males with 95% uncertainty intervals, 2019

Cause	Early Neonatal (0-6 days)	Late Neonatal (7-27 days)	Post Neonatal (28-364 days)	1 to 4	5 to 9	10 to 14	15 to 19	20 to 24	25 to 29	30 to 34	35 to 39	40 to 44	45 to 49	50 to 54	55 to 59	60 to 64	65 to 69	70 to 74	75 to 79	80 to 84	85 to 89	90 to 94	95 plus	Total
All causes	2,000 (2,000 to 2,000)	1,000 (997 to 1,004)	2,000 (2,000 to 2,000)	3,000 (2,000 to 3,000)	2,000 (1,000 to 3,000)	2,000 (1,000 to 3,000)	3,000 (2,000 to 4,000)	4,000 (3,000 to 5,000)	5,000 (4,000 to 6,000)	6,000 (5,000 to 7,000)	7,000 (6,000 to 8,000)	8,000 (7,000 to 9,000)	9,000 (8,000 to 10,000)	10,000 (9,000 to 11,000)	11,000 (10,000 to 12,000)	12,000 (11,000 to 13,000)	13,000 (12,000 to 14,000)	14,000 (13,000 to 15,000)	15,000 (14,000 to 16,000)	16,000 (15,000 to 17,000)	17,000 (16,000 to 18,000)	18,000 (16,000 to 19,000)	176,000
Communicable, maternal, neonatal, and nutritional diseases	1000 (747 to 1232)	420 (262 to 592)	1000 (776 to 1236)	1000 (784 to 1,220)	490 (261 to 699)	510 (278 to 758)	510 (261 to 755)	510 (279 to 731)	510 (277 to 731)	510 (272 to 722)	510 (270 to 722)	510 (264 to 722)	510 (259 to 722)	510 (253 to 722)	510 (247 to 722)	510 (242 to 722)	510 (236 to 722)	510 (230 to 722)	510 (224 to 722)	510 (218 to 722)	510 (212 to 722)	510 (206 to 722)	510 (198 to 722)	11,000
HIV/AIDS and sexually transmitted infections	0 (0 to 0)	0 (0 to 0)	1 (0 to 1)	0 (0 to 0)	0 (0 to 1)	0 (0 to 1)	1 (0 to 1)	1 (1 to 2)	2 (1 to 3)	3 (2 to 5)	4 (3 to 6)	6 (4 to 8)	8 (6 to 11)	9 (6 to 12)	11 (7 to 15)	12 (8 to 16)	13 (9 to 18)	13 (9 to 19)	13 (9 to 19)	13 (9 to 19)	13 (9 to 19)	12 (8 to 18)	11 (7 to 17)	71
HIV/AIDS	0 (0 to 0)	0 (0 to 0)	1 (0 to 1)	0 (0 to 1)	0 (0 to 1)	0 (0 to 1)	0 (0 to 1)	1 (0 to 1)	1 (0 to 2)	2 (1 to 3)	3 (2 to 4)	4 (3 to 6)	5 (3 to 7)	6 (4 to 8)	7 (5 to 10)	8 (5 to 11)	8 (5 to 11)	8 (5 to 11)	8 (5 to 11)	8 (5 to 11)	8 (5 to 11)	7 (4 to 10)	6 (4 to 9)	50
HIV/AIDS - Drug-susceptible Tuberculosis	0 (0 to 0)	0 (0 to 0)	0 (0 to 0)	0 (0 to 0)	0 (0 to 0)	0 (0 to 0)	0 (0 to 0)	0 (0 to 0)	0 (0 to 0)	0 (0 to 0)	0 (0 to 0)	0 (0 to 0)	0 (0 to 0)	0 (0 to 0)	0 (0 to 0)	0 (0 to 0)	0 (0 to 0)	0 (0 to 0)	0 (0 to 0)	0 (0 to 0)	0 (0 to 0)	0 (0 to 0)	0 (0 to 0)	0
HIV/AIDS - Multidrug-resistant Tuberculosis without extensive drug resistance	0 (0 to 0)	0 (0 to 0)	0 (0 to 0)	0 (0 to 0)	0 (0 to 0)	0 (0 to 0)	0 (0 to 0)	0 (0 to 0)	0 (0 to 0)	0 (0 to 0)	0 (0 to 0)	0 (0 to 0)	0 (0 to 0)	0 (0 to 0)	0 (0 to 0)	0 (0 to 0)	0 (0 to 0)	0 (0 to 0)	0 (0 to 0)	0 (0 to 0)	0 (0 to 0)	0 (0 to 0)	0 (0 to 0)	0
HIV/AIDS - Extensively drug-resistant Tuberculosis	0 (0 to 0)	0 (0 to 0)	0 (0 to 0)	0 (0 to 0)	0 (0 to 0)	0 (0 to 0)	0 (0 to 0)	0 (0 to 0)	0 (0 to 0)	0 (0 to 0)	0 (0 to 0)	0 (0 to 0)	0 (0 to 0)	0 (0 to 0)	0 (0 to 0)	0 (0 to 0)	0 (0 to 0)	0 (0 to 0)	0 (0 to 0)	0 (0 to 0)	0 (0 to 0)	0 (0 to 0)	0 (0 to 0)	0
HIV/AIDS resulting in other diseases	0 (0 to 0)	0 (0 to 0)	0 (0 to 0)	0 (0 to 0)	0 (0 to 0)	0 (0 to 0)	0 (0 to 0)	0 (0 to 0)	0 (0 to 0)	0 (0 to 0)	0 (0 to 0)	0 (0 to 0)	0 (0 to 0)	0 (0 to 0)	0 (0 to 0)	0 (0 to 0)	0 (0 to 0)	0 (0 to 0)	0 (0 to 0)	0 (0 to 0)	0 (0 to 0)	0 (0 to 0)	0 (0 to 0)	0
Sexually transmitted infections excluding HIV	0 (0 to 0)	0 (0 to 0)	0 (0 to 0)	0 (0 to 0)	0 (0 to 0)	0 (0 to 0)	0 (0 to 0)	0 (0 to 0)	0 (0 to 0)	0 (0 to 0)	0 (0 to 0)	0 (0 to 0)	0 (0 to 0)	0 (0 to 0)	0 (0 to 0)	0 (0 to 0)	0 (0 to 0)	0 (0 to 0)	0 (0 to 0)	0 (0 to 0)	0 (0 to 0)	0 (0 to 0)	0 (0 to 0)	0
Syphilis	0 (0 to 0)	0 (0 to 0)	0 (0 to 0)	0 (0 to 0)	0 (0 to 0)	0 (0 to 0)	0 (0 to 0)	0 (0 to 0)	0 (0 to 0)	0 (0 to 0)	0 (0 to 0)	0 (0 to 0)	0 (0 to 0)	0 (0 to 0)	0 (0 to 0)	0 (0 to 0)	0 (0 to 0)	0 (0 to 0)	0 (0 to 0)	0 (0 to 0)	0 (0 to 0)	0 (0 to 0)	0 (0 to 0)	0
Chlamydial infection	0 (0 to 0)	0 (0 to 0)	0 (0 to 0)	0 (0 to 0)	0 (0 to 0)	0 (0 to 0)	0 (0 to 0)	0 (0 to 0)	0 (0 to 0)	0 (0 to 0)	0 (0 to 0)	0 (0 to 0)	0 (0 to 0)	0 (0 to 0)	0 (0 to 0)	0 (0 to 0)	0 (0 to 0)	0 (0 to 0)	0 (0 to 0)	0 (0 to 0)	0 (0 to 0)	0 (0 to 0)	0 (0 to 0)	0
Gonococcal infection	0 (0 to 0)	0 (0 to 0)	0 (0 to 0)	0 (0 to 0)	0 (0 to 0)	0 (0 to 0)	0 (0 to 0)	0 (0 to 0)	0 (0 to 0)	0 (0 to 0)	0 (0 to 0)	0 (0 to 0)	0 (0 to 0)	0 (0 to 0)	0 (0 to 0)	0 (0 to 0)	0 (0 to 0)	0 (0 to 0)	0 (0 to 0)	0 (0 to 0)	0 (0 to 0)	0 (0 to 0)	0 (0 to 0)	0
Trichomoniasis	0 (0 to 0)	0 (0 to 0)	0 (0 to 0)	0 (0 to 0)	0 (0 to 0)	0 (0 to 0)	0 (0 to 0)	0 (0 to 0)	0 (0 to 0)	0 (0 to 0)	0 (0 to 0)	0 (0 to 0)	0 (0 to 0)	0 (0 to 0)	0 (0 to 0)	0 (0 to 0)	0 (0 to 0)	0 (0 to 0)	0 (0 to 0)	0 (0 to 0)	0 (0 to 0)	0 (0 to 0)	0 (0 to 0)	0
Genital herpes	0 (0 to 0)	0 (0 to 0)	0 (0 to 0)	0 (0 to 0)	0 (0 to 0)	0 (0 to 0)	0 (0 to 0)	0 (0 to 0)	0 (0 to 0)	0 (0 to 0)	0 (0 to 0)	0 (0 to 0)	0 (0 to 0)	0 (0 to 0)	0 (0 to 0)	0 (0 to 0)	0 (0 to 0)	0 (0 to 0)	0 (0 to 0)	0 (0 to 0)	0 (0 to 0)	0 (0 to 0)	0 (0 to 0)	0
Other sexually transmitted infections	0 (0 to 0)	0 (0 to 0)	0 (0 to 0)	0 (0 to 0)	0 (0 to 0)	0 (0 to 0)	0 (0 to 0)	0 (0 to 0)	0 (0 to 0)	0 (0 to 0)	0 (0 to 0)	0 (0 to 0)	0 (0 to 0)	0 (0 to 0)	0 (0 to 0)	0 (0 to 0)	0 (0 to 0)	0 (0 to 0)	0 (0 to 0)	0 (0 to 0)	0 (0 to 0)	0 (0 to 0)	0 (0 to 0)	0
Respiratory infections and tuberculosis	52.0 (21.6 to 2.2)	29.7 (13.2 to 4.3)	59.2 (29.4 to 33.4)	59.2 (29.6 to 39.4)	40.7 (20.6 to 29.6)	40.7 (20.6 to 29.6)	40.7 (20.5 to 30.4)	40.7 (20.5 to 30.4)	40.7 (20.5 to 30.4)	40.7 (20.5 to 30.4)	40.7 (20.5 to 30.4)	40.7 (20.5 to 30.4)	40.7 (20.5 to 30.4)	40.7 (20.5 to 30.4)	40.7 (20.5 to 30.4)	40.7 (20.5 to 30.4)	40.7 (20.5 to 30.4)	40.7 (20.5 to 30.4)	40.7 (20.5 to 30.4)	40.7 (20.5 to 30.4)	40.7 (20.5 to 30.4)	40.7 (20.5 to 30.4)	1,000
Tuberculosis	0 (0 to 0)	0 (0 to 0)	0 (0 to 0)	0 (0 to 0)	0 (0 to 0)	0 (0 to 0)	0 (0 to 0)	0 (0 to 0)	0 (0 to 0)	0 (0 to 0)	0 (0 to 0)	0 (0 to 0)	0 (0 to 0)	0 (0 to 0)	0 (0 to 0)	0 (0 to 0)	0 (0 to 0)	0 (0 to 0)	0 (0 to 0)	0 (0 to 0)	0 (0 to 0)	0 (0 to 0)	0 (0 to 0)	0
Latent tuberculosis infection	0 (0 to 0)	0 (0 to 0)	0 (0 to 0)	0 (0 to 0)	0 (0 to 0)	0 (0 to 0)	0 (0 to 0)	0 (0 to 0)	0 (0 to 0)	0 (0 to 0)	0 (0 to 0)	0 (0 to 0)	0 (0 to 0)	0 (0 to 0)	0 (0 to 0)	0 (0 to 0)	0 (0 to 0)	0 (0 to 0)	0 (0 to 0)	0 (0 to 0)	0 (0 to 0)	0 (0 to 0)	0 (0 to 0)	0
Drug-susceptible tuberculosis	0 (0 to 0)	0 (0 to 0)	0 (0 to 0)	0 (0 to 0)	0 (0 to 0)	0 (0 to 0)	0 (0 to 0)	0 (0 to 0)	0 (0 to 0)	0 (0 to 0)	0 (0 to 0)	0 (0 to 0)	0 (0 to 0)	0 (0 to 0)	0 (0 to 0)	0 (0 to 0)	0 (0 to 0)	0 (0 to 0)	0 (0 to 0)	0 (0 to 0)	0 (0 to 0)	0 (0 to 0)	0 (0 to 0)	0
Multidrug-resistant tuberculosis without extensive drug resistance	0 (0 to 0)	0 (0 to 0)	0 (0 to 0)	0 (0 to 0)	0 (0 to 0)	0 (0 to 0)	0 (0 to 0)	0 (0 to 0)	0 (0 to 0)	0 (0 to 0)	0 (0 to 0)	0 (0 to 0)	0 (0 to 0)	0 (0 to 0)	0 (0 to 0)	0 (0 to 0)	0 (0 to 0)	0 (0 to 0)	0 (0 to 0)	0 (0 to 0)	0 (0 to 0)	0 (0 to 0)	0 (0 to 0)	0
Extensively drug-resistant tuberculosis	0 (0 to 0)	0 (0 to 0)	0 (0 to 0)	0 (0 to 0)	0 (0 to 0)	0 (0 to 0)	0 (0 to 0)	0 (0 to 0)	0 (0 to 0)	0 (0 to 0)	0 (0 to 0)	0 (0 to 0)	0 (0 to 0)	0 (0 to 0)	0 (0 to 0)	0 (0 to 0)	0 (0 to 0)	0 (0 to 0)	0 (0 to 0)	0 (0 to 0)	0 (0 to 0)	0 (0 to 0)	0 (0 to 0)	0
Lower respiratory infections	2.2 (1.5 to 3.1)	2.1 (1.5 to 2.9)	19.4 (13.8 to 27.1)	19.4 (13.8 to 27.1)	8.8 (6.4 to 11.5)	8.8 (6.4 to 11.5)	10.1 (7.5 to 13.2)	10.1 (7.5 to 13.2)	10.4 (7.5 to 14.1)	10.4 (7.5 to 14.1)	14.6 (10.4 to 19.6)	14.6 (10.4 to 19.6)	22 (15.7 to 29.3)	22 (15.7 to 29.3)	39.7 (28.5 to 52.4)	39.7 (28.5 to 52.4)	59 (39.9 to 76.9)	59 (39.9 to 76.9)	79.2 (52.2 to 99.4)	79.2 (52.2 to 99.4)	128 (69.1 to 180)	128 (69.1 to 180)	372 (129.2 to 1,000)	372 (129.2 to 1,000)
Upper respiratory infections	0.1 (0.1 to 0.1)	0.1 (0.0 to 0.4)	0.5 (0.3 to 0.9)	0.5 (0.3 to 0.9)	0.4 (0.2 to 0.6)	0.4 (0.2 to 0.6)	0.4 (0.2 to 0.6)	0.4 (0.2 to 0.6)	0.4 (0.2 to 0.6)	0.4 (0.2 to 0.6)	0.4 (0.2 to 0.6)	0.4 (0.2 to 0.6)	0.4 (0.2 to 0.6)	0.4 (0.2 to 0.6)	0.4 (0.2 to 0.6)	0.4 (0.2 to 0.6)	0.4 (0.2 to 0.6)	0.4 (0.2 to 0.6)	0.4 (0.2 to 0.6)	0.4 (0.2 to 0.6)	0.4 (0.2 to 0.6)	0.4 (0.2 to 0.6)	7.7
Otitis media	0 (0 to 0)	0 (0 to 0)	0.6 (0.4 to 1.4)	0.6 (0.4 to 1.4)	0.4 (0.2 to 0.7)	0.4 (0.2 to 0.7)	0.4 (0.2 to 0.8)	0.4 (0.2 to 0.8)	0.4 (0.2 to 0.8)	0.4 (0.2 to 0.8)	0.4 (0.2 to 0.8)	0.4 (0.2 to 0.8)	0.4 (0.2 to 0.8)	0.4 (0.2 to 0.8)	0.4 (0.2 to 0.8)	0.4 (0.2 to 0.8)	0.4 (0.2 to 0.8)	0.4 (0.2 to 0.8)	0.4 (0.2 to 0.8)	0.4 (0.2 to 0.8)	0.4 (0.2 to 0.8)	0.4 (0.2 to 0.8)	0.4
Enteric infections	0.3 (0.2 to 0.4)	0.7 (0.4 to 1.1)	1.1 (0.6 to 1.9)	1.1 (0.6 to 1.9)	1.1 (0.6 to 1.9

Other neoplasms	0 (0.1 to 0.4)	0 (0.1 to 0.4)	1 (0.5 to 1.7)	1 (0.5 to 1.7)	1 (0.7 to 2)	1 (0.7 to 1.6)	1 (1.1 to 2.6)	1 (0.7 to 2.4)	1 (1.1 to 2.5)	2 (1.0 to 3.4)	2 (1.7 to 4.1)	2 (1.7 to 4.1)	4 (3.1 to 7.1)	9 (3.9 to 9.3)	8 (4.0 to 15.4)	10 (4.1 to 17.4)	19 (12.4 to 27.4)	40 (29.6 to 58.9)	69 (49.3 to 96.7)	93 (60.3 to 131)	91 (58.9 to 129)	87 (51.7 to 133)	59 (32.4 to 93)	26 (12.9 to 38.9)	6 (3.1 to 9.2)	529
Medulloblastoma, medulloblastoma, and other hemangioblastoma	0 (0.1 to 0.4)	0 (0.1 to 0.5)	1 (0.5 to 1.7)	1 (0.5 to 1.7)	1 (0.7 to 2)	1 (0.7 to 1.6)	1 (1.1 to 2.6)	1 (0.7 to 2.4)	1 (1.1 to 2.5)	1 (0.5 to 3.4)	2 (1.7 to 4.1)	2 (1.7 to 4.1)	3 (2.1 to 7.1)	7 (3.9 to 9.3)	8 (4.0 to 15.4)	10 (4.1 to 17.4)	19 (12.4 to 27.4)	40 (29.6 to 58.9)	69 (49.3 to 96.7)	93 (60.3 to 131)	91 (58.9 to 129)	87 (51.7 to 133)	59 (32.4 to 93)	26 (12.9 to 38.9)	6 (3.1 to 9.2)	529
Benign and in situ intestinal neoplasms	0 (0 to 0)	0 (0 to 0)	0 (0 to 0)	0 (0 to 0)	0 (0 to 0)	0 (0 to 0)	0 (0 to 0)	0 (0 to 0)	0 (0 to 0)	0 (0 to 0)	0 (0 to 0)	0 (0 to 0)	0 (0 to 0)	0 (0 to 0)	0 (0 to 0)	0 (0 to 0)	0 (0 to 0)	0 (0 to 0)	0 (0 to 0)	0 (0 to 0)	0 (0 to 0)	0 (0 to 0)	0 (0 to 0)	0 (0 to 0)	0 (0 to 0)	0
Benign and in situ cervical and uterine neoplasms	0 (0 to 0)	0 (0 to 0)	0 (0 to 0)	0 (0 to 0)	0 (0 to 0)	0 (0 to 0)	0 (0 to 0)	0 (0 to 0)	0 (0 to 0)	0 (0 to 0)	0 (0 to 0)	0 (0 to 0)	0 (0 to 0)	0 (0 to 0)	0 (0 to 0)	0 (0 to 0)	0 (0 to 0)	0 (0 to 0)	0 (0 to 0)	0 (0 to 0)	0 (0 to 0)	0 (0 to 0)	0 (0 to 0)	0 (0 to 0)	0 (0 to 0)	0
Other benign and in situ neoplasms	0 (0 to 0)	0 (0 to 0)	0 (0 to 0)	0 (0 to 0)	0 (0 to 0)	0 (0 to 0)	0 (0 to 0)	0 (0 to 0)	0 (0 to 0)	0 (0 to 0)	0 (0 to 0)	0 (0 to 0)	0 (0 to 0)	0 (0 to 0)	0 (0 to 0)	0 (0 to 0)	0 (0 to 0)	0 (0 to 0)	0 (0 to 0)	0 (0 to 0)	0 (0 to 0)	0 (0 to 0)	0 (0 to 0)	0 (0 to 0)	0 (0 to 0)	0
Cardiovascular diseases	1.4 (0.9 to 1.9)	1.4 (0.9 to 1.9)	11.5 (8.1 to 15.4)	7.5 (5.4 to 9.7)	9.3 (7.0 to 11.9)	14.6 (11.4 to 18.6)	22.6 (17.6 to 27.7)	54 (43.3 to 66.3)	74.3 (59.1 to 90.1)	133 (107.2 to 160)	264 (217.0 to 312)	377 (315.1 to 439)	598 (514.1 to 681)	1,030 (899.0 to 1,230)	1,205 (1,119.1 to 1,370)	2,099 (1,955.0 to 2,340)	2,670 (2,443.0 to 2,900)	3,630 (3,330.1 to 3,930)	3,420 (3,056.0 to 3,830)	3,960 (3,550.0 to 4,330)	3,950 (3,550.0 to 4,330)	2,120 (1,870.0 to 2,530)	732 (617.0 to 882)	27,000
Rheumatic heart disease	0 (0 to 0)	0 (0 to 0)	0 (0.2 to 0.4)	0 (0 to 0)	0 (0.2 to 0.3)	0 (0.2 to 0.3)	0 (0.4 to 0.6)	0 (0.4 to 0.6)	0 (0.4 to 0.7)	1 (0.6 to 1.7)	1 (0.7 to 2.2)	2 (1.4 to 3.2)	2 (1.6 to 3.5)	3 (2.6 to 5)	4 (3.5 to 5.5)	6 (4.7 to 8.2)	7 (5.7 to 9.1)	11 (7.3 to 14)	17 (12.5 to 22.9)	24.7 (18.5 to 32.4)	29 (19.9 to 39.1)	31.5 (22.4 to 41.4)	23.7 (22.3 to 49.9)	12 (4.9 to 20.7)	3 (1.2 to 5.1)	198
Ischemic heart disease	0 (0 to 0)	0 (0 to 0)	0 (0 to 0)	0 (0 to 0)	0 (0 to 0)	0 (0 to 0)	0 (0 to 0)	0 (0 to 0)	0 (0 to 0)	0 (0 to 0)	0 (0 to 0)	0 (0 to 0)	0 (0 to 0)	0 (0 to 0)	0 (0 to 0)	0 (0 to 0)	0 (0 to 0)	0 (0 to 0)	0 (0 to 0)	0 (0 to 0)	0 (0 to 0)	0 (0 to 0)	0 (0 to 0)	0 (0 to 0)	0 (0 to 0)	0
Stroke	0 (0 to 0.1)	0 (0 to 0.2)	1 (0.5 to 1.9)	1 (0.5 to 1.9)	2 (1.2 to 4.4)	3 (1.4 to 7.7)	10 (4.1 to 14.4)	13 (4.1 to 20.9)	24 (9.3 to 34.5)	49 (24.5 to 68.4)	103 (71.3 to 144)	234 (179.1 to 293)	397 (331.9 to 459)	727 (670.4 to 788)	1,030 (1,000 to 1,060)	1,420 (1,370 to 1,470)	1,660 (1,600 to 1,720)	2,020 (1,940 to 2,100)	1,920 (1,820 to 2,020)	1,700 (1,600 to 1,810)	1,500 (1,390 to 1,620)	1,060 (1,000 to 1,130)	469 (440 to 500)	213 (200 to 226)	11,200
Ischemic stroke	0 (0 to 0)	0 (0 to 0)	0.1 (0 to 0.5)	0.4 (0.2 to 0.8)	1.7 (1.1 to 2.6)	2.6 (2.2 to 3.2)	3.8 (2.9 to 4.8)	4.4 (3.6 to 5.4)	6.9 (5.6 to 8.5)	9.4 (7.5 to 11.5)	17.1 (13.1 to 21.5)	33.7 (27.1 to 40.7)	60.9 (49.7 to 82.2)	89.9 (79.1 to 101)	138 (130 to 146)	202 (193 to 209)	322 (307 to 336)	674 (647 to 699)	1,190 (1,140 to 1,230)	1,190 (1,130 to 1,250)	1,190 (1,130 to 1,250)	671 (633 to 710)	259 (243 to 274)	6,200
Intracerebral hemorrhage	0 (0 to 0.2)	0 (0 to 0.2)	0.4 (0.2 to 0.8)	0.2 (0 to 0.5)	0.4 (0.1 to 1.1)	0.8 (0.4 to 1.7)	2.1 (1.4 to 3.2)	3.4 (2.6 to 4.5)	5.6 (4.3 to 7.1)	10.3 (8.2 to 12.6)	19.9 (15.7 to 24.5)	33.5 (27.4 to 40.3)	51.1 (43.2 to 59.5)	70.7 (64.1 to 77.5)	121 (115 to 127)	202 (192 to 212)	294 (281 to 307)	454 (434 to 474)	629 (597 to 660)	753 (707 to 798)	1,030 (967 to 1,090)	1,030 (967 to 1,090)	435 (408 to 462)	134 (125 to 142)	70 (65 to 74)	3,550
Subarachnoid hemorrhage	0 (0 to 0.1)	0 (0 to 0)	0.1 (0 to 0.2)	0.1 (0 to 0.3)	0.3 (0.2 to 0.6)	0.4 (0.2 to 0.7)	0.8 (0.4 to 1.4)	1.1 (0.6 to 1.7)	1.8 (1.1 to 2.6)	3.2 (2.4 to 4.1)	6.2 (4.6 to 7.9)	10.4 (7.9 to 13.2)	15.7 (12.3 to 19.5)	21.5 (18.2 to 25.1)	37.1 (32.1 to 42.2)	61.2 (54.1 to 68.2)	89.1 (79.8 to 98.5)	137 (123 to 151)	191 (172 to 210)	228 (199 to 253)	312 (273 to 345)	312 (273 to 345)	132 (114 to 146)	40.6 (34.5 to 45.9)	21.2 (17.6 to 24.3)	1,080
Hypertensive heart disease	0 (0 to 0)	0 (0 to 0)	0 (0 to 0)	0 (0 to 0)	0 (0 to 0)	0 (0 to 0)	0 (0 to 0)	0 (0 to 0)	0 (0 to 0)	0 (0 to 0)	0 (0 to 0)	0 (0 to 0)	0 (0 to 0)	0 (0 to 0)	0 (0 to 0)	0 (0 to 0)	0 (0 to 0)	0 (0 to 0)	0 (0 to 0)	0 (0 to 0)	0 (0 to 0)	0 (0 to 0)	0 (0 to 0)	0 (0 to 0)	0 (0 to 0)	0
Non-rheumatic valvular heart disease	0 (0 to 0)	0 (0 to 0)	0 (0 to 0)	0 (0 to 0)	0 (0 to 0)	0 (0 to 0)	0 (0.4 to 0.9)	0 (0.7 to 1.7)	1 (0.8 to 2)	1 (1.1 to 2.3)	2 (2.0 to 4.4)	3 (2.9 to 7.5)	4 (4.9 to 11.4)	6 (6.9 to 15.2)	9 (10.6 to 22.2)	13 (19.3 to 37.4)	20 (24.3 to 45.4)	31 (41.1 to 69.6)	47 (61.5 to 93.1)	70.3 (87.1 to 129)	82.3 (97.5 to 153)	82.3 (97.5 to 153)	39 (47.0 to 72.5)	16 (17.3 to 27.1)	5 (5.1 to 7.9)	610
Non-rheumatic calcific aortic valve disease	0 (0 to 0)	0 (0 to 0)	0 (0 to 0)	0 (0 to 0)	0 (0 to 0)	0 (0 to 0)	0 (0.2 to 0.4)	0 (0.4 to 1.1)	0 (0.9 to 1.5)	0 (0.7 to 1.7)	1 (1.1 to 2.6)	2 (1.8 to 4.3)	3 (2.1 to 5.7)	5 (2.8 to 7.3)	8 (4.6 to 11)	13 (7.9 to 19.2)	17 (10.7 to 25.1)	25 (16.1 to 36.9)	37 (24.0 to 54.4)	47 (30.6 to 69.7)	57 (38.9 to 82.9)	67 (52.0 to 97.3)	67 (52.0 to 97.3)	29 (22.4 to 42.1)	8 (6.2 to 11.6)	434
Non-rheumatic degenerative mitral valve disease	0 (0 to 0)	0 (0 to 0)	0 (0 to 0)	0 (0 to 0)	0 (0 to 0)	0 (0 to 0)	0 (0.1 to 0.3)	0 (0.2 to 0.7)	0 (0.1 to 0.5)	0 (0.2 to 1)	0 (0.5 to 1.7)	0 (0.5 to 2)	1 (1.1 to 3.9)	2 (2.0 to 6.8)	3 (2.7 to 9.1)	4 (3.7 to 12)	5 (4.3 to 13)	7 (5.6 to 21.6)	9 (7.1 to 26)	11 (8.6 to 29.6)	13 (10.1 to 34.9)	15 (11.5 to 40.4)	15 (11.5 to 40.4)	6 (4.7 to 16.3)	2 (1.5 to 5.4)	209
Other non-rheumatic valve diseases	0 (0 to 0)	0 (0 to 0)	0 (0 to 0)	0 (0 to 0)	0 (0 to 0)	0 (0 to 0)	0 (0 to 0)	0 (0 to 0)	0 (0 to 0)	0 (0 to 0)	0 (0 to 0)	0 (0 to 0)	0 (0 to 0)	0 (0 to 0)	0 (0 to 0)	0 (0 to 0)	0 (0 to 0)	0 (0 to 0)	0 (0 to 0)	0 (0 to 0)	0 (0 to 0)	0 (0 to 0)	0 (0 to 0)	0 (0 to 0)	0 (0 to 0)	0
Cardiomyopathy and myocarditis	0.3 (0.1 to 0.4)	0.4 (0.2 to 0.5)	3.4 (2.9 to 3.8)	2.1 (1.8 to 2.5)	2.6 (2.1 to 3.2)	3.6 (3.1 to 4.2)	5.4 (4.7 to 6.2)	7.2 (6.2 to 8.2)	9.4 (8.2 to 10.7)	12.6 (11.1 to 14.2)	19.1 (16.9 to 21.4)	25.3 (22.6 to 28.2)	30.7 (27.5 to 34.1)	34.3 (30.9 to 38.2)	39.9 (36.2 to 43.8)	46.7 (42.5 to 51.1)	52.1 (47.5 to 56.9)	58.1 (53.1 to 63.4)	63.1 (57.7 to 68.8)	66.1 (60.4 to 72)	68.1 (62.2 to 74.2)	69.1 (63.1 to 75.3)	69.1 (63.1 to 75.3)	29.7 (27.1 to 32.4)	7.9 (7.2 to 8.6)	833
Myocarditis	0 (0 to 0.1)	0 (0 to 0.1)	0.2 (0.1 to 0.3)	0.1 (0 to 0.2)	0.1 (0.1 to 0.2)	0.2 (0.1 to 0.3)	0.3 (0.2 to 0.4)	0.4 (0.3 to 0.5)	0.5 (0.4 to 0.7)	0.7 (0.5 to 0.9)	1.1 (0.9 to 1.4)	1.4 (1.2 to 1.7)	1.7 (1.5 to 2)	1.9 (1.7 to 2.2)	2.2 (1.9 to 2.5)	2.6 (2.3 to 2.9)	2.9 (2.6 to 3.3)	3.2 (2.9 to 3.7)	3.5 (3.2 to 4)	3.7 (3.3 to 4.2)	3.8 (3.4 to 4.3)	3.8 (3.4 to 4.3)	1.6 (1.4 to 1.8)	0.5 (0.4 to 0.6)	71
Alcoholic cardiomyopathy	0 (0 to 0)	0 (0 to 0)	0 (0 to 0)	0 (0 to 0)	0 (0 to 0)	0 (0 to 0)	0 (0 to 0)	0 (0 to 0)	0 (0 to 0)	0 (0 to 0)	0 (0 to 0)	0 (0 to 0)	0 (0 to 0)	0 (0 to 0)	0 (0 to 0)	0 (0 to 0)	0 (0 to 0)	0 (0 to 0)	0 (0 to 0)	0 (0 to 0)	0 (0 to 0)	0 (0 to 0)	0 (0 to 0)	0 (0 to 0)	0 (0 to 0)	0
Other cardiomyopathy	0.3 (0.1 to 0.4)	0.4 (0.2 to 0.5)	3.4 (2.9 to 3.8)	2.1 (1.8 to 2.5)	2.6 (2.1 to 3.2)	3.6 (3.1 to 4.2)	5.4 (4.7 to 6.2)	7.2 (6.2 to 8.2)	9.4 (8.2 to 10.7)	12.6 (11.1 to 14.2)	19.1 (16.9 to 21.4)	25.3 (22.6 to 28.2)	30.7 (27.5 to 34.1)	34.3 (30.9 to 38.2)	39.9 (36.2 to 43.8)	46.7 (42.5 to 51.1)	52.1 (47.5 to 56.9)	58.1 (53.1 to 63.4)	63.1 (57.7 to 68.8)	66.1 (60.4 to 72)	68.1 (62.2 to 74.2)	69.1 (63.1 to 75.3)	69.1 (63.1 to 75.3)	29.7 (27.1 to 32.4)	7.9 (7.2 to 8.6)	833
Atrial fibrillation and flutter	0 (0 to 0)	0 (0 to 0)	0 (0 to 0)	0 (0 to 0)	0 (0 to 0)	0 (0 to 0)	0 (0 to 0)	0 (0 to 0)	0 (0 to 0)	0 (0 to 0)	0 (0 to 0)	0 (0 to 0)	0 (0 to 0)	0 (0 to 0)	0 (0 to 0)	0 (0 to 0)	0 (0 to 0)	0 (0 to 0)	0 (0 to 0)	0 (0 to 0)	0 (0 to 0)	0 (0 to 0)	0 (0 to 0)	0 (0 to 0)	0 (0 to 0)	0
Aortic aneurysm	—	—	—	—	—	—	0 (0.1 to 0.2)	0 (0.1 to 0.2)	0 (0.1 to 0.3)	0 (0.2 to 0.4)	0 (0.3 to 0.7)	0 (0.4 to 0.9)	0 (0.5 to 1.1)	0 (0.6 to 1.2)	0 (0.7 to 1.4)	0 (0.8 to 1.5)	0 (0.8 to 1.6)	0 (0.9 to 1.7)	0 (0.9 to 1.8)	0 (0.9 to 1.8)	0 (0.9 to 1.8

Congenital birth defects	120 (60·9 to 181)	47·9 (24·9 to 84·3)	169 (122 to 213)	91·5 (68·8 to 122)	58·6 (41·7 to 83·7)	52 (34·7 to 72·4)	48·4 (28·1 to 69·8)	29·7 (22·4 to 37·9)	25·4 (19·3 to 32·4)	24·6 (19·3 to 31·4)	25·1 (19·2 to 32·2)	25·6 (19·2 to 33·1)	23·2 (17·2 to 29·9)	19·8 (13·6 to 23)	17·4 (12·6 to 22·7)	20·2 (14·8 to 27)	21·2 (15·1 to 28·1)	11·9 (7·4 to 17·2)	7·5 (4·7 to 11·2)	5 (3·1 to 7·4)	3·1 (1·9 to 4·7)	1·2 (0·8 to 1·9)	0·3 (0·2 to 0·5)		646
Neural tube defects	2·3 (1·7 to 2·9)	2·4 (0·9 to 4·4)	7·4 (3·4 to 13·7)	9·1 (4·5 to 15·9)	2·1 (1·4 to 2·9)	2·1 (1·4 to 3)	2·1 (1·4 to 3)	1·8 (1·2 to 2·5)	1·3 (0·9 to 1·8)	1·2 (0·8 to 1·6)	1·2 (0·8 to 1·6)	1·1 (0·8 to 1·6)	1·2 (0·8 to 1·7)	1·1 (0·6 to 1·6)	0·9 (0·6 to 1·2)	0·8 (0·6 to 1·1)	0·9 (0·6 to 1·2)	0·7 (0·4 to 1·1)	0·4 (0·2 to 0·8)	0·4 (0·2 to 0·8)	0·3 (0·2 to 0·5)	0·1 (0·1 to 0·2)	0 (0 to 0)		41·5
Congenital heart anomalies	61·1 (31·4 to 42·4)	21·2 (9·4 to 37·1)	79·1 (33 to 79·4)	42·1 (17·9 to 34·4)	27·1 (9·4 to 13·5)	23·7 (9·3 to 17·2)	22·1 (9·5 to 17·1)	13·4 (7·3 to 12·2)	11·3 (4·6 to 17·5)	10·3 (4·2 to 16·7)	10·3 (4·2 to 16·4)	10·4 (5·3 to 17·1)	9·7 (3·9 to 16·1)	8·1 (3·4 to 9·9)	7·3 (3·1 to 11·1)	8·1 (3·4 to 9·3)	8·1 (3·7 to 9·1)	4·6 (1·9 to 5·3)	3·2 (1·4 to 3·9)	2·1 (0·9 to 2·5)	1·4 (0·6 to 1·7)	0·5 (0·2 to 0·6)	0·1 (0·1 to 0·1)		209
Orofacial clefts	0·1 (0·1 to 0·2)	0·2 (0·2 to 0·3)	0·4 (0·2 to 0·8)	0·9 (0·5 to 1·7)	0·7 (0·3 to 1·4)	0·7 (0·3 to 1·5)	0·7 (0·3 to 1·5)	0·7 (0·3 to 1·3)	0·7 (0·3 to 1·3)	0·7 (0·3 to 1·4)	0·6 (0·3 to 1·3)	0·8 (0·4 to 1·6)	0·9 (0·4 to 1·8)	0·8 (0·4 to 1·7)	0·8 (0·4 to 1·4)	0·8 (0·4 to 1·5)	0·8 (0·4 to 1·6)	0·9 (0·4 to 2·1)	0·6 (0·3 to 1·4)	0·6 (0·3 to 1·3)	0·3 (0·1 to 0·7)	0·1 (0·1 to 0·3)	0 (0 to 0)		13·6
Down syndrome	1·7 (0·9 to 3·3)	1·3 (0·4 to 2·2)	2·2 (0·8 to 4·1)	3·7 (2·2 to 5·9)	2·6 (1·6 to 3·9)	2·8 (1·6 to 4·1)	2·7 (1·7 to 4·1)	2·4 (1·6 to 3·7)	2·2 (1·4 to 3·4)	2·5 (1·6 to 3·8)	1·6 (1·2 to 2·5)	1·4 (0·9 to 1·9)	1 (0·6 to 1·5)	0·8 (0·4 to 1·4)	1·5 (0·9 to 2·4)	0·8 (0·4 to 1·2)	0·7 (0·4 to 1·2)	0·5 (0·2 to 1·2)	0 (0 to 0)	0 (0 to 0)	0 (0 to 0)	0 (0 to 0)	0 (0 to 0)		37·3
Turner syndrome	0 (0 to 0)	0 (0 to 0)	0 (0 to 0)	0 (0 to 0)	0 (0 to 0)

SR Table 2a: Miyazaki DALYS by cause and age group for males with 95% uncertainty intervals, 2019

Cause	Early Neonatal (0-6 days)	Late Neonatal (7-27 days)	Post Neonatal (28-364 days)	1 to 4	5 to 9	10 to 14	15 to 19	20 to 24	25 to 29	30 to 34	35 to 39	40 to 44	45 to 49	50 to 54	55 to 59	60 to 64	65 to 69	70 to 74	75 to 79	80 to 84	85 to 89	90 plus	Total
All causes	1111 (1013 to 1232)	39 (29.1 to 51.0)	225 (196.5 to 261.1)	1332 (1164.9 to 1537.2)	1153 (999.4 to 1370.5)	1380 (1197.1 to 1611.5)	1577 (1376.7 to 1840.2)	2014 (1757.5 to 2362.4)	2313 (2000.1 to 2722.1)	2610 (2262.1 to 3062.2)	2934 (2553.1 to 3457.0)	3284 (2857.5 to 3872.0)	3659 (3182.4 to 4310.6)	4109 (3572.9 to 4852.1)	4599 (3978.3 to 5442.1)	5134 (4429.1 to 6078.1)	5699 (4911.9 to 6760.3)	6309 (5412.2 to 7500.2)	6973 (5977.1 to 8300.2)	7693 (6600.0 to 9170.2)	8469 (7261.9 to 10102.1)	9304 (7971.1 to 11102.1)	10200 (8735.9 to 12182.2)	11158 (9552.1 to 13337.2)	12180 (10424.1 to 14564.2)	13268 (11356.1 to 15873.2)	14424 (12350.1 to 17263.2)	15648 (13406.1 to 18730.2)	16940 (14514.1 to 20277.2)	18300 (15686.1 to 21900.2)	19728 (16908.1 to 23610.2)	21224 (18188.1 to 25393.2)	22788 (19528.1 to 27262.2)	24420 (20930.1 to 29230.2)	26120 (22388.1 to 31262.2)	27888 (23906.1 to 33382.2)	29724 (25484.1 to 35582.2)	31628 (27122.1 to 37862.2)	33600 (28820.1 to 40222.2)	35640 (30578.1 to 42662.2)	37748 (32396.1 to 45182.2)	39924 (34274.1 to 47782.2)	42168 (36212.1 to 50462.2)	44480 (38210.1 to 53222.2)	46860 (40268.1 to 56062.2)	49308 (42386.1 to 58982.2)	51824 (44564.1 to 61982.2)	54408 (46802.1 to 65062.2)	57060 (49100.1 to 68222.2)	59780 (51458.1 to 71462.2)	62568 (53876.1 to 74782.2)	65424 (56354.1 to 78182.2)	68348 (58892.1 to 81662.2)	71340 (61490.1 to 85222.2)	74400 (64148.1 to 88862.2)	77528 (66866.1 to 92582.2)	80724 (69644.1 to 96382.2)	83988 (72482.1 to 100262.2)	87320 (75380.1 to 104222.2)	90720 (78338.1 to 108262.2)	94188 (81356.1 to 112382.2)	97724 (84434.1 to 116582.2)	101328 (87572.1 to 120862.2)	105000 (90770.1 to 125222.2)	108740 (94028.1 to 129662.2)	112548 (97346.1 to 134182.2)	116424 (100724.1 to 138782.2)	120368 (104162.1 to 143462.2)	124380 (107660.1 to 148222.2)	128460 (111218.1 to 153062.2)	132608 (114836.1 to 157982.2)	136824 (118514.1 to 162982.2)	141108 (122252.1 to 168062.2)	145460 (126050.1 to 173222.2)	149880 (129908.1 to 178462.2)	154368 (133826.1 to 183782.2)	158924 (137804.1 to 189182.2)	163548 (141842.1 to 194662.2)	168240 (145940.1 to 200222.2)	172996 (150098.1 to 205862.2)	177820 (154316.1 to 211582.2)	182712 (158594.1 to 217382.2)	187672 (162932.1 to 223262.2)	192700 (167330.1 to 229222.2)	197796 (171788.1 to 235262.2)	202960 (176306.1 to 241382.2)	208192 (180884.1 to 247582.2)	213492 (185522.1 to 253862.2)	218860 (190220.1 to 260222.2)	224296 (194978.1 to 266662.2)	229800 (199796.1 to 273182.2)	235372 (204674.1 to 279782.2)	241012 (209612.1 to 286462.2)	246720 (214610.1 to 293222.2)	252496 (219668.1 to 300062.2)	258340 (224786.1 to 306982.2)	264252 (229964.1 to 313982.2)	270232 (235202.1 to 321062.2)	276280 (240500.1 to 328222.2)	282396 (245858.1 to 335462.2)	288580 (251276.1 to 342782.2)	294832 (256754.1 to 350182.2)	301152 (262292.1 to 357662.2)	307540 (267890.1 to 365222.2)	313996 (273548.1 to 372862.2)	320520 (279266.1 to 380582.2)	327112 (285044.1 to 388382.2)	333772 (290882.1 to 396262.2)	340500 (296780.1 to 404222.2)	347296 (302738.1 to 412262.2)	354160 (308756.1 to 420382.2)	361092 (314834.1 to 428582.2)	368092 (320972.1 to 436862.2)	375160 (327170.1 to 445222.2)	382296 (333428.1 to 453662.2)	389500 (339746.1 to 462182.2)	396772 (346124.1 to 470782.2)	404112 (352562.1 to 479462.2)	411520 (359060.1 to 488222.2)	418996 (365618.1 to 497062.2)	426540 (372236.1 to 505982.2)	434152 (378914.1 to 514982.2)	441832 (385652.1 to 524062.2)	449580 (392450.1 to 533222.2)	457396 (399308.1 to 542462.2)	465280 (406226.1 to 551782.2)	473232 (413204.1 to 561182.2)	481252 (420242.1 to 570662.2)	489340 (427340.1 to 580222.2)	497496 (434498.1 to 589862.2)	505720 (441716.1 to 599582.2)	514012 (448994.1 to 609382.2)	522372 (456332.1 to 619262.2)	530800 (463730.1 to 629222.2)	539296 (471188.1 to 639262.2)	547860 (478706.1 to 649382.2)	556492 (486284.1 to 659582.2)	565192 (493922.1 to 669862.2)	573960 (501620.1 to 680222.2)	582796 (509378.1 to 690662.2)	591700 (517196.1 to 701182.2)	600672 (525074.1 to 711782.2)	609712 (533012.1 to 722462.2)	618820 (541010.1 to 733222.2)	627996 (549068.1 to 744062.2)	637240 (557186.1 to 754982.2)	646552 (565364.1 to 765982.2)	655932 (573602.1 to 777062.2)	665380 (581900.1 to 788222.2)	674896 (590258.1 to 799462.2)	684480 (598676.1 to 810782.2)	694132 (607154.1 to 822182.2)	703852 (615692.1 to 833662.2)	713640 (624290.1 to 845222.2)	723496 (632948.1 to 856862.2)	733420 (641666.1 to 868582.2)	743412 (650444.1 to 880382.2)	753472 (659282.1 to 892262.2)	763600 (668180.1 to 904222.2)	773796 (677138.1 to 916262.2)	784060 (686156.1 to 928382.2)	794392 (695234.1 to 940582.2)	804792 (704372.1 to 952862.2)	815260 (713570.1 to 965222.2)	825796 (722828.1 to 977662.2)	836400 (732146.1 to 990182.2)	847072 (741524.1 to 1002782.2)	857812 (750962.1 to 1015462.2)	868620 (760460.1 to 1028222.2)	879496 (770018.1 to 1041062.2)	890440 (779636.1 to 1053982.2)	901452 (789314.1 to 1066982.2)	912532 (799052.1 to 1080062.2)	923680 (808850.1 to 1093222.2)	934896 (818708.1 to 1106462.2)	946180 (828626.1 to 1119782.2)	957532 (838604.1 to 1133182.2)	968952 (848642.1 to 1146662.2)	980440 (858740.1 to 1160222.2)	991996 (868898.1 to 1173862.2)	1003620 (879116.1 to 1187582.2)	1015312 (889394.1 to 1201382.2)	1027072 (899732.1 to 1215262.2)	1038900 (910130.1 to 1229222.2)	1050796 (920588.1 to 1243262.2)	1062760 (931106.1 to 1257382.2)	1074792 (941684.1 to 1271582.2)	1086892 (952322.1 to 1285862.2)	1099060 (963020.1 to 1300222.2)	1111296 (973778.1 to 1314662.2)	1123600 (984596.1 to 1329182.2)	1135972 (995474.1 to 1343782.2)	1148412 (1006412.1 to 1358462.2)	1160920 (1017410.1 to 1373222.2)	1173496 (1028468.1 to 1388062.2)	1186140 (1039586.1 to 1402982.2)	1198852 (1050764.1 to 1417982.2)	1211632 (1062002.1 to 1433062.2)	1224480 (1073300.1 to 1448222.2)	1237396 (1084658.1 to 1463462.2)	1250380 (1096076.1 to 1478782.2)	1263432 (1107554.1 to 1494182.2)	1276552 (1119092.1 to 1509662.2)	1289740 (1130690.1 to 1525222.2)	1302996 (1142348.1 to 1540862.2)	1316320 (1154066.1 to 1556582.2)	1329712 (1165844.1 to 1572382.2)	1343172 (1177682.1 to 1588262.2)	1356700 (1189580.1 to 1604222.2)	1370296 (1201538.1 to 1620262.2)	1383960 (1213556.1 to 1636382.2)	1397692 (1225634.1 to 1652582.2)	1411492 (1237772.1 to 1668862.2)	1425360 (1249970.1 to 1685222.2)	1439296 (1262228.1 to 1701662.2)	1453300 (1274546.1 to 1718182.2)	1467372 (1286924.1 to 1734782.2)	1481512 (1299362.1 to 1751462.2)	1495720 (1311860.1 to 1768222.2)	1509996 (1324418.1 to 1785062.2)	1524340 (1337036.1 to 1801982.2)	1538752 (1349714.1 to 1818982.2)	1553232 (1362452.1 to 1836062.2)	1567780 (1375250.1 to 1853222.2)	1582396 (1388108.1 to 1870462.2)	1597080 (1401026.1 to 1887782.2)	1611832 (1414004.1 to 1905182.2)	1626652 (1427042.1 to 1922662.2)	1641540 (1440140.1 to 1940222.2)	1656496 (1453298.1 to 1957862.2)	1671520 (1466516.1 to 1975582.2)	1686612 (1479794.1 to 1993382.2)	1701772 (1493132.1 to 2011262.2)	1717000 (1506530.1 to 2029222.2)	1732296 (1519988.1 to 2047262.2)	1747660 (1533506.1 to 2065382.2)	1763092 (1547084.1 to 2083582.2)	1778592 (1560722.1 to 2101862.2)	1794160 (1574420.1 to 2120222.2)	1809796 (1588178.1 to 2138662.2)	1825500 (1601996.1 to 2157182.2)	1841272 (1615874.1 to 2175782.2)	1857112 (1629812.1 to 2194462.2)	1873020 (1643810.1 to 2213222.2)	1888996 (1657868.1 to 2232062.2)	1905040 (1671986.1 to 2250982.2)	1921152 (1686164.1 to 2269982.2)	1937332 (1700402.1 to 2289062.2)	1953580 (1714700.1 to 2308222.2)	1969896 (1729058.1 to 2327462.2)	1986280 (1743476.1 to 2346782.2)	2002732 (1757954.1 to 2366182.2)	2019252 (1772492.1 to 2385662.2)	2035840 (1787090.1 to 2405222.2)	2052496 (1801748.1 to 2424862.2)	2069220 (1816466.1 to 2444582.2)	2086012 (1831244.1 to 2464382.2)	2102872 (1846082.1 to 2484262.2)	2119800 (1860980.1 to 2504222.2)	2136796 (1875938.1 to 2524262.2)	2153860 (1890956.1 to 2544382.2)	2170992 (1906034.1 to 2564582.2)	2188192 (1921172.1 to 2584862.2)	2205460 (1936370.1 to 2605222.2)	2222796 (1951628.1 to 2625662.2)	2240200 (1966946.1 to 2646182.2)	2257672 (1982324.1 to 2666782.2)	2275212 (1997762.1 to 2687462.2)	2292820 (2013260.1 to 2708222.2)	2310496 (2028818.1 to 2729062.2)	2328240 (2044436.1 to 2749982.2)	2346052 (2060114.1 to 2770982.2)	2363932 (2075852.1 to 2792062.2)	2381880 (2091650.1 to 2813222.2)	2399896 (2107508.1 to 2834462.2)	2417980 (2123426.1 to 2855782.2)	2436132 (2139404.1 to 2877182.2)	2454352 (2155442.1 to 2898662.2)	2472640 (2171540.1 to 2920222.2)	2490996 (2187698.1 to 2941862.2)	2509420 (2203916.1 to 2963582.2)	2527912 (2220194.1 to 2985382.2)	2546472 (2236532.1 to 3007262.2)	2565100 (2252930.1 to 3029222.2)	2583796 (2269388.1 to 3051262.2)	2602560 (2285906.1 to 3073382.2)	2621392 (2302484.1 to 3095582.2)	2640292 (2319122.1 to 3117862.2)	2659260 (2335820.1 to 3140222.2)	2678296 (2352578.1 to 3162662.2)	2697400 (2369396.1 to 3185182.2)	2716572 (2386274.1 to 3207782.2)	2735812 (2403212.1 to 3230462.2)	2755120 (2420210.1 to 3253222.2)	2774496 (2437268.1 to 3276062.2)	2793940 (2454386.1 to 3298982.2)	2813452 (2471564.1 to 3321982.2)	2833032 (2488802.1 to 3345062.2)	2852680 (2506100.1 to 3368222.2)	2872396 (2523458.1 to 3391462.2)	2892180 (2540876.1 to 3414782.2)	2912032 (2558354.1 to 3438182.2)	2931952 (2575892.1 to 3461662.2)	2951940 (2593490.1 to 3485222.2)	2971996 (2611148.1 to 3508862.2)	2992120 (2628866.1 to 3532582.2)	3012312 (2646644.1 to 3556382.2)	3032572 (2664482.1 to 3580262.2)	3052900 (2682380.1 to 3604222.2)	3073296 (2700338.1 to 3628262.2)	3093760 (2718356.1 to 3652382.2)	3114292 (2736434.1 to 3676582.2)	3134892 (2754572.1 to 3700862.2)	3155560 (2772770.1 to 3725222.2)	3176296 (2791028.1 to 3749662.2)	3197100 (2809346.1 to 3774182.2)	3217972 (2827724.1 to 3798782.2)	3238912 (2846162.1 to 3823462.2)	3259920 (2864660.1 to 3848222.2)	3280996 (2883218.1 to 3873062.2)	3302140 (2901836.1 to 3897982.2)	3323352 (2920514.1 to 3922982.2)	3344632 (2939252.1 to 3948062.2)	3365980 (2958050.1 to 3973222.2)	3387396 (2976908.1 to 3998462.2)	3408880 (2995826.1 to 4023782.2)	3430432 (3014804.1 to 4049182.2)	3452052 (3033842.1 to 4074662.2)	3473740 (3052940.1 to 4100222.2)	3495496 (3072098.1 to 4125862.2)	3517320 (3091316.1 to 4151582.2)	3539212 (3110594.1 to 4177382.2)	3561172 (3129932.1 to 4203262.2)	3583200 (3149330.1 to 4229222.2)	3605296 (3168788.1 to 4255262.2)	3627460 (3188306.1 to 4281382.2)	3649692 (3207884.1 to 4307582.2)	3671992 (3227522.1 to 4333862.2)	3694360 (3247220.1 to 4360222.2)	3716796 (3266978.1 to 4386662.2)	3739300 (3286796.1 to 4413182.2)	3761872 (3306674.1 to 4439782.2)	3784512 (3326612.1 to 4466462.2)	3807220 (3346610.1 to 4493222.2)	3829996 (3366668.1 to 4520062.2)	3852840 (3386786.1 to 4546982.2)	3875752 (3406964.1 to 4573982.2)	3898732 (3427202.1 to 4601062.2)	3921780 (3447500.1 to 4628222.2)	3944896 (3467858.1 to 4655462.2)	3968080 (3488276.1 to 4682782.2)	3991332 (3508754.1 to 4710182.2)	4014652 (3529292.1 to 4737662.2)	4038040 (3549890.1 to 4765222.2)	4061496 (3570548.1 to 4792862.2)	4085020 (3591266.1 to 4820582.2)	4108612 (3612044.1 to 4848382.2)	4132272 (3632882.1 to 4876262.2)	4156000 (3653780.1 to 4904222.2)	4179796 (3674738.1 to 4932262.2)	4203660 (3695756.1 to 4960382.2)	4227592 (3716834.1 to 4988582.2)	4251592 (3737972.1 to 5016862.2)	4275660 (3759170.1 to 5045222.2)	4299796 (3780428.1 to 5073662.2)	4324000 (3801746.1 to 5102182.2)	4348272 (3823124.1 to 5130782.2)	4372612 (3844562.1 to 5159462.2)	4397020 (3866060.1 to 5188222.2)	4421496 (3887618.1 to 5217062.2)	4446040 (3909236.1 to 5245982.2)	4470652 (3930914.1 to 5274982.2)	4495332 (3952652.1 to 5304062.2)	4520080 (3974450.1 to 5333222.2)	4544896 (3996308.1 to 5362462.2)	4569780 (4018226.1 to 5391782.2)	4594732 (4040204.1 to 5421182.2)	4619752 (4062242.1 to 5450662.2)	4644840 (4084340.1 to 5480222.2)	4669996 (4106498.1 to 5509862.2)	4695220 (4128716.1 to 5539582.2)	4720512 (4150994.1 to 5569382.2)	4745872 (4173332.1 to 5599262.2)	4771300 (4195730.1 to 5629222.2)	4796796 (4218188.1 to 5659262.2)	4822360 (4240706.1 to 5689382.2)	4847992 (4263284.1 to 5719582.2)	4873692 (4285922.1 to 5749862.2)	4899460 (4308620.1 to 5780222.2)	4925296 (4331378.1 to 5810662.2)	4951200 (4354196.1 to 5841182.2)	4977172 (4377074.1 to 5871782.2)	5003212 (4400012.1 to 5902462.2)	5029320 (4423010.1 to 5933222.2)	5055496 (4446068.1 to 5964062.2)	5081740 (4469186.1 to 5994982.2)	5108052 (4492364.1 to 6025982.2)	5134432 (4515602.1 to 6057062.2)	5160880 (4538900.1 to 6088222.2)	5187396 (4562258.1 to 6119462.2)	5213980 (4585676.1 to 6150782.2)	5240632 (4609154.1 to 6182182.2)	5267352 (4632692.1 to 6213662.2)	5294140 (4656290.1 to 6245222.2)	5320996 (4679948.1 to 6276862.2)	5347920 (4703666.1 to 6308582.2)	5374912 (4727444.1 to 6340382.2)	5401972 (4751282.1 to 6372262.2)	5429100 (4775180.1 to 6404222.2)	5456296 (4799138.1 to 6436262.2)	5483560 (4823156.1 to 6468382.2)	5510892 (4847234.1 to 6500582.2)	5538292 (4871372.1 to 6532862.2)	5565760 (4895570.1 to 6565222.2)	5593296 (4919828.1 to 6597662.2)	5620900 (4944146.1 to 6630182.2)	5648572 (4968524.1 to 6662782.2)	5676312 (4992962.1 to 6695462.2)	5704120 (5017460.1 to 6728222.2)	5731996 (5042018.1 to 6761062.2)	5759940 (5066636.1 to 6793982.2)	5787952 (5091314.1 to 6826982.2)	5816032 (5116052.1 to 6860062.2)	5844180 (5140850.1 to 6893222.2)	5872396 (5165708.1 to 6926462.2)	5900680 (5190626.1 to 6959782.2)	5929032 (5215604.1 to 6993182.2)	5957452 (5240642.1 to 7026662.2)	5985940 (5265740.1 to 7060222.2)	6014496 (5290898.1 to 7093862.2)	6043120 (5316116.1 to 7127582.2)	6071812 (5341394.1 to 7161382.2)	6100572 (5366732.1 to 7195262.2)	6129400 (5392130.1 to 7229222.2)	6158296 (5417588.1 to 7263262.2)	6187260 (5443106.1 to 7297382.2)	6216292 (5468684.1 to 7331582.2)	6245392 (5494322.1 to 7365862.2)	6274560 (5520020.1 to 7400222.2)	6303796 (5545778.1 to 7434662.2)	6333100 (5571596.1 to 7469182.2)	6362472 (5597474.1 to 7503782.2)	6391912 (5623412.1 to 7538462.2)	6421420 (5649410.1 to 7573222.2)	6450996 (5675468.1 to 7608062.2)	6480640 (5701586.1 to 7642982.2)	6510352 (5727764.1 to 7677982.2)	6540132 (5754002.1 to 7713062.2)	6569980 (5780300.1 to 7748222.2)	6599896 (5806658.1 to 7783462.2)	6629880 (5833076.1 to 7818782.2)	6659932 (5859554.1 to 7854182.2)	6690052 (5886092.1 to 7889662.2)	6720240 (5912690.1 to 7925222.2)	6750496 (5939348.1 to 7960862.2)	6780820 (5966066.1 to 7996582.2)	6811212 (5992844.1 to 8032382.2)	6841672 (6019682.1 to 8068262.2)	6872200 (6046580.1 to 8104222.2)	6902796 (6073538.1 to 8140262.2)	6933460 (6100556.1 to 8176382.2)	6964192 (6127634.1 to 8212582.2)	6994992 (6154772.1 to 8248862.2)	7025860 (6181970.1 to 8285222.2)	7056796 (6209228.1 to 8321662.2)	7087800 (6236546.1 to 8358182.2)	7118872 (6263924.1 to 8394782.2)	7150012 (6291362.1 to 8431462.2)	7181220 (6318860.1 to 8468222.2)	7212496 (6346418.1 to 8505062.2)	7243840 (6374036.1 to 8541982.2)	7275252 (6401714.1 to 8578982.2)	7306732 (6429452.1 to 8616062.2)	7338280 (6457250.1 to 8653222.2)	7369896 (6485108.1 to 8690462.2)	7401580 (6513026.1 to 8727782.2)	7433332 (6541004.1 to 8765182.2)	7465152 (6569042.1 to 8802662.2)	7497040 (6597140.1 to 8840222.2)	7528996 (6625298.1 to 8877862.2)	7561020 (6653516.1 to 8915582.2)	7593112 (6681794.1 to 8953382.2)	7625272 (6710132.1 to 8991262.2)	7657500 (6738530.1 to 9029222.2)	7689796 (6766988.1 to 9067262.2)	7722160 (6795506.1 to 9105382.2)	7754592 (6824084.1 to 9143582.2)	7787092 (6852722.1 to 9181862.2)	7819660 (6881420.1 to 9220222.2)	7852296 (6910178.1 to 9258662.2)	7885000 (6938996.1 to 9297182.2)	7917772 (6967874.1 to 9335782.2)	7950612 (6996812.1 to 9374462.2)	7983520 (7025810.1 to 9413222.2)	8016496 (7054868.1 to 9452062.2)	8049540 (7083986.1 to 9490982.2)	8082652 (7113164.1 to 9529982.2)	8115832 (7142402.1 to 9569062.2)	8149080 (7171700.1 to 9608222.2)	8182396 (7201058.1 to 9647462.2)	8215780 (7230476.1 to 9686782.2)	8249232 (7259954.1 to 9726182.2)	8282752 (7289492.1 to 9765662.2)	8316340 (7319090.1 to 9805222.2)	8349996 (7348748.1 to 9844862.2)	8383720 (7378466.1 to 9884582.2)	8417512 (7408244.1 to 9924382.2)	8451372 (7438082.1 to 9964262.2)	8485300 (7467980.1 to 10004222.2)	8519296 (7497938.1 to 10044262.2)	8553360 (7527956.1 to 10084382.2)	8587492 (7558034.1 to 10124582.2)	8621692 (7588172.1 to 10164862.2)	8655960 (7618370.1 to 10205222.2)	8690296 (7648628.1 to 10245662.2)	8724700 (7678946.1 to 10286182.2)	8759172 (7709324.1 to 10326782.2)	8793712 (7739762.1 to 10367462.2)	8828320 (7770260.1 to 10408222.2)	8862996 (7800818.1 to 10449062.2)	8897740 (7831436.1 to 10489982.2)	8932552 (7862114.1 to 10530982.2)	8967432 (7892852.1 to 10572062.2)	9002380 (7923650.1 to 10613222.2)	9037396 (7954508.1 to 10654462.2)	9072480 (7985426.1 to 10695782.2)	9107632 (8016404.1 to 10737182.2)	9142852 (8047442.1 to 10778662.2)	9178140 (8078540.1 to 10820222.2)	9213496 (8109698.1 to 10861862.2)	9248920 (8140916.1 to 10903582.2)	9284412 (8172194.1 to 10945382.2)	9319972 (8203532.1 to 10987262.2)	9355600 (8234930.1 to 11029222.2)	9391296 (8266388.1 to 11071262.2)	9427060 (8297906.1 to 11113382.2)	9462892 (8329484.1 to 11155582.2)	9498792 (8361122.1 to 11197862.2)	9534760 (8392820.1 to 11240222.2)	9570796 (8424578.1 to 11282662.2)	9606900 (8456396.1 to 11325182.2)	9643072 (8488274.1 to 11367782.2)	9679312 (8520212.1 to 11410462.2)	9715620 (8552210.1 to 11453222.2)	9751996 (8584268.1 to 11496062.2)	9788440 (8616386.1 to 11538982.2)	9824952 (8648564.1 to 11581982.2)	9861532 (8680802.1 to 11625062.2)	9898180 (8713100.1 to 11668222.2)	9934896 (8745458.1 to 11711462.2)	9971680 (8777876.1 to 11754782.2)	10008532 (8810354.1 to 11798182.2)	10045452 (8842892.1 to 11841662.2)	10082440 (8875490.1 to 11885222.2)	10119496 (8908148.1 to 11928862.2)	10156620 (8940866.1 to 11972582.2)	10193812 (8973644.1 to 12016382.2)	10231072 (9006482.1 to 12060262.2)	10268400 (9039380.1 to 12104222.2)	10305796 (9072338.1 to 12148262.2)	10343260 (9105356.1 to 12192382.2)	10380792 (9138434.1 to 12236582.2)	10418392 (9171572.1 to 12280862.2)	10456060 (9204770.1 to 12325222.2)	10493796 (9238028.1 to 12369662.2)	10531600 (9271346.1 to 12414182.2)	10569472 (9304724.1 to 12458782.2)	10607412 (9338162.1 to 12503462.2)	10645420 (9371660.1 to 12548222.2)	10683496 (9405218.1 to 12593062.2)	10721640 (9438836.1 to 12637982.2)	10759852 (9472514.1 to 12682982.2)	10798132 (9506252.1 to 12728062.2)	10836480 (9540050.1 to 12773222.2)	10874896 (9573908.1 to 12818462.2)	10913380 (9607826.1 to 12863782.2)	10951932 (9641804.1 to 12909182.2)	10990552 (9675842.1 to 12954662.2)	11029240 (9709940.1 to 13000222.2)	11067996 (9744098.1 to 13045862.2)	11106820 (9778316.1 to 13091582.2)	11145712 (9812594.1 to 13137382.2)	11184672 (9846932.1 to 13183262.2)	11223700 (9881330.1 to 13229222.2)	11262796 (9915788.1 to 13275262.2)	11301960 (9950306.1 to 13321382.2)	11341192 (9984884.1 to 13367582.2)	11380492 (10019522.1 to 13413862.2)	11419860 (10054220.1 to 13460222.2)	11459296 (10088978.1 to 13506662.2)	11498800 (10123796.1 to 13553182.2)	11538372 (10158674.1 to 13599782.2)	11578012 (10193612.1 to 13646462.2)	11617720 (10228610.1 to 13693222.2)	11657496 (10263668.1 to 13740062.2)	11697340 (10298786.1 to 13786982.2)	11737252 (10333964.1 to 13833982.2)	11777232 (10369202.1 to 13881062.2)	11817280 (10404500.1 to 13928222.2)	11857396 (10439858.1 to 13975462.2)	11897580 (10475276.1 to 14022782.2)	11937832 (10510754.1 to 14070182.2)	11978152 (10546292.1 to 14117662.2)	12018540 (10581890.1 to 14165222.2)	12058996 (10617548.1 to 14212862.2)	12099520 (10653266.1 to 14260582.2)	12140112 (10689044.1 to 14308382.2)	12180772 (10724882.1 to 14356262.2)	12221500 (10760780.1 to 14404222.2)	12262296 (10796738.1 to 14452262.2)	12303160 (10832756.1 to 14500382.2)	12344092 (10868834.1 to 14548582.2)	12385092 (10904972.1 to 14596862.2)	12426160 (10941170.1 to 14645222.2)	12467296 (10977428.1 to 14693662.2)	12508500 (11013746.1 to 14742182.2)	12549772 (11050124.1 to 14790782.2)	12591112 (11086562.1 to 14839462.2)	12632520 (11123060.1 to 14888222.2)	12673996 (11159618.1 to 14937062.2)	12715540 (11196236.1 to 14985982.2)	12757152 (11232914.1 to 15034982.2)	12798832 (11269652.1 to 15084062.2)	12840580 (11306450.1 to 15133222.2)	12882396 (11343308.1 to 15182462.2)	12924280 (11380226.1 to 15231782.2)	12966232 (11417204.1 to 15281182.2)	13008252 (11454242.1 to 15330662.2)	13050340 (11491340.1 to 15380222.2)	13092496 (11528498.1 to 15429862.2)	13134720 (11565716.1 to 15479582.2)	13177012 (11602994.1 to 15529382.2)	13219372 (11640332.1 to 15579262.2)	13261800 (11677730.1 to 15629222.2)	13304296 (11715188.1 to 15679262.2)	13346860 (11752706.1 to 15729382.2)	13389492 (11790284.1 to 15779582.2)	13432192 (11827922.1 to 15829862.2)	13474960 (11865620.1 to 15880222.2)	13517796 (11903378.1 to 15930662.2)	13560700 (11941196.1 to 15981182.2)	13603672 (11979074.1 to 16031782.2)	13646712 (12017012.1 to 16082462.2)	13689820 (12055010.1 to 16133222.2)	13732996 (12093068.1 to 16184062.2)	13776240 (12131186.1 to 16234982.2)	13819552 (12169364.1 to 16285982.2)	13862932 (12207602.1 to 16337062.2)	13906380 (12245900.1 to 16388222.2)	13949896 (12284258.1 to 16439462.2)	13993480 (12322676.1 to 16490782.2)	14037132 (12361154.1 to 16542182.2)	14080852 (12399692.1 to 16593662.2)	14124640 (12438290.1 to 16645222.2)	14168496 (12476948.1 to 16696862.2)	14212420 (12515666.1 to 16748582.2)	14256412 (12554444.1 to 16800382.2)	14300472 (12593282.1 to 16852262.2)	14344600 (12632180.1 to 16904222.2)	14388796 (12671138.1 to 16956262.2)	14433060 (12710156.1 to 17008382.2)	14477392 (12749234.1 to 17060582.2)	14521792 (12788372.1 to 17112862.2)	14566260 (12827570.1 to 17165222.2)	14610796 (12866828.1 to 17217662.2)	14655400 (12906146.1 to 17270182.2)	14700072 (12945524.1 to 17322782.2)	14744812 (12984962.1 to 17375462.2)	14789620 (13024460.1 to 17428222.2)	14834496 (13064018.1 to 17481062.2)	14879440 (13103636.1 to 17533982.2)	14924452 (13143314.1 to 17586982.2)	14969532 (13183052.1 to 17640062.2)	15014680 (13222850.1 to 17693222.2)	15059896 (13262708.1 to 17746462.2)	15105180 (13302626.1 to 17799782.2)	15150532 (13342604.1 to 17853182.2)	15195952 (13382642.1 to 17906662.2)	15241440 (13422740.1 to 17960222.2)	15286996 (13462898.1 to 18013862.2)	15332620 (13503116.1 to 18067582.2)	15378312 (13543394.1 to 18121382.2)	15424072 (13583732.1 to 18175262.2)	15469900 (13624130.1 to 18229222.2)	15515796 (13664588.1 to 18283262.2)	15561760 (13705106.1 to 18337382.2)	15607792 (13745684.1 to 18391582.2)	15653892 (13786322.1 to 18445862.2)	15700060 (13827020.1 to 18500222.2)	15746296 (13867778.1 to 18554662.2)	15792600 (13908596.1 to 18609182.2)	15838972 (13949474.1 to 18663782.2)	15885412 (13990412.1 to 18718462.2)	15931920 (14031410.1 to 18773222.2)	15978496 (14072468.1 to 18828062.2)	16025140 (14113586.1 to 18882982.2)	16071852 (14154764.1 to 18937982.2)	16118632 (14196002.1 to 18993062.2)	16165480 (14237300.1 to 19048222.2)	16212396 (14278658.1 to 19103462.2)	16259380 (14320076.1 to 19158782.2)	16306432 (14361554.1 to 19214182.2)	16353552 (14403092.1 to 19269662.2)	16400740 (14444690.1 to 19325222.2)	16447996 (14486348.1 to 19380862.2)	16495320 (14528066.1 to 19436582.2)	16542712 (14569844.1 to 19492382.2)	16590172 (14611682.1 to 19548262.2)	16637700 (14653580.1 to 19604222.2)	16685296 (14695538.1 to 19660262.2)	16732960 (14737556.1 to 19716382.2)	16780692 (14779634.1 to 19772582.2)	16828492 (14821772.1 to 19828862.2)	16876360 (14863970.1 to 19885222.2)	16924296 (14906228.1 to 19941662.2)	16972300 (14948546.1 to 19998182.2)	17020372 (14990924.1 to 20054782.2)	17068512 (15033362.1 to 20111462.2)	17116720 (15075860.1 to 20168222.2)	17164996 (15118418.1 to 20225062.2)	17213340 (15161036.1 to 20281982.2)	17261752 (15203714.1 to 20338982.2)	17310232 (15246452.1 to 20396062.2)	17358780 (15289250.1 to 20453222.2)	17407396 (15332108.1 to 20510462.2)	17456080 (15375026.1 to 20567782.2)	17504832 (15418004.1 to 20625182.2)	17553652 (15461042.1 to 20682662.2)	17602540 (15504140.1 to 20740222.2)	17651496 (15547298.1 to 20797862.2)	17700520 (15590516.1 to 20855582.2)	17749612 (15633794.1 to 20913382.2)	17798772 (15677132.1 to 20971262.2)	17848000 (15720530.1 to 21029222.2)	17897296 (15763988.1 to 21087262.2)	17946660 (15807506.1 to 21145382.2)	17996092 (15851084.1 to 21203582.2)	18045592 (15894722.1 to 21261862.2)	18095160 (15938420.1 to 21320222.2)	18144796 (15982178.1 to 21378662.2)	18194500 (16025996.1 to 21437182.2)	18244272 (16069874.1 to 21495782.2)	18294112 (16113812.1 to 21554462.2)	18344020 (16157810.1 to 21613222.2)	18393996 (16201868.1 to 21672062.2)	18444040 (16245986.1 to 21730982.2)	18494152 (16290164.1 to 21789982.2)	18544332 (16334402.1 to 21849062.2)	18594580 (16378700.1 to 21908222.2)	18644896 (16423058.1 to 21967462.2)	18695280 (16467476.1 to 22026782.2)	18745732 (16511954.1 to 22086182.2)	18796252 (16556492.1 to 22145662.2)	18846840 (16601090.1 to 22205222.2)	18897496 (16645748.1 to 22264862.2)	18948220 (16690466.1 to 22324582.2)	18999012 (16735244.1 to 22384382.2)	19049872 (16780082.1 to 22444262.2)	19100800 (16824980.1 to 22504222.2)	19151796 (16869938.1 to 22564262.2)	19202860 (16914956.1 to 22624382.2)	19253992 (16960034.1 to 22684582.2)	19305192 (17005172.1 to 22744862.2)	19356460 (17050370.1 to 22805222.2)	19407796 (17095628.1 to 22865662.2)	19459200 (17140946.1 to 22926182.2)	19510672 (17186324.1 to 22986782.2)	19562212 (17231762.1 to 23047462.2)	19613820 (17277260.1 to 23108222.2)	19665496 (17322818.1 to 23169062.2)	19717240 (17368436.1 to 23229982.2)	19769052 (17414114.1 to 23290982.2)	19820932 (17459852.1 to 23352062.2)

Other neoplasms	0-2 (0-1 to 2-3)	2 (1 to 3-4)	1-2 (0-4 to 1-4)	1 (0-3 to 1-7)	1-4 (0-6 to 2-2)	1-4 (0-6 to 2-2)	1-6 (1 to 2-5)	1-2 (0-6 to 2-2)	1-5 (0-5 to 2-3)	1-9 (1-1 to 3)	2-6 (1 to 3-9)	2-6 (2-0 to 6-7)	2-6 (2-0 to 6-7)	4-1 (3-0 to 5-3)	10-1 (6 to 14-4)	19-6 (12-2 to 27-4)	40-2 (29-5 to 57-8)	66-6 (49-4 to 93-1)	83-6 (53-6 to 114)	80 (52-5 to 114)	79-7 (48-9 to 112)	52-2 (29-6 to 75)	29-6 (11 to 50-2)	4-8 (2-5 to 7-4)	492
Medulloblastoma, medulloblastoma and other hemangioblastic	0 (0-1 to 0-2)	0-3 (0-1 to 0-5)	1 (0-4 to 1-4)	1-4 (0-5 to 2-2)	1-4 (0-6 to 2-2)	1-4 (0-6 to 2-2)	1-6 (1 to 2-5)	1-2 (0-6 to 2-2)	1-5 (0-5 to 2-3)	1-9 (1-1 to 3)	2-4 (1 to 3)	4-6 (2-0 to 6-7)	4-1 (2-0 to 6-7)	5-1 (3-0 to 8-3)	10-1 (6 to 14-4)	19-6 (12-2 to 27-4)	40-2 (29-5 to 57-8)	66-6 (49-4 to 93-1)	83-6 (53-6 to 114)	80 (52-5 to 114)	79-7 (48-9 to 112)	52-2 (29-6 to 75)	29-6 (11 to 50-2)	4-8 (2-5 to 7-4)	492
Benign and in situ cerebral neoplasms	0 (0-0 to 0)	0 (0 to 0)	0 (0 to 0)	0 (0 to 0)	0 (0 to 0)	0 (0 to 0)	0 (0 to 0)	0 (0 to 0)	0 (0 to 0)	0 (0 to 0)	0 (0 to 0)	0 (0 to 0)	0 (0 to 0)	0 (0 to 0)	0 (0 to 0)	0 (0 to 0)	0 (0 to 0)	0 (0 to 0)	0 (0 to 0)	0 (0 to 0)	0 (0 to 0)	0 (0 to 0)	0 (0 to 0)	0 (0 to 0)	0
Benign and in situ cerebral and uterine neoplasms	0 (0-0 to 0)	0 (0 to 0)	0 (0 to 0)	0 (0 to 0)	0 (0 to 0)	0 (0 to 0)	0 (0 to 0)	0 (0 to 0)	0 (0 to 0)	0 (0 to 0)	0 (0 to 0)	0 (0 to 0)	0 (0 to 0)	0 (0 to 0)	0 (0 to 0)	0 (0 to 0)	0 (0 to 0)	0 (0 to 0)	0 (0 to 0)	0 (0 to 0)	0 (0 to 0)	0 (0 to 0)	0 (0 to 0)	0 (0 to 0)	0
Other benign and in situ neoplasms	0 (0-0 to 0)	0 (0 to 0)	0 (0 to 0)	0 (0 to 0)	0 (0 to 0)	0 (0 to 0)	0 (0 to 0)	0 (0 to 0)	0 (0 to 0)	0 (0 to 0)	0 (0 to 0)	0 (0 to 0)	0 (0 to 0)	0 (0 to 0)	0 (0 to 0)	0 (0 to 0)	0 (0 to 0)	0 (0 to 0)	0 (0 to 0)	0 (0 to 0)	0 (0 to 0)	0 (0 to 0)	0 (0 to 0)	0 (0 to 0)	0
Cardiovascular diseases	0-8 (0-5 to 1-3)	1-2 (0-7 to 1-8)	19-1 (9-2 to 33-3)	0 (0 to 0)	11-8 (5-1 to 15)	21-7 (11-7 to 37)	22-6 (9-5 to 40-9)	49-6 (24-9 to 77-2)	66-2 (32-1 to 96-4)	113 (59 to 173)	277 (229 to 333)	543 (433 to 656)	771 (628 to 919)	992 (850 to 1,156)	1,245 (1,128 to 1,410)	2,066 (1,720 to 2,440)	2,710 (2,270 to 3,190)	3,330 (2,820 to 3,890)	3,330 (2,810 to 3,890)	3,600 (3,010 to 4,620)	3,430 (2,720 to 4,250)	1,920 (1,400 to 2,570)	597 (418 to 819)	25,500
Rheumatic heart disease	0 (0-0 to 0)	0 (0-0 to 0-4)	0 (0-0 to 0-4)	0-4 (0-2 to 0-9)	0-6 (0-3 to 1-1)	0-6 (0-3 to 1-1)	1 (0-7 to 1-4)	1-2 (0-6 to 1-8)	2-4 (1-2 to 3-2)	4-2 (2-0 to 5-4)	5-7 (3-9 to 7-5)	8-7 (6-2 to 11-7)	14-7 (11-1 to 19-2)	20-2 (15-7 to 26)	27-5 (22-4 to 33-9)	33-4 (25-1 to 42-5)	35-9 (25-1 to 49-1)	22-9 (15-7 to 32-8)	8-6 (5-9 to 12-3)	222
Ischemic heart disease	0 (0-0 to 0)	0 (0 to 0)	0 (0 to 0)	0 (0 to 0)	3-7 (1-7 to 6)	12-7 (6-9 to 17-2)	19-6 (9 to 31)	29-1 (17-2 to 41-6)	91-6 (72-2 to 114)	174 (138 to 217)	330 (277 to 391)	492 (417 to 570)	595 (494 to 706)	655 (577 to 746)	488 (422 to 559)	777 (683 to 882)	1,030 (908 to 1,170)	1,230 (1,020 to 1,460)	1,200 (1,020 to 1,420)	1,070 (1,020 to 1,370)	1,190 (1,020 to 1,430)	760 (631 to 894)	220 (163 to 282)	9,120
Stroke	0 (0 to 0-1)	0-2 (0 to 0-4)	2-4 (1-3 to 4-3)	1-4 (0-6 to 1-9)	3-8 (2-1 to 5)	8-1 (5-4 to 10-7)	10-2 (7-2 to 13-6)	13-6 (9-5 to 18-4)	22-2 (15-7 to 30-9)	43 (30 to 58)	119 (98 to 152)	238 (192 to 307)	336 (274 to 402)	452 (393 to 511)	607 (564 to 661)	909 (819 to 1,030)	1,150 (1,060 to 1,260)	1,460 (1,270 to 1,660)	1,510 (1,210 to 1,840)	1,790 (1,410 to 2,310)	1,760 (1,310 to 2,360)	1,530 (1,060 to 2,170)	765 (494 to 1,120)	257 (164 to 373)	11,300
Ischemic stroke	0 (0-0 to 0)	0-1 (0-0 to 0-2)	0-5 (0-4 to 0-8)	1-4 (0-7 to 1-9)	2-9 (1-4 to 4-1)	3-6 (2-1 to 5)	3-7 (2-3 to 5-4)	5-5 (3-7 to 8-2)	7-7 (5-3 to 10-7)	16-3 (11-5 to 22)	29-3 (23-3 to 36)	53 (37 to 73)	76-7 (56-4 to 102)	142 (109 to 180)	205 (169 to 247)	348 (303 to 417)	567 (501 to 662)	867 (747 to 1,000)	1,060 (874 to 1,270)	1,260 (1,010 to 1,520)	1,150 (886 to 1,410)	807 (579 to 1,060)	299 (192 to 426)	15,000 6,200
Intracerebral hemorrhage	0 (0-0 to 0-2)	0 (0-0 to 0-4)	0-2 (0-0 to 0-6)	0-4 (0-2 to 0-7)	0-7 (0-3 to 1-1)	1-2 (0-4 to 2-1)	1-4 (0-6 to 2-3)	2-3 (0-9 to 3-4)	3-4 (1-4 to 5-1)	6-3 (3-1 to 9-2)	10-2 (7-1 to 13-7)	19-5 (13-7 to 26)	29-1 (20-5 to 38)	37-6 (28-7 to 47)	47-2 (37-5 to 57)	59-1 (47-3 to 72)	72-6 (57-6 to 89)	83-6 (64-5 to 106)	77 (57-6 to 97)	63-3 (45-1 to 82)	49-1 (32-6 to 67)	29-1 (16-4 to 43)	9-1 (4-1 to 15)	753 (494 to 1,060)
Subarachnoid hemorrhage	0 (0 to 0-1)	0 (0-0 to 0)	0 (0-0 to 0-3)	0 (0-0 to 0-7)	0 (0-0 to 1-4)	0 (0-0 to 1-4)	0 (0-0 to 1-4



SR Table 2a: Kagoshima DALYS by cause and age group for males with 95% uncertainty intervals, 2019

Cause	Early Neonatal (0-6 days)	Late Neonatal (7-27 days)	Post Neonatal (28-364 days)	1 to 4	5 to 9	10 to 14	15 to 19	20 to 24	25 to 29	30 to 34	35 to 39	40 to 44	45 to 49	50 to 54	55 to 59	60 to 64	65 to 69	70 to 74	75 to 79	80 to 84	85 to 89	90 to 94	95 plus	Total
All causes	294 (241 to 414)	130 (94 to 167)	1,106 (827 to 1,486)	1,510 (946 to 1,903)	1,181 (1,181 to 1,182)	1,200 (1,200 to 1,200)	1,203 (1,203 to 1,203)	1,202 (1,202 to 1,202)	1,202 (1,202 to 1,202)	1,202 (1,202 to 1,202)	1,202 (1,202 to 1,202)	1,202 (1,202 to 1,202)	1,202 (1,202 to 1,202)	1,202 (1,202 to 1,202)	1,202 (1,202 to 1,202)	1,202 (1,202 to 1,202)	1,202 (1,202 to 1,202)	1,202 (1,202 to 1,202)	1,202 (1,202 to 1,202)	1,202 (1,202 to 1,202)	1,202 (1,202 to 1,202)	1,202 (1,202 to 1,202)	1,202 (1,202 to 1,202)	252,000
Communicable, maternal, neonatal, and nutritional diseases	196 (139 to 249)	84 (62 to 96)	232 (167 to 312)	207 (143 to 230)	229 (143 to 230)	180 (126 to 180)	156 (103 to 206)	122 (83.7 to 166)	109 (69.6 to 172)	104 (72.1 to 177)	104 (72.1 to 177)	104 (72.1 to 177)	104 (72.1 to 177)	104 (72.1 to 177)	104 (72.1 to 177)	104 (72.1 to 177)	104 (72.1 to 177)	104 (72.1 to 177)	104 (72.1 to 177)	104 (72.1 to 177)	104 (72.1 to 177)	104 (72.1 to 177)	104 (72.1 to 177)	17,200
HIV/AIDS and sexually transmitted infections	0 (0 to 0)	0 (0 to 0)	1 (1 to 1)	1 (1 to 1)	0.7 (0 to 0.9)	0.6 (0 to 0.8)	0.5 (0 to 0.7)	0.4 (0 to 0.6)	0.4 (0 to 0.6)	0.4 (0 to 0.6)	0.4 (0 to 0.6)	0.4 (0 to 0.6)	0.4 (0 to 0.6)	0.4 (0 to 0.6)	0.4 (0 to 0.6)	0.4 (0 to 0.6)	0.4 (0 to 0.6)	0.4 (0 to 0.6)	0.4 (0 to 0.6)	0.4 (0 to 0.6)	0.4 (0 to 0.6)	0.4 (0 to 0.6)	0.4 (0 to 0.6)	91.3
HIV/AIDS	0 (0 to 0)	0 (0 to 0)	1 (1 to 1.2)	1 (1 to 1.2)	0.7 (0 to 0.9)	0.6 (0 to 0.8)	0.5 (0 to 0.7)	0.4 (0 to 0.6)	0.4 (0 to 0.6)	0.4 (0 to 0.6)	0.4 (0 to 0.6)	0.4 (0 to 0.6)	0.4 (0 to 0.6)	0.4 (0 to 0.6)	0.4 (0 to 0.6)	0.4 (0 to 0.6)	0.4 (0 to 0.6)	0.4 (0 to 0.6)	0.4 (0 to 0.6)	0.4 (0 to 0.6)	0.4 (0 to 0.6)	0.4 (0 to 0.6)	0.4 (0 to 0.6)	63.9
HIV/AIDS - Drug-susceptible Tuberculosis	0 (0 to 0)	0 (0 to 0)	0.6 (0 to 0.8)	0.2 (0 to 0.3)	0.1 (0 to 0.2)	0.1 (0 to 0.2)	0.1 (0 to 0.2)	0.2 (0 to 0.2)	0.2 (0 to 0.2)	0.2 (0 to 0.2)	0.2 (0 to 0.2)	0.2 (0 to 0.2)	0.2 (0 to 0.2)	0.2 (0 to 0.2)	0.2 (0 to 0.2)	0.2 (0 to 0.2)	0.2 (0 to 0.2)	0.2 (0 to 0.2)	0.2 (0 to 0.2)	0.2 (0 to 0.2)	0.2 (0 to 0.2)	0.2 (0 to 0.2)	0.2 (0 to 0.2)	13.4
HIV/AIDS - Multidrug-resistant Tuberculosis without extensive drug resistance	0 (0 to 0)	0 (0 to 0)	0 (0 to 0)	0 (0 to 0)	0 (0 to 0)	0 (0 to 0)	0 (0 to 0)	0 (0 to 0)	0 (0 to 0)	0 (0 to 0)	0 (0 to 0)	0 (0 to 0)	0 (0 to 0)	0 (0 to 0)	0 (0 to 0)	0 (0 to 0)	0 (0 to 0)	0 (0 to 0)	0 (0 to 0)	0 (0 to 0)	0 (0 to 0)	0 (0 to 0)	0 (0 to 0)	0.3
HIV/AIDS - Extensively drug-resistant Tuberculosis	0 (0 to 0)	0 (0 to 0)	0 (0 to 0)	0 (0 to 0)	0 (0 to 0)	0 (0 to 0)	0 (0 to 0)	0 (0 to 0)	0 (0 to 0)	0 (0 to 0)	0 (0 to 0)	0 (0 to 0)	0 (0 to 0)	0 (0 to 0)	0 (0 to 0)	0 (0 to 0)	0 (0 to 0)	0 (0 to 0)	0 (0 to 0)	0 (0 to 0)	0 (0 to 0)	0 (0 to 0)	0 (0 to 0)	0.1
HIV/AIDS resulting in other diseases	0 (0 to 0)	0 (0 to 0)	1.1 (0.7 to 1.6)	0.6 (0 to 1.2)	0.5 (0 to 0.7)	0.5 (0 to 0.7)	0.5 (0 to 0.7)	0.5 (0 to 0.7)	0.5 (0 to 0.7)	0.5 (0 to 0.7)	0.5 (0 to 0.7)	0.5 (0 to 0.7)	0.5 (0 to 0.7)	0.5 (0 to 0.7)	0.5 (0 to 0.7)	0.5 (0 to 0.7)	0.5 (0 to 0.7)	0.5 (0 to 0.7)	0.5 (0 to 0.7)	0.5 (0 to 0.7)	0.5 (0 to 0.7)	0.5 (0 to 0.7)	0.5 (0 to 0.7)	49.8
Sexually transmitted infections excluding HIV	0 (0 to 0)	0 (0 to 0)	0 (0 to 0)	0 (0 to 0)	0 (0 to 0)	0 (0 to 0)	0 (0 to 0)	0 (0 to 0)	0 (0 to 0)	0 (0 to 0)	0 (0 to 0)	0 (0 to 0)	0 (0 to 0)	0 (0 to 0)	0 (0 to 0)	0 (0 to 0)	0 (0 to 0)	0 (0 to 0)	0 (0 to 0)	0 (0 to 0)	0 (0 to 0)	0 (0 to 0)	0 (0 to 0)	27.4
Syphilis	0 (0 to 0)	0 (0 to 0)	0 (0 to 0)	0 (0 to 0)	0 (0 to 0)	0 (0 to 0)	0 (0 to 0)	0 (0 to 0)	0 (0 to 0)	0 (0 to 0)	0 (0 to 0)	0 (0 to 0)	0 (0 to 0)	0 (0 to 0)	0 (0 to 0)	0 (0 to 0)	0 (0 to 0)	0 (0 to 0)	0 (0 to 0)	0 (0 to 0)	0 (0 to 0)	0 (0 to 0)	0 (0 to 0)	9.2
Chlamydial infection	0 (0 to 0)	0 (0 to 0)	0 (0 to 0)	0 (0 to 0)	0 (0 to 0)	0 (0 to 0)	0 (0 to 0)	0 (0 to 0)	0 (0 to 0)	0 (0 to 0)	0 (0 to 0)	0 (0 to 0)	0 (0 to 0)	0 (0 to 0)	0 (0 to 0)	0 (0 to 0)	0 (0 to 0)	0 (0 to 0)	0 (0 to 0)	0 (0 to 0)	0 (0 to 0)	0 (0 to 0)	0 (0 to 0)	1.6
Gonococcal infection	0 (0 to 0)	0 (0 to 0)	0 (0 to 0)	0 (0 to 0)	0 (0 to 0)	0 (0 to 0.1)	0 (0 to 0.1)	0 (0 to 0.1)	0 (0 to 0.1)	0 (0 to 0.1)	0 (0 to 0.1)	0 (0 to 0.1)	0 (0 to 0.1)	0 (0 to 0.1)	0 (0 to 0.1)	0 (0 to 0.1)	0 (0 to 0.1)	0 (0 to 0.1)	0 (0 to 0.1)	0 (0 to 0.1)	0 (0 to 0.1)	0 (0 to 0.1)	0 (0 to 0.1)	1.6
Trichomoniasis	0 (0 to 0)	0 (0 to 0)	0 (0 to 0)	0 (0 to 0)	0 (0 to 0)	0 (0 to 0)	0 (0 to 0)	0 (0 to 0)	0 (0 to 0)	0 (0 to 0)	0 (0 to 0)	0 (0 to 0)	0 (0 to 0)	0 (0 to 0)	0 (0 to 0)	0 (0 to 0)	0 (0 to 0)	0 (0 to 0)	0 (0 to 0)	0 (0 to 0)	0 (0 to 0)	0 (0 to 0)	0 (0 to 0)	1.5
Genital herpes	0 (0 to 0)	0 (0 to 0)	0 (0 to 0)	0 (0 to 0)	0 (0 to 0)	0 (0 to 0.1)	0 (0 to 0.2)	0 (0 to 0.3)	0 (0 to 0.3)	0 (0 to 0.2)	0 (0 to 0.1)	0 (0 to 0.1)	0 (0 to 0.1)	0 (0 to 0.1)	0 (0 to 0.1)	0 (0 to 0.1)	0 (0 to 0.1)	0 (0 to 0.1)	0 (0 to 0.1)	0 (0 to 0.1)	0 (0 to 0.1)	0 (0 to 0.1)	0 (0 to 0.1)	12.2
Other sexually transmitted infections	0 (0 to 0)	0 (0 to 0)	0 (0 to 0)	0 (0 to 0)	0 (0 to 0)	0 (0 to 0)	0 (0 to 0)	0 (0 to 0)	0 (0 to 0)	0 (0 to 0)	0 (0 to 0)	0 (0 to 0)	0 (0 to 0)	0 (0 to 0)	0 (0 to 0)	0 (0 to 0)	0 (0 to 0)	0 (0 to 0)	0 (0 to 0)	0 (0 to 0)	0 (0 to 0)	0 (0 to 0)	0 (0 to 0)	2.3
Respiratory infections and tuberculosis	27 (19 to 42)	8.7 (3.2 to 9.2)	89 (49 to 93.7)	99 (59 to 119)	87 (44 to 120)	41 (41 to 104)	49 (28 to 97.3)	49.2 (22.6 to 73.9)	49.2 (22.6 to 73.9)	49.2 (28 to 77.4)	49.2 (28 to 77.4)	49.2 (28 to 77.4)	49.2 (28 to 77.4)	49.2 (28 to 77.4)	49.2 (28 to 77.4)	49.2 (28 to 77.4)	49.2 (28 to 77.4)	49.2 (28 to 77.4)	49.2 (28 to 77.4)	49.2 (28 to 77.4)	49.2 (28 to 77.4)	49.2 (28 to 77.4)	49.2 (28 to 77.4)	13,900
Tuberculosis	0 (0 to 0)	0 (0 to 0)	0 (0 to 0)	0 (0 to 0)	0 (0 to 0)	0 (0 to 0)	0 (0 to 0)	0 (0 to 0)	0 (0 to 0)	0 (0 to 0)	0 (0 to 0)	0 (0 to 0)	0 (0 to 0)	0 (0 to 0)	0 (0 to 0)	0 (0 to 0)	0 (0 to 0)	0 (0 to 0)	0 (0 to 0)	0 (0 to 0)	0 (0 to 0)	0 (0 to 0)	0 (0 to 0)	384
Latent tuberculosis infection	0 (0 to 0)	0 (0 to 0)	0 (0 to 0)	0 (0 to 0)	0 (0 to 0)	0 (0 to 0)	0 (0 to 0)	0 (0 to 0)	0 (0 to 0)	0 (0 to 0)	0 (0 to 0)	0 (0 to 0)	0 (0 to 0)	0 (0 to 0)	0 (0 to 0)	0 (0 to 0)	0 (0 to 0)	0 (0 to 0)	0 (0 to 0)	0 (0 to 0)	0 (0 to 0)	0 (0 to 0)	0 (0 to 0)	0
Drug-susceptible tuberculosis	0 (0 to 0)	0 (0 to 0)	0 (0 to 0)	0 (0 to 0)	0 (0 to 0)	0 (0 to 0)	0 (0 to 0)	0 (0 to 0)	0 (0 to 0)	0 (0 to 0)	0 (0 to 0)	0 (0 to 0)	0 (0 to 0)	0 (0 to 0)	0 (0 to 0)	0 (0 to 0)	0 (0 to 0)	0 (0 to 0)	0 (0 to 0)	0 (0 to 0)	0 (0 to 0)	0 (0 to 0)	0 (0 to 0)	0
Multidrug-resistant tuberculosis without extensive drug resistance	0 (0 to 0)	0 (0 to 0)	0 (0 to 0)	0 (0 to 0)	0 (0 to 0)	0 (0 to 0)	0 (0 to 0)	0 (0 to 0)	0 (0 to 0)	0 (0 to 0)	0 (0 to 0)	0 (0 to 0)	0 (0 to 0)	0 (0 to 0)	0 (0 to 0)	0 (0 to 0)	0 (0 to 0)	0 (0 to 0)	0 (0 to 0)	0 (0 to 0)	0 (0 to 0)	0 (0 to 0)	0 (0 to 0)	0
Extensively drug-resistant tuberculosis	0 (0 to 0)	0 (0 to 0)	0 (0 to 0)	0 (0 to 0)	0 (0 to 0)	0 (0 to 0)	0 (0 to 0)	0 (0 to 0)	0 (0 to 0)	0 (0 to 0)	0 (0 to 0)	0 (0 to 0)	0 (0 to 0)	0 (0 to 0)	0 (0 to 0)	0 (0 to 0)	0 (0 to 0)	0 (0 to 0)	0 (0 to 0)	0 (0 to 0)	0 (0 to 0)	0 (0 to 0)	0 (0 to 0)	1.5
Lower respiratory infections	2.8 (1.7 to 4.1)	6.1 (2.7 to 9.6)	59.9 (39.5 to 66.7)	27.5 (16.1 to 36.4)	19.5 (9.1 to 29.4)	12.4 (4.7 to 29.4)	12.1 (4.7 to 29.4)	13.2 (5.5 to 29.2)	19.4 (7.1 to 29.4)	23.1 (7.1 to 29.4)	27.1 (7.1 to 29.4)	33 (7.1 to 45.7)	34.6 (8.2 to 59)	37.7 (8.2 to 59)	151 (101 to 231)	279 (181 to 384)	539 (271 to 731)	1,010 (723 to 1,350)	1,440 (1,020 to 1,920)	2,440 (1,280 to 3,230)	2,990 (1,560 to 3,850)	1,680 (1,160 to 2,010)	623 (453 to 781)	12,600
Upper respiratory infections	0 (0 to 0)	0 (0 to 0.9)	9.6 (4.5 to 14)	40 (20 to 73.1)	58.1 (30.1 to 92.4)	49.2 (24.1 to 79.2)	41.1 (21.7 to 72.7)	29.8 (14.1 to 50.4)	22.2 (9.2 to 46.9)	24.8 (10.2 to 46.9)	27.5 (10.2 to 46.9)	44.6 (10.2 to 46.9)	62.4 (22.3 to 75.3)	82.4 (22.3 to 75.3)	87.6 (20.4 to 65.5)	39 (21.4 to 66.7)	21.4 (11.3 to 33.3)	44.7 (24.5 to 62.4)	49.9 (24.5 to 62.4)	40 (21.4 to 66.8)	26.4 (11.9 to 33)	20.1 (7.4 to 20.4)	12.6 (4.1 to 20.4)	1,160
Otitis media	0 (0 to 0)	0 (0 to 0)	1.6 (0.5 to 19.8)	10.4 (6.5 to 19.8)	11.9 (6.5 to 20.2)	8.3 (4.6 to 19.7)	7.3 (4.6 to 19.7)	6.1 (2.9 to 19.7)	4.9 (2.9 to 19.7)	3.6 (2.9 to 19.7)	7.5 (3.5 to 14.2)	7.5 (3.5 to 14.2)	9.2 (4.6 to 19.6)	9.2 (4.6 to 19.6)	6.5 (2.7 to 15.4)	6.5 (3.9 to 15.1)	8.7 (3.7 to 16.9)	7.8 (3.8 to 14.6)	9.6 (3.8 to 15.1)	4.2 (2.4 to 6.2)	2.6 (1.7 to 2.7)	2.7 (1.3 to 2.7)	1.3 (0.5 to 2.7)	0.4 (0.2 to 0.5)	132
Enteric infections	1.3 (0.9 to 2.4)	0.4 (0.4 to 1.4)	1.6 (1.6 to 2.8)	1.5 (1.5 to 2.8)	1.5 (1.5 to 2.8)	1.5 (1.5 to 2.8)	1.5 (1.5 to 2.8)	2.1 (2.1 to 2.8)	2.1 (2.1 to 2.8)	2.1 (2.1 to 2.8)	2.1 (2.1 to 2.8)	2.1 (2.1 to 2.8)	1.5 (1.5 to 2.8)	1.5 (1.5 to 2.8)	1.5 (1.5 to 2.8)	1.5 (1.5 to 2.8)	1.5 (1.5 to 2.8)	1.5 (1.5 to 2.8)	1.5 (1.5 to 2.8)	1.5 (1.5 to 2.8)	1.5 (1.5 to 2.8)	1.5 (1.5 to 2.8)	1.5 (1.5 to 2.8)	520
Diarrheal diseases	0 (0 to 0)	0 (0 to 0)	1.7 (0.6 to 2.6)	1.6 (0.6 to 2.6)	1.6 (0.6 to 2.6)	1.6

Other neoplasms	0 (0.0 to 0.0)	0 (0.0 to 0.7)	2 (1.0 to 3.5)	1 (0.6 to 2.7)	2 (1.0 to 3.4)	1 (0.2 to 3)	2 (1.4 to 3.6)	1 (0.7 to 2.6)	2 (1.4 to 3.7)	3 (1.6 to 4.6)	3 (1.7 to 5.1)	3 (2.0 to 5.7)	6 (4.0 to 9.6)	8 (5.3 to 12.4)	15 (9.9 to 22.2)	15 (7.0 to 31.3)	29 (17.9 to 46.3)	98 (37.6 to 93.1)	99 (60.9 to 136)	114 (68.9 to 194)	118 (68.9 to 193)	118 (69.1 to 192)	86 (49.1 to 149)	34 (16.9 to 69.9)	8 (3.9 to 13.9)	716
Medulloblastoma, medulloblastoma, and other hemangioblastoma	0 (0.0 to 0.8)	0 (0.0 to 0.7)	1 (0.0 to 3.5)	0 (0.0 to 2.7)	1 (0.1 to 3.4)	0 (0.0 to 2.6)	1 (0.4 to 3.6)	0 (0.0 to 3.2)	1 (0.4 to 3.7)	1 (0.4 to 4.6)	1 (0.4 to 5.1)	1 (0.2 to 5.7)	1 (0.4 to 9.6)	2 (0.5 to 12.4)	3 (0.9 to 22.2)	3 (0.7 to 31.3)	5 (1.4 to 46.3)	20 (7.9 to 93.1)	20 (9.0 to 136)	23 (9.0 to 194)	23 (9.0 to 193)	23 (9.1 to 192)	17 (6.9 to 149)	7 (2.9 to 69.9)	2 (0.8 to 13.9)	144
Benign and in situ intestinal neoplasms	0 (0.0 to 0.0)	0 (0.0 to 0.0)	0 (0.0 to 0.0)

Congenital birth defects	136 (105 to 202)	60.7 (47 to 89.2)	263 (273 to 492)	160 (118 to 214)	115 (80.1 to 162)	99.1 (69.7 to 139)	82.1 (57.4 to 114)	39.2 (33 to 51.5)	38 (28.4 to 48.9)	39 (34.6 to 44.4)	36 (30.3 to 42.7)	37.4 (29.1 to 49.3)	34 (24.5 to 46)	30.4 (22.3 to 41)	31.6 (22.5 to 42.2)	38 (27.6 to 52.2)	29.1 (23.4 to 36.4)	19.8 (11.8 to 27.7)	11.7 (7.3 to 17.6)	8.6 (5.3 to 12.4)	5 (3.1 to 7.4)	2 (1.2 to 3)	0.5 (0.3 to 0.8)		1,410
Neural tube defects	9.8 (7.2 to 13)	3.9 (1.3 to 7.5)	16 (7.1 to 29.5)	12.1 (6.9 to 21.3)	3.5 (2.5 to 4.8)	2.3 (2.2 to 2.5)	3.3 (2.2 to 4.5)	2.3 (1.6 to 3.2)	1.7 (1.2 to 2.3)	1.5 (1 to 2)	1.4 (1 to 2)	1.5 (1 to 2)	1.3 (0.9 to 1.9)	1.2 (0.8 to 1.8)	1.1 (0.8 to 1.6)	1.3 (0.9 to 2.1)	1.2 (0.8 to 1.8)	0.6 (0.3 to 1.1)	0.3 (0.1 to 0.7)	0.3 (0.1 to 0.6)	0.2 (0.1 to 0.4)	0.1 (0.1 to 0.3)	0 (0 to 0.1)		84.3
Congenital heart anomalies	74 (74.7 to 84.9)	32.8 (12.8 to 35.7)	147 (93.2 to 189)	87.2 (79.3 to 111)	61.1 (49.1 to 77.4)	53.6 (41.5 to 70.1)	44.3 (31.5 to 61.2)	21.2 (17.4 to 25.6)	20.5 (15.3 to 26.4)	21.1 (18.7 to 23.8)	19.4 (16.4 to 22.6)	20.2 (15.7 to 26.3)	18.4 (13.2 to 24.6)	16.4 (12.1 to 21.6)	17.1 (12.2 to 23.4)	20.5 (14.9 to 28.2)	15.7 (12.6 to 19.6)	10.7 (6.4 to 15.3)	6.3 (3.9 to 9.1)	4.6 (2.7 to 6.9)	2.7 (1.6 to 4.1)	1.1 (0.6 to 1.8)	0.3 (0.1 to 0.5)		579
Cochlear cells	0.1 (0 to 0.1)	0 (0 to 0.1)	0.6 (0.2 to 1.1)	1.2 (0.5 to 2.6)	1.1 (0.3 to 2.2)	0 (0 to 0.2)	0.7 (0.2 to 1.6)	0.7 (0.2 to 1.6)	0.7 (0.1 to 1.6)	2.9 (2.2 to 3.8)	1.1 (0.3 to 2.4)	1.1 (0.3 to 2.4)	1.2 (0.3 to 2.6)	1.1 (0.3 to 2.4)	1.1 (0.3 to 2.4)	1.3 (0.3 to 2.7)	1.4 (0.3 to 3)	0.8 (0.2 to 1.8)	0.7 (0.2 to 1.5)	0.4 (0.1 to 0.9)	0.2 (0 to 0.4)	0.1 (0 to 0.3)	0 (0 to 0)		19.1
Down syndrome	2.3 (2.9 to 4.2)	1.4 (0.5 to 2.9)	11.6 (9.6 to 16.7)	9.1 (2.5 to 8)	4 (2.5 to 6.2)	3.9 (2.5 to 5.9)	2.8 (2.3 to 3.5)	2.7 (1.7 to 4.1)	2.6 (1.7 to 4.1)	3.1 (1.9 to 4.6)	2.4 (1.4 to 3.4)	1.7 (1.1 to 2.5)	1.3 (0.8 to 1.9)	1.1 (0.6 to 1.8)	1 (0.6 to 1.7)	1.6 (0.9 to 2.3)	0.8 (0.5 to 1.4)	0.3 (0 to 0.8)	0.3 (0 to 0.7)	0.2 (0 to 0.5)	0 (0 to 0.3)	0 (0 to 0.2)	0 (0 to 0)		59.4
Turner syndrome	0 (0 to 0)	0 (0 to 0)	0 (0 to 0)

SR Table 2a: Okinawa DALYS by cause and age group for males with 95% uncertainty intervals, 2019

Cause	Early Neonatal (0-6 days)	Late Neonatal (7-27 days)	Post Neonatal (28-364 days)	1 to 4	5 to 9	10 to 14	15 to 19	20 to 24	25 to 29	30 to 34	35 to 39	40 to 44	45 to 49	50 to 54	55 to 59	60 to 64	65 to 69	70 to 74	75 to 79	80 to 84	85 to 89	90 to 94	95 plus	Total
All causes	3,016 (2,622 to 3,434)	1,004 (757 to 1,299)	1,011 (766 to 1,305)	1,164 (1,060 to 1,276)	1,769 (1,514 to 2,060)	2,004 (1,777 to 2,249)	2,440 (2,202 to 2,706)	2,943 (2,659 to 3,240)	3,463 (3,220 to 3,740)	4,106 (3,826 to 4,393)	4,978 (4,653 to 5,312)	6,110 (5,748 to 6,483)	7,419 (6,993 to 7,852)	9,031 (8,523 to 9,560)	11,140 (10,508 to 11,800)	13,904 (13,093 to 14,780)	17,329 (16,400 to 18,300)	21,529 (20,400 to 22,600)	26,220 (24,900 to 27,500)	31,629 (30,000 to 33,200)	36,599 (34,700 to 38,400)	40,509 (38,400 to 42,500)	43,239 (41,000 to 45,300)	202,000
Communicable, maternal, neonatal, and nutritional diseases	316 (231 to 350)	104 (76 to 131)	211 (160 to 275)	161 (119 to 215)	104 (72 to 152)	112 (77 to 162)	109 (76 to 157)	111 (77 to 162)	112 (78 to 162)	111 (77 to 162)	110 (77 to 162)	112 (77 to 162)	112 (77 to 162)	112 (77 to 162)	112 (77 to 162)	112 (77 to 162)	112 (77 to 162)	112 (77 to 162)	112 (77 to 162)	112 (77 to 162)	112 (77 to 162)	112 (77 to 162)	12,200
HIV/AIDS and sexually transmitted infections	0 (0 to 0)	0 (0 to 0)	0 (0 to 0)	0.7 (2.1 to 2.4)	1.1 (1.3 to 2.2)	0.7 (0.9 to 1.4)	1.8 (2.3 to 2.4)	2.7 (3.6 to 3.8)	4.2 (5.4 to 6.1)	6.2 (8.2 to 8.9)	9.0 (11.9 to 12.7)	11.6 (15.4 to 16.1)	12.4 (16.2 to 17.3)	9.3 (12.4 to 13.1)	11.1 (14.7 to 15.7)	11.1 (14.7 to 15.7)	11.1 (14.7 to 15.7)	11.1 (14.7 to 15.7)	11.1 (14.7 to 15.7)	11.1 (14.7 to 15.7)	11.1 (14.7 to 15.7)	11.1 (14.7 to 15.7)	126
HIV/AIDS	0 (0 to 0)	0 (0 to 0)	0 (0 to 0)	0.6 (2.1 to 2.3)	1.1 (1.3 to 2.2)	0.6 (0.8 to 1.3)	1.6 (2.2 to 2.2)	2.5 (3.5 to 3.6)	3.8 (5.1 to 5.7)	5.6 (7.7 to 8.2)	8.2 (11.1 to 11.8)	10.5 (14.5 to 15.1)	11.2 (15.2 to 16.2)	8.5 (11.7 to 12.3)	10.1 (13.8 to 14.6)	10.1 (13.8 to 14.6)	10.1 (13.8 to 14.6)	10.1 (13.8 to 14.6)	10.1 (13.8 to 14.6)	10.1 (13.8 to 14.6)	10.1 (13.8 to 14.6)	10.1 (13.8 to 14.6)	91.1
HIV/AIDS - Drug-susceptible Tuberculosis	0 (0 to 0)	0 (0 to 0)	0.7 (0.4 to 1.7)	0.4 (0.3 to 0.7)	0.3 (0.2 to 0.5)	0.1 (0.1 to 0.2)	0.2 (0.1 to 0.3)	0.4 (0.2 to 0.6)	0.5 (0.3 to 0.8)	0.7 (0.4 to 1.1)	1.1 (0.7 to 1.7)	1.4 (0.9 to 2.1)	1.4 (0.9 to 2.2)	1.1 (0.7 to 1.7)	1.5 (0.9 to 2.2)	2.6 (1.6 to 4.0)	3.6 (2.2 to 5.4)	2.6 (1.6 to 4.0)	0.7 (0.4 to 1.1)	0.1 (0.1 to 0.2)	0.0 (0.0 to 0.0)	0.0 (0.0 to 0.0)	14.8
HIV/AIDS - Multidrug-resistant Tuberculosis without extensive drug resistance	0 (0 to 0)	0 (0 to 0)	0 (0 to 0)	0 (0 to 0)	0 (0 to 0)	0 (0 to 0)	0 (0 to 0)	0 (0 to 0)	0 (0 to 0)	0 (0 to 0)	0 (0 to 0)	0 (0 to 0)	0 (0 to 0)	0 (0 to 0)	0 (0 to 0)	0 (0 to 0)	0 (0 to 0)	0 (0 to 0)	0 (0 to 0)	0 (0 to 0)	0 (0 to 0)	0 (0 to 0)	0 (0 to 0)	0.0
HIV/AIDS - Extensively drug-resistant Tuberculosis	0 (0 to 0)	0 (0 to 0)	0 (0 to 0)	0 (0 to 0)	0 (0 to 0)	0 (0 to 0)	0 (0 to 0)	0 (0 to 0)	0 (0 to 0)	0 (0 to 0)	0 (0 to 0)	0 (0 to 0)	0 (0 to 0)	0 (0 to 0)	0 (0 to 0)	0 (0 to 0)	0 (0 to 0)	0 (0 to 0)	0 (0 to 0)	0 (0 to 0)	0 (0 to 0)	0 (0 to 0)	0 (0 to 0)	0.1
HIV/AIDS resulting in other diseases	0 (0 to 0)	0 (0 to 0)	1.9 (1.2 to 2.7)	1.0 (0.7 to 1.3)	0.8 (0.5 to 1.2)	0.6 (0.4 to 0.8)	1.3 (0.7 to 2.1)	2.2 (1.0 to 3.4)	3.1 (1.5 to 4.8)	5.2 (2.5 to 7.9)	8.7 (4.4 to 11.7)	11.2 (5.7 to 14.9)	11.9 (6.1 to 15.7)	9.1 (4.7 to 12.1)	9.6 (5.1 to 12.9)	12.9 (6.9 to 16.2)	13 (7.1 to 16.2)	3.6 (1.9 to 4.5)	1.3 (0.6 to 1.6)	0.2 (0.1 to 0.3)	0.0 (0.0 to 0.1)	0.0 (0.0 to 0.1)	75.8
Sexually transmitted infections excluding HIV	0 (0 to 0)	0 (0 to 0)	0 (0 to 0)	0 (0 to 0)	0 (0 to 0)	0 (0 to 0)	0 (0 to 0)	0 (0 to 0)	0 (0 to 0)	0 (0 to 0)	0 (0 to 0)	0 (0 to 0)	0 (0 to 0)	0 (0 to 0)	0 (0 to 0)	0 (0 to 0)	0 (0 to 0)	0 (0 to 0)	0 (0 to 0)	0 (0 to 0)	0 (0 to 0)	0 (0 to 0)	0 (0 to 0)	39.3
Syphilis	0 (0 to 0)	0 (0 to 0)	0 (0 to 0)	0 (0 to 0)	0 (0 to 0)	0 (0 to 0)	0 (0 to 0)	0 (0 to 0)	0 (0 to 0)	0 (0 to 0)	0 (0 to 0)	0 (0 to 0)	0 (0 to 0)	0 (0 to 0)	0 (0 to 0)	0 (0 to 0)	0 (0 to 0)	0 (0 to 0)	0 (0 to 0)	0 (0 to 0)	0 (0 to 0)	0 (0 to 0)	0 (0 to 0)	16.4
Chlamydial infection	0 (0 to 0)	0 (0 to 0)	0 (0 to 0)	0 (0 to 0)	0 (0 to 0)	0 (0 to 0)	0 (0 to 0)	0 (0 to 0)	0 (0 to 0)	0 (0 to 0)	0 (0 to 0)	0 (0 to 0)	0 (0 to 0)	0 (0 to 0)	0 (0 to 0)	0 (0 to 0)	0 (0 to 0)	0 (0 to 0)	0 (0 to 0)	0 (0 to 0)	0 (0 to 0)	0 (0 to 0)	0 (0 to 0)	1.8
Gonococcal infection	0 (0 to 0)	0 (0 to 0)	0 (0 to 0)	0 (0 to 0)	0 (0 to 0)	0 (0 to 0)	0 (0 to 0)	0 (0 to 0)	0 (0 to 0)	0 (0 to 0)	0 (0 to 0)	0 (0 to 0)	0 (0 to 0)	0 (0 to 0)	0 (0 to 0)	0 (0 to 0)	0 (0 to 0)	0 (0 to 0)	0 (0 to 0)	0 (0 to 0)	0 (0 to 0)	0 (0 to 0)	0 (0 to 0)	2
Trichomoniasis	0 (0 to 0)	0 (0 to 0)	0 (0 to 0)	0 (0 to 0)	0 (0 to 0)	0 (0 to 0)	0 (0 to 0)	0 (0 to 0)	0 (0 to 0)	0 (0 to 0)	0 (0 to 0)	0 (0 to 0)	0 (0 to 0)	0 (0 to 0)	0 (0 to 0)	0 (0 to 0)	0 (0 to 0)	0 (0 to 0)	0 (0 to 0)	0 (0 to 0)	0 (0 to 0)	0 (0 to 0)	0 (0 to 0)	1.6
Genital herpes	0 (0 to 0)	0 (0 to 0)	0 (0 to 0)	0 (0 to 0)	0 (0 to 0)	0 (0 to 0)	0 (0 to 0)	0 (0 to 0)	0 (0 to 0)	0 (0 to 0)	0 (0 to 0)	0 (0 to 0)	0 (0 to 0)	0 (0 to 0)	0 (0 to 0)	0 (0 to 0)	0 (0 to 0)	0 (0 to 0)	0 (0 to 0)	0 (0 to 0)	0 (0 to 0)	0 (0 to 0)	0 (0 to 0)	10.9
Other sexually transmitted infections	0 (0 to 0)	0 (0 to 0)	0 (0 to 0)	0 (0 to 0)	0 (0 to 0)	0 (0 to 0)	0 (0 to 0)	0 (0 to 0)	0 (0 to 0)	0 (0 to 0)	0 (0 to 0)	0 (0 to 0)	0 (0 to 0)	0 (0 to 0)	0 (0 to 0)	0 (0 to 0)	0 (0 to 0)	0 (0 to 0)	0 (0 to 0)	0 (0 to 0)	0 (0 to 0)	0 (0 to 0)	0 (0 to 0)	0.0
Respiratory infections and tuberculosis	127 (7.7 to 7)	39 (4.9 to 18.6)	99.2 (41.4 to 79)	73.3 (43.1 to 112)	69.2 (40.4 to 109)	68.4 (39.7 to 107)	68.9 (40.3 to 107)	68.9 (40.2 to 107)	69.2 (40.3 to 107)	69.6 (39.2 to 110)	70.1 (39.1 to 110)	70.6 (40.1 to 112)	71.1 (40.1 to 112)	71.6 (40.1 to 112)	72.1 (40.1 to 112)	72.6 (40.1 to 112)	73.1 (40.1 to 112)	73.6 (40.1 to 112)	74.1 (40.1 to 112)	74.6 (40.1 to 112)	75.1 (40.1 to 112)	75.6 (40.1 to 112)	2,600
Tuberculosis	0 (0 to 0)	0 (0 to 0)	0 (0 to 0)	0.1 (0.1 to 0.2)	0.1 (0.1 to 0.2)	0.1 (0.1 to 0.2)	0.1 (0.1 to 0.2)	0.1 (0.1 to 0.2)	0.1 (0.1 to 0.2)	0.1 (0.1 to 0.2)	0.1 (0.1 to 0.2)	0.1 (0.1 to 0.2)	0.1 (0.1 to 0.2)	0.1 (0.1 to 0.2)	0.1 (0.1 to 0.2)	0.1 (0.1 to 0.2)	0.1 (0.1 to 0.2)	0.1 (0.1 to 0.2)	0.1 (0.1 to 0.2)	0.1 (0.1 to 0.2)	0.1 (0.1 to 0.2)	0.1 (0.1 to 0.2)	224
Latent tuberculosis infection	0 (0 to 0)	0 (0 to 0)	0 (0 to 0)	0 (0 to 0)	0 (0 to 0)	0 (0 to 0)	0 (0 to 0)	0 (0 to 0)	0 (0 to 0)	0 (0 to 0)	0 (0 to 0)	0 (0 to 0)	0 (0 to 0)	0 (0 to 0)	0 (0 to 0)	0 (0 to 0)	0 (0 to 0)	0 (0 to 0)	0 (0 to 0)	0 (0 to 0)	0 (0 to 0)	0 (0 to 0)	0 (0 to 0)	0.0
Drug-susceptible tuberculosis	0 (0 to 0)	0 (0 to 0)	0.2 (0.2 to 0.3)	0.2 (0.2 to 0.3)	0.1 (0.1 to 0.2)	0.1 (0.1 to 0.2)	0.1 (0.1 to 0.2)	0.1 (0.1 to 0.2)	0.1 (0.1 to 0.2)	0.1 (0.1 to 0.2)	0.1 (0.1 to 0.2)	0.1 (0.1 to 0.2)	0.1 (0.1 to 0.2)	0.1 (0.1 to 0.2)	0.1 (0.1 to 0.2)	0.1 (0.1 to 0.2)	0.1 (0.1 to 0.2)	0.1 (0.1 to 0.2)	0.1 (0.1 to 0.2)	0.1 (0.1 to 0.2)	0.1 (0.1 to 0.2)	0.1 (0.1 to 0.2)	0.0
Multidrug-resistant tuberculosis without extensive drug resistance	0 (0 to 0)	0 (0 to 0)	0 (0 to 0)	0 (0 to 0)	0 (0 to 0)	0 (0 to 0)	0 (0 to 0)	0 (0 to 0)	0 (0 to 0)	0 (0 to 0)	0 (0 to 0)	0 (0 to 0)	0 (0 to 0)	0 (0 to 0)	0 (0 to 0)	0 (0 to 0)	0 (0 to 0)	0 (0 to 0)	0 (0 to 0)	0 (0 to 0)	0 (0 to 0)	0 (0 to 0)	0 (0 to 0)	0.0
Extensively drug-resistant tuberculosis	0 (0 to 0)	0 (0 to 0)	0 (0 to 0)	0 (0 to 0)	0 (0 to 0)	0 (0 to 0)	0 (0 to 0)	0 (0 to 0)	0 (0 to 0)	0 (0 to 0)	0 (0 to 0)	0 (0 to 0)	0 (0 to 0)	0 (0 to 0)	0 (0 to 0)	0 (0 to 0)	0 (0 to 0)	0 (0 to 0)	0 (0 to 0)	0 (0 to 0)	0 (0 to 0)	0 (0 to 0)	0 (0 to 0)	1.4
Lower respiratory infections	2.9 (0.8 to 7)	7.3 (4.9 to 12.2)	44.1 (28.4 to 64.6)	39.4 (26.7 to 55.2)	19.6 (14.5 to 25.6)	10.3 (7.6 to 13.6)	10.7 (7.9 to 14.2)	11 (8.2 to 14.5)	11.3 (8.4 to 15)	11.6 (8.6 to 15.4)	11.9 (8.8 to 15.8)	12.2 (9 to 16.2)	12.5 (9.2 to 16.6)	12.8 (9.4 to 17)	13.1 (9.6 to 17.4)	13.4 (9.8 to 17.8)	13.7 (10 to 18.2)	14 (10.2 to 18.6)	14.3 (10.4 to 19)	14.6 (10.6 to 19.4)	14.9 (10.8 to 19.8)	15.2 (11 to 20.2)	302
Upper respiratory infections	0.1 (0.1 to 0.2)	0.7 (0.4 to 1.1)	12.3 (8.9 to 20.2)	9.5 (6.9 to 13.3)	6.6 (4.8 to 9.2)	4.5 (3.3 to 6.3)	3.8 (2.8 to 5.3)	3.6 (2.6 to 5)	3.5 (2.5 to 4.9)	3.4 (2.5 to 4.8)	3.4 (2.5 to 4.8)	3.4 (2.5 to 4.8)	3.4 (2.5 to 4.8)	3.4 (2.5 to 4.8)	3.4 (2.5 to 4.8)	3.4 (2.5 to 4.8)	3.4 (2.5 to 4.8)	3.4 (2.5 to 4.8)	3.4 (2.5 to 4.8)	3.4 (2.5 to 4.8)	3.4 (2.5 to 4.8)	3.4 (2.5 to 4.8)	69
Otitis media	0 (0 to 0)	1.8 (0.9 to 3.2)	12.9 (7.9 to 21.2)	7.1 (4.9 to 10.2)	2.7 (2.1 to 3.5)	0.4 (0.3 to 0.6)	0.3 (0.2 to 0.4)	0.2 (0.2 to 0.3)	0.2 (0.1 to 0.3)	0.2 (0.1 to 0.3)	0.2 (0.1 to 0.3)	0.2 (0.1 to 0.3)	0.2 (0.1 to 0.3)	0.2 (0.1 to 0.3)	0.2 (0.1 to 0.3)	0.2 (0.1 to 0.3)	0.2 (0.1 to 0.3)	0.2 (0.1 to 0.3)	0.2 (0.1 to 0.3)	0.2 (0.1 to 0.3)	0.2 (0.1 to 0.3)	0.2 (0.1 to 0.3)	136
Enteric infections	3.4 (2.3 to 7)	2.2 (1.1 to 4.2)	1.5 (1.1 to 2.4)	1.6 (1.4 to 2.3)	1.6 (1.4 to 2.3)	1.6 (1.4 to 2.3)	1.6 (1.4 to 2.3)	1.6 (1.4 to 2.3)	1.6 (1.4 to 2.3)	1.6 (1.4 to 2.3)	1.6 (1.4 to 2.3)	1.6 (1.4 to 2.3)	1.6 (1.4 to 2.3)	1.6 (1.4 to 2.3)	1.6 (1.4 to 2.3)	1.6 (1.4 to 2.3)	1.6 (1.4 to 2.3)	1.6 (1.4 to 2.3)	1.6 (1.4 to 2.3)	1.6 (1.4 to 2.3)	1.6 (1.4 to 2.3)	1.6 (1.4 to 2.3)	29
Diarrheal diseases	2.2 (0.3 to 7)	2.2 (1.1 to 3.9)	1.5 (1.1 to 2.3)	1.6 (1.3 to 2.2)	1.6 (1.3 to 2.2)	1.6 (1.3 to 2.2)	1.6 (1.3 to 2.2)	1.6 (1.3 to 2.2)	1.6 (1.3 to 2.2)	1.6 (1.3 to 2.2)	1.6 (1.3 to 2.2)	1.6 (1.3 to 2.2)	1.6 (1.3 to 2.2)	1.6 (1.3 to 2.2)	1.6 (1.3 to 2.2)	1.6 (1.3 to 2.2)	1.6 (1.3 to 2.2)	1.6 (1.3 to 2.2)	1.6 (1.3 to 2.2)	1.6 (1.3 to 2.2)	1.6 (1.3 to 2.2)	1.6 (1.3 to 2.2)	29
Typhoid and paratyphoid	0 (0 to 0)	0 (0 to 0)	0 (0 to 0)	0 (0 to 0)	0 (0 to 0)	0 (0 to 0)	0 (0 to 0)	0 (0 to 0)	0 (0 to 0)	0 (0 to 0)	0 (0 to 0)	0 (0 to 0)	0 (0 to 0)	0 (0 to 0)	0 (0 to 0)	0 (0 to 0)	0 (0 to 0)	0 (0 to 0)	0 (0 to 0)	0 (0 to 0)	0 (0 to 0)	0 (0 to 0)	0 (0 to 0)	0.1
Typhoid fever	0 (0 to 0)	0 (0 to 0)	0 (0 to 0)	0 (0 to 0)	0 (0 to 0)	0 (0 to 0)	0 (0 to 0)	0 (0 to 0)	0 (0 to 0)	0 (0 to 0)	0 (0 to 0)	0 (0 to 0)	0 (0 to 0)	0 (0 to 0)	0 (0 to 0)	0 (0 to 0)	0 (0 to 0)	0 (0 to 0)	0 (0 to 0)	0 (0 to 0)	0 (0 to 0)	0 (0 to 0)	0 (0 to 0)	0.0
Paratyphoid fever	0 (0 to 0)	0 (0 to 0)	0 (0 to 0)	0 (0 to 0)	0 (0 to 0)	0 (0 to 0)	0 (0 to 0)	0 (0 to 0)	0 (0 to 0)	0 (0 to 0)	0 (0 to 0)	0 (0 to 0)	0 (0 to 0)	0 (0 to 0)	0 (0 to 0)	0 (0 to 0)	0 (0 to 0)	0 (0 to 0)	0 (0 to 0)	0 (0 to 0)	0 (0 to 0)	0 (0 to 0)	0 (0 to 0)	0.1
Invasive Non-typhoidal Salmonella (iNTS)	0 (0 to 0)	0 (0 to 0)	0 (0 to 0)	0 (0 to 0)	0 (0 to 0)	0 (0 to 0)	0 (0 to 0)	0 (0 to 0)	0 (0 to 0)	0 (0 to 0)	0 (0 to 0)	0 (0 to 0)	0 (0 to 0)	0 (0 to 0)	0 (0 to 0)	0 (0 to 0)	0 (0 to 0)	0 (0 to 0)	0 (0 to 0)	0 (0 to 0)	0 (0 to 0)	0 (0 to 0)	0 (0 to 0)	1.5
Other intestinal infectious diseases	0 (0 to 0)	0 (0 to 0)	0 (0 to 0)	0 (0 to 0)	0 (0 to 0)	0 (0 to 0)	0 (0 to 0)	0 (0 to 0)	0 (0 to 0)	0 (0 to 0)	0 (0 to 0)	0 (0 to 0)	0 (0 to 0)	0 (0 to 0)	0 (0 to 0)	0 (0 to 0)	0 (0 to 0)	0 (0 to 0)	0 (0 to 0)	0 (0 to 0)	0 (0 to 0)	0 (0 to 0)	0 (0 to 0)	0.0
Neglected tropical diseases and malaria	0.9 (0.1 to 7)	0.3 (0.2 to 0.4)	0.5 (0.4 to 1.4)	0.5 (0.3 to 2.8)	0.5 (0.4 to 4.7)	0.5 (0.4 to 7.9)	0.5 (0.4 to 7.3)	0.5 (0.4 to 7.6)	0.5 (0.4 to 7.2)	0.5 (0.4 to 7.2)	0.5 (0.4 to 7.2)	0.5 (0.4 to 7.2)	0.5 (0.4 to 7.2)	0.5 (0.4 to 7.2)	0.5 (0.4 to 7.2)	0.5 (0.4 to 7.2)	0.5 (0.4 to 7.2)	0.5 (0.4 to 7.2)	0.5 (0.4 to 7.2)	0.5 (0.4 to 7.2)	0.5 (0.4 to 7.2)	0.5 (0.4 to 7.2)	42.8
Malaria	0 (0 to 0)	0 (0 to 0)	0 (0 to 0)	0 (0 to 0)	0 (0 to 0)	0 (0 to 0)	0 (0 to 0)	0 (0 to 0)	0 (0 to 0)	0 (0 to 0)	0 (0 to 0)	0 (0 to 0)	0 (0 to 0)	0 (0 to 0)	0 (0 to 0)	0 (0 to 0)	0 (0 to 0)	0 (0 to 0)	0 (0 to 0)	0 (0 to 0)	0 (0 to 0)	0 (0 to 0)	0 (0 to 0)	0.0
Chagas disease	0 (0 to 0)	0 (0 to 0)	0 (0 to 0)	0 (0 to 0)	0 (0 to 0)	0 (0 to 0)	0 (0 to 0)	0 (0 to 0)	0 (0 to 0)	0 (0 to 0)	0 (0 to 0)	0 (0 to 0)	0 (0 to 0)	0 (0 to 0)	0 (0 to 0)	0 (0 to 0)	0 (0 to 0)	0 (0 to 0)	0 (0 to 0)	0 (0 to 0)	0 (0 to 0)	0 (0 to 0)	0 (0 to 0)	0.0
Leishmaniasis	0 (0 to 0)	0 (0 to 0)	0 (0 to 0)	0 (0 to 0)	0 (0 to 0)	0 (0 to 0)	0 (0 to 0)	0 (0 to 0)	0 (0 to 0)	0 (0 to 0)	0 (0 to 0)	0 (0 to 0)	0 (0 to 0)	0 (0 to 0)	0 (0 to 0)	0 (0 to 0)	0 (0 to 0)	0 (0 to 0)	0 (0 to 0)	0 (0 to 0)	0 (0 to 0)	0 (0 to 0)	0 (0 to 0)	0.0
Visceral leishmaniasis	0 (0 to 0)	0 (0 to 0)	0 (0 to 0)	0 (0 to 0)	0 (0 to 0)	0 (0 to 0)	0 (0 to 0)	0 (0 to 0)	0 (0 to 0)	0 (0 to 0)	0 (0 to 0)	0 (0 to 0)	0 (0 to 0)	0 (0 to 0)	0 (0 to 0)	0 (0 to 0)	0 (0 to 0)	0 (0 to 0)	0 (0 to 0)	0 (0 to 0)	0 (0 to 0)	0 (0 to 0)	0 (0 to 0)	0.0
Cutaneous and mucocutaneous leishmaniasis	0 (0 to 0)	0 (0 to 0)	0 (0 to 0)	0 (0 to 0)	0 (0 to 0)	0 (0 to 0)	0 (0 to 0)	0 (0 to 0)	0 (0 to 0)	0 (0 to 0)	0 (0 to 0)	0 (0 to 0)	0 (0 to 0)	0 (0 to 0)	0 (0 to 0)	0 (0 to 0)	0 (0 to 0)	0 (0 to 0)	0 (0 to 0)	0 (0 to 0)	0 (0 to 0)	0 (0 to 0)	0 (0 to 0)	0.0
African trypanosomiasis	0 (0 to 0)	0 (0 to 0)	0 (0 to 0)	0 (0 to 0)	0 (0 to 0)	0 (0 to 0)	0 (0 to 0)	0 (0 to 0)	0 (0 to 0)	0 (0 to 0)	0 (0 to 0)	0 (0 to 0)	0 (0 to 0)	0 (0 to 0)	0 (0 to 0)	0 (0 to 0)	0 (0 to 0)	0 (0 to 0)	0 (0 to 0)	0 (0 to 0)	0 (0 to 0)	0 (0 to 0)	0 (0 to 0)	0.0
Schistosomiasis	0 (0 to 0)	0 (0 to 0)	0 (0 to 0)	0 (0 to 0)	0 (0 to 0)	0 (0 to 0)	0 (0 to 0)	0 (0 to 0)	0 (0 to 0)	0 (0 to 0)	0 (0 to 0)	0 (0 to 0)	0 (0 to 0)	0 (0 to 0)	0 (0 to 0)	0 (0 to 0)	0 (0 to 0)	0 (0 to 0)	0 (0 to 0)	0 (0 to 0)	0 (0 to 0)	0 (0 to 0)	0 (0 to 0)	0.0
Cysticercosis	0 (0 to 0)	0 (0 to 0)	0 (0 to 0)	0 (0 to 0)	0 (0 to 0)	0 (0 to 0)	0 (0 to 0)	0 (0 to 0)	0 (0 to 0)	0 (0 to 0)	0 (0 to 0)	0 (0 to 0)	0 (0 to 0)	0 (0 to 0)	0 (0 to 0)	0 (0 to 0)	0 (0 to 0)	0 (0 to 0)	0 (0 to 0)	0 (0 to 0)	0 (0 to 0)	0 (0 to 0)	0 (0 to 0)	0.0
Cystic echinococcosis	0 (0 to 0)	0 (0 to 0)	0 (0 to 0)	0 (0 to 0)	0 (0 to 0)	0 (0 to 0)	0 (0 to 0)	0 (0 to 0)	0 (0 to 0)	0 (0 to 0)	0 (0 to 0)	0 (0 to 0)	0 (0 to 0)	0 (0 to 0)	0 (0 to 0)	0 (0 to 0)	0 (0 to 0)	0 (0 to 0)	0 (0 to 0)	0 (0 to 0)	0 (0 to 0)	0 (0 to 0)	0 (0 to 0)	0.0
Lymphatic filariasis	0 (0 to 0)	0 (0 to 0)	0 (0 to 0)	0 (0 to 0)	0 (0 to 0)	0 (0 to 0)	0 (0 to 0)	0 (0 to 0)	0 (0 to 0)	0 (0 to 0)	0 (0 to 0)	0 (0 to 0)	0 (0 to 0)	0 (0 to 0)	0 (0 to 0)	0 (0 to 0)	0 (0 to 0)	0 (0 to 0)	0 (0 to 0)	0 (0 to 0)	0 (0 to 0)	0 (0 to 0)	0 (0 to 0)	0.0
Onchocerciasis	0 (0 to 0)	0 (0 to 0)	0 (0 to 0)	0 (0 to 0)	0 (0 to 0)	0 (0 to 0)	0 (0 to 0)	0 (0 to 0)	0 (0 to 0)	0 (0 to 0)	0 (0 to 0)	0 (0 to 0)	0 (0 to 0)	0 (0 to 0)	0 (0 to 0)	0 (0 to 0)	0 (0 to 0)	0 (0 to 0)	0 (0 to 0)	0 (0 to 0)	0 (0 to 0)	0 (0 to 0)	0 (0 to 0)	0.0
Trachoma	0 (0 to 0)	0 (0 to 0)	0 (0 to 0)	0 (0 to 0)	0 (0 to 0)	0 (0 to 0)	0 (0 to 0)	0 (0 to 0)	0 (0 to 0)	0 (0 to 0)	0 (0 to 0)	0 (0 to 0)	0 (0 to 0)	0 (0 to 0)	0 (0 to 0)	0 (0 to 0)	0 (0 to 0)	0 (0 to 0)	0 (0 to 0)	0 (0 to 0)	0 (0 to 0)	0 (0 to 0)	0 (0 to 0)	0.0
Dengue	0 (0 to 0)	0 (0 to 0)	0 (0 to 0)	0 (0 to 0)	0 (0 to 0)	0 (0 to 0)	0 (0 to 0)	0 (0 to 0)	0 (0 to 0)	0 (0 to 0)	0 (0 to 0)	0 (0 to 0)	0 (0 to 0)	0 (0 to 0)	0 (0 to 0)	0 (0 to 0)	0 (0 to 0)	0 (0 to 0)	0 (0 to 0)	0 (0 to 0)	0 (0 to 0)	0 (0 to 0)	0 (0 to 0)	0.0
Yellow fever	0 (0 to 0)	0 (0 to 0)	0 (0 to 0)	0 (0 to 0)	0 (0 to 0)	0 (0 to 0)	0 (0 to 0)	0 (0 to 0)	0 (0 to 0)	0 (0 to 0)	0 (0 to 0)	0 (0 to 0)	0 (0 to 0)	0 (0 to 0)	0 (0 to 0)	0 (0 to 0)	0 (0 to 0)	0 (0 to 0)	0 (0 to 0)	0 (0 to 0)	0 (0 to 0)	0 (0 to 0)	0 (0 to 0)	0.0
Rabies	0 (0 to 0)	0 (0 to 0)	0 (0 to 0)	0 (0 to 0)	0 (0 to 0)	0 (0 to 0)	0 (0 to 0)	0 (0 to 0)	0 (0 to 0)	0 (0 to 0)	0 (0 to 0)	0 (0 to 0)	0 (0 to 0)	0 (0 to 0)	0 (0 to 0)	0 (0 to 0)	0 (0 to 0)	0 (0 to 0)	0 (0 to 0)	0 (0 to 0)	0 (0 to 0)	0 (0 to 0)	0 (0 to 0)	0.1
Intestinal nematode infections	0 (0 to 0)	0 (0 to 0)	0 (0 to 0)	0 (0 to 0)	0 (0 to 0)	0 (0 to 0)	0 (0 to 0)	0 (0 to 0)	0 (0 to 0)	0 (0 to 0)	0 (0 to 0)	0 (0 to 0)	0 (0 to 0)	0 (0 to 0)	0 (0 to 0)	0 (0 to 0)	0 (0 to 0)	0 (0 to 0)	0 (0 to 0)	0 (0 to 0)	0 (0 to 0)	0 (0 to 0)	0 (0 to 0)	0.0
Ascariasis	0 (0 to 0)	0 (0 to 0)	0 (0 to 0)	0 (0 to 0)	0 (0 to 0)	0 (0 to 0)	0 (0 to 0)	0 (0 to 0)	0 (0 to 0)	0 (0 to 0)	0 (0 to 0)	0 (0 to 0)	0 (0 to 0)	0 (0 to 0)	0 (0 to 0)	0 (0 to 0)	0 (0 to 0)	0 (0 to 0)	0 (0 to 0)	0 (0 to 0)	0 (0 to 0)	0 (0 to 0)	0 (0 to 0)	0.0
Trichuriasis	0 (0 to 0)	0 (0 to 0)	0 (0 to 0)	0 (0 to 0)	0 (0 to 0)	0 (0 to 0)	0 (0 to 0)	0 (0 to 0)	0 (0 to 0)	0 (0 to 0)	0 (0 to 0)	0 (0 to 0)	0 (0 to 0)	0 (0 to 0)	0 (0 to 0)	0 (0 to 0)	0 (0 to 0)	0 (0 to 0)	0 (0 to 0)	0 (0 to 0)	0 (0 to 0)	0 (0 to 0)	0 (0 to 0)	0.0
Hookworm disease	0 (0 to 0)	0 (0 to 0)	0 (0 to 0)	0 (0 to 0)	0 (0 to 0)	0 (0 to 0)	0 (0 to 0)	0 (0 to 0)	0 (0 to 0)	0 (0 to 0)	0 (0 to 0)	0 (0 to 0)	0 (0 to 0)	0 (0 to 0)	0 (0 to 0)	0 (0 to 0)	0 (0 to 0)	0 (0 to 0)	0 (0 to 0)	0 (0 to 0)	0 (0 to 0)	0 (0 to 0)	0 (0 to 0)	0.0
Food-borne trematodiases	0 (0 to 0)	0 (0 to 0)	0 (0 to 0)	0 (0 to 0)	0 (0 to 0)	0 (0 to 0)	0 (0 to 0)	0 (0 to 0)	0 (0 to 0)	0 (0 to 0)	0 (0 to 0)	0 (0 to 0)	0 (0 to 0)	0 (0 to 0)	0 (0 to 0)	0 (0 to 0)	0 (0 to 0)	0 (0 to 0)	0 (0 to 0)	0 (0 to 0)	0 (0 to 0)

Other neoplasms	0-5 (0-2 to 0-7)	0-6 (0-2 to 1)	1-8 (0-9 to 2-1)	1-8 (1 to 2-3)	2 (1-1 to 3-4)	1-6 (0-6 to 2-7)	2-6 (1-5 to 3-9)	1-7 (0-9 to 2-9)	2-4 (1-4 to 3-4)	3-3 (1-9 to 5-3)	4-1 (2-3 to 6-1)	6-9 (4-2 to 10-1)	9-3 (5-9 to 14-3)	19-4 (9 to 33-9)	29-3 (19-6 to 39-9)	47-7 (32-2 to 68-4)	72-9 (49-6 to 102)	87-7 (44-1 to 98-8)	71-3 (45-9 to 104)	61-9 (40-8 to 102)	41 (24-4 to 63-2)	24-4 (14-2 to 37)	14-7 (8 to 21-9)	4-3 (2-2 to 6-7)		
Medulloblastoma, medulloblastoma, and other hemangioblastic	0 (0-2 to 0-7)	0 (0-2 to 1)	0 (0-9 to 2-1)	0 (1 to 2-3)	0 (1-1 to 3-4)	0 (0-6 to 2-7)	0 (1-5 to 3-9)	0 (0-9 to 2-9)	0 (1-4 to 3-4)	0 (1-9 to 5-3)	0 (2-3 to 6-1)	0 (4-2 to 10-1)	0 (5-9 to 14-3)	0 (9 to 33-9)	0 (19-6 to 39-9)	0 (32-2 to 68-4)	0 (49-6 to 102)	0 (44-1 to 98-8)	0 (45-9 to 104)	0 (40-8 to 102)	0 (24-4 to 63-2)	0 (14-2 to 37)	0 (8 to 21-9)	0 (2-2 to 6-7)	462	
Benign and in situ intestinal neoplasms	0 (0 to 0)	0 (0 to 0)	0 (0 to 0)

Congenital birth defects	192 (143 to 262)	104 (80 2 to 139)	294 (224 to 400)	177 (134 to 234)	109 (79 1 to 150)	85 3 (57 6 to 120)	77 4 (56 9 to 104)	43 (31 4 to 59 5)	38 8 (30 to 50 4)	39 6 (29 3 to 51 1)	38 5 (28 6 to 52 2)	39 1 (27 2 to 57 4)	34 6 (25 6 to 49 1)	27 8 (20 4 to 39 4)	29 8 (19 6 to 39 5)	27 2 (20 to 39 4)	23 9 (17 4 to 32 2)	9 2 (5 7 to 13 4)	6 6 (4 1 to 10 1)	4 6 (3 to 7 3)	2 6 (1 6 to 4 1)	0 9 (0 5 to 1 6)	0 3 (0 2 to 0 6)		1,400
Neural tube defects	9 4 (7 2 to 12)	4 6 (3 2 to 6 5)	12 7 (9 3 to 20 9)	29 8 (17 7 to 46)	3 5 (2 to 6 4)	3 1 (2 to 4 6)	2 5 (1 6 to 3 6)	2 5 (1 to 3 4)	1 8 (1 to 2 5)	1 6 (1 to 2)	1 5 (0 9 to 1 8)	1 3 (0 8 to 1 6)	1 3 (0 8 to 1 7)	0 6 (0 3 to 1)	0 6 (0 3 to 1)	0 6 (0 3 to 1)	0 7 (0 3 to 1 5)	0 3 (0 2 to 0 5)	0 2 (0 1 to 0 4)	0 1 (0 to 0 3)	0 1 (0 to 0 2)	0 0 (0 to 0 1)	0 0 (0 to 0 1)		709
Congenital heart anomalies	64 (49 to 85 6)	34 (26 to 46)	94 (72 to 130)	59 (44 to 79)	36 (26 to 49)	28 (19 to 39)	25 (17 to 34)	14 (9 to 20 4)	12 (7 to 17)	13 (8 to 18)	12 (8 to 18)	12 (8 to 17)	11 (7 to 16)	9 (6 to 13)	9 (6 to 13)	9 (6 to 12)	8 (5 to 12)	3 (2 to 5)	2 (1 to 3)	1 (0 to 2)	1 (0 to 2)	0 (0 to 1)	0 (0 to 0)		377
Orofacial clefts	0 1 (0 to 0 1)	0 1 (0 to 0 1)	0 2 (0 to 0 3)	0 6 (0 4 to 0 9)	0 6 (0 4 to 0 9)	0 5 (0 4 to 0 8)	0 4 (0 3 to 0 6)	0 2 (0 2 to 0 3)	0 2 (0 2 to 0 4)	0 2 (0 2 to 0 4)	0 2 (0 1 to 0 3)	0 2 (0 1 to 0 3)	0 2 (0 1 to 0 3)	0 2 (0 1 to 0 3)	0 2 (0 1 to 0 3)	0 2 (0 1 to 0 4)	0 2 (0 1 to 0 4)	0 1 (0 to 0 3)	0 1 (0 to 0 2)	0 0 (0 to 0 1)	0 0 (0 to 0 1)	0 0 (0 to 0 1)	0 0 (0 to 0 1)		24 4
Down syndrome	2 6 (1 7 to 3 5)	2 5 (1 5 to 4 4)	12 (9 3 to 17)	8 2 (5 8 to 9 6)	4 7 (3 to 7 2)	4 3 (2 7 to 6 1)	4 2 (2 4 to 6 2)	3 5 (2 2 to 5 1)	3 4 (2 1 to 5 2)	2 7 (1 6 to 4 2)	2 6 (1 6 to 3 6)	1 6 (1 2 to 2 5)	1 5 (0 9 to 2 3)	1 5 (0 8 to 2 4)	1 2 (0 7 to 2)	0 (0 to 0)	0 8 (0 5 to 1 4)	0 (0 to 0)	0 (0 to 0)	0 (0 to 0)	0 (0 to 0)	0 (0 to 0)	0 (0 to 0)		59 5
Turner syndrome	0 (0 to 0)	0 (0 to 0)	0 (0 to 0)	0 (0 to 0)	0 (0 to 0)	0 (0 to 0)	0 (0 to 0)	0 (0 to 0)	0 (0 to 0)	0 (0 to 0)	0 (0 to 0)	0 (0 to 0)	0 (0 to 0)	0 (0 to 0)	0 (0 to 0)	0 (0 to 0)	0 (0 to 0)	0 (0 to 0)	0 (0 to 0)	0 (0 to 0)	0 (0 to 0)	0 (0 to 0)	0 (0 to 0)		0
Klinefelter syndrome	0 (0 to 0)	0 (0 to 0)	0 (0 to 0)	0 (0 to 0)	0 (0 to 0)	0 (0 to 0)	0 (0 to 0)	0 (0 to 0)	0 (0 to 0)	0 (0 to 0)	0 (0 to 0)	0 (0 to 0)	0 (0 to 0)	0 (0 to 0)	0 (0 to 0)	0 (0 to 0)	0 (0 to 0)	0 (0 to 0)	0 (0 to 0)	0 (0 to 0)	0 (0 to 0)	0 (0 to 0)	0 (0 to 0)		
Other chromosomal abnormalities	64 (29 7 to 113)	30 4 (18 3 to 56 4)	60 7 (38 7 to 104)	23 2 (12 5 to 46 1)	9 9 (4 1 to 18 3)	8 3 (3 4 to 15 1)	9 5 (3 2 to 14 1)	5 1 (1 7 to 8)	5 7 (2 4 to 9)	4 6 (2 to 7 4)	4 4 (2 7 to 7 4)	2 2 (1 4 to 3 3)	2 6 (1 4 to 5 1)	1 (0 4 to 1 7)	0 6 (0 2 to 1 4)	1 (0 4 to 1 7)	0 9 (0 3 to 1 6)	0 5 (0 1 to 0 9)	0 5 (0 to 0 9)	0 (0 to 0)	0 (0 to 0)	0 (0 to 0)	0 (0 to 0)		253
Congenital musculoskeletal and limb anomalies	6 9 (4 7 to 12)	3 4 (2 to 5 2)	9 9 (5 5 to 21 6)	5 2 (2 1 to 12)	4 9 (1 to 12 4)	3 6 (1 to 9 1)	3 6 (1 4 to 9 2)	1 9 (0 7 to 5)	2 (0 7 to 5 1)	1 7 (0 6 to 4 2)	1 6 (0 6 to 4 2)	1 2 (0 5 to 3 3)	1 2 (0 5 to 3 2)	0 9 (0 3 to 2 6)	0 7 (0 3 to 1 8)	0 9 (0 4 to 1 7)	0 8 (0 3 to 1 7)	0 4 (0 1 to 1 2)	0 3 (0 1 to 0 8)	0 2 (0 1 to 0 6)	0 1 (0 to 0 4)	0 1 (0 to 0 3)	0 0 (0 to 0 1)		312
Urogenital congenital anomalies	17 5 (4 9 to 31 4)	9 4 (1 9 to 17)	9 6 (4 2 to 18 1)	9 2 (4 to 19 2)	7 (2 7 to 15 1)	4 6 (1 7 to 9 6)	2 5 (0 9 to 5 5)	2 3 (0 8 to 4 9)	1 6 (0 5 to 3 6)	1 6 (0 6 to 3 5)	1 4 (0 5 to 3 2)	1 2 (0 5 to 2 8)	0 7 (0 2 to 1 8)	1 (0 3 to 2 5)	0 6 (0 2 to 1 6)	0 4 (0 1 to 1 2)	0 3 (0 1 to 0 9)	0 2 (0 to 0 6)	0 1 (0 to 0 4)	0 (0 to 0)	0 (0 to 0)	0 (0 to 0)	0 (0 to 0)		67 4
Digestive congenital anomalies	6 2 (3 7 to 11 2)	3 5 (2 to 6 9)	10 5 (6 to 19 4)	7 (3 4 to 14 3)	4 6 (2 to 9 2)	3 5 (1 6 to 7 4)	3 4 (1 6 to 6 9)	2 (0 9 to 4)	1 6 (0 8 to 3 1)	1 5 (0 7 to 3)	1 4 (0 6 to 3)	1 (0 5 to 2)	0 9 (0 4 to 1 7)	0 7 (0 3 to 1 5)	0 5 (0 2 to 1 2)	0 6 (0 2 to 1 3)	0 5 (0 2 to 0 8)	0 2 (0 1 to 0 5)	0 2 (0 1 to 0 4)	0 1 (0 to 0 1)	0 1 (0 to 0 1)	0 0 (0 to 0 1)	0 0 (0 to 0)		56
Other congenital birth defects	23 7 (20 1 to 30 5)	13 (9 6 to 18)	31 4 (24 9 to 41)	19 1 (13 5 to 28 7)	12 3 (7 9 to 19 1)	11 4 (7 4 to 17 5)	8 4 (4 9 to 13)	5 2 (2 8 to 10 1)	5 (2 6 to 9 4)	5 5 (2 9 to 9 4)	5 (2 5 to 9 2)	5 4 (2 8 to 10 2)	5 6 (2 9 to 10)	4 5 (2 3 to 8 7)	4 5 (2 4 to 9 2)	4 5 (2 3 to 8 7)	4 (2 to 8 7)	1 5 (0 5 to 4)	1 5 (0 4 to 4 2)	0 6 (0 2 to 2 1)	0 4 (0 2 to 1 3)	0 2 (0 1 to 0 7)	0 1 (0 to 0 3)		180
Urinary diseases and male infertility	6 6 (5 1 to 8 1)	3 9 (3 to 4 9)	7 (5 1 to 9 4)	3 6 (2 5 to 5 1)	3 3 (2 to 4 5)	1 9 (1 2 to 2 7)	2 2 (1 4 to 3 2)	0 7 (0 4 to 1 2)	0 7 (0 2 to 1 4)	0 7 (0 2 to 1 4)	0 6 (0 2 to 1 3)	0 5 (0 2 to 1 2)	0 5 (0 2 to 1 2)	0 4 (0 2 to 1 1)	0 3 (0 1 to 0 8)	0 4 (0 2 to 0 9)	0 3 (0 1 to 0 8)	0 2 (0 1 to 0 6)	0 1 (0 to 0 4)	0 1 (0 to 0 3)	0 0 (0 to 0 2)	0 0 (0 to 0 1)	0 0 (0 to 0 1)		1,060
Urolithiasis	0 (0 to 0)	0 (0 to 0)	0 (0 to 0)	0 (0 to 0 1)	0 1 (0 1 to 0 2)	0 1 (0 2 to 0 4)	0 2 (0 2 to 0 4)	0 2 (0 1 to 0 3)	0 2 (0 1 to 0 3)	0 2 (0 2 to 0 4)	0 2 (0 1 to 0 4)	0 2 (0 1 to 0 4)	0 2 (0 1 to 0 4)	0 2 (0 1 to 0 4)	0 2 (0 1 to 0 4)	0 2 (0 1 to 0 4)	0 2 (0 1 to 0 4)	0 2 (0 1 to 0 4)	0 1 (0 to 0 3)	0 1 (0 to 0 3)	0 1 (0 to 0 2)	0 1 (0 to 0 2)	0 0 (0 to 0 1)		103
Benign prostatic hyperplasia	0 (0 to 0)	0 (0 to 0)	0 (0 to 0)	0 (0 to 0)	0 (0 to 0)	0 (0 to 0)	0 (0 to 0)	0 (0 to 0)	0 (0 to 0)	0 (0 to 0)	0 (0 to 0)	0 (0 to 0)	0 (0 to 0)	0 (0 to 0)	0 (0 to 0)	0 (0 to 0)	0 (0 to 0)	0 (0 to 0)	0 (0 to 0)	0 (0 to 0)	0 (0 to 0)	0 (0 to 0)	0 (0 to 0)		321
Male infertility	0 (0 to 0)	0 (0 to 0)	0 (0 to 0)	0 (0 to 0)	0 (0 to 0)	0 (0 to 0)	0 (0 to 0)	0 (0 to 0)	0 (0 to 0)	0 (0 to 0)	0 (0 to 0)	0 (0 to 0)	0 (0 to 0)	0 (0 to 0)	0 (0 to 0)	0 (0 to 0)	0 (0 to 0)	0 (0 to 0)	0 (0 to 0)	0 (0 to 0)	0 (0 to 0)	0 (0 to 0)	0 (0 to 0)		41 4
Other urinary diseases	0 3 (0 to 0 4)	0 4 (0 1 to 0 7)	0 6 (0 3 to 0 9)	0 3 (0 to 0 5)	0 3 (0 to 0 5)	0 3 (0 1 to 0 6)	0 4 (0 2 to 0 6)	0 3 (0 1 to 0 5)	0 3 (0 1 to 0 6)	0 3 (0 1 to 0 6)	0 3 (0 1 to 0 6)	0 3 (0 1 to 0 6)	0 3 (0 1 to 0 6)	0 3 (0 1 to 0 6)	0 3 (0 1 to 0 6)	0 3 (0 1 to 0 6)	0 3 (0 1 to 0 6)	0 2 (0 1 to 0 5)	0 2 (0 1 to 0 4)	0 2 (0 1 to 0 4)	0 1 (0 1 to 0 3)	0 1 (0 1 to 0 3)	0 1 (0 to 0 2)		59 3
Gynecological diseases	0 (0 to 0)	0 (0 to 0)	0 (0 to 0)	0 (0 to 0)	0 (0 to 0)	0 (0 to 0)	0 (0 to 0)	0 (0 to 0)	0 (0 to 0)	0 (0 to 0)	0 (0 to 0)	0 (0 to 0)	0 (0 to 0)	0 (0 to 0)	0 (0 to 0)	0 (0 to 0)	0 (0 to 0)	0 (0 to 0)	0 (0 to 0)	0 (0 to 0)	0 (0 to 0)	0 (0 to 0)	0 (0 to 0)	0 (0 to 0)		
Uterine fibroids	0 (0 to 0)	0 (0 to 0)	0 (0 to 0)	0 (0 to 0)	0 (0 to 0)	0 (0 to 0)	0 (0 to 0)	0 (0 to 0)	0 (0 to 0)	0 (0 to 0)	0 (0 to 0)	0 (0 to 0)	0 (0 to 0)	0 (0 to 0)	0 (0 to 0)	0 (0 to 0)	0 (0 to 0)	0 (0 to 0)	0 (0 to 0)	0 (0 to 0)	0 (0 to 0)	0 (0 to 0)	0 (0 to 0)	0 (0 to 0)		NA
Polycystic ovarian syndrome	..	..	..	..	..	..	..	..	..	..	..	..	..	..	..	..	..	..	..	..	..	..	..	..		NA
Female infertility	..	..	..	..	..	..	..	..	..	..	..	..	..	..	..	..	..	..	..	..	..	..	..	..		NA
Endometriosis	..	..	..	..	..	..	..	..	..	..	..	..	..	..	..	..	..	..	..	..	..	..	..	..		NA
Genital prolapse	0 (0 to 0)	0 (0 to 0)	0 (0 to 0)	0 (0 to 0)	0 (0 to 0)	0 (0 to 0)	0 (0 to 0)	0 (0 to 0)	0 (0 to 0)	0 (0 to 0)	0 (0 to 0)	0 (0 to 0)	0 (0 to 0)	0 (0 to 0)	0 (0 to 0)	0 (0 to 0)	0 (0 to 0)	0 (0 to 0)	0 (0 to 0)	0 (0 to 0)	0 (0 to 0)	0 (0 to 0)	0 (0 to 0)	0 (0 to 0)		0
Premenstrual syndrome	..	..	..	..	..	..	..	..	..	..	..	..	..	..	..	..	..	..	..	..	..	..	..	..		NA
Other gynecological diseases	0 (0 to 0)	0 (0 to 0)	0 (0 to 0)	0 (0 to 0)	0 (0 to 0)	0 (0 to 0)	0 (0 to 0)	0 (0 to 0)	0 (0 to 0)	0 (0 to 0)	0 (0 to 0)	0 (0 to 0)	0 (0 to 0)	0 (0 to 0)	0 (0 to 0)	0 (0 to 0)	0 (0 to 0)	0 (0 to 0)	0 (0 to 0)	0 (0 to 0)	0 (0 to 0)	0 (0 to 0)	0 (0 to 0)	0 (0 to 0)		0
Hemoglobinopathies and hemolytic anemias	0 7 (0 1 to 0 2)	0 4 (0 to 0 1)	1 9 (0 8 to 3 1)	4 6 (1 4 to 13 4)	9 7 (1 6 to 28 6)	6 1 (1 to 20 4)	3 8 (1 to 14 6)	2 5 (0 6 to 9 2)	2 9 (0 6 to 9 9)	3 7 (0 8 to 12 6)	4 6 (0 9 to 15 5)	6 1 (1 to 22 4)	6 1 (1 to 22 4)	9 2 (2 to 33 7)	9 4 (1 to 35 1)	12 4 (1 to 34 2)	17 2 (1 to 47)	17 1 (1 to 46 2)	13 8 (1 to 39 2)	17 4 (1 to 46 3)	12 8 (1 to 34 2)	9 2 (1 to 24 3)	3 6 (0 to 9 7)		160
Thalassemias	0 (0 to 0 1)	0 (0 to 0 2)	0 7 (0 1 to 1 4)	1 6 (0 2 to 3 7)	1 6 (0 2 to 3 7)	1 1 (0 2 to 2 6)	0 8 (0 1 to 2 1)	0 5 (0 1 to 1 4)	0 6 (0 1 to 1 4)	0 7 (0 1 to 1 6)	0 8 (0 1 to 1 7)	0 9 (0 1 to 2 1)	0 9 (0 1 to 2 1)	0 8 (0 1 to 2 1)	0 7 (0 1 to 1 7)	0 5 (0 1 to 1 3)	0 4 (0 1 to 1 1)	0 3 (0 to 0 8)	0 2 (0 to 0 6)	0 1 (0 to 0 4)	0 1 (0 to 0 3)	0 1 (0 to 0 2)	0 0 (0 to 0 1)		11 8
Thalassemias trait	0 (0 to 0)	0 (0 to 0 4)	0 2 (0 to 0 5)	1 4 (0 1 to 3 9)	2 6 (0 1 to 7 2)	2 5 (0 to 7 2)	2 4 (0 to 6 9)	2 (0 to 5 9)	2 4 (0 to 6 1)	3 5 (0 to 9 1)	4 (0 to 10 6)	5 6 (0 to 14 6)	5 6 (0 to 14 6)	8 (0 to 21)	8 (0 to 21)	11 (0 to 27)	15 (0 to 34 6)	15 (0 to 34 6)	12 (0 to 29 6)	15 (0 to 34 6)	11 (0 to 27)	8 (0 to 19 6)	3 (0 to 8 6)	0 1 (0 to 1 1)	0 0 (0 to 0 4)	19 5
Sickle cell disorders	0 (0 to 0)	0 (0 to 0)	0 (0 to 0)	0 (0 to 0)	0 (0 to 0)	0 (0 to 0)	0 (0 to 0)	0 (0 to 0)	0 (0 to 0 1)	0 (0 to 0 1)	0 (0 to 0 1)	0 (0 to 0 1)	0 (0 to 0 1)	0 (0 to 0 1)	0 (0 to 0 1)	0 (0 to 0 1)	0 (0 to 0 1)	0 (0 to 0 1)	0 (0 to 0 1)	0 (0 to 0 1)	0 (0 to 0 1)	0 (0 to 0 1)	0 (0 to 0 1)	0 (0 to 0 1)		0 2
Sickle cell trait	0 (0 to 0)	0 (0 to 0 1)	0 (0 to 0 2)	0 (0 to 0 4)	0 (0 to 0 4)	0 (0 to 0 4)	0 (0 to 0 5)	0 (0 to 0 5)	0 (0 to 0 5)	0 (0 to 0 5)	0 (0 to 0 5)	0 (0 to 0 5)	0 (0 to 0 5)	0 (0 to 0 5)	0 (0 to 0 5)	0 (0 to 0 5)	0 (0 to 0 4)	0 (0 to 0 4)	0 (0 to 0 3)	0 (0 to 0 3)	0 (0 to 0 3)	0 (0 to 0 2)	0 (0 to 0 1)	0 (0 to 0 1)		2
G6PD deficiency	0 (0 to 0)	0 (0 to 0)	0 (0 to 0)	0 (0 to 0)	0 (0 to 0)	0 (0 to 0)	0 (0 to 0)	0 (0 to 0 1)	0 (0 to 0 2)	0 (0 to 0 2)	0 (0 to 0 2)	0 (0 to 0 2)	0 (0 to 0 2)	0 (0 to 0 2)	0 (0 to 0 2)	0 (0 to 0 2)	0 (0 to 0 2)	0 (0 to 0 2)	0 (0 to 0 2)	0 (0 to 0 2)	0 (0 to 0 2)	0 (0 to 0 1)	0 (0 to 0 1)	0 (0 to 0 1)		5 7
G6PD trait	0 (0 to 0)	0 (0 to 0)	0 (0 to 0)	0 (0 to 0)	0 (0 to 0)	0 (0 to 0)	0 (0 to 0)	0 (0 to 0)	0 (0 to 0)	0 (0 to 0)	0 (0 to 0)	0 (0 to 0)	0 (0 to 0)	0 (0 to 0)	0 (0 to 0)	0 (0 to 0)	0 (0 to 0)	0 (0 to 0)	0 (0 to 0)	0 (0 to 0)	0 (0 to 0)	0 (0 to 0)	0 (0 to 0)	0 (0 to 0)		0
Other hemoglobinopathies and hemolytic anemias	0 1 (0 to 0)	0 1 (0 to 0 3)	0 3 (0 to 1 5)	1 3 (0 to 5 1)	2 3 (0 to 9 5)	1 8 (0 to 9 2)	1 3 (0 1 to 6 6)	1 1 (0 to 3 3)	1 1 (0 to 3 7)	1 5 (0 to 4 2)	2 4 (0 to 6 9)	3 3 (1 2 to 9)	4 5 (2 to 9 4)	6 (2 to 12 6)	6 8 (2 to 13 6)	7 4 (2 to 15 9)	8 (2 to 17 6)	6 (2 to 13 6)	4 6 (1 to 10 5)	3 5 (1 to 8 2)	2 5 (1 to 5 7)	1 7 (0 to 3 9)	0 9 (0 to 2 1)	0 1 (0 to 0 3)		121
Endocrine, metabolic, blood, and immune disorders	9 7 (3 3 to 8 9)	7 2 (3 to 13 1)	24 8 (21 9 to 58 6)	13 9 (10 to 47 2)	68 6 (29 9 to 73 4)	47 9 (29 1 to 79 1)	63 1 (29 8 to 84)	76 4 (38 6 to 100)	83 1 (44 6 to 121)	76 4 (44 to 114)	78 1 (44 to 114)	107 (59 to 157)	119 (66 to 177)	229 (129 to 332)	183 (98 to 270)	199 (121 to 277)	206 (130 to 277)	170 (104 to 236)	139 (79 to 191)	119 (66 to 163)	116 (69 to 160)	96 (54 to 130)	51 (27 to 70)		2,490
Oral disorders	0 (0 to 0)	0 (0 to 0)	0 (0 to 0)	0 3 (0 to 0 9)	0 8 (0 2 to 1 9)	0 8 (0 2 to 2 1)	0 9 (0 2 to 2 2)	0 8 (0 2 to 2 1)	0 8 (0 2 to 2 1)	0 8 (0 2 to 2 1)	0 8 (0 2 to 2 1)	0 8 (0 2 to 2 1)	0 8 (0 2 to 2 1)	0 8 (0 2 to 2 1)	0 8 (0 2 to 2 1)	0 8 (0 2 to 2 1)	0 8 (0 2 to 2 1)	0 8 (0 2 to 2 1)	0 8 (0 2 to 2 1)	0 8 (0 2 to 2 1)	0 8 (0 2 to 2 1)	0 8 (0 2 to 2 1)	0 8 (0 2 to 2 1)		2,660
Caries of deciduous teeth	0 (0 to 0)	0 (0 to 0)	0 (0 to 0)	0 3 (0 1 to 0 8)	0 8 (0 2 to 1 9)	0 4 (0 1 to 1 2)	0 5 (0 to 1 3)	0 5 (0 to 1 3)	0 5 (0 to 1 3)	0 5 (0 to 1 3)	0 5 (0 to 1 3)	0 5 (0 to 1 3)	0 5 (0 to 1 3)	0 5 (0 to 1 3)	0 5 (0 to 1 3)	0 5 (0 to 1 3)	0 5 (0 to 1 3)	0 5 (0 to 1 3)	0 5 (0 to 1 3)	0 5 (0 to 1 3)	0 5 (0 to 1 3)	0 5 (0 to 1 3)	0 5 (0 to 1 3)	0 5 (0 to 1 3)		12 5
Caries of permanent teeth	0 (0 to 0)	0 (0 to 0)	0 (0 to 0)	2 6 (0 6 to 6 1)	9 5 (3 5 to 21 7)	12 (5 2 to 25 2)	12 4 (5 to 25 2)	12 4 (5 to 25 2)	12 4 (5 to 25 2)	12 4 (5 to 25 2)	12 4 (5 to 25 2)	12 4 (5 to 25 2)	12 4 (5 to 25 2)	12 4 (5 to 25 2)	12 4 (5 to 25 2)	12 3 (5 to 25 2)	12 4 (5 to 25 2)	12 4 (5 to 25 2)	12 4 (5 to 25 2)	12 4 (5 to 25 2)	12 4 (5 to 25 2)	12 4 (5 to 25 2)	12 4 (5 to 25 2)	12 4 (5 to 25 2)		177
Periodontal diseases	0 (0 to 0)	0 (0 to 0)	0 (0 to 0)	0 (0 to 0)	0 2 (0 to 0 3)	1 2 (0 3 to 2 3)	2 6 (1 1 to 5 6)	10 2 (2 6 to 25 3)	23 6 (7 4 to 57 6)	42 7 (14 to 107)	68 1 (22 6 to 169)	94 2 (32 7 to 217)	89 8 (34 1 to 201)	93 9 (39 6 to 195)	84 6 (36 9 to 205)	82 7 (34 5 to 195)	58 2 (22 to 150)	43 5 (17 4 to 97 5)	21 7 (10 1 to 43 5)	17 6 (8 to 39 4)	8 (2 3 to 12 4)	2 (0 to 3)	0 (0 to 0)		775
Other oral disorders	0 (0 to 0)	0 (0 to 0)	13 7 (9 to 21 4)	12 5 (7 3 to 19 4)	16 2 (10 to 25 7)	19 6 (11 5 to 30 4)	21 4 (12 4 to 34 4)	25 9 (15 8 to 39 4)	28 3 (16 8 to 44 2)	31 6 (18 7 to 49 1)	34 2 (20 4 to 52 6)	39 (23 to 59 5)	39 8 (23 to 59 4)	41 (24 to 59 4)	39 5 (23 to 57 4)	39 2 (23 to 56 4)	39 6 (24 to 56 4)	39 7 (24 to 56 4)	39 7 (24 to 56 4)	39 7 (24 to 56 4)	39 7 (24 to 56 4)	39 7 (24 to 56 4)	39 7 (24 to 56 4)		377
Sudden infant death syndrome	..	..	103 (62 7 to 151)	..	..	..	..	..	..	..	..	..	..	..	..	..	..	..	..	..	..	..	..	..		NA
Injuries	9 4 (4 3 to 13 1)	9 1 (4 to 11 9)	123 (86 to 181)	156 (104 to 187)	193 (141 to 235)	212 (146 to 259)	260 (184 to 309)	1,158 (1,009 to 1,312)	1,210 (1,070 to 1,370)	1,020 (1,020 to 1,020)	1,020 (1,020 to 1,020)	1,020 (1,020 to 1,020)	1,020 (1,020 to 1,020)	1,020 (1,020 to 1,020)	1,020 (1,020 to 1,020)	1,020 (1,020 to 1,020)	1,020 (1,020 to 1,020)	1,020 (1,020 to 1,020)	1,020 (1,020 to 1,020)	1,020 (1,020 to 1,020)	1,020 (1,020 to 1,020)	1,020 (1,020 to 1,020)	1,020 (1,020 to 1,020)		24,500
Transport injuries	0 1 (0 1 to 0 2)	0 2 (0 1 to 0 3)	0 6 (0 3 to 0 9)	2 2 (1 to 3 5)	3 6 (2 to 5 3)	4 3 (2 to 6 4)	2 6 (1 to 4 2)	2 2 (1 to 3 4)	1 7 (1 to 2 6)	1 5 (1 to 2 2)	1 4 (1 to 2 1)	1 3 (1 to 2)	1 2 (1 to 1 9)	1 1 (0 to 1 7)	1 (0 to 1 6)	1 (0 to 1 6)	1 (0 to 1 6)	1 (0 to 1 6)	1 (0 to 1 6)	1 (0 to 1 6)	1 (0 to 1 6)	1 (0 to 1 6)	1 (0 to 1 6)	1 (0 to 1 6)		2,600
Road injuries	0 1 (0 to 0 1)	0 1 (0 to 0 2)	0 3 (0 to 0 5)	1 (0 to 2 7)	2 (0 to 4 9)	2 (0 to 4 7)	1 (0 to 3 1)	1 (0 to 2 3)	1 (0 to 2 1)	1 (0 to 1 9)	1 (0 to 1 8)	1 (0 to 1 7)	1 (0 to 1 6)	1 (0 to 1 6)	1 (0 to 1 6)	1 (0 to 1 6)	1 (0 to 1 6)	1 (0 to 1 6)	1 (0 to 1 6)	1 (0 to 1 6)	1 (0 to 1 6)	1 (0 to 1 6)	1 (0 to 1 6)	1 (0 to 1 6)		2,320
Pedestrian road injuries	0 (0 to 0 1)	0 (0 to 0)	0 2 (0 to 0 5)	0 5 (0 1 to 1 6)	1 (0 2 to 3 2)	1 (0 2 to 3 6)	0 6 (0 2 to 2 1)	0 5 (0 2 to 1 8)	0 5 (0 2 to 1 6)	0 5 (0 2 to 1 5)	0 5 (0 2 to 1 4)	0 5 (0 2 to 1 3)	0 4 (0 2 to 1 2)	0 4 (0 2 to 1 1)	0 4 (0 2 to 1 1)	0 4 (0 2 to 1 1)	0 4 (0 2 to 1 1)	0 4 (0 2 to 1 1)	0 4 (0 2 to 1 1)	0 4 (0 2 to 1 1)	0 4 (0 2 to 1 1)	0 4 (0 2 to 1 1)	0 4 (0 2 to 1 1)	0 4 (0 2 to 1 1)		515
Cyclist road injuries	0 (0 to 0)	0 (0 to 0)	0 (0 to 0)	0 4 (0 to 0 9)	0 7 (0 4 to 1 4)	0 8 (0 4 to 1 7)	0 8 (0 4 to 1 6)	0 8 (0 4 to 1 6)	0 8 (0 4 to 1 6)	0 8 (0 4 to 1 6)	0 8 (0 4 to 1 6)	0 8 (0 4 to 1 6)	0 8 (0 4 to 1 6)	0 8 (0 4 to 1 6)	0 8 (0 4 to 1 6)	0 8 (0 4 to 1 6)	0 8 (0 4 to 1 6)	0 8 (0 4 to 1 6)	0 8 (0 4 to 1 6)	0 8 (0 4 to 1 6)	0 8 (0 4 to 1 6)	0 8 (0 4 to 1 6)	0 8 (0 4 to 1 6)	0 8 (0 4 to 1 6)		280
Motorcyclist road injuries	0 (0 to 0)	0 (0 to 0)	0 1 (0 1 to 0 1)	0 7 (0 4 to 1 3)	2 (1 to 3 2)	2 (1 to 3 4)	1 (0 to 2 1)	1 (0 to 1 7)	1 (0 to 1 5)	1 (0 to 1 4)	1 (0 to 1 3)	1 (0 to 1 3)	1 (0 to 1 3)	1 (0 to 1 3)	1 (0 to 1 3)	1 (0 to 1 3)	1 (0 to 1 3)	1 (0 to 1 3)	1 (0 to 1 3)	1 (0 to 1 3)	1 (0 to 1 3)	1 (0 to 1 3)	1 (0 to 1 3)	1 (0 to 1 3)		726
Motor vehicle road injuries	0 (0 to 0 1)	0 (0 to 0 1)	0 4 (0 1 to 0 9)	0 7 (0 3 to 1 4)	0 9 (0 3 to 2 1)	1 (0 3 to 2 4)	0 7 (0 3 to 1 7)	0 7 (0 3 to 1 6)	0 7 (0 3 to 1 5)	0 7 (0 3 to 1 5)	0 7 (0 3 to 1 5)	0 7 (0 3 to 1 5)	0 7 (0 3 to 1 5)	0 7 (0 3 to 1 5)	0 7 (0 3 to 1 5)	0 7 (0 3 to 1 5)	0 7 (0 3 to 1 5)	0 7 (0 3 to 1 5)	0 7 (0 3 to 1 5)	0 7 (0 3 to 1 5)	0 7 (0 3 to 1 5)	0 7 (0 3 to 1 5)	0 7 (0 3 to 1 5)	0 7 (0 3 to 1 5)		775
Other road injuries	0 (0 to 0)	0 (0 to 0)	0 1 (0 to 0 1)	0 4 (0 2 to 0 9)	0 6 (0 3 to 0 7)	0 7 (0 3 to 0 7)	0 6 (0 3 to 0 8)	0 6 (0 3 to 0 8)	0 6 (0 3 to 0 8)	0 6 (0 3 to 0 8)	0 6 (0 3 to 0 8)	0 6 (0 3 to 0 8)	0 6 (0 3 to 0 8)	0 6 (0 3 to 0 8)	0 6 (0 3 to 0 8)	0 6 (0 3 to 0 8)	0 6 (0 3 to 0 8)	0 6 (0 3 to 0 8)	0 6 (0 3 to 0 8)	0 6 (0 3 to 0 8)	0 6 (0 3 to 0 8)	0 6 (0 3 to 0 8)	0 6 (0 3 to 0 8)	0 6 (0 3 to 0 8)		34 9
Other transport injuries	0 (0 to 0)	0 (0 to 0)	0 3 (0 2 to 0 4)	0 4 (0 1 to 0 7)	0 5 (0 2 to 0 9)	0 6 (0 3 to 1 1)	0 6 (0 3 to 1 1)	0 6 (0 3 to 1 1)	0 6 (0 3 to 1 1)	0 6 (0 3 to 1 1)	0 6 (0 3 to 1 1)	0 6 (0 3 to 1 1)	0 6 (0 3 to 1 1)	0 6 (0 3 to 1 1)	0 6 (0 3 to 1 1)	0 6 (0 3 to 1 1)	0 6 (0 3 to 1 1)	0 6 (0 3 to 1 1)	0 6 (0 3 to 1 1)	0 6 (0 3 to 1 1)	0 6 (0 3 to 1 1)	0 6 (0 3 to 1 1)	0 6 (0 3 to 1 1)	0 6 (0 3 to 1 1)		39
Unintentional injuries	2 9 (2 3 to 3 4)	1 9 (1 5

SR Table 2a: Barinas DALYS by cause and age group for males with 95% uncertainty intervals, 2019

Cause	Early Neonatal	Late Neonatal	Post Neonatal	1 to 4	5 to 9	10 to 14	15 to 19	20 to 24	25 to 29	30 to 34	35 to 39	40 to 44	45 to 49	50 to 54	55 to 59	60 to 64	65 to 69	70 to 74	75 to 79	80 to 84	85 to 89	90 to 94	95 plus	Total
All causes	1,000 (16,900 to 26,200)	1,000 (2,900 to 4,200)	1,000 (11,100 to 14,500)	1,000 (11,300 to 17,200)	1,000 (2,300 to 7,110)	1,000 (1,900 to 6,270)	1,000 (5,870 to 9,210)	1,000 (5,740 to 8,530)	1,000 (5,440 to 8,430)	1,000 (4,950 to 8,440)	1,000 (4,950 to 8,010)	1,000 (4,570 to 8,350)	1,000 (3,990 to 7,550)	1,000 (3,610 to 7,230)	1,000 (3,230 to 7,000)	1,000 (2,850 to 7,010)	1,000 (2,460 to 7,060)	1,000 (2,060 to 7,070)	1,000 (1,660 to 7,060)	1,000 (1,260 to 7,070)	1,000 (910 to 7,120)	1,000 (540 to 4,770)	1,000 (261 to 2,120)	133,000 (114 to 211)	133,000 (114 to 211)
Communicable, maternal, neonatal, and nutritional diseases	19,700 (15,900 to 24,600)	4,400 (3,400 to 5,490)	12,200 (9,630 to 14,900)	12,100 (9,860 to 14,700)	3,980 (2,920 to 5,630)	2,200 (1,650 to 2,910)	1,870 (1,370 to 2,380)	2,490 (1,900 to 3,290)	1,990 (1,510 to 2,660)	1,940 (1,470 to 2,550)	2,040 (1,510 to 2,820)	1,900 (1,370 to 2,810)	1,660 (1,120 to 2,420)	1,440 (967 to 2,140)	1,230 (808 to 1,900)	1,030 (679 to 1,550)	920 (616 to 1,360)	882 (583 to 1,340)	899 (593 to 1,370)	1,010 (662 to 1,570)	1,170 (762 to 1,870)	1,230 (793 to 1,930)	31,100 (27,500 to 35,100)	31,100 (27,500 to 35,100)
HIV/AIDS and sexually transmitted infections	389 (118 to 932)	71.3 (19 to 194)	198 (51 to 485)	94.1 (26 to 239)	197 (29 to 722)	99.6 (28 to 391)	313 (140 to 752)	1,040 (516 to 2,170)	932 (416 to 1,970)	776 (312 to 1,690)	842 (321 to 1,900)	784 (290 to 1,870)	673 (196 to 1,730)	638 (270 to 1,690)	572 (232 to 1,490)	489 (213 to 1,220)	379 (170 to 1,000)	299 (132 to 809)	179 (83 to 522)	89.1 (42 to 339)	39.7 (17 to 196.3)	16.5 (7 to 105.9)	9.6 (3 to 70.5)	7,100 (5,000 to 9,720)	7,100 (5,000 to 9,720)
HIV/AIDS	0 (0 to 0)	0 (0 to 0)	37.2 (7.6 to 97.5)	49.6 (10 to 130)	104 (26 to 339)	163 (57 to 389)	309 (135 to 687)	796 (310 to 1,850)	776 (311 to 1,720)	731 (312 to 1,690)	224 (72 to 564)	389 (160 to 967)	469 (254 to 1,130)	435 (210 to 1,040)	299 (149 to 699)	173 (82 to 417)	89.1 (37 to 222)	39.4 (16 to 99)	19.2 (7 to 49.5)	8.0 (2 to 19.2)	2.1 (0 to 5.1)	0.3 (0 to 0.8)	3,160
HIV/AIDS - Drug-susceptible Tuberculosis	0 (0 to 0)	0 (0 to 0)	10 (1.5 to 13.4)	9.6 (1.7 to 13)	20 (2.3 to 68.9)	43.6 (9 to 131)	139 (51 to 371)	711 (185 to 1,850)	727 (227 to 1,720)	687.1 (217 to 1,690)	147 (27 to 392)	193 (49 to 537)	169 (43 to 518)	116 (30 to 318)	67.2 (13 to 172)	23.6 (4 to 62.1)	10.9 (1 to 31.6)	2.4 (0 to 7.2)	0.6 (0 to 1.8)	0.1 (0 to 0.3)	0 (0 to 0)	0 (0 to 0)	1,160
HIV/AIDS - Multidrug-resistant Tuberculosis without extensive drug resistance	0 (0 to 0)	0 (0 to 0)	0.4 (0 to 1.8)	0.4 (0 to 1.6)	0.7 (0 to 2.9)	1.6 (0 to 6.9)	4.2 (0 to 17.5)	2.7 (0 to 12.3)	2.2 (0 to 10.9)	1.2 (0 to 5.1)	3.1 (0 to 15.9)	2.1 (0 to 9.2)	0.5 (0 to 2.3)	0.1 (0 to 0.5)	0.2 (0 to 0.8)	0.2 (0 to 0.8)	0.1 (0 to 0.4)	0.2 (0 to 0.8)	0.2 (0 to 0.7)	0.1 (0 to 0.4)	0 (0 to 0)	0 (0 to 0)	41.9
HIV/AIDS - Extensively drug-resistant Tuberculosis	0 (0 to 0)	0 (0 to 0)	0 (0 to 0)	0 (0 to 0)	0 (0 to 0)	0 (0 to 0)	0.1 (0 to 0.2)	0.3 (0 to 0.8)	0.3 (0 to 0.7)	0.2 (0 to 0.5)	0.1 (0 to 0.3)	0.1 (0 to 0.3)	0.1 (0 to 0.4)	0.1 (0 to 0.3)	0.1 (0 to 0.4)	0.1 (0 to 0.2)	0.1 (0 to 0.2)	0.1 (0 to 0.2)	0.1 (0 to 0.2)	0.1 (0 to 0.2)	0 (0 to 0)	0 (0 to 0)	0.6
HIV/AIDS resulting in other diseases	0 (0 to 0)	0 (0 to 0)	24.9 (7.9 to 57.4)	28.8 (7.5 to 77.5)	63.5 (14.3 to 206)	118 (27.5 to 345)	193 (79.3 to 504)	523 (193 to 1,360)	523 (180.5 to 1,377)	504 (147.6 to 1,311)	144 (39.1 to 412)	237 (72 to 743)	280 (109.3 to 802)	290 (119 to 797)	196 (79.9 to 564)	122 (47.1 to 346)	51.0 (21.7 to 146)	22.9 (8.4 to 70.2)	9.7 (3.5 to 30.1)	3.7 (1.5 to 11.4)	0.7 (0.2 to 2.3)	0 (0 to 0.1)	1,980
Sexually transmitted infections excluding HIV	389 (118 to 932)	71.3 (19 to 194)	161 (42.8 to 347)	44.2 (11 to 132)	133 (9.6 to 516)	81.4 (20 to 294)	120 (5.6 to 544)	244 (21 to 1,040)	409 (104 to 1,810)	272 (74 to 1,230)	698 (214 to 2,120)	395 (112 to 1,290)	204 (25 to 1,010)	198 (22 to 1,000)	376 (72 to 1,900)	367 (72 to 1,900)	328 (72 to 1,900)	277 (72 to 1,900)	170 (72 to 1,900)	89.4 (19 to 1,900)	39.7 (8 to 1,900)	16.5 (3 to 1,900)	5,000 (3,900 to 6,400)	5,000 (3,900 to 6,400)
Syphilis	389 (118 to 932)	71.3 (19 to 194)	148 (42.8 to 347)	5.3 (1 to 13)	2.6 (0 to 9.6)	0.8 (0 to 2.4)	1.4 (0 to 5.4)	4.2 (0 to 20.2)	3.4 (0 to 16.1)	2.4 (0 to 9.6)	1.4 (0 to 7.5)	1.2 (0 to 6.9)	0.8 (0 to 5.2)	0.6 (0 to 3.4)	0.4 (0 to 2.7)	0.3 (0 to 1.5)	0.2 (0 to 0.8)	0.1 (0 to 0.6)	0.1 (0 to 0.5)	0.1 (0 to 0.5)	0 (0 to 0)	0 (0 to 0)	634
Chlamydial infection	0 (0 to 0)	0 (0 to 0)	0 (0 to 0)	0 (0 to 0)	0 (0 to 0)	0 (0 to 0)	0 (0 to 0.5)	0 (0 to 0.2)	0 (0 to 0.2)	0 (0 to 0.2)	0 (0 to 0.2)	0 (0 to 0.1)	0 (0 to 0.1)	0 (0 to 0.1)	0 (0 to 0.2)	0 (0 to 0.1)	0 (0 to 0.1)	0 (0 to 0.1)	0 (0 to 0.1)	0 (0 to 0.1)	0 (0 to 0.1)	0 (0 to 0)	4.7
Gonococcal infection	0 (0 to 0)	0 (0 to 0)	0 (0 to 0)	0 (0 to 0)	1 (0.1 to 5.6)	0.7 (0.2 to 2.2)	1.3 (0.2 to 2.8)	0.7 (0.1 to 1.6)	0.3 (0.1 to 1.2)	0.2 (0 to 0.5)	0.2 (0.1 to 0.5)	0.1 (0.1 to 0.3)	0.1 (0.1 to 0.7)	0.1 (0.1 to 0.4)	0.1 (0.1 to 0.5)	0.1 (0.1 to 0.5)	0.1 (0.1 to 0.6)	0.1 (0 to 0.5)	0.1 (0 to 0.5)	0.1 (0 to 0.5)	0 (0 to 0)	0 (0 to 0)	281
Trichomoniasis	0 (0 to 0)	0 (0 to 0)	0 (0 to 0)	0 (0 to 0)	0 (0 to 0)	0 (0 to 0)	0.1 (0 to 0.2)	0.5 (0 to 1.4)	0.4 (0 to 1.1)	0.3 (0 to 0.9)	0.2 (0 to 0.6)	0.1 (0 to 0.5)	0.1 (0 to 0.6)	0.1 (0 to 0.5)	0.1 (0 to 0.6)	0.1 (0 to 0.5)	0.1 (0 to 0.5)	0.1 (0 to 0.5)	0.1 (0 to 0.5)	0.1 (0 to 0.5)	0 (0 to 0)	0 (0 to 0)	1.4
Genital herpes	0 (0 to 0)	0 (0 to 0)	0 (0 to 0)	0 (0 to 0)	0 (0 to 0)	0 (0 to 0.1)	0.1 (0 to 0.2)	1.6 (0 to 5.3)	1.6 (0 to 7.1)	1.2 (0 to 4.9)	0.8 (0 to 3.5)	0.7 (0 to 3.1)	0.5 (0 to 2.4)	0.4 (0 to 2.1)	0.3 (0 to 1.7)	0.2 (0 to 1.2)	0.2 (0 to 0.9)	0.1 (0 to 0.6)	0.1 (0 to 0.5)	0.1 (0 to 0.5)	0 (0 to 0)	0 (0 to 0)	13.1
Other sexually transmitted infections	0 (0 to 0)	0 (0 to 0)	0 (0 to 0)	0 (0 to 0)	0 (0 to 0)	0 (0 to 0.2)	0.1 (0 to 0.2)	1.2 (0.4 to 2.4)	1.2 (0.4 to 2.6)	0.9 (0.3 to 2.1)	0.6 (0.2 to 1.5)	0.5 (0.2 to 1.2)	0.4 (0.2 to 1.1)	0.3 (0.1 to 0.9)	0.2 (0.1 to 0.7)	0.2 (0.1 to 0.6)	0.1 (0 to 0.5)	0.1 (0 to 0.4)	0.1 (0 to 0.3)	0.1 (0 to 0.3)	0 (0 to 0)	0 (0 to 0)	10.1
Respiratory infections and tuberculosis	1,600 (1,300 to 2,110)	2,150 (331 to 1,070)	1,200 (1,010 to 3,960)	429 (916 to 2,940)	134 (299 to 998)	287 (294 to 912)	729 (476 to 1,870)	1,070 (621 to 1,930)	1,180 (629 to 3,370)	1,270 (649 to 3,450)	1,390 (640 to 3,440)	1,460 (599 to 3,290)	1,700 (649 to 3,450)	1,900 (649 to 3,450)	2,170 (649 to 3,450)	2,470 (649 to 3,450)	2,880 (649 to 3,450)	3,340 (387 to 9,640)	3,870 (329 to 9,630)	4,500 (327 to 9,810)	5,190 (329 to 9,810)	5,810 (329 to 9,810)	16,900 (12,200 to 22,300)	16,900 (12,200 to 22,300)
Tuberculosis	1,600 (1,300 to 2,110)	2,150 (331 to 1,070)	1,200 (1,010 to 3,960)	429 (916 to 2,940)	134 (299 to 998)	287 (294 to 912)	729 (476 to 1,870)	1,070 (621 to 1,930)	1,180 (629 to 3,370)	1,270 (649 to 3,450)	1,390 (640 to 3,440)	1,460 (599 to 3,290)	1,700 (649 to 3,450)	1,900 (649 to 3,450)	2,170 (649 to 3,450)	2,470 (649 to 3,450)	2,880 (649 to 3,450)	3,340 (387 to 9,640)	3,870 (329 to 9,630)	4,500 (327 to 9,810)	5,190 (329 to 9,810)	5,810 (329 to 9,810)	16,900 (12,200 to 22,300)	16,900 (12,200 to 22,300)
Latent tuberculosis infection	0 (0 to 0)	0 (0 to 0)	0 (0 to 0)	0 (0 to 0)	0 (0 to 0)	0 (0 to 0)	0 (0 to 0)	0 (0 to 0)	0 (0 to 0)	0 (0 to 0)	0 (0 to 0)	0 (0 to 0)	0 (0 to 0)	0 (0 to 0)	0 (0 to 0)	0 (0 to 0)	0 (0 to 0)	0 (0 to 0)	0 (0 to 0)	0 (0 to 0)	0 (0 to 0)	0 (0 to 0)	0 (0 to 0)	0
Drug-susceptible tuberculosis	0 (0 to 0)	135 (34.5 to 332)	194 (73 to 396)	911 (216 to 2,110)	68.7 (26.4 to 113)	383 (209 to 673)	679 (344.1 to 1,140)	712 (422 to 1,100)	651 (373 to 1,200)	765 (423.1 to 1,170)	761 (443.1 to 1,230)	681 (333.5 to 1,230)	609 (224.5 to 1,030)	565 (207 to 1,000)	492 (145 to 926)	292 (124 to 594)	238 (124 to 594)	232 (124 to 594)	119 (67 to 192)	64 (24 to 102)	29.1 (14 to 49)	6.7 (2 to 12.3)	7,040
Multidrug-resistant tuberculosis without extensive drug resistance	0 (0 to 0)	0 (0 to 0)	4.0 (0.7 to 21.2)	21.9 (2.2 to 33.2)	1.6 (0.1 to 9.2)	2.1 (0.1 to 10.2)	11.6 (0.4 to 58.7)	20.6 (0.5 to 102.6)	21.1 (0.9 to 99.6)	22.8 (0.9 to 114)	22.5 (0.7 to 103)	22.0 (0.6 to 103)	20.4 (0.5 to 96.4)	18.6 (0.4 to 88.4)	17.1 (0.4 to 83.7)	14.7 (0.3 to 69.1)	9 (0.3 to 43.1)	7.5 (0.3 to 37.1)	6.0 (0.2 to 29.8)	2 (0.1 to 9.8)	0.8 (0 to 3.5)	0.2 (0 to 0.8)	215
Extensively drug-resistant tuberculosis	0 (0 to 0)	0 (0 to 0)	0 (0 to 0)	0.1 (0 to 0.3)	0.2 (0 to 0.1)	0.2 (0 to 0.8)	0.2 (0 to 0.9)	0.3 (0 to 1.4)	0.3 (0 to 1.6)	0.3 (0 to 1.5)	0.3 (0 to 1.4)	0.3 (0 to 1.5)	0.3 (0 to 1.6)	0.3 (0 to 1.2)	0.2 (0 to 1.1)	0.2 (0 to 0.9)	0.1 (0 to 0.5)	0.1 (0 to 0.5)	0.1 (0 to 0.5)	0.1 (0 to 0.3)	0 (0 to 0)	0 (0 to 0)	2.9
Lower respiratory infections	1,400 (1,200 to 2,110)	612 (166 to 3,670)	1,970 (574 to 2,220)	1,220 (416 to 2,770)	272 (119 to 312)	199 (117 to 364)	216 (93 to 1,200)	222 (94.6 to 367)	166 (82.1 to 233)	146 (68.6 to 216)	163 (68.6 to 216)	167 (68.6 to 229)	229 (122 to 389)	242 (124 to 432)	265 (124 to 432)	306 (162 to 517)	363 (162 to 652)	385 (172 to 652)	224 (107 to 506)	118 (54 to 179)	44.4 (27.2 to 66.9)	11.5 (7 to 17.2)	8,860
Upper respiratory infections	0.4 (0.1 to 1)	1.6 (0.4 to 3.2)	37.2 (13 to 91.1)	102 (32.1 to 223)	89.7 (36.4 to 146)	89.2 (42.2 to 139)	78.8 (42.2 to 139)	60.1 (32.3 to 94.6)	41.5 (22.1 to 64.9)	31.6 (17.1 to 52.2)	29.2 (14.9 to 47.5)	20.8 (11.4 to 32.3)	19.4 (8.4 to 29.4)	11.2 (4.3 to 19.4)	8.4 (3.3 to 14.3)	6.0 (2.4 to 10.2)	3.6 (1.4 to 6.1)	2.7 (0.9 to 4.6)	2.0 (0.7 to 3.4)	0.7 (0.2 to 1.2)	0.1 (0 to 0.4)	428
Otitis media	0.2 (0 to 0.6)	0.3 (0 to 0.7)	3.6 (1.7 to 7.6)	29.1 (11.6 to 46.1)	24.3 (13.2 to 33.1)	25 (13.9 to 44.6)	22.1 (12.1 to 39.5)	19.5 (10.1 to 31.1)	11 (5.8 to 17.1)	9.2 (4.8 to 14.4)	4.7 (2.2 to 8.4)	4.1 (2.1 to 7.4)	3.3 (1.6 to 5.9)	2.5 (1.1 to 4.5)	1.8 (0.8 to 3.2)	1.3 (0.5 to 2.4)	0.9 (0.4 to 1.6)	0.5 (0.2 to 1.1)	0.3 (0.1 to 0.6)	0.1 (0 to 0.3)	0 (0 to 0.1)	168
Enteric infections	2,100 (292 to 1,960)	2,400 (436 to 2,460)	1,170 (2,400 to 9,930)	1,170 (2,400 to 9,490)	474 (1,400 to 2,070)	176 (394 to 1,020)	204 (266 to 1,240)	302 (266 to 1,240)	299 (266 to 1,240)	299 (266 to 1,240)	293 (158 to 1,240)	283 (158 to 1,240)	297 (158 to 1,240)	313 (158 to 1,240)	272 (117 to 1,240)	274 (109 to 1,240)	274 (109 to 1,240)	274 (109 to 1,240)	274 (109 to 1,240)	274 (109 to 1,240)	274 (109 to 1,240)	274 (109 to 1,240)	21,400 (10.7 to 77.1)
Diarrheal diseases	673 (292 to 1,960)	1,200 (436 to 2,460)	5,200 (2,400 to 9,490)	5,470 (2,200 to 8,730)	2,360 (331 to 1,300)	458 (176 to 675)	617 (210 to 990)	2,040 (187 to 901)	2,040 (131 to 579)	2,040 (115 to 329)	2,040 (113 to 519)	2,040 (112 to 571)	2,040 (107 to 607)	2,040 (100 to 598)	2,040 (94.2 to 630)	2,040 (106 to 687)	2,040 (89.7 to 649)	2,040 (79.7 to 632)	2,040 (67.1 to 632)	2,040 (47.1 to 367)	2,040 (24.3 to 179)	2,040 (10.4 to 78.9)	78,400 (8.6 to 20.4)
Typhoid and paratyphoid	0 (0 to 0)	0 (0 to 0)	1.1 (0.4 to 3)	151 (57.7 to 455)	214 (72.4 to 469)	203 (90.4 to 511)	197 (97.4 to 439)	0 (0 to 0)	0 (0 to 0)	0 (0 to 0)	0 (0 to 0)	0 (0 to 0)	0 (0 to 0)	0 (0 to 0)	0 (0 to 0)	0 (0 to 0)	0 (0 to 0)	0 (0 to 0)	0 (0 to 0)	0 (0 to 0)	0 (0 to 0)	0 (0 to 0)	0 (0 to 0)	1,020
Typhoid fever	0 (0 to 0)	0 (0 to 0)	1.1 (0.4 to 2.9)	151 (58 to 454)	214 (72 to 469)	203 (90.2 to 511)	197 (97 to 439)	0 (0 to 0)	0 (0 to 0)	0 (0 to 0)	0 (0 to 0)	0 (0 to 0)	0 (0 to 0)	0 (0 to 0)	0 (0 to 0)	0 (0 to 0)	0 (0 to 0)	0 (0 to 0)	0 (0 to 0)	0 (0 to 0)	0 (0 to 0)	0 (0 to 0)	0 (0 to 0)	976
Paratyphoid fever	0 (0 to 0)	0 (0 to 0)	0 (0 to 0.1)	0 (1.9 to 21.7)	0 (2.7 to 23.4)	0 (0.4 to 26.8)	0 (0.4 to 20.1)	0 (0 to 1.1)	0 (0 to 0.9)	0 (0 to 0.3)	0 (0 to 0.1)	0 (0 to 0.1)	0 (0 to 0.1)	0 (0 to 0.1)	0 (0 to 0.1)	0 (0 to 0.1)	0 (0 to 0.1)	0 (0 to 0.1)	0 (0 to 0.1)	0 (0 to 0.1)	0 (0 to 0.1)	0 (0 to 0)	44.7
Invasive Non-typhoidal Salmonella (iNTS)	0 (0 to 0)	0 (4.7 to 19.3)	1.2 (1.02 to 4.66)	0.84 (0.27 to 3.11)	0.46 (0.06 to 4.66)	0.38 (0.1 to 3.94)	0.44 (0.18 to 3.94)	0.57 (0.21 to 4.13)	0.64 (0.16 to 4.13)	0.61 (0.17 to 4.13)	0.61 (0.16 to 3.94)	0.61 (0.17 to 3.94)	0.61 (0.23 to 4.66)	0.61 (0.23 to 4.66)	0.61 (0.23 to 4.66)	0.61 (0.23 to 4.66)	0.61 (0.23 to 4.66)	0.61 (0.23 to 4.66)	0.61 (0.23 to 4.66)	0.61 (0.23 to 4.66)	0.61 (0.23 to 4.66)	0.61 (0.23 to 4.66)	1,630
Other intestinal infectious diseases	0 (0 to 0)	0 (0 to 0)	1.6 (0.5 to 7.6)	3.6 (2.2 to 14.2)	0.7 (0.1 to 3.4)	0.6 (0.1 to 2.3)	0.6 (0 to 1.4)	0.6 (0 to 1.1)	0.6 (0 to 1.1)	0.6 (0 to 0.3)	0.6 (0 to 0.3)	0.6 (0 to 0.3)	0.6 (0 to 0.3)	0.6 (0 to 0.3)	0.6 (0 to 0.3)	0.6 (0 to 0.3)	0.6 (0 to 0.3)	0.6 (0 to 0.3)	0.6 (0 to 0.3)	0.6 (0 to 0.3)	0.6 (0 to 0.3)	0.6 (0 to 0.3)	9.5
Neglected tropical diseases and malaria	0 (0 to 0.2)	0 (0 to 0.2)	0.2 (0.2 to 0.4)	0.2 (0.2 to 0.3)	0.2 (0.2 to 0.3)	0.2 (0.2 to 0.3)	0.2 (0.2 to 0.3)	0.2 (0.2 to 0.3)	0.2 (0.2 to 0.3)	0.2 (0.2 to 0.3)	0.2 (0.2 to 0.3)	0.2 (0.2 to 0.3)	0.2 (0.2 to 0.3)	0.2 (0.2 to 0.3)	0.2 (0.2 to 0.3)	0.2 (0.2 to 0.3)	0.2 (0.2 to 0.3)	0.2 (0.2 to 0.3)	0.2 (0.2 to 0.3)	0.2 (0.2 to 0.3)	0.2 (0.2 to 0.3)	0.2 (0.2 to 0.3)	5,990
Malaria	0 (0 to 0.2)	0 (0 to 0.2)	0.2 (0.2 to 0.4)	0.2 (0.2 to 0.3)	0.2 (0.2 to 0.3)	0.2 (0.2 to 0.3)	0.2 (0.2 to 0.3)	0.2 (0.2 to 0.3)	0.2 (0.2 to 0.3)	0.2 (0.2 to 0.3)	0.2 (0.2 to 0.3)	0.2 (0.2 to 0.3)	0.2 (0.2 to 0.3)	0.2 (0.2 to 0.3)	0.2 (0.2 to 0.3)	0.2 (0.2 to 0.3)	0.2 (0.2 to 0.3)	0.2 (0.2 to 0.3)	0.2 (0.2 to 0.3)	0.2 (0.2 to 0.3)	0.2 (0.2 to 0.3)	0.2 (0.2 to 0.3)	2,910
Chagas disease	0 (0 to 0)	0 (0 to 0)	0 (0 to 0)	0 (0 to 0)	0 (0 to 0)	0 (0 to 0)	0 (0 to 0)	0 (0 to 0)	0 (0 to 0)	0 (0 to 0)	0 (0 to 0)	0 (0 to 0)	0 (0 to 0)	0 (0 to 0)	0 (0 to 0)	0 (0 to 0)	0 (0 to 0)	0 (0 to 0)	0 (0 to 0)	0 (0 to 0)	0 (0 to 0)	0 (0 to 0)	0 (0 to 0)	0
Leishmaniasis	0 (0 to 0)	44.6 (19.8 to 99.3)	494 (219 to 1,100)	630 (276 to 1,400)	356 (156 to 791)	253 (111 to 564)	191 (84 to 425)	99.6 (44 to 221)	82.3 (36.4 to 183)	82.3 (36.4 to 183)	82.3 (36.4 to 183)	82.3 (36.4 to 183)	82.3 (36.4 to 183)	82.3 (36.4 to 183)	82.3 (36.4 to 183)	82.3 (36.4 to 183)	82.3 (36.4 to 183)	82.3 (36.4 to 183)	82.3 (36.4 to 183)	82.3 (36.4 to 183)	82.3 (36.4 to 183)	82.3 (36.4 to 183)	2,190
Visceral leishmaniasis	0 (0 to 0)	44.6 (19.8 to 99.3)	494 (217 to 1,100)	630 (276 to 1,400)	356 (156 to 791)	253 (111 to 564)	191 (84 to 425)	99.6 (44 to 221)	82.3 (36.4 to 183)	82.3 (36.4 to 183)	82.3 (36.4 to 183)	82.3 (36.4 to 183)	82.3 (36.4 to 183)	82.3 (36.4 to 183)	82.3 (36.4 to 183)	82.3 (36.4 to 183)	82.3 (36.4 to 183)	82.3 (36.4 to 183)	82.3 (36.4 to 183)	82.3 (36.4 to 183)	82.3 (36.4 to 183)	82.3 (36.4 to 183)	2,190
Cutaneous and mucocutaneous leishmaniasis	0 (0 to 0)	0 (0 to 0)	0 (0 to 0.1)	0.1 (0.1 to 0.2)	0.1 (0.1 to 0.4)	0.2 (0.1 to 0.5)	0.2 (0.1 to 0.5)	0.1 (0.1 to 0.3)	0.1 (0.1 to 0.3)	0.1 (0.1 to 0.3)	0.1 (0.1 to 0.3)	0.1 (0.1 to 0.3)	0.1 (0.1 to 0.3)	0.1 (0.1 to 0.3)	0.1 (0.1 to 0.3)	0.1 (0.1 to 0.3)	0.1 (0.1 to 0.3)	0.1 (0.1 to 0.3)	0.1 (0.1 to 0.3)	0.1 (0.1 to 0.3)	0.1 (0.1 to 0.3)	0.1 (0.1 to 0.3)	1.4
African trypanosomiasis	0 (0 to 0)	0 (0 to 0)	0 (0 to 0)	0 (0 to 0)	0 (0 to 0)	0 (0 to 0)	0 (0 to 0)	0 (0 to 0)	0 (0 to 0)	0 (0 to 0)	0 (0 to 0)	0 (0 to 0)	0 (0 to 0)	0 (0 to 0)	0 (0 to 0)	0 (0 to 0)	0 (0 to 0)	0 (0 to 0)	0 (0 to 0)	0 (0 to 0)	0 (0 to 0)	0 (0 to 0)	0 (0 to 0)	0
Schistosomiasis	0 (0 to 0)	0 (0 to 0)	2.7 (0.7 to 6.9)	22.1 (7.1 to 42.9)	23.1 (7.2 to 72.3)	22.3 (7.2 to 72.3)	20.3 (7.2 to 72.3)	31.2 (7.2 to 72.3)	29.7 (7.2 to 72.3)	24.0 (6.9 to 64.6)	21.5 (6.9 to 64.6)	17.4 (4.3 to 46.9)	13.6 (3.4 to 37.1)	11.2 (2.8 to 30.4)	9.0 (2.2 to 24.3)	6.1 (1.5 to 16.5)	6.1 (1.5 to 16.5)	2.6 (0.6 to 7.1)	1.3 (0.3 to 3.4)	0.3 (0.1 to 0.9)	0 (0 to 0.1)	0 (0 to 0)	299
Cysticercosis	0 (0 to 0)	0 (0 to 0)	0.2 (0 to 0.8)	0.7 (0.2 to 1.8)	1.2 (0.4 to 3.1)	2.8 (0.8 to 8.6)	5.4 (1.5 to 14.8)	6.6 (1.9 to 17.5)	7.1 (2.1 to 18.6)	6.9 (2.1 to 17.5)	7.1 (2.1 to 18.6)	6.7 (2.1 to 17.5)	5.9 (1.9 to 15.4)	5.1 (1.6 to 13.2)	4.1 (1.3 to 10.7)	3.1 (1 to 8.1)	2.1 (0.7 to 5.5)	1.1 (0.3 to 2.9)	0.5 (0.2 to 1.4)	0.2 (0 to 0.6)	0 (0 to 0.1)	0 (0 to 0)	69.2
Cystic echinococcosis	0 (0 to 0)	0 (0 to 0)	0.3 (0 to 0.8)	2.3 (0 to 6.4)	1.6 (0 to 5.2)	0.9 (0 to 3.1)	0.9 (0 to 3.1)	0.7 (0 to 2.4)	0.6 (0 to 2.1)	0.5 (0 to 1.7)	0.4 (0 to 1.4)	0.3 (0 to 1.1)	0.3 (0 to 1.1)	0.2 (0 to 0.8)	0.2 (0 to 0.7)	0.1 (0 to 0.5)	0.1 (0 to 0.4)	0.1 (0 to 0.3)	0.1 (0 to 0.3)	0 (0 to 0.2)	0 (0 to 0.1)	0 (0 to 0)	9.6
Lymphatic filariasis	0 (0 to 0)	0 (0 to 0)	0 (0



5938

Congenital birth defects	1,200 (686 to 2,200)	329 (187 to 602)	1,000 (429 to 2,100)	529 (248 to 1,060)	145 (96 to 214)	119 (80 to 169)	94.2 (59.1 to 153)	59.2 (36 to 92.3)	39.1 (22.7 to 64.6)	24.5 (15.7 to 35.6)	20.1 (13.1 to 29.7)	16.7 (10.4 to 25.4)	11.7 (7.1 to 17.4)	9.8 (5.2 to 13.9)	6.6 (3.6 to 10.4)	4.6 (2.6 to 7.7)	3.2 (1.6 to 5.2)	1.6 (0.9 to 2.7)	0.9 (0.4 to 1.5)	0.3 (0.2 to 0.6)	0.1 (0.1 to 0.2)	0 (0 to 0)	0 (0 to 0)	3,740	
Neural tube defects	111 (29.2 to 299)	16.1 (3.9 to 44.8)	62.7 (8 to 143)	34.2 (5 to 78.6)	9.4 (2.3 to 21.7)	4.6 (0 to 11.3)	3.2 (0 to 8.6)	1.9 (1.1 to 2.9)	1.1 (0.7 to 1.6)	0.7 (0 to 1.1)	0.4 (0 to 0.9)	0.2 (0 to 0.6)	0.2 (0 to 0.5)	0.1 (0 to 0.3)	0.1 (0 to 0.2)	0 (0 to 0.1)	0 (0 to 0)	0 (0 to 0)	0 (0 to 0)	0 (0 to 0)	0 (0 to 0)	0 (0 to 0)	0 (0 to 0)	339	
Congenital heart anomalies	1,200 (772 to 939)	329 (457 to 288)	1,000 (182 to 1,370)	529 (99.1 to 421)	145 (204 to 79.1)	119 (19.1 to 59.1)	94.2 (10.4 to 50.1)	59.2 (7.3 to 30.2)	39.1 (4.5 to 19.1)	24.5 (2.7 to 10.6)	20.1 (2.3 to 9.1)	16.7 (1.8 to 7.6)	11.7 (0.9 to 4.2)	9.8 (0.6 to 3.6)	6.6 (0.4 to 2.6)	4.6 (0.3 to 1.8)	3.2 (0.3 to 1.1)	1.6 (0 to 0.7)	0.9 (0 to 0.3)	0.3 (0 to 0.1)	0.1 (0 to 0)	0 (0 to 0)	0 (0 to 0)	1,450	
Orofacial clefts	1.6 (0.7 to 2.8)	0.46 (1 to 20.7)	0.5 (0.9 to 3.8)	0.1 (0.5 to 2.3)	1.6 (0.5 to 3.2)	1.6 (0.3 to 3.7)	0.9 (0.3 to 2.2)	0.7 (0.3 to 2.2)	0.5 (0.2 to 1.1)	0.7 (0.2 to 1.1)	0.6 (0.1 to 1.1)	0.5 (0.1 to 0.9)	0.3 (0.1 to 0.6)	0.2 (0 to 0.5)	0.2 (0 to 0.5)	0.1 (0 to 0.3)	0.1 (0 to 0.3)	0 (0 to 0.1)	0 (0 to 0.1)	0 (0 to 0.1)	0 (0 to 0.1)	0 (0 to 0)	0 (0 to 0)	22.7	
Down syndrome	12.1 (3.7 to 23.4)	4.9 (1.5 to 11.9)	27.2 (9.7 to 58.9)	13.7 (3.1 to 30.9)	2.7 (1.3 to 4.9)	2.3 (1.2 to 4.3)	2.4 (1.1 to 5.2)	1.8 (0.7 to 3.1)	0.9 (0.4 to 1.4)	0.6 (0.2 to 1.2)	0.6 (0.2 to 1.2)	0.5 (0.2 to 1.1)	0.4 (0.2 to 1.1)	0.4 (0.1 to 1.1)	0.3 (0.1 to 0.7)	0.1 (0.1 to 0.3)	0.2 (0.1 to 0.3)	0.1 (0 to 0.3)	0 (0 to 0)	0 (0 to 0)	0 (0 to 0)	0 (0 to 0)	0 (0 to 0)	70.2	
Turner syndrome	0 (0 to 0)	0 (0 to 0)	0 (0 to 0)	0 (0 to 0)	0 (0 to 0)	0 (0 to 0)	0 (0 to 0)

SR Table 2c: Bomet DALYS by cause and age group for males with 95% uncertainty intervals, 2019

Cause	Early Neonatal (0-6 days)	Late Neonatal (7-27 days)	Post Neonatal (28 days - 1 year)	1 to 4	5 to 9	10 to 14	15 to 19	20 to 24	25 to 29	30 to 34	35 to 39	40 to 44	45 to 49	50 to 54	55 to 59	60 to 64	65 to 69	70 to 74	75 to 79	80 to 84	85 to 89	90 to 94	95 plus	Total
All causes	22,203 (17,302 to 27,600)	3,810 (2,901 to 4,730)	10,103 (7,632 to 13,005)	5,646 (3,849 to 7,996)	3,784 (2,726 to 5,050)	3,639 (2,660 to 4,886)	7,023 (5,110 to 9,308)	9,490 (6,788 to 12,773)	9,868 (6,810 to 13,570)	11,309 (7,855 to 15,555)	11,700 (7,930 to 16,202)	9,993 (6,720 to 13,709)	9,540 (6,450 to 13,004)	9,429 (6,365 to 12,854)	9,859 (6,656 to 13,278)	9,470 (6,414 to 12,703)	8,979 (6,108 to 11,966)	7,492 (5,111 to 9,973)	6,439 (4,419 to 8,513)	5,164 (3,554 to 7,292)	3,264 (2,242 to 4,556)	1,210 (824 to 1,665)	215,000
Communicable, maternal, neonatal, and nutritional diseases	22,203 (17,302 to 27,600)	3,810 (2,901 to 4,730)	10,103 (7,632 to 13,005)	5,646 (3,849 to 7,996)	3,784 (2,726 to 5,050)	3,639 (2,660 to 4,886)	7,023 (5,110 to 9,308)	9,490 (6,788 to 12,773)	9,868 (6,810 to 13,570)	11,309 (7,855 to 15,555)	11,700 (7,930 to 16,202)	9,993 (6,720 to 13,709)	9,540 (6,450 to 13,004)	9,429 (6,365 to 12,854)	9,859 (6,656 to 13,278)	9,470 (6,414 to 12,703)	8,979 (6,108 to 11,966)	7,492 (5,111 to 9,973)	6,439 (4,419 to 8,513)	5,164 (3,554 to 7,292)	3,264 (2,242 to 4,556)	1,210 (824 to 1,665)	139,000
HIV/AIDS and sexually transmitted infections	646 (562 to 731)	159 (139 to 180)	1,080 (939 to 1,190)	1,629 (1,419 to 1,800)	1,580 (1,380 to 1,750)	1,930 (1,680 to 2,130)	4,270 (3,730 to 4,720)	7,770 (6,790 to 8,610)	8,460 (7,390 to 9,370)	9,960 (8,700 to 11,000)	9,920 (8,670 to 11,000)	8,260 (7,220 to 9,150)	8,060 (7,050 to 8,930)	7,870 (6,880 to 8,720)	7,460 (6,520 to 8,270)	7,120 (6,230 to 7,900)	6,610 (5,780 to 7,330)	4,990 (4,360 to 5,530)	3,620 (3,160 to 4,010)	2,170 (1,900 to 2,410)	1,010 (884 to 1,120)	4,400 (3,850 to 4,880)	81,400
HIV/AIDS	0 (0 to 1)	0 (0 to 0)	772 (259 to 2,710)	1,602 (493 to 3,920)	1,580 (502 to 3,260)	1,930 (577 to 3,760)	4,260 (1,420 to 8,270)	7,760 (2,600 to 14,800)	8,410 (2,770 to 16,240)	9,900 (3,270 to 19,300)	9,850 (3,220 to 19,300)	8,200 (2,680 to 16,000)	8,000 (2,620 to 15,600)	7,810 (2,560 to 15,200)	7,400 (2,420 to 14,500)	7,060 (2,300 to 13,800)	6,550 (2,140 to 12,800)	4,940 (1,610 to 9,650)	3,580 (1,170 to 7,000)	2,150 (703 to 4,200)	1,000 (328 to 1,960)	4,360 (1,420 to 8,530)	59,900
HIV/AIDS - Drug-susceptible Tuberculosis	0 (0 to 0)	0 (0 to 0)	12.3 (0.7 to 41.9)	30.4 (1.9 to 93.4)	29.1 (2.2 to 81.9)	49.2 (3.9 to 136.0)	106 (8.1 to 291.0)	242 (18.5 to 665.0)	315 (24.1 to 865.0)	390 (29.9 to 1,070)	353 (27.1 to 969.0)	249 (19.0 to 683.0)	177 (13.5 to 486.0)	100 (7.6 to 274.0)	52.9 (4.0 to 145.0)	23.9 (1.8 to 65.6)	9.5 (0.7 to 26.1)	3.2 (0.2 to 8.8)	0.5 (0.0 to 1.4)	0.1 (0.0 to 0.2)	0 (0 to 0)	0 (0 to 0)	1,860
HIV/AIDS - Multidrug-resistant Tuberculosis without extensive drug resistance	0 (0 to 0)	0 (0 to 0)	0.6 (0.0 to 2.8)	1.4 (0.1 to 7.1)	1.4 (0.1 to 7.2)	2 (0.1 to 9.3)	5.6 (0.2 to 22.6)	12.6 (0.5 to 51.0)	16.6 (0.6 to 67.0)	20.7 (0.7 to 83.0)	18.7 (0.7 to 75.0)	13.2 (0.5 to 53.0)	9.4 (0.3 to 38.0)	5.3 (0.2 to 21.0)	2.8 (0.1 to 11.0)	1.3 (0.0 to 5.2)	0.5 (0.0 to 2.1)	0.2 (0.0 to 0.8)	0 (0 to 0.1)	0 (0 to 0)	0 (0 to 0)	0 (0 to 0)	77.1
HIV/AIDS - Extensively drug-resistant Tuberculosis	0 (0 to 0)	0 (0 to 0)	0 (0 to 0)	0 (0 to 0)	0 (0 to 0)	0 (0 to 0)	0 (0 to 0.2)	0 (0 to 0.2)	0 (0 to 0.2)	0 (0 to 0.2)	0 (0 to 0.2)	0 (0 to 0.2)	0 (0 to 0.2)	0 (0 to 0.2)	0 (0 to 0.2)	0 (0 to 0.2)	0 (0 to 0.2)	0 (0 to 0.2)	0 (0 to 0.2)	0 (0 to 0.2)	0 (0 to 0.2)	0 (0 to 0.2)	0 (0 to 0.2)	1
HIV/AIDS resulting in other diseases	0 (0 to 1)	0 (0 to 0)	759 (199 to 3,490)	1,569 (463 to 3,890)	1,550 (516 to 3,220)	1,880 (710 to 3,740)	4,150 (1,270 to 8,190)	7,630 (2,320 to 14,800)	8,270 (2,460 to 16,180)	9,750 (2,930 to 19,000)	9,660 (2,930 to 19,000)	8,060 (2,480 to 15,800)	7,860 (2,430 to 15,400)	7,660 (2,370 to 15,000)	7,260 (2,250 to 14,200)	6,930 (2,150 to 13,600)	6,430 (2,000 to 12,600)	4,850 (1,540 to 9,417)	3,520 (1,120 to 6,900)	2,110 (703 to 4,129)	984 (328 to 1,927)	4,280 (1,420 to 8,384)	58,000
Sexually transmitted infections excluding HIV	273 (to 1,870)	50 (to 391)	312 (to 2,745)	27 (to 119)	1.9 (1.2 to 3.9)	1.8 (1.2 to 3.9)	1.8 (1.2 to 3.9)	11.3 (7.4 to 23.2)	13.9 (9.1 to 28.5)	16.9 (11.1 to 34.7)	11.9 (7.8 to 24.4)	6.9 (4.5 to 14.2)	5.4 (3.5 to 11.1)	3.7 (2.5 to 7.6)	2.5 (1.6 to 5.2)	1.7 (1.1 to 3.5)	1.2 (0.8 to 2.5)	0.7 (0.5 to 1.5)	0.5 (0.3 to 1.0)	0.3 (0.2 to 0.7)	0.2 (0.1 to 0.4)	0 (0 to 0.2)	1,420
Syphilis	273 (to 1,870)	50 (to 391)	312 (to 2,745)	27 (1.2 to 119)	1.9 (1.2 to 3.9)	1.8 (0.2 to 21.7)	1.8 (0.4 to 9.6)	11.3 (0.5 to 3.3)	13.9 (1.1 to 71.5)	16.9 (0.6 to 6.6)	11.9 (0.6 to 4.6)	6.9 (0.6 to 4.6)	5.4 (0.4 to 4.4)	3.7 (0.3 to 2.6)	2.5 (0.3 to 9.6)	1.7 (1.1 to 14.1)	1.2 (0.9 to 9.5)	0.7 (0.5 to 5.1)	0.5 (0.3 to 3.1)	0.3 (0.2 to 1.5)	0.2 (0.1 to 0.5)	0 (0 to 0.2)	1,350
Chlamydial infection	0 (0 to 0)	0 (0 to 0)	0 (0 to 0)	0 (0 to 0)	0 (0 to 0)	0 (0 to 0.1)	0 (0 to 0.2)	0 (0 to 0.3)	0 (0 to 0.3)	0 (0 to 0.2)	0 (0 to 0.2)	0 (0 to 0.2)	0 (0 to 0.2)	0 (0 to 0.2)	0 (0 to 0.1)	0 (0 to 0.1)	0 (0 to 0.1)	0 (0 to 0.1)	0 (0 to 0.1)	0 (0 to 0.1)	0 (0 to 0.1)	0 (0 to 0.1)	0 (0 to 0.1)	11.3
Gonococcal infection	0 (0 to 0)	0 (0 to 0)	0 (0 to 0)	0 (0 to 0)	0 (0 to 0)	0 (0 to 0.1)	0 (0 to 0.2)	0 (0 to 0.2)	0 (0 to 0.2)	0 (0 to 0.2)	0 (0 to 0.2)	0 (0 to 0.2)	0 (0 to 0.2)	0 (0 to 0.2)	0 (0 to 0.1)	0 (0 to 0.1)	0 (0 to 0.1)	0 (0 to 0.1)	0 (0 to 0.1)	0 (0 to 0.1)	0 (0 to 0.1)	0 (0 to 0.1)	0 (0 to 0.1)	9.7
Trichomoniasis	0 (0 to 0)	0 (0 to 0)	0 (0 to 0)	0 (0 to 0)	0 (0 to 0)	0 (0 to 0)	0 (0 to 0.1)	0 (0 to 0.1)	0 (0 to 0.1)	0 (0 to 0.1)	0 (0 to 0.1)	0 (0 to 0.1)	0 (0 to 0.1)	0 (0 to 0.1)	0 (0 to 0.1)	0 (0 to 0.1)	0 (0 to 0.1)	0 (0 to 0.1)	0 (0 to 0.1)	0 (0 to 0.1)	0 (0 to 0.1)	0 (0 to 0.1)	0 (0 to 0.1)	3.4
Genital herpes	0 (0 to 0)	0 (0 to 0)	0 (0 to 0)	0 (0 to 0)	0 (0 to 0)	0 (0 to 0.1)	0 (0 to 0.4)	0 (0 to 1.7)	0 (0 to 1.4)	0 (0 to 1.9)	0 (0 to 1.2)	0 (0 to 0.9)	0 (0 to 0.8)	0 (0 to 0.6)	0 (0 to 0.4)	0 (0 to 0.3)	0 (0 to 0.2)	0 (0 to 0.1)	0 (0 to 0.1)	0 (0 to 0.1)	0 (0 to 0.1)	0 (0 to 0.1)	0 (0 to 0.1)	31.9
Other sexually transmitted infections	0 (0 to 0)	0 (0 to 0)	0 (0 to 0)	0 (0 to 0)	0 (0 to 0)	0 (0 to 0.2)	0 (0 to 0.4)	0 (0 to 0.4)	0 (0 to 0.5)	0 (0 to 0.4)	0 (0 to 0.3)	0 (0 to 0.2)	0 (0 to 0.1)	0 (0 to 0.1)	0 (0 to 0.1)	0 (0 to 0.1)	0 (0 to 0.1)	0 (0 to 0.1)	0 (0 to 0.1)	0 (0 to 0.1)	0 (0 to 0.1)	0 (0 to 0.1)	0 (0 to 0.1)	19.5
Respiratory infections and tuberculosis	1,270 (989 to 1,670)	440 (197 to 778)	1,240 (673 to 2,490)	227 (108 to 520)	159 (88 to 259)	166 (92 to 265)	153 (87 to 240)	166 (99 to 255)	113 (64 to 182)	89.1 (49 to 139)	73.1 (39.6 to 120)	60.7 (31.7 to 101)	49.9 (24.4 to 79.7)	41.1 (19.7 to 66.1)	32.9 (15.4 to 53.6)	27.1 (12.4 to 44.4)	22.4 (9.4 to 38.4)	17 (6.7 to 29.7)	12.8 (4.7 to 23.1)	9.2 (3.2 to 16.7)	5.9 (2.1 to 10.7)	2.4 (1.0 to 4.1)	7.2
Tuberculosis	0 (0 to 0)	0 (0 to 0)	0 (0 to 0)	0 (0 to 0)	0 (0 to 0)	0 (0 to 0)	0 (0 to 0)	0 (0 to 0)	0 (0 to 0)	0 (0 to 0)	0 (0 to 0)	0 (0 to 0)	0 (0 to 0)	0 (0 to 0)	0 (0 to 0)	0 (0 to 0)	0 (0 to 0)	0 (0 to 0)	0 (0 to 0)	0 (0 to 0)	0 (0 to 0)	0 (0 to 0)	0 (0 to 0)	13,900
Latent tuberculosis infection	0 (0 to 0)	0 (0 to 0)	0 (0 to 0)	0 (0 to 0)	0 (0 to 0)	0 (0 to 0)	0 (0 to 0)	0 (0 to 0)	0 (0 to 0)	0 (0 to 0)	0 (0 to 0)	0 (0 to 0)	0 (0 to 0)	0 (0 to 0)	0 (0 to 0)	0 (0 to 0)	0 (0 to 0)	0 (0 to 0)	0 (0 to 0)	0 (0 to 0)	0 (0 to 0)	0 (0 to 0)	0 (0 to 0)	0
Drug-susceptible tuberculosis	0 (0 to 0)	0 (0 to 0)	0 (0 to 0)	0 (0 to 0)	0 (0 to 0)	0 (0 to 0)	0 (0 to 0)	0 (0 to 0)	0 (0 to 0)	0 (0 to 0)	0 (0 to 0)	0 (0 to 0)	0 (0 to 0)	0 (0 to 0)	0 (0 to 0)	0 (0 to 0)	0 (0 to 0)	0 (0 to 0)	0 (0 to 0)	0 (0 to 0)	0 (0 to 0)	0 (0 to 0)	0 (0 to 0)	0
Multidrug-resistant tuberculosis without extensive drug resistance	0 (0 to 0)	0 (0 to 0)	0 (0 to 0)	0 (0 to 0)	0 (0 to 0)	0 (0 to 0)	0 (0 to 0)	0 (0 to 0)	0 (0 to 0)	0 (0 to 0)	0 (0 to 0)	0 (0 to 0)	0 (0 to 0)	0 (0 to 0)	0 (0 to 0)	0 (0 to 0)	0 (0 to 0)	0 (0 to 0)	0 (0 to 0)	0 (0 to 0)	0 (0 to 0)	0 (0 to 0)	0 (0 to 0)	0
Extensively drug-resistant tuberculosis	0 (0 to 0)	0 (0 to 0)	0 (0 to 0.1)	0 (0 to 0)	0 (0 to 0)	0 (0 to 0)	0 (0 to 0.1)	0 (0 to 0.1)	0 (0 to 0.1)	0 (0 to 0.1)	0 (0 to 0.1)	0 (0 to 0.1)	0 (0 to 0.1)	0 (0 to 0.1)	0 (0 to 0.1)	0 (0 to 0.1)	0 (0 to 0.1)	0 (0 to 0.1)	0 (0 to 0.1)	0 (0 to 0.1)	0 (0 to 0.1)	0 (0 to 0.1)	0 (0 to 0.1)	2.2
Lower respiratory infections	1,270 (989 to 1,670)	437 (193 to 778)	1,220 (623 to 2,370)	115 (40 to 258)	147 (74 to 272)	128 (72 to 223)	151 (74 to 269)	192 (102 to 343)	172 (91 to 299)	160 (85 to 273)	160 (86 to 273)	159 (86 to 261)	159 (86 to 261)	159 (86 to 261)	159 (86 to 261)	159 (86 to 261)	159 (86 to 261)	159 (86 to 261)	159 (86 to 261)	159 (86 to 261)	159 (86 to 261)	159 (86 to 261)	159 (86 to 261)	7,150
Upper respiratory infections	0.6 (0.3 to 1.1)	2.6 (1.4 to 4.4)	564 (27 to 1,377)	152 (60 to 342)	166 (82 to 283)	153 (81 to 259)	140 (76 to 242)	113 (62 to 196)	89.1 (49 to 146)	73.1 (39.6 to 120)	60.7 (31.7 to 101)	49.9 (24.4 to 79.7)	41.1 (19.7 to 66.1)	32 (14.3 to 53.6)	22.4 (9.4 to 38.4)	17 (6.7 to 29.7)	12.8 (4.7 to 23.1)	9.2 (3.2 to 16.7)	5.9 (2.1 to 10.7)	2.4 (1.0 to 4.1)	0.6 (0.2 to 1.1)	0.2 (0.1 to 0.5)	1,160
Otitis media	0 (0 to 0.1)	0 (0 to 0.1)	6.3 (3.3 to 11.3)	53.6 (26.1 to 96.3)	67.4 (32.6 to 121.0)	44.9 (20.2 to 80.7)	38.9 (20.7 to 70.3)	25.7 (15.4 to 44.9)	22 (13.1 to 38.4)	19.7 (11.8 to 34.3)	19.8 (11.9 to 34.5)	19.7 (11.8 to 34.3)	19.7 (11.8 to 34.3)	19.7 (11.8 to 34.3)	19.7 (11.8 to 34.3)	19.7 (11.8 to 34.3)	19.7 (11.8 to 34.3)	19.7 (11.8 to 34.3)	19.7 (11.8 to 34.3)	19.7 (11.8 to 34.3)	19.7 (11.8 to 34.3)	19.7 (11.8 to 34.3)	325
Enteric infections	4,180 (3,695 to 4,695)	1,140 (1,060 to 1,240)	3,540 (3,140 to 3,940)	1,060 (1,000 to 1,140)	1,200 (1,130 to 1,290)	524 (494 to 554)	1,040 (977 to 1,100)	752 (711 to 794)	539 (511 to 567)	423 (402 to 447)	327 (311 to 345)	304 (289 to 321)	304 (289 to 321)	304 (289 to 321)	304 (289 to 321)	304 (289 to 321)	304 (289 to 321)	304 (289 to 321)	304 (289 to 321)	304 (289 to 321)	304 (289 to 321)	304 (289 to 321)	304 (289 to 321)	15,100
Diarrheal diseases	4,180 (3,695 to 4,695)	1,140 (1,060 to 1,240)	3,540 (3,140 to 3,940)	1,060 (1,000 to 1,140)	1,200 (1,130 to 1,290)	524 (494 to 554)	1,040 (977 to 1,100)	752 (711 to 794)	539 (511 to 567)	423 (402 to 447)	327 (311 to 345)	304 (289 to 321)	304 (289 to 321)	304 (289 to 321)	304 (289 to 321)	304 (289 to 321)	304 (289 to 321)	304 (289 to 321)	304 (289 to 321)	304 (289 to 321)	304 (289 to 321)	304 (289 to 321)	304 (289 to 321)	15,100
Typhoid and paratyphoid	0 (0 to 0)	0 (0 to 0)	0 (0 to 0)	0 (0 to 0)	0 (0 to 0)	0 (0 to 0)	0 (0 to 0)	0 (0 to 0)	0 (0 to 0)	0 (0 to 0)	0 (0 to 0)	0 (0 to 0)	0 (0 to 0)	0 (0 to 0)	0 (0 to 0)	0 (0 to 0)	0 (0 to 0)	0 (0 to 0)	0 (0 to 0)	0 (0 to 0)	0 (0 to 0)	0 (0 to 0)	0 (0 to 0)	0
Typhoid fever	0 (0 to 0)	0 (0 to 0)	0 (0 to 0)	0 (0 to 0)	0 (0 to 0)	0 (0 to 0)	0 (0 to 0)	0 (0 to 0)	0 (0 to 0)	0 (0 to 0)	0 (0 to 0)	0 (0 to 0)	0 (0 to 0)	0 (0 to 0)	0 (0 to 0)	0 (0 to 0)	0 (0 to 0)	0 (0 to 0)	0 (0 to 0)	0 (0 to 0)	0 (0 to 0)	0 (0 to 0)	0 (0 to 0)	0
Paratyphoid fever	0 (0 to 0)	0 (0 to 0)	0 (0 to 0)	0 (1.2 to 19.2)	0 (0.3 to 20.3)	0 (0.3 to 20.3)	0 (0.3 to 20.3)	0 (0.3 to 20.3)	0 (0.3 to 20.3)	0 (0.3 to 20.3)	0 (0.3 to 20.3)	0 (0.3 to 20.3)	0 (0.3 to 20.3)	0 (0.3 to 20.3)	0 (0.3 to 20.3)	0 (0.3 to 20.3)	0 (0.3 to 20.3)	0 (0.3 to 20.3)	0 (0.3 to 20.3)	0 (0.3 to 20.3)	0 (0.3 to 20.3)	0 (0.3 to 20.3)	0 (0.3 to 20.3)	62.2
Invasive Non-typhoidal Salmonella (iNTS)	22.2 (19.6 to 49.1)	599 (218 to 968)	597 (182 to 1,120)	276 (105 to 594)	84.2 (31 to 200)	32.1 (32.1 to 173)	27.5 (27.5 to 152)	73.9 (22.7 to 194)	64.1 (19.2 to 126)	37.2 (10.9 to 89.4)	29.2 (8.53 to 69.4)	23.9 (6.42 to 62.4)	19.2 (4.42 to 49.2)	15.4 (2.43 to 41.4)	12.3 (1.42 to 33.6)	9.8 (0.8 to 27.1)	7.7 (0.4 to 21.9)	6.1 (0.2 to 17.4)	4.8 (0.1 to 13.9)	3.7 (0.1 to 10.7)	2.8 (0.1 to 8.1)	2.1 (0.1 to 6.1)	5.5
Other intestinal infectious diseases	0 (0 to 0)	0 (0 to 0)	1.3 (0.1 to 9.1)	0 (0 to 1.4)	0 (0 to 1.4)	0 (0 to 1.4)	0 (0 to 1.4)	0 (0 to 1.4)	0 (0 to 1.4)	0 (0 to 1.4)	0 (0 to 1.4)	0 (0 to 1.4)	0 (0 to 1.4)	0 (0 to 1.4)	0 (0 to 1.4)	0 (0 to 1.4)	0 (0 to 1.4)	0 (0 to 1.4)	0 (0 to 1.4)	0 (0 to 1.4)	0 (0 to 1.4)	0 (0 to 1.4)	0 (0 to 1.4)	5
Neglected tropical diseases and malaria	1,262 (1,092 to 1,390)	1,260 (1,090 to 1,390)	2,470 (649 to 5,500)	799 (289 to 1,710)	446 (276 to 1,070)	1,070 (270 to 2,990)	1,070 (210 to 3,827)	1,070 (163 to 5,583)	1,070 (149 to 5,944)	1,070 (132 to 6,021)	1,070 (111 to 6,067)	1,070 (111 to 6,067)	1,070 (111 to 6,067)	1,070 (111 to 6,067)	1,070 (111 to 6,067)	1,070 (111 to 6,067)	1,070 (111 to 6,067)	1,070 (111 to 6,067)	1,070 (111 to 6,067)	1,070 (111 to 6,067)	1,070 (111 to 6,067)	1,070 (111 to 6,067)	7,960
Malaria	1,262 (1,092 to 1,390)	1,260 (1,090 to 1,390)	2,470 (649 to 5,500)	799 (289 to 1,710)	446 (276 to 1,070)	1,070 (270 to 2,990)	1,070 (210 to 3,827)	1,070 (163 to 5,583)	1,070 (149 to 5,944)	1,070 (132 to 6,021)	1,070 (111 to 6,067)	1,070 (111 to 6,067)	1,070 (111 to 6,067)	1,070 (111 to 6,067)	1,070 (111 to 6,067)	1,070 (111 to 6,067)	1,070 (111 to 6,067)	1,070 (111 to 6,067)	1,070 (111 to 6,067)	1,070 (111 to 6,067)	1,070 (111 to 6,067)	1,070 (111 to 6,067)	6,220
Chagas disease	0 (0 to 0)	0 (0 to 0)	0 (0 to 0)	0 (0 to 0)	0 (0 to 0)	0 (0 to 0)	0 (0 to 0)	0 (0 to 0)	0 (0 to 0)	0 (0 to 0)	0 (0 to 0)	0 (0 to 0)	0 (0 to 0)	0 (0 to 0)	0 (0 to 0)	0 (0 to 0)	0 (0 to 0)	0 (0 to 0)	0 (0 to 0)	0 (0 to 0)	0 (0 to 0)	0 (0 to 0)	0 (0 to 0)	0
Leishmaniasis	0 (0 to 0)	0 (0 to 0)	0 (0 to 0.2)	0 (0 to 0.2)	0 (0 to 0.2)	0 (0 to 0.2)	0 (0 to 0.2)	0 (0 to 0.2)	0 (0 to 0.2)	0 (0 to 0.2)	0 (0 to 0.2)	0 (0 to 0.2)	0 (0 to 0.2)	0 (0 to 0.2)	0 (0 to 0.2)	0 (0 to 0.2)	0 (0 to 0.2)	0 (0 to 0.2)	0 (0 to 0.2)	0 (0 to 0.2)	0 (0 to 0.2)	0 (0 to 0.2)	0 (0 to 0.2)	1.4
Visceral leishmaniasis	0 (0 to 0)	0 (0 to 0)	0 (0 to 0)	0 (0 to 0)	0 (0 to 0)	0 (0 to 0)	0 (0 to 0)	0 (0 to 0)	0 (0 to 0)	0 (0 to 0)	0 (0 to 0)	0 (0 to 0)	0 (0 to 0)	0 (0 to 0)	0 (0 to 0)	0 (0 to 0)	0 (0 to 0)	0 (0 to 0)	0 (0 to 0)	0 (0 to 0)	0 (0 to 0)	0 (0 to 0)	0 (0 to 0)	0
Cutaneous and mucocutaneous leishmaniasis	0 (0 to 0)	0 (0 to 0)	0 (0 to 0.2)	0 (0 to 0.2)	0 (0 to 0.2)	0 (0 to 0.2)	0 (0 to 0.2)	0 (0 to 0.2)	0 (0 to 0.2)	0 (0 to 0.2)	0 (0 to 0.2)	0 (0 to 0.2)	0 (0 to 0.2)	0 (0 to 0.2)	0 (0 to 0.2)	0 (0 to 0.2)	0 (0 to 0.2)	0 (0 to 0.2)	0 (0 to 0.2)	0 (0 to 0.2)	0 (0 to 0.2)	0 (0 to 0.2)	0 (0 to 0.2)	1.4
African trypanosomiasis	0 (0 to 0)	0 (0 to 0)	0 (0 to 0)	0 (0 to 0)	0 (0 to 0)	0 (0 to 0)	0 (0 to 0)	0 (0 to 0)	0 (0 to 0)	0 (0 to 0)	0 (0 to 0)	0 (0 to 0)	0 (0 to 0)	0 (0 to 0)	0 (0 to 0)	0 (0 to 0)	0 (0 to 0)	0 (0 to 0)	0 (0 to 0)	0 (0 to 0)	0 (0 to 0)	0 (0 to 0)	0 (0 to 0)	0
Schistosomiasis	0 (0 to 0)	0 (0 to 0)	6.2 (1.4 to 19.1)	43.9 (17.1 to 96.5)	72 (27.4 to 152)	79.8 (30.3 to 173)	69.7 (26.6 to 153)	69.9 (27.7 to 147)	69.9 (27.7 to 147)	69.9 (27.7 to 147)	69.9 (27.7 to 147)	69.9 (27.7 to 147)	69.9 (27.7 to 147)	69.9 (27.7 to 147)	69.9 (27.7 to 147)	69.9 (27.7 to 147)	69.9 (27.7 to 147)	69.9 (27.7 to 147)	69.9 (27.7 to 147)	69.9 (27.7 to 147)	69.9 (27.7 to 147)	69.9 (27.7 to 147)	647
Cysticercosis	0 (0 to 0)	0 (0 to 0)	0.3 (0 to 1.5)	0.7 (0 to 3.3)	2.3 (0.4 to 7.3)	3.4 (0.9 to 9.3)	3.1 (0.7 to 8.6)	3.1 (0.8 to 8.3)	3.1 (0.8 to 8.3)	3.1 (0.8 to 8.3)	3.1 (0.8 to 8.3)	3.1 (0.8 to 8.3)	3.1 (0.8 to 8.3)	3.1 (0.8 to 8.3)	3.1 (0.8 to 8.3)	3.1 (0.8 to 8.3)	3.1 (0.8 to 8.3)	3.1 (0.8 to 8.3)	3.1 (0.8 to 8.3)	3.1 (0.8 to 8.3)	3.1 (0.8 to 8.3)	3.1 (0.8 to 8.3)	82.7
Cystic echinococcosis	0 (0 to 0)	0 (0 to 0)	0.1 (0 to 0.6)	0.6 (0 to 2.8)	1.9 (0.2 to 6.1)	2.7 (0.2 to 8.2)	2.5 (0.2 to 7.5)	2.5 (0.2 to 7.5)	2.5 (0.2 to 7.5)	2.5 (0.2 to 7.5)	2.5 (0.2 to 7.5)	2.5 (0.2 to 7.5)	2.5 (0.2 to 7.5)	2.5 (0.2 to 7.5)	2.5 (0.2 to 7.5)	2.5 (0.2 to 7.5)	2.5 (0.2 to 7.5)	2.5 (0.2 to 7.5)	2.5 (0.2 to 7.5)	2.5 (0.2 to 7.5)	2.5 (0.2 to 7.5)	2.5 (0.2 to 7.5)	9.6
Lymphatic filariasis	0 (0 to 0)	0 (0 to 0)	0 (0 to 0)	0 (0 to 0)	0 (0 to 0)	0 (0 to 0)	0 (0 to 0)	0 (0 to 0)	0 (0 to 0)	0 (0 to 0)	0 (0 to 0)	0 (0 to 0)	0 (0 to 0)	0 (0 to 0)	0 (0 to 0)	0 (0 to 0)	0 (0 to 0)	0 (0 to 0)	0 (0 to 0)	0 (0 to 0)	0 (0 to 0)	0 (0 to 0)	0 (0 to 0)	276
Onchocerciasis	0 (0 to 0)	0 (0 to 0)	0 (0 to 0)	0 (0 to 0)	0 (0 to 0)	0 (0 to 0)	0 (0 to 0)	0 (0 to 0)	0 (0 to 0)	0 (0 to 0)	0 (0 to 0)	0 (0 to 0)	0 (0 to 0)	0 (0 to 0)	0 (0 to 0)	0 (0 to 0)	0 (0 to 0)	0 (0 to 0)	0 (0 to 0)	0 (0 to 0)	0 (0 to 0)	0 (0 to 0)	0 (0 to 0)	0
Trachoma	0 (0 to 0)	0 (0 to 0)	0 (0 to 0)	0 (0 to 0)	0 (0 to 0)	0 (0 to 0)	0 (0 to 0)	0 (0 to 0)	0 (0 to 0)	0 (0 to 0)	0 (0 to 0)	0 (0 to 0)	0 (0 to 0)	0 (0 to 0)	0 (0 to 0)	0 (0 to 0)	0 (0 to 0)	0 (0 to 0)	0 (0 to 0)	0 (0 to 0)	0 (0 to 0)	0 (0 to 0)	0 (0 to 0)	0
Dengue	0 (0 to 0.2)	0 (0 to 0)	1.7 (0.3 to 7)	2.9 (0.5 to 12.1)	3.5 (0.6 to 12)	3.1 (0.5 to 11.1)	2.9 (0.5 to 9.6)	1.9 (0.3 to 6.6)	1.6 (0.3 to 5.3)	1.2 (0.2 to 4.1)	0.9 (0.2 to 3.2)	0.7 (0.1 to 2.5)	0.5 (0.1 to 1.9)	0.4 (0.1 to 1.4)	0.3 (0.1 to 1.1)	0.2 (0.1 to 0.8)	0.2 (0.1 to 0.6)	0.1 (0.0 to 0.4)	0.1 (0.0 to 0.3)	0.1 (0.0 to 0.2)	0 (0 to 0.1)	0 (0 to 0.1)	23.1
Yellow fever	0 (0 to 0)	0 (0 to 0)	0 (0 to 1.1)	0 (0 to 5.2)	0.4 (0 to 19.2)	0.4 (0.4 to 23.7)	0.4 (0.4 to 23.7)	0.4 (0.4 to 23.7)	0.4 (0.4 to 23.7)	0.4 (0.4 to 23.7)	0.4 (0.4 to 23.7)	0.4 (0.4 to 23.7)	0.4 (0.4 to 23.7)	0.4 (0.4 to 23.7)	0.4 (0.4 to 23.7)	0.4 (0.4 to 23.7)	0.4 (0.4 to 23.7)	0.4 (0.4 to 23.7)	0.4 (0.4 to 23.7)	0.4 (0.4 to 23.7)	0.4 (0.4 to 23.7)	0.4 (0.4 to 23.7)	39.4
Rabies	0 (0 to 0)	0 (0 to 0)	0.3 (0 to 2.3)	0.6 (0 to 3)	0.8 (0 to 3.9)	0.6 (0 to 3.1)	0.5 (0 to 2.7)	0.4 (0 to 2.1)	0.3 (0 to 1.6)	0.3 (0 to 1.3)	0.2 (0 to 1.1)	0.2 (0 to 0.9)	0.1 (0 to 0.7)	0.1 (0 to 0.6)	0.1 (0 to 0.5)	0.1 (0 to 0.4)	0.1 (0 to 0.3)	0 (0 to 0.2)	0 (0 to 0.2)	0 (0 to 0.1)	0 (0 to 0.1)	0 (0 to 0.1)	0 (0 to 0.1)	139
Intestinal nematode infections	0 (0 to 0)	0 (0 to 0)	27.6 (7.6 to 67.1)	49.4 (20.9 to 77.1)	59.2 (44.2 to 88)	49.4 (31.2 to 74.2)	39.6 (32.6 to 53.9)	29.8 (22.9 to 39.6)	23.7 (17.7 to 31.5)	19.7 (14.7 to 26.2)	16.4 (12.2 to 21.8)	13.6 (10.1 to 18.1)	11.3 (8.39 to 15)	9.4 (6.99 to 12.5)	7.8 (5.79 to 10.4)	6.5 (4.77 to 8.62)	5.4 (3.92 to 7.2)	4.5 (3.19 to 5.98)	3.7 (2.59 to 4.93)	3.1 (2.15 to 4.1)	2.5 (1.73 to 3.3)	2.1 (1.43 to 2.8)	499
Ascariasis	0 (0 to 0)	0 (0 to





SR Table 2a: Bungoma DALYS by cause and age group for males with 95% uncertainty intervals, 2019

Cause	Early Neonatal (0-6 days)	Late Neonatal (7-27 days)	Post Neonatal (28 days-1 year)	1 to 4	5 to 9	10 to 14	15 to 19	20 to 24	25 to 29	30 to 34	35 to 39	40 to 44	45 to 49	50 to 54	55 to 59	60 to 64	65 to 69	70 to 74	75 to 79	80 to 84	85 to 89	90 to 94	95 plus	Total
All causes	27,000 (18,900 to 35,400)	2,290 (1,540 to 3,130)	10,400 (6,950 to 14,200)	23,900 (16,600 to 31,600)	8,010 (5,570 to 10,400)	6,270 (4,360 to 8,270)	9,360 (6,540 to 11,700)	12,400 (8,540 to 15,800)	13,200 (9,020 to 16,800)	12,900 (8,870 to 16,200)	12,400 (8,470 to 15,600)	11,700 (8,020 to 14,600)	10,900 (7,510 to 13,600)	10,000 (6,870 to 12,700)	9,040 (6,210 to 11,400)	8,040 (5,470 to 10,100)	6,990 (4,770 to 8,790)	5,900 (4,020 to 7,400)	4,770 (3,230 to 5,960)	3,620 (2,450 to 4,530)	2,510 (1,700 to 3,140)	1,610 (1,090 to 2,020)	1,170 (794 to 1,470)	171,000 (116,000 to 214,000)
Communicable, maternal, neonatal, and nutritional diseases	21,700 (17,000 to 27,000)	2,750 (2,000 to 3,600)	11,400 (9,070 to 14,000)	19,700 (16,100 to 23,700)	6,640 (5,070 to 8,300)	3,490 (2,650 to 4,300)	3,660 (2,650 to 4,600)	4,610 (3,290 to 5,900)	5,210 (3,760 to 6,580)	5,330 (3,720 to 6,720)	5,230 (3,660 to 6,580)	5,150 (3,660 to 6,500)	4,960 (3,510 to 6,250)	4,610 (3,210 to 5,810)	4,170 (2,870 to 5,260)	3,640 (2,480 to 4,590)	2,940 (1,930 to 3,720)	2,350 (1,530 to 2,960)	1,800 (1,200 to 2,270)	1,330 (876 to 1,670)	917 (578 to 1,150)	143 (93 to 180)	93,700 (69,100 to 117,000)
HIV/AIDS and sexually transmitted infections	686 (187 to 1,300)	50.1 (27.5 to 224)	360 (149 to 940)	1,140 (591 to 2,200)	112 (59.5 to 200)	153 (87.7 to 322)	348 (182 to 592)	664 (362 to 1,010)	1,010 (524 to 1,610)	1,210 (629 to 1,940)	1,240 (645 to 1,980)	1,230 (631 to 1,970)	1,190 (603 to 1,900)	1,110 (557 to 1,770)	1,020 (506 to 1,630)	923 (452 to 1,480)	779 (380 to 1,250)	623 (297 to 1,000)	463 (220 to 744)	341 (163 to 547)	234 (111 to 376)	118 (56.1 to 189)	19.7 (9.3 to 31.6)	16,200 (8,200 to 26,000)
HIV/AIDS	0 (0 to 0)	0 (0 to 0)	130 (60.9 to 249)	934 (561 to 1,540)	152 (84 to 270)	227 (160 to 336)	587 (298 to 1,000)	1,230 (726 to 1,930)	1,820 (1,030 to 2,800)	2,270 (1,270 to 3,530)	2,520 (1,350 to 3,970)	2,660 (1,370 to 4,270)	2,670 (1,310 to 4,350)	2,620 (1,210 to 4,350)	2,540 (1,120 to 4,350)	2,390 (1,000 to 4,230)	2,040 (864 to 3,850)	1,660 (693 to 3,220)	1,200 (478 to 2,360)	788 (296 to 1,650)	502 (166 to 1,150)	254 (73 to 606)	38.2 (11.9 to 91.6)	25,900 (14,900 to 41,000)
HIV/AIDS - Drug-susceptible Tuberculosis	0 (0 to 0)	44.3 (3.6 to 98.1)	33.9 (19.9 to 51.8)	39.5 (21.7 to 59)	101 (61.3 to 149)	218 (133 to 334)	138 (83.2 to 207)	99.2 (63.3 to 151)	112 (68.7 to 169)	163 (98.1 to 246)	237 (143 to 359)	330 (193 to 504)	239 (132 to 367)	212 (109 to 327)	144 (75.1 to 223)	73 (37.4 to 116)	27.5 (13.4 to 47.6)	12.6 (5.6 to 23.5)	6.6 (2.9 to 13.5)	2.4 (1.0 to 5.9)	0.9 (0.3 to 2.4)	0.2 (0.1 to 0.6)	1,920
HIV/AIDS - Multidrug-resistant Tuberculosis without extensive drug resistance	0 (0 to 0)	2.2 (0.1 to 5.4)	1.6 (0.1 to 7.2)	1.6 (0.1 to 7.3)	4.6 (0.2 to 22.3)	10.4 (0.4 to 50)	6.5 (0.3 to 29.3)	4.5 (0.2 to 20.1)	5.1 (0.2 to 23.4)	8.1 (0.3 to 36)	10.3 (0.4 to 46.1)	11.4 (0.4 to 50.2)	10.3 (0.4 to 45.6)	9.4 (0.3 to 42.3)	6.2 (0.2 to 28.4)	3.2 (0.1 to 15.3)	1.2 (0 to 5.7)	0.6 (0 to 2.7)	0.3 (0 to 1.4)	0.1 (0 to 0.5)	0 (0 to 0.2)	0 (0 to 0)	89.5
HIV/AIDS - Extensively drug-resistant Tuberculosis	0 (0 to 0)	0 (0 to 0)	0 (0 to 0.1)	0 (0 to 0.1)	0 (0 to 0.1)	0 (0 to 0.1)	0 (0 to 0.1)	0 (0 to 0.1)	0 (0 to 0.1)	0 (0 to 0.1)	0 (0 to 0.1)	0 (0 to 0.1)	0 (0 to 0.1)	0 (0 to 0.1)	0 (0 to 0.1)	0 (0 to 0.1)	0 (0 to 0.1)	0 (0 to 0.1)	0 (0 to 0.1)	0 (0 to 0.1)	0 (0 to 0.1)	0 (0 to 0.1)	0 (0 to 0)	1.1
HIV/AIDS resulting in other diseases	0 (0 to 0)	83.4 (23.6 to 191)	48.6 (21.4 to 101)	112 (51.2 to 194)	222 (98.5 to 464)	369 (170 to 725)	279 (120 to 597)	167 (73 to 366)	174 (74 to 386)	274 (120 to 581)	351 (149 to 802)	394 (165 to 907)	347 (146 to 846)	227 (93 to 577)	122 (42 to 334)	46.9 (15.1 to 137)	20.1 (5.4 to 62.7)	11.4 (3.4 to 33.7)	4.8 (1.5 to 14)	2 (0.6 to 6.1)	0.4 (0.1 to 1.4)	0.1 (0 to 0.4)	0 (0 to 0)	3,250
Sexually transmitted infections excluding HIV	686 (187 to 1,300)	47.7 (27.5 to 224)	229 (99.9 to 416)	206 (81.5 to 1,170)	10.4 (6.9 to 16.6)	74.3 (44.3 to 141)	69.2 (41.2 to 114)	33.7 (19.4 to 53.2)	16.3 (9.4 to 25.7)	7.4 (4.3 to 11.9)	3.3 (1.9 to 5.3)	1.7 (0.9 to 2.8)	0.8 (0.4 to 1.4)	0.4 (0.2 to 0.8)	0.2 (0.1 to 0.4)	0.1 (0 to 0.2)	0 (0 to 0.1)	0 (0 to 0.1)	0 (0 to 0.1)	0 (0 to 0.1)	0 (0 to 0.1)	0 (0 to 0.1)	0 (0 to 0)	941
Syphilis	686 (187 to 1,300)	47.5 (27.5 to 224)	125 (49.9 to 416)	205 (81.5 to 1,170)	10.4 (6.9 to 16.6)	74.3 (44.3 to 141)	69.2 (41.2 to 114)	33.7 (19.4 to 53.2)	16.3 (9.4 to 25.7)	7.4 (4.3 to 11.9)	3.3 (1.9 to 5.3)	1.7 (0.9 to 2.8)	0.8 (0.4 to 1.4)	0.4 (0.2 to 0.8)	0.2 (0.1 to 0.4)	0.1 (0 to 0.2)	0 (0 to 0.1)	0 (0 to 0.1)	0 (0 to 0.1)	0 (0 to 0.1)	0 (0 to 0.1)	0 (0 to 0.1)	0 (0 to 0)	886
Chlamydial infection	0 (0 to 0)	0 (0 to 0)	0 (0 to 0)	0 (0 to 0)	0 (0 to 0)	0 (0 to 0.1)	0 (0 to 0.1)	0.1 (0 to 0.2)	0.1 (0 to 0.2)	0.1 (0 to 0.2)	0.1 (0 to 0.2)	0.1 (0 to 0.2)	0.1 (0 to 0.2)	0.1 (0 to 0.2)	0.1 (0 to 0.2)	0 (0 to 0.1)	0 (0 to 0.1)	0 (0 to 0.1)	0 (0 to 0.1)	0 (0 to 0.1)	0 (0 to 0.1)	0 (0 to 0.1)	0 (0 to 0)	7.4
Gonococcal infection	0 (0 to 0)	0 (0 to 0)	0 (0 to 0)	0 (0 to 0)	0 (0 to 0)	0 (0 to 0.1)	1.6 (0.7 to 3.7)	0.2 (0.2 to 0.3)	0.3 (0.1 to 0.5)	0.3 (0.2 to 0.5)	0.3 (0.2 to 0.5)	0.3 (0.2 to 0.5)	0.3 (0.1 to 0.6)	0.3 (0.1 to 0.6)	0.3 (0.1 to 0.6)	0.2 (0 to 0.6)	0.1 (0 to 0.5)	0.1 (0 to 0.5)	0.1 (0 to 0.5)	0.1 (0 to 0.5)	0.1 (0 to 0.5)	0 (0 to 0.1)	0 (0 to 0)	7.2
Trichomoniasis	0 (0 to 0)	0 (0 to 0)	0 (0 to 0)	0 (0 to 0)	0 (0 to 0)	0 (0 to 0.1)	1.7 (0.8 to 3.9)	0.2 (0.2 to 0.3)	0.4 (0.1 to 0.6)	0.4 (0.2 to 0.6)	0.4 (0.2 to 0.6)	0.4 (0.2 to 0.6)	0.4 (0.1 to 0.7)	0.4 (0.1 to 0.7)	0.4 (0.1 to 0.7)	0.3 (0.1 to 0.7)	0.2 (0 to 0.7)	0.1 (0 to 0.6)	0.1 (0 to 0.6)	0.1 (0 to 0.6)	0.1 (0 to 0.6)	0 (0 to 0.1)	0 (0 to 0)	2.9
Genital herpes	0 (0 to 0)	0 (0 to 0)	0 (0 to 0)	0 (0 to 0)	0 (0 to 1.1)	1.4 (0.4 to 3.9)	2.2 (0.7 to 5.9)	0.1 (0.1 to 0.2)	0.1 (0.1 to 0.2)	0.1 (0.1 to 0.2)	0.1 (0.1 to 0.2)	0.1 (0.1 to 0.2)	0.1 (0.1 to 0.2)	0.1 (0.1 to 0.2)	0.1 (0.1 to 0.2)	0.1 (0.1 to 0.2)	0.1 (0.1 to 0.2)	0.1 (0.1 to 0.2)	0.1 (0.1 to 0.2)	0.1 (0.1 to 0.2)	0.1 (0.1 to 0.2)	0.1 (0.1 to 0.2)	0 (0 to 0)	21.7
Other sexually transmitted infections	0 (0 to 0)	0 (0 to 0)	0 (0 to 0)	0 (0 to 0)	0 (0 to 0)	0 (0 to 0.1)	1.7 (0.7 to 3.2)	1.6 (0.7 to 3.2)	1.7 (0.7 to 3.2)	1.7 (0.7 to 3.2)	1.7 (0.7 to 3.2)	1.7 (0.7 to 3.2)	1.6 (0.7 to 3.1)	1.6 (0.7 to 3.1)	1.6 (0.7 to 3.1)	1.5 (0.7 to 3.1)	1.4 (0.7 to 3.1)	1.3 (0.7 to 3.1)	1.2 (0.7 to 3.1)	1.1 (0.6 to 3.1)	0.9 (0.5 to 3.1)	0.6 (0.3 to 3.1)	0 (0 to 0)	13.9
Respiratory infections and tuberculosis	1,910 (923 to 3,080)	1,260 (160 to 739)	2,260 (661 to 2,490)	2,060 (1,060 to 2,490)	562 (314 to 686)	350 (208 to 469)	297 (149 to 450)	353 (182 to 540)	422 (221 to 647)	487 (249 to 750)	579 (299 to 900)	687 (346 to 1,060)	793 (399 to 1,210)	894 (449 to 1,370)	1,010 (501 to 1,540)	1,110 (551 to 1,700)	1,190 (598 to 1,810)	1,230 (616 to 1,870)	1,210 (598 to 1,840)	1,140 (562 to 1,730)	1,000 (491 to 1,520)	802 (391 to 1,220)	644 (309 to 1,000)	22,600 (12,900 to 34,000)
Tuberculosis	0 (0 to 0)	0 (0 to 0)	0 (0 to 0)	0 (0 to 0)	0 (0 to 0)	0 (0 to 0)	0 (0 to 0)	0 (0 to 0)	0 (0 to 0)	0 (0 to 0)	0 (0 to 0)	0 (0 to 0)	0 (0 to 0)	0 (0 to 0)	0 (0 to 0)	0 (0 to 0)	0 (0 to 0)	0 (0 to 0)	0 (0 to 0)	0 (0 to 0)	0 (0 to 0)	0 (0 to 0)	0 (0 to 0)	0 (0 to 0)	0
Latent tuberculosis infection	0 (0 to 0)	0 (0 to 0)	0 (0 to 0)	0 (0 to 0)	0 (0 to 0)	0 (0 to 0)	0 (0 to 0)	0 (0 to 0)	0 (0 to 0)	0 (0 to 0)	0 (0 to 0)	0 (0 to 0)	0 (0 to 0)	0 (0 to 0)	0 (0 to 0)	0 (0 to 0)	0 (0 to 0)	0 (0 to 0)	0 (0 to 0)	0 (0 to 0)	0 (0 to 0)	0 (0 to 0)	0 (0 to 0)	0
Drug-susceptible tuberculosis	0 (0 to 0)	71.9 (21.2 to 146)	178 (99.3 to 289)	99.9 (29.7 to 184)	396 (166 to 627)	296 (159 to 479)	579 (305 to 1,060)	594 (316 to 1,000)	650 (349 to 1,060)	648 (345 to 1,030)	676 (355 to 1,080)	645 (331 to 1,040)	632 (324 to 1,020)	633 (322 to 1,040)	633 (322 to 1,040)	633 (322 to 1,040)	633 (322 to 1,040)	633 (322 to 1,040)	633 (322 to 1,040)	633 (322 to 1,040)	633 (322 to 1,040)	633 (322 to 1,040)	633 (322 to 1,040)	16,900
Multidrug-resistant tuberculosis without extensive drug resistance	0 (0 to 0)	2.6 (0.1 to 14.4)	6.8 (2.3 to 21.5)	0.8 (0 to 5.7)	2 (0.1 to 9.6)	12.7 (0.5 to 58)	20.5 (0.9 to 93)	21.4 (0.9 to 102)	23.2 (1.1 to 112)	19.6 (0.9 to 102)	18.9 (0.8 to 102)	19.6 (0.8 to 107)	19.6 (0.8 to 107)	19.3 (0.8 to 107)	19.3 (0.8 to 107)	19.2 (0.8 to 107)	19.2 (0.8 to 107)	19.2 (0.8 to 107)	19.2 (0.8 to 107)	19.2 (0.8 to 107)	19.2 (0.8 to 107)	19.2 (0.8 to 107)	19.2 (0.8 to 107)	422
Extensively drug-resistant tuberculosis	0 (0 to 0)	0 (0 to 0)	0 (0 to 0)	0 (0 to 0)	0 (0 to 0)	0 (0 to 0.1)	0.2 (0 to 0.6)	0.2 (0 to 0.6)	0.3 (0 to 0.7)	0.3 (0 to 0.7)	0.3 (0 to 0.7)	0.3 (0 to 0.7)	0.3 (0 to 0.7)	0.3 (0 to 0.7)	0.3 (0 to 0.7)	0.3 (0 to 0.7)	0.3 (0 to 0.7)	0.3 (0 to 0.7)	0.3 (0 to 0.7)	0.3 (0 to 0.7)	0.3 (0 to 0.7)	0.3 (0 to 0.7)	0.3 (0 to 0.7)	2.9
Lower respiratory infections	1,910 (923 to 3,080)	613 (57.1 to 737)	1,260 (779 to 1,560)	1,690 (1,060 to 2,060)	248 (152 to 307)	170 (93.6 to 211)	191 (87.4 to 304)	178 (79.4 to 302)	149 (63.5 to 263)	132 (53.8 to 228)	135 (53.8 to 228)	140 (58.6 to 239)	172 (67 to 287)	201 (77.9 to 337)	264 (102 to 449)	329 (162 to 516)	382 (185 to 586)	372 (172 to 580)	435 (201 to 684)	452 (208 to 708)	234 (102 to 368)	51.8 (22 to 82.3)	11.6 (4.7 to 17.7)	8,960
Upper respiratory infections	0.4 (0.1 to 0.9)	1.4 (0.7 to 2.7)	33.2 (14.7 to 72.9)	117 (54.9 to 261)	94.3 (46.4 to 191)	89.9 (44.1 to 183)	73.2 (37 to 134)	57.2 (27.2 to 99.4)	37.9 (20.4 to 63.7)	30.6 (15.3 to 52.6)	29.2 (14.5 to 49.2)	28.8 (14.3 to 48.2)	13.8 (7.1 to 23.1)	10.4 (5.5 to 18.5)	8.1 (4.3 to 14)	4.1 (2.2 to 7.4)	1.7 (1 to 3.2)	1.2 (0.6 to 2.2)	0.6 (0.3 to 1.1)	0.2 (0.1 to 0.4)	0.1 (0 to 0.2)	0 (0 to 0)	622
Otitis media	0 (0 to 0)	0.3 (0.1 to 1.1)	6.4 (2.9 to 9.7)	47.6 (24.7 to 81.4)	41.6 (20.1 to 73.4)	42.7 (21.1 to 67.8)	34.1 (17.9 to 57.9)	29.2 (15.6 to 49.4)	17.1 (8.9 to 31.6)	10.3 (5.4 to 19.7)	7.7 (4.3 to 14.7)	8.2 (4.5 to 17.9)	3.6 (2 to 7.5)	2.7 (1.5 to 5.7)	2.2 (1.2 to 4.6)	1.2 (0.6 to 2.6)	0.5 (0.2 to 1.1)	0.3 (0.1 to 0.6)	0.2 (0.1 to 0.4)	0.1 (0 to 0.2)	0 (0 to 0.1)	0 (0 to 0)	279
Enteric infections	3,170 (1,760 to 5,060)	1,120 (127 to 1,910)	4,220 (1,420 to 7,160)	5,920 (3,420 to 11,000)	691 (397 to 1,320)	302 (166 to 466)	194 (96.2 to 290)	170 (82.7 to 270)	174 (84.2 to 275)	194 (94.5 to 305)	220 (107 to 345)	277 (135 to 435)	379 (184 to 595)	568 (276 to 892)	1,010 (494 to 1,590)	1,740 (846 to 2,740)	2,660 (1,290 to 4,190)	3,660 (1,770 to 5,770)	4,530 (2,190 to 7,140)	5,110 (2,470 to 8,050)	5,230 (2,530 to 8,240)	4,450 (2,150 to 7,010)	3,230 (1,560 to 5,090)	61,200 (29,600 to 96,500)
Diarrheal diseases	3,170 (1,760 to 5,060)	1,120 (127 to 1,910)	4,220 (1,420 to 7,160)	5,920 (3,420 to 11,000)	691 (397 to 1,320)	302 (166 to 466)	194 (96.2 to 290)	170 (82.7 to 270)	174 (84.2 to 275)	194 (94.5 to 305)	220 (107 to 345)	277 (135 to 435)	379 (184 to 595)	568 (276 to 892)	1,010 (494 to 1,590)	1,740 (846 to 2,740)	2,660 (1,290 to 4,190)	3,660 (1,770 to 5,770)	4,530 (2,190 to 7,140)	5,110 (2,470 to 8,050)	5,230 (2,530 to 8,240)	4,450 (2,150 to 7,010)	3,230 (1,560 to 5,090)	61,200 (29,600 to 96,500)
Typhoid and paratyphoid	0 (0 to 0)	0 (0 to 0)	1.1 (0.4 to 3)	252 (90.4 to 664)	252 (110 to 662)	252 (133 to 678)	105 (51.6 to 228)	69.6 (33.8 to 133)	55 (26.1 to 110)	55 (26.9 to 91)	55 (26.1 to 92.4)	55 (26.5 to 92)	7.9 (2.4 to 19.3)	8.6 (2.6 to 21)	7.9 (2.4 to 19.4)	8.2 (2.5 to 19.9)	7.9 (2.7 to 6.1)	7.9 (2.7 to 19.2)	8.2 (2.5 to 19.9)	7.9 (2.3 to 19.3)	8.2 (2.5 to 19.9)	7.9 (2.3 to 19.3)	8.2 (2.5 to 19.9)	1,430
Typhoid fever	0 (0 to 0)	0 (0 to 0)	0.4 (0.1 to 2.4)	29.6 (10.6 to 82.4)	29.6 (10.6 to 82.4)	29.6 (10.6 to 82.4)	27.7 (9.6 to 54)	27.7 (9.6 to 54)	28.2 (9.6 to 54)	28.2 (9.6 to 54)	28.2 (9.6 to 54)	28.2 (9.6 to 54)	1.5 (0.5 to 3.4)	1.5 (0.5 to 3.4)	1.5 (0.5 to 3.4)	1.5 (0.5 to 3.4)	1.5 (0.5 to 3.4)	1.5 (0.5 to 3.4)	1.5 (0.5 to 3.4)	1.5 (0.5 to 3.4)	1.5 (0.5 to 3.4)	1.5 (0.5 to 3.4)	1.5 (0.5 to 3.4)	1,370
Paratyphoid fever	0 (0 to 0)	0 (0 to 0)	0.1 (0 to 0.5)	12.6 (3.2 to 33.1)	12.6 (3.6 to 31.9)	13.2 (3.5 to 32)	4.5 (1.3 to 11.6)	2.1 (0.6 to 5.3)	0.9 (0.2 to 2.2)	0.9 (0.2 to 2.1)	0.9 (0.2 to 2.1)	0.9 (0.2 to 2.1)	0.4 (0.1 to 1.1)	0.4 (0.1 to 1.1)	0.4 (0.1 to 1.1)	0.4 (0.1 to 1.1)	0.4 (0.1 to 0.9)	0.4 (0.1 to 0.9)	0.4 (0.1 to 0.9)	0.4 (0.1 to 0.9)	0.4 (0.1 to 0.9)	0.4 (0.1 to 0.9)	0.4 (0.1 to 0.9)	62.7
Invasive Non-typhoidal Salmonella (iNTS)	0 (0 to 0)	19.6 (7.6 to 32.9)	22.9 (10.7 to 37.6)	1,262 (579 to 2,530)	134 (62.3 to 268)	79.7 (37.7 to 166)	39.1 (18.4 to 84.6)	29.7 (14.1 to 66)	29.1 (13.7 to 64.3)	30.9 (14.5 to 68.4)	32.4 (15.2 to 71.3)	34.4 (16.2 to 75.7)	35.7 (16.7 to 78.6)	36.4 (16.9 to 80.3)	36.7 (16.9 to 81.1)	36.7 (16.9 to 81.1)	36.7 (16.9 to 81.1)	36.7 (16.9 to 81.1)	36.7 (16.9 to 81.1)	36.7 (16.9 to 81.1)	36.7 (16.9 to 81.1)	36.7 (16.9 to 81.1)	36.7 (16.9 to 81.1)	2,460
Other intestinal infectious diseases	0 (0 to 0)	0 (0 to 0)	0.1 (0 to 0.4)	12.8 (3.2 to 33.1)	12.8 (3.6 to 31.9)	13.2 (3.5 to 32)	4.5 (1.3 to 11.6)	2.1 (0.6 to 5.3)	0.9 (0.2 to 2.2)	0.9 (0.2 to 2.1)	0.9 (0.2 to 2.1)	0.9 (0.2 to 2.1)	0.4 (0.1 to 1.1)	0.4 (0.1 to 1.1)	0.4 (0.1 to 1.1)	0.4 (0.1 to 1.1)	0.4 (0.1 to 0.9)	0.4 (0.1 to 0.9)	0.4 (0.1 to 0.9)	0.4 (0.1 to 0.9)	0.4 (0.1 to 0.9)	0.4 (0.1 to 0.9)	0.4 (0.1 to 0.9)	9
Neglected tropical diseases and malaria	2,360 (1,130 to 3,760)	139 (16.1 to 1,760)	1,260 (569 to 6,660)	1,260 (1,060 to 2,060)	1,260 (1,060 to 2,060)	1,260 (1,060 to 2,060)	507 (249 to 1,060)	292 (225 to 976)	233 (179 to 975)	233 (179 to 946)	233 (179 to 946)	233 (143 to 946)	233 (143 to 946)	233 (117 to 946)	233 (100 to 946)	233 (93.7 to 946)	233 (79.1 to 946)	233 (68.1 to 946)	233 (68.1 to 946)	233 (68.1 to 946)	233 (68.1 to 946)	233 (68.1 to 946)	233 (68.1 to 946)	233 (68.1 to 946)	13,700
Malaria	0 (0 to 0)	0 (0 to 1.1)	0 (0 to 4.2)	0 (0 to 4.2)	0 (0 to 4.2)	0 (0 to 4.2)	0 (0 to 4.2)	0 (0 to 4.2)	0 (0 to 4.2)	0 (0 to 4.2)	0 (0 to 4.2)	0 (0 to 4.2)	0 (0 to 4.2)	0 (0 to 4.2)	0 (0 to 4.2)	0 (0 to 4.2)	0 (0 to 4.2)	0 (0 to 4.2)	0 (0 to 4.2)	0 (0 to 4.2)	0 (0 to 4.2)	0 (0 to 4.2)	0 (0 to 4.2)	0 (0 to 4.2)	14,100
Chagas disease	0 (0 to 0)	0 (0 to 0)	0 (0 to 0)	0 (0 to 0)	0 (0 to 0)	0 (0 to 0)	0 (0 to 0)	0 (0 to 0)	0 (0 to 0)	0 (0 to 0)	0 (0 to 0)	0 (0 to 0)	0 (0 to 0)	0 (0 to 0)	0 (0 to 0)	0 (0 to 0)	0 (0 to 0)	0 (0 to 0)	0 (0 to 0)	0 (0 to 0)	0 (0 to 0)	0 (0 to 0)	0 (0 to 0)	0 (0 to 0)	0
Leishmaniasis	0 (0 to 0)	0 (0 to 0)	0 (0 to 0)	0 (0 to 0)	0 (0 to 0)	0 (0 to 0)	0 (0 to 0)	0 (0 to 0)	0 (0 to 0)	0 (0 to 0)	0 (0 to 0)	0 (0 to 0)	0 (0 to 0)	0 (0 to 0)	0 (0 to 0)	0 (0 to 0)	0 (0 to 0)	0 (0 to 0)	0 (0 to 0)	0 (0 to 0)	0 (0 to 0)	0 (0 to 0)	0 (0 to 0)	0 (0 to 0)	2
Visceral leishmaniasis	0 (0 to 0)	0 (0 to 0)	0 (0 to 0)	0 (0 to 0)	0 (0 to 0)	0 (0 to 0)	0 (0 to 0)	0 (0 to 0)	0 (0 to 0)	0 (0 to 0)	0 (0 to 0)	0 (0 to 0)	0 (0 to 0)	0 (0 to 0)	0 (0 to 0)	0 (0 to 0)	0 (0 to 0)	0 (0 to 0)	0 (0 to 0)	0 (0 to 0)	0 (0 to 0)	0 (0 to 0)	0 (0 to 0)	0 (0 to 0)	0
Cutaneous and mucocutaneous leishmaniasis	0 (0 to 0)	0 (0 to 0)	0 (0 to 0)	0 (0 to 0)	0 (0 to 0)	0 (0 to 0)	0 (0 to 0)	0 (0 to 0)	0 (0 to 0)	0 (0 to 0)	0 (0 to 0)	0 (0 to 0)	0 (0 to 0)	0 (0 to 0)	0 (0 to 0)	0 (0 to 0)	0 (0 to 0)	0 (0 to 0)	0 (0 to 0)	0 (0 to 0)	0 (0 to 0)	0 (0 to 0)	0 (0 to 0)	0 (0 to 0)	2
African trypanosomiasis	0 (0 to 0)	0 (0 to 0)	0 (0 to 0)	0 (0 to 0)	0 (0 to 0)	0 (0 to 0)	0 (0 to 0)	0 (0 to 0)	0 (0 to 0)	0 (0 to 0)	0 (0 to 0)	0 (0 to 0)	0 (0 to 0)	0 (0 to 0)	0 (0 to 0)	0 (0 to 0)	0 (0 to 0)	0 (0 to 0)	0 (0 to 0)	0 (0 to 0)	0 (0 to 0)	0 (0 to 0)	0 (0 to 0)	0 (0 to 0)	0
Schistosomiasis	0 (0 to 0)	0 (0 to 0)	10.2 (3.7 to 21.5)	72.9 (44.3 to 118)	107 (61.2 to 167)	101 (57.4 to 157)	99.1 (57.6 to 154)	97.6 (57.1 to 149)	77.6 (45.2 to 118)	62.8 (34.8 to 104)	47.6 (22.4 to 81.4)	36.4 (14.7 to 70.4)	29.6 (10.2 to 64.3)	24.3 (6.7 to 54.4)	19.3 (4.5 to 45.2)	11.6 (2.7 to 27.6)	10.7 (2.7 to 24.6)	8.3 (2.7 to 18.1)	6.4 (2.7 to 13.7)	2.9 (1.4 to 5.9)	0.5 (0.2 to 1.1)	0.1 (0 to 0.2)	811
Cysticercosis	0 (0 to 0)	0 (0 to 0)	0.1 (0 to 0.6)	0.4 (0 to 1.8)	0.9 (0 to 3.6)	2.6 (0.4 to 8.6)	5.4 (0.8 to 13.7)	6.4 (1.1 to 16.3)	6.1 (1.1 to 15.6)	5.4 (1.1 to 13.9)	5.2 (1.1 to 13.4)	4.9 (1.1 to 12.5)	3.9 (1.1 to 9.9)	3.6 (1.1 to 9.1)	3.6 (1.1 to 9.1)	3.6 (1.1 to 9.1)	3.6 (1.1 to 9.1)	3.6 (1.1 to 9.1)	3.6 (1.1 to 9.1)	3.6 (1.1 to 9.1)	3.6 (1.1 to 9.1)	3.6 (1.1 to 9.1)	3.6 (1.1 to 9.1)	79.3
Cystic echinococcosis	0 (0 to 0)	0 (0 to 0)	0 (0 to 0)	0 (0 to 0.1)	0 (0 to 0.2)	0 (0 to 0.2)	0 (0 to 0.2)	0 (0 to 0.2)	0 (0 to 0.2)	0 (0 to 0.2)	0 (0 to 0.2)	0 (0 to 0.2)	0 (0 to 0.2)	0 (0 to 0.2)	0 (0 to 0.2)	0 (0 to 0.2)	0 (0 to 0.2)	0 (0 to 0.2)	0 (0 to 0.2)	0 (0 to 0.2)	0 (0 to 0.2)	0 (0 to 0.2)	0 (0 to 0.2)	0 (0 to 0.2)	10.1
Lymphatic filariasis	0 (0 to 0)	0 (0 to 0)	0 (0 to 0)	39.5 (19.5 to 78.3)	23.2 (10.7 to 77.6)	23.2 (10.6 to 46.5)	23.2 (10.6 to 46.5)	23.2 (10.6 to 46.5)	23.2 (10.6 to 46.5)	23.2 (10.6 to 46.5)	23.2 (10.6 to 46.5)	23.2 (10.6 to 46.5)	23.2 (10.6 to 46.5)	23.2 (10.6 to 46.5)	23.2 (10.6 to 46.5)	23.2 (10.6 to 46.5)	23.2 (10.6 to 46.5)	23.2 (10.6 to 46.5)	23.2 (10.6 to 46.5)	23.2 (10.6 to 46.5)	23.2 (10.6 to 46.5)	23.2 (10.6 to 46.5)	23.2 (10.6 to 46.5)	217
Onchocerciasis	0 (0 to 0)	0 (0 to 0)	0 (0 to 0)	0 (0 to 0)	0 (0 to 0)	0 (0 to 0)	0 (0 to 0)	0 (0 to 0)	0 (0 to 0)	0 (0 to 0)	0 (0 to 0)	0 (0 to 0)	0 (0 to 0)	0 (0 to 0)	0 (0 to 0)	0 (0 to 0)	0 (0 to 0)	0 (0 to 0)	0 (0 to 0)	0 (0 to 0)	0 (0 to 0)	0 (0 to 0)	0 (0 to 0)	0 (0 to 0)	0
Trachoma	0 (0 to 0)	0 (0 to 0)	0 (0 to 0)	0 (0 to 0)	0 (0 to 0)	0 (0 to 0)	0 (0 to 0)	0 (0 to 0)	0 (0 to 0)	0 (0 to 0)	0 (0 to 0)	0 (0 to 0)	0 (0 to 0)	0 (0 to 0)	0 (0 to 0)	0 (0 to 0)	0 (0 to 0)	0 (0 to 0)	0 (0 to 0)	0 (0 to 0)	0 (0 to 0)	0 (0 to 0)	0 (0 to 0)	0 (0 to 0)	0
Dengue	0 (0 to 0)	0 (0 to 0)	0 (0 to 0)	2 (0 to 7)	3 (0 to 14)	4 (0 to 13)	1.9 (0 to 9.6)	1.3 (0 to 6.6)	1.3 (0 to 6.6)	1.3 (0 to 6.6)	1.3 (0 to 6.6)	1.3 (0 to 6.6)	0.7 (0 to 3.7)	0.7 (0 to 3.7)	0.7 (0 to 3.7)	0.7 (0 to 3.7)	0.7 (0 to 3.7)	0.7 (0 to 3.7)	0.7 (0 to 3.7)	0.7 (0 to 3.7)	0.7 (0 to 3.7)	0.7 (0 to 3.7)	0.7 (0 to 3.7)	29.3
Yellow fever	0 (0 to 0)	0 (0 to 0)	0.2 (0 to 1)	4.6 (1.2 to 11.8)	4.7 (0.9 to 28.4)	4.7 (0.9 to 28.4)	4.6 (0.9 to 28.1)	4.6 (0.9 to 28.1)	4.6 (0.9 to 28.1)	4.6 (0.9 to 28.1)	4.6 (0.9 to 28.1)	4.6 (0.9 to 28.1)	4.6 (0.9 to 28.1)	4

Other neoplasms	0:1 (0 to 0.2)	0 (0 to 0)	0:2 (0 to 1.0)	0:9 (0 to 4.2)	0:7 (0 to 2.3)	0:7 (0 to 5.1)	0:6 (0 to 4.1)	0:4 (0 to 0.8)	0:3 (0 to 2.0)	0:4 (0 to 2.6)	0:4 (0 to 1.0)	0:5 (0 to 5.1)	0:7 (0 to 1.4)	0:9 (0 to 2.2)	1:4 (0 to 2.9)	1:9 (0 to 3.9)	2 (0 to 4.4)	2:5 (0 to 6.5)	2:3 (0 to 7.6)	1 (0 to 4.7)	0:1 (0 to 0.3)	0 (0 to 0)	20:6
Medulloblastoma; medulloblastoma; and other hemangioblastoma, ependymoma, and primitive neuroectodermal tumors	0 (0 to 0)	0 (0 to 0)	0 (0 to 1.0)	0 (0 to 4.2)	0 (0 to 2.3)	0 (0 to 4.1)	0 (0 to 0.5)	0 (0 to 0.8)	0 (0 to 0.6)	0 (0 to 2.6)	0 (0 to 1.0)	0 (0 to 5.1)	0 (0 to 1.4)	0 (0 to 2.2)	0 (0 to 2.9)	0 (0 to 3.9)	0 (0 to 4.4)	0 (0 to 6.5)	0 (0 to 7.6)	0 (0 to 4.7)	0 (0 to 0.3)	0 (0 to 0)	0 (0 to 0)	20:6
Benign and in situ intestinal neoplasms	0 (0 to 0)	0 (0 to 0)	0 (0 to 0)	0 (0 to 0)	0 (0 to 0)	0 (0 to 0)	0 (0 to 0)	0 (0 to 0)	0 (0 to 0)	0 (0 to 0)	0 (0 to 0)	0 (0 to 0)	0 (0 to 0)	0 (0 to 0)	0 (0 to 0)	0 (0 to 0)	0 (0 to 0)	0 (0 to 0)	0 (0 to 0)	0 (0 to 0)	0 (0 to 0)	0 (0 to 0)	0 (0 to 0)	
Benign and in situ cervical and uterine neoplasms	0 (0 to 0)	0 (0 to 0)	0 (0 to 0)	0 (0 to 0)	0 (0 to 0)	0 (0 to 0)	0 (0 to 0)	0 (0 to 0)	0 (0 to 0)	0 (0 to 0)	0 (0 to 0)	0 (0 to 0)	0 (0 to 0)	0 (0 to 0)	0 (0 to 0)	0 (0 to 0)	0 (0 to 0)	0 (0 to 0)	0 (0 to 0)	0 (0 to 0)	0 (0 to 0)	0 (0 to 0)	0 (0 to 0)	
Other benign and in situ neoplasms	0 (0 to 0)	0 (0 to 0)	0 (0 to 0)	0 (0 to 0)	0 (0 to 0)	0 (0 to 0)	0 (0 to 0)	0 (0 to 0)	0 (0 to 0)	0 (0 to 0)	0 (0 to 0)	0 (0 to 0)	0 (0 to 0)	0 (0 to 0)	0 (0 to 0)	0 (0 to 0)	0 (0 to 0)	0 (0 to 0)	0 (0 to 0)	0 (0 to 0)	0 (0 to 0)	0 (0 to 0)	0 (0 to 0)	0
Cardiovascular diseases	39:6 (36 to 43.9)	9:1 (8.2 to 10.2)	29:8 (26.2 to 32.6)	94:5 (86 to 103)	94:9 (87.1 to 103)	159 (144 to 174)	312 (275 to 352)	275 (172 to 402)	227 (144 to 350)	259 (154 to 417)	296 (173 to 488)	419 (241 to 671)	524 (297 to 912)	658 (372 to 1,056)	809 (466 to 1,290)	1,126 (676 to 1,880)	1,090 (649 to 1,835)	1,178 (717 to 1,948)	1,210 (722 to 1,992)	1,150 (663 to 1,946)	594 (378 to 748)	123 (85 to 164)	22:5 (15.1 to 31.6)	10,700
Rheumatic heart disease	0 (0 to 0)	0 (0 to 0)	7:4 (3.3 to 15.4)	23:4 (15.1 to 35.1)	91 (84.7 to 102)	80:1 (31.5 to 83.6)	52:6 (22.1 to 58.4)	37:4 (13.1 to 63.2)	23:2 (7.7 to 49.8)	19:4 (10.1 to 37.4)	11:3 (4.1 to 27.1)	9:4 (2.9 to 24.8)	8:1 (1.6 to 17.2)	6:6 (4.2 to 15.1)	9:4 (3.8 to 19.3)	6:9 (3.4 to 16.1)	5:1 (2.1 to 9.6)	4:3 (1.7 to 8.3)	2:9 (0.9 to 7.2)	0:6 (0.2 to 1.2)	0:1 (0 to 0.2)	0:2 (0 to 0.8)	398
Ischemic heart disease	0 (0 to 0)	0 (0 to 0)	0 (0 to 0)	0 (0 to 0)	0 (0 to 0)	46:2 (21.7 to 96.9)	64:4 (19.7 to 71.3)	43:6 (9.9 to 93.5)	69:4 (16.4 to 134)	92:2 (29.6 to 176)	128 (53.6 to 227)	188 (79.9 to 343)	240 (104.1 to 424)	343 (154.5 to 626)	519 (243.1 to 1,000)	1,000 (477.2 to 1,880)	1,000 (477.2 to 1,880)	1,000 (477.2 to 1,880)	1,000 (477.2 to 1,880)	1,000 (477.2 to 1,880)	459 (227.1 to 907)	211 (105.3 to 311)	49:3 (28.9 to 71.7)	3,010
Stroke	6:3 (1.5 to 14.2)	1:1 (0.2 to 2.4)	3:7 (0.7 to 13.1)	21:3 (9.8 to 41.1)	26:3 (12.9 to 48.4)	41 (24.7 to 103)	102 (44.1 to 223)	152 (49.9 to 331)	220 (65.6 to 514)	99:6 (28.6 to 164)	155 (53.1 to 265)	175 (64.1 to 333)	201 (66.1 to 387)	275 (101.1 to 494)	344 (135.5 to 646)	497 (208.5 to 932)	553 (265.5 to 932)	512 (269.3 to 780)	573 (338.5 to 847)	525 (310.2 to 749)	227 (139.1 to 332)	136:7 (88.4 to 196)	9:6 (5.4 to 14.6)	4,510
Ischemic stroke	0:2 (0 to 2.3)	0:3 (0 to 2.5)	0:4 (0 to 2.1)	4:2 (2.6 to 9.6)	13:1 (6.2 to 24.3)	19:7 (7 to 37.7)	26:4 (10.4 to 59.3)	19:3 (10.6 to 30.6)	16 (8.6 to 26.4)	19:2 (9.8 to 32.9)	19:6 (9.9 to 33.5)	20:1 (11.5 to 32.2)	26:6 (14.1 to 45.6)	34:1 (20.1 to 49.1)	39:5 (27.4 to 55.1)	49:1 (36.1 to 66.1)	135 (98.7 to 186)	137 (100.3 to 189)	179 (130.9 to 251)	130 (104.9 to 180)	220 (178.6 to 305)	125 (98.5 to 158)	108 (77.9 to 151)	27:4 (19.1 to 40.1)	1,200
Intracerebral hemorrhage	0 (0 to 0.1)	0 (0 to 0.1)	0 (0 to 0.1)	0 (0 to 0.2)	0 (0 to 0.2)	0:2 (0 to 0.7)	0:4 (0 to 1.4)	0:4 (0 to 2.1)	0:4 (0 to 2.3)	0:4 (0 to 2.3)	0:4 (0 to 2.3)	0:4 (0 to 2.3)	0:4 (0 to 2.3)	0:4 (0 to 2.3)	0:4 (0 to 2.3)	0:4 (0 to 2.3)	0:4 (0 to 2.3)	0:4 (0 to 2.3)	0:4 (0 to 2.3)	0:4 (0 to 2.3)	0:4 (0 to 2.3)	0:4 (0 to 2.3)	0:4 (0 to 2.3)	2,900
Subarachnoid hemorrhage	0:1 (0 to 0.5)	0:1 (0 to 0.3)	0:2 (0 to 0.9)	0:4 (0 to 0.8)	0:4 (0 to 0.7)	0:4 (0 to 1.4)	0:4 (0 to 1.7)	0:4 (0 to 2.1)	0:4 (0 to 2.3)	0:4 (0 to 2.3)	0:4 (0 to 2.3)	0:4 (0 to 2.3)	0:4 (0 to 2.3)	0:4 (0 to 2.3)	0:4 (0 to 2.3)	0:4 (0 to 2.3)	0:4 (0 to 2.3)	0:4 (0 to 2.3)	0:4 (0 to 2.3)	0:4 (0 to 2.3)	0:4 (0 to 2.3)	0:4 (0 to 2.3)	0:4 (0 to 2.3)	299
Hypertensive heart disease	0 (0 to 0)	0 (0 to 0)	0 (0 to 0)	0 (0 to 0)	0 (0 to 0)	0:4 (0 to 1.6)	0:4 (0 to 1.7)	0:4 (0 to 2.1)	0:4 (0 to 2.3)	0:4 (0 to 2.3)	0:4 (0 to 2.3)	0:4 (0 to 2.3)	0:4 (0 to 2.3)	0:4 (0 to 2.3)	0:4 (0 to 2.3)	0:4 (0 to 2.3)	0:4 (0 to 2.3)	0:4 (0 to 2.3)	0:4 (0 to 2.3)	0:4 (0 to 2.3)	0:4 (0 to 2.3)	0:4 (0 to 2.3)	0:4 (0 to 2.3)	905
Non-rheumatic valvular heart disease	0 (0 to 0)	0 (0 to 0)	0 (0 to 0)	0 (0 to 0)	0 (0 to 0)	2:6 (0.9 to 11.1)	1:3 (0.1 to 8)	2:8 (1.2 to 5.7)	1:2 (1.2 to 5.4)	2:1 (1.3 to 6)	1:3 (1.3 to 6.8)	2:7 (1.4 to 7.6)	1:4 (1.7 to 7.6)	2:7 (1.7 to 7.6)	2:6 (2.3 to 9.4)	3:1 (2.4 to 9.9)	3:7 (2.6 to 9.4)	2:9 (2.1 to 7.9)	3:4 (3 to 10)	3:2 (2.4 to 11.9)	1:4 (1.1 to 7)	0:7 (0.5 to 2.5)	0:2 (0.1 to 1)	68:6
Non-rheumatic calcific aortic valve disease	0 (0 to 0)	0 (0 to 0)	0 (0 to 0)	0 (0 to 0)	0 (0 to 0)	0 (0 to 5.1)	0 (0 to 3.1)	1:6 (0 to 3.1)	1:2 (0 to 4.2)	1:6 (0 to 4.6)	1:7 (0 to 3.6)	0:4 (0 to 7.6)	0 (0 to 4.6)	0 (0 to 5.1)	0:3 (0 to 3.3)	0 (0 to 3.3)	0 (0 to 3.6)	0 (0 to 5.9)	0 (0 to 7.4)	0 (0 to 5.9)	0 (0 to 7.4)	0 (0 to 5.9)	0 (0 to 7.4)	0 (0 to 5.9)	37:4
Non-rheumatic degenerative mitral valve disease	0 (0 to 0)	0 (0 to 0)	0 (0 to 0)	0 (0 to 0)	0 (0 to 0)	2:6 (0.9 to 11.1)	1:9 (0.7 to 6.6)	1:6 (0 to 6.2)	1:4 (0.5 to 2.9)	1:6 (0.5 to 3.4)	1:4 (0.6 to 3.3)	1:6 (0.6 to 3.3)	1:7 (0.6 to 3.4)	1:7 (0.7 to 3.9)	2:1 (0.8 to 4.9)	2:1 (0.9 to 4.2)	2:1 (0.8 to 4)	2:1 (0.8 to 4.9)	2:1 (0.9 to 4.9)	2:1 (0.9 to 4.9)	1:4 (0.9 to 3.2)	0:7 (0.2 to 2.7)	0:1 (0 to 0.5)	27:6
Other non-rheumatic valve diseases	0 (0 to 0)	0 (0 to 0)	0 (0 to 0)	0 (0 to 0)	0 (0 to 0)	0:3 (0 to 1.1)	0:3 (0.1 to 0.6)	0:3 (0 to 0.6)	0:3 (0 to 0.6)	0:3 (0 to 0.6)	0:3 (0 to 0.6)	0:3 (0 to 0.6)	0:3 (0 to 0.6)	0:3 (0 to 0.6)	0:3 (0 to 0.6)	0:3 (0 to 0.6)	0:3 (0 to 0.6)	0:3 (0 to 0.6)	0:3 (0 to 0.6)	0:3 (0 to 0.6)	0:3 (0 to 0.6)	0:3 (0 to 0.6)	0:3 (0 to 0.6)	1:9
Cardiomyopathy and myocarditis	23:6 (11.4 to 54.4)	21:9 (7.7 to 59)	39:3 (17.9 to 85.7)	103 (52.9 to 223)	173 (77.2 to 396)	178 (76 to 392)	114 (43.9 to 312)	71:4 (23.1 to 210)	63:4 (19.7 to 187.4)	42 (14.9 to 98.8)	35:1 (13.5 to 89.2)	29:4 (11.4 to 83.3)	28:1 (10.2 to 83.3)	29:6 (10.2 to 89.1)	32 (12.9 to 89.1)	27 (11.6 to 69.2)	22:7 (9.6 to 57.1)	19:6 (8.2 to 48.7)	17:2 (7.2 to 43.3)	16:8 (7.2 to 42.1)	11:3 (4.9 to 28.4)	3:4 (1.5 to 8.6)	1:6 (0.7 to 4.5)	449
Myocarditis	0:2 (0 to 2.1)	0:3 (0 to 2.5)	0:4 (0 to 2.1)	0:9 (0 to 4.2)	0:8 (0 to 3.1)	0:8 (0 to 4.1)	0:6 (0 to 3.1)	0:4 (0 to 1.9)	0:3 (0 to 2.1)	0:4 (0 to 2.6)	0:4 (0 to 2.3)	0:5 (0 to 3.1)	0:6 (0 to 3.1)	0:8 (0 to 3.1)	0:9 (0 to 3.1)	1:2 (0 to 3.1)	1:3 (0 to 3.1)	1:2 (0 to 3.1)	1:2 (0 to 3.1)	1:2 (0 to 3.1)	0:6 (0 to 3.1)	0:2 (0 to 1.1)	0:1 (0 to 0.5)	31
Alcoholic cardiomyopathy	0 (0 to 0)	0 (0 to 0)	0 (0 to 0)	0 (0 to 0)	0 (0 to 0)	0:2 (0 to 0.7)	0:3 (0 to 0.5)	0:3 (0 to 0.6)	0:3 (0 to 0.6)	0:3 (0 to 0.6)	0:4 (0 to 0.6)	0:5 (0 to 1.5)	0:4 (0 to 1.5)	0:4 (0 to 1.2)	0:4 (0 to 1.2)	0:4 (0 to 1.2)	0:4 (0 to 1.2)	0:4 (0 to 1.2)	0:4 (0 to 1.2)	0:4 (0 to 1.2)	0:4 (0 to 1.2)	0:4 (0 to 1.2)	0:4 (0 to 1.2)	3:6
Other cardiomyopathy	29:2 (21.9 to 33.2)	9:3 (6.9 to 10.2)	19:8 (14.6 to 22.6)	31:6 (23.9 to 39.4)	9:9 (7.1 to 12.3)	13 (9.4 to 27.9)	14:9 (4.3 to 27.8)	19:2 (5.4 to 32.9)	20:4 (7.7 to 42.2)	23:5 (8.4 to 51.3)	28:5 (10.6 to 58.6)	27:3 (10.2 to 58.6)	28 (10.2 to 58.6)	32 (12.3 to 58.6)	22 (12.3 to 58.6)	22 (12.3 to 58.6)	21:2 (12.3 to 58.6)	19:2 (10.6 to 58.6)	10:9 (6.2 to 17.2)	2:3 (1.2 to 4.6)	0:4 (0.2 to 0.7)	414
Atrial fibrillation and flutter	0 (0 to 0)	0 (0 to 0)	0 (0 to 0)	0 (0 to 0)	0 (0 to 0)	0 (0 to 0)	0 (0 to 0)	0 (0 to 0)	0 (0 to 0)	0 (0 to 0)	0 (0 to 0)	0 (0 to 0)	0 (0 to 0)	0 (0 to 0)	0 (0 to 0)	0 (0 to 0)	0 (0 to 0)	0 (0 to 0)	0 (0 to 0)



SR Table 2x. North Macedonia DALYS by cause and age across for males with 95% uncertainty intervals, 2019

Cause	Early Neonatal	Late Neonatal	Post-Neonatal	1 to 4	5 to 9	10 to 14	15 to 19	20 to 24	25 to 29	30 to 34	35 to 39	40 to 44	45 to 49	50 to 54	55 to 59	60 to 64	65 to 69	70 to 74	75 to 79	80 to 84	85 to 89	90 to 94	95 plus	Total
All causes	6,680 (5,870 to 8,560)	1,668 (1,169 to 1,873)	2,680 (2,110 to 3,390)	2,870 (2,280 to 3,760)	2,660 (2,200 to 3,300)	3,090 (2,550 to 4,000)	7,600 (6,270 to 9,780)	10,200 (8,490 to 12,600)	11,900 (9,790 to 14,400)	14,600 (12,000 to 17,800)	17,000 (14,000 to 20,400)	20,100 (16,700 to 24,100)	23,100 (19,300 to 27,200)	26,200 (22,000 to 30,600)	31,400 (26,900 to 36,600)	41,400 (35,900 to 48,000)	48,700 (41,900 to 56,200)	51,600 (42,700 to 62,300)	62,600 (52,000 to 75,000)	59,900 (49,900 to 72,400)	51,800 (42,900 to 62,300)	31,700 (25,700 to 38,900)	2,290 (2,170 to 2,390)	768 (769 to 770)	400,000
Communicable, maternal, neonatal, and nutritional diseases	3,540 (3,190 to 4,060)	1,760 (691 to 1,470)	1,340 (1,030 to 1,690)	976 (726 to 1,250)	766 (520 to 1,120)	687 (453 to 1,000)	624 (420 to 938)	723 (497 to 961)	761 (562 to 1,020)	779 (580 to 1,060)	809 (610 to 1,080)	888 (672 to 1,170)	972 (743 to 1,270)	1,060 (814 to 1,380)	1,170 (900 to 1,520)	1,340 (1,040 to 1,740)	1,540 (1,200 to 1,980)	1,660 (1,290 to 2,120)	1,940 (1,500 to 2,470)	2,080 (1,610 to 2,650)	2,290 (1,770 to 2,920)	1,940 (1,500 to 2,480)	3.1 (2.1 to 4.6)	17,600
HIV/AIDS and sexually transmitted infections	39.6 (30.2 to 56.9)	12.2 (2.4 to 28.9)	21.3 (7.3 to 46.5)	1.8 (1.3 to 2.7)	1.6 (1.3 to 2.1)	1.6 (1.3 to 2.1)	5.6 (3.2 to 9.4)	9.2 (5.6 to 15.3)	9.4 (5.8 to 15.2)	9.6 (6.2 to 15.3)	10.6 (6.9 to 16.1)	11 (8.5 to 15.1)	11 (8.5 to 15.1)	9.8 (7.1 to 13.5)	9.4 (6.7 to 13.2)	8.1 (5.9 to 11.3)	7.3 (5.1 to 10.1)	6.7 (4.5 to 9.4)	6.3 (4.1 to 9.2)	6.1 (3.9 to 9.2)	6.1 (3.9 to 9.2)	6.1 (3.9 to 9.2)	0 (0 to 0)	183
HIV/AIDS	0 (0 to 0)	0 (0 to 0)	0 (0 to 0.2)	1.2 (0.8 to 2.1)	1.3 (0.9 to 1.8)	0.7 (0.5 to 0.9)	0.6 (0.5 to 0.7)	0.9 (0.7 to 1.1)	2.7 (2.2 to 3.4)	4.6 (3.8 to 5.7)	5.6 (4.6 to 6.9)	6.4 (5.3 to 7.9)	8.2 (6.7 to 10.1)	7.8 (6.4 to 9.6)	7.6 (6.2 to 9.4)	6.8 (5.6 to 8.4)	6.2 (5.1 to 7.7)	5.1 (4.1 to 6.4)	4.8 (3.8 to 6.1)	4.6 (3.6 to 5.9)	4.6 (3.6 to 5.9)	4.6 (3.6 to 5.9)	0 (0 to 0)	40.6
HIV/AIDS - Drug-susceptible Tuberculosis	0 (0 to 0)	0 (0 to 0)	0 (0 to 0.2)	0.3 (0.2 to 0.5)	0.3 (0.2 to 0.4)	0.2 (0.1 to 0.3)	0.2 (0.1 to 0.3)	0.2 (0.2 to 0.3)	0.6 (0.5 to 0.8)	1.1 (0.9 to 1.4)	1.4 (1.1 to 1.7)	1.6 (1.3 to 2.0)	2.1 (1.7 to 2.6)	2.1 (1.7 to 2.6)	2.1 (1.7 to 2.6)	1.9 (1.5 to 2.4)	1.8 (1.4 to 2.3)	1.5 (1.2 to 1.9)	1.4 (1.1 to 1.8)	1.3 (1.0 to 1.7)	1.3 (1.0 to 1.7)	1.3 (1.0 to 1.7)	0 (0 to 0)	11.7
HIV/AIDS - Multidrug-resistant Tuberculosis without extensive	0 (0 to 0)	0 (0 to 0)	0 (0 to 0)	0 (0 to 0)	0 (0 to 0)	0 (0 to 0)	0 (0 to 0)	0 (0 to 0)	0 (0 to 0)	0 (0 to 0)	0 (0 to 0)	0.1 (0 to 0.1)	0.1 (0 to 0.1)	0.1 (0 to 0.2)	0.1 (0 to 0.2)	0.1 (0 to 0.2)	0.1 (0 to 0.2)	0.1 (0 to 0.2)	0.1 (0 to 0.2)	0.1 (0 to 0.2)	0.1 (0 to 0.2)	0.1 (0 to 0.2)	0.1 (0 to 0.2)	0 (0 to 0)	0.4
HIV/AIDS - Extensively drug-resistant Tuberculosis	0 (0 to 0)	0 (0 to 0)	0 (0 to 0)	0 (0 to 0)	0 (0 to 0)	0 (0 to 0)	0 (0 to 0)	0 (0 to 0)	0 (0 to 0)	0 (0 to 0)	0 (0 to 0)	0 (0 to 0)	0 (0 to 0)	0 (0 to 0)	0 (0 to 0)	0 (0 to 0)	0 (0 to 0)	0 (0 to 0)	0 (0 to 0)	0 (0 to 0)	0 (0 to 0)	0 (0 to 0)	0 (0 to 0)	0 (0 to 0)	0.2
HIV/AIDS resulting in other diseases	0 (0 to 0)	0 (0 to 0)	0 (0 to 1.8)	0 (0 to 0.1)	0 (0 to 0.1)	0 (0 to 0.1)	0.3 (0.2 to 0.6)	0.6 (0.4 to 0.9)	1.9 (1.6 to 2.4)	3.5 (2.9 to 4.3)	4.2 (3.4 to 5.1)	4.8 (3.9 to 5.9)	5.9 (4.8 to 7.3)	5.7 (4.6 to 7.1)	5.5 (4.4 to 6.9)	4.9 (3.9 to 6.1)	4.4 (3.5 to 5.6)	3.7 (2.9 to 4.7)	3.4 (2.7 to 4.3)	3.3 (2.6 to 4.2)	3.3 (2.6 to 4.2)	3.3 (2.6 to 4.2)	0 (0 to 0)	38.3
Sexually transmitted infections excluding HIV	39.6 (30.2 to 56.9)	12.2 (2.4 to 28.9)	21.3 (7.3 to 46.5)	0.6 (0.4 to 0.8)	0.3 (0.2 to 0.4)	0.9 (0.6 to 1.2)	5 (2.8 to 8.8)	8.6 (5.1 to 14.7)	6.8 (3.9 to 11.5)	5 (2.9 to 8.7)	4.8 (2.8 to 8.1)	4.6 (2.7 to 7.8)	3.1 (1.8 to 5.3)	3.7 (2.2 to 6.3)	3.9 (2.3 to 6.6)	3.2 (1.9 to 5.4)	2.9 (1.7 to 4.9)	2.9 (1.7 to 4.9)	2.8 (1.6 to 4.8)	2.8 (1.6 to 4.8)	2.8 (1.6 to 4.8)	2.8 (1.6 to 4.8)	0 (0 to 0)	15.5
Syphilis	39.6 (30.2 to 56.9)	12.2 (2.4 to 28.9)	19.3 (7.3 to 46.5)	0.6 (0.4 to 0.8)	0.3 (0.1 to 0.4)	0.3 (0.2 to 0.4)	0.4 (0.2 to 0.6)	0.5 (0.3 to 0.8)	0.6 (0.4 to 0.9)	0.6 (0.4 to 0.7)	0.6 (0.4 to 0.8)	0.6 (0.4 to 0.8)	0.6 (0.4 to 0.8)	0.6 (0.4 to 0.8)	0.6 (0.4 to 0.8)	0.6 (0.4 to 0.8)	0.6 (0.4 to 0.8)	0.6 (0.4 to 0.8)	0.6 (0.4 to 0.8)	0.6 (0.4 to 0.8)	0.6 (0.4 to 0.8)	0.6 (0.4 to 0.8)	0 (0 to 0)	73.9
Chlamydial infection	0 (0 to 0)	0 (0 to 0)	0 (0 to 0)	0 (0 to 0)	0 (0 to 0)	0 (0 to 0)	0.2 (0.1 to 0.3)	1.1 (0.5 to 1.9)	1.9 (1.0 to 3.2)	2 (1.0 to 3.4)	2 (1.0 to 3.5)	1.6 (0.8 to 2.7)	1.3 (0.7 to 2.3)	0.9 (0.4 to 1.5)	0.6 (0.3 to 1.1)	0.4 (0.2 to 0.7)	0.3 (0.1 to 0.5)	0.2 (0.1 to 0.4)	0.2 (0.1 to 0.3)	0.2 (0.1 to 0.3)	0.2 (0.1 to 0.3)	0.2 (0.1 to 0.3)	0 (0 to 0)	9.4
Gonococcal infection	0 (0 to 0)	0 (0 to 0)	0 (0 to 0)	0 (0 to 0)	0 (0 to 0)	0 (0 to 0)	0.2 (0.1 to 0.4)	0.8 (0.4 to 1.4)	1.6 (0.9 to 2.6)	1.3 (0.7 to 2.2)	0.8 (0.4 to 1.4)	0.5 (0.2 to 0.9)	0.4 (0.2 to 0.7)	0.3 (0.1 to 0.5)	0.2 (0.1 to 0.4)	0.1 (0.1 to 0.3)	0.1 (0.1 to 0.2)	0.1 (0.1 to 0.2)	0.1 (0.1 to 0.2)	0.1 (0.1 to 0.2)	0.1 (0.1 to 0.2)	0.1 (0.1 to 0.2)	0 (0 to 0)	6.4
Trichomoniasis	0 (0 to 0)	0 (0 to 0)	0 (0 to 0)	0 (0 to 0)	0 (0 to 0)	0 (0 to 0)	0 (0 to 0.2)	0.2 (0 to 0.6)	0.2 (0 to 0.6)	0.2 (0 to 0.6)	0.2 (0 to 0.6)	0.2 (0 to 0.6)	0.2 (0 to 0.6)	0.2 (0 to 0.6)	0.2 (0 to 0.6)	0.2 (0 to 0.6)	0.2 (0 to 0.6)	0.2 (0 to 0.6)	0.2 (0 to 0.6)	0.2 (0 to 0.6)	0.2 (0 to 0.6)	0.2 (0 to 0.6)	0.2 (0 to 0.6)	0 (0 to 0)	2.6
Genital herpes	0 (0 to 0)	0 (0 to 0)	0 (0 to 0)	0 (0 to 0)	0 (0 to 0)	0 (0 to 0)	0 (0 to 0)	0 (0 to 0)	0 (0 to 0)	0 (0 to 0)	0 (0 to 0)	0 (0 to 0)	0 (0 to 0)	0 (0 to 0)	0 (0 to 0)	0 (0 to 0)	0 (0 to 0)	0 (0 to 0)	0 (0 to 0)	0 (0 to 0)	0 (0 to 0)	0 (0 to 0)	0 (0 to 0)	0 (0 to 0)	0.2
Other sexually transmitted infections	0 (0 to 0)	0 (0 to 0)	0 (0 to 0)	0 (0 to 0)	0 (0 to 0)	0 (0 to 0)	0.1 (0 to 0.4)	0.4 (0 to 1.2)	1.6 (0.7 to 3.1)	1.6 (0.7 to 3.2)	1.6 (0.7 to 3.2)	1.5 (0.6 to 3.1)	1.4 (0.6 to 2.8)	1.2 (0.5 to 2.5)	1.1 (0.5 to 2.3)	0.9 (0.4 to 2.1)	0.8 (0.3 to 1.9)	0.6 (0.3 to 1.5)	0.5 (0.2 to 1.3)	0.5 (0.2 to 1.3)	0.5 (0.2 to 1.3)	0.5 (0.2 to 1.3)	0 (0 to 0)	10.6
Respiratory infections and tuberculosis	2,810 (2,510 to 3,290)	39.9 (22.7 to 56.2)	255 (206 to 309)	159 (107 to 213)	122 (84.6 to 171)	116 (73.7 to 166)	191 (76.4 to 346)	191 (89.9 to 356)	191 (110 to 321)	191 (106 to 343)	191 (106 to 343)	191 (107 to 343)	191 (106 to 343)	191 (106 to 343)	191 (107 to 343)	191 (107 to 343)	191 (107 to 343)	191 (107 to 343)	191 (107 to 343)	191 (107 to 343)	191 (107 to 343)	191 (107 to 343)	191 (107 to 343)	0 (0 to 0)	4,340
Tuberculosis	0 (0 to 0)	0 (0 to 0)	0 (0 to 0.7)	1.6 (0.9 to 3.1)	2.1 (1.3 to 3.1)	2.1 (1.4 to 3.4)	4 (2.2 to 6.5)	12.9 (7.9 to 21.7)	24.3 (14.9 to 38.2)	33.2 (21.6 to 48.7)	42.6 (28.4 to 60)	49.5 (33.3 to 72.6)	58.6 (40.7 to 79.2)	64.6 (47.9 to 83.1)	69.1 (51.7 to 88.2)	72.3 (54.7 to 92.1)	76.1 (57.6 to 96.7)	78.7 (59.9 to 99.6)	81.3 (62.1 to 102)	83.1 (63.9 to 104)	84.7 (65.4 to 106)	85.7 (66.2 to 107)	0.2 (0.2 to 0.3)	810
Latent tuberculosis infection	0 (0 to 0)	0 (0 to 0)	0 (0 to 0)	0 (0 to 0)	0 (0 to 0)	0 (0 to 0)	0 (0 to 0)	0 (0 to 0)	0 (0 to 0)	0 (0 to 0)	0 (0 to 0)	0 (0 to 0)	0 (0 to 0)	0 (0 to 0)	0 (0 to 0)	0 (0 to 0)	0 (0 to 0)	0 (0 to 0)	0 (0 to 0)	0 (0 to 0)	0 (0 to 0)	0 (0 to 0)	0 (0 to 0)	0 (0 to 0)	0
Drug-susceptible Tuberculosis	0 (0 to 0)	0 (0 to 0)	0 (0 to 0.7)	1.6 (0.9 to 3.2)	2.1 (1.3 to 3.1)	2.1 (1.4 to 3.4)	4 (2.2 to 6.5)	12.9 (7.9 to 21.7)	24.3 (14.9 to 38.2)	33.2 (21.6 to 48.7)	42.6 (28.4 to 60)	49.5 (33.3 to 72.6)	58.6 (40.7 to 79.2)	64.6 (47.9 to 83.1)	69.1 (51.7 to 88.2)	72.3 (54.7 to 92.1)	76.1 (57.6 to 96.7)	78.7 (59.9 to 99.6)	81.3 (62.1 to 102)	83.1 (63.9 to 104)	84.7 (65.4 to 106)	85.7 (66.2 to 107)	0.2 (0.2 to 0.3)	783
Multidrug-resistant tuberculosis without extensive drug-resistar	0 (0 to 0)	0 (0 to 0)	0 (0 to 0.1)	0 (0 to 0.1)	0 (0 to 0.1)	0 (0 to 0.1)	0 (0 to 0.1)	0 (0 to 0.2)	0 (0 to 0.6)	0 (0 to 1.1)	0 (0 to 1.6)	0 (0 to 2.2)	0 (0 to 3.2)	0 (0 to 4.1)	0 (0 to 5.1)	0 (0 to 6.1)	0 (0 to 7.2)	0 (0 to 8.1)	0 (0 to 9.1)	0 (0 to 10)	0 (0 to 11)	0 (0 to 12)	0 (0 to 13)	0 (0 to 0)	20.2
Extensively drug-resistant tuberculosis	0 (0 to 0)	0 (0 to 0)	0 (0 to 0.1)	0 (0 to 0.1)	0 (0 to 0.1)	0 (0 to 0.1)	0 (0 to 0.1)	0 (0 to 0.1)	0 (0 to 0.1)	0 (0 to 0.1)	0 (0 to 0.1)	0 (0 to 0.1)	0 (0 to 0.1)	0 (0 to 0.1)	0 (0 to 0.1)	0 (0 to 0.1)	0 (0 to 0.1)	0 (0 to 0.1)	0 (0 to 0.1)	0 (0 to 0.1)	0 (0 to 0.1)	0 (0 to 0.1)	0 (0 to 0.1)	0 (0 to 0)	0.4
Lower respiratory infections	2,810 (2,510 to 3,290)	39.4 (22.2 to 55.8)	242 (197 to 287)	99.7 (61.3 to 151)	51.2 (27.6 to 87.1)	62 (28.9 to 121)	44.2 (16.4 to 89.4)	45.8 (20.1 to 79.2)	52.4 (23.2 to 92.4)	58.3 (26.4 to 102)	65.2 (31.2 to 114)	77.2 (37.7 to 135)	89.3 (44.1 to 157)	110 (55.2 to 194)	130 (65.2 to 230)	161 (80.2 to 284)	193 (97.4 to 340)	223 (112 to 393)	255 (128 to 450)	287 (144 to 506)	316 (158 to 557)	346 (173 to 610)	2.7 (1.6 to 4.2)	2,940
Upper respiratory infections	0 (0 to 0)	0.4 (0.2 to 0.7)	3.3 (1.4 to 7)	59.1 (32.4 to 94.8)	69.7 (39.7 to 106)	54.8 (29.6 to 86.4)	146.8 (70.4 to 286)	145.4 (69.9 to 286)	138.8 (66.4 to 286)	132.5 (63.2 to 286)	125.9 (60.1 to 286)	114.6 (54.6 to 286)	101.7 (48.5 to 286)	90.6 (43.2 to 286)	80.1 (38.2 to 286)	69.8 (33.3 to 286)	59.7 (28.5 to 286)	49.8 (23.8 to 286)	40.2 (19.2 to 286)	30.9 (14.8 to 286)	22.1 (10.6 to 286)	13.9 (6.7 to 286)	0.1 (0.1 to 0.2)	761
Otitis media	0 (0 to 0)	0 (0 to 0)	1.8 (0.8 to 3.8)	2.6 (1.2 to 5.4)	2.1 (1.1 to 4.1)	2.1 (1.1 to 4.1)	2.1 (0.9 to 4.2)	2.1 (0.9 to 4.2)	2.1 (0.9 to 4.2)	2.1 (0.9 to 4.2)	2.1 (0.9 to 4.2)	2.1 (0.9 to 4.2)	2.1 (0.9 to 4.2)	2.1 (0.9 to 4.2)	2.1 (0.9 to 4.2)	2.1 (0.9 to 4.2)	2.1 (0.9 to 4.2)	2.1 (0.9 to 4.2)	2.1 (0.9 to 4.2)	2.1 (0.9 to 4.2)	2.1 (0.9 to 4.2)	2.1 (0.9 to 4.2)	0 (0 to 0)	284
Enteric infections	2.9 (1.7 to 4.5)	13.1 (7.9 to 21.9)	1.61 (824 to 2,228)	139 (66.6 to 170)	119 (64.7 to 156)	122 (76.5 to 213)	127 (80.2 to 191)	136 (80.9 to 204)	139 (81.9 to 205)	139 (81.9 to 205)	139 (81.9 to 205)	139 (81.9 to 205)	139 (81.9 to 205)	139 (81.9 to 205)	139 (81.9 to 205)	139 (81.9 to 205)	139 (81.9 to 205)	139 (81.9 to 205)	139 (81.9 to 205)	139 (81.9 to 205)	139 (81.9 to 205)	139 (81.9 to 205)	139 (81.9 to 205)	0 (0 to 0)	1,690
Diarrheal diseases	2.9 (1.7 to 4.5)	13.1 (7.9 to 21.4)	1.61 (822 to 2,227)	139 (66.6 to 168)	119 (64.8 to 156)	122 (76.7 to 213)	127 (79.4 to 190)	136 (80.2 to 203)	139 (81.2 to 204)	139 (81.2 to 204)	139 (81.2 to 204)	139 (81.2 to 204)	139 (81.2 to 204)	139 (81.2 to 204)	139 (81.2 to 204)	139 (81.2 to 204)	139 (81.2 to 204)	139 (81.2 to 204)	139 (81.2 to 204)	139 (81.2 to 204)	139 (81.2 to 204)	139 (81.2 to 204)	139 (81.2 to 204)	0 (0 to 0)	1,690
Typhoid and paratyphoid	0 (0 to 0)	0 (0 to 0)	0 (0 to 0)	0 (0 to 0)	0 (0 to 0)	0 (0 to 0)	0 (0 to 0)	0 (0 to 0)	0 (0 to 0)	0 (0 to 0)	0 (0 to 0)	0 (0 to 0)	0 (0 to 0)	0 (0 to 0)	0 (0 to 0)	0 (0 to 0)	0 (0 to 0)	0 (0 to 0)	0 (0 to 0)	0 (0 to 0)	0 (0 to 0)	0 (0 to 0)	0 (0 to 0)	0 (0 to 0)	0.1
Typhoid fever	0 (0 to 0)	0 (0 to 0)	0 (0 to 0)	0 (0 to 0)	0 (0 to 0)	0 (0 to 0)	0 (0 to 0)	0 (0 to 0)	0 (0 to 0)	0 (0 to 0)	0 (0 to 0)	0 (0 to 0)	0 (0 to 0)	0 (0 to 0)	0 (0 to 0)	0 (0 to 0)	0 (0 to 0)	0 (0 to 0)	0 (0 to 0)	0 (0 to 0)	0 (0 to 0)	0 (0 to 0)	0 (0 to 0)	0 (0 to 0)	0
Paratyphoid fever	0 (0 to 0)	0 (0 to 0)	0 (0 to 0)	0 (0 to 0)	0 (0 to 0)	0 (0 to 0)	0 (0 to 0)	0 (0 to 0)	0 (0 to 0)	0 (0 to 0)	0 (0 to 0)	0 (0 to 0)	0 (0 to 0)	0 (0 to 0)	0 (0 to 0)	0 (0 to 0)	0 (0 to 0)	0 (0 to 0)	0 (0 to 0)	0 (0 to 0)	0 (0 to 0)	0 (0 to 0)	0 (0 to 0)	0 (0 to 0)	0
Invasive Non-typhoidal Salmonella (iNTS)	0 (0 to 0)	0 (0 to 0.1)	0 (0 to 0.1)	1.1 (0.6 to 2.1)	1.1 (0.6 to 2.1)	0.6 (0.3 to 1.1)	0.6 (0.3 to 1.1)	0.6 (0.3 to 1.2)	0.6 (0.3 to 1.2)	0.6 (0.3 to 1.2)	0.6 (0.3 to 1.2)	0.6 (0.3 to 1.2)	0.6 (0.3 to 1.2)	0.6 (0.3 to 1.2)	0.6 (0.3 to 1.2)	0.6 (0.3 to 1.2)	0.6 (0.3 to 1.2)	0.6 (0.3 to 1.2)	0.6 (0.3 to 1.2)	0.6 (0.3 to 1.2)	0.6 (0.3 to 1.2)	0.6 (0.3 to 1.2)	0 (0 to 0)	10
Other intestinal infectious diseases	0 (0 to 0)	0 (0 to 0)	0 (0 to 0)	0.3 (0.2 to 0.6)	0.3 (0.2 to 0.6)	0.2 (0.1 to 0.4)	0.2 (0.1 to 0.4)	0.1 (0.1 to 0.3)	0.2 (0.1 to 0.4)	0.2 (0.1 to 0.4)	0.2 (0.1 to 0.4)	0.2 (0.1 to 0.4)	0.1 (0.1 to 0.3)	0.1 (0.1 to 0.3)	0.1 (0.1 to 0.3)	0.1 (0.1 to 0.3)	0.1 (0.1 to 0.3)	0.1 (0.1 to 0.3)	0.1 (0.1 to 0.3)	0.1 (0.1 to 0.3)	0.1 (0.1 to 0.3)	0.1 (0.1 to 0.3)	0 (0 to 0)	3.2
Neglected tropical diseases and malaria	0 (0 to 0)	4.3 (2.7 to 7.2)	23.7 (8.1 to 56.4)	27.7 (17.1 to 41.7)	13.2 (7.9 to 21.1)	5.4 (3.1 to 8.6)	7.4 (3.7 to 13.6)	11.6 (5.6 to 21.5)	14.6 (7.1 to 26.8)	16.7 (8.1 to 30.7)	18.1 (8.8 to 33.2)	19.7 (9.6 to 36.2)	21.1 (10.3 to 38.7)	22.1 (10.8 to 40.5)	23.6 (11.5 to 43.3)	24.9 (12.2 to 45.7)	26.4 (12.9 to 48.4)	27.5 (13.5 to 50.4)	28.6 (14.1 to 52.4)	29.4 (14.5 to 53.9)	30.1 (14.8 to 55.2)	30.6 (15.1 to 56.1)	0.1 (0.1 to 0.2)	397
Malaria	0 (0 to 0)	0 (0 to 0)	0 (0 to 0)	0 (0 to 0)	0 (0 to 0)	0 (0 to 0)	0 (0 to 0)	0 (0 to 0)	0 (0 to 0)	0 (0 to 0)	0 (0 to 0)	0 (0 to 0)	0 (0 to 0)	0 (0 to 0)	0 (0 to 0)	0 (0 to 0)	0 (0 to 0)	0 (0 to 0)	0 (0 to 0)	0 (0 to 0)	0 (0 to 0)	0 (0 to 0)	0 (0 to 0)	0 (0 to 0)	0
Chagas disease	0 (0 to 0)	0 (0 to 0)	0 (0 to 0)	0 (0 to 0)	0 (0 to 0)	0 (0 to 0)	0 (0 to 0)	0 (0 to 0)	0 (0 to 0)	0 (0 to 0)	0 (0 to 0)	0 (0 to 0)	0 (0 to 0)	0 (0 to 0)	0 (0 to 0)	0 (0 to 0)	0 (0 to 0)	0 (0 to 0)	0 (0 to 0)	0 (0 to 0)	0 (0 to 0)	0 (0 to 0)	0 (0 to 0)	0 (0 to 0)	0
Leishmaniasis	0 (0 to 0)	0 (0 to 0)	1 (0 to 7.8)	0.9 (0 to 15.1)	2.6 (0 to 11.7)	2.3 (0 to 9.8)	2.9 (0 to 9.6)	2.9 (0 to 9.6)	2.9 (0 to 9.6)	2.9 (0 to 9.6)	2.9 (0 to 9.6)	2.9 (0 to 9.6)	2.9 (0 to 9.6)	2.9 (0 to 9.6)	2.9 (0 to 9.6)	2.9 (0 to 9.6)	2.9 (0 to 9.6)	2.9 (0 to 9.6)	2.9 (0 to 9.6)	2.9 (0 to 9.6)	2.9 (0 to 9.6)	2.9 (0 to 9.6)	2.9 (0 to 9.6)	0 (0 to 0)	39.3
Visceral leishmaniasis	0 (0 to 0)	0 (0 to 0)	0 (0 to 7.8)	0.9 (0 to 15.1)	2.6 (0 to 11.7)	2.3 (0 to 9.8)	2.9 (0 to 9.6)	2.9 (0 to 9.6)	2.9 (0 to 9.6)	2.9 (0 to 9.6)	2.9 (0 to 9.6)	2.9 (0 to 9.6)	2.9 (0 to 9.6)	2.9 (0 to 9.6)	2.9 (0 to 9.6)	2.9 (0 to 9.6)	2.9 (0 to 9.6)	2.9 (0 to 9.6)	2.9 (0 to 9.6)	2.9 (0 to 9.6)	2.9 (0 to 9.6)	2.9 (0 to 9.6)	2.9 (0 to 9.6)	0 (0 to 0)	39.3
Cutaneous and mucocutaneous leishmaniasis	0 (0 to 0)	0 (0 to 0)	0 (0 to 0)	0 (0 to 0)	0 (0 to 0)	0 (0 to 0)	0 (0 to 0)	0 (0 to 0)	0 (0 to 0)	0 (0 to 0)	0 (0 to 0)	0 (0 to 0)	0 (0 to 0)	0 (0 to 0)	0 (0 to 0)	0 (0 to 0)	0 (0 to 0)	0 (0 to 0)	0 (0 to 0)	0 (0 to 0)	0 (0 to 0)	0 (0 to 0)	0 (0 to 0)	0 (0 to 0)	0
African trypanosomiasis	0 (0 to 0)	0 (0 to 0)	0 (0 to 0)	0 (0 to 0)	0 (0 to 0)	0 (0 to 0)	0 (0 to 0)	0 (0 to 0)	0 (0 to 0)	0 (0 to 0)	0 (0 to 0)	0 (0 to 0)	0 (0 to 0)	0 (0 to 0)	0 (0 to 0)	0 (0 to 0)	0 (0 to 0)	0 (0 to 0)	0 (0 to 0)	0 (0 to 0)	0 (0 to 0)	0 (0 to 0)	0 (0 to 0)	0 (0 to 0)	0
Schistosomiasis	0 (0 to 0)	0 (0 to 0)	0 (0 to 0)	0 (0 to 0)	0 (0 to 0)	0 (0 to 0)	0 (0 to 0)	0 (0 to 0)	0 (0 to 0)	0 (0 to 0)	0 (0 to 0)	0 (0 to 0)	0 (0 to 0)	0 (0 to 0)	0 (0 to 0)	0 (0 to 0)	0 (0 to 0)	0 (0 to 0)	0 (0 to 0)	0 (0 to 0)	0 (0 to 0)	0 (0 to 0)	0 (0 to 0)	0 (0 to 0)	0
Cysticercosis	0 (0 to 0)	0 (0 to 0)	0 (0 to 0)	0 (0 to 0)	0.1 (0 to 0.2)	0.4 (0.2 to 0.8)	1.8 (0.9 to 3.6)	4 (2 to 7.4)	6.6 (3.4 to 11.7)	7.6 (3.9 to 13.5)	9.1 (4.6 to 16.2)	11.7 (5.9 to 20.7)	13.7 (6.9 to 24.4)	16.7 (8.4 to 29.5)	20.8 (10.4 to 36.5)	26.1 (13.1 to 45.6)	32.1 (16.1 to 55.7)	38.2 (19.2 to 66.1)	44.2 (22.2 to 76.3)	49.9 (25.1 to 85.8)	54.9 (27.6 to 94.3)	59.1 (29.7 to 101)	0.1 (0 to 0.2)	219
Cystic echinococcosis	0 (0 to 0)	0 (0 to 0)	0 (0 to 0)	0.1 (0 to 0.2)	0.2 (0 to 0.3)	0.2 (0 to 0.3)	0.2 (0 to 0.4)	0.3 (0 to 0.6)	0.5 (0.2 to 0.9)	0.5 (0.2 to 0.9)	0.6 (0.3 to 1.1)	0.6 (0.3 to 1.1)	0.7 (0.3 to 1.2)	0.7 (0.3 to 1.2)	0.7 (0.3 to 1.2)	0.7 (0.3 to 1.2)	0.7 (0.3 to 1.2)	0.7 (0.3 to 1.2)	0.7 (0.3 to 1.2)	0.7 (0.3 to 1.2)	0.7 (0.3 to 1.2)	0.7 (0.3 to 1.2)	0 (0 to 0)	7.3
Lymphatic filariasis	0 (0 to 0)	0 (0 to 0)	0 (0 to 0)	0 (0 to 0)	0 (0 to 0)	0 (0 to 0)	0 (0 to 0)	0 (0 to 0)	0 (0 to 0)	0 (0 to 0)	0 (0 to 0)	0 (0 to 0)	0 (0 to 0)	0 (0 to 0)	0 (0 to 0)	0 (0 to 0)	0 (0 to 0)	0 (0 to 0)	0 (0 to 0)	0 (0 to 0)	0 (0 to 0)	0 (0 to 0)	0 (0 to 0)	0 (0 to 0)	0
Onchocerciasis	0 (0 to 0)	0 (0 to 0)	0 (0 to 0)	0 (0 to 0)	0 (0 to 0)	0 (0 to 0)	0 (0 to 0)	0 (0 to 0)	0 (0 to 0)	0 (0 to 0)	0 (0 to 0)	0 (0 to 0)	0 (0 to 0)	0 (0 to 0)	0 (0 to 0)	0 (0 to 0)	0 (0 to 0)	0 (0 to 0)	0 (0 to 0)	0 (0 to 0)	0 (0 to 0)	0 (0 to 0)	0 (0 to 0)	0 (0 to 0)	0
Trachoma	0 (0 to 0)	0 (0 to 0)	0 (0 to 0)	0 (0 to 0)	0 (0 to 0)	0 (0 to 0)	0 (0 to 0)	0 (0 to 0)	0 (0 to 0)	0 (0 to 0)	0 (0 to 0)	0 (0 to 0)	0 (0 to 0)	0 (0 to 0)	0 (0 to 0)	0 (0 to 0)	0 (0 to 0)	0 (0 to 0)	0 (0 to 0)	0 (0 to 0)	0 (0 to 0)	0 (0 to 0)	0 (0 to 0)	0 (0 to 0)	0
Dengue	0 (0 to 0)	0 (0 to 0)	0 (0 to 0)	0 (0 to 0)	0 (0 to 0)	0 (0 to 0)	0 (0 to 0)	0 (0 to 0)	0 (0 to 0)	0 (0 to 0)	0 (0 to 0)	0 (0 to 0)	0 (0 to 0)	0 (0 to 0)	0 (0 to 0)	0 (0 to 0)	0 (0 to 0)	0 (0 to 0)	0 (0 to 0)	0 (0 to 0)	0 (0 to 0)	0 (0 to 0)	0 (0 to 0)	0 (0 to 0)	0
Yellow fever	0 (0 to 0)	0 (0 to 0)	0 (0 to 0)	0 (0 to 0)	0 (0 to 0)	0 (0 to 0)	0 (0 to 0)	0 (0 to 0)	0 (0 to 0)	0 (0 to 0)	0 (0 to 0)	0 (0 to 0)	0 (0 to 0)	0 (0 to 0)	0 (0 to 0)	0 (0 to 0)	0 (0 to 0)	0 (0 to 0)	0 (0 to 0)	0 (0 to 0)	0 (0 to 0)	0 (0 to 0)	0 (0 to 0)	0 (0 to 0)	0
Rabies	0 (0 to 0)	0 (0 to 0)	0 (0 to 0)	0 (0 to 0)	0 (0 to 0)	0 (0 to 0)	0 (0 to 0





SR Table 2a: Busia DALYS by cause and age group for males with 95% uncertainty intervals, 2019

Cause	Early Neonatal	Late Neonatal	Post Neonatal	1 to 4	5 to 9	10 to 14	15 to 19	20 to 24	25 to 29	30 to 34	35 to 39	40 to 44	45 to 49	50 to 54	55 to 59	60 to 64	65 to 69	70 to 74	75 to 79	80 to 84	85 to 89	90 to 94	95 plus	Total
All causes	29,600 (25,600 to 34,100)	6,900 (5,900 to 8,100)	22,100 (19,100 to 25,600)	13,000 (10,700 to 15,600)	6,400 (5,100 to 8,000)	4,700 (3,700 to 5,900)	7,200 (5,600 to 9,100)	8,300 (6,400 to 10,600)	9,100 (7,100 to 11,500)	8,400 (6,400 to 10,700)	7,900 (5,900 to 10,200)	7,200 (5,400 to 9,500)	6,900 (5,200 to 9,000)	6,400 (4,800 to 8,400)	5,900 (4,400 to 7,800)	5,400 (4,000 to 7,200)	4,900 (3,600 to 6,600)	4,300 (3,100 to 5,900)	3,600 (2,600 to 5,000)	2,800 (1,900 to 4,000)	1,900 (1,200 to 2,900)	1,100 (600 to 2,000)	162,000
Communicable, maternal, neonatal, and nutritional diseases	29,600 (25,600 to 34,100)	6,900 (5,900 to 8,100)	22,100 (19,100 to 25,600)	13,000 (10,700 to 15,600)	6,300 (5,100 to 7,900)	3,600 (2,800 to 4,700)	4,100 (3,000 to 5,400)	3,000 (2,200 to 4,000)	3,100 (2,300 to 4,200)	2,700 (2,000 to 3,700)	2,300 (1,600 to 3,200)	2,000 (1,400 to 2,900)	1,900 (1,300 to 2,700)	1,800 (1,200 to 2,600)	1,600 (1,100 to 2,300)	1,500 (1,000 to 2,200)	1,300 (900 to 1,900)	1,100 (700 to 1,700)	900 (600 to 1,400)	700 (400 to 1,100)	400 (200 to 700)	200 (100 to 400)	115,000
HIV/AIDS and sexually transmitted infections	516 (199 to 1,200)	50.7 (24.6 to 222)	452 (243 to 742)	148 (91 to 299)	275 (155 to 543)	559 (320 to 916)	1,200 (679 to 2,040)	1,700 (966 to 2,940)	1,700 (966 to 2,940)	1,600 (917 to 2,760)	1,500 (852 to 2,640)	1,400 (787 to 2,430)	1,300 (729 to 2,260)	1,200 (676 to 2,010)	1,000 (560 to 1,740)	1,000 (557 to 1,690)	1,000 (564 to 1,700)	1,210 (717 to 2,100)	1,210 (707 to 2,100)	1,000 (584 to 1,670)	636 (366 to 1,030)	378 (206 to 630)	180 (77 to 330)	13,700
HIV/AIDS	0 (0 to 0)	0 (0 to 0)	222 (117 to 397)	142 (87 to 284)	272 (162 to 541)	552 (317 to 914)	1,190 (678 to 2,040)	1,700 (966 to 2,940)	1,700 (966 to 2,940)	1,600 (917 to 2,760)	1,500 (852 to 2,640)	1,400 (787 to 2,430)	1,300 (729 to 2,260)	1,200 (676 to 2,010)	1,000 (560 to 1,740)	1,000 (557 to 1,690)	1,000 (564 to 1,700)	1,210 (708 to 2,100)	1,210 (707 to 2,100)	1,000 (584 to 1,670)	636 (366 to 1,030)	378 (206 to 630)	180 (77 to 330)	11,800
HIV/AIDS - Drug-susceptible Tuberculosis	0 (0 to 0)	57.9 (32.9 to 94)	29.9 (22 to 43.7)	52.3 (39.9 to 82.1)	126 (74.6 to 197)	332 (194 to 529)	1,200 (719 to 2,017)	200 (119 to 317)	192 (110 to 279)	267 (163 to 420)	449 (264 to 678)	395 (246 to 611)	513 (329 to 764)	391 (259 to 579)	261 (167 to 398)	136 (90 to 199)	54.4 (35 to 81.6)	22.6 (14.5 to 33.4)	9.5 (6.1 to 14)	1.9 (1.1 to 2.9)	0.6 (0.4 to 0.9)	0.1 (0.1 to 0.2)	3,460
HIV/AIDS - Multidrug-resistant Tuberculosis without extensive drug resistance	0 (0 to 0)	2.6 (0.1 to 12.7)	1.9 (0.1 to 9.1)	2.3 (0.1 to 11)	0.6 (0.1 to 2.7)	1.5 (0.4 to 6.1)	2.2 (0.5 to 8.2)	1.2 (0.3 to 4.4)	0.8 (0.2 to 2.7)	1.1 (0.3 to 3.6)	1.2 (0.3 to 3.8)	1.1 (0.3 to 3.5)	1.2 (0.3 to 3.7)	1.1 (0.3 to 3.5)	0.9 (0.2 to 2.9)	0.7 (0.2 to 2.3)	0.5 (0.1 to 1.7)	0.3 (0.1 to 1.1)	0.2 (0 to 0.7)	0.1 (0 to 0.4)	0 (0 to 0.1)	0 (0 to 0.1)	155
HIV/AIDS - Extensively drug-resistant Tuberculosis	0 (0 to 0)	0 (0 to 0)	0 (0 to 0)	0 (0 to 0)	0 (0 to 0)	0 (0 to 0)	0 (0 to 0)	0 (0 to 0)	0 (0 to 0)	0 (0 to 0)	0 (0 to 0)	0 (0 to 0)	0 (0 to 0)	0 (0 to 0)	0 (0 to 0)	0 (0 to 0)	0 (0 to 0)	0 (0 to 0)	0 (0 to 0)	0 (0 to 0)	0 (0 to 0)	0 (0 to 0)	0 (0 to 0)	2.1
HIV/AIDS resulting in other diseases	516 (199 to 1,200)	48.1 (24.7 to 222)	199 (89.7 to 346)	7.23 (2.9 to 13.1)	147 (69.9 to 791)	27.1 (9.3 to 74.2)	5.9 (2.2 to 12.9)	6.7 (2.7 to 15.1)	6.1 (2.4 to 13.4)	5.4 (2.1 to 12.1)	4.8 (1.9 to 10.7)	4.3 (1.7 to 9.6)	3.8 (1.5 to 8.5)	3.4 (1.4 to 7.6)	3.1 (1.2 to 6.9)	2.8 (1.1 to 6.2)	2.5 (1 to 5.6)	2.3 (0.9 to 5.1)	2.1 (0.8 to 4.7)	1.9 (0.7 to 4.2)	1.8 (0.7 to 4.1)	1.7 (0.6 to 3.8)	7,960
Sexually transmitted infections excluding HIV	0.0 (0 to 1,200)	2.6 (0.2 to 13.1)	252 (145 to 406)	5.9 (1.9 to 13.1)	2.1 (0.9 to 7.7)	6.9 (3.9 to 11.9)	6.7 (3.2 to 12.6)	3.5 (1.5 to 7.2)	3.4 (1.5 to 7.2)	3.4 (1.5 to 7.2)	3.4 (1.5 to 7.2)	3.4 (1.5 to 7.2)	3.4 (1.5 to 7.2)	3.4 (1.5 to 7.2)	3.4 (1.5 to 7.2)	3.4 (1.5 to 7.2)	3.4 (1.5 to 7.2)	3.4 (1.5 to 7.2)	3.4 (1.5 to 7.2)	3.4 (1.5 to 7.2)	3.4 (1.5 to 7.2)	3.4 (1.5 to 7.2)	906
Syphilis	0.0 (0 to 1,200)	50.7 (24.7 to 222)	252 (145 to 406)	5.9 (1.9 to 13.1)	2.1 (0.9 to 7.7)	6.9 (3.9 to 11.9)	6.7 (3.2 to 12.6)	3.5 (1.5 to 7.2)	3.4 (1.5 to 7.2)	3.4 (1.5 to 7.2)	3.4 (1.5 to 7.2)	3.4 (1.5 to 7.2)	3.4 (1.5 to 7.2)	3.4 (1.5 to 7.2)	3.4 (1.5 to 7.2)	3.4 (1.5 to 7.2)	3.4 (1.5 to 7.2)	3.4 (1.5 to 7.2)	3.4 (1.5 to 7.2)	3.4 (1.5 to 7.2)	3.4 (1.5 to 7.2)	3.4 (1.5 to 7.2)	860
Chlamydial infection	0 (0 to 0)	0 (0 to 0)	0 (0 to 0)	0 (0 to 0)	0 (0 to 0)	0 (0 to 0)	0 (0 to 0.2)	0 (0 to 0.4)	0 (0 to 0.2)	0 (0 to 0.4)	0 (0 to 0.2)	0 (0 to 0.4)	0 (0 to 0.2)	0 (0 to 0.4)	0 (0 to 0.2)	0 (0 to 0.1)	0 (0 to 0.2)	0 (0 to 0.1)	0 (0 to 0.1)	0 (0 to 0.1)	0 (0 to 0.1)	0 (0 to 0.1)	0 (0 to 0.1)	9.1
Gonococcal infection	0 (0 to 0)	0 (0 to 0)	0 (0 to 0)	0 (0 to 0)	0 (0 to 0)	1.2 (0.1 to 4.6)	0.2 (0 to 2.7)	1.5 (0.4 to 3.3)	0.8 (0.1 to 1.7)	0.7 (0.1 to 1.7)	0.7 (0.2 to 1.7)	0.7 (0.2 to 1.6)	0.7 (0.2 to 1.6)	0.7 (0.2 to 1.6)	0.7 (0.2 to 1.6)	0.7 (0.2 to 1.6)	0.7 (0.2 to 1.6)	0.7 (0.2 to 1.6)	0.7 (0.2 to 1.6)	0.7 (0.2 to 1.6)	0.7 (0.2 to 1.6)	0.7 (0.2 to 1.6)	4.2
Trichomoniasis	0 (0 to 0)	0 (0 to 0)	0 (0 to 0)	0 (0 to 0)	0 (0 to 0)	0 (0 to 0)	0 (0 to 0.2)	0 (0 to 0.5)	0 (0 to 0.1)	0 (0 to 0.1)	0 (0 to 0.1)	0 (0 to 0.1)	0 (0 to 0.1)	0 (0 to 0.1)	0 (0 to 0.1)	0 (0 to 0.1)	0 (0 to 0.1)	0 (0 to 0.1)	0 (0 to 0.1)	0 (0 to 0.1)	0 (0 to 0.1)	0 (0 to 0.1)	0 (0 to 0.1)	1.6
Genital herpes	0 (0 to 0)	0 (0 to 0)	0 (0 to 0)	0 (0 to 0)	0 (0 to 0)	0 (0 to 0.7)	1.1 (0.3 to 2.6)	0.6 (0.3 to 1.3)	0.6 (0.3 to 1.3)	0.6 (0.3 to 1.3)	0.6 (0.3 to 1.3)	0.6 (0.3 to 1.3)	0.6 (0.3 to 1.3)	0.6 (0.3 to 1.3)	0.6 (0.3 to 1.3)	0.6 (0.3 to 1.3)	0.6 (0.3 to 1.3)	0.6 (0.3 to 1.3)	0.6 (0.3 to 1.3)	0.6 (0.3 to 1.3)	0.6 (0.3 to 1.3)	0.6 (0.3 to 1.3)	17
Other sexually transmitted infections	0 (0 to 0)	0 (0 to 0)	0 (0 to 0)	0 (0 to 0)	0 (0 to 0)	1.1 (0.4 to 2.3)	1.4 (0.6 to 2.8)	1.4 (0.6 to 2.8)	2.7 (1.1 to 5.4)	2.7 (1.1 to 5.4)	2.7 (1.1 to 5.4)	2.7 (1.1 to 5.4)	2.7 (1.1 to 5.4)	2.7 (1.1 to 5.4)	2.7 (1.1 to 5.4)	2.7 (1.1 to 5.4)	2.7 (1.1 to 5.4)	2.7 (1.1 to 5.4)	2.7 (1.1 to 5.4)	2.7 (1.1 to 5.4)	2.7 (1.1 to 5.4)	2.7 (1.1 to 5.4)	13.1
Respiratory infections and tuberculosis	2,170 (1,110 to 4,010)	564 (292 to 1,310)	1,460 (2,410 to 9,400)	1,200 (710 to 2,210)	527 (298 to 957)	284 (204 to 506)	355 (239 to 513)	364 (247 to 1,480)	435 (320 to 1,300)	394 (287 to 1,200)	357 (257 to 1,080)	327 (239 to 1,000)	299 (219 to 1,000)	276 (201 to 1,000)	252 (183 to 1,000)	227 (165 to 1,000)	201 (146 to 1,000)	177 (128 to 1,000)	151 (109 to 1,000)	122 (87 to 1,000)	88.1 (62 to 1,000)	50 (34 to 1,000)	20,000
Tuberculosis	2,170 (1,110 to 4,010)	564 (292 to 1,310)	1,460 (2,410 to 9,400)	1,200 (710 to 2,210)	527 (298 to 957)	284 (204 to 506)	355 (239 to 513)	364 (247 to 1,480)	435 (320 to 1,300)	394 (287 to 1,200)	357 (257 to 1,080)	327 (239 to 1,000)	299 (219 to 1,000)	276 (201 to 1,000)	252 (183 to 1,000)	227 (165 to 1,000)	201 (146 to 1,000)	177 (128 to 1,000)	151 (109 to 1,000)	122 (87 to 1,000)	88.1 (62 to 1,000)	50 (34 to 1,000)	7,110
Latent tuberculosis infection	0 (0 to 0)	0 (0 to 0)	0 (0 to 0)	0 (0 to 0)	0 (0 to 0)	0 (0 to 0)	0 (0 to 0)	0 (0 to 0)	0 (0 to 0)	0 (0 to 0)	0 (0 to 0)	0 (0 to 0)	0 (0 to 0)	0 (0 to 0)	0 (0 to 0)	0 (0 to 0)	0 (0 to 0)	0 (0 to 0)	0 (0 to 0)	0 (0 to 0)	0 (0 to 0)	0 (0 to 0)	0 (0 to 0)	0
Drug-susceptible tuberculosis	0 (0 to 0)	355 (182 to 1,000)	232 (127 to 1,000)	79.2 (41.9 to 141)	64.9 (34.5 to 115)	276 (159 to 637)	628 (335 to 1,140)	714 (381 to 1,220)	783 (420 to 1,170)	694 (372 to 1,170)	620 (332 to 1,000)	519 (277 to 871)	498 (267 to 832)	461 (271 to 803)	396 (227 to 682)	332 (191 to 571)	277 (159 to 481)	227 (129 to 394)	172 (97 to 300)	139 (78 to 243)	90.3 (51 to 158)	43.6 (24.3 to 89.1)	6,870
Multidrug-resistant tuberculosis without extensive drug resistance	0 (0 to 0)	11.6 (5.4 to 59.8)	7.8 (1.5 to 24.5)	2.6 (0.1 to 10.3)	2.1 (0.1 to 8.4)	13.4 (0.4 to 66)	22.2 (0.7 to 102)	23 (0.8 to 120)	25.5 (0.7 to 111)	22.5 (0.6 to 101)	20.1 (0.4 to 92.2)	19.7 (0.4 to 90.2)	18.2 (0.4 to 86.2)	17.4 (0.5 to 85.2)	16.1 (0.5 to 84)	10.4 (0.3 to 49.7)	8.2 (0.2 to 39.4)	8 (0.2 to 38.4)	5.6 (0.1 to 26.8)	3.6 (0.1 to 17.2)	1.6 (0 to 7.6)	0.5 (0 to 2.4)	239
Extensively drug-resistant tuberculosis	0 (0 to 0)	0 (0 to 0)	0.0 (0 to 0)	0.1 (0 to 0.3)	0.0 (0 to 0.1)	0.0 (0 to 0.4)	0.0 (0 to 0.3)	0.3 (0 to 1.6)	0.3 (0 to 1.6)	0.3 (0 to 1.6)	0.3 (0 to 1.6)	0.2 (0 to 1.2)	0.2 (0 to 1.2)	0.2 (0 to 1.2)	0.2 (0 to 0.9)	0.1 (0 to 0.6)	0.1 (0 to 0.4)	0.1 (0 to 0.4)	0.1 (0 to 0.3)	0.1 (0 to 0.2)	0.1 (0 to 0.2)	0.1 (0 to 0.2)	3.1
Lower respiratory infections	2,170 (1,110 to 4,010)	559 (287 to 1,300)	1,460 (1,460 to 1,460)	1,200 (710 to 2,210)	523 (294 to 951)	199 (139 to 299)	198 (122 to 322)	178 (93.2 to 328)	166 (84.4 to 302)	150 (76.9 to 273)	149 (77.9 to 261)	142 (77.6 to 243)	163 (87.8 to 283)	204 (109.6 to 354)	248 (134.1 to 424)	325 (182.5 to 550)	354 (197.5 to 614)	322 (172.1 to 546)	282 (153.5 to 494)	195 (98.1 to 326)	81.6 (38.6 to 150)	24 (11.5 to 46.6)	12,100
Upper respiratory infections	0.6 (0.2 to 1.4)	1.7 (0.6 to 4.1)	62.6 (17.4 to 233)	102 (32.3 to 197)	84.2 (46.4 to 145)	74.7 (41.9 to 117)	66.9 (34.1 to 117)	69.3 (34.1 to 120)	59.1 (29.1 to 98.4)	51.1 (25.1 to 87.1)	49.5 (24.1 to 87.7)	47.4 (23.1 to 83.1)	52.6 (25.1 to 93.7)	64.9 (30.1 to 113)	79.7 (36.7 to 143)	104 (47.1 to 187)	113 (50.1 to 203)	102 (44.1 to 183)	89.3 (37.9 to 161)	62.3 (25.1 to 113)	26.1 (9.9 to 48.1)	7.7 (2.3 to 16.1)	689
Otitis media	0.4 (0.1 to 1.6)	0.4 (0.2 to 1.3)	0.7 (0.4 to 2.1)	27.4 (21.2 to 46.6)	46.6 (31.2 to 70.3)	31.2 (19.2 to 46.9)	25.8 (14.3 to 40.9)	21.9 (11.2 to 37.5)	19.5 (9.6 to 33.6)	17.6 (8.6 to 30.6)	16.2 (7.8 to 28.6)	15.1 (7.3 to 26.8)	14.3 (6.8 to 25.6)	13.7 (6.5 to 24.5)	13.2 (6.2 to 23.6)	12.8 (6.1 to 23)	12.5 (5.9 to 22.5)	12.3 (5.8 to 22.1)	12.2 (5.7 to 21.9)	12.1 (5.6 to 21.8)	12.1 (5.6 to 21.7)	12.1 (5.6 to 21.7)	216
Enteric infections	2,170 (182 to 940)	1,230 (138 to 1,910)	1,460 (1,460 to 1,460)	3,020 (2,160 to 4,810)	757 (429 to 1,190)	337 (187 to 2,230)	276 (152 to 1,870)	628 (220 to 1,940)	714 (261 to 1,220)	783 (261 to 1,220)	694 (252 to 1,170)	582 (252 to 1,080)	519 (227 to 967)	498 (211 to 902)	461 (211 to 823)	396 (127 to 685)	232 (103 to 421)	227 (103 to 421)	139 (72.4 to 259)	90.3 (49.1 to 159)	43.6 (24.3 to 89.1)	16.1 (8.1 to 31.4)	14,800
Diarrheal diseases	492 (182 to 940)	631 (214 to 1,470)	3,350 (1,210 to 9,210)	2,220 (1,060 to 4,810)	1,020 (547 to 1,450)	274 (164 to 611)	276 (152 to 753)	299 (127 to 534)	288 (123 to 497)	267 (119 to 466)	247 (108 to 462)	222 (96.7 to 453)	235 (94.1 to 481)	231 (98.2 to 524)	178 (123 to 606)	108 (96.5 to 502)	63.2 (61.9 to 421)	61.1 (61.1 to 393)	60.3 (61.1 to 393)	61.1 (27.2 to 215)	61.1 (19.1 to 196)	61.1 (6.6 to 32.7)	12,200
Typhoid and paratyphoid	0 (0 to 0)	1.6 (0 to 3.9)	635 (68.2 to 536)	258 (96.6 to 751)	258 (105 to 609)	218 (69.1 to 460)	90 (29.2 to 216)	44.1 (14.6 to 101)	19.2 (6.3 to 36)	12.8 (4.6 to 28.5)	8.5 (3.1 to 19.7)	5.7 (2.1 to 15.1)	5.1 (1.6 to 12.1)	3.9 (1.1 to 9.9)	3.1 (0.8 to 8.6)	2.6 (0.6 to 7.5)	2.3 (0.5 to 6.7)	2.1 (0.4 to 6.2)	1.9 (0.3 to 5.8)	1.8 (0.3 to 5.5)	1.6 (0.2 to 5.1)	1.5 (0.1 to 4.9)	1,250
Typhoid fever	0 (0 to 0)	1.5 (0 to 3.7)	634 (68.2 to 532)	254 (91.6 to 669)	254 (101 to 585)	214 (66.4 to 443)	89.9 (28.1 to 210)	43.2 (13.8 to 97)	18.8 (5.9 to 33.7)	12.5 (4.3 to 27.2)	8.3 (2.9 to 19.1)	5.5 (1.9 to 14.4)	4.9 (1.5 to 11.5)	3.8 (1.1 to 9.5)	3 (0.8 to 8.2)	2.5 (0.6 to 7.1)	2.2 (0.5 to 6.4)	2 (0.4 to 5.9)	1.8 (0.3 to 5.5)	1.7 (0.3 to 5.2)	1.5 (0.2 to 4.8)	1.4 (0.1 to 4.5)	1,160
Paratyphoid fever	0 (0 to 0)	0.1 (0 to 0.2)	1.2 (0.3 to 2.7)	3.4 (3.4 to 3.7)	4.1 (4.1 to 4.2)	4.1 (4.1 to 4.2)	0.2 (0.2 to 0.2)	0.9 (0.4 to 0.9)	0.4 (0.2 to 0.5)	0.3 (0.2 to 0.4)	0.2 (0.1 to 0.3)	0.2 (0.1 to 0.3)	0.2 (0.1 to 0.3)	0.1 (0.1 to 0.2)	0.1 (0.1 to 0.1)	0.1 (0.1 to 0.1)	0.1 (0.1 to 0.1)	0.1 (0.1 to 0.1)	0.1 (0.1 to 0.1)	0.1 (0.1 to 0.1)	0.1 (0.1 to 0.1)	0.1 (0.1 to 0.1)	54.7
Nontyphoidal Salmonella infection	0 (0 to 0)	23.8 (10.3 to 54)	790 (312 to 1,200)	1,200 (442 to 2,200)	1,200 (206 to 1,610)	87.5 (54.1 to 287)	104 (28.6 to 187)	87.5 (31 to 199)	104 (30.2 to 210)	87.5 (27.8 to 177)	104 (27.3 to 194)	87.5 (27.1 to 172)	104 (32.1 to 194)	87.5 (29.7 to 165)	104 (41.1 to 194)	87.5 (42.1 to 194)	104 (43.9 to 194)	87.5 (42.9 to 194)	104 (42.9 to 194)	87.5 (39.3 to 194)	104 (39.3 to 194)	87.5 (39.3 to 194)	3,220
Other intestinal infectious diseases	0 (0 to 0)	0 (0 to 0)	0 (0 to 1.7)	0.3 (0.2 to 12)	0.1 (0.1 to 4.2)	0.1 (0.1 to 2.6)	0.1 (0.1 to 2.6)	0.1 (0.1 to 2.6)	0.1 (0.1 to 2.6)	0.1 (0.1 to 2.6)	0.1 (0.1 to 2.6)	0.1 (0.1 to 2.6)	0.1 (0.1 to 2.6)	0.1 (0.1 to 2.6)	0.1 (0.1 to 2.6)	0.1 (0.1 to 2.6)	0.1 (0.1 to 2.6)	0.1 (0.1 to 2.6)	0.1 (0.1 to 2.6)	0.1 (0.1 to 2.6)	0.1 (0.1 to 2.6)	0.1 (0.1 to 2.6)	10.6
Neglected tropical diseases and malaria	0 (0 to 0)	0 (0 to 0)	4.63 (229 to 1,670)	4.63 (3,200 to 13,200)	4.63 (1,740 to 7,300)	4.63 (669 to 2,550)	4.63 (419 to 1,290)	4.63 (392 to 1,570)	4.63 (271 to 750)	4.63 (256 to 736)	4.63 (229 to 691)	4.63 (199 to 615)	4.63 (183 to 466)	4.63 (172 to 411)	4.63 (160 to 403)	4.63 (99 to 397)	4.63 (83 to 351)	4.63 (47 to 320)	4.63 (23.7 to 284)	4.63 (23.8 to 284)	4.63 (23.8 to 284)	4.63 (23.8 to 284)	20,900
Malaria	0 (0 to 0)	0 (0 to 0)	4.63 (3,170 to 13,200)	4.63 (2,160 to 4,810)	4.63 (1,660 to 7,300)	4.63 (669 to 2,550)	4.63 (419 to 1,290)	4.63 (392 to 1,570)	4.63 (271 to 750)	4.63 (256 to 736)	4.63 (229 to 691)	4.63 (199 to 615)	4.63 (183 to 466)	4.63 (172 to 411)	4.63 (160 to 403)	4.63 (99 to 397)	4.63 (83 to 351)	4.63 (47 to 320)	4.63 (23.7 to 284)	4.63 (23.8 to 284)	4.63 (23.8 to 284)	4.63 (23.8 to 284)	10,600
Chagas disease	0 (0 to 0)	0 (0 to 0)	0 (0 to 0)	0 (0 to 0)	0 (0 to 0)	0 (0 to 0)	0 (0 to 0)	0 (0 to 0)	0 (0 to 0)	0 (0 to 0)	0 (0 to 0)	0 (0 to 0)	0 (0 to 0)	0 (0 to 0)	0 (0 to 0)	0 (0 to 0)	0 (0 to 0)	0 (0 to 0)	0 (0 to 0)	0 (0 to 0)	0 (0 to 0)	0 (0 to 0)	0 (0 to 0)	0
Leishmaniasis	0 (0 to 0)	0 (0 to 0)	0 (0 to 0)	0 (0 to 0)	0.3 (0 to 2.1)	0.4 (0 to 2.6)	0.4 (0 to 2.6)	0.3 (0 to 2.1)	0.2 (0 to 1.5)	0.2 (0 to 1.5)	0.1 (0 to 1.2)	0.1 (0 to 1.2)	0.1 (0 to 1.2)	0.1 (0 to 1.2)	0.1 (0 to 1.2)	0.1 (0 to 1.2)	0.1 (0 to 1.2)	0.1 (0 to 1.2)	0.1 (0 to 1.2)	0.1 (0 to 1.2)	0.1 (0 to 1.2)	0.1 (0 to 1.2)	2.3
Visceral leishmaniasis	0 (0 to 0)	0 (0 to 0)	0 (0 to 0)	0 (0 to 0)	0 (0 to 0)	0 (0 to 0)	0 (0 to 0)	0 (0 to 0)	0 (0 to 0)	0 (0 to 0)	0 (0 to 0)	0 (0 to 0)	0 (0 to 0)	0 (0 to 0)	0 (0 to 0)	0 (0 to 0)	0 (0 to 0)	0 (0 to 0)	0 (0 to 0)	0 (0 to 0)	0 (0 to 0)	0 (0 to 0)	0 (0 to 0)	0
Cutaneous and mucocutaneous leishmaniasis	0 (0 to 0)	0 (0 to 0)	0 (0 to 0)	0 (0 to 0)	0.3 (0 to 2.1)	0.4 (0 to 2.6)	0.4 (0 to 2.6)	0.3 (0 to 2.1)	0.2 (0 to 1.5)	0.2 (0 to 1.5)	0.1 (0 to 1.2)	0.1 (0 to 1.2)	0.1 (0 to 1.2)	0.1 (0 to 1.2)	0.1 (0 to 1.2)	0.1 (0 to 1.2)	0.1 (0 to 1.2)	0.1 (0 to 1.2)	0.1 (0 to 1.2)	0.1 (0 to 1.2)	0.1 (0 to 1.2)	0.1 (0 to 1.2)	2.3
African trypanosomiasis	0 (0 to 0)	0 (0 to 0)	0 (0 to 0)	13.4 (4.9 to 29.7)	113 (41.9 to 249)	156 (72.7 to 293)	157 (74.3 to 302)	158 (68.9 to 299)	145 (62.1 to 284)	127 (54.2 to 246)	102 (44.1 to 200)	77.2 (32.9 to 153)	56.3 (24.1 to 111)	41.9 (17.9 to 82.6)	32.6 (13.9 to 64.2)	25.6 (10.9 to 50.4)	17.2 (7.3 to 33.9)	12.6 (5.4 to 24.9)	7.6 (3.2 to 14.9)	3.6 (1.5 to 7.1)	1.4 (0.6 to 2.8)	0.3 (0.1 to 0.7)	1,250
Schistosomiasis	0 (0 to 0)	0 (0 to 0)	13.4 (4.9 to 29.7)	113 (41.9 to 249)	156 (72.7 to 293)	157 (74.3 to 302)	158 (68.9 to 299)	145 (62.1 to 284)	127 (54.2 to 246)	102 (44.1 to 200)	77.2 (32.9 to 153)	56.3 (24.1 to 111)	41.9 (17.9 to 82.6)	32.6 (13.9 to 64.2)	25.6 (10.9 to 50.4)	17.2 (7.3 to 33.9)	12.6 (5.4 to 24.9)	7.6 (3.2 to 14.9)	3.6 (1.5 to 7.1)	1.4 (0.6 to 2.8)	0.3 (0.1 to 0.7)	1,250
Cysticercosis	0 (0 to 0)	0 (0 to 0)	0 (0 to 0)	0.5 (0 to 2.3)	0.7 (0.1 to 2.3)	3.2 (0.5 to 9.8)	4.7 (0.8 to 11.3)	4.7 (0.8 to 11.3)	5.8 (1.1 to 12.7)	5.8 (1.1 to 12.7)	5.8 (1.1 to 12.7)	5.8 (1.1 to 12.7)	5.8 (1.1 to 12.7)	5.8 (1.1 to 12.7)	5.8 (1.1 to 12.7)	5.8 (1.1 to 12.7)	5.8 (1.1 to 12.7)	5.8 (1.1 to 12.7)	5.8 (1.1 to 12.7)	5.8 (1.1 to 12.7)	5.8 (1.1 to 12.7)	5.8 (1.1 to 12.7)	67.9
Cystic echinococcosis	0 (0 to 0)	0 (0 to 0)	0 (0 to 0)	0 (0 to 0)	0 (0 to 0.7)	0 (0 to 2.3)	0 (0 to 2.6)	0 (0 to 2.6)	0 (0 to 2.6)	0 (0 to 2.6)	0 (0 to 2.6)	0 (0 to 2.6)	0 (0 to 2.6)	0 (0 to 2.6)	0 (0 to 2.6)	0 (0 to 2.6)	0 (0 to 2.6)	0 (0 to 2.6)	0 (0 to 2.6)	0 (0 to 2.6)	0 (0 to 2.6)	0 (0 to 2.6)	0 (0 to 2.6)	10.6
Lymphatic filariasis	0 (0 to 0)	0 (0 to 0)	0 (0 to 0)	28.1 (11.7 to 68.4)	27.2 (11.4 to 59.4)	19.7 (9.6 to 33.1)	12.7 (6.2 to 22.5)	24.4 (9.3 to 37.7)	19.3 (7.4 to 29.9)	15.9 (6.1 to 24.6)	13.4 (5.1 to 20.7)	11.4 (4.4 to 17.6)	9.8 (3.7 to 15.2)	8.4 (3.2 to 13)	7.2 (2.7 to 11.2)	6.2 (2.3 to 9.6)	5.3 (1.9 to 8.3)	4.6 (1.6 to 7.1)	3.9 (1.3 to 6)	3.3 (1.1 to 5.1)	2.8 (0.9 to 4.3)	2.3 (0.7 to 3.6)	170
Onchocerciasis	0 (0 to 0)	0 (0 to 0)	0 (0 to 0)	0 (0 to 0)	0 (0 to 0)	0 (0 to 0)	0 (0 to 0)	0 (0 to 0)	0 (0 to 0)	0 (0 to 0)	0 (0 to 0)	0 (0 to 0)	0 (0 to 0)	0 (0 to 0)	0 (0 to 0)	0 (0 to 0)	0 (0 to 0)	0 (0 to 0)	0 (0 to 0)	0 (0 to 0)	0 (0 to 0)	0 (0 to 0)	0 (0 to 0)	0
Trachoma	0 (0 to 0)	0 (0 to 0)	0 (0 to 0)	0 (0 to 0)	0 (0 to 0)	0 (0 to 0)	0 (0 to 0)	0 (0 to 0)	0 (0 to 0)	0 (0 to 0)	0 (0 to 0)	0 (0 to 0)	0 (0 to 0)	0 (0 to 0)	0 (0 to 0)	0 (0 to 0)	0 (0 to 0)	0 (0 to 0)	0 (0 to 0)	0 (0 to 0)	0 (0 to 0)	0 (0 to 0)	0 (0 to 0)	0
Dengue	0 (0 to 0)	0 (0 to 0.1)	1.3 (0 to 1.4)	2.6 (0 to 6.9)	2.3 (0 to 9.2)	1.7 (0 to 5.2)	0.9 (0 to 3.6)	0.8 (0 to 3.3)	0.8 (0 to 3.4)	0.8 (0 to 3.4)	0.8 (0 to 3.4)	0.8 (0 to 3.4)	0.8 (0 to 3.4)	0.8 (0 to 3.4)	0.8 (0 to 3.4)	0.8 (0 to 3.4)	0.8 (0 to 3.4)	0.8 (0 to 3.4)	0.8 (0 to 3.4)	0.8 (0 to 3.4)	0.8 (0 to 3.4)	0.8 (0 to 3.4)	19.7
Yellow fever	0 (0 to 0)	0.3 (0 to 0.1)	0.3 (0 to 1.4)	2.4 (0.2 to 19.2)	2.4 (0.3 to 22.3)	2.4 (0.4 to 26.4)	2.4 (0.4 to 26.4)	2.4 (0.3 to 17.4)	2.4 (0.2 to 12)	2.4 (0.2 to 7.6)	2.4 (0.1 to 5.2)	2.4 (0.1 to 4.6)	2.4 (0.1 to 4.2)	2.4 (0.1 to 3.9)	2.4 (0.1 to 3.6)	2.4 (0.1 to 3.4)	2.4 (0.1 to 3.3)	2.4 (0.1 to 3.2)	2.4 (0.1 to 3.2)	2.4 (0.1 to 3.2)	2.4 (0.1 to 3.2)	2.4 (0.1 to 3.2)	34.4
Rabies	0 (0 to 0)	0 (0 to 0)	0 (0 to 0)	14.2 (1.6 to 40.3)	2.9 (0 to 9.6)	2.9 (0 to 9.6)	9.5 (2.1 to 27.2)	3.7 (1.3 to 9.7)	0.4 (0.4 to 12.4)	0.4 (0.4 to 9.6)	0.4 (0.4 to 8.1)	0.4 (0.4 to 7.2)	0.4 (0.4 to





SR Table 2a: Eloevo-Marakwet DALYS by cause and age group for males with 95% uncertainty intervals. 2019

Cause	Early Neonatal	Late Neonatal	Post Neonatal	1 to 4	5 to 9	10 to 14	15 to 19	20 to 24	25 to 29	30 to 34	35 to 39	40 to 44	45 to 49	50 to 54	55 to 59	60 to 64	65 to 69	70 to 74	75 to 79	80 to 84	85 plus	Total
All causes	2,992 (2,992 to 2,992)	2,992 (2,992 to 2,992)	2,992 (2,992 to 2,992)	11,966 (11,966 to 11,966)	11,966 (11,966 to 11,966)	11,966 (11,966 to 11,966)	11,966 (11,966 to 11,966)	11,966 (11,966 to 11,966)	11,966 (11,966 to 11,966)	11,966 (11,966 to 11,966)	11,966 (11,966 to 11,966)	11,966 (11,966 to 11,966)	11,966 (11,966 to 11,966)	11,966 (11,966 to 11,966)	11,966 (11,966 to 11,966)	11,966 (11,966 to 11,966)	11,966 (11,966 to 11,966)	11,966 (11,966 to 11,966)	11,966 (11,966 to 11,966)	11,966 (11,966 to 11,966)	11,966 (11,966 to 11,966)	39,800
Communicable, maternal, neonatal, and nutritional diseases	2,870 (2,620 to 4,600)	2,870 (2,620 to 4,600)	2,870 (2,620 to 4,600)	11,485 (10,474 to 18,399)	11,485 (10,474 to 18,399)	11,485 (10,474 to 18,399)	11,485 (10,474 to 18,399)	11,485 (10,474 to 18,399)	11,485 (10,474 to 18,399)	11,485 (10,474 to 18,399)	11,485 (10,474 to 18,399)	11,485 (10,474 to 18,399)	11,485 (10,474 to 18,399)	11,485 (10,474 to 18,399)	11,485 (10,474 to 18,399)	11,485 (10,474 to 18,399)	11,485 (10,474 to 18,399)	11,485 (10,474 to 18,399)	11,485 (10,474 to 18,399)	11,485 (10,474 to 18,399)	11,485 (10,474 to 18,399)	17,000
HIV/AIDS and sexually transmitted infections	112 (34.8 to 240)	144 (43.2 to 311)	66.4 (22.1 to 120)	25.5 (12.2 to 43.3)	39.8 (17.6 to 76.3)	78.1 (44.5 to 140)	151 (83.1 to 345)	258 (132 to 652)	192 (68.3 to 550)	196 (94.2 to 354)	253 (130 to 589)	253 (122 to 452)	271 (156 to 588)	271 (157 to 564)	196 (120 to 394)	122 (77.7 to 199)	66.7 (40.4 to 114)	14.4 (8.4 to 24.8)	7.2 (3.9 to 12.2)	1.8 (1 to 3.3)	0.7 (0.4 to 1.3)	0.2 (0.1 to 0.3)	0.1 (0.0 to 0.1)	2,110
HIV/AIDS	0 (0 to 0)	0 (0 to 0)	0 (0 to 0)	39 (11.6 to 67)	44.6 (7.3 to 76.7)	77.4 (43.3 to 141)	148 (82.2 to 342)	256 (73 to 648)	190 (60.7 to 552)	193 (91.4 to 351)	253 (146 to 587)	257 (120 to 451)	268 (156 to 586)	268 (156 to 562)	194 (120 to 392)	120 (75.7 to 195)	65.4 (39.5 to 113)	14.2 (8.3 to 24.7)	7 (3.8 to 12.1)	1.8 (1 to 3.3)	0.6 (0.3 to 1.3)	0.1 (0.1 to 0.2)	1,600
HIV/AIDS - Drug-susceptible Tuberculosis	0 (0 to 0)	0 (0 to 0)	4.4 (2.4 to 7.1)	4.2 (2.3 to 6.7)	5.6 (3 to 9.7)	15.2 (9 to 23.7)	44.2 (26.1 to 67.4)	36.6 (19.1 to 66.9)	34.9 (21.8 to 53.2)	(23.7 to 62.7)	2.2 (1.3 to 3.6)	96.6 (56.1 to 160)	118 (80.1 to 157)	196 (73.4 to 148)	73.3 (48.9 to 102)	43.8 (29.3 to 62.2)	23.6 (15 to 35.2)	11 (6.6 to 16.3)	5.3 (2.6 to 7.7)	2.6 (1.6 to 3.9)	0.2 (0.1 to 0.3)	0.1 (0 to 0.1)	678
HIV/AIDS - Multidrug-resistant Tuberculosis without extensive drug resistance	0 (0 to 0)	0 (0 to 0)	0.2 (0 to 0.6)	0.2 (0 to 0.6)	0.2 (0 to 0.7)	0.6 (0 to 2.4)	1.7 (0.9 to 7.8)	1.2 (0 to 5.5)	1.5 (0 to 6.9)	2.2 (0.1 to 9.7)	3.6 (0.2 to 15.9)	4.3 (0.1 to 19.9)	3.9 (0.1 to 17.7)	2.7 (0.1 to 12.2)	1.6 (0 to 7.2)	0.9 (0 to 3.9)	0.4 (0 to 1.9)	0.2 (0 to 0.9)	0.1 (0 to 0.4)	0.1 (0 to 0.4)	0.1 (0 to 0.2)	0.1 (0 to 0.1)	25.2
HIV/AIDS - Extensively drug-resistant Tuberculosis	0 (0 to 0)	0 (0 to 0)	0 (0 to 0)	0 (0 to 0)	0 (0 to 0)	0 (0 to 0)	0 (0 to 0)	0 (0 to 0)	0 (0 to 0)	0 (0 to 0)	0 (0 to 0)	0 (0 to 0)	0.1 (0 to 0.2)	0.1 (0 to 0.5)	0.1 (0 to 0.5)	0.1 (0 to 0.5)	0.1 (0 to 0.4)	0.1 (0 to 0.3)	0.1 (0 to 0.3)	0.1 (0 to 0.3)	0 (0 to 0.2)	0 (0 to 0.1)	0 (0 to 0.1)	0.3
HIV/AIDS resulting in other diseases	112 (34.8 to 240)	144 (43.2 to 311)	59.7 (21.6 to 113)	20.3 (9.4 to 35.7)	34.3 (14.4 to 71.3)	61.6 (28.7 to 124)	102 (45.4 to 195)	73.7 (40.6 to 121)	62.9 (20.7 to 117)	53.7 (21.2 to 103)	50.7 (20.6 to 107)	150 (62.4 to 257)	175 (122 to 264)	59 (27.6 to 111)	118 (74.6 to 206)	74.3 (45.6 to 141)	40.9 (22.6 to 81.8)	18.7 (10.2 to 36.4)	8.8 (4.6 to 19.1)	4.4 (2.4 to 9)	0.4 (0.2 to 0.9)	0.1 (0 to 0.2)	1,220
Sexually transmitted infections excluding HIV	112 (34.8 to 240)	144 (43.2 to 311)	39.1 (11.7 to 96.5)	0.9 (0.3 to 2.2)	0.7 (0.2 to 1.7)	0.7 (0.3 to 1.4)	0.5 (0.2 to 1.2)	0.2 (0.1 to 0.4)	0.2 (0 to 0.7)	0.2 (0.1 to 0.5)	0.2 (0.1 to 0.5)	0.2 (0.1 to 0.5)	0.3 (0.1 to 0.7)	0.3 (0.1 to 0.7)	0.4 (0.1 to 1)	0.4 (0.1 to 1)	0.3 (0.1 to 0.7)	0.2 (0.1 to 0.5)	0.2 (0.1 to 0.4)	0.1 (0.1 to 0.4)	0.1 (0 to 0.2)	0.1 (0 to 0.1)	187
Syphilis	112 (34.8 to 240)	144 (43.2 to 311)	39.1 (11.7 to 96.5)	0.9 (0.3 to 2.2)	0.7 (0.2 to 1.7)	0.7 (0.3 to 1.4)	0.5 (0.2 to 1.2)	0.2 (0.1 to 0.4)	0.2 (0 to 0.7)	0.2 (0.1 to 0.5)	0.2 (0.1 to 0.5)	0.2 (0.1 to 0.5)	0.3 (0.1 to 0.7)	0.3 (0.1 to 0.7)	0.4 (0.1 to 1)	0.4 (0.1 to 1)	0.3 (0.1 to 0.7)	0.2 (0.1 to 0.5)	0.2 (0.1 to 0.4)	0.1 (0.1 to 0.4)	0.1 (0 to 0.2)	0.1 (0 to 0.1)	173
Chlamydial infection	0 (0 to 0)	0 (0 to 0)	0 (0 to 0)	0 (0 to 0)	0 (0 to 0)	0 (0 to 0)	0 (0 to 0.2)	0 (0 to 0)	0 (0 to 0.1)	0 (0 to 0.1)	0.1 (0 to 0.3)	0.1 (0 to 0.3)	0.1 (0 to 0.3)	0.1 (0 to 0.3)	0.1 (0 to 0.3)	0.1 (0 to 0.3)	0.1 (0 to 0.3)	0.1 (0 to 0.3)	0.1 (0 to 0.3)	0.1 (0 to 0.3)	0 (0 to 0.1)	0 (0 to 0)	0 (0 to 0)	2
Gonococcal infection	0 (0 to 0)	0 (0 to 0)	0 (0 to 0)	0 (0 to 0)	0 (0 to 0)	0 (0 to 0)	0 (0 to 0)	0 (0 to 0)	0 (0 to 0.1)	0 (0 to 0.1)	0 (0 to 0.2)	0 (0 to 0.2)	0 (0 to 0.2)	0 (0 to 0.1)	0 (0 to 0.2)	0 (0 to 0.1)	0 (0 to 0.1)	0 (0 to 0.1)	0 (0 to 0.1)	0 (0 to 0.1)	0 (0 to 0.1)	0 (0 to 0)	0 (0 to 0)	1-9
Trichomoniasis	0 (0 to 0)	0 (0 to 0)	0 (0 to 0)	0 (0 to 0)	0 (0 to 0)	0 (0 to 0)	0 (0 to 0)	0 (0 to 0)	0 (0 to 0)	0 (0 to 0)	0 (0 to 0)	0 (0 to 0)	0 (0 to 0)	0 (0 to 0)	0 (0 to 0)	0 (0 to 0)	0 (0 to 0)	0 (0 to 0)	0 (0 to 0)	0 (0 to 0)	0 (0 to 0)	0 (0 to 0)	0 (0 to 0)	0.6
Genital herpes	0 (0 to 0)	0 (0 to 0)	0 (0 to 0)	0 (0 to 0)	0 (0 to 0)	0 (0 to 0)	0 (0 to 0)	0 (0 to 0)	0 (0 to 0.1)	0 (0 to 0.2)	0.1 (0 to 0.3)	0.1 (0 to 0.3)	0.1 (0 to 0.3)	0.1 (0 to 0.3)	0.1 (0 to 0.3)	0.1 (0 to 0.3)	0.1 (0 to 0.3)	0.1 (0 to 0.3)	0.1 (0 to 0.3)	0.1 (0 to 0.3)	0 (0 to 0.1)	0 (0 to 0)	0 (0 to 0)	5.7
Other sexually transmitted infections	0 (0 to 0)	0 (0 to 0)	0 (0 to 0)	0 (0 to 0)	0 (0 to 0)	0 (0 to 0)	0 (0 to 0)	0 (0 to 0)	0 (0 to 0)	0 (0 to 0)	0 (0 to 0)	0 (0 to 0)	0 (0 to 0)	0 (0 to 0)	0 (0 to 0)	0 (0 to 0)	0 (0 to 0)	0 (0 to 0)	0 (0 to 0)	0 (0 to 0)	0 (0 to 0)	0 (0 to 0)	0 (0 to 0)	0 (0 to 0)	0.1
Respiratory infections and tuberculosis	272 (133 to 469)	231 (114 to 384)	286 (141 to 500)	1,150 (564 to 1,920)	1,150 (564 to 1,920)	1,150 (564 to 1,920)	1,150 (564 to 1,920)	1,150 (564 to 1,920)	1,150 (564 to 1,920)	1,150 (564 to 1,920)	1,150 (564 to 1,920)	1,150 (564 to 1,920)	1,150 (564 to 1,920)	1,150 (564 to 1,920)	1,150 (564 to 1,920)	1,150 (564 to 1,920)	1,150 (564 to 1,920)	1,150 (564 to 1,920)	1,150 (564 to 1,920)	1,150 (564 to 1,920)	1,150 (564 to 1,920)	1,150 (564 to 1,920)	4,690
Tuberculosis	0 (0 to 0)	0 (0 to 0)	16.3 (7.3 to 30.6)	2.2 (0.9 to 4.2)	1.9 (0.8 to 3.7)	16.7 (9.2 to 26.7)	125 (72.4 to 205)	272 (116 to 382)	266 (124 to 446)	277 (142 to 506)	262 (132 to 485)	284 (126 to 418)	256 (118 to 373)	224 (115 to 359)	149 (104 to 342)	71.2 (31.2 to 235)	28.6 (9.6 to 203)	19.7 (7.5 to 152)	7.5 (2.9 to 63)	3.1 (1.2 to 25)	1.2 (0.5 to 10)	0.4 (0.2 to 3.4)	0.2 (0.1 to 1.6)	2,680
Latent tuberculosis infection	0 (0 to 0)	0 (0 to 0)	0 (0 to 0)	0 (0 to 0)	0 (0 to 0)	0 (0 to 0)	0 (0 to 0)	0 (0 to 0)	0 (0 to 0)	0 (0 to 0)	0 (0 to 0)	0 (0 to 0)	0 (0 to 0)	0 (0 to 0)	0 (0 to 0)	0 (0 to 0)	0 (0 to 0)	0 (0 to 0)	0 (0 to 0)	0 (0 to 0)	0 (0 to 0)	0 (0 to 0)	0 (0 to 0)	0
Drug-susceptible tuberculosis	0 (0 to 0)	0 (0 to 0)	15.7 (7.1 to 29.4)	1.8 (0.7 to 4.1)	1.6 (0.6 to 3.5)	16.1 (8.6 to 25.9)	121 (69.8 to 203)	263 (111 to 377)	258 (120 to 427)	268 (134 to 491)	253 (127 to 479)	274 (122 to 410)	247 (114 to 367)	216 (111 to 354)	144 (100 to 335)	68.6 (30 to 231)	27.6 (9.2 to 200)	19 (7.2 to 150)	7.2 (2.8 to 62)	3 (1.1 to 25)	1.2 (0.5 to 10)	0.4 (0.2 to 3.4)	0.2 (0.1 to 1.6)	2,600
Multidrug-resistant tuberculosis without extensive drug resistance	0 (0 to 0)	0 (0 to 0)	0.5 (0 to 2.4)	0.2 (0 to 0.8)	0.2 (0 to 1.1)	0.6 (0 to 2.4)	3.4 (0.1 to 19.1)	8.4 (0.2 to 51)	7.1 (0.2 to 32.4)	8.1 (0.2 to 37.4)	8.7 (0.2 to 39.4)	9.4 (0.2 to 39.5)	8.5 (0.2 to 35.1)	7.4 (0.2 to 30.4)	4.2 (0.2 to 17.4)	2.4 (0.2 to 9.9)	1.1 (0 to 4.5)	0.5 (0 to 2.1)	0.2 (0 to 1.1)	0.1 (0 to 0.5)	0 (0 to 0.2)	0 (0 to 0.1)	79.4
Extensively drug-resistant tuberculosis	0 (0 to 0)	0 (0 to 0)	0 (0 to 0)	0 (0 to 0)	0 (0 to 0)	0 (0 to 0)	0 (0 to 0)	0 (0 to 0)	0 (0 to 0.1)	0 (0 to 0.1)	0 (0 to 0.1)	0 (0 to 0.1)	0 (0 to 0.1)	0 (0 to 0.1)	0 (0 to 0.1)	0 (0 to 0.1)	0 (0 to 0.1)	0 (0 to 0.1)	0 (0 to 0.1)	0 (0 to 0.1)	0 (0 to 0.1)	0 (0 to 0.1)	0 (0 to 0.1)	1.1
Lower respiratory infections	271 (130 to 469)	217 (103 to 384)	227 (121 to 473)	1,148 (554 to 1,918)	1,148 (554 to 1,918)	1,148 (554 to 1,918)	1,148 (554 to 1,918)	1,148 (554 to 1,918)	1,148 (554 to 1,918)	1,148 (554 to 1,918)	1,148 (554 to 1,918)	1,148 (554 to 1,918)	1,148 (554 to 1,918)	1,148 (554 to 1,918)	1,148 (554 to 1,918)	1,148 (554 to 1,918)	1,148 (554 to 1,918)	1,148 (554 to 1,918)	1,148 (554 to 1,918)	1,148 (554 to 1,918)	1,148 (554 to 1,918)	1,148 (554 to 1,918)	2,090
Upper respiratory infections	0.1 (0 to 0.2)	0.3 (0.1 to 0.4)	4.5 (3.3 to 13)	16.8 (10.7 to 39.4)	21.5 (11.6 to 39.4)	21.5 (11.6 to 34.4)	18 (9.9 to 32.2)	16 (7.5 to 24.5)	11 (4.9 to 19)	8.9 (4.6 to 15.1)	7.4 (3.9 to 12.2)	5.7 (3.9 to 8)	5.7 (3.9 to 8)	4.2 (2.3 to 7.1)	2.1 (1.7 to 3.3)	1.4 (1 to 2.1)	0.9 (0.5 to 1.8)	0.9 (0.7 to 2.2)	0.4 (0.3 to 1.2)	0.2 (0.1 to 0.4)	0.1 (0 to 0.2)	0.1 (0 to 0.1)	151
Otitis media	0 (0 to 0.4)	0 (0 to 0.1)	1 (0.5 to 1.8)	8.8 (4.6 to 14.7)	7.7 (1.1 to 20.6)	3.5 (0.5 to 16.4)	1.4 (0.1 to 13.4)	0.8 (0 to 13.4)	0.5 (0 to 9.4)	0.4 (0 to 6.6)	0.3 (0 to 5.2)	0.2 (0 to 3.7)	0.2 (0 to 3.2)	0.2 (0 to 3.7)	0.2 (0 to 3.2)	0.1 (0 to 2.1)	0.1 (0 to 1.4)	0.1 (0 to 1.4)	0.1 (0 to 1.4)	0.1 (0 to 1.4)	0.1 (0 to 1.4)	0.1 (0 to 1.4)	0.1 (0 to 1.4)	62.9
Enteric infections	126 (51.7 to 262)	113 (37.1 to 181)	666 (402 to 1,340)	2,497 (942 to 5,983)	2,497 (1,169 to 5,983)	2,497 (1,169 to 5,983)	188 (120 to 377)	111 (61.1 to 266)	156 (62.6 to 240)	128 (59 to 210)	103 (53.1 to 213)	103 (46.4 to 183)	94.1 (46.4 to 183)	90.1 (43.2 to 172)	82.2 (39 to 163)	111 (45.5 to 169)	109 (49 to 208)	67.6 (40.5 to 132)	38.3 (20.2 to 83)	20.7 (9.6 to 49.2)	8.7 (3.9 to 20.6)	3.4 (1.5 to 8.1)	0.9 (0.4 to 2.2)	3,560
Diarrheal diseases	126 (51.7 to 262)	113 (36.9 to 178)	666 (402 to 1,340)	2,497 (1,153 to 5,983)	2,497 (1,169 to 5,983)	2,497 (1,169 to 5,983)	188 (120 to 377)	111 (59 to 266)	156 (62.6 to 240)	128 (59 to 210)	103 (53.1 to 213)	103 (46.4 to 183)	94.1 (46.4 to 183)	90.1 (43.2 to 172)	82.2 (39 to 163)	111 (45.5 to 169)	109 (49 to 208)	67.6 (27.7 to 194)	38.3 (20.2 to 83)	20.7 (9.6 to 49.2)	8.7 (3.9 to 20.6)	3.4 (1.5 to 8.1)	0.9 (0.4 to 2.2)	2,660
Typhoid and paratyphoid	0 (0 to 0)	0 (0 to 0)	0.3 (0.1 to 0.6)	2.1 (0.9 to 4.2)	2.1 (0.9 to 4.2)	2.1 (0.9 to 4.2)	1.6 (0.7 to 3.2)	0.9 (0.4 to 1.8)	0.6 (0.3 to 1.2)	0.5 (0.2 to 1)	0.4 (0.2 to 0.8)	0.4 (0.2 to 0.8)	0.4 (0.2 to 0.8)	0.4 (0.2 to 0.8)	0.4 (0.2 to 0.8)	0.4 (0.2 to 0.8)	0.4 (0.2 to 0.8)	0.4 (0.2 to 0.8)	0.4 (0.2 to 0.8)	0.4 (0.2 to 0.8)	0.4 (0.2 to 0.8)	0.4 (0.2 to 0.8)	0.4 (0.2 to 0.8)	357
Typhoid fever	0 (0 to 0)	0 (0 to 0)	0.3 (0.1 to 0.6)	2.1 (0.9 to 4.2)	2.1 (0.9 to 4.2)	2.1 (0.9 to 4.2)	1.6 (0.7 to 3.2)	0.9 (0.4 to 1.8)	0.6 (0.3 to 1.2)	0.5 (0.2 to 1)	0.4 (0.2 to 0.8)	0.4 (0.2 to 0.8)	0.4 (0.2 to 0.8)	0.4 (0.2 to 0.8)	0.4 (0.2 to 0.8)	0.4 (0.2 to 0.8)	0.4 (0.2 to 0.8)	0.4 (0.2 to 0.8)	0.4 (0.2 to 0.8)	0.4 (0.2 to 0.8)	0.4 (0.2 to 0.8)	0.4 (0.2 to 0.8)	0.4 (0.2 to 0.8)	357
Paratyphoid fever	0 (0 to 0)	0 (0 to 0)	0 (0 to 0)	0 (0 to 0)	0 (0 to 0)	0 (0 to 0)	0 (0 to 0)	0 (0 to 0)	0 (0 to 0)	0 (0 to 0)	0 (0 to 0)	0 (0 to 0)	0 (0 to 0)	0 (0 to 0)	0 (0 to 0)	0 (0 to 0)	0 (0 to 0)	0 (0 to 0)	0 (0 to 0)	0 (0 to 0)	0 (0 to 0)	0 (0 to 0)	0 (0 to 0)	0 (0 to 0)	0
Invasive Non-typhoidal Salmonella (iNTS)	0 (0 to 0)	0 (0 to 0)	0 (0 to 0)	1.5 (0.4 to 3.5)	1.5 (0.4 to 3.5)	1.5 (0.4 to 3.5



Osteoarthritis other	0 (0 to 0)	0 (0 to 0)	0 (0 to 0)	0 (0 to 0)	0 (0 to 0)	0 (0 to 0)	0 (0 to 0)	0 (0 to 0)	0 (0 to 0)	0 (0 to 0)	0 (0 to 1)	0.2 (0 to 0.5)	0.7 (0 to 1.4)	0.7 (0.2 to 1.4)	1-3 (0 to 3)	1-6 (0.8 to 3.4)	2-3 (1 to 4.9)	2-7 (1.2 to 5.7)	2-5 (1.2 to 5.2)	2-3 (1.1 to 4.9)	1-9 (0.9 to 3.9)	1-4 (0.7 to 3)	0.7 (0 to 1.4)	0.2 (0.1 to 0.3)	0 (0 to 0.1)	18				
Low back pain	0 (0 to 0)	0 (0 to 0)	0 (0 to 0)	0 (0 to 0)	9 (3.9 to 16.5)	62 (24.1 to 98.7)	59 (24.2 to 95.4)	61.4 (30.6 to 97.7)	67.1 (38.4 to 107)	69.7 (39.7 to 109)	73.6 (43.1 to 114)	73.3 (42.4 to 110)	71.3 (41.2 to 110)	69.5 (39.7 to 108)	69.5 (39.4 to 107)	68.4 (39.4 to 104)	66.8 (38.2 to 103)	66.1 (37.2 to 101)	46 (22.1 to 82.4)	43 (22.1 to 82.4)	37.1 (20.1 to 72.7)	27.7 (17.1 to 62.1)	19.1 (12.2 to 28.3)	7.9 (4.5 to 15.7)	1.4 (0.9 to 2.2)	0.2 (0.1 to 0.3)	867				
Neck pain	0 (0 to 0)	0 (0 to 0)	0 (0 to 0)	0.5 (0.1 to 1.3)	3.2 (1.3 to 6.4)	6.2 (2.6 to 12.3)	7.8 (3.4 to 15.9)	9.6 (4.5 to 19.4)	12.5 (5.9 to 24)	12.5 (6.4 to 24)	13.3 (6.3 to 24.1)	13.3 (6.3 to 24.1)	11.6 (5.4 to 20.9)	11.6 (5.4 to 20.9)	8.6 (4.2 to 16.2)	7.1 (3.4 to 13.6)	5.3 (2.7 to 9.5)	4.4 (2.2 to 7.5)	5.3 (2.7 to 9.1)	4.3 (2.2 to 7.5)	2.9 (1.4 to 5.2)	1.8 (0.9 to 3.2)	0.2 (0 to 0.5)	0.2 (0 to 0.1)	116				
Gout	0 (0 to 0)	0 (0 to 0)	0 (0 to 0)	0 (0 to 0)	0 (0 to 0)	0 (0 to 0)	0 (0 to 0)	0 (0 to 0)	0 (0 to 0)	0 (0 to 0)	0 (0 to 0)	0 (0 to 0)	0 (0 to 0)	0 (0 to 0)	0 (0 to 0)	0 (0 to 0)	0 (0 to 0)	0 (0 to 0)	0 (0 to 0)	0 (0 to 0)	0 (0 to 0)	0 (0 to 0)	0 (0 to 0)	0 (0 to 0)	0 (0 to 0)	0 (0 to 0)	19				
Other musculoskeletal disorders	0 (0 to 0)	0 (0 to 0)	0 (0 to 0)	0.3 (0.1 to 0.5)	0.5 (0.3 to 0.9)	2.7 (0.7 to 6.6)	9.6 (4.1 to 17.1)	21.6 (11 to 36.5)	29.9 (14.9 to 45.1)	29.9 (13.9 to 49.8)	22 (11.2 to 38.2)	18.9 (10.1 to 32.6)	15.4 (7.6 to 28.4)	14.3 (7.4 to 25.1)	11.9 (6.2 to 20.4)	8.6 (3.4 to 15.4)	6.1 (2.5 to 11.2)	3.9 (1.5 to 7.2)	2.5 (1.1 to 4.5)	0.8 (0.3 to 2.1)	0.3 (0.1 to 0.7)	0.1 (0 to 0.3)	0 (0 to 0.2)	0 (0 to 0)	187				
Other non-communicable diseases	276 (160 to 434)	34 (12.6 to 62.4)	200 (90.3 to 338)	66.1 (34.3 to 108)	64.1 (34.3 to 121)	75.9 (34.2 to 157)	75.6 (34.2 to 155)	66.4 (46.1 to 95.1)	57.1 (38.5 to 82.2)	59.2 (38.5 to 88.6)	55.2 (36.5 to 82.1)	49.9 (31.4 to 72.2)	49.7 (29.1 to 84)	41.1 (26.5 to 58.5)	39.4 (27 to 55.2)	40 (26.8 to 57.1)	39.7 (25.9 to 55.4)	33.6 (22.4 to 49.4)	39.3 (19.3 to 64)	21.7 (14.6 to 31.3)	9.9 (6.2 to 15)	2.6 (1.6 to 3.8)	0.5 (0.3 to 0.7)	0 (0 to 0)	1,400				
Congenital birth defects	270 (150 to 427)	31.3 (10.7 to 58)	167 (67.7 to 289)	57.2 (31.2 to 93)	62 (27.5 to 97.2)	58.2 (25.5 to 98)	51.6 (19.5 to 89.2)	39.8 (11.8 to 72.8)	32.7 (9.6 to 62.2)	32.7 (9.6 to 62.2)	30.8 (9.2 to 58.4)	25.8 (7.5 to 49.2)	23.4 (6.8 to 44.7)	20.7 (6.2 to 39.2)	19.2 (5.8 to 36.2)	16.1 (4.8 to 30.4)	13.2 (3.9 to 25.1)	10.7 (3.2 to 20.4)	12.2 (3.6 to 23.2)	9.6 (2.9 to 18.2)	4.9 (1.5 to 9.2)	1.3 (0.4 to 2.4)	0.2 (0 to 0.5)	0 (0 to 0)	715				
Neural tube defects	20.5 (4.7 to 46.2)	1 (0.1 to 4.1)	5.5 (0.9 to 20)	2.5 (0.9 to 6.6)	1.6 (0.5 to 4.3)	1.5 (0.6 to 3.7)	1.1 (0.7 to 1.7)	0.7 (0.4 to 1)	0.4 (0.2 to 0.8)	0.3 (0.2 to 0.4)	0.2 (0.1 to 0.3)	0.1 (0.1 to 0.2)	0.1 (0 to 0.1)	0.1 (0 to 0.1)	0 (0 to 0.1)	0 (0 to 0.1)	0 (0 to 0.1)	0 (0 to 0.1)	0 (0 to 0)	0 (0 to 0)	0 (0 to 0)	0 (0 to 0)	0 (0 to 0)	0 (0 to 0)	0 (0 to 0)	35.6				
Congenital heart anomalies	90.7 (44.6 to 168)	15.6 (3.4 to 41.8)	89.2 (27.6 to 186)	15.8 (4.6 to 40.8)	10.3 (4.5 to 20.3)	9.6 (4.4 to 19.4)	8.3 (3.4 to 17.4)	5.8 (2.2 to 12.6)	3.9 (1.5 to 8.9)	3.9 (1.5 to 8.9)	2.4 (1 to 5.5)	1.5 (0.4 to 4.3)	2 (0.5 to 5.3)	1.5 (0.4 to 4.3)	0.8 (0.2 to 1.7)	0.6 (0.2 to 1.3)	0.5 (0.2 to 1.1)	0.4 (0.2 to 0.9)	0.9 (0.1 to 0.5)	0.1 (0 to 0.3)	0 (0 to 0.1)	0 (0 to 0.1)	0 (0 to 0)	0 (0 to 0)	0 (0 to 0)	249				
Orofacial clefts	1.2 (0.6 to 2.3)	0.2 (0 to 1.1)	1.4 (0.3 to 5.5)	0.6 (0.2 to 1.5)	0.6 (0.2 to 1.2)	0.6 (0.2 to 1.2)	0.5 (0.1 to 0.7)	0.4 (0.1 to 0.7)	0.3 (0.1 to 0.6)	0.2 (0.1 to 0.5)	0.2 (0.1 to 0.4)	0.2 (0.1 to 0.3)	0.2 (0 to 0.3)	0.2 (0 to 0.3)	0.1 (0 to 0.2)	0.1 (0 to 0.2)	0.1 (0 to 0.2)	0.1 (0 to 0.2)	0.1 (0 to 0)	0 (0 to 0)	0 (0 to 0)	0 (0 to 0)	0 (0 to 0)	0 (0 to 0)	0 (0 to 0)	6.9				
Down syndrome	2.9 (1 to 5.7)	0.4 (0 to 1.7)	5.7 (1.4 to 15.4)	1.7 (0.5 to 4.6)	0.8 (0.3 to 1.8)	0.8 (0.4 to 1.6)	0.6 (0.3 to 1.4)	0.5 (0.2 to 1.2)	0.3 (0.2 to 0.8)	0.3 (0.1 to 0.7)	0.3 (0.1 to 0.7)	0.2 (0 to 0.5)	0.2 (0 to 0.4)	0.2 (0 to 0.4)	0.2 (0 to 0.4)	0.1 (0 to 0.4)	0.1 (0 to 0.3)	0.1 (0 to 0.1)	0 (0 to 0)	0 (0 to 0)	0 (0 to 0)	0 (0 to 0)	0 (0 to 0)	0 (0 to 0)	0 (0 to 0)	15.5				
Turner syndrome	0 (0 to 0)	0 (0 to 0)	0 (0 to 0)	0 (0 to 0)	0 (0 to 0)	0 (0 to 0)	0 (0 to 0)	0 (0 to 0)	0 (0 to 0)	0 (0 to 0)	0 (0 to 0)	0 (0 to 0)	0 (0 to 0)	0 (0 to 0)	0 (0 to 0)	0 (0 to 0)	0 (0 to 0)	0 (0 to 0)	0 (0 to 0)	0 (0 to 0)	0 (0 to 0)	0 (0 to 0)	0 (0 to 0)	0 (0 to 0)	0 (0 to 0)	0				
Klinefelter syndrome	0 (0 to 0)	0 (0 to 0)	0 (0 to 0)	0 (0 to 0)	0 (0 to 0)	0 (0 to 0)	0 (0 to 0)	0 (0 to 0)	0 (0 to 0)	0 (0 to 0)	0 (0 to 0)	0 (0 to 0)	0 (0 to 0)	0 (0 to 0)	0 (0 to 0)	0 (0 to 0)	0 (0 to 0)	0 (0 to 0)	0 (0 to 0)	0 (0 to 0)	0 (0 to 0)	0 (0 to 0)	0 (0 to 0)	0 (0 to 0)	0 (0 to 0)	0				
Other chromosomal abnormalities	6.2 (1.6 to 16.5)	1 (0.2 to 3.5)	6.4 (1.4 to 16.4)	1.1 (0.4 to 2.5)	0.6 (0.4 to 1.1)	0.6 (0.3 to 1.1)	0.6 (0.2 to 0.9)	0.3 (0.2 to 0.6)	0.2 (0.1 to 0.5)	0.1 (0 to 0.2)	0.1 (0 to 0.2)	0 (0 to 0.1)	0 (0 to 0.1)	0 (0 to 0.1)	0 (0 to 0.1)	0 (0 to 0.1)	0 (0 to 0.1)	0 (0 to 0.1)	0 (0 to 0)	0 (0 to 0)	0 (0 to 0)	0 (0 to 0)	0 (0 to 0)	0 (0 to 0)	0 (0 to 0)	15.4				
Congenital musculoskeletal and limb anomalies	7.9 (3 to 14.7)	1 (0.4 to 2.2)	9.1 (4.4 to 18.1)	4.1 (1.4 to 9.1)	3.4 (1.4 to 7.3)	3.5 (1.4 to 7.1)	2.6 (1.1 to 5.1)	1.6 (0.6 to 3.7)	1.1 (0.4 to 2.7)	1.1 (0.4 to 2.7)	0.8 (0.3 to 2.1)	0.6 (0.2 to 1.5)	0.5 (0.2 to 1.2)	0.5 (0.2 to 1.2)	0.3 (0.1 to 0.8)	0.3 (0.1 to 0.7)	0.2 (0.1 to 0.5)	0.2 (0.1 to 0.5)	0.1 (0 to 0.1)	0 (0 to 0)	0 (0 to 0)	0 (0 to 0)	0 (0 to 0)	0 (0 to 0)	0 (0 to 0)	67				
Urogenital congenital anomalies	7 (2.2 to 17.2)	0.5 (0.1 to 1.5)	2 (0.4 to 5.2)	1.7 (0.6 to 3.9)	1.2 (0.5 to 1.4)	2.6 (0.5 to 6.6)	0.4 (0.2 to 0.6)	0.2 (0.1 to 0.4)	0.2 (0.1 to 0.4)	0.1 (0 to 0.2)	0.1 (0 to 0.2)	0.1 (0 to 0.1)	0.1 (0 to 0.1)	0.1 (0 to 0.1)	0 (0 to 0.1)	0 (0 to 0.1)	0 (0 to 0.1)	0 (0 to 0.1)	0 (0 to 0)	0 (0 to 0)	0 (0 to 0)	0 (0 to 0)	0 (0 to 0)	0 (0 to 0)	0 (0 to 0)	14.8				
Digestive congenital anomalies	13.2 (7.9 to 52)	1.4 (0.5 to 10.7)	13.4 (3.8 to 38.8)	6.6 (2.5 to 14.7)	5.1 (2.2 to 12.6)	5.1 (2.1 to 11)	3.9 (1.5 to 9.2)	2.6 (0.9 to 6.2)	2.1 (0.8 to 5.1)	2 (0.8 to 5)	1.5 (0.6 to 4)	1.2 (0.5 to 3.2)	1.1 (0.4 to 3)	1.1 (0.4 to 3)	0.8 (0.3 to 2.1)	0.7 (0.3 to 1.9)	0.6 (0.2 to 1.6)	0.5 (0.2 to 1.4)	0.3 (0.1 to 0.6)	0.1 (0 to 0.3)	0 (0 to 0)	0 (0 to 0)	0 (0 to 0)	0 (0 to 0)	0 (0 to 0)	42.5				
Other congenital birth defects	110 (52.1 to 204)	9.3 (2.9 to 23.9)	46.4 (13.4 to 113)	13.2 (7.7 to 27.1)	10.2 (4.9 to 24.4)	9.6 (4.3 to 23.2)	7.5 (3.1 to 18.2)	5.6 (2.1 to 13.7)	4.1 (1.5 to 9.9)	3.9 (1.5 to 9.5)	3.1 (1.2 to 7.5)	2.4 (0.9 to 5.9)	2.2 (0.7 to 5.3)	2.1 (0.8 to 5.1)	1.6 (0.6 to 3.9)	1.2 (0.4 to 2.9)	1.1 (0.4 to 2.6)	0.9 (0.3 to 2.2)	0.5 (0.2 to 1.2)	0.2 (0.1 to 0.6)	0.1 (0.1 to 0.2)	0 (0 to 0.1)	0 (0 to 0.1)	0 (0 to 0.1)	0 (0 to 0.1)	268				
Urinary diseases and male infertility	3.1 (1.2 to 6.5)	0.2 (0.1 to 0.8)	0.4 (0.2 to 0.9)	0.1 (0 to 0.4)	0.4 (0.4 to 1.4)	1.5 (1 to 3.2)	2.2 (0.7 to 5.1)	1.5 (0.4 to 3.2)	1.2 (0.4 to 2.6)	1.2 (0.4 to 2.6)	0.8 (0.2 to 1.7)	0.6 (0.2 to 1.3)	0.5 (0.2 to 1.1)	0.5 (0.2 to 1.1)	0.3 (0.1 to 0.7)	0.2 (0.1 to 0.5)	0.2 (0.1 to 0.4)	0.1 (0 to 0.3)	0.1 (0 to 0.1)	0 (0 to 0.1)	0 (0 to 0.1)	0 (0 to 0.1)	0 (0 to 0.1)	0 (0 to 0.1)	0 (0 to 0.1)	163				
Urolithiasis	0 (0 to 0)	0 (0 to 0)	0 (0 to 0)	0 (0 to 0)	0 (0 to 0)	0 (0 to 0.1)	0.1 (0 to 0.3)	0.1 (0 to 0.2)	0.1 (0 to 0.2)	0.1 (0 to 0.2)	0.1 (0 to 0.2)	0.1 (0 to 0.2)	0.1 (0 to 0.2)	0.1 (0 to 0.2)	0.1 (0 to 0.2)	0.1 (0 to 0.2)	0.1 (0 to 0.2)	0.1 (0 to 0.2)	0.1 (0 to 0.2)	0.1 (0 to 0.2)	0.1 (0 to 0.2)	0.1 (0 to 0.1)	0.1 (0 to 0.1)	0 (0 to 0)	0 (0 to 0)	0 (0 to 0)	1.7				
Benign prostatic hyperplasia	0 (0 to 0)	0 (0 to 0)	0 (0 to 0)	0 (0 to 0)	0 (0 to 0)	0 (0 to 0)	0 (0 to 0)	0 (0 to 0)	0 (0 to 0)	0 (0 to 0)	0 (0 to 0)	0 (0 to 0)	0 (0 to 0)	0 (0 to 0)	0 (0 to 0)	0 (0 to 0)	0 (0 to 0)	0 (0 to 0)	0 (0 to 0)	0 (0 to 0)	0 (0 to 0)	0 (0 to 0)	0 (0 to 0)	0 (0 to 0)	0 (0 to 0)	0 (0 to 0)	18.6				
Male infertility	0 (0 to 0)	0 (0 to 0)	0 (0 to 0)	0 (0 to 0)	0 (0 to 0)	0 (0 to 0)	0 (0 to 0)	1.5 (0.4 to 3.4)	1.5 (0.4 to 3.7)	1.5 (0.4 to 3.7)	1.1 (0.3 to 3.2)	0.8 (0.2 to 2.2)	0.7 (0.2 to 2.1)	0.7 (0.2 to 2.1)	0.4 (0.1 to 1.2)	0.3 (0.1 to 0.9)	0.3 (0.1 to 0.8)	0.2 (0 to 0.6)	0.1 (0 to 0.3)	0 (0 to 0.1)	0 (0 to 0.1)	0 (0 to 0.1)	0 (0 to 0.1)	0 (0 to 0.1)	0 (0 to 0.1)	0 (0 to 0.1)	4.9				
Other urinary diseases	2.8 (1.1 to 5.9)	0.2 (0 to 0.9)	0.4 (0.1 to 1.1)	0.2 (0.1 to 0.6)	0.7 (0.3 to 1.3)	1.1 (0.5 to 2.1)	1.4 (0.6 to 2.5)	1.8 (0.5 to 5.3)	2.2 (0.5 to 6.7)	2.3 (0.5 to 7)	2.3 (0.5 to 10.2)	4.8 (2.1 to 9.5)	3.9 (1.4 to 7.5)	3.9 (1.4 to 7.5)	5.7 (2.8 to 10.9)	4.3 (1.4 to 9.9)	4.2 (1.4 to 9.8)	3.7 (1.7 to 15.9)	6.8 (2.9 to 13.6)	6.8 (3.3 to 13.5)	6.3 (2.8 to 13.1)	3.2 (1.5 to 6.2)	0.9 (0.4 to 1.6)	0.2 (0.1 to 0.4)	0.2 (0 to 0.3)	91.1				
Gynecological diseases	0 (0 to 0)	0 (0 to 0)	0 (0 to 0)	0 (0 to 0)	0 (0 to 0)	0 (0 to 0)	0 (0 to 0)	0 (0 to 0)	0 (0 to 0)	0 (0 to 0)	0 (0 to 0)	0 (0 to 0)	0 (0 to 0)	0 (0 to 0)	0 (0 to 0)	0 (0 to 0)	0 (0 to 0)	0 (0 to 0)	0 (0 to 0)	0 (0 to 0)	0 (0 to 0)	0 (0 to 0)	0 (0 to 0)	0 (0 to 0)	0 (0 to 0)	0 (0 to 0)	0				
Uterine fibroids	0 (0 to 0)	0 (0 to 0)	0 (0 to 0)	0 (0 to 0)	0 (0 to 0)	0 (0 to 0)	0 (0 to 0)	0 (0 to 0)	0 (0 to 0)	0 (0 to 0)	0 (0 to 0)	0 (0 to 0)	0 (0 to 0)	0 (0 to 0)	0 (0 to 0)	0 (0 to 0)	0 (0 to 0)	0 (0 to 0)	0 (0 to 0)	0 (0 to 0)	0 (0 to 0)	0 (0 to 0)	0 (0 to 0)	0 (0 to 0)	0 (0 to 0)	0 (0 to 0)	0				
Polycystic ovarian syndrome	..	..	..	..	..	..	..	..	..	..	..	..	..	..	..	..	..	..	..	..	..	..	..	..	..	..	NA				
Female infertility	..	..	..	..	..	..	..	..	..	..	..	..	..	..	..	..	..	..	..	..	..	..	..	..	..	..	NA				
Endometriosis	..	..	..	..	..	..	..	..	..	..	..	..	..	..	..	..	..	..	..	..	..	..	..	..	..	..	NA				
Genital prolapse	0 (0 to 0)	0 (0 to 0)	0 (0 to 0)	0 (0 to 0)	0 (0 to 0)	0 (0 to 0)	0 (0 to 0)	0 (0 to 0)	0 (0 to 0)	0 (0 to 0)	0 (0 to 0)	0 (0 to 0)	0 (0 to 0)	0 (0 to 0)	0 (0 to 0)	0 (0 to 0)	0 (0 to 0)	0 (0 to 0)	0 (0 to 0)	0 (0 to 0)	0 (0 to 0)	0 (0 to 0)	0 (0 to 0)	0 (0 to 0)	0 (0 to 0)	0 (0 to 0)	0				
Premenstrual syndrome	..	..	..	..	..	..	..	..	..	..	..	..	..	..	..	..	..	..	..	..	..	..	..	..	..	..	NA				
Other gynecological diseases	0 (0 to 0)	0 (0 to 0)	0 (0 to 0)	0 (0 to 0)	0 (0 to 0)	0 (0 to 0)	0 (0 to 0)	0 (0 to 0)	0 (0 to 0)	0 (0 to 0)	0 (0 to 0)	0 (0 to 0)	0 (0 to 0)	0 (0 to 0)	0 (0 to 0)	0 (0 to 0)	0 (0 to 0)	0 (0 to 0)	0 (0 to 0)	0 (0 to 0)	0 (0 to 0)	0 (0 to 0)	0 (0 to 0)	0 (0 to 0)	0 (0 to 0)	0 (0 to 0)	0				
Hemoglobinopathies and hemolytic anemias	0.6 (0.3 to 1.1)	1.3 (0.4 to 2.1)	7.4 (4.1 to 12.4)	19.7 (10.2 to 33.2)	23 (10.1 to 39.2)	15.7 (8.6 to 28.6)	12.4 (7.4 to 21.4)	7.9 (4.3 to 14.2)	5.1 (2.6 to 9.2)	3.4 (1.8 to 6.5)	2.5 (1.3 to 5)	2.1 (1 to 4.2)	2.1 (1 to 4.2)	1.7 (0.8 to 3.4)	1.6 (0.8 to 3.2)	1.3 (0.6 to 2.7)	1.1 (0.5 to 2.3)	1.1 (0.5 to 2.1)	1.9 (0.9 to 3.5)	2.1 (1 to 4.1)	1.8 (0.9 to 3.5)	1.5 (0.8 to 2.8)	0.3 (0.1 to 0.6)	0.1 (0 to 0.1)	117				
Thalassemias	0 (0 to 0)	0 (0 to 0)	0 (0 to 0)	0 (0 to 0)	0 (0 to 0)	0 (0 to 0)	0 (0 to 0)	0 (0 to 0)	0 (0 to 0)	0 (0 to 0)	0 (0 to 0)	0 (0 to 0)	0 (0 to 0)	0 (0 to 0)	0 (0 to 0)	0 (0 to 0)	0 (0 to 0)	0 (0 to 0)	0 (0 to 0)	0 (0 to 0)	0 (0 to 0)	0 (0 to 0)	0 (0 to 0)	0 (0 to 0)	0 (0 to 0)	0 (0 to 0)	0.1				
Thalassemias trait	0 (0 to 0)	0 (0 to 0)	0.2 (0 to 0.6)	0.8 (0.2 to 1.7)	0.8 (0.2 to 1.7)	0.4 (0.1 to 0.9)	0.3 (0 to 0.7)	0.2 (0 to 0.5)	0.1 (0 to 0.3)	0.1 (0 to 0.3)	0.1 (0 to 0.3)	0.1 (0 to 0.2)	0.1 (0 to 0.2)	0.1 (0 to 0.2)	0 (0 to 0.1)	0 (0 to 0.1)	0 (0 to 0.1)	0 (0 to 0.1)	0 (0 to 0.1)	0 (0 to 0.1)	0 (0 to 0.1)	0 (0 to 0.1)	0 (0 to 0.1)	0 (0 to 0.1)	0 (0 to 0.1)	0 (0 to 0.1)	2.7				
Sickle cell disorders	0.5 (0.1 to 1.2)	0.1 (0 to 0.2)	3.1 (1.4 to 5.7)	5.5 (2.4 to 10.2)	8.7 (3.4 to 14.9)	8.5 (3.5 to 14.9)	9.3 (4.2 to 17.1)	6.5 (2.2 to 11.7)	4.1 (1.4 to 7.9)	2.7 (1.4 to 5.2)	1.9 (1 to 3.6)	1.4 (0.4 to 3.1)	0.9 (0.2 to 2.1)	0.4 (0 to 1.1)	0.3 (0 to 0.8)	0.2 (0 to 0.6)	0.2 (0 to 0.5)	0.1 (0 to 0.4)	0.1 (0 to 0.3)	0.1 (0 to 0.3)	0.1 (0 to 0.3)	0.1 (0 to 0.2)	0.1 (0 to 0.1)	0 (0 to 0.1)	0 (0 to 0.1)	53.7				
Sickle cell trait	0.1 (0 to 0.2)	0 (0 to 0.1)	1 (0.4 to 2.1)	3.3 (1.4 to 6.2)	11.1 (4.3 to 20.9)	11.5 (4.9 to 21.5)	5.5 (2.3 to 10.4)	1.4 (0.5 to 3.2)	0.6 (0.1 to 1.6)	0.3 (0.1 to 1.1)	0.3 (0.1 to 1)	0.3 (0.1 to 0.8)	0.2 (0 to 0.6)	0.2 (0 to 0.6)	0.3 (0 to 0.9)	0.2 (0 to 0.6)	0.4 (0.1 to 1.1)	0.4 (0.1 to 1.1)	0.3 (0.1 to 0.9)	0.4 (0.1 to 0.9)	0.3 (0.1 to 0.7)	0.3 (0.1 to 0.6)	0.1 (0 to 0.3)	0 (0 to 0.1)	0 (0 to 0.1)	38.7				
G6PD deficiency	0 (0 to 0)	0 (0 to 0)	0 (0 to 0)	0.2 (0 to 0.5)	0.2 (0 to 0.5)	0.2 (0 to 0.5)	0.2 (0 to 0.5)	0.2 (0 to 0.4)	0.2 (0 to 0.4)	0.2 (0 to 0.4)	0.2 (0 to 0.4)	0.2 (0 to 0.4)	0.2 (0 to 0.4)	0.2 (0 to 0.4)	0.2 (0 to 0.5)	0.2 (0 to 0.5)	0.2 (0 to 0.5)	0.2 (0 to 0.5)	0.2 (0 to 0.5)	0.2 (0 to 0.5)	0.2 (0 to 0.5)	0.2 (0 to 0.5)	0.2 (0 to 0.5)	0.2 (0 to 0.5)	0.2 (0 to 0.5)	0.2 (0 to 0.5)	6.4				
G6PD trait	0 (0 to 0)	0 (0 to 0)	0 (0 to 0)	0 (0 to 0)	0 (0 to 0)	0 (0 to 0)	0 (0 to 0)	0 (0 to 0)	0 (0 to 0)	0 (0 to 0)	0 (0 to 0)	0 (0 to 0)	0 (0 to 0)	0 (0 to 0)	0 (0 to 0)	0 (0 to 0)	0 (0 to 0)	0 (0 to 0)	0 (0 to 0)	0 (0 to 0)	0 (0 to 0)	0 (0 to 0)	0 (0 to 0)	0 (0 to 0)	0 (0 to 0)	0 (0 to 0)	0				
Other hemoglobinopathies and hemolytic anemias	0.7 (0 to 1)	0.1 (0 to 0.1)	2.1 (0.7 to 4)	1.8 (0.5 to 3.9)	1.5 (0.3 to 2.4)	1.1 (0.3 to 2.8)	0.5 (0.2 to 1.3)	0.3 (0.1 to 0.9)	0.2 (0 to 0.5)	0.2 (0 to 0.5)	0.2 (0 to 0.5)	0.2 (0 to 0.4)	0.2 (0 to 0.4)	0.2 (0 to 0.4)	0.2 (0 to 0.4)	0.2 (0 to 0.4)	0.3 (0 to 0.6)	0.4 (0.1 to 0.9)	0.4 (0.1 to 0.9)	0.7 (0.2 to 1.4)	0.9 (0.4 to 1.8)	1.2 (0.6 to 2.4)	1.2 (0.6 to 2.4)	1.1 (0.5 to 2.4)	0.7 (0.4 to 1.4)	0.2 (0.1 to 0.4)	15.1				
Endocrine, metabolic, blood, and immune disorders	0.8 (0.3 to 1.7)	0.3 (0.1 to 0.9)	3.2 (1.5 to 6.6)	1.5 (0.4 to 3.9)	9.3 (4.1 to 17.9)	10.3 (5.7 to 19.9)	9.8 (5.4 to 16.2)	9.3 (5.1 to 15.9)	11.2 (5.8 to 19.4)	14.1 (7.4 to 25.6)	16.1 (7.4 to 32.7)	10.6 (5.4 to 20.7)	10.2 (5.2 to 20.2)	8.7 (4.4 to 17.8)	10.9 (5.2 to 19.1)	7.2 (3.3 to 13.9)	5.3 (2.6 to 9.3)	2.9 (1.7 to 4.6)	1.9 (0.9 to 3.4)	0.5 (0.2 to 1.1)	0.2 (0.1 to 0.3)	0 (0 to 0.1)	175								
Oral disorders	3 (1.3 to 5.7)	1.3 (0.3 to 3.3)	8.6 (3.2 to 17.5)	9.4 (3.7 to 19.2)	12.9 (7.1 to 22.6)	11.6 (6.8 to 21.7)	9.4 (5.2 to 21)	7.1 (3.1 to 16.4)	4.6 (1.8 to 10.6)	4.6 (1.8 to 10.6)	3.9 (1.5 to 9.2)	3.1 (1.2 to 7.5)	2.3 (0.8 to 5.6)	2.3 (0.8 to 5.6)	1.7 (0.6 to 4.2)	1.4 (0.5 to 3.4)	1.2 (0.4 to 2.9)	1.1 (0.4 to 2.7)	1.2 (0.5 to 2.7)	1.1 (0.5 to 2.4)	0.9 (0.4 to 2.1)	0.7 (0.4 to 1.4)	0.2 (0.1 to 0.4)	0.1 (0 to 0.2)	0.1 (0 to 0.2)	229				
Caries of deciduous teeth	0 (0 to 0)	0 (0 to 0)	0 (0 to 0)	0 (0 to 0)	0 (0 to 0)	0 (0 to 0)	0 (0 to 0)	0 (0 to 0)	0 (0 to 0)	0 (0 to 0)	0 (0 to 0)	0 (0 to 0)	0 (0 to 0)	0 (0 to 0)	0 (0 to 0)	0 (0 to 0)	0 (0 to 0)	0 (0 to 0)	0 (0 to 0)	0 (0 to 0)	0 (0 to 0)	0 (0 to 0)	0 (0 to 0)	0 (0 to 0)	0 (0 to 0)	0 (0 to 0)	5.2				
Caries of permanent teeth	0 (0 to 0)	0 (0 to 0)	0 (0 to 0)	0 (0 to 0)	0.4 (0 to 2.8)	1.2 (0.5 to 3.1)	3.8 (1.7 to 7.7)	3.2 (1.3 to 6.3)	2.5 (1 to 5.2)	2.5 (1 to 5.2)	2 (0.8 to 4)	1.5 (0.6 to 3.1)	1.1 (0.4 to 2.1)	0.9 (0.4 to 2.1)	0.6 (0.2 to 1.4)	0.5 (0.2 to 1.1)	0.4 (0.1 to 0.9)	0.3 (0.1 to 0.6)	0.2 (0 to 0.5)	0.1 (0 to 0.4)	0.1 (0 to 0.3)	0.1 (0 to 0.2)	0.1 (0 to 0.2)	0 (0 to 0.1)	0 (0 to 0.1)	0 (0 to 0.1)	26.5				
Periodontal diseases	0 (0 to 0)	0 (0 to 0)	0 (0 to 0)	0 (0 to 0)	0 (0 to 0)	0 (0 to 0.4)	0.5 (0 to 3.4)	1.4 (0.6 to 3.8)	1.4 (0.6 to 3.5)	1.4 (0.6 to 3.5)	1.2 (0.5 to 3.2)	0.9 (0.4 to 2.5)	0.7 (0.3 to 2.1)	0.7 (0.3 to 2.1)	0.4 (0.2 to 1.2)	0.3 (0.1 to 0.9)	0.3 (0.1 to 0.7)	0.2 (0.1 to 0.6)	0.1 (0 to 0.3)	0.1 (0 to 0.3)	0.1 (0 to 0.3)	0.1 (0 to 0.2)	0.1 (0 to 0.2)	0 (0 to 0.1)	0 (0 to 0.1)	0 (0 to 0.1)	109				
Other oral disorders	0 (0 to 0)	0 (0 to 0)	0 (0 to 0)	4.9 (2.8 to 7.8)	4.9 (2.8 to 7.7)	5.6 (3.2 to 9)	6.7 (4 to 10.7)	6.4 (3.9 to 10)	5.3 (3.4 to 8.6)	5.3 (3.1 to 8)	4.4 (2.6 to 6.8)	3.4 (2.1 to 5.4)	2.6 (1.5 to 4.2)	2.2 (1.3 to 3.6)	2.2 (1.4 to 3.3)	1.8 (1.1 to 2.9)	1.5 (0.9 to 2.4)	1.2 (0.8 to 1.9)	0.8 (0.5 to 1.4)	0.5 (0.3 to 0.9)	0.3 (0.2 to 0.4)	0.1 (0 to 0.1)	0 (0 to 0.1)	0 (0 to 0)	0 (0 to 0)	59.6				
Sudden infant death syndrome	26.7 (0.2 to 1.8)	0.8 (0.2 to 1.8)	0 (0 to 59.2)	..	..	..	..	..	..	..	..	..	..	..	..

SR Table 2a: Embu DALYS by cause and age group for males with 95% uncertainty intervals, 2019

Cause	Early Neonatal	Late Neonatal	Post Neonatal	1 to 4	5 to 9	10 to 14	15 to 19	20 to 24	25 to 29	30 to 34	35 to 39	40 to 44	45 to 49	50 to 54	55 to 59	60 to 64	65 to 69	70 to 74	75 to 79	80 to 84	85 to 89	90 to 94	95 plus	Total
All causes	8,620 (6,309 to 11,000)	1,960 (820 to 3,360)	4,160 (2,630 to 6,060)	12,400 (10,600 to 14,400)	7,900 (6,740 to 9,210)	7,210 (6,240 to 8,400)	10,100 (8,810 to 11,600)	13,200 (11,200 to 15,400)	14,200 (12,000 to 16,600)	14,400 (12,100 to 16,900)	14,200 (12,000 to 16,600)	13,400 (11,400 to 15,600)	12,400 (10,400 to 14,600)	11,400 (9,510 to 13,400)	10,400 (8,720 to 12,200)	9,610 (8,090 to 11,300)	8,900 (7,500 to 10,400)	8,340 (7,020 to 9,750)	7,940 (6,690 to 9,260)	7,660 (6,450 to 8,940)	7,490 (6,310 to 8,740)	7,440 (6,270 to 8,670)	94,400
Communicable, maternal, neonatal, and nutritional diseases	8,000 (6,000 to 10,200)	1,960 (740 to 3,360)	4,160 (2,630 to 6,060)	12,400 (10,600 to 14,400)	7,900 (6,740 to 9,210)	7,210 (6,240 to 8,400)	10,100 (8,810 to 11,600)	13,200 (11,200 to 15,400)	14,200 (12,000 to 16,600)	14,400 (12,100 to 16,900)	14,200 (12,000 to 16,600)	13,400 (11,400 to 15,600)	12,400 (10,400 to 14,600)	11,400 (9,510 to 13,400)	10,400 (8,720 to 12,200)	9,610 (8,090 to 11,300)	8,900 (7,500 to 10,400)	8,340 (7,020 to 9,750)	7,940 (6,690 to 9,260)	7,660 (6,450 to 8,940)	7,490 (6,310 to 8,740)	7,440 (6,270 to 8,670)	94,400
HIV/AIDS and sexually transmitted infections	194 (91 to 415)	34.9 (11.1 to 91)	151 (74.9 to 278)	95.4 (43.0 to 177)	114 (46.0 to 262)	165 (62.1 to 392)	277 (129 to 518)	456 (213 to 849)	427 (213 to 816)	678 (416 to 1,210)	1,070 (619 to 2,060)	1,680 (1,140 to 3,220)	1,810 (1,010 to 3,920)	1,240 (702 to 2,660)	705 (382 to 1,180)	316 (162 to 548)	129 (64.4 to 229)	57 (28.6 to 102)	24.5 (12.5 to 42.4)	7.7 (4.0 to 12.6)	1.7 (0.7 to 3.4)	0.5 (0.2 to 1)	11,000
HIV/AIDS	194 (91 to 415)	34.9 (11.1 to 91)	151 (74.9 to 278)	95.4 (43.0 to 177)	114 (46.0 to 262)	165 (62.1 to 392)	277 (129 to 518)	456 (213 to 849)	427 (213 to 816)	678 (416 to 1,210)	1,070 (619 to 2,060)	1,680 (1,140 to 3,220)	1,810 (1,010 to 3,920)	1,240 (702 to 2,660)	705 (382 to 1,180)	316 (162 to 548)	129 (64.4 to 229)	57 (28.6 to 102)	24.5 (12.5 to 42.4)	7.7 (4.0 to 12.6)	1.7 (0.7 to 3.4)	0.5 (0.2 to 1)	11,000
HIV/AIDS - Drug-susceptible Tuberculosis	0 (0 to 0)	0.4 (0 to 1)	7.6 (4.3 to 12.5)	11 (6.3 to 17.7)	7.4 (3.4 to 12.9)	9.8 (4.4 to 17.2)	21 (10.4 to 37.2)	60.8 (31.4 to 102.4)	37.5 (21.4 to 62.4)	49.3 (22.1 to 92.4)	86.7 (44.4 to 141)	177 (103 to 294)	224 (126 to 370)	147 (82.3 to 242)	89.9 (49.1 to 152)	38.5 (22.4 to 62.1)	19.4 (9.6 to 36.3)	7.7 (4.5 to 12.6)	3.2 (1.9 to 5.1)	0.5 (0.2 to 0.9)	0.2 (0 to 0.3)	1,170
HIV/AIDS - Multidrug-resistant Tuberculosis without extensive drug resistance	0 (0 to 0)	0.3 (0 to 1.5)	0.4 (0 to 2.1)	0.5 (0 to 2.4)	1 (0 to 4)	0.6 (0 to 2.4)	3.1 (0.9 to 10.1)	1.9 (0.5 to 6.2)	2 (0.1 to 10.7)	3.1 (0.2 to 22.4)	6.7 (0.2 to 47)	11 (0.3 to 58.8)	16 (0.3 to 84.9)	7.3 (0.2 to 38.6)	4.1 (0.1 to 21.6)	1.9 (0 to 10.2)	0.8 (0 to 4.4)	0.4 (0 to 2.3)	0.2 (0 to 1.1)	0.03 (0 to 0.1)	0 (0 to 0)	0 (0 to 0)	59.2
HIV/AIDS - Extensively drug-resistant Tuberculosis	0 (0 to 0)	0 (0 to 0)	0 (0 to 0)	0 (0 to 0)	0 (0 to 0)	0 (0 to 0)	0 (0 to 0)	0 (0 to 0)	0 (0 to 0)	0 (0 to 0)	0 (0 to 0)	0 (0 to 0)	0 (0 to 0)	0 (0 to 0)	0 (0 to 0)	0 (0 to 0)	0 (0 to 0)	0 (0 to 0)	0 (0 to 0)	0 (0 to 0)	0 (0 to 0)	0 (0 to 0)	0 (0 to 0)	0.6
HIV/AIDS resulting in other diseases	0 (0 to 0)	56.1 (23.5 to 97.4)	74.7 (31.5 to 160)	150 (32.8 to 242)	101 (56.1 to 196)	510 (196 to 1,040)	763 (167 to 646)	365 (196 to 779)	396 (208 to 1,010)	1,470 (610 to 2,740)	1,746 (849 to 2,990)	1,590 (777 to 2,720)	1,590 (344 to 1,460)	1,060 (521 to 2,120)	614 (263 to 1,190)	273 (121 to 512)	111 (49.3 to 212)	49 (20.5 to 94.1)	20.9 (7.7 to 39)	3.7 (1.1 to 8.2)	1.4 (0.4 to 3.1)	0.4 (0.1 to 0.9)	9,400
Sexually transmitted infections excluding HIV	0 (0 to 0)	0 (0 to 0)	0 (0 to 0)	0 (0 to 0)	0 (0 to 0)	0 (0 to 0)	0 (0 to 0)	0 (0 to 0)	0 (0 to 0)	0 (0 to 0)	0 (0 to 0)	0 (0 to 0)	0 (0 to 0)	0 (0 to 0)	0 (0 to 0)	0 (0 to 0)	0 (0 to 0)	0 (0 to 0)	0 (0 to 0)	0 (0 to 0)	0 (0 to 0)	0 (0 to 0)	0 (0 to 0)	0
Syphilis	194 (91 to 415)	34.9 (11.1 to 91)	89.2 (24.9 to 206)	2.8 (0.7 to 6.8)	1.6 (0.5 to 3.4)	0.4 (0.1 to 1.3)	0.8 (0.2 to 2.2)	0.2 (0 to 0.7)	0.5 (0.2 to 1.4)	2 (0.6 to 6.1)	1.2 (0.4 to 3.2)	0.4 (0.1 to 1)	0.1 (0 to 0.3)	0.1 (0 to 0.3)	0.1 (0 to 0.4)	0.1 (0 to 0.3)	0 (0 to 0.2)	0 (0 to 0.1)	0 (0 to 0.1)	0 (0 to 0.1)	0 (0 to 0.1)	0 (0 to 0)	336
Chlamydial infection	0 (0 to 0)	0 (0 to 0)	0 (0 to 0)	0 (0 to 0)	0 (0 to 0)	0 (0 to 0)	0.2 (0 to 1.1)	0.5 (0 to 1.4)	0.2 (0 to 2.2)	1 (0.2 to 2.8)	0.3 (0.1 to 1.1)	0.1 (0 to 0.4)	0.1 (0 to 0.2)	0.1 (0 to 0.2)	0 (0 to 0.1)	0 (0 to 0.1)	0 (0 to 0.1)	0 (0 to 0.1)	0 (0 to 0.1)	0 (0 to 0)	0 (0 to 0)	0 (0 to 0)	0 (0 to 0)	4.8
Gonococcal infection	0 (0 to 0)	0 (0 to 0)	0 (0 to 0)	0 (0 to 0)	0.1 (0 to 0.3)	0.1 (0 to 0.4)	0.6 (0 to 2.1)	0.9 (0.2 to 2.6)	0.6 (0 to 1.3)	0.5 (0.1 to 1.2)	0.3 (0 to 0.8)	0.3 (0 to 0.6)	0.2 (0 to 0.5)	0.2 (0 to 0.5)	0.1 (0 to 0.3)	0.1 (0 to 0.2)	0 (0 to 0.1)	0 (0 to 0.1)	0 (0 to 0.1)	0 (0 to 0)	0 (0 to 0)	0 (0 to 0)	0 (0 to 0)	4.2
Trichomoniasis	0 (0 to 0)	0 (0 to 0)	0 (0 to 0)	0 (0 to 0)	0 (0 to 0)	0 (0 to 0)	0 (0 to 0)	0 (0 to 0)	0 (0 to 0)	0 (0 to 0)	0 (0 to 0)	0 (0 to 0)	0 (0 to 0)	0 (0 to 0)	0 (0 to 0)	0 (0 to 0)	0 (0 to 0)	0 (0 to 0)	0 (0 to 0)	0 (0 to 0)	0 (0 to 0)	0 (0 to 0)	0 (0 to 0)	1.6
Genital herpes	0 (0 to 0)	0 (0 to 0)	0 (0 to 0)	0 (0 to 0)	0.1 (0 to 0.3)	0.4 (0 to 1.4)	1.1 (0.3 to 3.6)	1.5 (0.4 to 3.7)	2 (0.7 to 5.2)	2.1 (0.7 to 5.2)	1.9 (0.6 to 4.8)	1.6 (0.5 to 3.9)	1.2 (0.4 to 3.2)	0.9 (0.3 to 2.7)	0.4 (0.1 to 1.1)	0.2 (0.1 to 0.7)	0.1 (0 to 0.4)	0.1 (0 to 0.2)	0 (0 to 0.1)	0 (0 to 0)	0 (0 to 0)	0 (0 to 0)	14.8
Other sexually transmitted infections	0 (0 to 0)	0 (0 to 0)	0 (0 to 0)	0 (0 to 0.1)	0 (0 to 0.1)	0 (0 to 0.1)	0 (0 to 0.2)	0 (0 to 0.1)	0 (0 to 0.1)	0 (0 to 0.2)	0 (0 to 0.1)	0 (0 to 0.1)	0 (0 to 0.1)	0 (0 to 0.1)	0 (0 to 0.1)	0 (0 to 0.1)	0 (0 to 0.1)	0 (0 to 0.1)	0 (0 to 0.1)	0 (0 to 0.1)	0 (0 to 0)	0 (0 to 0)	0 (0 to 0)	0.8
Respiratory infections and tuberculosis	494 (227 to 880)	115 (52.5 to 206)	266 (152 to 430)	265 (186 to 594)	173 (121 to 228)	266 (200 to 476)	266 (201 to 474)	297 (216 to 466)	346 (248 to 484)	462 (278 to 713)	462 (345 to 671)	462 (362 to 1,000)	462 (345 to 1,100)	462 (348 to 1,140)	462 (366 to 1,220)	462 (396 to 1,200)	462 (398 to 1,051)	462 (350 to 748)	339 (235 to 548)	167 (102 to 257)	67 (29.3 to 116)	16 (5.6 to 29.3)	9,400
Tuberculosis	494 (227 to 880)	115 (52.5 to 206)	266 (152 to 430)	265 (186 to 594)	173 (121 to 228)	266 (200 to 476)	266 (201 to 474)	297 (216 to 466)	346 (248 to 484)	462 (278 to 713)	462 (345 to 671)	462 (362 to 1,000)	462 (345 to 1,100)	462 (348 to 1,140)	462 (366 to 1,220)	462 (396 to 1,200)	462 (398 to 1,051)	462 (350 to 748)	339 (235 to 548)	167 (102 to 257)	67 (29.3 to 116)	16 (5.6 to 29.3)	9,400
Latent tuberculosis infection	0 (0 to 0)	0 (0 to 0)	0 (0 to 0)	0 (0 to 0)	0 (0 to 0)	0 (0 to 0)	0 (0 to 0)	0 (0 to 0)	0 (0 to 0)	0 (0 to 0)	0 (0 to 0)	0 (0 to 0)	0 (0 to 0)	0 (0 to 0)	0 (0 to 0)	0 (0 to 0)	0 (0 to 0)	0 (0 to 0)	0 (0 to 0)	0 (0 to 0)	0 (0 to 0)	0 (0 to 0)	0 (0 to 0)	0
Drug-susceptible tuberculosis	0 (0 to 0)	0 (0 to 0)	39.2 (14.3 to 84.9)	24.3 (9.4 to 51.9)	21 (11.9 to 34.7)	133 (70.3 to 223)	270 (144 to 484)	427 (166 to 543)	460 (234 to 723)	459 (246 to 662)	458 (220 to 820)	458 (202 to 793)	458 (204 to 794)	458 (202 to 797)	458 (202 to 797)	458 (202 to 797)	458 (202 to 797)	458 (202 to 797)	458 (202 to 797)	458 (202 to 797)	458 (202 to 797)	458 (202 to 797)	458 (202 to 797)	4,310
Multidrug-resistant tuberculosis without extensive drug resistance	0 (0 to 0)	0 (0 to 0)	1.6 (0 to 9.9)	1.2 (0 to 6.7)	0.7 (0 to 3.4)	0.6 (0 to 4.2)	0.5 (0 to 2.3)	0.2 (0 to 51.7)	0.2 (0 to 3.1)	0.1 (0 to 39.2)	0.1 (0 to 9.4)	0.1 (0 to 9.6)	0.1 (0 to 9.6)	0.1 (0 to 9.6)	0.1 (0 to 9.6)	0.1 (0 to 9.6)	0.1 (0 to 9.6)	0.1 (0 to 9.6)	0.1 (0 to 9.6)	0.1 (0 to 9.6)	0.1 (0 to 9.6)	0.1 (0 to 9.6)	194
Extensively drug-resistant tuberculosis	0 (0 to 0)	0 (0 to 0)	0 (0 to 0)	0 (0 to 0)	0 (0 to 0)	0 (0 to 0)	0 (0 to 0.4)	0 (0 to 0.6)	0 (0 to 0.9)	0 (0 to 1.2)	0 (0 to 1.3)	0 (0 to 1.2)	0 (0 to 1.2)	0 (0 to 1.2)	0 (0 to 1.2)	0 (0 to 1.2)	0 (0 to 1.2)	0 (0 to 1.2)	0 (0 to 1.2)	0 (0 to 1.2)	0 (0 to 1.2)	0 (0 to 1.2)	0 (0 to 1.2)	2.2
Lower respiratory infections	494 (237 to 880)	114 (55.4 to 205)	707 (309 to 1,290)	274 (122 to 514)	152 (61.4 to 158)	117 (50.6 to 127)	90.5 (40.5 to 168)	54.3 (40.5 to 167)	54.3 (40.5 to 167)	118 (41.8 to 214)	144 (74.2 to 263)	199 (92.6 to 368)	199 (92.6 to 368)	199 (92.6 to 368)	270 (167 to 382)	270 (140 to 487)	270 (162 to 533)	270 (155 to 484)	270 (173 to 492)	177 (109 to 267)	82.5 (52.9 to 134)	27.6 (17.5 to 43.3)	4,550
Upper respiratory infections	0.1 (0 to 0.3)	0.4 (0.2 to 0.8)	12.5 (5.1 to 29.1)	21.4 (9.4 to 54.9)	21.2 (9.2 to 55.5)	21.5 (9.5 to 56)	20.5 (5.2 to 54.2)	19.2 (2.9 to 49.7)	19.2 (0.9 to 53.4)	19.2 (0.1 to 52.9)	19.2 (0.1 to 52.9)	19.2 (0.1 to 52.9)	19.2 (0.1 to 52.9)	19.2 (0.1 to 52.9)	7.3 (3.6 to 12.1)	3.1 (2.7 to 8.7)	1.1 (1.6 to 4.2)	0.4 (0.7 to 2.4)	0.1 (0.3 to 1.3)	0 (0.1 to 0.4)	0 (0 to 0.1)	0 (0 to 0.1)	277
Otitis media	0.1 (0 to 0.4)	0 (0 to 0.2)	1.6 (0.8 to 3)	13.9 (7.7 to 23.4)	9.3 (4.9 to 16.7)	14.6 (7.4 to 25.7)	7.3 (4.9 to 22.1)	5.6 (2.3 to 22)	4.6 (0.7 to 16)	4.6 (0.6 to 15.1)	4.6 (0.6 to 15.1)	4.6 (0.6 to 15.1)	4.6 (0.6 to 15.1)	4.6 (0.6 to 15.1)	3 (1.4 to 5.7)	1.3 (1.2 to 4.4)	0.5 (0.6 to 1.8)	0.2 (0.3 to 0.9)	0.1 (0.2 to 0.5)	0 (0 to 0.2)	0 (0 to 0.1)	0 (0 to 0.1)	112
Enteric infections	288 (139 to 644)	230 (95.9 to 462)	1,680 (837 to 3,180)	1,240 (770 to 2,410)	330 (206 to 477)	332 (198 to 533)	332 (177 to 554)	332 (125 to 437)	296 (106 to 319)	212 (106 to 349)	215 (110 to 400)	217 (108 to 402)	217 (99.7 to 408)	217 (92.3 to 449)	223 (94.9 to 462)	223 (96.5 to 515)	223 (77.5 to 448)	223 (66.4 to 394)	223 (44.9 to 311)	223 (44.9 to 311)	223 (44.9 to 311)	223 (44.9 to 311)	223 (44.9 to 311)	7,630
Diarrheal diseases	288 (139 to 644)	230 (95.9 to 462)	1,680 (837 to 3,180)	1,240 (770 to 2,410)	330 (206 to 477)	332 (198 to 533)	332 (177 to 554)	332 (125 to 437)	296 (106 to 319)	212 (106 to 349)	215 (110 to 400)	217 (99.7 to 408)	217 (92.3 to 449)	217 (92.3 to 449)	223 (94.9 to 462)	223 (96.5 to 515)	223 (77.5 to 448)	223 (66.4 to 394)	223 (44.9 to 311)	223 (44.9 to 311)	223 (44.9 to 311)	223 (44.9 to 311)	223 (44.9 to 311)	7,630
Typhoid and paratyphoid	0 (0 to 0)	0 (0 to 0)	0 (0 to 0)	0 (0 to 0)	0 (0 to 0)	0 (0 to 0)	0 (0 to 0)	0 (0 to 0)	0 (0 to 0)	0 (0 to 0)	0 (0 to 0)	0 (0 to 0)	0 (0 to 0)	0 (0 to 0)	0 (0 to 0)	0 (0 to 0)	0 (0 to 0)	0 (0 to 0)	0 (0 to 0)	0 (0 to 0)	0 (0 to 0)	0 (0 to 0)	0 (0 to 0)	0
Typhoid fever	0 (0 to 0)	0 (0 to 0)	0 (0 to 0)	0 (0 to 0)	0 (0 to 0)	0 (0 to 0)	0 (0 to 0)	0 (0 to 0)	0 (0 to 0)	0 (0 to 0)	0 (0 to 0)	0 (0 to 0)	0 (0 to 0)	0 (0 to 0)	0 (0 to 0)	0 (0 to 0)	0 (0 to 0)	0 (0 to 0)	0 (0 to 0)	0 (0 to 0)	0 (0 to 0)	0 (0 to 0)	0 (0 to 0)	0
Paratyphoid fever	0 (0 to 0)	0 (0 to 0)	0 (0 to 0)	0 (0 to 0)	0 (0 to 0)	0 (0 to 0)	0 (0 to 0)	0 (0 to 0)	0 (0 to 0)	0 (0 to 0)	0 (0 to 0)	0 (0 to 0)	0 (0 to 0)	0 (0 to 0)	0 (0 to 0)	0 (0 to 0)	0 (0 to 0)	0 (0 to 0)	0 (0 to 0)	0 (0 to 0)	0 (0 to 0)	0 (0 to 0)	0 (0 to 0)	0
Invasive Non-typhoidal Salmonella (iNTS)	0 (0 to 0)	0 (0 to 0)	0 (0 to 0)	0 (0 to 0)	0 (0 to 0)	0 (0 to 0)	0 (0 to 0)	0 (0 to 0)	0 (0 to 0)	0 (0 to 0)	0 (0 to 0)	0 (0 to 0)	0 (0 to 0)	0 (0 to 0)	0 (0 to 0)	0 (0 to 0)	0 (0 to 0)	0 (0 to 0)	0 (0 to 0)	0 (0 to 0)	0 (0 to 0)	0 (0 to 0)	0 (0 to 0)	0
Other intestinal infectious diseases	0 (0 to 0)	0 (0 to 0)	0 (0 to 0)	0 (0 to 0)	0 (0 to 0)	0 (0 to 0)	0 (0 to 0)	0 (0 to 0)	0 (0 to 0)	0 (0 to 0)	0 (0 to 0)	0 (0 to 0)	0 (0 to 0)	0 (0 to 0)	0 (0 to 0)	0 (0 to 0)	0 (0 to 0)	0 (0 to 0)	0 (0 to 0)	0 (0 to 0)	0 (0 to 0)	0 (0 to 0)	0 (0 to 0)	0
Neglected tropical diseases and malaria	67.5 (13.7 to 136)	698 (117 to 1,890)	544 (122 to 1,450)	162 (68.1 to 353)	188 (96.1 to 386)	152 (79.8 to 293)	130 (59.4 to 253)	121 (60.9 to 221)	132 (64.3 to 228)	132 (62.5 to 227)	124 (59.1 to 204)	124 (47.4 to 205)	159 (41.4 to 272)	113 (29.2 to 227)	98.5 (29.2 to 227)	90.2 (21.1 to 148)	58.6 (15.2 to 104)	19.1 (5.1 to 34.4)	6.3 (2.5 to 9.3)	1.9 (1.1 to 2.8)	0.3 (0.1 to 0.5)	0.3 (0.1 to 0.5)	2,980
Malaria	67.2 (13.7 to 136)	696 (116 to 1,890)	530 (98.8 to 1,390)	113 (34.1 to 261)	119 (27.9 to 276)	27.9 (7.9 to 67.3)	54.8 (14.2 to 140)	54.8 (14.2 to 140)	42.3 (11 to 122)	48.4 (11.6 to 136)	61.5 (13.2 to 181)	62.2 (12.5 to 189)	55.2 (10.3 to 172)	70.9 (11 to 220)	63.2 (9.1 to 196)	62.6 (12 to 195)	39.4 (7.6 to 119)	29 (4.6 to 85.7)	19.1 (3.4 to 56.2)	1.9 (0.4 to 5.1)	0.3 (0.1 to 0.7)	0.3 (0.1 to 0.7)	2,190
Chagas disease	0 (0 to 0)	0 (0 to 0)	0 (0 to 0)	0 (0 to 0)	0 (0 to 0)	0 (0 to 0)	0 (0 to 0)	0 (0 to 0)	0 (0 to 0)	0 (0 to 0)	0 (0 to 0)	0 (0 to 0)	0 (0 to 0)	0 (0 to 0)	0 (0 to 0)	0 (0 to 0)	0 (0 to 0)	0 (0 to 0)	0 (0 to 0)	0 (0 to 0)	0 (0 to 0)	0 (0 to 0)	0 (0 to 0)	0
Leishmaniasis	0 (0 to 0)	0 (0 to 0)	0 (0 to 0)	0 (0 to 0)	0 (0 to 0)	0 (0 to 0)	0 (0 to 0)	0 (0 to 0)	0 (0 to 0)	0 (0 to 0)	0 (0 to 0)	0 (0 to 0)	0 (0 to 0)	0 (0 to 0)	0 (0 to 0)	0 (0 to 0)	0 (0 to 0)	0 (0 to 0)	0 (0 to 0)	0 (0 to 0)	0 (0 to 0)	0 (0 to 0)	0 (0 to 0)	0
Visceral leishmaniasis	0 (0 to 0)	0 (0 to 0)	0 (0 to 0)	0 (0 to 0)	0 (0 to 0)	0 (0 to 0)	0 (0 to 0)	0 (0 to 0)	0 (0 to 0)	0 (0 to 0)	0 (0 to 0)	0 (0 to 0)	0 (0 to 0)	0 (0 to 0)	0 (0 to 0)	0 (0 to 0)	0 (0 to 0)	0 (0 to 0)	0 (0 to 0)	0 (0 to 0)	0 (0 to 0)	0 (0 to 0)	0 (0 to 0)	0
Cutaneous and mucocutaneous leishmaniasis	0 (0 to 0)	0 (0 to 0)	0 (0 to 0)	0 (0 to 0)	0 (0 to 0)	0 (0 to 0)	0 (0 to 0)	0 (0 to 0)	0 (0 to 0)	0 (0 to 0)	0 (0 to 0)	0 (0 to 0)	0 (0 to 0)	0 (0 to 0)	0 (0 to 0)	0 (0 to 0)	0 (0 to 0)	0 (0 to 0)	0 (0 to 0)	0 (0 to 0)	0 (0 to 0)	0 (0 to 0)	0 (0 to 0)	0
African trypanosomiasis	0 (0 to 0)	0 (0 to 0)	0 (0 to 0)	0 (0 to 0)	0 (0 to 0)	0 (0 to 0)	0 (0 to 0)	0 (0 to 0)	0 (0 to 0)	0 (0 to 0)	0 (0 to 0)	0 (0 to 0)	0 (0 to 0)	0 (0 to 0)	0 (0 to 0)	0 (0 to 0)	0 (0 to 0)	0 (0 to 0)	0 (0 to 0)	0 (0 to 0)	0 (0 to 0)	0 (0 to 0)	0 (0 to 0)	0
Schistosomiasis	0 (0 to 0)	2.5 (0.7 to 6.1)	17.9 (4.8 to 39.2)	36.8 (14.7 to 72.1)	42.5 (17.4 to 83.1)	44.9 (18.4 to 87.9)	46.8 (20.4 to 89.9)	49.7 (20.6 to 95)	46.8 (20.4 to 101)	49.3 (14.2 to 89.7)	31.9 (12.1 to 68.5)	26.1 (11.2 to 58.6)	21.1 (9.4 to 47.7)	15.7 (6.4 to 36.2)	9.8 (3.6 to 23.4)	7.6 (1.9 to 19.4)	4.5 (0.9 to 17.1)	2.1 (0.3 to 7.8)	0.8 (0.2 to 2.6)	0.2 (0 to 0.8)	0.1 (0 to 0.2)	0.1 (0 to 0.2)	446
Cysticercosis	0 (0 to 0)	0 (0 to 0)	0 (0 to 0)	0 (0 to 0)	0 (0 to 0)	0 (0 to 0)	0 (0 to 0)	0 (0 to 0)	0 (0 to 0)	0 (0 to 0)	0 (0 to 0)	0 (0 to 0)	0 (0 to 0)	0 (0 to 0)	0 (0 to 0)	0 (0 to 0)	0 (0 to 0)	0 (0 to 0)	0 (0 to 0)	0 (0 to 0)	0 (0 to 0)	0 (0 to 0)	0 (0 to 0)	0
Cystic echinococcosis	0 (0 to 0)	0 (0 to 0)	0 (0 to 0)	0 (0 to 0)	0 (0 to 0)	0 (0 to 0)	0 (0 to 0)	0 (0 to 0)	0 (0 to 0)	0 (0 to 0)	0 (0 to 0)	0 (0 to 0)	0 (0 to 0)	0 (0 to 0)	0 (0 to 0)	0 (0 to 0)	0 (0 to 0)	0 (0 to 0)	0 (0 to 0)	0 (0 to 0)	0 (0 to 0)	0 (0 to 0)	0 (0 to 0)	0
Lymphatic filariasis	0 (0 to 0)	0 (0 to 0)	0 (0 to 0)	0 (0 to 0)	0 (0 to 0)	0 (0 to 0)	0 (0 to 0)	0 (0 to 0)	0 (0 to 0)	0 (0 to 0)	0 (0 to 0)	0 (0 to 0)	0 (0 to 0)	0 (0 to 0)	0 (0 to 0)	0 (0 to 0)	0 (0 to 0)	0 (0 to 0)	0 (0 to 0)	0 (0 to 0)	0 (0 to 0)	0 (0 to 0)	0 (0 to 0)	0
Onchocerciasis	0 (0 to 0)	0 (0 to 0)	0 (0 to 0)	0 (0 to 0)	0 (0 to 0)	0 (0 to 0)	0 (0 to 0)	0 (0 to 0)	0 (0 to 0)	0 (0 to 0)	0 (0 to 0)	0 (0 to 0)	0 (0 to 0)	0 (0 to 0)	0 (0 to 0)	0 (0 to 0)	0 (0 to 0)	0 (0 to 0)	0 (0 to 0)	0 (0 to 0)	0 (0 to 0)	0 (0 to 0)	0 (0 to 0)	0
Trachoma	0 (0 to 0)	0 (0 to 0)	0 (0 to 0)	0 (0 to 0)	0 (0 to 0)	0 (0 to 0)	0 (0 to 0)	0 (0 to 0)	0 (0 to 0)	0 (0 to 0)	0 (0 to 0)	0 (0 to 0)	0 (0 to 0)	0 (0 to 0)	0 (0 to 0)	0 (0 to 0)	0 (0 to 0)	0 (0 to 0)	0 (0 to 0)	0 (0 to 0)	0 (0 to 0)	0 (0 to 0)	0 (0 to 0)	0
Dengue	0 (0 to 0)	0 (0 to 0)	0.1 (0 to 0.2)	0.7 (0.1 to 1.4)	1.1 (0.4 to 2.3)	1.3 (0.5 to 2.7)	0.8 (0.3 to 2.6)	0.7 (0.2 to 2.4)	0.7 (0.3 to 2.3)	0.7 (0.2 to 2.2)	0.7 (0.1 to 1.7)	0.4 (0.1 to 1.4)	0.4 (0.1 to 1.1)	0.3 (0.1 to 0.9)	0.2 (0 to 0.6)	0.2 (0 to 0.7)	0.1 (0 to 0.5)	0.1 (0 to 0.4)	0.1 (0 to 0.2)	0 (0 to 0.1)	0 (0 to 0.1)	0 (0 to 0.1)	9.5
Yellow fever	0 (0 to 0)	0 (0 to 0)	0 (0 to 0)	0.7 (0.1 to 3.4)	1.8 (0.1 to 7.6)	2.2 (0.2 to 9.1)	1.9 (0.1 to 8)	1.9 (0.1 to 5.5)	1.9 (0.1 to 4.2)	1.9 (0.1 to 3.9)	0.6 (0.2 to 2.6)	0.6 (0.2 to 2.4)	0.5 (0.2 to 2.3)	0.4 (0.1 to 1.6)	0.2 (0 to 0.9)	0.1 (0 to 0.4)	0.1 (0 to 0.3)	0 (0 to 0.1)	0 (0 to 0.1)	0 (0 to 0)	0 (0 to 0)	0 (0 to 0)	14.2
Rabies	0 (0 to 0)	0 (0 to 0)	0.1 (0 to 0.7)	3.9 (0.4 to 17.3)	7 (0.8 to 28.7)	9.4 (0.9 to 39.7)	7.7 (1 to 31.4)	4.5 (0.6 to 16.4)	4.5 (0.6 to 16.4)	4.5 (0.6 to 16.4)	4.5 (0.6 to 16.4)	4.5 (0.6 to 16.4)	4.5 (0.6 to 16.4)	4.5 (0.6 to 16.4)	4.5 (0.7 to 15.9)	4.5 (0.7 to 15.9)	4.5 (0.7 to 15.9)	4.5 (0.7 to 15.9)	4.5 (0.7 to 15.9)	4.5 (0.7 to 15.9)	4.5 (0.7 to 15.9)	4.5 (0.7 to 15.9)	47.9
Intestinal nematode infections	0 (0 to 0)	0 (0 to 0)	0 (0 to 0)	1.3 (0.3 to 3.7)	1.3 (0.3 to 3.2)	1.3 (0.3 to 3.2)	1.3 (0.4 to 2.9)	1.4 (0.4 to 3.4)	1.4 (0.4 to 3.1)	1.4 (0.4 to 3.1)	1.4 (0.4 to 3.1)	1.4 (0.4 to 3.1)	1.4 (0.4 to 3.1)	1.4 (0.4 to 3.1)	1.4 (0.4 to 3.2)	1.4 (0.4 to 3.2)	1.4 (0.4 to 3.2)	1.4 (0.4 to 3.2)	1.4 (0.4 to 3.2)	1.4 (0.4 to 3.2)	1.4 (0.4 to 3.2)	1.4 (0.4 to 3.2)	49.3
Ascariasis	0 (0 to 0)	0 (0 to 0)	0.2 (0 to 0.9)	1.1 (0.1 to 4.4)	1.3 (0.3 to 3.3)	1.3 (0.2 to 3.8)	1.3 (0.2 to 3.7)	0.9 (0.1 to 3.1)	0.9 (0.1 to 3.1)	0.9 (0.1 to 3.1)	0.9 (0.1 to 3.1)	0.9 (0.1 to 3.1)	0.9 (0.1 to 3.1)	0.9 (0.1 to 3.1)	0.9 (0.1 to 3.1)	0.9 (0.1 to 3.1)	0.9 (0.1 to 3.1)	0.9 (0.1 to 3.1)	0.9 (0.1 to 3.1)	0.9 (0.1 to 3.1)	0.9 (0.1 to 3.1)	0.9 (0.1 to 3.1)	7.1
Trichuriasis	0 (0 to 0)	0 (0 to 0)	0 (0 to 0)	1.3 (0.1 to 5.1)	1.3 (0.4 to 3.4)	1.3 (0.4 to 3.4)	1.3 (0.4 to 3.1)	0.9 (0.4 to 2.7)	0.9 (0.4 to 2.7)	0.9 (0.4 to 2.7)	0.9 (0.4 to 2.7)	0.9 (0.4 to 2.7)	0.9 (0.4 to 2.7)	0.9 (0.4 to 2.7)	0.9 (0.4 to 2.7)	0.9 (0.4 to 2.7)	0.9 (0.4 to 2.7)	0.9 (0.4 to 2.7)	0.9 (0.4 to 2.7)	0.9 (0.4 to 2.7)	0.9 (0.4 to 2.7)	0.9 (0.4 to 2.7)	12.4
Hookworm disease	0 (0 to 0)	0 (0 to 0)



| | | |

SR Table 2c: Garissa DALYS by cause and age group for males with 95% uncertainty intervals, 2019

Cause	Early Neonatal (0-6 days)	Late Neonatal (7-27 days)	Post Neonatal (28-364 days)	1 to 4	5 to 9	10 to 14	15 to 19	20 to 24	25 to 29	30 to 34	35 to 39	40 to 44	45 to 49	50 to 54	55 to 59	60 to 64	65 to 69	70 to 74	75 to 79	80 to 84	85 to 89	90 to 94	95 plus	Total
All causes	29,603 (26,450 to 32,955)	5,783 (5,060 to 7,220)	12,268 (9,580 to 14,850)	9,660 (8,156 to 11,650)	6,460 (5,170 to 7,726)	3,650 (2,858 to 4,730)	5,240 (3,955 to 7,346)	4,870 (3,230 to 7,350)	3,890 (2,583 to 5,990)	3,640 (2,283 to 5,716)	3,985 (2,350 to 5,940)	3,970 (2,156 to 5,920)	3,368 (2,159 to 5,630)	2,933 (1,903 to 4,513)	2,430 (1,535 to 3,845)	1,968 (1,230 to 2,992)	1,570 (1,010 to 2,290)	1,140 (761 to 1,615)	649 (468 to 911)	276 (191 to 386)	89.2 (60.9 to 133)	14.9 (10.5 to 20.2)	2.6 (1.9 to 3.7)	164,000
Communicable, maternal, neonatal, and nutritional diseases	692 (277 to 1,300)	99.1 (24.4 to 222)	642 (139 to 2,750)	1,200 (166 to 3,440)	413 (64 to 1,160)	435 (64 to 1,180)	1,013 (227 to 2,656)	442 (107 to 1,030)	452 (104 to 1,180)	754 (241 to 2,120)	1,100 (419 to 3,180)	1,190 (480 to 3,370)	1,049 (368 to 3,000)	994 (356 to 2,870)	739 (227 to 2,330)	334 (81 to 948)	186 (23 to 561)	96.6 (9.7 to 79.7)	9.6 (1.5 to 35.7)	1.6 (0.3 to 4.4)	0.3 (0.1 to 1)	0 (0 to 0)	10,900
HIV/AIDS and sexually transmitted infections	0 (0 to 0)	0 (0 to 0)	649 (29.9 to 2,460)	1,200 (132 to 3,450)	408 (61.1 to 1,160)	422 (65.3 to 1,130)	1,000 (223 to 2,640)	439 (160 to 994)	442 (149 to 1,170)	732 (277 to 2,100)	1,060 (407 to 3,170)	1,170 (498 to 3,360)	1,020 (368 to 3,000)	946 (249 to 2,960)	720 (220 to 2,300)	331 (53.9 to 941)	183 (23.4 to 562)	89.3 (9.4 to 76.4)	9.2 (1.2 to 35.5)	1.6 (0.2 to 4.3)	0.2 (0 to 0.9)	0 (0 to 0)	9,833
HIV/AIDS - Drug-susceptible Tuberculosis	0 (0 to 0)	0 (0 to 0)	79.9 (39.1 to 126)	170 (39.1 to 291)	54.6 (20.9 to 93.1)	59.3 (20.9 to 102)	140 (39.1 to 229)	58.6 (20.7 to 99.1)	59.3 (20.9 to 102)	99.3 (34.5 to 171)	140 (49.7 to 241)	171 (59.1 to 293)	153 (53.1 to 266)	99.3 (40.2 to 169)	66 (20.9 to 120)	26.2 (9.6 to 55.3)	15.1 (3.9 to 38.8)	4.1 (0.9 to 9.6)	0.6 (0.1 to 1.5)	0.1 (0 to 0.3)	0 (0 to 0)	0 (0 to 0)	1,370
HIV/AIDS - Multidrug-resistant Tuberculosis without extensive drug resistance	0 (0 to 0)	0 (0 to 0)	2.4 (0.1 to 16.8)	7.2 (0.2 to 51.1)	2.2 (0.1 to 15.6)	2.2 (0.1 to 15.6)	5.9 (0.2 to 39.7)	2.4 (0.1 to 15.7)	2.3 (0.1 to 15.3)	3.8 (0.1 to 16.5)	5.1 (0.2 to 20.9)	6.2 (0.2 to 24.6)	6.1 (0.2 to 22.7)	4.1 (0.1 to 18.2)	2.1 (0.1 to 9.4)	1 (0 to 4.1)	0.4 (0 to 1.8)	0.2 (0 to 0.8)	0 (0 to 0.1)	0 (0 to 0)	0 (0 to 0)	0 (0 to 0)	59.3
HIV/AIDS - Extensively drug-resistant Tuberculosis	0 (0 to 0)	0 (0 to 0)	0 (0 to 0)	0 (0 to 0)	0 (0 to 0)	0 (0 to 0)	0 (0 to 0)	0 (0 to 0)	0 (0 to 0)	0 (0 to 0)	0 (0 to 0)	0 (0 to 0)	0 (0 to 0)	0 (0 to 0)	0 (0 to 0)	0 (0 to 0)	0 (0 to 0)	0 (0 to 0)	0 (0 to 0)	0 (0 to 0)	0 (0 to 0)	0 (0 to 0)	0 (0 to 0)	0.6
HIV/AIDS resulting in other diseases	0 (0 to 0)	0 (0 to 0)	564 (147 to 2,340)	1,022 (93.3 to 3,060)	350 (50.4 to 1,040)	363 (52.2 to 1,090)	858 (169 to 2,440)	369 (78.2 to 1,060)	383 (103 to 1,130)	624 (161 to 1,870)	902 (249 to 3,030)	994 (287 to 3,190)	873 (231 to 2,840)	843 (148 to 2,780)	608 (142 to 2,060)	284 (33.4 to 913)	158 (13.4 to 561)	82 (7.7 to 359)	7.7 (1.1 to 46)	1.1 (0.1 to 6)	0.2 (0 to 0.9)	0 (0 to 0)	8,290
Sexually transmitted infections excluding HIV	0 (0 to 0)	0 (0 to 0)	69.3 (30.5 to 219)	130 (39.2 to 460)	53.4 (11.4 to 211)	59.1 (11.5 to 239)	142 (29.5 to 564)	69.3 (32.9 to 218)	59.3 (25.6 to 205)	132 (50.4 to 395)	158 (70.1 to 468)	196 (87.2 to 577)	147 (64.6 to 433)	103 (44.7 to 307)	72.1 (29.9 to 227)	47.9 (14.5 to 164)	27.4 (7.2 to 97.1)	7.5 (1.9 to 33.1)	1.1 (0.3 to 4.7)	0.2 (0 to 0.7)	0 (0 to 0.1)	0 (0 to 0.2)	1,120
Syphilis	602 (217 to 1,300)	97.6 (36 to 219)	197 (36 to 492)	1.4 (1.3 to 12)	1.4 (1.4 to 11.9)	1.4 (0.5 to 15.4)	1.4 (0.6 to 11.4)	1.4 (0.6 to 10.4)	1.4 (0.6 to 10.7)	1.4 (0.6 to 10.7)	1.4 (0.5 to 10.7)	1.4 (0.7 to 13.3)	1.4 (0.7 to 13.3)	1.4 (0.7 to 13.3)	1.4 (0.6 to 13.3)	1.4 (0.6 to 13.3)	1.4 (0.6 to 13.3)	1.4 (0.6 to 13.3)	1.4 (0.6 to 13.3)	1.4 (0.6 to 13.3)	1.4 (0.6 to 13.3)	1.4 (0.6 to 13.3)	1,690
Chlamydial infection	0 (0 to 0)	0 (0 to 0)	0 (0 to 0)	0 (0 to 0)	0 (0 to 0)	0 (0 to 0)	0 (0.2 to 0.9)	0 (0 to 0)	0 (0.1 to 0.4)	0 (0 to 0)	0 (0.1 to 0.4)	0 (0.2 to 0.8)	0 (0.2 to 1.1)	0 (0.1 to 0.4)	0 (0 to 0)	0 (0 to 0)	0 (0 to 0)	0 (0 to 0)	0 (0 to 0)	0 (0 to 0)	0 (0 to 0)	0 (0 to 0)	0 (0 to 0)	8
Gonococcal infection	0 (0 to 0)	0 (0 to 0)	0 (0 to 0)	0 (0 to 0)	0 (0 to 0)	0 (0.2 to 1.4)	0 (0.4 to 4.7)	0 (0.6 to 4.2)	0 (0.2 to 3.2)	0 (0.3 to 3.7)	0 (0.2 to 1.2)	0 (0.2 to 2.1)	0 (0.2 to 1.5)	0 (0.1 to 2.2)	0 (0 to 0.5)	0 (0 to 0.2)	0 (0 to 0)	0 (0 to 0)	0 (0 to 0)	0 (0 to 0)	0 (0 to 0)	0 (0 to 0)	0 (0 to 0)	11.6
Trichomoniasis	0 (0 to 0)	0 (0 to 0)	0 (0 to 0)	0 (0 to 0)	0 (0 to 0)	0 (0 to 0.1)	0 (0 to 0.4)	0 (0.1 to 0.7)	0 (0 to 0.4)	0 (0.1 to 0.9)	0 (0 to 0.6)	0 (0.1 to 0.9)	0 (0.1 to 0.7)	0 (0.1 to 0.9)	0 (0 to 0.2)	0 (0 to 0.1)	0 (0 to 0)	0 (0 to 0)	0 (0 to 0)	0 (0 to 0)	0 (0 to 0)	0 (0 to 0)	0 (0 to 0)	2.1
Genital herpes	0 (0 to 0)	0 (0 to 0)	0 (0 to 0)	0 (0 to 0)	0 (0 to 0)	0 (0 to 0.9)	1.6 (0.4 to 6.1)	1.7 (0.6 to 6.6)	1.7 (0.7 to 6.1)	1.7 (0.7 to 6.1)	1.7 (0.6 to 6.1)	1.7 (0.7 to 6.1)	1.7 (0.5 to 6.3)	1.7 (0.4 to 6.2)	1.7 (0.2 to 6.2)	1.7 (0.2 to 6.2)	1.7 (0.1 to 6.3)	1.7 (0.1 to 6.3)	1.7 (0.1 to 6.3)	1.7 (0.1 to 6.3)	1.7 (0.1 to 6.3)	1.7 (0.1 to 6.3)	20.6
Other sexually transmitted infections	0 (0 to 0)	0 (0 to 0)	0 (0 to 0)	0 (0 to 0)	0 (0 to 0.1)	0 (0 to 0.4)	2.3 (0.9 to 4.6)	2.3 (1.1 to 4.6)	2.3 (1.1 to 4.6)	2.3 (1.1 to 4.6)	2.3 (1.1 to 4.6)	2.3 (1.1 to 4.6)	1.2 (0.4 to 2.4)	0.4 (0.1 to 1.1)	0.2 (0.1 to 0.5)	0.1 (0 to 0.3)	0 (0 to 0.2)	0 (0 to 0.1)	0 (0 to 0.1)	0 (0 to 0.1)	0 (0 to 0.1)	0 (0 to 0.1)	24.5
Respiratory infections and tuberculosis	2,550 (1,200 to 5,290)	1,060 (377 to 1,940)	1,280 (617 to 3,410)	686 (333 to 1,710)	596 (286 to 899)	520 (237 to 755)	1,270 (789 to 2,010)	1,270 (1,070 to 2,090)	1,270 (927 to 2,020)	1,270 (861 to 2,850)	1,270 (782 to 2,440)	1,270 (671 to 2,340)	1,268 (662 to 2,320)	1,268 (748 to 2,260)	1,268 (674 to 2,120)	1,268 (668 to 1,720)	1,268 (489 to 1,720)	1,268 (487 to 1,740)	1,268 (333 to 613)	1,268 (116 to 386)	1,268 (39.2 to 129)	1,268 (9.9 to 33)	23,000
Tuberculosis	0 (0 to 0)	0 (0 to 0)	1,280 (617 to 3,410)	686 (333 to 1,710)	596 (286 to 899)	520 (237 to 755)	1,270 (789 to 2,010)	1,270 (1,070 to 2,090)	1,270 (927 to 2,020)	1,270 (861 to 2,850)	1,270 (782 to 2,440)	1,270 (671 to 2,340)	1,268 (662 to 2,320)	1,268 (748 to 2,260)	1,268 (674 to 2,120)	1,268 (668 to 1,720)	1,268 (489 to 1,720)	1,268 (487 to 1,740)	1,268 (333 to 613)	1,268 (116 to 386)	1,268 (39.2 to 129)	1,268 (9.9 to 33)	23,000
Lower respiratory infection	2,550 (1,200 to 5,290)	1,060 (377 to 1,940)	1,280 (617 to 3,410)	686 (333 to 1,710)	596 (286 to 899)	520 (237 to 755)	1,270 (789 to 2,010)	1,270 (1,070 to 2,090)	1,270 (927 to 2,020)	1,270 (861 to 2,850)	1,270 (782 to 2,440)	1,270 (671 to 2,340)	1,268 (662 to 2,320)	1,268 (748 to 2,260)	1,268 (674 to 2,120)	1,268 (668 to 1,720)	1,268 (489 to 1,720)	1,268 (487 to 1,740)	1,268 (333 to 613)	1,268 (116 to 386)	1,268 (39.2 to 129)	1,268 (9.9 to 33)	23,000
Upper respiratory infection	0 (0 to 0)	0 (0 to 0)	0 (0 to 0)	0 (0 to 0)	0 (0 to 0)	0 (0 to 0)	0 (0 to 0)	0 (0 to 0)	0 (0 to 0)	0 (0 to 0)	0 (0 to 0)	0 (0 to 0)	0 (0 to 0)	0 (0 to 0)	0 (0 to 0)	0 (0 to 0)	0 (0 to 0)	0 (0 to 0)	0 (0 to 0)	0 (0 to 0)	0 (0 to 0)	0 (0 to 0)	0 (0 to 0)	0
Otitis media	0 (0 to 0)	0 (0 to 0)	0 (0 to 0)	0 (0 to 0)	0 (0 to 0)	0 (0 to 0)	0 (0 to 0)	0 (0 to 0)	0 (0 to 0)	0 (0 to 0)	0 (0 to 0)	0 (0 to 0)	0 (0 to 0)	0 (0 to 0)	0 (0 to 0)	0 (0 to 0)	0 (0 to 0)	0 (0 to 0)	0 (0 to 0)	0 (0 to 0)	0 (0 to 0)	0 (0 to 0)	0 (0 to 0)	0
Enteric infections	1,400 (432 to 3,480)	1,400 (432 to 3,400)	1,400 (432 to 3,400)	1,400 (432 to 3,400

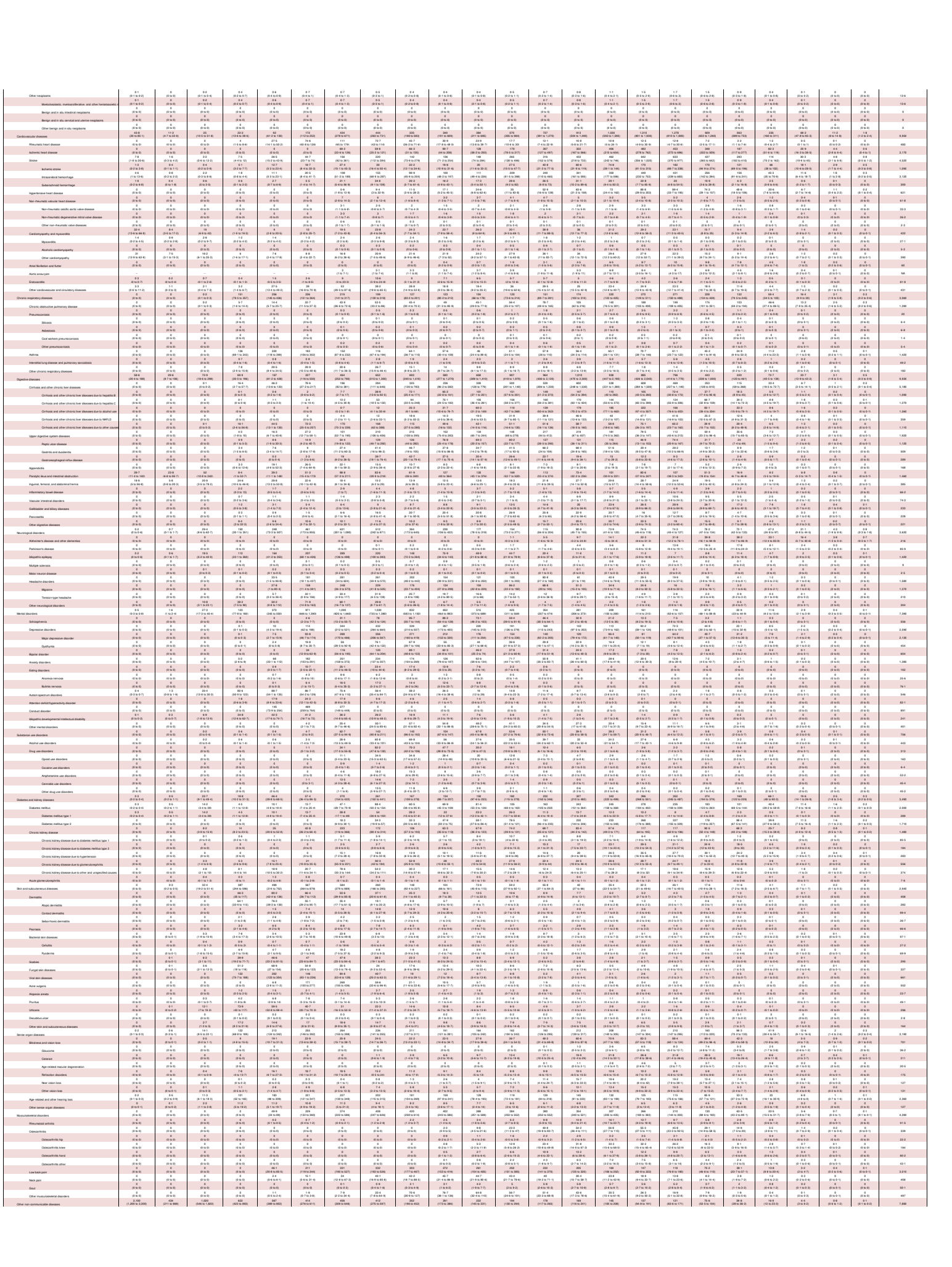

5959



SR Table 2a. HomeBox DALYS by cause and sex group for males with 95% uncertainty intervals, 2019

Cause	Born Neonatal	Late Neonatal	Post Neonatal	1 to 4	5 to 9	10 to 14	15 to 19	20 to 24	25 to 29	30 to 34	35 to 39	40 to 44	45 to 49	50 to 54	55 to 59	60 to 64	65 to 69	70 to 74	75 to 79	80 to 84	85 to 89	90 to 94	95 plus	Total
All causes	22,469 (20,298 to 26,850)	6,670 (3,850 to 9,560)	63,991 (49,560 to 81,600)	58,290 (29,100 to 91,700)	13,480 (11,020 to 16,000)	13,230 (10,780 to 16,400)	16,390 (13,560 to 20,400)	18,390 (11,790 to 32,200)	20,130 (14,230 to 32,700)	19,290 (14,090 to 32,900)	20,190 (15,260 to 32,400)	20,990 (15,420 to 32,600)	21,190 (15,260 to 33,200)	20,990 (14,900 to 33,300)	20,990 (14,900 to 33,300)	20,990 (14,900 to 33,300)	20,990 (14,900 to 33,300)	20,990 (14,900 to 33,300)	19,290 (13,900 to 31,900)	15,290 (10,200 to 27,200)	10,290 (6,130 to 17,900)	4,690 (2,470 to 8,700)	2,010 (1,040 to 3,720)	394,000
Communicable, maternal, neonatal, and nutritional diseases	20,300 (20,400 to 26,200)	6,640 (3,660 to 9,480)	56,700 (41,900 to 73,200)	33,900 (22,500 to 47,100)	9,810 (7,330 to 13,300)	8,080 (5,900 to 11,300)	10,200 (6,810 to 15,400)	7,020 (5,710 to 10,400)	6,940 (5,060 to 10,200)	7,130 (5,920 to 11,000)	7,130 (5,920 to 11,000)	7,130 (5,920 to 11,000)	7,130 (5,920 to 11,000)	7,130 (5,920 to 11,000)	7,130 (5,920 to 11,000)	6,030 (4,970 to 9,300)	5,060 (3,970 to 8,000)	3,960 (2,970 to 6,220)	2,210 (1,630 to 3,370)	1,140 (783 to 1,670)	657 (399 to 970)	178 (104 to 239)	69.9 (31.6 to 97.6)	355,000
HIV/AIDS and sexually transmitted infections	771 (227 to 1,530)	112 (29.2 to 341)	10,400 (5,870 to 16,800)	14,300 (6,230 to 23,700)	3,960 (1,960 to 6,670)	3,960 (2,290 to 6,190)	6,710 (3,740 to 10,800)	4,670 (2,140 to 8,910)	7,290 (3,800 to 12,700)	10,400 (7,900 to 14,200)	11,300 (10,200 to 12,300)	12,400 (10,200 to 14,600)	13,200 (10,200 to 16,300)	14,000 (10,200 to 17,900)	14,100 (10,200 to 18,000)	13,500 (9,970 to 18,000)	12,600 (8,530 to 17,900)	11,200 (6,970 to 16,800)	8,980 (4,940 to 14,700)	6,180 (2,970 to 11,400)	3,630 (1,370 to 7,610)	1,150 (299 to 3,220)	263 (63.6 to 771)	166,000
HIV/AIDS	1.2 (0.4 to 2.6)	4 (1.4 to 7.6)	10,000 (5,660 to 16,200)	14,000 (6,010 to 23,000)	3,900 (1,900 to 6,600)	3,900 (2,260 to 6,100)	6,700 (3,720 to 10,800)	4,670 (2,130 to 8,900)	7,270 (3,790 to 12,700)	10,400 (7,870 to 14,200)	11,300 (10,200 to 12,300)	12,400 (10,200 to 14,600)	13,200 (10,200 to 16,300)	14,000 (10,200 to 17,900)	14,100 (10,200 to 18,000)	13,500 (9,970 to 18,000)	12,600 (8,530 to 17,900)	11,200 (6,970 to 16,800)	8,980 (4,940 to 14,700)	6,180 (2,970 to 11,400)	3,630 (1,370 to 7,610)	1,150 (299 to 3,220)	263 (63.6 to 771)	164,000
HIV/AIDS - Drug-susceptible Tuberculosis	0 (0 to 0)	0 (0 to 0)	0 (0 to 1,490)	1,270 (0 to 5,220)	298 (0 to 1,470)	372 (0 to 1,620)	629 (0 to 2,320)	512 (0 to 2,070)	1,020 (0 to 3,970)	1,540 (0 to 5,770)	1,670 (0 to 6,180)	1,840 (0 to 6,980)	1,960 (0 to 7,360)	2,080 (0 to 7,790)	2,090 (0 to 7,790)	1,990 (0 to 7,430)	1,870 (0 to 7,030)	1,660 (0 to 6,220)	1,330 (0 to 5,060)	916 (0 to 3,720)	538 (0 to 2,170)	171 (0 to 693)	39 (0 to 157)	21,300
HIV/AIDS - Multidrug-resistant Tuberculosis without extensive drug resistance	0.4 (0 to 2)	3.6 (0 to 19)	69.6 (7.2 to 169)	69.6 (7.6 to 230)	14.4 (0 to 54)	21.2 (0 to 81)	21.2 (0 to 81)	21.2 (1.1 to 108)	21.2 (0 to 108)	21.2 (0 to 108)	21.2 (0 to 108)	21.2 (0 to 108)	21.2 (0 to 108)	21.2 (0 to 108)	21.2 (0 to 108)	21.2 (0 to 108)	21.2 (0 to 108)	21.2 (0 to 108)	21.2 (0 to 108)	21.2 (0 to 108)	21.2 (0 to 108)	21.2 (0 to 108)	21.2 (0 to 108)	782
HIV/AIDS - Extensively drug-resistant Tuberculosis	0 (0 to 0)	0 (0 to 0)	0 (0 to 2.3)	0 (0 to 3.2)	0 (0 to 0.7)	0 (0 to 0.7)	0 (0 to 1.1)	0 (0 to 2.5)	0 (0 to 3.6)	0 (0 to 3.6)	0 (0 to 3.6)	0 (0 to 3.6)	0 (0 to 3.6)	0 (0 to 3.6)	0 (0 to 3.6)	0 (0 to 3.6)	0 (0 to 3.6)	0 (0 to 3.6)	0 (0 to 3.6)	0 (0 to 3.6)	0 (0 to 3.6)	0 (0 to 3.6)	0 (0 to 3.6)	0 (0 to 3.6)	104
HIV/AIDS resulting in other diseases	0.4 (0 to 2)	3 (1.4 to 7.6)	2,930 (2,930 to 16,300)	13,000 (6,930 to 21,300)	3,600 (1,700 to 6,360)	3,600 (1,680 to 6,720)	6,070 (2,950 to 10,600)	4,070 (2,420 to 8,360)	6,750 (2,940 to 11,700)	10,000 (6,220 to 14,200)	10,900 (9,390 to 12,300)	12,000 (9,630 to 14,600)	12,800 (9,630 to 16,300)	13,600 (7,760 to 21,400)	13,700 (9,560 to 18,000)	13,100 (9,560 to 18,000)	12,200 (3,160 to 17,900)	10,800 (3,540 to 16,800)	8,650 (2,720 to 14,700)	6,010 (2,720 to 11,400)	3,530 (1,370 to 7,610)	1,120 (299 to 3,220)	256 (63.6 to 771)	126,000
Sexually transmitted infections excluding HIV	770 (226 to 1,530)	108 (27.4 to 334)	400 (0 to 1,490)	1,270 (0 to 5,220)	298 (0 to 1,470)	372 (0 to 1,620)	629 (0 to 2,320)	512 (0 to 2,070)	1,020 (0 to 3,970)	1,540 (0 to 5,770)	1,670 (0 to 6,180)	1,840 (0 to 6,980)	1,960 (0 to 7,360)	2,080 (0 to 7,790)	2,090 (0 to 7,790)	1,990 (0 to 7,430)	1,870 (0 to 7,030)	1,660 (0 to 6,220)	1,330 (0 to 5,060)	916 (0 to 3,720)	538 (0 to 2,170)	171 (0 to 693)	39 (0 to 157)	1,300
Syphilis	709 (226 to 1,530)	107 (27.4 to 312)	342 (0 to 1,490)	611 (0 to 2,210)	0.2 (0 to 1.4)	1.1 (0 to 6.5)	2.1 (0 to 9.4)	2.1 (0 to 9.4)	2.1 (0 to 9.4)	2.1 (0 to 9.4)	1.3 (0 to 7.5)	1.3 (0 to 7.5)	1.3 (0 to 7.5)	2.6 (0 to 11.6)	2.6 (0 to 11.6)	2.6 (0 to 11.6)	2.6 (0 to 11.6)	2.6 (0 to 11.6)	2.6 (0 to 11.6)	2.6 (0 to 11.6)	2.6 (0 to 11.6)	2.6 (0 to 11.6)	2.6 (0 to 11.6)	2.6 (0 to 11.6)	1,200
Chlamydial infection	0 (0 to 0)	0 (0 to 0)	0 (0 to 0)	0 (0 to 0)	0 (0 to 0)	0 (0 to 0.1)	0.4 (0 to 2.3)	1.3 (0 to 5.3)	1.8 (0 to 5.3)	1.8 (0 to 5.3)	1.3 (0 to 4.2)	0.8 (0 to 2.6)	0.4 (0 to 1.3)	0.1 (0 to 0.5)	0 (0 to 0.1)	0 (0 to 0)	0 (0 to 0)	0 (0 to 0)	0 (0 to 0)	0 (0 to 0)	0 (0 to 0)	0 (0 to 0)	0 (0 to 0)	0 (0 to 0)	81
Gonococcal infection	0 (0 to 0)	0 (0 to 0)	0 (0 to 0)	0 (0 to 0)	0 (0 to 0)	0.4 (0 to 2.3)	1.6 (0 to 6.1)	2 (0 to 6.1)	1.1 (0 to 3.2)	0.5 (0 to 2.1)	0.2 (0 to 0.7)	0.1 (0 to 0.3)	0 (0 to 0.1)	0 (0 to 0.1)	0 (0 to 0.1)	0 (0 to 0)	0 (0 to 0)	0 (0 to 0)	0 (0 to 0)	0 (0 to 0)	0 (0 to 0)	0 (0 to 0)	0 (0 to 0)	0 (0 to 0)	83
Trichomoniasis	0 (0 to 0)	0 (0 to 0)	0 (0 to 0)	0 (0 to 0)	0 (0 to 0)	0 (0 to 0)	0 (0 to 0)	0 (0 to 0)	0 (0 to 0.4)	0 (0 to 0.1)	0 (0 to 0.1)	0 (0 to 0.1)	0 (0 to 0.1)	0 (0 to 0.1)	0 (0 to 0.1)	0 (0 to 0.1)	0 (0 to 0.1)	0 (0 to 0.1)	0 (0 to 0.1)	0 (0 to 0.1)	0 (0 to 0.1)	0 (0 to 0.1)	0 (0 to 0.1)	0 (0 to 0.1)	2.3
Genital herpes	0 (0 to 0)	0 (0 to 0)	0 (0 to 0)	0 (0 to 0)	0 (0 to 0)	0 (0 to 0.1)	0 (0 to 0.4)	0 (0 to 0.4)	0 (0 to 0.4)	0 (0 to 0.4)	0 (0 to 0.4)	0 (0 to 0.4)	0 (0 to 0.4)	0 (0 to 0.4)	0 (0 to 0.4)	0 (0 to 0.4)	0 (0 to 0.4)	0 (0 to 0.4)	0 (0 to 0.4)	0 (0 to 0.4)	0 (0 to 0.4)	0 (0 to 0.4)	0 (0 to 0.4)	0 (0 to 0.4)	234
Other sexually transmitted infections	0 (0 to 0)	0 (0 to 0)	0 (0 to 0)	0 (0 to 0)	0 (0 to 0)	1.8 (0 to 6.4)	1.8 (0 to 6.2)	2.8 (0 to 9.7)	2.8 (0 to 9.7)	2.8 (0 to 9.7)	2.8 (0 to 9.7)	2.8 (0 to 9.7)	2.8 (0 to 9.7)	2.8 (0 to 9.7)	2.8 (0 to 9.7)	2.8 (0 to 9.7)	2.8 (0 to 9.7)	2.8 (0 to 9.7)	2.8 (0 to 9.7)	2.8 (0 to 9.7)	2.8 (0 to 9.7)	2.8 (0 to 9.7)	2.8 (0 to 9.7)	2.8 (0 to 9.7)	164
Respiratory infections and tuberculosis	2,560 (1,300 to 3,990)	2,560 (989 to 964)	11,300 (5,900 to 18,300)	2,280 (1,780 to 3,290)	697 (481 to 1,290)	1,040 (588 to 1,290)	1,290 (574 to 1,830)	1,290 (630 to 2,370)	1,290 (720 to 2,410)	1,290 (839 to 2,830)	1,290 (1,060 to 2,600)	1,290 (781 to 2,810)	1,290 (689 to 2,770)	1,290 (847 to 2,990)	1,290 (834 to 3,000)	1,290 (837 to 2,990)	1,290 (864 to 2,950)	1,290 (874 to 2,970)	1,290 (861 to 3,060)	1,290 (864 to 3,490)	1,290 (869 to 3,870)	1,290 (861 to 3,490)	1,290 (861 to 3,490)	34,700
Tuberculosis	0 (0 to 0)	0 (0 to 0)	790 (368 to 1,470)	275 (124 to 539)	142 (64.7 to 272)	160 (72.9 to 323)	668 (329 to 1,290)	1,130 (689 to 1,940)	1,290 (680 to 2,350)	1,290 (672 to 2,400)	1,290 (626 to 2,540)	1,290 (616 to 2,500)	1,270 (616 to 2,350)	1,250 (699 to 2,350)	1,250 (699 to 2,350)	1,250 (699 to 2,350)	1,250 (699 to 2,350)	1,250 (699 to 2,350)	1,250 (699 to 2,350)	1,250 (699 to 2,350)	1,250 (699 to 2,350)	1,250 (699 to 2,350)	1,250 (699 to 2,350)	1,250 (699 to 2,350)	13,200
Latent tuberculosis infection	0 (0 to 0)	0 (0 to 0)	0 (0 to 0)	0 (0 to 0)	0 (0 to 0)	0 (0 to 0)	0 (0 to 0)	0 (0 to 0)	0 (0 to 0)	0 (0 to 0)	0 (0 to 0)	0 (0 to 0)	0 (0 to 0)	0 (0 to 0)	0 (0 to 0)	0 (0 to 0)	0 (0 to 0)	0 (0 to 0)	0 (0 to 0)	0 (0 to 0)	0 (0 to 0)	0 (0 to 0)	0 (0 to 0)	0 (0 to 0)	0
Drug-susceptible Tuberculosis	0 (0 to 0)	0 (0 to 0)	790 (338 to 1,440)	267 (121 to 523)	139 (64.9 to 267)	156 (72.9 to 314)	648 (329 to 1,250)	1,090 (677 to 1,870)	1,250 (668 to 2,280)	1,250 (648 to 2,320)	1,250 (614 to 2,460)	1,250 (597 to 2,420)	1,230 (597 to 2,270)	1,210 (677 to 2,270)	1,210 (677 to 2,270)	1,210 (677 to 2,270)	1,210 (677 to 2,270)	1,210 (677 to 2,270)	1,210 (677 to 2,270)	1,210 (677 to 2,270)	1,210 (677 to 2,270)	1,210 (677 to 2,270)	1,210 (677 to 2,270)	1,210 (677 to 2,270)	12,800
Multidrug-resistant tuberculosis without extensive drug-resistance	0 (0 to 0)	0 (0 to 0)	24.9 (0 to 73)	8.6 (0.3 to 28.3)	4.2 (0.1 to 19.9)	5.2 (0.2 to 22.4)	20 (0.7 to 86.1)	29.9 (1.2 to 135)	31.9 (1.2 to 171)	37.2 (1.4 to 172)	37.6 (1.4 to 180)	37.7 (1.7 to 182)	39.7 (1.7 to 182)	39.2 (1.7 to 182)	39.2 (1.7 to 182)	39.2 (1.7 to 182)	39.2 (1.7 to 182)	19.6 (0.9 to 78.1)	13.7 (0.6 to 56.3)	8.3 (0.3 to 32.2)	3.2 (0.1 to 16.1)	1.4 (0.1 to 6.6)	0.3 (0.2 to 2.6)	391
Extensively drug-resistant tuberculosis	0 (0 to 0)	0 (0 to 0)	0.3 (0 to 1.4)	0.1 (0 to 0.4)	0.1 (0 to 0.3)	0.1 (0 to 0.3)	0.3 (0 to 1.3)	0.4 (0 to 1.8)	0.4 (0 to 2.2)	0.5 (0 to 2.2)	0.5 (0 to 2.4)	0.5 (0 to 2.4)	0.5 (0 to 2.4)	0.5 (0 to 2.4)	0.5 (0 to 2.4)	0.5 (0 to 2.4)	0.5 (0 to 2.4)	0.2 (0 to 1.1)	0.2 (0 to 0.7)	0.1 (0 to 0.4)	0 (0 to 0.2)	0 (0 to 0.1)	0 (0 to 0)	9.1
Lower respiratory infections	2,560 (1,300 to 3,970)	551 (283 to 963)	10,200 (5,170 to 17,100)	2,000 (1,660 to 2,950)	488 (299 to 953)	868 (579 to 1,070)	562 (373 to 713)	218 (91.6 to 350)	181 (91.6 to 350)	180 (91.6 to 350)	180 (91.6 to 350)	220 (127 to 350)	337 (127 to 505)	562 (172 to 932)	562 (172 to 932)	288 (172 to 932)	322 (172 to 932)	468 (172 to 932)	512 (172 to 948)	668 (269 to 948)	684 (269 to 948)	332 (117 to 948)	182 (60.1 to 948)	59.1 (24.6 to 98.7)	25,400
Upper respiratory infections	0.6 (0 to 2)	1.6 (0 to 5.2)	974 (0 to 2,387)	134 (0 to 1,130)	156 (0 to 1,130)	91.4 (0 to 1,130)	79.1 (0 to 1,143)	56.3 (0 to 1,130)	56.3 (0 to 977.6)	56.3 (0 to 977.6)	56.3 (0 to 977.6)	56.3 (0 to 977.6)	56.3 (0 to 977.6)	56.3 (0 to 977.6)	56.3 (0 to 977.6)	56.3 (0 to 977.6)	56.3 (0 to 977.6)	56.3 (0 to 977.6)	56.3 (0 to 977.6)	56.3 (0 to 977.6)	56.3 (0 to 977.6)	56.3 (0 to 977.6)	56.3 (0 to 977.6)	56.3 (0 to 977.6)	736
Otitis media	0 (0 to 22.5)	0 (0 to 2.2)	0 (0 to 0.2)	0 (0 to 0.2)	0 (0 to 0.2)	0 (0 to 0.2)	0 (0 to 0.2)	0 (0 to 0.2)	0 (0 to 0.2)	0 (0 to 0.2)	0 (0 to 0.2)	0 (0 to 0.2)	0 (0 to 0.2)	0 (0 to 0.2)	0 (0 to 0.2)	0 (0 to 0.2)	0 (0 to 0.2)	0 (0 to 0.2)	0 (0 to 0.2)	0 (0 to 0.2)	0 (0 to 0.2)	0 (0 to 0.2)	0 (0 to 0.2)	0 (0 to 0.2)	302
Enteric infections	1,230 (424 to 2,650)	1,280 (422 to 2,460)	19,800 (8,980 to 34,900)	2,260 (1,530 to 3,490)	2,260 (1,100 to 3,480)	1,280 (1,100 to 3,480)	976 (660 to 1,740)	1,280 (279 to 1,290)	1,280 (220 to 1,290)	1,280 (220 to 1,290)	1,280 (220 to 1,290)	1,280 (220 to 1,290)	1,280 (220 to 1,290)	1,280 (220 to 1,290)	1,280 (220 to 1,290)	1,280 (220 to 1,290)	1,280 (220 to 1,290)	1,280 (141 to 1,790)	1,280 (178 to 1,530)	1,280 (147 to 870)	1,280 (178 to 870)	1,280 (59.6 to 1,280)	1,280 (59.6 to 1,280)	39,300
Diarrheal diseases	1,230 (424 to 2,650)	1,280 (418 to 2,450)	19,800 (7,970 to 32,900)	2,260 (2,060 to 12,900)	2,260 (683 to 3,170)	1,280 (239 to 1,850)	976 (239 to 1,700)	1,280 (183 to 989)	1,280 (187 to 989)	1,280 (186 to 989)	1,280 (186 to 989)	1,280 (183 to 703)	1,280 (137 to 679)	1,280 (122 to 672)	1,280 (122 to 672)	1,280 (117 to 667)	1,280 (120 to 667)	1,280 (120 to 667)	1,280 (121 to 1,210)	1,280 (121 to 424)	1,280 (121 to 424)	1,280 (121 to 424)	1,280 (121 to 424)	1,280 (121 to 424)	34,700
Typhoid and paratyphoid	0 (0 to 0)	0 (0 to 0.1)	0 (0 to 0.1)	0 (0 to 0.1)	0 (0 to 0.1)	0 (0 to 0.1)	0 (0 to 0.1)	0 (0 to 0.1)	0 (0 to 0.1)	0 (0 to 0.1)	0 (0 to 0.1)	0 (0 to 0.1)	0 (0 to 0.1)	0 (0 to 0.1)	0 (0 to 0.1)	0 (0 to 0.1)	0 (0 to 0.1)	0 (0 to 0.1)	0 (0 to 0.1)	0 (0 to 0.1)	0 (0 to 0.1)	0 (0 to 0.1)	0 (0 to 0.1)	0 (0 to 0.1)	1,490
Typhoid fever	0 (0 to 0)	0 (0 to 0.1)	0 (0 to 0.1)	0 (0 to 0.1)	0 (0 to 0.1)	0 (0 to 0.1)	0 (0 to 0.1)	0 (0 to 0.1)	0 (0 to 0.1)	0 (0 to 0.1)	0 (0 to 0.1)	0 (0 to 0.1)	0 (0 to 0.1)	0 (0 to 0.1)	0 (0 to 0.1)	0 (0 to 0.1)	0 (0 to 0.1)	0 (0 to 0.1)	0 (0 to 0.1)	0 (0 to 0.1)	0 (0 to 0.1)	0 (0 to 0.1)	0 (0 to 0.1)	0 (0 to 0.1)	1,490
Paratyphoid fever	0 (0 to 0)	0 (0 to 0)	9.6 (0 to 22.5)	19.3 (2.5 to 39.3)	17.2 (2.5 to 37.4)	10.6 (1.5 to 24.1)	4.3 (0.6 to 9.8)	1.9 (0.3 to 4.3)	1.2 (0.2 to 2.7)	0.7 (0.1 to 1.6)	0.6 (0.1 to 1.4)	0.4 (0.1 to 1.2)	0.3 (0.1 to 0.9)	0.2 (0.1 to 0.6)	0.2 (0.1 to 0.6)	0.1 (0.1 to 0.4)	0.1 (0.1 to 0.4)	0.1 (0.1 to 0.3)	0.1 (0.1 to 0.3)	0.1 (0.1 to 0.3)	0.1 (0.1 to 0.3)	0.1 (0.1 to 0.3)	0.1 (0.1 to 0.3)	637
Invasive Non-typhoidal Salmonella (iNTS)	0 (0 to 0)	26.6 (12.7 to 61.6)	922 (399 to 1,730)	1,653 (898 to 3,140)	820 (332 to 1,160)	183 (99.1 to 414)	60 (29.6 to 208)	29.6 (15.6 to 58.1)	29.6 (12.5 to 117)	33.4 (12.2 to 117)	24.0 (7.3 to 84)	19.4 (5.1 to 84)	16.6 (3.4 to 84)	8.7 (2.4 to 36.4)	7.7 (2.4 to 31.5)	8.7 (2.4 to 31.5)	8.3 (2.4 to 31.5)	8.3 (2.4 to 31.5)	8.8 (2.4 to 31.5)	3.7 (1.1 to 17.2)	1.6 (0.3 to 8.1)	0.2 (0.1 to 0.8)	0.1 (0.1 to 0.3)	3,660
Other intestinal infectious diseases	0 (0 to 0)	0 (0 to 0)	8.7 (4.4 to 21.4)	9.9 (5.1 to 24.4)	1.7 (0.9 to 4.1)	1.2 (0.6 to 2.9)	0.6 (0.3 to 1.4)	0.3 (0.1 to 0.7)	0.2 (0.1 to 0.4)	0.1 (0.1 to 0.3)	0.1 (0.1 to 0.3)	0.1 (0.1 to 0.2)	0.1 (0.1 to 0.2)	0.1 (0.1 to 0.2)	0.1 (0.1 to 0.2)	0.1 (0.1 to 0.2)	0.1 (0.1 to 0.2)	0.1 (0.1 to 0.2)	0.1 (0.1 to 0.2)	0.1 (0.1 to 0.2)	0.1 (0.1 to 0.2)	0.1 (0.1 to 0.2)	0.1 (0.1 to 0.2)	19.2
Neglected tropical diseases and malaria	1.4 (0.7 to 3.2)	3.6 (0.8 to 8.2)	6,160 (2,170 to 12,000)	4,370 (1,770 to 8,400)	1,060 (429 to 2,170)	1,230 (497 to 2,500)	720 (291 to 1,460)	560 (227 to 1,020)	620 (251 to 1,130)	670 (271 to 1,220)	720 (291 to 1,310)	770 (312 to 1,400)	820 (332 to 1,490)	870 (352 to 1,580)	920 (372 to 1,670)	970 (392 to 1,760)	1,020 (413 to 1,850)	1,070 (433 to 1,940)	1,120 (453 to 2,040)	1,170 (473 to 2,130)	1,220 (494 to 2,210)	1,270 (514 to 2,310)	1,320 (534 to 2,400)	1,370 (554 to 2,490)	17,900
Malaria	0.7 (0.2 to 1.6)	2.3 (1.5 to 5.6)	5,980 (1,980 to 12,900)	4,350 (1,970 to 8,460)	1,050 (424 to 2,040)	1,220 (549 to 1,910)	712 (192 to 761)	552 (192 to 761)	612 (192 to 761)	662 (192 to 761)	712 (192 to 761)	762 (192 to 761)	812 (192 to 761)	862 (192 to 761)	912 (192 to 761)	962 (192 to 761)	1,010 (192 to 761)	1,060 (192 to 761)	1,110 (192 to 761)	1,160 (192 to 761)	1,210 (192 to 761)	1,260 (192 to 761)	1,310 (192 to 761)	1,360 (192 to 761)	14,700
Chagas disease	0 (0 to 0)	0 (0 to 0)	0 (0 to 0)	0 (0 to 0)	0 (0 to 0)	0 (0 to 0)	0 (0 to 0)	0 (0 to 0)	0 (0 to 0)	0 (0 to 0)	0 (0 to 0)	0 (0 to 0)	0 (0 to 0)	0 (0 to 0)	0 (0 to 0)	0 (0 to 0)	0 (0 to 0)	0 (0 to 0)	0 (0 to 0)	0 (0 to 0)	0 (0 to 0)	0 (0 to 0)	0 (0 to 0)	0 (0 to 0)	0
Leishmaniasis	0 (0 to 0)	0 (0 to 0)	0 (0 to 0)	0 (0 to 0)	0 (0 to 0)	0 (0 to 0)	0 (0 to 0)	0 (0 to 0)	0 (0 to 0)	0 (0 to 0)	0 (0 to 0)	0 (0 to 0)	0 (0 to 0)	0 (0 to 0)	0 (0 to 0)	0 (0 to 0)	0 (0 to 0)	0 (0 to 0)	0 (0 to 0)	0 (0 to 0)	0 (0 to 0)	0 (0 to 0)	0 (0 to 0)	0 (0 to 0)	0
Visceral leishmaniasis	0 (0 to 0)	0 (0 to 0)	0 (0 to 0)	0 (0 to 0)	0 (0 to 0)	0 (0 to 0)	0 (0 to 0)	0 (0 to 0)	0 (0 to 0)	0 (0 to 0)	0 (0 to 0)	0 (0 to 0)	0 (0 to 0)	0 (0 to 0)	0 (0 to 0)	0 (0 to 0)	0 (0 to 0)	0 (0 to 0)	0 (0 to 0)	0 (0 to 0)	0 (0 to 0)	0 (0 to 0)	0 (0 to 0)	0 (0 to 0)	0
Cutaneous and mucocutaneous leishmaniasis	0 (0 to 0)	0 (0 to 0)	0 (0 to 0)	0 (0 to 0)	0 (0 to 0)	0 (0 to 0)	0 (0 to 0)	0 (0 to 0)	0 (0 to 0)	0 (0 to 0)	0 (0 to 0)	0 (0 to 0)	0 (0 to 0)	0 (0 to 0)	0 (0 to 0)	0 (0 to 0)	0 (0 to 0)	0 (0 to 0)	0 (0 to 0)	0 (0 to 0)	0 (0 to 0)	0 (0 to 0)	0 (0 to 0)	0 (0 to 0)	0
African trypanosomiasis	0 (0 to 0)	0 (0 to 0)	0 (0 to 0)	0 (0 to 0)	0 (0 to 0)	0 (0 to 0)	0 (0 to 0)	0 (0 to 0)	0 (0 to 0)	0 (0 to 0)	0 (0 to 0)	0 (0 to 0)	0 (0 to 0)	0 (0 to 0)	0 (0 to 0)	0 (0 to 0)	0 (0 to 0)	0 (0 to 0)	0 (0 to 0)	0 (0 to 0)	0 (0 to 0)	0 (0 to 0)	0 (0 to 0)	0 (0 to 0)	0
Schistosomiasis	0 (0 to 0)	0 (0 to 0)	397 (112 to 924)	372 (92.4 to 924)	329 (138 to 637)	287 (138 to 564)	291 (138 to 526)	277 (138 to 526)	242 (119 to 479)	217 (97.5 to 479)	179 (69.9 to 359)	152 (69.9 to 282)	124 (69.9 to 282)	94.3 (34.3 to 227)	71.3 (29.9 to 174)	62.5 (29.9 to 174)	66.7 (19.4 to 164)	29 (19.4 to 72.3)	12.5 (6.1 to 40.2)	4.3 (2.4 to 16.3)	1.6 (0.5 to 6.9)	0.3 (0.1 to 0.9)	0.2 (0.1 to 0.7)	2,240
Cysticercosis	0 (0 to 0)	0 (0 to 0)	0.2 (0 to 0.7)	0.6 (0.1 to 2.4)	1.6 (0.2 to 6.4)	2.2 (0.3 to 8.6)	6.9 (0.9 to 26.8)	8.5 (1.2 to 32.3)	8.5 (1.2 to 32.3)	8.5 (1.2 to 32.3)	7.6 (1.2 to 29.4)	6.8 (1.2 to 26.2)	6.8 (1.2 to 26.2)	6.8 (1.2 to 26.2)	6.8 (1.2 to 26.2)	7 (1.2 to 26.2)	7.2 (1.2 to 27.6)	7.1 (1.2 to 27.6)	7.1 (1.2 to 27.6)	3.6 (0.6 to 13.9)	1.6 (0.3 to 6.2)	0.2 (0.1 to 0.8)	0.1 (0.1 to 0.3)	168
Cystic echinococcosis	0 (0 to 0)	0 (0 to 0)	2.1 (0.4 to 8.7)	2.4 (0.4 to 9.8)	1.4 (0.2 to 5.8)	1.3 (0.2 to 5.4)	1.1 (0.2 to 4.6)	1.1 (0.1 to 4.6)	1.1 (0.1 to 4.6)	1.1 (0.1 to 4.6)	1.1 (0.1 to 4.6)	1.1 (0.1 to 4.6)	1.1 (0.1 to 4.6)	1.1 (0.1 to 4.6)	1.1 (0.1 to 4.6)	1.1 (0.1 to 4.6)	1.1 (0.1 to 4.6)	1.1 (0.1 to 4.6)	1.1 (0.1 to 4.6)	1.1 (0.1 to 4.6)	1.1 (0.1 to 4.6)	1.1 (0.1 to 4.6)	1.1 (0.1 to 4.6)	194
Lymphatic filariasis	0 (0 to 0)	0 (0 to 0)	0 (0 to 0)	0 (0 to 0)	0 (0 to 0)	0 (0 to 0)	0 (0 to 0)	0 (0 to 0)	0 (0 to 0)	0 (0 to 0)	0 (0 to 0)	0 (0 to 0)	0 (0 to 0)	0 (0 to 0)	0 (0 to 0)	0 (0 to 0)	0 (0 to 0)	0 (0 to 0)	0 (0 to 0)	0 (0 to 0)	0 (0 to 0)	0 (0 to 0)	0 (0 to 0)	0 (0 to 0)	0
Onchocerciasis	0 (0 to 0)	0 (0 to 0)	0 (0 to 0)	0 (0 to 0)	0 (0 to 0)	0 (0 to 0)	0 (0 to 0)	0 (0 to 0)	0 (0 to 0)	0 (0 to 0)	0 (0 to 0)	0 (0 to 0)	0 (0 to 0)	0 (0 to 0)	0 (0 to 0)	0 (0 to 0)	0 (0 to 0)	0 (0 to 0)	0 (0 to 0)	0 (0 to 0)	0 (0 to 0)	0 (0 to 0)	0 (0 to 0)	0 (0 to 0)	0
Trachoma	0 (0 to 0)	0 (0 to 0)	0 (0 to 0)	0 (0 to 0)	0 (0 to 0)	0 (0 to 0)	0 (0 to 0)	0 (0 to 0)	0 (0 to 0)	0 (0 to 0)	0 (0 to 0)	0 (0 to 0)	0 (0 to 0)	0 (0 to 0)	0 (0 to 0)	0 (0 to 0)	0 (0 to 0)	0 (0 to 0)	0 (0 to 0)	0 (0 to 0)	0 (0 to 0)	0 (0 to 0)	0 (0 to 0)	0 (0 to 0)	0
Dengue	0 (0 to 0)	0 (0 to 0)	0.6 (0 to 2.1)	0.4 (0 to 1.6)	0.2 (0 to 0.8)	0.1 (0 to 0.4)	0.1 (0 to 0.4)	0.1 (0 to 0.4)	0.1 (0 to 0.4)	0.1 (0 to 0.4)	0.1 (0 to 0.4)	0.1 (0 to 0.4)	0.1 (0 to 0.4)	0.1 (0 to 0.4)	0.1 (0 to 0.4)	0.1 (0 to 0.4)	0.1 (0 to 0.4)	0.1 (0 to 0.4)	0.1 (0 to 0.4)	0.1 (0 to 0.4)	0.1 (0 to 0.4)	0.1 (0 to 0.4)	0.1 (0 to 0.4)	0.1 (0 to 0.4)	23.6
Yellow fever	0 (0 to 0)	0 (0 to 0)	0 (0 to 0.1)	0 (0 to 0.1)	0 (0 to 0.1)	0 (0 to 0.1)	0 (0 to 0.1)	0 (0 to 0.1)	0 (0 to 0.1)	0 (0 to 0.1)	0 (0 to 0.1)	0 (0 to 0.1)	0 (0 to 0.1)	0 (0 to 0.1)	0 (0 to 0.1)	0 (0 to 0.1)	0 (0 to 0.1)





SR Table 2a: Iatrolo DALYS by cause and age group for males with 95% uncertainty intervals, 2019

Cause	Early Neonatal	Late Neonatal	Post Neonatal	1 to 4	5 to 9	10 to 14	15 to 19	20 to 24	25 to 29	30 to 34	35 to 39	40 to 44	45 to 49	50 to 54	55 to 59	60 to 64	65 to 69	70 to 74	75 to 79	80 to 84	85 to 89	90 plus	Total
All causes	12,260 (9,300 to 15,000)	7,794 (5,410 to 10,200)	28,116 (6,420 to 59,900)	19,962 (3,470 to 55,350)	7,466 (1,470 to 22,440)	7,466 (1,460 to 21,600)	7,466 (1,460 to 21,600)	7,466 (1,430 to 21,600)	7,466 (1,500 to 21,500)	7,466 (1,760 to 21,600)	7,466 (1,900 to 21,600)	7,466 (1,670 to 21,600)	7,466 (1,430 to 21,600)	7,466 (1,210 to 21,600)	7,466 (1,070 to 22,000)	7,466 (1,040 to 22,000)	7,466 (940 to 21,900)	7,466 (780 to 21,500)	7,466 (570 to 21,400)	7,466 (314 to 21,500)	7,466 (141 to 21,600)	53,460
Communicable, maternal, neonatal, and nutritional diseases	12,260 (9,300 to 15,000)	7,794 (5,410 to 10,200)	28,116 (6,420 to 59,900)	19,962 (3,470 to 55,350)	7,466 (1,470 to 22,440)	7,466 (1,460 to 21,600)	7,466 (1,460 to 21,600)	7,466 (1,430 to 21,600)	7,466 (1,500 to 21,500)	7,466 (1,760 to 21,600)	7,466 (1,900 to 21,600)	7,466 (1,670 to 21,600)	7,466 (1,430 to 21,600)	7,466 (1,210 to 21,600)	7,466 (1,070 to 22,000)	7,466 (1,040 to 22,000)	7,466 (940 to 21,900)	7,466 (780 to 21,500)	7,466 (570 to 21,400)	7,466 (314 to 21,500)	7,466 (141 to 21,600)	53,460
HIV/AIDS and sexually transmitted infections	110 (32 to 276)	24.6 (7.6 to 59.5)	148 (42.1 to 400)	220 (22.1 to 739)	123 (32.4 to 383)	120 (29.7 to 358)	282 (69.2 to 716)	192 (13.6 to 544)	213 (10.2 to 619)	167 (9.2 to 534)	665 (21.1 to 1,260)	648 (39.5 to 1,200)	515 (49.0 to 1,010)	331 (16.1 to 829)	173 (9.4 to 391)	85.7 (4.5 to 178)	27.4 (1.9 to 74)	16.2 (1.4 to 37.9)	1.4 (0.3 to 3.3)	0.5 (0.0 to 1.2)	0 (0.0 to 0)	4,200
HIV/AIDS	0 (0 to 0)	0 (0 to 0)	89.9 (11.5 to 404)	216 (20.2 to 726)	122 (32.0 to 383)	119 (28.1 to 358)	280 (112 to 646)	191 (91.2 to 546)	211 (93.2 to 619)	166 (101 to 522)	663 (203 to 1,260)	646 (356 to 1,200)	514 (259 to 1,010)	330 (160 to 829)	171 (82.4 to 392)	84.5 (34.9 to 177)	27.3 (18 to 76)	16.1 (7.8 to 38.8)	1.4 (1.1 to 3.1)	0.5 (0.4 to 1.2)	0 (0.0 to 0)	4,080
HIV/AIDS - Drug-susceptible Tuberculosis	0 (0 to 0)	0 (0 to 0)	39.4 (4.9 to 261.4)	73.4 (7.9 to 73.2)	23.1 (2.8 to 92.2)	28.2 (4.4 to 44.3)	66.3 (24.5 to 187)	39.2 (24 to 92.6)	42.7 (24 to 92.6)	32.1 (18.1 to 83.6)	85.9 (52.2 to 153)	116 (62.9 to 236)	153 (92.9 to 236)	92.6 (52.9 to 236)	104 (70.7 to 195)	66.7 (49.9 to 125)	29.1 (24 to 57.2)	21.7 (13.1 to 33.8)	9.8 (6.1 to 15.2)	4.3 (2.6 to 6.4)	1.4 (1 to 2.5)	925
HIV/AIDS - Multidrug-resistant Tuberculosis without extensive dr...	0 (0 to 0)	0 (0 to 0)	0.6 (0.3 to 3.9)	1.9 (0.1 to 11.5)	1.1 (0.2 to 4.6)	1.3 (0.2 to 4.6)	3.1 (0.1 to 19.7)	1.6 (0 to 4.4)	1.9 (0 to 4.4)	3.6 (0.1 to 19.7)	6.6 (0.2 to 33.9)	6.6 (0.2 to 35.1)	3.7 (0.1 to 19.4)	2.5 (0.1 to 20.2)	1.3 (0 to 5.5)	0.5 (0 to 2.4)	0.2 (0 to 0.9)	0.3 (0 to 1.4)	0.1 (0 to 0.5)	0.1 (0 to 0.4)	0 (0 to 0)	43.1
HIV/AIDS - Extensively drug-resistant Tuberculosis	0 (0 to 0)	0 (0 to 0)	0 (0 to 0)	0 (0 to 0)	0 (0 to 0)	0 (0 to 0)	0 (0 to 0)	0 (0 to 0)	0 (0 to 0)	0 (0 to 0)	0 (0 to 0)	0 (0 to 0)	0 (0 to 0)	0 (0 to 0)	0 (0 to 0)	0 (0 to 0)	0 (0 to 0)	0 (0 to 0)	0 (0 to 0)	0 (0 to 0)	0 (0 to 0)	0 (0 to 0)	0.6
HIV/AIDS resulting in other diseases	0 (0 to 0)	0 (0 to 0)	67.2 (0 to 0.1)	177 (11.4 to 680)	77.6 (19 to 259)	69.4 (22 to 225)	211 (62.2 to 670)	148 (32.7 to 353)	246 (54.4 to 571)	169 (70.9 to 738)	315 (119 to 738)	496 (205 to 1,060)	384 (148 to 867)	235 (66.8 to 543)	126 (47.1 to 299)	61.7 (20 to 152)	27 (11.4 to 65.2)	11.4 (4 to 28.7)	4.7 (1.6 to 11.2)	1 (0.2 to 2.6)	0.4 (0.1 to 1)	3,130
Other sexually transmitted infections excluding HIV	110 (32 to 276)	24.6 (7.6 to 59.5)	58.9 (10.9 to 139)	43.6 (0.4 to 4.7)	1 (0 to 2.4)	1 (0 to 2.9)	1.3 (0.5 to 2.9)	1.6 (0.6 to 2.8)	1.9 (0.9 to 2.8)	3.5 (1 to 7.8)	2.3 (1 to 4.6)	1.4 (0.7 to 3)	1.1 (0.4 to 2.3)	1.4 (0.4 to 3.4)	2 (0.9 to 3.9)	1.3 (0 to 3.3)	0.1 (0 to 0.3)	0.1 (0 to 0.3)	0.1 (0 to 0.2)	0 (0 to 0.1)	0 (0 to 0.1)	236
Syphilis	110 (32 to 276)	24.6 (7.6 to 59.5)	47.9 (10.9 to 139)	2 (0.4 to 4.7)	1 (0 to 2.4)	0.5 (0.1 to 1.5)	0.4 (0 to 1.5)	0.3 (0 to 1.2)	0.3 (0 to 1.2)	1.4 (0.4 to 4)	0.8 (0.2 to 2.7)	0.5 (0.1 to 1.4)	0.4 (0 to 1.1)	0.8 (0 to 2.9)	1.4 (0.2 to 4.5)	0.9 (0.2 to 3)	0.1 (0 to 0.3)	0.1 (0 to 0.3)	0 (0 to 0.1)	0 (0 to 0.1)	0 (0 to 0)	214
Chlamydial infection	0 (0 to 0)	0 (0 to 0)	0 (0 to 0)	0 (0 to 0)	0 (0 to 0)	0 (0 to 0)	0.1 (0 to 0.1)	0.2 (0 to 0.6)	0.4 (0 to 0.6)	0.7 (0 to 0.9)	0.3 (0 to 0.4)	0.2 (0 to 0.4)	0.1 (0 to 0.3)	0.1 (0 to 0.3)	0.1 (0 to 0.3)	0.1 (0 to 0.3)	0 (0 to 0.1)	0 (0 to 0.1)	0 (0 to 0.1)	0 (0 to 0.1)	0 (0 to 0)	1.4
Gonococcal infection	0 (0 to 0)	0 (0 to 0)	0 (0 to 0)	0 (0 to 0)	0 (0 to 0)	0 (0 to 0)	0.1 (0 to 0.2)	0.3 (0 to 0.8)	0.4 (0 to 0.8)	0.2 (0 to 0.6)	0.3 (0 to 0.4)	0.2 (0 to 0.4)	0.1 (0 to 0.2)	0.1 (0 to 0.2)	0.1 (0 to 0.2)	0.1 (0 to 0.2)	0 (0 to 0.1)	0 (0 to 0.1)	0 (0 to 0.1)	0 (0 to 0.1)	0 (0 to 0)	1.8
Trichomoniasis	0 (0 to 0)	0 (0 to 0)	0 (0 to 0)	0 (0 to 0)	0 (0 to 0)	0 (0 to 0)	0 (0 to 0)	0 (0 to 0)	0 (0 to 0)	0 (0 to 0)	0 (0 to 0)	0 (0 to 0)	0 (0 to 0)	0 (0 to 0)	0 (0 to 0)	0 (0 to 0)	0 (0 to 0)	0 (0 to 0)	0 (0 to 0)	0 (0 to 0)	0 (0 to 0)	0 (0 to 0)	0.5
Genital herpes	0 (0 to 0)	0 (0 to 0)	0 (0 to 0)	0 (0 to 0)	0 (0 to 0)	0 (0 to 0)	0.2 (0 to 0.4)	0.4 (0 to 0.9)	0.6 (0 to 0.9)	0.7 (0 to 0.9)	0.7 (0 to 0.8)	0.5 (0 to 0.7)	0.3 (0 to 0.5)	0.2 (0 to 0.4)	0.1 (0 to 0.3)	0.1 (0 to 0.2)	0 (0 to 0.1)	0 (0 to 0.1)	0 (0 to 0.1)	0 (0 to 0.1)	0 (0 to 0)	4.3
Other sexually transmitted infections	0 (0 to 0)	0 (0 to 0)	0 (0 to 0)	0 (0 to 0)	0 (0 to 0)	0 (0 to 0.1)	0.1 (0 to 0.1)	0.1 (0 to 0.4)	0.2 (0 to 0.7)	0.3 (0 to 0.6)	0.2 (0 to 0.4)	0.2 (0 to 0.4)	0.2 (0 to 0.4)	0.2 (0 to 0.4)	0.2 (0 to 0.5)	0.2 (0 to 0.5)	0.1 (0 to 0.3)	0.1 (0 to 0.3)	0 (0 to 0.1)	0 (0 to 0.1)	0 (0 to 0)	3.9
Respiratory infections and tuberculosis	1,070 (524 to 2,060)	362 (193 to 634)	2,440 (1,400 to 4,220)	776 (427 to 1,350)	243 (126 to 527)	232 (120 to 507)	332 (179 to 797)	297 (121 to 925)	350 (171 to 867)	377 (179 to 882)	467 (239 to 1,060)	469 (256 to 990)	466 (192 to 1,030)	440 (152 to 1,060)	396 (149 to 960)	364 (141 to 850)	336 (111 to 792)	296 (108 to 717)	241 (101 to 598)	164 (69 to 375)	84.8 (47.5 to 193)	9,950 (4,610 to 17,400)
Tuberculosis	0 (0 to 0)	0 (0 to 0)	191 (92.9 to 350)	69.2 (43.8 to 106)	44.6 (21.1 to 72.7)	51.8 (16.5 to 94.9)	137 (61.9 to 253)	122 (32.1 to 367)	203 (76.1 to 476)	227 (91 to 590)	377 (202 to 592)	355 (202 to 592)	212 (146 to 467)	270 (105 to 374)	178 (96.7 to 372)	116 (67.6 to 322)	82.4 (54.2 to 212)	52.4 (40.3 to 150)	32.4 (24.8 to 110)	13.6 (9.2 to 74.3)	3.5 (2.1 to 23.1)	2,980
Latent tuberculosis infection	0 (0 to 0)	0 (0 to 0)	0 (0 to 0)	0 (0 to 0)	0 (0 to 0)	0 (0 to 0)	0 (0 to 0)	0 (0 to 0)	0 (0 to 0)	0 (0 to 0)	0 (0 to 0)	0 (0 to 0)	0 (0 to 0)	0 (0 to 0)	0 (0 to 0)	0 (0 to 0)	0 (0 to 0)	0 (0 to 0)	0 (0 to 0)	0 (0 to 0)	0 (0 to 0)	0 (0 to 0)	0
Drug-susceptible tuberculosis	0 (0 to 0)	0 (0 to 0)	184 (87.6 to 336)	68.3 (43.5 to 102)	43.1 (19.4 to 68.9)	49.7 (15.7 to 93)	119 (60 to 227)	116 (30.1 to 350)	201 (73.1 to 453)	221 (90 to 568)	363 (191 to 574)	343 (191 to 574)	202 (139 to 449)	260 (99.5 to 362)	205 (92.1 to 356)	197 (80.9 to 313)	79 (50.4 to 205)	50.1 (42.9 to 150)	31 (23.7 to 106)	13.1 (8.8 to 70.7)	3.4 (2 to 22.3)	2,870
Multidrug-resistant tuberculosis without extensive drug-resistance	0 (0 to 0)	0 (0 to 0)	7.3 (2.2 to 28.5)	2.3 (0.1 to 16.5)	1.4 (0 to 7.5)	1.1 (0 to 6.2)	1.3 (0 to 6.2)	0.7 (0 to 2.1)	1.2 (0 to 4.6)	1.3 (0 to 5.4)	1.3 (0 to 7)	1.2 (0 to 6.6)	0.9 (0 to 4.6)	0.7 (0 to 2.5)	0.5 (0 to 2.4)	0.4 (0 to 1.9)	0.3 (0 to 1.6)	0.2 (0 to 1.4)	0.1 (0 to 0.8)	0.1 (0 to 0.5)	0 (0 to 0.1)	106
Extensively drug-resistant tuberculosis	0 (0 to 0)	0 (0 to 0)	0 (0 to 0.1)	0 (0 to 0.1)	0 (0 to 0)	0 (0 to 0)	0 (0 to 0)	0 (0 to 0.1)	0 (0 to 0.1)	0 (0 to 0.2)	0 (0 to 0.1)	0 (0 to 0.1)	0 (0 to 0.1)	0 (0 to 0.1)	0 (0 to 0.1)	0 (0 to 0.1)	0 (0 to 0.1)	0 (0 to 0.1)	0 (0 to 0.1)	0 (0 to 0.1)	0 (0 to 0)	1.4
Lower respiratory infections	1,070 (524 to 2,060)	362 (193 to 634)	2,440 (1,410 to 4,220)	646 (335 to 1,090)	144 (80 to 240)	76.8 (40.5 to 126)	30.3 (29.6 to 115)	53.2 (25.2 to 110)	59.2 (31.3 to 105)	61.7 (30.1 to 110)	64.6 (20.6 to 118)	62.9 (21.4 to 120)	64.6 (21 to 122)	72.1 (23.5 to 130)	82.3 (36.4 to 152)	91.2 (47.8 to 187)	94.2 (49.2 to 174)	93.4 (46.3 to 174)	76.4 (29.1 to 174)	45.4 (11.4 to 120)	19.6 (3.7 to 77.6)	5,770
Upper respiratory infections	0 (0 to 0)	0 (0 to 0)	23.4 (4.1 to 92)	29.7 (10.9 to 72)	16.8 (9.4 to 28.6)	14.4 (8.0 to 24)	8.4 (4.6 to 14)	6.9 (4.6 to 14)	6.9 (3.5 to 11.2)	4.6 (2.5 to 7.8)	4.6 (2.5 to 7.8)	3.1 (1.7 to 5.2)	2.3 (1.2 to 3.9)	1.8 (1 to 3)	1.4 (0.8 to 2.4)	1.1 (0.4 to 1.8)	0.7 (0.2 to 0.9)	0.4 (0.1 to 0.4)	0.2 (0 to 0.2)	0 (0 to 0)	149
Otitis media	0 (0 to 0.4)	0.3 (0 to 1.4)	1.6 (0.6 to 5.2)	7.4 (4.1 to 12.2)	6.7 (3.3 to 15.5)	6.6 (3.5 to 11.3)	5.7 (3.1 to 9.8)	5.7 (2.5 to 11.2)	5.7 (1.9 to 7.6)	5.2 (1.1 to 5.1)	1.5 (0.3 to 3)	1.5 (0.7 to 2.9)	1.1 (0.5 to 1.8)	0.6 (0.4 to 1.1)	0.5 (0.2 to 0.8)	0.4 (0.2 to 0.6)	0.3 (0.1 to 0.5)	0.2 (0.1 to 0.3)	0.1 (0 to 0.2)	0 (0 to 0)	51.9
Enteric infections	168 (93 to 377)	191 (92.4 to 360)	1,340 (598 to 3,160)	1,150 (615 to 1,970)	225 (100 to 549)	159 (72.0 to 394)	125 (79.3 to 316)	102 (60 to 227)	102 (54.3 to 229)	95.6 (51.6 to 202)	95.6 (46.4 to 220)	102 (53.1 to 220)	95.6 (50.5 to 160)	79.4 (32.5 to 160)	67.1 (29.6 to 150)	67 (35.7 to 160)	73 (39.9 to 235)	74.6 (39.9 to 209)	69.1 (20 to 168)	40.2 (12.9 to 112)	20.2 (4.2 to 74.2)	4,750
Diarrheal diseases	168 (93 to 377)	191 (92.4 to 360)	1,340 (598 to 3,160)	857 (520 to 1,730)	198 (96.0 to 432)	159 (79.5 to 359)	125 (79.4 to 316)	102 (37.3 to 244)	102 (38.9 to 244)	95.6 (38.3 to 202)	95.6 (43.9 to 205)	102 (48.3 to 220)	95.6 (29.6 to 194)	79.4 (23.6 to 160)	67.1 (24.3 to 150)	67 (22.2 to 170)	73 (36.4 to 230)	74.6 (24.4 to 209)	69.1 (19.1 to 168)	40.2 (12.8 to 112)	20.2 (4.2 to 74.2)	3,660
Typhoid and paratyphoid	0 (0 to 0)	0 (0 to 0)	0.1 (0 to 1.1)	0.1 (0 to 1.1)	0.1 (0 to 1.4)	0.1 (0 to 1.4)	0.1 (0 to 1.4)	0.1 (0 to 1.4)	0.1 (0 to 1.4)	0.1 (0 to 1.4)	0.1 (0 to 1.4)	0.1 (0 to 1.4)	0.1 (0 to 1.4)	0.1 (0 to 1.4)	0.1 (0 to 1.4)	0.1 (0 to 1.4)	0.1 (0 to 1.4)	0.1 (0 to 1.4)	0.1 (0 to 1.4)	0.1 (0 to 1.4)	0 (0 to 0)	286
Typhoid fever	0 (0 to 0)	0 (0 to 0)	0.1 (0 to 1.1)	0.1 (0 to 1.1)	0.1 (0 to 1.4)	0.1 (0 to 1.4)	0.1 (0 to 1.4)	0.1 (0 to 1.4)	0.1 (0 to 1.4)	0.1 (0 to 1.4)	0.1 (0 to 1.4)	0.1 (0 to 1.4)	0.1 (0 to 1.4)	0.1 (0 to 1.4)	0.1 (0 to 1.4)	0.1 (0 to 1.4)	0.1 (0 to 1.4)	0.1 (0 to 1.4)	0.1 (0 to 1.4)	0.1 (0 to 1.4)	0 (0 to 0)	282
Paratyphoid fever	0 (0 to 0)	0 (0 to 0)	0 (0 to 0)	0 (0 to 0)	0 (0 to 0)	0 (0 to 0)	0 (0 to 0)	0 (0 to 0)	0 (0 to 0)	0 (0 to 0)	0 (0 to 0)	0 (0 to 0)	0 (0 to 0)	0 (0 to 0)	0 (0 to 0)	0 (0 to 0)	0 (0 to 0)	0 (0 to 0)	0 (0 to 0)	0 (0 to 0)	0 (0 to 0)	4.3
Invasive Non-typhoidal Salmonella (iNTS)	0 (0 to 0)	3.2 (1.5 to 6.2)	101 (47.8 to 196)	242 (117.6 to 494)	68 (29.2 to 133)	21 (7.4 to 42.8)	11.1 (2.9 to 24.4)	11.2 (4.5 to 26.3)	12.5 (4.5 to 25.5)	19.2 (6.9 to 21.1)	7.1 (2.6 to 15.4)	4 (1.4 to 8.8)	3.1 (1.1 to 7)	2.9 (1.1 to 6.6)	2.6 (1 to 5.8)	2.3 (0.9 to 5.2)	1.9 (0.7 to 4.2)	1.4 (0.5 to 3.2)	0.9 (0.3 to 2.1)	0.3 (0.1 to 0.7)	0.1 (0 to 0.3)	516
Other intestinal infectious diseases	0 (0 to 0)	0 (0 to 0)	2 (0.4 to 6.2)	1.6 (0.3 to 5.1)	0.4 (0.1 to 1.3)	0.2 (0 to 0.7)	0.1 (0 to 0.5)	0.1 (0 to 0.5)	0.2 (0 to 0.7)	0.2 (0 to 0.7)	0.2 (0 to 0.7)	0.1 (0 to 0.5)	0.1 (0 to 0.5)	0.1 (0 to 0.3)	0.1 (0 to 0.3)	0.1 (0 to 0.3)	0.1 (0 to 0.3)	0.1 (0 to 0.3)	0.1 (0 to 0.3)	0 (0 to 0.1)	0 (0 to 0)	4.8
Neglected tropical diseases and malaria	0.2 (0 to 1.1)	34.1 (6.6 to 103)	369 (74.7 to 1,080)	232 (61.9 to 625)	60.5 (27.2 to 144)	35.3 (15.6 to 116)	39.6 (16.3 to 98.7)	20.5 (7.5 to 57.2)	26.9 (10.4 to 52.3)	27.2 (13.2 to 53.4)	19.6 (4.6 to 41.5)	19.6 (7.3 to 39.1)	15.9 (7.5 to 36.1)	15 (4 to 27)	7.6 (1.9 to 16.3)	4.9 (1.2 to 10.1)	2.9 (0.8 to 7.4)	3.2 (0.9 to 7.5)	1.4 (0.4 to 3)	0.6 (0.1 to 1.7)	0.1 (0 to 0.2)	1,010
Malaria	0 (0 to 0)	23.6 (6.2 to 102)	366 (70.9 to 1,070)	216 (49.9 to 627)	58.5 (11.4 to 159)	33.6 (6.6 to 96.6)	39.5 (16.3 to 98.6)	19.5 (4.6 to 55.8)	12.9 (4.6 to 25.1)	10 (2.7 to 24.1)	10.6 (2.4 to 24.1)	11 (2.4 to 32.4)	8.5 (2.4 to 24.3)	6.5 (1.7 to 20.4)	3.6 (1.7 to 9.4)	2.4 (1.5 to 6.9)	1.3 (1.5 to 3.9)	1.4 (0.6 to 3.5)	0.6 (0.2 to 1.5)	0.2 (0 to 0.4)	0.1 (0 to 0.3)	790
Chagas disease	0 (0 to 0)	0 (0 to 0)	0 (0 to 0)	0 (0 to 0)	0 (0 to 0)	0 (0 to 0)	0 (0 to 0)	0 (0 to 0)	0 (0 to 0)	0 (0 to 0)	0 (0 to 0)	0 (0 to 0)	0 (0 to 0)	0 (0 to 0)	0 (0 to 0)	0 (0 to 0)	0 (0 to 0)	0 (0 to 0)	0 (0 to 0)	0 (0 to 0)	0 (0 to 0)	0 (0 to 0)	0
Leishmaniasis	0 (0 to 0)	0 (0 to 0)	0 (0 to 0)	0 (0 to 0)	0 (0 to 0)	0 (0 to 0)	0 (0 to 0)	0 (0 to 0)	0 (0 to 0)	0 (0 to 0)	0 (0 to 0)	0 (0 to 0)	0 (0 to 0)	0 (0 to 0)	0 (0 to 0)	0 (0 to 0)	0 (0 to 0)	0 (0 to 0)	0 (0 to 0)	0 (0 to 0)	0 (0 to 0)	0 (0 to 0)	2.4
Visceral leishmaniasis	0 (0 to 0)	0 (0 to 0)	0 (0 to 0)	0 (0 to 0)	0 (0 to 0)	0 (0 to 0)	0 (0 to 0)	0 (0 to 0)	0 (0 to 0)	0 (0 to 0)	0 (0 to 0)	0 (0 to 0)	0 (0 to 0)	0 (0 to 0)	0 (0 to 0)	0 (0 to 0)	0 (0 to 0)	0 (0 to 0)	0 (0 to 0)	0 (0 to 0)	0 (0 to 0)	0 (0 to 0)	0
Cutaneous and mucocutaneous leishmaniasis	0 (0 to 0)	0 (0 to 0)	0 (0 to 0)	0 (0 to 0)	0 (0 to 0)	0 (0 to 0)	0 (0 to 0)	0 (0 to 0)	0 (0 to 0)	0 (0 to 0)	0 (0 to 0)	0 (0 to 0)	0 (0 to 0)	0 (0 to 0)	0 (0 to 0)	0 (0 to 0)	0 (0 to 0)	0 (0 to 0)	0 (0 to 0)	0 (0 to 0)	0 (0 to 0)	0 (0 to 0)	2.4
African trypanosomiasis	0 (0 to 0)	0 (0 to 0)	0 (0 to 0)	0 (0 to 0)	0 (0 to 0)	0 (0 to 0)	0 (0 to 0)	0 (0 to 0)	0 (0 to 0)	0 (0 to 0)	0 (0 to 0)	0 (0 to 0)	0 (0 to 0)	0 (0 to 0)	0 (0 to 0)	0 (0 to 0)	0 (0 to 0)	0 (0 to 0)	0 (0 to 0)	0 (0 to 0)	0 (0 to 0)	0 (0 to 0)	0
Schistosomiasis	0 (0 to 0)	0 (0 to 0)	0.4 (0 to 1.7)	0.1 (0 to 0.7)	1.5 (0.4 to 3.1)	1.9 (0.4 to 4.1)	2.1 (0.5 to 5.1)	2.6 (0.7 to 6.2)	3.3 (0.7 to 7.6)	3.7 (0.7 to 9.2)	3.7 (0.7 to 10.9)	3.7 (0.7 to 11.5)	2.4 (0.7 to 11.4)	2.1 (0.2 to 11.4)	1.6 (0.1 to 9.6)	1.1 (0.1 to 6.2)	0.9 (0.1 to 5.2)	0.5 (0.1 to 3.2)	0.3 (0.1 to 1.8)	0.1 (0 to 0.6)	0.1 (0 to 0.3)	33.1
Cysticercosis	0 (0 to 0)	0 (0 to 0)	0 (0 to 0)	0 (0 to 0)	0 (0 to 0)	0 (0 to 0)	0.1 (0 to 0.2)	0.2 (0.2 to 0.4)	0.3 (0.1 to 0.7)	0.2 (0 to 0.6)	0.2 (0 to 0.5)	0.2 (0 to 0.5)	0.1 (0 to 0.3)	0.1 (0 to 0.2)	0.1 (0 to 0.2)	0.1 (0 to 0.2)	0.1 (0 to 0.2)	0.1 (0 to 0.2)	0.1 (0 to 0.2)	0 (0 to 0.1)	0 (0 to 0.1)	0 (0 to 0.2)	29.3
Cystic echinococcosis	0 (0 to 0)	0 (0 to 0)	0 (0 to 0)	0 (0 to 0.2)	0 (0 to 0.4)	0 (0 to 0.4)	0 (0 to 0.6)	0 (0 to 0.6)	0 (0 to 0.6)	0 (0 to 0.7)	0 (0 to 0.6)	0 (0 to 1.2)	0 (0 to 0.7)	0 (0 to 0.7)	0 (0 to 0.4)	0 (0 to 0.4)	0 (0 to 0.4)	0 (0 to 0.2)	0 (0 to 0.2)	0 (0 to 0.1)	0 (0 to 0.1)	0 (0 to 0)	4.3
Lymphatic filariasis	0 (0 to 0)	0 (0 to 0)	0 (0 to 0)	0 (0 to 0)	0 (0 to 0)	0 (0 to 0)	0.1 (0 to 0.2)	0.1 (0 to 0.4)	0.2 (0 to 0.4)	0.2 (0 to 0.4)	0.2 (0 to 0.4)	0.2 (0 to 0.4)	0.2 (0 to 0.4)	0.2 (0 to 0.4)	0.2 (0 to 0.4)	0.2 (0 to 0.4)	0.2 (0 to 0.4)	0.2 (0 to 0.4)	0.2 (0 to 0.4)	0.1 (0 to 0.2)	0 (0 to 0.1)	0 (0 to 0)	58.8
Onchocerciasis	0 (0 to 0)	0 (0 to 0)	0 (0 to 0)	0 (0 to 0)	0 (0 to 0)	0 (0 to 0)	0 (0 to 0)	0 (0 to 0)	0 (0 to 0)	0 (0 to 0)	0 (0 to 0)	0 (0 to 0)	0 (0 to 0)	0 (0 to 0)	0 (0 to 0)	0 (0 to 0)	0 (0 to 0)	0 (0 to 0)	0 (0 to 0)	0 (0 to 0)	0 (0 to 0)	0 (0 to 0)	0
Trachoma	0 (0 to 0)	0 (0 to 0)	0 (0 to 0)	0 (0 to 0)	0 (0 to 0)	0 (0 to 0)	0 (0 to 0)	0 (0 to 0)	0 (0 to 0)	0 (0 to 0)	0 (0 to 0)	0 (0 to 0)	0 (0 to 0)	0 (0 to 0)	0 (0 to 0)	0 (0 to 0)	0 (0 to 0)	0 (0 to 0)	0 (0 to 0)	0 (0 to 0)	0 (0 to 0)	0 (0 to 0)	2.4
Dengue	0 (0 to 0)	0 (0 to 0)	0.1 (0 to 0.3)	0.3 (0 to 1)	0.4 (0 to 2)	0.4 (0 to 1.6)	0.3 (0 to 1.6)	0.3 (0 to 1.1)	0.3 (0 to 1)	0.3 (0 to 1)	0.3 (0 to 0.9)	0.3 (0 to 0.8)	0.3 (0 to 0.7)	0.3 (0 to 0.7)	0.3 (0 to 0.7)	0.3 (0 to 0.7)	0.3 (0 to 0.7)	0.3 (0 to 0.7)	0.3 (0 to 0.7)	0.2 (0 to 0.5)	0.1 (0 to 0.2)	4
Yellow fever	0 (0 to 0)	0 (0 to 0)	0 (0 to 0)	1 (0.1 to 4)	2.2 (0.2 to 9.8)	1.8 (0.2 to 7.2)	1.2 (0.1 to 5.4)	0.9 (0.1 to 3.8)	0.8 (0.1 to 3.4)	0.7 (0.1 to 3.2)	0.6 (0.1 to 2.6)	0.5 (0.1 to 2.2)	0.4 (0.1 to 1.7)	0.3 (0.1 to 1.3)	0.3 (0.1 to 1.2)	0.2 (0.1 to 1)	0.2 (0.1 to 0.8)	0.2 (0.1 to 0.7)	0.1 (0.1 to 0.6)	0.1 (0 to 0.3)	0 (0 to 0.2)	19.7
Rabies	0 (0 to 0)	0 (0 to 0)	0 (0 to 0.2)	4.6 (0.9 to 9.9)	6.7 (0.5 to 17.2)	6.4 (0.7 to 28.5)	6.4 (0.6 to 26.5)	5.2 (0.3 to 11.6)	3.2 (0.3 to 7.7)	2.5 (0.3 to 6)	2.1 (0.3 to 5.2)	1.7 (0.3 to 4.2)	1.4 (0.3 to 3.5)	1.2 (0.2 to 2.9)	1 (0.2 to 2.4)	0.8 (0.2 to 2)	0.6 (0.2 to 1.5)	0.5 (0.1 to 1.2)	0.3 (0.1 to 0.8)	0.1 (0 to 0.3)	0 (0 to 0.1)	29.1
Intestinal nematode infections	0 (0 to 0)	0 (0 to 0)	0 (0 to 0)	4 (0.8 to 13)	4.7 (1.4 to 13.5)	3 (1.2 to 9.3)	1.4 (0.5 to 4.3)	1.2 (0.5 to 3.6)	1.1 (0.5 to 2.3)	1.2 (0.5 to 2.3)	1.2 (0.4 to 1.9)	1.2 (0.4 to 2.4)	1.1 (0.3 to 2.2)	0.9 (0.3 to 2.2)	0.8 (0.2 to 2.2)	0.6 (0.2 to 1.8)	0.4 (0.1 to 1.2)	0.3 (0.1 to 0.9)	0.2 (0.1 to 0.6)	0.1 (0 to 0.3)	0 (0 to 0.1)	22.9
Ascariasis	0 (0 to 0)	0 (0 to 0)	0 (0 to 0.4)	0.9 (0.3 to 12.6)	3.2 (0.4 to 9.6)	2.8 (0.4 to 8.6)	1.4 (0.4 to 3.1)	0.8 (0.3 to 1.7)	0.8 (0.2 to 1.6)	0.8 (0.2 to 1.6)	0.8 (0.2 to 1.2)	0.8 (0.2 to 1.2)	0.7 (0.1 to 1.2)	0.6 (0.1 to 1.2)	0.5 (0.1 to 1.2)	0.4 (0.1 to 1.2)	0.3 (0.1 to 1.2)	0.2 (0.1 to 0.8)	0.1 (0 to 0.5)	0.1 (0 to 0.3)	0 (0 to 0.1)	13.2
Trichuriasis	0 (0 to 0)	0 (0 to 0)	0 (0 to 0)	0.2 (0 to 1.2)	0.2 (0 to 1.2)	0.2 (0 to 1.2)	0.2 (0 to 1.2)	0.2 (0 to 1.2)	0.2 (0 to 1.2)	0.2 (0 to 1.2)	0.2 (0 to 1.2)	0.2 (0 to 1.2)	0.2 (0 to 1.2)	0.2 (0 to 1.2)	0.2 (0 to 1.2)	0.2 (0 to 1.2)	0.2 (0 to 1.2)	0.2 (0 to 1.2)	0.2 (0 to 1.2)	0.2 (0 to 1.2)	0.2 (0 to 1.2)	0 (0 to 0)	3.9
Hookworm disease	0 (0 to 0)	0 (0 to 0)	0 (0 to 0)	0.5 (0.2 to 1.2)	0.2 (0 to 0.3)	0.2 (0 to 0.4)	0.2 (0 to 0.4)	0.2 (0 to 0.4)	0.2 (0 to 0.4)	0.2 (0 to 0.4)	0.2 (0 to 0.4)	0.2 (0 to 0.4)



| | | |

SR Table 2c: Kajiado DALYS by cause and age group for males with 95% uncertainty intervals, 2019

Cause	Early Neonatal	Late Neonatal	Post Neonatal	1 to 4	5 to 9	10 to 14	15 to 19	20 to 24	25 to 29	30 to 34	35 to 39	40 to 44	45 to 49	50 to 54	55 to 59	60 to 64	65 to 69	70 to 74	75 to 79	80 to 84	85 to 89	90 to 94	95 plus	Total
All causes	4,464 (3,742 to 5,209)	2,240 (1,875 to 2,615)	2,228 (1,868 to 2,592)	8,969 (7,514 to 10,460)	2,964 (2,483 to 3,455)	2,645 (2,215 to 3,082)	3,116 (2,610 to 3,632)	3,242 (2,716 to 3,780)	3,460 (2,898 to 4,033)	3,939 (3,300 to 4,589)	4,309 (3,609 to 5,022)	4,600 (3,855 to 5,360)	5,118 (4,288 to 5,966)	5,466 (4,579 to 6,369)	5,966 (4,997 to 6,950)	6,448 (5,400 to 7,509)	6,964 (5,834 to 8,112)	7,529 (6,306 to 8,770)	7,939 (6,650 to 9,246)	7,965 (6,672 to 9,276)	7,506 (6,287 to 8,740)	6,599 (5,529 to 7,685)	135,260
Communicable, maternal, neonatal, and nutritional diseases	1,879 (1,575 to 2,193)	2,605 (2,180 to 3,046)	1,169 (1,048 to 1,300)	4,278 (3,745 to 4,770)	2,710 (2,183 to 3,290)	2,165 (1,745 to 2,686)	1,289 (1,039 to 1,580)	2,960 (2,370 to 3,580)	3,270 (2,703 to 3,879)	4,470 (3,810 to 5,145)	6,000 (5,070 to 6,990)	6,003 (5,060 to 6,993)	6,110 (5,060 to 7,222)	3,366 (2,922 to 3,850)	2,226 (1,870 to 2,670)	1,209 (936 to 1,500)	677 (509 to 1,270)	676 (483 to 927)	460 (283 to 681)	243 (133 to 331)	109 (78 to 143)	59 (49 to 71)	69,456
HIV/AIDS and sexually transmitted infections	398 (138 to 673)	91.6 (29.6 to 205)	204 (82.2 to 338)	206 (68.1 to 363)	347 (146 to 563)	543 (264 to 854)	1,370 (762 to 2,210)	962 (513 to 1,579)	1,295 (648 to 2,149)	2,268 (1,145 to 3,910)	3,766 (1,879 to 6,546)	4,020 (2,220 to 6,370)	3,300 (1,920 to 5,330)	1,968 (1,110 to 3,200)	921 (512 to 1,548)	370 (186 to 651)	146 (73.6 to 253)	53.6 (22.3 to 97.2)	20.9 (10.9 to 36.1)	3.6 (1.7 to 6.2)	1.2 (0.4 to 2.4)	0.2 (0.1 to 0.4)	22,300
HIV/AIDS	0 (0 to 0)	0 (0 to 0)	199 (99.2 to 182)	199 (79.4 to 331)	368 (144 to 601)	541 (252 to 854)	1,360 (684 to 2,203)	935 (567 to 1,540)	1,232 (647 to 2,135)	2,252 (1,125 to 3,885)	3,760 (1,960 to 6,505)	4,010 (2,220 to 6,290)	3,302 (1,920 to 5,240)	1,952 (1,110 to 3,190)	915 (509 to 1,548)	367 (187 to 642)	146 (73.4 to 253)	53.6 (28 to 97)	20.7 (10.8 to 37.4)	3.5 (1.6 to 6.2)	1.1 (0.4 to 2.3)	0.2 (0.1 to 0.4)	21,930
HIV/AIDS - Drug-susceptible Tuberculosis	0 (0 to 0)	0 (0 to 0)	13.7 (4 to 27.4)	29.7 (7.5 to 62.3)	69.4 (22.6 to 127)	132 (73.4 to 205)	89.9 (31.5 to 144)	129 (76.4 to 205)	266 (122 to 431)	272 (124 to 491)	490 (206 to 899)	551 (264 to 1,000)	446 (208 to 790)	295 (140 to 493)	132 (72.2 to 213)	59.3 (31.1 to 99.4)	21.8 (12.4 to 39.2)	9.7 (5.5 to 19)	3.2 (2 to 5.8)	0.5 (0.3 to 0.9)	0.1 (0.1 to 0.2)	0.1 (0 to 0.1)	2,730
HIV/AIDS - Multidrug-resistant Tuberculosis without extensive drug resistance	0 (0 to 0)	0 (0 to 0)	0.4 (0.1 to 1)	0.6 (0.2 to 2)	1 (0.3 to 3)	1.7 (0.5 to 5)	4.6 (1.5 to 12)	2.2 (0.6 to 6)	4.5 (1.2 to 12)	9.2 (2.5 to 23)	16.8 (4.5 to 42)	19.9 (5.7 to 47.4)	19.3 (5.5 to 45)	13.1 (3.9 to 32)	4.7 (1.3 to 11)	2.1 (0.6 to 5)	0.8 (0.2 to 2)	0.3 (0.1 to 0.8)	0.1 (0 to 0.3)	0 (0 to 0)	0 (0 to 0)	0 (0 to 0)	95.4
HIV/AIDS - Extensively drug-resistant Tuberculosis	0 (0 to 0)	0 (0 to 0)	0 (0 to 0)	0 (0 to 0)	0 (0 to 0)	0 (0 to 0)	0 (0 to 0)	0 (0 to 0)	0 (0 to 0)	0 (0 to 0)	0 (0 to 0)	0 (0 to 0)	0 (0 to 0)	0 (0 to 0)	0 (0 to 0)	0 (0 to 0)	0 (0 to 0)	0 (0 to 0)	0 (0 to 0)	0 (0 to 0)	0 (0 to 0)	0 (0 to 0)	0 (0 to 0)	1.3
HIV/AIDS resulting in other diseases	0 (0 to 0)	0 (0 to 0)	977 (509 to 1,776)	1,945 (961 to 3,518)	2,275 (1,114 to 3,862)	486 (240 to 815)	1,220 (541 to 2,100)	842 (410 to 1,382)	1,119 (497 to 1,903)	1,972 (847 to 3,402)	3,270 (1,420 to 5,770)	3,440 (1,760 to 5,770)	2,820 (1,140 to 5,010)	1,662 (651 to 2,910)	779 (271 to 1,410)	310 (140 to 596)	117 (51 to 253)	44.4 (19.9 to 88.2)	17.3 (7.3 to 36.4)	2.9 (1 to 6)	0.9 (0.3 to 2.1)	0.2 (0.1 to 0.4)	18,705
Sexually transmitted infections excluding HIV	398 (138 to 673)	91.6 (29.6 to 205)	4.9 (0.9 to 10.3)	7.1 (1.6 to 16.7)	78.6 (24.9 to 175)	57.4 (14.2 to 134)	149 (39.5 to 411)	120 (29.2 to 319)	29.1 (6.3 to 79.6)	16 (3.2 to 49.2)	5.9 (1.2 to 19.2)	9.3 (1.9 to 29.2)	2.1 (0.4 to 6.5)	3.3 (0.8 to 10)	5.6 (1.3 to 14.9)	3 (0.8 to 8.6)	1.8 (0.4 to 5.2)	0.9 (0.2 to 2.5)	0.2 (0 to 0.7)	0.2 (0 to 0.6)	0.1 (0 to 0.2)	0 (0 to 0.1)	729
Syphilis	398 (138 to 673)	91.6 (29.6 to 205)	1.6 (0.4 to 3.6)	2.3 (1.6 to 7)	0.7 (0.2 to 2)	1.4 (0.4 to 4.5)	1.1 (0.3 to 3.1)	1.6 (0.4 to 3.8)	2.1 (0.5 to 6)	1.7 (1.1 to 5.9)	1.2 (0.6 to 5)	1.2 (0.6 to 5.1)	1.2 (0.4 to 4)	2.5 (0.9 to 8.2)	2.5 (0.8 to 10.7)	1.6 (0.4 to 6.2)	0.9 (0.2 to 4)	0.5 (0.2 to 2.1)	0.2 (0 to 0.7)	0.2 (0 to 0.6)	0.1 (0 to 0.1)	0 (0 to 0)	667
Chlamydial infection	0 (0 to 0)	0 (0 to 0)	0.5 (0 to 1.3)	1.3 (0.2 to 3.2)	0.2 (0 to 0.6)	0.2 (0.1 to 0.6)	0.1 (0 to 0.2)	0.1 (0 to 0.2)	0.1 (0 to 0.3)	0.1 (0 to 0.3)	0.1 (0 to 0.3)	0.1 (0 to 0.3)	0.1 (0 to 0.3)	0.1 (0 to 0.4)	0.1 (0 to 0.4)	0.1 (0 to 0.3)	0.1 (0 to 0.3)	0.1 (0 to 0.3)	0.1 (0 to 0.3)	0 (0 to 0)	0 (0 to 0)	0 (0 to 0)	9.2
Gonococcal infection	0 (0 to 0)	0 (0 to 0)	0 (0 to 0)	0 (0 to 0)	0 (0 to 0)	0 (0 to 0.1)	0 (0 to 0.2)	0 (0 to 0.3)	0 (0 to 0.2)	0 (0 to 0.2)	0 (0 to 0.2)	0 (0 to 0.2)	0 (0 to 0.2)	0 (0 to 0.2)	0 (0 to 0.2)	0 (0 to 0.2)	0 (0 to 0.2)	0 (0 to 0.2)	0 (0 to 0.2)	0 (0 to 0.2)	0 (0 to 0.2)	0 (0 to 0.2)	0 (0 to 0)	7.4
Trichomoniasis	0 (0 to 0)	0 (0 to 0)	0 (0 to 0)	0 (0 to 0)	0 (0 to 0)	0 (0 to 0)	0 (0 to 0)	0 (0 to 0)	0 (0 to 0.1)	0 (0 to 0.1)	0 (0 to 0.1)	0 (0 to 0.1)	0 (0 to 0.1)	0 (0 to 0.1)	0 (0 to 0.1)	0 (0 to 0.1)	0 (0 to 0.1)	0 (0 to 0.1)	0 (0 to 0.1)	0 (0 to 0.1)	0 (0 to 0.1)	0 (0 to 0.1)	0 (0 to 0)	2.9
Genital herpes	0 (0 to 0)	0 (0 to 0)	0 (0 to 0)	0 (0 to 0)	0 (0 to 0)	0 (0 to 0.4)	1 (0.3 to 2.4)	0 (0 to 0.1)	0.7 (0.2 to 1.7)	1.4 (0.4 to 3.2)	2.1 (0.6 to 4.7)	2.1 (0.6 to 4.8)	2.1 (0.6 to 4.8)	2.1 (0.6 to 4.7)	2.1 (0.6 to 4.7)	2.1 (0.6 to 4.7)	2.1 (0.6 to 4.7)	2.1 (0.6 to 4.7)	2.1 (0.6 to 4.7)	2.1 (0.6 to 4.7)	2.1 (0.6 to 4.7)	0 (0 to 0)	24.4
Other sexually transmitted infections	0 (0 to 0)	0 (0 to 0)	0 (0 to 0)	0 (0 to 0)	0 (0 to 0)	0 (0 to 0.1)	0.2 (0 to 0.7)	0.2 (0 to 0.6)	0.3 (0 to 0.9)	0.4 (0 to 1.2)	0.5 (0 to 1.5)	0.5 (0 to 1.5)	0.5 (0 to 1.5)	0.5 (0 to 1.5)	0.5 (0 to 1.5)	0.5 (0 to 1.5)	0.5 (0 to 1.5)	0.5 (0 to 1.5)	0.5 (0 to 1.5)	0.5 (0 to 1.5)	0.5 (0 to 1.5)	0 (0 to 0)	15.1
Respiratory infections and tuberculosis	291 (91 to 639)	1,109 (223 to 729)	1,040 (348 to 1,840)	1,883 (428 to 1,320)	331 (101 to 362)	233 (104 to 319)	686 (367 to 997)	1,220 (564 to 1,640)	1,470 (676 to 1,840)	1,670 (706 to 2,280)	1,670 (707 to 2,290)	1,620 (632 to 1,970)	1,660 (669 to 1,900)	1,160 (556 to 1,470)	1,160 (499 to 1,290)	1,160 (305 to 1,830)	1,160 (269 to 1,970)	1,160 (239 to 1,600)	1,160 (272 to 1,350)	1,160 (194 to 1,220)	1,160 (272 to 1,350)	1,160 (412 to 1,990)	13,700
Tuberculosis	0 (0 to 0)	0 (0 to 0)	1,040 (348 to 1,840)	1,883 (428 to 1,320)	331 (101 to 362)	233 (104 to 319)	686 (367 to 997)	1,220 (564 to 1,640)	1,470 (676 to 1,840)	1,670 (706 to 2,280)	1,670 (707 to 2,290)	1,620 (632 to 1,970)	1,660 (669 to 1,900)	1,160 (556 to 1,470)	1,160 (499 to 1,290)	1,160 (305 to 1,830)	1,160 (269 to 1,970)	1,160 (239 to 1,600)	1,160 (272 to 1,350)	1,160 (194 to 1,220)	1,160 (272 to 1,350)	1,160 (412 to 1,990)	7,660
Latent tuberculosis infection	0 (0 to 0)	0 (0 to 0)	0 (0 to 0)	0 (0 to 0)	0 (0 to 0)	0 (0 to 0)	0 (0 to 0)	0 (0 to 0)	0 (0 to 0)	0 (0 to 0)	0 (0 to 0)	0 (0 to 0)	0 (0 to 0)	0 (0 to 0)	0 (0 to 0)	0 (0 to 0)	0 (0 to 0)	0 (0 to 0)	0 (0 to 0)	0 (0 to 0)	0 (0 to 0)	0 (0 to 0)	0 (0 to 0)	0
Drug-susceptible tuberculosis	0 (0 to 0)	29.3 (4.6 to 65.2)	10.5 (1.9 to 24.1)	30.6 (7.3 to 67.4)	27.3 (6.1 to 62.9)	322 (151 to 561)	609 (282 to 1,060)	774 (361 to 1,410)	972 (452 to 1,710)	985 (457 to 1,670)	940 (437 to 1,610)	749 (348 to 1,340)	498 (232 to 1,210)	295 (137 to 1,010)	203 (95 to 663)	155 (72 to 442)	160 (69.2 to 393)	176 (77.5 to 278)	88.2 (47.5 to 168)	32.4 (27.1 to 64.6)	21 (11.7 to 39.4)	5.9 (2.1 to 9.7)	7,370
Multidrug-resistant tuberculosis without extensive drug resistance	0 (0 to 0)	0.6 (0 to 1.4)	2.1 (0.3 to 5.6)	0.9 (0.1 to 2.6)	1.1 (0.3 to 4.9)	9.4 (2.5 to 44.4)	25.1 (6.6 to 75.4)	22.1 (5.7 to 72.6)	27.8 (7.1 to 120)	27.9 (7.1 to 120)	23.4 (5.9 to 101)	20.6 (5.2 to 87.9)	21.5 (5.6 to 92.5)	22 (5.7 to 92.9)	14.6 (3.9 to 72.3)	7.6 (2 to 36.4)	3.5 (0.9 to 22.2)	4.7 (1.2 to 22.4)	2.5 (0.6 to 11.7)	0.6 (0.1 to 3.8)	0.6 (0.1 to 2.6)	0.2 (0 to 0.9)	212
Extensively drug-resistant tuberculosis	0 (0 to 0)	0 (0 to 0)	0 (0 to 0)	0 (0 to 0)	0 (0 to 0)	0 (0 to 0)	0.2 (0 to 1)	0.3 (0 to 1.7)	0.4 (0 to 2.1)	0.4 (0 to 2.1)	0.3 (0 to 1.6)	0.3 (0 to 1.4)	0.3 (0 to 1.3)	0.3 (0 to 1.3)	0.3 (0 to 1.2)	0.2 (0 to 1)	0.1 (0 to 0.5)	0.1 (0 to 0.6)	0.1 (0 to 0.4)	0 (0 to 0.2)	0 (0 to 0.1)	0 (0 to 0)	2.9
Lower respiratory infections	291 (91 to 639)	1,109 (223 to 729)	1,040 (348 to 1,840)	1,883 (428 to 1,320)	331 (101 to 362)	233 (104 to 319)	686 (367 to 997)	1,220 (564 to 1,640)	1,470 (676 to 1,840)	1,670 (706 to 2,280)	1,670 (707 to 2,290)	1,620 (632 to 1,970)	1,660 (669 to 1,900)	1,160 (556 to 1,470)	1,160 (499 to 1,290)	1,160 (305 to 1,830)	1,160 (269 to 1,970)	1,160 (239 to 1,600)	1,160 (272 to 1,350)	1,160 (194 to 1,220)	1,160 (272 to 1,350)	1,160 (412 to 1,990)	13,700
Upper respiratory infections	0.2 (0.1 to 0.4)	1.1 (0 to 2.2)	19.7 (9.2 to 47.6)	99.5 (19.3 to 122)	99.5 (20.1 to 105)	99.5 (20.1 to 105)	53.4 (10.8 to 56.4)	48 (9.7 to 50.7)	43.9 (8.9 to 46.4)	41.1 (7.1 to 72.4)	39.2 (7.9 to 41.4)	39.6 (7.9 to 41.8)	19.7 (3.9 to 20.7)	12.6 (4.5 to 22.3)	10.1 (3.6 to 17.7)	7.9 (2.8 to 14)	4.8 (1.4 to 9.3)	1.9 (0.5 to 3.6)	1.1 (0.3 to 2.1)	0.5 (0.2 to 0.9)	0.2 (0 to 0.4)	0.1 (0 to 0.2)	917
Otitis media	0 (0 to 0)	0.3 (0.1 to 0.6)	2.3 (1 to 5.4)	30.4 (7.2 to 60.6)	41.1 (9.7 to 86.6)	27.4 (6.6 to 58.1)	23.2 (5.2 to 49.2)	22.7 (5.1 to 48.2)	18.2 (4.1 to 38.7)	12.7 (2.7 to 29)	10.3 (2.3 to 23.6)	8.7 (1.9 to 19.6)	4.1 (0.9 to 9.2)	2.6 (0.7 to 5.5)	1.6 (0.4 to 3.6)	1 (0.2 to 2.6)	0.6 (0.1 to 1.6)	0.2 (0 to 0.6)	0.1 (0 to 0.2)	0 (0 to 0.1)	0 (0 to 0.1)	0 (0 to 0)	215
Enteric infections	1,160 (1,160 to 1,196)	606 (292 to 627)	188 (98.1 to 388)	1,160 (633 to 2,060)	623 (322 to 1,170)	509 (264 to 1,000)	296 (146 to 599)	234 (114 to 479)	209 (98 to 460)	203 (93 to 723)	197 (77 to 662)	190 (80 to 699)	183 (76 to 624)	176 (74 to 624)	169 (71 to 594)	161 (68 to 571)	154 (64 to 551)	146 (59 to 551)	139 (56 to 551)	131 (52 to 551)	124 (47 to 551)	116 (47 to 551)	8,220
Diarrheal diseases	1,160 (1,160 to 1,196)	606 (79.4 to 631)	188 (98.1 to 388)	1,160 (240 to 2,060)	623 (232 to 748)	509 (115 to 383)	296 (146 to 599)	234 (146 to 479)	209 (159 to 546)	203 (159 to 552)	197 (160 to 552)	190 (160 to 552)	183 (160 to 546)	176 (160 to 546)	169 (117 to 518)	161 (99.6 to 532)	154 (87.6 to 514)	146 (64.9 to 502)	139 (50.5 to 358)	131 (34.3 to 187)	124 (19.9 to 132)	116 (19.3 to 47)	5,910
Typhoid and paratyphoid	0 (0 to 0)	0 (0 to 0)	0 (0 to 0.2)	0 (0 to 0.4)	0 (0 to 0.2)	0 (0 to 0.1)	0 (0 to 0.1)	0 (0 to 0.1)	0 (0 to 0.1)	0 (0 to 0.1)	0 (0 to 0.1)	0 (0 to 0.1)	0 (0 to 0.1)	0 (0 to 0.1)	0 (0 to 0.1)	0 (0 to 0.1)	0 (0 to 0.1)	0 (0 to 0.1)	0 (0 to 0.1)	0 (0 to 0.1)	0 (0 to 0.1)	0 (0 to 0.1)	0 (0 to 0)	1.7
Typhoid fever	0 (0 to 0)	0 (0 to 0)	0 (0 to 0.2)	0 (0 to 0.4)	0 (0 to 0.2)	0 (0 to 0.1)	0 (0 to 0.1)	0 (0 to 0.1)	0 (0 to 0.1)	0 (0 to 0.1)	0 (0 to 0.1)	0 (0 to 0.1)	0 (0 to 0.1)	0 (0 to 0.1)	0 (0 to 0.1)	0 (0 to 0.1)	0 (0 to 0.1)	0 (0 to 0.1)	0 (0 to 0.1)	0 (0 to 0.1)	0 (0 to 0.1)	0 (0 to 0.1)	0 (0 to 0)	1.7
Paratyphoid fever	0 (0 to 0)	0 (0 to 0)	0 (0 to 0)	0 (0 to 0)	0 (0 to 0)	0 (0 to 0)	0 (0 to 0)	0 (0 to 0)	0 (0 to 0)	0 (0 to 0)	0 (0 to 0)	0 (0 to 0)	0 (0 to 0)	0 (0 to 0)	0 (0 to 0)	0 (0 to 0)	0 (0 to 0)	0 (0 to 0)	0 (0 to 0)	0 (0 to 0)	0 (0 to 0)	0 (0 to 0)	0 (0 to 0)	0
Invasive Non-typhoidal Salmonella (iNTS)	0 (0 to 0)	0 (0 to 0)	0 (0 to 0)	0 (0 to 0)	0 (0 to 0)	0 (0 to 0)	0 (0 to 0)	0 (0 to 0)	0 (0 to 0)	0 (0 to 0)	0 (0 to 0)	0 (0 to 0)	0 (0 to 0)	0 (0 to 0)	0 (0 to 0)	0 (0 to 0)	0 (0 to 0)	0 (0 to 0)	0 (0 to 0)	0 (0 to 0)	0 (0 to 0)	0 (0 to 0)	0 (0 to 0)	0
Other intestinal infectious diseases	0 (0 to 0)	0 (0 to 0)	0 (0 to 1.4)	0 (0 to 0)	0 (0 to 0.7)	0 (0 to 1.1)	0 (0 to 0.3)	0 (0 to 0.1)	0 (0 to 0.1)	0 (0 to 0.4)	0 (0 to 0.3)	0 (0 to 0.4)	0 (0 to 0.3)	0 (0 to 0.3)	0 (0 to 0.3)	0 (0 to 0.3)	0 (0 to 0.1)	0 (0 to 0.1)	0 (0 to 0.1)	0 (0 to 0.1)	0 (0 to 0.1)	0 (0 to 0.1)	0 (0 to 0)	4.6
Neglected tropical diseases and malaria	0 (0 to 1)	0 (0 to 0.1)	193 (32.9 to 583)	1,079 (282 to 3,133)	1,079 (139 to 977)	253 (122 to 563)	1,079 (971 to 1,640)	1,079 (94.2 to 617)	1,079 (89 to 339)	196 (89.4 to 450)	15.1 (7.9 to 43.1)	15.1 (7.9 to 43.1)	15.1 (7.9 to 43.1)	15.1 (7.9 to 43.1)	15.1 (7.9 to 43.1)	15.1 (7.9 to 43.1)	15.1 (7.9 to 43.1)	15.1 (7.9 to 43.1)	15.1 (7.9 to 43.1)	15.1 (7.9 to 43.1)	15.1 (7.9 to 43.1)	15.1 (7.9 to 43.1)	4,258
Malaria	0 (0 to 0)	0 (0 to 0)	193 (32.9 to 583)	1,079 (282 to 3,133)	1,079 (139 to 977)	253 (122 to 563)	1,079 (971 to 1,640)	1,079 (94.2 to 617)	1,079 (89 to 339)	196 (89.4 to 450)	15.1 (7.9 to 43.1)	15.1 (7.9 to 43.1)	15.1 (7.9 to 43.1)	15.1 (7.9 to 43.1)	15.1 (7.9 to 43.1)	15.1 (7.9 to 43.1)	15.1 (7.9 to 43.1)	15.1 (7.9 to 43.1)	15.1 (7.9 to 43.1)	15.1 (7.9 to 43.1)	15.1 (7.9 to 43.1)	15.1 (7.9 to 43.1)	3,220
Chagas disease	0 (0 to 0)	0 (0 to 0)	0 (0 to 0)	0 (0 to 0)	0 (0 to 0)	0 (0 to 0)	0 (0 to 0)	0 (0 to 0)	0 (0 to 0)	0 (0 to 0)	0 (0 to 0)	0 (0 to 0)	0 (0 to 0)	0 (0 to 0)	0 (0 to 0)	0 (0 to 0)	0 (0 to 0)	0 (0 to 0)	0 (0 to 0)	0 (0 to 0)	0 (0 to 0)	0 (0 to 0)	0 (0 to 0)	0
Leishmaniasis	0 (0 to 0)	0 (0 to 0)	0 (0 to 0)	1 (0 to 2.9)	1 (0.3 to 2.9)	0.1 (0 to 0.3)	0.1 (0 to 0.4)	0.1 (0 to 0.4)	0.1 (0 to 0.4)	0.1 (0 to 0.4)	0.1 (0 to 0.4)	0.1 (0 to 0.4)	0.1 (0 to 0.4)	0.1 (0 to 0.4)	0.1 (0 to 0.4)	0.1 (0 to 0.4)	0.1 (0 to 0.4)	0.1 (0 to 0.4)	0.1 (0 to 0.4)	0.1 (0 to 0.4)	0.1 (0 to 0.4)	0.1 (0 to 0.4)	10.4
Visceral leishmaniasis	0 (0 to 0)	0 (0 to 0)	0 (0 to 0)	1 (0.3 to 2.9)	1 (0.3 to 2.9)	0.1 (0 to 0.3)	0.1 (0 to 0.4)	0.1 (0 to 0.4)	0.1 (0 to 0.4)	0.1 (0 to 0.4)	0.1 (0 to 0.4)	0.1 (0 to 0.4)	0.1 (0 to 0.4)	0.1 (0 to 0.4)	0.1 (0 to 0.4)	0.1 (0 to 0.4)	0.1 (0 to 0.4)	0.1 (0 to 0.4)	0.1 (0 to 0.4)	0.1 (0 to 0.4)	0.1 (0 to 0.4)	0.1 (0 to 0.4)	8
Cutaneous and mucocutaneous leishmaniasis	0 (0 to 0)	0 (0 to 0)	0 (0 to 0)	0 (0 to 0)	0 (0 to 0)	0 (0 to 0)	0 (0 to 0)	0 (0 to 0)	0 (0 to 0)	0 (0 to 0)	0 (0 to 0)	0 (0 to 0)	0 (0 to 0)	0 (0 to 0)	0 (0 to 0)	0 (0 to 0)	0 (0 to 0)	0 (0 to 0)	0 (0 to 0)	0 (0 to 0)	0 (0 to 0)	0 (0 to 0)	0 (0 to 0)	2.4
African trypanosomiasis	0 (0 to 0)	0 (0 to 0)	0 (0 to 0)	0 (0 to 0)	0 (0 to 0)	0 (0 to 0)	0 (0 to 0)	0 (0 to 0)	0 (0 to 0)	0 (0 to 0)	0 (0 to 0)	0 (0 to 0)	0 (0 to 0)	0 (0 to 0)	0 (0 to 0)	0 (0 to 0)	0 (0 to 0)	0 (0 to 0)	0 (0 to 0)	0 (0 to 0)	0 (0 to 0)	0 (0 to 0)	0 (0 to 0)	0
Schistosomiasis	0 (0 to 0)	0 (0 to 0)	2.9 (0.4 to 9.7)	19.6 (2.9 to 58.3)	28.9 (11.3 to 60.5)	11.1 (12.3 to 47.4)	31.1 (12.3 to 67.4)	27.6 (10.2 to 59.3)	25.9 (9.4 to 57.6)	31.1 (11.4 to 69.5)	32 (11.7 to 70.7)	29.6 (10.9 to 67.4)	32 (11.7 to 70.7)	19.3 (7.1 to 44.2)	13.4 (4.9 to 29.4)	8.8 (3.2 to 20.4)	3.3 (1.2 to 7.6)	4 (1.4 to 9.2)	2.7 (1 to 6.3)	0.5 (0.1 to 1.1)	0.1 (0 to 0.3)	0 (0 to 0.1)	361
Cysticercosis	0 (0 to 0)	0 (0 to 0)	0 (0 to 0)	0.1 (0 to 0.3)	0.3 (0 to 0.8)	0.7 (0.2 to 2.1)	2.5 (0.6 to 6.9)	3.5 (0.8 to 9.6)	8.6 (2 to 23.6)	8.6 (2 to 23.6)	8.5 (2 to 23.6)	7.1 (1.6 to 19.6)	7.1 (1.6 to 19.6)	5.2 (1.2 to 14.3)	4.3 (1 to 11.8)	3.6 (0.8 to 9.9)	2.8 (0.6 to 7.7)	2.7 (0.6 to 7.5)	1.3 (0.3 to 3.6)	0.5 (0.1 to 1.3)	0.1 (0 to 0.3)	0 (0 to 0)	79.6
Cystic echinococcosis	0 (0 to 0)	0 (0 to 0)	0 (0 to 0)	0.1 (0 to 0.2)	0.1 (0 to 0.3)	0.1 (0 to 0.4)	0.2 (0 to 0.6)	0.2 (0 to 0.6)	0.2 (0 to 0.6)	0.2 (0 to 0.6)	0.2 (0 to 0.6)	0.2 (0 to 0.6)	0.2 (0 to 0.6)	0.2 (0 to 0.6)	0.2 (0 to 0.6)	0.2 (0 to 0.6)	0.2 (0 to 0.6)	0.2 (0 to 0.6)	0.2 (0 to 0.6)	0.2 (0 to 0.6)	0.2 (0 to 0.6)	0.2 (0 to 0.6)	9.7
Lymphatic filariasis	0 (0 to 0)	0 (0 to 0)	0 (0 to 0)	39.2 (10.7 to 96.1)	29.4 (10.6 to 53.4)	23.6 (9.6 to 51)	22.6 (9.7 to 50.4)	22.6 (10.5 to 49.3)	22.6 (9.1 to 49.3)	19.4 (8.6 to 41.6)	16.2 (6.6 to 31.5)	16.2 (6.6 to 31.5)	16.2 (6.6 to 31.5)	16.2 (6.6 to 31.5)	16.2 (6.6 to 31.5)	16.2 (6.6 to 31.5)	16.2 (6.6 to 31.5)	16.2 (6.6 to 31.5)	16.2 (6.6 to 31.5)	16.2 (6.6 to 31.5)	16.2 (6.6 to 31.5)	16.2 (6.6 to 31.5)	213
Onchocerciasis	0 (0 to 0)	0 (0 to 0)	0 (0 to 0)	0 (0 to 0)	0 (0 to 0)	0 (0 to 0)	0 (0 to 0)	0 (0 to 0)	0 (0 to 0)	0 (0 to 0)	0 (0 to 0)	0 (0 to 0)	0 (0 to 0)	0 (0 to 0)	0 (0 to 0)	0 (0 to 0)	0 (0 to 0)	0 (0 to 0)	0 (0 to 0)	0 (0 to 0)	0 (0 to 0)	0 (0 to 0)	0 (0 to 0)	0
Trachoma	0 (0 to 0)	0 (0 to 0)	0 (0 to 0)	0 (0 to 0)	0 (0 to 0)	0 (0 to 0)	0.1 (0 to 0.3)	0 (0 to 0.1)	0.2 (0 to 0.4)	0.2 (0 to 0.5)	0.2 (0 to 0.5)	0.2 (0 to 0.5)	0.2 (0 to 0.5)	0.2 (0 to 0.5)	0.2 (0 to 0.5)	0.2 (0 to 0.5)	0.2 (0 to 0.5)	0.2 (0 to 0.5)	0.2 (0 to 0.5)	0.2 (0 to 0.5)	0.2 (0 to 0.5)	0.2 (0 to 0.5)	0 (0 to 0)	30.4
Dengue	0 (0 to 0)	0 (0 to 0)	0 (0 to 0)	0.2 (0 to 0.6)	0.7 (0 to 2.1)	1.7 (0 to 4.6)	1.3 (0 to 3.6)	1.2 (0 to 3.4)	1.2 (0 to 3.1)	1.2 (0 to 3.1)	1.2 (0 to 3.1)	1.2 (0 to 3.1)	1.2 (0 to 3.1)	1.2 (0 to 3.1)	1.2 (0 to 3.1)	1.2 (0 to 3.1)	1.2 (0 to 3.1)	1.2 (0 to 3.1)	1.2 (0 to 3.1)	1.2 (0 to 3.1)	1.2 (0 to 3.1)	1.2 (0 to 3.1)	0 (0 to 0)	12.2
Yellow fever	0 (0 to 0)	0 (0 to 0)	0 (0 to 0)	0.1 (0 to 1.7)	1.7 (0.3 to 13.4)	3.4 (0.3 to 19.4)	3.4 (0.3 to 19.3)	3.4 (0.2 to 13.8)	3.4 (0.2 to 13)	3.4 (0.1 to 13)	3.4 (0.1 to 13)	3.4 (0.1 to 13)	3.4 (0.1 to 13)	3.4 (0.1 to 13)	3.4 (0.1 to 13)	3.4 (0.1 to 13)	3.4 (0.1 to 13)	3.4 (0.1 to 13)	3.4 (0.1 to 13)	3.4 (0.1 to 13)	3.4 (0.1 to 13)	3.4 (0.1 to 13)	0 (0 to 0)	24.4
Rabies	0 (0 to 0)	0 (0 to 0)	0 (0 to 0)	0 (0 to 0)	0 (0 to 0)	0 (0 to 0)	0 (0 to 0)	0 (0 to 0)	0 (0 to 0)	0 (0 to 0)	0 (0 to 0)	0 (0 to 0)	0 (0 to 0)	0 (0 to 0)	0 (0 to 0)	0 (0 to 0)	0 (0 to 0)	0 (0 to 0)	0 (0 to 0)	0 (0 to 0)	0 (0 to 0)	0 (0 to 0)	0 (0 to 0)	49.3
Intestinal nematode infections	0 (0 to 0)	0 (0 to 0)	0 (0 to 0)	0 (0 to 0)	0 (0 to 0)	0 (0 to 0)	0 (0 to 0)	0 (0 to 0)	0 (0 to 0)	0 (0 to 0)	0 (0 to 0)	0 (0 to 0)	0 (0 to 0)	0 (0 to 0)	0 (0 to 0)	0 (0 to 0)	0 (0 to 0)	0 (0 to 0)	0 (0 to 0)	0 (0 to 0)	0 (0 to 0)	0 (0 to 0)	0 (0 to 0)	52.4
Ascariasis	0 (0 to 0)	0 (0 to 0)	0 (0 to 0)	0 (0 to 0)	0 (0 to 0)	0 (0 to 0)	0 (0 to 0)	0 (0 to 0)	0 (0 to 0)



Congenital birth defects	6/94 (5/61 to 1,210)	27/9 (15/1 to 470)	43/8 (13/5 to 997)	41/0 (20/8 to 747)	13/8 (8/6 to 209)	11/1 (6/6 to 170)	9/6/4 (5/6/2 to 150)	70/3 (42/1 to 113)	58/1 (35/6 to 91/6)	48/5 (29/9 to 76/7)	41/6 (24/7 to 63/5)	31/5 (19/2 to 49/4)	21/4 (13/2 to 33/3)	14/9 (8/6 to 23/4)	9/5 (5/4 to 16/1)	5/6 (3/3 to 9/4)	3/2 (1/9 to 5/1)	1/4 (0/8 to 2/5)	0/7 (0/4 to 1/3)	0/3 (0/2 to 0/6)	0/1 (0/1 to 0/2)	0 (0 to 0)	0 (0 to 0)		2,640
Neural tube defects	4/9 (2/9 to 7/6)	1/0/7 (0/6 to 2/9/1)	1/9/4 (0/9/7)	2/0/3 (1/0/2 to 3/7/6)	0/3 (0/2/3 to 0/6/4)	0/3 (0/2/1 to 0/6/8)	0/2/6 (0/1/4 to 0/5/2)	2/5 (1/4/2 to 3/9/3)	1/9 (1/2 to 3/2/7)	1/3 (0/8/6 to 1/9/3)	1/1/3 (0/6/6 to 1/8/1)	0/9/4 (0/4/2 to 1/5/2)	0/6 (0/2/7 to 1/1/3)	0/4 (0/1/9 to 0/9/2)	0/2 (0/1/1 to 0/5/1)	0/1 (0/0/5 to 0/3/1)	0 (0 to 0)	0 (0 to 0)	0 (0 to 0)	0 (0 to 0)	0 (0 to 0)	0 (0 to 0)	0 (0 to 0)		103
Congenital heart anomalies	1/3/8 (0/7/4 to 2/7/1)	1/0/7 (0/5/1 to 2/3/2)	1/3/2 (0/7/3 to 2/6/6)	1/0/3 (0/4/4 to 2/2/1)	0/6/4 (0/3/4 to 1/4/4)	0/5/1 (0/2/6 to 1/3/2)	0/5/1 (0/2/7 to 1/3/1)	1/2/4 (0/7/3 to 2/3/6)	1/0/6 (0/4/6 to 1/8/6)	0/8/3 (0/4/1 to 1/5/3)	0/7/3 (0/3/9 to 1/4/1)	0/5/3 (0/2/9 to 1/2/2)	0/3/3 (0/1/6 to 1/1/1)	0/2/4 (0/1/1 to 0/6/1)	0/1/1 (0/0/4 to 0/3/1)	0/1/2 (0/0/4 to 0/3/2)	0/1/1 (0/0/2 to 0/3/1)	0/1/1 (0/0/1 to 0/3/1)	0 (0 to 0)	0 (0 to 0)	0 (0 to 0)	0 (0 to 0)	0 (0 to 0)		852
Orofacial clefts	2/1 (0/9 to 11/4)	1/2 (0/3 to 6/1)	3/4/1 (0/8 to 12/2)	2/9/6 (1/1 to 6/4)	0 (0 to 3/4)	1/0/8 (0/5 to 3/3)	1/0/6 (0/5 to 3/3)	1/4 (0/3 to 3/3)	0/3/6 (0/1 to 2/6)	1/0 (0/3 to 2/6)	0/8/3 (0/3 to 2/1)	1/1 (0/3 to 2/7)	0/6 (0/1 to 2/1)	0/3/1 (0/1 to 1/3)	0/4 (0/1 to 1/6)	0/3/1 (0/1 to 0/6)	0/2 (0/1 to 0/4)	0/1 (0/0 to 0/3)	0/1 (0/0 to 0/3)	0 (0 to 0)	0 (0 to 0)	0 (0 to 0)	0 (0 to 0)	0 (0 to 0)		22/6
Down syndrome	1/0 (0/2 to 2/2/2)	0/3 (0/1 to 1/2/2)	1/8/2 (0/9 to 4/8)	0/9/6 (0/4 to 2/2/2)	0 (0 to 1/4)	0/1/6 (0/1/3 to 0/4/7)	0/1/6 (0/1/3 to 0/4/7)	2/1 (1/0 to 4/5)	1/1/6 (0/7 to 2/4)	1/0 (0/3 to 2/3)	1/3 (0/5 to 3/3)	1/1 (0/4 to 2/3)	0/9 (0/2 to 2/3)	0/6 (0/2 to 2/2)	0/2 (0/1 to 1/2)	0/2 (0/0 to 0/5)	0 (0 to 0)	0 (0 to 0)	0 (0 to 0)	0 (0 to 0)	0 (0 to 0)	0 (0 to 0)	0 (0 to 0)	0 (0 to 0)		67/9
Turner syndrome	0 (0 to 0)	0 (0 to 0)	0 (0 to 0)	0 (0 to 0)	0 (0 to 0)	0 (0 to 0)	0 (0 to 0)	0 (0 to 0)	0 (0 to 0)	0 (0 to 0)	0 (0 to 0)	0 (0 to 0)	0 (0 to 0)	0 (0 to 0)	0 (0 to 0)	0 (0 to 0)	0 (0 to 0)	0 (0 to 0)	0 (0 to 0)	0 (0 to 0)	0 (0 to 0)	0 (0 to 0)	0 (0 to 0)	0 (0 to 0)		0
Klinefelter syndrome	0 (0 to 0)	0 (0 to 0)	0 (0 to 0)	0 (0 to 0)	0 (0 to 0)	0 (0 to 0)	0 (0 to 0)	0 (0 to 0)	0 (0 to 0)	0 (0 to 0)	0 (0 to 0)	0 (0 to 0)	0 (0 to 0)	0 (0 to 0)	0 (0 to 0)	0 (0 to 0)	0 (0 to 0)	0 (0 to 0)	0 (0 to 0)	0 (0 to 0)	0 (0 to 0)	0 (0 to 0)	0 (0 to 0)	0 (0 to 0)		0
Other chromosomal abnormalities	2/1 (0/2 to 5/2/4)	0/7 (0/1 to 2/2/2)	1/4/9 (0/6 to 3/6/6)	0/9/6 (0/3 to 2/1/6)	0/4 (0/1 to 1/2/6)	0/1 (0/1 to 0/4/7)	0/1 (0/1 to 0/4/7)	1/3 (0/4 to 2/6/2)	0/6 (0/2 to 1/4/2)	0/5 (0/2 to 1/2/3)	0/5 (0/2 to 1/3/2)	0/2 (0/1 to 0/8/6)	0/1 (0/1 to 0/5/2)	0/2 (0/0 to 0/5/1)	0/1 (0/0 to 0/3/1)	0/1 (0/0 to 0/3/1)	0 (0 to 0)	0 (0 to 0)	0 (0 to 0)	0 (0 to 0)	0 (0 to 0)	0 (0 to 0)	0 (0 to 0)	0 (0 to 0)		64
Congenital musculoskeletal and limb anomalies	2/1/3 (1/1/3 to 4/1/)	0/2 (0/2 to 1/2/1)	2/8/7 (1/2 to 5/1/3)	2/0/7 (1/3 to 4/7/4)	0/4 (0/1/6 to 0/9/3)	0/6 (0/2/3 to 0/9/3)	0/5 (0/2/3 to 0/9/3)	1/3 (0/7 to 2/1)	0/3/3 (0/1/6 to 0/6/2)	0/3/3 (0/1/7 to 0/6/1)	0/3/2 (0/1/4 to 0/6/4)	0/2/6 (0/1/2 to 0/5/2)	0/1/6 (0/0/8 to 0/4/3)	0/1/3 (0/0/6 to 0/3/1)	0/4/9 (0/2/1 to 0/8/1)	0/2 (0/1/1 to 0/4/2)	0/1/1 (0/0/3 to 0/3/1)	0/1 (0/0/2 to 0/3/2)	0 (0 to 0)	0 (0 to 0)	0 (0 to 0)	0 (0 to 0)	0 (0 to 0)		229
Urogenital congenital anomalies	1/9/8 (0/8 to 5/6)	0/6 (0/3/6 to 1/6)	0/6 (0/3/4 to 2/5/1)	0/7/2 (0/3/2 to 1/8/)	0/1/7 (0/1/1 to 0/3/6)	0/2/7 (0/1/2 to 0/4/)	0/1/6 (0/1/1 to 0/3/6)	0/1/4 (0/3/2 to 0/8/2)	0/2/8 (0/1/1 to 0/7/)	0/2/8 (0/1/1 to 0/7/)	0/2/5 (0/1/1 to 0/6/)	0/2/3 (0/1/1 to 0/6/)	0/2/2 (0/1/1 to 0/5/)	0/1/1 (0/0/1 to 0/3/)	0/1/1 (0/0/1 to 0/3/)	0/1/1 (0/0/1 to 0/3/)	0 (0/0/1)	0 (0/0/1)	0 (0/0/1)	0 (0/0/1)	0 (0/0/1)	0 (0/0/1)	0 (0/0/1)	0 (0/0/1)		49
Digestive congenital anomalies	2/7/4 (1/2/2 to 4/3/6)	2/0/4 (1/0/1 to 3/8/7)	2/4/3 (1/4/3 to 3/7/2)	1/8/2 (0/7/9 to 3/3/)	0/5/6 (0/3/6 to 0/9/)	0/4/2 (0/2/1 to 0/7/)	0/3/6 (0/2/1 to 0/6/)	0/5/2 (0/2/1 to 0/9/)	0/4/3 (0/1/6 to 0/7/)	0/3/6 (0/1/6 to 0/6/)	0/3/3 (0/1/5 to 0/6/)	0/3/3 (0/1/5 to 0/6/)	0/3/3 (0/1/5 to 0/6/)	0/3/2 (0/1/5 to 0/6/)	0/4/3 (0/2/2 to 0/8/)	0/3/2 (0/1/2 to 0/6/)	0/3/1 (0/1/1 to 0/6/)	0/3/2 (0/1/1 to 0/6/)	0/3/2 (0/1/1 to 0/6/)	0/3/2 (0/1/1 to 0/6/)	0/3/2 (0/1/1 to 0/6/)	0/3/2 (0/1/1 to 0/6/)	0/3/2 (0/1/1 to 0/6/)		139
Other congenital birth defects	3/9/2 (1/7/7 to 5/9/6)	1/5/8 (0/8/1 to 2/9/7)	1/7/2 (1/0/9 to 2/7/9)	1/6/1 (0/9/9 to 3/4/9)	0/8/7 (0/2/7 to 1/9/2)	0/7/2 (0/2/1 to 1/2/)	0/6/8 (0/1/8 to 1/2/)	0/8/7 (0/4/1 to 1/5/1)	0/6/4 (0/2/1 to 1/3/)	0/5/2 (0/1/6 to 1/2/)	0/4/3 (0/1/3 to 1/1/)	0/3/3 (0/1/3 to 0/9/)	0/3/6 (0/1/5 to 0/9/)	0/3/3 (0/1/3 to 0/9/)	0/3/3 (0/1/3 to 0/9/)	0/3/3 (0/1/3 to 0/9/)	0/3/3 (0/1/3 to 0/9/)	0/3/3 (0/1/3 to 0/9/)	0/3/3 (0/1/3 to 0/9/)	0/3/3 (0/1/3 to 0/9/)	0/3/3 (0/1/3 to 0/9/)	0/3/3 (0/1/3 to 0/9/)	0/3/3 (0/1/3 to 0/9/)		904
Urinary diseases and male infertility	8/3 (3/9/6 to 17/3)	2/8 (1/1/3 to 6/4)	2/6 (0/9/1 to 6/3)	1/3 (0/5/7 to 3/2)	0/6 (0/2/6 to 1/3)	0/5 (0/2/1 to 1/2)	0/4/4 (0/2/1 to 0/9/)	0/6/6 (0/2/3 to 1/2/)	0/5/2 (0/1/3 to 1/1/)	0/4/2 (0/1/3 to 0/9/)	0/3/1 (0/1/2 to 0/8/)	0/2/7 (0/1/2 to 0/7/)	0/2/6 (0/1/2 to 0/6/)	0/2/3 (0/1/1 to 0/6/)	0/2/1 (0/1/1 to 0/4/)	0/2/1 (0/1/1 to 0/4/)	0/2/1 (0/1/1 to 0/4/)	0/2/1 (0/1/1 to 0/4/)	0/2/1 (0/1/1 to 0/4/)	0/2/1 (0/1/1 to 0/4/)	0/2/1 (0/1/1 to 0/4/)	0/2/1 (0/1/1 to 0/4/)	0/2/1 (0/1/1 to 0/4/)		491
Urolithiasis	0 (0 to 0)	0 (0 to 0)	0 (0 to 0)	0 (0 to 0)	0 (0 to 0)	0/1 (0/1 to 0/2)	0/1 (0/1 to 0/2)	0/2 (0/2 to 0/6)	0/2 (0/2 to 0/6)	0/2 (0/2 to 0/6)	0/2 (0/2 to 0/6)	0/2 (0/2 to 0/6)	0/2 (0/2 to 0/6)	0/2 (0/2 to 0/6)	0/2 (0/2 to 0/6)	0/2 (0/2 to 0/6)	0/2 (0/2 to 0/6)	0/2 (0/2 to 0/6)	0/2 (0/2 to 0/6)	0/2 (0/2 to 0/6)	0/2 (0/2 to 0/6)	0/2 (0/2 to 0/6)	0/2 (0/2 to 0/6)	0/2 (0/2 to 0/6)		6/2
Benign prostatic hyperplasia	0 (0 to 0)	0 (0 to 0)	0 (0 to 0)	0 (0 to 0)	0 (0 to 0)	0 (0 to 0)	0 (0 to 0)	0 (0 to 0)	0 (0 to 0)	0 (0 to 0)	0 (0 to 0)	0 (0 to 0)	0 (0 to 0)	0 (0 to 0)	0 (0 to 0)	0 (0 to 0)	0 (0 to 0)	0 (0 to 0)	0 (0 to 0)	0 (0 to 0)	0 (0 to 0)	0 (0 to 0)	0 (0 to 0)	0 (0 to 0)	0 (0 to 0)		37/9
Male infertility	0 (0 to 0)	0 (0 to 0)	0 (0 to 0)	0 (0 to 0)	0 (0 to 0)	0 (0 to 0)	0 (0 to 0)	0 (0 to 0)	1/5 (0/4/3 to 4/9)	1/2 (0/6/8 to 4/)	0/8 (0/2/6 to 2/)	0/7 (0/2/3 to 1/)	0/6/7 (0/1/5 to 1/)	0/4/2 (0/1/2 to 1/)	0/2 (0/0/ to 0/)	0/2 (0/0/ to 0/)	0/2 (0/0/ to 0/)	0/2 (0/0/ to 0/)	0/2 (0/0/ to 0/)	0/2 (0/0/ to 0/)	0/2 (0/0/ to 0/)	0/2 (0/0/ to 0/)	0/2 (0/0/ to 0/)	0/2 (0/0/ to 0/)		32/8
Other urinary diseases	7/4 (3/3 to 15/8)	2/2 (0/8/3 to 5/)	1 (0/3/2 to 3/4)	2/3 (0/9/3 to 6/)	2/6 (1/2/3 to 5/)	2/4 (1/1/6 to 6/)	2/4/4 (1/1/6 to 6/)	6/6 (1/8/3 to 19/)	4/7 (2/0/2 to 19/)	2/2/2 (1/0/3 to 49/)	1/8/3 (0/8/2 to 49/)	2/7/1 (1/0/3 to 39/)	1/9/2 (0/6/3 to 49/)	1/9/2 (0/6/3 to 49/)	1/9/2 (0/6/3 to 49/)	1/9/2 (0/6/3 to 49/)	1/9/2 (0/6/3 to 49/)	1/9/2 (0/6/3 to 49/)	1/9/2 (0/6/3 to 49/)	1/9/2 (0/6/3 to 49/)	1/9/2 (0/6/3 to 49/)	1/9/2 (0/6/3 to 49/)	1/9/2 (0/6/3 to 49/)	1/9/2 (0/6/3 to 49/)		279
Gynecological diseases	0 (0 to 0)	0 (0 to 0)	0 (0 to 0)	0 (0 to 0)	0 (0 to 0)	0 (0 to 0)	0 (0 to 0)	0 (0 to 0)	0 (0 to 0)	0 (0 to 0)	0 (0 to 0)	0 (0 to 0)	0 (0 to 0)	0 (0 to 0)	0 (0 to 0)	0 (0 to 0)	0 (0 to 0)	0 (0 to 0)	0 (0 to 0)	0 (0 to 0)	0 (0 to 0)	0 (0 to 0)	0 (0 to 0)	0 (0 to 0)		0
Uterine fibroids	0 (0 to 0)	0 (0 to 0)	0 (0 to 0)	0 (0 to 0)	0 (0 to 0)	0 (0 to 0)	0 (0 to 0)	0 (0 to 0)	0 (0 to 0)	0 (0 to 0)	0 (0 to 0)	0 (0 to 0)	0 (0 to 0)	0 (0 to 0)	0 (0 to 0)	0 (0 to 0)	0 (0 to 0)	0 (0 to 0)	0 (0 to 0)	0 (0 to 0)	0 (0 to 0)	0 (0 to 0)	0 (0 to 0)	0 (0 to 0)	0 (0 to 0)		0
Polycystic ovarian syndrome	--	--	--	--	--	--	--	--	--	--	--	--	--	--	--	--	--	--	--	--	--	--	--	--	--	NA
Female infertility	--	--	--	--	--	--	--	--	--	--	--	--	--	--	--	--	--	--	--	--	--	--	--	--	--	NA
Endometriosis	--	--	--	--	--	--	--	--	--	--	--	--	--	--	--	--	--	--	--	--	--	--	--	--	--	NA
Genital prolapse	0 (0 to 0)	0 (0 to 0)	0 (0 to 0)	0 (0 to 0)	0 (0 to 0)	0 (0 to 0)	0 (0 to 0)	0 (0 to 0)	0 (0 to 0)	0 (0 to 0)	0 (0 to 0)	0 (0 to 0)	0 (0 to 0)	0 (0 to 0)	0 (0 to 0)	0 (0 to 0)	0 (0 to 0)	0 (0 to 0)	0 (0 to 0)	0 (0 to 0)	0 (0 to 0)	0 (0 to 0)	0 (0 to 0)	0 (0 to 0)	0 (0 to 0)		0
Premenstrual syndrome	--	--	--	--	--	--	--	--	--	--	--	--	--	--	--	--	--	--	--	--	--	--	--	--	--	NA
Other gynecological diseases	0 (0 to 0)	0 (0 to 0)	0 (0 to 0)	0 (0 to 0)	0 (0 to 0)	0 (0 to 0)	0 (0 to 0)	0 (0 to 0)	0 (0 to 0)	0 (0 to 0)	0 (0 to 0)	0 (0 to 0)	0 (0 to 0)	0 (0 to 0)	0 (0 to 0)	0 (0 to 0)	0 (0 to 0)	0 (0 to 0)	0 (0 to 0)	0 (0 to 0)	0 (0 to 0)	0 (0 to 0)	0 (0 to 0)	0 (0 to 0)	0 (0 to 0)		0
Hemoglobinopathies and hemolytic anemias	1/4 (0/4 to 3/6)	4/4 (2/4/6 to 7/)	2/3/4 (0/8 to 5/6)	4/3 (0/9/6 to 9/)	0/1/8 (0/0/2 to 0/6/)	0/2/3 (0/1/2 to 0/5/)	0/9/7 (0/4/2 to 1/6/)	2/7/4 (1/0/3 to 5/)	1/6 (0/3/3 to 3/)	1/4/1 (0/6/3 to 4/)	1/1/ (0/4/3 to 2/)	0/8/1 (0/4/1 to 1/)	0/7/1 (0/3/1 to 1/)	0/7 (0/2/ to 1/)	0/4/4 (0/2/ to 1/)	0/3/2 (0/1/ to 0/)	0/3/1 (0/1/ to 0/)	0/3/1 (0/1/ to 0/)	0/3/1 (0/1/ to 0/)	0/3/1 (0/1/ to 0/)	0/3/1 (0/1/ to 0/)	0/3/1 (0/1/ to 0/)	0/3/1 (0/1/ to 0/)	0/3/1 (0/1/ to 0/)		397
Thalassemias	0 (0 to 0)	0 (0 to 0)	0 (0 to 0)	0 (0 to 0)	0 (0 to 0)	0 (0 to 0)	0 (0 to 0)	0 (0 to 0)	0 (0 to 0)	0 (0 to 0)	0 (0 to 0)	0 (0 to 0)	0 (0 to 0)	0 (0 to 0)	0 (0 to 0)	0 (0 to 0)	0 (0 to 0)	0 (0 to 0)	0 (0 to 0)	0 (0 to 0)	0 (0 to 0)	0 (0 to 0)	0 (0 to 0)	0 (0 to 0)	0 (0 to 0)		0/5
Thalassemias trait	0 (0 to 0)	0 (0 to 0)	0 (0 to 1/6)	0 (0 to 0)	0 (0 to 0)	0 (0 to 0)	0 (0 to 0)	0 (0 to 0)	0 (0 to 0)	0 (0 to 0)	0 (0 to 0)	0 (0 to 0)	0 (0 to 0)	0 (0 to 0)	0 (0 to 0)	0 (0 to 0)	0 (0 to 0)	0 (0 to 0)	0 (0 to 0)	0 (0 to 0)	0 (0 to 0)	0 (0 to 0)	0 (0 to 0)	0 (0 to 0)	0 (0 to 0)		10/2
Sickle cell disorders	1/1 (0/6 to 3/4)	0/8 (0/4 to 1/4)	2/2 (0/2 to 18/4)	2/2 (0/6 to 13/3)	0/8 (0/2 to 4/3)	0/7 (0/2 to 4/)	0/9/3 (0/2 to 4/)	1/5 (0/3 to 4/)	1/3 (0/1 to 4/)	1/1 (0/1 to 3/)	0/9 (0/1 to 2/)	0/7 (0/1 to 2/)	0/8 (0/1 to 2/)	0/6 (0/1 to 1/)	0/4 (0/1 to 1/)	0/3 (0/1 to 1/)	0/3 (0/1 to 1/)	0/3 (0/1 to 1/)	0/3 (0/1 to 1/)	0/3 (0/1 to 1/)	0/3 (0/1 to 1/)	0/3 (0/1 to 1/)	0/3 (0/1 to 1/)	0/3 (0/1 to 1/)		189
Sickle cell trait	0/2 (0/0/5 to 1/)	2/1 (1/4/3 to 5/)	9/4 (4/1/3 to 18/4)	8/6/5 (4/0/9 to 17/)	4/2/1 (1/7/4 to 7/)	1/9/1 (0/7/3 to 3/)	1/2/3 (0/7/3 to 3/)	4/4/5 (2/0/7 to 8/)	2/2 (0/9/ to 5/)	1/1 (0/5/ to 3/)	1/2 (0/5/ to 3/)	0/9 (0/2/ to 2/)	0/7 (0/1/ to 2/)	0/7 (0/1/ to 2/)	0/7 (0/1/ to 2/)	0/3/2 (0/1/ to 1/)	0/3/2 (0/1/ to 1/)	0/3/2 (0/1/ to 1/)	0/3/2 (0/1/ to 1/)	0/3/2 (0/1/ to 1/)	0/3/2 (0/1/ to 1/)	0/3/2 (0/1/ to 1/)	0/3/2 (0/1/ to 1/)	0/3/2 (0/1/ to 1/)		128
G6PD deficiency	0 (0 to 0/1)	0/1 (0/3/2 to 0/)	0/2 (0/1 to 0/4)	1/1 (0/4/3 to 2/)	0/2 (0/2 to 2/)	0/2 (0/4/3 to 2/)	0/2 (0/4/3 to 2/)	0/2 (0/2/3 to 2/)	0/2 (0/2/3 to 2/)	0/2 (0/2/3 to 2/)	0/2 (0/2/3 to 2/)	0/2 (0/2/3 to 2/)	0/2 (0/2/3 to 2/)	0/2 (0/2/3 to 2/)	0/2 (0/2/3 to 2/)	0/2 (0/2/3 to 2/)	0/2 (0/2/3 to 2/)	0/2 (0/2/3 to 2/)	0/2 (0/2/3 to 2/)	0/2 (0/2/3 to 2/)	0/2 (0/2/3 to 2/)	0/2 (0/2/3 to 2/)	0/2 (0/2/3 to 2/)	0/2 (0/2/3 to 2/)		19/6
G6PD trait	0 (0 to 0)	0 (0 to 0)	0 (0 to 0)	0 (0 to 0)	0 (0 to 0)	0 (0 to 0)	0 (0 to 0)	0 (0 to 0)	0 (0 to 0)	0 (0 to 0)	0 (0 to 0)	0 (0 to 0)	0 (0 to 0)	0 (0 to 0)	0 (0 to 0)	0 (0 to 0)	0 (0 to 0)	0 (0 to 0)	0 (0 to 0)	0 (0 to 0)	0 (0 to 0)	0 (0 to 0)	0 (0 to 0)	0 (0 to 0)	0 (0 to 0)		0
Other hemoglobinopathies and hemolytic anemias	0 (0 to 0/1)	0 (0 to 0/4)	0 (0 to 1/)	0 (0 to 0/)	0 (0 to 0/)	0 (0 to 0/)	0 (0 to 0/)	0 (0 to 0/)	0 (0 to 0/)	0 (0 to 0/)	0 (0 to 0/)	0 (0 to 0/)	0 (0 to 0/)	0 (0 to 0/)	0 (0 to 0/)	0 (0 to 0/)	0 (0 to 0/)	0 (0 to 0/)	0 (0 to 0/)	0 (0 to 0/)	0 (0 to 0/)	0 (0 to 0/)	0 (0 to 0/)	0 (0 to 0/)	0 (0 to 0/)		50/3
Endocrine, metabolic, blood, and immune disorders	2/4 (0/9 to 5/3)	2/5 (1/1 to 5/2)	10/3 (4/4 to 27/4)	24 (9/9 to 52/9)	3/4 (1/2 to 8/)	2/6 (1/1 to 5/)	2/6/7 (1/7 to 5/)	5/2 (2/3 to 9/)	3/6 (1/6 to 8/)	3/4 (1/5 to 8/)	2/6 (1/3 to 5/)	2/3 (1/1 to 4/)	1/6 (0/8 to 3/)	1/2 (0/6 to 3/)	0/8 (0/4 to 2/)	0/5 (0/2 to 1/)	0/3 (0/1 to 1/)	0/3 (0/1 to 1/)	0/3 (0/1 to 1/)	0/3 (0/1 to 1/)	0/3 (0/1 to 1/)	0/3 (0/1 to 1/)	0/3 (0/1 to 1/)	0/3 (0/1 to 1/)		488
Oral disorders	0 (0 to 0)	0 (0 to 0)	0 (0 to 0)	0 (0 to 0)	0 (0 to 0)	0 (0 to 0)	0 (0 to 0)	0 (0 to 0)	0 (0 to 0)	0 (0 to 0)	0 (0 to 0)	0 (0 to 0)	0 (0 to 0)	0 (0 to 0)	0 (0 to 0)	0 (0 to 0)	0 (0 to 0)	0 (0 to 0)	0 (0 to 0)	0 (0 to 0)	0 (0 to 0)	0 (0 to 0)	0 (0 to 0)	0 (0 to 0)	0 (0 to 0)		0
Caries of deciduous teeth	0 (0 to 0)	0 (0 to 0)	0 (0 to 0)	0/4 (0/1 to 1/7)	0/8 (0/3 to 1/8)	0/6 (0/1 to 1/2)	0/5 (0/1 to 1/2)	0/3 (0/1 to 0/9)	0/3 (0/1 to 0/9)	0/3 (0/1 to 0/9)	0/3 (0/1 to 0/9)	0/3 (0/1 to 0/9)	0/3 (0/1 to 0/9)	0/3 (0/1 to 0/9)	0/3 (0/1 to 0/9)	0/3 (0/1 to 0/9)	0/3 (0/1 to 0/9)	0/3 (0/1 to 0/9)	0/3 (0/1 to 0/9)	0/3 (0/1 to 0/9)	0/3 (0/1 to 0/9)	0/3 (0/1 to 0/9)	0/3 (0/1 to 0/9)	0/3 (0/1 to 0/9)		17/4
Caries of permanent teeth	0 (0 to 0)	0 (0 to 0)	0 (0 to 0)	4 (1/2 to 9/4)	12/3 (4/1 to 27/2)	4/1 (0/3 to 9/7)	4/1 (0/3 to 9/7)	10/8 (4/4 to 22/4)	7/9 (2/9 to 19/7)	5/3 (2/2 to 11/2)	3/9 (1/4 to 7/4)	2/1 (0/8 to 4/7)	1/2 (0/4 to 3/)	0/8 (0/2 to 2/)	0/4 (0/1 to 1/)	0/2 (0/0 to 0/)	0/1 (0/0 to 0/)	0/1 (0/0 to 0/)	0/1 (0/0 to 0/)	0/1 (0/0 to 0/)	0/1 (0/0 to 0/)	0/1 (0/0 to 0/)	0/1 (0/0 to 0/)	0/1 (0/0 to 0/)		104
Periodontal diseases	0 (0 to 0)	0 (0 to 0)	0 (0 to 0)	0 (0 to 0)	0 (0 to 0)	0 (0 to 0)	0 (0 to 0)	4/9 (2/0 to 7/)	23/7 (7/1 to 46/)	9/0 (3/6 to 19/)	7/2/7 (3/0 to 14/)	3/9 (1/4 to 8/)	2/6 (0/9 to 5/)	1/4 (0/5 to 3/)	0/8 (0/3 to 1/)	0/4 (0/1 to 1/)	0/2 (0/1 to 0/)	0/2 (0/1 to 0/)	0/2 (0/1 to 0/)	0/2 (0/1 to 0/)	0/2 (0/1 to 0/)	0/2 (0/1 to 0/)	0/2 (0/1 to 0/)	0/2 (0/1 to 0/)		467
Other oral disorders	0 (0 to 0)	0 (0 to 0)	0 (0 to 0)	17/1 (9/1 to 29/)	16/7 (9/4 to 29/)	6/1 (2/6 to 13/)	6/1 (2/6 to 13/)	21/7 (12/0 to 41/)	24/6 (14/7 to 41/)	26/5 (16/2 to 39/)	24/1 (14/1 to 37/)	19 (11/1 to 29/)	14/3 (8/4 to 22/)	10/1 (5/8 to 16/)	6/4 (3/6 to 9/)	4 (2/4 to 6/)	2/5 (1/3 to 3/)	1/4 (0/8 to 2/)	0/9 (0/5 to 1/)	0/2 (0/1 to 0/)	0/1 (0/0 to 0/)	0/1 (0/0 to 0/)	0/1 (0/0 to 0/)	0/1 (0/0 to 0/)		233
Sudden infant death syndrome	--	10/4 (3/5 to 26/2)	69/9 (18/7 to 159)	--	--	--	--	--	--	--	--	--	--	--	--	--	--	--	--	--	--	--	--	--		NA
Injuries	39/2 (17/4 to 94/2)	26/6 (11/1 to 132)	72/8 (32/5 to 175)	28/8 (16/2 to 76/5)	3/6 (2/0 to 9/6)	4/91 (2/6 to 9/2)	3/9/4 (2/1 to 8/)	1,660 (1,020 to 2,710)	1,660 (1,160 to 2,610)	1,220 (844 to 2,340)	1,360 (929 to 2,200)	1,140 (858 to 1,810)	1,010 (768 to 1,310)	991 (747 to 1,250)	605 (419 to 879)	229 (266 to 403)	229 (229 to 444)	222 (162 to 291)	135 (96 to 186)	46/4 (28/1 to 69/1)	20/3 (12/3 to 33)	9/9 (4/7 to 21)	1 (0/7 to 1/3)	13,900	
Transport injuries	3/4 (2/1 to 6/6)	2/4 (0/9 to 6/2)	7/7 (2/9 to 20)	4/1/9 (2/2 to 12/7)	9/2/4 (3/3 to 19/7)	12/0 (7/3 to 19/7)	6/5/2 (2/8/3 to 15/)	499 (293 to 755)	375 (242 to 570)	348 (224 to 526)	324 (204 to 505)	281 (182 to 437)	240 (178 to 336)	222 (166 to 338)	132 (104 to 229)	116 (84 to 192)	109/5 (82/1 to 162)	63/5 (47/0 to 87/2)	37/3 (26/5 to 51/)	12/7 (7/3 to 22)	4 (2/1 to 7/6)	1/1 (0/3 to 2/)	0/2 (0/1 to 0/2)		3,946
Road injuries	2/1 (0/5 to 4/6)	1/4 (2/5 to 19/4)	3/4/6 (2/3 to 13/)	2/0/5 (0/9 to 14/)	0/5/1 (0/2 to 1/)	0/5/9 (0/2 to 1/)	0/5/3 (0/2 to 1/)	1/2/3 (0/6/1 to 2/)	0/8/3 (0/3/9 to 1/)	0/7/3 (0/3/1 to 1/)	0/6/3 (0/2/6 to 1/)	0/5/3 (0/2/6 to 1/)	0/4/3 (0/2/6 to 1/)	0/3/3 (0/2/6 to 1/)	0/3/3 (0/2/6 to 1/)	0/3/3 (0/2/6 to 1/)	0/3/3 (0/2/6 to 1/)	0/3/3 (0/2/6 to 1/)	0/3/3 (0/2/6 to 1/)	0/3/3 (0/2/6 to 1/)	0/3/3 (0/2/6 to 1/)	0/3/3 (0/2/6 to 1/)	0/3/3 (0/2/6 to 1/)	0/3/3 (0/2/6 to 1/)		3,300
Pedestrian road injuries	2/2 (0/6/9 to 4/)	1/1/4 (0/5/3 to 3/)	4/3 (1/2/2 to 12/2)	2/0/4 (0/9/9 to 6/)	0/3/7 (0/1/3 to 2/)	0/3/1 (0/1/0/3/9 to 1/)	0/4/6 (1/30 to 4/9)	2/6/6 (1/3/6 to 4/7)	1/9/4 (0/8/1 to 4/)	1/7/4 (0/7/6 to 3/6)	1/6/5 (0/6/9 to 3/3)	1/3/5 (0/6/3 to 2/)	1/2/6 (0/6/3 to 2/)	1/2/6 (0/6/3 to 2/)	1/2/6 (0/6/3 to 2/)	1/2/6 (0/6/3 to 2/)	1/2/6 (0/6/3 to 2/)	1/2/6 (0/6/3 to 2/)	1/2/6 (0/6/3 to 2/)	1/2/6 (0/6/3 to 2/)	1/2/6 (0/6/3 to 2/)	1/2/6 (0/6/3 to 2/)	1/2/6 (0/6/3 to 2/)	1/2/6 (0/6/3 to 2/)		1,875
Cyclist road injuries	0 (0 to 0)	0 (0 to 0)	0 (0 to 0)	0 (0 to 4/2)	0 (0 to 2/)	0 (0 to 2/)	0 (0 to 2/)	0 (0 to 2/)	0 (0 to 2/)	0 (0 to 2/)	0 (0 to 2/)	0 (0 to 2/)	0 (0 to 2/)	0 (0 to 2/)	0 (0 to

SR Table 2a. Kalianess DALYS by cause and age group for males with 95% uncertainty intervals, 2019

Cause	Early Neonatal	Late Neonatal	Post Neonatal	1 to 4	5 to 9	10 to 14	15 to 19	20 to 24	25 to 29	30 to 34	35 to 39	40 to 44	45 to 49	50 to 54	55 to 59	60 to 64	65 to 69	70 to 74	75 to 79	80 to 84	85 to 89	90 to 94	95 plus	Total
All causes	66,200 (55,700 to 69,400)	15,100 (12,500 to 20,100)	19,700 (16,200 to 26,600)	33,000 (28,700 to 40,900)	16,200 (14,100 to 21,200)	15,200 (13,200 to 20,200)	15,100 (13,200 to 20,200)	15,200 (13,600 to 20,200)	15,200 (13,600 to 20,200)	15,200 (13,600 to 20,200)	15,200 (13,700 to 20,200)	15,200 (13,600 to 20,200)	15,200 (13,600 to 20,200)	15,200 (13,600 to 20,200)	15,200 (13,600 to 20,200)	15,200 (13,600 to 20,200)	15,200 (13,600 to 20,200)	15,200 (13,600 to 20,200)	15,200 (13,600 to 20,200)	15,200 (13,600 to 20,200)	15,200 (13,600 to 20,200)	15,200 (13,600 to 20,200)	15,200 (13,600 to 20,200)	491,000
Communicable, maternal, neonatal, and nutritional diseases	65,100 (55,300 to 68,300)	14,900 (11,300 to 19,400)	65,200 (57,600 to 69,900)	64,900 (56,300 to 83,900)	12,100 (9,500 to 19,100)	8,290 (6,180 to 15,400)	11,200 (8,180 to 18,000)	8,100 (6,170 to 15,200)	8,410 (6,170 to 15,100)	10,200 (7,210 to 15,200)	10,200 (8,960 to 15,200)	10,400 (10,200 to 15,200)	14,100 (10,200 to 19,100)	11,600 (9,920 to 15,200)	9,230 (6,800 to 15,200)	6,730 (5,870 to 9,500)	3,460 (3,130 to 6,010)	3,150 (2,150 to 4,260)	1,600 (1,270 to 2,420)	760 (597 to 1,060)	337 (265 to 500)	126 (97.5 to 194)	309 (97.9 to 731)	322,000
HIV/AIDS and sexually transmitted infections	1,440 (447 to 3,200)	370 (82.9 to 972)	1,060 (604 to 1,780)	644 (293 to 1,280)	1,170 (578 to 2,070)	1,770 (878 to 3,000)	3,600 (2,370 to 5,260)	3,090 (2,010 to 4,350)	3,100 (1,810 to 4,660)	3,860 (2,970 to 5,310)	4,160 (3,370 to 5,530)	4,640 (4,170 to 5,530)	4,860 (4,170 to 5,530)	4,860 (4,170 to 5,530)	4,660 (3,910 to 5,530)	3,290 (2,450 to 4,530)	2,350 (1,660 to 3,430)	907 (781 to 1,270)	317 (268 to 482)	113 (89.5 to 169)	37.8 (29.5 to 52.3)	9.8 (7.1 to 16.6)	1.7 (0.7 to 5.1)	64,400
HIV/AIDS	0.1 (0 to 0.1)	0.2 (0 to 0.5)	578 (342 to 1,160)	525 (277 to 1,080)	1,160 (715 to 1,960)	1,760 (878 to 3,000)	3,600 (2,350 to 5,260)	3,090 (2,020 to 4,350)	3,090 (1,800 to 4,660)	3,740 (2,940 to 5,310)	4,140 (3,370 to 5,530)	4,640 (4,170 to 5,530)	4,860 (4,170 to 5,530)	4,860 (4,170 to 5,530)	4,660 (3,900 to 5,530)	3,290 (2,450 to 4,530)	2,350 (1,660 to 3,430)	907 (781 to 1,270)	317 (268 to 482)	113 (89.5 to 169)	37.1 (29.4 to 52.3)	9.6 (7.1 to 16.6)	1.6 (0.6 to 5.1)	32,000
HIV/AIDS - Drug-susceptible Tuberculosis	0 (0 to 0)	0 (0 to 0)	79.0 (41.7 to 179)	79.6 (42.2 to 171)	164 (89.1 to 340)	299 (164 to 583)	276 (145 to 543)	265 (137 to 522)	276 (145 to 543)	265 (137 to 522)	276 (145 to 543)	265 (137 to 522)	265 (137 to 522)	265 (137 to 522)	265 (137 to 522)	171 (82.1 to 337)	104 (47.7 to 211)	49.7 (21.7 to 103)	14 (5.7 to 30.1)	2.5 (0.9 to 5.7)	0.4 (0.1 to 1.1)	0.2 (0 to 0.5)	0 (0 to 0)	9,310
HIV/AIDS - Multidrug-resistant Tuberculosis without extensive drug resistance	0 (0 to 0)	0 (0 to 0)	0.1 (0.1 to 0.3)	0.1 (0.1 to 0.3)	0.1 (0.1 to 0.2)	0.1 (0.1 to 0.2)	0.1 (0.1 to 0.2)	0.1 (0.1 to 0.2)	0.1 (0.1 to 0.2)	0.1 (0.1 to 0.2)	0.1 (0.1 to 0.2)	0.1 (0.1 to 0.2)	0.1 (0.1 to 0.2)	0.1 (0.1 to 0.2)	0.1 (0.1 to 0.2)	0.1 (0.1 to 0.2)	0.1 (0.1 to 0.2)	0.1 (0.1 to 0.2)	0.1 (0.1 to 0.2)	0.1 (0.1 to 0.2)	0.1 (0.1 to 0.2)	0.1 (0.1 to 0.2)	0.1 (0.1 to 0.2)	365
HIV/AIDS - Extensively drug-resistant Tuberculosis	0 (0 to 0)	0 (0 to 0)	0 (0 to 0)	0 (0 to 0)	0.1 (0 to 0.1)	0.1 (0 to 0.1)	0.1 (0 to 0.1)	0.1 (0 to 0.1)	0.1 (0 to 0.1)	0.1 (0 to 0.1)	0.1 (0 to 0.1)	0.1 (0 to 0.1)	0.1 (0 to 0.1)	0.1 (0 to 0.1)	0.1 (0 to 0.1)	0.1 (0 to 0.1)	0.1 (0 to 0.1)	0.1 (0 to 0.1)	0.1 (0 to 0.1)	0.1 (0 to 0.1)	0.1 (0 to 0.1)	0.1 (0 to 0.1)	0.1 (0 to 0.1)	4.6
HIV/AIDS resulting in other diseases	0.1 (0 to 0.1)	0.1 (0 to 0.3)	208 (109 to 470)	196 (101 to 411)	1,010 (332 to 2,320)	1,460 (713 to 2,660)	3,330 (1,600 to 5,000)	2,820 (1,340 to 4,350)	2,810 (1,610 to 4,660)	3,470 (2,630 to 5,310)	3,860 (3,320 to 5,530)	4,370 (4,020 to 5,530)	4,590 (4,020 to 5,530)	4,590 (4,020 to 5,530)	4,400 (3,270 to 5,530)	3,120 (2,090 to 4,530)	2,250 (1,530 to 3,430)	870 (699 to 1,270)	303 (230 to 482)	108 (89.5 to 169)	35.4 (29.2 to 52.3)	9.1 (7.1 to 16.6)	1.5 (0.7 to 5.1)	52,300
Sexually transmitted infections excluding HIV	1,440 (447 to 3,200)	370 (82.9 to 972)	485 (109 to 1,270)	119 (16 to 466)	9.4 (2.4 to 41)	2.4 (0.7 to 9.1)	2.4 (0.7 to 9.1)	2.7 (0.8 to 9.1)	2.6 (0.8 to 9.1)	2.6 (0.8 to 9.1)	2.6 (0.8 to 9.1)	2.6 (0.8 to 9.1)	2.6 (0.8 to 9.1)	2.6 (0.8 to 9.1)	2.6 (0.8 to 9.1)	2.1 (0.7 to 8.1)	1.6 (0.6 to 6.8)	0.7 (0.3 to 2.5)	0.1 (0 to 0.5)	0.1 (0 to 0.4)	0.1 (0 to 0.3)	0 (0 to 0.1)	0 (0 to 0.1)	2,340
Syphilis	0 (0 to 0)	0 (0 to 0)	0 (0 to 0)	0 (0 to 0)	0 (0 to 0)	0 (0 to 0)	0 (0 to 0)	0 (0 to 0)	0 (0 to 0)	0 (0 to 0)	0 (0 to 0)	0 (0 to 0)	0 (0 to 0)	0 (0 to 0)	0 (0 to 0)	0 (0 to 0)	0 (0 to 0)	0 (0 to 0)	0 (0 to 0)	0 (0 to 0)	0 (0 to 0)	0 (0 to 0)	0 (0 to 0)	0 (0 to 0)	0
Chlamydial infection	0 (0 to 0)	0 (0 to 0)	0 (0 to 0)	0 (0 to 0)	0 (0 to 0)	0 (0 to 0)	0.1 (0 to 0.1)	0.6 (0.1 to 2.4)	0.6 (0.2 to 2.4)	0.6 (0.2 to 2.4)	0.6 (0.2 to 2.4)	0.6 (0.2 to 2.4)	0.6 (0.2 to 2.4)	0.6 (0.2 to 2.4)	0.6 (0.2 to 2.4)	0.5 (0.2 to 2.1)	0.4 (0.1 to 1.7)	0.2 (0.1 to 0.8)	0.1 (0 to 0.3)	0 (0 to 0.2)	0 (0 to 0.1)	0 (0 to 0.1)	0 (0 to 0)	18
Gonococcal infection	0 (0 to 0)	0 (0 to 0)	0 (0 to 0)	0 (0 to 0)	0 (0 to 0)	0.7 (0.2 to 2.7)	2.1 (0.6 to 7.5)	0.2 (0 to 0.8)	0.6 (0 to 2.7)	0.1 (0 to 0.5)	0.4 (0 to 2.1)	0.1 (0 to 0.5)	0.6 (0 to 2.7)	0.6 (0 to 2.7)	0.6 (0 to 2.7)	0.2 (0 to 0.8)	0.1 (0 to 0.5)	0.1 (0 to 0.3)	0 (0 to 0.1)	0 (0 to 0.1)	0 (0 to 0.1)	0 (0 to 0.1)	0 (0 to 0)	18
Trichomoniasis	0 (0 to 0)	0 (0 to 0)	0 (0 to 0)	0 (0 to 0)	0 (0 to 0)	0.1 (0 to 0.4)	0.2 (0 to 0.8)	0.2 (0 to 0.8)	0.2 (0 to 0.8)	0.2 (0 to 0.8)	0.2 (0 to 0.8)	0.2 (0 to 0.8)	0.2 (0 to 0.8)	0.2 (0 to 0.8)	0.2 (0 to 0.8)	0.1 (0 to 0.6)	0.1 (0 to 0.4)	0.1 (0 to 0.3)	0 (0 to 0.1)	0 (0 to 0.1)	0 (0 to 0.1)	0 (0 to 0.1)	0 (0 to 0)	9.6
Genital herpes	0 (0 to 0)	0 (0 to 0)	0 (0 to 0)	0 (0 to 0)	0 (0 to 0)	0.1 (0 to 0.4)	0.1 (0 to 0.4)	0.1 (0 to 0.4)	0.1 (0 to 0.4)	0.1 (0 to 0.4)	0.1 (0 to 0.4)	0.1 (0 to 0.4)	0.1 (0 to 0.4)	0.1 (0 to 0.4)	0.1 (0 to 0.4)	0.1 (0 to 0.4)	0.1 (0 to 0.4)	0.1 (0 to 0.3)	0 (0 to 0.1)	0 (0 to 0.1)	0 (0 to 0.1)	0 (0 to 0.1)	0 (0 to 0)	5.5
Other sexually transmitted infections	0 (0 to 0)	0 (0 to 0)	0 (0 to 0)	0 (0 to 0)	0 (0 to 0)	0.1 (0 to 0.7)	0.1 (0 to 0.7)	0.1 (0 to 0.7)	0.1 (0 to 0.7)	0.1 (0 to 0.7)	0.1 (0 to 0.7)	0.1 (0 to 0.7)	0.1 (0 to 0.7)	0.1 (0 to 0.7)	0.1 (0 to 0.7)	0.1 (0 to 0.7)	0.1 (0 to 0.7)	0.1 (0 to 0.7)	0.1 (0 to 0.3)	0 (0 to 0.1)	0 (0 to 0.1)	0 (0 to 0.1)	0 (0 to 0)	39.6
Respiratory infections and tuberculosis	2,200 (2,200 to 2,900)	2,200 (1,900 to 3,000)	4,400 (3,100 to 11,400)	2,200 (1,900 to 2,900)	1,770 (1,100 to 2,900)	996 (420 to 2,270)	1,770 (1,100 to 2,900)	1,200 (420 to 2,900)	1,200 (1,000 to 2,900)	1,200 (1,000 to 2,900)	1,200 (1,000 to 2,900)	1,200 (1,000 to 2,900)	1,200 (1,000 to 2,900)	1,200 (1,000 to 2,900)	1,200 (1,000 to 2,900)	1,200 (1,000 to 2,900)	1,200 (1,000 to 2,900)	1,200 (1,000 to 2,900)	1,200 (1,000 to 2,900)	494 (429 to 1,470)	220 (209 to 494)	79.1 (132 to 279)	17.6 (19.9 to 202)	2,270
Tuberculosis	0 (0 to 0)	0 (0 to 0)	425 (190 to 786)	596 (267 to 1,200)	195 (99.9 to 339)	161 (63.9 to 279)	161 (64.1 to 279)	1,620 (630 to 3,330)	1,780 (1,000 to 3,330)	1,780 (1,000 to 3,330)	1,780 (1,000 to 3,330)	1,780 (1,000 to 3,330)	1,780 (1,000 to 3,330)	1,780 (1,000 to 3,330)	1,780 (1,000 to 3,330)	1,780 (1,000 to 3,330)	1,780 (1,000 to 3,330)	1,780 (1,000 to 3,330)	1,780 (1,000 to 3,330)	623 (429 to 1,470)	195 (209 to 494)	77.1 (132 to 279)	29.2 (19.9 to 202)	32,300
Latent tuberculosis infection	0 (0 to 0)	0 (0 to 0)	0 (0 to 0)	0 (0 to 0)	0 (0 to 0)	0 (0 to 0)	0 (0 to 0)	0 (0 to 0)	0 (0 to 0)	0 (0 to 0)	0 (0 to 0)	0 (0 to 0)	0 (0 to 0)	0 (0 to 0)	0 (0 to 0)	0 (0 to 0)	0 (0 to 0)	0 (0 to 0)	0 (0 to 0)	0 (0 to 0)	0 (0 to 0)	0 (0 to 0)	0 (0 to 0)	0 (0 to 0)	0
Drug-susceptible Tuberculosis	0 (0 to 0)	0 (0 to 0)	410 (186 to 786)	537 (258 to 999)	180 (96.1 to 339)	155 (61.1 to 279)	961 (619 to 1,660)	1,700 (897 to 3,330)	1,870 (1,000 to 3,330)	1,130 (1,000 to 3,330)	3,000 (2,660 to 3,330)	2,770 (2,660 to 3,330)	2,660 (2,660 to 3,330)	2,660 (2,660 to 3,330)	2,660 (2,660 to 3,330)	2,660 (2,660 to 3,330)	2,660 (2,660 to 3,330)	2,660 (2,660 to 3,330)	2,660 (2,660 to 3,330)	336 (429 to 1,470)	166 (209 to 494)	70.6 (132 to 279)	28.2 (19.9 to 202)	44
Multidrug-resistant tuberculosis without extensive drug resistance	0 (0 to 0)	0 (0 to 0)	14 (3.5 to 40)	17.8 (4.5 to 49)	9.3 (2.3 to 25)	4.9 (1.2 to 13)	29.4 (7.5 to 78)	51.2 (12.9 to 135)	57.4 (14.5 to 150)	34.1 (8.6 to 89)	89.9 (22.7 to 235)	83.5 (21.1 to 218)	80.2 (20.2 to 209)	80.2 (20.2 to 209)	80.2 (20.2 to 209)	48.1 (12.1 to 125)	29.3 (7.4 to 76.5)	29.3 (7.4 to 76.5)	10.1 (2.6 to 26.3)	6.6 (2.6 to 22.3)	2.3 (1.4 to 4.6)	0.9 (0.4 to 2.1)	0.1 (0 to 0.5)	1,770
Extensively drug-resistant tuberculosis	0 (0 to 0)	0 (0 to 0)	0.2 (0 to 1.2)	0.2 (0 to 1.2)	0.1 (0 to 0.6)	0.1 (0 to 0.7)	0.4 (0 to 2.4)	0.7 (0 to 4.5)	0.8 (0 to 5.2)	0.5 (0 to 3.1)	1.2 (0 to 7.8)	1.1 (0 to 7.2)	1.1 (0 to 7.2)	1.1 (0 to 7.2)	1.1 (0 to 7.2)	0.7 (0 to 4.5)	0.4 (0 to 2.8)	0.4 (0 to 2.8)	0.1 (0 to 0.7)	0.1 (0 to 0.5)	0 (0 to 0.1)	0 (0 to 0.1)	0 (0 to 0)	81
Lower respiratory infections	2,490 (2,200 to 2,900)	2,080 (1,900 to 3,000)	6,290 (4,200 to 12,900)	2,440 (2,200 to 2,900)	1,590 (1,100 to 2,900)	832 (420 to 2,270)	687 (420 to 2,900)	629 (420 to 2,900)	629 (420 to 2,900)	594 (420 to 2,900)	629 (420 to 2,900)	629 (420 to 2,900)	629 (420 to 2,900)	629 (420 to 2,900)	629 (420 to 2,900)	629 (420 to 2,900)	629 (420 to 2,900)	629 (420 to 2,900)	629 (420 to 2,900)	271 (209 to 494)	112 (132 to 279)	47.5 (19.9 to 202)	12.7 (19.9 to 202)	27,200
Upper respiratory infections	1.1 (0.4 to 2.7)	4.6 (1.7 to 11)	110 (43.7 to 277)	296 (112 to 693)	235 (89.1 to 550)	156 (59.1 to 365)	140 (53.1 to 327)	133 (50.4 to 311)	67.1 (25.4 to 157)	74 (28.1 to 173)	69.2 (26.2 to 162)	69.2 (26.2 to 162)	69.2 (26.2 to 162)	69.2 (26.2 to 162)	69.2 (26.2 to 162)	69.2 (26.2 to 162)	69.2 (26.2 to 162)	69.2 (26.2 to 162)	69.2 (26.2 to 162)	29.4 (11.1 to 68.7)	6.5 (2.5 to 15.2)	2.4 (0.9 to 5.6)	0.2 (0.1 to 0.5)	1,670
Otitis media	1.3 (1.1 to 1.7)	1.2 (0.3 to 7.2)	72 (9.5 to 254)	262.4 (53.5 to 723)	122 (24.9 to 339)	156 (29.7 to 433)	156 (47.6 to 127)	156 (29.7 to 113)	156 (24.6 to 112)	156 (16.9 to 67.4)	156 (9.5 to 42.2)	156 (8.7 to 39.4)	156 (7.3 to 29.6)	156 (8.3 to 35)	156 (9.4 to 38.1)	156 (9.9 to 41)	156 (10.1 to 41.6)	156 (10.1 to 41.6)	156 (10.1 to 41.6)	156 (10.1 to 41.6)	156 (10.1 to 41.6)	156 (10.1 to 41.6)	156 (10.1 to 41.6)	976
Enteric infections	1,780 (999 to 3,620)	1,780 (1,080 to 3,750)	1,780 (1,080 to 3,750)	1,780 (1,080 to 3,750)	1,780 (1,080 to 3,750)	1,780 (1,080 to 3,750)	1,780 (1,080 to 3,750)	1,780 (1,080 to 3,750)	1,780 (1,080 to 3,750)	1,780 (1,080 to 3,750)	1,780 (1,080 to 3,750)	1,780 (1,080 to 3,750)	1,780 (1,080 to 3,750)	1,780 (1,080 to 3,750)	1,780 (1,080 to 3,750)	1,780 (1,080 to 3,750)	1,780 (1,080 to 3,750)	1,780 (1,080 to 3,750)	1,780 (1,080 to 3,750)	623 (429 to 1,470)	195 (209 to 494)	77.1 (132 to 279)	29.2 (19.9 to 202)	44
Diarrheal diseases	1,220 (999 to 3,620)	1,220 (1,080 to 3,750)	1,220 (1,080 to 3,750)	1,220 (1,080 to 3,750)	1,220 (1,080 to 3,750)	1,220 (1,080 to 3,750)	1,220 (1,080 to 3,750)	1,220 (1,080 to 3,750)	1,220 (1,080 to 3,750)	1,220 (1,080 to 3,750)	1,220 (1,080 to 3,750)	1,220 (1,080 to 3,750)	1,220 (1,080 to 3,750)	1,220 (1,080 to 3,750)	1,220 (1,080 to 3,750)	1,220 (1,080 to 3,750)	1,220 (1,080 to 3,750)	1,220 (1,080 to 3,750)	1,220 (1,080 to 3,750)	623 (429 to 1,470)	195 (209 to 494)	77.1 (132 to 279)	29.2 (19.9 to 202)	32,300
Typhoid and paratyphoid	0 (0 to 0)	0 (0 to 0)	0.1 (0 to 0.7)	0.1 (0 to 0.7)	0.1 (0 to 0.7)	0.1 (0 to 0.7)	0.1 (0 to 0.7)	0.1 (0 to 0.7)	0.1 (0 to 0.7)	0.1 (0 to 0.7)	0.1 (0 to 0.7)	0.1 (0 to 0.7)	0.1 (0 to 0.7)	0.1 (0 to 0.7)	0.1 (0 to 0.7



| | | |

SR Table 2a: Kericho DALYS by cause and age group for males with 95% uncertainty intervals. 2019

Cause	Early Neonatal	Late Neonatal	Post Neonatal	1 to 4	5 to 9	10 to 14	15 to 19	20 to 24	25 to 29	30 to 34	35 to 39	40 to 44	45 to 49	50 to 54	55 to 59	60 to 64	65 to 69	70 to 74	75 to 79	80 to 84	85 to 89	90 to 94	95 plus	Total
All causes	8,220 (6,443 to 10,300)	1,960 (621 to 5,220)	2,040 (1,468 to 2,810)	4,410 (3,720 to 5,270)	2,040 (1,700 to 2,500)	2,040 (1,740 to 2,440)	2,040 (1,760 to 2,350)	2,040 (1,740 to 2,400)	2,040 (1,700 to 2,500)	2,040 (1,740 to 2,450)	2,040 (1,740 to 2,450)	2,040 (1,740 to 2,450)	2,040 (1,740 to 2,450)	2,040 (1,740 to 2,450)	2,040 (1,740 to 2,450)	2,040 (1,740 to 2,450)	2,040 (1,740 to 2,450)	2,040 (1,740 to 2,450)	2,040 (1,740 to 2,450)	2,040 (1,740 to 2,450)	2,040 (1,740 to 2,450)	2,040 (1,740 to 2,450)	2,040 (1,740 to 2,450)	72,490
Communicable, maternal, neonatal, and nutritional diseases	8,220 (6,440 to 10,300)	1,960 (620 to 5,220)	2,040 (1,468 to 2,810)	4,410 (3,720 to 5,270)	2,040 (1,700 to 2,500)	2,040 (1,740 to 2,440)	2,040 (1,760 to 2,350)	2,040 (1,740 to 2,400)	2,040 (1,700 to 2,500)	2,040 (1,740 to 2,450)	2,040 (1,740 to 2,450)	2,040 (1,740 to 2,450)	2,040 (1,740 to 2,450)	2,040 (1,740 to 2,450)	2,040 (1,740 to 2,450)	2,040 (1,740 to 2,450)	2,040 (1,740 to 2,450)	2,040 (1,740 to 2,450)	2,040 (1,740 to 2,450)	2,040 (1,740 to 2,450)	2,040 (1,740 to 2,450)	2,040 (1,740 to 2,450)	2,040 (1,740 to 2,450)	72,490
HIV/AIDS and sexually transmitted infections	0 (0 to 0)	0 (0 to 0)	199 (90.2 to 356)	114 (48.6 to 212)	139 (72.3 to 231)	236 (116 to 402)	437 (221 to 811)	318 (163 to 546)	354 (182 to 663)	627 (356 to 1,250)	1,070 (493 to 2,130)	1,220 (612 to 2,290)	1,670 (824 to 3,050)	706 (346 to 1,360)	402 (204 to 804)	196 (96.1 to 419)	78.2 (38.2 to 173)	36.9 (17.9 to 75.4)	16.6 (8.3 to 33.5)	3.6 (1.5 to 9.3)	1.7 (0.7 to 4)	0.5 (0.2 to 1.1)	0.1 (0.1 to 0.3)	7,490
HIV/AIDS	0 (0 to 0)	0 (0 to 0)	89.6 (35.2 to 184)	111 (45.6 to 213)	137 (51.5 to 231)	233 (115 to 392)	434 (218 to 806)	314 (160 to 542)	352 (181 to 668)	620 (289 to 1,240)	1,060 (488 to 2,120)	1,220 (609 to 2,290)	1,660 (822 to 3,030)	703 (342 to 1,360)	399 (201 to 802)	194 (96.6 to 418)	76.9 (38 to 173)	36.7 (17.7 to 75.7)	16.6 (8.3 to 33.5)	3.6 (1.5 to 8.9)	1.6 (0.6 to 3.9)	0.4 (0.2 to 1)	0.1 (0 to 0.3)	7,070
HIV/AIDS - Drug-susceptible Tuberculosis	0 (0 to 0)	0 (0 to 0)	7 (3.9 to 11.4)	8.4 (4.4 to 13.7)	9.8 (5 to 16)	21.1 (12.7 to 32.6)	54.9 (31.4 to 90.1)	35.7 (21.7 to 57.5)	46.2 (28 to 78.6)	121 (67.5 to 192)	190 (106 to 311)	227 (130 to 375)	252 (141 to 389)	130 (75.7 to 211)	76 (42.3 to 117)	36.3 (21.4 to 59)	15.2 (8.9 to 24.4)	7.6 (4.4 to 11.9)	3.3 (2 to 5.2)	0.7 (0.4 to 1)	0.4 (0.2 to 0.6)	0.1 (0 to 0.1)	1,170
HIV/AIDS - Multidrug-resistant Tuberculosis without extensive drug resistance	0 (0 to 0)	0 (0 to 0)	0.3 (0 to 1.6)	0.4 (0 to 1.8)	0.4 (0 to 2)	0.9 (0 to 4.3)	2.4 (0 to 11.3)	1.5 (0.2 to 7.7)	2 (0.3 to 10.1)	5.4 (0.7 to 27)	8.4 (1.1 to 43)	9.9 (1.3 to 49.2)	11 (1.5 to 51.4)	5.7 (0.7 to 26.6)	3.3 (0.4 to 15.7)	1.6 (0.2 to 7.5)	0.6 (0.1 to 2.8)	0.3 (0 to 1.4)	0.1 (0 to 0.7)	0 (0 to 0)	0 (0 to 0)	0 (0 to 0)	0 (0 to 0)	47.2
HIV/AIDS - Extensively drug-resistant Tuberculosis	0 (0 to 0)	0 (0 to 0)	0 (0 to 0)	0 (0 to 0)

Chronic myeloid leukemia	0-1 (0 to 0.7)	0-1 (0 to 0.9)	1-3 (0.2 to 4.1)	1-8 (0.4 to 5.1)	0-2 (0 to 0.6)	0-5 (0.1 to 1.2)	0-6 (0.2 to 2.1)	0-9 (0.2 to 2.1)	1-1 (0.3 to 3)	1-2 (0.4 to 3.8)	1-7 (0.5 to 4)	1-6 (0.5 to 4.1)	1-5 (0.4 to 3.5)	1-3 (0.4 to 3.3)	1-1 (0.3 to 2.8)	0-1 (0 to 2.3)	0-0 (0 to 2.3)	0-1 (0 to 2.1)	0-2 (0.1 to 0.2)	0-1 (0 to 0.2)	0-0 (0 to 0.2)	0-0 (0 to 0)	19-4
Other leukemia	2-2 (0.4 to 5.3)	0-9 (0 to 2.9)	6-4 (1.4 to 16.3)	6-2 (1.2 to 20.2)	1-2 (0.5 to 4.4)	4-4 (1.7 to 9.6)	4-3 (1.4 to 9.6)	2-8 (0.9 to 6.1)	2-6 (0.9 to 5.6)	2-3 (0.7 to 5.1)	3-1 (1.0 to 7.6)	3-7 (1.4 to 7.6)	3-5 (1.6 to 7.5)	2-7 (1.1 to 6.9)	1-3 (0.4 to 5.2)	1-2 (0.3 to 5.2)	1-2 (0.3 to 5.2)	1-2 (0.3 to 5.2)	1-1 (0.1 to 4.2)	0-2 (0 to 2.3)	0-1 (0 to 2.1)	0-0 (0 to 0.2)	0-0 (0 to 0)	66-7
Other malignant neoplasms	2-5 (1.9 to 4.4)	2-0 (0.7 to 2.2)	4-6 (1.6 to 11)	4-6 (1.7 to 12.9)	7-9 (2.9 to 20.4)	7-9 (2.9 to 21.8)	8-2 (3.1 to 23.1)	8-2 (3.1 to 23.1)	7-4 (2.8 to 20.5)	7-4 (2.8 to 20.5)	7-4 (2.8 to 20.5)	7-4 (2.8 to 20.5)	7-4 (2.8 to 20.5)	7-4 (2.8 to 20.5)	7-4 (2.8 to 20.5)	7-4 (2.8 to 20.5)	7-4 (2.8 to 20.5)	7-4 (2.8 to 20.5)	7-4 (2.8 to 20.5)	7-4 (2.8 to 20.5)	7-4 (2.8 to 20.5)	7-4 (2.8 to 20.5)	7-4 (2.8 to 20.5)	332
Other neoplasms	0-0 (0 to 0.1)	0-0 (0 to 0)	0-0 (0 to 0.1)	0-0 (0 to 0.2)	0-0 (0 to 0.2)	0-0 (0 to 0.2

Osteoarthritis other	0 (0 to 0)	0 (0 to 0)	0 (0 to 0)

SR Table 2a. Kiambu DALYS by cause and sex arcous for males with 95% uncertainty intervals, 2019

Cause	Both Reminder	Late Neonatal	1 to 4	5 to 9	10 to 14	15 to 19	20 to 24	25 to 29	30 to 34	35 to 39	40 to 44	45 to 49	50 to 54	55 to 59	60 to 64	65 to 69	70 to 74	75 to 79	80 to 84	85 to 89	90 to 94	95 plus	Total
All causes	33,200 (32,700 to 36,700)	6,690 (3,200 to 8,200)	12,700 (7,500 to 14,400)	10,600 (7,900 to 14,100)	9,370 (6,700 to 13,000)	11,000 (7,900 to 15,200)	13,300 (10,200 to 18,000)	18,600 (13,700 to 23,000)	23,000 (17,500 to 31,100)	28,900 (21,800 to 39,100)	37,200 (24,200 to 51,000)	51,700 (34,200 to 68,200)	69,700 (46,700 to 91,200)	92,200 (62,200 to 122,000)	120,000 (76,500 to 153,000)	146,000 (76,500 to 178,000)	166,000 (72,000 to 194,000)	186,000 (72,000 to 214,000)	199,000 (72,000 to 230,000)	4,000 (2,000 to 4,000)	1,000 (1,000 to 1,000)	446,000 (277 to 779)	60.4 (39.3to 86.7)	360,000
Communicable, maternal, neonatal, and nutritional diseases	27,900 (27,700 to 28,200)	6,030 (2,700 to 5,500)	8,750 (5,200 to 10,100)	6,240 (3,770 to 11,700)	3,460 (2,100 to 4,700)	3,910 (2,100 to 4,700)	6,360 (4,200 to 8,300)	6,150 (4,200 to 8,300)	6,650 (4,700 to 9,200)	9,110 (6,330 to 12,700)	12,200 (8,480 to 16,600)	13,500 (9,770 to 17,200)	12,300 (8,280 to 16,400)	13,100 (7,390 to 13,100)	7,370 (5,420 to 9,600)	4,660 (3,500 to 6,110)	2,150 (2,340 to 3,100)	2,960 (1,680 to 3,400)	1,870 (1,180 to 2,050)	638 (629 to 1,070)	317 (308 to 400)	98.6 (69.3to 78.4)	10.6 (7.6 to 13.4)	192,000
HIV/AIDS and sexually transmitted infections	2,980 (2,910 to 3,410)	166 (29.9 to 366)	191 (97 to 1,110)	429 (269 to 673)	927 (374 to 1,980)	855 (454 to 1,320)	1,490 (948 to 2,140)	1,960 (975 to 3,060)	2,810 (1,320 to 4,300)	4,200 (2,960 to 6,360)	6,200 (4,380 to 9,200)	6,310 (4,020 to 9,900)	5,910 (3,920 to 9,420)	6,110 (2,790 to 9,910)	3,270 (1,420 to 5,360)	1,960 (1,060 to 3,220)	740 (376 to 1,210)	592 (276 to 1,010)	317 (128 to 577)	9 (6.0 to 19.4)	2.6 (1.0 to 4.7)	0.4 (0.2 to 0.7)	0.1 (0.0 to 0.2)	39,900
HIV/AIDS	0 (0 to 0)	0 (0 to 0)	239 (186 to 548)	418 (340 to 1,320)	640 (368 to 1,900)	851 (700 to 2,410)	1,440 (1,190 to 3,660)	1,360 (839 to 3,530)	1,530 (1,060 to 3,960)	2,770 (1,900 to 7,160)	6,160 (3,960 to 15,900)	6,310 (3,920 to 16,300)	5,910 (3,920 to 15,300)	6,060 (2,770 to 15,700)	3,270 (1,420 to 8,460)	1,960 (1,060 to 5,080)	740 (376 to 1,910)	592 (276 to 1,530)	317 (128 to 820)	9.6 (4.1to 19.1)	2.6 (1.0 to 4.6)	0.4 (0.2 to 0.7)	0.1 (0.0 to 0.1)	34,500
HIV/AIDS - Drug-susceptible Tuberculosis	0 (0 to 0)	0 (0 to 0)	43.4 (22.7 to 124.6)	61.1 (32.1 to 164)	61.6 (34.4 to 164.4)	64 (36.7 to 166)	232 (137 to 396)	232 (137 to 371)	299 (177 to 426)	510 (302 to 680)	1,140 (677 to 1,730)	1,140 (677 to 1,740)	1,140 (677 to 1,710)	1,140 (680 to 1,490)	698 (420 to 923)	720 (427 to 941)	462 (274 to 603)	324 (192 to 423)	181 (107 to 236)	11.9 (7.1to 15.6)	1.8 (1.1to 2.4)	0.1 (0.1to 0.2)	0.1 (0.0 to 0.1)	6,980
HIV/AIDS - Multidrug-resistant Tuberculosis without extensive d	0 (0 to 0)	0 (0 to 0)	0.1 (0.1to 0.3)	0.1 (0.1to 0.4)	0.1 (0.1to 0.3)	0.2 (0.2to 0.6)	1.1 (0.6 to 3.1)	0.8 (0.5 to 2.3)	0.9 (0.5 to 2.5)	1.6 (0.9 to 4.5)	3.5 (2.0 to 9.9)	3.5 (2.0 to 9.9)	3.5 (2.0 to 9.9)	3.5 (2.0 to 9.9)	2.1 (1.2 to 5.9)	1.1 (0.6 to 3.2)	0.7 (0.4 to 2.0)	0.5 (0.3 to 1.4)	0.3 (0.2 to 0.8)	0.1 (0.1to 0.4)	0.1 (0.0 to 0.2)	0.0 (0.0 to 0.1)	20
HIV/AIDS - Extensively drug-resistant Tuberculosis	0 (0 to 0)	0 (0 to 0)	0 (0 to 0)	0 (0 to 0)	0 (0 to 0)	0 (0 to 0)	0 (0 to 0)	0 (0 to 0)	0 (0 to 0)	0 (0 to 0)	0 (0 to 0)	0 (0 to 0)	0 (0 to 0)	0 (0 to 0)	0 (0 to 0)	0 (0 to 0)	0 (0 to 0)	0 (0 to 0)	0 (0 to 0)	0 (0 to 0)	0 (0 to 0)	0 (0 to 0)	0 (0 to 0)	4.2
HIV/AIDS resulting in other diseases	0 (0 to 0)	0 (0 to 0)	199 (111 to 504)	353 (182 to 821)	679 (333 to 958)	774 (312 to 1,180)	1,250 (498 to 2,180)	1,130 (560 to 1,890)	1,350 (560 to 2,260)	1,840 (837 to 3,020)	4,520 (2,060 to 8,000)	4,660 (2,060 to 8,000)	4,160 (1,760 to 7,330)	4,060 (1,760 to 6,930)	2,110 (829 to 3,640)	1,190 (560 to 1,890)	478 (132 to 679)	268 (61 to 396)	136 (19.5to 179.7)	9.6 (2.4 to 18.3)	2.6 (0.8 to 4.1)	0.4 (0.1 to 0.6)	0.1 (0.0 to 0.1)	27,500
Sexually transmitted infections excluding HIV	2,980 (2,910 to 3,410)	166 (29.9 to 366)	191 (97 to 1,110)	11.4 (7.1 to 19.1)	6.6 (1.9 to 16.1)	1.6 (0.5 to 4.6)	257 (178 to 379)	2.5 (1.7 to 3.7)	2.5 (1.7 to 3.7)	9.6 (6.3 to 14.2)	52.6 (34.7 to 77.5)	52.6 (34.7 to 77.5)	52.6 (34.7 to 77.5)	52.6 (34.7 to 77.5)	3.1 (2.0 to 4.6)	0.5 (0.3 to 0.7)	0.2 (0.1 to 0.3)	0.1 (0.0 to 0.2)	0.0 (0.0 to 0.1)	0.0 (0.0 to 0.0)	0.0 (0.0 to 0.0)	0.0 (0.0 to 0.0)	0.0 (0.0 to 0.0)	1,640
Syphilis	636 (299 to 1,200)	120 (62.9 to 258)	391 (97 to 1,110)	11.4 (7.1 to 19.1)	6.6 (1.9 to 16.1)	1.6 (0.5 to 4.6)	257 (178 to 379)	2.5 (1.7 to 3.7)	2.5 (1.7 to 3.7)	9.6 (6.3 to 14.2)	52.6 (34.7 to 77.5)	52.6 (34.7 to 77.5)	52.6 (34.7 to 77.5)	52.6 (34.7 to 77.5)	3.1 (2.0 to 4.6)	0.5 (0.3 to 0.7)	0.2 (0.1 to 0.3)	0.1 (0.0 to 0.2)	0.0 (0.0 to 0.1)	0.0 (0.0 to 0.0)	0.0 (0.0 to 0.0)	0.0 (0.0 to 0.0)	0.0 (0.0 to 0.0)	1,630
Chlamydial infection	0 (0 to 0)	0 (0 to 0)	0 (0 to 0)	0 (0 to 0)	0 (0 to 0)	0 (0 to 0)	0 (0 to 0)	0 (0 to 0)	0 (0 to 0)	0 (0 to 0)	0 (0 to 0)	0 (0 to 0)	0 (0 to 0)	0 (0 to 0)	0 (0 to 0)	0 (0 to 0)	0 (0 to 0)	0 (0 to 0)	0 (0 to 0)	0 (0 to 0)	0 (0 to 0)	0 (0 to 0)	0 (0 to 0)	0 (0 to 0)	0
Gonococcal infection	0 (0 to 0)	0 (0 to 0)	0 (0 to 0)	0 (0 to 0)	0 (0 to 0)	0 (0 to 0)	0 (0 to 0)	0 (0 to 0)	0 (0 to 0)	0 (0 to 0)	0 (0 to 0)	0 (0 to 0)	0 (0 to 0)	0 (0 to 0)	0 (0 to 0)	0 (0 to 0)	0 (0 to 0)	0 (0 to 0)	0 (0 to 0)	0 (0 to 0)	0 (0 to 0)	0 (0 to 0)	0 (0 to 0)	0 (0 to 0)	0
Trichomoniasis	0 (0 to 0)	0 (0 to 0)	0 (0 to 0)	0 (0 to 0)	0 (0 to 0)	0 (0 to 0)	0 (0 to 0)	0 (0 to 0)	0 (0 to 0)	0 (0 to 0)	0 (0 to 0)	0 (0 to 0)	0 (0 to 0)	0 (0 to 0)	0 (0 to 0)	0 (0 to 0)	0 (0 to 0)	0 (0 to 0)	0 (0 to 0)	0 (0 to 0)	0 (0 to 0)	0 (0 to 0)	0 (0 to 0)	0 (0 to 0)	19.3
Genital herpes	0 (0 to 0)	0 (0 to 0)	0 (0 to 0)	0 (0 to 0)	0 (0 to 0)	0 (0 to 0)	0 (0 to 0)	0 (0 to 0)	0 (0 to 0)	0 (0 to 0)	0 (0 to 0)	0 (0 to 0)	0 (0 to 0)	0 (0 to 0)	0 (0 to 0)	0 (0 to 0)	0 (0 to 0)	0 (0 to 0)	0 (0 to 0)	0 (0 to 0)	0 (0 to 0)	0 (0 to 0)	0 (0 to 0)	0 (0 to 0)	9.9
Other sexually transmitted infections	0 (0 to 0)	0 (0 to 0)	0 (0 to 0)	0 (0 to 0)	0 (0 to 0)	1.7 (0.7 to 3.9)	2.2 (0.7 to 5.6)	2.6 (0.7 to 6.8)	2.6 (1.1 to 5.9)	2.6 (1.1 to 5.9)	2.6 (1.1 to 5.9)	2.6 (1.1 to 5.9)	2.6 (1.1 to 5.9)	2.6 (0.9 to 5.1)	2.6 (0.7 to 5.6)	0.5 (0.1 to 1.4)	0.1 (0.0 to 0.4)	0.1 (0.0 to 0.3)	0.0 (0.0 to 0.1)	0.0 (0.0 to 0.1)	0.0 (0.0 to 0.1)	0.0 (0.0 to 0.1)	0.0 (0.0 to 0.1)	32.6
Respiratory infections and tuberculosis	1,080 (939 to 3,440)	678 (262 to 999)	1,090 (757 to 2,920)	686 (548 to 1,990)	424 (479 to 999)	1,800 (420 to 850)	2,400 (699 to 2,110)	3,740 (1,360 to 3,750)	4,190 (1,860 to 4,960)	4,460 (2,450 to 6,870)	4,460 (2,760 to 7,420)	4,460 (2,460 to 7,370)	4,460 (2,460 to 7,370)	4,460 (2,460 to 6,910)	3,760 (2,290 to 5,960)	2,200 (1,330 to 3,360)	1,290 (1,490 to 1,760)	690 (1,240 to 1,360)	286 (865 to 1,060)	46.6 (461 to 866)	6.6 (179 to 312)	0.6 (31.6 to 57.9)	0.1 (0.1to 0.3)	44,600
Tuberculosis	0 (0 to 0)	0 (0 to 0)	607 (337 to 179)	102 (43.4 to 201)	105 (53.7 to 176)	171 (69 to 181)	690 (466 to 1,430)	1,140 (466 to 2,360)	1,360 (1,270 to 2,090)	1,360 (1,820 to 3,820)	1,360 (1,960 to 4,310)	1,360 (1,870 to 4,080)	1,360 (1,760 to 3,360)	1,360 (1,760 to 3,360)	1,360 (1,330 to 4,020)	1,360 (1,330 to 3,360)	1,360 (686 to 2,090)	1,360 (434 to 1,310)	1,360 (286 to 1,270)	1,360 (722 to 3,940)	1,360 (481 to 1,360)	1,360 (9.9 to 29.3)	1.6 (1.1to 2.9)	29,600
Latent tuberculosis infection	0 (0 to 0)	0 (0 to 0)	0 (0 to 0)	0 (0 to 0)	0 (0 to 0)	0 (0 to 0)	0 (0 to 0)	0 (0 to 0)	0 (0 to 0)	0 (0 to 0)	0 (0 to 0)	0 (0 to 0)	0 (0 to 0)	0 (0 to 0)	0 (0 to 0)	0 (0 to 0)	0 (0 to 0)	0 (0 to 0)	0 (0 to 0)	0 (0 to 0)	0 (0 to 0)	0 (0 to 0)	0 (0 to 0)	0 (0 to 0)	0
Drug-susceptible Tuberculosis	0 (0 to 0)	0 (0 to 0)	607 (337 to 179)	102 (43.4 to 201)	105 (53.7 to 176)	171 (69 to 181)	690 (466 to 1,430)	1,140 (466 to 2,360)	1,360 (1,270 to 2,090)	1,360 (1,820 to 3,820)	1,360 (1,960 to 4,310)	1,360 (1,870 to 4,080)	1,360 (1,760 to 3,360)	1,360 (1,760 to 3,360)	1,360 (1,330 to 4,020)	1,360 (1,330 to 3,360)	1,360 (686 to 2,090)	1,360 (434 to 1,310)	1,360 (286 to 1,270)	1,360 (722 to 3,940)	1,360 (481 to 1,360)	1,360 (9.9 to 29.3)	1.6 (1.1to 2.9)	29,600
Multidrug-resistant tuberculosis without extensive drug-resista	0 (0 to 0)	0 (0 to 0)	0 (0 to 0)	0 (0 to 0)	0 (0 to 0)	0 (0 to 0)	0 (0 to 0)	0 (0 to 0)	0 (0 to 0)	0 (0 to 0)	0 (0 to 0)	0 (0 to 0)	0 (0 to 0)	0 (0 to 0)	0 (0 to 0)	0 (0 to 0)	0 (0 to 0)	0 (0 to 0)	0 (0 to 0)	0 (0 to 0)	0 (0 to 0)	0 (0 to 0)	0 (0 to 0)	0 (0 to 0)	0
Extensively drug-resistant tuberculosis	0 (0 to 0)	0 (0 to 0)	0 (0 to 0)	0 (0 to 0)	0 (0 to 0)	0 (0 to 0)	0 (0 to 0)	0 (0 to 0)	0 (0 to 0)	0 (0 to 0)	0 (0 to 0)	0 (0 to 0)	0 (0 to 0)	0 (0 to 0)	0 (0 to 0)	0 (0 to 0)	0 (0 to 0)	0 (0 to 0)	0 (0 to 0)	0 (0 to 0)	0 (0 to 0)	0 (0 to 0)	0 (0 to 0)	0 (0 to 0)	13.5
Lower respiratory infections	1,080 (999 to 3,440)	678 (262 to 999)	1,090 (757 to 2,920)	677 (549 to 1,930)	399 (479 to 999)	1,630 (420 to 850)	1,710 (699 to 2,110)	2,600 (1,360 to 3,750)	2,830 (1,860 to 4,960)	3,100 (2,450 to 6,870)	3,100 (2,760 to 7,420)	3,100 (2,460 to 7,370)	3,100 (2,460 to 7,370)	3,100 (2,460 to 6,910)	1,400 (957 to 2,290)	840 (547 to 1,330)	236 (1,490 to 1,760)	4.6 (1,240 to 1,360)	0.2 (865 to 1,060)	0.2 (461 to 866)	0.2 (179 to 312)	0.2 (31.6 to 57.9)	0.1 (0.1to 0.3)	16,200
Upper respiratory infections	0.4 (0 to 1.8)	1.3 (0.6 to 3.2)	424 (221 to 1,000)	721 (407 to 2,030)	26 (18.1 to 46.7)	170 (98 to 337)	64 (41 to 107)	61 (41 to 107)	69.7 (41 to 107)	69.7 (41 to 107)	69.7 (41 to 107)	69.7 (41 to 107)	69.7 (41 to 107)	69.7 (41 to 107)	26.4 (16.1 to 43.1)	24.7 (14.9 to 39.6)	19.6 (11.9 to 31.4)	10.1 (6.1 to 16.2)	3.3 (2.0 to 5.3)	0.7 (0.7 to 2.4)	0.2 (0.1 to 0.6)	0.0 (0.0 to 0.1)	0.0 (0.0 to 0.0)	1,080
Otitis media	0 (0 to 0.2)	0.2 (0.1 to 1.2)	49.2 (29.6 to 93.1)	43.8 (29.2 to 90.4)	20.4 (23.9 to 76.5)	20.4 (19.6 to 63.6)	20.4 (19.7)	20.4 (12.6 to 51.2)	20.4 (9.9 to 39.3)	20.4 (8.2 to 32.4)	20.4 (7.6 to 30.1)	20.4 (8.6 to 33.2)	20.4 (8.6 to 33.1)	20.4 (8.6 to 33.1)	20.4 (8.6 to 33.1)	20.4 (7.9 to 31.1)	20.4 (8.6 to 33.2)	20.4 (7.1to 31.1)	20.4 (8.6 to 33.2)	20.4 (7.1to 31.1)	20.4 (8.6 to 33.2)	20.4 (8.6 to 33.1)	20.4 (8.6 to 33.1)	392
Other respiratory infections	639 (166 to 922)	6.4 (2.9 to 1.440)	609 (1,180 to 3,420)	120 (1,370 to 3,300)	369 (788 to 1,900)	1,600 (699 to 1,500)	1,700 (481 to 1,420)	2,500 (399 to 1,290)	2,800 (337 to 1,130)	3,080 (397 to 1,130)	3,080 (277 to 1,230)	3,080 (330 to 1,230)	3,080 (330 to 1,230)	3,080 (329 to 1,130)	3,110 (279 to 941)	2,900 (242 to 809)	2,900 (208 to 763)	2,900 (189 to 587)	2,900 (126 to 498)	2,900 (79.1to 307)	254 (60.7 to 168)	79.7 (18.9 to 72.3)	18.0 (3.43 to 39.6)	1.6 (0.6 to 3.8)	27,400
Diarrheal diseases	639 (166 to 922)	639 (212 to 1,440)	2,260 (668 to 5,500)	2,260 (775 to 5,570)	627 (318 to 1,720)	2,260 (777 to 5,560)	2,260 (787 to 7,720)	2,260 (450 to 5,690)	2,260 (322 to 5,690)	2,260 (260 to 5,690)	2,260 (260 to 5,690)	2,260 (276 to 5,690)	2,260 (276 to 5,690)	2,260 (242 to 5,690)	2,260 (213 to 5,770)	2,260 (186 to 5,690)	2,260 (165 to 5,690)	2,260 (115 to 5,691)	2,260 (78.1to 5,690)	2,260 (3.43 to 5,690)	384 (3.43 to 5,690)	384 (98.6 to 5,690)	384 (98.6 to 5,690)	12,600
Typhoid and paratyphoid	0 (0 to 0)	0 (0 to 0)	434 (0 to 0)	843 to 5,620 (0 to 0)	1,770 (0 to 0)	1,980 (0 to 0)	2,020 (0 to 0)	2,020 (0 to 0)	2,020 (0 to 0)	2,020 (0 to 0)	2,020 (0 to 0)	2,020 (0 to 0)	2,020 (0 to 0)	2,020 (0 to 0)	2,020 (0 to 0)	2,020 (0 to 0)	2,020 (0 to 0)	2,020 (0 to 0)	2,020 (0 to 0)	2,020 (0 to 0)	2,020 (0 to 0)	2,020 (0 to 0)	2,020 (0 to 0)	2,020 (0 to 0)	2,540
Typhoid fever	0 (0 to 0)	0 (0 to 0)	0.1 (0.0 to 0.1)	11.8 (0.0 to 0.1)	28.6 (0.0 to 0.1)	29 (0.0 to 0.1)	17.6 (0.0 to 0.1)	9.6 (0.0 to 0.1)	9.7 (0.0 to 0.1)	7.4 (0.0 to 0.1)	7.4 (0.0 to 0.1)	7.4 (0.0 to 0.1)	7.4 (0.0 to 0.1)	7.4 (0.0 to 0.1)	7.4 (0.0 to 0.1)	7.4 (0.0 to 0.1)	7.4 (0.0 to 0.1)	7.4 (0.0 to 0.1)	7.4 (0.0 to 0.1)	7.4 (0.0 to 0.1)	7.4 (0.0 to 0.1)	7.4 (0.0 to 0.1)	7.4 (0.0 to 0.1)	2,220
Paratyphoid fever	0 (0 to 0)	0 (0 to 0)	0 (0 to 0)	11.8 (0.0 to 0.1)	28.6 (0.0 to 0.1)	29 (0.0 to 0.1)	17.6 (0.0 to 0.1)	9.6 (0.0 to 0.1)	9.7 (0.0 to 0.1)	7.4 (0.0 to 0.1)	7.4 (0.0 to 0.1)	7.4 (0.0 to 0.1)	7.4 (0.0 to 0.1)	7.4 (0.0 to 0.1)	7.4 (0.0 to 0.1)	7.4 (0.0 to 0.1)	7.4 (0.0 to 0.1)	7.4 (0.0 to 0.1)	7.4 (0.0 to 0.1)	7.4 (0.0 to 0.1)	7.4 (0.0 to 0.1)	7.4 (0.0 to 0.1)	7.4 (0.0 to 0.1)	103
Invasive Non-typhoidal Salmonella (iNTS)	0 (0 to 0)	7.6 (0.0 to 0.6)	202 (97.0 to 439)	652 (233.0 to 1,170)	209 (98.0 to 390)	89.5 (0.0 to 0.6)	623 (0.0 to 0.6)	564 (0.0 to 0.6)	661 (27.7 to 152)	723 (0.0 to 0.6)	723 (26.0 to 77)	723 (0.0 to 0.6)	723 (0.0 to 0.6)	724 (0.0 to 0.6)	21 (11.9 to 43.3)	19 (0.0 to 0.6)	16.5 (0.0 to 0.6)	9.6 (0.0 to 0.6)	2.6 (0.0 to 0.6)	1.2 (0.0 to 0.6)	0.3 (0.0 to 0.6)	0.0 (0.0 to 0.1)	0.0 (0.0 to 0.0)	1,540
Other intestinal infectious diseases	0 (0 to 0)	0 (0 to 0)	1.3 (0.6 to 3.2)	2.2 (0.9 to 5.4)	1.2 (0.7 to 3.6)	0.7 (0.4 to 2.6)	0.6 (0.3 to 2.6)	0.6 (0.3 to 2.6)	0.6 (0.3 to 2.6)	0.6 (0.3 to 2.6)	0.6 (0.3 to 2.6)	0.6 (0.3 to 2.6)	0.6 (0.3 to 2.6)	0.6 (0.3 to 2.6)	0.6 (0.3 to 2.6)	0.6 (0.3 to 2.6)	0.6 (0.3 to 2.6)	0.6 (0.3 to 2.6)	0.6 (0.3 to 2.6)	0.6 (0.3 to 2.6)	0.6 (0.3 to 2.6)	0.6 (0.3 to 2.6)	0.6 (0.3 to 2.6)	10.1
Neglected tropical diseases and malaria	0.7 (0.2 to 1.7)	0.2 (0.1 to 0.5)	1,910 (1,020 to 3,810)	1,620 (1,020 to 3,810)	635 (1,020 to 3,810)	635 (1,020 to 3,810)	627 (1,020 to 3,810)	398 (1,020 to 3,810)	634 (1,020 to 3,810)	627 (1,020 to 3,810)	627 (1,020 to 3,810)	627 (1,020 to 3,810)	627 (1,020 to 3,810)	627 (1,020 to 3,810)	627 (1,020 to 3,810)	627 (1,020 to 3,810)	627 (1,020 to 3,810)	627 (1,020 to 3,810)	627 (1,020 to 3,810)	627 (1,020 to 3,810)	627 (1,020 to 3,810)	627 (1,020 to 3,810)	627 (1,020 to 3,810)	627 (1,020 to 3,810)	6,720
Malaria	0 (0 to 0)	327 (0.7 to 760)	1,910 (376 to 4,380)	1,620 (539 to 4,380)	635 (969 to 1,720)	635 (969 to 1,720)	627 (969 to 1,720)	398 (969 to 1,720)	634 (969 to 1,720)	627 (969 to 1,720)	627 (967 to 1,720)	627 (967 to 1,720)	627 (967 to 1,720)	627 (967 to 1,720)	627 (967 to 1,720)	627 (967 to 1,720)	627 (967 to 1,720)	627 (967 to 1,720)	627 (967 to 1,720)	627 (967 to 1,720)	627 (967 to 1,720)	627 (967 to 1,720)	627 (967 to 1,720)	627 (967 to 1,720)	6,660
Chagas disease	0 (0 to 0)	0 (0 to 0)	0 (0 to 0)	0 (0 to 0)	0 (0 to 0)	0 (0 to 0)	0 (0 to 0)	0 (0 to 0)	0 (0 to 0)	0 (0 to 0)	0 (0 to 0)	0 (0 to 0)	0 (0 to 0)	0 (0 to 0)	0 (0 to 0)	0 (0 to 0)	0 (0 to 0)	0 (0 to 0)	0 (0 to 0)	0 (0 to 0)	0 (0 to 0)	0 (0 to 0)	0 (0 to 0)	0 (0 to 0)	0
Leishmaniasis	0 (0 to 0)	0 (0 to 0)	0 (0 to 0)	0 (0 to 0.1)	0 (0 to 0.1)	0 (0 to 0.1)	0 (0 to 0.1)	0 (0 to 0.1)	0 (0 to 0.1)	0 (0 to 0.1)	0 (0 to 0.1)	0 (0 to 0.1)	0 (0 to 0.1)	0 (0 to 0.1)	0 (0 to 0.1)	0 (0 to 0.1)	0 (0 to 0.1)	0 (0 to 0.1)	0 (0 to 0.1)	0 (0 to 0.1)	0 (0 to 0.1)	0 (0 to 0.1)	0 (0 to 0.1)	0 (0 to 0.1)	0.4
Visceral leishmaniasis	0 (0 to 0)	0 (0 to 0)	0 (0 to 0)	0 (0 to 0)	0 (0 to 0)	0 (0 to 0)	0 (0 to 0)	0 (0 to 0)	0 (0 to 0)	0 (0 to 0)	0 (0 to 0)	0 (0 to 0)	0 (0 to 0)	0 (0 to 0)	0 (0 to 0)	0 (0 to 0)	0 (0 to 0)	0 (0 to 0)	0 (0 to 0)	0 (0 to 0)	0 (0 to 0)	0 (0 to 0)	0 (0 to 0)	0 (0 to 0)	0
Cutaneous and mucocutaneous leishmaniasis	0 (0 to 0)	0 (0 to 0)	0 (0 to 0)	0 (0 to 0.1)	0 (0 to 0.1)	0 (0 to 0.1)	0 (0 to 0.1)	0 (0 to 0.1)	0 (0 to 0.1)	0 (0 to 0.1)	0 (0 to 0.1)	0 (0 to 0.1)	0 (0 to 0.1)	0 (0 to 0.1)	0 (0 to 0.1)	0 (0 to 0.1)	0 (0 to 0.1)	0 (0 to 0.1)	0 (0 to 0.1)	0 (0 to 0.1)	0 (0 to 0.1)	0 (0 to 0.1)	0 (0 to 0.1)	0 (0 to 0.1)	0.4
African trypanosomiasis	0 (0 to 0)	0 (0 to 0)	0 (0 to 0)	0 (0 to 0)	0 (0 to 0)	0 (0 to 0)	0 (0 to 0)	0 (0 to 0)	0 (0 to 0)	0 (0 to 0)	0 (0 to 0)	0 (0 to 0)	0 (0 to 0)	0 (0 to 0)	0 (0 to 0)	0 (0 to 0)	0 (0 to 0)	0 (0 to 0)	0 (0 to 0)	0 (0 to 0)	0 (0 to 0)	0 (0 to 0)	0 (0 to 0)	0 (0 to 0)	0
Schistosomiasis	0 (0 to 0)	0 (0 to 0)	0.1 (1 to 10.3)	324 (131 to 713)	6.6 (3.6 to 16.3)	624 (0.0 to 0.6)	864 (29.6 to 29.6)	864 (29.6 to 29.6)	186 (29.6 to 29.6)	112 (29.6 to 29.6)	106 (29.6 to 29.6)	764 (29.7 to 29.6)	763 (29.7 to 29.6)	613 (29.7 to 29.6)	29.4 (29.7 to 29.6)	19.6 (29.7 to 29.6)	6.6 (29.7 to 29.6)	1.4 (0.7 to 19.4)	0.3 (0.2 to 4.2)	0.1 (0.0 to 0.9)	0.0 (0.0 to 0.1)	0.0 (0.0 to 0.1)	0.0 (0.0 to 0.1)	961
Cysticercosis	0 (0 to 0)	0 (0 to 0)	0.1 (0.0 to 0.2)	0.6 (0.0 to 2.1)	1.1 (0.7 to 3.4)	2.7 (0.7 to 6)	19.2 (3.7 to 39.5)	19.1 (3.7 to 39.5)	20 (3.7 to 43.4)	20.3 (3.7 to 43.4)	20.3 (3.7 to 43.4)	17.6 (3.7 to 43.4)	16.4 (3.7 to 35.3)	15.3 (3.7 to 35.3)	14.8 (3.7 to 35.3)	14.8 (3.7 to 35.3)	14.8 (3.7 to 35.3)	4.2 (0.9 to 19.8)	1.9 (0.3 to 9.2)	0.3 (0.1 to 1.5)	0.1 (0.0 to 0.3)	0.0 (0.0 to 0.1)	0.0 (0.0 to 0.1)	203
Cystic echinococcosis	0 (0 to 0)	0 (0 to 0)	0 (0 to 0)	0 (0 to 0.1)	1.1 (0.7 to 3.4)	1.6 (0.7 to 3.4)	2.1 (0.7 to 5.7)	2.1 (0.7 to 5.7)	2.1 (0.7 to 5.7)	3.3 (0.7 to 7.3)	3.3 (0.7 to 7.3)	3.3 (0.7 to 7.3)	3.3 (0.7 to 7.3)	1.1 (0.7 to 3.4)	1.1 (0.7 to 3.4)	0.9 (0.7 to 3.4)	0.9 (0.7 to 3.4)	0.3 (0.1 to 0.7)	0.3 (0.1 to 0.7)	0.1 (0.0 to 0.3)	0.0 (0.0 to 0.1)	0.0 (0.0 to 0.1)	0.0 (0.0 to 0.1)	27.9
Lymphatic filariasis	0 (0 to 0)	0 (0 to 0)	0 (0 to 0)	0 (0 to 0)	46 (19.6 to 99.3)	46.3 (19.1 to 99.8)	46.3 (19.1 to 99.8)	46.3 (19.1 to 99.8)	46.3 (19.1 to 99.8)	46.3 (19.1 to 99.8)	46.3 (19.1 to 99.8)	46.3 (19.1 to 99.8)	46.3 (19.1 to 99.8)	46.3 (19.1 to 99.8)	46.3 (19.1 to 99.8)	46.3 (19.1 to 99.8)	46.3 (19.1 to 99.8)	46.3 (19.1 to 99.8)	46.3 (19.1 to 99.8)	46.3 (19.1 to 99.8)	46.3 (19.1 to 99.8)	46.3 (19.1 to 99.8)	46.3 (19.1 to 99.8)	463
Onchocerciasis	0 (0 to 0)	0 (0 to 0)	0 (0 to 0)	0 (0 to 0)	0 (0 to 0)	0 (0 to 0)	0 (0 to 0)	0 (0 to 0)	0 (0 to 0)	0 (0 to 0)	0 (0 to 0)	0 (0 to 0)	0 (0 to 0)	0 (0 to 0)	0 (0 to 0)	0 (0 to 0)	0 (0 to 0)	0 (0 to 0)	0 (0 to 0)	0 (0 to 0)	0 (0 to 0)	0 (0 to 0)	0 (0 to 0)	0 (0 to 0)	0
Trachoma	0 (0 to 0)	0 (0 to 0)	0 (0 to 0)	0 (0 to 0)	0 (0 to 0)	0 (0 to 0)	0 (0 to 0)	0 (0 to 0)	0 (0 to 0)	0 (0 to 0)	0 (0 to 0)	0 (0 to 0)	0 (0 to 0)	0 (0 to 0)	0 (0 to 0)	0 (0 to 0)	0 (0 to 0)	0 (0 to 0)	0 (0 to 0)	0 (0 to 0)	0 (0 to 0)	0 (0 to 0)	0 (0 to 0)	0 (0 to 0)	0
Dengue	0 (0 to 0)	0 (0 to 0)	1.2 (0.6 to 3.9)	2.6 (0.9 to 9.3)	2.6 (0.9 to 10)	2.6 (0.7 to 7.6)	2.6 (0.7 to 7)	2.6 (0.7 to 7)	2.6 (0.7 to 6.9)	1.4 (0.7 to 3.6)	1.4 (0.7 to 3.6)	1.4 (0.7 to 3.6)	1.4 (0.7 to 3.6)	1.4 (0.7 to 3.2)	1.4 (0.7 to 3.6)	1.4 (0.7 to 3.6)	1.4 (0.7 to 3.6)	1.4 (0.7 to 3.6)	1.4 (0.7 to 3.6)	1.4 (0.7 to 3.6)	1.4 (0.7 to 3.6)	1.4 (0.7 to 3.6)	1.4 (0.7 to 3.6)	22.2
Yellow fever	0 (0 to 0)	0 (0 to 0)	0 (0 to 0)	0 (0 to 0)	0 (0 to 0)	0 (0 to 0)	0 (0 to 0)	0 (0 to 0)	0 (0 to 0)	0 (0 to 0)	0 (



5977



SR Table 2c: Montenegro DALYS by cause and age group for males with 95% uncertainty intervals, 2019

Cause	Early Neonatal (0-6 days)	Late Neonatal (7-27 days)	Post Neonatal (28-364 days)	1 to 4	5 to 9	10 to 14	15 to 19	20 to 24	25 to 29	30 to 34	35 to 39	40 to 44	45 to 49	50 to 54	55 to 59	60 to 64	65 to 69	70 to 74	75 to 79	80 to 84	85 to 89	90 to 94	95 plus	Total
All causes	1,579 (1,579 to 1,712)	1,166 (1,166 to 1,316)	1,166 (1,166 to 1,316)	1,166 (992 to 1,356)	1,166 (907 to 1,510)	1,166 (907 to 1,466)	1,166 (907 to 2,145)	1,166 (2,166 to 2,372)	1,166 (2,166 to 2,400)	1,166 (2,166 to 2,400)	1,166 (2,166 to 2,400)	1,166 (2,166 to 2,400)	1,166 (2,166 to 2,400)	1,166 (2,166 to 2,400)	1,166 (2,166 to 2,400)	1,166 (1,166 to 1,166)	1,166 (1,166 to 1,166)	1,166 (1,166 to 1,166)	1,166 (1,166 to 1,166)	1,166 (1,166 to 1,166)	1,166 (1,166 to 1,166)	1,166 (1,166 to 1,166)	1,166 (1,166 to 1,166)	113,000 (113,000 to 113,000)
Communicable, maternal, neonatal, and nutritional diseases	1,166 (966 to 1,429)	1,166 (1,166 to 1,174)	1,166 (1,166 to 1,166)	210 (152 to 280)	180 (124 to 276)	171 (120 to 256)	162 (102 to 255)	166 (126 to 218)	169 (107 to 255)	173 (112 to 259)	168 (110 to 266)	169 (110 to 266)	173 (109 to 278)	170 (109 to 278)	170 (101 to 277)	192 (121 to 297)	210 (131 to 312)	210 (132 to 315)	196 (121 to 298)	127 (80 to 174)	117 (63 to 166)	117 (63 to 166)	64 (32 to 91.4)	3,800 (3,800 to 3,800)
HIV/AIDS and sexually transmitted infections	19 (9 (11 to 24.4)	3 (1 (1 to 6)	6 (4 (1 to 12.7)	2 (2 (1 to 2.4)	3 (2 (2 to 4.7)	3 (2 (2 to 4.6)	3 (2 (2 to 4.5)	3 (2 (2 to 4.6)	4 (3 (3 to 6.3)	5 (3 (4 to 7.4)	6 (4 (4 to 7.6)	6 (4 (4 to 7.6)	9 (5 (4 to 12.6)	6 (4 (4 to 8.6)	5 (3 (3 to 8.3)	7 (4 (3 to 9.4)	7 (4 (3 to 9.4)	11 (7 (5 to 15.2)	7 (4 (3 to 9.6)	7 (4 (3 to 9.6)	6 (3 (3 to 8.2)	2 (1 (1 to 3.1)	80 (80 to 80)
HIV/AIDS	0 (0 to 0)	0 (0 to 0)	0 (0 to 0)	2 (1 to 3.4)	2 (1 to 4.6)	2 (1 to 4.6)	2 (1 to 4.6)	2 (2 to 3)	3 (2 to 3.9)	3 (2 to 4.7)	4 (2 to 5.2)	4 (2 to 5.2)	3 (2 to 5.2)	4 (2 to 5.6)	4 (2 to 5.6)	3 (1 to 4.7)	3 (2 to 4.6)	2 (1 to 3.4)	2 (2 to 3.3)	2 (1 to 3.4)	1 (0 to 2.3)	0 (0 to 1.3)	0 (0 to 0)	44.5 (44.5 to 44.5)
HIV/AIDS - Drug-susceptible Tuberculosis	0 (0 to 0)	0 (0 to 0)	0 (0 to 0)	0 (0 to 0.2)	0 (0 to 0.4)	0 (0 to 0.4)	0 (0 to 0.4)	0 (0 to 0.3)	0 (0 to 0.3)	0 (0 to 0.3)	0 (0 to 0.3)	0 (0 to 0.3)	0 (0 to 0.3)	0 (0 to 0.4)	0 (0 to 0.4)	0 (0 to 0.4)	0 (0 to 0.4)	0 (0 to 0.3)	0 (0 to 0.3)	0 (0 to 0.3)	0 (0 to 0.3)	0 (0 to 0.2)	0 (0 to 0)	2.8 (2.8 to 2.8)
HIV/AIDS - Multidrug-resistant Tuberculosis without extensive drug resistance	0 (0 to 0)	0 (0 to 0)	0 (0 to 0)	0 (0 to 0)	0 (0 to 0)	0 (0 to 0)	0 (0 to 0)	0 (0 to 0)	0 (0 to 0)	0 (0 to 0)	0 (0 to 0)	0 (0 to 0)	0 (0 to 0)	0 (0 to 0)	0 (0 to 0)	0 (0 to 0)	0 (0 to 0)	0 (0 to 0)	0 (0 to 0)	0 (0 to 0)	0 (0 to 0)	0 (0 to 0)	0 (0 to 0)	0.1 (0.1 to 0.1)
HIV/AIDS - Extensively drug-resistant Tuberculosis	0 (0 to 0)	0 (0 to 0)	0 (0 to 0)	0 (0 to 0)	0 (0 to 0)	0 (0 to 0)	0 (0 to 0)	0 (0 to 0)	0 (0 to 0)	0 (0 to 0)	0 (0 to 0)	0 (0 to 0)	0 (0 to 0)	0 (0 to 0)	0 (0 to 0)	0 (0 to 0)	0 (0 to 0)	0 (0 to 0)	0 (0 to 0)

Other neoplasms	0 (0 to 0)	0 (0 to 0)	0 (0 to 0)



SR Table 2a: Kilifi DALYS by cause and age group for males with 95% uncertainty intervals, 2019

Cause	Early Neonatal (0-6 days)	Late Neonatal (7-27 days)	Post Neonatal (28-364 days)	1 to 4	5 to 9	10 to 14	15 to 19	20 to 24	25 to 29	30 to 34	35 to 39	40 to 44	45 to 49	50 to 54	55 to 59	60 to 64	65 to 69	70 to 74	75 to 79	80 to 84	85 to 89	90 to 94	95 plus	Total
All causes	39,000 (30,700 to 47,400)	6,203 (5,270 to 6,973)	20,100 (16,500 to 24,300)	19,600 (15,600 to 23,200)	6,278 (5,272 to 7,200)	4,640 (3,900 to 5,450)	5,890 (4,970 to 6,930)	7,310 (6,070 to 8,550)	8,270 (6,720 to 9,870)	9,910 (8,020 to 11,900)	9,429 (7,600 to 11,400)	8,700 (6,880 to 10,700)	8,240 (6,370 to 10,200)	8,180 (6,220 to 10,400)	7,920 (5,940 to 10,200)	7,660 (5,670 to 10,000)	7,040 (5,260 to 9,230)	6,420 (4,800 to 8,420)	5,660 (4,250 to 7,450)	4,660 (3,500 to 6,140)	3,770 (2,840 to 5,000)	2,440 (1,810 to 3,290)	257,000 (230 to 285)
Communicable, maternal, neonatal, and nutritional diseases	39,000 (30,800 to 47,400)	6,203 (5,270 to 6,973)	20,100 (16,500 to 24,300)	19,600 (15,600 to 23,200)	6,278 (5,272 to 7,200)	4,640 (3,900 to 5,450)	5,890 (4,970 to 6,930)	7,310 (6,070 to 8,550)	8,270 (6,720 to 9,870)	9,910 (8,020 to 11,900)	9,429 (7,600 to 11,400)	8,700 (6,880 to 10,700)	8,240 (6,370 to 10,200)	8,180 (6,220 to 10,400)	7,920 (5,940 to 10,200)	7,660 (5,670 to 10,000)	7,040 (5,260 to 9,230)	6,420 (4,800 to 8,420)	5,660 (4,250 to 7,450)	4,660 (3,500 to 6,140)	3,770 (2,840 to 5,000)	2,440 (1,810 to 3,290)	135,000 (109 to 164)
HIV/AIDS and sexually transmitted infections	668 (216 to 1,320)	129 (40 to 276)	668 (322 to 1,810)	1,020 (232 to 3,100)	920 (374 to 1,660)	1,040 (328 to 1,960)	1,700 (616 to 3,070)	2,410 (819 to 4,180)	2,240 (819 to 4,210)	2,040 (864 to 3,850)	2,090 (1,450 to 3,130)	2,090 (1,860 to 2,780)	2,090 (1,690 to 2,550)	2,090 (1,140 to 3,990)	1,260 (678 to 2,350)	624 (324 to 1,170)	257 (135 to 491)	112 (60.3 to 205)	69.1 (37.1 to 118)	11.6 (3.3 to 23.6)	0.1 (0.4 to 9.6)	0.4 (0.1 to 2.8)	24,500 (21,200 to 28,000)
HIV/AIDS	0 (0 to 0.2)	0.2 (1.1 to 0.7)	360 (166 to 1,430)	1,010 (242 to 3,100)	914 (364 to 1,670)	1,040 (321 to 1,960)	1,700 (638 to 3,050)	2,400 (862 to 3,940)	2,230 (816 to 3,930)	2,030 (879 to 3,850)	2,090 (1,450 to 3,130)	2,090 (1,860 to 2,780)	2,090 (1,670 to 2,540)	2,070 (1,140 to 3,990)	1,260 (656 to 2,350)	618 (320 to 1,160)	256 (130 to 488)	112 (59.9 to 205)	69.1 (36.9 to 118)	11.4 (3.0 to 23.1)	4.6 (2.1 to 9.4)	1.3 (0.4 to 2.8)	23,300 (20,100 to 26,600)
HIV/AIDS - Drug-susceptible Tuberculosis	0 (0 to 0)	0 (0 to 0)	32.4 (1.9 to 53.2)	93.7 (21.4 to 153)	76.6 (16.5 to 125)	106 (24.6 to 167)	213 (52.3 to 344)	172 (39.2 to 283)	132 (30.5 to 214)	322 (106 to 613)	520 (258 to 839)	600 (352 to 966)	537 (317 to 864)	354 (211 to 573)	211 (124 to 337)	109 (64.7 to 170)	43.4 (25.7 to 66)	20.9 (12.3 to 32.7)	9.2 (5.4 to 14.3)	1.9 (1.2 to 2.9)	0.7 (0.4 to 1.1)	0.2 (0.1 to 0.3)	3,520 (2,100 to 5,500)
HIV/AIDS - Multidrug-resistant Tuberculosis without extensive drug resistance	0 (0 to 0)	0 (0 to 0)	1.4 (0.1 to 2.3)	2.8 (0.7 to 4.7)	2.1 (0.5 to 3.5)	2.9 (0.7 to 4.6)	5.2 (1.3 to 8.4)	4.2 (1 to 6.9)	3.2 (0.8 to 5.2)	7.2 (2.4 to 13.7)	11.3 (5.6 to 18.2)	13.3 (7.8 to 21.4)	11.6 (6.9 to 18.7)	7.6 (4.5 to 12.2)	4.5 (2.7 to 7.3)	2.3 (1.4 to 3.8)	0.9 (0.5 to 1.5)	0.4 (0.2 to 0.7)	0.1 (0.1 to 0.2)	0 (0 to 0.1)	0 (0 to 0)	0 (0 to 0)	144
HIV/AIDS - Extensively drug-resistant Tuberculosis	0 (0 to 0)	0 (0 to 0)	0 (0 to 0)	0 (0 to 0.2)	0 (0 to 0.2)	0 (0 to 0.2)	0 (0 to 0.2)	0 (0 to 0.2)	0 (0 to 0.2)	0 (0 to 0.2)	0 (0 to 0.2)	0 (0 to 0.2)	0 (0 to 0.2)	0 (0 to 0.2)	0 (0 to 0.2)	0 (0 to 0.2)	0 (0 to 0.2)	0 (0 to 0.2)	0 (0 to 0.2)	0 (0 to 0.2)	0 (0 to 0.2)	0 (0 to 0.2)	0 (0 to 0.2)	1.9
HIV/AIDS resulting in other diseases	0.1 (0 to 0.2)	0.2 (0.1 to 0.7)	368 (137 to 1,460)	998 (177 to 3,060)	835 (283 to 1,490)	936 (264 to 1,770)	1,620 (478 to 3,010)	898 (278 to 1,810)	1,630 (429 to 3,630)	1,650 (553 to 3,660)	1,660 (866 to 3,020)	1,760 (1,270 to 2,530)	2,010 (1,680 to 2,410)	1,700 (1,080 to 3,610)	1,230 (677 to 2,300)	536 (277 to 1,060)	209 (98.5 to 405)	90.6 (39.9 to 192)	41 (17.1 to 79.8)	9.4 (2.9 to 21.1)	4.1 (1.5 to 9.9)	1.1 (0.4 to 2.4)	19,600 (16,900 to 22,500)
Sexually transmitted infections excluding HIV	668 (216 to 1,320)	129 (39.6 to 277)	307 (90.5 to 734)	10.3 (3.1 to 24.6)	5.2 (1.5 to 12.9)	4.6 (1.6 to 10.7)	3.8 (1.3 to 9.2)	4.9 (1.6 to 11.6)	5.1 (1.7 to 12.3)	4.9 (1.6 to 11.5)	4.8 (1.6 to 11.2)	4.7 (1.6 to 11.1)	4.7 (1.6 to 11.1)	4.7 (1.6 to 11.1)	4.7 (1.6 to 11.1)	4.7 (1.6 to 11.1)	4.7 (1.6 to 11.1)	4.7 (1.6 to 11.1)	4.7 (1.6 to 11.1)	4.7 (1.6 to 11.1)	4.7 (1.6 to 11.1)	4.7 (1.6 to 11.1)	1,220 (1,000 to 1,500)
Syphilis	668 (216 to 1,320)	129 (39.6 to 277)	307 (90.5 to 734)	10.2 (3.1 to 24.6)	5.2 (1.5 to 12.9)	4.6 (1.6 to 10.7)	3.8 (1.3 to 9.2)	4.9 (1.6 to 11.6)	5.1 (1.7 to 12.3)	4.9 (1.6 to 11.5)	4.8 (1.6 to 11.2)	4.7 (1.6 to 11.1)	4.7 (1.6 to 11.1)	4.7 (1.6 to 11.1)	4.7 (1.6 to 11.1)	4.7 (1.6 to 11.1)	4.7 (1.6 to 11.1)	4.7 (1.6 to 11.1)	4.7 (1.6 to 11.1)	4.7 (1.6 to 11.1)	4.7 (1.6 to 11.1)	4.7 (1.6 to 11.1)	1,150 (1,000 to 1,500)
Chlamydial infection	0 (0 to 0)	0 (0 to 0)	0 (0 to 0)	0 (0 to 0)	0 (0 to 0)	0 (0 to 0)	0 (0 to 0)	0 (0 to 0)	0 (0 to 0)	0 (0 to 0)	0 (0 to 0)	0 (0 to 0)	0 (0 to 0)	0 (0 to 0)	0 (0 to 0)	0 (0 to 0)	0 (0 to 0)	0 (0 to 0)	0 (0 to 0)	0 (0 to 0)	0 (0 to 0)	0 (0 to 0)	0 (0 to 0)	9.7 (6.1 to 14)
Gonococcal infection	0 (0 to 0)	0 (0 to 0)	0 (0 to 0)	0 (0 to 0)	0 (0 to 0)	0 (0 to 0)	0 (0 to 0)	0 (0 to 0)	0 (0 to 0)	0 (0 to 0)	0 (0 to 0)	0 (0 to 0)	0 (0 to 0)	0 (0 to 0)	0 (0 to 0)	0 (0 to 0)	0 (0 to 0)	0 (0 to 0)	0 (0 to 0)	0 (0 to 0)	0 (0 to 0)	0 (0 to 0)	0 (0 to 0)	9.9 (6.3 to 14)
Trichomoniasis	0 (0 to 0)	0 (0 to 0)	0 (0 to 0)	0 (0 to 0)	0 (0 to 0)	0 (0 to 0)	0 (0 to 0)	0.3 (0 to 1.6)	0.3 (0 to 1.6)	0.3 (0 to 1.6)	0.3 (0 to 1.6)	0.3 (0 to 1.6)	0.3 (0 to 1.6)	0.3 (0 to 1.6)	0.3 (0 to 1.6)	0.3 (0 to 1.6)	0.3 (0 to 1.6)	0.3 (0 to 1.6)	0.3 (0 to 1.6)	0.3 (0 to 1.6)	0.3 (0 to 1.6)	0.3 (0 to 1.6)	0.3 (0 to 1.6)	2.9 (1.8 to 4.3)
Genital herpes	0 (0 to 0)	0 (0 to 0)	0 (0 to 0)	0 (0 to 0)	0 (0 to 0)	0.4 (0.1 to 1.1)	0.4 (0.1 to 1.1)	0.4 (0.1 to 1.1)	0.4 (0.1 to 1.1)	0.4 (0.1 to 1.1)	0.4 (0.1 to 1.1)	0.4 (0.1 to 1.1)	0.4 (0.1 to 1.1)	0.4 (0.1 to 1.1)	0.4 (0.1 to 1.1)	0.4 (0.1 to 1.1)	0.4 (0.1 to 1.1)	0.4 (0.1 to 1.1)	0.4 (0.1 to 1.1)	0.4 (0.1 to 1.1)	0.4 (0.1 to 1.1)	0.4 (0.1 to 1.1)	27.9 (18.9 to 39.2)
Other sexually transmitted infections	0 (0 to 0)	0 (0 to 0)	0 (0 to 0)	0 (0 to 0)	0 (0 to 0)	0.2 (0.1 to 0.6)	0.2 (0.1 to 0.6)	0.2 (0.1 to 0.6)	0.2 (0.1 to 0.6)	0.2 (0.1 to 0.6)	0.2 (0.1 to 0.6)	0.2 (0.1 to 0.6)	0.2 (0.1 to 0.6)	0.2 (0.1 to 0.6)	0.2 (0.1 to 0.6)	0.2 (0.1 to 0.6)	0.2 (0.1 to 0.6)	0.2 (0.1 to 0.6)	0.2 (0.1 to 0.6)	0.2 (0.1 to 0.6)	0.2 (0.1 to 0.6)	0.2 (0.1 to 0.6)	19.7 (13.3 to 27.6)
Respiratory infections and tuberculosis	2,420 (1,190 to 4,210)	668 (498 to 1,990)	4,600 (2,150 to 7,300)	2,260 (1,190 to 3,890)	772 (498 to 1,230)	548 (367 to 798)	546 (368 to 1,410)	1,090 (822 to 2,140)	1,260 (876 to 2,520)	1,490 (879 to 2,520)	1,490 (763 to 1,940)	1,190 (629 to 1,820)	1,190 (586 to 1,880)	1,190 (596 to 1,880)	1,190 (596 to 1,880)	1,190 (591 to 1,880)	1,190 (592 to 1,880)	1,190 (592 to 1,880)	1,190 (592 to 1,880)	679 (338 to 1,080)	679 (338 to 1,080)	299 (149 to 485)	39,500 (27,100 to 54,600)
Tuberculosis	0 (0 to 0)	0 (0 to 0)	1,230 (99.4 to 3,770)	1,200 (99.4 to 3,770)	1,200 (94.2 to 3,770)	1,200 (94.2 to 3,770)	1,200 (94.2 to 3,770)	1,200 (323 to 3,770)	1,200 (323 to 3,770)	1,200 (399 to 3,770)	1,200 (323 to 3,770)	1,200 (497 to 1,400)	1,200 (492 to 1,410)	1,200 (492 to 1,410)	1,200 (492 to 1,410)	1,200 (307 to 3,770)	1,200 (307 to 3,770)	1,200 (307 to 3,770)	1,200 (307 to 3,770)	679 (226 to 1,080)	679 (226 to 1,080)	299 (99.4 to 485)	19,000 (12,600 to 27,000)
Latent tuberculosis infection	0 (0 to 0)	0 (0 to 0)	0 (0 to 0)	0 (0 to 0)	0 (0 to 0)	0 (0 to 0)	0 (0 to 0)	0 (0 to 0)	0 (0 to 0)	0 (0 to 0)	0 (0 to 0)	0 (0 to 0)	0 (0 to 0)	0 (0 to 0)	0 (0 to 0)	0 (0 to 0)	0 (0 to 0)	0 (0 to 0)	0 (0 to 0)	0 (0 to 0)	0 (0 to 0)	0 (0 to 0)	0 (0 to 0)	0 (0 to 0)
Drug-susceptible tuberculosis	0 (0 to 0)	249 (117 to 482)	299 (69.2 to 844)	158 (54.9 to 353)	130 (37.3 to 271)	618 (284 to 915)	614 (307 to 1,040)	1,010 (572 to 1,490)	1,100 (620 to 1,740)	961 (529 to 1,550)	843 (421 to 1,490)	780 (367 to 1,230)	779 (348 to 1,270)	717 (318 to 1,260)	452 (228 to 1,000)	253 (107 to 497)	348 (137 to 747)	221 (91.2 to 477)	167 (77.1 to 360)	90.9 (49.4 to 151)	39.7 (22.9 to 64.1)	9.2 (4.9 to 15.9)	9,940 (7,900 to 12,200)
Multidrug-resistant tuberculosis without extensive drug resistance	0 (0 to 0)	0.7 (0.4 to 42.7)	0.3 (0.3 to 34.1)	0.6 (0.2 to 16.9)	0.5 (0.2 to 13.4)	17.5 (7.8 to 46.1)	38.1 (1.9 to 166)	36.7 (1.4 to 166)	36.8 (1.4 to 170)	32.5 (1.4 to 168)	28 (1.3 to 133)	26.4 (1.3 to 127)	26.2 (1.1 to 123)	24.3 (1.1 to 120)	15.6 (0.7 to 79.6)	12.6 (0.6 to 62.4)	12.2 (0.5 to 60.4)	7.7 (0.4 to 38.2)	3.2 (0.2 to 16.4)	1.3 (0.1 to 6.5)	0.2 (0 to 1.1)	329 (15 to 1,630)
Extensively drug-resistant tuberculosis	0 (0 to 0)	0 (0 to 0)	0.1 (0 to 0.4)	0.1 (0 to 0.5)	0.1 (0 to 0.4)	0.2 (0 to 0.6)	0.4 (0 to 1.2)	0.5 (0 to 2.2)	0.5 (0 to 2.2)	0.5 (0 to 2.2)	0.5 (0 to 2.2)	0.5 (0 to 2.2)	0.5 (0 to 2.2)	0.5 (0 to 2.2)	0.5 (0 to 2.2)	0.5 (0 to 2.2)	0.5 (0 to 2.2)	0.5 (0 to 2.2)	0.5 (0 to 2.2)	0.5 (0 to 2.2)	0.5 (0 to 2.2)	0.5 (0 to 2.2)	4.6 (1.1 to 10)
Lower respiratory infections	2,420 (1,190 to 4,210)	668 (498 to 1,990)	4,100 (1,980 to 6,720)	1,880 (1,080 to 3,280)	498 (367 to 776)	298 (192 to 476)	273 (147 to 474)	267 (124 to 480)	259 (122 to 453)	350 (115 to 654)	223 (114 to 391)	244 (113 to 464)	260 (122 to 503)	322 (151 to 624)	381 (177 to 739)	435 (221 to 838)	439 (222 to 849)	492 (242 to 948)	443 (227 to 852)	338 (171 to 650)	187 (113 to 280)	69.9 (28.7 to 101)	20.4 (12.3 to 31.2)	15,000 (11,000 to 19,000)
Upper respiratory infections	0.6 (0.2 to 1.4)	2.2 (1.1 to 4.7)	93.6 (24.5 to 276)	149 (39.2 to 412)	125 (32.9 to 346)	116 (31.1 to 316)	100 (26.1 to 282)	76.9 (20.1 to 217)	67.8 (17.7 to 191)	44.8 (11.7 to 126)	35.6 (9.3 to 100)	28.1 (7.3 to 79.4)	21.4 (5.6 to 60.4)	16.2 (4.2 to 45.7)	12.8 (3.3 to 36.1)	9.6 (2.5 to 27.1)	6.5 (1.7 to 18.4)	4.6 (1.2 to 13)	2.8 (0.7 to 7.9)	1.6 (0.4 to 4.5)	0.6 (0.1 to 1.7)	0.2 (0 to 0.5)	876 (230 to 2,470)
Otitis media	0.1 (0.1 to 0.2)	0.4 (0.2 to 0.9)	6.7 (2.3 to 12.7)	33.5 (9.6 to 70.4)	49.7 (14.3 to 104)	44.3 (12.7 to 93.1)	39.4 (11.3 to 82.8)	32.6 (9.3 to 68.5)	27.7 (7.9 to 58.2)	22.6 (6.5 to 47.5)	17.9 (5.1 to 37.6)	14.2 (4.1 to 29.8)	10.8 (3.1 to 22.7)	8.2 (2.4 to 17.2)	6.5 (1.9 to 13.6)	4.9 (1.4 to 10.2)	3.3 (1 to 6.9)	2.3 (0.7 to 4.8)	1.4 (0.4 to 2.9)	0.8 (0.2 to 1.7)	0.3 (0.1 to 0.6)	0.1 (0 to 0.2)	357 (107 to 750)
Enteric infections	2,360 (1,190 to 3,760)	668 (498 to 1,990)	3,270 (2,020 to 12,700)	1,200 (2,800 to 10,600)	324 (229 to 1,010)	194 (129 to 1,010)	134 (93.1 to 1,010)	160 (111 to 1,010)	152 (102 to 1,010)	202 (132 to 1,010)	170 (112 to 1,010)	153 (101 to 1,010)	166 (109 to 1,010)	204 (134 to 1,010)	233 (153 to 1,010)	274 (180 to 1,010)	334 (220 to 1,010)	423 (278 to 1,010)	423 (278 to 1,010)	423 (278 to 1,010)	423 (278 to 1,010)	423 (278 to 1,010)	423 (278 to 1,010)	23,700 (19,000 to 29,000)
Diarrheal diseases	2,360 (1,190 to 3,760)	668 (530 to 3,750)	3,270 (2,020 to 12,700)	1,200 (2,800 to 10,600)	324 (229 to 1,010)	194 (129 to 1,010)	134 (93.1 to 1,010)	160 (111 to 1,010)	152 (102 to 1,010)	202 (132 to 1,010)	170 (112 to 1,010)	153 (101 to 1,010)	166 (109 to 1,010)	204 (134 to 1,010)	233 (153 to 1,010)	274 (180 to 1,010)	334 (220 to 1,010)	423 (278 to 1,010)	423 (278 to 1,010)	423 (278 to 1,010)	423 (278 to 1,010)	423 (278 to 1,010)	423 (278 to 1,010)	23,700 (19,000 to 29,000)
Typhoid and paratyphoid	0 (0 to 0)	0 (0 to 0)	2.2 (0 to 7.9)	218 (60.4 to 776)	656 (164 to 1,110)	437 (109 to 1,030)	229 (56.1 to 1,030)	107 (26.1 to 1,030)	73.2 (17.9 to 1,030)	39.9 (9.7 to 1,030)	21 (5.1 to 1,030)	14.1 (3.4 to 1,030)	9.2 (2.3 to 1,030)	6.4 (1.6 to 1,030)	11.3 (2.8 to 1,030)	2.7 (0.7 to 1,030)	2.8 (0.7 to 1,030)	1.4 (0.4 to 1,030)	0.4 (0.1 to 1,030)	0.2 (0 to 1,030)	0.1 (0 to 1,030)	0 (0 to 1,030)	1,970 (1,000 to 3,000)
Typhoid fever	0 (0 to 0)	0 (0 to 0)	0.7 (0 to 5.1)	89 (23.6 to 766)	654 (159 to 1,090)	435 (108 to 1,030)	228 (55.8 to 1,030)	106 (26.1 to 1,030)	73.1 (17.9 to 1,030)	39.9 (9.7 to 1,030)	21 (5.1 to 1,030)	14.1 (3.4 to 1,030)	9.2 (2.3 to 1,030)	6.4 (1.6 to 1,030)	11.3 (2.8 to 1,030)	2.7 (0.7 to 1,030)	2.8 (0.7 to 1,030)	1.4 (0.4 to 1,030)	0.4 (0.1 to 1,030)	0.2 (0 to 1,030)	0.1 (0 to 1,030)	0 (0 to 1,030)	1,890 (1,000 to 2,900)
Paratyphoid fever	0 (0 to 0)	0 (0 to 0)	1.6 (0 to 3.3)	129 (3.9 to 384)	2.1 (0.1 to 57.4)	2.1 (0.1 to 73.4)	1.4 (0.1 to 34.1)	1.1 (0.1 to 73.6)	0.2 (0 to 9.2)	0.1 (0 to 7.6)	0 (0 to 6.4)	0 (0 to 5.5)	0 (0 to 3.4)	0 (0 to 1.6)	0.7 (0 to 4.6)	0 (0 to 1.6)	0 (0 to 1.6)	0 (0 to 1.6)	0 (0 to 1.6)	0 (0 to 1.6)	0 (0 to 1.6)	0 (0 to 1.6)	0 (0 to 1.6)	89.5 (0 to 384)
Invasive Non-typhoidal Salmonella (iNTS)	0 (0 to 0)	0 (0 to 19.4)	0.6 (0.1 to 7.1)	0.7 (0.2 to 7.5)	0.7 (0.2 to 7.5)	0.7 (0.2 to 7.5)	0.7 (0.2 to 7.5)	0.7 (0.2 to 7.5)	0.7 (0.2 to 7.5)	0.7 (0.2 to 7.5)	0.7 (0.2 to 7.5)	0.7 (0.2 to 7.5)	0.7 (0.2 to 7.5)	0.7 (0.2 to 7.5)	0.7 (0.2 to 7.5)	0.7 (0.2 to 7.5)	0.7 (0.2 to 7.5)	0.7 (0.2 to 7.5)	0.7 (0.2 to 7.5)	0.7 (0.2 to 7.5)	0.7 (0.2 to 7.5)	0.7 (0.2 to 7.5)	759 (0 to 3,000)
Other intestinal infectious diseases	0 (0 to 0)	0 (0 to 0)	0.3 (0 to 1.2)	3.2 (0.3 to 19.4)	4.8 (1 to 9.6)	1.4 (0.1 to 3.4)	0.9 (0.1 to 1.9)	0.1 (0 to 1.5)	0.1 (0 to 0.5)	0.1 (0 to 0.5)	0.1 (0 to 0.4)	0.1 (0 to 0.4)	0.1 (0 to 0.4)	0.1 (0 to 0.4)	0.1 (0 to 0.4)	0.1 (0 to 0.4)	0.1 (0 to 0.4)	0.1 (0 to 0.4)	0.1 (0 to 0.4)	0.1 (0 to 0.4)	0.1 (0 to 0.4)	0.1 (0 to 0.4)	0.1 (0 to 0.4)	12.5 (0 to 46.9)
Neglected tropical diseases and malaria	0 (0 to 0.6)	0 (0 to 5.18)	0 (0 to 0.2)	0.2 (0 to 0.8)	0.2 (0 to 0.8)	0.2 (0 to 0.8



Congenital birth defects	2,260 (1,310 to 3,370)	523 (276 to 897)	1,910 (997 to 3,300)	799 (413 to 1,470)	288 (163 to 464)	212 (122 to 331)	198 (93 to 367)	104 (61 to 170)	73–4 (43 to 114)	31–7 (32 to 82–1)	40–1 (24 to 61)	21–7 (19 to 49–5)	23–1 (13 to 39–7)	17–9 (10 to 27–9)	14–2 (9 to 22–4)	10–4 (5 to 19–3)	6–5 (3 to 10–5)	2–1 (1 to 3–5)	1–1 (0 to 2–2)	0–5 (0 to 0–9)	0–2 (0 to 0–3)	0 (0 to 0–1)		6,510
Neural tube defects	170 (49 to 490)	22–6 (5 to 62)	73–9 (14 to 278)	47 (9 to 150)	9–6 (3 to 22–4)	7–4 (1 to 17–4)	7–4 (3 to 20–6)	3–4 (1 to 9–3)	2–3 (1 to 5–2)	1–6 (0 to 4–9)	0–9 (0 to 2–5)	0–4 (0 to 1–9)	0–2 (0 to 0–9)	0–2 (0 to 0–4)	0–1 (0 to 0–3)	0 (0 to 0–2)	0 (0 to 0–1)	0 (0 to 0)	0 (0 to 0)	0 (0 to 0)	0 (0 to 0)	0 (0 to 0)		347
Congenital heart anomalies	1,000 (339 to 1,370)	230 (102 to 486)	844 (371 to 1,820)	353 (157 to 810)	127 (71 to 195)	93–6 (54 to 133)	87–5 (35 to 156)	45–9 (15 to 94)	32–3 (9 to 68–4)	13–7 (4 to 32)	17–7 (3 to 51)	9–2 (2 to 31)	10–2 (2 to 31)	7–5 (1 to 23–5)	6–2 (0 to 18–4)	4–6 (0 to 14–5)	2–8 (0 to 7–3)	0–9 (0 to 3–2)	0–4 (0 to 2–9)	0–1 (0 to 0–7)	0–1 (0 to 0–1)	0 (0 to 0)		2,520
Orofacial clefts	92 (1 to 10–6)	2–6 (0 to 9–8)	11–3 (2–2 to 34–6)	4–1 (1 to 11–7)	2–3 (0 to 6–6)	2–9 (0 to 9–7)	2–5 (0 to 9–3)	1–9 (0 to 5–6)	1–6 (0 to 4–3)	1–2 (0 to 2–3)	0–4 (0 to 2–1)	0–8 (0 to 1–3)	0–2 (0 to 1–3)	0–6 (0 to 2–1)	0–4 (0 to 1–5)	0–2 (0 to 0–9)	0–2 (0 to 1–5)	0–1 (0 to 0–6)	0 (0 to 0–1)	0 (0 to 0–1)	0 (0 to 0)	0 (0 to 0)		46–4
Down syndrome	24–4 (9 to 54–9)	8–4 (2–5 to 19)	53–6 (13–8 to 146)	22–3 (5–4 to 65–3)	6 (2–7 to 13)	4–6 (2–1 to 9–4)	4–1 (1–7 to 9)	2–8 (1–2 to 6–1)	1–8 (0–6 to 3–9)	1–4 (0–4 to 3–4)	1–2 (0–4 to 2–5)	0–9 (0–3 to 2–2)	0–6 (0–2 to 1–9)	0–8 (0–2 to 2–3)	0–6 (0–1 to 1–6)	0–2 (0–0 to 0–9)	0–1 (0–3 to 2–2)	0–2 (0–0 to 1–3)	0 (0 to 0)	0 (0 to 0)	0 (0 to 0)	0 (0 to 0)		137
Turner syndrome	0 (0 to 0)	0 (0 to 0)	0 (0 to 0)	0 (0 to 0)	0 (0 to 0)	0 (0 to 0)	0 (0 to 0)	0 (0 to 0)	0 (0 to 0)	0 (0 to 0)	0 (0 to 0)	0 (0 to 0)	0 (0 to 0)	0 (0 to 0)	0 (0 to 0)	0 (0 to 0)	0 (0 to 0)	0 (0 to 0)	0 (0 to 0)	0 (0 to 0)	0 (0 to 0)	0 (0 to 0)		0
Klinefelter syndrome	0 (0 to 0)	0 (0 to 0)	0 (0 to 0)	0 (0 to 0)	0 (0 to 0)	0 (0 to 0)	0 (0 to 0)	0 (0 to 0)	0 (0 to 0)	0 (0 to 0)	0 (0 to 0)	0 (0 to 0)	0 (0 to 0)	0 (0 to 0)	0 (0 to 0)	0 (0 to 0)	0 (0 to 0)	0 (0 to 0)	0 (0 to 0)	0 (0 to 0)	0 (0 to 0)	0 (0 to 0)		0
Other chromosomal abnormalities	54–8 (14–5 to 162)	15–2 (3 to 39–9)	49 (10–4 to 131)	12–4 (2–3 to 33–3)	4–2 (2–3 to 9–1)	3–4 (1–8 to 9–4)	2–9 (1–4 to 8)	1–6 (0–6 to 3–5)	1–1 (0–5 to 2–5)	0–5 (0–2 to 0–9)	0–4 (0–2 to 1)	0–2 (0–0 to 0–6)	0–1 (0–0 to 0–5)	0–5 (0–1 to 0–9)	0–2 (0–0 to 0–5)	0–2 (0–0 to 0–5)	0–1 (0–0 to 0–3)	0 (0–0 to 0–2)	0 (0–0 to 0–1)	0 (0–0 to 0–1)	0 (0–0 to 0–1)	0 (0–0 to 0–1)		143
Congenital musculoskeletal and limb anomalies	66–4 (24–6 to 162)	12–1 (3–1 to 29–2)	64–6 (13–5 to 177)	49–9 (10–3 to 156)	18–8 (7–1 to 79)	10–2 (3–8 to 27–7)	7–4 (2–9 to 19–7)	4–3 (1–6 to 11–4)	3–2 (0–7 to 10–3)	1–6 (0–4 to 7–2)	1–9 (0–5 to 5–3)	0–8 (0–2 to 3)	0–7 (0–2 to 2–7)	0–7 (0–2 to 2–5)	0–4 (0–1 to 2–1)	0–3 (0–1 to 1–9)	0–2 (0–0 to 1–3)	0–1 (0–0 to 1–1)	0–1 (0–0 to 0–3)	0–1 (0–0 to 0–1)	0 (0–0 to 0)	0 (0–0 to 0)		401
Urogenital congenital anomalies	67–3 (17–5 to 186)	7–6 (1–7 to 24–4)	19–4 (4–3 to 54–6)	13–1 (4–3 to 32–6)	4–7 (2–6 to 9–9)	4–4 (2–5 to 7–2)	3 (1–5 to 7)	1–9 (1 to 3)	1–2 (0–5 to 3)	0–6 (0–2 to 1–6)	0–5 (0–2 to 1–3)	0–3 (0–0 to 0–9)	0–2 (0–0 to 0–6)	0–1 (0–0 to 0–3)	0–1 (0–0 to 0–3)	0–1 (0–0 to 0–3)	0 (0–0 to 0–1)	0 (0–0 to 0)	0 (0–0 to 0)	0 (0–0 to 0)	0 (0–0 to 0)	0 (0–0 to 0)		116
Digestive congenital anomalies	94–8 (44–8 to 422)	19–2 (5 to 106)	106 (43–2 to 360)	39–2 (9–7 to 76–2)	11–8 (5–8 to 31)	9–1 (3–9 to 23–2)	5–4 (2–5 to 14–2)	3–2 (1–2 to 8–1)	2–4 (0–9 to 6–7)	1–2 (0–3 to 3–5)	0–9 (0–3 to 2–5)	0–6 (0–2 to 2)	0–5 (0–2 to 1–5)	0–4 (0–1 to 1–3)	0–3 (0–1 to 1–2)	0–2 (0–0 to 0–9)	0–2 (0–0 to 0–6)	0–1 (0–0 to 0–5)	0 (0–0 to 0)	0 (0–0 to 0)	0 (0–0 to 0)	0 (0–0 to 0)		434
Other congenital birth defects	662 (439 to 1,400)	139 (64–6 to 296)	552 (269–5 to 1,230)	228 (147–2 to 667)	118 (63–9 to 203)	68–1 (44–9 to 144)	57–2 (33–5 to 123)	29–8 (22–4 to 68–4)	20 (16–1 to 60–9)	9–4 (13–2 to 46–5)	12 (9–6 to 39)	5–7 (3–1 to 20–1)	6–4 (4–1 to 16–4)	4–2 (7–8 to 20–9)	3–2 (4–5 to 17–8)	2–6 (2–9 to 11–1)	1–8 (2 to 7–5)	0–9 (1–2 to 5–1)	0–4 (0–7 to 3–1)	0–1 (0–4 to 1–7)	0–1 (0–2 to 0–9)	0–2 (0–1 to 0–2)		2,370
Urinary diseases and male infertility	27–3 (12–2 to 59–3)	5–3 (2 to 11–7)	18–1 (5–3 to 39–6)	6–2 (3 to 11–6)	3–6 (1–6 to 7–9)	1–6 (0–6 to 3–21)	0–9 (0–2 to 2–9)	0–7 (0–1 to 1–7)	0–4 (0–2 to 1–2)	0–3 (0–1 to 0–9)	0–2 (0–0 to 0–7)	0–1 (0–0 to 0–4)	0–1 (0–0 to 0–3)	0–1 (0–0 to 0–3)	0–1 (0–0 to 0–3)	0–1 (0–0 to 0–3)	0 (0–0 to 0–2)	0 (0–0 to 0–1)	0 (0–0 to 0–1)	0 (0–0 to 0–1)	0 (0–0 to 0–1)	0 (0–0 to 0–1)		670
Urolithiasis	0 (0 to 0)	0 (0 to 0)	0 (0 to 0)	0 (0 to 0–2)	0–2 (0–1 to 0–5)	0–2 (0–1 to 0–4)	0 (0 to 0)	0 (0–2 to 3)	0 (0–2 to 2–3)	0 (0–2 to 1–1)	0–7 (0–2 to 1–2)	0–4 (0–2 to 1–3)	0–2 (0–2 to 1–1)	0–1 (0–0 to 0–5)	0–1 (0–0 to 0–4)	0–1 (0–2 to 0–6)	0–1 (0–2 to 0–6)	0–1 (0–1 to 0–4)	0 (0–1 to 0–3)	0 (0–0 to 0–1)	0 (0–0 to 0–1)	0 (0–0 to 0–1)		7–6
Benign prostatic hyperplasia	0 (0 to 0)	0 (0 to 0)	0 (0 to 0)	0 (0 to 0)	0 (0 to 0)	0 (0 to 0)	0 (0 to 0)	0 (0 to 0)	0 (0 to 0)	0 (0 to 0)	0 (0 to 0)	0 (0 to 0)	0–2 (0 to 0–4)	1–4 (0–5 to 2–9)	0–9 (0–1 to 4–7)	1–3 (0–4 to 3–9)	0–7 (0–2 to 2–1)	0–3 (0–1 to 1–2)	0–2 (0–0 to 0–6)	1–7 (0–6 to 3–6)	0–3 (0–2 to 0–7)	0–1 (0–0 to 0–5)		68–9
Male infertility	0 (0 to 0)	0 (0 to 0)	0 (0 to 0)	0 (0 to 0)	0 (0 to 0)	0 (0 to 0)	0 (0 to 0)	7–3 (2–1 to 19–3)	7–1 (2–1 to 19–1)	3–1 (1–6 to 19–2)	2–1 (0–6 to 11)	0–9 (0–4 to 3)	0–9 (0–4 to 1–9)	0–7 (0–1 to 1–9)	0–5 (0–2 to 2–3)	0–3 (0–1 to 1–6)	0–2 (0–0 to 0–8)	0–1 (0–0 to 0–3)	0 (0–0 to 0)	0 (0–0 to 0)	0 (0–0 to 0)	0 (0–0 to 0)		34–7
Other urinary diseases	24–8 (11 to 51)	3–9 (1–4 to 9)	9–7 (1–3 to 14–4)	4–6 (2–1 to 9–2)	2 (1–1 to 3–1)	1–4 (1–1 to 3–1)	1–1 (0–5 to 2–6)	0–9 (0–2 to 2–3)	0–7 (0–2 to 1–5)	0–4 (0–1 to 1–2)	0–3 (0–1 to 0–9)	0–2 (0–0 to 0–6)	0–2 (0–0 to 0–5)	0–2 (0–0 to 0–4)	0–1 (0–0 to 0–3)	0–1 (0–0 to 0–3)	0 (0–0 to 0–2)	0 (0–0 to 0–1)	0 (0–0 to 0–1)	0 (0–0 to 0–1)	0 (0–0 to 0–1)	0 (0–0 to 0–1)		377
Gynecological diseases	0 (0 to 0)	0 (0 to 0)	0 (0 to 0)	0 (0 to 0)	0 (0 to 0)	0 (0 to 0)	0 (0 to 0)	0 (0 to 0)	0 (0 to 0)	0 (0 to 0)	0 (0 to 0)	0 (0 to 0)	0 (0 to 0)	0 (0 to 0)	0 (0 to 0)	0 (0 to 0)	0 (0 to 0)	0 (0 to 0)	0 (0 to 0)	0 (0 to 0)	0 (0 to 0)	0 (0 to 0)	0 (0 to 0)		0
Uterine fibroids	0 (0 to 0)	0 (0 to 0)	0 (0 to 0)	0 (0 to 0)	0 (0 to 0)	0 (0 to 0)	0 (0 to 0)	0 (0 to 0)	0 (0 to 0)	0 (0 to 0)	0 (0 to 0)	0 (0 to 0)	0 (0 to 0)	0 (0 to 0)	0 (0 to 0)	0 (0 to 0)	0 (0 to 0)	0 (0 to 0)	0 (0 to 0)	0 (0 to 0)	0 (0 to 0)	0 (0 to 0)	0 (0 to 0)		0
Polycystic ovarian syndrome	..	..	..	..	..	..	..	..	..	..	..	..	..	..	..	..	..	..	..	..	..	..	..		NA
Female infertility	..	..	..	..	..	..	..	..	..	..	..	..	..	..	..	..	..	..	..	..	..	..	..		NA
Endometriosis	..	..	..	..	..	..	..	..	..	..	..	..	..	..	..	..	..	..	..	..	..	..	..		NA
Genital prolapse	0 (0 to 0)	0 (0 to 0)	0 (0 to 0)	0 (0 to 0)	0 (0 to 0)	0 (0 to 0)	0 (0 to 0)	0 (0 to 0)	0 (0 to 0)	0 (0 to 0)	0 (0 to 0)	0 (0 to 0)	0 (0 to 0)	0 (0 to 0)	0 (0 to 0)	0 (0 to 0)	0 (0 to 0)	0 (0 to 0)	0 (0 to 0)	0 (0 to 0)	0 (0 to 0)	0 (0 to 0)	0 (0 to 0)		0
Premenstrual syndrome	..	..	..	..	..	..	..	..	..	..	..	..	..	..	..	..	..	..	..	..	..	..	..		NA
Other gynecological diseases	0 (0 to 0)	0 (0 to 0)	0 (0 to 0)	0 (0 to 0)	0 (0 to 0)	0 (0 to 0)	0 (0 to 0)	0 (0 to 0)	0 (0 to 0)	0 (0 to 0)	0 (0 to 0)	0 (0 to 0)	0 (0 to 0)	0 (0 to 0)	0 (0 to 0)	0 (0 to 0)	0 (0 to 0)	0 (0 to 0)	0 (0 to 0)	0 (0 to 0)	0 (0 to 0)	0 (0 to 0)	0 (0 to 0)		0
Hemoglobinopathies and hemolytic anemias	11 (7 to 17–1)	1–5 (0–7 to 3)	9–1 (3–9 to 19)	2–6 (1–4 to 5–7)	1–4 (0–7 to 3–1)	1–2 (0–6 to 2–9)	0–9 (0–3 to 2–1)	0–5 (0–2 to 1–4)	0–4 (0–2 to 1)	0–2 (0–1 to 0–6)	0–2 (0–1 to 0–5)	0–1 (0–0 to 0–4)	0–1 (0–0 to 0–3)	0–1 (0–0 to 0–3)	0–1 (0–0 to 0–3)	0–1 (0–0 to 0–3)	0–1 (0–0 to 0–2)	0 (0–0 to 0–1)	0 (0–0 to 0–1)	0 (0–0 to 0–1)	0 (0–0 to 0–1)	0 (0–0 to 0–1)		1,540
Thalassemias	0 (0 to 0)	0 (0 to 0)	0 (0 to 0–3)	0 (0–1 to 0–4)	0 (0 to 0–2)	0 (0 to 0–1)	0 (0 to 0)	0 (0 to 0)	0 (0 to 0)	0 (0 to 0)	0 (0 to 0)	0 (0 to 0)	0 (0 to 0)	0 (0 to 0)	0 (0 to 0)	0 (0 to 0)	0 (0 to 0)	0 (0 to 0)	0 (0 to 0)	0 (0 to 0)	0 (0 to 0)	0 (0 to 0)	0 (0 to 0)		0·6
Thalassemias trait	0 (0–1 to 0–6)	0 (0–1 to 0–6)	0 (0–9 to 3–2)	0 (0–6 to 0–9)	0 (0–3 to 1–6)	0 (0–4 to 0–9)	0 (0–3 to 0–5)	0 (0–2 to 0–5)	0 (0–2 to 0–6)	0 (0–2 to 0–3)	0 (0–1 to 0–4)	0 (0–0 to 0–2)	0 (0–0 to 0–2)	0 (0–0 to 0–1)	0 (0–0 to 0–1)	0 (0–0 to 0–1)	0 (0–0 to 0–2)	0 (0–0 to 0–1)	0 (0–0 to 0–1)	0 (0–0 to 0–1)	0 (0–0 to 0–1)	0 (0–0 to 0–1)		34–3
Sickle cell disorders	3–5 (1–9 to 10–9)	2–8 (1–6 to 4–6)	12–5 (3–5 to 36–9)	7 (3–1 to 19–9)	2–6 (1–2 to 5–7)	1–9 (0–9 to 3–9)	1–6 (0–5 to 3–2)	0–9 (0–2 to 2–3)	0–7 (0–2 to 2–2)	0–4 (0–1 to 1–5)	0–5 (0–2 to 1–3)	0–2 (0–0 to 0–6)	0–3 (0–1 to 1–2)	0–2 (0–0 to 0–7)	0–2 (0–0 to 0–5)	0–1 (0–0 to 0–4)	0–1 (0–0 to 0–3)	0–1 (0–0 to 0–3)	0 (0–0 to 0–1)	0 (0–0 to 0–1)	0 (0–0 to 0–1)	0 (0–0 to 0–1)		539
Sickle cell trait	6–9 (2–3 to 1–7)	1–1–3 (0–7 to 19–2)	22–5 (3–9 to 56–3)	10–3 (2–7 to 27–1)	3–4 (1–4 to 7–3)	2–6 (0–7 to 6–2)	2–2 (0–7 to 6–2)	1–3 (0–4 to 4–9)	1–1 (0–4 to 3–6)	0–6 (0–2 to 1–6)	0–7–4 (0–2 to 1–7)	0–3 (0–1 to 1–1)	0–3 (0–1 to 0–9)	0–3 (0–1 to 1–2)	0–2 (0–0 to 1–1)	0–2 (0–0 to 0–9)	0–1 (0–0 to 0–6)	0–1 (0–0 to 0–4)	0 (0–0 to 0–2)	0 (0–0 to 0–1)	0 (0–0 to 0–1)	0 (0–0 to 0–1)		662
G6PD deficiency	0·1 (0 to 0·1)	0 (0 to 0·2)	0·4 (0·2 to 0·9)	0·3 (0 to 0·2–4)	0·3 (0·4 to 0·7)	0·3 (0 to 0·3–5)	0·2 (0 to 0·3–5)	0·1 (0 to 0·2–3)	0·1 (0 to 0·2–3)	0·1 (0 to 0·2)	0·2 (0 to 0·2)	0·1 (0 to 0·2–3)	0·1 (0 to 0·2–3)	0·1 (0 to 0·2–3)	0·1 (0 to 0·2–3)	0·1 (0 to 0·2–3)	0·1 (0 to 0·2–3)	0·1 (0 to 0·2–3)	0·1 (0 to 0·2–3)	0·1 (0 to 0·2–3)	0·1 (0 to 0·2–3)	0·1 (0 to 0·2–3)		33–5
G6PD trait	0 (0 to 0)	0 (0 to 0)	0 (0 to 0)	0 (0 to 0)	0 (0 to 0)	0 (0 to 0)	0 (0 to 0)	0 (0 to 0)	0 (0 to 0)	0 (0 to 0)	0 (0 to 0)	0 (0 to 0)	0 (0 to 0)	0 (0 to 0)	0 (0 to 0)	0 (0 to 0)	0 (0 to 0)	0 (0 to 0)	0 (0 to 0)	0 (0 to 0)	0 (0 to 0)	0 (0 to 0)	0 (0 to 0)		0
Other hemoglobinopathies and hemolytic anemias	0 (0 to 0·1)	0·6 (0·2 to 0·9)	7·6 (3·1 to 14·2)	1·6 (0·5 to 2·7)	1·6 (0·4 to 4·3)	1·9 (0·7 to 3·7)	1·2 (0·4 to 2·9)	1·1 (0·3 to 2·6)	0·9 (0·3 to 2·1)	0·5 (0·2 to 1·2)	0·4 (0·1 to 0·9)	0·3 (0·1 to 0·8)	0·2 (0·1 to 0·6)	0·2 (0·1 to 0·5)	0·1 (0·0 to 0·4)	0·1 (0·0 to 0·3)	0·1 (0·0 to 0·3)	0·1 (0·0 to 0·2)	0·1 (0·0 to 0·2)	0·1 (0·0 to 0·2)	0·1 (0·0 to 0·2)	0·1 (0·0 to 0·2)		266
Endocrine, metabolic, blood, and immune disorders	5–8 (2–6 to 12–4)	4–1 (1–9 to 9–9)	29–1 (10–9 to 57–4)	12–9 (3–7 to 30–7)	6–8 (3–6 to 13–6)	4–9 (2–5 to 9–5)	4–1 (1–9 to 9–2)	2–7 (1–1 to 5–6)	2–1 (0–9 to 4–8)	1–4 (0–6 to 3–2)	1–2 (0–6 to 2–6)	0–8 (0–3 to 1–7)	0–7 (0–3 to 1–5)	0–6 (0–2 to 1–4)	0–4 (0–2 to 1–1)	0–3 (0–1 to 0–8)	0–3 (0–1 to 0–7)	0–2 (0–0 to 0–6)	0–1 (0–0 to 0–4)	0–1 (0–0 to 0–3)	0 (0–0 to 0–1)	0 (0–0 to 0–1)		662
Oral disorders	0 (0 to 0)	0 (0 to 0)	0 (0 to 0)	0 (0 to 0)	0 (0 to 0)	0 (0 to 0)	0 (0 to 0)	0 (0 to 0)	0 (0 to 0)	0 (0 to 0)	0 (0 to 0)	0 (0 to 0)	0 (0 to 0)	0 (0 to 0)	0 (0 to 0)	0 (0 to 0)	0 (0 to 0)	0 (0 to 0)	0 (0 to 0)	0 (0 to 0)	0 (0 to 0)	0 (0 to 0)	0 (0 to 0)		0
Caries of deciduous teeth	0 (0 to 0)	0 (0 to 0)	0 (0 to 0)	0 (0 to 0)	0 (0 to 0)	0 (0 to 0)	0 (0 to 0)	0 (0 to 0)	0 (0 to 0)	0 (0 to 0)	0 (0 to 0)	0 (0 to 0)	0 (0 to 0)	0 (0 to 0)	0 (0 to 0)	0 (0 to 0)	0 (0 to 0)	0 (0 to 0)	0 (0 to 0)	0 (0 to 0)	0 (0 to 0)	0 (0 to 0)	0 (0 to 0)		29·1
Caries of permanent teeth	0 (0 to 0)	0 (0 to 0)	0 (0 to 0)	0 (0 to 0)	0·7 (0·1 to 1·3)	2·5 (0·6 to 5·1)	2·3 (0·6 to 4·9)	1·6 (0·4 to 3·6)	1·4 (0·3 to 3·2)	0·9 (0·2 to 2·1)	0·8 (0·2 to 1·8)	0·5 (0·1 to 1·2)	0·4 (0·1 to 1·1)	0·3 (0·1 to 0·9)	0·2 (0·0 to 0·7)	0·2 (0·0 to 0·6)	0·1 (0·0 to 0·5)	0·1 (0·0 to 0·4)	0·1 (0·0 to 0·3)	0·1 (0·0 to 0·3)	0·1 (0·0 to 0·3)	0·1 (0·0 to 0·3)		133
Periodontal diseases	0 (0 to 0)	0 (0 to 0)	0 (0 to 0)	0 (0 to 0)	0 (0 to 0)	0 (0 to 0)	11·6 (3·3 to 29·1)	9·3 (2·6 to 23·1)	8·9 (2·4 to 22·3)	5·6 (1·6 to 13·6)	4·8 (1·4 to 11·6)	3·2 (0·9 to 7·9)	2·6 (0·7 to 6·3)	2·1 (0·6 to 5·1)	1·6 (0·4 to 3·9)	1·2 (0·3 to 3·1)	0·9 (0·3 to 2·2)	0·7 (0·2 to 1·8)	0·5 (0·1 to 1·3)	0·3 (0·1 to 0·9)	0·2 (0·0 to 0·6)	0·1 (0·0 to 0·3)		527
Other oral disorders	0 (0 to 0)	0 (0 to 0)	0 (0 to 0)	28·6 (19·6 to 39·3)	27·5 (19·5 to 37·6)	28·9 (19·9 to 39·4)	39·1 (28·6 to 51·7)	36·8 (27·1 to 47·2)	37·1 (27·3 to 48·2)	33·7 (25·1 to 43·3)	32·8 (24·2 to 41·8)	31·6 (23·1 to 40·9)	30·1 (22·1 to 38·5)	27·6 (20·3 to 35·3)	24·6 (18·1 to 31·5)	21·4 (15·7 to 27·4)	17·5 (12·9 to 22·3)	14·4 (10·6 to 18·4)	11·4 (8·4 to 14·5)	8·5 (6·2 to 10·9)	6·2 (4·6 to 7·9)	4·3 (3·1 to 5·4)	1·5 (0·9 to 2·3)	303
Sudden infant death syndrome	..	19·1 (4·8 to 59·3)	289 (61·9 to 892)	..	..	..	..	..	..	..	..	..	..	..	..	..	..	..	..	..	..	..	..		NA
Injuries	199 (99·7 to 397)	74·8 (34·4 to 156)	466 (243 to 948)	1,090 (423 to 2,100)	1,050 (463 to 1,760)	1,110 (767 to 1,570)	2,300 (1,600 to 3,270)	2,670 (1,760 to 4,070)	2,220 (1,450 to 3,270)	1,640 (1,120 to 2,130)	1,270 (849 to 1,770)	1,040 (771 to 1,370)	1,290 (971 to 1,670)	979 (681 to 1,440)	892 (609 to 1,330)	793 (502 to 1,140)	497 (302 to 747)	536 (367 to 760)	432 (302 to 597)	301 (221 to 392)	185 (137 to 235)	92–4 (68·7 to 118)	39·2 (23·3 to 59·3)	9,770
Transport injuries	14·2 (4·4 to 34·1)	5·3 (1·5 to 11·4)	62 (26 to 131)	173 (77 to 340)	329 (162 to 562)	298 (175 to 477)	755 (485 to 1,200)	814 (488 to 1,280)	688 (377 to 1,060)	431 (287 to 655)	238 (141 to 385)	294 (205 to 435)	372 (233 to 559)	263 (177 to 384)	276 (189 to 394)	212 (146 to 303)	160 (108 to 230)	158 (109 to 232)	122 (86·7 to 173)	85·2 (60 to 119)	51·7 (37·4 to 70·6)	22·9 (16·6 to 29·8)	6·4 (3·4 to 9·6)	1·4 (0·7 to 2·1)	5,390
Road injuries	3·6 (1·1 to 9·5)	1·4 (0·4 to 3·9)	16 (5·3 to 37·3)	69 (23·7 to 113)	183 (89·1 to 311)	203 (116 to 332)	567 (367 to 894)	646 (420 to 1,160)	556 (344 to 1,000)	360 (240 to 741)	206 (129 to 340)	257 (181 to 393)	270 (180 to 398)	245 (169 to 359)	233 (161 to 333)	183 (123 to 263)	139 (91·3 to 202)	138 (92·1 to 205)	106 (73·1 to 154)	74·2 (50·3 to 109)	45·2 (32·6 to 63·3)	19·9 (14·4 to 27·1)	5·6 (2·9 to 8·4)	0·7 (0·3 to 1·1)	1,520
Pedestrian road injuries	2·4 (2·3 to 20)	1·1 (1·5 to 7·4)	7·6 (1·3 to 24·1)	32 (4·6 to 93)	73 (7·6 to 247)	73 (7·8 to 267)	242 (26·4 to 734)	342 (37·6 to 1,040)	254 (27·6 to 764)	154 (16·6 to 469)	75 (8·1 to 229)	171 (18·3 to 520)	169 (18·1 to 513)	169 (18·1 to 513)	169 (18·1 to 513)	132 (14·1 to 400)	113 (12·1 to 343)	94·6 (10·1 to 287)	82·1 (8·8 to 249)	67·4 (7·2 to 204)	49·6 (5·3 to 150)	29·2 (3·1 to 88·7)	9·6 (1·0 to 29·1)	0·7 (0·1 to 2·1)	2,890
Cyclist road injuries	0 (0 to 0)	0 (0 to 0)	0 (0 to 0)	1·9 (1 to 11·1)	11 (6·9 to 25·4)	9·6 (5·1 to 23)	29 (11·6 to 70)	28 (12·5 to 67·3)	29·6 (12·7 to 74·1)	19·7 (8·2 to 47·7)	12·1 (5·1 to 29)	9·7 (4·1 to 23·4)	9·3 (3·9 to 22·3)	9·2 (3·9 to 22·1)	9·1 (3·8 to 21·9)	7·2 (3·1 to 17·3)	6·1 (2·6 to 14·6)	5·2 (2·2 to 12·4)	4·4 (1·9 to 10·3)	3·2 (1·4 to 7·5)	2·1 (0·9 to 5·1)	1·1 (0·5 to 2·6)	0·2 (0·1 to 0·4)	385
Motorcyclist road injuries	0·1 (0 to 0·7)	0 (0 to 0·3)	0·3 (0·1 to 1·4)	1·7 (0·7 to 11·6)	6·5 (2·2 to 20·1)	6·8 (1·9 to 22·5)	20·1 (4·9 to 57·9)	23·8 (7·6 to 64·3)	20·6 (6·2 to 55·5)	13·9 (4·4 to 32·9)	9·4 (3·6 to 22·3)	8·2 (3·2 to 21)

SR Table 2a: Kinnyaps DALYS by cause and age group for males with 95% uncertainty intervals, 2019

Cause	Early Neonatal	Late Neonatal	Post Neonatal	1 to 4	5 to 9	10 to 14	15 to 19	20 to 24	25 to 29	30 to 34	35 to 39	40 to 44	45 to 49	50 to 54	55 to 59	60 to 64	65 to 69	70 to 74	75 to 79	80 to 84	85 to 89	90 to 94	95 plus	Total
All causes	6,992 (6,559 to 7,429)	3,744 (1,879 to 5,742)	5,606 (3,338 to 7,965)	9,847 (5,180 to 17,778)	5,966 (2,990 to 9,370)	5,397 (2,491 to 9,040)	6,603 (3,400 to 10,446)	7,514 (3,914 to 12,075)	8,179 (3,949 to 13,419)	8,722 (4,364 to 14,279)	9,215 (5,000 to 14,928)	9,599 (5,299 to 15,188)	10,126 (5,679 to 15,902)	10,705 (5,870 to 16,992)	11,429 (6,329 to 18,124)	12,230 (6,920 to 19,172)	13,102 (7,484 to 20,437)	13,973 (7,970 to 21,900)	14,703 (8,253 to 23,127)	15,236 (8,324 to 24,000)	15,497 (8,328 to 24,318)	15,599 (8,373 to 24,488)	15,599 (7,997 to 24,488)	116,000 (59 to 416)
Communicable, maternal, neonatal, and nutritional diseases	6,992 (6,573 to 12,200)	2,466 (1,795 to 3,296)	1,429 (2,658 to 5,810)	9,039 (5,992 to 14,288)	1,366 (1,146 to 1,784)	1,260 (1,005 to 1,598)	1,620 (1,310 to 2,160)	1,700 (1,222 to 2,240)	1,668 (1,220 to 2,273)	2,269 (1,656 to 3,154)	3,246 (2,252 to 4,615)	3,609 (2,263 to 5,510)	3,972 (2,269 to 6,102)	3,750 (2,249 to 6,190)	3,459 (2,243 to 5,796)	3,240 (1,966 to 5,300)	2,939 (1,835 to 4,824)	2,625 (1,615 to 4,249)	2,270 (1,393 to 3,666)	1,879 (1,124 to 3,067)	1,497 (872 to 2,488)	1,106 (614 to 1,858)	53,200
HIV/AIDS and sexually transmitted infections	218 (94.7 to 494)	69.4 (14 to 119)	160 (61 to 161)	109 (49.3 to 264)	137 (70 to 319)	216 (119 to 379)	415 (234 to 727)	592 (328 to 914)	819 (423 to 993)	1,010 (399 to 1,382)	1,519 (819 to 2,020)	1,910 (1,185 to 2,520)	1,945 (1,245 to 2,555)	1,525 (947 to 2,356)	945 (545 to 1,599)	717 (397 to 1,268)	557 (289 to 1,079)	451 (233 to 1,012)	370 (192 to 811.4)	315 (1.5 to 7.3)	1.2 (0.4 to 2.4)	0.1 (0.1 to 0.4)	11,200
HIV/AIDS	0 (0 to 0)	0 (0 to 0)	101 (34.6 to 99.5)	101 (36.6 to 198)	136 (47.1 to 262)	212 (72 to 377)	412 (161 to 725)	591 (264 to 913)	998 (355 to 971)	1,455 (516 to 1,879)	1,922 (784 to 2,425)	1,922 (1,183 to 2,615)	1,900 (1,245 to 2,555)	1,540 (1,045 to 2,333)	1,010 (643 to 2,273)	628 (332 to 1,460)	414 (202 to 1,015)	232 (97 to 722)	157 (68 to 572)	69.7 (30 to 312)	23 (7.4 to 73.7)	2.3 (0.5 to 2.5)	10,900
HIV/AIDS - Drug-susceptible Tuberculosis	0 (0 to 0)	0.1 (0 to 0)	7.4 (4 to 12.4)	8.6 (4.6 to 14)	8.6 (4.6 to 15)	18.5 (10 to 33.2)	44.1 (23.9 to 73.3)	27.6 (12.3 to 52.4)	42.1 (21.5 to 67.9)	49.1 (19.1 to 82.1)	169 (73.3 to 316)	290 (162 to 439)	275 (168 to 449)	212 (119 to 353)	127 (70.4 to 210)	67.6 (31.9 to 93.5)	22.2 (12.3 to 39)	8.9 (5 to 14.4)	3.2 (0.2 to 9.2)	0.4 (0.1 to 0.2)	0.1 (0.1 to 0.2)	1,400
HIV/AIDS - Multidrug-resistant Tuberculosis without extensive drug resistance	0 (0 to 0)	0.2 (0 to 0)	0.4 (0.1 to 1)	0.5 (0.2 to 1.4)	0.5 (0.2 to 1.5)	1.1 (0.4 to 3.1)	2.7 (1.1 to 7.5)	2.2 (0.7 to 7.2)	3.4 (1.1 to 12.2)	3.1 (0.7 to 12.3)	11.1 (2.8 to 42.3)	19.1 (5.4 to 69.2)	19.7 (5.4 to 69.4)	12.4 (3.3 to 47.9)	7.4 (1.9 to 29.4)	3.4 (0.8 to 13.6)	1.3 (0.3 to 5.2)	0.6 (0.2 to 2.3)	0.2 (0 to 0.7)	0.1 (0 to 0.3)	0 (0 to 0.1)	81.8
HIV/AIDS - Extensively drug-resistant Tuberculosis	0 (0 to 0)	0 (0 to 0)	0 (0 to 0)	0 (0 to 0)	0 (0 to 0)	0 (0 to 0)	0 (0 to 0.1)	0 (0 to 0.2)	0 (0 to 0.2)	0 (0 to 0.2)	0 (0 to 0.1)	0 (0 to 0.1)	0 (0 to 0.1)	0 (0 to 0.2)	0 (0 to 0.1)	0 (0 to 0.1)	0 (0 to 0.1)	0 (0 to 0.1)	0 (0 to 0.1)	0 (0 to 0.1)	0 (0 to 0.1)	0 (0 to 0.1)	1.1
HIV/AIDS resulting in other diseases	0 (0 to 0)	0.1 (0 to 0)	93.5 (29.6 to 89.5)	136 (57.9 to 254)	191.4 (64.6 to 356)	192 (64.6 to 356)	266 (103.5 to 461)	348 (161 to 572)	342 (132.1 to 537)	446 (209 to 1,275)	1,303 (566 to 2,710)	1,808 (1,060 to 2,710)	1,808 (1,060 to 2,710)	1,668 (977 to 2,670)	1,266 (703 to 2,170)	923 (427 to 2,070)	722 (322 to 2,002)	512 (212 to 1,531)	313 (120 to 1,031)	199.9 (74 to 787)	2.9 (0.6 to 2.4)	0.2 (0.1 to 0.4)	9,440
Sexually transmitted infections excluding HIV	49.4 (0 to 0.496)	0.1 (0 to 0.1)	0.1 (0 to 0.1)	0.1 (0 to 0.4)	1.2 (0.2 to 3.2)	1.5 (0.2 to 3.2)	2.2 (0.4 to 5.6)	2.6 (0.6 to 6.6)	2.4 (0.6 to 6.1)	2.6 (0.6 to 6.7)	3.1 (0.7 to 8.1)	3.1 (0.7 to 8.1)	3.1 (0.7 to 8.1)	2.9 (0.7 to 7.6)	2.6 (0.6 to 6.9)	2.3 (0.5 to 6.2)	2.1 (0.5 to 5.6)	1.8 (0.4 to 4.9)	1.5 (0.3 to 4.1)	1.2 (0.3 to 3.2)	0.9 (0.2 to 2.5)	0.3 (0.1 to 0.8)	423
Syphilis	49.4 (0 to 0.496)	0.1 (0 to 0.1)	0.1 (0 to 0.1)	0.1 (0 to 0.4)	0.4 (0.1 to 1.1)	0.5 (0.2 to 2.2)	0.6 (0.2 to 1.6)	0.8 (0.2 to 1.4)	0.7 (0.2 to 1.4)	0.8 (0.2 to 1.4)	0.9 (0.2 to 1.5)	0.9 (0.2 to 1.5)	0.9 (0.2 to 1.5)	0.8 (0.2 to 1.4)	0.7 (0.2 to 1.3)	0.6 (0.2 to 1.2)	0.6 (0.2 to 1.1)	0.5 (0.1 to 1.1)	0.4 (0.1 to 0.9)	0.3 (0.1 to 0.7)	0.2 (0 to 0.5)	0.1 (0 to 0.3)	384
Chlamydial infection	0 (0 to 0)	0 (0 to 0)	0 (0 to 0)	0 (0 to 0)	0 (0 to 0)	0 (0 to 0)	0 (0 to 0)	0 (0 to 0.1)	0 (0 to 0.1)	0 (0 to 0.1)	0 (0 to 0.2)	0 (0 to 0.2)	0 (0 to 0.2)	0 (0 to 0.2)	0 (0 to 0.1)	0 (0 to 0.1)	0 (0 to 0.1)	0 (0 to 0.1)	0 (0 to 0.1)	0 (0 to 0.1)	0 (0 to 0.1)	0 (0 to 0.1)	0.3
Gonococcal infection	0 (0 to 0)	0 (0 to 0)	0 (0 to 0)	0 (0 to 0)	0 (0 to 0)	0 (0 to 0.1)	0 (0 to 0.1)	0 (0 to 0.1)	0 (0 to 0.1)	0 (0 to 0.1)	0 (0 to 0.1)	0 (0 to 0.1)	0 (0 to 0.1)	0 (0 to 0.1)	0 (0 to 0.1)	0 (0 to 0.1)	0 (0 to 0.1)	0 (0 to 0.1)	0 (0 to 0.1)	0 (0 to 0.1)	0 (0 to 0.1)	0 (0 to 0.1)	0.7
Trichomoniasis	0 (0 to 0)	0 (0 to 0)	0 (0 to 0)	0 (0 to 0)	0 (0 to 0)	0 (0 to 0)	0 (0 to 0)	0 (0 to 0)	0 (0 to 0)	0 (0 to 0)	0 (0 to 0)	0 (0 to 0)	0 (0 to 0)	0 (0 to 0)	0 (0 to 0)	0 (0 to 0)	0 (0 to 0)	0 (0 to 0)	0 (0 to 0)	0 (0 to 0)	0 (0 to 0)	0 (0 to 0)	0 (0 to 0)	0.1
Genital herpes	0 (0 to 0)	0 (0 to 0)	0 (0 to 0)	0 (0 to 0)	0 (0 to 0)	0 (0 to 0)	0 (0 to 0.1)	0 (0 to 0.1)	0 (0 to 0.1)	0 (0 to 0.1)	0 (0 to 0.1)	0 (0 to 0.1)	0 (0 to 0.1)	0 (0 to 0.1)	0 (0 to 0.1)	0 (0 to 0.1)	0 (0 to 0.1)	0 (0 to 0.1)	0 (0 to 0.1)	0 (0 to 0.1)	0 (0 to 0.1)	0 (0 to 0.1)	0.1
Other sexually transmitted infections	0 (0 to 0)	0 (0 to 0)	0 (0 to 0)	0 (0 to 0)	0 (0 to 0)	0 (0 to 0)	0 (0 to 0.1)	0 (0 to 0.1)	0 (0 to 0.1)	0 (0 to 0.1)	0 (0 to 0.1)	0 (0 to 0.1)	0 (0 to 0.1)	0 (0 to 0.1)	0 (0 to 0.1)	0 (0 to 0.1)	0 (0 to 0.1)	0 (0 to 0.1)	0 (0 to 0.1)	0 (0 to 0.1)	0 (0 to 0.1)	0 (0 to 0.1)	0.1
Respiratory infections and tuberculosis	720 (403 to 1,498)	464 (213 to 815)	1,005 (397 to 1,960)	345 (209 to 1,060)	226 (115 to 396)	179 (118 to 247)	220 (210 to 540)	256 (202 to 870)	312 (263 to 907)	382 (349 to 921)	482 (400 to 1,080)	592 (543 to 1,410)	746 (649 to 1,470)	1,000 (843 to 1,770)	1,288 (944 to 1,960)	1,588 (998 to 1,970)	1,990 (911 to 2,360)	2,384 (1,010 to 3,080)	2,679 (1,072 to 3,440)	2,864 (1,078 to 3,610)	2,949 (1,060 to 3,696)	2,949 (1,060 to 3,696)	14,100
Tuberculosis	0 (0 to 0)	0 (0 to 0)	0 (0 to 0.496)	0 (0 to 0.1)	0 (0 to 0.1)	0 (0 to 0.1)	0 (0 to 0.1)	0 (0 to 0.1)	0 (0 to 0.1)	0 (0 to 0.1)	0 (0 to 0.1)	0 (0 to 0.1)	0 (0 to 0.1)	0 (0 to 0.1)	0 (0 to 0.1)	0 (0 to 0.1)	0 (0 to 0.1)	0 (0 to 0.1)	0 (0 to 0.1)	0 (0 to 0.1)	0 (0 to 0.1)	0 (0 to 0.1)	0.1
Latent tuberculosis infection	0 (0 to 0)	0 (0 to 0)	0 (0 to 0)	0 (0 to 0)	0 (0 to 0)	0 (0 to 0)	0 (0 to 0)	0 (0 to 0)	0 (0 to 0)	0 (0 to 0)	0 (0 to 0)	0 (0 to 0)	0 (0 to 0)	0 (0 to 0)	0 (0 to 0)	0 (0 to 0)	0 (0 to 0)	0 (0 to 0)	0 (0 to 0)	0 (0 to 0)	0 (0 to 0)	0 (0 to 0)	0
Drug-susceptible tuberculosis	0 (0 to 0)	0 (0 to 0)	0 (0 to 0)	0 (0 to 0)	0 (0 to 0)	0 (0 to 0)	0 (0 to 0)	0 (0 to 0)	0 (0 to 0)	0 (0 to 0)	0 (0 to 0)	0 (0 to 0)	0 (0 to 0)	0 (0 to 0)	0 (0 to 0)	0 (0 to 0)	0 (0 to 0)	0 (0 to 0)	0 (0 to 0)	0 (0 to 0)	0 (0 to 0)	0 (0 to 0)	0
Multidrug-resistant tuberculosis without extensive drug resistance	0 (0 to 0)	0 (0 to 0)	0 (0 to 0)	0 (0 to 0)	0 (0 to 0)	0 (0 to 0)	0 (0 to 0)	0 (0 to 0)	0 (0 to 0)	0 (0 to 0)	0 (0 to 0)	0 (0 to 0)	0 (0 to 0)	0 (0 to 0)	0 (0 to 0)	0 (0 to 0)	0 (0 to 0)	0 (0 to 0)	0 (0 to 0)	0 (0 to 0)	0 (0 to 0)	0 (0 to 0)	0
Extensively drug-resistant tuberculosis	0 (0 to 0)	0 (0 to 0)	0 (0 to 0)	0 (0 to 0)	0 (0 to 0)	0 (0 to 0)	0 (0 to 0)	0 (0 to 0)	0 (0 to 0)	0 (0 to 0)	0 (0 to 0)	0 (0 to 0)	0 (0 to 0)	0 (0 to 0)	0 (0 to 0)	0 (0 to 0)	0 (0 to 0)	0 (0 to 0)	0 (0 to 0)	0 (0 to 0)	0 (0 to 0)	0 (0 to 0)	0
Lower respiratory infections	720 (343 to 1,498)	462 (214 to 814)	754 (330 to 1,960)	913 (433 to 1,706)	127 (68 to 194)	98.9 (58 to 154)	115 (61 to 207)	123 (68 to 224)	118 (61 to 224)	131 (67 to 226)	170 (77 to 280)	217 (115 to 380)	266 (145 to 521)	367 (183 to 634)	443 (227 to 765)	496 (239 to 796)	612 (272 to 1,000)	739 (329 to 1,220)	801 (331 to 1,277)	797.2 (322 to 1,277)	772 (306 to 1,277)	772 (306 to 1,277)	6,900
Upper respiratory infections	0 (0 to 0.4)	0.4 (0 to 1.3)	12.3 (5 to 30)	39.8 (16 to 94.5)	20.2 (7 to 51.7)	20.2 (7 to 51.7)	28.4 (10 to 73)	24.3 (12.2 to 54.3)	20.8 (11 to 39)	21.2 (10.9 to 39.3)	21.5 (9.4 to 33.8)	19.5 (7.9 to 29.4)	19.2 (7.9 to 29.4)	12.3 (5.3 to 20.1)	9.5 (3.4 to 16.5)	6.3 (2.4 to 10.5)	4.1 (1.5 to 7.2)	2.5 (0.9 to 4.2)	1.3 (0.4 to 2.4)	0.6 (0.2 to 1.2)	0.2 (0.1 to 0.5)	0.1 (0 to 0.2)	300
Otitis media	0.2 (0 to 1.2)	0.2 (0 to 1.2)	1.7 (0 to 6.2)	13.9 (7 to 23.2)	19.6 (10 to 31)	16 (7.5 to 22.9)	12.5 (5.9 to 20.2)	12.1 (5.3 to 23.2)	9.7 (4.5 to 19.4)	8.5 (3.9 to 17.2)	6.7 (2.9 to 13.5)	5.8 (2.4 to 11.6)	5 (2.4 to 9.4)	4.2 (1.9 to 7.4)	3.2 (1.4 to 5.7)	2.1 (0.9 to 3.8)	1.2 (0.5 to 2.2)	0.6 (0.2 to 1.1)	0.2 (0 to 0.5)	0.1 (0 to 0.2)	0 (0 to 0.1)	0 (0 to 0.1)	117
Enteric infections	1,160 (1,104 to 1,227)	397 (190 to 632)	1,163 (491 to 1,963)	1,512 (1,113 to 2,022)	439 (282 to 702)	317 (186 to 504)	284 (166 to 464)	256 (150 to 476)	209 (122 to 374)	176 (103 to 291)	151 (72 to 261)	134 (72 to 241)	140 (75 to 247)	282 (151 to 447)	553 (302 to 1,047)	1,239 (659 to 2,360)	2,599 (1,326 to 4,961)	5,107 (2,525 to 9,737)	8,109 (3,911 to 15,373)	10,911 (5,183 to 20,423)	12,477 (5,772 to 23,153)	12,477 (5,772 to 23,153)	7,190
Cholera	393 (59.7 to 327)	1,073 (97.1 to 629)	1,073 (452 to 2,890)	1,073 (453 to 2,930)	282 (125 to 668)	136 (77.7 to 263)	136 (82.2 to 253)	136 (77.2 to 266)	136 (72.1 to 261)	136 (64.6 to 255)	136 (66.3 to 259)	136 (59.3 to 255)	136 (59.5 to 247)	136 (57.1 to 247)	136 (53.9 to 247)	136 (53.9 to 247)	136 (53.9 to 247)	136 (53.9 to 247)	136 (53.9 to 247)	136 (53.9 to 247)	136 (53.9 to 247)	136 (53.9 to 247)	5,800
Typhoid and paratyphoid	0 (0 to 0)	0.6 (0.2 to 1.4)	10 (3.9 to 23)	127 (47.2 to 299)	139 (61.4 to 306)	124 (56.9 to 274)	124 (56.9 to 274)	124 (19.2 to 340)	124 (19.6 to 349)	124 (19.6 to 349)	124 (19.6 to 349)	124 (19.6 to 349)	124 (19.6 to 349)	124 (19.6 to 349)	124 (19.6 to 349)	124 (19.6 to 349)	124 (19.6 to 349)	124 (19.6 to 349)	124 (19.6 to 349)	124 (19.6 to 349)	124 (19.6 to 349)	124 (19.6 to 349)	673
Typhoid fever	0 (0 to 0)	0.2 (0 to 1.3)	3.9 (1.5 to 9.2)	49.7 (20.1 to 122)	130 (49.4 to 299)	118 (51.1 to 274)	118 (51.1 to 274)	118 (27.2 to 292)	118 (19.9 to 334)	118 (13.9 to 336)	118 (14.2 to 336)	118 (14.2 to 336)	118 (14.2 to 336)	118 (14.2 to 336)	118 (14.2 to 336)	118 (14.2 to 336)	118 (14.2 to 336)	118 (14.2 to 336)	118 (14.2 to 336)	118 (14.2 to 336)	118 (14.2 to 336)	118 (14.2 to 336)	643
Paratyphoid fever	0 (0 to 0)	0 (0 to 0)	6.7 (1.1 to 11.4)	77 (1.7 to 13.7)	8.7 (2.3 to 15.1)	5.5 (1.5 to 12.9)	5.5 (1.5 to 12.9)	5.5 (0.7 to 6.3)	5.5 (0.7 to 6.3)	5.5 (0.7 to 6.3)	5.5 (0.7 to 6.3)	5.5 (0.7 to 6.3)	5.5 (0.7 to 6.3)	5.5 (0.7 to 6.3)	5.5 (0.7 to 6.3)	5.5 (0.7 to 6.3)	5.5 (0.7 to 6.3)	5.5 (0.7 to 6.3)	5.5 (0.7 to 6.3)	5.5 (0.7 to 6.3)	5.5 (0.7 to 6.3)	5.5 (0.7 to 6.3)	29.9
Invasive Non-typhoidal Salmonella (iNTS)	3.9 (1 to 7.4)	69.4 (41.6 to 170)	224 (140 to 600)	176.3 (34.6 to 154)	27.3 (10.9 to 58.2)	27.3 (9.3 to 49.2)	27.3 (7.3 to 47.4)	27.3 (7.9 to 51.7)	27.3 (8.8 to 53.9)	27.3 (8.8 to 53.9)	27.3 (8.8 to 54.1)	14.6 (7.3 to 48.7)	13.9 (5.3 to 39.4)	13.9 (4.5 to 22.7)	13.9 (4.9 to 24.9)	13.9 (3.9 to 22.1)	13.9 (2.4 to 12.4)	13.9 (1.4 to 7.4)	13.9 (0.7 to 3.4)	13.9 (0.3 to 1.9)	13.9 (0.1 to 0.4)	13.9 (0.1 to 0.5)	719
Other intestinal infectious diseases	0 (0 to 0)	0.4 (0 to 2.2)	0.4 (0 to 1.9)	0.3 (0 to 1.6)	0.3 (0 to 1.2)	0.3 (0 to 0.8)	0.2 (0 to 0.7)	0.2 (0 to 0.7)	0.2 (0 to 0.7)	0.2 (0 to 0.6)	0.1 (0 to 0.3)	0.1 (0 to 0.3)	0.1 (0 to 0.3)	0.1 (0 to 0.3)	0.1 (0 to 0.3)	0.1 (0 to 0.2)	0.1 (0 to 0.2)	0.1 (0 to 0.2)	0.1 (0 to 0.1)	0.1 (0 to 0.1)	0.1 (0 to 0.1)	0.1 (0 to 0.1)	4.6
Neglected tropical diseases and malaria	0 (0 to 1)	128 (17.1 to 372)	699 (99.3 to 1,703)	1,119 (239 to 2,735)	222 (67.5 to 446)	209 (120 to 496)	209 (116 to 515)	209 (119 to 483)	209 (112 to 374)	209 (119 to 432)	209 (129 to 466)	209 (115 to 441)	209 (102 to 407)	209 (87.6 to 426)	209 (99 to 396)	209 (92.4 to 314)	209 (83.6 to 196)	209 (23.7 to 127)	209 (10.9 to 57.3)	209 (3.7 to 19.7)	209 (0.9 to 9.2)	209 (0.2 to 2.7)	4,700
Malaria	0 (0 to 0)	128 (17 to 372)	699 (94.9 to 1,703)	1,119 (231 to 2,688)	222 (67.5 to 446)	209 (117 to 496)	209 (116 to 515)	209 (119 to 483)	209 (112 to 374)	209 (119 to 432)	209 (129 to 466)	209 (115 to 441)	209 (102 to 407)	209 (87.6 to 426)	209 (99 to 396)	209 (92.4 to 314)	209 (83.6 to 196)	209 (23.7 to 127)	209 (10.9 to 57.3)	209 (3.7 to 19.7)	209 (0.9 to 9.2)	209 (0.2 to 2.7)	3,270
Chagas disease	0 (0 to 0)	0 (0 to 0)	0 (0 to 0)	0 (0 to 0)	0 (0 to 0)	0 (0 to 0)	0 (0 to 0)	0 (0 to 0)	0 (0 to 0)	0 (0 to 0)	0 (0 to 0)	0 (0 to 0)	0 (0 to 0)	0 (0 to 0)	0 (0 to 0)	0 (0 to 0)	0 (0 to 0)	0 (0 to 0)	0 (0 to 0)	0 (0 to 0)	0 (0 to 0)	0 (0 to 0)	0
Leishmaniasis	0 (0 to 0)	0 (0 to 0)	0 (0 to 0)	0 (0 to 0)	0 (0 to 0)	0 (0 to 0)	0 (0 to 0)	0 (0 to 0)	0 (0 to 0)	0 (0 to 0)	0 (0 to 0)	0 (0 to 0)	0 (0 to 0)	0 (0 to 0)	0 (0 to 0)	0 (0 to 0)	0 (0 to 0)	0 (0 to 0)	0 (0 to 0)	0 (0 to 0)	0 (0 to 0)	0 (0 to 0)	0
Visceral leishmaniasis	0 (0 to 0)	0 (0 to 0)	0 (0 to 0)	0 (0 to 0)	0 (0 to 0)	0 (0 to 0)	0 (0 to 0)	0 (0 to 0)	0 (0 to 0)	0 (0 to 0)	0 (0 to 0)	0 (0 to 0)	0 (0 to 0)	0 (0 to 0)	0 (0 to 0)	0 (0 to 0)	0 (0 to 0)	0 (0 to 0)	0 (0 to 0)	0 (0 to 0)	0 (0 to 0)	0 (0 to 0)	0
Cutaneous and mucocutaneous leishmaniasis	0 (0 to 0)	0 (0 to 0)	0 (0 to 0)	0 (0 to 0)	0 (0 to 0)	0 (0 to 0)	0 (0 to 0)	0 (0 to 0)	0 (0 to 0)	0 (0 to 0)	0 (0 to 0)	0 (0 to 0)	0 (0 to 0)	0 (0 to 0)	0 (0 to 0)	0 (0 to 0)	0 (0 to 0)	0 (0 to 0)	0 (0 to 0)	0 (0 to 0)	0 (0 to 0)	0 (0 to 0)	0
African trypanosomiasis	0 (0 to 0)	0 (0 to 0)	0 (0 to 0)	0 (0 to 0)	0 (0 to 0)	0 (0 to 0)	0 (0 to 0)	0 (0 to 0)	0 (0 to 0)	0 (0 to 0)	0 (0 to 0)	0 (0 to 0)	0 (0 to 0)	0 (0 to 0)	0 (0 to 0)	0 (0 to 0)	0 (0 to 0)	0 (0 to 0)	0 (0 to 0)	0 (0 to 0)	0 (0 to 0)	0 (0 to 0)	0
Schistosomiasis	0 (0 to 0)	0 (0 to 0)	6.6 (2.4 to 14.4)	49.6 (19.2 to 103)	39.3 (37 to 187)	139 (48.9 to 214)	122 (51.9 to 192)	122 (49.1 to 192)	138 (61.3 to 275)	138 (64.1 to 275)	136 (64.1 to 224)	117 (42.8 to 187)	69.4 (21.8 to 134)	77.4 (21.8 to 134)	69.4 (23.8 to 144)	28.4 (11.2 to 74.3)	22.5 (4.9 to 47.1)	19.8 (2.1 to 27.9)	8.2 (0.9 to 27.2)	2.2 (0.4 to 4.3)	1.2 (0.1 to 0.9)	0.3 (0.1 to 0.1)	1,220
Cysticercosis	0 (0 to 0)	0 (0 to 0)	0.1 (0 to 0.5)	0.2 (0 to 0.7)	0.3 (0 to 1)	0.3 (0 to 1)	2.5 (0.1 to 6.6)	3.8 (0.2 to 8.8)	6.4 (1.1 to 15.2)	9.7 (1.7 to 23.1)	14.5 (2.7 to 34.4)	9.9 (2.1 to 23.5)	7.1 (1.7 to 17.5)	5.3 (1.1 to 14.3)	1.7 (0.3 to 5.1)	0.6 (0.1 to 1.8)	0.3 (0.1 to 0.8)	0.2 (0 to 0.5)	0.1 (0 to 0.3)	0.1 (0 to 0.2)	0.1 (0 to 0.1)	0.1 (0 to 0.1)	63.2
Cystic echinococcosis	0 (0 to 0)	0 (0 to 0)	0 (0 to 0)	0.7 (0 to 3.5)	0.5 (0 to 2.5)	0.4 (0 to 2.1)	0.4 (0 to 2.1)	0.4 (0 to 2.1)	0.4 (0 to 2.1)	0.4 (0 to 2.1)	0.4 (0 to 2.1)	0.4 (0 to 2.1)	0.4 (0 to 2.1)	0.4 (0 to 2.1)	0.4 (0 to 2.1)	0.3 (0 to 1.6)	0.3 (0 to 1.6)	0.2 (0 to 1.2)	0.1 (0 to 0.7)	0.1 (0 to 0.4)	0 (0 to 0.2)	0 (0 to 0.1)	9.3
Lymphatic filariasis	0 (0 to 0)	0 (0 to 0)	0 (0 to 0)	11.9 (0.2 to 29.2)	7.8 (0.4 to 27.6)	7.8 (0.4 to 27.6)	7.8 (0.4 to 27.6)	7.8 (0.4 to 24)	7.8 (0.4 to 24)	7.8 (0.4 to 24)	7.8 (0.4 to 22.1)	7.8 (0.4 to 22.1)	7.8 (0.4 to 22.1)	7.8 (0.4 to 22.1)	7.8 (0.4 to 22.1)	7.8 (0.4 to 22.1)	7.8 (0.4 to 22.1)	7.8 (0.4 to 22.1)	7.8 (0.4 to 22.1)	7.8 (0.4 to 22.1)	7.8 (0.4 to 22.1)	7.8 (0.4 to 22.1)	126
Onchocerciasis	0 (0 to 0)	0 (0 to 0)	0 (0 to 0)	0 (0 to 0)	0 (0 to 0)	0 (0 to 0)	0 (0 to 0)	0 (0 to 0)	0 (0 to 0)	0 (0 to 0)	0 (0 to 0)	0 (0 to 0)	0 (0 to 0)	0 (0 to 0)	0 (0 to 0)	0 (0 to 0)	0 (0 to 0)	0 (0 to 0)	0 (0 to 0)	0 (0 to 0)	0 (0 to 0)	0 (0 to 0)	0 (0 to 0)	0
Trachoma	0 (0 to 0)	0 (0 to 0)	0 (0 to 0)	0 (0 to 0)	0 (0 to 0)	0 (0 to 0)	0 (0 to 0)	0 (0 to 0)	0 (0 to 0)	0 (0 to 0)	0 (0 to 0)	0 (0 to 0)	0 (0 to 0)	0 (0 to 0)	0 (0 to 0)



Congenital birth defects	678 (560 to 1,148)	234 (122 to 400)	416 (181 to 743)	325 (120 to 421)	80-7 (59-7 to 121)	69 (46-1 to 104)	58-1 (33-7 to 91-7)	40-6 (24-4 to 68-7)	30-8 (19-3 to 47)	27-4 (17-4 to 41-5)	27-1 (17-2 to 41-5)	24 (14-4 to 37-9)	19-7 (11-4 to 29)	15-9 (9-6 to 24-2)	12-4 (7-6 to 19-9)	8 (4-8 to 12-4)	4-7 (2-8 to 7-3)	2-1 (1-1 to 3-4)	1-1 (0-5 to 1-9)	0-4 (0-2 to 0-7)	0-2 (0-1 to 0-3)	0 (0-0 to 0-1)	0 (0 to 0)	2,070
Neural tube defects	49-4 (39-9 to 122)	9-9 (2-3 to 27-3)	13-2 (2-8 to 48-4)	21 (2-6 to 88-2)	2-9 (1-6 to 3-9)	3-5 (1-9 to 6-6)	1-9 (1-0 to 2-8)	1-4 (0-9 to 2)	1 (0-6 to 1-4)	0-6 (0-3 to 1-2)	0-7 (0-4 to 1)	0-6 (0-3 to 0-7)	0-3 (0-2 to 0-5)	0-2 (0-1 to 0-3)	0-1 (0-1 to 0-2)	0 (0 to 0)	0 (0 to 0)	0 (0 to 0)	0 (0 to 0)	0 (0 to 0)	0 (0 to 0)	0 (0 to 0)	0 (0 to 0)	0 (0 to 0)	102
Congenital heart anomalies	39-4 (29-3 to 115)	7-5 (2-1 to 29-5)	11-3 (2-2 to 46-1)	11 (2-1 to 64-1)	2-2 (0-9 to 5-2)	2-2 (0-8 to 6-1)	1-3 (0-4 to 4-4)	0-9 (0-3 to 3-3)	0-7 (0-2 to 2-6)	0-5 (0-2 to 1-4)	0-4 (0-2 to 1-3)	0-3 (0-1 to 1-1)	0-2 (0-1 to 0-8)	0-2 (0-1 to 0-7)	0-1 (0-1 to 0-4)	0-1 (0-0 to 0-3)	0-1 (0-0 to 0-2)	0-1 (0-0 to 0-2)	0-1 (0-0 to 0-2)	0-1 (0-0 to 0-2)	0-1 (0-0 to 0-2)	0 (0-0 to 0-1)	0 (0 to 0)	762
Orofacial clefts	3 (0-3 to 7-9)	0-7 (0-1 to 2-6)	2-2 (0-5 to 8-9)	1-1 (0-3 to 5-2)	0-9 (0-2 to 2-3)	0-9 (0-2 to 2-5)	0-6 (0-2 to 1-7)	0-7 (0-2 to 1-5)	0-5 (0-2 to 1-4)	0-7 (0-2 to 1-5)	0-7 (0-2 to 1-5)	0-4 (0-2 to 1-2)	0-3 (0-1 to 1-1)	0-4 (0-2 to 1-2)	0-3 (0-1 to 1-1)	0-2 (0-1 to 0-8)	0-1 (0-0 to 0-3)	0-1 (0-0 to 0-2)	0-1 (0-0 to 0-2)	0 (0-0 to 0-1)	0 (0-0 to 0-1)	0 (0-0 to 0-1)	0 (0 to 0)	13-9
Down syndrome	8-7 (2-4 to 23-2)	3-8 (1-2 to 9-2)	15-6 (4-5 to 38-9)	9-6 (2-3 to 38-1)	2-9 (0-9 to 4-2)	1-7 (0-6 to 3-5)	1-8 (0-7 to 3-8)	1-3 (0-6 to 2-6)	0-9 (0-4 to 1-8)	0-8 (0-4 to 2-1)	0-9 (0-4 to 2)	0-4 (0-2 to 1-4)	0-9 (0-3 to 1-9)	0-9 (0-3 to 2-4)	0-8 (0-2 to 1-7)	0-2 (0-1 to 1-2)	0-1 (0-0 to 0-4)	0-2 (0-0 to 0-6)	0-1 (0-0 to 0-4)	0-1 (0-0 to 0-3)	0 (0-0 to 0-2)	0 (0-0 to 0-1)	0 (0 to 0)	51
Turner syndrome	0 (0 to 0)	0 (0 to 0)	0 (0 to 0)	0 (0 to 0)	0 (0 to 0)	0 (0 to 0)	0 (0 to 0)	0 (0 to 0)	0 (0 to 0)

SR Table 2a: Kiedi DALYS by cause and age group for males with 95% uncertainty intervals, 2019

Cause	Early Neonatal (0-6 days)	Late Neonatal (7-27 days)	Post Neonatal (28-364 days)	1 to 4	5 to 9	10 to 14	15 to 19	20 to 24	25 to 29	30 to 34	35 to 39	40 to 44	45 to 49	50 to 54	55 to 59	60 to 64	65 to 69	70 to 74	75 to 79	80 to 84	85 to 89	90 to 94	95 plus	Total
All causes	1,000,000 (14,400 to 27,000)	1,000,000 (2,110 to 3,220)	1,000,000 (6,270 to 12,000)	1,000,000 (6,270 to 11,400)	1,000,000 (5,070 to 9,600)	1,000,000 (4,720 to 8,960)	1,000,000 (5,410 to 14,600)	1,000,000 (6,250 to 14,400)	1,000,000 (7,660 to 13,200)	1,000,000 (7,230 to 12,200)	1,000,000 (7,670 to 12,900)	1,000,000 (8,140 to 13,300)	1,000,000 (8,090 to 13,500)	1,000,000 (8,511 to 14,000)	1,000,000 (9,385 to 16,200)	1,000,000 (9,420 to 16,600)	1,000,000 (9,648 to 16,200)	1,000,000 (9,228 to 15,300)	1,000,000 (8,347 to 14,400)	1,000,000 (7,040 to 12,400)	1,000,000 (4,178 to 8,020)	1,000,000 (2,240 to 3,200)	1,000,000 (872 to 1,240)	1,000,000 (432 to 532)	196,000
Communicable, maternal, neonatal, and nutritional diseases	20,100 (15,100 to 26,000)	3,760 (2,800 to 4,800)	9,640 (7,260 to 12,100)	4,910 (4,000 to 5,990)	3,630 (2,900 to 4,560)	4,000 (3,400 to 5,070)	3,920 (2,860 to 5,490)	3,270 (2,410 to 4,760)	3,770 (2,810 to 5,230)	4,060 (3,070 to 5,630)	4,080 (3,070 to 5,830)	4,640 (3,340 to 6,350)	4,640 (3,360 to 6,350)	4,310 (3,160 to 5,770)	4,160 (2,950 to 5,710)	3,910 (2,850 to 5,720)	2,450 (1,700 to 3,390)	1,930 (1,260 to 2,990)	1,220 (847 to 1,840)	662 (471 to 993)	256 (210 to 382)	73.1 (57.0 to 100)	4.8 (3.9 to 6.9)	99,900
HIV/AIDS and sexually transmitted infections	657 (166 to 1,970)	155 (24.4 to 229)	432 (239 to 711)	282 (151 to 494)	299 (170 to 499)	494 (322 to 702)	926 (540 to 1,490)	957 (421 to 927)	839 (376 to 986)	1,140 (676 to 1,710)	1,670 (1,150 to 2,670)	2,220 (1,680 to 2,840)	2,110 (1,560 to 2,850)	1,790 (1,220 to 2,630)	1,240 (621 to 1,960)	684 (420 to 1,030)	255 (122 to 405)	109 (48.4 to 167)	42 (27.1 to 66.2)	11 (4.1 to 12.4)	2.4 (1.4 to 4.1)	0.5 (0.3 to 0.9)	0.1 (0.1 to 0.2)	15,900
HIV/AIDS	0 (0 to 0)	0 (0 to 0)	252 (130 to 443)	278 (148 to 453)	290 (169 to 455)	490 (289 to 706)	918 (532 to 1,440)	948 (413 to 916)	828 (364 to 974)	1,130 (656 to 1,700)	1,660 (1,140 to 2,640)	2,200 (1,660 to 2,830)	2,110 (1,560 to 2,850)	1,790 (1,220 to 2,630)	1,220 (621 to 1,940)	682 (421 to 1,030)	254 (121 to 404)	105 (47 to 167)	41.5 (26.9 to 65.4)	9.8 (2.9 to 12.4)	2.2 (1.3 to 3.9)	0.5 (0.3 to 0.8)	0.1 (0 to 0.1)	14,900
HIV/AIDS - Drug-susceptible Tuberculosis	0 (0 to 0)	0 (0 to 0)	47.9 (22.7 to 78.2)	46.9 (24.6 to 71.7)	41.2 (23.1 to 64.2)	79.5 (46.4 to 127)	207 (116 to 336)	143 (82.2 to 226)	186 (106 to 279)	378 (221 to 571)	665 (393 to 952)	792 (470 to 1,080)	733 (449 to 1,030)	653 (327 to 791)	372 (221 to 534)	202 (123 to 292)	80.1 (49.5 to 117)	36 (21.4 to 49.9)	13 (7.8 to 19)	2 (1.0 to 3)	0.4 (0.2 to 0.6)	0.1 (0 to 0.1)	0 (0 to 0)	4,560
HIV/AIDS - Multidrug-resistant Tuberculosis without extensive drug resistance	0 (0 to 0)	0 (0 to 0)	2.2 (1.1 to 11.7)	1.7 (1.1 to 10.4)	1.7 (0.1 to 9.2)	3.3 (0.1 to 17.8)	9.1 (0.2 to 49.6)	6.2 (0.2 to 33.4)	8.3 (0.3 to 42.2)	16 (0.5 to 81.6)	28.6 (1.1 to 152)	31.7 (1.3 to 163)	29.3 (1.2 to 156)	22.4 (0.9 to 117)	15.2 (0.6 to 79.2)	8.3 (0.4 to 43.6)	3.3 (0.1 to 17.9)	1.4 (0.1 to 7.6)	0.5 (0 to 2.6)	0.1 (0 to 0.5)	0 (0 to 0.1)	0 (0 to 0)	0 (0 to 0)	187
HIV/AIDS - Extensively drug-resistant Tuberculosis	0 (0 to 0)	0 (0 to 0)	0 (0 to 0)	0 (0 to 0)	0 (0 to 0)	0 (0 to 0)	0 (0 to 0)	0 (0 to 0)	0 (0 to 0)	0 (0 to 0)	0 (0 to 0)	0 (0 to 0)	0 (0 to 0)	0 (0 to 0)	0 (0 to 0)	0 (0 to 0)	0 (0 to 0)	0 (0 to 0)	0 (0 to 0)	0 (0 to 0)	0 (0 to 0)	0 (0 to 0)	0 (0 to 0)	0 (0 to 0)	2.5
HIV/AIDS resulting in other diseases	0 (0 to 0)	0 (0 to 0)	213 (90.9 to 394)	220 (99.3 to 403)	247 (124 to 391)	469 (257 to 681)	792 (479 to 1,200)	796 (419 to 1,200)	642 (329 to 1,000)	752 (364 to 1,200)	1,160 (647 to 1,700)	1,600 (983 to 2,250)	1,350 (806 to 2,130)	1,190 (714 to 2,040)	824 (455 to 1,510)	539 (292 to 919)	259 (116 to 502)	151 (62 to 230)	70.1 (40.3 to 126)	28 (10.4 to 51.7)	4.7 (2.6 to 9.7)	1.4 (0.8 to 2.3)	0.2 (0.2 to 0.4)	10,100
Sexually transmitted infections excluding HIV	657 (166 to 1,970)	155 (32.9 to 229)	180 (46.3 to 398)	4.1 (1.1 to 12.2)	9.2 (1.1 to 58.7)	4.6 (1.4 to 43.7)	8.6 (2.3 to 15.5)	9.6 (4.3 to 17.7)	11 (4.9 to 19.6)	14 (6.2 to 23.7)	9.8 (4.3 to 17.7)	7.4 (3.1 to 14.1)	5.1 (2.1 to 10.1)	4.1 (2.1 to 7.9)	3.2 (1.2 to 6.9)	2.2 (0.9 to 4.7)	1.4 (0.4 to 3.4)	0.6 (0.1 to 2.1)	0.3 (0.1 to 0.7)	0.1 (0 to 0.3)	0 (0 to 0.1)	0 (0 to 0)	0 (0 to 0)	1,100
Syphilis	497 (126 to 1,570)	155 (32.9 to 229)	180 (49.6 to 398)	4.1 (1.1 to 12.2)	9.2 (1.1 to 58.7)	4.6 (0.3 to 21.2)	8.6 (0.6 to 45.1)	9.6 (0.4 to 46.5)	11 (0.5 to 52.3)	14 (0.7 to 63.6)	9.8 (0.7 to 47.7)	7.4 (0.6 to 32.2)	5.1 (0.4 to 41.1)	4.1 (0.7 to 11.3)	3.2 (1.5 to 21.4)	2.2 (0.9 to 12.8)	1.4 (0.1 to 0.1)	0.6 (0.1 to 0.1)	0.3 (0 to 0.1)	0.1 (0 to 0.1)	0 (0 to 0.1)	0 (0 to 0)	0 (0 to 0)	967
Chlamydial infection	0 (0 to 0)	0 (0 to 0)	0 (0 to 0)	0 (0 to 0)	0 (0 to 0)	0 (0 to 0)	0 (0 to 0)	0 (0 to 0)	0 (0 to 0)	0 (0 to 0)	0 (0 to 0)	0 (0 to 0)	0 (0 to 0)	0 (0 to 0)	0 (0 to 0)	0 (0 to 0)	0 (0 to 0)	0 (0 to 0)	0 (0 to 0)	0 (0 to 0)	0 (0 to 0)	0 (0 to 0)	0 (0 to 0)	0 (0 to 0)	9
Gonococcal infection	0 (0 to 0)	0 (0 to 0)	0 (0 to 0)	0 (0 to 0)	0 (0 to 0)	0 (0 to 0)	0 (0 to 0)	0 (0 to 0)	0 (0 to 0)	0 (0 to 0)	0 (0 to 0)	0 (0 to 0)	0 (0 to 0)	0 (0 to 0)	0 (0 to 0)	0 (0 to 0)	0 (0 to 0)	0 (0 to 0)	0 (0 to 0)	0 (0 to 0)	0 (0 to 0)	0 (0 to 0)	0 (0 to 0)	0 (0 to 0)	9.1
Trichomoniasis	0 (0 to 0)	0 (0 to 0)	0 (0 to 0)	0 (0 to 0)	0 (0 to 0)	0 (0 to 0)	0 (0 to 0)	0 (0 to 0)	0 (0 to 0)	0 (0 to 0)	0 (0 to 0)	0 (0 to 0)	0 (0 to 0)	0 (0 to 0)	0 (0 to 0)	0 (0 to 0)	0 (0 to 0)	0 (0 to 0)	0 (0 to 0)	0 (0 to 0)	0 (0 to 0)	0 (0 to 0)	0 (0 to 0)	0 (0 to 0)	2.9
Genital herpes	0 (0 to 0)	0 (0 to 0)	0 (0 to 0)	0 (0 to 0)	0 (0 to 0)	0 (0 to 0)	0 (0 to 0)	0 (0 to 0)	0 (0 to 0)	0 (0 to 0)	0 (0 to 0)	0 (0 to 0)	0 (0 to 0)	0 (0 to 0)	0 (0 to 0)	0 (0 to 0)	0 (0 to 0)	0 (0 to 0)	0 (0 to 0)	0 (0 to 0)	0 (0 to 0)	0 (0 to 0)	0 (0 to 0)	0 (0 to 0)	27
Other sexually transmitted infections	0 (0 to 0)	0 (0 to 0)	0 (0 to 0)	0 (0 to 0)	0 (0 to 0)	0 (0 to 0)	0 (0 to 0)	0 (0 to 0)	0 (0 to 0)	0 (0 to 0)	0 (0 to 0)	0 (0 to 0)	0 (0 to 0)	0 (0 to 0)	0 (0 to 0)	0 (0 to 0)	0 (0 to 0)	0 (0 to 0)	0 (0 to 0)	0 (0 to 0)	0 (0 to 0)	0 (0 to 0)	0 (0 to 0)	0 (0 to 0)	17.7
Respiratory infections and tuberculosis	1,440 (139 to 2,540)	649 (205 to 799)	998 (638 to 2,040)	1,150 (203 to 478)	214 (107 to 621)	449 (287 to 691)	1,200 (778 to 1,960)	1,290 (976 to 1,950)	1,290 (978 to 1,950)	1,290 (739 to 2,220)	1,290 (480 to 3,130)	1,160 (420 to 2,940)	1,290 (498 to 2,930)	1,290 (729 to 2,200)	1,290 (883 to 2,020)	1,290 (819 to 2,120)	1,290 (879 to 1,720)	1,290 (849 to 1,630)	1,210 (438 to 1,630)	450 (366 to 564)	172 (115 to 239)	39 (29 to 57)	4.6 (4 to 5.7)	39,200
Tuberculosis	1,440 (0 to 0)	649 (0 to 0)	998 (0 to 0)	1,150 (214 to 4)	214 (29 to 384)	449 (29 to 384)	1,200 (29 to 384)	1,290 (29 to 384)	1,290 (29 to 384)	1,290 (29 to 384)	1,290 (480 to 3,130)	1,160 (420 to 2,940)	1,290 (498 to 2,930)	1,290 (729 to 2,200)	1,290 (883 to 2,020)	1,290 (819 to 2,120)	1,290 (879 to 1,720)	1,290 (849 to 1,630)	1,210 (438 to 1,630)	450 (366 to 564)	172 (115 to 239)	39 (29 to 57)	4.6 (4 to 5.7)	15,400
Latent tuberculosis infection	0 (0 to 0)	0 (0 to 0)	0 (0 to 0)	0 (0 to 0)	0 (0 to 0)	0 (0 to 0)	0 (0 to 0)	0 (0 to 0)	0 (0 to 0)	0 (0 to 0)	0 (0 to 0)	0 (0 to 0)	0 (0 to 0)	0 (0 to 0)	0 (0 to 0)	0 (0 to 0)	0 (0 to 0)	0 (0 to 0)	0 (0 to 0)	0 (0 to 0)	0 (0 to 0)	0 (0 to 0)	0 (0 to 0)	0 (0 to 0)	6
Drug-susceptible tuberculosis	0 (0 to 0)	649 (29.7 to 1,130)	998 (13.1 to 43.9)	1,150 (28.9 to 82.4)	214 (13.1 to 120)	449 (13.1 to 120)	1,200 (13.1 to 120)	1,290 (13.1 to 120)	1,290 (13.1 to 120)	1,290 (13.1 to 120)	1,290 (13.1 to 120)	1,160 (13.1 to 120)	1,290 (13.1 to 120)	1,290 (13.1 to 120)	1,290 (13.1 to 120)	1,290 (13.1 to 120)	1,290 (13.1 to 120)	1,290 (13.1 to 120)	1,210 (13.1 to 120)	450 (13.1 to 120)	172 (13.1 to 120)	39 (13.1 to 120)	4.6 (4 to 5.7)	10,500
Multidrug-resistant tuberculosis without extensive drug resistance	0 (0 to 0)	0 (0 to 0)	2.2 (0.1 to 10.4)	0.6 (0.3 to 2.9)	1.7 (0.1 to 8.7)	2.6 (0.1 to 13.2)	19 (0.6 to 94.6)	27.6 (0.9 to 136)	29.3 (1.0 to 137)	22.6 (1.2 to 119)	30.7 (1.3 to 168)	27.3 (1.2 to 152)	27.5 (0.9 to 162)	30.3 (1.1 to 154)	22.7 (1.2 to 123)	22.6 (0.7 to 113)	19.6 (0.8 to 103)	14.5 (0.6 to 79.6)	7.7 (0.4 to 43.6)	3.5 (0.2 to 20.4)	1.5 (0.1 to 8.6)	0.5 (0.2 to 2.6)	0.1 (0 to 0.3)	334
Extensively drug-resistant tuberculosis	0 (0 to 0)	0 (0 to 0)	0 (0 to 0)	0 (0 to 0)	0 (0 to 0)	0 (0 to 0)	0 (0 to 0)	0 (0 to 0)	0 (0 to 0)	0 (0 to 0)	0 (0 to 0)	0 (0 to 0)	0 (0 to 0)	0 (0 to 0)	0 (0 to 0)	0 (0 to 0)	0 (0 to 0)	0 (0 to 0)	0 (0 to 0)	0 (0 to 0)	0 (0 to 0)	0 (0 to 0)	0 (0 to 0)	0 (0 to 0)	4.4
Lower respiratory infections	1,440 (736 to 2,540)	649 (466 to 1,970)	998 (84.1 to 329)	1,150 (136 to 366)	238 (136 to 366)	198 (136 to 366)	270 (136 to 366)	239 (136 to 366)	209 (107 to 366)	195 (102 to 358)	208 (109 to 381)	247 (129 to 455)	311 (157 to 540)	382 (201 to 661)	527 (287 to 885)	683 (368 to 1,110)	923 (523 to 1,500)	1,260 (822 to 2,021)	2,160 (1,320 to 3,500)	2,980 (1,820 to 4,830)	3,210 (1,960 to 5,200)	1,170 (715 to 1,900)	78.9 (48.2 to 128)	8,880
Upper respiratory infections	0.9 (0.1 to 6.4)	1.0 (0.2 to 6.2)	29.6 (13.3 to 56.4)	77.7 (40.9 to 128)	95.6 (62.6 to 140)	193 (127 to 276)	96.1 (53.1 to 146)	69.7 (38.1 to 116)	49 (26.1 to 79.7)	39.7 (21.4 to 67.4)	32 (16.7 to 54.9)	24.2 (12.4 to 44.7)	20.4 (11.1 to 36)	19.8 (9.1 to 35.2)	15.2 (6.9 to 29.1)	12.2 (5.6 to 23.1)	9.1 (4.4 to 17.5)	6.5 (2.8 to 12.6)	2.6 (1.1 to 5.2)	1.1 (0.4 to 2.1)	0.4 (0.2 to 0.8)	0.1 (0.1 to 0.2)	691
Otitis media	0.7 (0.1 to 5.6)	0.2 (0.1 to 1.1)	4 (1.1 to 7)	39.1 (26.3 to 61.4)	64.6 (29.9 to 89.4)	41.7 (29.9 to 59.8)	27 (13.7 to 39.8)	20.8 (9.3 to 33.1)	18.1 (8.1 to 29.8)	11.2 (4.9 to 19.4)	8.4 (4.1 to 15.4)	7.4 (3.4 to 13.5)	6.3 (2.8 to 11.5)	5.3 (2.5 to 9.8)	4.7 (2.4 to 8.4)	3.6 (1.9 to 6.7)	2.1 (1.1 to 3.9)	1.1 (0.5 to 2.1)	0.5 (0.2 to 1.1)	0.2 (0.1 to 0.4)	0.1 (0 to 0.2)	0 (0 to 0.1)	273
Enteric infections	2,980 (2,980 to 3,770)	1,470 (1,470 to 1,770)	1,470 (1,470 to 2,740)	1,470 (1,470 to 2,920)	1,470 (914 to 1,470)	1,470 (544 to 1,430)	1,470 (529 to 1,730)	1,470 (409 to 1,520)	1,470 (409 to 1,520)	1,470 (409 to 1,520)	1,470 (409 to 1,520)	1,470 (409 to 1,520)	1,470 (409 to 1,520)	1,470 (409 to 1,520)	1,470 (409 to 1,520)	1,470 (409 to 1,520)	1,470 (409 to 1,520)	1,470 (409 to 1,520)	1,470 (409 to 1,520)	1,470 (409 to 1,520)	1,470 (409 to 1,520)	1,470 (409 to 1,520)	1,470 (409 to 1,520)	18,000
Diarrheal diseases	770 (280 to 1,950)	602 (340 to 1,760)	6,150 (1,420 to 9,440)	1,040 (453 to 2,140)	284 (176 to 1,400)	156 (127 to 753)	421 (280 to 1,760)	488 (245 to 1,140)	390 (198 to 638)	294 (176 to 796)	284 (172 to 774)	297 (172 to 764)	467 (273 to 1,030)	455 (198 to 997)	464 (214 to 1,020)	467 (201 to 1,020)	504 (187 to 1,080)	707 (249 to 1,470)	945 (340 to 1,950)	1,060 (429 to 2,120)	1,060 (429 to 2,120)	277 (129 to 548)	16.7 (8.2 to 32.6)	29,200
Typhoid and paratyphoid	0 (0 to 0)	0 (0 to 0)	1.3 (0.4 to 3.1)	109 (22.2 to 353)	279 (139 to 661)	317 (161 to 754)	137 (109 to 691)	63.1 (41.1 to 346)	24.6 (21.2 to 150)	13.2 (11.2 to 84.1)	8.6 (8.6 to 46.9)	6.3 (6.3 to 34)	4.7 (4.7 to 28.1)	3.6 (3.6 to 21.5)	2.7 (2.7 to 19.4)	2.1 (2.1 to 14.9)	1.5 (1.5 to 10.4)	1.1 (1.1 to 7.6)	0.6 (0.6 to 3.9)	0.3 (0.3 to 1.8)	0.1 (0.1 to 0.7)	0 (0 to 0.3)	0 (0 to 0.1)	1,430
Typhoid fever	0 (0 to 0)	0 (0 to 0)	1.3 (0.4 to 3)	102 (21.9 to 242)	256 (112 to 620)	304 (145 to 723)	129 (99.9 to 669)	58.6 (39.1 to 336)	22.2 (19.2 to 146)	12.1 (10.6 to 80.6)	8 (8.0 to 44.3)	5.9 (5.9 to 32)	4.3 (4.3 to 26.4)	3.3 (3.3 to 20.4)	2.5 (2.5 to 18.2)	1.9 (1.9 to 13.9)	1.4 (1.4 to 9.7)	1 (1.0 to 7)	0.5 (0.5 to 3.7)	0.3 (0.3 to 1.6)	0.1 (0.1 to 0.6)	0 (0 to 0.2)	0 (0 to 0.1)	1,360
Paratyphoid fever	0 (0 to 0)	0 (0 to 0)	0.1 (0 to 0.1)	7.1 (1.1 to 12.1)	23.5 (4.5 to 32.3)	13.7 (3.2 to 36.1)	7.6 (1.5 to 16.2)	4.5 (0.8 to 9.7)	2.4 (0.5 to 6.6)	1.1 (0.3 to 4.6)	0.7 (0.2 to 3.4)	0.4 (0.2 to 1.8)	0.3 (0.2 to 1.7)	0.3 (0.2 to 1.4)	0.2 (0.1 to 1.1)	0.2 (0.1 to 1.1)	0.1 (0.1 to 0.8)	0.1 (0.1 to 0.5)	0.1 (0.1 to 0.3)	0 (0 to 0.2)	0 (0 to 0.1)	0 (0 to 0.1)	0 (0 to 0.1)	62.6
Invasive Non-typhoidal Salmonella (iNTS)	0 (0 to 0)	0 (0 to 0)	4.7 (1.1 to 24.2)	121 (49.1 to 241)	166 (72.1 to 366)	197 (97.1 to 397)	104 (52.5 to 195)	59.1 (23.9 to 209)	37.7 (21.4 to 224)	24.5 (12.4 to 146)	16.1 (8.9 to 93.1)	11.2 (6.3 to 64.5)	8.5 (4.8 to 49.1)	6.5 (3.7 to 37.5)	5.1 (2.9 to 29.4)	3.9 (2.2 to 22.7)	2.8 (1.6 to 16.1)	2 (1.1 to 11.5)	1 (0.5 to 5.8)	0.5 (0.2 to 2.8)	0.2 (0.1 to 1.4)	0.1 (0 to 0.3)	0 (0 to 0.1)	1,040
Other unspecified infectious diseases	0 (0 to 0)	0 (0 to 0)	0 (0 to 0)	0 (0 to 0)	0 (0 to 0)	0 (0 to 0)	0 (0 to 0)	0 (0 to 0)	0 (0 to 0)	0 (0 to 0)	0 (0 to 0)	0 (0 to 0)	0 (0 to 0)	0 (0 to 0)	0 (0 to 0)	0 (0 to 0)	0 (0 to 0)	0 (0 to 0)	0 (0 to 0)	0 (0 to 0)	0 (0 to 0)	0 (0 to 0)	0 (0 to 0)	0 (0 to 0)	9.1
Meningitis	1,440 (39.9 to 2,740)	649 (2.3 to 1,340)	998 (44.6 to 331)	1,150 (24.3 to 103)	238 (94.1 to 286)	198 (94.9 to 273)	270 (127 to 478)	239 (109 to 398)	209 (37.7 to 193)	195 (60.9 to 213)	208 (97.8 to 315)	247 (129 to 455)	311 (157 to 540)	382 (201 to 661)	527 (287 to 885)	683 (368 to 1,110)	923 (523 to 1,500)	1,260 (822 to 2,021)	2,160 (1,320 to 3,500)	2,980 (1,820 to 4,830)	3,210 (1,960 to 5,200)	1,170 (715 to 1,900)	78.9 (48.2 to 128)	8,880
Encephalitis	0.9 (1.5 to 10.3)	0.2 (0.6 to 5.9)	0.7 (2.4 to 22.4)	0.4 (0.9 to 23.6)	0.2 (4.3 to 12.2)	0.2 (4.3 to 8.6)	0.1 (3.6 to 14.6)	0.1 (2.2 to 9.2)	0.1 (1.5 to 5.2)	0.1 (0.9 to 6.2)	0.1 (1.4 to 8.7)	0.1 (1.5 to 5.7)	0.1 (1.7 to 8.3)	0.1 (1.4 to 5.4)	0.1 (1.1 to 4.1)	0.1 (0.9 to 3.5)	0.1 (1.1 to 3.9)	0.1 (0.7 to 3.5)	0.1 (0.5 to 2.2)	0.1 (0.4 to 1.6)	0.1 (0.2 to 0.7)	0 (0.1 to 0.3)	0 (0 to 0.2)	13.8
Diphtheria	0 (0 to 0)	0 (0 to 0)	0 (0 to 0.6)	0 (0 to 0.4)	0 (0.1 to 2)	0 (0.1 to 0.6)	0 (0.1 to 0.6)	0 (0.1 to 0.2)	0 (0.1 to 0.2)	0 (0.1 to 0.1)	0 (0.1 to 0.1)	0 (0.1 to 0.2)	0 (0.1 to 0.2)	0 (0.1 to 0.2)	0 (0.1 to 0.2)	0 (0.1 to 0.2)	0 (0.1 to 0.2)	0 (0.1 to 0.2)	0 (0.1 to 0.2)	0 (0.1 to 0.2)	0 (0.1 to 0.2)	0 (0.1 to 0.2)	0 (0 to 0)	0 (0 to 0)	1.3
Tetanus	74.4 (33.6 to 330)	129 (13.3 to 298)	52.1 (32.1 to 82.1)	39.4 (21.1 to 63.6)	19.6 (9.6 to 34.9)	14.6 (7.7 to 26.9)	10.6 (5.6 to 19.5)	8.6 (3.7 to 16.2)	7.1 (2.9 to 13.5)	5.9 (2.3 to 11.2)	4.9 (1.9 to 9.5)	4.1 (1.6 to 8.1)	3.5 (1.3 to 7.1)	2.9 (1.1 to 6.1)	2.5 (0.9 to 5.4)	2.1 (0.7 to 4.7)	1.6 (0.5 to 3.7)	1.2 (0.4 to 2.9)	0.8 (0.3 to 2.1)	0.5 (0.2 to 1.4)	0.3 (0.1 to 0.9)	0.1 (0 to 0.4)	0 (0 to 0.1)	671
Measles	0 (0 to 0)	0 (0 to 0)	0 (0 to 0.1)	0 (0 to 0.1)	0 (0 to 0.1)	0 (0 to 0.1)	0 (0 to 0.1)	0 (0 to 0.1)	0 (0 to 0.1)	0 (0 to 0.1)	0 (0 to 0.1)	0 (0 to 0.1)	0 (0 to 0.1)	0 (0 to 0.1)	0 (0 to 0.1)	0 (0 to 0.1)	0 (0 to 0.1)	0 (0 to 0.1)	0 (0 to 0.1)	0 (0 to 0.1)	0 (0 to 0.1)	0 (0 to 0.1)	0 (0 to 0.1)	0 (0 to 0.1)	150
Varicella and herpes zoster	1.1 (0.1 to 3.9)	1.1 (0.1 to 4.1)	13.7 (1.5 to 48.1)	19.4 (1.4 to 64.8)	19.4 (1.5 to 78.4)	2.4 (1.5 to 13.5)	1.6 (0.9 to 6.3)	2.1 (0.9 to 8.7)	2.4 (0.9 to 9.6)	1.6 (0.8 to 6.5)	1.6 (0.8 to 6.3)	1.6 (0.7 to 6.2)	1.6 (0.7 to 6.3)	1.6 (0.7 to 6.3)	1.6 (0.7 to 6.3)	1.6 (0.7 to 6.3)	1.6 (0.7 to 6.3)	1.6 (0.7 to 6.3)	1.6 (0.7 to 6.3)	1.6 (0.7 to 6.3)	1.6 (0.7 to 6.3)	1.6 (0.7 to 6.3)	1.6 (0.7 to 6.3)	87.9
Acute hepatitis	0 (0 to 0)	0 (0 to 0)	0.1 (0 to 0.4)	0.1 (0 to 0.4)	0.1 (0 to 0.4



Congenital birth defects	1,400 (741 to 2,366)	262 (132 to 498)	685 (363 to 1,430)	221 (127 to 393)	196 (125 to 299)	176 (114 to 264)	150 (91 to 242)	92.7 (56.1 to 153)	61 (37.9 to 97.6)	44.9 (27.4 to 70.9)	39.6 (22.5 to 58.3)	29.5 (17.9 to 46.9)	22 (13 to 35)	18.7 (11.2 to 29.3)	17.2 (10.2 to 27.3)	13.3 (7.9 to 22.7)	8.1 (4.6 to 12.9)	3.7 (1.9 to 6.5)	1.9 (1 to 3.4)	0.8 (0.4 to 1.6)	0.3 (0.1 to 0.9)	0.1 (0 to 0.1)	0 (0 to 0)	3,450
Neural tube defects	119 (64 to 204)	11.6 (3 to 33.7)	22.9 (4.3 to 78.9)	10.4 (4.3 to 20.4)	7.6 (4.4 to 12.1)	7.2 (4.9 to 10.8)	5.4 (2.9 to 9.2)	3.2 (2 to 4.8)	1.9 (1 to 2.8)	1.3 (0.6 to 1.9)	0.9 (0.4 to 1.3)	0.6 (0.2 to 0.9)	0.4 (0.2 to 0.6)	0.3 (0.1 to 0.5)	0.2 (0.1 to 0.4)	0.1 (0 to 0.3)	0 (0 to 0.2)	0 (0 to 0.1)	0 (0 to 0)	0 (0 to 0)	0 (0 to 0)	0 (0 to 0)	0 (0 to 0)	187
Congenital heart anomalies	1,000 (557 to 642)	189 (74 to 240)	491 (197 to 775)	161 (72 to 239)	139 (72 to 220)	127 (73 to 189)	107 (59 to 169)	66.2 (37 to 103)	43.2 (24 to 68.3)	31.8 (17.5 to 50.2)	28.1 (14.5 to 47)	20.9 (10.7 to 34.5)	15.6 (7.9 to 25.8)	13.2 (6.5 to 21.9)	12.2 (6.1 to 20.7)	9.4 (4.5 to 16.1)	5.7 (2.5 to 10.2)	2.6 (1 to 5.1)	1.3 (0.5 to 2.7)	0.6 (0.2 to 1.3)	0.2 (0 to 0.6)	0.1 (0 to 0.2)	0 (0 to 0)	1,200
Orofacial clefts	417 (218 to 717)	82 (32 to 177)	214 (77 to 515)	67 (27 to 131)	57 (28 to 93)	49 (29 to 77)	41 (24 to 64)	26 (15 to 40)	17 (9.6 to 26)	12 (6.3 to 18)	9.8 (5.3 to 15)	8.2 (3.9 to 13)	6.1 (2.9 to 9.6)	5.2 (2.3 to 8.2)	4.8 (2.1 to 7.6)	3.7 (1.5 to 6.1)	2.2 (0.8 to 4.1)	1 (0.3 to 2.1)	0.5 (0.1 to 1.1)	0.2 (0 to 0.6)	0.1 (0 to 0.3)	0 (0 to 0.1)	0 (0 to 0)	361
Down syndrome	12.5 (4.2 to 29.9)	3.6 (1.1 to 8.5)	21.7 (5.9 to 54.7)	9.7 (2.9 to 14.1)	3.6 (1.6 to 6.9)	3.3 (1.6 to 5.2)	3.7 (1.7 to 7.1)	2.4 (1.1 to 3.5)	1.5 (0.6 to 2.3)	1.2 (0.4 to 2.1)	1 (0.4 to 2.3)	0.6 (0.3 to 1.4)	0.6 (0.2 to 1.4)	0.6 (0.2 to 1.4)	0.6 (0.2 to 1.9)	0.3 (0.1 to 0.8)	0.1 (0 to 0.4)	0 (0 to 0)	0 (0 to 0)	0 (0 to 0)	0 (0 to 0)	0 (0 to 0)	0 (0 to 0)	63.9
Turner syndrome	0 (0 to 0)	0 (0 to 0)	0 (0 to 0)	0 (0 to 0)	0 (0 to 0)	0 (0 to 0)	0 (0 to 0)	0 (0 to 0)	0 (0 to 0)	0 (0 to 0)	0 (0 to 0)	0 (0 to 0)	0 (0 to 0)	0 (0 to 0)	0 (0 to 0)	0 (0 to 0)	0 (0 to 0)	0 (0 to 0)	0 (0 to 0)	0 (0 to 0)	0 (0 to 0)	0 (0 to 0)	0 (0 to 0)	0 (0 to 0)	0
Klinefelter syndrome	0 (0 to 0)	0 (0 to 0)	0 (0 to 0)	0 (0 to 0)	0 (0 to 0)	0 (0 to 0)	0 (0 to 0)	0 (0 to 0)	0 (0 to 0)	0 (0 to 0)	0 (0 to 0)	0 (0 to 0)	0 (0 to 0)	0 (0 to 0)	0 (0 to 0)	0 (0 to 0)	0 (0 to 0)	0 (0 to 0)	0 (0 to 0)	0 (0 to 0)	0 (0 to 0)	0 (0 to 0)	0 (0 to 0)	0 (0 to 0)	0
Other chromosomal abnormalities	28.2 (7.9 to 79.7)	6.6 (2.3 to 19.4)	17.7 (5.8 to 62.4)	4.3 (2.5 to 7.5)	2.8 (1.7 to 4.5)	2.7 (1.6 to 4.7)	2.7 (1.6 to 4.7)	1.4 (0.7 to 2.3)	0.9 (0.4 to 1.9)	0.4 (0.2 to 0.8)	0.4 (0.1 to 0.9)	0.2 (0.1 to 0.4)	0.1 (0 to 0.3)	0.1 (0 to 0.2)	0.1 (0 to 0.2)	0 (0 to 0.1)	0 (0 to 0.1)	0 (0 to 0)	0 (0 to 0)	0 (0 to 0)	0 (0 to 0)	0 (0 to 0)	0 (0 to 0)	0 (0 to 0)	68.5
Congenital musculoskeletal and limb anomalies	39 (12.3 to 91)	9.4 (2.5 to 23.6)	23.6 (6.4 to 74.9)	46.9 (8.6 to 74.9)	40.6 (23.4 to 64.3)	38.2 (20.6 to 62.3)	29.4 (17 to 47.4)	16.1 (8.6 to 25.6)	10.7 (5.6 to 17.4)	6.8 (4.6 to 9.6)	5.3 (2.3 to 9.4)	4.7 (2.4 to 7.4)	3.9 (2 to 6.3)	3.4 (1.8 to 5.5)	2.5 (1.3 to 4.1)	1.3 (0.7 to 2.3)	0.8 (0.3 to 1.1)	0.3 (0.1 to 0.6)	0.1 (0 to 0.3)	0 (0 to 0.1)	0 (0 to 0)	0 (0 to 0)	0 (0 to 0)	299
Urogenital congenital anomalies	27.9 (11.2 to 59.4)	4.9 (1.4 to 12.4)	8.8 (3.5 to 21.4)	7.9 (2.7 to 12.8)	5.4 (2.5 to 9.1)	4.1 (2.3 to 6.7)	3 (1.6 to 4.8)	1.7 (0.8 to 2.6)	1.1 (0.4 to 2.1)	0.7 (0.3 to 1.3)	0.5 (0.2 to 0.9)	0.3 (0.1 to 0.6)	0.2 (0.1 to 0.3)	0.1 (0.1 to 0.3)	0.1 (0 to 0.2)	0.1 (0 to 0.1)	0 (0 to 0.1)	0 (0 to 0)	0 (0 to 0)	0 (0 to 0)	0 (0 to 0)	0 (0 to 0)	0 (0 to 0)	0 (0 to 0)	79.4
Digestive congenital anomalies	29 (19.1 to 279)	6.1 (3.1 to 66.9)	6.7 (2.7 to 22)	12.1 (4.7 to 79.7)	10.7 (4.6 to 16.6)	9.3 (5.7 to 14.3)	7.6 (4.3 to 12.2)	4.2 (2.3 to 6.2)	2.6 (1.3 to 4.3)	1.6 (0.8 to 2.6)	1.2 (0.4 to 2.1)	0.8 (0.3 to 1.4)	0.6 (0.2 to 1.1)	0.5 (0.2 to 1.1)	0.4 (0.1 to 1.1)	0.2 (0.1 to 0.6)	0.1 (0 to 0.4)	0 (0 to 0.2)	0 (0 to 0.1)	0 (0 to 0.1)	0 (0 to 0.1)	0 (0 to 0.1)	0 (0 to 0)	219
Other congenital birth defects	688 (279 to 1,155)	77.7 (30 to 146)	192 (52.5 to 662)	78.7 (22.6 to 174)	76.4 (42.4 to 138)	69.7 (36.1 to 118)	60.2 (30.2 to 109)	39.5 (19.5 to 70.2)	27.2 (13.2 to 48.6)	20.2 (10.5 to 39.6)	17.4 (8.1 to 31.5)	14.5 (6.7 to 26.4)	11.9 (5.4 to 21.6)	9.8 (4.6 to 18.6)	8.3 (3.9 to 15.5)	6.3 (2.9 to 11.6)	3.8 (1.5 to 6.4)	1.8 (0.6 to 3.2)	0.7 (0.3 to 1.5)	0.2 (0.1 to 0.5)	0.1 (0 to 0.2)	0 (0 to 0.1)	0 (0 to 0)	1,310
Urinary diseases and male infertility	19.2 (7.9 to 36)	2.7 (1.1 to 5.1)	4.5 (1.4 to 11.5)	1.3 (0.7 to 2.9)	0.7 (0.4 to 1.2)	2.6 (1.4 to 4.2)	3.4 (1.9 to 5.5)	4.6 (2.8 to 6.9)	5.5 (3.1 to 8.6)	5.3 (2.9 to 8.5)	4.9 (2.5 to 8.1)	4.2 (2.1 to 7.1)	3.5 (1.7 to 6.1)	2.9 (1.4 to 5.1)	2.4 (1.1 to 4.4)	1.8 (0.8 to 3.5)	1.1 (0.4 to 2.4)	0.6 (0.2 to 1.4)	0.3 (0.1 to 0.8)	0.1 (0 to 0.3)	0 (0 to 0.1)	0 (0 to 0.1)	0 (0 to 0)	745
Urolithiasis	2.8 (0 to 0)	0.4 (0 to 0)	0.8 (0 to 0)	0.3 (0 to 0.1)	0.2 (0 to 0.1)	0.6 (0.1 to 0.4)	1.1 (0.2 to 0.3)	1.4 (0.3 to 0.6)	2.1 (0.2 to 0.8)	2.1 (0.2 to 0.8)	2.1 (0.2 to 0.8)	2.1 (0.2 to 0.8)	2.1 (0.2 to 0.8)	2.1 (0.2 to 0.8)	2.1 (0.2 to 0.8)	2.1 (0.2 to 0.8)	2.1 (0.2 to 0.8)	2.1 (0.2 to 0.8)	2.1 (0.2 to 0.8)	2.1 (0.2 to 0.8)	2.1 (0.2 to 0.8)	2.1 (0.2 to 0.8)	2.1 (0.2 to 0.8)	7.9
Benign prostatic hyperplasia	0 (0 to 0)	0 (0 to 0)	0 (0 to 0)	0 (0 to 0)	0 (0 to 0)	0 (0 to 0)	0 (0 to 0)	0 (0 to 0)	0 (0 to 0)	0 (0 to 0)	0 (0 to 0)	0 (0 to 0)	0.2 (0 to 0.5)	1.5 (0.4 to 3.7)	4.1 (1 to 7.5)	6.9 (1.8 to 13.9)	10.4 (2.6 to 22.3)	14.4 (3.4 to 34.7)	18.2 (3.9 to 50.1)	20.9 (3.9 to 66.1)	22.6 (3.9 to 86)	23.9 (3.9 to 107)	24.6 (3.9 to 132)	25.1 (3.9 to 160)	80
Male infertility	0 (0 to 0)	0 (0 to 0)	0 (0 to 0)	0 (0 to 0)	0 (0 to 0)	0 (0 to 0)	0 (0 to 0)	0 (0 to 0)	0 (0 to 0)	0.4 (0.1 to 0.9)	0.8 (0.2 to 1.8)	1.2 (0.3 to 2.6)	1.6 (0.4 to 3.5)	2.1 (0.5 to 4.5)	2.7 (0.6 to 5.8)	3.4 (0.8 to 7.3)	4.2 (1 to 9.1)	5.1 (1.2 to 11)	6.2 (1.4 to 13.5)	7.3 (1.6 to 15.9)	8.5 (1.6 to 18.6)	9.8 (1.6 to 21.5)	11.2 (1.6 to 24.7)	12.6 (1.6 to 28.5)	31.4
Other urinary diseases	16.5 (7.3 to 34)	2 (0.7 to 4.6)	1.7 (0.4 to 4.9)	0.8 (0.4 to 2)	0.6 (0.3 to 1.4)	0.6 (0.3 to 1.1)	0.6 (0.3 to 1.1)	0.6 (0.2 to 1.2)	0.6 (0.2 to 1.2)	0.6 (0.2 to 1.2)	0.6 (0.2 to 1.2)	0.6 (0.2 to 1.2)	0.6 (0.2 to 1.2)	0.6 (0.2 to 1.2)	0.6 (0.2 to 1.2)	0.6 (0.2 to 1.2)	0.6 (0.2 to 1.2)	0.6 (0.2 to 1.2)	0.6 (0.2 to 1.2)	0.6 (0.2 to 1.2)	0.6 (0.2 to 1.2)	0.6 (0.2 to 1.2)	0.6 (0.2 to 1.2)	419
Gynecological diseases	0 (0 to 0)	0 (0 to 0)	0 (0 to 0)	0 (0 to 0)	0 (0 to 0)	0 (0 to 0)	0 (0 to 0)	0 (0 to 0)	0 (0 to 0)	0 (0 to 0)	0 (0 to 0)	0 (0 to 0)	0 (0 to 0)	0 (0 to 0)	0 (0 to 0)	0 (0 to 0)	0 (0 to 0)	0 (0 to 0)	0 (0 to 0)	0 (0 to 0)	0 (0 to 0)	0 (0 to 0)	0 (0 to 0)	0 (0 to 0)	730
Uterine fibroids	0 (0 to 0)	0 (0 to 0)	0 (0 to 0)	0 (0 to 0)	0 (0 to 0)	0 (0 to 0)	0 (0 to 0)	0 (0 to 0)	0 (0 to 0)	0 (0 to 0)	0 (0 to 0)	0 (0 to 0)	0 (0 to 0)	0 (0 to 0)	0 (0 to 0)	0 (0 to 0)	0 (0 to 0)	0 (0 to 0)	0 (0 to 0)	0 (0 to 0)	0 (0 to 0)	0 (0 to 0)	0 (0 to 0)	0 (0 to 0)	0.3
Polycystic ovarian syndrome	..	..	..	..	..	..	..	..	..	..	..	..	..	..	..	..	..	..	..	..	..	..	..	..	NA
Female infertility	..	..	..	..	..	..	..	..	..	..	..	..	..	..	..	..	..	..	..	..	..	..	..	..	NA
Endometriosis	..	..	..	..	..	..	..	..	..	..	..	..	..	..	..	..	..	..	..	..	..	..	..	..	NA
Genital prolapse	0 (0 to 0)	0 (0 to 0)	0 (0 to 0)	0 (0 to 0)	0 (0 to 0)	0 (0 to 0)	0 (0 to 0)	0 (0 to 0)	0 (0 to 0)	0 (0 to 0)	0 (0 to 0)	0 (0 to 0)	0 (0 to 0)	0 (0 to 0)	0 (0 to 0)	0 (0 to 0)	0 (0 to 0)	0 (0 to 0)	0 (0 to 0)	0 (0 to 0)	0 (0 to 0)	0 (0 to 0)	0 (0 to 0)	0 (0 to 0)	0
Premenstrual syndrome	..	..	..	..	..	..	..	..	..	..	..	..	..	..	..	..	..	..	..	..	..	..	..	..	NA
Other gynecological diseases	0 (0 to 0)	0 (0 to 0)	0 (0 to 0)	0 (0 to 0)	0 (0 to 0)	0 (0 to 0)	0 (0 to 0)	0 (0 to 0)	0 (0 to 0)	0 (0 to 0)	0 (0 to 0)	0 (0 to 0)	0 (0 to 0)	0 (0 to 0)	0 (0 to 0)	0 (0 to 0)	0 (0 to 0)	0 (0 to 0)	0 (0 to 0)	0 (0 to 0)	0 (0 to 0)	0 (0 to 0)	0 (0 to 0)	0 (0 to 0)	0
Hemoglobinopathies and hemolytic anemias	2.8 (1.7 to 7.4)	0.6 (0.4 to 1.3)	39.6 (22.6 to 68.4)	92.6 (56.5 to 149)	157 (91.9 to 247)	97 (58.3 to 167)	76.6 (41.2 to 138)	49.8 (24.1 to 94.4)	31.6 (14.6 to 66)	23.2 (11.6 to 44)	19.5 (7.7 to 39.1)	19.5 (7.7 to 39.1)	15 (4.6 to 29.6)	15.2 (7.1 to 32.2)	19.4 (9.3 to 35.7)	19.7 (9.6 to 40)	16.2 (7.5 to 32.7)	13.4 (6.4 to 29.6)	9 (3.6 to 22.7)	4.8 (1.9 to 12.3)	2.4 (0.8 to 6.7)	0.8 (0.3 to 2.1)	0.1 (0 to 0.2)	730
Thalassemias	0 (0 to 0)	0 (0 to 0)	0.3 (0 to 2)	0 (0 to 0)	0 (0 to 0)	0 (0 to 0.1)	0 (0 to 0)	0 (0 to 0)	0 (0 to 0)	0 (0 to 0)	0 (0 to 0)	0 (0 to 0)	0 (0 to 0)	0 (0 to 0)	0 (0 to 0)	0 (0 to 0)	0 (0 to 0)	0 (0 to 0)	0 (0 to 0)	0 (0 to 0)	0 (0 to 0)	0 (0 to 0)	0 (0 to 0)	0 (0 to 0)	0.3
Thalassemias trait	0.2 (0 to 0)	0.1 (0 to 0.1)	3.1 (0.4 to 1.8)	4.8 (0.3 to 13.7)	3.1 (0 to 9)	2.1 (0.3 to 6.5)	2.1 (0 to 1.1)	2.3 (0.1 to 0.7)	2.3 (0.1 to 0.7)	2.3 (0.1 to 0.7)	2.3 (0.1 to 0.7)	2.3 (0.1 to 0.7)	2.3 (0.1 to 0.7)	2.3 (0.1 to 0.7)	2.3 (0.1 to 0.7)	2.3 (0.1 to 0.7)	2.3 (0.1 to 0.7)	2.3 (0.1 to 0.7)	2.3 (0.1 to 0.7)	2.3 (0.1 to 0.7)	2.3 (0.1 to 0.7)	2.3 (0.1 to 0.7)	2.3 (0.1 to 0.7)	15.1
Sickle cell disorders	3.5 (1.4 to 7)	1.3 (0.4 to 2.3)	19.6 (9.7 to 31.4)	26.1 (16.5 to 37)	60 (32.7 to 92.7)	60 (39.2 to 92.7)	27.1 (29.8 to 120)	21.5 (16.8 to 77)	21.5 (9.7 to 43)	14.1 (4.1 to 39.7)	10.1 (4.1 to 28.4)	6.1 (2.3 to 22)	3.5 (2.3 to 14.9)	1 (0.4 to 9.6)	0.3 (0.1 to 8.1)	0.1 (0 to 3.2)	0 (0 to 0.9)	0 (0 to 0.1)	0 (0 to 0)	0 (0 to 0)	0 (0 to 0)	0 (0 to 0)	0 (0 to 0)	0 (0 to 0)	324
Sickle cell trait	6.2 (5.1 to 8.4)	0.6 (0.5 to 0.9)	19.2 (9.3 to 28.7)	29.1 (20.9 to 39.7)	60.5 (39.2 to 134)	42 (12.4 to 67.4)	27.2 (23.2 to 61)	17.7 (12.1 to 39.3)	8.5 (3.2 to 12.4)	3.2 (1.4 to 11.7)	1.4 (1.4 to 5.9)	0.3 (0.3 to 1.9)	0.1 (0.1 to 0.5)	0.1 (0 to 0.4)	0.1 (0 to 0.3)	0 (0 to 0.2)	0 (0 to 0.1)	0 (0 to 0.1)	0 (0 to 0)	0 (0 to 0)	0 (0 to 0)	0 (0 to 0)	0 (0 to 0)	0 (0 to 0)	252
G6PD deficiency	0.1 (0 to 0.1)	0.1 (0 to 0.1)	0.2 (0.1 to 0.4)	1.2 (0.1 to 2.6)	1.2 (0.4 to 2.4)	1.2 (0.5 to 2.4)	1.1 (0.5 to 2.3)	1.1 (0.5 to 2.3)	0.7 (0.2 to 1.6)	1.2 (0.3 to 2.3)	1.2 (0.3 to 2.3)	2.3 (0.7 to 4.4)	4.6 (1.4 to 13.2)	4.6 (1.2 to 16.9)	4.6 (1.2 to 16.9)	4.6 (1.2 to 16.9)	4.6 (1.2 to 16.9)	4.6 (1.2 to 16.9)	4.6 (1.2 to 16.9)	4.6 (1.2 to 16.9)	4.6 (1.2 to 16.9)	4.6 (1.2 to 16.9)	4.6 (1.2 to 16.9)	4.6 (1.2 to 16.9)	39.7
G6PD trait	0 (0 to 0)	0 (0 to 0)	0 (0 to 0)	0 (0 to 0)	0 (0 to 0)	0 (0 to 0)	0 (0 to 0)	0 (0 to 0)	0 (0 to 0)	0 (0 to 0)	0 (0 to 0)	0 (0 to 0)	0 (0 to 0)	0 (0 to 0)	0 (0 to 0)	0 (0 to 0)	0 (0 to 0)	0 (0 to 0)	0 (0 to 0)	0 (0 to 0)	0 (0 to 0)	0 (0 to 0)	0 (0 to 0)	0 (0 to 0)	0
Other hemoglobinopathies and hemolytic anemias	0.3 (0 to 0)	0.3 (0.1 to 0.9)	3.1 (1.2 to 6)	7.2 (4.3 to 13.9)	13.4 (4.6 to 29.7)	9.6 (1.6 to 13.2)	6.8 (2.1 to 16)	4.7 (1.6 to 11.3)	3.6 (1.3 to 8.1)	3.4 (1.1 to 7.4)	3.1 (0.6 to 7.3)	2.8 (0.9 to 6.5)	2.6 (0.9 to 6.5)	2.4 (0.9 to 6.5)	2.4 (1.4 to 4.9)	2.4 (0.5 to 9)	2.7 (0.5 to 10)	2.6 (0.5 to 10)	2.6 (0.5 to 10)	2.6 (0.5 to 10)	2.6 (0.5 to 10)	2.6 (0.5 to 10)	2.6 (0.5 to 10)	2.6 (0.5 to 10)	99.7
Endocrine, metabolic, blood, and immune disorders	4.2 (1.6 to 9.9)	2.5 (1.2 to 4.5)	13.2 (6.9 to 23.3)	28.7 (19.5 to 49.1)	49.3 (27.6 to 79.4)	51.5 (27.7 to 89.2)	44.7 (29.2 to 79.5)	31.1 (20.6 to 61.4)	23.2 (14.2 to 39.2)	19.6 (11.6 to 34.2)	16.9 (9.4 to 30.2)	14.2 (7.5 to 26.1)	11.6 (6.1 to 21.6)	9.8 (4.9 to 18.6)	8.3 (3.9 to 16.1)	6.7 (2.9 to 13.6)	4.9 (1.9 to 10.5)	3.2 (1.1 to 7.2)	1.8 (0.5 to 4.3)	0.9 (0.2 to 2.4)	0.4 (0.1 to 1.1)	0.1 (0 to 0.3)	0 (0 to 0.1)	894
Oral disorders	0 (0 to 0)	0 (0 to 0)	0 (0 to 0)	0 (0 to 0)	0 (0 to 0)	0 (0 to 0)	0 (0 to 0)	0 (0 to 0)	0 (0 to 0)	0 (0 to 0)	0 (0 to 0)	0 (0 to 0)	0 (0 to 0)	0 (0 to 0)	0 (0 to 0)	0 (0 to 0)	0 (0 to 0)	0 (0 to 0)	0 (0 to 0)	0 (0 to 0)	0 (0 to 0)	0 (0 to 0)	0 (0 to 0)	0 (0 to 0)	0
Caries of deciduous teeth	0 (0 to 0)	0 (0 to 0)	0 (0 to 0)	0 (0 to 0)	0 (0 to 0)	0 (0 to 0)	0 (0 to 0)	0 (0 to 0)	0 (0 to 0)	0 (0 to 0)	0 (0 to 0)	0 (0 to 0)	0 (0 to 0)	0 (0 to 0)	0 (0 to 0)	0 (0 to 0)	0 (0 to 0)	0 (0 to 0)	0 (0 to 0)	0 (0 to 0)	0 (0 to 0)	0 (0 to 0)	0 (0 to 0)	0 (0 to 0)	22.1
Caries of permanent teeth	0 (0 to 0)	0 (0 to 0)	0 (0 to 0)	0 (0 to 0)	0.3 (1.1 to 1.3)	19.5 (4.5 to 41.7)	21.4 (8.6 to 44.6)	19.6 (9.3 to 44.6)	13.9 (7.6 to 26.4)	11 (4.5 to 23.8)	9 (2 to 19)	7 (2.6 to 16.4)	5.3 (2.2 to 11)	4.2 (1.7 to 8.6)	3.6 (1.4 to 7.4)	2.6 (1 to 5.4)	1.9 (0.7 to 3.9)	1.1 (0.4 to 2.3)	0.5 (0.2 to 1.1)	0.2 (0 to 0.5)	0.1 (0 to 0.2)	0 (0 to 0.1)	0 (0 to 0)	125
Periodontal diseases	0 (0 to 0)	0 (0 to 0)	0 (0 to 0)	0 (0 to 0)	0 (0 to 0)	0 (0 to 0)	10.7 (3.6 to 27.4)	29.5 (10.5 to 73.1)	49.1 (19.6 to 113)	62.8 (22.9 to 139)	66 (23.2 to 148)	63 (22.7 to 139)	52.1 (17.1 to 120)	39.2 (12.5 to 93.1)	29.6 (9.1 to 73.1)	21.5 (6.2 to 55.1)	14.7 (3.9 to 39.1)	9.6 (2.3 to 26.1)	5.6 (1.2 to 15.9)	3.1 (0.6 to 8.9)	1.4 (0.2 to 4.2)	0.5 (0 to 1.6)	0.1 (0 to 0.5)	522
Other oral disorders	0 (0 to 0)	0 (0 to 0)	20.4 (11.6 to 31.8)	22 (12.4 to 34.2)	26.1 (14.9 to 41.5)	24.5 (13.4 to 40.1)	20.8 (9.8 to 41.7)	13.4 (5.4 to 34.6)	8.6 (2.4 to 24)	5.6 (1.2 to 16.4)	4.2 (0.8 to 12.4)	3.2 (0.6 to 9.6)	2.5 (0.5 to 7.5)	2 (0.4 to 6.1)	1.6 (0.3 to 4.9)	1.2 (0.2 to 3.7)	0.8 (0.1 to 2.5)	0.5 (0.1 to 1.6)	0.2 (0 to 0.7)	0.1 (0 to 0.3)	0 (0 to 0.1)	0 (0 to 0)	0 (0 to 0)	279
Sudden infant death syndrome	..	97.6 (22.9 to 291)	..	..	..	..	..	..	..	..	..	..	..	..	..	..	..	..	..	..	..	..	..	..	NA
Injuries	64 (37 to 126)	31.3 (11 to 137)	116 (41.4 to 312)	168 (101 to 327)	542 (375 to 775)	813 (585 to 1,089)	2,260 (1,465 to 3,240)	2,320 (1,565 to 3,446)	1,760 (1,192 to 2,606)	1,466 (983 to 2,233)	1,305 (869 to 2,010)	1,159 (764 to 1,715)	1,058 (717 to 1,548)	1,068 (723 to 1,570)	1,070 (716 to 1,583)	983 (643 to 1,520)	774 (494 to 1,232)	526 (305 to 880)	313 (165 to 550)	151 (77 to 281)	68.2 (32.6 to 134)	19.8 (7.6 to 47.2)	4.2 (1.4 to 10.6)	18,200
Transport injuries	9.8 (4.2 to 24.6)	2.7 (0.9 to 6)	17.3 (5.7 to 43.7)	22.6 (10.7 to 39)	186 (86 to 288)	221 (127 to 350)	740 (467 to 1,205)	710 (467 to 1,080)	452 (277 to 733)	377 (232 to 629)	332 (210 to 545)	264 (151 to 472)	264 (162 to 449)	317 (203 to 498)	322 (213 to 497)	298 (189 to 463)	250 (148 to 387)	167 (77 to 245)	99 (48 to 157)	49.5 (22 to 84.4)	10.4 (4.1 to 23)	1.6 (0.4 to 4.6)	0.4 (0.2 to 0.8)	5,190
Road injuries	5.9 (3.6 to 9.7)	1.6 (0.9 to 3.1)	19.6 (9.3 to 39.3)	19.6 (9.4 to 38.8)	192 (117 to 332)	284 (177 to 441)	1,010 (632 to 1,740)	1,010 (632 to 1,702)	333 (208 to 554)	300 (188 to 477)	279 (175 to 448)	213 (134 to 318)	194 (122 to 288)	264 (167 to 397)	264 (167 to 397)	242 (152 to 359)	192 (120 to 288)	114 (70 to 171)	69.4 (42 to 104)	34 (20 to 52.4)	7.1 (4.2 to 11.3)	1.1 (0.6 to 2.1)	0.2 (0.1 to 0.4)	4,600
Pedestrian road injuries	2.1 (1.4 to 3.7)	0.6 (0.5 to 0.9)	3.9 (2.6 to 6.9)	3.9 (2.6 to 6.9)	39.8 (22.6 to 79)	59.6 (32.6 to 97.6)	209 (120 to 346)	209 (120 to 346)	94 (53.2 to 155)	62 (35.2 to 102)	58 (32.8 to 96.2)	44 (24.7 to 72.6)	40 (22.5 to 66.1)	54 (30.3 to 89.1)	54 (30.3 to 89.1)	50 (28.1 to 82.5)	39 (21.9 to 64.4)	23 (12.9 to 38)	14 (7.9 to 23.1)	7 (3.9 to 11.5)	1.4 (0.8 to 2.3)	0.2 (0.1 to 0.4)	0 (0 to 0.1)	1,030
Cyclist road injuries	0 (0 to 0)	0 (0 to 0)	0.5 (0 to 1.9)	1.9 (0.4 to 13.9)	7.5 (4.1 to 13.6)	9.4 (4.9 to 16.9)	29.5 (16.3 to 52.6)	29.5 (16.3 to 52.6)	13.2 (7.1 to 23.7)	8.8 (4.6 to 16.1)	8.2 (4.3 to 15.1)	6.2 (3.2 to 11.4)	5.7 (2.9 to 10.5)	7.6 (3.9 to 14)	7.6 (3.9 to 14)	7.1 (3.6 to 13.1)	5.5 (2.8 to 10.2)	3.2 (1.6 to 5.9)	2 (1 to 3.7)	1 (0.5 to 1.8)	0.2 (0.1 to 0.4)	0 (0 to 0.1)	0 (0 to 0)	375
Motorcyclist road injuries	0.1 (0 to 0.5)	0 (0 to 0.2)	2.7 (0.5 to 7.1)	2.7 (0.4 to 2)	21.1 (1.5 to 12.5)	13.6 (3.2 to 17.8)	13.6 (6.6 to 32.6)	13.6 (6.6 to 32.6)	13.6 (6.6 to 32.6)	13.6 (6.6 to 39.3)	13.6 (7.3 to 39.3)	11.1 (7.3 to 26)	11.1 (6.6 to 33)	26.7 (14.9 to 33.4)	26.7 (14.9 to 33.4)	26.4 (14.9 to 33.4)	26.4 (14.9 to 33.4)	26.4 (14.9 to 33.4)	26.4 (14.9 to 33.4)	26.4 (14.9 to 33.4)	26.4 (14.9 to 33.4)	26.4 (14.9 to 33.4)	26.4 (14.9 to 33.4)	26.4 (14.9 to 33.4)	142
Motor vehicle road injuries	2.3 (0.9 to 10.4)	0.9 (0.2 to 2.2)	5.9 (1.4 to 19.6)	9.2 (1.4 to 24)	47.9 (19.6 to 92.4)	61.5 (39.2 to 117)	232 (97.3 to 448)	232 (97.3 to 448)	217 (89.6 to 429)	130 (49.9 to 292)	99.6 (49.9 to 197)	82.1 (44.4 to 150)	82.2 (43.3 to 142)	89.5 (46.7 to 162)	82.1 (42.3 to 163)	66.7 (34.7 to 128)	49.6 (25.2 to 98.4)	29.7 (14.8 to 57.5)	16.8 (8.4 to 32.5)	7.3 (3.5 to 14.5)	2.4 (1.1 to 5.1)	0.5 (0.2 to 1.1)	0 (0 to 0.1)	1,480
Other road injuries	0 (0 to 0)	0 (0 to 0)	0.5 (0 to 0.1)	0.9 (0 to 0.3)	2.6 (0.5 to 9.6)	0.9 (0.4 to 3.4)	0.9 (0.4 to 3.4)	1.1 (0.7 to 3.4)	1.1 (0.7 to 3.4)	1.1 (0.7 to 3.4)	1.1 (0.7 to 3.4)	1.1 (0.7 to 3.4)	1.1 (0.7 to 3.4)	1.1 (0.7 to 3.4)	1.1 (0.7 to 3.4)	1.1 (0.7 to 3.4)	1.1 (0.7 to 3.4)	1.1 (0.7 to 3.4)	1.1 (0.7 to 3.4)	1.1 (0.7 to 3.4)	1.1 (0.7 to 3.4)	1.1 (0.7 to 3.4)	1.1 (0.7 to 3.4)	1.1 (0.7 to 3.4)	12.9
Other transport injuries	0.4 (0.1 to 1.3)	0.2 (0 to 0.5)	1.4 (0.3 to 3.1)	3.6 (2.0 to 6)	14.4 (7.0 to 27.7)	19.8 (10.6 to 37)	49.2 (21.5 to 113)	53.5 (21.9 to 136)	43.5 (18.6 to 99.2)	37.3 (13.7 to 93.7)	23.6 (7.6 to 66.9)	24.8 (12.6 to 54.6)	21.3 (9.9 to 42.9)	23.4 (9.2 to 59.6)	18.7 (9.1 to 31.9)	16.9 (6.2 to 32.7)	22.5 (9.2 to 54.1)	20.3 (9.2 to 37.6)	21.3 (10.4 to 41)	23.4 (10.4 to 47.1)	21.3 (9.7 to 43.1)	23.4 (10.4 to 47.1)	23.4 (10.4

SR Table 2x. Kisumu DALYS by cause and sex arcoss for males with 95% uncertainty intervals, 2019

Cause	Born Neonatal	Late Neonatal	Post Neonatal	1 to 4	5 to 9	10 to 14	15 to 19	20 to 24	25 to 29	30 to 34	35 to 39	40 to 44	45 to 49	50 to 54	55 to 59	60 to 64	65 to 69	70 to 74	75 to 79	80 to 84	85 to 89	90 to 94	95 plus	Total
All causes	15,600 (9,270 to 25,900)	20,600 (9,300 to 41,700)	20,600 (9,300 to 39,100)	17,000 (10,100 to 31,900)	6,910 (2,660 to 15,000)	5,170 (2,170 to 12,000)	11,000 (3,780 to 30,300)	16,200 (5,700 to 44,200)	16,800 (5,700 to 44,600)	23,900 (7,530 to 62,400)	29,200 (7,970 to 76,900)	28,200 (7,400 to 77,300)	23,600 (7,130 to 70,100)	19,900 (5,920 to 59,400)	16,200 (4,900 to 48,900)	13,200 (3,900 to 39,300)	9,660 (2,870 to 28,600)	6,400 (1,780 to 19,700)	3,590 (1,010 to 10,400)	1,390 (379 to 4,030)	472 (94 to 1,270)	79.6 (11.9 to 264)	311,000
Communicable, maternal, neonatal, and nutritional diseases	15,600 (7,660 to 25,900)	6,360 (2,800 to 9,200)	20,200 (15,100 to 28,100)	14,700 (11,100 to 21,900)	6,760 (5,210 to 8,690)	5,720 (4,400 to 7,270)	8,660 (6,500 to 11,800)	8,690 (6,220 to 11,900)	10,400 (7,060 to 14,800)	16,400 (10,900 to 22,900)	20,800 (13,900 to 30,300)	19,400 (13,300 to 27,600)	16,400 (10,900 to 23,400)	13,900 (9,470 to 19,900)	11,600 (7,970 to 16,500)	9,400 (6,470 to 13,300)	6,810 (4,660 to 9,700)	4,360 (2,980 to 6,170)	2,340 (1,590 to 3,260)	866 (592 to 1,200)	196 (117 to 299)	33.5 (9.1 to 62.2)	196,000
HIV/AIDS and sexually transmitted infections	685 (207 to 1,390)	130 (42 to 332)	1,960 (703 to 4,070)	1,760 (799 to 3,440)	963 (464 to 1,740)	1,670 (827 to 2,940)	3,980 (1,920 to 6,960)	2,760 (1,750 to 4,190)	4,330 (2,230 to 7,830)	6,600 (3,400 to 10,600)	10,700 (5,230 to 20,000)	10,900 (5,230 to 20,800)	10,300 (4,900 to 19,700)	9,230 (4,190 to 18,600)	8,700 (3,710 to 17,700)	7,850 (3,220 to 16,000)	6,180 (2,320 to 13,900)	4,170 (1,550 to 9,260)	2,320 (1,020 to 5,000)	917 (380 to 1,980)	121 (49 to 199)	17 (7.6 to 33.7)	77,100
HIV/AIDS	0.2 (0 to 0.7)	0.6 (0.2 to 2.3)	1,960 (699 to 4,050)	1,760 (785 to 3,440)	957 (460 to 1,730)	1,660 (822 to 2,930)	3,950 (1,910 to 6,940)	2,750 (1,740 to 4,180)	4,330 (2,220 to 7,810)	6,600 (3,390 to 10,600)	10,700 (5,210 to 20,000)	10,900 (5,220 to 20,800)	10,300 (4,900 to 19,700)	9,230 (4,190 to 18,600)	8,700 (3,710 to 17,700)	7,850 (3,220 to 16,000)	6,180 (2,320 to 13,900)	4,170 (1,550 to 9,260)	2,320 (1,020 to 5,000)	916 (380 to 1,980)	120 (49 to 198)	16.9 (7.6 to 33.7)	76,900
HIV/AIDS - Drug-susceptible Tuberculosis	0 (0 to 0)	0 (0 to 0)	217 (77 to 474)	232 (106 to 499)	119 (61 to 230)	207 (103 to 367)	494 (239 to 863)	379 (240 to 577)	542 (278 to 980)	837 (430 to 1,340)	1,340 (655 to 2,510)	1,360 (655 to 2,600)	1,290 (612 to 2,460)	1,150 (524 to 2,320)	1,090 (464 to 2,210)	982 (403 to 2,000)	773 (290 to 1,740)	521 (194 to 1,160)	290 (127 to 625)	114 (47 to 248)	15.1 (4.7 to 29.1)	0.7 (0 to 2.1)	9,610
HIV/AIDS - Multidrug-resistant Tuberculosis without extensive	0 (0 to 0)	0 (0 to 0)	0.3 (0.1 to 0.9)	0.3 (0.1 to 0.9)	0.1 (0 to 0.2)	0.1 (0 to 0.2)	0.3 (0.1 to 0.7)	0.3 (0.1 to 0.8)	0.5 (0.2 to 1.1)	0.8 (0.3 to 1.7)	1.3 (0.5 to 2.8)	1.3 (0.5 to 2.8)	1.2 (0.5 to 2.7)	1.1 (0.4 to 2.5)	1.0 (0.4 to 2.3)	0.9 (0.3 to 2.1)	0.7 (0.2 to 1.7)	0.5 (0.2 to 1.2)	0.3 (0.1 to 0.7)	0.1 (0 to 0.3)	0 (0 to 0.1)	0 (0 to 0)	97
HIV/AIDS - Extensively drug-resistant Tuberculosis	0 (0 to 0)	0 (0 to 0)	0.1 (0 to 0.2)	0.1 (0 to 0.2)	0 (0 to 0)	0 (0 to 0)	0.1 (0 to 0.1)	0.1 (0 to 0.1)	0.1 (0 to 0.2)	0.2 (0 to 0.3)	0.3 (0 to 0.5)	0.3 (0 to 0.5)	0.3 (0 to 0.5)	0.3 (0 to 0.5)	0.3 (0 to 0.5)	0.2 (0 to 0.4)	0.2 (0 to 0.4)	0.1 (0 to 0.3)	0.1 (0 to 0.2)	0 (0 to 0.1)	0 (0 to 0)	0 (0 to 0)	0 (0 to 0)	1.2
Tuberculosis	684 (334 to 1,490)	1,200 (611 to 2,410)	667 (299 to 1,410)	499 (214 to 1,010)	386 (170 to 771)	499 (214 to 1,010)	684 (297 to 1,370)	673 (294 to 1,340)	667 (291 to 1,330)	749 (328 to 1,490)	760 (331 to 1,510)	743 (324 to 1,480)	640 (279 to 1,280)	627 (273 to 1,250)	562 (245 to 1,120)	475 (207 to 947)	369 (161 to 736)	234 (102 to 466)	128 (56 to 255)	58.6 (25.6 to 117)	8.1 (2.4 to 15.7)	0.4 (0 to 1.2)	12,900
Lower respiratory infections	239 (134 to 488)	374 (179 to 793)	1,200 (661 to 2,410)	647 (344 to 1,270)	400 (214 to 871)	386 (210 to 825)	699 (374 to 1,500)	684 (366 to 1,460)	673 (361 to 1,440)	673 (361 to 1,440)	683 (367 to 1,460)	681 (366 to 1,460)	749 (404 to 1,600)	760 (410 to 1,630)	674 (364 to 1,440)	640 (346 to 1,370)	627 (339 to 1,340)	564 (304 to 1,200)	462 (249 to 984)	277 (149 to 589)	69.9 (37.6 to 149)	8.3 (2.4 to 17.2)	1.8 (1.0 to 2.9)	12,900
Upper respiratory infections	1.2 (0 to 3.9)	1.4 (0 to 3.3)	33.9 (16.1 to 63.4)	89.2 (43.1 to 164)	60.4 (29.1 to 111)	50.4 (24.3 to 93.2)	60.4 (29.1 to 111)	43.4 (20.9 to 80.2)	34.6 (16.7 to 64.1)	26.2 (12.6 to 48.5)	17.5 (8.4 to 32.4)	11.6 (5.6 to 21.5)	7.4 (3.6 to 13.7)	4.9 (2.4 to 9.2)	3.1 (1.5 to 5.8)	2.1 (1.0 to 3.9)	1.4 (0.7 to 2.7)	0.9 (0.4 to 1.8)	0.5 (0.2 to 1.1)	0.2 (0.1 to 0.5)	0 (0 to 0.1)	0 (0 to 0)	427
Otitis media	2.2 (0.5 to 7.4)	4.4 (0.1 to 9.7)	4.4 (2.0 to 8.7)	2.2 (2.0 to 9.1)	48.5 (27 to 79.4)	53.7 (30.5 to 87.2)	48.5 (26.9 to 79.4)	53.7 (32.2 to 84.3)	53.7 (32.2 to 84.3)	53.7 (32.2 to 84.3)	53.7 (32.2 to 84.3)	53.7 (32.2 to 84.3)	53.7 (32.2 to 84.3)	53.7 (32.2 to 84.3)	53.7 (32.2 to 84.3)	53.7 (32.2 to 84.3)	53.7 (32.2 to 84.3)	53.7 (32.2 to 84.3)	53.7 (32.2 to 84.3)	53.7 (32.2 to 84.3)	53.7 (32.2 to 84.3)	53.7 (32.2 to 84.3)	2980
Enteric infections	79.2 (32 to 162)	217 (79.1 to 477)	2,070 (939 to 3,900)	1,370 (1,180 to 1,600)	1,370 (963 to 2,290)	1,230 (687 to 1,800)	1,230 (610 to 1,960)	877 (294 to 994)	639 (291 to 795)	639 (291 to 795)	639 (291 to 795)	639 (291 to 795)	639 (291 to 795)	639 (291 to 795)	639 (291 to 795)	639 (291 to 795)	639 (291 to 795)	639 (291 to 795)	639 (291 to 795)	639 (291 to 795)	639 (291 to 795)	639 (291 to 795)	639 (291 to 795)	13,200
Diarrheal diseases	79.2 (32 to 162)	199 (68.9 to 456)	1,830 (939 to 3,590)	1,230 (1,050 to 1,450)	935 (621 to 2,040)	846 (187 to 1,580)	1,230 (360 to 1,760)	879 (360 to 1,170)	670 (179 to 1,170)	661 (179 to 1,170)	661 (177 to 1,170)	661 (179 to 1,170)	661 (180 to 1,170)	661 (180 to 1,170)	661 (180 to 1,170)	661 (180 to 1,170)	661 (180 to 1,170)	661 (180 to 1,170)	661 (180 to 1,170)	661 (180 to 1,170)	661 (180 to 1,170)	661 (180 to 1,170)	661 (180 to 1,170)	9,010
Typhoid and paratyphoid	0 (0 to 0)	0 (0 to 0.9)	0 (0 to 0.9)	0 (0 to 0.9)	0 (0 to 0.9)	0 (0 to 0.9)	0 (0 to 0.9)	0 (0 to 0.9)	0 (0 to 0.9)	0 (0 to 0.9)	0 (0 to 0.9)	0 (0 to 0.9)	0 (0 to 0.9)	0 (0 to 0.9)	0 (0 to 0.9)	0 (0 to 0.9)	0 (0 to 0.9)	0 (0 to 0.9)	0 (0 to 0.9)	0 (0 to 0.9)	0 (0 to 0.9)	0 (0 to 0.9)	0 (0 to 0.9)	1,720
Typhoid fever	0 (0 to 0)	0 (0 to 0.7)	0 (0 to 0.7)	0 (0 to 0.7)	0 (0 to 0.7)	0 (0 to 0.7)	0 (0 to 0.7)	0 (0 to 0.7)	0 (0 to 0.7)	0 (0 to 0.7)	0 (0 to 0.7)	0 (0 to 0.7)	0 (0 to 0.7)	0 (0 to 0.7)	0 (0 to 0.7)	0 (0 to 0.7)	0 (0 to 0.7)	0 (0 to 0.7)	0 (0 to 0.7)	0 (0 to 0.7)	0 (0 to 0.7)	0 (0 to 0.7)	0 (0 to 0.7)	1,720
Paratyphoid fever	0 (0 to 0)	0 (0 to 0)	7.1 (1.7 to 19.4)	19.1 (4.1 to 39.4)	19 (5.2 to 39.8)	19.3 (5.2 to 39.8)	2.1 (0.4 to 5.5)	0.6 (0.2 to 2.7)	0.6 (0.2 to 2.7)	0.6 (0.2 to 2.7)	0.6 (0.2 to 2.7)	0.6 (0.2 to 2.7)	0.6 (0.2 to 2.7)	0.6 (0.2 to 2.7)	0.6 (0.2 to 2.7)	0.6 (0.2 to 2.7)	0.6 (0.2 to 2.7)	0.6 (0.2 to 2.7)	0.6 (0.2 to 2.7)	0.6 (0.2 to 2.7)	0.6 (0.2 to 2.7)	0.6 (0.2 to 2.7)	79.1
Invasive Non-typhoidal Salmonella (NTS)	17.4 (8.3 to 34.1)	378 (178 to 889)	934 (299 to 1,770)	694 (264 to 1,360)	486 (69.9 to 968)	176 (50.3 to 389)	111 (30.3 to 280)	78.1 (20.9 to 194)	49.9 (13.4 to 125)	49.3 (13.4 to 125)	32.1 (8.6 to 78.6)	17.2 (4.6 to 42.3)	11.6 (3.1 to 28.7)	7.3 (2.1 to 17.5)	4.6 (1.4 to 10.3)	2.9 (0.9 to 6.5)	2 (0.6 to 4.4)	1.3 (0.4 to 2.9)	0.8 (0.2 to 1.8)	0.2 (0.1 to 0.5)	0 (0 to 0.1)	0 (0 to 0)	2,460
Other intestinal infectious diseases	0 (0 to 0)	0 (0 to 0)	2.2 (0.5 to 5.4)	2.5 (0.6 to 6.1)	1.2 (0.3 to 2.9)	1.1 (0.3 to 2.6)	0.6 (0.2 to 1.5)	0.3 (0.1 to 0.8)	0.7 (0.2 to 1.7)	0.3 (0.1 to 0.8)	0.3 (0.1 to 0.8)	0.2 (0.1 to 0.6)	0.2 (0.1 to 0.5)	0.1 (0 to 0.4)	0.1 (0 to 0.3)	0.1 (0 to 0.3)	0 (0 to 0.2)	0 (0 to 0.1)	0 (0 to 0.1)	0 (0 to 0.1)	0 (0 to 0.1)	0 (0 to 0)	0 (0 to 0)	11.1
Neglected tropical diseases and malaria	0.9 (0 to 3.6)	1,100 (0 to 3,100)	5,980 (2,200 to 10,200)	5,230 (2,200 to 9,220)	1,320 (1,020 to 1,720)	1,210 (1,020 to 1,460)	960 (1,020 to 1,020)	697 (377 to 1,020)	1,020 (377 to 1,020)	1,020 (377 to 1,020)	1,020 (377 to 1,020)	1,020 (377 to 1,020)	1,020 (377 to 1,020)	1,020 (377 to 1,020)	1,020 (377 to 1,020)	1,020 (377 to 1,020)	1,020 (377 to 1,020)	1,020 (377 to 1,020)	1,020 (377 to 1,020)	1,020 (377 to 1,020)	1,020 (377 to 1,020)	1,020 (377 to 1,020)	1,020 (377 to 1,020)	21,100
Malaria	0 (0 to 1.1)	1,100 (337 to 2,400)	5,980 (1,880to 11,200)	5,230 (2,120 to 9,100)	977 (420 to 1,910)	840 (339 to 1,760)	1,020 (376 to 1,490)	697 (174 to 1,310)	1,020 (133 to 899)	1,020 (133 to 899)	1,020 (133 to 899)	1,020 (133 to 899)	1,020 (99 to 899)	1,020 (99 to 899)	1,020 (99 to 899)	1,020 (99 to 899)	1,020 (99 to 899)	1,020 (99 to 899)	1,020 (99 to 899)	1,020 (99 to 899)	1,020 (99 to 899)	1,020 (99 to 899)	1,020 (99 to 899)	17,700
Chagas disease	0 (0 to 0)	0 (0 to 0)	0 (0 to 0)	0 (0 to 0)	0 (0 to 0)	0 (0 to 0)	0 (0 to 0)	0 (0 to 0)	0 (0 to 0)	0 (0 to 0)	0 (0 to 0)	0 (0 to 0)	0 (0 to 0)	0 (0 to 0)	0 (0 to 0)	0 (0 to 0)	0 (0 to 0)	0 (0 to 0)	0 (0 to 0)	0 (0 to 0)	0 (0 to 0)	0 (0 to 0)	0 (0 to 0)	0
Leishmaniasis	0 (0 to 0)	0 (0 to 0)	0 (0 to 0)	0 (0 to 0)	0 (0 to 0)	0 (0 to 0)	0 (0 to 0)	0 (0 to 0)	0 (0 to 0)	0 (0 to 0)	0 (0 to 0)	0 (0 to 0)	0 (0 to 0)	0 (0 to 0)	0 (0 to 0)	0 (0 to 0)	0 (0 to 0)	0 (0 to 0)	0 (0 to 0)	0 (0 to 0)	0 (0 to 0)	0 (0 to 0)	0 (0 to 0)	0
Visceral leishmaniasis	0 (0 to 0)	0 (0 to 0)	0 (0 to 0)	0 (0 to 0)	0 (0 to 0)	0 (0 to 0)	0 (0 to 0)	0 (0 to 0)	0 (0 to 0)	0 (0 to 0)	0 (0 to 0)	0 (0 to 0)	0 (0 to 0)	0 (0 to 0)	0 (0 to 0)	0 (0 to 0)	0 (0 to 0)	0 (0 to 0)	0 (0 to 0)	0 (0 to 0)	0 (0 to 0)	0 (0 to 0)	0 (0 to 0)	0
Cutaneous and mucocutaneous leishmaniasis	0 (0 to 0)	0 (0 to 0)	0 (0 to 0)	0 (0 to 0)	0 (0 to 0)	0 (0 to 0)	0 (0 to 0)	0 (0 to 0)	0 (0 to 0)	0 (0 to 0)	0 (0 to 0)	0 (0 to 0)	0 (0 to 0)	0 (0 to 0)	0 (0 to 0)	0 (0 to 0)	0 (0 to 0)	0 (0 to 0)	0 (0 to 0)	0 (0 to 0)	0 (0 to 0)	0 (0 to 0)	0 (0 to 0)	0
African trypanosomiasis	0 (0 to 0)	0 (0 to 0)	0 (0 to 0)	0 (0 to 0)	0 (0 to 0)	0 (0 to 0)	0 (0 to 0)	0 (0 to 0)	0 (0 to 0)	0 (0 to 0)	0 (0 to 0)	0 (0 to 0)	0 (0 to 0)	0 (0 to 0)	0 (0 to 0)	0 (0 to 0)	0 (0 to 0)	0 (0 to 0)	0 (0 to 0)	0 (0 to 0)	0 (0 to 0)	0 (0 to 0)	0 (0 to 0)	0
Schistosomiasis	0 (0 to 0)	0 (0 to 0)	19.4 (9.3 to 36.1)	109 (73.9 to 276)	275 (100 to 618)	233 (100 to 470)	269 (100 to 577)	287 (121 to 577)	281 (121 to 577)	260 (121 to 577)	197 (89 to 393)	135 (61 to 271)	88.7 (39.2 to 178)	59.2 (25.3 to 119)	40.3 (17.1 to 81.1)	26.9 (11.4 to 54.2)	18.1 (7.7 to 36.4)	11.9 (5.1 to 23.9)	7.1 (3.1 to 14.3)	3.2 (1.4 to 6.4)	0.6 (0.2 to 1.3)	0 (0 to 0.1)	2,360
Cysticercosis	0 (0 to 0)	0 (0 to 0)	0.1 (0 to 0.3)	0.6 (0.1 to 1.5)	1.3 (0.3 to 3.2)	4 (0.7 to 10.6)	9.5 (1.5 to 23.5)	14.6 (2.5 to 36.3)	19.1 (3.7 to 46.3)	19.7 (3.9 to 47.5)	13.7 (2.8 to 33.2)	11.4 (2.3 to 27.6)	10 (2.2 to 23.1)	10.2 (2.3 to 23.5)	10.2 (2.3 to 23.5)	9.2 (2.2 to 21.4)	7.6 (2.2 to 17.6)	4.4 (1.7 to 9.8)	1.4 (0.6 to 3.1)	0.4 (0.2 to 0.9)	0.2 (0 to 0.5)	0 (0 to 0)	140
Cystic echinococcosis	0 (0 to 0)	0 (0 to 0)	0 (0 to 0)	1.7 (0.1 to 4.7)	1.6 (0.1 to 4.7)	1.6 (0.1 to 4.7)	1.6 (0.1 to 4.7)	1.5 (0.1 to 4.7)	1.5 (0.1 to 4.7)	1.5 (0.1 to 4.7)	1.5 (0.1 to 4.7)	1.5 (0.1 to 4.7)	1.4 (0.1 to 4.7)	1.4 (0.1 to 4.7)	1.4 (0.1 to 4.7)	1.4 (0.1 to 4.7)	1.4 (0.1 to 4.7)	1.4 (0.1 to 4.7)	1.4 (0.1 to 4.7)	1.4 (0.1 to 4.7)	1.4 (0.1 to 4.7)	0 (0 to 0)	227
Lymphatic filariasis	0 (0 to 0)	0 (0 to 0)	0 (0 to 0)	39.7 (12.2 to 84.7)	32.8 (10.2 to 69.6)	39.4 (13.1 to 84.6)	39.4 (11.6 to 86.5)	39.4 (10.2 to 92.1)	39.4 (8.6 to 95.5)	39.4 (7.6 to 96.3)	39.4 (8.6 to 96.3)	39.4 (8.6 to 96.3)	39.4 (9.6 to 96.3)	39.4 (9.6 to 96.3)	39.4 (9.6 to 96.3)	39.4 (9.6 to 96.3)	39.4 (9.6 to 96.3)	39.4 (9.6 to 96.3)	39.4 (9.6 to 96.3)	39.4 (9.6 to 96.3)	39.4 (9.6 to 96.3)	39.4 (9.6 to 96.3)	226
Onchocerciasis	0 (0 to 0)	0 (0 to 0)	0 (0 to 0)	0 (0 to 0)	0 (0 to 0)	0 (0 to 0)	0 (0 to 0)	0 (0 to 0)	0 (0 to 0)	0 (0 to 0)	0 (0 to 0)	0 (0 to 0)	0 (0 to 0)	0 (0 to 0)	0 (0 to 0)	0 (0 to 0)	0 (0 to 0)	0 (0 to 0)	0 (0 to 0)	0 (0 to 0)	0 (0 to 0)	0 (0 to 0)	0 (0 to 0)	0
Trachoma	0 (0 to 0)	0 (0 to 0)	0 (0 to 0)	0 (0 to 0)	0 (0 to 0)	0 (0 to 0)	0 (0 to 0)	0 (0 to 0)	0 (0 to 0)	0 (0 to 0)	0 (0 to 0)	0 (0 to 0)	0 (0 to 0)	0 (0 to 0)	0 (0 to 0)	0 (0 to 0)	0 (0 to 0)	0 (0 to 0)	0 (0 to 0)	0 (0 to 0)	0 (0 to 0)	0 (0 to 0)	0 (0 to 0)	0
Dengue	0 (0 to 0)	0 (0 to 0)	0.7 (0 to 1.7)	4 (0 to 9.1)	4.2 (0 to 12.6)	3.7 (0 to 11.1)	2.5 (0 to 9.2)	2 (0 to 7.3)	1.6 (0 to 5.9)	1.1 (0 to 3.4)	0.6 (0 to 2.2)	0.4 (0 to 1.7)	0.3 (0 to 1.4)	0.2 (0 to 1.2)	0.2 (0 to 1.2)	0.2 (0 to 1.2)	0.2 (0 to 1.2)	0.2 (0 to 1.2)	0.2 (0 to 1.2)	0.2 (0 to 1.2)	0.2 (0 to 1.2)	0.2 (0 to 1.2)	0.2 (0 to 1.2)	272
Yellow fever	0 (0 to 0)	0 (0 to 0)	0 (0 to 0)	0 (0 to 0)	0 (0 to 0)	0 (0 to 0)	0 (0 to 0)	0 (0 to 0)	0 (0 to 0)	0 (0 to 0)	0 (0 to 0)	0 (0 to 0)	0 (0 to 0)	0 (0 to 0)	0 (0 to 0)	0 (0 to 0)	0 (0 to 0)	0 (0 to 0)	0 (0 to 0)	0 (0 to 0)	0 (0 to 0)	0 (0 to 0)	0 (0 to 0)	0
Rabies	0 (0 to 0)	0.3 (0 to 1.6)	8.2 (2.1 to 19.6)	28.1 (7.2 to 62.6)	27.2 (7.2 to 62.6)	28.4 (7.2 to 62.6)	19.9 (5.1 to 46.1)	7.7 (1.9 to 18.9)	6.9 (1.7 to 16.9)	6.2 (1.6 to 15.5)	5.7 (1.4 to 14.7)	13.7 (1.7 to 69.6)	2.6 (0.4 to 17.6)	2.3 (0.4 to 14.7)	2.3 (0.4 to 14.7)	2.3 (0.4 to 14.7)	2.3 (0.4 to 14.7)	2.3 (0.4 to 14.7)	2.3 (0.4 to 14.7)	2.3 (0.4 to 14.7)	2.3 (0.4 to 14.7)	2.3 (0.4 to 14.7)	160
Intestinal nematode infections	0 (0 to 0)	0 (0.4 to 2.4)	1 (0.6 to 2.6)	19.9 (9.7 to 36.2)	29.7 (11.1 to 66.2)	21.7 (10.2 to 47.6)	22.6 (10.2 to 47.6)	14.6 (6.5 to 32.6)	10.6 (4.6 to 24.1)	8.6 (3.6 to 20.2)	6.2 (2.6 to 15.1)	4.1 (1.6 to 10.4)	2.6 (1.1 to 6.7)	1.8 (0.7 to 4.6)	1.3 (0.5 to 3.4)	0.9 (0.4 to 2.4)	0.6 (0.2 to 1.6)	0.4 (0.1 to 1.1)	0.2 (0.1 to 0.6)	0.1 (0 to 0.3)	0 (0 to 0.1)	0 (0 to 0)	272
Ascariasis	0 (0 to 0)	0 (0 to 0)	0.4 (0 to 1.1)	2.5 (0.6 to 6.2)	2.5 (0.7 to 6.2)	2.1 (0.6 to 5.2)	1.5 (0.4 to 3.8)	1.2 (0.3 to 3.1)	0.9 (0.2 to 2.4)	0.7 (0.2 to 1.9)	0.5 (0.1 to 1.4)	0.4 (0.1 to 1.1)	0.3 (0.1 to 0.8)	0.2 (0 to 0.6)	0.2 (0 to 0.5)	0.1 (0 to 0.4)	0.1 (0 to 0.3)	0 (0 to 0.2)	0 (0 to 0.1)	0 (0 to 0.1)	0 (0 to 0.1)	0 (0 to 0)	0 (0 to 0)	191
Trichuriasis	0 (0 to 0)	0 (0 to 0)	0 (0 to 0.1)	1.1 (0.2 to 2.7)	1.2 (0.2 to 3.1)	1.1 (0.2 to 3.1)	0.7 (0.1 to 2.1)	0.4 (0.1 to 1.2)	0.3 (0 to 0.8)	0.2 (0 to 0.6)	0.1 (0 to 0.4)	0.1 (0 to 0.3)	0 (0 to 0.2)	0 (0 to 0.1)	0 (0 to 0.1)	0 (0 to 0.1)	0 (0 to 0.1)	0 (0 to 0.1)	0 (0 to 0.1)	0 (0 to 0.1)	0 (0 to 0.1)	0 (0 to 0)	0 (0 to 0)	507
Hookworm disease	0 (0 to 0)	0.4 (0 to 1.2)	13.4 (3.2 to 31.2)	39.9 (9.6 to 92.2)	39 (10.4 to 92.2)	29.4 (7.9 to 69.4)	17.6 (4.7 to 41.6)	9.4 (2.4 to 22.6)	5.7 (1.4 to 14.1)	3.6 (0.9 to 9.2)	2.1 (0.5 to 5.6)	1.3 (0.3 to 3.6)	0.8 (0.2 to 2.3)	0.5 (0.1 to 1.5)	0.3 (0.1 to 1.1)	0.2 (0 to 0.8)	0.1 (0 to 0.5)	0.1 (0 to 0.3)	0 (0 to 0.2)	0 (0 to 0.1)	0 (0 to 0.1)	0 (0 to 0)	0 (0 to 0)	142
Food-borne trematodiases	0 (0 to 0)	0 (0 to 0)	0 (0 to 0)	0 (0 to 0)	0 (0 to 0)	0 (0 to 0)	0 (0 to 0)	0 (0 to 0)	0 (0 to 0)	0 (0 to 0)	0 (0 to 0)	0 (0 to 0)	0 (0 to 0)	0 (0 to 0)	0 (0 to 0)	0 (0 to 0)	0 (0 to 0)	0 (0 to 0)	0 (0 to 0)	0 (0 to 0)	0 (0 to 0)	0 (0 to 0)	0 (0 to 0)	0
Leprosy	0 (0 to 0)	0 (0 to 0)	0 (0 to 0)	0 (0 to 0)	0 (0 to 0)	0 (0 to 0)	0 (0 to 0.1)	0 (0 to 0.1)	0 (0 to 0.2)	0 (0 to 0.1)	0 (0 to 0.1)	0 (0 to 0.1)	0 (0 to 0.1)	0 (0 to 0.1)	0 (0 to 0.1)	0 (0 to 0.1)	0 (0 to 0.1)	0 (0 to 0.1)	0 (0 to 0.1)	0 (0 to 0.1)	0 (0 to 0.1)	0 (0 to 0.1)	0 (0 to 0)	0 (0 to 0)	0.9
Ebola	0 (0 to 0)	0 (0 to 0)	0 (0 to 0)	0 (0 to 0)	0 (0 to 0)	0 (0 to 0)	0 (0 to 0)	0 (0 to 0)	0 (0 to 0)	0 (0 to 0)	0 (0 to 0)	0 (0 to 0)	0 (0 to 0)	0 (0 to 0)	0 (0 to 0)	0 (0 to 0)	0 (0 to 0)	0 (0 to 0)	0 (0 to 0)	0 (0 to 0)	0 (0 to 0)	0 (0 to 0)	0 (0 to 0)	0
Zika virus	0 (0 to 0)	0 (0 to 0)	0 (0 to 0)	0 (0 to 0)	0 (0 to 0)	0 (0 to 0)	0 (0 to 0)	0 (0 to 0)	0 (0 to 0)	0 (0 to 0)	0 (0 to 0)	0 (0 to 0)	0 (0 to 0)	0 (0 to 0)	0 (0 to 0)	0 (0 to 0)	0 (0 to 0)	0 (0 to 0)	0 (0 to 0)	0 (0 to 0)	0 (0 to 0)	0 (0 to 0)	0 (0 to 0)	0
Guinea worm disease	0 (0 to 0)	0 (0 to 0)	0 (0 to 0)	0 (0 to 0)	0 (0 to 0)	0 (0 to 0)	0 (0 to 0)	0 (0 to 0)	0 (0 to 0)	0 (0 to 0)	0 (0 to 0)	0 (0 to 0)	0 (0 to 0)	0 (0 to 0)	0 (0 to 0)	0 (0 to 0)	0 (0 to 0)	0 (0 to 0)	0 (0 to 0)	0 (0 to 0)	0 (0 to 0)	0 (0 to 0)	0 (0 to 0)	0
Other neglected tropical diseases	0.4 (0 to 1.6)	1.4 (0.9 to 2.8)	21.6 (12.9 to 36.4)	47.7 (31.7 to 67.8)	14.7 (9.2 to 22.8)	9.3 (6.1 to 14.2)	8.1 (5.1 to 12.5)	6.6 (3.9 to 10.4)	7.4 (3.7 to 14.3)	7.4 (3.7 to 14.3)	7.4 (3.7 to 14.3)	7.4 (3.7 to 14.3)	7.4 (3.7 to 14.3)	7.4 (3.7 to 14.3)	7.4 (3.7 to 14.3)	7.4 (3.7 to 14.3)	7.4 (3.7 to 14.3)	7.4 (3.7 to 14.3)	7.4 (3.7 to 14.3)	7.4 (3.7 to 14.3)	7.4 (3.7 to 14.3)	7.4 (3.7 to 14.3)	240
Other infectious diseases	282 (85 to 736)	330 (125 to 1,160)	1,300 (1,160 to 2,060)	666 (1,060 to 2,060)	326 (1,060 to 2,060)	690 (1,060 to 2,060)	764 (1,060 to 2,060)	726 (1,060 to 2,060)	621 (1,060 to 2,060)	698 (1,060 to 2,060)	621 (1,060 to 2,060)	676 (1,060 to 2,060)	699 (1,060 to 2,060)	644 (1,060 to 2,060)	699 (1,060 to 2,060)	644 (1,060 to 2,060)	699 (1,060 to 2,060)	644 (1,060 to 2,060)	699 (1,060 to 2,060)	644 (1,060 to 2,060)	699 (1,060 to 2,060)	644 (1,060 to 2,060)	699 (1,060 to 2,060)	9,250
Meningitis	49.8 (17.4 to 106)	131 (37.9 to 232)	1,300 (169 to 2,850)	1,300 (812 to 2,020)	271 (127 to 464)	554 (192 to 1,030)	1,030 (329 to 1,880)	611 (329 to 1,880)	289 (329 to 1,880)	339 (329 to 1,880)	277 (329 to 1,880)	271 (329 to 1,880)	241 (329 to 1,880)	204 (87 to 387)	160 (80 to 322)	140 (69 to 285)	77.4 (39.3 to 159)	64.6 (33.9 to 136)	22 (11.4 to 46.7)	7.2 (3.6 to 15.2)	3.9 (1.4 to 8.4)	0.7 (0.1 to 2.1)	6,800
Encephalitis	0 (0 to 0)	0 (0 to 0)	19.9 (7.3 to 41.2)	7.3 (2.7 to 15.1)	2.9 (1.1 to 6.1)	1.7 (0.6 to 3.5)	1.1 (0.4 to 2.3)	0.8 (0.3 to 1.7)	0.6 (0.2 to 1.3)	0.5 (0.2 to 1.1)	0.4 (0.1 to 0.8)	0.3 (0.1 to 0.7)	0.2 (0.1 to 0.5)	0.2 (0.1 to 0.4)	0.1 (0 to 0.3)	0.1 (0 to 0.2)	0 (0 to 0.2)	0 (0 to 0.1)	0 (0 to 0.1)	0 (0 to 0.1)	0 (0 to 0.1)	0 (0 to 0)	0 (0 to 0)	150
Diphtheria	0 (0 to 0)	0 (0 to 0)	0 (0 to 0)	0.1 (0 to 0.4)	0.1 (0 to 0.4)	0.1 (0 to 0.4)	0.1 (0 to 0.4)	0.1 (0 to 0.4)	0.1 (0 to 0.4)	0.1 (0 to 0.4)	0.1 (0 to 0.4)	0.1 (0 to 0.4)	0.1 (0 to 0.4)	0.1 (0 to 0.4)





SR Table 2a: Kilui DALYS by cause and age group for males with 95% uncertainty intervals, 2019

Cause	Early Neonatal	Late Neonatal	Post Neonatal	1 to 4	5 to 9	10 to 14	15 to 19	20 to 24	25 to 29	30 to 34	35 to 39	40 to 44	45 to 49	50 to 54	55 to 59	60 to 64	65 to 69	70 to 74	75 to 79	80 to 84	85 to 89	90 to 94	95 plus	Total
All causes	5,878 (26,400 to 32,300)	2,563 (2,563 to 4,329)	4,792 (4,349 to 5,442)	6,704 (6,164 to 10,300)	2,966 (2,494 to 3,670)	2,284 (1,966 to 2,724)	3,124 (2,682 to 3,722)	3,700 (3,182 to 4,329)	4,124 (3,613 to 4,722)	4,124 (3,613 to 4,722)	4,124 (3,613 to 4,722)	4,124 (3,613 to 4,722)	4,124 (3,613 to 4,722)	4,124 (3,613 to 4,722)	4,124 (3,613 to 4,722)	4,124 (3,613 to 4,722)	4,124 (3,613 to 4,722)	4,124 (3,613 to 4,722)	4,124 (3,613 to 4,722)	4,124 (3,613 to 4,722)	4,124 (3,613 to 4,722)	4,124 (3,613 to 4,722)	4,124 (3,613 to 4,722)	192,050 (167,144 to 222,000)
Communicable, maternal, neonatal, and nutritional diseases	24,330 (19,900 to 28,700)	4,003 (3,603 to 5,840)	6,770 (5,270 to 8,430)	9,180 (6,420 to 13,900)	3,800 (2,720 to 5,450)	3,230 (2,460 to 4,160)	4,460 (3,370 to 5,870)	5,260 (3,960 to 6,970)	6,030 (4,530 to 8,070)	6,030 (4,530 to 8,070)	6,030 (4,530 to 8,070)	6,030 (4,530 to 8,070)	6,030 (4,530 to 8,070)	6,030 (4,530 to 8,070)	6,030 (4,530 to 8,070)	6,030 (4,530 to 8,070)	6,030 (4,530 to 8,070)	6,030 (4,530 to 8,070)	6,030 (4,530 to 8,070)	6,030 (4,530 to 8,070)	6,030 (4,530 to 8,070)	6,030 (4,530 to 8,070)	6,030 (4,530 to 8,070)	313 (271 to 417.1)	99,600
HIV/AIDS and sexually transmitted infections	509 (199 to 1,160)	97.9 (29.3 to 222)	291 (101 to 618)	396 (135 to 1,150)	149 (46 to 462)	399 (260 to 1,030)	562 (365 to 1,550)	1,410 (922 to 2,870)	859 (498 to 1,460)	728 (396 to 1,430)	1,240 (635 to 2,580)	2,060 (1,100 to 4,030)	2,960 (1,600 to 6,446)	2,960 (1,600 to 6,446)	2,960 (1,600 to 6,446)	1,910 (1,110 to 3,539)	1,910 (1,100 to 3,539)	994 (643 to 2,085)	247 (204 to 1,042)	109 (122 to 479)	109 (99 to 512)	49.1 (29.7 to 91.2)	3.5 (1.9 to 7.7)	1.1 (0.4 to 2)	17,800
HIV/AIDS	0 (0 to 0)	0 (0 to 0)	192 (69 to 502)	382 (129 to 1,150)	139 (46 to 467)	399 (257 to 1,030)	557 (360 to 1,550)	1,402 (918 to 2,860)	851 (479 to 1,390)	722 (389 to 1,420)	1,230 (612 to 2,580)	2,050 (1,090 to 4,030)	2,950 (1,590 to 6,436)	2,950 (1,590 to 6,436)	2,950 (1,590 to 6,436)	1,910 (1,100 to 3,539)	1,910 (1,100 to 3,539)	1,110 (629 to 2,070)	349 (259 to 1,054)	249 (131 to 878)	108 (99 to 512)	47.5 (29.2 to 90.6)	2.9 (1.7 to 7.5)	0.9 (0.4 to 1.9)	16,900
HIV/AIDS - Drug-susceptible Tuberculosis	0 (0 to 0)	0 (0 to 0)	31.4 (7.1 to 52.4)	57.4 (13.1 to 96.4)	59.5 (13.5 to 99.3)	99.6 (47.5 to 155)	246 (142 to 406)	139 (79.2 to 220)	117 (49 to 199)	209 (72.9 to 331)	360 (123 to 541)	583 (223 to 922)	919 (353 to 1,454)	373 (221 to 605)	214 (123 to 344)	109 (66.4 to 179)	60.3 (38.5 to 93)	22.8 (13.4 to 39.4)	9.6 (5.9 to 19.1)	1.6 (1.1 to 2.4)	0.5 (0.3 to 0.8)	0.1 (0 to 0.2)	0 (0 to 0)	3,130
HIV/AIDS - Multidrug-resistant Tuberculosis without extensive drug resistance	0 (0 to 0)	0 (0 to 0)	1.6 (0.1 to 7.4)	2.6 (0.1 to 12.1)	2.4 (0.1 to 12.4)	4.2 (0.2 to 21.6)	11.3 (0.5 to 57.7)	6.1 (0.3 to 31.6)	5.2 (0.2 to 28.4)	9.2 (0.3 to 47.9)	16.7 (0.5 to 86.5)	27.6 (0.8 to 143)	22.6 (0.6 to 115)	16.3 (0.4 to 83.6)	9.4 (0.2 to 48.1)	4.8 (0.2 to 25)	2.2 (0.1 to 11.2)	1 (0.1 to 5.1)	0.4 (0 to 2.1)	0.1 (0 to 0.3)	0 (0 to 0.1)	0 (0 to 0)	0 (0 to 0)	138
HIV/AIDS - Extensively drug-resistant Tuberculosis	0 (0 to 0)	0 (0 to 0)	0 (0 to 0)	0 (0 to 0)	0 (0 to 0)	0.1 (0 to 0.1)	0.2 (0 to 0.9)	0.1 (0 to 0.5)	0.1 (0 to 0.4)	0.2 (0 to 0.8)	0.3 (0 to 1.2)	0.5 (0 to 2)	0.4 (0 to 1.6)	0.3 (0 to 1.1)	0.2 (0 to 0.7)	0.1 (0 to 0.3)	0 (0 to 0.2)	0 (0 to 0.1)	0 (0 to 0.1)	0 (0 to 0.1)	0 (0 to 0)	0 (0 to 0)	0 (0 to 0)	0 (0 to 0)	1.9
HIV/AIDS resulting in other diseases	0 (0 to 0)	0.1 (0 to 0.1)	160 (54.8 to 240)	323 (74.7 to 1,098)	238 (58.9 to 861)	459 (161 to 945)	1,140 (412 to 2,350)	710 (243 to 1,240)	626 (196 to 1,260)	1,010 (249 to 2,230)	1,650 (489 to 3,590)	2,550 (1,000 to 4,250)	2,560 (940 to 4,490)	1,530 (701 to 2,130)	991 (455 to 1,880)	420 (198 to 824)	194 (89 to 424)	84.4 (39 to 199)	27.5 (19.9 to 67.7)	7.2 (7.2 to 19.4)	2.7 (2.7 to 8.8)	0.7 (0.7 to 2.2)	0.1 (0.1 to 0.3)	13,600
Sexually transmitted infections excluding HIV	509 (199 to 1,160)	97.9 (29.3 to 222)	99.1 (39.1 to 213)	14 (3.4 to 74)	10.1 (1.5 to 7.4)	0.3 (0.3 to 14.3)	5.6 (1.4 to 14.4)	7.6 (1.9 to 19.4)	8.2 (2.1 to 22.5)	6.5 (1.5 to 19.1)	9.5 (2.1 to 27.5)	9.7 (2.2 to 28.2)	6.2 (1.4 to 18.1)	3.3 (0.7 to 9.4)	1.8 (0.4 to 5.2)	0.7 (0.1 to 2.1)	0.4 (0.1 to 1.2)	0.3 (0.1 to 0.8)	0.2 (0 to 0.6)	0.2 (0 to 0.6)	0.2 (0 to 0.6)	0.2 (0 to 0.6)	0 (0 to 0.1)	862
Syphilis	509 (199 to 1,160)	97.9 (29.3 to 222)	1.59 (49.3 to 208)	9.1 (1.5 to 19.2)	2.2 (1.1 to 7.9)	0.2 (0.4 to 9.3)	1.2 (0.4 to 9.6)	1.7 (0.4 to 9.4)	1.2 (0.3 to 9.4)	0.7 (0.1 to 9.4)	1.2 (0.1 to 11.9)	1.2 (0.1 to 9.7)	0.7 (0.1 to 6.7)	0.3 (0.1 to 2.9)	0.2 (0 to 1.4)	0.1 (0 to 0.9)	0.1 (0 to 0.5)	0.1 (0 to 0.3)	0.1 (0 to 0.4)	0.1 (0 to 0.2)	0.1 (0 to 0.2)	0.1 (0 to 0.2)	0 (0 to 0.1)	805
Chlamydial infection	0 (0 to 0)	0 (0 to 0)	0 (0 to 0)	0 (0 to 0)	0 (0 to 0)	0.1 (0 to 0.2)	0.4 (0.2 to 0.7)	0.1 (0 to 0.2)	0.1 (0 to 0.2)	0.1 (0 to 0.2)	0.2 (0 to 0.3)	0.2 (0 to 0.3)	0.2 (0 to 0.3)	0.2 (0 to 0.3)	0.1 (0 to 0.3)	0.1 (0 to 0.2)	0.1 (0 to 0.2)	0.1 (0 to 0.2)	0.1 (0 to 0.2)	0.1 (0 to 0.2)	0.1 (0 to 0.2)	0.1 (0 to 0.2)	0 (0 to 0)	7.4
Gonococcal infection	0 (0 to 0)	0 (0 to 0)	0 (0 to 0)	0 (0 to 0)	0 (0 to 0)	0.1 (0 to 0.2)	0.6 (0.1 to 0.9)	1.9 (0.5 to 3.9)	0.8 (0.2 to 2.4)	0.4 (0.2 to 2)	0.5 (0.2 to 2.2)	0.5 (0.2 to 2.3)	0.4 (0.2 to 2.2)	0.2 (0.1 to 1.1)	0.1 (0.1 to 1.4)	0.1 (0 to 1.1)	0.1 (0 to 0.5)	0 (0 to 0.3)	0 (0 to 0.1)	0 (0 to 0.1)	0 (0 to 0.1)	0 (0 to 0.1)	0 (0 to 0.1)	0 (0 to 0)	8.2
Trichomoniasis	0 (0 to 0)	0 (0 to 0)	0 (0 to 0)	0 (0 to 0)	0 (0 to 0)	0 (0 to 0)	0.1 (0 to 0.1)	0.1 (0 to 0.3)	0.1 (0 to 0.3)	0.1 (0 to 0.3)	0.1 (0 to 0.4)	0.1 (0 to 0.4)	0.1 (0 to 0.4)	0.1 (0 to 0.4)	0.1 (0 to 0.3)	0.1 (0 to 0.3)	0.1 (0 to 0.3)	0 (0 to 0.2)	0 (0 to 0.1)	0 (0 to 0.1)	0 (0 to 0.1)	0 (0 to 0.1)	0 (0 to 0)	2.3
Genital herpes	0 (0 to 0)	0 (0 to 0)	0 (0 to 0)	0 (0 to 0)	0 (0 to 0)	0 (0 to 0)	0.1 (0 to 0.1)	0.4 (0.1 to 0.9)	0.2 (0.1 to 0.6)	0.2 (0.1 to 0.7)	0.3 (0.1 to 0.8)	0.4 (0.1 to 0.9)	0.3 (0.1 to 0.8)	0.2 (0.1 to 0.6)	0.1 (0 to 0.4)	0.1 (0 to 0.3)	0.1 (0 to 0.2)	0 (0 to 0.1)	0 (0 to 0.1)	0 (0 to 0.1)	0 (0 to 0.1)	0 (0 to 0.1)	0 (0 to 0)	22.4
Other sexually transmitted infections	0 (0 to 0)	0 (0 to 0)	0 (0 to 0)	0 (0 to 0)	0 (0 to 0)	0 (0 to 0)	0.1 (0 to 0.2)	0.1 (0 to 0.4)	0.1 (0 to 0.3)	0.1 (0 to 0.4)	0.1 (0 to 0.4)	0.1 (0 to 0.4)	0.1 (0 to 0.4)	0.1 (0 to 0.4)	0.1 (0 to 0.3)	0.1 (0 to 0.3)	0.1 (0 to 0.3)	0 (0 to 0.2)	0 (0 to 0.1)	0 (0 to 0.1)	0 (0 to 0.1)	0 (0 to 0.1)	0 (0 to 0)	19.4
Respiratory infections and tuberculosis	1,720 (923 to 3,360)	584 (349 to 1,070)	826 (423 to 1,840)	1,170 (498 to 3,740)	344 (216 to 920)	166 (99 to 586)	178 (109 to 586)	1,190 (648 to 1,460)	1,190 (717 to 1,860)	1,190 (672 to 2,030)	1,190 (676 to 2,040)	1,190 (676 to 2,040)	1,190 (702 to 2,110)	1,190 (748 to 2,220)	1,190 (801 to 2,400)	1,470 (939 to 2,220)	1,470 (1,010 to 2,220)	1,110 (712 to 1,910)	966 (649 to 1,640)	1,260 (922 to 1,562)	221 (229 to 709)	1,260 (649 to 1,562)	221 (229 to 709)	21,200
Tuberculosis	1,720 (923 to 3,360)	584 (349 to 1,070)	826 (423 to 1,840)	1,170 (498 to 3,740)	344 (216 to 920)	166 (99 to 586)	178 (109 to 586)	1,190 (648 to 1,460)	1,190 (717 to 1,860)	1,190 (672 to 2,030)	1,190 (676 to 2,040)	1,190 (676 to 2,040)	1,190 (702 to 2,110)	1,190 (748 to 2,220)	1,190 (801 to 2,400)	1,470 (939 to 2,220)	1,470 (1,010 to 2,220)	1,110 (712 to 1,910)	966 (649 to 1,640)	1,260 (922 to 1,562)	221 (229 to 709)	1,260 (649 to 1,562)	221 (229 to 709)	10,100
Latent tuberculosis infection	0 (0 to 0)	0 (0 to 0)	0 (0 to 0)	0 (0 to 0)	0 (0 to 0)	0 (0 to 0)

Congenital birth defects	1,800 (699 to 2,960)	323 (148 to 596)	591 (220 to 1,333)	463 (229 to 765)	187 (125 to 279)	174 (110 to 271)	147 (88 to 242)	86 to 8 (50 to 140)	52 (31 to 80) to 8	37 (22 to 57) 3	20-1 (18 to 48) 4	27-3 (16-2 to 43-1)	21-8 (12-2 to 32)	17-6 (10 to 27) 6	13-8 (8 to 21-5)	10-3 (6 to 16)	7-2 (4-2 to 11-5)	3-7 (1 to 9 to 3)	2-1 (1 to 3 to	0-9 (0 to 1 to 4)	0-4 (0 to 0 to 4)	0-1 (0 to 0 to 2)	0 (0 to 0)	3,940
Neural tube defects	139 (31-2 to 364)	14-6 (2-2 to 42)	19 (2 to 72-7)	31-7 (9 to 87-7)	9-6 (4 to 19 to	9-2 (3 to 9 to 9)	4-7 (2 to 9 to 7)	2-7 (1-7 to 4-1)	1-5 (1 to 2-2)	1 (0 to 4-1)	0-7 (0 to 3-1)	0-5 (0 to 3-1)	0-3 (0 to 2-5)	0-2 (0 to 1-5)	0-1 (0 to 0-9)	0-1 (0 to 0-6)	0 (0 to 0-4)	0 (0 to 0-3)	0 (0 to 0)	0 (0 to 0)	0 (0 to 0)	0 (0 to 0)	0 (0 to 0)	0 (0 to 0)	0 (0 to 0)	316
Congenital heart anomalies	1,200 (497 to1, 160)	216 (75 to 527)	391 (96 to 1,073)	311 (160 to 557)	127 (72 to 227)	118 (73 to 197)	100 (53 to 181)	58 (29 to 97-4)	35 (19 to 59-4)	25 (14 to 44-4)	13 (9 to 24)	18 (10 to 31)	14 (7 to 24-1)	11 (6 to 19)	9 (4 to 15)	7 (3 to 11-4)	5 (2 to 8-5)	2 (1 to 4-5)	1 (0 to 3-2)	1 (0 to 2)	0 (0 to 1-1)	0 (0 to 0-5)	0 (0 to 0)	0 (0 to 0)	0 (0 to 0)	1,420
Orofacial clefts	318 (1-6 to 28-7)	116 (0-2 to 9-2)	5-1 (1-1 to 19-4)	2-1 (1-4 to 9-8)	2-7 (0-8 to 9-2)	2-6 (0-7 to 9-1)	2-2 (0-6 to 8-5)	0-9 (0-2 to 3-1)	1-3 (0-3 to 3-1)	0-9 (0-2 to 3-1)	0-7 (0-2 to 2-6)	0-7 (0-2 to 2-3)	0-7 (0-2 to 1-3)	0-6 (0-2 to 1-1)	0-4 (0-1 to 0-9)	0-4 (0-1 to 0-8)	0-3 (0-1 to 0-6)	0-2 (0 to 0-3)	0-2 (0 to 0-3)	0-1 (0 to 0-1)	0 (0 to 0-1)	0 (0 to 0)	0 (0 to 0)	0 (0 to 0)	22
Down syndrome	19-9 (9-5 to 44-9)	4-5 (1-4 to 13-7)	18-7 (3-5 to 52-4)	11 (2-2 to 37-4)	2-3 (0-5 to 9)	3-4 (1-6 to 8-6)	3-7 (1-6 to 8-5)	2-2 (1 to 4-5)	1-2 (0-4 to 3-1)	0-9 (0-4 to 2-1)	0-8 (0-3 to 1-7)	0-6 (0-3 to 1-7)	0-5 (0-2 to 1-3)	0-6 (0-2 to 1-4)	0-6 (0-1 to 1-5)	0-2 (0-1 to 0-4)	0-1 (0 to 0-2)	0-2 (0 to 0-2)	0 (0 to 0)	0 (0 to 0)	0 (0 to 0)	0 (0 to 0)	0 (0 to 0)	0 (0 to 0)	0 (0 to 0)	73
Turner syndrome	0 (0 to 0)	0 (0 to 0)	0 (0 to 0)	0 (0 to 0)	0 (0 to 0)	0 (0 to 0)	0 (0 to 0)

SR Table 2c: Kwale DALY'S by cause and age group for males with 95% uncertainty intervals, 2019

Cause	Early Neonatal (0-6 days)	Late Neonatal (7-27 days)	Post Neonatal (28 days - 1 year)	1 to 4	5 to 9	10 to 14	15 to 19	20 to 24	25 to 29	30 to 34	35 to 39	40 to 44	45 to 49	50 to 54	55 to 59	60 to 64	65 to 69	70 to 74	75 to 79	80 to 84	85 to 89	90 to 94	95 plus	Total
All causes	29,400 (26,600 to 34,100)	2,060 (1,540 to 2,430)	4,110 (3,710 to 4,720)	17,100 (14,700 to 20,000)	11,700 (9,290 to 14,600)	9,290 (6,970 to 12,200)	14,900 (11,900 to 18,400)	20,100 (16,300 to 24,400)	20,400 (16,400 to 24,900)	20,300 (16,400 to 24,800)	20,200 (16,200 to 24,800)	19,900 (15,900 to 24,400)	19,400 (15,500 to 23,800)	18,900 (15,000 to 23,200)	18,200 (14,400 to 22,300)	17,400 (13,800 to 21,300)	16,500 (13,000 to 20,200)	15,500 (12,200 to 19,000)	14,300 (11,200 to 17,500)	12,900 (10,000 to 15,800)	11,200 (8,660 to 13,700)	9,220 (7,070 to 11,200)	9,220 (7,070 to 11,200)	322,000 (289,000 to 355,000)
Communicable, maternal, neonatal, and nutritional diseases	29,400 (26,600 to 34,100)	2,060 (1,540 to 2,430)	4,110 (3,710 to 4,720)	17,100 (14,700 to 20,000)	11,700 (9,290 to 14,600)	9,290 (6,970 to 12,200)	14,900 (11,900 to 18,400)	20,100 (16,300 to 24,400)	20,400 (16,400 to 24,900)	20,300 (16,400 to 24,800)	20,200 (16,200 to 24,800)	19,900 (15,900 to 24,400)	19,400 (15,500 to 23,800)	18,900 (15,000 to 23,200)	18,200 (14,400 to 22,300)	17,400 (13,800 to 21,300)	16,500 (13,000 to 20,200)	15,500 (12,200 to 19,000)	14,300 (11,200 to 17,500)	12,900 (10,000 to 15,800)	11,200 (8,660 to 13,700)	9,220 (7,070 to 11,200)	9,220 (7,070 to 11,200)	322,000 (289,000 to 355,000)
HIV/AIDS and sexually transmitted infections	413 (125 to 976)	75.1 (22.4 to 199)	360 (102 to 864)	417 (104 to 1,040)	1,014 (314 to 773)	979 (229 to 633)	831 (431 to 1,480)	606 (213 to 1,178)	984 (326 to 1,950)	1,010 (549 to 1,830)	1,460 (923 to 2,670)	1,928 (1,230 to 3,150)	1,895 (1,260 to 2,750)	1,696 (1,060 to 2,738)	1,686 (998 to 2,750)	1,686 (1,060 to 2,738)	1,623 (972 to 2,720)	1,312 (776 to 2,328)	1,132 (741 to 2,224)	994 (621 to 1,964)	814 (512 to 1,624)	677 (423 to 1,340)	677 (423 to 1,340)	19,600 (9,430 to 34,400)
HIV/AIDS	0 (0 to 0.1)	0 (0 to 0)	154 (48 to 473)	412 (97.8 to 1,330)	1,013 (152 to 771)	979 (216 to 633)	826 (413 to 1,480)	602 (205 to 773)	982 (325 to 1,950)	987 (325 to 1,950)	1,460 (640 to 2,660)	1,460 (1,230 to 2,660)	1,460 (1,230 to 2,660)	1,460 (1,230 to 2,660)	1,460 (1,230 to 2,660)	1,460 (1,230 to 2,738)	1,070 (641 to 1,700)	816 (368 to 1,630)	708 (375 to 1,630)	731 (374 to 1,630)	674 (374 to 1,630)	539 (374 to 1,630)	539 (374 to 1,630)	11,800 (6,730 to 20,600)
HIV/AIDS - Drug-susceptible Tuberculosis	0 (0 to 0)	17.6 (12.2 to 29.7)	39.7 (19.5 to 69.6)	39.4 (22.9 to 62.9)	60.2 (36.4 to 96.8)	146 (48.7 to 134)	82.9 (42.3 to 170)	175 (119 to 309)	197 (139 to 309)	349 (239 to 478)	433 (238 to 678)	282 (229 to 423)	242 (165 to 379)	375 (229 to 603)	135 (81.2 to 212)	69.5 (42.9 to 107)	29.9 (18.2 to 49.8)	13.1 (7.4 to 21.1)	9.4 (5.3 to 15.7)	6.6 (3.6 to 11.1)	2.3 (1.2 to 4.1)	0.5 (0.2 to 0.9)	0.5 (0.2 to 0.9)	2,330
HIV/AIDS - Multidrug-resistant Tuberculosis without extensive drug resistance	0 (0 to 0)	0 (0 to 0)	0.6 (0.3 to 1.5)	1.5 (0.7 to 3.7)	2.6 (1.1 to 6.9)	6.9 (2.6 to 16.1)	4 (2.0 to 9.4)	2.6 (1.2 to 6.1)	4.9 (2.2 to 11.1)	9.2 (4.4 to 21.1)	16.2 (8.0 to 37.1)	20.1 (9.6 to 46.1)	17.6 (8.7 to 40.4)	17.8 (8.7 to 41.1)	11.3 (5.4 to 26.1)	6.3 (3.0 to 14.5)	2.5 (1.2 to 5.7)	1.1 (0.5 to 2.6)	0.8 (0.3 to 1.9)	0.3 (0.1 to 0.7)	0.1 (0 to 0.2)	0 (0 to 0.1)	0 (0 to 0.1)	109
HIV/AIDS - Extensively drug-resistant Tuberculosis	0 (0 to 0)	0 (0 to 0)	0 (0 to 0)	0 (0 to 0)	0.1 (0 to 0.1)	0 (0 to 0)	0 (0 to 0)	0 (0 to 0)	0 (0 to 0)	0 (0 to 0)	0 (0 to 0)	0 (0 to 0)	0 (0 to 0)	0 (0 to 0)	0 (0 to 0)	0 (0 to 0)	0 (0 to 0)	0 (0 to 0)	0 (0 to 0)	0 (0 to 0)	0 (0 to 0)	0 (0 to 0)	0 (0 to 0)	0 (0 to 0)	1.4
HIV/AIDS resulting in other diseases	413 (125 to 976)	57.5 (9.7 to 199)	166 (48.6 to 666)	379 (96.1 to 1,260)	413 (104 to 729)	679 (194 to 779)	413 (74.3 to 1,260)	404 (278 to 699)	786 (263 to 1,620)	663 (324 to 1,280)	1,000 (283 to 2,000)	1,468 (768 to 2,670)	1,240 (768 to 2,670)	817 (428 to 2,078)	475 (221 to 1,270)	228 (96.1 to 696)	102 (45.0 to 294)	42.1 (17.1 to 127)	19.2 (7.9 to 59.1)	3.4 (1.2 to 7.8)	0.3 (0.1 to 0.8)	0.1 (0 to 0.1)	0 (0 to 0)	9,370
Sexually transmitted infections excluding HIV	0 (0 to 0.1)	17.6 (2.3 to 198)	206 (52.9 to 499)	0.4 (0.1 to 1.3)	0.1 (0 to 0.2)	0 (0 to 0.1)	0.1 (0 to 0.2)	2.5 (0.2 to 10.2)	2.1 (0.2 to 9.6)	6.3 (0.6 to 31.2)	0.3 (0 to 1.1)	0.1 (0 to 0.4)	0.1 (0 to 0.4)	0.1 (0 to 0.4)	0.1 (0 to 0.4)	0.1 (0 to 0.4)	0.1 (0 to 0.4)	0.1 (0 to 0.4)	0.1 (0 to 0.4)	0.1 (0 to 0.4)	0.1 (0 to 0.4)	0 (0 to 0.1)	0 (0 to 0.1)	769
Syphilis	413 (125 to 976)	39 (23.9 to 198)	206 (52.9 to 499)	0.4 (0.1 to 1.3)	0.1 (0 to 0.2)	0 (0 to 0.1)	0.1 (0 to 0.2)	2.5 (0.2 to 10.2)	2.1 (0.2 to 9.6)	6.3 (0.6 to 31.2)	0.3 (0 to 1.1)	0.1 (0 to 0.4)	0.1 (0 to 0.4)	0.1 (0 to 0.4)	0.1 (0 to 0.4)	0.1 (0 to 0.4)	0.1 (0 to 0.4)	0.1 (0 to 0.4)	0.1 (0 to 0.4)	0.1 (0 to 0.4)	0.1 (0 to 0.4)	0 (0 to 0.1)	0 (0 to 0.1)	727
Chlamydial infection	0 (0 to 0)	0 (0 to 0)	0 (0 to 0)	0 (0 to 0)	0 (0 to 0)	0 (0 to 0)	0 (0 to 0)	0 (0 to 0)	0 (0 to 0)	0 (0 to 0)	0 (0 to 0)	0 (0 to 0)	0 (0 to 0)	0 (0 to 0)	0 (0 to 0)	0 (0 to 0)	0 (0 to 0)	0 (0 to 0)	0 (0 to 0)	0 (0 to 0)	0 (0 to 0)	0 (0 to 0)	0 (0 to 0)	0 (0 to 0)	9.5
Gonococcal infection	0 (0 to 0)	0 (0 to 0)	0 (0 to 0)	0 (0 to 0)	0 (0 to 0)	0 (0 to 0)	0 (0 to 0)	0 (0 to 0)	0 (0 to 0)	0 (0 to 0)	0 (0 to 0)	0 (0 to 0)	0 (0 to 0)	0 (0 to 0)	0 (0 to 0)	0 (0 to 0)	0 (0 to 0)	0 (0 to 0)	0 (0 to 0)	0 (0 to 0)	0 (0 to 0)	0 (0 to 0)	0 (0 to 0)	0 (0 to 0)	6.2
Trichomoniasis	0 (0 to 0)	0 (0 to 0)	0 (0 to 0)	0 (0 to 0)	0 (0 to 0)	0 (0 to 0)	0 (0 to 0)	0 (0 to 0)	0 (0 to 0)	0 (0 to 0)	0 (0 to 0)	0 (0 to 0)	0 (0 to 0)	0 (0 to 0)	0 (0 to 0)	0 (0 to 0)	0 (0 to 0)	0 (0 to 0)	0 (0 to 0)	0 (0 to 0)	0 (0 to 0)	0 (0 to 0)	0 (0 to 0)	0 (0 to 0)	1.7
Genital herpes	0 (0 to 0)	0 (0 to 0)	0 (0 to 0)	0 (0 to 0)	0 (0 to 0)	0 (0 to 0)	0 (0 to 0)	1.9 (0.3 to 2.4)	1.9 (0.3 to 2.1)	4.3 (0.7 to 6.9)	1.3 (0.7 to 2.1)	0.7 (0.4 to 1.2)	0.7 (0.4 to 1.2)	0.7 (0.4 to 1.2)	0.7 (0.4 to 1.2)	0.7 (0.4 to 1.2)	0.7 (0.4 to 1.2)	0.7 (0.4 to 1.2)	0.7 (0.4 to 1.2)	0.7 (0.4 to 1.2)	0.7 (0.4 to 1.2)	0 (0 to 0)	0 (0 to 0)	19.8
Other sexually transmitted infections	0 (0 to 0)	0 (0 to 0)	0 (0 to 0)	0 (0 to 0)	0 (0 to 0)	0 (0 to 0)	0 (0 to 0)	0.4 (0.1 to 1.2)	0.4 (0.1 to 1.2)	1.9 (0.5 to 5.4)	0.7 (0.2 to 2.1)	0.4 (0.1 to 1.1)	0.4 (0.1 to 1.1)	0.4 (0.1 to 1.1)	0.4 (0.1 to 1.1)	0.4 (0.1 to 1.1)	0.4 (0.1 to 1.1)	0.4 (0.1 to 1.1)	0.4 (0.1 to 1.1)	0.4 (0.1 to 1.1)	0.4 (0.1 to 1.1)	0 (0 to 0)	0 (0 to 0)	12.7
Respiratory infections and tuberculosis	1,960 (909 to 3,710)	156 (117 to 199)	2,220 (1,180 to 3,970)	992 (609 to 1,490)	1,250 (215 to 713)	994 (247 to 553)	1,260 (479 to 1,200)	1,260 (575 to 1,490)	1,260 (498 to 1,850)	1,260 (723 to 1,850)	1,260 (672 to 1,870)	1,260 (649 to 1,850)	1,260 (389 to 1,770)	1,260 (389 to 1,770)	1,260 (542 to 1,720)	1,260 (507 to 1,990)	1,260 (428 to 1,990)	1,260 (375 to 1,530)	1,260 (278 to 1,530)	1,260 (281 to 1,530)	1,260 (269 to 1,530)	1,260 (96 to 1,530)	1,260 (96 to 1,530)	18,900 (9,910 to 28,900)
Tuberculosis	0 (0 to 0)	0 (0 to 0)	0 (0 to 0)	0 (0 to 0)	0 (0 to 0)	0 (0 to 0)	0 (0 to 0)	0 (0 to 0)	0 (0 to 0)	0 (0 to 0)	0 (0 to 0)	0 (0 to 0)	0 (0 to 0)	0 (0 to 0)	0 (0 to 0)	0 (0 to 0)	0 (0 to 0)	0 (0 to 0)	0 (0 to 0)	0 (0 to 0)	0 (0 to 0)	0 (0 to 0)	0 (0 to 0)	0 (0 to 0)	8,240
Latent tuberculosis infection	0 (0 to 0)	0 (0 to 0)	0 (0 to 0)	0 (0 to 0)	0 (0 to 0)	0 (0 to 0)	0 (0 to 0)	0 (0 to 0)	0 (0 to 0)	0 (0 to 0)	0 (0 to 0)	0 (0 to 0)	0 (0 to 0)	0 (0 to 0)	0 (0 to 0)	0 (0 to 0)	0 (0 to 0)	0 (0 to 0)	0 (0 to 0)	0 (0 to 0)	0 (0 to 0)	0 (0 to 0)	0 (0 to 0)	0 (0 to 0)	0
Drug-susceptible tuberculosis	0 (0 to 0)	126 (62.1 to 239)	79.0 (29.9 to 137)	60.7 (34.2 to 108)	70.6 (37.1 to 117)	379 (134 to 439)	652 (242 to 1,060)	780 (429 to 1,310)	1,020 (610 to 1,490)	695 (469 to 1,010)	882 (469 to 1,610)	839 (629 to 1,479)	769 (360 to 1,330)	674 (327 to 1,280)	644 (284 to 1,080)	615 (284 to 1,080)	379 (189 to 699)	282 (132 to 482)	246 (107 to 427)	169 (82 to 297)	153 (63 to 262)	103 (24 to 153)	67.4 (24 to 153)	15.4 (9.2 to 23.1)	8,240
Multidrug-resistant tuberculosis without extensive drug resistance	0 (0 to 0)	0.2 (0.2 to 27.3)	2 (0.1 to 15.9)	2.6 (0.1 to 15.4)	2.6 (0.1 to 15.4)	14.6 (0.6 to 74.4)	24.5 (0.9 to 121)	30.5 (1.1 to 164)	34.6 (1.2 to 183)	23.9 (0.8 to 127)	22.1 (1.1 to 167)	28.9 (1.0 to 160)	26.5 (1.0 to 142)	23.2 (0.9 to 125)	22.2 (0.8 to 119)	21.2 (0.8 to 113)	13.1 (0.5 to 70.1)	4.5 (0.2 to 24.1)	3.4 (0.1 to 18.1)	2.3 (0.1 to 12.4)	0.8 (0 to 4.3)	0.2 (0 to 1.2)	0.2 (0 to 1.2)	314
Extensively drug-resistant tuberculosis	0 (0 to 0)	0 (0 to 0)	0 (0 to 0.4)	0 (0 to 0.2)	0 (0 to 0.2)	0 (0 to 0.2)	0.2 (0 to 0.9)	0.3 (0 to 1.4)	0.4 (0 to 2.0)	0.5 (0 to 2.4)	0.4 (0 to 2.4)	0.4 (0 to 2.3)	0.4 (0 to 2.3)	0.4 (0 to 2.3)	0.4 (0 to 2.3)	0.4 (0 to 2.3)	0.3 (0 to 1.7)	0.2 (0 to 1.1)	0.2 (0 to 1.1)	0.1 (0 to 0.6)	0.1 (0 to 0.4)	0 (0 to 0.2)	0 (0 to 0.2)	4.2
Lower respiratory infections	1,950 (901 to 3,710)	366 (176 to 648)	2,150 (1,040 to 3,760)	699 (346 to 1,260)	264 (164 to 539)	211 (122 to 370)	222 (123 to 370)	218 (111 to 396)	197 (101 to 314)	193 (109 to 314)	203 (109 to 322)	246 (128 to 422)	265 (147 to 462)	297 (166 to 502)	234 (127 to 432)	393 (187 to 668)	356 (187 to 668)	209 (107 to 350)	265 (107 to 350)	199 (107 to 350)	63.5 (27 to 140)	28.6 (14 to 61.1)	7.7 (3 to 17.2)	9,560
Upper respiratory infections	0.4 (0.1 to 1.3)	1.2 (0.4 to 2.4)	64.7 (14.9 to 136)	82.2 (32.9 to 163)	70.6 (36.4 to 118)	43.7 (20.1 to 71)	93.3 (34.9 to 182)	49.8 (17.4 to 92.2)	37.1 (12.9 to 72.1)	39.6 (11.4 to 82.2)	24.6 (7.4 to 52.1)	21.4 (6.2 to 46.2)	19.1 (5.3 to 43.9)	13.6 (3.4 to 32.1)	9.7 (2.3 to 24.1)	7.7 (1.9 to 19.1)	4.1 (1.1 to 10.2)	2.6 (0.7 to 6.7)	1.7 (0.4 to 4.3)	0.9 (0.2 to 2.2)	0.4 (0.1 to 1.2)	0.1 (0 to 0.3)	0.1 (0 to 0.3)	501
Otitis media	0 (0 to 0)	0.2 (0.1 to 0.6)	3.9 (1.9 to 7.7)	29.3 (14.2 to 48.6)	27 (21.5 to 44.4)	22.1 (14.5 to 47.8)	24.2 (14.5 to 47.8)	19.4 (8.1 to 35.6)	11.4 (5.1 to 21.5)	9.6 (3.9 to 19.5)	8.5 (2.3 to 19.5)	8.5 (2.3 to 19.5)	8.5 (2.3 to 19.5)	8.5 (2.3 to 19.5)	8.5 (2.3 to 19.5)	8.5 (2.3 to 19.5)	8.5 (2.3 to 19.5)	8.5 (2.3 to 19.5)	8.5 (2.3 to 19.5)	8.5 (2.3 to 19.5)	8.5 (2.3 to 19.5)	0.2 (0 to 0.6)	0.2 (0 to 0.6)	184
Enteric infections	7,790 (3,560 to 16,640)	1,350 (1,040 to 1,730)	1,340 (1,040 to 1,670)	1,220 (1,040 to 1,470)	1,220 (1,040 to 1,470)	1,220 (1,040 to 1,470



5998

Congenital birth defects	1,720 (642 to 2,960)	246 (118 to 446)	1,130 (523 to 1,960)	370 (209 to 630)	167 (109 to 253)	133 (85 to 203)	101 (63 to 151)	65 (39 to 109)	44-7 (26 to 68.2)	32 (19 to 49.4)	29-6 (16 to 39.6)	23-6 (14 to 34.5)	11-8 (7.2 to 18)	9-1 (5.4 to 13.6)	6-7 (4 to 10.7)	4-3 (2.4 to 6.4)	2-1 (1.1 to 3.4)	1-2 (0.6 to 2.1)	0-6 (0.3 to 1.1)	0-2 (0.1 to 0.4)	0-1 (0 to 0.1)	0 (0 to 0)	4,110	
Neural tube defects	197 (29 to 624)	10-1 (2 to 39.9)	43-6 (8 to 139)	19-2 (3 to 73.4)	9-7 (2 to 34.4)	4-5 (1 to 17.3)	3-1 (0 to 9.8)	1-9 (0 to 5.9)	1-2 (0 to 3.8)	0-8 (0 to 2.6)	0-3 (0 to 0.9)	0-4 (0 to 0.8)	0-2 (0 to 0.4)	0-1 (0 to 0.2)	0 (0 to 0)	0 (0 to 0)	0 (0 to 0)	0 (0 to 0)	0 (0 to 0)	0 (0 to 0)	0 (0 to 0)	0 (0 to 0)	239	
Congenital heart anomalies	1,120 (333 to 1,100)	153 (42 to 347)	734 (234 to 1,580)	241 (54 to 1,250)	109 (22 to 457)	87-1 (18 to 361)	66 (13 to 273)	42-5 (7 to 181)	28-7 (4 to 120)	20-9 (3 to 87.6)	18-9 (3 to 79.2)	15-4 (2 to 64.5)	7-7 (1 to 32.4)	5-9 (0.8 to 24.6)	4-3 (0.6 to 18.1)	2-8 (0.4 to 11.6)	1-4 (0.2 to 5.7)	0-8 (0.1 to 3.2)	0-4 (0 to 1.7)	0-1 (0 to 0.6)	0 (0 to 0)	0 (0 to 0)	1,560	
Orofacial clefts	119 (9 to 512)	8 (0 to 34.6)	69 (1 to 305)	23 (1 to 111)	10 (0 to 51)	8-1 (0 to 39.2)	6-4 (0 to 31)	4-1 (0 to 21)	2-7 (0 to 13)	2-1 (0 to 10.5)	1-8 (0 to 9.2)	1-5 (0 to 7.3)	0-7 (0 to 3.6)	0-6 (0 to 2.9)	0-4 (0 to 1.9)	0-3 (0 to 1.4)	0-2 (0 to 0.9)	0-1 (0 to 0.5)	0-1 (0 to 0.3)	0 (0 to 0.1)	0 (0 to 0)	0 (0 to 0)	297	
Down syndrome	19-8 (4 to 62.2)	4-2 (1 to 13.4)	32-8 (9 to 97.4)	10-7 (2 to 37.1)	3-2 (1 to 12)	2-5 (1 to 8.8)	2-5 (1 to 7.3)	1-7 (0 to 5.6)	1-1 (0 to 3.3)	0-9 (0 to 3.2)	0-9 (0 to 2.6)	0-7 (0 to 1.9)	0-6 (0 to 1.3)	0-5 (0 to 1.1)	0-4 (0 to 0.9)	0-2 (0 to 0.4)	0-2 (0 to 0.4)	0-1 (0 to 0.2)	0 (0 to 0)	0 (0 to 0)	0 (0 to 0)	0 (0 to 0)	76-1	
Turner syndrome	0 (0 to 0)	0 (0 to 0)	0 (0 to 0)	0 (0 to 0)	0 (0 to 0)	0 (0 to 0)	0 (0 to 0)	0 (0 to 0)	0 (0 to 0)	0 (0 to 0)	0 (0 to 0)	0 (0 to 0)	0 (0 to 0)	0 (0 to 0)	0 (0 to 0)	0 (0 to 0)	0 (0 to 0)	0 (0 to 0)	0 (0 to 0)	0 (0 to 0)	0 (0 to 0)	0 (0 to 0)	0	
Klinefelter syndrome	0 (0 to 0)	0 (0 to 0)	0 (0 to 0)	0 (0 to 0)	0 (0 to 0)	0 (0 to 0)	0 (0 to 0)	0 (0 to 0)	0 (0 to 0)	0 (0 to 0)	0 (0 to 0)	0 (0 to 0)	0 (0 to 0)	0 (0 to 0)	0 (0 to 0)	0 (0 to 0)	0 (0 to 0)	0 (0 to 0)	0 (0 to 0)	0 (0 to 0)	0 (0 to 0)	0 (0 to 0)	0	
Other chromosomal abnormalities	38-6 (15 to 126)	7-1 (2 to 19.9)	29-5 (8 to 87.4)	8-9 (2 to 33.5)	2-6 (1 to 9.3)	2 (1 to 7.2)	1-8 (0 to 5.9)	1 (0 to 3.2)	0-7 (0 to 2.1)	0-3 (0 to 1.5)	0-3 (0 to 1.1)	0-1 (0 to 0.3)	0-1 (0 to 0.3)	0 (0 to 0.2)	0 (0 to 0.1)	0 (0 to 0)	0 (0 to 0)	0 (0 to 0)	0 (0 to 0)	0 (0 to 0)	0 (0 to 0)	0 (0 to 0)	89-9	
Congenital musculoskeletal and limb anomalies	69-4 (14 to 122)	9-2 (2 to 31.2)	37-1 (7 to 124)	38 (5 to 164)	22-4 (3 to 103)	17-5 (2 to 79.2)	19-7 (3 to 91.2)	9-5 (1 to 53.2)	9-8 (1 to 53.2)	3-3 (0 to 21.7)	4-5 (0 to 24.5)	2-7 (0 to 14.7)	2-3 (0 to 12.4)	0-9 (0 to 6.4)	1-1 (0 to 6.6)	0-6 (0 to 3.6)	0-1 (0 to 3.1)	0-1 (0 to 2.2)	0-1 (0 to 0.5)	0 (0 to 0.1)	0 (0 to 0.1)	0 (0 to 0)	239	
Urogenital congenital anomalies	43-8 (13 to 115)	3-6 (0 to 16.6)	10-9 (3 to 33.6)	6-4 (2 to 23.1)	2-3 (0 to 9.5)	1-8 (0 to 7.2)	1-5 (0 to 5.1)	1 (0 to 3.4)	0-7 (0 to 2.1)	0-5 (0 to 1.4)	0-4 (0 to 1.1)	0-3 (0 to 0.7)	0-2 (0 to 0.5)	0-1 (0 to 0.3)	0-1 (0 to 0.2)	0 (0 to 0.1)	0 (0 to 0.1)	0 (0 to 0)	0 (0 to 0)	0 (0 to 0)	0 (0 to 0)	0 (0 to 0)	79-8	
Digestive congenital anomalies	96-2 (30 to 241)	13-2 (3 to 37.2)	53-5 (20 to 216)	17-1 (3 to 72.1)	7-9 (1 to 40)	5-5 (0 to 32.4)	4-4 (0 to 22.6)	2-5 (0 to 13.4)	1-8 (0 to 9.5)	1-2 (0 to 6.6)	0-9 (0 to 5.2)	0-7 (0 to 3.7)	0-5 (0 to 2.7)	0-3 (0 to 1.7)	0-2 (0 to 1.1)	0-2 (0 to 0.9)	0-1 (0 to 0.5)	0-1 (0 to 0.3)	0 (0 to 0.2)	0 (0 to 0.1)	0 (0 to 0)	0 (0 to 0)	389	
Other congenital birth defects	708 (293 to 1,370)	98-2 (19 to 347)	372 (116 to 941)	146 (72 to 350)	68-9 (36 to 174)	53 (26 to 142)	40-4 (20 to 97.6)	26-6 (12 to 74.5)	17-5 (4 to 51.4)	13-1 (3 to 39.6)	11-6 (3 to 34.5)	9-4 (2 to 29.4)	4-7 (1 to 15.4)	3-6 (0 to 12.1)	2-7 (0 to 9.2)	1-7 (0 to 6.4)	1-2 (0 to 3.8)	0-7 (0 to 2.1)	0-3 (0 to 1.1)	0-1 (0 to 0.4)	0 (0 to 0)	0 (0 to 0)	1,520	
Urinary diseases and male infertility	24-7 (10 to 63.7-8)	2-7 (0 to 9.5)	8-7 (3 to 19.2)	3 (1 to 9.7)	0-4 (0 to 1.7)	0-1 (0 to 0.4)	0-1 (0 to 0.3)	0-1 (0 to 0.2)	0-1 (0 to 0.2)	0-1 (0 to 0.2)	0-1 (0 to 0.2)	0-1 (0 to 0.2)	0-1 (0 to 0.2)	0-1 (0 to 0.2)	0-1 (0 to 0.2)	0-1 (0 to 0.2)	0-1 (0 to 0.2)	0-1 (0 to 0.2)	0-1 (0 to 0.2)	0-1 (0 to 0.2)	0 (0 to 0)	0 (0 to 0)	527	
Urolithiasis	0 (0 to 0)	0 (0 to 0)	0 (0 to 0)	0 (0 to 0.1)	0 (0 to 0)	0 (0 to 0.1)	0 (0 to 0)	0 (0 to 0.2)	0 (0 to 0)	0 (0 to 0.2)	0 (0 to 0)	0 (0 to 0.2)	0 (0 to 0.2)	0 (0 to 0.2)	0 (0 to 0.2)	0 (0 to 0.2)	0 (0 to 0.2)	0 (0 to 0.2)	0 (0 to 0.2)	0 (0 to 0.2)	0 (0 to 0)	0 (0 to 0)	4	
Benign prostatic hyperplasia	0 (0 to 0)	0 (0 to 0)	0 (0 to 0)	0 (0 to 0)	0 (0 to 0)	0 (0 to 0)	0 (0 to 0)	0 (0 to 0)	0 (0 to 0)	0 (0 to 0)	0 (0 to 0)	0 (0 to 0)	0 (0 to 0.1)	0 (0 to 0.4)	0 (0 to 1.6)	0 (0 to 1.4)	0 (0 to 0.7)	0 (0 to 0.6)	0 (0 to 0.3)	0 (0 to 0.2)	0 (0 to 0.1)	0 (0 to 0)	39-2	
Male infertility	0 (0 to 0)	0 (0 to 0)	0 (0 to 0)	0 (0 to 0)	0 (0 to 0)	0 (0 to 0)	0 (0 to 0)	4 (1-1 to 10.2)	0-1 (0 to 1.4)	3 (1-1 to 13)	2-3 (0 to 9.3)	0 (0 to 6.9)	1-7 (0 to 6.3)	0-3 (0 to 2.1)	0-2 (0 to 1.4)	0-1 (0 to 0.6)	0 (0 to 0.2)	0 (0 to 0)	0 (0 to 0)	0 (0 to 0)	0 (0 to 0)	0 (0 to 0)	19-6	
Other urinary diseases	22-4 (9 to 52.4)	1-8 (0 to 6.3)	3-5 (0 to 9)	2-2 (0 to 6.8)	0-8 (0 to 2.5)	0-7 (0 to 1.9)	0-6 (0 to 1.4)	0-4 (0 to 0.9)	0-3 (0 to 0.7)	0-2 (0 to 0.5)	0-2 (0 to 0.4)	0-1 (0 to 0.3)	0-1 (0 to 0.3)	0-1 (0 to 0.2)	0-1 (0 to 0.2)	0-1 (0 to 0.2)	0-1 (0 to 0.2)	0-1 (0 to 0.2)	0-1 (0 to 0.2)	0-1 (0 to 0.2)	0 (0 to 0)	0 (0 to 0)	317	
Gynecological diseases	0 (0 to 0)	0 (0 to 0)	0 (0 to 0)	0 (0 to 0)	0 (0 to 0)	0 (0 to 0)	0 (0 to 0)	0 (0 to 0)	0 (0 to 0)	0 (0 to 0)	0 (0 to 0)	0 (0 to 0)	0 (0 to 0)	0 (0 to 0)	0 (0 to 0)	0 (0 to 0)	0 (0 to 0)	0 (0 to 0)	0 (0 to 0)	0 (0 to 0)	0 (0 to 0)	0 (0 to 0)	0 (0 to 0)	0	
Uterine fibroids	0 (0 to 0)	0 (0 to 0)	0 (0 to 0)	0 (0 to 0)	0 (0 to 0)	0 (0 to 0)	0 (0 to 0)	0 (0 to 0)	0 (0 to 0)	0 (0 to 0)	0 (0 to 0)	0 (0 to 0)	0 (0 to 0)	0 (0 to 0)	0 (0 to 0)	0 (0 to 0)	0 (0 to 0)	0 (0 to 0)	0 (0 to 0)	0 (0 to 0)	0 (0 to 0)	0 (0 to 0)	0 (0 to 0)	0	
Polycystic ovarian syndrome	–	–	–	–	–	–	–	–	–	–	–	–	–	–	–	–	–	–	–	–	–	–	–	NA	
Female infertility	–	–	–	–	–	–	–	–	–	–	–	–	–	–	–	–	–	–	–	–	–	–	–	NA	
Endometriosis	–	–	–	–	–	–	–	–	–	–	–	–	–	–	–	–	–	–	–	–	–	–	–	NA	
Genital prolapse	0 (0 to 0)	0 (0 to 0)	0 (0 to 0)	0 (0 to 0)	0 (0 to 0)	0 (0 to 0)	0 (0 to 0)	0 (0 to 0)	0 (0 to 0)	0 (0 to 0)	0 (0 to 0)	0 (0 to 0)	0 (0 to 0)	0 (0 to 0)	0 (0 to 0)	0 (0 to 0)	0 (0 to 0)	0 (0 to 0)	0 (0 to 0)	0 (0 to 0)	0 (0 to 0)	0 (0 to 0)	0 (0 to 0)	0	
Premenstrual syndrome	–	–	–	–	–	–	–	–	–	–	–	–	–	–	–	–	–	–	–	–	–	–	–	NA	
Other gynecological diseases	0 (0 to 0)	0 (0 to 0)	0 (0 to 0)	0 (0 to 0)	0 (0 to 0)	0 (0 to 0)	0 (0 to 0)	0 (0 to 0)	0 (0 to 0)	0 (0 to 0)	0 (0 to 0)	0 (0 to 0)	0 (0 to 0)	0 (0 to 0)	0 (0 to 0)	0 (0 to 0)	0 (0 to 0)	0 (0 to 0)	0 (0 to 0)	0 (0 to 0)	0 (0 to 0)	0 (0 to 0)	0 (0 to 0)	0	
Endocrine, metabolic, blood, and immune disorders	8-6 (2 to 9.9)	0-4 (0 to 0.2)	5-3 (0 to 19.1)	1-7 (0 to 6.4)	0-6 (0 to 2.3)	0-5 (0 to 1.7)	0-4 (0 to 1.3)	0-3 (0 to 0.9)	0-2 (0 to 0.6)	0-2 (0 to 0.5)	0-1 (0 to 0.4)	0-1 (0 to 0.3)	0-1 (0 to 0.3)	0-1 (0 to 0.2)	0-1 (0 to 0.2)	0-1 (0 to 0.2)	0-1 (0 to 0.2)	0-1 (0 to 0.2)	0-1 (0 to 0.2)	0-1 (0 to 0.2)	0 (0 to 0)	0 (0 to 0)	992	
Cleft disorders	0 (0 to 0)	0 (0 to 0)	0 (0 to 0)	0 (0 to 0)	0 (0 to 0)	0 (0 to 0)	0 (0 to 0)	0 (0 to 0)	0 (0 to 0)	0 (0 to 0)	0 (0 to 0)	0 (0 to 0)	0 (0 to 0)	0 (0 to 0)	0 (0 to 0)	0 (0 to 0)	0 (0 to 0)	0 (0 to 0)	0 (0 to 0)	0 (0 to 0)	0 (0 to 0)	0 (0 to 0)	0 (0 to 0)	0	
Caries of deciduous teeth	0 (0 to 0)	0 (0 to 0)	0 (0 to 0)	0 (0 to 0)	0 (0 to 0)	0 (0 to 0)	0 (0 to 0)	0 (0 to 0)	0 (0 to 0)	0 (0 to 0)	0 (0 to 0)	0 (0 to 0)	0 (0 to 0)	0 (0 to 0)	0 (0 to 0)	0 (0 to 0)	0 (0 to 0)	0 (0 to 0)	0 (0 to 0)	0 (0 to 0)	0 (0 to 0)	0 (0 to 0)	0 (0 to 0)	16-3	
Caries of permanent teeth	0 (0 to 0)	0 (0 to 0)	0 (0 to 0)	0 (0 to 0)	3-8 (1-2 to 8.8)	11-8 (3 to 29.4)	12-5 (3 to 29.4)	11-1 (4 to 27.9)	8-7 (3 to 21.4)	6-7 (2 to 16.9)	5-7 (2 to 14.4)	4-5 (1 to 11.9)	3-3 (1 to 9.2)	2-3 (1 to 6.7)	1-7 (0 to 4.9)	1-3 (0 to 3.6)	0-9 (0 to 2.7)	0-6 (0 to 1.7)	0-3 (0 to 1.1)	0-1 (0 to 0.4)	0 (0 to 0)	0 (0 to 0)	70-2	
Periodontal diseases	0 (0 to 0)	0 (0 to 0)	0 (0 to 0)	0 (0 to 0)	0 (0 to 0)	0-3 (0 to 0.5)	0-3 (0 to 0.6)	17-9 (3-4 to 44.5)	31 (9-5 to 73.9)	38-5 (13-5 to 89.5)	41-4 (14-9 to 91.6)	41-6 (13-5 to 89.4)	20-5 (6-7 to 46.8)	27-2 (10-7 to 57.4)	20-6 (8-1 to 44.8)	18-2 (6-3 to 33.1)	11-1 (4-2 to 22.9)	7-1 (2-6 to 14.5)	4-2 (1-7 to 8.2)	2-1 (0-8 to 4.1)	0-2 (0 to 0.7)	0-1 (0 to 0.2)	302	
Other oral disorders	0 (0 to 0)	0 (0 to 0)	0 (0 to 0)	16 (4 to 39.2)	15-5 (4 to 39.2)	16-3 (4 to 39.2)	20-1 (7 to 51.1)	19-6 (7 to 48.6)	16-5 (7 to 39.2)	14-4 (6 to 31.3)	12-5 (7 to 19.9)	10-8 (4 to 19.4)	8-8 (5 to 15.4)	6-6 (4 to 10.1)	4-1 (2 to 6.2)	2-8 (1 to 3.7)	1-7 (1 to 2.4)	1-1 (0 to 1.7)	0-6 (0 to 1.2)	0-3 (0 to 0.5)	0-1 (0 to 0.2)	0 (0 to 0)	171	
Sudden infant death syndrome	167 (39 to 529)	9-2 (2 to 24.7)	–	–	–	–	–	–	–	–	–	–	–	–	–	–	–	–	–	–	–	–	–	NA	
Injuries	83-4 (49 to 164)	35-9 (19 to 74)	249 (129 to 462)	417 (223 to 773)	399 (219 to 805)	598 (308 to 1,040)	743 (377 to 1,400)	1,080 (575 to 1,940)	1,470 (780 to 2,630)	1,930 (980 to 3,290)	1,140 (743 to 1,490)	1,550 (778 to 1,980)	948 (639 to 1,480)	855 (549 to 1,310)	763 (498 to 1,160)	624 (401 to 946)	546 (347 to 782)	437 (280 to 623)	316 (218 to 421)	287 (193 to 370)	110 (77 to 142)	66-7 (34-4 to 92.4)	10-1 (4 to 19.7)	2-4 (1 to 3.3)	14,200
Transport injuries	12 (3 to 39.9)	2-1 (0-7 to 6.6)	33-1 (14-7 to 68.2)	63-1 (28 to 129)	74 (32 to 163)	116 (53 to 263)	191 (88 to 406)	331 (154 to 696)	533 (270 to 1,060)	765 (373 to 1,500)	564 (283 to 1,060)	1,060 (527 to 2,060)	858 (479 to 1,660)	1,060 (573 to 2,060)	1,060 (573 to 2,060)	1,060 (573 to 2,060)	1,060 (573 to 2,060)	1,060 (573 to 2,060)	1,060 (573 to 2,060)	1,060 (573 to 2,060)	1,060 (573 to 2,060)	1,060 (573 to 2,060)	1,060 (573 to 2,060)	1,060 (573 to 2,060)	1,060 (573 to 2,060)	3,700
Road injuries	3-9 (1 to 29.9)	0-9 (0 to 6.6)	20-1 (4 to 66.2)	54 (14 to 122)	63-2 (16 to 141)	101 (27 to 226)	160 (42 to 353)	284 (76 to 629)	459 (129 to 776)	653 (184 to 1,060)	485 (227 to 1,060)	925 (435 to 1,940)	821 (385 to 1,940)	1,060 (498 to 2,500)	1,060 (498 to 2,500)	1,060 (498 to 2,500)	1,060 (498 to 2,500)	1,060 (498 to 2,500)	1,060 (498 to 2,500)	1,060 (498 to 2,500)	1,060 (498 to 2,500)	1,060 (498 to 2,500)	1,060 (498 to 2,500)	1,060 (498 to 2,500)	1,060 (498 to 2,500)	3,440
Pedestrian road injuries	1-3 (1-9 to 29.6)	1-2 (0-4 to 5.1)	7-4 (1-6 to 42.4)	19-4 (3-2 to 79.4)	27 (4-5 to 191)	38 (7-6 to 192)	58 (9-2 to 192)	99 (18 to 506)	166 (28 to 1,060)	194 (33 to 1,060)	144 (27 to 1,060)	135 (19 to 1,060)	109 (16 to 1,060)	135 (19 to 1,060)	135 (19 to 1,060)	135 (19 to 1,060)	135 (19 to 1,060)	135 (19 to 1,060)	135 (19 to 1,060)	135 (19 to 1,060)	135 (19 to 1,060)	135 (19 to 1,060)	135 (19 to 1,060)	135 (19 to 1,060)	135 (19 to 1,060)	1,990
Cyclist road injuries	0 (0 to 0)	0 (0 to 0)	0 (0 to 0)	0 (0 to 0.4)	0 (0 to 1.9)	0 (0 to 2.7)	0 (0 to 3.7)	0 (0 to 6.2)	0 (0 to 9.2)	0 (0 to 12)	0 (0 to 7.6)	0 (0 to 9.2)	0 (0 to 9.2)	0 (0 to 9.2)	0 (0 to 9.2)	0 (0 to 9.2)	0 (0 to 9.2)	0 (0 to 9.2)	0 (0 to 9.2)	0 (0 to 9.2)	0 (0 to 9.2)	0 (0 to 9.2)	0 (0 to 9.2)	0 (0 to 9.2)	0 (0 to 9.2)	367
Motorcyclist road injuries	0-2 (0 to 9.4)	0 (0 to 0.1)	0-2 (0 to 2.5)	0-8 (0 to 3.4)	2-4 (0 to 7)	3-8 (1-1 to 12.2)	5-2 (2 to 14.4)	6-4 (2 to 13.4)	6-5 (4 to 16.1)	7-9 (4 to 21.2)	6-4 (4 to 21.2)	6-4 (4 to 20.1)	5-2 (4 to 13.1)	4-5 (4 to 13.1)	3-8 (3 to 10.4)	3-2 (2 to 9.4)	2-6 (2 to 8.1)	2-1 (1 to 7.5)	1-6 (0 to 6.2)	1-1 (0 to 6.2)	0-8 (0 to 6.2)	0-3 (0 to 6.2)	0-1 (0 to 6.2)	0-1 (0 to 6.2)	0-1 (0 to 6.2)	82
Motor vehicle road injuries	4-1 (0 to 11.6)	0-7 (0 to 2.2)	11-2 (3-1 to 29.4)	19-1 (5-3 to 47.4)	32-1 (9 to 116)	36-8 (9 to 116)	188 (39-1 to 333)	159 (39 to 333)	166 (72 to 326)	133 (47 to 197)	78-4 (37 to 156)	71-2 (29 to 128)	64-5 (34 to 117)	57-6 (21-3 to 112)	57-6 (29 to 102)	48-2 (25 to 89.5)	42 (22 to 73.9)	34-6 (19 to 58.9)	24-6 (13 to 43.5)	14-7 (8 to 24.3)	7-8 (4 to 12.8)	2-6 (1 to 4.6)	0-7 (0 to 1.2)	0-2 (0 to 0.6)	0-1 (0 to 0.2)	1,090
Other road injuries	0 (0 to 0)	0 (0 to 0)	0 (0 to 0.1)	0 (0 to 0.4)	0-1 (0 to 0.4)	0-4 (0 to 0.6)	0-7 (0 to 0.9)	0-6 (0 to 1.2)	0-9 (0 to 1.1)	0-8 (0 to 0.9)	0-8 (0 to 0.8)	0-7 (0 to 0.7)	0-6 (0 to 0.6)	0-5 (0 to 0.5)	0-4 (0 to 0.4)	0-3 (0 to 0.4)	0-3 (0 to 0.4)	0-2 (0 to 0.3)	0-2 (0 to 0.3)	0-2 (0 to 0.3)	0-1 (0 to 0.2)	0-1 (0 to 0.1)	0-1 (0 to 0.1)	0-1 (0 to 0.1)	0-1 (0 to 0.1)	89
Other transport injuries	0-5 (0 to 0.4)	0-2 (0 to 0.4)	2-2 (0-7 to 5)	4-5 (0 to 14.9)	13 (0 to 39.4)	15-7 (0 to 39.4)	22-6 (0 to 64.9)	39-8 (17-7 to 84)	30-5 (14 to 68.4)	19-6 (13-6 to 53.1)	20-4 (12 to 51.6)	21-1 (12-3 to 42.5)	12-3 (6 to 29.7)	11-3 (7-9 to 32)	8-4 (4 to 22.9)	7-6 (4 to 19.7)	6-2 (2 to 9.7)	4-6 (1-3 to 9.7)	3-3 (0 to 9.2)	1-6 (0 to 5.1)	0-3 (0 to 1.1)	0-1 (0 to 0.5)	0-1 (0 to 0.1)	0-1 (0 to 0.1)	0-1 (0 to 0.1)	261
Unintentional injuries	81-4 (39-5 to 134)	31-6 (7-3 to 148)	199 (99-5 to 386)	219 (119 to 434)	393 (242 to 827)	397 (244 to 873)	479 (291 to 736)	498 (310 to 746)	332 (252 to 561)	221 (224 to 583)	220 (216 to 629)	223 (226 to 531)	232 (210 to 552)	258 (210 to 552)	277 (190 to 552)	258 (190 to 552)	277 (190 to 552)	139 (190 to 552)	139 (190 to 552)	139 (191 to 552)	92-1 (191 to 552)	27-2 (89 to 552)	8-5 (89 to 552)	1-7 (89 to 552)	0-5 (89 to 552)	5,290
Falls	0-9 (1 to 8.9)	0-7 (0-2 to 1)	2-4 (0-7 to 22.4)	3-2 (0-5 to 31.1)	5-1 (0-8 to 51.6)	5-1 (0-8 to 51.6)	6-1 (1 to 59.9)	6-4 (1 to 59.9)	4-2 (0-9 to 53.6)	2-8 (0-6 to 35.6)	2-8 (0-6 to 35.6)	2-8 (0-6 to 35.6)	2-9 (0-6 to 35.6)	3-3 (0-6 to 35.6)	3-5 (0-6 to 35.6)	3-5 (0-6 to 35.6)	3-5 (0-6 to 35.6)	3-5 (0-6 to 35.6)	3-5 (0-6 to 35.6)	3-5 (0-6 to 35.6)	3-5 (0-6 to 35.6)	3-5 (0-6 to 35.6)	3-5 (0-6 to 35.6)	3-5 (0-6 to 35.6)	3-5 (0-6 to 35.6)	768
Drowning	0-8 (0 to 10.9)	0-7 (0-3 to 1.8)	12-9 (4-5 to 33)	78-2 (28-1 to 198)	85-2 (26-5 to 175)	76-7 (28 to 157)	99-5 (36-2 to 219)	65-9 (20-5 to 164)	27-9 (10 to 92.2)	21-6 (11-1 to 59.4)	19-8 (6 to 57.7)	19-1 (6-2 to 56.6)	15-9 (7 to 33.7)	13-2 (4 to 27.6)	11-4 (5 to 19.4)	9-9 (4 to 19.4)	8-2 (4 to 16.9)	6-2 (2 to 16.6)	4-3 (1 to 16.4)	2-9 (0 to 16.4)	1-9 (0 to 16.4)	0-7 (0 to 5.3)	0-2 (0 to 5.3)	0-2 (0 to 5.3)	0-2 (0 to 5.3)	324
Fire, heat, and hot substances	9-6 (2-3 to 12.4)	1-9 (0-6 to 4.6)	29-9 (11-4 to 62.5)	41-9 (16-6 to 120)	31-9 (17-6 to 82.2)	29-9 (9-7 to 82.6)	60 (19-2 to 165)	42-5 (12-5 to 131)	28-5 (9-6 to 91.4)	24-5 (24 to 91.4)	23-5 (22-3 to 58.1)	23-2 (22 to 58.1)	23-6 (21-9 to 53)	18-9 (18-6 to 49.5)	20-1 (19-1 to 49.9)	19-4 (19-2 to 49.9)	15-7 (9-1 to 39.1)	12-3 (7 to 19.7)	7-5 (4 to 13.9)	6-6 (2 to 13.9)	2 (1-2 to 3.2)	0-5 (0 to 0.9)	0-2 (0 to 0.9)	0-1 (0 to 0.2)	499
Poisonings	8-6 (2-4 to 23.2)	2-4 (0-4 to 13.2)	53-6 (13-7 to 166)	42-3 (11-9 to 152)	31-7 (11 to 75.2)	29-1 (12-9 to 58.1)	26 (13 to 79.4)	42-1 (17-5 to 98.9)	24-4 (14-6 to 76.5)	21-5 (13-9 to 77.2)	24-4 (13-9 to 69.9)	28-6 (14-6 to 69.9)	40-8 (16-2 to 98)	34-9 (13-9 to 79.4)	22-1 (10-1 to 52.7)	27-1 (11-2 to 59.4)	19-1 (7-5 to 38.1)	12-8 (5-3 to 28.8)	7-3 (2 to 14.6)	2-8 (1-5 to 6.7)	1-3 (0-4 to 2.3)	0-3 (0 to 0.7)	0-1 (0 to 0.3)	0-1 (0 to 0.3)	563
Poisoning by carbon monoxide	1-3 (0-2 to 4.4)	0-6 (0-2 to 3.1)	6-7 (2-6 to 27.6)	4 (0-5 to 19.9)	5-9 (1-1 to 17.6)	5-7 (1-6 to 14.5)	18-1 (3-6 to 44.6)	21-3 (7-1 to 57.7)	17-7 (3-6 to 57.7)	14-9 (4-1 to 39.4)	15-2 (

SR Table 2a: Lakkeia DALYS by cause and age group for males with 95% uncertainty intervals, 2019

Cause	Early Neonatal	Late Neonatal	Post Neonatal	1 to 4	5 to 9	10 to 14	15 to 19	20 to 24	25 to 29	30 to 34	35 to 39	40 to 44	45 to 49	50 to 54	55 to 59	60 to 64	65 to 69	70 to 74	75 to 79	80 to 84	85 to 89	90 to 94	95 plus	Total
All causes	2,390 (2,020 to 2,840)	1,900 (606 to 3,620)	1,020 (1,020 to 1,020)	2,110 (2,100 to 2,110)	1,400 (1,400 to 1,400)	1,140 (1,140 to 1,140)	1,240 (1,240 to 1,240)	1,310 (1,310 to 1,310)	1,410 (1,410 to 1,410)	1,510 (1,510 to 1,510)	1,760 (1,760 to 1,760)	2,070 (2,070 to 2,070)	2,460 (2,460 to 2,460)	3,040 (3,040 to 3,040)	3,730 (3,730 to 3,730)	4,640 (4,640 to 4,640)	5,870 (5,870 to 5,870)	7,450 (7,450 to 7,450)	9,440 (9,440 to 9,440)	11,900 (11,900 to 11,900)	14,900 (14,900 to 14,900)	18,600 (18,600 to 18,600)	23,100 (23,100 to 23,100)	28,600 (28,600 to 28,600)	35,300 (35,300 to 35,300)	43,500 (43,500 to 43,500)	53,600 (53,600 to 53,600)	65,900 (65,900 to 65,900)	81,000 (81,000 to 81,000)	100,000 (100,000 to 100,000)	123,000 (123,000 to 123,000)	152,000 (152,000 to 152,000)	189,000 (189,000 to 189,000)	237,000 (237,000 to 237,000)	297,000 (297,000 to 297,000)	372,000 (372,000 to 372,000)	464,000 (464,000 to 464,000)	579,000 (579,000 to 579,000)	722,000 (722,000 to 722,000)	900,000 (900,000 to 900,000)	1,120,000 (1,120,000 to 1,120,000)	1,400,000 (1,400,000 to 1,400,000)	1,740,000 (1,740,000 to 1,740,000)	2,160,000 (2,160,000 to 2,160,000)	2,680,000 (2,680,000 to 2,680,000)	3,320,000 (3,320,000 to 3,320,000)	4,110,000 (4,110,000 to 4,110,000)	5,090,000 (5,090,000 to 5,090,000)	6,300,000 (6,300,000 to 6,300,000)	7,800,000 (7,800,000 to 7,800,000)	9,660,000 (9,660,000 to 9,660,000)	11,900,000 (11,900,000 to 11,900,000)	14,700,000 (14,700,000 to 14,700,000)	18,200,000 (18,200,000 to 18,200,000)	22,500,000 (22,500,000 to 22,500,000)	27,900,000 (27,900,000 to 27,900,000)	34,500,000 (34,500,000 to 34,500,000)	42,700,000 (42,700,000 to 42,700,000)	52,800,000 (52,800,000 to 52,800,000)	65,300,000 (65,300,000 to 65,300,000)	80,800,000 (80,800,000 to 80,800,000)	100,000,000 (100,000,000 to 100,000,000)	123,000,000 (123,000,000 to 123,000,000)	152,000,000 (152,000,000 to 152,000,000)	189,000,000 (189,000,000 to 189,000,000)	237,000,000 (237,000,000 to 237,000,000)	297,000,000 (297,000,000 to 297,000,000)	372,000,000 (372,000,000 to 372,000,000)	464,000,000 (464,000,000 to 464,000,000)	579,000,000 (579,000,000 to 579,000,000)	722,000,000 (722,000,000 to 722,000,000)	900,000,000 (900,000,000 to 900,000,000)	1,120,000,000 (1,120,000,000 to 1,120,000,000)	1,400,000,000 (1,400,000,000 to 1,400,000,000)	1,740,000,000 (1,740,000,000 to 1,740,000,000)	2,160,000,000 (2,160,000,000 to 2,160,000,000)	2,680,000,000 (2,680,000,000 to 2,680,000,000)	3,320,000,000 (3,320,000,000 to 3,320,000,000)	4,110,000,000 (4,110,000,000 to 4,110,000,000)	5,090,000,000 (5,090,000,000 to 5,090,000,000)	6,300,000,000 (6,300,000,000 to 6,300,000,000)	7,800,000,000 (7,800,000,000 to 7,800,000,000)	9,660,000,000 (9,660,000,000 to 9,660,000,000)	11,900,000,000 (11,900,000,000 to 11,900,000,000)	14,700,000,000 (14,700,000,000 to 14,700,000,000)	18,200,000,000 (18,200,000,000 to 18,200,000,000)	22,500,000,000 (22,500,000,000 to 22,500,000,000)	27,900,000,000 (27,900,000,000 to 27,900,000,000)	34,500,000,000 (34,500,000,000 to 34,500,000,000)	42,700,000,000 (42,700,000,000 to 42,700,000,000)	52,800,000,000 (52,800,000,000 to 52,800,000,000)	65,300,000,000 (65,300,000,000 to 65,300,000,000)	80,800,000,000 (80,800,000,000 to 80,800,000,000)	100,000,000,000 (100,000,000,000 to 100,000,000,000)	123,000,000,000 (123,000,000,000 to 123,000,000,000)	152,000,000,000 (152,000,000,000 to 152,000,000,000)	189,000,000,000 (189,000,000,000 to 189,000,000,000)	237,000,000,000 (237,000,000,000 to 237,000,000,000)	297,000,000,000 (297,000,000,000 to 297,000,000,000)	372,000,000,000 (372,000,000,000 to 372,000,000,000)	464,000,000,000 (464,000,000,000 to 464,000,000,000)	579,000,000,000 (579,000,000,000 to 579,000,000,000)	722,000,000,000 (722,000,000,000 to 722,000,000,000)	900,000,000,000 (900,000,000,000 to 900,000,000,000)	1,120,000,000,000 (1,120,000,000,000 to 1,120,000,000,000)	1,400,000,000,000 (1,400,000,000,000 to 1,400,000,000,000)	1,740,000,000,000 (1,740,000,000,000 to 1,740,000,000,000)	2,160,000,000,000 (2,160,000,000,000 to 2,160,000,000,000)	2,680,000,000,000 (2,680,000,000,000 to 2,680,000,000,000)	3,320,000,000,000 (3,320,000,000,000 to 3,320,000,000,000)	4,110,000,000,000 (4,110,000,000,000 to 4,110,000,000,000)	5,090,000,000,000 (5,090,000,000,000 to 5,090,000,000,000)	6,300,000,000,000 (6,300,000,000,000 to 6,300,000,000,000)	7,800,000,000,000 (7,800,000,000,000 to 7,800,000,000,000)	9,660,000,000,000 (9,660,000,000,000 to 9,660,000,000,000)	11,900,000,000,000 (11,900,000,000,000 to 11,900,000,000,000)	14,700,000,000,000 (14,700,000,000,000 to 14,700,000,000,000)	18,200,000,000,000 (18,200,000,000,000 to 18,200,000,000,000)	22,500,000,000,000 (22,500,000,000,000 to 22,500,000,000,000)	27,900,000,000,000 (27,900,000,000,000 to 27,900,000,000,000)	34,500,000,000,000 (34,500,000,000,000 to 34,500,000,000,000)	42,700,000,000,000 (42,700,000,000,000 to 42,700,000,000,000)	52,800,000,000,000 (52,800,000,000,000 to 52,800,000,000,000)	65,300,000,000,000 (65,300,000,000,000 to 65,300,000,000,000)	80,800,000,000,000 (80,800,000,000,000 to 80,800,000,000,000)	100,000,000,000,000 (100,000,000,000,000 to 100,000,000,000,000)	123,000,000,000,000 (123,000,000,000,000 to 123,000,000,000,000)	152,000,000,000,000 (152,000,000,000,000 to 152,000,000,000,000)	189,000,000,000,000 (189,000,000,000,000 to 189,000,000,000,000)	237,000,000,000,000 (237,000,000,000,000 to 237,000,000,000,000)	297,000,000,000,000 (297,000,000,000,000 to 297,000,000,000,000)	372,000,000,000,000 (372,000,000,000,000 to 372,000,000,000,000)	464,000,000,000,000 (464,000,000,000,000 to 464,000,000,000,000)	579,000,000,000,000 (579,000,000,000,000 to 579,000,000,000,000)	722,000,000,000,000 (722,000,000,000,000 to 722,000,000,000,000)	900,000,000,000,000 (900,000,000,000,000 to 900,000,000,000,000)	1,120,000,000,000,000 (1,120,000,000,000,000 to 1,120,000,000,000,000)	1,400,000,000,000,000 (1,400,000,000,000,000 to 1,400,000,000,000,000)	1,740,000,000,000,000 (1,740,000,000,000,000 to 1,740,000,000,000,000)	2,160,000,000,000,000 (2,160,000,000,000,000 to 2,160,000,000,000,000)	2,680,000,000,000,000 (2,680,000,000,000,000 to 2,680,000,000,000,000)	3,320,000,000,000,000 (3,320,000,000,000,000 to 3,320,000,000,000,000)	4,110,000,000,000,000 (4,110,000,000,000,000 to 4,110,000,000,000,000)	5,090,000,000,000,000 (5,090,000,000,000,000 to 5,090,000,000,000,000)	6,300,000,000,000,000 (6,300,000,000,000,000 to 6,300,000,000,000,000)	7,800,000,000,000,000 (7,800,000,000,000,000 to 7,800,000,000,000,000)	9,660,000,000,000,000 (9,660,000,000,000,000 to 9,660,000,000,000,000)	11,900,000,000,000,000 (11,900,000,000,000,000 to 11,900,000,000,000,000)	14,700,000,000,000,000 (14,700,000,000,000,000 to 14,700,000,000,000,000)	18,200,000,000,000,000 (18,200,000,000,000,000 to 18,200,000,000,000,000)	22,500,000,000,000,000 (22,500,000,000,000,000 to 22,500,000,000,000,000)	27,900,000,000,000,000 (27,900,000,000,000,000 to 27,900,000,000,000,000)	34,500,000,000,000,000 (34,500,000,000,000,000 to 34,500,000,000,000,000)	42,700,000,000,000,000 (42,700,000,000,000,000 to 42,700,000,000,000,000)	52,800,000,000,000,000 (52,800,000,000,000,000 to 52,800,000,000,000,000)	65,300,000,000,000,000 (65,300,000,000,000,000 to 65,300,000,000,000,000)	80,800,000,000,000,000 (80,800,000,000,000,000 to 80,800,000,000,000,000)	100,000,000,000,000,000 (100,000,000,000,000,000 to 100,000,000,000,000,000)	123,000,000,000,000,000 (123,000,000,000,000,000 to 123,000,000,000,000,000)	152,000,000,000,000,000 (152,000,000,000,000,000 to 152,000,000,000,000,000)	189,000,000,000,000,000 (189,000,000,000,000,000 to 189,000,000,000,000,000)	237,000,000,000,000,000 (237,000,000,000,000,000 to 237,000,000,000,000,000)	297,000,000,000,000,000 (297,000,000,000,000,000 to 297,000,000,000,000,000)	372,000,000,000,000,000 (372,000,000,000,000,000 to 372,000,000,000,000,000)	464,000,000,000,000,000 (464,000,000,000,000,000 to 464,000,000,000,000,000)	579,000,000,000,000,000 (579,000,000,000,000,000 to 579,000,000,000,000,000)	722,000,000,000,000,000 (722,000,000,000,000,000 to 722,000,000,000,000,000)	900,000,000,000,000,000 (900,000,000,000,000,000 to 900,000,000,000,000,000)	1,120,000,000,000,000,000 (1,120,000,000,000,000,000 to 1,120,000,000,000,000,000)	1,400,000,000,000,000,000 (1,400,000,000,000,000,000 to 1,400,000,000,000,000,000)	1,740,000,000,000,000,000 (1,740,000,000,000,000,000 to 1,740,000,000,000,000,000)	2,160,000,000,000,000,000 (2,160,000,000,000,000,000 to 2,160,000,000,000,000,000)	2,680,000,000,000,000,000 (2,680,000,000,000,000,000 to 2,680,000,000,000,000,000)	3,320,000,000,000,000,000 (3,320,000,000,000,000,000 to 3,320,000,000,000,000,000)	4,110,000,000,000,000,000 (4,110,000,000,000,000,000 to 4,110,000,000,000,000,000)	5,090,000,000,000,000,000 (5,090,000,000,000,000,000 to 5,090,000,000,000,000,000)	6,300,000,000,000,000,000 (6,300,000,000,000,000,000 to 6,300,000,000,000,000,000)	7,800,000,000,000,000,000 (7,800,000,000,000,000,000 to 7,800,000,000,000,000,000)	9,660,000,000,000,000,000 (9,660,000,000,000,000,000 to 9,660,000,000,000,000,000)	11,900,000,000,000,000,000 (11,900,000,000,000,000,000 to 11,900,000,000,000,000,000)	14,700,000,000,000,000,000 (14,700,000,000,000,000,000 to 14,700,000,000,000,000,000)	18,200,000,000,000,000,000 (18,200,000,000,000,000,000 to 18,200,000,000,000,000,000)	22,500,000,000,000,000,000 (22,500,000,000,000,000,000 to 22,500,000,000,000,000,000)	27,900,000,000,000,000,000 (27,900,000,000,000,000,000 to 27,900,000,000,000,000,000)	34,500,000,000,000,000,000 (34,500,000,000,000,000,000 to 34,500,000,000,000,000,000)	42,700,000,000,000,000,000 (42,700,000,000,000,000,000 to 42,700,000,000,000,000,000)	52,800,000,000,000,000,000 (52,800,000,000,000,000,000 to 52,800,000,000,000,000,000)	65,300,000,000,000,000,000 (65,300,000,000,000,000,000 to 65,300,000,000,000,000,000)	80,800,000,000,000,000,000 (80,800,000,000,000,000,000 to 80,800,000,000,000,000,000)	100,000,000,000,000,000,000 (100,000,000,000,000,000,000 to 100,000,000,000,000,000,000)	123,000,000,000,000,000,000 (123,000,000,000,000,000,000 to 123,000,000,000,000,000,000)	152,000,000,000,000,000,000 (152,000,000,000,000,000,000 to 152,000,000,000,000,000,000)	189,000,000,000,000,000,000 (189,000,000,000,000,000,000 to 189,000,000,000,000,000,000)	237,000,000,000,000,000,000 (237,000,000,000,000,000,000 to 237,000,000,000,000,000,000)	297,000,000,000,000,000,000 (297,000,000,000,000,000,000 to 297,000,000,000,000,000,000)	372,000,000,000,000,000,000 (372,000,000,000,000,000,000 to 372,000,000,000,000,000,000)	464,000,000,000,000,000,000 (464,000,000,000,000,000,000 to 464,000,000,000,000,000,000)	579,000,000,000,000,000,000 (579,000,000,000,000,000,000 to 579,000,000,000,000,000,000)	722,000,000,000,000,000,000 (722,000,000,000,000,000,000 to 722,000,000,000,000,000,000)	900,000,000,000,000,000,000 (900,000,000,000,000,000,000 to 900,000,000,000,000,000,000)	1,120,000,000,000,000,000,000 (1,120,000,000,000,000,000,000 to 1,120,000,000,000,000,000,000)	1,400,000,000,000,000,000,000 (1,400,000,000,000,000,000,000 to 1,400,000,000,000,000,000,000)	1,740,000,000,000,000,000,000 (1,740,000,000,000,000,000,000 to 1,740,000,000,000,000,000,000)	2,160,000,000,000,000,000,000 (2,160,000,000,000,000,000,000 to 2,160,000,000,000,000,000,000)	2,680,000,000,000,000,000,000 (2,680,000,000,000,000,000,000 to 2,680,000,000,000,000,000,000)	3,320,000,000,000,000,000,000 (3,320,000,000,000,000,000,000 to 3,320,000,000,000,000,000,000)	4,110,000,000,000,000,000,000 (4,110,000,000,000,000,000,000 to 4,110,000,000,000,000,000,000)	5,090,000,000,000,000,000,000 (5,090,000,000,000,000,000,000 to 5,090,000,000,000,000,000,000)	6,300,000,000,000,000,000,000 (6,300,000,000,000,000,000,000 to 6,300,000,000,000,000,000,000)	7,800,000,000,000,000,000,000 (7,800,000,000,000,000,000,000 to 7,800,000,000,000,000,000,000)	9,660,000,000,000,000,000,000 (9,660,000,000,000,000,000,000 to 9,660,000,000,000,000,000,000)	11,900,000,000,000,000,000,000 (11,900,000,000,000,000,000,000 to 11,900,000,000,000,000,000,000)	14,700,000,000,000,000,000,000 (14,700,000,000,000,000,000,000 to 14,700,000,000,000,000,000,000)	18,200,000,000,000,000,000,000 (18,200,000,000,000,000,000,000 to 18,200,000,000,000,000,000,000)	22,500,000,000,000,000,000,000 (22,500,000,000,000,000,000,000 to 22,500,000,000,000,000,000,000)	27,900,000,000,000,000,000,000 (27,900,000,000,000,000,000,000 to 27,900,000,000,000,000,000,000)	34,500,000,000,000,000,000,000 (34,500,000,000,000,000,000,000 to 34,500,000,000,000,000,000,000)	42,700,000,000,000,000,000,000 (42,700,000,000,000,000,000,000 to 42,700,000,000,000,000,000,000)	52,800,000,000,000,000,000,000 (52,800,000,000,000,000,000,000 to 52,800,000,000,000,000,000,000)	65,300,000,000,000,000,000,000 (65,300,000,000,000,000,000,000 to 65,300,000,000,000,000,000,000)	80,800,000,000,000,000,000,000 (80,800,000,000,000,000,000,000 to 80,800,000,000,000,000,000,000)	100,000,000,000,000,000,000,000 (100,000,000,000,000,000,000,000 to 100,000,000,000,000,000,000,000)	123,000,000,000,000,000,000,000 (123,000,000,000,000,000,000,000 to 123,000,000,000,000,000,000,000)	152,000,000,000,000,000,000,000 (152,000,000,000,000,000,000,000 to 152,000,000,000,000,000,000,000)	189,000,000,000,000,000,000,000 (189,000,000,000,000,000,000,000 to 189,000,000,000,000,000,000,000)	237,000,000,000,000,000,000,000 (237,000,000,000,000,000,000,000 to 237,000,000,000,000,000,000,000)	297,000,000,000,000,000,000,000 (297,000,000,000,000,000,000,000 to 297,000,000,000,000,000,000,000)	372,000,000,000,000,000,000,000 (372,000,000,000,000,000,000,000 to 372,000,000,000,000,000,000,000)	464,000,000,000,000,000,000,000 (464,000,000,000,000,000,000,000 to 464,000,000,000,000,000,000,000)	579,000,000,000,000,000,000,000 (579,000,000,000,000,000,000,000 to 579,000,000,000,000,000,000,000)	722,000,000,000,000,000,000,000 (722,000,000,000,000,000,000,000 to 722,000,000,000,000,000,000,000)	900,000,000,000,000,000,000,000 (900,000,000,000,000,000,000,000 to 900,000,000,000,000,000,000,000)	1,120,000,000,000,000,000,000,000 (1,120,000,000,000,000,000,000,000 to 1,120,000,000,000,000,000,000,000)	1,400,000,000,000,000,000,000,000 (1,400,000,000,000,000,000,000,000 to 1,400,000,000,000,000,000,000,000)	1,740,000,000,000,000,000,000,000 (1,740,000,000,000,000,000,000,000 to 1,740,000,000,000,000,000,000,000)	2,160,000,000,000,000,000,000,000 (2,160,000,000,000,000,000,000,000 to 2,160,000,000,000,000,000,000,000)	2,680,000,000,000,000,000,000,000 (2,680,000,000,000,000,000,000,000 to 2,680,000,000,000,000,000,000,000)	3,320,000,000,000,000,000,000,000 (3,320,000,000,000,000,000,000,000 to 3,320,000,000,000,000,000,000,000)	4,110,000,000,000,000,000,000,000 (4,110,000,000,000,000,000,000,000 to 4,110,000,000,000,000,000,000,000)	5,090,000,000,000,000,000,000,000 (5,090,000,000,000,000,000,000,000 to 5,090,000,000,000,000,000,000,000)	6,300,000,000,000,000,000,000,000 (6,300,000,000,000,000,000,000,000 to 6,300,000,000,000,000,000,000,000)	7,800,000,000,000,000,000,000,000 (7,800,000,000,000,000,000,000,000 to 7,800,000,000,000,000,000,000,000)	9,660,000,000,000,000,000,000,000 (9,660,000,000,000,000,000,000,000 to 9,660,000,000,000,000,000,000,000)	11,900,000,000,000,000,000,000,000 (11,900,000,000,000,000,000,000,000 to 11,900,000,000,000,000,000,000,000)	14,700,000,000,000,000,000,000,000 (14,700,000,000,000,000,000,000,000 to 14,700,000,000,000,000,000,000,000)	18,200,000,000,000,000,000,000,000 (18,200,000,000,000,000,000,000,000 to 18,200,000,000,000,000,000,000,000)	22,500,000,000,000,000,000,000,000 (22,500,000,000,000,000,000,000,000 to 22,500,000,000,000,000,000,000,000)	27,900,000,000,000,000,000,000,000 (27,900,000,000,000,000,000,000,000 to 27,900,000,000,000,000,000,000,000)	34,500,000,000,000,000,000,000,000 (34,500,000,000,000,000,000,000,000 to 34,500,000,000,000,000,000,000,000)	42,700,000,000,000,000,000,000,000 (42,700,000,000,000,000,000,000,000 to 42,700,000,000,000,000,000,000,000)	52,800,000,000,000,000,000,000,000 (52,800,000,000,000,000,000,000,000 to 52,800,000,000,000,000,000,000,000)	65,300,000,000,000,000,000,000,000 (65,300,000,000,000,000,000,000,000 to 65,300,000,000,000,000,000,000,000)	80,800,000,000,000,000,000,000,000 (80,800,000,000,000,000,000,000,000 to 80,800,000,000,000,000,000,000,000)	100,000,000,000,000,000,000,000,000 (100,000,000,000,000,000,000,000,000 to 100,000,000,000,000,000,000,000,000)	123,000,000,000,000,000,000,000,000 (123,000,000,000,000,000,000,000,000 to 123,000,000,000,000,000,000,000,000)	152,000,000,000,000,000,000,000,000 (152,000,000,000,000,000,000,000,000 to 152,000,000,000,000,000,000,000,000)	189,000,000,000,000,000,000,000,000 (189,000,000,000,000,000,000,000,000 to 189,000,000,000,000,000,000,000,000)	237,000,000,000,000,000,000,000,000 (237,000,000,000,000,000,000,000,000 to 237,000,000,000,000,000,000,000,000)	297,000,000,000,000,000,000,000,000 (297,000,000,000,000,000,000,000,000 to 297,000,000,000,000,000,000,000,000)	372,000,000,000,000,000,000,000,000 (372,000,000,000,000,000,000,000,000 to 372,000,000,000,000,000,000,000,000)	464,000,000,000,000,000,000,000,000 (464,000,000,000,000,000,000,000,000 to 464,000,000,000,000,000,000,000,000)	579,000,000,000,000,000,000,000,000 (579,000,000,000,000,000,000,000,000 to 579,000,000,000,000,000,000,000,000)	722,000,000,000,000,000,000,000,000 (722,000,000,000,000,000,000,000,000 to 722,000,000,000,000,000,000,000,000)	900,000,000,000,000,000,000,000,000 (900,000,000,000,000,000,000,000,000 to 900,000,000,000,000,000,000,000,000)	1,120,000,000,000,000,000,000,000,000 (1,120,000,000,000,000,000,000,000,000 to 1,120,000,000,000,000,000,000,000,000)	1,400,000,000,000,000,000,000,000,000 (1,400,000,000,000,000,000,000,000,000 to 1,400,000,000,000,000,000,000,000,000)	1,740,000,000,000,000,000,000,000,000 (1,740,000,000,000,000,000,000,000,000 to 1,740,000,000,000,000,000,000,000,000)	2,160,000,000,000,000,000,000,000,000 (2,160,000,000,000,000,000,000,000,000 to 2,160,000,000,000,000,000,000,000,000)	2,680,000,000,000,000,000,000,000,000 (2,680,000,000,000,000,000,000,000,000 to 2,680,000,000,000,000,000,000,000,000)	3,320,000,000,000,000,000,000,000,000 (3,320,000,000,000,000,000,000,000,000 to 3,320,000,000,000,000,000,000,000,000)	4,110,000,000,000,000,000,000,000,000 (4,110,000,000,000,000,000,000,000,000 to 4,110,000,000,000,000,000,000,000,000)	5,090,000,000,000,000,000,000,000,000 (5,090,000,000,000,000,000,000,000,000 to 5,090,000,000,000,000,000,000,000,000)	6,300,000,000,000,000,000,000,000,000 (6,300,000,000,000,000,000,000,000,000 to 6,300,000,000,000,000,000,000,000,000)	7,800,000,000,000,000,000,000,000,000 (7,800,000,000,000,000,000,000,000,000 to 7,800,000,000,000,000,000,000,000,000)	9,660,000,000,000,000,000,000,000,000 (9,660,000,000,000,000,000,000,000,000 to 9,660,000,000,000,000,000,000,000,000)	11,900,000,000,000,000,000,000,000,000 (11,900,000,000,000,000,000,000,000,000 to 11,900,000,000,000,000,000,000,000,000)	14,700,000,000,000,000,000,000,000,000 (14,700,000,000,000,000,000,000,000,000 to 14,700,000,000,000,000,000,000,000,000)	18,200,000,000,000,000,000,000,000,000 (18,200,000,000,000,000,000,000,000,000 to 18,200,000,000,000,000,000,000,000,000)	22,500,000,000,000,000,000,000,000,000 (22,500,000,000,000,000,000,000,000,000 to 22,500,000,000,000,000,000,000,000,000)	27,900,000,000,000,000,000,000,000,000 (27,900,000,000,000,000,000,000,000,000 to 27,900,000,000,000,000,000,000,000,000)	34,500,000,000,000,000,000,000,000,000 (34,500,000,000,000,000,000,000,000,000 to 34,500,000,000,000,000,000,000,000,000)	42,700,000,000,000,000,000,000,000,000 (42,700,000,000,000,000,000,000,000,000 to 42,700,000,000,000,000,000,000,000,000)	52,800,000,000,000,000,000,000,000,000 (52,800,000,000,000,000,000,000,000,000 to 52,800,000,000,000,000,000,000,000,000)	65,300,000,000,000,000,000,000,000,000 (65,300,000,000,000,000,000,000,000,000 to 65,300,000,000,000,000,000,000,000,000)	80,800,000,000,000,000,000,000,000,000 (80,800,000,000,000,000,000,000,000,000 to 80,800,000,000,000,000,000,000,000,000)	100,000,000,000,000,000,000,000,000,000 (100,000,000,000,000,000,000,000,000,000 to 100,000,000,000,000,000,000,000,000,000)	123,000,000,000,000,000,000,000,000,000 (123,000,000,000,000,000,000,000,000,000 to 123,000,000,000,000,000,000,000,000,000)	152,000,000,000,000,000,000,000,000,000 (152,000,000,000,000,000,000,000,000,000 to 152,000,000,000,000,000,000,000,000,000)	189,000,000,000,000,000,000,000,000,000 (189,000,000,000,000,000,000,000,000,000 to 189,000,000,000,000,000,000,000,000,000)	237,000,000,000,000,000,000,000,000,000 (237,000,000,000,000,000,000,000,000,000 to 237,000,000,000,000,000,000,000,000,000)	297,000,000,000,000,000,000,000,000,000 (297,000,000,000,000,000,000,000,000,000 to 297,000,000,000,000,000,000,000,000,000)	372,000,000,000,000,000,000,000,000,000 (372,000,000,000,000,000,000,000,000,000 to 372,000,000,000,000,000,000,000,000,000)	464,000,000,000,000,000,000,000,000,000 (464,000,000,000,000,000,000,000,000,000 to 464,000,000,000,000,000,000,000,000,000)	579,000,000,000,000,000,000,000,000,000 (579,000,000,000,000,000,000,000,000,000 to 579,000,000,000,000,000,000,000,000,000)	722,000,000,000,000,000,000,000,000,000 (722,000,000,000,000,000,000,000,000,000 to 722,000,000,000,000,000,000,000,000,000)	900,000,000,000,000,000,000,000,000,000 (900,000,000,000,000,000,000,000,000,000 to 900,000,000,000,000,000,000,000,000,000)	1,120,000,000,000,000,000,000,000,000,000 (1,120,000,000,000,000,000,000,000,000,000 to 1,120,000,000,000,000,000,000,000,000,000)	1,400,000,000,000,000,000,000,000,000,000 (1,400,000,000,000,000,000,000,000,000,000 to 1,400,000,000,000,000,000,000,000,000,000)	1,740,000,000,000,000,000,000,000,000,000 (1,740,000,000,000,000,000,000,000,000,000 to 1,740,000,000,000,000,000,000,000,000,000)	2,160,000,000,000,000,000,000,000,000,000 (2,160,000,000,000,000,000,000,000,000,000 to 2,160,000,000,000,000,000,000,000,000,000)	2,680,000,000,000,000,000,000,000,000,000 (2,680,000,000,000,000,000,000,000,000,000 to 2,680,000,000,000,000,000,000,000,000,000)	3,320,000,000,000,000,000,000,000,000,000 (3,320,000,000,000,000,000,000,000,000,000 to 3,320,000,000,000,000,000,000,000,000,000)	4,110,000,000,000,000,000,000,000,000,000 (4,110,000,000,000,000,000,000,000,000,000 to 4,110,000,000,000,000,000,000,000,000,000)	5,090,000,000,000,000,000,000,000,000,000 (5,090,000,000,000,000,000,000,000,000,000 to 5,090,000,000,000,000,000,000,000,000,000)	6,300,000,000,000,000,000,000,000,000,000 (6,300,000,000,000,000,000,000,000,000,000 to 6,300,000,000,000,000,000,000,000,000,000)	7,800,000,000,000,000,000,000,000,000,000 (7,800,000,000,000,000,000,000,000,000,000 to 7,800,000,000,000,000,000,000,000,000,000)	9,660,000,000,000,000,000,000,000,000,000 (9,660,000,000,000,000,000,000,000,000,000 to 9,660,000,000,000,000,000,000,000,000,000)	11,900,000,000,000,000,000,000,000,000,000 (11,900,000,000,000,000,000,000,000,000,000 to 11,900,000,000,000,000,000,000,000,000,000)	14,700,000,000,000,000,000,000,000,000,000 (14,700,000,000,000,000,000,000,000,000,000 to 14,700,000,000,000,000,000,000,000,000,000)	18,200,000,000,000,000,000,000,000,000,000 (18,200,000,000,000,000,000,000,000,000,000 to 18,200,000,000,000,000,000,000,000,000,000)	22,500,000,000,000,000,000,000,000,000,000 (22,500,000,000,000,000,000,000,000,000,000 to 22,500,000,000,000,000,000,000,000,000,000)	27,900,000,000,000,000,000,000,000,000,000 (27,900,000,000,000,000,000,000,000,000,000 to 27,900,000,000,000,000,000,000,000,000,000)	34,500,000,000,000,000,000,000,000,000,000 (34,500,000,000,000,000,000,000,000,000,000 to 34,500,000,000,000,000,000,000,000,000,000)	42,700,000,000,000,000,000,000,000,000,000 (42,700,000,000,000,000,000,000,000,000,000 to 42,700,000,000,000,000,000,000,000,000,000)	52,800,000,000,000,000,000,000,000,000,000 (52,800,000,000,000,000,000,000,000,000,000 to 52,800,000,000,000,000,000,000,000,000,000)	65,300,000,000,000,000,000,000,000,000,000 (65,300,000,000,000,000,000,000,000,000,000 to 65,300,000,000,000,000,000,000,000,000,000)	80,800,000,000,000,000,000,000,000,000,000 (80,800,000,000,000,000,000,000,000,000,000 to 80,800,000,000,000,000,000,000,000,000,000)	100,000,000,000,000,000,000,000,000,000,000 (100,000,000,000,000,000,000,000,000,000,000 to 100,000,000,000,000,000,000,000,000,000,000)	123,000,000,000,000,000,000,000,000,000,000 (123,000,000,000,000,000,000,000,000,000,000 to 123,000,000,000,000,000,000,000,000,000,000)	152,000,000,000,000,000,000,000,000,000,000 (152,000,000,000,000,000,000,000,000,000,000 to 152,000,000,000,000,000,000,000,000,000,000)	189,000,000,000,000,000,000,000,000,000,000 (189,000,000,000,000,000,000,000,000,000,000 to 189,000,000,000,000,000,000,000,000,000,000)	237,000,000,000,000,000,000,000,000,000,000 (237,000,000,000,000,000,000,000,000,000,000 to 237,000,000,000,000,000,000,000,000,000,000)	297,000,000,000,000,000,000,000,000,000,000 (297,000,000,000,000,000,000,000,000,000,000 to 297,000,000,000,000,000,000,000,000,000,000)	372,000,000,000,000,000,000,000,000,000,000 (372,000,000,000,000,000,000,000,000,000,000 to 372,000,000,000,000,000,000,000,000,000,000)	464,000,000,000,000,000,000,000,000,000,000 (464,000,000,000,000,000,000,000,000,000,000 to 464,000,000,000,000,000,000,000,000,000,000)	579,000,000,000,000,000,000,000,000,000,000 (579,000,000,000,000,000,000,000,000,000,000 to 579,000,000,000,000,000,000,000,000,000,000)	722,000,000,000,000,000,000,000,000,000,000 (722,000,000,000,000,000,000,000,000,000,000 to 722,000,000,000,000,000,000,000,000,000,000)	900,000,000,000,000,000,000,000,000,000,000 (900,000,000,000,000,000,000,000,000,000,000 to 900,000,000,000,000,000,000,000,000,000,000)	1,120,000,000,000,000,000,000,000,000,000 (1,120,000,000,000,000,000,000,000,000,000 to 1,120,000,000,000,000,000,000,000,000,000)	1,400,000,000,000,000,000,000,000,000,000 (1,400,000,000,000,000,000,000,000,000,000 to 1,400,000,000,000,000,000,000,000,000,000)	1,740,000,000,000,000,000,000,000,000,000 (1,740,000,000,000,000,000,000,000,000,000 to 1,740,000,000,000,000,000,000,000,000,000)	2,160,000,000,000,000,000,000,000,000,000 (2,160,000,000,000,000,000,000,000,000,000 to 2,160,000,000,000,000,000,000,000,000,000)	2,680,000,000,000,000,000,000,000,000,000 (2,680,000,000,000,000,000,000,000,000,000 to 2,680,000,000,000,000,000,000,000,000,000)	3,320,000,000,000,000,000,000,000,000,000 (3,320,000,000,000,000,000,000,000,000,000 to 3,320,000,000,000,000,000,000,000,000,000)	4,110,000,000,000,000,000,000,000,000,000 (4,110,000,000,000,000,000,000,000,000,000 to 4,110,000,000,000,000,000,000,000,000,000)	5,090,000,000,000,000,000,000,000,000,000 (5,090,000,000,000,000,000,000,000,000,000 to 5,090,000,000,000,000,000,000,000,000,000)	6,300,000,000,000,000,000,000,000,000,000 (6,300,000,000,000,000,000,000,000,000,000 to 6,300,000,000,000,000,000,000,000,000,000)	7,800,000,000,000,000,000,000,000,000,000 (7,800,000,000,000,000,000,000,000,000,000 to 7,800,000,000,000,000,000,000,000,000,000)	9,660,000,000,000,000,000,000,000,000,000 (9,660,000,000,000,000,000,000,000,000,000 to 9,660,000,000,000,000,000,000,000,000,000)	11,900,000,000,000,000,000,000,000,000,000 (11,900,000,000,000,000,000,000,000,000,000 to 11,900,000,000,000,000,000,000,000,000,000)	14,700,000,000,000,000,000,000,000,000,000 (14,700,000,000,000,000,000,000,000,000,000 to 14,700,000,000,000,000,000,000,000,000,000)	18,200,000,000,000,000,000,000,000,000,000 (18,200,000,000,000,000,000,000,000,000,000 to 18,200,000,000,000,000,000,000,000,000,000)	22,500,000,000,000,000,000,000,000,000,000 (22,500,000,000,000,000,000,000,000,000,000 to 22,500,000,000,000,000,000,000,000,000,000)	27,900,000,000,000,000,000,000,000,000,000 (27,900,000,000,000,000,000,000,000,000,000 to 27,900,000,000,000,000,000,000,000,000,000)	34,500,000,000,000,000,000,000,000,000,000 (34,500,000,000,000,000,000,000,000,000,000 to 34,500,000,000,000,000,000,000,000,000,000)	42,700,000,000,000,000,000,000,000,000,000 (42,700,000,000,000,000,000,000,000,000,000 to 42,700,000,000,000,000,000,000,000,000,000)	52,800,000,000,000,000,000,000,000,000,000 (52,800,000,000,000,000,000,000,000,000,000 to 52,800,000,000,000,000,000,000,000,000,000)	65,300,000,000,000,000,000,000,000,000,000 (65,300,000,000,000,000,000,000,000,000,000 to 65,300,000,000,000,000,000,000,000,000,000)	80,800,000,000,000,000,000,000,000,000,000 (80,800,000,000,000,000,000,000,000,000,000 to 80,800,000,000,000,000,000



Osteoarthritis other	0 (0 to 0)	0 (0 to 0)	0 (0 to 0)	0 (0 to 0)	0 (0 to 0)	0 (0 to 0)	0 (0 to 0)	0 (0 to 0)	0 (0 to 0)	0·1 (0 to 0·2)	0·5 (0·1 to 1·1)	1·5 (0·5 to 3·6)	2·9 (1·2 to 6·5)	4·2 (1·8 to 9·1)	5 (2·2 to 11)	4·9 (2·2 to 10·2)	4·2 (2 to 8·8)	3·5 (1·8 to 7·3)	2·5 (1·2 to 5·1)	1·3 (0·7 to 2·8)	0·5 (0·3 to 1)	0·1 (0·1 to 0·3)	0 (0 to 0·1)	31·3
Low back pain	0 (0 to 0)	0 (0 to 0)	0 (0 to 0)	0 (0 to 0)	12·6 (5·6 to 23)	58·1 (33·6 to 96·8)	89·5 (51·4 to 142)	97·3 (56·6 to 155)	107 (61 to 170)	121 (67·9 to 185)	142 (82·7 to 222)	144 (85·7 to 227)	132 (79·3 to 211)	116 (71·6 to 183)	100 (61·6 to 152)	82·1 (52·2 to 123)	65·8 (41·8 to 99·5)	52·5 (32·5 to 78·4)	34·5 (21·6 to 51·5)	17 (10·7 to 25·5)	5·3 (3·3 to 7·7)	1·1 (0·7 to 1·7)	0·2 (0·1 to 0·3)	1,380
Neck pain	0 (0 to 0)	0 (0 to 0)	0 (0 to 0)	0 (0 to 0)	0·7 (0·2 to 1·8)	4·6 (1·8 to 9·7)	9·8 (3·9 to 18·6)	12·6 (5·4 to 24·7)	16 (7·1 to 33·2)	21·9 (9·8 to 42·4)	25·8 (12·6 to 45·3)	26·6 (13·3 to 49)	24·2 (12·2 to 44·3)	18·3 (9·4 to 35)	15 (7·2 to 27·4)	11·2 (5·5 to 20·4)	8·2 (4·2 to 14)	6·1 (3·2 to 10·8)	3·7 (1·8 to 6·9)	1·6 (0·8 to 2·9)	0·6 (0·3 to 1)	0·1 (0·1 to 0·2)	0 (0 to 0·1)	207
Gout	0 (0 to 0)	0 (0 to 0)	0 (0 to 0)	0 (0 to 0)	0 (0 to 0)	0 (0 to 0)	0 (0 to 0·1)	0·3 (0·1 to 0·5)	0·9 (0·1 to 2)	1·7 (0·5 to 3·3)	2·7 (1·2 to 4·7)	3·5 (1·5 to 6·2)	3·9 (1·8 to 6·8)	4 (1·8 to 7·3)	4 (2 to 6·9)	3·7 (1·8 to 6·6)	3·4 (1·9 to 5·5)	3·1 (1·6 to 5·1)	2·2 (1·1 to 3·6)	1·1 (0·6 to 1·9)	0·4 (0·2 to 0·7)	0·1 (0·1 to 0·2)	0 (0 to 0)	35
Other musculoskeletal disorders	0 (0 to 0)	0 (0 to 0)	0 (0 to 0)	0 (0 to 0)	0·3 (0·2 to 0·6)	0·6 (0·3 to 1·3)	4·5 (1 to 10·8)	16·7 (6·9 to 28·7)	37·6 (20·4 to 63·5)	50·1 (28·5 to 83·9)	51·9 (29·6 to 84·9)	49 (25·9 to 82·6)	44·1 (24·1 to 71·2)	37·5 (20 to 64·2)	32·2 (17·9 to 52·6)	23·3 (11 to 39·6)	15·6 (7·4 to 25·7)	10·1 (3·2 to 19)	4·2 (0·8 to 9)	1 (0·3 to 3·1)	0·3 (0·1 to 0·6)	0·1 (0 to 0·2)	0 (0 to 0)	379
Other non-communicable diseases	303 (139 to 594)	127 (64·1 to 221)	185 (67·3 to 429)	184 (107 to 314)	117 (79·9 to 171)	92·1 (61·8 to 136)	111 (78·3 to 157)	100 (67·8 to 147)	88·1 (57·8 to 135)	98·8 (64 to 151)	103 (66·3 to 157)	96·9 (60·3 to 148)	89·4 (57·3 to 136)	85·4 (57·8 to 126)	77·2 (52·9 to 113)	69 (48 to 97·3)	62·4 (43·3 to 88·2)	50·1 (35·8 to 69·9)	34·9 (24·4 to 48·4)	20·8 (14·1 to 29·2)	7 (5 to 9·8)	2·5 (1·6 to 3·5)	0·5 (0·3 to 0·7)	2,110
Congenital birth defects	299 (135 to 588)	119 (58·4 to 212)	156 (47·9 to 399)	139 (70·6 to 269)	53·6 (34·9 to 86·9)	48·9 (29·7 to 79·3)	45·2 (27·5 to 74·2)	29·4 (17·9 to 49·5)	20·7 (12·9 to 33·7)	16·6 (10 to 26·4)	14·8 (9 to 23·8)	12·3 (7·6 to 19·4)	9·2 (5·4 to 14·5)	7·1 (4·3 to 11·1)	5·6 (3·4 to 8·9)	3·9 (2·3 to 6·2)	2·5 (1·5 to 4)	1·3 (0·7 to 2·3)	0·8 (0·4 to 1·4)	0·4 (0·2 to 0·6)	0·1 (0·1 to 0·2)	0 (0 to 0·1)	0 (0 to 0)	985
Neural tube defects	16·3 (3·5 to 46·1)	4·3 (1 to 11·8)	3·8 (0·6 to 16·1)	6·6 (1·7 to 25·2)	2·2 (1·4 to 3·3)	2 (1·2 to 3)	1·6 (1 to 2·4)	1·1 (0·7 to 1·6)	0·7 (0·5 to 1)	0·5 (0·3 to 0·8)	0·4 (0·2 to 0·6)	0·3 (0·2 to 0·4)	0·2 (0·1 to 0·2)	0·1 (0·1 to 0·2)	0·1 (0 to 0·1)	0 (0 to 0·1)	0 (0 to 0·1)	0 (0 to 0)	0 (0 to 0)	0 (0 to 0)	0 (0 to 0)	0 (0 to 0)	0 (0 to 0)	40·3
Congenital heart anomalies	105 (37·8 to 221)	59·7 (26·4 to 114)	73·9 (13·3 to 206)	47·6 (17·5 to 107)	13·4 (5·2 to 29)	12·7 (4·7 to 27·7)	13·1 (5·1 to 29·8)	8·2 (3·1 to 20·9)	5 (2 to 12·4)	3·4 (1·3 to 8·1)	3·1 (1·2 to 7·5)	2·5 (1 to 6·3)	1·4 (0·5 to 3·2)	1·2 (0·4 to 2·9)	1 (0·3 to 2·2)	0·7 (0·3 to 1·6)	0·4 (0·2 to 0·9)	0·1 (0 to 0·1)	0 (0 to 0·1)	0 (0 to 0)	0 (0 to 0)	0 (0 to 0)	0 (0 to 0)	353
Orofacial clefts	1·2 (0·2 to 4·1)	0·5 (0·1 to 1·5)	1·4 (0·3 to 5·6)	1·1 (0·5 to 2)	0·9 (0·3 to 1·7)	0·8 (0·3 to 1·7)	0·7 (0·2 to 1·4)	0·6 (0·2 to 1·2)	0·5 (0·1 to 1)	0·4 (0·1 to 0·9)	0·4 (0·1 to 0·8)	0·3 (0·1 to 0·7)	0·3 (0·1 to 0·6)	0·2 (0·1 to 0·4)	0·2 (0 to 0·3)	0·1 (0 to 0·3)	0·1 (0 to 0·2)	0·1 (0 to 0·1)	0 (0 to 0·1)	0 (0 to 0)	0 (0 to 0)	0 (0 to 0)	0 (0 to 0)	9·9
Down syndrome	4·5 (1·4 to 10·5)	2·3 (0·8 to 5·4)	7·3 (1·3 to 20·6)	5·6 (1·5 to 14·6)	1·2 (0·6 to 2·4)	1·1 (0·6 to 2·2)	1·4 (0·6 to 3·1)	0·9 (0·4 to 2)	0·6 (0·2 to 1·2)	0·5 (0·2 to 1·1)	0·5 (0·2 to 1·2)	0·4 (0·1 to 1)	0·4 (0·1 to 0·9)	0·4 (0·1 to 0·8)	0·3 (0·1 to 0·7)	0·1 (0 to 0·3)	0 (0 to 0·1)	0 (0 to 0)	0 (0 to 0)	0 (0 to 0)	0 (0 to 0)	0 (0 to 0)	0 (0 to 0)	27·5
Turner syndrome	0 (0 to 0)	0 (0 to 0)	0 (0 to 0)	0 (0 to 0)	0 (0 to 0)	0 (0 to 0)	0 (0 to 0)	0 (0 to 0)	0 (0 to 0)	0 (0 to 0)	0 (0 to 0)	0 (0 to 0)	0 (0 to 0)	0 (0 to 0)	0 (0 to 0)	0 (0 to 0)	0 (0 to 0)	0 (0 to 0)	0 (0 to 0)	0 (0 to 0)	0 (0 to 0)	0 (0 to 0)	0 (0 to 0)	0
Klinefelter syndrome	0 (0 to 0)	0 (0 to 0)	0 (0 to 0)	0 (0 to 0)	0 (0 to 0)	0 (0 to 0)	0 (0 to 0)	0 (0 to 0)	0 (0 to 0)	0 (0 to 0)	0 (0 to 0)	0 (0 to 0)	0 (0 to 0)	0 (0 to 0)	0 (0 to 0)	0 (0 to 0)	0 (0 to 0)	0 (0 to 0)	0 (0 to 0)	0 (0 to 0)	0 (0 to 0)	0 (0 to 0)	0 (0 to 0)	0
Other chromosomal abnormalities	8·8 (2·1 to 20·1)	3·9 (1·2 to 10)	5·7 (1·6 to 18·9)	2·9 (1·4 to 6·2)	1 (0·6 to 1·8)	0·9 (0·5 to 1·6)	1 (0·5 to 2·1)	0·6 (0·3 to 1·2)	0·4 (0·2 to 0·9)	0·2 (0·1 to 0·4)	0·2 (0·1 to 0·4)	0·1 (0 to 0·2)	0·1 (0 to 0·1)	0 (0 to 0·1)	0 (0 to 0·1)	0 (0 to 0)	0 (0 to 0)	0 (0 to 0)	0 (0 to 0)	0 (0 to 0)	0 (0 to 0)	0 (0 to 0)	0 (0 to 0)	25·8
Congenital musculoskeletal and limb anomalies	8·9 (3·1 to 19·5)	2·5 (1·1 to 5·1)	8·1 (4 to 15·7)	13·5 (7·8 to 21·3)	11·2 (6 to 18·4)	10·4 (5·7 to 16·5)	8·2 (4·6 to 12·9)	5·2 (2·9 to 8·2)	4 (2·1 to 6·5)	3·5 (1·9 to 5·9)	3·1 (1·6 to 5·2)	2·6 (1·4 to 4·3)	2·1 (1·1 to 3·4)	1·6 (0·9 to 2·7)	1·2 (0·6 to 1·9)	0·8 (0·4 to 1·4)	0·5 (0·2 to 0·8)	0·3 (0·1 to 0·5)	0·1 (0·1 to 0·2)	0 (0 to 0·1)	0 (0 to 0)	0 (0 to 0)	0 (0 to 0)	87·9
Urogenital congenital anomalies	7·3 (2·3 to 16)	1·8 (0·6 to 4)	2·3 (0·9 to 5·4)	3 (1·6 to 5·2)	1·7 (1 to 2·9)	1·2 (0·7 to 2)	0·9 (0·5 to 1·4)	0·6 (0·3 to 0·9)	0·4 (0·2 to 0·6)	0·3 (0·1 to 0·4)	0·2 (0·1 to 0·3)	0·1 (0·1 to 0·2)	0·1 (0 to 0·2)	0·1 (0 to 0·1)	0 (0 to 0·1)	0 (0 to 0·1)	0 (0 to 0)	0 (0 to 0)	0 (0 to 0)	0 (0 to 0)	0 (0 to 0)	0 (0 to 0)	0 (0 to 0)	20
Digestive congenital anomalies	24·5 (8·3 to 62·3)	11·6 (4 to 26·9)	12·7 (1·7 to 45·5)	4·9 (1·7 to 12·5)	0·8 (0·4 to 1·8)	0·5 (0·2 to 1·3)	0·3 (0·1 to 0·7)	0·1 (0·1 to 0·4)	0·1 (0 to 0·3)	0·1 (0 to 0·2)	0·1 (0 to 0·2)	0 (0 to 0·1)	0 (0 to 0·1)	0 (0 to 0·1)	0 (0 to 0·1)	0 (0 to 0·1)	0 (0 to 0·1)	0 (0 to 0)	0 (0 to 0)	0 (0 to 0)	0 (0 to 0)	0 (0 to 0)	0 (0 to 0)	55·8
Other congenital birth defects	122 (38 to 283)	31·9 (10·4 to 71·7)	41·2 (6 to 118)	53·4 (18·6 to 125)	21·3 (10·9 to 38)	19·2 (9·3 to 35·6)	17·9 (8·8 to 32·1)	12·1 (6·2 to 21·5)	9·1 (4·3 to 16·9)	7·8 (3·7 to 14·2)	6·9 (3·2 to 13)	5·9 (2·8 to 11)	4·7 (2·1 to 8·7)	3·6 (1·7 to 6·8)	2·8 (1·3 to 5·2)	2 (1 to 3·9)	1·4 (0·7 to 2·7)	0·9 (0·4 to 1·8)	0·6 (0·2 to 1·1)	0·3 (0·1 to 0·5)	0·1 (0 to 0·2)	0 (0 to 0)	0 (0 to 0)	365
Urinary diseases and male infertility	3 (1·3 to 6·2)	1 (0·4 to 2·2)	0·8 (0·3 to 2·7)	0·9 (0·4 to 1·8)	1·2 (0·7 to 2·3)	2·2 (1·1 to 4·2)	14·9 (7·6 to 26·7)	16·8 (9 to 30·3)	6·7 (3·7 to 12)	10·5 (5·5 to 20·3)	11·4 (5·8 to 21·8)	9·8 (5·1 to 17·8)	12·9 (6·6 to 24)	19·9 (10·6 to 37·1)	20·5 (11·1 to 36·6)	22·7 (13·4 to 36·8)	27·8 (15·8 to 47·7)	24 (14·9 to 37·5)	17·4 (10·3 to 28·4)	12·8 (7·5 to 20)	3·8 (2·1 to 6·1)	1·7 (1 to 2·8)	0·3 (0·2 to 0·6)	243
Urolithiasis	0 (0 to 0)	0 (0 to 0)	0 (0 to 0)	0 (0 to 0)	0 (0 to 0·1)	0·1 (0 to 0·1)	0·3 (0·1 to 0·9)	0·1 (0·1 to 0·3)	0·2 (0·1 to 0·3)	0·2 (0·1 to 0·4)	0·3 (0·1 to 0·5)	0·3 (0·1 to 0·5)	0·3 (0·1 to 0·5)	0·2 (0·1 to 0·4)	0·2 (0·1 to 0·4)	0·2 (0·1 to 0·3)	0·1 (0·1 to 0·2)	0·1 (0·1 to 0·2)	0·1 (0 to 0·1)	0 (0 to 0·1)	0 (0 to 0)	0 (0 to 0)	0 (0 to 0)	2·7
Benign prostatic hyperplasia	0 (0 to 0)	0 (0 to 0)	0 (0 to 0)	0 (0 to 0)	0 (0 to 0)	0 (0 to 0)	0 (0 to 0)	0 (0 to 0)	0 (0 to 0)	0 (0 to 0)	0 (0 to 0)	0·1 (0 to 0·3)	0·6 (0·2 to 1·2)	1·6 (0·8 to 2·9)	3·7 (1·8 to 6·3)	5·3 (2·6 to 9·3)	5·7 (3·1 to 9·2)	5·3 (2·9 to 8·9)	3·5 (1·9 to 5·8)	1·6 (0·8 to 2·5)	0·5 (0·2 to 0·8)	0·1 (0·1 to 0·2)	0 (0 to 0)	28
Male infertility	0 (0 to 0)	0 (0 to 0)	0 (0 to 0)	0 (0 to 0)	0 (0 to 0)	0 (0 to 0)	0 (0 to 0)	2·2 (0·6 to 5·7)	2·4 (0·6 to 6·1)	2·6 (0·7 to 7)	2·5 (0·6 to 6·3)	2·3 (0·6 to 6·1)	0·3 (0·1 to 1)	0 (0 to 0)	0 (0 to 0)	0 (0 to 0)	0 (0 to 0)	0 (0 to 0)	0 (0 to 0)	0 (0 to 0)	0 (0 to 0)	0 (0 to 0)	0 (0 to 0)	12·3
Other urinary diseases	2·7 (1·2 to 5·6)	0·8 (0·3 to 1·8)	0·3 (0·1 to 1·2)	0·6 (0·3 to 1·4)	0·8 (0·4 to 1·6)	1·3 (0·6 to 2·7)	10·9 (5·2 to 20·7)	2·5 (0·7 to 7·4)	2·7 (1·2 to 5·4)	6·6 (3·1 to 13·2)	6·9 (3·1 to 15·4)	6·2 (3 to 12·5)	10 (4·8 to 20·3)	8·1 (3 to 17·4)	14·9 (7·3 to 28·9)	11·5 (5·2 to 22)	14·9 (6·3 to 29)	11·4 (4·7 to 22·2)	9·6 (4·1 to 18)	8·4 (3·8 to 14·9)	1·9 (0·8 to 3·6)	0·8 (0·3 to 1·5)	0·2 (0·1 to 0·4)	134
Gynecological diseases	0 (0 to 0)	0 (0 to 0)	0 (0 to 0)	0 (0 to 0)	0 (0 to 0)	0 (0 to 0)	0 (0 to 0)	0 (0 to 0)	0 (0 to 0)	0 (0 to 0)	0 (0 to 0)	0 (0 to 0)	0 (0 to 0)	0 (0 to 0)	0 (0 to 0)	0 (0 to 0)	0 (0 to 0)	0 (0 to 0)	0 (0 to 0)	0 (0 to 0)	0 (0 to 0)	0 (0 to 0)	0 (0 to 0)	0
Uterine fibroids	0 (0 to 0)	0 (0 to 0)	0 (0 to 0)	0 (0 to 0)	0 (0 to 0)	0 (0 to 0)	0 (0 to 0)	0 (0 to 0)	0 (0 to 0)	0 (0 to 0)	0 (0 to 0)	0 (0 to 0)	0 (0 to 0)	0 (0 to 0)	0 (0 to 0)	0 (0 to 0)	0 (0 to 0)	0 (0 to 0)	0 (0 to 0)	0 (0 to 0)	0 (0 to 0)	0 (0 to 0)	0 (0 to 0)	0
Polycystic ovarian syndrome	--	--	--	--	--	--	--	--	--	--	--	--	--	--	--	--	--	--	--	--	--	--	--	NA
Female infertility	--	--	--	--	--	--	--	--	--	--	--	--	--	--	--	--	--	--	--	--	--	--	--	NA
Endometriosis	--	--	--	--	--	--	--	--	--	--	--	--	--	--	--	--	--	--	--	--	--	--	--	NA
Genital prolapse	0 (0 to 0)	0 (0 to 0)	0 (0 to 0)	0 (0 to 0)	0 (0 to 0)	0 (0 to 0)	0 (0 to 0)	0 (0 to 0)	0 (0 to 0)	0 (0 to 0)	0 (0 to 0)	0 (0 to 0)	0 (0 to 0)	0 (0 to 0)	0 (0 to 0)	0 (0 to 0)	0 (0 to 0)	0 (0 to 0)	0 (0 to 0)	0 (0 to 0)	0 (0 to 0)	0 (0 to 0)	0 (0 to 0)	0
Premenstrual syndrome	--	--	--	--	--	--	--	--	--	--	--	--	--	--	--	--	--	--	--	--	--	--	--	NA
Other gynecological diseases	0 (0 to 0)	0 (0 to 0)	0 (0 to 0)	0 (0 to 0)	0 (0 to 0)	0 (0 to 0)	0 (0 to 0)	0 (0 to 0)	0 (0 to 0)	0 (0 to 0)	0 (0 to 0)	0 (0 to 0)	0 (0 to 0)	0 (0 to 0)	0 (0 to 0)	0 (0 to 0)	0 (0 to 0)	0 (0 to 0)	0 (0 to 0)	0 (0 to 0)	0 (0 to 0)	0 (0 to 0)	0 (0 to 0)	0
Hemoglobinopathies and hemolytic anemias	0·5 (0·3 to 1)	1·6 (0·9 to 2·6)	6·8 (3·3 to 12·2)	22·2 (12·2 to 36·1)	33·5 (19 to 54·3)	13·1 (7·3 to 22·2)	15·7 (9·3 to 26)	10·3 (5·7 to 17·5)	6·3 (3·3 to 11·2)	4·4 (2·4 to 8·2)	3·5 (1·9 to 7)	2·9 (1·4 to 5·8)	2·6 (1·3 to 5·2)	2·5 (1·2 to 5)	2·7 (1·3 to 5·3)	2·5 (1·3 to 5)	2·5 (1·2 to 4·6)	2·6 (1·3 to 5·1)	2·1 (1·1 to 3·9)	1·2 (0·6 to 2·3)	0·6 (0·3 to 1·1)	0·2 (0·1 to 0·3)	0·1 (0 to 0·1)	140
Thalassemias	0 (0 to 0)	0 (0 to 0)	0 (0 to 0·1)	0·1 (0 to 0·2)	0 (0 to 0·1)	0 (0 to 0)	0 (0 to 0)	0 (0 to 0)	0 (0 to 0)	0 (0 to 0)	0 (0 to 0)	0 (0 to 0)	0 (0 to 0)	0 (0 to 0)	0 (0 to 0)	0 (0 to 0)	0 (0 to 0)	0 (0 to 0)	0 (0 to 0)	0 (0 to 0)	0 (0 to 0)	0 (0 to 0)	0 (0 to 0)	0·2
Thalassemias trait	0 (0 to 0)	0 (0 to 0·1)	0·2 (0·1 to 0·5)	0·7 (0·2 to 1·5)	1·2 (0·5 to 2·3)	0·2 (0 to 0·4)	0·1 (0 to 0·2)	0 (0 to 0·1)	0 (0 to 0·1)	0 (0 to 0·1)	0 (0 to 0·1)	0 (0 to 0·1)	0 (0 to 0·1)	0 (0 to 0·1)	0 (0 to 0·1)	0 (0 to 0·1)	0 (0 to 0·1)	0 (0 to 0·1)	0 (0 to 0·1)	0 (0 to 0)	0 (0 to 0)	0 (0 to 0)	0 (0 to 0)	2·8
Sickle cell disorders	0·4 (0·2 to 0·8)	0·3 (0·1 to 0·6)	2·4 (1·3 to 5·4)	10·2 (5·6 to 17·8)	11 (6·4 to 18)	10·2 (5·5 to 17·3)	13·6 (7·8 to 23·1)	9·1 (4·8 to 16·3)	5·5 (2·7 to 10)	3·7 (1·9 to 6·9)	2·8 (1·4 to 5·9)	2·1 (1 to 4·3)	1·4 (0·6 to 3)	0·7 (0·2 to 1·6)	0·2 (0·1 to 0·5)	0 (0 to 0·1)	0 (0 to 0)	0 (0 to 0)	0 (0 to 0)	0 (0 to 0)	0 (0 to 0)	0 (0 to 0)	0 (0 to 0)	73·6
Sickle cell trait	0·1 (0 to 0·2)	1·1 (0·5 to 2)	3·3 (1·1 to 6·4)	9·2 (3·8 to 17·2)	16·4 (8 to 28·1)	2 (0·5 to 5·6)	0·8 (0·1 to 2·8)	0·4 (0 to 1·3)	0·3 (0 to 1)	0·3 (0 to 1)	0·3 (0 to 1)	0·3 (0 to 1)	0·3 (0 to 1)	0·3 (0 to 1)	0·5 (0·1 to 1·4)	0·3 (0·1 to 1)	0·3 (0 to 0·8)	0·3 (0·1 to 0·9)	0·3 (0·1 to 0·6)	0·2 (0 to 0·4)	0·1 (0 to 0·2)	0 (0 to 0·1)	0 (0 to 0)	37
G6PD deficiency	0 (0 to 0)	0 (0 to 0·1)	0·1 (0 to 0·2)	0·3 (0·1 to 0·6)	0·4 (0·1 to 0·7)	0·3 (0·1 to 0·7)	0·5 (0·2 to 1)	0·3 (0·1 to 0·7)	0·2 (0·1 to 0·5)	0·2 (0 to 0·4)	0·2 (0·1 to 0·5)	0·3 (0·1 to 0·8)	0·6 (0·2 to 1·6)	1·1 (0·5 to 2·7)	1·4 (0·6 to 3)	1·2 (0·6 to 2·7)	0·9 (0·4 to 2)	0·7 (0·3 to 1·6)	0·4 (0·2 to 0·8)	0·1 (0 to 0·3)	0 (0 to 0·1)	0 (0 to 0)	0 (0 to 0)	9·2
G6PD trait	0 (0 to 0)	0 (0 to 0)	0 (0 to 0)	0 (0 to 0)	0 (0 to 0)	0 (0 to 0)	0 (0 to 0)	0 (0 to 0)	0 (0 to 0)	0 (0 to 0)	0 (0 to 0)	0 (0 to 0)	0 (0 to 0)	0 (0 to 0)	0 (0 to 0)	0 (0 to 0)	0 (0 to 0)	0 (0 to 0)	0 (0 to 0)	0 (0 to 0)	0 (0 to 0)	0 (0 to 0)	0 (0 to 0)	0
Other hemoglobinopathies and hemolytic anemias	0 (0 to 0)	0·1 (0 to 0·2)	0·8 (0·2 to 1·9)	1·7 (0·5 to 3·7)	4·5 (1·8 to 8·6)	0·4 (0·1 to 1·1)	0·7 (0·3 to 1·8)	0·5 (0·2 to 1·1)	0·3 (0·2 to 0·7)	0·3 (0·1 to 0·6)	0·2 (0·1 to 0·6)	0·2 (0·1 to 0·5)	0·2 (0·1 to 0·6)	0·4 (0·2 to 0·8)	0·7 (0·3 to 1·4)	0·9 (0·4 to 1·9)	1·2 (0·6 to 2·2)	1·5 (0·8 to 3)	1·4 (0·8 to 2·8)	0·9 (0·5 to 1·8)	0·5 (0·3 to 0·9)	0·2 (0·1 to 0·3)	0·1 (0 to 0·1)	17·7
Endocrine, metabolic, blood, and immune disorders	0·9 (0·3 to 2·4)	1 (0·4 to 2·2)	3·9 (1·6 to 8·8)	11·1 (6 to 19·1)	16·4 (9·2 to 26·3)	14·1 (7·7 to 24·2)	15·3 (8·2 to 25·8)	15·6 (8·4 to 26·5)	19·2 (10·1 to 33·3)	25·5 (13·7 to 43·7)	28·8 (15·7 to 47·1)	29·3 (14·9 to 50)	27·1 (14·5 to 44·4)	24·7 (14·1 to 40·3)	22·9 (13·6 to 38·2)	20·4 (11·7 to 34)	15 (8·7 to 25·1)	11 (6·5 to 18)	7·3 (4·2 to 11·6)	2·8 (1·6 to 4·5)	1·2 (0·8 to 2)	0·2 (0·1 to 0·3)	0 (0 to 0·1)	314
Oral disorders	0 (0 to 0)	0 (0 to 0)	0 (0 to 0)	11 (6 to 18·1)	12·4 (6·6 to 21·1)	13·7 (7·2 to 23·4)	19·9 (10·8 to 35·1)	27·8 (14·2 to 53·6)	35·2 (16·9 to 66·7)	41·7 (19·3 to 80·4)	44·9 (20·9 to 85·4)	42·6 (19·4 to 79·1)	37·6 (17·7 to 70·8)	31·2 (15·5 to 56·7)	25·4 (13 to 45·6)	19·5 (10 to 33·9)	14·6 (7·9 to 25·1)	11·3 (6·2 to 18·8)	7·3 (4·1 to 11·9)	3·6 (2·1 to 5·7)	1·3 (0·8 to 2)	0·4 (0·2 to 0·6)	0·1 (0 to 0·1)	401
Caries of deciduous teeth	0 (0 to 0)	0 (0 to 0)	0 (0 to 0)	3·6 (1·3 to 7·6)	3·7 (1·4 to 7·9)	0·2 (0 to 0·6)	0 (0 to 0)	0 (0 to 0)	0 (0 to 0)	0 (0 to 0)	0 (0 to 0)	0 (0 to 0)	0 (0 to 0)	0 (0 to 0)	0 (0 to 0)	0 (0 to 0)	0 (0 to 0)	0 (0 to 0)	0 (0 to 0)	0 (0 to 0)	0 (0 to 0)	0 (0 to 0)	0 (0 to 0)	7·5
Caries of permanent teeth	0 (0 to 0)	0 (0 to 0)	0 (0 to 0)	0 (0 to 0)	1·7 (0·5 to 3·9)	5·6 (2·1 to 12·5)	6·3 (2·4 to 12·9)	6·1 (2·6 to 12·1)	5 (2 to 10·3)	4·3 (1·8 to 8·8)	3·8 (1·6 to 8·1)	3 (1·2 to 6·3)	2·2 (0·9 to 4·6)	1·6 (0·7 to 3·5)	1·2 (0·5 to 2·7)	0·8 (0·3 to 1·8)	0·6 (0·2 to 1·2)	0·4 (0·2 to 0·8)	0·2 (0·1 to 0·4)	0·1 (0 to 0·2)	0 (0 to 0·1)	0 (0 to 0)	0 (0 to 0)	43
Periodontal diseases	0 (0 to 0)	0 (0 to 0)	0 (0 to 0)	0 (0 to 0)	0 (0 to 0)	0 (0 to 0)	3·4 (1 to 8·8)	10·5 (3·2 to 25·5)	18·9 (5·9 to 44·6)	25·8 (8·9 to 59·9)	29·4 (10·3 to 65·3)	28·6 (10·4 to 60·7)	25·1 (9·8 to 52·2)	20·2 (7·9 to 43·1)	15·6 (6·3 to 32·4)	11·1 (4·5 to 23·1)	7·7 (3·1 to 15·4)	5·4 (2·1 to 10·9)	3·3 (1·3 to 6·5)	1·5 (0·6 to 3)	0·5 (0·2 to 1)	0·1 (0 to 0·3)	0 (0 to 0)	207
Other oral disorders	0 (0 to 0)	0 (0 to 0)	0 (0 to 0)	7·3 (4·2 to 11·4)	7·1 (4 to 11)	7·9 (4·5 to 12·3)	10·2 (5·9 to 15·8)	10·3 (6 to 16·4)	9·6 (5·8 to 14·7)	9·3 (5·6 to 14·2)	8·6 (5 to 13·4)	7·4 (4·5 to 11·2)	6·2 (3·7 to 9·3)	4·8 (2·9 to 7·3)	3·8 (2·2 to 5·7)	2·7 (1·6 to 4·2)	1·9 (1·2 to 2·9)	1·3 (0·8 to 2)	0·7 (0·4 to 1)	0·2 (0·2 to 0·4)	0·1 (0 to 0·1)	0 (0 to 0)	0 (0 to 0)	99·6
Sudden infant death syndrome	--	4·5 (1·4 to 11·1)	17·2 (6·2 to 39)	--	--	--	--	--	--	--	--	--	--	--	--	--	--	--	--	--	--	--	--	NA
Injuries	11·4 (6·6 to 22·3)	12·7 (4·3 to 59·1)	24·9 (11·9 to 59·3)	124 (68·7 to 232)	133 (89·8 to 194)	210 (143 to 291)	653 (470 to 939)	725 (483 to 1,150)	525 (360 to 871)	457 (315 to 766)	461 (317 to 803)	421 (294 to 695)	405 (283 to 646)	387 (270 to 600)	331 (235 to 484)	278 (201 to 388)	238 (174 to 323)	198 (150 to 257)	140 (107 to 178)	74·4 (57·9 to 93·1)	28·1 (21·4 to 35)	7·6 (5·7 to 9·7)	1·5 (1·1 to 2·1)	5,850
Transport injuries	1·3 (0·4 to 3·3)	1 (0·3 to 2·2)	2·5 (1 to 7)	18 (8 to 37·7)	32·8 (18·5 to 57·4)	49·8 (28·8 to 79·6)	210 (127 to 337)	196 (114 to 343)	127 (75·7 to 223)	112 (73·7 to 193)	113 (75·3 to 192)	107 (72 to 166)	106 (70·3 to 164)	105 (71·4 to 158)	91·9 (63·1 to 136)	76·7 (55·6 to 113)	69·3 (48·4 to 99·8)	56·5 (41·6 to 76·7)	38·9 (28·8 to 51·7)	20·1 (15·2 to 26·2)	6·5 (5 to 8·6)	1·5 (1·2 to 2)	0·3 (0·2 to 0·4)	1,540
Road injuries	1·3 (0·3 to 3·2)	0·9 (0·3 to 2)	2·2 (0·8 to 6·5)	15·9 (6·6 to 34·2)	29·7 (16·3 to 53·5)	45·1 (25·6 to 72·2)	196 (116 to 316)	182 (105 to 319)	117 (70 to 203)	101 (66·7 to 175)	102 (68·5 to 170)	98·3 (65·5 to 151)	98·4 (65·4 to 153)	98·9 (66·7 to 150)	87·6 (59·3 to 130)	74 (53·2 to 108)	67·4 (46·8 to 97·3)	55·2 (40·5 to 75·1)	37·9 (28·2 to 50·4)	19·6 (14·9 to 25·5)	6·4 (4·9 to 8·4)	1·5 (1·1 to 1·9)	0·3 (0·2 to 0·3)	1,440
Pedestrian road injuries	0·8 (0·2 to 2·4)	0·6 (0·2 to 1·4)	1·3 (0·4 to 4)	9·4 (3·2 to 23·8)	17·2 (7·3 to 32·9)	25·1 (11·6 to 45·9)	112 (57·3 to 200)	103 (52·6 to 197)	64·5 (35·2 to 117)	54·8 (32·1 to 99·6)	54·8 (33·4 to 101)	52·5 (32 to 88·5)	53 (32·6 to 91·7)	54·4 (33·4 to 92·6)	48·4 (29·7 to 79·4)	41·1 (26·2 to 66·1)	37·8 (23·1 to 60·8)	31·2 (20·3 to 46·2)	21·3 (14·2 to 31)	11·1 (7·6 to 15·9)	3·6 (2·4 to 5)	0·8 (0·6 to 1·1)	0·1 (0·1 to 0·2)	799
Cyclist road injuries	0 (0 to 0)	0 (0 to 0)	0 (0 to 0)	0·5 (0·2 to 1·2)	1·7 (1·1 to 2·9)	3·8 (2·4 to 5·5)	11 (6·5 to 18·3)	12·1 (7·5 to 20·2)	10·6 (7·2 to 15·6)	10·9 (7·4 to 15·9)	11·5 (8 to 16·2)	11·1 (7·6 to 15·6)	10·7 (7·4 to 15)	9·6 (6·5 to 13·7)	8·2 (5·7 to 11·4)	7·1 (5 to 10·1)	6·4 (4·4 to 9·3)	5·2 (3·6 to 7·4)	3·9 (2·7 to 5·6)	2·1 (1·4 to 3)	0·8 (0·5 to 1·1)	0·2 (0·1 to 0·3)	0 (0 to 0)	127
Motorcyclist road injuries	0 (0 to 0·1)	0 (0 to 0·1)	0 (0 to 0·2)	0·4 (0·2 to 1·5)	0·9 (0·5 to 2·6)	1·6 (0·9 to 4·3)	3·6 (1·7 to 17·8)	4·3 (2·2 to 18·9)	4·1 (2·4 to 12·1)	4·5 (2·8 to 10·2)	4·9 (3·1 to 10·2)	4·8 (3·2 to 10·1)	4·5 (2·9 to 9·2)	4 (2·5 to 9)	3·5 (2·3 to 7·6)	2·9 (1·9 to 6)	2·5 (1·6 to 5·4)	2·1 (1·4 to 4·4)	1·6 (1·1 to 3·3)	0·9 (0·6 to 1·7)	0·4 (0·2 to 0·6)	0·1 (0·1 to 0·2)	0 (0 to 0)	51·5
Motor vehicle road injuries	0·5 (0·1 to 1·3)	0·3 (0·1 to 0·8)	0·9 (0·2 to 2·9)	5·5 (1·2 to 15·9)	9·8 (3·5 to 21·2)	14·4 (5·4 to 29·3)	68·7 (28·8 to 138)	62·1 (25·4 to 124)	37·2 (16·8 to 81·1)	30·7 (14·9 to 61·4)	30·8 (15·9 to 59·4)	29·3 (15·9 to 54·2)	29·8 (15·4 to 56·3)	30·4 (16·3 to 56·1)	27·3 (14·7 to 48·7)	22·6 (12·7 to 39·4)	20·5 (11 to 36·1)	16·5 (8·8 to 28·3)	10·9 (6 to 18·1)	5·5 (3 to 8·9)	1·7 (0·9 to 2·8)	0·4 (0·2 to 0·6)	0·1 (0 to 0·1)	456
Other road injuries	0 (0 to 0)	0 (0 to 0)	0 (0 to 0)	0·1 (0 to 0·2)	0·1 (0 to 0·2)	0·2 (0·1 to 0·3)	0·3 (0·2 to 0·5)	0·4 (0·3 to 0·6)	0·4 (0·3 to 0·6)	0·5 (0·3 to 0·6)	0·5 (0·4 to 0·7)	0·5 (0·4 to 0·7)	0·5 (0·3 to 0·7)	0·4 (0·3 to 0·6)	0·4 (0·3 to 0·5)	0·3 (0·2 to 0·4)	0·3 (0·2 to 0·4)	0·2 (0·1 to 0·3)	0·1 (0·1 to 0·2)	0·1 (0 to 0·1)	0 (0 to 0)	0 (0 to 0)	0 (0 to 0)	5·3
Other transport injuries	0·1 (0 to 0·2)	0·1 (0 to 0·2)	0·2 (0·1 to 0·5)	2·1 (0·8 to 4·3)	3·1 (1·8 to 5·4)	4·6 (2·7 to 7·9)	13·8 (6·2 to 30·7)	14·4 (6·8 to 30·1)	10·7 (5 to 21·6)	10·5 (5·3 to 22·2)	10·5 (5·3 to 21·3)	8·7 (4·6 to 17·5)	7·3 (3·8 to 13·5)	5·8 (3·4 to 10·4)	4·3 (2·4 to 8)	2·7 (1·6 to 4·8)	1·9 (1·1 to 3·5)	1·3 (0·8 to 2·3)	0·9 (0·6 to 1·7)	0·4 (0·3 to 0·8)	0·1 (0·1 to 0·2)	0 (0 to 0·1)	0 (0 to 0)	104
Unintentional injuries	8 (4·2 to 17·9)	11 (3 to 56·8)	19·5 (8·7 to 51)	94·6 (50·4 to 194)	89·3 (60·3 to 136)	116 (81·8 to 166)	186 (133 to 265)	185 (125 to 288)	139 (96 to 215)	132 (91·2 to 209)	147 (100 to 244)	144 (96 to 241)	149 (101 to 238)	138 (93 to 215)	123 (85·6 to 189)	115 (77·6 to 171)	96·4 (67·3 to 134)	85·7 (61·2 to 117)	65·9 (48·9 to 88·6)	38·6 (28·3 to 50·7)	16·5 (12·2 to 22·1)	5 (3·6 to 6·8)	1·1 (0·7 to 1·6)	2,110
Falls	0·9 (0·3 to 2·2)	0·2 (0·1 to 0·5)	1·9 (0·5 to 6·5)	9·4 (3·6 to 27·1)	16·8 (9 to 35·6)	25·9 (14·8 to 46·3)	23·6 (16 to 35)	25·8 (16·2 to 42·6)	22·3 (14·9 to 33·5)	24·2 (16·1 to 37·6)	30·1 (19·6 to 49·4)	31·7 (20·4 to 52)	32·5 (21·2 to 54·1)	35·2 (22·3 to 56·4)	33·3 (22 to 52·3)	33·2 (21·5 to 52·6)	30·4 (20·2 to 46·4)	30·4 (20·7 to 45·9)	27·2 (18·6 to 40)	18·9 (12·8 to 28·4)	9·5 (6·3 to 14·1)	3·1 (2 to 4·8)	0·7 (0·4 to 1·2)	467
Drowning	0·5 (0·2 to 1·2)	0·3 (0·1 to 0·6)	0·8 (0·2 to 3·1)	17·1 (6 to 44·4)	12·1 (5·3 to 25)	14·8 (7·4 to 27·9)	19·1 (9 to 35·2)	13·3 (6·6 to 25·6)	7·4 (3·7 to 14·1)	6·1 (2·9 to 13)	6·3 (3·2 to 13·4)	6·1 (3·1 to 12·7)	5·8 (3 to 11·3)	5·3 (2·8 to 10·2)	4·8 (2·6 to 8·5)	4·1 (2·4 to 6·7)	3·6 (2·1 to 5·9)	3·2 (1·9 to 5·2)	2·2 (1·3 to 3·5)	1·1 (0·6 to 1·7)	0·4 (0·2 to 0·6)	0·1 (0 to 0·1)	0 (0 to 0)	134
Fire, heat, and hot substances	0·8 (0·3 to 2·2)	0·8 (0·3 to 2)	2·4 (0·6 to 13·7)	12·1 (4·4 to 48·3)	7·7 (4·7 to 16·3)	10·1 (6·6 to 15·2)	16·7 (11·3 to 24·5)	17·2 (10·9 to 28·1)	14·4 (9·8 to 22·2)	14·8 (9·9 to 22·8)	15·9 (10·5 to 26·4)	14·8 (9·6 to 25·4)	14·1 (8·8 to 23·7)	12·3 (7·8 to 20·6)	10·2 (6·4 to 16·6)	9·2 (5·7 to 15·2)	8 (4·9 to 13·3)	7·1 (4·4 to 11·6)	5·2 (3·2 to 8·2)	2·8 (1·7 to 4·5)	1·1 (0·7 to 1·8)	0·3 (0·2 to 0·5)	0·1 (0 to 0·1)	198
Poisonings	1 (0·2 to 3·2)	1·3 (0·1 to 5·3)	4·1 (0·8 to 18·4)	11·6 (2·9 to 42·5)	6 (2·2 to 15·8)	7·2 (3·2 to 15·3)	14·2 (5·9 to 32·8)	14·8 (6 to 33·7)	10·9 (4·6 to 26)	10·6 (4·3 to 25·6)	12·6 (5 to 30·6)	14·8 (6·1 to 36·9)	16·6 (6·8 to 37·1)	15·7 (6·8 to 34·2)	14·8 (6·5 to 30)	13·4 (5·5 to 28·4)	10 (4·1 to 21·1)	7·7 (3·5 to 14·5)	4·8 (2·2 to 9·2)	2·4 (1·1 to 4·7)	0·7 (0·3 to 1·4)	0·2 (0·1 to 0·3)	0 (0 to 0)	195
Poisoning by carbon monoxide	0·3 (0 to 1·3)	0·3 (0 to 1·2)	1·3 (0·1 to 6·6)	1·8 (0·2 to 6·9)	2 (0·5 to 5·8)	2·2 (0·7 to 5·7)	8·4 (2·8 to 20·3)	8·9 (3·1 to 20·7)	6 (2 to 15·9)	6·5 (2·1 to 16·9)	7·4 (2·5 to 18·5)	9·1 (3·2 to 23·1)	10·7 (3·8 to 25·3)	8·9 (3·1 to 20·6)	8·5 (3·2 to 17·8)	8·5 (3·2 to 18·3)	6·7 (2·4 to 14·9)	5 (2 to 10·2)	3·3 (1·3 to 7·1)	1·6 (0·6 to 3·3)	0·5 (0·2 to 1)	0·1 (0 to 0·2)	0 (0 to 0)	108
Poisoning by other means	0·6 (0·1 to 2·3)	1·1 (0·1 to 4·3)	2·8 (0·5 to 12·7)	9·7 (2·3 to 34·8)	4 (1·3 to 10·1)	4·9 (2 to 11·4)	5·7 (2 to 14·8)	5·9 (2 to 15·6)	4·9 (1·8 to 12·1)	4·2 (1·4 to 10·9)	5·2 (1·6 to 13·7)	5·7 (1·8 to 15)	5·9 (1·7 to 15·8)	6·8 (2·1 to 16·9)	6·3 (2·1 to 15)	4·8 (1·4 to 11·9)	3·3 (1 to 8·6)	2·6 (0·9 to 5·9)	1·5 (0·5 to 3·4)	0·8 (0·3 to 1·9)	0·2 (0·1 to 0·5)	0 (0 to 0·1)	0 (0 to 0)	86·9
Exposure to mechanical forces	1·6 (0·1 to 9·2)	6·3 (0·1 to 53·2)	2·8 (0·9 to 12·2)	10·9 (5·3 to 25·9)	12·8 (8 to 21)	16·1 (10·5 to 24·6)	32·5 (20·1 to 50·9)	35·9 (20·9 to 65·4)	28·2 (17 to 48·3)	25·9 (16·1 to 43·1)	27·9 (16·8 to 50·4)	23·6 (14·7 to 40·5)	25 (15 to 41·2)	20·1 (12·5 to 33·4)	15·5 (10 to 24·8)	11·9 (8 to 17·6)	9·8 (6·5 to 14·5)	7·8 (5·3 to 11·6)	5·6 (3·8 to 8·2)	3 (2 to 4·7)	1·1 (0·8 to 1·7)	0·4 (0·2 to 0·5)	0·1 (0 to 0·1)	325
Unintentional firearm injuries	0·2 (0 to 1·2)	0·4 (0 to 3·3)	0·4 (0 to 2·4)	1·6 (0·4 to 6·9)	1·3 (0·6 to 3·2)	2 (0·9 to 4·6)	8·8 (2·8 to 21·1)	9·1 (2·7 to 23)	7·7 (2·4 to 18·9)	5·8 (2 to 13·6)	5·7 (1·8 to 15)	5·5 (2 to 13·5)	5·5 (1·8 to 13·1)	3 (1·1 to 8·1)	2·4 (0·9 to 5·8)	2·8 (1·2 to 5·8)	2·1 (0·8 to 4·8)	2 (0·8 to 4·2)	1·5 (0·6 to 3·1)	0·8 (0·3 to 1·7)	0·3 (0·1 to 0·6)	0·1 (0·1 to 0·2)	0 (0 to 0)	69
Other exposure to mechanical forces	1·4 (0·1 to 8·7)	5·8 (0·1 to 49·6)	2·4 (0·8 to 9·5)	9·3 (4·7 to 23·4)	11·5 (7 to 18·6)	14·1 (8·8 to 21·7)	23·7 (13·7 to 38·2)	26·8 (13·3 to 49)	20·5 (11·3 to 35·6)	20·2 (11·2 to 33·7)	22·1 (12·4 to 40·4)	18·2 (10·4 to 31·4)	19·6 (10·5 to 34·3)	17·1 (10 to 29·4)	13·1 (7·9 to 21·2)	9·1 (5·5 to 13·8)	7·6 (4·7 to 11·8)	5·8 (3·5 to 9·3)	4·1 (2·4 to 6·5)	2·2 (1·3 to 3·6)	0·8 (0·5 to 1·3)	0·2 (0·1 to 0·4)	0 (0 to 0·1)	256
Adverse effects of medical treatment	1·1 (0·4 to 2·9)	0·8 (0·4 to 1·6)	2·8 (0·8 to 8·4)	6·4 (2·6 to 12·9)	2·8 (1·2 to 6·9)	2·6 (1·1 to 6·5)	4·3 (1·6 to 11)	4·1 (1·4 to 10·7)	3 (1·1 to 7·5)	2·8 (0·9 to 7·5)	3·2 (1 to 8·3)	3·2 (1·1 to 8·1)	3·7 (1·2 to 9·1)	3·4 (1·1 to 8·1)	3·9 (1·3 to 9·2)	3·9 (1·4 to 9·3)	3·5 (1·2 to 8·5)	3·2 (1·2 to 7·9)	2·4 (0·9 to 5·8)	1·3 (0·5 to 3·1)	0·5 (0·2 to 1·1)	0·1 (0·1 to 0·4)	0 (0 to 0·1)	62·9
Animal contact	0·4 (0·1 to 1·1)	0·3 (0·1 to 0·8)	1·2 (0·3 to 4·9)	9·3 (2·4 to 36·8)	11 (3·6 to 27·2)	13·4 (4·6 to 31·8)	19·9 (7·2 to 42·3)	17·1 (6·1 to 38·5)	13 (4·6 to 29·2)	12·3 (4·4 to 30)	14·7 (5 to 34·9)	16·2 (5·3 to 38·2)	19·7 (5·8 to 47·1)	22·9 (7·1 to 51·8)	23·5 (7·4 to 53·5)	23 (7·5 to 51·1)	17·9 (6 to 38·8)	15·6 (5·2 to 31·9)	9·9 (3·4 to 19·7)	4·8 (1·7 to 9·7)	1·5 (0·5 to 3)	0·3 (0·1 to 0·6)	0·1 (0 to 0·2)	268
Venomous animal contact	0·1 (0 to 0·3)	0 (0 to 0·1)	0·2 (0·1 to 0·9)	1·3 (0·3 to 6·3)	2·8 (0·9 to 7·9)	4·3 (1·4 to 10·6)	5·4 (1·8 to 14·2)	5·5 (1·9 to 14·8)	4·4 (1·4 to 12·1)	4·2 (1·4 to 11·9)	5 (1·6 to 12·9)	5·7 (1·5 to 15·8)	7·6 (1·8 to 19·8)	9·9 (2·5 to 24·6)	11·4 (3 to 28·8)	11·4 (2·9 to 26·2)	9·4 (2·5 to 21·3)	8·6 (2·4 to 18·9)	4·9 (1·3 to 11·3)	2·4 (0·6 to 5·3)	0·7 (0·2 to 1·6)	0·1 (0 to 0·3)	0 (0 to 0·1)	105
Non-venomous animal contact	0·3 (0·1 to 0·8)	0·3 (0·1 to 0·7)	1·1 (0·2 to 4)	8 (2 to 27)	8·3 (2·5 to 19·9)	9·1 (2·9 to 21·3)	14·5 (5·1 to 31·9)	11·6 (3·8 to 26·7)	8·6 (2·7 to 20·5)	8·1 (2·7 to 20·4)	9·8 (3·1 to 24·5)	10·5 (3·2 to 26·5)	12·1 (3·4 to 31·1)	13 (3·8 to 31·8)	12·1 (3·6 to 29·4)	11·6 (3·5 to 26·9)	8·6 (2·7 to 20·4)	7 (2 to 15·9)	5 (1·6 to 10·9)	2·5 (0·8 to 5·5)	0·8 (0·3 to 1·6)	0·2 (0·1 to 0·4)	0 (0 to 0·1)	163
Foreign body	1 (0·4 to 2·1)	0·6 (0·3 to 1)	1·9 (0·9 to 4·1)	8·8 (5·2 to 15·2)	8·1 (5·4 to 11·7)	10 (7·1 to 14·1)	20·8 (13·8 to 31)	21 (13 to 33·3)	14·2 (9·3 to 22·9)	12·2 (8·3 to 19·1)	12·1 (7·8 to 19·5)	11·2 (7·3 to 18·3)	10·5 (6·9 to 17)	7·5 (5·1 to 11·4)	6·1 (4·2 to 8·9)	5·9 (3·9 to 9)	4·6 (3·1 to 7)	3·8 (2·5 to 5·7)	2·8 (2 to 4)	1·5 (1·1 to 2·2)	0·6 (0·4 to 0·9)	0·2 (0·1 to 0·3)	0 (0 to 0)	165
Pulmonary aspiration and foreign body in airway	0·7 (0·2 to 1·6)	0·4 (0·2 to 0·8)	1 (0·3 to 3)	3·1 (0·9 to 7·3)	1·5 (0·6 to 3·2)	2·1 (0·7 to 4·5)	8·2 (2·6 to 16·8)	8·9 (2·5 to 18·6)	5·2 (1·7 to 11·4)	3·9 (1·3 to 8·8)	3·8 (1·2 to 9·1)	3·4 (1 to 8·1)	3·9 (1 to 8·8)	2·6 (0·8 to 5·7)	2·2 (0·6 to 4·5)	2·3 (0·6 to 4·9)	1·9 (0·6 to 4)	1·6 (0·5 to 3·2)	1·1 (0·3 to 2·2)	0·6 (0·2 to 1·2)	0·3 (0·1 to 0·5)	0·1 (0 to 0·1)	0 (0 to 0)	58·6
Foreign body in eyes	0 (0 to 0)	0 (0 to 0)	0·1 (0 to 0·2)	0·6 (0·2 to 1·3)	1 (0·3 to 2·4)	1·4 (0·4 to 3·1)	1·6 (0·5 to 3·8)	1·7 (0·5 to 3·7)	1·6 (0·6 to 3·4)	1·6 (0·6 to 3·2)	1·5 (0·6 to 3·2)	1·4 (0·6 to 2·8)	1·1 (0·5 to 2·3)	0·8 (0·4 to 1·5)	0·6 (0·3 to 1)	0·4 (0·2 to 0·7)	0·3 (0·2 to 0·5)	0·2 (0·2 to 0·4)	0·2 (0·1 to 0·2)	0·1 (0 to 0·1)	0 (0 to 0)	0 (0 to 0)	0 (0 to 0)	16·2
Foreign body in other body part	0·3 (0·1 to 0·8)	0·1 (0·1 to 0·4)	0·8 (0·4 to 1·5)	5·2 (2·8 to 9·1)	5·6 (3·6 to 8·2)	6·5 (4·3 to 9·7)	11 (5·9 to 19·7)	10·4 (5·1 to 20·6)	7·5 (4·3 to 13·2)	6·7 (4·2 to 11·3)	6·8 (4·1 to 11·9)	6·4 (3·9 to 11·6)	5·5 (3·1 to 10·1)	4·1 (2·4 to 7)	3·4 (2 to 5·7)	3·2 (1·7 to 5·7)	2·4 (1·3 to 4·4)	2 (1·1 to 3·6)	1·6 (0·8 to 2·7)	0·8 (0·4 to 1·5)	0·3 (0·2 to 0·6)	0·1 (0 to 0·2)	0 (0 to 0)	90·6
Environmental heat and cold exposure	0·1 (0 to 0·4)	0·1 (0 to 0·2)	0·3 (0·1 to 1·1)	1·8 (0·9 to 5·2)	2·6 (1·6 to 4·6)	3·6 (2·3 to 5·6)	8 (4·5 to 14·7)	9·2 (4·7 to 19·5)	6·2 (3·4 to 12·3)	5·3 (3 to 10·2)	5·5 (3 to 10·1)	4·8 (2·5 to 9·3)	4·5 (2·5 to 8·7)	3 (1·7 to 5·8)	2·3 (1·3 to 4·1)	2·4 (1·2 to 4·9)	1·8 (1 to 3·5)	1·8 (0·9 to 3·2)	1·7 (0·9 to 3·2)	0·6 (0·3 to 1·1)	0·2 (0·1 to 0·4)	0 (0 to 0·1)	0 (0 to 0)	66
Exposure to forces of nature	0 (0 to 0)	0 (0 to 0)	0 (0 to 0)	0 (0 to 0)	0 (0 to 0)	0 (0 to 0·1)	0·1 (0 to 0·1)	0·1 (0·1 to 0·1)	0·1 (0 to 0·2)	0·1 (0 to 0·2)	0·1 (0 to 0·2)	0·1 (0 to 0·2)	0·1 (0 to 0·1)	0·1 (0 to 0·1)	0·1 (0 to 0·1)	0 (0 to 0·1)	0 (0 to 0)	0 (0 to 0)	0 (0 to 0)	0 (0 to 0)	0 (0 to 0)	0 (0 to 0)	0 (0 to 0)	1
Other unintentional injuries	0·6 (0·2 to 1·5)	0·3 (0·1 to 0·8)	1·3 (0·5 to 4·2)	7·4 (3·5 to 21)	9·3 (5·5 to 16·7)	12·8 (7·4 to 22·2)	27 (13·6 to 53·2)	26·2 (13 to 49·4)	19 (10·1 to 36·6)	17·8 (9·2 to 34·5)	18·7 (9·3 to 40·7)	17·1 (8·8 to 35·6)	16 (8 to 31·1)	12·3 (6·6 to 22·6)	9·1 (5 to 16·9)	8·2 (4·2 to 14·4)	6·8 (3·7 to 12·5)	5·3 (2·9 to 9·5)	4 (2·3 to 6·9)	2·2 (1·3 to 3·6)	0·9 (0·5 to 1·6)	0·3 (0·2 to 0·4)	0·1 (0 to 0·1)	223
Self-harm and interpersonal violence	2·1 (0·7 to 4·7)	0·7 (0·3 to 1·6)	3 (0·7 to 8·4)	11·5 (4 to 27·3)	10·8 (5·7 to 21)	43·5 (23·5 to 74·1)	257 (149 to 431)	345 (194 to 591)	259 (146 to 487)	212 (118 to 388)	201 (111 to 384)	171 (99·2 to 317)	151 (86·4 to 267)	144 (84·2 to 258)	116 (69·2 to 193)	86·3 (53·1 to 135)	72·1 (44·2 to 111)	55·4 (34·8 to 86·4)	34·9 (21·7 to 53·4)	15·8 (9·9 to 23·9)	5 (3·3 to 7·7)	1·1 (0·7 to 1·6)	0·1 (0·1 to 0·3)	2,200
Self-harm	0 (0 to 0)	0 (0 to 0)	0 (0 to 0)	0 (0 to 0)	0 (0 to 0)	19·6 (7·8 to 47·3)	73 (36·4 to 132)	96·8 (46·7 to 192)	75·5 (32·4 to 154)	60·2 (27·2 to 129)	63·3 (27·9 to 139)	62·3 (30·3 to 136)	66·3 (30·9 to 134)	65·2 (33·7 to 126)	59·2 (31·4 to 114)	49·1 (26·4 to 89·8)	42 (23·7 to 73·2)	36·8 (20·8 to 63·7)	25·3 (14·8 to 42·3)	13 (7·6 to 20·8)	4·1 (2·5 to 6·8)	0·9 (0·5 to 1·4)	0·1 (0·1 to 0·2)	813
Self-harm by firearm	0 (0 to 0)	0 (0 to 0)	0 (0 to 0)	0 (0 to 0)	0 (0 to 0)	0·5 (0·1 to 1·8)	6·1 (1·8 to 16·1)	7·2 (1·8 to 21)	4·6 (1·2 to 13·7)	2·5 (1 to 11·2)	3·4 (1·1 to 10·1)	3·6 (1·1 to 9·6)	4 (1·2 to 9·7)	3·6 (1·3 to 8·5)	3·2 (1·3 to 8·5)	2·5 (1 to 5·7)	2·2 (0·9 to 4·9)	1·6 (0·6 to 3·3)	0·6 (0·3 to 2·2)	0·5 (0·2 to 1)	0·1 (0 to 0·3)	0 (0 to 0·1)	0 (0 to 0)	47·3
Self-harm by other specified means	0 (0 to 0)	0 (0 to 0)	0 (0 to 0)	0 (0 to 0)	0 (0 to 0)	19·1 (7·7 to 45·2)	66·9 (33·4 to 121)	89·7 (42·6 to 180)	70·9 (29·4 to 141)	56·6 (25·3 to 121)	59·9 (26·2 to 131)	58·8 (28·7 to 128)	62·6 (29·4 to 129)	61·6 (31·8 to 118)	56 (29·7 to 107)	46·5 (25 to 86·1)	39·8 (22·4 to 70·3)	35·2 (20·1 to 61·1)	24·3 (14·2 to 40·7)	12·5 (7·4 to 20·4)	4 (2·4 to 6·5)	0·8 (0·5 to 1·4)	0·1 (0·1 to 0·2)	765
Interpersonal violence	2·1 (0·7 to 4·7)	0·7 (0·3 to 1·6)	2·9 (0·7 to 8·3)	10·9 (3·5 to 26·7)	9·6 (4·6 to 19·9)	21 (10·8 to 38·3)	178 (82·2 to 333)	239 (116 to 444)	173 (84·8 to 358)	140 (64·8 to 275)	126 (57·6 to 266)	100 (48·1 to 204)	80·3 (38·8 to 155)	75·5 (37·8 to 151)	55·1 (28 to 104)	36·4 (19·3 to 63·7)	29·5 (15·3 to 52)	18·3 (9·6 to 33·3)	9·5 (4·8 to 17)	2·7 (1·7 to 4·4)	0·9 (0·5 to 1·4)	0·2 (0·1 to 0·3)	0 (0 to 0)	1,310
Physical violence by firearm	0·8 (0·2 to 2·1)	0·2 (0 to 0·5)	0·7 (0·1 to 2·3)	2·6 (0·5 to 7·9)	1·9 (0·5 to 4·7)	5 (1·4 to 12·3)	56·7 (20·9 to 126)	73·6 (24·8 to 165)	52·9 (17·6 to 128)	48·5 (17·6 to 113)	37 (10·9 to 96·6)	38·5 (13·7 to 84·7)	21·9 (7·4 to 49·1)	24·3 (7·8 to 54·1)	23·5 (9·6 to 49·1)	7·4 (2·8 to 15·9)	4·6 (1·8 to 9·1)	3 (1·1 to 6·8)	1·6 (0·6 to 3·9)	0·4 (0·1 to 0·8)	0·1 (0 to 0·2)	0 (0 to 0)	0 (0 to 0)	405
Physical violence by sharp object	0·3 (0·1 to 0·8)	0·1 (0 to 0·4)	0·6 (0·1 to 1·7)	2·9 (0·7 to 7·7)	2·2 (0·9 to 5·1)	5·8 (2·2 to 12·3)	37·7 (13·1 to 82·2)	61·6 (22·2 to 140)	48·1 (17·5 to 108)	31·6 (11·1 to 75·3)	25 (7·9 to 61·6)	19·7 (7·2 to 45·8)	21·7 (8 to 49·8)	18·9 (7·3 to 42)	9·7 (4 to 20·3)	14·2 (6·2 to 27·3)	11·5 (4·9 to 22·7)	7·6 (3·4 to 14·7)	2·6 (2 to 8·7)	1·2 (0·6 to 2·1)	0·4 (0·2 to 0·6)	0·1 (0 to 0·1)	0 (0 to 0)	325
Sexual violence	0 (0 to 0)	0 (0 to 0)	0 (0 to 0)	0·1 (0 to 0·2)	0·7 (0·4 to 1·1)	1·4 (0·8 to 2·3)	2·5 (1·4 to 4·1)	3·7 (2·1 to 5·7)	4·2 (2·4 to 6·9)	3·9 (2·1 to 6·4)	3 (1·7 to 4·9)	2·1 (1·2 to 3·5)	1·6 (0·9 to 2·6)	1 (0·6 to 1·7)	0·5 (0·3 to 0·9)	0·3 (0·2 to 0·5)	0·2 (0·1 to 0·3)	0·1 (0 to 0·2)	0·1 (0 to 0·1)	0 (0 to 0·1)	0 (0 to 0)	0 (0 to 0)	0 (0 to 0)	25·7
Physical violence by other means	1·1 (0·3 to 2·5)	0·4 (0·1 to 1)	1·7 (0·3 to 4·7)	5·3 (1·4 to 13·5)	4·8 (2 to 10·3)	8·8 (3·8 to 17·6)	80·9 (33·3 to 163)	100 (43·1 to 206)	67·9 (28 to 147)	56 (21·4 to 117)	61·1 (24·8 to 130)	40·1 (16·6 to 84)	32·1 (15·6 to 70·8)	31·4 (14·7 to 67·1)	21·4 (10·1 to 41·7)	14·5 (7 to 25·1)	13·2 (6·3 to 24·5)	7·5 (3·7 to 13·5)	5·2 (1·5 to 9·5)	1·1 (0·7 to 1·9)	0·4 (0·3 to 0·7)	0·1 (0 to 0·1)	0 (0 to 0)	558
Conflict and terrorism	0 (0 to 0)	0 (0 to 0)	0 (0 to 0)	0·2 (0·2 to 0·3)	0·7 (0·4 to 1·3)	2·4 (1·4 to 4·1)	4·2 (2·5 to 6·8)	6 (3·4 to 9·7)	8·2 (4·7 to 13·4)	10·4 (6·2 to 17·3)	9·2 (5·6 to 15)	6·3 (3·9 to 9·7)	3·4 (2·1 to 5·2)	1·7 (1·1 to 2·5)	0·9 (0·6 to 1·4)	0·5 (0·3 to 0·8)	0·3 (0·2 to 0·5)	0·2 (0·1 to 0·3)	0·1 (0 to 0·1)	0 (0 to 0·1)	0 (0 to 0)	0 (0 to 0)	0 (0 to 0)	54·9

SR Table 2a: Lamu DALYS by cause and age group for males with 95% uncertainty intervals, 2019

Cause	Early Neonatal	Late Neonatal	Post Neonatal	1 to 4	5 to 9	10 to 14	15 to 19	20 to 24	25 to 29	30 to 34	35 to 39	40 to 44	45 to 49	50 to 54	55 to 59	60 to 64	65 to 69	70 to 74	75 to 79	80 plus	Total
All causes	4,660 (3,648 to 5,850)	4,660 (3,648 to 5,850)	7,220 (5,520 to 9,270)	12,200 (9,150 to 15,700)	5,260 (3,990 to 6,690)	4,660 (3,560 to 5,980)	5,260 (3,960 to 6,760)	7,220 (5,400 to 9,340)	9,310 (6,960 to 12,000)	9,310 (6,960 to 12,000)	11,300 (8,440 to 14,600)	11,300 (8,440 to 14,600)	11,300 (8,440 to 14,600)	11,300 (8,440 to 14,600)	11,300 (8,440 to 14,600)	11,300 (8,440 to 14,600)	11,300 (8,440 to 14,600)	11,300 (8,440 to 14,600)	11,300 (8,440 to 14,600)	11,300 (8,440 to 14,600)	25,900 (19,900 to 32,800)
Communicable, maternal, neonatal, and nutritional diseases	(3,410 to 5,550)	(3,410 to 5,550)	(520 to 1,350)	(858 to 2,550)	(372 to 432)	(309 to 390)	(309 to 390)	(343 to 422)	(410 to 502)	(458 to 1,020)	(474 to 1,100)	(441 to 1,060)	(355 to 855)	(367 to 845)	(293 to 675)	(228 to 533)	(89 to 198)	(49 to 103)	(9 to 17.5)	(7.3 to 16.4)	13,900
HIV/AIDS and sexually transmitted infections	60 (17.6 to 149)	104 (31.2 to 261)	52.5 (23.5 to 107)	26.9 (9.1 to 120)	35 (13.3 to 84.4)	33 (20.1 to 109)	111 (49.4 to 233)	60.5 (44.3 to 145)	98.1 (40.1 to 182)	172 (77.5 to 356)	341 (120 to 623)	320 (169 to 666)	213 (72 to 444)	124 (112 to 422)	58.2 (42.9 to 224)	22.3 (28.2 to 124)	9.2 (19.7 to 46.9)	4.1 (43.5 to 19.9)	0.7 (2.1 to 9.2)	0.3 (0.3 to 1.6)	2,080
HIV/AIDS	0 (0 to 0)	0 (0 to 0)	18 (5.4 to 39.8)	25.8 (7.3 to 118)	34.5 (11.9 to 83)	49.6 (18.7 to 107)	110 (47.8 to 232)	79.4 (45.2 to 144)	96.8 (43.6 to 192)	170 (74.1 to 355)	340 (120 to 632)	316 (167 to 666)	210 (77 to 440)	122 (61 to 352)	57.4 (27.4 to 123)	22.3 (15.5 to 66.4)	9.2 (4.5 to 19.4)	4.1 (2.1 to 8.5)	0.7 (0.2 to 1.7)	0.2 (0.1 to 0.6)	1,960
HIV/AIDS - Drug-susceptible Tuberculosis	0 (0 to 0)	0 (0 to 0)	1.8 (1.2 to 2.2)	2.8 (1.4 to 4.4)	5.5 (2.3 to 8.6)	16.2 (5.2 to 36.1)	51.6 (18.4 to 115)	19.3 (9.4 to 35.2)	18.5 (8.1 to 32.2)	58.9 (32.6 to 97.5)	23.7 (4.2 to 113)	68.6 (20 to 127)	45 (9.6 to 98)	24.9 (4.9 to 77.9)	11.6 (1.9 to 71)	7.4 (2.7 to 21.1)	3.7 (1.2 to 21.1)	0.9 (0.3 to 2.9)	0.1 (0.1 to 0.2)	0.1 (0 to 0.2)	380
HIV/AIDS - Multidrug-resistant Tuberculosis without extensive dr...	0 (0 to 0)	0 (0 to 0)	0.1 (0 to 0.5)	0.1 (0 to 0.6)	0.1 (0 to 0.7)	0.3 (0 to 1.6)	0.6 (0 to 2.8)	0.6 (0 to 2.3)	0.8 (0.3 to 2.4)	0.5 (0.1 to 1.5)	3.7 (1.1 to 9.1)	3.9 (1.1 to 9.5)	3.4 (1.1 to 8.1)	2.3 (0.7 to 7.2)	1.2 (0.3 to 3.7)	0.6 (0.2 to 2.4)	0.2 (0.1 to 0.9)	0.1 (0 to 0.5)	0 (0 to 0.1)	0 (0 to 0.1)	19.1
HIV/AIDS - Extensively drug-resistant Tuberculosis	0 (0 to 0)	0 (0 to 0)	0 (0 to 0)	0 (0 to 0)	0 (0 to 0)	0 (0 to 0)	0 (0 to 0)	0 (0 to 0)	0 (0 to 0)	0 (0 to 0)	0 (0 to 0)	0 (0 to 0)	0 (0 to 0)	0 (0 to 0)	0 (0 to 0)	0 (0 to 0)	0 (0 to 0)	0 (0 to 0)	0 (0 to 0)	0 (0 to 0)	0 (0 to 0)	0.3
HIV/AIDS resulting in other diseases	0 (0 to 0)	0 (0 to 0)	16.1 (3.9 to 38.9)	23.7 (4.9 to 115)	31.6 (9.6 to 87.5)	33.4 (13.4 to 100)	59.4 (28.6 to 127)	60.2 (28.9 to 132)	78.4 (27.6 to 175)	112 (40 to 217)	224 (70 to 502)	247 (101 to 586)	164 (66 to 384)	99.1 (39.1 to 236)	44.9 (16.7 to 108)	17.2 (6.3 to 43.6)	7.1 (2.7 to 17.7)	3.1 (1.2 to 7.6)	0.5 (0.1 to 1.5)	0.2 (0 to 0.5)	1,560
Sexually transmitted infections excluding HIV	60 (17.4 to 149)	104 (31.2 to 261)	34.5 (9.4 to 80.1)	1 (0.3 to 2.4)	0.5 (0.1 to 1.1)	0.4 (0.2 to 1.1)	0.7 (0.3 to 1.4)	1.1 (0.5 to 2.6)	1.8 (0.7 to 3.9)	2.2 (1 to 4.4)	1.4 (0.4 to 2.9)	1.2 (0.4 to 2.4)	1 (0.4 to 1.9)	1.1 (0.4 to 3.1)	1.5 (0.5 to 3.3)	0.8 (0.3 to 2.3)	0.4 (0.1 to 1.2)	0.1 (0 to 0.3)	0.1 (0 to 0.1)	0 (0 to 0.1)	120
Syphilis	60 (17.4 to 149)	104 (31.2 to 261)	34.5 (9.4 to 80.1)	0.5 (0.1 to 1.1)	0.2 (0 to 0.5)	0.2 (0 to 0.5)	0.2 (0 to 0.5)	0.4 (0.1 to 1)	0.7 (0.2 to 2.1)	0.7 (0.2 to 2.1)	0.4 (0.1 to 1.4)	0.3 (0 to 1)	0.3 (0.1 to 0.9)	0.6 (0.1 to 2)	0.7 (0.2 to 2)	0.4 (0.1 to 1.7)	0.2 (0 to 0.7)	0.1 (0 to 0.3)	0 (0 to 0.1)	0 (0 to 0.1)	111
Chlamydial infection	0 (0 to 0)	0 (0 to 0)	0 (0 to 0)	0 (0 to 0)	0 (0 to 0)	0 (0 to 0)	0 (0 to 0.1)	0 (0 to 0.1)	0 (0 to 0.1)	0 (0 to 0.2)	0 (0 to 0.1)	0 (0 to 0.2)	0 (0 to 0.1)	0 (0 to 0.1)	0 (0 to 0.2)	0 (0 to 0.1)	0 (0 to 0.1)	0 (0 to 0.1)	0 (0 to 0.1)	0 (0 to 0.1)	0 (0 to 0.1)	1.1
Gonococcal infection	0 (0 to 0)	0 (0 to 0)	0 (0 to 0)	0 (0 to 0.1)	0 (0 to 0.1)	0.2 (0 to 0.6)	0.2 (0 to 0.6)	0.2 (0.1 to 0.5)	0.2 (0 to 0.6)	0.1 (0 to 0.3)	0.1 (0 to 0.2)	0.1 (0 to 0.2)	0.1 (0 to 0.2)	0.1 (0 to 0.3)	0.1 (0 to 0.3)	0.1 (0 to 0.3)	0.1 (0 to 0.3)	0 (0 to 0.1)	0 (0 to 0.1)	0 (0 to 0.1)	0 (0 to 0.1)	1.2
Trichomoniasis	0 (0 to 0)	0 (0 to 0)	0 (0 to 0)	0 (0 to 0)	0 (0 to 0)	0 (0 to 0)	0 (0 to 0)	0 (0 to 0)	0 (0 to 0)	0 (0 to 0)	0 (0 to 0)	0 (0 to 0)	0 (0 to 0)	0 (0 to 0)	0 (0 to 0)	0 (0 to 0)	0 (0 to 0)	0 (0 to 0)	0 (0 to 0)	0 (0 to 0)	0 (0 to 0)	0.4
Genital herpes	0 (0 to 0)	0 (0 to 0)	0 (0 to 0)	0 (0 to 0)	0 (0 to 0)	0 (0 to 0)	0 (0 to 0)	0.3 (0.1 to 0.7)	0.4 (0.1 to 1)	0.5 (0.2 to 1.1)	0.4 (0 to 1.1)	0.4 (0 to 1)	0.3 (0.1 to 0.8)	0.3 (0.1 to 0.8)	0.2 (0 to 0.6)	0.1 (0 to 0.4)	0.1 (0 to 0.3)	0 (0 to 0.1)	0 (0 to 0.1)	0 (0 to 0.1)	0 (0 to 0.1)	3.3
Other sexually transmitted infections	0 (0 to 0)	0 (0 to 0)	0 (0 to 0)	0 (0 to 0)	0 (0 to 0)	0 (0 to 0.1)	0 (0 to 0.4)	0.1 (0 to 0.4)	0.2 (0 to 0.5)	0.4 (0.1 to 1)	0.3 (0 to 0.9)	0.3 (0 to 0.8)	0.2 (0 to 0.6)	0.2 (0 to 0.6)	0.2 (0 to 0.6)	0.1 (0 to 0.4)	0.1 (0 to 0.3)	0 (0 to 0.1)	0 (0 to 0.1)	0 (0 to 0.1)	0 (0 to 0.1)	2.5
Respiratory infections and tuberculosis	469 (202 to 748)	469 (202 to 748)	322 (312 to 860)	231 (120 to 374)	73.9 (49.3 to 119)	52.2 (34.8 to 79.2)	51.1 (41.4 to 151)	58.2 (49.2 to 239)	66.1 (49.2 to 239)	82.2 (60.1 to 267)	121 (73.1 to 309)	153 (121 to 332)	144 (167 to 354)	166 (167 to 335)	166 (101 to 355)	148 (97.6 to 321)	133 (75.6 to 242)	96.5 (60.7 to 159)	66.3 (50.8 to 133)	31.9 (29.6 to 71.7)	3,550
Tuberculosis	0 (0 to 0)	0 (0 to 0)	35 (16.5 to 62.3)	104 (11.4 to 491)	13.1 (7 to 23.7)	11.6 (6.4 to 20)	59.1 (30.5 to 98.8)	111 (59.6 to 188)	147 (77 to 228)	168 (98 to 260)	184 (91.1 to 309)	144 (77.6 to 257)	122 (74.6 to 259)	145 (67.9 to 294)	106 (47.9 to 240)	74.6 (25.5 to 187)	52.4 (24.6 to 136)	38.4 (9.6 to 92.2)	31.4 (10.9 to 82.3)	8.4 (4.6 to 39.4)	1,530
Latent tuberculosis infection	0 (0 to 0)	0 (0 to 0)	0 (0 to 0)	0 (0 to 0)	0 (0 to 0)	0 (0 to 0)	0 (0 to 0)	0 (0 to 0)	0 (0 to 0)	0 (0 to 0)	0 (0 to 0)	0 (0 to 0)	0 (0 to 0)	0 (0 to 0)	0 (0 to 0)	0 (0 to 0)	0 (0 to 0)	0 (0 to 0)	0 (0 to 0)	0 (0 to 0)	0 (0 to 0)	0
Drug-susceptible tuberculosis	0 (0 to 0)	0 (0 to 0)	31.4 (15.5 to 59.7)	97.5 (9.9 to 28.7)	12.4 (6.4 to 22.5)	11.4 (6 to 19.5)	57.9 (29.7 to 94.9)	108 (54.4 to 183)	143 (72.3 to 220)	164 (91 to 251)	180 (83.6 to 305)	141 (71.1 to 247)	119 (69.2 to 253)	142 (62.9 to 291)	104 (51.1 to 216)	72.6 (22.4 to 184)	51 (22.3 to 132)	37.5 (9.1 to 90.7)	30.7 (10.1 to 81.1)	8.2 (4.6 to 39.2)	1,470
Multidrug-resistant tuberculosis without extensive drug-resistance	0 (0 to 0)	0 (0 to 0)	1.5 (0 to 8)	7 (0.5 to 45)	0.5 (0 to 2.8)	0.2 (0 to 1.4)	1.2 (0.1 to 7.1)	3 (0.2 to 24.1)	4.6 (0.2 to 40.7)	4 (0.2 to 37.5)	4 (0.2 to 34.5)	3 (0.2 to 24.2)	2.7 (0.2 to 23.7)	2.3 (0.2 to 20.5)	1.5 (0.1 to 27.7)	1.2 (0.1 to 13)	0.7 (0.1 to 13)	0.4 (0.1 to 7.9)	0.2 (0.1 to 4.5)	0.1 (0 to 2)	62
Extensively drug-resistant tuberculosis	0 (0 to 0)	0 (0 to 0)	0 (0 to 0.1)	0 (0 to 0.1)	0 (0 to 0)	0 (0 to 0)	0 (0 to 0)	0 (0 to 0)	0 (0 to 0.1)	0 (0 to 0.1)	0 (0 to 0.1)	0 (0 to 0.1)	0 (0 to 0.1)	0 (0 to 0.1)	0 (0 to 0.1)	0 (0 to 0.1)	0 (0 to 0.1)	0 (0 to 0.1)	0 (0 to 0.1)	0 (0 to 0.1)	0 (0 to 0.1)	0.6
Lower respiratory infections	439 (202 to 748)	439 (202 to 748)	289 (272 to 821)	100 (92 to 254)	60 (42 to 94)	40 (27 to 59)	36.4 (25.3 to 79.2)	27.6 (14.5 to 44.9)	19.2 (14.6 to 46.1)	17.4 (12.8 to 51.9)	16.7 (13.5 to 49.6)	10.4 (7.9 to 32.6)	9.2 (7.2 to 27.2)	9.2 (6.7 to 27.4)	6.1 (4.5 to 20.7)	4.6 (3.2 to 15.6)	3.2 (2.2 to 10.7)	2.2 (1.5 to 7.4)	1.2 (0.8 to 4.1)	0.5 (0.3 to 1.7)	1,850
Upper respiratory infections	0.1 (0 to 0.2)	0.2 (0.1 to 0.3)	6.7 (2.2 to 18.7)	12.4 (4.1 to 25.2)	0.8 (0.3 to 1.5)	0.5 (0.1 to 15.7)	1.3 (0.4 to 1.9)	0.8 (0.3 to 1.4)	0.7 (0.2 to 1.4)	0.8 (0.3 to 1.4)	0.7 (0.2 to 1.4)	0.4 (0.1 to 1.1)	0.4 (0.1 to 1.1)	0.4 (0.1 to 1.1)	0.3 (0.1 to 0.8)	0.2 (0.1 to 0.6)	0.1 (0 to 0.4)	0.1 (0 to 0.3)	0 (0 to 0.1)	0 (0 to 0.1)	84.9
Otitis media	0 (0 to 1.4)	0 (0 to 1.4)	0.9 (0.3 to 1.3)	2.2 (2.2 to 6.6)	2.4 (2.3 to 6.6)	2.4 (2.3 to 6.6)	2.3 (1.8 to 5.8)	1.3 (0.4 to 3.3)	0.8 (0.4 to 1.9)	0.7 (0.4 to 1.7)	0.6 (0.4 to 1.7)	0.5 (0.3 to 1.2)	0.4 (0.3 to 1.1)	0.4 (0.2 to 1.1)	0.3 (0.2 to 0.7)	0.2 (0.2 to 0.6)	0.1 (0.1 to 0.4)	0.1 (0.1 to 0.2)	0 (0 to 0.1)	0 (0 to 0.1)	29.2
Enteric infections	194 (5.2 to 649)	231 (7.6 to 31.3)	181 (93.7 to 460)	284 (155 to 470)	102 (91 to 203)	78.6 (52.2 to 138)	63.4 (41.2 to 143)	60.4 (33.4 to 127)	52.5 (30.3 to 99.4)	52.3 (29.6 to 92.2)	48 (25.3 to 93)	46.9 (25.7 to 102)	46.8 (27.7 to 92.7)	47.2 (29.2 to 102)	43.7 (29.3 to 99.3)	40.7 (30.7 to 101)	36.4 (31.1 to 113)	29.8 (19.5 to 72)	23.9 (10.1 to 54.7)	12.9 (5.4 to 39.9)	1,470
Diarrheal diseases	194 (5.2 to 649)	214 (7.6 to 31.3)	181 (51.5 to 452)	284 (45.4 to 382)	102 (34.5 to 70)	78.6 (41.2 to 140)	63.4 (33.4 to 127)	60.4 (28.4 to 124)	52.5 (28.4 to 99.4)	52.3 (19.9 to 79.4)	48 (14.6 to 83.7)	46.9 (16.4 to 90.7)	46.8 (16.4 to 94.1)	47.2 (17.7 to 95.2)	43.7 (16.9 to 96)	40.7 (17.9 to 97)	36.4 (14.5 to 92.5)	29.8 (12.9 to 73.3)	23.9 (9.5 to 54.1)	12.9 (5.4 to 39.2)	983
Typhoid and paratyphoid	0 (0 to 0)	0 (0 to 0)	0.1 (0 to 0.4)	0.4 (0.4 to 0.6)	0.2 (0.1 to 0.5)	0.2 (0.1 to 0.5)	0.2 (0.1 to 0.5)	0.2 (0.1 to 0.5)	0.2 (0.1 to 0.5)	0.2 (0.1 to 0.5)	0.2 (0.1 to 0.5)	0.2 (0.1 to 0.5)	0.2 (0.1 to 0.5)	0.2 (0.1 to 0.5)	0.2 (0.1 to 0.5)	0.2 (0.1 to 0.5)	0.2 (0.1 to 0.5)	0.2 (0.1 to 0.5)	0.2 (0.1 to 0.5)	0.2 (0.1 to 0.5)	179
Paratyphoid fever	0 (0 to 0)	0 (0 to 0)	0 (0 to 0.1)	0.1 (0 to 0.4)	0.1 (0 to 0.4)	0.1 (0 to 0.4)	0.1 (0 to 0.4)	0.1 (0 to 0.4)	0.1 (0 to 0.4)	0.1 (0 to 0.4)	0.1 (0 to 0.4)	0.1 (0 to 0.4)	0.1 (0 to 0.4)	0.1 (0 to 0.4)	0.1 (0 to 0.4)	0.1 (0 to 0.4)	0.1 (0 to 0.4)	0.1 (0 to 0.4)	0.1 (0 to 0.4)	0.1 (0 to 0.4)	7.6
Paratyphoid fever	0 (0 to 0)	0 (0 to 0)	0 (0 to 0.1)	0 (0 to 0.1)	0 (0 to 0.1)	0 (0 to 0.1)	0 (0 to 0.1)	0 (0 to 0.1)	0 (0 to 0.1)	0 (0 to 0.1)	0 (0 to 0.1)	0 (0 to 0.1)	0 (0 to 0.1)	0 (0 to 0.1)	0 (0 to 0.1)	0 (0 to 0.1)	0 (0 to 0.1)	0 (0 to 0.1)	0 (0 to 0.1)	0 (0 to 0.1)	0 (0 to 0.1)	7.6
Invasive Non-typhoidal Salmonella (iNTS)	0 (0 to 0)	0 (0 to 0)	1.5 (0.7 to 2.8)	54.5 (25.2 to 98.2)	4.6 (2.2 to 8.6)	11.2 (4.6 to 24.3)	6.9 (2.6 to 16.2)	8.1 (2.8 to 19.2)	9.3 (3.3 to 19.4)	9.3 (3.3 to 19.4)	8.9 (2.7 to 19.3)	7.6 (2.4 to 17.9)	6.1 (2 to 13.9)	5.8 (1.9 to 13.4)	4.6 (1.5 to 9.7)	3.5 (1.1 to 8.7)	2.6 (1 to 6.4)	1.6 (0.6 to 3.4)	0.9 (0.4 to 2.1)	0.5 (0.2 to 1.1)	303
Other intestinal infectious diseases	0 (0 to 0)	0 (0 to 0)	0.4 (0 to 1.7)	0.5 (0.1 to 1.9)	0.1 (0 to 0.3)	0.1 (0 to 0.3)	0.1 (0 to 0.3)	0.1 (0 to 0.3)	0.1 (0 to 0.3)	0.1 (0 to 0.3)	0.1 (0 to 0.3)	0.1 (0 to 0.3)	0.1 (0 to 0.3)	0.1 (0 to 0.3)	0.1 (0 to 0.3)	0.1 (0 to 0.3)	0.1 (0 to 0.3)	0.1 (0 to 0.3)	0.1 (0 to 0.3)	0.1 (0 to 0.3)	1.4
Neglected tropical diseases and malaria	0.1 (0 to 0.1)	10.5 (1.1 to 36.9)	192 (21.4 to 573)	147 (23 to 436)	53.6 (28.1 to 90.1)	56.8 (28.1 to 112)	28.1 (12.2 to 51.7)	54.3 (25.2 to 97.1)	52.8 (26.7 to 99)	52.8 (28.6 to 88.5)	48.4 (27.5 to 82.9)	40.5 (22.1 to 76.7)	29.7 (16.7 to 60.3)	24.7 (11.9 to 55.5)	16.2 (5.9 to 55.2)	9.1 (4.2 to 29.9)	4.7 (2.4 to 16.2)	1.8 (0.9 to 7.4)	0.7 (0.4 to 2.4)	0.2 (0 to 0.6)	882
Malaria	0 (0 to 0)	10.4 (1.1 to 36.7)	190 (18.3 to 573)	141 (16 to 433)	29.2 (5.6 to 80.3)	29.7 (3.6 to 84.2)	13.1 (2.6 to 47.4)	11.7 (3.2 to 37.9)	9.4 (2.6 to 28.2)	9.9 (2.5 to 30.9)	11 (2.9 to 36.1)	10.5 (1.9 to 34.6)	6.5 (1.5 to 29.2)	6.9 (1.4 to 28.1)	4.2 (1.1 to 21.3)	3.5 (0.9 to 20.1)	4.9 (0.9 to 17.6)	3.6 (0.4 to 13.2)	1.1 (0.1 to 4.1)	0.2 (0 to 0.7)	489
Chagas disease	0 (0 to 0)	0 (0 to 0)	0 (0 to 0)	0 (0 to 0)	0 (0 to 0)	0 (0 to 0)	0 (0 to 0)	0 (0 to 0)	0 (0 to 0)	0 (0 to 0)	0 (0 to 0)	0 (0 to 0)	0 (0 to 0)	0 (0 to 0)	0 (0 to 0)	0 (0 to 0)	0 (0 to 0)	0 (0 to 0)	0 (0 to 0)	0 (0 to 0)	0 (0 to 0)	0
Leishmaniasis	0 (0 to 0)	0 (0 to 0)	0 (0 to 0)	0 (0 to 0)	0 (0 to 0)	0 (0 to 0)	0 (0 to 0)	0 (0 to 0)	0 (0 to 0)	0 (0 to 0)	0 (0 to 0)	0 (0 to 0)	0 (0 to 0)	0 (0 to 0)	0 (0 to 0)	0 (0 to 0)	0 (0 to 0)	0 (0 to 0)	0 (0 to 0)	0 (0 to 0)	0 (0 to 0)	0
Visceral leishmaniasis	0 (0 to 0)	0 (0 to 0)	0 (0 to 0)	0 (0 to 0)	0 (0 to 0)	0 (0 to 0)	0 (0 to 0)	0 (0 to 0)	0 (0 to 0)	0 (0 to 0)	0 (0 to 0)	0 (0 to 0)	0 (0 to 0)	0 (0 to 0)	0 (0 to 0)	0 (0 to 0)	0 (0 to 0)	0 (0 to 0)	0 (0 to 0)	0 (0 to 0)	0 (0 to 0)	0
Cutaneous and mucocutaneous leishmaniasis	0 (0 to 0)	0 (0 to 0)	0 (0 to 0)	0 (0 to 0)	0 (0 to 0)	0 (0 to 0)	0 (0 to 0)	0 (0 to 0)	0 (0 to 0)	0 (0 to 0)	0 (0 to 0)	0 (0 to 0)	0 (0 to 0)	0 (0 to 0)	0 (0 to 0)	0 (0 to 0)	0 (0 to 0)	0 (0 to 0)	0 (0 to 0)	0 (0 to 0)	0 (0 to 0)	0
African trypanosomiasis	0 (0 to 0)	0 (0 to 0)	0 (0 to 0)	0 (0 to 0)	0 (0 to 0)	0 (0 to 0)	0 (0 to 0)	0 (0 to 0)	0 (0 to 0)	0 (0 to 0)	0 (0 to 0)	0 (0 to 0)	0 (0 to 0)	0 (0 to 0)	0 (0 to 0)	0 (0 to 0)	0 (0 to 0)	0 (0 to 0)	0 (0 to 0)	0 (0 to 0)	0 (0 to 0)	0
Schistosomiasis	0 (0 to 0)	0 (0 to 0)	1.6 (0.5 to 3.4)	14.9 (2.6 to 46.6)	2.3 (0.7 to 6.7)	2.2 (0.4 to 6.7)	27.4 (4.3 to 92.1)	24.5 (4.2 to 82.6)	15.3 (3.4 to 44.8)	22 (4.5 to 61.9)	28.3 (5.3 to 82.5)	23.7 (4.2 to 72.3)	16.7 (3.7 to 51.4)	13.9 (2.7 to 37.7)	10.6 (2.9 to 30.4)	7.5 (1.9 to 21.3)	4.5 (1.4 to 11.2)	3.2 (1.1 to 8.2)	1.9 (0.6 to 4.8)	0.8 (0.2 to 2.6)	281
Cysticercosis	0 (0 to 0)	0 (0 to 0)	0 (0 to 0)	0 (0 to 0)	0 (0 to 0)	0.1 (0 to 0.7)	0.4 (0 to 1.7)	0.3 (0 to 1.2)	0.3 (0 to 1.2)	0.3 (0 to 1.2)	0.3 (0 to 1.2)	0.2 (0 to 1)	0.2 (0 to 0.8)	0.2 (0 to 0.8)	0.2 (0 to 0.8)	0.1 (0 to 0.6)	0.1 (0 to 0.5)	0.1 (0 to 0.4)	0 (0 to 0.2)	0 (0 to 0.1)	0 (0 to 0.1)	15.3
Cystic echinococcosis	0 (0 to 0)	0 (0 to 0)	0 (0 to 0)	0.2 (0 to 0.9)	0.2 (0 to 0.9)	0.2 (0 to 0.9)	0.2 (0 to 0.9)	0.2 (0 to 0.9)	0.2 (0 to 0.9)	0.2 (0 to 0.9)	0.2 (0 to 0.9)	0.2 (0 to 0.9)	0.2 (0 to 0.9)	0.2 (0 to 0.9)	0.2 (0 to 0.9)	0.2 (0 to 0.9)	0.2 (0 to 0.9)	0.2 (0 to 0.9)	0.2 (0 to 0.9)	0.2 (0 to 0.9)	1.6
Lymphatic filariasis	0 (0 to 0)	0 (0 to 0)	0 (0 to 0)	0.1 (0 to 0.4)	0.1 (0 to 0.4)	0.1 (0 to 0.4)	0.1 (0 to 0.4)	0.1 (0 to 0.4)	0.1 (0 to 0.4)	0.1 (0 to 0.4)	0.1 (0 to 0.4)	0.1 (0 to 0.4)	0.1 (0 to 0.4)	0.1 (0 to 0.4)	0.1 (0 to 0.4)	0.1 (0 to 0.4)	0.1 (0 to 0.4)	0.1 (0 to 0.4)	0.1 (0 to 0.4)	0.1 (0 to 0.4)	54.6
Onchocerciasis	0 (0 to 0)	0 (0 to 0)	0 (0 to 0)	0 (0 to 0)	0 (0 to 0)	0 (0 to 0)	0 (0 to 0)	0 (0 to 0)	0 (0 to 0)	0 (0 to 0)	0 (0 to 0)	0 (0 to 0)	0 (0 to 0)	0 (0 to 0)	0 (0 to 0)	0 (0 to 0)	0 (0 to 0)	0 (0 to 0)	0 (0 to 0)	0 (0 to 0)	0 (0 to 0)	0
Trachoma	0 (0 to 0)	0 (0 to 0)	0 (0 to 0)	0 (0 to 0)	0 (0 to 0)	0 (0 to 0)	0 (0 to 0)	0 (0 to 0)	0 (0 to 0)	0 (0 to 0)	0 (0 to 0)	0 (0 to 0)	0 (0 to 0)	0 (0 to 0)	0 (0 to 0)	0 (0 to 0)	0 (0 to 0)	0 (0 to 0)	0 (0 to 0)	0 (0 to 0)	0 (0 to 0)	0
Dengue	0 (0 to 0)	0 (0 to 0)	0 (0 to 0.2)	0.3 (0 to 0.8)	0.4 (0 to 1.9)	0.4 (0 to 1.9)	0.4 (0 to 1.7)	0.4 (0 to 1.4)	0.4 (0 to 1.1)	0.3 (0 to 0.9)	0.3 (0 to 0.8)	0.2 (0 to 0.7)	0.2 (0 to 0.5)	0.2 (0 to 0.6)	0.1 (0 to 0.4)	0.1 (0 to 0.3)	0.1 (0 to 0.3)	0.1 (0 to 0.3)	0.1 (0 to 0.1)	0 (0 to 0.1)	0 (0 to 0.1)	4.5
Yellow fever	0 (0 to 0)	0 (0 to 0)	0 (0 to 0)	0.4 (0 to 1.6)	0.4 (0 to 1.6)	0.4 (0 to 1.6)	0.4 (0 to 1.6)	0.4 (0 to 1.6)	0.4 (0 to 1.6)	0.4 (0 to 1.6)	0.4 (0 to 1.6)	0.4 (0 to 1.6)	0.4 (0 to 1.6)	0.4 (0 to 1.6)	0.4 (0 to 1.6)	0.4 (0 to 1.6)	0.4 (0 to 1.6)	0.4 (0 to 1.6)	0.4 (0 to 1.6)	0.4 (0 to 1.6)	0.4 (0 to 1.6)	5.4
Rabies	0 (0 to 0)	0 (0 to 0)	0 (0 to 0)	1.4 (0 to 7.7)	2.2 (0.2 to 9.1)	2.2 (0.2 to 9.2)	1.4 (0.2 to 4.9)	0.9 (0.1 to 3.1)	0.7 (0.1 to 1.2)	0.7 (0.1 to 1.2)	0.3 (0 to 0.9)	0.3 (0 to 0.9)	0.2 (0 to 0.8)	0.2 (0 to 0.6)	0.2 (0 to 0.6)	0.2 (0 to 0.6)	0.2 (0 to 0.6)	0.2 (0 to 0.6)	0.2 (0 to 0.6)	0.2 (0 to 0.6)	0.2 (0 to 0.6)	11
Intestinal nematode infections	0 (0 to 0)	0 (0 to 0)	0.2 (0 to 3.5)	1.3 (1.1 to 4.4)	1.7 (0.9 to 3.7)	2.1 (0.8 to 3.3)	1.9 (0.5 to 2.4)	1.2 (0.4 to 1.6)	0.7 (0.3 to 1.4)	0.7 (0.3 to 1.4)	0.7 (0.3 to 1.2)	0.5 (0.2 to 1)	0.4 (0.2 to 0.8)	0.3 (0.2 to 0.6)	0.3 (0.1 to 0.5)	0.2 (0.1 to 0.4)	0.1 (0.1 to 0.3)	0.1 (0.1 to 0.2)	0 (0 to 0.1)	0 (0 to 0.1)	13.1
Ascariasis	0 (0 to 0)	0 (0 to 0)	0 (0 to 0.2)	0.2 (0 to 3.3)	0.3 (0 to 2.6)	0.4 (0 to 2.6)	0.3 (0 to 1.6)	0.2 (0 to 1.2)	0.2 (0 to 1.1)	0.2 (0 to 1.1)	0.2 (0 to 1)	0.1 (0 to 0.9)	0.1 (0 to 0.6)	0.1 (0 to 0.5)	0.1 (0 to 0.3)	0.1 (0 to 0.3)	0.1 (0 to 0.2)	0 (0 to 0.1)	0 (0 to 0.1)	0 (0 to 0.1)	0 (0 to 0.1)	9.4
Trichuriasis	0 (0 to 0)	0 (0 to 0)	0 (0 to 0)	0 (0 to 0.2)	0.1 (0 to 0.5)	0.1 (0 to 0.5)	0.1 (0 to 0.7)	0.1 (0 to 0.4)	0.1 (0 to 0.4)	0.1 (0 to 0.4)	0.1 (0 to 0.3)	0.1 (0 to 0.3)	0.1 (0 to 0.2)	0.1 (0 to 0.2)	0.1 (0 to 0.1)	0 (0 to 0.1)	0 (0 to 0.1)	0 (0 to 0.1)	0 (0 to 0.1)	0 (0 to 0.1)	0 (0 to 0.1)	1.6
Hookworm disease	0 (0 to 0)	0 (0 to 0)	0 (0 to 0)	0 (0 to 0.2)	0.2 (0 to 3.2)	0.2 (0 to 3.2)	0.2 (0 to 1.6)	0.2 (0 to 1.1)	0.2 (0 to 1)	0.2 (0 to 1)	0.2 (0 to 1)	0.1 (0 to 0.9)	0.1 (0 to 0.6)	0.1 (0 to 0.5)	0.1 (0 to 0.3)	0.1 (0 to 0.3)	0.1 (0 to 0.2)	0 (0 to 0.1)	0 (0 to 0.1)	0 (0 to 0.1)	0 (0 to 0.1)	5.1
Food-borne trematodiases	0 (0 to 0)	0 (0 to 0)	0 (0 to 0)	0 (0 to 0)	0 (0 to 0)	0 (0 to 0)	0 (0 to 0)	0 (0 to 0)	0 (0 to 0)	0 (0 to 0)	0 (0 to 0)	0 (0 to 0)	0 (0 to 0)	0 (0 to 0)	0 (0 to 0)	0 (0 to 0)	0 (0 to 0)	0 (0 to 0)	0 (0 to 0)	0 (0 to 0)	0 (0 to 0)	0
Leprosy	0 (0 to 0)	0 (0 to 0)	0 (0 to 0)	0 (0

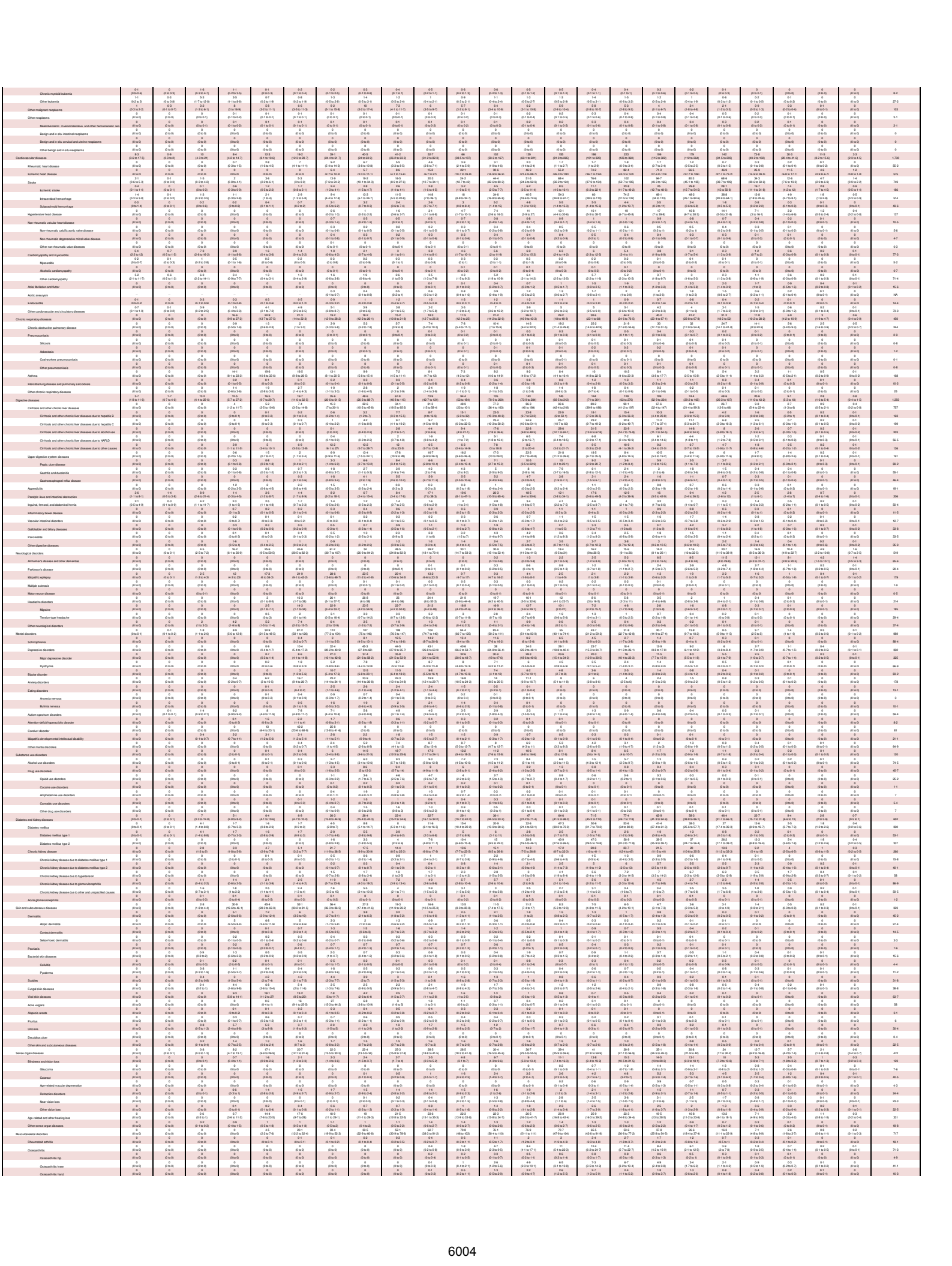

Osteoarthritis other	0 (0 to 0)	0 (0 to 0)	0 (0 to 0)	0 (0 to 0)	0 (0 to 0)	0 (0 to 0)	0 (0 to 0)	0 (0 to 0)	0 (0 to 0)	0 (0 to 0)	0 (0 to 0)	0 (0 to 0)	0 (0 to 1)	0 (0 to 0)	0.4 (0 to 1)	0.9 (0 to 4)	0.4 (0 to 1)	1.3 (0 to 5)	1.6 (0 to 7)	1.0 (0 to 7)	1.2 (0 to 3)	0.9 (0 to 4)	0.6 (0 to 1)	0.3 (0 to 2)	0.1 (0 to 1)	0 (0 to 0)	0 (0 to 0)		9.1
Low back pain	0 (0 to 0)	0 (0 to 0)	0 (0 to 0)	0 (0 to 0)	4 (1 to 7)	19.4 (10 to 39)	29.7 (16 to 47)	33 (19 to 52)	37.6 (22 to 60)	41.5 (23 to 64)	41.5 (23 to 64)	46.3 (27 to 73)	46.3 (27 to 73)	47.9 (28 to 76)	46 (26 to 76)	39.3 (24 to 67)	34.6 (21 to 51)	29.3 (17 to 42)	26.3 (12 to 37)	28.3 (14 to 2)	20.3 (9 to 2)	14.6 (5 to 1)	9.4 (3 to 2)	4.2 (2 to 2)	1.5 (0 to 2)	0.4 (0 to 1)	0.1 (0 to 1)		427
Neck pain	0 (0 to 0)	0 (0 to 0)	0 (0 to 0)	0 (0 to 0)	0.2 (0 to 1)	1.4 (0 to 5)	3.1 (1 to 5)	4.1 (1 to 8)	5.5 (2 to 10)	7.2 (3 to 12)	8.5 (4 to 13)	9.5 (4 to 15)	8.1 (4 to 13)	8.5 (4 to 15)	7.2 (3 to 12)	6.1 (3 to 10)	5.1 (2 to 8)	3.7 (1 to 6)	2.3 (0 to 4)	1.7 (0 to 3)	0.9 (0 to 2)	0.4 (0 to 1)	0.1 (0 to 1)	0.2 (0 to 0)	0.1 (0 to 1)	0.2 (0 to 0)	0 (0 to 0)		66.4
Gout	0 (0 to 0)	0 (0 to 0)	0 (0 to 0)	0 (0 to 0)	0 (0 to 0)	0 (0 to 0)	0 (0 to 0)	0 (0 to 0)	0 (0 to 0)	0.2 (0 to 1)	0.2 (0 to 1)	0.2 (0 to 1)	0.2 (0 to 1)	0.4 (0 to 1)	0.4 (0 to 2)	0.4 (0 to 2)	0.4 (0 to 2)	0.4 (0 to 2)	0.4 (0 to 1)	0.4 (0 to 1)	0.3 (0 to 1)	0.2 (0 to 1)	0.1 (0 to 1)	0.1 (0 to 1)	0.1 (0 to 1)	0 (0 to 0)	0 (0 to 0)		10.1
Other musculoskeletal disorders	0 (0 to 0)	0 (0 to 0)	0 (0 to 0)	0 (0 to 0)	0.2 (0 to 1)	0.3 (0 to 1)	0.5 (0 to 1)	2.1 (0 to 5)	2.1 (0 to 5)	2.2 (0 to 6)	2.1 (0 to 6)	2.2 (0 to 6)	1.9 (0 to 5)	1.9 (0 to 5)	1.9 (0 to 5)	1.7 (0 to 5)	1.3 (0 to 4)	1.0 (0 to 3)	0.7 (0 to 2)	0.4 (0 to 2)	0.3 (0 to 1)	0.2 (0 to 1)	0.1 (0 to 1)	0.1 (0 to 1)	0.1 (0 to 1)	0 (0 to 0)	0 (0 to 0)		94.8
Other non-communicable diseases	335 (128 to 525)	33 (14 to 51)	267 (120 to 404)	50.8 (22 to 78)	45.7 (20 to 68)	39.5 (16 to 61)	36.4 (15 to 57)	36.4 (16 to 57)	36.4 (16 to 57)	36.4 (16 to 57)	36.4 (16 to 57)	36.4 (16 to 57)	36.4 (16 to 57)	40.4 (18 to 63)	38 (17 to 59)	33.9 (15 to 53)	29.7 (13 to 47)	24.9 (11 to 39)	20.2 (9 to 32)	16.3 (7 to 26)	10.8 (4 to 18)	5.9 (2 to 10)	2.2 (1 to 3)	0.3 (0 to 1)	0.2 (0 to 1)	0 (0 to 0)	0 (0 to 0)		1,200
Congenital birth defects	299 (129 to 519)	30.6 (14 to 53)	221 (106 to 404)	76.8 (38 to 131)	24.8 (12 to 37)	18.6 (12 to 27)	16.5 (9 to 24)	14.5 (8 to 22)	11.4 (6 to 19)	9.6 (5 to 15)	8.1 (4 to 13)	6.4 (3 to 10)	5.4 (2 to 8)	4.5 (2 to 7)	3.4 (2 to 5)	2.6 (1 to 4)	1.2 (1 to 2)	0 (0 to 0)	0.8 (0 to 1)	0.4 (0 to 1)	0.2 (0 to 1)	0.1 (0 to 1)	0.2 (0 to 0)	0.1 (0 to 0)	0 (0 to 0)	0 (0 to 0)	0 (0 to 0)		732
Neural tube defects	26.3 (5 to 59)	1.2 (0 to 3)	9.1 (1 to 29)	4.6 (0 to 16)	0.7 (0 to 2)	0.7 (0 to 2)	0.5 (0 to 1)	0.3 (0 to 1)	0.2 (0 to 1)	0.2 (0 to 1)	0.2 (0 to 0)	0.2 (0 to 0)	0.2 (0 to 0)	0.1 (0 to 0)	0.1 (0 to 0)	0.1 (0 to 0)	0.1 (0 to 0)	0 (0 to 0)	0 (0 to 0)	0 (0 to 0)	0 (0 to 0)	0 (0 to 0)	0 (0 to 0)	0 (0 to 0)	0 (0 to 0)	0 (0 to 0)	0 (0 to 0)		44.5
Congenital heart anomalies	94.5 (31 to 201)	15.9 (5 to 32)	109 (47 to 202)	27.9 (10 to 54)	7.7 (3 to 15)	5.4 (3 to 10)	3.8 (1 to 7)	2.9 (1 to 5)	2.1 (1 to 4)	1.4 (0 to 3)	0.9 (0 to 2)	0.6 (0 to 2)	1.1 (0 to 3)	0.5 (0 to 2)	0.5 (0 to 1)	0.4 (0 to 1)	0.2 (0 to 1)	0.1 (0 to 1)	0.1 (0 to 0)	0.1 (0 to 0)	0 (0 to 0)	0 (0 to 0)	0 (0 to 0)	0 (0 to 0)	0 (0 to 0)	0 (0 to 0)	0 (0 to 0)		274
Orofacial clefts	1.1 (0 to 4)	0.2 (0 to 0)	1.3 (0 to 5)	0.3 (0 to 1)	0.3 (0 to 1)	0.2 (0 to 1)	0.2 (0 to 1)	0.2 (0 to 0)	0.2 (0 to 0)	0.1 (0 to 0)	0.1 (0 to 0)	0.1 (0 to 0)	0.1 (0 to 0)	0.1 (0 to 0)	0.1 (0 to 0)	0.1 (0 to 0)	0.1 (0 to 0)	0.1 (0 to 0)	0.1 (0 to 0)	0.1 (0 to 0)	0.1 (0 to 0)	0.1 (0 to 0)	0 (0 to 0)	0 (0 to 0)	0 (0 to 0)	0 (0 to 0)	0 (0 to 0)		4.7
Down syndrome	2.8 (0.7 to 6)	0.6 (0.2 to 1.4)	6.4 (1.6 to 16.1)	2.4 (0.6 to 5.9)	0.5 (0.2 to 1.1)	0.4 (0.2 to 0.9)	0.4 (0.2 to 0.8)	0.3 (0.1 to 0.6)	0.2 (0.1 to 0.4)	0.2 (0.1 to 0.4)	0.2 (0.1 to 0.4)	0.2 (0.1 to 0.4)	0.2 (0.1 to 0.4)	0.1 (0.1 to 0.3)	0.1 (0.1 to 0.3)	0.1 (0.1 to 0.3)	0.1 (0.1 to 0.3)	0.1 (0.1 to 0.2)	0.1 (0.1 to 0.2)	0.1 (0.1 to 0.1)	0 (0 to 0)	0 (0 to 0)	0 (0 to 0)	0 (0 to 0)	0 (0 to 0)	0 (0 to 0)		14.8
Turner syndrome	0 (0 to 0)	0 (0 to 0)	0 (0 to 0)	0 (0 to 0)	0 (0 to 0)	0 (0 to 0)	0 (0 to 0)	0 (0 to 0)	0 (0 to 0)	0 (0 to 0)	0 (0 to 0)	0 (0 to 0)	0 (0 to 0)	0 (0 to 0)	0 (0 to 0)	0 (0 to 0)	0 (0 to 0)	0 (0 to 0)	0 (0 to 0)	0 (0 to 0)	0 (0 to 0)	0 (0 to 0)	0 (0 to 0)	0 (0 to 0)	0 (0 to 0)	0 (0 to 0)	0 (0 to 0)		0
Klinefelter syndrome	0 (0 to 0)	0 (0 to 0)	0 (0 to 0)	0 (0 to 0)	0 (0 to 0)	0 (0 to 0)	0 (0 to 0)	0 (0 to 0)	0 (0 to 0)	0 (0 to 0)	0 (0 to 0)	0 (0 to 0)	0 (0 to 0)	0 (0 to 0)	0 (0 to 0)	0 (0 to 0)	0 (0 to 0)	0 (0 to 0)	0 (0 to 0)	0 (0 to 0)	0 (0 to 0)	0 (0 to 0)	0 (0 to 0)	0 (0 to 0)	0 (0 to 0)	0 (0 to 0)	0 (0 to 0)		0
Other chromosomal abnormalities	8 (1 to 20)	1.1 (0 to 3)	5.8 (1 to 17)	1.3 (0 to 3)	0.4 (0 to 1)	0.3 (0 to 1)	0.3 (0 to 1)	0.2 (0 to 1)	0.1 (0 to 1)	0.1 (0 to 0)	0.1 (0 to 0)	0.1 (0 to 0)	0.1 (0 to 0)	0.1 (0 to 0)	0 (0 to 0)	0 (0 to 0)	0 (0 to 0)	0 (0 to 0)	0 (0 to 0)	0 (0 to 0)	0 (0 to 0)	0 (0 to 0)	0 (0 to 0)	0 (0 to 0)	0 (0 to 0)	0 (0 to 0)	0 (0 to 0)		17.7
Congenital musculoskeletal and limb anomalies	8 (2 to 21)	0.8 (0 to 1.7)	6.3 (3 to 12)	5.9 (3 to 10)	3.5 (2 to 5)	2.7 (1 to 4)	1.9 (1 to 3)	1.4 (0 to 2)	1.2 (0 to 1)	0.9 (0 to 1)	0.6 (0 to 1)	0.5 (0 to 1)	0.4 (0 to 1)	0.3 (0 to 1)	0.2 (0 to 1)	0.2 (0 to 1)	0.1 (0 to 1)	0.1 (0 to 1)	0.1 (0 to 0)	0 (0 to 0)	0 (0 to 0)	0 (0 to 0)	0 (0 to 0)	0 (0 to 0)	0 (0 to 0)	0 (0 to 0)	0 (0 to 0)		39.4
Urogenital congenital anomalies	7.8 (2 to 20)	0.4 (0 to 1)	2.1 (0 to 6)	0.5 (0 to 1)	0.4 (0 to 1)	0.3 (0 to 1)	0.2 (0 to 1)	0.1 (0 to 0)	0.1 (0 to 0)	0.1 (0 to 0)	0 (0 to 0)	0 (0 to 0)	0 (0 to 0)	0 (0 to 0)	0 (0 to 0)	0 (0 to 0)	0 (0 to 0)	0 (0 to 0)	0 (0 to 0)	0 (0 to 0)	0 (0 to 0)	0 (0 to 0)	0 (0 to 0)	0 (0 to 0)	0 (0 to 0)	0 (0 to 0)	0 (0 to 0)		13.2
Digestive congenital anomalies	28.1 (4 to 67.2)	1.9 (0 to 7)	6.1 (0 to 16)	2.3 (0 to 6)	0.6 (0 to 2)	0.6 (0 to 1)	0.5 (0 to 1)	0.3 (0 to 1)	0.3 (0 to 1)	0.2 (0 to 1)	0.2 (0 to 1)	0.1 (0 to 1)	0.1 (0 to 1)	0.1 (0 to 1)	0.1 (0 to 1)	0.1 (0 to 0)	0 (0 to 0)	0 (0 to 0)	0 (0 to 0)	0 (0 to 0)	0 (0 to 0)	0 (0 to 0)	0 (0 to 0)	0 (0 to 0)	0 (0 to 0)	0 (0 to 0)	0 (0 to 0)		50.8
Other congenital birth defects	135 (45 to 286)	4.7 (2 to 7)	29.2 (13 to 54)	7.5 (2 to 16)	2.8 (1 to 5)	1.8 (1 to 3)	1.3 (0 to 2)	0.9 (0 to 2)	0.7 (0 to 1)	0.5 (0 to 1)	0.3 (0 to 1)	0.2 (0 to 1)	0.2 (0 to 1)	0.1 (0 to 1)	0.1 (0 to 1)	0.1 (0 to 1)	0.1 (0 to 1)	0.1 (0 to 0)	0 (0 to 0)	0 (0 to 0)	0 (0 to 0)	0 (0 to 0)	0 (0 to 0)	0 (0 to 0)	0 (0 to 0)	0 (0 to 0)	0 (0 to 0)		273
Urinary diseases and male infertility	4.2 (2.1 to 6.9)	0.3 (0.1 to 0.6)	0.6 (0.4 to 1.2)	0.4 (0.2 to 1.4)	1.0 (0.5 to 2.1)	1.0 (0.6 to 2.4)	0.8 (0.5 to 2.5)	0.6 (0.4 to 1.5)	0.5 (0.3 to 1.2)	0.3 (0.2 to 0.8)	0.2 (0.1 to 0.5)	0.2 (0.1 to 0.4)	0.1 (0.1 to 0.3)	0.1 (0.1 to 0.3)	0.1 (0.1 to 0.3)	0.1 (0.1 to 0.3)	0.1 (0.1 to 0.2)	0.1 (0.1 to 0.2)	0.1 (0.1 to 0.2)	0.1 (0.1 to 0.1)	0 (0 to 0)	0 (0 to 0)	0 (0 to 0)	0 (0 to 0)	0 (0 to 0)	0 (0 to 0)		95.9
Urolithiasis	0 (0 to 0)	0 (0 to 0)	0 (0 to 0)	0 (0 to 0)	0 (0 to 0)	0 (0 to 0)	0 (0 to 0)	0 (0 to 0)	0 (0 to 0)	0 (0 to 0)	0 (0 to 0)	0 (0 to 0)	0 (0 to 0)	0 (0 to 0)	0 (0 to 0)	0 (0 to 0)	0 (0 to 0)	0 (0 to 0)	0 (0 to 0)	0 (0 to 0)	0 (0 to 0)	0 (0 to 0)	0 (0 to 0)	0 (0 to 0)	0 (0 to 0)	0 (0 to 0)	0 (0 to 0)		1
Benign prostatic hyperplasia	0 (0 to 0)	0 (0 to 0)	0 (0 to 0)	0 (0 to 0)	0 (0 to 0)	0 (0 to 0)	0 (0 to 0)	0 (0 to 0)	0 (0 to 0)	0 (0 to 0)	0 (0 to 0)	0 (0 to 0)	0 (0 to 0)	0 (0 to 0)	0 (0 to 0)	0 (0 to 0)	0 (0 to 0)	0 (0 to 0)	0 (0 to 0)	0 (0 to 0)	0 (0 to 0)	0 (0 to 0)	0 (0 to 0)	0 (0 to 0)	0 (0 to 0)	0 (0 to 0)	0 (0 to 0)		9.3
Male infertility	0 (0 to 0)	0 (0 to 0)	0 (0 to 0)	0 (0 to 0)	0 (0 to 0)	0 (0 to 0)	0 (0 to 0)	0.7 (0 to 2)	0.5 (0 to 1)	0.3 (0 to 1)	0.2 (0 to 1)	0.2 (0 to 0)	0.2 (0 to 0)	0.2 (0 to 0)	0.1 (0 to 0)	0.1 (0 to 0)	0.1 (0 to 0)	0.1 (0 to 0)	0.1 (0 to 0)	0.1 (0 to 0)	0.1 (0 to 0)	0.1 (0 to 0)	0.1 (0 to 0)	0.1 (0 to 0)	0.1 (0 to 0)	0.1 (0 to 0)	0.1 (0 to 0)		4
Other urinary diseases	4.2 (1.9 to 8.2)	0.2 (0.1 to 0.4)	0.8 (0.2 to 2.1)	0.5 (0.2 to 1.1)	0.8 (0.4 to 1.6)	0.8 (0.4 to 1.6)	0.8 (0.4 to 1.7)	1.1 (0.5 to 2.4)	1.1 (0.4 to 3)	1.4 (0.6 to 3)	1.4 (0.6 to 3)	1.4 (0.6 to 3)	1.4 (0.6 to 3)	1.4 (0.6 to 3)	1.4 (0.6 to 3)	1.4 (0.6 to 3)	1.4 (0.6 to 3)	1.4 (0.6 to 3)	1.4 (0.6 to 3)	1.4 (0.6 to 3)	1.4 (0.6 to 3)	1.4 (0.6 to 3)	1.4 (0.6 to 3)	1.4 (0.6 to 3)	1.4 (0.6 to 3)	1.4 (0.6 to 3)		57.3
Gynecological diseases	0 (0 to 0)	0 (0 to 0)	0 (0 to 0)	0 (0 to 0)	0 (0 to 0)	0 (0 to 0)	0 (0 to 0)	0 (0 to 0)	0 (0 to 0)	0 (0 to 0)	0 (0 to 0)	0 (0 to 0)	0 (0 to 0)	0 (0 to 0)	0 (0 to 0)	0 (0 to 0)	0 (0 to 0)	0 (0 to 0)	0 (0 to 0)	0 (0 to 0)	0 (0 to 0)	0 (0 to 0)	0 (0 to 0)	0 (0 to 0)	0 (0 to 0)	0 (0 to 0)	0 (0 to 0)		0
Uterine fibroids	0 (0 to 0)	0 (0 to 0)	0 (0 to 0)	0 (0 to 0)	0 (0 to 0)	0 (0 to 0)	0 (0 to 0)	0 (0 to 0)	0 (0 to 0)	0 (0 to 0)	0 (0 to 0)	0 (0 to 0)	0 (0 to 0)	0 (0 to 0)	0 (0 to 0)	0 (0 to 0)	0 (0 to 0)	0 (0 to 0)	0 (0 to 0)	0 (0 to 0)	0 (0 to 0)	0 (0 to 0)	0 (0 to 0)	0 (0 to 0)	0 (0 to 0)	0 (0 to 0)	0 (0 to 0)		0
Polycystic ovarian syndrome	..	..	..	..	..	..	..	..	..	..	..	..	..	..	..	..	..	..	..	..	..	..	..	..	..	..	..		NA
Female infertility	..	..	..	..	..	..	..	..	..	..	..	..	..	..	..	..	..	..	..	..	..	..	..	..	..	..	..		NA
Endometriosis	..	..	..	..	..	..	..	..	..	..	..	..	..	..	..	..	..	..	..	..	..	..	..	..	..	..	..		NA
Genital prolapse	0 (0 to 0)	0 (0 to 0)	0 (0 to 0)	0 (0 to 0)	0 (0 to 0)	0 (0 to 0)	0 (0 to 0)	0 (0 to 0)	0 (0 to 0)	0 (0 to 0)	0 (0 to 0)	0 (0 to 0)	0 (0 to 0)	0 (0 to 0)	0 (0 to 0)	0 (0 to 0)	0 (0 to 0)	0 (0 to 0)	0 (0 to 0)	0 (0 to 0)	0 (0 to 0)	0 (0 to 0)	0 (0 to 0)	0 (0 to 0)	0 (0 to 0)	0 (0 to 0)	0 (0 to 0)		0
Premenstrual syndrome	..	..	..	..	..	..	..	..	..	..	..	..	..	..	..	..	..	..	..	..	..	..	..	..	..	..	..		NA
Other gynecological diseases	0 (0 to 0)	0 (0 to 0)	0 (0 to 0)	0 (0 to 0)	0 (0 to 0)	0 (0 to 0)	0 (0 to 0)	0 (0 to 0)	0 (0 to 0)	0 (0 to 0)	0 (0 to 0)	0 (0 to 0)	0 (0 to 0)	0 (0 to 0)	0 (0 to 0)	0 (0 to 0)	0 (0 to 0)	0 (0 to 0)	0 (0 to 0)	0 (0 to 0)	0 (0 to 0)	0 (0 to 0)	0 (0 to 0)	0 (0 to 0)	0 (0 to 0)	0 (0 to 0)	0 (0 to 0)		0
Hemoglobinopathies and hemolytic anemias	0.6 (0.2 to 1.2)	0.7 (0.3 to 1.2)	6.1 (3.5 to 10)	9.9 (4.9 to 20.8)	12.1 (6.1 to 22.7)	7.9 (4.1 to 13.7)	5.7 (2.9 to 9.6)	4.8 (2.5 to 8.1)	3.6 (2.0 to 6.1)	2.5 (1.4 to 4.1)	1.7 (1.0 to 2.9)	1.2 (0.7 to 2.1)	0.9 (0.5 to 1.6)	0.7 (0.4 to 1.2)	0.5 (0.3 to 0.9)	0.4 (0.2 to 0.7)	0.3 (0.2 to 0.5)	0.2 (0.1 to 0.4)	0.2 (0.1 to 0.3)	0.1 (0.1 to 0.2)	0.1 (0.1 to 0.2)	0.1 (0.1 to 0.1)	0 (0 to 0)	0 (0 to 0)	0 (0 to 0)	0 (0 to 0)		96.7
Thalassemias	0 (0 to 0)	0 (0 to 0)	0 (0 to 0)	0 (0 to 0)	0 (0 to 0)	0 (0 to 0)	0 (0 to 0)	0 (0 to 0)	0 (0 to 0)	0 (0 to 0)	0 (0 to 0)	0 (0 to 0)	0 (0 to 0)	0 (0 to 0)	0 (0 to 0)	0 (0 to 0)	0 (0 to 0)	0 (0 to 0)	0 (0 to 0)	0 (0 to 0)	0 (0 to 0)	0 (0 to 0)	0 (0 to 0)	0 (0 to 0)	0 (0 to 0)	0 (0 to 0)	0 (0 to 0)		0.1
Thalassemias trait	0 (0 to 0)	0.1 (0 to 0.2)	0.9 (0 to 2)	1.4 (0 to 3)	0.2 (0 to 0.5)	0.1 (0 to 0.2)	0.1 (0 to 0.2)	0.1 (0 to 0.2)	0.1 (0 to 0.2)	0.2 (0 to 0.3)	0.2 (0 to 0.3)	0.2 (0 to 0.3)	0.1 (0 to 0.3)	0.1 (0 to 0.2)	0.1 (0 to 0.2)	0.1 (0 to 0.2)	0.1 (0 to 0.2)	0.1 (0 to 0.1)	0.1 (0 to 0.1)	0.1 (0 to 0.1)	0.1 (0 to 0.1)	0 (0 to 0)	0 (0 to 0)	0 (0 to 0)	0 (0 to 0)	0 (0 to 0)	0 (0 to 0)		2.2
Sickle cell disorders	0.5 (0.2 to 1.1)	0.1 (0 to 0.2)	3.6 (1.7 to 7.1)	6.1 (2.7 to 12.7)	4.2 (2.9 to 6.1)	3.5 (2.2 to 5.7)	2.6 (1.4 to 4.5)	2 (1.1 to 3.4)	1.4 (0.7 to 2.4)	0.9 (0.5 to 1.6)	0.6 (0.3 to 1.1)	0.4 (0.2 to 0.8)	0.3 (0.1 to 0.6)	0.2 (0.1 to 0.4)	0.1 (0.1 to 0.3)	0.1 (0.1 to 0.2)	0.1 (0.1 to 0.2)	0.1 (0.1 to 0.1)	0.1 (0.1 to 0.1)	0 (0 to 0)	0 (0 to 0)	0 (0 to 0)	0 (0 to 0)	0 (0 to 0)	0 (0 to 0)	0 (0 to 0)	0 (0 to 0)		32.7
Sickle cell trait	0 (0 to 0.1)	0.6 (0.2 to 1)	1.8 (0.9 to 2.9)	2.5 (1.2 to 3.7)	1.8 (1.2 to 2.3)	1.1 (0.9 to 1.4)	0.9 (0.7 to 1.1)	0.7 (0.5 to 0.9)	0.5 (0.3 to 0.6)	0.3 (0.2 to 0.4)	0.2 (0.1 to 0.3)	0.1 (0.1 to 0.2)	0.1 (0.1 to 0.2)	0.1 (0.1 to 0.1)	0.1 (0.1 to 0.1)	0.1 (0.1 to 0.1)	0.1 (0.1 to 0.1)	0.1 (0.1 to 0.1)	0.1 (0.1 to 0.1)	0 (0 to 0)	0 (0 to 0)	0 (0 to 0)	0 (0 to 0)	0 (0 to 0)	0 (0 to 0)	0 (0 to 0)	0 (0 to 0)		33.9
G6PD deficiency	0 (0 to 0)	0 (0 to 0)	0.1 (0 to 0.1)	0.1 (0 to 0.2)	0.1 (0 to 0.2)	0.1 (0 to 0.2)	0.2 (0 to 0.4)	0.1 (0 to 0.3)	0.1 (0 to 0.3)	0.1 (0 to 0.2)	0.1 (0 to 0.2)	0.1 (0 to 0.2)	0.2 (0 to 0.4)	0.2 (0 to 0.4)	0.2 (0 to 0.4)	0.2 (0 to 0.4)	0.2 (0 to 0.4)	0.2 (0 to 0.4)	0.2 (0 to 0.4)	0.1 (0 to 0.3)	0.1 (0 to 0.3)	0.1 (0 to 0.3)	0.1 (0 to 0.3)	0.1 (0 to 0.3)	0.1 (0 to 0.3)	0.1 (0 to 0.3)	0.1 (0 to 0.3)		3.6
G6PD trait	0 (0 to 0)	0 (0 to 0)	0 (0 to 0)	0 (0 to 0)	0 (0 to 0)	0 (0 to 0)	0 (0 to 0)	0 (0 to 0)	0 (0 to 0)	0 (0 to 0)	0 (0 to 0)	0 (0 to 0)	0 (0 to 0)	0 (0 to 0)	0 (0 to 0)	0 (0 to 0)	0 (0 to 0)	0 (0 to 0)	0 (0 to 0)	0 (0 to 0)	0 (0 to 0)	0 (0 to 0)	0 (0 to 0)	0 (0 to 0)	0 (0 to 0)	0 (0 to 0)	0 (0 to 0)		0
Other hemoglobinopathies and hemolytic anemias	0.5 (0 to 1)	0.5 (0.2 to 0.9)	0.2 (0 to 0.6)	0.6 (0.1 to 1.5)	0.4 (0.1 to 1.2)	0.4 (0.1 to 1.2)	0.7 (0.2 to 1.6)	1.9 (0.6 to 4.2)	2.3 (0.8 to 4.9)	2.3 (0.8 to 4.9)	2.3 (0.8 to 4.5)	2.3 (0.8 to 4.5)	2.1 (0.8 to 4.1)	2 (0.8 to 3.8)	1.8 (0.7 to 3.5)	1.6 (0.6 to 3.1)	1.3 (0.5 to 2.5)	1 (0.4 to 1.9)	0.7 (0.3 to 1.3)	0.5 (0.2 to 0.9)	0.3 (0.2 to 0.6)	0.2 (0.1 to 0.4)	0.1 (0.1 to 0.2)	0.1 (0.1 to 0.2)	0.1 (0.1 to 0.2)	0.1 (0.1 to 0.1)		24.2
Endocrine, metabolic, blood, and immune disorders	0.7 (0.3 to 1.4)	0.3 (0.1 to 0.7)	2.7 (1.5 to 5.1)	0.2 (0.1 to 0.4)	1.7 (0.7 to 3.4)	4.5 (2.5 to 7.2)	4.8 (2.7 to 7.9)	5.2 (2.8 to 9.1)	7.2 (3.9 to 12.1)	9.4 (5.1 to 15.9)	10 (5.4 to 16)	10.2 (5.4 to 16.7)	9.6 (5.1 to 15.8)	8.4 (4.5 to 13.8)	8.2 (4.3 to 13.6)	7.5 (4.1 to 11.9)	6.5 (3.5 to 10.3)	5.2 (2.8 to 8.3)	3.8 (2.1 to 6.1)	2.6 (1.4 to 4.1)	1.7 (0.9 to 2.7)	0.9 (0.5 to 1.4)	0.4 (0.2 to 0.6)	0.1 (0.1 to 0.2)	0.1 (0.1 to 0.2)	0.1 (0.1 to 0.1)		158
Oral disorders	0 (0 to 0)	0.3 (0 to 0.7)	1.8 (0.5 to 4.5)	3.8 (1.1 to 9.4)	4.1 (1.2 to 10.1)	2.7 (0.7 to 6.9)	6.3 (1.4 to 11.3)	3 (0.7 to 6.9)	4.7 (1.1 to 9.9)	6.3 (1.5 to 11.9)	7.3 (1.8 to 13.4)	7.3 (1.8 to 13.4)	6.8 (1.7 to 12.5)	6.3 (1.6 to 11.6)	5.7 (1.4 to 10.4)	5.1 (1.3 to 9.2)	4.4 (1.1 to 7.9)	3.6 (0.9 to 6.4)	2.8 (0.7 to 5.1)	2.1 (0.5 to 3.8)	1.4 (0.4 to 2.6)	0.9 (0.2 to 1.6)	0.4 (0.1 to 0.8)	0.2 (0.1 to 0.4)	0.1 (0.1 to 0.2)	0.1 (0.1 to 0.1)		128
Caries of deciduous teeth	0 (0 to 0)	0 (0 to 0)	0 (0 to 0)	0 (0 to 0.2)	0 (0 to 0.2)	0 (0 to 0)	0 (0 to 0)	0 (0 to 0)	0 (0 to 0)	0 (0 to 0)	0 (0 to 0)	0 (0 to 0)	0 (0 to 0)	0 (0 to 0)	0 (0 to 0)	0 (0 to 0)	0 (0 to 0)	0 (0 to 0)	0 (0 to 0)	0 (0 to 0)	0 (0 to 0)	0 (0 to 0)	0 (0 to 0)	0 (0 to 0)	0 (0 to 0)	0 (0 to 0)	0 (0 to 0)		2.2
Caries of permanent teeth	0 (0 to 0)	0 (0 to 0)	0 (0 to 0)	0 (0 to 0)	0.2 (0 to 1.2)	0.2 (0 to 0.9)	0.3 (0 to 0.9)	0.6 (0 to 1.4)	1 (0 to 2.3)	1.7 (0 to 3.4)	1.7 (0 to 3.4)	1.6 (0 to 3.2)	1.4 (0 to 2.8)	1.2 (0 to 2.5)	1 (0 to 2.2)	0.8 (0 to 1.8)	0.6 (0 to 1.4)	0.4 (0 to 1)	0.3 (0 to 0.7)	0.2 (0 to 0.5)	0.1 (0 to 0.3)	0.1 (0 to 0.2)	0.1 (0 to 0.1)	0.1 (0 to 0.1)	0 (0 to 0)	0 (0 to 0)	0 (0 to 0)		14
Periodontal diseases	0 (0 to 0)	0 (0 to 0)	0 (0 to 0)	0 (0 to 0)	0 (0 to 0)	0 (0 to 0)	0 (0 to 0)	0 (0 to 0)	0 (0 to 0)	0 (0 to 0)	0 (0 to 0)	0 (0 to 0)	0 (0 to 0)	0 (0 to 0)	0 (0 to 0)	0 (0 to 0)	0 (0 to 0)	0 (0 to 0)	0 (0 to 0)	0 (0 to 0)	0 (0 to 0)	0 (0 to 0)	0 (0 to 0)	0 (0 to 0)	0 (0 to 0)	0 (0 to 0)	0 (0 to 0)		62.8
Other oral disorders	0 (0 to 0)	0 (0 to 0)	0 (0 to 0)	2 (1 to 3.4)	2.1 (1.2 to 3.3)	2.4 (1.4 to 3.8)	3.2 (1.9 to 5.2)	3.4 (2 to 5.2)	3.3 (2 to 5.1)	3.1 (1.8 to 4.7)	2.7 (1.6 to 4.1)	2.4 (1.4 to 3.6)	2.1 (1.2 to 3.1)	1.8 (1 to 2.8)	1.6 (0.9 to 2.4)	1.3 (0.8 to 2)	0.9 (0.5 to 1.4)	0.6 (0.4 to 0.9)	0.4 (0.2 to 0.5)	0.3 (0.1 to 0.5)	0.1 (0.1 to 0.1)	0 (0 to 0)	0 (0 to 0)	0 (0 to 0)	0 (0 to 0)	0 (0 to 0)	0 (0 to 0)		31.7
Sudden infant death syndrome	..	0 (0 to 2.7)	7 (7 to 111)	..	..	..	..	..	..	..	..	..	..	..	..	..	..	..	..	..	..	..	..	..	..	..	..		NA
Injuries	144.6 (84 to 267)	2.9 (1 to 17.4)	40.5 (26.5 to 69.2)	95 (54.1 to 153)	101 (71.2 to 159)	112 (79.7 to 153)	229 (162 to 356)	313 (227 to 473)	273 (192 to 392)	232 (162 to 327)	207 (144 to 305)	184 (122 to 286)	165 (105 to 266)	152 (96 to 239)	127 (79.5 to 204)	103 (64 to 162)	77.1 (49.2 to 117)	58.7 (38 to 84.4)	38.1 (26.5 to 52.4)	17.5 (12.5 to 23.8)	7 (5.2 to 9.2)	2.5 (1.8 to 3.3)	0.6 (0.5 to 0.9)	2,570
Transport injuries	21 (9.4 to 37)	0.2 (0.1 to 0.5)	4.5 (2.8 to 12.3)	10.9 (4.4 to 25.4)	26 (14.7 to 46.7)	20.3 (10.1 to 40.1)	20.3 (9.6 to 102)	18.6 (9.4 to 115)	16.5 (8.5 to 92.6

SR Table 2c: Mechakos DALYS by cause and age group for males with 95% uncertainty intervals, 2019

Cause	Early Neonatal	Late Neonatal	Post Neonatal	1 to 4	5 to 9	10 to 14	15 to 19	20 to 24	25 to 29	30 to 34	35 to 39	40 to 44	45 to 49	50 to 54	55 to 59	60 to 64	65 to 69	70 to 74	75 to 79	80 to 84	85 to 89	90 to 94	95 plus	Total
All causes	8,530 to 14,209	1,166 to 2,440	1,466 to 4,455	5,840 to 8,760	2,700 to 3,990	2,475 to 4,440	3,180 to 5,730	4,440 to 7,700	5,200 to 10,360	5,110 to 11,100	5,230 to 12,300	5,660 to 13,400	6,440 to 14,600	7,020 to 15,900	7,230 to 16,200	6,910 to 15,500	6,490 to 14,400	5,970 to 13,200	5,230 to 11,700	4,230 to 9,420	2,920 to 6,360	1,270 to 2,860	176,000
Communicable, maternal, neonatal, and nutritional diseases	7,830 to 13,900	1,080 to 2,400	1,400 to 4,400	5,690 to 8,610	2,660 to 3,940	2,410 to 4,390	3,020 to 5,680	4,220 to 7,650	4,960 to 10,300	4,870 to 11,000	4,980 to 12,200	5,390 to 13,300	6,130 to 14,500	6,690 to 15,800	6,880 to 16,100	6,580 to 15,400	6,180 to 14,300	5,680 to 13,100	4,980 to 11,600	4,030 to 9,360	2,780 to 6,320	1,210 to 2,850	79,800
HIV/AIDS and sexually transmitted infections	317 (161 to 684)	53.0 (14.7 to 136)	242 (109 to 394)	138 (38 to 418)	272 (129 to 562)	458 (232 to 802)	1,260 (631 to 2,270)	889 (520 to 1,460)	927 (527 to 1,650)	993 (557 to 1,720)	1,070 (597 to 1,830)	1,220 (687 to 2,080)	1,420 (2,080 to 2,190)	1,620 (2,400 to 2,190)	1,620 (1,690 to 4,570)	1,470 (846 to 2,740)	869 (457 to 1,490)	322 (178 to 573)	140 (74 to 253)	62.0 (34 to 111)	14.1 (6.9 to 29.3)	0.9 (0.6 to 2.5)	20,200
HIV/AIDS	0 (0 to 0)	0 (0 to 0.1)	158 (75 to 354)	239 (122 to 611)	271 (129 to 561)	454 (232 to 803)	1,250 (629 to 2,260)	881 (518 to 1,460)	917 (517 to 1,650)	984 (552 to 1,720)	1,060 (592 to 1,830)	1,210 (679 to 2,080)	1,410 (2,070 to 2,180)	1,610 (2,390 to 2,180)	1,610 (1,680 to 4,560)	1,460 (840 to 2,730)	863 (453 to 1,490)	322 (177 to 573)	139 (74 to 253)	62.1 (33.9 to 111)	13.6 (6.7 to 28.4)	0.6 (0.4 to 1.6)	24,400
HIV/AIDS - Drug-susceptible Tuberculosis	0 (0 to 0)	0 (0 to 0)	20.3 (9.6 to 49.9)	30.4 (19.6 to 84.9)	33.9 (19.6 to 84.1)	60.6 (36.4 to 124)	166 (92.4 to 272)	108 (60 to 176)	125 (70.1 to 206)	279 (152 to 450)	373 (203 to 599)	469 (263 to 1,140)	645 (350 to 756)	445 (242 to 756)	392 (145 to 635)	132 (74.2 to 214)	54.7 (31.5 to 88.2)	24.6 (14.1 to 39.4)	10.9 (6.2 to 18.6)	2.1 (1.2 to 3.4)	0.7 (0.4 to 0.9)	0 (0 to 0.1)	3,670
HIV/AIDS - Multidrug-resistant Tuberculosis without extensive	0 (0 to 0)	0 (0 to 0)	0.9 (0.5 to 4)	1.3 (0.9 to 4)	1.5 (0.9 to 4)	2.5 (1.5 to 5)	7 (3.9 to 12)	4.4 (2.5 to 7.4)	5 (2.9 to 8.4)	11.2 (6.2 to 18)	22.6 (12.3 to 36)	27.5 (15.4 to 44)	29.4 (16.5 to 47)	17.8 (9.6 to 28)	15.6 (8.4 to 25)	5.3 (2.9 to 8.5)	2.2 (1.2 to 3.5)	1 (0.5 to 1.6)	0.4 (0.2 to 0.7)	0.1 (0 to 0.1)	0 (0 to 0.1)	0 (0 to 0)	147
HIV/AIDS - Extensively drug-resistant Tuberculosis	0 (0 to 0)	0 (0 to 0)	0 (0 to 0.1)	0 (0 to 0.1)	0 (0 to 0.1)	0 (0 to 0.1)	0 (0 to 0.1)	0 (0 to 0.1)	0 (0 to 0.1)	0.2 (0 to 0.3)	0.5 (0 to 0.8)	0.4 (0 to 0.6)	0.3 (0 to 0.4)	0.2 (0 to 0.3)	0.2 (0 to 0.3)	0.1 (0 to 0.2)	0.1 (0 to 0.2)	0 (0 to 0.1)	0 (0 to 0.1)	0 (0 to 0.1)	0 (0 to 0.1)	0 (0 to 0)	2
HIV/AIDS resulting in other diseases	0 (0 to 0)	0 (0 to 0.1)	127 (52.5 to 339)	207 (98.4 to 564)	226 (98.7 to 501)	366 (189 to 733)	1,060 (491 to 2,060)	749 (391 to 1,510)	764 (391 to 1,540)	664 (340 to 1,340)	1,740 (784 to 3,640)	3,270 (1,600 to 6,290)	3,760 (1,920 to 6,690)	3,440 (1,670 to 6,500)	2,290 (1,180 to 3,960)	1,290 (650 to 2,280)	667 (310 to 1,260)	265 (119 to 533)	114 (49 to 227)	51.1 (21.6 to 103)	11.4 (4.6 to 26.4)	0.8 (0.4 to 1.7)	20,800
Sexually transmitted infections excluding HIV	317 (161 to 684)	53.0 (14.7 to 136)	83.8 (22.7 to 228)	0.9 (0.4 to 2.1)	1.2 (0.5 to 2.7)	3.4 (1.7 to 7.2)	9.5 (4.7 to 20)	7.4 (3.4 to 17.2)	11.5 (4.2 to 27.9)	13.1 (4.6 to 31.1)	13.3 (4.6 to 31.5)	13.4 (4.6 to 31.8)	13.4 (3.9 to 31.8)	13.2 (3.9 to 31.4)	13.1 (3.9 to 31.1)	13.1 (3.9 to 31.1)	13.1 (3.9 to 31.1)	13.1 (3.9 to 31.1)	13.1 (3.9 to 31.1)	13.1 (3.9 to 31.1)	13.1 (3.9 to 31.1)	13.1 (3.9 to 31.1)	592
Syphilis	317 (161 to 684)	53.0 (14.7 to 136)	83.8 (22.7 to 228)	0.9 (0.4 to 2.1)	1.2 (0.5 to 2.7)	3.4 (0.2 to 2.2)	9.5 (0.5 to 4.5)	7.4 (0.3 to 2.9)	11.5 (0.4 to 4.2)	13.1 (0.5 to 4.6)	13.3 (0.5 to 4.7)	13.4 (0.5 to 4.7)	13.4 (0.5 to 4.6)	13.2 (0.7 to 10.7)	13.1 (0.4 to 18.7)	13.1 (0.7 to 9.6)	13.1 (0.7 to 9.6)	13.1 (0.7 to 9.6)	13.1 (0.7 to 9.6)	13.1 (0.7 to 9.6)	13.1 (0.7 to 9.6)	13.1 (0.7 to 9.6)	592
Chlamydial infection	0 (0 to 0)	0 (0 to 0)	0 (0 to 0)	0 (0 to 0)	0 (0 to 0)	0 (0 to 0)	0 (0 to 0)	0 (0 to 0)	0 (0 to 0)	0 (0 to 0)	0 (0 to 0)	0 (0 to 0)	0 (0 to 0)	0 (0 to 0)	0 (0 to 0)	0 (0 to 0)	0 (0 to 0)	0 (0 to 0)	0 (0 to 0)	0 (0 to 0)	0 (0 to 0)	0 (0 to 0)	0 (0 to 0)	9.2
Gonococcal infection	0 (0 to 0)	0 (0 to 0)	0 (0 to 0)	0 (0 to 0)	0 (0 to 0)	0 (0 to 0.4)	0 (0 to 2.9)	1.7 (0.4 to 3.7)	0 (0 to 1.2)	0 (0 to 0.4)	0 (0 to 2.3)	0 (0 to 2.3)	0 (0 to 2.3)	0 (0 to 2.3)	0 (0 to 2.3)	0 (0 to 2.3)	0 (0 to 1.5)	0 (0 to 1.5)	0 (0 to 1.5)	0 (0 to 1.5)	0 (0 to 1.5)	0 (0 to 1.5)	0 (0 to 1.5)	7.9
Trichomoniasis	0 (0 to 0)	0 (0 to 0)	0 (0 to 0)	0 (0 to 0)	0 (0 to 0)	0 (0 to 0)	0 (0 to 0)	0 (0 to 0.6)	0 (0 to 1.1)	0 (0 to 0.3)	0 (0 to 1.1)	0 (0 to 1.1)	0 (0 to 1.1)	0 (0 to 1.1)	0 (0 to 1.1)	0 (0 to 1.1)	0 (0 to 1.1)	0 (0 to 1.1)	0 (0 to 1.1)	0 (0 to 1.1)	0 (0 to 1.1)	0 (0 to 1.1)	0 (0 to 1.1)	3
Genital herpes	0 (0 to 0)	0 (0 to 0)	0 (0 to 0)	0 (0 to 0)	0 (0 to 0)	0 (0 to 0.7)	1.4 (0 to 2.7)	1.4 (0.4 to 3.4)	1.8 (0.6 to 4.5)	2 (0.8 to 4.8)	2.2 (1.2 to 5.1)	2.2 (1.3 to 5.1)	2.2 (1.1 to 5.1)	2.2 (1.1 to 5.1)	2.2 (1.1 to 5.1)	2.2 (1.1 to 5.1)	2.2 (1.1 to 5.1)	2.2 (1.1 to 5.1)	2.2 (1.1 to 5.1)	2.2 (1.1 to 5.1)	2.2 (1.1 to 5.1)	2.2 (1.1 to 5.1)	27.7
Other sexually transmitted infections	0 (0 to 0)	0 (0 to 0)	0 (0 to 0)	0 (0 to 0)	0 (0 to 0)	0 (0 to 0.9)	0.9 (0 to 1.9)	1.4 (0.4 to 3.2)	1.8 (0.6 to 4.1)	2.2 (0.7 to 5.1)	2.5 (0.9 to 5.7)	2.5 (0.9 to 5.7)	2.5 (0.9 to 5.7)	2.5 (0.9 to 5.7)	2.5 (0.9 to 5.7)	2.5 (0.9 to 5.7)	2.5 (0.9 to 5.7)	2.5 (0.9 to 5.7)	2.5 (0.9 to 5.7)	2.5 (0.9 to 5.7)	2.5 (0.9 to 5.7)	2.5 (0.9 to 5.7)	19.6
Respiratory infections and tuberculosis	731 (347 to 1,490)	227 (68.7 to 447)	336 (141 to 635)	273 (98.9 to 660)	272 (160 to 376)	676 (189 to 379)	1,560 (459 to 1,810)	1,260 (528 to 1,480)	1,200 (579 to 1,570)	1,240 (761 to 1,960)	1,290 (799 to 2,210)	1,290 (782 to 2,230)	1,290 (777 to 2,260)	1,290 (900 to 2,260)	1,290 (989 to 1,840)	1,290 (612 to 1,830)	1,290 (632 to 1,840)	1,290 (627 to 1,830)	1,290 (632 to 1,840)	1,290 (627 to 1,830)	1,290 (632 to 1,840)	1,290 (627 to 1,830)	17,700
Tuberculosis	0 (0 to 0)	0 (0 to 0)	0 (0 to 0)	0 (0 to 0)	0 (0 to 0)	0 (0 to 0)	0 (0 to 0)	0 (0 to 0)	0 (0 to 0)	0 (0 to 0)	0 (0 to 0)	0 (0 to 0)	0 (0 to 0)	0 (0 to 0)	0 (0 to 0)	0 (0 to 0)	0 (0 to 0)	0 (0 to 0)	0 (0 to 0)	0 (0 to 0)	0 (0 to 0)	0 (0 to 0)	0 (0 to 0)	0
Latent tuberculosis infection	0 (0 to 0)	0 (0 to 0)	0 (0 to 0)	0 (0 to 0)	0 (0 to 0)	0 (0 to 0)	0 (0 to 0)	0 (0 to 0)	0 (0 to 0)	0 (0 to 0)	0 (0 to 0)	0 (0 to 0)	0 (0 to 0)	0 (0 to 0)	0 (0 to 0)	0 (0 to 0)	0 (0 to 0)	0 (0 to 0)	0 (0 to 0)	0 (0 to 0)	0 (0 to 0)	0 (0 to 0)	0 (0 to 0)	0
Drug-susceptible tuberculosis	0 (0 to 0)	0 (0 to 0)	0 (0 to 0)	0 (0 to 0)	0 (0 to 0)	0 (0 to 0)	0 (0 to 0)	0 (0 to 0)	0 (0 to 0)	0 (0 to 0)	0 (0 to 0)	0 (0 to 0)	0 (0 to 0)	0 (0 to 0)	0 (0 to 0)	0 (0 to 0)	0 (0 to 0)	0 (0 to 0)	0 (0 to 0)	0 (0 to 0)	0 (0 to 0)	0 (0 to 0)	0 (0 to 0)	0
Multidrug-resistant tuberculosis without extensive drug-resista	0 (0 to 0)	0 (0 to 0)	0 (0 to 0)	0 (0 to 0)	0 (0 to 0)	0 (0 to 0)	0 (0 to 0)	0 (0 to 0)	0 (0 to 0)	0 (0 to 0)	0 (0 to 0)	0 (0 to 0)	0 (0 to 0)	0 (0 to 0)	0 (0 to 0)	0 (0 to 0)	0 (0 to 0)	0 (0 to 0)	0 (0 to 0)	0 (0 to 0)	0 (0 to 0)	0 (0 to 0)	0 (0 to 0)	0
Extensively drug-resistant tuberculosis	0 (0 to 0)	0 (0 to 0)	0 (0 to 0)	0 (0 to 0)	0 (0 to 0)	0 (0 to 0)	0 (0 to 0)	0 (0 to 0)	0 (0 to 0)	0 (0 to 0)	0 (0 to 0)	0 (0 to 0)	0 (0 to 0)	0 (0 to 0)	0 (0 to 0)	0 (0 to 0)	0 (0 to 0)	0 (0 to 0)	0 (0 to 0)	0 (0 to 0)	0 (0 to 0)	0 (0 to 0)	0 (0 to 0)	0
Lower respiratory infections	730 (346 to 1,480)	226 (67.5 to 446)	289 (111 to 588)	197 (68.7 to 581)	119 (49.7 to 191)	118 (49.7 to 191)	192 (109 to 317)	172 (74.9 to 263)	162 (74.9 to 263)	176 (74.9 to 263)	225 (107 to 360)	276 (161 to 460)	346 (179 to 566)	389 (210 to 673)	456 (242 to 833)	582 (327 to 1,060)	570 (320 to 1,030)	547 (301 to 1,000)	533 (294 to 963)	407 (222 to 740)	252 (132 to 460)	60.2 (32 to 110)	7,260
Upper respiratory infections	0.2 (0.1 to 0.5)	0.1 (0 to 0.7)	72.4 (10.1 to 361)	81.9 (11.7 to 417)	84.6 (11.7 to 417)	78 (11.7 to 417)	41.4 (5.9 to 219)	32.3 (4.6 to 171)	32.4 (4.6 to 171)	32.5 (4.6 to 171)	48.3 (6.9 to 256)	36.4 (5.2 to 193)	28.5 (4.1 to 151)	21.7 (3.1 to 115)	17.3 (2.5 to 91.7)	13.1 (1.9 to 69.4)	7 (1 to 37.1)	3.9 (0.6 to 20.6)	2.6 (0.4 to 13.8)	2 (0.3 to 10.6)	0.9 (0.1 to 4.7)	0.1 (0 to 0.5)	691
Otitis media	0.2 (0 to 0.5)	0.1 (0 to 0.6)	2.6 (1.4 to 5.1)	2.6 (1.4 to 5.1)	2.6 (1.4 to 5.1





SR Table 2a. Makueni DALYS by cause and sex group for males with 95% uncertainty intervals, 2019

Cause	Birth Neonatal	Late Neonatal	Post Neonatal	1 to 4	5 to 9	10 to 14	15 to 19	20 to 24	25 to 29	30 to 34	35 to 39	40 to 44	45 to 49	50 to 54	55 to 59	60 to 64	65 to 69	70 to 74	75 to 79	80 to 84	85 to 89	90 to 94	95 plus	Total
All causes	25,400 (19,200 to 29,200)	3,590 (2,010 to 5,900)	8,680 (6,380 to 11,300)	6,720 (4,600 to 11,700)	4,690 (3,210 to 6,500)	3,210 (2,270 to 4,540)	10,200 (7,200 to 14,200)	14,800 (9,900 to 19,100)	14,900 (9,490 to 19,900)	12,600 (9,000 to 16,100)	11,900 (7,900 to 15,200)	10,400 (7,000 to 13,600)	12,500 (8,300 to 16,300)	12,500 (8,300 to 16,400)	14,900 (9,700 to 19,400)	13,900 (9,000 to 17,700)	13,900 (9,000 to 17,900)	13,900 (9,000 to 18,000)	12,900 (8,300 to 16,300)	11,200 (7,000 to 14,000)	8,240 (5,000 to 10,600)	2,500 (1,500 to 3,900)	379 (229 to 599)	700 (363 to 1,100)	226,000
Communicable, maternal, neonatal, and nutritional diseases	18,700 (15,800 to 20,300)	2,660 (2,230 to 3,540)	7,630 (5,980 to 10,000)	1,730 (1,170 to 2,530)	4,250 (3,270 to 5,500)	2,170 (1,590 to 3,000)	5,600 (3,610 to 10,500)	6,760 (3,730 to 9,740)	5,500 (2,720 to 8,180)	7,690 (3,620 to 12,400)	11,600 (7,220 to 16,600)	13,500 (8,630 to 19,500)	12,500 (8,330 to 16,600)	12,500 (8,330 to 16,600)	8,590 (5,350 to 11,800)	6,160 (3,380 to 8,370)	4,450 (2,210 to 6,530)	3,370 (1,560 to 4,190)	2,290 (970 to 3,790)	1,290 (460 to 2,600)	620 (228 to 1,400)	286 (208 to 427)	105 (72 to 147)	33.6 (22 to 48.7)	139,000
HIV/AIDS and sexually transmitted infections	564 (177 to 1,270)	90.2 (27.6 to 205)	1,800 (577 to 4,000)	3,800 (2,300 to 6,600)	1,540 (1,000 to 2,240)	1,790 (1,230 to 2,620)	4,640 (2,780 to 7,670)	2,960 (1,960 to 4,160)	3,330 (1,810 to 5,660)	5,870 (3,050 to 10,300)	9,710 (5,180 to 16,900)	11,200 (7,000 to 16,400)	10,100 (6,410 to 14,600)	10,100 (6,410 to 14,600)	6,890 (4,270 to 9,900)	4,100 (2,220 to 6,200)	2,190 (1,230 to 3,400)	960 (575 to 1,360)	377 (217 to 600)	140 (78 to 240)	29.6 (19.5 to 51.6)	3.7 (2.4 to 5.6)	0.7 (0.4 to 1.2)	72,900
HIV/AIDS	0.2 (0 to 0.9)	0.7 (0.1 to 1.7)	1,700 (224 to 4,770)	3,800 (2,200 to 6,600)	1,540 (1,000 to 2,240)	1,790 (1,230 to 2,610)	4,630 (2,780 to 7,660)	2,960 (1,960 to 4,160)	3,310 (1,800 to 5,650)	5,860 (3,050 to 10,300)	9,700 (5,180 to 16,900)	11,200 (7,000 to 16,400)	10,100 (6,410 to 14,600)	10,100 (6,410 to 14,600)	6,880 (4,270 to 9,900)	4,090 (2,220 to 6,190)	2,190 (1,230 to 3,400)	976 (575 to 1,360)	376 (216 to 599)	140 (78 to 240)	29.1 (19.2 to 51.1)	3.7 (2.4 to 5.6)	0.6 (0.4 to 1.2)	71,600
HIV/AIDS - Drug-susceptible Tuberculosis	0 (0 to 0)	0 (0 to 0)	50 (0 to 167)	230 (70 to 570)	74 (22 to 183)	94.3 (30 to 230)	251 (82 to 600)	130 (39 to 307)	154 (52 to 355)	192 (64 to 435)	194 (64 to 435)	192 (64 to 435)	192 (64 to 435)	192 (64 to 435)	192 (64 to 435)	192 (64 to 435)	192 (64 to 435)	192 (64 to 435)	192 (64 to 435)	25 (11 to 53.2)	25 (11 to 53.2)	6.5 (3 to 12.7)	0.3 (0.1 to 0.6)	3,260
HIV/AIDS - Multidrug-resistant Tuberculosis without extensive	0 (0 to 0)	0 (0 to 0)	0.6 (0.2 to 2.3)	0.6 (0.3 to 0.9)	0.6 (0.1 to 1.7)	0.6 (0.1 to 1.6)	0.6 (0.1 to 1.6)	0.6 (0.3 to 1.1)	0.6 (0.2 to 2.2)	0.6 (0.2 to 2.3)	0.6 (0.2 to 2.3)	0.6 (0.2 to 2.3)	0.6 (0.2 to 2.3)	0.6 (0.2 to 2.3)	0.6 (0.2 to 2.3)	0.6 (0.2 to 2.3)	0.6 (0.2 to 2.3)	0.6 (0.2 to 2.3)	0.6 (0.2 to 2.3)	0.6 (0.2 to 2.3)	0.6 (0.2 to 2.3)	0.6 (0.2 to 2.3)	0.6 (0.2 to 2.3)	185
HIV/AIDS - Extensively drug-resistant Tuberculosis	0 (0 to 0)	0 (0 to 0)	0.1 (0 to 0.2)	0.1 (0 to 0.2)	0.1 (0 to 0.2)	0.1 (0 to 0.2)	0.1 (0 to 0.2)	0.1 (0 to 0.4)	0.1 (0 to 0.4)	0.1 (0 to 0.4)	0.1 (0 to 0.4)	0.1 (0 to 0.4)	0.1 (0 to 0.4)	0.1 (0 to 0.4)	0.1 (0 to 0.4)	0.1 (0 to 0.4)	0.1 (0 to 0.4)	0.1 (0 to 0.4)	0.1 (0 to 0.4)	0.1 (0 to 0.4)	0.1 (0 to 0.4)	0.1 (0 to 0.4)	0.1 (0 to 0.4)	2
HIV/AIDS resulting in other diseases	0.2 (0 to 0.6)	0.7 (0.1 to 1.7)	1,640 (139 to 4,700)	3,290 (2,170 to 6,250)	1,460 (962 to 2,170)	1,690 (1,150 to 2,430)	4,330 (1,970 to 7,250)	2,830 (1,810 to 4,060)	3,170 (1,660 to 5,460)	5,600 (2,900 to 10,000)	9,500 (5,060 to 16,600)	10,900 (6,720 to 15,900)	9,690 (6,230 to 14,000)	9,690 (6,230 to 14,000)	6,350 (4,010 to 9,650)	3,970 (2,010 to 6,090)	1,920 (1,020 to 3,260)	787 (420 to 1,310)	355 (178 to 1,003)	112 (58 to 228)	27.6 (18.1 to 49.1)	3.4 (2.3 to 5.4)	0.5 (0.3 to 1.1)	68,200
Sexually transmitted infections excluding HIV	564 (177 to 1,270)	90.0 (28.1 to 205)	107 (34 to 261)	1,900 (1,100 to 3,200)	1,460 (1,000 to 2,200)	1,700 (1,200 to 2,500)	4,600 (2,700 to 7,600)	2,800 (1,900 to 4,100)	3,200 (1,700 to 5,400)	5,700 (3,000 to 10,000)	9,600 (5,100 to 16,900)	11,000 (6,900 to 16,400)	10,000 (6,400 to 14,600)	10,000 (6,400 to 14,600)	6,800 (4,200 to 9,900)	4,000 (2,200 to 6,100)	2,100 (1,200 to 3,400)	920 (570 to 1,360)	360 (212 to 600)	130 (78 to 240)	29.0 (19.2 to 51.1)	3.6 (2.3 to 5.4)	0.6 (0.3 to 1.2)	976
Syphilis	0 (0 to 0)	0 (0 to 0)	167 (49.1 to 429)	3.4 (0.7 to 9.5)	2.7 (0.7 to 6.7)	0.9 (0.2 to 2.5)	1.6 (0.4 to 3.9)	1.3 (0.4 to 2.8)	2.1 (0.6 to 4.5)	3.4 (1.0 to 7.1)	1.9 (0.5 to 4.0)	1.9 (0.5 to 4.0)	1.9 (0.5 to 4.0)	1.9 (0.5 to 4.0)	2.9 (0.7 to 6.2)	2.9 (0.7 to 6.2)	1.9 (0.5 to 4.0)	0.7 (0.2 to 1.5)	0.1 (0 to 0.3)	0.2 (0 to 0.5)	0.1 (0 to 0.3)	0.1 (0 to 0.2)	0.1 (0 to 0.2)	850
Chlamydial infection	0 (0 to 0)	0 (0 to 0)	0 (0 to 0)	0 (0 to 0)	0 (0 to 0)	0 (0 to 0)	0 (0 to 0)	0 (0 to 0)	0 (0 to 0)	0 (0 to 0)	0 (0 to 0)	0 (0 to 0)	0 (0 to 0)	0 (0 to 0)	0 (0 to 0)	0 (0 to 0)	0 (0 to 0)	0 (0 to 0)	0 (0 to 0)	0 (0 to 0)	0 (0 to 0)	0 (0 to 0)	0 (0 to 0)	0 (0 to 0)	9.5
Gonococcal infection	0 (0 to 0)	0 (0 to 0)	0 (0 to 0)	0 (0 to 0)	0 (0 to 0)	0 (0 to 0)	0.3 (0 to 1.6)	1.6 (0.4 to 4.4)	2.2 (0.5 to 6.2)	1.2 (0.3 to 3.6)	0.9 (0.2 to 2.6)	0.9 (0.2 to 2.6)	0.4 (0.2 to 0.8)	0.4 (0.2 to 0.8)	0.4 (0.1 to 0.8)	0.4 (0.1 to 0.8)	0.2 (0 to 0.5)	0.2 (0 to 0.5)	0.2 (0 to 0.5)	0.2 (0 to 0.5)	0.2 (0 to 0.5)	0.2 (0 to 0.5)	0.2 (0 to 0.5)	0.2 (0 to 0.5)	9.7
Trichomoniasis	0 (0 to 0)	0 (0 to 0)	0 (0 to 0)	0 (0 to 0)	0 (0 to 0)	0 (0 to 0)	0.1 (0 to 0.4)	0.3 (0 to 1.1)	0.5 (0 to 1.6)	0.5 (0 to 1.6)	0.4 (0 to 1.3)	0.4 (0 to 1.3)	0.4 (0 to 1.3)	0.4 (0 to 1.3)	0.4 (0 to 1.3)	0.4 (0 to 1.3)	0.4 (0 to 1.3)	0.4 (0 to 1.3)	0.4 (0 to 1.3)	0.4 (0 to 1.3)	0.4 (0 to 1.3)	0.4 (0 to 1.3)	0.4 (0 to 1.3)	0.4 (0 to 1.3)	2.9
Genital herpes	0 (0 to 0)	0 (0 to 0)	0 (0 to 0)	0 (0 to 0)	0 (0 to 0)	0.4 (0 to 1.4)	1.1 (0.3 to 2.7)	1.9 (0.5 to 4.3)	2.1 (0.7 to 4.5)	2.7 (0.8 to 5.8)	2.7 (0.8 to 5.8)	2.7 (0.8 to 5.8)	2.7 (0.8 to 5.8)	2.7 (0.8 to 5.8)	2.7 (0.8 to 5.8)	2.7 (0.8 to 5.8)	2.7 (0.8 to 5.8)	2.7 (0.8 to 5.8)	2.7 (0.8 to 5.8)	2.7 (0.8 to 5.8)	2.7 (0.8 to 5.8)	2.7 (0.8 to 5.8)	2.7 (0.8 to 5.8)	29.3
Other sexually transmitted infections	0 (0 to 0)	0 (0 to 0)	0 (0 to 0)	0 (0 to 0)	0 (0 to 0)	1.9 (0.4 to 3.4)	2.1 (0.7 to 4)	2.1 (0.6 to 3.8)	2.1 (0.5 to 4.6)	2.1 (0.5 to 4.6)	2.1 (0.5 to 4.6)	2.1 (0.5 to 4.6)	2.1 (0.5 to 4.6)	2.1 (0.5 to 4.6)	2.1 (0.5 to 4.6)	2.1 (0.5 to 4.6)	2.1 (0.5 to 4.6)	2.1 (0.5 to 4.6)	2.1 (0.5 to 4.6)	2.1 (0.5 to 4.6)	2.1 (0.5 to 4.6)	2.1 (0.5 to 4.6)	2.1 (0.5 to 4.6)	19.8
Respiratory infections and tuberculosis	1,080 (606 to 2,000)	286 (119 to 562)	693 (277 to 1,290)	286 (160 to 396)	287 (169 to 400)	156 (104 to 209)	286 (168 to 400)	737 (400 to 1,200)	697 (402 to 1,200)	611 (349 to 1,020)	569 (326 to 1,020)	523 (281 to 1,010)	481 (261 to 910)	481 (261 to 910)	507 (277 to 1,060)	1,020 (566 to 1,770)	992 (562 to 1,760)	1,060 (560 to 1,900)	1,060 (640 to 1,940)	1,060 (644 to 1,940)	1,060 (644 to 1,940)	1,060 (644 to 1,940)	1,060 (644 to 1,940)	14,600
Tuberculosis	0 (0 to 0)	0 (0 to 0)	28.3 (3.7 to 67.6)	19.8 (7.6 to 35.6)	23.2 (10.3 to 42.2)	34.6 (11.4 to 65.6)	344 (177 to 615)	645 (291 to 1,200)	1,200 (272 to 1,200)	1,200 (323 to 1,200)	1,200 (260 to 1,190)	1,200 (260 to 1,190)	1,200 (266 to 1,190)	1,200 (266 to 1,190)	1,200 (270 to 1,290)	1,200 (266 to 1,290)	1,200 (262 to 1,290)	1,200 (192 to 1,290)	1,200 (188 to 1,290)	1,200 (187 to 1,290)	1,200 (187 to 1,290)	1,200 (187 to 1,290)	1,200 (187 to 1,290)	16,700
Latent tuberculosis infection	0 (0 to 0)	0 (0 to 0)	0 (0 to 0)	0 (0 to 0)	0 (0 to 0)	0 (0 to 0)	0 (0 to 0)	0 (0 to 0)	0 (0 to 0)	0 (0 to 0)	0 (0 to 0)	0 (0 to 0)	0 (0 to 0)	0 (0 to 0)	0 (0 to 0)	0 (0 to 0)	0 (0 to 0)	0 (0 to 0)	0 (0 to 0)	0 (0 to 0)	0 (0 to 0)	0 (0 to 0)	0 (0 to 0)	0 (0 to 0)	0
Drug-susceptible Tuberculosis	0 (0 to 0)	0 (0 to 0)	27.2 (3.6 to 64.6)	19.5 (7.4 to 34.1)	20.4 (9.1 to 37.1)	29.6 (9.8 to 56.2)	292 (150 to 522)	546 (247 to 1,020)	937 (229 to 1,020)	919 (248 to 1,020)	980 (222 to 1,020)	942 (220 to 1,020)	929 (206 to 1,020)	929 (206 to 1,020)	967 (209 to 1,020)	949 (206 to 1,020)	371 (201 to 1,020)	372 (196 to 1,020)	277 (183 to 1,020)	164 (107 to 1,020)	60.9 (39 to 1,020)	27.3 (19.6 to 1,020)	16.4 (11.7 to 1,020)	5,710
Multidrug-resistant tuberculosis without extensive drug-resistan	0 (0 to 0)	0 (0 to 0)	1.1 (0.1 to 3.1)	0.4 (0.2 to 0.8)	0.6 (0.2 to 1.4)	0.7 (0.3 to 2.1)	11.7 (5.5 to 19.6)	19.6 (9.7 to 32.5)	19.6 (9.4 to 33.5)	27.5 (9.4 to 51.7)	28.2 (9.4 to 59.5)	19.2 (9.4 to 39.5)	18.9 (9.4 to 37.9)	18.9 (9.4 to 37.9)	28.2 (9.4 to 59.5)	28.1 (9.4 to 59.5)	13.7 (9.4 to 29.5)	11.6 (9.4 to 29.5)	9.9 (9.4 to 29.5)	9.2 (9.4 to 29.5)	3 (3.1 to 14.6)	1.4 (1.4 to 7.2)	0.6 (0.5 to 3.2)	218
Extensively drug-resistant tuberculosis	0 (0 to 0)	0 (0 to 0.1)	0 (0 to 0)	0 (0 to 0)	0 (0 to 0)	0.2 (0 to 0.6)	1.6 (0.2 to 4.2)	2.2 (0.4 to 6.4)	1.2 (0.3 to 4.2)	0.9 (0.2 to 3.2)	0.9 (0.2 to 3.2)	0.4 (0.2 to 0.8)	0.4 (0.2 to 0.8)	0.4 (0.2 to 0.8)	0.4 (0.2 to 0.8)	0.4 (0.2 to 0.8)	0.2 (0 to 0.5)	0.2 (0 to 0.5)	0.2 (0 to 0.5)	0.2 (0 to 0.5)	0.2 (0 to 0.5)	0.2 (0 to 0.5)	0.2 (0 to 0.5)	0.2 (0 to 0.5)	9.7
Chromomycosis	0 (0 to 0)	0 (0 to 0)	0 (0 to 0)	0 (0 to 0)	0 (0 to 0)	0 (0 to 0)	0 (0 to 0)	0 (0 to 0)	0 (0 to 0)	0 (0 to 0)	0 (0 to 0)	0 (0 to 0)	0 (0 to 0)	0 (0 to 0)	0 (0 to 0)	0 (0 to 0)	0 (0 to 0)	0 (0 to 0)	0 (0 to 0)	0 (0 to 0)	0 (0 to 0)	0 (0 to 0)	0 (0 to 0)	0 (0 to 0)	0
Dermatophytosis	0 (0 to 0)	0 (0 to 0)	0 (0 to 0)	0 (0 to 0)	0 (0 to 0)	0 (0 to 0)	0 (0 to 0)	0 (0 to 0)	0 (0 to 0)	0 (0 to 0)	0 (0 to 0)	0 (0 to 0)	0 (0 to 0)	0 (0 to 0)	0 (0 to 0)	0 (0 to 0)	0 (0 to 0)	0 (0 to 0)	0 (0 to 0)	0 (0 to 0)	0 (0 to 0)	0 (0 to 0)	0 (0 to 0)	0 (0 to 0)	0
Lower respiratory infections	1,080 (606 to 2,000)	284 (119 to 562)	667 (264 to 1,240)	268 (151 to 381)	111 (64 to 161)	106 (69 to 147)	253 (147 to 385)	222 (120 to 368)	179 (79 to 316)	160 (79 to 316)	160 (79 to 316)	222 (79 to 316)	260 (107 to 376)	260 (107 to 376)	341 (147 to 485)	440 (147 to 485)	661 (262 to 1,060)	626 (262 to 1,060)	783 (262 to 1,060)	998 (262 to 1,060)	1,060 (262 to 1,060)	1,060 (262 to 1,060)	1,060 (262 to 1,060)	13,900
Upper respiratory infections	0.4 (0 to 1.2)	1.4 (0.2 to 4.1)	33.6 (3.8 to 92.2)	18.2 (3.8 to 43.2)	17.7 (3.8 to 43.2)	49.7 (3.8 to 131)	65.7 (3.8 to 131)	13.3 (3.8 to 43.2)	13.3 (3.8 to 43.2)	26.4 (3.8 to 43.2)	26.4 (3.8 to 43.2)	26.4 (3.8 to 43.2)	20.7 (3.8 to 43.2)	20.7 (3.8 to 43.2)	11.4 (3.8 to 43.2)	11.4 (3.8 to 43.2)	11.4 (3.8 to 43.2)	11.4 (3.8 to 43.2)	11.4 (3.8 to 43.2)	11.4 (3.8 to 43.2)	11.4 (3.8 to 43.2)	11.4 (3.8 to 43.2)	11.4 (3.8 to 43.2)	747
Otitis media	0 (0 to 0.2)	0.1 (0 to 0.7)	4.3 (0.6 to 9.9)	44.3 (24.1 to 76)	45.1 (21.7 to 86.4)	28.4 (11.4 to 70.3)	28.6 (9.6 to 69.6)	28.6 (16.1 to 74.6)	28.6 (10.2 to 63.5)	28.6 (9.8 to 63.5)	28.6 (9.8 to 63.5)	28.6 (9.8 to 63.5)	28.6 (9.8 to 63.5)	28.6 (9.8 to 63.5)	28.6 (9.8 to 63.5)	28.6 (9.8 to 63.5)	28.6 (9.8 to 63.5)	28.6 (9.8 to 63.5)	28.6 (9.8 to 63.5)	28.6 (9.8 to 63.5)	28.6 (9.8 to 63.5)	28.6 (9.8 to 63.5)	28.6 (9.8 to 63.5)	397
Enteric infections	1,080 (503 to 3,400)	1,080 (422 to 1,770)	3,390 (1,410 to 4,930)	1,410 (619 to 2,660)	632 (269 to 1,230)	663 (269 to 1,240)	1,080 (498 to 1,740)	1,080 (502 to 1,980)	1,080 (512 to 1,970)	1,080 (502 to 1,940)	1,080 (499 to 1,940)	1,080 (499 to 1,940)	1,080 (502 to 1,940)	1,080 (502 to 1,940)	1,080 (499 to 1,940)	1,080 (502 to 1,940)	1,080 (499 to 1,940)	1,080 (502 to 1,940)	1,080 (502 to 1,940)	1,080 (502 to 1,940)	1,080 (502 to 1,940)	1,080 (502 to 1,940)	1,080 (502 to 1,940)	16,700
Diarrheal diseases	1,040 (503 to 3,400)	1,040 (288 to 1,760)	3,290 (960 to 4,930)	799 (239 to 1,660)	473 (179 to 1,090)	557 (188 to 1,240)	556 (204 to 1,260)	556 (199 to 1,200)	556 (199 to 1,200)	556 (198 to 1,200)	556 (198 to 1,200)	556 (198 to 1,200)	556 (198 to 1,200)	556 (198 to 1,200)	556 (198 to 1,200)	556 (198 to 1,200)	556 (198 to 1,200)	556 (198 to 1,200)	556 (198 to 1,200)	556 (198 to 1,200)	556 (198 to 1,200)	556 (198 to 1,200)	556 (198 to 1,200)	14,600
Typhoid and paratyphoid	0 (0 to 0)	1.5 (0 to 3.9)	109 (24.9 to 286)	252 (92 to 623)	252 (123 to 543)	260 (129 to 543)	260 (99.9 to 543)	139 (39.9 to 290)	99.9 (19.9 to 221)	72.3 (19.9 to 166)	72.3 (19.9 to 166)	72.3 (19.9 to 166)	72.3 (19.9 to 166)	72.3 (19.9 to 166)	72.3 (19.9 to 166)	72.3 (19.9 to 166)	72.3 (19.9 to 166)	72.3 (19.9 to 166)	72.3 (19.9 to 166)	72.3 (19.9 to 166)	72.3 (19.9 to 166)	72.3 (19.9 to 166)	72.3 (19.9 to 166)	1,200
Typhoid fever	0 (0 to 0)	0 (0 to 0.1)	0.1 (0 to 0.4)	0.1 (0 to 0.3)	0.1 (0 to 0.3)	0.1 (0 to 0.3





All Table 2a: Poland (UL) to cause and see across for males with 95% uncertainty intervals, 2019

Cause	Early Neonatal	Late Neonatal	Post Neonatal	1 to 4	5 to 9	10 to 14	15 to 19	20 to 24	25 to 29	30 to 34	35 to 39	40 to 44	45 to 49	50 to 54	55 to 59	60 to 64	65 to 69	70 to 74	75 to 79	80 to 84	85 to 89	90 to 94	95 plus	Total
All causes	29,000 (19,000 to 39,100)	12,600 (9,260 to 17,000)	26,100 (15,600 to 39,100)	33,900 (26,300 to 43,000)	49,600 (39,100 to 63,000)	62,200 (51,700 to 77,200)	66,300 (54,100 to 82,000)	74,100 (60,100 to 92,000)	73,000 (59,200 to 89,200)	74,600 (60,600 to 92,000)	79,200 (64,400 to 97,000)	84,200 (68,600 to 103,000)	89,100 (72,600 to 109,000)	94,600 (77,000 to 116,000)	97,000 (78,900 to 119,000)	100,000 (81,400 to 123,000)	104,000 (84,600 to 128,000)	111,000 (90,200 to 136,000)	119,000 (96,600 to 146,000)	127,000 (103,000 to 156,000)	134,000 (108,000 to 165,000)	140,000 (113,000 to 173,000)	1,600,000
Communicable, maternal, neonatal, and nutritional diseases	14,700 (12,000 to 18,000)	7,190 (5,660 to 9,020)	7,040 (5,170 to 9,500)	6,010 (4,660 to 7,600)	6,870 (5,310 to 8,650)	7,070 (5,500 to 8,900)	6,980 (5,440 to 8,800)	7,440 (5,800 to 9,400)	7,630 (5,940 to 9,600)	7,930 (6,170 to 10,000)	8,260 (6,430 to 10,400)	8,610 (6,700 to 10,800)	8,980 (6,990 to 11,300)	9,390 (7,310 to 11,800)	9,660 (7,520 to 12,100)	9,930 (7,730 to 12,500)	10,300 (8,020 to 13,000)	10,900 (8,480 to 13,700)	11,600 (9,020 to 14,600)	12,200 (9,500 to 15,300)	12,800 (9,970 to 16,100)	13,400 (10,400 to 16,900)	287,000
HIV/AIDS and sexually transmitted infections	0.2 (0.1 to 0.3)	0.1 (0.1 to 0.2)	79.7 (72 to 87.7)	74.6 (70.3 to 79.3)	44.3 (41.4 to 47.4)	39.6 (35 to 47.7)	54.4 (48.7 to 62.8)	229 (198 to 271)	457 (414 to 519)	664 (589 to 768)	1,040 (1,000 to 1,120)	1,730 (1,630 to 1,850)	2,450 (2,300 to 2,610)	3,170 (2,970 to 3,380)	3,800 (3,560 to 4,050)	4,350 (4,060 to 4,650)	4,770 (4,450 to 5,110)	5,110 (4,760 to 5,500)	5,350 (4,980 to 5,760)	5,500 (5,110 to 5,930)	5,560 (5,150 to 6,000)	5,540 (5,120 to 5,990)	64,700
HIV/AIDS	0.2 (0.1 to 0.3)	0.1 (0.1 to 0.2)	79.7 (72 to 87.7)	74.6 (70.3 to 79.3)	44.3 (41.4 to 47.4)	39.6 (35 to 47.7)	54.4 (48.7 to 62.8)	229 (198 to 271)	457 (414 to 519)	664 (589 to 768)	1,040 (1,000 to 1,120)	1,730 (1,630 to 1,850)	2,450 (2,300 to 2,610)	3,170 (2,970 to 3,380)	3,800 (3,560 to 4,050)	4,350 (4,060 to 4,650)	4,770 (4,450 to 5,110)	5,110 (4,760 to 5,500)	5,350 (4,980 to 5,760)	5,500 (5,110 to 5,930)	5,560 (5,150 to 6,000)	5,540 (5,120 to 5,990)	64,700
HIV/AIDS - Drug-susceptible Tuberculosis	0 (0 to 0)	0 (0 to 0)	0.1 (0.1 to 0.2)	0.1 (0.1 to 0.1)	0.1 (0.1 to 0.2)	0.1 (0.1 to 0.2)	0.1 (0.1 to 0.2)	0.2 (0.1 to 0.3)	0.3 (0.2 to 0.4)	0.4 (0.3 to 0.5)	0.5 (0.4 to 0.6)	0.6 (0.5 to 0.7)	0.7 (0.6 to 0.8)	0.8 (0.7 to 0.9)	0.9 (0.8 to 1)	1 (0.9 to 1.1)	1.1 (1 to 1.2)	1.2 (1.1 to 1.3)	1.3 (1.2 to 1.4)	1.4 (1.3 to 1.5)	1.5 (1.4 to 1.6)	1.5 (1.4 to 1.6)	14.1
HIV/AIDS - Multidrug resistant Tuberculosis without extensive drug resistance	0 (0 to 0)	0 (0 to 0)	0 (0 to 0)	0 (0 to 0)	0 (0 to 0)	0 (0 to 0)	0 (0 to 0)	0 (0 to 0)	0 (0 to 0)	0 (0 to 0)	0 (0 to 0)	0 (0 to 0)	0 (0 to 0)	0 (0 to 0)	0 (0 to 0)	0 (0 to 0)	0 (0 to 0)	0 (0 to 0)	0 (0 to 0)	0 (0 to 0)	0 (0 to 0)	0 (0 to 0)	0 (0 to 0)	0
HIV/AIDS - Extensively drug-resistant Tuberculosis	0 (0 to 0)	0 (0 to 0)	0 (0 to 0.2)	0 (0 to 0)	0 (0 to 0.1)	0 (0 to 0.1)	0 (0 to 0.1)	0 (0 to 0.1)	0 (0 to 0.1)	0 (0 to 0.1)	0 (0 to 0.1)	0 (0 to 0.1)	0 (0 to 0.1)	0 (0 to 0.1)	0 (0 to 0.1)	0 (0 to 0.1)	0 (0 to 0.1)	0 (0 to 0.1)	0 (0 to 0.1)	0 (0 to 0.1)	0 (0 to 0.1)	0 (0 to 0.1)	0 (0 to 0.1)	0.6
HIV/AIDS resulting in other diseases	0 (0 to 0)	0 (0 to 0)	79.7 (72 to 87.7)	74.6 (70.3 to 79.3)	44.3 (41.4 to 47.4)	39.6 (35 to 47.7)	54.4 (48.7 to 62.8)	229 (198 to 271)	457 (414 to 519)	664 (589 to 768)	1,040 (1,000 to 1,120)	1,730 (1,630 to 1,850)	2,450 (2,300 to 2,610)	3,170 (2,970 to 3,380)	3,800 (3,560 to 4,050)	4,350 (4,060 to 4,650)	4,770 (4,450 to 5,110)	5,110 (4,760 to 5,500)	5,350 (4,980 to 5,760)	5,500 (5,110 to 5,930)	5,560 (5,150 to 6,000)	5,540 (5,120 to 5,990)	64,700
Sexually transmitted infections excluding HIV	0.2 (0.1 to 0.3)	0.1 (0.1 to 0.2)	0.1 (0 to 0.2)	0.1 (0 to 0.1)	0.1 (0 to 0.1)	0.1 (0 to 0.1



Other transport injuries	210 (1.9 to 2.3)	4.2 (3.9 to 4.4)	17.8 (17.7 to 18.1)	421 (409 to 1.31)	198 (82.9 to 1.49)	193 (1.93 to 2.62)	1,640 (626 to 12.3)	1,990 (1.99K to 2.48K)	1,940 (1.81K to 2.24K)	2,130 (1.77K to 2.65K)	2,130 (1.77K to 2.65K)	1,940 (1.42K to 2.26K)	1,660 (1.27K to 2.14K)	1,960 (1.39K to 1.77K)	1,960 (1.39K to 1.47K)	1,990 (849 to 1.26K)	772 (521 to 954)	497 (369 to 648)	272 (173 to 393)	146 (118 to 174)	70.9 (57.9 to 86.3)	29.6 (19.4 to 38.4)	6.7 (3.84 to 9.7)	18,600
Unintentional injuries	890 (86.8 to 93.7)	19.7 (17.9 to 21.1)	71.2 (69.6 to 72.66)	2,730 (2.14K to 3.49K)	2,060 (2.06K to 2.06K)	6,220 (4,660 to 8,070)	23,700 (8,340 to 72,800)	17,200 (13.76K to 21.15K)	23,200 (19,600 to 31,300)	33,600 (24,200 to 43,400)	43,000 (33,900 to 55,700)	46,400 (36,300 to 59,400)	49,100 (36,900 to 59,100)	49,400 (35,300 to 67,700)	50,100 (34,200 to 64,000)	50,500 (33,600 to 71,300)	40,900 (26,200 to 56,900)	30,600 (23,900 to 40,100)	19,700 (14,400 to 24,400)	10,300 (7,900 to 13,600)	5,670 (7,600 to 12,100)	2,660 (2,640 to 4,650)	914 (662 to 1,170)	512,000
Falls	6.8 (5.1 to 7.2)	8.9 (8.1 to 1.24)	56.3 (55.2 to 1.29)	592 (297 to 899)	749 (527 to 1.28K)	1,470 (1.04K to 2.06K)	9,020 (2,290 to 3.86K)	6,660 (4,210 to 7.24K)	8,610 (6,670 to 11.06K)	12,800 (9,670 to 16.76K)	17,600 (13,400 to 22.84K)	20,700 (15,900 to 28.13K)	20,700 (16,300 to 28.83K)	21,900 (17,700 to 29.03K)	20,900 (14,900 to 32.73K)	21,400 (12,900 to 37.30K)	16,600 (10,300 to 33.00K)	11,900 (9,290 to 15.26K)	7,900 (6,180 to 10.06K)	4,060 (3,180 to 5,630)	2,750 (2,230 to 3,930)	619 (512 to 743)	244,000
Drowning	1.5 (1.2 to 2.1)	1.7 (1.2 to 2.3)	7.4 (7.1 to 7.8)	194 (29.2 to 1.23)	166 (98.9 to 320)	164 (98.9 to 320)	750 (450 to 1.43K)	660 (1.66K to 1.67K)	1,010 (1.01K to 1.01K)	1,020 (1.02K to 1.02K)	1,020 (1.02K to 1.02K)	1,020 (1.02K to 1.02K)	1,020 (1.02K to 1.02K)	1,020 (1.02K to 1.02K)	1,020 (1.02K to 1.02K)	1,020 (1.02K to 1.02K)	1,020 (1.02K to 1.02K)	1,020 (1.02K to 1.02K)	1,020 (1.02K to 1.02K)	1,020 (1.02K to 1.02K)	1,020 (1.02K to 1.02K)	1,020 (1.02K to 1.02K)	1,020 (1.02K to 1.02K)	28,600
Fire, heat, and hot substances	1.3 (0.9 to 1.8)	2.3 (2.3 to 2.4)	11.3 (10.1 to 71)	249 (130 to 329)	210 (163 to 297)	278 (163 to 450)	474 (324 to 672)	649 (642 to 1.18)	1,260 (1.00K to 1.79K)	2,220 (1.62K to 2.73K)	2,740 (2.66K to 3.64K)	3,620 (3.17K to 3.66K)	2,960 (2.26K to 3.82K)	2,970 (2.32K to 3.87K)	3,110 (2.42K to 4.07K)	3,220 (2.32K to 4.23K)	2,210 (1.49K to 3.22K)	1,290 (943 to 1.77K)	722 (542 to 1.01K)	372 (276 to 713)	296 (219 to 429)	68.8 (73.8 to 134)	14.8 (13.9 to 29.8)	29,500
Poisonings	2.1 (1.9 to 2.4)	1.9 (1.7 to 2.1)	7.1 (7.1 to 8.5)	114 (114 to 153)	78 (77 to 78)	89 (89 to 89)	1,010 (248 to 1.77K)	1,010 (1.01K to 1.01K)	1,010 (1.01K to 1.01K)	1,010 (1.01K to 1.01K)	1,010 (1.01K to 1.01K)	1,010 (1.01K to 1.01K)	1,010 (1.01K to 1.01K)	1,010 (1.01K to 1.01K)	1,010 (1.01K to 1.01K)	1,010 (1.01K to 1.01K)	1,010 (1.01K to 1.01K)	1,010 (1.01K to 1.01K)	1,010 (1.01K to 1.01K)	1,010 (1.01K to 1.01K)	1,010 (1.01K to 1.01K)	1,010 (1.01K to 1.01K)	1,010 (1.01K to 1.01K)	9,200
Poisoning by another nonmedical substance	0.9 (0.9 to 0.7)	1.3 (0.9 to 1.8)	10.3 (7 to 12.5)	94.5 (69.8 to 124)	61 (51.6 to 79.5)	60.8 (70 to 7.4)	196 (130 to 288)	248 (249 to 421)	220 (207 to 525)	309 (189 to 738)	378 (231 to 938)	363 (229 to 873)	324 (205 to 814)	322 (205 to 734)	286 (206 to 648)	245 (232 to 574)	225 (204 to 519)	173 (132 to 321)	93.6 (72.6 to 1.2)	72.6 (57.7 to 89.8)	44 (34.1 to 52.7)	22 (14.7 to 36.1)	4.6 (5.4 to 7.8)	6,130
Poisoning by other means	0.2 (0.1 to 0.2)	0.3 (0.3 to 0.4)	3.5 (3.4 to 4.6)	55 (39 to 80.3)	131 (75 to 209)	112 (72 to 201)	173 (107 to 267)	257 (121 to 360)	257 (167 to 367)	257 (162 to 425)	223 (202 to 499)	223 (199 to 425)	223 (199 to 425)	215 (199 to 392)	222 (199 to 378)	222 (199 to 351)	198 (131 to 279)	131 (79.2 to 1.72)	69 (42.7 to 93.9)	49.6 (32.5 to 68.9)	26.4 (17.6 to 37.1)	9.4 (6 to 12.9)	2.6 (2 to 3.3)	3,300
Exposure to mechanical forces	2.1 (1.9 to 2.9)	1.9 (1.9 to 1.9)	11.4 (11.1 to 11.9)	166 (129 to 213)	1,260 (1.22K to 1.29K)	2,020 (1.98K to 2.04K)	2,020 (1,660 to 2,020)	2,220 (2,220 to 2,220)	4,130 (4,130 to 4,130)	6,250 (6,250 to 6,250)	13,500 (13,500 to 13,500)	1,000 (1,000 to 1,000)	13,500 (13,500 to 13,500)	9,970 (9,970 to 9,970)	11,100 (11,100 to 11,100)	8,660 (8,660 to 8,660)	3,960 (3,960 to 3,960)	2,660 (2,660 to 2,660)	1,190 (1,190 to 1,190)	917 (917 to 917)	1,190 (1,190 to 2,310)	917 (917 to 917)	130 (130 to 130)	116,000
Unintentional firearm injuries	0.1 (0.1 to 0.2)	0.2 (0.1 to 0.3)	2.4 (1.6 to 3.6)	14.8 (11.3 to 19.8)	16.2 (11.7 to 20.8)	24.7 (19.4 to 30.4)	52.4 (42 to 67.3)	52.4 (23 to 136)	52.4 (27 to 139)	52.4 (26 to 156)	52.4 (113 to 200)	52.4 (113 to 200)	52.4 (109 to 196)	52.4 (96 to 156)	52.4 (103 to 179)	52.4 (104 to 166)	52.4 (89.2 to 157)	52.4 (56.6 to 126)	52.4 (20.3 to 66.4)	52.4 (20.6 to 44)	52.4 (13.6 to 29.7)	52.4 (4.9 to 8.5)	52.4 (0.9 to 1.8)	1,630
Other exposure to mechanical forces	1.9 (1.4 to 2.4)	1.7 (1.7 to 1.8)	9.1 (8.1 to 1.09)	151 (24.1 to 1.41)	1,240 (79.3 to 2.65)	1,990 (1.21K to 2.72K)	1,990 (1.77K to 2.72K)	1,990 (2,150 to 2,150)	4,080 (3,930 to 4,080)	6,200 (6,200 to 6,200)	13,400 (13,400 to 13,400)	988 (988 to 988)	13,400 (13,400 to 13,400)	9,910 (9,710 to 9,910)	11,000 (11,000 to 11,000)	8,610 (8,610 to 8,610)	3,940 (3,940 to 3,940)	2,650 (2,650 to 2,650)	1,190 (1,190 to 1,190)	917 (917 to 917)	1,190 (1,190 to 2,290)	917 (917 to 917)	130 (130 to 130)	116,000
Adverse effects of medical treatment	10.6 (8.4 to 26.2)	19.9 (19.9 to 20.3)	91.5 (90 to 154)	190 (127 to 281)	136 (71.9 to 141)	88 (60.3 to 113)	123 (82.7 to 186)	146 (139 to 236)	225 (177 to 374)	268 (212 to 395)	371 (279 to 488)	279 (249 to 482)	226 (213 to 386)	286 (264 to 482)	226 (212 to 387)	235 (210 to 1.28)	169 (164 to 1.34)	109 (89 to 1.34)	64.5 (53.1 to 69)	34.6 (29.9 to 64)	19.1 (1.69 to 53.1)	10.6 (48.2 to 56)	2.1 (12.2 to 39.7)	7,700
Animal contact	0.2 (0.1 to 0.2)	0.5 (0.4 to 0.7)	7.4 (4.9 to 11.1)	54.6 (34.9 to 80.9)	66.7 (41.2 to 106)	106 (79.2 to 168)	130 (99 to 187)	166 (102 to 223)	261 (136 to 282)	266 (177 to 399)	393 (213 to 615)	466 (278 to 699)	291 (213 to 393)	277 (209 to 371)	306 (228 to 423)	335 (249 to 466)	256 (212 to 357)	115 (100 to 216)	69.3 (63.3 to 163)	49.4 (41.6 to 71.9)	13.9 (12.7 to 22.1)	2.6 (4.1 to 7.9)	0.9 (2 to 2.3)	3,660
Venomous animal contact	0.1 (0.1 to 0.1)	0.2 (0.2 to 0.2)	3.4 (3.4 to 4.6)	39.2 (19.2 to 58.6)	74.4 (43.7 to 114)	77.4 (61.7 to 116)	80.8 (61.7 to 116)	81.2 (61.7 to 116)	84.1 (84.1 to 116)	84.1 (84.1 to 116)	79 (107 to 210)	73.2 (108 to 210)	62.7 (108 to 210)	104 (99.3 to 210)	62.7 (99.3 to 210)	104 (99.3 to 210)	62.7 (99.3 to 210)	62.7 (99.3 to 210)	31.4 (32.2 to 62.4)	31.4 (32.2 to 62.4)	14.7 (14.7 to 23.4)	3.2 (3.2 to 7.3)	0.9 (0.7 to 1.5)	1,660
Non-venomous animal contact	0.1 (0.1 to 0.1)	0.3 (0.3 to 0.3)	3.9 (3.1 to 5.7)	24.6 (16.6 to 37.7)	40.5 (24 to 70.6)	40.9 (27.7 to 63.1)	49.1 (29.6 to 76)	59.1 (33.4 to 90.4)	76.3 (37.2 to 114)	76.3 (42.1 to 116)	96.7 (79.7 to 156)	122 (82.4 to 194)	124 (86.4 to 196)	139 (86.4 to 197)	142 (117 to 230)	159 (127 to 268)	156 (119 to 253)	118 (89.3 to 167)	63.3 (57 to 94.6)	52 (37.9 to 72.3)	23.6 (20.9 to 39.3)	8.3 (9 to 11.4)	1.7 (1.2 to 2.4)	1,710
Foreign body	27.6 (27.6 to 0.6)	29.1 (29.1 to 29.1)	69.1 (69.1 to 69.1)	284 (284 to 284)	284 (284 to 284)	284 (284 to 284)	284 (284 to 284)	284 (284 to 284)	284 (284 to 284)	284 (284 to 284)	284 (284 to 284)	284 (284 to 284)	284 (284 to 284)	284 (284 to 284)	284 (284 to 284)	284 (284 to 284)	284 (284 to 284)	284 (284 to 284)	284 (284 to 284)	284 (284 to 284)	284 (284 to 284)	284 (284 to 284)	284 (284 to 284)	27,000
Pulmonary aspiration and foreign body in airway	29.6 (28.7 to 42.4)	31.2 (29.1 to 39)	112 (97.9 to 1.64)	322 (256 to 379)	286 (154 to 319)	98 (154 to 319)	246 (204 to 364)	246 (207 to 371)	462 (214 to 1.28K)	462 (1.19K to 1.97K)	1,470 (1.06K to 2.26K)	2,010 (2.01K to 2.10K)	2,460 (1.96K to 2.21K)	2,460 (1.96K to 2.19K)	2,460 (1.97K to 2.19K)	2,460 (1.97K to 2.19K)	1,660 (1,660 to 2,460)	1,660 (1,660 to 2,460)	1,660 (1,660 to 2,460)	1,660 (1,660 to 2,460)	1,660 (1,660 to 2,460)	1,660 (1,660 to 2,460)	1,660 (1,660 to 2,460)	21,600
Foreign body in eye	0.1 (0 to 0.2)	0.3 (0.1 to 0.5)	4.2 (1.2 to 6.9)	29.7 (7.9 to 55)	49.9 (3.6 to 106)	60.6 (18.8 to 130)	72.6 (22.7 to 169)	104 (32.2 to 209)	139 (68.7 to 209)	164 (68.8 to 329)	175 (86.2 to 360)	163 (75.4 to 316)	136 (66.2 to 299)	113 (67.6 to 196)	136 (66.9 to 114)	115 (68.1 to 181)	99.7 (58.9 to 114)	62.5 (46.2 to 93.5)	39 (22.7 to 62.1)	24.8 (17.9 to 39)	14.7 (9.9 to 21)	4.8 (3.6 to 6.7)	1 (0.7 to 1.3)	1,660
Foreign body in other bodypart	0.3 (0.2 to 0.9)	0.4 (0.3 to 0.5)	1.9 (1.9 to 2.7)	11 (4.7 to 17.1)	13 (7.5 to 19)	124 (60.2 to 193)	124 (49.7 to 193)	124 (116 to 193)	124 (116 to 193)	124 (116 to 193)	124 (116 to 193)	124 (116 to 193)	124 (116 to 193)	124 (116 to 193)	124 (116 to 193)	124 (116 to 193)	124 (116 to 193)	124 (116 to 193)	124 (116 to 193)	124 (116 to 193)	124 (116 to 193)	124 (116 to 193)	124 (116 to 193)	4,090
Environmental heat and cold exposure	1.4 (0.9 to 2)	2.2 (1.4 to 3.2)	14.1 (9.3 to 20.1)	39.7 (27.9 to 47.9)	17.6 (14.9 to 21.4)	26.2 (20.9 to 35.9)	156 (107 to 196)	156 (150 to 256)	64.6 (58.6 to 83)	64 (58.6 to 83)	68.6 (68.6 to 83)	1,130 (968 to 1,260)	1,470 (979 to 1,640)	1,640 (1,160 to 2,000)	1,640 (1,160 to 2,030)	1,640 (1,160 to 2,060)	1,260 (602 to 1,880)	752 (560 to 958)	313 (249 to 396)	158 (119 to 1.69)	48.6 (70.4 to 1.11)	11.6 (49.5 to 56.9)	6.7 (3.6 to 20.4)	10,900
Exposure to forces of nature	0 (0 to 0)	0 (0 to 0)	0 (0 to 0)	0 (0 to 0)	0 (0 to 0.3)	0 (0 to 0.4)	0 (0.4 to 1.1)	0 (1.2 to 2.4)	0 (1.4 to 3.6)	0 (1.4 to 3.6)	0 (1.4 to 3.6)	0 (1.4 to 3.6)	0 (1.4 to 3.6)	0 (1.4 to 3.6)	0 (1.4 to 3.6)	0 (1.4 to 3.6)	0 (1.4 to 3.6)	0 (1.4 to 3.6)	0 (1.4 to 3.6)	0 (1.4 to 3.6)	0 (1.4 to 3.6)	0 (1.4 to 3.6)	0 (0 to 0)	32.9
Other unintentional injuries	2.7 (2.6 to 5.1)	4.1 (2.7 to 5.4)	63.5 (57.7 to 64.4)	267 (230 to 661)	358 (308 to 597)	777 (609 to 1.77K)	1,200 (999 to 1.99K)	2,060 (1.87K to 3.18K)	2,060 (1.87K to 3.18K)	2,060 (2.01K to 3.18K)	2,060 (2.01K to 3.18K)	2,060 (2.01K to 3.18K)	2,060 (2.26K to 4.16K)	2,060 (1.91K to 3.98K)	2,710 (1.96K to 3.79K)	2,740 (1.96K to 3.85K)	2,160 (1.96K to 3.85K)	1,360 (1.96K to 2.74K)	734 (1.96K to 1.96K)	334 (297 to 429)	284 (283 to 761)	98.6 (87.9 to 102)	6.7 (13.7 to 39.2)	33,000
Self-harm and interpersonal violence	39.6 (23 to 55.2)	12 (9.3 to 14.6)	109 (12.2 to 147)	176 (136 to 219)	226 (183 to 281)	1,290 (1.16K to 1.65K)	8,610 (7,650 to 11,600)	21,400 (17,500 to 29,100)	26,700 (22,600 to 31,600)	31,900 (26,300 to 39,400)	34,000 (27,700 to 41,600)	39,600 (32,100 to 47,600)	39,600 (31,900 to 48,600)	39,600 (31,900 to 48,600)	39,600 (31,900 to 48,600)	39,600 (31,900 to 48,600)	39,600 (31,900 to 48,600)	39,600 (31,900 to 48,600)	39,600 (31,900 to 48,600)	39,600 (31,900 to 48,600)	39,600 (31,900 to 48,600)	39,600 (31,900 to 48,600)	39,600 (31,900 to 48,600)	270,000
Self-harm	16 (9.4 to 22)	6.1 (4.6 to 7.6)	16 (11.2 to 20.8)	11 (8.1 to 14.1)	13 (9.4 to 17)	1,013 (860 to 1.29K)	8,610 (6,610 to 11,600)	19,600 (15,600 to 26,600)	24,000 (20,000 to 29,000)	31,600 (25,000 to 39,000)	33,600 (27,000 to 41,000)	39,600 (31,900 to 47,600)	39,600 (31,900 to 48,600)	39,600 (31,900 to 48,600)	39,600 (31,900 to 48,600)	39,600 (31,900 to 48,600)	39,600 (31,900 to 48,600)	39,600 (31,900 to 48,600)	39,600 (31,900 to 48,600)	39,600 (31,900 to 48,600)	39,600 (31,900 to 48,600)	39,600 (31,900 to 48,600)	39,600 (31,900 to 48,600)	240,000
Self-harm by firearm	0 (0 to 0)	0 (0 to 0)	0 (0 to 0)	0 (0 to 0)	0 (0 to 0)	0 (0.4 to 13.4)	0 (57.4 to 164)	0 (136 to 396)	0 (142 to 343)	0 (234 to 539)	0 (213 to 486)	0 (200 to 427)	0 (160 to 427)	0 (149 to 337)	0 (156 to 346)	0 (164 to 364)	0 (116 to 197)	0 (82.2 to 113)	0 (32 to 50)	0 (19.9 to 28)	0 (12.6 to 20.4)	0 (8.9 to 12)	0 (0.6 to 1.7)	2,550
Self-harm by other specified means	16 (9.4 to 22)	6.1 (4.6 to 7.6)	16 (11.2 to 20.8)	11 (8.1 to 14.1)	13 (9.4 to 17)	1,000 (860 to 1.29K)	8,610 (6,610 to 11,600)	19,600 (15,600 to 26,600)	24,000 (20,000 to 29,000)	31,600 (25,000 to 39,000)	33,600 (27,000 to 41,000)	39,600 (31,900 to 47,600)	39,600 (31,900 to 48,600)	39,600 (31,900 to 48,600)	39,600 (31,900 to 48,600)	39,600 (31,900 to 48,600)	39,600 (31,900 to 48,600)	39,600 (31,900 to 48,600)	39,600 (31,900 to 48,600)	39,600 (31,900 to 48,600)	39,600 (31,900 to 48,600)	39,600 (31,900 to 48,600)	39,600 (31,900 to 48,600)	237,000
Interpersonal violence	39.6 (23 to 55.2)	12 (9.3 to 14.6)	109 (12.2 to 147)	164 (128 to 219)	213 (174 to 273)	277 (210 to 364)	1,690 (1,570 to 2,220)	1,810 (2,540 to 3,190)	2,710 (2,540 to 3,190)	3,460 (2,960 to 4,020)	3,940 (3,390 to 4,730)	3,940 (3,390 to 4,730)	3,940 (3,390 to 4,730)	3,940 (3,210 to 5,280)	2,960 (2,420 to 4,210)	2,760 (2,210 to 3,280)	2,460 (1,910 to 2,960)	2,040 (1,910 to 2,040)	1,940 (1,910 to 1,940)	1,940 (1,910 to 1,940)	1,940 (1,910 to 1,940)	1,940 (1,910 to 1,940)	1,940 (1,910 to 1,940)	32,200
Physical violence by firearm	0.2 (0.1 to 0.3)	0.2 (0.1 to 0.3)	2 (1.4 to 2.7)	14.8 (7 to 11.9)	11.5 (5.5 to 19)	19.1 (14.7 to 26.9)	49.7 (40.7 to 66.4)	154 (120 to 193)	224 (179 to 276)	268 (207 to 346)	218 (170 to 283)	163 (134 to 226)	127 (112 to 186)	87.9 (78.4 to 135)	80.3 (62.1 to 131)	82.6 (69.7 to 77.2)	47.8 (32.5 to 61.1)	32.9 (22.2 to 33.9)	27.5 (15.8 to 1.8)	8 (8.6 to 14.8)	4.3 (5.5 to 6.3)	1.6 (1.5 to 2)	0.3 (0.2 to 0.4)	1,620
Physical violence by sharp object	2.2 (1.9 to 2.4)	0.6 (0.3 to 0.8)	6.4 (4.9 to 9.2)	27.4 (19.7 to 37.7)	45.9 (32.1 to 61.9)	64.9 (50.1 to 87.9)	202 (158 to 264)	193 (144 to 264)	193 (144 to 264)	193 (144 to 264)	193 (144 to 264)	193 (144 to 264)	193 (144 to 264)	193 (144 to 264)	193 (144 to 264)	193 (144 to 264)	193 (144 to 264)	193 (144 to 264)	193 (144 to 264)	193 (144 to 264)	193 (144 to 264)	193 (144 to 264)	193 (144 to 264)	7,460
Sexual violence	0 (0 to 0)	0 (0 to 0)	0 (0 to 0)	2.2 (1.3 to 4)	2.2 (1.6 to 3.6)	14.1 (9.6 to 28.4)	54.7 (38.9 to 110)	54.8 (62.1 to 202)	54.8 (126 to 267)	54.8 (149 to 430)	54.8 (189 to 444)	54.8 (128 to 396)	54.8 (88.9 to 291)	54.8 (86.4 to 182)	54.8 (37 to 197)	54.8 (69 to 78.8)	54.8 (24.6 to 67.1)	54.8 (13.7 to 37.5)	54.8 (8.5 to 19.8)	54.8 (9.5 to 12.9)	54.8 (1.6 to 5.2)	54.8 (0.9 to 2.3)	54.8 (0 to 0)	1,700
Physical violence by other means	29.4 (23.1 to 37.7)	11.4 (7.7 to 15.6)	97.1 (93.6 to 133)	145 (99.3 to 199)	202 (114 to 282)	262 (214 to 317)	1,140 (1,040 to 1,500)	1,140 (955 to 1,500)	1,140 (1,030 to 1,510)	1,140 (1,040 to 1,510)	1,140 (1,040 to 1,510)	1,140 (1,040 to 1,510)	1,140 (1,040 to 1,510)	1,140 (1,040 to 1,510)	1,140 (1,040 to 1,510)	1,140 (1,040 to 1,510)	1,140 (1,040 to 1,510)	1,140 (1,040 to 1,510)	1,140 (1,040 to 1,510)	1,140 (1,040 to 1,510)	1,140 (1,040 to 1,510)	1,140 (1,040 to 1,510)	1,140 (1,040 to 1,510)	21,600
Conflict and terrorism	0 (0 to 0)	0 (0 to 0)	0 (0 to 0)	0 (0 to 0)	0 (0 to 0)	0 (0.1 to 0.2)	0 (0.2 to 0.7)	0 (0.4 to 1.1)	0 (1.1 to 2.2)	0 (1.4 to 3.6)	0 (1.4 to 3.6)	0 (1.4 to 3.6)	0 (1.4 to 3.6)	0 (1.4 to 3.6)	0 (1.4 to 3.6)	0 (1.4 to 3.6)	0 (1.4 to 3.6)	0 (1.4 to 3.6)	0 (1.4 to 3.6)	0 (1.4 to 3.6)	0 (1.4 to 3.6)	0 (1.4 to 3.6)	0 (0 to 0)	32.9

SR Table 2a. Mandera DALYS by cause and age group for males with 95% uncertainty intervals, 2019

Cause	Early Neonatal	Late Neonatal	Post Neonatal	1 to 4	5 to 9	10 to 14	15 to 19	20 to 24	25 to 29	30 to 34	35 to 39	40 to 44	45 to 49	50 to 54	55 to 59	60 to 64	65 to 69	70 to 74	75 to 79	80 to 84	85 to 89	90 to 94	95 plus	Total
All causes	16,959 (15,399 to 18,459)	16,159 (15,499 to 16,859)	11,169 (10,299 to 12,069)	16,959 (16,899 to 16,959)	16,959 (16,899 to 16,959)	16,959 (16,899 to 16,959)	16,959 (16,899 to 16,959)	16,959 (16,899 to 16,959)	16,959 (16,899 to 16,959)	16,959 (16,899 to 16,959)	16,959 (16,899 to 16,959)	16,959 (16,899 to 16,959)	16,959 (16,899 to 16,959)	16,959 (16,899 to 16,959)	16,959 (16,899 to 16,959)	16,959 (16,899 to 16,959)	16,959 (17,799 to 16,159)	16,959 (16,799 to 20,499)	6,279 (5,399 to 7,129)	1,120 (964 to 1,319)	260 (210 to 309)	39.0 (22.5 to 61.5)	6.5 (1.5 to 16.5)	424,000
Communicable, maternal, neonatal, and nutritional diseases	15,900 (97,400 to 96,500)	26,400 (25,900 to 32,500)	62,400 (60,100 to 76,700)	99,900 (97,300 to 119,000)	21,400 (16,700 to 27,500)	15,600 (13,600 to 17,300)	20,700 (15,600 to 26,000)	17,500 (12,900 to 22,600)	13,000 (8,700 to 18,400)	12,000 (7,370 to 17,200)	10,900 (6,600 to 15,900)	11,500 (7,700 to 16,200)	12,900 (8,500 to 20,600)	11,900 (7,900 to 17,100)	10,700 (6,600 to 14,600)	9,500 (5,900 to 11,700)	9,680 (5,600 to 14,600)	5,390 (2,170 to 8,490)	1,350 (370 to 2,600)	370 (200 to 609)	93.5 (49.6 to 139)	18.0 (12.0 to 26.0)	3.3 (2.0 to 4.8)	390,000
HIV/AIDS and sexually transmitted infections	1,990 (629 to 3,280)	398 (119 to 852)	3,170 (1,790 to 4,350)	4,890 (1,770 to 10,500)	1,490 (514 to 3,200)	1,490 (998 to 2,200)	3,490 (1,960 to 5,600)	3,490 (1,960 to 5,600)	1,800 (849 to 3,010)	1,750 (1,120 to 2,600)	3,600 (1,970 to 5,700)	3,600 (1,970 to 5,700)	3,490 (2,090 to 5,700)	3,490 (2,070 to 5,700)	2,910 (1,320 to 4,810)	1,810 (898 to 3,010)	680 (312 to 1,560)	284 (113 to 663)	48.1 (28.5 to 267)	2.4 (0.9 to 7.1)	0.0 (0.0 to 0.1)	0.0 (0.0 to 0.1)	0.0 (0.0 to 0.0)	42,600
HIV/AIDS	0.3 (0.1 to 0.6)	0.9 (0.2 to 2.1)	2,290 (442 to 7,180)	4,790 (1,190 to 10,900)	1,470 (907 to 3,200)	1,460 (998 to 2,200)	3,410 (1,920 to 5,600)	1,750 (998 to 2,600)	1,720 (998 to 2,600)	2,550 (1,550 to 3,600)	3,600 (1,940 to 5,600)	4,490 (2,670 to 7,700)	4,490 (2,670 to 7,700)	2,910 (1,660 to 4,810)	1,620 (898 to 3,010)	1,620 (894 to 3,000)	687 (152 to 1,560)	273 (72 to 663)	20.6 (10.2 to 39.8)	2.2 (0.9 to 6.1)	0.0 (0.0 to 0.1)	0.0 (0.0 to 0.1)	0.0 (0.0 to 0.0)	38,800
HIV/AIDS - Drug-susceptible Tuberculosis	0 (0 to 0)	0 (0 to 0)	112 (64 to 196)	261 (124 to 503)	684 (529 to 1,090)	673 (514 to 1,090)	784 (422 to 1,090)	673 (514 to 1,090)	664 (514 to 1,090)	740 (514 to 1,090)	782 (514 to 1,090)	782 (514 to 1,090)	730 (514 to 1,090)	730 (514 to 1,090)	684 (514 to 1,090)	684 (514 to 1,090)	324 (214 to 514)	128 (77 to 214)	7.1 (7 to 7.1)	0.1 (0 to 0.1)	0.0 (0 to 0.1)	0.0 (0 to 0.1)	0.0 (0 to 0.0)	1,730
HIV/AIDS - Multidrug-resistant Tuberculosis without extensive drug resistance	0 (0 to 0)	0 (0 to 0)	0 (0 to 19.3)	0 (0 to 39.8)	0 (0 to 13.9)	0 (0 to 11.1)	0 (0 to 11.1)	0 (0 to 11.1)	0 (0 to 11.1)	0 (0 to 11.1)	0 (0 to 11.1)	0 (0 to 11.1)	0 (0 to 11.1)	0 (0 to 11.1)	0 (0 to 11.1)	0 (0 to 11.1)	0 (0 to 11.1)	0 (0 to 11.1)	0 (0 to 11.1)	0 (0 to 0)	0 (0 to 0)	0 (0 to 0)	0 (0 to 0)	59.4
HIV/AIDS - Extensively drug-resistant Tuberculosis	0 (0 to 0)	0 (0 to 0)	0 (0 to 0.3)	0 (0 to 0.6)	0 (0 to 0.3)	0 (0 to 0.2)	0 (0 to 0.4)	0 (0 to 0.2)	0 (0 to 0.1)	0 (0 to 0.2)	0 (0 to 0.3)	0 (0 to 0.4)	0 (0 to 0.4)	0 (0 to 0.3)	0 (0 to 0.2)	0 (0 to 0.1)	0 (0 to 0.1)	0 (0 to 0.1)	0 (0 to 0.1)	0 (0 to 0)	0 (0 to 0)	0 (0 to 0)	0 (0 to 0)	0.6
HIV/AIDS resulting in other diseases	0.1 (0 to 0)	0.2 (0 to 0.4)	1,537 (317 to 4,880)	3,670 (1,120 to 7,750)	612 (412 to 1,090)	678 (412 to 1,090)	1,260 (726 to 3,010)	632 (412 to 1,090)	668 (412 to 1,090)	1,360 (1,040 to 1,810)	2,450 (1,670 to 3,600)	3,150 (1,750 to 5,700)	3,150 (1,140 to 5,700)	1,810 (562 to 3,270)	1,020 (338 to 1,890)	1,080 (351 to 1,890)	324 (52 to 852)	161 (39 to 566)	13.5 (4.1 to 39.8)	0.1 (0 to 0.1)	0.0 (0 to 0.1)	0.0 (0 to 0.1)	0.0 (0 to 0.0)	37,100
Sexually transmitted infections excluding HIV	1,990 (629 to 3,270)	398 (119 to 852)	880 (295 to 2,130)	1,830 (647 to 3,730)	14 (4 to 39.2)	14 (2.5 to 46.2)	79 (13 to 196)	19 (3 to 74)	7.4 (1.1 to 19)	27.3 (4.1 to 106)	11.2 (1.6 to 43.6)	12.7 (1.9 to 49.6)	12.6 (1.9 to 37.9)	27.6 (4.1 to 77.3)	87.2 (13.1 to 244)	28.7 (4.3 to 80.1)	0.1 (0 to 0.3)	0.1 (0 to 0.3)	0.0 (0 to 0.1)	0.0 (0 to 0.1)	0.0 (0 to 0.1)	0.0 (0 to 0.1)	0.0 (0 to 0.0)	3,560
Syphilis	0 (0 to 0)	0 (0 to 0)	0 (0 to 0)	0 (0 to 0)	0 (0 to 0)	0 (0 to 0)	0 (0 to 0)	0 (0 to 0)	0 (0 to 0)	0 (0 to 0)	0 (0 to 0)	0 (0 to 0)	0 (0 to 0)	0 (0 to 0)	0 (0 to 0)	0 (0 to 0)	0 (0 to 0)	0 (0 to 0)	0 (0 to 0)	0 (0 to 0)	0 (0 to 0)	0 (0 to 0)	0 (0 to 0)	0 (0 to 0)	0
Chlamydial infection	0 (0 to 0)	0 (0 to 0)	0 (0 to 0)	0 (0 to 0)	0 (0 to 0)	0.1 (0 to 0.1)	1.6 (0.7 to 2.9)	0.6 (0.3 to 1.1)	0.3 (0 to 1.1)	0.2 (0 to 0.6)	1.6 (0.4 to 3.6)	1.2 (0.3 to 2.9)	0.6 (0.1 to 1.6)	0.3 (0 to 0.9)	0.1 (0 to 0.3)	0.1 (0 to 0.3)	0.1 (0 to 0.3)	0.1 (0 to 0.3)	0.1 (0 to 0.3)	0.0 (0 to 0)	0.0 (0 to 0)	0.0 (0 to 0)	0.0 (0 to 0)	20.3
Gonococcal infection	0 (0 to 0)	0 (0 to 0)	0 (0 to 0)	0 (0 to 0)	0 (0 to 0)	2.4 (0.7 to 6.6)	9.6 (3 to 23.1)	3.6 (0.9 to 9.6)	2.4 (0.6 to 7.1)	1.2 (0.2 to 4.2)	2.4 (0.7 to 7.4)	1.8 (0.4 to 5.6)	2.4 (0.7 to 7.1)	3.7 (0.9 to 11.1)	2.7 (0.7 to 7.4)	2.7 (0.7 to 7.4)	0.1 (0 to 0.3)	0.1 (0 to 0.3)	0.1 (0 to 0.3)	0.0 (0 to 0)	0.0 (0 to 0)	0.0 (0 to 0)	0.0 (0 to 0)	40
Trichomoniasis	0 (0 to 0)	0 (0 to 0)	0 (0 to 0)	0 (0 to 0)	0 (0 to 0)	0.1 (0 to 0.1)	0.7 (0.1 to 1.5)	0.7 (0.1 to 1.5)	0.6 (0.1 to 1.5)	0.7 (0.1 to 1.5)	0.6 (0.1 to 1.5)	0.7 (0.1 to 2.1)	0.6 (0.1 to 1.5)	0.6 (0.1 to 1.5)	0.1 (0 to 0.3)	0.1 (0 to 0.3)	0.1 (0 to 0.3)	0.1 (0 to 0.3)	0.1 (0 to 0.3)	0.0 (0 to 0)	0.0 (0 to 0)	0.0 (0 to 0)	0.0 (0 to 0)	9.4
Genital herpes	0 (0 to 0)	0 (0 to 0)	0 (0 to 0)	0 (0 to 0)	0 (0 to 0)	0 (0 to 0)	0.1 (0 to 0.1)	0.1 (0 to 0.1)	0.1 (0 to 0.1)	0.1 (0 to 0.1)	0.1 (0 to 0.1)	0.1 (0 to 0.1)	0.1 (0 to 0.1)	0.1 (0 to 0.1)	0.1 (0 to 0.1)	0.1 (0 to 0.1)	0.1 (0 to 0.1)	0.1 (0 to 0.1)	0.1 (0 to 0.1)	0.0 (0 to 0)	0.0 (0 to 0)	0.0 (0 to 0)	0.0 (0 to 0)	59.2
Other sexually transmitted infections	0 (0 to 0)	0 (0 to 0)	0 (0 to 0)	0 (0 to 0)	0 (0 to 0)	2.4 (0.6 to 6.6)	7.8 (2.6 to 16.1)	2.4 (0.6 to 7.1)	2.4 (0.7 to 7.1)	1.8 (0.4 to 5.1)	2.4 (0.7 to 7.1)	2.4 (0.7 to 7.1)	2.4 (0.7 to 7.1)	2.7 (0.7 to 7.4)	2.7 (0.7 to 7.4)	2.7 (0.7 to 7.4)	0.1 (0 to 0.3)	0.1 (0 to 0.3)	0.1 (0 to 0.3)	0.0 (0 to 0)	0.0 (0 to 0)	0.0 (0 to 0)	0.0 (0 to 0)	89.5
Respiratory infections and tuberculosis	4,490 (2,900 to 6,200)	4,490 (2,210 to 6,940)	14,100 (9,670 to 27,200)	4,700 (3,200 to 7,000)	2,230 (1,340 to 3,450)	4,770 (2,900 to 7,260)	4,690 (2,900 to 7,260)	4,690 (2,900 to 7,260)	4,690 (2,900 to 7,260)	4,690 (2,900 to 7,260)	4,690 (2,900 to 7,260)	4,690 (2,900 to 7,260)	4,690 (2,900 to 7,260)	4,690 (2,410 to 7,260)	4,690 (2,700 to 7,260)	4,690 (2,900 to 7,260)	2,700 (1,660 to 4,690)	2,700 (1,370 to 4,690)	1,760 (1,130 to 2,700)	1,760 (1,130 to 2,700)	276 (232 to 276)	18.1 (6.1 to 34.6)	1.7 (0.2 to 6.2)	92,900
Tuberculosis	0 (0 to 0)	0 (0 to 0)	1,170 (599 to 2,110)	1,130 (602 to 1,860)	460 (257 to 777)	556 (314 to 950)	1,030 (1,070 to 2,060)	1,030 (2,840 to 2,840)	1,030 (2,060 to 2,060)	1,030 (2,060 to 2,060)	1,030 (1,660 to 2,060)	1,030 (1,660 to 2,060)	1,030 (1,720 to 2,060)	1,030 (1,660 to 2,060)	1,030 (1,660 to 2,060)	1,030 (1,660 to 2,060)	1,030 (1,010 to 2,060)	1,030 (689 to 2,060)	979 (689 to 1,960)	89.2 (1,960 to 977)	20.6 (459 to 1,960)	3.9 (1.3 to 9.3)	0.6 (0.3 to 0.8)	43,300
Latent tuberculosis infection	0 (0 to 0)	0 (0 to 0)	0 (0 to 0)	0 (0 to 0)	0 (0 to 0)	0 (0 to 0)	0 (0 to 0)	0 (0 to 0)	0 (0 to 0)	0 (0 to 0)	0 (0 to 0)	0 (0 to 0)	0 (0 to 0)	0 (0 to 0)	0 (0 to 0)	0 (0 to 0)	0 (0 to 0)	0 (0 to 0)	0 (0 to 0)	0 (0 to 0)	0 (0 to 0)	0 (0 to 0)	0 (0 to 0)	0 (0 to 0)	0
Drug-susceptible Tuberculosis	0 (0 to 0)	0 (0 to 0)	677 (with 0.2,270)	579 (with 1,930)	448 (with 1,460)	556 (with 911)	1,030 (with 1,670)	1,030 (2,760 to 1,730)	1,030 (2,320 to 1,730)	1,030 (2,010 to 1,730)	1,030 (1,670 to 1,730)	1,030 (1,660 to 1,730)	1,030 (1,660 to 1,730)	1,030 (1,670 to 1,730)	1,030 (1,630 to 1,730)	1,030 (1,660 to 1,730)	1,030 (689 to 1,730)	1,030 (689 to 1,730)	979 (689 to 1,960)	89.2 (1,960 to 977)	20.6 (459 to 1,960)	3.9 (1.3 to 9.3)	0.6 (0.3 to 0.8)	39,100
Multidrug-resistant tuberculosis without extensive drug resistance	0 (0 to 0)	0 (0 to 0)	329 (141 to 598)	284 (141 to 598)	117 (54 to 268)	149 (78 to 268)	79.6 (34 to 268)	133 (77 to 268)	171 (53 to 268)	161 (43 to 268)	79.6 (24 to 268)	79.6 (24 to 268)	87.7 (23 to 268)	133 (43 to 268)	84.9 (24 to 268)	84.9 (24 to 268)	38.7 (24 to 268)	38.7 (24 to 268)	8.7 (24 to 268)	2.6 (24 to 26.1)	0.6 (24 to 2.7)	0.0 (24 to 0.1)	0.0 (24 to 0.0)	1,090
Extensively drug-resistant tuberculosis	0 (0 to 0)	0 (0 to 0)	0 (0 to 0)	0 (0 to 0)	0 (0 to 0)	0.2 (0 to 0.6)	0.2 (0 to 0.6)	1.1 (0 to 3.1)	1.6 (0 to 4.7)	1.2 (0 to 4.6)	1.1 (0 to 4.6)	1.1 (0 to 4.6)	1.2 (0 to 4.6)	1.4 (0 to 4.6)	0.6 (0 to 2.1)	0.6 (0 to 2.1)	0.1 (0 to 0.3)	0.1 (0 to 0.3)	0.1 (0 to 0.3)	0.0 (0 to 0)	0.0 (0 to 0)	0.0 (0 to 0)	0.0 (0 to 0)	14.6
Lower respiratory infections	4,410 (2,900 to 6,200)	4,490 (2,190 to 6,940)	14,100 (9,660 to 26,900)	7,640 (3,770 to 15,300)	1,420 (907 to 2,200)	1,420 (998 to 2,200)	1,160 (998 to 2,200)	1,160 (997 to 2,200)	977 (978 to 1,580)	592 (240 to 1,580)	686 (229 to 1,580)	686 (318 to 1,580)	785 (322 to 1,580)	972 (322 to 1,580)	1,240 (320 to 2,260)	1,410 (618 to 2,260)	1,060 (760 to 2,260)	1,360 (922 to 2,260)	979 (687 to 1,960)	440 (274 to 977)	138 (68.4 to 276)	20.6 (10.7 to 41.1)	1.2 (0.2 to 6.2)	49,000
Upper respiratory infections	0.3 (0 to 0.6)	0.4 (0 to 0.9)	479 (99 to 1,580)	1,160 (160 to 3,770)	291 (103 to 1,090)	299 (103 to 1,090)	290 (103 to 1,090)	294 (103 to 1,090)	110 (29 to 1,090)	67.4 (29 to 1,090)	69.6 (22 to 1,090)	69.6 (22 to 1,090)	61.7 (22 to 1,090)	29 (22 to 1,090)	22 (22 to 1,090)	13.4 (3 to 1,090)	3.1 (1 to 1,090)	2.4 (0.6 to 6.8)	0.1 (0 to 0.3)	0.0 (0 to 0)	0.0 (0 to 0)	0.0 (0 to 0)	0.0 (0 to 0)	2,670
Otitis media	2.7 (0.2 to 28.1)	2.7 (0.3 to 22.6)	2.7 (0.2 to 22.6)	1,130 (79.2 to 3,230)	1,130 (79.3 to 3,230)	1,130 (79.3 to 3,230)	1,130 (51.6 to 3,230)	1,130 (23.8 to 96.7)	1,130 (15.9 to 45.6)	1,130 (10.9 to 45.6)	1,130 (7.9 to 37.2)	1,130 (6.4 to 29.3)	1,130 (7.9 to 37.2)	1,130 (9.7 to 22.5)	1,130 (9.6 to 17.2)	1,130 (7.1 to 14.6)	1,130 (7.7 to 7.9)	1,130 (7.9 to 7.9)	1,130 (5.9 to 7.9)	1,130 (5.9 to 7.9)	1,130 (5.9 to 7.9)	1,130 (5.9 to 7.9)	1,130 (5.9 to 7.9)	890
Enteric infections	4,490 (2,900 to 6,200)	4,490 (1,430 to 10,900)	14,400 (9,000 to 26,900)	14,400 (6,790 to 26,900)	1,230 (1,020 to 1,230)	4,470 (2,090 to 6,900)	4,470 (2,160 to 6,900)	4,490 (1,610 to 6,420)	4,490 (631 to 6,420)	4,490 (632 to 2,930)	4,490 (619 to 2,930)	4,490 (699 to 2,930)	4,490 (621 to 3,990)	4,490 (632 to 4,020)	4,490 (629 to 4,020)	4,490 (998 to 6,490)	4,490 (624 to 3,990)	203 (232 to 203)	91.4 (272 to 279)	29.7 (6 to 80.2)	6.9 (1.6 to 16)	1.3 (0.3 to 3.2)	0.3 (0.2 to 0.5)	74,400
Diarrheal diseases	4,390 (999 to 4,890)	4,390 (1,370 to 15,900)	14,200 (6,390 to 26,200)	14,200 (1,390 to 23,300)	1,230 (1,230 to 1,230)	1,230 (1,210 to 2,800)	1,230 (604 to 5,980)	1,230 (1,230 to 7,730)	1,230 (649 to 4,770)	1,230 (361 to 2,770)	1,230 (316 to 2,550)	1,230 (389 to 2,290)	1,230 (429 to 3,830)	1,230 (492 to 4,450)	1,230 (470 to 4,810)	1,230 (504 to 5,600)	1,230 (379 to 3,990)	1,230 (277 to 3,780)	979 (687 to 1,960)	89.2 (1,960 to 977)	20.6 (459 to 1,960)	3.9 (1.3 to 9.3)	0.6 (0.3 to 0.8)	66,300
Typhoid and paratyphoid	0 (0 to 0)	0 (0 to 0)	0.7 (1.6 to 11.1)	609 (181 to 1,380)	1,230 (392 to 2,380)	1,230 (441 to 2,380)	1,230 (332 to 2,380)	1,230 (132 to 6,991)	1,230 (49.6 to 2,380)	1,230 (19.7 to 1,230)	1,230 (7.6 to 49.2)	1,230 (7.6 to 49.2)	1,230 (9.6 to 49.6)	1,230 (7.6 to 39)	1,230 (7.6 to 39.7)	1,230 (1.6 to 39.7)	1,230 (1.7 to 7.9)	1,230 (1.7 to 7.9)	979 (1.7 to 7.9)	89.2 (0.2 to 1.1)	20.6 (0.2 to 1.1)	3.9 (0.2 to 0.5)	0.6 (0.2 to 0.2)	6,670
Typhoid fever	0 (0 to 0)	0 (0 to 0)	0.6 (1.5 to 10.1)	609 (172 to 1,380)	1,230 (392 to 2,380)	1,230 (441 to 2,380)	1,230 (332 to 2,380)	1,230 (132 to 6,991)	1,230 (49.6 to 2,380)	1,230 (19.7 to 1,230)	1,230 (7.6 to 49.2)	1,230 (7.6 to 49.2)	1,230 (9.6 to 49.6)	1,230 (7.6 to 39)	1,230 (7.6 to 39.7)	1,230 (1.6 to 39.7)	1,230 (1.7 to 7.9)	1,230 (1.7 to 7.9)	979 (1.7 to 7.9)	89.2 (0.2 to 1.1)	20.6 (0.2 to 1.1)	3.9 (0.2 to 0.5)	0.6 (0.2 to 0.2)	6,670
Paratyphoid fever	0 (0 to 0)	0 (0 to 0)	0.1 (0.3 to 0.9)	29.8 (8.7 to 72.8)	689.2 (13.4 to 1,380)	13.7 (10.2 to 30)	13.7 (10.2 to 30)	13.7 (9.1 to 30)	13.7 (9.1 to 30)	2.3 (0.4 to 9.6)	1.2 (0.3 to 2.9)	1.2 (0.3 to 2.9)	1.1 (0.3 to 2.9)	1.1 (0.3 to 2.9)	0.2 (0.1 to 0.6)	0.2 (0.1 to 0.6)	0.1 (0.1 to 0.3)	0.1 (0.1 to 0.3)	0.1 (0.1 to 0.3)	0.0 (0 to 0)	0.0 (0 to 0)	0.0 (0 to 0)	0.0 (0 to 0)	199
Invasive Non-typhoidal Salmonella (iNTS)	0 (0 to 0)	697 (309 to 1,150)	1,790 (1,150 to 2,760)	2,490 (1,150 to 4,600)	1,420 (1,150 to 1,420)	1,420 (1,150 to 1,420)	1,420 (1,150 to 1,420)	1,420 (1,150 to 1,420)	1,420 (1,150 to 1,420)	1,420 (1,150 to 1,420)	1,420 (1,150 to 1,420)	1,420 (1,150 to 1,420)	1,420 (1,150 to 1,420)	1,420 (1,150 to 1,420)	1,420 (1,150 to 1,420)	1,420 (1,150 to 1,420)	1,420 (1,150 to 1,420)	1,420 (1,150 to 1,420)	1,420 (1,150 to 1,420)	1,420 (1,150 to 1,420)	1,420 (1,150 to 1,420)	1,420 (1,150 to 1,420)	1,420 (1,150 to 1,420)	9,770
Other intestinal infectious diseases	0 (0 to 0)	0 (0 to 0)	14.7 (9.2 to 66.8)	0.6 (0 to 6.6)	0.6 (0 to 6.6)	0.6 (0 to 6.6

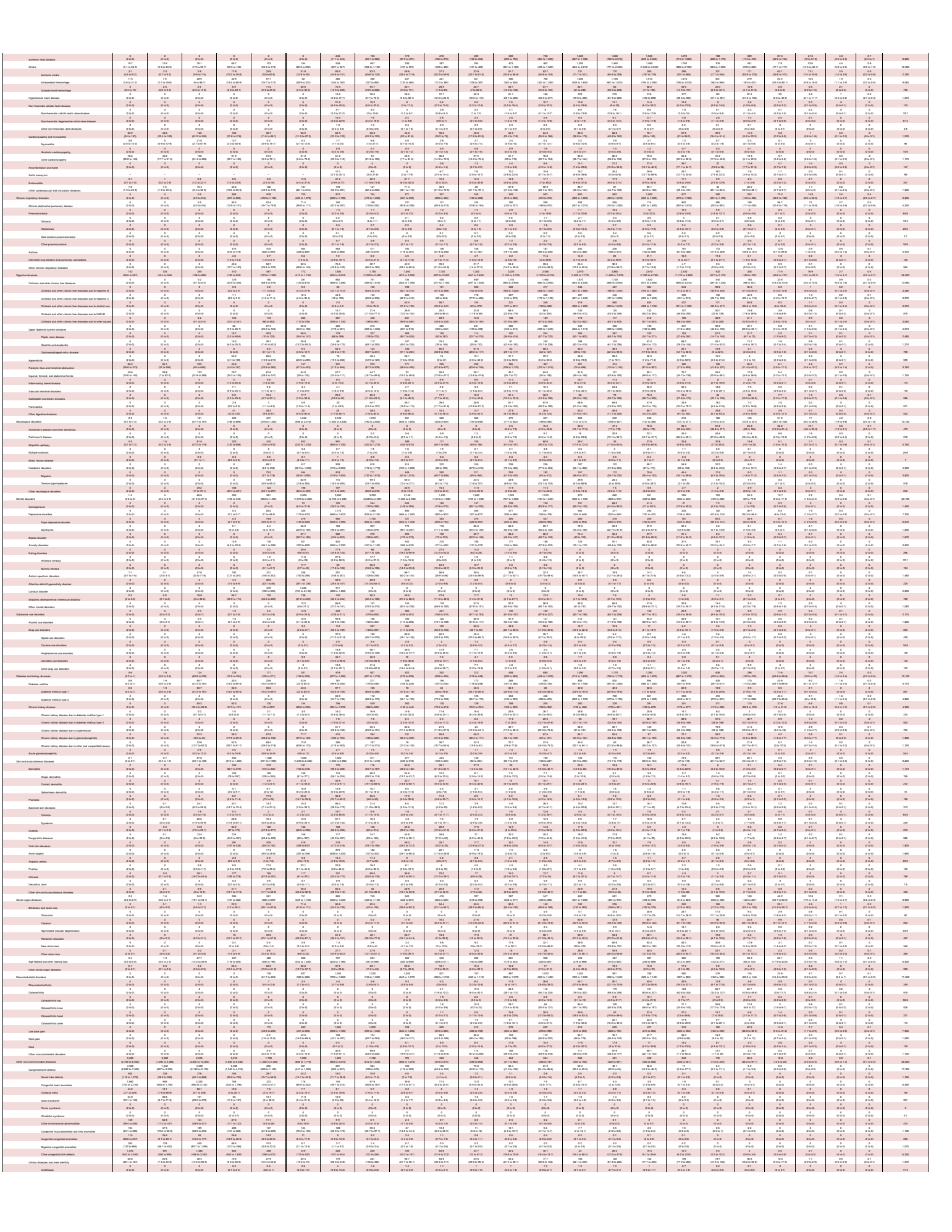



SR Table 2a: Marrabit DALYS by cause and age group for males with 95% uncertainty intervals, 2019

Cause	Early Neonatal	Late Neonatal	Post Neonatal	1 to 4	5 to 9	10 to 14	15 to 19	20 to 24	25 to 29	30 to 34	35 to 39	40 to 44	45 to 49	50 to 54	55 to 59	60 to 64	65 to 69	70 to 74	75 to 79	80 to 84	85 to 89	90 to 94	95 plus	Total
All causes	22,000 (20,200 to 23,900)	7,080 (5,320 to 9,200)	4,660 (3,610 to 5,850)	15,900 (14,600 to 17,300)	5,560 (4,870 to 6,400)	4,260 (3,960 to 4,720)	5,060 (4,690 to 5,610)	5,810 (5,320 to 6,440)	6,220 (5,630 to 6,940)	6,660 (5,940 to 7,500)	7,270 (6,320 to 8,340)	8,170 (7,060 to 9,380)	8,660 (7,440 to 9,980)	9,660 (8,270 to 11,300)	10,900 (9,210 to 12,900)	11,900 (9,870 to 14,200)	12,900 (10,500 to 15,600)	13,900 (11,200 to 17,100)	14,900 (11,900 to 18,400)	15,900 (12,600 to 19,900)	16,900 (13,200 to 21,000)	17,900 (13,900 to 22,400)	223,000 (203,000 to 244,000)
Communicable, maternal, neonatal, and nutritional diseases	23,900 (20,700 to 31,900)	1,920 (1,160 to 1,800)	10,000 (7,650 to 12,200)	5,700 (4,530 to 7,240)	1,570 (1,160 to 2,030)	2,230 (1,720 to 2,930)	2,230 (1,400 to 2,810)	2,020 (1,400 to 2,740)	1,890 (1,270 to 2,860)	2,040 (1,450 to 2,900)	2,240 (1,540 to 3,250)	2,270 (1,560 to 3,190)	2,040 (1,410 to 2,930)	1,700 (1,140 to 2,540)	1,490 (969 to 2,200)	1,160 (722 to 2,020)	804 (456 to 1,530)	686 (405 to 1,200)	586 (364 to 993)	419 (270 to 659)	178 (78 to 396)	37.2 (24.9 to 60.2)	98,000 (94,100 to 102,000)
HIV/AIDS and sexually transmitted infections	313 (94.0 to 736)	69.6 (12.9 to 197)	602 (222 to 1,250)	988 (315 to 1,730)	310 (137 to 599)	333 (134 to 600)	702 (263 to 1,270)	476 (264 to 777)	699 (232 to 1,630)	763 (406 to 1,460)	1,170 (670 to 2,120)	1,280 (732 to 2,110)	1,100 (672 to 1,800)	726 (433 to 1,220)	425 (245 to 709)	201 (115 to 346)	76.1 (42.9 to 141)	33.6 (18.7 to 59.4)	16 (8.43 to 28.8)	2.9 (1.2 to 6.4)	1 (0.5 to 1.9)	0.3 (0.1 to 0.5)	9,970
HIV/AIDS	0 (0 to 0.1)	0 (0 to 0)	472 (158 to 1,110)	885 (312 to 1,730)	308 (139 to 589)	322 (132 to 588)	698 (263 to 1,270)	474 (252 to 773)	695 (248 to 1,630)	760 (403 to 1,460)	1,170 (671 to 2,110)	1,270 (746 to 2,110)	1,100 (672 to 1,800)	726 (433 to 1,220)	418 (245 to 709)	198 (111 to 346)	76.0 (42.8 to 141)	33.7 (18.6 to 59.2)	14.8 (8.2 to 28.4)	2.7 (1.2 to 6.4)	0.9 (0.4 to 1.8)	0.2 (0.1 to 0.4)	9,430
HIV/AIDS - Drug-susceptible Tuberculosis	0 (0 to 0)	0 (0 to 0)	39.7 (21.3 to 69.4)	73.9 (40.9 to 120)	24.0 (13.7 to 39.6)	29.4 (16.9 to 48.9)	99.6 (52.2 to 161)	33.7 (19.3 to 52.0)	53.3 (21.8 to 96.3)	54.6 (22.1 to 108)	86.3 (32.1 to 139)	101 (38.3 to 161)	89.3 (32.1 to 144)	62.6 (20.6 to 108)	36.9 (21.3 to 66.2)	19.2 (10.4 to 29.2)	7.4 (3.9 to 11.9)	3.2 (1.6 to 6.2)	1.4 (0.6 to 2.5)	0.2 (0.1 to 0.5)	0 (0 to 0.1)	0 (0 to 0.1)	791
HIV/AIDS - Multidrug-resistant Tuberculosis without extensive drug resistance	0 (0 to 0)	0 (0 to 0)	1.9 (1.0 to 3.7)	3.6 (1.9 to 7.4)	1.1 (0.5 to 2.0)	1.3 (0.6 to 2.5)	2.4 (1.2 to 4.4)	1.5 (0.7 to 2.8)	2.4 (1.0 to 4.8)	2.5 (1.0 to 5.1)	4.0 (1.5 to 6.7)	4.6 (1.8 to 7.2)	4.1 (1.5 to 6.6)	2.9 (1.0 to 5.1)	1.7 (0.6 to 3.2)	0.8 (0.3 to 1.7)	0.3 (0.1 to 0.7)	0.1 (0.0 to 0.3)	0.1 (0.0 to 0.2)	0 (0 to 0.1)	0 (0 to 0.1)	0 (0 to 0.1)	34.1
HIV/AIDS - Extensively drug-resistant Tuberculosis	0 (0 to 0)	0 (0 to 0)	0.1 (0.0 to 0.2)	0.2 (0.1 to 0.5)	0 (0 to 0.1)	0 (0 to 0.1)	0.1 (0.0 to 0.2)	0 (0 to 0.1)	0.1 (0.0 to 0.2)	0.1 (0.0 to 0.3)	0.2 (0.0 to 0.3)	0.2 (0.0 to 0.3)	0.2 (0.0 to 0.3)	0.1 (0.0 to 0.2)	0.1 (0.0 to 0.2)	0 (0 to 0.1)	0 (0 to 0.1)	0 (0 to 0.1)	0 (0 to 0.1)	0 (0 to 0.1)	0 (0 to 0.1)	0 (0 to 0.1)	0 (0 to 0.1)	0.5
HIV/AIDS resulting in other diseases	0 (0 to 0.2)	0 (0 to 0.2)	430 (96.4 to 1,070)	808 (219 to 1,940)	262 (109 to 597)	262 (109 to 597)	639 (223 to 1,220)	439 (205 to 763)	439 (147 to 1,230)	1,070 (447 to 2,220)	1,070 (447 to 2,220)	1,070 (447 to 2,220)	1,010 (389 to 1,770)	660 (264 to 1,150)	380 (152 to 677)	179 (72 to 326)	71 (30 to 134)	30.0 (14.9 to 59.7)	13.3 (6.7 to 26.2)	2.5 (1.2 to 5.1)	0.9 (0.4 to 1.8)	0.3 (0.1 to 0.5)	8,440
Sexually transmitted infections excluding HIV	313 (94.0 to 736)	69.6 (13.7 to 197)	130 (32.7 to 306)	103 (5.2 to 277)	48 (9.4 to 140)	71 (9.6 to 187)	63 (2.7 to 174)	2.2 (0.2 to 6.2)	3.7 (0.2 to 16.2)	3.6 (0.2 to 16.3)	3.6 (0.2 to 16.3)	3.6 (0.2 to 16.3)	3.4 (0.2 to 15.4)	3.4 (0.2 to 15.4)	3.4 (0.2 to 15.4)	3.4 (0.2 to 15.4)	3.4 (0.2 to 15.4)	3.4 (0.2 to 15.4)	3.4 (0.2 to 15.4)	3.4 (0.2 to 15.4)	3.4 (0.2 to 15.4)	3.4 (0.2 to 15.4)	640
Syphilis	203 (94.0 to 736)	45.0 (13.7 to 197)	122 (39.5 to 306)	2.3 (0.9 to 7.7)	1.1 (0.4 to 4.6)	1.1 (0.2 to 3.6)	1.1 (0.3 to 3.4)	1.1 (0.2 to 3.1)	2.6 (0.2 to 9.2)	2.6 (0.2 to 9.1)	2.6 (0.2 to 9.1)	2.6 (0.2 to 9.1)	2.6 (0.2 to 9.1)	2.6 (0.2 to 9.1)	2.6 (0.2 to 9.1)	2.6 (0.2 to 9.1)	2.6 (0.2 to 9.1)	2.6 (0.2 to 9.1)	2.6 (0.2 to 9.1)	2.6 (0.2 to 9.1)	2.6 (0.2 to 9.1)	2.6 (0.2 to 9.1)	513
Chlamydial infection	0 (0 to 0)	0 (0 to 0)	0 (0 to 0)	0 (0 to 0)	0 (0 to 0)	0 (0 to 0)	0 (0 to 0.3)	0 (0 to 0.1)	0 (0 to 0.2)	0 (0 to 0.2)	0 (0 to 0.2)	0 (0 to 0.2)	0 (0 to 0.1)	0 (0 to 0.1)	0 (0 to 0.1)	0 (0 to 0.1)	0 (0 to 0.1)	0 (0 to 0.1)	0 (0 to 0.1)	0 (0 to 0.1)	0 (0 to 0.1)	0 (0 to 0.1)	0 (0 to 0.1)	3.5
Gonococcal infection	0 (0 to 0)	0 (0 to 0)	0 (0 to 0)	0 (0 to 0)	0 (0 to 0)	0 (0 to 0)	0 (0 to 0.4)	0 (0 to 0.1)	0 (0 to 0.2)	0 (0 to 0.1)	0 (0 to 0.2)	0 (0 to 0.2)	0 (0 to 0.1)	0 (0 to 0.1)	0 (0 to 0.1)	0 (0 to 0.1)	0 (0 to 0.1)	0 (0 to 0.1)	0 (0 to 0.1)	0 (0 to 0.1)	0 (0 to 0.1)	0 (0 to 0.1)	0 (0 to 0.1)	4.3
Trichomoniasis	0 (0 to 0)	0 (0 to 0)	0 (0 to 0)	0 (0 to 0)	0 (0 to 0)	0 (0 to 0)	0 (0 to 0.1)	0 (0 to 0.1)	0 (0 to 0.3)	0 (0 to 0.4)	0 (0 to 0.4)	0 (0 to 0.4)	0 (0 to 0.4)	0 (0 to 0.4)	0 (0 to 0.2)	0 (0 to 0.1)	0 (0 to 0.1)	0 (0 to 0.1)	0 (0 to 0.1)	0 (0 to 0.1)	0 (0 to 0.1)	0 (0 to 0.1)	0 (0 to 0.1)	1
Genital herpes	0 (0 to 0)	0 (0 to 0)	0 (0 to 0)	0 (0 to 0)	0 (0 to 0)	0 (0 to 0)	0.4 (0.0 to 2.3)	0.4 (0.0 to 1.4)	1.4 (0.0 to 5.3)	1.4 (0.0 to 5.3)	1.4 (0.0 to 5.3)	1.4 (0.0 to 5.3)	1.4 (0.0 to 5.3)	1.4 (0.0 to 5.3)	1.4 (0.0 to 5.3)	1.4 (0.0 to 5.3)	1.4 (0.0 to 5.3)	1.4 (0.0 to 5.3)	1.4 (0.0 to 5.3)	1.4 (0.0 to 5.3)	1.4 (0.0 to 5.3)	1.4 (0.0 to 5.3)	9.5
Other sexually transmitted infections	0 (0 to 0)	0 (0 to 0)	0 (0 to 0)	0 (0 to 0)	0 (0 to 0)	0 (0 to 0.2)	0 (0 to 0.2)	0 (0 to 0.1)	0 (0 to 0.1)	0 (0 to 0.1)	0 (0 to 0.1)	0 (0 to 0.1)	0 (0 to 0.1)	0 (0 to 0.1)	0 (0 to 0.1)	0 (0 to 0.1)	0 (0 to 0.1)	0 (0 to 0.1)	0 (0 to 0.1)	0 (0 to 0.1)	0 (0 to 0.1)	0 (0 to 0.1)	0 (0 to 0.1)	0.9
Respiratory infections and tuberculosis	2,170 (1,070 to 4,230)	199 (43.0 to 350)	2,180 (1,090 to 3,720)	309 (93.6 to 563)	139 (72.9 to 246)	109 (39.5 to 209)	92.5 (29.9 to 189)	220 (91.5 to 454)	325 (131.0 to 653)	469 (179.1 to 1,050)	644 (276.1 to 1,350)	1,010 (427.9 to 2,110)	1,350 (579.9 to 2,850)	1,940 (830.1 to 4,060)	2,740 (1,170 to 5,740)	3,940 (1,660 to 8,250)	5,660 (2,370 to 11,900)	8,140 (3,400 to 17,000)	11,700 (4,880 to 24,500)	16,800 (7,010 to 35,200)	24,100 (10,100 to 50,500)	34,600 (14,500 to 72,400)	72,200
Tuberculosis	0 (0 to 0)	0 (0 to 0)	1,980 (1,010 to 3,570)	294 (84.6 to 537)	127 (64.6 to 231)	93.7 (32.7 to 183)	77.7 (23.7 to 164)	183 (74.8 to 384)	272 (107.6 to 554)	392 (147.6 to 896)	542 (227.2 to 1,150)	850 (357.3 to 1,790)	1,140 (482.9 to 2,400)	1,640 (692.3 to 3,440)	2,310 (973.9 to 4,850)	3,320 (1,390 to 6,960)	4,770 (1,990 to 10,000)	6,860 (2,860 to 14,300)	9,850 (4,110 to 20,600)	14,200 (5,900 to 29,600)	20,300 (8,510 to 42,500)	29,100 (12,200 to 61,000)	60,800
Latent tuberculosis infection	0 (0 to 0)	0 (0 to 0)	0 (0 to 0)	0 (0 to 0)	0 (0 to 0)	0 (0 to 0)	0 (0 to 0)	0 (0 to 0)	0 (0 to 0)	0 (0 to 0)	0 (0 to 0)	0 (0 to 0)	0 (0 to 0)	0 (0 to 0)	0 (0 to 0)	0 (0 to 0)	0 (0 to 0)	0 (0 to 0)	0 (0 to 0)	0 (0 to 0)	0 (0 to 0)	0 (0 to 0)	0 (0 to 0)	0
Drug-susceptible tuberculosis	0 (0 to 0)	0 (0 to 0)	147 (68.7 to 287)	99.1 (21.4 to 103)	49.2 (22.4 to 88)	41.6 (21.6 to 77.4)	22.7 (7.19 to 43.8)	43.8 (22.6 to 77.5)	69.6 (23.2 to 154)	116 (42.9 to 262)	223 (72.9 to 538)	380 (182.5 to 670)	341 (150.4 to 651)	356 (151.1 to 625)	344 (151.1 to 625)	217 (98.4 to 391)	103 (42.4 to 213)	139 (64.9 to 246)	49.1 (26.4 to 88.1)	47.9 (23.2 to 77.1)	20 (10.4 to 33.1)	6.9 (2.6 to 12.2)	4,020
Multidrug-resistant tuberculosis without extensive drug resistance	0 (0 to 0)	0 (0 to 0)	0.6 (0.1 to 2.9)	2.2 (0.1 to 12)	1.5 (0.1 to 8.5)	1.5 (0.2 to 4.6)	8.4 (0.4 to 43.1)	17.7 (0.9 to 91.5)	19.5 (0.9 to 94.5)	15.9 (0.4 to 87.4)	13.8 (0.4 to 76.4)	11.6 (0.3 to 63.9)	9.5 (0.3 to 52.1)	12.9 (0.3 to 71.1)	9.2 (0.2 to 50.8)	6.2 (0.2 to 35.2)	3.1 (0.1 to 17.1)	1.6 (0.1 to 9.2)	0.8 (0.1 to 4.3)	0.3 (0.1 to 1.6)	0.1 (0.0 to 0.6)	0.2 (0.0 to 0.8)	164
Extensively drug-resistant tuberculosis	0 (0 to 0)	0 (0 to 0)	0 (0.0 to 0.4)	0 (0 to 0.2)	0 (0 to 0.1)	0 (0 to 0.1)	0.2 (0.0 to 0.8)	0.2 (0.0 to 1.1)	0.2 (0.0 to 1.1)	0.2 (0.0 to 1.1)	0.2 (0.0 to 1.1)	0.2 (0.0 to 1.1)	0.2 (0.0 to 1.1)	0.2 (0.0 to 1.1)	0.1 (0.0 to 0.6)	0.1 (0.0 to 0.4)	0.1 (0.0 to 0.3)	0 (0 to 0.2)	0 (0 to 0.1)	0 (0 to 0.1)	0 (0 to 0.1)	0 (0 to 0.1)	2.2
Lower respiratory infections	2,170 (1,070 to 4,230)	199 (42.4 to 349)	1,990 (922 to 3,480)	428 (167 to 812)	169 (84.5 to 335)	110 (35.5 to 202)	120 (38.6 to 234)	120 (49.7 to 266)	104 (33.2 to 253)	103 (40.5 to 246)	99.9 (33.5 to 199)	109 (46.5 to 214)	124 (54.9 to 247)	144 (59.6 to 287)	162 (72.4 to 339)	229 (92.3 to 478)	193 (86.5 to 378)	160 (86.1 to 302)	107 (75.1 to 202)	90.5 (56.1 to 156)	38 (19.5 to 64.6)	11.4 (5.61 to 19.8)	7,080
Upper respiratory infections	0 (0 to 0)	0 (0 to 0)	38 (9.1 to 121)	51.6 (3.5 to 101)	37.4 (20.7 to 62.2)	20.8 (9.1 to 38.4)	32.7 (14.2 to 56.7)	29.6 (14.2 to 49.9)	20.1 (11.2 to 33)	15.1 (7.8 to 29.6)	11.2 (5.4 to 19.7)	8.5 (4.5 to 14.6)	6.4 (3.7 to 9.6)	5 (2.7 to 8.4)	4.3 (2.4 to 7.2)	3.4 (1.9 to 5.6)	2.3 (1.2 to 4)	1.6 (0.8 to 2.9)	0.9 (0.4 to 1.7)	0.4 (0.2 to 0.8)	0.2 (0.1 to 0.3)	0 (0 to 0.1)	303
Otitis media	0 (0 to 0.4)	0.1 (0 to 0.4)	0.7 (0.1 to 1.9)	19.8 (10.1 to 31.6)	23.7 (13.2 to 38.3)	15.7 (7.7 to 24.3)	14.7 (8.1 to 27.7)	13.9 (8.1 to 27.7)	9.7 (4.9 to 19.4)	4.6 (2.3 to 9.2)	3.3 (1.6 to 6.6)	2.7 (1.3 to 5.3)	2.1 (1.1 to 4.2)	1.7 (0.9 to 3.3)	1.4 (0.7 to 2.7)	1.1 (0.6 to 2.1)	0.8 (0.4 to 1.5)	0.5 (0.2 to 1.1)	0.2 (0.1 to 0.5)	0.1 (0 to 0.2)	0 (0 to 0.1)	0 (0 to 0.1)	118
Enteric infections	274 (74.5 to 575)	116 (16.6 to 358)	1,270 (2,000 to 2,740)	1,660 (1,320 to 2,520)	698 (517 to 1,040)	547 (382 to 940)	469 (255 to 1,010)	369 (160 to 1,010)	296 (102 to 1,010)	257 (102 to 809)	257 (102 to 809)	257 (102 to 809)	257 (102 to 809)	257 (102 to 809)	257 (102 to 809)	257 (102 to 809)	257 (102 to 809)	257 (102 to 809)	257 (102 to 809)	257 (102 to 809)	257 (102 to 809)	257 (102 to 809)	257 (102 to 809)	13,200
Diarrheal diseases	274 (74.5 to 575)	474 (166 to 894)	3,870 (1,780 to 6,570)	1,660 (816 to 2,950)	627 (246 to 1,160)	385 (129 to 793)	332 (149 to 1,130)	285 (132 to 1,200)	227 (112 to 912)	229 (96.2 to 779)	227 (91.5 to 722)	229 (74.7 to 701)	247 (70.6 to 766)	247 (72.3 to 844)	247 (79.4 to 993)	247 (89.6 to 1,160)	247 (98.2 to 1,460)	247 (98.2 to 1,460)	247 (98.2 to 1,460)	247 (98.2 to 1,460)	247 (98.2 to 1,460)	247 (98.2 to 1,460)	247 (98.2 to 1,460)	11,500
Typhoid and paratyphoid	0 (0 to 0)	0 (0 to 0)	0.6 (0.2 to 2)	152 (45.4 to 316)	110 (42.4 to 206)	110 (52 to 209)	110 (37.5 to 241)	110 (15.4 to 323)	110 (6.2 to 559)	110 (6.2 to 559)	110 (4.2 to 559)	110 (4.1 to 559)	3.3 (1.5 to 7.4)	3.3 (0.9 to 8.1)	2.7 (0.7 to 6.4)	2.7 (0.9 to 6.3)	2.7 (0.9 to 6.3)	2.7 (0.9 to 6.3)	2.7 (0.9 to 6.3)	2.7 (0.9 to 6.3)	2.7 (0.9 to 6.3)	2.7 (0.9 to 6.3)	588
Typhoid fever	0 (0 to 0)	0 (0 to 0)	0.6 (0.2 to 1.9)	78.4 (24.1 to 174)	128 (40.4 to 284)	128 (50.1 to 292)	128 (35.5 to 332)	128 (14.9 to 314)	128 (7.4 to 522)	128 (7.4 to 522)	128 (5.2 to 522)	128 (4.9 to 521)	3.4 (1.5 to 7.2)	3.4 (0.8 to 8.1)	2.7 (0.6 to 6.1)	2.7 (0.8 to 6.3)	2.7 (0.8 to 6.3)	2.7 (0.8 to 6.3)	2.7 (0.8 to 6.3)	2.7 (0.8 to 6.3)	2.7 (0.8 to 6.3)	2.7 (0.8 to 6.3)	563
Paratyphoid fever	0 (0 to 0)	0 (0 to 0)	0 (0 to 0.1)	2.6 (0.9 to 9.5)	2.6 (1.1 to 19.7)	2.2 (1.4 to 12.2)	2.2 (0.6 to 5.7)	1.1 (0.3 to 2.9)	0.3 (0.2 to 1.5)	0.3 (0.2 to 1.5)	0.3 (0.1 to 0.9)	0.3 (0.1 to 0.9)	0.2 (0.1 to 0.6)	0.2 (0.0 to 0.6)	0.2 (0.0 to 0.4)	0.2 (0.0 to 0.4)	0.2 (0.0 to 0.4)	0.2 (0.0 to 0.4)	0.2 (0.0 to 0.4)	0.2 (0.0 to 0.4)	0.2 (0.0 to 0.4)	0.2 (0.0 to 0.4)	29.7
Invasive Non-typhoidal Salmonella (iNTS)	0 (0 to 0)	7.2 (3.4 to 13.9)	239 (108 to 418)	444 (216 to 829)	194 (98.7 to 297)	194 (77.6 to 298.2)	194 (41.9 to 376)	194 (11.5 to 736)	194 (7.4 to 736)	194 (7.4 to 736)	194 (7.4 to 736)	194 (7.4 to 736)	177 (6.9 to 677)	114 (4.1 to 229)	84 (3.3 to 233)	39 (3.5 to 156)	16 (2.1 to 71.4)	6.7 (1.2 to 42.1)	2.6 (0.2 to 31.4)	0.7 (0.1 to 6.2)	0.2 (0.1 to 1.6)	0.1 (0.1 to 0.4)	1,100
Other intestinal infectious diseases	0 (0 to 0)	0 (0 to 0)	0.3 (0.1 to 7)	1.7 (0.1 to 7)	0.3 (0.1 to 2.2)	0.3 (0.1 to 1.6)	0.3 (0.1 to 0.9)	0.3 (0.1 to 0.9)	0.1 (0.1 to 0.3)	0.1 (0.1 to 0.3)	0.1 (0.1 to 0.3)	0.1 (0.1 to 0.3)	0.1 (0.0 to 0.2)	0.1 (0.0 to 0.1)	0.1 (0.0 to 0.1)	0.1 (0.0 to 0.1)	0.1 (0.0 to 0.1)	0.1 (0.0 to 0.1)	0.1 (0.0 to 0.1)	0.1 (0.0 to 0.1)	0.1 (0.0 to 0.1)	0.1 (0.0 to 0.1)	5.1
Neglected tropical diseases and malaria	0 (0 to 2.7)	0 (0 to 0.1)	422 (127 to 1,980)	492 (160 to 1,740)	133 (80.9 to 357)	196 (81.4 to 512)	212 (77.9 to 547)	119 (48.9 to 321)	79.4 (24.6 to 213)	59.7 (18.4 to 161)	47.1 (14.5 to 127)	37.7 (11.6 to 101)	29.8 (9.2 to 80.1)	23.6 (7.3 to 63.4)	18.6 (5.8 to 50)	14.7 (4.6 to 39.5)	11.6 (3.6 to 31.2)	9.2 (2.9 to 24.7)	7.3 (2.3 to 19.6)	5.8 (1.8 to 15.6)	4.6 (1.4 to 12.4)	3.7 (1.1 to 9.9)	2,230
Malaria	0 (0 to 0.1)	0 (0 to 0)	422 (127 to 1,980)	492 (160 to 1,740)	133 (81.0 to 357)	196 (80.9 to 512)	212 (77.9 to 547)	119 (48.9 to 321)	79.4 (24.6 to 213)	59.7 (18.4 to 161)	47.1 (14.5 to 127)	37.7 (11.6 to 101)	29.8 (9.2 to 80.1)	23.6 (7.3 to 63.4)	18.6 (5.8 to 50)	14.7 (4.6 to 39.5)	11.6 (3.6 to 31.2)	9.2 (2.9 to 24.7)	7.3 (2.3 to 19.6)	5.8 (1.8 to 15.6)	4.6 (1.4 to 12.4)	3.7 (1.1 to 9.9)	1,540
Chagas disease	0 (0 to 0)	0 (0 to 0)	0 (0 to 0)	0 (0 to 0)	0 (0 to 0)	0 (0 to 0)	0 (0 to 0)	0 (0 to 0)	0 (0 to 0)	0 (0 to 0)	0 (0 to 0)	0 (0 to 0)	0 (0 to 0)	0 (0 to 0)	0 (0 to 0)	0 (0 to 0)	0 (0 to 0)	0 (0 to 0)	0 (0 to 0)	0 (0 to 0)	0 (0 to 0)	0 (0 to 0)	0 (0 to 0)	0
Leishmaniasis	0 (0 to 0)	0 (0 to 0)	0 (0 to 0)	0.1 (0.0 to 0.2)	0.3 (0.1 to 1.1)	0.4 (0.1 to 1.2)	0.6 (0.2 to 1.1)	0.6 (0.1 to 1.1)	0.6 (0.1 to 1.1)	0.6 (0.1 to 1.1)	0.6 (0.1 to 1.1)	0.6 (0.1 to 1.1)	0.2 (0.1 to 0.4)	0.2 (0.0 to 0.4)	0.1 (0.0 to 0.3)	0.1 (0.0 to 0.2)	0.1 (0.0 to 0.2)	0.1 (0.0 to 0.2)	0.1 (0.0 to 0.2)	0.1 (0.0 to 0.2)	0.1 (0.0 to 0.2)	0.1 (0.0 to 0.2)	4
Visceral leishmaniasis	0 (0 to 0)	0 (0 to 0)	0 (0 to 0)	0 (0 to 0)	0 (0 to 0)	0 (0 to 0)	0 (0 to 0)	0 (0 to 0)	0 (0 to 0)	0 (0 to 0)	0 (0 to 0)	0 (0 to 0)	0 (0 to 0)	0 (0 to 0)	0 (0 to 0)	0 (0 to 0)	0 (0 to 0)	0 (0 to 0)	0 (0 to 0)	0 (0 to 0)	0 (0 to 0)	0 (0 to 0)	0 (0 to 0)	0
Cutaneous and mucocutaneous leishmaniasis	0 (0 to 0)	0 (0 to 0)	0 (0 to 0)	0 (0 to 0)	0.3 (0.1 to 1.1)	0.4 (0.1 to 1.2)	0.6 (0.2 to 1.1)	0.6 (0.1 to 1.1)	0.6 (0.1 to 1.1)	0.6 (0.1 to 1.1)	0.6 (0.1 to 1.1)	0.6 (0.1 to 1.1)	0.2 (0.1 to 0.4)	0.2 (0.0 to 0.4)	0.1 (0.0 to 0.3)	0.1 (0.0 to 0.2)	0.1 (0.0 to 0.2)	0.1 (0.0 to 0.2)	0.1 (0.0 to 0.2)	0.1 (0.0 to 0.2)	0.1 (0.0 to 0.2)	0.1 (0.0 to 0.2)	4
African trypanosomiasis	0 (0 to 0)	0 (0 to 0)	0 (0 to 0)	0 (0 to 0)	0 (0 to 0)	0 (0 to 0)	0 (0 to 0)	0 (0 to 0)	0 (0 to 0)	0 (0 to 0)	0 (0 to 0)	0 (0 to 0)	0 (0 to 0)	0 (0 to 0)	0 (0 to 0)	0 (0 to 0)	0 (0 to 0)	0 (0 to 0)	0 (0 to 0)	0 (0 to 0)	0 (0 to 0)	0 (0 to 0)	0 (0 to 0)	0
Schistosomiasis	0 (0 to 0)	0 (0 to 0)	1.2 (0.3 to 3.1)	2.5 (0.7 to 7.1)	7.6 (3.1 to 17.4)	11 (4.7 to 24.9)	19.3 (8.2 to 43.3)	19.1 (8.2 to 43.3)	19.3 (8.2 to 43.3)	19.3 (8.2 to 43.3)	19.3 (8.2 to 43.3)	19.3 (8.2 to 43.3)	11.4 (4.9 to 26.1)	8.1 (3.4 to 18.4)	7.2 (3.1 to 16.4)	6.6 (2.8 to 15.1)	5.5 (2.3 to 12.6)	3.4 (1.5 to 7.8)	2.7 (1.1 to 6.2)	1.6 (0.7 to 3.7)	0.7 (0.3 to 1.7)	0.3 (0.1 to 0.8)	139
Cysticercosis	0 (0 to 0)	0 (0 to 0)	0.1 (0.0 to 0.5)	0.7 (0.2 to 2.7)	2.4 (0.5 to 9)	2.4 (0.4 to 10.2)	4.8 (0.8 to 21.2)	5.4 (0.9 to 23.9)	5.4 (0.9 to 23.9)	5.4 (0.9 to 23.9)	5.4 (0.9 to 23.9)	5.4 (0.9 to 23.9)	4.3 (0.8 to 18.7)	3.5 (0.6 to 15.3)	3.2 (0.5 to 14.1)	2.8 (0.5 to 12.2)	2.4 (0.4 to 10.4)	2.1 (0.3 to 9.2)	1.7 (0.3 to 7.4)	1.2 (0.2 to 5.2)	0.6 (0.1 to 2.6)	0.2 (0.1 to 0.8)	51.6
Cystic echinococcosis	0 (0 to 0)	0 (0 to 0)	0.9 (0.2 to 2.1)	1.1 (0.3 to 2.7)	0.4 (0.1 to 1.4)	0.4 (0.1 to 1.4)	0.6 (0.1 to 1.4)	0.6 (0.1 to 1.4)	0.4 (0.1 to 1.4)	0.4 (0.1 to 1.4)	0.4 (0.1 to 1.4)	0.4 (0.1 to 1.4)	0.3 (0.1 to 0.8)	0.2 (0.0 to 0.7)	0.2 (0.0 to 0.6)	0.2 (0.0 to 0.5)	0.1 (0.0 to 0.4)	0.1 (0.0 to 0.3)	0.1 (0.0 to 0.3)	0.1 (0.0 to 0.2)	0 (0 to 0.1)	0 (0 to 0.1)	7
Lymphatic filariasis	0 (0 to 0)	0 (0 to 0)	0 (0 to 0)	29.9 (9.6 to 62.4)	21.4 (11.4 to 38.6)	17.7 (5.5 to 40.6)	21.4 (7.1 to 50.7)	17.7 (4.9 to 50.7)	21.4 (4.9 to 50.7)	17.7 (4.9 to 50.7)	21.4 (4.9 to 50.7)	17.7 (4.9 to 50.7)	14.4 (4.2 to 33.7)	14.4 (3.8 to 33.7)	11.3 (3.2 to 26.4)	9.1 (2.6 to 21.2)	7.3 (2.1 to 17)	5.9 (1.7 to 13.7)	4.7 (1.4 to 11)	3.8 (1.1 to 8.8)	3 (0.9 to 7)	1.2 (0.3 to 2.8)	272
Onchocerciasis	0 (0 to 0)	0 (0 to 0)	0 (0 to 0)	0 (0 to 0)	0 (0 to 0)	0 (0 to 0)	0 (0 to 0)	0 (0 to 0)	0 (0 to 0)	0 (0 to 0)	0 (0 to 0)	0 (0 to 0)	0 (0 to 0)	0 (0 to 0)	0 (0 to 0)	0 (0 to 0)	0 (0 to 0)	0 (0 to 0)	0 (0 to 0)	0 (0 to 0)	0 (0 to 0)	0 (0 to 0)	0 (0 to 0)	0
Trachoma	0 (0 to 0)	0 (0 to 0)	0 (0 to 0)	0 (0 to 0)	0 (0 to 0)	0 (0 to 0)	0 (0 to 0)	0 (0 to 0)	0 (0 to 0)	0 (0 to 0)	0 (0 to 0)	0 (0 to 0)	0 (0 to 0)	0 (0 to 0)	0 (0 to 0)	0 (0 to 0)	0 (0 to 0)	0 (0 to 0)	0 (0 to 0)	0 (0 to 0)	0 (0 to 0)	0 (0 to 0)	0 (0 to 0)	6
Dengue	0 (0 to 0.1)	0 (0 to 0.6)	0.7 (0.3 to 2.6)	1.6 (0.6 to 4.8)	1.6 (0.6 to 4.2)	1.6 (0.3 to 5.3)	1.6 (0.3 to 5.2)	1.6 (0.3 to 5.2)	1.6 (0.3 to 5.2)	1.6 (0.3 to 5.2)	1.6 (0.3 to 5.2)	1.6 (0.3 to 5.2)	1.4 (0.3 to 4.6)	1.1 (0.2 to 3.6)	0.9 (0.2 to 3.1)	0.8 (0.2 to 2.6)	0.6 (0.1 to 2.1)	0.5 (0.1 to 1.7)	0.4 (0.1 to 1.4)	0.3 (0.1 to 1.1)	0.1 (0.0 to 0.4)	0.1 (0.0 to 0.3)	9.7
Yellow fever	0 (0 to 0)	0 (0 to 0)	0 (0.0 to 0.9)	3.4 (0.1 to 7.9)	3.4 (0.4 to 13.4)	3.4 (0.3 to 17.1)	3.4 (0.3 to 21.2)	3.4 (0.2 to 19)	3.4 (0.2 to 9.8)	3.4 (0.2 to 9.8)	3.4 (0.1 to 9.8)	3.4 (0.1 to 9.8)	3.4 (0.1 to 9.8)	3.4 (0.1 to 9.8)	3.4 (0.1 to 9.8)	3.4 (0.1 to 9.8)	3.4 (0.1 to 9.8)	3.4 (0.1 to 9.8)	3.4 (0.1 to 9.8)

Other neoplasms	0:1 (0 to 0:1)	0 (0 to 0)	0:1 (0 to 0:3)	0 (0:1 to 0:1)	0 (0 to 0:4)	0:3 (0:2 to 0:4)	0:2 (0:2 to 0:3)	0:2 (0:1 to 0:4)	0:2 (0:1 to 0:3)	0:2 (0:1 to 0:3)	0:2 (0:1 to 0:3)	0:2 (0:1 to 0:5)	0:2 (0:1 to 0:5)	0:3 (0:1 to 0:7)	0:4 (0:1 to 0:9)	0:7 (0:2 to 1:4)	0:9 (0:2 to 1:8)	0:9 (0:3 to 1:9)	0:9 (0:2 to 1:9)	0:7 (0:2 to 1:4)	0:4 (0:1 to 0:7)	0:1 (0 to 0:3)	0 (0 to 0:1)	
Medulloblastoma, medulloblastoma, and other hemangioblastic neoplasms	0 (0 to 0)	0 (0 to 0)	0 (0 to 0:3)	0 (0 to 0:1)	0 (0 to 0:4)	0 (0 to 0:4)	0 (0 to 0:2)	0 (0 to 0:4)	0 (0 to 0:1)	0 (0 to 0:3)	0 (0 to 0:3)	0 (0 to 0:3)	0 (0 to 0:2)	0 (0 to 0:1)	0 (0 to 0:1)	0 (0 to 0:1)	0 (0 to 0:1)	0 (0 to 0:2)	0 (0 to 0:1)	0 (0 to 0:1)	0 (0 to 0:1)	0 (0 to 0:1)	0 (0 to 0:1)	0 (0 to 0:1)	7–4
Meningioma and other mesenchymal neoplasms	0 (0 to 0)	0 (0 to 0)	0 (0 to 0)	0 (0 to 0)	0 (0 to 0)	0 (0 to 0)	0 (0 to 0)	0 (0 to 0)	0 (0 to 0)	0 (0 to 0)	0 (0 to 0)	0 (0 to 0)	0 (0 to 0)	0 (0 to 0)	0 (0 to 0)	0 (0 to 0)	0 (0 to 0)	0 (0 to 0)	0 (0 to 0)	0 (0 to 0)	0 (0 to 0)	0 (0 to 0)	0 (0 to 0)	0 (0 to 0)	7–4
Meningioma and other mesenchymal neoplasms	0 (0 to 0)	0 (0 to 0)	0 (0 to 0)	0 (0 to 0)	0 (0 to 0)	0 (0 to 0)	0 (0 to 0)	0 (0 to 0)	0 (0 to 0)	0 (0 to 0)	0 (0 to 0)	0 (0 to 0)	0 (0 to 0)	0 (0 to 0)	0 (0 to 0)	0 (0 to 0)	0 (0 to 0)	0 (0 to 0)	0 (0 to 0)	0 (0 to 0)	0 (0 to 0)	0 (0 to 0)	0 (0 to 0)	0 (0 to 0)	6
Other benign and in situ neoplasms	0 (0 to 0)	0 (0 to 0)	0 (0 to 0)	0 (0 to 0)	0 (0 to 0)	0 (0 to 0)	0 (0 to 0)	0 (0 to 0)	0 (0 to 0)	0 (0 to 0)	0 (0 to 0)	0 (0 to 0)	0 (0 to 0)	0 (0 to 0)	0 (0 to 0)	0 (0 to 0)	0 (0 to 0)	0 (0 to 0)	0 (0 to 0)	0 (0 to 0)	0 (0 to 0)	0 (0 to 0)	0 (0 to 0)	0 (0 to 0)	0
Cardiovascular diseases	44:6 (19 to 59:6)	2:0 (1:4 to 7:4)	26:0 (19 to 77:7)	19:0 (11:5 to 33)	42:1 (29:6 to 66:3)	69:1 (42:2 to 105)	194 (96:7 to 353)	151 (84:7 to 263)	134 (81:7 to 214)	198 (95:6 to 339)	159 (96:4 to 266)	228 (124 to 388)	277 (165 to 477)	298 (139 to 543)	470 (240 to 793)	592 (316 to 1,020)	551 (309 to 873)	486 (266 to 755)	391 (264 to 553)	169 (116 to 216)	73 (45 to 103)	22:2 (13 to 33:7)	4:6 (2:6 to 7)	
Rheumatic heart disease	0 (0 to 0)	0 (0 to 0)	2:6 (1:1 to 6:4)	1:5 (0:4 to 2:7)	2:6 (1:6 to 4:6)	4:6 (2:3 to 7:2)	7:1 (3:5 to 11:5)	5:5 (2:5 to 8:6)	4:2 (1:7 to 7:1)	6:5 (3:1 to 10:5)	5:5 (2:5 to 9:1)	7:7 (4:6 to 11:5)	9:4 (5:2 to 14:6)	9:7 (4:7 to 15:1)	15:7 (8:5 to 23:5)	20:7 (11:5 to 29:5)	19:2 (10:2 to 29:3)	17:1 (9:2 to 26:2)	14:2 (7:5 to 20:5)	6:2 (3:2 to 8:6)	2:6 (1:1 to 3:5)	0:8 (0:2 to 1:2)	0 (0 to 0:1)	200
Ischemic heart disease	0 (0 to 0)	0 (0 to 0)	5:9 (2:4 to 12:3)	4:8 (2:2 to 7:9)	4:6 (1:9 to 8:4)	24:9 (11:3 to 49:3)	72:1 (35:6 to 144)	50:6 (27:6 to 85:6)	29:2 (16:2 to 51:4)	53:5 (27:6 to 91:4)	49:3 (24:6 to 102)	73:6 (31:4 to 134)	102 (45:5 to 202)	121 (50:4 to 231)	187 (85:1 to 339)	219 (100 to 402)	197 (102 to 342)	172 (89:1 to 287)	119 (62:2 to 196)	66:6 (35:7 to 99)	27:7 (15:7 to 43:9)	8:9 (5:1 to 12:6)	1:8 (1:1 to 2:6)	1,470
Stroke	12:2 (3:4 to 29:7)	0:5 (0:1 to 1:4)	4:8 (2:2 to 9:4)	2:2 (0:7 to 11:6)	12:1 (4:7 to 24:5)	17:6 (9:7 to 29:4)	54:3 (29:4 to 96:3)	37:4 (24:1 to 56:1)	64:1 (34:6 to 112)	56:7 (30:2 to 113)	37:9 (20:3 to 102)	100 (49:4 to 181)	112 (50:4 to 201)	156 (74:1 to 288)	194 (90:4 to 354)	276 (126 to 482)	362 (171 to 593)	210 (98:5 to 388)	170 (80:3 to 298)	87:6 (49:7 to 132)	39:4 (19:9 to 47)	9 (5:1 to 12:9)	2:1 (1:1 to 2:3)	1,960
Ischemic stroke	2:3 (0:3 to 7:1)	0:1 (0 to 0:4)	1:9 (1:2 to 2:9)	1:6 (1:0 to 6:4)	9:1 (2:4 to 19:7)	14:7 (7:4 to 24:3)	13 (5:6 to 23:1)	9:5 (4:2 to 17:7)	7:4 (4:3 to 11:5)	9:2 (5:2 to 14:6)	11:7 (5:7 to 20:4)	17 (8:2 to 30:4)	25:1 (11:2 to 45:5)	24:5 (10:2 to 43:3)	53 (26:7 to 89:1)	60:6 (28:7 to 116)	71 (34:4 to 126)	42:9 (21:7 to 72)	47 (20:1 to 78:6)	17 (8:1 to 29:1)	5:2 (2:3 to 9:4)	1:2 (0:4 to 2:1)	441
Intracerebral hemorrhage	1:6 (0 to 4:3)	0:1 (0 to 0:7)	0:3 (0 to 1:5)	0:4 (0 to 2:4)	0:4 (0 to 1:7)	2:1 (0 to 4:7)	3:7 (1:4 to 7:4)	3:2 (1:2 to 7:1)	3:2 (1:2 to 6:2)	3:2 (1:2 to 6:5)	3:2 (1:2 to 7:6)	4:6 (2:1 to 9:1)	4:9 (2:1 to 9:6)	4:6 (2:1 to 9:1)	7:2 (3:2 to 13:2)	7:6 (3:3 to 13:5)	7:6 (3:3 to 13:5)	6:1 (2:7 to 11:2)	5:2 (2:2 to 9:2)	2:2 (0:9 to 4:2)	0:8 (0:3 to 1:5)	0:2 (0 to 0:4)	0:1 (0 to 0:2)	1,390
Subarachnoid hemorrhage	0:2 (0:2 to 7:5)	0:1 (0 to 0:5)	0:2 (0 to 2:7)	0:2 (0:1 to 2:1)	0:2 (0:4 to 3:3)	0:4 (0:4 to 5:6)	0:5 (0:4 to 5:5)	0:5 (0:4 to 7:3)	0:5 (0:4 to 7:2)	0:5 (0:4 to 6:1)	0:5 (0:4 to 7:2)	0:5 (0:4 to 7:2)	0:5 (0:4 to 7:2)	0:5 (0:4 to 7:2)	0:5 (0:4 to 7:2)	0:5 (0:4 to 7:2)	0:5 (0:4 to 7:2)	0:5 (0:4 to 7:2)	0:5 (0:4 to 7:2)	0:5 (0:4 to 7:2)	0:5 (0:4 to 7:2)	0:5 (0:4 to 7:2)	0:5 (0:1 to 0:7)	123
Hypertensive heart disease	0 (0 to 0)	0 (0 to 0)	2:6 (0 to 0)	1:5 (0 to 0)	2:6 (0 to 0)	4:6 (1:5 to 9:6)	6:6 (1:5 to 9:6)	4:6 (1:5 to 9:6)	3:2 (1:5 to 9:6)	4:6 (1:5 to 9:6)	3:2 (1:5 to 9:6)	4:6 (1:5 to 9:6)	4:6 (1:5 to 9:6)	4:6 (1:5 to 9:6)	4:6 (1:5 to 9:6)	4:6 (1:5 to 9:6)	4:6 (1:5 to 9:6)	4:6 (1:5 to 9:6)	4:6 (1:5 to 9:6)	4:6 (1:5 to 9:6)	4:6 (1:5 to 9:6)	4:6 (1:5 to 9:6)	4:6 (1:5 to 9:6)	342
Non-rheumatic valvular heart disease	0 (0 to 0)	0 (0 to 0)	0 (0 to 0)	0 (0 to 0)	0 (0 to 0)	0 (0 to 0)	0 (0 to 0)	0 (0 to 0)	0 (0 to 0)	0 (0 to 0)	0 (0 to 0)	0 (0 to 0)	0 (0 to 0)	0 (0 to 0)	0 (0 to 0)	0 (0 to 0)	0 (0 to 0)	0 (0 to 0)	0 (0 to 0)	0 (0 to 0)	0 (0 to 0)	0 (0 to 0)	0 (0 to 0)	0 (0 to 0)	254
Non-rheumatic calcific aortic valve disease	0 (0 to 0)	0 (0 to 0)	0 (0 to 0)	0 (0 to 0)	1:6 (0 to 0)	0:4 (0 to 2:4)	0:7 (0 to 2:4)	0:2 (0 to 1:4)	0:2 (0 to 1:4)	0:2 (0 to 1:6)	0:3 (0 to 1:7)	0:7 (0 to 2:1)	0:3 (0 to 1:9)	0:3 (0 to 2:1)	0:4 (0 to 2:1)	0:5 (0 to 3:1)	0:4 (0 to 2:6)	0:4 (0 to 2:6)	0:4 (0 to 1:6)	0:2 (0 to 1:4)	0:1 (0 to 0:6)	0:1 (0 to 0:5)	0 (0 to 0:1)	13:6
Non-rheumatic degenerative mitral valve disease	0 (0 to 0)	0 (0 to 0)	0 (0 to 0)	0 (0 to 0)	0 (0 to 0)	1:2 (0 to 2:6)	0:4 (0 to 2:4)	0:2 (0 to 2:1)	0:2 (0 to 1:5)	0:2 (0 to 1:5)	0:4 (0 to 2:1)	0:7 (0 to 2:6)	0:6 (0 to 1:6)	0:7 (0 to 2:1)	0:7 (0 to 2:6)	0:8 (0 to 3:1)	0:6 (0 to 2:6)	0:4 (0 to 2:1)	0:3 (0 to 1:6)	0:4 (0 to 2:1)	0:2 (0 to 1:1)	0:1 (0 to 0:7)	0:1 (0 to 0:3)	11
Other non-rheumatic valve diseases	0 (0 to 0)	0 (0 to 0)	0 (0 to 0)	0 (0 to 0)	0 (0 to 0)	0:2 (0 to 0:4)	0:1 (0 to 0:2)	0:1 (0 to 0:1)	0:1 (0 to 0:1)	0:1 (0 to 0:1)	0:1 (0 to 0:1)	0:1 (0 to 0:1)	0:1 (0 to 0:1)	0:1 (0 to 0:1)	0:1 (0 to 0:1)	0:1 (0 to 0:1)	0:1 (0 to 0:1)	0:1 (0 to 0:1)	0:1 (0 to 0:1)	0:1 (0 to 0:1)	0:1 (0 to 0:1)	0:1 (0 to 0:1)	0:1 (0 to 0:1)	0
Cardiomyopathy and myocarditis	2:9 (1:1 to 6:1)	0:2 (0 to 0:7)	2:6 (0:9 to 5:7)	0:6 (0 to 1:9)	1:7 (0 to 3:7)	2:4 (1:3 to 4:6)	7:4 (3:4 to 15:5)	2:4 (0:8 to 7:1)	3:2 (0:9 to 8:6)	2:3 (0:9 to 6:6)	3:2 (0:9 to 8:6)	3:2 (0:9 to 8:6)	3:2 (0:9 to 8:6)	3:2 (0:9 to 8:6)	3:2 (0:9 to 8:6)	3:2 (0:9 to 8:6)	3:2 (0:9 to 8:6)	3:2 (0:9 to 8:6)	3:2 (0:9 to 8:6)	3:2 (0:9 to 8:6)	3:2 (0:9 to 8:6)	3:2 (0:9 to 8:6)	3:2 (0:9 to 8:6)	210
Myocarditis	0 (0 to 1:1)	0:4 (0 to 1:4)	0:5 (0:2 to 1:4)	0:3 (0:1 to 2:2)	0:3 (0:1 to 1:3)	0:3 (0:1 to 1:3)	0:3 (0:1 to 1:3)	0:3 (0:1 to 1:3)	0:3 (0:1 to 1:3)	0:3 (0:1 to 1:3)	0:3 (0:1 to 1:3)	0:3 (0:1 to 1:3)	0:3 (0:1 to 1:3)	0:3 (0:1 to 1:3)	0:3 (0:1 to 1:3)	0:3 (0:1 to 1:3)	0:3 (0:1 to 1:3)	0:3 (0:1 to 1:3)	0:3 (0:1 to 1:3)	0:3 (0:1 to 1:3)	0:3 (0:1 to 1:3)	0:3 (0:1 to 1:3)	0:3 (0:1 to 1:3)	14:6
Alcoholic cardiomyopathy	0 (0 to 0)	0 (0 to 0)	0 (0 to 0)	0 (0 to 0)	0 (0 to 0)	0 (0 to 0)	0:1 (0 to 0:3)	0:1 (0 to 0:2)	0:1 (0 to 0:2)	0:2 (0 to 0:3)	0:2 (0 to 0:3)	0:2 (0 to 0:3)	0:2 (0 to 0:3)	0:2 (0 to 0:3)	0:2 (0 to 0:3)	0:2 (0 to 0:3)	0:2 (0 to 0:3)	0:2 (0 to 0:3)	0:2 (0 to 0:3)	0:2 (0 to 0:3)	0:2 (0 to 0:3)	0:2 (0 to 0:3)	0:2 (0 to 0:3)	1:7
Other cardiomyopathy	29:7 (15:3 to 56)	2:5 (1:1 to 5:6)	22:6 (10:5 to 45:3)	7:4 (2:5 to 16:2)	3:9 (1:1 to 9:7)	3:9 (1:2 to 9:6)	5:8 (2:5 to 12:6)	6:4 (2:2 to 14:6)	7:5 (2:3 to 17:2)	9:1 (3:3 to 20:3)	8:8 (2:3 to 19:8)	10:1 (3:4 to 22:3)	12:1 (3:5 to 25:3)	12:3 (3:5 to 27:2)	13:1 (3:5 to 27:2)	13 (3:7 to 28:6)	9:6 (2:6 to 19:5)	10:1 (2:7 to 21:5)	8 (2:3 to 17:5)	9:7 (2:7 to 19:7)	3 (1:1 to 7:4)	1:4 (0:4 to 3:2)	0:4 (0:1 to 0:7)	194
Atrial fibrillation and flutter	0 (0 to 0)	0 (0 to 0)	0 (0 to 0)	0 (0 to 0)	0 (0 to 0)	0 (0 to 0)	0 (0 to 0)	0 (0 to 0)	0 (0 to 0)	0:2 (0 to 0:4)	0:3 (0 to 0:5)	0:3 (0 to 0:6)	0:4 (0 to 0:7)	1:4 (0 to 2:2)	2:1 (1:1 to 3:7)	2:6 (1 to 4:1)	2:8 (1 to 4:7)	3:2 (1 to 5:7)	2:8 (1 to 5:3)	2:1 (1 to 4:2)	0:9 (0 to 1:6)	0:2 (0 to 0:5)	0:1 (0 to 0:2)	39:9
Aortic aneurysm	…	…	…	…	…	1:1 (0:4 to 2:2)	0:4 (0 to 2:2)	1:2 (0:4 to 2:2)	0:4 (0 to 2:2)	1:6 (0:4 to 3:2)	0:4 (0 to 2:2)	1:6 (0:4 to 3:2)	1:9 (0:4 to 3:9)	2:4 (1:1 to 5:4)	2:7 (1:1 to 5:4)	3:1 (1:1 to 6:1)	4 (1:1 to 8:1)	3:2 (1:2 to 6:3)	2:9 (1:2 to 5:7)	2:3 (1:1 to 4:5)	1:4 (0:7 to 2:6)	0:3 (0:2 to 0:6)	0:1 (0 to 0:2)	NA
Endocarditis	0:3 (0:1 to 1:1)	1:1 (0:2 to 3:3)	0:6 (0:1 to 1:4)	0:6 (0:1 to 1:4)	1:6 (0:4 to 3:4)	2:2 (0:6 to 5:6)	3:6 (1:1 to 8:4)	3:2 (1:1 to 7:5)	2:9 (1:1 to 6:1)	2:9 (1:1 to 6:7)	2:6 (1:1 to 6:4)	2:6 (1:1 to 6:4)	2:6 (1:1 to 6:4)	2:6 (1:1 to 6:4)	2:6 (1:1 to 6:4)	2:6 (1:1 to 6:4)	2:6 (1:1 to 6:4)	2:6 (1:1 to 6:4)	2:6 (1:1 to 6:4)	2:6 (1:1 to 6:4)	2:6 (1:1 to 6:4)	2:6 (1:1 to 6:4)	2:6 (1:1 to 6:4)	388
Other cardiovascular and circulatory diseases	4:1 (2:1 to 11:6)	0:3 (0:1 to 1:1)	3:4 (1:1 to 9:4)	2:3 (1:1 to 5:1)	13:2 (4:4 to 23:1)	15:8 (7:4 to 27:5)	19:1 (9:5 to 36:1)	14:3 (7:3 to 25:2)	12:3 (6:2 to 21:4)	9:6 (4:2 to 17:5)	9:8 (4:2 to 19)	8:2 (3:4 to 16)	12:7 (5:1 to 24)	11:1 (5:1 to 21)	13 (6:3 to 23)	13:7 (6:3 to 24)	11:9 (5:3 to 21)	10:4 (4:1 to 19)	8 (4:1 to 15)	3:9 (1:7 to 6)	1:4 (0:7 to 2)	0:4 (0:2 to 0:7)	0:2 (0:1 to 0:4)	209
Chronic respiratory diseases	0 (0 to 0)	0 (0 to 0:1)	64:8 (28:7 to 109)	28:7 (13:6 to 54:5)	93 (44:4 to 157)	85:4 (39:7 to 136)	89:7 (52:5 to 118)	59:7 (32:4 to 84:1)	61:7 (31:7 to 91)	57:4 (27:5 to 91)	57:6 (27:3 to 86)	70:5 (32:4 to 106)	98:1 (46:4 to 156)	122 (57:5 to 214)	167:5 (78:6 to 292)	209:1 (96:4 to 365)	193 (87:5 to 337)	144:6 (67:1 to 256)	122 (56:9 to 196)	56:6 (27:1 to 78)	22 (11:4 to 29.7)	4:7 (2:4 to 7.1)	1:1 (0:4 to 1.8)	1,510
Chronic obstructive pulmonary disease	0 (0 to 0:1)	0 (0 to 0:1)	3:3 (1:2 to 7:5)	0:5 (0:1 to 2:4)	1:1 (0:4 to 3:3)	2:2:2 (1:3 to 4:3)	2:2:2 (1:3 to 4:3)	2:2:2 (1:3 to 4:3)	2:6 (1:3 to 5:7)	2:3 (1:1 to 5:3)	2:6 (1:3 to 5:7)	3:7 (1:4 to 7:4)	3:6 (1:4 to 7:4)	3:6 (1:4 to 7:4)	3:6 (1:4 to 7:4)	4:1 (1:5 to 8:3)	3:6 (1:4 to 7:4)	3:6 (1:4 to 7:4)	3:6 (1:4 to 7:4)	3:6 (1:4 to 7:4)	3:6 (1:4 to 7:4)	3:6 (1:4 to 7:4)	3:6 (1:4 to 7:4)	793
Pneumoconiosis	0 (0 to 0)	0 (0 to 0)	0 (0 to 0)	0 (0 to 0)	0 (0 to 0)	0 (0 to 0)	0 (0 to 0)	0 (0 to 0)	0 (0 to 0)	0 (0 to 0)	0 (0 to 0)	0 (0 to 0)	0 (0 to 0)	0 (0 to 0)	0 (0 to 0)	0 (0 to 0)	0 (0 to 0)	0 (0 to 0)	0 (0 to 0)	0 (0 to 0)	0 (0 to 0)	0 (0 to 0)	0 (0 to 0)	0 (0 to 0)	9:8
Silicosis	0 (0 to 0)	0 (0 to 0)	0 (0 to 0)	0 (0 to 0)	0 (0 to 0)	0 (0 to 0:1)	0 (0 to 0:1)	0 (0 to 0:1)	0 (0 to 0:1)	0 (0 to 0:2)	0 (0 to 0:2)	0 (0 to 0:2)	0 (0 to 0:2)	0 (0 to 0:2)	0 (0 to 0:2)	0 (0 to 0:2)	0 (0 to 0:2)	0 (0 to 0:2)	0 (0 to 0:2)	0 (0 to 0:2)	0 (0 to 0:2)	0 (0 to 0:2)	0 (0 to 0:2)	0 (0 to 0:2)	2:8
Asbestosis	0 (0 to 0)	0 (0 to 0)	0 (0 to 0)	0 (0 to 0)	0 (0 to 0)	0 (0 to 0:2)	0 (0 to 0:3)	0 (0 to 0:3)	0 (0 to 0:2)	0 (0 to 0:4)	0 (0 to 0:4)	0 (0 to 0:4)	0 (0 to 0:6)	0 (0 to 0:6)	0 (0 to 0:5)	0 (0 to 0:5)	0 (0 to 0:4)	0 (0 to 0:3)	0 (0 to 0:3)	0 (0 to 0:3)	0 (0 to 0:3)	0 (0 to 0:3)	0 (0 to 0:3)	0 (0 to 0:3)	3:9
Coal workers pneumoconiosis	0 (0 to 0)	0 (0 to 0)	0 (0 to 0)	0 (0 to 0)	0 (0 to 0)	0 (0 to 0)	0 (0 to 0)	0 (0 to 0)	0 (0 to 0)	0 (0 to 0)	0 (0 to 0)	0 (0 to 0)	0 (0 to 0)	0 (0 to 0)	0 (0 to 0)	0 (0 to 0)	0 (0 to 0)	0 (0 to 0)	0 (0 to 0)	0 (0 to 0)	0 (0 to 0)	0 (0 to 0)	0 (0 to 0)	0 (0 to 0)	0:3
Other pneumoconiosis	0 (0 to 0)	0 (0 to 0)	0 (0 to 0)	0 (0 to 0)	0 (0 to 0)	0 (0 to 0)	0 (0 to 0:2)	0 (0 to 0:2)	0 (0 to 0:2)	0 (0 to 0:3)	0 (0 to 0:3)	0 (0 to 0:4)	0 (0 to 0:6)	0 (0 to 0:5)	0 (0 to 0:5)	0 (0 to 0:5)	0 (0 to 0:5)	0 (0 to 0:5)	0 (0 to 0:5)	0 (0 to 0:5)	0 (0 to 0:5)	0 (0 to 0:5)	0 (0 to 0:5)	0 (0 to 0:5)	2:7
Asthma	0 (0 to 0)	0 (0 to 0)	56:1 (32:1 to 94:9)	60:1 (40:2 to 106)	48:6 (34:9 to 91:4)	57 (26 to 99:7)	29:8 (16:9 to 66:3)	27:1 (15:2 to 45)	21:4 (12:4 to 39:7)	22:6 (11:7 to 41:7)	21:1 (10:7 to 46)	23:7 (12:1 to 48:7)	20:1 (10:1 to 46:8)	23:7 (10:3 to 48:4)	20:1 (10:5 to 46:8)	19:6 (9:6 to 39:7)	16:6 (9:6 to 32:4)	16:6 (9:6 to 32:4)	16:6 (9:6 to 32:4)	16:6 (9:6 to 32:4)	3:7 (1:7 to 7:5)	1:3 (0:6 to 2:6)	0:1 (0:1 to 0:3)	599
Interstitial lung disease and pulmonary sarcoidosis	0 (0 to 0)	0 (0 to 0)	0 (0:2 to 1:4)	0 (0 to 0:3)	0 (0 to 0:4)	0 (0 to 0:3)	0 (0 to 0:2)	0 (0 to 0:2)	0 (0 to 0:2)	0 (0 to 0:2)	0 (0 to 0:2)	0 (0 to 0:2)	0 (0 to 0:2)	0 (0 to 0:2)	0 (0 to 0:2)	0 (0 to 0:2)	0 (0 to 0:2)	0 (0 to 0:2)	0 (0 to 0:2)	0 (0 to 0:2)	0 (0 to 0:2)	0 (0 to 0:2)	0 (0 to 0:2)	0 (0 to 0:2)	30:4
Other chronic respiratory diseases	0 (0 to 0)	0 (0 to 0)	0 (0 to 0:1)	0 (0 to 0:1)	0 (0 to 0:1)	0 (0 to 0:1)	0 (0 to 0:1)	0 (0 to 0:1)	0 (0 to 0:1)	0 (0 to 0:1)	0 (0 to 0:1)	0 (0 to 0:1)	0 (0 to 0:1)	0 (0 to 0:1)	0 (0 to 0:1)	0 (0 to 0:1)	0 (0 to 0:1)	0 (0 to 0:1)	0 (0 to 0:1)	0 (0 to 0:1)	0 (0 to 0:1)	0 (0 to 0:1)	0 (0 to 0:1)	0 (0 to 0:1)	674
Digestive diseases	44:5 (17:3 to 81:5)	8:9 (2:1 to 23:3)	62:8 (27:3 to 116)	44:9 (19:9 to 109)	65:7 (29:1 to 139)	102 (52:9 to 205)	227 (109:5 to 452)	195:5 (96:1 to 388)	200 (104 to 364)	227 (114:5 to 444)	208 (106:5 to 396)	298 (140:5 to 544)	342 (161:5 to 676)	394 (179:5 to 744)	438 (203:5 to 813)	597 (272:5 to 1,110)	664 (303:5 to 1,230)	635 (297:5 to 1,170)	492 (227:5 to 881)	260 (120:5 to 492)	102 (47:5 to 194)	70:2 (32:5 to 131)	28:9 (13:5 to 53:7)	4,690
Cirrhosis and other chronic liver diseases	0 (0 to 0:1)	0 (0 to 0:1)	1:4 (0:6 to 3:1)	2:6 (0:9 to 7:2)	1:5 (0:7 to 3:7)	2:1 (0:7 to 5:1)	7:9 (3:1 to 17:1)	5:4 (2:1 to 11:5)	4:1 (1:7 to 8:4)	5:2 (2:1 to 10:3)	4:6 (1:7 to 9:5)	6:4 (2:1 to 12:3)	7:4 (2:1 to 14:5)	8:4 (2:1 to 16:2)	9:6 (3:1 to 18:5)	12:5 (4:1 to 24:5)	14:2 (4:1 to 27:5)	13:2 (4:1 to 25:5)	10:2 (3:1 to 19:5)	4:4 (1:1 to 8:5)	1:5 (0:4 to 3:1)	0:4 (0:1 to 0:8)	0:2 (0:1 to 0:4)	674
Cirrhosis and other chronic liver diseases due to hepatitis B	0 (0 to 0)	0 (0 to 0)	0 (0 to 0:2)	0 (0 to 0:2)	0 (0 to 0:3)	0 (0 to 0:2)	1:4 (0:4 to 3:3)	0:9 (0:3 to 2:2)	0:7 (0:2 to 1:7)	0:8 (0:3 to 2:2)	0:8 (0:3 to 2:2)	0:9 (0:3 to 2:2)	1:1 (0:3 to 2:2)	1:1 (0:3 to 2:2)	1:1 (0:3 to 2:2)	1:1 (0:3 to 2:2)	1:1 (0:3 to 2:2)	1:1 (0:3 to 2:2)	1:1 (0:3 to 2:2)	1:1 (0:3 to 2:2)	1:1 (0:3 to 2:2)	1:1 (0:3 to 2:2)	1:1 (0:3 to 2:2)	519
Cirrhosis and other chronic liver diseases due to hepatitis C	0 (0 to 0)	0 (0 to 0)	0:1 (0 to 0:4)	0:1 (0 to 0:3)	0:2 (0:1 to 1:3)	0:3 (0:1 to 1:7)	0:6 (0:2 to 1:7)	0:4 (0:1 to 1:3)	0:4 (0:1 to 1:2)	0:5 (0:2 to 1:3)	0:5 (0:2 to 1:3)	0:6 (0:2 to 1:5)	0:8 (0:2 to 1:9)	0:8 (0:2 to 1:9)	0:8 (0:2 to 1:9)	0:8 (0:2 to 1:9)	0:8 (0:2 to 1:9)	0:8 (0:2 to 1:9)	0:8 (0:2 to 1:9)	0:8 (0:2 to 1:9)	0:8 (0:2 to 1:9)	0:8 (0:2 to 1:9)	0:8 (0:2 to 1:9)	678
Cirrhosis and other chronic liver diseases due to alcohol use	0 (0 to 0)	0 (0 to 0)	0 (0 to 0)	0 (0 to 0)	0 (0 to 0)	0:3 (0:1 to 0:8)	0:6 (0:2 to 1:6)	0:4 (0:1 to 1:1)	0:3 (0:1 to 0:9)	0:4 (0:1 to 1:1)	0:4 (0:1 to 1:1)	0:5 (0:1 to 1:2)	0:6 (0:2 to 1:5)	0:6 (0:2 to 1:5)	0:6 (0:2 to 1:5)	0:6 (0:2 to 1:5)	0:6 (0:2 to 1:5)	0:6 (0:2 to 1:5)	0:6 (0:2 to 1:5)	0:6 (0:2 to 1:5)	0:6 (0:2 to 1:5)	0:6 (0:2 to 1:5)	0:6 (0:2 to 1:5)	684
Cirrhosis and other chronic liver diseases due to NAFLD	0 (0 to 0)	0 (0 to 0)	0 (0 to 0)	0 (0 to 0)	0 (0 to 0)	1:6 (0:4 to 3:4)	4:5 (1:4 to 9:1)	3:3 (0:9 to 7:1)	2:6 (0:8 to 5:3)	3:3 (0:9 to 7:1)	3:3 (0:9 to 7:1)	4:5 (1:1 to 9:1)	5:6 (1:4 to 11:2)	5:6 (1:4 to 11:2)	5:6 (1:4 to 11:2)	5:6 (1:4 to 11:2)	5:6 (1:4 to 11:2)	5:6 (1:4 to 11:2)	5:6 (1:4 to 11:2)	5:6 (1:4 to 11:2)	5:6 (1:4 to 11:2)	5:6 (1:4 to 11:2)	5:6 (1:4 to 11:2)	189
Cirrhosis and other chronic liver diseases due to other causes	0 (0 to 0:1)	0 (0 to 0:1)	12:8 (4:9 to 26:9)	8:9 (3:3 to 21:2)	22:1 (8:3 to 48:5)	19:7 (7:7 to 46)	42:9 (22:3 to 78:1)	33:5 (17:3 to 59:9)	30:9 (15:1 to 53:1)	33:1 (17:4 to 58:3)	33:6 (17:4 to 58:3)	39:9 (19:5 to 69:1)	47:6 (22:1 to 83:9)	52:3 (23:5 to 92:6)	59:5 (27:3 to 104)	73:2 (33:9 to 129)	70:4 (32:6 to 124)	59:6 (27:3 to 104)	50:4 (23:1 to 87:4)	22:9 (10:1 to 39.7)	9:2 (4:1 to 16)	2:8 (1:1 to 4.9)	0:7 (0:3 to 1.2)	525
Upper digestive system diseases	2:4 (0:9 to 6:5)	1:1 (0:3 to 3:1)	4:9 (1:7 to 11:1)	3:4 (1:1 to 8:9)	4:3 (1:4 to 9:6)	6:9 (2:4 to 15:1)	13:4 (5:1 to 29:3)	9:1 (3:4 to 19:5)	7:1 (2:7 to 15:4)	8:1 (3:1 to 17:6)	7:7 (2:9 to 16:4)	9:5 (3:5 to 20:1)	11:1 (4:2 to 23:5)	12:1 (4:5 to 25:3)	14:1 (5:3 to 29:3)	17:1 (6:4 to 35:3)	16:1 (6:1 to 33:3)	13:7 (5:2 to 28:3)	11:1 (4:2 to 23:1)	5:2 (2:1 to 10:6)	2:1 (0:8 to 4.3)	0:6 (0:2 to 1.2)	0:2 (0:1 to 0.4)	653
Peptic ulcer disease	0 (0 to 0)	0 (0 to 0)	0 (0:2 to 2:1)	0 (0 to 1:4)	0 (0:2 to 1:5)	0:5 (0:2 to 1:6)	1:3 (0:4 to 3:2)	0:9 (0:3 to 2:2)	0:7 (0:2 to 1:7)	0:8 (0:3 to 1:9)	0:8 (0:3 to 1:9)	0:9 (0:3 to 2:1)	1:1 (0:4 to 2:5)	1:2 (0:4 to 2:7)	1:4 (0:5 to 3:1)	1:7 (0:6 to 3:7)	1:6 (0:5 to 3:5)	1:3 (0:5 to 2:9)	1:1 (0:4 to 2:5)	0:5 (0:2 to 1:2)	0:2 (0:2 to 0:6)	0:2 (0:1 to 0:5)	0:1 (0 to 0:2)	313
Gastritis and duodenitis	0 (0 to 0)	0 (0 to 0)	0 (0:1 to 0:3)	0 (0 to 0:1)	0 (0:1 to 0:4)	0:2 (0:1 to 0:6)	0:4 (0:1 to 1:1)	0:3 (0:1 to 0:8)	0:2 (0:1 to 0:

Congenital birth defects	1,490 (722 to 2,960)	116 (54·9 to 229)	789 (507 to 1,490)	205 (118 to 341)	92·4 (59·2 to 137)	72·9 (49·3 to 111)	60·7 (38·0 to 98·7)	42·5 (25·4 to 69·1)	35 (19·2 to 49·2)	20·4 (12·5 to 31·7)	14·8 (9·0 to 22·2)	11·4 (6·8 to 19·2)	8·2 (4·8 to 12·4)	6·6 (3·6 to 10·5)	5·7 (3·3 to 9·1)	4·2 (2·4 to 6·8)	2·6 (1·5 to 4·2)	1·3 (0·6 to 2·2)	0·7 (0·4 to 1·3)	0·3 (0·2 to 0·6)	0·1 (0·1 to 0·2)	0 (0 to 0·1)	0 (0 to 0)	3,130	
Neural tube defects	179 (96 to 511)	9·6 (1·1 to 19·2)	42·7 (9·2 to 143)	16·4 (2·5 to 57·4)	3·6 (1·1 to 9·2)	2·1 (1·2 to 3·8)	1·1 (0·6 to 2·2)	1·4 (0·6 to 2·9)	0·9 (0·3 to 1·8)	0·5 (0·3 to 0·9)	0·3 (0·2 to 0·5)	0·2 (0·1 to 0·3)	0·1 (0·1 to 0·2)	0·1 (0·1 to 0·2)	0·1 (0·1 to 0·2)	0·1 (0·1 to 0·1)	0 (0 to 0·1)	0 (0 to 0·1)	0 (0 to 0·1)	0 (0 to 0·1)	0 (0 to 0·1)	0 (0 to 0·1)	0 (0 to 0)	247	
Congenital heart anomalies	1,000 (784 to1,360)	77·2 (39·7 to 116)	528 (149 to 760)	136 (28·9 to 238)	61·4 (12·3 to 107·4)	48·5 (9·9 to 91·1)	40·3 (9·4 to 77·4)	28·2 (6·5 to 53·9)	23·2 (5·4 to 44·3)	13·5 (3·1 to 25·6)	9·8 (2·3 to 18·7)	7·5 (1·8 to 14·3)	5·4 (1·3 to 10·3)	4·3 (1·0 to 8·2)	3·8 (0·9 to 7·2)	2·8 (0·7 to 5·3)	1·7 (0·4 to 3·2)	0·9 (0·2 to 1·7)	0·5 (0·1 to 0·9)	0·2 (0·1 to 0·4)	0·1 (0·1 to 0·2)	0 (0 to 0·1)	0 (0 to 0)	1,120	
Orofacial clefts	9·1 (1·5 to 29·5)	0·6 (0·3 to 21·6)	9·5 (1·6 to 29·4)	1·1 (0·3 to 2·1)	0·9 (0·2 to 1·7)	0·9 (0·2 to 1·9)	0·8 (0·2 to 1·8)	0·7 (0·2 to 1·5)	0·6 (0·1 to 1·3)	0·4 (0·1 to 0·8)	0·3 (0·1 to 0·7)	0·2 (0·1 to 0·5)	0·2 (0·1 to 0·4)	0·1 (0·1 to 0·3)	0·1 (0·1 to 0·2)	0·1 (0·1 to 0·2)	0 (0·1 to 0·1)	0 (0·1 to 0·1)	0 (0·1 to 0·1)	0 (0·1 to 0·1)	0 (0·1 to 0·1)	0 (0·1 to 0·1)	0 (0 to 0)	21·6	
Down syndrome	14·1 (4·4 to 42·6)	1·9 (0·4 to 4·6)	19·9 (3·3 to 57·5)	6·5 (1·6 to 13·6)	1·6 (0·4 to 3·4)	1·3 (0·4 to 2·6)	1·4 (0·4 to 3·1)	1 (0·4 to 2·1)	0·8 (0·3 to 1·7)	0·5 (0·2 to 1·1)	0·3 (0·1 to 0·7)	0·2 (0·1 to 0·4)	0·2 (0·1 to 0·4)	0·2 (0·1 to 0·4)	0·2 (0·1 to 0·4)	0·1 (0·1 to 0·2)	0·1 (0·1 to 0·2)	0 (0·1 to 0·1)	0 (0 to 0·1)	0 (0 to 0·1)	0 (0 to 0·1)	0 (0 to 0·1)	0 (0 to 0)	49·2	
Turner syndrome	0 (0 to 0)	0 (0 to 0)	0 (0 to 0)	0 (0 to 0)	0 (0 to 0)	0 (0 to 0)	0 (0 to 0)	0 (0 to 0)	0 (0 to 0)	0 (0 to 0)	0 (0 to 0)	0 (0 to 0)	0 (0 to 0)	0 (0 to 0)	0 (0 to 0)	0 (0 to 0)	0 (0 to 0)	0 (0 to 0)	0 (0 to 0)	0 (0 to 0)	0 (0 to 0)	0 (0 to 0)	0 (0 to 0)	0 (0 to 0)	0	
Klinefelter syndrome	0 (0 to 0)	0 (0 to 0)	0 (0 to 0)	0 (0 to 0)	0 (0 to 0)	0 (0 to 0)	0 (0 to 0)	0 (0 to 0)	0 (0 to 0)	0 (0 to 0)	0 (0 to 0)	0 (0 to 0)	0 (0 to 0)	0 (0 to 0)	0 (0 to 0)	0 (0 to 0)	0 (0 to 0)	0 (0 to 0)	0 (0 to 0)	0 (0 to 0)	0 (0 to 0)	0 (0 to 0)	0 (0 to 0)	0 (0 to 0)	0	
Other chromosomal abnormalities	27·6 (8·4 to 126)	2·7 (1·5 to 8·6)	18·4 (5·5 to 54·7)	3·3 (1·7 to 9·2)	1·3 (0·7 to 2·5)	1·1 (0·6 to 1·9)	1·1 (0·6 to 1·9)	0·8 (0·3 to 1·2)	0·6 (0·3 to 1·2)	0·4 (0·2 to 0·8)	0·2 (0·1 to 0·3)	0·1 (0·1 to 0·3)	0·1 (0·1 to 0·2)	0 (0·1 to 0·1)	0 (0·1 to 0·1)	0 (0·1 to 0·1)	0 (0·1 to 0·1)	0 (0 to 0·1)	0 (0 to 0·1)	0 (0 to 0·1)	0 (0 to 0·1)	0 (0 to 0·1)	0 (0 to 0·1)	0 (0 to 0)	67·9	
Congenital musculoskeletal and limb anomalies	47·1 (12·2 to 119)	3·4 (1·5 to 9·4)	24·1 (10·4 to 60·4)	29·1 (9·4 to 59·3)	19·7 (7·7 to 37·5)	13·8 (5·4 to 26·8)	11 (4·4 to 19·2)	9·6 (3·8 to 18·7)	7·9 (2·4 to 16·4)	6·9 (2·3 to 13·6)	5·6 (1·9 to 11·3)	4·6 (1·3 to 9·1)	3·6 (1·0 to 7·2)	2·6 (1·1 to 5·3)	1·6 (0·6 to 2·4)	1·2 (0·4 to 2·3)	0·6 (0·3 to 1·1)	0·7 (0·3 to 1·1)	0·4 (0·2 to 0·6)	0·2 (0·1 to 0·4)	0·1 (0·1 to 0·2)	0 (0·1 to 0·1)	0 (0 to 0)	168	
Urogenital congenital anomalies	41·9 (11·2 to 106)	1·7 (0·5 to 18·7)	7·7 (1·9 to 49·1)	3·7 (1·8 to 8·1)	2·1 (1·0 to 3·4)	1·4 (0·6 to 2·3)	1·1 (0·5 to 2·1)	0·7 (0·4 to 1·1)	0·4 (0·2 to 0·8)	0·3 (0·2 to 0·5)	0·2 (0·1 to 0·3)	0·1 (0·1 to 0·2)	0·1 (0·1 to 0·2)	0·1 (0·1 to 0·1)	0·1 (0·1 to 0·1)	0 (0·1 to 0·1)	0 (0 to 0·1)	0 (0 to 0·1)	0 (0 to 0·1)	0 (0 to 0·1)	0 (0 to 0·1)	0 (0 to 0·1)	0 (0 to 0·1)	0 (0 to 0)	61·2	
Digestive congenital anomalies	246 (77·3 to 345)	9·9 (2·9 to 27·4)	144 (41 to 248)	21·1 (2·7 to 49·3)	6·4 (1·3 to 22·7)	5·1 (1·0 to 20·1)	4·2 (0·9 to 16·4)	3·2 (0·8 to 12·4)	2·5 (0·6 to 9·5)	1·7 (0·5 to 6·1)	1·2 (0·3 to 4·3)	0·9 (0·2 to 3·1)	0·6 (0·2 to 2·1)	0·4 (0·1 to 1·4)	0·3 (0·1 to 0·9)	0·2 (0·1 to 0·5)	0·1 (0·1 to 0·3)	0·1 (0·1 to 0·2)	0·1 (0·1 to 0·2)	0·1 (0·1 to 0·2)	0·1 (0·1 to 0·2)	0 (0·1 to 0·1)	0 (0 to 0)	226	
Other congenital birth defects	663 (242 to 1,310)	29·2 (9·2 to 64·4)	238 (76·5 to 587)	39·7 (6·6 to 152)	23·6 (3·7 to 69·2)	27·6 (3·7 to 69·2)	27·6 (3·7 to 69·2)	20·7 (10·4 to 36·7)	13·4 (7·5 to 27·4)	11·2 (4·9 to 20·1)	9·2 (3·8 to 18·7)	8·4 (2·9 to 17·1)	6·4 (2·4 to 9·8)	4·8 (1·9 to 7·2)	4 (1·9 to 7·2)	3·2 (1·7 to 6·2)	2·1 (1·3 to 4·6)	1·2 (0·6 to 3·1)	0·6 (0·3 to 1·1)	0·3 (0·2 to 0·5)	0·1 (0·1 to 0·2)	0·1 (0·1 to 0·2)	0 (0 to 0)	1,190	
Urinary diseases and male infertility	20·4 (7·4 to 40)	0·6 (0·4 to 2·4)	5·6 (2 to 12·3)	1·4 (0·8 to 2·4)	0·6 (0·2 to 1·3)	0·6 (0·2 to 1·7)	0·6 (0·2 to 1·7)	0·6 (0·2 to 1·7)	0·6 (0·2 to 1·7)	0·6 (0·2 to 1·7)	0·6 (0·2 to 1·7)	0·6 (0·2 to 1·7)	0·6 (0·2 to 1·7)	0·6 (0·2 to 1·7)	0·6 (0·2 to 1·7)	0·6 (0·2 to 1·7)	0·6 (0·2 to 1·7)	0·6 (0·2 to 1·7)	0·6 (0·2 to 1·7)	0·6 (0·2 to 1·7)	0·6 (0·2 to 1·7)	0·6 (0·2 to 1·7)	0·6 (0·2 to 1·7)	229	
Urolithiasis	2 (0 to 5)	0 (0 to 0)	0 (0 to 0)	0 (0 to 0)	0 (0 to 0·1)	0 (0 to 0·1)	0 (0 to 0·1)	0 (0 to 0·1)	0 (0 to 0·1)	0 (0 to 0·1)	0 (0 to 0·1)	0 (0 to 0·1)	0 (0 to 0·1)	0 (0 to 0·1)	0 (0 to 0·1)	0 (0 to 0·1)	0 (0 to 0·1)	0 (0 to 0·1)	0 (0 to 0·1)	0 (0 to 0·1)	0 (0 to 0·1)	0 (0 to 0·1)	0 (0 to 0·1)	0 (0 to 0)	2·6	
Benign prostatic hyperplasia	0 (0 to 0)	0 (0 to 0)	0 (0 to 0)	0 (0 to 0)	0 (0 to 0)	0 (0 to 0)	0 (0 to 0)	0 (0 to 0)	0 (0 to 0)	0 (0 to 0)	0 (0 to 0)	0 (0 to 0)	0 (0 to 0)	0 (0 to 0)	0 (0 to 0)	0 (0 to 0)	0 (0 to 0)	0 (0 to 0)	0 (0 to 0)	0 (0 to 0)	0 (0 to 0)	0 (0 to 0)	0 (0 to 0)	0 (0 to 0)	22	
Male infertility	0 (0 to 0)	0 (0 to 0)	0 (0 to 0)	0 (0 to 0)	0 (0 to 0)	0 (0 to 0)	0 (0 to 0)	0 (0·0 to 7·3)	2·9 (0·8 to7·5)	2·9 (0·7 to 7)	2 (0·5 to 5·1)	1·7 (0·4 to 4·5)	1·2 (0·3 to 3·2)	0·8 (0 to 2·5)	0·5 (0 to 2·1)	0·3 (0 to 1·5)	0·2 (0 to 0·8)	0·1 (0 to 0·5)	0·1 (0 to 0·3)	0 (0 to 0·2)	0 (0 to 0·1)	0 (0 to 0·1)	0 (0 to 0·1)	0 (0 to 0)	12·3	
Other urinary diseases	18·5 (4·8 to 27·4)	0·8 (0·3 to 1·8)	2·3 (0·5 to 9·7)	1 (0·5 to 2·1)	2·4 (0·9 to 4·4)	2·4 (1·0 to 4·7)	2·4 (0·9 to 5·25)	2·3 (0·9 to 5·1)	1·9 (0·7 to 4·6)	1·7 (0·6 to 4·2)	1·4 (0·5 to 3·7)	1·2 (0·4 to 3·2)	0·9 (0·3 to 2·5)	0·7 (0·2 to 1·9)	0·5 (0·2 to 1·4)	0·4 (0·1 to 1·1)	0·2 (0·1 to 0·7)	0·1 (0·1 to 0·4)	0·1 (0·1 to 0·2)	0·1 (0·1 to 0·2)	0·1 (0·1 to 0·2)	0 (0·1 to 0·1)	0 (0 to 0)	4·6	
Gynecological diseases	0 (0 to 0)	0 (0 to 0)	0 (0 to 0)	0 (0 to 0)	0 (0 to 0)	0 (0 to 0)	0 (0 to 0)	0 (0 to 0)	0 (0 to 0)	0 (0 to 0)	0 (0 to 0)	0 (0 to 0)	0 (0 to 0)	0 (0 to 0)	0 (0 to 0)	0 (0 to 0)	0 (0 to 0)	0 (0 to 0)	0 (0 to 0)	0 (0 to 0)	0 (0 to 0)	0 (0 to 0)	0 (0 to 0)	0 (0 to 0)	0	
Uterine fibroids	0 (0 to 0)	0 (0 to 0)	0 (0 to 0)	0 (0 to 0)	0 (0 to 0)	0 (0 to 0)	0 (0 to 0)	0 (0 to 0)	0 (0 to 0)	0 (0 to 0)	0 (0 to 0)	0 (0 to 0)	0 (0 to 0)	0 (0 to 0)	0 (0 to 0)	0 (0 to 0)	0 (0 to 0)	0 (0 to 0)	0 (0 to 0)	0 (0 to 0)	0 (0 to 0)	0 (0 to 0)	0 (0 to 0)	0 (0 to 0)	0	
Polycystic ovarian syndrome	–	–	–	–	–	–	–	–	–	–	–	–	–	–	–	–	–	–	–	–	–	–	–	–	NA	
Female infertility	–	–	–	–	–	–	–	–	–	–	–	–	–	–	–	–	–	–	–	–	–	–	–	–	NA	
Endometriosis	–	–	–	–	–	–	–	–	–	–	–	–	–	–	–	–	–	–	–	–	–	–	–	–	NA	
Genital prolapse	0 (0 to 0)	0 (0 to 0)	0 (0 to 0)	0 (0 to 0)	0 (0 to 0)	0 (0 to 0)	0 (0 to 0)	0 (0 to 0)	0 (0·0 to 0)	0 (0 to 0)	0 (0 to 0)	0 (0 to 0)	0 (0 to 0)	0 (0 to 0)	0 (0 to 0)	0 (0 to 0)	0 (0 to 0)	0 (0 to 0)	0 (0 to 0)	0 (0 to 0)	0 (0 to 0)	0 (0 to 0)	0 (0 to 0)	0 (0 to 0)	0	
Premenstrual syndrome	–	–	–	–	–	–	–	–	–	–	–	–	–	–	–	–	–	–	–	–	–	–	–	–	NA	
Other gynecological diseases	0 (0 to 0)	0 (0 to 0)	0 (0 to 0)	0 (0 to 0)	0 (0 to 0)	0 (0 to 0)	0 (0 to 0)	0 (0·0 to 0)	0 (0 to 0)	0 (0 to 0)	0 (0 to 0)	0 (0 to 0)	0 (0 to 0)	0 (0 to 0)	0 (0 to 0)	0 (0 to 0)	0 (0 to 0)	0 (0 to 0)	0 (0 to 0)	0 (0 to 0)	0 (0 to 0)	0 (0 to 0)	0 (0 to 0)	0 (0 to 0)	0	
Hemoglobinopathies and hemolytic anemias	3 (0·9 to 9·3)	2·6 (1·2 to 4·6)	3·4 (1·0 to 9·3)	4·9 (2·1 to 7·5)	4·9 (2 to 8·2)	2·4 (1·0 to 4·3)	2·3 (1·0 to 4·3)	1·9 (0·8 to 3·7)	1·9 (0·7 to 3·9)	1·6 (0·6 to 3·2)	1·3 (0·5 to 2·7)	1·1 (0·4 to 2·3)	0·9 (0·3 to 1·9)	0·7 (0·2 to 1·5)	0·5 (0·2 to 1·1)	0·3 (0·1 to 0·7)	0·2 (0·1 to 0·4)	0·1 (0·1 to 0·2)	0·1 (0·1 to 0·2)	0·1 (0·1 to 0·2)	0·1 (0·1 to 0·2)	0·1 (0·1 to 0·2)	0 (0 to 0)	257	
Thalassemias	0 (0 to 0·1)	0 (0 to 0)	0 (0 to 0·2)	0 (0 to 0)	0 (0 to 0·1)	0 (0 to 0)	0 (0 to 0)	0 (0 to 0)	0 (0 to 0)	0 (0 to 0)	0 (0 to 0)	0 (0 to 0)	0 (0 to 0)	0 (0 to 0)	0 (0 to 0)	0 (0 to 0)	0 (0 to 0)	0 (0 to 0)	0 (0 to 0)	0 (0 to 0)	0 (0 to 0)	0 (0 to 0)	0 (0 to 0)	0 (0 to 0)	0·3	
Thalassemias trait	0 (0 to 0)	0 (0 to 0)	0 (0·2 to 1·1)	1·3 (0·2 to 3·4)	1·4 (0·4 to 3·3)	0·7 (0·1 to 1·6)	0·7 (0·1 to 1·6)	0·6 (0 to 1·5)	0·5 (0 to 1·4)	0·4 (0 to 1·1)	0·3 (0 to 0·8)	0·2 (0 to 0·6)	0·2 (0 to 0·5)	0·1 (0 to 0·3)	0·1 (0 to 0·3)	0·1 (0 to 0·2)	0 (0 to 0·1)	0 (0 to 0·1)	0 (0 to 0·1)	0 (0 to 0·1)	0 (0 to 0·1)	0 (0 to 0·1)	0 (0 to 0·1)	0 (0 to 0)	4·3	
Sickle cell disorders	0·6 (0·6 to 6·1)	0·4 (0·2 to 0·6)	13·7 (4·2 to 27·7)	18 (9·9 to 30·7)	16·1 (10·9 to 23·4)	16·1 (9·7 to 26·3)	15 (8·5 to 29·4)	11 (5·7 to 21·3)	8·7 (3·5 to 12·4)	6·2 (2·1 to 7·9)	4·5 (1·2 to 5·9)	3·5 (0·8 to 4·3)	2·6 (0·4 to 3·2)	1·9 (0·2 to 2·4)	1·2 (0·2 to 1·6)	0·8 (0·2 to 1·1)	0·5 (0·1 to 0·7)	0·3 (0 to 0·5)	0·2 (0 to 0·3)	0·1 (0 to 0·2)	0·1 (0 to 0·1)	0 (0 to 0·1)	0 (0 to 0)	114	
Sickle cell trait	6·1 (0·5 to 22)	2·1 (0·7 to 3·9)	9·6 (3·4 to 19)	21 (9·7 to 43·1)	22 (9·6 to 44·7)	10·3 (2·7 to 22·2)	7·2 (2·6 to 16·9)	3·5 (0·9 to 9·3)	2·3 (0·6 to 6·3)	1·7 (0·7 to 3·1)	1·2 (0·5 to 2·3)	0·9 (0·4 to 1·7)	0·7 (0·3 to 1·3)	0·5 (0·2 to 1·1)	0·4 (0·2 to 0·8)	0·3 (0·1 to 0·6)	0·2 (0·1 to 0·4)	0·1 (0·1 to 0·3)	0·1 (0·1 to 0·2)	0·1 (0·1 to 0·2)	0·1 (0·1 to 0·2)	0·1 (0·1 to 0·2)	0 (0 to 0)	90·4	
G6PD deficiency	0 (0·0 to 0·1)	0 (0 to 0·1)	0·4 (0·1 to 0·6)	0·6 (0·1 to 0·8)	0·5 (0·2 to 1·1)	0·5 (0·2 to 1·1)	0·5 (0·2 to 1·2)	0·4 (0·1 to 1·1)	0·3 (0·1 to 0·9)	0·3 (0·1 to 0·6)	0·2 (0·1 to 0·4)	0·1 (0·1 to 0·3)	0·1 (0·1 to 0·2)	0·1 (0·1 to 0·2)	0·1 (0·1 to 0·2)	0·1 (0·1 to 0·1)	0·1 (0·1 to 0·1)	0·1 (0·1 to 0·1)	0·1 (0·1 to 0·1)	0·1 (0·1 to 0·1)	0·1 (0·1 to 0·1)	0·1 (0·1 to 0·1)	0 (0 to 0)	9·7	
G6PD trait	0 (0 to 0)	0 (0 to 0)	0 (0 to 0)	0 (0 to 0)	0 (0 to 0)	0 (0 to 0)	0 (0 to 0)	0 (0 to 0)	0 (0 to 0)	0 (0 to 0)	0 (0 to 0)	0 (0 to 0)	0 (0 to 0)	0 (0 to 0)	0 (0 to 0)	0 (0 to 0)	0 (0 to 0)	0 (0 to 0)	0 (0 to 0)	0 (0 to 0)	0 (0 to 0)	0 (0 to 0)	0 (0 to 0)	0 (0 to 0)	0	
Other hemoglobinopathies and hemolytic anemias	3·3 (0 to 5)	0·2 (0 to 0·3)	1·4 (0·4 to 3)	1·9 (0·3 to 5·2)	2·1 (0·7 to 3)	1·6 (0·4 to 4·3)	2·4 (0·7 to 6)	1·9 (0·6 to 7·4)	2·3 (0·7 to 9·4)	2·2 (0·7 to 9·4)	1·9 (0·5 to 7·7)	1·6 (0·5 to 6·5)	1·4 (0·5 to 3·6)	1·1 (0·4 to 3·6)	1·6 (0·4 to 3·4)	2·2 (0·6 to 4·4)	2·2 (1·1 to 4·6)	2·2 (1·0 to 4·1)	2·2 (0·9 to 3·1)	2·2 (0·8 to 3·1)	2·2 (0·8 to 3·1)	2·2 (0·8 to 3·1)	2·2 (0·8 to 3·1)	39·2	
Endocrine, metabolic, blood, and immune disorders	1·6 (0·6 to 9·9)	0·1 (0·3 to 2·1)	0·1 (0·1 to 16)	0·1 (0·7 to 2·7)	0·1 (0·4 to 2·8)	0·1 (0·4 to 2·4)	0·1 (0·2 to 2·6)	0·1 (0·2 to 2·6)	0·1 (0·2 to 2·6)	0·1 (0·2 to 2·6)	0·1 (0·2 to 2·6)	0·1 (0·2 to 2·6)	0·1 (0·2 to 2·6)	0·1 (0·2 to 2·6)	0·1 (0·2 to 2·6)	0·1 (0·2 to 2·6)	0·1 (0·2 to 2·6)	0·1 (0·2 to 2·6)	0·1 (0·2 to 2·6)	0·1 (0·2 to 2·6)	0·1 (0·2 to 2·6)	0·1 (0·2 to 2·6)	0·1 (0·2 to 2·6)	0 (0 to 0)	298	
Oral disorders	0 (0 to 0)	0 (0 to 0)	0 (0 to 0)	0 (0 to 0)	0 (0 to 0)	0 (0 to 0)	0 (0 to 0)	0 (0 to 0)	0 (0 to 0)	0 (0 to 0)	0 (0 to 0)	0 (0 to 0)	0 (0 to 0)	0 (0 to 0)	0 (0 to 0)	0 (0 to 0)	0 (0 to 0)	0 (0 to 0)	0 (0 to 0)	0 (0 to 0)	0 (0 to 0)	0 (0 to 0)	0 (0 to 0)	0 (0 to 0)	0	
Caries of deciduous teeth	0 (0 to 0)	0 (0 to 0)	0 (0 to 0)	1 (0·1 to 4)	4·3 (1·6 to 9·9)	6·5 (2·2 to 16·4)	6·5 (2·2 to 16·4)	6·5 (2·2 to 16·4)	6·5 (2·2 to 16·4)	6·5 (2·2 to 16·4)	6·5 (2·2 to 16·4)	6·5 (2·2 to 16·4)	6·5 (2·2 to 16·4)	6·5 (2·2 to 16·4)	6·5 (2·2 to 16·4)	6·5 (2·2 to 16·4)	6·5 (2·2 to 16·4)	6·5 (2·2 to 16·4)	6·5 (2·2 to 16·4)	6·5 (2·2 to 16·4)	6·5 (2·2 to 16·4)	6·5 (2·2 to 16·4)	6·5 (2·2 to 16·4)	8·6	
Caries of permanent teeth	0 (0 to 0)	0 (0 to 0)	0 (0 to 0)	2·1 (0·7 to 5·1)	6·6 (2·5 to 14·9)	9 (2·3 to 17)	9 (2·3 to 17)	9 (2·3 to 17)	9 (2·3 to 17)	9 (2·3 to 17)	9 (2·3 to 17)	9 (2·3 to 17)	9 (2·3 to 17)	9 (2·3 to 17)	9 (2·3 to 17)	9 (2·3 to 17)	9 (2·3 to 17)	9 (2·3 to 17)	9 (2·3 to 17)	9 (2·3 to 17)	9 (2·3 to 17)	9 (2·3 to 17)	9 (2·3 to 17)	9 (2·3 to 17)	47	
Periodontal diseases	0 (0 to 0)	0 (0 to 0)	0 (0 to 0)	0 (0 to 0)	2·6 (1·1 to 12·2)	12·1 (3·7 to 39·9)	12·1 (3·7 to 39·9)	21·2 (9·6 to 51·6)	24·6 (9·6 to 54·6)	23 (8·3 to 51·4)	20·9 (7·6 to 46)	17·8 (6·6 to 37·2)	15·1 (5·1 to 32)	12·9 (3·9 to 27·5)	9·6 (2·6 to 19·6)	6·2 (1·6 to 12·9)	3·8 (1·0 to 7·9)	2·2 (0·6 to 4·5)	0·4 (0·1 to 0·9)	0·1 (0·1 to 0·2)	0·1 (0·1 to 0·2)	0 (0 to 0·1)	0 (0 to 0)	175	
Other oral disorders	0 (0 to 0)	0 (0 to 0)	0 (0 to 0)	10 (5·6 to 19·7)	8·6 (4·6 to 13·9)	8·1 (3·2 to 14·7)	12·7 (7·5 to 19·4)	13·1 (7·6 to 20·1)	11·6 (7·5 to 17·6)	9·3 (5·7 to 14·3)	7 (4·3 to 10·4)	5·6 (3·4 to 8·6)	4·5 (2·7 to 6·6)	3·7 (2·1 to 5·4)	2·6 (1·4 to 3·9)	1·6 (1 to 2·5)	0·9 (0·5 to 1·4)	0·5 (0·3 to 0·7)	0·2 (0·1 to 0·3)	0·1 (0·1 to 0·1)	0 (0 to 0·1)	0 (0 to 0·1)	0 (0 to 0)	104	
Sudden infant death syndrome	–	2·6 (0·7 to 10·1)	1·9 (2·5 to 458)	–	–	–	–	–	–	–	–	–	–	–	–	–	–	–	–	–	–	–	–	NA	
Injuries	89·9 (57·2 to 149)	20·9 (7·3 to 107)	199 (109 to 384)	288 (163 to 520)	363 (232 to 660)	431 (281 to 695)	1,220 (870 to 1,920)	1,260 (819 to 1,900)	938 (672 to 1,330)	718 (501 to 1,010)	571 (394 to 822)	476 (318 to 710)	403 (253 to 607)	391 (233 to 626)	362 (202 to 574)	303 (157 to 496)	234 (117 to 384)	162 (70 to 244)	106 (47 to 162)	48·5 (22·5 to 69·2)	19·1 (12·1to 22·2)	5 (3·4 to 6·4)	1 (0·7 to 1·4)	6,410	
Transport injuries	11·7 (2·4 to 29·2)	3 (0·3 to 2·2)	24·4 (7·1 to 59·1)	33 (10·7 to 67·4)	69 (44·7 to 102)	92·2 (61·6 to 135)	234 (161 to 435)	270 (162 to 462)	191 (122 to 290)	144 (86 to 217)	115 (73·2 to 180)	99 (59·6 to 150)	88·7 (48·1 to 143)	91·5 (56·1 to 146)	84·5 (52·1 to 136)	71·8 (39·5 to 118)	60·1 (28·3 to 93·6)	41·5 (27·6 to 60·3)	24·1 (17·7 to 28)	12·3 (8·6 to 16·4)	4·2 (2·1 to 5·7)	1·1 (0·8 to 1·4)	0·2 (0·1 to 0·3)	1,810	
Road injuries	11·5 (2·3 to 29·7)	2·9 (0·3 to 2·1)	24·1 (7·1 to 58·6)	29·3 (10·7 to 62·2)	61·1 (39·7 to 92)	81·6 (54·7 to 120)	223 (153 to 412)	260 (157 to 439)	183 (117 to 279)	137 (82·2 to 196)	109 (69·2 to 155)	91·5 (55·1 to 139)	82·3 (44·6 to 131)	86·9 (53·2 to 138)	80·4 (49·5 to 130)	68·2 (36·7 to 112)	56·8 (26·9 to 91·2)	39·5 (26·2 to 57·5)	23·3 (16·9 to 27·5)	11·7 (8·2 to 15·5)	4 (2·1 to 5·4)	1 (0·8 to 1·3)	0·2 (0·1 to 0·3)	1,680	
Pedestrian road injuries	7·3 (1·9 to 19·6)	0·6 (0·2 to 1·5)	6·6 (2·3 to 23·6)	7·1 (1·4 to 38·7)	16·1 (3·5 to 46·2)	20·5 (3·9 to 99·9)	58·6 (9·8 to 262)	72·1 (16 to 272)	52·1 (9·9 to 164)	40·2 (9·2 to 120)	31·5 (7·6 to 89·1)	26·7 (6·8 to 83·4)	24·7 (5·8 to 80·6)	25·9 (7·1 to 81·2)	24·1 (6·5 to 78·4)	20·4 (5·7 to 67·1)	17·4 (4·9 to 58·6)	12·1 (3·4 to 41·4)	7·1 (2·1 to 24·1)	3·6 (1·1 to 12·2)	1·2 (0·4 to 4·1)	0·3 (0·1 to 1·1)	0·1 (0·1 to 0·3)	982	
Cyclist road injuries	0 (0 to 0)	0 (0 to 0)	0 (0 to 0)	0·5 (0·1 to 2·4)	4·3 (2·1 to 9·3)	6·5 (3·9 to 10·4)	14·4 (8·4 to 30·3)	17·7 (10·4 to 30·3)	13·8 (10·3 to 24)	13·5 (9·1 to 19·6)	11·5 (7·6 to 16·1)	10·2 (7 to 14)	8·4 (5·4 to 13·1)	7·9 (5·7 to 12·1)	6·8 (4·3 to 11·7)	5·8 (3·7 to 10·1)	4·7 (2·6 to 10·1)	3·6 (1·9 to 8·7)	2·7 (1·5 to 5·8)	1·9 (1·1 to 3·6)	0·7 (0·4 to 1·3)	0·1 (0·1 to 0·2)	0 (0 to 0)	142	
Motorcyclist road injuries	0·2 (0 to 0·6)	0 (0 to 0·1)	0·2 (0 to 2)	0·3 (0·2 to 2·7)	1·2 (0·4 to 4·4)	2·4 (1·2 to 7·4)	6·1 (2·3 to 21·6)	6·3 (2·8 to 23·6)	5·3 (2·6 to 17·7)	4·3 (2·1 to 13·6)	3·5 (1·8 to 9·3)	2·7 (1·4 to 8·4)	2·1 (1·1 to 7·1)	1·7 (0·9 to 7·3)	1·3 (0·7 to 6·7)	1 (0·5 to 5·3)	0·8 (0·3 to 4·1)	0·6 (0·2 to 3·2)	0·4 (0·2 to 2·1)	0·3 (0·2 to 1·1)	0·1 (0·1 to 0·4)	0 (0·1 to 0·1)	0 (0 to 0)	48·6	
Motor vehicle road injuries	2·8 (0·7 to 11)	0·3 (0·1 to 0·9)	9·3 (2·5 to 26·9)	9·3 (4·1 to 25·6)	25 (9·3 to 55·6)	29 (9·4 to 74·4)	79·4 (29·9 to 197)	129 (69·1 to 198)	94·6 (54·4 to 155)	69·6 (39·9 to 113)	52·3 (29·8 to 86·7)	39·8 (23·5 to 64·6)	29·3 (15·9 to 54·6)	23·9 (13·5 to 48·6)	22·4 (12·1 to 47·1)	19·6 (10·1 to 44·4)	16·7 (8·2 to 37·4)	11·2 (5·5 to 23·1)	7·5 (3·5 to 14·6)	3·1 (1·7 to 5·2)	1·1 (0·5 to 1·4)	0·2 (0·1 to 0·3)	0 (0 to 0)	503	
Other road injuries	0 (0 to 0)	0 (0 to 0)	0 (0 to 0·1)	0·1 (0·1 to 0·2)	0·1 (0·1 to 0·2)	0·2 (0·1 to 0·3)	0·4 (0·2 to 0·6)	0·4 (0·2 to 0·6)	0·3 (0·2 to 0·5)	0·3 (0·2 to 0·5)	0·2 (0·1 to 0·4)	0·2 (0·1 to 0·3)	0·2 (0·1 to 0·3)	0·2 (0·1 to 0·3)	0·2 (0·1 to 0·3)	0·2 (0·1 to 0·3)	0·2 (0·1 to 0·3)	0·2 (0·2 to 0·3)	0·2 (0·2 to 0·3)	0·1 (0·1 to 0·2)	0·1 (0·1 to 0·1)	0·1 (0·1 to 0·1)	0 (0 to 0)	9·1	
Other transport injuries	0·5 (0·1 to 1·3)	0·1 (0 to 0·3)	1·7 (0·4 to 3·9)	3·9 (1·5 to 7·4)	7·4 (3·4 to 12·2)	7·8 (4·3 to 14·5)	19·7 (9·2 to 38·2)	23·1 (9·5 to 45·6)	16·4 (9·2 to 32·4)	14·2 (9·6 to 28·6)	11·2 (5·6 to 24)	9·4 (4·

SR Table 2a. Meru DALYS by cause and age arcoss for males with 95% uncertainty intervals, 2019

Cause	Birth Prevalent	Late Neonatal	Post Neonatal	1 to 4	5 to 9	10 to 14	15 to 19	20 to 24	25 to 29	30 to 34	35 to 39	40 to 44	45 to 49	50 to 54	55 to 59	60 to 64	65 to 69	70 to 74	75 to 79	80 to 84	85 to 89	90 to 94	95 plus	Total
All causes	28,900 (26,600 to 31,300)	3,940 (2,770 to 5,510)	19,900 (14,300 to 25,100)	17,300 (13,700 to 21,600)	9,340 (7,700 to 11,300)	10,400 (8,290 to 12,500)	10,900 (8,990 to 13,100)	11,900 (9,700 to 14,700)	12,700 (10,600 to 15,500)	13,900 (11,600 to 16,800)	15,200 (12,800 to 18,000)	16,900 (14,100 to 20,100)	20,100 (17,000 to 23,700)	20,700 (17,600 to 24,400)	20,700 (17,600 to 24,400)	19,200 (16,200 to 22,900)	17,900 (15,000 to 21,300)	15,200 (11,700 to 18,300)	11,200 (8,780 to 14,000)	8,070 (6,080 to 10,400)	5,040 (3,660 to 7,060)	2,050 (1,350 to 3,200)	799 (493 to 1,310)	199 (106 to 359)	337,000
Communicable, maternal, neonatal, and nutritional diseases	27,000 (25,000 to 27,000)	3,010 (2,040 to 4,180)	17,400 (13,200 to 22,200)	14,400 (11,200 to 18,600)	6,470 (5,080 to 8,090)	6,890 (5,420 to 8,700)	6,910 (5,490 to 8,760)	6,900 (5,530 to 7,960)	6,960 (5,540 to 7,960)	6,620 (5,050 to 7,700)	6,180 (4,700 to 7,250)	5,850 (4,530 to 6,970)	5,530 (4,260 to 6,660)	4,730 (3,610 to 5,760)	3,720 (2,830 to 4,600)	2,930 (2,220 to 3,760)	2,420 (1,820 to 3,060)	2,010 (1,390 to 2,790)	1,760 (997 to 1,810)	999 (557 to 1,720)	637 (352 to 1,170)	207 (102 to 370)	178,000
HIV/AIDS and sexually transmitted infections	680 (272 to 1,560)	169 (51 to 339)	1,200 (339 to 1,230)	896 (180 to 3,170)	706 (269 to 1,330)	636 (249 to 1,200)	1,200 (1,040 to 1,490)	1,860 (1,160 to 2,860)	2,160 (1,160 to 3,560)	2,360 (1,310 to 3,720)	2,200 (1,200 to 3,500)	2,060 (1,080 to 3,320)	1,940 (1,040 to 3,020)	1,540 (1,040 to 2,180)	1,260 (757 to 1,930)	1,060 (589 to 1,630)	940 (539 to 1,610)	735 (389 to 1,390)	519 (264 to 1,180)	294 (99 to 1,180)	164 (59 to 1,180)	61 (14 to 334)	20 (1 to 411)	20,100
HIV/AIDS	0 (0 to 0)	0 (0 to 0)	224 (101 to 601)	896 (180 to 3,160)	706 (269 to 1,330)	620 (249 to 1,200)	1,210 (1,040 to 1,490)	1,870 (1,160 to 2,860)	2,160 (1,160 to 3,560)	2,350 (1,310 to 3,720)	2,190 (1,200 to 3,500)	2,060 (1,080 to 3,320)	1,940 (1,040 to 3,020)	1,540 (1,040 to 2,180)	1,260 (757 to 1,930)	1,060 (589 to 1,630)	940 (539 to 1,610)	735 (389 to 1,390)	519 (264 to 1,180)	294 (99 to 1,180)	164 (59 to 1,180)	61 (14 to 334)	20 (1 to 411)	20,100 (19,900 to 20,300)
HIV/AIDS - Drug-susceptible Tuberculosis	0 (0 to 0)	0 (0 to 0)	212 (94 to 586)	852 (166 to 3,150)	729 (272 to 1,410)	702 (260 to 1,360)	1,290 (1,120 to 1,610)	2,060 (1,270 to 3,170)	2,440 (1,310 to 4,040)	2,700 (1,500 to 4,270)	2,540 (1,390 to 4,060)	2,400 (1,260 to 3,870)	2,270 (1,220 to 3,540)	1,810 (1,220 to 2,560)	1,490 (894 to 2,280)	1,260 (703 to 1,930)	1,120 (644 to 1,920)	878 (464 to 1,660)	620 (316 to 1,410)	352 (119 to 1,410)	196 (70 to 1,410)	73 (17 to 399)	24 (1 to 492)	23,900 (23,600 to 24,200)
HIV/AIDS - Multidrug-resistant Tuberculosis without extensive	0 (0 to 0)	0 (0 to 0)	9 (0 to 4.7)	34 (0.0 to 126.7)	28 (11 to 53.4)	27 (0.0 to 51.4)	51 (0.0 to 64.6)	79 (0.0 to 120.3)	93 (0.0 to 153.1)	102 (0.0 to 161.5)	94 (0.0 to 154.1)	89 (0.0 to 148.1)	83 (0.0 to 141.5)	66 (0.0 to 98.9)	54 (0.0 to 83.1)	45 (0.0 to 70.2)	40 (0.0 to 68.7)	31 (0.0 to 59.2)	22 (0.0 to 49.1)	12 (0.0 to 49.1)	7 (0.0 to 49.1)	2 (0.0 to 14.2)	1 (0.0 to 17.4)	854 (0.0 to 1,010)
HIV/AIDS - Extensively drug-resistant Tuberculosis	0 (0 to 0)	0 (0 to 0)	3 (0 to 1.1)	10 (0 to 32.3)	9 (0 to 20.5)	9 (0 to 17.7)	17 (0 to 21.1)	26 (0 to 40.4)	31 (0 to 51.5)	34 (0 to 54.4)	32 (0 to 52.2)	30 (0 to 50.1)	28 (0 to 47.8)	22 (0 to 33.4)	18 (0 to 28.1)	15 (0 to 23.8)	13 (0 to 23.3)	10 (0 to 20.1)	7 (0 to 16.7)	4 (0 to 16.7)	2 (0 to 16.7)	1 (0 to 4.8)	0 (0 to 5.9)	287 (0 to 341)
HIV/AIDS resulting in other diseases	680 (272 to 1,560)	169 (51 to 339)	1,000 (177 to 996)	0 (109 to 3,290)	0 (229 to 1,200)	0 (249 to 1,200)	0 (1,040 to 1,490)	0 (997 to 2,720)	0 (1,160 to 3,560)	0 (1,070 to 3,450)	0 (1,020 to 3,320)	0 (1,080 to 3,320)	0 (1,040 to 3,020)	0 (1,040 to 2,180)	0 (757 to 1,930)	0 (589 to 1,630)	0 (539 to 1,610)	0 (389 to 1,390)	0 (264 to 1,180)	0 (99 to 1,180)	0 (59 to 1,180)	0 (14 to 334)	0 (1 to 411)	1,720 (0 to 4,510)
Sexually transmitted infections excluding HIV	0 (0 to 0)	0 (0 to 0)	0 (0 to 0)



6022

Benign prostatic hyperplasia	0 (0 to 0)	0 (0 to 0)	0 (0 to 0)	0 (0 to 0)	0 (0 to 0)	0 (0 to 0)	0 (0 to 0)	0 (0 to 0)	0 (0 to 0)	0 (0 to 0)	0 (0 to 0)	0 (0 to 0)	0 (0 to 0)	0.4 (0 to 7.2)	0 (0 to 0)	2.6 (0.6 to 9.4)	0 (0 to 0)	7.2 (3.3 to 13.4)	0 (0 to 0)	16.4 (7.6 to 28.4)	0 (0 to 0)	24.3 (12.1 to 42.3)	0 (0 to 0)	29.7 (14.9 to 53.5)	0 (0 to 0)	23.1 (12.4 to 38.4)	0 (0 to 0)	14.1 (7.7 to 23.1)	0 (0 to 0)	6.4 (3.6 to 10.4)	0 (0 to 0)	2.2 (1.2 to 3.4)	0 (0 to 0)	0.6 (0.3 to 0.9)	0 (0 to 0)	0.1 (0.1 to 0.2)	0 (0 to 0)	124
Male infertility	0 (0 to 0)	0 (0 to 0)	0 (0 to 0)	0 (0 to 0)	0 (0 to 0)	0 (0 to 0)	0 (0 to 0)	0 (0 to 0)	0 (0 to 0)	0 (0 to 0)	0 (0 to 0)	0 (0 to 0)	0 (0 to 0)

SR Table 2a. Maori DALYS by cause and age across for males with 95% uncertainty intervals, 2019

Cause	Aero Neonatal	Late Neonatal	Post Neonatal	1 to 4	5 to 9	10 to 14	15 to 19	20 to 24	25 to 29	30 to 34	35 to 39	40 to 44	45 to 49	50 to 54	55 to 59	60 to 64	65 to 69	70 to 74	75 to 79	80 to 84	85 to 89	90 to 94	95 plus	Total
All causes	22,300 (22,200 to 22,400)	9,660 (7,770 to 10,900)	23,600 (21,700 to 26,000)	45,500 (37,700 to 54,000)	14,900 (13,600 to 16,200)	13,200 (9,900 to 16,400)	17,000 (12,300 to 22,200)	19,200 (15,300 to 23,300)	19,200 (15,300 to 23,300)	19,200 (15,300 to 23,300)	19,200 (15,300 to 23,300)	19,200 (14,100 to 24,100)	19,200 (14,100 to 24,100)	12,600 (9,600 to 16,000)	10,600 (7,900 to 13,800)	8,700 (6,700 to 11,000)	4,900 (3,300 to 6,500)	2,900 (2,000 to 3,900)	1,570 (1,100 to 2,100)	990 (650 to 1,390)	1,010 (650 to 1,500)	186 (110 to 348)	295,000 (224 to 320 to 0)
Communicable, maternal, neonatal, and nutritional diseases	18,700 (18,000 to 19,400)	8,150 (6,410 to 10,100)	19,600 (17,200 to 23,300)	39,500 (33,700 to 47,600)	10,100 (8,970 to 13,400)	7,290 (5,570 to 10,400)	8,470 (5,930 to 12,100)	7,210 (5,210 to 9,990)	7,690 (5,230 to 12,000)	10,600 (6,920 to 17,400)	13,400 (8,790 to 21,400)	13,200 (8,530 to 22,300)	11,000 (7,020 to 17,100)	7,700 (5,180 to 11,400)	5,260 (3,400 to 7,800)	3,190 (2,300 to 4,300)	1,600 (929 to 1,960)	817 (545 to 1,180)	420 (263 to 578)	174 (122 to 232)	44 (33 to 57.6)	9.6 (6.6 to 12.9)	256,000
HIV/AIDS and sexually transmitted infections	922 (277 to 2,000)	173 (39.1 to 379)	8,980 (2,230 to 19,600)	10,600 (2,960 to 19,100)	2,850 (1,190 to 5,000)	2,890 (1,210 to 5,460)	2,890 (1,200 to 5,130)	2,890 (1,490 to 4,810)	4,090 (1,960 to 7,870)	7,240 (3,710 to 14,300)	10,000 (5,670 to 19,800)	10,000 (5,670 to 19,800)	8,610 (5,510 to 14,300)	5,660 (3,320 to 9,720)	3,170 (1,800 to 5,900)	1,940 (1,040 to 3,600)	937 (347 to 1,740)	539 (162 to 1,000)	330 (97.6 to 746)	97.6 (31 to 125)	9.7 (2 to 12.5)	1.3 (0.1 to 4.4)	93,400
HIV/AIDS	618 (52 to 1,710)	2.9 (0.7 to 7.7)	8,630 (1,880 to 19,200)	10,600 (2,960 to 19,100)	2,840 (1,180 to 5,000)	2,790 (1,160 to 5,460)	4,010 (2,090 to 7,130)	2,990 (1,480 to 5,060)	4,090 (1,960 to 7,860)	7,220 (3,700 to 14,300)	10,000 (5,660 to 19,800)	10,000 (5,660 to 19,800)	8,610 (5,500 to 14,300)	5,660 (3,320 to 9,720)	3,170 (1,800 to 5,900)	1,940 (1,040 to 3,600)	936 (346 to 1,740)	539 (162 to 999)	330 (97.5 to 746)	96.8 (31 to 124)	9.6 (2 to 12.5)	1.3 (0.1 to 4.4)	83,900
HIV/AIDS - Drug-susceptible Tuberculosis	0 (0 to 0)	0 (0 to 0)	0.1 (0 to 1.4)	0.1 (0 to 1.470)	0.2 (0 to 2.5)	0.2 (0 to 2.370)	0.2 (0 to 2.440)	0.2 (0 to 2.440)	0.2 (0 to 2.614)	0.2 (0 to 2.614)	0.2 (0 to 2.614)	0.2 (0 to 2.614)	0.2 (0 to 2.614)	0.2 (0 to 2.614)	0.2 (0 to 2.614)	0.2 (0 to 2.614)	0.2 (0 to 2.614)	0.2 (0 to 2.614)	0.2 (0 to 2.614)	0.2 (0 to 2.614)	0.2 (0 to 2.614)	0.2 (0 to 2.614)	12,200
HIV/AIDS - Multidrug-resistant Tuberculosis without extensive d	40 (0 to 0)	0 (0 to 0)	27.1 (1 to 126)	29.8 (1.2 to 136)	8.6 (0.3 to 39.3)	13.2 (0.4 to 64.4)	18.6 (0.7 to 89.8)	13.2 (0.5 to 63.1)	18.6 (0.9 to 106)	33 (1.7 to 212)	45.7 (2.6 to 324)	45.7 (2.6 to 326)	39.4 (2.1 to 287)	25.9 (1.3 to 189)	14.5 (0.7 to 91.9)	8.9 (0.4 to 66.7)	4.3 (0.2 to 39)	2.5 (0.1 to 31)	1.4 (0.1 to 23)	0.4 (0 to 9.1)	0 (0 to 0)	0 (0 to 0)	646
HIV/AIDS - Extensively drug-resistant Tuberculosis	0 (0 to 0)	0 (0 to 0)	0 (0 to 1.4)	0 (0 to 2)	0 (0 to 0.5)	0 (0 to 0.6)	0 (0 to 1.1)	0 (0 to 0.6)	0 (0 to 1.4)	0 (0 to 2.7)	0 (0 to 4.1)	0 (0 to 4.2)	0 (0 to 3.4)	0 (0 to 2.1)	0 (0 to 1.2)	0 (0 to 0.6)	0 (0 to 0.5)	0 (0 to 0.3)	0 (0 to 0)	0 (0 to 0)	0 (0 to 0)	0 (0 to 0)	0 (0 to 0)	6
HIV/AIDS resulting in other diseases	304 (0.2 to 1.7)	0 (0 to 0.1)	7,430 (1,160 to 17,600)	9,660 (2,020 to 18,200)	2,570 (1,040 to 4,450)	2,190 (1,040 to 4,450)	3,190 (1,540 to 6,010)	2,190 (1,280 to 3,230)	3,190 (1,280 to 5,040)	6,020 (2,560 to 12,400)	9,000 (3,910 to 18,700)	9,000 (3,920 to 18,700)	8,000 (3,920 to 16,700)	4,930 (2,270 to 9,760)	2,960 (1,350 to 6,630)	1,290 (547 to 2,870)	539 (209 to 1,320)	207 (66.2 to 493)	78.9 (26.2 to 191)	17 (4.1 to 53.6)	1.1 (0.4 to 2.6)	0.2 (0.1 to 0.6)	77,100
Sexually transmitted infections excluding HIV	304 (276 to 2,000)	173 (39.1 to 379)	350 (74.2 to 1,700)	1,000 (214 to 3,200)	280 (74.1 to 777)	500 (74.1 to 1,470)	1,100 (214 to 3,170)	900 (214 to 2,710)	1,100 (214 to 3,170)	1,100 (214 to 3,170)	1,100 (214 to 3,170)	1,100 (214 to 3,170)	1,100 (214 to 3,170)	1,100 (214 to 3,170)	1,100 (214 to 3,170)	1,100 (214 to 3,170)	1,100 (214 to 3,170)	1,100 (214 to 3,170)	1,100 (214 to 3,170)	1,100 (214 to 3,170)	1,100 (214 to 3,170)	1,100 (214 to 3,170)	1,660
Syphilis	621 (276 to 2,000)	170 (37.1 to 379)	490 (74.2 to 1,700)	700 (214 to 3,200)	280 (74.1 to 777)	500 (74.1 to 1,470)	1,100 (214 to 3,170)	900 (214 to 2,710)	1,100 (214 to 3,170)	1,100 (214 to 3,170)	1,100 (214 to 3,170)	1,100 (214 to 3,170)	1,100 (214 to 3,170)	1,100 (214 to 3,170)	1,100 (214 to 3,170)	1,100 (214 to 3,170)	1,100 (214 to 3,170)	1,100 (214 to 3,170)	1,100 (214 to 3,170)	1,100 (214 to 3,170)	1,100 (214 to 3,170)	1,100 (214 to 3,170)	1,990
Chlamydial infection	0 (0 to 0)	0 (0 to 0)	0 (0 to 0)	0 (0 to 0)	0 (0 to 0)	0 (0 to 0)	0 (0 to 0)	0 (0 to 0)	0 (0 to 0)	0 (0 to 0)	0 (0 to 0)	0 (0 to 0)	0 (0 to 0)	0 (0 to 0)	0 (0 to 0)	0 (0 to 0)	0 (0 to 0)	0 (0 to 0)	0 (0 to 0)	0 (0 to 0)	0 (0 to 0)	0 (0 to 0)	0 (0 to 0)	8.1
Gonococcal infection	0 (0 to 0)	0 (0 to 0)	0 (0 to 0)	0 (0 to 0)	0 (0 to 0)	0 (0 to 0)	0 (0 to 0)	0 (0 to 0)	0 (0 to 0)	0 (0 to 0)	0 (0 to 0)	0 (0 to 0)	0 (0 to 0)	0 (0 to 0)	0 (0 to 0)	0 (0 to 0)	0 (0 to 0)	0 (0 to 0)	0 (0 to 0)	0 (0 to 0)	0 (0 to 0)	0 (0 to 0)	0 (0 to 0)	9
Trichomoniasis	0 (0 to 0)	0 (0 to 0)	0 (0 to 0)	0 (0 to 0)	0 (0 to 0)	0 (0 to 0)	0 (0 to 0)	0 (0 to 0)	0 (0 to 0)	0 (0 to 0)	0 (0 to 0)	0 (0 to 0)	0 (0 to 0)	0 (0 to 0)	0 (0 to 0)	0 (0 to 0)	0 (0 to 0)	0 (0 to 0)	0 (0 to 0)	0 (0 to 0)	0 (0 to 0)	0 (0 to 0)	0 (0 to 0)	2.2
Genital herpes	0 (0 to 0)	0 (0 to 0)	0 (0 to 0)	0 (0 to 0)	0 (0 to 0)	0 (0 to 0)	0 (0 to 0)	0 (0 to 0)	0 (0 to 0)	0 (0 to 0)	0 (0 to 0)	0 (0 to 0)	0 (0 to 0)	0 (0 to 0)	0 (0 to 0)	0 (0 to 0)	0 (0 to 0)	0 (0 to 0)	0 (0 to 0)	0 (0 to 0)	0 (0 to 0)	0 (0 to 0)	0 (0 to 0)	22.1
Other sexually transmitted infections	0 (0 to 0)	0 (0 to 0)	0 (0 to 0)	0 (0 to 0)	0 (0 to 0)	0 (0 to 0)	0 (0 to 0)	0 (0 to 0)	0 (0 to 0)	0 (0 to 0)	0 (0 to 0)	0 (0 to 0)	0 (0 to 0)	0 (0 to 0)	0 (0 to 0)	0 (0 to 0)	0 (0 to 0)	0 (0 to 0)	0 (0 to 0)	0 (0 to 0)	0 (0 to 0)	0 (0 to 0)	0 (0 to 0)	18
Respiratory infections and tuberculosis	1,560 (2,290 to 2,770)	1,260 (726 to 2,260)	1,260 (6,360 to 21,200)	1,260 (2,040 to 6,800)	780 (386 to 1,360)	1,480 (381 to 1,480)	1,480 (849 to 2,430)	1,480 (1,160 to 3,230)	2,000 (1,210 to 3,230)	2,000 (1,290 to 3,230)	1,980 (1,330 to 3,230)	1,980 (992 to 3,770)	1,650 (739 to 3,610)	1,650 (669 to 3,290)	1,230 (658 to 2,290)	1,230 (510 to 1,760)	1,230 (432 to 1,290)	1,230 (387 to 1,140)	1,230 (363 to 979)	1,230 (367 to 1,190)	1,230 (367 to 979)	1,230 (367 to 1,190)	43,200
Tuberculosis	0 (0 to 0)	0 (0 to 0)	503 (454 to 1,980)	1,000 (209 to 820)	280 (90 to 420)	299 (90 to 420)	992 (689 to 1,720)	1,000 (816 to 2,640)	1,000 (816 to 2,730)	1,000 (689 to 2,870)	1,000 (837 to 2,990)	1,000 (686 to 2,390)	1,000 (630 to 2,100)	1,170 (672 to 1,960)	1,070 (672 to 1,960)	923 (422 to 1,670)	599 (261 to 1,080)	332 (167 to 764)	179 (175 to 635)	49.1 (92 to 330)	13.9 (39.3 to 71.1)	0.1 (9.6 to 16.4)	15,400
Latent tuberculosis infection	0 (0 to 0)	0 (0 to 0)	0 (0 to 0)	0 (0 to 0)	0 (0 to 0)	0 (0 to 0)	0 (0 to 0)	0 (0 to 0)	0 (0 to 0)	0 (0 to 0)	0 (0 to 0)	0 (0 to 0)	0 (0 to 0)	0 (0 to 0)	0 (0 to 0)	0 (0 to 0)	0 (0 to 0)	0 (0 to 0)	0 (0 to 0)	0 (0 to 0)	0 (0 to 0)	0 (0 to 0)	0 (0 to 0)	0
Drug-susceptible Tuberculosis	0 (0 to 0)	0 (0 to 0)	976 (877 to 1,400)	492 (97.6 to 807)	196 (69.5 to 349)	200 (69.5 to 349)	938 (642 to 1,670)	1,470 (786 to 2,990)	1,480 (982 to 3,060)	1,480 (972 to 3,030)	1,480 (934 to 3,030)	1,480 (886 to 3,060)	1,390 (812 to 2,970)	1,040 (651 to 1,900)	886 (622 to 1,620)	667 (340 to 1,260)	472 (240 to 1,060)	267 (170 to 580)	170 (161 to 394)	106 (69.2 to 266)	43.7 (69.2 to 266)	10.6 (9.6 to 16.1)	15,000
Multidrug-resistant tuberculosis without extensive drug-resista	0 (0 to 0)	0 (0 to 0)	29.2 (9.6 to 136)	16.2 (9.6 to 73.6)	6.5 (2.6 to 29.7)	6.5 (2.6 to 30.3)	29.1 (11 to 131)	47.4 (17 to 222)	48 (18 to 229)	50.1 (19 to 235)	49.3 (17 to 232)	37.6 (13 to 182)	33.2 (12 to 166)	20.3 (7.1 to 105)	19.1 (6.9 to 72)	12.2 (4.4 to 46.1)	6.1 (2.2 to 23.1)	3.4 (1.2 to 12.9)	2.1 (0.7 to 8.1)	0.3 (0.1 to 1.2)	0.1 (0 to 0.4)	0 (0 to 0)	655
Extensively drug-resistant tuberculosis	0 (0 to 0)	0 (0 to 0)	0.4 (0 to 2.1)	0.2 (0 to 1)	0.1 (0 to 0.4)	0.1 (0 to 0.4)	0.4 (0 to 2.1)	0.6 (0 to 3.2)	0.6 (0 to 3.2)	0.6 (0 to 3.2)	0.6 (0 to 3.2)	0.5 (0 to 2.6)	0.4 (0 to 2.1)	0.3 (0 to 1.4)	0.2 (0 to 1.1)	0.2 (0 to 0.9)	0.1 (0 to 0.5)	0.1 (0 to 0.3)	0 (0 to 0.2)	0 (0 to 0.1)	0 (0 to 0)	0 (0 to 0)	6.1
Lower respiratory infections	1,390 (2,290 to 2,770)	1,260 (726 to 2,270)	12,600 (5,970 to 19,700)	3,330 (1,170 to 5,940)	670 (296 to 1,270)	690 (296 to 1,270)	376 (190 to 668)	349 (197 to 649)	349 (190 to 639)	297 (190 to 639)	297 (190 to 639)	297 (190 to 639)	268 (159 to 639)	320 (159 to 639)	332 (159 to 639)	376 (165 to 699)	434 (206 to 764)	298 (164 to 684)	360 (180 to 836)	299 (180 to 836)	169 (96.2 to 836)	60.2 (96.2 to 836)	15 (9.6 to 22.5)	28,700
Upper respiratory infections	0.6 (0 to 2.1)	0.6 (0 to 2.1)	0.6 (0 to 2.1)





SR Table 2c: Mombasa DALYS by cause and age group for males with 95% uncertainty intervals, 2019

Cause	Early Neonatal (0-6 days)	Late Neonatal (7-27 days)	Post Neonatal (28 days - 11 mths)	1 to 4	5 to 9	10 to 14	15 to 19	20 to 24	25 to 29	30 to 34	35 to 39	40 to 44	45 to 49	50 to 54	55 to 59	60 to 64	65 to 69	70 to 74	75 to 79	80 to 84	85 to 89	90 to 94	95 plus	Total
All causes	13,200 (12,400 to 21,800)	2,960 (2,670 to 7,210)	660 (570 to 1,760)	430 (390 to 1,030)	320 (290 to 1,140)	290 (270 to 1,040)	350 (320 to 1,100)	470 (430 to 1,400)	630 (570 to 1,800)	810 (730 to 2,200)	1,110 (1,010 to 2,900)	1,600 (1,470 to 3,900)	2,300 (2,100 to 5,200)	3,200 (2,900 to 7,200)	4,300 (3,900 to 9,200)	5,800 (5,200 to 12,000)	7,600 (6,800 to 15,000)	9,700 (8,600 to 18,000)	12,000 (10,600 to 21,000)	13,000 (11,400 to 22,000)	12,000 (10,400 to 20,000)	8,900 (7,600 to 15,000)	5,000 (4,000 to 9,200)	2,000 (1,500 to 3,200)	1,000 (1,000 to 1,200)	1,000 (1,000 to 1,200)	223,000 (202,000 to 341,000)
Communicable, maternal, neonatal, and nutritional diseases	13,200 (11,400 to 19,100)	4,760 (3,920 to 6,130)	11,800 (8,630 to 15,200)	9,650 (7,430 to 12,100)	3,400 (2,730 to 4,290)	2,000 (2,260 to 3,760)	2,170 (2,270 to 4,060)	4,760 (3,710 to 6,980)	4,900 (4,260 to 6,580)	6,990 (6,050 to 13,000)	8,870 (6,950 to 13,000)	12,400 (8,350 to 18,700)	12,400 (8,960 to 17,000)	13,600 (9,770 to 19,000)	14,900 (9,960 to 20,000)	16,000 (10,600 to 22,000)	17,000 (10,800 to 23,000)	17,000 (10,600 to 23,000)	16,000 (9,350 to 23,000)	13,000 (7,660 to 19,000)	9,000 (5,040 to 13,000)	5,000 (2,850 to 7,200)	2,140 (1,450 to 2,870)	1,170 (780 to 1,870)	661 (470 to 1,250)	537 (365 to 737)	137 (232 to 488)	157 (115 to 213)	49.7 (32.5 to 67.1)	12.3 (8.4 to 17.2)	134,000
HIV/AIDS and sexually transmitted infections	491 (140 to 1,160)	112 (32.9 to 262)	589 (238 to 1,110)	682 (298 to 2,200)	780 (374 to 1,240)	696 (386 to 1,000)	1,590 (1,180 to 2,040)	2,290 (1,180 to 2,910)	1,950 (1,010 to 2,620)	1,710 (1,010 to 2,630)	1,420 (2,660 to 5,350)	1,230 (1,170 to 1,920)	1,170 (1,060 to 1,450)	1,060 (5,000 to 13,800)	1,060 (5,000 to 13,800)	1,060 (5,000 to 13,800)	1,060 (5,000 to 13,800)	1,060 (5,000 to 13,800)	1,060 (5,000 to 13,800)	1,060 (5,000 to 13,800)	1,060 (5,000 to 13,800)	1,060 (5,000 to 13,800)	1,060 (5,000 to 13,800)	1,060 (5,000 to 13,800)	1,060 (5,000 to 13,800)	1,060 (5,000 to 13,800)	48,500 (0.1 to 0.3)
HIV/AIDS	0 (0 to 0.1)	0 (0 to 0.2)	344 (209 to 648)	674 (291 to 2,200)	786 (371 to 1,230)	684 (349 to 1,000)	2,290 (1,170 to 2,960)	1,960 (1,170 to 2,960)	2,760 (1,320 to 4,610)	5,090 (2,660 to 9,230)	8,530 (4,760 to 14,400)	9,160 (5,690 to 13,800)	7,580 (5,330 to 11,000)	4,550 (2,850 to 6,310)	2,040 (1,150 to 3,060)	762 (484 to 1,250)	240 (136 to 396)	102 (60 to 164)	49.0 (24 to 86.7)	21 (4.6 to 19.4)	3.1 (1 to 9.4)	0.8 (0 to 1.4)	0.2 (0 to 0.3)	47,600
HIV/AIDS - Drug-susceptible Tuberculosis	0 (0 to 0)	0 (0 to 0)	20 (12.7 to 33.9)	29.6 (14.5 to 43.3)	20.0 (11.9 to 49.9)	49.7 (27.1 to 76.7)	115 (54.9 to 144)	66.0 (32.4 to 93.5)	144 (72.1 to 222)	205 (111 to 322)	547 (328 to 939)	614 (344 to 1,010)	512 (287 to 862)	394 (168 to 650)	239 (98.1 to 402)	141 (52.1 to 264)	57.3 (32.1 to 94.4)	19.6 (11.4 to 32.3)	8 (4.5 to 13)	1.6 (0.9 to 2.6)	0.3 (0.2 to 0.5)	0 (0 to 0.1)	0 (0 to 0.1)	2,980
HIV/AIDS - Multidrug-resistant Tuberculosis without extensive drug resistance	0 (0 to 0)	0 (0 to 0)	1 (0.5 to 1)	1.2 (0.5 to 2)	2.1 (0.7 to 3.7)	2.1 (0.7 to 3.7)	4.1 (2.2 to 7.4)	6.6 (3.1 to 12)	13.7 (5.5 to 27.1)	24.5 (9.9 to 52.1)	37.6 (19.6 to 74.5)	37.5 (19.6 to 74.5)	23.1 (12.1 to 45.8)	13.6 (7.1 to 27)	6.4 (3.3 to 12.7)	2.6 (1.3 to 5.2)	0.9 (0.4 to 1.8)	0.4 (0.2 to 0.7)	0.1 (0 to 0.2)	0 (0 to 0.1)	0 (0 to 0.1)	0 (0 to 0)	0 (0 to 0)	134
HIV/AIDS - Extensively drug-resistant Tuberculosis	0 (0 to 0)	0 (0 to 0)	0 (0 to 0.1)	0 (0 to 0.1)	0 (0 to 0.1)	0 (0 to 0.1)	0 (0 to 0.1)	0 (0 to 0.1)	0 (0 to 0.1)	0 (0 to 0.2)	0 (0 to 0.1)	0 (0 to 0.4)	0 (0 to 0.3)	0 (0 to 0.2)	0 (0 to 0.1)	0 (0 to 0.1)	0 (0 to 0.1)	0 (0 to 0.1)	0 (0 to 0.1)	0 (0 to 0.1)	0 (0 to 0.1)	0 (0 to 0.1)	0 (0 to 0)	0 (0 to 0)	1.8
HIV/AIDS resulting in other diseases	0 (0 to 0)	0 (0 to 0)	224 (146 to 622)	648 (296 to 2,170)	755 (343 to 1,260)	626 (349 to 1,460)	2,170 (1,060 to 3,040)	1,750 (1,060 to 2,610)	2,560 (1,220 to 4,490)	4,770 (2,540 to 8,990)	7,940 (4,140 to 14,000)	8,520 (5,140 to 13,200)	7,040 (4,900 to 10,700)	4,040 (2,550 to 6,060)	1,890 (1,020 to 3,190)	732 (420 to 1,190)	243 (132 to 397)	107 (58 to 186)	47 (22 to 83.4)	17 (3.6 to 14.7)	2.9 (0.9 to 8.2)	0.7 (0.3 to 1.2)	0.1 (0 to 0.2)	46,500
Sexually transmitted infections excluding HIV	491 (140 to 1,160)	112 (32.9 to 262)	569 (238 to 1,110)	682 (298 to 2,200)	780 (374 to 1,240)	696 (386 to 1,000)	1,590 (1,180 to 2,040)	2,290 (1,180 to 2,910)	1,950 (1,010 to 2,620)	1,710 (1,010 to 2,630)	1,420 (2,660 to 5,350)	1,230 (1,170 to 1,920)	1,170 (1,060 to 1,450)	1,060 (5,000 to 13,800)	1,060 (5,000 to 13,800)	1,060 (5,000 to 13,800)	1,060 (5,000 to 13,800)	1,060 (5,000 to 13,800)	1,060 (5,000 to 13,800)	1,060 (5,000 to 13,800)	1,060 (5,000 to 13,800)	1,060 (5,000 to 13,800)	1,060 (5,000 to 13,800)	1,060 (5,000 to 13,800)	1,060 (5,000 to 13,800)	1,060 (5,000 to 13,800)	671
Syphilis	491 (140 to 1,160)	112 (32.9 to 262)	248 (62.3 to 576)	3.3 (1.6 to 18.1)	3.4 (1.6 to 9)	3.2 (1.6 to 8.1)	3.1 (0.6 to 4.9)	3.1 (0.6 to 4.9)	3.1 (0.6 to 4.1)	3.1 (0.6 to 6.1)	3.1 (0.6 to 6.1)	3.1 (0.6 to 6.1)	3.1 (0.6 to 6.1)	3.1 (0.6 to 6.1)	3.1 (0.6 to 6.1)	3.1 (0.6 to 6.1)	3.1 (0.6 to 6.1)	3.1 (0.6 to 6.1)	3.1 (0.6 to 6.1)	3.1 (0.6 to 6.1)	3.1 (0.6 to 6.1)	3.1 (0.6 to 6.1)	3.1 (0.6 to 6.1)	888
Chlamydial infection	0 (0 to 0)	0 (0 to 0)	0 (0 to 0)	0 (0 to 0)	0 (0 to 0)	0 (0 to 0)	0 (0 to 0.1)	0 (0 to 0.3)	0 (0 to 0.4)	0 (0 to 0.6)	0 (0 to 0.6)	0 (0 to 0.7)	0 (0 to 0.5)	0 (0 to 0.3)	0 (0 to 0.2)	0 (0 to 0.1)	0 (0 to 0.1)	0 (0 to 0.1)	0 (0 to 0.1)	0 (0 to 0.1)	0 (0 to 0.1)	0 (0 to 0.1)	0 (0 to 0.1)	0 (0 to 0.1)	13
Gonococcal infection	0 (0 to 0)	0 (0 to 0)	0 (0 to 0)	0 (0 to 0)	0 (0 to 0)	0 (0 to 0)	0 (0 to 0.1)	0 (0 to 0.2)	0 (0 to 0.3)	1.6 (0.2 to 4.2)	2.2 (0.2 to 3.9)	2.2 (0.4 to 5.1)	2.2 (0.4 to 4.6)	2.2 (0.3 to 3.1)	2.2 (0.2 to 3.2)	2.2 (0.2 to 3.1)	2.2 (0.1 to 3.1)	2.2 (0.1 to 3.1)	2.2 (0.1 to 3.1)	2.2 (0 to 3.1)	2.2 (0 to 3.1)	2.2 (0 to 3.1)	2.2 (0 to 3.1)	2.2 (0 to 3.1)	9.9
Trichomoniasis	0 (0 to 0)	0 (0 to 0)	0 (0 to 0)	0 (0 to 0)	0 (0 to 0)	0 (0 to 0)	0 (0 to 0.1)	0 (0 to 0.4)	0 (0 to 1)	0.7 (0.2 to 1.7)	0.9 (0.3 to 2)	0.9 (0.3 to 2)	0.9 (0.2 to 1.4)	0.3 (0.1 to 0.9)	0.3 (0.1 to 0.6)	0.3 (0.1 to 0.6)	0.3 (0 to 0.6)	0.3 (0 to 0.6)	0.3 (0 to 0.6)	0.3 (0 to 0.6)	0.3 (0 to 0.6)	0.3 (0 to 0.6)	0.3 (0 to 0.6)	0.3 (0 to 0.6)	4
Genital herpes	0 (0 to 0)	0 (0 to 0)	0 (0 to 0)	0 (0 to 0)	0 (0 to 0)	0 (0 to 0.7)	1.2 (0.3 to 2)	2.7 (0.8 to 5.8)	3.7 (1.4 to 10.9)	6.5 (2.9 to 13)	11.6 (4.1 to 24)	11.6 (4.3 to 22.2)	7.7 (2.9 to 15.3)	3.7 (1.1 to 9)	1.4 (0.5 to 3.4)	0.6 (0.2 to 2.1)	0.2 (0 to 1.1)	0.1 (0 to 0.4)	0 (0 to 0.1)	0 (0 to 0.1)	0 (0 to 0.1)	0 (0 to 0.1)	0 (0 to 0.1)	0 (0 to 0.1)	34.6
Other sexually transmitted infections	0 (0 to 0)	0 (0 to 0)	0 (0 to 0)	0 (0 to 0)	0 (0 to 0)	0 (0 to 0.2)	0 (0 to 0.4)	0 (0 to 0.9)	0 (0 to 1.3)	0 (0 to 1.9)	0 (0 to 1.7)	0 (0 to 1.7)	0 (0 to 1.3)	0 (0 to 0.7)	0 (0 to 0.4)	0 (0 to 0.2)	0 (0 to 0.1)	0 (0 to 0.1)	0 (0 to 0.1)	0 (0 to 0.1)	0 (0 to 0.1)	0 (0 to 0.1)	0 (0 to 0.1)	0 (0 to 0.1)	20.6
Respiratory infections and tuberculosis	1,040 (497 to 1,770)	792 (397 to 1,300)	2,260 (1,090 to 4,310)	1,270 (623 to 1,890)	291 (268 to 559)	299 (191 to 421)	1,150 (414 to 1,850)	1,350 (679 to 1,800)	1,350 (840 to 2,050)	1,350 (1,000 to 2,270)	1,350 (1,130 to 2,010)	1,350 (994 to 2,060)	1,350 (679 to 2,040)	1,350 (784 to 2,060)	1,350 (1,000 to 2,270)	1,350 (1,130 to 2,010)	1,350 (994 to 2,060)	1,350 (784 to 2,060)	1,350 (679 to 2,040)	1,350 (1,000 to 2,270)	1,350 (1,130 to 2,010)	1,350 (994 to 2,060)	1,350 (784 to 2,060)	1,350 (679 to 2,040)	20,900
Tuberculosis	0 (0 to 0)	0 (0 to 0)	0 (0 to 0.1)	0 (0 to 0.1)	0 (0 to 0.1)	0 (0 to 0.1)	0 (0 to 0.1)	0 (0 to 0.1)	0 (0 to 0.1)	0 (0 to 0.1)	0 (0 to 0.1)	0 (0 to 0.1)	0 (0 to 0.1)	0 (0 to 0.1)	0 (0 to 0.1)	0 (0 to 0.1)	0 (0 to 0.1)	0 (0 to 0.1)	0 (0 to 0.1)	0 (0 to 0.1)	0 (0 to 0.1)	0 (0 to 0.1)	0 (0 to 0.1)	0 (0 to 0.1)	10,000
Latent tuberculosis infection	0 (0 to 0)	0 (0 to 0)	0 (0 to 0)	0 (0 to 0)	0 (0 to 0)	0 (0 to 0)	0 (0 to 0)	0 (0 to 0)	0 (0 to 0)	0 (0 to 0)	0 (0 to 0)	0 (0 to 0)	0 (0 to 0)	0 (0 to 0)	0 (0 to 0)	0 (0 to 0)	0 (0 to 0)	0 (0 to 0)	0 (0 to 0)	0 (0 to 0)	0 (0 to 0)	0 (0 to 0)	0 (0 to 0)	0 (0 to 0)	0
Drug-susceptible tuberculosis	0 (0 to 0)	0 (0 to 0)	107 (41 to 208)	77.9 (27.7 to 147)	42.0 (14.2 to 73.3)	39 (16.1 to 67.1)	321 (159 to 582)	726 (378 to 1,240)	1,008 (532 to 1,720)	1,230 (729 to 2,200)	1,370 (744 to 2,450)	1,210 (627 to 2,170)	1,040 (523 to 1,910)	886 (432 to 1,620)	642 (323 to 1,190)	420 (203 to 780)	283 (140 to 527)	192 (93 to 362)	164 (80 to 312)	90.5 (48.1 to 147)	61.9 (34 to 106)	29 (14.6 to 49.5)	9.7 (5.5 to 15.1)	9,640
Multidrug-resistant tuberculosis without extensive drug resistance	0 (0 to 0)	0 (0 to 0)	4.2 (1.21 to 9)	2.6 (1.1 to 14.6)	1.5 (0.5 to 3.8)	1.5 (0.5 to 3.8)	12 (5.4 to 25)	29.7 (11 to 62)	59.2 (19.5 to 139)	99 (33.6 to 229)	159 (61.9 to 362)	164 (64.6 to 346)	144 (57.1 to 296)	99 (37.6 to 206)	59 (21.6 to 122)	32.8 (11.5 to 70)	17.5 (5.9 to 39)	8.5 (2.6 to 22.9)	3.5 (0.9 to 10)	1.1 (0.2 to 3.6)	0.4 (0.1 to 1.2)	0.2 (0 to 0.6)	0 (0 to 0.1)	359
Extensively drug-resistant tuberculosis	0 (0 to 0)	0 (0 to 0)	0 (0 to 0.2)	0 (0 to 0.1)	0 (0 to 0.1)	0 (0 to 0.1)	0 (0 to 0.2)	0 (0 to 0.3)	0 (0 to 0.5)	0 (0 to 0.8)	0 (0 to 2.3)	0 (0 to 2.3)	0 (0 to 1.7)	0 (0 to 0.6)	0 (0 to 0.3)	0 (0 to 0.2)	0 (0 to 0.1)	0 (0 to 0.1)	0 (0 to 0.1)	0 (0 to 0.1)	0 (0 to 0.1)	0 (0 to 0.1)	0 (0 to 0.1)	0 (0 to 0.1)	4.8
Lower respiratory infections	1,040 (497 to 1,770)	780 (389 to 1,300)	2,260 (982 to 4,150)	957 (342 to 1,540)	216 (119 to 379)	216 (77 to 332)	222 (110 to 346)	338 (153 to 496)	246 (151 to 398)	246 (135 to 398)	301 (185 to 528)	330 (211 to 732)	298 (185 to 528)	455 (225 to 810)	439 (218 to 803)	412 (203 to 757)	380 (184 to 675)	323 (154 to 567)	292 (145 to 507)	232 (120 to 397)	162 (88 to 266)	74.9 (46.3 to 109)	21.6 (13.9 to 30.6)	9,640
Upper respiratory infections	0.3 (0.1 to 0.7)	1.6 (0.8 to 2.2)	39.7 (9.4 to 83.4)	99.8 (33.4 to 163)	91.3 (30.1 to 154)	80.6 (42.3 to 140)	79.7 (40.1 to 134)	77.5 (41.7 to 122)	75 (40.5 to 122)	71.2 (37.8 to 118)	67.3 (34.9 to 111)	64.3 (29.7 to 98.4)	49.3 (24.7 to 88.4)	34.2 (18.9 to 56)	22.1 (12.1 to 36.3)	13.6 (7.4 to 22)	7.9 (4.4 to 12.7)	4.6 (2.5 to 7.3)	2.7 (1.4 to 4.3)	1.4 (0.7 to 2.3)	0.7 (0.4 to 1.1)	0.3 (0.2 to 0.5)	0.1 (0.1 to 0.2)	851
Otitis media	0 (0 to 0.1)	0.3 (0.1 to 1.4)	4.2 (2.2 to 7.6)	39.4 (25.5 to 59.9)	43.6 (28.2 to 66.3)	29.1 (18.8 to 44.3)	28 (12.9 to 52.6)	29.1 (12.9 to 58.1)	23.5 (10.5 to 46.3)	16.7 (7.3 to 31.7)	11.6 (4.9 to 23.8)	8.8 (3.5 to 18.5)	5.9 (2.1 to 12.4)	3.5 (1.1 to 7.5)	2 (0.6 to 4.2)	1.1 (0.3 to 2.3)	0.6 (0.2 to 1.2)	0.3 (0.1 to 0.6)	0.1 (0 to 0.3)	0 (0 to 0.1)	0 (0 to 0.1)	0 (0 to 0.1)	0 (0 to 0.1)	258
Enteric infections	2,130 (1,720 to 3,000)	1,240 (1,040 to 1,720)	2,270 (1,720 to 3,000)	847 (644 to 1,420)	526 (397 to 1,420)	320 (270 to 1,420)	726 (244 to 1,420)	1,020 (427 to 1,420)	432 (244 to 1,420)	427 (244 to 1,420)	1,020 (244 to 1,420)	1,020 (244 to 1,420)	1,020 (244 to 1,420)	1,020 (244 to 1,420)	1,020 (244 to 1,420)	1,020 (244 to 1,420)	1,020 (244 to 1,420)	1,020 (244 to 1,420)	1,020 (244 to 1,420)	1,020 (244 to 1,420)	1,020 (244 to 1,420)	1,020 (244 to 1,420)	1,020 (244 to 1,420)	1,020 (244 to 1,420)	10,800
Diarrheal diseases	2,130 (960 to 3,000)	1,240 (148 to 1,720)	1,900 (688 to 3,000)	1,350 (420 to 1,720)	1,350 (187 to 1,720)	197 (91.1 to 320)	278 (120 to 457)	1,020 (119 to 1,720)	1,020 (134 to 1,720)	1,020 (147 to 1,720)	1,020 (153 to 1,720)	1,020 (153 to 1,720)	1,020 (143 to 1,720)	1,020 (150 to 1,720)	1,020 (159 to 1,720)	1,020 (159 to 1,720)	1,020 (159 to 1,720)	1,020 (159 to 1,720)	1,020 (159 to 1,720)	1,020 (159 to 1,720)	1,020 (159 to 1,720)	1,020 (159 to 1,720)	1,020 (159 to 1,720)	1,020 (159 to 1,720)	7,430
Typhoid and paratyphoid	0 (0 to 0)	0 (0 to 0)	0 (0 to 4)	270 (57.9 to 695)	283 (107 to 622)	257 (103 to 622)	145 (108 to 622)	89 (59.2 to 591)	89 (49.4 to 339)	89 (36 to 232)	89 (20.4 to 134)	89 (13.4 to 79.2)	89 (13.4 to 79.2)	89 (9.2 to 59.1)	89 (9.2 to 43.1)	89 (4.9 to 29.3)	89 (2.3 to 19.4)	89 (0.7 to 14.4)	89 (0.4 to 9.2)	89 (0.2 to 5.2)	89 (0.1 to 2.5)	89 (0 to 0.1)	89 (0 to 0.1)	89 (0 to 0.1)	1,440
Typhoid fever	0 (0 to 0)	0 (0 to 0)	0 (0 to 2.9)	220 (54.1 to 475)	227 (99 to 509)	206 (102 to 574)	138 (63.3 to 554)	85.1 (47.3 to 325)	84.5 (32.5 to 193)	84.5 (19.6 to 130)	84.5 (13.8 to 75.4)	84.5 (9.6 to 53.5)	84.5 (8.6 to 53.5)	84.5 (6.9 to 41.5)	84.5 (5.8 to 29.8)	84.5 (3.2 to 20.2)	84.5 (1.5 to 13.6)	84.5 (0.5 to 9.2)	84.5 (0.3 to 6.1)	84.5 (0.2 to 3.5)	84.5 (0.1 to 1.7)	84.5 (0 to 0.1)	84.5 (0 to 0.1)	84.5 (0 to 0.1)	1,390
Paratyphoid fever	0 (0 to 0)	0 (0 to 0)	0 (0 to 0.2)	11 (2.3 to 24.5)	12.3 (3.7 to 31)	12.3 (4.9 to 29.6)	11 (3.3 to 29.6)	4.2 (1.6 to 19.3)	4.2 (1.2 to 9.9)	4.2 (0.6 to 6.6)	4.2 (0.5 to 6.1)	4.2 (0.4 to 3.7)	4.2 (0.4 to 3.7)	4.2 (0.3 to 2.6)	4.2 (0.3 to 2.1)	4.2 (0.2 to 1.7)	4.2 (0.1 to 1.1)	4.2 (0 to 0.6)	4.2 (0 to 0.4)	4.2 (0 to 0.3)	4.2 (0 to 0.2)	4.2 (0 to 0.2)	4.2 (0 to 0.2)	4.2 (0 to 0.2)	63.5
Invasive Non-typhoidal Salmonella (iNTS)	0 (0 to 0)	0 (0 to 27)	0 (0 to 143)	0 (0 to 739)	0 (0 to 393)	0 (0 to 247)	0 (0 to 674)	0 (0 to 247)	0 (0 to 169)	0 (0 to 169)	0 (0 to 169)	0 (0 to 169)	0 (0 to 169)	0 (0 to 169)	0 (0 to 169)	0 (0 to 169)	0 (0 to 169)	0 (0 to 169)	0 (0 to 169)	0 (0 to 169)	0 (0 to 169)	0 (0 to 169)	0 (0 to 169)	0 (0 to 169)	1,940
Other intestinal infectious diseases	0 (0 to 0)	0 (0 to 0)	0 (0 to 7.6)	0 (0 to 2.2)	0 (0 to 1.2)	0 (0 to 1.4)	0 (0 to 1.4)	0 (0 to 1.3)	0 (0 to 1.3)	0 (0 to 5.4)	0 (0 to 6)	0 (0 to 1.3)	0 (0 to 1.3)	0 (0 to 1.3)	0 (0 to 1.3)	0 (0 to 1.3)	0 (0 to 1.3)	0 (0 to 1.3)	0 (0 to 1.3)	0 (0 to 1.3)	0 (0 to 1.3)	0 (0 to 1.3)	0 (0 to 1.3)	0 (0 to 1.3)	7.3
Neglected tropical diseases and malaria	1,650 (1,150 to 1,720)	1,650 (930 to 1,650)	1,650 (632 to 3,370)	1,650 (499 to 3,370)	1,650 (240 to 3,370)	1,650 (180 to 3,370)	1,650 (220 to 3,370)	1,650 (240 to 3,370)	1,650 (240 to 3,370)	1,650 (240 to 3,370)	1,650 (179 to 3,119)	1,650 (269 to 3,119)	1,650 (269 to 3,119)	1,650 (269 to 3,119)	1,650 (269 to 3,119)	1,650 (269 to 3,119)	1,650 (269 to 3,119)	1,650 (269 to 3,119)	1,650 (269 to 3,119)	1,650 (269 to 3,119)	1,650 (269 to 3,119)	1,650 (269 to 3,119)	1,650 (269 to 3,119)	1,650 (269 to 3,119)	14,000
Malaria	1,650 (1,150 to 1,720)	1,650 (1,150 to 1,650)	1,650 (744 to 3,310)	1,650 (1,150 to 3,260)	1,650 (1,150 to 3,260)	1,650 (880 to 3,260)	1,650 (1,150 to 3,260)	1,650 (1,150 to 3,260)	1,650 (1,150 to 3,260)	1,650 (1,150 to 3,260)	1,650 (1,150 to 3,260)	1,650 (1,150 to 3,260)	1,650 (1,150 to 3,260)	1,650 (1,150 to 3,260)	1,650 (1,150 to 3,260)	1,650 (1,150 to 3,260)	1,650 (1,150 to 3,260)	1,650 (1,150 to 3,260)	1,650 (1,150 to 3,260)	1,650 (1,150 to 3,260)	1,650 (1,150 to 3,260)	1,650 (1,150 to 3,260)	1,650 (1,150 to 3,260)	1,650 (1,150 to 3,260)	11,800
Chagas disease	0 (0 to 0)	0 (0 to 0)	0 (0 to 0)	0 (0 to 0)	0 (0 to 0)	0 (0 to 0)	0 (0 to 0)	0 (0 to 0)	0 (0 to 0)	0 (0 to 0)	0 (0 to 0)	0 (0 to 0)	0 (0 to 0)	0 (0 to 0)	0 (0 to 0)	0 (0 to 0)	0 (0 to 0)	0 (0 to 0)	0 (0 to 0)	0 (0 to 0)	0 (0 to 0)	0 (0 to 0)	0 (0 to 0)	0 (0 to 0)	0
Leishmaniasis	0 (0 to 0)	0 (0 to 0)	0 (0 to 0)	0 (0 to 0)	0 (0 to 0)	0 (0 to 0)	0 (0 to 0)	0 (0 to 0)	0 (0 to 0)	0 (0 to 0)	0 (0 to 0)	0 (0 to 0)	0 (0 to 0)	0 (0 to 0)	0 (0 to 0)	0 (0 to 0)	0 (0 to 0)	0 (0 to 0)	0 (0 to 0)	0 (0 to 0)	0 (0 to 0)	0 (0 to 0)	0 (0 to 0)	0 (0 to 0)	0
Visceral leishmaniasis	0 (0 to 0)	0 (0 to 0)	0 (0 to 0)	0 (0 to 0)	0 (0 to 0)	0 (0 to 0)	0 (0 to 0)	0 (0 to 0)	0 (0 to 0)	0 (0 to 0)	0 (0 to 0)	0 (0 to 0)	0 (0 to 0)	0 (0 to 0)	0 (0 to 0)	0 (0 to 0)	0 (0 to 0)	0 (0 to 0)	0 (0 to 0)	0 (0 to 0)	0 (0 to 0)	0 (0 to 0)	0 (0 to 0)	0 (0 to 0)	0
Cutaneous and mucocutaneous leishmaniasis	0 (0 to 0)	0 (0 to 0)	0 (0 to 0)	0 (0 to 0)	0 (0 to 0)	0 (0 to 0)	0 (0 to 0)	0 (0 to 0)	0 (0 to 0)	0 (0 to 0)	0 (0 to 0)	0 (0 to 0)	0 (0 to 0)	0 (0 to 0)	0 (0 to 0)	0 (0 to 0)	0 (0 to 0)	0 (0 to 0)	0 (0 to 0)	0 (0 to 0)	0 (0 to 0)	0 (0 to 0)	0 (0 to 0)	0 (0 to 0)	0
African trypanosomiasis	0 (0 to 0)	0 (0 to 0)	0 (0 to 0)	0 (0 to 0)	0 (0 to 0)	0 (0 to 0)	0 (0 to 0)	0 (0 to 0)	0 (0 to 0)	0 (0 to 0)	0 (0 to 0)	0 (0 to 0)	0 (0 to 0)	0 (0 to 0)	0 (0 to 0)	0 (0 to 0)	0 (0 to 0)	0 (0 to 0)	0 (0 to 0)	0 (0 to 0)	0 (0 to 0)	0 (0 to 0)	0 (0 to 0)	0 (0 to 0)	0
Schistosomiasis	0 (0 to 0)	0 (0 to 0)	0 (0 to 0)	0 (0 to 0)	0 (0 to 0)	0 (0 to 0)	0 (0 to 0)	0 (0 to 0)	0 (0 to 0)	0 (0 to 0)	0 (0 to 0)	0 (0 to 0)	0 (0 to 0)	0 (0 to 0)	0 (0 to 0)	0 (0 to 0)	0 (0 to 0)	0 (0 to 0)	0 (0 to 0)	0 (0 to 0)	0 (0 to 0)	0 (0 to 0)	0 (0 to 0)	0 (0 to 0)	0
Cysticercosis	0 (0 to 0)	0 (0 to 0)	0 (0 to 0)	0.1 (0 to 0.5)	0.3 (0 to 1.4)	0.5 (0.1 to 1.4)	2 (0.4 to 4.7)	5.8 (1.6 to 14.7)	9.6 (1.9 to 22.7)	10.8 (1.9 to 24)	11.4 (2.1 to 25.5)	11.3 (2.3 to 25.4)	10.1 (2.1 to 21)	7.6 (1.5 to 16.7)	5.2 (1.2 to 11.5)	3.4 (0.8 to 7.5)	2.1 (0.5 to 4.7)	1.1 (0.2 to 2.6)	0.5 (0.1 to 1.2)	0.2 (0 to 0.6)	0.1 (0 to 0.3)	0 (0 to 0.1)	0 (0 to 0.1)	0 (0 to 0.1)	99
Cystic echinococcosis	0 (0 to 0)	0 (0 to 0)	0 (0 to 0.4)	0 (0 to 0.4)	0 (0 to 0.4)	0 (0 to 0.4)	0 (0 to 2.3)	0 (0 to 2.9)	0 (0 to 2.9)	0 (0 to 2.9)	0 (0 to 2.9)	0 (0 to 2.9)	0 (0 to 2.9)	0 (0 to 2.9)	0 (0 to 2.9)	0 (0 to 2.9)	0 (0 to 2.9)	0 (0 to 2.9)	0 (0 to 2.9)	0 (0 to 2.9)	0 (0 to 2.9)	0 (0 to 2.9)	0 (0 to 2.9)	0 (0 to 2.9)	13.6
Lymphatic filariasis	0 (0 to 0)	0 (0 to 0)	0 (0 to 0)	0 (0 to 0)	0 (0 to 0)	0 (0 to 0)	0 (0 to 0)	0 (0 to 0)	0 (0 to 0)	0 (0 to 0)	0 (0 to 0)	0 (0 to 0)	0 (0 to 0)	0 (0 to 0)	0 (0 to 0)	0 (0 to 0)	0 (0 to 0)	0 (0 to 0)	0 (0 to 0)	0 (0 to 0)	0 (0 to 0)	0 (0 to 0)	0 (0 to 0)	0 (0 to 0)	0
Onchocerciasis	0 (0 to 0)	0 (0 to 0)	0 (0 to 0)	0 (0 to 0)	0 (0 to 0)	0 (0 to 0)	0 (0 to 0)	0 (0 to 0)	0 (0 to 0)	0 (0 to 0)	0 (0 to 0)	0 (0 to 0)	0 (0 to 0)	0 (0 to 0)	0 (0 to 0)	0 (0 to 0)	0 (0 to 0)	0 (0 to 0)	0 (0 to 0)	0 (0 to 0)	0 (0 to 0)	0 (0 to 0)	0 (0 to 0)	0 (0 to 0)	0
Trachoma	0 (0 to 0)	0 (0 to 0)	0 (0 to 0)	0 (0 to 0)	0 (0 to 0)	0 (0 to 0)	0 (0 to 0)	0 (0 to 0)	0 (0 to 0)	0 (0 to 0)	0 (0 to 0)	0 (0 to 0)	0 (0 to 0)	0 (0 to 0)	0 (0 to 0)	0 (0 to 0)	0 (0 to 0)	0 (0 to 0)	0 (0 to 0)	0 (0 to 0)	0 (0 to 0)	0 (0 to 0)	0 (0 to 0)	0 (0 to 0)	0
Dengue	0 (0 to 0)	0 (0 to 0)	0.7 (0 to 2.2)	2.6 (0 to 9.6)	2.6 (0 to 12.2)	2.6 (0 to 13.7)	4.9 (0 to 14.3)	4.9 (0 to 14.4)	4.9 (0 to 13.2)	4.9 (0 to 13.2)	4.9 (0 to 13.2)	4.9 (0 to 13.2)	4.7 (0 to 10.4)	2.8 (0 to 6.4)	2 (0 to 3.9)	1.6 (0 to 3.2)	1.4 (0 to 2.7)	1.3 (0 to 2.6)	1.3 (0 to 2.6)	1.3 (0 to 2.6)	1.3 (0 to 2.6)	1.3 (0 to 2.6)	1.3 (0 to 2.6)	1.3 (0 to 2.6)



Congenital birth defects	1,240 (499 to 2,270)	448 (241 to 790)	1,250 (529 to 2,340)	448 (224 to 834)	184 (103 to 298)	123 (77 to 197)	110 (66 to 184)	92-4 (54-9 to 137)	82-9 (49-2 to 132)	69-6 (40-9 to 113)	61-3 (37-3 to 97-4)	49-3 (29-5 to 79-2)	32-1 (19-3 to 51-1)	21-4 (12-3 to 34-8)	13-2 (7-8 to 21-8)	7-6 (4-5 to 12-1)	4 (2-4 to 6-6)	1-7 (0-9 to 2-9)	0-9 (0-5 to 1-5)	0-4 (0-2 to 0-7)	0-2 (0-1 to 0-3)	0 (0 to 0-1)	0 (0 to 0)		4,220
Neural tube defects	70-4 (17-7 to 214)	17-3 (4-2 to 68-2)	69-5 (9-5 to 139)	20-2 (4-9 to 156)	9-1 (2-9 to 74-2)	4-9 (0 to 7-2)	2-9 (0-5 to 8-9)	3-3 (2-1 to 8-4)	2-8 (1-8 to 7-9)	2-1 (1-1 to 5-7)	1-5 (1 to 2-2)	1 (0-6 to 1-5)	0-3 (0-4 to 0-9)	0-2 (0-1 to 0-3)	0-1 (0-1 to 0-2)	0 (0 to 0)	0 (0 to 0)	0 (0 to 0)	0 (0 to 0)	0 (0 to 0)	0 (0 to 0)	0 (0 to 0)	0 (0 to 0)		193
Congenital heart anomalies	1,160 (598 to 784)	1,160 (112 to 431)	1,200 (333 to 1,200)	1,200 (57-4 to 313)	1,200 (16 to 1,200)	1,200 (13-9 to 79-1)	1,200 (12-3 to 64-1)	1,200 (8-2 to 44-4)	1,200 (8-2 to 32-1)	1,200 (5-9 to 30-4)	1,200 (4-9 to 30-5)	1,200 (3-9 to 30-4)	1,200 (2-6 to 30-4)	1,200 (1-8 to 13)	1,200 (1-2 to 9-5)	1,200 (0-9 to 5-4)	1,200 (0-6 to 3-2)	1,200 (0-2 to 1-5)	1,200 (0-2 to 1-1)	1,200 (0-1 to 0-7)	1,200 (0 to 0-3)	1,200 (0 to 0-1)	1,200 (0 to 0)		1,620
Orofacial clefts	4-2 (0-7 to 16-2)	1-5 (0-3 to 9-6)	5-7 (1-3 to 21-1)	2-6 (0-7 to 15-1)	2-2 (0-7 to 8-1)	2 (0-6 to 6-1)	1-6 (0-5 to 5-7)	1-6 (0-5 to 5-3)	1-5 (0-5 to 3-9)	1-3 (0-5 to 3-5)	1-6 (0-5 to 3-2)	1-2 (0-3 to 2-8)	0-9 (0-3 to 3-1)	0-6 (0-2 to 2-3)	0-4 (0-1 to 0-9)	0-2 (0-1 to 0-5)	0-1 (0 to 0-3)	0-1 (0 to 0-2)	0-1 (0 to 0-2)	0 (0 to 0-1)	0 (0 to 0)	0 (0 to 0)	0 (0 to 0)		31-1
Down syndrome	14-9 (3-9 to 32-6)	6-8 (2-2 to 13-6)	37-9 (9-5 to 98-3)	13-6 (3-6 to 33-4)	3-4 (1-6 to 7)	2-6 (1-2 to 4-8)	3-1 (1-5 to 6-9)	2-7 (1-2 to 6-3)	2-2 (1 to 4-9)	2 (0-9 to 4-5)	2 (0-7 to 4-3)	1-6 (0-5 to 3-7)	1-3 (0-4 to 3-2)	1-1 (0-3 to 2-9)	0-7 (0-2 to 1-6)	0-2 (0-1 to 0-6)	0-1 (0 to 0-3)	0-2 (0 to 0-5)	0-1 (0 to 0-3)	0 (0 to 0)	0 (0 to 0)	0 (0 to 0)	0 (0 to 0)		66-7
Turner syndrome	0 (0 to 0)	0 (0 to 0)	0 (0 to 0)	0 (0 to 0)	0 (0 to 0)	0 (0 to 0)	0 (0 to 0)	0 (0 to 0)	0 (0 to 0)	0 (0 to 0)	0 (0 to 0)	0 (0 to 0)	0 (0 to 0)	0 (0 to 0)	0 (0 to 0)	0 (0 to 0)	0 (0 to 0)	0 (0 to 0)	0 (0 to 0)	0 (0 to 0)	0 (0 to 0)	0 (0 to 0)	0 (0 to 0)		0
Klinefelter syndrome	0 (0 to 0)	0 (0 to 0)	0 (0 to 0)	0 (0 to 0)	0 (0 to 0)	0 (0 to 0)	0 (0 to 0)	0 (0 to 0)	0 (0 to 0)	0 (0 to 0)	0 (0 to 0)	0 (0 to 0)	0 (0 to 0)	0 (0 to 0)	0 (0 to 0)	0 (0 to 0)	0 (0 to 0)	0 (0 to 0)	0 (0 to 0)	0 (0 to 0)	0 (0 to 0)	0 (0 to 0)	0 (0 to 0)		0
Other chromosomal abnormalities	21-8 (9-4 to 52-7)	12-8 (4-5 to 32-4)	31-5 (10-4 to 96-2)	7-5 (2-7 to 19-2)	2-7 (1-5 to 4-8)	2-1 (1-2 to 3-7)	2-2 (1-3 to 4-7)	1-8 (0-9 to 3-4)	1-5 (0-7 to 3-3)	1-5 (0-6 to 3-4)	0-7 (0-3 to 1-7)	0-7 (0-3 to 1-7)	0-4 (0-1 to 0-9)	0-2 (0-1 to 0-5)	0-1 (0 to 0-2)	0-1 (0 to 0-2)	0 (0 to 0)	0 (0 to 0)	0 (0 to 0)	0 (0 to 0)	0 (0 to 0)	0 (0 to 0)	0 (0 to 0)		95-9
Congenital musculoskeletal and limb anomalies	39-4 (14-5 to 79-7)	9-8 (4-3 to 22-2)	39-5 (9-5 to 114)	12-4 (3-4 to 44-7)	31-2 (18-2 to 53-2)	25 (14-3 to 40-2)	24-1 (13-9 to 39-2)	20-5 (11-9 to 33-1)	19-3 (11-2 to 31-2)	14-1 (7-9 to 23)	12-5 (7-2 to 20-6)	9-9 (5-3 to 16-2)	7-1 (3-9 to 11-7)	4-6 (2-5 to 7-3)	2-7 (1-4 to 4-3)	1-5 (0-8 to 2-3)	0-7 (0-4 to 1-2)	0-2 (0-2 to 0-5)	0-1 (0-1 to 0-2)	0-1 (0 to 0-1)	0 (0 to 0)	0 (0 to 0)	0 (0 to 0)		289
Urogenital congenital anomalies	24-3 (13-2 to 37-4)	7-5 (2-6 to 17-7)	14-2 (3-5 to 34-2)	6-7 (1-9 to 17-4)	4-9 (1-7 to 9-8)	3-7 (1-7 to 6-2)	2-2 (1-2 to 3-9)	1-8 (1 to 3-2)	1-5 (0-8 to 2-5)	1-1 (0-7 to 2-1)	0-9 (0-5 to 1-6)	0-5 (0-3 to 1)	0-3 (0-2 to 0-6)	0-2 (0-1 to 0-4)	0-1 (0 to 0-3)	0-1 (0 to 0-2)	0 (0 to 0)	0 (0 to 0)	0 (0 to 0)	0 (0 to 0)	0 (0 to 0)	0 (0 to 0)	0 (0 to 0)		81-6
Digestive congenital anomalies	39-2 (16-3 to 99-2)	9-2 (3-9 to 29-9)	53 (9-6 to 170)	17-2 (3-6 to 70-1)	10-6 (2-9 to 31)	6-5 (2-1 to 20-1)	5-3 (2-1 to 13-2)	4-4 (2-1 to 9-3)	3-8 (1-9 to 8-1)	3-1 (1-5 to 7)	2-6 (1-3 to 5-4)	2-1 (1-1 to 4-7)	1-5 (0-7 to 3-5)	1-1 (0-5 to 2-5)	0-7 (0-3 to 1-6)	0-4 (0-2 to 0-9)	0-2 (0-1 to 0-5)	0-1 (0 to 0-3)	0-1 (0 to 0-2)	0 (0 to 0)	0 (0 to 0)	0 (0 to 0)	0 (0 to 0)		284
Other congenital birth defects	3-6 (229 to 1,200)	133 (54-1 to 290)	386 (137 to 778)	137 (79-6 to 362)	68 (33-5 to 117)	46 (24 to 89)	37-6 (20-6 to 68-4)	28-5 (16 to 48)	24-1 (14-8 to 44-6)	19-2 (10-8 to 36)	16-7 (9-7 to 29-2)	13-4 (7-6 to 23-6)	9-6 (5-1 to 16-2)	6-2 (3-4 to 10-1)	3-6 (1-9 to 6-2)	2-3 (1-2 to 4-2)	1-2 (0-6 to 2-3)	0-7 (0-3 to 1-3)	0-3 (0-1 to 0-6)	0-1 (0 to 0-2)	0 (0 to 0-1)	0 (0 to 0-1)	0 (0 to 0-1)		1,540
Urinary diseases and male infertility	19-5 (7-1 to 33-1)	3-3 (2 to 11-9)	13-4 (3-6 to 24-4)	4-1 (1-8 to 8-2)	3-4 (2-8 to 11-2)	2-5 (2-9 to 13-3)	2-3 (2 to 5-2)	42-2 (22-4 to 73-5)	42-9 (24 to 114)	32-6 (18-9 to 57-3)	27-6 (22-2 to 103)	22-1 (21-1 to 109)	16-2 (23-3 to 90-6)	66-2 (29-2 to 110)	99-6 (29-3 to 157)	28-2 (28-2 to 110)	27-6 (28-5 to 107)	27-6 (27-6 to 99-4)	23-9 (23-9 to 41-1)	19-6 (19-6 to 32-4)	19-6 (19-6 to 32-4)	19-6 (19-6 to 32-4)	19-6 (19-6 to 32-4)		765
Urolithiasis	0 (0 to 0)	0 (0 to 0)	0 (0 to 0)	0 (0 to 0)	0 (0 to 0)	0 (0 to 0)	0 (0 to 0)	0 (0 to 0)	0 (0 to 0)	0 (0 to 0)	0 (0 to 0)	0 (0 to 0)	0 (0 to 0)	0 (0 to 0)	0 (0 to 0)	0 (0 to 0)	0 (0 to 0)	0 (0 to 0)	0 (0 to 0)	0 (0 to 0)	0 (0 to 0)	0 (0 to 0)	0 (0 to 0)		8-9
Benign prostatic hyperplasia	0 (0 to 0)	0 (0 to 0)	0 (0 to 0)	0 (0 to 0)	0 (0 to 0)	0 (0 to 0)	0 (0 to 0)	0 (0 to 0)	0 (0 to 0)	0 (0 to 0)	0 (0 to 0)	0 (0 to 0)	0 (0 to 0)	0 (0 to 0)	0 (0 to 0)	0 (0 to 0)	0 (0 to 0)	0 (0 to 0)	0 (0 to 0)	0 (0 to 0)	0 (0 to 0)	0 (0 to 0)	0 (0 to 0)		49-7
Male infertility	0 (0 to 0)	0 (0 to 0)	0 (0 to 0)	0 (0 to 0)	0 (0 to 0)	0 (0 to 0)	0 (0 to 0)	0 (0 to 0)	0 (0 to 0)	0 (0 to 0)	0 (0 to 0)	0 (0 to 0)	0 (0 to 0)	0 (0 to 0)	0 (0 to 0)	0 (0 to 0)	0 (0 to 0)	0 (0 to 0)	0 (0 to 0)	0 (0 to 0)	0 (0 to 0)	0 (0 to 0)	0 (0 to 0)		47-1
Other urinary diseases	14-9 (9-5 to 20-5)	4 (1-4 to 9-1)	14-9 (0-9 to 10-4)	2-6 (1-2 to 6-4)	4-7 (1-8 to 9-2)	3-1 (2 to 9-2)	2-7 (1-6 to 6-8)	2-5 (2-5 to 2-9-1)	2-1 (0-9 to 2-9)	1-8 (0-9 to 2-6)	1-6 (0-7 to 2-4)	1-3 (0-7 to 2-1)	0-9 (0-3 to 1-9)	0-6 (0-2 to 1-3)	0-4 (0-1 to 0-9)	0-2 (0-1 to 0-5)	0-1 (0 to 0-3)	0-1 (0 to 0-2)	0-1 (0 to 0-2)	0-1 (0 to 0-2)	0-1 (0 to 0-2)	0-1 (0 to 0-2)	0-1 (0 to 0-2)		433
Gynecological diseases	0 (0 to 0)	0 (0 to 0)	0 (0 to 0)	0 (0 to 0)	0 (0 to 0)	0 (0 to 0)	0 (0 to 0)	0 (0 to 0)	0 (0 to 0)	0 (0 to 0)	0 (0 to 0)	0 (0 to 0)	0 (0 to 0)	0 (0 to 0)	0 (0 to 0)	0 (0 to 0)	0 (0 to 0)	0 (0 to 0)	0 (0 to 0)	0 (0 to 0)	0 (0 to 0)	0 (0 to 0)	0 (0 to 0)		0
Uterine fibroids	0 (0 to 0)	0 (0 to 0)	0 (0 to 0)	0 (0 to 0)	0 (0 to 0)	0 (0 to 0)	0 (0 to 0)	0 (0 to 0)	0 (0 to 0)	0 (0 to 0)	0 (0 to 0)	0 (0 to 0)	0 (0 to 0)	0 (0 to 0)	0 (0 to 0)	0 (0 to 0)	0 (0 to 0)	0 (0 to 0)	0 (0 to 0)	0 (0 to 0)	0 (0 to 0)	0 (0 to 0)	0 (0 to 0)		0
Polycystic ovarian syndrome	–	–	–	–	–	–	–	–	–	–	–	–	–	–	–	–	–	–	–	–	–	–	–		NA
Female infertility	–	–	–	–	–	–	–	–	–	–	–	–	–	–	–	–	–	–	–	–	–	–	–		NA
Endometriosis	–	–	–	–	–	–	–	–	–	–	–	–	–	–	–	–	–	–	–	–	–	–	–		NA
Genital prolapse	0 (0 to 0)	0 (0 to 0)	0 (0 to 0)	0 (0 to 0)	0 (0 to 0)	0 (0 to 0)	0 (0 to 0)	0 (0 to 0)	0 (0 to 0)	0 (0 to 0)	0 (0 to 0)	0 (0 to 0)	0 (0 to 0)	0 (0 to 0)	0 (0 to 0)	0 (0 to 0)	0 (0 to 0)	0 (0 to 0)	0 (0 to 0)	0 (0 to 0)	0 (0 to 0)	0 (0 to 0)	0 (0 to 0)		0
Premenstrual syndrome	–	–	–	–	–	–	–	–	–	–	–	–	–	–	–	–	–	–	–	–	–	–	–		NA
Other gynecological diseases	0 (0 to 0)	0 (0 to 0)	0 (0 to 0)	0 (0 to 0)	0 (0 to 0)	0 (0 to 0)	0 (0 to 0)	0 (0 to 0)	0 (0 to 0)	0 (0 to 0)	0 (0 to 0)	0 (0 to 0)	0 (0 to 0)	0 (0 to 0)	0 (0 to 0)	0 (0 to 0)	0 (0 to 0)	0 (0 to 0)	0 (0 to 0)	0 (0 to 0)	0 (0 to 0)	0 (0 to 0)	0 (0 to 0)		0
Hemoglobinopathies and hemolytic anemias	2-1 (1-5 to 3-4)	0-2 (0-4 to 1-4)	0-7 (0-3 to 2-3)	1-22 (0-6 to 7-2)	1-09 (0-5 to 3-4)	7-5-1 (2-6 to 12-5)	6-6 (2-6 to 12-6)	9-3 (3-6 to 19-2)	8-9 (3-6 to 19-2)	8-3 (3-6 to 19-2)	7-0-7 (3-6 to 19-2)	6-3 (3-6 to 19-2)	4-5 (2-1 to 9-6)	3-1 (1-4 to 6-4)	1-9 (0-9 to 3-9)	1-1 (0-5 to 2-3)	0-6 (0-3 to 1-2)	0-4 (0-2 to 0-8)	0-2 (0-1 to 0-4)	0-1 (0 to 0-2)	0-1 (0 to 0-2)	0-1 (0 to 0-2)	0-1 (0 to 0-2)		1,100
Thalassemias	0 (0 to 0-1)	0 (0 to 0)	0 (0 to 0-3)	0 (0-1 to 0-7)	0 (0 to 0-2)	0 (0 to 0-1)	0 (0 to 0)	0 (0 to 0)	0 (0 to 0)	0 (0 to 0)	0 (0 to 0)	0 (0 to 0)	0 (0 to 0)	0 (0 to 0)	0 (0 to 0)	0 (0 to 0)	0 (0 to 0)	0 (0 to 0)	0 (0 to 0)	0 (0 to 0)	0 (0 to 0)	0 (0 to 0)	0 (0 to 0)		0-6
Thalassemias trait	0 (0-1 to 0-5)	0 (0-1 to 0-4)	0 (0-7 to 2-4)	0 (0-2 to 0-7)	0 (0-7 to 1-5)	0 (0-5 to 0-5)	0 (0-4 to 0-3)	0 (0-7 to 2-3)	0 (0-8 to 2-5)	0 (0-9 to 2-4)	0 (0 to 0-4)	0 (0 to 0-4)	0 (0-4 to 2-2)	0 (0-5 to 1-9)	0 (0-4 to 1-4)	0 (0-2 to 0-9)	0 (0-1 to 0-5)	0 (0 to 0-2)	0 (0 to 0-1)	0 (0 to 0-1)	0 (0 to 0)	0 (0 to 0)	0 (0 to 0)		28-9
Sickle cell disorders	2-5 (1-1 to 4-6)	1-9 (0-7 to 3)	23-1 (10-7 to 52)	5-1 (2-4 to 9-5-5)	3-8 (2-1-9 to 6-7)	2-7 (1-6 to 4-6-5)	2-4 (1-6 to 4-2)	2-1 (1-7 to 3-7)	1-9 (1-5 to 3-3)	1-6 (1-2 to 2-8)	1-4 (1-1 to 2-4)	1-2 (0-9 to 2-1)	0-8 (0-6 to 1-5)	0-5 (0-4 to 1-1)	0-3 (0-2 to 0-6)	0-2 (0-1 to 0-4)	0-1 (0 to 0-3)	0-1 (0 to 0-2)	0-1 (0 to 0-2)	0-1 (0 to 0-2)	0-1 (0 to 0-2)	0-1 (0 to 0-2)	0-1 (0 to 0-2)		314
Sickle cell trait	6-8 (2-2 to 11)	6-7 (2-6 to 19-4)	29-2 (11-6 to 72-1)	6-01 (2-2 to 19-4)	3-7-4 (1-2 to 13-8)	2-2 (1-2 to 6-7)	2-5 (1-3 to 6-3)	2-5 (1-2 to 6-2)	2-7 (1-2 to 5-4)	2-7-1 (1-2 to 5-2)	2-6 (1-2 to 5-4)	2-3 (1-2 to 5-7)	2-0 (1-1 to 4-3)	1-6 (0-8 to 3-7)	1-1 (0-6 to 2-4)	0-8 (0-4 to 1-7)	0-5 (0-2 to 1-1)	0-4 (0-2 to 0-9)	0-3 (0-1 to 0-7)	0-2 (0-1 to 0-5)	0-2 (0-1 to 0-5)	0-2 (0-1 to 0-5)	0-2 (0-1 to 0-5)		417
G6PD deficiency	0 (0 to 0-1)	0-1 (0-1 to 0-2)	0-5 (0-2 to 0-9)	0-2 (0-9 to 2-1)	0-2 (0-3 to 2-7)	1-1 (0-5 to 2-7)	0-9 (0-4 to 3-3)	0-8 (0-4 to 2-1)	0-7 (0-3 to 2)	0-6 (0-3 to 1-7)	0-5 (0-2 to 1-4)	0-4 (0-2 to 1-2)	0-3 (0-1 to 0-9)	0-2 (0-1 to 0-5)	0-1 (0-1 to 0-3)	0-1 (0 to 0-2)	0-1 (0 to 0-2)	0-1 (0 to 0-2)	0-1 (0 to 0-2)	0-1 (0 to 0-2)	0-1 (0 to 0-2)	0-1 (0 to 0-2)	0-1 (0 to 0-2)		33-3
G6PD trait	0 (0 to 0)	0 (0 to 0)	0 (0 to 0)	0 (0 to 0)	0 (0 to 0)	0 (0 to 0)	0 (0 to 0)	0 (0 to 0)	0 (0 to 0)	0 (0 to 0)	0 (0 to 0)	0 (0 to 0)	0 (0 to 0)	0 (0 to 0)	0 (0 to 0)	0 (0 to 0)	0 (0 to 0)	0 (0 to 0)	0 (0 to 0)	0 (0 to 0)	0 (0 to 0)	0 (0 to 0)	0 (0 to 0)		0
Other hemoglobinopathies and hemolytic anemias	3 (0 to 0-1)	0-3 (0-2 to 0-9)	0-5 (0-1 to 1-9)	1-6 (0-5 to 3-9-2)	4-2 (0-7 to 13-3)	3 (1-4 to 11-7)	19-9 (6-4 to 42-2)	33 (12-1 to 57-8)	33-7 (13-9 to 69-9)	29-4 (12-7 to 62-9)	23-5 (14-7 to 59-4)	20-6 (12-2 to 59-2)	17-9 (9-7 to 31-4)	13 (6-9 to 23-4)	7-7 (3-9 to 14-2)	4-1 (2 to 11-4)	2-2 (0-9 to 4-3)	1-5 (0-6 to 2-9)	1-1 (0-4 to 2-1)	0-8 (0-3 to 1-6)	0-6 (0-3 to 1-2)	0-5 (0-2 to 1-1)	0-4 (0-2 to 0-9)		359
Endocrine, metabolic, blood, and immune disorders	4-1 (1-7 to 9-8)	2-1-4 (2-1 to 7)	5-2 (1-1-5 to 39-3)	4-2 (1-8-9 to 9-7)	4-2 (2-1-3 to 8-2-4)	3 (1-6 to 7-9-7)	2-8 (1-4 to 7-4)	47-3 (37-2 to 102)	49-9 (30-3 to 146)	127 (72-1 to 203)	109 (73-4 to 207)	104 (69-9 to 196)	79 (58-3 to 167)	54 (39-3 to 113)	29-3 (20-4 to 69-1)	17 (12-1 to 40-2)	10-4 (7-4 to 17-6)	7-9 (5-2 to 10-9)	6-3 (4-1 to 8-7)	5-1 (3-3 to 7-1)	4-3 (2-8 to 6-1)	3-9 (2-5 to 5-3)	3-6 (2-3 to 5-1)		1,090
Cod disorders	0 (0 to 0)	0 (0 to 0)	0 (0 to 0)	0 (0 to 0)	0 (0 to 0)	0 (0 to 0)	0 (0 to 0)	0 (0 to 0)	0 (0 to 0)	0 (0 to 0)	0 (0 to 0)	0 (0 to 0)	0 (0 to 0)	0 (0 to 0)	0 (0 to 0)	0 (0 to 0)	0 (0 to 0)	0 (0 to 0)	0 (0 to 0)	0 (0 to 0)	0 (0 to 0)	0 (0 to 0)	0 (0 to 0)		0
Caries of deciduous teeth	0 (0 to 0)	0 (0 to 0)	0 (0 to 0)	0 (0 to 0)	0 (0 to 0)	0 (0 to 0)	0 (0 to 0)	0 (0 to 0)	0 (0 to 0)	0 (0 to 0)	0 (0 to 0)	0 (0 to 0)	0 (0 to 0)	0 (0 to 0)	0 (0 to 0)	0 (0 to 0)	0 (0 to 0)	0 (0 to 0)	0 (0 to 0)	0 (0 to 0)	0 (0 to 0)	0 (0 to 0)	0 (0 to 0)		22-2
Caries of permanent teeth	0 (0 to 0)	0 (0 to 0)	0 (0 to 0)	0 (0 to 0)	0 (1-5 to 10-9)	0 (0 to 0)	13-3 (3 to 32-9)	15-7 (9-1 to 29-2)	19-6 (9-4 to 39-3)	19-9 (9-2 to 41-4)	19-1 (7-3 to 37-9)	16 (6-9 to 31-9)	12 (4-9 to 23-1)	8 (3-3 to 16-6)	5-1 (2 to 10-8)	3 (1-1 to 7)	1-7 (0-6 to 3-9)	0-9 (0-4 to 2-2)	0-5 (0-2 to 1-1)	0-3 (0 to 0-6)	0-1 (0 to 0-3)	0-2 (0 to 0-5)	0-1 (0 to 0-3)		139
Periodontal diseases	0 (0 to 0)	0 (0 to 0)	0 (0 to 0)	0 (0 to 0)	0 (0 to 0)	0 (0 to 0)	0 (0 to 0)	0 (2-3 to 21)	2 (0-9 to 50-4)	71-8 (22-9 to 173)	103 (37-1 to 243)	118 (42-2 to 292)	109 (39-6 to 235)	88-8 (32-3 to 194)	60-3 (23-5 to 139)	37-3 (15-1 to 79)	21-9 (8-6 to 46-3)	12-3 (4-9 to 26)	7-3 (2-9 to 15-3)	4-6 (1-8 to 9-7)	2-8 (1-1 to 5-7)	1-6 (0-6 to 3-4)	0-7 (0-3 to 1-4)		674
Other oral disorders	0 (0 to 0)	0 (0 to 0)	0 (0 to 0)	20-1 (1-9 to 52-4)	1-6 (1-0 to 3-9)	19 (1-0 to 39-6)	19 (1-0 to 29-9)	25-5 (1-4 to 39-6)	19-8-6 (1-1 to 32-4)	22-4 (1-2 to 37-9)	19 (1-1 to 32-4)	22-2 (1-2 to 37-9)	19-7 (1-1 to 32-4)	15-1 (0-9 to 25-2)	9-6 (0-7 to 22-1)	6-4 (0-4 to 15-1)	3-9 (0-2 to 9-5)	2-3 (0-1 to 5-5)	1-3 (0-1 to 3-2)	0-8 (0-1 to 2-1)	0-3 (0-1 to 0-7)	0-2 (0-1 to 0-5)	0-2 (0-1 to 0-5)		311
Sudden infant death syndrome	–	–	219 (47-1 to 687)	–	–	–	–	–	–	–	–	–	–	–	–	–	–	–	–	–	–	–	–		NA
Injuries	66-6 (37-1 to 99-4)	51-7 (17-9 to 287)	227 (107 to 424)	49-6 (23-5 to 78)	472 (303 to 713)	346 (266 to 439)	(1,119 to 2,450)	2,520 (1,449 to 3,980)	2,458 (1,719 to 3,946)	2,270 (1,603 to 3,240)	2,160 (1,508 to 3,170)	1,690 (1,270 to 2,160)	1,540 (1,020 to 2,330)	1,240 (821 to 1,870)	868 (520 to 1,190)	549 (346 to 764)	277 (157 to 422)	202 (102 to 345)	156 (79 to 239)	89-6 (49-2 to 153)	39-7 (20-3 to 67-2)	9-7 (7-3 to 12-9)	2-2 (1-6 to 3)		19,800
Transport injuries	4-9 (1-6 to 9-4)	4-3 (1-6 to 9-6)	34 (13-6 to 74-6)	7-8-8 (3-7 to 18-6)	139 (72-7 to 241)	196 (83-2 to 333)	327 (208 to 501)	657 (384 to 1,140)	576 (368 to 928)	540 (327 to 839)	522 (338 to 778)	468 (303 to 696)	436 (270 to 672)	339 (220 to 507)	231 (150 to 345)	156 (100 to 229)	77 (47 to 126)	49 (29 to 78)	39 (23-6 to 62-9)	23-2 (13-8 to 38-4)	9-3 (5-6 to 15-3)	2-2 (1-4 to 3-4)	0-4 (0-2 to 0-6)		5,090
Road injuries	3 (1-5 to 5-9-1)	2-7 (1-1 to 5-1)	24 (7-7 to 53-7)	5-2 (1-9 to 14-7)	12-2 (5-9 to 24-6)	13 (7-1 to 27-7)	473 (268 to 838)	609 (341 to 1,050)	526 (327 to 931)	488 (287 to 797)	471 (277 to 705)	405 (282 to 630)	377 (266 to 571)	319 (211 to 483)	220 (150 to 329)	152 (102 to 229)	73 (49 to 118)	49-2 (29-7 to 80)	39-7 (22-7 to 67-4)	22-1 (12-9 to 37-7)	8-6 (4-9 to 14-2)	2-1 (1-4 to 3-2-7)	0-4 (0-2 to 0-6)		4,700
Pedestrian road injuries	1-3 (1-2 to 11-5)	2-6 (0-9 to 9-3)	21-5 (7-1 to 49-5)	4-5-5 (1-5 to 9-9)	76-6 (32-9 to 146)	276 (96-9 to 124)	275 (138 to 534)	274 (175 to 480)	224 (173 to 511)	202 (165 to 464)	209 (158 to 417)	224 (166 to 396)	226 (124 to 393)	224 (104 to 391)	226 (104 to 391)	224 (72 to 334)	89-2 (41-7 to 133)	63-1 (28-8 to 107)	29-7 (27 to 46-1)	14-5 (7-1 to 23-6)	5-1 (2-5 to 7-3)	1-3 (0-6 to 1-6)	0-3 (0-2 to 0-3)		2,640
Cyclist road injuries	0 (0 to 0)	0 (0 to 0)	0 (0 to 0)	2-7 (1-1 to 6-6)	7-6 (3-9 to 14-6)	11-7 (7 to 18-6)	19-6 (10-1 to 33-8)	20-2 (9-4 to 39-4)	45 (24-2 to 84)	49-7 (30-9 to 74-7)	51-7 (29-9 to 79-5)	47-9 (33-3 to 67-3)	41-2 (27-6 to 58-4)	31-9 (21-5 to 48-9)	21-6 (14-9 to 32-7)	21-6 (10-5 to 32-9)	10-4 (7-4 to 17-2)	7-9 (5-2 to 10-9)	7-4 (3 to 13-5)	4-2 (1-9 to 8-1)	1-7 (0-8 to 3-4)	0-6 (0-2 to 0-9)	0-2 (0-1 to 0-4)		439
Motorcyclist road injuries	0 (0 to 0-4)	0 (0 to 0-3)	0-2 (0-1 to 2-2)	1-2 (0-5 to 6-8)	4-2 (1-4 to 11-7)	5-6 (2-5 to 13)	13-3 (4-6 to 37-4)	16 (7-4 to 46-5)	17-7 (7-1 to 54-9)

SR Table 2c: Murray's DALYS by cause and age group for males with 95% uncertainty intervals, 2019

Cause	Early Neonatal (0-6 days)	Late Neonatal (7-27 days)	Post Neonatal (28-364 days)	1 to 4	5 to 9	10 to 14	15 to 19	20 to 24	25 to 29	30 to 34	35 to 39	40 to 44	45 to 49	50 to 54	55 to 59	60 to 64	65 to 69	70 to 74	75 to 79	80 to 84	85 to 89	90 to 94	95 plus	Total
All causes	9,000 (8,662 to 10,000)	1,230 (1,020 to 1,500)	276 (220 to 370)	1,100 (1,000 to 1,200)	1,000 (1,000 to 1,100)	1,000 (1,000 to 1,100)	1,000 (1,000 to 1,100

Other neoplasms	0·1 (0·0 to 0·2)	0 (0 to 0)	0·2 (0·1 to 0·4)	0·6 (0·3 to 1·3)	0·5 (0·3 to 0·7)	0·7 (0·4 to 1·2)	0·4 (0·3 to 0·6)	0·4 (0·2 to 0·6)	0·4 (0·2 to 0·7)	0·6 (0·2 to 1·3)	1·1 (0·3 to 2·1)	1·6 (0·5 to 3·4)	2·3 (0·6 to 4·6)	3·5 (1·2 to 7·3)	4·8 (1·6 to 9·8)	6 (2·2 to 11·5)	6·2 (2·2 to 12)	4·3 (1·5 to 8·2)	2 (0·6 to 4)	0·6 (0·2 to 1·4)	0·1 (0 to 0·3)	0 (0 to 0)	37·1
Medulloblastoma, medulloblastoma, and other hemangioblastoma, ependymoma, and choroid plexus tumor	0 (0 to 0)	0 (0 to 0)	0 (0 to 0·1)	0·2 (0·1 to 0·5)	0·2 (0·1 to 0·4)	0·2 (0·1 to 0·4)	0·2 (0·1 to 0·3)	0·2 (0·1 to 0·3)	0·2 (0·1 to 0·4)	0·2 (0·1 to 0·5)	0·3 (0·1 to 0·7)	0·4 (0·1 to 0·9)	0·5 (0·2 to 1·1)	0·7 (0·2 to 1·5)	0·9 (0·3 to 2·1)	1·2 (0·4 to 2·7)	1·4 (0·5 to 3·1)	1·1 (0·4 to 2·5)	0·6 (0·2 to 1·4)	0·2 (0·1 to 0·5)	0 (0 to 0)	0 (0 to 0)	3·1
Meningioma and in situ intestinal neoplasms	0 (0 to 0)	0 (0 to 0)	0 (0 to 0)	0 (0 to 0)	0 (0 to 0)	0 (0 to 0)	0 (0 to 0)	0 (0 to 0)	0 (0 to 0)	0 (0 to 0)	0 (0 to 0)	0 (0 to 0)	0 (0 to 0)	0 (0 to 0)	0 (0 to 0)	0 (0 to 0)	0 (0 to 0)	0 (0 to 0)	0 (0 to 0)	0 (0 to 0)	0 (0 to 0)	0 (0 to 0)	0 (0 to 0)	0
Benign and in situ cervical and uterine neoplasms	0 (0 to 0)	0 (0 to 0)	0 (0 to 0)	0 (0 to 0)	0 (0 to 0)	0 (0 to 0)	0 (0 to 0)	0 (0 to 0)	0 (0 to 0)	0 (0 to 0)	0 (0 to 0)	0 (0 to 0)	0 (0 to 0)	0 (0 to 0)	0 (0 to 0)	0 (0 to 0)	0 (0 to 0)	0 (0 to 0)	0 (0 to 0)	0 (0 to 0)	0 (0 to 0)	0 (0 to 0)	0 (0 to 0)	0
Other benign and in situ neoplasms	0 (0 to 0)	0 (0 to 0)	0 (0 to 0)	0 (0 to 0)	0 (0 to 0)	0 (0 to 0)	0 (0 to 0)	0 (0 to 0)	0 (0 to 0)	0 (0 to 0)	0 (0 to 0)	0 (0 to 0)	0 (0 to 0)	0 (0 to 0)	0 (0 to 0)	0 (0 to 0)	0 (0 to 0)	0 (0 to 0)	0 (0 to 0)	0 (0 to 0)	0 (0 to 0)	0 (0 to 0)	0 (0 to 0)	0
Cardiovascular diseases	24·6 (10·4 to 53·4)	10·4 (4·5 to 22·4)	28·6 (14·2 to 56·1)	61 (27·7 to 99·5)	121 (64·1 to 177)	210 (99·1 to 460)	297 (176·1 to 492)	243 (154·1 to 356)	312 (193·2 to 509)	497 (297·0 to 784)	746 (449·1 to 1,166)	1,070 (688·9 to 1,810)	1,540 (980·5 to 2,550)	2,070 (1,240·5 to 3,350)	2,700 (1,480·5 to 4,550)	3,090 (2,000·5 to 4,390)	3,090 (1,930·5 to 3,840)	2,820 (1,670·5 to 3,930)	1,970 (1,170·5 to 2,930)	902 (420·5 to 1,210)	232 (97·5 to 436)	98·2 (35·7 to 131)	23·3 (10·7 to 33·2)	19,300
Rheumatic heart disease	0 (0 to 0)	0 (0 to 0)	0·1 (0 to 0·2)	14·3 (8·1 to 23·4)	43·7 (25·2 to 70·7)	71·2 (40·7 to 112)	47·7 (27·8 to 74·3)	29·6 (17·9 to 45·2)	21·9 (13·2 to 33·5)	31 (18·2 to 48·4)	29·7 (17·2 to 46·3)	19·9 (12·4 to 29·7)	17 (10·4 to 26)	17·5 (9·2 to 28·9)	19·5 (9·5 to 33)	22·5 (9·7 to 42·4)	15·2 (5·9 to 28·3)	8 (2·9 to 15·7)	3·2 (1·1 to 6·9)	1·4 (0·5 to 3·1)	0·5 (0·1 to 1·2)	0·1 (0 to 0·2)	429
Ischemic heart disease	0 (0 to 0)	0 (0 to 0)	0 (0 to 0)	0·1 (0 to 0·2)	0·1 (0 to 0·2)	0·5 (0·2 to 1·1)	41·5 (24·9 to 67·1)	47·8 (31·5 to 68)	88 (60·7 to 122)	147 (97·1 to 205)	220 (139·5 to 325)	295 (186·1 to 439)	371 (227·1 to 552)	553 (327·5 to 850)	827 (424·5 to 1,370)	1,200 (597·5 to 1,940)	1,710 (823·5 to 2,720)	1,690 (801·5 to 2,640)	1,060 (478·5 to 1,740)	488 (178·5 to 866)	120 (37·5 to 264)	127 (35·2 to 282)	39·4 (9·7 to 92·9)	9·7 (2·5 to 23·3)	4,680
Stroke	3·9 (1·9 to 7·2)	1·4 (0·3 to 3·6)	4·5 (1·5 to 9·7)	7·7 (3·5 to 17·4)	19·6 (9·6 to 39·3)	31·4 (16·2 to 66·2)	107 (61·7 to 179)	139 (72·3 to 227)	93·1 (53·5 to 168)	115 (62·9 to 203)	158 (87·1 to 287)	312 (199·1 to 577)	475 (294·5 to 746)	668 (434·5 to 1,020)	826 (477·5 to 1,360)	1,220 (647·5 to 2,050)	1,640 (764·5 to 2,870)	1,290 (574·5 to 2,190)	941 (406·5 to 1,630)	456 (202·5 to 891)	156 (62·5 to 366)	38·6 (12·5 to 97·2)	9·9 (2·5 to 23·4)	8,350
Ischemic stroke	0·7 (0·1 to 2·1)	0·3 (0 to 1·1)	0·6 (0·1 to 1·7)	3·1 (0·4 to 9·4)	11·4 (1·9 to 31·9)	19·3 (3·2 to 53·6)	70·7 (12·0 to 197)	16·3 (2·8 to 45·2)	19·7 (3·2 to 54·7)	23·4 (3·7 to 64·9)	33·7 (5·3 to 93·4)	49·2 (8·0 to 136·4)	76·4 (12·4 to 211·7)	113 (18·4 to 313·4)	247 (40·1 to 685·1)	351 (57·1 to 973·4)	434 (70·6 to 1,205)	388 (63·1 to 1,076)	229 (37·3 to 636·1)	77·4 (12·6 to 214·5)	22·4 (3·6 to 62·1)	5·8 (0·9 to 16·1)	2,140
Intracerebral hemorrhage	2·1 (0·4 to 6·7)	0·3 (0 to 2·2)	3·4 (1·1 to 11·2)	11·1 (3·2 to 33·6)	19·4 (5·6 to 58·2)	73·1 (21·1 to 220)	99·4 (29·0 to 299)	51·5 (15·0 to 155)	37·1 (10·8 to 111)	32·4 (9·4 to 97·2)	31·1 (9·0 to 93·2)	37·4 (10·9 to 112)	46·5 (13·6 to 139)	58·3 (17·0 to 175)	70·1 (20·4 to 210)	77·1 (22·4 to 231)	74·2 (21·6 to 223)	62·1 (18·1 to 186)	40·2 (11·7 to 120)	19·2 (5·6 to 57·6)	6·2 (1·8 to 18·6)	1·6 (0·5 to 4·8)	1,760
Subarachnoid hemorrhage	0·3 (0·1 to 0·5)	0·1 (0 to 0·2)	0·2 (0 to 0·3)	1·6 (0·5 to 5·1)	4·2 (1·3 to 11·9)	7·6 (2·4 to 22·1)	7·4 (2·4 to 21·4)	5·4 (1·8 to 15·4)	4·1 (1·4 to 11·6)	3·6 (1·2 to 10·2)	3·5 (1·2 to 9·8)	4·1 (1·4 to 11·5)	5·1 (1·8 to 14·2)	6·4 (2·2 to 17·8)	7·7 (2·7 to 21·5)	8·5 (2·9 to 23·8)	8·1 (2·8 to 22·6)	6·8 (2·3 to 19·1)	4·4 (1·5 to 12·3)	2·1 (0·7 to 5·9)	0·7 (0·2 to 2·1)	0·2 (0·1 to 0·6)	450
Hypertensive heart disease	0 (0 to 0)	0 (0 to 0)	0 (0 to 0)	0·1 (0 to 0·2)	0·1 (0 to 0·2)	0·3 (0·1 to 0·6)	0·5 (0·3 to 1·1)	0·6 (0·3 to 1·3)	0·9 (0·5 to 1·8)	1·3 (0·7 to 2·5)	1·9 (1·0 to 3·6)	2·8 (1·5 to 5·3)	3·9 (2·1 to 7·3)	5·4 (2·9 to 10·1)	6·9 (3·7 to 13·1)	8·1 (4·3 to 15·5)	8·5 (4·5 to 16·2)	7·4 (3·9 to 14·1)	5·1 (2·7 to 9·7)	2·5 (1·3 to 4·8)	0·8 (0·4 to 1·5)	0·2 (0·1 to 0·4)	70
Non-rheumatic valvular heart disease	0 (0 to 0)	0 (0 to 0)	0 (0 to 0)	0 (0 to 0)	0 (0 to 0)	0·1 (0 to 0·2)	0·3 (0·1 to 0·5)	0·3 (0·2 to 0·5)	0·5 (0·3 to 0·8)	0·7 (0·4 to 1·1)	1·1 (0·6 to 1·7)	1·6 (0·9 to 2·5)	2·2 (1·2 to 3·4)	3·1 (1·7 to 4·9)	3·9 (2·1 to 6·1)	4·6 (2·5 to 7·2)	4·8 (2·6 to 7·5)	4·2 (2·3 to 6·6)	2·9 (1·6 to 4·5)	1·4 (0·8 to 2·2)	0·5 (0·2 to 0·7)	0·1 (0 to 0·2)	120
Non-rheumatic calcific aortic valve disease	0·2 (0 to 0·5)	0·1 (0 to 0·2)	0·1 (0 to 0·3)	1·1 (0·2 to 3·2)	2·8 (1·1 to 7·3)	5·6 (2·1 to 14·5)	7·7 (3·0 to 20·1)	6·6 (2·6 to 17·3)	5·6 (2·1 to 14·6)	5·1 (1·9 to 13·4)	5·2 (1·9 to 13·7)	6·1 (2·2 to 16·2)	7·5 (2·7 to 19·9)	9·1 (3·2 to 24·1)	10·3 (3·5 to 27·5)	10·8 (3·6 to 29·1)	10·3 (3·4 to 28·1)	8·6 (2·8 to 23·5)	5·6 (1·8 to 15·4)	2·5 (0·8 to 6·9)	0·7 (0·2 to 2·1)	0·2 (0·1 to 0·6)	99·2
Non-rheumatic degenerative mitral valve disease	0 (0 to 0)	0 (0 to 0)	0 (0 to 0)	0 (0 to 0)	0 (0 to 0)	0 (0 to 0)	0·2 (0·1 to 0·5)	0·2 (0·1 to 0·5)	0·3 (0·2 to 0·6)	0·4 (0·2 to 0·8)	0·6 (0·3 to 1·2)	0·9 (0·5 to 1·8)	1·2 (0·6 to 2·4)	1·6 (0·8 to 3·3)	2·1 (1·0 to 4·2)	2·5 (1·2 to 5·1)	2·6 (1·2 to 5·3)	2·3 (1·1 to 4·7)	1·6 (0·7 to 3·2)	0·7 (0·3 to 1·5)	0·2 (0·1 to 0·5)	0·1 (0 to 0·1)	49·1
Other non-rheumatic valve diseases	0 (0 to 0)	0 (0 to 0)	0 (0 to 0)	0 (0 to 0)	0 (0 to 0)	0 (0 to 0·1)	0 (0 to 0·1)	0 (0 to 0·1)	0 (0 to 0·1)	0 (0 to 0·1)	0 (0 to 0·1)	0 (0 to 0·1)	0 (0 to 0·1)	0 (0 to 0·1)	0 (0 to 0·1)	0 (0 to 0·1)	0 (0 to 0·1)	0 (0 to 0·1)	0 (0 to 0·1)	0 (0 to 0·1)	0 (0 to 0·1)	0 (0 to 0)	0 (0 to 0)	2·5
Cardiomyopathy and myocarditis	1·8 (1·4 to 2·4)	0·7 (0·5 to 0·9)	2·4 (1·7 to 3·2)	5·1 (3·7 to 6·7)	9·8 (7·2 to 13)	19·7 (14·5 to 26·2)	29·2 (21·5 to 38·9)	29·7 (21·9 to 39·5)	29·7 (21·9 to 39·5)	29·7 (21·9 to 39·5)	29·7 (21·9 to 39·5)	29·7 (21·9 to 39·5)	29·7 (21·9 to 39·5)	29·7 (21·9 to 39·5)	29·7 (21·9 to 39·5)	29·7 (21·9 to 39·5)	29·7 (21·9 to 39·5)	29·7 (21·9 to 39·5)	29·7 (21·9 to 39·5)	29·7 (21·9 to 39·5)	29·7 (21·9 to 39·5)	29·7 (21·9 to 39·5)	699
Myocarditis	0·3 (0·2 to 0·4)	0·2 (0·1 to 0·3)	0·4 (0·3 to 0·6)	0·9 (0·7 to 1·2)	1·7 (1·3 to 2·1)	3·4 (2·6 to 4·3)	5·1 (3·9 to 6·5)	5·1 (3·9 to 6·5)	5·1 (3·9 to 6·5)	5·1 (3·9 to 6·5)	5·1 (3·9 to 6·5)	5·1 (3·9 to 6·5)	5·1 (3·9 to 6·5)	5·1 (3·9 to 6·5)	5·1 (3·9 to 6·5)	5·1 (3·9 to 6·5)	5·1 (3·9 to 6·5)	5·1 (3·9 to 6·5)	5·1 (3·9 to 6·5)	5·1 (3·9 to 6·5)	5·1 (3·9 to 6·5)	5·1 (3·9 to 6·5)	39·4
Alcoholic cardiomyopathy	0 (0 to 0)	0 (0 to 0)	0 (0 to 0)	0 (0 to 0)	0 (0 to 0)	0·1 (0 to 0·1)	0·2 (0 to 0·3)	0·2 (0 to 0·3)	0·3 (0 to 0·5)	0·4 (0 to 0·6)	0·5 (0 to 0·8)	0·8 (0·2 to 1·2)	1·1 (0·3 to 1·6)	1·5 (0·4 to 2·2)	1·9 (0·5 to 2·8)	2·2 (0·6 to 3·3)	2·3 (0·6 to 3·4)	2·1 (0·5 to 3·1)	1·4 (0·4 to 2·1)	0·7 (0·2 to 1·1)	0·2 (0·1 to 0·4)	0·1 (0 to 0·1)	16
Other cardiomyopathy	1·6 (1·2 to 2·3)	0·6 (0·4 to 0·8)	2·1 (1·7 to 3)	4·5 (3·6 to 6·4)	8·6 (6·9 to 12·3)	17·3 (13·8 to 24·5)	26 (20·7 to 36·8)	26·4 (21·1 to 37·3)	26·4 (21·1 to 37·3)	26·4 (21·1 to 37·3)	26·4 (21·1 to 37·3)	26·4 (21·1 to 37·3)	26·4 (21·1 to 37·3)	26·4 (21·1 to 37·3)	26·4 (21·1 to 37·3)	26·4 (21·1 to 37·3)	26·4 (21·1 to 37·3)	26·4 (21·1 to 37·3)	26·4 (21·1 to 37·3)	26·4 (21·1 to 37·3)	26·4 (21·1 to 37·3)	26·4 (21·1 to 37·3)	346
Atrial fibrillation and flutter	0 (0 to 0)	0 (0 to 0)	0 (0 to 0)	0 (0 to 0)	0 (0 to 0)	0 (0 to 0)	0 (0 to 0)	0 (0 to 0)	0·1 (0 to 0·2)	0·2 (0·2 to 0·3)	0·3 (0·2 to 0·4)	0·4 (0·3 to 0·6)	0·5 (0·4 to 0·7)	0·7 (0·5 to 0·9)	0·9 (0·7 to 1·2)	1·1 (0·8 to 1·4)	1·2 (0·9 to 1·5)	1·1 (0·8 to 1·4)	0·8 (0·6 to 1·1)	0·4 (0·3 to 0·5)	0·1 (0·1 to 0·2)	0 (0 to 0·1)	6·6
Aortic aneurysm	—	—	—	—	—	—	3·2 (1·5 to 6·9)	3·1 (1·5 to 6·7)	3·1 (1·5 to 6·7)	3·2 (1·5 to 6·9)	3·2 (1·5 to 6·9)	3·2 (1·5 to 6·9)	3·2 (1·5 to 6·9)	3·2 (1·5 to 6·9)	3·2 (1·5 to 6·9)	3·2 (1·5 to 6·9)	3·2 (1·5 to 6·9)	3·2 (1·5 to 6·9)	3·2 (1·5 to 6·9)	3·2 (1·5 to 6·9)	3·2 (1·5 to 6·9)	3·2 (1·5 to 6·9)	NA
Endocarditis	0·2 (0·0 to 0·4)	0·1 (0 to 0·2)	1·1 (0·2 to 3·2)	1·1 (0·2 to 3·4)	2·4 (1·1 to 7·3)	2·1 (0·4 to 5·9)	2·7 (0·4 to 8·2)	2·6 (0·4 to 8·1)	2·6 (0·4 to 8·1)	2·6 (0·4 to 8·1)	2·6 (0·4 to 8·1)	2·6 (0·4 to 8·1)	2·6 (0·4 to 8·1)	2·6 (0·4 to 8·1)	2·6 (0·4 to 8·1)	2·6 (0·4 to 8·1)	2·6 (0·4 to 8·1)	2·6 (0·4 to 8·1)	2·6 (0·4 to 8·1)	2·6 (0·4 to 8·1)	2·6 (0·4 to 8·1)	2·6 (0·4 to 8·1)	125
Other cardiovascular and circulatory diseases	1·7 (0·3 to 5·2)	0·6 (0·2 to 2·3)	3 (1·6 to 10·2)	5·8 (1·7 to 17·4)	21·1 (9·1 to 34·9)	32·9 (16·1 to 59·3)	16·1 (8·4 to 30·2)	22·8 (12·4 to 38·6)	19·1 (10·3 to 34·6)	24·6 (14·1 to 47·5)	29·5 (16·9 to 55·2)	43·2 (25·1 to 77·1)	57 (34·1 to 97·6)	90·2 (57·1 to 161·0)	98·3 (60·5 to 175·0)	93·4 (56·1 to 166·0)	90·7 (54·1 to 161·0)	63·4 (36·1 to 111·0)	46·6 (26·1 to 80·2)	17·5 (10·1 to 28·1)	6·1 (3·2 to 10·2)	1·6 (0·8 to 2·7)	699
Chronic respiratory diseases	99·2 (87·1 to 268)	100 (85·5 to 256)	158 (96·7 to 337)	159 (96·7 to 337)	161 (96·7 to 337)	145 (89·7 to 295)	154 (89·7 to 295)	132 (89·7 to 295)	146 (102·5 to 295)	158 (104·5 to 273)	172 (104·5 to 273)	192 (104·5 to 273)	202 (121·5 to 332)	243 (121·5 to 332)	323 (178·5 to 489)	423 (238·5 to 592)	719 (398·5 to 1,020)	732 (460·5 to 1,080)	696 (460·5 to 1,080)	299 (182·5 to 392)	89·8 (52·5 to 118)	29·4 (17·5 to 39·2)	4·7 (2·5 to 7·5)	5,310
Chronic obstructive pulmonary disease	0 (0 to 0)	0 (0 to 0)	0·1 (0 to 0·2)	0·7 (0·2 to 1·7)	1·9 (0·7 to 4·7)	3·5 (1·3 to 8·4)	4·6 (1·8 to 11·1)	3·9 (1·5 to 9·4)	3·2 (1·2 to 7·7)	2·8 (1·1 to 6·8)	2·6 (1·0 to 6·2)	2·6 (1·0 to 6·2)	2·6 (1·0 to 6·2)	2·6 (1·0 to 6·2)	2·6 (1·0 to 6·2)	2·6 (1·0 to 6·2)	2·6 (1·0 to 6·2)	2·6 (1·0 to 6·2)	2·6 (1·0 to 6·2)	2·6 (1·0 to 6·2)	2·6 (1·0 to 6·2)	2·6 (1·0 to 6·2)	240
Pneumoconiosis	0 (0 to 0)	0 (0 to 0)	0 (0 to 0)	0 (0 to 0)	0 (0 to 0)	0 (0 to 0)	0 (0 to 0)	0 (0 to 0)	0 (0 to 0)	0 (0 to 0)	0 (0 to 0)	0 (0 to 0)	0 (0 to 0)	0 (0 to 0)	0 (0 to 0)	0 (0 to 0)	0 (0 to 0)	0 (0 to 0)	0 (0 to 0)	0 (0 to 0)	0 (0 to 0)	0 (0 to 0)	0 (0 to 0)	0
Silicosis	0 (0 to 0)	0 (0 to 0)	0 (0 to 0)	0 (0 to 0)	0 (0 to 0)	0 (0 to 0)	0 (0 to 0)	0 (0 to 0)	0 (0 to 0)	0 (0 to 0)	0 (0 to 0)	0 (0 to 0)	0 (0 to 0)	0 (0 to 0)	0 (0 to 0)	0 (0 to 0)	0 (0 to 0)	0 (0 to 0)	0 (0 to 0)	0 (0 to 0)	0 (0 to 0)	0 (0 to 0)	0 (0 to 0)	0
Asbestosis	0 (0 to 0)	0 (0 to 0)	0 (0 to 0)	0 (0 to 0)	0 (0 to 0)	0 (0 to 0)	0 (0 to 0)	0 (0 to 0)	0 (0 to 0)	0 (0 to 0)	0 (0 to 0)	0 (0 to 0)	0 (0 to 0)	0 (0 to 0)	0 (0 to 0)	0 (0 to 0)	0 (0 to 0)	0 (0 to 0)	0 (0 to 0)	0 (0 to 0)	0 (0 to 0)	0 (0 to 0)	0 (0 to 0)	0
Coal workers pneumoconiosis	0 (0 to 0)	0 (0 to 0)	0 (0 to 0)	0 (0 to 0)	0 (0 to 0)	0 (0 to 0)	0 (0 to 0)	0 (0 to 0)	0 (0 to 0)	0 (0 to 0)	0 (0 to 0)	0 (0 to 0)	0 (0 to 0)	0 (0 to 0)	0 (0 to 0)	0 (0 to 0)	0 (0 to 0)	0 (0 to 0)	0 (0 to 0)	0 (0 to 0)	0 (0 to 0)	0 (0 to 0)	0 (0 to 0)	0
Other pneumoconiosis	0 (0 to 0)	0 (0 to 0)	0 (0 to 0)	0 (0 to 0)	0 (0 to 0)	0 (0 to 0)	0 (0 to 0)	0 (0 to 0)	0 (0 to 0)	0 (0 to 0)	0 (0 to 0)	0 (0 to 0)	0 (0 to 0)	0 (0 to 0)	0 (0 to 0)	0 (0 to 0)	0 (0 to 0)	0 (0 to 0)	0 (0 to 0)	0 (0 to 0)	0 (0 to 0)	0 (0 to 0)	0 (0 to 0)	0
Asthma	6 (4 to 9)	2 (1 to 3)	7·4 (4·5 to 12)	13 (8·1 to 20)	17 (10 to 26)	13 (8·1 to 20)	12 (7·5 to 18)	9·5 (6·1 to 14)	8·1 (5·1 to 12)	7·4 (4·7 to 11)	7·1 (4·5 to 10)	7·3 (4·6 to 11)	7·1 (4·6 to 10)	7·1 (4·6 to 10)	7·1 (4·6 to 10)	7·1 (4·6 to 10)	7·1 (4·6 to 10)	7·1 (4·6 to 10)	7·1 (4·6 to 10)	7·1 (4·6 to 10)	7·1 (4·6 to 10)	7·1 (4·6 to 10)	1,350
Interstitial lung disease and pulmonary sarcoidosis	0·1 (0 to 0·2)	0 (0 to 0)	0·2 (0·1 to 0·4)	0·5 (0·3 to 1·1)	1·1 (0·7 to 2·5)	1·9 (1·2 to 4·1)	2·7 (1·7 to 5·9)	2·7 (1·7 to 5·9)	2·7 (1·7 to 5·9)	2·7 (1·7 to 5·9)	2·7 (1·7 to 5·9)	2·7 (1·7 to 5·9)	2·7 (1·7 to 5·9)	2·7 (1·7 to 5·9)	2·7 (1·7 to 5·9)	2·7 (1·7 to 5·9)	2·7 (1·7 to 5·9)	2·7 (1·7 to 5·9)	2·7 (1·7 to 5·9)	2·7 (1·7 to 5·9)	2·7 (1·7 to 5·9)	2·7 (1·7 to 5·9)	123
Other chronic respiratory diseases	0·1 (0 to 0·2)	0 (0 to 0)	0·2 (0·1 to 0·4)	0·7 (0·3 to 1·7)	1·9 (0·7 to 4·7)	3·5 (1·3 to 8·4)	4·6 (1·8 to 11·1)	3·9 (1·5 to 9·4)	3·2 (1·2 to 7·7)	2·8 (1·1 to 6·8)	2·6 (1·0 to 6·2)	2·6 (1·0 to 6·2)	2·6 (1·0 to 6·2)	2·6 (1·0 to 6·2)	2·6 (1·0 to 6·2)	2·6 (1·0 to 6·2)	2·6 (1·0 to 6·2)	2·6 (1·0 to 6·2)	2·6 (1·0 to 6·2)	2·6 (1·0 to 6·2)	2·6 (1·0 to 6·2)	2·6 (1·0 to 6·2)	240
Digestive diseases	29·5 (8·6 to 79·7)	19·7 (7·6 to 50·1)	69·9 (19·5 to 194)	87·1 (27·4 to 214)	154 (59·1 to 317)	177 (72·6 to 313)	339 (157·5 to 613)	221 (122·5 to 362)	202 (112·5 to 335)	183 (102·5 to 305)	162 (92·5 to 275)	154 (87·5 to 263)	1,160 (713·5 to 1,490)	1,410 (872·5 to 1,810)	1,630 (923·5 to 2,350)	1,760 (1,010·5 to 2,540)	1,660 (964·5 to 2,400)	1,700 (964·5 to 2,450)	1,220 (682·5 to 1,770)	718 (387·5 to 1,040)	267 (134·5 to 387)	108 (50·5 to 157)	29·4 (12·5 to 43·7)	14,700
Cirrhosis and other chronic liver diseases	23·6 (11·5 to 51·6)	8·6 (3·9 to 19·1)	29·3 (12·5 to 70·9)	90·8 (22·5 to 191)	232 (60·9 to 509)	193 (63·9 to 442)	209 (70·0 to 477)	258 (90·2 to 574)	238 (82·5 to 535)	234 (82·5 to 535)	234 (82·5 to 535)	234 (82·5 to 535)	234 (82·5 to 535)	234 (82·5 to 535)	234 (82·5 to 535)	234 (82·5 to 535)	234 (82·5 to 535)	234 (82·5 to 535)	234 (82·5 to 535)	234 (82·5 to 535)	234 (82·5 to 535)	234 (82·5 to 535)	234 (82·5 to 535)	8,960
Cirrhosis and other chronic liver diseases due to hepatitis B	0 (0 to 0)	0·1 (0 to 0·2)	0·4 (0 to 1·1)	0·4 (0 to 1·2)	1·2 (0·5 to 2·9)	2·5 (1·1 to 6·1)	3·6 (1·6 to 8·6)	2·8 (1·2 to 6·7)	2·2 (0·9 to 5·3)	1·9 (0·8 to 4·5)	1·7 (0·7 to 4·1)	1·7 (0·7 to 4·1)	1·7 (0·7 to 4·1)	1·7 (0·7 to 4·1)	1·7 (0·7 to 4·1)	1·7 (0·7 to 4·1)	1·7 (0·7 to 4·1)	1·7 (0·7 to 4·1)	1·7 (0·7 to 4·1)	1·7 (0·7 to 4·1)	1·7 (0·7 to 4·1)	1·7 (0·7 to 4·1)	1,660
Cirrhosis and other chronic liver diseases due to hepatitis C	0 (0 to 0)	0 (0 to 0)	0 (0 to 0)	0·2 (0·1 to 0·4)	0·6 (0·2 to 1·4)	1·3 (0·5 to 3·1)	2·1 (0·9 to 5·1)	1·7 (0·7 to 4·1)	1·4 (0·6 to 3·4)	1·2 (0·5 to 2·9)	1·1 (0·4 to 2·7)	1·1 (0·4 to 2·7)	1·1 (0·4 to 2·7)	1·1 (0·4 to 2·7)	1·1 (0·4 to 2·7)	1·1 (0·4 to 2·7)	1·1 (0·4 to 2·7)	1·1 (0·4 to 2·7)	1·1 (0·4 to 2·7)	1·1 (0·4 to 2·7)	1·1 (0·4 to 2·7)	1·1 (0·4 to 2·7)	1,320
Cirrhosis and other chronic liver diseases due to alcohol use	0 (0 to 0)	0 (0 to 0)	0 (0 to 0)	0 (0 to 0)	0 (0 to 0)	0·1 (0 to 0·2)	0·4 (0·1 to 0·9)	0·3 (0·1 to 0·8)	0·3 (0·1 to 0·7)	0·2 (0·1 to 0·6)	0·2 (0·1 to 0·5)	0·2 (0·1 to 0·5)	0·2 (0·1 to 0·5)	0·2 (0·1 to 0·5)	0·2 (0·1 to 0·5)	0·2 (0·1 to 0·5)	0·2 (0·1 to 0·5)	0·2 (0·1 to 0·5)	0·2 (0·1 to 0·5)	0·2 (0·1 to 0·5)	0·2 (0·1 to 0·5)	0·2 (0·1 to 0·5)	2,260
Cirrhosis and other chronic liver diseases due to NAFLD	0 (0 to 0)	0 (0 to 0)	0 (0 to 0)	0 (0 to 0)	0 (0 to 0)	0 (0 to 0)	0·6 (0·1 to 1·9)	0·9 (0·2 to 2·7)	1·3 (0·3 to 3·8)	1·6 (0·4 to 4·7)	2·1 (0·5 to 6·1)	2·8 (0·7 to 8·1)	3·6 (0·9 to 10·4)	4·6 (1·2 to 13·2)	5·6 (1·4 to 16·1)	6·5 (1·6 to 18·7)	7·1 (1·8 to 20·4)	6·9 (1·7 to 19·8)	5·8 (1·4 to 16·7)	3·9 (1·0 to 11·2)	1·9 (0·5 to 5·4)	0·6 (0·1 to 1·7)	722
Cirrhosis and other chronic liver diseases due to other causes	0 (0 to 0·1)	0 (0 to 0)	0·2 (0·1 to 0·5)	0·7 (0·3 to 1·8)	1·5 (0·6 to 3·8)	2·7 (1·1 to 6·8)	3·5 (1·4 to 8·8)	2·9 (1·2 to 7·3)	2·3 (0·9 to 5·8)	1·9 (0·8 to 4·8)	1·7 (0·7 to 4·3)	1·7 (0·7 to 4·3)	1·7 (0·7 to 4·3)	1·7 (0·7 to 4·3)	1·7 (0·7 to 4·3)	1·7 (0·7 to 4·3)	1·7 (0·7 to 4·3)	1·7 (0·7 to 4·3)	1·7 (0·7 to 4·3)	1·7 (0·7 to 4·3)	1·7 (0·7 to 4·3)	1·7 (0·7 to 4·3)	1,450
Upper digestive system diseases	0 (0 to 0)	0 (0 to 0)	0·3 (0·2 to 0·8)	2·2 (1·5 to 5·6)	6·1 (4·1 to 15·5)	9·3 (6·1 to 23·5)	14·5 (9·5 to 36·5)	11·5 (7·5 to 28·9)	9·5 (6·2 to 23·8)	8·1 (5·3 to 20·3)	7·1 (4·6 to 17·8)	6·9 (4·5 to 17·2)	7·1 (4·6 to 17·8)	7·1 (4·6 to 17·8)	7·1 (4·6 to 17·8)	7·1 (4·6 to 17·8)	7·1 (4·6 to 17·8)	7·1 (4·6 to 17·8)	7·1 (4·6 to 17·8)	7·1 (4·6 to 17·8)	7·1 (4·6 to 17·8)	7·1 (4·6 to 17·8)	1,570
Peptic ulcer disease	0 (0 to 0)	0 (0 to 0)	0·2 (0·1 to 0·6)	1·4 (0·5 to 4·1)	4·1 (1·5 to 12)	6·4 (2·4 to 18·6)	9·8 (3·7 to 28·5)	7·8 (2·9 to 22·7)	6·4 (2·4 to 18·7)	5·5 (2·1 to 16·1)	4·8 (1·8 to 14·1)	4·7 (1·8 to 13·7)	4·8 (1·8 to 14·1)	4·8 (1·8 to 14·1)	4·8 (1·8 to 14·1)	4·8 (1·8 to 14·1)	4·8 (1·8 to 14·1)	4·8 (1·8 to 14·1)	4·8 (1·8 to 14·1)	4·8 (1·8 to 14·1)	4·8 (1·8 to 14·1)	4·8 (1·8 to 14·1)	659
Gastritis and duodenitis	0 (0 to 0)	0 (0 to 0)	0 (0 to 0)	0·1 (0 to 0·2)	0·3 (0·1 to 0·8)	0·5 (0·2 to 1·3)	0·8 (0·3 to 2·1)	0·6 (0·2 to 1·6)	0·5 (0·2 to 1·3)	0·4 (0·2 to 1·1)	0·4 (0·1 to 1·1)	0·4 (0·1 to 1·1)	0·4 (0·1 to 1·1)	0·4 (0·1 to 1·1)	0·4 (0·1 to 1·1)	0·4 (0·1 to 1·1)	0·4 (0·1 to 1·1)	0·4 (0·1 to 1·1)	0·4 (0·1 to 1·1)	0·4 (0·1 to 1·1)	0·4 (0·1 to 1·1)	0·4 (0·1 to 1·1)	50
Gastroesophageal reflux disease	0 (0 to 0)	0 (0 to 0)	0 (0

Congenital birth defects	1,110 (648 to 2,166)	309 (157 to 642)	927 (385 to 1,720)	350 (182 to 694)	127 (91 to 193)	117 (73-210 181)	109 (64-? to 183)	72-? (42-6 to 124)	49-6 (29-7 to 79-7)	40-9 (23-1 to 63-5)	29-5 (22-? to 40-4)	35 (21 to 59-4)	28-2 (19-9 to 43-4)	24-4 (14-3 to 39-8)	20-5 (11-4 to 33-4)	15-1 (8-6 to 23-3)	10-8 (4-3 to 19-8)	9-3 (2-? to 8-7)	2-7 (1-4 to 4-6)	1 (0-5 to 1-7)	0-3 (0-2 to 0-6)	0-1 (0 to 0-1)	0 (0 to 0)		
Neural tube defects	99-9 (77-3 to 197)	11-6 (2-6 to 32-3)	39-8 (9-2 to 89-1)	18 (3-? to 71-3)	4-9 (2 to 7-6)	4-6 (2-9 to 7-1)	4 (2-5 to 6)	2-7 (1-? to 3-9)	1-7 (1-1 to 2-5)	1-5 (0-8 to 1-9)	1 (0-? to 1-4)	0-8 (0-5 to 1-2)	0-5 (0-3 to 0-9)	0-4 (0-2 to 0-6)	0-3 (0-2 to 0-4)	0-2 (0-1 to 0-3)	0-1 (0 to 0-2)	0 (0 to 0)	0 (0 to 0)	0 (0 to 0)	0 (0 to 0)	0 (0 to 0)	0 (0 to 0)		153
Congenital heart anomalies	3-8 (2-6 to 13-7)	1-2 (0-2 to 3-5)	4-9 (2-5 to 10-1)	2 (0-5 to 3-5)	1-1 (0-5 to 2-5)	1-7 (0-5 to 3-5)	1-6 (0-4 to 3-2)	1-1 (0-2 to 2-3)	0-3 (0-2 to 2-2)	1 (0-3 to 2-1)	0-4 (0-? to 1-4)	0-4 (0-3 to 1-1)	0-2 (0-2 to 1-1)	0-6 (0-2 to 1-4)	0-2 (0-2 to 1-1)	0-4 (0-1 to 0-9)	0-2 (0-? to 0-6)	0-1 (0-? to 0-5)	0 (0 to 0-1)	0 (0 to 0)	0 (0 to 0)	0 (0 to 0)	0 (0 to 0)		1,295
Orofacial clefts	12-7 (9-3 to 21-4)	3-3 (1-8 to 11-8)	7-9 (3-? to 17-4)	3-5 (1-? to 8-3)	2-3 (1-3 to 3-7)	2-6 (1-3 to 4-9)	2-2 (1-1 to 4-9)	1-3 (0-6 to 3-4)	0-9 (0-4 to 2-2)	0-8 (0-3 to 2-1)	0-5 (0-2 to 1-4)	0-6 (0-2 to 2-1)	0-4 (0-2 to 1-1)	0-3 (0-2 to 1-1)	0-3 (0-2 to 1-1)	0-2 (0-1 to 0-9)	0-1 (0-? to 0-7)	0-1 (0-? to 0-5)	0 (0 to 0-1)	0 (0 to 0)	0 (0 to 0)	0 (0 to 0)	0 (0 to 0)		78-5
Down syndrome	0 (0 to 0)	0 (0 to 0)	0 (0 to 0)	0 (0 to 0)	0 (0 to 0)	0 (0 to 0)	0 (0 to 0)	0 (0 to 0)	0 (0 to 0)	0 (0 to 0)	0 (0 to 0)	0 (0 to 0)	0 (0 to 0)	0 (0 to 0)	0 (0 to 0)	0 (0 to 0)	0 (0 to 0)	0 (0 to 0)	0 (0 to 0)	0 (0 to 0)	0 (0 to 0)	0 (0 to 0)	0 (0 to 0)		
Turner syndrome	0 (0 to 0)	0 (0 to 0)	0 (0 to 0)	0 (0 to 0)	0 (0 to 0)	0 (0 to 0)	0 (0 to 0)	0 (0 to 0)	0 (0 to 0)	0 (0 to 0)	0 (0 to 0)	0 (0 to 0)	0 (0 to 0)	0 (0 to 0)	0 (0 to 0)	0 (0 to 0)	0 (0 to 0)	0 (0 to 0)	0 (0 to 0)	0 (0 to 0)	0 (0 to 0)	0 (0 to 0)	0 (0 to 0)		0
Klinefelter syndrome	0 (0 to 0)	0 (0 to 0)	0 (0 to 0)	0 (0 to 0)	0 (0 to 0)	0 (0 to 0)	0 (0 to 0)	0 (0 to 0)	0 (0 to 0)	0 (0 to 0)	0 (0 to 0)	0 (0 to 0)	0 (0 to 0)	0 (0 to 0)	0 (0 to 0)	0 (0 to 0)	0 (0 to 0)	0 (0 to 0)	0 (0 to 0)	0 (0 to 0)	0 (0 to 0)	0 (0 to 0)	0 (0 to 0)		0
Other chromosomal abnormalities	28-5 (8-5 to 66-4)	9-4 (2-? to 23-4)	22-5 (7-3 to 49-4)	9 (2-8 to 13-9)	2-1 (1-2 to 3-4)	2-1 (1-1 to 3-4)	2-4 (1-2 to 5-4)	1-3 (0-6 to 2-9)	0-9 (0-4 to 1-9)	0-4 (0-2 to 0-9)	0-5 (0-2 to 1-1)	0-3 (0-1 to 0-6)	0-2 (0-1 to 0-4)	0-1 (0-1 to 0-3)	0-1 (0-1 to 0-2)	0-1 (0-? to 0-1)	0 (0 to 0-1)	0 (0 to 0)	0 (0 to 0)	0 (0 to 0)	0 (0 to 0)	0 (0 to 0)	0 (0 to 0)		77-6
Congenital musculoskeletal and limb anomalies	31-4 (15-5 to 70-2)	6-5 (2-? to 13)	27-3 (12-? to 52-3)	27-9 (15-? to 62-2)	23-1 (13-1 to 37-1)	22-5 (12-1 to 39)	19-8 (11-1 to 32)	12-4 (6-6 to 23-2)	9-1 (5-1 to 15)	8-4 (4-5 to 13-2)	8-3 (4-4 to 13-4)	7-3 (3-9 to 12-2)	6-3 (3-5 to 10-4)	5-3 (2-8 to 8-7)	4-2 (2-2 to 6-8)	3 (1-6 to 4-9)	1-9 (0-9 to 3-1)	1 (0-3 to 1-6)	0-4 (0-2 to 0-7)	0-1 (0-1 to 0-2)	0-2 (0-1 to 0-4)	0 (0 to 0)	0 (0 to 0)		239
Urogenital congenital anomalies	27-2 (15-2 to 62-2)	4-6 (1-4 to 10-9)	9-5 (3-4 to 22-1)	5-9 (3-1 to 15)	3-4 (2 to 5-7)	2-6 (1-3 to 5-2)	2-1 (1-0 to 5-6)	1-3 (0-6 to 3-2)	0-8 (0-3 to 2-2)	0-6 (0-2 to 1-7)	0-5 (0-2 to 1-3)	0-4 (0-2 to 0-7)	0-3 (0-1 to 0-6)	0-2 (0-1 to 0-4)	0-1 (0-1 to 0-3)	0-1 (0 to 0-3)	0-1 (0 to 0-2)	0 (0 to 0-1)	0 (0 to 0)	0 (0 to 0)	0 (0 to 0)	0 (0 to 0)	0 (0 to 0)		99-7
Digestive congenital anomalies	24-5 (9-? to 217)	6-2 (1-? to 52-2)	16-5 (4-5 to 52-2)	42-6 (20-? to 97)	45-2 (26-? to 74-5)	36-9 (21-5 to 62)	21-5 (12-? to 39-2)	11-3 (5-? to 22-6)	6-5 (2-? to 15)	4-9 (2-? to 10-2)	3-5 (1-? to 7-6)	2-5 (1-? to 5-4)	1-9 (0-? to 4-2)	1-5 (0-? to 3-5)	1-1 (0-? to 2-6)	0-8 (0-? to 1-9)	0-5 (0-? to 1-2)	0-4 (0-? to 1-1)	0-2 (0-? to 0-5)	0-1 (0-? to 0-3)	0-1 (0-? to 0-2)	0 (0 to 0)	0 (0 to 0)		229
Other congenital birth defects	490 (186 to 1,060)	83-6 (28-6 to 196)	287 (97-? to 661)	142 (64-? to 293)	58-9 (27-9 to 94-3)	46-2 (22-4 to 78-4)	42-5 (20-3 to 79-2)	29-8 (13-9 to 53-8)	21-4 (9-6 to 38-2)	16-2 (9-1 to 34-2)	13-3 (6-6 to 24-3)	10-8 (7-6 to 20-5)	8-5 (4-3 to 16-8)	7-2 (3-7 to 14-4)	5-5 (2-9 to 11-5)	4-3 (1-6 to 7-2)	2-7 (0-9 to 5-9)	2-1 (0-9 to 3-9)	0-8 (0-3 to 1-5)	0-3 (0-1 to 0-7)	0-3 (0-1 to 0-5)	0 (0 to 0)	0 (0 to 0)		1,282
Urinary diseases and male infertility	13-5 (9-8 to 20)	3 (1-1 to 6-7)	8-4 (2-4 to 13)	6-9 (1-3 to 9-3)	4-6 (2-4 to 12-3)	2-3 (1-1 to 6-7)	1-9 (0-6 to 5-2)	1-4 (0-7 to 3-6)	1-2 (0-6 to 2-6)	0-9 (0-3 to 2-1)	0-7 (0-3 to 1-7)	0-6 (0-2 to 1-4)	0-5 (0-2 to 1-1)	0-4 (0-2 to 1-1)	0-3 (0-1 to 0-8)	0-2 (0-1 to 0-6)	0-2 (0-1 to 0-5)	0-1 (0-? to 0-4)	0 (0 to 0-2)	0 (0 to 0-1)	0 (0 to 0-1)	0 (0 to 0)	0 (0 to 0)		68
Urolithiasis	0 (0 to 0)	0 (0 to 0)	0 (0 to 0)	0 (0 to 0-1)	0 (0 to 0-1)	0 (0 to 0-1)	0 (0 to 0-2)	0 (0-2 to 0-6)	0 (0 to 0-4)	0 (0-2 to 0-7)	0 (0 to 0-3)	0 (0 to 0-1)	0 (0 to 0-3)	0 (0 to 0-1)	0 (0 to 0-2)	0 (0-1 to 0-4)	0 (0 to 0-3)	0 (0 to 0-1)	0 (0-2 to 0-7)	0 (0 to 0-1)	0 (0 to 0-4)	0 (0 to 0)	0 (0 to 0)		8-2
Benign prostatic hyperplasia	0 (0 to 0)	0 (0 to 0)	0 (0 to 0)	0 (0 to 0)	0 (0 to 0)	0 (0 to 0)	0 (0 to 0)	0 (0 to 0)	0 (0 to 0)	0 (0 to 0)	0 (0 to 0)	0 (0 to 0)	0 (0 to 0)	0 (0 to 0)	0 (0 to 0)	0 (0 to 0)	0 (0 to 0)	0 (0 to 0)	0 (0 to 0)	0 (0 to 0)	0 (0 to 0)	0 (0 to 0)	0 (0 to 0)		102
Male infertility	0 (0 to 0)	0 (0 to 0)	0 (0 to 0)	0 (0 to 0)	0 (0 to 0)	0 (0 to 0)	0 (0 to 0)	0 (0 to 0)	0 (1-4 to 13-1)	0 (0 to 0)	0 (0 to 13-4)	0 (0 to 0)	0 (1-7 to 19-9)	0 (0 to 0)	0 (1-6 to 18-3)	0 (0 to 0)	0 (1-6 to 19-4)	0 (0 to 0)	0 (0 to 0)	0 (0 to 0)	0 (0 to 0)	0 (0 to 0)	0 (0 to 0)	0 (0 to 0)		30-7
Other urinary diseases	12-2 (3-2 to 27-6)	2-3 (0-7 to 5)	2-9 (0-5 to 6-2)	4-3 (0-8 to 4)	2-7 (1-4 to 5)	2-3 (1-1 to 4)	2-3 (1-0 to 4-1)	1-6 (0-7 to 3-1)	1-2 (0-4 to 2-3)	1-2 (0-3 to 2-1)	0-9 (0-3 to 1-7)	0-8 (0-3 to 1-4)	0-7 (0-2 to 1-3)	0-5 (0-2 to 1-1)	0-4 (0-2 to 0-9)	0-3 (0-1 to 0-6)	0-2 (0-1 to 0-4)	0-2 (0-1 to 0-3)	0-1 (0-? to 0-2)	0-1 (0-? to 0-2)	0-1 (0-? to 0-2)	0 (0 to 0)	0 (0 to 0)		477
Gynecological diseases	0 (0 to 0)	0 (0 to 0)	0 (0 to 0)	0 (0 to 0)	0 (0 to 0)	0 (0 to 0)	0 (0 to 0)	0 (0 to 0)	0 (0 to 0)	0 (0 to 0)	0 (0 to 0)	0 (0 to 0)	0 (0 to 0)	0 (0 to 0)	0 (0 to 0)	0 (0 to 0)	0 (0 to 0)	0 (0 to 0)	0 (0 to 0)	0 (0 to 0)	0 (0 to 0)	0 (0 to 0)	0 (0 to 0)		0
Uterine fibroids	0 (0 to 0)	0 (0 to 0)	0 (0 to 0)	0 (0 to 0)	0 (0 to 0)	0 (0 to 0)	0 (0 to 0)	0 (0 to 0)	0 (0 to 0)	0 (0 to 0)	0 (0 to 0)	0 (0 to 0)	0 (0 to 0)	0 (0 to 0)	0 (0 to 0)	0 (0 to 0)	0 (0 to 0)	0 (0 to 0)	0 (0 to 0)	0 (0 to 0)	0 (0 to 0)	0 (0 to 0)	0 (0 to 0)		0
Polycystic ovarian syndrome	..	..	..	..	..	..	..	..	..	..	..	..	..	..	..	..	..	..	..	..	..	..	..		NA
Female infertility	..	..	..	..	..	..	..	..	..	..	..	..	..	..	..	..	..	..	..	..	..	..	..		NA
Endometriosis	..	..	..	..	..	..	..	..	..	..	..	..	..	..	..	..	..	..	..	..	..	..	..		NA
Genital prolapse	0 (0 to 0)	0 (0 to 0)	0 (0 to 0)	0 (0 to 0)	0 (0 to 0)	0 (0 to 0)	0 (0 to 0)	0 (0 to 0)	0 (0 to 0)	0 (0 to 0)	0 (0 to 0)	0 (0 to 0)	0 (0 to 0)	0 (0 to 0)	0 (0 to 0)	0 (0 to 0)	0 (0 to 0)	0 (0 to 0)	0 (0 to 0)	0 (0 to 0)	0 (0 to 0)	0 (0 to 0)	0 (0 to 0)		0
Premenstrual syndrome	..	..	..	..	..	..	..	..	..	..	..	..	..	..	..	..	..	..	..	..	..	..	..		NA
Other gynecological diseases	0 (0 to 0)	0 (0 to 0)	0 (0 to 0)	0 (0 to 0)	0 (0 to 0)	0 (0 to 0)	0 (0 to 0)	0 (0 to 0)	0 (0 to 0)	0 (0 to 0)	0 (0 to 0)	0 (0 to 0)	0 (0 to 0)	0 (0 to 0)	0 (0 to 0)	0 (0 to 0)	0 (0 to 0)	0 (0 to 0)	0 (0 to 0)	0 (0 to 0)	0 (0 to 0)	0 (0 to 0)	0 (0 to 0)		0
Hemoglobinopathies and hemolytic anemias	1-9 (0-9 to 4)	0-4 (0 to 1-2)	1-5 (0-5 to 3-2)	1-8 (0-6 to 3-9)	1-3 (0-6 to 3)	1-9 (0-7 to 5)	1-9 (0-5 to 3-3)	1-2 (0-5 to 2-3)	1-1 (0-4 to 2-3)	1-1 (0-4 to 2-3)	1-1 (0-4 to 2-1)	1-1 (0-4 to 2-1)	1-1 (0-4 to 2-1)	1-1 (0-4 to 2-1)	1-1 (0-4 to 2-1)	1-1 (0-4 to 2-1)	1-1 (0-4 to 2-1)	1-1 (0-4 to 2-1)	1-1 (0-4 to 2-1)	1-1 (0-4 to 2-1)	1-1 (0-4 to 2-1)	1-1 (0-4 to 2-1)	1-1 (0-4 to 2-1)		44-8
Endocrine, metabolic, blood, and immune disorders	3-4 (1-4 to 7-9)	2-5 (0-9 to 5-5)	11-3 (4-8 to 24-4)	10-4 (1-9? to 22)	6-6 (3-? to 39-1)	5-3 (1-? to 49-2)	23-5 (19-4 to 59-2)	30-4 (19-1 to 59-4)	24-7 (19-1 to 59-4)	19-6 (22-1 to 75-3)	73-? (20-9 to 152)	60-? (41-3 to 136)	79-3 (43-9 to 130)	78-2 (49-9 to 130)	81-1 (46-9 to 133)	79-2 (46-9 to 132)	74-2 (44-5 to 125)	68-4 (39-1 to 120)	62-4 (34-? to 109)	54-2 (29-? to 97-6)	45-3 (23-? to 83-1)	36-4 (18-? to 67-2)	30-2 (14-? to 57-2)		874
Cnd disorders	0 (0 to 0)	0 (0 to 0)	0 (0 to 0)	0 (0 to 0)	0 (0 to 0)	0 (0 to 0)	0 (0 to 0)	0 (0 to 0)	0 (0 to 0)	0 (0 to 0)	0 (0 to 0)	0 (0 to 0)	0 (0 to 0)	0 (0 to 0)	0 (0 to 0)	0 (0 to 0)	0 (0 to 0)	0 (0 to 0)	0 (0 to 0)

SR Table 2a. Nairobi DALYS by cause and age groups for males with 95% uncertainty intervals, 2019

Cause	Early Neonatal	Late Neonatal	Post Neonatal	1 to 4	5 to 9	10 to 14	15 to 19	20 to 24	25 to 29	30 to 34	35 to 39	40 to 44	45 to 49	50 to 54	55 to 59	60 to 64	65 to 69	70 to 74	75 to 79	80 to 84	85 to 89	90 to 94	95 plus	Total
All causes	21,489 (20,268 to 22,800)	13,458 (9,670 to 18,190)	20,550 (17,900 to 26,490)	26,850 (23,900 to 30,150)	17,200 (14,900 to 20,300)	17,200 (14,900 to 20,300)	29,850 (26,600 to 33,500)	43,700 (39,900 to 48,300)	61,100 (56,000 to 66,400)	84,600 (78,600 to 90,800)	64,000 (59,000 to 69,300)	64,000 (59,900 to 68,700)	67,600 (63,200 to 72,000)	69,600 (64,900 to 74,500)	67,600 (62,500 to 72,800)	67,600 (61,900 to 73,500)	57,900 (52,700 to 63,300)	47,200 (42,300 to 52,300)	34,000 (30,000 to 38,000)	24,070 (20,610 to 28,000)	13,880 (10,730 to 17,400)	372 (320 to 428)	64 (54.9 to 71.7)	667,000
Communicable, maternal, neonatal, and nutritional diseases	16,900 (16,600 to 18,100)	10,400 (7,670 to 13,300)	16,900 (13,900 to 21,700)	16,200 (13,900 to 19,100)	8,890 (7,410 to 10,700)	6,960 (5,620 to 8,140)	10,000 (7,900 to 13,100)	13,100 (10,600 to 17,200)	19,900 (15,900 to 25,000)	19,400 (15,700 to 24,300)	23,000 (18,700 to 28,700)	22,800 (18,400 to 28,600)	19,800 (15,900 to 24,900)	19,600 (15,800 to 24,600)	19,200 (15,600 to 24,000)	9,910 (7,970 to 12,600)	2,960 (2,190 to 3,740)	2,690 (1,920 to 3,380)	1,170 (861 to 1,520)	662 (524 to 794)	247 (196 to 314)	79.2 (58.7 to 99.7)	16 (10.6 to 19.8)	256,000
HIV/AIDS and sexually transmitted infections	2,990 (929 to 6,620)	722 (228 to 1,590)	2,620 (1,320 to 4,790)	1,430 (900 to 1,990)	1,160 (771 to 1,700)	1,990 (1,290 to 2,890)	3,620 (1,990 to 6,020)	3,660 (2,200 to 5,200)	3,990 (2,720 to 5,700)	5,220 (3,760 to 7,000)	6,920 (4,460 to 10,200)	9,920 (6,420 to 14,500)	11,200 (6,900 to 16,600)	9,910 (6,200 to 15,900)	9,470 (5,810 to 15,900)	5,960 (3,660 to 9,960)	1,960 (960 to 3,260)	499 (272 to 740)	163 (89 to 259)	56 (29 to 83)	9.2 (4.6 to 15)	0.7 (0.1 to 2.2)	0.1 (0.1 to 0.2)	71,900
HIV/AIDS	0.1 (0 to 0.1)	0.3 (0.1 to 0.6)	664 (389 to 1,000)	1,370 (1,000 to 1,850)	1,140 (748 to 1,700)	1,660 (1,080 to 2,490)	3,500 (1,900 to 5,900)	3,420 (2,000 to 5,000)	3,640 (2,500 to 5,200)	5,040 (3,670 to 7,000)	6,740 (4,400 to 10,100)	9,440 (6,200 to 14,100)	11,100 (6,900 to 16,600)	9,980 (6,200 to 15,900)	7,440 (4,670 to 12,900)	3,950 (2,400 to 7,000)	1,940 (960 to 3,200)	498 (272 to 740)	163 (89 to 259)	56 (29 to 83)	9.9 (4.6 to 15)	0.7 (0.1 to 2.2)	0.1 (0.1 to 0.2)	66,000
HIV/AIDS - Drug-susceptible Tuberculosis	0 (0 to 0)	0 (0 to 0)	129 (74 to 200)	224 (142 to 322)	152 (97 to 223)	213 (137 to 320)	383 (210 to 650)	367 (220 to 550)	383 (260 to 550)	509 (360 to 700)	620 (400 to 940)	850 (560 to 1,300)	983 (600 to 1,500)	1,070 (670 to 1,600)	1,030 (650 to 1,600)	538 (330 to 850)	274 (150 to 430)	74 (40 to 120)	24 (12 to 40)	8.1 (3.8 to 14)	0.9 (0.4 to 1.6)	0.1 (0 to 0.2)	0 (0 to 0)	12,300
HIV/AIDS - Multidrug-resistant Tuberculosis without extensive	0 (0 to 0)	0 (0 to 0)	14 (4 to 30)	42 (16 to 91)	14 (4 to 32)	20 (5 to 46)	36 (9 to 83)	36 (9 to 83)	36 (9 to 83)	36 (9 to 83)	36 (7 to 227)	36 (6 to 228)	36 (6 to 228)	36 (6 to 228)	36 (5 to 490)	36 (7 to 490)	36 (5 to 221)	36 (5 to 221)	36 (5 to 221)	36 (5 to 221)	36 (5 to 221)	36 (5 to 221)	0 (0 to 0)	790
HIV/AIDS - Extensively drug-resistant Tuberculosis	0 (0 to 0)	0 (0 to 0)	0.2 (0 to 0.6)	0.6 (0 to 1.2)	0.2 (0 to 0.6)	0.3 (0 to 1.3)	0.5 (0 to 2.1)	0.5 (0 to 2.1)	0.5 (0 to 2.1)	0.5 (0 to 2.1)	0.5 (0 to 3)	0.5 (0 to 3)	0.5 (1 to 9.2)	0.5 (1 to 9.2)	0.5 (1 to 9.2)	0.5 (0 to 3)	0.5 (0 to 3)	0.5 (0 to 3)	0.5 (0 to 3)	0.5 (0 to 3)	0.5 (0 to 3)	0.5 (0 to 3)	0 (0 to 0)	10.6
HIV/AIDS resulting in other diseases	0.1 (0 to 0.1)	0.2 (0.1 to 0.5)	522 (279 to 1,000)	1,100 (697 to 1,610)	1,000 (680 to 1,490)	1,480 (960 to 2,300)	3,000 (1,700 to 4,900)	2,950 (1,770 to 4,470)	3,220 (2,200 to 4,600)	4,470 (3,300 to 6,200)	5,900 (3,900 to 8,900)	8,400 (5,500 to 12,600)	9,900 (5,900 to 14,800)	8,800 (5,500 to 14,100)	6,600 (4,000 to 11,400)	3,410 (2,060 to 6,000)	1,710 (800 to 2,900)	442 (240 to 660)	144 (77 to 230)	49 (25 to 73)	7.0 (3.2 to 12)	0.5 (0.1 to 1.6)	0.1 (0 to 0.1)	62,000
Sexually transmitted infections excluding HIV	2,990 (927 to 6,620)	721 (227 to 1,590)	1,960 (1,000 to 3,600)	60.5 (37 to 96)	37.9 (21 to 61)	6.9 (3 to 14)	6.1 (2.7 to 20.2)	7.6 (2.9 to 19.1)	7.5 (2.9 to 20.6)	9.2 (3.2 to 32.4)	9.2 (2.9 to 34.6)	9.2 (2.8 to 37.8)	9.2 (2.8 to 37.8)	9.2 (2.8 to 37.8)	9.2 (2.8 to 37.8)	9.2 (2.8 to 37.8)	9.2 (2.8 to 37.8)	9.2 (2.8 to 37.8)	9.2 (2.8 to 37.8)	9.2 (2.8 to 37.8)	9.2 (2.8 to 37.8)	0.7 (0.1 to 2.2)	0.1 (0.1 to 0.2)	5,660
Syphilis	0 (0 to 0)	0 (0 to 0)	0 (0 to 0)	0 (0 to 0)	0 (0 to 0)	0 (0 to 0)	0 (0 to 0)	0 (0 to 0)	0 (0 to 0)	0 (0 to 0)	0 (0 to 0)	0 (0 to 0)	0 (0 to 0)	0 (0 to 0)	0 (0 to 0)	0 (0 to 0)	0 (0 to 0)	0 (0 to 0)	0 (0 to 0)	0 (0 to 0)	0 (0 to 0)	0 (0 to 0)	0 (0 to 0)	0 (0 to 0)	0
Chlamydial infection	0 (0 to 0)	0 (0 to 0)	0 (0 to 0)	0 (0 to 0)	0 (0 to 0)	0 (0 to 0)	0.1 (0 to 0.1)	0.1 (0 to 0.2)	0.1 (0 to 0.2)	0.1 (0 to 0.2)	0.1 (0 to 0.2)	0.1 (0 to 0.2)	0.1 (0 to 0.2)	0.1 (0 to 0.2)	0.1 (0 to 0.2)	0.1 (0 to 0.2)	0.1 (0 to 0.2)	0.1 (0 to 0.2)	0.1 (0 to 0.2)	0.1 (0 to 0.2)	0.1 (0 to 0.2)	0.1 (0 to 0.2)	0 (0 to 0)	49.9
Gonococcal infection	0 (0 to 0)	0 (0 to 0)	0 (0 to 0)	0 (0 to 0)	0 (0 to 0)	0.6 (0 to 2.6)	0.6 (0 to 2.6)	0.6 (0 to 2.6)	0.6 (0 to 2.6)	0.6 (0 to 2.6)	0.6 (0 to 2.6)	0.6 (0 to 2.6)	0.6 (0 to 2.6)	0.6 (0 to 2.6)	0.6 (0 to 2.6)	0.6 (0 to 2.6)	0.6 (0 to 2.6)	0.6 (0 to 2.6)	0.6 (0 to 2.6)	0.6 (0 to 2.6)	0.6 (0 to 2.6)	0.6 (0 to 2.6)	0 (0 to 0)	34.7
Trichomoniasis	0 (0 to 0)	0 (0 to 0)	0 (0 to 0)	0 (0 to 0)	0 (0 to 0)	0.1 (0 to 0.1)	0.1 (0 to 0.1)	0.4 (0 to 1.6)	0.6 (0 to 2.6)	0.6 (0 to 2.6)	0.6 (0 to 2.6)	0.6 (0 to 2.6)	0.6 (0 to 2.6)	0.6 (0 to 2.6)	0.6 (0 to 2.6)	0.6 (0 to 2.6)	0.6 (0 to 2.6)	0.6 (0 to 2.6)	0.6 (0 to 2.6)	0.6 (0 to 2.6)	0.6 (0 to 2.6)	0.6 (0 to 2.6)	0 (0 to 0)	14.2
Genital herpes	0 (0 to 0)	0 (0 to 0)	0 (0 to 0)	0 (0 to 0)	0 (0 to 0)	0 (0 to 0)	0 (0 to 0)	0 (0 to 0)	0 (0 to 0)	0 (0 to 0)	0 (0 to 0)	0 (0 to 0)	0 (0 to 0)	0 (0 to 0)	0 (0 to 0)	0 (0 to 0)	0 (0 to 0)	0 (0 to 0)	0 (0 to 0)	0 (0 to 0)	0 (0 to 0)	0 (0 to 0)	0 (0 to 0)	0 (0 to 0)	122
Other sexually transmitted infections	0 (0 to 0)	0 (0 to 0)	0 (0 to 0)	0 (0 to 0)	0 (0 to 0)	0 (0 to 0)	0 (0 to 0)	0 (0 to 0)	0 (0 to 0)	0 (0 to 0)	0 (0 to 0)	0 (0 to 0)	0 (0 to 0)	0 (0 to 0)	0 (0 to 0)	0 (0 to 0)	0 (0 to 0)	0 (0 to 0)	0 (0 to 0)	0 (0 to 0)	0 (0 to 0)	0 (0 to 0)	0 (0 to 0)	0 (0 to 0)	72.1
Respiratory infections and tuberculosis	3,190 (1,920 to 5,460)	1,990 (1,090 to 3,310)	1,460 (1,000 to 2,080)	2,010 (1,560 to 2,570)	1,060 (771 to 1,510)	671 (471 to 1,000)	2,010 (1,560 to 3,000)	4,010 (2,800 to 6,660)	6,660 (4,700 to 10,600)	7,650 (4,900 to 12,200)	6,410 (4,400 to 10,200)	5,790 (4,000 to 9,200)	4,990 (3,300 to 8,000)	4,990 (3,300 to 8,000)	4,990 (3,700 to 8,700)	4,990 (2,900 to 8,610)	4,990 (1,900 to 8,300)	4,990 (1,200 to 9,200)	4,990 (1,200 to 9,200)	4,990 (964 to 9,200)	4,990 (964 to 9,200)	373 (357 to 391)	11.2 (10.7 to 11.8)	78,000
Tuberculosis	0 (0 to 0)	0 (0 to 0)	170 (72.7 to 290)	166 (99.9 to 263)	139 (77.4 to 222)	127 (68.9 to 203)	232 (122 to 383)	2,660 (1,420 to 4,610)	4,660 (2,210 to 7,860)	5,190 (2,170 to 11,000)	4,060 (2,380 to 6,830)	3,720 (2,060 to 6,870)	2,880 (2,310 to 7,900)	2,880 (1,960 to 6,900)	2,880 (1,370 to 6,230)	2,880 (1,300 to 6,230)	2,880 (691 to 5,960)	2,880 (331 to 5,960)	2,880 (331 to 5,960)	2,880 (79.2 to 5,960)	2,880 (79.2 to 5,960)	373 (357 to 391)	11.2 (10.7 to 11.8)	39,900
Latent tuberculosis infection	0 (0 to 0)	0 (0 to 0)	0 (0 to 0)	0 (0 to 0)	0 (0 to 0)	0 (0 to 0)	0 (0 to 0)	0 (0 to 0)	0 (0 to 0)	0 (0 to 0)	0 (0 to 0)	0 (0 to 0)	0 (0 to 0)	0 (0 to 0)	0 (0 to 0)	0 (0 to 0)	0 (0 to 0)	0 (0 to 0)	0 (0 to 0)	0 (0 to 0)	0 (0 to 0)	0 (0 to 0)	0 (0 to 0)	0 (0 to 0)	0
Drug-susceptible Tuberculosis	0 (0 to 0)	0 (0 to 0)	160 (72.3 to 277)	158 (93.4 to 254)	132 (72.2 to 217)	121 (64.1 to 199)	1,100 (578 to 1,800)	2,760 (1,420 to 4,610)	4,230 (2,210 to 7,860)	5,190 (2,170 to 11,000)	3,760 (2,380 to 6,830)	3,420 (2,060 to 6,870)	2,580 (2,310 to 7,900)	2,580 (1,960 to 6,900)	2,580 (1,370 to 6,230)	2,580 (1,300 to 6,230)	2,580 (691 to 5,960)	2,580 (331 to 5,960)	2,580 (331 to 5,960)	2,580 (79.2 to 5,960)	2,580 (79.2 to 5,960)	373 (357 to 391)	11.2 (10.7 to 11.8)	37,900
Multidrug-resistant tuberculosis without extensive drug-resistar	0 (0 to 0)	0 (0 to 0)	9.2 (4.6 to 27.4)	7.7 (4.6 to 30.9)	6.2 (4.6 to 23.2)	6.2 (4.6 to 23.2)	107.3 (4.6 to 238)	163 (9.1 to 615)	301 (14.3 to 918)	392 (20.2 to 1,180)	292 (20.6 to 1,180)	296 (17.4 to 1,180)	221 (16.2 to 976)	186 (12.4 to 744)	130 (8.6 to 535)	69.6 (4.6 to 256)	22.7 (1.6 to 93.3)	3.6 (0.4 to 16.2)	0.9 (0.1 to 4.6)	0.4 (0.1 to 2.1)	0.1 (0 to 0.6)	0.7 (0.1 to 2.6)	0 (0 to 0.1)	1,960
Extensively drug-resistant tuberculosis	0 (0 to 0)	0 (0 to 0)	0.1 (0 to 0.4)	0.1 (0 to 0.4)	0.1 (0 to 0.4)	0.6 (0 to 2.3)	1.6 (0.1 to 7.4)	2.5 (0.2 to 10.2)	3.6 (0.2 to 13.8)	3.6 (0.2 to 13.8)	3.6 (0.2 to 13.8)	3.6 (0.2 to 13.8)	3 (0.2 to 12.4)	2.5 (0.2 to 12.4)	1.6 (0.2 to 6.9)	0.6 (0.1 to 2.3)	0.6 (0.1 to 2.3)	0.6 (0.1 to 2.3)	0.6 (0.1 to 2.3)	0.6 (0.1 to 2.3)	0.6 (0.1 to 2.3)	0.6 (0.1 to 2.3)	0 (0 to 0)	26.4
Lower respiratory infections	3,140 (1,920 to 5,460)	1,990 (1,090 to 3,290)	1,110 (1,000 to 1,600)	1,660 (1,560 to 1,720)	911 (849 to 1,240)	662 (599 to 1,000)	899 (861 to 1,000)	1,310 (1,260 to 1,400)	1,720 (1,660 to 1,800)	1,880 (1,800 to 1,980)	2,110 (2,040 to 2,200)	2,260 (2,200 to 2,360)	2,300 (2,240 to 2,400)	2,160 (2,080 to 2,260)	1,960 (1,880 to 2,060)	1,960 (1,880 to 2,060)	1,770 (1,700 to 1,850)	953 (910 to 1,000)	668 (637 to 699)	326 (311 to 341)	143 (137 to 150)	63.4 (60.7 to 66.2)	9.6 (9.2 to 10.1)	35,100
Upper respiratory infections	0.6 (0 to 1.4)	4.4 (0.7 to 12.2)	133 (47.3 to 277)	299 (144 to 557)	160 (77.1 to 299)	212 (102 to 396)	724 (349 to 1,350)	645 (311 to 1,200)	1,160 (560 to 2,160)	1,500 (724 to 2,800)	1,200 (579 to 2,230)	1,200 (579 to 2,230)	1,200 (579 to 2,230)	1,200 (579 to 2,230)	1,200 (579 to 2,230)	1,200 (579 to 2,230)	1,200 (579 to 2,230)	1,200 (579 to 2,230)	1,200 (579 to 2,230)	1,200 (579 to 2,230)	1,200 (579 to 2,230)	373 (357 to 391)	11.2 (10.7 to 11.8)	8,420
Otitis media	0.2 (0.1 to 0.6)	2.2 (0.2 to 5.3)	13.1 (6.6 to 23.6)	12.8 (6.7 to 19.6)	7.8 (4.1 to 11.9)	5.6 (2.9 to 8.4)	10.4 (5.4 to 16.1)	19.4 (10.5 to 29.6)	28.7 (16.1 to 43.6)	36.1 (20.6 to 55.1)	27.7 (17.2 to 41.6)	27.7 (17.2 to 41.6)	19.7 (12.3 to 29.6)	13.7 (8.5 to 20.6)	9.3 (5.8 to 14.1)	6.5 (4.1 to 9.8)	4.6 (2.9 to 7.1)	3.3 (2.1 to 5.2)	2.3 (1.4 to 3.6)	1.6 (0.9 to 2.6)	1.1 (0.6 to 1.8)	0.4 (0.2 to 0.8)	0 (0 to 0)	771
Enteric infections	16,900 (16,600 to 18,100)	10,400 (7,670 to 13,300)	15,000 (13,700 to 17,200)	9,210 (8,660 to 9,770)	5,110 (4,670 to 5,640)	4,550 (4,060 to 5,060)	4,550 (4,060 to 5,060)	4,550 (4,060 to 5,060)	4,550 (4,060 to 5,060)	4,550 (4,060 to 5,060)	4,550 (4,060 to 5,060)	4,550 (4,060 to 5,060)	4,550 (4,060 to 5,060)	4,550 (4,060 to 5,060)	4,550 (4,060 to 5,060)	4,550 (4,060 to 5,060)	4,550 (4,060 to 5,060)	4,550 (4,060 to 5,060)	4,550 (4,060 to 5,060)	4,550 (4,060 to 5,060)	4,550 (4,060 to 5,060)	373 (357 to 391)	11.2 (10.7 to 11.8)	25,700
Diarrheal diseases	16,900 (16,600 to 18,100)	10,400 (7,670 to 13,300)	14,900 (13,700 to 17,200)	9,210 (8,660 to 9,770)	5,110 (4,670 to 5,640)	4,550 (4,060 to 5,060)	4,550 (4,060 to 5,060)	4,550 (4,060 to 5,060)	4,550 (4,060 to 5,060)	4,550 (4,060 to 5,060)	4,550 (4,060 to 5,060)	4,550 (4,060 to 5,060)	4,550 (4,060 to 5,060)	4,550 (4,060 to 5,060)	4,550 (4,060 to 5,060)	4,550 (4,060 to 5,060)	4,550 (4,060 to 5,060)	4,550 (4,060 to 5,060)	4,550 (4,060 to 5,060)	4,550 (4,060 to 5,060)	4,550 (4,060 to 5,060)	373 (357 to 391)	11.2 (10.7 to 11.8)	13,900
Typhoid and paratyphoid	0 (0 to 0)	0 (0 to 0)	0 (0 to 30.9)	4,602 (3,330 to 6,210)	2,555 (1,850 to 3,450)	2,275 (1,650 to 3,070)	2,275 (1,650 to 3,070)	2,275 (1,650 to 3,070)	2,275 (1,650 to 3,070)	2,275 (1,650 to 3,070)	2,275 (1,650 to 3,070)	2,275 (1,650 to 3,070)	2,275 (1,650 to 3,070)	2,275 (1,650 to 3,070)	2,275 (1,650 to 3,070)	2,275 (1,650 to 3,070)	2,275 (1,650 to 3,070)	2,275 (1,650 to 3,070)	2,275 (1,650 to 3,070)	2,275 (1,650 to 3,070)	2,275 (1,650 to 3,070)	373 (357 to 391)	11.2 (10.7 to 11.8)	7,500
Typhoid fever	0 (0 to 0)	0 (0 to 0)	0 (0 to 30.9)	2,302 (1,660 to 3,110)	1,278 (925 to 1,730)	1,138 (825 to 1,540)	1,138 (825 to 1,540)	1,138 (825 to 1,540)	1,138 (825 to 1,540)	1,138 (825 to 1,540)	1,138 (825 to 1,540)	1,138 (825 to 1,540)	1,138 (825 to 1,540)	1,138 (825 to 1,540)	1,138 (825 to 1,540)	1,138 (825 to 1,540)	1,138 (825 to 1,540)	1,138 (825 to 1,540)	1,138 (825 to 1,540)	1,138 (825 to 1,540)	1,138 (825 to 1,540)	373 (357 to 391)	11.2 (10.7 to 11.8)	3,750
Paratyphoid fever	0 (0 to 0)	0 (0 to 0)	0 (0 to 0)	2,302 (1,660 to 3,110)	1,278 (925 to 1,730)	1,138 (825 to 1,540)	1,138 (825 to 1,540)	1,138 (825 to 1,540)	1,138 (825 to 1,540)	1,138 (825 to 1,540)	1,138 (825 to 1,540)	1,138 (825 to 1,540)	1,138 (825 to 1,540)	1,138 (825 to 1,540)	1,138 (825 to 1,540)	1,138 (825 to 1,540)	1,138 (825 to 1,540)	1,138 (825 to 1,540)	1,138 (825 to 1,540)	1,138 (825 to 1,540)	1,138 (825 to 1,540)	373 (357 to 391)	11.2 (10.7 to 11.8)	3,750
Invasive Non-typhoidal Salmonella (iNTS)	0 (0 to 0)	0 (0 to 0)	0 (0 to 0)	0 (0 to 0)	0 (0 to 0)	0 (0 to 0)	0 (0 to 0)	0 (0 to 0)	0 (0 to 0)	0 (0 to 0)	0 (0 to 0)	0 (0 to 0)	0 (0 to 0)	0 (0 to 0)	0 (0 to 0)	0 (0 to 0)	0 (0 to 0)	0 (0 to 0)	0 (0 to 0)	0 (0 to 0)	0 (0 to 0)	0 (0 to 0)	0 (0 to 0)	0 (0 to 0)	0
Other intestinal infectious diseases	0 (0 to 0)	0 (0 to 0)	0.4 (0 to 1.3)	4.7 (1.4 to 9.1)	2.2 (0.6 to 4.2)	1.6 (0.1 to 4.4)	1.6 (0.1 to 4.4)	1.6 (0.1 to 4.4)	1.6 (0.1 to 4.4)	1.6 (0.1 to 4.4)	1.6 (0.1 to 4.4)	1.6 (0.1 to 4.4)	0.6 (0.1 to 2.9)	0.6 (0.1 to 2.9)	0.4 (0.1 to 1.6)	0.3 (0.1 to 1.6)	0.2 (0.1 to 1.6)	0.1 (0.1 to 1.6)	0.1 (0.1 to 1.6)	0.1 (0.1 to 1.6)	0.1 (0.1 to 1.6)	0.1 (0.1 to 1.6)	0 (0 to 0)	20.7
Neglected tropical diseases and malaria	1.3 (0.1 to 3.2)	18.8 (5.1 to 46.1)	111 (31.7 to 277)	191 (57.1 to 457)	429 (127 to 1,020)	289 (85.2 to 687)	422 (124 to 1,000)	573 (169 to 1,360)	888 (262 to 2,110)	748 (221 to 1,780)	660 (195 to 1,570)	548 (162 to 1,300)	497 (147 to 1,180)	398 (117 to 945)	310 (91.6 to 737)	218 (64.3 to 518)	141 (41.6 to 335)	81.8 (24.1 to 194)	41.7 (12.3 to 99.1)	21.1 (6.2 to 50.1)	8.2 (2.4 to 19.5)	0.9 (0.3 to 2.2)	0.2 (0.1 to 0.4)	5,600
Malaria	0 (0 to 0)	0 (0 to 0)	87.3 (19.2 to 269)	159 (22.9 to 493)	97.2 (31.6 to 301)	54.1 (8.9 to 167)	54.4 (8.9 to 168)	54.4 (8.9 to 168)	54.4 (8.9 to 168)	54.4 (8.9 to 168)	54.4 (8.9 to 168)	54.4 (8.9 to 168)	54.4 (8.9 to 168)	54.4 (8.9 to 168)	54.4 (8.9 to 168)	54.4 (8.9 to 168)	54.4 (8.9 to 168)	54.4 (8.9 to 168)	54.4 (8.9 to 168)	54.4 (8.9 to 168)	54.4 (8.9 to 168)	0 (0 to 0)	0 (0 to 0)	636
Chagas disease	0 (0 to 0)	0 (0 to 0)	0 (0 to 0)	0 (0 to 0)	0 (0 to 0)	0 (0 to 0)	0 (0 to 0)	0 (0 to 0)	0 (0 to 0)	0 (0 to 0)	0 (0 to 0)	0 (0 to 0)	0 (0 to 0)	0 (0 to 0)	0 (0 to 0)	0 (0 to 0)	0 (0 to 0)	0 (0 to 0)	0 (0 to 0)	0 (0 to 0)	0 (0 to 0)	0 (0 to 0)	0 (0 to 0)	0 (0 to 0)	0
Leishmaniasis	0 (0 to 0)	0 (0 to 0)	0 (0 to 0)	0 (0 to 0)	0 (0 to 0)	0 (0 to 0)	0 (0 to 0)	0 (0 to 0)	0 (0 to 0)	0 (0 to 0)	0 (0 to 0)	0 (0 to 0)	0 (0 to 0)	0 (0 to 0)	0 (0 to 0)	0 (0 to 0)	0 (0 to 0)	0 (0 to 0)	0 (0 to 0)	0 (0 to 0)	0 (0 to 0)	0 (0 to 0)	0 (0 to 0)	0 (0 to 0)	0
Visceral leishmaniasis	0 (0 to 0)	0 (0 to 0)	0 (0 to 0)	0 (0 to 0)	0 (0 to 0)	0 (0 to 0)	0 (0 to 0)	0 (0 to 0)	0 (0 to 0)	0 (0 to 0)	0 (0 to 0)	0 (0 to 0)	0 (0 to 0)	0 (0 to 0)	0 (0 to 0)	0 (0 to 0)	0 (0 to 0)	0 (0 to 0)	0 (0 to 0)	0 (0 to 0)	0 (0 to 0)	0 (0 to 0)	0 (0 to 0)	0 (0 to 0)	0
Cutaneous and mucocutaneous leishmaniasis	0 (0 to 0)	0 (0 to 0)	0 (0 to 0)	0 (0 to 0)	0 (0 to 0)	0 (0 to 0)	0 (0 to 0)	0 (0 to 0)	0 (0 to 0)	0 (0 to 0)	0 (0 to 0)	0 (0 to 0)	0 (0 to 0)	0 (0 to 0)	0 (0 to 0)	0 (0 to 0)	0 (0 to 0)	0 (0 to 0)	0 (0 to 0)	0 (0 to 0)	0 (0 to 0)	0 (0 to 0)	0 (0 to 0)	0 (0 to 0)	0
African trypanosomiasis	0 (0 to 0)	0 (0 to 0)	0 (0 to 0)	0 (0 to 0)	0 (0 to 0)	0 (0 to 0)	0 (0 to 0)	0 (0 to 0)	0 (0 to 0)	0 (0 to 0)	0 (0 to 0)	0 (0 to 0)	0 (0 to 0)	0 (0 to 0)	0 (0 to 0)	0 (0 to 0)	0 (0 to 0)	0 (0 to 0)	0 (0 to 0)	0 (0 to 0)	0 (0 to 0)	0 (0 to 0)	0 (0 to 0)	0 (0 to 0)	0
Schistosomiasis	1.3 (0.1 to 3.2)	6 (1.1 to 16.2)	17.3 (7.7 to 33.2)	136 (77.4 to 223)	176 (96.9 to 283)	201 (111 to 320)	322 (177 to 513)	459 (253 to 731)	461 (254 to 734)	419 (231 to 667)	330 (182 to 525)	230 (127 to 366)	198 (109 to 315)	159 (88.4 to 253)	103 (57.1 to 164)	69.1 (38.2 to 110)	50 (27.6 to 79.6)	16.6 (9.1 to 26.5)	6.1 (3.3 to 9.8)	1.1 (0.6 to 1.8)	0.2 (0.1 to 0.4)	0.2 (0.1 to 0.4)	0 (0 to 0)	3,110
Cysticercosis	0 (0 to 0)	0 (0 to 0)	0.1 (0 to 0.3)	0.7 (0.2 to 2.7)	1.6 (0.4 to 7.1)	1.6 (0.4 to 7.1)	19.4 (3.2 to 54.3)	39.4 (6.6 to 110)	49.7 (8.3 to 139)	47.4 (7.9 to 133)	43.3 (7.2 to 121)	39.6 (6.6 to 111)	34.6 (5.8 to 97)	28.4 (4.7 to 79.5)	22.5 (3.8 to 63)	19.7 (3.3 to 55.2)	19.1 (3.2 to 53.6)	13.6 (2.3 to 38.1)	7.9 (1.3 to 22.1)	3.3 (0.6 to 9.2)	1.7 (0.3 to 4.8)	0.5 (0.1 to 1.4)	0 (0 to 0)	331
Cystic echinococcosis	0 (0 to 0)	0 (0 to 0)	0.3 (0.2 to 0.5)	1.1 (0.7 to 1.6)	3.4 (2.2 to 5.1)	3.4 (2.2 to 5.1)	6.4 (4.1 to 9.6)	9.6 (6.2 to 14.4)	9.6 (6.2 to 14.4)	9.6 (6.2 to 14.4)	9.6 (6.2 to 14.4)	9.6 (6.2 to 14.4)	9.6 (6.2 to 14.4)	9.6 (6.2 to 14.4)	9.6 (6.2 to 14.4)	9.6 (6.2 to 14.4)	9.6 (6.2 to 14.4)	9.6 (6.2 to 14.4)	9.6 (6.2 to 14.4)	9.6 (6.2 to 14.4)	9.6 (6.2 to 14.4)	0.7 (0.1 to 2.2)	0.1 (0.1 to 0.2)	504
Lymphatic filariasis	0 (0 to 0)	0 (0 to 0)	0 (0 to 0)	0 (0 to 0)	0 (0 to 0)	36.2 (29.8 to 43.5)	36.2 (30.1 to 44)	36.2 (27.9 to 45.7)	36.2 (28.4 to 45.9)	36.2 (28.4 to 45.9)	36.2 (28.4 to 45.9)	36.2 (28.4 to 45.9)	36.2 (28.4 to 45.9)	36.2 (28.4 to 45.9)	36.2 (28.4 to 45.9)	36.2 (28.4 to 45.9)	36.2 (28.4 to 45.9)	36.2 (28.4 to 45.9)	36.2 (28.4 to 45.9)	36.2 (28.4 to 45.9)	36.2 (28.4 to 45.9)	3.2 (2.9 to 3.5)	0.2 (0.2 to 0.3)	1,010
Onchocerciasis	0 (0 to 0)	0 (0 to 0)	0 (0 to 0)	0 (0 to 0)	0 (0 to 0)	0 (0 to 0)	0 (0 to 0)	0 (0 to 0)	0 (0 to 0)	0 (0 to 0)	0 (0 to 0)	0 (0 to 0)	0 (0 to 0)	0 (0 to 0)	0 (0 to 0)	0 (0 to 0)	0 (0 to 0)	0 (0 to 0)	0 (0 to 0)	0 (0 to 0)	0 (0 to 0)	0 (0 to 0)	0 (0 to 0)	0 (0 to 0)	0
Trachoma	0 (0 to 0)	0 (0 to 0)	0 (0 to 0)	0 (0 to 0)	0 (0 to 0)	0 (0 to 0)	0 (0 to 0)	0 (0 to 0)	0 (0 to 0)	0 (0 to 0)	0 (0 to 0)	0 (0 to 0)	0 (0 to 0)	0 (0 to 0)	0 (0 to 0)	0 (0 to 0)	0 (0 to 0)	0 (0 to 0)	0 (0 to 0)	0 (0 to 0)	0 (0 to 0)	0 (0 to 0)	0 (0 to 0)	0 (0 to 0)	0
Dengue	0 (0 to 0)	0 (0 to 0)	0.2 (0 to 0.6)	0.2 (0 to 0.6)	0.1 (0 to 0.4)	0.1 (0 to 0.4)	0.1 (0 to 0.4)	0.1 (0 to 0.4)	0.1 (0 to 0.4)	0.1 (0 to 0.4)	0.1 (0 to 0.4)	0.1 (0 to 0.4)	0.1 (0 to 0.4)	0.1 (0 to 0.4)	0.1 (0 to 0.4)	0.1 (0 to 0.4)	0.1 (0 to 0.4)	0.1 (0 to 0.4)	0.1 (0 to 0.4)	0.1 (0 to 0.4)	0.1 (0 to 0.4)	0.1 (0 to 0.4)	0 (0 to 0)	0
Yellow fever	0 (0 to 0)	0 (0 to 0)	0 (0 to 0)	0 (0 to 0)	0 (0 to 0)	0 (0 to 0)	0 (0 to 0)	0 (0 to 0)	0 (0 to 0)	0 (0 to 0)	0 (0 to 0)	0 (0 to 0)	0 (0 to 0)	0 (0 to 0)	0 (0 to 0)	0 (0 to 0)	0 (0 to 0)	0 (0 to 0)	0





SR Table 2a. Nakuru DALYS by cause and age groups for males with 95% uncertainty intervals, 2019

Cause	Birth Neonatal	Late Neonatal	Post Neonatal	1 to 4	5 to 9	10 to 14	15 to 19	20 to 24	25 to 29	30 to 34	35 to 39	40 to 44	45 to 49	50 to 54	55 to 59	60 to 64	65 to 69	70 to 74	75 to 79	80 to 84	85 to 89	90 to 94	95 plus	Total
All causes	25,900 (19,900 to 33,200)	8,700 (3,300 to 22,700)	17,900 (11,600 to 19,900)	14,000 (11,600 to 16,900)	6,870 (5,300 to 8,790)	5,020 (4,080 to 6,050)	5,900 (4,700 to 7,350)	6,900 (5,300 to 8,650)	6,200 (4,900 to 7,700)	6,300 (4,900 to 7,900)	6,900 (5,300 to 8,700)	6,700 (5,200 to 8,600)	6,700 (4,700 to 8,400)	6,200 (4,800 to 7,900)	5,200 (3,900 to 6,900)	5,200 (3,900 to 6,700)	4,490 (3,400 to 5,900)	3,900 (2,900 to 5,000)	3,100 (2,300 to 4,000)	2,100 (1,570 to 2,800)	1,260 (931 to 1,700)	692 (509 to 919)	194 (131 to 267)	276,000
Communicable, maternal, neonatal, and nutritional diseases	23,700 (17,400 to 31,500)	6,700 (2,560 to 18,900)	14,400 (10,600 to 16,900)	10,900 (9,300 to 13,300)	4,700 (3,600 to 6,100)	3,200 (2,620 to 3,960)	3,700 (2,930 to 4,960)	3,700 (2,830 to 4,960)	3,200 (2,530 to 4,700)	3,200 (2,530 to 4,700)	3,600 (2,800 to 4,800)	3,700 (2,870 to 4,900)	3,600 (2,800 to 4,800)	3,200 (2,500 to 4,400)	2,700 (2,100 to 3,700)	2,600 (2,000 to 3,600)	2,100 (1,570 to 2,800)	1,650 (1,260 to 2,200)	1,260 (931 to 1,700)	719 (514 to 992)	308 (203 to 439)	83.1 (59.5 to 119)	24.6 (13.1 to 37.4)	130,000
HIV/AIDS and sexually transmitted infections	708 (234 to 1,660)	147 (41 to 393)	797 (266 to 1,330)	392 (182 to 748)	781 (313 to 1,710)	1,200 (661 to 2,060)	2,700 (1,390 to 4,790)	3,800 (1,970 to 6,860)	3,200 (1,710 to 5,490)	3,600 (2,040 to 6,060)	4,290 (2,400 to 7,150)	4,890 (2,970 to 7,930)	4,890 (2,970 to 7,930)	4,810 (2,900 to 7,770)	4,740 (2,860 to 7,630)	4,700 (2,830 to 7,570)	4,630 (2,800 to 7,450)	4,550 (2,750 to 7,330)	4,450 (2,700 to 7,130)	3,900 (2,370 to 6,240)	2,600 (1,570 to 4,130)	1,200 (719 to 1,900)	41,900
HIV/AIDS	0 (0 to 0)	0.1 (0 to 2.0)	374 (193 to 658)	391 (181 to 739)	775 (327 to 1,700)	1,200 (679 to 2,060)	2,700 (1,390 to 4,790)	3,800 (1,960 to 6,860)	3,200 (1,700 to 5,490)	3,600 (2,040 to 6,060)	4,290 (2,400 to 7,150)	4,890 (2,960 to 7,930)	4,890 (2,960 to 7,930)	3,810 (2,300 to 6,470)	2,790 (1,680 to 4,770)	1,200 (679 to 1,900)	624 (358 to 1,090)	166 (78 to 330)	66.9 (28.3 to 129)	19.3 (5.9 to 51.1)	4.3 (1.4 to 9.7)	0.9 (0.3 to 2.1)	0.2 (0.1 to 0.3)	40,000
HIV/AIDS - Drug-susceptible Tuberculosis	0 (0 to 0)	0 (0 to 0)	264 (113 to 424)	224 (73 to 38)	42.2 (12.2 to 87.3)	69.3 (24.1 to 153)	210 (72.2 to 463)	139 (51.1 to 307)	196 (77.7 to 416)	226 (102 to 476)	186 (77.7 to 390)	221 (98.1 to 463)	221 (98.1 to 463)	170 (73.5 to 363)	173 (75.5 to 368)	172 (73.2 to 365)	163 (69.4 to 345)	112 (47.1 to 237)	9 (3.9 to 19.7)	0.4 (0.1 to 1.2)	0.1 (0 to 0.3)	0 (0 to 0)	0 (0 to 0)	4,330
HIV/AIDS - Multidrug-resistant Tuberculosis without extensive	0 (0 to 0)	0 (0 to 0)	0 (0 to 0.4)	0 (0 to 0.3)	0 (0.1 to 0.1)	0 (0.1 to 0.1)	0 (0.3 to 0.8)	0 (0.3 to 0.8)	0 (0.2 to 0.7)	0 (0.3 to 0.8)	0 (0.4 to 0.7)	0 (0.2 to 0.7)	0 (0.4 to 0.7)	0 (0.2 to 0.6)	0 (0.2 to 0.6)	0 (0.2 to 0.6)	0 (0.2 to 0.6)	0 (0.2 to 0.6)	0 (0.1 to 0.6)	0 (0 to 0.1)	0 (0 to 0.1)	0 (0 to 0)	0 (0 to 0)	169
HIV/AIDS - Extensively drug-resistant Tuberculosis	0 (0 to 0)	0 (0 to 0)	0 (0 to 0.1)	0 (0 to 0.1)	0 (0 to 0.1





SR Table 2c: Nandi DALYS by cause and age group for males with 95% uncertainty intervals, 2019

Cause	Early Neonatal	Late Neonatal	Post Neonatal	1 to 4	5 to 9	10 to 14	15 to 19	20 to 24	25 to 29	30 to 34	35 to 39	40 to 44	45 to 49	50 to 54	55 to 59	60 to 64	65 to 69	70 to 74	75 to 79	80 to 84	85 to 89	90 to 94	95 to 99	95 plus	Total
All causes	7,140 to 12,200	1,850 to 3,540	1,760 to 2,790	5,140 to 6,990	2,660 to 3,260	4,470 to 5,610	7,620 to 11,600	7,230 to 11,600	8,140 to 13,600	8,370 to 13,100	7,240 to 11,600	8,230 to 14,600	8,230 to 14,600	7,810 to 14,200	8,650 to 13,700	8,230 to 13,900	6,250 to 11,300	4,540 to 8,500	3,740 to 6,930	3,000 to 6,260	1,720 to 4,060	457 to 964	109 to 149	27 to 28.9	143,000
Communicable, maternal, neonatal, and nutritional diseases	6,490 (5,570 to 7,230)	1,660 (1,200 to 2,030)	1,250 (3,970 to 6,830)	3,930 (3,140 to 4,790)	3,140 (2,450 to 3,900)	2,660 (2,070 to 3,350)	3,630 (2,930 to 5,070)	3,430 (2,710 to 4,570)	3,260 (2,350 to 4,500)	4,080 (2,730 to 5,870)	5,240 (3,490 to 7,810)	5,370 (2,780 to 7,710)	4,810 (3,210 to 6,960)	3,660 (2,340 to 5,960)	2,760 (1,950 to 3,830)	2,050 (1,470 to 2,760)	1,470 (1,020 to 1,960)	1,160 (722 to 1,660)	756 (462 to 977)	352 (240 to 488)	109 (76 to 164)	24.6 (23.5 to 64.6)	7.6 (7.2 to 8.9)	68,000
HIV/AIDS and sexually transmitted infections	358 (119 to 748)	60.9 (17.9 to 162)	232 (126 to 458)	158 (39.9 to 424)	245 (116 to 719)	500 (223 to 960)	1,230 (585 to 2,290)	1,660 (783 to 3,060)	783 (481 to 1,240)	934 (787 to 1,220)	1,060 (760 to 1,540)	2,420 (1,330 to 3,940)	2,910 (1,720 to 4,870)	2,910 (1,720 to 4,870)	2,530 (1,480 to 4,320)	1,560 (878 to 2,580)	859 (471 to 1,490)	412 (212 to 747)	171 (84.4 to 315)	66.9 (24.9 to 121)	27.0 (14.5 to 48.7)	4 (1.6 to 8.9)	1.2 (0.5 to 2.4)	0.1 (0.0 to 0.3)	17,300
HIV/AIDS	0 (0 to 0)	0 (0 to 0.1)	135 (60.5 to 337)	155 (41.5 to 417)	241 (113 to 716)	498 (223 to 956)	1,220 (579 to 2,280)	1,650 (782 to 3,050)	784 (482 to 1,230)	927 (779 to 1,210)	1,060 (781 to 1,530)	2,410 (1,310 to 3,930)	2,910 (1,720 to 4,860)	2,910 (1,720 to 4,870)	2,530 (1,470 to 4,310)	1,540 (872 to 2,540)	853 (463 to 1,480)	408 (210 to 740)	170 (84 to 315)	66.5 (23.9 to 121)	27 (14.2 to 48.3)	3.9 (1.6 to 8.9)	1.1 (0.4 to 2.4)	0.2 (0.1 to 0.3)	16,700
HIV/AIDS - Drug-susceptible Tuberculosis	0 (0 to 0)	12.1 (4.6 to 28.7)	12.9 (7.7 to 20.9)	29.3 (15.9 to 59.7)	50.2 (29.1 to 91.4)	149 (86.4 to 269)	97.9 (56.3 to 162)	122 (71.3 to 199)	228 (129 to 374)	407 (229 to 672)	476 (270 to 780)	424 (247 to 703)	267 (147 to 459)	143 (72.4 to 272)	49.1 (21.4 to 98.1)	19.1 (7.4 to 46.1)	12 (4.2 to 30.1)	4.6 (1.4 to 12.1)	0.6 (0.2 to 1.9)	0.1 (0.0 to 0.4)	0 (0.0 to 0.1)	0 (0.0 to 0.1)	0 (0.0 to 0.1)	2,520
HIV/AIDS - Multidrug-resistant Tuberculosis without extensive drug resistance	0 (0 to 0)	0 (0 to 0)	0.5 (0.2 to 1.3)	1 (0.4 to 2.5)	2 (0.7 to 5.4)	6 (2.2 to 15.2)	4.2 (1.5 to 10.5)	5.1 (2.2 to 11.5)	9.5 (5.4 to 14.1)	16.9 (9.6 to 25.2)	19.9 (7.1 to 39.4)	17.6 (6.6 to 37.5)	11.2 (3.4 to 30.7)	6 (2 to 27.3)	2.1 (0.7 to 12.2)	0.8 (0.3 to 5.1)	0.5 (0.2 to 2.3)	0.2 (0.1 to 0.8)	0 (0.0 to 0.2)	0 (0.0 to 0.1)	0 (0.0 to 0.1)	0 (0.0 to 0.1)	0 (0.0 to 0.1)	109
HIV/AIDS - Extensively drug-resistant Tuberculosis	0 (0 to 0)	0 (0 to 0)	0 (0 to 0)	0 (0 to 0)	0 (0 to 0)	0 (0 to 0)	0.1 (0 to 0.3)	0.2 (0 to 0.5)	0.1 (0 to 0.3)	0.2 (0 to 0.5)	0.1 (0 to 1.1)	0.2 (0 to 1.2)	0.2 (0 to 1.1)	0.2 (0 to 1.2)	0.1 (0 to 1.1)	0.1 (0 to 0.6)	0.1 (0 to 0.5)	0 (0 to 0.2)	0 (0 to 0.1)	0 (0 to 0.1)	0 (0 to 0.1)	0 (0 to 0.1)	0 (0 to 0.1)	0 (0 to 0.1)	1.4
HIV/AIDS resulting in other diseases	0 (0 to 0)	0.2 (0 to 0.1)	112 (49.1 to 287)	142 (40.5 to 405)	314 (150 to 686)	445 (198 to 894)	1,070 (503 to 2,000)	684 (324 to 1,260)	397 (214 to 650)	603 (346 to 1,000)	1,360 (840 to 2,200)	2,410 (1,310 to 3,930)	2,910 (1,720 to 4,860)	2,910 (1,720 to 4,870)	2,530 (1,470 to 4,310)	1,540 (872 to 2,540)	853 (463 to 1,480)	408 (210 to 740)	170 (84 to 315)	66.5 (23.9 to 121)	27 (14.2 to 48.3)	3.9 (1.6 to 8.9)	1.1 (0.4 to 2.4)	0.2 (0.1 to 0.3)	14,100
Sexually transmitted infections excluding HIV	358 (119 to 748)	60.8 (17.9 to 162)	96.8 (29.4 to 260)	3 (0.7 to 8.4)	4 (0.6 to 9.4)	1.9 (0.4 to 4.6)	9.4 (2.2 to 24.6)	9.4 (2.2 to 24.6)	5.5 (1.4 to 13.7)	7.1 (1.8 to 17.6)	3.7 (0.9 to 9.2)	3.3 (0.8 to 8.2)	2.3 (0.6 to 5.7)	1.5 (0.4 to 3.8)	0.9 (0.2 to 2.2)	0.5 (0.1 to 1.2)	0.3 (0.1 to 0.7)	0.2 (0.1 to 0.5)	0.1 (0.0 to 0.2)	0.1 (0.0 to 0.2)	0 (0.0 to 0.1)	0 (0.0 to 0.1)	0 (0.0 to 0.1)	615
Syphilis	358 (119 to 748)	60.8 (17.9 to 158)	3.6 (0.9 to 29)	2.2 (0.6 to 5.4)	0.8 (0.2 to 2)	1.4 (0.4 to 3.1)	1.1 (0.3 to 2.6)	1.1 (0.4 to 2.1)	0.6 (0.1 to 1.5)	0.8 (0.2 to 1.7)	0.5 (0.1 to 1.1)	0.4 (0.1 to 0.9)	0.3 (0.1 to 0.6)	0.2 (0.1 to 0.5)	0.1 (0.1 to 0.3)	0.1 (0.1 to 0.2)	0.1 (0.1 to 0.2)	0 (0 to 0.1)	0 (0 to 0.1)	0 (0 to 0.1)	0 (0 to 0.1)	0 (0 to 0.1)	0 (0 to 0.1)	0 (0 to 0.1)	567
Chlamydial infection	0 (0 to 0)	0 (0 to 0)	0 (0 to 0)	0 (0 to 0)	0 (0 to 0)	0 (0 to 0)	0 (0 to 0)	0 (0 to 0)	0 (0 to 0.2)	0 (0 to 0.1)	0 (0 to 0.2)	0 (0 to 0.1)	0 (0 to 0.1)	0 (0 to 0.1)	0 (0 to 0.1)	0 (0 to 0.1)	0 (0 to 0.1)	0 (0 to 0.1)	0 (0 to 0.1)	0 (0 to 0.1)	0 (0 to 0.1)	0 (0 to 0.1)	0 (0 to 0.1)	0 (0 to 0.1)	0 (0 to 0.1)	6.6
Gonococcal infection	0 (0 to 0)	0 (0 to 0)	0 (0 to 0)	0 (0 to 0)	0 (0 to 0)	0 (0 to 0)	0.1 (0 to 0.2)	0.1 (0 to 0.2)	0.1 (0 to 0.2)	0.1 (0 to 0.2)	0.1 (0 to 0.2)	0.1 (0 to 0.2)	0.1 (0 to 0.2)	0.1 (0 to 0.2)	0.1 (0 to 0.2)	0.1 (0 to 0.1)	0 (0 to 0.1)	0 (0 to 0)	0 (0 to 0)	0 (0 to 0)	0 (0 to 0)	0 (0 to 0)	0 (0 to 0)	0 (0 to 0)	6.7
Trichomoniasis	0 (0 to 0)	0 (0 to 0)	0 (0 to 0)	0 (0 to 0)	0 (0 to 0)	0 (0 to 0)	0 (0 to 0)	0 (0 to 0)	0 (0 to 0.1)	0 (0 to 0.1)	0 (0 to 0.1)	0 (0 to 0.1)	0 (0 to 0.1)	0 (0 to 0.1)	0 (0 to 0.1)	0 (0 to 0.1)	0 (0 to 0.1)	0 (0 to 0.1)	0 (0 to 0.1)	0 (0 to 0.1)	0 (0 to 0.1)	0 (0 to 0.1)	0 (0 to 0.1)	0 (0 to 0.1)	0 (0 to 0.1)	2.1
Genital herpes	0 (0 to 0)	0 (0 to 0)	0 (0 to 0)	0 (0 to 0)	0 (0 to 0)	0.6 (0.1 to 1.4)	1.3 (0.3 to 3.2)	1.6 (0.4 to 4.1)	1.3 (0.3 to 3.2)	1.6 (0.4 to 3.7)	1.2 (0.3 to 2.6)	0.9 (0.2 to 2.1)	0.6 (0.2 to 1.4)	0.4 (0.1 to 1)	0.2 (0.1 to 0.6)	0.1 (0.1 to 0.4)	0.1 (0.1 to 0.3)	0 (0 to 0.2)	0 (0 to 0.1)	0 (0 to 0.1)	0 (0 to 0.1)	0 (0 to 0.1)	0 (0 to 0.1)	0 (0 to 0.1)	19.1
Other sexually transmitted infections	0 (0 to 0)	0 (0 to 0)	0 (0 to 0)	0 (0 to 0)	0 (0 to 0)	0 (0 to 0.4)	0.4 (0.1 to 1.1)	0.4 (0.1 to 1.1)	0.3 (0.1 to 0.8)	0.4 (0.1 to 1.1)	0.3 (0.1 to 0.8)	0.3 (0.1 to 0.8)	0.2 (0.1 to 0.6)	0.1 (0.1 to 0.4)	0.1 (0.1 to 0.3)	0 (0 to 0.2)	0 (0 to 0.1)	0 (0 to 0.1)	0 (0 to 0.1)	0 (0 to 0.1)	0 (0 to 0.1)	0 (0 to 0.1)	0 (0 to 0.1)	0 (0 to 0.1)	13.4
Respiratory infections and tuberculosis	571 (302 to 1,040)	222 (104 to 422)	296 (116 to 1,060)	296 (220 to 422)	296 (261 to 417)	1,200 (498 to 1,930)	1,040 (466 to 1,860)	1,240 (633 to 2,160)	1,240 (482 to 2,260)	1,240 (783 to 2,260)	1,240 (779 to 2,120)	1,240 (739 to 2,210)	1,240 (732 to 2,210)	1,240 (732 to 2,210)	1,240 (732 to 2,210)	1,240 (732 to 2,210)	1,240 (732 to 2,210)	1,240 (598 to 2,340)	1,240 (489 to 2,340)	1,240 (383 to 2,340)	1,240 (286 to 2,340)	227 (89 to 715)	60.4 (23.5 to 196)	7.6 (2.9 to 24.7)	19,500
Tuberculosis	571 (302 to 1,040)	222 (114 to 422)	296 (112 to 1,060)	296 (220 to 422)	296 (211 to 417)	1,200 (512 to 1,930)	1,040 (472 to 1,860)	1,240 (633 to 2,160)	1,240 (482 to 2,260)	1,240 (783 to 2,260)	1,240 (779 to 2,120)	1,240 (739 to 2,210)	1,240 (732 to 2,210)	1,240 (732 to 2,210)	1,240 (732 to 2,210)	1,240 (732 to 2,210)	1,240 (732 to 2,210)	1,240 (598 to 2,340)	1,240 (489 to 2,340)	1,240 (383 to 2,340)	1,240 (286 to 2,340)	227 (89 to 715)	60.4 (23.5 to 196)	7.6 (2.9 to 24.7)	19,500
Latent tuberculosis infection	0 (0 to 0)	0 (0 to 0)	0 (0 to 0)	0 (0 to 0)	0 (0 to 0)	0 (0 to 0)	0 (0 to 0)	0 (0 to 0)	0 (0 to 0)	0 (0 to 0)	0 (0 to 0)	0 (0 to 0)	0 (0 to 0)	0 (0 to 0)	0 (0 to 0)	0 (0 to 0)	0 (0 to 0)	0 (0 to 0)	0 (0 to 0)	0 (0 to 0)	0 (0 to 0)	0 (0 to 0)	0 (0 to 0)	0 (0 to 0)	0 (0 to 0)
Drug-susceptible tuberculosis	0 (0 to 0)	0 (0 to 0)	0 (0 to 0)	0 (0 to 0)	0 (0 to 0)	0 (0 to 0)	0 (0 to 0)	0 (0 to 0)	0 (0 to 0)	0 (0 to 0)	0 (0 to 0)	0 (0 to 0)	0 (0 to 0)	0 (0 to 0)	0 (0 to 0)	0 (0 to 0)	0 (0 to 0)	0 (0 to 0)	0 (0 to 0)	0 (0 to 0)	0 (0 to 0)	0 (0 to 0)	0 (0 to 0)	0 (0 to 0)	0 (0 to 0)
Multidrug-resistant tuberculosis without extensive drug resistance	0 (0 to 0)	0 (0 to 0)	0 (0 to 0)	0 (0 to 0)	0 (0 to 0)	0 (0 to 0)	0 (0 to 0)	0 (0 to 0)	0 (0 to 0)	0 (0 to 0)	0 (0 to 0)	0 (0 to 0)	0 (0 to 0)	0 (0 to 0)	0 (0 to 0)	0 (0 to 0)	0 (0 to 0)	0 (0 to 0)	0 (0 to 0)	0 (0 to 0)	0 (0 to 0)	0 (0 to 0)	0 (0 to 0)	0 (0 to 0)	0 (0 to 0)
Extensively drug-resistant tuberculosis	0 (0 to 0)	0 (0 to 0)	0 (0 to 0)	0 (0 to 0)	0 (0 to 0)	0 (0 to 0)	0 (0 to 0)	0 (0 to 0)	0 (0 to 0)	0 (0 to 0)	0 (0 to 0)	0 (0 to 0)	0 (0 to 0)	0 (0 to 0)	0 (0 to 0)	0 (0 to 0)	0 (0 to 0)	0 (0 to 0)	0 (0 to 0)	0 (0 to 0)	0 (0 to 0)	0 (0 to 0)	0 (0 to 0)	0 (0 to 0)	0 (0 to 0)
Lower respiratory infections	571 (292 to 1,040)	221 (102 to 420)	473 (277 to 1,000)	156 (39 to 398)	132 (72.8 to 215)	131 (71 to 210)	235 (126 to 373)	242 (132 to 423)	234 (126 to 423)	236 (115 to 409)	243 (145 to 407)	293 (172 to 525)	334 (172 to 525)	334 (172 to 525)	391 (188 to 699)	391 (201 to 660)	428 (223 to 734)	463 (229 to 788)	448 (209 to 820)	412 (189 to 684)	320 (153 to 527)	159 (77 to 277.4)	54.9 (27.1 to 77.4)	13.6 (9.3 to 18.6)	9,530
Upper respiratory infections	0.3 (0.1 to 0.6)	1.3 (0.7 to 2.3)	27.9 (14.9 to 54)	69 (30.2 to 144)	101 (54.6 to 167)	98.5 (44 to 167)	91.2 (48.4 to 156)	72.9 (38.5 to 124)	58.1 (30.4 to 104)	49.5 (27.9 to 83)	42.1 (21.9 to 70.5)	37.1 (17.9 to 64.4)	34 (13.2 to 65.3)	34 (13.2 to 65.3)	17 (7.1 to 32.9)	12.7 (5.2 to 25.1)	9.3 (3.4 to 19)	6.3 (2.3 to 13.4)	3.6 (1.3 to 7.8)	2.1 (0.7 to 4.6)	1.1 (0.3 to 2.5)	0.6 (0.2 to 1.4)	0.4 (0.1 to 0.9)	0.1 (0.0 to 0.3)	740
Otitis media	0 (0 to 0)	0.1 (0 to 0.4)	2.1 (1 to 5.4)	27.3 (20.9 to 40.7)	37.2 (28.9 to 48.7)	26.4 (14.5 to 36.8)	22.3 (12.3 to 29.2)	20.4 (10.8 to 29.4)	13.5 (6.9 to 19.6)	9.8 (4.7 to 14.6)	6.8 (3.2 to 10.2)	4.5 (2.2 to 7.4)	2.3 (1.1 to 3.9)	1.5 (0.7 to 2.4)	1.1 (0.5 to 1.8)	0.7 (0.3 to 1.1)	0.5 (0.2 to 0.8)	0.3 (0.1 to 0.5)	0.2 (0.1 to 0.3)	0.1 (0.0 to 0.2)	0 (0.0 to 0.1)	0 (0.0 to 0.1)	0 (0.0 to 0.1)	187
Enteric infections	161 (54 to 299)	290 (96 to 553)	1,320 (596 to 2,960)	926 (390 to 1,960)	573 (240 to 1,190)	408 (169 to 852)	531 (221 to 1,070)	387 (161 to 810)	276 (114 to 562)	237 (97 to 478)	192 (79 to 388)	162 (67 to 326)	134 (55 to 270)	107 (44 to 215)	84 (35 to 169)	64 (27 to 129)	47 (19 to 94)	34 (14 to 68)	24 (9.8 to 48)	16 (6.4 to 32)	9.4 (3.8 to 19)	4.1 (1.6 to 8.3)	1.4 (0.6 to 2.8)	0.4 (0.2 to 0.8)	9,680
Diarrheal diseases	161 (54 to 299)	290 (96.6 to 647)	1,320 (420.1 to 2,960)	926 (234 to 1,470)	573 (199 to 799)	408 (131 to 644)	531 (175 to 763)	387 (163 to 619)	276 (139 to 474)	237 (131 to 389)	192 (98 to 298)	162 (83 to 249)	134 (63 to 216)	107 (49 to 172)	84 (32 to 144)	64 (27 to 111)	47 (19 to 82)	34 (14 to 62)	24 (9.8 to 46)	16 (6.4 to 31)	9.4 (3.8 to 19)	4.1 (1.6 to 8.3)	1.4 (0.6 to 2.8)	0.4 (0.2 to 0.8)	7,250
Typhoid and paratyphoid	0 (0 to 0)	0 (0 to 0)	0.5 (0.2 to 2.2)	176 (90.9 to 315)	228 (44.7 to 376)	223 (68.7 to 363)	224 (84 to 472)	111 (38.1 to 262)	36.6 (18.6 to 127)	21.1 (10.3 to 73.4)	13.4 (6.5 to 43.5)	10.2 (4.6 to 27.4)	7.3 (3.3 to 21.3)	5.1 (2.4 to 14.6)	3.4 (1.5 to 11)	2.1 (1 to 7.1)	1.3 (0.7 to 3.9)	0.8 (0.4 to 2.2)	0.5 (0.2 to 0.9)	0.3 (0.1 to 0.5)	0.1 (0.1 to 0.2)	0 (0 to 0.1)	0 (0 to 0.1)	1,010
Typhoid fever	0 (0 to 0)	0 (0 to 0)	0.5 (0.2 to 2.1)	176 (89.3 to 314)	228 (46.9 to 357)	223 (69.8 to 363)	224 (84.4 to 472)	111 (38.1 to 262)	36.6 (18.6 to 127)	21.1 (10.3 to 73.4)	13.4 (6.5 to 43.5)	10.2 (4.6 to 27.4)	7.3 (3.3 to 21.3)	5.1 (2.4 to 14.6)	3.4 (1.5 to 11)	2.1 (1 to 7.1)	1.3 (0.7 to 3.9)	0.8 (0.4 to 2.2)	0.5 (0.2 to 0.9)	0.3 (0.1 to 0.5)	0.1 (0.1 to 0.2)	0 (0 to 0.1)	0 (0 to 0.1)	963
Paratyphoid fever	0 (0 to 0)	0 (0 to 0)	0 (0 to 0)	0.1 (0 to 1.3)	0.2 (0 to 1.9)	0.3 (0 to 2.3)	0.1 (0 to 2.2)	0.1 (0 to 1.4)	0.1 (0 to 1.2)	0.1 (0 to 1.2)	0.1 (0 to 1.2)	0.1 (0 to 1.2)	0.1 (0 to 1.2)	0.1 (0 to 1.2)	0.1 (0 to 1.2)	0.1 (0 to 1.2)	0.1 (0 to 1.2)	0.1 (0 to 1.2)	0.1 (0 to 1.2)	0.1 (0 to 1.2)	0.1 (0 to 1.2)	0 (0 to 0.1)	0 (0 to 0.1)	0 (0 to 0.1)	44.4
Invasive Non-typhoidal Salmonella (iNTS)	0 (0 to 0)	0.3 (0 to 1.2)	9.3 (2.9 to 39)	226 (89.6 to 391)	153 (58.4 to 262)	62.1 (22.6 to 120)	69.7 (26.8 to 127)	71.1 (24.6 to 177)	31.6 (14.2 to 84.2)	16.7 (7.1 to 46.2)	11.2 (4.9 to 32.6)	8.4 (3.6 to 24.1)	6.1 (2.6 to 17.7)	4.3 (1.9 to 11.9)	2.9 (1.2 to 8.1)	1.8 (0.8 to 5.1)	1.1 (0.5 to 3.2)	0.7 (0.3 to 2.1)	0.4 (0.2 to 1.2)	0.2 (0.1 to 0.6)	0.1 (0.1 to 0.3)	0 (0 to 0.1)	0 (0 to 0.1)	1,420
Other intestinal infectious diseases	0 (0 to 0)	0 (0 to 0)	0 (0 to 1.6)	0 (0 to 1.1)	0.4 (0 to 1.6)	0.4 (0 to 1.6)	0.4 (0 to 1.5)	0.4 (0 to 1.5)	0.4 (0 to 1.5)	0.4 (0 to 1.5)	0.4 (0 to 1.5)	0.4 (0 to 1.5)	0.4 (0 to 1.5)	0.4 (0 to 1.5)	0.4 (0 to 1.5)	0.4 (0 to 1.5)	0.4 (0 to 1.5)	0.4 (0 to 1.5)	0.4 (0 to 1.5)	0.4 (0 to 1.5)	0.4 (0 to 1.5)	0.4 (0 to 1.5)	0.4 (0 to 1.5)	0.4 (0 to 1.5)	4
Neglected tropical diseases and malaria	0 (0 to 1.2)	376 (79.6 to 1,750)	1,370 (577 to 3,860)	2,660 (399 to 1,930)	1,930 (287 to 5,260)	1,260 (247 to 3,860)	1,260 (199 to 5,120)	1,260 (199 to 5,050)	1,260 (199 to 5,050)	1,260 (199 to 5,050)	1,260 (199 to 5,050)	1,260 (199 to 5,050)	1,260 (199 to 5,050)	1,260 (199 to 5,050)	1,260 (199 to 5,050)	1,260 (199 to 5,050)	1,260 (199 to 5,050)	1,260 (199 to 5,050)	1,260 (199 to 5,050)	1,260 (199 to 5,050)	1,260 (199 to 5,050)	1,260 (199 to 5,050)	1,260 (199 to 5,050)	1,260 (199 to 5,050)	7,720
Malaria	0 (0 to 1.2)	376 (79.6 to 1,750)	1,370 (577 to 3,860)	2,660 (399 to 1,930)	1,930 (287 to 5,260)	1,260 (247 to 3,860)	1,260 (199 to 5,120)	1,260 (199 to 5,050)	1,260 (199 to 5,050)	1,260 (199 to 5,050)	1,260 (199 to 5,050)	1,260 (199 to 5,050)	1,260 (199 to 5,050)	1,260 (199 to 5,050)	1,260 (199 to 5,050)	1,260 (199 to 5,050)	1,260 (199 to 5,050)	1,260 (199 to 5,050)	1,260 (199 to 5,050)	1,260 (199 to 5,050)	1,260 (199 to 5,050)	1,260 (199 to 5,050)	1,260 (199 to 5,050)	1,260 (199 to 5,050)	6,830
Chagas disease	0 (0 to 0)	0 (0 to 0)	0 (0 to 0)	0 (0 to 0)	0 (0 to 0)	0 (0 to 0)	0 (0 to 0)	0 (0 to 0)	0 (0 to 0)	0 (0 to 0)	0 (0 to 0)	0 (0 to 0)	0 (0 to 0)	0 (0 to 0)	0 (0 to 0)	0 (0 to 0)	0 (0 to 0)	0 (0 to 0)	0 (0 to 0)	0 (0 to 0)	0 (0 to 0)	0 (0 to 0)	0 (0 to 0)	0 (0 to 0)	0 (0 to 0)	0
Leishmaniasis	0 (0 to 0)	0 (0 to 0)	0 (0 to 0)	0 (0 to 0.2)	0 (0 to 0.2)	0.2 (0 to 0.5)	0.4 (0 to 1.1)	0.4 (0 to 1.1)	0.4 (0 to 1.1)	0.4 (0 to 1.1)	0.4 (0 to 1.1)	0.3 (0 to 0.7)	0.3 (0 to 0.7)	0.3 (0 to 0.7)	0.2 (0 to 0.5)	0.2 (0 to 0.4)	0.1 (0 to 0.3)	0.1 (0 to 0.2)	0.1 (0 to 0.1)	0 (0 to 0.1)	0 (0 to 0.1)	0 (0 to 0.1)	0 (0 to 0.1)	0 (0 to 0.1)	3.5
Visceral leishmaniasis	0 (0 to 0)	0 (0 to 0)	0 (0 to 0)	0 (0 to 0.2)	0 (0 to 0.2)	0.2 (0 to 0.5)	0.4 (0 to 1.1)	0.4 (0 to 1.1)	0.4 (0 to 1.1)	0.4 (0 to 1.1)	0.4 (0 to 1.1)	0.3 (0 to 0.7)	0.3 (0 to 0.7)	0.3 (0 to 0.7)	0.2 (0 to 0.5)	0.2 (0 to 0.4)	0.1 (0 to 0.3)	0.1 (0 to 0.2)	0.1 (0 to 0.1)	0 (0 to 0.1)	0 (0 to 0.1)	0 (0 to 0.1)	0 (0 to 0.1)	0 (0 to 0.1)	0
Cutaneous and mucocutaneous leishmaniasis	0 (0 to 0)	0 (0 to 0)	0 (0 to 0)	0 (0 to 0.2)	0 (0 to 0.2)	0.2 (0 to 0.5)	0.4 (0 to 1.1)	0.4 (0 to 1.1)	0.4 (0 to 1.1)	0.4 (0 to 1.1)	0.4 (0 to 1.1)	0.3 (0 to 0.7)	0.3 (0 to 0.7)	0.3 (0 to 0.7)	0.2 (0 to 0.5)	0.2 (0 to 0.4)	0.1 (0 to 0.3)	0.1 (0 to 0.2)	0.1 (0 to 0.1)	0 (0 to 0.1)	0 (0 to 0.1)	0 (0 to 0.1)	0 (0 to 0.1)	0 (0 to 0.1)	3.5
African trypanosomiasis	0 (0 to 0)	0 (0 to 0)	0 (0 to 0)	0 (0 to 0)	0 (0 to 0)	0 (0 to 0)	0 (0 to 0)	0 (0 to 0)	0 (0 to 0)	0 (0 to 0)	0 (0 to 0)	0 (0 to 0)	0 (0 to 0)	0 (0 to 0)	0 (0 to 0)	0 (0 to 0)	0 (0 to 0)	0 (0 to 0)	0 (0 to 0)	0 (0 to 0)	0 (0 to 0)	0 (0 to 0)	0 (0 to 0)	0 (0 to 0)	0 (0 to 0)	0
Schistosomiasis	0 (0 to 0)	0 (0 to 0)	2.3 (0.6 to 6.2)	19.1 (9.4 to 39.8)	27.1 (11.5 to 54.9)	28.6 (9.6 to 61.5)	30.9 (10.4 to 70.1)	30.1 (9.7 to 77.4)	29.7 (9.2 to 82.3)	29.7 (9.2 to 80.6)	29.4 (9.1 to 77.3)	21.4 (6.4 to 57.2)	14.9 (4.4 to 37.1)	11.2 (3.1 to 27.4)	8.4 (2.2 to 20.5)	6.4 (1.5 to 15.5)	4.7 (1.1 to 11.5)	3.3 (0.8 to 8.2)	2.2 (0.5 to 5.6)	1.2 (0.3 to 3.1)	0.4 (0.1 to 1.1)	0.1 (0.1 to 0.3)	0 (0 to 0.1)	307
Cysticercosis	0 (0 to 0)	0 (0 to 0)	0 (0 to 0)	0 (0 to 0.1)	0.5 (0.2 to 1.3)	2.2 (0.6 to 5.1)	5.4 (1.5 to 11.9)	7.3 (1.9 to 19.3)	7.3 (1.9 to 19.3)	7.3 (1.7 to 19.6)	7.3 (1.7 to 19.2)	6.8 (1.5 to 18.1)	5.7 (1.3 to 14.6)	4.5 (1 to 11.7)	3.4 (0.8 to 8.7)	2.6 (0.6 to 6.6)	1.9 (0.4 to 4.8)	1.3 (0.3 to 3.3)	0.9 (0.2 to 2.2)	0.5 (0.1 to 1.2)	0.2 (0.1 to 0.5)	0.1 (0.1 to 0.2)	0 (0 to 0.1)	0 (0 to 0.1)	78.9
Cystic echinococcosis	0 (0 to 0)	0 (0 to 0)	0 (0 to 0)	0.2 (0 to 0.7)	0.7 (0.2 to 2.1)	0.7 (0.2 to 2.1)	0.7 (0.2 to 2.1

Congenital birth defects	736 (597 to 1,258)	179 (69 ? to 339)	510 (220 to 1,040)	188 (101 to 391)	126 (69 ? to 185)	116 (73 ? to 169)	109 (67 ? to 166)	76–2 (49 ? to 118)	53–2 (29 ? to 83 ?)	40–2 (25 ? to 60 ?)	34–2 (21 ? to 52 ?)	27 (16 ? to 41 ?)	18–4 (11 ? to 27 ?)	13–2 (8 ? to 19 ?)	9–9 (6 ? to 14 ?)	7 (4 ? to 10 ?)	4–4 (2 ? to 6 ?)	1–9 (1 ? to 3 ?)	1 (0 ? to 1 ?)	0–4 (0 ? to 0 ?)	0–1 (0 ? to 0 ?)	0 (0 ? to 0)	0 (0 ? to 0)	0 (0 ? to 0)	2,250
Neural tube defects	49–4 (12 to 141)	9–7 (1 ? to 19 ?)	19–4 (3 ? to 58 ?)	6–6 (2 ? to 29 ?)	5–2 (2 ? to 17 ?)	4–6 (2 ? to 11 ?)	3–6 (2 ? to 9 ?)	2–5 (1 ? to 7 ?)	1–6 (1 ? to 5 ?)	1–1 (0 ? to 3 ?)	0–7 (0 ? to 2 ?)	0–5 (0 ? to 1 ?)	0 (0 ? to 0 ?)	0–2 (0 ? to 0 ?)	0–1 (0 ? to 0 ?)	0 (0 ? to 0 ?)	0 (0 ? to 0)	0 (0 ? to 0)	0 (0 ? to 0)	0 (0 ? to 0)	0 (0 ? to 0)	0 (0 ? to 0)	0 (0 ? to 0)	0 (0 ? to 0)	101
Congenital heart anomalies	89–1 (17 ? to 279)	19–1 (4 ? to 61 ?)	63–1 (12 ? to 191 ?)	23 (7 ? to 72 ?)	15–4 (4 ? to 37 ?)	14–3 (3 ? to 37 ?)	13–2 (3 ? to 34 ?)	9–4 (2 ? to 25 ?)	6–6 (1 ? to 17 ?)	4–9 (1 ? to 13 ?)	3–9 (1 ? to 10 ?)	3 (1 ? to 7 ?)	2–1 (0 ? to 5 ?)	1–3 (0 ? to 3 ?)	0–9 (0 ? to 2 ?)	0–6 (0 ? to 1 ?)	0–3 (0 ? to 1 ?)	0–2 (0 ? to 1 ?)	0 (0 ? to 1 ?)	0 (0 ? to 0)	0 (0 ? to 0)	0 (0 ? to 0)	0 (0 ? to 0)	0 (0 ? to 0)	853
Orofacial clefts	2–2 (0 ? to 11 ?)	0–9 (0 ? to 3 ?)	3–6 (0 ? to 11 ?)	1–1 (0 ? to 5 ?)	1–6 (0 ? to 3 ?)	1–5 (0 ? to 3 ?)	1–6 (0 ? to 3 ?)	1–3 (0 ? to 3 ?)	0–6 (0 ? to 2 ?)	0–5 (0 ? to 2 ?)	0–6 (0 ? to 1 ?)	0–4 (0 ? to 1 ?)	0–3 (0 ? to 1 ?)	0–3 (0 ? to 1 ?)	0–3 (0 ? to 0 ?)	0–2 (0 ? to 0 ?)	0–1 (0 ? to 0 ?)	0 (0 ? to 0 ?)	0 (0 ? to 0 ?)	0 (0 ? to 0 ?)	0 (0 ? to 0 ?)	0 (0 ? to 0 ?)	0 (0 ? to 0 ?)	0 (0 ? to 0 ?)	21
Down syndrome	10–3 (3 ? to 24 ?)	3–7 (1 ? to 9 ?)	20–9 (5 ? to 53 ?)	6–9 (2 ? to 18 ?)	2–6 (1 ? to 5 ?)	2–6 (1 ? to 4 ?)	2–4 (1 ? to 7 ?)	2–5 (1 ? to 5 ?)	1–9 (0 ? to 5 ?)	1–4 (0 ? to 3 ?)	1–3 (0 ? to 2 ?)	1–3 (0 ? to 2 ?)	0–9 (0 ? to 2 ?)	0–2 (0 ? to 1 ?)	0–6 (0 ? to 1 ?)	0–2 (0 ? to 1 ?)	0–1 (0 ? to 0 ?)	0 (0 ? to 0 ?)	0 (0 ? to 0 ?)	0 (0 ? to 0 ?)	0 (0 ? to 0 ?)	0 (0 ? to 0 ?)	0 (0 ? to 0 ?)	0 (0 ? to 0 ?)	61
Turner syndrome	0 (0 ? to 0)	0 (0 ? to 0)	0 (0 ? to 0)	0 (0 ? to 0)	0 (0 ? to 0)	0 (0 ? to 0)	0 (0 ? to 0)	0 (0 ? to 0)

SR Table 2a. Norsk DALYS by cause and age across for males with 95% uncertainty intervals, 2019

Cause	Aorto Neonatal	Late Neonatal	Post Neonatal	1 to 4	5 to 9	10 to 14	15 to 19	20 to 24	25 to 29	30 to 34	35 to 39	40 to 44	45 to 49	50 to 54	55 to 59	60 to 64	65 to 69	70 to 74	75 to 79	80 to 84	85 to 89	90 to 94	95 plus	Total
All causes	28,200 (25,800 to 30,200)	7,090 (5,750 to 8,560)	25,400 (20,600 to 30,600)	19,900 (16,100 to 23,400)	12,200 (9,990 to 15,100)	11,000 (8,770 to 13,700)	17,600 (14,400 to 20,600)	19,200 (14,300 to 24,300)	17,900 (13,700 to 24,300)	17,600 (12,900 to 24,500)	19,200 (13,700 to 24,600)	19,600 (13,200 to 26,100)	17,600 (12,000 to 25,400)	15,900 (10,200 to 25,200)	13,900 (9,060 to 21,700)	11,900 (8,390 to 16,200)	9,620 (6,500 to 12,300)	9,280 (6,340 to 12,100)	6,990 (4,660 to 9,510)	5,020 (3,270 to 6,970)	2,970 (1,770 to 4,290)	972 (574 to 1,570)	286,000
Communicable, maternal, neonatal, and nutritional diseases	24,000 (19,800 to 28,700)	6,540 (5,060 to 8,080)	21,400 (17,500 to 27,000)	15,400 (12,300 to 19,100)	7,200 (5,480 to 9,370)	4,870 (3,500 to 6,220)	6,850 (5,120 to 8,760)	7,050 (4,900 to 9,710)	6,900 (4,660 to 10,000)	7,610 (4,990 to 11,100)	9,260 (5,320 to 13,400)	7,960 (4,990 to 10,600)	7,360 (4,120 to 11,300)	6,970 (3,520 to 11,900)	6,600 (3,220 to 11,900)	5,220 (2,290 to 9,350)	3,940 (1,670 to 7,000)	4,060 (1,820 to 7,000)	2,940 (1,180 to 5,000)	1,290 (529 to 2,550)	726 (239 to 1,660)	243 (78 to 522)	311 (97 to 629)	191,000 (5 to 9)
HIV/AIDS and sexually transmitted infections	1,690 (349 to 3,280)	197 (60.2 to 400)	756 (356 to 1,490)	440 (131 to 1,000)	666 (177 to 1,670)	1,970 (859 to 3,900)	5,700 (2,900 to 9,000)	8,770 (4,900 to 13,400)	9,660 (5,300 to 15,000)	9,870 (5,300 to 15,900)	9,660 (5,300 to 15,900)	8,960 (4,900 to 14,700)	7,960 (4,000 to 13,400)	6,970 (3,220 to 12,000)	5,960 (2,900 to 10,600)	4,960 (2,290 to 8,960)	3,970 (1,670 to 7,000)	3,970 (1,820 to 7,000)	2,980 (1,180 to 5,000)	1,990 (529 to 3,280)	1,000 (239 to 1,660)	332 (78 to 522)	0.2 (0.1 to 0.4)	22,800
HIV/AIDS	0 (0 to 0.1)	0.1 (0 to 0.3)	334 (177 to 633)	627 (313 to 1,060)	676 (367 to 1,060)	800 (389 to 1,300)	1,710 (1,000 to 2,500)	1,700 (1,000 to 2,500)	1,200 (687 to 1,800)	1,900 (1,000 to 2,900)	2,800 (1,300 to 4,200)	3,760 (1,800 to 5,700)	2,900 (1,400 to 4,700)	1,900 (900 to 3,000)	1,700 (820 to 2,700)	970 (320 to 1,900)	1,100 (221 to 2,600)	1,100 (79 to 2,900)	1,100 (84 to 2,900)	1,100 (84 to 2,900)	1,000 (84 to 2,900)	332 (78 to 522)	0.2 (0.1 to 0.4)	20,900
HIV/AIDS - Drug-susceptible Tuberculosis	0 (0 to 0)	0 (0 to 0)	0.1 (0 to 0.3)	0.1 (0 to 0.2)	0.1 (0 to 0.2)	0.1 (0 to 0.2)	0.1 (0 to 0.2)	0.1 (0 to 0.2)	0.1 (0 to 0.2)	0.1 (0 to 0.2)	0.1 (0 to 0.2)	0.1 (0 to 0.2)	0.1 (0 to 0.2)	0.1 (0 to 0.2)	0.1 (0 to 0.2)	0.1 (0 to 0.2)	0.1 (0 to 0.2)	0.1 (0 to 0.2)	0.1 (0 to 0.2)	0.1 (0 to 0.2)	0.1 (0 to 0.2)	0.1 (0 to 0.2)	0 (0 to 0)	0.9
HIV/AIDS - Multidrug-resistant Tuberculosis without extensive	0 (0 to 0)	0 (0 to 0)	0.1 (0 to 0.2)	0.1 (0 to 0.2)	0.1 (0 to 0.2)	0.1 (0 to 0.2)	0.1 (0 to 0.2)	0.1 (0 to 0.2)	0.1 (0 to 0.2)	0.1 (0 to 0.2)	0.1 (0 to 0.2)	0.1 (0 to 0.2)	0.1 (0 to 0.2)	0.1 (0 to 0.2)	0.1 (0 to 0.2)	0.1 (0 to 0.2)	0.1 (0 to 0.2)	0.1 (0 to 0.2)	0.1 (0 to 0.2)	0.1 (0 to 0.2)	0.1 (0 to 0.2





Table 2a: Democratic People's Republic of Korea DALYS by cause and sex across for males with 95% uncertainty intervals, 2019

Cause	Early Neonatal	Late Neonatal	Post Neonatal	1 to 4	5 to 9	10 to 14	15 to 19	20 to 24	25 to 29	30 to 34	35 to 39	40 to 44	45 to 49	50 to 54	55 to 59	60 to 64	65 to 69	70 to 74	75 to 79	80 to 84	85 to 89	90 to 94	95 plus	Total
All causes	67,240 (59,224 to 127,490)	22,600 (17,736 to 28,420)	64,260 (51,360 to 84,900)	99,600 (48,160 to 172,700)	46,500 (28,900 to 67,800)	56,900 (33,180 to 83,500)	114,000 (107,000 to 122,000)	170,000 (142,000 to 197,000)	199,000 (166,000 to 231,000)	199,000 (166,000 to 231,000)	199,000 (166,000 to 231,000)	222,000 (185,000 to 259,000)	297,000 (249,000 to 346,000)	360,000 (296,000 to 424,000)	487,000 (393,000 to 587,000)	473,000 (381,000 to 569,000)	473,000 (374,000 to 572,000)	444,000 (351,000 to 537,000)	443,000 (334,000 to 552,000)	383,000 (254,000 to 511,000)	145,000 (106,000 to 194,000)	42,600 (30,000 to 59,600)	11,700 (7,190 to 18,000)	2,260 (2,130 to 2,530)	4,470,000
Communicable, maternal, neonatal, and nutritional diseases	61,600 (54,000 to 121,000)	19,300 (15,000 to 24,900)	59,200 (47,000 to 78,000)	21,900 (13,600 to 32,000)	11,900 (7,600 to 17,000)	7,000 (4,600 to 10,000)	9,600 (7,600 to 12,000)	16,000 (14,000 to 18,000)	16,600 (14,000 to 19,000)	16,600 (14,000 to 19,000)	17,600 (15,000 to 20,000)	17,600 (15,000 to 20,000)	17,600 (15,000 to 20,000)	21,000 (17,000 to 25,000)	24,000 (19,000 to 29,000)	27,000 (21,000 to 33,000)	31,000 (24,000 to 38,000)	35,000 (27,000 to 44,000)	39,000 (29,000 to 50,000)	37,000 (26,000 to 51,000)	27,000 (19,000 to 38,000)	12,000 (8,000 to 17,000)	3,740 (3,600 to 3,900)	656,000
HIV/AIDS and sexually transmitted infections	1,000 (924 to 1,720)	457 (119 to 1,180)	613 (28 to 2,580)	1,420 (28 to 8,510)	192 (13 to 748)	1,200 (20 to 6,910)	2,900 (197 to 8,910)	2,900 (264 to 13,500)	2,900 (324 to 16,600)	2,900 (324 to 22,600)	4,200 (279 to 21,600)	3,900 (264 to 21,200)	3,900 (239 to 18,700)	3,900 (115 to 8,270)	3,900 (64 to 7,560)	3,900 (53 to 9,910)	3,900 (33 to 2,770)	3,900 (21 to 1,760)	3,900 (174 to 7,130)	3,900 (77 to 208)	3,900 (21 to 89.4)	3,900 (5 to 24)	3,900 (51 to 2.30)	92,200
HIV/AIDS	1,000 (924 to 1,720)	457 (119 to 1,180)	613 (28 to 2,580)	1,420 (28 to 8,510)	192 (13 to 748)	1,200 (20 to 6,910)	2,900 (197 to 8,910)	2,900 (264 to 13,500)	2,900 (324 to 16,600)	2,900 (324 to 22,600)	4,200 (279 to 21,600)	3,900 (264 to 21,200)	3,900 (239 to 18,700)	3,900 (115 to 8,270)	3,900 (64 to 7,560)	3,900 (53 to 9,910)	3,900 (33 to 2,770)	3,900 (21 to 1,760)	3,900 (174 to 7,130)	3,900 (77 to 208)	3,900 (21 to 89.4)	3,900 (5 to 24)	3,900 (51 to 2.30)	92,200
HIV/AIDS - Drug-susceptible Tuberculosis	0 (0 to 0)	0 (0 to 0)	0 (0 to 0)	0 (0 to 0)	0 (0 to 0)	0 (0 to 0)	0 (0 to 0)	0 (0 to 0)	0 (0 to 0)	0 (0 to 0)	0 (0 to 0)	0 (0 to 0)	0 (0 to 0)	0 (0 to 0)	0 (0 to 0)	0 (0 to 0)	0 (0 to 0)	0 (0 to 0)	0 (0 to 0)	0 (0 to 0)	0 (0 to 0)	0 (0 to 0)	0 (0 to 0)	0
HIV/AIDS - Multidrug-resistant Tuberculosis without extensive drug resistance	0 (0 to 0)	0 (0 to 0)	0 (0 to 0)	0 (0 to 0)	0 (0 to 0)	0 (0 to 0)	0 (0 to 0)	0 (0 to 0)	0 (0 to 0)	0 (0 to 0)	0 (0 to 0)	0 (0 to 0)	0 (0 to 0)	0 (0 to 0)	0 (0 to 0)	0 (0 to 0)	0 (0 to 0)	0 (0 to 0)	0 (0 to 0)	0 (0 to 0)	0 (0 to 0)	0 (0 to 0)	0 (0 to 0)	0
HIV/AIDS - Extensively drug-resistant Tuberculosis	0 (0 to 0)	0 (0 to 0)	0 (0 to 0)	0 (0 to 0)	0 (0 to 0)	0 (0 to 0)	0 (0 to 0)	0 (0 to 0)	0 (0 to 0)	0 (0 to 0)	0 (0 to 0)	0 (0 to 0)	0 (0 to 0)	0 (0 to 0)	0 (0 to 0)	0 (0 to 0)	0 (0 to 0)	0 (0 to 0)	0 (0 to 0)	0 (0 to 0)	0 (0 to 0)	0 (0 to 0)	0 (0 to 0)	0
HIV/AIDS resulting in other diseases	0 (0 to 0)	0 (0 to 0)	0 (0 to 0)	0 (0 to 0)	0 (0 to 0)	0 (0 to 0)	0 (0 to 0)	0 (0 to 0)	0 (0 to 0)	0 (0 to 0)	0 (0 to 0)	0 (0 to 0)	0 (0 to 0)	0 (0 to 0)	0 (0 to 0)	0 (0 to 0)	0 (0 to 0)	0 (0 to 0)	0 (0 to 0)	0 (0 to 0)	0 (0 to 0)	0 (0 to 0)	0 (0 to 0)	0
Sexually transmitted infections, excluding HIV	1,000 (924 to 1,720)	457 (119 to 1,180)	613 (28 to 2,580)	1,420 (28 to 8,510)	192 (13 to 748)	1,200 (20 to 6,910)	2,900 (197 to 8,910)	2,900 (264 to 13,500)	2,900 (324 to 16,600)	2,900 (324 to 22,600)	4,200 (279 to 21,600)	3,900 (264 to 21,200)	3,900 (239 to 18,700)	3,900 (115 to 8,270)	3,900 (64 to 7,560)	3,900 (53 to 9,910)	3,900 (33 to 2,770)	3,900 (21 to 1,760)	3,900 (174 to 7,130)	3,900 (77 to 208)	3,900 (21 to 89.4)	3,900 (5 to 24)	3,900 (51 to 2.30)	92,200
Syphilis	0 (0 to 0)	0 (0 to 0)	0 (0 to 0)	0 (0 to 0)	0 (0 to 0)	0 (0 to 0)	0 (0 to 0)	0 (0 to 0)	0 (0 to 0)	0 (0 to 0)	0 (0 to 0)	0 (0 to 0)	0 (0 to 0)	0 (0 to 0)	0 (0 to 0)	0 (0 to 0)	0 (0 to 0)	0 (0 to 0)	0 (0 to 0)	0 (0 to 0)	0 (0 to 0)	0 (0 to 0)	0 (0 to 0)	0
Chlamydial infection	0 (0 to 0)	0 (0 to 0)	0 (0 to 0)	0 (0 to 0)	0 (0 to 0)	0 (0 to 0)	0 (0 to 0)	0 (0 to 0)	0 (0 to 0)	0 (0 to 0)	0 (0 to 0)	0 (0 to 0)	0 (0 to 0)	0 (0 to 0)	0 (0 to 0)	0 (0 to 0)	0 (0 to 0)	0 (0 to 0)	0 (0 to 0)	0 (0 to 0)	0 (0 to 0)	0 (0 to 0)	0 (0 to 0)	0
Gonococcal infection	0 (0 to 0)	0 (0 to 0)	0 (0 to 0)	0 (0 to 0)	0 (0 to 0)	0 (0 to 0)	0 (0 to 0)	0 (0 to 0)	0 (0 to 0)	0 (0 to 0)	0 (0 to 0)	0 (0 to 0)	0 (0 to 0)	0 (0 to 0)	0 (0 to 0)	0 (0 to 0)	0 (0 to 0)	0 (0 to 0)	0 (0 to 0)	0 (0 to 0)	0 (0 to 0)	0 (0 to 0)	0 (0 to 0)	0
Trichomoniasis	0 (0 to 0)	0 (0 to 0)	0 (0 to 0)	0 (0 to 0)	0 (0 to 0)	0 (0 to 0)	0 (0 to 0)	0 (0 to 0)	0 (0 to 0)	0 (0 to 0)	0 (0 to 0)	0 (0 to 0)	0 (0 to 0)	0 (0 to 0)	0 (0 to 0)	0 (0 to 0)	0 (0 to 0)	0 (0 to 0)	0 (0 to 0)	0 (0 to 0)	0 (0 to 0)	0 (0 to 0)	0 (0 to 0)	0
Genital herpes	0 (0 to 0)	0 (0 to 0)	0 (0 to 0)	0 (0 to 0)	0 (0 to 0)	0 (0 to 0)	0 (0 to 0)	0 (0 to 0)	0 (0 to 0)	0 (0 to 0)	0 (0 to 0)	0 (0 to 0)	0 (0 to 0)	0 (0 to 0)	0 (0 to 0)	0 (0 to 0)	0 (0 to 0)	0 (0 to 0)	0 (0 to 0)	0 (0 to 0)	0 (0 to 0)	0 (0 to 0)	0 (0 to 0)	0
Other sexually transmitted infections	0 (0 to 0)	0 (0 to 0)	0 (0 to 0)	0 (0 to 0)	0 (0 to 0)	0 (0 to 0)	0 (0 to 0)	0 (0 to 0)	0 (0 to 0)	0 (0 to 0)	0 (0 to 0)	0 (0 to 0)	0 (0 to 0)	0 (0 to 0)	0 (0 to 0)	0 (0 to 0)	0 (0 to 0)	0 (0 to 0)	0 (0 to 0)	0 (0 to 0)	0 (0 to 0)	0 (0 to 0)	0 (0 to 0)	0
Respiratory infections and tuberculosis	6,000 (3,600 to 11,900)	4,200 (2,200 to 6,200)	12,700 (6,600 to 20,600)	6,270 (3,070 to 10,600)	3,600 (1,700 to 5,600)	2,200 (1,000 to 3,900)	4,000 (3,000 to 5,000)	5,270 (3,500 to 7,300)	6,300 (4,100 to 8,700)	7,700 (4,900 to 10,800)	7,500 (4,600 to 10,500)	8,700 (5,100 to 12,000)	12,000 (7,000 to 17,000)	16,100 (9,100 to 23,000)	14,000 (7,900 to 20,000)	15,000 (8,000 to 22,000)	15,000 (8,000 to 22,000)	11,000 (6,000 to 17,000)	12,000 (6,000 to 18,000)	8,000 (4,000 to 13,000)	4,000 (2,000 to 6,000)	2,270 (1,270 to 3,000)	153 (127 to 1,000)	174 (139 to 1,000)	178,000
Tuberculosis	6,000 (3,600 to 11,900)	4,200 (2,200 to 6,200)	611 (300 to 1,000)	1,000 (500 to 1,600)	1,700 (800 to 2,600)	1,700 (800 to 2,600)	4,000 (3,000 to 5,000)	4,000 (3,000 to 5,000)	4,000 (3,000 to 5,000)	4,000 (3,000 to 5,000)	4,000 (3,000 to 5,000)	4,000 (3,000 to 5,000)	5,470 (4,000 to 7,000)	7,000 (5,000 to 9,000)	9,000 (6,000 to 12,000)	8,000 (5,000 to 11,000)	8,000 (5,000 to 11,000)	6,000 (4,000 to 8,000)	6,000 (4,000 to 8,000)	3,000 (2,000 to 4,000)	1,270 (1,000 to 1,500)	397 (320 to 500)	62 (50 to 100)	19.0 (19.0 to 19.0)	76,100
Latent tuberculosis infection	0 (0 to 0)	0 (0 to 0)	0 (0 to 0)	0 (0 to 0)	0 (0 to 0)	0 (0 to 0)	0 (0 to 0)	0 (0 to 0)	0 (0 to 0)	0 (0 to 0)	0 (0 to 0)	0 (0 to 0)	0 (0 to 0)	0 (0 to 0)	0 (0 to 0)	0 (0 to 0)	0 (0 to 0)	0 (0 to 0)	0 (0 to 0)	0 (0 to 0)	0 (0 to 0)	0 (0 to 0)	0 (0 to 0)	0
Active tuberculosis	6,000 (3,600 to 11,900)	4,200 (2,200 to 6,200)	611 (300 to 1,000)	1,000 (500 to 1,600)	1,700 (800 to 2,600)	1,700 (800 to 2,600)	4,000 (3,000 to 5,000)	4,000 (3,000 to 5,000)	4,000 (3,000 to 5,000)	4,000 (3,000 to 5,000)	4,000 (3,000 to 5,000)	4,000 (3,000 to 5,000)	5,470 (4,000 to 7,000)	7,000 (5,000 to 9,000)	9,000 (6,000 to 12,000)	8,000 (5,000 to 11,000)	8,000 (5,000 to 11,000)	6,000 (4,000 to 8,000)	6,000 (4,000 to 8,000)	3,000 (2,000 to 4,000)	1,270 (1,000 to 1,500)	397 (320 to 500)	62 (50 to 100)	19.0 (19.0 to 19.0)	76,100
Otitis media	1,000 (696 to 1,900)	1,000 (696 to 1,900)	1,000 (696 to 1,900)



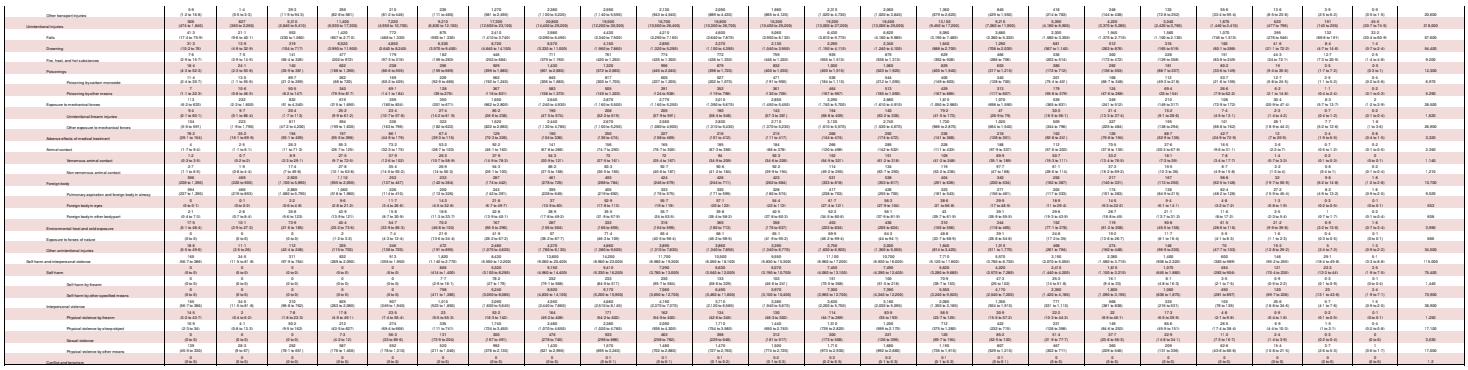

SR Table 2a: Romania DALYS by cause and age group for males with 95% uncertainty intervals, 2019

Cause	Early Neonatal	Late Neonatal	Post Neonatal	1 to 4	5 to 9	10 to 14	15 to 19	20 to 24	25 to 29	30 to 34	35 to 39	40 to 44	45 to 49	50 to 54	55 to 59	60 to 64	65 to 69	70 to 74	75 to 79	80 to 84	85 to 89	90 to 94	95 plus	Total
All causes	22,700 (19,100 to 26,000)	27,000 (8,680 to 74,800)	24,100 (22,100 to 26,600)	20,400 (16,400 to 25,600)	16,600 (16,300 to 21,300)	16,600 (9,040 to 26,200)	16,200 (10,600 to 24,900)	20,400 (12,900 to 32,000)	23,100 (14,900 to 34,800)	24,000 (14,900 to 36,600)	24,000 (14,900 to 36,600)	25,000 (15,700 to 38,200)	26,000 (16,000 to 39,800)	27,000 (16,600 to 41,500)	27,000 (16,600 to 41,500)	27,000 (16,600 to 41,500)	27,000 (16,600 to 41,500)	27,000 (16,600 to 41,500)	27,000 (16,600 to 41,500)	27,000 (16,600 to 41,500)	27,000 (16,600 to 41,500)	27,000 (16,600 to 41,500)	27,000 (16,600 to 41,500)	4,060,000
Communicable, maternal, neonatal, and nutritional diseases	17,600 (13,800 to 21,900)	6,400 (4,610 to 10,600)	16,600 (15,000 to 18,400)	6,400 (4,280 to 9,600)	3,600 (2,300 to 5,700)	3,600 (2,300 to 5,600)	5,700 (3,700 to 8,300)	9,700 (6,300 to 14,300)	8,800 (5,700 to 12,900)	9,700 (7,600 to 11,700)	10,600 (6,900 to 15,600)	10,600 (7,200 to 14,700)	11,200 (7,600 to 15,700)	11,200 (7,600 to 15,700)	10,600 (7,200 to 14,700)	10,000 (6,700 to 13,900)	9,200 (6,000 to 12,900)	8,100 (5,200 to 11,600)	6,700 (4,200 to 9,900)	5,200 (3,200 to 7,700)	3,200 (1,900 to 4,900)	1,700 (900 to 2,800)	220 (77 to 491)	227,000
HIV/AIDS and sexually transmitted infections	6.9 (5.4 to 8.8)	19.5 (14 to 26.3)	43.6 (32.9 to 55)	32.6 (24.2 to 41.7)	22.4 (16.4 to 29.4)	42.4 (30.7 to 55.5)	141 (103 to 185)	364 (264 to 476)	766 (555 to 1,000)	1,200 (870 to 1,600)	1,700 (1,200 to 2,200)	2,100 (1,500 to 2,800)	2,500 (1,800 to 3,300)	2,900 (2,000 to 3,800)	3,000 (2,100 to 4,000)	3,000 (2,100 to 4,000)	3,000 (2,100 to 4,000)	2,900 (2,000 to 3,800)	2,600 (1,800 to 3,500)	2,200 (1,500 to 3,000)	1,600 (1,100 to 2,200)	1,000 (700 to 1,400)	500 (300 to 700)	32,000 (23,000 to 42,000)	9,140
HIV/AIDS	6.9 (5.4 to 8.8)	19.5 (14 to 26.3)	43.6 (32.9 to 55)	32.6 (24.2 to 41.7)	22.4 (16.4 to 29.4)	42.4 (30.7 to 55.5)	141 (103 to 185)	364 (264 to 476)	766 (555 to 1,000)	1,200 (870 to 1,600)	1,700 (1,200 to 2,200)	2,100 (1,500 to 2,800)	2,500 (1,800 to 3,300)	2,900 (2,000 to 3,800)	3,000 (2,100 to 4,000)	3,000 (2,100 to 4,000)	3,000 (2,100 to 4,000)	2,900 (2,000 to 3,800)	2,600 (1,800 to 3,500)	2,200 (1,500 to 3,000)	1,600 (1,100 to 2,200)	1,000 (700 to 1,400)	500 (300 to 700)	32,000 (23,000 to 42,000)	9,140
HIV/AIDS - Drug-susceptible Tuberculosis	0 (0 to 0)	0 (0 to 0)	0 (0 to 0)	0 (0 to 0)	0 (0 to 0)	0 (0 to 0)	0 (0 to 0)	0 (0 to 0)	0 (0 to 0)	0 (0 to 0)	0 (0 to 0)	0 (0 to 0)	0 (0 to 0)	0 (0 to 0)	0 (0 to 0)	0 (0 to 0)	0 (0 to 0)	0 (0 to 0)	0 (0 to 0)	0 (0 to 0)	0 (0 to 0)	0 (0 to 0)	0 (0 to 0)	0 (0 to 0)	0
HIV/AIDS - Multidrug-resistant Tuberculosis without extensi	0 (0 to 0)	0 (0 to 0)	0 (0 to 0)	0 (0 to 0)	0 (0 to 0)	0 (0 to 0)	0 (0 to 0)	0 (0 to 0)	0 (0 to 0)	0 (0 to 0)	0 (0 to 0)	0 (0 to 0)	0 (0 to 0)	0 (0 to 0)	0 (0 to 0)	0 (0 to 0)	0 (0 to 0)	0 (0 to 0)	0 (0 to 0)	0 (0 to 0)	0 (0 to 0)	0 (0 to 0)	0 (0 to 0)	0 (0 to 0)	0
HIV/AIDS - Extensively drug-resistant Tuberculosis	0 (0 to 0)	0 (0 to 0)	0 (0 to 0)	0 (0 to 0)	0 (0 to 0)	0 (0 to 0)	0 (0 to 0)	0 (0 to 0)	0 (0 to 0)	0 (0 to 0)	0 (0 to 0)	0 (0 to 0)	0 (0 to 0)	0 (0 to 0)	0 (0 to 0)	0 (0 to 0)	0 (0 to 0)	0 (0 to 0)	0 (0 to 0)	0 (0 to 0)	0 (0 to 0)	0 (0 to 0)	0 (0 to 0)	0 (0 to 0)	0
HIV/AIDS resulting in other diseases	6.9 (5.4 to 8.8)	19.5 (14 to 26.3)	43.6 (32.9 to 55)	32.6 (24.2 to 41.7)	22.4 (16.4 to 29.4)	42.4 (30.7 to 55.5)	141 (103 to 185)	364 (264 to 476)	766 (555 to 1,000)	1,200 (870 to 1,600)	1,700 (1,200 to 2,200)	2,100 (1,500 to 2,800)	2,500 (1,800 to 3,300)	2,900 (2,000 to 3,800)	3,000 (2,100 to 4,000)	3,000 (2,100 to 4,000)	3,000 (2,100 to 4,000)	2,900 (2,000 to 3,800)	2,600 (1,800 to 3,500)	2,200 (1,500 to 3,000)	1,600 (1,100 to 2,200)	1,000 (700 to 1,400)	500 (300 to 700)	32,000 (23,000 to 42,000)	9,140
Tuberculosis	0.8 (0.6 to 1)	0.5 (0.4 to 0.7)	0.6 (0.5 to 0.8)	0.5 (0.4 to 0.6)	0.5 (0.4 to 0.6)	0.5 (0.4 to 0.6)	0.6 (0.5 to 0.8)	0.8 (0.6 to 1.1)	0.9 (0.7 to 1.2)	1.1 (0.9 to 1.5)	1.3 (0.9 to 1.7)	1.5 (1.1 to 2)	1.7 (1.2 to 2.3)	1.8 (1.3 to 2.4)	1.8 (1.3 to 2.4)	1.8 (1.3 to 2.4)	1.8 (1.3 to 2.4)	1.8 (1.3 to 2.4)	1.8 (1.3 to 2.4)	1.8 (1.3 to 2.4)	1.8 (1.3 to 2.4)	1.8 (1.3 to 2.4)	1.8 (1.3 to 2.4)	1.8 (1.3 to 2.4)	3,600
Drug-susceptible tuberculosis	0.8 (0.6 to 1)	0.5 (0.4 to 0.7)	0.6 (0.5 to 0.8)	0.5 (0.4 to 0.6)	0.5 (0.4 to 0.6)	0.5 (0.4 to 0.6)	0.6 (0.5 to 0.8)	0.8 (0.6 to 1.1)	0.9 (0.7 to 1.2)	1.1 (0.9 to 1.5)	1.3 (0.9 to 1.7)	1.5 (1.1 to 2)	1.7 (1.2 to 2.3)	1.8 (1.3 to 2.4)	1.8 (1.3 to 2.4)	1.8 (1.3 to 2.4)	1.8 (1.3 to 2.4)	1.8 (1.3 to 2.4)	1.8 (1.3 to 2.4)	1.8 (1.3 to 2.4)	1.8 (1.3 to 2.4)	1.8 (1.3 to 2.4)	1.8 (1.3 to 2.4)	1.8 (1.3 to 2.4)	3,600
Multidrug-resistant tuberculosis without extensive drug-res	0 (0 to 0)	0 (0 to 0)	0 (0 to 0)	0 (0 to 0)	0 (0 to 0)	0 (0 to 0)	0 (0 to 0)	0 (0 to 0)	0 (0 to 0)	0 (0 to 0)	0 (0 to 0)	0 (0 to 0)	0 (0 to 0)	0 (0 to 0)	0 (0 to 0)	0 (0 to 0)	0 (0 to 0)	0 (0 to 0)	0 (0 to 0)	0 (0 to 0)	0 (0 to 0)	0 (0 to 0)	0 (0 to 0)	0 (0 to 0)	0 (0 to 0)	0
Extensively drug-resistant tuberculosis	0.1 (0 to 0.1)	0 (0 to 0)	0.1 (0 to 0.1)	0.1 (0 to 0.1)	0.1 (0 to 0.1

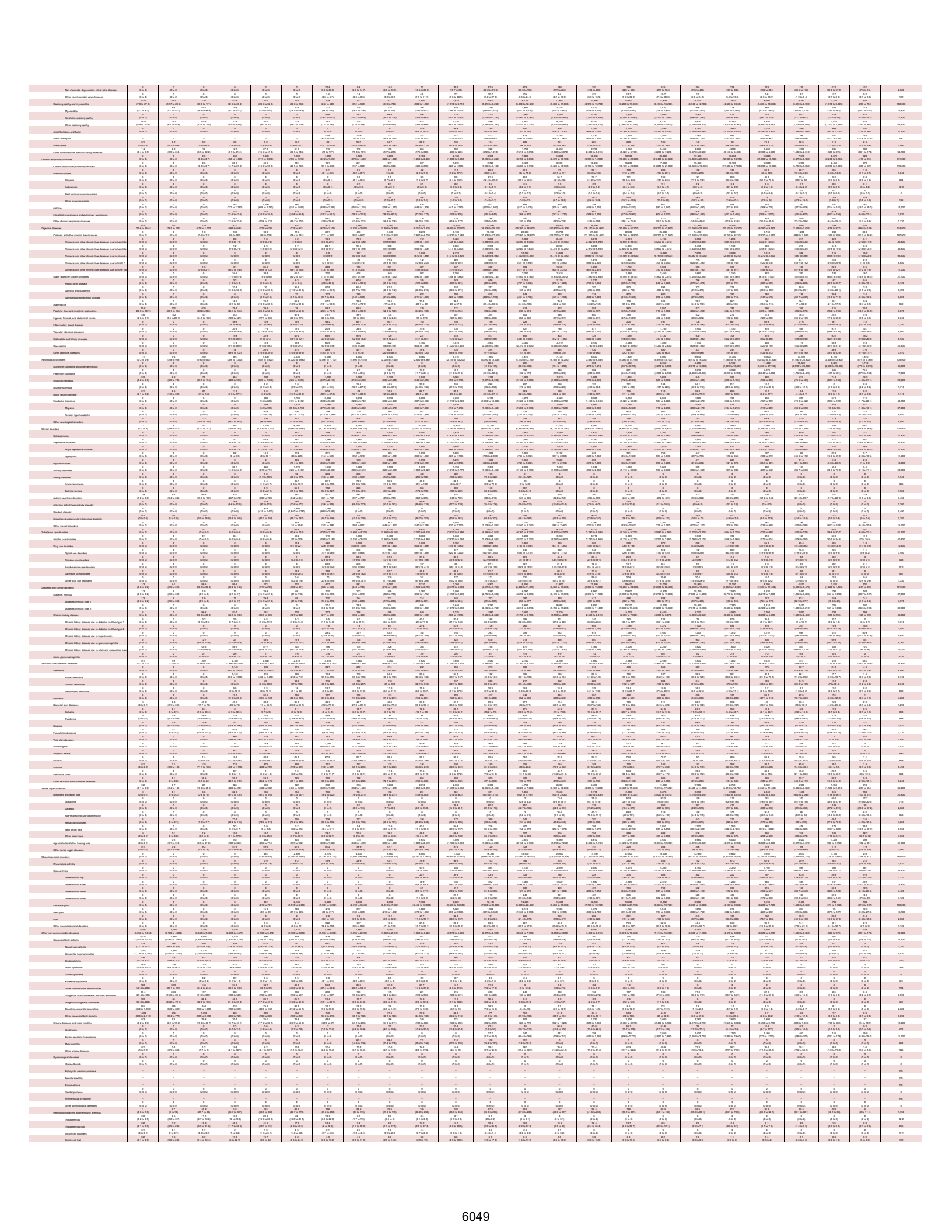

SR Table 2c: Nyamira DALYS by cause and age group for males with 95% uncertainty intervals, 2019

Cause	Early Neonatal	Late Neonatal	Post Neonatal	1 to 4	5 to 9	10 to 14	15 to 19	20 to 24	25 to 29	30 to 34	35 to 39	40 to 44	45 to 49	50 to 54	55 to 59	60 to 64	65 to 69	70 to 74	75 to 79	80 to 84	85 to 89	90 to 94	95 plus	Total
All causes	7,158 (7,158 to 11,200)	926 (1,719 to 2,746)	1,149 (2,328 to 4,884)	2,703 (2,490 to 3,486)	1,967 (2,050 to 2,322)	1,964 (1,520 to 3,203)	2,013 (1,105 to 3,202)	2,359 (1,103 to 4,202)	2,359 (1,464 to 3,453)	2,359 (1,464 to 3,453)	2,359 (1,464 to 3,453)	2,359 (1,464 to 3,453)	2,359 (1,464 to 3,453)	2,359 (1,464 to 3,453)	2,359 (1,464 to 3,453)	2,359 (1,464 to 3,453)	2,359 (1,464 to 3,453)	2,359 (1,464 to 3,453)	2,359 (1,464 to 3,453)	2,359 (1,464 to 3,453)	2,359 (1,464 to 3,453)	2,359 (1,464 to 3,453)	123,292 (93,454 to 167,7)
Communicable, maternal, neonatal, and nutritional diseases	6,412 (6,408 to 10,700)	1,966 (1,930 to 2,496)	1,259 (2,296 to 4,410)	2,232 (1,770 to 2,500)	2,150 (1,780 to 2,500)	2,010 (1,560 to 2,510)	2,130 (1,600 to 2,900)	2,300 (2,400 to 3,400)	2,300 (2,300 to 3,400)	2,290 (2,300 to 3,400)	2,290 (3,000 to 3,970)	2,290 (3,670 to 7,780)	2,290 (3,800 to 7,690)	2,290 (3,300 to 7,130)	2,290 (2,700 to 5,760)	2,290 (2,700 to 5,760)	2,290 (2,700 to 5,760)	2,290 (2,300 to 5,230)	2,290 (2,300 to 5,230)	2,290 (2,300 to 5,230)	2,290 (2,670 to 4,830)	2,290 (1,630 to 2,710)	92,262 (78,100 to 107,3)
HIV/AIDS and sexually transmitted infections	348 (172 to 744)	66.6 (19.2 to 143)	418 (188 to 1,160)	288 (133 to 669)	228 (120 to 421)	413 (227 to 712)	910 (600 to 1,630)	668 (420 to 1,260)	796 (429 to 1,620)	1,030 (629 to 2,630)	1,030 (1,400 to 4,620)	2,920 (2,010 to 4,790)	2,920 (1,620 to 4,370)	2,490 (1,150 to 3,200)	1,760 (634 to 2,700)	1,110 (321 to 2,090)	539 (94 to 1,320)	256 (112 to 586)	77.3 (43 to 144)	27.5 (7.7 to 59.1)	3.9 (1 to 7.6)	1.1 (0 to 2.2)	17,200 (9,130 to 31,0
HIV/AIDS	0 (0 to 0.1)	0.2 (0 to 0.5)	323 (117 to 1,162)	288 (129 to 668)	227 (118 to 416)	411 (220 to 711)	909 (594 to 1,630)	662 (416 to 1,260)	792 (417 to 1,610)	1,020 (619 to 2,610)	1,020 (1,400 to 4,620)	2,760 (2,000 to 4,780)	2,760 (1,620 to 4,360)	2,460 (1,150 to 3,200)	1,760 (1,100 to 2,700)	1,110 (631 to 2,090)	533 (261 to 1,320)	252 (113 to 586)	77.1 (43 to 144)	27.3 (7.7 to 59.1)	3.9 (1 to 7.6)	1.1 (0 to 2.2)	16,600 (9,130 to 31,0
HIV/AIDS - Drug-susceptible Tuberculosis	0 (0 to 0)	0 (0 to 0)	49.6 (19.3 to 90.2)	34.9 (13.9 to 63.9)	29.1 (13.9 to 53.1)	54.7 (26.5 to 97.6)	99.6 (64.5 to 179)	137 (73.1 to 229)	202 (107 to 329)	419 (232 to 1,040)	693 (370 to 1,570)	768 (413 to 1,180)	651 (356 to 1,010)	419 (227 to 696)	242 (112 to 398)	115 (42 to 270)	44.6 (22.9 to 73.5)	17.7 (10 to 28.3)	6.2 (3.6 to 9.7)	2.6 (1.5 to 3.9)	0.6 (0 to 1.3)	0.2 (0 to 0.5)	4,640 (2,540 to 7,0
HIV/AIDS - Multidrug-resistant Tuberculosis without extensive	0 (0 to 0)	0 (0 to 0)	1.8 (0.1 to 7.3)	1.5 (0.1 to 7.3)	1 (0.2 to 4.9)	2.2 (0.5 to 9.3)	11 (2.5 to 34)	9.9 (2.3 to 42.3)	8.7 (2.3 to 38.4)	18 (3.7 to 88.4)	29.1 (7.1 to 161)	31.7 (7.2 to 192)	29.5 (7 to 159)	19 (4.5 to 95.2)	9.7 (2.4 to 49.4)	4.7 (1.2 to 22.3)	1.9 (0.5 to 8.1)	0.7 (0.2 to 3.2)	0.3 (0 to 1.2)	0.1 (0 to 0.5)	0 (0 to 0.1)	0 (0 to 0)	168 (41 to 1,0
HIV/AIDS - Extensively drug-resistant Tuberculosis	0 (0 to 0)	0 (0 to 0)	0 (0 to 0.1)	0 (0 to 0.1)	0 (0 to 0.1)	0 (0 to 0.1)	0 (0 to 0.1)	0 (0 to 0.1)	0 (0 to 0.1)	0 (0 to 0.2)	0 (0 to 0.1)	0 (0 to 0.4)	0 (0 to 0.4)	0 (0 to 0.1)	0.2 (0 to 1.1)	0.1 (0 to 0.4)	0.1 (0 to 0.4)	0 (0 to 0.2)	0 (0 to 0.1)	0 (0 to 0.1)	0 (0 to 0.1)	0 (0 to 0.1)	0 (0 to 0.1)	2.2
HIV/AIDS resulting in other diseases	0 (0 to 0.1)	0.1 (0 to 0.2)	295 (79 to 911)	249 (110 to 661)	201 (106 to 661)	354 (166 to 661)	735 (212 to 1,630)	518 (212 to 1,260)	572 (240 to 1,260)	1,000 (310 to 2,610)	1,770 (620 to 3,600)	2,960 (1,180 to 3,990)	2,960 (938 to 3,810)	2,960 (969 to 3,810)	1,340 (969 to 2,700)	995 (321 to 1,960)	413 (94 to 1,320)	199 (94 to 343)	69.7 (24 to 134)	22.9 (5.1 to 47)	2.6 (0 to 5.1)	0.8 (0 to 1.9)	12,460 (4,610 to 24,0
Sexually transmitted infections excluding HIV	348 (172 to 744)	66.6 (19.2 to 143)	95.2 (29.3 to 235)	0.2 (0 to 7.9)	0.2 (0 to 5.6)	1.6 (0 to 7.6)	1.1 (0 to 5.2)	1.3 (0 to 6.1)	1.3 (0 to 6.1)	1.3 (0 to 6.1)	1.3 (0 to 6.1)	1.3 (0 to 6.1)	1.3 (0 to 6.1)	1.3 (0 to 6.1)	0.7 (0 to 3.2)	0.4 (0 to 1.9)	0.2 (0 to 0.9)	0.1 (0 to 0.5)	0.1 (0 to 0.5)	0.1 (0 to 0.5)	0 (0 to 0.1)	0 (0 to 0.1)	565 (0 to 2,2
Syphilis	0 (0 to 0)	0 (0 to 0)	23.4 (0.7 to 9)	0.2 (0.1 to 0.4)	0.2 (0.2 to 1.9)	0.6 (0.4 to 4.1)	0.4 (0 to 3.4)	0.5 (0 to 3.2)	0.5 (0 to 3.2)	0.5 (0 to 3.2)	0.5 (0 to 3.2)	0.5 (0 to 3.2)	0.5 (0 to 3.2)	0.5 (0 to 3.2)	0.3 (0 to 1.6)	0.2 (0 to 0.9)	0.1 (0 to 0.5)	0 (0 to 0.2)	0 (0 to 0.1)	0 (0 to 0.1)	0 (0 to 0.1)	0 (0 to 0)	529 (0 to 2,0
Chlamydial infection	0 (0 to 0)	0 (0 to 0)	0 (0 to 0)	0 (0 to 0)	0 (0 to 0)	0 (0 to 0)	0 (0 to 0.1)	0 (0 to 0.6)	0 (0 to 0.6)	0 (0 to 0.2)	0 (0 to 0.2)	0 (0 to 0.2)	0 (0 to 0.2)	0 (0 to 0.1)	0 (0 to 0.1)	0 (0 to 0.1)	0 (0 to 0.1)	0 (0 to 0.2)	0 (0 to 0.1)	0 (0 to 0.1)	0 (0 to 0.1)	0 (0 to 0.1)	0 (0 to 0)	4.8
Gonococcal infection	0 (0 to 0)	0 (0 to 0)	0 (0 to 0)	0 (0 to 0)	0 (0 to 0)	0 (0 to 0.4)	0 (0 to 1.2)	0 (0 to 2.8)	0 (0 to 1.5)	0 (0 to 1.5)	0 (0 to 1.5)	0 (0 to 1.5)	0 (0 to 1.5)	0 (0 to 1.5)	0 (0 to 0.7)	0 (0 to 0.3)	0 (0 to 0.1)	0 (0 to 0.1)	0 (0 to 0.1)	0 (0 to 0.1)	0 (0 to 0.1)	0 (0 to 0.1)	0 (0 to 0)	5.4
Trichomoniasis	0 (0 to 0)	0 (0 to 0)	0 (0 to 0)	0 (0 to 0)	0 (0 to 0)	0 (0 to 0)	0 (0 to 0.1)	0 (0 to 0.2)	0 (0 to 0.2)	0 (0 to 0.4)	0 (0 to 0.1)	0 (0 to 0.1)	0 (0 to 0.1)	0 (0 to 0.1)	0 (0 to 0.1)	0 (0 to 0.1)	0 (0 to 0.1)	0 (0 to 0.1)	0 (0 to 0.1)	0 (0 to 0.1)	0 (0 to 0.1)	0 (0 to 0.1)	0 (0 to 0)	1.9
Genital herpes	0 (0 to 0)	0 (0 to 0)	0 (0 to 0)	0 (0 to 0)	0 (0 to 0)	0 (0 to 0.4)	0 (0 to 0.2)	1.3 (0.4 to 3.1)	1.3 (0.6 to 6.1)	1.3 (0.7 to 6.8)	1.3 (0.6 to 6.1)	1.3 (0.6 to 6.1)	1.3 (0.6 to 6.1)	1.3 (0.6 to 6.1)	0.7 (0.3 to 3.2)	0.4 (0.2 to 1.9)	0.2 (0.1 to 0.9)	0.1 (0 to 0.5)	0.1 (0 to 0.5)	0.1 (0 to 0.5)	0 (0 to 0.1)	0 (0 to 0)	13.9
Other sexually transmitted infections	0 (0 to 0)	0 (0 to 0)	0 (0 to 0)	0 (0 to 0)	0 (0 to 0)	0 (0 to 0.4)	0 (0 to 0.2)	0 (0 to 0.2)	0 (0 to 0.2)	0 (0 to 0.2)	0 (0 to 0.1)	0 (0 to 0.1)	0 (0 to 0.1)	0 (0 to 0.1)	0 (0 to 0.1)	0 (0 to 0.1)	0 (0 to 0.1)	0 (0 to 0.1)	0 (0 to 0.1)	0 (0 to 0.1)	0 (0 to 0.1)	0 (0 to 0.1)	0 (0 to 0)	10.9
Respiratory infections and tuberculosis	1,390 (329 to 1,540)	279 (139 to 469)	149 (148 to 698)	242 (158 to 391)	220 (169 to 349)	144 (150 to 326)	1,060 (456 to 1,790)	1,230 (778 to 1,960)	1,230 (778 to 1,960)	1,400 (849 to 2,420)	1,400 (870 to 3,540)	1,400 (861 to 3,640)	1,400 (936 to 3,260)	1,390 (939 to 3,260)	1,390 (939 to 3,470)	1,390 (944 to 3,280)	1,390 (939 to 3,260)	1,390 (939 to 3,260)	1,390 (939 to 3,260)	1,390 (939 to 3,260)	1,390 (939 to 3,260)	1,390 (939 to 3,260)	924 (613 to 1,4
Tuberculosis	1,390 (329 to 1,540)	279 (139 to 469)	149 (148 to 698)	242 (158 to 391)	220 (169 to 349)	144 (150 to 326)	1,060 (456 to 1,790)	1,230 (778 to 1,960)	1,230 (778 to 1,960)	1,400 (849 to 2,420)	1,400 (870 to 3,540)	1,400 (861 to 3,640)	1,400 (936 to 3,260)	1,390 (939 to 3,260)	1,390 (939 to 3,470)	1,390 (944 to 3,280)	1,390 (939 to 3,260)	1,390 (939 to 3,260)	1,390 (939 to 3,260)	1,390 (939 to 3,260)	1,390 (939 to 3,260)	1,390 (939 to 3,260)	924 (613 to 1,4
Latent tuberculosis infection	0 (0 to 0)	0 (0 to 0)	0 (0 to 0)	0 (0 to 0)	0 (0 to 0)	0 (0 to 0)	0 (0 to 0)	0 (0 to 0)	0 (0 to 0)	0 (0 to 0)	0 (0 to 0)	0 (0 to 0)	0 (0 to 0)	0 (0 to 0)	0 (0 to 0)	0 (0 to 0)	0 (0 to 0)	0 (0 to 0)	0 (0 to 0)	0 (0 to 0)	0 (0 to 0)	0 (0 to 0)	0 (0 to 0)	0
Drug-susceptible tuberculosis	0 (0 to 0)	0 (0 to 0)	29.1 (7.4 to 29.4)	15 (7.6 to 29.4)	34.6 (17.9 to 54.7)	43.7 (23.6 to 77.4)	494 (239 to 849)	603 (266 to 1,360)	556 (321 to 1,320)	1,230 (643 to 1,970)	1,230 (687 to 3,110)	1,140 (570 to 1,950)	1,140 (597 to 1,730)	1,060 (516 to 1,730)	1,070 (501 to 1,860)	1,030 (497 to 1,730)	587 (225 to 1,320)	394 (133 to 1,190)	273 (103 to 1,190)	122 (43 to 1,190)	97.4 (29 to 1,190)	20.6 (3 to 1,190)	4,7 (1,020 to 10,0
Multidrug-resistant tuberculosis without extensive drug-resistan	0 (0 to 0)	0 (0 to 0)	0.6 (0 to 2.1)	0.4 (0 to 0.7)	1.1 (0 to 1.7)	1.6 (0 to 1.9)	14.2 (5.1 to 33.2)	20 (7.1 to 43)	23.1 (7.3 to 57.6)	42.0 (11.7 to 107)	42.0 (11.7 to 107)	29.1 (7.1 to 81.4)	29.1 (7.1 to 77)	24.3 (5.1 to 64)	12.6 (2.7 to 35.1)	20.4 (4.5 to 64.1)	13.6 (2.9 to 43.1)	8.9 (1.9 to 28.4)	2 (0.4 to 6.2)	0.7 (0.2 to 2.2)	0.3 (0 to 0.7)	0 (0 to 0.2)	360 (77 to 1,1
Extensively drug-resistant tuberculosis	0 (0 to 0)	0 (0 to 0)	0 (0 to 0.1)	0 (0 to 0)	0 (0 to 0)	0.2 (0 to 0.6)	1.6 (0.4 to 4.2)	0.4 (0 to 1.2)	0.4 (0 to 2.3)	0.8 (0 to 3)	0.5 (0 to 2.8)	0.5 (0 to 2.7)	0.5 (0 to 2.7)	0.5 (0 to 2.6)	0.3 (0 to 1.4)	0.2 (0 to 1.1)	0.1 (0 to 0.6)	0.1 (0 to 0.3)	0.1 (0 to 0.3)	0 (0 to 0.1)	0 (0 to 0.1)	0 (0 to 0)	4.8
Lower respiratory infections	1,390 (329 to 1,540)	279 (139 to 469)	139 (148 to 698)	242 (158 to 391)	220 (169 to 349)	144 (150 to 326)	277 (122 to 397)	277 (156 to 486)	277 (156 to 486)	302 (164 to 515)	321 (164 to 531)	344 (171 to 567)	379 (187 to 627)	388 (202 to 641)	452 (230 to 744)	463 (237 to 761)	397 (172 to 630)	305 (133 to 498)	204 (127 to 339)	155 (84 to 258)	41.2 (24 to 58.4)	9.6 (4.1 to 13.4)	1,9 (1,230 to 2,7
Upper respiratory infections	0.2 (0.1 to 0.4)	0.8 (0.4 to 1.4)	10.5 (7 to 26.8)	46.3 (21.8 to 74.1)	50.3 (21.8 to 84.6)	68.9 (29.3 to 84.6)	66.5 (29.3 to 84.6)	34.9 (14.7 to 77)	34.9 (14.9 to 43.3)	39 (22.1 to 77.3)	22.1 (11.8 to 37.3)	18.7 (9.1 to 30.4)	16.6 (7.4 to 25)	11.2 (4.1 to 19)	9.7 (4.7 to 17.2)	7.3 (3.2 to 13.2)	5.4 (1.8 to 9.5)	3.4 (1.2 to 6.1)	1.9 (0.7 to 3.1)	0.9 (0.4 to 1.7)	0.2 (0.1 to 0.4)	0.1 (0 to 0.2)	220 (81 to 3
Otitis media	0 (0 to 0)	0.2 (0 to 0.6)	2.3 (1.4 to 14.7)	25.5 (11.6 to 34.7)	27.4 (15.2 to 46)	19.4 (10.7 to 32.8)	17.1 (9.3 to 29)	14.1 (7.6 to 24.1)	14.1 (7.6 to 24.1)	8.7 (4.2 to 15.5)	5.6 (2.5 to 10.4)	4.4 (2.1 to 8)	3.8 (1.8 to 7.1)	2.8 (1.3 to 5.4)	2.1 (1.1 to 4.1)	1.6 (0.7 to 3)	0.8 (0.4 to 1.4)	0.5 (0.2 to 0.9)	0.2 (0.1 to 0.4)	0.1 (0 to 0.2)	0 (0 to 0.1)	0 (0 to 0)	135
Enteric infections	1,390 (329 to 402)	279 (139 to 446)	139 (137 to 340)	242 (157 to 390)	197 (149 to 260)	494 (324 to 1,020)	1,060 (456 to 1,790)	1,230 (778 to 1,960)	1,230 (778 to 1,960)	1,400 (849 to 2,420)	1,400 (870 to 3,540)	1,400 (861 to 3,640)	1,400 (936 to 3,260)	1,390 (939 to 3,260)	1,390 (939 to 3,470)	1,390 (944 to 3,280)	1,390 (939 to 3,260)	1,390 (939 to 3,260)	1,390 (939 to 3,260)	1,390 (939 to 3,260)	1,390 (939 to 3,260)	1,390 (939 to 3,260)	924 (613 to 1,4
Diarrheal diseases	1,390 (81.9 to 402)	279 (104 to 437)	139 (306.1 to 806)	242 (166 to 921)	197 (203 to 741)	494 (120 to 437)	1,060 (167 to 651)	1,230 (166 to 767)	1,230 (167 to 767)	1,400 (143 to 825)	1,400 (128 to 583)	1,400 (123 to 365)	1,400 (102 to 305)	1,390 (98.6 to 446)	1,390 (99.3 to 474)	1,390 (109 to 506)	1,390 (73.6 to 450)	1,390 (50 to 276)	1,390 (31.1 to 276)	1,390 (19.7 to 96.9)	1,390 (9.7 to 38.9)	1,390 (4.7 to 7)	6,180
Typhoid and paratyphoid	0 (0 to 0)	0 (0 to 0)	0.7 (0.2 to 1.8)	46.1 (16 to 83.1)	156 (56.1 to 339)	199 (74 to 404)	199 (82.8 to 412)	199 (76 to 334)	52.6 (26 to 240)	52.6 (19.7 to 126)	52.6 (19.2 to 70.4)	52.6 (16 to 76)	52.6 (9.4 to 37.3)	52.6 (3.5 to 22)	52.6 (2.4 to 19.1)	52.6 (1.7 to 11.1)	52.6 (1.2 to 9.1)	52.6 (0.9 to 7.2)	52.6 (0.6 to 2.6)	52.6 (0.3 to 1.4)	52.6 (0.1 to 0.5)	52.6 (0 to 0.2)	832
Typhoid fever	0 (0 to 0)	0 (0 to 0)	0.7 (0.2 to 1.7)	46.1 (16 to 83.1)	156 (52.9 to 335)	199 (73 to 397)	199 (69.8 to 398)	199 (66 to 331)	52.6 (24.1 to 227)	52.6 (18.6 to 126)	52.6 (18 to 70.4)	52.6 (14.9 to 74)	52.6 (8.9 to 37.4)	52.6 (3.3 to 20.9)	52.6 (2.3 to 18.2)	52.6 (1.6 to 10.5)	52.6 (1.1 to 8.5)	52.6 (0.8 to 6.8)	52.6 (0.5 to 2.4)	52.6 (0.3 to 1.3)	52.6 (0.1 to 0.5)	52.6 (0 to 0.2)	795
Paratyphoid fever	0 (0 to 0)	0 (0 to 0)	0 (0 to 0)	0 (0 to 0)	0 (0.4 to 9.4)	0 (0 to 0)	0 (0 to 16.4)	0 (0 to 0)	0 (2.7 to 23.1)	0 (1.2 to 23.1)	0 (0.7 to 6)	0 (0.4 to 5.4)	0 (0.2 to 1.9)	0 (0.2 to 1.2)	0 (0.1 to 1)	0 (0.1 to 0.7)	0 (0 to 0.5)	0 (0 to 0.4)	0 (0 to 0.2)	0 (0 to 0.1)	0 (0 to 0)	0 (0 to 0)	0 (0 to 0)	39.4
Invasive Non-typhoidal Salmonella (iNTS)	0 (0 to 0)	0 (4.4 to 14.9)	0 (42.4 to 276)	0 (13.6 to 328)	0 (79.3 to 347)	0 (25.4 to 334)	0 (22.2 to 139)	0 (18.4 to 104)	0 (22.2 to 139)	0 (18.6 to 144)	0 (17.7 to 122)	0 (12.2 to 82.9)	0 (7.7 to 53)	0 (4.2 to 30.4)	0 (3.3 to 21.7)	0 (3.4 to 22.7)	0 (2.6 to 20.3)	0 (2 to 12.7)	0 (1.9 to 9.6)	0 (1.6 to 6.2)	0 (0.2 to 1.3)	0 (0.1 to 0.3)	0 (0 to 0.1)	1,040
Other intestinal infectious diseases	0 (0 to 0)	0 (0 to 0)	0 (0 to 0.1)	0.4 (0.1 to 1.6)	0.4 (0.1 to 1.3)	0.4 (0 to 1.2)	0.4 (0 to 1.2)	0.4 (0 to 1.4)	0.4 (0 to 2.6)	0.4 (0 to 2.6)	0.4 (0 to 2.1)	0.4 (0 to 1.9)	0.4 (0 to 1.9)	0.4 (0 to 1.9)	0.4 (0 to 1.9)	0.4 (0 to 1.9)	0.4 (0 to 1.9)	0.4 (0 to 1.9)	0.4 (0 to 1.9)	0.4 (0 to 1.9)	0.4 (0 to 1.9)	0.4 (0 to 1.9)	0 (0 to 0)	3.2
Neglected tropical diseases and malaria	0 (0 to 0)	0 (69 to 844)	295 (216 to 1,370)	194 (131 to 933)	64.0 (175 to 846)	437 (189 to 892)	478 (189 to 768)	329 (163 to 809)	329 (163 to 809)	329 (133 to 645)	329 (133 to 619)	276 (129 to 716)	276 (106 to 627)	0 (80 to 516)	0 (78 to 499)	0 (86 to 534)	0 (78 to 479)	0 (74 to 464)	0 (22 to 141)	0 (9 to 66.3)	0 (2.3 to 12.1)	0 (0 to 5.1)	0 (0 to 2.5)	3,200
Malaria	0 (0 to 0)	0 (69 to 844)	295 (212 to 1,370)	194 (142 to 933)	64.0 (175 to 846)	437 (189 to 892)	478 (189 to 768)	329 (163 to 809)	329 (163 to 809)	329 (133 to 645)	329 (133 to 619)	276 (129 to 716)	276 (106 to 627)	0 (80 to 516)	0 (78 to 499)	0 (86 to 534)	0 (78 to 479)	0 (74 to 464)	0 (22 to 141)	0 (9 to 66.3)	0 (2.3 to 12.1)	0 (0 to 5.1)	0 (0 to 2.5)	4,200
Chagas disease	0 (0 to 0)	0 (0 to 0)	0 (0 to 0)	0 (0 to 0)	0 (0 to 0)	0 (0 to 0)	0 (0 to 0)	0 (0 to 0)	0 (0 to 0)	0 (0 to 0)	0 (0 to 0)	0 (0 to 0)	0 (0 to 0)	0 (0 to 0)	0 (0 to 0)	0 (0 to 0)	0 (0 to 0)	0 (0 to 0)	0 (0 to 0)	0 (0 to 0)	0 (0 to 0)	0 (0 to 0)	0 (0 to 0)	0
Leishmaniasis	0 (0 to 0)	0 (0 to 0)	0 (0 to 0)	0 (0 to 0)	0 (0 to 0)	0 (0 to 0)	0 (0 to 0)	0 (0 to 0)	0 (0 to 0)	0 (0 to 0)	0 (0 to 0)	0 (0 to 0)	0 (0 to 0)	0 (0 to 0)	0 (0 to 0)	0 (0 to 0)	0 (0 to 0)	0 (0 to 0)	0 (0 to 0)	0 (0 to 0)	0 (0 to 0)	0 (0 to 0)	0 (0 to 0)	0
Visceral leishmaniasis	0 (0 to 0)	0 (0 to 0)	0 (0 to 0)	0 (0 to 0)	0 (0 to 0)	0 (0 to 0)	0 (0 to 0)	0 (0 to 0)	0 (0 to 0)	0 (0 to 0)	0 (0 to 0)	0 (0 to 0)	0 (0 to 0)	0 (0 to 0)	0 (0 to 0)	0 (0 to 0)	0 (0 to 0)	0 (0 to 0)	0 (0 to 0)	0 (0 to 0)	0 (0 to 0)	0 (0 to 0)	0 (0 to 0)	0
Cutaneous and mucocutaneous leishmaniasis	0 (0 to 0)	0 (0 to 0)	0 (0 to 0)	0 (0 to 0)	0 (0 to 0)	0 (0 to 0)	0 (0 to 0)	0 (0 to 0)	0 (0 to 0)	0 (0 to 0)	0 (0 to 0)	0 (0 to 0)	0 (0 to 0)	0 (0 to 0)	0 (0 to 0)	0 (0 to 0)	0 (0 to 0)	0 (0 to 0)	0 (0 to 0)	0 (0 to 0)	0 (0 to 0)	0 (0 to 0)	0 (0 to 0)	0
African trypanosomiasis	0 (0 to 0)	0 (0 to 0)	0 (0 to 0)	0 (0 to 0)	0 (0 to 0)	0 (0 to 0)	0 (0 to 0)	0 (0 to 0)	0 (0 to 0)	0 (0 to 0)	0 (0 to 0)	0 (0 to 0)	0 (0 to 0)	0 (0 to 0)	0 (0 to 0)	0 (0 to 0)	0 (0 to 0)	0 (0 to 0)	0 (0 to 0)	0 (0 to 0)	0 (0 to 0)	0 (0 to 0)	0 (0 to 0)	0
Schistosomiasis	0 (0 to 0)	0 (0 to 0)	2.6 (0.7 to 7.3)	24.6 (9.7 to 53.6)	27.3 (11.7 to 56.4)	43.7 (17.3 to 87)	56 (21.3 to 122)	60.6 (22.8 to 136)	60.6 (22.8 to 136)	60.1 (20.3 to 157)	57 (17.6 to 157)	52.6 (14.4 to 156)	49.2 (12.7 to 148)	40.4 (9.1 to 130)	39.7 (8.4 to 130)	28 (5.3 to 97.2)	19.2 (3.1 to 72.2)	10.6 (1.9 to 39.6)	3.7 (0.5 to 22.6)	1.7 (0.2 to 7.6)	0.6 (0.1 to 2.5)	0.1 (0 to 0.5)	453
Cysticercosis	0 (0 to 0)	0 (0 to 0)	0 (0 to 0)	0.5 (0.1 to 1.6)	0.5 (0.2 to 1.6)	1.6 (0.5 to 4.4)	4.2 (1.5 to 11)	5.6 (1.9 to 12.3)	5.6 (1.9 to 12.3)	9.6 (3.1 to 19.7)	9.6 (3.1 to 19.7)	9.6 (3.4 to 22.2)	9.6 (3.1 to 19.7)	9.6 (3.1 to 19.7)	4.2 (1.4 to 8.6)	2.5 (0.7 to 5.1)	1.2 (0.3 to 2.6)	0.4 (0.1 to 1.1)	0.1 (0 to 0.4)	0 (0 to 0.2)	0 (0 to 0.1)	0 (0 to 0)	68.2
Cystic echinococcosis	0 (0 to 0)	0 (0 to 0)	0 (0 to 0)	0.6 (0.1 to 1.6)	0.6 (0.2 to 1.6)	1.6 (0.5 to 4.4)	4.2 (1.5 to 11)	5.6 (1.9 to 12.3)	5.6 (1.9 to 12.3)	9.6 (3.1 to 19.7)	9.6 (3.1 to 19.7)	9.6 (3.4 to 22.2)	9.6 (3.1 to 19.7)	9.6 (3.1 to 19.7)	4.2 (1.4 to 8.6)	2.5 (0.7 to 5.1)	1.2 (0.3 to 2.6)	0.4 (0.1 to 1.1)	0.1 (0 to 0.4)	0 (0 to 0.2)	0 (0 to 0.1)	0 (0 to 0)	9.7
Lymphatic filariasis	0 (0 to 0)	0 (0 to 0)	0 (0 to 0)	17.4 (7.4 to 39.4)	17.8 (7.4 to 39.4)	19.2 (7.1 to 36.2)	19.2 (5.5 to 29.8)	25.5 (7.5 to 22.4)	25.5 (4.6 to 19.4)	25.5 (4.6 to 19.4)	25.5 (3.4 to 17)	25.5 (2.7 to 12.4)	25.5 (2.3 to 11)	25.5 (1.9 to 9.2)	25.5 (1.4 to 7.8)	25.5 (1.2 to 6.1)	25.5 (0.8 to 3.9)	25.5 (0.5 to 2.2)	25



| | | |

SR Table 2e: Nyandarua DALYs by cause and age group for males with 95% uncertainty intervals, 2019

Cause	Early Neonatal (0-6 days)	Late Neonatal (7-27 days)	Post Neonatal (28-364 days)	1 to 4	5 to 9	10 to 14	15 to 19	20 to 24	25 to 29	30 to 34	35 to 39	40 to 44	45 to 49	50 to 54	55 to 59	60 to 64	65 to 69	70 to 74	75 to 79	80 to 84	85 to 89	90 to 94	95 plus	Total
All causes	4,249 (11,892 to 16,009)	2,403 (5,863 to 2,990)	7,686 (4,849 to 10,960)	12,599 (9,209 to 15,400)	5,196 (3,133 to 6,240)	4,066 (2,576 to 5,756)	4,776 (3,170 to 6,350)	5,100 (3,373 to 7,402)	5,430 (3,428 to 7,629)	5,538 (3,532 to 7,703)	5,772 (3,774 to 7,852)	5,453 (3,472 to 7,484)	5,284 (3,284 to 7,466)	4,930 (3,113 to 6,888)	4,459 (2,972 to 6,170)	3,993 (2,700 to 5,466)	3,460 (2,322 to 4,693)	2,883 (1,896 to 3,720)	1,992 (1,282 to 2,720)	1,268 (803 to 1,828)	757 (461 to 1,070)	311 (170 to 472)	140 (72 to 214)	103,269 (94,731 to 111,806)
Communicable, maternal, neonatal, and nutritional diseases	2,997 (2,189 to 4,164)	911 (616 to 1,336)	2,845 (1,727 to 4,541)	4,757 (3,482 to 6,477)	1,945 (1,182 to 2,622)	1,506 (959 to 2,129)	1,770 (1,175 to 2,353)	1,890 (1,250 to 2,743)	2,012 (1,270 to 2,828)	2,052 (1,309 to 2,853)	2,138 (1,398 to 2,910)	2,020 (1,286 to 2,773)	1,958 (1,216 to 2,767)	1,827 (1,153 to 2,552)	1,652 (1,101 to 2,286)	1,480 (1,001 to 2,025)	1,282 (861 to 1,717)	1,068 (703 to 1,379)	738 (474 to 1,038)	470 (297 to 649)	281 (173 to 388)	115 (70 to 159)	38 (23 to 52)	70,200 (64,814 to 75,586)
HIV/AIDS and sexually transmitted infections	297 (189 to 434)	61 (19 to 139)	284 (127 to 541)	147 (60 to 318)	195 (92 to 447)	196 (100 to 452)	308 (165 to 705)	626 (359 to 1,179)	947 (565 to 1,661)	1,222 (742 to 1,967)	1,482 (929 to 2,283)	1,489 (1,000 to 2,183)	1,512 (1,000 to 2,182)	1,630 (1,060 to 2,370)	1,440 (1,000 to 1,977)	1,316 (901 to 1,770)	1,193 (813 to 1,626)	996 (668 to 1,366)	693 (457 to 1,000)	447 (287 to 709)	268 (176 to 375)	109 (69 to 153)	30 (11 to 42)	21,600 (19,944 to 23,256)
HIV/AIDS	0 (0 to 0)	0 (0 to 0)	98 (64 to 174)	143 (95 to 251)	192 (78 to 444)	205 (98 to 471)	320 (153 to 775)	641 (288 to 1,507)	916 (456 to 1,942)	1,232 (747 to 2,183)	1,470 (1,040 to 2,150)	1,502 (1,060 to 2,150)	1,520 (992 to 2,160)	1,640 (1,070 to 2,330)	1,440 (1,020 to 1,970)	1,307 (868 to 1,870)	1,193 (799 to 1,722)	1,000 (673 to 1,476)	698 (464 to 1,034)	449 (276 to 676)	268 (174 to 374)	109 (69 to 153)	30 (11 to 42)	11,300 (10,644 to 11,956)
HIV/AIDS - Drug-susceptible Tuberculosis	0 (0 to 0)	0 (0 to 0)	19 (10 to 33)	29 (14 to 53)	7 (3 to 17)	5 (2 to 12)	7 (3 to 17)	15 (6 to 32)	22 (10 to 46)	29 (13 to 60)	34 (16 to 70)	35 (16 to 72)	35 (16 to 72)	38 (17 to 78)	33 (15 to 68)	30 (14 to 62)	27 (12 to 56)	23 (10 to 47)	16 (7 to 33)	10 (5 to 21)	6 (3 to 13)	2 (1 to 5)	0 (0 to 1)	3,240 (1,524 to 5,004)
HIV/AIDS - Multidrug-resistant Tuberculosis without extensive drug resistance	0 (0 to 0)	0 (0 to 0)	1 (0 to 1)	1.4 (0 to 7.6)	1 (0 to 7.6)	2.4 (0 to 11.7)	3 (0 to 15.3)	9.3 (0 to 46.3)	7.4 (0 to 37.2)	5.7 (0 to 28.3)	6.6 (0 to 33.3)	7.2 (0 to 35.4)	7.3 (0 to 36.1)	7.9 (0 to 39.1)	6.9 (0 to 34.2)	6.3 (0 to 31.2)	5.7 (0 to 28.2)	4.8 (0 to 23.8)	3.3 (0 to 16.5)	2.1 (0 to 10.4)	1.3 (0 to 6.6)	0.6 (0 to 3.1)	0 (0 to 0.1)	165 (0 to 1,000)
HIV/AIDS - Extensively drug-resistant Tuberculosis	0 (0 to 0)	0 (0 to 0)	0 (0 to 0.1)	0 (0 to 0.1)	0 (0 to 0.2)	0 (0 to 0.2)	0 (0 to 0.2)	0.1 (0 to 0.4)	0.1 (0 to 0.5)	0.1 (0 to 0.5)	0.1 (0 to 0.5)	0.1 (0 to 0.4)	0.1 (0 to 0.4)	0.1 (0 to 0.3)	0.1 (0 to 0.3)	0.1 (0 to 0.3)	0.1 (0 to 0.3)	0.1 (0 to 0.3)	0.1 (0 to 0.2)	0.1 (0 to 0.2)	0 (0 to 0.1)	0 (0 to 0.1)	0 (0 to 0.1)	2-2
HIV/AIDS resulting in other diseases	0 (0 to 0)	0 (0 to 0)	77.1 (25.4 to 153)	112 (31.7 to 264)	139 (48.2 to 412)	224 (78.4 to 639)	418 (160 to 993)	1,001 (394 to 2,364)	1,544 (760 to 3,764)	2,182 (1,147 to 5,182)	2,635 (1,540 to 6,249)	2,645 (1,540 to 6,249)	2,683 (1,540 to 6,249)	2,900 (1,680 to 6,880)	2,544 (1,480 to 6,030)	2,324 (1,350 to 5,510)	2,109 (1,230 to 5,000)	1,768 (1,030 to 4,190)	1,234 (719 to 2,930)	795 (463 to 1,886)	474 (276 to 1,124)	193 (112 to 458)	53 (31 to 126)	7,890 (4,599 to 18,709)
Sexually transmitted infections excluding HIV	297 (189 to 434)	61 (19 to 139)	106 (53 to 434)	4.7 (1.3 to 11.2)	3 (0.7 to 8.2)	2.2 (0.4 to 6.3)	2.1 (0.4 to 6.1)	2.1 (0.4 to 6.1)	2.1 (0.4 to 6.1)	2.1 (0.4 to 6.1)	2.1 (0.4 to 6.1)	2.1 (0.4 to 6.1)	2.1 (0.4 to 6.1)	2.1 (0.4 to 6.1)	2.1 (0.4 to 6.1)	2.1 (0.4 to 6.1)	2.1 (0.4 to 6.1)	2.1 (0.4 to 6.1)	2.1 (0.4 to 6.1)	2.1 (0.4 to 6.1)	2.1 (0.4 to 6.1)	2.1 (0.4 to 6.1)	2.1 (0.4 to 6.1)	418
Syphilis	0 (0 to 0)	0 (0 to 0)	0 (0 to 0)

Other neoplasms	0:1 (0 to 0:1)	0 (0 to 0)	0:2 (0:1 to 0:4)	0:4 (0:2 to 0:9)	0:5 (0:4 to 0:8)	0:5 (0:4 to 0:8)	0:4 (0:4 to 0:11)	0:4 (0:2 to 0:8)	0:4 (0:2 to 0:7)	0:4 (0:2 to 0:9)	0:5 (0:2 to 0:9)	0:5 (0:2 to 1)	0:6 (0:4 to 1:1)	0:6 (0:4 to 1:2)	1:2 (0:6 to 2:2)	1:6 (0:8 to 2:6)	2:2 (1:1 to 4)	2:5 (1:3 to 4:3)	2:5 (1:2 to 4)	2:2 (1:2 to 3:4)	1:4 (0:7 to 2:5)	0:6 (0:3 to 1:3)	0:2 (0:1 to 0:4)	0:5 (0:3 to 0:9)	0 (0 to 0)	19-4
Medulloblastoma, medulloblastovirus, and other hemangioblastoma	0:1 (0 to 0:1)	0:2 (0:1 to 0:5)	0:4 (0:2 to 0:9)	0:5 (0:4 to 0:9)	0:5 (0:4 to 0:9)	0:5 (0:4 to 0:10)	0:4 (0:4 to 0:11)	0:4 (0:2 to 0:8)	0:4 (0:2 to 0:7)	0:4 (0:2 to 0:9)	0:5 (0:2 to 1)	0:5 (0:4 to 1:1)	0:6 (0:4 to 1:2)	0:6 (0:4 to 1:2)	1:2 (0:6 to 2:2)	1:6 (0:8 to 2:6)	2:2 (1:1 to 4)	2:5 (1:3 to 4:3)	2:5 (1:2 to 4)	2:2 (1:2 to 3:4)	1:4 (0:7 to 2:5)	0:6 (0:3 to 1:3)	0:2 (0:1 to 0:4)	0:5 (0:3 to 0:9)	0 (0 to 0)	19-4
Benign and in situ intestinal neoplasms	0 (0 to 0)	0 (0 to 0)	0 (0 to 0)



SR Table 2c: Nyeri DALYS by cause and age group for males with 95% uncertainty intervals, 2019

Cause	Early Neonatal (0-6 days)	Late Neonatal (7-27 days)	Post Neonatal (28-364 days)	1 to 4	5 to 9	10 to 14	15 to 19	20 to 24	25 to 29	30 to 34	35 to 39	40 to 44	45 to 49	50 to 54	55 to 59	60 to 64	65 to 69	70 to 74	75 to 79	80 to 84	85 to 89	90 to 94	95 plus	Total
All causes	4,716 (4,716 to 4,716)	1,701 (1,701 to 1,701)	1,270 (1,270 to 1,270)	2,563 (2,563 to 2,563)	2,445 (2,445 to 2,445)	2,764 (2,764 to 2,764)	4,016 (4,016 to 4,016)	4,267 (4,267 to 4,267)	4,284 (4,284 to 4,284)	5,042 (5,042 to 5,042)	6,166 (6,166 to 6,166)	8,117 (8,117 to 8,117)	8,369 (8,369 to 8,369)	11,960 (11,960 to 11,960)	13,475 (13,475 to 13,475)	13,003 (13,003 to 13,003)	12,345 (12,345 to 12,345)	11,779 (11,779 to 11,779)	10,423 (10,423 to 10,423)	8,945 (8,945 to 8,945)	6,139 (6,139 to 6,139)	4,423 (4,423 to 4,423)	1,230 (1,230 to 1,230)	191,335 (191,335 to 191,335)
Communicable, maternal, neonatal, and nutritional diseases	6,128 (4,280 to 8,290)	2,299 (1,500 to 3,720)	6,880 (3,500 to 9,920)	3,369 (2,660 to 4,220)	1,646 (1,200 to 2,060)	1,396 (1,105 to 1,720)	1,978 (1,450 to 2,630)	2,658 (1,910 to 3,710)	3,224 (1,900 to 4,800)	2,760 (1,990 to 4,000)	4,029 (2,870 to 5,950)	4,089 (3,060 to 5,670)	4,864 (3,230 to 6,960)	4,864 (3,230 to 6,960)	4,396 (2,990 to 6,200)	3,466 (2,270 to 4,850)	2,268 (1,630 to 3,200)	1,709 (1,180 to 2,380)	1,049 (1,180 to 2,380)	1,123 (802 to 1,550)	646 (476 to 896)	329 (242 to 451)	96 (79 to 139)	39 (18 to 34.1)	57,695 (18,916 to 34.1)
HIV/AIDS and sexually transmitted infections	218 (72 to 448)	50.7 (14 to 119)	223 (116 to 410)	156 (69 to 292)	291 (153 to 562)	333 (186 to 592)	709 (393 to 1,230)	974 (544 to 1,686)	1,230 (678 to 2,120)	1,230 (644 to 2,490)	1,230 (637 to 2,490)	1,230 (637 to 2,490)	1,230 (637 to 2,490)	1,230 (637 to 2,490)	1,230 (637 to 2,490)	1,070 (660 to 2,040)	716 (407 to 1,220)	311 (171 to 534)	143 (79 to 239)	39.9 (20 to 69.9)	10.1 (3 to 19.4)	3.9 (1 to 7)	1 (0 to 1.7)	0.2 (0 to 0.6)	16,850
HIV/AIDS	0 (0 to 0)	0 (0 to 0)	107 (56 to 199)	146 (81 to 248)	199 (98 to 359)	232 (130 to 392)	552 (298 to 1,000)	868 (469 to 1,558)	1,230 (968 to 1,203)	1,240 (639 to 2,490)	2,510 (1,260 to 5,010)	3,060 (1,720 to 5,050)	3,210 (1,790 to 5,360)	3,210 (1,790 to 5,360)	2,320 (1,470 to 4,020)	1,560 (894 to 2,520)	712 (402 to 1,210)	310 (170 to 536)	142 (79 to 239)	39.5 (20 to 69.9)	10.4 (4 to 19.7)	3.9 (1 to 6.9)	0.2 (0 to 0.6)	16,200
HIV/AIDS - Drug-susceptible Tuberculosis	0 (0 to 0)	0 (0 to 0)	0.1 (0 to 0.9)	7.1 (3.7 to 12)	9.2 (5.4 to 15.7)	19.1 (9.6 to 29.7)	39.3 (19.5 to 66.4)	29.1 (12.4 to 59.1)	42.1 (22.1 to 70.1)	87.7 (46.5 to 147)	177 (94.3 to 297)	229 (119 to 387)	238 (126 to 403)	186 (98.1 to 315)	112 (59.9 to 189)	53.7 (28.5 to 89.3)	24.1 (12.9 to 39.4)	11.5 (6.1 to 19.3)	4.7 (2.5 to 7.7)	0.6 (0.4 to 1.2)	0.1 (0 to 0.2)	0 (0 to 0)	0 (0 to 0)	1,260
HIV/AIDS - Multidrug-resistant Tuberculosis without extensive drug resistance	0 (0 to 0)	0 (0 to 0)	0.3 (0 to 1.3)	0.4 (0 to 2.2)	0.6 (0 to 2.6)	0.9 (0 to 3.1)	2 (0 to 7.5)	1.8 (0 to 6.8)	2.1 (0 to 10.4)	4.4 (0 to 21.7)	8.9 (0 to 42.8)	11.4 (0 to 54.1)	12 (0 to 59.1)	9.5 (0 to 47)	5.7 (0 to 28.1)	2.7 (0 to 13.4)	1.2 (0 to 5.8)	0.6 (0 to 2.8)	0.2 (0 to 1.2)	0 (0 to 0.2)	0 (0 to 0.1)	0 (0 to 0)	0 (0 to 0)	64.9
HIV/AIDS - Extensively drug-resistant Tuberculosis	0 (0 to 0)	0 (0 to 0)	0 (0 to 0)	0 (0 to 0)	0 (0 to 0)	0 (0 to 0)	0 (0 to 0)	0 (0 to 0)	0 (0 to 0)	0 (0 to 0)	0 (0 to 0)	0 (0 to 0)	0 (0 to 0)	0 (0 to 0)	0 (0 to 0)	0 (0 to 0)	0 (0 to 0)	0 (0 to 0)	0 (0 to 0)	0 (0 to 0)	0 (0 to 0)	0 (0 to 0)	0 (0 to 0)	0 (0 to 0)	0.9
HIV/AIDS resulting in other diseases	218 (72 to 448)	50.4 (14 to 119)	116 (59 to 213)	9.1 (3 to 19)	91.8 (49 to 163)	313 (174 to 560)	667 (369 to 1,210)	839 (459 to 1,530)	1,188 (929 to 1,203)	1,153 (623 to 2,450)	2,333 (1,240 to 4,730)	2,860 (1,670 to 4,790)	2,960 (1,530 to 4,930)	3,025 (1,680 to 4,960)	2,208 (1,390 to 3,760)	1,466 (840 to 2,410)	688 (394 to 1,140)	299 (163 to 504)	134 (84 to 224)	34.9 (20 to 59.1)	9.6 (3 to 19.1)	3.4 (1 to 6.9)	0.8 (0 to 2.1)	0.2 (0 to 0.5)	15,350
Sexually transmitted infections excluding HIV	0 (0 to 0)	0 (0 to 0)	117 (32 to 273)	9.6 (2 to 24)	8.6 (0 to 24)	0.5 (0 to 4.9)	0.5 (0 to 4.6)	0.5 (0 to 4.6)	0.5 (0 to 4.7)	0.5 (0 to 4.7)	0.5 (0 to 4.7)	0.5 (0 to 4.7)	0.5 (0 to 4.7)	0.5 (0 to 4.7)	0.5 (0 to 4.7)	0.5 (0 to 4.7)	0.5 (0 to 4.7)	0.5 (0 to 4.7)	0.5 (0 to 4.7)	0.5 (0 to 4.7)	0.5 (0 to 4.7)	0.5 (0 to 4.7)	0.5 (0 to 4.7)	0.5 (0 to 4.7)	437
Syphilis	0 (0 to 0)	0 (0 to 0)	117 (32 to 273)	9.6 (2 to 24)	8.6 (0 to 24)	0.5 (0 to 4.9)	0.5 (0 to 4.6)	0.5 (0 to 4.6)	0.5 (0 to 4.7)	0.5 (0 to 4.7)	0.5 (0 to 4.7)	0.5 (0 to 4.7)	0.5 (0 to 4.7)	0.5 (0 to 4.7)	0.5 (0 to 4.7)	4.6 (0 to 18.1)	0.5 (0 to 4.7)	0.5 (0 to 4.7)	0.5 (0 to 4.7)	0.5 (0 to 4.7)	0.5 (0 to 4.7)	0.5 (0 to 4.7)	0.5 (0 to 5.1)	0.5 (0 to 4.7)	410
Chlamydial infection	0 (0 to 0)	0 (0 to 0)	0 (0 to 0)	0 (0 to 0)	0 (0 to 0)	0 (0 to 0)	0 (0 to 0)	0 (0 to 0)	0 (0 to 0)	0 (0 to 0)	0 (0 to 0)	0 (0 to 0)	0 (0 to 0)	0 (0 to 0)	0 (0 to 0)	0 (0 to 0)	0 (0 to 0)	0 (0 to 0)	0 (0 to 0)	0 (0 to 0)	0 (0 to 0)	0 (0 to 0)	0 (0 to 0)	0 (0 to 0)	0 (0 to 0)	0
Gonococcal infection	0 (0 to 0)	0 (0 to 0)	0 (0 to 0)	0 (0 to 0)	0 (0 to 0)	0 (0 to 0.3)	0 (0 to 1.7)	0 (0 to 2.4)	0 (0 to 1.9)	0 (0 to 1.4)	0 (0 to 0.7)	0 (0 to 0.7)	0 (0 to 0.7)	0 (0 to 0.7)	0 (0 to 0.9)	0 (0 to 1.2)	0 (0 to 0.8)	0 (0 to 0.8)	0 (0 to 0.8)	0 (0 to 0.8)	0 (0 to 0.8)	0 (0 to 0.8)	0 (0 to 0.8)	0 (0 to 0.8)	0 (0 to 0.8)	6.6
Trichomoniasis	0 (0 to 0)	0 (0 to 0)	0 (0 to 0)	0 (0 to 0)	0 (0 to 0)	0 (0 to 0)	0 (0 to 0)	0 (0 to 0.2)	0 (0 to 0.4)	0 (0 to 0.5)	0 (0 to 0.5)	0 (0 to 0.5)	0 (0 to 0.5)	0 (0 to 0.5)	0 (0 to 0.5)	0 (0 to 0.6)	0 (0 to 0.5)	0 (0 to 0.5)	0 (0 to 0.5)	0 (0 to 0.5)	0 (0 to 0.5)	0 (0 to 0.5)	0 (0 to 0.5)	0 (0 to 0.5)	0 (0 to 0.5)	2.3
Genital herpes	0 (0 to 0)	0 (0 to 0)	0 (0 to 0)	0 (0 to 0)	0 (0 to 0)	0 (0 to 0.4)	0 (0 to 2.1)	0 (0 to 1.9)	0 (0 to 1.4)	0 (0 to 0.9)	0 (0 to 0.4)	0 (0 to 0.4)	0 (0 to 0.4)	0 (0 to 0.4)	0 (0 to 0.4)	0 (0 to 0.4)	0 (0 to 0.4)	0 (0 to 0.4)	0 (0 to 0.4)	0 (0 to 0.4)	0 (0 to 0.4)	0 (0 to 0.4)	0 (0 to 0.4)	0 (0 to 0.4)	0 (0 to 0.4)	20.7
Other sexually transmitted infections	0 (0 to 0)	0 (0 to 0)	0 (0 to 0)	0 (0 to 0)	0 (0 to 0)	0 (0 to 0.1)	0 (0 to 0.2)	0 (0 to 0.2)	0 (0 to 0.3)	0 (0 to 0.3)	0 (0 to 0.3)	0 (0 to 0.3)	0 (0 to 0.3)	0 (0 to 0.3)	0 (0 to 0.3)	0 (0 to 0.3)	0 (0 to 0.3)	0 (0 to 0.3)	0 (0 to 0.3)	0 (0 to 0.3)	0 (0 to 0.3)	0 (0 to 0.3)	0 (0 to 0.3)	0 (0 to 0.3)	0 (0 to 0.3)	11.7
Respiratory infections and tuberculosis	1,535 (225 to 4,930)	1,299 (167 to 894)	364 (127 to 1,020)	129 (29 to 780)	129 (14 to 340)	139 (13 to 261)	239 (26 to 664)	312 (29 to 1,010)	499 (42 to 1,490)	639 (52 to 1,870)	1,209 (109 to 3,300)	1,209 (108 to 3,300)	1,209 (108 to 3,300)	1,209 (108 to 3,300)	1,209 (108 to 3,300)	1,209 (108 to 3,300)	1,209 (108 to 3,300)	1,209 (108 to 3,300)	980 (549 to 1,520)	560 (549 to 1,520)	224 (108 to 1,520)	72 (108 to 1,520)	9.1 (108 to 1,520)	0.2 (108 to 1,520)	994 (108 to 1,520)
Tuberculosis	1,535 (225 to 4,930)	1,299 (167 to 894)	364 (127 to 1,020)	129 (29 to 780)	129 (14 to 340)	139 (13 to 261)	239 (26 to 664)	312 (29 to 1,010)	499 (42 to 1,490)	639 (52 to 1,870)	1,209 (109 to 3,300)	1,209 (108 to 3,300)	1,209 (108 to 3,300)	1,209 (108 to 3,300)	1,209 (108 to 3,300)	1,209 (108 to 3,300)	1,209 (108 to 3,300)	1,209 (108 to 3,300)	980 (549 to 1,520)	560 (549 to 1,520)	224 (108 to 1,520)	72 (108 to 1,520)	9.1 (108 to 1,520)	0.2 (108 to 1,520)	994 (108 to 1,520)
Latent tuberculosis infection	0 (0 to 0)	0 (0 to 0)	0 (0 to 0)	0 (0 to 0)	0 (0 to 0)	0 (0 to 0)	0 (0 to 0)	0 (0 to 0)	0 (0 to 0)	0 (0 to 0)	0 (0 to 0)	0 (0 to 0)	0 (0 to 0)	0 (0 to 0)	0 (0 to 0)	0 (0 to 0)	0 (0 to 0)	0 (0 to 0)	0 (0 to 0)	0 (0 to 0)	0 (0 to 0)	0 (0 to 0)	0 (0 to 0)	0 (0 to 0)	0
Drug-susceptible tuberculosis	0 (0 to 0)	0 (0 to 0)	42.7 (4.5 to 121)	43.2 (7.9 to 114)	39.2 (11 to 96.2)	34.4 (11.4 to 67.4)	220 (113 to 410)	452 (239 to 742)	512 (272 to 861)	644 (358 to 1,090)	678 (367 to 1,210)	696 (382 to 1,180)	705 (344 to 1,300)	705 (344 to 1,300)	632 (409 to 1,490)	798 (498 to 1,400)	467 (222 to 929)	291 (155 to 568)	415 (155 to 929)	245 (155 to 568)	146 (155 to 568)	69.3 (155 to 568)	29.2 (14.2 to 39.2)	6.2 (1.9 to 9.6)	7,410
Multidrug-resistant tuberculosis without extensive drug resistance	0 (0 to 0)	0 (0 to 0)	1.6 (0.1 to 9.9)	1.3 (0.3 to 7.1)	1.4 (0.4 to 6.4)	0.6 (0.3 to 3.6)	1.8 (0.5 to 6.1)	2.1 (0.7 to 7.5)	29.7 (7.7 to 112)	29.7 (7.7 to 112)	29.7 (7.7 to 112)	29.7 (7.7 to 112)	29.4 (7.6 to 112)	24.4 (7.6 to 88)	23.5 (7.5 to 79)	20.1 (7.5 to 57.3)	17.1 (7.5 to 57.3)	17.9 (7.5 to 57.3)	10.7 (7.5 to 57.3)	6.2 (7.5 to 57.3)	3.1 (7.5 to 57.3)	1.1 (7.5 to 57.3)	0.2 (0.3 to 0.6)	311
Extensively drug-resistant tuberculosis	0 (0 to 0)	0 (0 to 0)	0 (0 to 0)	0 (0 to 0)	0 (0 to 0)	0.1 (0 to 0.7)	0.2 (0 to 1.1)	0.2 (0 to 1.3)	1.2 (0 to 7.5)	0.4 (0 to 2.3)	0.4 (0 to 2.1)	0.4 (0 to 2.1)	0.4 (0 to 2.1)	0.4 (0 to 2.1)	0.6 (0 to 2.7)	0.5 (0 to 2.5)	0.3 (0 to 1.5)	0.2 (0 to 1.1)	0.1 (0 to 0.5)	0.1 (0 to 0.4)	0 (0 to 0.2)	0 (0 to 0.1)	0 (0 to 0)	0 (0 to 0)	4.2
Lower respiratory infections	494 (225 to 830)	362 (167 to 600)	1,120 (518 to 1,920)	291 (127 to 482)	142 (62.9 to 231)	99.2 (39.6 to 163)	121 (47.1 to 211)	101 (39.1 to 229)	122 (46.1 to 219)	118 (46.1 to 216)	122 (46.1 to 216)	145 (56.7 to 262)	179 (66.3 to 360)	179 (66.3 to 360)	232 (107 to 492)	335 (164 to 599)	434 (212 to 696)	492 (239 to 743)	488 (272 to 781)	563 (341 to 907)	492 (288 to 748)	282 (166 to 545)	151 (88 to 218)	47.2 (31 to 64.4)	13.2 (8.7 to 19.2)	6,880
Upper respiratory infections	0.1 (0.1 to 0.3)	0.6 (0.3 to 1.3)	19.4 (8.4 to 46.7)	39.6 (21.5 to 69.7)	39.4 (21.4 to 69.5)	61.1 (34.2 to 113)	41.3 (21.4 to 72.4)	39.2 (19.6 to 61.2)	39.5 (16.2 to 66.4)	29.1 (10.3 to 52.4)	36.7 (12.3 to 67.1)	22.7 (7.2 to 43.2)	19.2 (5.9 to 42.2)	19.2 (5.9 to 42.2)	19.4 (5.9 to 42.2)	12.9 (4.1 to 29.1)	8.5 (2.7 to 19.1)	4.6 (1.5 to 10.4)	2.6 (0.9 to 5.7)	1.3 (0.4 to 2.7)	0.2 (0 to 0.7)	0.2 (0 to 0.5)	0.1 (0 to 0.3)	0.2 (0 to 0.5)	6,880
Otitis media	0 (0 to 0)	0.2 (0 to 0.7)	2 (0.6 to 5.6)	10.6 (3.9 to 22.4)	22.3 (12.5 to 36.4)	17.2 (8.9 to 29.6)	18.4 (9.3 to 27.4)	19.1 (7.6 to 34.5)	11.2 (3.9 to 22.7)	5.4 (1.8 to 12.7)	6.9 (2.6 to 15.3)	3.9 (1.3 to 9.2)	2.5 (0.8 to 6.3)	2.5 (0.8 to 6.3)	3.2 (0.9 to 8.2)	4 (1.3 to 9.1)	2.7 (0.9 to 6.4)	1.8 (0.6 to 4.2)	1.1 (0.4 to 2.6)	0.7 (0.2 to 1.6)	0.2 (0 to 0.6)	0.2 (0 to 0.5)	0.1 (0 to 0.3)	0.1 (0 to 0.3)	144
Enteric infections	1,172 (1,172 to 1,172)	345 (345 to 345)	1,040 (704 to 1,410)	1,040 (704 to 1,410)	520 (520 to 520)	340 (340 to 340)	251 (251 to 251)	251 (251 to 251)	255 (255 to 255)	255 (117 to 394)	255 (117 to 394)	321 (117 to 394)	321 (117 to 394)	321 (117 to 394)	344 (344 to 344)	344 (344 to 344)	344 (344 to 344)	344 (344 to 344)	344 (344 to 344)	344 (344 to 344)	344 (344 to 344)	344 (344 to 344)	344 (344 to 344)	344 (344 to 344)	7,690
Diarrheal diseases	1,172 (591 to 372)	345 (119 to 749)	1,040 (628 to 3,040)	1,040 (386 to 1,910)	520 (137 to 494)	340 (72 to 649)	251 (72 to 649)	251 (96 to 843)	255 (91 to 564)	255 (82 to 291)	255 (68 to 531)	321 (68 to 531)	321 (99 to 386)	321 (99 to 386)	344 (115 to 432)	344 (132 to 495)	344 (121 to 500)	344 (126 to 527)	344 (153 to 676)	344 (153 to 676)	344 (153 to 676)	344 (153 to 676)	344 (153 to 676)	344 (153 to 676)	6,450
Typhoid and paratyphoid	0 (0 to 0)	0 (0 to 0)	80.2 (23.2 to 192)	199 (91.6 to 329)	179 (69.4 to 331)	122 (49.2 to 283)	65.6 (21.5 to 144)	21.3 (10.1 to 79.8)	21.3 (7.5 to 49.1)	16 (5.3 to 39.9)	16 (3.7 to 33.2)	9.5 (3.3 to 23.9)	9.5 (3.3 to 23.9)	9.5 (3.3 to 23.9)	6.5 (2.6 to 19.5)	6.5 (1.9 to 14.7)	4.1 (1.4 to 9.3)	2.6 (1 to 5.5)	1.5 (0.6 to 3.4)	0.7 (0.3 to 1.7)	0.2 (0.1 to 0.7)	0.1 (0 to 0.2)	0 (0 to 0.1)	0 (0 to 0)	739
Typhoid fever	0 (0 to 0)	0 (0 to 0)	80.2 (23.2 to 192)	199 (91.6 to 329)	179 (69.4 to 331)	122 (49.2 to 283)	65.6 (21.5 to 144)	21.3 (10.1 to 79.8)	21.3 (7.5 to 49.1)	16 (5.3 to 39.9)	16 (3.7 to 33.2)	9.5 (3.3 to 23.9)	9.5 (3.3 to 23.9)	9.5 (3.3 to 23.9)	6.5 (2.6 to 19.5)	6.5 (1.9 to 14.7)	4.1 (1.4 to 9.3)	2.6 (1 to 5.5)	1.5 (0.6 to 3.4)	0.7 (0.3 to 1.7)	0.2 (0.1 to 0.7)	0.1 (0 to 0.2)	0 (0 to 0.1)	0 (0 to 0)	707
Paratyphoid fever	0 (0 to 0)	0 (0 to 0)	0 (0 to 0.1)	0 (0 to 0.4)	0 (0 to 0.3)	0 (0 to 0.2)	0 (0 to 0.1)	0 (0 to 0.2)	0 (0 to 0.2)	0 (0 to 0.2)	0 (0 to 0.2)	0 (0 to 0.2)	0 (0 to 0.2)	0 (0 to 0.2)	0 (0 to 0.2)	0 (0 to 0.2)	0 (0 to 0.2)	0 (0 to 0.2)	0 (0 to 0.2)	0 (0 to 0.1)	0 (0 to 0.1)	0 (0 to 0.1)	0 (0 to 0.1)	0 (0 to 0)	0 (0 to 0)	32.8
Invasive Non-typhoidal Salmonella (iNTS)	2 (0 to 5.9)	2 (0 to 5.9)	32.7 (9.6 to 109)	209 (96.1 to 396)	204 (94.6 to 380)	140 (64.5 to 268)	67 (19.7 to 132)	29.4 (9.2 to 61.4)	19.4 (4.6 to 45.7)	19.7 (4.6 to 45.7)	19.4 (4.6 to 45.7)	14.3 (4.6 to 31.4)	14.3 (4.6 to 31.4)	14.3 (4.6 to 31.4)	8.7 (3.5 to 17.4)	7.9 (3.5 to 17.4)	5.9 (2.2 to 12.2)	3.2 (1.2 to 6.8)	2.4 (0.9 to 5.2)	1.1 (0.4 to 2.4)	0.4 (0.1 to 0.9)	0.1 (0 to 0.2)	0 (0 to 0.1)	0 (0 to 0.2)	550
Other intestinal infectious diseases	0 (0 to 0)	0 (0 to 0)	0.6 (0 to 3.3)	0.4 (0 to 1.9)	0.4 (0 to 1.4)	0.3 (0 to 1)	0.3 (0 to 0.9)	0.3 (0 to 0.7)	0.3 (0 to 0.7)	0.2 (0 to 0.5)	0.2 (0 to 0.5)	0.2 (0 to 0.5)	0.1 (0 to 0.5)	0.1 (0 to 0.5)	0.1 (0 to 0.5)	0.1 (0 to 0.5)	0.1 (0 to 0.5)	0.1 (0 to 0.5)	0.1 (0 to 0.5)	0.1 (0 to 0.5)	0.1 (0 to 0.5)	0.1 (0 to 0.5)	0.1 (0 to 0.5)	0.1 (0 to 0.5)	3.9
Neglected tropical diseases and malaria	1,172 (1,172 to 1,172)	345 (345 to 345)	1,040 (704 to 1,410)	1,040 (704 to 1,410)	520 (520 to 520)	340 (340 to 340)	251 (251 to 251)	251 (251 to 251)	255 (255 to 255)	255 (117 to 394)	255 (117 to 394)	321 (117 to 394)	321 (117 to 394)	321 (117 to 394)	344 (344 to 344)	344 (344 to 344)	344 (344 to 344)	344 (344 to 344)	344 (344 to 344)	344 (344 to 344)	344 (344 to 344)	344 (344 to 344)	344 (344 to 344)	344 (344 to 344)	3,720
Malaria	0 (0 to 0)	0 (0 to 0)	0 (0 to 0)	0 (0 to 0)	0 (0 to 0)	0 (0 to 0)	0 (0 to 0)	0 (0 to 0)	0 (0 to 0)	0 (0 to 0)	0 (0 to 0)	0 (0 to 0)	0 (0 to 0)	0 (0 to 0)	0 (0 to 0)	0 (0 to 0)	0 (0 to 0)	0 (0 to 0)	0 (0 to 0)	0 (0 to 0)	0 (0 to 0)	0 (0 to 0)	0 (0 to 0)	0 (0 to 0)	0
Chagas disease	0 (0 to 0)	0 (0 to 0)	0 (0 to 0)	0 (0 to 0)	0 (0 to 0)	0 (0 to 0)	0 (0 to 0)	0 (0 to 0)	0 (0 to 0)	0 (0 to 0)	0 (0 to 0)	0 (0 to 0)	0 (0 to 0)	0 (0 to 0)	0 (0 to 0)	0 (0 to 0)	0 (0 to 0)	0 (0 to 0)	0 (0 to 0)	0 (0 to 0)	0 (0 to 0)	0 (0 to 0)	0 (0 to 0)	0 (0 to 0)	0
Leishmaniasis	0 (0 to 0)	0 (0 to 0)	0 (0 to 0)	0 (0 to 0)	0 (0 to 0)	0 (0 to 0)	0 (0 to 0)	0 (0 to 0)	0 (0 to 0)	0 (0 to 0)	0 (0 to 0)	0 (0 to 0)	0 (0 to 0)	0 (0 to 0)	0 (0 to 0)	0 (0 to 0)	0 (0 to 0)	0 (0 to 0)	0 (0 to 0)	0 (0 to 0)	0 (0 to 0)	0 (0 to 0)	0 (0 to 0)	0 (0 to 0)	0
Visceral leishmaniasis	0 (0 to 0)	0 (0 to 0)	0 (0 to 0)	0 (0 to 0)	0 (0 to 0)	0 (0 to 0)	0 (0 to 0)	0 (0 to 0)	0 (0 to 0)	0 (0 to 0)	0 (0 to 0)	0 (0 to 0)	0 (0 to 0)	0 (0 to 0)	0 (0 to 0)	0 (0 to 0)	0 (0 to 0)	0 (0 to 0)	0 (0 to 0)	0 (0 to 0)	0 (0 to 0)	0 (0 to 0)	0 (0 to 0)	0 (0 to 0)	0 (0 to 0)	0
Cutaneous and mucocutaneous leishmaniasis	0 (0 to 0)	0 (0 to 0)	0 (0 to 0)	0 (0 to 0)	0 (0 to 0)	0 (0 to 0.1)	0 (0 to 0)	0 (0 to 0)	0 (0 to 0)	0 (0 to 0)	0 (0 to 0)	0 (0 to 0)	0 (0 to 0)	0 (0 to 0)	0 (0 to 0)	0 (0 to 0)	0 (0 to 0)	0 (0 to 0)	0 (0 to 0)	0 (0 to 0)	0 (0 to 0)	0 (0 to 0)	0 (0 to 0)	0 (0 to 0)	0 (0 to 0)	0.1
African trypanosomiasis	0 (0 to 0)	0 (0 to 0)	0 (0 to 0)	0 (0 to 0)	0 (0 to 0)	0 (0 to 0)	0 (0 to 0)	0 (0 to 0)	0 (0 to 0)	0 (0 to 0)	0 (0 to 0)	0 (0 to 0)	0 (0 to 0)	0 (0 to 0)	0 (0 to 0)	0 (0 to 0)	0 (0 to 0)	0 (0 to 0)	0 (0 to 0)	0 (0 to 0)	0 (0 to 0)	0 (0 to 0)	0 (0 to 0)	0 (0 to 0)	0 (0 to 0)	0
Schistosomiasis	0 (0 to 0)	0 (0 to 0)	2.2 (0.4 to 5.4)	20 (4.4 to 49)	34.4 (11.3 to 72.9)	46.2 (21.3 to 84.4)	50.6 (27.3 to 105)	52.3 (20.8 to 113)	55.5 (20.8 to 113)	52.3 (20.8 to 113)	47.6 (17.7 to 97.6)	43.1 (14.3 to 114)	39.5 (12.2 to 111)	39.5 (12.2 to 111)	33.7 (9.3 to 79.3)	23.2 (6.9 to 58.3)	18.2 (4.6 to 46.7)	13.7 (3.1 to 35.9)	9.9 (2.4 to 26.1)	6.2 (1.3 to 16.9)	3.1 (0.7 to 8.4)	1.7 (0.3 to 4.4)	0.4 (0.1 to 1.2)	0 (0 to 0.1)	552
Cysticercosis	0 (0 to 0)	0 (0 to 0)	0 (0 to 0)	0.2 (0 to 0.6)	0.4 (0 to 1.1)	0.6 (0 to 1.2)	3.1 (0.7 to 7.1)	4.3 (0.9 to 9.7)	4.7 (0.9 to 10.5)	5.1 (1.1 to 11.4)	5.7 (1.4 to 12.4)	5.7 (1.4 to 13.1)	5.7 (1.4 to 13.1)	5.7 (1.4 to 13.1)	3.9 (1.1 to 9.2)	3.1 (0.9 to 7.3)	2.3 (0.6 to 5.6)	1.7 (0.4 to 4.2)	1.2 (0.3 to 3.1)	0.7 (0.2 to 1.9)	0.3 (0.1 to 0.8)	0.1 (0 to 0.3)	0 (0 to 0.1)	0 (0 to 0)	852
Cystic echinococcosis	0 (0 to 0)	0 (0 to 0)	0 (0 to 0)	0.5 (0 to 1.9)	0.4 (0 to 1.4)	0.4 (0 to 1.1)	0.4 (0 to 1.1)	0.6 (0 to 1.2)	0.6 (0 to 1.2)	0.6 (0 to 1.2)	0.6 (0 to 1.2)	0.6 (0 to 1.2)	0.6 (0 to 1.2)	0.6 (0 to 1.2)	0.4 (0 to 1.1)	0.3 (0 to 0.9)	0.2 (0 to 0.6)	0.2 (0 to 0.5)	0.1 (0 to 0.4)	0.1 (0 to 0.3)	0 (0 to 0.2)	0 (0 to 0.1)	0 (0 to 0)	0 (0 to 0)	7.7
Lymphatic filariasis	0 (0 to 0)	0 (0 to 0)	0 (0 to 0)	0 (0 to 0)	0 (0 to 0)	0 (0 to 0)	0 (0 to 0)	0 (0 to 0)	0 (0 to 0)	0 (0 to 0)	0 (0 to 0)	0 (0 to 0)	0 (0 to 0)	0 (0 to 0)	0 (0 to 0)	0 (0 to 0)	0 (0 to 0)	0 (0 to 0)	0 (0 to 0)	0 (0 to 0)	0 (0 to 0)	0 (0 to 0)	0 (0 to 0)	0 (0 to 0)	0
Onchocerciasis	0 (0 to 0)	0 (0 to 0)	0 (0 to 0)	0 (0 to 0)	0 (0 to 0)	0 (0 to 0)	0 (0 to 0)	0 (0 to 0)	0 (0 to 0)	0 (0 to 0)	0 (0 to 0)	0 (0 to 0)	0 (0 to 0)	0 (0 to 0)	0 (0 to 0)	0 (0 to 0)	0 (0 to 0)	0 (0 to 0)	0 (0 to 0)	0 (0 to 0)	0 (0 to 0)	0 (0 to 0)	0 (0 to 0)	0 (0 to 0)	0
Trachoma	0 (0 to 0)	0 (0 to 0)	0 (0 to 0)	0 (0 to 0)	0 (0 to 0)	0 (0 to 0)	0 (0 to 0)	0 (0 to 0)	0 (0 to 0)	0 (0 to 0)	0 (0 to 0)	0 (0 to 0)	0 (0 to 0)	0 (0 to 0)	0 (0 to 0)	0 (0 to 0)	0 (0 to 0)	0 (0 to 0)	0 (0 to 0)	0 (0 to 0)	0 (0 to 0)	0 (0 to 0)	0 (0 to 0)	0 (0 to 0)	0
Dengue	0 (0 to 0)	0 (0 to 0)	0.1 (0 to 0.9)	0.3 (0 to 0.9)	0.7 (0.2 to 2.2)	0.9 (0.3 to 2.2)	0.7 (0 to 2.1)	0.6 (0 to 1.6)	0.6 (0 to 1.6)	0.6 (0 to 1.4)	0.6 (0 to 1.2)	0.6 (0 to 1.2)	0.6 (0 to 1.2)	0.6 (0 to 1.2)	0.3 (0 to 0.9)	0.3 (0 to 0.8)	0.2 (0 to 0.5)	0.1 (0 to 0.4)	0.1 (0 to 0.3)	0.1 (0 to 0.2)	0 (0 to 0.1)	0 (0 to 0.1)	0 (0 to 0)	0 (0 to 0)	7.2
Yellow fever	0 (0 to 0)	0 (0 to 0)	0.1 (0 to 0.3)	0.2 (0 to 0.9)	0.2 (0 to 0.8)	0.2 (0 to 0.6)	0.2 (0 to 0.5)	0.2 (0 to 0.5)	0.2 (0 to 0.5)	0.1 (0 to 0.5)	0.1 (0 to 0.4)	0.1 (0 to 0.4)	0.1 (0 to 0.4)	0.1 (0 to 0.4)	0.1 (0 to 0.4)	0.1 (0 to 0.4)	0.1 (0 to 0.4)	0.1 (0 to 0.4)	0.1 (0 to 0.4)	0.1 (0 to 0.4)	0.1 (0 to 0.4)	0.1 (0 to 0.4)	0.1 (0 to 0.4)	0.1 (0 to 0.4)	15.9
Rabies	0 (0 to 0)	0 (0 to 0)	0.2 (0 to 0.9)	4.9 (2.3

Other neoplasms	0 (0 to 0.1)	0 (0 to 0)	0-1 (0 to 0.3)	0-3 (0.2 to 0.7)	0-4 (0.3 to 0.9)	0-4 (0.3 to 0.9)	0-4 (0.2 to 0.7)	0-3 (0.2 to 0.6)	0-3 (0.1 to 0.6)	0-3 (0.1 to 0.6)	0-4 (0.1 to 0.9)	0-4 (0.1 to 1.1)	0-7 (0.2 to 1.4)	1 (0.4 to 2.2)	1-5 (0.5 to 3.3)	2-2 (0.7 to 4.5)	2-8 (0.9 to 5.9)	3-3 (1.2 to 6.2)	3-8 (1.4 to 7.2)	3-6 (1.5 to 7.3)	3-6 (1.4 to 7.0)	3-7 (1.2 to 7.4)	0-1 (0.4 to 3.3)	0 (0 to 0)	23-5
Medulloblastoma, medulloblastoma, and other hemangioblastoma	0 (0 to 0.1)	0 (0 to 0)	0-1 (0 to 0.2)	0-2 (0.2 to 0.7)	0-3 (0.2 to 0.8)	0-3 (0.2 to 0.7)	0-3 (0.2 to 0.7)	0-2 (0.2 to 0.6)	0-2 (0.1 to 0.6)	0-2 (0.1 to 0.6)	0-3 (0.1 to 0.8)	0-3 (0.1 to 1.0)	0-5 (0.2 to 1.4)	1 (0.4 to 2.2)	1-4 (0.5 to 3.3)	2-2 (0.7 to 4.5)	2-6 (0.9 to 5.9)	3-3 (1.2 to 6.2)	3-6 (1.4 to 7.2)	3-6 (1.5 to 7.3)	3-6 (1.4 to 7.0)	3-7 (1.2 to 7.4)	0-1 (0.4 to 3.3)	0 (0 to 0)	23-5
Benign and in situ intestinal neoplasms	0 (0 to 0)	0 (0 to 0)	0 (0 to 0)	0 (0 to 0)	0 (0 to 0)	0 (0 to 0)	0 (0 to 0)	0 (0 to 0)	0 (0 to 0)	0 (0 to 0)	0 (0 to 0)	0 (0 to 0)	0 (0 to 0)	0 (0 to 0)	0 (0 to 0)	0 (0 to 0)	0 (0 to 0)	0 (0 to 0)	0 (0 to 0)	0 (0 to 0)	0 (0 to 0)	0 (0 to 0)	0 (0 to 0)	0 (0 to 0)	
Benign and in situ cervical and uterine neoplasms	0 (0 to 0)	0 (0 to 0)	0 (0 to 0)	0 (0 to 0)	0 (0 to 0)	0 (0 to 0)	0 (0 to 0)	0 (0 to 0)	0 (0 to 0)	0 (0 to 0)	0 (0 to 0)	0 (0 to 0)	0 (0 to 0)	0 (0 to 0)	0 (0 to 0)	0 (0 to 0)	0 (0 to 0)	0 (0 to 0)	0 (0 to 0)	0 (0 to 0)	0 (0 to 0)	0 (0 to 0)	0 (0 to 0)	0 (0 to 0)	
Other benign and in situ neoplasms	0 (0 to 0)	0 (0 to 0)	0 (0 to 0)	0 (0 to 0)	0 (0 to 0)	0 (0 to 0)	0 (0 to 0)	0 (0 to 0)	0 (0 to 0)	0 (0 to 0)	0 (0 to 0)	0 (0 to 0)	0 (0 to 0)	0 (0 to 0)	0 (0 to 0)	0 (0 to 0)	0 (0 to 0)	0 (0 to 0)	0 (0 to 0)	0 (0 to 0)	0 (0 to 0)	0 (0 to 0)	0 (0 to 0)	0 (0 to 0)	0
Cardiovascular diseases	19 (4.4 to 21.1)	7-3 (3.2 to 14.2)	23-5 (9.4 to 48.9)	20-1 (7.7 to 36)	49-9 (20.9 to 97.4)	52-2 (24.5 to 105)	167 (72 to 354)	156 (72.1 to 335)	166 (77.1 to 355)	237 (112.2 to 506)	329 (153.9 to 690)	535 (253.9 to 1,140)	766 (363.6 to 1,640)	1,110 (540 to 2,380)	1,390 (676 to 2,940)	1,700 (1,070 to 2,960)	1,760 (1,100 to 2,750)	1,840 (1,240 to 2,640)	1,830 (1,180 to 2,630)	1,650 (1,060 to 2,450)	782 (493 to 1,260)	363 (233 to 479)	113 (80.1 to 156)	29-3 (24 to 34.4)	13,200
Rheumatic heart disease	0 (0 to 0)	0 (0 to 0)	1-8 (0.7 to 2.4)	10-1 (5.4 to 17.3)	39-8 (26.4 to 58.8)	49-4 (31.7 to 69.1)	119 (79.9 to 166)	114 (77.3 to 159)	120 (76.9 to 167)	172 (112.2 to 237)	242 (154.5 to 337)	387 (247.6 to 540)	554 (351.2 to 774)	803 (511.2 to 1,120)	1,010 (643.1 to 1,410)	1,230 (784.9 to 1,720)	1,270 (810.1 to 1,770)	1,330 (848.1 to 1,860)	1,320 (842.1 to 1,850)	1,190 (759.1 to 1,660)	566 (361 to 790)	263 (168 to 367)	82 (52.6 to 114)	21-2 (13.5 to 29.6)	9,600
Ischemic heart disease	0 (0 to 0)	0 (0 to 0)	6-7 (2.6 to 14.6)	12-9 (5.1 to 27.9)	29-3 (11.6 to 63.4)	29-6 (11.7 to 64)	96 (38 to 207)	93-3 (37 to 202)	101 (40.1 to 218)	149 (59.1 to 322)	211 (83.6 to 456)	346 (137.1 to 748)	498 (197.5 to 1,080)	720 (285.6 to 1,560)	907 (359.8 to 1,960)	1,100 (436.4 to 2,380)	1,140 (452.2 to 2,470)	1,190 (472.2 to 2,570)	1,190 (472.2 to 2,570)	1,070 (424.1 to 2,310)	508 (201.5 to 1,100)	236 (93.6 to 511)	73-6 (29.2 to 159)	19-1 (7.6 to 41.3)	8,640
Stroke	1-6 (0.3 to 4.6)	1-1 (0.4 to 2.5)	5-2 (2.2 to 9.6)	6-7 (2.9 to 12.4)	12-9 (7.1 to 22.4)	21-8 (12.3 to 35.4)	66-6 (36.3 to 105)	67-5 (37.1 to 106)	68-1 (37.6 to 106)	88-6 (49.2 to 138)	117 (64.9 to 181)	222 (123.3 to 344)	332 (184.1 to 515)	491 (272.6 to 760)	575 (319.2 to 889)	704 (409.9 to 1,070)	879 (497.2 to 1,330)	922 (512.9 to 1,400)	876 (487.2 to 1,330)	746 (412.9 to 1,140)	350 (192.3 to 536)	150 (82.4 to 233)	49-2 (28.2 to 69.4)	11-1 (6.9 to 16.2)	6,740
Ischemic stroke	0-2 (0 to 0.7)	0-2 (0.1 to 0.6)	0-3 (0.2 to 1.2)	1-6 (0.7 to 2.9)	4-9 (2.1 to 9.1)	7-7 (3.6 to 14.4)	11-4 (5.3 to 21.5)	12-3 (5.7 to 22.3)	13-6 (6.6 to 24.3)	19-6 (9.3 to 34.5)	27-3 (13.1 to 47.5)	37-5 (18.1 to 65.1)	54-2 (26.2 to 93.4)	74-3 (36.1 to 127)	94-5 (46.1 to 160)	117 (57.2 to 195)	140 (68.7 to 232)	152 (74.7 to 252)	154 (75.6 to 255)	139 (68.2 to 230)	66-6 (32.6 to 110)	29-3 (14.3 to 48.5)	8-6 (4.2 to 14.2)	1,940
Intracerebral hemorrhage	0-4 (0 to 0.9)	0-4 (0 to 0.9)	1-1 (0.4 to 2.7)	2-2 (0.7 to 5.2)	4-3 (1.7 to 9.6)	5-1 (2.1 to 11.2)	12-3 (5.2 to 25.5)	11-6 (4.9 to 24.1)	12-3 (5.2 to 25.5)	16-1 (6.8 to 33.3)	21-7 (9.2 to 44.5)	29-4 (12.5 to 60.1)	39-3 (16.7 to 80.2)	51-1 (21.8 to 104)	61-2 (26.1 to 124)	72-1 (30.8 to 146)	82-1 (35.1 to 166)	86-1 (36.8 to 174)	84-1 (35.9 to 170)	77-2 (33 to 156)	36-8 (15.7 to 74.5)	16-2 (6.9 to 32.8)	4-7 (2 to 9.5)	1,070
Subarachnoid hemorrhage	0-2 (0 to 0.6)	0-2 (0 to 0.6)	0-4 (0 to 2.1)	0-6 (0.1 to 2.7)	1-2 (0.3 to 4.7)	1-2 (0.3 to 4.7)	3-2 (1.0 to 8.5)	2-8 (0.9 to 7.6)	3-2 (1.0 to 8.5)	4-1 (1.3 to 10.9)	5-4 (1.7 to 14.5)	7-4 (2.3 to 19.7)	9-8 (3.1 to 26.1)	12-7 (4.1 to 33.8)	15-1 (4.9 to 40.1)	17-8 (5.8 to 47.3)	20-3 (6.6 to 54)	21-2 (6.9 to 56.4)	20-8 (6.7 to 55.2)	19-1 (6.2 to 50.8)	8-9 (2.9 to 23.7)	4-1 (1.3 to 10.9)	1-1 (0.3 to 3.3)	341
Hypertensive-heart disease	0 (0 to 0)	0 (0 to 0)	0 (0 to 0)	0 (0 to 0)	0 (0 to 0)	0 (0 to 0)	0 (0 to 0.6)	0 (0 to 0.6)	0 (0 to 0.6)	0 (0 to 0.6)	0 (0 to 0.6)	0 (0 to 0.6)	0 (0 to 0.6)	0 (0 to 0.6)	0 (0 to 0.6)	0 (0 to 0.6)	0 (0 to 0.6)	0 (0 to 0.6)	0 (0 to 0.6)	0 (0 to 0.6)	0 (0 to 0.6)	0 (0 to 0.6)	0 (0 to 0.6)	0 (0 to 0.6)	1,190
Non-rheumatic valvular heart disease	0 (0 to 0)	0 (0 to 0)	0 (0 to 0)	0 (0 to 0)	0 (0 to 0)	0 (0 to 0)	0-2 (0 to 0.7)	0-2 (0 to 0.7)	0-2 (0 to 0.7)	0-2 (0 to 0.7)	0-2 (0 to 0.7)	0-2 (0 to 0.7)	0-2 (0 to 0.7)	0-2 (0 to 0.7)	0-2 (0 to 0.7)	0-2 (0 to 0.7)	0-2 (0 to 0.7)	0-2 (0 to 0.7)	0-2 (0 to 0.7)	0-2 (0 to 0.7)	0-2 (0 to 0.7)	0-2 (0 to 0.7)	0-2 (0 to 0.7)	0-2 (0 to 0.7)	84
Non-rheumatic aortic valve disease	0 (0 to 0)	0 (0 to 0)	0-2 (0 to 0.6)	0-2 (0 to 0.6)	0-2 (0 to 0.6)	0-2 (0 to 0.6)	0-3 (0 to 0.7)	0-3 (0 to 0.7)	0-3 (0 to 0.7)	0-3 (0 to 0.7)	0-3 (0.1 to 0.8)	0-3 (0.1 to 0.8)	0-3 (0.1 to 0.8)	0-3 (0.1 to 0.8)	0-3 (0.1 to 0.8)	0-3 (0.1 to 0.8)	0-3 (0.1 to 0.8)	0-3 (0.1 to 0.8)	0-3 (0.1 to 0.8)	0-3 (0.1 to 0.8)	0-3 (0.1 to 0.8)	0-3 (0.1 to 0.8)	0-3 (0.1 to 0.8)	0-3 (0.1 to 0.8)	46-7
Non-rheumatic degenerative mitral valve disease	0 (0 to 0)	0 (0 to 0)	0 (0 to 0)	0 (0 to 0)	0 (0 to 0)	0 (0 to 0)	0 (0 to 0.4)	0 (0 to 0.4)	0 (0 to 0.4)	0 (0 to 0.4)	0 (0 to 0.4)	0 (0 to 0.4)	0 (0 to 0.4)	0 (0 to 0.4)	0 (0 to 0.4)	0 (0 to 0.4)	0 (0 to 0.4)	0 (0 to 0.4)	0 (0 to 0.4)	0 (0 to 0.4)	0 (0 to 0.4)	0 (0 to 0.4)	0 (0 to 0.4)	0 (0 to 0.4)	39-5
Other non-rheumatic valve diseases	0 (0 to 0)	0 (0 to 0)	0 (0 to 0)	0 (0 to 0)	0 (0 to 0)	0 (0 to 0)	0-1 (0 to 0.7)	0-1 (0 to 0.6)	0-1 (0 to 0.6)	0-1 (0 to 0.6)	0-1 (0 to 0.6)	0-1 (0 to 0.6)	0-1 (0 to 0.6)	0-1 (0 to 0.6)	0-1 (0 to 0.6)	0-1 (0 to 0.6)	0-1 (0 to 0.6)	0-1 (0 to 0.6)	0-1 (0 to 0.6)	0-1 (0 to 0.6)	0-1 (0 to 0.6)	0-1 (0 to 0.6)	0-1 (0 to 0.6)	0-1 (0 to 0.6)	1-9
Cardiomyopathy and myocarditis	9 (3.3 to 14.9)	9 (3.2 to 15.4)	17-6 (6.9 to 32.9)	9-3 (3.6 to 19.5)	12-4 (5.4 to 27.6)	11-7 (4.9 to 27.4)	19-4 (8.1 to 43.2)	19-3 (7.9 to 43.7)	19-6 (8.1 to 44.2)	20-3 (8.4 to 45.6)	21-7 (9.1 to 48.6)	23-3 (9.8 to 52.1)	25-4 (10.7 to 56.7)	27-8 (11.6 to 62.1)	29-9 (12.5 to 66.5)	32-1 (13.4 to 71.6)	34-2 (14.2 to 76.3)	35-7 (14.8 to 79.5)	36-1 (14.9 to 80.5)	34-8 (14.4 to 77.5)	16-7 (6.9 to 37.2)	7-7 (3.2 to 17.2)	2-1 (0.9 to 4.7)	471
Myocarditis	0 (0 to 0.1)	0 (0 to 0.1)	0 (0 to 0.4)	0 (0 to 0.4)	0 (0 to 0.4)	0 (0 to 0.4)	0 (0 to 0.4)	0 (0 to 0.4)	0 (0 to 0.4)	0 (0 to 0.4)	0 (0 to 0.4)	0 (0 to 0.4)	0 (0 to 0.4)	0 (0 to 0.4)	0 (0 to 0.4)	0 (0 to 0.4)	0 (0 to 0.4)	0 (0 to 0.4)	0 (0 to 0.4)	0 (0 to 0.4)	0 (0 to 0.4)	0 (0 to 0.4)	0 (0 to 0.4)	0 (0 to 0.4)	4
Alcoholic cardiomyopathy	0 (0 to 0)	0 (0 to 0)	0 (0 to 0)	0 (0 to 0)	0 (0 to 0)	0 (0 to 0)	0 (0 to 0.4)	0 (0 to 0.4)	0 (0 to 0.4)	0 (0 to 0.4)	0 (0 to 0.4)	0 (0 to 0.4)	0 (0 to 0.4)	0 (0 to 0.4)	0 (0 to 0.4)	0 (0 to 0.4)	0 (0 to 0.4)	0 (0 to 0.4)	0 (0 to 0.4)	0 (0 to 0.4)	0 (0 to 0.4)	0 (0 to 0.4)	0 (0 to 0.4)	0 (0 to 0.4)	4-9
Other cardiomyopathy	7-6 (2.5 to 14.3)	6-8 (1.9 to 14.9)	15-1 (2.3 to 19.7)	8-4 (1.2 to 20.3)	9-3 (1.2 to 22.3)	9-9 (1.4 to 23.5)	9-2 (1.2 to 22.4)	9-9 (1.2 to 23.2)	12-1 (1.4 to 28.1)	17-1 (2.1 to 39.7)	23-2 (2.9 to 53.4)	29-3 (3.8 to 66.4)	43-7 (5.6 to 99.4)	59-4 (7.8 to 134)	68 (9.1 to 154)	78-2 (10.5 to 177)	90-2 (12.2 to 204)	97-1 (13.2 to 219)	96 (13.1 to 217)	89-3 (12.2 to 202)	42-1 (5.8 to 95.2)	19-1 (2.6 to 43.2)	5-1 (0.7 to 11.5)	440
Atrial fibrillation and flutter	0 (0 to 0)	0 (0 to 0)	0 (0 to 0)	0 (0 to 0)	0 (0 to 0)	0 (0 to 0)	0 (0 to 0)	0 (0 to 0)	0 (0 to 0)	0 (0 to 0)	0 (0 to 0)	0 (0 to 0)	0 (0 to 0)	0 (0 to 0)	0 (0 to 0)	0 (0 to 0)	0 (0 to 0)	0 (0 to 0)	0 (0 to 0)	0 (0 to 0)	0 (0 to 0)	0 (0 to 0)	0 (0 to 0)	0 (0 to 0)	152
Aortic aneurysm	--	--	--	--	--	--	2-1 (0.5 to 4.2)	2-5 (0.6 to 5.2)	2-6 (0.7 to 5.7)	2-2 (0.6 to 4.9)	2-2 (0.6 to 4.9)	2-3 (0.6 to 5.1)	2-3 (0.6 to 5.1)	2-4 (0.6 to 5.4)	2-5 (0.6 to 5.6)	2-6 (0.7 to 5.8)	2-7 (0.7 to 6)	2-8 (0.7 to 6.2)	2-8 (0.7 to 6.2)	2-8 (0.7 to 6.2)	2-8 (0.7 to 6.2)	2-8 (0.7 to 6.2)	2-8 (0.7 to 6.2)	NA
Endocarditis	0-1 (0 to 0.1)	0-1 (0 to 0.1)	0-7 (0.2 to 2.4)	1-1 (0 to 3.2)	2-3 (0.6 to 5.2)	4-4 (1.1 to 11.1)	7-5 (1.7 to 17.3)	6-3 (1.4 to 15.3)	5-8 (1.3 to 14.2)	6-7 (1.4 to 16.2)	6-7 (1.4 to 16.2)	7-6 (1.6 to 18.7)	7-6 (1.6 to 18.7)	8-1 (1.7 to 19.7)	8-1 (1.7 to 19.7)	8-1 (1.7 to 19.7)	8-1 (1.7 to 19.7)	8-1 (1.7 to 19.7)	8-1 (1.7 to 19.7)	8-1 (1.7 to 19.7)	8-1 (1.7 to 19.7)	8-1 (1.7 to 19.7)	8-1 (1.7 to 19.7)	8-1 (1.7 to 19.7)	89-3
Other cardiovascular and circulatory diseases	0-7 (0.1 to 2.3)	0-7 (0.2 to 1.7)	2-2 (0.3 to 6.2)	1-9 (0.2 to 5.2)	2-7 (0.3 to 7.2)	2-5 (0.3 to 6.7)	2-7 (0.3 to 7.1)	2-4 (0.3 to 6.4)	2-5 (0.3 to 6.6)	2-6 (0.3 to 6.9)	2-7 (0.3 to 7.2)	2-8 (0.3 to 7.5)	2-9 (0.3 to 7.8)	3-1 (0.4 to 8.1)	3-2 (0.4 to 8.4)	3-3 (0.4 to 8.7)	3-4 (0.4 to 8.9)	3-5 (0.4 to 9.1)	3-5 (0.4 to 9.1)	3-5 (0.4 to 9.1)	3-5 (0.4 to 9.1)	3-5 (0.4 to 9.1)	3-5 (0.4 to 9.1)	3-5 (0.4 to 9.1)	472
Chronic respiratory diseases	0 (0 to 0)	0-1 (0 to 0.1)	0-6 (0.1 to 1.7)	0-7 (0.2 to 2.1)	0-8 (0.2 to 2.4)	0-7 (0.2 to 2.2)	0-7 (0.2 to 2.1)	0-6 (0.2 to 1.9)	0-6 (0.2 to 1.8)	0-6 (0.2 to 1.8)	0-6 (0.2 to 1.8)	0-6 (0.2 to 1.8)	0-6 (0.2 to 1.8)	0-6 (0.2 to 1.8)	0-6 (0.2 to 1.8)	0-6 (0.2 to 1.8)	0-6 (0.2 to 1.8)	0-6 (0.2 to 1.8)	0-6 (0.2 to 1.8)	0-6 (0.2 to 1.8)	0-6 (0.2 to 1.8)	0-6 (0.2 to 1.8)	0-6 (0.2 to 1.8)	3,470
Chronic obstructive pulmonary disease	0 (0 to 0)	0 (0 to 0)	0-1 (0 to 0.3)	0-2 (0 to 0.6)	0-3 (0.1 to 0.8)	0-3 (0.1 to 0.8)	0-3 (0.1 to 0.8)	0-3 (0.1 to 0.8)	0-3 (0.1 to 0.8)	0-3 (0.1 to 0.8)	0-4 (0.1 to 0.9)	0-4 (0.1 to 1.1)	0-5 (0.1 to 1.3)	0-6 (0.2 to 1.5)	0-7 (0.2 to 1.7)	0-7 (0.2 to 1.8)	0-8 (0.2 to 1.9)	0-8 (0.2 to 2)	0-8 (0.2 to 2)	0-8 (0.2 to 2)	0-8 (0.2 to 2)	0-8 (0.2 to 2)	0-8 (0.2 to 2)	0-8 (0.2 to 2)	2,330
Pneumoconiosis	0 (0 to 0)	0 (0 to 0)	0 (0 to 0)	0 (0 to 0)	0 (0 to 0)	0 (0 to 0)	0 (0 to 0.3)	0 (0 to 0.3)	0 (0 to 0.3)	0 (0 to 0.3)	0 (0 to 0.3)	0 (0 to 0.3)	0 (0 to 0.3)	0 (0 to 0.3)	0 (0 to 0.3)	0 (0 to 0.3)	0 (0 to 0.3)	0 (0 to 0.3)	0 (0 to 0.3)	0 (0 to 0.3)	0 (0 to 0.3)	0 (0 to 0.3)	0 (0 to 0.3)	0 (0 to 0.3)	0 (0 to 0.3)	20-9
Silicosis	0 (0 to 0)	0 (0 to 0)	0 (0 to 0)	0 (0 to 0)	0 (0 to 0)	0 (0 to 0)	0 (0 to 0)	0 (0 to 0)	0 (0 to 0.1)	0 (0 to 0)	0 (0 to 0)	0 (0 to 0)	0 (0 to 0.1)	0 (0 to 0.1)	0 (0 to 0.1)	0 (0 to 0.1)	0 (0 to 0.1)	0 (0 to 0.1)	0 (0 to 0.1)	0 (0 to 0.1)	0 (0 to 0.1)	0 (0 to 0.1)	0 (0 to 0.1)	0 (0 to 0.1)	0 (0 to 0.1)	5-2
Asbestosis	0 (0 to 0)	0 (0 to 0)	0 (0 to 0)	0 (0 to 0)	0 (0 to 0)	0 (0 to 0)	0 (0 to 0.1)	0 (0 to 0.1)	0 (0 to 0.1)	0 (0 to 0.1)	0 (0 to 0.1)	0 (0 to 0.1)	0 (0 to 0.1)	0 (0 to 0.1)	0 (0 to 0.1)	0 (0 to 0.1)	0 (0 to 0.1)	0 (0 to 0.1)	0 (0 to 0.1)	0 (0 to 0.1)	0 (0 to 0.1)	0 (0 to 0.1)	0 (0 to 0.1)	0 (0 to 0.1)	0 (0 to 0.1)	10-4
Coal workers pneumoconiosis	0 (0 to 0)	0 (0 to 0)	0 (0 to 0)	0 (0 to 0)	0 (0 to 0)	0 (0 to 0)	0 (0 to 0)	0 (0 to 0)	0 (0 to 0)	0 (0 to 0)	0 (0 to 0)	0 (0 to 0)	0 (0 to 0)	0 (0 to 0)	0 (0 to 0)	0 (0 to 0)	0 (0 to 0)	0 (0 to 0)	0 (0 to 0)	0 (0 to 0)	0 (0 to 0)	0 (0 to 0)	0 (0 to 0)	0 (0 to 0)	0-5
Other pneumoconiosis	0 (0 to 0)	0 (0 to 0)	0 (0 to 0)	0 (0 to 0)	0 (0 to 0)	0 (0 to 0)	0 (0 to 0)	0 (0 to 0)	0 (0 to 0)	0 (0 to 0)	0 (0 to 0)	0 (0 to 0)	0 (0 to 0)	0 (0 to 0)	0 (0 to 0)	0 (0 to 0)	0 (0 to 0)	0 (0 to 0)	0 (0 to 0)	0 (0 to 0)	0 (0 to 0)	0 (0 to 0)	0 (0 to 0)	0 (0 to 0)	4-7
Asthma	0 (0 to 0)	0 (0 to 0)	0-7 (0.9 to 7.9)	0-6 (0.2 to 7.1)	0-6 (0.2 to 7.1)	0-5 (0.2 to 6.5)	0-4 (0.2 to 5.4)	0-4 (0.1 to 5.3)	0-4 (0.1 to 5.4)	0-4 (0.1 to 5.4)	0-4 (0.1 to 5.4)	0-4 (0.1 to 5.4)	0-4 (0.1 to 5.4)	0-4 (0.1 to 5.4)	0-4 (0.1 to 5.4)	0-4 (0.1 to 5.4)	0-4 (0.1 to 5.4)	0-4 (0.1 to 5.4)	0-4 (0.1 to 5.4)	0-4 (0.1 to 5.4)	0-4 (0.1 to 5.4)	0-4 (0.1 to 5.4)	0-4 (0.1 to 5.4)	0-4 (0.1 to 5.4)	891
Interstitial lung disease and pulmonary sarcoidosis	0 (0 to 0)	0 (0 to 0)	0 (0 to 0.1)	0 (0 to 0.1)	0 (0 to 0.1)	0 (0 to 0.1)	0 (0 to 0.2)	0 (0 to 0.2)	0 (0 to 0.2)	0 (0 to 0.2)	0 (0 to 0.2)	0 (0 to 0.2)	0 (0 to 0.2)	0 (0 to 0.2)	0 (0 to 0.2)	0 (0 to 0.2)	0 (0 to 0.2)	0 (0 to 0.2)	0 (0 to 0.2)	0 (0 to 0.2)	0 (0 to 0.2)	0 (0 to 0.2)	0 (0 to 0.2)	0 (0 to 0.2)	8-9
Other chronic respiratory diseases	0 (0 to 0)	0 (0 to 0)	0 (0 to 0.1)	0 (0 to 0.1)	0 (0 to 0.1)	0 (0 to 0.1)	0 (0 to 0.1)	0 (0 to 0.1)	0 (0 to 0.1)	0 (0 to 0.1)	0 (0 to 0.1)	0 (0 to 0.1)	0 (0 to 0.1)	0 (0 to 0.1)	0 (0 to 0.1)	0 (0 to 0.1)	0 (0 to 0.1)	0 (0 to 0.1)	0 (0 to 0.1)	0 (0 to 0.1)	0 (0 to 0.1)	0 (0 to 0.1)	0 (0 to 0.1)	0 (0 to 0.1)	2-3
Digestive diseases	11-3 (4.6 to 26.2)	10-9 (4.5 to 27.1)	23-4 (9.5 to 58.7)	24-1 (9.7 to 61.2)	46-3 (27.6 to 108)	59-9 (34.5 to 132)	194 (120.7 to 417)	206 (129.6 to 440)	224 (139.1 to 481)	264 (163.9 to 565)	319 (197.6 to 681)	394 (243.2 to 841)	514 (316.1 to 1,100)	704 (432.1 to 1,500)	908 (557.5 to 1,930)	1,070 (655.3 to 2,280)	1,200 (734.2 to 2,560)	1,290 (789.1 to 2,750)	1,300 (795.1 to 2,770)	1,230 (752.1 to 2,620)	598 (365.6 to 1,270)	268 (163.8 to 570)	73-6 (44.9 to 156)	18-5 (11.2 to 39.2)	9,160
Cirrhosis and other chronic liver diseases	0 (0 to 0)	0 (0 to 0)	0-2 (0.1 to 0.5)	0-3 (0.2 to 0.8)	0-5 (0.3 to 1.1)	0-5 (0.3 to 1.1)	0-6 (0.3 to 1.3)	0-6 (0.3 to 1.3)	0-6 (0.3 to 1.3)	0-6 (0.3 to 1.3)	0-6 (0.3 to 1.3)	0-6 (0.3 to 1.3)	0-6 (0.3 to 1.3)	0-6 (0.3 to 1.3)	0-6 (0.3 to 1.3)	0-6 (0.3 to 1.3)	0-6 (0.3 to 1.3)	0-6 (0.3 to 1.3)	0-6 (0.3 to 1.3)	0-6 (0.3 to 1.3)	0-6 (0.3 to 1.3)	0-6 (0.3 to 1.3)	0-6 (0.3 to 1.3)	0-6 (0.3 to 1.3)	5,230
Cirrhosis and other chronic liver diseases due to hepatitis B	0 (0 to 0)	0 (0 to 0)	0 (0 to 0.2)	0-2 (0 to 0.5)	0-3 (0.1 to 0.8)	0-3 (0.1 to 0.8)	0-3 (0.1 to 0.8)	0-3 (0.1 to 0.8)	0-3 (0.1 to 0.8)	0-3 (0.1 to 0.8)	0-3 (0.1 to 0.8)	0-3 (0.1 to 0.8)	0-3 (0.1 to 0.8)	0-3 (0.1 to 0.8)	0-3 (0.1 to 0.8)	0-3 (0.1 to 0.8)	0-3 (0.1 to 0.8)	0-3 (0.1 to 0.8



SR Table 2c: Semburu DALYS by cause and age group for males with 95% uncertainty intervals, 2019

Cause	Early Neonatal (0-6 days)	Late Neonatal (7-27 days)	Post Neonatal (28-364 days)	1 to 4	5 to 9	10 to 14	15 to 19	20 to 24	25 to 29	30 to 34	35 to 39	40 to 44	45 to 49	50 to 54	55 to 59	60 to 64	65 to 69	70 to 74	75 to 79	80 to 84	85 to 89	90 to 94	95 plus	Total
All causes	1,000 (9,858 to 10,359)	1,000 (2,270 to 2,332)	1,000 (3,740 to 3,832)	1,000 (5,092 to 5,202)	1,000 (2,114 to 2,443)	1,000 (1,945 to 2,100)	1,000 (2,710 to 2,850)	1,000 (2,442 to 2,556)	1,000 (2,492 to 2,662)	1,000 (2,606 to 2,836)	1,000 (2,748 to 2,962)	1,000 (2,713 to 2,970)	1,000 (2,785 to 3,070)	1,000 (3,185 to 3,770)	1,000 (1,720 to 2,000)	1,000 (1,370 to 1,720)	1,000 (1,240 to 1,700)	1,000 (998 to 1,370)	1,000 (658 to 1,000)	1,000 (477 to 1,100)	1,000 (297 to 1,000)	1,000 (156 to 1,000)	1,000 (49 to 1,000)	45,100 (41,700 to 48,400)
Communicable, maternal, neonatal, and nutritional diseases	11,600 (9,236 to 14,000)	2,390 (1,830 to 2,990)	6,400 (4,800 to 7,900)	9,440 (5,930 to 12,870)	1,700 (1,330 to 2,270)	1,240 (920 to 1,670)	1,700 (1,170 to 2,400)	1,440 (1,030 to 2,000)	1,490 (1,030 to 2,020)	1,820 (1,260 to 2,530)	2,200 (1,430 to 3,200)	2,150 (1,510 to 2,990)	1,660 (1,160 to 2,280)	1,170 (820 to 1,680)	999 (643 to 1,440)	930 (629 to 1,380)	897 (597 to 1,360)	666 (437 to 1,060)	444 (272 to 710)	297 (152 to 710)	284 (90 to 1,000)	193 (37 to 1,000)	46,200 (13.0 to 94.0)
HIV/AIDS and sexually transmitted infections	220 (98.3 to 320)	41.9 (12.0 to 99.9)	427 (99.6 to 1,040)	791 (244 to 1,930)	249 (214 to 409)	382 (213 to 915)	1,020 (327 to 1,930)	1,660 (627 to 2,900)	2,170 (787 to 4,600)	2,660 (956 to 5,660)	3,140 (1,060 to 6,840)	3,420 (1,140 to 7,540)	3,270 (1,210 to 7,220)	2,770 (1,070 to 6,170)	2,170 (829 to 4,990)	1,470 (556 to 3,460)	1,100 (397 to 2,610)	1,010 (363 to 2,370)	1,010 (359 to 2,360)	1,010 (361 to 2,360)	1,010 (361 to 2,360)	1,010 (361 to 2,360)	10,000 (3.0 to 10.0)
HIV/AIDS	0 (0 to 0.1)	0 (0 to 0.3)	227 (46.7 to 664)	777 (241 to 1,930)	267 (215 to 403)	383 (212 to 914)	687 (323 to 1,500)	1,320 (604 to 2,900)	1,930 (884 to 4,600)	2,530 (1,150 to 5,660)	3,060 (1,470 to 6,840)	3,350 (1,600 to 7,540)	3,210 (1,610 to 7,220)	2,730 (1,570 to 6,170)	2,150 (1,330 to 4,990)	1,460 (1,010 to 3,460)	1,090 (755 to 2,610)	1,000 (698 to 2,370)	1,000 (693 to 2,360)	1,000 (693 to 2,360)	1,000 (693 to 2,360)	1,000 (693 to 2,360)	9,610 (3.0 to 9.0)
HIV/AIDS - Drug-susceptible Tuberculosis	0 (0 to 0.1)	0 (0 to 0.3)	42.6 (19.7 to 77.1)	163 (61.4 to 377)	97.6 (71.4 to 179)	115 (72.3 to 266)	228 (132 to 566)	157 (91.3 to 314)	190 (110 to 391)	326 (189 to 668)	515 (302 to 772)	542 (360 to 763)	414 (299 to 561)	249 (173 to 346)	144 (99.7 to 207)	67.9 (42.7 to 102)	24.9 (15.3 to 37.6)	11.1 (6.7 to 17.2)	4.9 (2.9 to 7.4)	0.8 (0.4 to 1.2)	0.2 (0.1 to 0.3)	0 (0 to 0.1)	3,270
HIV/AIDS - Multidrug-resistant Tuberculosis without extensive drug resistance	0 (0 to 0)	0 (0 to 0)	1.8 (0.1 to 9.6)	9.6 (0.2 to 37.4)	2.7 (0.3 to 20.6)	4.5 (0.3 to 30.4)	9.4 (0.6 to 63.9)	6.6 (0.2 to 29.1)	8.1 (0.2 to 35.1)	14 (0.4 to 60.2)	22 (0.6 to 93.1)	23 (0.7 to 97.3)	18 (0.6 to 76.1)	11 (0.5 to 47.1)	6.6 (0.3 to 28.2)	2.7 (0.1 to 13.3)	1.1 (0.1 to 4.9)	0.4 (0 to 2.2)	0.2 (0 to 0.9)	0.1 (0 to 0.4)	0 (0 to 0.1)	0 (0 to 0.1)	123
HIV/AIDS - Extensively drug-resistant Tuberculosis	0 (0 to 0)	0 (0 to 0)	0 (0 to 0.1)	0.1 (0 to 0.3)	0.1 (0 to 0.3)	0.1 (0 to 0.1)	0.1 (0 to 0.1)	0.1 (0 to 0.1)	0.2 (0 to 0.4)	0.3 (0 to 0.6)	0.4 (0 to 0.9)	0.5 (0 to 1.1)	0.4 (0 to 1.1)	0.3 (0 to 0.9)	0.2 (0 to 0.6)	0.1 (0 to 0.3)	0.1 (0 to 0.2)	0 (0 to 0.1)	0 (0 to 0.1)	0 (0 to 0.1)	0 (0 to 0.1)	0 (0 to 0.1)	1.7
HIV/AIDS resulting in other diseases	0 (0 to 0.1)	0 (0 to 0.2)	292 (29.9 to 913)	627 (127 to 1,930)	266 (77.9 to 802)	382 (77.9 to 1,170)	449 (78.4 to 1,500)	281 (58.1 to 1,020)	396 (109 to 1,774)	399 (97.7 to 1,930)	470 (107 to 1,790)	564 (157 to 2,170)	641 (169 to 2,590)	665 (227 to 2,660)	574 (214 to 2,170)	332 (107 to 1,460)	207 (67.7 to 988)	114 (37 to 547)	74 (20.9 to 351)	49 (10.9 to 235)	14 (2.9 to 71.1)	0.5 (0 to 0.9)	6,220
Sexually transmitted infections excluding HIV	220 (98.2 to 320)	41.9 (11.9 to 99.9)	89.8 (26.2 to 213)	14 (5.1 to 43)	1.4 (0.5 to 4.1)	0.2 (0.1 to 0.7)	0.2 (0.1 to 0.6)	0.2 (0.1 to 0.6)	0.2 (0.1 to 0.6)	0.2 (0.1 to 0.6)	0.2 (0.1 to 0.6)	0.2 (0.1 to 0.6)	0.2 (0.1 to 0.6)	0.2 (0.1 to 0.6)	0.2 (0.1 to 0.6)	0.2 (0.1 to 0.6)	0.2 (0.1 to 0.6)	0.2 (0 to 0.6)	0.2 (0 to 0.6)	0.2 (0 to 0.6)	0.2 (0 to 0.6)	0 (0 to 0.1)	389
Syphilis	0 (0 to 0)	0 (0 to 0)	2.2 (0.6 to 5.7)	7.3 (2.1 to 21)	0.7 (0.4 to 1.4)	0.1 (0.1 to 0.2)	0.1 (0.2 to 0.4)	0.1 (0.1 to 0.4)	0.1 (0.1 to 0.4)	0.1 (0.1 to 0.1)	0.1 (0.4 to 0.6)	0.1 (0.2 to 0.3)	0.1 (0.2 to 0.3)	0.1 (0.1 to 0.4)	0.1 (0.1 to 0.4)	0.1 (0.4 to 0.5)	0.1 (0.2 to 0.3)	0.1 (0 to 0.5)	0.1 (0 to 0.5)	0.1 (0 to 0.1)	0.1 (0 to 0.1)	0.1 (0 to 0.1)	371
Chlamydial infection	0 (0 to 0)	0 (0 to 0)	42.6 (10.1 to 124)	0.1 (0 to 0.5)	0.1 (0 to 0.6)	0.1 (0 to 0.6)	0.1 (0.1 to 0.2)	0.1 (0 to 0.4)	0.1 (0 to 0.4)	0.1 (0 to 0.3)	0.1 (0 to 0.3)	0.1 (0 to 0.3)	0.1 (0 to 0.3)	0.1 (0 to 0.3)	0.1 (0 to 0.3)	0.1 (0 to 0.3)	0.1 (0 to 0.3)	0.1 (0 to 0.3)	0.1 (0 to 0.3)	0.1 (0 to 0.3)	0.1 (0 to 0.3)	0 (0 to 0.1)	2.4
Gonococcal infection	0 (0 to 0)	0 (0 to 0)	0 (0 to 0)	0 (0 to 0)	0.1 (0 to 0.3)	0.1 (0 to 0.3)	0.1 (0.1 to 1.1)	0.1 (0 to 0.4)	0.1 (0.2 to 1.3)	0.1 (0 to 0.4)	0.1 (0 to 0.3)	0.1 (0 to 0.3)	0.1 (0 to 0.3)	0.1 (0 to 0.3)	0.1 (0 to 0.4)	0.1 (0 to 0.4)	0.1 (0 to 0.4)	0.1 (0 to 0.4)	0.1 (0 to 0.5)	0.1 (0 to 0.3)	0.1 (0 to 0.3)	0 (0 to 0.1)	2.4
Trichomoniasis	0 (0 to 0)	0 (0 to 0)	0 (0 to 0)	0 (0 to 0)	0 (0 to 0)	0 (0 to 0)	0 (0 to 0)	0 (0 to 0.1)	0 (0 to 0.2)	0 (0 to 0.2)	0 (0 to 0.3)	0 (0 to 0.3)	0 (0 to 0.3)	0 (0 to 0.3)	0 (0 to 0.3)	0 (0 to 0.3)	0 (0 to 0.3)	0 (0 to 0.3)	0 (0 to 0.3)	0 (0 to 0.3)	0 (0 to 0.3)	0 (0 to 0.1)	0.7
Genital herpes	0 (0 to 0)	0 (0 to 0)	0 (0 to 0)	0 (0 to 0)	0 (0 to 0)	0 (0 to 0.2)	0.1 (0.1 to 0.4)	0.1 (0.2 to 1.7)	0.1 (0.3 to 2.2)	0.1 (0.3 to 2.2)	0.1 (0.2 to 1.2)	0.1 (0.2 to 1.7)	0.1 (0.1 to 1.2)	0.1 (0.1 to 1.2)	0.1 (0.1 to 1.2)	0.1 (0.1 to 0.9)	0.1 (0.1 to 0.7)	0.1 (0.1 to 0.6)	0.1 (0.1 to 0.6)	0.1 (0 to 0.5)	0.1 (0 to 0.5)	0 (0 to 0.1)	9.3
Other sexually transmitted infections	0 (0 to 0)	0 (0 to 0)	0 (0 to 0)	0 (0 to 0)	0 (0 to 0)	0 (0 to 0.2)	0 (0.2 to 1.1)	0 (0.2 to 1.1)	0 (0.2 to 2.4)	0 (0.2 to 2.4)	0 (0.2 to 1.9)	0 (0.2 to 2.4)	0 (0.2 to 1.9)	0 (0.2 to 1.9)	0 (0.1 to 1.2)	0 (0.1 to 1.2)	0 (0.1 to 1.2)	0 (0.1 to 1.2)	0 (0.1 to 1.2)	0 (0.1 to 1.2)	0 (0.1 to 1.2)	0 (0 to 0.1)	9.5
Respiratory infections and tuberculosis	372 (498 to 1,800)	245 (179 to 700)	1,290 (571 to 2,360)	497 (419 to 1,890)	230 (120 to 360)	167 (90.6 to 338)	201 (170 to 567)	249 (223 to 731)	272 (240 to 737)	312 (260 to 782)	367 (322 to 778)	359 (279 to 866)	449 (349 to 978)	397 (327 to 994)	359 (161 to 989)	442 (159 to 979)	2.7 (93.9 to 983)	165 (43.4 to 346)	0.1 (19.4 to 290)	0.1 (4.6 to 192)	0.1 (1.6 to 96)	0 (0 to 0.1)	7,450 (4.6 to 44.0)	8,110
Tuberculosis	0 (0 to 0)	0 (0 to 0)	0.1 (41.1 to 156)	0.1 (44.1 to 181)	0.1 (44.1 to 181)	0.1 (44.1 to 181)	0.1 (79.1 to 333)	0.1 (149 to 647)	0.1 (152 to 647)	0.1 (150 to 654)	0.1 (138 to 598)	0.1 (84.4 to 410)	0.1 (53.4 to 278)	0.1 (32.3 to 203)	0.1 (20.1 to 145)	0.1 (12.7 to 101)	0.1 (8.6 to 73.3)	0.1 (5.6 to 52.2)	0.1 (3.6 to 36.1)	0.1 (2.2 to 25.6)	0.1 (1.4 to 18.4)	0 (0 to 0.1)	2,560
Latent tuberculosis infection	0 (0 to 0)	0 (0 to 0)	0 (0 to 0)	0 (0 to 0)	0 (0 to 0)	0 (0 to 0)	0 (0 to 0)	0 (0 to 0)	0 (0 to 0)	0 (0 to 0)	0 (0 to 0)	0 (0 to 0)	0 (0 to 0)	0 (0 to 0)	0 (0 to 0)	0 (0 to 0)	0 (0 to 0)	0 (0 to 0)	0 (0 to 0)	0 (0 to 0)	0 (0 to 0)	0 (0 to 0)	0 (0 to 0)	0
Drug-susceptible tuberculosis	0 (0 to 0)	0 (0 to 0)	89.3 (39.6 to 152)	89.5 (41.6 to 139)	31.9 (19.5 to 61.2)	32 (13.9 to 69.4)	166 (79.1 to 333)	289 (149 to 647)	332 (156 to 673)	364 (175 to 822)	324 (154 to 677)	267 (120 to 585)	205 (83.7 to 399)	192 (82.1 to 382)	183 (78.9 to 343)	110 (42.4 to 221)	72.3 (29.4 to 134)	71.4 (29.3 to 135)	43.5 (19.3 to 77.8)	23.2 (11.5 to 43.9)	10.2 (4.9 to 17)	0.6 (0 to 0.9)	2,870
Multidrug-resistant tuberculosis without extensive drug resistance	0 (0 to 0)	0 (0 to 0)	2.8 (1.1 to 14.2)	1 (0.3 to 13.2)	1.1 (0.3 to 9.6)	1.1 (0.2 to 29.7)	6.1 (0.5 to 65.7)	8.6 (0.5 to 91.4)	9.8 (0.5 to 91.4)	10.9 (0.6 to 91.4)	9.6 (0.2 to 82.1)	7.6 (0.2 to 67.1)	6.3 (0.2 to 55.9)	5.6 (0.2 to 49.5)	5.6 (0.2 to 47.4)	3.4 (0.2 to 30.2)	2.4 (0.1 to 20.9)	2.3 (0.1 to 19.6)	1.4 (0.1 to 11.9)	0.8 (0.1 to 6.8)	0.2 (0 to 1.7)	0 (0 to 0.1)	88.7
Extensively drug-resistant tuberculosis	0 (0 to 0)	0 (0 to 0)	0 (0 to 0.2)	0 (0 to 0.2)	0 (0 to 0.1)	0 (0 to 0.1)	0 (0 to 0.1)	0 (0 to 0.4)	0 (0 to 0.7)	0 (0 to 1.1)	0 (0 to 0.9)	0 (0 to 0.7)	0 (0 to 0.6)	0 (0 to 0.5)	0 (0 to 0.4)	0 (0 to 0.3)	0 (0 to 0.2)	0 (0 to 0.2)	0 (0 to 0.1)	0 (0 to 0.1)	0 (0 to 0.1)	0 (0 to 0.1)	1.2
Lower respiratory infections	971 (498 to 1,800)	371 (179 to 698)	1,150 (493 to 2,220)	708 (318 to 1,410)	134 (65 to 238)	97.6 (39.7 to 205)	69.6 (34.4 to 205)	96.1 (36.3 to 239)	90 (34.3 to 236)	82.9 (31.7 to 192)	84.7 (31.5 to 196)	89.6 (32.3 to 202)	92.9 (32.9 to 213)	99.6 (32.9 to 229)	122 (47.6 to 300)	132 (51.4 to 333)	110 (39.9 to 283)	117 (41.1 to 321)	99.6 (41.2 to 291)	53.6 (20.9 to 167)	29.8 (9.2 to 96.9)	7 (1.3 to 13.2)	2.1 (0.9 to 3.7)	4,830
Upper respiratory infections	0.3 (0.1 to 0.4)	0.6 (0.2 to 2.6)	29.2 (9.1 to 74.7)	50.6 (7.2 to 128)	28.6 (4.1 to 74.4)	24.5 (12.1 to 43.2)	21.9 (10.5 to 40.4)	17.6 (9.2 to 32)	13.6 (7.4 to 23.9)	11.2 (5.7 to 19.4)	8.7 (4.5 to 15.2)	8.1 (3.7 to 11.4)	7.1 (2.2 to 7.3)	4.1 (1.5 to 5.1)	2.2 (0.7 to 3.1)	2.4 (0.8 to 3.1)	1.8 (0.6 to 2.1)	1.1 (0.3 to 1.1)	0.8 (0.2 to 0.8)	0.6 (0.2 to 0.6)	0.1 (0 to 0.2)	0.2 (0 to 0.1)	323
Otitis media	0 (0 to 0.1)	0 (0 to 0.1)	2.2 (1.1 to 4.3)	13.3 (8.6 to 20.3)	19.2 (13.7 to 26.4)	12 (8.3 to 22.2)	10.3 (5.6 to 17.1)	10 (5.3 to 17.3)	9.7 (5.1 to 17.3)	8 (4.1 to 13.7)	6.2 (3.1 to 10.7)	5.1 (2.1 to 7.3)	4.5 (1.3 to 5.1)	3.1 (0.7 to 3.4)	1.5 (0.3 to 1.7)	1.1 (0.3 to 1.6)	0.8 (0.2 to 1.2)	0.6 (0.1 to 0.9)	0.4 (0.1 to 0.6)	0.3 (0.1 to 0.5)	0.1 (0 to 0.2)	0 (0 to 0.1)	89
Enteric infections	1,310 (1,110 to 1,619)	2,960 (1,960 to 4,250)	2,740 (1,320 to 4,710)	1,040 (1,430 to 2,010)	349 (1,040 to 1,760)	340 (1,120 to 1,760)	299 (1,120 to 1,760)	312 (1,120 to 1,760)	299 (1,120 to 1,760)	301 (1,120 to 1,760)	299 (1,120 to 1,760)	302 (1,120 to 1,760)	302 (1,120 to 1,760)	301 (1,120 to 1,760)	297 (1,120 to 1,760)	292 (1,120 to 1,760)	282 (1,120 to 1,760)	267 (1,120 to 1,760)	247 (1,120 to 1,760)	220 (1,120 to 1,760)	194 (1,120 to 1,760)	164 (1,120 to 1,760)	10,400 (7.4 to 24.0)
Diarrheal diseases	222 (107 to 619)	2,760 (183 to 1,290)	2,760 (1,100 to 4,570)	1,010 (649 to 3,890)	220 (168 to 842)	214 (82 to 453)	288 (96.1 to 930)	278 (60.7 to 917)	251 (70.6 to 712)	196 (66.7 to 664)	156 (61.8 to 562)	139 (52 to 562)	134 (44.5 to 515)	122 (40.1 to 515)	113 (41.6 to 466)	109 (44.8 to 765)	126 (29 to 553)	136 (29.9 to 553)	136 (29.9 to 374)	96.3 (10.4 to 192)	72.3 (4.6 to 75.2)	21.6 (1.6 to 29)	9,030 (5.5 to 6.2)
Typhoid and paratyphoid	0 (0 to 0)	0 (0 to 0)	104 (31.6 to 233)	59 (36.5 to 199)	16.4 (31 to 251)	75.5 (23.9 to 168)	84 (10.4 to 77.7)	75.5 (4.6 to 74)	74.5 (3.7 to 324)	20.1 (2.9 to 17.9)	14.9 (1.4 to 9.8)	11.4 (1 to 9.6)	9.6 (0.9 to 8.6)	1.9 (0.1 to 6.9)	1.2 (0.4 to 3)	0.8 (0.2 to 2)	0.6 (0.1 to 0.9)	0.5 (0.1 to 0.6)	0.5 (0.1 to 0.6)	0.5 (0.1 to 0.6)	0.5 (0.1 to 0.6)	0 (0 to 0.1)	432
Typhoid fever	0 (0 to 0)	0 (0 to 0)	0.6 (0.2 to 1.4)	59.7 (30.5 to 223)	22.5 (21 to 187)	62.2 (29.2 to 241)	72.8 (10.5 to 77.4)	22.6 (2.6 to 74.2)	18.1 (1.6 to 74.2)	14.2 (1.5 to 32.2)	9.3 (1.2 to 27.1)	7.2 (1.1 to 9.4)	5.9 (0.9 to 8.4)	1.1 (0.1 to 4.4)	0.8 (0.3 to 2.8)	0.5 (0.2 to 1.4)	0.4 (0.1 to 0.9)	0.3 (0.1 to 0.5)	0.3 (0.1 to 0.5)	0.3 (0.1 to 0.5)	0.3 (0.1 to 0.5)	0 (0 to 0.1)	413
Paratyphoid fever	0 (0 to 0)	0 (0 to 0)	0.4 (0.1 to 1.2)	0.8 (1.1 to 12.4)	4.2 (1.1 to 10)	1.1 (0.1 to 10)	2.2 (0.9 to 7.4)	2.8 (0.4 to 3.4)	3.7 (0.6 to 3.4)	2.6 (0.2 to 1.6)	1.6 (0.1 to 1)	1.2 (0.1 to 0.9)	0.9 (0.1 to 0.6)	0.3 (0.1 to 0.4)	0.2 (0 to 0.3)	0.1 (0 to 0.2)	0.1 (0 to 0.2)	0.1 (0 to 0.1)	0.1 (0 to 0.1)	0.1 (0 to 0.1)	0.1 (0 to 0.1)	0 (0 to 0.1)	19
Invasive Non-typhoidal Salmonella (iNTS)	7.1 (0 to 0)	166 (3.3 to 13.1)	516 (75.2 to 314)	109 (196 to 673)	34.5 (40.4 to 233)	12.9 (12.1 to 73.9)	24 (6.2 to 53)	21.6 (7.6 to 60.9)	19.2 (7.4 to 50.2)	14.2 (6.9 to 41.3)	11.2 (4.8 to 33.2)	9.6 (3.7 to 24.9)	8.1 (2.1 to 18.9)	6.4 (1.7 to 11.6)	4.1 (1.6 to 11.7)	3.6 (1.4 to 10.1)	3.1 (1.2 to 8.3)	2.6 (0.9 to 3.2)	2.1 (0.8 to 3.1)	1.4 (0.4 to 1.9)	0.7 (0.1 to 0.7)	0 (0 to 0.1)	904
Other intestinal infectious diseases	0 (0 to 0)	0 (0 to 0)	1.1 (0.1 to 4.9)	2.1 (0.1 to 9)	0.3 (0.1 to 1.6)	0.2 (0.1 to 1.2)	0.2 (0 to 0.7)	0.2 (0 to 0.5)	0.2 (0 to 0.5)	0.2 (0 to 0.4)	0.2 (0 to 0.5)	0.2 (0 to 0.5)	0.2 (0 to 0.5)	0.2 (0 to 0.5)	0.2 (0 to 0.5)	0.2 (0 to 0.5)	0.2 (0 to 0.5)	0.2 (0 to 0.5)	0.2 (0 to 0.5)	0.2 (0 to 0.5)	0.2 (0 to 0.5)	0 (0 to 0.1)	4.7
Neglected tropical diseases and malaria	2,460 (1 to 1.2)	1,000 (0 to 3.5)	1,000 (52.9 to 977)	1,000 (99.9 to 992)	1,000 (91.9 to 194)	1,000 (47.3 to 159)	1,000 (40 to 130)	1,000 (23.3 to 106)	1,000 (28.5 to 75.2)	1,000 (24.5 to 67.5)	1,000 (20.6 to 69.5)	1,000 (19.9 to 56.1)	1,000 (19.9 to 56.1)	1,000 (11.5 to 43.3)	1,000 (9.44 to 51.4)	1,000 (8.16 to 42.5)	1,000 (7.43 to 37.9)	1,000 (6.4 to 28.2)	1,000 (6.17 to 28.2)	1,000 (5.4 to 28.2)	1,000 (5.4 to 28.2)	1,000 (5.4 to 28.2)	1,200 (0.9 to 1.5)
Malaria	0 (0 to 0)	0 (0 to 0.1)	1,000 (44.7 to 963)	1,000 (99.5 to 992)	1,000 (91.7 to 193)	1,000 (47.3 to 159)	1,000 (39.9 to 130)	1,000 (23.3 to 106)	1,000 (28.5 to 75.2)	1,000 (24.5 to 67.5)	1,000 (20.6 to 69.5)	1,000 (19.9 to 56.1)	1,000 (19.9 to 56.1)	1,000 (11.5 to 43.3)	1,000 (9.44 to 51.4)	1,000 (8.16 to 42.5)	1,000 (7.43 to 37.9)	1,000 (6.4 to 28.2)	1,000 (6.17 to 28.2)	1,000 (5.4 to 28.2)	1,000 (5.4 to 28.2)	1,000 (5.4 to 28.2)	631
Chagas disease	0 (0 to 0)	0 (0 to 0)	0 (0 to 0)	0 (0 to 0)	0 (0 to 0)	0 (0 to 0)	0 (0 to 0)	0 (0 to 0)	0 (0 to 0)	0 (0 to 0)	0 (0 to 0)	0 (0 to 0)	0 (0 to 0)	0 (0 to 0)	0 (0 to 0)	0 (0 to 0)	0 (0 to 0)	0 (0 to 0)	0 (0 to 0)	0 (0 to 0)	0 (0 to 0)	0 (0 to 0)	0 (0 to 0)	0
Leishmaniasis	0 (0 to 0)	0 (0 to 0)	0.1 (0 to 0.4)	0.2 (0 to 0.4)	0.3 (0.1 to 0.8)	0.4 (0.1 to 0.8)	0.4 (0.1 to 0.8)	0.4 (0.1 to 0.8)	0.3 (0.1 to 0.8)	0.3 (0.1 to 0.8)	0.3 (0.1 to 0.8)	0.3 (0.1 to 0.8)	0.3 (0.1 to 0.8)	0.3 (0.1 to 0.8)	0.3 (0.1 to 0.8)	0.3 (0.1 to 0.8)	0.3 (0.1 to 0.8)	0.3 (0.1 to 0.8)	0.3 (0.1 to 0.8)	0.3 (0.1 to 0.8)	0.3 (0.1 to 0.8)	0 (0 to 0.1)	2.6
Visceral leishmaniasis	0 (0 to 0)	0 (0 to 0)	0 (0 to 0)	0 (0 to 0)	0 (0 to 0)	0 (0 to 0)	0 (0 to 0)	0 (0 to 0)	0 (0 to 0)	0 (0 to 0)	0 (0 to 0)	0 (0 to 0)	0 (0 to 0)	0 (0 to 0)	0 (0 to 0)	0 (0 to 0)	0 (0 to 0)	0 (0 to 0)	0 (0 to 0)	0 (0 to 0)	0 (0 to 0)	0 (0 to 0)	0 (0 to 0)	0
Cutaneous and mucocutaneous leishmaniasis	0 (0 to 0)	0 (0 to 0)	0.1 (0 to 0.4)	0.2 (0 to 0.4)	0.3 (0.1 to 0.8)	0.4 (0.1 to 0.8)	0.4 (0.1 to 0.8)	0.4 (0.1 to 0.8)	0.3 (0.1 to 0.8)	0.3 (0.1 to 0.8)	0.3 (0.1 to 0.8)	0.3 (0.1 to 0.8)	0.3 (0.1 to 0.8)	0.3 (0.1 to 0.8)	0.3 (0.1 to 0.8)	0.3 (0.1 to 0.8)	0.3 (0.1 to 0.8)	0.3 (0.1 to 0.8)	0.3 (0.1 to 0.8)	0.3 (0.1 to 0.8)	0.3 (0.1 to 0.8)	0 (0 to 0.1)	2.6
African trypanosomiasis	0 (0 to 0)	0 (0 to 0)	0 (0 to 0)	0 (0 to 0)	0 (0 to 0)	0 (0 to 0)	0 (0 to 0)	0 (0 to 0)	0 (0 to 0)	0 (0 to 0)	0 (0 to 0)	0 (0 to 0)	0 (0 to 0)	0 (0 to 0)	0 (0 to 0)	0 (0 to 0)	0 (0 to 0)	0 (0 to 0)	0 (0 to 0)	0 (0 to 0)	0 (0 to 0)	0 (0 to 0)	0 (0 to 0)	0
Schistosomiasis	0 (0 to 0)	0 (0 to 0)	0.8 (0.1 to 2.4)	3.6 (0.4 to 9.6)	0.6 (2.1 to 12.5)	0.7 (0.4 to 3.5)	0.7 (0.4 to 2.4)	0.7 (0.2 to 1.4)	0.6 (0.2 to 1.4)	0.5 (0.1 to 1.4)	0.5 (0.1 to 1.4)	0.4 (0.1 to 1.4)	0.3 (0.1 to 0.9)	0.2 (0.1 to 0.6)	0.2 (0.1 to 0.4)	0.1 (0 to 0.3)	0.1 (0 to 0.3)	0.1 (0 to 0.2)	0.1 (0 to 0.2)	0.1 (0 to 0.2)	0.1 (0 to 0.2)	0 (0 to 0.1)	60.1
Cysticercosis	0 (0 to 0)	0 (0 to 0)	0.1 (0.1 to 0.4)	0.5 (0.1 to 1.4)	0.7 (0.2 to 2.1)	0.7 (0.2 to 1.5)	1.5 (0.2 to 3.6)	1.3 (0.2 to 3.6)	0.9 (0.2 to 3.7)	0.8 (0.2 to 3.6)	0.6 (0.2 to 3.6)	0.5 (0.2 to 3.6)	0.4 (0.2 to 3.6)	0.3 (0.1 to 1.2)	0.2 (0.1 to 0.8)	0.2 (0.1 to 0.6)	0.1 (0 to 0.4)	0.1 (0 to 0.3)	0.1 (0 to 0.2)	0.1 (0 to 0.2)	0.1 (0 to 0.2)	0 (0 to 0.1)	30.2
Cystic echinococcosis	0 (0 to 0)	0 (0 to 0)	0 (0 to 0)	0 (0 to 0)	0.4 (0.1 to 1.2)	0.4 (0.1 to

Other neoplasms	0 (0 to 0)	0 (0 to 0)	0 (0 to 0)	0 (0 to 0)	0 (0 to 0)	0 (0 to 0)	0 (0 to 0)	0 (0 to 0)	0 (0 to 0)	0 (0 to 0)	0 (0 to 0)	0 (0 to 0)	0 (0 to 0)	0 (0 to 0)	0 (0 to 0)	0 (0 to 0)	0 (0 to 0)	0 (0 to 0)	0 (0 to 0)	0 (0 to 0)	0 (0 to 0)	0 (0 to 0)	4
Medulloblastoma, medulloblastoma, and other hemangioblastoma	0 (0 to 0)	0 (0 to 0)	0 (0 to 0)	0 (0 to 0)	0 (0 to 0)	0 (0 to 0)	0 (0 to 0)	0 (0 to 0)	0 (0 to 0)	0 (0 to 0)	0 (0 to 0)	0 (0 to 0)	0 (0 to 0)	0 (0 to 0)	0 (0 to 0)	0 (0 to 0)	0 (0 to 0)	0 (0 to 0)	0 (0 to 0)	0 (0 to 0)	0 (0 to 0)	0 (0 to 0)	4
Benign and in situ intestinal neoplasms	0 (0 to 0)	0 (0 to 0)	0 (0 to 0)	0 (0 to 0)	0 (0 to 0)	0 (0 to 0)	0 (0 to 0)	0 (0 to 0)	0 (0 to 0)	0 (0 to 0)	0 (0 to 0)	0 (0 to 0)	0 (0 to 0)	0 (0 to 0)	0 (0 to 0)	0 (0 to 0)	0 (0 to 0)	0 (0 to 0)	0 (0 to 0)	0 (0 to 0)	0 (0 to 0)	0 (0 to 0)	0
Benign and in situ cervical and uterine neoplasms	0 (0 to 0)	0 (0 to 0)	0 (0 to 0)	0 (0 to 0)	0 (0 to 0)	0 (0 to 0)	0 (0 to 0)	0 (0 to 0)	0 (0 to 0)	0 (0 to 0)	0 (0 to 0)	0 (0 to 0)	0 (0 to 0)	0 (0 to 0)	0 (0 to 0)	0 (0 to 0)	0 (0 to 0)	0 (0 to 0)	0 (0 to 0)	0 (0 to 0)	0 (0 to 0)	0 (0 to 0)	0
Other benign and in situ neoplasms	0 (0 to 0)	0 (0 to 0)	0 (0 to 0)	0 (0 to 0)	0 (0 to 0)	0 (0 to 0)	0 (0 to 0)	0 (0 to 0)	0 (0 to 0)	0 (0 to 0)	0 (0 to 0)	0 (0 to 0)	0 (0 to 0)	0 (0 to 0)	0 (0 to 0)	0 (0 to 0)	0 (0 to 0)	0 (0 to 0)	0 (0 to 0)	0 (0 to 0)	0 (0 to 0)	0 (0 to 0)	0
Cardiovascular diseases	19.2 (9.1 to 29.5)	8.4 (2.8 to 12.9)	22.9 (9.5 to 41.7)	27.9 (15.2 to 47.6)	28.3 (20.7 to 42.9)	48 (29.7 to 75)	66.6 (57.1 to 168)	86.9 (53.6 to 163)	89.6 (51.6 to 144)	102 (57 to 170)	116 (64.9 to 196)	152 (85.7 to 284)	175 (93.5 to 307)	221 (109 to 399)	259 (129 to 455)	299 (158 to 516)	261 (137 to 433)	242 (136 to 385)	187 (115 to 291)	97 (52.7 to 162)	23.6 (19.5 to 48.5)	11.5 (9.3 to 19.3)	2.8 (1.5 to 4)	2,590
Rheumatic heart disease	0 (0 to 0)	0 (0 to 0)	0.7 (0 to 4.3)	0.7 (0 to 4.1)	9.1 (0.6 to 35.3)	20.7 (10.4 to 35.3)	39.2 (15.2 to 92.2)	16.2 (4.1 to 53.3)	13.7 (4.1 to 39.2)	10.6 (4.1 to 19.8)	8.2 (2.5 to 12.5)	5.5 (1.5 to 9.1)	3.4 (1.2 to 5.5)	2.6 (1.4 to 4.6)	2.6 (1.2 to 4.5)	3.1 (1.3 to 5)	2.3 (1.2 to 7.1)	3.6 (1.7 to 7.9)	2.5 (1.4 to 7.6)	1.4 (0.4 to 3.2)	0.6 (0.1 to 0.7)	0.2 (0 to 0.2)	0 (0 to 0)	128
Ischemic heart disease	0 (0 to 0)	0 (0 to 0)	0 (0 to 0)	0 (0 to 0)	0 (0 to 0)	14.5 (5.6 to 29.9)	64.6 (3.5 to 221)	12 (1.5 to 32.1)	19.6 (2.5 to 52.6)	28.8 (12.6 to 59)	28.8 (7.9 to 77.9)	47.9 (16.1 to 124)	62.9 (29.6 to 121)	71.8 (34.7 to 127)	102 (49.2 to 183)	172 (84.5 to 299)	180 (86.4 to 309)	98.1 (47.9 to 169)	60.4 (30.2 to 97.7)	32.6 (17.3 to 61.4)	12.3 (2.3 to 8.6)	4.5 (2.3 to 14)	1 (0.5 to 1.4)	797
Stroke	3.6 (1 to 9)	1.1 (0.3 to 2.7)	2.3 (0.3 to 7.9)	5.7 (4.6 to 13.4)	12.3 (7.3 to 29.9)	23.4 (17.3 to 48.9)	40.1 (22.3 to 83.7)	34.6 (19.3 to 67.7)	49.2 (28 to 83.7)	43.4 (22.4 to 76)	69.6 (31.4 to 124)	84.9 (44.5 to 133)	71.2 (34.5 to 133)	90.6 (47.4 to 170)	109 (54.4 to 204)	146 (71.6 to 261)	111 (62.3 to 219)	91.6 (49.3 to 181)	66.1 (28.1 to 148)	14.3 (4.9 to 72.2)	7.4 (2.6 to 27.6)	1.2 (0.4 to 2.1)	1,110
Ischemic stroke	0.9 (0.1 to 2.1)	0.2 (0 to 0.7)	0.2 (0 to 0.6)	1.6 (1 to 3.3)	3.7 (2.3 to 7.7)	4.4 (2.9 to 8.1)	5.6 (2.8 to 9.5)	4.4 (2.1 to 8.1)	5.7 (2.3 to 9.1)	9.7 (3.3 to 18.1)	9.5 (3.3 to 18.1)	13.7 (4.5 to 25.1)	11.5 (4.6 to 23)	7.5 (4.4 to 17.1)	9.4 (4.4 to 17.1)	13.3 (7.5 to 24.4)	28.6 (14.5 to 54.8)	19.2 (10.4 to 36.2)	20.5 (11.7 to 39.4)	17.1 (6.9 to 46.6)	1.9 (0.3 to 4.6)	2.7 (1.3 to 6.2)	0.7 (0.3 to 1.2)	240
Intracerebral hemorrhage	2.4 (0.4 to 6.4)	0.4 (0 to 0.6)	3.4 (0.3 to 6.6)	1.5 (0.4 to 3.6)	2.7 (0.7 to 7.6)	6.5 (2.2 to 9.5)	22.9 (5.1 to 49.7)	3.5 (1.1 to 11.2)	4.1 (1.4 to 9.7)	2.9 (1.1 to 6.3)	6.4 (1.3 to 13.7)	5.2 (1.5 to 9.1)	5.7 (1.5 to 11.7)	5.4 (1.9 to 12.2)	5.7 (2.1 to 12.2)	7.3 (2.2 to 15.6)	11.5 (3.2 to 25.6)	10.8 (3.7 to 28.1)	6.7 (2.1 to 19.2)	3.4 (0.9 to 9.6)	0.5 (0.1 to 1.4)	0.3 (0.1 to 0.6)	0.1 (0 to 0.3)	193
Subarachnoid hemorrhage	0.2 (0 to 0.6)	0.2 (0 to 0.6)	0.2 (0 to 1.6)	0.2 (0 to 1.6)	0.2 (0 to 1.6)	0.2 (0 to 1.6)	0.2 (0 to 1.6)	0.2 (0 to 1.6)	0.2 (0 to 1.6)	0.2 (0 to 1.6)	0.2 (0 to 1.6)	0.2 (0 to 1.6)	0.2 (0 to 1.6)	0.2 (0 to 1.6)	0.2 (0 to 1.6)	0.2 (0 to 1.6)	0.2 (0 to 1.6)	0.2 (0 to 1.6)	0.2 (0 to 1.6)	0.2 (0 to 1.6)	0.2 (0 to 1.6)	0.2 (0 to 0.6)	0 (0 to 0)	79
Hypertensive heart disease	0 (0 to 0)	0 (0 to 0)	0 (0 to 0)	0 (0 to 0)	0 (0 to 0)	0 (0 to 0)	0 (0 to 0)	0 (0 to 0)	0 (0 to 0)	0 (0 to 0)	0 (0 to 0)	0 (0 to 0)	0 (0 to 0)	0 (0 to 0)	0 (0 to 0)	0 (0 to 0)	0 (0 to 0)	0 (0 to 0)	0 (0 to 0)	0 (0 to 0)	0 (0 to 0)	0 (0 to 0)	0 (0 to 0)	0
Non-rheumatic valvular heart disease	0 (0 to 0)	0 (0 to 0)	0 (0 to 0)	0 (0 to 0)	0 (0 to 0)	0 (0 to 0)	0 (0 to 0)	0 (0 to 0)	0 (0 to 0)	0 (0 to 0)	0 (0 to 0)	0 (0 to 0)	0 (0 to 0)	0 (0 to 0)	0 (0 to 0)	0 (0 to 0)	0 (0 to 0)	0 (0 to 0)	0 (0 to 0)	0 (0 to 0)	0 (0 to 0)	0 (0 to 0)	0 (0 to 0)	0
Non-rheumatic calcific aortic valve disease	0 (0 to 0)	0 (0 to 0)	0 (0 to 0)	0 (0 to 0)	0 (0 to 0)	0 (0 to 0)	0 (0 to 1.6)	0 (0 to 1.6)	0 (0 to 1.6)	0 (0 to 1)	0 (0 to 1)	0 (0 to 1)	0 (0 to 1)	0 (0 to 1)	0 (0 to 1)	0 (0 to 1)	0 (0 to 1)	0 (0 to 1)	0 (0 to 1)	0 (0 to 1)	0 (0 to 1)	0 (0 to 1)	0 (0 to 1)	0
Non-rheumatic degenerative mitral valve disease	0 (0 to 0)	0 (0 to 0)	0 (0 to 0)	0 (0 to 0)	0 (0 to 0)	0 (0 to 0)	0 (0 to 1.6)	0 (0 to 1.6)	0 (0 to 1.6)	0 (0 to 1)	0 (0 to 1)	0 (0 to 1)	0 (0 to 1)	0 (0 to 1)	0 (0 to 1)	0 (0 to 1)	0 (0 to 1)	0 (0 to 1)	0 (0 to 1)	0 (0 to 1)	0 (0 to 1)	0 (0 to 1)	0 (0 to 1)	0
Other non-rheumatic valve diseases	0 (0 to 0)	0 (0 to 0)	0 (0 to 0)	0 (0 to 0)	0 (0 to 0)	0 (0 to 0)	0 (0 to 0)	0 (0 to 0)	0 (0 to 0)	0 (0 to 0)	0 (0 to 0)	0 (0 to 0)	0 (0 to 0)	0 (0 to 0)	0 (0 to 0)	0 (0 to 0)	0 (0 to 0)	0 (0 to 0)	0 (0 to 0)	0 (0 to 0)	0 (0 to 0)	0 (0 to 0)	0 (0 to 0)	0
Cardiomyopathy and myocarditis	12.6 (5.9 to 24.4)	4.4 (1.9 to 9.3)	19.3 (9.4 to 33.5)	11.4 (4.6 to 23.5)	4.7 (0.8 to 8.7)	3 (1.3 to 13.3)	1.4 (1.3 to 1.6)	3.7 (1.3 to 14.6)	1.7 (1.3 to 2.9)	2.3 (1.3 to 4.6)	1.7 (1.3 to 2.9)	1.7 (1.3 to 2.9)	1.7 (1.3 to 2.9)	1.7 (1.3 to 2.9)	1.7 (1.3 to 2.9)	1.7 (1.3 to 2.9)	1.7 (1.3 to 2.9)	1.7 (1.3 to 2.9)	1.7 (1.3 to 2.9)	1.7 (1.3 to 2.9)	1.7 (1.3 to 2.9)	1.7 (1.3 to 2.9)	137
Myocarditis	0 (0 to 1.4)	0 (0 to 1.4)	0 (0 to 1.4)	0 (0 to 1.4)	0 (0 to 1.4)	0 (0 to 1.4)	0 (0 to 1.4)	0 (0 to 1.4)	0 (0 to 1.4)	0 (0 to 1.4)	0 (0 to 1.4)	0 (0 to 1.4)	0 (0 to 1.4)	0 (0 to 1.4)	0 (0 to 1.4)	0 (0 to 1.4)	0 (0 to 1.4)	0 (0 to 1.4)	0 (0 to 1.4)	0 (0 to 1.4)	0 (0 to 1.4)	0 (0 to 1.4)	0 (0 to 1.4)	22.3
Alcoholic cardiomyopathy	0 (0 to 0)	0 (0 to 0)	0 (0 to 0)	0 (0 to 0)	0 (0 to 0)	0 (0 to 0)	0 (0 to 0)	0 (0 to 0)	0 (0 to 0)	0 (0 to 0)	0 (0 to 0)	0 (0 to 0)	0 (0 to 0)	0 (0 to 0)	0 (0 to 0)	0 (0 to 0)	0 (0 to 0)	0 (0 to 0)	0 (0 to 0)	0 (0 to 0)	0 (0 to 0)	0 (0 to 0)	0 (0 to 0)	1.2
Other cardiomyopathy	12.3 (3.3 to 24)	4.1 (1.4 to 9.4)	19.3 (4.7 to 33.1)	9.9 (3.4 to 22.4)	2.6 (0.6 to 6.4)	2.6 (0.6 to 6.4)	4 (1.1 to 9.2)	4.7 (1.2 to 11.2)	1.2 (0.7 to 1.6)	1.3 (0.7 to 2.1)	1.3 (0.7 to 2.1)	1.3 (0.7 to 2.1)	1.3 (0.7 to 2.1)	1.3 (0.7 to 2.1)	1.3 (0.7 to 2.1)	1.3 (0.7 to 2.1)	1.3 (0.7 to 2.1)	1.3 (0.7 to 2.1)	1.3 (0.7 to 2.1)	1.3 (0.7 to 2.1)	1.3 (0.7 to 2.1)	1.3 (0.7 to 2.1)	126
Atrial fibrillation and flutter	0 (0 to 0)	0 (0 to 0)	0 (0 to 0)	0 (0 to 0)	0 (0 to 0)	0 (0 to 0)	0 (0 to 0)	0 (0 to 0)	0 (0 to 0)	0 (0 to 0)	0 (0 to 0)	0 (0 to 0)	0 (0 to 0)	0 (0 to 0)	0 (0 to 0)	0 (0 to 0)	0 (0 to 0)	0 (0 to 0)	0 (0 to 0)	0 (0 to 0)	0 (0 to 0)	0 (0 to 0)	0 (0 to 0)	19.9
Aortic aneurysm	…	…	…	…	…	…	0.7 (0 to 1.6)	0.7 (0 to 1.6)	0.7 (0 to 1.6)	1.2 (0 to 1.6)	1.2 (0 to 1.6)	1.2 (0 to 1.6)	1.2 (0 to 1.6)	1.4 (0 to 1.6)	1.4 (0 to 1.6)	2.1 (0 to 4.2)	2.4 (0 to 4.2)	2.1 (0 to 4.2)	1.7 (0 to 4.2)	0.7 (0 to 1.6)	0.2 (0 to 1.6)	0 (0 to 0.1)	NA
Endocarditis	0.1 (0 to 0.3)	0 (0 to 0)	0.6 (0 to 1.7)	1.5 (0.3 to 2.1)	0.4 (0 to 2.4)	0.6 (0 to 2.4)	1.6 (0.4 to 5.5)	2.1 (0.5 to 5)	2.6 (0.5 to 5)	1.9 (0.5 to 4.2)	1.8 (0.5 to 4.2)	1.5 (0.5 to 4.2)	1.4 (0.4 to 3.4)	1.2 (0.5 to 2.6)	1.3 (0.5 to 2.6)	2.1 (0.5 to 4.2)	2.4 (0.5 to 4.2)	2.2 (0.5 to 4.2)	2.1 (0.5 to 4.2)	0.7 (0.1 to 1.6)	0.1 (0 to 0.3)	0 (0 to 0)	21.3
Other cardiovascular and circulatory diseases	1.9 (0.2 to 4.1)	0.7 (0.2 to 1.7)	2.1 (0.4 to 5.1)	5.3 (1.8 to 11.6)	11 (4.4 to 19.7)	12.2 (4.9 to 19.7)	9.1 (4.4 to 16.1)	7.7 (3.1 to 13.4)	9.7 (2.7 to 16)	6 (3.1 to 11)	10.7 (4.4 to 19.4)	7.7 (3.1 to 13.4)	9.1 (4.4 to 17.1)	9.1 (3.3 to 17.1)	8.8 (3.2 to 15.6)	12.3 (3.2 to 24.6)	5.5 (2.4 to 9.7)	5.4 (2.4 to 9.7)	4.2 (2.4 to 9.7)	2 (1.1 to 4.2)	0.7 (0.1 to 0.4)	0.2 (0 to 0.4)	126
Chronic respiratory diseases	0 (0 to 0)	0 (0 to 0)	0.7 (0 to 5.1)	4.7 (0.9 to 13)	7.2 (2.1 to 19.2)	8.8 (2.8 to 19.2)	9.9 (3.3 to 19.7)	32.5 (9.3 to 70)	48.9 (20.3 to 89.7)	49.2 (20.3 to 89.7)	39.8 (20.3 to 89.7)	42 (20.3 to 89.7)	37.1 (20.3 to 89.7)	45.7 (20.3 to 89.7)	49.9 (20.3 to 89.7)	70.9 (20.3 to 136)	79.8 (20.3 to 136)	68.9 (20.3 to 136)	73.7 (20.3 to 136)	58 (20.3 to 136)	20.1 (17.7 to 136)	5.8 (2.8 to 20.3)	2.4 (1.2 to 3.5)	966
Chronic obstructive pulmonary disease	0 (0 to 0)	0 (0 to 0)	0.7 (0 to 5.1)	4.7 (1.7 to 13)	6.9 (2.1 to 19.2)	6.3 (2.8 to 19.2)	13.5 (3.3 to 19.7)	19.2 (9.3 to 70)	19.2 (9.3 to 70)	19.2 (9.3 to 70)	19.2 (9.3 to 70)	21.1 (9.3 to 70)	19.2 (9.3 to 70)	19.2 (9.3 to 70)	19.2 (9.3 to 70)	19.2 (9.3 to 70)	19.2 (9.3 to 70)	19.2 (9.3 to 70)	19.2 (9.3 to 70)	19.2 (9.3 to 70)	19.2 (9.3 to 70)	3.2 (2.8 to 9.3)	0.8 (0.4 to 1.2)	486
Pneumoconiosis	0 (0 to 0)	0 (0 to 0)	0 (0 to 0)	0 (0 to 0)	0 (0 to 0)	0 (0 to 0)	0 (0 to 0.4)	0 (0 to 0.2)	0 (0 to 0.2)	0 (0 to 0.2)	0 (0 to 0.2)	0 (0 to 0.2)	0 (0 to 0.2)	0 (0 to 0.2)	0 (0 to 0.2)	0 (0 to 0.2)	0 (0 to 0.2)	0 (0 to 0.2)	0 (0 to 0.2)	0 (0 to 0.2)	0 (0 to 0.2)	0 (0 to 0.2)	0 (0 to 0.2)	5.5
Silicosis	0 (0 to 0)	0 (0 to 0)	0 (0 to 0)	0 (0 to 0)	0 (0 to 0)	0 (0 to 0)	0 (0 to 0.1)	0 (0 to 0.1)	0 (0 to 0.1)	0 (0 to 0.1)	0 (0 to 0.2)	0 (0 to 0.2)	0 (0 to 0.2)	0 (0 to 0.2)	0 (0 to 0.2)	0 (0 to 0.2)	0 (0 to 0.2)	0 (0 to 0.2)	0 (0 to 0.2)	0 (0 to 0.2)	0 (0 to 0.2)	0 (0 to 0.2)	0 (0 to 0.2)	1.6
Asbestosis	0 (0 to 0)	0 (0 to 0)	0 (0 to 0)	0 (0 to 0)	0 (0 to 0)	0 (0 to 0)	0 (0 to 0.2)	0 (0 to 0.1)	0 (0 to 0.1)	0 (0 to 0.2)	0 (0 to 0.2)	0 (0 to 0.2)	0 (0 to 0.2)	0 (0 to 0.2)	0 (0 to 0.2)	0 (0 to 0.2)	0 (0 to 0.2)	0 (0 to 0.2)	0 (0 to 0.2)	0 (0 to 0.2)	0 (0 to 0.2)	0 (0 to 0.2)	0 (0 to 0.2)	2.1
Coal workers pneumoconiosis	0 (0 to 0)	0 (0 to 0)	0 (0 to 0)	0 (0 to 0)	0 (0 to 0)	0 (0 to 0)	0 (0 to 0)	0 (0 to 0)	0 (0 to 0)	0 (0 to 0)	0 (0 to 0)	0 (0 to 0)	0 (0 to 0)	0 (0 to 0)	0 (0 to 0)	0 (0 to 0)	0 (0 to 0)	0 (0 to 0)	0 (0 to 0)	0 (0 to 0)	0 (0 to 0)	0 (0 to 0)	0 (0 to 0)	0.2
Other pneumoconiosis	0 (0 to 0)	0 (0 to 0)	0 (0 to 0)	0 (0 to 0)	0 (0 to 0)	0 (0 to 0)	0 (0 to 0.1)	0 (0 to 0.1)	0 (0 to 0.1)	0 (0 to 0.2)	0 (0 to 0.2)	0 (0 to 0.2)	0 (0 to 0.2)	0 (0 to 0.2)	0 (0 to 0.2)	0 (0 to 0.2)	0 (0 to 0.2)	0 (0 to 0.2)	0 (0 to 0.2)	0 (0 to 0.2)	0 (0 to 0.2)	0 (0 to 0.2)	0 (0 to 0.2)	1.6
Asthma	0 (0 to 0)	0 (0 to 0)	53.3 (33 to 90.1)	41.5 (34.4 to 109)	49 (29 to 79.4)	37.7 (21.7 to 59.2)	22.7 (16.1 to 47.8)	19.3 (10.6 to 29.7)	16.4 (10.7 to 32.4)	13.7 (9.9 to 29.4)	15.2 (9.1 to 27.3)	14.2 (9.7 to 28.7)	13.7 (9.1 to 27.3)	12.5 (9.7 to 23.4)	11.9 (9.7 to 22.4)	12.5 (9.7 to 23.4)	14.2 (9.7 to 24.5)	13.2 (9.1 to 24.4)	12.3 (4.1 to 23.6)	12.3 (7.2 to 17.2)	11.7 (7.9 to 13)	11.7 (9.5 to 21.6)	3.2 (2.3 to 11.1)	394
Interstitial lung disease and pulmonary sarcoidosis	0 (0 to 0)	0 (0 to 0)	0.2 (0 to 0.9)	0.2 (0 to 0.9)	0.2 (0 to 0.9

Congenital birth defects	745 (372 to 1,292)	182 (93 to 307)	523 (239 to 999)	259 (145 to 450)	67·7 (43·7 to 103)	52·7 (33·5 to 80·7)	41·4 (24·0 to 68·6)	28·3 (16·9 to 49·3)	20·4 (12·7 to 31·9)	15·2 (9·3 to 23·6)	11·6 (7·1 to 18·1)	8·0 (5·1 to 13·3)	5·3 (3·2 to 9·5)	3·6 (2·2 to 6·1)	3·2 (1·6 to 5·2)	2·2 (1·2 to 3·6)	1·2 (0·7 to 2)	0·7 (0·4 to 1·2)	0·4 (0·2 to 0·7)	0·2 (0·1 to 0·3)	0·1 (0 to 0·1)	0 (0 to 0)	0 (0 to 0)	1,890
Neural tube defects	79·7 (19 to 207)	19·6 (2·4 to 50·2)	29·6 (4·2 to 83·5)	19·7 (2·8 to 71·3)	2·5 (1·4 to 4·2)	1·9 (1·1 to 3·3)	1·4 (0·8 to 2·4)	0·9 (0·5 to 1·5)	0·6 (0·4 to 0·9)	0·4 (0·2 to 0·6)	0·3 (0·1 to 0·5)	0·1 (0·1 to 0·2)	0·1 (0·1 to 0·1)	0 (0 to 0·1)	0 (0 to 0·1)	0 (0 to 0·1)	0 (0 to 0)	0 (0 to 0)	0 (0 to 0)	0 (0 to 0)	0 (0 to 0)	0 (0 to 0)	0 (0 to 0)	140
Congenital heart anomalies	152 (52 to 445)	43·9 (10·6 to 148)	104 (10·4 to 433)	58·4 (9·2 to 240)	6·1 (3·2 to 12)	4·5 (2·3 to 9·4)	3·2 (1·6 to 6·5)	2·1 (0·9 to 4·3)	1·4 (0·6 to 2·9)	0·9 (0·4 to 1·9)	0·6 (0·2 to 1·2)	0·4 (0·1 to 0·8)	0·2 (0·1 to 0·5)	0·1 (0·1 to 0·3)	0·1 (0·1 to 0·2)	0 (0 to 0·1)	0 (0 to 0·1)	0 (0 to 0·1)	0 (0 to 0·1)	0 (0 to 0)	0 (0 to 0)	0 (0 to 0)	0 (0 to 0)	754
Orofacial clefts	4·4 (0·5 to 19·5)	1·3 (0·2 to 5·7)	3·2 (0·4 to 23·2)	1·2 (0·5 to 3·4)	0·8 (0·3 to 1·6)	0·7 (0·2 to 1·4)	0·6 (0·2 to 1·3)	0·5 (0·1 to 1·1)	0·3 (0·1 to 0·7)	0·3 (0·1 to 0·6)	0·2 (0·1 to 0·5)	0·2 (0·1 to 0·4)	0·1 (0·1 to 0·3)	0 (0 to 0·2)	0 (0 to 0·1)	0 (0 to 0·1)	0 (0 to 0·1)	0 (0 to 0·1)	0 (0 to 0·1)	0 (0 to 0)	0 (0 to 0)	0 (0 to 0)	0 (0 to 0)	19·1
Down syndrome	9·6 (1·9 to 19·7)	2·5 (0·6 to 6·2)	14·4 (4 to 39·6)	9·9 (1·7 to 33·5)	1·1 (0·5 to 2·4)	0·9 (0·4 to 1·7)	0·9 (0·4 to 2)	0·6 (0·2 to 1·3)	0·4 (0·2 to 0·9)	0·3 (0·1 to 0·7)	0·2 (0·1 to 0·5)	0·2 (0·1 to 0·4)	0·1 (0·0 to 0·4)	0·1 (0 to 0·3)	0·1 (0 to 0·3)	0 (0 to 0·1)	0 (0 to 0·1)	0 (0 to 0·1)	0 (0 to 0·1)	0 (0 to 0)	0 (0 to 0)	0 (0 to 0)	0 (0 to 0)	39·3
Turner syndrome	0 (0 to 0)	0 (0 to 0)	0 (0 to 0)	0 (0 to 0)	0 (0 to 0)	0 (0 to 0)	0 (0 to 0)	0 (0 to 0)	0 (0 to 0)	0 (0 to 0)	0 (0 to 0)	0 (0 to 0)	0 (0 to 0)	0 (0 to 0)	0 (0 to 0)	0 (0 to 0)	0 (0 to 0)	0 (0 to 0)	0 (0 to 0)	0 (0 to 0)	0 (0 to 0)	0 (0 to 0)	0 (0 to 0)	0
Klinefelter syndrome	0 (0 to 0)	0 (0 to 0)	0 (0 to 0)	0 (0 to 0)	0 (0 to 0)	0 (0 to 0)	0 (0 to 0)	0 (0 to 0)	0 (0 to 0)	0 (0 to 0)	0 (0 to 0)	0 (0 to 0)	0 (0 to 0)	0 (0 to 0)	0 (0 to 0)	0 (0 to 0)	0 (0 to 0)	0 (0 to 0)	0 (0 to 0)	0 (0 to 0)	0 (0 to 0)	0 (0 to 0)	0 (0 to 0)	0
Other chromosomal abnormalities	15·6 (4·1 to 31·2)	4·6 (1·4 to 12·3)	11·8 (3·7 to 31·2)	9·5 (1·6 to 35·7)	0·9 (0·4 to 1·8)	0·7 (0·4 to 1·2)	0·7 (0·2 to 1·4)	0·4 (0·2 to 0·7)	0·2 (0·1 to 0·5)	0·1 (0·1 to 0·2)	0·1 (0·1 to 0·2)	0·1 (0·0 to 0·1)	0·1 (0·0 to 0·1)	0 (0 to 0)	0 (0 to 0)	0 (0 to 0)	0 (0 to 0)	0 (0 to 0)	0 (0 to 0)	0 (0 to 0)	0 (0 to 0)	0 (0 to 0)	0 (0 to 0)	38·6
Congenital musculoskeletal and limb anomalies	22·1 (7·4 to 52·6)	4·2 (1·6 to 9·8)	18·6 (3·7 to 72·3)	20·3 (1·9 to 121·4)	12·6 (6·6 to 19·6)	9·9 (5·2 to 15·5)	7·3 (4·1 to 11·7)	4·6 (2·4 to 7·5)	3·2 (1·6 to 5·2)	2·6 (1·4 to 4·4)	2 (1·1 to 3·3)	1·4 (0·7 to 2·2)	0·9 (0·5 to 1·5)	0·7 (0·3 to 1·1)	0·5 (0·2 to 0·9)	0·3 (0·2 to 0·6)	0·2 (0·1 to 0·3)	0·1 (0·1 to 0·1)	0·1 (0·0 to 0·1)	0 (0 to 0)	0 (0 to 0)	0 (0 to 0)	0 (0 to 0)	112
Urogenital congenital anomalies	19 (9·3 to 34·6)	2·6 (0·9 to 6)	5·1 (1·6 to 12·1)	3·3 (1·6 to 6·9)	1·6 (0·7 to 3·2)	1·3 (0·6 to 2·6)	0·7 (0·4 to 1·4)	0·4 (0·2 to 0·7)	0·2 (0·2 to 0·5)	0·2 (0·1 to 0·3)	0·1 (0·1 to 0·2)	0·1 (0·1 to 0·1)	0·1 (0·1 to 0·1)	0 (0 to 0·1)	0 (0 to 0·1)	0 (0 to 0)	0 (0 to 0)	0 (0 to 0)	0 (0 to 0)	0 (0 to 0)	0 (0 to 0)	0 (0 to 0)	0 (0 to 0)	33·5
Digestive congenital anomalies	13·2 (3·1 to 147)	3·1 (0·9 to 39·1)	10·9 (1·1 to 107)	6·2 (1·2 to 24·3)	0·9 (0·4 to 1·8)	0·7 (0·3 to 1·5)	0·5 (0·2 to 1·1)	0·3 (0·1 to 0·6)	0·2 (0 to 0·5)	0·1 (0·1 to 0·3)	0·1 (0·0 to 0·2)	0·1 (0·0 to 0·1)	0·1 (0·0 to 0·1)	0 (0 to 0·1)	0 (0 to 0·1)	0 (0 to 0·1)	0 (0 to 0·1)	0 (0 to 0·1)	0 (0 to 0·1)	0 (0 to 0)	0 (0 to 0)	0 (0 to 0)	0 (0 to 0)	133
Other congenital birth defects	292 (126 to 599)	67·1 (19·1 to 99·4)	142 (30·2 to 329)	102 (49·7 to 49·3)	29·8 (12·4 to 39·4)	23·6 (9·6 to 33·8)	19·4 (8·6 to 29·5)	14·2 (6·4 to 25·5)	10·6 (5·5 to 19·5)	8·6 (4·1 to 15·7)	6·6 (2·9 to 11·9)	4·6 (2·0 to 8·6)	3·3 (1·5 to 5·9)	2·4 (1·1 to 4·3)	2·0 (0·9 to 3·4)	1·4 (0·7 to 2·5)	0·8 (0·4 to 1·5)	0·5 (0·2 to 1)	0·3 (0·1 to 0·6)	0·2 (0·1 to 0·3)	0·1 (0 to 0·1)	0 (0 to 0)	0 (0 to 0)	719
Urinary diseases and male infertility	8·7 (3·6 to 18·6)	1·7 (0·5 to 3·8)	3·3 (1·2 to 7·4)	1·8 (0·8 to 3·4)	1·6 (0·8 to 2·6)	2·5 (1·5 to 4·2)	1·6 (0·9 to 2·6)	0·9 (0·5 to 1·5)	0·6 (0·3 to 1·2)	0·5 (0·2 to 1·1)	0·3 (0·1 to 0·8)	0·2 (0·1 to 0·5)	0·1 (0·1 to 0·3)	0·1 (0·0 to 0·2)	0·1 (0·0 to 0·2)	0·1 (0·0 to 0·1)	0·1 (0·0 to 0·1)	0·1 (0·0 to 0·1)	0·1 (0·0 to 0·1)	0·1 (0·0 to 0·1)	0·1 (0·0 to 0·1)	0·1 (0·0 to 0·1)	0·1 (0·0 to 0·1)	129
Urolithiasis	0 (0 to 0)	0 (0 to 0)	0 (0 to 0)	0 (0 to 0)	0 (0 to 0·1)	0 (0 to 0·1)	0 (0 to 0·1)	0 (0 to 0·1)	0 (0 to 0·2)	0 (0 to 0·1)	0 (0 to 0·1)	0 (0 to 0·2)	0 (0 to 0·1)	0 (0 to 0·1)	0 (0 to 0·2)	0 (0 to 0·1)	0 (0 to 0·1)	0 (0 to 0·1)	0 (0 to 0·1)	0 (0 to 0)	0 (0 to 0)	0 (0 to 0)	0 (0 to 0)	0 (0 to 0)	1·6
Benign prostatic hyperplasia	0 (0 to 0)	0 (0 to 0)	0 (0 to 0)	0 (0 to 0)	0 (0 to 0)	0 (0 to 0)	0 (0 to 0)	0 (0 to 0)	0 (0 to 0)	0 (0 to 0)	0 (0 to 0)	0 (0 to 0)	0 (0 to 0)	0 (0 to 0)	0 (0 to 0·1)	0 (0 to 0·1)	0 (0 to 0·1)	0 (0 to 0·1)	0 (0 to 0·1)	0 (0 to 0·1)	0 (0 to 0·1)	0 (0 to 0·1)	0 (0 to 0·1)	0 (0 to 0·1)	11·2
Male infertility	0 (0 to 0)	0 (0 to 0)	0 (0 to 0)	0 (0 to 0)	0 (0 to 0)	0 (0 to 0)	0 (0 to 0)	0 (0 to 0·1)	0 (0 to 0·1)	0 (0 to 0·1)	0 (0 to 0·1)	0 (0 to 0·1)	0 (0 to 0·1)	0 (0 to 0·1)	0 (0 to 0·1)	0 (0 to 0·1)	0 (0 to 0·1)	0 (0 to 0·1)	0 (0 to 0·1)	0 (0 to 0·1)	0 (0 to 0·1)	0 (0 to 0·1)	0 (0 to 0·1)	0 (0 to 0·1)	9·7
Other urinary diseases	7·9 (2·8 to 15·7)	1·3 (0·4 to 3)	1·3 (0·3 to 3·6)	1·4 (0·7 to 2·8)	1·6 (0·9 to 2·7)	1·6 (0·9 to 2·4)	1·7 (0·9 to 2·5)	1·1 (0·4 to 1·9)	0·7 (0·2 to 1·4)	0·5 (0·1 to 1·1)	0·3 (0·1 to 0·8)	0·2 (0·1 to 0·5)	0·1 (0·1 to 0·3)	0·1 (0·0 to 0·2)	0·1 (0·0 to 0·2)	0·1 (0·0 to 0·1)	0·1 (0·0 to 0·1)	0·1 (0·0 to 0·1)	0·1 (0·0 to 0·1)	0·1 (0·0 to 0·1)	0·1 (0·0 to 0·1)	0·1 (0·0 to 0·1)	0·1 (0·0 to 0·1)	72·9
Gynecological diseases	0 (0 to 0)	0 (0 to 0)	0 (0 to 0)	0 (0 to 0)	0 (0 to 0)	0 (0 to 0)	0 (0 to 0)	0 (0 to 0)	0 (0 to 0)	0 (0 to 0)	0 (0 to 0)	0 (0 to 0)	0 (0 to 0)	0 (0 to 0)	0 (0 to 0)	0 (0 to 0)	0 (0 to 0)	0 (0 to 0)	0 (0 to 0)	0 (0 to 0)	0 (0 to 0)	0 (0 to 0)	0 (0 to 0)	0 (0 to 0)	0
Uterine fibroids	0 (0 to 0)	0 (0 to 0)	0 (0 to 0)	0 (0 to 0)	0 (0 to 0)	0 (0 to 0)	0 (0 to 0)	0 (0 to 0)	0 (0 to 0)	0 (0 to 0)	0 (0 to 0)	0 (0 to 0)	0 (0 to 0)	0 (0 to 0)	0 (0 to 0)	0 (0 to 0)	0 (0 to 0)	0 (0 to 0)	0 (0 to 0)	0 (0 to 0)	0 (0 to 0)	0 (0 to 0)	0 (0 to 0)	0 (0 to 0)	0
Polycystic ovarian syndrome	..	..	..	..	..	..	..	..	..	..	..	..	..	..	..	..	..	..	..	..	..	..	..	..	NA
Female infertility	..	..	..	..	..	..	..	..	..	..	..	..	..	..	..	..	..	..	..	..	..	..	..	..	NA
Endometriosis	..	..	..	..	..	..	..	..	..	..	..	..	..	..	..	..	..	..	..	..	..	..	..	..	NA
Genital prolapse	0 (0 to 0)	0 (0 to 0)	0 (0 to 0)	0 (0 to 0)	0 (0 to 0)	0 (0 to 0)	0 (0 to 0)	0 (0 to 0)	0 (0 to 0)	0 (0 to 0)	0 (0 to 0)	0 (0 to 0)	0 (0 to 0)	0 (0 to 0)	0 (0 to 0)	0 (0 to 0)	0 (0 to 0)	0 (0 to 0)	0 (0 to 0)	0 (0 to 0)	0 (0 to 0)	0 (0 to 0)	0 (0 to 0)	0 (0 to 0)	0
Premenstrual syndrome	..	..	..	..	..	..	..	..	..	..	..	..	..	..	..	..	..	..	..	..	..	..	..	..	NA
Other gynecological diseases	0 (0 to 0)	0 (0 to 0)	0 (0 to 0)	0 (0 to 0)	0 (0 to 0)	0 (0 to 0)	0 (0 to 0)	0 (0 to 0)	0 (0 to 0)	0 (0 to 0)	0 (0 to 0)	0 (0 to 0)	0 (0 to 0)	0 (0 to 0)	0 (0 to 0)	0 (0 to 0)	0 (0 to 0)	0 (0 to 0)	0 (0 to 0)	0 (0 to 0)	0 (0 to 0)	0 (0 to 0)	0 (0 to 0)	0 (0 to 0)	0
Hemoglobinopathies and hemolytic anemias	19·1 (9·3 to 37)	19·1 (9·3 to 37)	20·3 (9·3 to 39·3)	38 (19·4 to 84·3)	29·6 (11·3 to 24·3)	23·6 (7·7 to 22·2)	14·6 (7·7 to 29·2)	9·2 (4·6 to 19·4)	5·6 (2·9 to 9·8)	3·8 (1·9 to 6·4)	2·6 (1·2 to 4·5)	1·8 (0·9 to 3·1)	1·3 (0·6 to 2·3)	0·9 (0·4 to 1·5)	0·6 (0·3 to 1·2)	0·4 (0·2 to 0·8)	0·3 (0·1 to 0·6)	0·2 (0·1 to 0·4)	0·1 (0·1 to 0·2)	0·1 (0·0 to 0·1)	0·1 (0·0 to 0·1)	0·1 (0·0 to 0·1)	0·1 (0·0 to 0·1)	173
Thalassemias	0 (0 to 0)	0 (0 to 0)	0 (0 to 0·1)	0 (0 to 0·2)	0 (0 to 0·1)	0 (0 to 0)	0 (0 to 0)	0 (0 to 0)	0 (0 to 0)	0 (0 to 0)	0 (0 to 0)	0 (0 to 0)	0 (0 to 0)	0 (0 to 0)	0 (0 to 0)	0 (0 to 0)	0 (0 to 0)	0 (0 to 0)	0 (0 to 0)	0 (0 to 0)	0 (0 to 0)	0 (0 to 0)	0 (0 to 0)	0 (0 to 0)	0·2
Thalassemias trait	0·1 (0 to 0·1)	0·4 (0·1 to 0·7)	1·4 (0·4 to 3·3)	1·4 (0·4 to 4·2)	0·6 (0·1 to 1·1)	0·1 (0 to 0·4)	0·1 (0 to 0·1)	0 (0 to 0·1)	0 (0 to 0·1)	0 (0 to 0·1)	0 (0 to 0·1)	0 (0 to 0·1)	0 (0 to 0·1)	0 (0 to 0·1)	0 (0 to 0·1)	0 (0 to 0·1)	0 (0 to 0·1)	0 (0 to 0·1)	0 (0 to 0·1)	0 (0 to 0·1)	0 (0 to 0·1)	0 (0 to 0·1)	0 (0 to 0·1)	0 (0 to 0·1)	3·7
Sickle cell disorders	1·4 (0·5 to 2·7)	0·6 (0·3 to 1·1)	3·1 (4·6 to 17·5)	2·3 (1·9 to 4·6)	1·6 (0·5 to 3·4)	1·1 (0·4 to 2·2)	0·9 (0·3 to 2)	0·4 (0·1 to 1·1)	0·3 (0·1 to 0·7)	0·2 (0·1 to 0·5)	0·1 (0·1 to 0·4)	0·1 (0·1 to 0·3)	0·1 (0·0 to 0·2)	0·1 (0·0 to 0·2)	0·1 (0·0 to 0·2)	0·1 (0·0 to 0·1)	0·1 (0·0 to 0·1)	0·1 (0·0 to 0·1)	0·1 (0·0 to 0·1)	0·1 (0·0 to 0·1)	0·1 (0·0 to 0·1)	0·1 (0·0 to 0·1)	0·1 (0·0 to 0·1)	90·9
Sickle cell trait	0·1 (0 to 0·2)	0·1 (0 to 0·3)	0·5 (2·6 to 9·8)	0·7 (0·1 to 2·9)	1·1 (0·3 to 2·6)	1·2 (0·3 to 2·9)	1·2 (0·3 to 2·7)	0·9 (0·3 to 2·1)	0·5 (0·1 to 1·2)	0·3 (0·1 to 0·7)	0·2 (0·1 to 0·5)	0·1 (0·1 to 0·3)	0·1 (0·0 to 0·2)	0·1 (0·0 to 0·2)	0·1 (0·0 to 0·2)	0·1 (0·0 to 0·1)	0·1 (0·0 to 0·1)	0·1 (0·0 to 0·1)	0·1 (0·0 to 0·1)	0·1 (0·0 to 0·1)	0·1 (0·0 to 0·1)	0·1 (0·0 to 0·1)	0·1 (0·0 to 0·1)	59·5
G6PD deficiency	0 (0 to 0)	0 (0 to 0)	0 (0 to 0·2)	0·3 (0·1 to 0·6)	0·3 (0·1 to 0·6)	0·3 (0·1 to 0·6)	0·3 (0·1 to 0·7)	0·2 (0·1 to 0·4)	0·1 (0·1 to 0·3)	0·1 (0·0 to 0·4)	0·1 (0·0 to 0·2)	0·1 (0·0 to 0·2)	0·1 (0·0 to 0·2)	0·1 (0·0 to 0·2)	0·1 (0·0 to 0·2)	0·1 (0·0 to 0·1)	0·1 (0·0 to 0·1)	0·1 (0·0 to 0·1)	0·1 (0·0 to 0·1)	0·1 (0·0 to 0·1)	0·1 (0·0 to 0·1)	0·1 (0·0 to 0·1)	0·1 (0·0 to 0·1)	9·5
G6PD trait	0 (0 to 0)	0 (0 to 0)	0 (0 to 0)	0 (0 to 0)	0 (0 to 0)	0 (0 to 0)	0 (0 to 0)	0 (0 to 0)	0 (0 to 0)	0 (0 to 0)	0 (0 to 0)	0 (0 to 0)	0 (0 to 0)	0 (0 to 0)	0 (0 to 0)	0 (0 to 0)	0 (0 to 0)	0 (0 to 0)	0 (0 to 0)	0 (0 to 0)	0 (0 to 0)	0 (0 to 0)	0 (0 to 0)	0 (0 to 0)	0
Other hemoglobinopathies and hemolytic anemias	0 (0 to 0)	0 (0 to 0·2)	1 (0·3 to 2·2)	3 (0·8 to 4·7)	1·1 (0·3 to 2·5)	0·8 (0·4 to 2·3)	0·6 (0·2 to 1·6)	0·4 (0·1 to 0·9)	0·3 (0·1 to 0·7)	0·2 (0·1 to 0·5)	0·2 (0·1 to 0·4)	0·2 (0·0 to 0·4)	0·1 (0·0 to 0·4)	0·1 (0·0 to 0·3)	0·1 (0·0 to 0·2)	0·1 (0·0 to 0·2)	0·1 (0·0 to 0·1)	0·1 (0·0 to 0·1)	0·1 (0·0 to 0·1)	0·1 (0·0 to 0·1)	0·1 (0·0 to 0·1)	0·1 (0·0 to 0·1)	0·1 (0·0 to 0·1)	14·4
Endocrine, metabolic, blood, and immune disorders	1·4 (0·6 to 3·9)	1 (0·3 to 2·8)	2·9 (0·4 to 14·5)	1·6 (1·3 to 22·2)	10 (4·4 to 19)	11·7 (4·9 to 23·5)	11·3 (5·3 to 23·1)	9·3 (4·2 to 19·4)	7·6 (3·4 to 17·6)	6·1 (2·6 to 14·7)	4·7 (1·9 to 11·4)	3·5 (1·4 to 8·4)	2·5 (1·1 to 6·2)	1·8 (0·8 to 4·5)	1·4 (0·6 to 3·5)	1·1 (0·5 to 2·8)	0·8 (0·3 to 2·1)	0·6 (0·2 to 1·6)	0·4 (0·2 to 1·1)	0·3 (0·1 to 0·8)	0·2 (0·1 to 0·6)	0·2 (0·1 to 0·5)	0·1 (0·1 to 0·4)	199
Oral disorders	0 (0 to 0)	0 (0 to 0)	0 (0 to 0)	0 (0 to 0)	0 (0 to 0)	0 (0 to 0)	0 (0 to 0)	0 (0 to 0)	0 (0 to 0)	0 (0 to 0)	0 (0 to 0)	0 (0 to 0)	0 (0 to 0)	0 (0 to 0)	0 (0 to 0)	0 (0 to 0)	0 (0 to 0)	0 (0 to 0)	0 (0 to 0)	0 (0 to 0)	0 (0 to 0)	0 (0 to 0)	0 (0 to 0)	0 (0 to 0)	0
Caries of deciduous teeth	1·9 (0·4 to 5·5)	0·6 (0·1 to 1·7)	0·3 (0·2 to 1·3)	1·4 (0·4 to 4·5)	4·6 (1·7 to 9·1)	3·8 (1·3 to 7·5)	3·2 (1·1 to 6·3)	2·1 (0·7 to 4·2)	1·4 (0·5 to 2·8)	0·9 (0·3 to 1·8)	0·6 (0·2 to 1·2)	0·4 (0·1 to 0·8)	0·3 (0·1 to 0·5)	0·2 (0·1 to 0·3)	0·1 (0·1 to 0·2)	0·1 (0·0 to 0·2)	0·1 (0·0 to 0·1)	0·1 (0·0 to 0·1)	0·1 (0·0 to 0·1)	0·1 (0·0 to 0·1)	0·1 (0·0 to 0·1)	0·1 (0·0 to 0·1)	0·1 (0·0 to 0·1)	74·6
Caries of permanent teeth	0 (0 to 0)	0 (0 to 0)	0 (0 to 0)	0·5 (0·1 to 1·4)	1·7 (0·5 to 3·4)	4·6 (1·9 to 9·1)	5·1 (2·1 to 10·6)	4·2 (1·7 to 8·6)	3·2 (1·3 to 6·4)	2·5 (1·0 to 5)	1·7 (0·7 to 3·5)	1·1 (0·4 to 2·2)	0·7 (0·3 to 1·5)	0·5 (0·2 to 1·1)	0·3 (0·1 to 0·6)	0·2 (0·1 to 0·4)	0·1 (0·1 to 0·3)	0·1 (0·0 to 0·2)	0·1 (0·0 to 0·1)	0·1 (0·0 to 0·1)	0·1 (0·0 to 0·1)	0·1 (0·0 to 0·1)	0·1 (0·0 to 0·1)	32
Periodontal diseases	0 (0 to 0)	0 (0 to 0)	0 (0 to 0)	0 (0 to 0)	0 (0 to 0)	0 (0 to 0)	2·4 (0·7 to 6·4)	7·6 (2·3 to 19·7)	14·1 (4·4 to 34·6)	17·7 (6·3 to 39·4)	17·3 (6·4 to 39·3)	14·6 (5·5 to 32·2)	11 (4·2 to 23)	8·3 (3·2 to 17·7)	6·6 (2·7 to 14·4)	4·8 (1·9 to 10·1)	3·6 (1·4 to 7·8)	1·9 (0·8 to 3·9)	1·1 (0·5 to 2·2)	0·6 (0·2 to 1·3)	0·2 (0·1 to 0·5)	0·1 (0 to 0·1)	0·1 (0 to 0·1)	111
Other oral disorders	0 (0 to 0)	0 (0 to 0)	0 (0 to 0)	7·9 (4·4 to 12·3)	9·6 (3·6 to 19·4)	6·5 (4·6 to 12·3)	4·5 (2·1 to 7·9)	2·9 (1·7 to 5·2)	1·9 (0·9 to 3·7)	1·3 (0·4 to 2·6)	0·8 (0·2 to 1·7)	0·5 (0·1 to 1·2)	0·3 (0·1 to 0·8)	0·2 (0·1 to 0·5)	0·1 (0·1 to 0·3)	0·1 (0·0 to 0·2)	0·1 (0·0 to 0·1)	0·1 (0·0 to 0·1)	0·1 (0·0 to 0·1)	0·1 (0·0 to 0·1)	0·1 (0·0 to 0·1)	0·1 (0·0 to 0·1)	0·1 (0·0 to 0·1)	71·8
Sudden infant death syndrome	..	6·2 (1·3 to 20·9)	68·8 (13·4 to 238)	..	..	..	..	..	..	..	..	..	..	..	..	..	..	..	..	..	..	..	..	..	NA
Injuries	39·8 (25·1 to 72·3)	29·6 (9·8 to 58)	122 (58·7 to 268)	335 (181 to 631)	227 (124 to 362)	292 (163 to 442)	467 (322 to 675)	662 (374 to 1,130)	538 (329 to 786)	436 (277 to 628)	293 (246 to 345)	367 (189 to 684)	248 (143 to 394)	211 (119 to 356)	169 (104 to 313)	150 (84·3 to 253)	109 (61·1 to 174)	84·3 (50·7 to 136)	59·6 (32·7 to 98)	25·2 (12·2 to 37)	9·5 (3·2 to 19·6)	2·7 (1·6 to 4·4)	0·6 (0·3 to 0·8)	5,070
Transport injuries	9·2 (4·6 to 16)	1·8 (0·6 to 4)	13·4 (4·9 to 31·7)	52·6 (22·3 to 102)	39·2 (24·5 to 59)	66·9 (34·5 to 119)	107 (62·9 to 200)	169 (82·2 to 350)	118 (77·3 to 196)	96·1 (61·4 to 151)	62·6 (41·3 to 120)	67·3 (30·4 to 153)	54·1 (24·1 to 99·6)	49·4 (20·9 to 97)	40·3 (17·7 to 84)	27·5 (12·5 to 53·5)	20 (7·9 to 41·1)	13·7 (5·9 to 28·7)	8·2 (3·1 to 17·3)	1·9 (0·6 to 4·1)	0·3 (0·1 to 0·7)	0·1 (0·1 to 0·1)	1,160
Road injuries	1·6 (0·9 to 2·9)	0·4 (0·1 to 0·9)	10·4 (4·1 to 24·4)	19·6 (9·9 to 39·3)	14 (8·2 to 22·2)	31·1 (16·1 to 53·8)	74·4 (46·3 to 123)	128 (77·7 to 215)	106 (67·6 to 179)	89·4 (56·1 to 152)	61·1 (39·1 to 117)	63·1 (28·1 to 144)	50·1 (22·3 to 94·7)	46·5 (19·6 to 93)	37·4 (16·2 to 79·7)	25·1 (11·5 to 49·4)	18·4 (8·1 to 36·7)	12·5 (5·1 to 26·2)	7·5 (2·9 to 16·1)	1·7 (0·5 to 4·2)	0·3 (0·1 to 0·8)	0·1 (0·1 to 0·1)	0·1 (0·1 to 0·1)	1,070
Pedestrian road injuries	2·2 (0·9 to 5·6)	1·1 (0·3 to 2·5)	3·6 (0·9 to 21)	25·8 (11·4 to 66·1)	25·8 (13·5 to 48·5)	51·1 (20·3 to 109)	85·4 (41·7 to 175)	66·2 (33·7 to 137)	41·7 (28·6 to 76·2)	32·2 (20·8 to 71·9)	24·7 (16·3 to 56·2)	30·2 (20·6 to 56)	29·1 (16·2 to 49·6)	26·1 (14·3 to 47)	19·4 (13·9 to 45·5)	15·4 (11·7 to 33·2)	10·4 (8·6 to 26·4)	7·9 (6·9 to 18·9)	5·1 (4·7 to 12·1)	2·3 (2·2 to 5·2)	0·7 (0·7 to 1·6)	0·2 (0·2 to 0·4)	0·1 (0·1 to 0·1)	617
Cyclist road injuries	0 (0 to 0)	0 (0 to 0)	0 (0 to 0·1)	1·4 (0·4 to 3·7)	2·5 (1·5 to 3·4)	4·6 (2·8 to 6·8)	8·1 (5·3 to 14·6)	10·6 (6·4 to 17·4)	9·9 (6·6 to 14·5)	9·2 (6·4 to 13·1)	6·2 (4·5 to 7·5)	6·4 (4·6 to 7·6)	5·6 (3·7 to 7·4)	4·4 (2·6 to 6)	3·3 (2·1 to 5)	2·3 (1·3 to 3·4)	1·5 (0·8 to 2·3)	1·1 (0·6 to 1·9)	0·7 (0·3 to 1·4)	0·2 (0·1 to 0·5)	0·1 (0·1 to 0·1)	0·1 (0·1 to 0·1)	0·1 (0·1 to 0·1)	89·7
Motorcyclist road injuries	0 (0 to 0·2)	0 (0 to 0·1)	0·2 (0 to 1·4)	0·9 (0·2 to 3·7)	1·4 (0·5 to 3·1)	2·6 (0·8 to 4·9)	3·1 (1·3 to 5·5)	2·1 (1·6 to 3·5)	1·3 (1·8 to 10·1)	1·2 (1·9 to 7·5)	0·7 (1·7 to 6·7)	0·7 (1·4 to 5·2)	0·6 (1·1 to 4)	0·5 (0·9 to 3·3)	0·4 (0·8 to 2·5)	0·3 (0·7 to 2·6)	0·2 (0·5 to 2)	0·1 (0·4 to 1·4)	0·1 (0·2 to 0·5)	0·1 (0·1 to 0·2)	0·1 (0·1 to 0·2)	0·1 (0·1 to 0·1)	0·1 (0·1 to 0·1)	29·1
Motor vehicle road injuries	1·9 (0·4 to 5·5)	0·6 (0·1 to 1·7)	3·2 (1·2 to 13·6)	13·9 (4·1 to 45)	17·3 (5·5 to 39·4)	18·9 (6·3 to 42)	32·9 (18·1 to 119)	51·1 (19·7 to 109)	42·1 (14·3 to 97)	29·2 (11·7 to 67·2)	21·6 (10·5 to 41·9)	17·9 (8·9 to 34·8)	16 (7 to 27·8)	14 (6·5 to 28·1)	12·7 (6·3 to 24·8)	10·4 (4·9 to 20·2)	7·9 (3·5 to 15·3)	5·7 (2·7 to 10·9)	3·7 (1·7 to 6·9)	1·6 (0·7 to 3·1)	0·5 (0·2 to 0·9)	0·1 (0·1 to 0·2)	0·1 (0·1 to 0·2)	322
Other road injuries	0 (0 to 0)	0 (0 to 0)	0 (0 to 0)	0·1 (0 to 0·2)	0·1 (0 to 0·1)	0·2 (0·1 to 0·3)	0·3 (0·2 to 0·4)	0·3 (0·2 to 0·5)	0·3 (0·2 to 0·5)	0·3 (0·2 to 0·5)	0·3 (0·2 to 0·4)	0·3 (0·2 to 0·4)	0·3 (0·2 to 0·3)	0·2 (0·1 to 0·3)	0·2 (0·1 to 0·3)	0·1 (0·1 to 0·2)	0·1 (0·1 to 0·1)	0·1 (0·1 to 0·1)	0·1 (0·0 to 0·1)	0·1 (0·0 to 0·1)	0·1 (0·0 to 0·1)	0·1 (0·0 to 0·1)	0·1 (0·0 to 0·1)	3·5
Other transport injuries	0·2 (0 to 0·4)	0·1 (0 to 0·2)	1 (0·4 to 2·2)	2·9 (1·6 to 11·4)	4·8 (2·4 to 9·5)	5·6 (2·9 to 11·6)	11·5 (4·9 to 23·5)	12·1 (5·3 to 28·7)	10·5 (4·6 to 22·9)	9·5 (4·7 to 19·9)	8·2 (4·2 to 15·7)	9·4 (4·2 to 17·3)	8·6 (3·9 to 15·2)	7·9 (3·4 to 13·9)	7·

SR Table 2a: Sieg's DALYS by cause and age group for males with 95% uncertainty intervals, 2019

Cause	Early Neonatal (0-6 days)	Late Neonatal (7-27 days)	Post Neonatal (28-364 days)	1 to 4	5 to 9	10 to 14	15 to 19	20 to 24	25 to 29	30 to 34	35 to 39	40 to 44	45 to 49	50 to 54	55 to 59	60 to 64	65 to 69	70 to 74	75 to 79	80 to 84	85 to 89	90 to 94	95 plus	Total
All causes	2,260 (2,260 to 2,260)	1,760 (1,760 to 1,760)	3,020 (2,990 to 3,050)	11,200 (11,200 to 11,200)	8,400 (8,400 to 8,400)	8,140 (8,140 to 8,140)	10,200 (10,200 to 10,200)	11,900 (11,900 to 11,900)	12,900 (12,900 to 12,900)	13,900 (13,900 to 13,900)	15,000 (14,900 to 15,000)	16,400 (16,400 to 16,400)	17,900 (17,900 to 17,900)	19,400 (19,400 to 19,400)	20,900 (20,900 to 20,900)	22,400 (22,400 to 22,400)	23,900 (23,900 to 23,900)	25,400 (25,400 to 25,400)	26,900 (26,900 to 26,900)	28,400 (28,400 to 28,400)	29,900 (29,900 to 29,900)	31,400 (31,400 to 31,400)	32,900 (32,900 to 32,900)	34,400 (34,400 to 34,400)	35,900 (35,900 to 35,900)	37,400 (37,400 to 37,400)	38,900 (38,900 to 38,900)	40,400 (40,400 to 40,400)	41,900 (41,900 to 41,900)	43,400 (43,400 to 43,400)	44,900 (44,900 to 44,900)	46,400 (46,400 to 46,400)	47,900 (47,900 to 47,900)	49,400 (49,400 to 49,400)	50,900 (50,900 to 50,900)	52,400 (52,400 to 52,400)	53,900 (53,900 to 53,900)	55,400 (55,400 to 55,400)	56,900 (56,900 to 56,900)	58,400 (58,400 to 58,400)	59,900 (59,900 to 59,900)	61,400 (61,400 to 61,400)	62,900 (62,900 to 62,900)	64,400 (64,400 to 64,400)	65,900 (65,900 to 65,900)	67,400 (67,400 to 67,400)	68,900 (68,900 to 68,900)	70,400 (70,400 to 70,400)	71,900 (71,900 to 71,900)	73,400 (73,400 to 73,400)	74,900 (74,900 to 74,900)	76,400 (76,400 to 76,400)	77,900 (77,900 to 77,900)	79,400 (79,400 to 79,400)	80,900 (80,900 to 80,900)	82,400 (82,400 to 82,400)	83,900 (83,900 to 83,900)	85,400 (85,400 to 85,400)	86,900 (86,900 to 86,900)	88,400 (88,400 to 88,400)	89,900 (89,900 to 89,900)	91,400 (91,400 to 91,400)	92,900 (92,900 to 92,900)	94,400 (94,400 to 94,400)	95 plus (95,900 to 95,900)	
Communicable, maternal, neonatal, and nutritional diseases	1,900 (1,900 to 1,900)	1,480 (1,480 to 1,480)	2,540 (2,510 to 2,570)	9,420 (9,420 to 9,420)	7,060 (7,060 to 7,060)	6,840 (6,840 to 6,840)	8,570 (8,570 to 8,570)	10,000 (10,000 to 10,000)	10,800 (10,800 to 10,800)	11,700 (11,700 to 11,700)	12,600 (12,600 to 12,600)	13,800 (13,800 to 13,800)	15,000 (15,000 to 15,000)	16,300 (16,300 to 16,300)	17,600 (17,600 to 17,600)	18,800 (18,800 to 18,800)	20,100 (20,100 to 20,100)	21,400 (21,400 to 21,400)	22,600 (22,600 to 22,600)	23,900 (23,900 to 23,900)	25,200 (25,200 to 25,200)	26,400 (26,400 to 26,400)	27,700 (27,700 to 27,700)	28,900 (28,900 to 28,900)	30,200 (30,200 to 30,200)	31,400 (31,400 to 31,400)	32,700 (32,700 to 32,700)	33,900 (33,900 to 33,900)	35,200 (35,200 to 35,200)	36,400 (36,400 to 36,400)	37,700 (37,700 to 37,700)	38,900 (38,900 to 38,900)	40,200 (40,200 to 40,200)	41,400 (41,400 to 41,400)	42,700 (42,700 to 42,700)	43,900 (43,900 to 43,900)	45,200 (45,200 to 45,200)	46,400 (46,400 to 46,400)	47,700 (47,700 to 47,700)	48,900 (48,900 to 48,900)	50,200 (50,200 to 50,200)	51,400 (51,400 to 51,400)	52,700 (52,700 to 52,700)	53,900 (53,900 to 53,900)	55,200 (55,200 to 55,200)	56,400 (56,400 to 56,400)	57,700 (57,700 to 57,700)	58,900 (58,900 to 58,900)	60,200 (60,200 to 60,200)	61,400 (61,400 to 61,400)	62,700 (62,700 to 62,700)	63,900 (63,900 to 63,900)	65,200 (65,200 to 65,200)	66,400 (66,400 to 66,400)	67,700 (67,700 to 67,700)	68,900 (68,900 to 68,900)	70,200 (70,200 to 70,200)	71,400 (71,400 to 71,400)	72,700 (72,700 to 72,700)	73,900 (73,900 to 73,900)	75,200 (75,200 to 75,200)	76,400 (76,400 to 76,400)	77,900 (77,900 to 77,900)	79,400 (79,400 to 79,400)	80,900 (80,900 to 80,900)	82,400 (82,400 to 82,400)	83,900 (83,900 to 83,900)	85,400 (85,400 to 85,400)	86,900 (86,900 to 86,900)	88,400 (88,400 to 88,400)	89,900 (89,900 to 89,900)	91,400 (91,400 to 91,400)	92,900 (92,900 to 92,900)	94,400 (94,400 to 94,400)	95 plus (95,900 to 95,900)	
HIV/AIDS and sexually transmitted infections	630 (541 to 1,270)	155 (2.6 to 2,230)	5,170 (1,160 to 11,000)	4,020 (1,270 to 7,230)	1,605 (916 to 2,510)	1,760 (1,170 to 2,660)	2,745 (1,470 to 4,710)	3,960 (1,160 to 9,040)	3,100 (1,450 to 5,990)	3,390 (2,100 to 5,120)	3,510 (1,900 to 6,060)	3,160 (1,670 to 5,720)	2,100 (1,170 to 3,950)	2,200 (1,170 to 4,020)	2,370 (1,270 to 4,230)	2,250 (1,170 to 3,930)	2,250 (1,270 to 3,930)	1,970 (1,070 to 3,630)	1,670 (1,070 to 2,990)	1,420 (1,070 to 2,630)	1,170 (1,070 to 2,330)	1,070 (1,070 to 2,330)	1,070 (1,070 to 2,330)	1,070





SR Table 2a: TaitaTaveta DALYS by cause and age aroup for males with 95% uncertainty intervals, 2019

Cause	Early Neonatal	Late Neonatal	Post Neonatal	1 to 4	5 to 9	10 to 14	15 to 19	20 to 24	25 to 29	30 to 34	35 to 39	40 to 44	45 to 49	50 to 54	55 to 59	60 to 64	65 to 69	70 to 74	75 to 79	80 to 84	85 to 89	90 to 94	95 plus	Total
All causes	2,370 (1,920 to 2,870)	1,240 (630 to 1,910)	2,060 (1,600 to 2,590)	5,240 (4,170 to 6,510)	3,230 (2,570 to 4,060)	2,240 (1,820 to 2,770)	3,230 (2,650 to 3,970)	4,190 (3,440 to 5,110)	4,560 (3,800 to 5,500)	4,980 (4,150 to 6,000)	5,140 (4,280 to 6,200)	5,460 (4,600 to 6,460)	5,240 (4,350 to 6,290)	5,240 (4,340 to 6,270)	5,220 (4,310 to 6,310)	4,940 (4,040 to 5,930)	4,620 (3,740 to 5,710)	4,220 (3,310 to 5,260)	3,620 (2,800 to 4,550)	2,820 (2,060 to 3,710)	1,940 (1,340 to 2,700)	1,060 (697 to 1,600)	65,200
Communicable, maternal, neonatal, and nutritional diseases	1,720 (1,370 to 2,140)	1,240 (548 to 2,070)	1,990 (1,450 to 2,660)	4,990 (1,320 to 12,110)	2,760 (686 to 7,100)	1,750 (459 to 4,550)	1,750 (414 to 4,740)	1,750 (473 to 5,470)	1,750 (497 to 5,270)	1,750 (525 to 5,220)	1,750 (557 to 5,200)	1,750 (590 to 5,210)	1,750 (623 to 5,240)	1,750 (660 to 5,270)	1,750 (698 to 5,310)	1,750 (739 to 5,350)	1,750 (783 to 5,400)	1,750 (830 to 5,450)	1,750 (879 to 5,510)	1,750 (931 to 5,570)	1,750 (986 to 5,640)	1,750 (1,040 to 5,710)	33,600
HIV/AIDS and sexually transmitted infections	69.2 (28.1 to 136)	20.9 (4.7 to 47.4)	127 (70.1 to 222)	96.2 (46.4 to 205)	140 (63.3 to 286)	217 (117 to 375)	602 (353 to 964)	815 (372 to 1,540)	586 (272 to 1,080)	1,250 (703 to 2,090)	2,240 (1,240 to 3,690)	2,690 (1,660 to 3,870)	2,350 (1,590 to 3,360)	1,470 (1,060 to 2,150)	816 (516 to 1,240)	401 (245 to 627)	194 (101 to 371)	72 (43 to 118)	31.4 (18 to 51.4)	5.6 (2.4 to 10.7)	2.1 (1.2 to 3.8)	0.5 (0.3 to 1)	13,900
HIV/AIDS	0 (0 to 0)	0 (0 to 0)	0 (0 to 0)	0 (0 to 0)	0 (0 to 0)	0 (0 to 0)	0 (0 to 0)	0 (0 to 0)	0 (0 to 0)	0 (0 to 0)	0 (0 to 0)	0 (0 to 0)	0 (0 to 0)	0 (0 to 0)	0 (0 to 0)	0 (0 to 0)	0 (0 to 0)	0 (0 to 0)	0 (0 to 0)	0 (0 to 0)	0 (0 to 0)	0 (0 to 0)	0 (0 to 0)	0
HIV/AIDS - Drug-susceptible Tuberculosis	2.9 (1.5 to 4.6)	2.9 (2 to 3.9)	5.5 (2.9 to 8.6)	5.5 (2.7 to 9.3)	10.1 (5.2 to 16.3)	30.9 (16.2 to 51)	81 (41.6 to 127)	76.8 (41.6 to 127)	61.5 (32.2 to 102)	153 (88.1 to 252)	181 (98 to 306)	160 (85.7 to 268)	160 (84.7 to 265)	102 (54.1 to 170)	55.4 (31.9 to 89.7)	28.2 (15.3 to 46.7)	12.9 (6.5 to 20.6)	5.3 (2.8 to 8.7)	2.2 (1.2 to 3.7)	0.4 (0.2 to 0.6)	0.1 (0.1 to 0.2)	0 (0 to 0)	886
HIV/AIDS - Multidrug-resistant Tuberculosis without extensive dr...	0 (0 to 0)	0.2 (0 to 0.9)	0.2 (0 to 0.9)	0.3 (0 to 1.4)	0.5 (0 to 2.6)	1.6 (0 to 8.1)	3.9 (0 to 19.1)	3.6 (0 to 17.9)	2.9 (0.1 to 14.2)	7.7 (0.2 to 40.3)	9.2 (0.2 to 51.6)	8.2 (0.2 to 46.6)	8.2 (0.2 to 46.4)	5.2 (0.1 to 29.4)	2.8 (0.1 to 16.1)	1.4 (0 to 8.2)	0.6 (0 to 3.5)	0.3 (0 to 1.8)	0.1 (0 to 0.5)	0 (0 to 0.2)	0 (0 to 0.1)	0 (0 to 0)	44.9
HIV/AIDS - Extensively drug-resistant Tuberculosis	0 (0 to 0)	0 (0 to 0)	0 (0 to 0)	0 (0 to 0)	0 (0 to 0)	0 (0 to 0)	0 (0 to 0)	0 (0 to 0)	0 (0 to 0)	0 (0 to 0)	0 (0 to 0)	0 (0 to 0)	0 (0 to 0)	0 (0 to 0)	0 (0 to 0)	0 (0 to 0)	0 (0 to 0)	0 (0 to 0)	0 (0 to 0)	0 (0 to 0)	0 (0 to 0)	0 (0 to 0)	0 (0 to 0)	0.6
HIV/AIDS resulting in other diseases	67.1 (34.5 to 116)	18.1 (4.5 to 45.1)	49.6 (24.5 to 85.1)	133 (54.5 to 295)	205 (105 to 393)	567 (269 to 953)	396 (202 to 550)	548 (268 to 912)	1,178 (616 to 2,000)	2,170 (1,160 to 3,310)	2,490 (1,420 to 3,650)	2,160 (1,400 to 2,940)	1,360 (877 to 2,000)	725 (472 to 1,060)	370 (219 to 600)	170 (84 to 309)	65 (27 to 112)	24 (9.6 to 42)	7.9 (2.9 to 15)	1.6 (0.5 to 3.2)	0.5 (0.2 to 0.9)	0.1 (0 to 0.2)	12,800
Sexually transmitted infections excluding HIV	69.2 (28.1 to 136)	20.9 (4.7 to 47.4)	57 (14.4 to 130)	1.8 (0.5 to 4.9)	0.7 (0.2 to 1.9)	0.3 (0.1 to 0.9)	0.5 (0.7 to 3.2)	0.4 (0.1 to 1.2)	0.4 (0.1 to 1.1)	0.7 (0.2 to 1.7)	1.1 (0.3 to 2.7)	0.9 (0.2 to 2.3)	0.7 (0.2 to 2)	0.5 (0.2 to 1.4)	0.3 (0.1 to 0.7)	0.2 (0.1 to 0.5)	0.1 (0 to 0.3)	0.1 (0 to 0.3)	0.1 (0 to 0.3)	0 (0 to 0.1)	0 (0 to 0.1)	0 (0 to 0)	201
Syphilis	28.1 (9.4 to 57.4)	7.9 (1.8 to 18)	18.8 (5.5 to 42.2)	0.7 (0.2 to 1.8)	0.3 (0.1 to 0.8)	0.5 (0.1 to 1.4)	0.4 (0.1 to 1.2)	0.4 (0.1 to 1.1)	0.4 (0.1 to 1)	0.7 (0.2 to 1.7)	1.1 (0.3 to 2.7)	0.9 (0.2 to 2.3)	0.7 (0.2 to 2)	0.5 (0.2 to 1.4)	0.3 (0.1 to 0.7)	0.2 (0.1 to 0.5)	0.1 (0 to 0.3)	0.1 (0 to 0.3)	0.1 (0 to 0.3)	0 (0 to 0.1)	0 (0 to 0.1)	0 (0 to 0)	180
Chlamydial infection	0 (0 to 0)	0 (0 to 0)	0 (0 to 0)	0 (0 to 0)	0 (0 to 0)	0 (0 to 0)	0 (0 to 0.2)	0 (0 to 0.2)	0 (0 to 0.2)	0 (0 to 0.2)	0 (0 to 0.2)	0 (0 to 0.2)	0 (0 to 0.2)	0 (0 to 0.2)	0 (0 to 0.2)	0 (0 to 0.2)	0 (0 to 0.2)	0 (0 to 0.2)	0 (0 to 0.2)	0 (0 to 0.2)	0 (0 to 0.2)	0 (0 to 0.1)	0 (0 to 0)	3
Gonococcal infection	0 (0 to 0)	0 (0 to 0)	0 (0 to 0)	0 (0 to 0)	0 (0 to 0)	0 (0 to 0)	0.2 (0 to 1.1)	0.2 (0 to 1.1)	0.2 (0 to 1)	0.4 (0 to 1.5)	0.6 (0 to 2.2)	0.5 (0 to 1.8)	0.4 (0 to 1.5)	0.2 (0 to 1)	0.2 (0 to 0.8)	0.1 (0 to 0.5)	0.1 (0 to 0.3)	0 (0 to 0.2)	0 (0 to 0.1)	0 (0 to 0.1)	0 (0 to 0.1)	0 (0 to 0)	2.6
Trichomoniasis	0 (0 to 0)	0 (0 to 0)	0 (0 to 0)	0 (0 to 0)	0 (0 to 0)	0 (0 to 0)	0 (0 to 0)	0 (0 to 0)	0 (0 to 0)	0 (0 to 0)	0 (0 to 0)	0 (0 to 0)	0 (0 to 0)	0 (0 to 0)	0 (0 to 0)	0 (0 to 0)	0 (0 to 0)	0 (0 to 0)	0 (0 to 0)	0 (0 to 0)	0 (0 to 0)	0 (0 to 0)	0 (0 to 0)	1
Genital herpes	0 (0 to 0)	0 (0 to 0)	0 (0 to 0)	0 (0 to 0)	0 (0 to 0)	0 (0 to 0)	0.2 (0 to 0.6)	0.2 (0 to 0.6)	0.2 (0 to 0.5)	0.3 (0 to 0.8)	0.4 (0 to 1.2)	0.4 (0 to 1)	0.3 (0 to 0.9)	0.2 (0 to 0.7)	0.2 (0 to 0.5)	0.1 (0 to 0.3)	0.1 (0 to 0.2)	0 (0 to 0.1)	0 (0 to 0.1)	0 (0 to 0.1)	0 (0 to 0.1)	0 (0 to 0)	9
Other sexually transmitted infections	0 (0 to 0)	0 (0 to 0)	0 (0 to 0)	0 (0 to 0)	0 (0 to 0)	0 (0 to 0)	0 (0 to 0.2)	0 (0 to 0.2)	0 (0 to 0.1)	0 (0 to 0.2)	0 (0 to 0.2)	0 (0 to 0.2)	0 (0 to 0.2)	0 (0 to 0.2)	0 (0 to 0.1)	0 (0 to 0.1)	0 (0 to 0.1)	0 (0 to 0.1)	0 (0 to 0.1)	0 (0 to 0.1)	0 (0 to 0.1)	0 (0 to 0.1)	0 (0 to 0)	5.9
Respiratory infections and tuberculosis	177 (91.3 to 299)	332 (70.7 to 827)	332 (322 to 564)	1,190 (172 to 4,770)	568 (76.7 to 152)	287 (45.7 to 136)	288 (140 to 556)	288 (194 to 625)	288 (233 to 756)	288 (296 to 1,030)	288 (332 to 1,190)	288 (320 to 1,150)	288 (365 to 1,090)	288 (368 to 970)	288 (396 to 924)	288 (439 to 887)	288 (508 to 902)	288 (612 to 932)	288 (746 to 1,010)	288 (1,010 to 1,360)	288 (1,410 to 2,050)	177 (1,910 to 3,010)	7,670
Tuberculosis	36.5 (15.6 to 66.4)	36.5 (14.1 to 84.6)	31.4 (9.3 to 68.1)	16.9 (10.6 to 33.6)	20.1 (7.2 to 35)	16.5 (7.9 to 29.2)	16.5 (3.6 to 33)	16.5 (134 to 338)	16.5 (171 to 440)	16.5 (230 to 699)	16.5 (254 to 1,010)	16.5 (229 to 922)	16.5 (218 to 851)	16.5 (212 to 767)	16.5 (198 to 665)	16.5 (175 to 564)	16.5 (153 to 486)	16.5 (89 to 311)	16.5 (60 to 208)	16.5 (52.6 to 164)	16.5 (35.7 to 105)	16.5 (19.6 to 49.6)	4,380
Latent tuberculosis infection	0 (0 to 0)	0 (0 to 0)	0 (0 to 0)	0 (0 to 0)	0 (0 to 0)	0 (0 to 0)	0 (0 to 0)	0 (0 to 0)	0 (0 to 0)	0 (0 to 0)	0 (0 to 0)	0 (0 to 0)	0 (0 to 0)	0 (0 to 0)	0 (0 to 0)	0 (0 to 0)	0 (0 to 0)	0 (0 to 0)	0 (0 to 0)	0 (0 to 0)	0 (0 to 0)	0 (0 to 0)	0 (0 to 0)	0
Drug-susceptible tuberculosis	36.5 (15.6 to 66.4)	36.5 (14.1 to 84.6)	31.4 (9.3 to 68.1)	16.9 (10.6 to 33.6)	20.1 (7.2 to 35)	16.5 (7.9 to 29.2)	16.5 (3.6 to 33)	16.5 (134 to 338)	16.5 (171 to 440)	16.5 (230 to 699)	16.5 (254 to 1,010)	16.5 (229 to 922)	16.5 (218 to 851)	16.5 (212 to 767)	16.5 (198 to 665)	16.5 (175 to 564)	16.5 (153 to 486)	16.5 (89 to 311)	16.5 (60 to 208)	16.5 (52.6 to 164)	16.5 (35.7 to 105)	16.5 (19.6 to 49.6)	4,200
Multidrug-resistant tuberculosis without extensive drug-resistance	0 (0 to 0)	0 (0 to 0)	1.5 (0 to 8.4)	1.2 (0 to 7)	0.6 (0 to 3.5)	0.5 (0 to 3.1)	0.5 (0 to 3.4)	0.5 (0 to 3.3)	0.5 (0 to 3.2)	0.5 (0 to 3.2)	0.5 (0 to 3.2)	0.5 (0 to 3.2)	0.5 (0 to 3.2)	0.5 (0 to 3.2)	0.5 (0 to 3.2)	0.5 (0 to 3.2)	0.5 (0 to 3.2)	0.5 (0 to 3.2)	0.5 (0 to 3.2)	0.5 (0 to 3.2)	0.5 (0 to 3.1)	0.5 (0 to 2.6)	177
Extensively drug-resistant tuberculosis	0 (0 to 0)	0 (0 to 0)	0 (0 to 0.1)	0 (0 to 0.1)	0 (0 to 0.1)	0 (0 to 0.4)	0 (0 to 0.1)	0 (0 to 0.1)	0 (0 to 0.1)	0 (0 to 0.1)	0 (0 to 0.1)	0 (0 to 0.1)	0 (0 to 0.1)	0 (0 to 0.1)	0 (0 to 0.1)	0 (0 to 0.1)	0 (0 to 0.1)	0 (0 to 0.1)	0 (0 to 0.1)	0 (0 to 0.1)	0 (0 to 0.1)	0 (0 to 0.1)	0 (0 to 0)	2.4
Lower respiratory infections	177 (91.1 to 299)	138 (49.6 to 227)	247 (91 to 478)	252 (128 to 399)	60 (34.4 to 97)	47.6 (27.6 to 75.4)	65.3 (32.4 to 104)	68.7 (30.5 to 124)	76.9 (21.6 to 138)	89.2 (35.1 to 160)	113 (45.6 to 207)	113 (32.4 to 219)	134 (42.8 to 257)	141 (49.9 to 267)	150 (62.7 to 279)	156 (99.5 to 316)	162 (96.9 to 298)	165 (101 to 286)	168 (91.8 to 252)	168 (45.6 to 167)	168 (34.5 to 92.1)	168 (11.1 to 24.6)	3,040
Upper respiratory infections	0.1 (0 to 0.1)	0.3 (0.1 to 0.4)	8 (3.2 to 21.4)	20 (10.4 to 36.4)	20 (10.7 to 34.3)	19 (10.2 to 34.4)	15.4 (8.4 to 27.2)	13.4 (7.3 to 22.6)	13.4 (7.3 to 22.8)	13.4 (6.9 to 22.2)	13.4 (6.9 to 21.9)	13.4 (6.9 to 21.9)	13.4 (6.9 to 21.9)	13.4 (6.9 to 21.9)	13.4 (6.9 to 21.9)	13.4 (6.9 to 21.9)	13.4 (6.9 to 21.9)	13.4 (6.9 to 21.9)	13.4 (6.9 to 21.9)	13.4 (6.9 to 21.9)	13.4 (6.9 to 21.9)	13.4 (6.9 to 21.9)	182
Otitis media	0.1 (0 to 0.5)	0.1 (0 to 0.5)	0.9 (0.4 to 1.7)	7.5 (4.2 to 13.5)	11.3 (6.2 to 19.6)	7.1 (4.5 to 12.2)	5.1 (2.7 to 8.5)	3.1 (1.5 to 5.3)	3.1 (1.5 to 5.4)	3.1 (1.4 to 5.3)	3.1 (1.4 to 5.4)	3.1 (1.4 to 5.4)	3.1 (1.4 to 5.4)	3.1 (1.4 to 5.4)	3.1 (1.4 to 5.4)	3.1 (1.4 to 5.4)	3.1 (1.4 to 5.4)	3.1 (1.4 to 5.4)	3.1 (1.4 to 5.4)	3.1 (1.4 to 5.4)	3.1 (1.4 to 5.4)	3.1 (1.4 to 5.4)	66.9
Enteric infections	22.7 (7.4 to 51)	45.6 (10.2 to 109)	346 (152 to 663)	1,060 (344 to 739)	289 (187 to 428)	187 (115 to 299)	126 (66 to 233)	126 (44 to 249)	126 (45.3 to 269)	126 (49 to 317)	126 (117 to 377)	126 (120 to 364)	126 (128 to 364)	126 (128 to 364)	126 (127 to 357)	126 (63.7 to 257)	126 (57.2 to 253)	126 (57 to 257)	126 (63.3 to 273)	126 (52.2 to 212)	126 (41.6 to 180)	126 (39.7 to 171)	3,080
Diarrheal diseases	22.7 (7.4 to 51)	45.6 (10.1 to 153)	346 (93.7 to 663)	1,060 (344 to 739)	289 (187 to 428)	187 (115 to 299)	126 (66 to 233)	126 (44 to 249)	126 (45.3 to 269)	126 (49 to 317)	126 (117 to 377)	126 (120 to 364)	126 (128 to 364)	126 (128 to 364)	126 (127 to 357)	126 (63.7 to 257)	126 (57.2 to 253)	126 (57 to 257)	126 (63.3 to 273)	126 (52.2 to 212)	126 (41.6 to 180)	126 (39.7 to 171)	2,240
Typhoid and paratyphoid	0 (0 to 0)	0 (0 to 0)	0.4 (0.1 to 0.9)	12.8 (4.1 to 28)	7.1 (2.2 to 15.5)	4.6 (1.4 to 10.1)	3.1 (0.8 to 6.8)	3.1 (0.8 to 6.8)	3.1 (0.8 to 6.8)	3.1 (0.8 to 6.8)	3.1 (0.8 to 6.8)	3.1 (0.8 to 6.8)	3.1 (0.8 to 6.8)	3.1 (0.8 to 6.8)	3.1 (0.8 to 6.8)	3.1 (0.8 to 6.8)	3.1 (0.8 to 6.8)	3.1 (0.8 to 6.8)	3.1 (0.8 to 6.8)	3.1 (0.8 to 6.8)	3.1 (0.8 to 6.8)	3.1 (0.8 to 6.8)	283
Typhoid fever	0 (0 to 0)	0 (0 to 0)	0.4 (0.1 to 0.9)	12.8 (4.1 to 28)	7.1 (2.2 to 15.5)	4.6 (1.4 to 10.1)	3.1 (0.8 to 6.8)	3.1 (0.8 to 6.8)	3.1 (0.8 to 6.8)	3.1 (0.8 to 6.8)	3.1 (0.8 to 6.8)	3.1 (0.8 to 6.8)	3.1 (0.8 to 6.8)	3.1 (0.8 to 6.8)	3.1 (0.8 to 6.8)	3.1 (0.8 to 6.8)	3.1 (0.8 to 6.8)	3.1 (0.8 to 6.8)	3.1 (0.8 to 6.8)	3.1 (0.8 to 6.8)	3.1 (0.8 to 6.8)	3.1 (0.8 to 6.8)	272
Paratyphoid fever	0 (0 to 0)	0 (0 to 0)	0 (0 to 0)	0 (0 to 0)	0 (0 to 0)	0 (0 to 0)	0 (0 to 0)	0 (0 to 0)	0 (0 to 0)	0 (0 to 0)	0 (0 to 0)	0 (0 to 0)	0 (0 to 0)	0 (0 to 0)	0 (0 to 0)	0 (0 to 0)	0 (0 to 0)	0 (0 to 0)	0 (0 to 0)	0 (0 to 0)	0 (0 to 0)	0 (0 to 0)	0 (0 to 0)	11
Invasive Non-typhoidal Salmonella (iNTS)	0 (0 to 0)	0.2 (0 to 0.9)	5.6 (2.4 to 12)	187 (97 to 336)	59.9 (29.6 to 99.4)	19.3 (7.6 to 36.4)	12 (4.1 to 26.4)	14 (4.7 to 33)	15.3 (4.4 to 39.4)	15.6 (5.1 to 38.5)	15.7 (5.3 to 38.5)	14.6 (4.7 to 35.2)	11.5 (3.7 to 27.5)	7.3 (2.5 to 17.1)	5.9 (2 to 13.3)	5.8 (2.1 to 12.9)	5.6 (2 to 11.6)	5.4 (1.9 to 11.4)	3.6 (1.4 to 7.4)	2.1 (0.8 to 4.4)	1.1 (0.4 to 2.2)	0.7 (0.2 to 1.5)	449
Other intestinal infectious diseases	0 (0 to 0)	0 (0 to 0)	0.6 (0.2 to 2.1)	0.6 (0.2 to 2.1)	0.2 (0 to 0.7)	0.1 (0 to 0.4)	0.1 (0 to 0.4)	0.1 (0 to 0.4)	0.1 (0 to 0.4)	0.1 (0 to 0.4)	0.1 (0 to 0.4)	0.1 (0 to 0.4)	0.1 (0 to 0.4)	0.1 (0 to 0.4)	0.1 (0 to 0.4)	0.1 (0 to 0.4)	0.1 (0 to 0.4)	0.1 (0 to 0.4)	0.1 (0 to 0.4)	0.1 (0 to 0.4)	0.1 (0 to 0.4)	0.1 (0 to 0.4)	2
Neglected tropical diseases and malaria	35.1 (5 to 118)	299 (53 to 830)	692 (88.1 to 736)	114 (32 to 203)	107 (38.7 to 222)	168 (69.9 to 332)	116 (29.2 to 164)	128 (49.9 to 202)	128 (70.7 to 232)	133 (76.9 to 235)	115 (62 to 228)	69.9 (47.9 to 175)	80.1 (56.2 to 127)	27.7 (20.2 to 131)	27.6 (19.7 to 87.4)	14.1 (12.6 to 64.6)	6.1 (6.4 to 30.2)	2.4 (2.6 to 11.2)	0.6 (0.8 to 3.5)	0.1 (0.2 to 0.5)	0.1 (0.1 to 0.3)	0 (0 to 0.1)	1,920
Malaria	34.9 (5 to 118)	287 (54 to 830)	277 (54 to 723)	54.5 (14.1 to 130)	49 (12.4 to 133)	35 (6.9 to 95.4)	32.2 (4.4 to 90.4)	29.1 (3.7 to 79.4)	32.3 (4.7 to 92.8)	37.6 (5.9 to 111)	39.5 (4.9 to 114)	36.4 (4.4 to 110)	28.7 (3.3 to 87.2)	22.7 (2.6 to 103)	28.3 (3.4 to 89.7)	28.4 (3.4 to 87.3)	19.9 (2.4 to 59.2)	12.6 (1.4 to 37.5)	4.2 (0.4 to 12.7)	0.6 (0.1 to 1.8)	0.2 (0 to 0.6)	0 (0 to 0)	1,060
Chagas disease	0 (0 to 0)	0 (0 to 0)	0 (0 to 0)	0 (0 to 0)	0 (0 to 0)	0 (0 to 0)	0 (0 to 0)	0 (0 to 0)	0 (0 to 0)	0 (0 to 0)	0 (0 to 0)	0 (0 to 0)	0 (0 to 0)	0 (0 to 0)	0 (0 to 0)	0 (0 to 0)	0 (0 to 0)	0 (0 to 0)	0 (0 to 0)	0 (0 to 0)	0 (0 to 0)	0 (0 to 0)	0 (0 to 0)	0
Leishmaniasis	0 (0 to 0)	0 (0 to 0)	0 (0 to 0)	0 (0 to 0)	0 (0 to 0)	0 (0 to 0)	0 (0 to 0)	0 (0 to 0)	0 (0 to 0)	0 (0 to 0)	0 (0 to 0)	0 (0 to 0)	0 (0 to 0)	0 (0 to 0)	0 (0 to 0)	0 (0 to 0)	0 (0 to 0)	0 (0 to 0)	0 (0 to 0)	0 (0 to 0)	0 (0 to 0)	0 (0 to 0)	0 (0 to 0)	0
Visceral leishmaniasis	0 (0 to 0)	0 (0 to 0)	0 (0 to 0)	0 (0 to 0)	0 (0 to 0)	0 (0 to 0)	0 (0 to 0)	0 (0 to 0)	0 (0 to 0)	0 (0 to 0)	0 (0 to 0)	0 (0 to 0)	0 (0 to 0)	0 (0 to 0)	0 (0 to 0)	0 (0 to 0)	0 (0 to 0)	0 (0 to 0)	0 (0 to 0)	0 (0 to 0)	0 (0 to 0)	0 (0 to 0)	0 (0 to 0)	0
Cutaneous and mucocutaneous leishmaniasis	0 (0 to 0)	0 (0 to 0)	0 (0 to 0)	0 (0 to 0)	0 (0 to 0)	0 (0 to 0)	0 (0 to 0)	0 (0 to 0)	0 (0 to 0)	0 (0 to 0)	0 (0 to 0)	0 (0 to 0)	0 (0 to 0)	0 (0 to 0)	0 (0 to 0)	0 (0 to 0)	0 (0 to 0)	0 (0 to 0)	0 (0 to 0)	0 (0 to 0)	0 (0 to 0)	0 (0 to 0)	0 (0 to 0)	0
African trypanosomiasis	0 (0 to 0)	0 (0 to 0)	0 (0 to 0)	0 (0 to 0)	0 (0 to 0)	0 (0 to 0)	0 (0 to 0)	0 (0 to 0)	0 (0 to 0)	0 (0 to 0)	0 (0 to 0)	0 (0 to 0)	0 (0 to 0)	0 (0 to 0)	0 (0 to 0)	0 (0 to 0)	0 (0 to 0)	0 (0 to 0)	0 (0 to 0)	0 (0 to 0)	0 (0 to 0)	0 (0 to 0)	0 (0 to 0)	0
Schistosomiasis	0.3 (0 to 1.2)	1.3 (0 to 4.4)	26.9 (7.3 to 74.7)	46.7 (19.8 to 87.6)	52.4 (20.1 to 107)	61.7 (24.4 to 119)	72 (32.5 to 136)	80 (37.5 to 151)	76.8 (35.5 to 151)	64.3 (24.4 to 152)	49.7 (15.4 to 138)	37.2 (10.4 to 111)	28.6 (7.1 to 88)	21.3 (5.1 to 67.6)	14 (3.2 to 47.9)	9.9 (2.1 to 34.9)	6 (1.1 to 21.9)	2.9 (0.4 to 11.4)	1.2 (0.1 to 4.7)	0.3 (0 to 1.3)	0.1 (0 to 0.4)	659
Cysticercosis	0 (0 to 0)	0 (0 to 0)	0 (0 to 0)	0 (0 to 0)	0 (0 to 0)	0 (0 to 0)	0.4 (0 to 1.9)	0.4 (0 to 1.9)	0.4 (0 to 1.9)	0.4 (0 to 1.9)	0.4 (0 to 1.9)	0.4 (0 to 1.9)	0.4 (0 to 1.9)	0.4 (0 to 1.9)	0.4 (0 to 1.9)	0.4 (0 to 1.9)	0.4 (0 to 1.9)	0.4 (0 to 1.9)	0.4 (0 to 1.9)	0.4 (0 to 1.9)	0.4 (0 to 1.9)	0.4 (0 to 1.9)	39
Cystic echinococcosis	0 (0 to 0)	0 (0 to 0)	0 (0 to 1.1)	0 (0 to 1.2)	0 (0 to 0.6)	0 (0 to 0.6)	0 (0 to 0.7)	0 (0 to 0.7)	0 (0 to 0.7)	0 (0 to 0.7)	0 (0 to 0.7)	0 (0 to 0.7)	0 (0 to 0.7)	0 (0 to 0.7)	0 (0 to 0.7)	0 (0 to 0.7)	0 (0 to 0.7)	0 (0 to 0.7)	0 (0 to 0.7)	0 (0 to 0.7)	0 (0 to 0.7)	0 (0 to 0.7)	0 (0 to 0)	4.3
Lymphatic filariasis	0 (0 to 0)	0 (0 to 0)	0 (0 to 0)	0 (0 to 0)	0 (0 to 0)	0 (0 to 0)	0 (0 to 0)	0 (0 to 0)	0 (0 to 0)	0 (0 to 0)	0 (0 to 0)	0 (0 to 0)	0 (0 to 0)	0 (0 to 0)	0 (0 to 0)	0 (0 to 0)	0 (0 to 0)	0 (0 to 0)	0 (0 to 0)	0 (0 to 0)	0 (0 to 0)	0 (0 to 0)	0 (0 to 0)	66.8
Onchocerciasis	0 (0 to 0)	0 (0 to 0)	0 (0 to 0)	0 (0 to 0)	0 (0 to 0)	0 (0 to 0)	0 (0 to 0)	0 (0 to 0)	0 (0 to 0)	0 (0 to 0)	0 (0 to 0)	0 (0 to 0)	0 (0 to 0)	0 (0 to 0)	0 (0 to 0)	0 (0 to 0)	0 (0 to 0)	0 (0 to 0)	0 (0 to 0)	0 (0 to 0)	0 (0 to 0)	0 (0 to 0)	0 (0 to 0)	0
Trachoma	0 (0 to 0)	0 (0 to 0)	0 (0 to 0)	0 (0 to 0)	0 (0 to 0)	0 (0 to 0)	0 (0 to 0)	0 (0 to 0)	0 (0 to 0)	0 (0 to 0)	0 (0 to 0)	0 (0 to 0)	0 (0 to 0)	0 (0 to 0)	0 (0 to 0)	0 (0 to 0)	0 (0 to 0)	0 (0 to 0)	0 (0 to 0)	0 (0 to 0)	0 (0 to 0)	0 (0 to 0)	0 (0 to 0)	0
Dengue	0 (0 to 0)	0 (0 to 0)	0 (0 to 0.3)	0.3 (0 to 0.8)	0.7 (0 to 2.3)	0.8 (0 to 2.5)	0.7 (0 to 2.2)	0.6 (0 to 1.9)	0.6 (0 to 1.5)	0.6 (0 to 1.5)	0.6 (0 to 1.4)	0.5 (0 to 1.4)	0.4 (0 to 1.2)	0.3 (0 to 0.8)	0.3 (0 to 0.7)	0.2 (0 to 0.5)	0.1 (0 to 0.3)	0.1 (0 to 0.2)	0 (0 to 0.1)	0 (0 to 0.1)	0 (0 to 0.1)	0 (0 to 0)	5.6
Yellow fever	0 (0 to 0)	0 (0 to 0)	0 (0 to 0.1)	0.4 (0 to 1.2)	1.3 (0.1 to 4.4)	1.4 (0.1 to 4.2)	1.2 (0.1 to 3.8)	1.1 (0.1 to 3.4)	1.1 (0.1 to 3.2)	1.1 (0.1 to 3.1)	1.1 (0.1 to 3.2)	1.1 (0.1 to 3.2)	1.1 (0.1 to 3.2)	0.9 (0.1 to 2.6)	0.7 (0.1 to 2)	0.5 (0.1 to 1.4)	0.3 (0 to 0.9)	0.2 (0 to 0.6)	0.1 (0 to 0.3)	0 (0 to 0.1)	0 (0 to 0.1)	0 (0 to 0)	9.4
Rabies	0 (0 to 0)	0 (0 to 0)	0 (0 to 0.3)	2.4 (2 to 13)	2.4 (0.4 to 14.3)	2.3 (0.5 to 17.4)	2.3 (0.5 to 11.6)	2.4 (0.5 to 9.6)	2.4 (0.5 to 9.6)	2.4 (0.5 to 9.6)	2.4 (0.5 to 9.6)	2.4 (0.5 to 9.6)	2.4 (0.5 to 9.6)	2.4 (0.5 to 9.6)	2.4 (0.5 to 9.6)	2.7 (0.5 to 11.6)	2.7 (0.5 to 14)	2.7 (0.5 to 14)	2.7 (0.5 to 14)	2.7 (0.5 to 14)	2.7 (0.5 to 14)	2.7 (0.5 to 14)	25.4
Intestinal nematode infections	0 (0 to 0)	0 (0 to 0)	0 (0 to 0.4)	1.9 (0.2 to 5.2)	0.4 (0.2 to 1.4)	0.3 (0.2 to 1.7)	0.3 (0.2 to 1.6)	0.3 (0.2 to 1.5)	0.3 (0.2 to 1.5)	0.3 (0.2 to 1.5)	0.3 (0.2 to 1.5)	0.3 (0.2 to 1.5)	0.3 (0.2 to 1.5)	0.3 (0.2 to 1.5)	0.3 (0.2 to 1.5)	0.3 (0.2 to 1.5)	0.3 (0.2 to 1.5)	0.3 (0.2 to 1.5)	0.3 (0.2 to 1.5)	0.3 (0.2 to 1.5)	0.3 (0.2 to 1.5)	0.3 (0.2 to 1.5)	6.7
Ascariasis	0 (0 to 0)	0 (0 to 0)	0 (0 to 0.4)	0.7 (0 to 2.3)	0.1 (0 to 0.6)	0.1 (0 to 0.7)	0.1 (0 to 0.6)	0.1 (0 to 0.7)	0.1 (0 to 0.6)	0.1 (0 to 0.7)	0.1 (0 to 0.7)	0.1 (0 to 0.7)	0.1 (0 to 0.7)	0.1 (0 to 0.7)	0.1 (0 to 0.7)	0.1 (0 to 0



Osteoarthritis other	0 (0 to 0)	0 (0 to 0)	0 (0 to 0)	0 (0 to 0)	0 (0 to 0)	0 (0 to 0)	0 (0 to 0)	0 (0 to 0)	0 (0 to 0)	0 (0 to 0)	0-1 (0 to 1)	0-4 (0 to 1)	1-4 (0 to 3)	2-5 (1 to 5)	3-6 (1 to 5)	3-6 (1 to 7)	4-4 (1 to 9)	4-5 (1 to 9)	3-9 (1 to 9)	3 (1 to 6)	2-1 (1 to 4)	1-2 (0 to 2)	0-6 (0 to 1)	0-2 (0 to 1)	0 (0 to 0)	27-9
Low back pain	0 (0 to 0)	0 (0 to 0)	0 (0 to 0)	0 (0 to 0)	0-2 (0 to 1)	0-2 (0 to 1)	0-2 (0 to 1)	0-4 (0 to 1)	0-5 (0 to 1)	0-6 (0 to 1)	1-2 (0 to 2)	1-3 (0 to 3)	2-5 (1 to 4)	3-7 (1 to 5)	4-9 (2 to 6)	4-9 (2 to 7)	5-10 (2 to 8)	5-10 (2 to 8)	4-10 (2 to 7)	3 (1 to 6)	2-1 (1 to 4)	1-2 (0 to 2)	0-6 (0 to 1)	0-2 (0 to 1)	0 (0 to 0)	27-9
Neck pain	0 (0 to 0)	0 (0 to 0)	0 (0 to 0)	0 (0 to 0)	0-5 (0 to 1)	0-5 (0 to 1)	0-6 (0 to 1)	0-8 (0 to 1)	0-9 (0 to 1)	0-10 (0 to 1)	1-2 (0 to 2)	1-3 (0 to 3)	2-5 (1 to 4)	3-7 (1 to 5)	4-9 (2 to 6)	4-9 (2 to 7)	5-10 (2 to 8)	5-10 (2 to 8)	4-10 (2 to 7)	3 (1 to 6)	2-1 (1 to 4)	1-2 (0 to 2)	0-6 (0 to 1)	0-2 (0 to 1)	0 (0 to 0)	27-9
Gout	0 (0 to 0)	0 (0 to 0)	0 (0 to 0)	0 (0 to 0)	0 (0 to 0)	0 (0 to 0)	0 (0 to 0)	0 (0 to 0)	0 (0 to 0)	0 (0 to 0)	0 (0 to 0)	0 (0 to 0)	0 (0 to 0)	0 (0 to 0)	0 (0 to 0)	0 (0 to 0)	0 (0 to 0)	0 (0 to 0)	0 (0 to 0)	0 (0 to 0)	0 (0 to 0)	0 (0 to 0)	0 (0 to 0)	0 (0 to 0)	0 (0 to 0)	30-6
Other musculoskeletal disorders	0 (0 to 0)	0 (0 to 0)	0 (0 to 0)	0 (0 to 0)	0-4 (0 to 1)	0-7 (0 to 1)	2-6 (0 to 3)	12-5 (7 to 21)	29-2 (15 to 48)	43-4 (24 to 71)	47-5 (27 to 79)	44-9 (24 to 72)	39-5 (22 to 64)	32-8 (16 to 52)	28 (15 to 44)	21-3 (9 to 37)	14 (6 to 23)	8-2 (3 to 16)	3-2 (0 to 7)	0-8 (0 to 4)	0-2 (0 to 1)	0-1 (0 to 0)	0-1 (0 to 0)	0 (0 to 0)	220
Other non-communicable diseases	212 (109 to 385)	84-7 (46 to 139)	336 (167 to 582)	156 (84 to 256)	86-6 (49 to 139)	77-2 (38 to 115)	86-2 (50 to 135)	89-8 (55 to 135)	85-2 (56 to 129)	110 (71 to 164)	139 (80 to 190)	112 (73 to 166)	102 (68 to 156)	96-9 (56 to 146)	67-3 (41 to 107)	69-2 (37 to 109)	79-6 (46 to 110)	52 (30 to 77)	36-2 (24 to 52)	23-9 (16 to 36)	9-6 (6 to 14)	3-5 (2 to 5)	0-1 (0 to 1)	2-133	
Congenital birth defects	209 (103 to 352)	79 (42 to 131)	378 (122 to 594)	100 (57 to 167)	45-7 (24 to 71)	39-5 (20 to 64)	33-2 (20 to 54)	25-2 (13 to 39)	19-4 (11 to 29)	16-2 (10 to 23)	15-2 (9 to 22)	12-7 (7 to 20)	9-1 (5 to 14)	6-8 (4 to 10)	5-2 (2 to 9)	3-6 (2 to 6)	2-4 (1 to 3)	1-1 (0 to 2)	0-7 (0 to 1)	0-4 (0 to 2)	0-1 (0 to 2)	0 (0 to 0)	0 (0 to 0)	0 (0 to 0)	920
Neural tube defects	13 (3 to 34)	3-2 (0 to 8)	9-7 (2 to 21)	6-9 (1 to 17)	1-6 (1 to 4)	1-5 (0 to 4)	1-2 (0 to 3)	0-6 (0 to 1)	0-5 (0 to 1)	0-4 (0 to 1)	0-3 (0 to 1)	0-3 (0 to 1)	0-2 (0 to 1)	0-2 (0 to 1)	0-1 (0 to 1)	0-1 (0 to 1)	0-1 (0 to 1)	0-1 (0 to 1)	0-1 (0 to 1)	0 (0 to 0)	0 (0 to 0)	0 (0 to 0)	0 (0 to 0)	0 (0 to 0)	0 (0 to 0)	39-8
Congenital heart anomalies	73-7 (39 to 148)	39-4 (19 to 67)	137 (55 to 260)	40-7 (17 to 82)	13-4 (3 to 26)	11-4 (4 to 23)	9-3 (2 to 20)	6-9 (2 to 16)	5-1 (1 to 12)	3-9 (1 to 9)	3-6 (1 to 8)	2-9 (1 to 7)	1-5 (0 to 3)	1-1 (0 to 2)	0-9 (0 to 2)	0-7 (0 to 1)	0-5 (0 to 1)	0-3 (0 to 1)	0-2 (0 to 1)	0 (0 to 0)	0 (0 to 0)	0 (0 to 0)	0 (0 to 0)	0 (0 to 0)	0 (0 to 0)	353
Orofacial clefts	1-1 (0 to 3)	0-4 (0 to 1)	1-7 (0 to 5)	0-6 (0 to 1)	0-5 (0 to 1)	0-5 (0 to 1)	0-5 (0 to 1)	0-6 (0 to 1)	0-6 (0 to 1)	0-7 (0 to 1)	0-8 (0 to 1)	0-8 (0 to 1)	0-7 (0 to 1)	0-5 (0 to 1)	0-2 (0 to 1)	0-2 (0 to 1)	0-1 (0 to 1)	0-1 (0 to 1)	0-1 (0 to 1)	0 (0 to 0)	0 (0 to 0)	0 (0 to 0)	0 (0 to 0)	0 (0 to 0)	0 (0 to 0)	8
Down syndrome	2-9 (1 to 6)	1-4 (0 to 3)	9-1 (2 to 21)	4-1 (1 to 11)	1 (0 to 3)	0-9 (0 to 2)	0-7 (0 to 2)	0-5 (0 to 1)	0-4 (0 to 1)	0-3 (0 to 1)	0-3 (0 to 1)	0-2 (0 to 1)	0-2 (0 to 1)	0-1 (0 to 1)	0-4 (0 to 1)	0-3 (0 to 1)	0-3 (0 to 1)	0-2 (0 to 1)	0-1 (0 to 1)	0 (0 to 0)	0 (0 to 0)	0 (0 to 0)	0 (0 to 0)	0 (0 to 0)	0 (0 to 0)	24
Turner syndrome	0 (0 to 0)	0 (0 to 0)	0 (0 to 0)	0 (0 to 0)	0 (0 to 0)	0 (0 to 0)	0 (0 to 0)	0 (0 to 0)	0 (0 to 0)	0 (0 to 0)	0 (0 to 0)	0 (0 to 0)	0 (0 to 0)	0 (0 to 0)	0 (0 to 0)	0 (0 to 0)	0 (0 to 0)	0 (0 to 0)	0 (0 to 0)	0 (0 to 0)	0 (0 to 0)	0 (0 to 0)	0 (0 to 0)	0 (0 to 0)	0 (0 to 0)	0
Klinefelter syndrome	0 (0 to 0)	0 (0 to 0)	0 (0 to 0)	0 (0 to 0)	0 (0 to 0)	0 (0 to 0)	0 (0 to 0)	0 (0 to 0)	0 (0 to 0)	0 (0 to 0)	0 (0 to 0)	0 (0 to 0)	0 (0 to 0)	0 (0 to 0)	0 (0 to 0)	0 (0 to 0)	0 (0 to 0)	0 (0 to 0)	0 (0 to 0)	0 (0 to 0)	0 (0 to 0)	0 (0 to 0)	0 (0 to 0)	0 (0 to 0)	0 (0 to 0)	0
Other chromosomal abnormalities	6-1 (1 to 13)	2-6 (0 to 6)	7-5 (2 to 16)	2-1 (0 to 6)	0-7 (0 to 2)	0-7 (0 to 2)	0-7 (0 to 1)	0-4 (0 to 2)	0-2 (0 to 1)	0-1 (0 to 0)	0-1 (0 to 0)	0-1 (0 to 0)	0-1 (0 to 0)	0-1 (0 to 0)	0-1 (0 to 0)	0-1 (0 to 0)	0-1 (0 to 0)	0-1 (0 to 0)	0-1 (0 to 0)	0 (0 to 0)	0 (0 to 0)	0 (0 to 0)	0 (0 to 0)	0 (0 to 0)	0 (0 to 0)	21-7
Congenital musculoskeletal and limb anomalies	6-5 (1 to 14)	1-9 (0 to 3)	8-1 (4 to 16)	10-9 (4 to 19)	0-9 (0 to 2)	0-8 (0 to 2)	0-5 (0 to 1)	0-3 (0 to 1)	0-2 (0 to 1)	0-1 (0 to 1)	0-1 (0 to 1)	0-2 (0 to 1)	0-2 (0 to 1)	0-2 (0 to 1)	1-9 (0 to 3)	1-2 (0 to 3)	0-5 (0 to 1)	0-7 (0 to 1)	0-2 (0 to 1)	0-1 (0 to 2)	0-1 (0 to 2)	0 (0 to 0)	0 (0 to 0)	0 (0 to 0)	0 (0 to 0)	73-5
Urogenital congenital anomalies	0-2 (1 to 5)	1-2 (0 to 3)	2-9 (1 to 6)	1-8 (0 to 5)	1-1 (0 to 3)	0-8 (0 to 2)	0-4 (0 to 1)	0-2 (0 to 1)	0-3 (0 to 1)	0-3 (0 to 1)	0-2 (0 to 1)	0-2 (0 to 1)	0-1 (0 to 1)	0-1 (0 to 1)	0-1 (0 to 1)	0-1 (0 to 1)	0-1 (0 to 1)	0-1 (0 to 1)	0-1 (0 to 1)	0 (0 to 0)	0 (0 to 0)	0 (0 to 0)	0 (0 to 0)	0 (0 to 0)	0 (0 to 0)	15
Digestive congenital anomalies	16-9 (6 to 34)	6-4 (2 to 14)	26-4 (7 to 62)	9-4 (2 to 24)	3-5 (1 to 10)	2-5 (0 to 9)	1-6 (0 to 5)	0-9 (0 to 3)	0-6 (0 to 2)	0-5 (0 to 2)	0-5 (0 to 2)	0-4 (0 to 2)	0-3 (0 to 1)	0-2 (0 to 1)	0-2 (0 to 1)	0-1 (0 to 1)	0-1 (0 to 1)	0-1 (0 to 1)	0-1 (0 to 1)	0 (0 to 0)	0 (0 to 0)	0 (0 to 0)	0 (0 to 0)	0 (0 to 0)	0 (0 to 0)	54-2
Other congenital birth defects	852-7 (327 to 1691)	324-4 (170 to 569)	1,177 (427 to 1,946)	364-4 (207 to 614)	157-7 (90 to 261)	134-2 (84 to 213)	104-3 (68 to 159)	74-5 (46 to 120)	57-3 (34 to 91)	47-5 (29 to 72)	39-9 (23 to 62)	33-7 (20 to 53)	27-3 (16 to 42)	21-7 (12 to 34)	17-2 (9 to 27)	13-4 (6 to 21)	10-3 (5 to 16)	7-5 (3 to 12)	5-5 (2 to 9)	3-7 (2 to 6)	2-6 (1 to 4)	1-5 (1 to 2)	0-6 (0 to 1)	0-3 (0 to 1)	0 (0 to 0)	331
Urinary diseases and male infertility	3-7 (1 to 7)	0-9 (0 to 2)	2-4 (0 to 5)	2-1 (0 to 4)	1-1 (0 to 3)	0-9 (0 to 2)	0-5 (0 to 2)	0-3 (0 to 1)	0-2 (0 to 1)	0-2 (0 to 1)	0-2 (0 to 1)	0-2 (0 to 1)	0-2 (0 to 1)	0-2 (0 to 1)	0-4 (0 to 1)	0-3 (0 to 1)	0-3 (0 to 1)	0-2 (0 to 1)	0-1 (0 to 1)	0 (0 to 0)	0 (0 to 0)	0 (0 to 0)	0 (0 to 0)	0 (0 to 0)	0 (0 to 0)	285
Urolithiasis	0 (0 to 0)	0 (0 to 0)	0 (0 to 0)	0 (0 to 0)	0 (0 to 0)	0 (0 to 0)	0 (0 to 0)	0 (0 to 0)	0 (0 to 0)	0 (0 to 0)	0 (0 to 0)	0 (0 to 0)	0 (0 to 0)	0 (0 to 0)	0 (0 to 0)	0 (0 to 0)	0 (0 to 0)	0 (0 to 0)	0 (0 to 0)	0 (0 to 0)	0 (0 to 0)	0 (0 to 0)	0 (0 to 0)	0 (0 to 0)	0 (0 to 0)	2-6
Benign prostatic hyperplasia	0 (0 to 0)	0 (0 to 0)	0 (0 to 0)	0 (0 to 0)	0 (0 to 0)	0 (0 to 0)	0 (0 to 0)	0 (0 to 0)	0 (0 to 0)	0 (0 to 0)	0 (0 to 0)	0 (0 to 0)	0 (0 to 0)	0 (0 to 0)	0 (0 to 0)	0 (0 to 0)	0 (0 to 0)	0 (0 to 0)	0 (0 to 0)	0 (0 to 0)	0 (0 to 0)	0 (0 to 0)	0 (0 to 0)	0 (0 to 0)	0 (0 to 0)	25-7
Male infertility	0 (0 to 0)	0 (0 to 0)	0 (0 to 0)	0 (0 to 0)	0 (0 to 0)	0 (0 to 0)	0 (0 to 0)	1-6 (0 to 4)	1-9 (0 to 4)	2-3 (0 to 5)	2-3 (0 to 5)	2-1 (0 to 5)	2-1 (0 to 4)	1-6 (0 to 4)	0-9 (0 to 2)	0-7 (0 to 2)	0-5 (0 to 1)	0-3 (0 to 1)	0-2 (0 to 1)	0 (0 to 0)	0 (0 to 0)	0 (0 to 0)	0 (0 to 0)	0 (0 to 0)	0 (0 to 0)	10-4
Other urinary diseases	2-5 (1 to 6)	0-7 (0 to 2)	0-9 (0 to 2)	0-8 (0 to 2)	1-2 (0 to 3)	1-7 (0 to 3)	10-2 (4 to 20)	2-7 (0 to 7)	2-4 (1 to 8)	1-9 (0 to 4)	1-5 (0 to 4)	1-1 (0 to 3)	0-9 (0 to 2)	0-8 (0 to 2)	0-6 (0 to 2)	0-5 (0 to 1)	0-4 (0 to 1)	0-3 (0 to 1)	0-2 (0 to 1)	0-1 (0 to 1)	0-1 (0 to 1)	0-1 (0 to 1)	0-1 (0 to 1)	0-1 (0 to 1)	0 (0 to 0)	169
Gynecological diseases	0 (0 to 0)	0 (0 to 0)	0 (0 to 0)	0 (0 to 0)	0 (0 to 0)	0 (0 to 0)	0 (0 to 0)	0 (0 to 0)	0 (0 to 0)	0 (0 to 0)	0 (0 to 0)	0 (0 to 0)	0 (0 to 0)	0 (0 to 0)	0 (0 to 0)	0 (0 to 0)	0 (0 to 0)	0 (0 to 0)	0 (0 to 0)	0 (0 to 0)	0 (0 to 0)	0 (0 to 0)	0 (0 to 0)	0 (0 to 0)	0 (0 to 0)	0
Uterine fibroids	0 (0 to 0)	0 (0 to 0)	0 (0 to 0)	0 (0 to 0)	0 (0 to 0)	0 (0 to 0)	0 (0 to 0)	0 (0 to 0)	0 (0 to 0)	0 (0 to 0)	0 (0 to 0)	0 (0 to 0)	0 (0 to 0)	0 (0 to 0)	0 (0 to 0)	0 (0 to 0)	0 (0 to 0)	0 (0 to 0)	0 (0 to 0)	0 (0 to 0)	0 (0 to 0)	0 (0 to 0)	0 (0 to 0)	0 (0 to 0)	0 (0 to 0)	0
Polycystic ovarian syndrome	..	..	..	..	..	..	..	..	..	..	..	..	..	..	..	..	..	..	..	..	..	..	..	..	..	NA
Female infertility	..	..	..	..	..	..	..	..	..	..	..	..	..	..	..	..	..	..	..	..	..	..	..	..	..	NA
Endometriosis	..	..	..	..	..	..	..	..	..	..	..	..	..	..	..	..	..	..	..	..	..	..	..	..	..	NA
Genital prolapse	0 (0 to 0)	0 (0 to 0)	0 (0 to 0)	0 (0 to 0)	0 (0 to 0)	0 (0 to 0)	0 (0 to 0)	0 (0 to 0)	0 (0 to 0)	0 (0 to 0)	0 (0 to 0)	0 (0 to 0)	0 (0 to 0)	0 (0 to 0)	0 (0 to 0)	0 (0 to 0)	0 (0 to 0)	0 (0 to 0)	0 (0 to 0)	0 (0 to 0)	0 (0 to 0)	0 (0 to 0)	0 (0 to 0)	0 (0 to 0)	0 (0 to 0)	0
Premenstrual syndrome	..	..	..	..	..	..	..	..	..	..	..	..	..	..	..	..	..	..	..	..	..	..	..	..	..	NA
Other gynecological diseases	0 (0 to 0)	0 (0 to 0)	0 (0 to 0)	0 (0 to 0)	0 (0 to 0)	0 (0 to 0)	0 (0 to 0)	0 (0 to 0)	0 (0 to 0)	0 (0 to 0)	0 (0 to 0)	0 (0 to 0)	0 (0 to 0)	0 (0 to 0)	0 (0 to 0)	0 (0 to 0)	0 (0 to 0)	0 (0 to 0)	0 (0 to 0)	0 (0 to 0)	0 (0 to 0)	0 (0 to 0)	0 (0 to 0)	0 (0 to 0)	0 (0 to 0)	0
Hemoglobinopathies and hemolytic anemias	0-4 (0 to 0.9)	1-1 (0 to 1.6)	7-5 (1 to 15.2)	21-2 (9 to 39.6)	22-2 (12 to 36.6)	22-2 (8.7 to 37.7)	15-7 (7 to 29.6)	11-5 (5 to 20.1)	15-7 (8.2 to 28)	18 (9.5 to 30.4)	18-4 (9 to 31.4)	16-7 (8.5 to 28.2)	14-3 (7 to 23.5)	12-1 (5.4 to 20.1)	12-2 (6 to 20)	11-2 (5.1 to 17.3)	8-9 (3.1 to 13.6)	7 (2 to 11.7)	5 (2 to 7.7)	3-1 (1 to 4.7)	1-6 (1 to 2.7)	0-5 (0 to 1)	0-1 (0 to 0.2)	228	
Thalassemias	0 (0 to 0)	0 (0 to 0)	0-1 (0 to 0.1)	0-1 (0 to 0.2)	0 (0 to 0)	0 (0 to 0)	0 (0 to 0)	0 (0 to 0)	0 (0 to 0)	0 (0 to 0)	0 (0 to 0)	0 (0 to 0)	0 (0 to 0)	0 (0 to 0)	0 (0 to 0)	0 (0 to 0)	0 (0 to 0)	0 (0 to 0)	0 (0 to 0)	0 (0 to 0)	0 (0 to 0)	0 (0 to 0)	0 (0 to 0)	0 (0 to 0)	0 (0 to 0)	0-1
Thalassemias trait	0 (0 to 0)	0 (0 to 0)	0-1 (0 to 0.3)	0-5 (0 to 1.4)	0-7 (0 to 1.9)	0-3 (0 to 0.9)	0-1 (0 to 0.4)	0-2 (0 to 0.6)	0-4 (0 to 1.1)	0-5 (0 to 1.3)	0-5 (0 to 1.3)	0-5 (0 to 1.3)	0-4 (0 to 1.1)	0-4 (0 to 1.1)	0-3 (0 to 0.8)	0-3 (0 to 0.9)	0-2 (0 to 0.6)	0-2 (0 to 0.5)	0-1 (0 to 0.3)	0-1 (0 to 0.2)	0 (0 to 0)	0 (0 to 0)	0 (0 to 0)	0 (0 to 0)	5-6
Sickle cell disorders	0-3 (0 to 0.7)	0-2 (0 to 0.5)	4-7 (2 to 9.3)	11-3 (5 to 22.1)	9-9 (4 to 19.4)	9-3 (3 to 19.4)	10-1 (3.3 to 19.4)	7-3 (2 to 14.9)	5-2 (2 to 11.1)	4-2 (1 to 8.9)	4-2 (1 to 8.9)	3-6 (1 to 8.9)	3-1 (1 to 7.6)	2-8 (1 to 7.1)	1-7 (0 to 4.4)	0-7 (0 to 2.1)	0-2 (0 to 0.6)	0-2 (0 to 0.5)	0-1 (0 to 0.3)	0 (0 to 0)	0 (0 to 0)	0 (0 to 0)	0 (0 to 0)	0 (0 to 0)	71-6
Sickle cell trait	0 (0 to 0.1)	0-7 (0 to 1.3)	2-1 (0 to 5.2)	7-6 (3 to 13.7)	9-8 (4 to 19.7)	5 (1 to 12.6)	1-9 (0 to 5.1)	2-2 (0 to 5.6)	2-5 (0 to 5.5)	2-2 (0 to 5.1)	2-2 (0 to 5.2)	2-1 (0 to 5.2)	1-9 (0 to 4.8)	1-7 (0 to 4.2)	0-7 (0 to 2.1)	0-4 (0 to 1.4)	0-2 (0 to 0.6)	0-2 (0 to 0.5)	0-1 (0 to 0.3)	0 (0 to 0)	0 (0 to 0)	0 (0 to 0)	0 (0 to 0)	0 (0 to 0)	81-7
G6PD deficiency	0 (0 to 0)	0-1 (0 to 0.1)	0-2 (0 to 0.3)	0-2 (0 to 0.5)	0-3 (0 to 0.6)	0-3 (0 to 0.6)	0-3 (0 to 0.6)	0-3 (0 to 0.6)	0-3 (0 to 0.7)	0-3 (0 to 0.7)	0-3 (0 to 0.7)	0-3 (0 to 0.7)	0-3 (0 to 0.7)	0-4 (0 to 1)	0-4 (0 to 1)	0-4 (0 to 1.4)	0-3 (0 to 0.9)	0-3 (0 to 0.8)	0-2 (0 to 0.6)	0-1 (0 to 0.3)	0-1 (0 to 0.3)	0-1 (0 to 0.3)	0-1 (0 to 0.3)	0-1 (0 to 0.3)	10-7
G6PD trait	0 (0 to 0)	0 (0 to 0)	0 (0 to 0)	0 (0 to 0)	0 (0 to 0)	0 (0 to 0)	0 (0 to 0)	0 (0 to 0)	0 (0 to 0)	0 (0 to 0)	0 (0 to 0)	0 (0 to 0)	0 (0 to 0)	0 (0 to 0)	0 (0 to 0)	0 (0 to 0)	0 (0 to 0)	0 (0 to 0)	0 (0 to 0)	0 (0 to 0)	0 (0 to 0)	0 (0 to 0)	0 (0 to 0)	0 (0 to 0)	0 (0 to 0)	0
Other hemoglobinopathies and hemolytic anemias	0 (0 to 0)	0-4 (0 to 1)	1-6 (0 to 3.2)	1-6 (0 to 3.9)	0-9 (0 to 1.9)	1-2 (0 to 3.1)	1-5 (0 to 3.4)	4-2 (1 to 9.7)	4-2 (1 to 9.7)	6-1 (2 to 13)	6-6 (2 to 12.4)	6-1 (2.5 to 11.7)	5-5 (2.2 to 10.5)	4-9 (1.9 to 9.4)	5-3 (2 to 9.5)	5-6 (2 to 9.7)	4-9 (2 to 8.1)	4-2 (2 to 6.9)	3-2 (1 to 5.2)	2-1 (1 to 3.4)	1-2 (0 to 2)	0-4 (0 to 0.9)	0-1 (0 to 0.2)	68-4	
Endocrine, metabolic, blood, and immune disorders	0-6 (0 to 1.5)	0-9 (0 to 1.3)	2-7 (1 to 7.4)	1-4 (0 to 11.8)	1-2 (0 to 5.9)	0-9 (0 to 5.4)	10-1 (5 to 19)	10-3 (6 to 18.6)	10-5 (6 to 20.2)	9-2 (5 to 18.2)	8-1 (4 to 16.6)	7-1 (3 to 15.2)	5-8 (2 to 12.5)	4-5 (1 to 10.1)	3-5 (1 to 8.1)	2-6 (1 to 6.2)	1-8 (0 to 4.6)	1-3 (0 to 3.4)	0-9 (0 to 2.4)	0-6 (0 to 1.7)	0-3 (0 to 1.1)	0-2 (0 to 0.6)	0-1 (0 to 0.3)	0-1 (0 to 0.2)	287
Oral disorders	0 (0 to 0)	0 (0 to 0)	0-2 (0 to 0.5)	0-2 (0 to 1.1)	0-3 (0 to 1.2)	0-1 (0 to 0.6)	0-4 (0 to 1.2)	1-6 (0 to 3.4)	2-7 (1 to 5.8)	3-5 (1 to 7.7)	3-5 (1 to 7.7)	3-4 (1 to 7.4)	3-1 (1 to 6.8)	2-8 (1 to 6.2)	2-3 (1 to 5.1)	2-1 (1 to 4.6)	1-6 (0 to 3.6)	1-3 (0 to 3.1)	0-9 (0 to 2.4)	0-6 (0 to 1.6)	0-3 (0 to 1.1)	0-2 (0 to 0.6)	0-1 (0 to 0.3)	0-1 (0 to 0.2)	341
Caries of deciduous teeth	0 (0 to 0)	0 (0 to 0)	0 (0 to 0)	0 (0 to 0.2)	0 (0 to 0.2)	0 (0 to 0.2)	0 (0 to 0.2)	0 (0 to 0.2)	0 (0 to 0.2)	0 (0 to 0.2)	0 (0 to 0.2)	0 (0 to 0.2)	0 (0 to 0.2)	0 (0 to 0.2)	0 (0 to 0.2)	0 (0 to 0.2)	0 (0 to 0.2)	0 (0 to 0.2)	0 (0 to 0.2)	0 (0 to 0.2)	0 (0 to 0.2)	0 (0 to 0.2)	0 (0 to 0.2)	0 (0 to 0.2)	0 (0 to 0.2)	4-5
Caries of permanent teeth	0 (0 to 0)	0 (0 to 0)	0 (0 to 0)	0 (0 to 0)	0-5 (0 to 2.4)	0-5 (0 to 2.6)	4-5 (1 to 9.6)	4-5 (1 to 9.6)	4-5 (1 to 9.7)	4-5 (1 to 9.7)	4-5 (1 to 9.7)	4-5 (1 to 9.7)	3-6 (1 to 7.7)	2-8 (1 to 6.2)	2-3 (1 to 5.2)	1-7 (0 to 4.2)	1-2 (0 to 3.2)	0-9 (0 to 2.4)	0-6 (0 to 1.6)	0-3 (0 to 1.1)	0-2 (0 to 0.6)	0-1 (0 to 0.3)	0-1 (0 to 0.2)	0-1 (0 to 0.2)	34-9
Periodontal diseases	0 (0 to 0)	0 (0 to 0)	0 (0 to 0)	0 (0 to 0)	0 (0 to 0)	0 (0 to 0)	0 (0 to 0)	0 (0 to 0)	0 (0 to 0)	0 (0 to 0)	0 (0 to 0)	0 (0 to 0)	0 (0 to 0)	0 (0 to 0)	0 (0 to 0)	0 (0 to 0)	0 (0 to 0)	0 (0 to 0)	0 (0 to 0)	0 (0 to 0)	0 (0 to 0)	0 (0 to 0)	0 (0 to 0)	0 (0 to 0)	0 (0 to 0)	180
Other oral disorders	0 (0 to 0)	0 (0 to 0)	0 (0 to 0)	0-5 (0 to 2.4)	0-5 (0 to 2.7)	0-3 (0 to 2.1)	0-3 (0 to 2.1)	0-3 (0 to 2.1)	0-3 (0 to 2.1)	0-3 (0 to 2.1)	0-3 (0 to 2.1)	0-3 (0 to 2.1)	0-3 (0 to 2.1)	0-3 (0 to 2.1)	0-3 (0 to 2.1)	0-3 (0 to 2.1)	0-3 (0 to 2.1)	0-3 (0 to 2.1)	0-3 (0 to 2.1)	0-3 (0 to 2.1)	0-3 (0 to 2.1)	0-3 (0 to 2.1)	0-3 (0 to 2.1)	0-3 (0 to 2.1)	78-9
Sudden infant death syndrome	84-3 (12-5 to 133)	..	..	..	..	..	..	..	..	..	..	..	..	..	..	..	..	..	..	..	..	..	..	..	..	NA
Injuries	8-9 (5-1 to 15.6)	9-7 (4-4 to 39.1)	54-3 (29-7 to 99)	124 (70-4 to 211)	139 (93-4 to 197)	194 (127 to 267)	519 (320 to 814)	674 (398 to 1,140)	589 (352 to 1,000)	570 (346 to 1,020)	584 (345 to 1,052)	529 (316 to 920)	468 (287 to 782)	426 (258 to 693)	346 (217 to 542)	302 (182 to 492)	244 (157 to 432)	175 (104 to 294)	118 (64 to 194)	66-3 (45 to 87.2)	30 (22 to 37.9)	8-4 (6 to 10.7)	1-6 (1 to 2.3)	6,180	
Transport injuries	1 (0 to 2.3)	0-7 (0 to 1.9)	7-4 (4 to 15.4)	16-9 (10 to 29.3)	22-1 (13 to 34.4)	29-9 (20 to 44)	79 (50 to 121)	179 (94 to 328)	140 (79 to 254)	136 (81 to 221)	141 (84 to 229)	122 (82 to 209)	102 (74 to 161)	76-4 (50 to 113)	59-7 (39 to 92)	52-1 (39 to 73)	39-8 (26 to 55)	29-6 (17 to 42)	20-4 (12 to 30)	12-4 (7 to 18)	5-9 (3 to 8)	1-8 (1 to 2.6)	0-3 (0 to 0.5)	1-7 (1 to 2.2)	1,650
Road injuries	1 (0 to 2.7)	0-7 (0 to 1.5)	7-4 (3 to 14.6)	16-9 (9 to 27.1)	22-1 (11 to 33.6)	29-9 (17 to 43.2)	79 (39 to 124)	179 (87 to 304)	140 (79 to 236)	136 (73 to 232)	141 (81 to 237)	122 (75 to 191)	102 (69 to 161)	76-4 (49 to 117)	59-7 (37 to 92)	52-1 (31 to 115)	39-8 (23 to 63)	29-6 (16 to 46)	20-4 (11 to 33)	12-4 (7 to 18)	5-9 (4 to 9.5)	1-8 (1 to 2.6)	0-3 (0 to 0.4)	1-7 (1 to 2.2)	1,490
Pedestrian road injuries	0-6 (0 to 1.9)	0-4 (0 to 1)	4-7 (1 to 10.3)	10-6 (5 to 23.6)	22-5 (10 to 39.7)	24-7 (13 to 46.2)	50-1 (20 to 104)	97-4 (47 to 196)	74-6 (38 to 140)	69-8 (38 to 131)	71-7 (40 to 137)	67-8 (38 to 119)	63-2 (35 to 120)	49-7 (28 to 94)	40-8 (24 to 82)	36-3 (24 to 70)	28-6 (19 to 62)	19-7 (12 to 37)	13-7 (7 to 24)	8-5 (5 to 13)	3-6 (2 to 5)	1-2 (1 to 2.4)	0-4 (0 to 0.6)	0-2 (0 to 0.3)	859
Cyclist road injuries	0 (0 to 0)	0 (0 to 0)	0 (0 to 0)	0-3 (0 to 1.3)	0-7 (0 to 1.8)	1-2 (0 to 2.5)	2-4 (0 to 5.2)	4-3 (0 to 9.6)	3-9 (2 to 8.3)	3-4 (2 to 7.3)	4-3 (2 to 9.2)	3-7 (2 to 8.1)	3-2 (2 to 6.8)	2-6 (1 to 5.6)	2-1 (1 to 4.5)	1-8 (1 to 3.9)	1-4 (0 to 3.1)	0-9 (0 to 2.1)	0-6 (0 to 1.4)	0-3 (0 to 0.8)	0-1 (0 to 0.3)	0-1 (0 to 0.2)	0 (0 to 0.1)	0 (0 to 0.1)	123
Motorcyclist road injuries	0 (0 to 0.1)	0 (0 to 0.2)	0 (0 to 0.6)	0-3 (0 to 1.5)	0-7 (0 to 2.3)	1-2 (0 to 3.3)	2-4 (0 to 5.6)	4-3 (1 to 10.4)	3-9 (1 to 9.6)	3-4 (1 to 8.3)	4-3 (2 to 10.9)	3-7 (2 to 9.2)	3-2 (2 to 8.1)	2-6 (1 to 6.4)	2-1 (1 to 5.2)	1-8 (1 to 4.6)	1-4 (0 to 3.6)	0-9 (0 to 2.4)	0-6 (0 to 1.7)	0-3 (0 to 0.9)	0-1 (0 to 0.3)	0-1 (0 to 0.2)	0 (0 to 0.1)	0 (0 to 0.1)	41-9
Motor vehicle road injuries	0-4 (0 to 0.9)	0-2 (0 to

SR Table 2a: TransRiver DALYS by cause and age group for males with 95% uncertainty intervals, 2019

Cause	Early Neonatal	Late Neonatal	Post Neonatal	1 to 4	5 to 9	10 to 14	15 to 19	20 to 24	25 to 29	30 to 34	35 to 39	40 to 44	45 to 49	50 to 54	55 to 59	60 to 64	65 to 69	70 to 74	75 to 79	80 to 84	85 to 89	90 to 94	95 plus	Total
All causes	11,000 (9,269 to 14,200)	5,041 (2,622 to 7,139)	14,165 (11,274 to 17,345)	13,913 (10,645 to 17,450)	6,043 (3,720 to 8,240)	5,127 (2,305 to 8,036)	5,825 (2,553 to 9,098)	6,170 (2,715 to 9,661)	6,907 (3,045 to 9,994)	7,825 (3,443 to 11,300)	8,825 (3,852 to 12,900)	9,670 (3,710 to 14,000)	10,530 (4,048 to 15,500)	10,910 (4,222 to 15,900)	10,910 (4,249 to 15,900)	10,910 (4,249 to 15,900)	10,910 (4,249

Chronic myeloid leukemia	0·2 (0·1 to 0·3)	0·3 (0·3 to 0·4)	2·3 (2·1 to 2·5)	5·3 (5·0 to 5·6)	0·4 (0·1 to 1·1)	0·8 (0·3 to 2·1)	0·6 (0·2 to 2·2)	1·2 (0·5 to 2·8)	0·3 (0·2 to 0·6)	1·4 (0·5 to 3·2)	1·4 (0·5 to 3·2)	0·5 (0·2 to 1·2)	1·6 (0·7 to 3·4)	0·7 (0·3 to 1·6)	1·3 (0·5 to 2·4)	0·5 (0·2 to 1·2)	0·3 (0·2 to 0·6)	0·6 (0·2 to 1·2)	0·3 (0·1 to 0·7)	0·2 (0·1 to 0·4)	0·1 (0·0 to 0·1)	0·1 (0·0 to 0·1)	0·0 (0·0 to 0·0)	0·0 (0·0 to 0·0)	22·9
Other leukemia	3·1 (2·4 to 3·8)	2·4 (1·9 to 3·0)	11·9 (10·1 to 13·7)	10·1 (8·7 to 11·6)	2·4 (1·4 to 3·4)	3·1 (2·1 to 4·3)	3·0 (2·0 to 4·1)	4·7 (3·2 to 6·4)	3·2 (2·2 to 4·5)	7·4 (5·2 to 10·0)	2·7 (1·9 to 3·8)	2·7 (1·9 to 3·8)	2·7 (1·9 to 3·8)	2·7 (1·9 to 3·8)	2·9 (2·0 to 4·0)	2·9 (1·9 to 3·9)	3·2 (2·1 to 4·3)	3·2 (2·1 to 4·3)	3·3 (2·2 to 4·5)	2·7 (1·8 to 3·8)	1·7 (1·1 to 2·4)	0·4 (0·2 to 0·7)	0·1 (0·1 to 0·2)	0·0 (0·0 to 0·0)	0·0 (0·0 to 0·0)	79·6
Other malignant neoplasms	2·6 (1·9 to 3·5)	1·3 (0·9 to 1·8)	6·6 (4·3 to 9·1)	29·1 (19·0 to 39·6)	10·7 (6·4 to 15·2)	19·5 (10·4 to 29·7)	26·6 (14·9 to 39·7)	22·7 (13·5 to 34·4)	16·6 (9·4 to 27·5)	11·5 (6·2 to 19·1)	11·5 (6·2 to 19·1)	11·2 (6·2 to 18·3)	11·2 (6·2 to 18·3)	13·2 (7·1 to 22·1)	11·6 (6·2 to 19·4)	10·7 (5·7 to 18·1)	10·7 (5·7 to 18·1)	10·2 (5·4 to 17·3)	7·6 (4·0 to 13·1)	4·6 (2·2 to 8·1)	2·1 (1·0 to 3·7)	1·3 (0·6 to 2·4)	0·4 (0·2 to 0·8)	0·0 (0·0 to 0·1)	0·0 (0·0 to 0·0)	240
Other neoplasms	0·0 (0·0 to 0·1)	0·0 (0·0 to 0·0)	0·0 (0·0 to 0·0)	0·0 (0·0 to 0·0)	0·0 (0·0 to 0·0)	0·0 (0·0 to 0·1)	0·0 (0·0 to 0·1)	0·0 (0·0 to 0·1)	0·0 (0·0 to 0·1)	0·0 (0·0 to 0·1)	0·0 (0·0 to 0·1)	0·0 (0·0 to 0·1)	0·0 (0·0 to 0·1)	0·0 (0·0 to 0·1)	0·0 (0·0 to 0·1)	0·0 (0·0 to 0·1)	0·0 (0·0 to 0·1)	0·0 (0·0 to 0·1)	0·0 (0·0 to 0·1)	0·0 (0·0 to 0·1)	0·0 (0·0 to 0·1)	0·0 (0·0 to 0·1)	0·0 (0·0 to 0·1)	0·0 (0·0 to 0·0)	0·0 (0·0 to 0·0)	5·3
Myelodysplastic, myeloproliferative, and other hematopoietic neo	0·0 (0·0 to 0·1)	0·0 (0·0 to 0·0)	0·1 (0·0 to 0·2)	0·2 (0·0 to 0·6)	0·2 (0·0 to 0·5)	0·2 (0·1 to 0·5)	0·1 (0·1 to 0·3)	0·2 (0·1 to 0·5)	0·0 (0·0 to 0·2)	0·1 (0·0 to 0·3)	0·1 (0·0 to 0·3)	0·1 (0·0 to 0·3)	0·1 (0·0 to 0·4)	0·2 (0·0 to 0·5)	0·3 (0·1 to 0·6)	0·3 (0·1 to 0·6)	0·5 (0·2 to 0·9)	0·6 (0·2 to 1·2)	0·5 (0·2 to 1·0)	0·3 (0·1 to 0·7)	0·2 (0·1 to 0·5)	0·1 (0·0 to 0·3)	0·1 (0·0 to 0·1)	0·0 (0·0 to 0·0)	0·0 (0·0 to 0·0)	5·3
Benign and in situ, intestinal neoplasms	0·0 (0·0 to 0·0)	0·0 (0·0 to 0·0)	0·0 (0·0 to 0·0)	0·0 (0·0 to 0·0)

Osteoarthritis other	0 (0 to 0)	0 (0 to 0)	0 (0 to 0)

S8 Table 2a: ThanakaNithi DALYS by cause and age arouse for males with 95% uncertainty intervals. 2019

Cause	Early Neonatal	Late Neonatal	Post Neonatal	1 to 4	5 to 9	10 to 14	15 to 19	20 to 24	25 to 29	30 to 34	35 to 39	40 to 44	45 to 49	50 to 54	55 to 59	60 to 64	65 to 69	70 to 74	75 to 79	80 plus	Total
All causes	1,960 (1,640 to 2,490)	1,960 (232 to 377)	1,960 (1,000 to 1,690)	1,960 (1,120 to 1,620)	1,960 (648 to 1,340)	1,960 (779 to 1,140)	1,960 (1,350 to 2,030)	1,960 (1,310 to 2,330)	1,960 (1,080 to 2,040)	1,960 (1,020 to 2,040)	1,960 (1,090 to 2,140)	1,960 (1,150 to 2,250)	1,960 (1,160 to 2,160)	1,960 (1,170 to 2,290)	1,960 (1,190 to 2,310)	1,960 (1,180 to 2,370)	1,960 (1,080 to 2,430)	1,960 (875 to 2,240)	1,960 (569 to 767)	1,960 (392 to 392)	39,200 (32,600 to 43,700)	39,200 (32 to 77)	39,200 (132 to 1,750)	39,200 (46.5 to 4.5)	39,200 (11.3 to 14.7)	39,200 (11.3 to 14.7)	39,400
Communicable, maternal, neonatal, and nutritional diseases	1,960 (1,300 to 2,290)	1,960 (202 to 340)	1,960 (1,010 to 1,680)	1,960 (1,120 to 1,620)	1,960 (387 to 587)	1,960 (353 to 479)	1,960 (455 to 703)	1,960 (455 to 845)	1,960 (366 to 809)	1,960 (380 to 875)	1,960 (418 to 943)	1,960 (428 to 984)	1,960 (396 to 916)	1,960 (367 to 781)	1,960 (339 to 641)	1,960 (349 to 595)	1,960 (338 to 560)	1,960 (376 to 597)	1,960 (417 to 655)	1,960 (1,170 to 2,000)	1,960 (1,170 to 2,000)	11,700
HIV/AIDS and sexually transmitted infections	53.5 (14.9 to 116)	9.1 (2.7 to 19.8)	38 (15.7 to 75.9)	18 (5.1 to 42.5)	20.4 (9.3 to 40.9)	35.7 (17.7 to 73.4)	88.3 (40.3 to 166)	63.1 (32.9 to 110)	49.3 (23.2 to 71.6)	69.7 (27 to 153)	105 (44.3 to 190)	151 (90.4 to 259)	124 (63.5 to 213)	151 (81.5 to 196)	44.9 (27.4 to 118)	22 (18.5 to 39.2)	13.2 (7.4 to 24.7)	5.5 (3.2 to 10.5)	2.3 (1.2 to 4.3)	0.5 (0.2 to 1)	0.1 (0.1 to 0.4)	1,010
HIV/AIDS	0 (0 to 0)	0 (0 to 0)	13.6 (2.1 to 39.4)	17.2 (4.2 to 58.1)	19.9 (5.5 to 65.5)	33.3 (11.3 to 73)	87.3 (36.2 to 165)	61.8 (26.8 to 109)	48.2 (23.9 to 70.4)	68.3 (20.1 to 150)	103 (32.8 to 192)	150 (89.4 to 259)	122 (62.6 to 211)	147 (86.1 to 192)	43.5 (26.4 to 117)	21.3 (17.8 to 38.4)	13 (7.4 to 24.5)	5.4 (2.1 to 10.5)	2.2 (1.2 to 4.3)	0.4 (0.2 to 1)	0.2 (0.1 to 0.4)	993
HIV/ADS - Drug-susceptible Tuberculosis	0 (0 to 0)	0 (0 to 0)	4.8 (1.2 to 9.2)	7.6 (1.7 to 19)	5.8 (2.5 to 9.5)	12.5 (4.7 to 21.6)	35.3 (15.4 to 60.4)	24.7 (12.2 to 40.1)	17.3 (9.1 to 27.4)	25.1 (7.6 to 53.1)	43.2 (20.4 to 78.3)	64.2 (35.4 to 98.3)	50.9 (32.2 to 83.3)	49.5 (23.9 to 68.4)	25.4 (14.2 to 43.2)	12.4 (8.9 to 21.4)	5.2 (2.8 to 9)	2.9 (1.2 to 5.7)	0.9 (0.3 to 1.8)	0.2 (0.1 to 0.3)	366
HIV/ADS - Multidrug-resistant Tuberculosis without extensive dr...	0 (0 to 0)	0 (0 to 0)	0.3 (0 to 1.4)	0.3 (0 to 1.6)	0.3 (0 to 1.6)	0.6 (0 to 3.1)	1.6 (0 to 10.7)	1.3 (0 to 7.3)	0.9 (0 to 5.1)	1.2 (0 to 7.1)	2.7 (0 to 15.6)	3.5 (0 to 19.8)	2.5 (0 to 15.6)	1.2 (0 to 10.9)	0.6 (0 to 4)	0.3 (0 to 2.2)	0.2 (0 to 1.4)	0.1 (0 to 0.6)	0.1 (0 to 0.3)	0 (0 to 0)	19.2
HIV/AIDS - Extensively drug-resistant Tuberculosis	0 (0 to 0)	0 (0 to 0)	0 (0 to 0)	0 (0 to 0)	0 (0 to 0)	0 (0 to 0)	0 (0 to 0)	0 (0 to 0)	0 (0 to 0)	0 (0 to 0)	0 (0 to 0)	0 (0 to 0)	0 (0 to 0)	0 (0 to 0)	0 (0 to 0)	0 (0 to 0)	0 (0 to 0)	0 (0 to 0)	0 (0 to 0)	0 (0 to 0)	0.2
HIV/AIDS resulting in other diseases	9.6 (1.7 to 27.3)	1.7 (0.3 to 5.1)	11.1 (2.9 to 32.7)	13.8 (2.9 to 39.3)	2.2 (0.5 to 6.3)	22.1 (6.9 to 52.9)	50.7 (21.6 to 103)	37.4 (17.2 to 73.8)	29.6 (13.5 to 62.9)	41.8 (12.5 to 94)	59.1 (34.3 to 94.8)	73.2 (46.7 to 119)	69.4 (44.9 to 118)	57.2 (32.5 to 111)	26.9 (24.7 to 37.1)	18.3 (4.7 to 37.1)	7.6 (1.7 to 14.4)	3.2 (1.7 to 6.4)	1.3 (0.7 to 2.7)	0.3 (0.1 to 0.7)	525
Sexually transmitted infections excluding HIV	53.5 (14.9 to 116)	9.1 (2.7 to 19.8)	24.3 (7.2 to 57.9)	0.8 (0.2 to 1.9)	0.5 (0.1 to 1.1)	1.1 (0.2 to 2.1)	1.1 (0.5 to 2.2)	1.3 (0.4 to 2.3)	1.3 (0.7 to 2.2)	1.3 (0.5 to 2.4)	1.4 (0.6 to 2.4)	1.2 (0.6 to 2.4)	0.9 (0.4 to 1.6)	1.3 (0.4 to 2.7)	1.4 (0.4 to 2.7)	0.5 (0.2 to 1.8)	0.7 (0.2 to 1.5)	0.1 (0 to 0.3)	0.1 (0 to 0.1)	0.1 (0 to 0.1)	101
Syphilis	0 (0 to 0)	0 (0 to 0)	0.8 (0.2 to 1.9)	0.5 (0.1 to 1.1)	0.2 (0 to 0.5)	0.4 (0 to 1.2)	0.5 (0.1 to 1.7)	0.5 (0.1 to 2)	0.5 (0.2 to 1.3)	0.5 (0.2 to 2.2)	0.5 (0.1 to 1.6)	0.5 (0.1 to 1.6)	0.3 (0.1 to 0.9)	0.5 (0.2 to 1.7)	0.5 (0.2 to 1.7)	0.5 (0.1 to 1.4)	0.5 (0.2 to 1.2)	0.2 (0 to 0.6)	0.1 (0 to 0.3)	0 (0 to 0)	93.1
Chlamydial infection	0 (0 to 0)	0 (0 to 0)	0 (0 to 0)	0 (0 to 0)	0 (0 to 0)	0 (0 to 0)	0 (0 to 0.1)	0 (0 to 0)	0 (0 to 0.1)	0 (0 to 0.1)	0 (0 to 0.1)	0 (0 to 0.1)	0 (0 to 0.1)	0 (0 to 0.1)	0 (0 to 0.1)	0 (0 to 0.1)	0 (0 to 0.1)	0 (0 to 0.1)	0 (0 to 0.1)	0 (0 to 0.1)	0 (0 to 0)	1.1
Gonococcal infection	0 (0 to 0)	0 (0 to 0)	0 (0 to 0)	0 (0 to 0)	0 (0 to 0)	0 (0 to 0.1)	0 (0 to 0.1)	0 (0 to 0.1)	0 (0 to 0.1)	0 (0 to 0.1)	0 (0 to 0.2)	0 (0 to 0.1)	0 (0 to 0.1)	0 (0 to 0.1)	0 (0 to 0.1)	0 (0 to 0.1)	0 (0 to 0.1)	0 (0 to 0.1)	0 (0 to 0.1)	0 (0 to 0.1)	0 (0 to 0)	1.2
Trichomoniasis	0 (0 to 0)	0 (0 to 0)	0 (0 to 0)	0 (0 to 0)	0 (0 to 0)	0 (0 to 0)	0 (0 to 0)	0 (0 to 0)	0 (0 to 0)	0 (0 to 0)	0 (0 to 0)	0 (0 to 0)	0 (0 to 0)	0 (0 to 0)	0 (0 to 0)	0 (0 to 0)	0 (0 to 0)	0 (0 to 0)	0 (0 to 0)	0 (0 to 0)	0 (0 to 0)	0.3
Genital herpes	0 (0 to 0)	0 (0 to 0)	0 (0 to 0)	0 (0 to 0)	0 (0 to 0)	0 (0 to 0)	0 (0 to 0)	0 (0 to 0)	0 (0 to 0)	0.4 (0 to 1.1)	0.4 (0 to 1.1)	0.4 (0 to 1.1)	0.3 (0 to 0.8)	0.2 (0 to 0.6)	0.2 (0 to 0.6)	0.1 (0 to 0.4)	0.1 (0 to 0.3)	0.1 (0 to 0.2)	0 (0 to 0.1)	0 (0 to 0)	3.1
Other sexually transmitted infections	0 (0 to 0)	0 (0 to 0)	0 (0 to 0)	0 (0 to 0)	0 (0 to 0)	0 (0 to 0)	0 (0 to 0.1)	0 (0 to 0.1)	0 (0 to 0.1)	0 (0 to 0.1)	0 (0 to 0.1)	0 (0 to 0.1)	0 (0 to 0.1)	0 (0 to 0.1)	0 (0 to 0.1)	0 (0 to 0.1)	0 (0 to 0.1)	0 (0 to 0.1)	0 (0 to 0.1)	0 (0 to 0.1)	0 (0 to 0)	2.5
Respiratory infections and tuberculosis	1,120 (484 to 2,020)	1,120 (114 to 2,020)	275 (126 to 491)	149 (126 to 269)	262 (40 to 582)	424 (64 to 67.2)	1,120 (115 to 352)	1,120 (163 to 432)	1,120 (168 to 304)	1,120 (168 to 357)	1,120 (183 to 384)	1,120 (190 to 545)	1,120 (178 to 479)	1,120 (177 to 460)	1,120 (175 to 415)	1,120 (134 to 312)	1,120 (114 to 259)	1,120 (109 to 224)	1,120 (70.4 to 143)	1,120 (48.3 to 79.4)	1,120 (118 to 136)	4,130
Tuberculosis	0 (0 to 0)	0 (0 to 0)	19.4 (7.7 to 34.1)	0.4 (0.1 to 2.7)	0.4 (0.1 to 2.6)	0.6 (0.1 to 4)	111 (57.3 to 177)	201 (105 to 350)	241 (125 to 402)	292 (153 to 488)	292 (152 to 508)	270 (147 to 461)	235 (104 to 386)	223 (125 to 352)	166 (108 to 311)	125 (52 to 192)	76 (41 to 126)	41 (23 to 64.8)	24.1 (13 to 37.4)	6.8 (4 to 11.2)	2,490
Latent tuberculosis infection	0 (0 to 0)	0 (0 to 0)	0 (0 to 0)	0 (0 to 0)	0 (0 to 0)	0 (0 to 0)	0 (0 to 0)	0 (0 to 0)	0 (0 to 0)	0 (0 to 0)	0 (0 to 0)	0 (0 to 0)	0 (0 to 0)	0 (0 to 0)	0 (0 to 0)	0 (0 to 0)	0 (0 to 0)	0 (0 to 0)	0 (0 to 0)	0 (0 to 0)	0
Drug-susceptible tuberculosis	0 (0 to 0)	0 (0 to 0)	7.6 (2.7 to 16.9)	0.2 (0.1 to 1.6)	0.2 (0.1 to 1.5)	0.3 (0.1 to 2.4)	44.2 (22.6 to 71.2)	80.3 (42.1 to 140)	96.4 (50.1 to 161)	117 (61.3 to 195)	117 (60.9 to 203)	108 (59.1 to 184)	94 (41.7 to 154)	89.2 (49.9 to 141)	66.4 (42.9 to 124)	50 (21.4 to 76.9)	30.4 (16.3 to 50.4)	16.4 (9.2 to 25.6)	9.6 (4.7 to 15.3)	2.7 (1.6 to 4.5)	996
Multidrug-resistant tuberculosis without extensive drug-resistance	0 (0 to 0)	0 (0 to 0)	0.8 (0 to 4.1)	0.2 (0 to 1.5)	0.2 (0 to 2.6)	0.3 (0 to 2.9)	2.9 (0.2 to 23.4)	5.3 (0.2 to 52.3)	6.3 (0.2 to 59.9)	7.8 (0.3 to 72.4)	7.8 (0.3 to 72.4)	7.2 (0.3 to 66.5)	6.2 (0.2 to 58.7)	5.9 (0.2 to 46.2)	4.4 (0.1 to 35.9)	3.3 (0.1 to 24.1)	2 (0.1 to 15.7)	1.1 (0 to 9.3)	0.6 (0 to 5.4)	0.2 (0 to 2.2)	97.1
Extensively drug-resistant tuberculosis	0 (0 to 0)	0 (0 to 0)	0 (0 to 0.1)	0 (0 to 0)	0 (0 to 0)	0 (0 to 0)	0 (0 to 0)	0 (0 to 0)	0 (0 to 0)	0 (0 to 0)	0 (0 to 0)	0 (0 to 0)	0 (0 to 0)	0 (0 to 0)	0 (0 to 0)	0 (0 to 0)	0 (0 to 0)	0 (0 to 0)	0 (0 to 0)	0 (0 to 0)	0 (0 to 0)	1.3
Lower respiratory infections	137 (66 to 232)	34.9 (14.1 to 60.2)	252 (117 to 460)	107 (54 to 209)	37 (22.9 to 61.7)	32.7 (20.4 to 51.4)	52.3 (31.4 to 84)	54 (27 to 85.1)	49.7 (25.3 to 87.6)	48.7 (23 to 88)	52.7 (24.1 to 92.2)	61.8 (31 to 109)	69.4 (34.7 to 118)	76.1 (38.5 to 117)	80.3 (51.1 to 141)	85.4 (51.9 to 132)	74.6 (49.3 to 123)	62.5 (38.6 to 91.4)	45.7 (22.4 to 66.2)	1.6 (10.2 to 22.5)	1,530
Upper respiratory infections	0.2 (0 to 0.1)	0.2 (0 to 0.3)	4.2 (1.9 to 10)	11.1 (6.2 to 19.2)	11.1 (5.9 to 19.4)	11.1 (6.1 to 18.7)	9.2 (5.7 to 19.3)	8.2 (4.4 to 14)	4.9 (3.4 to 8.2)	4.2 (2.2 to 6.9)	3.4 (1.8 to 5.7)	2.5 (1.4 to 4.3)	1.8 (1 to 3.1)	1.1 (0.6 to 2.4)	0.5 (0.4 to 1.9)	0.5 (0.4 to 1.4)	0.3 (0.3 to 0.9)	0.2 (0.2 to 0.5)	0.1 (0.1 to 0.2)	0 (0 to 0.1)	84.2
Otitis media	0.1 (0 to 0.3)	0.1 (0 to 0.1)	0.5 (0 to 1)	4.2 (2.4 to 7.1)	5.7 (3.1 to 9.5)	3.7 (2.1 to 7.1)	2.5 (1.2 to 5.3)	1.6 (0.8 to 3.2)	1.1 (0.5 to 2)	0.9 (0.4 to 1.4)	0.7 (0.4 to 1.1)	0.6 (0.4 to 1.1)	0.4 (0.2 to 0.9)	0.3 (0.2 to 0.7)	0.2 (0.1 to 0.6)	0.1 (0.1 to 0.3)	0.1 (0.1 to 0.3)	0.1 (0.1 to 0.2)	0 (0 to 0.1)	0 (0 to 0)	28
Enteric infections	90.4 (39.7 to 199)	73.6 (24.6 to 143)	527 (241 to 960)	464 (350 to 784)	466 (115 to 394)	199 (73.1 to 183)	159 (72.2 to 216)	135 (52.2 to 163)	76.7 (38.4 to 120)	106 (52.1 to 161)	124 (62.1 to 211)	153 (84.5 to 271)	133 (70.1 to 246)	129 (70.1 to 246)	103 (23.4 to 90.3)	84.6 (22.7 to 92.4)	59.4 (20.1 to 77)	39.5 (12.3 to 52.9)	24.1 (9.6 to 35.7)	14.5 (3.5 to 19.3)	2,380
Diarrheal diseases	90.4 (39.7 to 199)	73.1 (22.4 to 143)	527 (216 to 961)	464 (169 to 782)	466 (57.4 to 394)	198 (39.1 to 183)	159 (78.4 to 216)	135 (84.8 to 164)	76.7 (27.2 to 114)	106 (22.4 to 151)	124 (22.6 to 193)	153 (21.6 to 260)	133 (21.7 to 241)	129 (20.4 to 253)	103 (20.1 to 88.7)	84.6 (23.6 to 113)	59.4 (19.6 to 102)	39.5 (11.9 to 58.2)	24.1 (9.2 to 36.4)	14.5 (3.6 to 19.3)	2,060
Typhoid and paratyphoid	0 (0 to 0)	0 (0 to 0)	0.1 (0 to 0.4)	0.2 (0 to 0.6)	0.2 (0 to 0.6)	0.3 (0 to 0.8)	0.4 (0.2 to 0.8)	0.4 (0.2 to 0.7)	0.3 (0.2 to 0.6)	0.3 (0.1 to 0.7)	0.3 (0 to 0.8)	0.3 (0 to 0.8)	0.2 (0 to 0.6)	0.2 (0 to 0.6)	0.1 (0 to 0.4)	0.1 (0 to 0.3)	0.1 (0 to 0.3)	0.1 (0 to 0.2)	0 (0 to 0.1)	0 (0 to 0)	201
Typhoid fever	0 (0 to 0)	0 (0 to 0)	0.1 (0 to 0.4)	0.2 (0 to 0.6)	0.2 (0 to 0.6)	0.3 (0 to 0.8)	0.4 (0.2 to 0.8)	0.4 (0.2 to 0.7)	0.3 (0.2 to 0.6)	0.3 (0.1 to 0.7)	0.3 (0 to 0.8)	0.3 (0 to 0.8)	0.2 (0 to 0.6)	0.2 (0 to 0.6)	0.1 (0 to 0.4)	0.1 (0 to 0.3)	0.1 (0 to 0.3)	0.1 (0 to 0.2)	0 (0 to 0.1)	0 (0 to 0)	193
Paratyphoid fever	0 (0 to 0)	0 (0 to 0)	0 (0 to 0)	1.8 (0.7 to 4.1)	2.2 (0.9 to 5.1)	1.8 (0.7 to 4.5)	0.6 (0.2 to 2.2)	0.2 (0.1 to 0.8)	0.2 (0.1 to 0.6)	0.2 (0.1 to 0.6)	0.1 (0 to 0.3)	0.1 (0 to 0.3)	0.1 (0 to 0.3)	0.1 (0 to 0.3)	0.1 (0 to 0.3)	0.1 (0 to 0.3)	0.1 (0 to 0.3)	0.1 (0 to 0.2)	0 (0 to 0.1)	0 (0 to 0)	9.8
Invasive Non-typhoidal Salmonella (iNTS)	0 (0 to 0)	0 (0 to 0)	66.3 (16.7 to 162)	27.7 (4.9 to 78.2)	9.7 (2.9 to 19.3)	6.7 (2.3 to 15.1)	7.9 (2.9 to 17)	8.9 (2.9 to 17.2)	7.3 (2.6 to 15.4)	6.3 (2.4 to 12.4)	6.7 (2.4 to 13.9)	7.8 (2.8 to 15.2)	7.1 (2.6 to 14.6)	6.8 (2.4 to 13.6)	5.6 (1.9 to 11.6)	4.9 (1.6 to 10.2)	3.8 (1.3 to 8.1)	2.8 (0.9 to 6.1)	1.9 (0.6 to 4.1)	0.4 (0.1 to 0.9)	181
Other intestinal infectious diseases	0 (0 to 0)	0 (0 to 0)	0.2 (0 to 0.7)	0.3 (0 to 1)	0.1 (0 to 0.4)	0.1 (0 to 0.3)	0.2 (0 to 0.6)	0.2 (0 to 0.6)	0.1 (0 to 0.4)	0.1 (0 to 0.3)	0.1 (0 to 0.3)	0.1 (0 to 0.3)	0.1 (0 to 0.3)	0.1 (0 to 0.3)	0.1 (0 to 0.3)	0.1 (0 to 0.3)	0.1 (0 to 0.3)	0.1 (0 to 0.3)	0.1 (0 to 0.2)	0 (0 to 0)	1
Neglected tropical diseases and malaria	0.1 (0 to 0.2)	167 (2.3 to 32.8)	192 (29.9 to 566)	171 (35 to 476)	44.8 (10.3 to 116)	41.5 (9.1 to 113)	21.8 (6.7 to 59.1)	26.4 (5.5 to 77.9)	19.1 (4.6 to 58)	18.4 (3.6 to 56.1)	21.4 (3.4 to 66.7)	18.2 (2.5 to 65.9)	21.4 (3.4 to 66.7)	18.4 (2.5 to 67.5)	13.6 (2.2 to 42.1)	15.8 (2.4 to 49.9)	13.9 (2.1 to 44.2)	15 (2.4 to 49.9)	9.7 (1.4 to 30.1)	6.4 (0.9 to 20.1)	1.8 (0.3 to 5.4)	669
Malaria	0 (0 to 0)	0 (0 to 0)	0 (0 to 0)	0 (0 to 0)	0 (0 to 0)	0 (0 to 0)	0 (0 to 0)	0 (0 to 0)	0 (0 to 0)	0 (0 to 0)	0 (0 to 0)	0 (0 to 0)	0 (0 to 0)	0 (0 to 0)	0 (0 to 0)	0 (0 to 0)	0 (0 to 0)	0 (0 to 0)	0 (0 to 0)	0 (0 to 0)	0 (0 to 0)	677
Chagas disease	0 (0 to 0)	0 (0 to 0)	0 (0 to 0)	0 (0 to 0)	0 (0 to 0)	0 (0 to 0)	0 (0 to 0)	0 (0 to 0)	0 (0 to 0)	0 (0 to 0)	0 (0 to 0)	0 (0 to 0)	0 (0 to 0)	0 (0 to 0)	0 (0 to 0)	0 (0 to 0)	0 (0 to 0)	0 (0 to 0)	0 (0 to 0)	0 (0 to 0)	0 (0 to 0)	0
Leishmaniasis	0 (0 to 0)	0 (0 to 0)	0 (0 to 0)	0 (0 to 0)	0 (0 to 0)	0 (0 to 0.1)	0 (0 to 0.2)	0 (0 to 0.2)	0 (0 to 0.1)	0 (0 to 0.1)	0 (0 to 0.1)	0 (0 to 0.1)	0 (0 to 0.1)	0 (0 to 0.1)	0 (0 to 0.1)	0 (0 to 0.1)	0 (0 to 0.1)	0 (0 to 0.1)	0 (0 to 0.1)	0 (0 to 0.1)	0 (0 to 0)	0.5
Visceral leishmaniasis	0 (0 to 0)	0 (0 to 0)	0 (0 to 0)	0 (0 to 0)	0 (0 to 0)	0 (0 to 0)	0 (0 to 0)	0 (0 to 0)	0 (0 to 0)	0 (0 to 0)	0 (0 to 0)	0 (0 to 0)	0 (0 to 0)	0 (0 to 0)	0 (0 to 0)	0 (0 to 0)	0 (0 to 0)	0 (0 to 0)	0 (0 to 0)	0 (0 to 0)	0 (0 to 0)	0
Cutaneous and mucocutaneous leishmaniasis	0 (0 to 0)	0 (0 to 0)	0 (0 to 0)	0 (0 to 0)	0 (0 to 0)	0 (0 to 0.1)	0 (0 to 0.2)	0 (0 to 0.2)	0 (0 to 0.1)	0 (0 to 0.1)	0 (0 to 0.1)	0 (0 to 0.1)	0 (0 to 0.1)	0 (0 to 0.1)	0 (0 to 0.1)	0 (0 to 0.1)	0 (0 to 0.1)	0 (0 to 0.1)	0 (0 to 0.1)	0 (0 to 0.1)	0 (0 to 0)	0.5
African trypanosomiasis	0 (0 to 0)	0 (0 to 0)	0 (0 to 0)	0 (0 to 0)	0 (0 to 0)	0 (0 to 0)	0 (0 to 0)	0 (0 to 0)	0 (0 to 0)	0 (0 to 0)	0 (0 to 0)	0 (0 to 0)	0 (0 to 0)	0 (0 to 0)	0 (0 to 0)	0 (0 to 0)	0 (0 to 0)	0 (0 to 0)	0 (0 to 0)	0 (0 to 0)	0 (0 to 0)	0
Schistosomiasis	0 (0 to 0)	1.3 (0 to 3)	12 (1.8 to 31)	19.3 (3.4 to 49)	22.6 (4.6 to 58.1)	22.6 (4.6 to 58.1)	23.2 (10.1 to 52)	24.2 (10.1 to 52)	23.2 (9.4 to 49.2)	21.3 (7.5 to 48.7)	19.4 (7.5 to 50.2)	16.5 (5.4 to 49.7)	12.9 (3.8 to 29.4)	10.3 (2.9 to 27)	8.7 (1.5 to 25.5)	6.7 (1.6 to 19)	4.5 (1.1 to 14.5)	3.3 (0.8 to 10.6)	1.8 (0.5 to 5.8)	0.8 (0.1 to 2.5)	0.3 (0.1 to 1.4)	258
Cysticercosis	0 (0 to 0)	0 (0 to 0)	0 (0 to 0)	0 (0 to 0)	0 (0 to 0)	0 (0 to 0.1)	0 (0 to 0.4)	0 (0 to 0.2)	0 (0 to 0.1)	0 (0 to 0.1)	0 (0 to 0.1)	0 (0 to 0.1)	0 (0 to 0.1)	0 (0 to 0.1)	0 (0 to 0.2)	0 (0 to 0.2)	0 (0 to 0.2)	0 (0 to 0.2)	0 (0 to 0.2)	0 (0 to 0.2)	0 (0 to 0.1)	17.4
Cystic echinococcosis	0 (0 to 0)	0 (0 to 0)	0 (0 to 0)	0 (0 to 0.4)	0.2 (0 to 0.8)	0.2 (0 to 0.5)	0.2 (0 to 0.4)	0.2 (0 to 0.7)	0.2 (0 to 0.6)	0.2 (0 to 0.6)	0.2 (0 to 0.6)	0.2 (0 to 0.7)	0.2 (0 to 0.6)	0.2 (0 to 0.6)	0.2 (0 to 0.6)	0.2 (0 to 0.5)	0.2 (0 to 0.5)	0.1 (0 to 0.4)	0.1 (0 to 0.1)	0 (0 to 0)	2.3
Lymphatic filariasis	0 (0 to 0)	0 (0 to 0)	0 (0 to 0)	3.8 (1.7 to 8.7)	4.6 (1.9 to 9.7)	4.7 (2.5 to 9.6)	3.9 (1.6 to 8.2)	3.7 (1.3 to 6.7)	2.7 (1.2 to 5.4)	2.7 (1 to 6.8)	2.7 (0.8 to 6.4)	2.4 (0.8 to 6.9)	2.1 (0.7 to 6.3)	1.8 (0.5 to 5.2)	1.2 (0.5 to 3.1)	1.1 (0.4 to 1.6)	0.9 (0.3 to 1.2)	0.6 (0.2 to 0.8)	0.3 (0.1 to 0.4)	0 (0 to 0)	33.6
Onchocerciasis	0 (0 to 0)	0 (0 to 0)	0 (0 to 0)	0 (0 to 0)	0 (0 to 0)	0 (0 to 0)	0 (0 to 0)	0 (0 to 0)	0 (0 to 0)	0 (0 to 0)	0 (0 to 0)	0 (0 to 0)	0 (0 to 0)	0 (0 to 0)	0 (0 to 0)	0 (0 to 0)	0 (0 to 0)	0 (0 to 0)	0 (0 to 0)	0 (0 to 0)	0 (0 to 0)	0
Trachoma	0 (0 to 0)	0 (0 to 0)	0 (0 to 0)	0 (0 to 0)	0 (0 to 0)	0 (0 to 0)	0 (0 to 0)	0 (0 to 0)	0 (0 to 0)	0 (0 to 0)	0 (0 to 0)	0 (0 to 0)	0 (0 to 0)	0 (0 to 0)	0 (0 to 0)	0 (0 to 0)	0 (0 to 0)	0 (0 to 0)	0 (0 to 0)	0 (0 to 0)	0 (0 to 0)	0
Dengue	0 (0 to 0)	0 (0 to 0)	0 (0 to 0.2)	0.2 (0 to 0.6)	0.2 (0 to 1.4)	0.4 (0 to 1.5)	0.3 (0 to 1.4)	0.3 (0 to 1.4)	0.2 (0 to 0.7)	0.2 (0 to 0.6)	0.2 (0 to 0.6)	0.2 (0 to 0.6)	0.1 (0 to 0.5)	0.1 (0 to 0.2)	0.1 (0 to 0.2)	0.1 (0 to 0.2)	0.1 (0 to 0.2)	0.1 (0 to 0.1)	0.1 (0 to 0.1)	0 (0 to 0)	3.1
Yellow fever	0 (0 to 0)	0 (0 to 0)	0 (0 to 0.1)	0.2 (0 to 0.6)	0.2 (0 to 0.7)	0.2 (0 to 0.7)	0.2 (0 to 0.7)	0.2 (0 to 0.6)	0.2 (0 to 0.6)	0.2 (0 to 0.6)	0.2 (0 to 0.6)	0.2 (0 to 0.6)	0.1 (0 to 0.5)	0.1 (0 to 0.2)	0.1 (0 to 0.2)	0.1 (0 to 0.2)	0.1 (0 to 0.2)	0.1 (0 to 0.1)	0.1 (0 to 0.1)	0 (0 to 0)	4.1
Rabies	0 (0 to 0)	0 (0 to 0)	0 (0 to 0.2)	1.2 (0 to 5.7)	2.2 (0.2 to 9.4)	2.6 (0.3 to 12)	2.6 (0.3 to 11.7)	2.6 (0.2 to 12)	2.6 (0.2 to 11.7)	2.5 (0.2 to 11.2)	2.5 (0.2 to 11.2)	2.5 (0.1 to 11.6)	2.3 (0.2 to 9.6)	1.9 (0.2 to 8.6)	1.3 (0 to 6.1)	0.9 (0 to 4.2)	0.5 (0 to 2.6)	0.3 (0 to 1.4)	0.2 (0 to 0.8)	0 (0 to 0)	15.9
Intestinal nematode infections	0 (0 to 0)	0 (0 to 0)	0.1 (0 to 0.2)	0.1 (0 to 0.4)	0.1 (0 to 0.4)	0.1 (0 to 0.4)	0.1 (0 to 0.4)	0.1 (0 to 0.4)	0.1 (0 to 0.4)	0.1 (0 to 0.4)	0.1 (0 to 0.4)	0.1 (0 to 0.4)	0.1 (0 to 0.4)	0.1 (0 to 0.4)	0.1 (0 to 0.4)	0.1 (0 to 0.4)	0.1 (0 to 0.4)	0.1 (0 to 0.4)	0.1 (0 to 0.4)	0 (0 to 0)	28
Ascariasis	0 (0 to 0)	0 (0 to 0)	0 (0 to 0)	0 (0 to 0)	0 (0 to 0)	0 (0 to 0)	0 (0 to 0)	0 (0 to 0)	0 (0 to 0)	0 (0 to 0)	0 (0 to 0)	0 (0 to 0)	0 (0 to 0)	0 (0 to 0)	0 (0 to 0)	0 (0 to 0)	0 (0 to 0)	0 (0 to 0)	0 (0 to 0)	0 (0 to 0)	0 (0 to 0)	2.4
Trichuriasis	0 (0 to 0)	0 (0 to 0)	0 (0 to 0)	0 (0 to 0.4)	0 (0 to 0.2)	0 (0 to 0.2)	0 (0 to 0.3)	0 (0 to 0.2)	0 (0 to 0.2)	0 (0 to 0.2)	0 (0 to 0.2)	0 (0 to 0.2)	0 (0 to 0.2)	0 (0 to 0.2)	0 (0 to 0.2)	0 (0 to 0.2)	0 (0 to 0.2)	0 (0 to 0.2)	0 (0 to 0.2)	0 (0 to 0.2)	0 (0 to 0)	3.5
Hookworm disease	0 (0 to 0)	0 (0 to 0)	0 (0 to 0)	0 (0 to 0)	0 (0 to 0)	0 (0 to 0)	0 (0 to 0)	0 (0 to 0)	0 (0 to 0)	0 (0 to 0)	0 (0 to 0)	0 (0 to 0)	0 (0 to 0)	0 (0 to 0)	0 (0 to 0)	0 (0 to 0)	0 (0 to 0)	0 (0 to 0)	0 (0 to 0)	0 (0 to 0)	0 (0 to 0)	21.9
Food-borne trematodiases	0 (0 to 0)	0 (0 to 0)	0 (0 to 0)	0 (0 to 0)	0 (0 to 0)	0 (0 to 0)	0 (0 to 0)	0 (0 to 0)	0 (0 to 0)	0 (0 to 0)	0 (0 to 0)	0 (0 to 0)	0 (0 to 0)	0 (0 to 0)	0 (0 to 0)	0 (0 to 0)	0 (0 to 0)	0 (0 to 0)	0 (0 to 0)	0 (0 to 0)	0 (0 to 0)	0
Leprosy	0 (0 to 0)	0 (0 to 0)	0 (0 to 0)	0 (0 to 0)	0 (0 to 0)	0 (0 to 0)	0 (0 to 0)	0 (0 to 0)	0 (0 to 0)	0 (0 to 0)	0 (0 to 0)	0 (0 to 0)	0 (0 to 0)	0 (0 to 0)

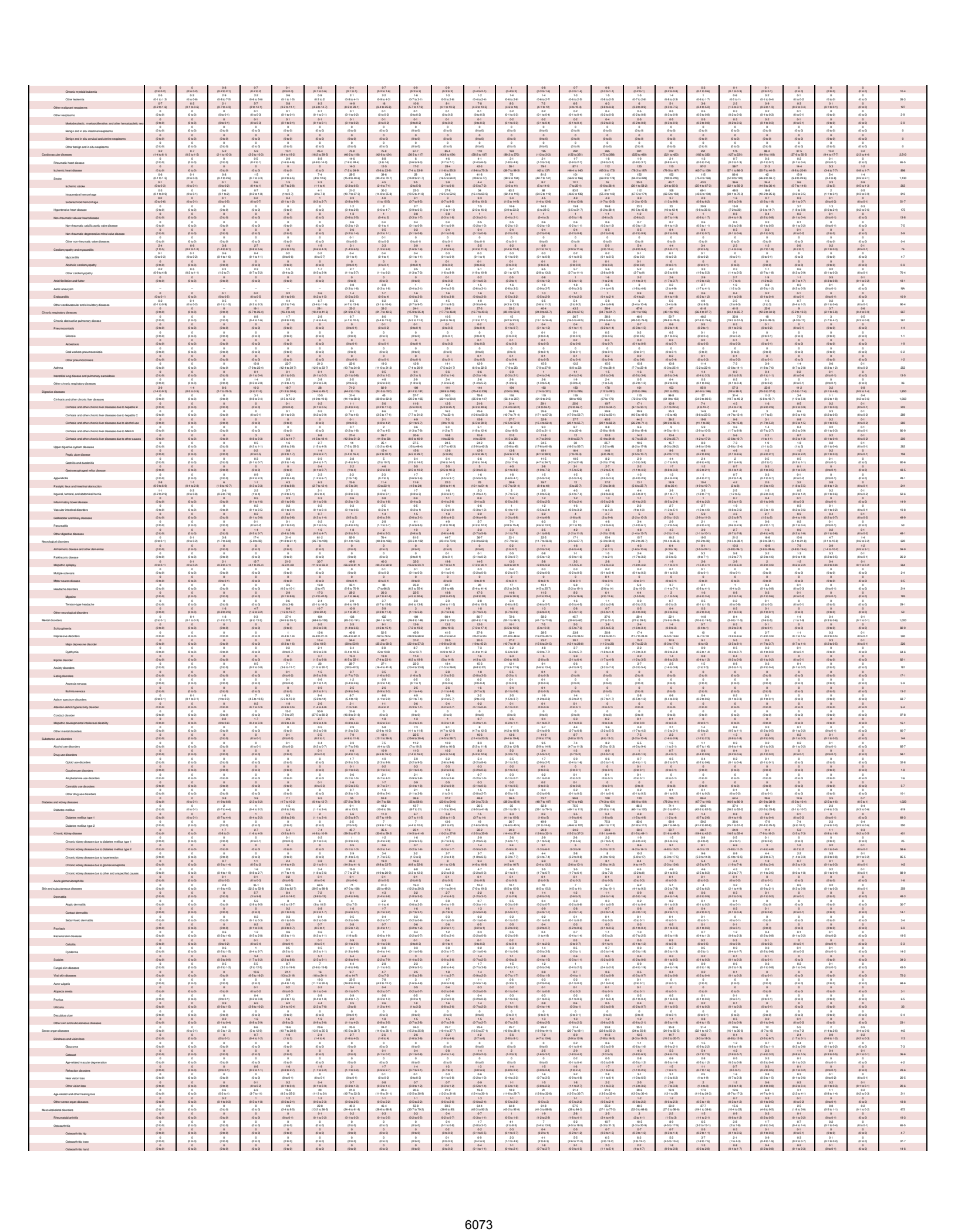

Osteoarthritis other	0 (0 to 0)	0 (0 to 0)	0 (0 to 0)	0 (0 to 0)	0 (0 to 0)	0 (0 to 0)	0 (0 to 0)	0 (0 to 0)	0 (0 to 0)	0 (0 to 0)	0 (0 to 0)	0-1 (0 to 0)	0-1 (0 to 0)	0-1 (0 to 0)	0-1 (0 to 0)	0-1 (0 to 0)	0-1 (0 to 0)	0-1 (0 to 0)	0-1 (0 to 0)	0-1 (0 to 0)	0-1 (0 to 0)	0-1 (0 to 0)	0-1 (0 to 0)	0-1 (0 to 0)	8-4
Low back pain	0 (0 to 0)	0 (0 to 0)	0 (0 to 0)	0 (0 to 0)	4-3 (1 to 7.8)	29-4 (11 to 33.2)	34-2 (14 to 33.2)	35-1 (19 to 54.5)	39-5 (20.1 to 55.5)	34-6 (20.7 to 54.8)	33-5 (20.1 to 52.6)	33-6 (23.2 to 52.1)	38-9 (22.8 to 56.8)	39-9 (20.4 to 53.1)	34-7 (19.9 to 57.4)	27-5 (17 to 49.9)	24-2 (10.2 to 36.2)	20-2 (12.9 to 30.2)	20-2 (9 to 21.7)	14-6 (5.4 to 19.9)	9-4 (2.4 to 5.7)	3-9 (0.2 to 5.6)	0-4 (0 to 0.1)	411
Neck pain	0 (0 to 0)	0 (0 to 0)	0 (0 to 0)	0 (0 to 0)	0-3 (0 to 1.4)	1-7 (0 to 3.4)	3-4 (1 to 5.7)	5-4 (2 to 9.4)	8-7 (2.5 to 10.9)	5-4 (1 to 13)	8-7 (3.1 to 13)	7-3 (3.7 to 13.2)	7-4 (3.7 to 13.2)	6-5 (3.3 to 11.4)	4-8 (2.5 to 9.3)	4-2 (2 to 7.5)	3-4 (1.7 to 6)	2-6 (1.3 to 4.3)	2-2 (0.9 to 3)	0-4 (0.1 to 0.6)	0-1 (0 to 0.2)	0-1 (0 to 0.2)	0-1 (0 to 0.2)	62
Gout	0 (0 to 0)	0 (0 to 0)	0 (0 to 0)	0 (0 to 0)	0 (0 to 0)	0 (0 to 0)	0 (0 to 0)	0 (0 to 0)	0 (0 to 0)	0 (0 to 0)	0 (0 to 0)	0 (0 to 0)	0 (0 to 0)	0 (0 to 0)	0 (0 to 0)	0 (0 to 0)	0 (0 to 0)	0 (0 to 0)	0 (0 to 0)	0 (0 to 0)	0 (0 to 0)	0 (0 to 0)	0 (0 to 0)	0 (0 to 0)	9-5
Other musculoskeletal disorders	0 (0 to 0)	0 (0 to 0)	0 (0 to 0)	0 (0 to 0)	0-2 (0 to 0.4)	0-4 (0.2 to 0.9)	2-1 (0.4 to 4.6)	4-3 (2.7 to 10.4)	6-3 (2.7 to 12.4)	13-2 (6 to 20.8)	14-7 (8.1 to 24.9)	14-1 (7.4 to 22.9)	12-6 (6.4 to 21.4)	10-7 (5.4 to 17.7)	8-2 (4.2 to 12.5)	6-2 (2.8 to 11)	3-5 (1.6 to 7.7)	2-5 (0.4 to 5.1)	0-9 (0.2 to 2)	0-1 (0 to 0.4)	0-0 (0 to 0.1)	0-0 (0 to 0.1)	0-0 (0 to 0.1)	155
Other non-communicable diseases	132 (78.6 to 208)	23-8 (12.4 to 53.6)	146 (71.3 to 228)	70 (42.4 to 114)	50-5 (24.6 to 71)	43-6 (22.7 to 70.4)	51-9 (27.1 to 72.4)	47-5 (22.6 to 68)	36-9 (24.3 to 53.6)	38-6 (22.3 to 57.4)	37-1 (24.5 to 55.1)	33 (21.4 to 46.3)	29-8 (19.6 to 40.1)	29-4 (19.6 to 40.1)	27-1 (18.1 to 38.2)	25-9 (16.7 to 36.8)	24 (16.3 to 33.9)	16-8 (12 to 23)	10-3 (7.5 to 14.4)	5-6 (3.9 to 7.9)	2-1 (1.5 to 2.9)	0-9 (0.6 to 1.3)	0-2 (0.1 to 0.3)	904
Congenital birth defects	150 (76.4 to 264)	22-2 (11.1 to 41.4)	120 (55.9 to 228)	55-5 (31.7 to 101.9)	26-1 (11.7 to 39.6)	23-2 (10 to 37.7)	20-8 (10.3 to 31.9)	13-5 (5.4 to 21)	5-4 (1.9 to 13.9)	9 (4.1 to 14.4)	6-3 (2.1 to 14.1)	5-2 (2.3 to 7.4)	4-2 (2.7 to 6.1)	2-8 (1.6 to 4.2)	2-1 (1.3 to 3.2)	1-7 (1 to 2.5)	1-2 (0.6 to 1.8)	0-8 (0.3 to 1.2)	0-4 (0.2 to 0.6)	0-2 (0.1 to 0.3)	0-1 (0 to 0.1)	0-0 (0 to 0.1)	0-0 (0 to 0.1)	466
Neural tube defects	9-1 (1.6 to 39.2)	0-8 (0.2 to 2.1)	4-2 (0.8 to 12.3)	0-1 (0.2 to 1.6)	0-5 (0.1 to 1.2)	0-5 (0.1 to 1.2)	0-4 (0.2 to 0.9)	0-2 (0.2 to 0.2)	0-2 (0.1 to 0.2)	0-1 (0.1 to 0.2)	0-1 (0.1 to 0.2)	0-1 (0 to 0.1)	0-1 (0 to 0.1)	0-1 (0 to 0.1)	0-0 (0 to 0.1)	0-0 (0 to 0.1)	0-0 (0 to 0.1)	0-0 (0 to 0.1)	0-0 (0 to 0.1)	0-0 (0 to 0.1)	0-0 (0 to 0.1)	0-0 (0 to 0.1)	0-0 (0 to 0.1)	20-6
Congenital heart anomalies	51-6 (22.2 to 102)	11-1 (4.4 to 22.1)	57-7 (22.4 to 113)	18-5 (7.6 to 39.6)	7-7 (3 to 14.3)	7 (2.3 to 13.2)	6-5 (2.3 to 13.4)	4-6 (2.2 to 9.3)	2-9 (1.2 to 6)	1-9 (0.8 to 4.2)	1-8 (0.7 to 3.6)	1-5 (0.5 to 2.9)	1-1 (0.5 to 2.2)	0-9 (0.3 to 1.9)	0-4 (0.2 to 0.9)	0-3 (0.1 to 0.6)	0-2 (0.1 to 0.5)	0-1 (0.1 to 0.3)	0-1 (0 to 0.2)	0-0 (0 to 0.1)	0-0 (0 to 0.1)	0-0 (0 to 0.1)	0-0 (0 to 0.1)	174
Orofacial clefts	0-8 (0.1 to 3.8)	0-1 (0 to 0.5)	0-7 (0.2 to 2.5)	0-3 (0 to 0.9)	0-3 (0.1 to 0.6)	0-3 (0.1 to 0.6)	0-3 (0.1 to 0.5)	0-2 (0 to 0.5)	0-2 (0 to 0.3)	0-1 (0 to 0.3)	0-1 (0 to 0.2)	0-1 (0 to 0.2)	0-1 (0 to 0.2)	0-1 (0 to 0.2)	0-1 (0 to 0.1)	0-1 (0 to 0.1)	0-1 (0 to 0.1)	0-1 (0 to 0.1)	0-1 (0 to 0.1)	0-0 (0 to 0.1)	0-0 (0 to 0.1)	0-0 (0 to 0.1)	0-0 (0 to 0.1)	3-8
Down syndrome	2-1 (0.7 to 4.9)	0-4 (0.1 to 1)	3-8 (1 to 10.4)	1-7 (0.5 to 4.7)	0-6 (0.3 to 1.1)	0-5 (0.3 to 1.4)	0-6 (0.3 to 1.4)	0-4 (0.2 to 0.9)	0-3 (0.1 to 0.4)	0-2 (0.1 to 0.3)	0-2 (0.1 to 0.3)	0-2 (0.1 to 0.2)	0-2 (0.1 to 0.2)	0-1 (0.1 to 0.2)	0-1 (0.1 to 0.2)	0-1 (0.1 to 0.1)	0-1 (0.1 to 0.1)	0-1 (0.1 to 0.1)	0-1 (0.1 to 0.1)	0-0 (0 to 0.1)	0-0 (0 to 0.1)	0-0 (0 to 0.1)	0-0 (0 to 0.1)	11-4
Turner syndrome	0 (0 to 0)	0 (0 to 0)	0 (0 to 0)	0 (0 to 0)	0 (0 to 0)	0 (0 to 0)	0 (0 to 0)	0 (0 to 0)	0 (0 to 0)	0 (0 to 0)	0 (0 to 0)	0 (0 to 0)	0 (0 to 0)	0 (0 to 0)	0 (0 to 0)	0 (0 to 0)	0 (0 to 0)	0 (0 to 0)	0 (0 to 0)	0 (0 to 0)	0 (0 to 0)	0 (0 to 0)	0 (0 to 0)	0 (0 to 0)	0
Klinefelter syndrome	0 (0 to 0)	0 (0 to 0)	0 (0 to 0)	0 (0 to 0)	0 (0 to 0)	0 (0 to 0)	0 (0 to 0)	0 (0 to 0)	0 (0 to 0)	0 (0 to 0)	0 (0 to 0)	0 (0 to 0)	0 (0 to 0)	0 (0 to 0)	0 (0 to 0)	0 (0 to 0)	0 (0 to 0)	0 (0 to 0)	0 (0 to 0)	0 (0 to 0)	0 (0 to 0)	0 (0 to 0)	0 (0 to 0)	0 (0 to 0)	0
Other chromosomal abnormalities	4-9 (1.6 to 12.4)	0-8 (0.3 to 2)	3-6 (1.2 to 10.2)	1-7 (0.5 to 3.6)	0-4 (0.2 to 0.8)	0-4 (0.2 to 0.8)	0-2 (0.2 to 1)	0-2 (0.1 to 0.4)	0-2 (0.1 to 0.4)	0-1 (0 to 0.2)	0-1 (0 to 0.2)	0-1 (0 to 0.2)	0-1 (0 to 0.2)	0-1 (0 to 0.2)	0-0 (0 to 0.1)	0-0 (0 to 0.1)	0-0 (0 to 0.1)	0-0 (0 to 0.1)	0-0 (0 to 0.1)	0-0 (0 to 0.1)	0-0 (0 to 0.1)	0-0 (0 to 0.1)	0-0 (0 to 0.1)	12-4
Congenital musculoskeletal and limb anomalies	4-7 (1.7 to 11.4)	0-7 (0.2 to 1.9)	5 (2.6 to 8.1)	0-7 (0.2 to 1.9)	0-5 (0.2 to 1.7)	0-6 (0.2 to 1.6)	2-1 (0.2 to 3.4)	1-4 (0.4 to 3.1)	0-4 (0.1 to 1.8)	0-3 (0.1 to 1.1)	0-3 (0.1 to 1.1)	0-3 (0.1 to 1.1)	0-3 (0.1 to 1.1)	0-2 (0.1 to 0.7)	0-2 (0.1 to 0.6)	0-2 (0.1 to 0.6)	0-2 (0.1 to 0.6)	0-1 (0.1 to 0.4)	0-1 (0.1 to 0.3)	0-1 (0.1 to 0.2)	0-0 (0 to 0.1)	0-0 (0 to 0.1)	0-0 (0 to 0.1)	38-8
Urogenital congenital anomalies	3-8 (1.2 to 9.8)	0-3 (0.1 to 0.8)	1-3 (0.5 to 3.7)	0-1 (0.1 to 0.5)	0-6 (0.2 to 1.4)	0-5 (0.2 to 0.9)	0-2 (0.1 to 0.4)	0-1 (0.1 to 0.2)	0-1 (0.1 to 0.2)	0-1 (0.1 to 0.2)	0-1 (0.1 to 0.2)	0-1 (0 to 0.1)	0-1 (0 to 0.1)	0-0 (0 to 0.1)	0-0 (0 to 0.1)	0-0 (0 to 0.1)	0-0 (0 to 0.1)	0-0 (0 to 0.1)	0-0 (0 to 0.1)	0-0 (0 to 0.1)	0-0 (0 to 0.1)	0-0 (0 to 0.1)	0-0 (0 to 0.1)	0-0 (0 to 0.1)	8-4
Digestive congenital anomalies	12-4 (4.7 to 27.2)	0-9 (0.4 to 2.2)	2-5 (0.9 to 7.4)	0-9 (0.4 to 2.2)	0-6 (0.2 to 1.6)	0-6 (0.1 to 1.6)	0-5 (0.2 to 1.2)	0-3 (0.1 to 0.7)	0-3 (0.1 to 0.6)	0-2 (0.1 to 0.5)	0-2 (0.1 to 0.5)	0-2 (0.1 to 0.5)	0-2 (0.1 to 0.5)	0-1 (0.1 to 0.4)	0-1 (0.1 to 0.3)	0-1 (0.1 to 0.3)	0-1 (0.1 to 0.3)	0-1 (0.1 to 0.3)	0-1 (0.1 to 0.3)	0-0 (0 to 0.1)	0-0 (0 to 0.1)	0-0 (0 to 0.1)	0-0 (0 to 0.1)	27-5
Other congenital birth defects	34-5 (16.6 to 53.6)	3-4 (1.4 to 13.4)	24-3 (12.1 to 39.9)	9 (5.7 to 16.4)	4-6 (1.9 to 9.3)	3-6 (1.3 to 6.9)	3-2 (1.3 to 6.2)	2-3 (0.8 to 5.1)	1-2 (0.5 to 2.7)	0-9 (0.3 to 2.1)	0-7 (0.3 to 1.7)	0-6 (0.2 to 1.5)	0-5 (0.2 to 1.2)	0-4 (0.2 to 1.1)	0-3 (0.1 to 0.8)	0-2 (0.1 to 0.6)	0-2 (0.1 to 0.5)	0-2 (0.1 to 0.5)	0-2 (0.1 to 0.5)	0-1 (0.1 to 0.3)	0-0 (0.1 to 0.1)	0-0 (0.1 to 0.1)	0-0 (0.1 to 0.1)	169
Urinary diseases and male infertility	1-6 (0.7 to 3.9)	0-2 (0.1 to 0.5)	0-3 (0.2 to 0.9)	0-2 (0.1 to 0.5)	0-5 (0.1 to 1.4)	0-5 (0.1 to 1.4)	0-5 (0.1 to 1.2)	0-4 (0.1 to 0.9)	0-4 (0.1 to 0.8)	0-3 (0.1 to 0.8)	0-3 (0.1 to 0.8)	0-3 (0.1 to 0.8)	0-3 (0.1 to 0.8)	0-2 (0.1 to 0.6)	0-2 (0.1 to 0.5)	0-2 (0.1 to 0.5)	0-2 (0.1 to 0.5)	0-2 (0.1 to 0.5)	0-2 (0.1 to 0.5)	0-1 (0.1 to 0.4)	0-1 (0.1 to 0.3)	0-1 (0.1 to 0.3)	0-1 (0.1 to 0.3)	115
Urolithiasis	0 (0 to 0)	0 (0 to 0)	0 (0 to 0)	0 (0 to 0)	0 (0 to 0)	0 (0 to 0.1)	0 (0 to 0.4)	0 (0 to 0.1)	0 (0 to 0.1)	0 (0 to 0.1)	0 (0 to 0.1)	0 (0 to 0.1)	0 (0 to 0.1)	0 (0 to 0.1)	0 (0 to 0.1)	0 (0 to 0.1)	0 (0 to 0.1)	0 (0 to 0.1)	0 (0 to 0.1)	0 (0 to 0.1)	0 (0 to 0.1)	0 (0 to 0.1)	0 (0 to 0.1)	0 (0 to 0.1)	1-1
Benign prostatic hyperplasia	0 (0 to 0)	0 (0 to 0)	0 (0 to 0)	0 (0 to 0)	0 (0 to 0)	0 (0 to 0)	0 (0 to 0)	0 (0 to 0)	0 (0 to 0)	0 (0 to 0)	0 (0 to 0)	0 (0 to 0)	0 (0 to 0)	0 (0 to 0)	0 (0 to 0)	0 (0 to 0)	0 (0 to 0)	0 (0 to 0)	0 (0 to 0)	0 (0 to 0)	0 (0 to 0)	0 (0 to 0)	0 (0 to 0)	0 (0 to 0)	8
Male infertility	0 (0 to 0)	0 (0 to 0)	0 (0 to 0)	0 (0 to 0)	0 (0 to 0)	0 (0 to 0)	0 (0 to 0)	0 (0 to 0)	0 (0 to 0)	0-2 (0 to 0.2)	0-2 (0 to 0.2)	0-2 (0 to 0.2)	0-2 (0 to 0.2)	0-2 (0 to 0.2)	0-1 (0 to 0.1)	0-1 (0 to 0.1)	0-1 (0 to 0.1)	0-1 (0 to 0.1)	0-1 (0 to 0.1)	0-1 (0 to 0.1)	0-1 (0 to 0.1)	0-1 (0 to 0.1)	0-1 (0 to 0.1)	0-1 (0 to 0.1)	3-6
Other urinary diseases	1-6 (0.7 to 3.9)	0-2 (0 to 0.4)	0-4 (0.1 to 1)	0-3 (0 to 0.7)	0-7 (0.3 to 1.3)	0-5 (0.1 to 1.1)	0-6 (0.4 to 1.2)	0-7 (0.5 to 1.7)	0-6 (0.2 to 1.2)	0-4 (0.2 to 0.8)	0-4 (0.2 to 0.8)	0-3 (0.2 to 0.7)	0-3 (0.2 to 0.7)	0-3 (0.2 to 0.6)	0-2 (0.1 to 0.5)	0-2 (0.1 to 0.4)	0-2 (0.1 to 0.4)	0-2 (0.1 to 0.4)	0-2 (0.1 to 0.4)	0-1 (0.1 to 0.3)	0-1 (0.1 to 0.2)	0-1 (0.1 to 0.2)	0-1 (0.1 to 0.2)	69-4
Gynecological diseases	0 (0 to 0)	0 (0 to 0)	0 (0 to 0)	0 (0 to 0)	0 (0 to 0)	0 (0 to 0)	0 (0 to 0)	0 (0 to 0)	0 (0 to 0)	0 (0 to 0)	0 (0 to 0)	0 (0 to 0)	0 (0 to 0)	0 (0 to 0)	0 (0 to 0)	0 (0 to 0)	0 (0 to 0)	0 (0 to 0)	0 (0 to 0)	0 (0 to 0)	0 (0 to 0)	0 (0 to 0)	0 (0 to 0)	0 (0 to 0)	0
Uterine fibroids	0 (0 to 0)	0 (0 to 0)	0 (0 to 0)	0 (0 to 0)	0 (0 to 0)	0 (0 to 0)	0 (0 to 0)	0 (0 to 0)	0 (0 to 0)	0 (0 to 0)	0 (0 to 0)	0 (0 to 0)	0 (0 to 0)	0 (0 to 0)	0 (0 to 0)	0 (0 to 0)	0 (0 to 0)	0 (0 to 0)	0 (0 to 0)	0 (0 to 0)	0 (0 to 0)	0 (0 to 0)	0 (0 to 0)	0 (0 to 0)	0
Polycystic ovarian syndrome	..	..	..	..	..	..	..	..	..	..	..	..	..	..	..	..	..	..	..	..	..	..	..	..	NA
Female infertility	..	..	..	..	..	..	..	..	..	..	..	..	..	..	..	..	..	..	..	..	..	..	..	..	NA
Endometriosis	..	..	..	..	..	..	..	..	..	..	..	..	..	..	..	..	..	..	..	..	..	..	..	..	NA
Genital prolapse	0 (0 to 0)	0 (0 to 0)	0 (0 to 0)	0 (0 to 0)	0 (0 to 0)	0 (0 to 0)	0 (0 to 0)	0 (0 to 0)	0 (0 to 0)	0 (0 to 0)	0 (0 to 0)	0 (0 to 0)	0 (0 to 0)	0 (0 to 0)	0 (0 to 0)	0 (0 to 0)	0 (0 to 0)	0 (0 to 0)	0 (0 to 0)	0 (0 to 0)	0 (0 to 0)	0 (0 to 0)	0 (0 to 0)	0 (0 to 0)	0
Premenstrual syndrome	..	..	..	..	..	..	..	..	..	..	..	..	..	..	..	..	..	..	..	..	..	..	..	..	NA
Other gynecological diseases	0 (0 to 0)	0 (0 to 0)	0 (0 to 0)	0 (0 to 0)	0 (0 to 0)	0 (0 to 0)	0 (0 to 0)	0 (0 to 0)	0 (0 to 0)	0 (0 to 0)	0 (0 to 0)	0 (0 to 0)	0 (0 to 0)	0 (0 to 0)	0 (0 to 0)	0 (0 to 0)	0 (0 to 0)	0 (0 to 0)	0 (0 to 0)	0 (0 to 0)	0 (0 to 0)	0 (0 to 0)	0 (0 to 0)	0 (0 to 0)	0
Hemoglobinopathies and hemolytic anemias	0-2 (0.1 to 0.5)	0-4 (0.2 to 0.7)	3 (1.5 to 5.4)	0-7 (0.8 to 12.3)	13-9 (7.5 to 23)	8-3 (4.7 to 13.5)	7-3 (3.4 to 10.6)	5-9 (2.4 to 10.6)	4-5 (2.3 to 8)	3-6 (1.6 to 6.7)	3-1 (1.4 to 5.7)	2-7 (1.3 to 4.8)	2-2 (1.2 to 3.6)	2-2 (1.1 to 3.4)	2-1 (1.1 to 3.6)	1-9 (1 to 3.7)	1-5 (0.8 to 2.4)	1 (0.4 to 1.7)	0-5 (0.3 to 0.8)	0-3 (0.2 to 0.6)	0-1 (0.1 to 0.2)	0-1 (0.1 to 0.2)	0-1 (0.1 to 0.1)	74-2
Thalassemias	0 (0 to 0)	0 (0 to 0)	0 (0 to 0)	0 (0 to 0)	0 (0 to 0)	0 (0 to 0)	0 (0 to 0)	0 (0 to 0)	0 (0 to 0)	0 (0 to 0)	0 (0 to 0)	0 (0 to 0)	0 (0 to 0)	0 (0 to 0)	0 (0 to 0)	0 (0 to 0)	0 (0 to 0)	0 (0 to 0)	0 (0 to 0)	0 (0 to 0)	0 (0 to 0)	0 (0 to 0)	0 (0 to 0)	0 (0 to 0)	0-1
Thalassemias trait	0 (0 to 0)	0 (0 to 0)	0 (0 to 0)	0 (0 to 0)	0-5 (0 to 1.1)	0-2 (0 to 0.5)	0-3 (0 to 0.7)	0-1 (0 to 0.3)	0-1 (0 to 0.3)	0-1 (0 to 0.3)	0-1 (0 to 0.3)	0-1 (0 to 0.3)	0-1 (0 to 0.3)	0-1 (0 to 0.3)	0-1 (0 to 0.3)	0-1 (0 to 0.3)	0-1 (0 to 0.3)	0-1 (0 to 0.3)	0-1 (0 to 0.3)	0-1 (0 to 0.3)	0-1 (0 to 0.3)	0-1 (0 to 0.3)	0-1 (0 to 0.3)	1-5
Sickle cell disorders	0-2 (0.1 to 0.4)	0-1 (0 to 0.1)	0-1 (0 to 0.4)	1-6 (0.3 to 9.1)	0-4 (0.2 to 0.9)	0-4 (0.2 to 0.9)	0-4 (0.2 to 0.9)	0-4 (0.2 to 0.9)	2-9 (1.1 to 5.9)	2 (0.9 to 4.1)	1-5 (0.7 to 3.3)	1-1 (0.5 to 2.4)	0-9 (0.4 to 2)	0-7 (0.3 to 1.4)	0-3 (0.1 to 0.7)	0-3 (0.1 to 0.7)	0-2 (0.1 to 0.5)	0-2 (0.1 to 0.5)	0-2 (0.1 to 0.5)	0-2 (0.1 to 0.5)	0-2 (0.1 to 0.5)	0-2 (0.1 to 0.5)	0-2 (0.1 to 0.5)	37-9
Sickle cell trait	0 (0 to 0)	0-3 (0 to 0.4)	0-7 (0.2 to 1.7)	2 (0.7 to 4.5)	2-7 (0.7 to 5.6)	2-3 (0.6 to 5.2)	0-6 (0.1 to 1.8)	0-5 (0.1 to 1.4)	0-6 (0.2 to 1.3)	0-8 (0.2 to 1.9)	0-8 (0.2 to 1.8)	0-8 (0.2 to 1.7)	0-7 (0.2 to 1.5)	0-6 (0.2 to 1.4)	0-5 (0.2 to 1.2)	0-4 (0.1 to 1.1)	0-3 (0.1 to 0.8)	0-3 (0.1 to 0.8)	0-3 (0.1 to 0.8)	0-3 (0.1 to 0.8)	0-3 (0.1 to 0.8)	0-3 (0.1 to 0.8)	0-3 (0.1 to 0.8)	20-3
G6PD deficiency	0 (0 to 0)	0 (0 to 0)	0-1 (0 to 0.1)	0-1 (0 to 0.3)	0-2 (0 to 0.5)	0-2 (0 to 0.5)	0-2 (0 to 0.5)	0-2 (0 to 0.5)	0-2 (0 to 0.4)	0-1 (0 to 0.3)	0-2 (0 to 0.4)	0-2 (0 to 0.4)	0-2 (0 to 0.5)	0-2 (0 to 0.4)	0-1 (0 to 0.3)	0-1 (0 to 0.3)	0-1 (0 to 0.3)	0-1 (0 to 0.3)	0-1 (0 to 0.3)	0-1 (0 to 0.3)	0-1 (0 to 0.3)	0-1 (0 to 0.3)	0-1 (0 to 0.3)	4-4
G6PD trait	0 (0 to 0)	0 (0 to 0)	0 (0 to 0)	0 (0 to 0)	0 (0 to 0)	0 (0 to 0)	0 (0 to 0)	0 (0 to 0)	0 (0 to 0)	0 (0 to 0)	0 (0 to 0)	0 (0 to 0)	0 (0 to 0)	0 (0 to 0)	0 (0 to 0)	0 (0 to 0)	0 (0 to 0)	0 (0 to 0)	0 (0 to 0)	0 (0 to 0)	0 (0 to 0)	0 (0 to 0)	0 (0 to 0)	0 (0 to 0)	0
Other hemoglobinopathies and hemolytic anemias	0 (0 to 0)	0-1 (0 to 0.2)	0-2 (0 to 0.4)	0-2 (0 to 0.8)	0-2 (0 to 0.7)	0-2 (0 to 0.6)	0-1 (0 to 0.5)	0-3 (0 to 0.9)	0-6 (0.2 to 1.4)	0-6 (0.2 to 1.5)	0-5 (0.2 to 1.4)	0-5 (0.2 to 1.2)	0-5 (0.2 to 1.2)	0-4 (0.1 to 0.9)	0-3 (0.1 to 0.8)	0-3 (0.1 to 0.8)	0-3 (0.1 to 0.8)	0-3 (0.1 to 0.8)	0-3 (0.1 to 0.8)	0-3 (0.1 to 0.8)	0-3 (0.1 to 0.8)	0-3 (0.1 to 0.8)	0-3 (0.1 to 0.8)	10-1
Endocrine, metabolic, blood, and immune disorders	0-5 (0.2 to 1.1)	0-2 (0.1 to 0.4)	1-6 (0.6 to 3.1)	0-3 (0.1 to 0.8)	0-7 (0.2 to 1.6)	0-7 (0.2 to 1.4)	0-6 (0.3 to 1.2)	0-5 (0.2 to 1.1)	0-4 (0.2 to 0.9)	0-3 (0.1 to 0.8)	0-3 (0.1 to 0.7)	0-3 (0.1 to 0.6)	0-3 (0.1 to 0.6)	0-2 (0.1 to 0.5)	0-2 (0.1 to 0.4)	0-2 (0.1 to 0.4)	0-2 (0.1 to 0.4)	0-2 (0.1 to 0.4)	0-2 (0.1 to 0.4)	0-2 (0.1 to 0.4)	0-2 (0.1 to 0.4)	0-2 (0.1 to 0.4)	0-2 (0.1 to 0.4)	104
Oral disorders	7-4 (3.1 to 17.6)	0-7 (0.2 to 2.1)	4-4 (1.7 to 11.2)	4-9 (1.9 to 11.2)	7-6 (3.1 to 16.4)	6-7 (2.7 to 13.4)	10-4 (5.1 to 20.5)	12 (5.4 to 24.7)	13 (6.4 to 26)	12 (6.2 to 22.5)	11 (5.5 to 22.4)	10-2 (4.8 to 19.5)	8-4 (3.9 to 16.1)	7-1 (3.2 to 14.4)	7-1 (3.1 to 13.9)	5-6 (2.1 to 10.4)	4-6 (1.7 to 8.5)	3-2 (1.1 to 6.3)	1-9 (0.5 to 3.5)	1-1 (0.3 to 2.3)	0-8 (0.2 to 1.3)	0-3 (0.2 to 0.5)	0-1 (0.1 to 0.2)	124
Caries of deciduous teeth	0 (0 to 0)	0 (0 to 0)	0 (0 to 0)	0 (0 to 0.2)	0 (0 to 0.2)	0 (0 to 0.2)	0 (0 to 0.2)	0 (0 to 0.2)	0 (0 to 0.2)	0 (0 to 0.2)	0 (0 to 0.2)	0 (0 to 0.2)	0 (0 to 0.2)	0 (0 to 0.2)	0 (0 to 0.2)	0 (0 to 0.2)	0 (0 to 0.2)	0 (0 to 0.2)	0 (0 to 0.2)	0 (0 to 0.2)	0 (0 to 0.2)	0 (0 to 0.2)	0 (0 to 0.2)	0 (0 to 0.2)	2-6
Caries of permanent teeth	0 (0 to 0)	0 (0 to 0)	0 (0 to 0)	0 (0 to 0)	0-2 (0 to 1.3)	0-7 (0.1 to 4.4)	2-9 (0.6 to 9.4)	4-1 (1.2 to 10.2)	4-7 (1.5 to 10.4)	2-5 (0.8 to 6.1)	1-3 (0.4 to 3.7)	1-1 (0.4 to 2.8)	0-9 (0.3 to 2.1)	0-7 (0.2 to 1.8)	0-5 (0.2 to 1.3)	0-3 (0.1 to 0.9)	0-3 (0.1 to 0.7)	0-2 (0.1 to 0.5)	0-2 (0.1 to 0.4)	0-1 (0.1 to 0.3)	0-1 (0.1 to 0.3)	0-1 (0.1 to 0.3)	0-1 (0.1 to 0.3)	14
Periodontal diseases	0 (0 to 0)	0 (0 to 0)	0 (0 to 0)	0 (0 to 0)	0 (0 to 0)	0 (0 to 0)	0-6 (0.1 to 3.5)	0-5 (0.2 to 2.1)	0-7 (0.2 to 2.1)	0-6 (0.2 to 1.7)	0-5 (0.2 to 1.5)	0-4 (0.1 to 1.2)	0-3 (0.1 to 0.9)	0-3 (0.1 to 0.8)	0-2 (0.1 to 0.7)	0-2 (0.1 to 0.6)	0-2 (0.1 to 0.5)	0-2 (0.1 to 0.5)	0-2 (0.1 to 0.5)	0-2 (0.1 to 0.5)	0-2 (0.1 to 0.5)	0-2 (0.1 to 0.5)	0-2 (0.1 to 0.5)	62-6
Other oral disorders	0 (0 to 0)	0 (0 to 0)	0 (0 to 0)	0-5 (1.4 to 3.9)	2-0 (1.4 to 4.4)	1-6 (0.9 to 4.3)	2-3 (1.3 to 5.6)	2-3 (1.3 to 5.6)	2-5 (1.4 to 5.9)	2-1 (1.2 to 5.1)	2-1 (1.2 to 3.1)	1-7 (1 to 2.5)	1-3 (0.8 to 2)	1-2 (0.8 to 2)	1-1 (0.7 to 1.8)	0-9 (0.5 to 1.4)	0-8 (0.5 to 1.2)	0-6 (0.4 to 0.9)	0-4 (0.2 to 0.6)	0-3 (0.1 to 0.5)	0-1 (0.1 to 0.3)	0-1 (0.1 to 0.3)	0-1 (0.1 to 0.3)	32-3
Sudden infant death syndrome	0-8 (0.3 to 2.1)	0-1 (0 to 0.2)	0-1 (0 to 0.5)	..	..	..	..	..	..	..	..	..	..	..	..	..	..	..	..	..	..	..	..	..	NA
Injuries	6-2 (3.7 to 11.2)	2-8 (0.9 to 11.7)	22-4 (12.2 to 41.3)	55-1 (31.2 to 91.3)	82-7 (57.2 to 116)	123 (88.8 to 163)	273 (200 to 315)	474 (311 to 717)	350 (212 to 537)	279 (160 to 431)	255 (156 to 395)	221 (141 to 332)	191 (107 to 287)	169 (117 to 246)	141 (103 to 197)	119 (89.1 to 157)	98.6 (70.2 to 128)	67.1 (52.1 to 85.7)	49.3 (31.8 to 65.5)	18.3 (14.5 to 22.4)	7.5 (5.9 to 9.4)	2.4 (1 to 3)	0.5 (0.4 to 0.7)	3,150
Transport injuries	0.8 (0.2 to 2.2)	0.2 (0.1 to 0.5)	3.3 (1.5 to 7.2)	8.6 (4.4 to 18.4)	24.3 (14.8 to 44.1)	31.6 (21.2 to 53.3)	36.7 (25.4 to 51)	39.3 (25.9 to 221)	37.6 (24.9 to 158)	32.6 (18.9 to 139)	29.4 (16.1 to 115)	25.6 (16.3 to 98.1)	22.1 (12.4 to 83.4)	19.6 (12.1 to 74.2)	16.3 (10.2 to 62)	13.8 (8.1 to 52.1)	11.4 (6.7 to 43.1)	7.8 (4.6 to 29.6)	5.7 (3.3 to 21.7)	2.1 (1.2 to 8.2)	0.7 (0.4 to 2.6)	0.2 (0.1 to 0.8)	0.1 (0.1 to 0.2)	907
Road injuries	0.8 (0.2 to 2.1)	0.2 (0.1 to 0.4)	3.3 (1.4 to 6.7)	8.6 (3.8 to 16.7)	24.3 (13.7 to 41.5)	31.6 (19.2 to 48.7)	36.7 (25.1 to 189)	39.3 (23.7 to 217)	37.6 (26.4 to 146)	32.6 (19.3 to

SR Table 2c: TransAfrica DALYS by cause and age group for males with 95% uncertainty intervals, 2019

Cause	Early Neonatal	Late Neonatal	Post Neonatal	1 to 4	5 to 9	10 to 14	15 to 19	20 to 24	25 to 29	30 to 34	35 to 39	40 to 44	45 to 49	50 to 54	55 to 59	60 to 64	65 to 69	70 to 74	75 to 79	80 to 84	85 to 89	90 to 94	95 plus	Total
All causes	6,830 (5,830 to 8,360)	2,770 (2,320 to 3,530)	4,680 (3,970 to 5,860)	11,400 (9,660 to 14,200)	3,030 (2,540 to 3,780)	3,040 (2,530 to 3,790)	4,290 (3,530 to 5,740)	3,400 (2,830 to 4,740)	3,240 (2,710 to 4,370)	3,240 (2,710 to 4,370)	3,240 (2,710 to 4,370)	3,240 (2,710 to 4,370)	3,240 (2,710 to 4,370)	3,240 (2,710 to 4,370)	3,240 (2,710 to 4,370)	3,240 (2,710 to 4,370)	3,240 (2,710 to 4,370)	3,240 (2,710 to 4,370)	3,240 (2,710 to 4,370)	3,240 (2,710 to 4,370)	3,240 (2,710 to 4,370)	3,240 (2,710 to 4,370)	142,000
Communicable, maternal, neonatal, and nutritional diseases	6,830 (5,830 to 8,360)	2,760 (2,320 to 3,530)	4,680 (3,970 to 5,860)	11,400 (9,660 to 14,200)	3,030 (2,540 to 3,780)	3,040 (2,530 to 3,790)	4,290 (3,530 to 5,740)	3,400 (2,830 to 4,740)	3,240 (2,710 to 4,370)	3,240 (2,710 to 4,370)	3,240 (2,710 to 4,370)	3,240 (2,710 to 4,370)	3,240 (2,710 to 4,370)	3,240 (2,710 to 4,370)	3,240 (2,710 to 4,370)	3,240 (2,710 to 4,370)	3,240 (2,710 to 4,370)	3,240 (2,710 to 4,370)	3,240 (2,710 to 4,370)	3,240 (2,710 to 4,370)	3,240 (2,710 to 4,370)	3,240 (2,710 to 4,370)	75,600
HIV/AIDS and sexually transmitted infections	416 (137 to 696)	80.5 (34 to 174)	311 (162 to 512)	597 (301 to 1,400)	225 (77 to 1,090)	867 (413 to 1,330)	1,990 (947 to 3,010)	1,210 (696 to 1,960)	1,210 (716 to 2,150)	2,440 (1,150 to 4,610)	2,440 (1,150 to 4,610)	2,440 (1,150 to 4,610)	3,630 (1,840 to 7,130)	3,630 (2,220 to 7,210)	4,080 (2,220 to 7,210)	3,510 (1,830 to 6,200)	2,270 (1,200 to 3,630)	1,300 (497 to 2,390)	629 (119 to 484)	260 (49 to 194)	102 (19 to 78.7)	41.0 (7.9 to 31.6)	0.2 (0.1 to 0.4)	25,700
HIV/AIDS	0 (0 to 0)	0.1 (0 to 0.1)	197 (89.1 to 343)	391 (196 to 1,090)	623 (264 to 1,990)	894 (413 to 1,330)	1,990 (926 to 3,000)	1,210 (696 to 1,960)	1,460 (707 to 2,700)	2,440 (1,140 to 4,600)	3,630 (1,840 to 7,110)	4,070 (2,210 to 7,200)	3,510 (1,830 to 6,200)	2,260 (1,180 to 3,810)	1,300 (490 to 2,370)	625 (265 to 1,180)	269 (118 to 484)	101 (49 to 194)	40 (19 to 78.3)	15.7 (7.6 to 30.7)	2.6 (0.9 to 5.4)	0.7 (0.2 to 1.5)	25,000
HIV/AIDS - Drug-susceptible Tuberculosis	0 (0 to 0)	0 (0 to 0)	16.3 (4.4 to 51.9)	30.3 (9.7 to 28.3)	9.4 (2.5 to 32)	19.4 (3.1 to 81.7)	77.9 (10.5 to 376)	103 (43.3 to 334)	190 (57.4 to 564)	111 (31.9 to 314)	201 (50.1 to 577)	370 (121 to 1,130)	331 (91.6 to 1,010)	205 (59.1 to 533)	128 (32.9 to 331)	69.1 (17.7 to 177)	27.3 (7.7 to 67)	11.6 (3.4 to 30.6)	4.6 (2.4 to 12.1)	0.8 (0.4 to 2.1)	0.2 (0.1 to 0.4)	0 (0 to 0)	2,110
HIV/AIDS - Multidrug-resistant Tuberculosis without extensive drug resistance	0 (0 to 0)	0 (0 to 0)	0.6 (0.2 to 2.1)	0.7 (0.2 to 2.1)	1.3 (0.3 to 4.5)	2.2 (0.4 to 11.1)	9.2 (1.2 to 44.6)	12.6 (5.1 to 41.6)	22.2 (6.7 to 66.1)	13 (3.7 to 36.8)	23.6 (5.9 to 67.8)	43.4 (14.2 to 132)	38.8 (10.7 to 118)	24.1 (6.9 to 62.5)	15 (3.9 to 38.9)	8.1 (2.1 to 20.8)	3.2 (0.9 to 7.9)	1.4 (0.4 to 3.6)	0.5 (0.3 to 1.4)	0.2 (0.1 to 0.5)	0 (0 to 0)	0 (0 to 0)	84.2
HIV/AIDS - Extensively drug-resistant Tuberculosis	0 (0 to 0)	0 (0 to 0)	0 (0 to 0)	0 (0 to 0)	0 (0 to 0)	0 (0 to 0)	0 (0 to 0)	0 (0 to 0)	0 (0 to 0)	0 (0 to 0)	0 (0 to 0)	0 (0 to 0)	0 (0 to 0)	0 (0 to 0)	0 (0 to 0)	0 (0 to 0)	0 (0 to 0)	0 (0 to 0)	0 (0 to 0)	0 (0 to 0)	0 (0 to 0)	0 (0 to 0)	0 (0 to 0)	1.1
HIV/AIDS resulting in other diseases	0 (0 to 0)	0 (0 to 0)	115 (79.1 to 331)	374 (179 to 1,370)	588 (245 to 1,270)	806 (261 to 1,270)	1,760 (720 to 3,280)	1,120 (606 to 1,740)	1,250 (610 to 2,650)	2,230 (1,010 to 4,460)	3,660 (1,760 to 6,900)	3,660 (1,760 to 6,900)	3,170 (1,490 to 6,460)	2,030 (962 to 3,690)	1,170 (517 to 2,260)	537 (234 to 1,120)	227 (96.6 to 467)	89.4 (29.4 to 181)	34.3 (10.2 to 72.3)	6.8 (1.8 to 16)	2.6 (0.7 to 5.7)	0.1 (0 to 0.3)	22,800
Sexually transmitted infections excluding HIV	416 (137 to 696)	80.5 (34 to 174)	114 (31.3 to 276)	206 (77 to 1,090)	34.8 (8.8 to 64.4)	72.6 (9.5 to 1,090)	230 (41.6 to 1,090)	89.4 (27.7 to 1,090)	20.1 (6.2 to 64.4)	0.2 (0 to 0.7)	0.1 (0 to 0.4)	0.2 (0 to 0.9)	0.1 (0 to 0.4)	0.1 (0 to 0.4)	0.1 (0 to 0.4)	0.1 (0 to 0.4)	0.1 (0 to 0.4)	0.1 (0 to 0.4)	0.1 (0 to 0.4)	0.1 (0 to 0.4)	0.1 (0 to 0.4)	0.1 (0 to 0.4)	682
Syphilis	0 (0 to 0)	0 (0 to 0)	114 (31.3 to 276)	206 (77 to 1,090)	34.8 (8.8 to 64.4)	72.6 (9.5 to 1,090)	230 (41.6 to 1,090)	89.4 (27.7 to 1,090)	20.1 (6.2 to 64.4)	0.2 (0 to 0.7)	0.1 (0 to 0.4)	0.2 (0 to 0.9)	0.1 (0 to 0.4)	0.1 (0 to 0.4)	0.1 (0 to 0.4)	0.1 (0 to 0.4)	0.1 (0 to 0.4)	0.1 (0 to 0.4)	0.1 (0 to 0.4)	0.1 (0 to 0.4)	0.1 (0 to 0.4)	0.1 (0 to 0.4)	640
Chlamydial infection	0 (0 to 0)	0 (0 to 0)	0 (0 to 0)	0 (0 to 0)	0 (0 to 0)	0 (0 to 0)	0 (0 to 0)	0 (0 to 0)	0 (0 to 0)	0 (0 to 0)	0 (0 to 0)	0 (0 to 0)	0 (0 to 0)	0 (0 to 0)	0 (0 to 0)	0 (0 to 0)	0 (0 to 0)	0 (0 to 0)	0 (0 to 0)	0 (0 to 0)	0 (0 to 0)	0 (0 to 0)	0 (0 to 0)	7.6
Gonococcal infection	0 (0 to 0)	0 (0 to 0)	0 (0 to 0)	0 (0 to 0)	0 (0 to 0)	0 (0 to 0)	0 (0 to 0)	0 (0 to 0)	0 (0 to 0)	0 (0 to 0)	0 (0 to 0)	0 (0 to 0)	0 (0 to 0)	0 (0 to 0)	0 (0 to 0)	0 (0 to 0)	0 (0 to 0)	0 (0 to 0)	0 (0 to 0)	0 (0 to 0)	0 (0 to 0)	0 (0 to 0)	0 (0 to 0)	6.9
Trichomoniasis	0 (0 to 0)	0 (0 to 0)	0 (0 to 0)	0 (0 to 0)	0 (0 to 0)	0 (0 to 0)	0 (0 to 0)	0 (0 to 0)	0 (0 to 0)	0 (0 to 0)	0 (0 to 0)	0 (0 to 0)	0 (0 to 0)	0 (0 to 0)	0 (0 to 0)	0 (0 to 0)	0 (0 to 0)	0 (0 to 0)	0 (0 to 0)	0 (0 to 0)	0 (0 to 0)	0 (0 to 0)	0 (0 to 0)	2.3
Genital herpes	0 (0 to 0)	0 (0 to 0)	0 (0 to 0)	0 (0 to 0)	0 (0 to 0)	0 (0 to 0)	0 (0 to 0)	0 (0 to 0)	0 (0 to 0)	0 (0 to 0)	0 (0 to 0)	0 (0 to 0)	0 (0 to 0)	0 (0 to 0)	0 (0 to 0)	0 (0 to 0)	0 (0 to 0)	0 (0 to 0)	0 (0 to 0)	0 (0 to 0)	0 (0 to 0)	0 (0 to 0)	0 (0 to 0)	21.5
Other sexually transmitted infections	0 (0 to 0)	0 (0 to 0)	0 (0 to 0)	0 (0 to 0)	0 (0 to 0)	0 (0 to 0)	0 (0 to 0)	0 (0 to 0)	0 (0 to 0)	0 (0 to 0)	0 (0 to 0)	0 (0 to 0)	0 (0 to 0)	0 (0 to 0)	0 (0 to 0)	0 (0 to 0)	0 (0 to 0)	0 (0 to 0)	0 (0 to 0)	0 (0 to 0)	0 (0 to 0)	0 (0 to 0)	0 (0 to 0)	13.5
Respiratory infections and tuberculosis	498 (202 to 743)	202 (160 to 997)	1,160 (269 to 994)	592 (269 to 994)	246 (209 to 418)	209 (182 to 403)	169 (163 to 402)	196 (171 to 402)	196 (171 to 402)	196 (171 to 402)	196 (171 to 402)	196 (171 to 402)	196 (171 to 402)	196 (171 to 402)	196 (171 to 402)	196 (171 to 402)	196 (171 to 402)	196 (171 to 402)	196 (171 to 402)	196 (171 to 402)	196 (171 to 402)	196 (171 to 402)	11,900
Tuberculosis	0 (0 to 0)	0 (0 to 0)	0 (0 to 0)	0 (0 to 0)	0 (0 to 0)	0 (0 to 0)	0 (0 to 0)	0 (0 to 0)	0 (0 to 0)	0 (0 to 0)	0 (0 to 0)	0 (0 to 0)	0 (0 to 0)	0 (0 to 0)	0 (0 to 0)	0 (0 to 0)	0 (0 to 0)	0 (0 to 0)	0 (0 to 0)	0 (0 to 0)	0 (0 to 0)	0 (0 to 0)	0 (0 to 0)	5,460
Latent tuberculosis infection	0 (0 to 0)	0 (0 to 0)	0 (0 to 0)	0 (0 to 0)	0 (0 to 0)	0 (0 to 0)	0 (0 to 0)	0 (0 to 0)	0 (0 to 0)	0 (0 to 0)	0 (0 to 0)	0 (0 to 0)	0 (0 to 0)	0 (0 to 0)	0 (0 to 0)	0 (0 to 0)	0 (0 to 0)	0 (0 to 0)	0 (0 to 0)	0 (0 to 0)	0 (0 to 0)	0 (0 to 0)	0 (0 to 0)	0
Drug-susceptible tuberculosis	0 (0 to 0)	0 (0 to 0)	20.6 (4.9 to 41.4)	69.1 (17.2 to 146)	28.6 (7.6 to 59.2)	29.3 (7.3 to 59.2)	295 (103 to 600)	191 (64.4 to 513)	697 (270 to 1,660)	532 (232 to 1,130)	926 (396 to 2,020)	962 (398 to 2,030)	682 (227 to 1,640)	456 (216 to 883)	453 (127 to 917)	415 (200 to 760)	244 (110 to 427)	107 (49.2 to 196)	176 (68.2 to 337)	69 (28.2 to 135)	66.7 (28.2 to 127)	29.7 (16.7 to 48)	5,290
Multidrug-resistant tuberculosis without extensive drug resistance	0 (0 to 0)	0 (0 to 0)	0.7 (0.2 to 2.3)	2.5 (0.6 to 5.3)	1.1 (0.3 to 5.3)	0.9 (0.3 to 4.7)	3.5 (0.5 to 17.1)	4.7 (0.4 to 12.6)	8.6 (2.5 to 24.6)	19.1 (5.6 to 56)	17.7 (5.9 to 48.1)	15.2 (5.5 to 37.5)	14.6 (3.4 to 72.7)	10.4 (3.9 to 23.6)	10.6 (3.4 to 24.6)	9.3 (3.3 to 24.6)	5.9 (2.3 to 20.1)	2.4 (0.7 to 7.2)	0.1 (0.1 to 0.2)	0.2 (0.1 to 0.7)	0.1 (0 to 0.2)	0 (0 to 0)	170
Extensively drug-resistant tuberculosis	0 (0 to 0)	0 (0 to 0)	0 (0 to 0)	0 (0 to 0)	0 (0 to 0)	0 (0 to 0)	0 (0 to 0)	0 (0 to 0)	0 (0 to 0)	0 (0 to 0)	0 (0 to 0)	0 (0 to 0)	0 (0 to 0)	0 (0 to 0)	0 (0 to 0)	0 (0 to 0)	0 (0 to 0)	0 (0 to 0)	0 (0 to 0)	0 (0 to 0)	0 (0 to 0)	0 (0 to 0)	0 (0 to 0)	2.3
Lower respiratory infections	498 (201 to 743)	201 (161 to 997)	998 (269 to 994)	503 (269 to 994)	138 (113 to 359)	127 (99.5 to 337)	166 (111 to 329)	196 (161 to 315)	166 (73.3 to 260)	140 (61.8 to 216)	133 (58.7 to 206)	165 (72.8 to 255)	165 (72.8 to 255)	207 (102 to 356)	205 (101 to 334)	289 (152 to 529)	240 (129 to 561)	329 (177 to 647)	333 (188 to 633)	277 (167 to 433)	193 (117 to 320)	82.5 (51.1 to 120)	22.6 (16.2 to 32.9)	6.6 (4.7 to 9.7)	5,960
Upper respiratory infections	0.3 (0.1 to 0.4)	1.3 (0.7 to 2.4)	23.7 (7.7 to 47.2)	89.2 (27.9 to 196)	90.4 (49.4 to 145)	87.3 (49.4 to 145)	60.8 (41.6 to 145)	65 (41.6 to 145)	330 (34.3 to 713)	407 (34.3 to 713)	42 (21.4 to 82.3)	34 (14.8 to 74.3)	35 (13.8 to 44.9)	19.3 (8.6 to 33.7)	19.4 (7.4 to 33.4)	11.9 (4.5 to 17.2)	7.6 (4.3 to 14.4)	5.2 (2.4 to 9.3)	3.2 (1.4 to 5.3)	1.8 (0.7 to 3.2)	0.8 (0.4 to 1.5)	0.3 (0.2 to 0.4)	0.1 (0 to 0.2)	657
Otitis media	0 (0 to 0)	0.2 (0.1 to 0.4)	3.6 (1.5 to 6.9)	20.1 (7.7 to 46.3)	44.3 (19.1 to 73.7)	31 (14.5 to 46.2)	27.2 (14.5 to 46.2)	24.4 (10.7 to 46.1)	13.9 (7.6 to 20.2)	9.9 (4.3 to 15.5)	7.4 (2.7 to 12.6)	5.2 (2.7 to 9.2)	4.7 (2.3 to 9.5)	3.4 (1.7 to 6.7)	2.7 (1.4 to 4.7)	1.9 (0.9 to 3.3)	1.4 (0.7 to 2.3)	0.9 (0.5 to 1.7)	0.5 (0.2 to 1.2)	0.2 (0.1 to 0.4)	0.1 (0 to 0.2)	0 (0 to 0)	218
Enteric infections	1,760 (1,160 to 2,660)	1,170 (777 to 2,060)	1,740 (684 to 2,660)	6,190 (3,880 to 9,200)	1,110 (530 to 1,700)	1,110 (530 to 1,700)	694 (330 to 1,060)	1,040 (497 to 1,590)	513 (244 to 784)	771 (366 to 1,180)	1,160 (552 to 1,770)	1,740 (827 to 2,660)	2,320 (1,100 to 3,540)	2,320 (1,100 to 3,540)	2,320 (1,100 to 3,540)	2,320 (1,100 to 3,540)	2,320 (1,100 to 3,540)	2,320 (1,100 to 3,540)	2,320 (1,100 to 3,540)	2,320 (1,100 to 3,540)	2,320 (1,100 to 3,540)	2,320 (1,100 to 3,540)	2,320 (1,100 to 3,540)	69,000
Diarrheal diseases	1,760 (1,160 to 2,660)	1,170 (777 to 2,060)	1,740 (684 to 2,660)	6,190 (3,880 to 9,200)	1,110 (530 to 1,700)	1,110 (530 to 1,700)	694 (330 to 1,060)	1,040 (497 to 1,590)	513 (244 to 784)	771 (366 to 1,180)	1,160 (552 to 1,770)	1,740 (827 to 2,660)	2,320 (1,100 to 3,540)	2,320 (1,100 to 3,540)	2,320 (1,100 to 3,540)	2,320 (1,100 to 3,540)	2,320 (1,100 to 3,540)	2,320 (1,100 to 3,540)	2,320 (1,100 to 3,540)	2,320 (1,100 to 3,540)	2,320 (1,100 to 3,540)	2,320 (1,100 to 3,540)	2,320 (1,100 to 3,540)	69,000
Typhoid and paratyphoid	0 (0 to 0)	0 (0 to 0)	0 (0.2 to 1.9)	0 (0 to 0)	135 (57.4 to 479)	270 (75 to 460)	240 (99.6 to 549)	240 (92.9 to 539)	135 (31.7 to 240)	69.4 (19.8 to 104)	39.5 (9.2 to 59.4)	19.1 (5.2 to 36.4)	15.2 (3.5 to 23.9)	8.7 (2.1 to 19.2)	5.1 (2.7 to 19.7)	2.9 (1.4 to 12.2)	1.1 (1.1 to 9.2)	0.4 (0.4 to 2.4)	0.2 (0.2 to 1.2)	0.1 (0.1 to 0.6)	0 (0 to 0)	0 (0 to 0)	1,160
Typhoid fever	0 (0 to 0)	0 (0 to 0)	0.7 (0.2 to 1.9)	202 (54.3 to 461)	202 (72.5 to 441)	202 (69.7 to 527)	229 (79.9 to 517)	97 (30.3 to 229)	43.4 (9.9 to 87.3)	27.7 (6.6 to 57.3)	16.4 (3.4 to 32.6)	9.6 (2.3 to 18.9)	6.8 (1.6 to 13.2)	4.1 (1.1 to 8.6)	2.6 (1.1 to 7.2)	1.9 (0.7 to 6.1)	1.1 (0.4 to 4.2)	0.4 (0.2 to 1.5)	0.2 (0.1 to 0.5)	0.1 (0 to 0.2)	0 (0 to 0)	0 (0 to 0)	1,110
Paratyphoid fever	0 (0 to 0)	0 (0 to 0)	0 (0 to 0.1)	0 (0 to 0)	0.3 (0.1 to 2.9)	1.2 (0.4 to 2.2)	1.2 (0.3 to 2.8)	0.3 (0.1 to 0.8)	0.1 (0 to 0.3)	0.1 (0 to 0.2)	0.1 (0 to 0.2)	0.1 (0 to 0.2)	0.1 (0 to 0.2)	0.1 (0 to 0.2)	0.1 (0 to 0.2)	0.1 (0 to 0.2)	0.1 (0 to 0.2)	0.1 (0 to 0.2)	0.1 (0 to 0.2)	0.1 (0 to 0.2)	0.1 (0 to 0.2)	0.1 (0 to 0.2)	0.1 (0 to 0.2)	50.6
Invasive Non-typhoidal Salmonella (iNTS)	0 (0 to 0)	0.3 (0.2 to 15.1)	127 (61.5 to 272)	643 (267 to 1,300)	157 (77.5 to 377)	66.6 (34.6 to 145)	47.6 (17.6 to 104)	47 (18.9 to 104)	43.4 (12.6 to 84.7)	27.7 (11.5 to 71.2)	26 (9.7 to 67.4)	19.6 (6.9 to 37.9)	16.4 (4.9 to 37.4)	11.4 (4.6 to 31.4)	9.1 (3.9 to 29.9)	6.4 (3.1 to 27.4)	3.9 (2.1 to 18.9)	2.4 (1.2 to 11.9)	1.4 (0.6 to 6.4)	0.6 (0.2 to 2.8)	0.2 (0.1 to 0.9)	0.1 (0 to 0.3)	1,370
Other intestinal infectious diseases	0 (0 to 0)	0 (0 to 0)	0.4 (0 to 1.4)	2.7 (0.2 to 10.3)	0.6 (0.1 to 1.6)	0.4 (0.1 to 1.6)	0.4 (0 to 1.3)	0.3 (0 to 1.1)	0.1 (0 to 0.3)	0.1 (0 to 0.3)	0.1 (0 to 0.3)	0.1 (0 to 0.3)	0.1 (0 to 0.3)	0.1 (0 to 0.3)	0.1 (0 to 0.3)	0.1 (0 to 0.3)	0.1 (0 to 0.3)	0.1 (0 to 0.3)	0.1 (0 to 0.3)	0.1 (0 to 0.3)	0.1 (0 to 0.3)	0.1 (0 to 0.3)	0.1 (0 to 0.3)	9.4
Neglected tropical diseases and malaria	2,070 (1,160 to 3,180)	1,170 (777 to 2,060)	1,740 (683 to 2,660)	6,190 (3,880 to 9,200)	1,110 (530 to 1,700)	1,110 (530 to 1,700)	694 (330 to 1,060)	1,040 (497 to 1,590)	513 (244 to 784)	771 (366 to 1,180)	1,160 (552 to 1,770)	1,740 (827 to 2,660)	2,320 (1,100 to 3,540)	2,320 (1,100 to 3,540)	2,320 (1,100 to 3,540)	2,320 (1,100 to 3,540)	2,320 (1,100 to 3,540)	2,320 (1,100 to 3,540)	2,320 (1,100 to 3,540)	2,320 (1,100 to 3,540)	2,320 (1,100 to 3,540)	2,320 (1,100 to 3,540)	2,320 (1,100 to 3,540)	69,000
Malaria	1,760 (1,160 to 2,660)	1,170 (777 to 2,060)	1,740 (683 to 2,660)	6,190 (3,880 to 9,200)	1,110 (530 to 1,700)	1,110 (530 to 1,700)	694 (330 to 1,060)	1,040 (497 to 1,590)	513 (244 to 784)	771 (366 to 1,180)	1,160 (552 to 1,770)	1,740 (827 to 2,660)	2,320 (1,100 to 3,540)	2,320 (1,100 to 3,540)	2,320 (1,100 to 3,540)	2,320 (1,100 to 3,540)	2,320 (1,100 to 3,540)	2,320 (1,100 to 3,540)	2,320 (1,100 to 3,540)	2,320 (1,100 to 3,540)	2,320 (1,100 to 3,540)	2,320 (1,100 to 3,540)	2,320 (1,100 to 3,540)	69,000
Chagas disease	0 (0 to 0)	0 (0 to 0)	0 (0 to 0)	0 (0 to 0)	0 (0 to 0)	0 (0 to 0)	0 (0 to 0)	0 (0 to 0)	0 (0 to 0)	0 (0 to 0)	0 (0 to 0)	0 (0 to 0)	0 (0 to 0)	0 (0 to 0)	0 (0 to 0)	0 (0 to 0)	0 (0 to 0)	0 (0 to 0)	0 (0 to 0)	0 (0 to 0)	0 (0 to 0)	0 (0 to 0)	0 (0 to 0)	0
Leishmaniasis	0 (0 to 0)	0 (0 to 0)	0 (0 to 0.1)	0 (0 to 0.1)	0 (0 to 0.2)	0 (0 to 0.2)	0 (0 to 0.4)	0 (0 to 0.3)	0 (0 to 0.3)	0 (0 to 0.3)	0 (0 to 0.2)	0 (0 to 0.2)	0 (0 to 0.1)	0 (0 to 0.1)	0 (0 to 0.1)	0 (0 to 0.1)	0 (0 to 0.1)	0 (0 to 0.1)	0 (0 to 0.1)	0 (0 to 0.1)	0 (0 to 0.1)	0 (0 to 0.1)	0 (0 to 0.1)	0 (0 to 0.1)	2.4
Visceral leishmaniasis	0 (0 to 0)	0 (0 to 0)	0 (0 to 0)	0 (0 to 0)	0 (0 to 0)	0 (0 to 0)	0 (0 to 0)	0 (0 to 0)	0 (0 to 0)	0 (0 to 0)	0 (0 to 0)	0 (0 to 0)	0 (0 to 0)	0 (0 to 0)	0 (0 to 0)	0 (0 to 0)	0 (0 to 0)	0 (0 to 0)	0 (0 to 0)	0 (0 to 0)	0 (0 to 0)	0 (0 to 0)	0 (0 to 0)	0 (0 to 0)	0
Cutaneous and mucocutaneous leishmaniasis	0 (0 to 0)	0 (0 to 0)	0 (0 to 0.1)	0 (0 to 0.1)	0 (0 to 0.2)	0 (0 to 0.2)	0 (0 to 0.4)	0 (0 to 0.3)	0 (0 to 0.3)	0 (0 to 0.3)	0 (0 to 0.2)	0 (0 to 0.2)	0 (0 to 0.1)	0 (0 to 0.1)	0 (0 to 0.1)	0 (0 to 0.1)	0 (0 to 0.1)	0 (0 to 0.1)	0 (0 to 0.1)	0 (0 to 0.1)	0 (0 to 0.1)	0 (0 to 0.1)	0 (0 to 0.1)	0 (0 to 0.1)	2.4
African trypanosomiasis	0 (0 to 0)	0 (0 to 0)	0 (0 to 0)	0 (0 to 0)	0 (0 to 0)	0 (0 to 0)	0 (0 to 0)	0 (0 to 0)	0 (0 to 0)	0 (0 to 0)	0 (0 to 0)	0 (0 to 0)	0 (0 to 0)	0 (0 to 0)	0 (0 to 0)	0 (0 to 0)	0 (0 to 0)	0 (0 to 0)	0 (0 to 0)	0 (0 to 0)	0 (0 to 0)	0 (0 to 0)	0 (0 to 0)	0 (0 to 0)	0
Schistosomiasis	0 (0 to 0)	0 (0 to 0)	3.6 (1.5 to 8.9)	24 (9.2 to 57.6)	24.5 (9.4 to 57.6)	37.9 (14.7 to 82)	43.1 (17.4 to 91.4)	45 (18.4 to 93.4)	44.1 (17.4 to 92.9)	32.7 (12.9 to 68.7)	29.6 (11.4 to 62.5)	20 (8.6 to 33.5)	15.9 (5.1 to 32.7)	13.2 (3.9 to 31.2)	10.1 (2.1 to 27.4)	8.6 (2.1 to 23.1)	5.3 (1.4 to 13.3)	1.4 (0.5 to 3.7)	0.5 (0.1 to 2.4)	0.2 (0.1 to 0.6)	0.1 (0 to 0.2)	0 (0 to 0)	372
Cysticercosis	0 (0 to 0)	0 (0 to 0)	0.1 (0 to 0.3)	0.3 (0 to 0.8)	0.6 (0 to 1.6)	2.3 (0.1 to 5.6)	5.5 (0.1 to 11.1)	6.1 (0.1 to 14.1)	5.7 (0.1 to 13.4)	4.3 (0.1 to 10.2)	3.8 (0.1 to 9.1)	2.6 (0.1 to 6.2)	2.1 (0.1 to 5.1)	1.7 (0.1 to 4.2)	1.3 (0.1 to 3.3)	1.1 (0.1 to 2.8)	0.7 (0 to 1.9)	0.3 (0 to 0.9)	0.1 (0 to 0.4)	0.1 (0 to 0.2)	0 (0 to 0.1)	0 (0 to 0)	69.1
Cystic echinococcosis	0 (0 to 0)	0 (0 to 0)	0 (0 to 0.2)	0 (0 to 0.3)	0 (0 to 0.3)	0 (0 to 0.3)	0 (0 to 0.3)	0 (0 to 0.3)	0 (0 to 0.3)	0 (0 to 0.3)	0 (0 to 0.3)	0 (0 to 0.3)	0 (0 to 0.3)	0 (0 to 0.3)	0 (0 to 0.3)	0 (0 to 0.3)	0 (0 to 0.3)	0 (0 to 0.3)	0 (0 to 0.3)	0 (0 to 0.3)	0 (0 to 0.3)	0 (0 to 0.3)	0 (0 to 0.3)	0 (0 to 0.3)	9.6
Lymphatic filariasis	0 (0 to 0)	0 (0 to 0)	0 (0 to 0)	0 (0 to 0)	0 (0 to 0)	0 (0 to 0)	0 (0 to 0)	0 (0 to 0)	0 (0 to 0)	0 (0 to 0)	0 (0 to 0)	0 (0 to 0)	0 (0 to 0)	0 (0 to 0)	0 (0 to 0)	0 (0 to 0)	0 (0 to 0)	0 (0 to 0)	0 (0 to 0)	0 (0 to 0)	0 (0 to 0)	0 (0 to 0)	0 (0 to 0)	0 (0 to 0)	150
Onchocerciasis	0 (0 to 0)	0 (0 to 0)	0 (0 to 0)	0 (0 to 0)	0 (0 to 0)	0 (0 to 0)	0 (0 to 0)	0 (0 to 0)	0 (0 to 0)	0 (0 to 0)	0 (0 to 0)	0 (0 to 0)	0 (0 to 0)	0 (0 to 0)	0 (0 to 0)	0 (0 to 0)	0 (0 to 0)	0 (0 to 0)	0 (0 to 0)	0 (0 to 0)	0 (0 to 0)	0 (0 to 0)	0 (0 to 0)	0 (0 to 0)	0
Trachoma	0 (0 to 0)	0 (0 to 0)	0 (0 to 0)	0 (0 to 0)	0 (0 to 0)	0 (0 to 0)	0 (0 to 0)	0 (0 to 0)	0 (0 to 0)	0 (0 to 0)	0 (0 to 0)	0 (0 to 0)	0 (0 to 0)	0 (0 to 0)	0 (0 to 0)	0 (0 to 0)	0 (0 to 0)	0 (0 to 0)	0 (0 to 0)	0 (0 to 0)	0 (0 to 0)	0 (0 to 0)	0 (0 to 0)	0 (0 to 0)	0
Dengue	0 (0 to 0)	0 (0 to 0)	0.2 (0 to 0.6)	0.7 (0 to 2.3)	1.6 (0 to 6.1)	0.9 (0 to 4.4)	1.2 (0 to 3.4)	0.9 (0 to 3.1)	0.7 (0 to 2.1)	0.9 (0 to 2.7)	0.7 (0 to 2.1)	0.5 (0 to 1.2)	0.2 (0 to 0.6)	0.2 (0 to 0.6)	0.2 (0 to 0.6)	0.2 (0 to 0.6)	0.2 (0 to 0.6)	0.2 (0 to 0.6)	0.2 (0 to 0.6)	0.2 (0 to 0.6)	0.2 (0 to 0.6)	0.2 (0 to 0.6)	0.2 (0 to 0.6)	10.7
Yellow fever	0 (0 to 0)	0 (0 to 0)	0 (0 to 0.4)	0.1 (0 to 0.6)	0.4 (0.2 to 1.2)	0.3 (0 to 1.2)	0.4 (0 to 1.2)	0.3 (0 to 0.9)	0.2 (0 to 0.6)	0.2 (0 to 0.6)	0.2 (0 to 0.6)	0.2 (0 to 0.6)	0.2 (0 to 0.6)	0.2 (0 to 0.6)	0.2 (0 to 0.6)	0.2 (0 to 0.6)	0.2 (0 to 0.6)	0.2 (0 to 0.6)	0.2 (0 to 0.6)	0.2 (0 to 0.6)	0.2 (0 to 0.6)	0.2 (0 to 0.6)	0.2 (0 to 0.6)	24.4
Rabies	0 (0 to 0)	0 (0 to 0)	0.1 (0 to 0.9)	0.4 (0 to 1.9)	1.3 (0.2 to 5.1)	0.8 (0 to 3.4)	1.1 (0 to 3.1)	0.8 (0 to 2.6)	0.6 (0 to 1.7)	0.8 (0 to 2.2)	0.6 (0 to 1.7)	0.4 (0 to 1.1)	0.2 (0 to 0.5)	0.2 (0 to 0.5)	0.2 (0 to 0.5)	0.2 (0 to 0.5)	0.2 (0 to 0.5)	0.2 (0 to 0.5)	0.2 (0 to 0.5)	0.2 (0 to 0.5)	0.2 (0 to 0.5)	0.2 (0 to 0.5)	0.2 (0 to 0.5)	10.2
Intestinal nematode infections	0 (0 to 0)	0 (0 to 0)	0 (0 to 0.2)	0 (0 to 1.5)	0 (0 to 1.9)	0 (0 to 1.9)	0 (0 to 1.9)	0 (0 to 1.9)	0 (0 to 1.9)	0 (0 to 1.9)	0 (0 to 1.9)	0 (0 to 1.9)	0 (0 to 1.9)	0 (0 to 1.9)	0 (0 to 1.9)	0 (0 to 1.9)	0 (0 to 1.9)





SR Table 2a. Tarlana DALYS by cause and sex group for males with 95% uncertainty intervals, 2019

Cause	Sex=Neonatal	Late Neonatal	Post Neonatal	1 to 4	5 to 9	10 to 14	15 to 19	20 to 24	25 to 29	30 to 34	35 to 39	40 to 44	45 to 49	50 to 54	55 to 59	60 to 64	65 to 69	70 to 74	75 to 79	80 to 84	85 to 89	90 to 94	95 plus	Total
All causes	28,200 (26,200 to 30,200)	4,090 (3,870 to 4,790)	26,100 (27,600 to 30,200)	23,700 (24,900 to 43,600)	13,900 (15,200 to 17,700)	13,100 (15,600 to 19,200)	22,200 (26,500 to 33,400)	19,000 (24,100 to 33,900)	19,000 (24,100 to 33,900)	19,000 (24,100 to 33,900)	19,000 (24,100 to 33,900)	19,000 (24,100 to 33,900)	19,000 (24,100 to 33,900)	19,000 (24,100 to 33,900)	19,000 (24,100 to 33,900)	17,000 (22,000 to 33,900)	15,000 (19,700 to 33,900)	11,000 (8,000 to 15,900)	6,780 (5,740 to 10,000)	3,020 (2,620 to 5,460)	1,450 (786 to 2,930)	1,270 (1,090 to 2,370)	1,280 (2,490 to 4,110)	998 (968 to 1,320)	990 (1,190 to 1,810)	1,270 (1,220 to 2,040)	998 (968 to 1,320)	1,280 (1,220 to 2,040)	1,270



SR Table 2a: Series DALYS by cause and age group for males with 95% uncertainty intervals, 2019

Cause	Early Neonatal	Late Neonatal	Post Neonatal	1 to 4	5 to 9	10 to 14	15 to 19	20 to 24	25 to 29	30 to 34	35 to 39	40 to 44	45 to 49	50 to 54	55 to 59	60 to 64	65 to 69	70 to 74	75 to 79	80 to 84	85 to 89	90 to 94	95 plus	Total
All causes	4,600 (4,300 to 4,900)	3,110 (2,900 to 3,360)	9,940 (8,790 to 11,300)	7,630 (6,740 to 8,590)	10,300 (9,080 to 11,600)	14,400 (12,600 to 16,400)	21,800 (17,300 to 27,300)	27,600 (22,600 to 33,900)	34,500 (28,100 to 41,900)	42,000 (34,500 to 50,200)	52,600 (43,200 to 62,100)	69,500 (53,900 to 79,200)	93,700 (69,100 to 112,000)	116,000 (83,100 to 140,000)	151,000 (105,000 to 185,000)	210,000 (139,000 to 260,000)	290,000 (174,000 to 370,000)	391,000 (216,000 to 513,000)	491,000 (247,000 to 660,000)	610,000 (266,000 to 849,000)	720,000 (266,000 to 1,060,000)	3,290 (1,060 to 6,120)	1,720,000 (1,620,000 to 1,830,000)
Communicable, maternal, neonatal, and nutritional diseases	3,760 (3,520 to 3,990)	2,900 (2,720 to 3,080)	2,410 (1,980 to 2,890)	2,960 (2,580 to 3,350)	2,160 (1,910 to 2,430)	1,610 (1,370 to 1,920)	1,660 (1,350 to 2,020)	1,960 (1,490 to 2,560)	2,260 (1,670 to 2,960)	2,450 (1,870 to 3,200)	2,700 (2,060 to 3,510)	2,790 (2,150 to 3,630)	2,790 (2,170 to 3,570)	2,830 (2,200 to 3,700)	2,830 (2,200 to 3,700)	3,110 (2,350 to 4,060)	3,700 (2,670 to 4,970)	4,370 (2,930 to 6,290)	5,200 (3,210 to 8,000)	5,690 (2,990 to 9,280)	6,060 (2,990 to 11,100)	381 (259 to 585)	64.4 (59.5 to 69.9)	59,900
HIV/AIDS and sexually transmitted infections	112 (32 to 296)	311 (104 to 844)	1,040 (313 to 2,710)	13.9 (11.2 to 16.9)	4.7 (3.7 to 5.9)	10.3 (8.1 to 12.7)	29.4 (23.1 to 36.1)	59.6 (47.1 to 73.2)	97.6 (77.1 to 120)	142 (112 to 176)	202 (159 to 249)	290 (197 to 357)	397 (266 to 492)	510 (339 to 633)	650 (399 to 810)	1,000 (586 to 1,270)	1,540 (866 to 1,980)	2,190 (1,110 to 2,850)	2,900 (1,360 to 3,810)	3,410 (1,610 to 4,610)	3,740 (1,610 to 5,410)	2.2 (1.6 to 3.1)	0.2 (0.1 to 0.3)	1,920
HIV/AIDS	0 (0 to 0)	0 (0 to 0)	1.4 (0.6 to 3.4)	1.9 (0.9 to 3.5)	1.4 (0.6 to 3)	1.4 (0.6 to 3)	13.4 (5.9 to 30.4)	35.4 (17.4 to 69.2)	69.7 (37.9 to 113)	107 (67 to 145)	158 (100 to 209)	179 (103 to 229)	197 (103 to 259)	199 (99.6 to 253)	179 (82 to 229)	186 (76.9 to 233)	203 (72.3 to 261)	209 (63.2 to 268)	213 (49.3 to 272)	211 (37.1 to 270)	208 (29.2 to 267)	0.2 (0.2 to 0.3)	0 (0 to 0)	1,130
HIV/AIDS - Drug-susceptible Tuberculosis	0 (0 to 0)	0 (0 to 0)	0.6 (0.6 to 0.9)	0.9 (0.9 to 1)	0.7 (0.6 to 0.9)	0.7 (0.6 to 0.9)	9.3 (7.6 to 11.6)	25 (20.6 to 30.2)	51.5 (42.9 to 61.6)	81.6 (68.9 to 96.1)	125 (105 to 147)	147 (123 to 173)	169.1 (139 to 199)	171 (138 to 201)	154 (122 to 181)	160 (117 to 190)	174 (122 to 207)	180 (111 to 214)	183 (86.1 to 218)	181 (66.1 to 216)	179 (51.9 to 214)	0.2 (0.1 to 0.3)	0 (0 to 0)	640
HIV/AIDS - Multidrug-resistant Tuberculosis without extra	0 (0 to 0)	0 (0 to 0)	0 (0 to 0)	0 (0 to 0)	0 (0 to 0)	0 (0 to 0)	0 (0 to 0)	0 (0 to 0)	0 (0 to 0)	0 (0 to 0)	0 (0 to 0)	0 (0 to 0)	0 (0 to 0)	0 (0 to 0)	0 (0 to 0)	0 (0 to 0)	0 (0 to 0)	0 (0 to 0)	0 (0 to 0)	0 (0 to 0)	0 (0 to 0)	0 (0 to 0)	0 (0 to 0)	0 (0 to 0)	0
HIV/AIDS - Extensively drug-resistant Tuberculosis	0 (0 to 0)	0 (0 to 0)	0 (0 to 0)	0 (0 to 0)	0 (0 to 0)	0 (0 to 0)	0 (0 to 0)	0 (0 to 0)	0 (0 to 0)	0 (0 to 0)	0 (0 to 0)	0 (0 to 0)	0 (0 to 0)	0 (0 to 0)	0 (0 to 0)	0 (0 to 0)	0 (0 to 0)	0 (0 to 0)	0 (0 to 0)	0 (0 to 0)	0 (0 to 0)	0 (0 to 0)	0 (0 to 0)	0 (0 to 0)	0
HIV/AIDS resulting in other diseases	0 (0 to 0)	0 (0 to 0)	0 (0 to 0)	0 (0 to 0)	0 (0 to 0)	0 (0 to 0)	0 (0 to 0)	0 (0 to 0)	0 (0 to 0)	0 (0 to 0)	0 (0 to 0)	0 (0 to 0)	0 (0 to 0)	0 (0 to 0)	0 (0 to 0)	0 (0 to 0)	0 (0 to 0)	0 (0 to 0)	0 (0 to 0)	0 (0 to 0)	0 (0 to 0)	0 (0 to 0)	0 (0 to 0)	0 (0 to 0)	0
Sexually transmitted infections excluding HIV	112 (32 to 296)	311 (104 to 844)	1.6 (0.6 to 3.4)	0.9 (0.4 to 1.8)	3.7 (2.8 to 4.8)	8.9 (6.9 to 11.2)	16.2 (12.6 to 20.3)	24.2 (18.8 to 30.4)	27.9 (21.6 to 35.1)	34.3 (26.6 to 43.1)	44.2 (34.2 to 55.5)	111 (86.1 to 139)	200 (155 to 251)	311 (241 to 390)	471 (365 to 591)	814 (631 to 1,020)	1,340 (1,040 to 1,680)	1,980 (1,530 to 2,480)	2,690 (2,040 to 3,370)	3,200 (2,430 to 4,010)	3,530 (2,430 to 4,960)	2.1 (1.6 to 2.7)	0.2 (0.1 to 0.3)	387
Syphilis	0 (0 to 0)	0 (0 to 0)	0.1 (0.1 to 0.3)	0.2 (0.2 to 0.3)	0.2 (0.1 to 0.3)	0.2 (0.1 to 0.3)	0.3 (0.2 to 0.4)	0.4 (0.2 to 0.7)	0.5 (0.3 to 0.8)	0.7 (0.4 to 1.2)	1.2 (0.7 to 2)	2.2 (1.3 to 3.5)	3.8 (2.2 to 6)	5.7 (3.3 to 9)	8.5 (4.9 to 13)	14.2 (8.2 to 21)	23.1 (13.1 to 33)	34.1 (18.1 to 47)	47.3 (23.3 to 65)	57.5 (23.3 to 80)	63.2 (23.3 to 90)	0.4 (0.2 to 0.6)	0 (0 to 0)	276
Chlamydial infection	0 (0 to 0)	0 (0 to 0)	0 (0 to 0)	0 (0 to 0)	0 (0 to 0)	0 (0 to 0)	0.1 (0 to 0.1)	0.4 (0.2 to 0.7)	0.7 (0.3 to 1.1)	1.1 (0.5 to 1.7)	1.8 (0.9 to 2.8)	3.1 (1.4 to 4.9)	5.4 (2.5 to 8.3)	8.1 (3.7 to 12)	12 (5.4 to 17)	19.7 (8.7 to 27)	30.2 (13.1 to 41)	42.3 (16.5 to 57)	54.6 (19.4 to 73)	62.3 (19.4 to 84)	66.3 (19.4 to 89)	0.4 (0.2 to 0.6)	0 (0 to 0)	329
Gonococcal infection	0 (0 to 0)	0 (0 to 0)	0 (0 to 0)	0 (0 to 0)	0 (0 to 0)	0 (0 to 0)	0 (0 to 0)	0 (0 to 0)	0 (0 to 0)	0 (0 to 0)	0 (0 to 0)	0 (0 to 0)	0 (0 to 0)	0 (0 to 0)	0 (0 to 0)	0 (0 to 0)	0 (0 to 0)	0 (0 to 0)	0 (0 to 0)	0 (0 to 0)	0 (0 to 0)	0 (0 to 0)	0 (0 to 0)	0 (0 to 0)	0
Trichomoniasis	0 (0 to 0)	0 (0 to 0)	0 (0 to 0)	0 (0 to 0)	0 (0 to 0)	0 (0 to 0)	0 (0 to 0)	0 (0 to 0)	0 (0 to 0)	0 (0 to 0)	0 (0 to 0)	0 (0 to 0)	0 (0 to 0)	0 (0 to 0)	0 (0 to 0)	0 (0 to 0)	0 (0 to 0)	0 (0 to 0)	0 (0 to 0)	0 (0 to 0)	0 (0 to 0)	0 (0 to 0)	0 (0 to 0)	0 (0 to 0)	0
Genital herpes	0 (0 to 0)	0 (0 to 0)	0 (0 to 0)	0 (0 to 0)	0 (0 to 0)	0.2 (0 to 0.4)	0.6 (0.2 to 1.2)	1.9 (0.6 to 3.8)	3.5 (1.1 to 6.9)	5.9 (1.9 to 12.1)	9.8 (3.2 to 19.2)	17.1 (5.7 to 32.7)	28.7 (9.7 to 51.7)	43.6 (14.7 to 73)	61.1 (20.7 to 97)	89.6 (29.1 to 135)	126 (39.1 to 179)	161 (46.1 to 224)	189 (46.1 to 256)	208 (46.1 to 271)	216 (46.1 to 280)	1.4 (0.6 to 2.3)	0.1 (0 to 0.2)	2,210
Other sexually transmitted infections	0 (0 to 0)	0 (0 to 0)	0 (0 to 0)	0 (0 to 0)	0 (0 to 0)	1.3 (0.4 to 2.7)	4.7 (1.4 to 9.8)	9.6 (2.9 to 20.1)	9.7 (2.9 to 20.2)	7.4 (2.2 to 15.6)	5.2 (1.5 to 11)	3.6 (1.1 to 7.6)	2.6 (0.8 to 5.5)	1.3 (0.4 to 2.8)	0.6 (0.2 to 1.3)	0.1 (0 to 0.3)	0 (0 to 0.1)	0 (0 to 0.1)	0 (0 to 0.1)	0 (0 to 0.1)	0 (0 to 0.1)	0 (0 to 0.1)	0 (0 to 0.1)	0 (0 to 0.1)	39.8
Respiratory infections and tuberculosis	3,510 (3,270 to 3,750)	2,790 (2,600 to 2,980)	1,360 (1,160 to 1,610)	2,260 (1,960 to 2,600)	1,800 (1,560 to 2,080)	1,260 (1,060 to 1,500)	1,260 (1,040 to 1,530)	1,660 (1,340 to 2,060)	2,060 (1,610 to 2,660)	2,460 (1,880 to 3,190)	2,960 (2,230 to 3,850)	3,660 (2,660 to 4,710)	4,660 (3,320 to 6,020)	5,660 (3,980 to 7,330)	6,660 (4,640 to 8,650)	7,660 (5,300 to 9,980)	8,660 (5,960 to 11,700)	9,660 (6,620 to 13,400)	10,660 (7,280 to 15,200)	11,660 (7,940 to 16,900)	12,660 (8,600 to 18,700)	1,010 (760 to 1,340)	1,660 (1,260 to 2,190)	23,800
Tuberculosis	0 (0 to 0)	0 (0 to 0)	1.6 (1.6 to 3.4)	3.4 (3.4 to 7.3)	1.3 (1.3 to 3.5)	1.4 (1.4 to 3.5)	2.5 (2.5 to 6.3)	4.1 (4.1 to 10.4)	5.6 (5.6 to 14.2)	7.5 (7.5 to 19.2)	9.2 (9.2 to 23.6)	11.3 (11.3 to 29)	13.5 (13.5 to 34.6)	15.9 (15.9 to 40.8)	18.5 (18.5 to 47.5)	21.4 (21.4 to 54.9)	24.6 (24.6 to 63.1)	28.1 (28.1 to 72.1)	31.9 (31.9 to 81.9)	36.1 (36.1 to 92.6)	40.7 (40.7 to 104)	3.2 (3.2 to 8.2)	0.6 (0.6 to 1.6)	2,380
Latent tuberculosis infection	0 (0 to 0)	0 (0 to 0)	0 (0 to 0)	0 (0 to 0)	0 (0 to 0)	0 (0 to 0)	0 (0 to 0)	0 (0 to 0)	0 (0 to 0)	0 (0 to 0)	0 (0 to 0)	0 (0 to 0)	0 (0 to 0)	0 (0 to 0)	0 (0 to 0)	0 (0 to 0)	0 (0 to 0)	0 (0 to 0)	0 (0 to 0)	0 (0 to 0)	0 (0 to 0)	0 (0 to 0)	0 (0 to 0)	0 (0 to 0)	0
Drug-susceptible tuberculosis	0 (0 to 0)	0 (0 to 0)	1.6 (1.6 to 3.4)	3.4 (3.4 to 7.3)	1.3 (1.3 to 3.5)	1.4 (1.4 to 3.5)	2.5 (2.5 to 6.3)	4.1 (4.1 to 10.4)	5.6 (5.6 to 14.2)	7.5 (7.5 to 19.2)	9.2 (9.2 to 23.6)	11.3 (11.3 to 29)	13.5 (13.5 to 34.6)	15.9 (15.9 to 40.8)	18.5 (18.5 to 47.5)	21.4 (21.4 to 54.9)	24.6 (24.6 to 63.1)	28.1 (28.1 to 72.1)	31.9 (31.9 to 81.9)	36.1 (36.1 to 92.6)	40.7 (40.7 to 104)	3.2 (3.2 to 8.2)	0.6 (0.6 to 1.6)	2,380
Multidrug-resistant tuberculosis without extensive drug-re	0 (0 to 0)	0 (0 to 0)	0 (0 to 0)	0 (0 to 0)	0 (0 to 0)	0 (0 to 0)	0 (0 to 0)	0 (0 to 0)	0 (0 to 0)	0 (0 to 0)	0 (0 to 0)	0 (0 to 0)	0 (0 to 0)	0 (0 to 0)	0 (0 to 0)	0 (0 to 0)	0 (0 to 0)	0 (0 to 0)	0 (0 to 0)	0 (0 to 0)	0 (0 to 0)	0 (0 to 0)	0 (0 to 0)	0 (0 to 0)	0
Extensively drug-resistant tuberculosis	0 (0 to 0)	0 (0 to 0)	0 (0 to 0)	0 (0 to 0)	0 (0 to 0)	0 (0 to 0)	0 (0 to 0)	0 (0 to 0)	0 (0 to 0)	0 (0 to 0)	0 (0 to 0)	0 (0 to 0)	0 (0 to 0)	0 (0 to 0)	0 (0 to 0)	0 (0 to 0)	0 (0 to 0)	0 (0 to 0)	0 (0 to 0)	0 (0 to 0)	0 (0 to 0)	0 (0 to 0)	0 (0 to 0)	0 (0 to 0)	0
Lower respiratory infections	3,510 (3,270 to 3,750)	2,790 (2,600 to 2,980)	1,360 (1,160 to 1,610)	2,260 (1,960 to 2,600)	1,800 (1,560 to 2,080)	1,260 (1,060 to 1,500)	1,260 (1,040 to 1,530)	1,660 (1,340 to 2,060)	2,060 (1,610 to 2,660)	2,460 (1,880 to 3,190)	2,960 (2,230 to 3,850)	3,660 (2,660 to 4,710)	4,660 (3,320 to 6,020)	5,660 (3,980 to 7,330)	6,660 (4,640 to 8,650)	7,660 (5,300 to 9,980)	8,660 (5,960 to 11,700)	9,660 (6,620 to 13,400)	10,660 (7,280 to 15,200)	11,660 (7,940 to 16,900)	12,660 (8,600 to 18,700)	1,010 (760 to 1,340)	1,660 (1,260 to 2,190)	23,800
Upper respiratory infections	0 (0 to 0)	0 (0 to 0)	0 (0 to 0)	0 (0 to 0)	0 (0 to 0)	0 (0 to 0)	0 (0 to 0)	0 (0 to 0)	0 (0 to 0)	0 (0 to 0)	0 (0 to 0)	0 (0 to 0)	0 (0 to 0)	0 (0 to 0)	0 (0 to 0)	0 (0 to 0)	0 (0 to 0)	0 (0 to 0)	0 (0 to 0)	0 (0 to 0)	0 (0 to 0)	0 (0 to 0)	0 (0 to 0)	0 (0 to 0)	0
Otitis media	0 (0 to 0)	0 (0 to 0)	0 (0 to 0)	0 (0 to 0)	0 (0 to 0)	0 (0 to 0)	0 (0 to 0)	0 (0 to 0)	0 (0 to 0)	0 (0 to 0)	0 (0 to 0)	0 (0 to 0)	0 (0 to 0)	0 (0 to 0)	0 (0 to 0)	0 (0 to 0)	0 (0 to 0)	0 (0 to 0)	0 (0 to 0)	0 (0 to 0)	0 (0 to 0)	0 (0 to 0)	0 (0 to 0)	0 (0 to 0)	0
Enteric infections	6.4 (3.9 to 9.9)	390 (229 to 620)	1,360 (1,160 to 1,610)	2,260 (1,960 to 2,600)	1,800 (1,560 to 2,080)	1,260 (1,060 to 1,500)	1,260 (1,040 to 1,530)	1,660 (1,340 to 2,060)	2,060 (1,610 to 2,660)	2,460 (1,880 to 3,190)	2,960 (2,230 to 3,850)	3,660 (2,660 to 4,710)	4,660 (3,320 to 6,020)	5,660 (3,980 to 7,330)	6,660 (4,640 to 8,650)	7,660 (5,300 to 9,980)	8,660 (5,960 to 11,700)	9,660 (6,620 to 13,400)	10,660 (7,280 to 15,200)	11,660 (7,940 to 16,900)	12,660 (8,600 to 18,700)	1,010 (760 to 1,340)	1,660 (1,260 to 2,190)	23,800
Cholera	0 (0 to 0)	0 (0 to 0)	0 (0 to 0)	0 (0 to 0)	0 (0 to 0)	0 (0 to 0)	0 (0 to 0)	0 (0 to 0)	0 (0 to 0)	0 (0 to 0)	0 (0 to 0)	0 (0 to 0)	0 (0 to 0)	0 (0 to 0)	0 (0 to 0)	0 (0 to 0)	0 (0 to 0)	0 (0 to 0)	0 (0 to 0)	0 (0 to 0)	0 (0 to 0)	0 (0 to 0)	0 (0 to 0)	0 (0 to 0)	0
Other diarrhoeal diseases	6.4 (3.9 to 9.9)	390 (229 to 620)	1,360 (1,160 to 1,610)	2,260 (1,960 to 2,600)	1,800 (1,560 to 2,080)	1,260 (1,060 to 1,500)	1,260 (1,040 to 1,530)	1,660 (1,340 to 2,060)	2,060 (1,610 to 2,660)	2,460 (1,880 to 3,190)	2,960 (2,230 to 3,850)	3,660 (2,660 to 4,710)	4,660 (3,320 to 6,020)	5,660 (3,980 to 7,330)	6,660 (4,640 to 8,650)	7,660 (5,300 to 9,980)	8,660 (5,960 to 11,700)	9,660 (6,620 to 13,400)	10,660 (7,280 to 15,200)	11,660 (7,940 to 16,900)	12,660 (8,600 to 18,700)	1,010 (760 to 1,340)	1,660 (1,260 to 2,190)	23,800
Typhoid and paratyphoid	0 (0 to 0)	0 (0 to 0)	0 (0 to 0)	0 (0 to 0)	0 (0 to 0)	0 (0 to 0)	0 (0 to 0)	0 (0 to 0)	0 (0 to 0)	0 (0 to 0)	0 (0 to 0)	0 (0 to 0)	0 (0 to 0)	0 (0 to 0)	0 (0 to 0)	0 (0 to 0)	0 (0 to 0)	0 (0 to 0)	0 (0 to 0)	0 (0 to 0)	0 (0 to 0)	0 (0 to 0)	0 (0 to 0)	0 (0 to 0)	0
Typhoid fever	0 (0 to 0)	0 (0 to 0)	0 (0 to 0)	0 (0 to 0)	0 (0 to 0)	0 (0 to 0)	0 (0 to 0)	0 (0 to 0)	0 (0 to 0)	0 (0 to 0)	0 (0 to 0)	0 (0 to 0)	0 (0 to 0)	0 (0 to 0)	0 (0 to 0)	0 (0 to 0)	0 (0 to 0)	0 (0 to 0)	0 (0 to 0)	0 (0 to 0)	0 (0 to 0)	0 (0 to 0)	0 (0 to 0)	0 (0 to 0)	0
Paratyphoid fever	0 (0 to 0)	0 (0 to 0)	0 (0 to 0)	0 (0 to 0)	0 (0 to 0)	0 (0 to 0)	0 (0 to 0)	0 (0 to 0)	0 (0 to 0)	0 (0 to 0)	0 (0 to 0)	0 (0 to 0)	0 (0 to 0)	0 (0 to 0)	0 (0 to 0)	0 (0 to 0)	0 (0 to 0)	0 (0 to 0)	0 (0 to 0)	0 (0 to 0)	0 (0 to 0)	0 (0 to 0)	0 (0 to 0)	0 (0 to 0)	0
Invasive Non-typhoidal Salmonella (iNTS)	0 (0 to 0)	0 (0 to 0)	0 (0 to 0)	0 (0 to 0)	0 (0 to 0)	0 (0 to 0)	0 (0 to 0)	0 (0 to 0)	0 (0 to 0)	0 (0 to 0)	0 (0 to 0)	0 (0 to 0)	0 (0 to 0)	0 (0 to 0)	0 (0 to 0)	0 (0 to 0)	0 (0 to 0)	0 (0 to 0)	0 (0 to 0)	0 (0 to 0)	0 (0 to 0)	0 (0 to 0)	0 (0 to 0)	0 (0 to 0)	0
Other intestinal infectious diseases	0 (0 to 0)	0 (0 to 0)	0 (0 to 1.6)	0 (0 to 1.6)	0 (0 to 1.7)	0 (0 to 1.7)	0 (0 to 1.3)	0 (0 to 1.7)	0 (0 to 2.1)	0 (0 to 2.2)	0 (0 to 2.2)	0 (0 to 1.9)	0 (0 to 1.6)	0 (0 to 1.2)	0 (0 to 0.9)	0 (0 to 0.7)	0 (0 to 0.5)	0 (0 to 0.4)	0 (0 to 0.3)	0 (0 to 0.2)	0 (0 to 0.2)	0 (0 to 0.1)	0 (0 to 0.1)	0 (0 to 0.1)	10.5
Neglected tropical diseases and malaria	0.4 (0.2 to 0.8)	0.2 (0.1 to 0.5)	11.1 (5.1 to 19.8)	12.9 (5.9 to 23.1)	3.6 (1.6 to 6.5)	1.1 (0.5 to 2.1)	0.6 (0.2 to 1.2)	0.4 (0.1 to 0.8)	0.3 (0.1 to 0.6)	0.2 (0.1 to 0.4)	0.2 (0.1 to 0.3)	0.1 (0 to 0.2)	0.1 (0 to 0.2)	0.1 (0 to 0.2)	0.1 (0 to 0.2)	0.1 (0 to 0.2)	0.1 (0 to 0.2)	0.1 (0 to 0.2)	0.1 (0 to 0.2)	0.1 (0 to 0.2)	0.1 (0 to 0.2)	0 (0 to 0)	0 (0 to 0)	2,260
Malaria	0 (0 to 0)	0 (0 to 0)	0 (0 to 0)	0 (0 to 0)	0 (0 to 0)	0 (0 to 0)	0 (0 to 0)	0 (0 to 0)	0 (0 to 0)	0 (0 to 0)	0 (0 to 0)	0 (0 to 0)	0 (0 to 0)	0 (0 to 0)	0 (0 to 0)	0 (0 to 0)	0 (0 to 0)	0 (0 to 0)	0 (0 to 0)	0 (0 to 0)	0 (0 to 0)	0 (0 to 0)	0 (0 to 0)	0 (0 to 0)	0
Chagas disease	0 (0 to 0)	0 (0 to 0)	0 (0 to 0)	0 (0 to 0)	0 (0 to 0)	0 (0 to 0)	0 (0 to 0)	0 (0 to 0)	0 (0 to 0)	0 (0 to 0)	0 (0 to 0)	0 (0 to 0)	0 (0 to 0)	0 (0 to 0)	0 (0 to 0)	0 (0 to 0)	0 (0 to 0)	0 (0 to 0)	0 (0 to 0)	0 (0 to 0)	0 (0 to 0)	0 (0 to 0)	0 (0 to 0)	0 (0 to 0)	0
Leishmaniasis	0 (0 to 0)	0 (0 to 0)	0.3 (0.1 to 0.7)	1.7 (0.7 to 3.7)	1.4 (0.6 to 3.1)	0.9 (0.4 to 2)	0.7 (0.3 to 1.6)	0.6 (0.2 to 1.3)	0.6 (0.2 to 1.3)	0.6 (0.2 to 1.3)	0.7 (0.3 to 1.5)	0.6 (0.2 to 1.3)	0.5 (0.2 to 1.1)	0.4 (0.2 to 0.9)	0.3 (0.1 to 0.7)	0.3 (0.1 to 0.6)	0.2 (0.1 to 0.5)	0.2 (0.1 to 0.4)	0.1 (0.1 to 0.3)	0.1 (0.1 to 0.3)	0.1 (0.1 to 0.2)	0 (0 to 0)	0 (0 to 0)	10.6
Visceral leishmaniasis	0 (0 to 0)	0 (0 to 0)	0 (0 to 1.9)	0 (0 to 17.4)	0 (0 to 21.2)	0 (0 to 12.4)	0 (0 to 8.7)	0 (0 to 6.8)	0 (0 to 5.7)	0 (0 to 5.1)	0 (0 to 5.9)	0 (0 to 6.2)	0 (0 to 6.2)	0 (0 to 6.2)	0 (0 to 6.2)	0 (0 to 5.9)	0 (0 to 5.8)	0 (0 to 5.6)	0 (0 to 5.4)	0 (0 to 5.1)	0 (0 to 4.8)	0 (0 to 4.5)	0 (0 to 0)	0 (0 to 0)	10.6
Cutaneous and mucocutaneous leishmaniasis	0 (0 to 0)	0 (0 to 0)	0 (0 to 0)	0 (0 to 0)	0 (0 to 0)	0 (0 to 0)	0 (0 to 0)	0 (0 to 0)	0 (0 to 0)	0 (0 to 0)	0 (0 to 0)	0 (0 to 0)	0 (0 to 0)	0 (0 to 0)	0 (0 to 0)	0 (0 to 0)	0 (0 to 0)	0 (0 to 0)	0 (0 to 0)	0 (0 to 0)	0 (0 to 0)	0 (0 to 0)	0 (0 to 0)	0 (0 to 0)	0
African trypanosomiasis	0 (0 to 0)	0 (0 to 0)	0 (0 to 0)	0 (0 to 0)	0 (0 to 0)	0 (0 to 0)	0 (0 to 0)	0 (0 to 0)	0 (0 to 0)	0 (0 to 0)	0 (0 to 0)	0 (0 to 0)	0 (0 to 0)	0 (0 to 0)	0 (0 to 0)	0 (0 to 0)	0 (0 to 0)	0 (0 to 0)	0 (0 to 0)	0 (0 to 0)	0 (0 to 0)	0 (0 to 0)	0 (0 to 0)	0 (0 to 0)	0
Schistosomiasis	0 (0 to 0)	0 (0 to 0)	0 (0 to 0)	0 (0 to 0)	0 (0 to 0)	0 (0 to 0)	0 (0 to 0)	0 (0 to 0)	0 (0 to 0)	0 (0 to 0)	0 (0 to 0)	0 (0 to 0)	0 (0 to 0)	0 (0 to 0)	0 (0 to 0)	0 (0 to 0)	0 (0 to 0)	0 (0 to 0)	0 (0 to 0)	0 (0 to 0)	0 (0 to 0)	0 (0 to 0)	0 (0 to 0)	0 (0 to 0)	0
Cysticercosis	0 (0 to 0)	0 (0 to 0)	0 (0 to 0)	0 (0 to 0.1)	0.5 (0.1 to 1.1)	3 (0.8 to 7.1)	10.3 (2.8 to 23.1)	21.6 (5.9 to 47.3)	31.3 (8.6 to 68.1)	43.4 (11.9 to 94.1)	59.6 (16.3 to 128)	72.8 (17.9 to 157)	102 (27.2 to 224)	141 (37.1 to 310)	191 (51.1 to 422)	232 (61.7 to 512)	306 (81.5 to 684)	340 (87.9 to 767)	378 (93.4 to 877)	197 (59.9 to 521)	47.7 (19.7 to 139)	12.3 (6.2 to 26.6)	2.9 (1.5 to 6.1)	1,700
Cystic echinococcosis	0 (0 to 0)	0 (0 to 0)	0.1 (0 to 0.4)	0.2 (0.1 to 0.6)	1.3 (0.7 to 2.2)	1.9 (1 to 3.4)	2.1 (1.1 to 3.7)	2.3 (1.2 to 4.1)	2.6 (1.3 to 4.6)	2.9 (1.4 to 5.1)	3.2 (1.6 to 5.8)	3.6 (1.7 to 6.6)	3.9 (1.8 to 7.2)	4.2 (1.9 to 7.8)	4.5 (2.1 to 8.4)	4.8 (2.2 to 9)	5.1 (2.3 to 9.6)	5.4 (2.4 to 10.2)	5.7 (2.5 to 10.8)	6 (2.6 to 11.4)	6.3 (2.7 to 12)	0.5 (0.2 to 0.9)	0.1 (0 to 0.2)	43.3
Lymphatic filariasis	0 (0 to 0)	0 (0 to 0)	0 (0 to 0)	0 (0 to 0)	0 (0 to 0)	0 (0 to 0)	0 (0 to 0)	0 (0 to 0)	0 (0 to 0)	0 (0 to 0)	0 (0 to 0)	0 (0 to 0)	0 (0 to 0)	0 (0 to 0)	0 (0 to 0)	0 (0 to 0)	0 (0 to 0)	0 (0 to 0)	0 (0 to 0)	0 (0 to 0)	0 (0 to 0)	0 (0 to 0)	0 (0 to 0)	0 (0 to 0)	0
Onchocerciasis	0 (0 to 0)	0 (0 to 0)	0 (0 to 0)	0 (0 to 0)	0 (0 to 0)	0 (0 to 0)	0 (0 to 0)	0 (0 to 0)	0 (0 to 0)	0 (0 to 0)	0 (0 to 0)	0 (0 to 0)	0 (0 to 0)	0 (0 to 0)	0 (0 to 0)	0 (0 to 0)	0 (0 to 0)	0 (0 to 0)	0 (0 to 0)	0 (0 to 0)	0 (0 to 0)	0 (0 to 0)	0 (0 to 0)	0 (0 to 0)	0
Trachoma	0 (0 to 0)	0 (0 to 0)	0 (0 to 0)	0 (0 to 0)	0 (0 to 0)	0 (0 to 0)	0 (0 to 0)	0 (0 to 0)	0 (0 to 0)	0 (0 to 0)	0 (0 to 0)	0 (0 to 0)	0 (0 to 0)	0 (0 to 0)	0 (0 to 0)	0 (0 to 0)	0 (0 to 0)	0 (0 to 0)	0 (0 to 0)	0 (0 to 0)	0 (0 to 0)	0 (0 to 0)	0 (0 to 0)	0 (0 to 0)	0
Dengue	0 (0 to 0)	0 (0 to 0)	0 (0 to 0)	0 (0 to 0)	0 (0 to 0)	0 (0 to 0)	0 (0 to 0)	0 (0 to 0)	0 (0 to 0)	0 (0 to 0)	0 (0 to 0)	0 (0 to 0)	0 (0 to 0)	0 (0 to 0)	0 (0 to 0)	0 (0 to 0)	0 (0 to 0)	0 (0 to 0)	0 (0 to 0)	0 (0 to 0)	0 (0 to 0)	0 (0 to 0)	0 (0 to 0)	0 (0 to 0)	0
Yellow fever	0 (0 to 0)	0 (0 to 0)	0 (0 to 0)	0 (0 to 0)	0 (0 to 0)	0 (0 to 0)	0 (0 to 0)	0 (0 to 0)	0 (0 to 0)	0 (0 to 0)	0 (0 to 0)	0 (0 to 0)	0 (0 to 0)	0 (0 to 0)	0 (0 to 0)	0 (0 to 0)	0 (0 to 0)	0 (0 to 0)	0 (0 to 0)	0 (0 to 0)	0 (0 to 0)	0 (0 to 0)	0 (0 to 0)	0 (0 to 0)	0
Rabies	0 (0 to 0)	0 (0 to 0)	0 (0 to 0)	0 (0 to 0)	0 (0 to 0)	0 (0 to 0)	0 (0 to 0)	0 (0 to 0)	0 (0 to 0)	0 (0 to 0)	0 (0 to 0)	0 (0 to 0)	0 (0 to 0)	0 (0 to 0)	0 (0 to 0)	0 (0 to 0)	0 (0 to 0)	0 (0 to 0)	0 (0 to 0)	0 (0 to 0)	0 (0 to 0)	0 (0 to 0)	0 (0 to 0)	0 (0 to 0)	0.4
Intestinal nematode infections	0 (0 to 0)	0 (0 to 0)	0 (0 to 0)	0 (0 to 0)	0 (0 to 0)	0 (0 to 0)	0 (0 to 0)	0 (0 to 0)	0 (0 to 0)	0 (0 to 0)	0 (0 to 0)	0 (0 to 0)	0 (0 to 0)	0 (0 to 0)





SR Table 2c: UseInGlobu DALYS by cause and age group for males with 95% uncertainty intervals, 2019

Cause	Early Neonatal	Late Neonatal	Post Neonatal	1 to 4	5 to 9	10 to 14	15 to 19	20 to 24	25 to 29	30 to 34	35 to 39	40 to 44	45 to 49	50 to 54	55 to 59	60 to 64	65 to 69	70 to 74	75 to 79	80 to 84	85 to 89	90 to 94	95 plus	Total
All causes	11,400 to 15,000	2,720 to 3,870	5,290 to 6,730	6,890 to 8,230	2,810 to 3,600	2,530 to 3,210	3,460 to 4,730	3,950 to 5,260	4,090 to 5,230	3,930 to 5,060	4,690 to 6,060	4,490 to 6,060	4,090 to 5,650	3,160 to 4,350	2,260 to 3,200	1,640 to 2,350	1,090 to 1,620	932 to 1,390	639 to 1,000	370 to 598	168 to 298	49.4 to 95.0	13 to 29	143,000 to 182,000
Communicable, maternal, neonatal, and nutritional diseases	10,700 to 14,200	2,720 to 3,860	5,130 to 6,480	6,780 to 7,220	2,550 to 3,000	2,030 to 2,210	1,710 to 2,170	1,660 to 2,200	1,690 to 2,200	1,740 to 2,300	2,010 to 2,650	2,060 to 2,750	2,020 to 2,700	1,660 to 2,230	1,060 to 1,540	693 to 1,060	462 to 740	393 to 645	271 to 466	146 to 272	72.4 to 139	20.1 to 43.6	5.6 to 14.3	71,300 to 88,200
HIV/AIDS and sexually transmitted infections	450 (144 to 1,020)	74.9 (27.7 to 167)	330 (193 to 540)	177 (101 to 310)	39.6 (18.6 to 68.1)	166 (98 to 280)	344 (244 to 521)	1,230 (991 to 1,600)	867 (507 to 1,330)	1,090 (504 to 1,960)	1,790 (751 to 3,430)	2,710 (1,170 to 5,050)	2,850 (1,360 to 4,800)	2,520 (1,250 to 4,310)	1,650 (863 to 2,840)	962 (489 to 1,490)	563 (261 to 1,000)	396 (204 to 696)	146 (72.9 to 271)	62 (29.2 to 113)	24.5 (12.2 to 48.4)	9.1 (2.7 to 11.4)	2.2 (1.0 to 4.2)	18,200 (9.1 to 31.3)
HIV/AIDS	0 (0 to 0)	0.1 (0 to 1)	172 (99.3 to 307)	262 (163 to 479)	344 (240 to 518)	1,230 (991 to 1,600)	858 (498 to 1,340)	1,090 (498 to 1,940)	1,770 (736 to 3,430)	2,720 (1,150 to 4,990)	2,860 (1,360 to 4,790)	2,510 (1,250 to 4,310)	1,650 (859 to 2,870)	962 (482 to 1,490)	563 (261 to 993)	346 (172 to 612)	191 (72.7 to 379)	61.6 (28.7 to 113)	29.2 (12.9 to 68.1)	9.9 (2.9 to 11.4)	2.1 (0.9 to 4.1)	0.5 (0.2 to 1.1)	17,900
HIV/AIDS - Drug-susceptible Tuberculosis	0 (0 to 0)	0 (0 to 0)	17 (9.4 to 29.4)	19.5 (9.3 to 37.6)	27.6 (12.5 to 47.4)	54.6 (27.5 to 87.5)	171 (77 to 319)	344 (55.9 to 701)	133 (79.3 to 215)	257 (140 to 411)	438 (203 to 786)	491 (232 to 1,019)	444 (212 to 1,119)	286 (117 to 674)	157 (61 to 352)	71.1 (23.4 to 173)	28.3 (10.6 to 82.2)	12.3 (3.6 to 7.6)	5 (1.6 to 1.5)	1 (0.3 to 0.6)	0.3 (0.2 to 0.5)	0 (0 to 0)	2,680
HIV/AIDS - Multidrug-resistant Tuberculosis without extensive drug resistance	0 (0 to 0)	0 (0 to 0)	0.7 (0.3 to 2.4)	0.6 (0.2 to 2)	2.1 (0.7 to 6.9)	5.6 (2.2 to 20.5)	22.9 (2.9 to 71.5)	37.7 (2.2 to 171)	9.1 (0.5 to 43.5)	9.7 (0.6 to 46.2)	19.3 (1.1 to 89.6)	19.1 (1.1 to 89.5)	11.2 (0.6 to 52.4)	6 (0.3 to 28.8)	2.8 (0.2 to 13.4)	1.3 (0.1 to 6.3)	0.6 (0 to 3)	0.2 (0 to 1.2)	0.1 (0 to 0.6)	0 (0 to 0.3)	0 (0 to 0.1)	0 (0 to 0.1)	101
HIV/AIDS - Extensively drug-resistant Tuberculosis	0 (0 to 0)	0 (0 to 0)	0 (0 to 0)	0 (0 to 0)	0 (0 to 0.1)	0 (0 to 0.1)	0 (0 to 0.3)	0 (0 to 0.1)	0 (0 to 0.2)	0 (0 to 0.2)	0 (0 to 0.1)	0 (0 to 0.1)	0 (0 to 0.1)	0 (0 to 0.2)	0 (0 to 0.1)	0 (0 to 0.1)	0 (0 to 0.1)	0 (0 to 0.1)	0 (0 to 0.1)	0 (0 to 0.1)	0 (0 to 0.1)	0 (0 to 0.1)	0 (0 to 0.1)	1.4
HIV/AIDS resulting in other diseases	0 (0 to 0)	0 (0 to 0.1)	136 (66.7 to 313)	223 (93.9 to 492)	308 (129 to 643)	1,090 (469 to 2,050)	679 (279 to 1,330)	760 (245 to 1,660)	379 (121 to 1,000)	439 (140 to 1,060)	1,020 (463 to 2,350)	2,020 (845 to 4,650)	2,200 (1,000 to 4,960)	2,060 (760 to 5,810)	1,340 (571 to 3,370)	734 (317 to 1,930)	419 (179 to 1,200)	319 (141 to 1,000)	116 (44.6 to 343)	49.8 (17.5 to 151)	8.8 (2.6 to 27.5)	4.6 (1.1 to 15.6)	1.8 (0.4 to 5.9)	14,700
Sexually transmitted infections excluding HIV	450 (144 to 1,020)	74.9 (27.7 to 167)	158 (71.1 to 312)	0.2 (0 to 0.9)	39.6 (18.6 to 68.1)	0.4 (0 to 1.4)	0.4 (0 to 1.2)	0.4 (0 to 1.2)	0.2 (0 to 0.8)	0.2 (0 to 0.8)	0.2 (0 to 0.8)	0.2 (0 to 0.8)	0.2 (0 to 0.8)	0.2 (0 to 0.8)	0.2 (0 to 0.8)	0.2 (0 to 0.8)	0.2 (0 to 0.8)	0.2 (0 to 0.8)	0.2 (0 to 0.8)	0.2 (0 to 0.8)	0.2 (0 to 0.8)	0.2 (0 to 0.8)	0.2 (0 to 0.8)	753
Syphilis	450 (144 to 1,020)	74.9 (27.6 to 167)	139 (59.4 to 294)	0.2 (0 to 0.9)	39.6 (18.6 to 68.1)	0.4 (0 to 1.4)	0.4 (0 to 1.2)	0.4 (0 to 1.2)	0.2 (0 to 0.8)	0.2 (0 to 0.8)	0.2 (0 to 0.8)	0.2 (0 to 0.8)	0.2 (0 to 0.8)	0.2 (0 to 0.8)	0.2 (0 to 0.8)	0.2 (0 to 0.8)	0.2 (0 to 0.8)	0.2 (0 to 0.8)	0.2 (0 to 0.8)	0.2 (0 to 0.8)	0.2 (0 to 0.8)	0.2 (0 to 0.8)	0.2 (0 to 0.8)	681
Chlamydial infection	0 (0 to 0)	0 (0 to 0)	0 (0 to 0)	0 (0 to 0)	0 (0 to 0)	0 (0 to 0)	0.3 (0 to 2.5)	0.6 (0 to 3)	1.2 (0 to 4.6)	2.2 (0 to 6.9)	3.3 (0 to 9.5)	4.6 (0 to 13.3)	5.2 (0 to 16.1)	5.4 (0 to 16.4)	5.2 (0 to 16.1)	5.1 (0 to 15.6)	4.9 (0 to 15.1)	4.6 (0 to 14.5)	4.3 (0 to 13.5)	4.1 (0 to 12.9)	3.9 (0 to 12.3)	3.7 (0 to 11.7)	3.5 (0 to 11.1)	9.6
Gonococcal infection	0 (0 to 0)	0 (0 to 0)	0 (0 to 0)	0 (0 to 0)	0 (0 to 0)	1.2 (0 to 5.6)	1.2 (0 to 2.9)	1.4 (0 to 3.4)	1.4 (0 to 3.3)	1.4 (0 to 3.2)	1.4 (0 to 3.2)	1.4 (0 to 3.2)	1.4 (0 to 3.2)	1.4 (0 to 3.2)	1.4 (0 to 3.2)	1.4 (0 to 3.2)	1.4 (0 to 3.2)	1.4 (0 to 3.2)	1.4 (0 to 3.2)	1.4 (0 to 3.2)	1.4 (0 to 3.2)	1.4 (0 to 3.2)	1.4 (0 to 3.2)	7.4
Trichomoniasis	0 (0 to 0)	0 (0 to 0)	0 (0 to 0)	0 (0 to 0)	0 (0 to 0)	0.1 (0 to 0.5)	0.1 (0 to 0.3)	0.3 (0 to 1.5)	0.5 (0 to 2.1)	0.6 (0 to 2.1)	0.8 (0 to 2.3)	0.9 (0 to 2.6)	1 (0 to 2.8)	1 (0 to 2.8)	1 (0 to 2.8)	1 (0 to 2.8)	1 (0 to 2.8)	1 (0 to 2.8)	1 (0 to 2.8)	1 (0 to 2.8)	1 (0 to 2.8)	1 (0 to 2.8)	1 (0 to 2.8)	2.9
Genital herpes	0 (0 to 0)	0 (0 to 0)	0 (0 to 0)	0 (0 to 0)	0 (0 to 0)	0.3 (0 to 0.7)	1.2 (0 to 3.3)	2.7 (0 to 8.5)	3.7 (1 to 9.8)	2.2 (0 to 6.4)	1.4 (0 to 4.2)	0.9 (0 to 2.7)	0.6 (0 to 1.7)	0.4 (0 to 1.1)	0.3 (0 to 0.8)	0.2 (0 to 0.6)	0.2 (0 to 0.5)	0.2 (0 to 0.5)	0.2 (0 to 0.5)	0.2 (0 to 0.5)	0.2 (0 to 0.5)	0.2 (0 to 0.5)	0.2 (0 to 0.5)	2.3
Other sexually transmitted infections	0 (0 to 0)	0 (0 to 0)	0 (0 to 0)	0 (0 to 0)	0 (0 to 0)	0.1 (0 to 0.6)	0.1 (0 to 0.4)	0.2 (0 to 0.7)	0.2 (0 to 0.6)	0.2 (0 to 0.6)	0.2 (0 to 0.6)	0.2 (0 to 0.6)	0.2 (0 to 0.6)	0.2 (0 to 0.6)	0.2 (0 to 0.6)	0.2 (0 to 0.6)	0.2 (0 to 0.6)	0.2 (0 to 0.6)	0.2 (0 to 0.6)	0.2 (0 to 0.6)	0.2 (0 to 0.6)	0.2 (0 to 0.6)	0.2 (0 to 0.6)	19.4
Respiratory infections and tuberculosis	547 (472 to 1,790)	334 (147 to 932)	1,010 (361 to 1,820)	486 (286 to 857)	332 (215 to 467)	284 (180 to 394)	349 (219 to 835)	429 (256 to 1,030)	472 (296 to 1,270)	543 (343 to 1,330)	780 (460 to 1,870)	1,060 (649 to 2,360)	1,360 (849 to 2,950)	1,770 (1,070 to 3,660)	2,170 (1,270 to 4,230)	2,660 (1,530 to 5,110)	3,110 (1,770 to 6,110)	3,470 (1,920 to 6,990)	3,660 (1,990 to 7,530)	3,720 (1,990 to 7,870)	3,550 (1,870 to 7,660)	3,220 (1,650 to 7,220)	2,730 (1,350 to 6,450)	12,400
Tuberculosis	0 (0 to 0)	0 (0 to 0)	0.3 (0.1 to 1.1)	0.2 (0 to 0.8)	0.2 (0 to 0.7)	0.2 (0 to 0.6)	0.2 (0 to 0.6)	0.2 (0 to 0.6)	0.2 (0 to 0.6)	0.2 (0 to 0.6)	0.2 (0 to 0.6)	0.2 (0 to 0.6)	0.2 (0 to 0.6)	0.2 (0 to 0.6)	0.2 (0 to 0.6)	0.2 (0 to 0.6)	0.2 (0 to 0.6)	0.2 (0 to 0.6)	0.2 (0 to 0.6)	0.2 (0 to 0.6)	0.2 (0 to 0.6)	0.2 (0 to 0.6)	0.2 (0 to 0.6)	5,630
Latent tuberculosis infection	0 (0 to 0)	0 (0 to 0)	0 (0 to 0)	0 (0 to 0)	0 (0 to 0)	0 (0 to 0)	0 (0 to 0)	0 (0 to 0)	0 (0 to 0)	0 (0 to 0)	0 (0 to 0)	0 (0 to 0)	0 (0 to 0)	0 (0 to 0)	0 (0 to 0)	0 (0 to 0)	0 (0 to 0)	0 (0 to 0)	0 (0 to 0)	0 (0 to 0)	0 (0 to 0)	0 (0 to 0)	0 (0 to 0)	0 (0 to 0)
Drug-susceptible tuberculosis	0 (0 to 0)	0 (0 to 0)	0.3 (0.1 to 1.1)	0.2 (0 to 0.8)	0.2 (0 to 0.7)	0.2 (0 to 0.6)	0.2 (0 to 0.6)	0.2 (0 to 0.6)	0.2 (0 to 0.6)	0.2 (0 to 0.6)	0.2 (0 to 0.6)	0.2 (0 to 0.6)	0.2 (0 to 0.6)	0.2 (0 to 0.6)	0.2 (0 to 0.6)	0.2 (0 to 0.6)	0.2 (0 to 0.6)	0.2 (0 to 0.6)	0.2 (0 to 0.6)	0.2 (0 to 0.6)	0.2 (0 to 0.6)	0.2 (0 to 0.6)	0.2 (0 to 0.6)	5,630
Multidrug-resistant tuberculosis without extensive drug resistance	0 (0 to 0)	0 (0 to 0)	0 (0 to 0)	0 (0 to 0)	0 (0 to 0)	0 (0 to 0)	0 (0 to 0)	0 (0 to 0)	0 (0 to 0)	0 (0 to 0)	0 (0 to 0)	0 (0 to 0)	0 (0 to 0)	0 (0 to 0)	0 (0 to 0)	0 (0 to 0)	0 (0 to 0)	0 (0 to 0)	0 (0 to 0)	0 (0 to 0)	0 (0 to 0)	0 (0 to 0)	0 (0 to 0)	0 (0 to 0)	0
Extensively drug-resistant tuberculosis	0 (0 to 0)	0 (0 to 0)	0 (0 to 0)	0 (0 to 0)	0 (0 to 0)	0 (0 to 0)	0 (0 to 0)	0 (0 to 0)	0 (0 to 0)	0 (0 to 0)	0 (0 to 0)	0 (0 to 0)	0 (0 to 0)	0 (0 to 0)	0 (0 to 0)	0 (0 to 0)	0 (0 to 0)	0 (0 to 0)	0 (0 to 0)	0 (0 to 0)	0 (0 to 0)	0 (0 to 0)	0 (0 to 0)	0 (0 to 0)	0
Lower respiratory infections	546 (471 to 1,790)	333 (146 to 930)	730 (322 to 1,520)	357 (122 to 629)	128 (41.9 to 171)	104 (33.1 to 139)	178 (53.3 to 289)	162 (53.2 to 288)	164 (48.1 to 292)	154 (46.1 to 282)	151 (42.9 to 288)	163 (46.2 to 316)	191 (56.2 to 372)	232 (73.5 to 457)	264 (101 to 521)	285 (129 to 571)	323 (146 to 666)	288 (139 to 632)	269 (117 to 648)	196 (77 to 488)	103 (39.1 to 239)	49.5 (17.5 to 109)	20.4 (6.9 to 43.3)	5,740
Upper respiratory infections	0.3 (0.1 to 0.7)	1.4 (0.7 to 2.5)	27.7 (14.9 to 53.4)	94.5 (53.5 to 164)	105 (59.1 to 178)	99 (56.1 to 167)	90.9 (49.4 to 154)	82.1 (42.1 to 139)	72.3 (39.7 to 120)	62.4 (33.3 to 106)	50.1 (26.1 to 84.5)	39.6 (20.1 to 67.3)	29.6 (14.5 to 49.5)	19.1 (7.9 to 32)	11.2 (3.9 to 20.1)	6.8 (2.2 to 14.4)	3.7 (0.9 to 9.5)	2.1 (0.4 to 6.2)	1.1 (0.2 to 3.4)	0.5 (0.1 to 1.6)	0.2 (0 to 0.7)	0.1 (0 to 0.2)	804
Otitis media	0 (0 to 0)	0.2 (0 to 0.4)	3.7 (1.9 to 6.7)	23.5 (18.5 to 28.2)	44.9 (35.9 to 52.4)	39.4 (31.5 to 46.4)	29.2 (21.6 to 36)	18.9 (11.6 to 26.2)	12.5 (6.9 to 18.4)	8.3 (3.9 to 12.9)	5.4 (2.3 to 9.2)	3.4 (1.3 to 6.1)	2.1 (0.7 to 4.1)	1.4 (0.4 to 3.1)	0.9 (0.2 to 2.4)	0.6 (0.1 to 1.9)	0.4 (0.1 to 1.5)	0.3 (0 to 1.1)	0.2 (0 to 0.8)	0.1 (0 to 0.4)	0.1 (0 to 0.2)	0 (0 to 0.1)	231
Enteric infections	1,140 (1,010 to 1,340)	2,790 (2,220 to 3,480)	2,460 (1,880 to 3,050)	1,530 (1,180 to 1,790)	552 (427 to 631)	441 (343 to 509)	370 (284 to 427)	311 (239 to 359)	287 (220 to 331)	270 (207 to 312)	264 (202 to 307)	262 (201 to 302)	264 (202 to 305)	264 (202 to 305)	264 (202 to 305)	264 (202 to 305)	264 (202 to 305)	264 (202 to 305)	264 (202 to 305)	264 (202 to 305)	264 (202 to 305)	264 (202 to 305)	264 (202 to 305)	12,900
Diarrheal diseases	1,140 (1,010 to 1,340)	2,790 (2,220 to 3,480)	2,460 (1,880 to 3,050)	1,530 (1,180 to 1,790)	552 (427 to 631)	441 (343 to 509)	370 (284 to 427)	311 (239 to 359)	287 (220 to 331)	270 (207 to 312)	264 (202 to 307)	262 (201 to 302)	264 (202 to 305)	264 (202 to 305)	264 (202 to 305)	264 (202 to 305)	264 (202 to 305)	264 (202 to 305)	264 (202 to 305)	264 (202 to 305)	264 (202 to 305)	264 (202 to 305)	264 (202 to 305)	12,900
Typhoid and paratyphoid	0 (0 to 0)	0 (0 to 0)	0 (0 to 2.7)	146 (40 to 350)	53.4 (21.4 to 47.7)	20.6 (7.2 to 49.6)	267 (102 to 498)	114 (47.4 to 214)	59.4 (24.6 to 128)	116 (11.9 to 77.3)	59.4 (7.4 to 47)	20.1 (4.9 to 29.2)	11.6 (3.7 to 28)	8.5 (2.8 to 19)	5.9 (1.6 to 13.4)	4.2 (1.1 to 9.6)	3.1 (0.7 to 6.4)	1.2 (0.4 to 2.5)	0.8 (0.2 to 1.2)	0.3 (0.1 to 0.5)	0.1 (0 to 0.2)	0 (0 to 0.1)	1,150
Typhoid fever	0 (0 to 0)	0 (0 to 0)	0 (0 to 2.4)	146 (27.9 to 339)	53.4 (21.4 to 47.6)	20.6 (7.2 to 49.6)	267 (99.9 to 476)	114 (41.9 to 205)	59.4 (20.3 to 125)	116 (10.4 to 74.9)	59.4 (6.5 to 46.1)	20.1 (4.3 to 28.9)	11.6 (3.3 to 27.8)	8.5 (2.5 to 18)	5.9 (1.4 to 13.1)	4.2 (1.1 to 9.6)	3.1 (0.7 to 6.4)	1.2 (0.4 to 2.5)	0.8 (0.2 to 1.2)	0.3 (0.1 to 0.5)	0.1 (0 to 0.2)	0 (0 to 0.1)	1,150
Paratyphoid fever	0 (0 to 0)	0 (0 to 0)	0 (0 to 0.1)	0 (0 to 16.7)	0 (0 to 1.1)	0 (0 to 0.2)	0.7 (0 to 29.2)	0.6 (0 to 13.9)	0.2 (0 to 8.9)	0.2 (0 to 6.5)	0.2 (0 to 2.5)	0.2 (0 to 2.1)	0.2 (0 to 1.7)	0.2 (0 to 1.7)	0.2 (0 to 1.7)	0.2 (0 to 1.7)	0.2 (0 to 1.7)	0.2 (0 to 1.7)	0.2 (0 to 1.7)	0.2 (0 to 1.7)	0.2 (0 to 1.7)	0.2 (0 to 1.7)	0.2 (0 to 1.7)	9.7
Invasive Non-typhoidal Salmonella (iNTS)	0 (0 to 0)	0.4 (0.1 to 1.9)	465 (5.5 to 2099)	145 (147 to 763)	156 (40.7 to 357)	49.1 (10.7 to 137)	27.6 (5.7 to 88.2)	43.5 (10.3 to 132)	51.3 (15.1 to 162)	52.3 (15.1 to 162)	52.3 (15.1 to 162)	52.3 (15.1 to 162)	52.3 (15.1 to 162)	52.3 (15.1 to 162)	52.3 (15.1 to 162)	52.3 (15.1 to 162)	52.3 (15.1 to 162)	52.3 (15.1 to 162)	52.3 (15.1 to 162)	52.3 (15.1 to 162)	52.3 (15.1 to 162)	52.3 (15.1 to 162)	52.3 (15.1 to 162)	1,020
Other intestinal infectious diseases	0 (0 to 0)	0 (0 to 0)	0.9 (0.3 to 2.7)	1 (0.3 to 3.3)	0.4 (0.1 to 1.4)	0.4 (0.1 to 1.3)	0.4 (0.1 to 1.2)	0.3 (0.1 to 0.9)	0.3 (0 to 0.4)	0.3 (0 to 0.4)	0.3 (0 to 0.4)	0.3 (0 to 0.4)	0.3 (0 to 0.4)	0.3 (0 to 0.4)	0.3 (0 to 0.4)	0.3 (0 to 0.4)	0.3 (0 to 0.4)	0.3 (0 to 0.4)	0.3 (0 to 0.4)	0.3 (0 to 0.4)	0.3 (0 to 0.4)	0.3 (0 to 0.4)	0.3 (0 to 0.4)	4.1
Neglected tropical diseases and malaria	0 (0 to 1.6)	0 (0 to 0.6)	1,200 (766 to 1,697)	1,200 (432 to 3,060)	1,200 (1,200 to 1,200)	1,200 (1,200 to 1,200)	299 (199 to 479)	240 (140 to 752)	240 (128 to 560)	240 (119 to 589)	240 (109 to 629)	240 (109 to 629)	240 (109 to 629)	240 (109 to 629)	240 (109 to 629)	240 (109 to 629)	240 (109 to 629)	240 (109 to 629)	240 (109 to 629)	240 (109 to 629)	240 (109 to 629)	240 (109 to 629)	240 (109 to 629)	7,380
Malaria	0 (0 to 0)	0 (0 to 0)	1,200 (766 to 1,697)	1,200 (432 to 3,060)	1,200 (1,200 to 1,200)	1,200 (1,200 to 1,200)	299 (199 to 479)	240 (140 to 752)	240 (128 to 560)	240 (119 to 589)	240 (109 to 629)	240 (109 to 629)	240 (109 to 629)	240 (109 to 629)	240 (109 to 629)	240 (109 to 629)	240 (109 to 629)	240 (109 to 629)	240 (109 to 629)	240 (109 to 629)	240 (109 to 629)	240 (109 to 629)	240 (109 to 629)	7,380
Chagas disease	0 (0 to 0)	0 (0 to 0)	0 (0 to 0)	0 (0 to 0)	0 (0 to 0)	0 (0 to 0)	0 (0 to 0)	0 (0 to 0)	0 (0 to 0)	0 (0 to 0)	0 (0 to 0)	0 (0 to 0)	0 (0 to 0)	0 (0 to 0)	0 (0 to 0)	0 (0 to 0)	0 (0 to 0)	0 (0 to 0)	0 (0 to 0)	0 (0 to 0)	0 (0 to 0)	0 (0 to 0)	0 (0 to 0)	0 (0 to 0)	0
Leishmaniasis	0 (0 to 0)	0 (0 to 0)	0 (0 to 0)	0 (0 to 0)	0 (0 to 0.2)	0 (0 to 0.2)	0.1 (0 to 0.3)	0.1 (0 to 0.3)	0.1 (0 to 0.3)	0.1 (0 to 0.3)	0.1 (0 to 0.3)	0.1 (0 to 0.3)	0.1 (0 to 0.3)	0.1 (0 to 0.3)	0.1 (0 to 0.3)	0.1 (0 to 0.3)	0.1 (0 to 0.3)	0.1 (0 to 0.3)	0.1 (0 to 0.3)	0.1 (0 to 0.3)	0.1 (0 to 0.3)	0.1 (0 to 0.3)	0.1 (0 to 0.3)	0.9
Visceral leishmaniasis	0 (0 to 0)	0 (0 to 0)	0 (0 to 0)	0 (0 to 0)	0 (0 to 0)	0 (0 to 0)	0 (0 to 0)	0 (0 to 0)	0 (0 to 0)	0 (0 to 0)	0 (0 to 0)	0 (0 to 0)	0 (0 to 0)	0 (0 to 0)	0 (0 to 0)	0 (0 to 0)	0 (0 to 0)	0 (0 to 0)	0 (0 to 0)	0 (0 to 0)	0 (0 to 0)	0 (0 to 0)	0 (0 to 0)	0
Cutaneous and mucocutaneous leishmaniasis	0 (0 to 0)	0 (0 to 0)	0 (0 to 0)	0 (0 to 0)	0 (0 to 0.2)	0 (0 to 0.2)	0.1 (0 to 0.3)	0.1 (0 to 0.3)	0.1 (0 to 0.3)	0.1 (0 to 0.3)	0.1 (0 to 0.3)	0.1 (0 to 0.3)	0.1 (0 to 0.3)	0.1 (0 to 0.3)	0.1 (0 to 0.3)	0.1 (0 to 0.3)	0.1 (0 to 0.3)	0.1 (0 to 0.3)	0.1 (0 to 0.3)	0.1 (0 to 0.3)	0.1 (0 to 0.3)	0.1 (0 to 0.3)	0.1 (0 to 0.3)	0.9
African trypanosomiasis	0 (0 to 0)	0 (0 to 0)	0 (0 to 0)	0 (0 to 0)	0 (0 to 0)	0 (0 to 0)	0 (0 to 0)	0 (0 to 0)	0 (0 to 0)	0 (0 to 0)	0 (0 to 0)	0 (0 to 0)	0 (0 to 0)	0 (0 to 0)	0 (0 to 0)	0 (0 to 0)	0 (0 to 0)	0 (0 to 0)	0 (0 to 0)	0 (0 to 0)	0 (0 to 0)	0 (0 to 0)	0 (0 to 0)	0
Schistosomiasis	0 (0 to 0)	0 (0 to 0)	0 (0 to 0.4)	2.5 (0.7 to 6.4)	19.3 (7.1 to 34.7)	29.2 (11.9 to 51.2)	30.4 (12.7 to 49.2)	23.7 (10.2 to 39.7)	18.8 (7.5 to 32.1)	14.9 (5.1 to 27.7)	12.1 (3.5 to 25.3)	9.6 (2.5 to 21.2)	7.6 (1.9 to 17.9)	6.1 (1.5 to 14.6)	4.9 (1.2 to 11.7)	3.9 (0.9 to 9.4)	3.1 (0.7 to 7.4)	2.4 (0.6 to 5.8)	1.9 (0.4 to 4.6)	1.4 (0.3 to 3.4)	1.1 (0.2 to 2.7)	0.8 (0.1 to 2.1)	311
Cysticercosis	0 (0 to 0)	0 (0 to 0)	0 (0 to 0.1)	0.2 (0 to 0.5)	0.8 (0.1 to 1.4)	2.1 (0.4 to 4.6)	3.1 (0.6 to 7.2)	3.1 (0.6 to 7.1)	3.3 (0.7 to 7.6)	3.3 (0.7 to 7.6)	3.3 (0.7 to 7.6)	3.3 (0.7 to 7.6)	3.3 (0.7 to 7.6)	3.3 (0.7 to 7.6)	3.3 (0.7 to 7.6)	3.3 (0.7 to 7.6)	3.3 (0.7 to 7.6)	3.3 (0.7 to 7.6)	3.3 (0.7 to 7.6)	3.3 (0.7 to 7.6)	3.3 (0.7 to 7.6)	3.3 (0.7 to 7.6)	3.3 (0.7 to 7.6)	79.2
Cystic echinococcosis	0 (0 to 0)	0 (0 to 0)	0 (0 to 0)	0 (0 to 0.2)	0 (0 to 0.4)	0 (0 to 0.6)	0 (0 to 0.6)	0 (0 to 0.6)	0 (0 to 0.6)	0 (0 to 0.6)	0 (0 to 0.6)	0 (0 to 0.6)	0 (0 to 0.6)	0 (0 to 0.6)	0 (0 to 0.6)	0 (0 to 0.6)	0 (0 to 0.6)	0 (0 to 0.6)	0 (0 to 0.6)	0 (0 to 0.6)	0 (0 to 0.6)	0 (0 to 0.6)	0 (0 to 0.6)	0 (0 to 0.6)	9.3
Lymphatic filariasis	0 (0 to 0)	0 (0 to 0)	0 (0 to 0)	0 (0 to 0)	0 (0 to 0)	0 (0 to 0)	0 (0 to 0)	0 (0 to 0)	0 (0 to 0)	0 (0 to 0)	0 (0 to 0)	0 (0 to 0)	0 (0 to 0)	0 (0 to 0)	0 (0 to 0)	0 (0 to 0)	0 (0 to 0)	0 (0 to 0)	0 (0 to 0)	0 (0 to 0)	0 (0 to 0)	0 (0 to 0)	0 (0 to 0)	0 (0 to 0)	219
Onchocerciasis	0 (0 to 0)	0 (0 to 0)	0 (0 to 0)	0 (0 to 0)	0 (0 to 0)	0 (0 to 0)	0 (0 to 0)	0 (0 to 0)	0 (0 to 0)	0 (0 to 0)	0 (0 to 0)	0 (0 to 0)	0 (0 to 0)	0 (0 to 0)	0 (0 to 0)	0 (0 to 0)	0 (0 to 0)	0 (0 to 0)	0 (0 to 0)	0 (0 to 0)	0 (0 to 0)	0 (0 to 0)	0 (0 to 0)	0 (0 to 0)	0
Trachoma	0 (0 to 0)	0 (0 to 0)	0 (0 to 0)	0 (0 to 0)	0 (0 to 0)	0 (0 to 0)	0 (0 to 0)	0 (0 to 0)	0 (0 to 0)	0 (0 to 0)	0 (0 to 0)	0 (0 to 0)	0 (0 to 0)	0 (0 to 0)	0 (0 to 0)	0 (0 to 0)	0 (0 to 0)	0 (0 to 0)	0 (0 to 0)	0 (0 to 0)	0 (0 to 0)	0 (0 to 0)	0 (0 to 0)	0 (0 to 0)	0
Dengue	0 (0 to 0.1)	0.2 (0 to 0.4)	0.7 (0.2 to 2)	1.6 (0.5 to 4)	1.2 (0.4 to 3.1)	1.2 (0.4 to 3.1)	1.2 (0.4 to 3.1)	1.1 (0.4 to 3)	1.1 (0.3 to 3)	1.1 (0.3 to 3)	1.1 (0.3 to 3)	1.1 (0.3 to 3)	1.1 (0.3 to 3)	1.1 (0.3 to 3)	1.1 (0.3 to 3)	1.1 (0.3 to 3)	1.1 (0.3 to 3)	1.1 (0.3 to 3)	1.1 (0.3 to 3)	1.1 (0.3 to 3)	1.1 (0.3 to 3)	1.1 (0.3 to 3)	1.1 (0.3 to 3)	11.1
Yellow fever	0 (0 to 0)	0 (0 to 0)	0 (0 to 0)	0.1 (0 to 0.4)	0.2 (0.1 to 0.7)	0.3 (0.1 to 1)	0.3 (0.1 to 1)	0.3 (0.1 to 0.9)	0.3 (0.1 to 0.8)	0.3 (0.1 to 0.8)	0.3 (0.1 to 0.8)	0.3 (0.1 to 0.8)	0.3 (0.1 to 0.8)	0.3 (0.1 to 0.8)	0.3 (0.1 to 0.8)	0.3 (0.1 to 0.8)	0.3 (0.1 to 0.8)	0.3 (0.1 to 0.8)	0.3 (0.1 to 0.8)	0.3 (0.1 to 0.8)	0.3 (0.1 to 0.8)	0.3 (0.1 to 0.8)	0.3 (0.1 to 0.8)	2.2
Rabies	0 (0 to 0)	0 (0 to 0)	0 (0 to 0.4)	3 (0.3 to 19.1)	2.3 (0.3 to 14.3)	1.3 (0.3 to 7.3)	1.3 (0.3 to 6.9)	1.3 (0.3 to 6.9)	1.3 (0.3 to 6.9)	1.3 (0.3 to 6.9)	1.3 (0.3 to 6.9)	1.3 (0.3 to 6.9)	1.3 (0.3 to 6.9)	1.3 (0.3 to 6.9)	1.3 (0.3 to 6.9)	1.3 (0.3 to 6.9)	1.3 (0.3 to 6.9)	1.3 (0.3 to 6.9)	1.3 (0.3 to 6.9)	1.3 (0.3 to 6.9)	1.3 (0.3 to 6.9)	1.3 (0.3 to 6.9)	1.3 (0.3 to 6.9)	5.9
Intestinal nematode infections	0 (0 to 0)	0 (0 to 0)	0 (0.1 to 0.7)	1 (0.2 to 9.8)	0.3 (0.1 to 2.2)	0.3 (0.1 to 2.1)	0.3 (0.1 to 1.9)	0.3 (0.1 to 1.8)	0.3 (0.1 to 1.7)





SR Table 2a: Vihiga DALYS by cause and age group for males with 95% uncertainty intervals, 2019

Cause	Early Neonatal	Late Neonatal	Post Neonatal	1 to 4	5 to 9	10 to 14	15 to 19	20 to 24	25 to 29	30 to 34	35 to 39	40 to 44	45 to 49	50 to 54	55 to 59	60 to 64	65 to 69	70 to 74	75 to 79	80 to 84	85 to 89	90 to 94	95 plus	Total
All causes	13,000 (11,300 to 17,600)	6,000 (2,900 to 9,200)	12,000 (8,800 to 14,300)	12,000 (9,900 to 14,200)	5,000 (3,900 to 6,600)	4,000 (3,100 to 5,300)	5,000 (3,700 to 6,900)	6,000 (4,200 to 8,200)	7,000 (4,900 to 9,400)	8,000 (5,600 to 10,700)	9,000 (6,200 to 12,200)	10,000 (7,000 to 13,800)	11,000 (7,900 to 15,200)	12,000 (8,600 to 16,500)	13,000 (9,400 to 17,800)	14,000 (10,000 to 19,000)	15,000 (10,600 to 20,000)	15,000 (10,600 to 20,000)	14,000 (9,900 to 19,000)	12,000 (8,400 to 16,000)	9,000 (6,000 to 12,000)	5,000 (3,000 to 7,000)	5,000 (3,000 to 7,000)	196,000 (163,000 to 232,000)
Communicable, maternal, neonatal, and nutritional diseases	13,000 (10,300 to 16,600)	6,000 (2,900 to 9,000)	12,000 (8,600 to 13,900)	11,000 (8,600 to 13,200)	4,000 (2,970 to 5,000)	3,000 (2,270 to 4,040)	3,000 (2,270 to 4,040)	3,000 (2,000 to 3,680)	2,000 (1,570 to 2,600)	2,000 (1,220 to 2,810)	2,000 (1,270 to 2,930)	2,000 (1,350 to 3,060)	2,000 (1,370 to 3,240)	2,000 (1,350 to 3,240)	2,000 (1,350 to 3,240)	2,000 (1,320 to 2,860)	2,000 (1,320 to 2,860)	1,000 (1,000 to 2,220)	1,000 (1,000 to 2,220)	1,000 (1,000 to 2,220)	1,000 (1,000 to 2,220)	1,000 (1,000 to 2,220)	1,000 (681 to 1,340)	71,700 (322 to 600)	71,700 (161 to 264)	71,700 (72 to 129)	71,700 (32 to 59.9)	71,700 (13 to 23.9)	71,700 (3 to 6.9)	71,700
HIV/AIDS and sexually transmitted infections	331 (99 to 742)	79.6 (23.7 to 178)	235 (121 to 416)	101 (48 to 226)	160 (69 to 432)	410 (192 to 722)	1,170 (671 to 1,870)	774 (451 to 1,340)	610 (327 to 1,030)	943 (412 to 1,580)	1,330 (643 to 2,480)	1,460 (636 to 2,800)	1,640 (693 to 2,780)	1,750 (740 to 2,940)	895 (321 to 1,490)	1,040 (332 to 1,837)	279 (118 to 486)	108 (39 to 184)	104 (23 to 174)	43.1 (14 to 74)	6.7 (2 to 12.1)	2.2 (1 to 4.1)	0.2 (0 to 0.3)	12,400
HIV/AIDS	0 (0 to 0.1)	0 (0 to 0)	159 (99 to 274)	99.6 (48 to 224)	117 (47 to 429)	499 (188 to 731)	1,170 (649 to 1,870)	711 (446 to 1,330)	485 (222 to 1,010)	826 (356 to 1,580)	1,230 (643 to 2,480)	1,400 (636 to 2,800)	1,630 (693 to 2,780)	1,720 (738 to 2,940)	880 (314 to 1,490)	948 (305 to 1,837)	276 (107 to 486)	102 (36 to 182)	42.6 (23 to 73.1)	9.5 (2 to 12.1)	2.1 (0 to 4.4)	0.6 (0 to 0.3)	11,800
HIV/AIDS - Drug-susceptible Tuberculosis	0 (0 to 0)	1.9 (1 to 3.4)	1.6 (0 to 4.6)	3.1 (0 to 12.3)	8.2 (4.7 to 13.7)	24 (13.3 to 41.4)	14.3 (8 to 24.6)	12.5 (7 to 21.7)	19.7 (11.6 to 34.9)	31.7 (17.9 to 54.6)	41.3 (23 to 71.4)	23.6 (13 to 40.5)	41 (23 to 70.4)	20.9 (11.6 to 36.2)	13.4 (7.6 to 22.4)	6.8 (3.9 to 11.3)	2.6 (1.6 to 4.7)	1.1 (0 to 2.1)	0.2 (0 to 0.4)	0 (0 to 0.1)	0 (0 to 0.1)	0 (0 to 0)	274
HIV/AIDS - Multidrug-resistant Tuberculosis without extensive drug resistance	0 (0 to 0)	0 (0 to 0)	0.1 (0 to 0.4)	0.1 (0 to 0.4)	0.2 (0 to 0.7)	0.4 (0 to 1.5)	1.2 (0 to 4.6)	0.7 (0 to 2.9)	0.6 (0 to 2.5)	1 (0 to 4.1)	1.3 (0 to 5.3)	0.7 (0 to 2.9)	1.1 (0 to 4.5)	0.6 (0 to 2.5)	0.4 (0 to 1.6)	0.2 (0 to 0.9)	0.1 (0 to 0.4)	0 (0 to 0.2)	0 (0 to 0.1)	0 (0 to 0.1)	0 (0 to 0)	0 (0 to 0)	14
HIV/AIDS - Extensively drug-resistant Tuberculosis	0 (0 to 0)	0 (0 to 0)	0 (0 to 0)	0 (0 to 0)	0 (0 to 0)	0 (0 to 0)	0 (0 to 0.1)	0 (0 to 0.1)	0 (0 to 0)	0 (0 to 0.1)	0 (0 to 0.1)	0 (0 to 0.1)	0 (0 to 0.2)	0 (0 to 0.1)	0 (0 to 0.1)	0 (0 to 0.1)	0 (0 to 0.1)	0 (0 to 0.1)	0 (0 to 0.1)	0 (0 to 0.1)	0 (0 to 0.1)	0 (0 to 0.1)	0 (0 to 0)	0.2
HIV/AIDS resulting in other diseases	0 (0 to 0)	159 (54 to 512)	93.9 (42 to 213)	174 (43 to 435)	422 (143 to 1,060)	1,140 (540 to 1,960)	696 (426 to 1,320)	492 (288 to 899)	818 (330 to 1,940)	1,300 (629 to 3,450)	1,660 (888 to 3,760)	1,940 (1,060 to 3,760)	1,660 (1,060 to 2,780)	1,220 (729 to 2,010)	868 (486 to 1,470)	632 (348 to 1,078)	268 (142 to 479)	102 (56 to 182)	41.6 (22 to 71.7)	6.2 (2 to 12.6)	0.6 (0 to 1.1)	0 (0 to 0)	11,500
Sexually transmitted infections excluding HIV	592 (99 to 742)	79.6 (23.7 to 178)	72.7 (12 to 303)	0.3 (0 to 1.1)	0.1 (0 to 0.2)	0.2 (0 to 0.6)	0.1 (0 to 0.1)	0.1 (0 to 0.4)	0.1 (0 to 0.3)	0.2 (0 to 0.6)	0.2 (0 to 0.6)	0.2 (0 to 0.6)	0.2 (0 to 0.6)	0.2 (0 to 0.6)	0.2 (0 to 0.6)	0.2 (0 to 0.6)	0.2 (0 to 0.6)	0.2 (0 to 0.6)	0.2 (0 to 0.6)	0.2 (0 to 0.6)	0.2 (0 to 0.6)	0.2 (0 to 0.6)	592
Syphilis	592 (99 to 742)	79.6 (23.7 to 178)	72.7 (20.7 to 303)	0.3 (0 to 1.1)	0.1 (0 to 0.2)	0.2 (0 to 0.6)	0.1 (0 to 0.1)	0.1 (0 to 0.4)	0.1 (0 to 0.3)	0.2 (0 to 0.6)	0.2 (0 to 0.6)	0.2 (0 to 0.6)	0.2 (0 to 0.6)	0.2 (0 to 0.6)	0.2 (0 to 0.6)	0.2 (0 to 0.6)	0.2 (0 to 0.6)	0.2 (0 to 0.6)	0.2 (0 to 0.6)	0.2 (0 to 0.6)	0.2 (0 to 0.6)	0.2 (0 to 0.6)	557
Chlamydial infection	0 (0 to 0)	0 (0 to 0)	0 (0 to 0)	0 (0 to 0)	0 (0 to 0)	0 (0 to 0)	0 (0 to 0.1)	0 (0 to 0.1)	0 (0 to 0.1)	0 (0 to 0.2)	0 (0 to 0.2)	0 (0 to 0.2)	0 (0 to 0.1)	0 (0 to 0.1)	0 (0 to 0.1)	0 (0 to 0.1)	0 (0 to 0.1)	0 (0 to 0.1)	0 (0 to 0.1)	0 (0 to 0.1)	0 (0 to 0.1)	0 (0 to 0.1)	0 (0 to 0)	4.6
Gonococcal infection	0 (0 to 0)	0 (0 to 0)	0 (0 to 0)	0 (0 to 0)	0 (0 to 0)	0 (0 to 0.1)	0 (0 to 0.2)	0 (0 to 0.3)	0 (0 to 0.1)	0 (0 to 0.2)	0 (0 to 0.2)	0 (0 to 0.2)	0 (0 to 0.2)	0 (0 to 0.2)	0 (0 to 0.2)	0 (0 to 0.2)	0 (0 to 0.2)	0 (0 to 0.2)	0 (0 to 0.2)	0 (0 to 0.2)	0 (0 to 0.2)	0 (0 to 0.2)	0 (0 to 0)	5
Trichomoniasis	0 (0 to 0)	0 (0 to 0)	0 (0 to 0)	0 (0 to 0)	0 (0 to 0)	0 (0 to 0)	0 (0 to 0)	0 (0 to 0.1)	0 (0 to 0.1)	0 (0 to 0.1)	0 (0 to 0.1)	0 (0 to 0.1)	0 (0 to 0.1)	0 (0 to 0.1)	0 (0 to 0.2)	0 (0 to 0.2)	0 (0 to 0.1)	0 (0 to 0.1)	0 (0 to 0.1)	0 (0 to 0.1)	0 (0 to 0.1)	0 (0 to 0.1)	0 (0 to 0)	1.4
Genital herpes	0 (0 to 0)	0 (0 to 0)	0 (0 to 0)	0 (0 to 0)	0 (0 to 0)	0 (0 to 0.1)	0.2 (0 to 0.6)	0.4 (0 to 0.3)	0.1 (0 to 0.4)	0.2 (0 to 0.6)	0.2 (0 to 0.6)	0.2 (0 to 0.6)	0.2 (0 to 0.6)	0.2 (0 to 0.6)	0.2 (0 to 0.6)	0.2 (0 to 0.6)	0.2 (0 to 0.6)	0.2 (0 to 0.6)	0.2 (0 to 0.6)	0.2 (0 to 0.6)	0.2 (0 to 0.6)	0.2 (0 to 0.6)	0 (0 to 0)	14.6
Other sexually transmitted infections	0 (0 to 0)	0 (0 to 0)	0 (0 to 0)	0 (0 to 0)	0 (0 to 0)	0 (0 to 0.1)	0 (0 to 0.1)	0 (0 to 0.2)	0 (0 to 0.1)	0 (0 to 0.2)	0 (0 to 0.2)	0 (0 to 0.2)	0 (0 to 0.2)	0 (0 to 0.2)	0 (0 to 0.2)	0 (0 to 0.2)	0 (0 to 0.2)	0 (0 to 0.2)	0 (0 to 0.1)	0 (0 to 0.1)	0 (0 to 0.1)	0 (0 to 0.1)	0 (0 to 0)	9.9
Respiratory infections and tuberculosis	559 (329 to 1,870)	120 (41 to 1,430)	1,040 (569 to 1,810)	1,490 (760 to 2,410)	244 (247 to 974)	186 (201 to 455)	286 (376 to 884)	666 (470 to 1,240)	786 (493 to 1,590)	1,020 (466 to 1,990)	997 (478 to 1,930)	1,020 (378 to 1,920)	1,020 (360 to 1,960)	1,020 (363 to 1,940)	975 (382 to 1,880)	1,040 (443 to 1,830)	1,040 (477 to 1,810)	1,040 (504 to 1,840)	1,040 (469 to 1,930)	1,040 (393 to 1,930)	1,040 (393 to 1,930)	1,040 (192 to 2,090)	19,100
Tuberculosis	559 (329 to 1,870)	120 (41 to 1,430)	1,040 (569 to 1,810)	1,490 (760 to 2,410)	244 (247 to 974)	186 (201 to 455)	286 (376 to 884)	666 (470 to 1,240)	786 (493 to 1,590)	1,020 (466 to 1,990)	997 (478 to 1,930)	1,020 (378 to 1,920)	1,020 (360 to 1,960)	1,020 (363 to 1,940)	975 (382 to 1,880)	1,040 (443 to 1,830)	1,040 (477 to 1,810)	1,040 (504 to 1,840)	1,040 (469 to 1,930)	1,040 (393 to 1,930)	1,040 (393 to 1,930)	1,040 (192 to 2,090)	19,100
Latent tuberculosis infection	0 (0 to 0)	0 (0 to 0)	0 (0 to 0)	0 (0 to 0)	0 (0 to 0)	0 (0 to 0)	0 (0 to 0)	0 (0 to 0)	0 (0 to 0)	0 (0 to 0)	0 (0 to 0)	0 (0 to 0)	0 (0 to 0)	0 (0 to 0)	0 (0 to 0)	0 (0 to 0)	0 (0 to 0)	0 (0 to 0)	0 (0 to 0)	0 (0 to 0)	0 (0 to 0)	0 (0 to 0)	0 (0 to 0)	0
Drug-susceptible tuberculosis	0 (0 to 0)	59.2 (24.2 to 108)	130 (60.4 to 267)	99.5 (24.5 to 424)	69.4 (29.4 to 81.8)	311 (137.9 to 551)	539 (288.9 to 886)	529 (267 to 868)	557 (240.1 to 917)	501 (231.9 to 917)	476 (232.5 to 922)	479 (232.5 to 922)	517 (240.5 to 969)	560 (232.5 to 913)	430 (240.5 to 969)	395 (198.5 to 720)	347 (173.5 to 650)	192 (91.5 to 374)	99.3 (47.9 to 192)	37.8 (17.5 to 73.6)	14.2 (6.2 to 27.5)	2.3 (1.1 to 4.5)	6,210
Multidrug-resistant tuberculosis without extensive drug resistance	0 (0 to 0)	0 (0 to 0)	0.3 (0 to 1.5)	1.6 (0.5 to 6.2)	1.8 (0.1 to 10.3)	12.2 (2.4 to 50.2)	22 (5.1 to 107)	22 (5.6 to 102)	22 (5.7 to 123)	22.9 (5.6 to 118)	19.4 (5.6 to 118)	19.6 (5.6 to 121)	21.5 (5.6 to 121)	22.6 (5.6 to 104)	17.6 (5.6 to 99)	14.5 (5.6 to 91.5)	7.5 (2.6 to 45.2)	3.8 (1.6 to 22.3)	1.6 (0.6 to 9.2)	0.6 (0.2 to 3.8)	0.2 (0 to 1.2)	0 (0 to 0.2)	257
Extensively drug-resistant tuberculosis	0 (0 to 0)	0 (0 to 0)	0 (0 to 0.2)	0.1 (0 to 0.3)	0.1 (0 to 0.7)	0.1 (0 to 0.7)	0.2 (0 to 0.6)	0.3 (0 to 1.1)	0.2 (0 to 1.1)	0.3 (0 to 1.1)	0.3 (0 to 1.1)	0.3 (0 to 1.1)	0.3 (0 to 1.1)	0.3 (0 to 1.1)	0.2 (0 to 1.1)	0.2 (0 to 1.1)	0.2 (0 to 1.1)	0.1 (0 to 0.7)	0.1 (0 to 0.7)	0.1 (0 to 0.7)	0 (0 to 0.3)	0 (0 to 0.1)	3.4
Lower respiratory infections	979 (634 to 1,870)	668 (469 to 1,810)	1,030 (686 to 2,230)	1,230 (728 to 2,410)	228 (125 to 433)	147 (92 to 279)	193 (92 to 374)	164 (86 to 339)	134 (72 to 222)	113 (58 to 187)	110 (58 to 188)	133 (67 to 229)	170 (81 to 310)	210 (99 to 362)	284 (139 to 488)	418 (208 to 719)	495 (248 to 761)	475 (272 to 729)	372 (172 to 574)	186 (113 to 286)	77.3 (47 to 121)	27.9 (16 to 44.1)	9.1 (5 to 15)	7,940
Upper respiratory infections	0.3 (0.1 to 0.4)	1.6 (0.4 to 2.8)	29.2 (11.1 to 58.7)	84.6 (40.4 to 164)	70.4 (38 to 119)	71.1 (37.7 to 126)	70.9 (37.7 to 126)	61.2 (27.6 to 97.4)	33.3 (14.9 to 53.6)	26 (10.3 to 43.1)	17 (9.3 to 29)	14.1 (6.3 to 23.4)	11.7 (5.4 to 19.4)	9.9 (4.4 to 17.2)	8.3 (3.9 to 14.4)	6.2 (2.9 to 11.1)	4.8 (2.1 to 8.7)	2.8 (1.3 to 4.7)	1.4 (0.6 to 2.3)	0.4 (0.2 to 0.7)	0.1 (0 to 0.1)	0 (0 to 0)	635
Otitis media	0 (0 to 1.6)	0.4 (0 to 2.2)	2.9 (0.1 to 9.5)	23.6 (12.1 to 39.4)	23.2 (17.9 to 34.1)	25.4 (13.9 to 40.1)	24.5 (13.9 to 40.1)	21.7 (9.7 to 33.4)	11.8 (5.1 to 18.5)	8.5 (3.6 to 14.8)	5.8 (2.3 to 9.7)	4.9 (2.3 to 8.1)	4.2 (1.9 to 7.3)	3.3 (1.5 to 5.2)	2.9 (1.3 to 5.2)	2.1 (1 to 3.7)	1.7 (0.7 to 3.1)	1.1 (0.5 to 2.1)	0.6 (0.2 to 1.1)	0.2 (0 to 0.4)	0.1 (0 to 0.1)	0 (0 to 0)	176
Enteric infections	12 (5.2 to 29.2)	1,410 (621 to 2,950)	2,670 (1,220 to 5,250)	1,160 (686 to 1,920)	630 (420 to 916)	270 (202 to 350)	303 (202 to 450)	296 (196 to 450)	311 (196 to 450)	257 (162 to 404)	227 (127 to 367)	194 (127 to 297)	167 (96 to 256)	137 (79 to 208)	114 (67 to 172)	96.1 (56 to 145)	84.2 (49 to 126)	73.1 (42 to 109)	61.2 (34 to 92.1)	47.1 (26 to 70.5)	32.1 (18 to 48.7)	20.1 (11 to 30.4)	11,000
Diarrheal diseases	12 (5.2 to 29.2)	1,410 (621 to 2,950)	2,670 (1,220 to 5,250)	1,160 (686 to 1,920)	630 (420 to 916)	270 (202 to 350)	303 (202 to 450)	296 (196 to 450)	311 (196 to 450)	257 (162 to 404)	227 (127 to 367)	194 (127 to 297)	167 (96 to 256)	137 (79 to 208)	114 (67 to 172)	96.1 (56 to 145)	84.2 (49 to 126)	73.1 (42 to 109)	61.2 (34 to 92.1)	47.1 (26 to 70.5)	32.1 (18 to 48.7)	20.1 (11 to 30.4)	11,000
Typhoid and paratyphoid	0 (0 to 0)	0 (0 to 0)	0.1 (0 to 1.9)	0.2 (0 to 1.9)	0.1 (0 to 1.9)	0.1 (0 to 1.9)	0.1 (0 to 1.9)	0.1 (0 to 1.9)	0.1 (0 to 1.9)	0.1 (0 to 1.9)	0.1 (0 to 1.9)	0.1 (0 to 1.9)	0.1 (0 to 1.9)	0.1 (0 to 1.9)	0.1 (0 to 1.9)	0.1 (0 to 1.9)	0.1 (0 to 1.9)	0.1 (0 to 1.9)	0.1 (0 to 1.9)	0.1 (0 to 1.9)	0.1 (0 to 1.9)	0.1 (0 to 1.9)	1,030
Typhoid fever	0 (0 to 0)	0 (0 to 0)	0.1 (0 to 1.9)	0.2 (0.1 to 1.9)	0.1 (0 to 1.9)	0.1 (0 to 1.9)	0.1 (0 to 1.9)	0.1 (0 to 1.9)	0.1 (0 to 1.9)	0.1 (0 to 1.9)	0.1 (0 to 1.9)	0.1 (0 to 1.9)	0.1 (0 to 1.9)	0.1 (0 to 1.9)	0.1 (0 to 1.9)	0.1 (0 to 1.9)	0.1 (0 to 1.9)	0.1 (0 to 1.9)	0.1 (0 to 1.9)	0.1 (0 to 1.9)	0.1 (0 to 1.9)	0.1 (0 to 1.9)	981
Paratyphoid fever	0 (0 to 0)	0 (0 to 0)	0 (0.1 to 29.8)	0 (0 to 0)	0 (0.1 to 23.8)	0 (0 to 0)	0 (0.3 to 23.8)	0 (0.3 to 23.8)	0 (0.3 to 23.7)	0 (0.1 to 9.9)	0 (0.1 to 9.9)	0 (0.1 to 9.9)	0 (0.1 to 9.9)	0 (0.1 to 9.9)	0 (0.1 to 9.9)	0 (0.1 to 9.9)	0 (0.1 to 9.9)	0 (0.1 to 9.9)	0 (0.1 to 9.9)	0 (0.1 to 9.9)	0 (0.1 to 9.9)	0 (0.1 to 9.9)	45
Invasive Non-typhoidal Salmonella (iNTS)	0 (0 to 0)	0 (7.7 to 22.2)	0.7 (1.42 to 5.74)	0.1 (0.65 to 1.84)	0.1 (1.38 to 6.23)	0.1 (0.45 to 2.12)	0.1 (0.67 to 3.62)	0.1 (0.6 to 3.67)	0.1 (0.64 to 3.62)	0.1 (0.6 to 3.62)	0.1 (0.6 to 3.62)	0.1 (0.6 to 3.62)	0.1 (0.6 to 3.62)	0.1 (0.6 to 3.62)	0.1 (0.6 to 3.62)	0.1 (0.6 to 3.62)	0.1 (0.6 to 3.62)	0.1 (0.6 to 3.62)	0.1 (0.6 to 3.62)	0.1 (0.6 to 3.62)	0.1 (0.6 to 3.62)	0.1 (0.6 to 3.62)	2,230
Other intestinal infectious diseases	0 (0 to 0)	0 (0 to 0)	0 (0 to 3.7)	0 (0 to 13.8)	0.5 (0 to 13.8)	0.4 (0 to 1.3)	0.3 (0 to 1)	0.3 (0 to 0.9)	0.3 (0 to 0.9)	0.3 (0 to 0.9)	0.3 (0 to 0.9)	0.3 (0 to 0.9)	0.3 (0 to 0.9)	0.1 (0 to 0.2)	0.1 (0 to 0.2)	0.1 (0 to 0.2)	0.1 (0 to 0.2)	0.1 (0 to 0.2)	0.1 (0 to 0.2)	0.1 (0 to 0.2)	0.1 (0 to 0.2)	0.1 (0 to 0.2)	7.3
Neglected tropical diseases and malaria	0 (0 to 1.4)	2.3 (1.07 to 3.36)	2,080 (981 to 4,240)	2,300 (1,200 to 3,100)	1,020 (390 to 1,370)	422 (299 to 1,030)	739 (299 to 761)	422 (171 to 603)	197 (130 to 499)	232 (102 to 367)	209 (90.2 to 374)	198 (91 to 376)	229 (78 to 423)	229 (77 to 423)	229 (79 to 423)	229 (78 to 423)	229 (80 to 560)	229 (84 to 537)	229 (80 to 560)	229 (80 to 560)	229 (80 to 560)	229 (80 to 560)	229 (80 to 560)	10,500
Malaria	0 (0 to 1.4)	2.3 (1.07 to 3.36)	2,080 (981 to 4,240)	2,300 (1,200 to 3,100)	1,020 (390 to 1,370)	422 (299 to 1,030)	739 (299 to 761)	422 (171 to 603)	197 (130 to 499)	232 (102 to 367)	209 (90.2 to 374)	198 (91 to 376)	229 (78 to 423)	229 (77 to 423)	229 (79 to 423)	229 (78 to 423)	229 (80 to 560)	229 (84 to 537)	229 (80 to 560)	229 (80 to 560)	229 (80 to 560)	229 (80 to 560)	229 (80 to 560)	10,500
Chagas disease	0 (0 to 0)	0 (0 to 0)	0 (0 to 0)	0 (0 to 0)	0 (0 to 0)	0 (0 to 0)	0 (0 to 0)	0 (0 to 0)	0 (0 to 0)	0 (0 to 0)	0 (0 to 0)	0 (0 to 0)	0 (0 to 0)	0 (0 to 0)	0 (0 to 0)	0 (0 to 0)	0 (0 to 0)	0 (0 to 0)	0 (0 to 0)	0 (0 to 0)	0 (0 to 0)	0 (0 to 0)	0 (0 to 0)	0
Leishmaniasis	0 (0 to 0)	0 (0 to 0)	0 (0 to 0)	0 (0 to 0.1)	0 (0 to 0.1)	0 (0 to 0.2)	0 (0 to 0.3)	0 (0 to 0.2)	0 (0 to 0.2)	0 (0 to 0.1)	0 (0 to 0.1)	0 (0 to 0.1)	0 (0 to 0.1)	0 (0 to 0.2)	0 (0 to 0.2)	0 (0 to 0.1)	0 (0 to 0.1)	0 (0 to 0.1)	0 (0 to 0.1)	0 (0 to 0.1)	0 (0 to 0.1)	0 (0 to 0.1)	0 (0 to 0)	1.9
Visceral leishmaniasis	0 (0 to 0)	0 (0 to 0)	0 (0 to 0)	0 (0 to 0)	0 (0 to 0)	0 (0 to 0)	0 (0 to 0)	0 (0 to 0)	0 (0 to 0)	0 (0 to 0)	0 (0 to 0)	0 (0 to 0)	0 (0 to 0)	0 (0 to 0)	0 (0 to 0)	0 (0 to 0)	0 (0 to 0)	0 (0 to 0)	0 (0 to 0)	0 (0 to 0)	0 (0 to 0)	0 (0 to 0)	0 (0 to 0)	0
Cutaneous and mucocutaneous leishmaniasis	0 (0 to 0)	0 (0 to 0)	0 (0 to 0.1)	0 (0 to 0.1)	0 (0 to 0.2)	0 (0 to 0.3)	0 (0 to 0.3)	0 (0 to 0.2)	0 (0 to 0.2)	0 (0 to 0.1)	0 (0 to 0.1)	0 (0 to 0.1)	0 (0 to 0.1)	0 (0 to 0.2)	0 (0 to 0.2)	0 (0 to 0.1)	0 (0 to 0.1)	0 (0 to 0.1)	0 (0 to 0.1)	0 (0 to 0.1)	0 (0 to 0.1)	0 (0 to 0.1)	0 (0 to 0)	1.9
African trypanosomiasis	0 (0 to 0)	0 (0 to 0)	0 (0 to 0)	0 (0 to 0)	0 (0 to 0)	0 (0 to 0)	0 (0 to 0)	0 (0 to 0)	0 (0 to 0)	0 (0 to 0)	0 (0 to 0)	0 (0 to 0)	0 (0 to 0)	0 (0 to 0)	0 (0 to 0)	0 (0 to 0)	0 (0 to 0)	0 (0 to 0)	0 (0 to 0)	0 (0 to 0)	0 (0 to 0)	0 (0 to 0)	0 (0 to 0)	0
Schistosomiasis	0 (0 to 0)	0 (0 to 0)	5 (1.4 to 12)	19 (10.4 to 31)	37 (19.4 to 74.5)	60.9 (31.6 to 103)	71 (31.6 to 146)	67.7 (28.2 to 133)	67.5 (28.2 to 113)	47.9 (20.3 to 91)	39.5 (16.7 to 82.6)	34.7 (13.7 to 82.4)	29.7 (11.3 to 76.4)	23.1 (8.9 to 59.4)	17.9 (6.9 to 46.1)	13.3 (5.1 to 34.2)	9.8 (3.8 to 25.2)	6.7 (2.6 to 17.2)	4.3 (1.7 to 11.1)	2.5 (1 to 6.4)	1.1 (0.4 to 2.9)	0.3 (0.1 to 0.9)	671
Cysticercosis	0 (0 to 0)	0 (0 to 0)	0.1 (0 to 0.3)	0.3 (0.1 to 0.8)	0.6 (0.3 to 1.4)	1.6 (0.8 to 3.5)	2.6 (1.3 to 5.9)	3.9 (1.8 to 8.6)	5.4 (2.5 to 12.1)	6.4 (2.9 to 14.5)	7.1 (3.4 to 16.1)	7.7 (3.6 to 17.4)	8.1 (3.8 to 18.4)	8.3 (3.9 to 18.8)	8.3 (3.9 to 18.8)	8.2 (3.8 to 18.6)	7.9 (3.7 to 17.9)	7.4 (3.5 to 16.8)	6.8 (3.2 to 15.4)	6.1 (2.9 to 13.8)	5.2 (2.4 to 11.8)	4.1 (1.9 to 9.3)	161
Cystic echinococcosis	0 (0 to 0)	0 (0 to 0)	0 (0 to 0)	0.3 (0.1 to 1.3)	0.7 (0.3 to 3.4)	1.9 (0.9 to 9.1)	3.1 (1.5 to 14.9)	4.6 (2.2 to 21.7)	6.4 (3.1 to 30.1)	7.6 (3.7 to 35.8)	8.4 (4.1 to 39.6)	9.1 (4.4 to 42.9)	9.6 (4.6 to 45.2)	9.8 (4.7 to 46.1)	9.8 (4.7 to 46.1)	9.7 (4.7 to 45.7)	9.4 (4.5 to 44.2)	8.8 (4.2 to 41.4)	8.1 (3.9 to 38.1)	7.2 (3.5 to 34)	6.2 (3 to 29.2)	4.9 (2.4 to 23)	191
Lymphatic filariasis	0 (0 to 0)	0 (0 to 0)	0 (0 to 0)	0 (0 to 0)	19.2 (7.6 to 42.1)	23.2 (8.9 to 45)	19.8 (7.5 to 39.9)	7.4 (3.6 to 16)	3.9 (2.1 to 8.4)	2.6 (1.2 to 5.7)	2.1 (0.9 to 4.6)	1.8 (0.8 to 4.1)	1.6 (0.7 to 3.6)	1.4 (0.6 to 3.2)	1.2 (0.5 to 2.8)	1

Congenital birth defects	986 (643 to 1,408)	287 (203 to 407)	572 (383 to 1,070)	504 (350 to 880)	138 (90 to 271)	110 (76 to 164)	64-4 (57 to 115)	59-6 (34 to 93-4)	36 (23 to 54-3)	26 (14 to 39)	19-8 (11 to 27-9)	16-1 (9-7 to 24-5)	12-5 (7-7 to 19-2)	10-7 (6-4 to 16-4)	9-8 (5-9 to 15-1)	9-6 (5-1 to 13-7)	6-9 (4-1 to 10-6)	3-4 (1 to 5-4)	1-8 (0 to 3-1)	0-7 (0-3 to 1-1)	0-2 (0-1 to 0-4)	0-1 (0 to 0-1)	0 (0 to 0)	3,000
Neural tube defects	77-6 (19-6 to 201)	20-1 (5-1 to 56-3)	37-6 (4 to 94-4)	34-2 (4 to 157)	13-5 (2 to 91)	4-5 (2 to 9-4)	3-5 (2 to 9-2)	2-1 (1 to 3)	1-1 (0-1 to 4)	0-7 (0 to 4)	0-6 (0 to 3-4)	0-5 (0 to 2-5)	0-2 (0 to 1-5)	0-1 (0 to 1-2)	0-1 (0 to 0-9)	0-1 (0 to 1-1)	0-1 (0 to 0-7)	0 (0 to 0)	0 (0 to 0)	0 (0 to 0)	0 (0 to 0)	0 (0 to 0)	0 (0 to 0)	172
Congenital heart anomalies	419 (168 to 575)	119 (49-7 to 332)	244 (107 to 552)	214 (68-3 to 569)	58 (19-5 to 176)	46 (14 to 94-1)	27 (9-2 to 69-3)	25 (8-6 to 56-1)	15 (3-6 to 44-9)	11 (2-3 to 31-4)	8 (1-7 to 24)	7 (1-3 to 17-4)	5 (0-7 to 13-7)	4 (0-7 to 10-4)	4 (0-6 to 9-6)	4 (0-6 to 9-6)	2 (0-3 to 5-3)	2 (0-4 to 5-2)	1 (0 to 2-2)	0-4 (0-1 to 0-7)	0-1 (0 to 0-1)	0 (0 to 0)	0 (0 to 0)	1,110
Orofacial clefts	49 (9-6 to 118)	14 (2-3 to 34)	4-4 (0-8 to 16-4)	1-9 (0-4 to 3-5)	1-5 (0-4 to 3-8)	1-4 (0-4 to 3-8)	1-4 (0-3 to 2-1)	0-7 (0-3 to 2-1)	0-6 (0-2 to 1-6)	0-5 (0 to 1-1)	0-5 (0-1 to 0-9)	0-3 (0-1 to 0-9)	0-3 (0-1 to 0-8)	0-3 (0-1 to 0-5)	0-3 (0-1 to 0-5)	0-2 (0-1 to 0-5)	0-2 (0-1 to 0-4)	0-1 (0 to 0-3)	0-1 (0 to 0-3)	0-1 (0 to 0-1)	0 (0 to 0)	0 (0 to 0)	0 (0 to 0)	21-2
Down syndrome	10-9 (2-7 to 24-9)	3-7 (1-4 to 12-1)	18 (5-4 to 43-9)	14-5 (4 to 39-7)	2-9 (1-3 to 8-5)	2-9 (1-2 to 6-4)	2-5 (1-1 to 5-3)	1-6 (0-7 to 3-5)	0-9 (0-4 to 2-1)	0-7 (0-2 to 1-5)	0-6 (0-2 to 1-2)	0-5 (0-2 to 1-1)	0-4 (0-1 to 1-1)	0-4 (0-1 to 1-1)	0-3 (0-1 to 0-9)	0-2 (0 to 0-5)	0-2 (0 to 0-3)	0-1 (0 to 0-2)	0 (0 to 0)	0 (0 to 0)	0 (0 to 0)	0 (0 to 0)	0 (0 to 0)	62-1
Turner syndrome	0 (0 to 0)	0 (0 to 0)	0 (0 to 0)	0 (0 to 0)	0 (0 to 0)	0 (0 to 0)	0 (0 to 0)	0 (0 to 0)	0 (0 to 0)	0 (0 to 0)	0 (0 to 0)	0 (0 to 0)	0 (0 to 0)	0 (0 to 0)	0 (0 to 0)	0 (0 to 0)	0 (0 to 0)	0 (0 to 0)	0 (0 to 0)	0 (0 to 0)	0 (0 to 0)	0 (0 to 0)	0 (0 to 0)	0
Klinefelter syndrome	0 (0 to 0)	0 (0 to 0)	0 (0 to 0)	0 (0 to 0)	0 (0 to 0)	0 (0 to 0)	0 (0 to 0)	0 (0 to 0)	0 (0 to 0)	0 (0 to 0)	0 (0 to 0)	0 (0 to 0)	0 (0 to 0)	0 (0 to 0)	0 (0 to 0)	0 (0 to 0)	0 (0 to 0)	0 (0 to 0)	0 (0 to 0)	0 (0 to 0)	0 (0 to 0)	0 (0 to 0)	0 (0 to 0)	0
Other chromosomal abnormalities	29 (7-7 to 71-4)	11-2 (3-1 to 29-5)	16 (5-5 to 40-3)	7-9 (2-6 to 24-1)	2-1 (1-2 to 4-2)	1-8 (1 to 3-3)	1-9 (0-9 to 4)	1 (0 to 2)	0-6 (0-3 to 1-3)	0-2 (0-1 to 0-5)	0-2 (0-1 to 0-4)	0-1 (0 to 0-3)	0-1 (0 to 0-3)	0-1 (0 to 0-2)	0 (0 to 0-1)	0 (0 to 0)	0 (0 to 0)	0 (0 to 0)	0 (0 to 0)	0 (0 to 0)	0 (0 to 0)	0 (0 to 0)	0 (0 to 0)	68-3
Congenital musculoskeletal and limb anomalies	28-3 (9-1 to 63-9)	7-9 (2-9 to 17)	23-9 (7-1 to 61)	19-1 (5-1 to 49-3)	4-4 (1-3 to 9-4)	3-4 (1-1 to 7-2)	2-5 (0-9 to 6)	1-9 (0-7 to 4-3)	1-1 (0-4 to 2-5)	0-7 (0-2 to 1-7)	0-7 (0-2 to 1-5)	0-5 (0-2 to 1-3)	0-4 (0-1 to 1-2)	0-3 (0-1 to 1-1)	0-3 (0-1 to 0-8)	0-2 (0-1 to 0-6)	0-2 (0 to 0-5)	0-1 (0 to 0-3)	0-1 (0 to 0-2)	0-1 (0 to 0-1)	0 (0 to 0)	0 (0 to 0)	0 (0 to 0)	189
Urogenital congenital anomalies	38 (9-2 to 94-2)	9-7 (2-3 to 25-1)	8-8 (2-4 to 19-2)	3-5 (1 to 12-4)	2-3 (1-3 to 5-4)	2-3 (1-2 to 3-6)	1-7 (0-8 to 3-1)	1 (0-4 to 1-9)	0-6 (0-2 to 1-4)	0-3 (0-2 to 0-9)	0-2 (0 to 0-6)	0-2 (0-1 to 0-5)	0-1 (0 to 0-4)	0-1 (0 to 0-3)	0-1 (0 to 0-2)	0 (0 to 0-1)	0 (0 to 0-1)	0 (0 to 0)	0 (0 to 0)	0 (0 to 0)	0 (0 to 0)	0 (0 to 0)	0 (0 to 0)	55-4
Digestive congenital anomalies	29 (5-6 to 163)	8-3 (1-6 to 89-2)	16-6 (1 to 118)	9-7 (1-4 to 82-4)	2-2 (0-5 to 9-2)	2-1 (0-5 to 7-6)	1-5 (0-3 to 6-1)	1-1 (0-2 to 4)	0-6 (0-1 to 2-6)	0-4 (0 to 2)	0-3 (0 to 1-5)	0-3 (0 to 1-2)	0-2 (0 to 1-1)	0-2 (0 to 0-9)	0-1 (0 to 0-7)	0-1 (0 to 0-6)	0-1 (0 to 0-5)	0-1 (0 to 0-2)	0 (0 to 0)	0 (0 to 0)	0 (0 to 0)	0 (0 to 0)	0 (0 to 0)	195
Other congenital birth defects	439 (160 to 797)	138 (48-7 to 299)	282 (98 to 647)	234 (68 to 647)	64-6 (22-2 to 163)	49-8 (20-2 to 77-4)	29-6 (9-7 to 71-4)	28-6 (13 to 67)	16-8 (4-4 to 39-6)	12-4 (1 to 30-6)	9-1 (4-6 to 19-6)	7-4 (1 to 16-6)	5-7 (1-2 to 12-4)	4-9 (1-2 to 12-1)	4-3 (1-2 to 9-7)	3-9 (1 to 7-2)	3-2 (0-9 to 6-9)	2-5 (0-6 to 4-6)	1-5 (0-3 to 2-9)	0-9 (0-2 to 1-6)	0-2 (0 to 0-3)	0-1 (0 to 0-2)	1-5 (0-3 to 3-4)	1,130
Urinary diseases and male infertility	13-6 (9-6 to 22-7)	4-4 (1-6 to 9-3)	11 (5 to 21)	4-5 (1-1 to 9-5)	2-5 (0-7 to 6-2)	2-4 (0-8 to 5-1)	2-1 (0-6 to 4-5)	2-1 (0-5 to 3-1)	1-5 (0-4 to 3-9)	1-2 (0-3 to 2-5)	1-1 (0-3 to 2-4)	0-9 (0-3 to 2-1)	0-8 (0-2 to 1-7)	0-7 (0-2 to 1-5)	0-6 (0-2 to 1-3)	0-5 (0-1 to 1-2)	0-4 (0-1 to 1-1)	0-3 (0-1 to 0-8)	0-2 (0 to 0-6)	0-1 (0 to 0-4)	0-1 (0 to 0-3)	0-1 (0 to 0-3)	0-1 (0 to 0-3)	489
Urolithiasis	0 (0 to 0)	0 (0 to 0)	0 (0 to 0)	0 (0 to 0)	0 (0 to 0)	0 (0 to 0)	0 (0 to 0)	0 (0-1 to 0-2)	0 (0-2 to 0-2)	0 (0-2 to 0-3)	0 (0-2 to 0-3)	0 (0-2 to 0-3)	0 (0-1 to 0-3)	0 (0-2 to 0-3)	0 (0-2 to 0-3)	0 (0-2 to 0-3)	0 (0-2 to 0-4)	0 (0-2 to 0-4)	0 (0-1 to 0-3)	0 (0-1 to 0-2)	0 (0 to 0-1)	0 (0 to 0-1)	0 (0 to 0-1)	4-4
Benign prostatic hyperplasia	0 (0 to 0)	0 (0 to 0)	0 (0 to 0)	0 (0 to 0)	0 (0 to 0)	0 (0 to 0)	0 (0 to 0)	0 (0 to 0)	0 (0 to 0)	0 (0 to 0)	0 (0 to 0)	0 (0 to 0)	0 (0 to 0)	0 (0 to 0)	0 (0 to 0)	0 (0 to 0)	0 (0 to 0)	0 (0 to 0)	0 (0 to 0)

SR Table 2c: Wajd DALYS by cause and age group for males with 95% uncertainty intervals, 2019

Cause	Early Neonatal	Late Neonatal	Post Neonatal	1 to 4	5 to 9	10 to 14	15 to 19	20 to 24	25 to 29	30 to 34	35 to 39	40 to 44	45 to 49	50 to 54	55 to 59	60 to 64	65 to 69	70 to 74	75 to 79	80 to 84	85 to 89	90 to 94	95 to 99	95 plus	Total
All causes	12,704 (10,892 to 14,600)	5,742 (3,900 to 7,900)	10,700 (8,900 to 12,900)	13,300 (11,900 to 14,600)	8,200 (6,900 to 9,600)	7,200 (6,000 to 8,600)	8,100 (6,800 to 9,600)	11,400 (9,600 to 13,400)	15,100 (12,700 to 17,800)	18,400 (15,400 to 21,600)	21,900 (18,400 to 25,800)	26,600 (22,400 to 31,400)	32,900 (27,800 to 38,800)	41,200 (34,900 to 48,500)	51,000 (43,300 to 59,900)	62,400 (53,100 to 73,200)	76,000 (64,800 to 89,000)	93,000 (79,600 to 108,800)	113,000 (96,800 to 132,000)	136,000 (116,000 to 158,000)	161,000 (137,000 to 187,000)	190,000 (162,000 to 220,000)	221,000 (189,000 to 256,000)	257,000 (219,000 to 297,000)
Communicable, maternal, neonatal, and nutritional diseases	12,704 (10,892 to 14,600)	5,742 (3,900 to 7,900)	10,700 (8,900 to 12,900)	13,300 (11,900 to 14,600)	8,200 (6,900 to 9,600)	7,200 (6,000 to 8,600)	8,100 (6,800 to 9,600)	11,400 (9,600 to 13,400)	15,100 (12,700 to 17,800)	18,400 (15,400 to 21,600)	21,900 (18,400 to 25,800)	26,600 (22,400 to 31,400)	32,900 (27,800 to 38,800)	41,200 (34,900 to 48,500)	51,000 (43,300 to 59,900)	62,400 (53,100 to 73,200)	76,000 (64,800 to 89,000)	93,000 (79,600 to 108,800)	113,000 (96,800 to 132,000)	136,000 (116,000 to 158,000)	161,000 (137,000 to 187,000)	190,000 (162,000 to 220,000)	221,000 (189,000 to 256,000)	257,000 (219,000 to 297,000)
HIV/AIDS and sexually transmitted infections	749 (644 to 874)	114 (94 to 138)	631 (519 to 761)	624 (499 to 768)	212 (169 to 266)	237 (189 to 295)	456 (364 to 570)	710 (566 to 886)	1,000 (800 to 1,250)	1,300 (1,000 to 1,600)	1,600 (1,300 to 2,000)	2,000 (1,600 to 2,500)	2,500 (2,000 to 3,200)	3,200 (2,500 to 4,000)	3,900 (3,100 to 4,900)	4,600 (3,700 to 5,800)	5,200 (4,200 to 6,500)	5,600 (4,500 to 7,000)	5,800 (4,600 to 7,300)	5,800 (4,600 to 7,300)	5,600 (4,500 to 7,000)	5,200 (4,200 to 6,500)	4,600 (3,700 to 5,800)	3,900 (3,100 to 4,900)
HIV/AIDS	0 (0 to 0)	0 (0 to 0)	378 (19 to 1,400)	627 (61 to 2,300)	261 (20 to 1,000)	257 (20 to 964)	432 (33 to 1,600)	697 (54 to 2,600)	1,000 (77 to 3,800)	1,300 (85 to 4,900)	1,600 (123 to 6,000)	1,900 (154 to 7,100)	2,200 (186 to 8,100)	2,500 (214 to 9,200)	2,800 (240 to 10,200)	3,000 (259 to 10,900)	3,100 (273 to 11,200)	3,100 (282 to 11,200)	3,000 (286 to 10,800)	2,800 (284 to 10,200)	2,600 (281 to 9,300)	2,300 (277 to 8,200)	2,000 (268 to 7,100)	1,700 (255 to 6,000)	4,470
HIV/AIDS - Drug-susceptible Tuberculosis	0 (0 to 0)	0 (0 to 0)	168 (7 to 617)	290 (28 to 852)	92 (12 to 354)	99 (12 to 376)	191 (16 to 691)	86.2 (8 to 316)	87.2 (10 to 312)	132 (11 to 312)	199 (20 to 312)	216 (23 to 312)	192 (22 to 312)	123 (15 to 312)	69.4 (9 to 312)	31 (4 to 312)	13 (2 to 312)	5.7 (1 to 312)	2.2 (0 to 312)	0.3 (0 to 312)	0.1 (0 to 312)	0 (0 to 312)	0 (0 to 312)	0 (0 to 312)	1,940
HIV/AIDS - Multidrug-resistant Tuberculosis without extensive drug resistance	0 (0 to 0)	0 (0 to 0)	5.5 (1 to 20)	9.6 (1 to 31)	3 (0 to 13)	3.3 (0 to 13)	7.2 (0 to 26)	3.2 (0 to 12)	3.2 (0 to 11)	4.4 (0 to 11)	6.4 (0 to 11)	7.2 (0 to 11)	6.3 (0 to 11)	4.1 (0 to 11)	2.3 (0 to 11)	1 (0 to 11)	0.4 (0 to 11)	0.2 (0 to 11)	0.1 (0 to 11)	0 (0 to 11)	0 (0 to 11)	0 (0 to 11)	0 (0 to 11)	0 (0 to 11)	67.2
HIV/AIDS - Extensively drug-resistant Tuberculosis	0 (0 to 0)	0 (0 to 0)	0 (0 to 0)	0 (0 to 0)	0 (0 to 0)	0 (0 to 0)	0 (0 to 0)	0 (0 to 0)	0 (0 to 0)	0 (0 to 0)	0 (0 to 0)	0 (0 to 0)	0 (0 to 0)	0 (0 to 0)	0 (0 to 0)	0 (0 to 0)	0 (0 to 0)	0 (0 to 0)	0 (0 to 0)	0 (0 to 0)	0 (0 to 0)	0 (0 to 0)	0 (0 to 0)	0 (0 to 0)	0
HIV/AIDS resulting in other diseases	1.1 (0 to 5)	0 (0 to 0)	225 (29 to 1,000)	397 (39 to 1,500)	112 (9 to 511)	120 (9 to 511)	240 (17 to 1,000)	396 (28 to 1,700)	556 (39 to 2,400)	737 (52 to 3,100)	904 (64 to 3,900)	1,100 (78 to 4,700)	1,300 (92 to 5,500)	1,500 (107 to 6,400)	1,600 (114 to 6,800)	1,700 (122 to 7,200)	1,800 (129 to 7,600)	1,800 (132 to 7,600)	1,800 (132 to 7,600)	1,700 (129 to 7,200)	1,600 (122 to 6,800)	1,500 (114 to 6,400)	1,300 (98 to 5,500)	1,100 (83 to 4,700)	2,470
Sexually transmitted infections excluding HIV	749 (632 to 1,960)	114 (94 to 138)	253 (214 to 298)	334 (274 to 407)	149 (119 to 189)	137 (109 to 174)	224 (179 to 283)	314 (252 to 397)	443 (355 to 560)	566 (453 to 716)	696 (557 to 880)	813 (651 to 1,030)	1,000 (800 to 1,300)	1,200 (1,000 to 1,500)	1,400 (1,100 to 1,700)	1,600 (1,300 to 2,000)	1,900 (1,600 to 2,400)	2,100 (1,700 to 2,600)	2,300 (1,900 to 2,900)	2,500 (2,100 to 3,100)	2,600 (2,200 to 3,300)	2,700 (2,200 to 3,400)	2,700 (2,200 to 3,400)	2,700 (2,200 to 3,400)	1,260
Syphilis	0 (0 to 0)	0 (0 to 0)	114 (74 to 167)	144 (2 to 14)	7.1 (1 to 16)	7.1 (1 to 24)	7.1 (1 to 16)	2.3 (1 to 5)	2.3 (0 to 7)	4.1 (0 to 10)	6.1 (0 to 14)	8.8 (1 to 20)	11 (0 to 26)	14 (1 to 32)	16 (1 to 38)	18 (1 to 42)	20 (1 to 47)	21 (1 to 49)	22 (1 to 51)	22 (1 to 51)	22 (1 to 51)	22 (1 to 51)	22 (1 to 51)	22 (1 to 51)	1,200
Chlamydial infection	0 (0 to 0)	0 (0 to 0)	0 (0 to 0)	0 (0 to 0)	0 (0 to 0)	0 (0 to 0)	0 (0 to 0)	0 (0 to 0)	0 (0 to 0)	0 (0 to 0)	0 (0 to 0)	0 (0 to 0)	0 (0 to 0)	0 (0 to 0)	0 (0 to 0)	0 (0 to 0)	0 (0 to 0)	0 (0 to 0)	0 (0 to 0)	0 (0 to 0)	0 (0 to 0)	0 (0 to 0)	0 (0 to 0)	0 (0 to 0)	0
Gonococcal infection	0 (0 to 0)	0 (0 to 0)	0 (0 to 0)	0 (0 to 0)	0 (0 to 0)	0 (0 to 0)	0 (0 to 0.2)	0 (0 to 0.2)	0 (0 to 0.2)	0 (0 to 0.6)	0.1 (0 to 1.2)	0.3 (0 to 2.3)	0.6 (0 to 3.4)	1.2 (0 to 5.1)	1.8 (0 to 7.1)	2.3 (0 to 9.2)	2.7 (0 to 10.7)	2.9 (0 to 11.4)	3.1 (0 to 12.1)	3.2 (0 to 12.5)	3.2 (0 to 12.5)	3.2 (0 to 12.5)	3.2 (0 to 12.5)	3.2 (0 to 12.5)	13
Trichomoniasis	0 (0 to 0)	0 (0 to 0)	0 (0 to 0)	0 (0 to 0)	0 (0 to 0)	0 (0 to 0)	0 (0 to 0.1)	0 (0 to 0.4)	0 (0 to 0.6)	0 (0 to 1.1)	0 (0 to 1.7)	0 (0 to 2.5)	0 (0 to 3.6)	0 (0 to 4.8)	0 (0 to 6.1)	0 (0 to 7.4)	0 (0 to 8.6)	0 (0 to 9.2)	0 (0 to 9.7)	0 (0 to 9.9)	0 (0 to 9.9)	0 (0 to 9.9)	0 (0 to 9.9)	0 (0 to 9.9)	1.8
Genital herpes	0 (0 to 0)	0 (0 to 0)	0 (0 to 0)	0 (0 to 0)	0 (0 to 0)	0 (0 to 1)	0 (0 to 0.2)	0 (0 to 0.6)	0 (0 to 0.8)	0.1 (0 to 1.2)	0.2 (0 to 1.8)	0.3 (0 to 2.5)	0.4 (0 to 3.4)	0.6 (0 to 4.5)	0.7 (0 to 5.3)	0.8 (0 to 6.1)	0.9 (0 to 6.6)	0.9 (0 to 6.9)	0.9 (0 to 7)	0.9 (0 to 7)	0.9 (0 to 7)	0.9 (0 to 7)	0.9 (0 to 7)	0.9 (0 to 7)	19.3
Other sexually transmitted infections	0 (0 to 0)	0 (0 to 0)	0 (0 to 0)	0 (0 to 0)	0 (0 to 0)	0 (0 to 0)	0 (0 to 0.1)	0 (0 to 0.4)	0 (0 to 0.6)	0 (0 to 1.1)	0 (0 to 1.6)	0 (0 to 2.4)	0 (0 to 3.3)	0 (0 to 4.5)	0 (0 to 5.7)	0 (0 to 6.9)	0 (0 to 8.1)	0 (0 to 8.7)	0 (0 to 9.2)	0 (0 to 9.4)	0 (0 to 9.4)	0 (0 to 9.4)	0 (0 to 9.4)	0 (0 to 9.4)	29.1
Respiratory infections and tuberculosis	5,778 (2,848 to 10,100)	1,092 (1,000 to 1,700)	1,400 (3,570 to 15,100)	1,400 (798 to 2,400)	780 (499 to 1,400)	780 (525 to 1,300)	1,200 (603 to 2,000)	1,400 (1,340 to 2,400)	1,700 (1,130 to 2,800)	2,100 (1,300 to 3,400)	2,500 (1,600 to 4,100)	3,100 (2,000 to 5,000)	3,800 (2,500 to 6,200)	4,800 (3,200 to 7,800)	6,000 (4,000 to 9,700)	7,400 (4,900 to 12,000)	9,000 (6,000 to 14,000)	11,000 (7,400 to 17,000)	13,000 (8,600 to 20,000)	15,000 (9,700 to 23,000)	17,000 (11,000 to 26,000)	18,000 (12,000 to 28,000)	19,000 (12,000 to 29,000)	19,000 (12,000 to 29,000)	39,000
Tuberculosis	0 (0 to 0)	0 (0 to 0)	221 (23 to 887)	353 (43 to 1,100)	151 (16 to 554)	164 (20 to 580)	364 (36 to 1,300)	564 (58 to 2,000)	763 (80 to 2,700)	963 (100 to 3,400)	1,200 (123 to 4,200)	1,400 (144 to 5,000)	1,600 (170 to 5,800)	1,800 (191 to 6,500)	2,000 (213 to 7,200)	2,200 (233 to 7,900)	2,400 (255 to 8,600)	2,500 (265 to 8,900)	2,500 (265 to 8,900)	2,500 (265 to 8,900)	2,400 (255 to 8,600)	2,300 (245 to 8,200)	2,200 (233 to 7,900)	2,000 (213 to 7,200)	10,400
Latent tuberculosis infection	0 (0 to 0)	0 (0 to 0)	0 (0 to 0)	0 (0 to 0)	0 (0 to 0)	0 (0 to 0)	0 (0 to 0)	0 (0 to 0)	0 (0 to 0)	0 (0 to 0)	0 (0 to 0)	0 (0 to 0)	0 (0 to 0)	0 (0 to 0)	0 (0 to 0)	0 (0 to 0)	0 (0 to 0)	0 (0 to 0)	0 (0 to 0)	0 (0 to 0)	0 (0 to 0)	0 (0 to 0)	0 (0 to 0)	0 (0 to 0)	0
Drug-susceptible tuberculosis	0 (0 to 0)	0 (0 to 0)	221 (22 to 878)	150 (14 to 496)	176 (16 to 646)	213 (21 to 778)	1,020 (138 to 3,200)	1,660 (267 to 5,210)	1,440 (216 to 4,600)	1,300 (196 to 4,200)	1,120 (170 to 3,600)	1,130 (171 to 3,600)	1,130 (171 to 3,600)	1,200 (184 to 3,800)	1,270 (196 to 4,000)	1,370 (211 to 4,300)	1,470 (226 to 4,600)	1,500 (231 to 4,700)	1,500 (231 to 4,700)	1,500 (231 to 4,700)	1,500 (231 to 4,700)	1,500 (231 to 4,700)	1,500 (231 to 4,700)	1,500 (231 to 4,700)	14,000
Multidrug-resistant tuberculosis without extensive drug resistance	0 (0 to 0)	0 (0 to 0)	14.1 (0 to 56)	4.8 (0 to 22)	0.2 (0 to 2.6)	0.6 (0 to 2.6)	22.7 (1 to 100)	53 (7 to 240)	49.3 (4 to 210)	49.3 (4 to 190)	49.3 (1 to 190)	24.6 (1 to 96)	24.6 (1 to 96)	24.6 (1 to 96)	24.6 (1 to 96)	24.6 (1 to 96)	24.6 (1 to 96)	24.6 (1 to 96)	24.6 (1 to 96)	24.6 (1 to 96)	24.6 (1 to 96)	24.6 (1 to 96)	24.6 (1 to 96)	24.6 (1 to 96)	436
Extensively drug-resistant tuberculosis	0 (0 to 0)	0 (0 to 0)	0.2 (0 to 0.9)	0.1 (0 to 0.3)	0.1 (0 to 0.3)	0.1 (0 to 0.3)	0.4 (0 to 2)	0.7 (0 to 3.1)	0.6 (0 to 2.7)	0.6 (0 to 2.7)	0.5 (0 to 2.3)	0.6 (0 to 2.7)	0.5 (0 to 2.3)	0.5 (0 to 2.3)	0.5 (0 to 2.1)	0.5 (0 to 2.1)	0.5 (0 to 2.1)	0.5 (0 to 2.1)	0.5 (0 to 2.1)	0.5 (0 to 2.1)	0.5 (0 to 2.1)	0.5 (0 to 2.1)	0.5 (0 to 2.1)	0.5 (0 to 2.1)	5.9
Lower respiratory infections	5,760 (2,832 to 10,100)	2,160 (1,020 to 3,700)	5,170 (2,620 to 8,280)	1,850 (499 to 2,220)	582 (302 to 1,033)	411 (222 to 677)	416 (198 to 760)	374 (124 to 677)	254 (82 to 535)	191 (65 to 399)	178 (60 to 374)	232 (79 to 484)	299 (106 to 618)	348 (124 to 712)	404 (143 to 832)	471 (167 to 971)	484 (172 to 997)	474 (168 to 977)	434 (154 to 894)	370 (131 to 762)	282 (100 to 581)	189 (67 to 389)	128 (45 to 263)	89.2 (31 to 183)	19,600
Upper respiratory infections	1.8 (1.3 to 2.2)	0 (0 to 0)	135 (22 to 496)	192 (44 to 358)	110 (19 to 396)	100 (17 to 361)	91.5 (16 to 344)	60.7 (9 to 244)	39.6 (5 to 173)	23.7 (3 to 115)	18.6 (3 to 90)	19.4 (3 to 94)	19.4 (3 to 94)	14.1 (2 to 68)	11.3 (1 to 55)	9.5 (1 to 46)	8.1 (1 to 39)	6.9 (1 to 33)	5.1 (1 to 25)	3.6 (0 to 17)	2.6 (0 to 12)	1.4 (0 to 6.7)	0.6 (0 to 2.8)	0.2 (0 to 1.1)	805
Otitis media	1.6 (0.1 to 11.6)	0.8 (0 to 6.2)	32.2 (29.6 to 87.7)	69.6 (28.5 to 87.7)	49.6 (24.4 to 63.9)	49.6 (24.4 to 63.9)	49.6 (23.6 to 75.4)	37.3 (17.1 to 72.4)	17.6 (8.4 to 39.8)	8.4 (3.8 to 18.9)	5.9 (2.6 to 13.8)	5.4 (2.4 to 12.6)	4.7 (2.1 to 11.2)	4 (1.8 to 9.2)	3.2 (1.4 to 7.2)	2.3 (1 to 5.4)	1.3 (0.6 to 3.2)	0.7 (0.3 to 1.8)	0.3 (0.2 to 0.8)	0.2 (0 to 0.5)	0.1 (0 to 0.3)	0 (0 to 0.2)	0 (0 to 0.1)	322
Enteric infections	4,310 (1,178 to 8,790)	2,390 (1,378 to 3,940)	4,800 (2,900 to 6,940)	3,930 (1,600 to 5,370)	2,890 (1,200 to 3,940)	1,700 (1,000 to 2,370)	1,300 (764 to 1,940)	1,470 (861 to 2,040)	1,600 (941 to 2,340)	1,700 (1,000 to 2,500)	1,800 (1,040 to 2,640)	1,900 (1,100 to 2,800)	2,000 (1,200 to 2,900)	2,100 (1,200 to 3,000)	2,100 (1,200 to 3,000)	2,100 (1,200 to 3,000)	2,100 (1,200 to 3,000)	2,100 (1,200 to 3,000)	2,100 (1,200 to 3,000)	2,100 (1,200 to 3,000)	2,100 (1,200 to 3,000)	2,100 (1,200 to 3,000)	2,100 (1,200 to 3,000)	2,100 (1,200 to 3,000)	43,000
Diarrheal diseases	4,310 (977 to 8,790)	2,390 (1,240 to 3,940)	4,800 (4,810 to 6,940)	3,930 (1,600 to 5,370)	2,890 (1,200 to 3,940)	1,700 (1,000 to 2,370)	1,300 (764 to 1,940)	1,470 (861 to 2,040)	1,600 (913 to 2,650)	1,700 (1,000 to 2,500)	1,800 (1,040 to 2,640)	1,900 (1,100 to 2,800)	2,000 (1,200 to 2,900)	2,100 (1,200 to 3,000)	2,100 (1,200 to 3,000)	2,100 (1,200 to 3,000)	2,100 (1,200 to 3,000)	2,100 (1,200 to 3,000)	2,100 (1,200 to 3,000)	2,100 (1,200 to 3,000)	2,100 (1,200 to 3,000)	2,100 (1,200 to 3,000)	2,100 (1,200 to 3,000)	2,100 (1,200 to 3,000)	39,500
Typhoid and paratyphoid	0 (0 to 0)	0 (0 to 0)	1.5 (0.6 to 3.8)	186 (42.3 to 329)	454 (161 to 929)	438 (164 to 921)	322 (106 to 704)	125 (42.4 to 292)	61.6 (15.4 to 99.2)	17 (6 to 37.4)	6.9 (1.3 to 20.4)	7.1 (2.5 to 15.6)	6.9 (1.9 to 14.4)	6.8 (1.7 to 11.3)	3.9 (1 to 6.4)	2.5 (0.6 to 4.3)	1.4 (0.3 to 2.7)	0.7 (0.2 to 1.5)	0.4 (0.1 to 0.7)	0.1 (0 to 0.1)	0 (0 to 0.1)	0 (0 to 0.1)	0 (0 to 0.1)	1,940
Typhoid fever	0 (0 to 0)	0 (0 to 0)	1.4 (0.5 to 3.7)	147 (41 to 312)	397 (129 to 874)	438 (164 to 921)	320 (106 to 701)	124 (42 to 291)	59 (14.6 to 90.5)	16 (5 to 36.2)	6.6 (1.2 to 19.5)	6.8 (2.3 to 15)	6.6 (1.8 to 13.8)	6.5 (1.6 to 10.8)	3.8 (0.9 to 6.1)	2.4 (0.5 to 4.1)	1.4 (0.3 to 2.6)	0.7 (0.2 to 1.4)	0.4 (0.1 to 0.7)	0.1 (0 to 0.2)	0 (0 to 0.1)	0 (0 to 0.1)	0 (0 to 0.1)	1,470
Paratyphoid fever	0 (0 to 0)	0 (0 to 0)	0.1 (0 to 0.2)	8.5 (1.6 to 19.2)	57.6 (11.5 to 61)	19.8 (9.5 to 42.8)	2.3 (0.9 to 3.6)	0.6 (0.1 to 1.6)	2.6 (0.6 to 8.4)	1 (0.2 to 2.2)	0.4 (0.1 to 1.1)	0.4 (0.1 to 1.1)	0.3 (0.1 to 0.9)	0.3 (0.1 to 0.6)	0.1 (0 to 0.3)	0.1 (0 to 0.2)	0.1 (0 to 0.2)	0.1 (0 to 0.1)	0 (0 to 0.1)	0 (0 to 0.1)	0 (0 to 0.1)	0 (0 to 0.1)	0 (0 to 0.1)	0 (0 to 0.1)	69.8
Invasive Non-typhoidal Salmonella (iNTS)	0 (0 to 0)	20.9 (9.4 to 38)	320 (231 to 1,200)	1,200 (1,000 to 1,600)	580 (429 to 1,000)	178 (92.9 to 331)	102 (52.9 to 231)	49.3 (21.6 to 114)	32.6 (9.3 to 71)	32.6 (9.3 to 71)	32.6 (9.3 to 71)	32.6 (9.3 to 71)	32.6 (9.3 to 71)	32.6 (9.3 to 71)	32.6 (9.3 to 71)	22.1 (6.3 to 48.5)	12.2 (3.5 to 26.7)	6.6 (1.9 to 14.5)	2.6 (0.7 to 5.7)	1.1 (0.3 to 2.5)	0.4 (0.1 to 0.9)	0.1 (0 to 0.3)	0 (0 to 0.1)	0 (0 to 0.1)	2,870
Other intestinal infectious diseases	0 (0 to 0)	0 (0 to 0)	3.1 (0 to 21.4)	21 (2.2 to 111.9)	2.6 (0.1 to 9.6)	1.9 (0.1 to 8.4)	2.8 (0.1 to 8.4)	2.3 (0 to 11.3)	2.3 (0 to 9.6)	2.3 (0 to 9.1)	2.3 (0 to 9.1)	2.3 (0 to 9.1)	2.3 (0 to 9.1)	2.3 (0 to 9.1)	2.3 (0 to 9.1)	2.3 (0 to 9.1)	2.3 (0 to 9.1)	2.3 (0 to 9.1)	2.3 (0 to 9.1)	2.3 (0 to 9.1)	2.3 (0 to 9.1)	2.3 (0 to 9.1)	2.3 (0 to 9.1)	2.3 (0 to 9.1)	19.1
Neglected tropical diseases and malaria	0 (0 to 0)	0 (0 to 0)	0 (0 to 0)	0 (0 to 0)	0 (0 to 0)	0 (0 to 0)	0 (0 to 0)	0 (0 to 0)	0 (0 to 0)	0 (0 to 0)	0 (0 to 0)	0 (0 to 0)	0 (0 to 0)	0 (0 to 0)	0 (0 to 0)	0 (0 to 0)	0 (0 to 0)	0 (0 to 0)	0 (0 to 0)	0 (0 to 0)	0 (0 to 0)	0 (0 to 0)	0 (0 to 0)	0 (0 to 0)	0 (0 to 0)	0
Malaria	0 (0 to 0)	0 (0 to 0)	0 (0 to 0)	0 (0 to 0)	0 (0 to 0)	0 (0 to 0)	0 (0 to 0)	0 (0 to 0)	0 (0 to 0)	0 (0 to 0)	0 (0 to 0)	0 (0 to 0)	0 (0 to 0)	0 (0 to 0)	0 (0 to 0)	0 (0 to 0)	0 (0 to 0)	0 (0 to 0)	0 (0 to 0)	0 (0 to 0)	0 (0 to 0)	0 (0 to 0)	0 (0 to 0)	0 (0 to 0)	0
Chagas disease	0 (0 to 0)	0 (0 to 0)	0 (0 to 0)	0 (0 to 0)	0 (0 to 0)	0 (0 to 0)	0 (0 to 0)	0 (0 to 0)	0 (0 to 0)	0 (0 to 0)	0 (0 to 0)	0 (0 to 0)	0 (0 to 0)	0 (0 to 0)	0 (0 to 0)	0 (0 to 0)	0 (0 to 0)	0 (0 to 0)	0 (0 to 0)	0 (0 to 0)	0 (0 to 0)	0 (0 to 0)	0 (0 to 0)	0 (0 to 0)	0
Leishmaniasis	0 (0 to 0)	0 (0 to 0)	11.6 (1.3 to 27.9)	87.9 (40.9 to 153)	163 (75.3 to 299)	93.9 (44.2 to 162)	63.1 (27.1 to 112)	22.9 (9.6 to 42.3)	17.6 (6.6 to 37.4)	9.7 (4.6 to 17.4)	5.7 (2.5 to 12.3)	3.6 (1.4 to 7)	2.2 (0.9 to 4.2)	1.5 (0.6 to 2.9)	1.1 (0.4 to 2.1)	0.8 (0.3 to 1.5)	0.6 (0.2 to 1.2)	0.3 (0.1 to 0.6)	0.1 (0 to 0.3)	0.1 (0 to 0.2)	0 (0 to 0.1)	0 (0 to 0.1)	0 (0 to 0.1)	0 (0 to 0.1)	497
Visceral leishmaniasis	0 (0 to 0)	0 (0 to 0)	11.6 (1.3 to 27.9)	87.2 (40.9 to 153)	163 (75.3 to 299)	93.9 (44.2 to 162)	63.1 (27.1 to 112)	22.9 (9.6 to 42.3)	17.6 (6.6 to 37.4)	9.7 (4.6 to 17.4)	5.7 (2.5 to 12.3)	3.6 (1.4 to 7)	2.2 (0.9 to 4.2)	1.5 (0.6 to 2.9)	1.1 (0.4 to 2.1)	0.8 (0.3 to 1.5)	0.6 (0.2 to 1.2)	0.3 (0.1 to 0.6)	0.1 (0 to 0.3)	0.1 (0 to 0.2)	0 (0 to 0.1)	0 (0 to 0.1)	0 (0 to 0.1)	0 (0 to 0.1)	497
Cutaneous and mucocutaneous leishmaniasis	0 (0 to 0)	0 (0 to 0)	0 (0 to 0)	0 (0 to 0)	0 (0 to 0)	0 (0 to 0)	0 (0 to 0)	0 (0 to 0)	0 (0 to 0)	0 (0 to 0)	0 (0 to 0)	0 (0 to 0)	0 (0 to 0)	0 (0 to 0)	0 (0 to 0)	0 (0 to 0)	0 (0 to 0)	0 (0 to 0)	0 (0 to 0)	0 (0 to 0)	0 (0 to 0)	0 (0 to 0)	0 (0 to 0)	0 (0 to 0)	0
African trypanosomiasis	0 (0 to 0)	0 (0 to 0)	0 (0 to 0)	0 (0 to 0)	0 (0 to 0)	0 (0 to 0)	0 (0 to 0)	0 (0 to 0)	0 (0 to 0)	0 (0 to 0)	0 (0 to 0)	0 (0 to 0)	0 (0 to 0)	0 (0 to 0)	0 (0 to 0)	0 (0 to 0)	0 (0 to 0)	0 (0 to 0)	0 (0 to 0)	0 (0 to 0)	0 (0 to 0)	0 (0 to 0)	0 (0 to 0)	0 (0 to 0)	0
Schistosomiasis	0 (0 to 0)	0 (0 to 0)	0 (0 to 0)	4.3 (1.2 to 9.9)	31.5 (12.3 to 64.5)	59.2 (22.3 to 111)	57.3 (21.1 to 107)	39.4 (14.4 to 74.6)	40.2 (14.5 to 82.7)	32.2 (10.6 to 67.7)	27.1 (8.6 to 57.2)	29 (9.2 to 61)	22.5 (6.9 to 48.6)	22.2 (6.8 to 47.9)	19.1 (5.9 to 41.2)	15.6 (4.8 to 33.7)	9.7 (3 to 20.9)	7.4 (2.3 to 16)	3.8 (1.2 to 8.2)	1.4 (0.4 to 3.1)	0.4 (0.1 to 0.9)	0.1 (0 to 0.2)	0 (0 to 0.1)	435
Cysticercosis	0 (0 to 0)	0 (0 to 0)	0 (0 to 0)	0.2 (0 to 0.6)	2.2 (0.3 to 6.1)	3.6 (0.5 to 9.6)	2.1 (0.3 to 5.6)	1.4 (0.2 to 3.8)	1.4 (0.2 to 3.8)	1.3 (0.2 to 3.5)	1.2 (0.2 to 3.2)	1.1 (0.2 to 3)	0.9 (0.1 to 2.4)	0.8 (0.1 to 2.1)	0.6 (0.1 to 1.6)	0.5 (0.1 to 1.3)	0.3 (0 to 0.8)	0.2 (0 to 0.5)	0.1 (0 to 0.3)	0 (0 to 0.1)	0 (0 to 0.1)	0 (0 to 0.1)	0 (0 to 0.1)	0 (0 to 0.1)	119
Cystic echinococcosis	0 (0 to 0)	0 (0 to 0)	1.9 (0 to 7.1)	3.4 (0 to 12.1)	2.3 (0 to 8.1)	2.3 (0 to 8.1)	2.3 (0 to 8



Congenital birth defects	3,260 (1,460 to 5,850)	765 (401 to 1,420)	1,680 (727 to 3,370)	458 (266 to 758)	309 (203 to 451)	258 (168 to 368)	202 (125 to 316)	124 (74 to 199)	64·5 (29·9 to 99·5)	37·7 (22·4 to 58·4)	28·1 (17·3 to 44·4)	24·5 (14·8 to 39·4)	19·4 (11·1 to 30·6)	15·9 (9·2 to 25·3)	12·5 (7·2 to 20)	9·1 (5·1 to 14·5)	5·6 (3·2 to 9·1)	2·8 (1·6 to 4·9)	1·4 (0·7 to 2·6)	0·6 (0·3 to 1)	0·1 (0·1 to 0·2)	0 (0 to 0)	0 (0 to 0)	7,310
Neural tube defects	398 (624 to 1,870)	94·4 (97·7 to 270)	207·7 (196 to 539)	39·5 (7·6 to 114)	11·1 (0·7 to 32)	9·1 (0·2 to 27·7)	9·3 (4·6 to 21·4)	3·4 (2·1 to 5·7)	1·6 (1 to 2·6)	0·8 (0·5 to 1·4)	0·3 (0·2 to 0·6)	0·4 (0·1 to 0·9)	0·2 (0 to 0·5)	0·1 (0 to 0·3)	0·1 (0 to 0·2)	0 (0 to 0·1)	0 (0 to 0)	0 (0 to 0)	0 (0 to 0)	0 (0 to 0)	0 (0 to 0)	0 (0 to 0)	0 (0 to 0)	607
Congenital heart anomalies	1,760 (622 to 3,720)	413 (180 to 756)	1,060 (352 to 1,460)	277 (53 to 549)	177 (39 to 339)	147 (29 to 322)	116 (21 to 322)	70·1 (16 to 184)	34·1 (8·2 to 93)	19·2 (4·2 to 53)	13·7 (3·3 to 41)	11·3 (2·3 to 34)	8·1 (1·6 to 24)	6·4 (1·3 to 19)	4·8 (0·9 to 14)	3·2 (0·6 to 9·7)	1·8 (0·4 to 5·2)	0·9 (0·2 to 2·6)	0·4 (0 to 1·4)	0·2 (0 to 0·6)	0 (0 to 0·1)	0 (0 to 0)	0 (0 to 0)	2,620
Orofacial clefts	24·7 (2·9 to 106)	7·9 (0·8 to 39·5)	17·7 (2·4 to 79·1)	3·6 (1·5 to 9·4)	2·8 (0·3 to 9·4)	2·8 (0·3 to 9·4)	2·5 (0·7 to 9)	1·8 (0·5 to 5·2)	1·1 (0·3 to 3·2)	0·7 (0·2 to 2·1)	0·5 (0·1 to 1·5)	0·4 (0·1 to 1·2)	0·3 (0 to 0·9)	0·2 (0 to 0·6)	0·2 (0 to 0·5)	0·1 (0 to 0·3)	0 (0 to 0·2)	0 (0 to 0·1)	0 (0 to 0·1)	0 (0 to 0·1)	0 (0 to 0)	0 (0 to 0)	0 (0 to 0)	67·1
Down syndrome	30·6 (9·6 to 93·6)	11·4 (3·1 to 32·6)	49·1 (9·7 to 159)	11 (2·2 to 32·1)	9·3 (2·3 to 11·2)	4·3 (2·1 to 9)	4·2 (1·7 to 9·3)	2·9 (1·1 to 6·5)	1·1 (0·4 to 2·4)	0·7 (0·3 to 1·5)	0·6 (0·2 to 1·2)	0·6 (0·2 to 1·2)	0·3 (0·2 to 0·6)	0·4 (0·1 to 1·1)	0·2 (0 to 0·4)	0·1 (0 to 0·3)	0 (0 to 0)	0 (0 to 0)	0 (0 to 0)	0 (0 to 0)	0 (0 to 0)	0 (0 to 0)	0 (0 to 0)	119
Turner syndrome	0 (0 to 0)	0 (0 to 0)	0 (0 to 0)	0 (0 to 0)	0 (0 to 0)	0 (0 to 0)	0 (0 to 0)	0 (0 to 0)	0 (0 to 0)	0 (0 to 0)	0 (0 to 0)	0 (0 to 0)	0 (0 to 0)	0 (0 to 0)	0 (0 to 0)	0 (0 to 0)	0 (0 to 0)	0 (0 to 0)	0 (0 to 0)	0 (0 to 0)	0 (0 to 0)	0 (0 to 0)	0 (0 to 0)	0
Klinefelter syndrome	0 (0 to 0)	0 (0 to 0)	0 (0 to 0)	0 (0 to 0)	0 (0 to 0)	0 (0 to 0)	0 (0 to 0)	0 (0 to 0)	0 (0 to 0)	0 (0 to 0)	0 (0 to 0)	0 (0 to 0)	0 (0 to 0)	0 (0 to 0)	0 (0 to 0)	0 (0 to 0)	0 (0 to 0)	0 (0 to 0)	0 (0 to 0)	0 (0 to 0)	0 (0 to 0)	0 (0 to 0)	0 (0 to 0)	0
Other chromosomal abnormalities	87 (18·4 to 366)	29·7 (7 to 93·6)	44·6 (13·6 to 162)	7·6 (3·7 to 19·9)	4·2 (2·1 to 9·5)	3·6 (1·8 to 7)	3·1 (1·6 to 6·2)	1·9 (0·7 to 3·2)	0·8 (0·3 to 1·6)	0·2 (0·1 to 0·5)	0·2 (0·1 to 0·5)	0·1 (0 to 0·3)	0·1 (0 to 0·2)	0·1 (0 to 0·2)	0 (0 to 0·1)	0 (0 to 0)	0 (0 to 0)	0 (0 to 0)	0 (0 to 0)	0 (0 to 0)	0 (0 to 0)	0 (0 to 0)	0 (0 to 0)	178
Congenital musculoskeletal and limb anomalies	97·5 (24·9 to 247)	19 (7·7 to 37·2)	74 (40 to 124)	8·1 (4·1 to 13·5)	52 (30·7 to 87·7)	46 (23·6 to 74·4)	34·7 (19·4 to 56)	17·5 (10·2 to 27·7)	9·6 (4·9 to 14·9)	4·1 (2·2 to 6·9)	2·5 (1·4 to 3·9)	2·9 (1·5 to 4·6)	2·9 (1·5 to 4·6)	2·2 (1·2 to 3·7)	1·6 (0·8 to 2·6)	0·8 (0·4 to 1·3)	0·4 (0·2 to 0·7)	0·2 (0·1 to 0·4)	0·1 (0 to 0·2)	0 (0 to 0·1)	0 (0 to 0)	0 (0 to 0)	0 (0 to 0)	454
Urogenital congenital anomalies	76·6 (19·7 to 267)	17 (2·2 to 51·2)	19·2 (4·7 to 59·3)	9 (2·3 to 31·1)	9·6 (2·6 to 28·1)	4·2 (1·2 to 11·7)	3 (0·8 to 8·2)	1·7 (0·4 to 4·7)	0·8 (0·2 to 2·1)	0·4 (0·2 to 0·9)	0·2 (0·1 to 0·4)	0·2 (0·1 to 0·5)	0·1 (0 to 0·3)	0·1 (0 to 0·1)	0 (0 to 0·1)	0 (0 to 0)	0 (0 to 0)	0 (0 to 0)	0 (0 to 0)	0 (0 to 0)	0 (0 to 0)	0 (0 to 0)	0 (0 to 0)	139
Digestive congenital anomalies	1,130 (57·4 to 711)	245 (21·3 to 748)	732 (31·1 to 1,047)	111 (3·5 to 341)	51·5 (1·9 to 214)	31·4 (0·9 to 146)	20·1 (0·6 to 93·2)	9·2 (0·2 to 43·1)	4·1 (0·1 to 18·4)	2·1 (0·1 to 9·2)	1·1 (0 to 4·5)	0·6 (0 to 2·5)	0·3 (0 to 1·2)	0·2 (0 to 0·9)	0·1 (0 to 0·5)	0·1 (0 to 0·3)	0 (0 to 0·2)	0 (0 to 0·1)	0 (0 to 0·1)	0 (0 to 0·1)	0 (0 to 0)	0 (0 to 0)	0 (0 to 0)	483
Other congenital birth defects	1,240 (462 to 2,540)	198 (76·1 to 402)	466 (143 to 1,246)	178 (96·8 to 315)	139 (79·4 to 220)	118 (64·6 to 199)	107 (52·4 to 171)	66·3 (32·3 to 114)	36·6 (17·8 to 65·3)	22·1 (10·6 to 42·4)	17·2 (8·6 to 32·1)	13·3 (7·4 to 23·3)	10·3 (4·9 to 20·3)	12·6 (6·1 to 22·6)	10·5 (4·1 to 19·4)	9·2 (3·9 to 14·9)	6·2 (2·6 to 11·1)	2·6 (1·1 to 4·6)	1·5 (0·6 to 2·9)	0·6 (0·2 to 0·9)	0·1 (0·1 to 0·2)	0 (0 to 0)	0 (0 to 0)	2,640
Urinary diseases and male infertility	47 (17·2 to 82·4)	8·2 (2·9 to 19·3)	12·5 (4·6 to 29·3)	2·6 (1·6 to 5·2)	1·5 (0·6 to 1·9)	1·3 (0·4 to 2·6)	0·9 (0·3 to 2·1)	0·6 (0·2 to 1·4)	0·3 (0·1 to 0·8)	0·2 (0·1 to 0·4)	0·1 (0 to 0·3)	0·1 (0 to 0·2)	0·1 (0 to 0·2)	0·1 (0 to 0·2)	0 (0 to 0·1)	0 (0 to 0·1)	0 (0 to 0·1)	0 (0 to 0·1)	0 (0 to 0·1)	0 (0 to 0·1)	0 (0 to 0)	0 (0 to 0)	0 (0 to 0)	137
Urolithiasis	0 (0 to 0)	0 (0 to 0)	0 (0 to 0)	0 (0 to 0·1)	0·2 (0·1 to 0·4)	0·2 (0·1 to 0·4)	0·2 (0·1 to 0·4)	0·2 (0·1 to 0·3)	0·2 (0·1 to 0·4)	0·2 (0·1 to 0·4)	0·2 (0·1 to 0·4)	0·2 (0·1 to 0·4)	0·2 (0·1 to 0·4)	0·2 (0·2 to 0·4)	0·2 (0·1 to 0·3)	0·2 (0·1 to 0·3)	0·1 (0·1 to 0·2)	0·1 (0·1 to 0·2)	0·1 (0·1 to 0·1)	0·1 (0·1 to 0·1)	0 (0 to 0)	0 (0 to 0)	0 (0 to 0)	5·6
Benign prostatic hyperplasia	0 (0 to 0)	0 (0 to 0)	0 (0 to 0)	0 (0 to 0)	0 (0 to 0)	0 (0 to 0)	0 (0 to 0)	0 (0 to 0)	0 (0 to 0)	0 (0 to 0)	0 (0 to 0)	0 (0 to 0)	0 (0 to 0)	0 (0 to 0)	0 (0 to 0)	0 (0 to 0)	0 (0 to 0)	0 (0 to 0)	0 (0 to 0)	0 (0 to 0)	0 (0 to 0)	0 (0 to 0)	0 (0 to 0)	0 (0 to 0)	39·3
Male infertility	0 (0 to 0)	0 (0 to 0)	0 (0 to 0)	0 (0 to 0)	0 (0 to 0)	0 (0 to 0)	0 (0 to 0)	0 (0 to 0)	4·9 (1·6 to 17·8)	4·1 (1·1 to 14·9)	3·3 (0·8 to 11·9)	3 (0·8 to 11·1)	2·3 (0·5 to 8·9)	1·6 (0·3 to 6·6)	1·1 (0 to 3·9)	0·7 (0 to 2·6)	0·4 (0 to 1·5)	0·2 (0 to 0·8)	0·1 (0 to 0·4)	0 (0 to 0·1)	0 (0 to 0)	0 (0 to 0)	0 (0 to 0)	0 (0 to 0)	22
Other urinary diseases	37·6 (16·1 to 79·4)	9·3 (2·1 to 17·7)	5·1 (1·2 to 13·1)	2·1 (1·1 to 4·6)	0·3 (0·2 to 0·8)	0·3 (0·1 to 0·9)	0·2 (0 to 0·6)	0·2 (0 to 0·6)	0·1 (0 to 0·4)	0·1 (0 to 0·3)	0·1 (0 to 0·2)	0·1 (0 to 0·2)	0·1 (0 to 0·2)	0·1 (0 to 0·2)	0·1 (0 to 0·2)	0·1 (0 to 0·2)	0·1 (0 to 0·2)	0·1 (0 to 0·2)	0·1 (0 to 0·2)	0·1 (0 to 0·2)	0 (0 to 0·1)	0 (0 to 0)	0 (0 to 0)	322
Gynecological diseases	0 (0 to 0)	0 (0 to 0)	0 (0 to 0)	0 (0 to 0)	0 (0 to 0)	0 (0 to 0)	0 (0 to 0)	0 (0 to 0)	0 (0 to 0)	0 (0 to 0)	0 (0 to 0)	0 (0 to 0)	0 (0 to 0)	0 (0 to 0)	0 (0 to 0)	0 (0 to 0)	0 (0 to 0)	0 (0 to 0)	0 (0 to 0)	0 (0 to 0)	0 (0 to 0)	0 (0 to 0)	0 (0 to 0)	0 (0 to 0)	0
Uterine fibroids	0 (0 to 0)	0 (0 to 0)	0 (0 to 0)	0 (0 to 0)	0 (0 to 0)	0 (0 to 0)	0 (0 to 0)	0 (0 to 0)	0 (0 to 0)	0 (0 to 0)	0 (0 to 0)	0 (0 to 0)	0 (0 to 0)	0 (0 to 0)	0 (0 to 0)	0 (0 to 0)	0 (0 to 0)	0 (0 to 0)	0 (0 to 0)	0 (0 to 0)	0 (0 to 0)	0 (0 to 0)	0 (0 to 0)	0 (0 to 0)	0
Polycystic ovarian syndrome	–	–	–	–	–	–	–	–	–	–	–	–	–	–	–	–	–	–	–	–	–	–	–	–	NA
Female infertility	–	–	–	–	–	–	–	–	–	–	–	–	–	–	–	–	–	–	–	–	–	–	–	–	NA
Endometriosis	–	–	–	–	–	–	–	–	–	–	–	–	–	–	–	–	–	–	–	–	–	–	–	–	NA
Genital prolapse	0 (0 to 0)	0 (0 to 0)	0 (0 to 0)	0 (0 to 0)	0 (0 to 0)	0 (0 to 0)	0 (0 to 0)	0 (0 to 0)	0 (0 to 0)	0 (0 to 0)	0 (0 to 0)	0 (0 to 0)	0 (0 to 0)	0 (0 to 0)	0 (0 to 0)	0 (0 to 0)	0 (0 to 0)	0 (0 to 0)	0 (0 to 0)	0 (0 to 0)	0 (0 to 0)	0 (0 to 0)	0 (0 to 0)	0 (0 to 0)	0
Premenstrual syndrome	–	–	–	–	–	–	–	–	–	–	–	–	–	–	–	–	–	–	–	–	–	–	–	–	NA
Other gynecological diseases	0 (0 to 0)	0 (0 to 0)	0 (0 to 0)	0 (0 to 0)	0 (0 to 0)	0 (0 to 0)	0 (0 to 0)	0 (0 to 0)	0 (0 to 0)	0 (0 to 0)	0 (0 to 0)	0 (0 to 0)	0 (0 to 0)	0 (0 to 0)	0 (0 to 0)	0 (0 to 0)	0 (0 to 0)	0 (0 to 0)	0 (0 to 0)	0 (0 to 0)	0 (0 to 0)	0 (0 to 0)	0 (0 to 0)	0 (0 to 0)	0
Hemoglobinopathies and hemolytic anemias	4·4 (0·4 to 19·2)	1·3 (0·4 to 3·9)	61 (9·4 to 99·4)	194 (88·6 to 213)	167 (66 to 266)	139 (73·5 to 223)	89·7 (39 to 156)	52·7 (27·8 to 91·4)	40·5 (20·5 to 69·5)	29·1 (14·6 to 52·4)	23·8 (11·6 to 42·4)	22·2 (11·3 to 39·7)	20·7 (10·7 to 34·6)	19·7 (9·7 to 32·1)	23·1 (11·7 to 35)	19·2 (10·4 to 28·1)	12·7 (7·6 to 21·4)	9·4 (5·9 to 15·4)	4·7 (2·6 to 8·1)	2·7 (1·7 to 4·4)	0·8 (0·4 to 1·4)	0·2 (0 to 0·5)	0 (0 to 0)	888
Thalassemias	0 (0 to 0·2)	0 (0 to 0·1)	0·2 (0 to 0·6)	0·2 (0 to 0·6)	0·1 (0 to 0·3)	0·1 (0 to 0·3)	0·1 (0 to 0·3)	0 (0 to 0)	0 (0 to 0)	0 (0 to 0)	0 (0 to 0)	0 (0 to 0)	0 (0 to 0)	0 (0 to 0)	0 (0 to 0)	0 (0 to 0)	0 (0 to 0)	0 (0 to 0)	0 (0 to 0)	0 (0 to 0)	0 (0 to 0)	0 (0 to 0)	0 (0 to 0)	0 (0 to 0)	0·8
Thalassemias trait	0 (0 to 0·1)	0·2 (0 to 0·5)	1·6 (0·7 to 2·7)	0·6 (0·2 to 1·8)	0·2 (0·2 to 0·6)	0·2 (0·1 to 0·5)	0·2 (0·1 to 0·5)	0·2 (0·2 to 0·2)	0·2 (0·1 to 0·3)	0·2 (0·2 to 0·3)	0·2 (0·1 to 0·3)	0·2 (0·2 to 0·3)	0·2 (0·1 to 0·3)	0·2 (0·2 to 0·3)	0·2 (0·2 to 0·3)	0·2 (0·2 to 0·3)	0·2 (0·2 to 0·3)	0·2 (0·2 to 0·3)	0·2 (0·2 to 0·3)	0·2 (0·2 to 0·3)	0 (0 to 0·1)	0 (0 to 0)	0 (0 to 0)	25·9
Sickle cell disorders	5·8 (2·5 to 11·6)	2·2 (0·9 to 4·6)	4·5 (1·2 to 12·3)	4·5 (2·7 to 7·2)	3·2 (1·9 to 5·1)	2·8 (1·7 to 4·5)	2·3 (1·4 to 3·7)	1·6 (0·9 to 2·6)	1·1 (0·6 to 1·8)	0·8 (0·4 to 1·3)	0·6 (0·3 to 1·1)	0·5 (0·2 to 0·9)	0·4 (0·2 to 0·7)	0·3 (0·1 to 0·6)	0·2 (0·1 to 0·4)	0·2 (0·1 to 0·3)	0·1 (0·1 to 0·2)	0·1 (0·1 to 0·2)	0·1 (0·1 to 0·1)	0·1 (0·1 to 0·1)	0 (0 to 0)	0 (0 to 0)	0 (0 to 0)	307
Sickle cell trait	0·4 (0·2 to 1·4)	0·2 (0·1 to 0·6)	1·8 (1·6 to 3·2)	2·3 (1·9 to 3·1)	1·9 (1·6 to 2·5)	1·7 (1·5 to 2·1)	1·4 (1·2 to 1·8)	1·1 (0·9 to 1·4)	0·8 (0·6 to 1·1)	0·6 (0·4 to 0·8)	0·4 (0·3 to 0·6)	0·3 (0·2 to 0·5)	0·3 (0·2 to 0·4)	0·2 (0·1 to 0·3)	0·1 (0·1 to 0·2)	0·1 (0·1 to 0·2)	0·1 (0·1 to 0·1)	0·1 (0·1 to 0·1)	0·1 (0·1 to 0·1)	0·1 (0·1 to 0·1)	0 (0 to 0)	0 (0 to 0)	0 (0 to 0)	392
G6PD deficiency	0·1 (0 to 0·2)	0 (0 to 0·2)	0 (0 to 0·9)	1·2 (0·5 to 2·1)	1·8 (0·9 to 3·2)	2 (0·9 to 3·2)	2 (0·8 to 4)	1·6 (0·6 to 4·2)	1·4 (0·5 to 3·1)	0·9 (0·4 to 1·8)	0·6 (0·2 to 1·2)	0·5 (0·2 to 1·1)	0·7 (0·3 to 1·7)	0·9 (0·3 to 2·2)	1·3 (0·5 to 2·5)	1·3 (0·6 to 2·2)	1·1 (0·6 to 1·8)	0·7 (0·4 to 1·2)	0·4 (0·2 to 1·1)	0·1 (0·1 to 0·3)	0 (0 to 0)	0 (0 to 0)	0 (0 to 0)	24·1
G6PD trait	0 (0 to 0)	0 (0 to 0)	0 (0 to 0)	0 (0 to 0)	0 (0 to 0)	0 (0 to 0)	0 (0 to 0)	0 (0 to 0)	0 (0 to 0)	0 (0 to 0)	0 (0 to 0)	0 (0 to 0)	0 (0 to 0)	0 (0 to 0)	0 (0 to 0)	0 (0 to 0)	0 (0 to 0)	0 (0 to 0)	0 (0 to 0)	0 (0 to 0)	0 (0 to 0)	0 (0 to 0)	0 (0 to 0)	0 (0 to 0)	0
Other hemoglobinopathies and hemolytic anemias	0 (0 to 0·1)	0·1 (0 to 0·4)	0·3 (0·2 to 1·2)	0·2 (0·1 to 0·3)	13·7 (4·3 to 29·2)	13·7 (3·6 to 34·2)	13·7 (3·4 to 34·2)	8·1 (2·5 to 23·1)	5·1 (1·6 to 15)	3·2 (1 to 9·2)	2·1 (0·6 to 6·2)	1·6 (0·4 to 4·8)	1·2 (0·3 to 3·7)	0·9 (0·2 to 2·8)	0·6 (0·2 to 1·9)	0·4 (0·1 to 1·2)	0·2 (0·1 to 0·7)	0·1 (0·1 to 0·4)	0·1 (0·1 to 0·2)	0·1 (0·1 to 0·2)	0 (0 to 0·1)	0 (0 to 0)	0 (0 to 0)	169
Endocrine, metabolic, blood, and immune disorders	24·9 (12·7)	11·4 (9·2)	14·2 (12·4)	37·8 (37·8)	38·2 (38·2)	34·5 (34·5)	29·3 (29·3)	20·6 (20·6)	13·6 (13·6)	9·6 (9·6)	7·1 (7·1)	5·6 (5·6)	4·4 (4·4)	3·5 (3·5)	2·7 (2·7)	2·1 (2·1)	1·4 (1·4)	0·9 (0·9)	0·5 (0·5)	0·2 (0·2)	0·1 (0·1)	0 (0 to 0)	0 (0 to 0)	698
Oral disorders	0 (0 to 0)	0 (0 to 0)	0 (0 to 0)	0 (0 to 0)	0 (0 to 0)	0 (0 to 0)	0 (0 to 0)	0 (0 to 0)	0 (0 to 0)	0 (0 to 0)	0 (0 to 0)	0 (0 to 0)	0 (0 to 0)	0 (0 to 0)	0 (0 to 0)	0 (0 to 0)	0 (0 to 0)	0 (0 to 0)	0 (0 to 0)	0 (0 to 0)	0 (0 to 0)	0 (0 to 0)	0 (0 to 0)	0 (0 to 0)	0
Caries of deciduous teeth	0 (0 to 0)	0 (0 to 0)	0 (0 to 0)	13·9 (4·9 to 27·3)	12·1 (4·9 to 26·2)	6·7 (2·1 to 3)	2·5 (0 to 12)	0·5 (0 to 3)	0·1 (0 to 0·5)	0 (0 to 0·1)	0 (0 to 0)	0 (0 to 0)	0 (0 to 0)	0 (0 to 0)	0 (0 to 0)	0 (0 to 0)	0 (0 to 0)	0 (0 to 0)	0 (0 to 0)	0 (0 to 0)	0 (0 to 0)	0 (0 to 0)	0 (0 to 0)	0 (0 to 0)	29·1
Caries of permanent teeth	0 (0 to 0)	0 (0 to 0)	0 (0 to 0)	0·9 (1·6 to 13·1)	19·7 (11·4 to 44·5)	23·2 (9·1 to 59·8)	19·7 (6·7 to 56·7)	11·6 (2·9 to 44·9)	7 (0·8 to 34·6)	4·3 (0·2 to 23·3)	2·6 (0 to 14·6)	1·4 (0 to 9·2)	0·7 (0 to 5·1)	0·3 (0 to 2·4)	0·1 (0 to 1·1)	0·1 (0 to 0·4)	0 (0 to 0·2)	0 (0 to 0·1)	0 (0 to 0·1)	0 (0 to 0·1)	0 (0 to 0)	0 (0 to 0)	0 (0 to 0)	108
Periodontal diseases	0 (0 to 0)	0 (0 to 0)	0 (0 to 0)	29·7 (16·9 to 41·7)	22 (10·1 to 36·1)	10·6 (3·3 to 21·5)	3·6 (0·9 to 11·1)	0·9 (0·2 to 3·6)	0·2 (0 to 1·1)	0 (0 to 0·3)	0 (0 to 0·1)	0 (0 to 0·1)	0 (0 to 0·1)	0 (0 to 0·1)	0 (0 to 0·1)	0 (0 to 0·1)	0 (0 to 0·1)	0 (0 to 0·1)	0 (0 to 0·1)	0 (0 to 0·1)	0 (0 to 0·1)	0 (0 to 0)	0 (0 to 0)	0 (0 to 0)	317
Other oral disorders	0 (0 to 0)	0 (0 to 0)	0 (0 to 0)	29·4 (16·4 to 43·7)	22·4 (10·1 to 36·1)	10·6 (3·3 to 21·5)	3·6 (0·9 to 11·1)	0·9 (0·2 to 3·6)	0·2 (0 to 1·1)	0 (0 to 0·3)	0 (0 to 0·1)	0 (0 to 0·1)	0 (0 to 0·1)	0 (0 to 0·1)	0 (0 to 0·1)	0 (0 to 0·1)	0 (0 to 0·1)	0 (0 to 0·1)	0 (0 to 0·1)	0 (0 to 0·1)	0 (0 to 0·1)	0 (0 to 0)	0 (0 to 0)	0 (0 to 0)	235
Sudden infant death syndrome	–	29·4 (27·2 to 96·2)	220 (27·2 to 770)	–	–	–	–	–	–	–	–	–	–	–	–	–	–	–	–	–	–	–	–	–	NA
Injuries	196 (113 to 344)	120 (39·4 to 478)	436 (239 to 921)	540 (280 to 1,210)	1,210 (705 to 1,930)	1,460 (909 to 2,210)	2,260 (1,370 to 4,040)	3,260 (2,150 to 5,660)	1,840 (1,240 to 2,750)	1,150 (763 to 1,690)	641 (420 to 1,478)	645 (419 to 1,440)	916 (549 to 1,526)	927 (564 to 1,510)	775 (474 to 1,235)	671 (415 to 1,098)	495 (308 to 781)	318 (197 to 479)	170 (116 to 256)	69·7 (42 to 97·4)	18·5 (13·9 to 29·4)	2·6 (2·1 to 2·8)	0·4 (0·3 to 0·5)	19,600
Transport injuries	28 (9·8 to 56·5)	7·9 (2·9 to 18)	57·7 (23·1 to 99·4)	62·4 (29·6 to 127)	212 (103 to 339)	348 (167 to 648)	823 (468 to 1,420)	811 (474 to 1,370)	499 (276 to 827)	258 (146 to 464)	209 (106 to 354)	215 (108 to 382)	205 (103 to 365)	213 (106 to 384)	182 (119 to 288)	150 (100 to 238)	123 (79·1 to 188)	79·4 (50 to 116)	43·4 (26·3 to 68)	17·6 (12 to 28·4)	4·2 (2·9 to 6·6)	0·6 (0·4 to 0·8)	0·1 (0·1 to 0·1)	4,660
Road injuries	21 (6·2 to 41·1)	5·9 (2·7 to 12·9)	43·3 (21·4 to 81·2)	50·1 (24·1 to 102)	200 (96·3 to 333)	313 (153 to 633)	775 (439 to 1,330)	744 (440 to 1,290)	463 (261 to 807)	232 (130 to 374)	190 (102 to 330)	192 (102 to 358)	183 (92·2 to 335)	192 (101 to 375)	162 (99·2 to 269)	134 (79·1 to 202)	110 (69·3 to 170)	70·8 (44·3 to 113)	38·5 (23·6 to 61·3)	15·7 (10·7 to 25·3)	3·7 (2·6 to 5·9)	0·5 (0·4 to 0·7)	0·1 (0·1 to 0·1)	4,240
Pedestrian road injuries	14·1 (3·9 to 39·5)	4·6 (1·4 to 11·4)	33·6 (12·6 to 83·7)	34·1 (13·8 to 79·9)	138 (60·2 to 350)	192 (94·1 to 390)	439 (234 to 884)	424 (243 to 822)	223 (135 to 377)	126 (67 to 233)	104 (69·6 to 183)	112 (70·9 to 179)	122 (67·6 to 192)	128 (68·9 to 207)	111 (59·8 to 175)	92 (53·8 to 143)	73 (42·6 to 117)	49·2 (29·9 to 71·2)	26·1 (16·1 to 36·6)	10·2 (7·1 to 14·8)	2·4 (1·7 to 3·5)	0·3 (0·2 to 0·4)	0·1 (0 to 0·1)	2,560
Cyclist road injuries	0 (0 to 0)	0 (0 to 0)	0 (0 to 0)	1·5 (0·5 to 3)	9·7 (3·8 to 19·1)	13·7 (3·7 to 34·4)	29 (9·6 to 76·2)	29·6 (9·6 to 84·4)	20 (6·6 to 58·1)	21 (3·5 to 92·3)	20·3 (2·6 to 93·2)	19 (2·4 to 93·2)	14·4 (2·4 to 59·4)	14·6 (2·4 to 61·1)	12·9 (2·4 to 38·1)	11·1 (1·5 to 33·4)	9·1 (1·4 to 29·2)	7·6 (1·4 to 17·6)	5·1 (1·3 to 10·4)	3·5 (1·3 to 6·2)	1·3 (0·4 to 2·1)	0·2 (0·1 to 0·3)	0·1 (0 to 0·1)	336
Motorcyclist road injuries	0 (0 to 1·1)	0 (0 to 0·5)	0 (0 to 5·4)	1·1 (0·4 to 3·5)	2·7 (1·6 to 19)	6·4 (3·4 to 22·9)	13·7 (6·1 to 46)	12·9 (6·7 to 48·6)	8·2 (3·2 to 32·3)	4·6 (1·9 to 19·2)	3·1 (1·3 to 14·9)	3·5 (1·4 to 15·1)	6·2 (2·1 to 17·1)	6·9 (2·4 to 19·3)	5·6 (2·1 to 15·1)	4·7 (2·3 to 11·9)	3·5 (1·9 to 8·2)	2·5 (1·4 to 5·3)	1·6 (1·1 to 3·2)	0·9 (0·6 to 2·3)	0·3 (0·2 to 0·6)	0·1 (0·1 to 0·2)	0 (0 to 0)	94·6
Motor vehicle road injuries	6·9 (1·4 to 20·2)	2·1 (0·4 to 7·2)	14·7 (4 to 43·2)	17·7 (4·3 to 58·4)	67·6 (21·5 to 193)	111 (33·7 to 286)	244 (94 to 516)	244 (94·5 to 505)	229 (94·5 to 472)	139 (49·6 to 312)	89·1 (31·5 to 233)	83 (29·6 to 193)	52·2 (27·6 to 132)	57 (27·6 to 132)	47 (24·5 to 99·2)	37 (19·2 to 74)	24 (12·1 to 49·4)	14 (7·1 to 28·7)	6·2 (2·9 to 13·2)	2·2 (1·1 to 4·3)	0·5 (0·3 to 1·1)	0·1 (0·1 to 0·2)	0 (0 to 0)	1,260
Other road injuries	0 (0 to 0)	0 (0 to 0)	0 (0 to 0·1)	0 (0 to 0·3)	0·2 (0·1 to 0·4)	0·7 (0·4 to 1)	1·4 (0·8 to 1·9)	1·4 (0·9 to 2·1)	1·1 (0·7 to 1·5)	0·8 (0·4 to 1·2)	0·6 (0·3 to 1·1)	0·6 (0·3 to 1·1)	0·8 (0·4 to 1·3)	0·9 (0·4 to 1·5)	0·8 (0·4 to 1·1)	0·7 (0·4 to 1·1)	0·6 (0·3 to 0·9)	0·4 (0·2 to 0·6)	0·3 (0·2 to 0·4)	0·2 (0·1 to 0·3)	0·1 (0·1 to 0·1)	0 (0 to 0)	0 (0 to 0)	11·3
Other transport injuries	6·9 (2·2 to 21·4)	2·3 (0·7 to 7·1)	5·4 (1·1 to 17·3)	7·6 (3·3 to 19·4)	22·4 (10·7 to 42·9)	29·8 (14·5 to 67·1)	56 (27·4 to 134)	57·6 (29·2 to 131)	33·4 (16·8 to 71·6)	24·2 (12·2 to 49·7)	17·2 (10·2 to 34·9)	17·2 (9·5 to 39·8)	14 (7·5 to 29·7)	12 (6·4 to 29·7)	9·5 (4·9 to 17·5)	5·5 (3·4 to 11)	3·4 (2·1 to 7·3)	2·1 (1·3 to 3·9)	1·1 (0·7 to 2·1)	0·4 (0·3 to 0·9)	0·1 (0·1 to 0·2)	0 (0 to 0)	0 (0 to 0)	316
Unintentional injuries	491 (61·9)	291 (34·9)	1,240 (157)	1,760 (182)	1,000 (209)	867 (209)	680 (209)	371 (209)	171 (209)	79·1 (209)	39·9 (209)	27·3 (209)	27·1 (209)	27·1 (209)	27·1 (209)	27·1 (209)	27·1 (209)	27·1 (209)	27·1 (209)	27·1 (209)	27·1 (209)	27·1 (209)	27·1 (209)	27·1 (209)	9,906
Falls	23 (3·9 to 59·6)	6·9 (1·5 to 21·4)	49·3 (5·4 to 211)	59·1 (11·6 to 217)	264 (47·1 to 761)	313 (70·9 to 1,160)	1,160 (268 to 3,110)	1,160 (324 to 3,110)	1,160 (324 to 3,110)	1,160 (324 to 3,110)	1,160 (324 to 3,110)	1,160 (324 to 3,110)	1,160 (324 to 3,110)	1,160 (324 to 3,110)	1,160 (324 to 3,110)	1,160 (324 to 3,110)	1,160 (324 to 3,110)	1,160 (324 to 3,110)	1,160 (324 to 3,110)	1,160 (324 to 3,110)	1,160 (324 to 3,110)	1,160 (324 to 3,110)	1,160 (324 to 3,110)	1,160 (324 to 3,110)	932
Drowning	10·2 (3·5 to 27·7)	2·8 (0·9 to 8·8)	22·6 (7·1 to 79·4)	97·9 (27·5 to 368)	162 (62·3 to 426)	162 (62·1 to

SR Table 2e: WestPokot DALYS by cause and age group for males with 95% uncertainty intervals, 2019

Cause	Early Neonatal	Late Neonatal	Post Neonatal	1 to 4	5 to 9	10 to 14	15 to 19	20 to 24	25 to 29	30 to 34	35 to 39	40 to 44	45 to 49	50 to 54	55 to 59	60 to 64	65 to 69	70 to 74	75 to 79	80 to 84	85 to 89	90 to 94	95 plus	Total
All causes	19,203 (16,700 to 22,000)	7,133 (5,883 to 8,680)	13,468 (10,582 to 16,932)	17,233 (12,100 to 24,100)	4,170 (3,170 to 5,503)	2,713 (2,083 to 3,579)	2,966 (2,196 to 4,045)	2,680 (1,820 to 3,930)	2,228 (1,466 to 3,212)	1,815 (1,270 to 2,666)	1,839 (1,210 to 2,802)	1,760 (1,203 to 2,579)	1,606 (1,070 to 2,456)	1,329 (823 to 2,000)	1,040 (630 to 1,609)	875 (508 to 1,373)	695 (389 to 1,119)	413 (210 to 695)	467 (203 to 893)	224 (100 to 339)	44 (20 to 64)	10 (4 to 14)	89,700 (72,100 to 107,000)
Communicable, maternal, neonatal, and nutritional diseases	479 (23.6 to 1,160)	84.5 (7.7 to 432)	227 (37.2 to 2,220)	99.6 (9.3 to 467)	194 (51.6 to 454)	224 (64.3 to 467)	376 (187 to 737)	238 (148 to 421)	209 (119 to 426)	282 (147 to 604)	424 (214 to 920)	499 (251 to 1,030)	497 (243 to 947)	351 (166 to 655)	164 (84.7 to 328)	79.6 (41.2 to 159)	32.6 (14.6 to 68)	13.4 (7 to 27.7)	9.7 (3 to 17.7)	1.1 (0.2 to 2.6)	0.4 (0.1 to 0.3)	0.1 (0 to 0.2)	4,240
HIV/AIDS and sexually transmitted infections	0 (0 to 0)	0 (0 to 0)	77.1 (29.4 to 192)	91.7 (27.3 to 239)	192 (99.1 to 463)	222 (92.1 to 564)	371 (182 to 730)	222 (142 to 455)	232 (114 to 477)	172 (108 to 364)	119 (69.5 to 253)	68.2 (39.5 to 143)	45.3 (26.2 to 94)	29.8 (16.1 to 64)	15.9 (8.4 to 32.6)	7.9 (3.9 to 16.2)	3.2 (1.6 to 6.7)	1.3 (0.6 to 2.6)	0.9 (0.3 to 1.7)	0.1 (0 to 0.2)	0 (0 to 0)	0 (0 to 0)	3,070
HIV/AIDS - Drug-susceptible Tuberculosis	0 (0 to 0)	0 (0 to 0)	11.7 (1 to 91.6)	10.9 (1 to 94)	19.1 (2.5 to 204)	38.3 (5.6 to 313)	94.4 (19.9 to 420)	60.7 (21.6 to 261)	68.3 (23 to 293)	58.7 (17 to 258)	142 (49.2 to 639)	174 (71.6 to 772)	156 (103 to 2,520)	102 (49.1 to 767)	51.7 (20.3 to 716)	25 (10.6 to 339)	10.6 (4.4 to 152)	4.5 (2 to 70.1)	1.6 (1.1 to 2.8)	0.3 (0.1 to 0.5)	0.1 (0 to 0.2)	0 (0 to 0)	1,052
HIV/AIDS - Multidrug-resistant Tuberculosis without extensive drug resistance	0 (0 to 0)	0 (0 to 0)	0.5 (0.2 to 2.4)	0.4 (0.2 to 1.3)	0.7 (0.1 to 7.1)	1.4 (0.2 to 7.6)	2.3 (0.3 to 19.2)	2.3 (0.3 to 21)	2.2 (0.3 to 17.7)	2.3 (0.3 to 17.1)	5.2 (0.7 to 39.1)	6.3 (0.9 to 54.4)	5.7 (0.9 to 37.4)	3.7 (0.5 to 31.4)	1.9 (0.3 to 16.9)	0.9 (0.1 to 8.4)	0.4 (0.1 to 3.6)	0.2 (0 to 1.6)	0.1 (0 to 0.6)	0 (0 to 0.1)	0 (0 to 0)	0 (0 to 0)	39.5
HIV/AIDS - Extensively drug-resistant Tuberculosis	0 (0 to 0)	0 (0 to 0)	0 (0 to 0)	0 (0 to 0)	0 (0 to 0)	0 (0 to 0)	0 (0 to 0)	0 (0 to 0)	0 (0 to 0)	0 (0 to 0)	0 (0 to 0)	0 (0 to 0)	0 (0 to 0)	0 (0 to 0)	0 (0 to 0)	0 (0 to 0)	0 (0 to 0)	0 (0 to 0)	0 (0 to 0)	0 (0 to 0)	0 (0 to 0)	0 (0 to 0)	0 (0 to 0)	0.5
HIV/AIDS resulting in other diseases	0 (0 to 0)	65 (19.6 to 140)	79.2 (19.9 to 200)	142 (39.6 to 402)	182 (56.2 to 432)	273 (120 to 619)	169 (81.7 to 365)	141 (81.7 to 265)	163 (82.2 to 351)	165 (76.6 to 454)	273 (117 to 748)	371 (161 to 852)	290 (149 to 738)	192 (90.1 to 481)	155 (72.1 to 396)	93.7 (45.1 to 236)	51 (21.1 to 136)	9.6 (4.1 to 29.2)	3.6 (1.4 to 9.4)	0.7 (0.1 to 2.2)	0.1 (0 to 0.2)	0 (0 to 0)	2,488
Sexually transmitted infections excluding HIV	0 (0 to 0)	0 (0 to 0)	0 (0 to 0)	0 (0 to 0)	2.4 (1.4 to 12.4)	1.1 (0.7 to 5.3)	4.8 (2.6 to 10.7)	2.9 (1.6 to 10.1)	3.5 (1.9 to 9.2)	3.3 (1.8 to 8.6)	4.3 (2.4 to 11.2)	3.7 (2.1 to 9.6)	3.4 (1.7 to 9.1)	3.4 (1.7 to 9.1)	3.6 (1.9 to 10.1)	3.4 (1.6 to 10.3)	2.3 (1.1 to 7.1)	0.9 (0.4 to 3.2)	0.3 (0.1 to 1.2)	0.1 (0 to 0.2)	0 (0 to 0)	0 (0 to 0)	775
Syphilis	0 (0 to 0)	0 (0 to 0)	0 (0 to 0)	0 (0 to 0)	0.3 (0.2 to 3.1)	0.1 (0 to 0.7)	0.4 (0.1 to 2.1)	0.2 (0 to 2.2)	0.3 (0 to 2.2)	0.2 (0 to 1.9)	0.4 (0 to 3.2)	0.3 (0 to 2.1)	0.3 (0 to 2.1)	0.3 (0 to 2.1)	0.3 (0 to 2.1)	0.3 (0 to 2.1)	0.2 (0 to 1.6)	0.1 (0 to 1.1)	0.1 (0 to 0.7)	0 (0 to 0.1)	0 (0 to 0)	0 (0 to 0)	74.5
Chlamydial infection	0 (0 to 0)	0 (0 to 0)	0 (0 to 0)	0 (0 to 0)	0 (0 to 0)	0 (0 to 0)	0.1 (0 to 0.5)	0.1 (0 to 0.4)	0.1 (0 to 0.3)	0.1 (0 to 0.3)	0.1 (0 to 0.4)	0.1 (0 to 0.4)	0.1 (0 to 0.4)	0.1 (0 to 0.4)	0.1 (0 to 0.4)	0.1 (0 to 0.4)	0 (0 to 0.3)	0 (0 to 0.2)	0 (0 to 0.1)	0 (0 to 0)	0 (0 to 0)	0 (0 to 0)	4.6
Gonococcal infection	0 (0 to 0)	0 (0 to 0)	0 (0 to 0)	0 (0 to 0)	0 (0 to 0.1)	0 (0 to 0.1)	0.2 (0 to 1.2)	0.1 (0 to 0.8)	0.2 (0 to 1.1)	0.2 (0 to 1.3)	0.3 (0 to 1.9)	0.3 (0 to 1.9)	0.2 (0 to 1.5)	0.2 (0 to 1.5)	0.2 (0 to 1.5)	0.2 (0 to 1.5)	0.1 (0 to 1.1)	0.1 (0 to 0.8)	0 (0 to 0.4)	0 (0 to 0.2)	0 (0 to 0)	0 (0 to 0)	5.5
Trichomoniasis	0 (0 to 0)	0 (0 to 0)	0 (0 to 0)	0 (0 to 0)	0 (0 to 0)	0 (0 to 0)	0 (0 to 0.2)	0 (0 to 0.4)	0 (0 to 0.4)	0 (0 to 0.4)	0 (0 to 0.5)	0 (0 to 0.5)	0 (0 to 0.5)	0 (0 to 0.5)	0 (0 to 0.5)	0 (0 to 0.5)	0 (0 to 0.5)	0 (0 to 0.5)	0 (0 to 0.3)	0 (0 to 0.1)	0 (0 to 0)	0 (0 to 0)	0 (0 to 0)	1.3
Genital herpes	0 (0 to 0)	0 (0 to 0)	0 (0 to 0)	0 (0 to 0)	0 (0 to 0.4)	0 (0 to 0.2)	0.3 (0 to 2.2)	0.2 (0 to 1.8)	0.3 (0 to 1.9)	0.3 (0 to 2.1)	0.4 (0 to 2.6)	0.4 (0 to 2.5)	0.4 (0 to 2.5)	0.4 (0 to 2.5)	0.4 (0 to 2.5)	0.4 (0 to 2.5)	0.3 (0 to 2.1)	0.2 (0 to 1.5)	0.1 (0 to 0.9)	0 (0 to 0.4)	0 (0 to 0)	0 (0 to 0)	12.7
Other sexually transmitted infections	0 (0 to 0)	0 (0 to 0)	0 (0 to 0)	0 (0 to 0)	0 (0 to 0.4)	0 (0 to 0.2)	0.1 (0 to 0.6)	0.1 (0 to 0.5)	0.1 (0 to 0.5)	0.1 (0 to 0.5)	0.1 (0 to 0.6)	0.1 (0 to 0.6)	0.1 (0 to 0.6)	0.1 (0 to 0.6)	0.1 (0 to 0.6)	0.1 (0 to 0.6)	0.1 (0 to 0.6)	0.1 (0 to 0.5)	0.1 (0 to 0.5)	0 (0 to 0.3)	0 (0 to 0)	0 (0 to 0)	10.9
Respiratory infections and tuberculosis	1,380 (483 to 2,970)	459 (163 to 1,040)	1,860 (697 to 3,270)	1,810 (775 to 2,990)	261 (120 to 520)	225 (116 to 374)	326 (139 to 780)	286 (146 to 1,156)	316 (144 to 1,170)	336 (161 to 1,030)	439 (187 to 1,040)	556 (261 to 1,060)	592 (269 to 1,071)	582 (273 to 998)	556 (222 to 777)	479 (188 to 690)	329 (132 to 502)	179 (73 to 287)	123 (53 to 194)	47 (19 to 84)	7 (3 to 12)	1 (0 to 2)	13,200
Tuberculosis	0 (0 to 0)	0 (0 to 0)	0.6 (0.4 to 2.2)	0.5 (0.4 to 1.7)	0.6 (0.4 to 1.7)	0.6 (0.4 to 1.7)	0.7 (0.4 to 1.8)	0.7 (0.4 to 1.8)	0.7 (0.4 to 1.8)	0.7 (0.4 to 1.8)	0.7 (0.4 to 1.8)	0.7 (0.4 to 1.8)	0.7 (0.4 to 1.8)	0.7 (0.4 to 1.8)	0.7 (0.4 to 1.8)	0.7 (0.4 to 1.8)	0.7 (0.4 to 1.8)	0.7 (0.4 to 1.8)	0.7 (0.4 to 1.8)	0.7 (0.4 to 1.8)	0.7 (0.4 to 1.8)	0.7 (0.4 to 1.8)	14.4
Latent tuberculosis infection	0 (0 to 0)	0 (0 to 0)	0 (0 to 0)	0 (0 to 0)	0 (0 to 0)	0 (0 to 0)	0 (0 to 0)	0 (0 to 0)	0 (0 to 0)	0 (0 to 0)	0 (0 to 0)	0 (0 to 0)	0 (0 to 0)	0 (0 to 0)	0 (0 to 0)	0 (0 to 0)	0 (0 to 0)	0 (0 to 0)	0 (0 to 0)	0 (0 to 0)	0 (0 to 0)	0 (0 to 0)	0 (0 to 0)	NA
Drug-susceptible tuberculosis	0 (0 to 0)	0 (0 to 0)	0.6 (0.4 to 2.2)	0.5 (0.4 to 1.7)	0.6 (0.4 to 1.7)	0.6 (0.4 to 1.7)	0.7 (0.4 to 1.8)	0.7 (0.4 to 1.8)	0.7 (0.4 to 1.8)	0.7 (0.4 to 1.8)	0.7 (0.4 to 1.8)	0.7 (0.4 to 1.8)	0.7 (0.4 to 1.8)	0.7 (0.4 to 1.8)	0.7 (0.4 to 1.8)	0.7 (0.4 to 1.8)	0.7 (0.4 to 1.8)	0.7 (0.4 to 1.8)	0.7 (0.4 to 1.8)	0.7 (0.4 to 1.8)	0.7 (0.4 to 1.8)	0.7 (0.4 to 1.8)	14.4
Multidrug-resistant tuberculosis without extensive drug resistance	0 (0 to 0)	0 (0 to 0)	0 (0 to 0)	0 (0 to 0)	0 (0 to 0)	0 (0 to 0)	0 (0 to 0)	0 (0 to 0)	0 (0 to 0)	0 (0 to 0)	0 (0 to 0)	0 (0 to 0)	0 (0 to 0)	0 (0 to 0)	0 (0 to 0)	0 (0 to 0)	0 (0 to 0)	0 (0 to 0)	0 (0 to 0)	0 (0 to 0)	0 (0 to 0)	0 (0 to 0)	0 (0 to 0)	NA
Extensively drug-resistant tuberculosis	0 (0 to 0)	0 (0 to 0)	0 (0 to 0)	0 (0 to 0)	0 (0 to 0)	0 (0 to 0)	0 (0 to 0)	0 (0 to 0)	0 (0 to 0)	0 (0 to 0)	0 (0 to 0)	0 (0 to 0)	0 (0 to 0)	0 (0 to 0)	0 (0 to 0)	0 (0 to 0)	0 (0 to 0)	0 (0 to 0)	0 (0 to 0)	0 (0 to 0)	0 (0 to 0)	0 (0 to 0)	0 (0 to 0)	NA
Lower respiratory infections	1,380 (483 to 2,970)	459 (163 to 1,040)	1,860 (697 to 3,270)	1,810 (775 to 2,990)	261 (120 to 520)	225 (116 to 374)	326 (139 to 780)	286 (146 to 1,156)	316 (144 to 1,170)	336 (161 to 1,030)	439 (187 to 1,040)	556 (261 to 1,060)	592 (269 to 1,071)	582 (273 to 998)	556 (222 to 777)	479 (188 to 690)	329 (132 to 502)	179 (73 to 287)	123 (53 to 194)	47 (19 to 84)	7 (3 to 12)	1 (0 to 2)	13,200
Upper respiratory infections	0.4 (0.1 to 1)	1.7 (0.7 to 4.2)	34.2 (14.2 to 92.6)	92.1 (42.7 to 195)	63.3 (29.2 to 147)	50.1 (21.4 to 89.9)	26.9 (11.7 to 48.2)	23.2 (9.7 to 43.3)	19.7 (7.3 to 37.7)	14.7 (5.2 to 29.7)	11.4 (3.9 to 23.5)	9.5 (3.2 to 19.4)	8.6 (2.9 to 18.4)	5.7 (1.9 to 9.6)	2.9 (1.1 to 5.1)	2.6 (1.1 to 4.5)	2.1 (1 to 3.7)	1.4 (0.7 to 2.5)	0.8 (0.4 to 1.7)	0.1 (0 to 0.3)	0 (0 to 0)	0 (0 to 0)	429
Otitis media	0.3 (0.1 to 1)	4.6 (1.3 to 9.2)	33.3 (14.2 to 86.8)	41.3 (22.4 to 97)	27 (12.6 to 66.9)	22.6 (11.6 to 38.4)	19.6 (9.5 to 37.7)	11.3 (5.1 to 21.6)	9.1 (3.7 to 17.4)	6.4 (2.4 to 12.8)	3.7 (1.2 to 7.9)	2.9 (0.9 to 6.2)	2.9 (0.9 to 6.2)	2 (0.6 to 4.2)	1.4 (0.5 to 2.7)	1.1 (0.5 to 2.1)	0.9 (0.3 to 1.7)	0.5 (0.2 to 1.1)	0.2 (0.1 to 0.5)	0.1 (0 to 0.2)	0 (0 to 0)	0 (0 to 0)	185
Enteric infections	2,040 (1,140 to 3,240)	712 (414 to 1,300)	1,020 (2,040 to 3,760)	1,660 (1,140 to 2,460)	1,160 (1,000 to 1,300)	1,020 (960 to 1,040)	620 (349 to 1,090)	535 (267 to 1,040)	574 (267 to 1,130)	516 (193 to 1,130)	440 (145 to 1,040)	453 (170 to 1,040)	365 (170 to 1,020)	284 (139 to 1,040)	170 (73.3 to 1,040)	135 (43.1 to 1,040)	136 (43.1 to 1,040)	72.9 (23.6 to 1,040)	29.7 (9.9 to 1,040)	19.6 (6.6 to 1,040)	8.4 (2.8 to 1,040)	1 (0.4 to 1,040)	6,820
Diarrheal diseases	2,040 (423 to 4,340)	712 (917 to 4,330)	1,020 (2,700 to 9,360)	1,660 (2,960 to 12,200)	1,160 (286 to 1,900)	1,020 (161 to 770)	620 (193 to 1,100)	535 (181 to 1,140)	574 (92 to 936)	516 (121 to 998)	440 (152 to 973)	453 (153 to 733)	365 (97 to 707)	284 (61.3 to 668)	170 (47.9 to 470)	135 (58.7 to 581)	136 (29.2 to 367)	72.9 (19.2 to 194)	29.7 (9.7 to 83.2)	19.6 (3.4 to 33.4)	8.4 (1.9 to 9.2)	1 (0.2 to 2)	23,700
Typhoid and paratyphoid	0 (0 to 0)	0 (0 to 0)	0.1 (0.4 to 2.4)	174 (46 to 436)	173 (60.1 to 398)	167 (75.7 to 411)	53.9 (57.2 to 356)	39.2 (26.4 to 192)	29.4 (11.9 to 70.3)	19.2 (4.9 to 39.8)	12.9 (2.4 to 33.1)	9.2 (1.4 to 23.7)	6.7 (1.4 to 19.4)	3.5 (1 to 7.6)	1.8 (0.4 to 4.4)	1.4 (0.5 to 3.2)	0.8 (0.3 to 1.9)	0.4 (0.2 to 1.1)	0.3 (0.1 to 0.6)	0.1 (0 to 0.2)	0 (0 to 0)	0 (0 to 0)	867
Typhoid fever	0 (0 to 0)	0 (0 to 0)	0.1 (0.4 to 2.4)	174 (42 to 434)	169 (57.1 to 392)	159 (72.3 to 394)	51.7 (54.1 to 339)	36.7 (24.6 to 173)	25.5 (10.3 to 67.4)	16.2 (4.1 to 35.9)	9.4 (1.4 to 23.3)	6.2 (0.9 to 17.4)	3.9 (0.8 to 12.3)	2.1 (0.5 to 5.1)	1 (0.2 to 3.1)	0.8 (0.2 to 2.4)	0.4 (0.1 to 1.4)	0.2 (0 to 0.8)	0.1 (0 to 0.3)	0 (0 to 0.1)	0 (0 to 0)	0 (0 to 0)	822
Paratyphoid fever	0 (0 to 0)	0 (0 to 0)	0 (0 to 0.1)	0 (1.6 to 29.9)	4.4 (2.2 to 22.3)	8 (2.7 to 20.2)	2.2 (1.1 to 16.6)	2.5 (0.9 to 8.6)	3.8 (0.9 to 11.2)	3.1 (0.8 to 9.5)	3.5 (0.9 to 11.5)	3.1 (0.7 to 10.7)	2.8 (0.6 to 10.5)	1.4 (0.3 to 5.5)	0.8 (0.2 to 3.2)	0.6 (0.2 to 2.5)	0.4 (0.1 to 1.8)	0.2 (0 to 0.9)	0.1 (0 to 0.5)	0 (0 to 0.1)	0 (0 to 0)	0 (0 to 0)	37.4
Invasive Non-typhoidal Salmonella (iNTS)	19.1 (7.7 to 39.4)	320 (159 to 588)	656 (372 to 1,060)	232 (82 to 476)	73.7 (39.5 to 147)	53.1 (19.2 to 107)	62.5 (22.2 to 123)	47.5 (20.3 to 103)	39.6 (11.6 to 87.6)	31.5 (7.9 to 76.1)	24.6 (5.2 to 59.2)	21.3 (3.9 to 55.4)	17.5 (3.2 to 46.9)	13.6 (2.6 to 39)	10.2 (2.2 to 29.1)	7.8 (1.9 to 21.9)	5.9 (1.5 to 16.8)	3.9 (0.7 to 11.2)	2.1 (0.4 to 6.1)	0.5 (0.1 to 1.4)	0.1 (0 to 0.3)	0 (0 to 0.1)	1,830
Other intestinal infectious diseases	0 (0 to 0)	0 (0 to 0)	0.5 (0.1 to 1.9)	3.6 (0.2 to 13.6)	0.6 (0.1 to 2.6)	0.5 (0.1 to 1.7)	0.3 (0 to 1.1)	0.3 (0 to 0.9)	0.3 (0 to 0.9)	0.3 (0 to 0.9)	0.3 (0 to 0.9)	0.3 (0 to 0.9)	0.3 (0 to 0.9)	0.3 (0 to 0.9)	0.3 (0 to 0.9)	0.3 (0 to 0.9)	0.3 (0 to 0.9)	0.3 (0 to 0.9)	0.3 (0 to 0.9)	0.3 (0 to 0.9)	0.3 (0 to 0.9)	0.3 (0 to 0.9)	7.9
Neglected tropical diseases and malaria	0 (0 to 0.1)	0.1 (0 to 1.1)	1.3 (0.1 to 6.1)	2.6 (0.1 to 13.1)	0.8 (0.1 to 3.6)	0.6 (0.1 to 2.5)	0.5 (0.1 to 2.1)	0.5 (0.1 to 2.1)	0.5 (0.1 to 2.1)	0.5 (0.1 to 2.1)	0.5 (0.1 to 2.1)	0.5 (0.1 to 2.1)	0.5 (0.1 to 2.1)	0.5 (0.1 to 2.1)	0.5 (0.1 to 2.1)	0.5 (0.1 to 2.1)	0.5 (0.1 to 2.1)	0.5 (0.1 to 2.1)	0.5 (0.1 to 2.1)	0.5 (0.1 to 2.1)	0.5 (0.1 to 2.1)	0.5 (0.1 to 2.1)	9.950
Malaria	0 (0 to 0)	0 (0 to 0)	0 (0 to 0)	0 (0 to 0)	0 (0 to 0)	0 (0 to 0)	0 (0 to 0)	0 (0 to 0)	0 (0 to 0)	0 (0 to 0)	0 (0 to 0)	0 (0 to 0)	0 (0 to 0)	0 (0 to 0)	0 (0 to 0)	0 (0 to 0)	0 (0 to 0)	0 (0 to 0)	0 (0 to 0)	0 (0 to 0)	0 (0 to 0)	0 (0 to 0)	0 (0 to 0)	NA
Chagas disease	0 (0 to 0)	0 (0 to 0)	0 (0 to 0)	0 (0 to 0)	0 (0 to 0)	0 (0 to 0)	0 (0 to 0)	0 (0 to 0)	0 (0 to 0)	0 (0 to 0)	0 (0 to 0)	0 (0 to 0)	0 (0 to 0)	0 (0 to 0)	0 (0 to 0)	0 (0 to 0)	0 (0 to 0)	0 (0 to 0)	0 (0 to 0)	0 (0 to 0)	0 (0 to 0)	0 (0 to 0)	0 (0 to 0)	NA
Leishmaniasis	0 (0 to 0)	99.2 (49.6 to 179)	1,010 (420 to 1,890)	1,010 (533 to 1,890)	1,100 (533 to 1,890)	995 (533 to 942)	479 (220 to 804)	297 (221 to 804)	194 (97.4 to 214)	124 (33.3 to 127)	74.6 (33.3 to 127)	49.3 (16.2 to 63.5)	24.3 (16.2 to 63.5)	13.4 (4.1 to 24)	8.6 (2.6 to 11.4)	6 (2.6 to 11.4)	4 (1.7 to 7.2)	2.3 (1.2 to 4.6)	1.2 (0.5 to 2.3)	0.2 (0.1 to 0.4)	0.1 (0 to 0.2)	0 (0 to 0)	4,080
Visceral leishmaniasis	0 (0 to 0)	99.2 (49.6 to 179)	1,010 (420 to 1,890)	1,010 (533 to 1,890)	1,100 (533 to 1,890)	995 (533 to 942)	479 (220 to 804)	297 (221 to 804)	194 (97.4 to 214)	124 (33.3 to 127)	74.6 (33.3 to 127)	49.3 (16.2 to 63.5)	24.1 (9.9 to 46.4)	13.4 (4.1 to 24)	8.6 (2.6 to 11.4)	6 (2.6 to 11.4)	4 (1.7 to 7.2)	2.3 (1.2 to 4.6)	1.2 (0.5 to 2.3)	0.2 (0.1 to 0.4)	0.1 (0 to 0.2)	0 (0 to 0)	4,070
Cutaneous and mucocutaneous leishmaniasis	0 (0 to 0)	0.1 (0 to 0.2)	0.1 (0 to 0.2)	0.4 (0.1 to 1.3)	0.4 (0.1 to 1.3)	0.6 (0.1 to 1.4)	0.5 (0.1 to 1.4)	0.4 (0.1 to 1.4)	0.3 (0.1 to 0.7)	0.3 (0.1 to 0.7)	0.2 (0 to 0.6)	0.2 (0 to 0.6)	0.2 (0 to 0.6)	0.1 (0 to 0.3)	0.1 (0 to 0.3)	0.1 (0 to 0.3)	0.1 (0 to 0.2)	0.1 (0 to 0.2)	0 (0 to 0.1)	0 (0 to 0)	0 (0 to 0)	0 (0 to 0)	3.7
African trypanosomiasis	0 (0 to 0)	0 (0 to 0)	0 (0 to 0)	0 (0 to 0)	0 (0 to 0)	0 (0 to 0)	0 (0 to 0)	0 (0 to 0)	0 (0 to 0)	0 (0 to 0)	0 (0 to 0)	0 (0 to 0)	0 (0 to 0)	0 (0 to 0)	0 (0 to 0)	0 (0 to 0)	0 (0 to 0)	0 (0 to 0)	0 (0 to 0)	0 (0 to 0)	0 (0 to 0)	0 (0 to 0)	0 (0 to 0)	0
Schistosomiasis	0 (0 to 0)	0 (0 to 0)	1.6 (0.3 to 6.9)	7.5 (1.6 to 23.3)	10.6 (3.4 to 27.3)	11.1 (3.4 to 27.3)	11.8 (3.4 to 27.3)	10.8 (3.4 to 27.3)	8.9 (2.1 to 25.6)	7.2 (1.6 to 22.4)	4.8 (1.2 to 15.1)	3.6 (0.8 to 11.2)	2.8 (0.6 to 8.8)	1.7 (0.4 to 5.3)	1.1 (0.3 to 3.4)	0.9 (0.2 to 3.1)	0.6 (0.1 to 1.9)	0.3 (0.1 to 0.9)	0.1 (0 to 0.4)	0 (0 to 0.1)	0 (0 to 0)	0 (0 to 0)	102
Cysticercosis	0 (0 to 0)	0 (0 to 0)	0.2 (0.1 to 0.6)	0.4 (0.1 to 1.3)	1.1 (0.3 to 3.7)	2.3 (0.4 to 8.5)	3.8 (0.5 to 16.1)	6.7 (0.5 to 16.1)	5.7 (1.1 to 13)	5.7 (0.9 to 13)	4.6 (0.9 to 13)	4.2 (0.8 to 13)	3.5 (0.6 to 11)	2.5 (0.4 to 8.1)	2.4 (0.5 to 8.1)	2.7 (0.5 to 8.1)	1.9 (0.4 to 6.1)	1.1 (0.2 to 3.4)	0.4 (0.1 to 1.3)	0.2 (0.2 to 0.6)	0.1 (0 to 0.2)	0 (0 to 0)	69.7
Cystic echinococcosis	0 (0 to 0)	0 (0 to 0)	0 (0 to 0)	0 (0 to 0.7)	0.1 (0 to 0.2)	0.2 (0 to 0.5)	0.2 (0 to 0.5)	0.2 (0 to 0.5)	0.2 (0 to 0.5)	0.2 (0 to 0.5)	0.2 (0 to 0.5)	0.2 (0 to 0.5)	0.2 (0 to 0.5)	0.2 (0 to 0.5)	0.2 (0 to 0.5)	0.2 (0 to 0.5)	0.2 (0 to 0.5)	0.2 (0 to 0.5)	0.2 (0 to 0.5)	0.2 (0 to 0.5)	0.2 (0 to 0.5)	0.2 (0 to 0.5)	7.6
Lymphatic filariasis	0 (0 to 0)	0 (0 to 0)	0 (0 to 0)	29.1 (10.2 to 91.6)	22.1 (9.2 to 49.7)	12.5 (7.5 to 27.7)	7.3 (3.6 to 20.7)	5.2 (2.5 to 15.2)	4.1 (2.5 to 11.2)	3.2 (2.5 to 8.2)	2.7 (2.5 to 6.2)	2.5 (2.5 to 5.2)	2.5 (2.5 to 4.7)	2.5 (2.5 to 4.7)	2.5 (2.5 to 4.7)	2.5 (2.5 to 4.7)	2.5 (2.5 to 4.7)	2.5 (2.5 to 4.7)	2.5 (2.5 to 4.7)	2.5 (2.5 to 4.7)	2.5 (2.5 to 4.7)	2.5 (2.5 to 4.7)	145
Onchocerciasis	0 (0 to 0)	0 (0 to 0)	0 (0 to 0)	0 (0 to 0)	0 (0 to 0)	0 (0 to 0)	0 (0 to 0)	0 (0 to 0)	0 (0 to 0)	0 (0 to 0)	0 (0 to 0)	0 (0 to 0)	0 (0 to 0)	0 (0 to 0)	0 (0 to 0)	0 (0 to 0)	0 (0 to 0)	0 (0 to 0)	0 (0 to 0)	0 (0 to 0)	0 (0 to 0)	0 (0 to 0)	0 (0 to 0)	NA
Trachoma	0 (0 to 0)	0 (0 to 0)	0 (0 to 0)	0 (0 to 0)	0 (0 to 0)	0 (0 to 0)	0 (0 to 0.1)	0 (0 to 0.1)	0 (0 to 0.1)	0 (0 to 0.2)	0 (0 to 0.2)	0 (0 to 0.2)	0 (0 to 0.2)	0 (0 to 0.2)	0 (0 to 0.2)	0 (0 to 0.2)	0 (0 to 0.2)	0 (0 to 0.2)	0 (0 to 0.2)	0 (0 to 0.2)	0 (0 to 0.2)	0 (0 to 0.2)	0 (0 to 0.2)	8.9
Dengue	0 (0 to 0)	0 (0 to 0)	0.5 (0.3 to 0.8)	0.8 (0.5 to 2.3)	1.5 (0.9 to 5.8)	1.5 (0.9 to 5.8)	1.2 (0.9 to 4.6)	0.9 (0.9 to 3.4)	0.7 (0.3 to 2.2)	0.5 (0.2 to 1.3)	0.3 (0 to 0.9)	0.3 (0 to 0.7)	0.2 (0 to 0.6)	0.2 (0 to 0.6)	0.2 (0 to 0.5)	0.2 (0 to 0.5)	0.2 (0 to 0.5)	0.2 (0 to 0.5)	0.2 (0 to 0.5)	0.2 (0 to 0.5)	0.2 (0 to 0.5)	0.2 (0 to 0.5)	8.8
Yellow fever	0 (0 to 0)	0 (0 to 0)	0 (0 to 1)	0 (0.2 to 9.7)	0.3 (0.3 to 19.9)	0.3 (0.3 to 19.9)	0.4 (0.4 to 21.8)	0.4 (0.4 to 21.8)	0.4 (0.4 to 17)	0.3 (0.2 to 10.2)	0.3 (0.2 to 10.2)	0.3 (0.2 to 10.2)	0.3 (0.2 to 10.2)	0.3 (0.2 to 10.2)	0.3 (0.2 to 10.2)	0.3 (0.2 to 10.2)	0.3 (0.2 to 10.2)	0.3 (0.2 to 10.2)	0.3 (0.2 to 10.2)	0.3 (0.2 to 10.2)	0.3 (0.2 to 10.2)	0.3 (0.2 to 10.2)	29.4
Rabies	0 (0 to 0)	0 (0 to 0)	1.6 (1 to 1.6)	17.3 (1.6 to 69.4)	19.6 (1.5 to 69.1)	19 (1.5 to 66.9)	10.4 (1.5 to 36.7)	9.4 (1.5 to 33.1)	7.5 (1.5 to 26.5)	5.7 (1.5 to 20.3)	4.1 (1.5 to 14.5)	3.1 (1.5 to 11)	2.4 (1.5 to 8.5)	1.5 (1.5 to 5.3)	1.1 (1.1 to 3.7)	0.9 (0.9 to 3.2)	0.6 (0.6 to 2.1)	0.3 (0.3 to 1.1)	0.1 (0.1 to 0.4)	0 (0 to 0.1)	0 (0 to 0)	0 (0 to 0)	99.9
Intestinal nematode infections	0 (0 to 0)	0 (0 to 0)	0.3 (0.2 to 2.9)	13.1 (4.1 to 39.4)	19.1 (11.3 to 41.1)	18 (11.3 to 39.4)	12.4 (8.9 to 32.9)	9.6 (4.6 to 18.4)	7.5 (2.7 to 15.3)	5.6 (1.7 to 11.9)	3.9 (1.2 to 8.6)	2.9 (1.2 to 6.5)	2.1 (1.2 to 4.6)	1.6 (1.2 to 3.6)	1.2 (1.2 to 2.6)	1 (1.2 to 2.6)	0.8 (1.2 to 2.6)	0.6 (1.2 to 2.6)	0.4 (1.2 to 2.6)	0.2 (1.2 to 2.6)	0.1 (1.2 to 2.6)	0.1 (1.2 to 2.6)	99.9
Ascariasis	0 (0 to 0)	0 (0 to 0)	0.1 (0 to 0.3)	1.6 (0.5 to 5.1)	2.4 (1.4 to 5.1)	2.3 (1.4 to 5.1)	1.6 (1.1 to 4.1)	1.2 (0.6 to 2.3)	0.9 (0.3 to 1.

Congenital birth defects	1,260 (686 to 2,000)	421 (211 to 775)	843 (412 to 1,640)	510 (258 to 1,000)	138 (90 to 209)	109 (72 to 160)	88.9 (54.9 to 140)	58.6 (36 to 94.4)	39.2 (22.2 to 59.9)	29.6 (16.2 to 48.4)	19.6 (11.9 to 29.3)	15.4 (9.3 to 23.7)	11 (6.5 to 17.2)	7.6 (4.5 to 12)	5.2 (3.1 to 8.2)	3.7 (2.2 to 5.9)	2.4 (1.4 to 4)	1.3 (0.7 to 2.2)	0.7 (0.4 to 1.3)	0.3 (0.1 to 0.6)	0.1 (0 to 0.2)	0 (0 to 0.1)	0 (0 to 0)	3,940
Neural tube defects	124 (28 to 337)	29.7 (9 to 79.9)	49.9 (9.6 to 146)	39.2 (9.4 to 108)	9.5 (2.3 to 26.6)	4.2 (0.9 to 12.1)	1.9 (1 to 3)	1.1 (0.7 to 1.7)	0.7 (0.4 to 1.1)	0.7 (0.3 to 0.9)	0.3 (0.2 to 0.5)	0.3 (0.1 to 0.5)	0.2 (0.1 to 0.3)	0.1 (0 to 0.2)	0.1 (0 to 0.1)	0 (0 to 0.1)	0 (0 to 0.1)	0 (0 to 0)	0 (0 to 0)	0 (0 to 0)	0 (0 to 0)	0 (0 to 0)	0 (0 to 0)	247
Congenital heart anomalies	1,136 (167 to 756)	392 (60.2 to 266)	786 (166 to 617)	475 (96.3 to 400)	129 (24 to 93.4)	102 (18.9 to 69.1)	82.2 (15.2 to 55.8)	54.2 (10.1 to 36.8)	36.2 (6.8 to 24.5)	27.3 (5.2 to 18.5)	18.1 (3.5 to 12.3)	14.2 (2.8 to 9.6)	10.1 (2 to 6.8)	7 (1.4 to 4.7)	4.8 (1 to 3.2)	3.4 (0.7 to 2.3)	2.2 (0.4 to 1.5)	1.2 (0.2 to 0.8)	0.6 (0.1 to 0.4)	0.2 (0 to 0.2)	0.1 (0 to 0.1)	0 (0 to 0)	0 (0 to 0)	1,233
Orofacial clefts	618 (116 to 2,180)	213 (40.6 to 716)	428 (77.9 to 1,390)	258 (51.1 to 818)	70.2 (13.7 to 230)	55.4 (10.6 to 180)	44.7 (8.4 to 143)	29.5 (5.3 to 93.2)	19.8 (3.6 to 61.6)	14.9 (2.8 to 46.1)	9.9 (1.9 to 30.5)	7.7 (1.5 to 23.5)	5.5 (1.1 to 16.8)	3.8 (0.7 to 11.5)	2.6 (0.5 to 8.1)	1.8 (0.3 to 5.5)	1.2 (0.2 to 3.6)	0.7 (0.1 to 2.1)	0.3 (0 to 1)	0.1 (0 to 0.3)	0 (0 to 0.1)	0 (0 to 0)	0 (0 to 0)	3,360
Down syndrome	129 (3.9 to 2,240)	5.4 (1.7 to 19.4)	23.1 (3.4 to 61)	12.6 (2.3 to 43.6)	2.3 (1.1 to 3.4)	1.6 (1 to 2.4)	2 (0.6 to 4.3)	1.3 (0.6 to 2.6)	0.8 (0.3 to 1.4)	0.6 (0.2 to 1.2)	0.5 (0.2 to 1.1)	0.4 (0.2 to 0.9)	0.3 (0.1 to 0.8)	0.3 (0.1 to 0.7)	0.2 (0 to 0.5)	0.1 (0 to 0.3)	0.1 (0 to 0.2)	0 (0 to 0.1)	0 (0 to 0)	0 (0 to 0)	0 (0 to 0)	0 (0 to 0)	0 (0 to 0)	644
Turner syndrome	0 (0 to 0)	0 (0 to 0)	0 (0 to 0)	0 (0 to 0)	0 (0 to 0)	0 (0 to 0)	0 (0 to 0)	0 (0 to 0)	0 (0 to 0)	0 (0 to 0)	0 (0 to 0)	0 (0 to 0)	0 (0 to 0)	0 (0 to 0)	0 (0 to 0)	0 (0 to 0)	0 (0 to 0)	0 (0 to 0)	0 (0 to 0)	0 (0 to 0)	0 (0 to 0)	0 (0 to 0)	0 (0 to 0)	0
Klinefelter syndrome	0 (0 to 0)	0 (0 to 0)	0 (0 to 0)	0 (0 to 0)	0 (0 to 0)	0 (0 to 0)	0 (0 to 0)	0 (0 to 0)	0 (0 to 0)	0 (0 to 0)	0 (0 to 0)	0 (0 to 0)	0 (0 to 0)	0 (0 to 0)	0 (0 to 0)	0 (0 to 0)	0 (0 to 0)	0 (0 to 0)	0 (0 to 0)	0 (0 to 0)	0 (0 to 0)	0 (0 to 0)	0 (0 to 0)	0
Other chromosomal abnormalities	27.2 (8.5 to 79.6)	10.7 (3.4 to 33)	19.9 (7.2 to 69.7)	7.5 (2.3 to 23.1)	1.9 (1.1 to 3.4)	1.6 (0.9 to 2.6)	1.5 (0.8 to 3)	0.8 (0.4 to 1.6)	0.5 (0.2 to 1.1)	0.2 (0.1 to 0.4)	0.2 (0.1 to 0.4)	0.1 (0.05 to 0.2)	0.1 (0.03 to 0.1)	0 (0 to 0)	0 (0 to 0)	0 (0 to 0)	0 (0 to 0)	0 (0 to 0)	0 (0 to 0)	0 (0 to 0)	0 (0 to 0)	0 (0 to 0)	0 (0 to 0)	72
Congenital musculoskeletal and limb anomalies	38.1 (13.5 to 84.1)	9.2 (2.6 to 23.2)	27 (5.4 to 65.3)	49.2 (27.2 to 72.5)	29.5 (12.3 to 57)	12.5 (4.3 to 27.3)	16.8 (6.4 to 36)	9.6 (4.4 to 19)	5.4 (2.5 to 10.4)	4.6 (2.1 to 7.5)	3.6 (1.6 to 6.4)	2.8 (1.3 to 4.5)	2.1 (1.1 to 3.4)	1.4 (0.6 to 2.2)	0.9 (0.3 to 1.5)	0.6 (0.2 to 1.1)	0.3 (0.1 to 0.6)	0.2 (0 to 0.3)	0 (0 to 0.1)	0 (0 to 0)	0 (0 to 0)	0 (0 to 0)	0 (0 to 0)	231
Urogenital congenital anomalies	21.5 (9.9 to 79.2)	4.9 (2.5 to 22.5)	9.2 (3.5 to 42.6)	8 (4 to 34.1)	2.8 (1.4 to 5.9)	2.4 (1.2 to 5.2)	1.6 (0.8 to 3.4)	1.1 (0.6 to 2.4)	0.6 (0.3 to 1.4)	0.3 (0.2 to 0.8)	0.2 (0.1 to 0.6)	0.2 (0.1 to 0.4)	0.1 (0 to 0.3)	0.1 (0 to 0.2)	0 (0 to 0.1)	0 (0 to 0.1)	0 (0 to 0.1)	0 (0 to 0)	0 (0 to 0)	0 (0 to 0)	0 (0 to 0)	0 (0 to 0)	0 (0 to 0)	69.6
Digestive congenital anomalies	255 (30.9 to 224)	49.2 (10.6 to 139)	98.1 (19.7 to 198)	59.6 (10.6 to 206)	16.2 (5.7 to 34)	12.5 (4.4 to 27.1)	9.1 (3.1 to 19.4)	5.3 (1.9 to 12.4)	3.2 (1.1 to 7.6)	2.3 (0.9 to 5.2)	1.5 (0.6 to 3.5)	1.1 (0.5 to 2.6)	0.8 (0.3 to 1.7)	0.5 (0.2 to 1.1)	0.3 (0.1 to 0.7)	0.2 (0.1 to 0.5)	0.1 (0 to 0.3)	0 (0 to 0.1)	0 (0 to 0.1)	0 (0 to 0.1)	0 (0 to 0.1)	0 (0 to 0)	0 (0 to 0)	255
Other congenital birth defects	499 (202 to 916)	133 (47.8 to 249)	238 (80.5 to 561)	354 (96.2 to 468)	60.7 (33.5 to 103)	47.9 (26 to 82)	49.6 (26.2 to 72.2)	29.2 (16.3 to 50.2)	19.2 (9.7 to 35)	13.7 (5.2 to 19.8)	10.4 (4.1 to 15.4)	8.5 (3 to 12.1)	6.6 (2.1 to 9.5)	4.6 (1.5 to 6.5)	3.1 (1.1 to 4.6)	2.2 (0.7 to 3.2)	1.5 (0.4 to 2.1)	0.9 (0.2 to 1.1)	0.5 (0.1 to 0.7)	0.2 (0 to 0.3)	0.2 (0 to 0.2)	0 (0 to 0.1)	0 (0 to 0)	1,290
Urinary diseases and male infertility	16.0 (9.9 to 28.6)	5.3 (1.9 to 11.7)	5.3 (1.6 to 13.1)	3.8 (1.4 to 7.1)	3.4 (1.7 to 6.2)	4.7 (2.4 to 8.4)	21.4 (10.6 to 39.8)	26.2 (15 to 43.7)	15.3 (8.5 to 28.6)	10.3 (6.9 to 20.6)	12.6 (7.3 to 23.1)	11.1 (6.3 to 19.9)	13 (6.6 to 23.9)	17.2 (8.4 to 31.4)	19.5 (9.2 to 37.4)	17.4 (10.2 to 28.9)	19.2 (11.3 to 38.2)	18.4 (9.6 to 29.4)	13.4 (9.1 to 17.2)	9.8 (4.6 to 13)	8.7 (3.8 to 10.9)	2.3 (0.6 to 7.9)	1.1 (0.1 to 4)	266
Urolithiasis	0 (0 to 0)	0 (0 to 0)	0 (0 to 0)	0.1 (0 to 0.1)	0.1 (0 to 0.2)	0.2 (0.1 to 0.2)	0.3 (0.1 to 0.5)	0.3 (0.1 to 0.5)	0.2 (0 to 0.5)	0.2 (0.2 to 0.3)	0.2 (0.2 to 0.4)	0.2 (0.2 to 0.4)	0.2 (0.1 to 0.5)	0.2 (0 to 0.5)	0.2 (0.1 to 0.4)	0.2 (0.1 to 0.3)	0.2 (0 to 0.3)	0.1 (0 to 0.2)	0.1 (0 to 0.1)	0.1 (0 to 0.1)	0 (0 to 0)	0 (0 to 0)	0 (0 to 0)	3.3
Benign prostatic hyperplasia	0 (0 to 0)	0 (0 to 0)	0 (0 to 0)	0 (0 to 0)	0 (0 to 0)	0 (0 to 0)	0 (0 to 0)	0 (0 to 0)	0 (0 to 0)	0 (0 to 0)	0 (0 to 0)	0 (0 to 0)	0.1 (0 to 0.3)	0.7 (0.2 to 1.2)	1.9 (0.7 to 2.9)	1.6 (0.1 to 3.3)	2.4 (0.7 to 4.4)	3.2 (1.2 to 5.6)	4.8 (2.2 to 7.4)	3.2 (2.1 to 5)	2.4 (1.4 to 4.2)	1.1 (0.2 to 3.1)	0.1 (0 to 0.5)	22.6
Male infertility	0 (0 to 0)	0 (0 to 0)	0 (0 to 0)	0 (0 to 0)	0 (0 to 0)	0 (0 to 0)	0 (0 to 0)	0.2 (1.1 to 10.9)	0.3 (1.1 to 9.7)	0.3 (0.9 to 9.7)	0.3 (0.7 to 7.3)	0.3 (0.6 to 6.9)	0.3 (0.7 to 6.1)	0.3 (0.5 to 5.1)	0.3 (0.5 to 5.1)	0.3 (0.5 to 5)	0.3 (0.5 to 5)	0.3 (0.5 to 5)	0.3 (0.5 to 5)	0.3 (0.5 to 5)	0.3 (0.5 to 5)	0.3 (0.5 to 5)	0.3 (0.5 to 5)	17.2
Other urinary diseases	13 (5.4 to 29.4)	3.1 (0.9 to 7.4)	2.2 (0.4 to 5.9)	2.6 (1.1 to 5.6)	2.6 (1.1 to 4.6)	3 (1.3 to 5.6)	16.2 (7.4 to 32)	4.2 (2.1 to 8.3)	4.4 (1.1 to 11)	10 (5.1 to 17.6)	8.5 (4.6 to 15)	7.1 (3.8 to 13.4)	5.9 (2.9 to 10.6)	4.3 (1.6 to 7.5)	3.1 (1.2 to 5.4)	2.6 (0.9 to 4.7)	2.3 (0.8 to 4.1)	1.7 (0.6 to 3.2)	0.9 (0.3 to 1.6)	0.4 (0.2 to 1.1)	0.3 (0.1 to 0.8)	0.2 (0.1 to 0.4)	144
Gynecological diseases	0 (0 to 0)	0 (0 to 0)	0 (0 to 0)	0 (0 to 0)	0 (0 to 0)	0 (0 to 0)	0 (0 to 0)	0 (0 to 0)	0 (0 to 0)	0 (0 to 0)	0 (0 to 0)	0 (0 to 0)	0 (0 to 0)	0 (0 to 0)	0 (0 to 0)	0 (0 to 0)	0 (0 to 0)	0 (0 to 0)	0 (0 to 0)

SB Table 2x: Other Union Territories DALYS by cause and sex group for males with 95% uncertainty intervals, 2019

Cause	Early Neonatal	Late Neonatal	Post Neonatal	1 to 4	5 to 9	10 to 14	15 to 19	20 to 24	25 to 29	30 to 34	35 to 39	40 to 44	45 to 49	50 to 54	55 to 59	60 to 64	65 to 69	70 to 74	75 to 79	80 to 84	85 to 89	90 to 94	95 plus	Total
All causes	8,000 (7,769 to 8,000)	9,000 (8,000 to 10,000)	8,000 (6,199 to 10,000)	11,000 (10,000 to 13,000)	13,000 (12,000 to 15,000)	15,000 (13,000 to 16,000)	20,000 (18,000 to 22,000)	23,000 (20,000 to 26,000)	23,000 (20,000 to 27,000)	24,000 (21,000 to 27,000)	24,000 (21,000 to 28,000)	26,000 (23,000 to 30,000)	27,000 (24,000 to 31,000)	28,000 (25,000 to 32,000)	28,000 (25,000 to 32,000)	28,000 (25,000 to 32,000)	28,000 (25,000 to 32,000)	28,000 (25,000 to 32,000)	23,000 (19,000 to 26,000)	15,000 (13,000 to 18,000)	8,000 (7,000 to 9,000)	3,178 (2,866 to 3,490)	638 (578 to 699)	502,000 (502,000 to 502,000)
Communicable, maternal, neonatal, and nutritional diseases	23,000 (19,000 to 27,000)	6,000 (2,000 to 9,000)	5,000 (4,000 to 7,000)	5,000 (3,000 to 7,000)	5,000 (3,000 to 7,000)	4,000 (2,000 to 6,000)	3,000 (2,000 to 5,000)	3,000 (2,000 to 5,000)	4,000 (3,000 to 5,000)	4,000 (3,000 to 5,000)	4,000 (3,000 to 5,000)	4,000 (3,000 to 5,000)	4,000 (3,000 to 5,000)	4,000 (3,000 to 5,000)	4,000 (3,000 to 5,000)	3,000 (2,000 to 5,000)	3,000 (2,000 to 4,000)	2,000 (1,000 to 3,000)	2,000 (1,000 to 2,000)	1,000 (1,000 to 1,000)	702 (638 to 767)	204 (179 to 231)	97,000 (97,000 to 97,000)	155,000
HIV/AIDS and sexually transmitted infections	289 (194 to 709)	165 (99 to 389)	2,000 (131 to 6,994)	213 (137 to 512)	28.2 (19 to 39.9)	36.6 (24.5 to 50.4)	197 (99.2 to 337)	216 (104 to 390)	369 (213 to 600)	462 (232 to 765)	665 (343 to 1,109)	702 (378 to 1,157)	651 (382 to 1,032)	703 (382 to 1,132)	714 (381 to 1,165)	718 (365 to 1,193)	277 (139 to 521)	6.0 (3.7 to 11.4)	1.6 (1 to 2.8)	0.3 (0.2 to 0.7)	0.1 (0.1 to 0.3)	0 (0 to 0)	4,630
HIV/AIDS	0 (0 to 0)	0 (0 to 0)	93.9 (10.6 to 516)	19.6 (2.2 to 89.7)	34 (3.9 to 157)	32.7 (3.7 to 150)	143 (16.1 to 657)	192 (21.5 to 886)	372 (41.7 to 1,699)	655 (73.5 to 2,992)	1,113 (125 to 5,078)	1,624 (182 to 7,410)	2,056 (231 to 9,378)	2,460 (276 to 11,221)	2,751 (309 to 12,552)	2,955 (332 to 13,480)	2,958 (332 to 13,496)	2,812 (316 to 12,832)	2,564 (288 to 11,700)	2,116 (238 to 9,654)	1,554 (175 to 7,090)	1,000 (112 to 4,561)	3,600
HIV/AIDS - Drug-susceptible Tuberculosis	0 (0 to 0)	0 (0 to 0)	19.4 (1.7 to 132.4)	4.1 (1.4 to 11)	7.1 (2.2 to 18.6)	6.8 (2.1 to 17.8)	29.6 (9.2 to 78.2)	39.7 (12.4 to 104.7)	76.9 (24 to 202)	135.4 (42.3 to 356.7)	230.1 (71.9 to 606.1)	335.8 (104.9 to 884.7)	425 (132.8 to 1,120)	508.4 (158.9 to 1,339)	568.8 (177.8 to 1,498)	610.9 (190.9 to 1,610)	611.3 (191 to 1,611)	581.4 (181.7 to 1,531)	530.1 (165.7 to 1,397)	437.5 (136.7 to 1,153)	321.3 (100.4 to 846.5)	206.7 (64.6 to 544.7)	743 (232 to 1,957)
HIV/AIDS - Multidrug-resistant Tuberculosis without extensive	0 (0 to 0)	0 (0 to 0)	2.2 (0.1 to 17.5)	0.4 (0 to 2.5)	0.7 (0 to 2.9)	0.6 (0 to 2.8)	2.7 (0.1 to 14.6)	3.6 (0.2 to 19.1)	7 (0.3 to 35.4)	12.3 (0.5 to 63.5)	20.9 (0.9 to 109.8)	30.6 (1.3 to 158.5)	38.6 (1.7 to 199.8)	46.2 (2 to 239.1)	51.8 (2.3 to 267.7)	55.5 (2.4 to 287.1)	55.5 (2.4 to 287.2)	53 (2.3 to 274.2)	48.1 (2.1 to 249.1)	39.7 (1.7 to 205.6)	29.2 (1.3 to 151.1)	18.8 (0.8 to 97.4)	67.5
HIV/AIDS - Extensively drug-resistant Tuberculosis	0 (0 to 0)	0 (0 to 0)	0.1 (0 to 0.5)	0 (0 to 0.1)	0 (0 to 0.1)	0 (0 to 0.2)	0.2 (0 to 0.9)	0.2 (0 to 1)	0.5 (0 to 2.3)	0.8 (0 to 3.9)	1.4 (0 to 6.8)	2 (0 to 9.8)	2.6 (0 to 12.2)	3 (0 to 14.6)	3.4 (0 to 16.5)	3.7 (0 to 17.5)	3.7 (0 to 17.5)	3.5 (0 to 16.9)	3.2 (0 to 15.3)	2.6 (0 to 12.5)	1.9 (0 to 9.1)	1.2 (0 to 5.8)	4.5
HIV/AIDS resulting in other diseases	0 (0 to 0)	0 (0 to 0)	59.1 (6.5 to 324)	13.3 (1.5 to 62.3)	23.1 (2.6 to 107)	22.1 (2.5 to 102)	97.1 (10.9 to 447)	130 (14.6 to 600)	252 (28.3 to 1,151)	444 (49.8 to 2,027)	754 (84.7 to 3,443)	1,101 (123.6 to 5,023)	1,393 (156.4 to 6,357)	1,666 (187 to 7,602)	1,864 (209.3 to 8,504)	2,002 (224.8 to 9,135)	2,004 (225 to 9,140)	1,906 (214 to 8,693)	1,737 (195 to 7,927)	1,434 (161 to 6,541)	1,053 (118 to 4,803)	678 (76.1 to 3,091)	2,439
Sexually transmitted infections excluding HIV	289 (194 to 709)	165 (99 to 389)	1,906 (131 to 6,994)	194 (137 to 512)	5.1 (3.6 to 13.5)	3.9 (2.6 to 10.4)	53 (26.8 to 91.1)	24 (11.6 to 42.6)	16 (7.4 to 28.3)	7.4 (3.4 to 13.1)	4 (1.8 to 7.1)	2.6 (1.2 to 4.6)	1.9 (0.9 to 3.4)	1.6 (0.7 to 2.8)	1.4 (0.6 to 2.5)	1.2 (0.6 to 2.1)	0.6 (0.3 to 1.1)	0.4 (0.2 to 0.8)	0.3 (0.1 to 0.6)	0.2 (0.1 to 0.4)	0.1 (0 to 0.3)	0 (0 to 0)	560
Syphilis	0 (0 to 0)	0 (0 to 0)	0 (0 to 0)	0 (0 to 0)	0.9 (0.2 to 3.6)	0.9 (0.2 to 3.6)	2.2 (0.5 to 8.7)	4.8 (1.1 to 18.7)	9.6 (2.3 to 37.1)	4.8 (1.2 to 18.6)	2.8 (0.6 to 10.7)	2.3 (0.5 to 8.7)	1.8 (0.4 to 6.7)	0.2 (0 to 0.8)	0.2 (0 to 0.8)	0.2 (0 to 0.8)	0.2 (0 to 0.8)	0.2 (0 to 0.8)	0 (0 to 0)	0 (0 to 0)	0 (0 to 0)	0 (0 to 0)	29.1
Gonococcal infection	0 (0 to 0)	0 (0 to 0)	0 (0 to 0)	0 (0 to 0)	0.7 (0.1 to 2.8)	0.5 (0.1 to 2.1)	10.9 (2.9 to 37.9)	8.7 (2.4 to 28.6)	4.8 (1.3 to 17.6)	2.5 (0.7 to 9.2)	1.9 (0.5 to 6.9)	1.5 (0.4 to 5.5)	0.9 (0.2 to 3.3)	0.1 (0 to 0.5)	0.1 (0 to 0.4)	0.1 (0 to 0.4)	0 (0 to 0.1)	0 (0 to 0.1)	0 (0 to 0.1)	0 (0 to 0.1)	0 (0 to 0)	0 (0 to 0)	0 (0 to 0)	38
Trichomoniasis	0 (0 to 0)	0 (0 to 0)	0 (0 to 0)	0 (0 to 0)	0.1 (0 to 0.4)	0.1 (0 to 0.3)	0.2 (0 to 0.8)	0.5 (0.1 to 1.8)	0.8 (0.2 to 3.1)	0.8 (0.2 to 3.2)	0.8 (0.2 to 3.2)	0.7 (0.2 to 2.7)	0.6 (0.1 to 2.3)	0.4 (0.1 to 1.7)	0.3 (0.1 to 1.2)	0.2 (0 to 0.9)	0.1 (0 to 0.5)	0.1 (0 to 0.3)	0 (0 to 0.2)	0 (0 to 0.1)	0 (0 to 0.1)	0 (0 to 0)	0 (0 to 0)	4.3
Genital herpes	0 (0 to 0)	0 (0 to 0)	0 (0 to 0)	0 (0 to 0)	0.1 (0 to 0.4)	0.1 (0 to 0.3)	0.2 (0 to 0.8)	0.5 (0.2 to 1.6)	0.7 (0.3 to 2.3)	0.7 (0.3 to 2.3)	0.7 (0.3 to 2.4)	0.6 (0.2 to 2.1)	0.5 (0.2 to 1.6)	0.3 (0.1 to 1.1)	0.3 (0.1 to 0.9)	0.2 (0 to 0.7)	0.1 (0 to 0.5)	0.1 (0 to 0.3)	0 (0 to 0.2)	0 (0 to 0.1)	0 (0 to 0.1)	0 (0 to 0)	0 (0 to 0)	3.6
Other sexually transmitted infections	0 (0 to 0)	0 (0 to 0)	0 (0 to 0)	0 (0 to 0)	1.6 (0.4 to 3.3)	1.6 (0.4 to 3.2)	5.7 (1.7 to 12.2)	7.7 (2.3 to 16)	7.9 (2.4 to 16.6)	7.4 (2.2 to 16.3)	6.8 (2 to 15.3)	6.2 (1.8 to 14.2)	5.5 (1.5 to 12.8)	4.8 (1.3 to 11.4)	4.1 (1.1 to 9.7)	3.5 (0.9 to 8.4)	2.9 (0.8 to 7.1)	2.4 (0.6 to 5.9)	1.9 (0.5 to 4.7)	1.4 (0.4 to 3.6)	1 (0.3 to 2.6)	0.6 (0.2 to 1.7)	0.2 (0.1 to 0.5)	49.1
Respiratory infections and tuberculosis	667 (667 to 2,210)	2,000 (819 to 1,810)	2,000 (1,000 to 3,000)	422 (726 to 1,460)	220 (481 to 827)	207 (377 to 676)	1,000 (649 to 994)	1,000 (705 to 1,380)	1,000 (669 to 2,200)	1,000 (1,200 to 3,040)	1,000 (1,400 to 3,170)	1,000 (1,400 to 3,430)	1,000 (1,400 to 3,430)	1,000 (1,400 to 3,430)	1,000 (1,360 to 3,540)	1,000 (1,400 to 3,540)	1,000 (1,400 to 3,530)	1,000 (1,400 to 3,530)	1,000 (1,360 to 3,540)	1,000 (1,360 to 3,540)	1,000 (726 to 1,320)	1,000 (286 to 606)	1,000 (63.5 to 166)	39,000 (19.6 to 30.6)	30,000
Tuberculosis	0 (0 to 0)	0 (0 to 0)	198 (66.6 to 297)	178 (70 to 392)	98.7 (69.7 to 147)	126 (84.4 to 191)	292 (190 to 438)	369 (218 to 1,000)	1,000 (600 to 2,360)	1,000 (600 to 2,360)	1,000 (600 to 2,360)	1,000 (600 to 2,360)	1,000 (600 to 2,360)	1,000 (600 to 2,360)	1,000 (600 to 2,360)	1,000 (600 to 2,360)	1,000 (600 to 2,360)	1,000 (600 to 2,360)	1,000 (600 to 2,360)	1,000 (600 to 2,360)	1,000 (726 to 1,320)	1,000 (286 to 606)	1,000 (63.5 to 166)	19,000 (19.6 to 30.6)	19,000
Latent tuberculosis infection	0 (0 to 0)	0 (0 to 0)	0 (0 to 0)	0 (0 to 0)





Cell Table_3a - High-variability 203 226,173 3a cause and age areas for marks with 90% uncertainty intervals, 2019

Cause	Early Neonatal	Post Neonatal	1 to 4	5 to 9	10 to 14	15 to 19	20 to 24	25 to 29	30 to 34	35 to 39	40 to 44	45 to 49	50 to 54	55 to 59	60 to 64	65 to 69	70 to 74	75 to 79	80 to 84	85 to 89	90 to 94	95 plus	Total
All causes	2,598,000 to 3,400,000	552,000 to 1,000,000	2,540,000 to 3,573,000	1,020,000 to 1,760,000	1,160,000 to 2,000,000	1,430,000 to 2,250,000	2,170,000 to 3,060,000	2,960,000 to 4,040,000	4,460,000 to 5,980,000	7,240,000 to 9,540,000	10,900,000 to 13,900,000	15,500,000 to 19,500,000	21,700,000 to 27,000,000	31,700,000 to 37,900,000	43,700,000 to 51,000,000	57,000,000 to 65,000,000	71,000,000 to 80,000,000	84,000,000 to 93,000,000	94,000,000 to 103,000,000	101,000,000 to 110,000,000	107,000,000 to 115,000,000	113,000,000 to 119,000,000	444,000 to 483,000	256,000,000
Communicable, maternal, neonatal, and nutritional diseases	2,150,000 to 2,730,000	441,000 to 743,000	2,040,000 to 2,900,000	774,000 to 1,350,000	883,000 to 1,540,000	1,090,000 to 1,740,000	1,650,000 to 2,340,000	2,250,000 to 3,080,000	3,400,000 to 4,560,000	5,520,000 to 7,280,000	8,310,000 to 10,600,000	11,800,000 to 14,900,000	16,500,000 to 20,600,000	24,100,000 to 28,900,000	33,300,000 to 38,900,000	43,500,000 to 49,400,000	54,100,000 to 61,000,000	64,000,000 to 70,900,000	71,600,000 to 78,600,000	77,000,000 to 84,000,000	81,600,000 to 87,400,000	86,100,000 to 90,700,000	338,000 to 368,000	1,950,000
HIV/AIDS and sexually transmitted infections	48,600 to 111,000	18,600 to 42,000	22,000 to 50,600	17,700 to 40,600	7,090 to 16,400	7,470 to 17,400	17,700 to 41,000	46,400 to 107,000	109,000 to 252,000	256,000 to 591,000	376,000 to 867,000	491,000 to 1,130,000	591,000 to 1,360,000	669,000 to 1,540,000	711,000 to 1,640,000	729,000 to 1,680,000	713,000 to 1,650,000	679,000 to 1,570,000	624,000 to 1,440,000	557,000 to 1,290,000	487,000 to 1,120,000	411,000 to 948,000	1,740 to 4,020	1,950,000
HIV/AIDS	31,800 to 73,000	12,100 to 27,400	14,400 to 33,000	11,600 to 26,600	4,650 to 10,800	4,900 to 11,400	11,600 to 26,900	30,100 to 69,700	71,000 to 164,000	167,000 to 386,000	245,000 to 567,000	320,000 to 739,000	386,000 to 890,000	437,000 to 1,010,000	464,000 to 1,070,000	476,000 to 1,100,000	466,000 to 1,080,000	443,000 to 1,030,000	408,000 to 941,000	364,000 to 842,000	318,000 to 734,000	268,000 to 620,000	1,140 to 2,630	1,650,000
HIV/AIDS - Drug-susceptible Tuberculosis	16,800 to 38,500	6,400 to 14,500	7,600 to 17,400	6,120 to 14,000	2,450 to 5,690	2,580 to 6,010	6,120 to 14,200	15,900 to 36,800	37,500 to 86,600	88,200 to 204,000	129,000 to 299,000	169,000 to 391,000	204,000 to 470,000	231,000 to 533,000	245,000 to 565,000	251,000 to 580,000	246,000 to 570,000	234,000 to 543,000	215,000 to 497,000	192,000 to 444,000	168,000 to 387,000	141,000 to 327,000	602 to 1,390	1,030,000
HIV/AIDS - Multidrug-resistant Tuberculosis without extensive drug resistance	89 to 204	34 to 77	40 to 92	32 to 74	13 to 30	14 to 32	32 to 75	84 to 195	198 to 457	466 to 1,080	683 to 1,580	893 to 2,070	1,080 to 2,490	1,220 to 2,820	1,300 to 3,000	1,330 to 3,070	1,300 to 3,010	1,240 to 2,870	1,140 to 2,630	1,020 to 2,350	893 to 2,060	748 to 1,730	3 to 7	5,450
HIV/AIDS resistant to other second-line antiretroviral drugs	0 to 0	0 to 0	0 to 0	0 to 0	0 to 0	0 to 0	0 to 0	0 to 0	0 to 0	0 to 0	0 to 0	0 to 0	0 to 0	0 to 0	0 to 0	0 to 0	0 to 0	0 to 0	0 to 0	0 to 0	0 to 0	0 to 0	0 to 0	0 to 0	0
Sexually transmitted infections excluding HIV	16,200 to 37,400	6,200 to 14,000	7,400 to 17,200	5,940 to 13,900	2,440 to 5,610	2,490 to 5,940	5,940 to 13,900	15,400 to 35,600	36,500 to 84,000	85,400 to 197,000	127,000 to 293,000	164,000 to 379,000	198,000 to 457,000	224,000 to 517,000	239,000 to 551,000	244,000 to 564,000	239,000 to 553,000	227,000 to 526,000	209,000 to 482,000	186,000 to 431,000	163,000 to 376,000	137,000 to 317,000	584 to 1,350	944,000
Syphilis	10,100 to 23,600	3,870 to 8,930	4,610 to 10,700	3,690 to 8,640	1,520 to 3,500	1,550 to 3,700	3,690 to 8,640	9,570 to 22,100	22,700 to 52,200	53,100 to 122,000	79,000 to 182,000	102,000 to 235,000	123,000 to 284,000	139,000 to 321,000	149,000 to 343,000	152,000 to 350,000	149,000 to 344,000	141,000 to 327,000	130,000 to 300,000	116,000 to 268,000	101,000 to 234,000	85,200 to 197,000	364 to 840	587,000
Chlamydial infection	0 to 0	0 to 0	0 to 0	0 to 0	0 to 0	0 to 0	0 to 0	0 to 0	0 to 0	0 to 0	0 to 0	0 to 0	0 to 0	0 to 0	0 to 0	0 to 0	0 to 0	0 to 0	0 to 0	0 to 0	0 to 0	0 to 0	0 to 0	0
Gonococcal infection	0 to 0	0 to 0	0 to 0	0 to 0	0 to 0	0 to 0	0 to 0	0 to 0	0 to 0	0 to 0	0 to 0	0 to 0	0 to 0	0 to 0	0 to 0	0 to 0	0 to 0	0 to 0	0 to 0	0 to 0	0 to 0	0 to 0	0 to 0	0
Trichomoniasis	0 to 0	0 to 0	0 to 0	0 to 0	0 to 0	0 to 0	0 to 0	0 to 0	0 to 0	0 to 0	0 to 0	0 to 0	0 to 0	0 to 0	0 to 0	0 to 0	0 to 0	0 to 0	0 to 0	0 to 0	0 to 0	0 to 0	0 to 0	0
Genital herpes	0 to 0	0 to 0	0 to 0	0 to 0	0 to 0	0 to 0	0 to 0	0 to 0	0 to 0	0 to 0	0 to 0	0 to 0	0 to 0	0 to 0	0 to 0	0 to 0	0 to 0	0 to 0	0 to 0	0 to 0	0 to 0	0 to 0	0 to 0	0
Other sexually transmitted infections	0 to 0	0 to 0	0 to 0	0 to 0	0 to 0	0 to 0	0 to 0	0 to 0	0 to 0	0 to 0	0 to 0	0 to 0	0 to 0	0 to 0	0 to 0	0 to 0	0 to 0	0 to 0	0 to 0	0 to 0	0 to 0	0 to 0	0 to 0	0
Respiratory infections and tuberculosis	174,000 to 238,000	264,000 to 577,000	238,000 to 367,000	29,000 to 51,000	19,000 to 31,000	24,000 to 39,000	34,000 to 52,000	49,000 to 73,000	74,000 to 108,000	109,000 to 159,000	158,000 to 229,000	220,000 to 309,000	301,000 to 409,000	397,000 to 529,000	501,000 to 657,000	599,000 to 773,000	687,000 to 870,000	760,000 to 940,000	814,000 to 1,000,000	850,000 to 1,040,000	870,000 to 1,060,000	880,000 to 1,070,000	3,450 to 4,210	8,330,000
Tuberculosis	16,800 to 38,500	6,400 to 14,500	7,600 to 17,400	6,120 to 14,000	2,450 to 5,690	2,580 to 6,010	6,120 to 14,200	15,900 to 36,800	37,500 to 86,600	88,200 to 204,000	129,000 to 299,000	169,000 to 391,000	204,000 to 470,000	231,000 to 533,000	245,000 to 565,000	251,000 to 580,000	246,000 to 570,000	234,000 to 543,000	215,000 to 497,000	192,000 to 444,000	168,000 to 387,000	141,000 to 327,000	602 to 1,390	1,030,000
Lower respiratory infections	157,000 to 220,000	258,000 to 564,000	200,000 to 309,000	8,660 to 15,200	5,160 to 8,660	6,660 to 11,100	10,000 to 16,700	15,000 to 24,000	23,000 to 36,000	34,000 to 53,000	49,000 to 75,000	69,000 to 105,000	94,000 to 142,000	124,000 to 186,000	156,000 to 233,000	187,000 to 278,000	214,000 to 318,000	237,000 to 351,000	254,000 to 376,000	265,000 to 392,000	271,000 to 401,000	274,000 to 406,000	1,080 to 1,600	2,600,000
Upper respiratory infections	2,000 to 4,600	2,100 to 4,600	7,100 to 16,200	1,000 to 2,300	1,000 to 2,300	1,000 to 2,300	1,000 to 2,300	1,000 to 2,300	1,000 to 2,300	1,000 to 2,300	1,000 to 2,300	1,000 to 2,300	1,000 to 2,300	1,000 to 2,300	1,000 to 2,300	1,000 to 2,300	1,000 to 2,300	1,000 to 2,300	1,000 to 2,300	1,000 to 2,300	1,000 to 2,300	1,000 to 2,300	4 to 9	17,000
Otitis media	0 to 0	0 to 0	0 to 0	0 to 0	0 to 0	0 to 0	0 to 0	0 to 0	0 to 0	0 to 0	0 to 0	0 to 0	0 to 0	0 to 0	0 to 0	0 to 0	0 to 0	0 to 0	0 to 0	0 to 0	0 to 0	0 to 0	0 to 0	0





Table_3c_High SDI DALYS by cause and sex rates for males with 95% uncertainty intervals, 2024

Cause	Early Neonatal	Late Neonatal	Post Neonatal	1 to 4	5 to 9	10 to 14	15 to 19	20 to 24	25 to 29	30 to 34	35 to 39	40 to 44	45 to 49	50 to 54	55 to 59	60 to 64	65 to 69	70 to 74	75 to 79	80 to 84	85 to 89	90 to 94	95 plus	Total
All causes	4,244,664 (4,000,865 to 4,488,464)	2,654,662 (2,444,644 to 2,864,680)	1,734,642 (1,577,555 to 1,902,555)	4,114,827 (3,814,881 to 4,414,773)	1,961,852 (1,824,001 to 2,103,703)	1,784,284 (1,655,264 to 1,913,304)	2,298,148 (2,132,000 to 2,464,296)	3,183,622 (2,953,772 to 3,413,472)	4,469,649 (4,144,000 to 4,795,298)	5,294,409 (4,910,854 to 5,677,964)	6,264,499 (5,810,000 to 6,719,000)	7,464,484 (6,919,000 to 8,010,000)	8,993,569 (8,329,000 to 9,658,138)	10,845,625 (10,045,000 to 11,646,250)	12,992,849 (12,030,000 to 13,955,698)	15,586,450 (14,429,000 to 16,744,000)	18,555,109 (17,169,000 to 19,941,218)	21,910,599 (20,270,000 to 23,551,198)	25,610,000 (23,690,000 to 27,530,000)	29,622,000 (27,400,000 to 31,844,000)	33,900,000 (31,350,000 to 36,450,000)	38,400,000 (35,500,000 to 41,300,000)	1,113,000,000 (1,029,000,000 to 1,197,000,000)
Communicable, maternal, neonatal, and nutritional diseases	2,764,000 (2,604,000 to 2,923,000)	1,419,000 (1,307,000 to 1,530,000)	1,034,000 (940,000 to 1,128,000)	2,455,000 (2,275,000 to 2,635,000)	1,170,000 (1,088,000 to 1,252,000)	1,064,000 (987,000 to 1,141,000)	1,371,000 (1,272,000 to 1,470,000)	1,899,000 (1,762,000 to 2,036,000)	2,667,000 (2,473,000 to 2,860,000)	3,158,000 (2,929,000 to 3,387,000)	3,737,000 (3,466,000 to 4,008,000)	4,453,000 (4,128,000 to 4,778,000)	5,365,000 (4,969,000 to 5,760,000)	6,470,000 (5,992,000 to 6,945,000)	7,749,000 (7,175,000 to 8,322,000)	9,295,000 (8,606,000 to 9,982,000)	11,066,000 (10,240,000 to 11,891,000)	13,069,000 (12,089,000 to 14,049,000)	15,270,000 (14,130,000 to 16,410,000)	17,670,000 (16,350,000 to 18,990,000)	20,220,000 (18,700,000 to 21,740,000)	22,910,000 (21,170,000 to 24,650,000)	663,900,000 (613,900,000 to 713,900,000)
HIV/AIDS and sexually transmitted infections	9,760 (8,140 to 11,380)	1,918 (1,600 to 2,236)	9,410 (7,850 to 10,970)	1,550 (1,290 to 1,806)	490 (408 to 571)	564 (470 to 657)	2,440 (2,030 to 2,850)	9,660 (8,050 to 11,270)	25,400 (21,170 to 29,630)	49,600 (41,330 to 57,870)	76,600 (63,830 to 89,370)	97,600 (81,330 to 113,870)	121,000 (101,000 to 141,000)	151,000 (126,000 to 176,000)	185,000 (154,000 to 216,000)	221,000 (184,000 to 258,000)	257,000 (214,000 to 300,000)	293,000 (244,000 to 342,000)	329,000 (274,000 to 384,000)	365,000 (304,000 to 426,000)	401,000 (334,000 to 468,000)	437,000 (364,000 to 510,000)	483,000
HIV/AIDS	9,760 (8,140 to 11,380)	1,918 (1,600 to 2,236)	9,410 (7,850 to 10,970)	1,550 (1,290 to 1,806)	490 (408 to 571)	564 (470 to 657)	2,440 (2,030 to 2,850)	9,660 (8,050 to 11,270)	25,400 (21,170 to 29,630)	49,600 (41,330 to 57,870)	76,600 (63,830 to 89,370)	97,600 (81,330 to 113,870)	121,000 (101,000 to 141,000)	151,000 (126,000 to 176,000)	185,000 (154,000 to 216,000)	221,000 (184,000 to 258,000)	257,000 (214,000 to 300,000)	293,000 (244,000 to 342,000)	329,000 (274,000 to 384,000)	365,000 (304,000 to 426,000)	401,000 (334,000 to 468,000)	437,000 (364,000 to 510,000)	483,000
HIV/AIDS - Drug-susceptible Tuberculosis	0 (0 to 0)	0 (0 to 0)	0 (0 to 0)	0 (0 to 0)	0 (0 to 0)	0 (0 to 0)	0 (0 to 0)	0 (0 to 0)	0 (0 to 0)	0 (0 to 0)	0 (0 to 0)	0 (0 to 0)	0 (0 to 0)	0 (0 to 0)	0 (0 to 0)	0 (0 to 0)	0 (0 to 0)	0 (0 to 0)	0 (0 to 0)	0 (0 to 0)	0 (0 to 0)	0 (0 to 0)	0 (0 to 0)	0
HIV/AIDS - Multidrug-resistant Tuberculosis without extensive drug resistance	0 (0 to 0)	0 (0 to 0)	0 (0 to 0)	0 (0 to 0)	0 (0 to 0)	0 (0 to 0)	0 (0 to 0)	0 (0 to 0)	0 (0 to 0)	0 (0 to 0)	0 (0 to 0)	0 (0 to 0)	0 (0 to 0)	0 (0 to 0)	0 (0 to 0)	0 (0 to 0)	0 (0 to 0)	0 (0 to 0)	0 (0 to 0)	0 (0 to 0)	0 (0 to 0)	0 (0 to 0)	0 (0 to 0)	0
HIV/AIDS - Extensively drug-resistant Tuberculosis	0 (0 to 0)	0 (0 to 0)	0 (0 to 0)	0 (0 to 0)	0 (0 to 0)	0 (0 to 0)	0 (0 to 0)	0 (0 to 0)	0 (0 to 0)	0 (0 to 0)	0 (0 to 0)	0 (0 to 0)	0 (0 to 0)	0 (0 to 0)	0 (0 to 0)	0 (0 to 0)	0 (0 to 0)	0 (0 to 0)	0 (0 to 0)	0 (0 to 0)	0 (0 to 0)	0 (0 to 0)	0 (0 to 0)	0
HIV/AIDS resulting in other diseases	9,760 (8,140 to 11,380)	1,918 (1,600 to 2,236)	9,410 (7,850 to 10,970)	1,550 (1,290 to 1,806)	490 (408 to 571)	564 (470 to 657)	2,440 (2,030 to 2,850)	9,660 (8,050 to 11,270)	25,400 (21,170 to 29,630)	49,600 (41,330 to 57,870)	76,600 (63,830 to 89,370)	97,600 (81,330 to 113,870)	121,000 (101,000 to 141,000)	151,000 (126,000 to 176,000)	185,000 (154,000 to 216,000)	221,000 (184,000 to 258,000)	257,000 (214,000 to 300,000)	293,000 (244,000 to 342,000)	329,000 (274,000 to 384,000)	365,000 (304,000 to 426,000)	401,000 (334,000 to 468,000)	437,000 (364,000 to 510,000)	483,000
Respiratory infections and tuberculosis	2,754,904 (2,594,904 to 2,914,904)	1,417,904 (1,305,904 to 1,528,904)	1,025,904 (931,904 to 1,119,904)	2,446,904 (2,266,904 to 2,626,904)	1,161,904 (1,079,904 to 1,243,904)	1,055,904 (978,904 to 1,132,904)	1,361,904 (1,262,904 to 1,460,904)	1,889,904 (1,752,904 to 2,026,904)	2,641,904 (2,447,904 to 2,835,904)	3,108,904 (2,879,904 to 3,337,904)	3,661,904 (3,390,904 to 3,932,904)	4,356,904 (4,031,904 to 4,681,904)	5,244,904 (4,848,904 to 5,639,904)	6,319,904 (5,841,904 to 6,797,904)	7,567,904 (6,993,904 to 8,141,904)	9,077,904 (8,388,904 to 9,766,904)	10,797,904 (9,972,904 to 11,622,904)	12,757,904 (11,777,904 to 13,737,904)	14,917,904 (13,777,904 to 16,057,904)	17,237,904 (15,917,904 to 18,557,904)	19,717,904 (18,197,904 to 21,237,904)	22,317,904 (20,577,904 to 24,057,904)	647,000,000 (597,000,000 to 697,000,000)
Tuberculosis	1,000 (0 to 2,000)	0 (0 to 0)	1,000 (0 to 2,000)	1,000 (0 to 2,000)	1,000 (0 to 2,000



| Cause | Male Alexander | Male Bahrain | Male Barbados | 1 to 4 | 5 to 9 | 10 to 14 | 15 to 19 | 20 to 24 | 25 to 29 | 30 to 34 | 35 to 39 | 40 to 44 | 45 to 49 | 50 to



Cell Table_by_Low SDI DALYs by cause and age groups for males with 95% uncertainty intervals, 2019

Name	Early Neonatal	Late Neonatal	Post Neonatal	1 to 4	5 to 9	10 to 14	15 to 19	20 to 24	25 to 29	30 to 34	35 to 39	40 to 44	45 to 49	50 to 54	55 to 59	60 to 64	65 to 69	70 to 74	75 to 79	80 to 84	85 to 89	90 to 94	95 plus	Total
All causes	27,100,000 to 30,200,000	18,500,000 to 21,300,000	27,900,000 to 32,200,000	94,200,000 to 109,000,000	11,200,000 to 12,900,000	11,000,000 to 12,700,000	12,600,000 to 14,700,000	14,200,000 to 16,600,000	15,900,000 to 18,600,000	16,400,000 to 19,300,000	16,500,000 to 19,400,000	16,600,000 to 19,600,000	16,500,000 to 19,400,000	16,500,000 to 19,400,000	16,500,000 to 19,400,000	16,500,000 to 19,400,000	16,500,000 to 19,400,000	16,500,000 to 19,400,000	16,500,000 to 19,400,000	16,500,000 to 19,400,000	16,500,000 to 19,400,000	16,500,000 to 19,400,000	16,500,000 to 19,400,000	771,000,000
Communicable, maternal, neonatal, and nutritional diseases	27,100,000 to 30,200,000	17,700,000 to 20,700,000	24,200,000 to 27,200,000	46,400,000 to 54,200,000	6,000,000 to 6,980,000	5,300,000 to 6,070,000	4,370,000 to 5,030,000	3,850,000 to 4,530,000	3,700,000 to 4,350,000	3,490,000 to 4,120,000	3,270,000 to 3,870,000	3,150,000 to 3,730,000	3,050,000 to 3,610,000	2,960,000 to 3,500,000	2,870,000 to 3,390,000	2,790,000 to 3,300,000	2,720,000 to 3,210,000	2,650,000 to 3,130,000	2,600,000 to 3,070,000	2,550,000 to 3,010,000	2,510,000 to 2,960,000	2,480,000 to 2,920,000	2,450,000 to 2,890,000	155,000,000
HIV/AIDS and sexually transmitted infections	1,060,000	579,000	896,000	702,000	280,000	296,000	454,000	891,000	1,200,000	1,400,000	1,500,000	1,600,000	1,700,000	1,800,000	1,900,000	1,900,000	1,900,000	1,900,000	1,900,000	1,900,000	1,900,000	1,900,000	1,900,000	1,900,000	34,000,000
HIV/AIDS	1,060,000 to 1,060,000	579,000 to 579,000	896,000 to 896,000	702,000 to 702,000	280,000 to 280,000	296,000 to 296,000	454,000 to 454,000	891,000 to 891,000	1,200,000 to 1,200,000	1,400,000 to 1,400,000	1,500,000 to 1,500,000	1,600,000 to 1,600,000	1,700,000 to 1,700,000	1,800,000 to 1,800,000	1,900,000 to 1,900,000	1,900,000 to 1,900,000	1,900,000 to 1,900,000	1,900,000 to 1,900,000	1,900,000 to 1,900,000	1,900,000 to 1,900,000	1,900,000 to 1,900,000	1,900,000 to 1,900,000	1,900,000 to 1,900,000	34,000,000
HIV/AIDS - Drug-susceptible Tuberculosis	427 to 14,900	893 to 2,630	284,000 to 445,000	613,000 to 894,000	454,000 to 719,000	292,000 to 568,000	579,000 to 978,000	649,000 to 913,000	1,040,000 to 1,300,000	1,200,000 to 1,500,000	1,300,000 to 1,600,000	1,400,000 to 1,700,000	1,500,000 to 1,800,000	1,600,000 to 1,900,000	1,700,000 to 1,900,000	1,700,000 to 1,900,000	1,700,000 to 1,900,000	1,700,000 to 1,900,000	1,700,000 to 1,900,000	1,700,000 to 1,900,000	1,700,000 to 1,900,000	1,700,000 to 1,900,000	1,700,000 to 1,900,000	27,000,000
HIV/AIDS - Multidrug-resistant Tuberculosis without extensive drug resistance	42.7 to 14	81.9 to 16.9	25,000 to 106,000	103,000 to 278,000	77,000 to 193,000	49,000 to 138,000	99,000 to 259,000	109,000 to 289,000	175,000 to 463,000	202,000 to 534,000	219,000 to 579,000	236,000 to 624,000	254,000 to 672,000	271,000 to 717,000	287,000 to 759,000	287,000 to 759,000	287,000 to 759,000	287,000 to 759,000	287,000 to 759,000	287,000 to 759,000	287,000 to 759,000	287,000 to 759,000	287,000 to 759,000	4,560,000
HIV/AIDS - Extensively drug-resistant Tuberculosis	0.1	0.6	92,000	28,000	8,960	14,000	8,870	13,000	19,000	24,000	24,000	24,000	24,000	24,000	24,000	24,000	24,000	24,000	24,000	24,000	24,000	24,000	24,000	24,000	410,000
Diarrhoeal diseases	1,700,000 to 1,900,000	1,100,000 to 1,300,000	1,700,000 to 2,000,000	5,900,000 to 6,900,000	1,000,000 to 1,200,000	1,000,000 to 1,200,000	1,000,000 to 1,200,000	1,000,000 to 1,200,000	1,000,000 to 1,200,000	1,000,000 to 1,200,000	1,000,000 to 1,200,000	1,000,000 to 1,200,000	1,000,000 to 1,200,000	1,000,000 to 1,200,000	1,000,000 to 1,200,000	1,000,000 to 1,200,000	1,000,000 to 1,200,000	1,000,000 to 1,200,000	1,000,000 to 1,200,000	1,000,000 to 1,200,000	1,000,000 to 1,200,000	1,000,000 to 1,200,000	1,000,000 to 1,200,000	27,000,000
Salmonella infections	81.9 to 5.5	1,000 to 1,000	1,000 to 1,000	1,000 to 1,000	1,000 to 1,000	1,000 to 1,000	1,000 to 1,000	1,000 to 1,000	1,000 to 1,000	1,000 to 1,000	1,000 to 1,000	1,000 to 1,000	1,000 to 1,000	1,000 to 1,000	1,000 to 1,000	1,000 to 1,000	1,000 to 1,000	1,000 to 1,000	1,000 to 1,000	1,000 to 1,000	1,000 to 1,000	1,000 to 1,000	1,000 to 1,000	1,000 to 1,000	14,000
Respiratory infections and tuberculosis	2,200,000 to 2,700,000	1,500,000 to 2,100,000	2,100,000 to 2,700,000	8,200,000 to 10,200,000	1,000,000 to 1,300,000	1,000,000 to 1,300,000	1,000,000 to 1,300,000	1,000,000 to 1,300,000	1,000,000 to 1,300,000	1,000,000 to 1,300,000	1,000,000 to 1,300,000	1,000,000 to 1,300,000	1,000,000 to 1,300,000	1,000,000 to 1,300,000	1,000,000 to 1,300,000	1,000,000 to 1,300,000	1,000,000 to 1,300,000	1,000,000 to 1,300,000	1,000,000 to 1,300,000	1,000,000 to 1,300,000	1,000,000 to 1,300,000	1,000,000 to 1,300,000	1,000,000 to 1,300,000	52,100,000
Tuberculosis	81.9 to 5.5	1,000 to 1,000	1,000 to 1,000	1,000 to 1,000	1,000 to 1,000	1,000 to 1,000	1,000 to 1,000	1,000 to 1,000	1,000 to 1,000	1,000 to 1,000	1,000 to 1,000	1,000 to 1,000	1,000 to 1,000	1,000 to 1,000	1,000 to 1,000	1,000 to 1,000	1,000 to 1,000	1,000 to 1,000	1,000 to 1,000	1,000 to 1,000	1,000 to 1,000	1,000 to 1,000	1,000 to 1,000	1,000 to 1,000	14,000
Lower respiratory infections	2,200,000 to 2,700,000	1,500,000 to 2,100,000	2,100,000 to 2,700,000	8,200,000 to 10,200,000	1,000,000 to 1,300,000	1,000,000 to 1,300,000	1,000,000 to 1,300,000	1,000,000 to 1,300,000	1,000,000 to 1,300,000	1,000,000 to 1,300,000	1,000,000 to 1,300,000	1,000,000 to 1,300,000	1,000,000 to 1,300,000	1,000,000 to 1,300,000	1,000,000 to 1,300,000	1,000,000 to 1,300,000	1,000,000 to 1,300,000	1,000,000 to 1,300,000	1,000,000 to 1,300,000	1,000,000 to 1,300,000	1,000,000 to 1,300,000	1,000,000 to 1,300,000	1,000,000 to 1,300,000	52,100,000
Upper respiratory infections	81.9 to 5.5	1,000 to 1,000	1,000 to 1,000	1,000 to 1,000	1,000 to 1,000	1,000 to 1,000	1,000 to 1,000	1,000	1,000	1,000	1,000	1,000	1,000	1,000	1,000	1,000	1,000	1,000	1,000	1,000	1,000	1,000	1,000	1,000	14,000
Otitis media	4,900	2,900	6,760	45,000	15,000	34,000	31,000	39,000	49,000	59,000	69,000	79,000	89,000	99,000	110,000	120,000	130,000	140,000	150,000	160,000	170,000	180,000	190,000	200,000	2,100,000
Sinusitis	417,000	403,000	7,000,000	1,700,000	1,000,000	1,000,000	1,000,000	1,000,000	1,000,000	1,000,000	1,000,000	1,000,000	1,000,000	1,000,000	1,000,000	1,000,000	1,000,000	1,000,000	1,000,000	1,000,000	1,000,000	1,000,000	1,000,000	1,000,000	27,000,000
Diarrhoeal diseases	1,700,000 to 1,900,000	1,100,000 to 1,300,000	1,700,000 to 2,000,000	5,900,000 to 6,900,000	1,000,000 to 1,200,000	1,000,000 to 1,200,000	1,000,000 to 1,200,000	1,000,000 to 1,200,000	1,000,000 to 1,200,000	1,000,000 to 1,200,000	1,000,000 to 1,200,000	1,000,000 to 1,200,000	1,000,000 to 1,200,000	1,000,000 to 1,200,000	1,000,000 to 1,200,000	1,000,000 to 1,200,000	1,000,000 to 1,200,000	1,000,000 to 1,200,000	1,000,000 to 1,200,000	1,000,000 to 1,200,000	1,000,000 to 1,200,000	1,000,000 to 1,200,000	1,000,000 to 1,200,000	27,000,000
Typhoid and paratyphoid	81.9 to 5.5	1,000 to 1,000	1,000 to 1,000	1,000 to 1,000	1,000 to 1,000	1,000 to 1,000	1,000 to 1,000	1,000	1,000	1,000	1,000	1,000	1,000	1,000	1,000	1,000	1,000	1,000	1,000	1,000	1,000	1,000	1,000	1,000	14,000
Typhoid fever	81.9 to 5.5	1,000 to 1,000	1,000 to 1,000	1,000 to 1,000	1,000 to 1,000	1,000 to 1,000	1,000 to 1,000	1,000	1,000	1,000	1,000	1,000	1,000	1,000	1,000	1,000	1,000	1,000	1,000	1,000	1,000	1,000	1,000	1,000	14,000
Paratyphoid fever	81.9 to 5.5	1,000 to 1,000	1,000 to 1,000	1,000 to 1,000	1,000 to 1,000	1,000 to 1,000	1,000 to 1,000	1,000	1,000	1,000	1,000	1,000	1,000	1,000	1,000	1,000	1,000	1,000	1,000	1,000	1,000	1,000	1,000	1,000	14,000
Invasive Non-typhoidal Salmonella (iNTS)	0	0	0	0	0	0	0	0	0	0	0	0	0	0	0	0	0	0	0	0	0	0	0	0	0
Other intestinal infectious diseases	4,200 to 4,200	2,600 to 2,600	17,000 to 17,000	4,200 to 4,200	2,000 to 2,000	2,000 to 2,000	2,000 to 2,000	2,000 to 2,000	2,000 to 2,000	2,000 to 2,000	2,000 to 2,000	2,000 to 2,000	2,000 to 2,000	2,000 to 2,000	2,000 to 2,000	2,000 to 2,000	2,000 to 2,000	2,000 to 2,000	2,000 to 2,000	2,000 to 2,000	2,000 to 2,000	2,000 to 2,000	2,000 to 2,000	29,000
Neglected tropical diseases and malaria	277	553,000	1,000,000	7,110,000	459,000	470,000	435,000	392,000	359,000	339,000	324,000	317,000	307,000	297,000	287,000	277,000	267,000	257,000	247,000	237,000	227,000	217,000	207,000	197,000	15,000,000
Malaria	277 to 277	553,000 to 553,000	1,000,000 to 1,000,000	7,110,000 to 7,110,000	459,000 to 459,000	470,000 to 470,000	435,000 to 435,000	392,000 to 392,000	359,000 to 359,000	339,000 to 339,000	324,000 to 324,000	317,000 to 317,000	307,000 to 307,000	297,000 to 297,000	287,000 to 287,000	277,000 to 277,000	267,000 to 267,000	257,000 to 257,000	247,000 to 247,000	237,000 to 237,000	227,000 to 227,000	217,000 to 217,000	207,000 to 207,000	197,000 to 197,000	15,000,000
Chagas disease	81.9 to 5.5	81.9 to 5.5	81.9 to 5.5	81.9 to 5.5	81.9 to 5.5	81.9 to 5.5	81.9 to 5.5	81.9 to 5.5	81.9 to 5.5	81.9 to 5.5	81.9 to 5.5	81.9 to 5.5	81.9 to 5.5	81.9 to 5.5	81.9 to 5.5	81.9 to 5.5	81.9 to 5.5	81.9 to 5.5	81.9 to 5.5	81.9 to 5.5	81.9 to 5.5	81.9 to 5.5	81.9 to 5.5	1,200
Leishmaniasis	81.9 to 5.5	1,000 to 1,000	43,000 to 134,000	27,100 to 120,000	1,000 to 1,000	1,000 to 1,000	1,000 to 1,000	1,000 to 1,000	1,000 to 1,000	1,000 to 1,000	1,000 to 1,000	1,000 to 1,000	1,000 to 1,000	1,000 to 1,000	1,000 to 1,000	1,000 to 1,000	1,000 to 1,000	1,000 to 1,000	1,000 to 1,000	1,000 to 1,000	1,000 to 1,000	1,000 to 1,000	1,000 to 1,000	1,000 to 1,000	1,000 to 1,000
Visceral leishmaniasis	0	0	0	0	0	0	0	0	0	0	0	0	0	0	0	0	0	0	0	0	0	0	0	0	0
Cutaneous and mucocutaneous leishmaniasis	81.9 to 5.5	1,000 to 1,000	43,000 to 134,000	27,100 to 120,000	1,000 to 1,000	1,000 to 1,000	1,000 to 1,000	1,000 to 1,000	1,000 to 1,000	1,000 to 1,000	1,000 to 1,000	1,000 to 1,000	1,000 to 1,000	1,000 to 1,000	1,000 to 1,000	1,000 to 1,000	1,000 to 1,000	1,000 to 1,000	1,000 to 1,000	1,000 to 1,000	1,000 to 1,000	1,000 to 1,000	1,000 to 1,000	1,000 to 1,000	1,000 to 1,000
African trypanosomiasis	0	0	0	0	0	0	0	0	0	0	0	0	0	0	0	0	0	0	0	0	0	0	0	0	0
Schistosomiasis	0	0	0	0	0	0	0	0	0	0	0	0	0	0	0	0	0	0	0	0	0	0	0	0	0
Cysticercosis	81.9 to 5.5	81.9 to 5.5	81.9 to 5.5	81.9 to 5.5	81.9 to 5.5	81.9 to 5.5	81.9 to 5.5	81.9 to 5.5	81.9 to 5.5	81.9 to 5.5	81.9 to 5.5	81.9 to 5.5	81.9 to 5.5	81.9 to 5.5	81.9 to 5.5	81.9 to 5.5	81.9 to 5.5	81.9 to 5.5	81.9 to 5.5	81.9 to 5.5	81.9 to 5.5	81.9 to 5.5	81.9 to 5.5	1,200
Cystic echinococcosis	0	0	0	0	0	0	0	0	0	0	0	0	0	0	0	0	0	0	0	0	0	0	0	0	0
Lymphatic filariasis	0	0	0	0	0	0	0	0	0	0	0	0	0	0	0	0	0	0	0	0	0	0	0	0	0
Onchocerciasis	0	0	0	0	0	0	0	0	0	0	0	0	0	0	0	0	0	0	0	0	0	0	0	0	0
Trachoma	0	0	0	0	0	0	0	0	0	0	0	0	0	0	0	0	0	0	0	0	0	0	0	0	0
Dengue	81.9 to 5.5	1,000 to 1,000	1,000 to 1,000	1,000 to 1,000	1,000 to 1,000	1,000 to 1,000	1,000 to 1,000	1,000	1,000	1,000	1,000	1,000	1,000	1,000	1,000	1,000	1,000	1,000	1,000	1,000	1,000	1,000	1,000	1,000	14,000
Yellow fever	81.9 to 5.5	81.9 to 5.5	81.9 to 5.5	81.9 to 5.5	81.9 to 5.5	81.9 to 5.5	81.9 to 5.5	81.9 to 5.5	81.9 to 5.5	81.9 to 5.5	81.9 to 5.5	81.9 to 5.5	81.9 to 5.5	81.9 to 5.5	81.9 to 5.5	81.9 to 5.5	81.9 to 5.5	81.9 to 5.5	81.9 to 5.5	81.9 to 5.5	81.9 to 5.5	81.9 to 5.5	81.9 to 5.5	1,200
Rabies	81.9 to 5.5	1,000 to 1,000	1,000 to 1,000	1,000 to 1,000	1,000 to 1,000	1,000 to 1,000	1,000 to 1,000	1,000	1,000	1,000	1,000	1,000	1,000	1,000	1,000	1,000	1,000	1,000	1,000	1,000	1,000	1,000	1,000	1,000	14,000
Intestinal nematode infections	0	0	0	0	0	0	0	0	0	0	0	0	0	0	0	0	0	0	0	0	0	0	0	0	0
Ascariasis	0	0	0	0	0	0	0	0	0	0	0	0	0	0	0	0	0	0	0	0	0	0	0	0	0
Trichuriasis	0	0	0	0	0	0	0	0	0	0	0	0	0	0	0	0	0	0	0	0	0	0	0	0	0
Hookworm disease	0	0	0	0	0	0	0	0	0	0	0	0	0	0	0	0	0	0	0	0	0	0	0	0	0
Food-borne trematodiases	81.9 to 5.5	81.9 to 5.5	81.9 to 5.5	81.9 to 5.5	81.9 to 5.5	81.9 to 5.5	81.9 to 5.5	81.9 to 5.5	81.9 to 5.5	81.9 to 5.5	81.9 to 5.5	81.9 to 5.5	81.9 to 5.5	81.9 to 5.5	81.9 to 5.5	81.9 to 5.5	81.9 to 5.5	81.9 to 5.5	81.9 to 5.5	81.9 to 5.5	81.9 to 5.5	81.9 to 5.5	81.9 to 5.5	1,200
Leprosy	81.9 to 5.5	1,000 to 1,000	1,000 to 1,000	1,000 to 1,000	1,000 to 1,000	1,000 to 1,000	1,000 to 1,000	1,000	1,000	1,000	1,000	1,000	1,000	1,000	1,000	1,000	1,000	1,000	1,000	1,000	1,000	1,000	1,000	1,000	14,000
Ebola	0	0	0	0	0	0	0	0	0	0	0	0	0	0	0	0	0	0	0	0	0	0	0	0	0
Zika virus	0	0	0	0	0	0	0	0	0	0	0	0	0	0	0	0	0	0	0	0	0	0	0	0	0
Guinea worm disease	0	0	0	0	0	0	0	0	0	0	0	0	0	0	0	0	0	0	0	0	0	0	0	0	0
Other neglected tropical diseases	81,000 to 81,000	17,000 to 17,000	101,000 to 101,000	285,000 to 285,000	143,000 to 143,000	153,000 to 153,000	141,000	127,000	116,000	110,000	105,000	103,000	99,000	96,000	93,000	90,000	87,000	84,000	80,000	77,000	74,000	71,000	67,000	64,000	827,000
Other infectious diseases	277,000 to 305,000	177,000 to 205,000	277,000 to 305,000	1,000,000 to 1,200,000	1,000,000 to 1,200,000	1,000,000 to 1,200,000	1,000,000 to 1,200,000	1,000,000 to 1,200,000	1,000,000 to 1,200,000	1,000,000 to 1,200,000	1,000,000 to 1,200,000	1,000,000 to 1,200,000	1,000,000 to 1,200,000	1,000,000 to 1,200,000	1,000,000 to 1,200,000	1,000,000 to 1,200,000	1,000,000 to 1,200,000	1,000,000 to 1,200,000	1,000,000 to 1,200,000	1,000,000 to 1,200,000	1,000,000 to 1,200,000	1,000,000 to 1,200





SR Table 2a. Slovakia DALYS by cause and sex group for males with 95% uncertainty intervals, 2019

Cause	Early Neonatal	Late Neonatal	Post-Neonatal	1 to 4	5 to 9	10 to 14	15 to 19	20 to 24	25 to 29	30 to 34	35 to 39	40 to 44	45 to 49	50 to 54	55 to 59	60 to 64	65 to 69	70 to 74	75 to 79	80 to 84	85 to 89	90 to 94	95 plus	Total
All causes	4,090 (3,850 to 4,350)	2,269 (1,710 to 3,000)	9,970 (8,970 to 11,090)	4,070 (3,850 to 4,300)	4,070 (3,850 to 4,300)	6,090 (5,720 to 10,400)	11,900 (9,910 to 16,600)	17,700 (13,600 to 21,400)	22,200 (20,000 to 28,200)	22,200 (20,500 to 25,200)	22,600 (20,500 to 25,500)	22,600 (20,600 to 25,000)	22,700 (20,700 to 26,400)	22,600 (20,600 to 25,000)	22,600 (20,600 to 25,000)	23,000 (20,700 to 26,200)	23,000 (20,700 to 26,200)	23,700 (21,400 to 26,900)	24,700 (21,900 to 28,000)	25,200 (22,000 to 28,600)	25,200 (22,000 to 28,600)	25,200 (22,000 to 28,600)	27,600 (24,000 to 30,600)	24,600 (19,700 to 28,600)	2,990 (2,990 to 2,990)	962,000
Communicable, maternal, neonatal, and nutritional diseases	3,550 (3,320 to 4,060)	1,540 (1,320 to 2,070)	2,730 (2,320 to 3,430)	1,490 (1,290 to 2,290)	1,360 (999 to 2,130)	1,160 (829 to 1,960)	1,090 (765 to 1,850)	1,160 (809 to 1,930)	1,420 (1,070 to 1,900)	1,670 (1,290 to 2,210)	1,900 (1,490 to 2,600)	2,210 (1,700 to 2,830)	2,220 (1,670 to 2,900)	2,220 (1,670 to 2,900)	2,160 (1,640 to 2,820)	2,730 (1,970 to 3,720)	2,730 (1,970 to 3,720)	3,240 (2,300 to 4,360)	3,250 (2,270 to 4,570)	2,960 (1,920 to 4,360)	2,370 (1,600 to 3,350)	1,980 (1,280 to 2,970)	678 (340 to 1,460)	139 (69 to 1,190)	43,700
HIV/AIDS and sexually transmitted infections	66.7 (56.7 to 166)	24.1 (9.4 to 56.7)	36.9 (12.6 to 92.1)	6.1 (2.6 to 14.2)	5.1 (2.6 to 9.4)	4.7 (2.6 to 8.6)	6.9 (4.4 to 11.3)	12.6 (7.3 to 22)	20.7 (12.7 to 32.1)	27.9 (17.2 to 42.1)	33.1 (20.2 to 49)	32.1 (20.1 to 46.9)	28.7 (17.9 to 42.7)	18.4 (12.2 to 26.9)	13.2 (9.4 to 20.4)	12.2 (8.5 to 19.1)	8.5 (5.7 to 13.3)	7.4 (5 to 11.7)	3.6 (2 to 6.7)	1.8 (1 to 3.8)	0.9 (0.5 to 1.9)	0.2 (0.1 to 0.5)	0 (0 to 0.1)	372
HIV/AIDS	0 (0 to 0)	0 (0 to 0)	3.9 (0.9 to 9.7)	2.6 (0.9 to 6.7)	2.6 (0.9 to 6.3)	2.7 (0.9 to 6.3)	2.9 (0.9 to 6.5)	2.1 (0.7 to 5.6)	1.7 (0.7 to 3.9)	0.9 (0.4 to 2.1)	0.6 (0.3 to 1.4)	0.6 (0.3 to 1.4)	0.6 (0.3 to 1.4)	0.6 (0.3 to 1.4)	0.6 (0.3 to 1.4)	0.6 (0.3 to 1.4)	0.6 (0.3 to 1.4)	0.6 (0.3 to 1.4)	0.6 (0.3 to 1.4)	0.6 (0.3 to 1.4)	0.6 (0.3 to 1.4)	0.6 (0.3 to 1.4)	0 (0 to 0)	116
HIV/AIDS - Drug-susceptible Tuberculosis	0 (0 to 0)	0 (0 to 0)	0.1 (0 to 0.2)	0.1 (0 to 0.2)	0.1 (0 to 0.2



| | | |

SR Table 2a: Darlington DALYS by cause and sex aroun for males with 95% uncertainty intervals, 2019

Cause	Early Neonatal	Late Neonatal	Post Neonatal	1 to 4	5 to 9	10 to 14	15 to 19	20 to 24	25 to 29	30 to 34	35 to 39	40 to 44	45 to 49	50 to 54	55 to 59	60 to 64	65 to 69	70 to 74	75 to 79	80 to 84	85 to 89	90 to 94	95 plus	Total
All causes	190.0 (58.7 to 331.4)	190.0 (31.9 to 348.2)	321.7 (40.5 to 615.3)	1,164.6 (94.4 to 2,235.1)	1,164.6 (102.9 to 2,227.1)	1,164.6 (101 to 2,278)	1,164.6 (90.2 to 2,239.1)	1,164.6 (91 to 2,238.1)	1,164.6 (97.5 to 2,231.7)	1,164.6 (101.3 to 2,227.9)	1,164.6 (104.9 to 2,224.3)	1,164.6 (107.5 to 2,221.7)	1,164.6 (109.1 to 2,220.1)	1,164.6 (110.2 to 2,219.1)	1,164.6 (111.1 to 2,218.2)	1,164.6 (111.9 to 2,217.4)	1,164.6 (112.6 to 2,216.7)	1,164.6 (113.2 to 2,216.1)	1,164.6 (113.7 to 2,215.6)	1,164.6 (114.2 to 2,215.1)	1,164.6 (114.6 to 2,214.7)	1,164.6 (114.9 to 2,214.4)	1,164.6 (115.2 to 2,214.1)	19,400
Communicable, maternal, neonatal, and nutritional diseases	190.0 (34.4 to 331.4)	190.0 (17.5 to 348.2)	321.7 (13.7 to 615.3)	1,164.6 (31.7 to 2,235.1)	1,164.6 (44.9 to 2,227.1)	1,164.6 (17.2 to 2,278)	1,164.6 (10.1 to 2,238.1)	1,164.6 (10.5 to 2,239.1)	1,164.6 (10.9 to 2,231.7)	1,164.6 (10.9 to 2,227.9)	1,164.6 (10.9 to 2,224.3)	1,164.6 (10.9 to 2,221.7)	1,164.6 (10.9 to 2,220.1)	1,164.6 (10.9 to 2,219.1)	1,164.6 (10.9 to 2,218.2)	1,164.6 (10.9 to 2,217.4)	1,164.6 (10.9 to 2,216.7)	1,164.6 (10.9 to 2,216.1)	1,164.6 (10.9 to 2,215.6)	1,164.6 (10.9 to 2,215.1)	1,164.6 (10.9 to 2,214.7)	1,164.6 (10.9 to 2,214.4)	1,164.6 (10.9 to 2,214.1)	833
HIV/AIDS and sexually transmitted infections	0.4 (0.7 to 0.3)	0.9 (0.2 to 2)	1.2 (0.4 to 2.7)	0.1 (0 to 0.1)	0.1 (0 to 0.1)	0.1 (0 to 0.1)	0.1 (0 to 0.1)	0.2 (0.2 to 0.2)	0.5 (0.5 to 0.6)	1.2 (0.9 to 1.6)	1.7 (1.3 to 2.3)	1.7 (1.2 to 2.3)	1.9 (1.4 to 2.5)	1.9 (1.4 to 2.5)	1.8 (1.3 to 2.4)	1.4 (1 to 1.9)	1.2 (0.8 to 1.6)	0.9 (0.6 to 1.2)	0.6 (0.4 to 0.8)	0.4 (0.2 to 0.5)	0.2 (0.1 to 0.4)	0.1 (0 to 0.1)	0.1 (0 to 0.1)	17.4
HIV/AIDS	0 (0 to 0)	0 (0 to 0.1)	0.1 (0 to 0.1)	0 (0 to 0)	0 (0 to 0)	0 (0 to 0)	0 (0 to 0)	0.2 (0.1 to 0.2)	0.6 (0.4 to 0.7)	1.1 (0.8 to 1.5)	1.6 (1.2 to 2.1)	1.6 (1.2 to 2.1)	1.7 (1.2 to 2.2)	1.7 (1.2 to 2.2)	1.7 (1.2 to 2.2)	1.3 (0.9 to 1.7)	1.1 (0.8 to 1.5)	0.8 (0.5 to 1.1)	0.6 (0.3 to 0.8)	0.4 (0.2 to 0.5)	0.2 (0.1 to 0.3)	0.1 (0 to 0.1)	0 (0 to 0)	11.4
HIV/AIDS - Drug-susceptible Tuberculosis	0 (0 to 0)	0 (0 to 0)	0 (0 to 0)	0 (0 to 0)	0 (0 to 0)	0 (0 to 0)	0 (0 to 0)	0 (0 to 0)	0.1 (0 to 0.1)	0.2 (0.1 to 0.3)	0.2 (0.1 to 0.4)	0.2 (0.1 to 0.4)	0.3 (0.2 to 0.4)	0.3 (0.2 to 0.4)	0.3 (0.1 to 0.3)	0.2 (0.1 to 0.3)	0.1 (0.1 to 0.2)	0.1 (0.1 to 0.2)	0.1 (0.1 to 0.2)	0 (0 to 0.1)	0 (0 to 0)	0 (0 to 0)	0 (0 to 0)	1.6
HIV/AIDS - Multidrug-resistant Tuberculosis without extensive dr...	0 (0 to 0)	0 (0 to 0)	0 (0 to 0)	0 (0 to 0)	0 (0 to 0)	0 (0 to 0)	0 (0 to 0)	0 (0 to 0)	0 (0 to 0)	0 (0 to 0)	0 (0 to 0)	0 (0 to 0)	0 (0 to 0)	0 (0 to 0)	0 (0 to 0)	0 (0 to 0)	0 (0 to 0)	0 (0 to 0)	0 (0 to 0)	0 (0 to 0)	0 (0 to 0)	0 (0 to 0)	0 (0 to 0)	0 (0 to 0)	0
HIV/AIDS - Extensively drug-resistant Tuberculosis	0 (0 to 0)	0 (0 to 0)	0 (0 to 0)	0 (0 to 0)	0 (0 to 0)	0 (0 to 0)	0 (0 to 0)	0 (0 to 0)	0 (0 to 0)	0 (0 to 0)	0 (0 to 0)	0 (0 to 0)	0 (0 to 0)	0 (0 to 0)	0 (0 to 0)	0 (0 to 0)	0 (0 to 0)	0 (0 to 0)	0 (0 to 0)	0 (0 to 0)	0 (0 to 0)	0 (0 to 0)	0 (0 to 0)	0 (0 to 0)	0
HIV/AIDS resulting in other diseases	0 (0 to 0)	0 (0 to 0)	0 (0 to 0)	0 (0 to 0)	0 (0 to 0)	0 (0 to 0)	0 (0 to 0)	0 (0 to 0.2)	0.5 (0.3 to 0.6)	0.9 (0.6 to 1.3)	1.3 (0.9 to 1.8)	1.3 (0.9 to 1.9)	1.5 (1 to 2)	1.5 (1 to 2)	1.1 (0.7 to 1.5)	0.9 (0.6 to 1.2)	0.7 (0.4 to 1.2)	0.6 (0.4 to 1.1)	0.4 (0.2 to 0.8)	0.3 (0.1 to 0.5)	0.1 (0 to 0.3)	0 (0 to 0)	0 (0 to 0)	9.7
Sexually transmitted infections excluding HIV	0.4 (0.7 to 0.3)	0.9 (0.2 to 2)	1.2 (0.4 to 2.7)	0.1 (0 to 0.1)	0.1 (0 to 0.1)	0.1 (0 to 0.1)	0.1 (0 to 0.1)	0.1 (0 to 0.2)	0.1 (0 to 0.2)	0.1 (0 to 0.2)	0.1 (0 to 0.2)	0.1 (0 to 0.2)	0.1 (0 to 0.2)	0.1 (0 to 0.2)	0.1 (0 to 0.2)	0.2 (0 to 0.3)	0.1 (0 to 0.2)	0.1 (0 to 0.2)	0.1 (0 to 0.2)	0.1 (0 to 0.1)	0 (0 to 0.1)	0 (0 to 0)	0 (0 to 0)	5.9
Syphilis	0.4 (0.7 to 0.3)	0.9 (0.2 to 2)	1.2 (0.3 to 2.7)	0 (0 to 0.1)	0 (0 to 0)	0 (0 to 0)	0 (0 to 0)	0 (0 to 0)	0 (0 to 0)	0 (0 to 0)	0 (0 to 0)	0 (0 to 0)	0 (0 to 0)	0 (0 to 0)	0 (0 to 0)	0 (0 to 0)	0 (0 to 0)	0 (0 to 0)	0 (0 to 0)	0 (0 to 0)	0 (0 to 0)	0 (0 to 0)	0 (0 to 0)	0 (0 to 0)	4.8
Chlamydial infection	0 (0 to 0)	0 (0 to 0)	0 (0 to 0)	0 (0 to 0)	0 (0 to 0)	0 (0 to 0)	0 (0 to 0)	0 (0 to 0)	0 (0 to 0)	0 (0 to 0)	0 (0 to 0)	0 (0 to 0)	0 (0 to 0)	0 (0 to 0)	0 (0 to 0)	0 (0 to 0)	0 (0 to 0)	0 (0 to 0)	0 (0 to 0)	0 (0 to 0)	0 (0 to 0)	0 (0 to 0)	0 (0 to 0)	0 (0 to 0)	0
Gonococcal infection	0 (0 to 0)	0 (0 to 0)	0 (0 to 0)	0 (0 to 0)	0 (0 to 0)	0 (0 to 0)	0 (0 to 0)	0 (0 to 0)	0 (0 to 0)	0 (0 to 0)	0 (0 to 0)	0 (0 to 0)	0 (0 to 0)	0 (0 to 0)	0 (0 to 0)	0 (0 to 0)	0 (0 to 0)	0 (0 to 0)	0 (0 to 0)	0 (0 to 0)	0 (0 to 0)	0 (0 to 0)	0 (0 to 0)	0 (0 to 0)	0
Trichomoniasis	0 (0 to 0)	0 (0 to 0)	0 (0 to 0)	0 (0 to 0)	0 (0 to 0)	0 (0 to 0)	0 (0 to 0)	0 (0 to 0)	0 (0 to 0)	0 (0 to 0)	0 (0 to 0)	0 (0 to 0)	0 (0 to 0)	0 (0 to 0)	0 (0 to 0)	0 (0 to 0)	0 (0 to 0)	0 (0 to 0)	0 (0 to 0)	0 (0 to 0)	0 (0 to 0)	0 (0 to 0)	0 (0 to 0)	0 (0 to 0)	0
Genital herpes	0 (0 to 0)	0 (0 to 0)	0 (0 to 0)	0 (0 to 0)	0 (0 to 0)	0 (0 to 0)	0 (0 to 0)	0 (0 to 0)	0 (0 to 0)	0 (0 to 0)	0 (0 to 0)	0 (0 to 0)	0 (0 to 0)	0 (0 to 0)	0 (0 to 0)	0 (0 to 0)	0 (0 to 0)	0 (0 to 0)	0 (0 to 0)	0 (0 to 0)	0 (0 to 0)	0 (0 to 0)	0 (0 to 0)	0 (0 to 0)	0
Other sexually transmitted infections	0 (0 to 0)	0 (0 to 0)	0 (0 to 0)	0 (0 to 0)	0 (0 to 0)	0 (0 to 0)	0 (0 to 0)	0 (0 to 0)	0 (0 to 0)	0 (0 to 0)	0 (0 to 0)	0 (0 to 0)	0 (0 to 0)	0 (0 to 0)	0 (0 to 0)	0 (0 to 0)	0 (0 to 0)	0 (0 to 0)	0 (0 to 0)	0 (0 to 0)	0 (0 to 0)	0 (0 to 0)	0 (0 to 0)	0 (0 to 0)	0
Respiratory infections and tuberculosis	3.7 (0.7 to 7)	2.3 (0.5 to 5.1)	3.4 (1.1 to 6.9)	5.6 (2.1 to 9.6)	5.6 (4.5 to 9.1)	5.6 (3.6 to 7.8)	5.6 (3.3 to 7.4)	5.6 (3.3 to 7.4)	5.6 (4.7 to 9.4)	5.6 (4.9 to 9.6)	5.6 (4.9 to 9.6)	5.6 (4.9 to 9.6)	5.6 (4.9 to 9.6)	5.6 (4.9 to 9.6)	5.6 (4.9 to 9.6)	5.6 (4.9 to 9.6)	5.6 (4.9 to 9.6)	5.6 (4.9 to 9.6)	5.6 (4.9 to 9.6)	5.6 (4.9 to 9.6)	5.6 (4.9 to 9.6)	5.6 (4.9 to 9.6)	5.6 (4.9 to 9.6)	523
Tuberculosis	0 (0 to 0)	0 (0 to 0)	0 (0 to 0)	0 (0 to 0)	0 (0 to 0)	0 (0 to 0)	0 (0 to 0)	0 (0 to 0)	0 (0 to 0)	0 (0 to 0)	0 (0 to 0)	0 (0 to 0)	0 (0 to 0)	0 (0 to 0)	0 (0 to 0)	0 (0 to 0)	0 (0 to 0)	0 (0 to 0)	0 (0 to 0)	0 (0 to 0)	0 (0 to 0)	0 (0 to 0)	0 (0 to 0)	0 (0 to 0)	0
Latent tuberculosis infection	0 (0 to 0)	0 (0 to 0)	0 (0 to 0)	0 (0 to 0)	0 (0 to 0)	0 (0 to 0)	0 (0 to 0)	0 (0 to 0)	0 (0 to 0)	0 (0 to 0)	0 (0 to 0)	0 (0 to 0)	0 (0 to 0)	0 (0 to 0)	0 (0 to 0)	0 (0 to 0)	0 (0 to 0)	0 (0 to 0)	0 (0 to 0)	0 (0 to 0)	0 (0 to 0)	0 (0 to 0)	0 (0 to 0)	0 (0 to 0)	0
Drug-susceptible tuberculosis	0 (0 to 0)	0 (0 to 0)	0 (0 to 0)	0 (0 to 0)	0 (0 to 0)	0 (0 to 0)	0 (0 to 0)	0 (0 to 0)	0 (0 to 0)	0 (0 to 0)	0 (0 to 0)	0 (0 to 0)	0 (0 to 0)	0 (0 to 0)	0 (0 to 0)	0 (0 to 0)	0 (0 to 0)	0 (0 to 0)	0 (0 to 0)	0 (0 to 0)	0 (0 to 0)	0 (0 to 0)	0 (0 to 0)	0 (0 to 0)	0
Multidrug-resistant tuberculosis without extensive drug-resistance	0 (0 to 0)	0 (0 to 0)	0 (0 to 0)	0 (0 to 0)	0 (0 to 0)	0 (0 to 0)	0 (0 to 0)	0 (0 to 0)	0 (0 to 0)	0 (0 to 0)	0 (0 to 0)	0 (0 to 0)	0 (0 to 0)	0 (0 to 0)	0 (0 to 0)	0 (0 to 0)	0 (0 to 0)	0 (0 to 0)	0 (0 to 0)	0 (0 to 0)	0 (0 to 0)	0 (0 to 0)	0 (0 to 0)	0 (0 to 0)	0.3
Extensively drug-resistant tuberculosis	0 (0 to 0)	0 (0 to 0)	0 (0 to 0)	0 (0 to 0)	0 (0 to 0)	0 (0 to 0)	0 (0 to 0)	0 (0 to 0)	0 (0 to 0)	0 (0 to 0)	0 (0 to 0)	0 (0 to 0)	0 (0 to 0)	0 (0 to 0)	0 (0 to 0)	0 (0 to 0)	0 (0 to 0)	0 (0 to 0)	0 (0 to 0)	0 (0 to 0)	0 (0 to 0)	0 (0 to 0)	0 (0 to 0)	0 (0 to 0)	0.1
Lower respiratory infections	3.5 (0.3 to 0.7)	2.1 (0.5 to 1)	2.9 (1.2 to 3.2)	4.8 (2.3 to 5.8)	4.8 (3.4 to 5.6)	4.8 (3.5 to 5.1)	4.8 (3.7 to 1.5)	4.9 (3.9 to 2.2)	4.9 (3.8 to 4.1)	4.9 (3.8 to 4.9)	4.9 (3.9 to 4.9)	4.9 (3.9 to 4.9)	4.9 (3.9 to 4.9)	4.9 (3.9 to 4.9)	4.9 (3.9 to 4.9)	4.9 (3.9 to 4.9)	4.9 (3.9 to 4.9)	4.9 (3.9 to 4.9)	4.9 (3.9 to 4.9)	4.9 (3.9 to 4.9)	4.9 (3.9 to 4.9)	4.9 (3.9 to 4.9)	4.9 (3.9 to 4.9)	430
Upper respiratory infections	0 (0 to 0)	0 (0 to 0)	0 (0 to 0)	4.3 (2 to 7)	5.2 (3.9 to 8.8)	4.1 (2.1 to 7.2)	3.1 (1.4 to 5.6)	2.8 (1.5 to 4.9)	3.3 (1.7 to 5.2)	3.3 (1.8 to 5.4)	3.3 (1.8 to 5.4)	3.3 (1.8 to 5.4)	3.3 (1.8 to 5.4)	3.3 (1.8 to 5.4)	3.3 (1.8 to 5.4)	3.3 (1.8 to 5.4)	3.3 (1.8 to 5.4)	3.3 (1.8 to 5.4)	3.3 (1.8 to 5.4)	3.3 (1.8 to 5.4)	3.3 (1.8 to 5.4)	3.3 (1.8 to 5.4)	3.3 (1.8 to 5.4)	92.5
Otitis media	0 (0 to 0)	0 (0 to 0)	0.2 (0.1 to 0.3)	1.1 (0.4 to 2.1)	1.2 (0.7 to 2)	0.7 (0.4 to 1.2)	0.4 (0.2 to 0.6)	0.4 (0.2 to 0.6)	0.4 (0.2 to 0.6)	0.4 (0.2 to 0.6)	0.4 (0.2 to 0.6)	0.4 (0.2 to 0.6)	0.4 (0.2 to 0.6)	0.4 (0.2 to 0.6)	0.4 (0.2 to 0.6)	0.4 (0.2 to 0.6)	0.4 (0.2 to 0.6)	0.4 (0.2 to 0.6)	0.4 (0.2 to 0.6)	0.4 (0.2 to 0.6)	0.4 (0.2 to 0.6)	0.4 (0.2 to 0.6)	0.4 (0.2 to 0.6)	11
Enteric infections	0 (0 to 0.1)	0.2 (0.2 to 0.3)	0.4 (1.4 to 3.6)	2.6 (0.8 to 7.4)	2.6 (1.4 to 4.5)	1.8 (1 to 3.1)	1.3 (0.7 to 2)	1.3 (0.6 to 1.6)	1.3 (0.7 to 1.9)	1.3 (0.7 to 1.8)	1.3 (0.7 to 1.8)	1.3 (0.7 to 1.8)	1.3 (0.7 to 1.8)	1.3 (0.7 to 1.8)	1.3 (0.7 to 1.8)	1.3 (0.7 to 1.8)	1.3 (0.7 to 1.8)	1.3 (0.7 to 1.8)	1.3 (0.7 to 1.8)	1.3 (0.7 to 1.8)	1.3 (0.7 to 1.8)	1.3 (0.7 to 1.8)	1.3 (0.7 to 1.8)	39.9
Diarrheal diseases	0 (0 to 0.1)	0.2 (0.2 to 0.3)	0.3 (1.4 to 3.6)	2.5 (0.7 to 7.3)	2.5 (1.4 to 4.4)	1.8 (1 to 3)	1.3 (0.7 to 2)	1.3 (0.6 to 1.6)	1.3 (0.7 to 1.9)	1.3 (0.7 to 1.8)	1.3 (0.7 to 1.8)	1.3 (0.7 to 1.8)	1.3 (0.7 to 1.8)	1.3 (0.7 to 1.8)	1.3 (0.7 to 1.8)	1.3 (0.7 to 1.8)	1.3 (0.7 to 1.8)	1.3 (0.7 to 1.8)	1.3 (0.7 to 1.8)	1.3 (0.7 to 1.8)	1.3 (0.7 to 1.8)	1.3 (0.7 to 1.8)	1.3 (0.7 to 1.8)	39.2
Typhoid and paraphoid	0 (0 to 0)	0 (0 to 0)	0 (0 to 0)	0 (0 to 0)	0 (0 to 0)	0 (0 to 0)	0 (0 to 0)	0 (0 to 0)	0 (0 to 0)	0 (0 to 0)	0 (0 to 0)	0 (0 to 0)	0 (0 to 0)	0 (0 to 0)	0 (0 to 0)	0 (0 to 0)	0 (0 to 0)	0 (0 to 0)	0 (0 to 0)	0 (0 to 0)	0 (0 to 0)	0 (0 to 0)	0 (0 to 0)	0 (0 to 0)	0
Typhoid fever	0 (0 to 0)	0 (0 to 0)	0 (0 to 0)	0 (0 to 0)	0 (0 to 0)	0 (0 to 0)	0 (0 to 0)	0 (0 to 0)	0 (0 to 0)	0 (0 to 0)	0 (0 to 0)	0 (0 to 0)	0 (0 to 0)	0 (0 to 0)	0 (0 to 0)	0 (0 to 0)	0 (0 to 0)	0 (0 to 0)	0 (0 to 0)	0 (0 to 0)	0 (0 to 0)	0 (0 to 0)	0 (0 to 0)	0 (0 to 0)	0
Paratyphoid fever	0 (0 to 0)	0 (0 to 0)	0 (0 to 0)	0 (0 to 0)	0 (0 to 0)	0 (0 to 0)	0 (0 to 0)	0 (0 to 0)	0 (0 to 0)	0 (0 to 0)	0 (0 to 0)	0 (0 to 0)	0 (0 to 0)	0 (0 to 0)	0 (0 to 0)	0 (0 to 0)	0 (0 to 0)	0 (0 to 0)	0 (0 to 0)	0 (0 to 0)	0 (0 to 0)	0 (0 to 0)	0 (0 to 0)	0 (0 to 0)	0
Invasive Non-typhoidal Salmonella (iNTS)	0 (0 to 0)	0 (0 to 0)	0 (0 to 0)	0 (0 to 0.1)	0 (0 to 0)	0 (0 to 0)	0 (0 to 0)	0 (0 to 0)	0 (0 to 0)	0 (0 to 0)	0 (0 to 0)	0 (0 to 0)	0 (0 to 0)	0 (0 to 0)	0 (0 to 0)	0 (0 to 0)	0 (0 to 0)	0 (0 to 0)	0 (0 to 0)	0 (0 to 0)	0 (0 to 0)	0 (0 to 0)	0 (0 to 0)	0 (0 to 0)	0.4
Other intestinal infectious diseases	0 (0 to 0)	0 (0 to 0)	0 (0 to 0)	0 (0 to 0)	0 (0 to 0)	0 (0 to 0)	0 (0 to 0)	0 (0 to 0)	0 (0 to 0)	0 (0 to 0)	0 (0 to 0)	0 (0 to 0)	0 (0 to 0)	0 (0 to 0)	0 (0 to 0)	0 (0 to 0)	0 (0 to 0)	0 (0 to 0)	0 (0 to 0)	0 (0 to 0)	0 (0 to 0)	0 (0 to 0)	0 (0 to 0)	0 (0 to 0)	0.1
Neglected tropical diseases and malaria	0 (0 to 0)	0 (0 to 0)	0.3 (0 to 1.5)	0.6 (0 to 1.5)	0.6 (0 to 1.5)	0.1 (0 to 0.2)	0 (0 to 0.1)	0 (0 to 0.1)	0.1 (0 to 0.2)	0.1 (0 to 0.2)	0.1 (0 to 0.2)	0.1 (0 to 0.2)	0.1 (0 to 0.2)	0.1 (0 to 0.2)	0.1 (0 to 0.2)	0.1 (0 to 0.2)	0.1 (0 to 0.2)	0.1 (0 to 0.2)	0.1 (0 to 0.2)	0.1 (0 to 0.2)	0.1 (0 to 0.2)	0.1 (0 to 0.2)	0.1 (0 to 0.2)	1.6
Malaria	0 (0 to 0)	0 (0 to 0)	0 (0 to 0)	0 (0 to 0)	0 (0 to 0)	0 (0 to 0)	0 (0 to 0)	0 (0 to 0)	0 (0 to 0)	0 (0 to 0)	0 (0 to 0)	0 (0 to 0)	0 (0 to 0)	0 (0 to 0)	0 (0 to 0)	0 (0 to 0)	0 (0 to 0)	0 (0 to 0)	0 (0 to 0)	0 (0 to 0)	0 (0 to 0)	0 (0 to 0)	0 (0 to 0)	0 (0 to 0)	0
Chagas disease	0 (0 to 0)	0 (0 to 0)	0 (0 to 0)	0 (0 to 0)	0 (0 to 0)	0 (0 to 0)	0 (0 to 0)	0 (0 to 0)	0 (0 to 0)	0 (0 to 0)	0 (0 to 0)	0 (0 to 0)	0 (0 to 0)	0 (0 to 0)	0 (0 to 0)	0 (0 to 0)	0 (0 to 0)	0 (0 to 0)	0 (0 to 0)	0 (0 to 0)	0 (0 to 0)	0 (0 to 0)	0 (0 to 0)	0 (0 to 0)	0
Leishmaniasis	0 (0 to 0)	0 (0 to 0)	0 (0 to 0)	0 (0 to 0)	0 (0 to 0)	0 (0 to 0)	0 (0 to 0)	0 (0 to 0)	0 (0 to 0)	0 (0 to 0)	0 (0 to 0)	0 (0 to 0)	0 (0 to 0)	0 (0 to 0)	0 (0 to 0)	0 (0 to 0)	0 (0 to 0)	0 (0 to 0)	0 (0 to 0)	0 (0 to 0)	0 (0 to 0)	0 (0 to 0)	0 (0 to 0)	0 (0 to 0)	0
Visceral leishmaniasis	0 (0 to 0)	0 (0 to 0)	0 (0 to 0)	0 (0 to 0)	0 (0 to 0)	0 (0 to 0)	0 (0 to 0)	0 (0 to 0)	0 (0 to 0)	0 (0 to 0)	0 (0 to 0)	0 (0 to 0)	0 (0 to 0)	0 (0 to 0)	0 (0 to 0)	0 (0 to 0)	0 (0 to 0)	0 (0 to 0)	0 (0 to 0)	0 (0 to 0)	0 (0 to 0)	0 (0 to 0)	0 (0 to 0)	0 (0 to 0)	0
Cutaneous and mucocutaneous leishmaniasis	0 (0 to 0)	0 (0 to 0)	0 (0 to 0)	0 (0 to 0)	0 (0 to 0)	0 (0 to 0)	0 (0 to 0)	0 (0 to 0)	0 (0 to 0)	0 (0 to 0)	0 (0 to 0)	0 (0 to 0)	0 (0 to 0)	0 (0 to 0)	0 (0 to 0)	0 (0 to 0)	0 (0 to 0)	0 (0 to 0)	0 (0 to 0)	0 (0 to 0)	0 (0 to 0)	0 (0 to 0)	0 (0 to 0)	0 (0 to 0)	0
African trypanosomiasis	0 (0 to 0)	0 (0 to 0)	0 (0 to 0)	0 (0 to 0)	0 (0 to 0)	0 (0 to 0)	0 (0 to 0)	0 (0 to 0)	0 (0 to 0)	0 (0 to 0)	0 (0 to 0)	0 (0 to 0)	0 (0 to 0)	0 (0 to 0)	0 (0 to 0)	0 (0 to 0)	0 (0 to 0)	0 (0 to 0)	0 (0 to 0)	0 (0 to 0)	0 (0 to 0)	0 (0 to 0)	0 (0 to 0)	0 (0 to 0)	0
Schistosomiasis	0 (0 to 0)	0 (0 to 0)	0 (0 to 0)	0 (0 to 0)	0 (0 to 0)	0 (0 to 0)	0 (0 to 0)	0 (0 to 0)	0 (0 to 0)	0 (0 to 0)	0 (0 to 0)	0 (0 to 0)	0 (0 to 0)	0 (0 to 0)	0 (0 to 0)	0 (0 to 0)	0 (0 to 0)	0 (0 to 0)	0 (0 to 0)	0 (0 to 0)	0 (0 to 0)	0 (0 to 0)	0 (0 to 0)	0 (0 to 0)	0
Cysticercosis	0 (0 to 0)	0 (0 to 0)	0 (0 to 0)	0 (0 to 0)	0 (0 to 0)	0 (0 to 0)	0 (0 to 0)	0 (0 to 0)	0 (0 to 0)	0 (0 to 0)	0 (0 to 0)	0 (0 to 0)	0 (0 to 0)	0 (0 to 0)	0 (0 to 0)	0 (0 to 0)	0 (0 to 0)	0 (0 to 0)	0 (0 to 0)	0 (0 to 0)	0 (0 to 0)	0 (0 to 0)	0 (0 to 0)	0 (0 to 0)	0
Cystic echinococcosis	0 (0 to 0)	0 (0 to 0)	0 (0 to 0)	0 (0 to 0)	0 (0 to 0)	0 (0 to 0)	0 (0 to 0)	0 (0 to 0)	0 (0 to 0)	0 (0 to 0)	0 (0 to 0)	0 (0 to 0)	0 (0 to 0)	0 (0 to 0)	0 (0 to 0)	0 (0 to 0)	0 (0 to 0)	0 (0 to 0)	0 (0 to 0)	0 (0 to 0)	0 (0 to 0)	0 (0 to 0)	0 (0 to 0)	0 (0 to 0)	0
Lymphatic filariasis	0 (0 to 0)	0 (0 to 0)	0 (0 to 0)	0 (0 to 0)	0 (0 to 0)	0 (0 to 0)	0 (0 to 0)	0 (0 to 0)	0 (0 to 0)	0 (0 to 0)	0 (0 to 0)	0 (0 to 0)	0 (0 to 0)	0 (0 to 0)	0 (0 to 0)	0 (0 to 0)	0 (0 to 0)	0 (0 to 0)	0 (0 to 0)	0 (0 to 0)	0 (0 to 0)	0 (0 to 0)	0 (0 to 0)	0 (0 to 0)	0
Onchocerciasis	0 (0 to 0)	0 (0 to 0)	0 (0 to 0)	0 (0 to 0)	0 (0 to 0)	0 (0 to 0)	0 (0 to 0)	0 (0 to 0)	0 (0 to 0)	0 (0 to 0)	0 (0 to 0)	0 (0 to 0)	0 (0 to 0)	0 (0 to 0)	0 (0 to 0)	0 (0 to 0)	0 (0 to 0)	0 (0 to 0)	0 (0 to 0)	0 (0 to 0)	0 (0 to 0)	0 (0 to 0)	0 (0 to 0)	0 (0 to 0)	0
Trachoma	0 (0 to 0)	0 (0 to 0)	0 (0 to 0)	0 (0 to 0)	0 (0 to 0)	0 (0 to 0)	0 (0 to 0)	0 (0 to 0)	0 (0 to 0)	0 (0 to 0)	0 (0 to 0)	0 (0 to 0)	0 (0 to 0)	0 (0 to 0)	0 (0 to 0)	0 (0 to 0)	0 (0 to 0)	0 (0 to 0)	0 (0 to 0)	0 (0 to 0)	0 (0 to 0)	0 (0 to 0)	0 (0 to 0)	0 (0 to 0)	0
Dengue	0 (0 to 0)	0 (0 to 0)	0 (0 to 0)	0 (0 to 0)	0 (0 to 0)	0 (0 to 0)	0 (0 to 0)	0 (0 to 0)	0 (0 to 0)	0 (0 to 0)	0 (0 to 0)	0 (0 to 0)	0 (0 to 0)	0 (0 to 0)	0 (0 to 0)	0 (0 to 0)	0 (0 to 0)	0 (0 to 0)	0 (0 to 0)	0 (0 to 0)	0 (0 to 0)	0 (0 to 0)	0 (0 to 0)	0 (0 to 0)	0
Yellow fever	0 (0 to 0)	0 (0 to 0)	0 (0 to 0)	0 (0 to 0)	0 (0 to 0)	0 (0 to 0)	0 (0 to 0)	0 (0 to 0)	0 (0 to 0)	0 (0 to 0)	0 (0 to 0)	0 (0 to 0)	0 (0 to 0)	0 (0 to 0)	0 (0 to 0)	0 (0 to 0)	0 (0 to 0)	0 (0 to 0)	0 (0 to 0)	0 (0 to 0)	0 (0 to 0)	0 (0 to 0)	0 (0 to 0)	0 (0 to 0)	0
Rabies	0 (0 to 0)	0 (0 to 0)	0 (0 to 0)	0 (0 to 0)	0 (0 to 0)	0 (0 to 0)	0 (0 to 0)	0 (0 to 0)	0 (0 to 0)	0 (0 to 0)	0 (0 to 0)	0 (0 to 0)	0 (0 to 0)	0 (0 to 0)	0 (0 to 0)	0 (0 to 0)	0 (0 to 0)	0 (0 to 0)	0 (0 to 0)	0 (0 to 0)	0 (0 to 0)	0 (0 to 0)	0 (0 to 0)	0 (0 to 0)	0
Intestinal nematode infections	0 (0 to 0)	0 (0 to 0)	0 (0 to 0)	0 (0 to 0)	0 (0 to 0)	0 (0 to 0)	0 (0 to 0)	0 (0 to 0)	0 (0 to 0)	0 (0 to 0)	0 (0 to 0)	0 (0 to 0)	0 (0 to 0)	0 (0 to 0)	0 (0 to 0)	0 (0 to 0)	0 (0 to 0)	0 (0 to 0)	0 (0 to 0)	0 (0 to 0)	0 (0 to 0)	0 (0 to 0)	0 (0 to 0)	0 (0 to 0)	0
Ascariasis	0 (0 to 0)	0 (0 to 0)	0 (0 to 0)	0 (0 to 0)	0 (0 to 0)	0 (0 to 0)	0 (0 to 0)	0 (0 to 0)	0 (0 to 0)	0 (0 to 0)	0 (0 to 0)	0 (0 to 0)	0 (0 to 0)	0 (0 to 0)	0 (0 to 0)	0 (0 to 0)	0 (0 to 0)	0 (0 to 0)	0 (0 to 0)	0 (0 to 0)	0 (0 to 0)	0 (0 to 0)	0 (0 to 0)	0 (0 to 0)	0
Trichuriasis	0 (0 to 0)	0 (0 to 0)	0 (0 to 0)	0 (0 to 0)	0 (0 to 0)	0 (0 to 0)	0 (0 to 0)	0 (0 to 0)	0 (0 to 0)	0 (0 to 0)	0 (0 to 0)	0 (0 to 0)	0 (0 to 0)	0 (0 to 0)	0 (0 to 0)	0 (0 to 0)	0 (0 to 0)	0 (0 to 0)	0 (0 to 0)	0 (0 to 0)	0 (0 to 0)	0 (0 to 0)	0 (0 to

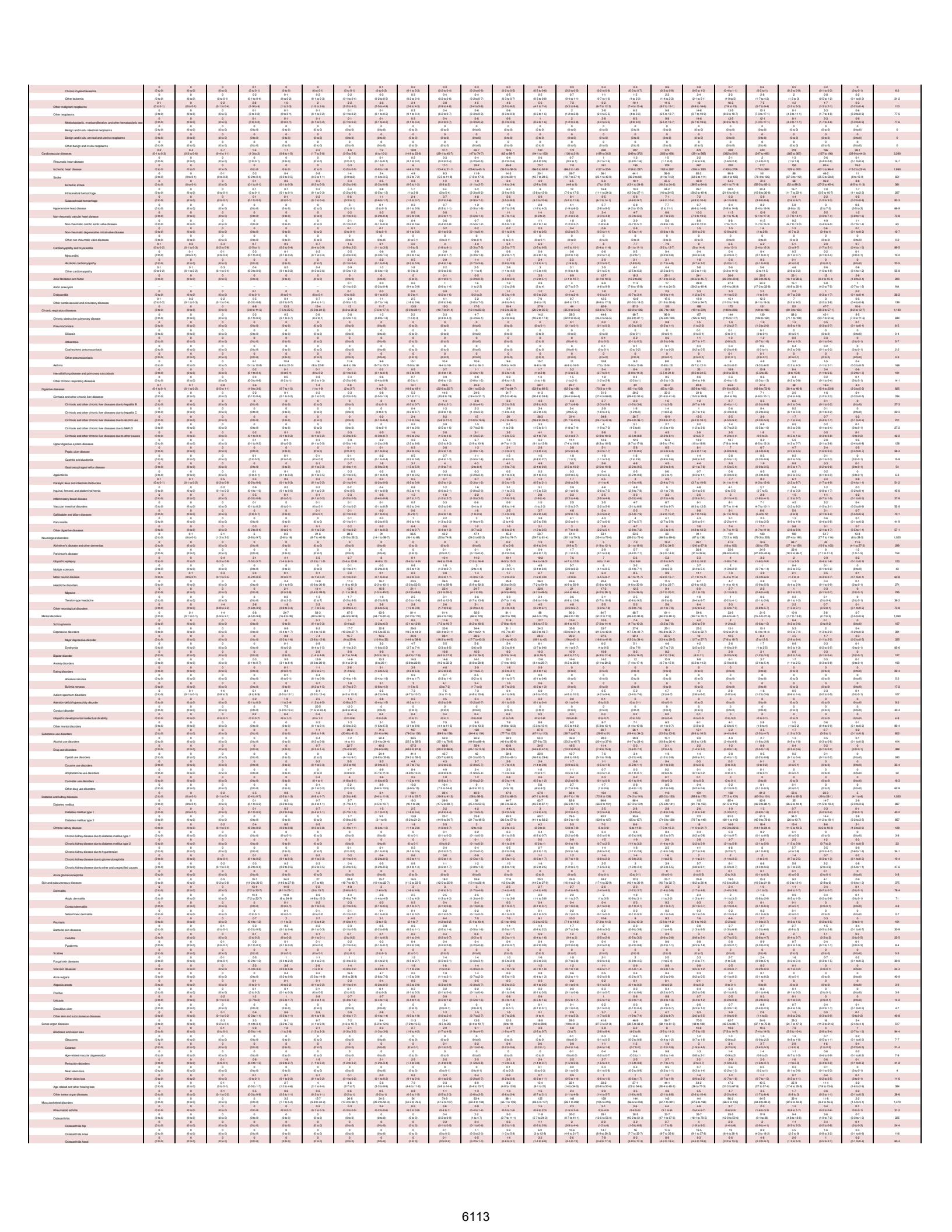



Osteoarthritis other	0 (0 to 0)	0 (0 to 0)	0 (0 to 0)	0 (0 to 0)	0 (0 to 0)	0 (0 to 0)	0 (0 to 0)	0 (0 to 0)	0 (0 to 0)	0 (0 to 0)	0.2 (0.0 to 0.5)	0.5 (0.2 to 1.2)	1.1 (0.4 to 2.4)	2 (0.9 to 4.3)	2.8 (1.2 to 6.3)	3.1 (1.4 to 6.7)	3.5 (1.7 to 7.3)	3.9 (1.9 to 8.1)	3 (1.4 to 6)	2.3 (1.2 to 4.7)	1.3 (0.7 to 2.7)	0.5 (0.3 to 1.1)	0.1 (0.1 to 0.2)	24.2
Low back pain	0 (0 to 0)	0 (0 to 0)	0 (0 to 0)	0 (0 to 0)	0.2 (0 to 0.8)	1.6 (0 to 7.3)	4.6 (0 to 17.3)	9.6 (0 to 39.1)	20.1 (11.7 to 32.7)	39.7 (17.4 to 68)	59.6 (22 to 99.1)	84.3 (28.4 to 75.4)	89.4 (29.4 to 74.1)	69.3 (25.9 to 53.2)	49.6 (22.7 to 37.1)	28.1 (11.6 to 19.6)	13.4 (4.2 to 10.7)	5.6 (0.9 to 6.4)	2.1 (0 to 3.8)	0.6 (0 to 1.6)	0.2 (0 to 0.6)	0.1 (0 to 0.3)	0 (0 to 0.1)	673
Neck pain	0 (0 to 0)	0 (0 to 0)	0 (0 to 0)	0 (0 to 0)	0.6 (0 to 2)	4.9 (2.5 to 9.2)	7.4 (3.6 to 13.3)	11.3 (5.4 to 21.7)	17.8 (9.6 to 33.4)	29.2 (12.5 to 48.3)	33.7 (12.2 to 59.3)	29.2 (10.8 to 51.6)	24.1 (14.5 to 49.4)	29.2 (13.9 to 51.9)	27.4 (13.1 to 48.7)	22.3 (11.9 to 40.6)	21.6 (11.4 to 37.9)	20.5 (11.1 to 34.7)	8.4 (4.2 to 15)	4.7 (2.4 to 7.6)	1.6 (0.8 to 2.6)	0.3 (0.2 to 0.4)	0.1 (0 to 0.1)	274
Gout	0 (0 to 0)	0 (0 to 0)	0 (0 to 0)	0 (0 to 0)	0 (0 to 0)	0 (0 to 0)	0 (0 to 0)	0 (0 to 0)	0 (0 to 0)	0.1 (0 to 0.4)	0.3 (0 to 0.9)	0.7 (0.1 to 1.5)	1.3 (0.4 to 3.3)	1.7 (0.5 to 4.1)	1.6 (0.5 to 3.9)	1.5 (0.4 to 3.6)	1.3 (0.3 to 3.1)	1.1 (0.3 to 2.9)	0.6 (0.1 to 1.7)	0.3 (0 to 1.1)	0.1 (0 to 0.5)	0 (0 to 0.1)	0 (0 to 0)	20.3
Other musculoskeletal disorders	0 (0 to 0)	0 (0 to 0)	0 (0 to 0)	0 (0 to 0)	0.1 (0.1 to 0.4)	2.6 (1.1 to 4.9)	4.2 (2.2 to 8.7)	12.3 (7.3 to 20.1)	17.1 (9.4 to 31.7)	18.9 (11.6 to 29.3)	18.3 (10.1 to 30.9)	22.2 (9.8 to 34.6)	24.7 (13.4 to 39.6)	24.2 (13.2 to 38.5)	24.2 (10.5 to 34.3)	16.2 (9.6 to 31.2)	19.3 (9.6 to 31.2)	13 (6.8 to 20.1)	8 (3.2 to 14.1)	3.7 (1.7 to 6.5)	1.4 (0.7 to 2.5)	0.3 (0.1 to 0.5)	0 (0 to 0.1)	231
Other non-communicable diseases	19.2 (12.9 to 26.1)	13.3 (9.9 to 16.3)	24.7 (17.7 to 32.5)	20.1 (16.3 to 28.8)	13 (9.6 to 18)	14.4 (10.6 to 18.8)	16.4 (10.9 to 16.6)	15.7 (11.6 to 20.8)	19.7 (12.9 to 24.7)	20.7 (13.6 to 29.2)	25.6 (18.6 to 24.8)	26.9 (19.2 to 27.2)	20.9 (14.1 to 26.1)	22 (20 to 32)	21.7 (17.5 to 27.2)	22.7 (16.1 to 25.3)	25.7 (16.2 to 27.2)	23.7 (12.3 to 33)	16.3 (9.2 to 22.1)	9.2 (4.7 to 14.5)	4.2 (2.1 to 6.9)	0.9 (0.4 to 1.6)	0.2 (0.1 to 0.3)	683
Congenital birth defects	19.5 (12.6 to 32.6)	11 (7.6 to 15.9)	14.6 (9.7 to 22.2)	10.9 (7.1 to 16.7)	7.6 (4.9 to 10)	7.6 (5.2 to 9.2)	7 (5.2 to 9.2)	6 (4.4 to 7.6)	6.2 (4.7 to 8.1)	6.5 (4.6 to 8.3)	6.5 (4.6 to 8.7)	5.6 (3.8 to 7.4)	5.8 (3.8 to 8.1)	6 (3.9 to 8.4)	6.1 (3.7 to 8.5)	5 (2.9 to 7.2)	3.6 (1.9 to 5.1)	1.3 (0.6 to 2)	0.8 (0.4 to 1.3)	0.5 (0.3 to 0.8)	0.2 (0.1 to 0.4)	0.1 (0 to 0.1)	0 (0 to 0)	142
Neural tube defects	1.4 (0.4 to 2.9)	0.7 (0.3 to 1.3)	0.9 (0.4 to 1.6)	2.1 (1 to 3.7)	0.2 (0.1 to 0.5)	0.3 (0.2 to 0.5)	0.3 (0.2 to 0.5)	0.4 (0.2 to 0.6)	0.4 (0.2 to 0.7)	0.4 (0.2 to 0.7)	0.4 (0.2 to 0.7)	0.3 (0.1 to 0.5)	0.2 (0.1 to 0.4)	0.1 (0.1 to 0.3)	0.1 (0.1 to 0.3)	0.1 (0.1 to 0.1)	0.1 (0 to 0.1)	0 (0 to 0.1)	0 (0 to 0.1)	0 (0 to 0.1)	0 (0 to 0.1)	0 (0 to 0.1)	0 (0 to 0)	0 (0 to 0)	8.4
Congenital heart anomalies	3.5 (1.6 to 6.1)	4.4 (2.7 to 7.7)	3.9 (2 to 7.7)	2.2 (1.1 to 4.3)	0.8 (0.3 to 1.6)	1.2 (0.7 to 1.9)	1.4 (0.9 to 2.1)	1.3 (0.9 to 1.9)	0.9 (0.6 to 1.4)	1.2 (0.8 to 1.9)	1.1 (0.8 to 1.6)	1.5 (1 to 2.2)	1.4 (0.9 to 2.1)	1.6 (1 to 2)	1.2 (0.8 to 1.9)	0.9 (0.4 to 1.4)	0.7 (0.3 to 1.2)	0.4 (0.2 to 1.1)	0.1 (0 to 0.5)	0 (0 to 0.1)	0 (0 to 0.1)	0 (0 to 0.1)	0 (0 to 0)	0 (0 to 0)	29.9
Orofacial clefts	0 (0 to 0)	0 (0 to 0)	0.1 (0 to 0.1)	0.1 (0 to 0.2)	0.1 (0 to 0.2)	0.1 (0 to 0.2)	0.1 (0 to 0.2)	0.1 (0 to 0.2)	0.1 (0 to 0.2)	0.1 (0 to 0.2)	0.1 (0 to 0.2)	0.1 (0 to 0.2)	0.1 (0 to 0.2)	0.1 (0 to 0.2)	0.1 (0 to 0.2)	0.1 (0 to 0.2)	0.1 (0 to 0.2)	0.1 (0 to 0.1)	0 (0 to 0.1)	0 (0 to 0.1)	0 (0 to 0.1)	0 (0 to 0.1)	0 (0 to 0)	0 (0 to 0)	1.4
Down syndrome	0.4 (0.2 to 0.8)	0.2 (0.1 to 0.3)	0.4 (0.2 to 0.7)	0.7 (0.3 to 0.9)	0.5 (0.3 to 0.8)	0.5 (0.3 to 0.8)	0.5 (0.3 to 0.8)	0.6 (0.3 to 0.8)	0.7 (0.4 to 1)	0.7 (0.4 to 1)	0.7 (0.4 to 1)	0.7 (0.4 to 1)	0.9 (0.4 to 1)	0.9 (0.4 to 1.4)	0.9 (0.4 to 1.4)	0.7 (0.3 to 1.2)	0.6 (0.3 to 1.2)	0.6 (0.3 to 1.1)	0.4 (0.2 to 1)	0.2 (0.1 to 0.6)	0.1 (0 to 0.3)	0 (0 to 0.1)	0 (0 to 0)	0 (0 to 0)	14.3
Turner syndrome	0 (0 to 0)	0 (0 to 0)	0 (0 to 0)	0 (0 to 0)	0 (0 to 0)	0 (0 to 0)	0 (0 to 0)	0 (0 to 0)	0 (0 to 0)	0 (0 to 0)	0 (0 to 0)	0 (0 to 0)	0 (0 to 0)	0 (0 to 0)	0 (0 to 0)	0 (0 to 0)	0 (0 to 0)	0 (0 to 0)	0 (0 to 0)	0 (0 to 0)	0 (0 to 0)	0 (0 to 0)	0 (0 to 0)	0 (0 to 0)	0 (0 to 0)	0
Klinefelter syndrome	0 (0 to 0)	0 (0 to 0)	0 (0 to 0)	0 (0 to 0)	0 (0 to 0)	0 (0 to 0)	0 (0 to 0)	0 (0 to 0)	0 (0 to 0)	0 (0 to 0)	0 (0 to 0)	0 (0 to 0)	0 (0 to 0)	0 (0 to 0)	0 (0 to 0)	0 (0 to 0)	0 (0 to 0)	0 (0 to 0)	0 (0 to 0)	0 (0 to 0)	0 (0 to 0)	0 (0 to 0)	0 (0 to 0)	0 (0 to 0)	0 (0 to 0)	0-1
Other chromosomal abnormalities	1.7 (0.6 to 4.2)	1 (0.4 to 1.9)	1.9 (1 to 3.1)	1.7 (0.9 to 3.2)	1 (0.4 to 1.9)	1.1 (0.7 to 1.6)	0.7 (0.7 to 1.5)	0.8 (0.5 to 1.2)	0.8 (0.5 to 1.2)	0.9 (0.6 to 1.3)	0.9 (0.6 to 1.4)	0.9 (0.6 to 1.5)	0.7 (0.4 to 1.1)	0.7 (0.4 to 1.2)	0.6 (0.3 to 0.9)	0.4 (0.2 to 0.7)	0.2 (0.1 to 0.5)	0.2 (0.1 to 0.3)	0.1 (0 to 0.2)	0.1 (0 to 0.2)	0 (0 to 0.1)	0 (0 to 0.1)	0 (0 to 0)	0 (0 to 0)	15.8
Congenital musculoskeletal and limb anomalies	0.5 (0.2 to 1.5)	0.3 (0.1 to 0.6)	0.2 (0.1 to 0.5)	0.1 (0.1 to 0.4)	0.2 (0.1 to 0.5)	0.2 (0.1 to 0.4)	0.2 (0.1 to 0.4)	0.2 (0.1 to 0.4)	0.2 (0.1 to 0.4)	0.2 (0.1 to 0.4)	0.2 (0.1 to 0.4)	0.2 (0.1 to 0.4)	0.2 (0.1 to 0.4)	0.2 (0.1 to 0.4)	0.2 (0.1 to 0.4)	0.1 (0.1 to 0.3)	0.1 (0 to 0.2)	0.1 (0 to 0.2)	0.1 (0 to 0.2)	0.1 (0 to 0.2)	0 (0 to 0.1)	0 (0 to 0.1)	0 (0 to 0)	0 (0 to 0)	25.1
Urogenital congenital anomalies	0.8 (0.2 to 2.3)	0.2 (0.1 to 0.6)	0.3 (0.2 to 0.5)	0.3 (0.2 to 0.5)	0.2 (0.1 to 0.4)	0.2 (0.1 to 0.4)	0.1 (0.1 to 0.1)	0.1 (0.1 to 0.1)	0.1 (0.1 to 0.1)	0.1 (0.1 to 0.1)	0.1 (0.1 to 0.1)	0.1 (0.1 to 0.1)	0.1 (0.1 to 0.1)	0.1 (0.1 to 0.1)	0.1 (0.1 to 0.1)	0.1 (0.1 to 0.1)	0.1 (0.1 to 0.1)	0.1 (0.1 to 0.1)	0.1 (0.1 to 0.1)	0.1 (0.1 to 0.1)	0 (0 to 0.1)	0 (0 to 0.1)	0 (0 to 0)	0 (0 to 0)	2.6
Digestive congenital anomalies	0.4 (0.2 to 1.4)	0.2 (0.1 to 0.5)	0.2 (0.1 to 0.5)	0.2 (0.1 to 0.5)	0.1 (0.1 to 0.4)	0.1 (0.1 to 0.4)	0.1 (0.1 to 0.2)	0.1 (0.1 to 0.2)	0.1 (0.1 to 0.2)	0.1 (0.1 to 0.2)	0.1 (0.1 to 0.2)	0.1 (0.1 to 0.2)	0.1 (0.1 to 0.2)	0.1 (0.1 to 0.2)	0.1 (0.1 to 0.2)	0.1 (0.1 to 0.2)	0.1 (0.1 to 0.2)	0.1 (0.1 to 0.2)	0.1 (0.1 to 0.2)	0.1 (0.1 to 0.2)	0 (0 to 0.1)	0 (0 to 0.1)	0 (0 to 0)	0 (0 to 0)	8.6
Other congenital birth defects	2.7 (1.5 to 3.5)	1.2 (0.2 to 4.2)	0.5 (0.2 to 1.4)	0.5 (0.2 to 1.4)	0.2 (0.1 to 0.6)	0.2 (0.1 to 0.6)	0.2 (0.1 to 0.6)	0.2 (0.1 to 0.6)	0.2 (0.1 to 0.6)	0.2 (0.1 to 0.6)	0.2 (0.1 to 0.6)	0.2 (0.1 to 0.6)	0.2 (0.1 to 0.6)	0.2 (0.1 to 0.6)	0.2 (0.1 to 0.6)	0.2 (0.1 to 0.6)	0.2 (0.1 to 0.6)	0.2 (0.1 to 0.6)	0.2 (0.1 to 0.6)	0.2 (0.1 to 0.6)	0 (0 to 0.1)	0 (0 to 0.1)	0 (0 to 0)	0 (0 to 0)	35.4
Urinary diseases and male infertility	0 (0 to 0)	0 (0 to 0)	0 (0 to 0)	0 (0 to 0)	0 (0 to 0)	0 (0 to 0)	0 (0 to 0)	1.3 (0.6 to 2.4)	1.6 (0.8 to 3.3)	2.2 (1 to 3.9)	2.2 (1 to 3.9)	2.2 (1 to 3.6)	2.2 (1 to 3.5)	2.6 (1.2 to 4.5)	2.6 (1.1 to 4.7)	2.1 (1 to 3.7)	2.1 (1 to 3.7)	1.9 (1 to 3.2)	1.2 (0.6 to 2.1)	0.6 (0.3 to 1.1)	0.3 (0.1 to 0.6)	0.1 (0 to 0.2)	0 (0 to 0.1)	0 (0 to 0)	130
Urolithiasis	0 (0 to 0)	0 (0 to 0)	0 (0 to 0)	0 (0 to 0)	0 (0 to 0)	0 (0 to 0)	0 (0 to 0)	0 (0 to 0.1)	0.1 (0 to 0.2)	0.2 (0.1 to 0.3)	0.2 (0.1 to 0.3)	0.2 (0.1 to 0.7)	0.3 (0.1 to 0.8)	0.3 (0.1 to 0.8)	0.3 (0.1 to 1)	0.3 (0.1 to 1)	0.3 (0.1 to 1)	0.3 (0.1 to 0.9)	0.3 (0.1 to 0.8)	0.2 (0.1 to 0.6)	0.1 (0.1 to 0.4)	0.1 (0.1 to 0.2)	0 (0 to 0.1)	0 (0 to 0)	5.7
Benign prostatic hyperplasia	0 (0 to 0)	0 (0 to 0)	0 (0 to 0)	0 (0 to 0)	0 (0 to 0)	0 (0 to 0)	0 (0 to 0)	0 (0 to 0)	0 (0 to 0)	0 (0 to 0)	0 (0 to 0)	0 (0 to 0)	0 (0 to 0)	0 (0 to 0)	0 (0 to 0)	0 (0 to 0)	0 (0 to 0)	0 (0 to 0)	0 (0 to 0)	0 (0 to 0)	0 (0 to 0)	0 (0 to 0)	0 (0 to 0)	0 (0 to 0)	0 (0 to 0)	57
Male infertility	0 (0 to 0)	0 (0 to 0)	0 (0 to 0)	0 (0 to 0)	0 (0 to 0)	0 (0 to 0)	0 (0 to 0)	0 (0 to 0)	0 (0 to 0)	0 (0 to 0)	1.1 (0.3 to 2.9)	1.1 (0.3 to 2.9)	0.7 (0.2 to 2.1)	0.7 (0.2 to 2.1)	0.6 (0.2 to 1.8)	0.4 (0.1 to 1.2)	0.3 (0 to 1)	0.2 (0 to 0.8)	0.1 (0 to 0.5)	0 (0 to 0.2)	0 (0 to 0.1)	0 (0 to 0.1)	0 (0 to 0)	0 (0 to 0)	0 (0 to 0)	4.5
Other urinary diseases	0 (0 to 0)	0 (0 to 0)	0 (0 to 0)	0 (0 to 0)	0 (0 to 0)	0 (0 to 0)	0 (0 to 0)	0 (0 to 0)	0 (0 to 0)	0 (0 to 0)	0 (0 to 0)	0 (0 to 0)	0 (0 to 0)	0 (0 to 0)	0 (0 to 0)	0 (0 to 0)	0 (0 to 0)	0 (0 to 0)	0 (0 to 0)	0 (0 to 0)	0 (0 to 0)	0 (0 to 0)	0 (0 to 0)	0 (0 to 0)	0 (0 to 0)	5.7
Gynecological diseases	0 (0 to 0)	0 (0 to 0)	0 (0 to 0)	0 (0 to 0)	0 (0 to 0)	0 (0 to 0)	0 (0 to 0)	0 (0 to 0)	0 (0 to 0)	0 (0 to 0)	0 (0 to 0)	0 (0 to 0)	0 (0 to 0)	0 (0 to 0)	0 (0 to 0)	0 (0 to 0)	0 (0 to 0)	0 (0 to 0)	0 (0 to 0)	0 (0 to 0)	0 (0 to 0)	0 (0 to 0)	0 (0 to 0)	0 (0 to 0)	0 (0 to 0)	0
Uterine fibroids	0 (0 to 0)	0 (0 to 0)	0 (0 to 0)	0 (0 to 0)	0 (0 to 0)	0 (0 to 0)	0 (0 to 0)	0 (0 to 0)	0 (0 to 0)	0 (0 to 0)	0 (0 to 0)	0 (0 to 0)	0 (0 to 0)	0 (0 to 0)	0 (0 to 0)	0 (0 to 0)	0 (0 to 0)	0 (0 to 0)	0 (0 to 0)	0 (0 to 0)	0 (0 to 0)	0 (0 to 0)	0 (0 to 0)	0 (0 to 0)	0 (0 to 0)	0
Polycystic ovarian syndrome	..	..	..	..	..	..	..	..	..	..	..	..	..	..	..	..	..	..	..	..	..	..	..	..	..	NA
Female infertility	..	..	..	..	..	..	..	..	..	..	..	..	..	..	..	..	..	..	..	..	..	..	..	..	..	NA
Endometriosis	..	..	..	..	..	..	..	..	..	..	..	..	..	..	..	..	..	..	..	..	..	..	..	..	..	NA
Genital prolapse	0 (0 to 0)	0 (0 to 0)	0 (0 to 0)	0 (0 to 0)	0 (0 to 0)	0 (0 to 0)	0 (0 to 0)	0 (0 to 0)	0 (0 to 0)	0 (0 to 0)	0 (0 to 0)	0 (0 to 0)	0 (0 to 0)	0 (0 to 0)	0 (0 to 0)	0 (0 to 0)	0 (0 to 0)	0 (0 to 0)	0 (0 to 0)	0 (0 to 0)	0 (0 to 0)	0 (0 to 0)	0 (0 to 0)	0 (0 to 0)	0 (0 to 0)	0
Premenstrual syndrome	..	..	..	..	..	..	..	..	..	..	..	..	..	..	..	..	..	..	..	..	..	..	..	..	..	NA
Other gynecological diseases	0 (0 to 0)	0 (0 to 0)	0 (0 to 0)	0 (0 to 0)	0 (0 to 0)	0 (0 to 0)	0 (0 to 0)	0 (0 to 0)	0 (0 to 0)	0 (0 to 0)	0 (0 to 0)	0 (0 to 0)	0 (0 to 0)	0 (0 to 0)	0 (0 to 0)	0 (0 to 0)	0 (0 to 0)	0 (0 to 0)	0 (0 to 0)	0 (0 to 0)	0 (0 to 0)	0 (0 to 0)	0 (0 to 0)	0 (0 to 0)	0 (0 to 0)	0
Hemoglobinopathies and hemolytic anemias	0 (0 to 0)	0 (0 to 0)	0.1 (0 to 0.4)	0.4 (0.1 to 1.6)	0.6 (0.1 to 2.2)	0.3 (0.1 to 0.9)	0.3 (0.2 to 0.6)	0.4 (0.2 to 0.9)	0.4 (0.2 to 0.9)	0.4 (0.2 to 0.9)	0.4 (0.2 to 0.9)	0.3 (0.2 to 0.8)	0.3 (0.2 to 0.6)	0.3 (0.2 to 0.6)	0.3 (0.2 to 0.6)	0.4 (0.2 to 1)	0.5 (0.2 to 1.2)	0.6 (0.2 to 1.2)	0.5 (0.2 to 0.9)	0.4 (0.2 to 0.8)	0.2 (0.1 to 0.4)	0.1 (0.1 to 0.4)	0 (0 to 0.1)	0 (0 to 0.1)	7.8
Thalassemias	0 (0 to 0)	0 (0 to 0)	0 (0 to 0)	0 (0 to 0)	0 (0 to 0)	0 (0 to 0)	0 (0 to 0)	0 (0 to 0)	0 (0 to 0)	0 (0 to 0)	0 (0 to 0)	0 (0 to 0)	0 (0 to 0)	0 (0 to 0)	0 (0 to 0)	0 (0 to 0)	0 (0 to 0)	0 (0 to 0)	0 (0 to 0)	0 (0 to 0)	0 (0 to 0)	0 (0 to 0)	0 (0 to 0)	0 (0 to 0)	0 (0 to 0)	0
Thalassemias trait	0 (0 to 0)	0 (0 to 0)	0 (0 to 0)	0 (0 to 0)	0 (0 to 0.1)	0 (0 to 0.1)	0 (0 to 0)	0 (0 to 0)	0 (0 to 0)	0 (0 to 0)	0 (0 to 0)	0 (0 to 0)	0 (0 to 0)	0 (0 to 0)	0 (0 to 0)	0 (0 to 0)	0 (0 to 0.1)	0 (0 to 0.1)	0 (0 to 0)	0 (0 to 0)	0 (0 to 0)	0 (0 to 0)	0 (0 to 0)	0 (0 to 0)	0 (0 to 0)	0.3
Sickle cell disorders	0 (0 to 0)	0 (0 to 0)	0 (0 to 0)	0 (0 to 0)	0 (0 to 0)	0 (0 to 0)	0 (0 to 0)	0 (0 to 0)	0 (0 to 0)	0 (0 to 0)	0 (0 to 0)	0 (0 to 0)	0 (0 to 0)	0 (0 to 0)	0 (0 to 0)	0 (0 to 0)	0 (0 to 0)	0 (0 to 0)	0 (0 to 0)	0 (0 to 0)	0 (0 to 0)	0 (0 to 0)	0 (0 to 0)	0 (0 to 0)	0 (0 to 0)	0.8
Sickle cell trait	0 (0 to 0)	0 (0 to 0)	0 (0 to 0)	0 (0 to 0)	0 (0 to 0)	0 (0 to 0)	0 (0 to 0)	0 (0 to 0)	0 (0 to 0)	0 (0 to 0)	0 (0 to 0)	0 (0 to 0)	0 (0 to 0)	0 (0 to 0)	0 (0 to 0)	0 (0 to 0)	0 (0 to 0)	0 (0 to 0)	0 (0 to 0)	0 (0 to 0)	0 (0 to 0)	0 (0 to 0)	0 (0 to 0)	0 (0 to 0)	0 (0 to 0)	0.6
G6PD deficiency	0 (0 to 0)	0 (0 to 0)	0 (0 to 0)	0 (0 to 0)	0 (0 to 0)	0 (0 to 0)	0 (0 to 0)	0 (0 to 0)	0 (0 to 0)	0 (0 to 0)	0 (0 to 0)	0 (0 to 0)	0 (0 to 0)	0 (0 to 0)	0 (0 to 0)	0 (0 to 0)	0 (0 to 0)	0 (0 to 0)	0 (0 to 0)	0 (0 to 0)	0 (0 to 0)	0 (0 to 0)	0 (0 to 0)	0 (0 to 0)	0 (0 to 0)	1.6
G6PD trait	0 (0 to 0)	0 (0 to 0)	0 (0 to 0)	0 (0 to 0)	0 (0 to 0)	0 (0 to 0)	0 (0 to 0)	0 (0 to 0)	0 (0 to 0)	0 (0 to 0)	0 (0 to 0)	0 (0 to 0)	0 (0 to 0)	0 (0 to 0)	0 (0 to 0)	0 (0 to 0)	0 (0 to 0)	0 (0 to 0)	0 (0 to 0)	0 (0 to 0)	0 (0 to 0)	0 (0 to 0)	0 (0 to 0)	0 (0 to 0)	0 (0 to 0)	0
Other hemoglobinopathies and hemolytic anemias	0 (0 to 0)	0 (0 to 0)	0 (0 to 0)	0.2 (0 to 1.2)	0.2 (0 to 0.2)	0.1 (0 to 0.3)	0.1 (0 to 0.3)	0.1 (0 to 0.3)	0.2 (0 to 0.5)	0.2 (0 to 0.6)	0.2 (0 to 0.6)	0.1 (0 to 0.5)	0.1 (0 to 0.4)	0.2 (0 to 0.5)	0.3 (0 to 0.7)	0.3 (0 to 0.7)	0.4 (0 to 0.9)	0.5 (0 to 0.9)	0.5 (0 to 0.9)	0.4 (0 to 0.8)	0.3 (0 to 0.6)	0.2 (0 to 0.5)	0.1 (0 to 0.3)	0 (0 to 0)	4.4
Endocrine, metabolic, blood, and immune disorders	0.7 (0.4 to 1.3)	0.8 (0.5 to 1.2)	2.3 (1.4 to 3.8)	5.4 (3.8 to 7.6)	3.5 (2.3 to 5.5)	4.4 (2.9 to 6.1)	4.5 (3.1 to 6.4)	5.6 (3.7 to 7.8)	6.3 (4.1 to 9.1)	7.2 (4.7 to 10.2)	8.5 (5.4 to 12.8)	10.8 (7 to 16)	14.5 (9.5 to 20.9)	16.8 (11.1 to 24.6)	18.5 (11.6 to 27.1)	19.7 (11.6 to 27.3)	22.9 (13.3 to 31.1)	22.9 (13.1 to 34.1)	15.4 (10.1 to 22.2)	9.4 (5.4 to 15.7)	3.9 (2.4 to 6.2)	1.5 (0.8 to 2.6)	0.3 (0.2 to 0.5)	253
Oral disorders	1.2 (0.7 to 1.8)	1.2 (0.7 to 1.8)	1.6 (0.9 to 2.7)	1.6 (0.9 to 2.7)	2.1 (1.1 to 3.4)	2.4 (1.3 to 4)	3.1 (1.6 to 5.2)	4.6 (2.4 to 7.5)	7.3 (4 to 12.5)	8 (4.4 to 13.7)	11.2 (6.4 to 18.7)	14.9 (8.8 to 23.2)	20.1 (11.9 to 30.4)	23.1 (14.2 to 34.7)	25.2 (16.1 to 37.2)	26.4 (16.7 to 38.3)	27.7 (17.2 to 43.4)	20.7 (13.1 to 31.2)	14.6 (9.2 to 22.1)	9.2 (5.4 to 14.4)	4.2 (2.4 to 7.1)	1.6 (0.8 to 2.8)	0.4 (0.2 to 0.7)	201
Caries of deciduous teeth	0 (0 to 0)	0 (0 to 0)	0 (0 to 0)	0 (0 to 0.2)	0.1 (0 to 0.7)	0 (0 to 0.1)	0 (0 to 0)	0 (0 to 0)	0 (0 to 0)	0 (0 to 0)	0 (0 to 0)	0 (0 to 0)	0 (0 to 0)	0 (0 to 0)	0 (0 to 0)	0 (0 to 0)	0 (0 to 0)	0 (0 to 0)	0 (0 to 0)	0 (0 to 0)	0 (0 to 0)	0 (0 to 0)	0 (0 to 0)	0 (0 to 0)	0 (0 to 0)	0.5
Caries of permanent teeth	0 (0 to 0)	0 (0 to 0)	0 (0 to 0)	0 (0 to 0)	0.1 (0 to 0.7)	0.1 (0.4 to 2.1)	1.1 (0.4 to 2.1)	1.5 (0.6 to 2.5)	1.9 (0.6 to 3.6)	1.9 (0.4 to 2.7)	1.7 (0.4 to 2.7)	1.3 (0.3 to 2.4)	1.2 (0.5 to 2.4)	1.3 (0.5 to 2.7)	1.4 (0.5 to 2.7)	1.3 (0.4 to 2.4)	1.3 (0.4 to 2.1)	1.2 (0.4 to 2.1)	0.8 (0.2 to 1.6)	0.4 (0.1 to 0.8)	0.2 (0.1 to 0.3)	0.1 (0 to 0.1)	0 (0 to 0)	0 (0 to 0)	16.6
Periodontal diseases	0 (0 to 0)	0 (0 to 0)	0 (0 to 0)	0 (0 to 0)	0 (0 to 0)	0 (0 to 0)	0 (0 to 0)	0 (0 to 0.1)	0 (0 to 0.1)	0 (0 to 0.1)	0 (0 to 0.1)	0 (0 to 0.1)	0 (0 to 0.1)	0 (0 to 0.1)	0 (0 to 0.1)	0 (0 to 0.1)	0 (0 to 0.1)	0 (0 to 0.1)	0 (0 to 0.1)	0 (0 to 0.1)	0 (0 to 0.1)	0 (0 to 0.1)	0 (0 to 0.1)	0 (0 to 0)	0 (0 to 0)	30.4
Other oral disorders	1.6 (0.5 to 3)	1.6 (0.5 to 3)	1.6 (0.5 to 3)	1.6 (0.4 to 1.7)	1.4 (0.4 to 1.7)	1.4 (0.6 to 2.1)	1.4 (0.6 to 2.1)	1.4 (0.6 to 2.4)	1.4 (0.6 to 2.4)	1.4 (0.6 to 2.4)	1.4 (0.6 to 2.4)	1.4 (0.6 to 2.4)	1.4 (0.6 to 2.4)	1.4 (0.6 to 2.4)	1.4 (0.6 to 2.4)	1.4 (0.6 to 2.4)	1.4 (0.6 to 2.4)	1.4 (0.6 to 2.4)	1.4 (0.6 to 2.4)	1.4 (0.6 to 2.4)	1.4 (0.6 to 2.4)	1.4 (0.6 to 2.4)	1.4 (0.6 to 2.4)	1.4 (0.6 to 2.4)	28.6
Sudden infant death syndrome	7.6 (1.9 to 23)	7.6 (4.2 to 12)	..	..	..	..	..	..	..	..	..	..	..	..	..	..	..	..	..	..	..	..	..	..	..	NA
Injuries	0.2 (0.1 to 0.2)	0.3 (0.2 to 0.4)	2.1 (1.4 to 3)	10.9 (8.9 to 13.1)	12.5 (9.4 to 16.4)	21 (16.5 to 27)	54.4 (40.3 to 64.4)	85.3 (71.6 to 101)	97.2 (81.9 to 114)	116 (97.6 to 136)	125 (102 to 148)	113 (91.5 to 138)	121 (97.6 to 148)	108 (84.5 to 134)	105 (83.3 to 130)	84.1 (66 to 106)	77.6 (60.7 to 98.1)	81.5 (64 to 102)	64.7 (51.3 to 80.9)	37.4 (29.2 to 47.3)	17.6 (13.4 to 22.6)	6.2 (4.6 to 7.9)	1.4 (0.9 to 2)	0.2 (0.1 to 0.2)	1,460
Transport injuries	0 (0 to 0)	0 (0 to 0)	0 (0 to 0.2)	2 (1.4 to 2.8)	4.5 (3.6 to 5.4)	8.1 (6.4 to 9.6)	19.5 (15.8 to 22.3)	35.1 (29.1 to 41)	43.2 (35.7 to 50.2)	54.6 (46.6 to 63.2)	59.6 (49.9 to 69.1)	53.2 (43.2 to 62.9)	57.1 (46.4 to 67.7)	51.4 (41.9 to 60.8)	49.8 (39.5 to 58.9)	39.7 (32.1 to 46.9)	36.6 (29.2 to 43.5)	38.4 (30.9 to 45.5)	30.5 (24.2 to 36.1)	17.6 (13.9 to 20.9)	8.3 (6.5 to 9.8)	2.9 (2.3 to 3.5)	0.7 (0.5 to 0.9)	0.1 (0.1 to 0.2)	259
Road injuries	0 (0 to 0)	0 (0 to 0)	0.1 (0.1 to 0.2)	1.7 (1.1 to 2.5)	2.2 (1.4 to 3.1)	4 (2.9 to 5.4)	16.3 (11.8 to 21.2)	22.6 (17 to 29.7)	18.4 (13.8 to 23.2)	17.4 (13 to 22.2)	17 (12.7 to 22.2)	14.7 (11 to 19.2)	15.6 (11.6 to 20.2)	15.6 (11.6 to 20.2)	15.6 (11.6 to 20.2)	9.1 (6.7 to 11.3)	8.2 (6.5 to 10)	7.9 (6.2 to 9.6)	4.1 (3.2 to 5)	2.7 (2.1 to 3.3)	1.3 (1 to 1.6)

SR Table 2a: Northumberland DALYS by cause and age arcuss for males with 95% uncertainty intervals, 2019

Cause	Early Neonatal	Late Neonatal	Post Neonatal	1 to 4	5 to 9	10 to 14	15 to 19	20 to 24	25 to 29	30 to 34	35 to 39	40 to 44	45 to 49	50 to 54	55 to 59	60 to 64	65 to 69	70 to 74	75 to 79	80 to 84	85 to 89	90 to 94	95 plus	Total
All causes	1,188 (1,081 to 1,303)	1,188 (1,081 to 1,303)	1,188 (1,081 to 1,303)

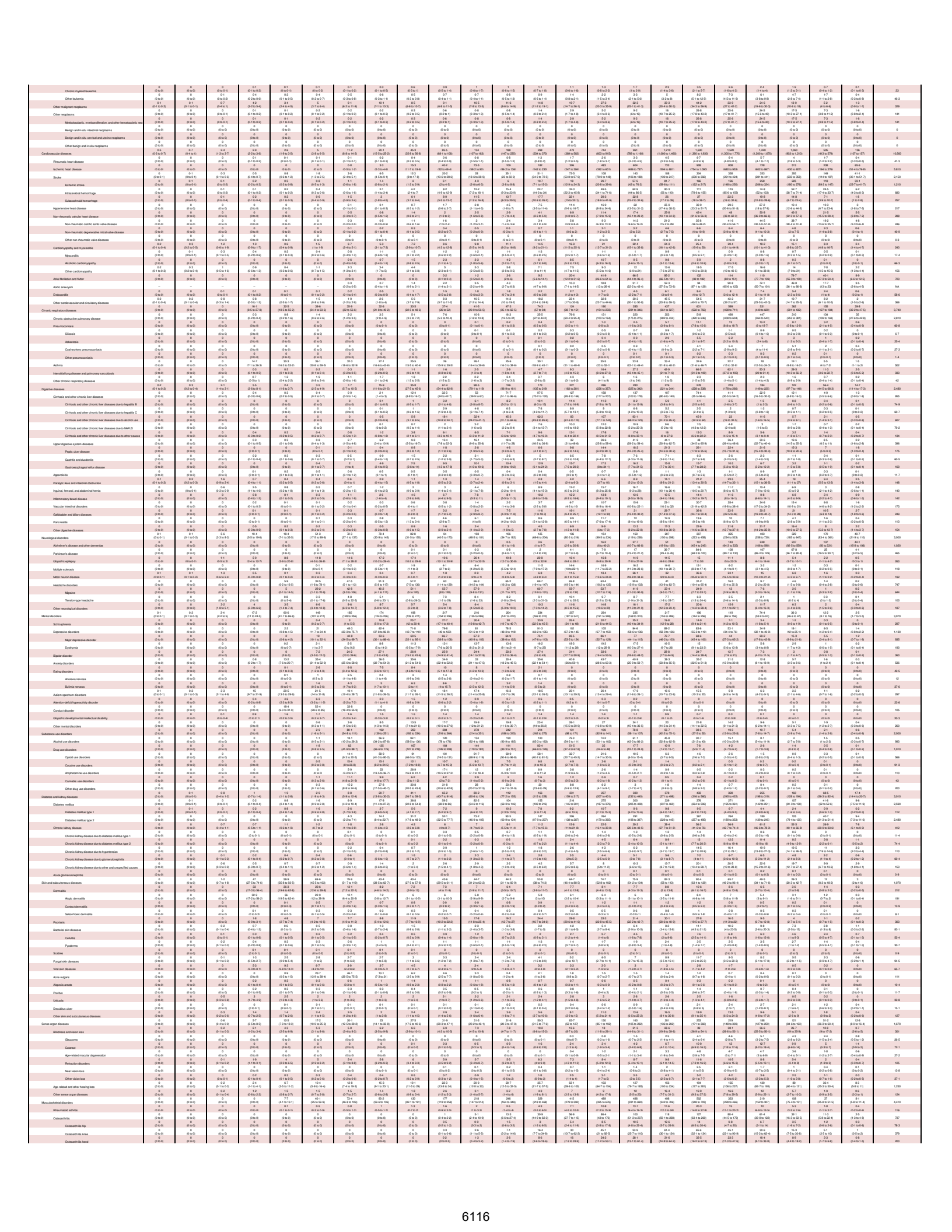

Osteoarthritis other	0 (0 to 0)	0 (0 to 0)	0 (0 to 0)	0 (0 to 0)	0 (0 to 0)	0 (0 to 0)	0 (0 to 0)	0 (0 to 0)	0 (0 to 0)	0 (0 to 0)	0 (0 to 1)	0.4 (0 to 1)	1-2 (0 to 3)	2-9 (1 to 5)	5-5 (2 to 12)	8-6 (3 to 19)	10-5 (4 to 22)	12-2 (5 to 25)	13-8 (6 to 28)	10-2 (5 to 21)	7-7 (3 to 15)	4-4 (2 to 9)	1-7 (0 to 3)	0-4 (0 to 0)	79-9
Low back pain	0 (0 to 0)	0 (0 to 0)	0 (0 to 0)	0 (0 to 0)	0.3 (0 to 1)	27 (2 to 9)	45.4 (3 to 15)	54.6 (3 to 19)	111 (32 to 46)	111 (31 to 46)	91 (26 to 41)	103 (29 to 46)	106 (29 to 48)	106 (29 to 48)	106 (29 to 48)	106 (29 to 48)	106 (29 to 48)	106 (29 to 48)	106 (29 to 48)	106 (29 to 48)	106 (29 to 48)	106 (29 to 48)	106 (29 to 48)	106 (29 to 48)	2,010
Neck pain	0 (0 to 0)	0 (0 to 0)	0 (0 to 0)	0 (0 to 0)	2.2 (0 to 4)	12.5 (3 to 22.2)	20.2 (5 to 35.3)	21.3 (5 to 37)	27.4 (7 to 46)	42.3 (10 to 69.1)	54.7 (13 to 89)	59.7 (14 to 98)	74.6 (18 to 122)	74.6 (18 to 122)	79.6 (19 to 131)	82.5 (20 to 136)	79.4 (19 to 131)	77.3 (19 to 127)	72.6 (18 to 119)	46.1 (11 to 76)	28.1 (7 to 46)	5.2 (1 to 9)	1.1 (0 to 2)	803
Gout	0 (0 to 0)	0 (0 to 0)	0 (0 to 0)	0 (0 to 0)	0 (0 to 0)	0 (0 to 0)	0 (0 to 0)	0 (0 to 0)	0 (0 to 0)	0 (0 to 0)

SR Table 2a: Stockton-on-Tees DALYS by cause and age group for males with 95% uncertainty intervals, 2019

Cause	Early Neonatal	Late Neonatal	Post Neonatal	1 to 4	5 to 9	10 to 14	15 to 19	20 to 24	25 to 29	30 to 34	35 to 39	40 to 44	45 to 49	50 to 54	55 to 59	60 to 64	65 to 69	70 to 74	75 to 79	80 to 84	85 to 89	90 to 94	95 plus	Total
All causes	1,778 (1,510 to 2,131)	1,260 (1,064 to 1,494)	1,760 (1,499 to 2,076)	1,961 (1,666 to 2,360)	1,620 (1,362 to 1,946)	1,577 (1,322 to 1,877)	2,715 (2,283 to 3,215)	3,541 (3,002 to 4,179)	3,977 (3,347 to 4,715)	4,284 (3,605 to 5,060)	4,772 (4,028 to 5,628)	5,210 (4,399 to 6,150)	5,973 (5,044 to 7,044)	7,210 (6,090 to 8,490)	8,757 (7,400 to 10,290)	10,473 (8,856 to 12,290)	12,313 (10,420 to 14,430)	13,977 (11,830 to 16,380)	15,240 (12,900 to 17,850)	15,940 (13,490 to 18,680)	15,440 (13,060 to 18,090)	14,660 (12,400 to 17,190)	31,300 (26,490 to 36,700)
Communicable, maternal, neonatal, and nutritional diseases	1,778 (1,510 to 2,131)	1,260 (1,064 to 1,494)	1,760 (1,499 to 2,076)	1,961 (1,666 to 2,360)	1,620 (1,362 to 1,946)	1,577 (1,322 to 1,877)	2,715 (2,283 to 3,215)	3,541 (3,002 to 4,179)	3,977 (3,347 to 4,715)	4,284 (3,605 to 5,060)	4,772 (4,028 to 5,628)	5,210 (4,399 to 6,150)	5,973 (5,044 to 7,044)	7,210 (6,090 to 8,490)	8,757 (7,400 to 10,290)	10,473 (8,856 to 12,290)	12,313 (10,420 to 14,430)	13,977 (11,830 to 16,380)	15,240 (12,900 to 17,850)	15,940 (13,490 to 18,680)	15,440 (13,060 to 18,090)	14,660 (12,400 to 17,190)	1,550 (1,310 to 1,830)
HIV/AIDS and sexually transmitted infections	4-4 (1 0 to 9 8)	1-6 (0 0 to 3 6)	2-4 (0 7 to 5 4)	0-2 (0 1 to 0 3)	0-1 (0 1 to 0 1)	0-1 (0 1 to 0 1)	0-1 (0 1 to 0 3)	0-4 (0 2 to 0 5)	1-9 (0 7 to 1 4)	1-9 (1 0 to 2 0)	2 (1 0 to 3 7)	2-1 (1 0 to 3 4)	2-5 (1 2 to 3 4)	2 (1 5 to 2 7)	1-7 (1 2 to 2 3)	1-2 (0 9 to 1 6)	0-7 (0 3 to 1 3)	0-1 (0 2 to 0 4)	0-1 (0 1 to 0 2)	0-1 (0 1 to 0 1)	0-1 (0 0 to 0 1)	0-0 (0 0 to 0 0)	26-2 (19 5 to 34 0)
HIV/AIDS	0 (0 0 to 0 0)	0 (0 0 to 0 0)	0-1 (0 1 to 0 1)	0-1 (0 1 to 0 1)	0 (0 0 to 0 1)	0 (0 0 to 0 1)	0-1 (0 1 to 0 1)	0-3 (0 2 to 0 4)	0-6 (0 6 to 1 1)	1-7 (1 0 to 2 2)	1-8 (1 0 to 2 5)	1-9 (1 4 to 2 6)	2-3 (1 9 to 3 2)	1-7 (1 3 to 2 2)	1-4 (1 0 to 1 8)	1-2 (0 8 to 1 6)	0-5 (0 3 to 1 1)	0-2 (0 2 to 0 4)	0-1 (0 1 to 0 4)	0-0 (0 0 to 0 1)	0-0 (0 0 to 0 1)	0-0 (0 0 to 0 0)	15-2 (10 9 to 20 6)
HIV/AIDS - Drug-susceptible Tuberculosis	0 (0 0 to 0 0)	0 (0 0 to 0 0)	0 (0 0 to 0 0)	0 (0 0 to 0 0)	0 (0 0 to 0 0)	0 (0 0 to 0 0)	0 (0 0 to 0 0)	0-1 (0 0 to 0 1)	0-1 (0 1 to 0 2)	0-2 (0 1 to 0 3)	0-2 (0 1 to 0 3)	0-2 (0 1 to 0 4)	0-3 (0 2 to 0 4)	0-2 (0 1 to 0 3)	0-1 (0 1 to 0 2)	0-1 (0 1 to 0 2)	0-1 (0 1 to 0 1)	0-1 (0 1 to 0 2)	0-1 (0 1 to 0 1)	0-0 (0 0 to 0 1)	0-0 (0 0 to 0 0)	0-0 (0 0 to 0 0)	1-7 (1 0 to 2 6)
HIV/AIDS - Multidrug-resistant Tuberculosis without extensive dr...	0 (0 0 to 0 0)	0 (0 0 to 0 0)	0 (0 0 to 0 0)	0 (0 0 to 0 0)	0 (0 0 to 0 0)	0 (0 0 to 0 0)	0 (0 0 to 0 0)

Osteoarthritis other	0 (0 to 0)	0 (0 to 0)	0 (0 to 0)	0 (0 to 0)	0 (0 to 0)	0 (0 to 0)	0 (0 to 0)	0 (0 to 0)	0 (0 to 0)	0 (0 to 0)	0 (0 to 1)	0 (0 to 0.7)	0 (0 to 1)	0.8 (0.3 to 1.9)	1.9 (0.8 to 4.3)	3.5 (1.5 to 7.5)	4.8 (2.2 to 10.3)	5.4 (2.5 to 11.3)	5.9 (2.8 to 12.6)	6.2 (3.0 to 12.9)	4.6 (2.2 to 9.4)	3.6 (1.6 to 7.4)	2 (1 to 4)	0.7 (0.4 to 1.4)	0.1 (0.1 to 0.2)	
Low back pain	0 (0 to 0)	0 (0 to 0)	0 (0 to 0)	0 (0 to 0)	3.6 (1.8 to 6.9)	17.6 (10.3 to 29.3)	29.6 (17.4 to 48.8)	41.2 (24 to 64.3)	39.6 (22.5 to 62)	34.7 (20.4 to 53)	29.5 (16.7 to 48.1)	23.3 (13.2 to 38)	18.1 (10.1 to 29.9)	13.9 (7.8 to 23.1)	10.8 (6.1 to 17.6)	8.6 (4.8 to 14.2)	7.2 (4 to 11.9)	6.2 (3.4 to 10.4)	5.4 (2.9 to 9.1)	4.8 (2.6 to 8.1)	4.2 (2.3 to 7.2)	3.7 (2 to 6.3)	3.2 (1.7 to 5.4)	2.8 (1.5 to 4.8)	2.5 (1.3 to 4.3)	1.160
Neck pain	0 (0 to 0)	0 (0 to 0)	0 (0 to 0)	1.6 (0.4 to 3.4)	9.3 (4.2 to 15.4)	19.4 (9.3 to 34)	32.9 (17.9 to 53.2)	44.8 (26.2 to 69.7)	48.3 (29.1 to 73.5)	46.3 (28.1 to 70.6)	40.3 (24.5 to 61.6)	32.1 (19.2 to 48.9)	24.1 (13.7 to 36.6)	17.8 (9.9 to 27.8)	13.4 (7.1 to 21.5)	10.5 (5.2 to 17.5)	8.5 (3.9 to 14.6)	7.3 (3.1 to 12.9)	6.5 (2.6 to 11.8)	5.9 (2.3 to 10.9)	5.4 (2.1 to 10.2)	4.9 (1.9 to 9.4)	4.4 (1.7 to 8.4)	3.9 (1.5 to 7.4)	3.4 (1.3 to 6.5)	472
Gout	0 (0 to 0)	0 (0 to 0)	0 (0 to 0)	0 (0 to 0)	0 (0 to 0)	0 (0 to 0)	0 (0 to 0)	0 (0 to 0)	0 (0 to 0)	0 (0 to 0)	0 (0 to 0)	0 (0 to 0)	0 (0 to 0)	0 (0 to 0)	0 (0 to 0)	0 (0 to 0)	0 (0 to 0)	0 (0 to 0)	0 (0 to 0)	0 (0 to 0)	0 (0 to 0)	0 (0 to 0)	0 (0 to 0)	0 (0 to 0)	0 (0 to 0)	0 (0 to 0)	
Other musculoskeletal disorders	0 (0 to 0)	0 (0 to 0)	0 (0 to 0)	0.1 (0 to 0.3)	4.6 (1.9 to 9.5)	17.4 (9.4 to 29.6)	24.1 (13.7 to 39.5)	27.5 (16.1 to 43.9)	31.1 (17.9 to 48.2)	30.9 (18.9 to 50)	28.1 (17.4 to 42.3)	22.8 (13.7 to 35.5)	16.8 (9.8 to 26.1)	12.9 (7.3 to 19.9)	9.6 (5.2 to 15.2)	7.5 (3.7 to 12.5)	6.2 (2.9 to 10.7)	5.3 (2.3 to 9.4)	4.6 (1.9 to 8.3)	4.1 (1.7 to 7.5)	3.6 (1.5 to 6.7)	3.2 (1.3 to 6)	2.8 (1.2 to 5.3)	2.5 (1 to 4.7)	2.2 (0.9 to 4.1)	394
Other non-communicable diseases	43.6 (29.9 to 57.9)	23.4 (16.7 to 32.4)	46.3 (35.4 to 57.3)	95 (75.4 to 117)	25.9 (19.5 to 34.5)	26.2 (20.3 to 34.2)	26.3 (20.3 to 34.3)	31.6 (23.3 to 41.4)	38.1 (27.9 to 51.5)	40.3 (29.6 to 53.2)	41.6 (30.3 to 57.2)	39.5 (28.3 to 54.2)	36.5 (25.2 to 50.9)	32.9 (22.3 to 46.2)	29.1 (19.4 to 42.1)	25.7 (16.7 to 37.8)	22.9 (14.5 to 33.7)	20.6 (13.1 to 30.4)	18.7 (12.1 to 27.6)	17.1 (11.2 to 25.2)	15.7 (10.4 to 23.1)	14.5 (9.8 to 21.3)	13.4 (9.2 to 19.8)	12.4 (8.6 to 18.3)	11.5 (8 to 17)	1.280
Congenital birth defects	49.3 (28.1 to 84.5)	19.4 (13.1 to 28.7)	38 (24.5 to 62)	30.5 (20.4 to 45.7)	12.7 (9.1 to 17.3)	12.6 (9.4 to 16.9)	12.3 (9.1 to 16.1)	11.6 (8.8 to 15.5)	11.7 (8.8 to 15.4)	11.7 (8.9 to 15.5)	11.2 (8.4 to 14.5)	10.2 (7.5 to 13.5)	8.9 (6.2 to 11.9)	7.6 (4.9 to 10.9)	6.6 (3.7 to 10.2)	5.9 (2.9 to 10.3)	5.5 (2.4 to 10.2)	5.2 (2.1 to 10.2)	5.1 (1.9 to 10.3)	5.1 (1.8 to 10.5)	5.1 (1.8 to 10.8)	5.1 (1.8 to 10.9)	5.1 (1.8 to 11)	5.1 (1.8 to 11.1)	5.1 (1.8 to 11.2)	270
Neural tube defects	3 (1.4 to 5.3)	1.1 (0.5 to 2.3)	2.8 (1.1 to 5.8)	2.3 (0.9 to 5.1)	0.4 (0.2 to 0.9)	0.5 (0.2 to 0.9)	0.5 (0.2 to 0.9)	0.6 (0.3 to 1)	0.6 (0.4 to 1)	0.6 (0.3 to 1)	0.6 (0.3 to 1)	0.5 (0.3 to 0.9)	0.5 (0.2 to 0.9)	0.4 (0.2 to 0.8)	0.3 (0.1 to 0.7)	0.3 (0.1 to 0.6)	0.3 (0.1 to 0.6)	0.3 (0 to 0.6)	0.3 (0 to 0.6)	0.3 (0 to 0.6)	0.3 (0 to 0.6)	0.3 (0 to 0.6)	0.3 (0 to 0.6)	0.3 (0 to 0.6)	0.3 (0 to 0.6)	18
Congenital heart anomalies	10.8 (6.2 to 21)	9.5 (6 to 15)	13.5 (7.5 to 24.9)	6.4 (3.7 to 10.6)	1.9 (1.1 to 3.3)	2.4 (1.4 to 3.9)	2.1 (1.2 to 4.5)	2.2 (1.2 to 4.6)	2.1 (1.2 to 4.3)	2.1 (1.2 to 4.2)	2.1 (1.2 to 4.2)	2.1 (1.2 to 4.2)	2.1 (1.2 to 4.2)	2.1 (1.2 to 4.2)	2.1 (1.2 to 4.2)	2.1 (1.2 to 4.2)	2.1 (1.2 to 4.2)	2.1 (1.2 to 4.2)	2.1 (1.2 to 4.2)	2.1 (1.2 to 4.2)	2.1 (1.2 to 4.2)	2.1 (1.2 to 4.2)	2.1 (1.2 to 4.2)	2.1 (1.2 to 4.2)	2.1 (1.2 to 4.2)	70
Orofacial clefts	0 (0 to 0)	0.1 (0 to 0.2)	0.2 (0 to 0.5)	0.2 (0 to 0.5)	0.2 (0 to 0.5)	0.1 (0 to 0.3)	0.1 (0 to 0.3)	0.1 (0 to 0.3

SR Table 2a: Newcastle upon Tyne DALYS by cause and age group for males with 95% uncertainty intervals: 2019

Cause	Early Neonatal	Late Neonatal	Post Neonatal	1 to 4	5 to 9	10 to 14	15 to 19	20 to 24	25 to 29	30 to 34	35 to 39	40 to 44	45 to 49	50 to 54	55 to 59	60 to 64	65 to 69	70 to 74	75 to 79	80 to 84	85 to 89	90 to 94	95 plus	Total
All causes	992 (910 to 1,223)	1,168 (960 to 1,511)	1,191 (774 to 1,552)	2,067 (1,553 to 2,611)	1,228 (944 to 1,609)	1,208 (929 to 1,593)	1,331 (1,031 to 1,735)	1,460 (1,129 to 1,894)	1,460 (1,129 to 1,894)	1,460 (1,129 to 1,894)	1,460 (1,129 to 1,894)	1,460 (1,129 to 1,894)	1,460 (1,129 to 1,894)	1,460 (1,129 to 1,894)	1,460 (1,129 to 1,894)	1,460 (1,129 to 1,894)	1,460 (1,129 to 1,894)	1,460 (1,129 to 1,894)	1,460 (1,129 to 1,894)	1,460 (1,129 to 1,894)	1,460 (1,129 to 1,894)	1,460 (1,129 to 1,894)	43,200
Communicable, maternal, neonatal, and nutritional diseases	7,355 (5,977 to 9,139)	2,511 (1,852 to 3,396)	1,191 (774 to 1,552)	2,067 (1,553 to 2,611)	1,228 (944 to 1,609)	1,208 (929 to 1,593)	1,331 (1,031 to 1,735)	1,460 (1,129 to 1,894)	1,460 (1,129 to 1,894)	1,460 (1,129 to 1,894)	1,460 (1,129 to 1,894)	1,460 (1,129 to 1,894)	1,460 (1,129 to 1,894)	1,460 (1,129 to 1,894)	1,460 (1,129 to 1,894)	1,460 (1,129 to 1,894)	1,460 (1,129 to 1,894)	1,460 (1,129 to 1,894)	1,460 (1,129 to 1,894)	1,460 (1,129 to 1,894)	1,460 (1,129 to 1,894)	1,460 (1,129 to 1,894)	3,070
HIV/AIDS and sexually transmitted infections	7 (2 to 16)	2-5 (0.7 to 3.7)	4 (1.2 to 9)	0-4 (0.3 to 9.5)	0-2 (0.1 to 5.2)	0-2 (0.2 to 5.4)	0-3 (0.2 to 5.4)	1-2 (0.9 to 4)	2-5 (2.4 to 8.2)	3-1 (0.9 to 15)	7-6 (2.2 to 19.7)	8-1 (4.2 to 19.7)	7-5 (5.7 to 19.2)	4-7 (2.2 to 9)	5-4 (4 to 7)	4-3 (2.1 to 5.4)	3-2 (2.3 to 5.3)	2 (1.6 to 4.6)	1-6 (0.7 to 3.1)	0-6 (0.3 to 1.2)	0-2 (0.1 to 0.5)	0-1 (0 to 0)	67-7
HIV/AIDS	0 (0 to 0)	0-4 (0.2 to 9.2)	0-2 (0.2 to 5.2)	0-1 (0.1 to 0.1)	0-2 (0.2 to 0.2)	0-2 (0.2 to 0.4)	0-3 (0.7 to 1.3)	2-6 (2.1 to 3.4)	7-2 (5.4 to 9.9)	7-7 (6 to 10.1)	7-2 (5.4 to 9.9)	6-4 (4.6 to 8.6)	5-5 (3.8 to 8.4)	3-4 (2.6 to 5.3)	3-3 (2.3 to 5.1)	2-2 (1.7 to 4.7)	2-8 (0.5 to 3.9)	1-4 (0.2 to 1)	0-5 (0.2 to 1)	0-2 (0 to 0.1)	0-1 (0 to 0)	0-1 (0 to 0)	32-7
HIV/AIDS - Drug-susceptible Tuberculosis	0 (0 to 0)	0-1 (0 to 0.1)	0-1 (0 to 0.1)	0-1 (0 to 0)	0-1 (0 to 0)	0-1 (0 to 0)	0-1 (0 to 0.2)	0-3 (0.2 to 0.4)	0-8 (0.5 to 1.2)	0-8 (0.5 to 1.3)	0-8 (0.5 to 1.2)	0-7 (0.4 to 1.1)	0-6 (0.3 to 0.9)	0-5 (0.3 to 0.7)	0-4 (0.2 to 0.5)	0-3 (0.2 to 0.4)	0-2 (0.1 to 0.3)	0-1 (0 to 0.2)	0-1 (0 to 0.1)	0-1 (0 to 0.1)	0-1 (0 to 0.1)	0-1 (0 to 0)	4-9
HIV/AIDS - Multidrug-resistant Tuberculosis without extensive dr...	0 (0 to 0)	0 (0 to 0)	0 (0 to 0)	0 (0 to 0)	0 (0 to 0)	0 (0 to 0)	0 (0 to 0)	0 (0 to 0)	0 (0 to 0.1)	0 (0 to 0.1)	0 (0 to 0.1)	0 (0 to 0.1)	0 (0 to 0.1)	0 (0 to 0.1)	0 (0 to 0.1)	0 (0 to 0.1)	0 (0 to 0.1)	0 (0 to 0.1)	0 (0 to 0.1)	0 (0 to 0.1)	0 (0 to 0.1)	0 (0 to 0.1)	0-1
HIV/AIDS - Extensively drug-resistant Tuberculosis	0 (0 to 0)	0 (0 to 0)	0 (0 to 0)	0 (0 to 0)	0 (0 to 0)	0 (0 to 0)	0 (0 to 0)	0 (0 to 0)	0 (0 to 0)	0 (0 to 0)	0 (0 to 0)	0 (0 to 0)	0 (0 to 0)	0 (0 to 0)	0 (0 to 0)	0 (0 to 0)	0 (0 to 0)	0 (0 to 0)	0 (0 to 0)	0 (0 to 0)	0 (0 to 0)	0 (0 to 0)	0 (0 to 0)	0
HIV/AIDS resulting in other diseases	0 (0 to 0)	0-3 (0.2 to 0.4)	0-2 (0.2 to 0.3)	0-1 (0 to 0.1)	0-1 (0.1 to 0.2)	0-2 (0.2 to 0.2)	0-1 (0.1 to 0.3)	0-6 (0.4 to 1.2)	2-5 (1.6 to 3.4)	6-9 (4.4 to 8.7)	6-9 (5 to 9.3)	6-4 (4.4 to 9.1)	5-7 (4.2 to 7.6)	4-5 (3.3 to 6.1)	3-6 (2.5 to 4.8)	2-2 (1.4 to 4.4)	2-6 (1.4 to 4.4)	1-4 (0.5 to 2.9)	0-5 (0.2 to 1)	0-2 (0 to 0.1)	0-1 (0 to 0.1)	0-1 (0 to 0)	45-6
Sexually transmitted infections excluding HIV	7 (2 to 16)	2-5 (0.7 to 3.7)	3-6 (1 to 8.4)	0-1 (0 to 0.1)	0-1 (0 to 0.1)	0-2 (0 to 0.1)	0-1 (0 to 0.1)	0-2 (0.1 to 0.4)	0-3 (0.2 to 0.7)	0-3 (0.2 to 0.9)	0-3 (0.2 to 0.7)	0-3 (0.2 to 0.7)	0-3 (0.2 to 0.7)	0-3 (0.2 to 0.7)	0-3 (0.1 to 0.5)	0-3 (0.1 to 0.5)	0-2 (0.1 to 0.4)	0-2 (0.1 to 0.4)	0-1 (0.1 to 0.2)	0-1 (0 to 0.1)	0-1 (0 to 0.1)	0-1 (0 to 0)	17
Syphilis	7 (2 to 16)	2-5 (0.7 to 3.7)	3-6 (1 to 8.4)	0-1 (0 to 0.1)	0-1 (0 to 0.1)	0-1 (0 to 0)	0-1 (0 to 0.1)	0-1 (0 to 0.1)	0-1 (0 to 0.1)	0-1 (0 to 0.1)	0-1 (0 to 0.1)	0-1 (0 to 0.1)	0-1 (0 to 0.1)	0-1 (0 to 0.1)	0-1 (0 to 0.1)	0-1 (0 to 0.1)	0-1 (0 to 0.1)	0-1 (0 to 0.1)	0-1 (0 to 0.1)	0-1 (0 to 0.1)	0-1 (0 to 0.1)	0-1 (0 to 0)	14
Chlamydial infection	0 (0 to 0)	0 (0 to 0)	0 (0 to 0)	0 (0 to 0)	0 (0 to 0)	0 (0 to 0)	0 (0 to 0)	0 (0 to 0)	0 (0 to 0)	0 (0 to 0)	0 (0 to 0)	0 (0 to 0)	0 (0 to 0)	0 (0 to 0)	0 (0 to 0)	0 (0 to 0)	0 (0 to 0)	0 (0 to 0)	0 (0 to 0)	0 (0 to 0)	0 (0 to 0)	0 (0 to 0)	0 (0 to 0)	0
Gonococcal infection	0 (0 to 0)	0 (0 to 0)	0 (0 to 0)	0 (0 to 0)	0 (0 to 0)	0 (0 to 0)	0 (0 to 0)	0 (0 to 0)	0 (0 to 0)	0 (0 to 0)	0 (0 to 0)	0 (0 to 0)	0 (0 to 0)	0 (0 to 0)	0 (0 to 0)	0 (0 to 0)	0 (0 to 0)	0 (0 to 0)	0 (0 to 0)	0 (0 to 0)	0 (0 to 0)	0 (0 to 0)	0 (0 to 0)	0
Trichomoniasis	0 (0 to 0)	0 (0 to 0)	0 (0 to 0)	0 (0 to 0)	0 (0 to 0)	0 (0 to 0)	0 (0 to 0)	0 (0 to 0)	0 (0 to 0)	0 (0 to 0)	0 (0 to 0)	0 (0 to 0)	0 (0 to 0)	0 (0 to 0)	0 (0 to 0)	0 (0 to 0)	0 (0 to 0)	0 (0 to 0)	0 (0 to 0)	0 (0 to 0)	0 (0 to 0)	0 (0 to 0)	0 (0 to 0)	0
Genital herpes	0 (0 to 0)	0 (0 to 0)	0 (0 to 0)	0 (0 to 0)	0 (0 to 0)	0 (0 to 0)	0 (0 to 0)	0-1 (0 to 0.1)	0-1 (0 to 0.2)	0-2 (0.1 to 0.4)	0-2 (0.1 to 0.4)	0-2 (0.1 to 0.4)	0-2 (0.1 to 0.4)	0-2 (0.1 to 0.4)	0-2 (0.1 to 0.4)	0-2 (0.1 to 0.4)	0-2 (0.1 to 0.4)	0-1 (0 to 0.2)	0-1 (0 to 0.2)	0-1 (0 to 0.2)	0-1 (0 to 0.2)	0-1 (0 to 0.2)	0-1 (0 to 0)	2-2
Other sexually transmitted infections	0 (0 to 0)	0 (0 to 0)	0 (0 to 0)	0 (0 to 0)	0 (0 to 0)	0 (0 to 0)	0 (0 to 0)	0 (0 to 0)	0 (0 to 0)	0 (0 to 0)	0 (0 to 0)	0 (0 to 0)	0 (0 to 0)	0 (0 to 0)	0 (0 to 0)	0 (0 to 0)	0 (0 to 0)	0 (0 to 0)	0 (0 to 0)	0 (0 to 0)	0 (0 to 0)	0 (0 to 0)	0 (0 to 0)	0-2
Respiratory infections and tuberculosis	1,169 (1,012 to 2,8)	1,343 (1,043 to 2,4)	1,191 (774 to 1,552)	2,067 (1,553 to 2,611)	1,228 (944 to 1,609)	1,208 (929 to 1,593)	1,331 (1,031 to 1,735)	1,460 (1,129 to 1,894)	1,460 (1,129 to 1,894)	1,460 (1,129 to 1,894)	1,460 (1,129 to 1,894)	1,460 (1,129 to 1,894)	1,460 (1,129 to 1,894)	1,460 (1,129 to 1,894)	1,460 (1,129 to 1,894)	1,460 (1,129 to 1,894)	1,460 (1,129 to 1,894)	1,460 (1,129 to 1,894)	1,460 (1,129 to 1,894)	1,460 (1,129 to 1,894)	1,460 (1,129 to 1,894)	1,460 (1,129 to 1,894)	1,060
Tuberculosis	0 (0 to 0)	0 (0 to 0)	0 (0 to 0)	0 (0 to 0.2)	0 (0 to 0)	0-1 (0 to 0.1)	0-1 (0 to 0.1)	0-8 (0.5 to 1.1)	1-5 (0.8 to 2.5)	1-8 (1.4 to 3.2)	1-8 (1.4 to 3.2)	1-7 (1.1 to 2.6)	1-6 (1.1 to 2.2)	1-6 (1.1 to 2.2)	1-6 (1.1 to 2.2)	1-6 (1.1 to 2.2)	1-6 (1.1 to 2.2)	1-6 (1.1 to 2.2)	1-5 (1 to 2.2)	1-5 (1.1 to 2.2)	1-5 (1.1 to 2.2)	0-7 (0 to 0)	27-7
Latent tuberculosis infection	0 (0 to 0)	0 (0 to 0)	0 (0 to 0)	0 (0 to 0)	0 (0 to 0)	0 (0 to 0)	0 (0 to 0)	0 (0 to 0)	0 (0 to 0)	0 (0 to 0)	0 (0 to 0)	0 (0 to 0)	0 (0 to 0)	0 (0 to 0)	0 (0 to 0)	0 (0 to 0)	0 (0 to 0)	0 (0 to 0)	0 (0 to 0)	0 (0 to 0)	0 (0 to 0)	0 (0 to 0)	0 (0 to 0)	0
Drug-susceptible tuberculosis	0 (0 to 0)	0 (0 to 0)	0-1 (0 to 0.2)	0-1 (0 to 0)	0 (0 to 0)	0-1 (0 to 0.1)	0-1 (0 to 0.1)	0-8 (0.5 to 1.1)	1-5 (0.8 to 2.5)	1-8 (1.3 to 3.2)	1-8 (1.3 to 3.2)	1-7 (1.1 to 2.6)	1-6 (1.1 to 2.1)	1-6 (1.1 to 2.2)	1-6 (1.1 to 2.2)	1-6 (1.1 to 2.2)	1-6 (1.1 to 2.2)	1-6 (1.1 to 2.2)	1-5 (1 to 2.2)	1-5 (1.1 to 2.2)	1-5 (1.1 to 2.2)	0-7 (0 to 0)	26-9
Multidrug-resistant tuberculosis without extensive drug-resistance	0 (0 to 0)	0 (0 to 0)	0 (0 to 0)	0 (0 to 0)	0 (0 to 0)	0 (0 to 0)	0 (0 to 0)	0 (0 to 0.1)	0 (0 to 0.2)	0 (0 to 0.2)	0 (0 to 0.2)	0 (0 to 0.2)	0 (0 to 0.2)	0 (0 to 0.2)	0 (0 to 0.2)	0 (0 to 0.2)	0 (0 to 0.2)	0 (0 to 0.2)	0 (0 to 0.2)	0 (0 to 0.2)	0 (0 to 0.2)	0 (0 to 0.2)	0 (0 to 0)	0-6
Extensively drug-resistant tuberculosis	0 (0 to 0)	0 (0 to 0)	0 (0 to 0)	0 (0 to 0)	0 (0 to 0)	0 (0 to 0)	0 (0 to 0)	0 (0 to 0)	0 (0 to 0)	0 (0 to 0)	0 (0 to 0)	0 (0 to 0)	0 (0 to 0)	0 (0 to 0)	0 (0 to 0)	0 (0 to 0)	0 (0 to 0)	0 (0 to 0)	0 (0 to 0)	0 (0 to 0)	0 (0 to 0)	0 (0 to 0)	0 (0 to 0)	0-2
Lower respiratory infections	1,169 (1,012 to 2,8)	1,343 (1,043 to 2,4)	1,191 (7 21to 2,8)	2,067 (1,553 to 2,611)	1,228 (944 to 1,609)	1,208 (929 to 1,593)	1,331 (1,031 to 1,735)	1,460 (1,129 to 1,894)	1,460 (1,129 to 1,894)	1,460 (1,129 to 1,894)	1,460 (1,129 to 1,894)	1,460 (1,129 to 1,894)	1,460 (1,129 to 1,894)	1,460 (1,129 to 1,894)	1,460 (1,129 to 1,894)	1,460 (1,129 to 1,894)	1,460 (1,129 to 1,894)	1,460 (1,129 to 1,894)	1,460 (1,129 to 1,894)	1,460 (1,129 to 1,894)	1,460 (1,129 to 1,894)	1,460 (1,129 to 1,894)	871
Upper respiratory infections	0 (0 to 0)	0-1 (0 to 0.2)	2-7 (1.4 to 4.4)	11-6 (9.4 to 19.7)	12-7 (9.7 to 21.6)	9-2 (6.8 to 15.6)	8-4 (5 to 16)	7-3 (4.4 to 15.9)	13-1 (7 to 23.8)	14 (7.5 to 23.8)	12-1 (6.4 to 20.4)	9-2 (4.8 to 15.2)	7-3 (3.9 to 12.9)	6-5 (3.4 to 11.2)	5-4 (2.9 to 9.9)	4-1 (2 to 7.1)	1-3 (0.9 to 6)	0-7 (0.2 to 3.1)	0-2 (0.1 to 0.4)	0-2 (0.1 to 0.4)	0-1 (0 to 0.1)	0-1 (0 to 0)	137
Otitis media	0 (0 to 0)	0 (0 to 0)	0-2 (0 to 0.9)	0-2 (1.7 to 5.6)	0-2 (1.5 to 4.9)	1-6 (0.8 to 2.9)	1-6 (0.8 to 2.9)	2-6 (1.1 to 5)	2-5 (1.2 to 4.9)	2-5 (1.2 to 4.9)	2-5 (1.2 to 4.9)	1-7 (0.8 to 3.4)	1-7 (0.8 to 3.1)	1-7 (0.8 to 3)	1-7 (0.8 to 3)	1-7 (0.7 to 2.6)	1-1 (0.5 to 2.1)	0-6 (0.2 to 1.1)	0-4 (0.2 to 2.1)	0-2 (0.2 to 0.7)	0-1 (0 to 0.5)	0-1 (0 to 0)	29
Enteric infections	0-2 (0.1 to 0.3)	0-8 (0.5 to 1.1)	0-7 (0.4 to 0.9)	10-7 (7.4 to 29.5)	6-2 (3.4 to 10.3)	3-9 (1.9 to 6.5)	3-4 (1.8 to 5.5)	3-4 (2 to 5.2)	4-7 (2.4 to 7.5)	5-2 (2.9 to 7.8)	4-7 (2.4 to 8.2)	3-2 (2 to 4.7)	2-6 (1.4 to 4)	2-5 (1.4 to 3.4)	2-6 (1.4 to 3.6)	2-4 (1.4 to 3.4)	2-5 (1.4 to 3.5)	2-6 (1.4 to 3.8)	7-5 (5.3 to 9.4)	7-3 (5.3 to 9.4)	6-4 (4 to 13.1)	2-6 (1.2 to 10.2)	108
Diarrheal diseases	0-2 (0.1 to 0.3)	0-8 (0.5 to 1.1)	0-7 (0.4 to 0.9)	10-7 (7.4 to 29.5)	6-2 (3.4 to 10.3)	3-9 (1.9 to 6.5)	3-4 (1.8 to 5.5)	3-4 (2 to 5.2)	4-7 (2.4 to 7.5)	5-2 (2.9 to 7.8)	4-7 (2.4 to 8.2)	3-2 (2 to 4.7)	2-6 (1.4 to 4)	2-5 (1.4 to 3.4)	2-6 (1.4 to 3.6)	2-4 (1.4 to 3.4)	2-5 (1.4 to 3.5)	2-6 (1.4 to 3.8)	7-5 (5.3 to 9.4)	7-3 (5.3 to 9.4)	6-4 (4 to 13.1)	2-6 (1.2 to 10.2)	107
Typhoid and paraphoid	0 (0 to 0)	0 (0 to 0)	0 (0 to 0)	0 (0 to 0)	0 (0 to 0)	0 (0 to 0)	0 (0 to 0)	0 (0 to 0)	0 (0 to 0)	0 (0 to 0)	0 (0 to 0)	0 (0 to 0)	0 (0 to 0)	0 (0 to 0)	0 (0 to 0)	0 (0 to 0)	0 (0 to 0)	0 (0 to 0)	0 (0 to 0)	0 (0 to 0)	0 (0 to 0)	0 (0 to 0)	0 (0 to 0)	0
Typhoid fever	0 (0 to 0)	0 (0 to 0)	0 (0 to 0)	0 (0 to 0)	0 (0 to 0)	0 (0 to 0)	0 (0 to 0)	0 (0 to 0)	0 (0 to 0)	0 (0 to 0)	0 (0 to 0)	0 (0 to 0)	0 (0 to 0)	0 (0 to 0)	0 (0 to 0)	0 (0 to 0)	0 (0 to 0)	0 (0 to 0)	0 (0 to 0)	0 (0 to 0)	0 (0 to 0)	0 (0 to 0)	0 (0 to 0)	0
Paratyphoid fever	0 (0 to 0)	0 (0 to 0)	0 (0 to 0)	0 (0 to 0)	0 (0 to 0)	0 (0 to 0)	0 (0 to 0)	0 (0 to 0)	0 (0 to 0)	0 (0 to 0)	0 (0 to 0)	0 (0 to 0)	0 (0 to 0)	0 (0 to 0)	0 (0 to 0)	0 (0 to 0)	0 (0 to 0)	0 (0 to 0)	0 (0 to 0)	0 (0 to 0)	0 (0 to 0)	0 (0 to 0)	0 (0 to 0)	0
Invasive Non-typhoidal Salmonella (iNTS)	0 (0 to 0)	0 (0 to 0)	0 (0 to 0.1)	0 (0 to 0.2)	0 (0 to 0)	0 (0 to 0)	0 (0 to 0)	0 (0 to 0)	0 (0 to 0)	0 (0 to 0)	0 (0 to 0)	0 (0 to 0)	0 (0 to 0)	0 (0 to 0.1)	0 (0 to 0.2)	0 (0 to 0.2)	0 (0 to 0.2)	0 (0 to 0.2)	0 (0 to 0.1)	0 (0 to 0.2)	0 (0 to 0.2)	0 (0 to 0.1)	0 (0 to 0)	0-5
Other intestinal infectious diseases	0 (0 to 0)	0 (0 to 0)	0 (0 to 0)	0 (0 to 0)	0 (0 to 0)	0 (0 to 0)	0 (0 to 0)	0 (0 to 0.1)	0 (0 to 0)	0 (0 to 0)	0 (0 to 0)	0 (0 to 0)	0 (0 to 0)	0 (0 to 0)	0 (0 to 0)	0 (0 to 0)	0 (0 to 0)	0 (0 to 0)	0 (0 to 0)	0 (0 to 0)	0 (0 to 0)	0 (0 to 0)	0 (0 to 0)	0-3
Neglected tropical diseases and malaria	0-1 (0 to 0.3)	0-4 (0 to 1.4)	0-9 (0 to 1.9)	1-4 (0.1 to 5.4)	0-3 (0 to 1.2)	0-3 (0 to 0.4)	0-1 (0 to 0.2)	0-2 (0 to 0.4)	0-2 (0 to 0.5)	0-2 (0 to 0.7)	0-1 (0 to 0.4)	0-1 (0 to 0.4)	0-1 (0 to 0.4)	0-2 (0 to 0.6)	0-2 (0 to 0.6)	0-1 (0 to 0.2)	0-2 (0 to 0.3)	0-1 (0 to 0.2)	0-1 (0 to 0.2)	0-1 (0 to 0.1)	0-1 (0 to 0.1)	0-1 (0 to 0)	4-8
Malaria	0 (0 to 0)	0 (0 to 0)	0 (0 to 0)	0 (0 to 0)	0 (0 to 0)	0 (0 to 0)	0 (0 to 0)	0 (0 to 0)	0 (0 to 0)	0 (0 to 0)	0 (0 to 0)	0 (0 to 0)	0 (0 to 0)	0 (0 to 0)	0 (0 to 0)	0 (0 to 0)	0 (0 to 0)	0 (0 to 0)	0 (0 to 0)	0 (0 to 0)	0 (0 to 0)	0 (0 to 0)	0 (0 to 0)	0
Chagas disease	0 (0 to 0)	0 (0 to 0)	0 (0 to 0)	0 (0 to 0)	0 (0 to 0)	0 (0 to 0)	0 (0 to 0)	0 (0 to 0)	0 (0 to 0)	0 (0 to 0)	0 (0 to 0)	0 (0 to 0)	0 (0 to 0)	0 (0 to 0)	0 (0 to 0)	0 (0 to 0)	0 (0 to 0)	0 (0 to 0)	0 (0 to 0)	0 (0 to 0)	0 (0 to 0)	0 (0 to 0)	0 (0 to 0)	0
Leishmaniasis	0 (0 to 0)	0 (0 to 0)	0 (0 to 0)	0 (0 to 0)	0 (0 to 0)	0 (0 to 0)	0 (0 to 0)	0 (0 to 0)	0 (0 to 0)	0 (0 to 0)	0 (0 to 0)	0 (0 to 0)	0 (0 to 0)	0 (0 to 0)	0 (0 to 0)	0 (0 to 0)	0 (0 to 0)	0 (0 to 0)	0 (0 to 0)	0 (0 to 0)	0 (0 to 0)	0 (0 to 0)	0 (0 to 0)	0
Visceral leishmaniasis	0 (0 to 0)	0 (0 to 0)	0 (0 to 0)	0 (0 to 0)	0 (0 to 0)	0 (0 to 0)	0 (0 to 0)	0 (0 to 0)	0 (0 to 0)	0 (0 to 0)	0 (0 to 0)	0 (0 to 0)	0 (0 to 0)	0 (0 to 0)	0 (0 to 0)	0 (0 to 0)	0 (0 to 0)	0 (0 to 0)	0 (0 to 0)	0 (0 to 0)	0 (0 to 0)	0 (0 to 0)	0 (0 to 0)	0
Cutaneous and mucocutaneous leishmaniasis	0 (0 to 0)	0 (0 to 0)	0 (0 to 0)	0 (0 to 0)	0 (0 to 0)	0 (0 to 0)	0 (0 to 0)	0 (0 to 0)	0 (0 to 0)	0 (0 to 0)	0 (0 to 0)	0 (0 to 0)	0 (0 to 0)	0 (0 to 0)	0 (0 to 0)	0 (0 to 0)	0 (0 to 0)	0 (0 to 0)	0 (0 to 0)	0 (0 to 0)	0 (0 to 0)	0 (0 to 0)	0 (0 to 0)	0
African trypanosomiasis	0 (0 to 0)	0 (0 to 0)	0 (0 to 0)	0 (0 to 0)	0 (0 to 0)	0 (0 to 0)	0 (0 to 0)	0 (0 to 0)	0 (0 to 0)	0 (0 to 0)	0 (0 to 0)	0 (0 to 0)	0 (0 to 0)	0 (0 to 0)	0 (0 to 0)	0 (0 to 0)	0 (0 to 0)	0 (0 to 0)	0 (0 to 0)	0 (0 to 0)	0 (0 to 0)	0 (0 to 0)	0 (0 to 0)	0
Schistosomiasis	0 (0 to 0)	0 (0 to 0)	0 (0 to 0)	0 (0 to 0)	0 (0 to 0)	0 (0 to 0)	0 (0 to 0)	0 (0 to 0)	0 (0 to 0)	0 (0 to 0)	0 (0 to 0)	0 (0 to 0)	0 (0 to 0)	0 (0 to 0)	0 (0 to 0)	0 (0 to 0)	0 (0 to 0)	0 (0 to 0)	0 (0 to 0)	0 (0 to 0)	0 (0 to 0)	0 (0 to 0)	0 (0 to 0)	0
Cysticercosis	0 (0 to 0)	0 (0 to 0)	0 (0 to 0)	0 (0 to 0)	0 (0 to 0)	0 (0 to 0)	0 (0 to 0)	0 (0 to 0)	0 (0 to 0)	0 (0 to 0)	0 (0 to 0)	0 (0 to 0)	0 (0 to 0)	0 (0 to 0)	0 (0 to 0)	0 (0 to 0)	0 (0 to 0)	0 (0 to 0)	0 (0 to 0)	0 (0 to 0)	0 (0 to 0)	0 (0 to 0)	0 (0 to 0)	0
Cystic echinococcosis	0 (0 to 0)	0 (0 to 0)	0 (0 to 0)	0 (0 to 0)	0 (0 to 0)	0 (0 to 0)	0 (0 to 0)	0 (0 to 0)	0 (0 to 0)	0 (0 to 0)	0 (0 to 0)	0 (0 to 0)	0 (0 to 0)	0 (0 to 0)	0 (0 to 0)	0 (0 to 0)	0 (0 to 0)	0 (0 to 0)	0 (0 to 0)	0 (0 to 0)	0 (0 to 0)	0 (0 to 0)	0 (0 to 0)	0-1
Lymphatic filariasis	0 (0 to 0)	0 (0 to 0)	0 (0 to 0)	0 (0 to 0)	0 (0 to 0)	0 (0 to 0)	0 (0 to 0)	0 (0 to 0)	0 (0 to 0)	0 (0 to 0)	0 (0 to 0)	0 (0 to 0)	0 (0 to 0)	0 (0 to 0)	0 (0 to 0)	0 (0 to 0)	0 (0 to 0)	0 (0 to 0)	0 (0 to 0)	0 (0 to 0)	0 (0 to 0)	0 (0 to 0)	0 (0 to 0)	0
Onchocerciasis	0 (0 to 0)	0 (0 to 0)	0 (0 to 0)	0 (0 to 0)	0 (0 to 0)	0 (0 to 0)	0 (0 to 0)	0 (0 to 0)	0 (0 to 0)	0 (0 to 0)	0 (0 to 0)	0 (0 to 0)	0 (0 to 0)	0 (0 to 0)	0 (0 to 0)	0 (0 to 0)	0 (0 to 0)	0 (0 to 0)	0 (0 to 0)	0 (0 to 0)	0 (0 to 0)	0 (0 to 0)	0 (0 to 0)	0
Trachoma	0 (0 to 0)	0 (0 to 0)	0 (0 to 0)	0 (0 to 0)	0 (0 to 0)	0 (0 to 0)	0 (0 to 0)	0 (0 to 0)	0 (0 to 0)	0 (0 to 0)	0 (0 to 0)	0 (0 to 0)	0 (0 to 0)	0 (0 to 0)	0 (0 to 0)

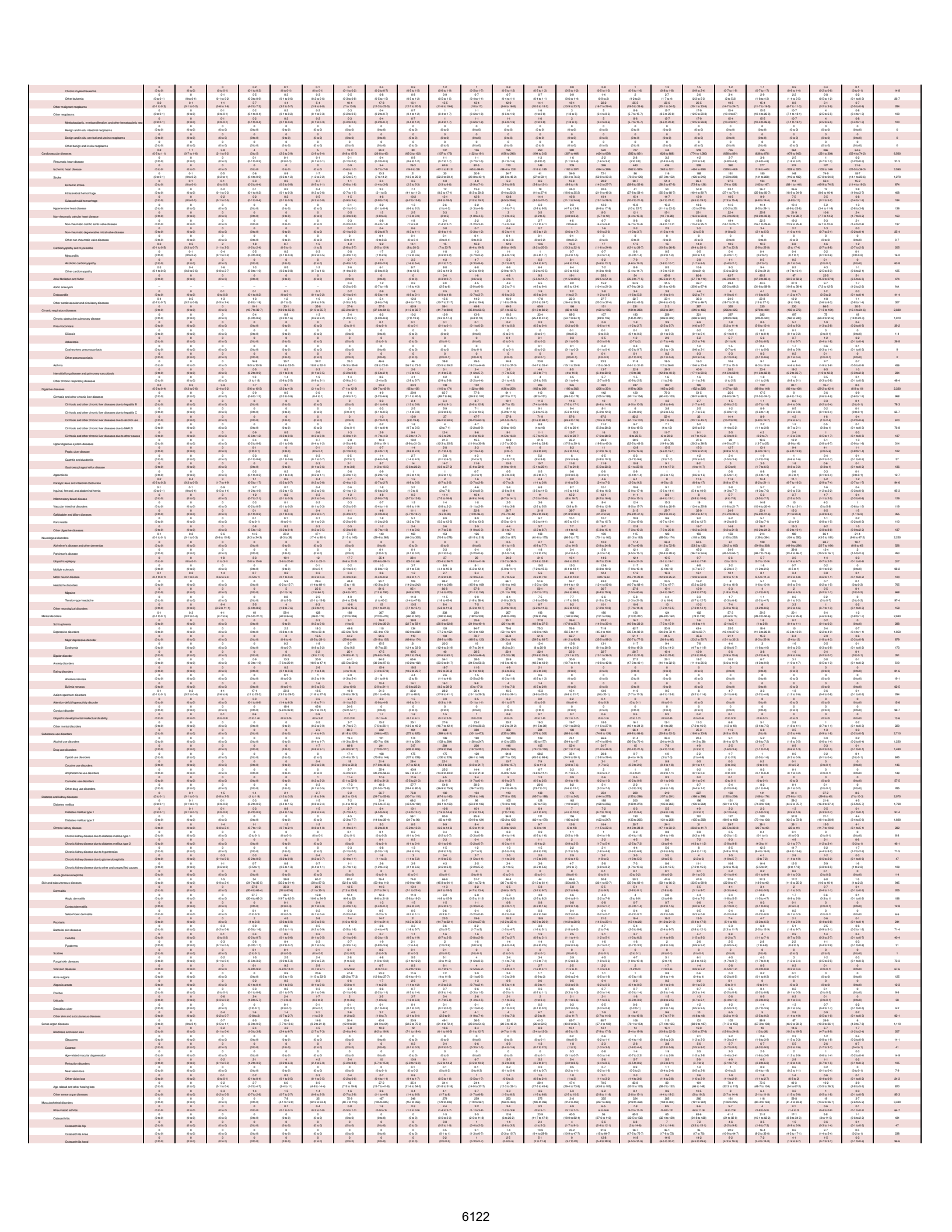

Osteoarthritis other	0 (0 to 0)	0 (0 to 0)	0 (0 to 0)

SR Table 2a: North Tyneside DALYS by cause and sex aroup for males with 95% uncertainty intervals, 2019

Cause	Early Neonatal	Late Neonatal	Post Neonatal	1 to 4	5 to 9	10 to 14	15 to 19	20 to 24	25 to 29	30 to 34	35 to 39	40 to 44	45 to 49	50 to 54	55 to 59	60 to 64	65 to 69	70 to 74	75 to 79	80 to 84	85 plus	Total
All causes	116 (88.1 to 132)	116 (94.2 to 137)	164 (144 to 190)	1,044 (1,044 to 1,044)	1,044 (1,044 to 1,044)	1,044 (1,044 to 1,044)	1,044 (1,044 to 1,044)	1,044 (947 to 1,155)	1,044 (1,044 to 1,044)	1,044 (1,044 to 1,044)	1,044 (1,044 to 1,044)	1,044 (1,044 to 1,044)	1,044 (1,044 to 1,044)	1,044 (1,044 to 1,044)	1,044 (1,044 to 1,044)	1,044 (1,044 to 1,044)	1,044 (1,044 to 1,044)	1,044 (1,044 to 1,044)	1,044 (1,044 to 1,044)	1,044 (1,044 to 1,044)	1,044 (1,044 to 1,044)	34,000
Communicable, maternal, neonatal, and nutritional diseases	116 (88.6 to 116)	116 (94.2 to 137)	164 (144 to 190)	1,044 (1,044 to 1,044)	1,044 (1,044 to 1,044)	1,044 (1,044 to 1,044)	1,044 (1,044 to 1,044)	1,044 (947 to 1,155)	1,044 (1,044 to 1,044)	1,044 (1,044 to 1,044)	1,044 (1,044 to 1,044)	1,044 (1,044 to 1,044)	1,044 (1,044 to 1,044)	1,044 (1,044 to 1,044)	1,044 (1,044 to 1,044)	1,044 (1,044 to 1,044)	1,044 (1,044 to 1,044)	1,044 (1,044 to 1,044)	1,044 (1,044 to 1,044)	1,044 (1,044 to 1,044)	1,044 (1,044 to 1,044)	1,020
HIV/AIDS and sexually transmitted infections	4.2 (1.1 to 9.4)	1.4 (0.4 to 3.1)	2.2 (0.7 to 5)	0.1 (0.1 to 0.3)	0.1 (0.1 to 0.1)	0.1 (0.1 to 0.1)	0.1 (0.1 to 0.2)	0.3 (0.2 to 0.4)	0.9 (0.4 to 1.1)	1.8 (1.3 to 2.3)	2.5 (1.9 to 3.1)	2.4 (1.8 to 3.3)	2.4 (1.6 to 3.3)	2 (1.5 to 2.7)	1.8 (1.3 to 2.5)	1.5 (1 to 2.2)	1.4 (0.9 to 2.2)	0.8 (0.4 to 1.5)	0.3 (0.2 to 0.4)	0.1 (0.1 to 0.2)	0.1 (0 to 0.1)	29.4
HIV/AIDS	0 (0 to 0)	0 (0 to 0)	0.1 (0 to 0.1)	0.1 (0 to 0.1)	0.1 (0 to 0.1)	0.1 (0 to 0.1)	0.1 (0 to 0.1)	0.2 (0.2 to 0.3)	0.7 (0.5 to 1)	1.6 (1.2 to 2.1)	2.2 (1.7 to 2.8)	2.1 (1.6 to 2.8)	2.1 (1.6 to 2.8)	1.7 (1.3 to 2.3)	1.5 (1.1 to 2.1)	1.3 (0.9 to 2)	1.2 (0.7 to 2)	0.6 (0.3 to 1.3)	0.2 (0.1 to 0.3)	0.1 (0 to 0.1)	0.1 (0 to 0)	16
HIV/AIDS - Drug-susceptible Tuberculosis	0 (0 to 0)	0 (0 to 0)	0 (0 to 0)	0 (0 to 0)	0 (0 to 0)	0 (0 to 0)	0 (0 to 0)	0 (0 to 0.1)	0.1 (0 to 0.2)	0.2 (0.1 to 0.4)	0.3 (0.2 to 0.5)	0.3 (0.2 to 0.5)	0.3 (0.2 to 0.5)	0.2 (0.1 to 0.4)	0.2 (0.1 to 0.3)	0.1 (0 to 0.2)	0.1 (0 to 0.2)	0.1 (0 to 0.2)	0 (0 to 0.1)	0 (0 to 0)	0 (0 to 0)	2
HIV/AIDS - Multidrug-resistant Tuberculosis without extensive dr...	0 (0 to 0)	0 (0 to 0)	0 (0 to 0)	0 (0 to 0)	0 (0 to 0)	0 (0 to 0)	0 (0 to 0)	0 (0 to 0)	0 (0 to 0)	0 (0 to 0)	0 (0 to 0)	0 (0 to 0)	0 (0 to 0)	0 (0 to 0)	0 (0 to 0)	0 (0 to 0)	0 (0 to 0)	0 (0 to 0)	0 (0 to 0)	0 (0 to 0)	0 (0 to 0)	0.1
HIV/AIDS - Extensively drug-resistant Tuberculosis	0 (0 to 0)	0 (0 to 0)	0 (0 to 0)	0 (0 to 0)	0 (0 to 0)	0 (0 to 0)	0 (0 to 0)	0 (0 to 0)	0 (0 to 0)	0 (0 to 0)	0 (0 to 0)	0 (0 to 0)	0 (0 to 0)	0 (0 to 0)	0 (0 to 0)	0 (0 to 0)	0 (0 to 0)	0 (0 to 0)	0 (0 to 0)	0 (0 to 0)	0 (0 to 0)	0
HIV/AIDS resulting in other diseases	0 (0 to 0)	0 (0 to 0)	0.1 (0 to 0.1)	0.1 (0 to 0.1)	0.1 (0 to 0.1)	0.1 (0 to 0.1)	0.2 (0.1 to 0.3)	0.1 (0 to 0.2)	0.2 (0.1 to 0.3)	1.4 (0.9 to 1.9)	1.9 (1.3 to 2.6)	1.8 (1.2 to 2.6)	1.8 (1.3 to 2.4)	1.5 (1 to 2.1)	1.3 (0.7 to 1.9)	1.2 (0.7 to 1.8)	1.1 (0.6 to 1.9)	0.6 (0.3 to 1.2)	0.2 (0.1 to 0.3)	0.1 (0 to 0.2)	0 (0 to 0)	13.9
Sexually transmitted infections excluding HIV	4.2 (1.1 to 9.4)	1.4 (0.4 to 3.1)	2.1 (0.5 to 4.9)	0.1 (0 to 0.3)	0 (0 to 0.1)	0 (0 to 0.1)	0 (0 to 0.1)	0.1 (0 to 0.2)	0.2 (0.1 to 0.3)	0.2 (0 to 0.5)	0.2 (0 to 0.5)	0.2 (0 to 0.5)	0.2 (0 to 0.5)	0.3 (0.1 to 0.4)	0.3 (0.1 to 0.6)	0.2 (0.1 to 0.4)	0.2 (0.1 to 0.4)	0.2 (0.1 to 0.4)	0.1 (0 to 0.2)	0 (0 to 0.2)	0 (0 to 0)	10.4
Syphilis	4.2 (1.1 to 9.4)	1.4 (0.4 to 3.1)	2.1 (0.5 to 4.9)	0.1 (0 to 0.3)	0 (0 to 0.1)	0 (0 to 0.1)	0 (0 to 0.1)	0 (0 to 0.1)	0 (0 to 0.1)	0 (0 to 0.1)	0 (0 to 0.1)	0 (0 to 0.1)	0 (0 to 0.1)	0 (0 to 0.1)	0 (0 to 0.1)	0 (0 to 0.1)	0 (0 to 0.1)	0 (0 to 0.1)	0 (0 to 0.1)	0 (0 to 0.1)	0 (0 to 0)	8.2
Chlamydial infection	0 (0 to 0)	0 (0 to 0)	0 (0 to 0)	0 (0 to 0)	0 (0 to 0)	0 (0 to 0)	0 (0 to 0)	0 (0 to 0)	0 (0 to 0)	0 (0 to 0)	0 (0 to 0)	0 (0 to 0)	0 (0 to 0)	0 (0 to 0)	0 (0 to 0)	0 (0 to 0)	0 (0 to 0)	0 (0 to 0)	0 (0 to 0)	0 (0 to 0)	0 (0 to 0)	0 (0 to 0)	0.1
Gonococcal infection	0 (0 to 0)	0 (0 to 0)	0 (0 to 0)	0 (0 to 0)	0 (0 to 0)	0 (0 to 0)	0 (0 to 0)	0 (0 to 0)	0 (0 to 0)	0 (0 to 0)	0 (0 to 0)	0 (0 to 0)	0 (0 to 0)	0 (0 to 0)	0 (0 to 0)	0 (0 to 0)	0 (0 to 0)	0 (0 to 0)	0 (0 to 0)	0 (0 to 0)	0 (0 to 0)	0 (0 to 0)	0.1
Trichomoniasis	0 (0 to 0)	0 (0 to 0)	0 (0 to 0)	0 (0 to 0)	0 (0 to 0)	0 (0 to 0)	0 (0 to 0)	0 (0 to 0)	0 (0 to 0)	0 (0 to 0)	0 (0 to 0)	0 (0 to 0)	0 (0 to 0)	0 (0 to 0)	0 (0 to 0)	0 (0 to 0)	0 (0 to 0)	0 (0 to 0)	0 (0 to 0)	0 (0 to 0)	0 (0 to 0)	0 (0 to 0)	0.2
Genital herpes	0 (0 to 0)	0 (0 to 0)	0 (0 to 0)	0 (0 to 0)	0 (0 to 0)	0 (0 to 0)	0 (0 to 0)	0 (0 to 0)	0 (0 to 0)	0 (0 to 0)	0 (0 to 0)	0 (0 to 0)	0 (0 to 0)	0 (0 to 0)	0 (0 to 0)	0 (0 to 0)	0 (0 to 0)	0 (0 to 0)	0 (0 to 0)	0 (0 to 0)	0 (0 to 0)	0 (0 to 0)	1.7
Other sexually transmitted infections	0 (0 to 0)	0 (0 to 0)	0 (0 to 0)	0 (0 to 0)	0 (0 to 0)	0 (0 to 0)	0 (0 to 0)	0 (0 to 0)	0 (0 to 0)	0 (0 to 0)	0 (0 to 0)	0 (0 to 0)	0 (0 to 0)	0 (0 to 0)	0 (0 to 0)	0 (0 to 0)	0 (0 to 0)	0 (0 to 0)	0 (0 to 0)	0 (0 to 0)	0 (0 to 0)	0.1
Respiratory infections and tuberculosis	0.8 (0.4 to 1.2)	0.2 (0.1 to 0.3)	1.2 (0.4 to 3.1)	10.5 (4.6 to 20.4)	3.5 (1.6 to 6.9)	2.5 (1.2 to 4.7)	2.5 (1.2 to 5.2)	2.2 (1.2 to 4.2)	2.2 (1.2 to 4.2)	2.2 (1.2 to 4.2)	2.2 (1.2 to 4.2)	2.2 (1.2 to 4.2)	2.2 (1.2 to 4.2)	2.2 (1.2 to 4.2)	2.2 (1.2 to 4.2)	2.2 (1.2 to 4.2)	2.2 (1.2 to 4.2)	2.2 (1.2 to 4.2)	2.2 (1.2 to 4.2)	2.2 (1.2 to 4.2)	2.2 (1.2 to 4.2)	141 (70.1 to 195)
Tuberculosis	0 (0 to 0)	0 (0 to 0)	0 (0 to 0)	0 (0 to 0.1)	0 (0 to 0)	0 (0 to 0)	0 (0 to 0.1)	0 (0 to 0.1)	0 (0 to 0.2)	0 (0 to 0.1)	0 (0 to 0.2)	0 (0 to 0.1)	0 (0 to 0.2)	0 (0 to 0.1)	0 (0 to 0.2)	0 (0 to 0.1)	0 (0 to 0.2)	0 (0 to 0.1)	0 (0 to 0.2)	0 (0 to 0.1)	0 (0 to 0.1)	19
Latent tuberculosis infection	0 (0 to 0)	0 (0 to 0)	0 (0 to 0)	0 (0 to 0)	0 (0 to 0)	0 (0 to 0)	0 (0 to 0)	0 (0 to 0)	0 (0 to 0)	0 (0 to 0)	0 (0 to 0)	0 (0 to 0)	0 (0 to 0)	0 (0 to 0)	0 (0 to 0)	0 (0 to 0)	0 (0 to 0)	0 (0 to 0)	0 (0 to 0)	0 (0 to 0)	0 (0 to 0)	0
Drug-susceptible tuberculosis	0 (0 to 0)	0 (0 to 0)	0 (0 to 0)	0 (0 to 0.1)	0 (0 to 0)	0 (0 to 0)	0 (0 to 0.1)	0 (0 to 0.1)	0 (0 to 0.2)	0 (0 to 0.1)	0 (0 to 0.2)	0 (0 to 0.1)	0 (0 to 0.2)	0 (0 to 0.1)	0 (0 to 0.2)	0 (0 to 0.1)	0 (0 to 0.2)	0 (0 to 0.1)	0 (0 to 0.2)	0 (0 to 0.1)	0 (0 to 0.1)	18.4
Multidrug-resistant tuberculosis without extensive drug-resistance	0 (0 to 0)	0 (0 to 0)	0 (0 to 0)	0 (0 to 0)	0 (0 to 0)	0 (0 to 0)	0 (0 to 0)	0 (0 to 0)	0 (0 to 0)	0 (0 to 0)	0 (0 to 0)	0 (0 to 0)	0 (0 to 0)	0 (0 to 0)	0 (0 to 0)	0 (0 to 0)	0 (0 to 0)	0 (0 to 0)	0 (0 to 0)	0 (0 to 0)	0 (0 to 0)	0.5
Extensively drug-resistant tuberculosis	0 (0 to 0)	0 (0 to 0)	0 (0 to 0)	0 (0 to 0)	0 (0 to 0)	0 (0 to 0)	0 (0 to 0)	0 (0 to 0)	0 (0 to 0)	0 (0 to 0)	0 (0 to 0)	0 (0 to 0)	0 (0 to 0)	0 (0 to 0)	0 (0 to 0)	0 (0 to 0)	0 (0 to 0)	0 (0 to 0)	0 (0 to 0)	0 (0 to 0)	0 (0 to 0)	0.1
Lower respiratory infections	0.8 (0.4 to 1.2)	0.2 (0.1 to 0.3)	1.2 (0.4 to 3.1)	10.5 (4.6 to 20.4)	3.5 (1.6 to 6.9)	2.5 (1.2 to 4.7)	2.5 (1.2 to 5.2)	2.2 (1.2 to 4.2)	2.2 (1.2 to 4.2)	2.2 (1.2 to 4.2)	2.2 (1.2 to 4.2)	2.2 (1.2 to 4.2)	2.2 (1.2 to 4.2)	2.2 (1.2 to 4.2)	2.2 (1.2 to 4.2)	2.2 (1.2 to 4.2)	2.2 (1.2 to 4.2)	2.2 (1.2 to 4.2)	2.2 (1.2 to 4.2)	2.2 (1.2 to 4.2)	2.2 (1.2 to 4.2)	760
Upper respiratory infections	0 (0 to 0)	0.1 (0 to 0.2)	1.7 (1 to 2.8)	7.9 (4.5 to 13)	0.2 (0.1 to 0.5)	0.2 (0.1 to 0.5)	0.2 (0.1 to 0.5)	0.2 (0.1 to 0.4)	0.2 (0.1 to 0.5)	0.2 (0.1 to 0.5)	0.2 (0.1 to 0.5)	0.2 (0.1 to 0.5)	0.2 (0.1 to 0.5)	0.2 (0.1 to 0.5)	0.2 (0.1 to 0.5)	0.2 (0.1 to 0.5)	0.2 (0.1 to 0.5)	0.2 (0.1 to 0.5)	0.2 (0.1 to 0.5)	0.2 (0.1 to 0.5)	0.2 (0.1 to 0.5)	92
Otitis media	0 (0 to 0)	0 (0 to 0)	0.3 (0.2 to 0.6)	2.2 (1.1 to 4)	0.2 (1.1 to 3.6)	0.2 (0.7 to 2.3)	0.2 (0.5 to 1.9)	0.2 (0.5 to 2.1)	0.2 (0.5 to 2.2)	0.2 (0.5 to 2.2)	0.2 (0.5 to 2.2)	0.2 (0.5 to 2.2)	0.2 (0.5 to 2.2)	0.2 (0.5 to 2.2)	0.2 (0.5 to 2.2)	0.2 (0.5 to 2.2)	0.2 (0.5 to 2.2)	0.2 (0.5 to 2.2)	0.2 (0.5 to 2.2)	0.2 (0.5 to 2.2)	0.2 (0.5 to 2.2)	21.4
Enteric infections	0.1 (0.1 to 0.1)	0.4 (0.3 to 0.4)	5.5 (3.4 to 7.9)	4.7 (3.3 to 14.3)	2.2 (2.4 to 6.9)	2.2 (1.7 to 5.5)	2.2 (1.2 to 3.3)	1.8 (1.1 to 2.9)	2.1 (1.2 to 3.2)	2.1 (1.2 to 3.2)	2.1 (1.2 to 3.2)	2.1 (1.2 to 3.2)	2.1 (1.2 to 3.2)	2.1 (1.2 to 3.2)	2.1 (1.2 to 3.2)	2.1 (1.2 to 3.2)	2.1 (1.2 to 3.2)	2.1 (1.2 to 3.2)	2.1 (1.2 to 3.2)	2.1 (1.2 to 3.2)	2.1 (1.2 to 3.2)	100
Diarrheal diseases	0.1 (0.1 to 0.1)	0.4 (0.3 to 0.4)	5.5 (3.4 to 7.9)	4.7 (3.3 to 14.3)	2.2 (2.4 to 6.9)	2.2 (1.7 to 5.5)	2.2 (1.2 to 3.3)	1.8 (1.1 to 2.9)	2.1 (1.2 to 3.2)	2.1 (1.2 to 3.2)	2.1 (1.2 to 3.2)	2.1 (1.2 to 3.2)	2.1 (1.2 to 3.2)	2.1 (1.2 to 3.2)	2.1 (1.2 to 3.2)	2.1 (1.2 to 3.2)	2.1 (1.2 to 3.2)	2.1 (1.2 to 3.2)	2.1 (1.2 to 3.2)	2.1 (1.2 to 3.2)	2.1 (1.2 to 3.2)	99.7
Typhoid and paratyphoid	0 (0 to 0)	0 (0 to 0)	0 (0 to 0)	0 (0 to 0)	0 (0 to 0)	0 (0 to 0)	0 (0 to 0)	0 (0 to 0)	0 (0 to 0)	0 (0 to 0)	0 (0 to 0)	0 (0 to 0)	0 (0 to 0)	0 (0 to 0)	0 (0 to 0)	0 (0 to 0)	0 (0 to 0)	0 (0 to 0)	0 (0 to 0)	0 (0 to 0)	0 (0 to 0)	0
Typhoid fever	0 (0 to 0)	0 (0 to 0)	0 (0 to 0)	0 (0 to 0)	0 (0 to 0)	0 (0 to 0)	0 (0 to 0)	0 (0 to 0)	0 (0 to 0)	0 (0 to 0)	0 (0 to 0)	0 (0 to 0)	0 (0 to 0)	0 (0 to 0)	0 (0 to 0)	0 (0 to 0)	0 (0 to 0)	0 (0 to 0)	0 (0 to 0)	0 (0 to 0)	0 (0 to 0)	0
Paratyphoid fever	0 (0 to 0)	0 (0 to 0)	0 (0 to 0)	0 (0 to 0)	0 (0 to 0)	0 (0 to 0)	0 (0 to 0)	0 (0 to 0)	0 (0 to 0)	0 (0 to 0)	0 (0 to 0)	0 (0 to 0)	0 (0 to 0)	0 (0 to 0)	0 (0 to 0)	0 (0 to 0)	0 (0 to 0)	0 (0 to 0)	0 (0 to 0)	0 (0 to 0)	0 (0 to 0)	0
Invasive Non-typhoidal Salmonella (iNTS)	0 (0 to 0)	0 (0 to 0)	0 (0 to 0)	0 (0 to 0)	0 (0 to 0)	0 (0 to 0)	0 (0 to 0)	0 (0 to 0)	0 (0 to 0)	0 (0 to 0)	0 (0 to 0)	0 (0 to 0)	0 (0 to 0)	0 (0 to 0)	0 (0 to 0)	0 (0 to 0)	0 (0 to 0)	0 (0 to 0)	0 (0 to 0)	0 (0 to 0)	0 (0 to 0)	0.5
Other intestinal infectious diseases	0 (0 to 0)	0 (0 to 0)	0 (0 to 0)	0 (0 to 0)	0 (0 to 0)	0 (0 to 0)	0 (0 to 0)	0 (0 to 0)	0 (0 to 0)	0 (0 to 0)	0 (0 to 0)	0 (0 to 0)	0 (0 to 0)	0 (0 to 0)	0 (0 to 0)	0 (0 to 0)	0 (0 to 0)	0 (0 to 0)	0 (0 to 0)	0 (0 to 0)	0 (0 to 0)	0.2
Neglected tropical diseases and malaria	0 (0 to 0)	0.1 (0 to 0.2)	0.2 (0 to 0.6)	0.6 (0 to 2.8)	0.9 (0 to 4.4)	0.9 (0 to 3.2)	0.9 (0 to 3.2)	0.9 (0 to 3.2)	0.9 (0 to 3.2)	0.9 (0 to 3.2)	0.9 (0 to 3.2)	0.9 (0 to 3.2)	0.9 (0 to 3.2)	0.9 (0 to 3.2)	0.9 (0 to 3.2)	0.9 (0 to 3.2)	0.9 (0 to 3.2)	0.9 (0 to 3.2)	0.9 (0 to 3.2)	0.9 (0 to 3.2)	0.9 (0 to 3.2)	2.8
Malaria	0 (0 to 0)	0 (0 to 0)	0 (0 to 0)	0 (0 to 0)	0 (0 to 0)	0 (0 to 0)	0 (0 to 0)	0 (0 to 0)	0 (0 to 0)	0 (0 to 0)	0 (0 to 0)	0 (0 to 0)	0 (0 to 0)	0 (0 to 0)	0 (0 to 0)	0 (0 to 0)	0 (0 to 0)	0 (0 to 0)	0 (0 to 0)	0 (0 to 0)	0 (0 to 0)	0
Chagas disease	0 (0 to 0)	0 (0 to 0)	0 (0 to 0)	0 (0 to 0)	0 (0 to 0)	0 (0 to 0)	0 (0 to 0)	0 (0 to 0)	0 (0 to 0)	0 (0 to 0)	0 (0 to 0)	0 (0 to 0)	0 (0 to 0)	0 (0 to 0)	0 (0 to 0)	0 (0 to 0)	0 (0 to 0)	0 (0 to 0)	0 (0 to 0)	0 (0 to 0)	0 (0 to 0)	0
Leishmaniasis	0 (0 to 0)	0 (0 to 0)	0 (0 to 0)	0 (0 to 0)	0 (0 to 0)	0 (0 to 0)	0 (0 to 0)	0 (0 to 0)	0 (0 to 0)	0 (0 to 0)	0 (0 to 0)	0 (0 to 0)	0 (0 to 0)	0 (0 to 0)	0 (0 to 0)	0 (0 to 0)	0 (0 to 0)	0 (0 to 0)	0 (0 to 0)	0 (0 to 0)	0 (0 to 0)	0
Visceral leishmaniasis	0 (0 to 0)	0 (0 to 0)	0 (0 to 0)	0 (0 to 0)	0 (0 to 0)	0 (0 to 0)	0 (0 to 0)	0 (0 to 0)	0 (0 to 0)	0 (0 to 0)	0 (0 to 0)	0 (0 to 0)	0 (0 to 0)	0 (0 to 0)	0 (0 to 0)	0 (0 to 0)	0 (0 to 0)	0 (0 to 0)	0 (0 to 0)	0 (0 to 0)	0 (0 to 0)	0
Cutaneous and mucocutaneous leishmaniasis	0 (0 to 0)	0 (0 to 0)	0 (0 to 0)	0 (0 to 0)	0 (0 to 0)	0 (0 to 0)	0 (0 to 0)	0 (0 to 0)	0 (0 to 0)	0 (0 to 0)	0 (0 to 0)	0 (0 to 0)	0 (0 to 0)	0 (0 to 0)	0 (0 to 0)	0 (0 to 0)	0 (0 to 0)	0 (0 to 0)	0 (0 to 0)	0 (0 to 0)	0 (0 to 0)	0
African trypanosomiasis	0 (0 to 0)	0 (0 to 0)	0 (0 to 0)	0 (0 to 0)	0 (0 to 0)	0 (0 to 0)	0 (0 to 0)	0 (0 to 0)	0 (0 to 0)	0 (0 to 0)	0 (0 to 0)	0 (0 to 0)	0 (0 to 0)	0 (0 to 0)	0 (0 to 0)	0 (0 to 0)	0 (0 to 0)	0 (0 to 0)	0 (0 to 0)	0 (0 to 0)	0 (0 to 0)	0
Schistosomiasis	0 (0 to 0)	0 (0 to 0)	0 (0 to 0)	0 (0 to 0)	0 (0 to 0)	0 (0 to 0)	0 (0 to 0)	0 (0 to 0)	0 (0 to 0)	0 (0 to 0)	0 (0 to 0)	0 (0 to 0)	0 (0 to 0)	0 (0 to 0)	0 (0 to 0)	0 (0 to 0)	0 (0 to 0)	0 (0 to 0)	0 (0 to 0)	0 (0 to 0)	0 (0 to 0)	0
Cysticercosis	0 (0 to 0)	0 (0 to 0)	0 (0 to 0)	0 (0 to 0)	0 (0 to 0)	0 (0 to 0)	0 (0 to 0)	0 (0 to 0)	0 (0 to 0)	0 (0 to 0)	0 (0 to 0)	0 (0 to 0)	0 (0 to 0)	0 (0 to 0)	0 (0 to 0)	0 (0 to 0)	0 (0 to 0)	0 (0 to 0)	0 (0 to 0)	0 (0 to 0)	0 (0 to 0)	0
Cystic echinococcosis	0 (0 to 0)	0 (0 to 0)	0 (0 to 0)	0 (0 to 0)	0 (0 to 0)	0 (0 to 0)	0 (0 to 0)	0 (0 to 0)	0 (0 to 0)	0 (0 to 0)	0 (0 to 0)	0 (0 to 0)	0 (0 to 0)	0 (0 to 0)	0 (0 to 0)	0 (0 to 0)	0 (0 to 0)	0 (0 to 0)	0 (0 to 0)	0 (0 to 0)	0 (0 to 0)	0.1
Lymphatic filariasis	0 (0 to 0)	0 (0 to 0)	0 (0 to 0)	0 (0 to 0)	0 (0 to 0)	0 (0 to 0)	0 (0 to 0)	0 (0 to 0)	0 (0 to 0)	0 (0 to 0)	0 (0 to 0)	0 (0 to 0)	0 (0 to 0)	0 (0 to 0)	0 (0 to 0)	0 (0 to 0)	0 (0 to 0)	0 (0 to 0)	0 (0 to 0)	0 (0 to 0)	0 (0 to 0)	0
Onchocerciasis	0 (0 to 0)	0 (0 to 0)	0 (0 to 0)	0 (0 to 0)	0 (0 to 0)	0 (0 to 0)	0 (0 to 0)	0 (0 to 0)	0 (0 to 0)	0 (0 to 0)	0 (0 to 0)	0 (0 to 0)	0 (0 to 0)	0 (0 to 0)	0 (0 to 0)	0 (0 to 0)	0 (0 to 0)	0 (0 to 0)	0 (0 to 0)	0 (0 to 0)	0 (0 to 0)	0
Trachoma	0 (0 to 0)	0 (0 to 0)	0 (0 to 0)	0 (0 to 0)	0 (0 to 0)	0 (0 to 0)	0 (0 to 0)	0 (0 to 0)	0 (0 to 0)	0 (0 to 0)	0 (0 to 0)	0 (0 to 0)	0 (0 to 0)	0 (0 to 0)	0 (0 to 0)	0 (0 to 0)	0 (0 to 0)	0 (0 to 0)	0 (0 to 0)	0 (0 to 0)	0 (0 to 0)	0
Dengue	0 (0 to 0)	0 (0 to 0)	0 (0 to 0)	0 (0 to 0)	0 (0 to 0)	0 (0 to 0)	0 (0 to 0)	0 (0 to 0)	0 (0 to 0)	0 (0 to 0)	0 (0 to 0)	0 (0 to 0)	0 (0 to 0)	0 (0 to 0)	0 (0 to 0)	0 (0 to 0)	0 (0 to 0)	0 (0 to 0)	0 (0 to 0)	0 (0 to 0)	0 (0 to 0)	0
Yellow fever	0 (0 to 0)	0 (0 to 0)	0 (0 to 0)	0 (0 to 0)	0 (0 to 0)	0 (0 to 0)	0 (0 to 0)	0 (0 to 0)	0 (0 to 0)	0 (0 to 0)	0 (0 to 0)	0 (0 to 0)	0 (0 to 0)	0 (0 to 0)	0 (0 to 0)	0 (0 to 0)	0 (0 to 0)	0 (0 to 0)	0 (0 to 0)	0 (0 to 0)	0 (0 to 0)	0
Rabies	0 (0 to 0)	0 (0 to 0)	0 (0 to 0)	0 (0 to 0)	0 (0 to 0)	0 (0 to 0)	0 (0 to 0)	0 (0 to 0)	0 (0 to 0)	0 (0 to 0)	0 (0 to 0)	0 (0 to 0)	0 (0 to 0)	0 (0 to 0)	0 (0 to 0)	0 (0 to 0)	0 (0 to 0)	0 (0 to 0)	0 (0 to 0)	0 (0 to 0)	0 (0 to 0)	0
Intestinal nematode infections	0 (0 to 0)	0 (0 to 0)	0 (0 to 0)	0 (0 to 0)	0 (0 to 0)	0 (0 to 0)	0 (0 to 0)	0 (0 to 0)	0 (0 to 0)	0 (0 to 0)	0 (0 to 0)	0 (0 to 0)	0 (0 to 0)	0 (0 to 0)	0 (0 to 0)	0 (0 to 0)	0 (0 to 0)	0 (0 to 0)	0 (0 to 0)	0 (0 to 0)	0 (0 to 0)	0
Ascariasis	0 (0 to 0)	0 (0 to

Osteoarthritis other	0 (0 to 0)	0 (0 to 0)	0 (0 to 0)	0 (0 to 0)	0 (0 to 0)	0 (0 to 0)	0 (0 to 0)	0 (0 to 0)	0 (0 to 0)	0 (0 to 0)	0 (0 to 1)	0.3 (0.1 to 0.9)	1 (0.4 to 2.2)	2.1 (0.9 to 4.5)	3.7 (1.6 to 7.8)	5.3 (2.4 to 11.4)	6 (2.7 to 12.8)	6.9 (3.2 to 14.6)	7 (3.4 to 14.6)	5.1 (2.5 to 10.5)	4 (2 to 8)	2.3 (1.2 to 4.7)	0.9 (0.5 to 1.8)	0.2 (0.1 to 0.4)	44.7
Low back pain	0 (0 to 0)	0 (0 to 0)	0 (0 to 0)	0 (0 to 0)	3.6 (1.7 to 6.7)	18.1 (10.7 to 29.9)	27.9 (16.2 to 45.3)	35.4 (20.1 to 59.2)	39.2 (20.2 to 69.1)	40.1 (19.2 to 77.9)	41.1 (17.5 to 83.2)	43.7 (17.3 to 90.1)	46.1 (17.9 to 93.2)	47.3 (17.9 to 97.4)	48.1 (17.9 to 100)	48.7 (17.9 to 100)	49.2 (17.9 to 100)	49.6 (17.9 to 100)	49.9 (17.9 to 100)	50.2 (17.9 to 100)	50.4 (17.9 to 100)	50.6 (17.9 to 100)	50.7 (17.9 to 100)	50.8 (17.9 to 100)	1,260
Neck pain	0 (0 to 0)	0 (0 to 0)	0 (0 to 0)	1.6 (0.5 to 3.4)	9.3 (4.3 to 15.3)	12.3 (6.5 to 20.7)	13.7 (6.5 to 24)	14.6 (6.5 to 25.1)	15.2 (6.5 to 26.1)	15.6 (6.5 to 26.8)	15.9 (6.5 to 27.3)	16.1 (6.5 to 27.6)	16.3 (6.5 to 27.9)	16.4 (6.5 to 28.1)	16.5 (6.5 to 28.2)	16.6 (6.5 to 28.3)	16.7 (6.5 to 28.4)	16.8 (6.5 to 28.5)	16.8 (6.5 to 28.6)	16.9 (6.5 to 28.6)	16.9 (6.5 to 28.6)	16.9 (6.5 to 28.6)	16.9 (6.5 to 28.6)	16.9 (6.5 to 28.6)	515
Gout	0 (0 to 0)	0 (0 to 0)	0 (0 to 0)	0 (0 to 0)	0 (0 to 0)	0 (0 to 0)	0 (0 to 0)	0 (0 to 0)	0 (0 to 0)	0 (0 to 0)	0 (0 to 0)	0 (0 to 0)	0 (0 to 0)	0 (0 to 0)	0 (0 to 0)	0 (0 to 0)	0 (0 to 0)	0 (0 to 0)	0 (0 to 0)	0 (0 to 0)	0 (0 to 0)	0 (0 to 0)	0 (0 to 0)	0 (0 to 0)	0 (0 to 0)	56.5
Other musculoskeletal disorders	0 (0 to 0)	0 (0 to 0)	0 (0 to 0)	0.1 (0 to 0.3)	4.2 (1.4 to 7.4)	10.1 (5.2 to 16.4)	21.2 (12.3 to 34.3)	31.2 (18.1 to 50.4)	38.4 (21.4 to 58.3)	42.7 (23.7 to 70.4)	43.7 (23.7 to 70.4)	43.7 (23.7 to 70.4)	43.6 (23.6 to 69.6)	43.6 (23.6 to 69.6)	27.2 (17.9 to 94.3)	34.2 (16.5 to 57.5)	29.5 (12.8 to 52.8)	19.8 (8.3 to 37.4)	9.6 (2.7 to 22.5)	3.9 (1.1 to 9.1)	1.5 (0.9 to 3.5)	0.4 (0.2 to 1.4)	452
Other non-communicable diseases	39.1 (19.5 to 64.2)	15 (11 to 22.6)	37.8 (27.7 to 49.9)	36.6 (27.5 to 47.5)	23.4 (16.6 to 31.9)	26.2 (19.2 to 34.8)	19.1 (13.6 to 26)	26.6 (19.8 to 35.5)	23.6 (24.9 to 45.2)	43.7 (22.3 to 68.9)	53.5 (28.6 to 73.2)	61.8 (43.8 to 84.9)	59.2 (54 to 108)	99.6 (67.6 to 135)	100 (84.9 to 117)	108 (89.6 to 178)	108 (93.2 to 202)	108 (106 to 198)	108 (90.5 to 143)	87 (84.6 to 112)	54.9 (36.5 to 71.6)	25.3 (19.9 to 31.3)	1,430
Congenital birth defects	29.1 (18.9 to 53.5)	12.6 (8.9 to 20.4)	35.6 (22.4 to 59.4)	23 (14.4 to 33)	19.3 (13.9 to 25.9)	12.1 (8.6 to 16.4)	11.2 (7.2 to 14.6)	10.1 (6.5 to 13.1)	10.3 (6.5 to 13.4)	11.5 (6.6 to 14.9)	10.3 (6.6 to 14.9)	10.9 (7.5 to 14.5)	10.5 (6.8 to 14.6)	10.9 (7 to 14.7)	11.5 (7.4 to 16)	11.5 (7.4 to 16)	11.6 (7.4 to 16)	7.1 (4.1 to 10.1)	2.4 (1.1 to 3.7)	1.4 (0.6 to 2.2)	0.4 (0.2 to 0.7)	0.1 (0 to 0.2)	245
Neural tube defects	1.9 (0.9 to 3.4)	0.8 (0.5 to 1.4)	2.2 (1.1 to 4.5)	2.3 (1.1 to 4.5)	0.5 (0.4 to 0.9)	0.6 (0.4 to 0.9)	0.4 (0.3 to 0.6)	0.7 (0.4 to 1)	0.7 (0.5 to 1.1)	0.7 (0.4 to 1.1)	0.7 (0.4 to 1.2)	0.5 (0.3 to 0.9)	0.4 (0.2 to 0.6)	0.2 (0.1 to 0.3)	0.2 (0.1 to 0.3)	0.1 (0.1 to 0.3)	0.1 (0 to 0.1)	0.1 (0 to 0.1)	0 (0 to 0.1)	0 (0 to 0.1)	0 (0 to 0.1)	0 (0 to 0.1)	0 (0 to 0.1)	13.3
Congenital heart anomalies	5.9 (3.5 to 12.2)	5 (3.1 to 8.8)	10.3 (5.2 to 20.3)	4.1 (2.4 to 7.3)	1.4 (0.8 to 2.5)	1.9 (1.2 to 3.1)	2.4 (1.4 to 3.5)	2.5 (1.4 to 3.8)	2.7 (1.4 to 4.1)	3.1 (1.6 to 4.6)	3.1 (1.6 to 4.6)	2.4 (1.2 to 3.6)	1.5 (0.8 to 2.2)	1.9 (0.9 to 3)	1.9 (0.7 to 3.2)	1.5 (0.5 to 2.6)	1.4 (0.5 to 2.4)	1.3 (0.5 to 2.4)	0.6 (0.2 to 1.2)	0.1 (0 to 0.3)	0.1 (0 to 0.1)	0.1 (0 to 0.1)	0 (0 to 0.1)	54
Orofacial clefts	0 (0 to 0)	0.1 (0 to 0.2)	0.2 (0 to 0.5)	0.2 (0 to 0.5)	0.1 (0 to 0.2)	0.1 (0 to 0.3)	0.1 (0 to 0.3)	0.1 (0 to 0.3)	0.1 (0 to 0.3)	0.1 (0 to 0.4)	0.1 (0 to 0.4)	0.1 (0 to 0.3)	0.2 (0 to 0.5)	0.2 (0 to 0.5)	0.2 (0 to 0.5)	0.1 (0 to 0.3)	0.1 (0 to 0.3)	0.1 (0 to 0.3)	0.1 (0 to 0.3)	0.1 (0 to 0.3)	0.1 (0 to 0.3)	0.1 (0 to 0.3)	0 (0 to 0.3)	0 (0 to 0.3)	2.4
Down syndrome	0.5 (0.2 to 1)	0.2 (0.1 to 0.4)	0.9 (0.4 to 2.1)	0.7 (0.4 to 1.2)	0.5 (0.3 to 0.9)	0.5 (0.3 to 0.7)	0.5 (0.4 to 0.6)	0.6 (0.5 to 1.2)	0.8 (0.5 to 1.4)	0.9 (0.5 to 1.3)	1 (0.6 to 1.5)	1 (0.6 to 1.5)	1.4 (0.8 to 2.2)	2.7 (1.4 to 4.3)	3.9 (1.9 to 6.5)	4.5 (2.1 to 7.5)	1.9 (0.9 to 3.7)	0.7 (0.3 to 1.6)	0.2 (0 to 0.6)	0 (0 to 0.2)	0 (0 to 0.1)	0 (0 to 0.1)	0 (0 to 0.1)	0 (0 to 0.1)	21.5
Turner syndrome	0 (0 to 0)	0 (0 to 0)	0 (0 to 0)	0 (0 to 0)	0 (0 to 0)	0 (0 to 0)	0 (0 to 0)	0 (0 to 0)	0 (0 to 0)	0 (0 to 0)	0 (0 to 0)	0 (0 to 0)	0 (0 to 0)	0 (0 to 0)	0 (0 to 0)	0 (0 to 0)	0 (0 to 0)	0 (0 to 0)	0 (0 to 0)	0 (0 to 0)	0 (0 to 0)	0 (0 to 0)	0 (0 to 0)	0 (0 to 0)	0 (0 to 0)	0
Klinefelter syndrome	0 (0 to 0)	0 (0 to 0)	0 (0 to 0)	0 (0 to 0)	0 (0 to 0)	0 (0 to 0)	0 (0 to 0)	0 (0 to 0)	0 (0 to 0)	0 (0 to 0)	0 (0 to 0)	0 (0 to 0)	0 (0 to 0)	0 (0 to 0)	0 (0 to 0)	0 (0 to 0)	0 (0 to 0)	0 (0 to 0)	0 (0 to 0)	0 (0 to 0)	0 (0 to 0)	0 (0 to 0)	0 (0 to 0)	0 (0 to 0)	0 (0 to 0)	0.2
Other chromosomal abnormalities	3.5 (1.4 to 9.3)	1.6 (0.6 to 3.2)	5.2 (2.4 to 9.8)	2.6 (1.4 to 4.3)	1.4 (0.9 to 2.1)	1.4 (0.9 to 2.1)	1.4 (0.9 to 2.1)	1.4 (0.8 to 2.1)	1.2 (0.8 to 1.9)	1.5 (0.9 to 2.2)	1.6 (0.9 to 2.5)	1.4 (0.7 to 2.1)	1.3 (0.6 to 2.2)	1.1 (0.5 to 1.8)	0.9 (0.3 to 1.5)	0.5 (0.2 to 1.1)	0.4 (0.1 to 0.8)	0.1 (0 to 0.4)	0 (0 to 0.1)	0 (0 to 0.1)	0 (0 to 0.1)	0 (0 to 0.1)	0 (0 to 0.1)	0 (0 to 0.1)	28.5
Congenital musculoskeletal and limb anomalies	0.7 (0.3 to 2.2)	0.4 (0.2 to 0.8)	3.9 (2.1 to 6.7)	5.5 (3.6 to 8.1)	3.6 (2.1 to 5.2)	2.1 (1.4 to 4.7)	2 (1.2 to 3.2)	2.2 (1.2 to 3.2)	2.4 (1.4 to 3.8)	2.4 (1.4 to 3.8)	2.6 (1.4 to 3.8)	2.4 (1.3 to 3.6)	2.4 (1.3 to 3.6)	2.5 (1.4 to 3.7)	2.4 (1.3 to 3.6)	2.1 (1.1 to 3.2)	1.6 (0.8 to 2.5)	1.1 (0.5 to 1.8)	0.5 (0.2 to 0.9)	0.3 (0.1 to 0.5)	0.1 (0 to 0.2)	0 (0 to 0.1)	0 (0 to 0.1)	45.6
Urogenital congenital anomalies	1.2 (0.5 to 2.8)	0.2 (0.1 to 0.5)	0.6 (0.3 to 1.1)	0.6 (0.3 to 1.1)	0.3 (0.2 to 0.5)	0.3 (0.2 to 0.5)	0.2 (0.1 to 0.4)	0.2 (0.1 to 0.4)	0.2 (0.1 to 0.3)	0.1 (0.1 to 0.3)	0.1 (0.1 to 0.3)	0.1 (0.1 to 0.2)	0.1 (0.1 to 0.2)	0.1 (0 to 0.1)	0.1 (0 to 0.1)	0 (0 to 0.1)	0 (0 to 0.1)	0 (0 to 0.1)	0 (0 to 0.1)	0 (0 to 0.1)	0 (0 to 0.1)	0 (0 to 0.1)	0 (0 to 0.1)	0 (0 to 0.1)	4.4
Digestive congenital anomalies	1.2 (1.1 to 1.5)	1.2 (0.7 to 2.3)	1.9 (1.3 to 3.5)	1.9 (1.3 to 3.5)	0.6 (0.4 to 0.9)	0.6 (0.4 to 0.9)	0.6 (0.4 to 0.8)	0.6 (0.3 to 0.8)	0.6 (0.3 to 0.8)	0.6 (0.3 to 0.8)	0.6 (0.3 to 0.8)	0.6 (0.3 to 0.8)	0.6 (0.3 to 0.8)	0.6 (0.3 to 0.8)	0.6 (0.3 to 0.8)	0.6 (0.3 to 0.8)	0.6 (0.3 to 0.8)	0.6 (0.3 to 0.8)	0.6 (0.3 to 0.8)	0.6 (0.3 to 0.8)	0.6 (0.3 to 0.8)	0.6 (0.3 to 0.8)	0.6 (0.3 to 0.8)	0.6 (0.3 to 0.8)	11.3
Other congenital birth defects	3.6 (1.5 to 8.9)	1.6 (0.7 to 3.2)	3.6 (1.4 to 6.9)	3.6 (1.4 to 6.9)	2.2 (1.1 to 4.2)	2.2 (1.1 to 4.2)	2.2 (1.1 to 4.2

SR Table 2a: Redcar and Cleveland DALYS by cause and age group for males with 95% uncertainty intervals, 2019

Cause	Early Neonatal	Late Neonatal	Post Neonatal	1 to 4	5 to 9	10 to 14	15 to 19	20 to 24	25 to 29	30 to 34	35 to 39	40 to 44	45 to 49	50 to 54	55 to 59	60 to 64	65 to 69	70 to 74	75 to 79	80 to 84	85 plus	Total
All causes	1,911 (1,679-2,152)	1,161 (1,020-1,312)	1,746 (1,540-1,962)	1,424 (1,255-1,605)	1,109 (977-1,250)	1,178 (1,038-1,328)	1,359 (1,196-1,531)	1,469 (1,293-1,655)	1,577 (1,387-1,767)	1,606 (1,408-1,800)	1,660 (1,460-1,872)	1,660 (1,460-1,860)	1,600 (1,408-1,800)	1,535 (1,350-1,730)	1,470 (1,294-1,655)	1,384 (1,218-1,560)	1,294 (1,139-1,458)	1,210 (1,065-1,364)	1,120 (1,000-1,260)	1,030 (920-1,160)	23,600
Communicable, maternal, neonatal, and nutritional diseases	1,911 (1,679-2,152)	1,161 (1,020-1,312)	1,746 (1,540-1,962)	1,424 (1,255-1,605)	1,109 (977-1,250)	1,178 (1,038-1,328)	1,359 (1,196-1,531)	1,469 (1,293-1,655)	1,577 (1,387-1,767)	1,606 (1,408-1,800)	1,660 (1,460-1,872)	1,660 (1,460-1,860)	1,600 (1,408-1,800)	1,535 (1,350-1,730)	1,470 (1,294-1,655)	1,384 (1,218-1,560)	1,294 (1,139-1,458)	1,210 (1,065-1,364)	1,120 (1,000-1,260)	1,030 (920-1,160)	1,090
HIV/AIDS and sexually transmitted infections	2.6 (2.1-3.2)	0.9 (0.7-1.2)	1.4 (1.1-1.8)	0.1 (0.1-0.2)	0.1 (0.1-0.1)	0.1 (0.1-0.1)	0.1 (0.1-0.1)	0.2 (0.1-0.2)	0.5 (0.4-0.7)	1 (0.7-1.3)	1.2 (0.9-1.7)	1.2 (0.9-1.7)	1.3 (1.0-1.8)	1.1 (0.8-1.6)	1 (0.7-1.4)	0.8 (0.5-1.2)	0.7 (0.4-1.2)	0.4 (0.2-0.8)	0.2 (0.1-0.4)	0.1 (0.0-0.1)	15.0
HIV/AIDS	0 (0-0)	0 (0-0)	0.1 (0.1-0.1)	0.1 (0.0-0.1)	0 (0-0)	0 (0-0)	0.1 (0.1-0.2)	0.2 (0.1-0.3)	0.5 (0.3-0.6)	0.9 (0.6-1.2)	1.1 (0.8-1.5)	1.2 (0.9-1.6)	1.2 (0.9-1.6)	1.1 (0.7-1.5)	0.9 (0.6-1.3)	0.7 (0.4-1.1)	0.6 (0.3-1.1)	0.3 (0.1-0.7)	0.1 (0.0-0.3)	0 (0-0)	8.6
HIV/AIDS - Drug-susceptible Tuberculosis	0 (0-0)	0 (0-0)	0 (0-0)	0 (0-0)	0 (0-0)	0 (0-0)	0 (0-0)	0 (0-0)	0 (0-0)	0 (0-0)	0 (0-0)	0 (0-0)	0 (0-0)	0 (0-0)	0 (0-0)	0 (0-0)	0 (0-0)	0 (0-0)	0 (0-0)	0 (0-0)	0 (0-0)	1.2
HIV/AIDS - Multidrug-resistant Tuberculosis without extensive dr...	0 (0-0)	0 (0-0)	0 (0-0)	0 (0-0)	0 (0-0)	0 (0-0)	0 (0-0)	0 (0-0)	0 (0-0)	0 (0-0)	0 (0-0)	0 (0-0)	0 (0-0)	0 (0-0)	0 (0-0)	0 (0-0)	0 (0-0)	0 (0-0)	0 (0-0)	0 (0-0)	0 (0-0)	0
HIV/AIDS - Extensively drug-resistant Tuberculosis	0 (0-0)	0 (0-0)	0 (0-0)	0 (0-0)	0 (0-0)	0 (0-0)	0 (0-0)	0 (0-0)	0 (0-0)	0 (0-0)	0 (0-0)	0 (0-0)	0 (0-0)	0 (0-0)	0 (0-0)	0 (0-0)	0 (0-0)	0 (0-0)	0 (0-0)	0 (0-0)	0 (0-0)	0
HIV/AIDS resulting in other diseases	0 (0-0)	0 (0-0)	0 (0-0)	0 (0-0)	0 (0-0)	0 (0-0)	0 (0-0)	0 (0-0)	0.4 (0.3-0.5)	0.7 (0.5-0.9)	0.9 (0.6-1.3)	0.9 (0.6-1.3)	1 (0.7-1.4)	0.8 (0.5-1.2)	0.7 (0.3-0.9)	0.4 (0.2-0.6)	0.5 (0.1-0.7)	0.3 (0.1-0.7)	0.1 (0.0-0.3)	0 (0-0)	7.4
Sexually transmitted infections excluding HIV	0 (0-0)	0 (0-0)	0 (0-0)	0 (0-0)	0 (0-0)	0 (0-0)	0 (0-0)	0 (0-0)	0 (0-0)	0 (0-0)	0 (0-0)	0 (0-0)	0 (0-0)	0 (0-0)	0 (0-0)	0 (0-0)	0 (0-0)	0 (0-0)	0 (0-0)	0 (0-0)	0 (0-0)	0
Syphilis	2.6 (2.1-3.2)	0.9 (0.7-1.2)	1.4 (1.1-1.8)	0.1 (0.1-0.2)	0.1 (0.1-0.1)	0.1 (0.1-0.1)	0.1 (0.1-0.2)	0.2 (0.1-0.3)	0.5 (0.4-0.7)	1 (0.7-1.3)	1.2 (0.9-1.7)	1.2 (0.9-1.6)	1.3 (1.0-1.8)	1.1 (0.8-1.6)	1 (0.7-1.4)	0.8 (0.5-1.2)	0.7 (0.4-1.2)	0.4 (0.2-0.8)	0.2 (0.1-0.4)	0.1 (0.0-0.1)	15.0
Chlamydial infection	0 (0-0)	0 (0-0)	0 (0-0)	0 (0-0)	0 (0-0)	0 (0-0)	0 (0-0)	0 (0-0)	0 (0-0)	0 (0-0)	0 (0-0)	0 (0-0)	0 (0-0)	0 (0-0)	0 (0-0)	0 (0-0)	0 (0-0)	0 (0-0)	0 (0-0)	0 (0-0)	0 (0-0)	8.6
Gonococcal infection	0 (0-0)	0 (0-0)	0 (0-0)	0 (0-0)	0 (0-0)	0 (0-0)	0 (0-0)	0 (0-0)	0 (0-0)	0 (0-0)	0 (0-0)	0 (0-0)	0 (0-0)	0 (0-0)	0 (0-0)	0 (0-0)	0 (0-0)	0 (0-0)	0 (0-0)	0 (0-0)	0 (0-0)	0
Trichomoniasis	0 (0-0)	0 (0-0)	0 (0-0)	0 (0-0)	0 (0-0)	0 (0-0)	0 (0-0)	0 (0-0)	0 (0-0)	0 (0-0)	0 (0-0)	0 (0-0)	0 (0-0)	0 (0-0)	0 (0-0)	0 (0-0)	0 (0-0)	0 (0-0)	0 (0-0)	0 (0-0)	0 (0-0)	0
Genital herpes	0 (0-0)	0 (0-0)	0 (0-0)	0 (0-0)	0 (0-0)	0 (0-0)	0 (0-0)	0 (0-0)	0 (0-0)	0 (0-0)	0 (0-0)	0 (0-0)	0 (0-0)	0 (0-0)	0 (0-0)	0 (0-0)	0 (0-0)	0 (0-0)	0 (0-0)	0 (0-0)	0 (0-0)	0
Other sexually transmitted infections	0 (0-0)	0 (0-0)	0 (0-0)	0 (0-0)	0 (0-0)	0 (0-0)	0 (0-0)	0 (0-0)	0 (0-0)	0 (0-0)	0 (0-0)	0 (0-0)	0 (0-0)	0 (0-0)	0 (0-0)	0 (0-0)	0 (0-0)	0 (0-0)	0 (0-0)	0 (0-0)	0 (0-0)	0
Respiratory infections and tuberculosis	4.6 (3.3-6.1)	3.7 (2.3-5.4)	10.5 (7.2-15.3)	6.2 (4.8-8.1)	3.2 (2.5-4.2)	3.6 (2.8-4.6)	3.8 (2.9-4.9)	4.2 (3.2-5.4)	4.5 (3.5-5.8)	4.6 (3.5-5.9)	4.8 (3.6-6.2)	5.1 (3.9-6.5)	5.3 (4.1-6.8)	5.3 (4.1-6.8)	5.5 (4.2-7.1)	5.4 (4.1-7.1)	5.4 (4.1-7.1)	5.4 (4.1-7.1)	5.5 (4.1-7.2)	5.5 (4.1-7.2)	114
Tuberculosis	0 (0-0)	0 (0-0)	0 (0-0)	0 (0-0)	0 (0-0)	0 (0-0)	0 (0-0)	0 (0-0)	0 (0-0)	0 (0-0)	0 (0-0)	0 (0-0)	0 (0-0)	0 (0-0)	0 (0-0)	0 (0-0)	0 (0-0)	0 (0-0)	0 (0-0)	0 (0-0)	0 (0-0)	0
Latent tuberculosis infection	0 (0-0)	0 (0-0)	0 (0-0)	0 (0-0)	0 (0-0)	0 (0-0)	0 (0-0)	0 (0-0)	0 (0-0)	0 (0-0)	0 (0-0)	0 (0-0)	0 (0-0)	0 (0-0)	0 (0-0)	0 (0-0)	0 (0-0)	0 (0-0)	0 (0-0)	0 (0-0)	0 (0-0)	0
Drug-susceptible tuberculosis	0 (0-0)	0 (0-0)	0 (0-0)	0 (0-0)	0 (0-0)	0 (0-0)	0 (0-0)	0 (0-0)	0 (0-0)	0 (0-0)	0 (0-0)	0 (0-0)	0 (0-0)	0 (0-0)	0 (0-0)	0 (0-0)	0 (0-0)	0 (0-0)	0 (0-0)	0 (0-0)	0 (0-0)	0
Multidrug-resistant tuberculosis without extensive drug-resistance	0 (0-0)	0 (0-0)	0 (0-0)	0 (0-0)	0 (0-0)	0 (0-0)	0 (0-0)	0 (0-0)	0 (0-0)	0 (0-0)	0 (0-0)	0 (0-0)	0 (0-0)	0 (0-0)	0 (0-0)	0 (0-0)	0 (0-0)	0 (0-0)	0 (0-0)	0 (0-0)	0 (0-0)	0
Extensively drug-resistant tuberculosis	0 (0-0)	0 (0-0)	0 (0-0)	0 (0-0)	0 (0-0)	0 (0-0)	0 (0-0)	0 (0-0)	0 (0-0)	0 (0-0)	0 (0-0)	0 (0-0)	0 (0-0)	0 (0-0)	0 (0-0)	0 (0-0)	0 (0-0)	0 (0-0)	0 (0-0)	0 (0-0)	0 (0-0)	0
Lower respiratory infections	3.6 (2.3-5.0)	3.7 (2.4-5.1)	9.7 (6.4-14.0)	5.8 (4.5-7.7)	2.8 (2.1-3.8)	3.2 (2.4-4.2)	3.4 (2.5-4.5)	3.8 (2.8-5.1)	4.1 (3.0-5.5)	4.1 (3.0-5.5)	4.3 (3.2-5.8)	4.6 (3.4-6.2)	4.8 (3.5-6.5)	4.8 (3.5-6.5)	5 (3.6-6.7)	4.9 (3.5-6.7)	4.9 (3.5-6.7)	4.9 (3.5-6.7)	5 (3.6-6.8)	5 (3.6-6.8)	103
Upper respiratory infections	0 (0-0)	0.1 (0.0-0.1)	1.1 (0.4-2.1)	0.8 (0.2-2.1)	0.4 (0.1-1.1)	0.4 (0.1-1.1)	0.4 (0.1-1.1)	0.5 (0.1-1.2)	0.5 (0.1-1.2)	0.5 (0.1-1.2)	0.5 (0.1-1.2)	0.6 (0.2-1.3)	0.6 (0.2-1.3)	0.6 (0.2-1.3)	0.6 (0.2-1.3)	0.6 (0.2-1.3)	0.6 (0.2-1.3)	0.6 (0.2-1.3)	0.6 (0.2-1.3)	0.6 (0.2-1.3)	9.3
Otitis media	0 (0-0)	0.3 (0.0-0.6)	0.2 (0.0-0.5)	0.1 (0.0-0.4)	0.1 (0.0-0.3)	0.1 (0.0-0.3)	0.1 (0.0-0.3)	0.1 (0.0-0.3)	0.1 (0.0-0.3)	0.1 (0.0-0.3)	0.1 (0.0-0.3)	0.1 (0.0-0.3)	0.1 (0.0-0.3)	0.1 (0.0-0.3)	0.1 (0.0-0.3)	0.1 (0.0-0.3)	0.1 (0.0-0.3)	0.1 (0.0-0.3)	0.1 (0.0-0.3)	0.1 (0.0-0.3)	1.3
Enteric infections	0.1 (0.0-0.1)	0.2 (0.0-0.4)	2.2 (2.0-4.7)	0.4 (0.4-0.9)	0.2 (0.1-0.5)	0.1 (0.1-0.3)	0.1 (0.0-0.3)	0.1 (0.0-0.3)	0.1 (0.0-0.3)	0.1 (0.0-0.3)	0.1 (0.0-0.3)	0.1 (0.0-0.3)	0.1 (0.0-0.3)	0.1 (0.0-0.3)	0.1 (0.0-0.3)	0.1 (0.0-0.3)	0.1 (0.0-0.3)	0.1 (0.0-0.3)	0.1 (0.0-0.3)	0.1 (0.0-0.3)	5.4
Diarrheal diseases	0.1 (0.0-0.1)	0.3 (0.2-0.4)	2.2 (2.0-4.7)	0.4 (0.3-0.9)	0.2 (0.1-0.5)	0.1 (0.1-0.3)	0.1 (0.0-0.3)	0.1 (0.0-0.3)	0.1 (0.0-0.3)	0.1 (0.0-0.3)	0.1 (0.0-0.3)	0.1 (0.0-0.3)	0.1 (0.0-0.3)	0.1 (0.0-0.3)	0.1 (0.0-0.3)	0.1 (0.0-0.3)	0.1 (0.0-0.3)	0.1 (0.0-0.3)	0.1 (0.0-0.3)	0.1 (0.0-0.3)	5.4
Typhoid and paraphoid	0 (0-0)	0 (0-0)	0 (0-0)	0 (0-0)	0 (0-0)	0 (0-0)	0 (0-0)	0 (0-0)	0 (0-0)	0 (0-0)	0 (0-0)	0 (0-0)	0 (0-0)	0 (0-0)	0 (0-0)	0 (0-0)	0 (0-0)	0 (0-0)	0 (0-0)	0 (0-0)	0 (0-0)	0
Typhoid fever	0 (0-0)	0 (0-0)	0 (0-0)	0 (0-0)	0 (0-0)	0 (0-0)	0 (0-0)	0 (0-0)	0 (0-0)	0 (0-0)	0 (0-0)	0 (0-0)	0 (0-0)	0 (0-0)	0 (0-0)	0 (0-0)	0 (0-0)	0 (0-0)	0 (0-0)	0 (0-0)	0 (0-0)	0
Paratyphoid fever	0 (0-0)	0 (0-0)	0 (0-0)	0 (0-0)	0 (0-0)	0 (0-0)	0 (0-0)	0 (0-0)	0 (0-0)	0 (0-0)	0 (0-0)	0 (0-0)	0 (0-0)	0 (0-0)	0 (0-0)	0 (0-0)	0 (0-0)	0 (0-0)	0 (0-0)	0 (0-0)	0 (0-0)	0
Invasive Non-typhoidal Salmonella (iNTS)	0 (0-0)	0 (0-0)	0 (0-0)	0 (0-0)	0 (0-0)	0 (0-0)	0 (0-0)	0 (0-0)	0 (0-0)	0 (0-0)	0 (0-0)	0 (0-0)	0 (0-0)	0 (0-0)	0 (0-0)	0 (0-0)	0 (0-0)	0 (0-0)	0 (0-0)	0 (0-0)	0 (0-0)	0.6
Other intestinal infectious diseases	0 (0-0)	0 (0-0)	0 (0-0)	0 (0-0)	0 (0-0)	0 (0-0)	0 (0-0)	0 (0-0)	0 (0-0)	0 (0-0)	0 (0-0)	0 (0-0)	0 (0-0)	0 (0-0)	0 (0-0)	0 (0-0)	0 (0-0)	0 (0-0)	0 (0-0)	0 (0-0)	0 (0-0)	0.1
Neglected tropical diseases and malaria	0 (0-0)	0 (0-0)	0.4 (0.0-0.8)	0.6 (0.2-2.0)	0 (0-0)	0 (0-0)	0 (0-0)	0 (0-0)	0 (0-0)	0 (0-0)	0 (0-0)	0 (0-0)	0 (0-0)	0 (0-0)	0 (0-0)	0 (0-0)	0 (0-0)	0 (0-0)	0 (0-0)	0 (0-0)	0 (0-0)	1.9
Malaria	0 (0-0)	0 (0-0)	0 (0-0)	0 (0-0)	0 (0-0)	0 (0-0)	0 (0-0)	0 (0-0)	0 (0-0)	0 (0-0)	0 (0-0)	0 (0-0)	0 (0-0)	0 (0-0)	0 (0-0)	0 (0-0)	0 (0-0)	0 (0-0)	0 (0-0)	0 (0-0)	0 (0-0)	0
Chagas disease	0 (0-0)	0 (0-0)	0 (0-0)	0 (0-0)	0 (0-0)	0 (0-0)	0 (0-0)	0 (0-0)	0 (0-0)	0 (0-0)	0 (0-0)	0 (0-0)	0 (0-0)	0 (0-0)	0 (0-0)	0 (0-0)	0 (0-0)	0 (0-0)	0 (0-0)	0 (0-0)	0 (0-0)	0
Leishmaniasis	0 (0-0)	0 (0-0)	0 (0-0)	0 (0-0)	0 (0-0)	0 (0-0)	0 (0-0)	0 (0-0)	0 (0-0)	0 (0-0)	0 (0-0)	0 (0-0)	0 (0-0)	0 (0-0)	0 (0-0)	0 (0-0)	0 (0-0)	0 (0-0)	0 (0-0)	0 (0-0)	0 (0-0)	0
Visceral leishmaniasis	0 (0-0)	0 (0-0)	0 (0-0)	0 (0-0)	0 (0-0)	0 (0-0)	0 (0-0)	0 (0-0)	0 (0-0)	0 (0-0)	0 (0-0)	0 (0-0)	0 (0-0)	0 (0-0)	0 (0-0)	0 (0-0)	0 (0-0)	0 (0-0)	0 (0-0)	0 (0-0)	0 (0-0)	0
Cutaneous and mucocutaneous leishmaniasis	0 (0-0)	0 (0-0)	0 (0-0)	0 (0-0)	0 (0-0)	0 (0-0)	0 (0-0)	0 (0-0)	0 (0-0)	0 (0-0)	0 (0-0)	0 (0-0)	0 (0-0)	0 (0-0)	0 (0-0)	0 (0-0)	0 (0-0)	0 (0-0)	0 (0-0)	0 (0-0)	0 (0-0)	0
African trypanosomiasis	0 (0-0)	0 (0-0)	0 (0-0)	0 (0-0)	0 (0-0)	0 (0-0)	0 (0-0)	0 (0-0)	0 (0-0)	0 (0-0)	0 (0-0)	0 (0-0)	0 (0-0)	0 (0-0)	0 (0-0)	0 (0-0)	0 (0-0)	0 (0-0)	0 (0-0)	0 (0-0)	0 (0-0)	0
Schistosomiasis	0 (0-0)	0 (0-0)	0 (0-0)	0 (0-0)	0 (0-0)	0 (0-0)	0 (0-0)	0 (0-0)	0 (0-0)	0 (0-0)	0 (0-0)	0 (0-0)	0 (0-0)	0 (0-0)	0 (0-0)	0 (0-0)	0 (0-0)	0 (0-0)	0 (0-0)	0 (0-0)	0 (0-0)	0
Cysticercosis	0 (0-0)	0 (0-0)	0 (0-0)	0 (0-0)	0 (0-0)	0 (0-0)	0 (0-0)	0 (0-0)	0 (0-0)	0 (0-0)	0 (0-0)	0 (0-0)	0 (0-0)	0 (0-0)	0 (0-0)	0 (0-0)	0 (0-0)	0 (0-0)	0 (0-0)	0 (0-0)	0 (0-0)	0
Cystic echinococcosis	0 (0-0)	0 (0-0)	0 (0-0)	0 (0-0)	0 (0-0)	0 (0-0)	0 (0-0)	0 (0-0)	0 (0-0)	0 (0-0)	0 (0-0)	0 (0-0)	0 (0-0)	0 (0-0)	0 (0-0)	0 (0-0)	0 (0-0)	0 (0-0)	0 (0-0)	0 (0-0)	0 (0-0)	0
Lymphatic filariasis	0 (0-0)	0 (0-0)	0 (0-0)	0 (0-0)	0 (0-0)	0 (0-0)	0 (0-0)	0 (0-0)	0 (0-0)	0 (0-0)	0 (0-0)	0 (0-0)	0 (0-0)	0 (0-0)	0 (0-0)	0 (0-0)	0 (0-0)	0 (0-0)	0 (0-0)	0 (0-0)	0 (0-0)	0
Onchocerciasis	0 (0-0)	0 (0-0)	0 (0-0)	0 (0-0)	0 (0-0)	0 (0-0)	0 (0-0)	0 (0-0)	0 (0-0)	0 (0-0)	0 (0-0)	0 (0-0)	0 (0-0)	0 (0-0)	0 (0-0)	0 (0-0)	0 (0-0)	0 (0-0)	0 (0-0)	0 (0-0)	0 (0-0)	0
Trachoma	0 (0-0)	0 (0-0)	0 (0-0)	0 (0-0)	0 (0-0)	0 (0-0)	0 (0-0)	0 (0-0)	0 (0-0)	0 (0-0)	0 (0-0)	0 (0-0)	0 (0-0)	0 (0-0)	0 (0-0)	0 (0-0)	0 (0-0)	0 (0-0)	0 (0-0)	0 (0-0)	0 (0-0)	0
Dengue	0 (0-0)	0 (0-0)	0 (0-0)	0 (0-0)	0 (0-0)	0 (0-0)	0 (0-0)	0 (0-0)	0 (0-0)	0 (0-0)	0 (0-0)	0 (0-0)	0 (0-0)	0 (0-0)	0 (0-0)	0 (0-0)	0 (0-0)	0 (0-0)	0 (0-0)	0 (0-0)	0 (0-0)	0
Yellow fever	0 (0-0)	0 (0-0)	0 (0-0)	0 (0-0)	0 (0-0)	0 (0-0)	0 (0-0)	0 (0-0)	0 (0-0)	0 (0-0)	0 (0-0)	0 (0-0)	0 (0-0)	0 (0-0)	0 (0-0)	0 (0-0)	0 (0-0)	0 (0-0)	0 (0-0)	0 (0-0)	0 (0-0)	0
Rabies	0 (0-0)	0 (0-0)	0 (0-0)	0 (0-0)	0 (0-0)	0 (0-0)	0 (0-0)	0 (0-0)	0 (0-0)	0 (0-0)	0 (0-0)	0 (0-0)	0 (0-0)	0 (0-0)	0 (0-0)	0 (0-0)	0 (0-0)	0 (0-0)	0 (0-0)	0 (0-0)	0 (0-0)	0
Intestinal nematode infections	0 (0-0)	0 (0-0)	0 (0-0)	0 (0-0)	0 (0-0)	0 (0-0)	0 (0-0)	0 (0-0)	0 (0-0)	0 (0-0)	0 (0-0)	0 (0-0)	0 (0-0)	0 (0-0)	0 (0-0)	0 (0-0)	0 (0-0)	0 (0-0)	0 (0-0)	0 (0-0)	0 (0-0)	0
Ascariasis	0 (0-0)	0 (0-0)	0 (0-0)	0 (0-0)	0 (0-0)	0 (0-0)	0 (0-0)	0 (0-0)	0 (0-0)	0 (0-0)	0 (0-0)	0 (0-0)	0 (0-0)	0 (0-0)	0 (0-0)	0 (0-0)	0 (0-0)	0 (0-0)	0 (0-0)	0 (0-0)	0 (0-0)	0
Trichuriasis	0 (0-0)	0 (0-0)	0 (0-0)	0 (0-0)	0 (0-0)	0 (0-0)	0 (0-0)	0 (0-0)	0 (0-0)	0 (0-0)	0 (0-0)	0 (0-0)	0 (0-0)	0 (0-0)	0 (0-0)	0 (0-0)	0 (0-0)	0 (0-0)	0 (0-0)	0 (0-0)	0 (0-0)	0
Hookworm disease	0 (0-0)	0 (0-0)	0 (0-0)	0 (0-0)	0 (0-0)	0 (0-0)	0 (0-0)	0 (0-0)	0 (0-0)	0 (0-0)	0 (0-0)	0 (0-0)	0 (0-0)	0 (0-0)	0 (0-0)	0 (0-0)	0 (0-0)	0 (0-0)	0 (0-0)	0 (0-0)	0 (0-0)	0
Food-borne trematodoses	0 (0-0)	0 (0-0)	0 (0-0)	0 (0-0)	0 (0-0)	0 (0-0)	0 (0-0)	0 (0-0)	0 (0-0)	0 (0-0)	0 (0-0)	0 (0-0)	0 (0-0)	0 (0-0)	0 (0-0)	0 (0-0)	0 (0-0)	0 (0-0)	0 (0-0)	0 (0-0)	0 (0-0)	0
Leprosy	0 (0-0)	0 (0-0)	0 (0-0)	0 (0-0)	0 (0-0)	0 (0-0)	0 (0-0)	0 (0-0)	0 (0-0)	0 (0-0)	0 (0-0)	0 (0-0)	0 (0-0)	0 (0-0)	0 (0-0)	0 (0-0)	0 (0-0)	0 (0-0)	0 (0-0)	0 (0-0)	0 (0-0)	0
Ebola	0 (0-0)	0 (0-0)	0 (0-0)	0 (0-0)	0 (0-0)	0 (0-0)	0 (0-0)	0 (0-0)	0 (0-0)	0 (0-0)	0 (0-0)	0 (0-0)	0 (0-0)	0 (0-0)	0 (0-0)	0 (0-0)	0 (0-0)	0 (0-0)	0 (0-0)	0 (0-0)	0 (0-0)	0
Zika virus	0 (0-0)	0 (0-0)	0 (0-0)	0 (0-0)	0 (0-0)	0 (0-0)	0 (0-0)	0 (0-0)	0 (0-0)	0 (0-0)	0 (0-0)	0 (0-0)	0 (0-0)	0 (0-0)	0 (0-0)	0 (0-0)	0 (0-0)	0 (0-0)	0 (0-0)	0 (0-0)	0 (0-0)	0
Guinea worm disease	0 (0-0)	0 (0-0)	0 (0-0)	0 (0-0)	0 (0-0)	0 (0-0)	0 (0-0)	0 (0-0)	0 (0-0)	0 (0-0)	0 (0-0)	0 (0-0)	0 (0-0)	0 (0-0)	0 (0-0)	0 (0-0)	0 (0-0)	0 (0-0)	0 (0-0)	0 (0-0)	0 (0-0)	0
Other neglected tropical diseases	0 (0-0)	0 (0-0)	0 (0-0)	0.4 (0.0-0.8)	0.6 (0.2-2.0)	0 (0-0)	0 (0-0)	0 (0-0)	0 (0-0)	0 (0-0)	0 (0-0)	0 (0-0)	0 (0-0)	0 (0-0)	0 (0-0)	0 (0-0)	0 (0-0)	0 (0-0)	0 (0-0)	0 (0-0)	0 (0-0)	1.9
Other infectious diseases	0.3 (0.2-0.4)	0.8 (0.4-1.4)	2.4 (1.4-3.6)	4.9 (2.7-9.7)	1.8 (1.2-3.2)	1.7 (1.2-2.2)	2.1 (1.4-3.2)	2.1 (1.4-2.8)	2.2 (1.7-2.9)	2.2 (1.6-3.2)	2.5 (1.9-3.2)	2.7 (2.0-3.5)	2.8 (2.1-3.7)	2.8 (2.1-3.7)	3.1 (2.3-4.1)	3.1 (2.3-4.1)	3.4 (2.7-4.7)	3.9 (2.9-5.2)	4 (2.9-5.2)	3.9 (2.9-5.2)	54.2
Meningitis	0.1 (0.1-0.1)	0.2 (0.1-0.3)	2.2 (0.5-5.1)	1.6 (0.4-3.7)	0.7 (0.4-1.1)	0.7 (0.7-1.5)	0.6 (0.5-1.2)	0.5 (0.4-1.1)	0.5 (0.4-1.1)	0.5 (0.4-1.2)	0.5 (0.4-1.3)	0.5 (0.4-1.3)	0.5 (0.4-1.3)	0.5 (0.4-1.3)	0.5 (0.4-1.3)	0.5 (0.4-1.3)	0.5 (0.4-1.3)	0.5 (0.4-1.3)	0.5 (0.4-1.3)	0.5 (0.4-1.3)	19.1
Encephalitis	0.1 (0.0-0.1)	0.3 (0.1-0.6)	0.7 (0.2-1.5)	0.3 (0.2-0.6)	0.3 (0.2-0.5)	0.3 (0.2-0.5)	0.5 (0.3-0.7)	0.5 (0.3-0.7)	0.5 (0.3-0.8)	0.5 (0.3-0.8)	0.5 (0.3-0.8)	0.5 (0.3-0.8)	0.6 (0.3-0.8)	0.6 (0.4-0.8)	0.6 (0.4-0.8)	0.7 (0.4-0.9)	0.7 (0.4-0.9)	0.8 (0.5-1.2)	0.9 (0.5-1.4)	0.8 (0.4-1.2)	10.9
Diphtheria	0 (0-0)	0 (0-0)	0 (0-0)	0 (0-0)	0 (0-0)	0 (0-0)	0 (0-0)	0 (0-0)	0 (0-0)	0 (0-0)	0 (0-0)	0 (0-0)	0 (0-0)	0 (0-0)	0 (0-0)	0 (0-0)	0 (0-0)	0 (0-0)	0 (0-0)	0 (0-0)	0 (0-0)	0
Tetanus	0 (0-0)	0 (0-0)	0 (0-0)	0 (0-0)	0 (0-0)	0 (0-0)	0 (0-0)	0 (0-0)	0 (0-0)	0 (0-0)	0 (0-0)	0 (0-0)	0 (0-0)	0 (0-0)	0 (0-0)	0 (0-0)	0 (0-0)	0 (0-0)	0 (0-0)	0 (0-0)	0 (0-0)	0
Measles	0 (0-0)	0 (0-0)	0 (0-0)	0 (0-0)	0 (0-0)	0 (0-0)	0 (0-0)	0 (0-0)	0 (0-0)	0 (0-0)	0 (0-0)	0 (0-0)	0 (0-0)	0 (0-0)	0 (0-0)	0 (0-0)	0 (0-0)	0 (0-0)	0 (0-0)	0 (0-0)	0 (0-0)	0
Varicella and herpes zoster	0 (0-0)	0 (0-0)	0.2 (0.1-0.4)	0.1 (0.1-0.3)	0.1 (0.0-0.2)	0.1 (0.0-0.2)	0.1 (0.1-0.2)	0.2 (0.1-0.3)	0.2 (0.1-0.3)	0.2 (0.1-0.3)	0.2 (0.1-0.3)	0.2 (0.1-0.3)	0.2 (0.1-0.3)	0.2 (0.1-0.3)	0.2 (0.1-0.3)	0.2 (0.1-0.3)	0.2 (0.1-0.3)	0.2 (0.1-0.3)	0.2 (0.1-0.3)	0.2 (0.1-0.3)	5.2
Acute hepatitis	0 (0-0)	0 (0-0)	0 (0-0)	0 (0-0)	0 (0-0)	0 (0-0)	0 (0-0)	0 (0-0)	0 (0-0)	0 (0-0)	0 (0-0)	0 (0-0)	0 (0-0)	0 (0-0)	0 (0-0)	0 (0-0)	0 (0-0)	0 (0-0)	0 (0-0)	0 (0-0)	0 (0-0)	2.5
Acute hepatitis A	0 (0-0)	0 (0-0)	0 (0-0)	0 (0-0)	0 (0-0)	0 (0-0)	0 (0-0)	0 (0-0)	0 (0-0)	0 (0-0)	0 (0-0)	0 (0-0)	0 (0-0)	0 (0-0)	0 (0-0)	0 (0-0)	0 (0-0)	0 (0-0)	0 (0-0)	0 (0-0)	0 (0-0)	1.4
Acute hepatitis B	0 (0-0)	0 (0-0)	0 (0-0)	0 (0-0)	0 (0-0)	0 (0-0)	0 (0-0)	0 (0-0)	0 (0-0)	0 (0-0)	0 (0-0)	0 (0-0)	0 (0-0)	0 (0-0)	0 (0-0)	0 (0-0)	0 (0-0)	0 (0-0)	0 (0-0)	0 (0-0)	0 (0-0)	0.6
Acute hepatitis C	0 (0-0)	0 (0-0)	0 (0-0)	0 (0-0)	0 (0-0)	0 (0-0)	0 (0-0)	0 (0-0)	0 (0-0)	0 (0-0)	0 (0-0)	0 (0-0)	0 (0-0)	0 (0-0)	0 (0-0)	0 (0-0)	0 (0-0)	0 (0-0)	0 (0-0)	0 (0-0)	0 (0

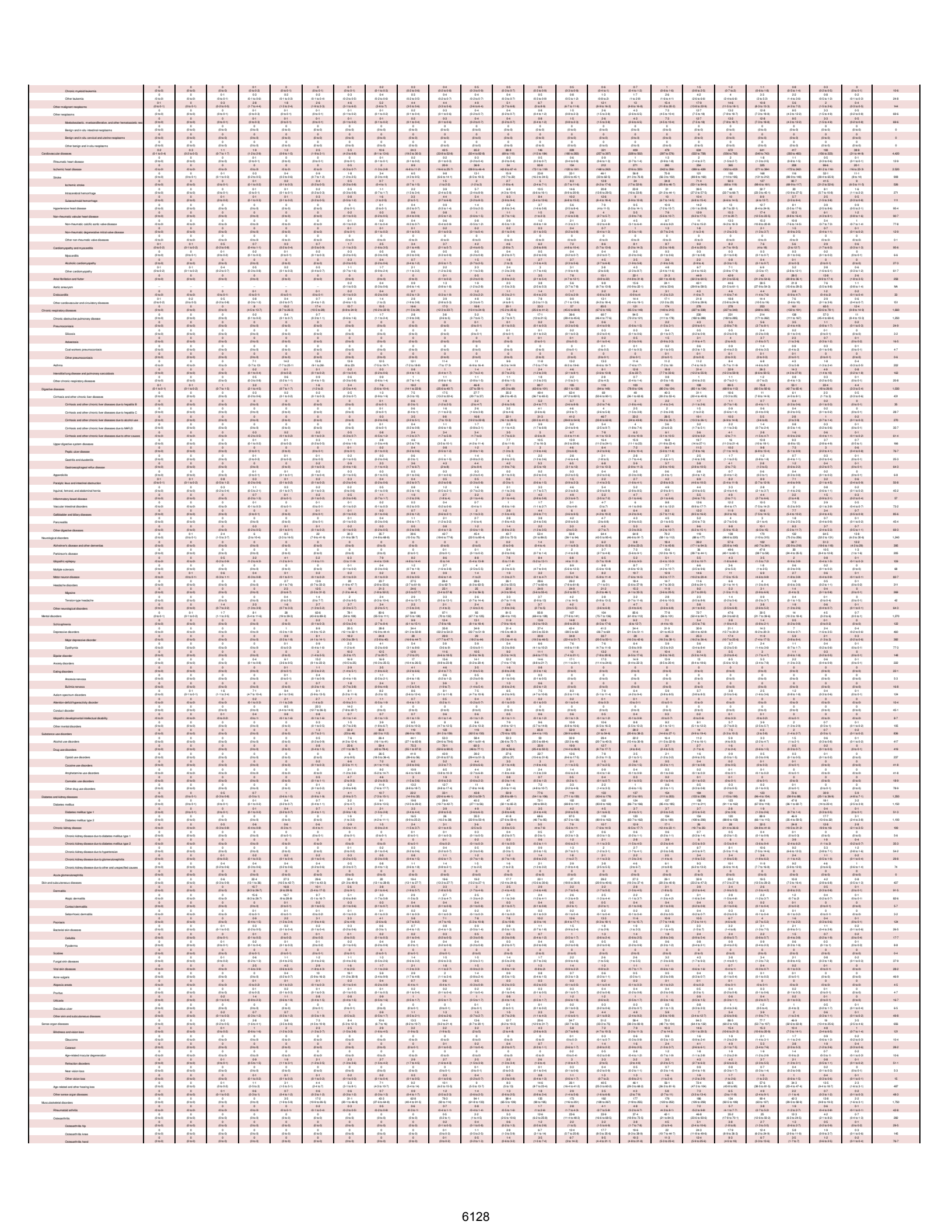

| | | |

| | | |

SR Table 2a: County Durham DALYS by cause and age group for males with 95% uncertainty intervals, 2019

Cause	Early Neonatal	Late Neonatal	Post Neonatal	1 to 4	5 to 9	10 to 14	15 to 19	20 to 24	25 to 29	30 to 34	35 to 39	40 to 44	45 to 49	50 to 54	55 to 59	60 to 64	65 to 69	70 to 74	75 to 79	80 to 84	85 to 89	90 to 94	95 plus	Total
All causes	2599 (2459 to 2736)	1707 (1620 to 1791)	3284 (3108 to 3462)	1344 (1281 to 1407)	1003 (943 to 1066)	1009 (951 to 1069)	1179 (1114 to 1250)	1252 (1179 to 1332)	1284 (1210 to 1360)	1424 (1343 to 1505)	1554 (1470 to 1642)	1777 (1677 to 1880)	2005 (1895 to 2120)	2284 (2157 to 2420)	2599 (2455 to 2753)	3177 (2995 to 3362)	3844 (3618 to 4070)	4744 (4459 to 5030)	5677 (5322 to 6032)	6373 (5966 to 6788)	6999 (6508 to 7459)	7,686 (7,090 to 8,259)	96,905
Communicable, maternal, neonatal, and nutritional diseases	2496 (2353 to 2637)	1594 (1506 to 1679)	2132 (2001 to 2263)	1156 (1092 to 1218)	721 (674 to 769)	629 (587 to 676)	703 (655 to 755)	722 (672 to 775)	722 (672 to 775)	718 (668 to 768)	722 (672 to 775)	722 (672 to 775)	722 (672 to 775)	722 (672 to 775)	722 (672 to 775)	722 (672 to 775)	722 (672 to 775)	722 (672 to 775)	722 (672 to 775)	722 (672 to 775)	722 (672 to 775)	722 (672 to 775)	4,026
HIV/AIDS and sexually transmitted infections	19 (9 to 29)	3 (1 to 5)	6 (2 to 10)	0 (0 to 0)	0 (0 to 1)	0 (0 to 0)	0 (0 to 1)	2 (1 to 4)	2 (1 to 4)	3 (1 to 5)	4 (2 to 6)	5 (3 to 8)	7 (4 to 11)	9 (5 to 13)	12 (7 to 18)	16 (9 to 24)	21 (12 to 31)	27 (15 to 40)	33 (18 to 49)	38 (21 to 56)	42 (23 to 62)	45 (25 to 66)	49 (27 to 72)	449
HIV/AIDS	0 (0 to 0)	0 (0 to 0)	0 (0 to 0)	0 (0 to 0)	0 (0 to 0)	0 (0 to 0)	0 (0 to 0)	0 (0 to 0)	0 (0 to 0)	0 (0 to 0)	0 (0 to 0)	0 (0 to 0)	0 (0 to 0)	0 (0 to 0)	0 (0 to 0)	0 (0 to 0)	0 (0 to 0)	0 (0 to 0)	0 (0 to 0)	0 (0 to 0)	0 (0 to 0)	0 (0 to 0)	0 (0 to 0)	0
HIV/AIDS - Drug-susceptible Tuberculosis	0 (0 to 0)	0 (0 to 1)	0 (0 to 1)	0 (0 to 0)	0 (0 to 0)	0 (0 to 0)	0 (0 to 0)	0 (0 to 1)	0 (0 to 1)	0 (0 to 1)	0 (0 to 1)	0 (0 to 1)	0 (0 to 1)	0 (0 to 1)	0 (0 to 1)	0 (0 to 1)	0 (0 to 1)	0 (0 to 1)	0 (0 to 1)	0 (0 to 1)	0 (0 to 1)	0 (0 to 1)	0 (0 to 1)	0
HIV/AIDS - Multidrug-resistant Tuberculosis without extensive drug resistance	0 (0 to 0)	0 (0 to 0)	0 (0 to 0)	0 (0 to 0)	0 (0 to 0)	0 (0 to 0)	0 (0 to 0)	0 (0 to 0)	0 (0 to 0)	0 (0 to 0)	0 (0 to 0)	0 (0 to 0)	0 (0 to 0)	0 (0 to 0)	0 (0 to 0)	0 (0 to 0)	0 (0 to 0)	0 (0 to 0)	0 (0 to 0)	0 (0 to 0)	0 (0 to 0)	0 (0 to 0)	0 (0 to 0)	0
HIV/AIDS - Extensively drug-resistant Tuberculosis	0 (0 to 0)	0 (0 to 0)	0 (0 to 0)	0 (0 to 0)	0 (0 to 0)	0 (0 to 0)	0 (0 to 0)	0 (0 to 0)	0 (0 to 0)	0 (0 to 0)	0 (0 to 0)	0 (0 to 0)	0 (0 to 0)	0 (0 to 0)	0 (0 to 0)	0 (0 to 0)	0 (0 to 0)	0 (0 to 0)	0 (0 to 0)	0 (0 to 0)	0 (0 to 0)	0 (0 to 0)	0 (0 to 0)	0
HIV/AIDS resulting in other diseases	0 (0 to 0)	0 (0 to 0)	0 (0 to 0)	0 (0 to 0)	0 (0 to 0)	0 (0 to 0)	0 (0 to 0)	0 (0 to 0)	0 (0 to 0)	0 (0 to 0)	0 (0 to 0)	0 (0 to 0)	0 (0 to 0)	0 (0 to 0)	0 (0 to 0)	0 (0 to 0)	0 (0 to 0)	0 (0 to 0)	0 (0 to 0)	0 (0 to 0)	0 (0 to 0)	0 (0 to 0)	0 (0 to 0)	0
Sexually transmitted infections excluding HIV	19 (9 to 29)	3 (1 to 5)	6 (2 to 10)	0 (0 to 0)	0 (0 to 1)	0 (0 to 0)	0 (0 to 1)	2 (1 to 4)	2 (1 to 4)	3 (1 to 5)	4 (2 to 6)	5 (3 to 8)	7 (4 to 11)	9 (5 to 13)	12 (7 to 18)	16 (9 to 24)	21 (12 to 31)	27 (15 to 40)	33 (18 to 49)	38 (21 to 56)	42 (23 to 62)	45 (25 to 66)	49 (27 to 72)	449
Syphilis	0 (0 to 0)	0 (0 to 0)	0 (0 to 0)	0 (0 to 0)	0 (0 to 0)	0 (0 to 0)	0 (0 to 0)	0 (0 to 0)	0 (0 to 0)	0 (0 to 0)	0 (0 to 0)	0 (0 to 0)	0 (0 to 0)	0 (0 to 0)	0 (0 to 0)	0 (0 to 0)	0 (0 to 0)	0 (0 to 0)	0 (0 to 0)	0 (0 to 0)	0 (0 to 0)	0 (0 to 0)	0 (0 to 0)	0
Chlamydial infection	0 (0 to 0)	0 (0 to 0)	0 (0 to 0)	0 (0 to 0)	0 (0 to 0)	0 (0 to 0)	0 (0 to 0)	0 (0 to 0)	0 (0 to 0)	0 (0 to 0)	0 (0 to 0)	0 (0 to 0)	0 (0 to 0)	0 (0 to 0)	0 (0 to 0)	0 (0 to 0)	0 (0 to 0)	0 (0 to 0)	0 (0 to 0)	0 (0 to 0)	0 (0 to 0)	0 (0 to 0)	0 (0 to 0)	0
Gonococcal infection	0 (0 to 0)	0 (0 to 0)	0 (0 to 0)	0 (0 to 0)	0 (0 to 0)	0 (0 to 0)	0 (0 to 0)	0 (0 to 0)	0 (0 to 0)	0 (0 to 0)	0 (0 to 0)	0 (0 to 0)	0 (0 to 0)	0 (0 to 0)	0 (0 to 0)	0 (0 to 0)	0 (0 to 0)	0 (0 to 0)	0 (0 to 0)	0 (0 to 0)	0 (0 to 0)	0 (0 to 0)	0 (0 to 0)	0
Trichomoniasis	0 (0 to 0)	0 (0 to 0)	0 (0 to 0)	0 (0 to 0)	0 (0 to 0)	0 (0 to 0)	0 (0 to 0)	0 (0 to 0)	0 (0 to 0)	0 (0 to 0)	0 (0 to 0)	0 (0 to 0)	0 (0 to 0)	0 (0 to 0)	0 (0 to 0)	0 (0 to 0)	0 (0 to 0)	0 (0 to 0)	0 (0 to 0)	0 (0 to 0)	0 (0 to 0)	0 (0 to 0)	0 (0 to 0)	0
Genital herpes	0 (0 to 0)	0 (0 to 0)	0 (0 to 0)	0 (0 to 0)	0 (0 to 0)	0 (0 to 0)	0 (0 to 0)	0 (0 to 0)	0 (0 to 0)	0 (0 to 0)	0 (0 to 0)	0 (0 to 0)	0 (0 to 0)	0 (0 to 0)	0 (0 to 0)	0 (0 to 0)	0 (0 to 0)	0 (0 to 0)	0 (0 to 0)	0 (0 to 0)	0 (0 to 0)	0 (0 to 0)	0 (0 to 0)	0
Other sexually transmitted infections	0 (0 to 0)	0 (0 to 0)	0 (0 to 0)	0 (0 to 0)	0 (0 to 0)	0 (0 to 0)	0 (0 to 0)	0 (0 to 0)	0 (0 to 0)	0 (0 to 0)	0 (0 to 0)	0 (0 to 0)	0 (0 to 0)	0 (0 to 0)	0 (0 to 0)	0 (0 to 0)	0 (0 to 0)	0 (0 to 0)	0 (0 to 0)	0 (0 to 0)	0 (0 to 0)	0 (0 to 0)	0 (0 to 0)	0
Respiratory infections and tuberculosis	3 (1 to 6)	3 (2 to 5)	21 (13 to 32)	29 (21 to 41)	23 (16 to 32)	20 (14 to 28)	27 (19 to 37)	28 (20 to 38)	27 (19 to 36)	27 (19 to 36)	27 (19 to 36)	27 (19 to 36)	27 (19 to 36)	27 (19 to 36)	27 (19 to 36)	27 (19 to 36)	27 (19 to 36)	27 (19 to 36)	27 (19 to 36)	27 (19 to 36)	27 (19 to 36)	27 (19 to 36)	2,310
Tuberculosis	0 (0 to 0)	0 (0 to 0)	0 (0 to 0)	0 (0 to 0)	0 (0 to 0)	0 (0 to 0)	0 (0 to 0)	0 (0 to 0)	0 (0 to 0)	0 (0 to 0)	0 (0 to 0)	0 (0 to 0)	0 (0 to 0)	0 (0 to 0)	0 (0 to 0)	0 (0 to 0)	0 (0 to 0)	0 (0 to 0)	0 (0 to 0)	0 (0 to 0)	0 (0 to 0)	0 (0 to 0)	0 (0 to 0)	0
Latent tuberculosis infection	0 (0 to 0)	0 (0 to 0)	0 (0 to 0)	0 (0 to 0)	0 (0 to 0)	0 (0 to 0)	0 (0 to 0)	0 (0 to 0)	0 (0 to 0)	0 (0 to 0)	0 (0 to 0)	0 (0 to 0)	0 (0 to 0)	0 (0 to 0)	0 (0 to 0)	0 (0 to 0)	0 (0 to 0)	0 (0 to 0)	0 (0 to 0)	0 (0 to 0)	0 (0 to 0)	0 (0 to 0)	0 (0 to 0)	0
Drug-susceptible tuberculosis	0 (0 to 0)	0 (0 to 0)	0 (0 to 0)	0 (0 to 0)	0 (0 to 0)	0 (0 to 0)	0 (0 to 0)	0 (0 to 0)	0 (0 to 0)	0 (0 to 0)	0 (0 to 0)	0 (0 to 0)	0 (0 to 0)	0 (0 to 0)	0 (0 to 0)	0 (0 to 0)	0 (0 to 0)	0 (0 to 0)	0 (0 to 0)	0 (0 to 0)	0 (0 to 0)	0 (0 to 0)	0 (0 to 0)	0
Multidrug-resistant tuberculosis without extensive drug resistance	0 (0 to 0)	0 (0 to 0)	0 (0 to 0)	0 (0 to 0)	0 (0 to 0)	0 (0 to 0)	0 (0 to 0)	0 (0 to 0)	0 (0 to 0)	0 (0 to 0)	0 (0 to 0)	0 (0 to 0)	0 (0 to 0)	0 (0 to 0)	0 (0 to 0)	0 (0 to 0)	0 (0 to 0)	0 (0 to 0)	0 (0 to 0)	0 (0 to 0)	0 (0 to 0)	0 (0 to 0)	0 (0 to 0)	0
Extensively drug-resistant tuberculosis	0 (0 to 0)	0 (0 to 0)	0 (0 to 0)	0 (0 to 0)	0 (0 to 0)	0 (0 to 0)	0 (0 to 0)	0 (0 to 0)	0 (0 to 0)	0 (0 to 0)	0 (0 to 0)	0 (0 to 0)	0 (0 to 0)	0 (0 to 0)	0 (0 to 0)	0 (0 to 0)	0 (0 to 0)	0 (0 to 0)	0 (0 to 0)	0 (0 to 0)	0 (0 to 0)	0 (0 to 0)	0 (0 to 0)	0
Lower respiratory infections	3 (1 to 6)	3 (2 to 5)	19 (12 to 27)	2 (1 to 5)	2 (1 to 5)	2 (1 to 4)	3 (1 to 5)	3 (2 to 5)	3 (2 to 5)	3 (2 to 5)	3 (2 to 5)	3 (2 to 5)	3 (2 to 5)	3 (2 to 5)	3 (2 to 5)	3 (2 to 5)	3 (2 to 5)	3 (2 to 5)	3 (2 to 5)	3 (2 to 5)	3 (2 to 5)	3 (2 to 5)	1,980
Upper respiratory infections	0 (0 to 0)	0 (0 to 0)	4 (1 to 7)	16 (11 to 22)	21 (15 to 29)	18 (12 to 25)	24 (17 to 33)	25 (18 to 34)	24 (17 to 33)	24 (17 to 33)	24 (17 to 33)	24 (17 to 33)	24 (17 to 33)	24 (17 to 33)	24 (17 to 33)	24 (17 to 33)	24 (17 to 33)	24 (17 to 33)	24 (17 to 33)	24 (17 to 33)	24 (17 to 33)	24 (17 to 33)	234
Otitis media	0 (0 to 0)	0 (0 to 0)	0 (0 to 1)	0 (0 to 1)	0 (0 to 1)	0 (0 to 1)	0 (0 to 1)	0 (0 to 1)	0 (0 to 1)	0 (0 to 1)	0 (0 to 1)	0 (0 to 1)	0 (0 to 1)	0 (0 to 1)	0 (0 to 1)	0 (0 to 1)	0 (0 to 1)	0 (0 to 1)	0 (0 to 1)	0 (0 to 1)	0 (0 to 1)	0 (0 to 1)	0 (0 to 1)	0
Enteric infections	11 (5 to 18)	11 (5 to 18)	24 (14 to 36)	11 (5 to 18)	7 (4 to 11)	7 (4 to 11)	8 (4 to 12)	8 (4 to 12)	8 (4 to 12)	8 (4 to 12)	8 (4 to 12)	8 (4 to 12)	8 (4 to 12)	8 (4 to 12)	8 (4 to 12)	8 (4 to 12)	8 (4 to 12)	8 (4 to 12)	8 (4 to 12)	8 (4 to 12)	8 (4 to 12)	8 (4 to 12)	211
Diarrheal diseases	2 (0 to 4)	2 (0 to 4)	12 (7 to 19)	2 (0 to 4)	1 (0 to 2)	1 (0 to 2)	1 (0 to 2)	1 (0 to 2)	1 (0 to 2)	1 (0 to 2)	1 (0 to 2)	1 (0 to 2)	1 (0 to 2)	1 (0 to 2)	1 (0 to 2)	1 (0 to 2)	1 (0 to 2)	1 (0 to 2)	1 (0 to 2)	1 (0 to 2)	1 (0 to 2)	1 (0 to 2)	209
Typhoid and paratyphoid	0 (0 to 0)	0 (0 to 0)	0 (0 to 0)	0 (0 to 0)	0 (0 to 0)	0 (0 to 0)	0 (0 to 0)	0 (0 to 0)	0 (0 to 0)	0 (0 to 0)	0 (0 to 0)	0 (0 to 0)	0 (0 to 0)	0 (0 to 0)	0 (0 to 0)	0 (0 to 0)	0 (0 to 0)	0 (0 to 0)	0 (0 to 0)	0 (0 to 0)	0 (0 to 0)	0 (0 to 0)	0
Typhoid fever	0 (0 to 0)	0 (0 to 0)	0 (0 to 0)	0 (0 to 0)	0 (0 to 0)	0 (0 to 0)	0 (0 to 0)	0 (0 to 0)	0 (0 to 0)	0 (0 to 0)	0 (0 to 0)	0 (0 to 0)	0 (0 to 0)	0 (0 to 0)	0 (0 to 0)	0 (0 to 0)	0 (0 to 0)	0 (0 to 0)	0 (0 to 0)	0 (0 to 0)	0 (0 to 0)	0 (0 to 0)	0
Paratyphoid fever	0 (0 to 0)	0 (0 to 0)	0 (0 to 0)	0 (0 to 0)	0 (0 to 0)	0 (0 to 0)	0 (0 to 0)	0 (0 to 0)	0 (0 to 0)	0 (0 to 0)	0 (0 to 0)	0 (0 to 0)	0 (0 to 0)	0 (0 to 0)	0 (0 to 0)	0 (0 to 0)	0 (0 to 0)	0 (0 to 0)	0 (0 to 0)	0 (0 to 0)	0 (0 to 0)	0 (0 to 0)	0
Invasive Non-typhoidal Salmonella (iNTS)	0 (0 to 0)	0 (0 to 0)	0 (0 to 0)	0 (0 to 0)	0 (0 to 0)	0 (0 to 0)	0 (0 to 0)	0 (0 to 0)	0 (0 to 0)	0 (0 to 0)	0 (0 to 0)	0 (0 to 0)	0 (0 to 0)	0 (0 to 0)	0 (0 to 0)	0 (0 to 0)	0 (0 to 0)	0 (0 to 0)	0 (0 to 0)	0 (0 to 0)	0 (0 to 0)	0 (0 to 0)	0
Other intestinal infectious diseases	0 (0 to 0)	0 (0 to 0)	0 (0 to 0)	0 (0 to 0)	0 (0 to 0)	0 (0 to 0)	0 (0 to 0)	0 (0 to 0)	0 (0 to 0)	0 (0 to 0)	0 (0 to 0)	0 (0 to 0)	0 (0 to 0)	0 (0 to 0)	0 (0 to 0)	0 (0 to 0)	0 (0 to 0)	0 (0 to 0)	0 (0 to 0)	0 (0 to 0)	0 (0 to 0)	0 (0 to 0)	0
Neglected tropical diseases and malaria	0 (0 to 0)	0 (0 to 0)	0 (0 to 1)	0 (0 to 0)	0 (0 to 0)	0 (0 to 0)	0 (0 to 0)	0 (0 to 0)	0 (0 to 0)	0 (0 to 0)	0 (0 to 0)	0 (0 to 0)	0 (0 to 0)	0 (0 to 0)	0 (0 to 0)	0 (0 to 0)	0 (0 to 0)	0 (0 to 0)	0 (0 to 0)	0 (0 to 0)	0 (0 to 0)	0 (0 to 0)	0
Malaria	0 (0 to 0)	0 (0 to 0)	0 (0 to 0)	0 (0 to 0)	0 (0 to 0)	0 (0 to 0)	0 (0 to 0)	0 (0 to 0)	0 (0 to 0)	0 (0 to 0)	0 (0 to 0)	0 (0 to 0)	0 (0 to 0)	0 (0 to 0)	0 (0 to 0)	0 (0 to 0)	0 (0 to 0)	0 (0 to 0)	0 (0 to 0)	0 (0 to 0)	0 (0 to 0)	0 (0 to 0)	0
Chagas disease	0 (0 to 0)	0 (0 to 0)	0 (0 to 0)	0 (0 to 0)	0 (0 to 0)	0 (0 to 0)	0 (0 to 0)	0 (0 to 0)	0 (0 to 0)	0 (0 to 0)	0 (0 to 0)	0 (0 to 0)	0 (0 to 0)	0 (0 to 0)	0 (0 to 0)	0 (0 to 0)	0 (0 to 0)	0 (0 to 0)	0 (0 to 0)	0 (0 to 0)	0 (0 to 0)	0 (0 to 0)	0
Leishmaniasis	0 (0 to 0)	0 (0 to 0)	0 (0 to 0)	0 (0 to 0)	0 (0 to 0)	0 (0 to 0)	0 (0 to 0)	0 (0 to 0)	0 (0 to 0)	0 (0 to 0)	0 (0 to 0)	0 (0 to 0)	0 (0 to 0)	0 (0 to 0)	0 (0 to 0)	0 (0 to 0)	0 (0 to 0)	0 (0 to 0)	0 (0 to 0)	0 (0 to 0)	0 (0 to 0)	0 (0 to 0)	0
Visceral leishmaniasis	0 (0 to 0)	0 (0 to 0)	0 (0 to 0)	0 (0 to 0)	0 (0 to 0)	0 (0 to 0)	0 (0 to 0)	0 (0 to 0)	0 (0 to 0)	0 (0 to 0)	0 (0 to 0)	0 (0 to 0)	0 (0 to 0)	0 (0 to 0)	0 (0 to 0)	0 (0 to 0)	0 (0 to 0)	0 (0 to 0)	0 (0 to 0)	0 (0 to 0)	0 (0 to 0)	0 (0 to 0)	0
Cutaneous and mucocutaneous leishmaniasis	0 (0 to 0)	0 (0 to 0)	0 (0 to 0)	0 (0 to 0)	0 (0 to 0)	0 (0 to 0)	0 (0 to 0)	0 (0 to 0)	0 (0 to 0)	0 (0 to 0)	0 (0 to 0)	0 (0 to 0)	0 (0 to 0)	0 (0 to 0)	0 (0 to 0)	0 (0 to 0)	0 (0 to 0)	0 (0 to 0)	0 (0 to 0)	0 (0 to 0)	0 (0 to 0)	0 (0 to 0)	0
African trypanosomiasis	0 (0 to 0)	0 (0 to 0)	0 (0 to 0)	0 (0 to 0)	0 (0 to 0)	0 (0 to 0)	0 (0 to 0)	0 (0 to 0)	0 (0 to 0)	0 (0 to 0)	0 (0 to 0)	0 (0 to 0)	0 (0 to 0)	0 (0 to 0)	0 (0 to 0)	0 (0 to 0)	0 (0 to 0)	0 (0 to 0)	0 (0 to 0)	0 (0 to 0)	0 (0 to 0)	0 (0 to 0)	0
Schistosomiasis	0 (0 to 0)	0 (0 to 0)	0 (0 to 0)	0 (0 to 0)	0 (0 to 0)	0 (0 to 0)	0 (0 to 0)	0 (0 to 0)	0 (0 to 0)	0 (0 to 0)	0 (0 to 0)	0 (0 to 0)	0 (0 to 0)	0 (0 to 0)	0 (0 to 0)	0 (0 to 0)	0 (0 to 0)	0 (0 to 0)	0 (0 to 0)	0 (0 to 0)	0 (0 to 0)	0 (0 to 0)	0
Cysticercosis	0 (0 to 0)	0 (0 to 0)	0 (0 to 0)	0 (0 to 0)	0 (0 to 0)	0 (0 to 0)	0 (0 to 0)	0 (0 to 0)	0 (0 to 0)	0 (0 to 0)	0 (0 to 0)	0 (0 to 0)	0 (0 to 0)	0 (0 to 0)	0 (0 to 0)	0 (0 to 0)	0 (0 to 0)	0 (0 to 0)	0 (0 to 0)	0 (0 to 0)	0 (0 to 0)	0 (0 to 0)	0
Cystic echinococcosis	0 (0 to 0)	0 (0 to 0)	0 (0 to 0)	0 (0 to 0)	0 (0 to 0)	0 (0 to 0)	0 (0 to 0)	0 (0 to 0)	0 (0 to 0)	0 (0 to 0)	0 (0 to 0)	0 (0 to 0)	0 (0 to 0)	0 (0 to 0)	0 (0 to 0)	0 (0 to 0)	0 (0 to 0)	0 (0 to 0)	0 (0 to 0)	0 (0 to 0)	0 (0 to 0)	0 (0 to 0)	0
Lymphatic filariasis	0 (0 to 0)	0 (0 to 0)	0 (0 to 0)	0 (0 to 0)	0 (0 to 0)	0 (0 to 0)	0 (0 to 0)	0 (0 to 0)	0 (0 to 0)	0 (0 to 0)	0 (0 to 0)	0 (0 to 0)	0 (0 to 0)	0 (0 to 0)	0 (0 to 0)	0 (0 to 0)	0 (0 to 0)	0 (0 to 0)	0 (0 to 0)	0 (0 to 0)	0 (0 to 0)	0 (0 to 0)	0
Onchocerciasis	0 (0 to 0)	0 (0 to 0)	0 (0 to 0)	0 (0 to 0)	0 (0 to 0)	0 (0 to 0)	0 (0 to 0)	0 (0 to 0)	0 (0 to 0)	0 (0 to 0)	0 (0 to 0)	0 (0 to 0)	0 (0 to 0)	0 (0 to 0)	0 (0 to 0)	0 (0 to 0)	0 (0 to 0)	0 (0 to 0)	0 (0 to 0)	0 (0 to 0)	0 (0 to 0)	0 (0 to 0)	0
Trachoma	0 (0 to 0)	0 (0 to 0)	0 (0 to 0)	0 (0 to 0)	0 (0 to 0)	0 (0 to 0)	0 (0 to 0)	0 (0 to 0)	0 (0 to 0)	0 (0 to 0)	0 (0 to 0)	0 (0 to 0)	0 (0 to 0)	0 (0 to 0)	0 (0 to 0)	0 (0 to 0)	0 (0 to 0)	0 (0 to 0)	0 (0 to 0)	0 (0 to 0)	0 (0 to 0)	0 (0 to 0)	0
Dengue	0 (0 to 0)	0 (0 to 0)	0 (0 to 0)	0 (0 to 0)	0 (0 to 0)	0 (0 to 0)	0 (0 to 0)	0 (0 to 0)	0 (0 to 0)	0 (0 to 0)	0 (0 to 0)	0 (0 to 0)	0 (0 to 0)	0 (0 to 0)	0 (0 to 0)	0 (0 to 0)	0 (0 to 0)	0 (0 to 0)	0 (0 to 0)	0 (0 to 0)	0 (0 to 0)	0 (0 to 0)	0
Yellow fever	0 (0 to 0)	0 (0 to 0)	0 (0 to 0)	0 (0 to 0)	0 (0 to 0)	0 (0 to 0)	0 (0 to 0)	0 (0 to 0)	0 (0 to 0)	0 (0 to 0)	0 (0 to 0)	0 (0 to 0)	0 (0 to 0)	0 (0 to 0)	0 (0 to 0)	0 (0 to 0)	0 (0 to 0)	0 (0 to 0)	0 (0 to 0)	0 (0 to 0)	0 (0 to 0)	0 (0 to 0)	0
Rabies	0 (0 to 0)	0 (0 to 0)	0 (0 to 0)	0 (0 to 0)	0 (0 to 0)	0 (0 to 0)	0 (0 to 0)	0 (0 to 0)	0 (0 to 0)	0 (0 to 0)	0 (0 to 0)	0 (0 to 0)	0 (0 to 0)	0 (0 to 0)	0 (0 to 0)	0 (0 to 0)	0 (0 to 0)	0 (0 to 0)	0 (0 to 0)	0 (0 to 0)	0 (0 to 0)	0 (0 to 0)	0
Intestinal nematode infections	0 (0 to 0)	0 (0 to 0)	0 (0 to 0)	0 (0 to 0)	0 (0 to 0)	0 (0 to 0)	0 (0 to 0)	0 (0 to 0)	0 (0 to 0)	0 (0 to 0)	0 (0 to 0)	0 (0 to 0)	0 (0 to 0)	0 (0 to 0)	0 (0 to 0)	0 (0 to 0)	0 (0 to 0)	0 (0 to 0)	0 (0 to 0)	0 (0 to 0)	0 (0 to 0)	0 (0 to 0)	0
Ascariasis	0 (0 to 0)	0 (0 to 0)	0 (0 to 0)	0 (0 to 0)	0 (0 to 0)	0 (0 to 0)	0 (0 to 0)	0 (0 to 0)	0 (0 to 0)	0 (0 to 0)	0 (0 to 0)	0 (0 to 0)	0 (0 to 0)	0 (0 to 0)	0 (0 to 0)	0 (0 to 0)	0 (0 to 0)	0 (0 to 0)	0 (0 to 0)	0 (0 to 0)	0 (0 to 0)	0 (0 to 0)	0
Trichuriasis	0 (0 to 0)	0 (0 to 0)	0 (0 to 0)	0 (0 to 0)	0 (0 to 0)	0 (0 to 0)	0 (0 to 0)	0 (0 to 0)	0 (0 to 0)	0 (0 to 0)	0 (0 to 0)	0 (0 to 0)	0 (0 to 0)	0 (0 to 0)	0 (0 to 0)	0 (0 to 0)	0 (0 to 0)	0 (0 to 0)	0 (0 to 0)	0 (0 to 0)	0 (0 to 0)	0 (0 to 0)	0
Hookworm disease	0 (0 to 0)	0 (0 to 0)	0 (0 to 0)	0 (0 to 0)	0 (0 to 0)	0 (0 to 0)	0 (0 to 0)	0 (0 to 0)	0 (0 to 0)	0 (0 to 0)	0 (0 to 0)	0 (0 to 0)	0 (0 to 0)	0 (0 to 0)	0 (0 to 0)	0 (0 to 0)	0 (0 to 0)	0 (0 to 0)	0 (0 to 0)	0 (0 to 0)	0 (0 to 0)	0 (0 to 0)	0
Food-borne trematodiases	0 (0 to 0)	0 (0 to 0)	0 (0 to 0)	0 (0 to 0)	0 (0 to 0)	0 (0 to 0)	0 (0 to 0)	0 (0 to 0)	0 (0 to 0)	0 (0 to 0)	0 (0 to 0)	0 (0 to 0)	0 (0 to 0)	0 (0 to 0)	0 (0 to 0)	0 (0 to 0)	0 (0 to 0)	0 (0 to 0)	0 (0 to 0)	0 (0 to 0)	0 (0 to 0)	0 (0 to 0)	0
Leprosy	0 (0 to 0)	0 (0 to 0)	0 (0 to 0)	0 (0 to 0)	0 (0 to 0)	0 (0 to 0)	0 (0 to 0)	0 (0 to 0)	0 (0 to 0)	0 (0 to 0)	0 (0 to 0)	0 (0 to 0)	0 (0 to 0)	0 (0 to 0)	0 (0 to 0)	0 (0 to 0)	0 (0 to 0)	0 (0 to 0)	0 (0 to 0)	0 (0 to 0)	0 (0 to 0)	0 (0 to 0)	0
Ebola	0 (0 to 0)	0 (0 to 0)	0 (0 to 0)	0 (0 to 0)	0 (0 to 0)	0 (0 to 0)	0 (0 to 0)	0 (0 to 0)	0 (0 to 0)	0 (0 to 0)	0 (0 to 0)	0 (0 to 0)	0 (0 to 0)	0 (0 to 0)	0 (0 to 0)	0 (0 to 0)	0 (0 to 0)	0 (0 to 0)	0 (0 to 0)	0 (0 to 0)	0 (0 to 0)	0 (0 to 0)	0
Zika virus	0 (0 to 0)	0 (0 to 0)	0 (0 to 0)	0 (0 to 0)	0 (0 to 0)	0 (0 to 0)	0 (0 to 0)	0 (0 to 0)	0 (0 to 0)	0 (0 to 0)	0 (0 to 0)	0 (0 to 0)	0 (0 to 0)	0 (0 to 0)	0 (0 to 0)	0 (0 to 0)	0 (0 to 0)	0 (0 to 0)	0 (0 to 0)	0 (0 to 0)	0 (0 to 0)	0 (0 to 0)	0
Guinea worm disease	0 (0 to 0)	0 (0 to 0)	0 (0 to 0)	0 (0 to 0)	0 (0 to 0)	0 (0 to 0)	0 (0 to 0)	0 (0 to 0)	0 (0 to 0)	0 (0 to 0)	0 (0 to 0)	0 (0 to 0)	0 (0 to 0)	0 (0 to 0)	0 (0 to 0)	0 (0 to 0)	0 (0 to 0)	0 (0 to 0)	0 (0 to 0)	0 (0 to 0)	0 (0 to 0)	0 (0 to 0)	0
Other neglected tropical diseases	0 (0 to 0)	0 (0 to 0)	0 (0 to 0)	0 (0 to 0)	0 (0 to 0)	0 (0 to 0)	0 (0 to 0)	0 (0 to 0)	0 (0 to 0)	0 (0 to 0)	0 (0 to 0)	0 (0 to 0)	0 (0 to 0)	0 (0 to 0)	0 (0 to 0)	0 (0 to 0)	0 (0 to 0)	0 (0 to 0)	0 (0 to 0)	0 (0 to 0)	0 (0 to 0)	0 (0 to 0)	0
Other infectious diseases	1 (0 to 2)	2 (0 to 3)	12 (7 to 19)	1 (0 to 2)	1 (0 to 2)	1 (0 to 2)	1 (0 to 2)	1 (0 to 2)	1 (0 to 2)	1 (0 to 2)	1 (0 to 2)	1 (0 to 2)	1 (0 to 2)	1 (0 to 2)	1 (0 to 2)	1 (0 to 2)	1 (0 to 2)	1 (0 to 2)	1 (0 to 2)	1 (0 to 2)	1 (0 to 2)	1 (0 to 2)	209
Meningitis	1 (0 to 2)	1 (0 to 2)	3 (3 to 9)	2 (0 to 7)	2 (0 to 6)	2 (0 to 6)	2 (0 to 6)	2 (0 to 6)	2 (0 to 6)	2 (0 to 6)	2 (0 to 6)	2 (0 to 6)	2 (0 to 6)	2 (0 to 6)	2 (0 to 6)	2 (0 to 6)	2 (0 to 6)	2 (0 to 6)	2 (0 to 6)	2 (0 to 6)	2 (0 to 6)	2 (0 to 6)	66
Encephalitis	0 (0 to 0)	0 (0 to 1)	1 (0 to 1)	0 (0 to 0)	0 (0 to 0)	0 (0 to 0)	0 (0 to 0)	0 (0 to 0)

Other neoplasms	0-1 (0 to 0.1)	0 (0 to 0)	0-1 (0 to 0.2)	0-3 (0.1 to 0.4)	0-3 (0.2 to 0.5)	0-3 (0.2 to 0.5)	0-5 (0.2 to 0.6)	0-5 (0.3 to 0.6)	0-9 (0.4 to 1.4)	1-3 (0.4 to 2.3)	1-7 (0.9 to 2.7)	1-8 (1.2 to 2.9)	2-8 (2 to 3.4)	3-8 (2 to 4.5)	7 (4.9 to 10.9)	12-16 (8.9 to 19.5)	21-41 (14.6 to 34.1)	34-7 (23.6 to 51.3)	53-66 (39.5 to 80.3)	49-2 (33.4 to 74.1)	43 (28.6 to 64.3)	29-6 (19.4 to 39.5)	10-3 (6.5 to 15.2)	1-9 (1.1 to 2.9)	271
Medulloblastoma, medulloblastoma, and other hemangioblastic neoplasms	0-1 (0 to 0.1)	0 (0 to 0)	0-1 (0 to 0.2)	0-3 (0 to 0.4)	0-3 (0.2 to 0.5)	0-3 (0.2 to 0.5)	0-5 (0.2 to 0.6)	0-5 (0.3 to 0.6)	0-9 (0.4 to 1.4)	1-3 (0.4 to 2.3)	1-7 (0.9 to 2.7)	1-8 (1.2 to 2.9)	2-8 (2 to 3.4)	3-8 (2 to 4.5)	7 (4.9 to 10.9)	12-16 (8.9 to 19.5)	21-41 (14.6 to 34.1)	34-7 (23.6 to 51.3)	53-66 (39.5 to 80.3)	49-2 (33.4 to 74.1)	43 (28.6 to 64.3)	29-6 (19.4 to 39.5)	10-3 (6.5 to 15.2)	1-9 (1.1 to 2.9)	271
Benign and in situ cerebral neoplasms	0 (0 to 0)	0 (0 to 0)	0 (0 to 0)	0 (0 to 0)	0 (0 to 0)	0 (0 to 0)	0 (0 to 0)	0 (0 to 0)	0 (0 to 0)	0 (0 to 0)	0 (0 to 0)	0 (0 to 0)	0 (0 to 0)	0 (0 to 0)	0 (0 to 0)	0 (0 to 0)	0 (0 to 0)	0 (0 to 0)	0 (0 to 0)	0 (0 to 0)	0 (0 to 0)	0 (0 to 0)	0 (0 to 0)	0 (0 to 0)	0
Benign and in situ cerebral and uterine neoplasms	0 (0 to 0)	0 (0 to 0)	0 (0 to 0)	0 (0 to 0)	0 (0 to 0)	0 (0 to 0)	0 (0 to 0)	0 (0 to 0)	0 (0 to 0)	0 (0 to 0)	0 (0 to 0)	0 (0 to 0)	0 (0 to 0)	0 (0 to 0)	0 (0 to 0)	0 (0 to 0)	0 (0 to 0)	0 (0 to 0)	0 (0 to 0)	0 (0 to 0)	0 (0 to 0)	0 (0 to 0)	0 (0 to 0)	0 (0 to 0)	0
Other benign and in situ neoplasms	0 (0 to 0)	0 (0 to 0)	0 (0 to 0)	0 (0 to 0)	0 (0 to 0)	0 (0 to 0)	0 (0 to 0)	0 (0 to 0)	0 (0 to 0)	0 (0 to 0)	0 (0 to 0)	0 (0 to 0)	0 (0 to 0)	0 (0 to 0)	0 (0 to 0)	0 (0 to 0)	0 (0 to 0)	0 (0 to 0)	0 (0 to 0)	0 (0 to 0)	0 (0 to 0)	0 (0 to 0)	0 (0 to 0)	0 (0 to 0)	0
Cardiovascular diseases	1-8 (0.9 to 2.2)	2-6 (1.4 to 2.7)	3-8 (2.3 to 4.4)	4-7 (2.8 to 4.8)	5-1 (3.9 to 6.2)	9-7 (7.5 to 12.4)	22-6 (16.5 to 30.2)	49-2 (36.9 to 59.4)	107 (84.8 to 132)	182 (140.2 to 226)	258 (203 to 329)	329 (262.5 to 409)	424 (401 to 458)	871 (710 to 1,040)	1,228 (959 to 1,480)	1,529 (1,200 to 1,810)	1,760 (1,460 to 2,100)	2,060 (1,670 to 2,500)	2,296 (2,030 to 2,770)	2,140 (1,770 to 2,490)	1,296 (1,170 to 1,400)	668 (564 to 790)	159 (127 to 193)	16,100
Rheumatic heart disease	0 (0 to 0)	0 (0 to 0)	0-2 (0.1 to 0.2)	0-1 (0 to 0.2)	0-1 (0.1 to 0.2)	0-2 (0.2 to 0.3)	0-2 (0.2 to 0.3)	0-3 (0.2 to 0.4)	0-5 (0.3 to 0.7)	1-1 (0.6 to 1.7)	1-6 (1.1 to 2.4)	1-5 (1.1 to 2.1)	2-5 (1.5 to 3.7)	3-4 (2.2 to 4.9)	6-8 (4.3 to 7.6)	7-3 (5.3 to 9.9)	10-7 (7.6 to 13.7)	15-4 (11.1 to 19.3)	9 (6.6 to 12.3)	5-5 (3.6 to 7.5)	2-3 (1.7 to 3)	0-3 (0.2 to 0.4)	68-7
Ischemic heart disease	0 (0 to 0)	0 (0 to 0)	0-3 (0.1 to 0.4)	0-3 (0.2 to 0.5)	2-1 (1.2 to 3.1)	8-4 (5.6 to 11.6)	38-5 (25.1 to 49)	99-4 (75.5 to 126)	176-1 (143.1 to 224)	322 (257.9 to 409)	570 (461 to 695)	798 (642 to 936)	984 (792 to 1,160)	1,640 (1,370 to 1,940)	2,060 (1,720 to 2,440)	2,360 (1,980 to 2,790)	2,610 (2,190 to 3,080)	2,810 (2,370 to 3,330)	2,890 (2,440 to 3,420)	2,707 (2,280 to 3,200)	2,443 (2,060 to 2,890)	1,822 (1,530 to 2,150)	82-2 (66.6 to 97.2)	9,040
Stroke	0-1 (0 to 0.2)	0-3 (0.2 to 0.3)	0-9 (0.4 to 1.4)	1-7 (1.1 to 2.3)	3-5 (2.5 to 4.5)	7-7 (5.2 to 10.2)	19-1 (13.7 to 25.7)	29-3 (20.9 to 39.1)	43-1 (32.4 to 57.2)	54-6 (42.4 to 69.1)	63-6 (49.4 to 81)	92-2 (73.7 to 116)	137 (110 to 169)	192 (157 to 232)	239 (193 to 289)	697 (572 to 836)	970 (797 to 1,160)	556 (448 to 686)	376 (303 to 461)	184 (148 to 226)	43-4 (34.6 to 53.1)	2,420
Ischemic stroke	0-1 (0 to 0.1)	0-2 (0.1 to 0.2)	0-4 (0.2 to 0.6)	0-9 (0.4 to 1.4)	1-4 (0.9 to 2.1)	1-9 (1.1 to 2.8)	2-8 (1.7 to 4.3)	6-7 (4.2 to 9.4)	9-4 (6.7 to 12.7)	11 (7.7 to 15.4)	13-8 (9.4 to 19.2)	20-2 (14.7 to 27.4)	29-2 (21.5 to 38.5)	42 (31.2 to 54.9)	53-2 (39.1 to 70.2)	132 (101 to 166)	145 (112 to 184)	299 (231 to 381)	341 (264 to 431)	416 (325 to 517)	299 (233 to 378)	145 (113 to 183)	34-6 (26.5 to 43.7)	1,910
Intracerebral hemorrhage	0 (0 to 0)	0 (0 to 0)	0-2 (0.1 to 0.3)	0-4 (0.2 to 0.6)	0-6 (0.3 to 0.9)	1-2 (0.6 to 1.7)	3-2 (1.9 to 4.7)	10-2 (6.5 to 14.5)	19-3 (13.2 to 26.1)	34 (24.2 to 46.1)	51-2 (37.9 to 67.8)	80-8 (60.8 to 104)	125 (95.7 to 159)	191 (147.2 to 241)	261 (201.2 to 329)	411 (318.4 to 514)	534 (417.1 to 670)	337 (262.7 to 425)	227 (177.5 to 286)	161 (126.2 to 202)	122 (96.1 to 152)	68-4 (53.9 to 85.2)	21-9 (17.3 to 27.2)	1,080
Subarachnoid hemorrhage	0 (0 to 0.1)	0 (0 to 0)	0-1 (0 to 0.2)	0-2 (0.2 to 0.4)	0-2 (0.2 to 0.7)	0-3 (0.7 to 1.7)	1-2 (2 to 3.2)	3-4 (2.3 to 5.2)	5-2 (4.1 to 6.6)	8-2 (6.2 to 10.3)	11 (8.6 to 14.2)	16-2 (12.9 to 20.4)	22-9 (18.2 to 28.6)	32-9 (26.4 to 41.2)	41-2 (33.1 to 51.4)	61-6 (49.4 to 76.9)	80-7 (64.9 to 100)	58-2 (46.9 to 72.3)	39-2 (31.6 to 48.7)	28-2 (22.7 to 35)	19 (15.3 to 23.6)	8-2 (6.6 to 10.2)	2-7 (2.3 to 3.4)	437
Hypertensive heart disease	0 (0 to 0)	0 (0 to 0)	0 (0 to 0)	0 (0 to 0)	0 (0 to 0)	0-1 (0 to 0.2)	0-2 (0.2 to 0.3)	0-3 (0.2 to 0.4)	0-6 (0.3 to 0.8)	1-3 (0.7 to 2.2)	2-3 (1.3 to 3.1)	3-4 (2.1 to 4.5)	4-6 (3.1 to 5.9)	7-1 (5.3 to 9.1)	10-3 (7.6 to 13.1)	16-3 (12.1 to 20.7)	23-8 (17.6 to 30.1)	14-6 (10.8 to 18.4)	9-6 (7.1 to 12.1)	6-9 (5.1 to 8.7)	4-6 (3.4 to 5.8)	2-1 (1.6 to 2.7)	0-6 (0.4 to 0.8)	278
Non-rheumatic valvular heart disease	0 (0 to 0)	0 (0 to 0)	0 (0 to 0)	0 (0 to 0)	0-1 (0 to 0.1)	0-3 (0.1 to 0.4)	1-6 (0.6 to 2.2)	2-7 (1.2 to 4)	4-7 (2.5 to 6.7)	6-9 (4.1 to 9.5)	9-5 (5.9 to 13.2)	13-2 (8.7 to 17.9)	17-5 (11.9 to 23.5)	22-3 (15.7 to 29.4)	28-2 (20.2 to 36.4)	32-6 (23.9 to 42.2)	38-2 (29.6 to 48.6)	22-2 (17.2 to 28.2)	15-2 (12.1 to 18.8)	10-4 (8.2 to 12.9)	6-5 (5.2 to 8.1)	2-6 (2.1 to 3.2)	0-5 (0.4 to 0.6)	327
Non-rheumatic calcific aortic valve disease	0 (0 to 0)	0 (0 to 0)	0 (0 to 0)	0 (0 to 0)	0 (0 to 0)	0-1 (0.2 to 0.6)	0-5 (0.6 to 1.6)	1-6 (0.9 to 4)	3-6 (1.6 to 9.4)	6-5 (3.2 to 16)	10-3 (5.4 to 25.6)	16-2 (8.6 to 38.9)	23-3 (12.5 to 55.6)	32-6 (17.5 to 77.3)	43-2 (23.3 to 101)	53-7 (29.1 to 126)	62-3 (34.1 to 145)	69-7 (38.4 to 162)	70-6 (39.1 to 163)	66-8 (37.2 to 154)	57-4 (32.1 to 132)	43-2 (24.3 to 99.1)	13-3 (7.5 to 30.7)	272
Non-rheumatic degenerative mitral valve disease	0 (0 to 0)	0 (0 to 0)	0 (0 to 0)	0 (0 to 0)	0 (0 to 0)	0-1 (0.2 to 0.4)	0-4 (0.3 to 0.9)	0-6 (0.4 to 1.4)	1-1 (0.6 to 2.5)	1-6 (0.9 to 3.6)	2-3 (1.3 to 5.1)	3-1 (1.8 to 6.9)	4-1 (2.4 to 9.1)	5-1 (3.1 to 11.3)	6-7 (4.1 to 14.7)	8-1 (5.1 to 18.1)	9-1 (5.8 to 20.1)	6-1 (3.9 to 13.3)	4-1 (2.6 to 8.8)	3-1 (2.1 to 6.8)	2-1 (1.4 to 4.5)	0-7 (0.4 to 1.5)	53-7
Other non-rheumatic valve diseases	0 (0 to 0)	0 (0 to 0)	0 (0 to 0)	0 (0 to 0)	0-1 (0 to 0.2)	0-1 (0 to 0.2)	0-2 (0 to 0.4)	0-3 (0 to 0.4)	0-5 (0 to 0.7)	0-8 (0 to 1.2)	0-9 (0 to 1.5)	1-2 (0.6 to 1.9)	1-5 (0.8 to 2.4)	1-9 (1 to 3)	2-3 (1.3 to 3.7)	2-8 (1.5 to 4.5)	3-2 (1.8 to 5.2)	2-1 (1.2 to 3.4)	1-5 (0.9 to 2.4)	1-2 (0.7 to 1.9)	0-9 (0.5 to 1.5)	0-5 (0.3 to 0.8)	0-2 (0.1 to 0.3)	1
Cardiomyopathy and myocarditis	0-7 (0.3 to 1.1)	0-7 (0.7 to 1.4)	1-3 (0.9 to 1.8)	1-7 (1.2 to 2)	2-1 (0.9 to 1.5)	3-1 (1.4 to 2.3)	4-1 (1.9 to 3.2)	6-1 (2.9 to 4.6)	9-2 (4.3 to 7.2)	13 (6.2 to 10.2)	17-9 (8.6 to 14.1)	26-2 (12.5 to 20.6)	38-2 (18.1 to 30.1)	52-9 (25.1 to 41.7)	71-7 (34.1 to 56.4)	94-6 (45.1 to 74.5)	114 (54.1 to 89.7)	129 (61.4 to 102)	134 (63.6 to 106)	129 (61.4 to 102)	114 (54.1 to 89.7)	94-6 (45.1 to 74.5)	71-7 (34.1 to 56.4)	1,350
Myocarditis	0 (0 to 0.1)	0 (0 to 0.2)	0-2 (0.1 to 0.4)	0-3 (0.2 to 0.6)	0-4 (0.2 to 0.7)	0-6 (0.4 to 1.2)	1-3 (0.8 to 2.4)	2-3 (1.5 to 4.5)	3-5 (2.5 to 6.5)	5-1 (3.8 to 9.5)	7-3 (5.5 to 13.6)	10-4 (7.8 to 19.3)	14-6 (11.1 to 26.8)	20-1 (15.4 to 36.9)	27-2 (20.8 to 49.9)	35-8 (27.4 to 65.6)	43-2 (33.1 to 79.1)	49-1 (37.6 to 90.1)	50-9 (38.9 to 93.2)	48-5 (37.1 to 89)	43-2 (33.1 to 79.1)	35-8 (27.4 to 65.6)	27-2 (20.8 to 49.9)	1,020
Alcoholic cardiomyopathy	0 (0 to 0)	0 (0 to 0)	0 (0 to 0)	0 (0 to 0)	0 (0 to 0)	0-1 (0 to 0.1)	0-1 (0 to 0.2)	0-2 (0 to 0.3)	0-3 (0 to 0.4)	0-5 (0 to 0.6)	0-6 (0 to 0.8)	0-8 (0 to 1.1)	1-1 (0 to 1.4)	1-4 (0 to 1.8)	1-8 (0 to 2.3)	2-3 (0 to 2.9)	2-8 (0 to 3.6)	2-1 (0 to 2.7)	1-5 (0 to 2)	1-2 (0 to 1.6)	1-1 (0 to 1.4)	0-8 (0 to 1.1)	0-5 (0 to 0.7)	0-2 (0 to 0.3)	98-6
Other cardiomyopathy	0-7 (0.2 to 1.1)	0-8 (0.5 to 1.7)	1-2 (1 to 2.4)	0-7 (0.4 to 0.9)	1-7 (1.2 to 2.3)	2-4 (1.6 to 3.7)	3-6 (2.7 to 5.4)	4-6 (3.7 to 7.1)	6-5 (4.7 to 9.3)	8-3 (6.4 to 12.3)	9-6 (7.5 to 14.3)	10-4 (8.1 to 15.6)	11-7 (9.1 to 17.5)	13-6 (10.6 to 20.4)	15-8 (12.3 to 23.7)	17-9 (13.9 to 26.8)	19-6 (15.3 to 29.4)	17-9 (13.9 to 26.8)	15-8 (12.3 to 23.7)	13-6 (10.6 to 20.4)	11-7 (9.1 to 17.5)	9-6 (7.5 to 14.3)	8-3 (6.4 to 12.3)	217
Atrial fibrillation and flutter	0 (0 to 0)	0 (0 to 0)	0 (0 to 0)	0 (0 to 0)	0 (0 to 0)	0-1 (0 to 0.1)	0-2 (0 to 0.3)	0-3 (0 to 0.4)	0-5 (0 to 0.7)	0-7 (0 to 1)	0-9 (0 to 1.3)	1-1 (0.6 to 1.7)	1-4 (0.8 to 2.2)	1-8 (1 to 2.8)	2-2 (1.3 to 3.5)	2-8 (1.6 to 4.4)	3-4 (2 to 5.3)	2-7 (1.6 to 4.2)	2-1 (1.2 to 3.3)	1-7 (1 to 2.6)	1-4 (0.8 to 2.2)	1-1 (0.6 to 1.7)	0-7 (0.4 to 1)	47
Aortic aneurysm	—	—	—	—	—	0-7 (0.5 to 1.1)	1-7 (1.2 to 2.5)	3-6 (2.5 to 5.1)	4-9 (3.5 to 7.2)	6-5 (4.9 to 9.3)	8-1 (5.9 to 11.7)	9-3 (6.8 to 13.2)	12-9 (9.4 to 18.2)	19-6 (14.3 to 27.5)	23-8 (17.5 to 33.4)	32 (24 to 45.1)	39-2 (29.3 to 55.1)	74-2 (55.6 to 104)	138 (104 to 195)	144 (108 to 202)	132 (99.4 to 186)	71-5 (53.6 to 100)	24-3 (18.2 to 34.2)	4-2 (3.1 to 5.9)	NA
Endocarditis	0 (0 to 0)	0-2 (0.1 to 0.4)	0-2 (0.1 to 0.4)	0-3 (0.1 to 0.5)	0-3 (0.2 to 0.5)	0-4 (0.2 to 0.6)	0-5 (0.3 to 0.8)	0-7 (0.4 to 1)	0-9 (0.5 to 1.3)	1-2 (0.7 to 1.8)	1-5 (0.9 to 2.2)	1-7 (1.1 to 2.6)	2-1 (1.4 to 3.2)	2-6 (1.8 to 3.9)	3-3 (2.3 to 5)	4-1 (2.8 to 6.1)	4-8 (3.3 to 7.2)	3-8 (2.6 to 5.7)	2-8 (2 to 4.3)	2-3 (1.6 to 3.5)	1-9 (1.3 to 2.9)	1-4 (0.9 to 2.1)	0-6 (0.4 to 0.9)	117
Other cardiovascular and circulatory diseases	0-8 (0.3 to 1.1)	1-6 (0.7 to 2)	1-3 (0.9 to 1.8)	2-1 (1.3 to 2.8)	3-1 (1.9 to 4.1)	4-1 (2.6 to 5.6)	6-2 (3.9 to 8.2)	13-2 (8.3 to 18.2)	17-9 (11.2 to 24.5)	20-3 (12.8 to 28)	24-2 (15.2 to 33.3)	28-2 (17.8 to 38.9)	32-6 (20.5 to 44.9)	43-9 (27.6 to 60.5)	57-7 (36.3 to 79.4)	71-1 (44.8 to 98)	73-4 (46.2 to 101)	84-6 (53.3 to 116)	67-6 (42.6 to 93.1)	50-5 (31.8 to 69.5)	39-1 (24.6 to 53.8)	10-4 (6.5 to 14.3)	2-2 (1.4 to 3.1)	612
Chronic respiratory diseases	39-5 (29.9 to 50.6)	58-9 (44.5 to 75.5)	84-3 (63.8 to 108)	107 (82.4 to 135)	98-9 (76.2 to 124)	82-5 (63.6 to 103)	78-1 (60.2 to 97.6)	83-5 (64.7 to 104)	87-6 (67.9 to 109)	92-4 (72.5 to 115)	95-2 (74.8 to 118)	96-4 (75.8 to 120)	96-6 (75.9 to 120)	98-2 (77.1 to 122)	98-6 (77.5 to 123)	97-4 (76.5 to 121)	93-6 (73.5 to 116)	88-5 (69.5 to 110)	82-1 (64.5 to 102)	74-8 (58.8 to 93.1)	68-2 (53.6 to 84.8)	59-2 (46.5 to 73.6)	49-5 (38.9 to 61.5)	6,600
Chronic obstructive pulmonary disease	0-1 (0 to 0.1)	0-1 (0 to 0.2)	0-3 (0.1 to 0.4)	0-4 (0.2 to 0.6)	0-5 (0.2 to 0.7)	0-7 (0.3 to 0.9)	1-1 (0.5 to 1.4)	1-5 (0.7 to 1.9)	2-1 (1 to 2.7)	2-8 (1.4 to 3.6)	3-5 (1.8 to 4.6)	4-3 (2.2 to 5.7)	5-2 (2.7 to 7)	6-7 (3.5 to 9)	8-5 (4.4 to 11.4)	10-7 (5.5 to 14.3)	12-7 (6.6 to 17)	14-7 (7.6 to 19.6)	16-5 (8.5 to 22)	17-9 (9.2 to 23.8)	18-7 (9.6 to 25)	18-9 (9.7 to 25.2)	17-5 (9 to 23.4)	5,030
Pneumoconiosis	0 (0 to 0)	0 (0 to 0)	0 (0 to 0)	0 (0 to 0)	0-1 (0 to 0.1)	0-2 (0.1 to 0.3)	0-3 (0.1 to 0.5)	0-4 (0.2 to 0.6)	0-6 (0.3 to 0.9)	0-9 (0.5 to 1.3)	1-1 (0.5 to 1.6)	1-4 (0.7 to 2)	1-7 (0.9 to 2.5)	2-1 (1.1 to 3)	2-7 (1.4 to 3.8)	3-3 (1.7 to 4.7)	3-9 (2 to 5.5)	4-5 (2.3 to 6.4)	4-9 (2.5 to 7)	5-2 (2.7 to 7.4)	5-3 (2.8 to 7.6)	5-2 (2.7 to 7.4)	4-9 (2.5 to 7)	283
Silicosis	0 (0 to 0)	0 (0 to 0)	0 (0 to 0)	0 (0 to 0)	0 (0 to 0)	0-1 (0 to 0.1)	0-1 (0 to 0.2)	0-2 (0 to 0.2)	0-2 (0 to 0.3)	0-3 (0 to 0.4)	0-3 (0 to 0.5)	0-4 (0 to 0.6)	0-5 (0 to 0.7)	0-6 (0 to 0.8)	0-7 (0 to 1)	0-8 (0 to 1.1)	0-9 (0 to 1.3)	0-9 (0 to 1.3)	0-9 (0 to 1.3)	0-9 (0 to 1.3)	0-8 (0 to 1.2)	0-7 (0 to 1)	0-6 (0 to 0.9)	0-3 (0 to 0.5)	42-9
Asbestosis	0 (0 to 0)	0 (0 to 0)	0 (0 to 0)	0 (0 to 0)	0 (0 to 0)	0-1 (0 to 0.1)	0-1 (0 to 0.2)	0-2 (0 to 0.2)	0-2 (0 to 0.3)	0-3 (0 to 0.3)	0-3 (0 to 0.4)	0-4 (0 to 0.5)	0-4 (0 to 0.5)	0-5 (0 to 0.7)	0-6 (0 to 0.8)	0-7 (0 to 0.9)	0-8 (0 to 1)	0-8 (0 to 1)	0-8 (0 to 1)	0-8 (0 to 1)	0-7 (0 to 1)	0-6 (0 to 0.9)	0-5 (0 to 0.7)	0-3 (0 to 0.4)	42-9
Coal workers pneumoconiosis	0 (0 to 0)	0 (0 to 0)	0 (0 to 0)	0 (0 to 0)	0 (0 to 0)	0-1 (0 to 0.1)	0-1 (0 to 0.1)	0-1 (0 to 0.2)	0-1 (0 to 0.2)	0-2 (0 to 0.2)	0-2 (0 to 0.3)	0-2 (0 to 0.3)	0-3 (0 to 0.4)	0-3 (0 to 0.5)	0-4 (0 to 0.6)	0-5 (0 to 0.7)	0-5 (0 to 0.8)	0-6 (0 to 0.8)	0-6 (0 to 0.8)	0-6 (0 to 0.8)	0-5 (0 to 0.8)	0-5 (0 to 0.7)	0-4 (0 to 0.6)	0-2 (0 to 0.3)	168
Other pneumoconiosis	0 (0 to 0)	0 (0 to 0)	0 (0 to 0)	0 (0 to 0)	0 (0 to 0)	0-1 (0 to 0.1)	0-1 (0 to 0.1)	0-1 (0 to 0.1)	0-1 (0 to 0.1)	0-1 (0 to 0.1)	0-1 (0 to 0.1)	0-1 (0 to 0.1)	0-1 (0 to 0.1)	0-1 (0 to 0.1)	0-1 (0 to 0.1)	0-1 (0 to 0.1)	0-1 (0 to 0.1)	0-1 (0 to 0.1)	0-1 (0 to 0.1)	0-1 (0 to 0.1)	0-1 (0 to 0.1)	0-1 (0 to 0.1)	0-1 (0 to 0.1)	0-1 (0 to 0.1)	1
Asthma	0-7 (0 to 0.9)	2-4 (1.4 to 3.2)	6-4 (3.9 to 8.5)	9-8 (6.5 to 12.7)	9-7 (6.4 to 12.5)	9-6 (6.3 to 12.3)	9-3 (6.2 to 12)	9-2 (6.1 to 11.8)	9-2 (6.1 to 11.8)	9-2 (6.1 to 11.8)	9-2 (6.1 to 11.8)	9-2 (6.1 to 11.8)	9-2 (6.1 to 11.8)	9-2 (6.1 to 11.8)	9-2 (6.1 to 11.8)	9-2 (6.1 to 11.8)	9-2 (6.1 to 11.8)	9-2 (6.1 to 11.8)	9-2 (6.1 to 11.8)	9-2 (6.1 to 11.8)	9-2 (6.1 to 11.8)	9-2 (6.1 to 11.8)	9-2 (6.1 to 11.8)	909
Interstitial lung disease and pulmonary sarcoidosis	0 (0 to 0)	0 (0 to 0)	0 (0 to 0)	0 (0 to 0)	0 (0 to 0)	0 (0 to 0)	0 (0 to 0)	0 (0 to 0)	0 (0 to 0)	0 (0 to 0)	0 (0 to 0)	0 (0 to 0)	0 (0 to 0)	0 (0 to 0)	0 (0 to 0)	0 (0 to 0)	0 (0 to 0)	0 (0 to 0)	0 (0 to 0)	0 (0 to 0)	0 (0 to 0)	0 (0 to 0)	0 (0 to 0)	0 (0 to 0)	0
Other chronic respiratory diseases	0-4 (0.2 to 0.5)	0-7 (0.4 to 0.9)	1-3 (0.8 to 1.7)	1-7 (1.2 to 2.3)	2-1 (1.4 to 2.8)	2-6 (1.8 to 3.4)	3-1 (2.1 to 4.1)	3-6 (2.5 to 4.8)	4-2 (2.9 to 5.6)	4-8 (3.3 to 6.4)	5-4 (3.8 to 7.2)	6-1 (4.2 to 8.2)	6-9 (4.8 to 9.2)	7-9 (5.5 to 10.6)	9-1 (6.4 to 12.4)	10-6 (7.4 to 14.4)	12-2 (8.5 to 16.6)	13-6 (9.5 to 18.5)	14-8 (10.3 to 20.1)	15-8 (11 to 21.4)	16-6 (11.6 to 22.6)	17-1 (12 to 23.3)	17-2 (12 to 23.4)	16-9 (11.8 to 22.9)	909
Digestive diseases	0-9 (0.3 to 1.3)	0-9 (0.5 to 1.9)	1-9 (1.2 to 2.6)	2-6 (1.6 to 3.5)	3-3 (2.1 to 4.5)	4-6 (2.9 to 6.2)	6-9 (4.4 to 9.4)	9-9 (6.4 to 13.3)	13-2 (8.6 to 18.1)	17-3 (11.3 to 23.7)	21-5 (14 to 29.4)	25-8 (16.8 to 35.2)	30-8 (20.1 to 42.2)	37-2 (24.3 to 50.9)	43-8 (28.6 to 59.9)	50-2 (32.8 to 68.7)	55-8 (36.5 to 76.4)	60-2 (39.3 to 82.4)	63-4 (41.4 to 86.8)	64-8 (42.3 to 88.7)	64-9 (42.4 to 88.8)	63-8 (41.7 to 87.4)	60-8 (39.7 to 83.2)	1,390
Chronic and other chronic liver diseases due to hepatitis B	0 (0 to 0)	0 (0 to 0)	0 (0 to 0)	0 (0 to 0)	0 (0 to 0)	0 (0 to 0)	0 (0 to 0)	0 (0 to 0)	0 (0 to 0)	0 (0 to 0)	0 (0 to 0)	0 (0 to 0)	0 (0 to 0)	0 (0 to 0)	0 (0 to 0)	0 (0 to 0)	0 (0 to 0)	0 (0 to 0)	0 (0 to 0)	0 (0 to 0)	0 (0 to 0)	0 (0 to 0)	0 (0 to 0)	0 (0 to 0)	134
Chronic and other chronic liver diseases due to hepatitis C	0 (0 to 0)	0 (0 to 0)	0 (0 to 0)	0 (0 to 0)	0 (0 to 0)	0 (0 to 0)	0 (0 to 0)	0 (0 to 0)	0 (0 to 0)	0 (0 to 0)	0 (0 to 0)	0 (0 to 0)	0 (0 to 0)	0 (0 to 0)	0 (0 to 0)	0 (0 to 0)	0 (0 to 0)	0 (0 to 0)	0 (0 to 0)	0 (0 to 0)	0 (0 to 0)	0 (0 to 0)	0 (0 to 0)	0 (0 to 0)	113
Chronic and other chronic liver diseases due to alcohol use	0 (0 to 0)	0 (0 to 0)	0 (0 to 0)	0 (0 to 0)	0 (0 to 0)	0 (0 to 0)	0 (0 to 0)	0 (0 to 0)	0 (0 to 0)	0 (0 to 0)	0 (0 to 0)	0 (0 to 0)	0 (0 to 0)	0 (0 to 0)	0 (0 to 0)	0 (0 to 0)	0 (0 to 0)	0 (0 to 0)	0 (0 to 0)	0 (0 to 0)	0 (0 to 0)	0 (0 to 0)	0 (0 to 0)	0 (0 to 0)	1,060
Chronic and other chronic liver diseases due to NAFLD	0 (0 to 0)	0 (0 to 0)	0 (0 to 0)	0 (0 to 0)	0 (0 to 0)	0 (0 to 0)	0 (0 to 0)	0 (0 to 0)	0 (0 to 0)	0 (0 to 0)	0 (0 to 0)	0 (0 to 0)	0 (0 to 0)	0 (0 to 0)	0 (0 to 0)	0 (0 to 0)	0 (0 to 0)	0 (0 to 0)	0 (0 to 0)	0 (0 to 0)	0 (0 to 0)	0 (0 to 0)	0 (0 to 0)	0 (0 to 0)	139
Chronic and other chronic liver diseases due to other causes	0 (0 to 0)	0 (0 to 0)	0-1 (0 to 0.1)	0-1 (0 to 0.2)	0-2 (0 to 0.2)	0-2 (0 to 0.3)	0-3 (0 to 0.4)	0-4 (0 to 0.5)	0-5 (0 to 0.6)	0-6 (0 to 0.8)	0-7 (0 to 0.9)	0-8 (0 to 1)	0-9 (0 to 1.2)	1-1 (0 to 1.4)	1-3 (0 to 1.6)	1-5 (0 to 1.8)	1-6 (0 to 2)	1-7 (0 to 2.1)	1-8 (0 to 2.2)	1-8 (0 to 2.2)	1-8 (0 to 2.2)	1-7 (0 to 2.1)	1-6 (0 to 2)	0-8 (0 to 1)	237
Upper digestive system diseases	0-3 (0 to 0.4)	0-4 (0 to 0.6)	0-6 (0 to 0.9)	0-9 (0.1 to 1.2)	1-1 (0.6 to 1.6)	1-5 (0.8 to 2.1)	2-1 (1.2 to 2.9)	3-1 (1.8 to 4.2)	4-3 (2.5 to 5.8)	5-7 (3.4 to 7.7)	7-3 (4.4 to 9.8)	9-3 (5.6 to 12.5)	11-7 (7.1 to 15.7)	14-6 (8.9 to 19.6)	17-9 (10.9 to 24.1)	21-7 (13.2 to 29.1)	25-4 (15.5 to 34.2)	28-8 (17.6 to 38.8)	31-8 (19.4 to 42.8)	34-4 (21 to 46.3)	36-2 (22.1 to 48.8)	36-4 (22.2 to 49)	35-4 (21.6 to 47.6)	1,080
Peptic ulcer disease	0-2 (0 to 0.3)	0-3 (0 to 0.5)	0-5 (0 to 0.7)	0-7 (0 to 1.1)	0-9 (0.1 to 1.4)	1-2 (0.2 to 1.8)	1-6 (0.3 to 2.4)	2-2 (0.5 to 3.2)	3-1 (0.7 to 4.3)	4-1 (1 to 5.6)	5-2 (1.3 to 7.3)	6-6 (1.7 to 9.2)	8-3 (2.1 to 11.5)	10-3 (2.6 to 14.2)	12-6 (3.2 to 17.5)	15-2 (3.9 to 21)	17-8 (4.5 to 24.5)	20-2 (5.1 to 27.9)	22-3 (5.7 to 30.8)	24-1 (6.1 to 33.2)	25-3 (6.4 to 34.8)	25-4 (6.5 to 35)	24-7 (6.3 to 34)	659
Gastritis and duodenitis	0-1 (0 to 0.1)	0-1 (0 to 0.1)	0-1 (0 to 0.2)	0-2 (0 to 0.3)	0-2 (0 to 0.4)	0-3 (0.1 to 0.5)	0-4 (0.1 to 0.6)	0-5 (0.2 to 0.7)	0-6 (0.2 to 0.9)	0-8 (0.3 to 1.1)	0-9 (0.4 to 1.3)	1-1 (0.5 to 1.6)	1-4 (0.6 to 2)	1-7 (0.8 to 2.4)	2-1 (1 to 2.9)	2-5 (1.2 to 3.4)	2-9 (1.4 to 4)	3-3 (1.6 to 4.6)	3-7 (1.8 to 5.1)	3-9 (1.9 to 5.4)	4-1 (2 to 5.6)	4-1 (2



Congenital birth defects	112 (7.9 to 17.7)	51-4 (37·1 to 73·7)	101 (81·9 to 140)	53·8 (39·4 to 80·2)	31·5 (22·9 to 42·9)	30·6 (22·6 to 41·1)	32·4 (24·3 to 43·2)	33·6 (24·2 to 43·3)	30·5 (23·1 to 39·4)	29·5 (21·6 to 39)	27 (20 to 35·4)	22·6 (16·2 to 32·2)	23·2 (17·6 to 33·4)	28·5 (19·7 to 39·3)	29 (19 to 39·5)	26·9 (14·4 to 39·8)	19·5 (10·9 to 29·6)	6·6 (3·9 to 10·3)	3·9 (2·3 to 6·2)	2·4 (1·4 to 3·9)	1·1 (0·6 to 1·8)	0·4 (0·2 to 0·6)	0·1 (0 to 0·1)		686
Neural tube defects	1·9 (0·5 to 7·8)	1·1 (0·4 to 3·7)	1·8 (0·5 to 5·2)	1·1 (0·3 to 3·4)	1·1 (0·7 to 1·6)	1·4 (1·0 to 2·1)	1·4 (1·1 to 2·1)	1·4 (1·0 to 2·2)	1·3 (1·0 to 2·1)	1·3 (1 to 2·1)	1·4 (1·1 to 2·1)	1·4 (1·1 to 2·1)	1·4 (1·1 to 2·1)	1·4 (1·1 to 2·1)	1·4 (1·1 to 2·1)	1·4 (1·1 to 2·1)	1·4 (1·1 to 2·1)	1·4 (1·1 to 2·1)	1·4 (1·1 to 2·1)	1·4 (1·1 to 2·1)	1·4 (1·1 to 2·1)	1·4 (1·1 to 2·1)	1·4 (1·1 to 2·1)		49·4
Congenital heart anomalies	1·1 (0·3 to 4·2)	0·6 (0·2 to 2·1)	1·1 (0·3 to 3·2)	0·6 (0·2 to 1·9)	0·6 (0·4 to 1·1)	0·8 (0·5 to 1·3)	0·9 (0·6 to 1·3)	0·9 (0·6 to 1·3)	0·9 (0·6 to 1·3)	0·9 (0·6 to 1·3)	0·9 (0·6 to 1·3)	0·9 (0·6 to 1·3)	0·9 (0·6 to 1·3)	0·9 (0·6 to 1·3)	0·9 (0·6 to 1·3)	0·9 (0·6 to 1·3)	0·9 (0·6 to 1·3)	0·9 (0·6 to 1·3)	0·9 (0·6 to 1·3)	0·9 (0·6 to 1·3)	0·9 (0·6 to 1·3)	0·9 (0·6 to 1·3)	0·9 (0·6 to 1·3)		168
Orofacial clefts	0 (0 to 0)	0 (0 to 0)	0 (0·1 to 0·5)	0 (0 to 0·1)	0·4 (0·1 to 0·7)	0·3 (0·1 to 0·6)	0·3 (0·1 to 0·6)	0·4 (0·1 to 0·8)	0·4 (0·1 to 0·8)	0·4 (0·1 to 0·8)	0·4 (0·1 to 0·8)	0·3 (0·1 to 0·7)	0·4 (0·1 to 0·8)	0·4 (0·1 to 0·8)	0·4 (0·1 to 0·8)	0·4 (0·1 to 0·8)	0·4 (0·1 to 0·8)	0·4 (0·1 to 0·8)	0·4 (0·1 to 0·8)	0·4 (0·1 to 0·8)	0·4 (0·1 to 0·8)	0·4 (0·1 to 0·8)	0·4 (0·1 to 0·8)		6
Down syndrome	3·5 (1·5 to 9·6)	1·1 (0·6 to 1·9)	3·4 (1·7 to 7)	2·3 (1·4 to 4·2)	2 (1·2 to 3·1)	2 (1·3 to 3·1)	2·2 (1·4 to 3·3)	2·6 (1·6 to 4·1)	3·5 (2·2 to 5·1)	3·2 (2 to 4·7)	3·2 (2·1 to 4·7)	2·9 (1·8 to 4·3)	4·6 (2·7 to 6·7)	8·9 (4·4 to 13·5)	11·4 (5·4 to 17·6)	10·4 (4·3 to 19·9)	3·7 (2·0 to 6·1)	0 (0 to 0)	0 (0 to 0)	0 (0 to 0)	0 (0 to 0)	0 (0 to 0)	0 (0 to 0)		72·5
Turner syndrome	0 (0 to 0)	0 (0 to 0)	0 (0 to 0)	0 (0 to 0)	0 (0 to 0)	0 (0 to 0)	0 (0 to 0)	0 (0 to 0)	0 (0 to 0)	0 (0 to 0)	0 (0 to 0)	0 (0 to 0)	0 (0 to 0)	0 (0 to 0)	0 (0 to 0)	0 (0 to 0)	0 (0 to 0)	0 (0 to 0)	0 (0 to 0)	0 (0 to 0)	0 (0 to 0)	0 (0 to 0)	0 (0 to 0)	0 (0 to 0)		6
Klinefelter syndrome	0 (0 to 0)	0 (0 to 0)	0 (0 to 0·1)	0 (0 to 0·1)	0 (0 to 0·1)	0 (0 to 0·1)	0 (0 to 0·2)	0·1 (0 to 0·2)	0·1 (0 to 0·1)	0·1 (0 to 0·1)	0·1 (0 to 0·1)	0 (0 to 0·1)	0 (0 to 0·1)	0 (0 to 0·1)	0 (0 to 0·1)	0 (0 to 0·1)	0 (0 to 0·1)	0 (0 to 0·1)	0 (0 to 0·1)	0 (0 to 0·1)	0 (0 to 0·1)	0 (0 to 0·1)	0 (0 to 0·1)	0 (0 to 0·1)		0·4
Other chromosomal abnormalities	9·8 (4·9 to 22·9)	4·6 (2·4 to 9·7)	11·6 (6·5 to 20·3)	5·7 (3·5 to 8·6)	3·9 (2·5 to 5·8)	3·8 (2·5 to 5·7)	4·1 (2·6 to 6·1)	4·2 (2·8 to 6·3)	3·5 (2·3 to 5·2)	3·6 (2·2 to 5·3)	3·3 (2·1 to 4·9)	2·6 (1·4 to 3·9)	2·7 (1·5 to 4·2)	2·4 (1·3 to 3·5)	1·7 (0·9 to 2·7)	1·1 (0·5 to 2)	0·6 (0·3 to 1·3)	0 (0 to 0)	0 (0 to 0)	0 (0 to 0)	0 (0 to 0)	0 (0 to 0)	0 (0 to 0)		69·4
Congenital musculoskeletal and limb anomalies	4·2 (2·1 to 9·1)	1·4 (0·9 to 2·4)	11·2 (6·5 to 17·4)	13·5 (7·7 to 21·4)	9·4 (5·3 to 15·1)	9·4 (5·3 to 15·1)	8·2 (4·7 to 12·7)	8·5 (5·1 to 12·9)	9·3 (5·7 to 14·1)	9·2 (5·7 to 14·1)	9·1 (5·7 to 13·8)	9·1 (5·7 to 13·8)	9·1 (5·7 to 13·8)	9·1 (5·7 to 13·8)	9·1 (5·7 to 13·8)	9·1 (5·7 to 13·8)	9·1 (5·7 to 13·8)	9·1 (5·7 to 13·8)	9·1 (5·7 to 13·8)	9·1 (5·7 to 13·8)	9·1 (5·7 to 13·8)	9·1 (5·7 to 13·8)	9·1 (5·7 to 13·8)		123
Urogenital congenital anomalies	7·8 (3·9 to 18·4)	1·6 (0·9 to 3·5)	2·6 (1·3 to 5·9)	1·4 (0·8 to 2·4)	1·1 (0·6 to 1·7)	0·9 (0·5 to 1·5)	0·8 (0·4 to 1·3)	0·8 (0·5 to 1·4)	0·8 (0·5 to 1·3)	0·8 (0·5 to 1·4)	0·8 (0·5 to 1·4)	0·8 (0·5 to 1·4)	0·8 (0·5 to 1·4)	0·8 (0·5 to 1·4)	0·8 (0·5 to 1·4)	0·8 (0·5 to 1·4)	0·8 (0·5 to 1·4)	0·8 (0·5 to 1·4)	0·8 (0·5 to 1·4)	0·8 (0·5 to 1·4)	0·8 (0·5 to 1·4)	0·8 (0·5 to 1·4)	0·8 (0·5 to 1·4)		18·5
Digestive congenital anomalies	9·3 (4·5 to 27·9)	2·1 (1·2 to 5·1)	5·4 (2·4 to 9·6)	4·5 (2·6 to 7·7)	4·5 (2·7 to 6·7)	4·5 (2·7 to 6·7)	4·3 (2·6 to 6·5)	4·3 (2·6 to 6·5)	4·3 (2·6 to 6·5)	4·3 (2·6 to 6·5)	4·3 (2·6 to 6·5)	4·3 (2·6 to 6·5)	4·3 (2·6 to 6·5)	4·3 (2·6 to 6·5)	4·3 (2·6 to 6·5)	4·3 (2·6 to 6·5)	4·3 (2·6 to 6·5)	4·3 (2·6 to 6·5)	4·3 (2·6 to 6·5)	4·3 (2·6 to 6·5)	4·3 (2·6 to 6·5)	4·3 (2·6 to 6·5)	4·3 (2·6 to 6·5)		43·4
Other congenital birth defects	39·8 (19·4 to 90·4)	9·6 (5·6 to 19·6)	21·2 (11·7 to 40)	9·6 (5·6 to 17·2)	7·1 (4·3 to 11·2)	6·7 (4·2 to 10·6)	7·1 (4·6 to 11·5)	7·5 (4·8 to 11·6)	8·2 (5·5 to 12·7)	8·2 (5·5 to 12·3)	8·2 (5·5 to 12·3)	8·2 (5·5 to 12·3)	8·2 (5·5 to 12·3)	8·2 (5·5 to 12·3)	8·2 (5·5 to 12·3)	8·2 (5·5 to 12·3)	8·2 (5·5 to 12·3)	8·2 (5·5 to 12·3)	8·2 (5·5 to 12·3)	8·2 (5·5 to 12·3)	8·2 (5·5 to 12·3)	8·2 (5·5 to 12·3)	8·2 (5·5 to 12·3)		156
Urinary diseases and male infertility	5·1 (2·5 to 12·1)	2·2 (1·1 to 3·3)	2·6 (1·3 to 5·1)	2·6 (1·3 to 4·6)	2·7 (1·5 to 4·1)	2·6 (1·4 to 4·1)	2·6 (1·5 to 3·9)	2·6 (1·5 to 3·9)	2·6 (1·5 to 3·9)	2·6 (1·5 to 3·9)	2·6 (1·5 to 3·9)	2·6 (1·5 to 3·9)	2·6 (1·5 to 3·9)	2·6 (1·5 to 3·9)	2·6 (1·5 to 3·9)	2·6 (1·5 to 3·9)	2·6 (1·5 to 3·9)	2·6 (1·5 to 3·9)	2·6 (1·5 to 3·9)	2·6 (1·5 to 3·9)	2·6 (1·5 to 3·9)	2·6 (1·5 to 3·9)	2·6 (1·5 to 3·9)		98
Urolithiasis	0 (0 to 0)	0 (0 to 0)	0 (0 to 0)	0 (0 to 0)	0 (0 to 0·1)	0 (0 to 0·1)	0 (0 to 0·1)	0 (0 to 0·2)	0 (0 to 0·2)	0 (0 to 0·1)	0 (0 to 0·2)	0 (0 to 0·2)	0 (0 to 0·2)	0 (0 to 0·2)	0 (0 to 0·2)	0 (0 to 0·2)	0 (0 to 0·2)	0 (0 to 0·2)	0 (0 to 0·2)	0 (0 to 0·2)	0 (0 to 0·2)	0 (0 to 0·2)	0 (0 to 0·2)	0 (0 to 0·2)		34·9
Benign prostatic hyperplasia	0 (0 to 0)	0 (0 to 0)	0 (0 to 0)	0 (0 to 0)	0 (0 to 0)	0 (0 to 0)	0 (0 to 0)	0 (0 to 0)	0 (0 to 0)	0 (0 to 0)	0 (0 to 0)	0 (0 to 0)	0 (0 to 0)	0 (0 to 0)	0 (0 to 0)	0 (0 to 0)	0 (0 to 0)	0 (0 to 0)	0 (0 to 0)	0 (0 to 0)	0 (0 to 0)	0 (0 to 0)	0 (0 to 0)	0 (0 to 0)		233
Male infertility	0 (0 to 0)	0 (0 to 0)	0 (0 to 0)	0 (0 to 0)	0 (0 to 0)	0 (0 to 0)	2·6 (0 to 5·2)	2·6 (0·6 to 5·7)	0·6 (0·1 to 1·5)	0·6 (0·1 to 1·5)	0·6 (0·1 to 1·5)	0·6 (0·1 to 1·5)	0·6 (0·2 to 2·4)	0 (0 to 0)	0 (0 to 0)	0 (0 to 0)	0 (0 to 0)	0 (0 to 0)	0 (0 to 0)	0 (0 to 0)	0 (0 to 0)	0 (0 to 0)	0 (0 to 0)	0 (0 to 0)		20·6
Other urinary diseases	0·1 (0 to 0·1)	0·1 (0 to 0·2)	0·1 (0·1 to 0·3)	0·3 (0·2 to 0·5)	0·3 (0·2 to 0·5)	0·3 (0·2 to 0·4)	0·3 (0·2 to 0·4)	0·3 (0·2 to 0·4)	0·3 (0·2 to 0·4)	0·3 (0·2 to 0·4)	0·3 (0·2 to 0·4)	0·3 (0·2 to 0·4)	0·3 (0·2 to 0·4)	0·3 (0·2 to 0·4)	0·3 (0·2 to 0·4)	0·3 (0·2 to 0·4)	0·3 (0·2 to 0·4)	0·3 (0·2 to 0·4)	0·3 (0·2 to 0·4)	0·3 (0·2 to 0·4)	0·3 (0·2 to 0·4)	0·3 (0·2 to 0·4)	0·3 (0·2 to 0·4)		29·6
Gynecological diseases	0 (0 to 0)	0 (0 to 0)	0 (0 to 0)	0 (0 to 0)	0 (0 to 0)	0 (0 to 0)	0 (0 to 0)	0 (0 to 0)	0 (0 to 0)	0 (0 to 0)	0 (0 to 0)	0 (0 to 0)	0 (0 to 0)	0 (0 to 0)	0 (0 to 0)	0 (0 to 0)	0 (0 to 0)	0 (0 to 0)	0 (0 to 0)	0 (0 to 0)	0 (0 to 0)	0 (0 to 0)	0 (0 to 0)	0 (0 to 0)		0
Uterine fibroids	0 (0 to 0)	0 (0 to 0)	0 (0 to 0)	0 (0 to 0)	0 (0 to 0)	0 (0 to 0)	0 (0 to 0)	0 (0 to 0)	0 (0 to 0)	0 (0 to 0)	0 (0 to 0)	0 (0 to 0)	0 (0 to 0)	0 (0 to 0)	0 (0 to 0)	0 (0 to 0)	0 (0 to 0)	0 (0 to 0)	0 (0 to 0)	0 (0 to 0)	0 (0 to 0)	0 (0 to 0)	0 (0 to 0)	0 (0 to 0)		0
Polycystic ovarian syndrome	..	..	..	..	..	..	..	..	..	..	..	..	..	..	..	..	..	..	..	..	..	..	..	..		NA
Female infertility	..	..	..	..	..	..	..	..	..	..	..	..	..	..	..	..	..	..	..	..	..	..	..	..		NA
Endometriosis	..	..	..	..	..	..	..	..	..	..	..	..	..	..	..	..	..	..	..	..	..	..	..	..		NA
Genital prolapse	0 (0 to 0)	0 (0 to 0)	0 (0 to 0)	0 (0 to 0)	0 (0 to 0)	0 (0 to 0)	0 (0 to 0)	0 (0 to 0)	0 (0 to 0)	0 (0 to 0)	0 (0 to 0)	0 (0 to 0)	0 (0 to 0)	0 (0 to 0)	0 (0 to 0)	0 (0 to 0)	0 (0 to 0)	0 (0 to 0)	0 (0 to 0)	0 (0 to 0)	0 (0 to 0)	0 (0 to 0)	0 (0 to 0)	0 (0 to 0)		0
Premenstrual syndrome	..	..	..	..	..	..	..	..	..	..	..	..	..	..	..	..	..	..	..	..	..	..	..	..		NA
Other gynecological diseases	0 (0 to 0)	0 (0 to 0)	0 (0 to 0)	0 (0 to 0)	0 (0 to 0)	0 (0 to 0)	0 (0 to 0)	0 (0 to 0)	0 (0 to 0)	0 (0 to 0)	0 (0 to 0)	0 (0 to 0)	0 (0 to 0)	0 (0 to 0)	0 (0 to 0)	0 (0 to 0)	0 (0 to 0)	0 (0 to 0)	0 (0 to 0)	0 (0 to 0)	0 (0 to 0)	0 (0 to 0)	0 (0 to 0)	0 (0 to 0)		0
Hemoglobinopathies and hemolytic anemias	0·1 (0 to 0·1)	0·2 (0 to 0·2)	0·6 (0·3 to 0·9)	1·4 (0·4 to 3·2)	2·6 (0·9 to 5·9)	2·6 (0·9 to 5·9)	1·2 (0·3 to 3·4)	1·8 (0·5 to 4·1)	1·1 (0·3 to 2·6)	0·9 (0·3 to 2·1)	1·1 (0·3 to 2·6)	1·4 (0·4 to 3·2)	1·2 (0·3 to 2·8)	1·6 (0·4 to 3·6)	2·3 (0·7 to 4·7)	2·3 (0·6 to 4·9)	1·3 (0·3 to 3·1)	3·2 (1·0 to 6·9)	2·7 (0·8 to 5·6)	2·4 (0·7 to 4·9)	1·8 (0·5 to 3·7)	2·4 (0·7 to 4·9)	1·8 (0·5 to 3·7)		37·9
Thalassemias	0 (0 to 0)	0 (0 to 0)	0 (0 to 0)	0 (0 to 0·1)	0 (0 to 0)	0 (0 to 0)	0 (0 to 0)	0 (0 to 0)	0 (0 to 0)	0 (0 to 0)	0 (0 to 0)	0 (0 to 0)	0 (0 to 0)	0 (0 to 0)	0 (0 to 0)	0 (0 to 0)	0 (0 to 0)	0 (0 to 0)	0 (0 to 0)	0 (0 to 0)	0 (0 to 0)	0 (0 to 0)	0 (0 to 0)	0 (0 to 0)		0·1
Thalassemias trait	0·1 (0 to 0·1)	0·1 (0 to 0·2)	0·3 (0 to 0·5)	0·5 (0·1 to 1·1)	0·3 (0 to 0·6)	0·3 (0 to 0·6)	0·3 (0 to 0·7)	0·3 (0 to 0·8)	0·3 (0 to 0·7)	0·3 (0 to 0·7)	0·3 (0 to 0·7)	0·3 (0 to 0·7)	0·3 (0 to 0·7)	0·3 (0 to 0·7)	0·3 (0 to 0·7)	0·3 (0 to 0·7)	0·3 (0 to 0·7)	0·3 (0 to 0·7)	0·3 (0 to 0·7)	0·3 (0 to 0·7)	0·3 (0 to 0·7)	0·3 (0 to 0·7)	0·3 (0 to 0·7)	0·3 (0 to 0·7)		1·6
Sickle cell disorders	0 (0 to 0·1)	0 (0 to 0·1)	0·1 (0·1 to 0·4)	0·4 (0·2 to 0·8)	0·4 (0·2 to 0·8)	0·4 (0·2 to 0·7)	0·4 (0·2 to 0·7)	0·5 (0·2 to 0·8)	0·4 (0·2 to 0·7)	0·4 (0·2 to 0·7)	0·4 (0·1 to 0·9)	0·3 (0·1 to 0·7)	0·4 (0·1 to 0·9)	0·4 (0·2 to 0·8)	0·4 (0·2 to 0·8)	0·4 (0·2 to 0·8)	0·4 (0·2 to 0·8)	0·4 (0·2 to 0·8)	0·4 (0·2 to 0·8)	0·4 (0·2 to 0·8)	0·4 (0·2 to 0·8)	0·4 (0·2 to 0·8)	0·4 (0·2 to 0·8)	0·4 (0·2 to 0·8)		3·7
Sickle cell trait	0 (0 to 0)	0 (0 to 0·2)	0·1 (0 to 0·5)	0·2 (0·1 to 0·5)	0·2 (0 to 0·5)	0·1 (0 to 0·5)	0·1 (0 to 0·5)	0·2 (0 to 0·6)	0·1 (0 to 0·3)	0·1 (0 to 0·3)	0·1 (0 to 0·5)	0·1 (0 to 0·5)	0·1 (0 to 0·5)	0·2 (0 to 0·5)	0·2 (0 to 0·5)	0·1 (0 to 0·5)	0·1 (0 to 0·4)	0·1 (0 to 0·7)	0·1 (0 to 0·4)	0·1 (0 to 0·4)	0·1 (0 to 0·4)	0·1 (0 to 0·4)	0·1 (0 to 0·5)	0·1 (0 to 0·5)		3·1
G6PD deficiency	0 (0 to 0)	0 (0 to 0·1)	0 (0 to 0·2)	0·1 (0 to 0·3)	0·1 (0·1 to 0·3)	0·2 (0·2 to 0·5)	0·2 (0·2 to 0·6)	0·3 (0·2 to 0·7)	0·2 (0·1 to 0·4)	0·2 (0·1 to 0·4)	0·2 (0·1 to 0·5)	0·2 (0·1 to 0·5)	0·2 (0·1 to 0·5)	0·2 (0·1 to 0·5)	0·2 (0·1 to 0·5)	0·2 (0·1 to 0·5)	0·2 (0·1 to 0·5)	0·2 (0·1 to 0·5)	0·2 (0·1 to 0·5)	0·2 (0·1 to 0·5)	0·2 (0·1 to 0·5)	0·2 (0·1 to 0·5)	0·2 (0·1 to 0·5)	0·2 (0·1 to 0·5)		7·9
G6PD trait	0 (0 to 0)	0 (0 to 0)	0 (0 to 0)	0 (0 to 0)	0 (0 to 0)	0 (0 to 0)	0 (0 to 0)	0 (0 to 0)	0 (0 to 0)	0 (0 to 0)	0 (0 to 0)	0 (0 to 0)	0 (0 to 0)	0 (0 to 0)	0 (0 to 0)	0 (0 to 0)	0 (0 to 0)	0 (0 to 0)	0 (0 to 0)	0 (0 to 0)	0 (0 to 0)	0 (0 to 0)	0 (0 to 0)	0 (0 to 0)	0 (0 to 0)		0
Other hemoglobinopathies and hemolytic anemias	0 (0 to 0)	0 (0 to 0·1)	0 (0 to 0·4)	0·3 (0 to 0·9)	0·9 (0 to 4·7)	0·2 (0 to 0·8)	0·3 (0·1 to 1·1)	0·4 (0 to 1·3)	0·4 (0 to 1·2)	0·3 (0·2 to 1·2)	0·4 (0 to 1·2)	0·4 (0·2 to 1·2)	0·5 (0·2 to 1·7)	0·5 (0·2 to 1·6)	0·6 (0·2 to 1·8)	0·5 (0·2 to 1·5)	0·4 (0·1 to 1·4)	0·6 (0·2 to 1·8)	0·5 (0·2 to 1·7)	0·5 (0·2 to 1·6)	0·4 (0·1 to 1·3)	0·5 (0·2 to 1·6)	0·5 (0·2 to 1·3)	0·5 (0·2 to 1·2)		21·5
Endocrine, metabolic, blood, and immune disorders	2·9 (2·3 to 4)	3·5 (1·9 to 5·9)	15 (9·1 to 25)	21·7 (12·9 to 34·1)	24·1 (13·9 to 32·9)	26 (16·1 to 38)	25·1 (16·7 to 41·3)	27·2 (22·6 to 49·2)	27·2 (24·1 to 34)	27·2 (24·1 to 34)	27·2 (24·1 to 34)	27·2 (23·2 to 34)	27·2 (23·1 to 34)	27·2 (23·1 to 34)	27·2 (23·1 to 34)	27·2 (23·1 to 34)	27·2 (23·1 to 34)	27·2 (23·1 to 34)	27·2 (23·1 to 34)	27·2 (23·1 to 34)	27·2 (23·1 to 34)	27·2 (23·1 to 34)	27·2 (23·1 to 34)	27·2 (23·1 to 34)		1,290
Oral disorders	0·1 (0 to 0·1)	0·1 (0 to 0·1)	0·2 (0 to 0·3)	0·4 (0·2 to 0·8)	0·4 (0·2 to 0·7)	0·4 (0·2 to 0·7)	0·4 (0·2 to 0·7)	0·4 (0·2 to 0·8)	0·4 (0·2 to 0·7)	0·4 (0·2 to 0·7)	0·4 (0·2 to 0·7)	0·4 (0·2 to 0·7)	0·4 (0·2 to 0·7)	0·4 (0·2 to 0·7)	0·4 (0·2 to 0·7)	0·4 (0·2 to 0·7)	0·4 (0·2 to 0·7)	0·4 (0·2 to 0·7)	0·4 (0·2 to 0·7)	0·4 (0·2 to 0·7)	0·4 (0·2 to 0·7)	0·4 (0·2 to 0·7)	0·4 (0·2 to 0·7)	0·4 (0·2 to 0·7)		992
Caries of deciduous teeth	0 (0 to 0)	0 (0 to 0)	0·1 (0·2 to 1·6)	0·6 (0·3 to 1·4)	0·6 (0·3 to 1·3)	0·1 (0 to 0·3)	0·2 (0 to 0·5)	0·2 (0 to 0·5)	0·2 (0 to 0·5)	0·2 (0 to 0·5)	0·2 (0 to 0·5)	0·2 (0 to 0·5)	0·2 (0 to 0·5)	0·2 (0 to 0·5)	0·2 (0 to 0·5)	0·2 (0 to 0·5)	0·2 (0 to 0·5)	0·2 (0 to 0·5)	0·2 (0 to 0·5)	0·2 (0 to 0·5)	0·2 (0 to 0·5)	0·2 (0 to 0·5)	0·2 (0 to 0·5)	0·2 (0 to 0·5)		2·1
Caries of permanent teeth	0 (0 to 0)	0 (0 to 0)	0·1 (0 to 0·2)	1·2 (0·4 to 2·7)	3·6 (1·6 to 6·4)	4·3 (1·7 to 8·1)	4·3 (1·7 to 8·1)	5·9 (2·4 to 12·2)	5·9 (2·4 to 12·2)	5·8 (2·4 to 11·8)	5·8 (2·4 to 11·8)	4·9 (2·2 to 10·4)	5·2 (2·4 to 11·5)	5·4 (2·4 to 11·5)	5·4 (2·4 to 11·5)	5·6 (2·4 to 12·1)	5·6 (2·4 to 12·1)	5·6 (2·4 to 12·1)	5·6 (2·4 to 12·1)	5·6 (2·4 to 12·1)	5·6 (2·4 to 12·1)	5·6 (2·4 to 12·1)	5·6 (2·4 to 12·1)	5·6 (2·4 to 12·1)		77·2
Periodontal diseases	0 (0 to 0)	0 (0 to 0)	0 (0 to 0)	0 (0 to 0)	0 (0 to 0)	0·3 (0 to 0·5)	0·3 (0·1 to 0·6)	0·4 (0·2 to 0·8)	0·4 (0·2 to 0·8)	0·4 (0·2 to 0·8)	0·4 (0·2 to 0·8)	0·4 (0·2 to 0·8)	0·4 (0·2 to 0·8)	0·4 (0·2 to 0·8)	0·4 (0·2 to 0·8)	0·4 (0·2 to 0·8)	0·4 (0·2 to 0·8)	0·4 (0·2 to 0·8)	0·4 (0·2 to 0·8)	0·4 (0·2 to 0·8)	0·4 (0·2 to 0·8)	0·4 (0·2 to 0·8)	0·4 (0·2 to 0·8)	0·4 (0·2 to 0·8)		1·63
Other oral disorders	0·6 (0 to 0)	0·6 (0·7 to 7·2)	4·1 (2·4 to 9·5)	2·4 (1·4 to 4·3)	2·6 (1·4 to 4·3)	2·6 (1·4 to 4·3)	2·6

SR Table 2a: Gateshead DALYS by cause and age group for males with 95% uncertainty intervals, 2019

Cause	Early Neonatal	Late Neonatal	Post Neonatal	1 to 4	5 to 9	10 to 14	15 to 19	20 to 24	25 to 29	30 to 34	35 to 39	40 to 44	45 to 49	50 to 54	55 to 59	60 to 64	65 to 69	70 to 74	75 to 79	80 to 84	85 to 89	90 to 94	95 plus	Total
All causes	2,179 (1,947 to 2,429)	1,205 (1,064 to 1,358)	1,966 (1,693 to 2,259)	1,160 (1,022 to 1,306)	1,020 (904 to 1,144)	1,020 (905 to 1,157)	1,020 (905 to 1,157)	1,020 (905 to 1,157)	1,020 (905 to 1,157)	1,020 (905 to 1,157)	1,020 (905 to 1,157)	1,020 (905 to 1,157)	1,020 (905 to 1,157)	1,020 (905 to 1,157)	1,020 (905 to 1,157)	1,020 (905 to 1,157)	1,020 (905 to 1,157)	1,020 (905 to 1,157)	1,020 (905 to 1,157)	1,020 (905 to 1,157)	1,020 (905 to 1,157)	1,020 (905 to 1,157)	35,900
Communicable, maternal, neonatal, and nutritional diseases	1,967 (1,747 to 2,207)	1,109 (963 to 1,262)	1,821 (1,548 to 2,113)	1,035 (896 to 1,180)	894 (778 to 1,018)	894 (778 to 1,018)	894 (778 to 1,018)	894 (778 to 1,018)	894 (778 to 1,018)	894 (778 to 1,018)	894 (778 to 1,018)	894 (778 to 1,018)	894 (778 to 1,018)	894 (778 to 1,018)	894 (778 to 1,018)	894 (778 to 1,018)	894 (778 to 1,018)	894 (778 to 1,018)	894 (778 to 1,018)	894 (778 to 1,018)	894 (778 to 1,018)	894 (778 to 1,018)	31,500
HIV/AIDS and sexually transmitted infections	4.7 (1.4 to 10.3)	1.6 (0.5 to 4)	2.4 (0.6 to 5.5)	0.1 (0 to 0.3)	0.1 (0 to 0.1)	0.1 (0 to 0.1)	0.1 (0 to 0.2)	0.4 (0.2 to 0.7)	1 (0.7 to 1.3)	2.2 (1.7 to 2.8)	3.1 (2.4 to 4.2)	2.9 (2.2 to 3.9)	3.1 (2.4 to 4.1)	2.6 (2 to 3.5)	2.3 (1.7 to 3.2)	1.9 (1.3 to 2.6)	1.7 (1.1 to 2.7)	0.4 (0.2 to 0.8)	0.1 (0 to 0.2)	0.1 (0 to 0.1)	0 (0 to 0)	0 (0 to 0)	32.2
HIV/AIDS	0 (0 to 0)	0 (0 to 0)	0 (0 to 0.1)	0 (0 to 0.1)	0 (0 to 0)	0 (0 to 0)	0.1 (0 to 0.1)	0.3 (0.2 to 0.4)	0.6 (0.4 to 1.1)	1.9 (1.4 to 2.4)	2.6 (2 to 3.3)	2.6 (2 to 3.3)	2.8 (2.2 to 3.6)	2.3 (1.7 to 3)	1.7 (1.2 to 2.3)	1.5 (1 to 2.2)	0.8 (0.5 to 1.4)	0.3 (0.1 to 0.6)	0 (0 to 0)	0 (0 to 0)	0 (0 to 0)	0 (0 to 0)	20.3
HIV/AIDS - Drug-susceptible Tuberculosis	0 (0 to 0)	0 (0 to 0)	0 (0 to 0)	0 (0 to 0)	0 (0 to 0)	0 (0 to 0)	0 (0 to 0)	0 (0 to 0.1)	0.1 (0 to 0.2)	0.3 (0.2 to 0.5)	0.4 (0.3 to 0.7)	0.4 (0.2 to 0.6)	0.4 (0.3 to 0.7)	0.3 (0.2 to 0.5)	0.2 (0.1 to 0.3)	0.2 (0.1 to 0.3)	0.1 (0 to 0.2)	0 (0 to 0.1)	0 (0 to 0)	0 (0 to 0)	0 (0 to 0)	0 (0 to 0)	2.9
HIV/AIDS - Multidrug-resistant Tuberculosis without extensive dr...	0 (0 to 0)	0 (0 to 0)	0 (0 to 0)	0 (0 to 0)	0 (0 to 0)	0 (0 to 0)	0 (0 to 0)	0 (0 to 0)	0 (0 to 0)	0 (0 to 0)	0 (0 to 0)	0 (0 to 0)	0 (0 to 0)	0 (0 to 0)	0 (0 to 0)	0 (0 to 0)	0 (0 to 0)	0 (0 to 0)	0 (0 to 0)	0 (0 to 0)	0 (0 to 0)	0 (0 to 0)	0 (0 to 0)	0.1
HIV/AIDS - Extensively drug-resistant Tuberculosis	0 (0 to 0)	0 (0 to 0)	0 (0 to 0)	0 (0 to 0)	0 (0 to 0)	0 (0 to 0)	0 (0 to 0)	0 (0 to 0)	0 (0 to 0)	0 (0 to 0)	0 (0 to 0)	0 (0 to 0)	0 (0 to 0)	0 (0 to 0)	0 (0 to 0)	0 (0 to 0)	0 (0 to 0)	0 (0 to 0)	0 (0 to 0)	0 (0 to 0)	0 (0 to 0)	0 (0 to 0)	0 (0 to 0)	0
HIV/AIDS resulting in other diseases	4.7 (1.4 to 10.3)	1.6 (0.5 to 4)	2.3 (0.6 to 5.4)	0.1 (0 to 0.3)	0.1 (0 to 0.1)	0.1 (0 to 0.1)	0.1 (0 to 0.2)	0.1 (0 to 0.2)	0.4 (0.2 to 0.6)	0.3 (0.2 to 0.5)	0.5 (0.3 to 0.7)	0.3 (0.2 to 0.5)	0.3 (0.2 to 0.4)	0.3 (0.2 to 0.5)	0.2 (0.1 to 0.3)	0.2 (0.1 to 0.3)	0.1 (0 to 0.2)	0.1 (0 to 0.2)	0 (0 to 0.1)	0 (0 to 0.1)	0 (0 to 0)	0 (0 to 0)	17.3
Sexually transmitted infections excluding HIV	0 (0 to 0)	0 (0 to 0)	0 (0 to 0)	0 (0 to 0)	0 (0 to 0)	0 (0 to 0)	0 (0 to 0)	0 (0 to 0)	0 (0 to 0)	0 (0 to 0)	0 (0 to 0)	0 (0 to 0)	0 (0 to 0)	0 (0 to 0)	0 (0 to 0)	0 (0 to 0)	0 (0 to 0)	0 (0 to 0)	0 (0 to 0)	0 (0 to 0)	0 (0 to 0)	0 (0 to 0)	0 (0 to 0)	0
Syphilis	0 (0 to 0)	0 (0 to 0)	0 (0 to 0)	0 (0 to 0)	0 (0 to 0)	0 (0 to 0)	0 (0 to 0)	0 (0 to 0)	0 (0 to 0)	0 (0 to 0)	0 (0 to 0)	0 (0 to 0)	0 (0 to 0)	0 (0 to 0)	0 (0 to 0)	0 (0 to 0)	0 (0 to 0)	0 (0 to 0)	0 (0 to 0)	0 (0 to 0)	0 (0 to 0)	0 (0 to 0)	0 (0 to 0)	11.9
Chlamydial infection	0 (0 to 0)	0 (0 to 0)	0 (0 to 0)	0 (0 to 0)	0 (0 to 0)	0 (0 to 0)	0 (0 to 0)	0 (0 to 0)	0 (0 to 0)	0 (0 to 0)	0 (0 to 0)	0 (0 to 0)	0 (0 to 0)	0 (0 to 0)	0 (0 to 0)	0 (0 to 0)	0 (0 to 0)	0 (0 to 0)	0 (0 to 0)	0 (0 to 0)	0 (0 to 0)	0 (0 to 0)	0 (0 to 0)	9.7
Gonococcal infection	0 (0 to 0)	0 (0 to 0)	0 (0 to 0)	0 (0 to 0)	0 (0 to 0)	0 (0 to 0)	0 (0 to 0)	0 (0 to 0)	0 (0 to 0)	0 (0 to 0)	0 (0 to 0)	0 (0 to 0)	0 (0 to 0)	0 (0 to 0)	0 (0 to 0)	0 (0 to 0)	0 (0 to 0)	0 (0 to 0)	0 (0 to 0)	0 (0 to 0)	0 (0 to 0)	0 (0 to 0)	0 (0 to 0)	0.1
Trichomoniasis	0 (0 to 0)	0 (0 to 0)	0 (0 to 0)	0 (0 to 0)	0 (0 to 0)	0 (0 to 0)	0 (0 to 0)	0 (0 to 0)	0 (0 to 0)	0 (0 to 0)	0 (0 to 0)	0 (0 to 0)	0 (0 to 0)	0 (0 to 0)	0 (0 to 0)	0 (0 to 0)	0 (0 to 0)	0 (0 to 0)	0 (0 to 0)	0 (0 to 0)	0 (0 to 0)	0 (0 to 0)	0 (0 to 0)	0.2
Genital herpes	0 (0 to 0)	0 (0 to 0)	0 (0 to 0)	0 (0 to 0)	0 (0 to 0)	0 (0 to 0)	0 (0 to 0)	0 (0 to 0)	0 (0 to 0)	0 (0 to 0)	0 (0 to 0)	0 (0 to 0)	0 (0 to 0)	0 (0 to 0)	0 (0 to 0)	0 (0 to 0)	0 (0 to 0)	0 (0 to 0)	0 (0 to 0)	0 (0 to 0)	0 (0 to 0)	0 (0 to 0)	0 (0 to 0)	1.7
Other sexually transmitted infections	0 (0 to 0)	0 (0 to 0)	0 (0 to 0)	0 (0 to 0)	0 (0 to 0)	0 (0 to 0)	0 (0 to 0)	0 (0 to 0)	0 (0 to 0)	0 (0 to 0)	0 (0 to 0)	0 (0 to 0)	0 (0 to 0)	0 (0 to 0)	0 (0 to 0)	0 (0 to 0)	0 (0 to 0)	0 (0 to 0)	0 (0 to 0)	0 (0 to 0)	0 (0 to 0)	0 (0 to 0)	0 (0 to 0)	0.1
Respiratory infections and tuberculosis	1.4 (0.7 to 2)	0.4 (0.2 to 0.9)	0.4 (0.1 to 0.9)	0.1 (0 to 0.2)	0.1 (0 to 0.1)	0.1 (0 to 0.1)	0.2 (0.1 to 0.3)	0.2 (0.1 to 0.3)	0.3 (0.2 to 0.5)	0.4 (0.2 to 0.6)	0.6 (0.3 to 0.9)	0.8 (0.4 to 1.2)	1.2 (0.6 to 1.8)	1.6 (0.8 to 2.4)	2.3 (1.2 to 3.4)	3.2 (1.6 to 4.8)	4.6 (2.3 to 6.9)	6.8 (3.4 to 10.2)	9.6 (4.8 to 14.3)	13.6 (6.8 to 20.3)	19.2 (9.6 to 28.7)	27.2 (13.6 to 40.6)	1,050
Tuberculosis	0 (0 to 0)	0 (0 to 0)	0 (0 to 0)	0 (0 to 0.1)	0 (0 to 0)	0 (0 to 0.1)	0 (0 to 0.1)	0.1 (0 to 0.2)	0.4 (0.2 to 0.6)	0.3 (0.2 to 0.5)	0.5 (0.3 to 0.7)	0.3 (0.2 to 0.5)	0.4 (0.2 to 0.5)	0.3 (0.2 to 0.5)	0.2 (0.1 to 0.3)	0.2 (0.1 to 0.3)	0.1 (0.1 to 0.2)	0.1 (0 to 0.2)	0 (0 to 0.1)	0 (0 to 0.1)	0 (0 to 0.1)	0 (0 to 0)	0 (0 to 0)	2.1
Latent tuberculosis infection	0 (0 to 0)	0 (0 to 0)	0 (0 to 0)	0 (0 to 0)	0 (0 to 0)	0 (0 to 0)	0 (0 to 0)	0 (0 to 0)	0 (0 to 0)	0 (0 to 0)	0 (0 to 0)	0 (0 to 0)	0 (0 to 0)	0 (0 to 0)	0 (0 to 0)	0 (0 to 0)	0 (0 to 0)	0 (0 to 0)	0 (0 to 0)	0 (0 to 0)	0 (0 to 0)	0 (0 to 0)	0 (0 to 0)	0
Drug-susceptible tuberculosis	0 (0 to 0)	0 (0 to 0)	0 (0 to 0)	0 (0 to 0.1)	0 (0 to 0)	0 (0 to 0.1)	0 (0 to 0.1)	0.1 (0 to 0.2)	0.4 (0.2 to 0.6)	0.3 (0.2 to 0.5)	0.5 (0.3 to 0.7)	0.3 (0.2 to 0.5)	0.4 (0.2 to 0.5)	0.3 (0.2 to 0.5)	0.2 (0.1 to 0.3)	0.2 (0.1 to 0.3)	0.1 (0 to 0.2)	0 (0 to 0.1)	0 (0 to 0)	0 (0 to 0)	0 (0 to 0)	0 (0 to 0)	0 (0 to 0)	19
Multidrug-resistant tuberculosis without extensive drug-resistance	0 (0 to 0)	0 (0 to 0)	0 (0 to 0)	0 (0 to 0)	0 (0 to 0)	0 (0 to 0)	0 (0 to 0)	0 (0 to 0)	0 (0 to 0)	0 (0 to 0)	0 (0 to 0)	0 (0 to 0)	0 (0 to 0)	0 (0 to 0)	0 (0 to 0)	0 (0 to 0)	0 (0 to 0)	0 (0 to 0)	0 (0 to 0)	0 (0 to 0)	0 (0 to 0)	0 (0 to 0)	0 (0 to 0)	0.5
Extensively drug-resistant tuberculosis	0 (0 to 0)	0 (0 to 0)	0 (0 to 0)	0 (0 to 0)	0 (0 to 0)	0 (0 to 0)	0 (0 to 0)	0 (0 to 0)	0 (0 to 0)	0 (0 to 0)	0 (0 to 0)	0 (0 to 0)	0 (0 to 0)	0 (0 to 0)	0 (0 to 0)	0 (0 to 0)	0 (0 to 0)	0 (0 to 0)	0 (0 to 0)	0 (0 to 0)	0 (0 to 0)	0 (0 to 0)	0 (0 to 0)	0.1
Lower respiratory infections	1.4 (0.6 to 2)	0.4 (0.2 to 0.8)	0.3 (0.1 to 0.8)	0.1 (0 to 0.1)	0.1 (0 to 0.1)	0.1 (0 to 0.1)	0.1 (0 to 0.1)	0.1 (0 to 0.1)	0.1 (0 to 0.1)	0.2 (0.1 to 0.3)	0.3 (0.2 to 0.5)	0.5 (0.2 to 0.7)	0.8 (0.4 to 1.2)	1.4 (0.7 to 2.1)	2.1 (1.1 to 3.1)	3.1 (1.5 to 4.6)	4.5 (2.2 to 6.7)	6.7 (3.3 to 10)	9.4 (4.7 to 14)	13.4 (6.7 to 20)	18.9 (9.4 to 28.2)	26.8 (13.4 to 40)	868
Upper respiratory infections	0 (0 to 0)	0 (0 to 0)	0 (0 to 0)	0 (0 to 0)	0 (0 to 0)	0 (0 to 0)	0 (0 to 0)	0 (0 to 0)	0 (0 to 0)	0 (0 to 0)	0 (0 to 0)	0 (0 to 0)	0 (0 to 0)	0 (0 to 0)	0 (0 to 0)	0 (0 to 0)	0 (0 to 0)	0 (0 to 0)	0 (0 to 0)	0 (0 to 0)	0 (0 to 0)	0 (0 to 0)	0 (0 to 0)	0
Otitis media	0 (0 to 0)	0 (0 to 0)	0.3 (0.1 to 0.5)	0.2 (0.1 to 0.3)	0.1 (0 to 0.1)	0.1 (0 to 0.1)	0.1 (0 to 0.2)	0.1 (0 to 0.1)	0.1 (0 to 0.2)	0.1 (0 to 0.2)	0.1 (0 to 0.2)	0.1 (0 to 0.2)	0.1 (0 to 0.2)	0.1 (0 to 0.2)	0.1 (0 to 0.2)	0.1 (0 to 0.2)	0.1 (0 to 0.2)	0.1 (0 to 0.2)	0.1 (0 to 0.2)	0.1 (0 to 0.2)	0.1 (0 to 0.2)	0.1 (0 to 0.1)	0.1 (0 to 0.1)	29.9
Enteric infections	0.1 (0 to 0.1)	0.3 (0 to 0.7)	0.3 (0.1 to 0.8)	0.2 (0 to 0.5)	0.1 (0 to 0.2)	0.1 (0 to 0.2)	0.1 (0 to 0.2)	0.1 (0 to 0.2)	0.1 (0 to 0.2)	0.1 (0 to 0.2)	0.1 (0 to 0.2)	0.1 (0 to 0.2)	0.1 (0 to 0.2)	0.1 (0 to 0.2)	0.1 (0 to 0.2)	0.1 (0 to 0.2)	0.1 (0 to 0.2)	0.1 (0 to 0.2)	0.1 (0 to 0.2)	0.1 (0 to 0.2)	0.1 (0 to 0.2)	0 (0 to 0.1)	0 (0 to 0.1)	85.1
Diarrheal diseases	0.1 (0 to 0.1)	0.3 (0 to 0.4)	0.3 (0 to 0.7)	0.2 (0 to 0.5)	0.1 (0 to 0.2)	0.1 (0 to 0.2)	0.1 (0 to 0.2)	0.1 (0 to 0.2)	0.1 (0 to 0.2)	0.1 (0 to 0.2)	0.1 (0 to 0.2)	0.1 (0 to 0.2)	0.1 (0 to 0.2)	0.1 (0 to 0.2)	0.1 (0 to 0.2)	0.1 (0 to 0.2)	0.1 (0 to 0.2)	0.1 (0 to 0.2)	0.1 (0 to 0.2)	0.1 (0 to 0.2)	0.1 (0 to 0.2)	0 (0 to 0.1)	0 (0 to 0.1)	84
Typhoid and paraphoid	0 (0 to 0)	0 (0 to 0)	0 (0 to 0)	0 (0 to 0)	0 (0 to 0)	0 (0 to 0)	0 (0 to 0)	0 (0 to 0)	0 (0 to 0)	0 (0 to 0)	0 (0 to 0)	0 (0 to 0)	0 (0 to 0)	0 (0 to 0)	0 (0 to 0)	0 (0 to 0)	0 (0 to 0)	0 (0 to 0)	0 (0 to 0)	0 (0 to 0)	0 (0 to 0)	0 (0 to 0)	0 (0 to 0)	0
Typhoid fever	0 (0 to 0)	0 (0 to 0)	0 (0 to 0)	0 (0 to 0)	0 (0 to 0)	0 (0 to 0)	0 (0 to 0)	0 (0 to 0)	0 (0 to 0)	0 (0 to 0)	0 (0 to 0)	0 (0 to 0)	0 (0 to 0)	0 (0 to 0)	0 (0 to 0)	0 (0 to 0)	0 (0 to 0)	0 (0 to 0)	0 (0 to 0)	0 (0 to 0)	0 (0 to 0)	0 (0 to 0)	0 (0 to 0)	0
Paratyphoid fever	0 (0 to 0)	0 (0 to 0)	0 (0 to 0)	0 (0 to 0)	0 (0 to 0)	0 (0 to 0)	0 (0 to 0)	0 (0 to 0)	0 (0 to 0)	0 (0 to 0)	0 (0 to 0)	0 (0 to 0)	0 (0 to 0)	0 (0 to 0)	0 (0 to 0)	0 (0 to 0)	0 (0 to 0)	0 (0 to 0)	0 (0 to 0)	0 (0 to 0)	0 (0 to 0)	0 (0 to 0)	0 (0 to 0)	0
Invasive Non-typhoidal Salmonella (iNTS)	0 (0 to 0)	0 (0 to 0)	0 (0 to 0)	0 (0 to 0)	0 (0 to 0)	0 (0 to 0)	0 (0 to 0)	0 (0 to 0)	0 (0 to 0)	0 (0 to 0)	0 (0 to 0)	0 (0 to 0)	0 (0 to 0)	0 (0 to 0)	0 (0 to 0)	0 (0 to 0)	0 (0 to 0)	0 (0 to 0)	0 (0 to 0)	0 (0 to 0)	0 (0 to 0)	0 (0 to 0)	0 (0 to 0)	0.9
Other intestinal infectious diseases	0 (0 to 0)	0 (0 to 0)	0 (0 to 0)	0 (0 to 0)	0 (0 to 0)	0 (0 to 0)	0 (0 to 0)	0 (0 to 0)	0 (0 to 0)	0 (0 to 0)	0 (0 to 0)	0 (0 to 0)	0 (0 to 0)	0 (0 to 0)	0 (0 to 0)	0 (0 to 0)	0 (0 to 0)	0 (0 to 0)	0 (0 to 0)	0 (0 to 0)	0 (0 to 0)	0 (0 to 0)	0 (0 to 0)	0.2
Neglected tropical diseases and malaria	0 (0 to 0)	0 (0 to 0)	0 (0 to 0)	0 (0 to 0)	0 (0 to 0)	0 (0 to 0)	0 (0 to 0)	0 (0 to 0)	0 (0 to 0)	0 (0 to 0)	0 (0 to 0)	0 (0 to 0)	0 (0 to 0)	0 (0 to 0)	0 (0 to 0)	0 (0 to 0)	0 (0 to 0)	0 (0 to 0)	0 (0 to 0)	0 (0 to 0)	0 (0 to 0)	0 (0 to 0)	0 (0 to 0)	3.2
Malaria	0 (0 to 0)	0 (0 to 0)	0 (0 to 0)	0 (0 to 0)	0 (0 to 0)	0 (0 to 0)	0 (0 to 0)	0 (0 to 0)	0 (0 to 0)	0 (0 to 0)	0 (0 to 0)	0 (0 to 0)	0 (0 to 0)	0 (0 to 0)	0 (0 to 0)	0 (0 to 0)	0 (0 to 0)	0 (0 to 0)	0 (0 to 0)	0 (0 to 0)	0 (0 to 0)	0 (0 to 0)	0 (0 to 0)	0
Chagas disease	0 (0 to 0)	0 (0 to 0)	0 (0 to 0)	0 (0 to 0)	0 (0 to 0)	0 (0 to 0)	0 (0 to 0)	0 (0 to 0)	0 (0 to 0)	0 (0 to 0)	0 (0 to 0)	0 (0 to 0)	0 (0 to 0)	0 (0 to 0)	0 (0 to 0)	0 (0 to 0)	0 (0 to 0)	0 (0 to 0)	0 (0 to 0)	0 (0 to 0)	0 (0 to 0)	0 (0 to 0)	0 (0 to 0)	0
Leishmaniasis	0 (0 to 0)	0 (0 to 0)	0 (0 to 0)	0 (0 to 0)	0 (0 to 0)	0 (0 to 0)	0 (0 to 0)	0 (0 to 0)	0 (0 to 0)	0 (0 to 0)	0 (0 to 0)	0 (0 to 0)	0 (0 to 0)	0 (0 to 0)	0 (0 to 0)	0 (0 to 0)	0 (0 to 0)	0 (0 to 0)	0 (0 to 0)	0 (0 to 0)	0 (0 to 0)	0 (0 to 0)	0 (0 to 0)	0
Visceral leishmaniasis	0 (0 to 0)	0 (0 to 0)	0 (0 to 0)	0 (0 to 0)	0 (0 to 0)	0 (0 to 0)	0 (0 to 0)	0 (0 to 0)	0 (0 to 0)	0 (0 to 0)	0 (0 to 0)	0 (0 to 0)	0 (0 to 0)	0 (0 to 0)	0 (0 to 0)	0 (0 to 0)	0 (0 to 0)	0 (0 to 0)	0 (0 to 0)	0 (0 to 0)	0 (0 to 0)	0 (0 to 0)	0 (0 to 0)	0
Cutaneous and mucocutaneous leishmaniasis	0 (0 to 0)	0 (0 to 0)	0 (0 to 0)	0 (0 to 0)	0 (0 to 0)	0 (0 to 0)	0 (0 to 0)	0 (0 to 0)	0 (0 to 0)	0 (0 to 0)	0 (0 to 0)	0 (0 to 0)	0 (0 to 0)	0 (0 to 0)	0 (0 to 0)	0 (0 to 0)	0 (0 to 0)	0 (0 to 0)	0 (0 to 0)	0 (0 to 0)	0 (0 to 0)	0 (0 to 0)	0 (0 to 0)	0
African trypanosomiasis	0 (0 to 0)	0 (0 to 0)	0 (0 to 0)	0 (0 to 0)	0 (0 to 0)	0 (0 to 0)	0 (0 to 0)	0 (0 to 0)	0 (0 to 0)	0 (0 to 0)	0 (0 to 0)	0 (0 to 0)	0 (0 to 0)	0 (0 to 0)	0 (0 to 0)	0 (0 to 0)	0 (0 to 0)	0 (0 to 0)	0 (0 to 0)	0 (0 to 0)	0 (0 to 0)	0 (0 to 0)	0 (0 to 0)	0
Schistosomiasis	0 (0 to 0)	0 (0 to 0)	0 (0 to 0)	0 (0 to 0)	0 (0 to 0)	0 (0 to 0)	0 (0 to 0)	0 (0 to 0)	0 (0 to 0)	0 (0 to 0)	0 (0 to 0)	0 (0 to 0)	0 (0 to 0)	0 (0 to 0)	0 (0 to 0)	0 (0 to 0)	0 (0 to 0)	0 (0 to 0)	0 (0 to 0)	0 (0 to 0)	0 (0 to 0)	0 (0 to 0)	0 (0 to 0)	0
Cysticercosis	0 (0 to 0)	0 (0 to 0)	0 (0 to 0)	0 (0 to 0)	0 (0 to 0)	0 (0 to 0)	0 (0 to 0)	0 (0 to 0)	0 (0 to 0)	0 (0 to 0)	0 (0 to 0)	0 (0 to 0)	0 (0 to 0)	0 (0 to 0)	0 (0 to 0)	0 (0 to 0)	0 (0 to 0)	0 (0 to 0)	0 (0 to 0)	0 (0 to 0)	0 (0 to 0)	0 (0 to 0)	0 (0 to 0)	0
Cystic echinococcosis	0 (0 to 0)	0 (0 to 0)	0 (0 to 0)	0 (0 to 0)	0 (0 to 0)	0 (0 to 0)	0 (0 to 0)	0 (0 to 0)	0 (0 to 0)	0 (0 to 0)	0 (0 to 0)	0 (0 to 0)	0 (0 to 0)	0 (0 to 0)	0 (0 to 0)	0 (0 to 0)	0 (0 to 0)	0 (0 to 0)	0 (0 to 0)	0 (0 to 0)	0 (0 to 0)	0 (0 to 0)	0 (0 to 0)	0.1
Lymphatic filariasis	0 (0 to 0)	0 (0 to 0)	0 (0 to 0)	0 (0 to 0)	0 (0 to 0)	0 (0 to 0)	0 (0 to 0)	0 (0 to 0)	0 (0 to 0)	0 (0 to 0)	0 (0 to 0)	0 (0 to 0)	0 (0 to 0)	0 (0 to 0)	0 (0 to 0)	0 (0 to 0)	0 (0 to 0)	0 (0 to 0)	0 (0 to 0)	0 (0 to 0)	0 (0 to 0)	0 (0 to 0)	0 (0 to 0)	0
Onchocerciasis	0 (0 to 0)	0 (0 to 0)	0 (0 to 0)	0 (0 to 0)	0 (0 to 0)	0 (0 to 0)	0 (0 to 0)	0 (0 to 0)	0 (0 to 0)	0 (0 to 0)	0 (0 to 0)	0 (0 to 0)	0 (0 to 0)	0 (0 to 0)	0 (0 to 0)	0 (0 to 0)	0 (0 to 0)	0 (0 to 0)	0 (0 to 0)	0 (0 to 0)	0 (0 to 0)	0 (0 to 0)	0 (0 to 0)	0
Trachoma	0 (0 to 0)	0 (0 to 0)	0 (0 to 0)	0 (0 to 0)	0 (0 to 0)	0 (0 to 0)	0 (0 to 0)	0 (0 to 0)	0 (0 to 0)	0 (0 to 0)	0 (0 to 0)	0 (0 to 0)	0 (0 to 0)	0 (0 to 0)	0 (0 to 0)	0 (0 to 0)	0 (0 to 0)	0 (0 to 0)	0 (0 to 0)	0 (0 to 0)	0 (0 to 0)	0 (0 to 0)	0 (0 to 0)	0
Dengue	0 (0 to 0)	0 (0 to 0)	0 (0 to 0)	0 (0 to 0)	0 (0 to 0)	0 (0 to 0)	0 (0 to 0)	0 (0 to 0)	0 (0 to 0)	0 (0 to 0)	0 (0 to 0)	0 (0 to 0)	0 (0 to 0)	0 (0 to 0)	0 (0 to 0)	0 (0 to 0)	0 (0 to 0)	0 (0 to 0)	0 (0 to 0)	0 (0 to 0)	0 (0 to 0)	0 (0 to 0)	0 (0 to 0)	0
Yellow fever	0 (0 to 0)	0 (0 to 0)	0 (0 to 0)	0 (0 to 0)	0 (0 to 0)	0 (0 to 0)	0 (0 to 0)	0 (0 to 0)	0 (0 to 0)	0 (0 to 0)	0 (0 to 0)	0 (0 to 0)	0 (0 to 0)	0 (0 to 0)	0 (0 to 0)	0 (0 to 0)	0 (0 to 0)	0 (0 to 0)	0 (0 to 0)	0 (0 to 0)	0 (0 to 0)	0 (0 to 0)	0 (0 to 0)	0
Rabies	0 (0 to 0)	0 (0 to 0)	0 (0 to 0)	0 (0 to 0)	0 (0 to 0)	0 (0 to 0)	0 (0 to 0)	0 (0 to 0)	0 (0 to 0)	0 (0 to 0)	0 (0 to 0)	0 (0 to 0)	0 (0 to 0)	0 (0 to 0)	0 (0 to 0)	0 (0 to 0)	0 (0 to 0)	0 (0 to 0)	0 (0 to 0)	0 (0 to 0)	0 (0 to 0)	0 (0 to 0)	0 (0 to 0)	0
Intestinal nematode infections	0 (0 to 0)	0 (0 to 0)	0 (0 to 0)	0 (0 to 0)	0 (0 to 0)	0 (0 to 0)	0 (0 to 0)	0 (0 to 0)	0 (0 to 0)	0 (0 to 0)	0 (0 to 0)	0 (0 to 0)	0 (0 to 0)	0 (0 to 0)	0 (0 to 0)	0 (0 to 0)	0 (0 to 0)	0 (0 to 0)	0 (0 to 0)	0 (0 to 0)	0 (0 to 0)	0 (0 to 0)	0 (0 to 0)	0
Ascariasis	0 (0 to 0)	0 (0 to 0)	0 (0 to 0)	0 (0 to 0)	0 (0 to 0)	0 (0 to 0)	0 (0 to 0)	0 (0 to 0)	0 (0 to 0)	0 (0 to 0)	0 (0 to 0)	0 (0 to 0)	0 (0 to 0)	0 (0 to 0)	0 (0 to 0)	0 (0 to 0)	0 (0 to 0)	0 (0 to 0)	0 (0 to 0)	0 (0 to 0)	0 (0 to 0)	0 (0 to 0)	0 (0 to 0)	0
Trichuriasis	0 (0 to 0)	0 (0 to 0)	0 (0 to 0)	0 (0 to 0)	0 (0 to 0)	0 (0 to 0)	0 (0 to 0)	0 (0 to 0)	0 (0 to 0)	0 (0 to 0)	0 (0 to 0)	0 (0 to 0)	0 (0 to 0)	0 (0 to 0)	0 (0 to 0)	0 (0 to 0)	0 (0 to 0)	0 (0 to 0)	0 (0 to 0)	0 (0 to 0)	0 (0 to 0)	0 (0 to 0)	0 (0 to 0)	0
Hookworm disease	0 (0 to 0)	0 (0 to 0)	0 (0 to 0)	0 (0 to 0)	0 (0 to 0)	0 (0 to 0)	0 (0 to 0)	0 (0 to 0)	0 (0 to 0)	0 (0 to 0)	0 (0 to 0)	0 (0 to 0)	0 (0 to 0)	0 (0 to 0)	0 (0 to 0)	0 (0 to 0)	0 (0 to 0)	0 (0 to 0)	0 (0 to 0)	0 (0 to 0)	0 (0 to 0)	0 (0 to 0)	0 (0 to 0)	0
Food-borne trematodiases	0 (0 to 0)	0 (0 to 0)	0 (0 to 0)	0 (0 to 0)	0 (0 to 0)	0 (0 to 0)	0 (0 to 0)	0 (0 to 0)	0 (0 to 0)	0 (0 to 0)	0 (0 to 0)	0 (0 to 0)	0 (0 to 0)	0 (0 to 0)	0 (0 to 0)	0 (0 to 0)	0 (0 to 0)	0 (0 to 0)	0 (0 to 0)	0 (0 to 0)	0 (0 to 0)	0 (0 to 0)	0 (0 to 0)	0
Leprosy	0 (0 to 0)	0 (0 to 0)	0 (0 to 0)	0 (0 to 0)	0 (0 to 0)	0 (0 to 0)	0 (0 to 0)	0 (0 to 0)	0 (0 to 0)	0 (0 to 0)	0 (0 to 0)	0 (0 to 0)	0 (0 to 0)	0 (0 to 0)	0 (0 to 0)	0 (0 to 0)	0 (0 to 0)	0 (0 to 0)	0 (0 to 0)	0 (0 to 0)	0 (0 to 0)	0 (0 to 0)	0 (0 to 0)	0
Ebola	0 (0 to 0)	0 (0 to 0)	0 (0 to 0)	0 (0 to 0)	0 (0 to 0)	0 (0 to 0)	0 (0 to 0)	0 (0 to 0)	0 (0 to 0)	0 (0 to 0)	0 (0 to 0)	0 (0 to 0)	0 (0 to 0)	0 (0 to 0)	0 (0 to 0)	0 (0 to 0)	0 (0 to 0)	0 (0 to 0)	0 (0 to 0)	0 (0 to 0)	0 (0 to 0)	0 (0 to 0)	0 (0 to 0)	0
Zika virus	0 (0

Osteoarthritis other	0 (0 to 0)	0 (0 to 0)	0 (0 to 0)	0 (0 to 0)	0 (0 to 0)	0 (0 to 0)	0 (0 to 0)	0 (0 to 0)	0 (0 to 0)	0 (0 to 0)	0 (0 to 1)	0.4 (0.1 to 0.9)	1 (0.4 to 2.2)	2 (0.8 to 4.4)	3.7 (1.6 to 7.7)	5.3 (2.4 to 11.4)	5.6 (2.7 to 12.2)	6.3 (2.9 to 13.1)	6.9 (3.4 to 14.2)	5.2 (2.4 to 10.7)	4.4 (2.2 to 9.2)	3.5 (1.2 to 9)	1 (0.5 to 2)	0.2 (0.1 to 0.3)	44.6
Low back pain	0 (0 to 0)	0 (0 to 0)	0 (0 to 0)	0 (0 to 0)	3.6 (1.6 to 6.6)	17.1 (9.7 to 27.5)	27.9 (16.3 to 44.2)	39.7 (22.2 to 62.8)	59.3 (34.3 to 91.5)	79.6 (46 to 122)	103 (61.6 to 159)	126 (78.4 to 193)	144 (94.4 to 218)	156 (77.1 to 199)	152 (82 to 201)	139 (72.2 to 174)	122 (66.2 to 158)	103 (63.3 to 131)	91 (61.1 to 126.1)	80.4 (51.1 to 116)	70.5 (46.5 to 94.3)	58.1 (38.8 to 81.2)	7.5 (4.7 to 11.7)	1.1 (0.7 to 1.7)	1,270
Neck pain	0 (0 to 0)	0 (0 to 0)	0 (0 to 0)	1.6 (0.5 to 3.5)	7.6 (3.9 to 14.5)	12.4 (6.9 to 22.3)	15.4 (7.5 to 29.1)	22.1 (10.8 to 42.4)	37 (18.4 to 70.1)	52.6 (26.7 to 98.7)	68.2 (34.9 to 123)	82 (43.1 to 147)	92.7 (51.1 to 164)	99.6 (54.7 to 174)	97.2 (53.7 to 169.4)	89 (49.1 to 157)	78.1 (43.1 to 138)	66 (35.9 to 118)	58.4 (32.4 to 103)	51.6 (29.1 to 91.6)	45.2 (25.5 to 80.9)	36.9 (20.9 to 65)	4.7 (2.6 to 8.3)	0.7 (0.3 to 1.3)	808
Gout	0 (0 to 0)	0 (0 to 0)	0 (0 to 0)	0 (0 to 0)	0 (0 to 0)	0 (0 to 0)	0 (0 to 0)	0 (0 to 0)	0 (0 to 0)	0 (0 to 0)

SR Table 2a: Middlesbrough DALYS by cause and sex group for males with 95% uncertainty intervals, 2019

Cause	Early Neonatal	Late Neonatal	Post Neonatal	1 to 4	5 to 9	10 to 14	15 to 19	20 to 24	25 to 29	30 to 34	35 to 39	40 to 44	45 to 49	50 to 54	55 to 59	60 to 64	65 to 69	70 to 74	75 to 79	80 to 84	85 to 89	90 to 94	95 plus	Total
All causes	1,168 (988.9 to 1,402)	1,162 (57.7 to 2,214)	1,162 (1,162 to 1,162)	1,162 (1,162 to 1,162)	1,162 (1,162 to 1,162

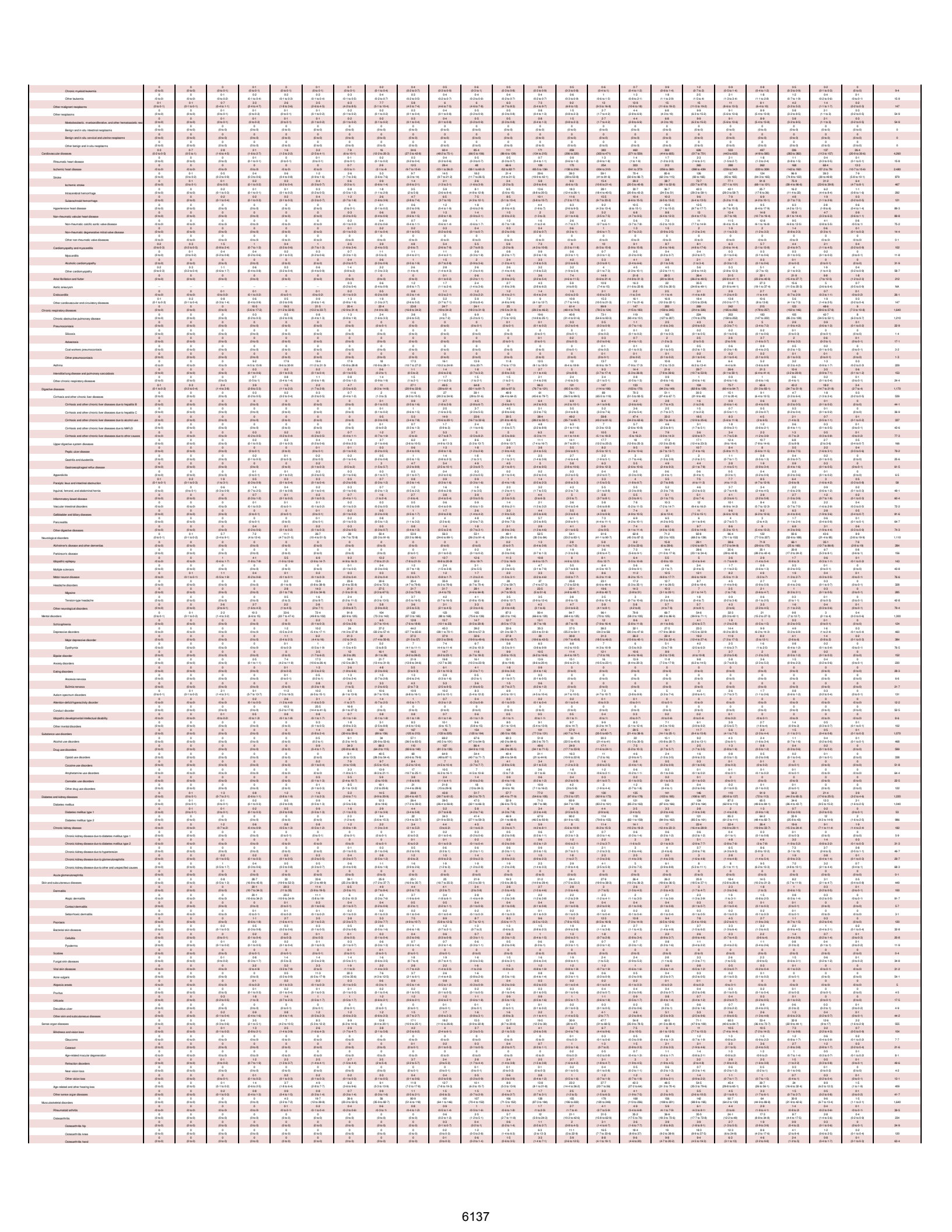

Osteoarthritis other	0 (0 to 0)	0 (0 to 0)	0 (0 to 0)	0 (0 to 0)	0 (0 to 0)	0 (0 to 0)	0 (0 to 0)	0 (0 to 0)	0 (0 to 0)	0 (0 to 0)	0 (0 to 1)	0.2 (0 to 0.5)	0.5 (0.2 to 1.1)	1.1 (0.6 to 2.4)	2.1 (0.9 to 4.4)	3.2 (1.4 to 6.8)	3.8 (1.8 to 7.8)	3.9 (1.9 to 8.1)	2.8 (1.4 to 5.8)	2.2 (1.1 to 4.4)	1.2 (0.4 to 2.5)	0.4 (0.2 to 0.9)	0.1 (0 to 0.1)	25.1
Low back pain	0 (0 to 0)	0 (0 to 0)	0 (0 to 0)	0 (0 to 0)	0.9 (1.3 to 5.1)	13.2 (7.7 to 21.3)	29.5 (19.1 to 35.8)	39.7 (29.6 to 51.7)	44.6 (35.8 to 51.7)	52 (39.1 to 60.3)	54.3 (32.4 to 84.1)	52.9 (31.5 to 80.7)	49.1 (30.5 to 80.2)	44.8 (30.5 to 69.2)	44.6 to 111)	43.1 (32.7 to 123)	44.9 to 108)	45.1 (32.2 to 69.1)	37.5 (22.4 to 53.9)	39.3 (15.2 to 38.3)	25.1 (7.1 to 17.2)	11.6 (2.2 to 5.1)	5.6 (0.3 to 0.7)	763
Neck pain	0 (0 to 0)	0 (0 to 0)	0 (0 to 0)	1.2 (0.4 to 2.4)	4 (3.1 to 11)	10 (4.9 to 18.3)	12.6 (9.2 to 24.4)	17 (9.5 to 32.9)	24.2 (12.1 to 47.3)	34.2 (12.1 to 65.1)	39.4 (14.1 to 45.1)	39.6 (13.1 to 42)	28.6 (13.1 to 42)	28.6 (14.7 to 51.2)	29.4 (14.7 to 55.3)	31.2 (15.1 to 55.5)	27.2 (13.9 to 47.3)	24 (12.9 to 41.4)	20.6 (11.9 to 34.5)	12.5 (6.5 to 22.6)	4.1 (1.9 to 7.7)	1.3 (0.4 to 2.3)	0.3 (0.1 to 0.4)	311
Gout	0 (0 to 0)	0 (0 to 0)	0 (0 to 0)	0 (0 to 0)	0 (0 to 0)	0 (0 to 0)	0 (0 to 0)	0 (0 to 0)	0 (0 to 0)	0 (0 to 0)	0 (0 to 1)	0 (0 to 0)	0 (0 to 1.7)	0.4 (0 to 2.3)	1.1 (0.3 to 3.5)	1.1 (0.4 to 3.6)	1.4 (0.5 to 3.2)	1.2 (0.3 to 2.7)	0.9 (0.3 to 2.4)	0.8 (0.4 to 1.9)	0.3 (0.2 to 0.9)	0.1 (0.1 to 0.4)	0 (0 to 0.1)	31.6
Other musculoskeletal disorders	0 (0 to 0)	0 (0 to 0)	0 (0 to 0)	0.1 (0.1 to 0.3)	0.2 (0.1 to 0.4)	3.6 (1.4 to 9.4)	9.6 (5.4 to 15.9)	19.3 (10.3 to 29.4)	23 (13.7 to 36.4)	21.4 (12.7 to 32.9)	19.6 (11 to 32.7)	20.5 (11.2 to 32.5)	22.4 (14.2 to 42)	22.5 (14.7 to 43.1)	20.6 (11.9 to 38.4)	27 (15.3 to 51.5)	29.8 (17.3 to 53.5)	29.9 (21.1 to 52.3)	24.6 (14.9 to 39.8)	8.3 (3.8 to 16)	4 (1.7 to 8.4)	1.4 (0.4 to 2.3)	0.3 (0.1 to 0.4)	260
Other non-communicable diseases	28.3 (16.5 to 49.9)	21.9 (14.1 to 32.4)	19.8 (49.2 to 118)	22.2 (25 to 61.5)	19 (13.8 to 26.2)	19.5 (14.9 to 25.6)	21.7 (16.6 to 28.1)	27.3 (20.1 to 35.8)	29.6 (21.9 to 39.9)	34.1 (23.5 to 46.4)	34.5 (24.6 to 48.1)	36.4 (24.3 to 46.2)	41.4 (29.4 to 56.4)	53.9 (38.2 to 70.3)	77.4 (57.4 to 106)	73.2 (51.6 to 99.7)	80.3 (58.1 to 112)	81.8 (58.7 to 110)	59.7 (44.3 to 78.7)	46.1 (36.3 to 62.8)	26 (21 to 37.9)	10.4 (8.1 to 16.5)	2.4 (1.5 to 3.2)	941
Congenital birth defects	27.4 (19.1 to 49.4)	19.6 (13.1 to 27.2)	46.4 (28.6 to 75)	22.2 (14.9 to 32.6)	9.9 (7.3 to 13.2)	7.5 (5.5 to 10.2)	10.6 (7.7 to 14.2)	9.8 (7.3 to 13.5)	9.8 (7.5 to 12.7)	9.2 (6.6 to 12.1)	8.8 (5.3 to 12.9)	8 (4.4 to 11.8)	6.7 (4.2 to 9.1)	7.1 (4.4 to 10)	7.9 (4.7 to 11.2)	6.6 (3.4 to 9.4)	4.5 (2.5 to 6.2)	1.3 (0.6 to 2.1)	0.7 (0.4 to 1.2)	0.5 (0.3 to 0.8)	0.2 (0.1 to 0.4)	0.1 (0 to 0.1)	0 (0 to 0)	225
Neural tube defects	1.8 (0.8 to 3.7)	1.3 (0.6 to 2.4)	3.3 (1.6 to 6.3)	3.4 (1.6 to 6.5)	0.3 (0.2 to 0.5)	0.4 (0.2 to 0.7)	0.5 (0.3 to 0.7)	0.6 (0.4 to 1)	0.6 (0.3 to 1)	0.5 (0.3 to 0.9)	0.4 (0.2 to 0.9)	0.3 (0.1 to 0.6)	0.2 (0.1 to 0.4)	0.1 (0.1 to 0.3)	0.1 (0.1 to 0.3)	0.1 (0 to 0.1)	0 (0 to 0.1)	0 (0 to 0.1)	0 (0 to 0.1)	0 (0 to 0)	0 (0 to 0)	0 (0 to 0)	0 (0 to 0)	0 (0 to 0)	14
Congenital heart anomalies	5.8 (2.7 to 12.9)	7.9 (4.6 to 14.4)	15.4 (7.4 to 31.4)	4 (2.3 to 7.4)	1.4 (0.8 to 2.5)	1.6 (1 to 2.3)	2.6 (1.6 to 4.1)	2.7 (1.6 to 4.1)	2.4 (1.4 to 3.8)	2.2 (1.1 to 3.2)	2.1 (1 to 3.2)	1.8 (0.8 to 2.8)	1.5 (0.7 to 2.4)	1.1 (0.5 to 1.9)	1.1 (0.4 to 2)	0.8 (0.3 to 1.7)	0.6 (0.2 to 1.4)	0.1 (0 to 0.3)	0.1 (0 to 0.1)	0 (0 to 0)	0 (0 to 0)	0 (0 to 0)	0 (0 to 0)	0 (0 to 0)	55.7
Orofacial clefts	0 (0 to 0)	0 (0 to 0)	0.1 (0.1 to 0.3)	0.2 (0.1 to 0.4)	0.1 (0.1 to 0.2)	0.2 (0.1 to 0.4)	0.2 (0.1 to 0.4)	0.2 (0.1 to 0.4)	0.2 (0.1 to 0.4)	0.2 (0.1 to 0.4)	0.2 (0.1 to 0.3)	0.1 (0.1 to 0.2)	0.1 (0.1 to 0.2)	0.1 (0.1 to 0.2)	0.1 (0.1 to 0.2)	0.1 (0 to 0.2)	0.1 (0 to 0.2)	0.1 (0 to 0.1)	0.1 (0 to 0.1)	0.1 (0 to 0.1)	0 (0 to 0)	0 (0 to 0)	0 (0 to 0)	0 (0 to 0)	2.6
Down syndrome	0.8 (0.3 to 1.8)	0.4 (0.2 to 0.9)	1.6 (0.8 to 3.6)	1 (0.4 to 2.2)	0.6 (0.4 to 0.9)	0.6 (0.4 to 0.9)	0.7 (0.4 to 1.1)	0.9 (0.4 to 1.3)	1.1 (0.7 to 1.6)	0.9 (0.4 to 1.5)	1 (0.5 to 1.5)	0.9 (0.5 to 1.3)	0.8 (0.4 to 1.3)	1.3 (0.6 to 2)	2.4 (1.1 to 3.9)	3.4 (1.4 to 5.5)	2.6 (1 to 4.8)	1.5 (0.6 to 2.4)	0.8 (0.3 to 1.4)	0.3 (0 to 0.5)	0.1 (0 to 0.3)	0 (0 to 0.1)	0 (0 to 0)	21.7
Turner syndrome	0 (0 to 0)	0 (0 to 0)	0 (0 to 0)	0 (0 to 0)	0 (0 to 0)	0 (0 to 0)	0 (0 to 0)	0 (0 to 0)	0 (0 to 0)	0 (0 to 0)	0 (0 to 0)	0 (0 to 0)	0 (0 to 0)	0 (0 to 0)	0 (0 to 0)	0 (0 to 0)	0 (0 to 0)	0 (0 to 0)	0 (0 to 0)	0 (0 to 0)	0 (0 to 0)	0 (0 to 0)	0 (0 to 0)	0 (0 to 0)	0 (0 to 0)	0
Klinefelter syndrome	0 (0 to 0)	0 (0 to 0)	0 (0 to 0)	0 (0 to 0)	0 (0 to 0)	0 (0 to 0)	0 (0 to 0)	0 (0 to 0)	0 (0 to 0)	0 (0 to 0)	0 (0 to 0)	0 (0 to 0)	0 (0 to 0)	0 (0 to 0)	0 (0 to 0)	0 (0 to 0)	0 (0 to 0)	0 (0 to 0)	0 (0 to 0)	0 (0 to 0)	0 (0 to 0)	0 (0 to 0)	0 (0 to 0)	0 (0 to 0)	0 (0 to 0)	0-1
Other chromosomal abnormalities	3.3 (1.7 to 6.5)	2.1 (1.3 to 11.2)	6.6 (3.2 to 13.2)	2.5 (1.4 to 4.6)	1.4 (0.9 to 2.2)	1.4 (0.9 to 2.3)	1.5 (0.9 to 2.4)	1.6 (0.8 to 2.4)	1.3 (0.7 to 2)	1.3 (0.7 to 2)	1.1 (0.5 to 1.8)	0.9 (0.4 to 1.4)	0.8 (0.3 to 1.4)	0.7 (0.3 to 1.2)	0.6 (0.2 to 1.1)	0.2 (0 to 0.6)	0.2 (0 to 0.5)	0.1 (0 to 0.3)	0.1 (0 to 0.2)	0 (0 to 0)	0 (0 to 0)	0 (0 to 0)	0 (0 to 0)	0 (0 to 0)	27.7
Congenital musculoskeletal and limb anomalies	0.7 (0.3 to 2.2)	0.4 (0.2 to 0.8)	3.7 (2.1 to 6.1)	3.1 (1.6 to 5.7)	1.4 (1 to 1.9)	0.9 (0.6 to 1.3)	1.1 (0.8 to 1.5)	1.3 (0.9 to 1.8)	1.1 (0.8 to 1.5)	1.1 (0.7 to 1.6)	1.1 (0.7 to 2)	1.2 (0.7 to 2.2)	1.1 (0.6 to 2.1)	1.3 (0.6 to 2.1)	1.4 (0.8 to 2.2)	1.1 (0.5 to 2.1)	0.9 (0.4 to 1.9)	0.9 (0.5 to 1.4)	0.6 (0.3 to 0.9)	0.3 (0.1 to 0.5)	0.2 (0.1 to 0.3)	0.1 (0 to 0.1)	0 (0 to 0)	33.5
Urogenital congenital anomalies	1.7 (0.7 to 3.9)	0.5 (0.3 to 1.3)	1.2 (0.4 to 2.4)	0.5 (0.3 to 0.9)	0.3 (0.2 to 0.5)	0.2 (0.1 to 0.4)	0.2 (0.1 to 0.3)	0.1 (0.1 to 0.2)	0.1 (0.1 to 0.2)	0.1 (0.1 to 0.2)	0.1 (0.1 to 0.1)	0.1 (0 to 0.1)	0.1 (0 to 0.1)	0.1 (0 to 0.1)	0.1 (0 to 0.1)	0 (0 to 0.1)	0 (0 to 0.1)	0 (0 to 0.1)	0 (0 to 0.1)	0 (0 to 0.1)	0 (0 to 0)	0 (0 to 0)	0 (0 to 0)	0 (0 to 0)	5.5
Other gynecological diseases	0 (0 to 0)	0 (0 to 0)	0 (0 to 0)	0 (0 to 0)	0 (0 to 0)	0 (0 to 0)	0 (0 to 0)	0 (0 to 0)	0 (0 to 0)	0 (0 to 0)	0 (0 to 0)	0 (0 to 0)	0 (0 to 0)	0 (0 to 0)	0 (0 to 0)	0 (0 to 0)	0 (0 to 0)	0 (0 to 0)	0 (0 to 0)	0 (0 to 0)	0 (0 to 0)	0 (0 to 0)	0 (0 to 0)	0 (0 to 0)	0 (0 to 0)	0
Digestive congenital anomalies	3.9 (2.2 to 7.8)	2.6 (1.4 to 5.6)	1.6 (0.9 to 3.6)	0.6 (0.3 to 0.9)	0.3 (0.2 to 0.5)	0.2 (0.1 to 0.3)	0.2 (0.1 to 0.4)	0.2 (0.1 to 0.3)	0.2 (0.1 to 0.3)	0.2 (0.1 to 0.3)	0.1 (0.1 to 0.2)	0.1 (0 to 0.2)	0.1 (0 to 0.2)	0.1 (0 to 0.2)	0.1 (0 to 0.2)	0.1 (0 to 0.2)	0.1 (0 to 0.2)	0.1 (0 to 0.1)	0.1 (0 to 0.1)	0 (0 to 0)	0 (0 to 0)	0 (0 to 0)	0 (0 to 0)	0 (0 to 0)	15
Other congenital birth defects	9.4 (4.7 to 17)	6.1 (2.9 to 5.6)	14.1 (7.5 to 27.2)	9.1 (4.6 to 17.3)	2.2 (1.3 to 3.4)	2.3 (1.3 to 3.4)	2.5 (1.6 to 3.4)	2.6 (1.4 to 3.6)	2.4 (1.3 to 3.6)	2.3 (1.2 to 3.3)	2.1 (1.1 to 3.4)	1.8 (0.8 to 2.7)	1.6 (0.7 to 2.5)	1.2 (0.4 to 2.1)	1.1 (0.4 to 2.1)	0.9 (0.3 to 1.5)	0.8 (0.4 to 1.7)	0.4 (0.2 to 1.2)	0.4 (0.1 to 0.7)	0.1 (0.1 to 0.5)	0 (0 to 0.1)	0 (0 to 0.1)	0 (0 to 0.1)	0 (0 to 0.1)	49.3
Urinary diseases and male infertility	0 (0 to 0)	0 (0 to 1)	0.4 (0 to 2.9)	0.4 (0 to 2.9)	0.3 (0 to 0.3)	0.2 (0 to 0.4)	0.3 (0 to 0.5)	0.4 (0 to 0.5)	0.7 (0 to 1)	1.4 (0.2 to 4.3)	2.6 (1 to 5.1)	3 (1 to 6)	3.1 (1 to 6.4)	5.3 (2 to 9.4)	15.1 (3 to 34.7)	15.6 (3 to 43)	16.4 (3 to 35)	20.6 (10.7 to 31.4)	23.4 (13 to 33)	20.5 (9.5 to 35.6)	27.7 (13.8 to 33)	21.6 (9.5 to 27.9)	13.8 (4.6 to 12.3)	1.8 (0.9 to 2.7)	162
Urolithiasis	0 (0 to 0)	0 (0 to 0)	0 (0 to 0)	0 (0 to 0)	0 (0 to 0)	0 (0 to 0)	0 (0 to 0.1)	0 (0 to 0.1)	0 (0 to 0.2)	0 (0 to 0.2)	0 (0 to 0.2)	0 (0 to 0.1)	0 (0 to 0.1)	0 (0 to 0.2)	0 (0 to 0.2)	0.1 (0 to 0.4)	0.1 (0 to 0.6)	0.1 (0 to 0.5)	0.1 (0 to 0.4)	0.1 (0 to 0.2)	0.1 (0 to 0.3)	0.1 (0 to 0.1)	0.2 (0 to 0.6)	0.1 (0 to 0.3)	0.1 (0 to 0.5)	7.6
Benign prostatic hyperplasia	0 (0 to 0)	0 (0 to 0)	0 (0 to 0)	0 (0 to 0)	0 (0 to 0)	0 (0 to 0)	0 (0 to 0)	0 (0 to 0)	0 (0 to 0)	0 (0 to 0)	0 (0 to 0)	0 (0 to 0)	0 (0 to 0)	0 (0 to 0)	0 (0 to 0)	0 (0 to 0)	0.1 (0 to 0.3)	0.2 (0 to 0.8)	0.4 (0 to 1.2)	0.5 (0 to 1.5)	0.7 (0 to 1.7)	0.9 (0 to 2.1)	0.7 (0 to 1.5)	0.2 (0 to 0.4)	0.1 (0 to 0.5)	3.1
Male infertility	0 (0 to 0)	0 (0 to 0)	0 (0 to 0)	0 (0 to 0)	0 (0 to 0)	0 (0 to 0)	0 (0 to 0)	0 (0 to 0.2)	0.2 (0 to 0.3)	0.2 (0 to 0.3)	0.2 (0 to 0.3)	0.2 (0 to 0.3)	0.2 (0 to 0.3)	0.2 (0 to 0.3)	0.2 (0 to 0.3)	0.2 (0 to 0.3)	0.2 (0 to 0.3)	0.2 (0 to 0.3)	0.2 (0 to 0.3)	0.2 (0 to 0.3)	0.2 (0 to 0.3)	0.2 (0 to 0.3)	0.2 (0 to 0.3)	0.2 (0 to 0.3)	5.9
Other urinary diseases	0 (0 to 0)	0 (0 to 0)	0 (0 to 0.1)	0 (0 to 0.1)	0.1 (0 to 0.2)	0.1 (0 to 0.2)	0.1 (0 to 0.1)	0.1 (0 to 0.1)	0.2 (0 to 0.3)	0.2 (0 to 0.4)	0.3 (0 to 0.5)	0.3 (0 to 0.6)	0.4 (0 to 0.7)	0.4 (0 to 0.8)	0.5 (0 to 1.1)	0.7 (0 to 1.5)	0.7 (0 to 2.1)	0.6 (0 to 2.3)	0.6 (0 to 2.4)	0.5 (0 to 2.1)	0.4 (0 to 1.1)	0.2 (0 to 0.6)	0 (0 to 0.2)	0 (0 to 0.2)	4.6
Gynecological diseases	0 (0 to 0)	0 (0 to 0)	0 (0 to 0)	0 (0 to 0)	0 (0 to 0)	0 (0 to 0)	0 (0 to 0)	0 (0 to 0)	0 (0 to 0)	0 (0 to 0)	0 (0 to 0)	0 (0 to 0)	0 (0 to 0)	0 (0 to 0)	0 (0 to 0)	0 (0 to 0)	0 (0 to 0)	0 (0 to 0)	0 (0 to 0)	0 (0 to 0)	0 (0 to 0)	0 (0 to 0)	0 (0 to 0)	0 (0 to 0)	0 (0 to 0)	0
Uterine fibroids	0 (0 to 0)	0 (0 to 0)	0 (0 to 0)	0 (0 to 0)	0 (0 to 0)	0 (0 to 0)	0 (0 to 0)	0 (0 to 0)	0 (0 to 0)	0 (0 to 0)	0 (0 to 0)	0 (0 to 0)	0 (0 to 0)	0 (0 to 0)	0 (0 to 0)	0 (0 to 0)	0 (0 to 0)	0 (0 to 0)	0 (0 to 0)	0 (0 to 0)	0 (0 to 0)	0 (0 to 0)	0 (0 to 0)	0 (0 to 0)	0 (0 to 0)	0
Polycystic ovarian syndrome	..	..	..	..	..	..	..	..	..	..	..	..	..	..	..	..	..	..	..	..	..	..	..	..	..	NA
Female infertility	..	..	..	..	..	..	..	..	..	..	..	..	..	..	..	..	..	..	..	..	..	..	..	..	..	NA
Endometriosis	..	..	..	..	..	..	..	..	..	..	..	..	..	..	..	..	..	..	..	..	..	..	..	..	..	NA
Genital prolapse	0 (0 to 0)	0 (0 to 0)	0 (0 to 0)	0 (0 to 0)	0 (0 to 0)	0 (0 to 0)	0 (0 to 0)	0 (0 to 0)	0 (0 to 0)	0 (0 to 0)	0 (0 to 0)	0 (0 to 0)	0 (0 to 0)	0 (0 to 0)	0 (0 to 0)	0 (0 to 0)	0 (0 to 0)	0 (0 to 0)	0 (0 to 0)	0 (0 to 0)	0 (0 to 0)	0 (0 to 0)	0 (0 to 0)	0 (0 to 0)	0 (0 to 0)	0
Premenstrual syndrome	..	..	..	..	..	..	..	..	..	..	..	..	..	..	..	..	..	..	..	..	..	..	..	..	..	NA
Other gynecological diseases	0 (0 to 0)	0 (0 to 0)	0 (0 to 0)	0 (0 to 0)	0 (0 to 0)	0 (0 to 0)	0 (0 to 0)	0 (0 to 0)	0 (0 to 0)	0 (0 to 0)	0 (0 to 0)	0 (0 to 0)	0 (0 to 0)	0 (0 to 0)	0 (0 to 0)	0 (0 to 0)	0 (0 to 0)	0 (0 to 0)	0 (0 to 0)	0 (0 to 0)	0 (0 to 0)	0 (0 to 0)	0 (0 to 0)	0 (0 to 0)	0 (0 to 0)	0
Hemoglobinopathies and hemolytic anemias	0 (0 to 1)	0.2 (0 to 0.7)	0.6 (0.1 to 2.4)	0.9 (0.1 to 3.4)	0.3 (0.2 to 0.7)	0.5 (0.2 to 1.1)	0.4 (0.2 to 0.8)	0.5 (0.2 to 1.2)	0.3 (0.2 to 1.1)	0.4 (0.2 to 1.1)	0.3 (0.1 to 0.8)	0.2 (0.1 to 0.7)	0.2 (0.1 to 0.6)	0.3 (0.1 to 1.4)	0.4 (0.2 to 1.2)	0.5 (0.2 to 1.2)	0.5 (0.3 to 1.1)	0.5 (0.2 to 0.9)	0.4 (0.2 to 0.8)	0.3 (0.2 to 0.5)	0.1 (0.1 to 0.2)	0.1 (0.1 to 0.2)	0 (0 to 0.1)	8.1
Thalassemias	0 (0 to 0)	0 (0 to 0)	0 (0 to 0)	0 (0 to 0)	0 (0 to 0)	0 (0 to 0)	0 (0 to 0)	0 (0 to 0)	0 (0 to 0)	0 (0 to 0)	0 (0 to 0)	0 (0 to 0)	0 (0 to 0)	0 (0 to 0)	0 (0 to 0)	0 (0 to 0)	0 (0 to 0)	0 (0 to 0)	0 (0 to 0)	0 (0 to 0)	0 (0 to 0)	0 (0 to 0)	0 (0 to 0)	0 (0 to 0)	0 (0 to 0)	0
Thalassemias trait	0 (0 to 0)	0 (0 to 0)	0 (0 to 0)	0 (0 to 0)	0 (0 to 0.2)	0 (0 to 0)	0 (0 to 0)	0 (0 to 0.1)	0 (0 to 0.1)	0 (0 to 0.1)	0 (0 to 0.1)	0 (0 to 0.1)	0 (0 to 0.1)	0 (0 to 0.1)	0 (0 to 0.1)	0 (0 to 0.2)	0 (0 to 0.2)	0 (0 to 0.1)	0 (0 to 0.1)	0 (0 to 0.1)	0 (0 to 0.1)	0 (0 to 0.1)	0 (0 to 0.1)	0 (0 to 0.1)	0 (0 to 0.1)	0.5
Sickle cell disorders	0 (0 to 0)	0 (0 to 0)	0.1 (0 to 0.1)	0.1 (0 to 0.2)	0.1 (0 to 0.1)	0.1 (0 to 0.1)	0.1 (0 to 0.2)	0.1 (0 to 0.1)	0.1 (0 to 0.1)	0.1 (0 to 0.1)	0.1 (0 to 0.1)	0 (0 to 0.1)	0 (0 to 0.1)	0 (0 to 0.1)	0 (0 to 0.1)	0 (0 to 0.1)	0 (0 to 0.2)	0 (0 to 0.2)	0 (0 to 0.1)	0 (0 to 0.1)	0 (0 to 0.1)	0 (0 to 0.1)	0 (0 to 0.1)	0 (0 to 0.1)	0 (0 to 0.1)	0.7
Sickle cell trait	0 (0 to 0)	0 (0 to 0)	0.2 (0 to 0.7)	0.3 (0 to 0.9)	0.3 (0 to 0.4)	0.3 (0 to 0.5)	0.3 (0 to 0.5)	0.3 (0 to 0.5)	0.3 (0 to 0.5)	0.2 (0 to 0.4)	0.2 (0 to 0.4)	0.2 (0 to 0.4)	0.2 (0 to 0.4)	0.2 (0 to 0.4)	0.2 (0 to 0.4)	0.2 (0 to 0.4)	0.2 (0 to 0.4)	0.2 (0 to 0.4)	0.2 (0 to 0.4)	0.2 (0 to 0.4)	0.2 (0 to 0.4)	0.2 (0 to 0.4)	0.2 (0 to 0.4)	0.2 (0 to 0.4)	0.9
G6PD deficiency	0 (0 to 0)	0 (0 to 0)	0 (0 to 0)	0 (0 to 0)	0 (0 to 0)	0 (0 to 0)	0 (0 to 0)	0 (0 to 0)	0 (0 to 0)	0 (0 to 0)	0 (0 to 0)	0 (0 to 0)	0 (0 to 0)	0 (0 to 0)	0 (0 to 0)	0 (0 to 0)	0 (0 to 0)	0 (0 to 0)	0 (0 to 0)	0 (0 to 0)	0 (0 to 0)	0 (0 to 0)	0 (0 to 0)	0 (0 to 0)	0 (0 to 0)	1.4
G6PD trait	0 (0 to 0)	0 (0 to 0)	0 (0 to 0)	0 (0 to 0)	0 (0 to 0)	0 (0 to 0)	0 (0 to 0)	0 (0 to 0)	0 (0 to 0)	0 (0 to 0)	0 (0 to 0)	0 (0 to 0)	0 (0 to 0)	0 (0 to 0)	0 (0 to 0)	0 (0 to 0)	0 (0 to 0)	0 (0 to 0)	0 (0 to 0)	0 (0 to 0)	0 (0 to 0)	0 (0 to 0)	0 (0 to 0)	0 (0 to 0)	0 (0 to 0)	0
Other hemoglobinopathies and hemolytic anemias	0 (0 to 0)	0 (0 to 0)	0.2 (0 to 1)	0.3 (0 to 1.5)	0.1 (0 to 0.4)	0.1 (0 to 0.4)	0.2 (0 to 0.4)	0.2 (0 to 0.4)	0.1 (0 to 0.5)	0.2 (0 to 0.8)	0.2 (0 to 0.7)	0.1 (0 to 0.5)	0.1 (0 to 0.5)	0.1 (0 to 0.4)	0.2 (0 to 0.6)	0.4 (0 to 1.1)	0.3 (0 to 0.9)	0.4 (0 to 0.9)	0.4 (0 to 0.9)	0.4 (0 to 0.7)	0.3 (0 to 0.6)	0.2 (0 to 0.4)	0.1 (0 to 0.2)	0 (0 to 0.1)	4.4
Endocrine, metabolic, blood, and immune disorders	0.9 (0.5 to 1.5)	1 (0.4 to 1.6)	0.2 (0.1 to 0.8)	0.5 (0.1 to 1.3)	0.7 (0.5 to 0.9)	0.5 (0.4 to 0.8)	7.2 (4.8 to 10.4)	9.6 (6.2 to 13.5)	10.5 (6.6 to 15.1)	13.5 (9 to 20.2)	14.9 (9.4 to 21.8)	15.8 (10.1 to 22.4)	20 (13.1 to 29.4)	25.3 (16.3 to 36.4)	32 (20.3 to 49.6)	31.6 (20.2 to 48.5)	31.7 (20.1 to 48.2)	28.1 (17.9 to 42.3)	16.9 (10.6 to 25.2)	10.1 (6.1 to 15.4)	3.4 (2.2 to 5.6)	0.9 (0.6 to 1.4)	0.1 (0.1 to 0.2)	299
Oral disorders	1.8 (1 to 3.2)	1.2 (0.7 to 2.1)	2.2 (1.2 to 4.1)	2.5 (1.4 to 4.4)	2.2 (1.6 to 2.4)	5.2 (3.9 to 6.2)	6.9 (4.8 to 11.4)	8.1 (4.5 to 13.5)	8.3 (4.4 to 14.2)	8.6 (4.9 to 15.2)	11.4 (6.4 to 19.6)	15.9 (9.2 to 26.6)	21.6 (12.4 to 34.7)	34.1 (14.7 to 38.1)	27 (16.7 to 42.2)	28.2 (17.5 to 43.4)	28.2 (17.5 to 43.4)	19.9 (12.1 to 29.9)	14.6 (9.2 to 21.9)	7.4 (4.6 to 10.9)	2.4 (1.5 to 3.6)	0.4 (0.2 to 0.6)	0.2 (0.1 to 0.3)	220
Caries of deciduous teeth	0 (0 to 0)	0 (0 to 0)	0 (0 to 0)	0 (0 to 0.1)	0 (0 to 0.1)	0 (0 to 0)	0 (0 to 0)	0 (0 to 0)	0 (0 to 0)	0 (0 to 0)	0 (0 to 0)	0 (0 to 0)	0 (0 to 0)	0 (0 to 0)	0 (0 to 0)	0 (0 to 0)	0 (0 to 0)	0 (0 to 0)	0 (0 to 0)	0 (0 to 0)	0 (0 to 0)	0 (0 to 0)	0 (0 to 0)	0 (0 to 0)	0 (0 to 0)	0.7
Caries of permanent teeth	0 (0 to 0)	0 (0 to 0)	0 (0 to 0)	0 (0 to 0)	0.6 (0.1 to 0.9)	1.5 (0.5 to 2.3)	1.5 (0.6 to 2.7)	1.7 (0.7 to 2.4)	1.7 (0.7 to 2.6)	1.7 (0.7 to 2.6)	1.6 (0.6 to 2.5)	1.6 (0.5 to 2.6)	1.6 (0.5 to 2.6)	1.4 (0.6 to 2.1)	1.3 (0.5 to 2.1)	1.4 (0.6 to 2.3)	1.2 (0.5 to 2.7)	1.2 (0.4 to 2.2)	0.8 (0.4 to 2.2)	0.4 (0.2 to 1.1)	0.2 (0.1 to 0.7)	0.2 (0.1 to 0.3)	0 (0 to 0.1)	0 (0 to 0.1)	19.8
Periodontal diseases	0 (0 to 0)	0 (0 to 0)	0 (0 to 0)	0 (0 to 0)	0 (0 to 0)	0 (0 to 0)	0 (0 to 0.2)	0 (0 to 0.2)	0.2 (0 to 1.9)	1.4 (0.4 to 3.9)	1.4 (0.6 to 5)	2.3 (0.8 to 6.5)	2.4 (0.8 to 6.5)	2.3 (0.8 to 6.5)	2.3 (0.8 to 6.5)	2.3 (0.8 to 6.5)	2.3 (0.8 to 6.5)	2.3 (0.8 to 6.5)	2.3 (0.8 to 6.5)	2.3 (0.8 to 6.5)	2.3 (0.8 to 6.5)	2.3 (0.8 to 6.5)	2.3 (0.8 to 6.5)	2.3 (0.8 to 6.5)	32
Other oral disorders	0 (0 to 0)	0 (0 to 0)	0 (0 to 0)	1.3 (0.9 to 2.5)	1.3 (0.8 to 2.1)	1.2 (0.8 to 2.1)	1.8 (1.1 to 2.9)	2.5 (1.5 to 3.9)	3 (1.8 to 4.6)	3 (1.8 to 4.6)	2.6 (1.5 to 4)	2.3 (1.4 to 3.5)	2.4 (1.5 to 3.7)	2.4 (1.5 to 3.7)	2.6 (1.5 to 3.9)	2.7 (1.6 to 4)	2.5 (1.4 to 3.9)	2.1 (1.2 to 3.1)	1.6 (1 to 2.4)	1.2 (0.6 to 2)	0.6 (0.3 to 1.2)	0.2 (0.1 to 0.3)	0.2 (0.1 to 0.3)	0.1 (0 to 0.1)	34.5
Sudden infant death syndrome	..	24.6 (1.6 to 3.2)	24.6 (12.2 to 47.3)	..	..	..	..	..	..	..	..	..	..	..	..	..	..	..	..	..	..	..	..	..	..	NA
Injuries	0.3 (0.2 to 0.4)	0.6 (0.4 to 0.8)	7.4 (4.5 to 11.2)	15 (11 to 19)	17.6 (13.4 to 22.6)	30.3 (24.4 to 37.4)	94.2 (79.8 to 112)	167 (141 to 198)	161 (143 to 186)	180 (154 to 214)	167 (139 to 199)	148 (121 to 179)	121 (101 to 147)	151 (121 to 187)	130 (106 to 161)	135 (108 to 168)	109 (86.2 to 135)	93.1 (74 to 117)	67.8 (49.7 to 89)	65.4 (51.7 to 81.1)	58.1 (46.6 to 71.2)	38.8 (31.5 to 46.2)	16.1 (13.1 to 19.4)	3.2 (2.6 to 3.8)	1,880
Transport injuries	0 (0 to 0)	0 (0 to 0)	0.5 (0.3 to 0.8)	2.2 (1.5 to 3.2)	2.2 (2.3 to 4.4)	4.4 (5.6 to 8.6)	16.2 (24.2 to 44.5)	46.2 (35.6 to 62.3)	35.7 (29.8 to 49.1)	28.6 (22.2 to 37.5)	22.7 (16.1 to 30.7)	20.2 (15 to 26.2)	20.2 (15.5 to 26.1)	20.2 (12.9 to 29.6)	15.4 (13 to 20.4)	12.2 (10.4 to 15.9)	9

SI Table 2a: South Tyneside DALYS by cause and age group for males with 95% uncertainty intervals, 2019

Cause	Early Neonatal	Late Neonatal	Post Neonatal	1 to 4	5 to 9	10 to 14	15 to 19	20 to 24	25 to 29	30 to 34	35 to 39	40 to 44	45 to 49	50 to 54	55 to 59	60 to 64	65 to 69	70 to 74	75 to 79	80 to 84	85 to 89	90 to 94	95 plus	Total
All causes	58 (54.7 to 62)	39 (35.5 to 42.4)	68 (60.4 to 76.1)	115 (101.9 to 130)	70 (59.3 to 83)	79 (67 to 91)	209 (179 to 241)	283 (239 to 328)	406 (350 to 466)	468 (407 to 537)	548 (479 to 630)	715 (631 to 810)	1,040 (916 to 1,180)	1,510 (1,330 to 1,710)	2,180 (1,920 to 2,470)	3,110 (2,750 to 3,520)	4,440 (3,940 to 5,020)	6,220 (5,530 to 7,030)	8,870 (7,900 to 10,000)	12,400 (11,000 to 14,000)	17,700 (15,800 to 20,000)	24,800 (22,000 to 28,000)	35,000
Communicable, maternal, neonatal, and nutritional diseases	58 (54.7 to 62)	39 (35.5 to 42.4)	68 (60.4 to 76.1)	115 (101.9 to 130)	70 (59.3 to 83)	79 (67 to 91)	209 (179 to 241)	283 (239 to 328)	406 (350 to 466)	468 (407 to 537)	548 (479 to 630)	715 (631 to 810)	1,040 (916 to 1,180)	1,510 (1,330 to 1,710)	2,180 (1,920 to 2,470)	3,110 (2,750 to 3,520)	4,440 (3,940 to 5,020)	6,220 (5,530 to 7,030)	8,870 (7,900 to 10,000)	12,400 (11,000 to 14,000)	17,700 (15,800 to 20,000)	24,800 (22,000 to 28,000)	1,070
HIV/AIDS and sexually transmitted infections	3 (2.9 to 3.3)	1-1 (0.4 to 2.4)	1-4 (0.9 to 3.4)	0-1 (0.1 to 0.2)	0 (0 to 0.1)	0 (0 to 0.1)	0-1 (0.2 to 0.3)	0-2 (0.2 to 0.5)	0-5 (0.4 to 0.7)	1 (0.7 to 1.3)	1-2 (0.9 to 1.6)	1-3 (1 to 1.8)	1-5 (1.1 to 2)	1-4 (1.1 to 1.9)	1-3 (0.9 to 1.6)	1-3 (0.7 to 1.4)	0-9 (0.4 to 1.5)	0-2 (0.2 to 0.9)	0-1 (0.1 to 0.4)	0 (0 to 0.1)	0 (0 to 0.1)	0 (0 to 0.1)	16.6
HIV/AIDS	0 (0 to 0)	0 (0 to 0)	0-1 (0 to 0.1)	0-1 (0 to 0.1)	0 (0 to 0)	0 (0 to 0)	0 (0 to 0)	0-1 (0.1 to 0.1)	0-4 (0.3 to 0.4)	0-5 (0.4 to 0.5)	0-11 (0.8 to 1.4)	0-11 (0.9 to 1.4)	0-11 (0.9 to 1.4)	0-11 (0.9 to 1.4)	0-11 (0.8 to 1.4)	0-9 (0.6 to 1.4)	0-5 (0.3 to 1.2)	0-2 (0.2 to 0.8)	0-1 (0.1 to 0.3)	0 (0 to 0.1)	0 (0 to 0)	0 (0 to 0)	9.4
HIV/AIDS - Drug-susceptible Tuberculosis	0 (0 to 0)	0 (0 to 0)	0 (0 to 0)	0 (0 to 0)	0 (0 to 0)	0 (0 to 0)	0 (0 to 0)	0 (0 to 0)	0-1 (0.1 to 0.1)	0-2 (0.1 to 0.2)	0-2 (0.1 to 0.3)	0-2 (0.1 to 0.3)	0-2 (0.1 to 0.4)	0-2 (0.1 to 0.3)	0-2 (0.1 to 0.3)	0-1 (0.1 to 0.2)	0-1 (0.1 to 0.2)	0 (0 to 0.1)	0 (0 to 0.1)	0 (0 to 0)	0 (0 to 0)	0 (0 to 0)	0 (0 to 0)	1.7
HIV/AIDS - Multidrug-resistant Tuberculosis without extensive drug-resistance	0 (0 to 0)	0 (0 to 0)	0 (0 to 0)	0 (0 to 0)	0 (0 to 0)	0 (0 to 0)	0 (0 to 0)	0 (0 to 0)	0 (0 to 0)	0 (0 to 0)	0 (0 to 0)	0 (0 to 0)	0 (0 to 0)	0 (0 to 0)	0 (0 to 0)	0 (0 to 0)	0 (0 to 0)	0 (0 to 0)	0 (0 to 0)	0 (0 to 0)	0 (0 to 0)	0 (0 to 0)	0 (0 to 0)	0
HIV/AIDS - Extensively drug-resistant Tuberculosis	0 (0 to 0)	0 (0 to 0)	0 (0 to 0)	0 (0 to 0)	0 (0 to 0)	0 (0 to 0)	0 (0 to 0)	0 (0 to 0)	0 (0 to 0)	0 (0 to 0)	0 (0 to 0)	0 (0 to 0)	0 (0 to 0)	0 (0 to 0)	0 (0 to 0)	0 (0 to 0)	0 (0 to 0)	0 (0 to 0)	0 (0 to 0)	0 (0 to 0)	0 (0 to 0)	0 (0 to 0)	0 (0 to 0)	0
HIV/AIDS resulting in other diseases	0 (0 to 0)	0 (0 to 0)	0 (0 to 0)	0 (0 to 0)	0 (0 to 0)	0 (0 to 0)	0 (0 to 0)	0-1 (0.1 to 0.1)	0-2 (0.2 to 0.2)	0-6 (0.4 to 0.9)	0-8 (0.5 to 1.2)	0-9 (0.6 to 1.3)	0-9 (0.7 to 1.3)	0-9 (0.7 to 1.4)	0-8 (0.5 to 1.4)	0-6 (0.5 to 1.2)	0-3 (0.2 to 1.2)	0-1 (0.1 to 0.6)	0 (0 to 0.3)	0 (0 to 0.1)	0 (0 to 0)	0 (0 to 0)	7.6
Sexually transmitted infections excluding HIV	3 (2.9 to 3.3)	1-1 (0.4 to 2.3)	1-4 (0.9 to 3.4)	0 (0 to 0.1)	0 (0 to 0)	0 (0 to 0.1)	0 (0 to 0.1)	0-1 (0.1 to 0.1)	0-1 (0.1 to 0.2)	0-1 (0.1 to 0.2)	0-2 (0.1 to 0.3)	0-2 (0.1 to 0.3)	0-2 (0.1 to 0.4)	0-2 (0.1 to 0.4)	0-2 (0.1 to 0.4)	0-2 (0.1 to 0.3)	0-1 (0.1 to 0.2)	0-1 (0.1 to 0.2)	0 (0 to 0.1)	0 (0 to 0.1)	0 (0 to 0)	0 (0 to 0)	0 (0 to 0)	7.3
Syphilis	0 (0 to 0.1)	0 (0 to 0.1)	0 (0 to 0.1)	0 (0 to 0)	0 (0 to 0)	0 (0 to 0)	0 (0 to 0)	0 (0 to 0)	0 (0 to 0)	0 (0 to 0)	0 (0 to 0)	0 (0 to 0)	0 (0 to 0)	0 (0 to 0)	0 (0 to 0)	0 (0 to 0)	0 (0 to 0)	0 (0 to 0)	0 (0 to 0)	0 (0 to 0)	0 (0 to 0)	0 (0 to 0)	0 (0 to 0)	5.8
Chlamydial infection	0 (0 to 0)	0 (0 to 0)	0 (0 to 0)	0 (0 to 0)	0 (0 to 0)	0 (0 to 0)	0 (0 to 0)	0 (0 to 0)	0 (0 to 0)	0 (0 to 0)	0 (0 to 0)	0 (0 to 0)	0 (0 to 0)	0 (0 to 0)	0 (0 to 0)	0 (0 to 0)	0 (0 to 0)	0 (0 to 0)	0 (0 to 0)	0 (0 to 0)	0 (0 to 0)	0 (0 to 0)	0 (0 to 0)	0.1
Gonococcal infection	0 (0 to 0)	0 (0 to 0)	0 (0 to 0)	0 (0 to 0)	0 (0 to 0)	0 (0 to 0)	0 (0 to 0)	0 (0 to 0)	0 (0 to 0)	0 (0 to 0)	0 (0 to 0)	0 (0 to 0)	0 (0 to 0)	0 (0 to 0)	0 (0 to 0)	0 (0 to 0)	0 (0 to 0)	0 (0 to 0)	0 (0 to 0)	0 (0 to 0)	0 (0 to 0)	0 (0 to 0)	0 (0 to 0)	0
Trichomoniasis	0 (0 to 0)	0 (0 to 0)	0 (0 to 0)	0 (0 to 0)	0 (0 to 0)	0 (0 to 0)	0 (0 to 0)	0 (0 to 0)	0 (0 to 0)	0 (0 to 0)	0 (0 to 0)	0 (0 to 0)	0 (0 to 0)	0 (0 to 0)	0 (0 to 0)	0 (0 to 0)	0 (0 to 0)	0 (0 to 0)	0 (0 to 0)	0 (0 to 0)	0 (0 to 0)	0 (0 to 0)	0 (0 to 0)	0.1
Genital herpes	0 (0 to 0)	0 (0 to 0)	0 (0 to 0)	0 (0 to 0)	0 (0 to 0)	0 (0 to 0)	0 (0 to 0)	0 (0 to 0)	0 (0 to 0)	0 (0 to 0)	0 (0 to 0)	0 (0 to 0)	0 (0 to 0)	0 (0 to 0)	0 (0 to 0)	0 (0 to 0)	0 (0 to 0)	0 (0 to 0)	0 (0 to 0)	0 (0 to 0)	0 (0 to 0)	0 (0 to 0)	0 (0 to 0)	1.2
Other sexually transmitted infections	0 (0 to 0)	0 (0 to 0)	0 (0 to 0)	0 (0 to 0)	0 (0 to 0)	0 (0 to 0)	0 (0 to 0)	0 (0 to 0)	0 (0 to 0)	0 (0 to 0)	0 (0 to 0)	0 (0 to 0)	0 (0 to 0)	0 (0 to 0)	0 (0 to 0)	0 (0 to 0)	0 (0 to 0)	0 (0 to 0)	0 (0 to 0)	0 (0 to 0)	0 (0 to 0)	0 (0 to 0)	0 (0 to 0)	0.1
Respiratory infections and tuberculosis	0-5 (4.9 to 5.8)	0-3 (2.9 to 3.6)	0-5 (4.4 to 5.9)	0-2 (1.8 to 2.7)	0-1 (0.8 to 0.7)	0 (0 to 0.1)	0-1 (0.8 to 0.9)	0-1 (0.7 to 1.1)	0-2 (1.2 to 2.6)	0-3 (1.9 to 3.7)	0-4 (2.5 to 4.9)	0-5 (3.2 to 6.4)	0-8 (4.4 to 9.2)	0-11 (6.1 to 13.2)	0-16 (8.7 to 18.9)	0-23 (12.4 to 27.3)	0-34 (17.6 to 38.6)	0-52 (25.7 to 57.5)	0-78 (38.2 to 85.3)	0-116 (56.2 to 126)	0-170 (82.1 to 185.3)	0-253 (120.2 to 273)	673
Tuberculosis	0 (0 to 0)	0 (0 to 0)	0 (0 to 0.1)	0 (0 to 0)	0 (0 to 0)	0 (0 to 0)	0 (0 to 0.1)	0 (0 to 0.2)	0-1 (0 to 0.3)	0-2 (0.1 to 0.4)	0-3 (0.2 to 0.6)	0-4 (0.3 to 0.8)	0-7 (0.5 to 1)	0-10 (0.7 to 1.4)	0-14 (0.9 to 1.9)	0-19 (1.2 to 2.6)	0-27 (1.6 to 3.6)	0-38 (2.3 to 5)	0-54 (3.2 to 7)	0-74 (4.3 to 9.5)	0-101 (5.6 to 12.8)	0-137 (7.3 to 16.9)	0-183 (9.1 to 21.5)	15.2
Latent tuberculosis infection	0 (0 to 0)	0 (0 to 0)	0 (0 to 0)	0 (0 to 0)	0 (0 to 0)	0 (0 to 0)	0 (0 to 0)	0 (0 to 0)	0 (0 to 0)	0 (0 to 0)	0 (0 to 0)	0 (0 to 0)	0 (0 to 0)	0 (0 to 0)	0 (0 to 0)	0 (0 to 0)	0 (0 to 0)	0 (0 to 0)	0 (0 to 0)	0 (0 to 0)	0 (0 to 0)	0 (0 to 0)	0 (0 to 0)	0
Drug-susceptible tuberculosis	0 (0 to 0)	0 (0 to 0)	0 (0 to 0)	0 (0 to 0)	0 (0 to 0)	0 (0 to 0)	0 (0 to 0)	0 (0 to 0)	0-1 (0 to 0.3)	0-2 (0.1 to 0.4)	0-3 (0.2 to 0.6)	0-4 (0.3 to 0.8)	0-7 (0.5 to 1)	0-10 (0.7 to 1.4)	0-14 (0.9 to 1.9)	0-19 (1.2 to 2.6)	0-27 (1.6 to 3.6)	0-38 (2.3 to 5)	0-54 (3.2 to 7)	0-74 (4.3 to 9.5)	0-101 (5.6 to 12.8)	0-137 (7.3 to 16.9)	0-183 (9.1 to 21.5)	14.7
Multidrug-resistant tuberculosis without extensive drug-resistance	0 (0 to 0)	0 (0 to 0)	0 (0 to 0)	0 (0 to 0)	0 (0 to 0)	0 (0 to 0)	0 (0 to 0)	0 (0 to 0)	0 (0 to 0)	0 (0 to 0)	0 (0 to 0)	0 (0 to 0)	0 (0 to 0)	0 (0 to 0)	0 (0 to 0)	0 (0 to 0)	0 (0 to 0)	0 (0 to 0)	0 (0 to 0)	0 (0 to 0)	0 (0 to 0)	0 (0 to 0)	0 (0 to 0)	0.4
Extensively drug-resistant tuberculosis	0 (0 to 0)	0 (0 to 0)	0 (0 to 0)	0 (0 to 0)	0 (0 to 0)	0 (0 to 0)	0 (0 to 0)	0 (0 to 0)	0 (0 to 0)	0 (0 to 0)	0 (0 to 0)	0 (0 to 0)	0 (0 to 0)	0 (0 to 0)	0 (0 to 0)	0 (0 to 0)	0 (0 to 0)	0 (0 to 0)	0 (0 to 0)	0 (0 to 0)	0 (0 to 0)	0 (0 to 0)	0 (0 to 0)	0
Lower respiratory infections	0-5 (4.9 to 5.8)	0-3 (2.9 to 3.6)	0-5 (4.4 to 5.9)	0-2 (1.8 to 2.6)	0-1 (0.8 to 0.6)	0 (0 to 0.1)	0-1 (0.8 to 0.9)	0-1 (0.7 to 1)	0-2 (1.2 to 2.5)	0-3 (1.9 to 3.6)	0-4 (2.5 to 4.8)	0-5 (3.2 to 6.3)	0-8 (4.4 to 9.1)	0-11 (6.1 to 13.1)	0-16 (8.7 to 18.6)	0-23 (12.4 to 26.8)	0-34 (17.6 to 37.9)	0-52 (25.7 to 56.3)	0-78 (38.2 to 83.6)	0-116 (56.2 to 123)	0-170 (82.1 to 180.2)	0-253 (120.2 to 263.4)	578
Upper respiratory infections	0 (0 to 0)	0-1 (0 to 0.1)	0-2 (0 to 0.6)	0-2 (0.2 to 0.6)	0-1 (0.1 to 0.4)	0-1 (0.1 to 0.4)	0-2 (0.2 to 0.7)	0-3 (0.2 to 0.9)	0-4 (0.3 to 1.2)	0-5 (0.4 to 1.5)	0-6 (0.5 to 1.8)	0-8 (0.6 to 2.3)	0-11 (0.8 to 3.1)	0-15 (1.1 to 4.3)	0-21 (1.6 to 5.9)	0-29 (2.2 to 8.1)	0-40 (3.1 to 11.1)	0-57 (4.4 to 15.6)	0-80 (6.2 to 21.7)	0-113 (8.8 to 30.5)	0-157 (12.2 to 42.2)	0-217 (16.9 to 58.4)	0-301 (23.4 to 80.9)	0.7
Otitis media	0 (0 to 0)	0 (0 to 0)	0-1 (0 to 0.4)	0-1 (0.1 to 0.4)	0-1 (0.1 to 0.3)	0-1 (0.1 to 0.3)	0-1 (0.1 to 0.4)	0-1 (0.1 to 0.4)	0-1 (0.1 to 0.4)	0-1 (0.1 to 0.4)	0-1 (0.1 to 0.4)	0-1 (0.1 to 0.4)	0-1 (0.1 to 0.4)	0-1 (0.1 to 0.4)	0-1 (0.1 to 0.4)	0-1 (0.1 to 0.4)	0-1 (0.1 to 0.4)	0-1 (0.1 to 0.4)	0-1 (0.1 to 0.4)	0-1 (0.1 to 0.4)	0-1 (0.1 to 0.4)	0-1 (0.1 to 0.4)	0-1 (0.1 to 0.4)	15.3
Enteric infections	0-1 (0 to 0.1)	0 (0.2 to 0.4)	2-4 (2.2 to 5)	6-2 (5.8 to 6.8)	3-2 (2.8 to 3.5)	2-1 (1.1 to 3.4)	1-6 (0.9 to 2.4)	1-5 (0.9 to 2.4)	1-6 (1 to 2.5)	1-6 (1 to 2.5)	1-5 (0.9 to 2.3)	1-5 (0.8 to 1.9)	1-5 (0.8 to 1.9)	1-5 (0.8 to 2.2)	1-5 (1.1 to 2.4)	1-7 (1.3 to 2.7)	1-8 (1.5 to 3.1)	1-9 (1.6 to 3.7)	1-11 (1.9 to 4.1)	1-14 (2.4 to 5.1)	1-17 (2.9 to 6.5)	1-21 (3.6 to 8)	2-27 (4.5 to 9.8)	62.9
Diarrheal diseases	0-1 (0 to 0.1)	0 (0.2 to 0.4)	2-4 (2.2 to 5)	6-2 (5.7 to 6.8)	3-2 (2.8 to 3.5)	2-1 (1.1 to 3.4)	1-6 (0.9 to 2.4)	1-5 (0.9 to 2.4)	1-6 (1 to 2.5)	1-6 (1 to 2.5)	1-5 (0.9 to 2.3)	1-5 (0.8 to 1.9)	1-5 (0.8 to 1.9)	1-5 (0.8 to 2.2)	1-5 (1.1 to 2.4)	1-7 (1.3 to 2.7)	1-8 (1.5 to 3.1)	1-9 (1.6 to 3.7)	1-11 (1.9 to 4.1)	1-14 (2.4 to 5.1)	1-17 (2.9 to 6.5)	1-21 (3.6 to 8)	2-27 (4.5 to 9.8)	62
Typhoid and paraphyoid	0 (0 to 0)	0 (0 to 0)	0 (0 to 0)	0 (0 to 0)	0 (0 to 0)	0 (0 to 0)	0 (0 to 0)	0 (0 to 0)	0 (0 to 0)	0 (0 to 0)	0 (0 to 0)	0 (0 to 0)	0 (0 to 0)	0 (0 to 0)	0 (0 to 0)	0 (0 to 0)	0 (0 to 0)	0 (0 to 0)	0 (0 to 0)	0 (0 to 0)	0 (0 to 0)	0 (0 to 0)	0 (0 to 0)	0
Typhoid fever	0 (0 to 0)	0 (0 to 0)	0 (0 to 0)	0 (0 to 0)	0 (0 to 0)	0 (0 to 0)	0 (0 to 0)	0 (0 to 0)	0 (0 to 0)	0 (0 to 0)	0 (0 to 0)	0 (0 to 0)	0 (0 to 0)	0 (0 to 0)	0 (0 to 0)	0 (0 to 0)	0 (0 to 0)	0 (0 to 0)	0 (0 to 0)	0 (0 to 0)	0 (0 to 0)	0 (0 to 0)	0 (0 to 0)	0
Paratyphoid fever	0 (0 to 0)	0 (0 to 0)	0 (0 to 0)	0 (0 to 0)	0 (0 to 0)	0 (0 to 0)	0 (0 to 0)	0 (0 to 0)	0 (0 to 0)	0 (0 to 0)	0 (0 to 0)	0 (0 to 0)	0 (0 to 0)	0 (0 to 0)	0 (0 to 0)	0 (0 to 0)	0 (0 to 0)	0 (0 to 0)	0 (0 to 0)	0 (0 to 0)	0 (0 to 0)	0 (0 to 0)	0 (0 to 0)	0
Invasive Non-typhoidal Salmonella (iNTS)	0 (0 to 0)	0 (0 to 0)	0 (0 to 0.1)	0 (0 to 0)	0 (0 to 0)	0 (0 to 0)	0 (0 to 0)	0 (0 to 0)	0 (0 to 0)	0 (0 to 0)	0 (0 to 0)	0 (0 to 0)	0 (0 to 0)	0 (0 to 0.1)	0 (0 to 0.1)	0 (0 to 0.1)	0 (0 to 0.2)	0 (0 to 0.1)	0 (0 to 0.1)	0 (0 to 0.1)	0 (0 to 0.1)	0 (0 to 0.1)	0 (0 to 0.1)	0.7
Other intestinal infectious diseases	0 (0 to 0)	0 (0 to 0)	0 (0 to 0.1)	0 (0 to 0)	0 (0 to 0)	0 (0 to 0)	0 (0 to 0)	0 (0 to 0)	0 (0 to 0)	0 (0 to 0)	0 (0 to 0)	0 (0 to 0)	0 (0 to 0)	0 (0 to 0)	0 (0 to 0)	0 (0 to 0)	0 (0 to 0)	0 (0 to 0)	0 (0 to 0)	0 (0 to 0)	0 (0 to 0)	0 (0 to 0)	0 (0 to 0)	0.1
Neglected tropical diseases and malaria	0 (0 to 0)	0 (0 to 0)	0-4 (0.2 to 0.9)	0-7 (0.5 to 1.6)	0-1 (0 to 0.4)	0 (0 to 0.1)	0 (0 to 0.1)	0-1 (0 to 0.2)	0-1 (0 to 0.2)	0-1 (0 to 0.3)	0-1 (0 to 0.3)	0-1 (0 to 0.3)	0-1 (0 to 0.2)	0-1 (0 to 0.2)	0-2 (0 to 0.4)	0-2 (0 to 0.5)	0-2 (0 to 0.5)	0-2 (0 to 0.5)	0-2 (0 to 0.5)	0-2 (0 to 0.5)	0-1 (0 to 0.5)	0-1 (0 to 0.3)	0-1 (0 to 0.2)	2.1
Malaria	0 (0 to 0)	0 (0 to 0)	0 (0 to 0)	0 (0 to 0)	0 (0 to 0)	0 (0 to 0)	0 (0 to 0)	0 (0 to 0)	0 (0 to 0)	0 (0 to 0)	0 (0 to 0)	0 (0 to 0)	0 (0 to 0)	0 (0 to 0)	0 (0 to 0)	0 (0 to 0)	0 (0 to 0)	0 (0 to 0)	0 (0 to 0)	0 (0 to 0)	0 (0 to 0)	0 (0 to 0)	0 (0 to 0)	0
Chagas disease	0 (0 to 0)	0 (0 to 0)	0 (0 to 0)	0 (0 to 0)	0 (0 to 0)	0 (0 to 0)	0 (0 to 0)	0 (0 to 0)	0 (0 to 0)	0 (0 to 0)	0 (0 to 0)	0 (0 to 0)	0 (0 to 0)	0 (0 to 0)	0 (0 to 0)	0 (0 to 0)	0 (0 to 0)	0 (0 to 0)	0 (0 to 0)	0 (0 to 0)	0 (0 to 0)	0 (0 to 0)	0 (0 to 0)	0
Leishmaniasis	0 (0 to 0)	0 (0 to 0)	0 (0 to 0)	0 (0 to 0)	0 (0 to 0)	0 (0 to 0)	0 (0 to 0)	0 (0 to 0)	0 (0 to 0)	0 (0 to 0)	0 (0 to 0)	0 (0 to 0)	0 (0 to 0)	0 (0 to 0)	0 (0 to 0)	0 (0 to 0)	0 (0 to 0)	0 (0 to 0)	0 (0 to 0)	0 (0 to 0)	0 (0 to 0)	0 (0 to 0)	0 (0 to 0)	0
Visceral leishmaniasis	0 (0 to 0)	0 (0 to 0)	0 (0 to 0)	0 (0 to 0)	0 (0 to 0)	0 (0 to 0)	0 (0 to 0)	0 (0 to 0)	0 (0 to 0)	0 (0 to 0)	0 (0 to 0)	0 (0 to 0)	0 (0 to 0)	0 (0 to 0)	0 (0 to 0)	0 (0 to 0)	0 (0 to 0)	0 (0 to 0)	0 (0 to 0)	0 (0 to 0)	0 (0 to 0)	0 (0 to 0)	0 (0 to 0)	0
Cutaneous and mucocutaneous leishmaniasis	0 (0 to 0)	0 (0 to 0)	0 (0 to 0)	0 (0 to 0)	0 (0 to 0)	0 (0 to 0)	0 (0 to 0)	0 (0 to 0)	0 (0 to 0)	0 (0 to 0)	0 (0 to 0)	0 (0 to 0)	0 (0 to 0)	0 (0 to 0)	0 (0 to 0)	0 (0 to 0)	0 (0 to 0)	0 (0 to 0)	0 (0 to 0)	0 (0 to 0)	0 (0 to 0)	0 (0 to 0)	0 (0 to 0)	0
African trypanosomiasis	0 (0 to 0)	0 (0 to 0)	0 (0 to 0)	0 (0 to 0)	0 (0 to 0)	0 (0 to 0)	0 (0 to 0)	0 (0 to 0)	0 (0 to 0)	0 (0 to 0)	0 (0 to 0)	0 (0 to 0)	0 (0 to 0)	0 (0 to 0)	0 (0 to 0)	0 (0 to 0)	0 (0 to 0)	0 (0 to 0)	0 (0 to 0)	0 (0 to 0)	0 (0 to 0)	0 (0 to 0)	0 (0 to 0)	0
Schistosomiasis	0 (0 to 0)	0 (0 to 0)	0 (0 to 0)	0 (0 to 0)	0 (0 to 0)	0 (0 to 0)	0 (0 to 0)	0 (0 to 0)	0 (0 to 0)	0 (0 to 0)	0 (0 to 0)	0 (0 to 0)	0 (0 to 0)	0 (0 to 0)	0 (0 to 0)	0 (0 to 0)	0 (0 to 0)	0 (0 to 0)	0 (0 to 0)	0 (0 to 0)	0 (0 to 0)	0 (0 to 0)	0 (0 to 0)	0
Cysticercosis	0 (0 to 0)	0 (0 to 0)	0 (0 to 0)	0 (0 to 0)	0 (0 to 0)	0 (0 to 0)	0 (0 to 0)	0 (0 to 0)	0 (0 to 0)	0 (0 to 0)	0 (0 to 0)	0 (0 to 0)	0 (0 to 0)	0 (0 to 0)	0 (0 to 0)	0 (0 to 0)	0 (0 to 0)	0 (0 to 0)	0 (0 to 0)	0 (0 to 0)	0 (0 to 0)	0 (0 to 0)	0 (0 to 0)	0
Cystic echinococcosis	0 (0 to 0)	0 (0 to 0)	0 (0 to 0)	0 (0 to 0)	0 (0 to 0)	0 (0 to 0)	0 (0 to 0)	0 (0 to 0)	0 (0 to 0)	0 (0 to 0)	0 (0 to 0)	0 (0 to 0)	0 (0 to 0)	0 (0 to 0)	0 (0 to 0)	0 (0 to 0)	0 (0 to 0)	0 (0 to 0)	0 (0 to 0)	0 (0 to 0)	0 (0 to 0)	0 (0 to 0)	0 (0 to 0)	0
Lymphatic filariasis	0 (0 to 0)	0 (0 to 0)	0 (0 to 0)	0 (0 to 0)	0 (0 to 0)	0 (0 to 0)	0 (0 to 0)	0 (0 to 0)	0 (0 to 0)	0 (0 to 0)	0 (0 to 0)	0 (0 to 0)	0 (0 to 0)	0 (0 to 0)	0 (0 to 0)	0 (0 to 0)	0 (0 to 0)	0 (0 to 0)	0 (0 to 0)	0 (0 to 0)	0 (0 to 0)	0 (0 to 0)	0 (0 to 0)	0
Onchocerciasis	0 (0 to 0)	0 (0 to 0)	0 (0 to 0)	0 (0 to 0)	0 (0 to 0)	0 (0 to 0)	0 (0 to 0)	0 (0 to 0)	0 (0 to 0)	0 (0 to 0)	0 (0 to 0)	0 (0 to 0)	0 (0 to 0)	0 (0 to 0)	0 (0 to 0)	0 (0 to 0)	0 (0 to 0)	0 (0 to 0)	0 (0 to 0)	0 (0 to 0)	0 (0 to 0)	0 (0 to 0)	0 (0 to 0)	0
Trachoma	0 (0 to 0)	0 (0 to 0)	0 (0 to 0)	0 (0 to 0)	0 (0 to 0)	0 (0 to 0)	0 (0 to 0)	0 (0 to 0)	0 (0 to 0)	0 (0 to 0)	0 (0 to 0)	0 (0 to 0)	0 (0 to 0)	0 (0 to 0)	0 (0 to 0)	0 (0 to 0)	0 (0 to 0)	0 (0 to 0)	0 (0 to 0)	0 (0 to 0)	0 (0 to 0)	0 (0 to 0)	0 (0 to 0)	0
Dengue	0 (0 to 0)	0 (0 to 0)	0 (0 to 0)	0 (0 to 0)	0 (0 to 0)	0 (0 to 0)	0 (0 to 0)	0 (0 to 0)	0 (0 to 0)	0 (0 to 0)	0 (0 to 0)	0 (0 to 0)	0 (0 to 0)	0 (0 to 0)	0 (0 to 0)	0 (0 to 0)	0 (0 to 0)	0 (0 to 0)	0 (0 to 0)	0 (0 to 0)	0 (0 to 0)	0 (0 to 0)	0 (0 to 0)	0
Yellow fever	0 (0 to 0)	0 (0 to 0)	0 (0 to 0)	0 (0 to 0)	0 (0 to 0)	0 (0 to 0)	0 (0 to 0)	0 (0 to 0)	0 (0 to 0)	0 (0 to 0)	0 (0 to 0)	0 (0 to 0)	0 (0 to 0)	0 (0 to 0)	0 (0 to 0)	0 (0 to 0)	0 (0 to 0)	0 (0 to 0)	0 (0 to 0)	0 (0 to 0)	0 (0 to 0)	0 (0 to 0)	0 (0 to 0)	0
Rabies	0 (0 to 0)	0 (0 to 0)	0 (0 to 0)	0 (0 to 0)	0 (0 to 0)	0 (0 to 0)	0 (0 to 0)	0 (0 to 0)	0 (0 to 0)	0 (0 to 0)	0 (0 to 0)	0 (0 to 0)	0 (0 to 0)	0 (0 to 0)	0 (0 to 0)	0 (0 to 0)	0 (0 to 0)	0 (0 to 0)	0 (0 to 0)	0 (0 to 0)	0 (0 to 0)	0 (0 to 0)	0 (0 to 0)	0
Intestinal nematode infections	0 (0 to 0)	0 (0 to 0)	0 (0 to 0)	0 (0 to 0)	0 (0 to 0)	0 (0 to 0)	0 (0 to 0)	0 (0 to 0)	0 (0 to 0)	0 (0 to 0)	0 (0 to 0)	0 (0 to 0)	0 (0 to 0)	0 (0 to 0)	0 (0 to 0)	0 (0 to 0)	0 (0 to 0)	0 (0 to 0)	0 (0 to 0)	0 (0 to 0)	0 (0 to 0)	0 (0 to 0)	0 (0 to 0)	0
Ascariasis	0 (0 to 0)	0 (0 to 0)	0 (0 to 0)	0 (0 to 0)	0 (0 to 0)	0 (0 to 0)	0 (0 to 0)	0 (0 to 0)	0 (0 to 0)	0 (0 to 0)	0 (0 to 0)	0 (0 to 0)	0 (0 to 0)	0 (0 to 0)	0 (0 to 0)	0 (0 to 0)	0 (0 to 0)	0 (0 to 0)	0 (0 to 0)	0 (0 to 0)	0 (0 to 0)	0 (0 to 0)	0 (0 to 0)	0
Trichuriasis	0 (0 to 0)	0 (0 to 0)	0 (0 to 0)	0 (0 to 0)	0 (0 to 0)	0 (0 to 0)	0 (0 to 0)	0 (0 to 0)	0 (0 to 0)	0 (0 to 0)	0 (0 to 0)	0 (0 to 0)	0 (0 to 0)	0 (0 to 0)	0 (0 to 0)	0 (0 to 0)	0 (0 to 0)	0 (0 to 0)	0 (0 to 0)	0 (0 to 0)	0 (0 to 0)	0 (0 to 0)	0 (0 to 0)	0
Hookworm disease	0 (0 to 0)	0 (0 to 0)	0 (0 to 0)	0 (0 to 0)	0 (0 to 0)	0 (0 to 0)	0 (0 to 0)	0 (0 to 0)	0 (0 to 0)	0 (0 to 0)	0 (0 to 0)	0 (0 to 0)	0 (0 to 0)	0 (0 to 0)	0 (0 to 0)	0 (0 to 0)	0 (0 to 0)	0 (0 to 0)	0 (0 to 0)	0 (0 to 0)	0 (0 to 0)	0 (0 to 0)	0 (0 to 0)	0
Food-borne trematodiases	0 (0 to 0)	0 (0 to 0)	0 (0 to 0)	0 (0 to 0)	0 (0 to 0)	0 (0 to 0)	0 (0 to 0)	0 (0 to 0)	0 (0 to 0)	0 (0 to 0)	0 (0 to 0)	0 (0 to 0)	0 (0 to 0)	0 (0 to 0)	0 (0 to 0)	0 (0 to 0)	0 (0 to 0)	0 (0 to 0)	0 (0 to 0)	0 (0 to 0)	0 (0 to 0)	0 (0 to 0)	0 (0 to 0)	0
Leprosy	0 (0 to 0)	0 (0 to 0)	0 (0 to 0)	0 (0 to 0)	0

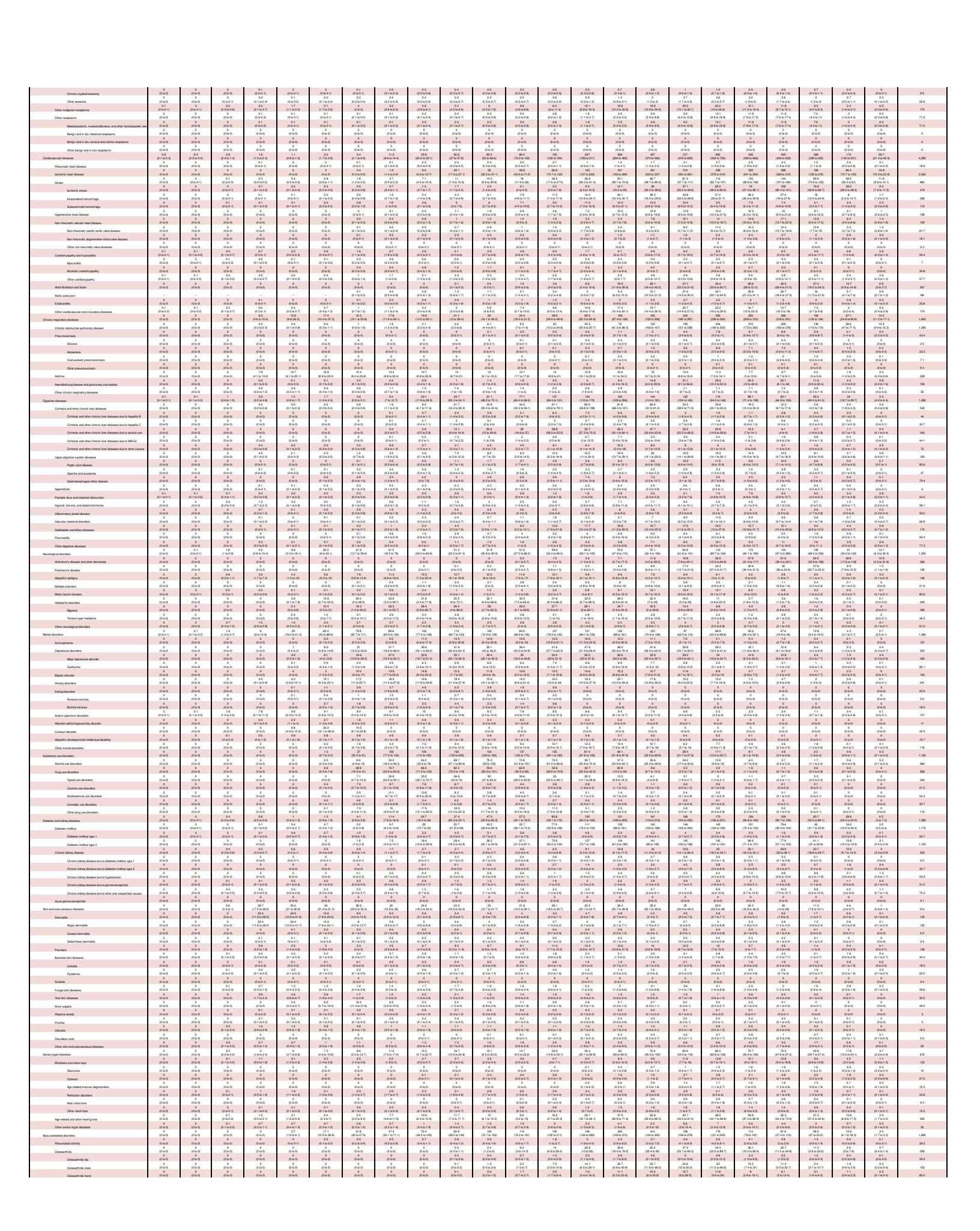



SR Table 2a. Slovenia DALYS by cause and age group for males with 95% uncertainty intervals, 2019

Cause	Early Neonatal	Late Neonatal	Post-Neonatal	1 to 4	5 to 9	10 to 14	15 to 19	20 to 24	25 to 29	30 to 34	35 to 39	40 to 44	45 to 49	50 to 54	55 to 59	60 to 64	65 to 69	70 to 74	75 to 79	80 to 84	85 to 89	90 to 94	95 plus	Total
All causes	997 (909 to 1093)	693 (543 to 867)	478 (377 to 597)	1,668 (1,316 to 2,126)	2,859 (2,370 to 3,479)	2,182 (1,705 to 2,785)	5,748 (4,930 to 6,666)	9,622 (8,579 to 10,835)	9,084 (7,958 to 11,003)	10,069 (8,772 to 11,600)	13,005 (10,930 to 15,295)	14,799 (12,900 to 16,992)	17,799 (15,168 to 21,466)	20,699 (18,120 to 23,553)	21,926 (19,259 to 24,960)	26,855 (23,292 to 30,568)	41,799 (34,650 to 50,900)	32,129 (26,700 to 38,230)	27,130 (21,769 to 31,793)	19,855 (14,459 to 24,653)	8,178 (5,514 to 9,870)	1,479 (1,040 to 1,915)	332,059
Communicable, maternal, neonatal, and nutritional diseases	479 (373 to 579)	258 (183 to 353)	199 (139 to 278)	426 (298 to 559)	237 (167 to 328)	206 (139 to 301)	216 (153 to 307)	264 (210 to 357)	254 (203 to 327)	285 (228 to 359)	321 (257 to 401)	327 (263 to 403)	487 (379 to 607)	512 (402 to 667)	564 (433 to 713)	613 (472 to 764)	672 (512 to 854)	676 (502 to 1,000)	756 (525 to 1,030)	529 (357 to 760)	242 (147 to 350)	50 (30 to 74)	10,892
HIV/AIDS and sexually transmitted infections	0 (0 to 0)	0 (0 to 0)	0.6 (0.6 to 0.6)	2.6 (2.6 to 2.6)	0.7 (0.6 to 0.8)	0.1 (0.1 to 0.2)	0.2 (0.2 to 0.2)	0.7 (0.7 to 0.8)	1.3 (1.2 to 1.4)	2.2 (2.1 to 2.3)	16.5 (15.9 to 17.1)	29.7 (28.9 to 30.4)	26.2 (25.3 to 27.1)	29.7 (28.7 to 30.6)	29.9 (28.9 to 30.9)	31.4 (30.3 to 32.4)	19.2 (18.4 to 20.1)	1.9 (1.8 to 2.1)	0.3 (0.3 to 0.4)	0.2 (0.1 to 0.3)	0.2 (0.2 to 0.2)	0 (0 to 0)	142
HIV/AIDS	0 (0 to 0)	0 (0 to 0)	0.6 (0.6 to 0.6)	2.6 (2.6 to 2.6)	0.7 (0.6 to 0.8)	0.1 (0.1 to 0.2)	0.2 (0.2 to 0.2)	0.7 (0.7 to 0.8)	1.3 (1.2 to 1.4)	2.2 (2.1 to 2.3)	16.5 (15.9 to 17.1)	29.7 (28.9 to 30.4)	26.2 (25.3 to 27.1)	29.7 (28.7 to 30.6)	29.9 (28.9 to 30.9)	31.4 (30.3 to 32.4)	19.2 (18.4 to 20.1)	1.9 (1.8 to 2.1)	0.3 (0.3 to 0.4)	0.2 (0.1 to 0.3)	0.2 (0.2 to 0.2)	0 (0 to 0)	133
HIV/AIDS - Drug-susceptible Tuberculosis	0 (0 to 0)	0 (0 to 0)	0.2 (0.2 to 0.2)	0.7 (0.7 to 0.7)	0.1 (0.1 to 0.1)	0 (0 to 0)	0.1 (0.1 to 0.2)	0.2 (0.2 to 0.3)	0.4 (0.3 to 0.4)	0.6 (0.5 to 0.7)	1.3 (1.2 to 1.4)	1.7 (1.6 to 1.8)	1.5 (1.4 to 1.6)	1.7 (1.6 to 1.8)	1.7 (1.6 to 1.8)	1.8 (1.7 to 1.9)	1.1 (1.0 to 1.2)	0.1 (0.1 to 0.2)	0 (0 to 0)	0 (0 to 0)	0 (0 to 0)	0 (0 to 0)	7.7
HIV/AIDS - Drug-resistant Tuberculosis	0 (0 to 0)	0 (0 to 0)	0 (0 to 0)	0 (0 to 0)	0 (0 to 0)	0 (0 to 0)	0 (0 to 0)	0 (0 to 0)	0 (0 to 0)	0 (0 to 0)	0 (0 to 0)	0 (0 to 0)	0 (0 to 0)	0 (0 to 0)	0 (0 to 0)	0 (0 to 0)	0 (0 to 0)	0 (0 to 0)	0 (0 to 0)	0 (0 to 0)	0 (0 to 0)	0 (0 to 0)	0 (0 to 0)	0
HIV/AIDS - Multidrug-resistant Tuberculosis without extensive drug-resistance	0 (0 to 0)	0 (0 to 0)	0 (0 to 0)	0 (0 to 0)	0 (0 to 0)	0 (0 to 0)	0 (0 to 0)	0 (0 to 0)	0 (0 to 0)	0 (0 to 0)	0 (0 to 0)	0 (0 to 0)	0 (0 to 0)	0 (0 to 0)	0 (0 to 0)	0 (0 to 0)	0 (0 to 0)	0 (0 to 0)	0 (0 to 0)	0 (0 to 0)	0 (0 to 0)	0 (0 to 0)	0 (0 to 0)	0
HIV/AIDS - Extensively drug-resistant Tuberculosis	0 (0 to 0)	0 (0 to 0)	0 (0 to 0)	0 (0 to 0)	0 (0 to 0)	0 (0 to 0)	0 (0 to 0)	0 (0 to 0)	0 (0 to 0)	0 (0 to 0)	0 (0 to 0)	0 (0 to 0)	0 (0 to 0)	0 (0 to 0)	0 (0 to 0)	0 (0 to 0)	0 (0 to 0)	0 (0 to 0)	0 (0 to 0)	0 (0 to 0)	0 (0 to 0)	0 (0 to 0)	0 (0 to 0)	0
HIV/AIDS resulting in other diseases	0 (0 to 0)	0 (0 to 0)	0 (0 to 0.1)	2.7 (1.1 to 5.3)	0.7 (0.5 to 0.8)	0.1 (0.0 to 0.2)	0.2 (0.1 to 0.3)	0.7 (0.4 to 0.9)	1.3 (0.8 to 1.7)	2.2 (1.4 to 2.9)	16.5 (9.1 to 32.6)	29.7 (15.9 to 56.2)	26.2 (12.0 to 59.1)	29.7 (13.5 to 66.9)	29.9 (13.3 to 73.5)	31.4 (13.4 to 84.9)	19.2 (7.9 to 72.2)	1.9 (0.7 to 11.3)	0.3 (0.1 to 2.4)	0.2 (0.1 to 1.1)	0.2 (0.1 to 0.6)	0 (0 to 0)	99.7
Sexually transmitted infections excluding HIV	0 (0 to 0)	0 (0 to 0)	0 (0 to 0)	0 (0 to 0)	0 (0 to 0)	0 (0 to 0)	0 (0 to 0)	0 (0 to 0)	0 (0 to 0)	0 (0 to 0)	0 (0 to 0)	0 (0 to 0)	0 (0 to 0)	0 (0 to 0)	0 (0 to 0)	0 (0 to 0)	0 (0 to 0)	0 (0 to 0)	0 (0 to 0)	0 (0 to 0)	0 (0 to 0)	0 (0 to 0)	0 (0 to 0)	0
Syphilis	0 (0 to 0)	0 (0 to 0)	0 (0 to 0)	0 (0 to 0)	0 (0 to 0)	0 (0 to 0)	0 (0 to 0)	0 (0 to 0)	0 (0 to 0)	0 (0 to 0)	0 (0 to 0)	0 (0 to 0)	0 (0 to 0)	0 (0 to 0)	0 (0 to 0)	0 (0 to 0)	0 (0 to 0)	0 (0 to 0)	0 (0 to 0)	0 (0 to 0)	0 (0 to 0)	0 (0 to 0)	0 (0 to 0)	1
Chlamydial infection	0 (0 to 0)	0 (0 to 0)	0 (0 to 0)	0 (0 to 0)	0 (0 to 0)	0.2 (0.1 to 0.3)	0.6 (0.3 to 1.1)	1.1 (0.7 to 2.1)	1.4 (0.9 to 2.3)	1.2 (0.8 to 2.0)	1.1 (0.7 to 1.9)	0.7 (0.5 to 1.2)	0.3 (0.2 to 0.7)	0.1 (0.1 to 0.4)	0.1 (0.0 to 0.2)	0.1 (0.0 to 0.2)	0.1 (0.0 to 0.2)	0.1 (0.0 to 0.2)	0.1 (0.0 to 0.2)	0.1 (0.0 to 0.2)	0.1 (0.0 to 0.2)	0 (0 to 0)	6.7
Gonococcal infection	0 (0 to 0)	0 (0 to 0)	0 (0 to 0)	0 (0 to 0)	0 (0 to 0)	0 (0 to 0)	0.1 (0 to 0.2)	0.6 (0.2 to 1.3)	0.7 (0.3 to 1.6)	0.5 (0.2 to 1.1)	0.2 (0.1 to 0.7)	0.2 (0.1 to 0.6)	0.2 (0.1 to 0.6)	0.2 (0.1 to 0.6)	0.2 (0.1 to 0.6)	0.2 (0.1 to 0.6)	0.2 (0.1 to 0.6)	0.2 (0.1 to 0.6)	0.2 (0.1 to 0.6)	0.2 (0.1 to 0.6)	0.2 (0.1 to 0.6)	0 (0 to 0)	3.9
Trichomoniasis	0 (0 to 0)	0 (0 to 0)	0 (0 to 0)	0 (0 to 0)	0 (0 to 0)	0 (0 to 0)	0.2 (0 to 0.7)	0.2 (0.1 to 0.4)	0.2 (0.1 to 0.7)	0.2 (0.1 to 0.6)	0.3 (0.1 to 0.8)	0.3 (0.1 to 0.8)	0.3 (0.1 to 0.8)	0.3 (0.1 to 0.8)	0.3 (0.1 to 0.8)	0.3 (0.1 to 0.8)	0.1 (0.0 to 0.3)	0.1 (0.0 to 0.3)	0.1 (0.0 to 0.3)	0.1 (0.0 to 0.3)	0.1 (0.0 to 0.3)	0 (0 to 0)	2.3
Genital herpes	0 (0 to 0)	0 (0 to 0)	0 (0 to 0)	0 (0 to 0)	0 (0 to 0)	0 (0 to 0)	0 (0 to 0)	0 (0 to 0)	0 (0 to 0)	0 (0 to 0)	0 (0 to 0)	0 (0 to 0)	0 (0 to 0)	0 (0 to 0)	0 (0 to 0)	0 (0 to 0)	0 (0 to 0)	0 (0 to 0)	0 (0 to 0)	0 (0 to 0)	0 (0 to 0)	0 (0 to 0)	0 (0 to 0)	0
Other sexually transmitted infections	0 (0 to 0)	0 (0 to 0)	0 (0 to 0)	0 (0 to 0)	0 (0 to 0)	0.1 (0 to 0.4)	0.3 (0.1 to 1.3)	0.8 (0.3 to 1.8)	0.4 (0.2 to 1.2)	0.5 (0.3 to 1.2)	0.6 (0.4 to 1.4)	0.3 (0.2 to 1.1)	0.2 (0.1 to 0.6)	0.1 (0.1 to 0.2)	0.1 (0.0 to 0.4)	0.1 (0.0 to 0.2)	0.1 (0.0 to 0.2)	0.1 (0.0 to 0.2)	0.1 (0.0 to 0.2)	0.1 (0.0 to 0.2)	0.1 (0.0 to 0.2)	0 (0 to 0)	7.4
Respiratory infections and tuberculosis	2.6 (1.4 to 4.4)	7 (4.4 to 10.6)	24.9 (17.3 to 36.6)	69.5 (42.6 to 99)	15.4 (10.4 to 22.6)	8.6 (5.3 to 13.3)	7.7 (5.1 to 11.2)	9.7 (6.6 to 13.6)	11.1 (7.7 to 15.6)	13.1 (9.3 to 18.5)	19.7 (13.7 to 28.1)	24.7 (17.1 to 34.5)	33.1 (22.9 to 46.2)	39.7 (27.3 to 55.6)	46.7 (32.2 to 65.3)	59.7 (40.9 to 83.2)	77.1 (52.9 to 107.5)	69.2 (46.9 to 98.6)	70.1 (46.9 to 100.2)	49.9 (32.6 to 71.1)	24.4 (15.4 to 35.2)	1,200
Tuberculosis	0 (0 to 0)	0 (0 to 0)	0.4 (0.4 to 0.5)	0.5 (0.3 to 0.8)	0.5 (0.3 to 0.8)	0.2 (0.1 to 0.3)	0.2 (0.1 to 0.3)	0.2 (0.1 to 0.4)	0.3 (0.2 to 0.4)	0.4 (0.2 to 0.6)	0.5 (0.3 to 0.8)	0.6 (0.3 to 0.9)	0.7 (0.4 to 1.1)	0.9 (0.5 to 1.4)	1.0 (0.5 to 1.6)	1.2 (0.6 to 1.9)	1.5 (0.7 to 2.4)	1.3 (0.6 to 2.1)	1.3 (0.6 to 2.1)	0.9 (0.4 to 1.6)	0.4 (0.2 to 0.8)	0.1 (0.0 to 0.3)	184
Latent tuberculosis infection	0 (0 to 0)	0 (0 to 0)	0 (0 to 0)	0 (0 to 0)	0 (0 to 0)	0 (0 to 0)	0 (0 to 0)	0 (0 to 0)	0 (0 to 0)	0 (0 to 0)	0 (0 to 0)	0 (0 to 0)	0 (0 to 0)	0 (0 to 0)	0 (0 to 0)	0 (0 to 0)	0 (0 to 0)	0 (0 to 0)	0 (0 to 0)	0 (0 to 0)	0 (0 to 0)	0 (0 to 0)	0 (0 to 0)	0
Drug-susceptible Tuberculosis	0.4 (0.3 to 0.5)	0.9 (0.6 to 1.2)	0.4 (0.3 to 0.6)	0.5 (0.3 to 0.8)	0.1 (0.1 to 0.2)	0.2 (0.1 to 0.3)	0.2 (0.1 to 0.3)	0.2 (0.1 to 0.4)	0.3 (0.2 to 0.4)	0.4 (0.2 to 0.6)	0.5 (0.3 to 0.8)	0.6 (0.3 to 0.9)	0.7 (0.4 to 1.1)	0.9 (0.5 to 1.4)	1.0 (0.5 to 1.6)	1.2 (0.6 to 1.9)	1.5 (0.7 to 2.4)	1.3 (0.6 to 2.1)	1.3 (0.6 to 2.1)	0.9 (0.4 to 1.6)	0.4 (0.2 to 0.8)	0.1 (0.0 to 0.3)	180
Multidrug-resistant tuberculosis without extensive drug-resistance	0 (0 to 0)	0 (0 to 0)	0 (0 to 0)	0 (0 to 0)	0 (0 to 0)	0 (0 to 0)	0 (0 to 0)	0 (0 to 0)	0 (0 to 0)	0 (0 to 0)	0 (0 to 0)	0 (0 to 0)	0 (0 to 0)	0 (0 to 0)	0 (0 to 0)	0 (0 to 0)	0 (0 to 0)	0 (0 to 0)	0 (0 to 0)	0 (0 to 0)	0 (0 to 0)	0 (0 to 0)	0 (0 to 0)	0.4
Extensively drug-resistant tuberculosis	0 (0 to 0)	0 (0 to 0)	0 (0 to 0)	0 (0 to 0)	0 (0 to 0)	0 (0 to 0)	0 (0 to 0)	0 (0 to 0)	0 (0 to 0)	0 (0 to 0)	0 (0 to 0)	0 (0 to 0)	0 (0 to 0)	0 (0 to 0)	0 (0 to 0)	0 (0 to 0)	0 (0 to 0)	0 (0 to 0)	0 (0 to 0)	0 (0 to 0)	0 (0 to 0)	0 (0 to 0)	0 (0 to 0)	0.2
Lower respiratory infections	2.6 (1.4 to 4.4)	6.6 (3.9 to 10.1)	19.8 (12.2 to 30.8)	19 (10.3 to 29.9)	7.9 (4.5 to 13)	6.7 (3.7 to 11.2)	6.7 (3.8 to 10.6)	7.5 (4.3 to 11.9)	8.2 (4.8 to 13.2)	9.2 (5.3 to 15.2)	12.3 (6.9 to 20.6)	16.1 (9.2 to 26.5)	22.1 (12.9 to 36.1)	27.1 (15.7 to 44.2)	32.1 (18.2 to 52.5)	41.1 (23.1 to 67.1)	53.1 (29.7 to 86.5)	47.6 (26.1 to 77.5)	48.2 (26.1 to 78.5)	34.3 (18.2 to 55.8)	16.8 (8.9 to 27.4)	3.3 (1.7 to 5.4)	4,300
Upper respiratory infections	0 (0 to 0)	0.4 (0.2 to 0.6)	29.6 (17.5 to 48.2)	150.2 (89.2 to 239.6)	27.5 (16.3 to 43.9)	9.4 (5.6 to 15.1)	39.4 (23.4 to 63.2)	22.6 (13.4 to 36.2)	20.3 (12.1 to 32.5)	20.5 (12.2 to 32.8)	29.2 (17.4 to 46.8)	33.1 (19.7 to 53.1)	44.1 (26.2 to 70.7)	49.1 (29.2 to 78.7)	49.3 (29.3 to 79.1)	49.4 (29.4 to 79.2)	34.9 (20.7 to 56.1)	31.7 (18.8 to 50.9)	19.7 (11.7 to 31.6)	10.2 (6.1 to 16.3)	4.8 (2.8 to 7.7)	1.1 (0.7 to 1.8)	640
Otitis media	0 (0 to 0)	0 (0 to 0)	0.2 (0.1 to 0.3)	1.4 (0.8 to 2.3)	1.9 (1.1 to 3.1)	1.8 (1.0 to 2.9)	1.8 (1.0 to 2.9)	1.6 (0.9 to 2.6)	1.5 (0.9 to 2.4)	1.5 (0.9 to 2.3)	1.5 (0.9 to 2.4)	1.5 (0.9 to 2.4)	1.5 (0.9 to 2.4)	1.5 (0.9 to 2.4)	1.5 (0.9 to 2.4)	1.5 (0.9 to 2.4)	1.5 (0.9 to 2.4)	1.5 (0.9 to 2.4)	1.5 (0.9 to 2.4)	1.5 (0.9 to 2.4)	1.5 (0.9 to 2.4)	0.4 (0.2 to 0.6)	222
Enteric infections	6 (4.4 to 8.6)	4 (2.6 to 5.7)	22.5 (17.2 to 28.9)	777 (449.5 to 1,229)	79.4 (49.6 to 126)	29.5 (18.7 to 45.2)	19.7 (12.7 to 30.3)	19.4 (12.5 to 29.8)	19.3 (12.4 to 29.6)	19.3 (12.4 to 29.6)	19.3 (12.4 to 29.6)	19.3 (12.4 to 29.6)	19.3 (12.4 to 29.6)	19.3 (12.4 to 29.6)	19.3 (12.4 to 29.6)	19.3 (12.4 to 29.6)	19.3 (12.4 to 29.6)	19.3 (12.4 to 29.6)	19.3 (12.4 to 29.6)	19.3 (12.4 to 29.6)	19.3 (12.4 to 29.6)	4.9 (3.1 to 7.5)	1,200
Diarrheal diseases	6 (4.4 to 8.6)	4 (2.6 to 5.7)	22.5 (17.1 to 28.9)	777 (449.5 to 1,229)	79.4 (49.6 to 126)	29.5 (18.7 to 45.2)	19.7 (12.7 to 30.3)	19.4 (12.5 to 29.8)	19.3 (12.4 to 29.6)	19.3 (12.4 to 29.6)	19.3 (12.4 to 29.6)	19.3 (12.4 to 29.6)	19.3 (12.4 to 29.6)	19.3 (12.4 to 29.6)	19.3 (12.4 to 29.6)	19.3 (12.4 to 29.6)	19.3 (12.4 to 29.6)	19.3 (12.4 to 29.6)	19.3 (12.4 to 29.6)	19.3 (12.4 to 29.6)	19.3 (12.4 to 29.6)	4.9 (3.1 to 7.5)	1,200
Typhoid and paratyphoid	0 (0 to 0)	0 (0 to 0)	0 (0 to 0)	0 (0 to 0)	0 (0 to 0)	0 (0 to 0)	0 (0 to 0)	0 (0 to 0)	0 (0 to 0)	0 (0 to 0)	0 (0 to 0)	0 (0 to 0)	0 (0 to 0)	0 (0 to 0)	0 (0 to 0)	0 (0 to 0)	0 (0 to 0)	0 (0 to 0)	0 (0 to 0)	0 (0 to 0)	0 (0 to 0)	0 (0 to 0)	0 (0 to 0)	0
Typhoid fever	0 (0 to 0)	0 (0 to 0)	0 (0 to 0)	0 (0 to 0)	0 (0 to 0)	0 (0 to 0)	0 (0 to 0)	0 (0 to 0)	0 (0 to 0)	0 (0 to 0)	0 (0 to 0)	0 (0 to 0)	0 (0 to 0)	0 (0 to 0)	0 (0 to 0)	0 (0 to 0)	0 (0 to 0)	0 (0 to 0)	0 (0 to 0)	0 (0 to 0)	0 (0 to 0)	0 (0 to 0)	0 (0 to 0)	0
Paratyphoid fever	0 (0 to 0)	0 (0 to 0)	0 (0 to 0)	0 (0 to 0)	0 (0 to 0)	0 (0 to 0)	0 (0 to 0)	0 (0 to 0)	0 (0 to 0)	0 (0 to 0)	0 (0 to 0)	0 (0 to 0)	0 (0 to 0)	0 (0 to 0)	0 (0 to 0)	0 (0 to 0)	0 (0 to 0)	0 (0 to 0)	0 (0 to 0)	0 (0 to 0)	0 (0 to 0)	0 (0 to 0)	0 (0 to 0)	0
Invasive Non-typhoidal Salmonella (iNTS)	0 (0 to 0)	0 (0 to 0)	0 (0 to 0)	0 (0 to 0)	0 (0 to 0)	0 (0 to 0)	0 (0 to 0)	0 (0 to 0)	0 (0 to 0)	0 (0 to 0)	0 (0 to 0)	0 (0 to 0)	0 (0 to 0)	0 (0 to 0)	0 (0 to 0)	0 (0 to 0)	0 (0 to 0)	0 (0 to 0)	0 (0 to 0)	0 (0 to 0)	0 (0 to 0)	0 (0 to 0)	0 (0 to 0)	0
Other intestinal infectious diseases	0 (0 to 0)	0 (0 to 0)	0.1 (0 to 0.1)	0.2 (0.1 to 0.3)	0.2 (0.1 to 0.3)	0.1 (0.1 to 0.2)	0.1 (0.1 to 0.2)	0.1 (0.1 to 0.1)	0.2 (0.1 to 0.2)	0.2 (0.1 to 0.2)	0.1 (0.1 to 0.2)	0.1 (0.1 to 0.2)	0.1 (0.1 to 0.2)	0.1 (0.1 to 0.2)	0.1 (0.1 to 0.2)	0.1 (0.1 to 0.2)	0.1 (0.1 to 0.2)	0.1 (0.1 to 0.2)	0.1 (0.1 to 0.2)	0.1 (0.1 to 0.2)	0.1 (0.1 to 0.2)	0 (0 to 0)	1.9
Neglected tropical diseases and malaria	0 (0 to 0)	0.3 (0.1 to 1)	0.4 (0.1 to 0.9)	0.4 (0.1 to 0.9)	0.1 (0.1 to 0.1)	0.1 (0.1 to 0.1)	0.1 (0.1 to 0.2)	0.2 (0.1 to 0.3)	0.3 (0.2 to 0.5)	0.3 (0.2 to 0.5)	0.4 (0.2 to 0.6)	0.4 (0.2 to 0.6)	0.4 (0.2 to 0.6)	0.4 (0.2 to 0.6)	0.4 (0.2 to 0.6)	0.4 (0.2 to 0.6)	0.4 (0.2 to 0.6)	0.4 (0.2 to 0.6)	0.4 (0.2 to 0.6)	0.4 (0.2 to 0.6)	0.4 (0.2 to 0.6)	0.1 (0 to 0.2)	3.5
Malaria	0 (0 to 0)	0 (0 to 0)	0 (0 to 0)	0 (0 to 0)	0 (0 to 0)	0 (0 to 0)	0 (0 to 0)	0 (0 to 0)	0 (0 to 0)	0 (0 to 0)	0 (0 to 0)	0 (0 to 0)	0 (0 to 0)	0 (0 to 0)	0 (0 to 0)	0 (0 to 0)	0 (0 to 0)	0 (0 to 0)	0 (0 to 0)	0 (0 to 0)	0 (0 to 0)	0 (0 to 0)	0 (0 to 0)	0
Chagas disease	0 (0 to 0)	0 (0 to 0)	0 (0 to 0)	0 (0 to 0)	0 (0 to 0)	0 (0 to 0)	0 (0 to 0)	0 (0 to 0)	0 (0 to 0)	0 (0 to 0)	0 (0 to 0)	0 (0 to 0)	0 (0 to 0)	0 (0 to 0)	0 (0 to 0)	0 (0 to 0)	0 (0 to 0)	0 (0 to 0)	0 (0 to 0)	0 (0 to 0)	0 (0 to 0)	0 (0 to 0)	0 (0 to 0)	0
Leishmaniasis	0 (0 to 0)	0 (0 to 0)	0.1 (0 to 0.1)	1.1 (0.5 to 1.8)	0.7 (0.3 to 1.2)	0.3 (0.1 to 0.6)	0.4 (0.2 to 0.8)	0.4 (0.2 to 0.8)	0.4 (0.2 to 0.8)	0.4 (0.2 to 0.8)	0.5 (0.2 to 0.9)	0.4 (0.2 to 0.8)	0.4 (0.2 to 0.8)	0.4 (0.2 to 0.8)	0.4 (0.2 to 0.8)	0.4 (0.2 to 0.8)	0.4 (0.2 to 0.8)	0.4 (0.2 to 0.8)	0.4 (0.2 to 0.8)	0.4 (0.2 to 0.8)	0.4 (0.2 to 0.8)	0.1 (0 to 0.2)	9.9
Visceral leishmaniasis	0 (0 to 0)	0 (0 to 0)	0 (0 to 0)	1.1 (0.5 to 1.8)	0.7 (0.3 to 1.2)	0.3 (0.1 to 0.6)	0.4 (0.2 to 0.8)	0.4 (0.2 to 0.8)	0.4 (0.2 to 0.8)	0.4 (0.2 to 0.8)	0.5 (0.2 to 0.9)	0.4 (0.2 to 0.8)	0.4 (0.2 to 0.8)	0.4 (0.2 to 0.8)	0.4 (0.2 to 0.8)	0.4 (0.2 to 0.8)	0.4 (0.2 to 0.8)	0.4 (0.2 to 0.8)	0.4 (0.2 to 0.8)	0.4 (0.2 to 0.8)	0.4 (0.2 to 0.8)	0.1 (0 to 0.2)	9.9
Cutaneous and mucocutaneous leishmaniasis	0 (0 to 0)	0 (0 to 0)	0 (0 to 0)	0 (0 to 0)	0 (0 to 0)	0 (0 to 0)	0 (0 to 0)	0 (0 to 0)	0 (0 to 0)	0 (0 to 0)	0 (0 to 0)	0 (0 to 0)	0 (0 to 0)	0 (0 to 0)	0 (0 to 0)	0 (0 to 0)	0 (0 to 0)	0 (0 to 0)	0 (0 to 0)	0 (0 to 0)	0 (0 to 0)	0 (0 to 0)	0 (0 to 0)	0
African trypanosomiasis	0 (0 to 0)	0 (0 to 0)	0 (0 to 0)	0 (0 to 0)	0 (0 to 0)	0 (0 to 0)	0 (0 to 0)	0 (0 to 0)	0 (0 to 0)	0 (0 to 0)	0 (0 to 0)	0 (0 to 0)	0 (0 to 0)	0 (0 to 0)	0 (0 to 0)	0 (0 to 0)	0 (0 to 0)	0 (0 to 0)	0 (0 to 0)	0 (0 to 0)	0 (0 to 0)	0 (0 to 0)	0 (0 to 0)	0
Schistosomiasis	0 (0 to 0)	0 (0 to 0)	0 (0 to 0)	0 (0 to 0)	0 (0 to 0)	0 (0 to 0)	0 (0 to 0)	0 (0 to 0)	0 (0 to 0)	0 (0 to 0)	0 (0 to 0)	0 (0 to 0)	0 (0 to 0)	0 (0 to 0)	0 (0 to 0)	0 (0 to 0)	0 (0 to 0)	0 (0 to 0)	0 (0 to 0)	0 (0 to 0)	0 (0 to 0)	0 (0 to 0)	0 (0 to 0)	0
Cysticercosis	0 (0 to 0)	0 (0 to 0)	0 (0 to 0)	0 (0 to 0)	0 (0 to 0)	0 (0 to 0)	0 (0 to 0)	0 (0 to 0)	0 (0 to 0)	0 (0 to 0)	0 (0 to 0)	0 (0 to 0)	0 (0 to 0)	0 (0 to 0)	0 (0 to 0)	0 (0 to 0)	0 (0 to 0)	0 (0 to 0)	0 (0 to 0)	0 (0 to 0)	0 (0 to 0)	0 (0 to 0)	0 (0 to 0)	0.1
Cystic echinococcosis	0 (0 to 0)	0 (0 to 0)	0 (0 to 0)	0.1 (0 to 0.2)	0.2 (0.1 to 0.4)	0.2 (0.1 to 0.4)	0.3 (0.1 to 0.6)	0.4 (0.2 to 0.8)	0.4 (0.2 to 0.8)	0.4 (0.2 to 0.8)	0.4 (0.2 to 0.8)	0.4 (0.2 to 0.8)	0.4 (0.2 to 0.8)	0.4 (0.2 to 0.8)	0.4 (0.2 to 0.8)	0.4 (0.2 to 0.8)	0.4 (0.2 to 0.8)	0.4 (0.2 to 0.8)	0.4 (0.2 to 0.8)	0.4 (0.2 to 0.8)	0.4 (0.2 to 0.8)	0.1 (0 to 0.2)	6.6
Lymphatic filariasis	0 (0 to 0)	0 (0 to 0)	0 (0 to 0)	0 (0 to 0)	0 (0 to 0)	0 (0 to 0)	0 (0 to 0)	0 (0 to 0)	0 (0 to 0)	0 (0 to 0)	0 (0 to 0)	0 (0 to 0)	0 (0 to 0)	0 (0 to 0)	0 (0 to 0)	0 (0 to 0)	0 (0 to 0)	0 (0 to 0)	0 (0 to 0)	0 (0 to 0)	0 (0 to 0)	0 (0 to 0)	0 (0 to 0)	0
Onchocerciasis	0 (0 to 0)	0 (0 to 0)	0 (0 to 0)	0 (0 to 0)	0 (0 to 0)	0 (0 to 0)	0 (0 to 0)	0 (0 to 0)	0 (0 to 0)	0 (0 to 0)	0 (0 to 0)	0 (0 to 0)	0 (0 to 0)	0 (0 to 0)	0 (0 to 0)	0 (0 to 0)	0 (0 to 0)	0 (0 to 0)	0 (0 to 0)	0 (0 to 0)	0 (0 to 0)	0 (0 to 0)	0 (0 to 0)	0
Trachoma	0 (0 to 0)	0 (0 to 0)	0 (0 to 0)	0 (0 to 0)	0 (0 to 0)	0 (0 to 0)	0 (0 to 0)	0 (0 to 0)	0 (0 to 0)	0 (0 to 0)	0 (0 to 0)	0 (0 to 0)	0 (0 to 0)	0 (0 to 0)	0 (0 to 0)	0 (0 to 0)	0 (0 to 0)	0 (0 to 0)	0 (0 to 0)	0 (0 to 0)	0 (0 to 0)	0 (0 to 0)	0 (0 to 0)	0
Dengue	0 (0 to 0)	0 (0 to 0)	0 (0 to 0)	0 (0 to 0)	0 (0 to 0)	0 (0 to 0)	0 (0 to 0)	0 (0 to 0)	0 (0 to 0)	0 (0 to 0)	0 (0 to 0)	0 (0 to 0)	0 (0 to 0)	0 (0 to 0)	0 (0 to 0)	0 (0 to 0)	0 (0 to 0)	0 (0 to 0)	0 (0 to 0)	0 (0 to 0)	0 (0 to 0)	0 (0 to 0)	0 (0 to 0)	0
Yellow fever	0 (0 to 0)	0 (0 to 0)	0 (0 to 0)	0 (0 to 0)	0 (0 to 0)	0 (0 to 0)	0 (0 to 0)	0 (0 to 0)	0 (0 to 0)	0 (0 to 0)	0 (0 to 0)	0 (0 to 0)	0 (0 to 0)	0 (0 to 0)	0 (0 to 0)	0 (0 to 0)	0 (0 to 0)	0 (0 to 0)	0 (0 to 0)	0 (0 to 0)	0 (0 to 0)	0 (0 to 0)	0 (0 to 0)	0
Rabies	0 (0 to 0)	0 (0 to 0)	0 (0 to 0)	0 (0 to 0)	0 (0 to 0)	0 (0 to 0)	0 (0 to 0)	0 (0 to 0)	0 (0 to 0)	0 (0 to 0)	0 (0 to 0)	0 (0 to 0)	0 (0 to 0)	0 (0 to 0)	0 (0 to 0)	0 (0 to 0)	0 (0 to 0)	0 (0 to 0)	0 (0 to 0)	0 (0 to 0)	0 (0 to 0)	0 (0 to 0)	0 (0 to 0)	0
Intestinal nematode infections	0 (0 to 0)	0 (0 to 0)	0 (0 to 0)	0 (0 to 0)	0 (0 to 0)	0 (0 to 0)	0 (0 to 0)	0 (0 to 0)	0 (0 to 0)	0 (0 to 0)	0 (0 to 0)	0 (0 to 0)	0 (0 to 0)	0 (0 to 0)	0 (0 to 0)	0 (0 to 0)	0 (0 to 0)	0 (0 to 0)	0 (0 to 0)	0 (0 to 0)	0 (0 to 0)	0 (0 to 0)	0 (0 to 0)	0
Ascariasis	0 (0 to 0)	0 (0 to 0)	0 (0 to 0)	0 (0 to 0)	0 (0 to 0)	0 (0 to 0)	0 (0 to 0)	0 (0 to 0)	0 (0 to 0)	0 (0 to 0)	0 (0 to 0)	0





SR Table 2a: Sunderland DALYS by cause and age arcoss for males with 95% uncertainty intervals, 2019

Cause	Early Neonatal	Late Neonatal	Post Neonatal	1 to 4	5 to 9	10 to 14	15 to 19	20 to 24	25 to 29	30 to 34	35 to 39	40 to 44	45 to 49	50 to 54	55 to 59	60 to 64	65 to 69	70 to 74	75 to 79	80 to 84	85 to 89	90 to 94	95 plus	Total
All causes	1,610 (1,410-1,810)	1,160 (1,040-1,300)	1,920 (1,720-2,120)	3,610 (3,230-4,000)	1,660 (1,480-1,850)	1,460 (1,300-1,620)	1,610 (1,440-1,790)	1,770 (1,570-1,970)	1,910 (1,690-2,120)	2,060 (1,810-2,300)	2,220 (1,940-2,490)	2,400 (2,090-2,700)	2,600 (2,260-2,940)	2,870 (2,490-3,250)	3,220 (2,790-3,650)	3,660 (3,170-4,150)	4,220 (3,640-4,800)	4,880 (4,190-5,560)	5,660 (4,840-6,470)	6,530 (5,560-7,500)	7,450 (6,340-8,580)	8,500 (7,220-9,800)	9,680 (8,220-11,100)	47,900 (40,700-55,100)
Communicable, maternal, neonatal, and nutritional diseases	1,560 (1,360-1,760)	1,120 (1,000-1,260)	1,870 (1,670-2,060)	3,540 (3,170-3,920)	1,610 (1,440-1,800)	1,410 (1,250-1,570)	1,550 (1,380-1,730)	1,700 (1,500-1,900)	1,830 (1,610-2,040)	1,970 (1,720-2,210)	2,120 (1,850-2,380)	2,290 (1,980-2,590)	2,480 (2,140-2,810)	2,730 (2,350-3,100)	3,060 (2,630-3,480)	3,470 (2,990-3,940)	3,990 (3,430-4,540)	4,610 (3,950-5,260)	5,340 (4,570-6,080)	6,150 (5,240-7,060)	7,010 (5,970-8,060)	7,990 (6,790-9,200)	9,090 (7,720-10,500)	45,000 (38,200-52,000)	3,150
HIV/AIDS and sexually transmitted infections	5.2 (3.5-11.9)	1.8 (0.5-4.1)	2.7 (0.8-6.1)	0.2 (0.1-0.3)	0.1 (0.1-0.1)	0.1 (0.1-0.1)	0.1 (0.1-0.2)	0.5 (0.2-0.7)	1.1 (0.6-1.6)	2.3 (1.6-3.1)	3.2 (2.4-4.3)	3.1 (2.4-4.2)	3.2 (2.4-4.3)	2.7 (2.0-3.6)	2.5 (1.8-3.4)	2.5 (1.7-3.5)	2.1 (1.4-3.1)	1.7 (1.1-2.7)	1.7 (1.0-2.7)	1.4 (0.8-2.3)	0.4 (0.2-0.8)	0.2 (0.1-0.3)	0.1 (0.0-0.1)	34.5 (26.0-45.0)
HIV/AIDS	0 (0-0)	0 (0-0)	0 (0-0)	0.1 (0.1-0.1)	0.1 (0.0-0.1)	0.1 (0.1-0.1)	0.1 (0.1-0.1)	0.3 (0.2-0.5)	0.6 (0.3-1.0)	2.1 (1.6-2.8)	2.9 (2.2-3.8)	2.9 (2.1-3.8)	2.9 (2.2-3.8)	2.4 (1.7-3.3)	2.2 (1.5-2.9)	2.1 (1.5-2.9)	1.7 (1.1-2.4)	1.4 (0.9-2.1)	0.7 (0.4-1.4)	0.3 (0.2-0.6)	0.1 (0.1-0.3)	0.0 (0.0-0.1)	0.0 (0.0-0.0)	20.9 (16.0-26.7)
HIV/AIDS - Drug-susceptible Tuberculosis	0 (0-0)	0 (0-0)	0 (0-0)	0 (0-0)	0 (0-0)	0 (0-0)	0 (0-0)	0 (0-0)	0 (0-0)	0 (0-0)	0 (0-0)	0 (0-0)	0 (0-0)	0 (0-0)	0 (0-0)	0 (0-0)	0 (0-0)	0 (0-0)	0 (0-0)	0 (0-0)	0 (0-0)	0 (0-0)	0 (0-0)	0 (0-0)	0 (0-0)	0 (0-0)
HIV/AIDS - Multidrug-resistant Tuberculosis without extensive dr...	0 (0-0)	0 (0-0)	0 (0-0)	0 (0-0)	0 (0-0)	0 (0-0)	0 (0-0)	0 (0-0)	0 (0-0)	0 (0-0)	0 (0-0)	0 (0-0)	0 (0-0)	0 (0-0)	0 (0-0)	0 (0-0)	0 (0-0)	0 (0-0)	0 (0-0)	0 (0-0)	0 (0-0)	0 (0-0)	0 (0-0)	0 (0-0)	0 (0-0)	0 (0-0)
HIV/AIDS - Extensively drug-resistant Tuberculosis	0 (0-0)	0 (0-0)	0 (0-0)	0 (0-0)	0 (0-0)	0 (0-0)	0 (0-0)	0 (0-0)	0 (0-0)	0 (0-0)	0 (0-0)	0 (0-0)	0 (0-0)	0 (0-0)	0 (0-0)	0 (0-0)	0 (0-0)	0 (0-0)	0 (0-0)	0 (0-0)	0 (0-0)	0 (0-0)	0 (0-0)	0 (0-0)	0 (0-0)	0 (0-0)
HIV/AIDS resulting in other diseases	0 (0-0)	0 (0-1)	0 (0-1)	0 (0-0)	0 (0-0)	0 (0-0)	0 (0-0)	0 (0-0)	0 (0-0)	0 (0-0)	0 (0-0)	0 (0-0)	0 (0-0)	0 (0-0)	0 (0-0)	0 (0-0)	0 (0-0)	0 (0-0)	0 (0-0)	0 (0-0)	0 (0-0)	0 (0-0)	0 (0-0)	0 (0-0)	0 (0-0)	0 (0-0)
Sexually transmitted infections excluding HIV	5.3 (1.5-11.9)	1.8 (0.5-4.1)	2.6 (0.7-6.0)	0.1 (0.0-0.3)	0 (0-0)	0 (0-0)	0 (0-0)	0.1 (0.0-0.1)	0.5 (0.1-1.0)	0.2 (0.0-0.5)	0.3 (0.0-0.7)	0.2 (0.0-0.5)	0.3 (0.0-0.7)	0.4 (0.1-0.9)	0.4 (0.2-0.9)	0.4 (0.2-0.9)	0.4 (0.2-0.9)	0.3 (0.2-0.7)	0.3 (0.2-0.6)	0.1 (0.1-0.3)	0.1 (0.1-0.2)	0.0 (0.0-0.1)	0.0 (0.0-0.1)	0.0 (0.0-0.0)	13.6 (5.6-26.0)
Syphilis	5.3 (1.5-11.9)	1.8 (0.5-4.1)	2.6 (0.7-6.0)	0.1 (0.0-0.3)	0 (0-0)	0 (0-0)	0 (0-0)	0.1 (0.0-0.1)	0.5 (0.1-1.0)	0.2 (0.0-0.5)	0.3 (0.0-0.7)	0.2 (0.0-0.5)	0.3 (0.0-0.7)	0.4 (0.1-0.9)	0.4 (0.2-0.9)	0.4 (0.2-0.9)	0.4 (0.2-0.9)	0.3 (0.2-0.7)	0.3 (0.2-0.6)	0.1 (0.1-0.3)	0.1 (0.1-0.2)	0.0 (0.0-0.1)	0.0 (0.0-0.1)	0.0 (0.0-0.0)	10.8 (4.4-20.7)
Chlamydial infection	0 (0-0)	0 (0-0)	0 (0-0)	0 (0-0)	0 (0-0)	0 (0-0)	0 (0-0)	0 (0-0)	0 (0-0)	0 (0-0)	0 (0-0)	0 (0-0)	0 (0-0)	0 (0-0)	0 (0-0)	0 (0-0)	0 (0-0)	0 (0-0)	0 (0-0)	0 (0-0)	0 (0-0)	0 (0-0)	0 (0-0)	0 (0-0)	0 (0-0)	0 (0-0)
Gonococcal infection	0 (0-0)	0 (0-0)	0 (0-0)	0 (0-0)	0 (0-0)	0 (0-0)	0 (0-0)	0 (0-0)	0 (0-0)	0 (0-0)	0 (0-0)	0 (0-0)	0 (0-0)	0 (0-0)	0 (0-0)	0 (0-0)	0 (0-0)	0 (0-0)	0 (0-0)	0 (0-0)	0 (0-0)	0 (0-0)	0 (0-0)	0 (0-0)	0 (0-0)	0 (0-0)
Trichomoniasis	0 (0-0)	0 (0-0)	0 (0-0)	0 (0-0)	0 (0-0)	0 (0-0)	0 (0-0)	0 (0-0)	0 (0-0)	0 (0-0)	0 (0-0)	0 (0-0)	0 (0-0)	0 (0-0)	0 (0-0)	0 (0-0)	0 (0-0)	0 (0-0)	0 (0-0)	0 (0-0)	0 (0-0)	0 (0-0)	0 (0-0)	0 (0-0)	0 (0-0)	0 (0-0)
Genital herpes	0 (0-0)	0 (0-0)	0 (0-0)	0 (0-0)	0 (0-0)	0 (0-0)	0 (0-0)	0 (0-0)	0 (0-0)	0 (0-0)	0 (0-0)	0 (0-0)	0 (0-0)	0 (0-0)	0 (0-0)	0 (0-0)	0 (0-0)	0 (0-0)	0 (0-0)	0 (0-0)	0 (0-0)	0 (0-0)	0 (0-0)	0 (0-0)	0 (0-0)	0 (0-0)
Syphilis	0 (0-0)	0 (0-0)	0 (0-0)	0 (0-0)	0 (0-0)	0 (0-0)	0 (0-0)	0 (0-0)	0 (0-0)	0 (0-0)	0 (0-0)	0 (0-0)	0 (0-0)	0 (0-0)	0 (0-0)	0 (0-0)	0 (0-0)	0 (0-0)	0 (0-0)	0 (0-0)	0 (0-0)	0 (0-0)	0 (0-0)	0 (0-0)	0 (0-0)	0 (0-0)
Other sexually transmitted infections	0 (0-0)	0 (0-0)	0 (0-0)	0 (0-0)	0 (0-0)	0 (0-0)	0 (0-0)	0 (0-0)	0 (0-0)	0 (0-0)	0 (0-0)	0 (0-0)	0 (0-0)	0 (0-0)	0 (0-0)	0 (0-0)	0 (0-0)	0 (0-0)	0 (0-0)	0 (0-0)	0 (0-0)	0 (0-0)	0 (0-0)	0 (0-0)	0 (0-0)	0 (0-0)
Respiratory infections and tuberculosis	1.4 (0.7-2.2)	0.9 (0.4-1.9)	0.3 (0.1-0.6)	0.3 (0.1-0.7)	0.2 (0.1-0.4)	0.2 (0.1-0.4)	0.3 (0.1-0.6)	0.4 (0.2-0.8)	0.5 (0.2-1.0)	0.6 (0.3-1.2)	0.8 (0.4-1.5)	1.0 (0.5-1.9)	1.3 (0.6-2.4)	1.7 (0.8-3.1)	2.2 (1.0-4.0)	2.9 (1.3-5.2)	3.8 (1.7-6.8)	4.9 (2.2-8.7)	6.3 (2.8-11.1)	7.9 (3.5-13.9)	9.8 (4.3-17.2)	12.2 (5.4-21.4)	15.2 (6.7-26.7)	98 (43-172)	2.2
Other sexually transmitted infections	0 (0-0)	0 (0-0)	0 (0-0)	0 (0-0)	0 (0-0)	0 (0-0)	0 (0-0)	0 (0-0)	0 (0-0)	0 (0-0)	0 (0-0)	0 (0-0)	0 (0-0)	0 (0-0)	0 (0-0)	0 (0-0)	0 (0-0)	0 (0-0)	0 (0-0)	0 (0-0)	0 (0-0)	0 (0-0)	0 (0-0)	0 (0-0)	0 (0-0)	0 (0-0)
Respiratory infections and tuberculosis	1.4 (0.7-2.2)	0.9 (0.4-1.9)	0.3 (0.1-0.6)	0.3 (0.1-0.7)	0.2 (0.1-0.4)	0.2 (0.1-0.4)	0.3 (0.1-0.6)	0.4 (0.2-0.8)	0.5 (0.2-1.0)	0.6 (0.3-1.2)	0.8 (0.4-1.5)	1.0 (0.5-1.9)	1.3 (0.6-2.4)	1.7 (0.8-3.1)	2.2 (1.0-4.0)	2.9 (1.3-5.2)	3.8 (1.7-6.8)	4.9 (2.2-8.7)	6.3 (2.8-11.1)	7.9 (3.5-13.9)	9.8 (4.3-17.2)	12.2 (5.4-21.4)	15.2 (6.7-26.7)	98 (43-172)	2.2
Tuberculosis	0 (0-0)	0 (0-0)	0 (0-0)	0 (0-0)	0 (0-0)	0 (0-0)	0 (0-0)	0 (0-0)	0 (0-0)	0 (0-0)	0 (0-0)	0 (0-0)	0 (0-0)	0 (0-0)	0 (0-0)	0 (0-0)	0 (0-0)	0 (0-0)	0 (0-0)	0 (0-0)	0 (0-0)	0 (0-0)	0 (0-0)	0 (0-0)	0 (0-0)	0 (0-0)
Latent tuberculosis infection	0 (0-0)	0 (0-0)	0 (0-0)	0 (0-0)	0 (0-0)	0 (0-0)	0 (0-0)	0 (0-0)	0 (0-0)	0 (0-0)	0 (0-0)	0 (0-0)	0 (0-0)	0 (0-0)	0 (0-0)	0 (0-0)	0 (0-0)	0 (0-0)	0 (0-0)	0 (0-0)	0 (0-0)	0 (0-0)	0 (0-0)	0 (0-0)	0 (0-0)	0 (0-0)
Drug-susceptible tuberculosis	0 (0-0)	0 (0-0)	0 (0-0)	0 (0-0)	0 (0-0)	0 (0-0)	0 (0-0)	0 (0-0)	0 (0-0)	0 (0-0)	0 (0-0)	0 (0-0)	0 (0-0)	0 (0-0)	0 (0-0)	0 (0-0)	0 (0-0)	0 (0-0)	0 (0-0)	0 (0-0)	0 (0-0)	0 (0-0)	0 (0-0)	0 (0-0)	0 (0-0)	0 (0-0)
Multidrug-resistant tuberculosis without extensive drug-resistance	0 (0-0)	0 (0-0)	0 (0-0)	0 (0-0)	0 (0-0)	0 (0-0)	0 (0-0)	0 (0-0)	0 (0-0)	0 (0-0)	0 (0-0)	0 (0-0)	0 (0-0)	0 (0-0)	0 (0-0)	0 (0-0)	0 (0-0)	0 (0-0)	0 (0-0)	0 (0-0)	0 (0-0)	0 (0-0)	0 (0-0)	0 (0-0)	0 (0-0)	0 (0-0)
Extensively drug-resistant tuberculosis	0 (0-0)	0 (0-0)	0 (0-0)	0 (0-0)	0 (0-0)	0 (0-0)	0 (0-0)	0 (0-0)	0 (0-0)	0 (0-0)	0 (0-0)	0 (0-0)	0 (0-0)	0 (0-0)	0 (0-0)	0 (0-0)	0 (0-0)	0 (0-0)	0 (0-0)	0 (0-0)	0 (0-0)	0 (0-0)	0 (0-0)	0 (0-0)	0 (0-0)	0 (0-0)
Lower respiratory infections	1.4 (0.6-2.2)	1.0 (0.6-1.8)	7.6 (4.5-12.5)	6.6 (4.4-9.9)	1.3 (0.9-1.8)	1.0 (0.7-1.4)	2 (1.3-2.7)	2 (1.2-2.8)	2.7 (1.7-3.8)	3.4 (2.1-4.8)	4.7 (2.9-6.6)	5.7 (3.5-8.0)	7.4 (4.5-10.3)	9.6 (5.9-13.5)	13.5 (8.2-19.1)	18.1 (10.9-25.1)	22.3 (13.2-31.1)	27.5 (16.7-38.2)	33.7 (20.6-46.2)	41.7 (25.7-56.9)	51.4 (27.8-69.4)	63.4 (29.7-84.3)	77.4 (32.3-93.1)	382 (171-555)	116 (90.9-146)	116 (90.9-146)	1,170 (1,020-1,340)
Upper respiratory infections	0 (0-0)	0 (0-0)	0 (0-0)	0.4 (0.1-0.9)	0.3 (0.2-0.5)	0.3 (0.2-0.5)	0.4 (0.2-0.6)	0.5 (0.3-0.8)	0.7 (0.4-1.0)	0.9 (0.5-1.3)	1.2 (0.7-1.7)	1.5 (0.9-2.2)	1.9 (1.1-2.7)	2.5 (1.5-3.6)	3.5 (2.1-5.0)	4.7 (2.8-6.8)	5.8 (3.5-8.4)	7.2 (4.3-10.4)	8.8 (5.3-12.8)	10.9 (6.5-15.8)	13.4 (7.2-20.1)	16.5 (7.5-25.1)	20.1 (8.4-29.4)	99 (44-144)	30 (23.5-38.1)	30 (23.5-38.1)	303 (264-349)
Otitis media	0 (0-0)	0 (0-0)	0.5 (0.2-0.9)	2.7 (1.4-4.9)	0.8 (0.4-1.4)	0.7 (0.4-1.2)	1.4 (0.8-2.3)	1.4 (0.7-2.4)	1.9 (0.9-3.1)	2.5 (1.2-4.2)	3.3 (1.6-5.5)	4.3 (2.1-7.1)	5.4 (2.6-8.9)	6.9 (3.3-11.3)	9.4 (4.5-15.3)	12.6 (6.1-20.4)	16.1 (7.8-25.9)	20.1 (9.7-32.2)	24.6 (11.9-39.3)	30.4 (14.7-48.4)	37.5 (16.4-59.1)	46.3 (18.1-72.1)	56.5 (20.3-79.2)	279 (107-405)	84.6 (32.5-119)	84.6 (32.5-119)	855 (329-1,200)
Enteric infections	0.1 (0.1-0.2)	0.1 (0.0-0.7)	0.5 (4.2-9.3)	4.5 (3.2-6.2)	10.9 (9.4-12.7)	5.9 (3.2-10.1)	3 (1.7-5.1)	2.9 (1.6-4.9)	3 (1.6-4.9)	3.1 (1.7-5.1)	3.2 (1.8-4.9)	2.9 (1.7-4.5)	2.7 (1.7-3.9)	2.7 (1.7-3.9)	2.5 (1.6-3.7)	2.5 (1.6-3.7)	2.5 (1.6-3.7)	2.5 (1.6-3.7)	2.5 (1.6-3.7)	2.5 (1.6-3.7)	2.5 (1.6-3.7)	2.5 (1.6-3.7)	2.5 (1.6-3.7)	12.7 (7.9-18.3)	3.5 (2.2-5.1)	3.5 (2.2-5.1)	119 (74.1-172)
Diarrheal diseases	0.1 (0.1-0.2)	0.5 (0.3-0.7)	9.4 (4.1-9.2)	4.4 (4.5-12.7)	9.4 (2.2-10)	4 (2.1-6.7)	2.9 (1.6-4.6)	2.9 (1.6-4.6)	2.9 (1.7-4.5)	2.9 (1.6-4.6)	2.9 (1.6-4.5)	2.7 (1.7-3.9)	2.7 (1.6-3.9)	2.5 (1.6-3.7)	2.5 (1.6-3.7)	2.5 (1.6-3.7)	2.5 (1.6-3.7)	2.5 (1.6-3.7)	2.5 (1.6-3.7)	2.5 (1.6-3.7)	2.5 (1.6-3.7)	2.5 (1.6-3.7)	2.5 (1.6-3.7)	11.3 (6.9-15.7)	3.4 (2.1-4.8)	3.4 (2.1-4.8)	119 (74.1-172)
Typhoid and paraphyoid	0 (0-0)	0 (0-0)	0 (0-0)	0 (0-0)	0 (0-0)	0 (0-0)	0 (0-0)	0 (0-0)	0 (0-0)	0 (0-0)	0 (0-0)	0 (0-0)	0 (0-0)	0 (0-0)	0 (0-0)	0 (0-0)	0 (0-0)	0 (0-0)	0 (0-0)	0 (0-0)	0 (0-0)	0 (0-0)	0 (0-0)	0 (0-0)	0 (0-0)	0 (0-0)	0 (0-0)	0 (0-0)	0 (0-0)
Typhoid fever	0 (0-0)	0 (0-0)	0 (0-0)	0 (0-0)	0 (0-0)	0 (0-0)	0 (0-0)	0 (0-0)	0 (0-0)	0 (0-0)	0 (0-0)	0 (0-0)	0 (0-0)	0 (0-0)	0 (0-0)	0 (0-0)	0 (0-0)	0 (0-0)	0 (0-0)	0 (0-0)	0 (0-0)	0 (0-0)	0 (0-0)	0 (0-0)	0 (0-0)	0 (0-0)	0 (0-0)	0 (0-0)	0 (0-0)
Paratyphoid fever	0 (0-0)	0 (0-0)	0 (0-0)	0 (0-0)	0 (0-0)	0 (0-0)	0 (0-0)	0 (0-0)	0 (0-0)	0 (0-0)	0 (0-0)	0 (0-0)	0 (0-0)	0 (0-0)	0 (0-0)	0 (0-0)	0 (0-0)	0 (0-0)	0 (0-0)	0 (0-0)	0 (0-0)	0 (0-0)	0 (0-0)	0 (0-0)	0 (0-0)	0 (0-0)	0 (0-0)	0 (0-0)	0 (0-0)
Invasive Non-typhoidal Salmonella (iNTS)	0 (0-0)	0 (0-0)	0 (0-0)	0 (0-0)	0 (0-0)	0 (0-0)	0 (0-0)	0 (0-0)	0 (0-0)	0 (0-0)	0 (0-0)	0 (0-0)	0 (0-0)	0 (0-0)	0 (0-0)	0 (0-0)	0 (0-0)	0 (0-0)	0 (0-0)	0 (0-0)	0 (0-0)	0 (0-0)	0 (0-0)	0 (0-0)	0 (0-0)	0 (0-0)	0 (0-0)	0 (0-0)	0 (0-0)
Other intestinal infectious diseases	0 (0-0)	0 (0-0)	0 (0-0)	0 (0-0)	0 (0-0)	0 (0-0)	0 (0-0)	0 (0-0)	0 (0-0)	0 (0-0)	0 (0-0)	0 (0-0)	0 (0-0)	0 (0-0)	0 (0-0)	0 (0-0)	0 (0-0)	0 (0-0)	0 (0-0)	0 (0-0)	0 (0-0)	0 (0-0)	0 (0-0)	0 (0-0)	0 (0-0)	0 (0-0)	0 (0-0)	0 (0-0)	0 (0-0)
Neglected tropical diseases and malaria	0 (0-0)	0 (0-0)	0.2 (0-0.7)	0.7 (0-3.7)	1.3 (0-6.4)	0.9 (0-4.6)	0.4 (0-2.1)	0.5 (0-2.5)	0.6 (0-3.1)	0.7 (0-3.5)	0.8 (0-4.1)	0.9 (0-4.6)	1.1 (0-5.6)	1.3 (0-6.6)	1.5 (0-7.6)	1.8 (0-9.1)	2.1 (0-10.6)	2.5 (0-12.6)	3.1 (0-15.6)	3.8 (0-19.1)	4.7 (0-23.3)	5.8 (0-28.6)	7.1 (0-34.8)	9.1 (0-43.8)	3.8 (0-19.1)	3.8 (0-19.1)	3.8
Malaria	0 (0-0)	0 (0-0)	0 (0-0)	0 (0-0)	0 (0-0)	0 (0-0)	0 (0-0)	0 (0-0)	0 (0-0)	0 (0-0)	0 (0-0)	0 (0-0)	0 (0-0)	0 (0-0)	0 (0-0)	0 (0-0)	0 (0-0)	0 (0-0)	0 (0-0)	0 (0-0)	0 (0-0)	0 (0-0)	0 (0-0)	0 (0-0)	0 (0-0)	0 (0-0)	0 (0-0)	0 (0-0)	0 (0-0)
Chagas disease	0 (0-0)	0 (0-0)	0 (0-0)	0 (0-0)	0 (0-0)	0 (0-0)	0 (0-0)	0 (0-0)	0 (0-0)	0 (0-0)	0 (0-0)	0 (0-0)	0 (0-0)	0 (0-0)	0 (0-0)	0 (0-0)	0 (0-0)	0 (0-0)	0 (0-0)	0 (0-0)	0 (0-0)	0 (0-0)	0 (0-0)	0 (0-0)	0 (0-0)	0 (0-0)	0 (0-0)	0 (0-0)	0 (0-0)
Leishmaniasis	0 (0-0)	0 (0-0)	0 (0-0)	0 (0-0)	0 (0-0)	0 (0-0)	0 (0-0)	0 (0-0)	0 (0-0)	0 (0-0)	0 (0-0)	0 (0-0)	0 (0-0)	0 (0-0)	0 (0-0)	0 (0-0)	0 (0-0)	0 (0-0)	0 (0-0)	0 (0-0)	0 (0-0)	0 (0-0)	0 (0-0)	0 (0-0)	0 (0-0)	0 (0-0)	0 (0-0)	0 (0-0)	0 (0-0)
Visceral leishmaniasis	0 (0-0)	0 (0-0)	0 (0-0)	0 (0-0)	0 (0-0)	0 (0-0)	0 (0-0)	0 (0-0)	0 (0-0)	0 (0-0)	0 (0-0)	0 (0-0)	0 (0-0)	0 (0-0)	0 (0-0)	0 (0-0)	0 (0-0)	0 (0-0)	0 (0-0)	0 (0-0)	0 (0-0)	0 (0-0)	0 (0-0)	0 (0-0)	0 (0-0)	0 (0-0)	0 (0-0)	0 (0-0)	0 (0-0)
Cutaneous and mucocutaneous leishmaniasis	0 (0-0)	0 (0-0)	0 (0-0)	0 (0-0)	0 (0-0)	0 (0-0)	0 (0-0)	0 (0-0)	0 (0-0)	0 (0-0)	0 (0-0)	0 (0-0)	0 (0-0)	0 (0-0)	0 (0-0)	0 (0-0)	0 (0-0)	0 (0-0)	0 (0-0)	0 (0-0)	0 (0-0)	0 (0-0)	0 (0-0)	0 (0-0)	0 (0-0)	0 (0-0)	0 (0-0)	0 (0-0)	0 (0-0)
African trypanosomiasis	0 (0-0)	0 (0-0)	0 (0-0)	0 (0-0)	0 (0-0)	0 (0-0)	0 (0-0)	0 (0-0)	0 (0-0)	0 (0-0)	0 (0-0)	0 (0-0)	0 (0-0)	0 (0-0)	0 (0-0)	0 (0-0)	0 (0-0)	0 (0-0)	0 (0-0)	0 (0-0)	0 (0-0)	0 (0-0)	0 (0-0)	0 (0-0)	0 (0-0)	0 (0-0)	0 (0-0)	0 (0-0)	0 (0-0)
Schistosomiasis	0 (0-0)	0 (0-0)	0 (0-0)	0 (0-0)	0 (0-0)	0 (0-0)	0 (0-0)	0 (0-0)	0 (0-0)	0 (0-0)	0 (0-0)	0 (0-0)	0 (0-0)	0 (0-0)	0 (0-0)	0 (0-0)	0 (0-0)	0 (0-0)	0 (0-0)	0 (0-0)	0 (0-0)	0 (0-0)	0 (0-0)	0 (0-0)	0 (0-0)	0 (0-0)	0 (0-0)	0 (0-0)	0 (0-0)
Cysticercosis	0 (0-0)	0 (0-0)	0 (0-0)	0 (0-0)	0 (0-0)	0 (0-0)	0 (0-0)	0 (0-0)	0 (0-0)	0 (0-0)	0 (0-0)	0 (0-0)	0 (0-0)	0 (0-0)	0 (0-0)	0 (0-0)	0 (0-0)	0 (0-0)	0 (0-0)	0 (0-0)	0 (0-0)	0 (0-0)	0 (0-0)	0 (0-0)	0 (0-0)	0 (0-0)	0 (0-0)	0 (0-0)	0 (0-0)
Cystic echinococcosis	0 (0-0)	0 (0-0)	0 (0-0)	0 (0-0)	0 (0-0)	0 (0-0)	0 (0-0)	0 (0-0)	0 (0-0)	0 (0-0)	0 (0-0)	0 (0-0)	0 (0-0)	0 (0-0)	0 (0-0)	0 (0-0)	0 (0-0)	0 (0-0)	0 (0-0)	0 (0-0)	0 (0-0)	0 (0-0)	0 (0-0)	0 (0-0)	0 (0-0)	0 (0-0)	0 (0-0)	0 (0-0)	0 (0-0)
Lymphatic filariasis	0 (0-0)	0 (0-0)	0 (0-0)	0 (0-0)	0 (0-0)	0 (0-0)	0 (0-0)	0 (0-0)	0 (0-0)	0 (0-0)	0 (0-0)	0 (0-0)	0 (0-0)	0 (0-0)	0 (0-0)	0 (0-0)	0 (0-0)	0 (0-0)	0 (0-0)	0 (0-0)	0 (0-0)	0 (0-0)	0 (0-0)	0 (0-0)	0 (0-0)	0 (0-0)	0 (0-0)	0 (0-0)	0 (0-0)
Onchocerciasis	0 (0-0)	0 (0-0)	0 (0-0)	0 (0-0)	0 (0-0)	0 (0-0)	0 (0-0)	0 (0-0)	0 (0-0)	0 (0-0)	0 (0-0)	0 (0-0)	0 (0-0)	0 (0-0)	0 (0-0)	0 (0-0)	0 (0-0)	0 (0-0)	0 (0-0)	0 (0-0)	0 (0-0)	0 (0-0)	0 (0-0)	0 (0-0)	0 (0-0)	0 (0-0)	0 (0-0)	0 (0-0)	0 (0-0)
Trachoma	0 (0-0)	0 (0-0)	0 (0-0)	0 (0-0)	0 (0-0)	0 (0-0)	0 (0-0)	0 (0-0)	0 (0-0)	0 (0-0)	0 (0-0)	0 (0-0)	0 (0-0)	0 (0-0)	0 (0-0)	0 (0-0)	0 (0-0)	0 (0-0)	0 (0-0)	0 (0-0)	0 (0-0)	0 (0-0)	0 (0-0)	0 (0-0)	0 (0-0)	0 (0-0)	0 (0-0)	0 (0-0)	0 (0-0)
Dengue	0 (0-0)	0 (0-0)	0 (0-0)	0 (0-0)	0 (0-0)	0 (0-0)	0 (0-0)	0 (0-0)	0 (0-0)	0 (0-0)	0 (0-0)	0 (0-0)	0 (0-0)	0 (0-0)	0 (0-0)	0 (0-0)	0 (0-0)	0 (0-0)	0 (0-0)	0 (0-0)	0 (0-0)	0 (0-0)	0 (0-0)	0 (0-0)	0 (0-0)	0 (0-0)	0 (0-0)	0 (0-0)	0 (0-0)
Yellow fever	0 (0-0)	0 (0-0)	0 (0-0)	0 (0-0)	0 (0-0)	0 (0-0)	0 (0-0)	0 (0-0)	0 (0-0)	0 (0-0)	0 (0-0)	0 (0-0)	0 (0-0)	0 (0-0)	0 (0-0)	0 (0-0)	0 (0-0)	0 (0-0)	0 (0-0)	0 (0-0)	0 (0-0)	0 (0-0)	0 (0-0)	0 (0-0)	0 (0-0)	0 (0-0)	0 (0-0)	0 (0-0)	0 (0-0)
Rabies	0 (0-0)	0 (0-0)	0 (0-0)	0 (0-0)	0 (0-0)	0 (0-0)	0 (0-0)	0 (0-0)	0 (0-0)	0 (0-0)	0 (0-0)	0 (0-0)	0 (0-0)	0 (0-0)	0 (0-0)	0 (0-0)	0 (0-0)	0 (0-0)	0 (0-0)	0 (0-0)	0 (0-0)	0 (0-0)	0 (0-0)	0 (0-0)	0 (0-0)	0 (0-0)	0 (0-0)	0 (0-0)	0 (0-0)
Intestinal nematode infections	0 (0-0)	0 (0-0)	0 (0-0)	0 (0-0)	0 (0-0)	0 (0-0)	0 (0-0)	0 (0-0)	0 (0-0)	0 (0-0)	0 (0-0)	0 (0-0)	0 (0-0)	0 (0-0)	0 (0-0)	0 (0-0)	0 (0-0)	0 (0-0)	0 (0-0)	0 (0-0)	0 (0-0)	0 (0-0)	0 (0-0)	0 (0-0)	0 (0-0)	0 (0-0)	0 (0-0)	0 (0-0)	0 (0-0)
Ascariasis	0 (0-0)	0 (0-0)	0 (0-0)	0 (0-0)	0 (0-0)	0 (0-0)	0 (0-0)	0 (0-0)	0 (0-0)	0 (0-0)	0 (0-0)	0 (0-0)	0 (0-0)	0 (0-0)	0 (0-0)	0 (0-0)	0 (0-0)	0 (0-0)	0 (0-0)	0 (0-0)	0 (0-0)	0 (0-0)	0 (0-0)	0 (0-0)	0 (0-0)	0 (0-0)	0 (0-0)	0 (0-0)	0 (0-0)
Trichuriasis	0 (0-0)	0 (0-0)	0 (0-0)	0 (0-0)	0 (0-0)	0 (0-0)	0 (0-0)	0 (0-0)	0 (0-0)	0 (0-0)	0 (0-0)	0 (0-0)	0 (0-0)	0 (0-0)	0 (0-0)	0 (0-0)	0 (0-0)	0 (0-0)	0 (0-0)	0 (0-0)	0 (0-0)	0 (0-0)	0 (0-0)	0 (0-0)	0 (0-0)	0 (0-0)	0 (0-0)	0 (0-0)	0 (0-0)
Hookworm disease	0 (0-0)	0 (0-0)	0 (0-0)	0 (0-0)	0 (0-0)	0 (0-0)	0 (0-0)	0 (

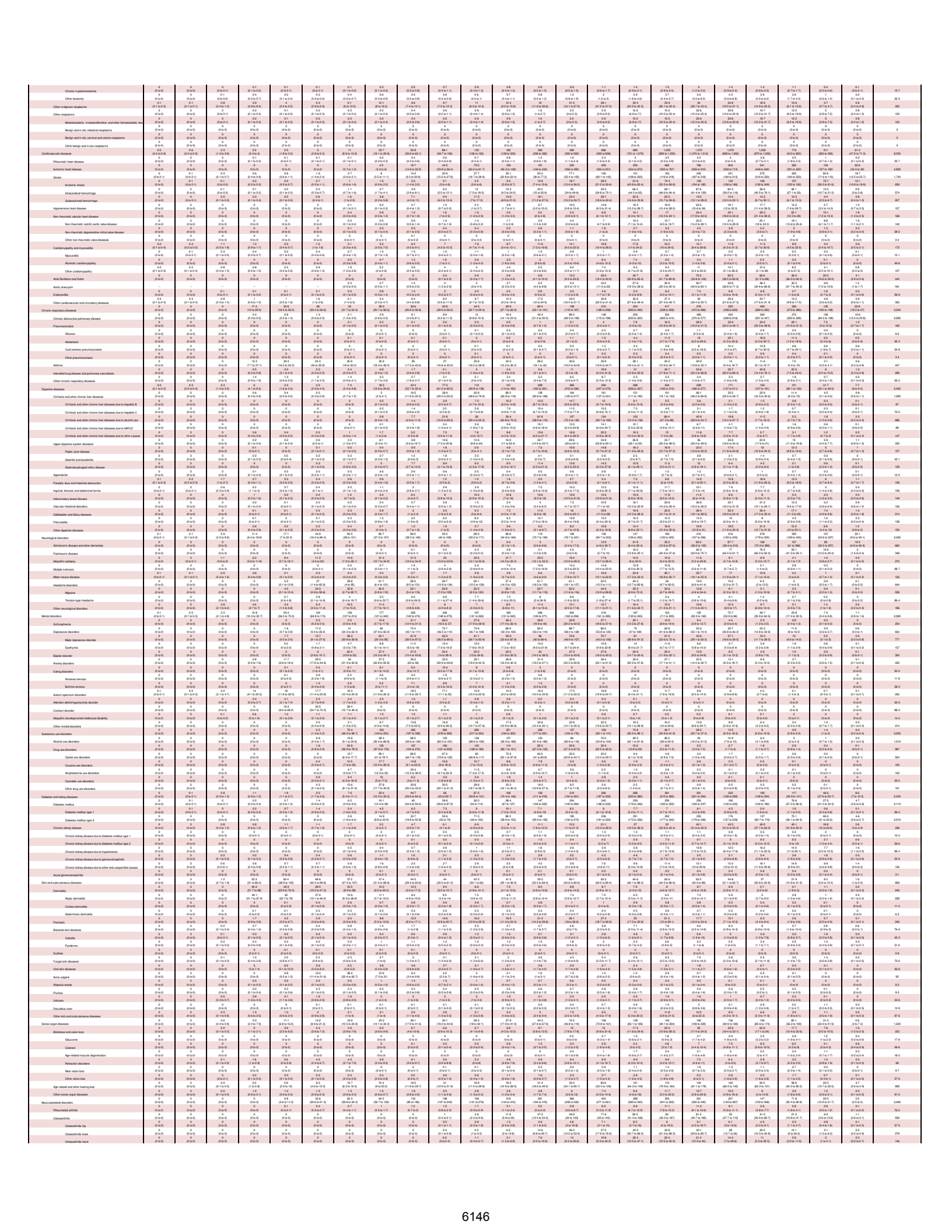

Osteoarthritis other	0 (0 to 0)	0 (0 to 0)	0 (0 to 0)	0 (0 to 0)	0 (0 to 0)	0 (0 to 0)	0 (0 to 0)	0 (0 to 0)	0 (0 to 0)	0 (0 to 0)	0 (0 to 1)	0 (0 to 0)	0 (0 to 0.9)	1 (1 to 2.5)	1 (1 to 2)	4 (2 to 10.4)	4 (2 to 9)	7 (3 to 15.4)	8 (4 to 17.8)	9 (4 to 18.5)	6 (2 to 18)	6 (3 to 13.2)	5 (2 to 12)	2 (1 to 5.2)	2 (1 to 5.9)	1 (0 to 5.2)	0 (0 to 1.4)		57.4
Low back pain	0 (0 to 0)	0 (0 to 0)	0 (0 to 0)	0 (0 to 0)	4.7 (2 to 9.3)	20.4 (13.2 to 36.5)	17 (32 to 43.7)	21.5 (32.4 to 48.4)	32.4 (42.1 to 110)	73.5 (49.6 to 134)	84.3 (61 to 154)	101 (64 to 160)	109 (64 to 164)	146 (94 to 224)	173 (108 to 263)	179 (108 to 272)	184 (110 to 273)	194 (110 to 258)	160 (92 to 222)	146 (82 to 202)	120 (62 to 167)	82 (50 to 124)	39.2 (26 to 69)	27 (17 to 46.9)	8.4 (5.2 to 12.6)	1.2 (0.8 to 1.9)		1,622
Neck pain	0 (0 to 0)	0 (0 to 0)	0 (0 to 0)	2 (0.4 to 4.3)	10.3 (5.2 to 19.2)	17 (9.1 to 28.9)	21.5 (19 to 40)	32.4 (29.1 to 52.1)	48.1 (39.9 to 74)	68.5 (49.2 to 97.2)	40.1 (30 to 75.2)	49.8 (26.4 to 84)	38 (22.4 to 62)	50.2 (27.4 to 86.1)	59.4 (32.5 to 100)	53.9 (27.5 to 94.4)	63.3 (27.4 to 99.4)	63.2 (29.7 to 104)	47 (19 to 84)	39.5 (14.6 to 51.1)	19.5 (7.5 to 35)	9.9 (3.3 to 16.2)	3.2 (0.3 to 9.6)		653
Gout	0 (0 to 0)	0 (0 to 0)	0 (0 to 0)	0 (0 to 0)	0 (0 to 0)	0 (0 to 0)	0 (0 to 0)	0 (0 to 0)	0 (0 to 1.1)	0 (0 to 1.1)	0 (0 to 1)	0 (0 to 2.3)	0 (0 to 2.1)	0 (0 to 2.4)	0 (0 to 3.1)	0 (0 to 3.2)	0 (0 to 3.4)	0 (0 to 3.1)	0 (0 to 2.5)	0 (0 to 2.1)	0 (0 to 1.6)	0 (0 to 1.5)	0 (0 to 1.2)	0 (0 to 0.9)		73.3
Other musculoskeletal disorders	0 (0 to 0)	0 (0 to 0)	0 (0 to 0)	0 (0 to 1.1)	0 (0 to 1.1)	0 (0 to 2.3)	1.1 (0.4 to 2.6)	16.2 (9.6 to 29.6)	39.1 (17.1 to 69.1)	37 (22.3 to 60.5)	38 (22.4 to 62)	29.4 (21.5 to 45)	39.6 (23.1 to 62)	50.2 (28.4 to 80.1)	59.4 (32.5 to 100)	59.9 (32.5 to 94.4)	53.9 (27.4 to 89.4)	52.3 (23.7 to 79.4)	45.7 (20.7 to 73.6)	49.1 (19 to 69.6)	29.2 (12 to 42.5)	16.8 (5.7 to 25)	7.1 (3.1 to 12.3)	2.3 (1.3 to 4.2)	0.4 (0.2 to 0.7)	331
Other non-communicable diseases	45.2 (31.1 to 64)	21.9 (16.3 to 29)	15.1 (12.4 to 19)	30.4 (26.9 to 35.2)	31.7 (29.6 to 35)	35.1 (30.5 to 40.3)	36.7 (27.1 to 47.3)	45.7 (32.6 to 60.8)	48.9 (36.2 to 66)	56.3 (39.9 to 74.8)	53.5 (39.9 to 71.8)	60.6 (44.5 to 82.9)	69 (48.7 to 94.4)	97.8 (68.5 to 136)	149 (94.9 to 196)	180 (106.1 to 252)	191 (104.9 to 261)	194 (108 to 267)	197 (103 to 267)	143 (107 to 188)	119 (88.5 to 152)	53.6 (32.3 to 86)	29.7 (16.9 to 39.9)	8.5 (2.8 to 9.2)	1,840
Congenital birth defects	43.5 (29.1 to 62)	17.9 (12.5 to 26.2)	10.5 (7.7 to 15.9)	32.6 (24.9 to 42.2)	15.4 (12.9 to 21.2)	16.5 (12.2 to 22)	16.3 (12.5 to 21.4)	17 (12.7 to 22.5)	15.3 (11.1 to 20.2)	14.4 (10.7 to 19.4)	13.6 (9.8 to 18.7)	9.5 (6.9 to 13)	12.6 (8.8 to 17)	14 (9.2 to 19.3)	15.5 (9.4 to 21.2)	16.4 (9.2 to 26.3)	14.3 (7.5 to 20.7)	8 (3.5 to 13.5)	3 (1.1 to 7)	1.7 (0.5 to 3.5)	1.1 (0.4 to 1.7)	0.5 (0.2 to 0.9)	0.2 (0 to 0.5)	0 (0 to 0)	334
Neural tube defects	3.5 (1.7 to 6.7)	1.1 (0.4 to 2.1)	0.6 (0.2 to 1.6)	4.7 (2.4 to 9.5)	0.6 (0.3 to 1.2)	0.9 (0.4 to 1.4)	0.9 (0.4 to 1.6)	1.2 (0.7 to 1.8)	1.1 (0.7 to 1.7)	1 (0.4 to 1.5)	0.8 (0.4 to 1.4)	0.6 (0.3 to 1.1)	0.8 (0.4 to 1.4)	0.5 (0.2 to 0.9)	0.3 (0.1 to 0.5)	0.2 (0.1 to 0.5)	0.1 (0.1 to 0.3)	0.1 (0 to 0.2)	0 (0 to 0.2)	0 (0 to 0.1)	0 (0 to 0.1)	0 (0 to 0.1)	0 (0 to 0)	0 (0 to 0)	20.1
Congenital heart anomalies	8.8 (4.4 to 20.2)	7.3 (4.2 to 13)	12.8 (6.4 to 25.7)	6 (3.4 to 11)	1.9 (1.1 to 4.5)	2.7 (1.7 to 4.5)	3.4 (2.3 to 5.2)	3.9 (2.5 to 5.7)	3.2 (2.2 to 5.5)	3.1 (2.2 to 4.9)	3.1 (1.9 to 4.9)	3.2 (1.9 to 5.2)	3.1 (1.7 to 4.5)	2.8 (1.5 to 4.4)	2.2 (1.1 to 3.5)	2 (0.8 to 3.4)	1.7 (0.7 to 3.1)	1.4 (0.5 to 2.5)	0.2 (0 to 0.4)	0.1 (0 to 0.3)	0.1 (0 to 0.2)	0.1 (0 to 0.1)	0 (0 to 0)	0 (0 to 0)	70.2
Orofacial clefts	0 (0 to 0)	0 (0 to 0)	0.3 (0.1 to 0.5)	0 (0 to 0.2)	0.2 (0 to 0.4)	0.2 (0 to 0.4)	0.2 (0 to 0.4)	0.2 (0 to 0.4)	0.2 (0 to 0.4)	0.2 (0 to 0.4)	0.2 (0 to 0.4)	0.2 (0 to 0.4)	0.2 (0 to 0.4)	0.2 (0 to 0.4)	0.2 (0 to 0.4)	0.2 (0 to 0.4)	0.2 (0 to 0.4)	0.1 (0 to 0.3)	0.1 (0 to 0.3)	0.1 (0 to 0.2)	0.1 (0 to 0.2)	0.1 (0 to 0.1)	0 (0 to 0)	0 (0 to 0)	3.1
Down syndrome	1.4 (0.4 to 3)	0.4 (0.2 to 0.9)	1.6 (0.7 to 3.4)	1.5 (0.6 to 3.1)	1 (0.4 to 1.7)	1.1 (0.6 to 1.8)	1.2 (0.6 to 1.8)	1.6 (1 to 2.3)	1.6 (1.2 to 2.8)	1.7 (1.1 to 2.5)	1.7 (1.1 to 2.5)	1.7 (1.1 to 2.6)	1.8 (1.1 to 2.7)	2.8 (1.6 to 4.3)	2.3 (1.2 to 3.6)	2.7 (1.2 to 4.9)	2.3 (0.9 to 4.2)	1.7 (0.7 to 3.1)	1.4 (0.5 to 2.5)	0.2 (0 to 0.4)	0.3 (0 to 0.5)	0.3 (0 to 0.5)	0 (0 to 0)	0 (0 to 0)	41.8
Turner syndrome	0 (0 to 0)	0 (0 to 0)	0 (0 to 0)	0 (0 to 0)	0 (0 to 0)	0 (0 to 0)	0 (0 to 0)	0 (0 to 0)	0 (0 to 0)	0 (0 to 0)	0 (0 to 0)	0 (0 to 0)	0 (0 to 0)	0 (0 to 0)	0 (0 to 0)	0 (0 to 0)	0 (0 to 0)	0 (0 to 0)	0 (0 to 0)	0 (0 to 0)	0 (0 to 0)	0 (0 to 0)	0 (0 to 0)	0 (0 to 0)	0 (0 to 0)	0
Klinefelter syndrome	0 (0 to 0)	0 (0 to 0)	0 (0 to 0)	0 (0 to 0)	0 (0 to 0)	0 (0 to 0)	0 (0 to 0)	0 (0 to 0)	0 (0 to 0)	0 (0 to 0)	0 (0 to 0)	0 (0 to 0)	0 (0 to 0)	0 (0 to 0)	0 (0 to 0)	0 (0 to 0)	0 (0 to 0)	0 (0 to 0)	0 (0 to 0)	0 (0 to 0)	0 (0 to 0)	0 (0 to 0)	0 (0 to 0)	0 (0 to 0)	0 (0 to 0)	0.2
Other chromosomal abnormalities	2.9 (2.0 to 3)	1.8 (1 to 3)	0.2 (0 to 0.4)	3.3 (2.2 to 4.4)	2 (1.3 to 2.9)	2.1 (1.3 to 3.1)	2.1 (1.3 to 3.1)	2.2 (1.4 to 3.3)	1.8 (1.2 to 2.7)	1.8 (1.1 to 2.6)	1.7 (1 to 2.5)	1.4 (0.8 to 2.2)	1.5 (0.8 to 2.4)	1.2 (0.7 to 2)	0.9 (0.4 to 1.5)	0.6 (0.2 to 1)	0.4 (0.2 to 0.7)	0.2 (0 to 0.4)	0.1 (0 to 0.3)	0.1 (0 to 0.2)	0 (0 to 0)	0 (0 to 0)	0 (0 to 0)	0 (0 to 0)	34.1
Congenital musculoskeletal and limb anomalies	1.6 (0.4 to 3.5)	0.6 (0.4 to 1.2)	0.5 (0.2 to 0.9)	4.9 (2.7 to 7.6)	4.9 (2.4 to 8.6)	4.7 (2.4 to 8.6)	3.4 (2 to 5.2)	3.2 (2 to 5.2)	3.3 (2 to 5.1)	3.1 (1.8 to 4.9)	2.9 (1.5 to 4.1)	2.7 (1.5 to 4.1)	3.1 (1.6 to 4.6)	3.2 (1.6 to 5.2)	2.7 (1.2 to 4.2)	3.1 (1.4 to 5.1)	2.7 (1.1 to 4.4)	1.4 (0.7 to 2.2)	0.4 (0.2 to 0.6)	0.2 (0 to 0.4)	0.2 (0 to 0.3)	0.1 (0 to 0.2)	0 (0 to 0)	0 (0 to 0)	61.2
Urogenital congenital anomalies	1.8 (0.4 to 5.8)	0.3 (0.1 to 1.5)	0.6 (0.2 to 2.2)	0.7 (0.4 to 1.5)	0.5 (0.2 to 1.2)	0.4 (0.2 to 0.8)	0.3 (0.2 to 0.4)	0.3 (0.2 to 0.4)	0.2 (0.1 to 0.3)	0.2 (0.1 to 0.3)	0.1 (0.1 to 0.2)	0.1 (0.1 to 0.2)	0.1 (0.1 to 0.2)	0.1 (0.1 to 0.2)	0.1 (0.1 to 0.1)	0.1 (0 to 0.1)	0 (0 to 0.1)	0 (0 to 0.1)	0 (0 to 0.1)	0 (0 to 0.1)	0 (0 to 0.1)	0 (0 to 0.1)	0 (0 to 0)	0 (0 to 0)	5.9
Digestive congenital anomalies	6.2 (3.5 to 11.4)	1.9 (1.3 to 2.7)	1.1 (0.6 to 1.8)	2.7 (2 to 7.8)	1.3 (0.6 to 2.5)	1.4 (0.6 to 3.5)	1.3 (0.6 to 3.3)	1.2 (0.6 to 2.7)	1.1 (0.6 to 2.5)	0.9 (0.5 to 2.2)	0.8 (0.4 to 2.1)	0.7 (0.3 to 1.9)	0.8 (0.4 to 2.1)	0.6 (0.3 to 1.6)	0.5 (0.2 to 1.4)	0.4 (0.1 to 1.2)	0.3 (0.1 to 1.1)	0.2 (0 to 0.6)	0.1 (0 to 0.3)	0 (0 to 0.1)	0 (0 to 0.1)	0 (0 to 0.1)	0 (0 to 0)	0 (0 to 0)	19.5
Other congenital birth defects	16.3 (7.4 to 29.4)	7.4 (2.9 to 9)	3.4 (1.5 to 5.5)	3.4 (1.6 to 5.9)	2.6 (1.2 to 5.5)	2.6 (1.3 to 5.2)	2.6 (1.3 to 5.2)	2.6 (1.3 to 5.2)	2.6 (1.3 to 5.2)	2.6 (1.3 to 5.2)	2.6 (1.3 to 5.2)	2.6 (1.3 to 5.2)	2.6 (1.3 to 5.2)	2.6 (1.3 to 5.2)	2.6 (1.3 to 5.2)	2.6 (1.3 to 5.2)	2.6 (1.3 to 5.2)	2.6 (1.3 to 5.2)	2.6 (1.3 to 5.2)	2.6 (1.3 to 5.2)	2.6 (1.3 to 5.2)	2.6 (1.3 to 5.2)	2.6 (1.3 to 5.2)	2.6 (1.3 to 5.2)	77.9
Urinary diseases and male infertility	0 (0 to 1)	0 (0 to 0)	0 (0 to 0.6)	0.3 (0 to 0.9)	0.4 (0.2 to 0.8)	0.5 (0.3 to 0.9)	0.5 (0.3 to 0.9)	0.6 (0.3 to 1.1)	0.7 (0.4 to 1.2)	0.8 (0.3 to 1.7)	0.8 (0.3 to 1.7)	0.8 (0.3 to 1.7)	0.8 (0.3 to 1.7)	0.8 (0.3 to 1.7)	0.8 (0.3 to 1.7)	1.3 (0.4 to 2.7)	1.3 (0.4 to 2.7)	1.3 (0.4 to 2.7)	1.3 (0.4 to 2.7)	1.3 (0.4 to 2.7)	1.3 (0.4 to 2.7)	1.3 (0.4 to 2.7)	1.3 (0.4 to 2.7)	1.3 (0.4 to 2.7)	1.3 (0.4 to 2.7)	377
Urolithiasis	0 (0 to 0)	0 (0 to 0)	0 (0 to 0)	0 (0 to 0)	0 (0 to 0)	0 (0 to 0)	0 (0 to 0.1)	0 (0 to 0.1)	0 (0 to 0.2)	0 (0 to 0.2)	0 (0 to 0.2)	0 (0 to 0.2)	0 (0 to 0.2)	0 (0 to 0.2)	0 (0 to 0.2)	0 (0 to 0.2)	0 (0 to 0.2)	0 (0 to 0.2)	0 (0 to 0.2)	0 (0 to 0.2)	0 (0 to 0.2)	0 (0 to 0.2)	0 (0 to 0.2)	0 (0 to 0.2)	0 (0 to 0.2)	0 (0 to 0.2)	16.3
Benign prostatic hyperplasia	0 (0 to 0)	0 (0 to 0)	0 (0 to 0)	0 (0 to 0)	0 (0 to 0)	0 (0 to 0)	0 (0 to 0)	0 (0 to 0)	0 (0 to 0)	0 (0 to 0)	0 (0 to 0)	0 (0 to 0)	0 (0 to 0)	0 (0 to 0)	0 (0 to 0)	0 (0 to 0)	0 (0 to 0)	0 (0 to 0)	0 (0 to 0)	0 (0 to 0)	0 (0 to 0)	0 (0 to 0)	0 (0 to 0)	0 (0 to 0)	0 (0 to 0)	0 (0 to 0)	140
Male infertility	0 (0 to 0)	0 (0 to 0)	0 (0 to 0)	0 (0 to 0)	0 (0 to 0)	0 (0 to 0)	0 (0 to 0)	1.3 (0.2 to 4)	2.1 (0.4 to 5.5)	2.3 (0.4 to 5.7)	2.2 (0.4 to 6)	2.2 (0.4 to 5.7)	2.2 (0.4 to 5.7)	2 (0.4 to 5.7)	2 (0.4 to 5.7)	2 (0.4 to 5.7)	2 (0.4 to 5.7)	2 (0.4 to 5.7)	2 (0.4 to 5.7)	2 (0.4 to 5.7)	2 (0.4 to 5.7)	2 (0.4 to 5.7)	2 (0.4 to 5.7)	2 (0.4 to 5.7)	2 (0.4 to 5.7)	10.5
Other urinary diseases	0 (0 to 0.1)	0 (0 to 0.1)	0.1 (0 to 0.2)	0.1 (0 to 0.2)	0.1 (0 to 0.2)	0.1 (0 to 0.2)	0.2 (0 to 0.2)	0.2 (0 to 0.3)	0.5 (0 to 0.5)	0.5 (0.2 to 0.8)	0.5 (0.3 to 0.9)	0.6 (0.3 to 0.9)	0.7 (0.4 to 1.2)	1 (0.5 to 1.5)	1.1 (0.6 to 2)	1.4 (0.8 to 2.2)	1.7 (0.9 to 3.4)	1.7 (0.9 to 4.1)	1.9 (1 to 4.8)	1.9 (0.8 to 4.9)	1.5 (0.5 to 4.4)	1.1 (0.5 to 4.9)	0.7 (0.2 to 3.2)	0.2 (0 to 1.5)	18
Gynecological diseases	0 (0 to 0)	0 (0 to 0)	0 (0 to 0)	0 (0 to 0)	0 (0 to 0)	0 (0 to 0)	0 (0 to 0)	0 (0 to 0)	0 (0 to 0)	0 (0 to 0)	0 (0 to 0)	0 (0 to 0)	0 (0 to 0)	0 (0 to 0)	0 (0 to 0)	0 (0 to 0)	0 (0 to 0)	0 (0 to 0)	0 (0 to 0)	0 (0 to 0)	0 (0 to 0)	0 (0 to 0)	0 (0 to 0)	0 (0 to 0)	0 (0 to 0)	0
Uterine fibroids	0 (0 to 0)	0 (0 to 0)	0 (0 to 0)	0 (0 to 0)	0 (0 to 0)	0 (0 to 0)	0 (0 to 0)	0 (0 to 0)	0 (0 to 0)	0 (0 to 0)	0 (0 to 0)	0 (0 to 0)	0 (0 to 0)	0 (0 to 0)	0 (0 to 0)	0 (0 to 0)	0 (0 to 0)	0 (0 to 0)	0 (0 to 0)	0 (0 to 0)	0 (0 to 0)	0 (0 to 0)	0 (0 to 0)	0 (0 to 0)	0 (0 to 0)	0
Polycystic ovarian syndrome	..	..	..	..	..	..	..	..	..	..	..	..	..	..	..	..	..	..	..	..	..	..	..	..	..	NA
Female infertility	..	..	..	..	..	..	..	..	..	..	..	..	..	..	..	..	..	..	..	..	..	..	..	..	..	NA
Endometriosis	..	..	..	..	..	..	..	..	..	..	..	..	..	..	..	..	..	..	..	..	..	..	..	..	..	NA
Genital prolapse	0 (0 to 0)	0 (0 to 0)	0 (0 to 0)	0 (0 to 0)	0 (0 to 0)	0 (0 to 0)	0 (0 to 0)	0 (0 to 0)	0 (0 to 0)	0 (0 to 0)	0 (0 to 0)	0 (0 to 0)	0 (0 to 0)	0 (0 to 0)	0 (0 to 0)	0 (0 to 0)	0 (0 to 0)	0 (0 to 0)	0 (0 to 0)	0 (0 to 0)	0 (0 to 0)	0 (0 to 0)	0 (0 to 0)	0 (0 to 0)	0 (0 to 0)	0
Premenstrual syndrome	..	..	..	..	..	..	..	..	..	..	..	..	..	..	..	..	..	..	..	..	..	..	..	..	..	NA
Other gynecological diseases	0 (0 to 0)	0 (0 to 0)	0 (0 to 0)	0 (0 to 0)	0 (0 to 0)	0 (0 to 0)	0 (0 to 0)	0 (0 to 0)	0 (0 to 0)	0 (0 to 0)	0 (0 to 0)	0 (0 to 0)	0 (0 to 0)	0 (0 to 0)	0 (0 to 0)	0 (0 to 0)	0 (0 to 0)	0 (0 to 0)	0 (0 to 0)	0 (0 to 0)	0 (0 to 0)	0 (0 to 0)	0 (0 to 0)	0 (0 to 0)	0 (0 to 0)	0
Hemoglobinopathies and hemolytic anemias	0 (0 to 1)	0 (0 to 2)	0.6 (0.2 to 2.2)	1.2 (0.2 to 5.1)	0.5 (0.2 to 1.1)	0.5 (0.2 to 1.1)	0.8 (0.4 to 1.7)	0.7 (0.4 to 1.5)	0.8 (0.4 to 1.9)	0.7 (0.4 to 1.6)	0.7 (0.4 to 1.6)	0.6 (0.3 to 1.5)	0.7 (0.4 to 2.1)	0.6 (0.3 to 1.5)	0.7 (0.4 to 2.1)	1.2 (0.5 to 3.5)	1.1 (0.5 to 3.4)	1.2 (0.5 to 3.6)	1.2 (0.5 to 4)	1.2 (0.4 to 3.8)	1 (0.4 to 3.1)	0.9 (0.4 to 1.8)	0.7 (0.4 to 1.2)	0.3 (0.2 to 0.6)	16
Thalassemias	0 (0 to 0)	0 (0 to 0)	0 (0 to 0)	0 (0 to 0)	0 (0 to 0)	0 (0 to 0)	0 (0 to 0)	0 (0 to 0)	0 (0 to 0)	0 (0 to 0)	0 (0 to 0)	0 (0 to 0)	0 (0 to 0)	0 (0 to 0)	0 (0 to 0)	0 (0 to 0)	0 (0 to 0)	0 (0 to 0)	0 (0 to 0)	0 (0 to 0)	0 (0 to 0)	0 (0 to 0)	0 (0 to 0)	0 (0 to 0)	0 (0 to 0)	0
Thalassemias trait	0 (0 to 0)	0 (0 to 0)	0 (0 to 0.7)	0 (0 to 0.2)	0 (0 to 0.4)	0 (0 to 0.1)	0 (0 to 0.1)	0 (0 to 0.1)	0 (0 to 0.1)	0 (0 to 0.1)	0 (0 to 0.1)	0 (0 to 0.1)	0 (0 to 0.1)	0 (0 to 0.1)	0 (0 to 0.1)	0 (0 to 0.1)	0 (0 to 0.2)	0 (0 to 0.2)	0 (0 to 0.2)	0 (0 to 0.2)	0 (0 to 0.2)	0 (0 to 0.2)	0 (0 to 0.2)	0 (0 to 0.1)	0 (0 to 0)	0.9
Sickle cell disorders	0 (0 to 0)	0 (0 to 0)	0.1 (0 to 0.2)	0.2 (0 to 0.5)	0.1 (0 to 0.2)	0.1 (0 to 0.2)	0.1 (0 to 0.2)	0.2 (0 to 0.3)	0.1 (0 to 0.2)	0.1 (0 to 0.2)	0.1 (0 to 0.2)	0.1 (0 to 0.2)	0.1 (0 to 0.1)	0.1 (0 to 0.1)	0.1 (0 to 0.1)	0 (0 to 0.1)	0 (0 to 0.1)	0 (0 to 0.1)	0 (0 to 0.1)	0 (0 to 0.1)	0 (0 to 0.1)	0 (0 to 0.1)	0 (0 to 0.1)	0 (0 to 0.1)	0 (0 to 0)	1.3
Sickle cell trait	0 (0 to 0)	0 (0 to 0)	0.2 (0 to 1)	0.4 (0 to 1.1)	0.1 (0 to 0.4)	0.1 (0 to 0.3)	0.2 (0 to 0.5)	0.3 (0 to 0.6)	0.2 (0 to 0.5)	0.2 (0 to 0.4)	0.3 (0 to 0.6)	0.2 (0 to 0.5)	0.2 (0 to 0.5)	0.2 (0 to 0.5)	0.2 (0 to 0.5)	0.1 (0 to 0.3)	0.1 (0 to 0.3)	0.1 (0 to 0.3)	0.1 (0 to 0.3)	0.1 (0 to 0.3)	0.1 (0 to 0.3)	0.1 (0 to 0.3)	0 (0 to 0.1)	0 (0 to 0)	0 (0 to 0)	1.5
G6PD deficiency	0 (0 to 0)	0 (0 to 0)	0 (0 to 0)	0 (0 to 0.1)	0 (0 to 0.1)	0 (0 to 0.1)	0 (0 to 0.2)	0 (0 to 0.2)	0 (0 to 0.2)	0 (0 to 0.2)	0 (0 to 0.2)	0 (0 to 0.2)	0 (0 to 0.2)	0 (0 to 0.2)	0 (0 to 0.2)	0 (0 to 0.2)	0 (0 to 0.2)	0 (0 to 0.2)	0 (0 to 0.2)	0 (0 to 0.2)	0 (0 to 0.2)	0 (0 to 0.2)	0 (0 to 0.2)	0 (0 to 0.1)	0 (0 to 0)	3
G6PD trait	0 (0 to 0)	0 (0 to 0)	0 (0 to 0)	0 (0 to 0)	0 (0 to 0)	0 (0 to 0)	0 (0 to 0)	0 (0 to 0)	0 (0 to 0)	0 (0 to 0)	0 (0 to 0)	0 (0 to 0)	0 (0 to 0)	0 (0 to 0)	0 (0 to 0)	0 (0 to 0)	0 (0 to 0)	0 (0 to 0)	0 (0 to 0)	0 (0 to 0)	0 (0 to 0)	0 (0 to 0)	0 (0 to 0)	0 (0 to 0)	0 (0 to 0)	0
Other hemoglobinopathies and hemolytic anemias	0 (0 to 0)	0 (0 to 0.1)	0.1 (0 to 0.4)	0.3 (0 to 1.5)	0.2 (0 to 0.8)	0.2 (0 to 0.6)	0.2 (0 to 0.6)	0.3 (0 to 1.1)	0.2 (0 to 0.9)	0.2 (0 to 0.8)	0.3 (0 to 1.2)	0.4 (0 to 1.2)	0.3 (0 to 0.9)	0.3 (0 to 1)	0.4 (0 to 1.4)	0.6 (0 to 2.4)	0.7 (0 to 2.6)	0.9 (0 to 3.1)	1 (0 to 3.2)	0.8 (0 to 3.4)	0.8 (0 to 3.4)	0.6 (0 to 1.4)	0.3 (0 to 0.6)	0.2 (0 to 0.5)	9.3
Endocrine, metabolic, blood, and immune disorders	1.6 (0.9 to 2.9)	1.5 (0.9 to 2.3)	7.3 (4.5 to 12)	10.8 (6.5 to 19.8)	11.3 (7.1 to 17.7)	13.5 (9.2 to 19.3)	12.3 (8.9 to 16.3)	17 (10.9 to 23.9)	18 (12 to 25.7)	20.6 (13.7 to 29.7)	17.5 (11.5 to 26.8)	18.4 (11.5 to 27.2)	18.4 (11.5 to 27.2)	22 (13.7 to 34.2)	28.1 (16.9 to 42.6)	39.5 (20.7 to 61.9)	47.5 (23.7 to 74.2)	52.3 (25.1 to 78.9)	60 (27.9 to 87.1)	58.1 (30.5 to 88.1)	73.1 (46.9 to 108)	43.4 (27.5 to 66.8)	27.1 (17.5 to 40.3)	10.5 (6.9 to 15.2)	3 (2 to 4.7)	708
Oral disorders	3.7 (1.5 to 6.2)	3.7 (1.5 to 6.2)	3.5 (1.5 to 6.2)	4.3 (1.5 to 7.2)	2.2 (0.9 to 3.6)	2.2 (0.9 to 3.6)	2.6 (1.1 to 4.3)	3.6 (1.6 to 5.9)	3.6 (1.6 to 5.9)	3.6 (1.6 to 5.9)	3.6 (1.6 to 5.9)	3.6 (1.6 to 5.9)	3.6 (1.6 to 5.9)	3.6 (1.6 to 5.9)	3.6 (1.6 to 5.9)	3.6 (1.6 to 5.9)	3.6 (1.6 to 5.9)	3.6 (1.6 to 5.9)	3.6 (1.6 to 5.9)	3.6 (1.6 to 5.9)	3.6 (1.6 to 5.9)	3.6 (1.6 to 5.9)	3.6 (1.6 to 5.9)	3.6 (1.6 to 5.9)	3.6 (1.6 to 5.9)	480
Caries of deciduous teeth	0 (0 to 0)	0 (0 to 0)	0 (0 to 0)	0 (0 to 0.7)	0 (0 to 1.4)	0 (0 to 0.1)	0 (0 to 0)	0 (0 to 0)	0 (0 to 0)	0 (0 to 0)	0 (0 to 0)	0 (0 to 0)	0 (0 to 0)	0 (0 to 0)	0 (0 to 0)	0 (0 to 0)	0 (0 to 0)	0 (0 to 0)	0 (0 to 0)	0 (0 to 0)	0 (0 to 0)	0 (0 to 0)	0 (0 to 0)	0 (0 to 0)	0 (0 to 0)	1.1
Caries of permanent teeth	0 (0 to 0)	0 (0 to 0)	0 (0 to 0)	0 (0 to 0)	0.6 (0.2 to 1.4)	0.6 (0.3 to 1.4)	0.6 (0.3 to 1.4)	0.6 (0.2 to 1.4)	0.6 (0.2 to 1.4)	0.6 (0.2 to 1.4)	0.6 (0.2 to 1.4)	0.6 (0.2 to 1.4)	0.6 (0.2 to 1.4)	0.6 (0.2 to 1.4)	0.6 (0.2 to 1.4)	0.6 (0.2 to 1.4)	0.6 (0.2 to 1.4)	0.6 (0.2 to 1.4)	0.6 (0.2 to 1.4)	0.6 (0.2 to 1.4)	0.6 (0.2 to 1.4)	0.6 (0.2 to 1.4)	0.6 (0.2 to 1.4)	0.6 (0.2 to 1.4)	0.6 (0.2 to 1.4)	38
Periodontal diseases	0 (0 to 0)	0 (0 to 0)	0 (0 to 0)	0 (0 to 0)	0 (0 to 0)	0 (0 to 0)	0 (0 to 0)	0 (0 to 0)	0 (0 to 0)	0 (0 to 0)	0 (0 to 0)	0 (0 to 0)	0 (0 to 0)	0 (0 to 0)	0 (0 to 0)	0 (0 to 0)	0 (0 to 0)	0 (0 to 0)	0 (0 to 0)	0 (0 to 0)	0 (0 to 0)	0 (0 to 0)	0 (0 to 0)	0 (0 to 0)	0 (0 to 0)	71.9
Other oral disorders	0 (0 to 0)	0 (0 to 0)	0 (0 to 0)	0.4 (0.1 to 0.9)	2.1 (1.2 to 3.5)	2.2 (1.3 to 3.5)	3.7 (1.8 to 4.9)	4.3 (2.5 to 6.7)	4.3 (2.5 to 6.7)	4.3 (2.5 to 6.7)	4.3 (2.5 to 6.7)	4.3 (2.5 to 6.7)	4.6 (2.6 to 7.5)	4.6 (2.6 to 7.1)	5.5 (3.2 to 8.3)	6.1 (3.4 to 9.2)	5.3 (3.2 to 8.3)	4.7 (2.8 to 7)	3.7 (2.2 to 5.7)	1.8 (1.1 to 2.7)	1 (0.6 to 1.6)	0.4 (0.2 to 0.6)	0.1 (0.1 to 0.2)	0 (0 to 0)	68.2
Sudden infant death syndrome	..	24.7 (13.4 to 39.9)	..	..	..	..	..	..	..	..	..	..	..	..	..	..	..	..	..	..	..	..	..	..	..	NA
Injuries	0.5 (0.3 to 0.9)	0.6 (0.5 to 0.8)	7.4 (4.7 to 10.5)	24.2 (19.5 to 29.5)	27.2 (20.6 to 35.7)	69.3 (59.1 to 82.3)	136 (115 to 160)	257 (219 to 301)	247 (211 to 290)	259 (218 to 308)	270 (226 to 325)	268 (222 to 322)	303 (252 to 370)	282 (225 to 351)	285 (228 to 351)	284 (228 to 351)	245 (190 to 304)	255 (193 to 331)	195 (135 to 246)	145 (104 to 192)	141 (103 to 174)	97.6 (79.6 to 118)	42.9 (34.7 to 51.7)	9.3 (6.6 to 10)	3,559
Transport injuries	0 (0 to 0)	0 (0 to 0.1)	0.3 (0 to 0.8)	2.4 (1.4 to 5.2)	3.9 (2.7 to 7.3)	9.1 (7.3 to 13.1)	17 (14.1 to 20.7)	34.4 (29.6 to 40.2)	34.6 (27.6 to 42.1)	44.3 (35.9 to 54)	39.6 (29.9 to 46.4)	37.1 (29.1 to 46.4)	41.5 (32.6 to 52.1)	37.2 (29.6 to 46.5)	39.6 (32.1 to 48.2)	39.6 (32.1 to 48.2)	34.1 (26.5 to 43.3)	26.5 (19.7 to 36)	20.2 (14.1 to 27.3)	19.7 (13.7 to 26)	13.6 (9.2 to 18.4)	7.4 (4.6 to 10)	1.3 (0.7 to 1.8)	0.3 (0.2 to

SR Table 2a: Hartlepool DALYS by cause and sex aroup for males with 95% uncertainty intervals, 2019

Cause	Early Neonatal	Late Neonatal	Post Neonatal	1 to 4	5 to 9	10 to 14	15 to 19	20 to 24	25 to 29	30 to 34	35 to 39	40 to 44	45 to 49	50 to 54	55 to 59	60 to 64	65 to 69	70 to 74	75 to 79	80 to 84	85 to 89	90 to 94	95 plus	Total
All causes	1,167 (1,167 to 1,167)	1,167 (1,167 to 1,167)	1,167 (1,167 to 1,167)

Osteoarthritis other	0 (0 to 0)	0 (0 to 0)	0 (0 to 0)	0 (0 to 0)	0 (0 to 0)	0 (0 to 0)	0 (0 to 0)	0 (0 to 0)	0 (0 to 0)	0 (0 to 0)	0 (0 to 0)	0 (0 to 0)	0-1 (0 to 0)	0-1 (0 to 0)	0-4 (0 to 9)	0-9 (0 to 2)	1-6 (0 to 3)	2-5 (1 to 5)	2-7 (1 to 5)	2-9 (1 to 6)	3-1 (1 to 6)	2-1 (1 to 4)	1-8 (0 to 3)	1-1 (0 to 3)	0-4 (0 to 2)	0-1 (0 to 0)	19-9
Low back pain	0 (0 to 0)	0 (0 to 0)	0 (0 to 0)	0 (0 to 0)	1-7 (0 to 3)	8-4 (4 to 13)	13-7 (8 to 22)	19-8 (10 to 32)	35-9 (14 to 60)	39-8 (17 to 67)	34-3 (20 to 53)	36 (21 to 55)	47-8 (29 to 74)	59-3 (35 to 89)	64 (40 to 94)	64 (40 to 94)	55 (32 to 85)	64 (38 to 99)	46-6 (27 to 70)	28 (12 to 50)	20-1 (10 to 35)	16-1 (9 to 27)	3 (1 to 9)	5-4 (3 to 8)	554
Neck pain	0 (0 to 0)	0 (0 to 0)	0-7 (0 to 2)	3-6 (0 to 7)	6-1 (2 to 10)	13-6 (6 to 23)	19-8 (10 to 32)	29-9 (14 to 50)	49-9 (19 to 90)	54-3 (22 to 96)	46-8 (27 to 73)	49-2 (27 to 77)	64-1 (37 to 100)	80-8 (44 to 126)	87-3 (49 to 136)	87-3 (49 to 136)	75 (41 to 117)	87-3 (45 to 137)	63-8 (32 to 103)	38-9 (16 to 70)	27-4 (10 to 52)	22 (8 to 44)	4-1 (1 to 9)	7-7 (3 to 15)	755
Gout	0 (0 to 0)	0 (0 to 0)	0 (0 to 0)	0 (0 to 0)	0 (0 to 0)	0 (0 to 0)	0 (0 to 0)	0 (0 to 0)	0 (0 to 0)	0 (0 to 0)	0 (0 to 0)	0 (0 to 0)	0 (0 to 1)	0 (0 to 1)	0 (0 to 1)	0 (0 to 1)	0 (0 to 1)	0 (0 to 1)	0 (0 to 1)	0 (0 to 1)	0 (0 to 1)	0 (0 to 1)	0 (0 to 0)	0 (0 to 0)	0 (0 to 0)	0 (0 to 0)	24-4
Other musculoskeletal disorders	0 (0 to 0)	0 (0 to 0)	0 (0 to 0)	0 (0 to 0)	0-1 (0 to 0)	2-1 (0 to 3)	3-9 (1 to 9)	5-5 (2 to 9)	10-5 (5 to 17)	13-5 (7 to 21)	13-2 (7 to 21)	13-2 (7 to 21)	17-2 (10 to 27)	20 (10 to 32)	20-8 (11 to 34)	20-8 (11 to 34)	18-6 (9 to 29)	15-4 (7 to 25)	12-4 (6 to 24)	8-9 (4 to 16)	6 (2 to 12)	2-6 (1 to 4)	0-8 (0 to 1)	0-1 (0 to 0)	0-1 (0 to 0)	182
Other non-communicable diseases	18-1 (11 to 28)	9-9 (7 to 14)	24-3 (15 to 36)	19-3 (11 to 30)	10-9 (7 to 15)	11-6 (8 to 16)	11-9 (8 to 16)	13-4 (10 to 17)	15-7 (11 to 20)	17-6 (12 to 23)	17-7 (12 to 24)	19-4 (13 to 27)	28 (19 to 38)	27-2 (18 to 38)	27-2 (18 to 38)	25-1 (16 to 35)	22-9 (14 to 33)	27-1 (17 to 38)	19-3 (11 to 30)	14-1 (7 to 25)	9-8 (4 to 17)	8-1 (3 to 15)	1-8 (0 to 4)	3-5 (2 to 5)	0-8 (0 to 1)	387
Congenital birth defects	17-5 (10 to 32)	9-1 (5 to 15)	14-1 (8 to 24)	12-9 (7 to 21)	5-9 (4 to 8)	6-2 (4 to 9)	6 (4 to 7)	5-6 (3 to 8)	5-3 (3 to 8)	5-1 (3 to 8)	4-6 (2 to 6)	4-1 (2 to 6)	5-4 (3 to 8)	5-1 (3 to 7)	5-3 (3 to 7)	5-3 (3 to 7)	4-3 (2 to 6)	3 (1 to 4)	1 (0 to 2)	0-6 (0 to 2)	0-4 (0 to 2)	0-2 (0 to 2)	0-1 (0 to 1)	0 (0 to 0)	120
Neural tube defects	1-2 (0 to 2)	0-5 (0 to 1)	0-8 (0 to 2)	1-6 (0 to 3)	0-2 (0 to 1)	0-3 (0 to 1)	0-3 (0 to 1)	0-3 (0 to 1)	0-3 (0 to 1)	0-3 (0 to 1)	0-2 (0 to 1)	0-3 (0 to 1)	0-2 (0 to 1)	0-3 (0 to 1)	0-3 (0 to 1)	0-3 (0 to 1)	0-3 (0 to 1)	0-3 (0 to 1)	0-2 (0 to 1)	0-2 (0 to 1)	0-2 (0 to 1)	0-2 (0 to 1)	0-1 (0 to 1)	0 (0 to 0)	0 (0 to 0)	6-7
Congenital heart anomalies	3-7 (1 to 9)	2-4 (2 to 4)	4-1 (1 to 9)	2-4 (1 to 6)	0-7 (0 to 1)	0-8 (0 to 1)	1-3 (0 to 2)	1-2 (0 to 2)	1-1 (0 to 2)	1-1 (0 to 2)	1 (0 to 1)	1 (0 to 1)	0-9 (0 to 1)	0-9 (0 to 1)	0-9 (0 to 1)	0-6 (0 to 1)	0-5 (0 to 1)	0-4 (0 to 1)	0-2 (0 to 1)	0-1 (0 to 1)	0-1 (0 to 1)	0-1 (0 to 1)	0 (0 to 0)	0 (0 to 0)	0 (0 to 0)	24-9
Orofacial clefts	0 (0 to 0)	0 (0 to 0)	0 (0 to 0)	0-1 (0 to 0)	0-1 (0 to 0)	0-1 (0 to 0)	0-1 (0 to 0)	0-1 (0 to 0)	0-1 (0 to 0)	0-1 (0 to 0)	0-1 (0 to 0)	0-1 (0 to 0)	0-1 (0 to 0)	0-1 (0 to 0)	0-1 (0 to 0)	0-1 (0 to 0)	0-1 (0 to 0)	0-1 (0 to 0)	0-1 (0 to 0)	0-1 (0 to 0)	0-1 (0 to 0)	0-1 (0 to 0)	0 (0 to 0)	0 (0 to 0)	0 (0 to 0)	1-1
Down syndrome	0-8 (0 to 1.7)	0-3 (0 to 0.5)	0-7 (0 to 2)	0-8 (0 to 1.6)	0-5 (0 to 0.9)	0-5 (0 to 0.9)	0-6 (0 to 1)	0-7 (0 to 1.2)	0-8 (0 to 1.4)	0-8 (0 to 1.2)	0-8 (0 to 1.2)	0-7 (0 to 1)	0-7 (0 to 1)	0-7 (0 to 1)	0-7 (0 to 1.1)	0-7 (0 to 1.1)	0-7 (0 to 1.1)	1-1 (0 to 2.9)	1-1 (0 to 2.9)	1-2 (0 to 3.7)	1-1 (0 to 3)	0-5 (0 to 1.7)	0-3 (0 to 1)	0 (0 to 0)	0 (0 to 0)	16-4
Turner syndrome	0 (0 to 0)	0 (0 to 0)	0 (0 to 0)	0 (0 to 0)	0 (0 to 0)	0 (0 to 0)	0 (0 to 0)	0 (0 to 0)	0 (0 to 0)	0 (0 to 0)	0 (0 to 0)	0 (0 to 0)	0 (0 to 0)	0 (0 to 0)	0 (0 to 0)	0 (0 to 0)	0 (0 to 0)	0 (0 to 0)	0 (0 to 0)	0 (0 to 0)	0 (0 to 0)	0 (0 to 0)	0 (0 to 0)	0 (0 to 0)	0 (0 to 0)	0
Klinefelter syndrome	0 (0 to 0)	0 (0 to 0)	0 (0 to 0)	0 (0 to 0)	0 (0 to 0)	0 (0 to 0)	0 (0 to 0)	0 (0 to 0)	0 (0 to 0)	0 (0 to 0)	0 (0 to 0)	0 (0 to 0)	0 (0 to 0)	0 (0 to 0)	0 (0 to 0)	0 (0 to 0)	0 (0 to 0)	0 (0 to 0)	0 (0 to 0)	0 (0 to 0)	0 (0 to 0)	0 (0 to 0)	0 (0 to 0)	0 (0 to 0)	0 (0 to 0)	0-1
Other chromosomal abnormalities	1-6 (0.6 to 3.7)	0-8 (0 to 1.4)	1-9 (1 to 3.4)	1-5 (1 to 2.8)	0-9 (0.5 to 1.3)	0-9 (0.6 to 1.3)	0-9 (0.6 to 1.3)	0-8 (0.5 to 1.2)	0-7 (0.4 to 1)	0-7 (0.4 to 1)	0-7 (0.4 to 1)	0-6 (0.4 to 0.9)	0-5 (0.3 to 0.7)	0-5 (0.3 to 0.7)	0-5 (0.3 to 0.6)	0-4 (0.2 to 0.6)	0-3 (0.2 to 0.5)	0-2 (0.1 to 0.3)	0-1 (0.1 to 0.2)	0-1 (0.1 to 0.2)	0-1 (0.1 to 0.2)	0-1 (0.1 to 0.2)	0 (0 to 0)	0 (0 to 0)	13-3
Congenital musculoskeletal and limb anomalies	0-5 (0.4 to 0.6)	0-2 (0.1 to 0.3)	0-8 (0.4 to 1.4)	1-9 (1 to 3)	1-6 (1 to 2.4)	1-7 (1 to 2.4)	1-7 (1 to 2.4)	1-7 (1 to 2.4)	1-7 (1 to 2.4)	1-7 (1 to 2.4)	1-6 (1 to 2.4)	1-6 (1 to 2.4)	0-9 (0.6 to 1.4)	0-9 (0.6 to 1.4)	0-9 (0.6 to 1.4)	1-1 (0.6 to 1.7)	0-9 (0.6 to 1.4)	0-7 (0.4 to 1.1)	0-5 (0.3 to 0.8)	0-3 (0.2 to 0.6)	0-2 (0.1 to 0.4)	0-1 (0.1 to 0.2)	0-1 (0 to 0.1)	0 (0 to 0)	21-2
Urogenital congenital anomalies	1-9 (0.9 to 4)	0-4 (0.2 to 0.8)	0-5 (0.2 to 1.4)	0-4 (0.2 to 0.9)	0-2 (0.1 to 0.4)	0-2 (0.1 to 0.4)	0-1 (0.1 to 0.2)	0-1 (0.1 to 0.1)	0-1 (0.1 to 0.1)	0-1 (0 to 0.1)	0-1 (0 to 0.1)	0-1 (0 to 0.1)	0-1 (0 to 0.1)	0-1 (0 to 0.1)	0-1 (0 to 0.1)	0-1 (0 to 0.1)	0-1 (0 to 0.1)	0-1 (0 to 0.1)	0-1 (0 to 0.1)	0-1 (0 to 0.1)	0-1 (0 to 0.1)	0-1 (0 to 0.1)	0-1 (0 to 0.1)	0 (0 to 0)	4-2
Digestive congenital anomalies	2-6 (1.4 to 5.2)	0-9 (0.4 to 1.9)	1-6 (0.4 to 3.6)	0-9 (0.5 to 1.7)	0-5 (0.2 to 0.9)	0-5 (0.1 to 0.9)	0-5 (0.2 to 0.9)	0-5 (0.1 to 0.9)	0-4 (0.1 to 0.8)	0-3 (0.1 to 0.8)	0-3 (0.1 to 0.7)	0-2 (0.1 to 0.5)	0-2 (0.1 to 0.5)	0-2 (0.1 to 0.5)	0-2 (0.1 to 0.5)	0-2 (0.1 to 0.5)	0-2 (0.1 to 0.5)	0-2 (0.1 to 0.5)	0-2 (0.1 to 0.5)	0-2 (0.1 to 0.5)	0-2 (0.1 to 0.5)	0-2 (0.1 to 0.5)	0-2 (0.1 to 0.5)	0 (0 to 0)	7-1
Other congenital birth defects	5-3 (3.3 to 8.6)	1-5 (0.9 to 2.6)	2-7 (1.4 to 6.1)	2-3 (1.4 to 3.5)	0-7 (0.7 to 1.6)	0-8 (0.6 to 2)	0-7 (0.7 to 1.6)	0-7 (0.7 to 1.6)	0-7 (0.6 to 1.6)	0-7 (0.6 to 1.7)	0-7 (0.6 to 1.7)	0-7 (0.6 to 1.7)	0-7 (0.5 to 1.5)	0-7 (0.4 to 1.3)	0-6 (0.4 to 1.2)	0-6 (0.4 to 1.2)	0-6 (0.4 to 1.2)	0-6 (0.3 to 1.2)	0-5 (0.3 to 1.2)	0-5 (0.3 to 1.2)	0-5 (0.3 to 1.2)	0-5 (0.3 to 1.1)	0-4 (0.2 to 0.9)	0-3 (0.1 to 0.6)	24-9
Urinary diseases and male infertility	0 (0 to 0)	0 (0 to 0)	0-1 (0 to 0.2)	0-2 (0 to 0.5)	0-1 (0 to 0.2)	0-1 (0 to 0.2)	0-2 (0 to 0.2)	0-2 (0 to 0.2)	1-2 (0.6 to 2.8)	1-5 (0.8 to 2.8)	1-6 (0.9 to 3)	1-6 (1 to 3)	2-1 (1.1 to 3.5)	2-1 (1 to 3.5)	2-1 (1 to 3.5)	2-1 (1 to 3.5)	2-1 (1 to 3.5)	2-1 (1 to 3.5)	1-8 (0.9 to 3.2)	1-4 (0.7 to 2.5)	1-2 (0.6 to 2.2)	0-9 (0.5 to 1.7)	0-5 (0.3 to 1)	0-1 (0 to 0.2)	113
Urolithiasis	0 (0 to 0)	0 (0 to 0)	0 (0 to 0)	0 (0 to 0)	0 (0 to 0)	0 (0 to 0)	0 (0 to 0)	0 (0 to 0)	0-1 (0 to 0.1)	0-1 (0 to 0.2)	0-1 (0 to 0.2)	0-1 (0 to 0.2)	0-1 (0 to 0.2)	0-1 (0 to 0.2)	0-1 (0 to 0.2)	0-2 (0 to 0.6)	0-2 (0 to 0.6)	0-2 (0.1 to 0.7)	0-2 (0.1 to 0.6)	0-2 (0.1 to 0.5)	0-2 (0.1 to 0.5)	0-2 (0.1 to 0.5)	0-1 (0 to 0.3)	0-1 (0 to 0.2)	0-1 (0 to 0.2)	5-9
Benign prostatic hyperplasia	0 (0 to 0)	0 (0 to 0)	0 (0 to 0)	0 (0 to 0)	0 (0 to 0)	0 (0 to 0)	0 (0 to 0)	0 (0 to 0)	0 (0 to 0)	0 (0 to 0)	0 (0 to 0)	0 (0 to 0)	0 (0 to 0)	0 (0 to 0)	0 (0 to 0)	0 (0 to 0)	0 (0 to 0)	0-1 (0 to 0.3)	0-1 (0 to 0.3)	0-1 (0 to 0.3)	0-1 (0 to 0.2)	0-1 (0 to 0.2)	0-1 (0 to 0.2)	0-1 (0 to 0.2)	0 (0 to 0)	40-2
Male infertility	0 (0 to 0)	0 (0 to 0)	0 (0 to 0)	0 (0 to 0)	0 (0 to 0)	0 (0 to 0)	0 (0 to 0)	0 (0 to 0)	0-1 (0 to 1.4)	0-2 (0.2 to 1.9)	0-2 (0.2 to 2)	0-2 (0.2 to 2)	0-2 (0.2 to 2)	0-2 (0.2 to 2)	0-2 (0.2 to 2)	0-2 (0.2 to 2)	0-2 (0.2 to 2)	0-2 (0.2 to 2)	0-2 (0.2 to 2)	0-2 (0.2 to 2)	0-2 (0.2 to 2)	0-2 (0.2 to 2)	0-2 (0.2 to 2)	0-2 (0.2 to 2)	0 (0 to 0)	3-6
Other urinary diseases	0 (0 to 0)	0 (0 to 0)	0 (0 to 0)	0 (0 to 0.1)	0 (0 to 0.1)	0 (0 to 0.1)	0 (0 to 0.1)	0 (0 to 0.1)	0 (0 to 0.1)	0 (0 to 0.1)	0 (0 to 0.1)	0 (0 to 0.1)	0 (0 to 0.1)	0 (0 to 0.1)	0 (0 to 0.1)	0 (0 to 0.1)	0 (0 to 0.1)	0 (0 to 0.1)	0 (0 to 0.1)	0 (0 to 0.1)	0 (0 to 0.1)	0 (0 to 0.1)	0 (0 to 0.1)	0 (0 to 0.1)	0 (0 to 0.2)	4-9
Gynecological diseases	0 (0 to 0)	0 (0 to 0)	0 (0 to 0)	0 (0 to 0)	0 (0 to 0)	0 (0 to 0)	0 (0 to 0)	0 (0 to 0)	0 (0 to 0)	0 (0 to 0)	0 (0 to 0)	0 (0 to 0)	0 (0 to 0)	0 (0 to 0)	0 (0 to 0)	0 (0 to 0)	0 (0 to 0)	0 (0 to 0)	0 (0 to 0)	0 (0 to 0)	0 (0 to 0)	0 (0 to 0)	0 (0 to 0)	0 (0 to 0)	0 (0 to 0)	0
Uterine fibroids	0 (0 to 0)	0 (0 to 0)	0 (0 to 0)	0 (0 to 0)	0 (0 to 0)	0 (0 to 0)	0 (0 to 0)	0 (0 to 0)	0 (0 to 0)	0 (0 to 0)	0 (0 to 0)	0 (0 to 0)	0 (0 to 0)	0 (0 to 0)	0 (0 to 0)	0 (0 to 0)	0 (0 to 0)	0 (0 to 0)	0 (0 to 0)	0 (0 to 0)	0 (0 to 0)	0 (0 to 0)	0 (0 to 0)	0 (0 to 0)	0 (0 to 0)	0
Polycystic ovarian syndrome	..	..	..	..	..	..	..	..	..	..	..	..	..	..	..	..	..	..	..	..	..	..	..	..	..	NA
Female infertility	..	..	..	..	..	..	..	..	..	..	..	..	..	..	..	..	..	..	..	..	..	..	..	..	..	NA
Endometriosis	..	..	..	..	..	..	..	..	..	..	..	..	..	..	..	..	..	..	..	..	..	..	..	..	..	NA
Genital prolapse	0 (0 to 0)	0 (0 to 0)	0 (0 to 0)	0 (0 to 0)	0 (0 to 0)	0 (0 to 0)	0 (0 to 0)	0 (0 to 0)	0 (0 to 0)	0 (0 to 0)	0 (0 to 0)	0 (0 to 0)	0 (0 to 0)	0 (0 to 0)	0 (0 to 0)	0 (0 to 0)	0 (0 to 0)	0 (0 to 0)	0 (0 to 0)	0 (0 to 0)	0 (0 to 0)	0 (0 to 0)	0 (0 to 0)	0 (0 to 0)	0 (0 to 0)	0
Premenstrual syndrome	..	..	..	..	..	..	..	..	..	..	..	..	..	..	..	..	..	..	..	..	..	..	..	..	..	NA
Other gynecological diseases	0 (0 to 0)	0 (0 to 0)	0 (0 to 0)	0 (0 to 0)	0 (0 to 0)	0 (0 to 0)	0 (0 to 0)	0 (0 to 0)	0 (0 to 0)	0 (0 to 0)	0 (0 to 0)	0 (0 to 0)	0 (0 to 0)	0 (0 to 0)	0 (0 to 0)	0 (0 to 0)	0 (0 to 0)	0 (0 to 0)	0 (0 to 0)	0 (0 to 0)	0 (0 to 0)	0 (0 to 0)	0 (0 to 0)	0 (0 to 0)	0 (0 to 0)	0
Hemoglobinopathies and hemolytic anemias	0 (0 to 0)	0-1 (0 to 0.1)	0-3 (0.1 to 1.5)	0-5 (0.1 to 2.2)	0-2 (0.1 to 0.7)	0-2 (0.1 to 0.4)	0-2 (0.1 to 0.4)	0-3 (0.1 to 0.6)	0-3 (0.1 to 0.8)	0-2 (0.1 to 0.6)	0-2 (0.1 to 0.5)	0-2 (0.1 to 0.5)	0-2 (0.1 to 0.6)	0-2 (0.1 to 0.6)	0-2 (0.1 to 0.6)	0-3 (0.2 to 0.9)	0-3 (0.2 to 1.1)	0-4 (0.2 to 1.1)	0-4 (0.2 to 0.9)	0-3 (0.2 to 0.8)	0-3 (0.2 to 0.6)	0-2 (0.1 to 0.4)	0-1 (0.1 to 0.2)	0 (0 to 0)	5-5
Thalassemias	0 (0 to 0)	0 (0 to 0)	0 (0 to 0)	0 (0 to 0)	0 (0 to 0)	0 (0 to 0)	0 (0 to 0)	0 (0 to 0)	0 (0 to 0)	0 (0 to 0)	0 (0 to 0)	0 (0 to 0)	0 (0 to 0)	0 (0 to 0)	0 (0 to 0)	0 (0 to 0)	0 (0 to 0)	0 (0 to 0)	0 (0 to 0)	0 (0 to 0)	0 (0 to 0)	0 (0 to 0)	0 (0 to 0)	0 (0 to 0)	0 (0 to 0)	0
Thalassemias trait	0 (0 to 0)	0 (0 to 0)	0-1 (0 to 0.4)	0-1 (0 to 0.1)	0-1 (0 to 0.1)	0 (0 to 0)	0 (0 to 0)	0 (0 to 0)	0 (0 to 0)	0 (0 to 0)	0 (0 to 0)	0 (0 to 0)	0 (0 to 0)	0 (0 to 0)	0 (0 to 0)	0 (0 to 0)	0 (0 to 0)	0 (0 to 0)	0 (0 to 0)	0 (0 to 0)	0 (0 to 0)	0 (0 to 0)	0 (0 to 0)	0 (0 to 0)	0 (0 to 0)	0-3
Sickle cell disorders	0 (0 to 0)	0 (0 to 0)	0-1 (0 to 0.1)	0-1 (0 to 0.1)	0-1 (0 to 0.1)	0 (0 to 0)	0 (0 to 0)	0 (0 to 0)	0 (0 to 0)	0 (0 to 0)	0 (0 to 0)	0 (0 to 0)	0 (0 to 0)	0 (0 to 0)	0 (0 to 0)	0 (0 to 0)	0 (0 to 0)	0 (0 to 0)	0 (0 to 0)	0 (0 to 0)	0 (0 to 0)	0 (0 to 0)	0 (0 to 0)	0 (0 to 0)	0 (0 to 0)	0-4
Sickle cell trait	0 (0 to 0)	0 (0 to 0)	0-1 (0 to 0.1)	0-1 (0 to 0.2)	0 (0 to 0.2)	0 (0 to 0)	0 (0 to 0)	0 (0 to 0)	0 (0 to 0)	0 (0 to 0)	0 (0 to 0)	0 (0 to 0)	0 (0 to 0)	0 (0 to 0)	0 (0 to 0)	0 (0 to 0)	0 (0 to 0)	0 (0 to 0)	0 (0 to 0)	0 (0 to 0)	0 (0 to 0)	0 (0 to 0)	0 (0 to 0)	0 (0 to 0)	0 (0 to 0)	0-6
G6PD deficiency	0 (0 to 0)	0 (0 to 0)	0 (0 to 0)	0 (0 to 0)	0 (0 to 0)	0 (0 to 0)	0 (0 to 0)	0 (0 to 0)	0 (0 to 0)	0 (0 to 0)	0 (0 to 0)	0 (0 to 0)	0 (0 to 0)	0 (0 to 0)	0 (0 to 0)	0 (0 to 0)	0 (0 to 0)	0 (0 to 0)	0 (0 to 0)	0 (0 to 0)	0 (0 to 0)	0 (0 to 0)	0 (0 to 0)	0 (0 to 0)	0 (0 to 0)	0-9
G6PD trait	0 (0 to 0)	0 (0 to 0)	0 (0 to 0)	0 (0 to 0)	0 (0 to 0)	0 (0 to 0)	0 (0 to 0)	0 (0 to 0)	0 (0 to 0)	0 (0 to 0)	0 (0 to 0)	0 (0 to 0)	0 (0 to 0)	0 (0 to 0)	0 (0 to 0)	0 (0 to 0)	0 (0 to 0)	0 (0 to 0)	0 (0 to 0)	0 (0 to 0)	0 (0 to 0)	0 (0 to 0)	0 (0 to 0)	0 (0 to 0)	0 (0 to 0)	0
Other hemoglobinopathies and hemolytic anemias	0 (0 to 0)	0 (0 to 0)	0-1 (0 to 0.4)	0-2 (0 to 1)	0 (0 to 0.2)	0 (0 to 0.2)	0-1 (0 to 0.2)	0-1 (0 to 0.3)	0-1 (0 to 0.3)	0-1 (0 to 0.3)	0-1 (0 to 0.3)	0-1 (0 to 0.4)	0-1 (0 to 0.4)	0-1 (0 to 0.3)	0-1 (0 to 0.3)	0-1 (0 to 0.3)	0-1 (0 to 0.3)	0-2 (0 to 0.7)	0-3 (0 to 0.8)	0-3 (0 to 0.7)	0-3 (0 to 0.7)	0-3 (0 to 0.5)	0-3 (0 to 0.5)	0-3 (0 to 0.5)	0-1 (0 to 0.2)	3-1
Endocrine, metabolic, blood, and immune disorders	0-6 (0.3 to 0.9)	0-6 (0 to 0.9)	2-5 (1.4 to 4.2)	4-9 (2.4 to 7.2)	3-2 (2.4 to 4.4)	3-5 (2.4 to 4.4)	3-1 (2.1 to 4.4)	3-9 (2.5 to 5.5)	5 (3.3 to 7.2)	5 (3.3 to 7.2)	4 (2.5 to 6)	4 (2.7 to 6)	7-5 (4.9 to 11.1)	10-7 (7 to 15.2)	12-2 (8.1 to 17.9)	15-7 (10.3 to 22.6)	16-9 (11 to 24.1)	19-5 (12.3 to 28.7)	18-4 (12.2 to 27.5)	10-3 (6.1 to 15.6)	6-8 (4.4 to 10.2)	2-9 (1.8 to 4.6)	0-9 (0.6 to 1.4)	0-1 (0.1 to 0.2)	174
Oral disorders	0 (0 to 0)	0 (0 to 0)	0-4 (0 to 1.2)	1-2 (0 to 3.2)	1-5 (0.7 to 2.8)	1-9 (1 to 3.3)	2-6 (1.3 to 4.6)	2-9 (1.7 to 4.8)	4 (2.2 to 6.5)	4 (2.2 to 6.5)	4-7 (2.7 to 7.7)	5-2 (3 to 8.9)	6-8 (3.3 to 10.1)	8-8 (5.1 to 14.8)	10-7 (6.1 to 20.1)	16-9 (9.1 to 29.1)	18-5 (11 to 29.1)	21 (12.1 to 33)	22-6 (13.6 to 34.7)	15-6 (9.1 to 25.5)	12-4 (7.4 to 18.1)	6-5 (4.2 to 9.5)	2-2 (1.3 to 3.2)	0-3 (0.2 to 0.4)	166
Caries of deciduous teeth	0 (0 to 0)	0 (0 to 0)	0-1 (0 to 0.2)	0-1 (0 to 0.4)	0 (0 to 0)	0 (0 to 0)	0 (0 to 0)	0 (0 to 0)	0 (0 to 0)	0 (0 to 0)	0 (0 to 0)	0 (0 to 0)	0 (0 to 0)	0 (0 to 0)	0 (0 to 0)	0 (0 to 0)	0 (0 to 0)	0 (0 to 0)	0 (0 to 0)	0 (0 to 0)	0 (0 to 0)	0 (0 to 0)	0 (0 to 0)	0 (0 to 0)	0 (0 to 0)	0-3
Caries of permanent teeth	0 (0 to 0)	0 (0 to 0)	0-3 (0 to 0)	0-7 (0 to 0.5)	0-8 (0.2 to 1.6)	0-8 (0.2 to 1.6)	0-8 (0.2 to 1.6)	0-9 (0.4 to 1.9)	0-9 (0.4 to 2.1)	0-9 (0.4 to 2)	0-9 (0.4 to 1.9)	0-9 (0.4 to 1.9)	0-9 (0.3 to 1.7)	0-8 (0.3 to 1.7)	0-9 (0.4 to 2)	0-9 (0.4 to 2.2)	0-8 (0.3 to 2)	0-8 (0.3 to 1.9)	0-7 (0.3 to 1.6)	0-4 (0.2 to 0.9)	0-3 (0.2 to 0.7)	0-3 (0.1 to 0.6)	0-1 (0 to 0.3)	0 (0 to 0)	12-7
Periodontal diseases	0 (0 to 0)	0 (0 to 0)	0 (0 to 0)	0 (0 to 0)	0 (0 to 0)	0 (0 to 0)	0 (0 to 0)	0 (0 to 0)	0-1 (0 to 0.1)	0-1 (0 to 0.2)	0-2 (0 to 0.2)	0-2 (0 to 0.3)	0-2 (0 to 0.3)	0-2 (0 to 0.4)	0-2 (0 to 0.4)	0-2 (0 to 0.4)	0-2 (0 to 0.4)	0-2 (0 to 0.4)	0-2 (0 to 0.4)	0-2 (0 to 0.4)	0-2 (0 to 0.4)	0-2 (0 to 0.4)	0-2 (0 to 0.3)	0-2 (0 to 0.3)	0-1 (0 to 0.1)	22-7
Other oral disorders	0 (0 to 0)	0 (0 to 0)	0 (0 to 0)	0-5 (0.5 to 1.4)	0-8 (0.5 to 1.3)	1-1 (0.5 to 1.8)	1-1 (0.4 to 1.8)	1-5 (0.6 to 2.2)	1-7 (1 to 2.7)	1-8 (1 to 2.7)	1-5 (0.9 to 2.2)	1-6 (1 to 2.5)	1-5 (0.9 to 2.4)	2-1 (1.1 to 3.2)	2-1 (1.3 to 3.2)	2-1 (1.1 to 3.2)	1-9 (1 to 2.8)	1-6 (0.8 to 2.5)	1-3 (0.6 to 2.2)	0-9 (0.4 to 1.6)	0-7 (0.3 to 1.2)	0-5 (0.2 to 0.9)	0-2 (0.1 to 0.5)	0 (0 to 0)	23-6
Sudden infant death syndrome	..	7-6 (7.7 to 1.4)	7-6 (4.6 to 12.4)	..	..	..	..	..	..	..	..	..	..	..	..	..	..	..	..	..	..	..	..	..	..	NA
Injuries	0-2 (0.1 to 0.3)	0-3 (0.3 to 0.5)	2-9 (1.7 to 4.2)	10-5 (5.2 to 13.5)	18-7 (10.5 to 23.4)	15-5 (10.7 to 20.1)	51-4 (43.4 to 61.3)	74-5 (64.1 to 85.2)	86 (71.7 to 101)	86-2 (72 to 102)	69-7 (59.1 to 112)	91-3 (75.5 to 110)	85-8 (68.1 to 105)	101 (80 to 126)	92-3 (73.4 to 115)	93-9 (74.2 to 118)	75-5 (60.3 to 95.8)	63-4 (49.5 to 80.7)	45-7 (34.4 to 57.7)	30-8 (24.8 to 37.7)	13-3 (10.8 to 15.9)	2-5 (2 to 3)	1,170
Transport injuries	0 (0 to 0)	0 (0 to 0)	0-2 (0.1 to 0.3)	1-4 (0.9 to 2.2)	1-8 (1.3 to 2.5)	3-3 (2.8 to 3.7)	17-5 (12.8 to 22.8)	26 (19.2 to 34.1)	19-2 (14.3 to 25)	15-7 (12 to 19.7)	12-4 (10.1 to 17.5)	12-1 (9.4 to 15.7)	12-1 (9.4 to 15.6)	14 (10.6 to 18.1)	12-2 (9.7 to 15.3)	11-3 (8.6 to 14.7)	9-4 (7.4 to 11.4)	7-9 (6.3 to 9.8)	5-5 (4.5 to 6.8)	4-4 (3.5 to 5.3)	1-8 (1.4 to 2.2)	0-3 (0.2 to 0.4)	0-1 (0.1 to 0.1)	184
Road injuries	0 (0 to 0)	0 (0 to 0)	0-1 (0.1 to 0.2)	1-3 (0.4 to 2)	1-7 (1.1 to 2.4)	3-4 (2.5 to 4.4)	16-8 (12 to 22.4)	24-4 (18 to 32.2)	17-7 (13.3 to 23.2)	14-3 (10.9 to 18)	12-1 (9.1 to 15.8)	10-9 (8.3 to 14.2)	11-4 (9.5 to 16.3)	12-6 (9.5 to 16.3)	10-9 (8.4 to 13.7)	9-5 (7.4 to 12.4)	7-2 (5.6 to 9.6)	5-7 (4.4 to 7.4)	4 (3.2 to 4.9)	3-1 (2.6 to 3.9)	1-6 (1.3 to 2)	0-5 (0.4 to 0.7)	0-1 (0.1 to 0.1)	168
Pedestrian road injuries	0 (0 to 0)	0 (0 to 0)	0-1 (0.1 to 0.2)	0-4 (0.4 to 0.9)	0-6 (0.4 to 1.2)	0-9 (0.6 to 1.2)	2-1 (1.5 to 2.9)	2-9 (2.1 to 3.7)	2-3 (1.6 to 3.2)	1-9 (1.4 to 2.7)	1-6 (1.1 to 2.3)	1-4 (1 to 2.1)	1-7 (1.2 to 2.3)	2-1 (1.5 to 2.9)	1-9 (1.4 to 2.6)	1-4 (1 to 2)	1-1 (0.8 to 1.5)	1-4

S8 Table 2a: Cheshire East DALYs by cause and age group for males with 95% uncertainty intervals, 2019

Cause	Early Neonatal	Late Neonatal	Post Neonatal	1 to 4	5 to 9	10 to 14	15 to 19	20 to 24	25 to 29	30 to 34	35 to 39	40 to 44	45 to 49	50 to 54	55 to 59	60 to 64	65 to 69	70 to 74	75 to 79	80 to 84	85 to 89	90 to 94	95 plus	Total
All causes	886 (245 to 2,441)	1,164 (1,130 to 1,213)	1,162 (1,080 to 1,252)	1,164 (1,079 to 1,255)	1,162 (1,078 to 1,255)	1,162 (1,078 to 1,255)	1,162 (1,078 to 1,255)	1,162 (1,078 to 1,255)	1,162 (1,078 to 1,255)	1,162 (1,078 to 1,255)	1,162 (1,078 to 1,255)	1,162 (1,078 to 1,255)	1,162 (1,078 to 1,255)	1,162 (1,078 to 1,255)	1,162 (1,078 to 1,255)	1,162 (1,078 to 1,255)	1,162 (1,078 to 1,255)	1,162 (1,078 to 1,255)	1,162 (1,078 to 1,255)	1,162 (1,078 to 1,255)	1,162 (1,078 to 1,255)	1,162 (1,078 to 1,255)	59,600
Communicable, maternal, neonatal, and nutritional diseases	886 (166 to 2,503)	1,164 (99.5 to 3,117)	1,162 (68.4 to 3,127)	1,164 (39.1 to 99.4)	1,162 (33 to 139)	1,162 (45 to 94.4)	1,162 (38.7 to 89.4)	1,162 (45.8 to 72.6)	1,162 (46.9 to 80.2)	1,162 (56.2 to 91.8)	1,162 (49.3 to 86.2)	1,162 (59.4 to 96.2)	1,162 (73.1 to 116)	1,162 (84.2 to 132)	1,162 (84.1 to 155)	1,162 (113 to 194)	1,162 (163 to 294)	1,162 (218 to 323)	1,162 (216 to 321)	1,162 (204 to 321)	1,162 (180 to 322)	1,162 (210 to 372)	1,162 (356 to 457)	1,162 (466 to 539)	2,660
HIV/AIDS and sexually transmitted infections	6.5 (1.9 to 14.4)	2.4 (0.7 to 5.4)	3.8 (1.2 to 8.4)	0.2 (0.2 to 0.3)	0.2 (0.1 to 0.3)	0.1 (0.1 to 0.1)	0.1 (0.1 to 0.1)	0.2 (0.1 to 0.3)	0.7 (0.3 to 1.2)	1.7 (1.0 to 2.3)	3.2 (2.4 to 4.2)	4.3 (3.2 to 5.6)	4.6 (3.5 to 6.2)	5.5 (4.1 to 7.3)	4.6 (3.5 to 6.2)	3.8 (2.7 to 5.2)	3.0 (1.9 to 4.2)	2.6 (1.6 to 4.2)	1.7 (0.8 to 3.2)	0.8 (0.4 to 1.4)	0.1 (0.1 to 0.1)	0.1 (0.0 to 0.1)	0.1 (0.0 to 0.1)	59.2
HIV/AIDS	0 (0 to 0)	0 (0 to 0)	0.2 (0.1 to 0.2)	0.2 (0.1 to 0.2)	0.1 (0.1 to 0.1)	0.1 (0.1 to 0.1)	0.5 (0.4 to 0.7)	1.4 (1.1 to 1.9)	2.9 (2.1 to 3.8)	3.9 (2.9 to 5.4)	4.2 (3.2 to 5.8)	4.5 (3.6 to 6.7)	4.5 (3.6 to 6.4)	4.5 (3.6 to 6.4)	3.7 (2.9 to 5.2)	3.0 (2.1 to 4.3)	2.5 (1.6 to 3.7)	2.3 (1.3 to 3.6)	1.3 (0.5 to 2.4)	0.5 (0.2 to 1.1)	0.1 (0.0 to 0.1)	0.1 (0.0 to 0.1)	0.1 (0.0 to 0.1)	32.6
HIV/AIDS - Drug-susceptible Tuberculosis	0 (0 to 0)	0 (0 to 0)	0 (0 to 0)	0 (0 to 0)	0 (0 to 0)	0 (0 to 0)	0 (0 to 0)	0.1 (0 to 0.1)	0.2 (0.1 to 0.3)	0.3 (0.2 to 0.5)	0.4 (0.3 to 0.7)	0.5 (0.3 to 0.8)	0.6 (0.3 to 0.9)	0.4 (0.3 to 0.7)	0.3 (0.2 to 0.5)	0.2 (0.1 to 0.3)	0.2 (0.1 to 0.3)	0.2 (0.1 to 0.3)	0.1 (0 to 0.1)	0 (0 to 0)	0 (0 to 0)	0 (0 to 0)	0 (0 to 0)	0 (0 to 0)	3.3
HIV/AIDS - Multidrug-resistant Tuberculosis without extensive drug-resistance	0 (0 to 0)	0 (0 to 0)	0 (0 to 0)	0 (0 to 0)	0 (0 to 0)	0 (0 to 0)	0 (0 to 0)	0 (0 to 0)	0 (0 to 0)	0 (0 to 0)	0 (0 to 0)	0 (0 to 0)	0 (0 to 0)	0 (0 to 0)	0 (0 to 0)	0 (0 to 0)	0 (0 to 0)	0 (0 to 0)	0 (0 to 0)	0 (0 to 0)	0 (0 to 0)	0 (0 to 0)	0 (0 to 0)	0 (0 to 0)	0.1
HIV/AIDS - Extensively drug-resistant Tuberculosis	0 (0 to 0)	0 (0 to 0)	0 (0 to 0)	0 (0 to 0)	0 (0 to 0)	0 (0 to 0)	0 (0 to 0)	0 (0 to 0)	0 (0 to 0)	0 (0 to 0)	0 (0 to 0)	0 (0 to 0)	0 (0 to 0)	0 (0 to 0)	0 (0 to 0)	0 (0 to 0)	0 (0 to 0)	0 (0 to 0)	0 (0 to 0)	0 (0 to 0)	0 (0 to 0)	0 (0 to 0)	0 (0 to 0)	0 (0 to 0)	0
HIV/AIDS resulting in other diseases	0 (0 to 0)	0 (0 to 0)	0.2 (0.1 to 0.2)	0.1 (0.1 to 0.2)	0.1 (0.1 to 0.1)	0.1 (0.1 to 0.1)	0.1 (0.1 to 0.1)	0.5 (0.3 to 0.7)	1.3 (0.9 to 1.9)	2.5 (1.8 to 3.3)	3.4 (2.4 to 4.9)	3.7 (2.6 to 5.3)	4.4 (3.1 to 6.4)	5.0 (3.6 to 7.1)	4.2 (2.9 to 6.1)	3.5 (2.4 to 5.2)	2.9 (1.9 to 4.3)	2.2 (1.4 to 3.5)	1.3 (0.4 to 2.7)	0.5 (0.2 to 1.1)	0.1 (0.0 to 0.1)	0.1 (0.0 to 0.1)	0.1 (0.0 to 0.1)	29.2
Sexually transmitted infections excluding HIV	6.5 (1.9 to 14.4)	2.4 (0.7 to 5.4)	3.6 (1.1 to 8.2)	0.1 (0 to 0.1)	0.1 (0 to 0.1)	0.1 (0 to 0.1)	0.1 (0 to 0.1)	0.1 (0.1 to 0.2)	0.2 (0.1 to 0.3)	0.2 (0.2 to 0.3)	0.4 (0.3 to 0.5)	0.4 (0.3 to 0.5)	0.5 (0.2 to 1.1)	0.5 (0.2 to 1.1)	0.4 (0.2 to 0.9)	0.4 (0.2 to 0.8)	0.4 (0.2 to 0.8)	0.4 (0.2 to 0.8)	0.4 (0.1 to 0.8)	0.2 (0.1 to 0.3)	0.1 (0.0 to 0.2)	0.1 (0.0 to 0.2)	0.1 (0.0 to 0.2)	17.6
Syphilis	6.5 (1.9 to 14.4)	2.4 (0.7 to 5.4)	3.6 (1.1 to 8.2)	0.1 (0 to 0.1)	0.1 (0 to 0.1)	0 (0 to 0)	0 (0 to 0)	0 (0 to 0.1)	0 (0 to 0.1)	0 (0 to 0.1)	0 (0 to 0.1)	0 (0 to 0.1)	0.1 (0 to 0.1)	0.1 (0 to 0.1)	0.1 (0 to 0.1)	0.1 (0 to 0.1)	0.1 (0 to 0.1)	0.1 (0 to 0.1)	0.1 (0 to 0.1)	0.1 (0 to 0.1)	0.1 (0 to 0.1)	0 (0 to 0)	0 (0 to 0)	0 (0 to 0)	13.6
Chlamydial infection	0 (0 to 0)	0 (0 to 0)	0 (0 to 0)	0 (0 to 0)	0 (0 to 0)	0 (0 to 0)	0 (0 to 0)	0 (0 to 0)	0 (0 to 0)	0 (0 to 0)	0 (0 to 0)	0 (0 to 0)	0 (0 to 0)	0 (0 to 0)	0 (0 to 0)	0 (0 to 0)	0 (0 to 0)	0 (0 to 0)	0 (0 to 0)	0 (0 to 0)	0 (0 to 0)	0 (0 to 0)	0 (0 to 0)	0 (0 to 0)	0.1
Gonococcal infection	0 (0 to 0)	0 (0 to 0)	0 (0 to 0)	0 (0 to 0)	0 (0 to 0)	0 (0 to 0)	0 (0 to 0)	0 (0 to 0)	0 (0 to 0)	0 (0 to 0)	0 (0 to 0)	0 (0 to 0)	0 (0 to 0)	0 (0 to 0)	0 (0 to 0)	0 (0 to 0)	0 (0 to 0)	0 (0 to 0)	0 (0 to 0)	0 (0 to 0)	0 (0 to 0)	0 (0 to 0)	0 (0 to 0)	0 (0 to 0)	0.1
Trichomoniasis	0 (0 to 0)	0 (0 to 0)	0 (0 to 0)	0 (0 to 0)	0 (0 to 0)	0 (0 to 0)	0 (0 to 0)	0 (0 to 0)	0 (0 to 0)	0 (0 to 0)	0 (0 to 0)	0 (0 to 0)	0 (0 to 0)	0 (0 to 0)	0 (0 to 0)	0 (0 to 0)	0 (0 to 0)	0 (0 to 0)	0 (0 to 0)	0 (0 to 0)	0 (0 to 0)	0 (0 to 0)	0 (0 to 0)	0 (0 to 0)	0.4
Genital herpes	0 (0 to 0)	0 (0 to 0)	0 (0 to 0)	0 (0 to 0)	0 (0 to 0)	0 (0 to 0)	0 (0 to 0)	0.1 (0 to 0.2)	0.1 (0 to 0.2)	0.2 (0.1 to 0.4)	0.3 (0.1 to 0.6)	0.3 (0.1 to 0.6)	0.4 (0.1 to 0.9)	0.4 (0.1 to 0.9)	0.3 (0.1 to 0.7)	0.3 (0.1 to 0.7)	0.2 (0.1 to 0.5)	0.2 (0.1 to 0.4)	0.1 (0 to 0.3)	0.1 (0 to 0.2)	0 (0 to 0)	0 (0 to 0)	0 (0 to 0)	3.2
Other sexually transmitted infections	0 (0 to 0)	0 (0 to 0)	0 (0 to 0)	0 (0 to 0)	0 (0 to 0)	0 (0 to 0)	0 (0 to 0)	0 (0 to 0)	0 (0 to 0)	0 (0 to 0)	0 (0 to 0)	0 (0 to 0)	0 (0 to 0)	0 (0 to 0)	0 (0 to 0)	0 (0 to 0)	0 (0 to 0)	0 (0 to 0)	0 (0 to 0)	0 (0 to 0)	0 (0 to 0)	0 (0 to 0)	0 (0 to 0)	0 (0 to 0)	0.2
Respiratory infections and tuberculosis	2 (1.5 to 3)	2 (1.5 to 4.2)	17.5 (11.2 to 25.5)	16 (10.2 to 24.1)	9.6 (6.1 to 14.5)	9.6 (6.1 to 14.5)	14.5 (9.9 to 22.3)	16.2 (9.9 to 25.6)	16.2 (12.9 to 22.4)	16.2 (12.9 to 22.4)	16.2 (13.3 to 23.8)	16.2 (13.3 to 23.8)	27.4 (19.4 to 37.3)	27.4 (22.4 to 40.2)	22.3 (20.1 to 32.7)	44.4 (32.7 to 60)	39.4 (30.9 to 70.1)	39.4 (32.2 to 63.5)	39.4 (27.3 to 109)	107 (76.5 to 150)	107 (76.5 to 150)	268 (120 to 398)	268 (120 to 398)	1,850
Tuberculosis	0 (0 to 0)	0 (0 to 0)	0 (0 to 0)	0 (0 to 0.1)	0 (0 to 0.1)	0 (0 to 0.1)	0 (0 to 0.2)	0.3 (0.2 to 0.5)	0.6 (0.4 to 0.9)	0.7 (0.5 to 1)	0.7 (0.5 to 1)	0.7 (0.5 to 1)	0.9 (0.6 to 1.2)	0.9 (0.7 to 1.3)	1.0 (0.7 to 1.3)	1.0 (0.7 to 1.3)	1.0 (0.7 to 1.3)	1.0 (0.7 to 1.3)	1.0 (0.7 to 1.3)	1.0 (0.7 to 1.3)	0.7 (0.4 to 1.1)	0.7 (0.4 to 1.1)	0.7 (0.4 to 1.1)	25.2
Latent tuberculosis infection	0 (0 to 0)	0 (0 to 0)	0 (0 to 0)	0 (0 to 0)	0 (0 to 0)	0 (0 to 0)	0 (0 to 0)	0 (0 to 0)	0 (0 to 0)	0 (0 to 0)	0 (0 to 0)	0 (0 to 0)	0 (0 to 0)	0 (0 to 0)	0 (0 to 0)	0 (0 to 0)	0 (0 to 0)	0 (0 to 0)	0 (0 to 0)	0 (0 to 0)	0 (0 to 0)	0 (0 to 0)	0 (0 to 0)	0 (0 to 0)	0
Drug-susceptible tuberculosis	0 (0 to 0)	0 (0 to 0)	0 (0 to 0)	0 (0 to 0.1)	0 (0 to 0.1)	0 (0 to 0.1)	0 (0 to 0.2)	0.3 (0.2 to 0.5)	0.6 (0.4 to 0.9)	0.7 (0.5 to 1)	0.7 (0.5 to 1)	0.7 (0.5 to 1)	0.9 (0.6 to 1.2)	0.9 (0.7 to 1.3)	1.0 (0.7 to 1.3)	1.0 (0.7 to 1.3)	1.0 (0.7 to 1.3)	1.0 (0.7 to 1.3)	1.0 (0.7 to 1.3)	1.0 (0.7 to 1.3)	0.7 (0.4 to 1.1)	0.7 (0.4 to 1.1)	0.7 (0.4 to 1.1)	24.5
Multidrug-resistant tuberculosis without extensive drug-resistance	0 (0 to 0)	0 (0 to 0)	0 (0 to 0)	0 (0 to 0)	0 (0 to 0)	0 (0 to 0)	0 (0 to 0)	0 (0 to 0)	0 (0 to 0)	0 (0 to 0)	0 (0 to 0)	0 (0 to 0)	0 (0 to 0)	0 (0 to 0)	0 (0 to 0)	0 (0 to 0)	0 (0 to 0)	0 (0 to 0)	0 (0 to 0)	0 (0 to 0)	0 (0 to 0)	0 (0 to 0)	0 (0 to 0)	0 (0 to 0)	0.5
Extensively drug-resistant tuberculosis	0 (0 to 0)	0 (0 to 0)	0 (0 to 0)	0 (0 to 0)	0 (0 to 0)	0 (0 to 0)	0 (0 to 0)	0 (0 to 0)	0 (0 to 0)	0 (0 to 0)	0 (0 to 0)	0 (0 to 0)	0 (0 to 0)	0 (0 to 0)	0 (0 to 0)	0 (0 to 0)	0 (0 to 0)	0 (0 to 0)	0 (0 to 0)	0 (0 to 0)	0 (0 to 0)	0 (0 to 0)	0 (0 to 0)	0 (0 to 0)	0.1
Lower respiratory infections	2 (1.5 to 3)	2 (1.9 to 4)	17.5 (7.3 to 25.1)	16 (14.9 to 24)	9.6 (7.7 to 14.2)	9.6 (7.7 to 14.2)	14 (9.6 to 22.1)	16 (9.6 to 25.4)	16 (12.6 to 22.1)	16 (12.6 to 22.1)	16 (13.1 to 23.6)	16 (13.1 to 23.6)	27 (19.2 to 36.9)	27 (22.1 to 39.7)	22 (19.9 to 32.4)	44 (30.7 to 62.5)	39 (30.4 to 69.2)	39 (27.5 to 58.9)	39 (27.2 to 77.7)	107 (77 to 151)	107 (77 to 151)	268 (127 to 398)	268 (127 to 398)	1,570
Upper respiratory infections	0 (0 to 0)	0 (0 to 0.3)	0.3 (0 to 2.5)	0.9 (0 to 27.1)	1.8 (0.6 to 21.4)	1.7 (0.6 to 21.4)	1.7 (1.3 to 2.3)	2.7 (1.8 to 3.9)	1.6 (1.2 to 2.1)	1.6 (1.2 to 2.1)	1.6 (1.2 to 2.1)	1.6 (1.2 to 2.1)	2.7 (1.9 to 3.7)	2.7 (2.2 to 3.6)	2.2 (1.9 to 3.1)	4.4 (3.1 to 6.2)	3.9 (3.1 to 6.9)	3.9 (2.7 to 5.8)	3.9 (2.7 to 7.7)	10.6 (7.6 to 15)	10.6 (7.6 to 15)	26.5 (12.0 to 39.4)	26.5 (12.0 to 39.4)	169
Otitis media	0 (0 to 0)	0 (0 to 0)	0.2 (0.1 to 0.3)	0.7 (0.2 to 6.4)	0.7 (0.2 to 6.4)	0.7 (0.2 to 6.4)	1.6 (1.1 to 1.9)	1.6 (0.9 to 2.4)	1.6 (0.9 to 2.4)	1.6 (0.9 to 2.4)	1.6 (0.9 to 2.4)	1.6 (0.9 to 2.4)	2.7 (1.7 to 3.7)	2.7 (1.9 to 3.7)	2.2 (1.9 to 3.1)	3.7 (2.6 to 5.1)	3.2 (2.6 to 5.1)	3.2 (2.3 to 4.7)	3.2 (2.3 to 6.1)	8.8 (6.4 to 11.7)	8.8 (6.4 to 11.7)	21.9 (9.9 to 32.7)	21.9 (9.9 to 32.7)	35.9
Enteric infections	0.2 (0.1 to 0.3)	0.8 (0.4 to 1.1)	5.6 (2.5 to 12.5)	5.6 (3.7 to 23.4)	3.4 (2.3 to 12.9)	3.4 (2.3 to 12.9)	3.4 (2.6 to 5.2)	3.4 (2.6 to 5.2)	3.4 (2.6 to 5.2)	3.4 (2.6 to 5.2)	3.4 (2.6 to 5.2)	3.4 (2.6 to 5.2)	3.2 (2.6 to 4.8)	3.2 (2.6 to 4.8)	4.1 (2.5 to 6)	4.1 (2.7 to 6.4)	3.3 (2.3 to 5.6)	3.3 (2.3 to 7.8)	4.5 (2.7 to 9.4)	15 (10.7 to 19.9)	15 (10.7 to 19.9)	17.1 (11.7 to 21.4)	17.1 (12.0 to 23.3)	160
Diarrheal diseases	0.2 (0.1 to 0.3)	0.8 (0.4 to 1.1)	5.6 (2.5 to 12.4)	5.6 (3.7 to 23.2)	3.4 (2.3 to 12.8)	3.4 (2.3 to 12.8)	3.4 (2.6 to 5.1)	3.4 (2.6 to 5.1)	3.4 (2.6 to 5.1)	3.4 (2.6 to 5.1)	3.4 (2.6 to 5.1)	3.4 (2.6 to 5.1)	3.2 (2.6 to 4.8)	3.2 (2.6 to 4.8)	4.1 (2.5 to 6)	4.1 (2.7 to 6.4)	3.3 (2.3 to 5.6)	3.3 (2.3 to 7.8)	4.5 (2.7 to 9.4)	15 (10.7 to 19.9)	15 (10.7 to 19.9)	17.1 (11.7 to 21.4)	17.1 (12.0 to 23.3)	158
Typhoid and paraphyoid	0 (0 to 0)	0 (0 to 0)	0 (0 to 0)	0 (0 to 0)	0 (0 to 0)	0 (0 to 0)	0 (0 to 0)	0 (0 to 0)	0 (0 to 0)	0 (0 to 0)	0 (0 to 0)	0 (0 to 0)	0 (0 to 0)	0 (0 to 0)	0 (0 to 0)	0 (0 to 0)	0 (0 to 0)	0 (0 to 0)	0 (0 to 0)	0 (0 to 0)	0 (0 to 0)	0 (0 to 0)	0 (0 to 0)	0 (0 to 0)	0.2
Typhoid fever	0 (0 to 0)	0 (0 to 0)	0 (0 to 0)	0 (0 to 0)	0 (0 to 0)	0 (0 to 0)	0 (0 to 0)	0 (0 to 0)	0 (0 to 0)	0 (0 to 0)	0 (0 to 0)	0 (0 to 0)	0 (0 to 0)	0 (0 to 0)	0 (0 to 0)	0 (0 to 0)	0 (0 to 0)	0 (0 to 0)	0 (0 to 0)	0 (0 to 0)	0 (0 to 0)	0 (0 to 0)	0 (0 to 0)	0 (0 to 0)	0
Paratyphoid fever	0 (0 to 0)	0 (0 to 0)	0 (0 to 0)	0 (0 to 0)	0 (0 to 0)	0 (0 to 0)	0 (0 to 0)	0 (0 to 0)	0 (0 to 0)	0 (0 to 0)	0 (0 to 0)	0 (0 to 0)	0 (0 to 0)	0 (0 to 0)	0 (0 to 0)	0 (0 to 0)	0 (0 to 0)	0 (0 to 0)	0 (0 to 0)	0 (0 to 0)	0 (0 to 0)	0 (0 to 0)	0 (0 to 0)	0 (0 to 0)	0.2
Invasive Non-typhoidal Salmonella (iNTS)	0 (0 to 0)	0 (0 to 0)	0 (0 to 0)	0 (0 to 0)	0 (0 to 0)	0 (0 to 0)	0 (0 to 0)	0 (0 to 0)	0 (0 to 0)	0 (0 to 0)	0 (0 to 0)	0 (0 to 0)	0 (0 to 0)	0 (0 to 0)	0 (0 to 0)	0 (0 to 0)	0 (0 to 0)	0 (0 to 0)	0 (0 to 0)	0 (0 to 0)	0 (0 to 0)	0 (0 to 0)	0 (0 to 0)	0 (0 to 0)	0.1
Other intestinal infectious diseases	0 (0 to 0)	0 (0 to 0)	0 (0 to 0)	0 (0 to 0)	0 (0 to 0)	0 (0 to 0)	0 (0 to 0)	0 (0 to 0)	0 (0 to 0)	0 (0 to 0)	0 (0 to 0)	0 (0 to 0)	0 (0 to 0)	0 (0 to 0)	0 (0 to 0)	0 (0 to 0)	0 (0 to 0)	0 (0 to 0)	0 (0 to 0)	0 (0 to 0)	0 (0 to 0)	0 (0 to 0)	0 (0 to 0)	0 (0 to 0)	0.9
Neglected tropical diseases and malaria	0 (0 to 0)	0 (0 to 0)	0 (0 to 0)	1.2 (0 to 27)	0 (0 to 0.2)	0 (0 to 0)	0 (0 to 0.2)	0 (0 to 0.2)	0 (0 to 0.2)	0 (0 to 0.2)	0 (0 to 0.2)	0 (0 to 0.2)	0 (0 to 0.1)	0 (0 to 0.1)	0 (0 to 0.1)	0 (0 to 0.1)	0 (0 to 0.1)	0 (0 to 0.1)	0 (0 to 0.1)	0 (0 to 0.1)	0 (0 to 0.1)	0 (0 to 0.1)	0 (0 to 0.1)	0 (0 to 0.1)	3.4
Malaria	0 (0 to 0)	0 (0 to 0)	0 (0 to 0)	0 (0 to 0)	0 (0 to 0)	0 (0 to 0)	0 (0 to 0)	0 (0 to 0)	0 (0 to 0)	0 (0 to 0)	0 (0 to 0)	0 (0 to 0)	0 (0 to 0)	0 (0 to 0)	0 (0 to 0)	0 (0 to 0)	0 (0 to 0)	0 (0 to 0)	0 (0 to 0)	0 (0 to 0)	0 (0 to 0)	0 (0 to 0)	0 (0 to 0)	0 (0 to 0)	0
Chagas disease	0 (0 to 0)	0 (0 to 0)	0 (0 to 0)	0 (0 to 0)	0 (0 to 0)	0 (0 to 0)	0 (0 to 0)	0 (0 to 0)	0 (0 to 0)	0 (0 to 0)	0 (0 to 0)	0 (0 to 0)	0 (0 to 0)	0 (0 to 0)	0 (0 to 0)	0 (0 to 0)	0 (0 to 0)	0 (0 to 0)	0 (0 to 0)	0 (0 to 0)	0 (0 to 0)	0 (0 to 0)	0 (0 to 0)	0 (0 to 0)	0
Leishmaniasis	0 (0 to 0)	0 (0 to 0)	0 (0 to 0)	0 (0 to 0)	0 (0 to 0)	0 (0 to 0)	0 (0 to 0)	0 (0 to 0)	0 (0 to 0)	0 (0 to 0)	0 (0 to 0)	0 (0 to 0)	0 (0 to 0)	0 (0 to 0)	0 (0 to 0)	0 (0 to 0)	0 (0 to 0)	0 (0 to 0)	0 (0 to 0)	0 (0 to 0)	0 (0 to 0)	0 (0 to 0)	0 (0 to 0)	0 (0 to 0)	0
Visceral leishmaniasis	0 (0 to 0)	0 (0 to 0)	0 (0 to 0)	0 (0 to 0)	0 (0 to 0)	0 (0 to 0)	0 (0 to 0)	0 (0 to 0)	0 (0 to 0)	0 (0 to 0)	0 (0 to 0)	0 (0 to 0)	0 (0 to 0)	0 (0 to 0)	0 (0 to 0)	0 (0 to 0)	0 (0 to 0)	0 (0 to 0)	0 (0 to 0)	0 (0 to 0)	0 (0 to 0)	0 (0 to 0)	0 (0 to 0)	0 (0 to 0)	0
Cutaneous and mucocutaneous leishmaniasis	0 (0 to 0)	0 (0 to 0)	0 (0 to 0)	0 (0 to 0)	0 (0 to 0)	0 (0 to 0)	0 (0 to 0)	0 (0 to 0)	0 (0 to 0)	0 (0 to 0)	0 (0 to 0)	0 (0 to 0)	0 (0 to 0)	0 (0 to 0)	0 (0 to 0)	0 (0 to 0)	0 (0 to 0)	0 (0 to 0)	0 (0 to 0)	0 (0 to 0)	0 (0 to 0)	0 (0 to 0)	0 (0 to 0)	0 (0 to 0)	0
African trypanosomiasis	0 (0 to 0)	0 (0 to 0)	0 (0 to 0)	0 (0 to 0)	0 (0 to 0)	0 (0 to 0)	0 (0 to 0)	0 (0 to 0)	0 (0 to 0)	0 (0 to 0)	0 (0 to 0)	0 (0 to 0)	0 (0 to 0)	0 (0 to 0)	0 (0 to 0)	0 (0 to 0)	0 (0 to 0)	0 (0 to 0)	0 (0 to 0)	0 (0 to 0)	0 (0 to 0)	0 (0 to 0)	0 (0 to 0)	0 (0 to 0)	0
Schistosomiasis	0 (0 to 0)	0 (0 to 0)	0 (0 to 0)	0 (0 to 0)	0 (0 to 0)	0 (0 to 0)	0 (0 to 0)	0 (0 to 0)	0 (0 to 0)	0 (0 to 0)	0 (0 to 0)	0 (0 to 0)	0 (0 to 0)	0 (0 to 0)	0 (0 to 0)	0 (0 to 0)	0 (0 to 0)	0 (0 to 0)	0 (0 to 0)	0 (0 to 0)	0 (0 to 0)	0 (0 to 0)	0 (0 to 0)	0 (0 to 0)	0
Cysticercosis	0 (0 to 0)	0 (0 to 0)	0 (0 to 0)	0 (0 to 0)	0 (0 to 0)	0 (0 to 0)	0 (0 to 0)	0 (0 to 0)	0 (0 to 0)	0 (0 to 0)	0 (0 to 0)	0 (0 to 0)	0 (0 to 0)	0 (0 to 0)	0 (0 to 0)	0 (0 to 0)	0 (0 to 0)	0 (0 to 0)	0 (0 to 0)	0 (0 to 0)	0 (0 to 0)	0 (0 to 0)	0 (0 to 0)	0 (0 to 0)	0
Cystic echinococcosis	0 (0 to 0)	0 (0 to 0)	0 (0 to 0)	0 (0 to 0)	0 (0 to 0)	0 (0 to 0)	0 (0 to 0)	0 (0 to 0)	0 (0 to 0)	0 (0 to 0)	0 (0 to 0)	0 (0 to 0)	0 (0 to 0)	0 (0 to 0)	0 (0 to 0)	0 (0 to 0)	0 (0 to 0)	0 (0 to 0)	0 (0 to 0)	0 (0 to 0)	0 (0 to 0)	0 (0 to 0)	0 (0 to 0)	0 (0 to 0)	0.1
Lymphatic filariasis	0 (0 to 0)	0 (0 to 0)	0 (0 to 0)	0 (0 to 0)	0 (0 to 0)	0 (0 to 0)	0 (0 to 0)	0 (0 to 0)	0 (0 to 0)	0 (0 to 0)	0 (0 to 0)	0 (0 to 0)	0 (0 to 0)	0 (0 to 0)	0 (0 to 0)	0 (0 to 0)	0 (0 to 0)	0 (0 to 0)	0 (0 to 0)	0 (0 to 0)	0 (0 to 0)	0 (0 to 0)	0 (0 to 0)	0 (0 to 0)	0
Onchocerciasis	0 (0 to 0)	0 (0 to 0)	0 (0 to 0)	0 (0 to 0)	0 (0 to 0)	0 (0 to 0)	0 (0 to 0)	0 (0 to 0)	0 (0 to 0)	0 (0 to 0)	0 (0 to 0)	0 (0 to 0)	0 (0 to 0)	0 (0 to 0)	0 (0 to 0)	0 (0 to 0)	0 (0 to 0)	0 (0 to 0)	0 (0 to 0)	0 (0 to 0)	0 (0 to 0)	0 (0 to 0)	0 (0 to 0)	0 (0 to 0)	0
Trachoma	0 (0 to 0)	0 (0 to 0)	0 (0 to 0)	0 (0 to 0)	0 (0 to 0)	0 (0 to 0)	0 (0 to 0)	0 (0 to 0)	0 (0 to 0)	0 (0 to 0)	0 (0 to 0)	0 (0 to 0)	0 (0 to 0)	0 (0 to 0)	0 (0 to 0)	0 (0 to 0)	0 (0 to 0)	0 (0 to 0)	0 (0 to 0)	0 (0 to 0)	0 (0 to 0)	0 (0 to 0)	0 (0 to 0)	0 (0 to 0)	0
Dengue	0 (0 to 0)	0 (0 to 0)	0 (0 to 0)	0 (0 to 0)	0 (0 to 0)	0 (0 to 0)	0 (0 to 0)	0 (0 to 0)	0 (0 to 0)	0 (0 to 0)	0 (0 to 0)	0 (0 to 0)	0 (0 to 0)	0 (0 to 0)	0 (0 to 0)	0 (0 to 0)	0 (0 to 0)	0 (0 to 0)	0 (0 to 0)	0 (0 to 0)	0 (0 to 0)	0 (0 to 0)	0 (0 to 0)	0 (0 to 0)	0
Yellow fever	0 (0 to 0)	0 (0 to 0)	0 (0 to 0)	0 (0 to 0)	0 (0 to 0)	0 (0 to 0)	0 (0 to 0)	0 (0 to 0)	0 (0 to 0)	0 (0 to 0)	0 (0 to 0)	0 (0 to 0)	0 (0 to 0)	0 (0 to 0)	0 (0 to 0)	0 (0 to 0)	0 (0 to 0)	0 (0 to 0)	0 (0 to 0)	0 (0 to 0)	0 (0 to 0)	0 (0 to 0)	0 (0 to 0)	0 (0 to 0)	0
Rabies	0 (0 to 0)	0 (0 to 0)	0 (0 to 0)	0 (0 to 0)	0 (0 to 0)	0 (0 to 0)	0 (0 to 0)	0 (0 to 0)	0 (0 to 0)	0 (0 to 0)	0 (0 to 0)	0 (0 to 0)	0 (0 to 0)	0 (0 to 0)	0 (0 to 0)	0 (0 to 0)	0 (0 to 0)	0 (0 to 0)	0 (0 to 0)	0 (0 to 0)	0 (0 to 0)	0 (0 to 0)	0 (0 to 0)	0 (0 to 0)	0
Intestinal nematode infections	0 (0 to 0)	0 (0 to 0)	0 (0 to 0)	0 (0 to 0)	0 (0 to 0)	0 (0 to 0)	0 (0 to 0)	0 (0 to 0)	0 (0 to 0)	0 (0 to 0)	0 (0 to 0)	0 (0 to 0)	0 (0 to 0)	0 (0 to 0)	0 (0 to 0)	0 (0 to 0)	0 (0 to 0)	0 (0 to 0)	0 (0 to 0)	0 (0 to 0)	0 (0 to 0)	0 (0 to 0)	0 (0 to 0)	0 (0 to 0)	0
Ascariasis	0 (0 to 0)	0 (0 to 0)	0 (0 to 0)	0 (0 to 0)	0 (0 to 0)	0 (0 to 0)	0 (0 to 0)	0 (0 to 0)	0 (0 to 0)	0 (0 to 0)	0 (0 to 0)	0 (0 to 0)	0 (0 to 0)	0 (0 to 0)	0 (0 to 0)	0 (0 to 0)	0 (0 to 0)	0 (0 to 0)	0 (0 to 0)	0 (0 to 0)	0 (0 to 0)	0 (0 to 0)	0 (0 to 0)	0 (0 to 0)	0
Trichuriasis	0 (0 to 0)	0 (0 to 0)	0 (0 to 0)	0 (0 to 0)	0 (0 to 0)	0 (0 to 0)	0 (0 to 0)	0 (0 to 0)	0



Osteoarthritis other	0 (0 to 0)	0 (0 to 0)	0 (0 to 0)	0 (0 to 0)	0 (0 to 0)	0 (0 to 0)	0 (0 to 0)	0 (0 to 0)	0 (0 to 0)	0-1 (0 to 0.2)	0-5 (0 to 1.2)	1-6 (0 to 3.7)	4 (1.7 to 9.1)	7-12 (3.2 to 15.7)	10-14 (4.7 to 23.1)	11-16 (5.3 to 34.1)	13-21 (6.3 to 56.5)	15-25 (7.5 to 31.2)	11-7 (5.6 to 24.4)	9 (4.6 to 19.7)	5-5 (2.6 to 11.1)	2-4 (1.3 to 4.7)	0-5 (0.3 to 11.1)	92-8	
Low back pain	0 (0 to 0)	0 (0 to 0)	0 (0 to 0)	0 (0 to 0)	0-4 (2.9 to 11.5)	0-4 (18.3 to 51.3)	0-4 (32.5 to 85.3)	0-4 (39.4 to 106)	0-4 (52.5 to 140)	0-4 (63.1 to 168)	0-4 (83.2 to 220)	0-4 (96.3 to 262)	0-4 (124 to 327)	0-4 (152 to 392)	0-4 (190 to 488)	0-4 (210 to 550)	0-4 (137 to 338)	0-4 (161 to 332)	0-4 (92.1 to 222)	0-4 (62.1 to 152)	0-4 (31.9 to 77.1)	0-4 (11.5 to 28.2)	0-4 (2.3 to 5.4)	2,390	
Neck pain	0 (0 to 0)	0 (0 to 0)	0 (0 to 0)	0 (0 to 0)	2-8 (0.4 to 5.6)	1-6-8 (1.7 to 27.4)	2-3 (10.5 to 53.5)	2-4 (12.1 to 67.1)	3-4-5 (17.2 to 67.1)	3-4 (24.1 to 97)	3-4 (34.1 to 137)	3-4 (39.1 to 157)	3-4 (46.2 to 192)	3-4 (57.5 to 232)	3-4 (72.1 to 296)	3-4 (80.1 to 296)	3-4 (57.2 to 232)	3-4 (44.1 to 182)	3-4 (27.5 to 112)	3-4 (19.4 to 81.1)	3-4 (11.1 to 47.1)	3-4 (4.9 to 21.1)	3-4 (0.4 to 21.1)	964	
Gout	0 (0 to 0)	0 (0 to 0)	0 (0 to 0)	0 (0 to 0)	0 (0 to 0)	0 (0 to 0)	0 (0 to 0)	0 (0 to 0)	0 (0 to 0)	0 (0 to 0)	0 (0 to 0)	0 (0 to 0)	0 (1.2 to 4.4)	0 (2.2 to 7.5)	0 (3.5 to 12.6)	0 (5.1 to 17.9)	0 (4.5 to 22.2)	0 (7.1 to 22.1)	0 (4.5 to 21.4)	0 (4.5 to 21.4)	0 (4.5 to 21.4)	0 (4.5 to 21.4)	0 (1.9 to 5)	0 (0.2 to 5)	114	
Other musculoskeletal disorders	0 (0 to 0)	0 (0 to 0)	0 (0 to 0)	0-2 (0.1 to 0.5)	0-3 (0.2 to 1.1)	0-7 (0.3 to 16.1)	0-3 (1.1 to 24.3)	20-7 (1.1 to 24.3)	39-9 (22.4 to 61.3)	59-6 (30.1 to 79.7)	57-9 (34.5 to 90.4)	62-4 (33.2 to 101)	91 (47.1 to 135)	92-2 (48.3 to 146)	91-1 (51.2 to 145)	80-7 (45.4 to 127)	78 (39.7 to 118)	73-4 (34.5 to 127)	74-3 (34.3 to 127)	61-7 (29.3 to 94.7)	32-3 (13.5 to 57)	15 (4.6 to 29.4)	5-6 (0.7 to 10)	1-4 (0.7 to 2.3)	836
Other non-communicable diseases	72-9 (52.6 to 114)	44 (31.4 to 68.7)	108 (73.9 to 159)	58 (44.5 to 74.9)	46-5 (39.5 to 55)	40-4 (34.7 to 57.9)	45-7 (38.2 to 57.6)	46-2 (36.5 to 64.4)	53-5 (38.7 to 72.9)	57-6 (41.1 to 80.4)	69-3 (49.6 to 97.3)	84-3 (60.1 to 119)	131 (85.4 to 168)	157 (110 to 217)	157 (101 to 221)	214 (143 to 284)	245 (173 to 338)	288 (209 to 392)	222 (160 to 284)	171 (120 to 222)	114 (80.1 to 146)	59-5 (40.5 to 79.5)	15-4 (9.9 to 20.6)	2,030	
Congenital birth defects	39 (48.6 to 111)	39 (25.8 to 56.3)	69-9 (46.2 to 113)	37-9 (29.4 to 52)	20-2 (14.5 to 27.9)	19 (12.3 to 25.7)	19-7 (11.7 to 29.8)	19-7 (11.7 to 29.8)	15-2 (9.1 to 24.1)	14-4 (10.9 to 19.1)	15 (11.3 to 19.8)	14-8 (10.8 to 19.7)	17-5 (12.5 to 23.2)	16-4 (11.5 to 23)	18-7 (12.5 to 28.2)	15 (10.5 to 20.8)	11-7 (7.4 to 15.4)	11-7 (7.5 to 15.5)	3 (1.8 to 4.9)	1-9 (1.1 to 3)	1 (0.4 to 1.6)	0-4 (0.2 to 0.9)	0-1 (0 to 0.1)	442	
Neural tube defects	4-2 (2 to 7.5)	2-2 (1.1 to 4.2)	5 (2.3 to 10)	4-2 (2.3 to 7.8)	0-6 (0.4 to 2.4)	0-7 (0.5 to 1.1)	0-7 (0.5 to 1.1)	0-7 (0.5 to 1.1)	0-7 (0.4 to 1.1)	0-6 (0.4 to 0.9)	0-5 (0.3 to 0.9)	0-4 (0.3 to 0.7)	0-4 (0.2 to 0.7)	0-3 (0.2 to 0.4)	0-2 (0.1 to 0.2)	0-1 (0.1 to 0.2)	0-1 (0.1 to 0.2)	0-1 (0.1 to 0.2)	0-1 (0.1 to 0.2)	0-1 (0.1 to 0.2)	0-1 (0.1 to 0.2)	0-1 (0.1 to 0.2)	0-1 (0 to 0.2)	21-9	
Congenital heart anomalies	17-5 (10.9 to 33.1)	18 (11.3 to 28.9)	34-3 (13.9 to 45.7)	7-5 (4.6 to 10.9)	2-8 (1.7 to 4.5)	2-9 (1.7 to 4.9)	3-5 (2.1 to 5.2)	3-5 (2.1 to 5.2)	3-3 (2.2 to 5.1)	3 (2 to 4.4)	3-4 (2.2 to 4.9)	3-5 (2.2 to 5.1)	3-8 (2.1 to 5.8)	2-1 (1.5 to 4.4)	3 (1.2 to 4.8)	2-2 (0.9 to 3.8)	2-1 (0.8 to 3.5)	0-3 (0.1 to 0.4)	0-1 (0 to 0.2)	0-1 (0 to 0.2)	0-1 (0 to 0.2)	0-1 (0 to 0.2)	0 (0 to 0)	109	
Orofacial clefts	0 (0 to 0)	0-2 (0.1 to 0.4)	0-4 (0.1 to 0.7)	0-3 (0.1 to 0.6)	0-3 (0.1 to 0.6)	0-3 (0.1 to 0.6)	0-2 (0 to 0.5)	0-2 (0 to 0.5)	0-2 (0 to 0.5)	0-2 (0 to 0.5)	0-2 (0 to 0.5)	0-2 (0 to 0.5)	0-3 (0 to 0.6)	0-3 (0.1 to 0.6)	0-3 (0.1 to 0.6)	0-2 (0 to 0.5)	0-2 (0 to 0.5)	0-2 (0 to 0.5)	0-1 (0 to 0.2)	0-1 (0 to 0.2)	0-1 (0 to 0.2)	0-1 (0 to 0.2)	0 (0 to 0)	4-3	
Down syndrome	1-5 (0.7 to 3)	0-6 (0.3 to 1)	1-8 (1 to 3.3)	1-4 (0.9 to 2.4)	1-2 (0.7 to 1.8)	1-2 (0.7 to 1.8)	1-2 (0.7 to 1.8)	1-2 (0.6 to 1.8)	1-5 (1 to 2.2)	1-4 (1 to 2.1)	1-5 (1 to 2.1)	1-6 (1 to 2.3)	2-5 (1.5 to 3.4)	4-5 (2.5 to 6.9)	5-8 (3.9 to 9.4)	5-1 (2.4 to 7.9)	2-8 (1.3 to 4.5)	2-3 (1 to 3.5)	0-3 (0 to 0.9)	0-3 (0 to 0.9)	0-3 (0 to 0.9)	0-3 (0 to 0.9)	0-3 (0 to 0.9)	36-7	
Turner syndrome	0 (0 to 0)	0 (0 to 0)	0 (0 to 0)	0 (0 to 0)	0 (0 to 0)	0 (0 to 0)	0 (0 to 0)	0 (0 to 0)	0 (0 to 0)	0 (0 to 0)	0 (0 to 0)	0 (0 to 0)	0 (0 to 0)	0 (0 to 0)	0 (0 to 0)	0 (0 to 0)	0 (0 to 0)	0 (0 to 0)	0 (0 to 0)	0 (0 to 0)	0 (0 to 0)	0 (0 to 0)	0 (0 to 0)	0 (0 to 0)	0	
Klinefelter syndrome	0 (0 to 0)	0 (0 to 0)	0 (0 to 0)	0 (0 to 0)	0 (0 to 0)	0 (0 to 0)	0 (0 to 0)	0 (0 to 0)	0 (0 to 0)	0 (0 to 0)	0 (0 to 0)	0 (0 to 0)	0 (0 to 0)	0 (0 to 0)	0 (0 to 0)	0 (0 to 0)	0 (0 to 0)	0 (0 to 0)	0 (0 to 0)	0 (0 to 0)	0 (0 to 0)	0 (0 to 0)	0 (0 to 0)	0 (0 to 0)	0-2	
Other chromosomal abnormalities	9-4 (5.6 to 20.3)	4-7 (2.5 to 9.3)	10-7 (6.9 to 19.3)	4-4 (2.8 to 7)	2-7 (1.7 to 4.1)	2-5 (1.6 to 3.8)	2-7 (1.7 to 4.1)	2-4 (1.5 to 3.5)	2 (1.3 to 3.1)	2 (1.3 to 2.9)	2-1 (1.4 to 3.2)	2 (1.1 to 3.2)	2-3 (1.3 to 3.6)	1-9 (1.1 to 3.2)	1-4 (0.8 to 2.6)	0-8 (0.4 to 1.5)	0-7 (0.3 to 1.1)	0-5 (0.2 to 1)	0-3 (0.1 to 0.7)	0-3 (0.1 to 0.7)	0-3 (0.1 to 0.7)	0-3 (0.1 to 0.7)	0-3 (0 to 0.7)	54-6	
Congenital musculoskeletal and limb anomalies	1-8 (0.9 to 4.8)	0-8 (0.4 to 1.4)	1-6 (0.9 to 11.4)	0-4 (0.1 to 1.7)	0-4 (0.1 to 1.5)	0-5 (0.2 to 2.3)	3-9 (0.2 to 9.2)	3-8 (0.2 to 9.2)	3-2 (0.2 to 8.4)	3-7 (0.2 to 9.2)	3-8 (0.2 to 9.2)	3-5 (0.2 to 9.2)	4-5 (0.2 to 7.2)	4-7 (0.2 to 7.2)	3-7 (0.1 to 5.8)	2-4 (0.1 to 3.9)	1-3 (0.1 to 2.2)	0-7 (0 to 1.1)	0-3 (0 to 0.5)	0-3 (0 to 0.5)	0-3 (0 to 0.5)	0-3 (0 to 0.5)	0-3 (0 to 0.5)	81-2	
Urogenital congenital anomalies	4-2 (1.7 to 13.9)	1 (0.4 to 2.4)	1-6 (0.6 to 3.8)	0-7 (0.3 to 1.6)	0-5 (0.2 to 1.2)	0-5 (0.2 to 1.2)	0-2 (0.2 to 0.4)	0-2 (0.2 to 0.4)	0-2 (0.2 to 0.4)	0-2 (0.1 to 0.3)	0-2 (0.1 to 0.3)	0-1 (0.1 to 0.2)	0-1 (0.1 to 0.2)	0-1 (0.1 to 0.2)	0-1 (0 to 0.1)	0-1 (0 to 0.1)	0-1 (0 to 0.1)	0-1 (0 to 0.1)	0-1 (0 to 0.1)	0-1 (0 to 0.1)	0-1 (0 to 0.1)	0-1 (0 to 0.1)	0-1 (0 to 0.1)	10-9	
Digestive congenital anomalies	3-4 (2.1 to 5.4)	2-4 (1.5 to 3.4)	4-3 (2.9 to 5.4)	2-2 (1.5 to 2.9)	0-9 (0.6 to 1.2)	0-9 (0.6 to 1.2)	0-9 (0.6 to 1.2)	0-9 (0.6 to 1.2)	0-9 (0.6 to 1.2)	0-9 (0.6 to 1.2)	0-9 (0.6 to 1.2)	0-9 (0.6 to 1.2)	0-9 (0.6 to 1.2)	0-9 (0.6 to 1.2)	0-9 (0.6 to 1.2)	0-9 (0.6 to 1.2)	0-9 (0.6 to 1.2)	0-9 (0.6 to 1.2)	0-9 (0.6 to 1.2)	0-9 (0.6 to 1.2)	0-9 (0.6 to 1.2)	0-9 (0.6 to 1.2)	0-9 (0 to 1.2)	29-5	
Other congenital birth defects	3-3 (1.2 to 8.2)	0-7 (0.3 to 2.9)	0-7 (0.4 to 6.4)	0-6 (0.2 to 4.4)	0-6 (0.2 to 4.4)	0-6 (0.2 to 4.4)	0-5 (0.2 to 3.6)	0-5 (0.1 to 3.7)	0-5 (0.1 to 3.7)	0-5 (0.1 to 3.4)	0-5 (0.1 to 3.4)	0-5 (0.1 to 3.2)	0-5 (0.1 to 3.2)	0-5 (0.1 to 3.2)	0-5 (0.1 to 3.2)	0-5 (0.1 to 3.2)	0-5 (0.1 to 3.2)	0-5 (0.1 to 3.2)	0-5 (0.1 to 3.2)	0-5 (0.1 to 3.2)	0-5 (0.1 to 3.2)	0-5 (0.1 to 3.2)	0-5 (0 to 3.2)	93-8	
Urinary diseases and male infertility	0-1 (0 to 0.1)	0-2 (0 to 0.2)	0-3 (0 to 0.5)	0-3 (0 to 0.4)	0-4 (0.3 to 0.6)	0-5 (0.4 to 0.7)	0-5 (0.4 to 0.7)	0-5 (1.1 to 0.6)	0-4 (1 to 0.6)	0-4 (0.9 to 0.6)	0-5 (1 to 0.6)	0-6 (1.1 to 0.7)	0-7 (2.4 to 0.9)	0-6 (2.2 to 0.8)	0-5 (1.7 to 0.7)	0-5 (1.7 to 0.7)	0-5 (1.7 to 0.7)	0-5 (1.7 to 0.7)	0-5 (1.7 to 0.7)	0-5 (1.7 to 0.7)	0-5 (1.7 to 0.7)	0-5 (1.7 to 0.7)	0-5 (0 to 0.7)	476	
Urolithiasis	0 (0 to 0)	0 (0 to 0)	0 (0 to 0)	0 (0 to 0)	0 (0 to 0.1)	0 (0 to 0.1)	0 (0 to 0.1)	0 (0 to 0.1)	0 (0 to 0.1)	0 (0 to 0.1)	0 (0 to 0.1)	0 (0 to 0.1)	0 (0 to 0.1)	0 (0 to 0.1)	0 (0 to 0.1)	0 (0 to 0.1)	0 (0 to 0.1)	0 (0 to 0.1)	0 (0 to 0.1)	0 (0 to 0.1)	0 (0 to 0.1)	0 (0 to 0.1)	0 (0 to 0.1)	0 (0 to 0.1)	24-6	
Benign prostatic hyperplasia	0 (0 to 0)	0 (0 to 0)	0 (0 to 0)	0 (0 to 0)	0 (0 to 0)	0 (0 to 0)	0 (0 to 0)	0 (0 to 0)	0 (0 to 0)	0 (0 to 0)	0 (0 to 0)	0 (0 to 0)	0 (0 to 0)	0 (0 to 0)	0 (0 to 0)	0 (0 to 0)	0 (0 to 0)	0 (0 to 0)	0 (0 to 0)	0 (0 to 0)	0 (0 to 0)	0 (0 to 0)	0 (0 to 0)	0 (0 to 0)	173	
Male infertility	1-7 (0 to 5)	0 (0 to 0)	0 (0 to 0)	0 (0 to 0)	0 (0 to 0)	0 (0 to 0)	1-7 (0 to 5)	2-7 (0.7 to 6.5)	2-7 (0.7 to 6.5)	2-7 (0.7 to 7)	2-2 (0.6 to 6.2)	2-3 (0.6 to 6.2)	3-3 (1 to 8.3)	0-4 (0 to 1.2)	0-4 (0 to 1.2)	0-4 (0 to 1.2)	0-4 (0 to 1.2)	0-4 (0 to 1.2)	0-4 (0 to 1.2)	0-4 (0 to 1.2)	0-4 (0 to 1.2)	0-4 (0 to 1.2)	0-4 (0 to 1.2)	0-4 (0 to 1.2)	14-2	
Other urinary diseases	0 (0 to 0.1)	0-1 (0 to 0.2)	0-1 (0 to 0.2)	0-2 (0 to 0.2)	0-2 (0 to 0.2)	0-2 (0 to 0.2)	0-1 (0 to 0.2)	0-1 (0 to 0.2)	0-1 (0 to 0.2)	0-4 (0.2 to 0.7)	0-5 (0.3 to 0.9)	0-7 (0.4 to 1.1)	1-1 (0.7 to 1.6)	1-2 (0.7 to 2)	1-5 (0.9 to 2.4)	1-9 (1 to 3)	1-9 (1 to 3.4)	2-4 (1.2 to 4.9)	2-4 (1.2 to 4.9)	2-4 (1.2 to 4.9)	2-4 (1.2 to 4.9)	2-4 (0.9 to 4.5)	0-4 (0.1 to 1.1)	21-6	
Gynecological diseases	0 (0 to 0)	0 (0 to 0)	0 (0 to 0)	0 (0 to 0)	0 (0 to 0)	0 (0 to 0)	0 (0 to 0)	0 (0 to 0)	0 (0 to 0)	0 (0 to 0)	0 (0 to 0)	0 (0 to 0)	0 (0 to 0)	0 (0 to 0)	0 (0 to 0)	0 (0 to 0)	0 (0 to 0)	0 (0 to 0)	0 (0 to 0)	0 (0 to 0)	0 (0 to 0)	0 (0 to 0)	0 (0 to 0)	0 (0 to 0)	0	
Uterine fibroids	0 (0 to 0)	0 (0 to 0)	0 (0 to 0)	0 (0 to 0)	0 (0 to 0)	0 (0 to 0)	0 (0 to 0)	0 (0 to 0)	0 (0 to 0)	0 (0 to 0)	0 (0 to 0)	0 (0 to 0)	0 (0 to 0)	0 (0 to 0)	0 (0 to 0)	0 (0 to 0)	0 (0 to 0)	0 (0 to 0)	0 (0 to 0)	0 (0 to 0)	0 (0 to 0)	0 (0 to 0)	0 (0 to 0)	0 (0 to 0)	0	
Polycystic ovarian syndrome	..	..	..	..	..	..	..	..	..	..	..	..	..	..	..	..	..	..	..	..	..	..	..	..	NA	
Female infertility	..	..	..	..	..	..	..	..	..	..	..	..	..	..	..	..	..	..	..	..	..	..	..	..	NA	
Endometriosis	..	..	..	..	..	..	..	..	..	..	..	..	..	..	..	..	..	..	..	..	..	..	..	..	NA	
Genital prolapse	0 (0 to 0)	0 (0 to 0)	0 (0 to 0)	0 (0 to 0)	0 (0 to 0)	0 (0 to 0)	0 (0 to 0)	0 (0 to 0)	0 (0 to 0)	0 (0 to 0)	0 (0 to 0)	0 (0 to 0)	0 (0 to 0)	0 (0 to 0)	0 (0 to 0)	0 (0 to 0)	0 (0 to 0)	0 (0 to 0)	0 (0 to 0)	0 (0 to 0)	0 (0 to 0)	0 (0 to 0)	0 (0 to 0)	0 (0 to 0)	0	
Premenstrual syndrome	..	..	..	..	..	..	..	..	..	..	..	..	..	..	..	..	..	..	..	..	..	..	..	..	NA	
Other gynecological diseases	0 (0 to 0)	0 (0 to 0)	0 (0 to 0)	0 (0 to 0)	0 (0 to 0)	0 (0 to 0)	0 (0 to 0)	0 (0 to 0)	0 (0 to 0)	0 (0 to 0)	0 (0 to 0)	0 (0 to 0)	0 (0 to 0)	0 (0 to 0)	0 (0 to 0)	0 (0 to 0)	0 (0 to 0)	0 (0 to 0)	0 (0 to 0)	0 (0 to 0)	0 (0 to 0)	0 (0 to 0)	0 (0 to 0)	0 (0 to 0)	0	
Hemoglobinopathies and hemolytic anemias	0 (0 to 0)	0-1 (0 to 0.1)	0-2 (0 to 0.2)	0-4 (0.2 to 0.6)	1-5 (0.3 to 0.9)	0-6 (0.3 to 0.9)	0-6 (0.4 to 1.1)	0-7 (0.4 to 1.1)	0-8 (0.4 to 1.1)	0-8 (0.4 to 2.1)	0-8 (0.4 to 2.1)	0-8 (0.4 to 2.1)	0-7 (0.4 to 1.6)	0-5 (0.3 to 0.4)	1-5 (0.4 to 1.6)	1-2 (0.3 to 2.6)	1-6 (0.3 to 2.6)	1-9 (1 to 4.2)	1-6 (1 to 2.7)	1-5 (0.4 to 2.6)	1-2 (0.7 to 2.2)	0-7 (0.4 to 1.2)	0-2 (0.1 to 0.4)	20-3	
Thalassemias	0 (0 to 0)	0 (0 to 0)	0 (0 to 0)	0 (0 to 0)	0 (0 to 0)	0 (0 to 0)	0 (0 to 0)	0 (0 to 0)	0 (0 to 0)	0 (0 to 0)	0 (0 to 0)	0 (0 to 0)	0 (0 to 0)	0 (0 to 0)	0 (0 to 0)	0 (0 to 0)	0 (0 to 0)	0 (0 to 0)	0 (0 to 0)	0 (0 to 0)	0 (0 to 0)	0 (0 to 0)	0 (0 to 0)	0 (0 to 0)	0-1	
Thalassemias trait	0 (0 to 0)	0 (0 to 0)	0 (0 to 0)	0-3 (0 to 0.6)	0-3 (0 to 0.6)	0-3 (0 to 0.6)	0-3 (0 to 0.1)	0-3 (0 to 0.1)	0-3 (0 to 0.1)	0-2 (0 to 0.1)	0-2 (0 to 0.1)	0-2 (0 to 0.1)	0 (0 to 0)	0 (0 to 0)	0 (0 to 0)	0 (0 to 0)	0 (0 to 0)	0 (0 to 0)	0 (0 to 0)	0 (0 to 0)	0 (0 to 0)	0 (0 to 0)	0 (0 to 0)	0 (0 to 0)	1-1	
Sickle cell disorders	0 (0 to 0)	0-2 (0 to 0.1)	0-3 (0 to 0.4)	0-3 (0 to 0.4)	0-2 (0 to 0.4)	0-3 (0 to 0.4)	0-3 (0 to 0.4)	0-2 (0 to 0.4)	0-2 (0 to 0.4)	0-2 (0 to 0.3)	0-2 (0 to 0.2)	0-2 (0 to 0.2)	0-2 (0 to 0.2)	0-1 (0 to 0.2)	0-1 (0 to 0.2)	0-1 (0 to 0.2)	0-1 (0 to 0.2)	0-1 (0 to 0.2)	0-1 (0 to 0.2)	0-1 (0 to 0.2)	0-1 (0 to 0.2)	0-1 (0 to 0.2)	0-1 (0 to 0.2)	0 (0 to 0)	2-8	
Sickle cell trait	0 (0 to 0)	0 (0 to 0)	0 (0 to 0)	0-4 (0 to 1.1)	0-2 (0 to 1.1)	0-2 (0 to 1.1)	0-1 (0 to 0.2)	0-1 (0 to 0.2)	0-1 (0 to 0.2)	0-1 (0 to 0.3)	0-1 (0 to 0.3)	0-1 (0 to 0.3)	0-1 (0 to 0.3)	0-2 (0 to 0.4)	0-2 (0 to 0.4)	0-2 (0 to 0.4)	0-2 (0 to 0.4)	0-2 (0 to 0.4)	0-1 (0 to 0.3)	0-1 (0 to 0.3)	0-1 (0 to 0.3)	0-1 (0 to 0.3)	0-1 (0 to 0.3)	0 (0 to 0)	1-8	
G6PD deficiency	0 (0 to 0)	0 (0 to 0)	0 (0 to 0)	0-1 (0 to 0.2)	0 (0 to 0.2)	0-1 (0 to 0.2)	0-1 (0 to 0.2)	0-2 (0 to 0.2)	0-2 (0 to 0.2)	0-2 (0 to 0.2)	0-2 (0 to 0.2)	0-2 (0 to 0.2)	0-2 (0 to 0.2)	0-2 (0 to 0.2)	0-2 (0 to 0.2)	0-2 (0 to 0.2)	0-2 (0 to 0.2)	0-2 (0 to 0.2)	0-2 (0 to 0.2)	0-2 (0 to 0.2)	0-2 (0 to 0.2)	0-2 (0 to 0.2)	0-2 (0 to 0.2)	0 (0 to 0)	2-8	
G6PD trait	0 (0 to 0)	0 (0 to 0)	0 (0 to 0)	0 (0 to 0)	0 (0 to 0)	0 (0 to 0)	0 (0 to 0)	0 (0 to 0)	0 (0 to 0)	0 (0 to 0)	0 (0 to 0)	0 (0 to 0)	0 (0 to 0)	0 (0 to 0)	0 (0 to 0)	0 (0 to 0)	0 (0 to 0)	0 (0 to 0)	0 (0 to 0)	0 (0 to 0)	0 (0 to 0)	0 (0 to 0)	0 (0 to 0)	0 (0 to 0)	0	
Other hemoglobinopathies and hemolytic anemias	0 (0 to 0)	0 (0 to 0)	0 (0 to 0)	0-2 (0 to 0.2)	0 (0 to 0.1)	0-2 (0 to 0.4)	0-2 (0 to 0.4)	0-2 (0 to 0.7)	0-2 (0 to 0.7)	0-3 (0 to 1.2)	0-4 (0 to 1.4)	0-3 (0 to 1.2)	0-3 (0 to 1.1)	0-4 (0 to 1.4)	0-3 (0 to 1.1)	0-4 (0 to 2.1)	0-4 (0 to 2.7)	1-5 (0 to 3.1)	1-3 (0 to 2.2)	0-6 (0 to 2.1)	1-1 (0 to 2.7)	0-6 (0 to 1.1)	0-2 (0 to 1.4)	11-7	
Endocrine, metabolic, blood, and immune disorders	2-5 (1.6 to 4.1)	2-5 (1.6 to 4)	10-7 (6.5 to 18.3)	12-7 (10.3 to 22.9)	13-8 (9.8 to 20.7)	16-1 (10.5 to 23.6)	18-5 (10.4 to 34.1)	19-5 (10.5 to 36.9)	19-7 (10.9 to 39)	20-7 (13.1 to 31)	26-1 (17.1 to 38.1)	30-5 (20.7 to 52.2)	52-3 (34.9 to 82)	67-6 (47.9 to 105)	91-8 (61.5 to 135)	98-8 (64.5 to 134)	132 (86.1 to 182)	145-1 (95.1 to 195)	71-8 (45.3 to 108)	43 (27.5 to 66.4)	20-2 (11.7 to 36.7)	9-6 (4.9 to 19.6)	1-3 (0.2 to 3.2)	825	
Oral disorders	7-6 (5.2 to 11.1)	4-6 (2.9 to 7.7)	7-5 (4.9 to 10.7)	4-6 (2.7 to 10.7)	2-7-6 (1.7 to 4)	7-4 (4.7 to 12.5)	6-4 (3.9 to 10.4)	10-4 (5.9 to 17.3)	9-9 (5.9 to 19)	10-2 (7.6 to 23.3)	10-6 (7.6 to 16.9)	11-5 (8.3 to 16.9)	26 (14.1 to 46.3)	39-2 (22.4 to 67.3)	54-3 (34.6 to 89.6)	68-9 (43.9 to 108)	76-4 (50.4 to 120)	89-8 (58.4 to 145)	107 (65.1 to 170)	81 (49.6 to 132)	58-3 (36.7 to 87.9)	30-6 (20.3 to 47.9)	13-1 (8.1 to 19.4)	2-8 (1.7 to 4.2)	733
Caries of deciduous teeth	0 (0 to 0)	0 (0 to 0)	0 (0 to 0)	0 (0 to 1.8)	0 (0 to 0.1)	0 (0 to 0)	0 (0 to 0)	0 (0 to 0)	0 (0 to 0)	0 (0 to 0)	0 (0 to 0)	0 (0 to 0)	0 (0 to 0)	0 (0 to 0)	0 (0 to 0)	0 (0 to 0)	0 (0 to 0)	0 (0 to 0)	0 (0 to 0)	0 (0 to 0)	0 (0 to 0)	0 (0 to 0)	0 (0 to 0)	0 (0 to 0)	1-1	
Caries of permanent teeth	0 (0 to 0)	0 (0 to 0)	0 (0 to 0)	0 (0 to 0)	2-6 (0.3 to 2)	2-6 (1.1 to 4.4)	3 (1.2 to 6.1)	3 (1.5 to 6.6)	3-4 (1.4 to 7.3)	3-7 (1.4 to 7.2)	3-7 (1.4 to 7.6)	4-2 (1.9 to 8.5)	4-3 (1.5 to 7.2)	4-3 (1.6 to 7.6)	4-1 (1.6 to 7.6)	4-2 (1.8 to 9.2)	3-5 (1.4 to 7.6)	3-4 (1.4 to 6.8)	2-1 (0.9 to 4.1)	2-1 (0.9 to 4.1)	0-6 (0.2 to 1.3)	0-6 (0.1 to 0.9)	0-2 (0 to 0.1)	52-6	
Periodontal diseases	0 (0 to 0)	0 (0 to 0)	0 (0 to 0)	0 (0 to 0)	0 (0 to 0)	0 (0 to 0)	0 (0 to 0.1)	0 (0 to 0.6)	0 (0 to 1.2)	0 (0 to 1.5)	0 (0 to 1.9)	0 (0 to 2.1)	0 (0 to 2.4)	0 (0 to 2.5)	0 (0 to 2.4)	0 (0 to 2.5)	0 (0 to 2.4)	0 (0 to 2.4)	0 (0 to 2.4)	0 (0 to 2.4)	0 (0 to 2.4)	0 (0 to 2.4)	0 (0 to 2.4)	0 (0 to 0.1)	113	
Other oral disorders	0 (0 to 0)	0 (0 to 0)	0 (0 to 0)	0-3 (1 to 5.1)	0-3 (1.7 to 4.7)	0-3 (2.5 to 4.9)	0-3 (2.5 to 4.9)	0-3 (1.5 to 5.1)	0-3 (1.5 to 5.1)	0-4 (2.6 to 5.3)	0-5 (3.6 to 9.3)	0-6 (4.1 to 10.4)	0-6 (4.1 to 10.3)	0-6 (5.1 to 12.6)	0-6 (5.5 to 13.4)	0-6 (5.3 to 12.9)	0-6 (5.3 to 12.9)	0-6 (4.2 to 10.5)	0-6 (3.6 to 9.7)	0-7 (2 to 5)	0-7 (1 to 2.7)	0-7 (0.4 to 1.1)	0-7 (0 to 0.1)	97-5	
Sudden infant death syndrome	3-3 (2.1 to 5)	26-5 (13.2 to 43.4)	..	..	..	..	..	..	..	..	..	..	..	..	..	..	..	..	..	..	..	..	..	..	NA	
Injuries	0-7 (0.5 to 1)	1-4 (1 to 1.8)	32-6 (8.9 to 17.8)	30-2 (23.8 to 37.5)	41-9 (32 to 53.7)	62-6 (50.1 to 82.2)	169 (143 to 199)	238 (205 to 277)	245 (210 to 289)	253 (215 to 304)	290 (241 to 349)	314 (257 to 381)	389 (314 to 473)	390 (275 to 435)	350 (275 to 438)	349 (273 to 438)	283 (222 to 360)	273 (212 to 347)	297 (233 to 377)	238 (169 to 298)	214 (171 to 265)	156 (126 to 191)	81-3 (64.2 to 99.2)	20-6 (16.9 to 25.5)	4,310	
Transport injuries	0-1 (0.5 to 1)	1 (0.4 to 1.5)	7 (2.3 to 7.1)	5 (2.7 to 12.1)	10-3 (5.1 to 17.4)	12-7 (10.3 to 17.4)	39-7 (29.7 to 52.3)	54-5 (40.7 to 74.4)	59-5 (40.7 to 81)	62-4 (48.2 to 82.7)	72-5 (51.1 to 98.1)	82-4 (61.9 to 108.1)	102-3 (70.2 to 139.7)	102-3 (71.9 to 145.1)	92-3 (63.8 to 142.7)	87 (57.9 to 131.1)	72 (48.8 to 98.9)	67-9 (46.1 to 94.9)	58-1 (39.8 to 82.3)	38-1 (25.9 to 52.9)	18-6 (14.9 to 22.9)	4-2 (3.1 to 5.2)	0-9 (0.7 to 1.2)	723	
Road injuries	0-1 (0.5 to 1)	0-9 (0.5 to 1.4)	4-6 (2.5 to 6.5)	3-6 (2.2 to 11.2)	7-5 (4.9 to 16.3)	9-4 (6.9 to 16.3)	12-5 (8.2 to 17.5)	16-2 (10.7 to 24.5)	16-5 (10.7 to 24.5)	17-5 (11.5 to 25.2)	20-5 (13.5 to 29.2)	22-3 (14.7 to 32.1)	28-5 (18.6 to 40.5)	28-2 (18.6 to 40.5)	25-7 (17.1 to 37.4)	24-6 (16.1 to 35.7)	20-4 (13.4 to 29.4)	19-2 (12.6 to 27.6)	16-7 (10.9 to 24.2)	10-7 (6.9 to 15.4)	5-2 (3.

SR Table 2a: Stockport DALYS by cause and age group for males with 50% uncertainty intervals, 2019

Cause	Early Neonatal	Late Neonatal	Post Neonatal	1 to 4	5 to 9	10 to 14	15 to 19	20 to 24	25 to 29	30 to 34	35 to 39	40 to 44	45 to 49	50 to 54	55 to 59	60 to 64	65 to 69	70 to 74	75 to 79	80 to 84	85 plus	Total
All causes	282 (264 to 420)	1,120 (1,060 to 1,720)	1,580 (1,420 to 2,360)	1,940 (1,660 to 2,540)	1,280 (1,080 to 1,670)	1,280 (1,080 to 1,670)	1,530 (1,300 to 2,000)	1,870 (1,600 to 2,450)	2,020 (1,720 to 2,650)	2,200 (1,870 to 2,880)	2,450 (2,080 to 3,210)	2,810 (2,390 to 3,680)	3,220 (2,740 to 4,220)	3,660 (3,110 to 4,800)	4,230 (3,600 to 5,550)	4,990 (4,250 to 6,550)	5,870 (4,990 to 7,700)	6,990 (5,940 to 9,170)	8,090 (6,870 to 10,600)	9,090 (7,720 to 11,900)	9,090 (7,720 to 11,900)	43,800
Communicable, maternal, neonatal, and nutritional diseases	282 (264 to 420)	1,120 (1,060 to 1,720)	1,580 (1,420 to 2,360)	1,940 (1,660 to 2,540)	1,280 (1,080 to 1,670)	1,280 (1,080 to 1,670)	1,530 (1,300 to 2,000)	1,870 (1,600 to 2,450)	2,020 (1,720 to 2,650)	2,200 (1,870 to 2,880)	2,450 (2,080 to 3,210)	2,810 (2,390 to 3,680)	3,220 (2,740 to 4,220)	3,660 (3,110 to 4,800)	4,230 (3,600 to 5,550)	4,990 (4,250 to 6,550)	5,870 (4,990 to 7,700)	6,990 (5,940 to 9,170)	8,090 (6,870 to 10,600)	9,090 (7,720 to 11,900)	2,110
HIV/AIDS and sexually transmitted infections	57 (14 to 13)	2 (0 to 4.7)	0 (1 to 0.7)	0 (0 to 0.3)	0 (0 to 0.2)	0 (0 to 0.1)	0 (0 to 0.2)	0 (0 to 0.1)	0 (0 to 0.2)	0 (0 to 0.2)	0 (0 to 0.2)	0 (0 to 0.2)	0 (0 to 0.2)	0 (0 to 0.2)	0 (0 to 0.2)	0 (0 to 0.2)	0 (0 to 0.2)	0 (0 to 0.2)	0 (0 to 0.2)	0 (0 to 0.2)	0 (0 to 0.2)	41.9
HIV/AIDS	0 (0 to 0)	0 (0 to 0)	0 (0 to 0.2)	0 (0 to 0.2)	0 (0 to 0.1)	0 (0 to 0.1)	0 (0 to 0.1)	0.4 (0 to 2.04)	0.6 (0.6 to 1.4)	2.2 (1.7 to 3)	3.1 (2.6 to 4.2)	3.5 (2.9 to 4.7)	4.2 (3.2 to 5.5)	3.7 (2.7 to 4.8)	2.9 (2.1 to 4.1)	2.2 (1.5 to 3.2)	2 (1.3 to 3)	1.5 (0.9 to 2.3)	0.8 (0.5 to 1.4)	0.4 (0.2 to 0.9)	27.7
HIV/AIDS - Drug-susceptible Tuberculosis	0 (0 to 0)	0 (0 to 0)	0 (0 to 0)	0 (0 to 0)	0 (0 to 0)	0 (0 to 0)	0 (0 to 0)	0 (0 to 0.1)	0 (0 to 0.2)	0.2 (0.1 to 0.4)	0.2 (0.2 to 0.5)	0.4 (0.2 to 0.6)	0.4 (0.2 to 0.7)	0.4 (0.2 to 0.6)	0.3 (0.2 to 0.5)	0.2 (0.1 to 0.3)	0.2 (0.1 to 0.3)	0.1 (0 to 0.2)	0.1 (0 to 0.2)	0 (0 to 0.1)	2.6
HIV/AIDS - Multidrug-resistant Tuberculosis without extensive dr...	0 (0 to 0)	0 (0 to 0)	0 (0 to 0)	0 (0 to 0)	0 (0 to 0)	0 (0 to 0)	0 (0 to 0)	0 (0 to 0)	0 (0 to 0)	0 (0 to 0)	0 (0 to 0)	0 (0 to 0)	0 (0 to 0)	0 (0 to 0)	0 (0 to 0)	0 (0 to 0)	0 (0 to 0)	0 (0 to 0)	0 (0 to 0)	0 (0 to 0)	0 (0 to 0)	0.1
HIV/AIDS - Extensively drug-resistant Tuberculosis	0 (0 to 0)	0 (0 to 0)	0 (0 to 0)	0 (0 to 0)	0 (0 to 0)	0 (0 to 0)	0 (0 to 0)	0 (0 to 0)	0 (0 to 0)	0 (0 to 0)	0 (0 to 0)	0 (0 to 0)	0 (0 to 0)	0 (0 to 0)	0 (0 to 0)	0 (0 to 0)	0 (0 to 0)	0 (0 to 0)	0 (0 to 0)	0 (0 to 0)	0 (0 to 0)	0
HIV/AIDS resulting in other diseases	0 (0 to 0)	0 (0 to 0)	0 (0 to 0.2)	0 (0 to 0.2)	0 (0 to 0.1)	0 (0 to 0.1)	0 (0 to 0.1)	0.4 (0.2 to 0.5)	0.6 (0.6 to 1.3)	2 (1.4 to 2.8)	2.8 (2.3 to 3.9)	3.1 (2.2 to 4.2)	3.8 (2.7 to 5.1)	3.3 (2.4 to 4.5)	2.7 (1.9 to 3.8)	2 (1.3 to 3.1)	1.9 (1.1 to 3.1)	1.1 (0.6 to 2.2)	0.6 (0.3 to 1.3)	0.4 (0.1 to 0.9)	25
Sexually transmitted infections excluding HIV	57 (14 to 13)	2 (0 to 4.7)	2 (0 to 6.6)	0 (0 to 0.1)	0 (0 to 0)	0 (0 to 0)	0 (0 to 0.1)	0 (0 to 0.2)	0 (0 to 0.2)	0 (0 to 0.2)	0 (0 to 0.2)	0 (0 to 0.2)	0 (0 to 0.2)	0.4 (0.2 to 0.9)	0.4 (0.2 to 0.9)	0.3 (0.1 to 0.6)	0.2 (0.1 to 0.4)	0.1 (0 to 0.3)	0.1 (0 to 0.2)	0 (0 to 0.1)	0 (0 to 0.2)	14.2
Syphilis	57 (14 to 13)	2 (0 to 4.7)	2 (0 to 6.6)	0 (0 to 0.1)	0 (0 to 0)	0 (0 to 0)	0 (0 to 0)	0 (0 to 0)	0 (0 to 0.1)	0 (0 to 0)	0 (0 to 0)	0 (0 to 0)	0 (0 to 0)	0 (0 to 0.1)	0 (0 to 0.1)	0 (0 to 0.1)	0 (0 to 0)	0 (0 to 0)	0 (0 to 0)	0 (0 to 0)	0 (0 to 0)	11.3
Chlamydial infection	0 (0 to 0)	0 (0 to 0)	0 (0 to 0)	0 (0 to 0)	0 (0 to 0)	0 (0 to 0)	0 (0 to 0)	0 (0 to 0)	0 (0 to 0)	0 (0 to 0)	0 (0 to 0)	0 (0 to 0)	0 (0 to 0)	0 (0 to 0)	0 (0 to 0)	0 (0 to 0)	0 (0 to 0)	0 (0 to 0)	0 (0 to 0)	0 (0 to 0)	0 (0 to 0)	0.1
Gonococcal infection	0 (0 to 0)	0 (0 to 0)	0 (0 to 0)	0 (0 to 0)	0 (0 to 0)	0 (0 to 0)	0 (0 to 0)	0 (0 to 0)	0 (0 to 0)	0 (0 to 0)	0 (0 to 0)	0 (0 to 0)	0 (0 to 0)	0 (0 to 0)	0 (0 to 0)	0 (0 to 0)	0 (0 to 0)	0 (0 to 0)	0 (0 to 0)	0 (0 to 0)	0 (0 to 0)	0.1
Trichomoniasis	0 (0 to 0)	0 (0 to 0)	0 (0 to 0)	0 (0 to 0)	0 (0 to 0)	0 (0 to 0)	0 (0 to 0)	0 (0 to 0)	0 (0 to 0.1)	0 (0 to 0)	0 (0 to 0)	0 (0 to 0)	0 (0 to 0)	0 (0 to 0.1)	0 (0 to 0.1)	0 (0 to 0)	0 (0 to 0)	0 (0 to 0)	0 (0 to 0)	0 (0 to 0)	0 (0 to 0)	0.3
Genital herpes	0 (0 to 0)	0 (0 to 0)	0 (0 to 0)	0 (0 to 0)	0 (0 to 0)	0 (0 to 0)	0 (0 to 0.1)	0 (0 to 0.1)	0 (0 to 0.1)	0 (0 to 0.2)	0 (0 to 0.2)	0 (0 to 0.2)	0 (0 to 0.2)	0 (0 to 0.2)	0 (0 to 0.1)	0 (0 to 0.1)	0 (0 to 0.1)	0 (0 to 0.1)	0 (0 to 0.2)	0 (0 to 0.1)	0 (0 to 0.2)	2.3
Other sexually transmitted infections	0 (0 to 0)	0 (0 to 0)	0 (0 to 0)	0 (0 to 0)	0 (0 to 0)	0 (0 to 0)	0 (0 to 0)	0 (0 to 0)	0 (0 to 0)	0 (0 to 0)	0 (0 to 0)	0 (0 to 0)	0 (0 to 0)	0 (0 to 0)	0 (0 to 0)	0 (0 to 0)	0 (0 to 0)	0 (0 to 0)	0 (0 to 0)	0 (0 to 0)	0 (0 to 0)	0.1
Respiratory infections and tuberculosis	2.7 (1.4 to 3.4)	11.7 (7.4 to 17)	19.5 (13.5 to 29.2)	13.2 (11.1 to 20.9)	7.6 (6.6 to 21.2)	4.5 (3.9 to 7.1)	3.2 (2.8 to 5.3)	3.7 (2.9 to 7.1)	4.1 (3.2 to 7.6)	4.6 (3.5 to 7.8)	5.4 (4.1 to 8.2)	6.4 (4.9 to 9.2)	7.4 (5.7 to 10.2)	8.4 (6.5 to 11.5)	9.6 (7.4 to 13.1)	10.9 (8.4 to 14.7)	12.4 (9.6 to 16.8)	13.9 (10.7 to 19.1)	15.4 (11.8 to 21.2)	16.6 (12.6 to 23.1)	1,120
Tuberculosis	0 (0 to 0)	0 (0 to 0)	0 (0 to 0)	0 (0 to 0.1)	0 (0 to 0.1)	0 (0 to 0.1)	0 (0 to 0.1)	0 (0 to 0.2)	0 (0 to 0.4)	0 (0 to 0.7)	0 (0 to 0.7)	0 (0 to 0.8)	0 (0 to 0.9)	0 (0 to 1)	0 (0 to 1.1)	0 (0 to 1.2)	0 (0 to 1.3)	0 (0 to 1.5)	0 (0 to 1.6)	0 (0 to 1.8)	0 (0 to 1.9)	18.5
Latent tuberculosis infection	0 (0 to 0)	0 (0 to 0)	0 (0 to 0)	0 (0 to 0)	0 (0 to 0)	0 (0 to 0)	0 (0 to 0)	0 (0 to 0)	0 (0 to 0)	0 (0 to 0)	0 (0 to 0)	0 (0 to 0)	0 (0 to 0)	0 (0 to 0)	0 (0 to 0)	0 (0 to 0)	0 (0 to 0)	0 (0 to 0)	0 (0 to 0)	0 (0 to 0)	0 (0 to 0)	0
Drug-susceptible tuberculosis	0 (0 to 0)	0 (0 to 0)	0 (0 to 0)	0 (0 to 0.1)	0 (0 to 0)	0 (0 to 0.1)	0 (0 to 0.1)	0 (0 to 0.2)	0 (0 to 0.4)	0 (0 to 0.7)	0 (0 to 0.7)	0 (0 to 0.8)	0 (0 to 0.9)	0 (0 to 1)	0 (0 to 1.1)	0 (0 to 1.2)	0 (0 to 1.3)	0 (0 to 1.5)	0 (0 to 1.6)	0 (0 to 1.8)	0 (0 to 1.9)	18
Multidrug-resistant tuberculosis without extensive drug-resistance	0 (0 to 0)	0 (0 to 0)	0 (0 to 0)	0 (0 to 0)	0 (0 to 0)	0 (0 to 0)	0 (0 to 0)	0 (0 to 0)	0 (0 to 0)	0 (0 to 0)	0 (0 to 0)	0 (0 to 0)	0 (0 to 0)	0 (0 to 0)	0 (0 to 0)	0 (0 to 0)	0 (0 to 0)	0 (0 to 0)	0 (0 to 0)	0 (0 to 0)	0 (0 to 0)	0.4
Extensively drug-resistant tuberculosis	0 (0 to 0)	0 (0 to 0)	0 (0 to 0)	0 (0 to 0)	0 (0 to 0)	0 (0 to 0)	0 (0 to 0)	0 (0 to 0)	0 (0 to 0)	0 (0 to 0)	0 (0 to 0)	0 (0 to 0)	0 (0 to 0)	0 (0 to 0)	0 (0 to 0)	0 (0 to 0)	0 (0 to 0)	0 (0 to 0)	0 (0 to 0)	0 (0 to 0)	0 (0 to 0)	0.1
Lower respiratory infections	2.4 (1.4 to 3.4)	2.5 (1.7 to 3.7)	5.6 (3.9 to 13.4)	4.3 (2.9 to 9.2)	1.7 (1.2 to 3.2)	1.2 (1 to 1.8)	2.2 (1.5 to 3.1)	2.7 (1.8 to 4)	3.7 (2.5 to 5.6)	4.1 (2.8 to 6.1)	4.8 (3.2 to 7.1)	5.7 (3.8 to 8.4)	6.7 (4.5 to 9.7)	7.8 (5.3 to 11.2)	9.1 (6.2 to 13.2)	10.5 (7.2 to 15.2)	12.1 (8.3 to 17.5)	13.6 (9.4 to 19.7)	15.1 (10.4 to 21.9)	16.2 (11.1 to 23.5)	940
Upper respiratory infections	0 (0 to 0)	0 (0 to 0.2)	0 (0 to 0.4)	0 (0 to 0.2)	0 (0 to 0.1)	0 (0 to 0.1)	0 (0 to 0.1)	0 (0 to 0.1)	0 (0 to 0.2)	0 (0 to 0.2)	0 (0 to 0.2)	0 (0 to 0.2)	0 (0 to 0.2)	0 (0 to 0.2)	0 (0 to 0.2)	0 (0 to 0.2)	0 (0 to 0.2)	0 (0 to 0.2)	0 (0 to 0.2)	0 (0 to 0.2)	0 (0 to 0.1)	0.1
Otitis media	0 (0 to 0)	0 (0 to 0)	0 (0 to 0)	0 (0 to 0)	0 (0 to 0)	0 (0 to 0)	0 (0 to 0)	0 (0 to 0)	0 (0 to 0)	0 (0 to 0)	0 (0 to 0)	0 (0 to 0)	0 (0 to 0)	0 (0 to 0)	0 (0 to 0)	0 (0 to 0)	0 (0 to 0)	0 (0 to 0)	0 (0 to 0)	0 (0 to 0)	0 (0 to 0)	0
Enteric infections	0.2 (0 to 0.3)	0.7 (0 to 1.1)	7.9 (5 to 11.4)	10.6 (7.4 to 29.6)	6.7 (5.7 to 11.5)	4.4 (3.2 to 7.5)	2.3 (1.8 to 4.8)	2.6 (1.9 to 3.8)	2.5 (1.8 to 3.8)	2.7 (1.9 to 4.4)	2.8 (1.9 to 4.4)	2.7 (1.8 to 4.1)	2.7 (1.8 to 4.1)	2.7 (1.8 to 4.1)	2.7 (1.8 to 4.1)	2.7 (1.8 to 4.1)	2.7 (1.8 to 4.1)	2.7 (1.8 to 4.1)	2.7 (1.8 to 4.1)	2.7 (1.8 to 4.1)	111
Diarrheal diseases	0.2 (0 to 0.3)	0.7 (0.5 to 1)	7.9 (5.9 to 11.4)	10.6 (7.4 to 29.6)	6.7 (5.7 to 11.5)	4.4 (3.2 to 7.5)	2.3 (1.7 to 4.8)	2.6 (1.9 to 3.8)	2.5 (1.8 to 3.8)	2.7 (1.9 to 4.4)	2.8 (1.9 to 4.4)	2.7 (1.8 to 4.1)	2.7 (1.8 to 4.1)	2.7 (1.8 to 4.1)	2.7 (1.8 to 4.1)	2.7 (1.8 to 4.1)	2.7 (1.8 to 4.1)	2.7 (1.8 to 4.1)	2.7 (1.8 to 4.1)	2.7 (1.8 to 4.1)	111
Typhoid and paraphoid	0 (0 to 0)	0 (0 to 0)	0 (0 to 0)	0 (0 to 0)	0 (0 to 0)	0 (0 to 0)	0 (0 to 0)	0 (0 to 0)	0 (0 to 0)	0 (0 to 0)	0 (0 to 0)	0 (0 to 0)	0 (0 to 0)	0 (0 to 0)	0 (0 to 0)	0 (0 to 0)	0 (0 to 0)	0 (0 to 0)	0 (0 to 0)	0 (0 to 0)	0 (0 to 0)	0
Typhoid fever	0 (0 to 0)	0 (0 to 0)	0 (0 to 0)	0 (0 to 0)	0 (0 to 0)	0 (0 to 0)	0 (0 to 0)	0 (0 to 0)	0 (0 to 0)	0 (0 to 0)	0 (0 to 0)	0 (0 to 0)	0 (0 to 0)	0 (0 to 0)	0 (0 to 0)	0 (0 to 0)	0 (0 to 0)	0 (0 to 0)	0 (0 to 0)	0 (0 to 0)	0 (0 to 0)	0
Paratyphoid fever	0 (0 to 0)	0 (0 to 0)	0 (0 to 0)	0 (0 to 0)	0 (0 to 0)	0 (0 to 0)	0 (0 to 0)	0 (0 to 0)	0 (0 to 0)	0 (0 to 0)	0 (0 to 0)	0 (0 to 0)	0 (0 to 0)	0 (0 to 0)	0 (0 to 0)	0 (0 to 0)	0 (0 to 0)	0 (0 to 0)	0 (0 to 0)	0 (0 to 0)	0 (0 to 0)	0
Invasive Non-typhoidal Salmonella (iNTS)	0 (0 to 0)	0 (0 to 0)	0 (0 to 0)	0 (0 to 0)	0 (0 to 0)	0 (0 to 0)	0 (0 to 0)	0 (0 to 0)	0 (0 to 0)	0 (0 to 0)	0 (0 to 0)	0 (0 to 0)	0 (0 to 0)	0 (0 to 0)	0 (0 to 0)	0 (0 to 0)	0 (0 to 0)	0 (0 to 0)	0 (0 to 0)	0 (0 to 0)	0 (0 to 0)	0.5
Other intestinal infectious diseases	0 (0 to 0)	0 (0 to 0)	0 (0 to 0)	0 (0 to 0)	0 (0 to 0)	0 (0 to 0)	0 (0 to 0)	0 (0 to 0)	0 (0 to 0)	0 (0 to 0)	0 (0 to 0)	0 (0 to 0)	0 (0 to 0)	0 (0 to 0)	0 (0 to 0)	0 (0 to 0)	0 (0 to 0)	0 (0 to 0)	0 (0 to 0)	0 (0 to 0)	0 (0 to 0)	0.2
Neglected tropical diseases and malaria	0 (0 to 0)	0 (0 to 0)	0 (0 to 0)	0 (0 to 0.3)	1 (0 to 2.2)	0.4 (0 to 0.1)	0 (0 to 0)	0 (0 to 0.2)	0 (0 to 0)	0 (0 to 0)	0 (0 to 0)	0 (0 to 0)	0 (0 to 0)	0 (0 to 0)	0 (0 to 0)	0 (0 to 0)	0 (0 to 0)	0 (0 to 0)	0 (0 to 0)	0 (0 to 0)	0 (0 to 0)	2.8
Malaria	0 (0 to 0)	0 (0 to 0)	0 (0 to 0)	0 (0 to 0)	0 (0 to 0)	0 (0 to 0)	0 (0 to 0)	0 (0 to 0)	0 (0 to 0)	0 (0 to 0)	0 (0 to 0)	0 (0 to 0)	0 (0 to 0)	0 (0 to 0)	0 (0 to 0)	0 (0 to 0)	0 (0 to 0)	0 (0 to 0)	0 (0 to 0)	0 (0 to 0)	0 (0 to 0)	0
Chagas disease	0 (0 to 0)	0 (0 to 0)	0 (0 to 0)	0 (0 to 0)	0 (0 to 0)	0 (0 to 0)	0 (0 to 0)	0 (0 to 0)	0 (0 to 0)	0 (0 to 0)	0 (0 to 0)	0 (0 to 0)	0 (0 to 0)	0 (0 to 0)	0 (0 to 0)	0 (0 to 0)	0 (0 to 0)	0 (0 to 0)	0 (0 to 0)	0 (0 to 0)	0 (0 to 0)	0
Leishmaniasis	0 (0 to 0)	0 (0 to 0)	0 (0 to 0)	0 (0 to 0)	0 (0 to 0)	0 (0 to 0)	0 (0 to 0)	0 (0 to 0)	0 (0 to 0)	0 (0 to 0)	0 (0 to 0)	0 (0 to 0)	0 (0 to 0)	0 (0 to 0)	0 (0 to 0)	0 (0 to 0)	0 (0 to 0)	0 (0 to 0)	0 (0 to 0)	0 (0 to 0)	0 (0 to 0)	0
Visceral leishmaniasis	0 (0 to 0)	0 (0 to 0)	0 (0 to 0)	0 (0 to 0)	0 (0 to 0)	0 (0 to 0)	0 (0 to 0)	0 (0 to 0)	0 (0 to 0)	0 (0 to 0)	0 (0 to 0)	0 (0 to 0)	0 (0 to 0)	0 (0 to 0)	0 (0 to 0)	0 (0 to 0)	0 (0 to 0)	0 (0 to 0)	0 (0 to 0)	0 (0 to 0)	0 (0 to 0)	0
Cutaneous and mucocutaneous leishmaniasis	0 (0 to 0)	0 (0 to 0)	0 (0 to 0)	0 (0 to 0)	0 (0 to 0)	0 (0 to 0)	0 (0 to 0)	0 (0 to 0)	0 (0 to 0)	0 (0 to 0)	0 (0 to 0)	0 (0 to 0)	0 (0 to 0)	0 (0 to 0)	0 (0 to 0)	0 (0 to 0)	0 (0 to 0)	0 (0 to 0)	0 (0 to 0)	0 (0 to 0)	0 (0 to 0)	0
African trypanosomiasis	0 (0 to 0)	0 (0 to 0)	0 (0 to 0)	0 (0 to 0)	0 (0 to 0)	0 (0 to 0)	0 (0 to 0)	0 (0 to 0)	0 (0 to 0)	0 (0 to 0)	0 (0 to 0)	0 (0 to 0)	0 (0 to 0)	0 (0 to 0)	0 (0 to 0)	0 (0 to 0)	0 (0 to 0)	0 (0 to 0)	0 (0 to 0)	0 (0 to 0)	0 (0 to 0)	0
Schistosomiasis	0 (0 to 0)	0 (0 to 0)	0 (0 to 0)	0 (0 to 0)	0 (0 to 0)	0 (0 to 0)	0 (0 to 0)	0 (0 to 0)	0 (0 to 0)	0 (0 to 0)	0 (0 to 0)	0 (0 to 0)	0 (0 to 0)	0 (0 to 0)	0 (0 to 0)	0 (0 to 0)	0 (0 to 0)	0 (0 to 0)	0 (0 to 0)	0 (0 to 0)	0 (0 to 0)	0
Cysticercosis	0 (0 to 0)	0 (0 to 0)	0 (0 to 0)	0 (0 to 0)	0 (0 to 0)	0 (0 to 0)	0 (0 to 0)	0 (0 to 0)	0 (0 to 0)	0 (0 to 0)	0 (0 to 0)	0 (0 to 0)	0 (0 to 0)	0 (0 to 0)	0 (0 to 0)	0 (0 to 0)	0 (0 to 0)	0 (0 to 0)	0 (0 to 0)	0 (0 to 0)	0 (0 to 0)	0
Cystic echinococcosis	0 (0 to 0)	0 (0 to 0)	0 (0 to 0)	0 (0 to 0)	0 (0 to 0)	0 (0 to 0)	0 (0 to 0)	0 (0 to 0)	0 (0 to 0)	0 (0 to 0)	0 (0 to 0)	0 (0 to 0)	0 (0 to 0)	0 (0 to 0)	0 (0 to 0)	0 (0 to 0)	0 (0 to 0)	0 (0 to 0)	0 (0 to 0)	0 (0 to 0)	0 (0 to 0)	0.1
Lymphatic filariasis	0 (0 to 0)	0 (0 to 0)	0 (0 to 0)	0 (0 to 0)	0 (0 to 0)	0 (0 to 0)	0 (0 to 0)	0 (0 to 0)	0 (0 to 0)	0 (0 to 0)	0 (0 to 0)	0 (0 to 0)	0 (0 to 0)	0 (0 to 0)	0 (0 to 0)	0 (0 to 0)	0 (0 to 0)	0 (0 to 0)	0 (0 to 0)	0 (0 to 0)	0 (0 to 0)	0
Onchocerciasis	0 (0 to 0)	0 (0 to 0)	0 (0 to 0)	0 (0 to 0)	0 (0 to 0)	0 (0 to 0)	0 (0 to 0)	0 (0 to 0)	0 (0 to 0)	0 (0 to 0)	0 (0 to 0)	0 (0 to 0)	0 (0 to 0)	0 (0 to 0)	0 (0 to 0)	0 (0 to 0)	0 (0 to 0)	0 (0 to 0)	0 (0 to 0)	0 (0 to 0)	0 (0 to 0)	0
Trachoma	0 (0 to 0)	0 (0 to 0)	0 (0 to 0)	0 (0 to 0)	0 (0 to 0)	0 (0 to 0)	0 (0 to 0)	0 (0 to 0)	0 (0 to 0)	0 (0 to 0)	0 (0 to 0)	0 (0 to 0)	0 (0 to 0)	0 (0 to 0)	0 (0 to 0)	0 (0 to 0)	0 (0 to 0)	0 (0 to 0)	0 (0 to 0)	0 (0 to 0)	0 (0 to 0)	0
Dengue	0 (0 to 0)	0 (0 to 0)	0 (0 to 0)	0 (0 to 0)	0 (0 to 0)	0 (0 to 0)	0 (0 to 0)	0 (0 to 0)	0 (0 to 0)	0 (0 to 0)	0 (0 to 0)	0 (0 to 0)	0 (0 to 0)	0 (0 to 0)	0 (0 to 0)	0 (0 to 0)	0 (0 to 0)	0 (0 to 0)	0 (0 to 0)	0 (0 to 0)	0 (0 to 0)	0
Yellow fever	0 (0 to 0)	0 (0 to 0)	0 (0 to 0)	0 (0 to 0)	0 (0 to 0)	0 (0 to 0)	0 (0 to 0)	0 (0 to 0)	0 (0 to 0)	0 (0 to 0)	0 (0 to 0)	0 (0 to 0)	0 (0 to 0)	0 (0 to 0)	0 (0 to 0)	0 (0 to 0)	0 (0 to 0)	0 (0 to 0)	0 (0 to 0)	0 (0 to 0)	0 (0 to 0)	0
Rabies	0 (0 to 0)	0 (0 to 0)	0 (0 to 0)	0 (0 to 0)	0 (0 to 0)	0 (0 to 0)	0 (0 to 0)	0 (0 to 0)	0 (0 to 0)	0 (0 to 0)	0 (0 to 0)	0 (0 to 0)	0 (0 to 0)	0 (0 to 0)	0 (0 to 0)	0 (0 to 0)	0 (0 to 0)	0 (0 to 0)	0 (0 to 0)	0 (0 to 0)	0 (0 to 0)	0
Intestinal nematode infections	0 (0 to 0)	0 (0 to 0)	0 (0 to 0)	0 (0 to 0)	0 (0 to 0)	0 (0 to 0)	0 (0 to 0)	0 (0 to 0)	0 (0 to 0)	0 (0 to 0)	0 (0 to 0)	0 (0 to 0)	0 (0 to 0)	0 (0 to 0)	0 (0 to 0)	0 (0 to 0)	0 (0 to 0)	0 (0 to 0)	0 (0 to 0)	0 (0 to 0)	0 (0 to 0)	0
Ascariasis	0 (0 to 0)	0 (0 to 0)	0 (0 to 0)	0 (0 to 0)	0 (0 to 0)	0 (0 to 0)	0 (0 to 0)	0 (0 to 0)	0 (0 to 0)	0 (0 to 0)	0 (0 to 0)	0 (0 to 0)	0 (0 to 0)	0 (0 to 0)	0 (0 to 0)	0 (0 to 0)	0 (0 to 0)	0 (0 to 0)	0 (0 to 0)	0 (0 to 0)	0 (0 to 0)	0
Trichuriasis	0 (0 to 0)	0 (0 to 0)	0 (0 to 0)	0 (0 to 0)	0 (0 to 0)	0 (0 to 0)	0 (0 to 0)	0 (0 to 0)	0 (0 to 0)	0 (0 to 0)	0 (0 to 0)	0 (0 to 0)	0 (0 to 0)	0 (0 to 0)	0 (0 to 0)	0 (0 to 0)	0 (0 to 0)	0 (0 to 0)	0 (0 to 0)	0 (0 to 0)	0 (0 to 0)	0
Hookworm disease	0 (0 to 0)	0 (0 to 0)	0 (0 to 0)	0 (0 to 0)	0 (0 to 0)	0 (0 to 0)	0 (0 to 0)	0 (0 to 0)	0 (0 to 0)	0 (0 to 0)	0 (0 to 0)	0 (0 to 0)	0 (0 to 0)	0 (0 to 0)	0 (0 to 0)	0 (0 to 0)	0 (0 to 0)	0 (0 to 0)	0 (0 to 0)	0 (0 to 0)	0 (0 to 0)	0
Food-borne trematodiases	0 (0 to 0)	0 (0 to 0)	0 (0 to 0)	0 (0 to 0)	0 (0 to 0)	0 (0 to 0)	0 (0 to 0)	0 (0 to 0)	0 (0 to 0)	0 (0 to 0)	0 (0 to 0)	0 (0 to 0)	0 (0 to 0)	0 (0 to 0)	0 (0 to 0)	0 (0 to 0)	0 (0 to 0)	0 (0 to 0)	0 (0 to 0)	0 (0 to 0)	0 (0 to 0)	0
Leprosy	0 (0 to 0)	0 (0 to 0)	0 (0 to 0)	0 (0 to 0)	0 (0 to 0)	0 (0 to 0)	0 (0 to 0)	0 (0 to 0)	0 (0 to 0)	0 (0 to 0)	0 (0 to 0)	0 (0 to 0)	0 (0 to 0)	0 (0 to 0)	0 (0 to 0)	0 (0 to 0)	0 (0 to 0)	0 (0 to 0)	0 (0 to 0)	0 (0 to 0)	0 (0 to 0)	0
Ebola	0 (0 to 0)	0 (0 to 0)	0 (0 to 0)	0 (0 to 0)	0 (0 to 0)	0 (0 to 0)	0 (0 to 0)	0 (0 to 0)	0 (0 to 0)	0 (0 to 0)	0 (0 to 0)	0 (0 to 0)	0 (0 to 0)	0 (0 to 0)	0 (0 to 0)	0 (0 to 0)	0 (0 to 0)	0 (0 to 0)	0 (0 to 0)	0 (0 to 0)	0 (0 to 0)	0
Zika virus	0 (0 to 0)	0 (0 to 0)	0 (0 to 0)	0 (0 to 0)	0 (0 to 0)	0 (0 to 0)	0 (0 to 0)	0 (0 to 0)	0 (0 to 0)	0 (0 to 0)	0 (0 to 0)	0 (0 to 0)	0 (0 to 0)	0 (0 to 0)	0 (0 to 0)	0 (0 to 0)	0 (0 to 0)	0 (0 to 0)	0 (0 to 0)	0 (0 to 0)	0 (0 to 0)	0
Guinea worm disease	0 (0 to 0)	0 (0 to 0)	0 (0 to 0)	0 (0 to 0)	0 (0 to 0)	0 (0 to 0)	0 (0 to 0)	0 (0 to 0)	0 (0 to 0)	0 (0 to 0)	0 (0 to 0)	0 (0 to 0)	0 (0 to 0)	0 (0 to 0)	0 (0 to 0)	0 (0 to 0)	0 (0 to 0)	0 (0 to 0)	0 (0 to 0)	0 (0 to 0)	0 (0 to 0)	0
Other neglected tropical diseases	0 (0 to 0)	0 (0 to 0)	0 (0 to 0)	0 (0 to 0)	1 (0 to 2.2)	0.4 (0 to 0.1)	0 (0 to 0)	0 (0 to 0.2)	0 (0 to 0)	0 (0 to 0)	0 (0 to 0)	0 (0 to 0)	0 (0 to 0)	0 (0 to 0)	0 (0 to 0)	0 (0 to 0)	0 (0 to 0)	0 (0 to 0)	0 (0 to 0)	0 (0 to 0)	0 (0 to 0)	2.7
Other infectious diseases	1 (0.7 to 1.9)	2.3 (1.4 to 3.5)	6.7 (4.6 to 10.5)	5.3 (3.9 to 9.4)	4.3 (3.4 to 7.3)	3.1 (2.4 to 4.4)	2.7 (2.1 to 3.7)	3.1 (2.3 to 4.4)	3.5 (2.6 to 4.9)	4 (2.9 to 5.6)	4.6 (3.4 to 6.4)	4.1 (3.0 to 5.8)	3.8 (2.8 to 5.4)	3.5 (2.6 to 4.9)	3.2 (2.4 to 4.6)	3 (2.2 to 4.3)	2.9 (2.1 to 4.2)	2.8 (2.1 to 4.1)	2.8 (2.1 to 4.1)	2.8 (2.1 to 4.1)	93.4
Meningitis	0.3 (0.2 to 0.5)	1 (0.4 to 1.4)	2.9 (1.



| | | |

| | | |

SR Table 2a: Trafford DALYS by cause and age group for males with 95% uncertainty intervals. 2019

Cause	Early Neonatal	Late Neonatal	Post Neonatal	1 to 4	5 to 9	10 to 14	15 to 19	20 to 24	25 to 29	30 to 34	35 to 39	40 to 44	45 to 49	50 to 54	55 to 59	60 to 64	65 to 69	70 to 74	75 to 79	80 to 84	85 to 89	90 to 94	95 plus	Total
All causes	867 (770 to 922)	1,064 (911 to 1,131)	1,160 (1,160 to 2,016)	1,160 (899 to 1,940)	1,160 (867 to 1,440)	1,160 (1,160 to 2,016)	1,160 (1,160 to 2,016)	1,160 (997 to 1,660)	1,160 (1,160 to 2,016)	1,160 (1,160 to 2,016)	1,160 (1,160 to 2,016)	1,160 (1,160 to 2,016)	1,160 (1,160 to 2,016)	1,160 (1,160 to 2,016)	1,160 (1,160 to 2,016)	1,160 (1,160 to 2,016)	1,160 (1,160 to 2,016)	1,160 (1,160 to 2,016)	1,160 (1,160 to 2,016)	1,160 (1,160 to 2,016)	1,160 (1,160 to 2,016)	1,160 (1,160 to 2,016)	33,200
Communicable, maternal, neonatal, and nutritional diseases	1,120 (1,120 to 1,204)	1,120 (477 to 2,764)	1,120 (1,120 to 1,120)	1,120 (1,120 to 1,120)	1,120 (1,120 to 1,120

6158

Osteoarthritis other	0 (0 to 0)	0 (0 to 0)	0 (0 to 0)	0 (0 to 0)	0 (0 to 0)	0 (0 to 0)	0 (0 to 0)	0 (0 to 0)	0 (0 to 0)	0 (0 to 0)	0 (0 to 0)	0 (0 to 0)	0-1 (0 to 1)	1-1 (0 to 3)	1-1 (0 to 3)	2-5 (1 to 5)	4-4 (1 to 9)	4-5 (1 to 9)	6-2 (2 to 13)	6-5 (1 to 13)	6-8 (3 to 14)	7 (3 to 14)	5-4 (2 to 11)	4-7 (2 to 9)	2-9 (1 to 6)	1-2 (0 to 2)	0-3 (0 to 1)	49-7
Low back pain	0 (0 to 0)	0 (0 to 0)	0 (0 to 0)	0 (0 to 0)	4-9 (2 to 8)	29-8 (14 to 39)	46-2 (32 to 62)	46-2 (36 to 71)	39-8 (30 to 52)	32-1 (25 to 41)	27-9 (19 to 39)	155 (97 to 233)	115 (68 to 177)	96 (57 to 159)	84-4 (50 to 136)	136 (84 to 216)	154 (94 to 235)	156 (97 to 237)	132 (78 to 190)	113 (72 to 174)	102 (63 to 154)	104 (61 to 164)	87-8 (53 to 135)	84-9 (53 to 127)	67-8 (37 to 112)	64 (33 to 104)	27-8 (17 to 46)	1,493
Neck pain	0 (0 to 0)	0 (0 to 0)	0 (0 to 0)	2-1 (0 to 7)	11-4 (5 to 21)	17-2 (9 to 31)	17-4 (9 to 32)	23-6 (11 to 43)	34-3 (18 to 58)	32 (20 to 49)	28-1 (16 to 44)	58-9 (38 to 92)	64-3 (39 to 97)	63-2 (33 to 114)	62-5 (30 to 114)	69-2 (34 to 124)	68-8 (35 to 124)	48-8 (25 to 84)	40-2 (22 to 72)	37 (20 to 62)	23-9 (12 to 42)	17-6 (9 to 32)	9-8 (5 to 17)	3-6 (1 to 9)	0-4 (0 to 1)	586
Gout	0 (0 to 0)	0 (0 to 0)	0 (0 to 0)	0 (0 to 0)	0 (0 to 0)	0 (0 to 0)	0 (0 to 0)	0 (0 to 0)	0 (0 to 0)	0 (0 to 0)	0 (0 to 0)	0 (0 to 0)	0 (0 to 0)	1-3 (0 to 5)	1-2 (0 to 5)	2-4 (0 to 9)	3-5 (1 to 10)	3-5 (1 to 10)	3-5 (1 to 10)	3-5 (1 to 10)	3-5 (1 to 10)	3-5 (1 to 10)	2-4 (1 to 9)	2-3 (1 to 7)	1-3 (0 to 3)	0-3 (0 to 1)	60-3
Other musculoskeletal disorders	0 (0 to 0)	0 (0 to 0)	0 (0 to 0)	0-2 (0 to 3)	0-3 (0 to 1)	6-3 (2 to 11)	7-3 (3 to 12)	25-5 (14 to 41)	39-4 (21 to 57)	44-1 (26 to 68)	24-5 (12 to 39)	58-7 (41 to 82)	46-5 (28 to 67)	40-5 (24 to 62)	53-3 (31 to 83)	57-9 (33 to 90)	45-5 (26 to 72)	38-9 (20 to 62)	40-5 (22 to 71)	35-2 (17 to 57)	17-1 (9 to 32)	8 (3 to 14)	3-1 (1 to 5)	0-9 (0 to 1)	0-4 (0 to 1)	501
Other non-communicable diseases	55-3 (32 to 84)	28-7 (20 to 42)	44-5 (43 to 58)	22-2 (16 to 31)	34-5 (24 to 46)	34-1 (23 to 46)	31-8 (22 to 43)	31-4 (22 to 42)	37-1 (26 to 50)	45-5 (31 to 62)	46-5 (32 to 64)	58-7 (41 to 82)	48-5 (47 to 56)	46-5 (32 to 61)	49-7 (31 to 72)	61-3 (41 to 82)	59 (41 to 81)	58 (39 to 78)	58 (39 to 78)	58 (39 to 78)	58 (39 to 78)	58 (39 to 78)	58 (39 to 78)	58 (39 to 78)	58 (39 to 78)	58 (39 to 78)	1,650
Congenital birth defects	53-3 (32 to 84)	24-9 (16 to 38)	43-9 (27 to 74)	27 (16 to 42)	17 (12 to 23)	10-4 (7 to 15)	11-1 (7 to 16)	10-2 (7 to 13)	9-9 (7 to 13)	10-1 (7 to 13)	11-1 (8 to 16)	13-7 (10 to 18)	11-3 (7 to 16)	10-8 (7 to 15)	10-6 (7 to 15)	10-9 (7 to 14)	10-6 (7 to 14)	8 (5 to 11)	5-9 (3 to 7)	5-8 (3 to 7)	2-3 (1 to 4)	1-4 (0 to 2)	0-5 (0 to 1)	0-2 (0 to 1)	0-3 (0 to 1)	308
Neural tube defects	2-4 (1 to 4)	1-6 (0 to 2)	3-7 (1 to 6)	0-7 (0 to 1)	0-5 (0 to 1)	0-5 (0 to 1)	0-5 (0 to 1)	0-4 (0 to 1)	0-4 (0 to 1)	0-3 (0 to 1)	0-3 (0 to 1)	0-3 (0 to 1)	0-3 (0 to 1)	0-2 (0 to 1)	0-2 (0 to 1)	0-2 (0 to 1)	0-1 (0 to 1)	0-1 (0 to 1)	0-1 (0 to 1)	0-1 (0 to 1)	0-1 (0 to 1)	0-1 (0 to 1)	0-1 (0 to 1)	0-1 (0 to 1)	0-1 (0 to 1)	0-1 (0 to 1)	20
Congenital heart anomalies	12-2 (6 to 21)	10-7 (6 to 19)	13-8 (7 to 27)	7 (4 to 12)	2-7 (1 to 4)	2-5 (1 to 4)	2-9 (1 to 4)	2-1 (1 to 3)	2-2 (1 to 3)	2-2 (1 to 4)	2-1 (1 to 3)	2-4 (1 to 3)	2-4 (1 to 3)	2-2 (1 to 3)	2-2 (1 to 4)	1-7 (0 to 2)	1-5 (0 to 2)	1-1 (0 to 2)	0-9 (0 to 1)	0-1 (0 to 1)	0-1 (0 to 1)	0-1 (0 to 1)	0-1 (0 to 1)	0-1 (0 to 1)	0-1 (0 to 1)	0-1 (0 to 1)	70-7
Orofacial clefts	0 (0 to 0)	0-1 (0 to 2)	0-3 (0 to 1)	0-2 (0 to 1)	0-2 (0 to 1)	0-2 (0 to 1)	0-2 (0 to 1)	0-1 (0 to 2)	0-2 (0 to 2)	0-2 (0 to 2)	0-2 (0 to 2)	0-2 (0 to 2)	0-2 (0 to 2)	0-2 (0 to 2)	0-2 (0 to 2)	0-2 (0 to 2)	0-2 (0 to 2)	0-2 (0 to 2)	0-1 (0 to 2)	0-1 (0 to 2)	0-1 (0 to 2)	0-1 (0 to 2)	0-1 (0 to 1)	0-1 (0 to 1)	0-1 (0 to 1)	0-1 (0 to 1)	2-8
Down syndrome	1-2 (0 to 2)	0-4 (0 to 0.7)	1-2 (0 to 2)	1-2 (0 to 1)	1 (0 to 1)	0-5 (0 to 1)	0-6 (0 to 1)	0-5 (0 to 1)	1 (0 to 1)	1 (0 to 1)	1-2 (0 to 1)	1-2 (0 to 1)	1-6 (0 to 1)	2-6 (1 to 4)	3-5 (1 to 4)	2-6 (1 to 4)	1-7 (0 to 3)	1-4 (0 to 3)	1-4 (0 to 3)	2-6 (1 to 4)	1-7 (0 to 3)	1-3 (0 to 3)	0-9 (0 to 1)	0-5 (0 to 1)	0-3 (0 to 1)	0-3 (0 to 1)	24-2
Turner syndrome	0 (0 to 0)	0 (0 to 0)	0 (0 to 0)	0 (0 to 0)	0 (0 to 0)	0 (0 to 0)	0 (0 to 0)	0 (0 to 0)	0 (0 to 0)	0 (0 to 0)	0 (0 to 0)	0 (0 to 0)	0 (0 to 0)	0 (0 to 0)	0 (0 to 0)	0 (0 to 0)	0 (0 to 0)	0 (0 to 0)	0 (0 to 0)	0 (0 to 0)	0 (0 to 0)	0 (0 to 0)	0 (0 to 0)	0 (0 to 0)	0 (0 to 0)	0 (0 to 0)	0
Klinefelter syndrome	0 (0 to 0)	0 (0 to 0)	0 (0 to 0)	0 (0 to 0)	0 (0 to 0)	0 (0 to 0)	0 (0 to 0)	0 (0 to 0)	0 (0 to 0)	0 (0 to 0)	0 (0 to 0)	0 (0 to 0)	0 (0 to 0)	0 (0 to 0)	0 (0 to 0)	0 (0 to 0)	0 (0 to 0)	0 (0 to 0)	0 (0 to 0)	0 (0 to 0)	0 (0 to 0)	0 (0 to 0)	0 (0 to 0)	0 (0 to 0)	0 (0 to 0)	0 (0 to 0)	0-2
Other chromosomal abnormalities	5-5 (1 to 22.3)	2-4 (0 to 8.8)	5-4 (2 to 15.4)	3-3 (1 to 7.2)	2-2 (1 to 3.2)	1 (0 to 2.1)	1-5 (1 to 3.1)	1-4 (0 to 2.3)	1-2 (0 to 2.1)	1-3 (0 to 2.1)	1-4 (0 to 2.3)	1-2 (0 to 1.6)	1-2 (0 to 1.6)	1-2 (0 to 1.6)	0-9 (0 to 1.3)	0-9 (0 to 1.3)	0-3 (0 to 0.5)	0-3 (0 to 0.5)	0-3 (0 to 0.5)	0-3 (0 to 0.5)	0-3 (0 to 0.5)	0-4 (0 to 0.9)	0-2 (0 to 0.5)	0-2 (0 to 0.5)	0-2 (0 to 0.5)	32-4
Congenital musculoskeletal and limb anomalies	1-5 (0 to 1.1)	0-6 (0 to 1.1)	0-8 (0 to 1.8)	0-7 (0 to 1.4)	0-6 (0 to 1.2)	0-6 (0 to 1.1)	0-7 (0 to 1.4)	0-6 (0 to 1.2)	0-5 (0 to 1.1)	0-5 (0 to 1.1)	0-6 (0 to 1.2)	0-9 (0 to 1.4)	0-9 (0 to 1.4)	0-9 (0 to 1.4)	1-1 (0 to 2.4)	1-0 (0 to 2.4)	0-9 (0 to 2.1)	0-7 (0 to 1.5)	0-6 (0 to 1.4)	0-6 (0 to 1.4)	0-4 (0 to 1.1)	0-4 (0 to 0.9)	0-2 (0 to 0.5)	0-1 (0 to 0.3)	0-1 (0 to 0.5)	55-2
Urogenital congenital anomalies	3-4 (1 to 10.4)	0-7 (0 to 1.6)	1-1 (0 to 2.6)	0-8 (0 to 1.5)	0-5 (0 to 1.2)	0-4 (0 to 1.1)	0-7 (0 to 1.6)	0-2 (0 to 0.5)	0-2 (0 to 0.5)	0-2 (0 to 0.5)	0-2 (0 to 0.5)	0-3 (0 to 0.5)	0-3 (0 to 0.5)	0-3 (0 to 0.5)	0-1 (0 to 0.5)	0-1 (0 to 0.5)	0-1 (0 to 0.5)	0-1 (0 to 0.5)	0-1 (0 to 0.5)	0-1 (0 to 0.5)	0-1 (0 to 0.5)	0-1 (0 to 0.5)	0-1 (0 to 0.5)	0-1 (0 to 0.5)	0-1 (0 to 0.5)	8-4
Digestive congenital anomalies	11-7 (4 to 22.4)	4-6 (2 to 7.5)	6-2 (3 to 10.6)	3-2 (1 to 5.8)	2-1 (0 to 3.1)	1-7 (0 to 2.6)	1-8 (0 to 2.5)	1-5 (0 to 2.1)	1-3 (0 to 2.1)	1-3 (0 to 2.1)	1-4 (0 to 2.2)	1-3 (0 to 2.1)	1-3 (0 to 2.1)	1-3 (0 to 2.1)	0-9 (0 to 1.5)	0-9 (0 to 1.5)	0-9 (0 to 1.5)	0-9 (0 to 1.5)	0-9 (0 to 1.5)	0-9 (0 to 1.5)	0-9 (0 to 1.5)	0-9 (0 to 1.5)	0-9 (0 to 1.5)	0-9 (0 to 1.5)	0-9 (0 to 1.5)	30-7
Other congenital birth defects	15-2 (8 to 28.5)	5-5 (2 to 9.6)	9-5 (4 to 19.2)	3-6 (2 to 6.6)	3-2 (1 to 5.1)	2-6 (1 to 4.5)	2-5 (1 to 4.5)	2-1 (1 to 3.7)	1-9 (1 to 3.4)	1-9 (1 to 3.2)	1-9 (1 to 3.4)	1-9 (1 to 3.1)	1-9 (1 to 3.2)	1-9 (1 to 3.1)	1-9 (1 to 3.1)	1-9 (1 to 3.1)	0-9 (0 to 4.1)	0-8 (0 to 3.5)	0-8 (0 to 3.5)	0-8 (0 to 3.5)	0-8 (0 to 3.5)	0-8 (0 to 3.5)	0-8 (0 to 3.5)	0-8 (0 to 3.5)	0-8 (0 to 3.5)	63-5
Urinary diseases and male infertility	0-1 (0 to 0.1)	0-1 (0 to 0.1)	0-1 (0 to 0.5)	0-1 (0 to 0.3)	0-4 (0 to 0.5)	0-4 (0 to 0.5)	0-4 (0 to 0.5)	0-4 (0 to 0.5)	1-5 (0 to 3.1)	2-5 (1 to 5.1)	1-5 (0 to 3.1)	1-6 (0 to 4.5)	1-5 (0 to 3.2)	1-6 (0 to 4.5)	1-6 (0 to 4.5)	1-6 (0 to 4.5)	1-6 (0 to 4.5)	1-6 (0 to 4.5)	1-6 (0 to 4.5)	1-6 (0 to 4.5)	1-6 (0 to 4.5)	1-6 (0 to 4.5)	1-6 (0 to 4.5)	1-6 (0 to 4.5)	1-6 (0 to 4.5)	243
Urolithiasis	0 (0 to 0)	0 (0 to 0)	0 (0 to 0)	0 (0 to 0.1)	0-1 (0 to 0.1)	0-1 (0 to 0.1)	0-1 (0 to 0.1)	0-1 (0 to 0.2)	0-2 (0 to 0.4)	0-2 (0 to 0.4)	0-2 (0 to 0.4)	0-2 (0 to 0.4)	0-2 (0 to 0.4)	0-2 (0 to 0.4)	0-2 (0 to 0.4)	0-2 (0 to 0.4)	0-2 (0 to 0.4)	0-2 (0 to 0.4)	0-2 (0 to 0.4)	0-2 (0 to 0.4)	0-2 (0 to 0.4)	0-2 (0 to 0.4)	0-2 (0 to 0.4)	0-2 (0 to 0.4)	0-2 (0 to 0.4)	15-7
Benign prostatic hyperplasia	0 (0 to 0)	0 (0 to 0)	0 (0 to 0)	0 (0 to 0)	0 (0 to 0)	0 (0 to 0)	0 (0 to 0)	0 (0 to 0)	0 (0 to 0)	0 (0 to 0)	0 (0 to 0)	0 (0 to 0)	0 (0 to 0)	0 (0 to 0)	0 (0 to 0)	0 (0 to 0)	0 (0 to 0)	0 (0 to 0)	0 (0 to 0)	0 (0 to 0)	0 (0 to 0)	0 (0 to 0)	0 (0 to 0)	0 (0 to 0)	0 (0 to 0)	0 (0 to 0)	106
Male infertility	0 (0 to 0)	0 (0 to 0)	0 (0 to 0)	0 (0 to 0)	0 (0 to 0)	0 (0 to 0)	0 (0 to 0)	1-7 (0 to 3.2)	1-9 (0 to 5.2)	2-4 (0 to 5.2)	2-4 (0 to 6.2)	2-4 (0 to 7.5)	2-4 (0 to 6.2)	2-4 (0 to 7.5)	0-4 (0 to 1.5)	0-4 (0 to 2.1)	0-4 (0 to 2.1)	0-4 (0 to 2.1)	0-4 (0 to 2.1)	0-4 (0 to 2.1)	0-4 (0 to 2.1)	0-4 (0 to 2.1)	0-4 (0 to 2.1)	0-4 (0 to 2.1)	0-4 (0 to 2.1)	9-9
Other urinary diseases	0 (0 to 0)	0 (0 to 0.1)	0 (0 to 0.2)	0 (0 to 0.3)	0-2 (0 to 0.2)	0-1 (0 to 0.2)	0-1 (0 to 0.1)	0-1 (0 to 0.1)	0-2 (0 to 0.2)	0-2 (0 to 0.4)	0-2 (0 to 0.4)	0-2 (0 to 0.4)	0-2 (0 to 0.4)	0-2 (0 to 0.4)	0-2 (0 to 0.4)	0-2 (0 to 0.4)	0-2 (0 to 0.4)	0-2 (0 to 0.4)	0-2 (0 to 0.4)	0-2 (0 to 0.4)	0-2 (0 to 0.4)	0-2 (0 to 0.4)	0-2 (0 to 0.4)	0-2 (0 to 0.4)	0-2 (0 to 0.4)	9-3
Gynecological diseases	0 (0 to 0)	0 (0 to 0)	0 (0 to 0)	0 (0 to 0)	0 (0 to 0)	0 (0 to 0)	0 (0 to 0)	0 (0 to 0)	0 (0 to 0)	0 (0 to 0)	0 (0 to 0)	0 (0 to 0)	0 (0 to 0)	0 (0 to 0)	0 (0 to 0)	0 (0 to 0)	0 (0 to 0)	0 (0 to 0)	0 (0 to 0)	0 (0 to 0)	0 (0 to 0)	0 (0 to 0)	0 (0 to 0)	0 (0 to 0)	0 (0 to 0)	0 (0 to 0)	0
Uterine fibroids	0 (0 to 0)	0 (0 to 0)	0 (0 to 0)	0 (0 to 0)	0 (0 to 0)	0 (0 to 0)	0 (0 to 0)	0 (0 to 0)	0 (0 to 0)	0 (0 to 0)	0 (0 to 0)	0 (0 to 0)	0 (0 to 0)	0 (0 to 0)	0 (0 to 0)	0 (0 to 0)	0 (0 to 0)	0 (0 to 0)	0 (0 to 0)	0 (0 to 0)	0 (0 to 0)	0 (0 to 0)	0 (0 to 0)	0 (0 to 0)	0 (0 to 0)	0 (0 to 0)	0
Polycystic ovarian syndrome	..	..	..	..	..	..	..	..	..	..	..	..	..	..	..	..	..	..	..	..	..	..	..	..	..	..	NA
Female infertility	..	..	..	..	..	..	..	..	..	..	..	..	..	..	..	..	..	..	..	..	..	..	..	..	..	..	NA
Endometriosis	..	..	..	..	..	..	..	..	..	..	..	..	..	..	..	..	..	..	..	..	..	..	..	..	..	..	NA
Genital prolapse	0 (0 to 0)	0 (0 to 0)	0 (0 to 0)	0 (0 to 0)	0 (0 to 0)	0 (0 to 0)	0 (0 to 0)	0 (0 to 0)	0 (0 to 0)	0 (0 to 0)	0 (0 to 0)	0 (0 to 0)	0 (0 to 0)	0 (0 to 0)	0 (0 to 0)	0 (0 to 0)	0 (0 to 0)	0 (0 to 0)	0 (0 to 0)	0 (0 to 0)	0 (0 to 0)	0 (0 to 0)	0 (0 to 0)	0 (0 to 0)	0 (0 to 0)	0 (0 to 0)	0
Premenstrual syndrome	..	..	..	..	..	..	..	..	..	..	..	..	..	..	..	..	..	..	..	..	..	..	..	..	..	..	NA
Other gynecological diseases	0 (0 to 0)	0 (0 to 0)	0 (0 to 0)	0 (0 to 0)	0 (0 to 0)	0 (0 to 0)	0 (0 to 0)	0 (0 to 0)	0 (0 to 0)	0 (0 to 0)	0 (0 to 0)	0 (0 to 0)	0 (0 to 0)	0 (0 to 0)	0 (0 to 0)	0 (0 to 0)	0 (0 to 0)	0 (0 to 0)	0 (0 to 0)	0 (0 to 0)	0 (0 to 0)	0 (0 to 0)	0 (0 to 0)	0 (0 to 0)	0 (0 to 0)	0 (0 to 0)	0
Hemoglobinopathies and hemolytic anemias	0-1 (0 to 1)	0-2 (0 to 0.3)	0-7 (0 to 0.5)	1-4 (0 to 2.2)	0-6 (0 to 1.4)	0-6 (0 to 1.2)	0-6 (0 to 1.1)	0-8 (0 to 1.7)	0-8 (0 to 1.7)	0-8 (0 to 1.6)	0-7 (0 to 1.6)	0-6 (0 to 1.4)	0-7 (0 to 1.4)	0-6 (0 to 1.4)	1-1 (0 to 2.4)	0-9 (0 to 1.7)	1 (0 to 2.1)	1-2 (0 to 2.1)	1-2 (0 to 2.1)	1 (0 to 1.7)	1 (0 to 1.7)	0-9 (0 to 1.6)	0-5 (0 to 1.2)	0-2 (0 to 0.6)	16-2
Thalassemias	0 (0 to 0)	0 (0 to 0)	0 (0 to 0)	0 (0 to 0)	0 (0 to 0)	0 (0 to 0)	0 (0 to 0)	0 (0 to 0)	0 (0 to 0)	0 (0 to 0)	0 (0 to 0)	0 (0 to 0)	0 (0 to 0)	0 (0 to 0)	0 (0 to 0)	0 (0 to 0)	0 (0 to 0)	0 (0 to 0)	0 (0 to 0)	0 (0 to 0)	0 (0 to 0)	0 (0 to 0)	0 (0 to 0)	0 (0 to 0)	0 (0 to 0)	0-1
Thalassemias trait	0 (0 to 0)	0 (0 to 0)	0 (0 to 0)	0-2 (0 to 0.6)	0-1 (0 to 0.5)	0-2 (0 to 0.1)	0-2 (0 to 0.1)	0-2 (0 to 0.1

SII Table 2a: Cheshire West and Chester DALYS by cause and age group for males with 95% uncertainty intervals. 2019

Cause	Early Neonatal	Late Neonatal	Post Neonatal	1 to 4	5 to 9	10 to 14	15 to 19	20 to 24	25 to 29	30 to 34	35 to 39	40 to 44	45 to 49	50 to 54	55 to 59	60 to 64	65 to 69	70 to 74	75 to 79	80 to 84	85 to 89	90 to 94	95 plus	Total
All causes	284 (250 to 273)	284 (110 to 134)	284 (144 to 282)	284 (95 to 302)	284 (271 to 494)	284 (284 to 466)	284 (527 to 1,055)	284 (869 to 1,360)	284 (1,089 to 1,710)	284 (1,139 to 1,760)	284 (1,248 to 1,980)	284 (1,488 to 2,200)	284 (1,630 to 2,360)	284 (2,266 to 3,340)	284 (2,910 to 4,200)	284 (3,446 to 4,930)	284 (3,955 to 5,740)	284 (4,470 to 6,150)	284 (5,410 to 7,370)	284 (4,266 to 6,240)	284 (2,340 to 3,460)	284 (1,366 to 1,970)	284 (494 to 699)	52,900
Communicable, maternal, neonatal, and nutritional diseases	284 (126 to 204)	284 (64 to 101)	284 (65 to 134)	284 (57 to 90)	284 (45 to 126)	284 (58 to 73)	284 (38 to 68)	284 (39 to 67)	284 (45 to 73)	284 (49 to 82)	284 (51 to 88)	284 (53 to 88)	284 (53 to 88)	284 (69 to 118)	284 (79 to 137)	284 (83 to 140)	284 (90 to 167)	284 (96 to 167)	284 (104 to 241)	284 (141 to 238)	284 (170 to 320)	284 (102 to 196)	284 (121 to 214)	2,650
HIV/AIDS and sexually transmitted infections	0 (0 to 0)	3 (2 to 3)	7 (3 to 14)	0 (0 to 0)	0 (0 to 0)	0 (0 to 0)	0 (0 to 0)	0 (0 to 0)	1 (0 to 2)	2 (0 to 3)	4 (2 to 6)	6 (3 to 9)	9 (4 to 12)	14 (7 to 20)	19 (9 to 27)	24 (12 to 34)	31 (16 to 43)	38 (20 to 52)	45 (23 to 61)	52 (27 to 71)	59 (30 to 81)	66 (34 to 91)	73 (37 to 100)	525
HIV/AIDS	0 (0 to 0)	0 (0 to 0)	0 (0 to 0)	0 (0 to 0)	0 (0 to 0)	0 (0 to 0)	0 (0 to 0)	0 (0 to 0)	0 (0 to 0)	0 (0 to 0)	0 (0 to 0)	0 (0 to 0)	0 (0 to 0)	0 (0 to 0)	0 (0 to 0)	0 (0 to 0)	0 (0 to 0)	0 (0 to 0)	0 (0 to 0)	0 (0 to 0)	0 (0 to 0)	0 (0 to 0)	0 (0 to 0)	0
HIV/AIDS - Drug-susceptible Tuberculosis	0 (0 to 0)	0 (0 to 0)	0 (0 to 0)	0 (0 to 0)	0 (0 to 0)	0 (0 to 0)	0 (0 to 0)	0 (0 to 0)	0 (0 to 0)	0 (0 to 0)	0 (0 to 0)	0 (0 to 0)	0 (0 to 0)	0 (0 to 0)	0 (0 to 0)	0 (0 to 0)	0 (0 to 0)	0 (0 to 0)	0 (0 to 0)	0 (0 to 0)	0 (0 to 0)	0 (0 to 0)	0 (0 to 0)	0
HIV/AIDS - Multidrug-resistant Tuberculosis without extensive dr...	0 (0 to 0)	0 (0 to 0)	0 (0 to 0)	0 (0 to 0)	0 (0 to 0)	0 (0 to 0)	0 (0 to 0)	0 (0 to 0)	0 (0 to 0)	0 (0 to 0)	0 (0 to 0)	0 (0 to 0)	0 (0 to 0)	0 (0 to 0)	0 (0 to 0)	0 (0 to 0)	0 (0 to 0)	0 (0 to 0)	0 (0 to 0)	0 (0 to 0)	0 (0 to 0)	0 (0 to 0)	0 (0 to 0)	0
HIV/AIDS - Extensively drug-resistant Tuberculosis	0 (0 to 0)	0 (0 to 0)	0 (0 to 0)	0 (0 to 0)	0 (0 to 0)	0 (0 to 0)	0 (0 to 0)	0 (0 to 0)	0 (0 to 0)	0 (0 to 0)	0 (0 to 0)	0 (0 to 0)	0 (0 to 0)	0 (0 to 0)	0 (0 to 0)	0 (0 to 0)	0 (0 to 0)	0 (0 to 0)	0 (0 to 0)	0 (0 to 0)	0 (0 to 0)	0 (0 to 0)	0 (0 to 0)	0
HIV/AIDS resulting in other diseases	0 (0 to 0)	0 (0 to 0)	0 (0 to 0)	0 (0 to 0)	0 (0 to 0)	0 (0 to 0)	0 (0 to 0)	0 (0 to 0)	0 (0 to 0)	0 (0 to 0)	0 (0 to 0)	0 (0 to 0)	0 (0 to 0)	0 (0 to 0)	0 (0 to 0)	0 (0 to 0)	0 (0 to 0)	0 (0 to 0)	0 (0 to 0)	0 (0 to 0)	0 (0 to 0)	0 (0 to 0)	0 (0 to 0)	0
Sexually transmitted infections excluding HIV	0 (0 to 0)	0 (0 to 0)	0 (0 to 0)	0 (0 to 0)	0 (0 to 0)	0 (0 to 0)	0 (0 to 0)	0 (0 to 0)	0 (0 to 0)	0 (0 to 0)	0 (0 to 0)	0 (0 to 0)	0 (0 to 0)	0 (0 to 0)	0 (0 to 0)	0 (0 to 0)	0 (0 to 0)	0 (0 to 0)	0 (0 to 0)	0 (0 to 0)	0 (0 to 0)	0 (0 to 0)	0 (0 to 0)	0
Syphilis	0 (0 to 0)	0 (0 to 0)	0 (0 to 0)	0 (0 to 0)	0 (0 to 0)	0 (0 to 0)	0 (0 to 0)	0 (0 to 0)	0 (0 to 0)	0 (0 to 0)	0 (0 to 0)	0 (0 to 0)	0 (0 to 0)	0 (0 to 0)	0 (0 to 0)	0 (0 to 0)	0 (0 to 0)	0 (0 to 0)	0 (0 to 0)	0 (0 to 0)	0 (0 to 0)	0 (0 to 0)	0 (0 to 0)	0
Chlamydial infection	0 (0 to 0)	0 (0 to 0)	0 (0 to 0)	0 (0 to 0)	0 (0 to 0)	0 (0 to 0)	0 (0 to 0)	0 (0 to 0)	0 (0 to 0)	0 (0 to 0)	0 (0 to 0)	0 (0 to 0)	0 (0 to 0)	0 (0 to 0)	0 (0 to 0)	0 (0 to 0)	0 (0 to 0)	0 (0 to 0)	0 (0 to 0)	0 (0 to 0)	0 (0 to 0)	0 (0 to 0)	0 (0 to 0)	0
Gonococcal infection	0 (0 to 0)	0 (0 to 0)	0 (0 to 0)	0 (0 to 0)	0 (0 to 0)	0 (0 to 0)	0 (0 to 0)	0 (0 to 0)	0 (0 to 0)	0 (0 to 0)	0 (0 to 0)	0 (0 to 0)	0 (0 to 0)	0 (0 to 0)	0 (0 to 0)	0 (0 to 0)	0 (0 to 0)	0 (0 to 0)	0 (0 to 0)	0 (0 to 0)	0 (0 to 0)	0 (0 to 0)	0 (0 to 0)	0
Trichomoniasis	0 (0 to 0)	0 (0 to 0)	0 (0 to 0)	0 (0 to 0)	0 (0 to 0)	0 (0 to 0)	0 (0 to 0)	0 (0 to 0)	0 (0 to 0)	0 (0 to 0)	0 (0 to 0)	0 (0 to 0)	0 (0 to 0)	0 (0 to 0)	0 (0 to 0)	0 (0 to 0)	0 (0 to 0)	0 (0 to 0)	0 (0 to 0)	0 (0 to 0)	0 (0 to 0)	0 (0 to 0)	0 (0 to 0)	0
Genital herpes	0 (0 to 0)	0 (0 to 0)	0 (0 to 0)	0 (0 to 0)	0 (0 to 0)	0 (0 to 0)	0 (0 to 0)	0 (0 to 0)	0 (0 to 0)	0 (0 to 0)	0 (0 to 0)	0 (0 to 0)	0 (0 to 0)	0 (0 to 0)	0 (0 to 0)	0 (0 to 0)	0 (0 to 0)	0 (0 to 0)	0 (0 to 0)	0 (0 to 0)	0 (0 to 0)	0 (0 to 0)	0 (0 to 0)	0
Other sexually transmitted infections	0 (0 to 0)	0 (0 to 0)	0 (0 to 0)	0 (0 to 0)	0 (0 to 0)	0 (0 to 0)	0 (0 to 0)	0 (0 to 0)	0 (0 to 0)	0 (0 to 0)	0 (0 to 0)	0 (0 to 0)	0 (0 to 0)	0 (0 to 0)	0 (0 to 0)	0 (0 to 0)	0 (0 to 0)	0 (0 to 0)	0 (0 to 0)	0 (0 to 0)	0 (0 to 0)	0 (0 to 0)	0 (0 to 0)	0
Respiratory infections and tuberculosis	27 (11 to 24)	27 (14 to 39)	164 (10 to 39)	164 (16 to 32)	164 (10 to 89)	164 (19 to 29)	164 (16 to 22)	164 (12 to 21)	164 (12 to 24)	164 (14 to 29)	164 (17 to 33)	164 (20 to 39)	164 (20 to 39)	164 (29 to 55)	164 (36 to 68)	164 (43 to 85)	164 (47 to 89)	164 (52 to 123)	164 (70 to 196)	164 (118 to 222)	164 (154 to 292)	164 (127 to 263)	164 (112 to 188)	1,440
Tuberculosis	0 (0 to 0)	0 (0 to 0)	0 (0 to 0)	0 (0 to 1)	0 (0 to 0)	0 (0 to 0)	0 (0 to 0)	0 (0 to 0)	0 (0 to 0)	0 (0 to 0)	0 (0 to 1)	0 (0 to 1)	0 (0 to 1)	1 (0 to 1)	1 (0 to 1)	1 (0 to 2)	1 (0 to 2)	1 (0 to 2)	2 (1 to 3)	2 (1 to 3)	2 (1 to 3)	2 (1 to 3)	2 (1 to 3)	19
Latent tuberculosis infection	0 (0 to 0)	0 (0 to 0)	0 (0 to 0)	0 (0 to 0)	0 (0 to 0)	0 (0 to 0)	0 (0 to 0)	0 (0 to 0)	0 (0 to 0)	0 (0 to 0)	0 (0 to 0)	0 (0 to 0)	0 (0 to 0)	0 (0 to 0)	0 (0 to 0)	0 (0 to 0)	0 (0 to 0)	0 (0 to 0)	0 (0 to 0)	0 (0 to 0)	0 (0 to 0)	0 (0 to 0)	0 (0 to 0)	0
Drug-susceptible tuberculosis	0 (0 to 0)	0 (0 to 0)	0 (0 to 0)	0 (0 to 1)	0 (0 to 0)	0 (0 to 0)	0 (0 to 1)	0 (0 to 2)	0 (0 to 2)	0 (0 to 3)	0 (0 to 3)	0 (0 to 3)	0 (0 to 3)	0 (0 to 3)	0 (0 to 3)	0 (0 to 3)	0 (0 to 3)	0 (0 to 3)	0 (0 to 3)	0 (0 to 3)	0 (0 to 3)	0 (0 to 3)	0 (0 to 3)	0
Multidrug-resistant tuberculosis without extensive drug resistance	0 (0 to 0)	0 (0 to 0)	0 (0 to 0)	0 (0 to 0)	0 (0 to 0)	0 (0 to 0)	0 (0 to 0)	0 (0 to 0)	0 (0 to 0)	0 (0 to 0)	0 (0 to 0)	0 (0 to 0)	0 (0 to 0)	0 (0 to 0)	0 (0 to 0)	0 (0 to 0)	0 (0 to 0)	0 (0 to 0)	0 (0 to 0)	0 (0 to 0)	0 (0 to 0)	0 (0 to 0)	0 (0 to 0)	0
Extensively drug-resistant tuberculosis	0 (0 to 0)	0 (0 to 0)	0 (0 to 0)	0 (0 to 0)	0 (0 to 0)	0 (0 to 0)	0 (0 to 0)	0 (0 to 0)	0 (0 to 0)	0 (0 to 0)	0 (0 to 0)	0 (0 to 0)	0 (0 to 0)	0 (0 to 0)	0 (0 to 0)	0 (0 to 0)	0 (0 to 0)	0 (0 to 0)	0 (0 to 0)	0 (0 to 0)	0 (0 to 0)	0 (0 to 0)	0 (0 to 0)	0
Lower respiratory infections	1.6 (1.1 to 2.3)	2.6 (1.6 to 3.4)	7.5 (7.4 to 20.9)	7.5 (5.2 to 10.3)	7.5 (1.1 to 2.1)	1.4 (1.1 to 1.6)	2.4 (1.6 to 3.6)	3.6 (2.5 to 5.4)	3.6 (2.5 to 5.6)	3.6 (2.5 to 5.6)	3.6 (2.5 to 5.6)	3.6 (2.5 to 5.6)	3.6 (2.5 to 5.6)	3.6 (2.5 to 5.6)	3.6 (2.5 to 5.6)	3.6 (2.5 to 5.6)	3.6 (2.5 to 5.6)	3.6 (2.5 to 5.6)	3.6 (2.5 to 5.6)	3.6 (2.5 to 5.6)	3.6 (2.5 to 5.6)	3.6 (2.5 to 5.6)	1,240
Upper respiratory infections	0.1 (0.1 to 0.2)	0.1 (0.1 to 0.2)	2.8 (1.7 to 4.7)	10.4 (9.9 to 19.8)	10.4 (7.1 to 22.8)	10.4 (5.3 to 10)	8.6 (4.4 to 15.2)	8.6 (4.5 to 14.4)	8.6 (4.6 to 14.3)	8.6 (4.6 to 14.6)	8.6 (4.7 to 15.2)	8.6 (4.7 to 15.4)	8.6 (4.7 to 15.4)	8.6 (4.7 to 15.4)	8.6 (4.7 to 15.4)	8.6 (4.7 to 15.4)	8.6 (4.7 to 15.4)	7.9 (4.2 to 14)	7.9 (4.2 to 14)	7.9 (4.2 to 14)	2.4 (1.2 to 4.2)	1.2 (0.6 to 2.1)	165
Otitis media	0 (0 to 0)	0 (0 to 0)	0.2 (0.2 to 0.6)	0.2 (1.6 to 5.5)	1.6 (1.6 to 3.5)	1.6 (1.6 to 2.3)	1.7 (1.6 to 3.9)	1.7 (1.6 to 3.9)	1.7 (1.6 to 3.7)	1.7 (1.6 to 3.7)	1.7 (1.6 to 3.4)	1.7 (1.6 to 3.4)	1.7 (1.6 to 3.4)	2.3 (1.6 to 4.6)	2.3 (1.6 to 4.6)	2.7 (1.6 to 4.7)	2.7 (1.6 to 4.7)	1.3 (1.6 to 4.2)	1.3 (1.6 to 4.2)	0.7 (1.6 to 3.1)	0.3 (1.6 to 3.1)	0.2 (1.6 to 3.1)	39
Enteric infections	0.2 (0.1 to 0.2)	0.2 (0.1 to 0.2)	8.7 (5.7 to 12.7)	13 (7.6 to 20.3)	6.6 (3.6 to 11.1)	4.5 (2.4 to 7.7)	3.4 (1.9 to 5.3)	3.4 (1.7 to 4.6)	3.4 (1.8 to 4.9)	3.4 (1.8 to 4.9)	3.4 (1.8 to 4.7)	3.4 (1.8 to 4.5)	3.4 (1.8 to 4.5)	3.4 (1.8 to 4.5)	3.4 (1.8 to 4.5)	3.4 (1.8 to 4.5)	3.4 (1.8 to 4.5)	3.4 (1.8 to 4.5)	3.4 (1.8 to 4.5)	3.4 (1.8 to 4.5)	3.4 (1.8 to 4.5)	3.4 (1.8 to 4.5)	141
Diarrheal diseases	0.2 (0.1 to 0.2)	0.2 (0.1 to 0.2)	8.7 (5.7 to 12.4)	13 (7.6 to 20.2)	6.6 (3.6 to 11.1)	4.5 (2.4 to 7.7)	3.4 (1.9 to 5.3)	3.4 (1.7 to 4.6)	3.4 (1.8 to 4.9)	3.4 (1.8 to 4.9)	3.4 (1.8 to 4.7)	3.4 (1.8 to 4.5)	3.4 (1.8 to 4.5)	3.4 (1.8 to 4.5)	3.4 (1.8 to 4.5)	3.4 (1.8 to 4.5)	3.4 (1.8 to 4.5)	3.4 (1.8 to 4.5)	3.4 (1.8 to 4.5)	3.4 (1.8 to 4.5)	3.4 (1.8 to 4.5)	3.4 (1.8 to 4.5)	140
Typhoid and paraphoid	0 (0 to 0)	0 (0 to 0)	0 (0 to 0)	0 (0 to 0)	0 (0 to 0)	0 (0 to 0)	0 (0 to 0)	0 (0 to 0)	0 (0 to 0)	0 (0 to 0)	0 (0 to 0)	0 (0 to 0)	0 (0 to 0)	0 (0 to 0)	0 (0 to 0)	0 (0 to 0)	0 (0 to 0)	0 (0 to 0)	0 (0 to 0)	0 (0 to 0)	0 (0 to 0)	0 (0 to 0)	0 (0 to 0)	0
Typhoid fever	0 (0 to 0)	0 (0 to 0)	0 (0 to 0)	0 (0 to 0)	0 (0 to 0)	0 (0 to 0)	0 (0 to 0)	0 (0 to 0)	0 (0 to 0)	0 (0 to 0)	0 (0 to 0)	0 (0 to 0)	0 (0 to 0)	0 (0 to 0)	0 (0 to 0)	0 (0 to 0)	0 (0 to 0)	0 (0 to 0)	0 (0 to 0)	0 (0 to 0)	0 (0 to 0)	0 (0 to 0)	0 (0 to 0)	0
Paratyphoid fever	0 (0 to 0)	0 (0 to 0)	0 (0 to 0)	0 (0 to 0)	0 (0 to 0)	0 (0 to 0)	0 (0 to 0)	0 (0 to 0)	0 (0 to 0)	0 (0 to 0)	0 (0 to 0)	0 (0 to 0)	0 (0 to 0)	0 (0 to 0)	0 (0 to 0)	0 (0 to 0)	0 (0 to 0)	0 (0 to 0)	0 (0 to 0)	0 (0 to 0)	0 (0 to 0)	0 (0 to 0)	0 (0 to 0)	0
Invasive Non-typhoidal Salmonella (iNTS)	0 (0 to 0)	0 (0 to 0)	0 (0 to 0)	0 (0 to 0)	0 (0 to 0)	0 (0 to 0)	0 (0 to 0)	0 (0 to 0)	0 (0 to 0)	0 (0 to 0)	0 (0 to 0)	0 (0 to 0)	0 (0 to 0)	0 (0 to 0)	0 (0 to 0)	0 (0 to 0)	0 (0 to 0)	0 (0 to 0)	0 (0 to 0)	0 (0 to 0)	0 (0 to 0)	0 (0 to 0)	0 (0 to 0)	1
Other intestinal infectious diseases	0 (0 to 0)	0 (0 to 0)	0 (0 to 0)	0 (0 to 0)	0 (0 to 0)	0 (0 to 0)	0 (0 to 0)	0 (0 to 0)	0 (0 to 0)	0 (0 to 0)	0 (0 to 0)	0 (0 to 0)	0 (0 to 0)	0 (0 to 0)	0 (0 to 0)	0 (0 to 0)	0 (0 to 0)	0 (0 to 0)	0 (0 to 0)	0 (0 to 0)	0 (0 to 0)	0 (0 to 0)	0 (0 to 0)	0
Neglected tropical diseases and malaria	0 (0 to 0)	0 (0 to 0)	0 (0 to 0)	0 (0 to 0.2)	0 (0 to 0)	0.4 (0 to 2)	0 (0 to 0)	0.1 (0 to 0.4)	0 (0 to 0.2)	0 (0 to 0.2)	0 (0 to 0.2)	0 (0 to 0.2)	0 (0 to 0.2)	0.1 (0 to 0.4)	0 (0 to 0.1)	0.3 (0 to 1)	0 (0 to 0.2)	0.1 (0 to 0.4)	0 (0 to 0.2)	0.1 (0 to 0.4)	0 (0 to 0.2)	0 (0 to 0.1)	0 (0 to 0.1)	3
Malaria	0 (0 to 0)	0 (0 to 0)	0 (0 to 0)	0 (0 to 0)	0 (0 to 0)	0 (0 to 0)	0 (0 to 0)	0 (0 to 0)	0 (0 to 0)	0 (0 to 0)	0 (0 to 0)	0 (0 to 0)	0 (0 to 0)	0 (0 to 0)	0 (0 to 0)	0 (0 to 0)	0 (0 to 0)	0 (0 to 0)	0 (0 to 0)	0 (0 to 0)	0 (0 to 0)	0 (0 to 0)	0 (0 to 0)	0
Chagas disease	0 (0 to 0)	0 (0 to 0)	0 (0 to 0)	0 (0 to 0)	0 (0 to 0)	0 (0 to 0)	0 (0 to 0)	0 (0 to 0)	0 (0 to 0)	0 (0 to 0)	0 (0 to 0)	0 (0 to 0)	0 (0 to 0)	0 (0 to 0)	0 (0 to 0)	0 (0 to 0)	0 (0 to 0)	0 (0 to 0)	0 (0 to 0)	0 (0 to 0)	0 (0 to 0)	0 (0 to 0)	0 (0 to 0)	0
Leishmaniasis	0 (0 to 0)	0 (0 to 0)	0 (0 to 0)	0 (0 to 0)	0 (0 to 0)	0 (0 to 0)	0 (0 to 0)	0 (0 to 0)	0 (0 to 0)	0 (0 to 0)	0 (0 to 0)	0 (0 to 0)	0 (0 to 0)	0 (0 to 0)	0 (0 to 0)	0 (0 to 0)	0 (0 to 0)	0 (0 to 0)	0 (0 to 0)	0 (0 to 0)	0 (0 to 0)	0 (0 to 0)	0 (0 to 0)	0
Visceral leishmaniasis	0 (0 to 0)	0 (0 to 0)	0 (0 to 0)	0 (0 to 0)	0 (0 to 0)	0 (0 to 0)	0 (0 to 0)	0 (0 to 0)	0 (0 to 0)	0 (0 to 0)	0 (0 to 0)	0 (0 to 0)	0 (0 to 0)	0 (0 to 0)	0 (0 to 0)	0 (0 to 0)	0 (0 to 0)	0 (0 to 0)	0 (0 to 0)	0 (0 to 0)	0 (0 to 0)	0 (0 to 0)	0 (0 to 0)	0
Cutaneous and mucocutaneous leishmaniasis	0 (0 to 0)	0 (0 to 0)	0 (0 to 0)	0 (0 to 0)	0 (0 to 0)	0 (0 to 0)	0 (0 to 0)	0 (0 to 0)	0 (0 to 0)	0 (0 to 0)	0 (0 to 0)	0 (0 to 0)	0 (0 to 0)	0 (0 to 0)	0 (0 to 0)	0 (0 to 0)	0 (0 to 0)	0 (0 to 0)	0 (0 to 0)	0 (0 to 0)	0 (0 to 0)	0 (0 to 0)	0 (0 to 0)	0
African trypanosomiasis	0 (0 to 0)	0 (0 to 0)	0 (0 to 0)	0 (0 to 0)	0 (0 to 0)	0 (0 to 0)	0 (0 to 0)	0 (0 to 0)	0 (0 to 0)	0 (0 to 0)	0 (0 to 0)	0 (0 to 0)	0 (0 to 0)	0 (0 to 0)	0 (0 to 0)	0 (0 to 0)	0 (0 to 0)	0 (0 to 0)	0 (0 to 0)	0 (0 to 0)	0 (0 to 0)	0 (0 to 0)	0 (0 to 0)	0
Schistosomiasis	0 (0 to 0)	0 (0 to 0)	0 (0 to 0)	0 (0 to 0)	0 (0 to 0)	0 (0 to 0)	0 (0 to 0)	0 (0 to 0)	0 (0 to 0)	0 (0 to 0)	0 (0 to 0)	0 (0 to 0)	0 (0 to 0)	0 (0 to 0)	0 (0 to 0)	0 (0 to 0)	0 (0 to 0)	0 (0 to 0)	0 (0 to 0)	0 (0 to 0)	0 (0 to 0)	0 (0 to 0)	0 (0 to 0)	0
Cysticercosis	0 (0 to 0)	0 (0 to 0)	0 (0 to 0)	0 (0 to 0)	0 (0 to 0)	0 (0 to 0)	0 (0 to 0)	0 (0 to 0)	0 (0 to 0)	0 (0 to 0)	0 (0 to 0)	0 (0 to 0)	0 (0 to 0)	0 (0 to 0)	0 (0 to 0)	0 (0 to 0)	0 (0 to 0)	0 (0 to 0)	0 (0 to 0)	0 (0 to 0)	0 (0 to 0)	0 (0 to 0)	0 (0 to 0)	0
Cystic echinococcosis	0 (0 to 0)	0 (0 to 0)	0 (0 to 0)	0 (0 to 0)	0 (0 to 0)	0 (0 to 0)	0 (0 to 0)	0 (0 to 0)	0 (0 to 0)	0 (0 to 0)	0 (0 to 0)	0 (0 to 0)	0 (0 to 0)	0 (0 to 0)	0 (0 to 0)	0 (0 to 0)	0 (0 to 0)	0 (0 to 0)	0 (0 to 0)	0 (0 to 0)	0 (0 to 0)	0 (0 to 0)	0 (0 to 0)	0
Lymphatic filariasis	0 (0 to 0)	0 (0 to 0)	0 (0 to 0)	0 (0 to 0)	0 (0 to 0)	0 (0 to 0)	0 (0 to 0)	0 (0 to 0)	0 (0 to 0)	0 (0 to 0)	0 (0 to 0)	0 (0 to 0)	0 (0 to 0)	0 (0 to 0)	0 (0 to 0)	0 (0 to 0)	0 (0 to 0)	0 (0 to 0)	0 (0 to 0)	0 (0 to 0)	0 (0 to 0)	0 (0 to 0)	0 (0 to 0)	0
Onchocerciasis	0 (0 to 0)	0 (0 to 0)	0 (0 to 0)	0 (0 to 0)	0 (0 to 0)	0 (0 to 0)	0 (0 to 0)	0 (0 to 0)	0 (0 to 0)	0 (0 to 0)	0 (0 to 0)	0 (0 to 0)	0 (0 to 0)	0 (0 to 0)	0 (0 to 0)	0 (0 to 0)	0 (0 to 0)	0 (0 to 0)	0 (0 to 0)	0 (0 to 0)	0 (0 to 0)	0 (0 to 0)	0 (0 to 0)	0
Trachoma	0 (0 to 0)	0 (0 to 0)	0 (0 to 0)	0 (0 to 0)	0 (0 to 0)	0 (0 to 0)	0 (0 to 0)	0 (0 to 0)	0 (0 to 0)	0 (0 to 0)	0 (0 to 0)	0 (0 to 0)	0 (0 to 0)	0 (0 to 0)	0 (0 to 0)	0 (0 to 0)	0 (0 to 0)	0 (0 to 0)	0 (0 to 0)	0 (0 to 0)	0 (0 to 0)	0 (0 to 0)	0 (0 to 0)	0
Dengue	0 (0 to 0)	0 (0 to 0)	0 (0 to 0)	0 (0 to 0)	0 (0 to 0)	0 (0 to 0)	0 (0 to 0)	0 (0 to 0)	0 (0 to 0)	0 (0 to 0)	0 (0 to 0)	0 (0 to 0)	0 (0 to 0)	0 (0 to 0)	0 (0 to 0)	0 (0 to 0)	0 (0 to 0)	0 (0 to 0)	0 (0 to 0)	0 (0 to 0)	0 (0 to 0)	0 (0 to 0)	0 (0 to 0)	0
Yellow fever	0 (0 to 0)	0 (0 to 0)	0 (0 to 0)	0 (0 to 0)	0 (0 to 0)	0 (0 to 0)	0 (0 to 0)	0 (0 to 0)	0 (0 to 0)	0 (0 to 0)	0 (0 to 0)	0 (0 to 0)	0 (0 to 0)	0 (0 to 0)	0 (0 to 0)	0 (0 to 0)	0 (0 to 0)	0 (0 to 0)	0 (0 to 0)	0 (0 to 0)	0 (0 to 0)	0 (0 to 0)	0 (0 to 0)	0
Rabies	0 (0 to 0)	0 (0 to 0)	0 (0 to 0)	0 (0 to 0)	0 (0 to 0)	0 (0 to 0)	0 (0 to 0)	0 (0 to 0)	0 (0 to 0)	0 (0 to 0)	0 (0 to 0)	0 (0 to 0)	0 (0 to 0)	0 (0 to 0)	0 (0 to 0)	0 (0 to 0)	0 (0 to 0)	0 (0 to 0)	0 (0 to 0)	0 (0 to 0)	0 (0 to 0)	0 (0 to 0)	0 (0 to 0)	0
Intestinal nematode infections	0 (0 to 0)	0 (0 to 0)	0 (0 to 0)	0 (0 to 0)	0 (0 to 0)	0 (0 to 0)	0 (0 to 0)	0 (0 to 0)	0 (0 to 0)	0 (0 to 0)	0 (0 to 0)	0 (0 to 0)	0 (0 to 0)	0 (0 to 0)	0 (0 to 0)	0 (0 to 0)	0 (0 to 0)	0 (0 to 0)	0 (0 to 0)	0 (0 to 0)	0 (0 to 0)	0 (0 to 0)	0 (0 to 0)	0
Ascariasis	0 (0 to 0)	0 (0 to 0)	0 (0 to 0)	0 (0 to 0)	0 (0 to 0)	0 (0 to 0)	0 (0 to 0)	0 (0 to 0)	0 (0 to 0)	0 (0 to 0)	0 (0 to 0)	0 (0 to 0)	0 (0 to 0)	0 (0 to 0)	0 (0 to 0)	0 (0 to 0)	0 (0 to 0)	0 (0 to 0)	0 (0 to 0)	0 (0 to 0)	0 (0 to 0)	0 (0 to 0)	0 (0 to 0)	0
Trichuriasis	0 (0 to 0)	0 (0 to 0)	0 (0 to 0)	0 (0 to 0)	0 (0 to 0)	0 (0 to 0)	0 (0 to 0)	0 (0 to 0)	0 (0 to 0)	0 (0 to 0)	0 (0 to 0)	0 (0 to 0)	0 (0 to 0)	0 (0 to 0)	0 (0 to 0)	0 (0 to 0)	0 (0 to 0)	0 (0 to 0)	0 (0 to 0)	0 (0 to 0)	0 (0 to 0)	0 (0 to 0)	0 (0 to 0)	0
Hookworm disease	0 (0 to 0)	0 (0 to 0)	0 (0 to 0)	0 (0 to 0)	0 (0 to 0)	0 (0 to 0)	0 (0 to 0)	0 (0 to 0)	0 (0 to 0)	0 (0 to 0)	0 (0 to 0)	0 (0 to 0)	0 (0 to 0)	0 (0 to 0)	0 (0 to 0)	0 (0 to 0)	0 (0 to 0)	0 (0 to 0)	0 (0 to 0)	0 (0 to 0)	0 (0 to 0)	0 (0 to 0)	0 (0 to 0)	0
Food-borne trematodiases	0 (0 to 0)	0 (0 to 0)	0 (0 to 0)	0 (0 to 0)	0 (0 to 0)	0 (0 to 0)	0 (0 to 0)	0 (0 to 0)	0 (0 to 0)	0 (0 to 0)	0 (0 to 0)	0 (0 to 0)	0 (0 to 0)	0 (0 to 0)	0 (0 to 0)	0 (0 to 0)	0 (0 to 0)	0 (0 to 0)	0 (0 to 0)	0 (0 to 0)	0 (0 to 0)	0 (0 to 0)	0 (0 to 0)	0
Leprosy	0 (0 to 0)	0 (0 to 0)	0 (0 to 0)	0 (0 to 0)	0 (0 to 0)	0 (0 to 0)	0 (0 to 0)	0 (0 to 0)	0 (0 to 0)	0 (0 to 0)	0 (0 to 0)	0 (0 to 0)	0 (0 to 0)	0 (0 to 0)	0 (0 to 0)	0 (0 to 0)	0 (0 to 0)	0 (0 to 0)	0 (0 to 0)	0 (0 to 0)	0 (0 to 0)	0 (0 to 0)	0 (0 to 0)	0
Ebola	0 (0 to 0)	0 (0 to 0)	0 (0 to 0)	0 (0 to 0)	0 (0 to 0)	0 (0 to 0)	0 (0 to 0)	0 (0 to 0)	0 (0 to 0)	0 (0 to 0)	0 (0 to 0)	0 (0 to 0)	0 (0 to 0)	0 (0 to 0)	0 (0 to 0)	0 (0 to 0)	0 (0 to 0)	0 (0 to 0)	0 (0 to 0)	0 (0 to 0)	0 (0 to 0)	0 (0 to 0)	0 (0 to 0)	0
Zika virus	0 (0 to 0)	0 (0 to 0)	0 (0 to 0)	0 (0 to 0)	0 (0 to 0)	0 (0 to 0)	0 (0 to 0)	0 (0 to 0)	0 (0 to 0)	0 (0 to 0)	0 (0 to 0)	0 (0 to 0)	0 (0 to 0)	0 (0 to 0)	0 (0 to 0)	0 (0 to 0)	0 (0 to 0)	0 (0 to 0)	0 (0 to 0)	0 (0 to 0)	0 (0 to 0)	0 (0 to 0)	0 (0 to 0)	0
Guinea worm disease	0 (0 to 0)	0 (0 to 0)	0 (0 to 0)	0 (0 to 0)	0 (0 to 0)	0 (0 to 0)	0 (0 to 0)	0 (0 to 0)	0 (0 to 0)	0 (0 to



Chronic myeloid leukemia	0 (0 to 0)	0 (0 to 0)	0 (0 to 0)	0.2 (0 to 1)	0.1 (0 to 0)	0.1 (0 to 0)	0.2 (0 to 1)	0.3 (0 to 2)	0.6 (0 to 1)	0.8 (0 to 1)	0.9 (0 to 1)	0.9 (0 to 1)	1.2 (0 to 2)	1.2 (0 to 1)	1.3 (0 to 2)	1.4 (0 to 2)	1.9 (1 to 2)	2.9 (1 to 4)	2.5 (1 to 4)	2.2 (1 to 3)	1.6 (1 to 2)	0.6 (0 to 1)	0.1 (0 to 1)	21
Other leukemia	0 (0 to 1)	0.1 (0 to 1)	0.2 (0 to 1)	0.4 (0 to 1)	0.7 (0 to 1)	0.9 (0 to 2)	0.9 (0 to 2)	0.5 (0 to 1)	0.5 (0 to 1)	0.5 (0 to 1)	0.6 (0 to 1)	0.7 (0 to 1)	0.9 (0 to 1)	1.1 (0 to 1)	1.9 (1 to 2)	1.9 (1 to 3)	2.4 (1 to 3)	3.4 (2 to 5)	3.9 (2 to 6)	4.9 (3 to 7)	3.4 (2 to 5)	2.4 (1 to 3)	1.2 (0 to 2)	36.7
Other malignant neoplasms	0.2 (0 to 0.2)	0.1 (0 to 0.2)	1.1 (0.7 to 1.7)	4.3 (4 to 6)	4.5 (3 to 5)	4.7 (3 to 6)	9.1 (6 to 12)	9.9 (6 to 13)	13.5 (9 to 18)	11.4 (8 to 15)	14.3 (10 to 20)	20.8 (14 to 27)	25.2 (18 to 33)	25.2 (18 to 33)	30.5 (22 to 40)	27.9 (20 to 36)	29.4 (21 to 38)	31.7 (22 to 42)	34.6 (24 to 46)	34.5 (24 to 46)	31.7 (22 to 42)	24.6 (17 to 32)	9.7 (6 to 13)	394
Other neoplasms	0 (0 to 0)	0 (0 to 0)	0 (0 to 0)	0.1 (0 to 0)	0.1 (0 to 0)	0.2 (0 to 0)	0.2 (0 to 0)	0.2 (0 to 0)	0.2 (0 to 0)	0.2 (0 to 0)	0.3 (0 to 1)	0.4 (0 to 1)	0.5 (0 to 1)	0.5 (0 to 1)	0.6 (0 to 1)	0.7 (0 to 1)	0.8 (0 to 1)	1.1 (0 to 2)	1.2 (0 to 2)	1.2 (0 to 2)	1.1 (0 to 2)	0.8 (0 to 1)	0.3 (0 to 0)	9.2
Myelodysplastic, myeloproliferative, and other hematopoietic neo	0 (0 to 0)	0 (0 to 0)	0.2 (0 to 0)	0.2 (0 to 0)	0.1 (0 to 0)	0.2 (0 to 0)	0.2 (0 to 0)	0.2 (0 to 0)	0.2 (0 to 0)	0.2 (0 to 0)	0.3 (0 to 1)	0.4 (0 to 1)	0.5 (0 to 1)	0.5 (0 to 1)	0.6 (0 to 1)	0.7 (0 to 1)	0.8 (0 to 1)	1.1 (0 to 2)	1.2 (0 to 2)	1.2 (0 to 2)	1.1 (0 to 2)	0.8 (0 to 1)	0.3 (0 to 0)	9.2
Benign and in situ, intestinal neoplasms	0 (0 to 0)	0 (0 to 0)	0 (0 to 0)	0 (0 to 0)	0 (0 to 0)	0 (0 to 0)	0 (0 to 0)	0 (0 to 0)	0 (0 to 0)	0 (0 to 0)	0 (0 to 0)	0 (0 to 0)	0 (0 to 0)	0 (0 to 0)	0 (0 to 0)	0 (0 to 0)	0 (0 to 0)	0 (0 to 0)	0 (0 to 0)	0 (0 to 0)	0 (0 to 0)	0 (0 to 0)	0 (0 to 0)	0
Benign and in situ, cervical and uterine neoplasms	0 (0 to 0)	0 (0 to 0)	0 (0 to 0)	0 (0 to 0)	0 (0 to 0)	0 (0 to 0)	0 (0 to 0)	0 (0 to 0)	0 (0 to 0)	0 (0 to 0)	0 (0 to 0)	0 (0 to 0)	0 (0 to 0)	0 (0 to 0)	0 (0 to 0)	0 (0 to 0)	0 (0 to 0)	0 (0 to 0)	0 (0 to 0)	0 (0 to 0)	0 (0 to 0)	0 (0 to 0)	0 (0 to 0)	0
Other benign and in situ neoplasms	0 (0 to 0)	0 (0 to 0)	0 (0 to 0)	0 (0 to 0)	0 (0 to 0)	0 (0 to 0)	0 (0 to 0)	0 (0 to 0)	0 (0 to 0)	0 (0 to 0)	0 (0 to 0)	0 (0 to 0)	0 (0 to 0)	0 (0 to 0)	0 (0 to 0)	0 (0 to 0)	0 (0 to 0)	0 (0 to 0)	0 (0 to 0)	0 (0 to 0)	0 (0 to 0)	0 (0 to 0)	0 (0 to 0)	0
Cardiovascular diseases	0.7 (0.4 to 1)	1.4 (1 to 1.9)	4.3 (2.3 to 6.8)	4.2 (2.2 to 6.6)	3 (2.2 to 3.9)	4.9 (3.6 to 6.2)	11.5 (8.4 to 14.3)	18.6 (14 to 22.9)	31.4 (24 to 39.1)	43.3 (33 to 53.8)	59.4 (46 to 72)	72 (55 to 87)	113 (87 to 138)	171 (134 to 210)	238 (184 to 293)	350 (266 to 430)	559 (422 to 674)	669 (502 to 808)	694 (521 to 837)	1,010 (760 to 1,210)	1,270 (955 to 1,530)	1,230 (1,000 to 1,510)	1,290 (1,050 to 1,570)	463 (364 to 1,040)	446 (362 to 517)	107 (83 to 123)	9,090
Rheumatic heart disease	0 (0 to 0)	0 (0 to 0)	0.1 (0 to 0.1)	0.1 (0 to 0.1)	0.1 (0 to 0.1)	0.1 (0 to 0.1)	0.2 (0 to 0.3)	0.4 (0 to 0.6)	0.6 (0 to 0.9)	0.8 (0 to 1.1)	1 (0 to 1.4)	1.7 (1 to 2.2)	2.2 (1 to 3.1)	2.9 (2 to 4.2)	4.3 (3 to 6.1)	4.9 (3 to 6.9)	6.8 (4 to 9.6)	6.5 (4 to 9.2)	4.9 (3 to 6.9)	3.2 (2 to 4.5)	2.1 (1 to 3)	1.8 (1 to 2.5)	0.4 (0 to 0.5)	43.4
Ischemic heart disease	0 (0 to 0)	0 (0 to 0)	0.1 (0 to 0.2)	0.3 (0 to 0.5)	0.3 (0 to 0.4)	0.5 (0 to 1.3)	2.2 (0 to 4.3)	3.1 (0 to 6.1)	4.6 (0 to 9)	5.3 (0 to 10.4)	7.1 (0 to 13.9)	9.4 (0 to 18.1)	12.7 (0 to 24.5)	16.1 (0 to 31)	22.2 (0 to 42.8)	28.1 (0 to 54.1)	36.8 (0 to 70.8)	43.1 (0 to 83)	49.6 (0 to 95.4)	54.7 (0 to 105.2)	58.1 (0 to 111.8)	57.1 (0 to 109.9)	22.5 (0 to 43.3)	2,010
Stroke	0 (0 to 0)	0.2 (0 to 0.2)	0.6 (0 to 1.2)	0.8 (0 to 1.5)	1 (0.7 to 1.4)	1.8 (1.2 to 2.4)	3.6 (2.5 to 5)	5.6 (4 to 7.8)	9.1 (6 to 12.5)	11.5 (8 to 15.8)	15.2 (11 to 21.1)	22.5 (16 to 31)	31.1 (23 to 42.9)	40.3 (30 to 55.7)	52.4 (39 to 72.5)	71.6 (53 to 99.2)	94.1 (70 to 130)	114 (86 to 154)	132 (98 to 181)	153 (114 to 201)	170 (126 to 222)	177 (132 to 232)	74 (55 to 97)	1,760
Ischemic stroke	0 (0 to 0)	0.1 (0 to 0.2)	0.3 (0 to 0.6)	0.5 (0 to 0.9)	0.6 (0.5 to 1.2)	1.1 (0.8 to 1.8)	2.1 (1.5 to 3.2)	3.3 (2.4 to 4.8)	5.4 (4 to 7.8)	7.5 (5.5 to 10.2)	10.2 (7.5 to 13.8)	13.4 (9.8 to 18.2)	19.6 (14.5 to 26.4)	27.5 (20.4 to 37.2)	38.5 (28.5 to 51.9)	52.3 (38.8 to 70.4)	71.2 (52.8 to 95.8)	82.1 (60.9 to 110.5)	96.2 (71.4 to 129.5)	112 (83.2 to 150.8)	122 (90.2 to 164.2)	120 (89.2 to 161.5)	49.2 (36.5 to 66.2)	1,010
Intracerebral hemorrhage	0 (0 to 0)	0.2 (0 to 0.4)	0.2 (0 to 0.5)	0.2 (0 to 0.5)	0.2 (0 to 0.5)	0.4 (0 to 1.4)	1.2 (0 to 3.1)	1.8 (1 to 5.2)	2.5 (1 to 6.8)	3.4 (2 to 8.7)	4.6 (3 to 11.7)	5.8 (3 to 14.8)	8.2 (5 to 20.9)	10.2 (6 to 25.8)	12.1 (7 to 30.2)	14.2 (8 to 35.2)	16.1 (9 to 39.8)	17.2 (10 to 42.5)	17.7 (10 to 43.6)	17.9 (10 to 44.1)	17.5 (10 to 43.1)	16.4 (9 to 40.3)	6.5 (4 to 16)	521
Subarachnoid hemorrhage	0 (0 to 0)	0 (0 to 0)	0.2 (0 to 0.4)	0.2 (0 to 0.4)	0.2 (0 to 0.5)	0.3 (0 to 0.8)	0.7 (0 to 1.8)	1.1 (0 to 2.7)	1.5 (0 to 3.8)	2.1 (0 to 5.3)	2.8 (1 to 7.1)	3.5 (1 to 8.9)	4.9 (2 to 12.4)	6.1 (2 to 15.4)	7.2 (3 to 18.2)	8.4 (3 to 21.2)	9.6 (4 to 24.2)	10.3 (4 to 26.1)	10.6 (4 to 26.8)	10.7 (4 to 27)	10.5 (4 to 26.5)	9.8 (4 to 24.8)	3.9 (1 to 9.8)	289
Hypertensive heart disease	0 (0 to 0)	0 (0 to 0)	0 (0 to 0)	0 (0 to 0)	0 (0 to 0)	0 (0 to 0)	0.1 (0 to 0.1)	0.1 (0 to 0.1)	0.2 (0 to 0.3)	0.3 (0 to 0.4)	0.4 (0 to 0.5)	0.5 (0 to 0.7)	0.7 (0 to 1)	0.9 (0 to 1.3)	1.2 (0 to 1.7)	1.5 (0 to 2.1)	1.9 (0 to 2.7)	2.2 (0 to 3.1)	2.4 (0 to 3.4)	2.5 (0 to 3.5)	2.5 (0 to 3.5)	2.4 (0 to 3.4)	1 (0 to 1.4)	24
Non-rheumatic valvular heart disease	0 (0 to 0)	0 (0 to 0)	0 (0 to 0)	0 (0 to 0)	0 (0 to 0)	0 (0 to 0)	0.1 (0 to 0.1)	0.2 (0 to 0.3)	0.3 (0 to 0.4)	0.4 (0 to 0.6)	0.5 (0 to 0.7)	0.6 (0 to 0.9)	0.8 (0 to 1.1)	1 (0 to 1.4)	1.3 (0 to 1.8)	1.6 (0 to 2.2)	2 (0 to 2.8)	2.3 (0 to 3.2)	2.5 (0 to 3.5)	2.6 (0 to 3.6)	2.6 (0 to 3.6)	2.5 (0 to 3.5)	1.1 (0 to 1.5)	25
Non-rheumatic calcific aortic valve disease	0 (0 to 0)	0 (0 to 0)	0 (0 to 0)	0 (0 to 0)	0 (0 to 0)	0 (0 to 0)	0 (0 to 0.2)	0 (0 to 0.6)	0 (0 to 1.4)	0 (0 to 2.1)	0 (0 to 3.2)	0 (0 to 4.8)	0 (0 to 7.2)	0 (0 to 10.1)	0 (0 to 13.4)	0 (0 to 17.1)	0 (0 to 21.4)	0 (0 to 26.3)	0 (0 to 31.4)	0 (0 to 36.3)	0 (0 to 40.2)	0 (0 to 43.2)	0 (0 to 17.5)	219
Non-rheumatic degenerative mitral valve disease	0 (0 to 0)	0 (0 to 0)	0 (0 to 0)	0 (0 to 0)	0 (0 to 0)	0 (0 to 0)	0 (0 to 0.1)	0 (0 to 0.1)	0 (0 to 0.2)	0 (0 to 0.3)	0 (0 to 0.4)	0 (0 to 0.5)	0 (0 to 0.7)	0 (0 to 0.9)	0 (0 to 1.2)	0 (0 to 1.5)	0 (0 to 1.9)	0 (0 to 2.3)	0 (0 to 2.8)	0 (0 to 3.2)	0 (0 to 3.6)	0 (0 to 3.9)	0 (0 to 1.6)	32
Other non-rheumatic valve diseases	0 (0 to 0)	0 (0 to 0)	0 (0 to 0)	0 (0 to 0)	0 (0 to 0)	0 (0 to 0)	0 (0 to 0.1)	0 (0 to 0.1)	0 (0 to 0.1)	0 (0 to 0.1)	0 (0 to 0.1)	0 (0 to 0.1)	0 (0 to 0.1)	0 (0 to 0.1)	0 (0 to 0.1)	0 (0 to 0.1)	0 (0 to 0.1)	0 (0 to 0.1)	0 (0 to 0.1)	0 (0 to 0.1)	0 (0 to 0.1)	0 (0 to 0.1)	0 (0 to 0.1)	0.3
Cardiomyopathy and myocarditis	0.3 (0.1 to 0.5)	0.7 (0.3 to 2.7)	2.4 (1.3 to 3.9)	1.9 (0.9 to 5.1)	1.3 (0.9 to 1.7)	2.5 (1.3 to 4.7)	4.7 (2.8 to 6.5)	6.3 (3.8 to 8.9)	8.3 (4.9 to 11.4)	9.4 (5.4 to 12.9)	10.4 (6.3 to 15.1)	10.6 (6.3 to 15.2)	11.3 (7.3 to 16)	12.9 (8.2 to 18.4)	15.1 (9.7 to 21.3)	16.4 (10.5 to 23.1)	17.2 (11.1 to 24.3)	17.5 (11.3 to 24.6)	17.2 (11.1 to 24.2)	16.5 (10.6 to 23.2)	15.2 (9.8 to 21.4)	6.1 (3.9 to 8.6)	217
Myocarditis	0 (0 to 0)	0 (0 to 0.1)	0.2 (0 to 0.4)	0.2 (0 to 0.4)	0.2 (0 to 0.4)	0.3 (0 to 0.9)	0.5 (0 to 2.4)	0.6 (0 to 3.1)	0.8 (0 to 4.2)	0.9 (0 to 5.1)	1.1 (0 to 6.2)	1.2 (0 to 7.4)	1.4 (0 to 9.1)	1.6 (0 to 10.7)	1.8 (0 to 12.6)	2 (0 to 14.6)	2.2 (0 to 16.8)	2.3 (0 to 18.2)	2.4 (0 to 18.8)	2.4 (0 to 18.9)	2.3 (0 to 18.2)	2.1 (0 to 16.6)	0.8 (0 to 6.2)	29
Alcoholic cardiomyopathy	0 (0 to 0)	0 (0 to 0)	0 (0 to 0)	0 (0 to 0)	0 (0 to 0)	0 (0 to 0)	0 (0 to 0.2)	0 (0 to 0.6)	0 (0 to 1.4)	0 (0 to 2.1)	0 (0 to 3.1)	0 (0 to 4.5)	0 (0 to 6.5)	0 (0 to 8.9)	0 (0 to 11.6)	0 (0 to 14.5)	0 (0 to 17.8)	0 (0 to 21.5)	0 (0 to 25.1)	0 (0 to 28.1)	0 (0 to 30.5)	0 (0 to 32.1)	0 (0 to 13.1)	52.9
Other cardiomyopathy	0.3 (0.1 to 0.5)	0.5 (0.3 to 0.7)	1.5 (0.7 to 2.4)	1 (0.4 to 1.5)	0.7 (0.5 to 0.9)	1.7 (0.5 to 3.5)	3.7 (1.1 to 2.7)	5.1 (1.4 to 3.4)	6.6 (1.9 to 4.7)	7.5 (2.1 to 5.4)	8.2 (2.4 to 6.1)	8.2 (2.5 to 6.2)	8.4 (2.6 to 6.4)	8.6 (2.7 to 6.6)	8.8 (2.8 to 6.8)	8.9 (2.8 to 6.9)	8.9 (2.8 to 6.9)	8.8 (2.8 to 6.9)	8.6 (2.8 to 6.8)	8.4 (2.7 to 6.6)	8.1 (2.6 to 6.4)	3.4 (1.1 to 2.7)	125
Atrial fibrillation and flutter	0 (0 to 0)	0 (0 to 0)	0 (0 to 0)	0 (0 to 0)	0 (0 to 0)	0 (0 to 0)	0 (0 to 0)	0 (0 to 0)	0 (0 to 0)	0 (0 to 0)	0 (0 to 0)	0 (0 to 0)	0 (0 to 0)	0 (0 to 0)	0 (0 to 0)	0 (0 to 0)	0 (0 to 0)	0 (0 to 0)	0 (0 to 0)	0 (0 to 0)	0 (0 to 0)	0 (0 to 0)	0 (0 to 0)	0
Aortic aneurysm	—	—	0.7 (0.4 to 1.1)	0.4 (0.2 to 0.5)	0.3 (0.2 to 0.5)	0.4 (0.3 to 1.1)	1.1 (0.8 to 1.5)	1.3 (0.9 to 2.1)	1.7 (1.1 to 2.6)	2.1 (1.3 to 3.4)	2.7 (1.7 to 4.3)	3.4 (2.1 to 5.4)	4.7 (2.9 to 7.3)	5.8 (3.6 to 9)	7.2 (4.4 to 11.2)	8.8 (5.4 to 13.7)	10.7 (6.6 to 16.7)	12.7 (7.8 to 19.8)	14.6 (9 to 22.7)	16.4 (10.1 to 25.4)	17.9 (11 to 27.8)	18.9 (11.6 to 29.4)	7.8 (4.8 to 12.2)	NA
Endocarditis	0 (0 to 0)	0 (0 to 0)	0.1 (0 to 0.2)	0.2 (0 to 0.3)	0.1 (0 to 0.1)	0.1 (0 to 0.2)	0.2 (0 to 0.5)	0.3 (0 to 0.9)	0.4 (0 to 1.3)	0.5 (0 to 1.6)	0.6 (0 to 2)	0.7 (0 to 2.5)	0.9 (0 to 3.3)	1.1 (0 to 4.2)	1.3 (0 to 5.3)	1.5 (0 to 6.1)	1.7 (0 to 6.9)	1.8 (0 to 7.3)	1.9 (0 to 7.6)	1.9 (0 to 7.6)	1.8 (0 to 7.3)	1.7 (0 to 6.8)	0.7 (0 to 2.8)	63.2
Other cardiovascular and circulatory diseases	0.5 (0 to 0.5)	0.5 (0.3 to 0.8)	1.2 (0.4 to 1.6)	1.2 (0.4 to 1.6)	0.9 (0.6 to 1.1)	2.3 (0.9 to 4.3)	5.1 (1.9 to 9.6)	6.2 (2.3 to 11.6)	8.2 (3 to 15.4)	9.5 (3.5 to 17.8)	10.4 (3.8 to 19.5)	10.6 (3.9 to 19.8)	11.0 (4.1 to 20.6)	11.5 (4.3 to 21.5)	12.1 (4.5 to 22.6)	12.6 (4.7 to 23.5)	13.1 (4.9 to 24.5)	13.4 (5 to 25)	13.5 (5 to 25.2)	13.4 (5 to 25.1)	13.1 (4.9 to 24.5)	12.6 (4.7 to 23.5)	5.2 (1.9 to 9.7)	379
Chronic respiratory diseases	0 (0 to 0)	0 (0 to 0)	0.3 (0 to 0.6)	0.9 (0.3 to 1.7)	1.4 (0.5 to 2.5)	2.2 (0.8 to 3.9)	3.4 (1.2 to 6.1)	5.7 (2 to 10.1)	8.1 (2.7 to 15.2)	10.9 (3.7 to 20.4)	14.7 (5 to 27.5)	19.1 (6.5 to 35.8)	24.4 (8.3 to 45.7)	30.2 (10.3 to 56.5)	37.1 (12.6 to 69.4)	44.2 (15.1 to 82.8)	51.2 (17.5 to 95.8)	57.2 (19.5 to 107)	61.8 (21.1 to 115.6)	64.9 (22.2 to 121.4)	66.1 (22.6 to 123.7)	64.1 (21.9 to 119.9)	25.1 (8.6 to 46.9)	1,040
Chronic obstructive pulmonary disease	0 (0 to 0)	0 (0 to 0)	0.3 (0 to 0.6)	0.9 (0.3 to 1.7)	1.4 (0.5 to 2.5)	2.2 (0.8 to 3.9)	3.4 (1.2 to 6.1)	5.7 (2 to 10.1)	8.1 (2.7 to 15.2)	10.9 (3.7 to 20.4)	14.7 (5 to 27.5)	19.1 (6.5 to 35.8)	24.4 (8.3 to 45.7)	30.2 (10.3 to 56.5)	37.1 (12.6 to 69.4)	44.2 (15.1 to 82.8)	51.2 (17.5 to 95.8)	57.2 (19.5 to 107)	61.8 (21.1 to 115.6)	64.9 (22.2 to 121.4)	66.1 (22.6 to 123.7)	64.1 (21.9 to 119.9)	25.1 (8.6 to 46.9)	1,040
Pneumoconiosis	0 (0 to 0)	0 (0 to 0)	0 (0 to 0)	0 (0 to 0)	0 (0 to 0)	0 (0 to 0)	0 (0 to 0.1)	0 (0 to 0.1)	0 (0 to 0.1)	0 (0 to 0.1)	0 (0 to 0.1)	0 (0 to 0.1)	0 (0 to 0.1)	0 (0 to 0.1)	0 (0 to 0.1)	0 (0 to 0.1)	0 (0 to 0.1)	0 (0 to 0.1)	0 (0 to 0.1)	0 (0 to 0.1)	0 (0 to 0.1)	0 (0 to 0.1)	0 (0 to 0.1)	0
Silicosis	0 (0 to 0)	0 (0 to 0)	0 (0 to 0)	0 (0 to 0)	0 (0 to 0)	0 (0 to 0)	0 (0 to 0)	0 (0 to 0)	0 (0 to 0)	0 (0 to 0)	0 (0 to 0)	0 (0 to 0)	0 (0 to 0)	0 (0 to 0)	0 (0 to 0)	0 (0 to 0)	0 (0 to 0)	0 (0 to 0)	0 (0 to 0)	0 (0 to 0)	0 (0 to 0)	0 (0 to 0)	0 (0 to 0)	0
Asbestosis	0 (0 to 0)	0 (0 to 0)	0 (0 to 0)	0 (0 to 0)	0 (0 to 0)	0 (0 to 0)	0 (0 to 0)	0 (0 to 0)	0 (0 to 0)	0 (0 to 0)	0 (0 to 0)	0 (0 to 0)	0 (0 to 0)	0 (0 to 0)	0 (0 to 0)	0 (0 to 0)	0 (0 to 0)	0 (0 to 0)	0 (0 to 0)	0 (0 to 0)	0 (0 to 0)	0 (0 to 0)	0 (0 to 0)	0
Coal workers pneumoconiosis	0 (0 to 0)	0 (0 to 0)	0 (0 to 0)	0 (0 to 0)	0 (0 to 0)	0 (0 to 0)	0 (0 to 0)	0 (0 to 0)	0 (0 to 0)	0 (0 to 0)	0 (0 to 0)	0 (0 to 0)	0 (0 to 0)	0 (0 to 0)	0 (0 to 0)	0 (0 to 0)	0 (0 to 0)	0 (0 to 0)	0 (0 to 0)	0 (0 to 0)	0 (0 to 0)	0 (0 to 0)	0 (0 to 0)	0
Other pneumoconiosis	0 (0 to 0)	0 (0 to 0)	0 (0 to 0)	0 (0 to 0)	0 (0 to 0)	0 (0 to 0)	0 (0 to 0)	0 (0 to 0)	0 (0 to 0)	0 (0 to 0)	0 (0 to 0)	0 (0 to 0)	0 (0 to 0)	0 (0 to 0)	0 (0 to 0)	0 (0 to 0)	0 (0 to 0)	0 (0 to 0)	0 (0 to 0)	0 (0 to 0)	0 (0 to 0)	0 (0 to 0)	0 (0 to 0)	0
Asthma	0 (0 to 0)	0 (0 to 0)	17.5 (7.7 to 33.7)	32.6 (20.4 to 50.8)	35.6 (19.6 to 53.1)	32.3 (17.1 to 51)	29.1 (15.4 to 45.1)	29.1 (15.4 to 45.1)	27.8 (14.6 to 43.2)	27.6 (14.6 to 43.2)	29.5 (16.4 to 45.4)	33.1 (20.2 to 49.2)	35.4 (22.3 to 52.2)	34.5 (21.9 to 51.3)	36.3 (23.4 to 53.4)	39.8 (26.1 to 57.2)	41.6 (27.5 to 59.3)	42.3 (28.1 to 59.9)	42.6 (28.3 to 60.2)	42.3 (28.1 to 59.9)	41.6 (27.5 to 59.3)	39.8 (26.1 to 57.2)	16.1 (10.5 to 23.1)	1,010
Interstitial lung disease and pulmonary sarcoidosis	0 (0 to 0)	0 (0 to 0)	0.6 (0.3 to 1.1)	0.6 (0.3 to 1.2)	0.5 (0.2 to 0.9)	0.5 (0.2 to 1.2)	1.2 (0.5 to 2.6)	2.2 (0.9 to 4.5)	3.5 (1.5 to 7.2)	4.6 (2 to 9.3)	5.8 (2.5 to 11.8)	7.2 (3.1 to 14.7)	8.9 (3.8 to 18.2)	10.4 (4.5 to 21.2)	12.1 (5.2 to 24.7)	13.8 (5.9 to 28.1)	15.4 (6.6 to 31.4)	16.7 (7.2 to 34)	17.5 (7.5 to 35.7)	17.9 (7.7 to 36.5)	17.8 (7.6 to 36.3)	17.2 (7.4 to 35.1)	6.9 (3 to 14.1)	346
Other chronic respiratory diseases	0 (0 to 0)	0 (0 to 0)	1.2 (0.4 to 1.7)	1.4 (0.5 to 2.1)	0.9 (0.3 to 1.3)	1.1 (0.4 to 1.7)	2.1 (0.7 to 3.2)	2.4 (0.8 to 3.7)	2.3 (0.8 to 3.5)	2.3 (0.8 to 3.5)	2.5 (0.9 to 3.8)	2.4 (0.8 to 3.7)	2.3 (0.8 to 3.5)	2.3 (0.8 to 3.5)	2.3 (0.8 to 3.5)	2.3 (0.8 to 3.5)	2.3 (0.8 to 3.5)	2.3 (0.8 to 3.5)	2.3 (0.8 to 3.5)	2.3 (0.8 to 3.5)	2.3 (0.8 to 3.5)	2.3 (0.8 to 3.5)	0.9 (0.3 to 1.4)	45
Digestive diseases	0.2 (0.2 to 0.3)	0.5 (0.3 to 0.7)	2.6 (1.7 to 3.6)	6.8 (4.6 to 9.4)	7.3 (4.9 to 10.1)	3.2 (2.4 to 4.4)	7.7 (5.4 to 10.2)	16.2 (11.6 to 22.6)	37.6 (27.1 to 52.1)	28.9 (20.9 to 40.2)	64.5 (46.6 to 89.7)	50.4 (36.5 to 70)	96 (74.5 to 119)	126 (101 to 162)	190 (146 to 236)	227 (175 to 282)	283 (218 to 352)	319 (246 to 396)	229 (176 to 284)	227 (174 to 282)	171 (131 to 213)	158 (121 to 196)	58 (44 to 72)	2,330
Cirrhosis and other chronic liver diseases	0 (0 to 0)	0 (0 to 0)	0.4 (0.2 to 0.6)	0.4 (0.2 to 0.6)	0.4 (0.2 to 0.6)	0.4 (0.2 to 0.6)	1 (0.4 to 1.4)	2 (0.8 to 2.8)	3.4 (1.4 to 4.8)	4.5 (1.8 to 6.3)	6.1 (2.5 to 8.5)	7.9 (3.2 to 11)	10.6 (4.3 to 14.8)	13.9 (5.7 to 19.3)	17.3 (7.1 to 24)	21.1 (8.7 to 29.3)	25.1 (10.3 to 34.8)	28.3 (11.6 to 39.3)	30.2 (12.4 to 41.9)	30.9 (12.7 to 42.9)	30.4 (12.5 to 42.2)	29.1 (12 to 40.4)	11.1 (4.6 to 15.4)	277
Cirrhosis and other chronic liver diseases due to hepatitis B	0 (0 to 0)	0 (0 to 0)	0 (0 to 0)	0 (0 to 0)	0 (0 to 0)	0 (0 to 0)	0 (0 to 0.1)	0 (0 to 0.1)	0 (0 to 0.1)	0 (0 to 0.1)	0 (0 to 0.1)	0 (0 to 0.1)	0 (0 to 0.1)	0 (0 to 0.1)	0 (0 to 0.1)	0 (0 to 0.1)	0 (0 to 0.1)	0 (0 to 0.1)	0 (0 to 0.1)	0 (0 to 0.1)	0 (0 to 0.1)	0 (0 to 0.1)	0 (0 to 0.1)	0 (0 to 0.1)	0
Cirrhosis and other chronic liver diseases due to hepatitis C	0 (0 to 0)	0 (0 to 0)	0 (0 to 0)	0 (0 to 0)	0 (0 to 0)	0 (0 to 0)	0 (0 to 0)	0 (0 to 0)	0 (0 to 0)	0 (0 to 0)	0 (0 to 0)	0 (0 to 0)	0 (0 to 0)	0 (0 to 0)	0 (0 to 0)	0 (0 to 0)	0 (0 to 0)	0 (0 to 0)	0 (0 to 0)	0 (0 to 0)	0 (0 to 0)	0 (0 to 0)	0 (0 to 0)	0 (0 to 0)	0
Cirrhosis and other chronic liver diseases due to alcohol use	0 (0 to 0)	0 (0 to 0)	0 (0 to 0)	0 (0 to 0)	0 (0 to 0)	0 (0 to 0)	0 (0 to 0)	0 (0 to 0)	0 (0 to 0)	0 (0 to 0)	0 (0 to 0)	0 (0 to 0)	0 (0 to 0)	0 (0 to 0)	0 (0 to 0)	0 (0 to 0)	0 (0 to 0)	0 (0 to 0)	0 (0 to 0)	0 (0 to 0)	0 (0 to 0)	0 (0 to 0)	0 (0 to 0)	0 (0 to 0)	0
Cirrhosis and other chronic liver diseases due to NAFLD	0 (0 to 0)	0 (0 to 0)	0 (0 to 0)	0 (0 to 0)	0 (0 to 0)	0 (0 to 0)	0 (0 to 0)	0 (0 to 0)	0 (0 to 0)	0 (0 to 0)	0 (0 to 0)	0 (0 to 0)	0 (0 to 0)	0 (0 to 0)	0 (0 to 0)	0 (0 to 0)	0 (0 to 0)	0 (0 to 0)	0 (0 to 0)	0 (0 to 0)	0 (0 to 0)	0 (0 to 0)	0 (0 to 0)	0 (0 to 0)	0
Cirrhosis and other chronic liver diseases due to other causes	0 (0 to 0)	0 (0 to 0)	0.7 (0.4 to 1)	0.4 (0.2 to 0.6)	0.4 (0.2 to 0.6)	0.4 (0.2 to 0.6)	1 (0.4 to 1.4)	2 (0.7 to 2.8)	3.4 (1.2 to 4.7)	4.5 (1.6 to 6.2)	6.1 (2.2 to 8.4)	7.9 (2.8 to 10.8)	10.6 (3.8 to 14.5)	13.9 (5 to 19)	17.3 (6.2 to 23.7)	21.1 (7.6 to 28.9)	25.1 (9 to 34.3)	28.3 (10.2 to 38.7)	30.2 (10.9 to 41.3)	30.9 (11.1 to 42.3)	30.4 (11 to 41.6)	29.1 (10.5 to 39.8)	11.1 (4 to 15.2)	277
Upper digestive system diseases	0 (0 to 0)	0 (0 to 0)	0.2 (0 to 0.3)	0.2 (0 to 0.4)	0.2 (0 to 0.4)	0.2 (0 to 0.4)	0.4 (0 to 0.9)	0.6 (0 to 1.4)	0.9 (0 to 2.1)	1.2 (0 to 2.8)	1.6 (0 to 3.8)	2.1 (0 to 5)	2.8 (0 to 6.6)	3.6 (0 to 8.5)	4.5 (0 to 10.6)	5.4 (0 to 12.7)	6.4 (0 to 15)	7.2 (0 to 16.9)	7.8 (0 to 18.3)	8.1 (0 to 19)	8.1 (0 to 19)	7.8 (0 to 18.3)	3.1 (0 to 7.2)	149
Peptic ulcer disease	0 (0 to 0)	0 (0 to 0)	0 (0 to 0)	0 (0 to 0)	0 (0 to 0)	0 (0 to 0)	0 (0 to 0)	0 (0 to 0)	0 (0 to 0)	0 (0 to 0)	0 (0 to 0)	0 (0 to 0)	0 (0 to 0)	0 (0 to 0)	0 (0 to 0)	0 (0 to 0)	0 (0 to 0)	0 (0 to 0)	0 (0 to 0)	0 (0 to 0)	0 (0 to 0)	0 (0 to 0)	0 (0 to 0)	0 (0 to 0)	0
Gastritis and duodenitis	0 (0 to 0)	0 (0 to 0)	0 (0 to 0)	0 (0 to 0)	0 (0 to 0)	0 (0 to 0)	0 (0 to 0)	0 (0 to 0)	0 (0 to 0)	0 (0 to 0)	0 (0 to 0)	0 (0 to 0)	0 (0 to 0)	0 (0 to 0)	0 (0 to 0)	0 (0 to 0)

Osteoarthritis other	0 (0 to 0)	0 (0 to 0)	0 (0 to 0)	0 (0 to 0)	0 (0 to 0)	0 (0 to 0)	0 (0 to 0)	0 (0 to 0)	0 (0 to 0)	0 (0 to 0)	0-1 (0 to 1)	0-4 (0 to 1 n)	1-3 (0 to 3 2)	3-3 (1 to 7 to 4)	6-1 (2 to to 13 7)	8-6 (3 to to 18 5)	9-7 (4 to to 20 8)	11-2 (5 to 23 7)	13-7 (6 to 25 9)	7-4 (3 to to 15 2)	4-2 (2 to 9 7)	1-7 (0 to 3 to)	0-4 (0 to 1 to 7)	77-2
Low back pain	0 (0 to 0)	0 (0 to 0)	0 (0 to 0)	0 (0 to 0)	0-5 (2 to to 10)	24-8 (15 to to 43 2)	40-2 (27 to 74 7)	59-3 (38 to to 90 2)	49-2 (29 to 122)	59-5 (38 to to 91)	67-3 (43 to to 104)	134 (72 to to 188)	134 (91 to 200)	111 (66 to 290)	106 (72 to 335)	220 (136 to 335)	190 (121 to 288)	166 (116 to 242)	186 (116 to 282)	107 (78 to 168)	85 (52 to to 125)	40-9 (25 to to 59 3)	13-6 (9 to to 20 1)	2,040
Neck pain	0 (0 to 0)	0 (0 to 0)	0 (0 to 0)	2-4 (0 to to 9 5)	12-3 (5 to to 22 7)	20-4 (9 to to 36 4)	23-6 (11 to to 45 3)	31-9 (15 to to 60 1)	49-5 (24 to to 91 1)	61-3 (32 to to 108)	66-4 (33 to to 110)	84 (53 to 136)	84-5 (43 to to 146)	87-3 (42 to 158)	84-5 (41 to to 146)	73 (37 to 127)	70-3 (31 to to 131)	67-9 (37 to to 115)	46 (22 to to 79 3)	27-5 (13 to to 46 8)	14-4 (7 to to 24 6)	5-2 (2 to to 8 6)	827
Gout	0 (0 to 0)	0 (0 to 0)	0 (0 to 0)	0 (0 to 0)	0 (0 to 0)	0 (0 to 0)	0-1 (0 to 1)	0-1 (0 to 1)	0-1 (0 to 1)	0-1 (0 to 2)	0-1 (0 to 2)	0-1 (1 to 4)	0-1 (1 to 5)	0-1 (1 to 5)	0-1 (1 to 5)	0-1 (1 to 5)	0-1 (1 to 5)	0-1 (1 to 5)	0-1 (1 to 5)	0-1 (1 to 5)	0-1 (1 to 5)	0-1 (1 to 5)	0-1 (0 to 1)	95-6
Other musculoskeletal disorders	0 (0 to 0)	0 (0 to 0)	0 (0 to 0)	0-1 (0 to 0 3)	0-3 (0 to 1)	7-4 (2 to 13 7)	19-2 (9 to 33 3)	35-4 (20 to 59 7)	47-7 (27 to 79 4)	58-7 (29 to 78 9)	51-7 (29 to 84 2)	68-3 (39 to 111)	77-9 (43 to 139)	74-8 (43 to 131)	84 (37 to 158)	61-3 (31 to 100)	69-3 (28 to 127)	41-2 (20 to 68 4)	23-8 (7 to 46 6)	10 (4 to to 18 5)	3-8 (1 to to 6 6)	0-9 (0 to 1 to 4)	688
Other non-communicable diseases	63-2 (40 to to 101)	43-9 (33 to 58 6)	116 (77 to to 168)	60-9 (47 to to 77)	36-7 (26 to to 49 4)	34-7 (24 to to 49 2)	39-2 (28 to to 52 5)	46 (32 to to 61 4)	51 (36 to to 68 3)	54-6 (41 to 77 7)	54-6 (40 to to 73 3)	63-9 (46 to to 89 6)	72-3 (51 to to 101)	147 (106 to to 205)	170 (126 to to 246)	192 (130 to to 286)	205 (142 to to 310)	200 (139 to to 291)	189 (128 to to 281)	143 (100 to to 199)	86-9 (64 to to 112)	41-1 (29 to to 56 3)	9-6 (6 to to to 12 7)	2,260
Congenital birth defects	60-9 (42 to to 86 3)	39-1 (27 to to 52 3)	75-7 (49 to to 118)	40-8 (31 to to 52 4)	19-4 (13 to to 28 7)	17 (12 to to 23 9)	17-7 (12 to to 23 9)	15-6 (11 to to 20 3)	15-2 (11 to to 20 1)	14-6 (10 to to 19 2)	13-5 (10 to to 19 2)	14-3 (10 to to 18 9)	13-5 (9 to to 18 2)	16 (11 to to 21 5)	17-3 (11 to to 23 5)	17-3 (11 to to 24)	15-4 (10 to to 19 4)	14-2 (9 to to 19 4)	14-2 (9 to to 21 5)	11-6 (7 to to 16 1)	11-6 (8 to to 15 2)	6-8 (4 to to 9 2)	3-3 (2 to to to 4 5)	426
Neural tube defects	3-3 (1 to to to 3)	2-3 (1 to to 3)	4 (1 to 7 to 7 to)	4-7 (2 to to to 9 1)	2-6 (0 to to to 5)	0-7 (0 to to to 1)	0-8 (0 to to to 1)	0-6 (0 to to to 1)	0-6 (0 to to to 1)	0-5 (0 to to to 1)	0-5 (0 to to to 1)	0-5 (0 to to to 1)	0-4 (0 to to to 1)	0-4 (0 to to to 1)	0-4 (0 to to to 2)	0-3 (0 to to to 2)	0-3 (0 to to to 2)	0-3 (0 to to to 2)	0-1 (0 to to to 2)	0-1 (0 to to to 2)	0-1 (0 to to to 2)	0-1 (0 to to to 2)	0-1 (0 to to to 2)	20-7
Congenital heart anomalies	16-3 (9 to to to 28 7)	19-6 (13 to to 28 4)	31 (18 to to 52 4)	10-1 (6 to to to 15 3)	3 (2 to to to 4)	4-5 (2 to to to 8 4)	4-1 (2 to to to 6)	3-9 (2 to to to 7)	3-5 (2 to to to 5)	2-5 (2 to to to 5)	3-8 (2 to to to 5)	2-5 (2 to to to 5)	4 (1 to to to 8)	4 (1 to to to 8)	2-2 (1 to to to 4)	3 (1 to to to 5)	2-2 (1 to to to 4)	2-2 (0 to to to 4)	2-2 (0 to to to 4)	0-1 (0 to to to 3)	0-1 (0 to to to 3)	0-1 (0 to to to 3)	0-1 (0 to to to 3)	0-1 (0 to to to 3)	122
Orofacial clefts	0 (0 to 0)	0-2 (0 to to 0 3)	0-3 (0 to to to 4)	0-2 (0 to to to 2)	0-2 (0 to to to 2)	0-2 (0 to to to 2)	0-2 (0 to to to 2)	0-2 (0 to to to 2)	0-2 (0 to to to 2)	0-2 (0 to to to 2)	0-2 (0 to to to 2)	0-2 (0 to to to 2)	0-2 (0 to to to 2)	0-2 (0 to to to 2)	0-2 (0 to to to 2)	0-2 (0 to to to 2)	0-2 (0 to to to 2)	0-2 (0 to to to 2)	0-2 (0 to to to 2)	0-2 (0 to to to 2)	0-1 (0 to to to 2)	0-1 (0 to to to 2)	0-1 (0 to to to 2)	3-8
Down syndrome	1-6 (0 to to to 3)	0-7 (0 to to to 1)	2-1 (1 to to to 3)	1-6 (1 to to to 2)	1-1 (0 to to to 2)	1-1 (0 to to to 2)	1-1 (0 to to to 2)	1-3 (0 to to to 2)	1-5 (0 to to to 2)	1-5 (1 to to to 2)	1-5 (1 to to to 2)	1-5 (1 to to to 2)	1-6 (1 to to to 2)	2-6 (1 to to to 4)	2-5 (1 to to to 4)	6 (2 to to to 9)	5-1 (2 to to to 8)	2-7 (1 to to to 4)	2-3 (0 to to to 4)	0 (0 to to to 1)	0 (0 to to to 1)	0 (0 to to to 1)	0 (0 to to to 1)	38-2
Turner syndrome	0 (0 to 0)	0 (0 to 0)	0 (0 to 0)	0 (0 to 0)	0 (0 to 0)	0 (0 to 0)	0 (0 to 0)	0 (0 to 0)	0 (0 to 0)	0 (0 to 0)	0 (0 to 0)	0 (0 to 0)	0 (0 to 0)	0 (0 to 0)	0 (0 to 0)	0 (0 to 0)	0 (0 to 0)	0 (0 to 0)	0 (0 to 0)	0 (0 to 0)	0 (0 to 0)	0 (0 to 0)	0 (0 to 0)	0
Klinefelter syndrome	0 (0 to 0)	0 (0 to 0)	0 (0 to 0)	0 (0 to 0)	0 (0 to 0)	0 (0 to 0)	0 (0 to 0)	0 (0 to 0)	0 (0 to 0)	0 (0 to 0)	0 (0 to 0)	0 (0 to 0)	0 (0 to 0)	0 (0 to 0)	0 (0 to 0)	0 (0 to 0)	0 (0 to 0)	0 (0 to 0)	0 (0 to 0)	0 (0 to 0)	0 (0 to 0)	0 (0 to 0)	0 (0 to 0)	0-3
Other chromosomal abnormalities	4-7 (1 to to 17 4)	2-6 (1 to to 8 5)	6-9 (3 to to 17 7)	3-6 (2 to to to 6)	2-1 (1 to to to 3)	2 (1 to to to 3)	2 (1 to to to 3)	1-8 (1 to to to 3)	1-7 (1 to to to 3)	1-7 (1 to to to 3)	1-6 (1 to to to 3)	1-6 (1 to to to 4)	1-4 (0 to to to 3)	1-5 (0 to to to 3)	1-2 (0 to to to 3)	0-9 (0 to to to 3)	0-8 (0 to to to 3)	0-8 (0 to to to 3)	0-6 (0 to to to 2)	0-6 (0 to to to 2)	0-4 (0 to to to 2)	0-2 (0 to to to 2)	0-2 (0 to to to 2)	36-5
Congenital musculoskeletal and limb anomalies	2-3 (1 to to 7	0-9 (0 to to 4 to	4-5 (1 to 11 to 9	1-3 (0 to to to 4	0-6 (0 to to to 2	0-5 (0 to to to 2	0-5 (0 to to to 2	0-5 (0 to to to 2	0-5 (0 to to to 2	0-5 (0 to to to 2	0-5 (0 to to to 2	0-4 (0 to to to 2	0-4 (0 to to to 2	0-9 (0 to to to 2	0-9 (0 to to to 3	1-2 (0 to to to 3	0-7 (0 to to to 2	0-6 (0 to to to 2	0-5 (0 to to to 2	0-5 (0 to to to 2	0-4 (0 to to to 2	0-2 (0 to to to 2	0-1 (0 to to to 2	0-1 (0 to to to 2	73-7
Urogenital congenital anomalies	6-1 (2 to to to 13	1-7 (0 to to to 7	3 (1 to to to 7	1-2 (0 to to to 3	0-7 (0 to to to 2	0-5 (0 to to to 2	0-5 (0 to to to 2	0-3 (0 to to to 2	0-2 (0 to to to 2	0-2 (0 to to to 2	0-2 (0 to to to 2	0-2 (0 to to to 2	0-2 (0 to to to 2	0-2 (0 to to to 2	0-1 (0 to to to 2	0-1 (0 to to to 2	0-1 (0 to to to 2	0-1 (0 to to to 2	0-1 (0 to to to 2	0-1 (0 to to to 2	0-1 (0 to to to 2	0-1 (0 to to to 2	0-1 (0 to to to 2	0-1 (0 to to to 2	15-4
Digestive congenital anomalies	4-2 (1 to to 9	0-2 (0 to to 2 to	0-2 (0 to to to 2	0-2 (0 to to to 2	0-2 (0 to to to 2	0-2 (0 to to to 2	0-2 (0 to to to 2	0-2 (0 to to to 2

SR Table 2a: Sefton DALYS by cause and age group for males with 95% uncertainty intervals, 2019

Cause	Early Neonatal	Late Neonatal	Post Neonatal	1 to 4	5 to 9	10 to 14	15 to 19	20 to 24	25 to 29	30 to 34	35 to 39	40 to 44	45 to 49	50 to 54	55 to 59	60 to 64	65 to 69	70 to 74	75 to 79	80 to 84	85 to 89	90 to 94	95 plus	Total
All causes	892 (1621to 2308)	2644 (2901 to 3199)	1752 (1170 to 2366)	1,424 (2269 to 2339)	1,430 (2270 to 2407)	1,437 (2279 to 2602)	1,430 (2268 to 2601)	1,430 (2268 to 2601)	1,430 (2268 to 2601)	1,430 (2268 to 2601)	1,430 (2268 to 2601)	1,430 (2268 to 2601)	1,430 (2268 to 2601)	1,430 (2268 to 2601)	1,430 (2268 to 2601)	1,430 (2268 to 2601)	1,430 (2268 to 2601)	1,430 (2268 to 2601)	1,430 (2268 to 2601)	1,430 (2268 to 2601)	1,430 (2268 to 2601)	1,430 (2268 to 2601)	49,000
	(1621 to 2308)	(2901 to 3199)	(1170 to 2366)	(2269 to 2339)	(2270 to 2407)	(2279 to 2602)	(2268 to 2601)	(2268 to 2601)	(2268 to 2601)	(2268 to 2601)	(2268 to 2601)	(2268 to 2601)	(2268 to 2601)	(2268 to 2601)	(2268 to 2601)	(2268 to 2601)	(2268 to 2601)	(2268 to 2601)	(2268 to 2601)	(2268 to 2601)	(2268 to 2601)	(2268 to 2601)	(2268 to 2601)	
Communicable, maternal, neonatal, and nutritional diseases	892 (1621 to 2308)	2644 (2901 to 3199)	1752 (1170 to 2366)	1,424 (2269 to 2339)	1,430 (2270 to 2407)	1,437 (2279 to 2602)	1,430 (2268 to 2601)	1,430 (2268 to 2601)	1,430 (2268 to 2601)	1,430 (2268 to 2601)	1,430 (2268 to 2601)	1,430 (2268 to 2601)	1,430 (2268 to 2601)	1,430 (2268 to 2601)	1,430 (2268 to 2601)	1,430 (2268 to 2601)	1,430 (2268 to 2601)	1,430 (2268 to 2601)	1,430 (2268 to 2601)	1,430 (2268 to 2601)	1,430 (2268 to 2601)	1,430 (2268 to 2601)	2,093
HIV/AIDS and sexually transmitted infections	4.7 (1.3 to 10.7)	1.7 (0.5 to 3.8)	2.5 (0.7 to 6)	0.2 (0.1 to 0.5)	0.1 (0.1 to 0.1)	0.1 (0.1 to 0.1)	0.2 (0.1 to 0.3)	0.5 (0.2 to 0.9)	1.2 (0.6 to 1.9)	2.6 (1.3 to 3.9)	3.5 (1.8 to 5.2)	3.5 (2.0 to 4.9)	3.5 (2.0 to 4.7)	3.9 (2.0 to 5.2)	3 (1.5 to 4.2)	2.4 (1.1 to 3.4)	2.1 (1.0 to 3.1)	1.2 (0.6 to 2.3)	0.6 (0.2 to 1)	0.2 (0.1 to 0.3)	0.1 (0.1 to 0.2)	0 (0 to 0.1)	37.7
HIV/AIDS	0 (0 to 0)	0 (0 to 0)	0 (0 to 0.2)	0.1 (0 to 0.1)	0.1 (0.1 to 0.1)	0.1 (0.1 to 0.1)	0.1 (0.1 to 0.1)	0.4 (0.2 to 0.5)	1 (0.6 to 1.4)	2.3 (1.7 to 3.1)	3.2 (2.4 to 4.2)	3.2 (2.4 to 4.2)	3.2 (2.4 to 4.2)	3.5 (2.7 to 4.7)	2.7 (1.9 to 3.7)	2.1 (1.4 to 3.1)	1.8 (1.1 to 2.7)	1 (0.6 to 2)	0.4 (0.1 to 0.8)	0.1 (0 to 0.2)	0 (0 to 0.1)	0 (0 to 0)	25.2
HIV/AIDS - Drug-susceptible Tuberculosis	0 (0 to 0)	0 (0 to 0)	0 (0 to 0)	0 (0 to 0)	0 (0 to 0)	0 (0 to 0)	0 (0 to 0)	0 (0 to 0.1)	0 (0 to 0.1)	0.2 (0 to 0.3)	0.3 (0 to 0.5)	0.4 (0 to 0.7)	0.4 (0 to 0.7)	0.5 (0 to 0.8)	0.4 (0 to 0.6)	0.3 (0 to 0.5)	0.2 (0 to 0.4)	0.1 (0 to 0.3)	0.1 (0 to 0.1)	0 (0 to 0)	0 (0 to 0)	0 (0 to 0)	3.2
HIV/AIDS - Multidrug-resistant Tuberculosis without extensive dr...	0 (0 to 0)	0 (0 to 0)	0 (0 to 0)	0 (0 to 0)	0 (0 to 0)	0 (0 to 0)	0 (0 to 0)	0 (0 to 0)	0 (0 to 0)	0 (0 to 0)	0 (0 to 0)	0 (0 to 0)	0 (0 to 0)	0 (0 to 0)	0 (0 to 0)	0 (0 to 0)	0 (0 to 0)	0 (0 to 0)	0 (0 to 0)	0 (0 to 0)	0 (0 to 0)	0 (0 to 0)	0 (0 to 0)	0.1
HIV/AIDS - Extensively drug-resistant Tuberculosis	0 (0 to 0)	0 (0 to 0)	0 (0 to 0)	0 (0 to 0)	0 (0 to 0)	0 (0 to 0)	0 (0 to 0)	0 (0 to 0)	0 (0 to 0)	0 (0 to 0)	0 (0 to 0)	0 (0 to 0)	0 (0 to 0)	0 (0 to 0)	0 (0 to 0)	0 (0 to 0)	0 (0 to 0)	0 (0 to 0)	0 (0 to 0)	0 (0 to 0)	0 (0 to 0)	0 (0 to 0)	0 (0 to 0)	0
HIV/AIDS resulting in other diseases	0 (0 to 0)	0 (0 to 0)	0 (0 to 0.1)	0 (0 to 0)	0 (0 to 0.1)	0 (0 to 0.1)	0 (0 to 0.1)	0.1 (0 to 0.2)	0.6 (0.2 to 0.9)	1.2 (0.4 to 2.2)	2.7 (1.1 to 3.9)	2.7 (1.1 to 3.9)	2.7 (1.1 to 3.9)	3 (1.2 to 4.3)	2.3 (1.1 to 3.3)	1.6 (1.1 to 2.6)	1.6 (0.9 to 2.6)	0.9 (0.3 to 1.9)	0.4 (0.1 to 0.8)	0.1 (0 to 0.2)	0 (0 to 0.1)	0 (0 to 0)	21.9
Sexually transmitted infections excluding HIV	4.7 (1.3 to 10.7)	1.7 (0.5 to 3.8)	2.4 (0.6 to 5.9)	0.1 (0 to 0.3)	0 (0 to 0)	0 (0 to 0)	0.1 (0 to 0.1)	0.1 (0 to 0.2)	0.6 (0.2 to 1)	0.3 (0.1 to 0.6)	0.3 (0.1 to 0.6)	0.3 (0.1 to 0.6)	0.3 (0.1 to 0.6)	0.4 (0.2 to 0.7)	0.4 (0.2 to 0.7)	0.3 (0.1 to 0.6)	0.3 (0.1 to 0.6)	0.2 (0.1 to 0.4)	0.1 (0.1 to 0.2)	0 (0 to 0.1)	0 (0 to 0.1)	0 (0 to 0)	12.5
Syphilis	4.7 (1.3 to 10.7)	1.7 (0.5 to 3.8)	2.4 (0.6 to 5.9)	0.1 (0 to 0.3)	0 (0 to 0)	0 (0 to 0)	0 (0 to 0)	0 (0 to 0.1)	0.1 (0 to 0.2)	0.1 (0 to 0.2)	0.1 (0 to 0.2)	0.1 (0 to 0.2)	0.1 (0 to 0.2)	0.1 (0 to 0.1)	0.1 (0 to 0.1)	0.1 (0 to 0.1)	0.1 (0 to 0.1)	0.1 (0 to 0.1)	0.1 (0 to 0.1)	0 (0 to 0.1)	0 (0 to 0.1)	0 (0 to 0)	9.6
Chlamydial infection	0 (0 to 0)	0 (0 to 0)	0 (0 to 0)	0 (0 to 0)	0 (0 to 0)	0 (0 to 0)	0 (0 to 0)	0 (0 to 0)	0 (0 to 0)	0 (0 to 0)	0 (0 to 0)	0 (0 to 0)	0 (0 to 0)	0 (0 to 0)	0 (0 to 0)	0 (0 to 0)	0 (0 to 0)	0 (0 to 0)	0 (0 to 0)	0 (0 to 0)	0 (0 to 0)	0 (0 to 0)	0 (0 to 0)	0.1
Gonococcal infection	0 (0 to 0)	0 (0 to 0)	0 (0 to 0)	0 (0 to 0)	0 (0 to 0)	0 (0 to 0)	0 (0 to 0)	0 (0 to 0)	0 (0 to 0)	0 (0 to 0)	0 (0 to 0)	0 (0 to 0)	0 (0 to 0)	0 (0 to 0)	0 (0 to 0)	0 (0 to 0)	0 (0 to 0)	0 (0 to 0)	0 (0 to 0)	0 (0 to 0)	0 (0 to 0)	0 (0 to 0)	0 (0 to 0)	0.1
Trichomoniasis	0 (0 to 0)	0 (0 to 0)	0 (0 to 0)	0 (0 to 0)	0 (0 to 0)	0 (0 to 0)	0 (0 to 0)	0 (0 to 0)	0 (0 to 0)	0 (0 to 0)	0 (0 to 0)	0 (0 to 0)	0 (0 to 0)	0 (0 to 0)	0 (0 to 0)	0 (0 to 0)	0 (0 to 0)	0 (0 to 0)	0 (0 to 0)	0 (0 to 0)	0 (0 to 0)	0 (0 to 0)	0 (0 to 0)	0.3
Genital herpes	0 (0 to 0)	0 (0 to 0)	0 (0 to 0)	0 (0 to 0)	0 (0 to 0)	0 (0 to 0)	0 (0 to 0.1)	0 (0 to 0.1)	0 (0 to 0.1)	0 (0 to 0.1)	0 (0 to 0.2)	0 (0 to 0.2)	0 (0 to 0.2)	0 (0 to 0.2)	0 (0 to 0.1)	0 (0 to 0.1)	0 (0 to 0.1)	0 (0 to 0.1)	0 (0 to 0.1)	0 (0 to 0.2)	0 (0 to 0.1)	0 (0 to 0.1)	0 (0 to 0)	2.2
Other sexually transmitted infections	0 (0 to 0)	0 (0 to 0)	0 (0 to 0)	0 (0 to 0)	0 (0 to 0)	0 (0 to 0)	0 (0 to 0)	0 (0 to 0)	0 (0 to 0)	0 (0 to 0)	0 (0 to 0)	0 (0 to 0)	0 (0 to 0)	0 (0 to 0)	0 (0 to 0)	0 (0 to 0)	0 (0 to 0)	0 (0 to 0)	0 (0 to 0)	0 (0 to 0)	0 (0 to 0)	0 (0 to 0)	0 (0 to 0)	0.1
Respiratory infections and tuberculosis	11 (1.5 to 2.2)	11 (1.4 to 2.8)	11 (4.8 to 17.1)	10.4 (5.2 to 20.9)	10.4 (5.3 to 24.3)	11.7 (7.1 to 18.9)	11 (7.5 to 16.6)	10 (7.6 to 14)	9.2 (6.2 to 12.6)	9.2 (6.2 to 12.6)	10 (6.9 to 13.9)	10.7 (7.4 to 14.8)	12.7 (8.8 to 17.6)	16.5 (11.4 to 23)	20.8 (14.2 to 29.1)	27.5 (18.6 to 38.6)	36.4 (24.5 to 51.1)	47.3 (31.6 to 66)	62.5 (41.6 to 87.5)	82.6 (55.1 to 115.6)	107.9 (72.1 to 151)	139.1 (92.9 to 194.7)	1,440
Tuberculosis	0 (0 to 0)	0 (0 to 0)	0 (0 to 0)	0 (0 to 0.1)	0 (0 to 0)	0 (0 to 0.1)	0 (0 to 0.1)	0.3 (0.2 to 0.4)	0.5 (0.4 to 0.6)	0.5 (0.4 to 0.6)	0.5 (0.4 to 0.6)	0.6 (0.4 to 0.8)	0.8 (0.6 to 1.1)	1.2 (0.9 to 1.6)	1.6 (1.1 to 2.1)	1.8 (1.3 to 2.5)	2.3 (1.6 to 2.9)	2.3 (1.6 to 3.1)	2.3 (1.6 to 3.2)	2.2 (1.5 to 3.1)	2.1 (1.4 to 2.9)	1.5 (1 to 2.1)	29.8
Latent tuberculosis infection	0 (0 to 0)	0 (0 to 0)	0 (0 to 0)	0 (0 to 0)	0 (0 to 0)	0 (0 to 0)	0 (0 to 0)	0 (0 to 0)	0 (0 to 0)	0 (0 to 0)	0 (0 to 0)	0 (0 to 0)	0 (0 to 0)	0 (0 to 0)	0 (0 to 0)	0 (0 to 0)	0 (0 to 0)	0 (0 to 0)	0 (0 to 0)	0 (0 to 0)	0 (0 to 0)	0 (0 to 0)	0 (0 to 0)	0
Drug-susceptible tuberculosis	0 (0 to 0)	0 (0 to 0)	0 (0 to 0)	0 (0 to 0.1)	0 (0 to 0)	0 (0 to 0.1)	0 (0 to 0.1)	0.3 (0.2 to 0.4)	0.5 (0.4 to 0.7)	0.5 (0.4 to 0.6)	0.5 (0.4 to 0.6)	0.6 (0.5 to 1.1)	0.8 (0.6 to 1.1)	1.1 (0.7 to 1.6)	1.6 (1.1 to 2.1)	1.8 (1.2 to 2.4)	2.3 (1.6 to 2.9)	2.3 (1.6 to 3.1)	2.3 (1.6 to 3.2)	2.2 (1.5 to 3.1)	2.1 (1.4 to 2.9)	1.5 (1 to 2.1)	29.3
Multidrug-resistant tuberculosis without extensive drug-resistance	0 (0 to 0)	0 (0 to 0)	0 (0 to 0)	0 (0 to 0)	0 (0 to 0)	0 (0 to 0)	0 (0 to 0)	0 (0 to 0)	0 (0 to 0)	0 (0 to 0)	0 (0 to 0)	0 (0 to 0)	0 (0 to 0)	0 (0 to 0)	0 (0 to 0)	0 (0 to 0)	0 (0 to 0)	0 (0 to 0)	0 (0 to 0)	0 (0 to 0)	0 (0 to 0)	0 (0 to 0)	0 (0 to 0)	0.4
Extensively drug-resistant tuberculosis	0 (0 to 0)	0 (0 to 0)	0 (0 to 0)	0 (0 to 0)	0 (0 to 0)	0 (0 to 0)	0 (0 to 0)	0 (0 to 0)	0 (0 to 0)	0 (0 to 0)	0 (0 to 0)	0 (0 to 0)	0 (0 to 0)	0 (0 to 0)	0 (0 to 0)	0 (0 to 0)	0 (0 to 0)	0 (0 to 0)	0 (0 to 0)	0 (0 to 0)	0 (0 to 0)	0 (0 to 0)	0 (0 to 0)	0.1
Lower respiratory infections	1.5 (1 to 2.2)	1.9 (1.3 to 2.7)	8.4 (4.2 to 14.4)	8.3 (5.4 to 11.2)	8.1 (5.1 to 11.2)	8.1 (5.1 to 11.2)	7.9 (4.8 to 11.4)	7.8 (4.6 to 11.4)	7.8 (4.6 to 11.4)	7.8 (4.6 to 11.4)	7.8 (4.6 to 11.4)	7.8 (4.6 to 11.4)	7.8 (4.6 to 11.4)	7.8 (4.6 to 11.4)	7.8 (4.6 to 11.4)	7.8 (4.6 to 11.4)	7.8 (4.6 to 11.4)	7.8 (4.6 to 11.4)	7.8 (4.6 to 11.4)	7.8 (4.6 to 11.4)	7.8 (4.6 to 11.4)	7.8 (4.6 to 11.4)	1,270
Upper respiratory infections	0 (0 to 0)	0 (0 to 0)	2.2 (1.2 to 3.4)	10.3 (6 to 15.9)	11.3 (6.2 to 19)	8.6 (4.5 to 15.6)	6.6 (3.5 to 11.4)	6.6 (3.5 to 11.4)	6.6 (3.5 to 11.4)	6.6 (3.5 to 11.4)	6.6 (3.5 to 11.4)	6.6 (3.5 to 11.4)	6.6 (3.5 to 11.4)	6.6 (3.5 to 11.4)	6.6 (3.5 to 11.4)	6.6 (3.5 to 11.4)	6.6 (3.5 to 11.4)	6.6 (3.5 to 11.4)	6.6 (3.5 to 11.4)	6.6 (3.5 to 11.4)	6.6 (3.5 to 11.4)	6.6 (3.5 to 11.4)	117
Otitis media	0 (0 to 0)	0 (0 to 0)	0.4 (0.2 to 0.7)	2.7 (1.4 to 4.6)	2.6 (1.4 to 4.7)	1.6 (0.8 to 2.9)	1.6 (0.7 to 2.5)	1.5 (0.6 to 2.9)	1.5 (0.6 to 2.9)	1.5 (0.6 to 2.9)	1.5 (0.6 to 2.9)	1.5 (0.6 to 2.9)	1.5 (0.6 to 2.9)	1.5 (0.6 to 2.9)	1.5 (0.6 to 2.9)	1.5 (0.6 to 2.9)	1.5 (0.6 to 2.9)	1.5 (0.6 to 2.9)	1.5 (0.6 to 2.9)	1.5 (0.6 to 2.9)	1.5 (0.6 to 2.9)	1.5 (0.6 to 2.9)	27.7
Enteric infections	0.1 (0.1 to 0.2)	0.4 (0.4 to 0.6)	0.4 (0.2 to 0.5)	1.3 (0.6 to 1.8)	0.8 (0.3 to 1.4)	0.8 (0.3 to 1.4)	0.8 (0.3 to 1.4)	0.8 (0.3 to 1.4)	0.8 (0.3 to 1.4)	0.8 (0.3 to 1.4)	0.8 (0.3 to 1.4)	0.8 (0.3 to 1.4)	0.8 (0.3 to 1.4)	0.8 (0.3 to 1.4)	0.8 (0.3 to 1.4)	0.8 (0.3 to 1.4)	0.8 (0.3 to 1.4)	0.8 (0.3 to 1.4)	0.8 (0.3 to 1.4)	0.8 (0.3 to 1.4)	0.8 (0.3 to 1.4)	0.8 (0.3 to 1.4)	123
Diarrheal diseases	0.1 (0.1 to 0.2)	0.4 (0.4 to 0.6)	0.4 (0.2 to 0.4)	1.2 (0.4 to 1.7)	0.8 (0.3 to 1.3)	0.8 (0.2 to 0.6)	0.8 (0.3 to 1.4)	0.8 (0.3 to 1.4)	0.8 (0.3 to 1.4)	0.8 (0.3 to 1.4)	0.8 (0.3 to 1.4)	0.8 (0.3 to 1.4)	0.8 (0.3 to 1.4)	0.8 (0.3 to 1.4)	0.8 (0.3 to 1.4)	0.8 (0.3 to 1.4)	0.8 (0.3 to 1.4)	0.8 (0.3 to 1.4)	0.8 (0.3 to 1.4)	0.8 (0.3 to 1.4)	0.8 (0.3 to 1.4)	0.8 (0.3 to 1.4)	122
Typhoid and paraphoid	0 (0 to 0)	0 (0 to 0)	0 (0 to 0)	0 (0 to 0)	0 (0 to 0)	0 (0 to 0)	0 (0 to 0)	0 (0 to 0)	0 (0 to 0)	0 (0 to 0)	0 (0 to 0)	0 (0 to 0)	0 (0 to 0)	0 (0 to 0)	0 (0 to 0)	0 (0 to 0)	0 (0 to 0)	0 (0 to 0)	0 (0 to 0)	0 (0 to 0)	0 (0 to 0)	0 (0 to 0)	0 (0 to 0)	0
Typhoid fever	0 (0 to 0)	0 (0 to 0)	0 (0 to 0)	0 (0 to 0)	0 (0 to 0)	0 (0 to 0)	0 (0 to 0)	0 (0 to 0)	0 (0 to 0)	0 (0 to 0)	0 (0 to 0)	0 (0 to 0)	0 (0 to 0)	0 (0 to 0)	0 (0 to 0)	0 (0 to 0)	0 (0 to 0)	0 (0 to 0)	0 (0 to 0)	0 (0 to 0)	0 (0 to 0)	0 (0 to 0)	0 (0 to 0)	0
Paratyphoid fever	0 (0 to 0)	0 (0 to 0)	0 (0 to 0)	0 (0 to 0)	0 (0 to 0)	0 (0 to 0)	0 (0 to 0)	0 (0 to 0)	0 (0 to 0)	0 (0 to 0)	0 (0 to 0)	0 (0 to 0)	0 (0 to 0)	0 (0 to 0)	0 (0 to 0)	0 (0 to 0)	0 (0 to 0)	0 (0 to 0)	0 (0 to 0)	0 (0 to 0)	0 (0 to 0)	0 (0 to 0)	0 (0 to 0)	0
Invasive Non-typhoidal Salmonella (iNTS)	0 (0 to 0)	0 (0 to 0)	0 (0 to 0)	0 (0 to 0)	0 (0 to 0)	0 (0 to 0)	0 (0 to 0)	0 (0 to 0)	0 (0 to 0)	0 (0 to 0)	0 (0 to 0)	0 (0 to 0)	0 (0 to 0)	0 (0 to 0)	0 (0 to 0)	0 (0 to 0)	0 (0 to 0)	0 (0 to 0)	0 (0 to 0)	0 (0 to 0)	0 (0 to 0)	0 (0 to 0)	0 (0 to 0)	0.9
Other intestinal infectious diseases	0 (0 to 0)	0 (0 to 0)	0 (0 to 0)	0 (0 to 0)	0 (0 to 0)	0 (0 to 0)	0 (0 to 0)	0 (0 to 0)	0 (0 to 0)	0 (0 to 0)	0 (0 to 0)	0 (0 to 0)	0 (0 to 0)	0 (0 to 0)	0 (0 to 0)	0 (0 to 0)	0 (0 to 0)	0 (0 to 0)	0 (0 to 0)	0 (0 to 0)	0 (0 to 0)	0 (0 to 0)	0 (0 to 0)	0.3
Neglected tropical diseases and malaria	0 (0 to 0)	0 (0 to 0)	0 (0 to 0)	0.1 (0 to 0.3)	0.1 (0 to 0.4)	0.4 (0 to 0.9)	0.3 (0 to 0.8)	0.2 (0 to 0.5)	0.2 (0 to 0.5)	0.1 (0 to 0.5)	0.1 (0 to 0.5)	0.1 (0 to 0.4)	0.1 (0 to 0.4)	0.1 (0 to 0.4)	0.1 (0 to 0.4)	0.1 (0 to 0.3)	0.1 (0 to 0.3)	0.1 (0 to 0.3)	0.1 (0 to 0.3)	0.1 (0 to 0.2)	0.1 (0 to 0.2)	0 (0 to 0.1)	2.8
Malaria	0 (0 to 0)	0 (0 to 0)	0 (0 to 0)	0 (0 to 0)	0 (0 to 0)	0 (0 to 0)	0 (0 to 0)	0 (0 to 0)	0 (0 to 0)	0 (0 to 0)	0 (0 to 0)	0 (0 to 0)	0 (0 to 0)	0 (0 to 0)	0 (0 to 0)	0 (0 to 0)	0 (0 to 0)	0 (0 to 0)	0 (0 to 0)	0 (0 to 0)	0 (0 to 0)	0 (0 to 0)	0 (0 to 0)	0
Chagas disease	0 (0 to 0)	0 (0 to 0)	0 (0 to 0)	0 (0 to 0)	0 (0 to 0)	0 (0 to 0)	0 (0 to 0)	0 (0 to 0)	0 (0 to 0)	0 (0 to 0)	0 (0 to 0)	0 (0 to 0)	0 (0 to 0)	0 (0 to 0)	0 (0 to 0)	0 (0 to 0)	0 (0 to 0)	0 (0 to 0)	0 (0 to 0)	0 (0 to 0)	0 (0 to 0)	0 (0 to 0)	0 (0 to 0)	0
Leishmaniasis	0 (0 to 0)	0 (0 to 0)	0 (0 to 0)	0 (0 to 0)	0 (0 to 0)	0 (0 to 0)	0 (0 to 0)	0 (0 to 0)	0 (0 to 0)	0 (0 to 0)	0 (0 to 0)	0 (0 to 0)	0 (0 to 0)	0 (0 to 0)	0 (0 to 0)	0 (0 to 0)	0 (0 to 0)	0 (0 to 0)	0 (0 to 0)	0 (0 to 0)	0 (0 to 0)	0 (0 to 0)	0 (0 to 0)	0
Visceral leishmaniasis	0 (0 to 0)	0 (0 to 0)	0 (0 to 0)	0 (0 to 0)	0 (0 to 0)	0 (0 to 0)	0 (0 to 0)	0 (0 to 0)	0 (0 to 0)	0 (0 to 0)	0 (0 to 0)	0 (0 to 0)	0 (0 to 0)	0 (0 to 0)	0 (0 to 0)	0 (0 to 0)	0 (0 to 0)	0 (0 to 0)	0 (0 to 0)	0 (0 to 0)	0 (0 to 0)	0 (0 to 0)	0 (0 to 0)	0
Cutaneous and mucocutaneous leishmaniasis	0 (0 to 0)	0 (0 to 0)	0 (0 to 0)	0 (0 to 0)	0 (0 to 0)	0 (0 to 0)	0 (0 to 0)	0 (0 to 0)	0 (0 to 0)	0 (0 to 0)	0 (0 to 0)	0 (0 to 0)	0 (0 to 0)	0 (0 to 0)	0 (0 to 0)	0 (0 to 0)	0 (0 to 0)	0 (0 to 0)	0 (0 to 0)	0 (0 to 0)	0 (0 to 0)	0 (0 to 0)	0 (0 to 0)	0
African trypanosomiasis	0 (0 to 0)	0 (0 to 0)	0 (0 to 0)	0 (0 to 0)	0 (0 to 0)	0 (0 to 0)	0 (0 to 0)	0 (0 to 0)	0 (0 to 0)	0 (0 to 0)	0 (0 to 0)	0 (0 to 0)	0 (0 to 0)	0 (0 to 0)	0 (0 to 0)	0 (0 to 0)	0 (0 to 0)	0 (0 to 0)	0 (0 to 0)	0 (0 to 0)	0 (0 to 0)	0 (0 to 0)	0 (0 to 0)	0
Schistosomiasis	0 (0 to 0)	0 (0 to 0)	0 (0 to 0)	0 (0 to 0)	0 (0 to 0)	0 (0 to 0)	0 (0 to 0)	0 (0 to 0)	0 (0 to 0)	0 (0 to 0)	0 (0 to 0)	0 (0 to 0)	0 (0 to 0)	0 (0 to 0)	0 (0 to 0)	0 (0 to 0)	0 (0 to 0)	0 (0 to 0)	0 (0 to 0)	0 (0 to 0)	0 (0 to 0)	0 (0 to 0)	0 (0 to 0)	0
Cysticercosis	0 (0 to 0)	0 (0 to 0)	0 (0 to 0)	0 (0 to 0)	0 (0 to 0)	0 (0 to 0)	0 (0 to 0)	0 (0 to 0)	0 (0 to 0)	0 (0 to 0)	0 (0 to 0)	0 (0 to 0)	0 (0 to 0)	0 (0 to 0)	0 (0 to 0)	0 (0 to 0)	0 (0 to 0)	0 (0 to 0)	0 (0 to 0)	0 (0 to 0)	0 (0 to 0)	0 (0 to 0)	0 (0 to 0)	0
Cystic echinococcosis	0 (0 to 0)	0 (0 to 0)	0 (0 to 0)	0 (0 to 0)	0 (0 to 0)	0 (0 to 0)	0 (0 to 0)	0 (0 to 0)	0 (0 to 0)	0 (0 to 0)	0 (0 to 0)	0 (0 to 0)	0 (0 to 0)	0 (0 to 0)	0 (0 to 0)	0 (0 to 0)	0 (0 to 0)	0 (0 to 0)	0 (0 to 0)	0 (0 to 0)	0 (0 to 0)	0 (0 to 0)	0 (0 to 0)	0.1
Lymphatic filariasis	0 (0 to 0)	0 (0 to 0)	0 (0 to 0)	0 (0 to 0)	0 (0 to 0)	0 (0 to 0)	0 (0 to 0)	0 (0 to 0)	0 (0 to 0)	0 (0 to 0)	0 (0 to 0)	0 (0 to 0)	0 (0 to 0)	0 (0 to 0)	0 (0 to 0)	0 (0 to 0)	0 (0 to 0)	0 (0 to 0)	0 (0 to 0)	0 (0 to 0)	0 (0 to 0)	0 (0 to 0)	0 (0 to 0)	0
Onchocerciasis	0 (0 to 0)	0 (0 to 0)	0 (0 to 0)	0 (0 to 0)	0 (0 to 0)	0 (0 to 0)	0 (0 to 0)	0 (0 to 0)	0 (0 to 0)	0 (0 to 0)	0 (0 to 0)	0 (0 to 0)	0 (0 to 0)	0 (0 to 0)	0 (0 to 0)	0 (0 to 0)	0 (0 to 0)	0 (0 to 0)	0 (0 to 0)	0 (0 to 0)	0 (0 to 0)	0 (0 to 0)	0 (0 to 0)	0
Trachoma	0 (0 to 0)	0 (0 to 0)	0 (0 to 0)	0 (0 to 0)	0 (0 to 0)	0 (0 to 0)	0 (0 to 0)	0 (0 to 0)	0 (0 to 0)	0 (0 to 0)	0 (0 to 0)	0 (0 to 0)	0 (0 to 0)	0 (0 to 0)	0 (0 to 0)	0 (0 to 0)	0 (0 to 0)	0 (0 to 0)	0 (0 to 0)	0 (0 to 0)	0 (0 to 0)	0 (0 to 0)	0 (0 to 0)	0
Dengue	0 (0 to 0)	0 (0 to 0)	0 (0 to 0)	0 (0 to 0)	0 (0 to 0)	0 (0 to 0)	0 (0 to 0)	0 (0 to 0)	0 (0 to 0)	0 (0 to 0)	0 (0 to 0)	0 (0 to 0)	0 (0 to 0)	0 (0 to 0)	0 (0 to 0)	0 (0 to 0)	0 (0 to 0)	0 (0 to 0)	0 (0 to 0)	0 (0 to 0)	0 (0 to 0)	0 (0 to 0)	0 (0 to 0)	0
Yellow fever	0 (0 to 0)	0 (0 to 0)	0 (0 to 0)	0 (0 to 0)	0 (0 to 0)	0 (0 to 0)	0 (0 to 0)	0 (0 to 0)	0 (0 to 0)	0 (0 to 0)	0 (0 to 0)	0 (0 to 0)	0 (0 to 0)	0 (0 to 0)	0 (0 to 0)	0 (0 to 0)	0 (0 to 0)	0 (0 to 0)	0 (0 to 0)	0 (0 to 0)	0 (0 to 0)	0 (0 to 0)	0 (0 to 0)	0
Rabies	0 (0 to 0)	0 (0 to 0)	0 (0 to 0)	0 (0 to 0)	0 (0 to 0)	0 (0 to 0)	0 (0 to 0)	0 (0 to 0)	0 (0 to 0)	0 (0 to 0)	0 (0 to 0)	0 (0 to 0)	0 (0 to 0)	0 (0 to 0)	0 (0 to 0)	0 (0 to 0)	0 (0 to 0)	0 (0 to 0)	0 (0 to 0)	0 (0 to 0)	0 (0 to 0)	0 (0 to 0)	0 (0 to 0)	0
Intestinal nematode infections	0 (0 to 0)	0 (0 to 0)	0 (0 to 0)	0 (0 to 0)	0 (0 to 0)	0 (0 to 0)	0 (0 to 0)	0 (0 to 0)	0 (0 to 0)	0 (0 to 0)	0 (0 to 0)	0 (0 to 0)	0 (0 to 0)	0 (0 to 0)	0 (0 to 0)	0 (0 to 0)	0 (0 to 0)	0 (0 to 0)	0 (0 to 0)	0 (0 to 0)	0 (0 to 0)	0 (0 to 0)	0 (0 to 0)	0
Ascariasis	0 (0 to 0)	0 (0 to 0)	0 (0 to 0)	0 (0 to 0)	0 (0 to 0)	0 (0 to 0)	0 (0 to 0)	0 (0 to 0)	0 (0 to 0)	0 (0 to 0)	0 (0 to 0)	0 (0 to 0)	0 (0 to 0)	0 (0 to 0)	0 (0 to 0)	0 (0 to 0)	0 (0 to 0)	0 (0 to 0)	0 (0 to 0)	0 (0 to 0)	0 (0 to 0)	0 (0 to 0)	0 (0 to 0)	0
Trichuriasis	0 (0 to 0)	0 (0 to 0)	0 (0 to 0)	0 (0 to 0)	0 (0 to 0)	0 (0 to 0)	0 (0 to 0)	0 (0 to 0)	0 (0 to 0)	0 (0 to 0)	0 (0 to 0)	0 (0 to 0)	0 (0 to 0)	0 (0 to 0)	0 (0 to 0)	0 (0 to 0)	0 (0 to 0)	0 (0 to 0)	0 (0 to 0)	0 (0 to 0)	0 (0 to 0)	0 (0 to 0)	0 (0 to 0)	0
Hookworm disease	0 (0 to 0)	0 (0 to 0)	0 (0 to 0)	0 (0 to 0)	0 (0 to 0)	0 (0 to 0)	0 (0 to 0)	0 (0 to 0)	0 (0 to 0)	0 (0 to 0)	0 (0 to 0)	0 (0 to 0)	0 (0 to 0)	0 (0 to 0)	0 (0 to 0)	0 (0 to 0)	0 (0 to 0)	0 (0 to 0)	0 (0 to 0)	0 (0 to 0)	0 (0 to 0)	0 (0 to 0)	0 (0 to 0)	0
Food-borne trematodiases	0 (0 to 0)	0 (0 to 0)	0 (0 to 0)	0 (0 to 0)	0 (0 to 0)

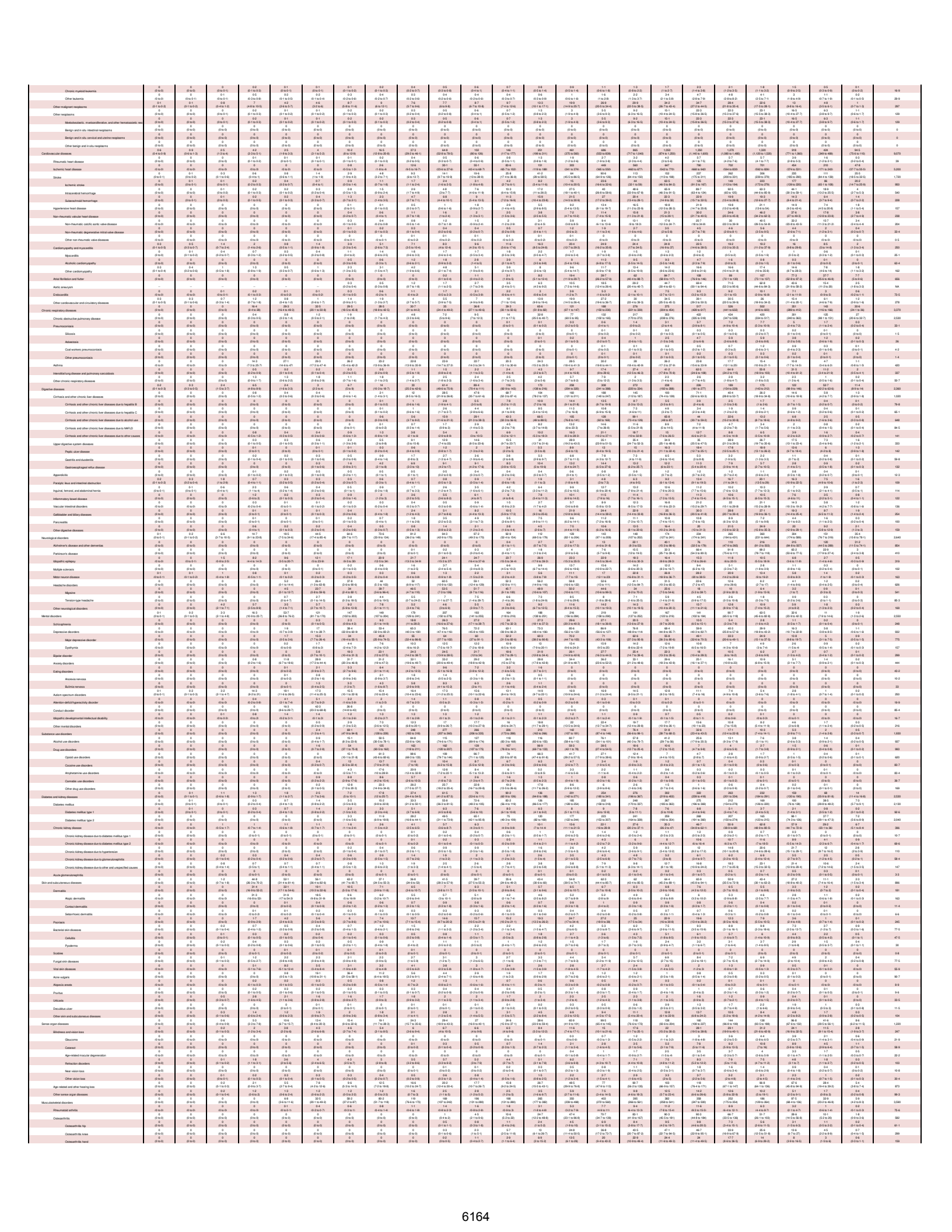

Osteoarthritis other	0 (0 to 0)	0 (0 to 0)	0 (0 to 0)	0 (0 to 0)	0 (0 to 0)	0 (0 to 0)	0 (0 to 0)	0 (0 to 0)	0 (0 to 0)	0 (0 to 0)	0 (0 to 1)	0.3 (0.1 to 0.9)	1 (0.4 to 2.2)	2.4 (0.9 to 5.5)	4.6 (2 to 10.3)	7.1 (3.2 to 15)	9.4 (4 to 17.9)	11.3 (4.5 to 19.7)	9.8 (4.6 to 20.1)	7.9 (3.9 to 15.9)	6.5 (3.2 to 13.2)	4 (2 to 8.2)	1.6 (0.8 to 3.1)	0.3 (0.2 to 0.6)	63.1
Low back pain	0 (0 to 0)	0 (0 to 0)	0 (0 to 0)	4.6 (2.1 to 8.2)	21.6 (12.6 to 35.4)	35.9 (20.4 to 57.9)	47.2 (26.1 to 75.4)	60.7 (36.3 to 103)	72.1 (48.7 to 104)	82.5 (58.4 to 153)	89.5 (58.9 to 153)	96.5 (67.9 to 153)	98.7 (74.4 to 156)	97.3 (69.7 to 203)	92.1 (74 to 156)	84 (79.1 to 272)	73.1 (107 to 256)	62.1 (100 to 240)	52.1 (98.5 to 228)	43.1 (91.6 to 152)	36.1 (86.5 to 113)	29.4 (74.1 to 84.4)	23.1 (72.8 to 71)	17.2 (71.2 to 51.1)	1,640
Neck pain	0 (0 to 0)	0 (0 to 0)	0 (0 to 0)	0 (0 to 0)	2 (0.4 to 4.5)	10 (3.5 to 19.1)	19.4 (7.6 to 38.5)	40.5 (9 to 94.5)	60.5 (20.4 to 79.4)	72 (29.5 to 84.9)	79.5 (35.5 to 84.9)	84.9 (39.4 to 84.9)	87.9 (39.4 to 84.9)	88.6 (31.1 to 156)	87.5 (32.4 to 134)	84.9 (34 to 125)	82 (32.9 to 111)	78.1 (31.3 to 103)	72.8 (29.5 to 88.9)	66.1 (26.1 to 88.9)	57.6 (24.6 to 88.9)	47.7 (19.1 to 88.9)	36.4 (14.7 to 83.2)	25.7 (10.5 to 70.5)	663
Gout	0 (0 to 0)	0 (0 to 0)	0 (0 to 0)	0 (0 to 0)	0 (0 to 0)	0 (0 to 0)	0 (0 to 0)	0 (0 to 0.1)	0 (0 to 0.1)	0 (0 to 0.1)	0 (0 to 1)	0 (0 to 0.2)	0 (0 to 0.7)	0 (0 to 1.7)	0 (0 to 1.6)	0 (0 to 1.5)	0 (0 to 1.5)	0 (0 to 1.7)	0 (0 to 1.7)	0 (0 to 1.7)	0 (0 to 1.5)	0 (0 to 1.5)	0 (0 to 1.5)	0 (0 to 1.5)	0 (0 to 1.5)	76.3
Other musculoskeletal disorders	0 (0 to 0)	0 (0 to 0)	0 (0 to 0)	0 (0 to 0)	0.1 (0 to 0.3)	0.2 (0 to 0.7)	0.4 (0.1 to 1.5)	0.7 (0.2 to 2.4)	1.2 (0.3 to 4.6)	1.9 (0.5 to 7.1)	2.7 (0.7 to 9.8)	3.6 (0.9 to 12.4)	4.6 (1.2 to 15.8)	5.7 (1.4 to 19.2)	6.9 (1.7 to 23.1)	8.2 (2 to 27.1)	9.4 (2.3 to 30.5)	10.4 (2.5 to 33.5)	11.1 (2.7 to 35.5)	11.5 (2.8 to 36.7)	11.6 (2.8 to 36.7)	11.4 (2.8 to 36.7)	10.9 (2.7 to 36.7)	10.1 (2.5 to 36.7)	547
Other non-communicable diseases	53.5 (30.1 to 84.4)	31.6 (22.6 to 50)	40.5 (51.4 to 133)	36.5 (46.3 to 70.3)	22.8 (24.1 to 43.8)	20.7 (24.6 to 44.6)	20.5 (22.3 to 46.1)	21.7 (28.1 to 69.7)	23.7 (31.5 to 87.3)	25.1 (27.8 to 71.8)	26.1 (26.4 to 78.3)	26.9 (42.4 to 82.2)	27.7 (57.7 to 110)	28.1 (108 to 198)	28.2 (107 to 198)	28.1 (132 to 258)	27.9 (142 to 278)	27.6 (152 to 284)	27.1 (152 to 274)	26.4 (135 to 254)	25.5 (102 to 174)	24.4 (66.4 to 107)	23.1 (59.9 to 93)	21.6 (59.9 to 81)	1,870
Congenital birth defects	51.6 (34.9 to 82.2)	26.2 (28.9 to 79.9)	37.3 (29 to 91)	39.1 (11.4 to 22.6)	16.3 (11.2 to 26.4)	10.1 (11.6 to 26.3)	15.6 (11.6 to 26.3)	19.4 (9.9 to 17.3)	19.7 (9.1 to 19.7)	19.1 (9.4 to 17.1)	18.3 (9.1 to 16.9)	17.6 (7.7 to 14.2)	16.8 (7.7 to 14.2)	12.4 (9.4 to 19.7)	8.6 (4.9 to 21)	15.1 (4.9 to 21.1)	14.6 (5.1 to 22.7)	13.9 (5.2 to 19.8)	13.2 (5.1 to 19.8)	12.5 (5.1 to 19.8)	11.9 (5.1 to 14.1)	11.4 (5.1 to 14.1)	10.9 (4.9 to 14.1)	10.4 (4.9 to 14.1)	349
Neural tube defects	3.4 (1.7 to 6.4)	1.5 (0.7 to 2.7)	3.1 (1.5 to 6.8)	7.2 (2.9 to 10)	0.6 (0.4 to 1.1)	0.7 (0.5 to 1.1)	0.7 (0.5 to 1.1)	0.6 (0.5 to 1.1)	0.7 (0.5 to 1.2)	0.7 (0.4 to 1)	0.6 (0.3 to 0.9)	0.4 (0.2 to 0.7)	0.4 (0.2 to 0.6)	0.4 (0.2 to 0.6)	0.2 (0.1 to 0.4)	0.2 (0.1 to 0.5)	0.2 (0.1 to 0.5)	0.1 (0.1 to 0.5)	0.1 (0.1 to 0.5)	0.1 (0.1 to 0.5)	0.1 (0.1 to 0.5)	0.1 (0.1 to 0.5)	0.1 (0.1 to 0.5)	0.1 (0.1 to 0.5)	21.5
Congenital heart anomalies	11.8 (6.4 to 24)	12.2 (7.6 to 19.5)	9.2 (7.4 to 20.7)	6.2 (4.9 to 13.9)	2.4 (1.5 to 4.1)	2.4 (1.5 to 4.1)	3.7 (2.3 to 5.8)	3.2 (2.3 to 4.6)	2.9 (2 to 4.5)	2.8 (1.6 to 4.1)	2.9 (1.6 to 4.1)	2.8 (1.6 to 4.1)	2.6 (1.6 to 4.1)	2.6 (1.6 to 4.2)	2.4 (1.5 to 4.2)	2.4 (1.5 to 4.2)	2.4 (1.5 to 4.2)	1.8 (0.9 to 3)	1.6 (0.9 to 2)	0.2 (0.1 to 0.4)	0.1 (0.1 to 0.3)	0.1 (0.1 to 0.3)	0.1 (0.1 to 0.3)	0.1 (0.1 to 0.3)	82.8
Orofacial clefts	0 (0 to 0)	0.1 (0 to 0.2)	0.3 (0.1 to 0.5)	0.2 (0.1 to 0.5)	0.2 (0.1 to 0.4)	0.2 (0.1 to 0.3)	0.2 (0.1 to 0.3)	0.2 (0.1 to 0.3)	0.2 (0 to 0.4)	0.2 (0 to 0.4)	0.2 (0 to 0.4)	0.1 (0 to 0.3)	0.1 (0 to 0.3)	0.2 (0 to 0.4)	0.2 (0 to 0.4)	0.2 (0 to 0.4)	0.2 (0 to 0.4)	0.2 (0 to 0.4)	0.2 (0 to 0.4)	0.1 (0 to 0.3)	0.1 (0 to 0.3)	0.1 (0 to 0.3)	0.1 (0 to 0.3)	0.1 (0 to 0.3)	3.1
Down syndrome	1.5 (0.7 to 3)	0.6 (0.3 to 1)	1.7 (0.8 to 3.2)	1.8 (1.1 to 2.7)	1.1 (0.7 to 1.6)	1.1 (0.7 to 1.6)	1.2 (0.8 to 1.6)	1.3 (0.8 to 1.6)	1.6 (1 to 2.4)	1.6 (1 to 2.2)	1.6 (1 to 2.2)	1.5 (1 to 2.2)	1.5 (1 to 2.2)	2.4 (2.7 to 7.9)	2.2 (1.5 to 3.5)	6.9 (3.3 to 10.9)	6.7 (2.7 to 11.4)	3.3 (1.4 to 5.2)	1.4 (0.7 to 2)	0.5 (0 to 0.9)	0.3 (0 to 0.9)	0.3 (0 to 0.9)	0.3 (0 to 0.9)	0.3 (0 to 0.9)	40.3
Turner syndrome	0 (0 to 0)	0 (0 to 0)	0 (0 to 0)	0 (0 to 0)	0 (0 to 0)	0 (0 to 0)	0 (0 to 0)	0 (0 to 0)	0 (0 to 0)	0 (0 to 0)	0 (0 to 0)	0 (0 to 0)	0 (0 to 0)	0 (0 to 0)	0 (0 to 0)	0 (0 to 0)	0 (0 to 0)	0 (0 to 0)	0 (0 to 0)	0 (0 to 0)	0 (0 to 0)	0 (0 to 0)	0 (0 to 0)	0 (0 to 0)	0 (0 to 0)	0
Klinefelter syndrome	0 (0 to 0)	0 (0 to 0)	0 (0 to 0)	0 (0 to 0)	0 (0 to 0)	0 (0 to 0)	0 (0 to 0)	0 (0 to 0)	0 (0 to 0)	0 (0 to 0)	0 (0 to 0)	0 (0 to 0)	0 (0 to 0)	0 (0 to 0)	0 (0 to 0)	0 (0 to 0)	0 (0 to 0)	0 (0 to 0)	0 (0 to 0)	0 (0 to 0)	0 (0 to 0)	0 (0 to 0)	0 (0 to 0)	0 (0 to 0)	0 (0 to 0)	0.2
Other chromosomal abnormalities	4.6 (2.6 to 7.2)	2.3 (1.3 to 4.1)	2.7 (2 to 5.6)	3.9 (2.5 to 5.9)	2.2 (1.4 to 3.4)	2 (1.3 to 3.1)	2.1 (1.3 to 3)	1.8 (1.2 to 2.6)	1.6 (1.1 to 2.4)	1.7 (1.1 to 2.5)	1.6 (1 to 2.4)	1.5 (0.9 to 2)	1.2 (0.8 to 1.7)	1.4 (0.8 to 2.2)	1.2 (0.7 to 2)	1 (0.5 to 1.6)	0.8 (0.3 to 1.1)	0.5 (0.2 to 0.8)	0.3 (0.1 to 0.6)	0.2 (0.1 to 0.4)	0.2 (0.1 to 0.3)	0.1 (0.1 to 0.3)	0.1 (0.1 to 0.3)	0.1 (0.1 to 0.3)	35.6
Congenital musculoskeletal and limb anomalies	1.5 (0.7 to 3.7)	0.7 (0.4 to 1.3)	0.4 (0.1 to 0.7)	0.3 (0.2 to 1.5)	0.9 (0.4 to 2.4)	0.8 (0.4 to 2.4)	0.8 (0.4 to 2.4)	0.7 (0.3 to 2.1)	0.7 (0.3 to 1.7)	0.7 (0.3 to 1.4)	0.7 (0.3 to 1.4)	0.6 (0.3 to 1.4)	0.6 (0.3 to 1.4)	0.7 (0.3 to 1.4)	0.6 (0.3 to 1.4)	0.6 (0.3 to 1.4)	0.6 (0.3 to 1.4)	0.6 (0.3 to 1.4)	0.6 (0.3 to 1.4)	0.6 (0.3 to 1.4)	0.6 (0.3 to 1.4)	0.6 (0.3 to 1.4)	0.6 (0.3 to 1.4)	0.6 (0.3 to 1.4)	58.9
Urogenital congenital anomalies	1 (0.4 to 2.5)	1.4 (0.4 to 2.5)	2 (0.6 to 5)	0.6 (0.3 to 1.8)	0.4 (0.2 to 0.7)	0.4 (0.2 to 0.5)	0.3 (0.1 to 0.4)	0.2 (0.1 to 0.4)	0.2 (0.1 to 0.4)	0.2 (0.1 to 0.4)	0.2 (0.1 to 0.4)	0.2 (0.1 to 0.4)	0.1 (0.1 to 0.4)	0.1 (0.1 to 0.4)	0.1 (0.1 to 0.2)	0.1 (0.1 to 0.2)	0.1 (0.1 to 0.2)	0.1 (0.1 to 0.2)	0.1 (0.1 to 0.2)	0.1 (0.1 to 0.2)	0.1 (0.1 to 0.2)	0.1 (0.1 to 0.2)	0.1 (0.1 to 0.2)	0.1 (0.1 to 0.2)	13.4
Digestive congenital anomalies	4.6 (3.6 to 11.2)	2.5 (1.4 to 7.6)	1.6 (1.4 to 7.6)	1.5 (0.4 to 1.3)	0.5 (0.2 to 0.7)	0.5 (0.2 to 0.6)	0.5 (0.2 to 0.6)	0.4 (0.2 to 0.6)	0.4 (0.2 to 0.6)	0.4 (0.2 to 0.6)	0.4 (0.2 to 0.6)	0.4 (0.2 to 0.6)	0.4 (0.2 to 0.6)	0.4 (0.2 to 0.6)	0.4 (0.2 to 0.6)	0.4 (0.2 to 0.6)	0.4 (0.2 to 0.6)	0.4 (0.2 to 0.6)	0.4 (0.2 to 0.6)	0.4 (0.2 to 0.6)	0.4 (0.2 to 0.6)	0.4 (0.2 to 0.6)	0.4 (0.2 to 0.6)	0.4 (0.2 to 0.6)	17.5
Other congenital birth defects	54.4 (44.4 to 20.3)	30.4 (24.9 to 8.1)	41.5 (32.1 to 5.5)	41.5 (18.9 to 4.8)	24.4 (11.9 to 4.7)	24.4 (11.9 to 4.7)	24.4 (11.9 to 4.7)	24.4 (7.7 to 4.5)	24.4 (5.3 to 4.2)	24.4 (3.9 to 4.2)	24.4 (3.9 to 4.2)	24.4 (3.9 to 4.2)	24.4 (3.9 to 4.1)	24.4 (3.9 to 4.1)	24.4 (3.9 to 4.1)	24.4 (3.9 to 4.1)	24.4 (3.9 to 4.1)	24.4 (3.9 to 3.8)	24.4 (3.9 to 3.8)	24.4 (3.9 to 3.8)	24.4 (3.9 to 3.8)	24.4 (3.9 to 3.8)	24.4 (3.9 to 3.8)	24.4 (3.9 to 3.8)	75.3
Urinary diseases and male infertility	0 (0 to 0.1)	0.1 (0 to 0.5)	0.3 (0 to 0.6)	0.3 (0.2 to 0.4)	0.2 (0.2 to 0.4)	0.2 (0.2 to 0.4)	0.2 (0.2 to 0.5)	0.2 (0.1 to 0.6)	0.2 (0.1 to 0.7)	0.2 (0.1 to 0.8)	0.2 (0.1 to 0.8)	0.2 (0.1 to 0.8)	0.2 (0.1 to 0.8)	0.2 (0.1 to 0.7)	0.2 (0.1 to 0.7)	0.2 (0.1 to 0.7)	0.2 (0.1 to 0.7)	0.2 (0.1 to 0.7)	0.2 (0.1 to 0.7)	0.2 (0.1 to 0.7)	0.2 (0.1 to 0.7)	0.2 (0.1 to 0.7)	0.2 (0.1 to 0.7)	0.2 (0.1 to 0.7)	356
Urolithiasis	0 (0 to 0)	0 (0 to 0)	0 (0 to 0)	0 (0 to 0.1)	0 (0 to 0)	0 (0 to 0)	0 (0 to 0.1)	0 (0 to 0.2)	0 (0 to 0.2)	0 (0 to 0.2)	0 (0 to 0.2)	0 (0 to 0.1)	0 (0 to 0.1)	0 (0 to 0.1)	0 (0 to 0.1)	0 (0 to 0.1)	0 (0 to 0.1)	0 (0 to 0.1)	0 (0 to 0.1)	0 (0 to 0.1)	0 (0 to 0.1)	0 (0 to 0.1)	0 (0 to 0.1)	0 (0 to 0.1)	0 (0 to 0.1)	18.6
Benign prostatic hyperplasia	0 (0 to 0)	0 (0 to 0)	0 (0 to 0)	0 (0 to 0)	0 (0 to 0)	0 (0 to 0)	0 (0 to 0)	0 (0 to 0)	0 (0 to 0)	0 (0 to 0)	0 (0 to 0)	0 (0 to 0)	0 (0 to 0)	0 (0 to 0)	0 (0 to 0)	0 (0 to 0)	0 (0 to 0)	0 (0 to 0)	0 (0 to 0)	0 (0 to 0)	0 (0 to 0)	0 (0 to 0)	0 (0 to 0)	0 (0 to 0)	0 (0 to 0)	132
Male infertility	0 (0 to 0)	0 (0 to 0)	0 (0 to 0)	0 (0 to 0)	0.1 (0 to 0.1)	0.1 (0 to 0.1)	0.1 (0 to 0.1)	0.2 (0 to 0.3)	0.2 (0 to 0.4)	0.3 (0 to 0.7)	0.3 (0 to 1)	0.4 (0 to 1.2)	0.4 (0 to 1.2)	0.4 (0 to 1.1)	0.4 (0 to 1.1)	0.4 (0 to 1.1)	0.4 (0 to 1.1)	0.4 (0 to 1.1)	0.4 (0 to 1.1)	0.4 (0 to 1.1)	0.4 (0 to 1.1)	0.4 (0 to 1.1)	0.4 (0 to 1.1)	0.4 (0 to 1.1)	0.4 (0 to 1.1)	9.6
Other urinary diseases	0 (0 to 0)	0 (0 to 0.1)	0.1 (0 to 0.2)	0.2 (0.1 to 0.2)	0.1 (0.1 to 0.2)	0.1 (0.1 to 0.2)	0.1 (0.1 to 0.2)	0.1 (0.1 to 0.2)	0.2 (0.1 to 0.3)	0.2 (0.2 to 0.7)	0.3 (0.2 to 0.9)	0.4 (0.2 to 0.9)	0.4 (0.2 to 1)	0.4 (0.2 to 1)	0.4 (0.2 to 1)	0.4 (0.2 to 1)	0.4 (0.2 to 1)	0.4 (0.2 to 1)	0.4 (0.2 to 1)	0.4 (0.2 to 1)	0.4 (0.2 to 1)	0.4 (0.2 to 1)	0.4 (0.2 to 1)	0.4 (0.2 to 1)	18.8
Gynecological diseases	0 (0 to 0)	0 (0 to 0)	0 (0 to 0)	0 (0 to 0)	0 (0 to 0)	0 (0 to 0)	0 (0 to 0)	0 (0 to 0)	0 (0 to 0)	0 (0 to 0)	0 (0 to 0)	0 (0 to 0)	0 (0 to 0)	0 (0 to 0)	0 (0 to 0)	0 (0 to 0)	0 (0 to 0)	0 (0 to 0)	0 (0 to 0)	0 (0 to 0)	0 (0 to 0)	0 (0 to 0)	0 (0 to 0)	0 (0 to 0)	0 (0 to 0)	0
Uterine fibroids	0 (0 to 0)	0 (0 to 0)	0 (0 to 0)	0 (0 to 0)	0 (0 to 0)	0 (0 to 0)	0 (0 to 0)	0 (0 to 0)	0 (0 to 0)	0 (0 to 0)	0 (0 to 0)	0 (0 to 0)	0 (0 to 0)	0 (0 to 0)	0 (0 to 0)	0 (0 to 0)	0 (0 to 0)	0 (0 to 0)	0 (0 to 0)	0 (0 to 0)	0 (0 to 0)	0 (0 to 0)	0 (0 to 0)	0 (0 to 0)	0 (0 to 0)	0
Polycystic ovarian syndrome	..	..	..	..	..	..	..	..	..	..	..	..	..	..	..	..	..	..	..	..	..	..	..	..	..	NA
Female infertility	..	..	..	..	..	..	..	..	..	..	..	..	..	..	..	..	..	..	..	..	..	..	..	..	..	NA
Endometriosis	..	..	..	..	..	..	..	..	..	..	..	..	..	..	..	..	..	..	..	..	..	..	..	..	..	NA
Genital prolapse	0 (0 to 0)	0 (0 to 0)	0 (0 to 0)	0 (0 to 0)	0 (0 to 0)	0 (0 to 0)	0 (0 to 0)	0 (0 to 0)	0 (0 to 0)	0 (0 to 0)	0 (0 to 0)	0 (0 to 0)	0 (0 to 0)	0 (0 to 0)	0 (0 to 0)	0 (0 to 0)	0 (0 to 0)	0 (0 to 0)	0 (0 to 0)	0 (0 to 0)	0 (0 to 0)	0 (0 to 0)	0 (0 to 0)	0 (0 to 0)	0 (0 to 0)	0
Premenstrual syndrome	..	..	..	..	..	..	..	..	..	..	..	..	..	..	..	..	..	..	..	..	..	..	..	..	..	NA
Other gynecological diseases	0 (0 to 0)	0 (0 to 0)	0 (0 to 0)	0 (0 to 0)	0 (0 to 0)	0 (0 to 0)	0 (0 to 0)	0 (0 to 0)	0 (0 to 0)	0 (0 to 0)	0 (0 to 0)	0 (0 to 0)	0 (0 to 0)	0 (0 to 0)	0 (0 to 0)	0 (0 to 0)	0 (0 to 0)	0 (0 to 0)	0 (0 to 0)	0 (0 to 0)	0 (0 to 0)	0 (0 to 0)	0 (0 to 0)	0 (0 to 0)	0 (0 to 0)	0
Hemoglobinopathies and hemolytic anemias	0 (0 to 1)	0 (0 to 0.3)	0.5 (0.3 to 0.8)	1.4 (0.3 to 3.2)	0.7 (0.4 to 1.1)	0.4 (0.4 to 1)	0.6 (0.5 to 1.5)	0.8 (0.5 to 1.3)	0.7 (0.5 to 2.2)	0.8 (0.5 to 2.2)	0.7 (0.4 to 2.2)	0.6 (0.4 to 1.5)	0.6 (0.4 to 1.5)	0.6 (0.4 to 1.5)	0.9 (0.5 to 1.9)	1.6 (0.7 to 3.8)	1.4 (0.7 to 3.7)	1.6 (0.8 to 3.7)	1.8 (1.1 to 3.3)	1.5 (1 to 2.5)	1.5 (1 to 2.5)	1.2 (0.7 to 1.9)	0.6 (0.4 to 1)	0.2 (0.1 to 0.3)	20
Thalassemias	0 (0 to 0)	0 (0 to 0)	0 (0 to 0)	0 (0 to 0)	0 (0 to 0)	0 (0 to 0)	0 (0 to 0)	0 (0 to 0)	0 (0 to 0)	0 (0 to 0)	0 (0 to 0)	0 (0 to 0)	0 (0 to 0)	0 (0 to 0)	0 (0 to 0)	0 (0 to 0)	0 (0 to 0)	0 (0 to 0)	0 (0 to 0)	0 (0 to 0)	0 (0 to 0)	0 (0 to 0)	0 (0 to 0)	0 (0 to 0)	0 (0 to 0)	0
Thalassemias trait	0 (0 to 0)	0 (0 to 0)	0 (0 to 0)	0.2 (0 to 0.5)	0.1 (0 to 0.1)	0.2 (0 to 0.1)	0.2 (0 to 0.1)	0.2 (0 to 0.1)	0.2 (0 to 0.2)	0.2 (0 to 0.2)	0.2 (0 to 0.2)	0.2 (0 to 0.2)	0.2 (0 to 0.2)	0.2 (0 to 0.2)	0.2 (0 to 0.2)	0.2 (0 to 0.2)	0.2 (0 to 0.2)	0.2 (0 to 0.2)	0.2 (0 to 0.2)	0.2 (0 to 0.2)	0.2 (0 to 0.2)	0.2 (0 to 0.2)	0.2 (0 to 0.2)	0.2 (0 to 0.2)	0.2 (0 to 0.2)	0.9
Sickle cell disorders	0 (0 to 0)	0.1 (0 to 0.2)	0.4 (0.3 to 0.6)	0.3 (0.2 to 0.4)	0.2 (0.2 to 0.4)	0.2 (0.2 to 0.5)	0.3 (0.2 to 0.5)	0.3 (0.2 to 0.4)	0.3 (0.2 to 0.4)	0.2 (0.1 to 0.4)	0.2 (0.1 to 0.3)	0.2 (0.1 to 0.3)	0.2 (0.1 to 0.3)	0.1 (0.1 to 0.2)	0.1 (0.1 to 0.2)	0.1 (0.1 to 0.2)	0.1 (0.1 to 0.2)	0.1 (0.1 to 0.2)	0.1 (0.1 to 0.2)	0.1 (0.1 to 0.2)	0.1 (0.1 to 0.2)	0.1 (0.1 to 0.2)	0.1 (0.1 to 0.2)	0.1 (0.1 to 0.2)	3
Sickle cell trait	0 (0 to 0)	0 (0 to 0)	0 (0 to 0)	0.4 (0.1 to 1)	0.2 (0.1 to 0.4)	0.2 (0.1 to 0.3)	0.2 (0.1 to 0.3)	0.1 (0.1 to 0.3)	0.1 (0.1 to 0.4)	0.1 (0.1 to 0.4)	0.1 (0.1 to 0.4)	0.1 (0.1 to 0.3)	0.1 (0.1 to 0.3)	0.1 (0.1 to 0.3)	0.1 (0.1 to 0.3)	0.1 (0.1 to 0.3)	0.1 (0.1 to 0.3)	0.1 (0.1 to 0.3)	0.1 (0.1 to 0.3)	0.1 (0.1 to 0.3)	0.1 (0.1 to 0.3)	0.1 (0.1 to 0.3)	0.1 (0.1 to 0.3)	0.1 (0.1 to 0.3)	1.9
G6PD deficiency	0 (0 to 0)	0 (0 to 0)	0 (0 to 0)	0.1 (0 to 0.2)	0.1 (0 to 0.1)	0.1 (0 to 0.1)	0.1 (0 to 0.2)	0.2 (0.1 to 0.3)	0.2 (0.1 to 0.3)	0.2 (0.1 to 0.3)	0.2 (0.1 to 0.3)	0.2 (0.1 to 0.3)	0.2 (0.1 to 0.3)	0.2 (0.1 to 0.3)	0.3 (0.2 to 0.4)	0.3 (0.2 to 0.5)	0.3 (0.2 to 0.5)	0.2 (0.1 to 0.4)	0.2 (0.1 to 0.4)	0.2 (0.1 to 0.4)	0.1 (0.1 to 0.3)	0.1 (0.1 to 0.3)	0.1 (0.1 to 0.3)	0.1 (0.1 to 0.3)	3
G6PD trait	0 (0 to 0)	0 (0 to 0)	0 (0 to 0)	0 (0 to 0)	0 (0 to 0)	0 (0 to 0)	0 (0 to 0)	0 (0 to 0)	0 (0 to 0)	0 (0 to 0)	0 (0 to 0)	0 (0 to 0)	0 (0 to 0)	0 (0 to 0)	0 (0 to 0)	0 (0 to 0)	0 (0 to 0)	0 (0 to 0)	0 (0 to 0)	0 (0 to 0)	0 (0 to 0)	0 (0 to 0)	0 (0 to 0)	0 (0 to 0)	0 (0 to 0)	0
Other hemoglobinopathies and hemolytic anemias	0 (0 to 0)	0 (0 to 0)	0 (0 to 0)	0.4 (0.1 to 1.7)	0.2 (0 to 0.6)	0.2 (0 to 0.4)	0.1 (0 to 0.7)	0.2 (0.1 to 0.7)	0.1 (0 to 0.6)	0.3 (0.1 to 1.1)	0.3 (0.1 to 1.2)	0.3 (0.1 to 0.9)	0.2 (0.1 to 0.8)	0.2 (0.1 to 0.6)	0.4 (0.2 to 1.1)	0.9 (0.3 to 2.5)	1.2 (0.7 to 2.4)	1.4 (0.9 to 2.1)	1.3 (0.9 to 2)	1.3 (0.9 to 2)	0.9 (0.7 to 1.5)	0.6 (0.4 to 1)	0.1 (0.1 to 0.2)	0.1 (0.1 to 0.2)	11.1
Endocrine, metabolic, blood, and immune disorders	1.9 (1.1 to 3)	1.8 (1 to 2.8)	7.1 (4.1 to 11.9)	12.8 (4.6 to 18)	11.5 (7.4 to 17)	13.4 (9.1 to 19.8)	13.8 (9.3 to 20)	14.6 (9.4 to 20.5)	15.9 (10.4 to 22.7)	16.8 (10.9 to 25.1)	17.3 (11.2 to 26.4)	17.5 (11.3 to 26.7)	17.5 (11.3 to 26.7)	17.3 (11.2 to 26.7)	16.9 (11.1 to 26.7)	16.4 (10.8 to 26.7)	15.8 (10.5 to 26.7)	15.1 (10.1 to 26.7)	14.3 (9.7 to 26.7)	13.5 (9.2 to 26.7)	12.6 (8.6 to 26.7)	11.7 (8.1 to 26.7)	10.8 (7.5 to 26.7)	9.9 (7 to 26.7)	687
Oral disorders	0 (0 to 0)	0 (0 to 0)	0.7 (0.4 to 1.4)	3.3 (1.6 to 5.4)	4.2 (2.7 to 7.1)	5.1 (3.4 to 8.6)	7.4 (4.7 to 12.2)	10.1 (5.4 to 19.4)	13.5 (7.5 to 32.4)	15.2 (8.4 to 35.6)	16.1 (9.1 to 27.5)	22.6 (13.8 to 40.4)	36.2 (19.1 to 60.7)	49.3 (29.4 to 78.3)	58 (35.1 to 91.1)	67.8 (40.5 to 105)	72.9 (43.2 to 113)	74.2 (43.9 to 115)	74.2 (43.9 to 115)	74.2 (43.9 to 115)	74.2 (43.9 to 115)	74.2 (43.9 to 115)	74.2 (43.9 to 115)	74.2 (43.9 to 115)	521
Caries of deciduous teeth	0 (0 to 0)	0 (0 to 0)	0 (0 to 0)	0 (0 to 1.9)	0 (0 to 0.1)	0 (0 to 0)	0 (0 to 0)	0 (0 to 0)	0 (0 to 0)	0 (0 to 0)	0 (0 to 0)	0 (0 to 0)	0 (0 to 0)	0 (0 to 0)	0 (0 to 0)	0 (0 to 0)	0 (0 to 0)	0 (0 to 0)	0 (0 to 0)	0 (0 to 0)	0 (0 to 0)	0 (0 to 0)	0 (0 to 0)	0 (0 to 0)	0 (0 to 0)	0.9
Caries of permanent teeth	0 (0 to 0)	0 (0 to 0)	0 (0 to 0)	0.6 (0.2 to 1.4)	0.4 (0.3 to 0.8)	0.4 (0.3 to 0.8)	0.7 (0.4 to 1.3)	2.5 (1 to 5)	2.7 (1 to 5.5)	2.8 (1.1 to 5.9)	2.7 (1.1 to 5.6)	2.7 (1.1 to 5.6)	2.3 (0.9 to 4.6)	2.3 (0.9 to 4.6)	2.3 (1.1 to 5.2)	2.3 (1.2 to 5.2)	2.3 (1.1 to 5.2)	2.7 (1.1 to 5.2)	2.7 (1.1 to 5.2)	2.7 (1.1 to 5.2)	2.7 (1.1 to 5.2)	2.7 (1.1 to 5.2)	2.7 (1.1 to 5.2)	2.7 (1.1 to 5.2)	37.7
Periodontal diseases	0 (0 to 0)	0 (0 to 0)	0 (0 to 0)	0 (0 to 0)	0 (0 to 0)	0 (0 to 0)	0.5 (0 to 1.2)	2.4 (0.9 to 5.2)	3.2 (1.3 to 7.2)	3.5 (1.3 to 8.1)	3.5 (1.3 to 8.1)	3.5 (1.3 to 8.1)	3.5 (1.3 to 8.1)	3.5 (1.3 to 8.1)	3.5 (1.3 to 8.1)	3.5 (1.3 to 8.1)	3.5 (1.3 to 8.1)	3.5 (1.3 to 8.1)	3.5 (1.3 to 8.1)	3.5 (1.3 to 8.1)	3.5 (1.3 to 8.1)	3.5 (1.3 to 8.1)	3.5 (1.3 to 8.1)	3.5 (1.3 to 8.1)	72.1
Other oral disorders	0 (0 to 0)	0 (0 to 0)	0 (0 to 0)	0.4 (0.1 to 3.8)	0.4 (0.2 to 3.4)	0.4 (0.3 to 3.4)	0.4 (0.3 to 3.4)	0.4 (0.2 to 3.7)	0.4 (0.2 to 3.6)	0.4 (0.2 to 4.7)	0.4 (0.2 to 3.6)	0.4 (0.2 to 3.6)	0.4 (0.2 to 3.6)	0.4 (0.2 to 3.6)	0.4 (0.2 to 3.6)	0.4 (0.2 to 3.6)	0.4 (0.2 to 3.6)	0.4 (0.2 to 3.6)	0.4 (0.2 to 3.6)	0.4 (0.2 to 3.6)	0.4 (0.2 to 3.6)	0.4 (0.2 to 3.6)	0.4 (0.2 to 3.6)	0.4 (0.2 to 3.6)	67.6
Sudden infant death syndrome	..	20.7 (2.9 to 5.2)	20.7 (12.7 to 44)	..	..	..	..	..	..	..	..	..	..	..	..	..	..	..	..	..	..	..	..	..	..	NA
Injuries	0.5 (0.3 to 0.9)	0.9 (0.4 to 1.1)	7.3 (4.4 to 11.1)	27.9 (22.1 to 33.9)	28 (21.5 to 34.8)	44.6 (35.6 to 54.4)	123 (104 to 145)	185 (158 to 217)	191 (161 to 224)	207 (173 to 246)	216 (180 to 260)	210 (172 to 253)	257 (208 to 310)	269 (216 to 331)	269 (224 to 346)	281 (191 to 364)	242 (

SR Table 2c: Lancashire DALYS by cause and age group for males with 95% uncertainty intervals, 2019

Cause	Early Neonatal (0-6 days)	Late Neonatal (7-27 days)	Post Neonatal (28-364 days)	1 to 4	5 to 9	10 to 14	15 to 19	20 to 24	25 to 29	30 to 34	35 to 39	40 to 44	45 to 49	50 to 54	55 to 59	60 to 64	65 to 69	70 to 74	75 to 79	80 to 84	85 to 89	90 to 94	95 plus	Total
All causes	1,139 (1,145 to 1,362)	284 (284 to 400)	481 (509 to 1,445)	1,308 (879 to 1,460)	1,009 (1,111 to 3,210)	1,022 (1,020 to 2,790)	1,076 (2,040 to 4,060)	1,191 (3,496 to 6,330)	1,213 (4,230 to 6,620)	1,284 (3,170 to 7,470)	1,429 (4,040 to 6,440)	1,548 (4,540 to 6,300)	1,649 (4,920 to 6,550)	1,840 (4,930 to 6,660)	2,139 (4,940 to 6,910)	2,539 (5,170 to 7,230)	2,965 (5,470 to 7,980)	3,332 (5,920 to 8,610)	3,779 (6,510 to 9,220)	4,010 (7,070 to 9,580)	4,030 (7,260 to 9,580)	3,853 (7,160 to 9,260)	3,111 (6,650 to 7,600)	2,170 (5,450 to 5,170)	1,139 (3,450 to 2,700)	52,906 (126,000 to 166,000)
Communicable, maternal, neonatal, and nutritional diseases	1,139 (828 to 1,456)	284 (273 to 399)	481 (397 to 921)	276 (261 to 344)	268 (179 to 681)	202 (140 to 299)	176 (102 to 251)	191 (126 to 348)	213 (164 to 274)	242 (199 to 319)	266 (203 to 339)	299 (232 to 384)	332 (260 to 419)	379 (298 to 473)	410 (318 to 508)	438 (339 to 546)	533 (413 to 666)	767 (590 to 1,000)	852 (649 to 1,110)	1,000 (756 to 1,300)	1,000 (758 to 1,190)	1,000 (674 to 771)	15,900 (13 to 18)
HIV/AIDS and sexually transmitted infections	25 (7 to 56.9)	8.5 (2.5 to 20)	14.3 (4.7 to 37.7)	1.1 (0.8 to 1.6)	0.7 (0.5 to 1)	0.5 (0.4 to 0.6)	0.8 (0.6 to 1.1)	2.4 (1.9 to 3.1)	6.5 (4.6 to 8.8)	13 (9.9 to 17.2)	16.9 (12.7 to 22.9)	19.4 (13.9 to 24.4)	21.1 (16.4 to 26.4)	17.6 (13.1 to 22.4)	14 (10.3 to 19.4)	10.8 (7.3 to 15.7)	9.6 (6.3 to 13.2)	9.1 (5.7 to 13.5)	7.4 (4.6 to 11.3)	6.7 (3.9 to 10.2)	5.3 (2.9 to 8.4)	2.5 (1.3 to 4.2)	191 (0.1 to 0.2)
HIV/AIDS	0 (0 to 0)	0 (0 to 0)	1 (0.9 to 1.2)	0.6 (0.5 to 0.8)	0.5 (0.4 to 0.6)	0.4 (0.3 to 0.5)	0.6 (0.5 to 0.7)	1.8 (1.4 to 2.1)	5.6 (4.3 to 7.4)	11.6 (9.9 to 13.5)	15.6 (11.7 to 20.3)	17.5 (13 to 22.6)	19.5 (14.6 to 25.1)	16 (12 to 21)	12.6 (9 to 17.3)	9.4 (6.2 to 14.1)	8.6 (5.1 to 12.6)	8.1 (4.9 to 12)	6.6 (3.7 to 10.2)	6 (3.1 to 9.6)	4.8 (2.3 to 8.1)	2.3 (0.9 to 4.1)	139 (0.1 to 0.2)
HIV/AIDS - Drug-susceptible Tuberculosis	0 (0 to 0)	0 (0 to 0)	0.2 (0.1 to 0.2)	0.1 (0.1 to 0.2)	0.1 (0 to 0.2)	0.1 (0 to 0.1)	0.2 (0.1 to 0.2)	0.7 (0.4 to 1)	1.9 (1.2 to 2.9)	2.1 (1.2 to 3.2)	2 (1.4 to 3.1)	1.8 (1.1 to 2.8)	1.6 (1 to 2.5)	1.2 (0.8 to 1.8)	0.9 (0.6 to 1.4)	0.7 (0.4 to 1.1)	0.6 (0.3 to 1)	0.5 (0.2 to 0.9)	0.4 (0.2 to 0.7)	0.3 (0.1 to 0.6)	0.2 (0.1 to 0.4)	0.1 (0 to 0.2)	13.9 (0 to 0)
HIV/AIDS - Multidrug-resistant Tuberculosis without extensive drug resistance	0 (0 to 0)	0 (0 to 0)	0 (0 to 0)	0 (0 to 0)	0 (0 to 0)	0 (0 to 0)	0 (0 to 0)	0 (0 to 0)	0 (0 to 0)	0 (0 to 0)	0 (0 to 0)	0 (0 to 0)	0 (0 to 0)	0 (0 to 0)	0 (0 to 0)	0 (0 to 0)	0 (0 to 0)	0 (0 to 0)	0 (0 to 0)	0 (0 to 0)	0 (0 to 0)	0 (0 to 0)	0 (0 to 0)	0.3 (0 to 0)
HIV/AIDS - Extensively drug-resistant Tuberculosis	0 (0 to 0)	0 (0 to 0)	0 (0 to 0)	0 (0 to 0)	0 (0 to 0)	0 (0 to 0)	0 (0 to 0)	0 (0 to 0)	0 (0 to 0)	0 (0 to 0)	0 (0 to 0)	0 (0 to 0)	0 (0 to 0)	0 (0 to 0)	0 (0 to 0)	0 (0 to 0)	0 (0 to 0)	0 (0 to 0)	0 (0 to 0)	0 (0 to 0)	0 (0 to 0)	0 (0 to 0)	0 (0 to 0)	0.1 (0 to 0)
HIV/AIDS resulting in other diseases	0 (0 to 0)	0 (0 to 0)	0.8 (0.6 to 0.9)	0.4 (0.3 to 0.5)	0.3 (0.2 to 0.4)	0.3 (0.2 to 0.4)	0.5 (0.4 to 0.6)	1.7 (1.3 to 2.1)	4.8 (3.5 to 6.6)	10.4 (8.7 to 12.3)	13.7 (10.4 to 18.2)	15 (10.6 to 20.7)	17.1 (12.2 to 23.7)	14.1 (9.6 to 19.3)	11.2 (7.5 to 16.1)	8.4 (5.3 to 13.2)	7.6 (4.3 to 12.3)	6.9 (3.6 to 11.2)	5.9 (3.1 to 9.6)	5.3 (2.6 to 8.9)	4.1 (1.9 to 7.2)	2 (0.8 to 3.7)	114 (0 to 0)
Sexually transmitted infections excluding HIV	25 (7 to 56.9)	8.5 (2.5 to 20)	13.3 (3.7 to 36.8)	0.5 (0.1 to 0.9)	0.2 (0 to 0.5)	0.1 (0 to 0.2)	0.2 (0 to 0.3)	0.5 (0.1 to 1.1)	0.9 (0.3 to 2.1)	0.9 (0.4 to 2.2)	0.9 (0.4 to 2.1)	1.2 (0.5 to 2.8)	1.2 (0.5 to 2.9)	1.6 (0.7 to 3.3)	1.4 (0.6 to 3.1)	1.4 (0.7 to 2.9)	1.1 (0.5 to 2.4)	1.2 (0.5 to 2.5)	1.1 (0.5 to 2.4)	1.1 (0.5 to 2.4)	1.1 (0.5 to 2.4)	0.5 (0.2 to 1.1)	62.6 (0 to 0)
Syphilis	25 (7 to 56.9)	8.5 (2.5 to 20)	13.2 (3.7 to 36.5)	0.4 (0.1 to 0.9)	0.2 (0.1 to 0.5)	0.1 (0 to 0.2)	0.2 (0 to 0.3)	0.5 (0 to 1.1)	0.9 (0 to 2.1)	0.9 (0 to 2.2)	0.9 (0 to 2.1)	1.2 (0.5 to 2.8)	1.2 (0.5 to 2.9)	1.6 (0.7 to 3.3)	1.4 (0.6 to 3.1)	1.4 (0.7 to 2.9)	1.1 (0.5 to 2.4)	1.2 (0.5 to 2.5)	1.1 (0.5 to 2.4)	1.1 (0.5 to 2.4)	1.1 (0.5 to 2.4)	0.5 (0.2 to 1.1)	50.2 (0 to 0)
Chlamydial infection	0 (0 to 0)	0 (0 to 0)	0 (0 to 0)	0 (0 to 0)	0 (0 to 0)	0 (0 to 0)	0 (0 to 0)	0 (0 to 0)	0 (0 to 0)	0 (0 to 0)	0 (0 to 0)	0 (0 to 0)	0 (0 to 0)	0 (0 to 0)	0 (0 to 0)	0 (0 to 0)	0 (0 to 0)	0 (0 to 0)	0 (0 to 0)	0 (0 to 0)	0 (0 to 0)	0 (0 to 0)	0 (0 to 0)	0.4 (0 to 0)
Gonococcal infection	0 (0 to 0)	0 (0 to 0)	0 (0 to 0)	0 (0 to 0)	0 (0 to 0)	0 (0 to 0)	0 (0 to 0)	0 (0 to 0)	0 (0 to 0)	0 (0 to 0)	0 (0 to 0)	0 (0 to 0)	0 (0 to 0)	0 (0 to 0)	0 (0 to 0)	0 (0 to 0)	0 (0 to 0)	0 (0 to 0)	0 (0 to 0)	0 (0 to 0)	0 (0 to 0)	0 (0 to 0)	0 (0 to 0)	0.4 (0 to 0)
Trichomoniasis	0 (0 to 0)	0 (0 to 0)	0 (0 to 0)	0 (0 to 0)	0 (0 to 0)	0 (0 to 0)	0 (0 to 0)	0 (0 to 0)	0 (0 to 0)	0 (0 to 0)	0 (0 to 0)	0 (0 to 0)	0 (0 to 0)	0 (0 to 0)	0 (0 to 0)	0 (0 to 0)	0 (0 to 0)	0 (0 to 0)	0 (0 to 0)	0 (0 to 0)	0 (0 to 0)	0 (0 to 0)	0 (0 to 0)	1.2 (0 to 0)
Genital herpes	0 (0 to 0)	0 (0 to 0)	0 (0 to 0)	0 (0 to 0)	0 (0 to 0)	0 (0 to 0)	0 (0 to 0)	0 (0 to 0)	0 (0 to 0)	0 (0 to 0)	0 (0 to 0)	0 (0 to 0)	0 (0 to 0)	0 (0 to 0)	0 (0 to 0)	0 (0 to 0)	0 (0 to 0)	0 (0 to 0)	0 (0 to 0)	0 (0 to 0)	0 (0 to 0)	0 (0 to 0)	0 (0 to 0)	9.8 (0 to 0)
Other sexually transmitted infections	0 (0 to 0)	0 (0 to 0)	0 (0 to 0)	0 (0 to 0)	0 (0 to 0)	0 (0 to 0)	0 (0 to 0)	0 (0 to 0)	0 (0 to 0)	0 (0 to 0)	0 (0 to 0)	0 (0 to 0)	0 (0 to 0)	0 (0 to 0)	0 (0 to 0)	0 (0 to 0)	0 (0 to 0)	0 (0 to 0)	0 (0 to 0)	0 (0 to 0)	0 (0 to 0)	0 (0 to 0)	0 (0 to 0)	0 (0 to 0)
Respiratory infections and tuberculosis	12 (7.7 to 17.7)	3.9 (1.9 to 7.4)	9.6 (4.7 to 14.9)	79.1 (47.1 to 131)	39.1 (21.4 to 59.5)	38.4 (20.5 to 79.4)	30.6 (16.9 to 56.1)	28.9 (15.1 to 68.9)	28.1 (14.8 to 68.2)	30.2 (15.7 to 72.2)	33.2 (16.9 to 74.1)	37.1 (19.1 to 76.9)	42.9 (22.1 to 83.2)	49.2 (25.3 to 93.7)	57.1 (29.4 to 105)	67.1 (34.5 to 120)	84.2 (43.2 to 147)	127 (64.1 to 209)	179 (92.1 to 285)	235 (120 to 355)	289 (160 to 402)	312 (182 to 402)	1,700 (1,200 to 2,200)
Tuberculosis	12 (7.7 to 17.7)	3.9 (1.9 to 7.4)	9.6 (4.7 to 14.9)	79.1 (47.1 to 131)	39.1 (21.4 to 59.5)	38.4 (20.5 to 79.4)	30.6 (16.9 to 56.1)	28.9 (15.1 to 68.9)	28.1 (14.8 to 68.2)	30.2 (15.7 to 72.2)	33.2 (16.9 to 74.1)	37.1 (19.1 to 76.9)	42.9 (22.1 to 83.2)	49.2 (25.3 to 93.7)	57.1 (29.4 to 105)	67.1 (34.5 to 120)	84.2 (43.2 to 147)	127 (64.1 to 209)	179 (92.1 to 285)	235 (120 to 355)	289 (160 to 402)	312 (182 to 402)	1,700 (1,200 to 2,200)
Latent tuberculosis infection	0 (0 to 0)	0 (0 to 0)	0 (0 to 0)	0 (0 to 0)	0 (0 to 0)	0 (0 to 0)	0 (0 to 0)	0 (0 to 0)	0 (0 to 0)	0 (0 to 0)	0 (0 to 0)	0 (0 to 0)	0 (0 to 0)	0 (0 to 0)	0 (0 to 0)	0 (0 to 0)	0 (0 to 0)	0 (0 to 0)	0 (0 to 0)	0 (0 to 0)	0 (0 to 0)	0 (0 to 0)	0 (0 to 0)	0 (0 to 0)
Drug-susceptible tuberculosis	0 (0 to 0)	0 (0 to 0)	0 (0 to 0)	0 (0 to 0)	0 (0 to 0)	0 (0 to 0)	0 (0 to 0)	0 (0 to 0)	0 (0 to 0)	0 (0 to 0)	0 (0 to 0)	0 (0 to 0)	0 (0 to 0)	0 (0 to 0)	0 (0 to 0)	0 (0 to 0)	0 (0 to 0)	0 (0 to 0)	0 (0 to 0)	0 (0 to 0)	0 (0 to 0)	0 (0 to 0)	0 (0 to 0)	0 (0 to 0)
Multidrug-resistant tuberculosis without extensive drug resistance	0 (0 to 0)	0 (0 to 0)	0 (0 to 0)	0 (0 to 0)	0 (0 to 0)	0 (0 to 0)	0 (0 to 0)	0 (0 to 0)	0 (0 to 0)	0 (0 to 0)	0 (0 to 0)	0 (0 to 0)	0 (0 to 0)	0 (0 to 0)	0 (0 to 0)	0 (0 to 0)	0 (0 to 0)	0 (0 to 0)	0 (0 to 0)	0 (0 to 0)	0 (0 to 0)	0 (0 to 0)	0 (0 to 0)	0 (0 to 0)
Extensively drug-resistant tuberculosis	0 (0 to 0)	0 (0 to 0)	0 (0 to 0)	0 (0 to 0)	0 (0 to 0)	0 (0 to 0)	0 (0 to 0)	0 (0 to 0)	0 (0 to 0)	0 (0 to 0)	0 (0 to 0)	0 (0 to 0)	0 (0 to 0)	0 (0 to 0)	0 (0 to 0)	0 (0 to 0)	0 (0 to 0)	0 (0 to 0)	0 (0 to 0)	0 (0 to 0)	0 (0 to 0)	0 (0 to 0)	0 (0 to 0)	0 (0 to 0)
Lower respiratory infections	11.9 (7.6 to 17.6)	9.6 (4.1 to 14.3)	70.2 (44.5 to 103)	23.2 (13.1 to 36.1)	11.3 (6.3 to 15.2)	8.7 (4.3 to 11.7)	11.3 (5.6 to 15.1)	19.8 (10.3 to 29.1)	25.5 (12.7 to 36.7)	43.2 (21.5 to 62.5)	67.9 (34.5 to 93.7)	86 (47.9 to 126)	129 (68.7 to 184)	171 (101 to 254)	207 (120 to 294)	272 (166 to 374)	372 (223 to 503)	425 (253 to 585)	734 (423 to 1,010)	886 (523 to 1,160)	902 (564 to 1,120)	896 (559 to 1,120)	148 (126 to 169)	5,460
Upper respiratory infections	0 (0 to 0.1)	0 (0 to 0.1)	11.9 (7.2 to 17.4)	47.1 (31.1 to 71.1)	51.6 (28.1 to 83.4)	60.2 (29.6 to 99.4)	30.2 (16.9 to 59.3)	7.7 (3.7 to 17.5)	3.6 (1.8 to 7.6)	1.8 (0.9 to 3.6)	0.9 (0.4 to 1.8)	0.5 (0.2 to 1)	0.3 (0.1 to 0.6)	0.2 (0.1 to 0.4)	0.1 (0 to 0.3)	0.1 (0 to 0.2)	0.1 (0 to 0.2)	0 (0 to 0.1)	0 (0 to 0.1)	0 (0 to 0.1)	0 (0 to 0.1)	0 (0 to 0.1)	0 (0 to 0.1)	542 (0 to 0)
Otitis media	0 (0 to 0)	0 (0 to 0)	2.4 (1.2 to 4.6)	12.3 (6.4 to 21.6)	12 (6.5 to 20.4)	7.3 (3.7 to 12.6)	4.6 (2.3 to 7.9)	2 (1 to 3.5)	1.1 (0.5 to 2)	0.6 (0.3 to 1.1)	0.3 (0.1 to 0.6)	0.2 (0.1 to 0.3)	0.1 (0 to 0.2)	0.1 (0 to 0.1)	0 (0 to 0.1)	0 (0 to 0.1)	0 (0 to 0.1)	0 (0 to 0.1)	0 (0 to 0.1)	0 (0 to 0.1)	0 (0 to 0.1)	0 (0 to 0.1)	0 (0 to 0.1)	122 (0 to 0)
Enteric infections	9.8 (6.2 to 12.1)	2.7 (1.4 to 4.2)	12.6 (7.2 to 20.2)	49.3 (28.4 to 78.6)	29.6 (14.6 to 49.9)	15 (7.1 to 28.1)	12.3 (5.7 to 23.1)	11.6 (5.5 to 19.2)	12.3 (5.8 to 20.3)	13 (6.2 to 22)	11.7 (5.6 to 19.5)	10.5 (5.1 to 17.4)	11.9 (5.7 to 19.7)	12.6 (6.1 to 20.8)	11.9 (5.7 to 19.7)	12.6 (6.1 to 20.8)	11.9 (5.7 to 19.7)	12.6 (6.1 to 20.8)	11.9 (5.7 to 19.7)	12.6 (6.1 to 20.8)	11.9 (5.7 to 19.7)	12.6 (6.1 to 20.8)	11.9 (5.7 to 19.7)	491 (0 to 0)
Diarrheal diseases	9.8 (6.6 to 12.1)	2.7 (1.4 to 3.9)	12.6 (7.1 to 20.2)	49.3 (29.3 to 78.7)	29.6 (14.7 to 49.7)	14.7 (9.6 to 31.2)	12.3 (7.6 to 26.7)	11.6 (6.6 to 19)	12.3 (7.6 to 19.2)	13 (7.6 to 19.3)	11.7 (6.9 to 17.7)	10.5 (6.3 to 15.9)	11.9 (7.3 to 17.3)	12.6 (7.6 to 18.4)	11.9 (7.4 to 17.4)	12.6 (7.6 to 18.4)	11.9 (7.4 to 17.4)	12.6 (7.6 to 18.4)	11.9 (7.4 to 17.4)	12.6 (7.6 to 18.4)	11.9 (7.4 to 17.4)	12.6 (7.6 to 18.4)	11.9 (7.4 to 17.4)	491 (0 to 0)
Typhoid and paratyphoid	0 (0 to 0)	0 (0 to 0)	0 (0 to 0)	0 (0 to 0)	0 (0 to 0)	0 (0 to 0)	0 (0 to 0)	0 (0 to 0)	0 (0 to 0)	0 (0 to 0)	0 (0 to 0)	0 (0 to 0)	0 (0 to 0)	0 (0 to 0)	0 (0 to 0)	0 (0 to 0)	0 (0 to 0)	0 (0 to 0)	0 (0 to 0)	0 (0 to 0)	0 (0 to 0)	0 (0 to 0)	0 (0 to 0)	0 (0 to 0)
Typhoid fever	0 (0 to 0)	0 (0 to 0)	0 (0 to 0)	0 (0 to 0)	0 (0 to 0)	0 (0 to 0)	0 (0 to 0)	0 (0 to 0)	0 (0 to 0)	0 (0 to 0)	0 (0 to 0)	0 (0 to 0)	0 (0 to 0)	0 (0 to 0)	0 (0 to 0)	0 (0 to 0)	0 (0 to 0)	0 (0 to 0)	0 (0 to 0)	0 (0 to 0)	0 (0 to 0)	0 (0 to 0)	0 (0 to 0)	0 (0 to 0)
Paratyphoid fever	0 (0 to 0)	0 (0 to 0)	0 (0 to 0)	0 (0 to 0)	0 (0 to 0)	0 (0 to 0)	0 (0 to 0)	0 (0 to 0)	0 (0 to 0)	0 (0 to 0)	0 (0 to 0)	0 (0 to 0)	0 (0 to 0)	0 (0 to 0)	0 (0 to 0)	0 (0 to 0)	0 (0 to 0)	0 (0 to 0)	0 (0 to 0)	0 (0 to 0)	0 (0 to 0)	0 (0 to 0)	0 (0 to 0)	0 (0 to 0)
Invasive Non-typhoidal Salmonella (iNTS)	0 (0 to 0)	0 (0 to 0)	0.1 (0 to 0.3)	0.2 (0 to 0.7)	0.2 (0 to 0.6)	0.1 (0 to 0.5)	0.1 (0 to 0.5)	0.1 (0 to 0.5)	0.1 (0 to 0.5)	0.1 (0 to 0.5)	0.1 (0 to 0.5)	0.1 (0 to 0.5)	0.1 (0 to 0.5)	0.1 (0 to 0.5)	0.1 (0 to 0.5)	0.2 (0 to 0.5)	0.2 (0 to 0.5)	0.2 (0 to 0.5)	0.2 (0 to 0.5)	0.4 (0.1 to 1.1)	0.4 (0.1 to 1.1)	0.1 (0 to 0.4)	0.1 (0 to 0.2)	3.9 (0 to 0)
Other intestinal infectious diseases	0 (0 to 0)	0 (0 to 0)	0.1 (0 to 0.3)	0.1 (0 to 0.3)	0.1 (0 to 0.3)	0.1 (0 to 0.2)	0.1 (0 to 0.2)	0.1 (0 to 0.1)	0.1 (0 to 0.1)	0.1 (0 to 0.1)	0.1 (0 to 0.2)	0.1 (0 to 0.2)	0.1 (0 to 0.2)	0.1 (0 to 0.2)	0.1 (0 to 0.1)	0.1 (0 to 0.1)	0.1 (0 to 0.1)	0.1 (0 to 0.1)	0.1 (0 to 0.2)	0.2 (0 to 0.2)	0.2 (0 to 0.2)	0.1 (0 to 0.1)	0.1 (0 to 0.1)	1.2 (0 to 0)
Neglected tropical diseases and malaria	0 (0 to 0.1)	0 (0 to 0.3)	0.9 (0 to 1.1)	0.3 (0 to 1.4)	0.3 (0 to 20.2)	0.2 (0 to 9.6)	0.2 (0 to 6.6)	0.2 (0 to 1.5)	0.2 (0 to 1.1)	0.2 (0 to 1.1)	0.2 (0 to 1.2)	0.2 (0 to 1.1)	0.2 (0 to 1.2)	0.2 (0 to 1.6)	0.2 (0 to 1.6)	0.2 (0 to 1.6)	0.2 (0 to 1.6)	0.2 (0 to 1.6)	0.2 (0 to 1.6)	0.2 (0 to 1.6)	0.2 (0 to 1.6)	0.2 (0 to 1.6)	0.2 (0 to 1.6)	13 (0 to 0)
Malaria	0 (0 to 0)	0 (0 to 0)	0 (0 to 0)	0 (0 to 0)	0 (0 to 0)	0 (0 to 0)	0 (0 to 0)	0 (0 to 0)	0 (0 to 0)	0 (0 to 0)	0 (0 to 0)	0 (0 to 0)	0 (0 to 0)	0 (0 to 0)	0 (0 to 0)	0 (0 to 0)	0 (0 to 0)	0 (0 to 0)	0 (0 to 0)	0 (0 to 0)	0 (0 to 0)	0 (0 to 0)	0 (0 to 0)	0 (0 to 0)	0 (0 to 0)
Chagas disease	0 (0 to 0)	0 (0 to 0)	0 (0 to 0)	0 (0 to 0)	0 (0 to 0)	0 (0 to 0)	0 (0 to 0)	0 (0 to 0)	0 (0 to 0)	0 (0 to 0)	0 (0 to 0)	0 (0 to 0)	0 (0 to 0)	0 (0 to 0)	0 (0 to 0)	0 (0 to 0)	0 (0 to 0)	0 (0 to 0)	0 (0 to 0)	0 (0 to 0)	0 (0 to 0)	0 (0 to 0)	0 (0 to 0)	0 (0 to 0)	0 (0 to 0)
Leishmaniasis	0 (0 to 0)	0 (0 to 0)	0 (0 to 0)	0 (0 to 0)	0 (0 to 0)	0 (0 to 0)	0 (0 to 0)	0 (0 to 0)	0 (0 to 0)	0 (0 to 0)	0 (0 to 0)	0 (0 to 0)	0 (0 to 0)	0 (0 to 0)	0 (0 to 0)	0 (0 to 0)	0 (0 to 0)	0 (0 to 0)	0 (0 to 0)	0 (0 to 0)	0 (0 to 0)	0 (0 to 0)	0 (0 to 0)	0 (0 to 0)	0 (0 to 0)
Visceral leishmaniasis	0 (0 to 0)	0 (0 to 0)	0 (0 to 0)	0 (0 to 0)	0 (0 to 0)	0 (0 to 0)	0 (0 to 0)	0 (0 to 0)	0 (0 to 0)	0 (0 to 0)	0 (0 to 0)	0 (0 to 0)	0 (0 to 0)	0 (0 to 0)	0 (0 to 0)	0 (0 to 0)	0 (0 to 0)	0 (0 to 0)	0 (0 to 0)	0 (0 to 0)	0 (0 to 0)	0 (0 to 0)	0 (0 to 0)	0 (0 to 0)	0 (0 to 0)
Cutaneous and mucocutaneous leishmaniasis	0 (0 to 0)	0 (0 to 0)	0 (0 to 0)	0 (0 to 0)	0 (0 to 0)	0 (0 to 0)	0 (0 to 0)	0 (0 to 0)	0 (0 to 0)	0 (0 to 0)	0 (0 to 0)	0 (0 to 0)	0 (0 to 0)	0 (0 to 0)	0 (0 to 0)	0 (0 to 0)	0 (0 to 0)	0 (0 to 0)	0 (0 to 0)	0 (0 to 0)	0 (0 to 0)	0 (0 to 0)	0 (0 to 0)	0 (0 to 0)	0 (0 to 0)
African trypanosomiasis	0 (0 to 0)	0 (0 to 0)	0 (0 to 0)	0 (0 to 0)	0 (0 to 0)	0 (0 to 0)	0 (0 to 0)	0 (0 to 0)	0 (0 to 0)	0 (0 to 0)	0 (0 to 0)	0 (0 to 0)	0 (0 to 0)	0 (0 to 0)	0 (0 to 0)	0 (0 to 0)	0 (0 to 0)	0 (0 to 0)	0 (0 to 0)	0 (0 to 0)	0 (0 to 0)	0 (0 to 0)	0 (0 to 0)	0 (0 to 0)	0 (0 to 0)
Schistosomiasis	0 (0 to 0)	0 (0 to 0)	0 (0 to 0)	0 (0 to 0)	0 (0 to 0)	0 (0 to 0)	0 (0 to 0)	0 (0 to 0)	0 (0 to 0)	0 (0 to 0)	0 (0 to 0)	0 (0 to 0)	0 (0 to 0)	0 (0 to 0)	0 (0 to 0)	0 (0 to 0)	0 (0 to 0)	0 (0 to 0)	0 (0 to 0)	0 (0 to 0)	0 (0 to 0)	0 (0 to 0)	0 (0 to 0)	0 (0 to 0)	0 (0 to 0)
Cysticercosis	0 (0 to 0)	0 (0 to 0)	0 (0 to 0)	0 (0 to 0)	0 (0 to 0)	0 (0 to 0)	0 (0 to 0)	0 (0 to 0)	0 (0 to 0)	0 (0 to 0)	0 (0 to 0)	0 (0 to 0)	0 (0 to 0)	0 (0 to 0)	0 (0 to 0)	0 (0 to 0)	0 (0 to 0)	0 (0 to 0)	0 (0 to 0)	0 (0 to 0)	0 (0 to 0)	0 (0 to 0)	0 (0 to 0)	0 (0 to 0)	0 (0 to 0)
Cystic echinococcosis	0 (0 to 0)	0 (0 to 0)	0 (0 to 0)	0 (0 to 0)	0 (0 to 0)	0 (0 to 0)	0 (0 to 0)	0 (0 to 0)	0 (0 to 0)	0 (0 to 0)	0 (0 to 0)	0 (0 to 0)	0 (0 to 0)	0 (0 to 0)	0 (0 to 0)	0 (0 to 0)	0 (0 to 0)	0 (0 to 0)	0 (0 to 0)	0 (0 to 0)	0 (0 to 0)	0 (0 to 0)	0 (0 to 0)	0 (0 to 0)	0 (0 to 0)
Lymphatic filariasis	0 (0 to 0)	0 (0 to 0)	0 (0 to 0)	0 (0 to 0)	0 (0 to 0)	0 (0 to 0)	0 (0 to 0)	0 (0 to 0)	0 (0 to 0)	0 (0 to 0)	0 (0 to 0)	0 (0 to 0)	0 (0 to 0)	0 (0 to 0)	0 (0 to 0)	0 (0 to 0)	0 (0 to 0)	0 (0 to 0)	0 (0 to 0)	0 (0 to 0)	0 (0 to 0)	0 (0 to 0)	0 (0 to 0)	0 (0 to 0)	0 (0 to 0)
Onchocerciasis	0 (0 to 0)	0 (0 to 0)	0 (0 to 0)	0 (0 to 0)	0 (0 to 0)	0 (0 to 0)	0 (0 to 0)	0 (0 to 0)	0 (0 to 0)	0 (0 to 0)	0 (0 to 0)	0 (0 to 0)	0 (0 to 0)	0 (0 to 0)	0 (0 to 0)	0 (0 to 0)	0 (0 to 0)	0 (0 to 0)	0 (0 to 0)	0 (0 to 0)	0 (0 to 0)	0 (0 to 0)	0 (0 to 0)	0 (0 to 0)	0 (0 to 0)
Trachoma	0 (0 to 0)	0 (0 to 0)	0 (0 to 0)	0 (0 to 0)	0 (0 to 0)	0 (0 to 0)	0 (0 to 0)	0 (0 to 0)	0 (0 to 0)	0 (0 to 0)	0 (0 to 0)	0 (0 to 0)	0 (0 to 0)	0 (0 to 0)	0 (0 to 0)	0 (0 to 0)	0 (0 to 0)	0 (0 to 0)	0 (0 to 0)	0 (0 to 0)	0 (0 to 0)	0 (0 to 0)	0 (0 to 0)	0 (0 to 0)	0 (0 to 0)
Dengue	0 (0 to 0)	0 (0 to 0)	0 (0 to 0)	0 (0 to 0)	0 (0 to 0)	0 (0 to 0)	0 (0 to 0)	0 (0 to 0)	0 (0 to 0)	0 (0 to 0)	0 (0 to 0)	0 (0 to 0)	0 (0 to 0)	0 (0 to 0)	0 (0 to 0)	0 (0 to 0)	0 (0 to 0)	0 (0 to 0)	0 (0 to 0)	0 (0 to 0)	0 (0 to 0)	0 (0 to 0)	0 (0 to 0)	0 (0 to 0)	0 (0 to 0)
Yellow fever	0 (0 to 0)	0 (0 to 0)	0 (0 to 0)	0 (0 to 0)	0 (0 to 0)	0 (0 to 0)	0 (0 to 0)	0 (0 to 0)	0 (0 to 0)	0 (0 to 0)	0 (0 to 0)	0 (0 to 0)	0 (0 to 0)	0 (0 to 0)	0 (0 to 0)	0 (0 to 0)	0 (0 to 0)	0 (0 to 0)	0 (0 to 0)	0 (0 to 0)	0 (0 to 0)	0 (0 to 0)	0 (0 to 0)	0 (0 to 0)	0 (0 to 0)
Rabies	0 (0 to 0)	0 (0 to 0)	0 (0 to 0)	0 (0 to 0)	0 (0 to 0)	0 (0 to 0)	0 (0 to 0)	0 (0 to 0)	0 (0 to 0)	0 (0 to 0)	0 (0 to 0)	0 (0 to 0)	0 (0 to 0)	0 (0 to 0)	0 (0 to 0)	0 (0 to 0)	0 (0 to 0)	0 (0 to 0)	0 (0 to 0)	0 (0 to 0)	0 (0 to 0)	0 (0 to 0)	0 (0 to 0)	0 (0 to 0)	0 (0 to 0)
Intestinal nematode infections	0 (0 to 0)	0 (0 to 0)	0 (0 to 0)	0 (0 to 0)	0 (0 to 0)	0 (0 to 0)	0 (0 to 0)	0 (0 to 0)	0 (0 to 0)	0 (0 to 0)	0 (0 to 0)	0 (0 to 0)	0 (0 to 0)	0 (0 to 0)	0 (0 to 0)	0 (0 to 0)	0 (0 to 0)	0 (0 to 0)	0 (0 to 0)	0 (0 to 0)	0 (0 to 0)	0 (0 to 0)	0 (0 to 0)	0 (0 to 0)	0 (0 to 0)
Ascariasis	0 (0 to 0)	0 (0 to 0)	0 (0 to 0)	0 (0 to 0)	0 (0 to 0)	0 (0 to 0)	0 (0 to 0)	0 (0 to 0)	0 (0 to 0)	0 (0 to 0)	0 (0 to 0)	0 (0 to 0)	0 (0 to 0)	0 (0 to 0)	0 (0 to 0)	0 (0 to 0)	0 (0 to 0)	0 (0 to 0)	0 (0 to 0)	0 (0 to 0)	0 (0 to 0)	0 (0 to 0)	0 (0 to 0)	0 (0 to 0)	0 (0 to 0)
Trichuriasis	0 (0 to 0)	0 (0 to 0)	0 (0 to 0)	0 (0 to 0)	0 (0 to 0)	0 (0 to 0)	0 (0 to 0)

Other neoplasms	0·2 (0 to 0·3)	0·1 (0 to 0·1)	0·3 (0·1 to 0·6)	0·6 (0·4 to 1·4)	0·9 (0·4 to 1·4)	0·7 (0·4 to 1·1)	0·8 (0·5 to 1·4)	0·7 (0·4 to 1·3)	1·2 (0·7 to 2)	1·6 (0·8 to 3·1)	2·9 (1·5 to 4·8)	3·2 (1·9 to 5·9)	3·6 (2·0 to 5·9)	5·9 (3·6 to 11·4)	11·4 (7·2 to 21)	18·4 (12·3 to 33·4)	29·6 (19·5 to 57·4)	48·5 (32·3 to 84·4)	81·3 (54·3 to 148)	80·9 (54·5 to 146)	75 (49·1 to 133)	60·6 (37·7 to 99)	22·4 (12·3 to 39·7)	4 (2·1 to 8·2)		442
Myelodysplastic, myeloproliferative, and other hematopoietic neoplasms	0·2 (0 to 0·3)	0·1 (0 to 0·1)	0·1 (0·1 to 0·4)	0·4 (0·4 to 1·4)	0·7 (0·4 to 1·1)	0·7 (0·5 to 1·1)	0·7 (0·4 to 1·1)	0·7 (0·4 to 1·3)	0·9 (0·7 to 2)	1·3 (0·8 to 2·8)	2·3 (1·5 to 4·8)	2·6 (1·9 to 5·9)	3·2 (2·0 to 5·9)	4·9 (3·6 to 11·4)	9·6 (7·2 to 21)	15·1 (12·3 to 33·4)	24·1 (19·5 to 57·4)	39·1 (32·3 to 84·4)	64·8 (54·3 to 148)	64·5 (54·5 to 146)	59·4 (49·1 to 133)	47·5 (37·7 to 99)	17·4 (12·3 to 39·7)	3·1 (2·1 to 8·2)		442
Benign and in situ intestinal neoplasms	0·0 (0 to 0·0)	0·0 (0 to 0·0)	0·0 (0 to 0·0)



Congenital birth defects	373 (250 to 547)	134 (91 to 203)	238 (225 to 480)	160 (123 to 211)	62.4 (60.5 to 110)	71.4 (52.3 to 94.7)	68.4 (51.2 to 91.6)	62.3 (49.3 to 82.9)	56.7 (42.6 to 75.7)	57 (42.7 to 73.6)	57.3 (41.6 to 75.2)	52.9 (37.9 to 69.6)	48.3 (40 to 79.3)	42.9 (41.7 to 87.7)	62.4 (39.1 to 87.3)	51.2 (39.9 to 72.2)	37.6 (22.4 to 53.1)	14.7 (9.7 to 22.6)	8.7 (5.13 to 13.6)	5.3 (3.3 to 8.6)	2.4 (1.4 to 3.9)	0.8 (0.5 to 1.4)	0.1 (0.1 to 0.2)		1,920
Neural tube defects	23.2 (12.8 to 39.8)	7.4 (3.9 to 13.9)	19.9 (18.9 to 37.7)	22.8 (11.5 to 29.2)	2.4 (1.6 to 6.1)	2.4 (1.6 to 6.1)	2.4 (1.8 to 4.2)	3.1 (1.9 to 4.7)	2.9 (1.6 to 4.3)	2.5 (1.4 to 4)	2.4 (1.4 to 4.1)	1.8 (1 to 3)	1.6 (0.8 to 2.6)	0.9 (0.4 to 1.4)	1.4 (0.5 to 2.6)	0.9 (0.2 to 2.4)	0.2 (0.2 to 0.5)	0.1 (0.1 to 0.1)	0.1 (0.1 to 0.1)	0 (0 to 0)	0 (0 to 0)	0 (0 to 0)	0 (0 to 0)		98.6
Congenital heart anomalies	349 (99.9 to 183)	125 (37.4 to 100)	223 (99.1 to 213)	149 (78.7 to 56.4)	58.2 (8.1 to 35.5)	66.6 (8.1 to 35.5)	63.8 (8.1 to 35.5)	58.1 (7.7 to 32.6)	52.9 (6.9 to 29.6)	53.2 (7.1 to 29.6)	53.4 (7.1 to 29.6)	49.3 (6.6 to 27.5)	45.1 (6.1 to 25.2)	40 (5.4 to 22.3)	58.2 (7.8 to 32.5)	47.8 (6.4 to 26.6)	35 (4.7 to 19.5)	13.7 (1.8 to 7.6)	8 (1.1 to 4.4)	4.9 (0.7 to 2.7)	2 (0.3 to 1.1)	0.8 (0.1 to 0.4)	0.1 (0 to 0.1)		436
Orofacial clefts	0.1 (0.1 to 0.2)	0.1 (0 to 0.1)	0.6 (0.2 to 1.2)	1.2 (0.6 to 2.4)	0.9 (0.5 to 1.8)	0.8 (0.5 to 1.8)	0.7 (0.4 to 1.6)	0.6 (0.3 to 1.4)	0.6 (0.3 to 1.3)	0.6 (0.3 to 1.3)	0.6 (0.3 to 1.2)	0.7 (0.3 to 1.7)	0.7 (0.3 to 1.9)	0.5 (0.2 to 1.2)	0.7 (0.3 to 1.7)	0.7 (0.3 to 1.8)	0.7 (0.3 to 1.7)	0.3 (0.1 to 0.8)	0.3 (0.1 to 0.8)	0.1 (0.1 to 0.3)	0.1 (0 to 0.2)	0.1 (0 to 0.2)	0 (0 to 0.1)		16.1
Down syndrome	19.3 (3.2 to 19.9)	3 (1.4 to 9.1)	12 (4.6 to 22.3)	7.4 (4.6 to 11.4)	9.5 (3.5 to 9.4)	9.9 (3.6 to 9.4)	9.9 (3.9 to 7.2)	9.5 (3.6 to 8.2)	9.5 (3.5 to 8.2)	9.6 (3.6 to 8.2)	9.6 (4.4 to 10.1)	9.9 (4.6 to 10.2)	11 (4.6 to 19.3)	20.2 (10.6 to 31)	24.9 (11.5 to 39.8)	21.2 (9.9 to 33.7)	11.2 (4.9 to 18)	0 (0 to 0)	0 (0 to 0)	0 (0 to 0)	0 (0 to 0)	0 (0 to 0)	0 (0 to 0)		168
Turner syndrome	0 (0 to 0)	0 (0 to 0)	0 (0 to 0)	0 (0 to 0)	0 (0 to 0)	0 (0 to 0)	0 (0 to 0)	0 (0 to 0)	0 (0 to 0)	0 (0 to 0)	0 (0 to 0)	0 (0 to 0)	0 (0 to 0)	0 (0 to 0)	0 (0 to 0)	0 (0 to 0)	0 (0 to 0)	0 (0 to 0)	0 (0 to 0)	0 (0 to 0)	0 (0 to 0)	0 (0 to 0)	0 (0 to 0)		0
Klinefelter syndrome	0 (0 to 0)	0 (0 to 0)	0 (0 to 0.1)	0 (0 to 0.1)	0 (0 to 0.1)	0 (0 to 0.1)	0 (0 to 0.1)	0.1 (0 to 0.2)	0.1 (0 to 0.2)	0.1 (0 to 0.2)	0.1 (0 to 0.1)	0.1 (0 to 0.1)	0.1 (0 to 0.1)	0 (0 to 0)	0 (0 to 0)	0 (0 to 0)	0 (0 to 0)	0 (0 to 0)	0 (0 to 0)	0 (0 to 0)	0 (0 to 0)	0 (0 to 0)	0 (0 to 0)		0.7
Other chromosomal abnormalities	42.3 (21.9 to 79.5)	15.5 (8.4 to 28.5)	44.1 (27.3 to 74.7)	17.2 (11 to 26.7)	11 (7 to 16.4)	9.3 (6 to 13.7)	9.6 (6.3 to 14.1)	9.6 (5.4 to 13.4)	7.4 (4.7 to 10.9)	7.7 (4.8 to 11.2)	7.9 (4.9 to 12)	6.8 (3.8 to 10.3)	7.6 (3.6 to 12.3)	6.1 (2.8 to 9.7)	4.3 (1.9 to 7.3)	2.6 (0.7 to 5.7)	2 (0.8 to 3.4)	0 (0 to 0)	0 (0 to 0)	0 (0 to 0)	0 (0 to 0)	0 (0 to 0)	0 (0 to 0)		215
Congenital musculoskeletal and limb anomalies	10 (3 to 20.9)	3.2 (1 to 8.1)	11.6 (10.4 to 43.6)	32.5 (19.6 to 58.7)	22.1 (12.2 to 34.6)	21.6 (12.2 to 34.6)	18.9 (11 to 30.6)	13.7 (9 to 20.9)	13.2 (8.4 to 19.6)	13.3 (8.5 to 20)	12.2 (8.9 to 19.4)	11.6 (8.6 to 17.8)	13.5 (7.4 to 21.3)	14 (7.9 to 21.3)	13 (7.4 to 21.3)	10.9 (5.9 to 17)	8.9 (3.9 to 14.1)	3.5 (1.9 to 5.7)	1.9 (1 to 3.1)	0.7 (0.4 to 1.2)	0.2 (0.1 to 0.4)	0 (0 to 0.1)		274
Congenital anomalies of genitalia	34.9 (17.8 to 62.2)	9.2 (2.8 to 9.4)	11.7 (9.3 to 18.4)	4.5 (2.5 to 6.9)	3 (1.7 to 4.6)	1.9 (1.2 to 3)	1.4 (0.8 to 2.1)	1.2 (0.7 to 1.8)	1 (0.6 to 1.5)	0.9 (0.5 to 1.5)	0.8 (0.5 to 1.3)	0.6 (0.3 to 0.9)	0.5 (0.3 to 0.9)	0.4 (0.2 to 0.7)	0.3 (0.2 to 0.6)	0.1 (0 to 0.3)	0.1 (0 to 0.2)	0 (0 to 0)	0 (0 to 0)	0 (0 to 0)	0 (0 to 0)	0 (0 to 0)	0 (0 to 0)		89.3
Urogenital congenital anomalies	49.1 (27.7 to 87.6)	14.9 (8.1 to 27.4)	17.1 (13.7 to 40.6)	7.2 (3.9 to 11)	4.7 (2.7 to 7.2)	3.1 (1.8 to 4.8)	2.4 (1.4 to 3.7)	2.1 (1.2 to 3.2)	1.8 (1 to 2.7)	1.6 (0.9 to 2.5)	1.4 (0.8 to 2.2)	1.1 (0.6 to 1.7)	1.1 (0.5 to 1.8)	0.8 (0.3 to 1.2)	0.6 (0.3 to 1.2)	0.3 (0.2 to 0.6)	0.2 (0.1 to 0.4)	0 (0 to 0)	0 (0 to 0)	0 (0 to 0)	0 (0 to 0)	0 (0 to 0)	0 (0 to 0)		125
Other congenital birth defects	118 (60.7 to 192)	39.8 (13.6 to 48.4)	69.9 (44.2 to 109)	28.5 (19.2 to 42.4)	17.9 (11.5 to 27)	14.9 (8.9 to 22.6)	12.9 (8.3 to 21.4)	12.7 (7.7 to 21.6)	11.7 (6.4 to 20.2)	12.1 (6.7 to 20.4)	12.4 (6.9 to 19.4)	9.8 (5.2 to 17.2)	10.9 (5.5 to 19)	10.4 (4.9 to 19.9)	9.2 (4.1 to 17.4)	8.2 (3.5 to 15.2)	7.3 (2.4 to 14.4)	3.6 (1.2 to 12.4)	1.5 (1.1 to 6.8)	0.6 (0.3 to 2.7)	0.3 (0.2 to 1.2)	0.1 (0 to 0.5)	0 (0 to 0.1)		496
Urinary diseases and male infertility	0.3 (0.1 to 0.4)	0.5 (0.2 to 0.9)	0.6 (0.9 to 4.3)	1.6 (1.3 to 2.6)	1.6 (1.4 to 2.8)	1.6 (1.5 to 2.7)	1.6 (1.4 to 2.5)	1.6 (1.4 to 2.5)	1.6 (1.4 to 2.4)	1.7 (1.5 to 2.6)	1.8 (1.5 to 2.5)	1.7 (1.4 to 2.3)	2.1 (1.4 to 3.7)	2.5 (1.4 to 4.5)	2.4 (1.3 to 4.2)	2.1 (1.2 to 3.6)	1.9 (1.1 to 3.2)	1.2 (0.6 to 2.1)	0.8 (0.4 to 1.4)	0.4 (0.2 to 0.8)	0.2 (0.1 to 0.4)	0.1 (0 to 0.2)	0 (0 to 0.1)		9.8
Urolithiasis	0 (0 to 0)	0 (0 to 0)	0 (0 to 0)	0 (0 to 0)	0 (0 to 0)	0 (0 to 0.1)	0 (0 to 0.1)	0 (0 to 0.1)	0 (0 to 0.1)	0 (0 to 0.1)	0 (0 to 0.1)	0 (0 to 0.1)	0 (0 to 0.1)	0 (0 to 0.1)	0 (0 to 0.1)	0 (0 to 0.1)	0 (0 to 0.1)	0 (0 to 0.1)	0 (0 to 0.1)	0 (0 to 0.1)	0 (0 to 0.1)	0 (0 to 0.1)	0 (0 to 0.1)		0.7
Benign prostatic hyperplasia	0 (0 to 0)	0 (0 to 0)	0 (0 to 0)	0 (0 to 0)	0 (0 to 0)	0 (0 to 0)	0 (0 to 0)	0 (0 to 0)	0 (0 to 0)	0 (0 to 0)	0 (0 to 0)	0 (0 to 0)	0 (0 to 0)	0 (0 to 0)	0 (0 to 0)	0 (0 to 0)	0 (0 to 0)	0 (0 to 0)	0 (0 to 0)	0 (0 to 0)	0 (0 to 0)	0 (0 to 0)	0 (0 to 0)		0
Male infertility	0 (0 to 0)	0 (0 to 0)	0 (0 to 0)	0 (0 to 0)	0 (0 to 0)	0 (0 to 0)	0 (0 to 0)	0 (1.4 to 17.4)	0 (2.4 to 24)	0 (2.5 to 24.8)	0 (2.5 to 24.8)	0 (2.3 to 27.7)	0 (2.1 to 29.5)	0 (2.1 to 29.5)	0 (2.1 to 29.5)	0 (2.1 to 29.5)	0 (2.1 to 29.5)	0 (2.1 to 29.5)	0 (2.1 to 29.5)	0 (2.1 to 29.5)	0 (2.1 to 29.5)	0 (2.1 to 29.5)	0 (2.1 to 29.5)		47.6
Other urinary diseases	0.2 (0 to 0.4)	0.2 (0.1 to 0.4)	0.4 (0.2 to 0.9)	0.6 (0.4 to 1)	0.6 (0.3 to 1.2)	0.6 (0.4 to 1.1)	0.5 (0.3 to 0.9)	0.5 (0.3 to 0.8)	0.5 (0.3 to 0.8)	0.5 (0.3 to 0.8)	0.5 (0.3 to 0.8)	0.4 (0.2 to 0.7)	0.4 (0.2 to 0.7)	0.3 (0.1 to 0.6)	0.3 (0.1 to 0.6)	0.2 (0.1 to 0.5)	0.2 (0.1 to 0.4)	0.1 (0 to 0.2)	0.1 (0 to 0.2)	0 (0 to 0.1)	0 (0 to 0.1)	0 (0 to 0.1)	0 (0 to 0.1)		63.9
Gynecological diseases	0 (0 to 0)	0 (0 to 0)	0 (0 to 0)	0 (0 to 0)	0 (0 to 0)	0 (0 to 0)	0 (0 to 0)	0 (0 to 0)	0 (0 to 0)	0 (0 to 0)	0 (0 to 0)	0 (0 to 0)	0 (0 to 0)	0 (0 to 0)	0 (0 to 0)	0 (0 to 0)	0 (0 to 0)	0 (0 to 0)	0 (0 to 0)

SR Table 2c: Cumbria DALYS by cause and age group for males with 95% uncertainty intervals, 2019

Cause	Early Neonatal (0-6 days)	Late Neonatal (7-27 days)	Post Neonatal (28-364 days)	1 to 4	5 to 9	10 to 14	15 to 19	20 to 24	25 to 29	30 to 34	35 to 39	40 to 44	45 to 49	50 to 54	55 to 59	60 to 64	65 to 69	70 to 74	75 to 79	80 to 84	85 to 89	90 to 94	95 plus	Total
All causes	2,779 (2,761 to 2,791)	1,124 (1,104 to 1,137)	1,124 (1,107 to 1,135)	1,527 (1,507 to 1,539)	1,329 (1,309 to 1,343)	1,329 (1,309 to 1,343)	1,554 (1,532 to 1,569)	1,554 (1,532 to 1,569)	1,742 (1,717 to 1,760)	1,742 (1,717 to 1,760)	1,963 (1,937 to 1,982)	1,963 (1,937 to 1,982)	2,183 (2,153 to 2,203)	2,183 (2,153 to 2,203)	2,503 (2,469 to 2,527)	2,503 (2,469 to 2,527)	2,503 (2,469 to 2,527)	2,503 (2,469 to 2,527)	2,503 (2,469 to 2,527)	2,503 (2,469 to 2,527)	2,503 (2,469 to 2,527)	2,503 (2,469 to 2,527)	2,503 (2,469 to 2,527)	92,200
Communicable, maternal, neonatal, and nutritional diseases	180 (163 to 206)	112 (75.0 to 132)	112 (76.6 to 130)	60.0 (44.1 to 167)	67.0 (61.0 to 174)	70.9 (53.1 to 175)	68.5 (51.6 to 90.2)	71.7 (53.9 to 94.1)	81.4 (62.1 to 104)	89 (66.6 to 117)	92.2 (71.6 to 121)	98.6 (72.6 to 131)	118 (92.4 to 156)	147 (117 to 189)	176 (133 to 228)	223 (172 to 287)	351 (240 to 433)	458 (292 to 566)	394 (264 to 533)	299 (186 to 432)	294 (153 to 532)	72.9 (54.9 to 99.7)	3,830
HIV/AIDS and sexually transmitted infections	8.6 (2.4 to 19)	3.1 (0.9 to 8.9)	8.6 (1.5 to 18.8)	0.0 (0.0 to 0.0)	0.2 (0.1 to 0.5)	0.2 (0.0 to 0.5)	0.3 (0.2 to 0.7)	1 (0.7 to 1.4)	2.6 (1.8 to 3.7)	5.2 (3.6 to 7.3)	2.6 (1.8 to 3.6)	7 (4.9 to 9.7)	5 (3.4 to 7)	7.4 (5.4 to 9.7)	6.1 (4.5 to 8.4)	4.6 (3.2 to 7.1)	3.2 (2.1 to 5.4)	2.8 (1.2 to 5)	1.2 (0.4 to 2.3)	0.3 (0.2 to 0.8)	0.2 (0.1 to 0.3)	0.1 (0.0 to 0.2)	76
HIV/AIDS	0 (0 to 0)	0 (0 to 0)	0.2 (0.2 to 0.3)	0.2 (0.1 to 0.2)	0.1 (0.1 to 0.2)	0.2 (0.2 to 0.3)	0.2 (0.2 to 0.3)	0.6 (0.6 to 1.1)	2.5 (1.8 to 3.3)	4.7 (3.6 to 6.2)	2.4 (1.8 to 3.2)	6.4 (4.8 to 8.6)	4.5 (3.4 to 6.1)	7.0 (5.4 to 9.2)	5.4 (4.2 to 7.4)	4.2 (3.2 to 6.1)	2.9 (2.2 to 4.2)	2.2 (1.6 to 3.1)	0.9 (0.3 to 1.7)	0.1 (0.0 to 0.2)	0.1 (0.0 to 0.1)	0.0 (0.0 to 0.1)	53.2
HIV/AIDS - Drug-susceptible Tuberculosis	0 (0 to 0)	0 (0 to 0)	0.1 (0.0 to 0.1)	0 (0 to 0)	0 (0 to 0)	0 (0 to 0)	0.1 (0.1 to 0.2)	0.3 (0.2 to 0.5)	0.6 (0.3 to 0.9)	0.9 (0.4 to 1.2)	0.7 (0.4 to 1.1)	0.8 (0.4 to 1.3)	0.9 (0.4 to 1.5)	0.8 (0.4 to 1.4)	0.6 (0.3 to 1.1)	0.4 (0.2 to 0.9)	0.3 (0.2 to 0.6)	0.1 (0.1 to 0.3)	0 (0 to 0)	0 (0 to 0)	0 (0 to 0)	0 (0 to 0)	0 (0 to 0)	5.9
HIV/AIDS - Multidrug-resistant Tuberculosis without extensive drug resistance	0 (0 to 0)	0 (0 to 0)	0 (0 to 0)	0 (0 to 0)	0 (0 to 0)	0 (0 to 0)	0 (0 to 0)	0 (0 to 0)	0 (0 to 0)	0 (0 to 0)	0 (0 to 0)	0 (0 to 0)	0 (0 to 0)	0 (0 to 0)	0 (0 to 0)	0 (0 to 0)	0 (0 to 0)	0 (0 to 0)	0 (0 to 0)	0 (0 to 0)	0 (0 to 0)	0 (0 to 0)	0 (0 to 0)	0.2
HIV/AIDS - Extensively drug-resistant Tuberculosis	0 (0 to 0)	0 (0 to 0)	0 (0 to 0)	0 (0 to 0)	0 (0 to 0)	0 (0 to 0)	0 (0 to 0)	0 (0 to 0)	0 (0 to 0)	0 (0 to 0)	0 (0 to 0)	0 (0 to 0)	0 (0 to 0)	0 (0 to 0)	0 (0 to 0)	0 (0 to 0)	0 (0 to 0)	0 (0 to 0)	0 (0 to 0)	0 (0 to 0)	0 (0 to 0)	0 (0 to 0)	0 (0 to 0)	0
HIV/AIDS resulting in other diseases	0 (0 to 0)	0 (0 to 0)	0.2 (0.2 to 0.2)	0.2 (0.1 to 0.2)	0.1 (0.1 to 0.2)	0.1 (0.1 to 0.2)	0.2 (0.2 to 0.2)	0.7 (0.5 to 1)	2.1 (1.4 to 3)	4.1 (2.9 to 5.8)	2.2 (1.5 to 3.1)	5.8 (4.1 to 7.9)	3.7 (2.6 to 5.1)	6.8 (4.9 to 9.1)	5.1 (3.8 to 7.2)	4.0 (2.8 to 6.1)	2.8 (2.0 to 4.2)	2.2 (1.5 to 3.4)	0.9 (0.4 to 1.7)	0.1 (0.0 to 0.2)	0.1 (0.0 to 0.2)	0.0 (0.0 to 0.1)	47.1
Sexually transmitted infections excluding HIV	8.5 (2.4 to 19)	3.1 (0.9 to 8.9)	8.4 (1.2 to 18.6)	0.0 (0.0 to 0.0)	0.1 (0.0 to 0.2)	0.0 (0.0 to 0.0)	0.1 (0.0 to 0.2)	0.4 (0.2 to 0.8)	0.8 (0.4 to 1.5)	0.5 (0.2 to 1.1)	0.2 (0.1 to 0.5)	0.5 (0.2 to 1.1)	0.3 (0.1 to 0.7)	0.3 (0.1 to 0.8)	0.2 (0.1 to 0.5)	0.2 (0.1 to 0.5)	0.1 (0.0 to 0.3)	0.1 (0.0 to 0.2)	0.1 (0.0 to 0.2)	0.1 (0.0 to 0.2)	0.1 (0.0 to 0.2)	0.0 (0.0 to 0.1)	22.8
Syphilis	0 (0 to 0)	0 (0 to 0)	0 (0 to 0)	0 (0 to 0)	0 (0 to 0)	0 (0 to 0)	0 (0 to 0)	0 (0 to 0)	0 (0 to 0)	0 (0 to 0)	0 (0 to 0)	0 (0 to 0)	0 (0 to 0)	0 (0 to 0)	0 (0 to 0)	0 (0 to 0)	0 (0 to 0)	0 (0 to 0)	0 (0 to 0)	0 (0 to 0)	0 (0 to 0)	0 (0 to 0)	0 (0 to 0)	0
Chlamydial infection	0 (0 to 0)	0 (0 to 0)	0 (0 to 0)	0 (0 to 0)	0 (0 to 0)	0 (0 to 0)	0 (0 to 0)	0 (0 to 0)	0 (0 to 0)	0 (0 to 0)	0 (0 to 0)	0 (0 to 0)	0 (0 to 0)	0 (0 to 0)	0 (0 to 0)	0 (0 to 0)	0 (0 to 0)	0 (0 to 0)	0 (0 to 0)	0 (0 to 0)	0 (0 to 0)	0 (0 to 0)	0 (0 to 0)	0
Gonococcal infection	0 (0 to 0)	0 (0 to 0)	0 (0 to 0)	0 (0 to 0)	0 (0 to 0)	0 (0 to 0)	0 (0 to 0)	0 (0 to 0)	0 (0 to 0)	0 (0 to 0)	0 (0 to 0)	0 (0 to 0)	0 (0 to 0)	0 (0 to 0)	0 (0 to 0)	0 (0 to 0)	0 (0 to 0)	0 (0 to 0)	0 (0 to 0)	0 (0 to 0)	0 (0 to 0)	0 (0 to 0)	0 (0 to 0)	0.1
Trichomoniasis	0 (0 to 0)	0 (0 to 0)	0 (0 to 0)	0 (0 to 0)	0 (0 to 0)	0 (0 to 0)	0 (0 to 0)	0 (0 to 0)	0 (0 to 0)	0 (0 to 0)	0 (0 to 0)	0 (0 to 0)	0 (0 to 0)	0 (0 to 0)	0 (0 to 0)	0 (0 to 0)	0 (0 to 0)	0 (0 to 0)	0 (0 to 0)	0 (0 to 0)	0 (0 to 0)	0 (0 to 0)	0 (0 to 0)	0.5
Genital herpes	0 (0 to 0)	0 (0 to 0)	0 (0 to 0)	0 (0 to 0)	0 (0 to 0)	0 (0 to 0)	0 (0 to 0)	0 (0 to 0)	0.2 (0.1 to 0.5)	0.2 (0.1 to 0.5)	0.2 (0.1 to 0.5)	0.2 (0.1 to 0.7)	0.1 (0.1 to 0.6)	0.4 (0.1 to 1.1)	0.2 (0.1 to 0.6)	0.1 (0.1 to 0.5)	0.1 (0.0 to 0.4)	0.1 (0.0 to 0.3)	0.1 (0.0 to 0.3)	0.1 (0.0 to 0.3)	0.1 (0.0 to 0.3)	0.0 (0.0 to 0.1)	4.3
Other sexually transmitted infections	0 (0 to 0)	0 (0 to 0)	0 (0 to 0)	0 (0 to 0)	0 (0 to 0)	0 (0 to 0)	0 (0 to 0)	0 (0 to 0)	0 (0 to 0)	0 (0 to 0)	0 (0 to 0)	0 (0 to 0)	0 (0 to 0)	0 (0 to 0)	0 (0 to 0)	0 (0 to 0)	0 (0 to 0)	0 (0 to 0)	0 (0 to 0)	0 (0 to 0)	0 (0 to 0)	0 (0 to 0)	0 (0 to 0)	0.2
Respiratory infections and tuberculosis	2 (1.6 to 2.7)	2.7 (1.8 to 3.9)	17.3 (11.7 to 29)	9.6 (7.3 to 39.6)	2.1 (1.6 to 2.6)	2.1 (1.6 to 2.6)	2.4 (1.8 to 3.1)	2.4 (1.8 to 3.1)	2.9 (2.2 to 3.7)	2.9 (2.2 to 3.7)	3.2 (2.5 to 4.1)	3.2 (2.5 to 4.1)	3.6 (2.8 to 4.6)	3.6 (2.8 to 4.6)	4.1 (3.1 to 5.2)	4.1 (3.1 to 5.2)	4.1 (3.1 to 5.2)	4.1 (3.1 to 5.2)	4.1 (3.1 to 5.2)	4.1 (3.1 to 5.2)	4.1 (3.1 to 5.2)	4.1 (3.1 to 5.2)	4.1 (3.1 to 5.2)	2,330
Tuberculosis	0 (0 to 0)	0 (0 to 0)	0 (0 to 0)	0 (0 to 0)	0 (0 to 0)	0 (0 to 0)	0 (0 to 0)	0 (0 to 0)	0 (0 to 0)	0 (0 to 0)	0 (0 to 0)	0 (0 to 0)	0 (0 to 0)	0 (0 to 0)	0 (0 to 0)	0 (0 to 0)	0 (0 to 0)	0 (0 to 0)	0 (0 to 0)	0 (0 to 0)	0 (0 to 0)	0 (0 to 0)	0 (0 to 0)	0
Latent tuberculosis infection	0 (0 to 0)	0 (0 to 0)	0 (0 to 0)	0 (0 to 0)	0 (0 to 0)	0 (0 to 0)	0 (0 to 0)	0 (0 to 0)	0 (0 to 0)	0 (0 to 0)	0 (0 to 0)	0 (0 to 0)	0 (0 to 0)	0 (0 to 0)	0 (0 to 0)	0 (0 to 0)	0 (0 to 0)	0 (0 to 0)	0 (0 to 0)	0 (0 to 0)	0 (0 to 0)	0 (0 to 0)	0 (0 to 0)	0
Drug-susceptible tuberculosis	0 (0 to 0)	0 (0 to 0)	0 (0 to 0)	0 (0 to 0)	0 (0 to 0)	0 (0 to 0)	0 (0 to 0)	0 (0 to 0)	0 (0 to 0)	0 (0 to 0)	0 (0 to 0)	0 (0 to 0)	0 (0 to 0)	0 (0 to 0)	0 (0 to 0)	0 (0 to 0)	0 (0 to 0)	0 (0 to 0)	0 (0 to 0)	0 (0 to 0)	0 (0 to 0)	0 (0 to 0)	0 (0 to 0)	0
Multidrug-resistant tuberculosis without extensive drug resistance	0 (0 to 0)	0 (0 to 0)	0 (0 to 0)	0 (0 to 0)	0 (0 to 0)	0 (0 to 0)	0 (0 to 0)	0 (0 to 0)	0 (0 to 0)	0 (0 to 0)	0 (0 to 0)	0 (0 to 0)	0 (0 to 0)	0 (0 to 0)	0 (0 to 0)	0 (0 to 0)	0 (0 to 0)	0 (0 to 0)	0 (0 to 0)	0 (0 to 0)	0 (0 to 0)	0 (0 to 0)	0 (0 to 0)	0
Extensively drug-resistant tuberculosis	0 (0 to 0)	0 (0 to 0)	0 (0 to 0)	0 (0 to 0)	0 (0 to 0)	0 (0 to 0)	0 (0 to 0)	0 (0 to 0)	0 (0 to 0)	0 (0 to 0)	0 (0 to 0)	0 (0 to 0)	0 (0 to 0)	0 (0 to 0)	0 (0 to 0)	0 (0 to 0)	0 (0 to 0)	0 (0 to 0)	0 (0 to 0)	0 (0 to 0)	0 (0 to 0)	0 (0 to 0)	0 (0 to 0)	0
Lower respiratory infections	1.9 (1.3 to 2.7)	2.5 (1.6 to 3.6)	13 (7.4 to 25.9)	3.9 (2.5 to 5.6)	1.6 (1.1 to 2.4)	1.6 (1.1 to 2.4)	2 (1.4 to 2.8)	2 (1.4 to 2.8)	2.5 (1.7 to 3.5)	2.5 (1.7 to 3.5)	2.9 (2.1 to 4)	2.9 (2.1 to 4)	3.3 (2.4 to 4.5)	3.3 (2.4 to 4.5)	3.8 (2.8 to 5.2)	3.8 (2.8 to 5.2)	3.8 (2.8 to 5.2)	3.8 (2.8 to 5.2)	3.8 (2.8 to 5.2)	3.8 (2.8 to 5.2)	3.8 (2.8 to 5.2)	3.8 (2.8 to 5.2)	3.8 (2.8 to 5.2)	2,048
Upper respiratory infections	0 (0 to 0.1)	0.2 (0.1 to 0.3)	16 (9.9 to 29.1)	19.0 (10.4 to 33.6)	10.4 (6.4 to 24.9)	12.6 (7.2 to 20.4)	12.2 (6.9 to 20.6)	12.4 (6.9 to 20.6)	12.6 (6.9 to 21.2)	12.4 (6.9 to 21.2)	12.5 (6.9 to 21.2)	12.4 (6.9 to 21.2)	11.3 (6.4 to 20.3)	12.8 (6.8 to 22.5)	14.4 (7.4 to 25.1)	13.9 (7.1 to 23.1)	11.1 (6.1 to 19.8)	11.1 (6.1 to 19.8)	9.6 (5.4 to 17.4)	9.6 (5.4 to 17.4)	9.6 (5.4 to 17.4)	9.6 (5.4 to 17.4)	9.6 (5.4 to 17.4)	217
Otitis media	0 (0 to 0)	0.7 (0.4 to 1.4)	4.4 (2.2 to 9.1)	4.6 (2.4 to 6.8)	2.6 (1.4 to 4.8)	2.6 (1.4 to 4.8)	2.6 (1.5 to 3.9)	2.6 (1.5 to 3.9)	2.5 (1.5 to 3.7)	2.5 (1.5 to 3.7)	2.7 (1.6 to 3.9)	2.8 (1.6 to 3.9)	2.8 (1.6 to 3.9)	2.8 (1.7 to 4.2)	2.8 (1.7 to 4.2)	2.8 (1.7 to 4.2)	2.8 (1.7 to 4.2)	2.8 (1.7 to 4.2)	2.8 (1.7 to 4.2)	2.8 (1.7 to 4.2)	2.8 (1.7 to 4.2)	2.8 (1.7 to 4.2)	2.8 (1.7 to 4.2)	49.1
Enteric infections	2.3 (2.2 to 2.3)	1.1 (0.7 to 1.4)	0.6 (0.4 to 16.4)	0.6 (0.4 to 28.6)	10 (9.7 to 10.7)	10 (9.7 to 10.7)	4.5 (3.4 to 12.1)	4.5 (3.4 to 12.1)	4.6 (3.5 to 5.8)	4.6 (3.5 to 5.8)	4.6 (3.5 to 5.8)	4.6 (3.5 to 5.8)	4.1 (3.1 to 5.2)	4.1 (3.1 to 5.2)	4.1 (3.1 to 5.2)	4.1 (3.1 to 5.2)	4.1 (3.1 to 5.2)	4.1 (3.1 to 5.2)	4.1 (3.1 to 5.2)	4.1 (3.1 to 5.2)	4.1 (3.1 to 5.2)	4.1 (3.1 to 5.2)	4.1 (3.1 to 5.2)	225
Diarrheal diseases	2.3 (2.2 to 2.3)	1 (0.7 to 1.4)	0.5 (0.3 to 16.4)	0.5 (0.3 to 28.6)	9.9 (9.6 to 10.7)	9.9 (9.6 to 10.7)	4.3 (3.2 to 12.1)	4.3 (3.2 to 12.1)	4.4 (3.3 to 5.6)	4.4 (3.3 to 5.6)	4.4 (3.3 to 5.6)	4.4 (3.3 to 5.6)	3.9 (2.9 to 5.1)	3.9 (2.9 to 5.1)	3.9 (2.9 to 5.1)	3.9 (2.9 to 5.1)	3.9 (2.9 to 5.1)	3.9 (2.9 to 5.1)	3.9 (2.9 to 5.1)	3.9 (2.9 to 5.1)	3.9 (2.9 to 5.1)	3.9 (2.9 to 5.1)	3.9 (2.9 to 5.1)	223
Typhoid and paratyphoid	0 (0 to 0)	0 (0 to 0)	0 (0 to 0)	0 (0 to 0)	0 (0 to 0)	0 (0 to 0)	0 (0 to 0)	0 (0 to 0)	0 (0 to 0)	0 (0 to 0)	0 (0 to 0)	0 (0 to 0)	0 (0 to 0)	0 (0 to 0)	0 (0 to 0)	0 (0 to 0)	0 (0 to 0)	0 (0 to 0)	0 (0 to 0)	0 (0 to 0)	0 (0 to 0)	0 (0 to 0)	0 (0 to 0)	0 (0 to 0)	0
Typhoid fever	0 (0 to 0)	0 (0 to 0)	0 (0 to 0)	0 (0 to 0)	0 (0 to 0)	0 (0 to 0)	0 (0 to 0)	0 (0 to 0)	0 (0 to 0)	0 (0 to 0)	0 (0 to 0)	0 (0 to 0)	0 (0 to 0)	0 (0 to 0)	0 (0 to 0)	0 (0 to 0)	0 (0 to 0)	0 (0 to 0)	0 (0 to 0)	0 (0 to 0)	0 (0 to 0)	0 (0 to 0)	0 (0 to 0)	0 (0 to 0)	0
Paratyphoid fever	0 (0 to 0)	0 (0 to 0)	0 (0 to 0)	0 (0 to 0)	0 (0 to 0)	0 (0 to 0)	0 (0 to 0)	0 (0 to 0)	0 (0 to 0)	0 (0 to 0)	0 (0 to 0)	0 (0 to 0)	0 (0 to 0)	0 (0 to 0)	0 (0 to 0)	0 (0 to 0)	0 (0 to 0)	0 (0 to 0)	0 (0 to 0)	0 (0 to 0)	0 (0 to 0)	0 (0 to 0)	0 (0 to 0)	0 (0 to 0)	0
Invasive Non-typhoidal Salmonella (iNTS)	0 (0 to 0)	0 (0 to 0)	0 (0 to 0.1)	0 (0 to 0.2)	0 (0 to 0.1)	0 (0 to 0.1)	0 (0 to 0.1)	0 (0 to 0.1)	0 (0 to 0.1)	0 (0 to 0.1)	0 (0 to 0.1)	0 (0 to 0.1)	0 (0 to 0.1)	0 (0 to 0.2)	0 (0 to 0.1)	0 (0 to 0.2)	0 (0 to 0.2)	0 (0 to 0.2)	0 (0 to 0.1)	0 (0 to 0.1)	0 (0 to 0.1)	0 (0 to 0.1)	0 (0 to 0.1)	0 (0 to 0.1)	1.4
Other intestinal infectious diseases	0 (0 to 0)	0 (0 to 0)	0 (0 to 0.1)	0 (0 to 0.1)	0 (0 to 0.1)	0 (0 to 0.1)	0 (0 to 0.1)	0 (0 to 0.1)	0 (0 to 0.1)	0 (0 to 0.1)	0 (0 to 0.1)	0 (0 to 0.1)	0 (0 to 0.1)	0 (0 to 0.1)	0 (0 to 0.1)	0 (0 to 0.1)	0 (0 to 0.1)	0 (0 to 0.1)	0 (0 to 0.1)	0 (0 to 0.1)	0 (0 to 0.1)	0 (0 to 0.1)	0 (0 to 0.1)	0 (0 to 0.1)	0.4
Neglected tropical diseases and malaria	0 (0 to 0)	0 (0 to 0)	0 (0 to 0)	0 (0 to 0.3)	0 (0 to 0.8)	0 (0 to 0.8)	0 (0 to 0.4)	0 (0 to 0.4)	0 (0 to 0.4)	0 (0 to 0.4)	0 (0 to 0.4)	0 (0 to 0.4)	0 (0 to 0.4)	0 (0 to 0.4)	0 (0 to 0.4)	0 (0 to 0.4)	0 (0 to 0.4)	0 (0 to 0.4)	0 (0 to 0.4)	0 (0 to 0.4)	0 (0 to 0.4)	0 (0 to 0.4)	0 (0 to 0.4)	0 (0 to 0.4)	4.7
Malaria	0 (0 to 0)	0 (0 to 0)	0 (0 to 0)	0 (0 to 0)	0 (0 to 0)	0 (0 to 0)	0 (0 to 0)	0 (0 to 0)	0 (0 to 0)	0 (0 to 0)	0 (0 to 0)	0 (0 to 0)	0 (0 to 0)	0 (0 to 0)	0 (0 to 0)	0 (0 to 0)	0 (0 to 0)	0 (0 to 0)	0 (0 to 0)	0 (0 to 0)	0 (0 to 0)	0 (0 to 0)	0 (0 to 0)	0 (0 to 0)	0
Chagas disease	0 (0 to 0)	0 (0 to 0)	0 (0 to 0)	0 (0 to 0)	0 (0 to 0)	0 (0 to 0)	0 (0 to 0)	0 (0 to 0)	0 (0 to 0)	0 (0 to 0)	0 (0 to 0)	0 (0 to 0)	0 (0 to 0)	0 (0 to 0)	0 (0 to 0)	0 (0 to 0)	0 (0 to 0)	0 (0 to 0)	0 (0 to 0)	0 (0 to 0)	0 (0 to 0)	0 (0 to 0)	0 (0 to 0)	0 (0 to 0)	0
Leishmaniasis	0 (0 to 0)	0 (0 to 0)	0 (0 to 0)	0 (0 to 0)	0 (0 to 0)	0 (0 to 0)	0 (0 to 0)	0 (0 to 0)	0 (0 to 0)	0 (0 to 0)	0 (0 to 0)	0 (0 to 0)	0 (0 to 0)	0 (0 to 0)	0 (0 to 0)	0 (0 to 0)	0 (0 to 0)	0 (0 to 0)	0 (0 to 0)	0 (0 to 0)	0 (0 to 0)	0 (0 to 0)	0 (0 to 0)	0 (0 to 0)	0
Visceral leishmaniasis	0 (0 to 0)	0 (0 to 0)	0 (0 to 0)	0 (0 to 0)	0 (0 to 0)	0 (0 to 0)	0 (0 to 0)	0 (0 to 0)	0 (0 to 0)	0 (0 to 0)	0 (0 to 0)	0 (0 to 0)	0 (0 to 0)	0 (0 to 0)	0 (0 to 0)	0 (0 to 0)	0 (0 to 0)	0 (0 to 0)	0 (0 to 0)	0 (0 to 0)	0 (0 to 0)	0 (0 to 0)	0 (0 to 0)	0 (0 to 0)	0
Cutaneous and mucocutaneous leishmaniasis	0 (0 to 0)	0 (0 to 0)	0 (0 to 0)	0 (0 to 0)	0 (0 to 0)	0 (0 to 0)	0 (0 to 0)	0 (0 to 0)	0 (0 to 0)	0 (0 to 0)	0 (0 to 0)	0 (0 to 0)	0 (0 to 0)	0 (0 to 0)	0 (0 to 0)	0 (0 to 0)	0 (0 to 0)	0 (0 to 0)	0 (0 to 0)	0 (0 to 0)	0 (0 to 0)	0 (0 to 0)	0 (0 to 0)	0 (0 to 0)	0
African trypanosomiasis	0 (0 to 0)	0 (0 to 0)	0 (0 to 0)	0 (0 to 0)	0 (0 to 0)	0 (0 to 0)	0 (0 to 0)	0 (0 to 0)	0 (0 to 0)	0 (0 to 0)	0 (0 to 0)	0 (0 to 0)	0 (0 to 0)	0 (0 to 0)	0 (0 to 0)	0 (0 to 0)	0 (0 to 0)	0 (0 to 0)	0 (0 to 0)	0 (0 to 0)	0 (0 to 0)	0 (0 to 0)	0 (0 to 0)	0 (0 to 0)	0
Schistosomiasis	0 (0 to 0)	0 (0 to 0)	0 (0 to 0)	0 (0 to 0)	0 (0 to 0)	0 (0 to 0)	0 (0 to 0)	0 (0 to 0)	0 (0 to 0)	0 (0 to 0)	0 (0 to 0)	0 (0 to 0)	0 (0 to 0)	0 (0 to 0)	0 (0 to 0)	0 (0 to 0)	0 (0 to 0)	0 (0 to 0)	0 (0 to 0)	0 (0 to 0)	0 (0 to 0)	0 (0 to 0)	0 (0 to 0)	0 (0 to 0)	0
Cysticercosis	0 (0 to 0)	0 (0 to 0)	0 (0 to 0)	0 (0 to 0)	0 (0 to 0)	0 (0 to 0)	0 (0 to 0)	0 (0 to 0)	0 (0 to 0)	0 (0 to 0)	0 (0 to 0)	0 (0 to 0)	0 (0 to 0)	0 (0 to 0)	0 (0 to 0)	0 (0 to 0)	0 (0 to 0)	0 (0 to 0)	0 (0 to 0)	0 (0 to 0)	0 (0 to 0)	0 (0 to 0)	0 (0 to 0)	0 (0 to 0)	0
Cystic echinococcosis	0 (0 to 0)	0 (0 to 0)	0 (0 to 0)	0 (0 to 0)	0 (0 to 0)	0 (0 to 0)	0 (0 to 0)	0 (0 to 0)	0 (0 to 0)	0 (0 to 0)	0 (0 to 0)	0 (0 to 0)	0 (0 to 0)	0 (0 to 0)	0 (0 to 0)	0 (0 to 0)	0 (0 to 0)	0 (0 to 0)	0 (0 to 0)	0 (0 to 0)	0 (0 to 0)	0 (0 to 0)	0 (0 to 0)	0 (0 to 0)	0.1
Lymphatic filariasis	0 (0 to 0)	0 (0 to 0)	0 (0 to 0)	0 (0 to 0)	0 (0 to 0)	0 (0 to 0)	0 (0 to 0)	0 (0 to 0)	0 (0 to 0)	0 (0 to 0)	0 (0 to 0)	0 (0 to 0)	0 (0 to 0)	0 (0 to 0)	0 (0 to 0)	0 (0 to 0)	0 (0 to 0)	0 (0 to 0)	0 (0 to 0)	0 (0 to 0)	0 (0 to 0)	0 (0 to 0)	0 (0 to 0)	0 (0 to 0)	0
Onchocerciasis	0 (0 to 0)	0 (0 to 0)	0 (0 to 0)	0 (0 to 0)	0 (0 to 0)	0 (0 to 0)	0 (0 to 0)	0 (0 to 0)	0 (0 to 0)	0 (0 to 0)	0 (0 to 0)	0 (0 to 0)	0 (0 to 0)	0 (0 to 0)	0 (0 to 0)	0 (0 to 0)	0 (0 to 0)	0 (0 to 0)	0 (0 to 0)	0 (0 to 0)	0 (0 to 0)	0 (0 to 0)	0 (0 to 0)	0 (0 to 0)	0
Trachoma	0 (0 to 0)	0 (0 to 0)	0 (0 to 0)	0 (0 to 0)	0 (0 to 0)	0 (0 to 0)	0 (0 to 0)	0 (0 to 0)	0 (0 to 0)	0 (0 to 0)	0 (0 to 0)	0 (0 to 0)	0 (0 to 0)	0 (0 to 0)	0 (0 to 0)	0 (0 to 0)	0 (0 to 0)	0 (0 to 0)	0 (0 to 0)	0 (0 to 0)	0 (0 to 0)	0 (0 to 0)	0 (0 to 0)	0 (0 to 0)	0
Dengue	0 (0 to 0)	0 (0 to 0)	0 (0 to 0)	0 (0 to 0)	0 (0 to 0)	0 (0 to 0)	0 (0 to 0)	0 (0 to 0)	0 (0 to 0)	0 (0 to 0)	0 (0 to 0)	0 (0 to 0)	0 (0 to 0)	0 (0 to 0)	0 (0 to 0)	0 (0 to 0)	0 (0 to 0)	0 (0 to 0)	0 (0 to 0)	0 (0 to 0)	0 (0 to 0)	0 (0 to 0)	0 (0 to 0)	0 (0 to 0)	0
Yellow fever	0 (0 to 0)	0 (0 to 0)	0 (0 to 0)	0 (0 to 0)	0 (0 to 0)	0 (0 to 0)	0 (0 to 0)	0 (0 to 0)	0 (0 to 0)	0 (0 to 0)	0 (0 to 0)	0 (0 to 0)	0 (0 to 0)	0 (0 to 0)	0 (0 to 0)	0 (0 to 0)	0 (0 to 0)	0 (0 to 0)	0 (0 to 0)	0 (0 to 0)	0 (0 to 0)	0 (0 to 0)	0 (0 to 0)	0 (0 to 0)	0
Rabies	0 (0 to 0)	0 (0 to 0)	0 (0 to 0)	0 (0 to 0)	0 (0 to 0)	0 (0 to 0)	0 (0 to 0)	0 (0 to 0)	0 (0 to 0)	0 (0 to 0)	0 (0 to 0)	0 (0 to 0)	0 (0 to 0)	0 (0 to 0)	0 (0 to 0)	0 (0 to 0)	0 (0 to 0)	0 (0 to 0)	0 (0 to 0)	0 (0 to 0)	0 (0 to 0)	0 (0 to 0)	0 (0 to 0)	0 (0 to 0)	0
Intestinal nematode infections	0 (0 to 0)	0 (0 to 0)	0 (0 to 0)	0 (0 to 0)	0 (0 to 0)	0 (0 to 0)	0 (0 to 0)	0 (0 to 0)	0 (0 to 0)	0 (0 to 0)	0 (0 to 0)	0 (0 to 0)	0 (0 to 0)	0 (0 to 0)	0 (0 to 0)	0 (0 to 0)	0 (0 to 0)	0 (0 to 0)	0 (0 to 0)	0 (0 to 0)	0 (0 to 0)	0 (0 to 0)	0 (0 to 0)	0 (0 to 0)	0
Ascariasis	0 (0 to 0)	0 (0 to 0)	0 (0 to 0)	0 (0 to 0)	0 (0 to 0)	0 (0 to 0)	0 (0 to 0)	0 (0 to 0)	0 (0 to 0)	0 (0 to 0)	0 (0 to 0)	0 (0 to 0)	0 (0 to 0)	0 (0 to 0)	0 (0 to 0)	0 (0 to 0)	0 (0 to 0)	0 (0 to 0)	0 (0 to 0)	0 (0 to 0)	0 (0 to 0)	0 (0 to 0)	0 (0 to 0)	0 (0 to 0)	0
Trichuriasis	0 (0 to 0)	0 (0 to 0)	0 (0 to 0)	0 (0 to 0)	0 (0 to 0)	0 (0 to 0)	0 (0 to 0)	0 (0 to 0)	0 (0 to 0)	0 (0 to 0)	0 (0 to 0)	0 (0 to 0)	0 (0 to 0)	0 (0 to 0)	0 (0 to 0)	0 (0 to 0)	0 (0 to 0)	0 (0 to 0)	0 (0 to 0)	0 (0 to 0)	0 (0 to 0)	0 (0 to 0)	0 (0 to 0)	0 (0 to 0)	0
Hookworm disease	0 (0 to 0)	0 (0 to 0)	0 (0 to 0)	0 (0 to 0)	0 (0 to 0)	0 (0 to 0)	0 (0 to 0)	0 (0 to 0)	0 (0 to 0)	0 (0 to 0)	0 (0 to

Other neoplasms	0 (0 to 0.1)	0 (0 to 0)	0-1 (0 to 0.2)	0-2 (0-1 to 0.4)	0-2 (0-1 to 0.3)	0-2 (0-1 to 0.3)	0-4 (0-2 to 0.6)	0-3 (0-2 to 0.4)	0-6 (0-3 to 0.9)	0-6 (0-3 to 1.3)	1-1 (0-5 to 1.7)	1-3 (0-6 to 2.1)	2-5 (1-5 to 4.1)	3-5 (2-4 to 5.9)	5-9 (4-7 to 9.4)	9-14 (6-12 to 15.1)	15-5 (10 to 23.4)	29-7 (17-9 to 44.1)	45-2 (26-2 to 62)	43-3 (29-8 to 72.7)	39-3 (24-1 to 67.5)	27-6 (16-8 to 44.4)	11-6 (9-4 to 16)	2-5 (1-3 to 3.6)	234
Medulloblastoma, medulloblastoma, and other hemangioblastoma	0 (0 to 0.1)	0 (0 to 0)	0-1 (0 to 0.2)	0-2 (0-1 to 0.4)	0-2 (0-2 to 0.6)	0-2 (0-2 to 0.6)	0-4 (0-2 to 0.6)	0-3 (0-2 to 0.5)	0-6 (0-3 to 1.3)	0-6 (0-3 to 1.3)	1-1 (0-5 to 1.7)	1-3 (0-6 to 2.1)	2-5 (1-5 to 4.1)	3-5 (2-4 to 5.9)	5-9 (4-7 to 9.4)	9-14 (6-12 to 15.1)	15-5 (10 to 23.4)	29-7 (17-9 to 44.1)	45-2 (26-2 to 62)	43-3 (29-8 to 72.7)	39-3 (24-1 to 67.5)	27-6 (16-8 to 44.4)	11-6 (9-4 to 16)	2-5 (1-3 to 3.6)	234
Meningioma and in situ intracranial neoplasms	0 (0 to 0)	0 (0 to 0)	0 (0 to 0)	0 (0 to 0)	0 (0 to 0)	0 (0 to 0)	0 (0 to 0)	0 (0 to 0)	0 (0 to 0)	0 (0 to 0)	0 (0 to 0)	0 (0 to 0)	0 (0 to 0)	0 (0 to 0)	0 (0 to 0)	0 (0 to 0)	0 (0 to 0)	0 (0 to 0)	0 (0 to 0)	0 (0 to 0)	0 (0 to 0)	0 (0 to 0)	0 (0 to 0)	0 (0 to 0)	0 (0 to 0)	0
Benign and in situ cerebral and uterine neoplasms	0 (0 to 0)	0 (0 to 0)	0 (0 to 0)	0 (0 to 0)	0 (0 to 0)	0 (0 to 0)	0 (0 to 0)	0 (0 to 0)	0 (0 to 0)	0 (0 to 0)	0 (0 to 0)	0 (0 to 0)	0 (0 to 0)	0 (0 to 0)	0 (0 to 0)	0 (0 to 0)	0 (0 to 0)	0 (0 to 0)	0 (0 to 0)	0 (0 to 0)	0 (0 to 0)	0 (0 to 0)	0 (0 to 0)	0 (0 to 0)	0 (0 to 0)	0
Benign and in situ cervical neoplasms	0 (0 to 0)	0 (0 to 0)	0 (0 to 0)	0 (0 to 0)	0 (0 to 0)	0 (0 to 0)	0 (0 to 0)	0 (0 to 0)	0 (0 to 0)	0 (0 to 0)	0 (0 to 0)	0 (0 to 0)	0 (0 to 0)	0 (0 to 0)	0 (0 to 0)	0 (0 to 0)	0 (0 to 0)	0 (0 to 0)	0 (0 to 0)	0 (0 to 0)	0 (0 to 0)	0 (0 to 0)	0 (0 to 0)	0 (0 to 0)	0 (0 to 0)	0
Other benign and in situ neoplasms	0 (0 to 0)	0 (0 to 0)	0 (0 to 0)	0 (0 to 0)	0 (0 to 0)	0 (0 to 0)	0 (0 to 0)	0 (0 to 0)	0 (0 to 0)	0 (0 to 0)	0 (0 to 0)	0 (0 to 0)	0 (0 to 0)	0 (0 to 0)	0 (0 to 0)	0 (0 to 0)	0 (0 to 0)	0 (0 to 0)	0 (0 to 0)	0 (0 to 0)	0 (0 to 0)	0 (0 to 0)	0 (0 to 0)	0 (0 to 0)	0 (0 to 0)	0
Cardiovascular diseases	1 (0.7 to 1.4)	1-6 (1.1 to 2.4)	5-1 (2.8 to 7.8)	6-3 (2.8 to 9.3)	8-3 (3 to 9.3)	8-7 (5-1 to 12.6)	20-1 (9.5 to 35.2)	29-9 (27.4 to 44.4)	77-2 (60.1 to 96.4)	105 (84.5 to 128)	150 (109 to 193)	193 (139 to 251)	252 (190 to 321)	332 (260 to 402)	472 (358 to 593)	1,210 (1,000 to 1,440)	2,530 (2,120 to 3,020)	2,070 (1,720 to 2,450)	2,630 (2,400 to 2,940)	2,640 (2,220 to 3,070)	2,460 (2,260 to 2,690)	1,690 (1,410 to 1,990)	932 (689 to 1,190)	220 (170 to 282)	17,700
Rheumatic heart disease	0 (0 to 0)	0 (0 to 0)	0 (0 to 0.2)	0-1 (0-1 to 0.1)	0-1 (0-1 to 0.1)	0-1 (0-1 to 0.2)	0-2 (0-1 to 0.4)	0-2 (0-1 to 0.4)	0-4 (0-2 to 0.8)	0-6 (0-3 to 1.2)	1-1 (0-5 to 1.7)	1-4 (0-6 to 2.1)	2-5 (1-5 to 3.7)	3-7 (2-5 to 5.7)	5-9 (4-6 to 8.9)	9-4 (7-6 to 11.7)	11-7 (9-3 to 14.7)	13-7 (9-3 to 19.7)	12-7 (8-3 to 18.1)	11-1 (7-1 to 16.2)	7-1 (4-1 to 9.9)	3-1 (2-2 to 4.1)	0-7 (0-5 to 1.1)	80.2
Ischemic heart disease	0 (0 to 0)	0 (0 to 0)	0-2 (0-1 to 0.5)	0-5 (0-2 to 1.2)	1-6 (0-4 to 3.1)	4-1 (1-9 to 8.4)	28-6 (20-4 to 37.9)	69 (49.4 to 92.1)	84 (60.1 to 113)	107 (73.9 to 144)	143 (97.5 to 194)	173 (115 to 236)	271 (175 to 373)	375 (215 to 523)	558 (329 to 780)	898 (497 to 1,340)	1,460 (797 to 2,180)	1,420 (765 to 2,110)	1,420 (1,410 to 1,490)	1,420 (1,190 to 1,670)	1,310 (1,260 to 1,370)	963 (703 to 1,300)	512 (355 to 673)	109 (83 to 137)	10,100
Stroke	0 (0 to 0.1)	0-2 (0 to 1.1)	0-7 (0 to 1.7)	0-9 (0-1 to 1.9)	1-4 (0-3 to 3.4)	2-6 (0-9 to 6.4)	11-4 (3-3 to 23.6)	20-6 (12-3 to 34.6)	33-9 (17.2 to 54.4)	47-1 (22.7 to 80.1)	79-8 (32.4 to 153)	130 (52.1 to 253)	192 (77.2 to 374)	224 (90 to 436)	317 (128 to 617)	540 (229 to 1,040)	982 (471 to 1,720)	923 (472 to 1,580)	946 (472 to 1,640)	699 (365 to 1,040)	238 (120 to 354)	66.9 (33.5 to 99.4)	8.6 (4.3 to 12.8)	3,580
Ischemic stroke	0 (0 to 0.1)	0-1 (0-1 to 0.3)	0-2 (0-2 to 0.6)	0-6 (0-2 to 1.3)	1-3 (0-4 to 2.6)	1-8 (0-6 to 4.1)	7-3 (2-4 to 15.6)	14-3 (7-4 to 24.3)	23-1 (11.2 to 39.1)	33-6 (16.2 to 57.1)	57-1 (25.5 to 99.6)	89 (35.5 to 170)	135 (54.6 to 264)	164 (67.2 to 321)	232 (93.2 to 457)	395 (159 to 778)	719 (289 to 1,420)	676 (344 to 1,150)	692 (345 to 1,200)	512 (265 to 886)	174 (86.9 to 302)	48.9 (24.5 to 84.8)	6.3 (3.1 to 10.9)	2,630
Intracerebral hemorrhage	0 (0 to 0.1)	0-1 (0 to 0.2)	0-2 (0-1 to 0.5)	0-3 (0-2 to 0.7)	0-6 (0-2 to 1.4)	1-1 (0-3 to 2.7)	3-4 (1-2 to 8.1)	6-1 (2-5 to 14.1)	11-1 (4-4 to 22.2)	16-2 (6-8 to 32.1)	27-1 (9-7 to 54.1)	41-2 (14-9 to 82.1)	65-3 (23.7 to 130)	76-3 (27.7 to 152)	108 (39.2 to 216)	184 (68.3 to 368)	334 (129 to 668)	314 (144 to 628)	321 (149 to 642)	238 (99 to 477)	82.4 (34.1 to 165)	22.7 (9.4 to 45.4)	2.9 (1.2 to 5.8)	1,140
Subarachnoid hemorrhage	0 (0 to 0.1)	0 (0 to 0)	0-1 (0 to 0.1)	0-2 (0-2 to 0.5)	0-4 (0-3 to 1.1)	0-9 (0-4 to 2.3)	2-7 (0-9 to 5.9)	3-9 (1-9 to 10.2)	6-4 (2-9 to 16.2)	9-1 (3-3 to 23.1)	15-1 (4-6 to 39.4)	23-1 (6-9 to 59.4)	36-4 (12-3 to 87.1)	42-5 (12-9 to 97.4)	60-2 (19.2 to 131)	102 (29.8 to 221)	186 (56.4 to 393)	175 (56.5 to 362)	179 (58.2 to 362)	133 (43.2 to 269)	45.9 (14.9 to 93.1)	12.7 (4.1 to 25.6)	1.6 (0.5 to 3.2)	639
Hypertensive heart disease	0 (0 to 0)	0 (0 to 0)	0 (0 to 0)	0 (0 to 0)	0 (0 to 0)	0 (0 to 0)	0 (0 to 0.1)	0 (0 to 0.1)	0 (0 to 0.2)	0 (0 to 0.3)	0 (0 to 0.4)	0 (0 to 0.5)	0 (0 to 0.8)	0 (0 to 1.1)	0 (0 to 1.6)	0 (0 to 2.5)	0 (0 to 4.1)	0 (0 to 6.5)	0 (0 to 10.2)	0 (0 to 16.1)	0 (0 to 25.9)	0 (0 to 39.9)	0 (0 to 62)	0 (0 to 9.7)	0 (0 to 1.5)	459
Non-rheumatic valvular heart disease	0 (0 to 0)	0 (0 to 0)	0 (0 to 0)	0 (0 to 0)	0 (0 to 0)	0 (0 to 0)	0 (0 to 0.1)	0 (0 to 0.1)	0 (0 to 0.2)	0 (0 to 0.3)	0 (0 to 0.4)	0 (0 to 0.6)	0 (0 to 0.9)	0 (0 to 1.2)	0 (0 to 1.8)	0 (0 to 2.8)	0 (0 to 4.6)	0 (0 to 7.2)	0 (0 to 11.3)	0 (0 to 17.9)	0 (0 to 28.7)	0 (0 to 44.2)	0 (0 to 69)	0 (0 to 10.8)	0 (0 to 1.7)	509
Non-rheumatic aortic aortic valve disease	0 (0 to 0)	0 (0 to 0)	0 (0 to 0)	0 (0 to 0)	0 (0 to 0)	0 (0 to 0)	0 (0 to 0.1)	0 (0 to 0.1)	0 (0 to 0.2)	0 (0 to 0.3)	0 (0 to 0.4)	0 (0 to 0.5)	0 (0 to 0.8)	0 (0 to 1.1)	0 (0 to 1.6)	0 (0 to 2.5)	0 (0 to 3.7)	0 (0 to 5.7)	0 (0 to 8.9)	0 (0 to 14.1)	0 (0 to 22.6)	0 (0 to 34.9)	0 (0 to 54.5)	0 (0 to 8.5)	0 (0 to 1.3)	399
Non-rheumatic degenerative mitral valve disease	0 (0 to 0)	0 (0 to 0)	0 (0 to 0)	0 (0 to 0)	0 (0 to 0)	0 (0 to 0)	0 (0 to 0.1)	0 (0 to 0.1)	0 (0 to 0.2)	0 (0 to 0.3)	0 (0 to 0.4)	0 (0 to 0.5)	0 (0 to 0.8)	0 (0 to 1.1)	0 (0 to 1.6)	0 (0 to 2.5)	0 (0 to 3.7)	0 (0 to 5.7)	0 (0 to 8.9)	0 (0 to 14.1)	0 (0 to 22.6)	0 (0 to 34.9)	0 (0 to 54.5)	0 (0 to 8.5)	0 (0 to 1.3)	399
Other non-rheumatic valve diseases	0 (0 to 0)	0 (0 to 0)	0 (0 to 0)	0 (0 to 0)	0 (0 to 0)	0 (0 to 0.1)	0 (0 to 0.1)	0 (0 to 0.2)	0 (0 to 0.3)	0 (0 to 0.5)	0 (0 to 0.7)	0 (0 to 1)	0 (0 to 1.4)	0 (0 to 2)	0 (0 to 2.8)	0 (0 to 4.5)	0 (0 to 7.1)	0 (0 to 11.3)	0 (0 to 17.8)	0 (0 to 28.1)	0 (0 to 44.3)	0 (0 to 68.6)	0 (0 to 107)	0 (0 to 16.8)	0 (0 to 2.6)	784
Cardiomyopathy and myocarditis	0 (0.2 to 0.7)	0 (0 to 1.2)	1-1 (0.4 to 2.6)	1-6 (0.7 to 3.1)	2-6 (1.1 to 5.2)	3-2 (1.4 to 6.9)	4-6 (2.3 to 9.1)	5-5 (2.4 to 11)	7-6 (3.3 to 15.1)	9-6 (4.3 to 19.3)	12-1 (5.3 to 24.1)	15-2 (6.7 to 30.1)	19-2 (8.5 to 38.1)	22-8 (10.1 to 45.2)	28-1 (12.5 to 56.1)	34-5 (15.3 to 68.9)	41-2 (18.3 to 82.3)	42 (18.7 to 84)	39-3 (17.5 to 78.5)	36-2 (16.1 to 72.3)	30-1 (13.4 to 60.2)	23-2 (10.3 to 46.3)	16-2 (7.2 to 32.4)	3-7 (1.6 to 7.4)	388
Myocarditis	0 (0 to 0.1)	0 (0 to 0.4)	0-1 (0 to 0.6)	0-3 (0 to 0.7)	0-5 (0 to 1.1)	0-7 (0 to 1.4)	1-2 (0 to 2.7)	1-7 (0 to 3.5)	2-3 (0 to 4.7)	2-7 (0 to 5.6)	3-2 (0 to 6.7)	3-6 (0 to 7.8)	4-1 (0 to 9.1)	4-5 (0 to 10.4)	5-1 (0 to 11.8)	5-7 (0 to 13.2)	6-2 (0 to 14.7)	6-5 (0 to 15.4)	6-5 (0 to 15.5)	6-4 (0 to 15.4)	6-2 (0 to 15.1)	5-8 (0 to 14.2)	5-3 (0 to 13.1)	4-5 (0 to 11.1)	0-7 (0 to 1.8)	99.1
Alcoholic cardiomyopathy	0 (0 to 0)	0 (0 to 0)	0 (0 to 0)	0 (0 to 0)	0 (0 to 0)	0-1 (0 to 0.1)	0-1 (0 to 0.2)	0-2 (0 to 0.4)	0-3 (0 to 0.6)	0-4 (0 to 0.8)	0-5 (0 to 1.1)	0-7 (0 to 1.5)	0-9 (0 to 2)	1-1 (0 to 2.5)	1-4 (0 to 3.1)	1-7 (0 to 3.8)	2-1 (0 to 4.6)	2-4 (0 to 5.3)	2-5 (0 to 5.6)	2-5 (0 to 5.6)	2-4 (0 to 5.4)	2-2 (0 to 5)	1-9 (0 to 4.4)	1-6 (0 to 3.7)	0-3 (0 to 0.8)	39.1
Other cardiomyopathy	0-4 (0.2 to 0.7)	0-6 (0.4 to 0.9)	1-1 (0.7 to 1.6)	1-6 (0.8 to 2.3)	1-9 (0.9 to 2.6)	2-4 (1.2 to 3.2)	3-5 (2.2 to 4.7)	4-3 (2.8 to 6)	5-6 (3.5 to 7.8)	6-9 (4.3 to 9.6)	8-1 (5.2 to 11.4)	9-5 (6.2 to 13.1)	11-2 (7.2 to 15.4)	12-5 (8.1 to 17.2)	14-1 (9.2 to 19.3)	15-7 (10.2 to 21.4)	17-3 (11.2 to 23.6)	18-4 (11.9 to 25.1)	18-9 (12.1 to 25.6)	18-6 (11.9 to 25.2)	17-7 (11.2 to 24.1)	16-2 (10.2 to 22.1)	14-2 (8.9 to 19.4)	11-6 (7.2 to 15.8)	3-3 (1.9 to 4.7)	241
Atrial fibrillation and flutter	0 (0 to 0)	0 (0 to 0)	0 (0 to 0)	0 (0 to 0)	0 (0 to 0)	0 (0 to 0)	0 (0 to 0)	0 (0 to 0)	0 (0 to 0)	0 (0 to 0)	0 (0 to 0)	0 (0 to 0)	0 (0 to 0)	0 (0 to 0)	0 (0 to 0)	0 (0 to 0)	0 (0 to 0)	0 (0 to 0)	0 (0 to 0)	0 (0 to 0)	0 (0 to 0)	0 (0 to 0)	0 (0 to 0)	0 (0 to 0)	0 (0 to 0)	0
Aortic aneurysm	--	--	--	--	--	--	0-6 (0 to 1.3)	1-3 (0 to 2.3)	2-8 (1 to 4.1)	4-7 (2 to 6.6)	6-7 (2 to 9.6)	8-7 (4 to 12.5)	11-4 (6 to 16.2)	12-5 (6 to 17.6)	20-8 (11 to 28)	27 (14 to 37.3)	39-1 (20 to 51.3)	49-5 (27 to 64.5)	56-1 (32 to 73.5)	58-3 (33 to 76.3)	57-1 (32 to 74.6)	52-1 (29 to 68.2)	43-3 (24 to 56.7)	30-7 (17 to 40.1)	6-1 (3 to 8)	NA
Endocarditis	0 (0 to 0.2)	0-2 (0 to 0.5)	0-5 (0 to 1.2)	0-7 (0 to 1.5)	0-9 (0 to 2.1)	1-1 (0 to 2.5)	2-2 (0 to 4.9)	2-6 (0 to 5.8)	3-1 (0 to 6.9)	3-8 (1 to 8.2)	4-9 (1 to 9.9)	6-7 (2 to 13.5)	9-3 (3 to 18.3)	10-3 (3 to 20.1)	13-9 (5 to 26.7)	19-3 (7 to 36.3)	25-4 (10 to 47.1)	30-4 (12 to 56.1)	32-5 (13 to 59.4)	32-4 (13 to 59.1)	30-4 (12 to 55.4)	26-4 (10 to 48.1)	20-7 (8 to 37.6)	10-9 (4 to 19.6)	2-5 (1 to 4.6)	130
Other cardiovascular and circulatory diseases	0-6 (0.2 to 0.8)	0-9 (0.3 to 1.1)	1-6 (0.4 to 2.8)	1-7 (0.7 to 3.1)	1-9 (0.7 to 3.4)	2-2 (0.9 to 4.2)	3-2 (1.3 to 6.1)	4-6 (2.1 to 9.1)	6-5 (2.9 to 12.4)	8-3 (3.7 to 16.2)	10-3 (4.2 to 20.4)	12-4 (5.1 to 24.5)	15-3 (6.2 to 30.4)	16-8 (6.8 to 33.2)	19-8 (8.1 to 39.2)	23-4 (9.6 to 46.5)	26-9 (11.1 to 53.4)	29-2 (12.1 to 58.1)	30-1 (12.5 to 59.9)	29-5 (12.2 to 58.6)	27-4 (11.3 to 54.5)	24-1 (9.9 to 47.9)	18-7 (7.7 to 37.1)	5-2 (2.1 to 10.3)	583
Chronic respiratory diseases	0 (0 to 0)	0 (0 to 0)	0-3 (0.2 to 0.7)	0-9 (0.2 to 1.9)	1-3 (0.4 to 2.7)	1-7 (0.5 to 3.5)	3-6 (1.2 to 7.5)	5-1 (2.1 to 10.6)	7-1 (2.9 to 14.7)	9-1 (3.7 to 18.7)	11-2 (4.5 to 23.1)	13-7 (5.5 to 28.1)	16-9 (6.8 to 34.5)	18-4 (7.4 to 37.5)	21-7 (8.8 to 44.1)	25-7 (10.4 to 52.3)	29-4 (11.9 to 59.8)	31-9 (12.9 to 64.8)	33-1 (13.4 to 67.2)	32-3 (13.1 to 65.6)	29-9 (12.1 to 60.5)	26-4 (10.7 to 53.6)	20-3 (8.2 to 41.2)	5-7 (2.3 to 11.6)	683
Chronic obstructive pulmonary disease	0 (0 to 0)	0 (0 to 0)	0-3 (0.1 to 0.7)	0-7 (0.2 to 1.7)	1-2 (0.4 to 2.7)	1-6 (0.5 to 3.4)	3-4 (1.2 to 7.1)	4-8 (1.9 to 9.9)	6-6 (2.7 to 13.6)	8-4 (3.4 to 17.3)	10-3 (4.1 to 21.2)	12-5 (5.1 to 25.7)	15-4 (6.2 to 31.5)	16-8 (6.8 to 34.2)	19-8 (8.1 to 40.2)	23-4 (9.6 to 47.6)	26-8 (10.9 to 54.4)	28-9 (11.8 to 58.6)	29-9 (12.2 to 60.5)	29-2 (11.9 to 59.2)	26-8 (10.9 to 54.2)	23-7 (9.7 to 48.1)	18-2 (7.4 to 37)	4-9 (2 to 10.1)	659
Pneumoconiosis	0 (0 to 0)	0 (0 to 0)	0 (0 to 0)	0 (0 to 0)	0 (0 to 0)	0 (0 to 0)	0 (0 to 0)	0 (0 to 0)	0 (0 to 0)	0 (0 to 0)	0 (0 to 0)	0 (0 to 0)	0 (0 to 0)	0 (0 to 0)	0 (0 to 0)	0 (0 to 0)	0 (0 to 0)	0 (0 to 0)	0 (0 to 0)	0 (0 to 0)	0 (0 to 0)	0 (0 to 0)	0 (0 to 0)	0 (0 to 0)	0 (0 to 0)	0
Silicosis	0 (0 to 0)	0 (0 to 0)	0 (0 to 0)	0 (0 to 0)	0 (0 to 0)	0 (0 to 0)	0 (0 to 0)	0 (0 to 0)	0 (0 to 0)	0 (0 to 0)	0 (0 to 0)	0 (0 to 0)	0 (0 to 0)	0 (0 to 0)	0 (0 to 0)	0 (0 to 0)	0 (0 to 0)	0 (0 to 0)	0 (0 to 0)	0 (0 to 0)	0 (0 to 0)	0 (0 to 0)	0 (0 to 0)	0 (0 to 0)	0 (0 to 0)	0
Asbestosis	0 (0 to 0)	0 (0 to 0)	0 (0 to 0)	0 (0 to 0)	0 (0 to 0)	0 (0 to 0)	0 (0 to 0)	0 (0 to 0)	0 (0 to 0)	0 (0 to 0)	0 (0 to 0)	0 (0 to 0)	0 (0 to 0)	0 (0 to 0)	0 (0 to 0)	0 (0 to 0)	0 (0 to 0)	0 (0 to 0)	0 (0 to 0)	0 (0 to 0)	0 (0 to 0)	0 (0 to 0)	0 (0 to 0)	0 (0 to 0)	0 (0 to 0)	0
Coal workers pneumoconiosis	0 (0 to 0)	0 (0 to 0)	0 (0 to 0)	0 (0 to 0)	0 (0 to 0)	0 (0 to 0)	0 (0 to 0)	0 (0 to 0)	0 (0 to 0)	0 (0 to 0)	0 (0 to 0)	0 (0 to 0)	0 (0 to 0)	0 (0 to 0)	0 (0 to 0)	0 (0 to 0)	0 (0 to 0)	0 (0 to 0)	0 (0 to 0)	0 (0 to 0)	0 (0 to 0)	0 (0 to 0)	0 (0 to 0)	0 (0 to 0)	0 (0 to 0)	0
Other pneumoconiosis	0 (0 to 0)	0 (0 to 0)	0 (0 to 0)	0 (0 to 0)	0 (0 to 0)	0 (0 to 0)	0 (0 to 0)	0 (0 to 0)	0 (0 to 0)	0 (0 to 0)	0 (0 to 0)	0 (0 to 0)	0 (0 to 0)	0 (0 to 0)	0 (0 to 0)	0 (0 to 0)	0 (0 to 0)	0 (0 to 0)	0 (0 to 0)	0 (0 to 0)	0 (0 to 0)	0 (0 to 0)	0 (0 to 0)	0 (0 to 0)	0 (0 to 0)	0
Asthma	0 (0 to 0)	0-2 (0.1 to 0.5)	49-1 (11.3 to 41.6)	51-8 (24.6 to 81.3)	51-8 (29.1 to 89.4)	47-2 (27.7 to 79.7)	41-2 (25.7 to 69.7)	31-8 (20.4 to 52.3)	28-1 (22.4 to 43.3)	23-7 (20.7 to 32.9)	19-2 (17.9 to 28.4)	15-2 (15.2 to 25.1)	12-1 (12.7 to 21.3)	9-7 (10.4 to 17.6)	8-1 (8.7 to 14.7)	6-7 (7.2 to 12.1)	5-6 (6.1 to 10.2)	4-7 (5.2 to 8.5)	4-1 (4.5 to 7.4)	3-6 (4.1 to 6.5)	3-2 (3.7 to 5.7)	2-9 (3.4 to 5.1)	2-5 (3.1 to 4.4)	0-9 (1.1 to 1.6)	779
Interstitial lung disease and pulmonary sarcoidosis	0 (0 to 0)	0 (0 to 0)	0 (0 to 0)	0 (0 to 0)	0 (0 to 0)	0 (0 to 0)	0 (0 to 0)	0 (0 to 0)	0 (0 to 0)	0 (0 to 0)	0 (0 to 0)	0 (0 to 0)	0 (0 to 0)	0 (0 to 0)	0 (0 to 0)	0 (0 to 0)	0 (0 to 0)	0 (0 to 0)	0 (0 to 0)	0 (0 to 0)	0 (0 to 0)	0 (0 to 0)	0 (0 to 0)	0 (0 to 0)	0 (0 to 0)	0
Other chronic respiratory diseases	0 (0 to 0)	0 (0 to 0)	0-1 (0 to 0.2)	0-2 (0 to 0.5)	0-3 (0 to 0.8)	0-4 (0 to 1)	0-8 (0 to 2.1)	1-1 (0 to 2.8)	1-6 (0 to 4.1)	2-1 (0 to 5.4)	2-8 (0 to 7.1)	3-5 (0 to 8.9)	4-3 (0 to 10.9)	4-8 (0 to 12.1)	5-6 (0 to 14.1)	6-5 (0 to 16.6)	7-4 (0 to 18.8)	8-1 (0 to 20.4)	8-4 (0 to 21.1)	8-3 (0 to 20.9)	7-9 (0 to 19.8)	7-3 (0 to 18.3)	6-4 (0 to 16.1)	5-1 (0 to 12.9)	1-2 (0 to 3.1)	177
Digestive diseases	0-3 (0.2 to 0.4)	0-6 (0.4 to 0.8)	2-4 (1.6 to 3.2)	3-9 (2.7 to 5.1)	5-1 (3.7 to 6.7)	12-9 (9.7 to 16.7)	24-8 (19.7 to 30.6)	46-1 (36.7 to 56.3)	91-9 (73.1 to 113)	131 (104 to 162)	190 (150 to 236)	252 (200 to 308)	336 (268 to 411)	411 (327 to 502)	496 (395 to 606)	633 (503 to 773)	788 (627 to 963)	1,010 (804 to 1,230)	1,140 (908 to 1,390)	1,220 (971 to 1,490)	1,220 (971 to 1,490)	1,150 (915 to 1,400)	1,000 (795 to 1,220)	853 (679 to 1,040)	21.9 (17.4 to 26.7)	17,700
Cirrhosis and other chronic liver diseases	0 (0 to 0)	0-4 (0 to 0.9)	0-5 (0 to 1.2)	0-6 (0 to 1.4)	1-4 (0 to 3.4)	2-6 (0 to 6.1)	9-2 (3 to 20.1)	20-7 (11.1 to 36.1)	42-2 (26.1 to 65.2)	67 (43.4 to 98.4)	98 (63.1 to 142)	142 (90 to 205)	202 (128 to 290)	279 (178 to 398)	378 (241 to 538)	510 (325 to 726)	667 (426 to 948)	798 (509 to 1,130)	884 (564 to 1,250)	934 (596 to 1,320)	907 (579 to 1,280)	784 (500 to 1,110)	597 (381 to 844)	353 (225 to 499)	9-3 (5.9 to 13.2)	6,590
Cirrhosis and other chronic liver diseases due to hepatitis B	0 (0 to 0)	0 (0 to 0)	0 (0 to 0)	0 (0 to 0)	0 (0 to 0)	0 (0 to 0)	0-2 (0 to 0.5)	0-5 (0 to 1.2)	1-3 (0 to 2.9)	2-1 (0 to 4.9)	3-1 (0 to 7.1)	4-1 (0 to 9.5)	5-7 (0 to 13.1)	7-1 (0 to 16.2)	9-3 (0 to 21.1)	12-1 (0 to 27.3)	15-4 (0 to 34.2)	18-2 (0 to 40.1)	19-5 (0 to 42.6)	19-8 (0 to 43.1)	19-1 (0 to 41.6)	17-6 (0 to 38.3)	14-3 (0 to 31.1)	8-5 (0 to 18.4)	2-1 (0 to 4.5)	119
Cirrhosis and other chronic liver diseases due to hepatitis C	0 (0 to 0)	0 (0 to 0)	0 (0 to 0)	0 (0 to 0)	0 (0 to 0)	0 (0 to 0)	0-2 (0 to 0.1)	0-2 (0 to 0.7)	0-5 (0 to 1.7)	0-7 (0 to 2.3)	0-9 (0 to 3.1)	1-2 (0 to 4.2)	1-6 (0 to 5.6)	1-9 (0 to 6.6)	2-4 (0 to 8.3)	3-1 (0 to 10.6)	3-9 (0 to 13.4)	4-4 (0 to 15.4)	4-7 (0 to 16.2)	4-7 (0 to 16.3)	4-5 (0 to 15.7)	4-1 (0 to 14.5)	3-3 (0 to 11.8)	2-1 (0 to 7.5)	0-3 (0 to 1.1)	99.4
Cirrhosis and other chronic liver diseases due to alcohol use	0 (0 to 0)	0 (0 to 0)	0 (0 to 0)	0 (0 to 0)	0 (0 to 0)	0 (0 to 0)	0 (0 to 0.1)	0 (0 to 0.1)	0 (0 to 0.4)	0 (0 to 0.5)	0 (0 to 0.7)	0 (0 to 1)	0 (0 to 1.4)	0 (0 to 2)	0 (0 to 2.8)	0 (0 to 4)	0 (0 to 5.7)	0 (0 to 8)	0 (0 to 11.3)	0 (0 to 15.9)	0 (0 to 22.4)	0 (0 to 31.5)	0 (0 to 44.2)	0 (0 to 62)	0 (0 to 8.5)	0 (0 to 1.3)	987
Cirrhosis and other chronic liver diseases due to NAFLD	0 (0 to 0)	0 (0 to 0)	0 (0 to 0)	0 (0 to 0)	0 (0 to 0)	0 (0 to 0)	0 (0 to 0.1)	0 (0 to 0.2)	0 (0 to 0.5)	0 (0 to 0.7)	0 (0 to 1)	0 (0 to 1.4)	0 (0 to 2)	0 (0 to 2.8)	0 (0 to 4)	0 (0 to 5.7)	0 (0 to 8)	0 (0 to 11.3)	0 (0 to 15.9)	0 (0 to 22.4)	0 (0 to 31.5)	0 (0 to 44.2)	0 (0 to 62)	0 (0 to 8.5)	0 (0 to 1.3)	130
Cirrhosis and other chronic liver diseases due to other causes	0 (0 to 0)	0 (0 to 0)	0 (0 to 0)	0 (0 to 0)	0 (0 to 0)	0 (0 to 0)	0 (0 to 0.1)	0 (0 to 0.2)	0 (0 to 0.5)	0 (0 to 0.7)	0 (0 to 1)	0 (0 to 1.4)	0 (0 to 2)	0 (0 to 2.8)	0 (0 to 4)	0 (0 to 5.7)	0 (0 to 8)	0 (0 to 11.3)	0 (0 to 15.9)	0 (0 to 22.4)	0 (0 to 31.5)	0 (0 to 44.2)	0 (0 to 62)	0 (0 to 8.5)	0 (0 to 1.3)	215
Upper digestive system diseases	0 (0 to 0)	0 (0 to 0)	0-4 (0 to 0.9)	0-7 (0.2 to 1.7)	0-9 (0.3 to 2.1)	1-3 (0.4 to 3.1)	3-2 (1.1 to 7.2)	5-2 (2.2 to 11.5)	8-2 (3.5 to 17.9)	10-3 (4.5 to 22.1)	12-3 (5.4 to 26.1)	14-3 (6.2 to 30.1)	16-3 (7.2 to 34.1)	17-3 (7.8 to 36.1)	18-3 (8.3 to 38.1)	19-2 (8.8 to 39.8)	19-8 (9.1 to 40.8)	20-1 (9.3 to 41.5)	20-2 (9.3 to 41.6)	19-9 (9.1 to 40.8)	19-2 (8.8 to 39.6)	18-2 (8.3 to 37.5)	16-7 (7.6 to 34.4)	13-4 (6.1 to 27.6)	4-7 (2.2 to 9.6)	614
Peptic ulcer disease	0 (0 to 0)	0 (0 to 0)	0 (0 to 0)	0 (0 to 0)	0 (0 to 0)	0 (0 to 0)	0 (0 to 0.1)	0 (0 to 0.1)	0 (0 to 0.2)	0 (0 to 0.3)	0 (0 to 0.4)	0 (0 to 0.6)	0 (0 to 0.9)	0 (0 to 1.2)	0 (0 to 1.7)	0 (0 to 2.5)	0 (0 to 3.6)	0 (0 to 5.1)	0 (0 to 7.2)	0 (0 to 10.1)	0 (0 to 14.2)	0 (

Congenital birth defects	83 (58·9 to 131)	43·8 (30·4 to 63·4)	88·2 (59·4 to 140)	45·9 (30·1 to 68)	26·5 (19 to 36·4)	24·9 (17·6 to 33·4)	28·6 (21·4 to 37·1)	29·7 (19 to 33·2)	23·8 (17·4 to 32·9)	20·7 (15·4 to 29·6)	20·3 (14·8 to 28·7)	19·4 (13·6 to 29·4)	23·6 (16·1 to 31·5)	28·2 (18·4 to 39·6)	39·4 (18·5 to 61·4)	26·5 (14·6 to 39·9)	19·9 (11·9 to 27·4)	7·3 (4·5 to 11·3)	4·3 (2·5 to 6·4)	2·6 (1·5 to 4·2)	1·2 (0·7 to 2)	0·4 (0·3 to 0·7)	0·1 (0·1 to 0·2)		595
Neural tube defects	9·5 (2·6 to 9·7)	2·6 (1·2 to 5·2)	6 (2·6 to 12·2)	6·1 (2·9 to 11·3)	1·2 (0·4 to 1·7)	1·2 (0·4 to 1·7)	1·5 (1·5 to 2·1)	1·6 (1·1 to 2·3)	1·4 (1 to 2·2)	1·4 (0·7 to 1·6)	0·9 (0·5 to 1·3)	0·7 (0·4 to 1·2)	0·7 (0·4 to 1·1)	0·4 (0·3 to 0·7)	0·4 (0·2 to 0·8)	0·3 (0·2 to 0·4)	0·1 (0 to 0·2)	0·1 (0 to 0·1)	0 (0 to 0)	0 (0 to 0)	0 (0 to 0)	0 (0 to 0)	0 (0 to 0)		32·3
Congenital heart anomalies	31·6 (11·4 to 39)	15·1 (13·4 to 32·7)	31·2 (18 to 55)	15·9 (9·3 to 14·4)	9·2 (5·2 to 14·4)	8·6 (5·2 to 12·7)	9·8 (7·4 to 15·1)	10·1 (4·1 to 14·9)	8·1 (3·6 to 9·7)	7·1 (3·5 to 9·4)	6·9 (2·9 to 9·7)	6·6 (2·9 to 9·2)	8·1 (2·6 to 9·1)	9·6 (2·7 to 13·2)	13·4 (2·6 to 21·1)	9 (2·1 to 13·7)	6·8 (1·2 to 9·3)	2·5 (0·7 to 3·6)	1·5 (0·4 to 2·1)	0·9 (0·3 to 1·3)	0·4 (0·1 to 0·6)	0·1 (0·1 to 0·1)	0 (0 to 0)		145
Orofacial clefts	0·3 (0 to 0·1)	0·2 (0 to 0·1)	0·2 (0·1 to 0·4)	0·4 (0·1 to 0·7)	0·3 (0·1 to 0·5)	0·3 (0·1 to 0·5)	0·3 (0·1 to 0·5)	0·3 (0·1 to 0·7)	0·2 (0·1 to 0·7)	0·3 (0·1 to 0·7)	0·3 (0·1 to 0·7)	0·3 (0·1 to 0·6)	0·4 (0·1 to 0·8)	0·4 (0·1 to 0·8)	0·4 (0·1 to 0·9)	0·3 (0·1 to 0·7)	0·2 (0·1 to 0·7)	0·3 (0·1 to 0·7)	0·2 (0 to 0·5)	0·1 (0 to 0·3)	0·1 (0 to 0·2)	0 (0 to 0·1)	0 (0 to 0)		9·7
Down syndrome	2·6 (1·2 to 4·8)	0·9 (0·5 to 1·5)	3·1 (1·4 to 6·6)	1·2 (1·2 to 3·4)	1·6 (0·9 to 2·7)	1·7 (1·1 to 2·6)	1·9 (1·2 to 2·6)	2·2 (1·4 to 2·8)	2·6 (1·4 to 3·8)	2·3 (1·4 to 3·4)	2·3 (1·4 to 3·4)	2·4 (1·4 to 3·5)	3·1 (2 to 4·5)	2·6 (1·4 to 3·9)	3·7 (1·4 to 5·9)	2·5 (1·4 to 3·7)	1·9 (1·1 to 2·7)	0·7 (0·4 to 1·1)	0·4 (0·2 to 0·6)	0·2 (0·1 to 0·3)	0·1 (0 to 0·2)	0 (0 to 0)	0 (0 to 0)		67
Turner syndrome	0 (0 to 0)	0 (0 to 0)	0 (0 to 0)	0 (0 to 0)	0 (0 to 0)

SR Table 2a: Bottom DALYS by cause and age group for males with 95% uncertainty intervals, 2019

Cause	Early Neonatal	Late Neonatal	Post Neonatal	1 to 4	5 to 9	10 to 14	15 to 19	20 to 24	25 to 29	30 to 34	35 to 39	40 to 44	45 to 49	50 to 54	55 to 59	60 to 64	65 to 69	70 to 74	75 to 79	80 to 84	85 to 89	90 to 94	95 plus	Total
All causes	880 (239 to 2069)	1,240 (156 to 143)	2,240 (235 to 479)	3,240 (277 to 400)	1,870 (367 to 544)	1,440 (449 to 773)	2,170 (749 to 1,160)	3,160 (820 to 1,420)	4,210 (1,160 to 1,790)	5,460 (1,340 to 2,320)	6,980 (1,660 to 2,950)	8,610 (1,720 to 3,600)	10,200 (2,060 to 4,230)	11,900 (2,750 to 5,060)	13,400 (3,550 to 6,130)	14,600 (4,310 to 7,350)	15,200 (4,270 to 8,330)	14,900 (3,770 to 9,010)	13,900 (3,760 to 9,910)	11,900 (3,230 to 9,490)	8,540 (2,060 to 7,220)	4,770 (940 to 5,110)	1,240 (202 to 291)	145,000
Communicable, maternal, neonatal, and nutritional diseases	880 (239 to 2069)	1,240 (161 to 55)	2,240 (235 to 479)	3,240 (45 to 400)	1,870 (51 to 544)	1,440 (45 to 773)	2,170 (45 to 1,160)	3,160 (45 to 1,420)	4,210 (49 to 1,790)	5,460 (54 to 2,320)	6,980 (62 to 2,950)	8,610 (68 to 3,600)	10,200 (77 to 4,230)	11,900 (91 to 5,060)	13,400 (131 to 6,130)	14,600 (185 to 7,350)	15,200 (268 to 8,330)	14,900 (397 to 9,010)	13,900 (559 to 9,910)	11,900 (760 to 9,490)	8,540 (1,020 to 7,220)	4,770 (1,020 to 5,110)	1,240 (727 to 1,240)	2,540
HIV/AIDS and sexually transmitted infections	7 (1.9 to 15.9)	2.4 (0.7 to 5.5)	4.3 (1.4 to 9.2)	0.5 (0.4 to 0.6)	0.3 (0.2 to 0.4)	0.2 (0.2 to 0.3)	0.3 (0.2 to 0.4)	0.9 (0.4 to 1.2)	2.7 (1.1 to 3.5)	5.2 (2.6 to 6.8)	6.6 (2.1 to 8.9)	7.1 (3.2 to 9.7)	8.1 (4.1 to 10.9)	6.4 (4.0 to 8.4)	4.8 (3.4 to 6.1)	3.5 (2.4 to 5.2)	3.1 (2.0 to 5)	1.9 (0.8 to 3.7)	0.8 (0.4 to 1.5)	0.2 (0.1 to 0.3)	0.1 (0 to 0.1)	0 (0 to 0.1)	66.4
HIV/AIDS	0 (0 to 0)	0 (0 to 0)	0.5 (0.4 to 0.6)	0.4 (0.3 to 0.5)	0.3 (0.2 to 0.3)	0.2 (0.2 to 0.3)	0.2 (0.2 to 0.3)	0.7 (0.5 to 1)	2.5 (1.9 to 3.2)	4.8 (3.7 to 6.4)	6.3 (4.8 to 8.4)	6.7 (5.0 to 9.2)	7.7 (5.8 to 10.4)	6.1 (4.5 to 8.1)	4.5 (3.2 to 6.2)	3.2 (2.2 to 4.8)	2.9 (1.9 to 4.7)	1.7 (0.7 to 3.4)	0.6 (0.2 to 1.3)	0.1 (0 to 0.3)	0 (0 to 0)	0 (0 to 0)	49.4
HIV/AIDS - Drug-susceptible Tuberculosis	0 (0 to 0)	0 (0 to 0)	0 (0 to 0)	0 (0 to 0)	0 (0 to 0)	0 (0 to 0)	0 (0 to 0)	0 (0 to 0)	0.2 (0 to 0.4)	0.5 (0.3 to 0.8)	0.7 (0.4 to 1.1)	0.7 (0.4 to 1.1)	0.8 (0.5 to 1.2)	0.6 (0.4 to 0.9)	0.4 (0.3 to 0.6)	0.3 (0.2 to 0.4)	0.2 (0.1 to 0.3)	0.1 (0 to 0.1)	0 (0 to 0.1)	0 (0 to 0)	0 (0 to 0)	0 (0 to 0)	0 (0 to 0)	4.9
HIV/AIDS - Multidrug-resistant Tuberculosis without extensive dr...	0 (0 to 0)	0 (0 to 0)	0 (0 to 0)	0 (0 to 0)	0 (0 to 0)	0 (0 to 0)	0 (0 to 0)	0 (0 to 0)	0 (0 to 0)	0 (0 to 0)	0 (0 to 0)	0 (0 to 0)	0 (0 to 0)	0 (0 to 0)	0 (0 to 0)	0 (0 to 0)	0 (0 to 0)	0 (0 to 0)	0 (0 to 0)	0 (0 to 0)	0 (0 to 0)	0 (0 to 0)	0 (0 to 0)	0 (0 to 0)	0.1
HIV/AIDS - Extensively drug-resistant Tuberculosis	0 (0 to 0)	0 (0 to 0)	0 (0 to 0)	0 (0 to 0)	0 (0 to 0)	0 (0 to 0)	0 (0 to 0)	0 (0 to 0)	0 (0 to 0)	0 (0 to 0)	0 (0 to 0)	0 (0 to 0)	0 (0 to 0)	0 (0 to 0)	0 (0 to 0)	0 (0 to 0)	0 (0 to 0)	0 (0 to 0)	0 (0 to 0)	0 (0 to 0)	0 (0 to 0)	0 (0 to 0)	0 (0 to 0)	0
HIV/AIDS resulting in other diseases	0 (0 to 0)	0.4 (0.3 to 0.5)	0.3 (0.2 to 0.4)	0.2 (0.2 to 0.4)	0.2 (0.1 to 0.2)	0.2 (0.2 to 0.3)	0.2 (0.2 to 0.3)	0.6 (0.4 to 0.9)	2.2 (1.6 to 3)	4.3 (3.1 to 5.9)	5.6 (4 to 7.6)	6 (4.2 to 8.3)	6.9 (4.6 to 9.4)	5.4 (3.6 to 7.4)	3.7 (2.7 to 5.6)	2.5 (1.9 to 4.5)	2.7 (1.4 to 4.4)	1.6 (0.6 to 3.3)	0.6 (0.2 to 1.3)	0.1 (0 to 0.2)	0 (0 to 0)	0 (0 to 0)	44.4
Sexually transmitted infections excluding HIV	7 (1.9 to 15.9)	2.4 (0.7 to 5.4)	3.8 (1.9 to 8.6)	0.1 (0 to 0.2)	0.1 (0 to 0.1)	0.1 (0 to 0.1)	0.1 (0 to 0.1)	0.1 (0.1 to 0.3)	0.2 (0.1 to 0.4)	0.2 (0.1 to 0.4)	0.3 (0.2 to 0.7)	0.2 (0.2 to 0.7)	0.4 (0.2 to 0.9)	0.4 (0.2 to 0.9)	0.3 (0.2 to 0.7)	0.3 (0.1 to 0.6)	0.2 (0.1 to 0.5)	0.1 (0 to 0.3)	0.1 (0 to 0.3)	0.1 (0 to 0.2)	0 (0 to 0.1)	0 (0 to 0.1)	0 (0 to 0.1)	17
Syphilis	7 (1.9 to 15.9)	2.4 (0.7 to 5.4)	3.8 (1.9 to 8.6)	0.1 (0 to 0.2)	0.1 (0 to 0.1)	0 (0 to 0)	0 (0 to 0)	0 (0 to 0)	0 (0 to 0.1)	0 (0 to 0.1)	0 (0 to 0.1)	0 (0 to 0.1)	0 (0 to 0.1)	0 (0 to 0.1)	0 (0 to 0.1)	0 (0 to 0.1)	0 (0 to 0.1)	0 (0 to 0.1)	0 (0 to 0.1)	0 (0 to 0.1)	0 (0 to 0.1)	0 (0 to 0)	0 (0 to 0)	0 (0 to 0)	14
Chlamydial infection	0 (0 to 0)	0 (0 to 0)	0 (0 to 0)	0 (0 to 0)	0 (0 to 0)	0 (0 to 0)	0 (0 to 0)	0 (0 to 0)	0 (0 to 0)	0 (0 to 0)	0 (0 to 0)	0 (0 to 0)	0 (0 to 0)	0 (0 to 0)	0 (0 to 0)	0 (0 to 0)	0 (0 to 0)	0 (0 to 0)	0 (0 to 0)	0 (0 to 0)	0 (0 to 0)	0 (0 to 0)	0 (0 to 0)	0 (0 to 0)	0
Gonococcal infection	0 (0 to 0)	0 (0 to 0)	0 (0 to 0)	0 (0 to 0)	0 (0 to 0)	0 (0 to 0)	0 (0 to 0)	0 (0 to 0)	0 (0 to 0)	0 (0 to 0)	0 (0 to 0)	0 (0 to 0)	0 (0 to 0)	0 (0 to 0)	0 (0 to 0)	0 (0 to 0)	0 (0 to 0)	0 (0 to 0)	0 (0 to 0)	0 (0 to 0)	0 (0 to 0)	0 (0 to 0)	0 (0 to 0)	0 (0 to 0)	0
Trichomoniasis	0 (0 to 0)	0 (0 to 0)	0 (0 to 0)	0 (0 to 0)	0 (0 to 0)	0 (0 to 0)	0 (0 to 0)	0 (0 to 0)	0 (0 to 0)	0 (0 to 0)	0 (0 to 0)	0 (0 to 0)	0 (0 to 0)	0 (0 to 0)	0 (0 to 0)	0 (0 to 0)	0 (0 to 0)	0 (0 to 0)	0 (0 to 0)	0 (0 to 0)	0 (0 to 0)	0 (0 to 0)	0 (0 to 0)	0 (0 to 0)	0
Genital herpes	0 (0 to 0)	0 (0 to 0)	0 (0 to 0)	0 (0 to 0)	0 (0 to 0)	0 (0 to 0)	0 (0 to 0)	0 (0 to 0)	0 (0 to 0)	0 (0 to 0)	0 (0 to 0)	0 (0 to 0)	0 (0 to 0)	0 (0 to 0)	0 (0 to 0)	0 (0 to 0)	0 (0 to 0)	0 (0 to 0)	0 (0 to 0)	0 (0 to 0)	0 (0 to 0)	0 (0 to 0)	0 (0 to 0)	0 (0 to 0)	0
Other sexually transmitted infections	0 (0 to 0)	0 (0 to 0)	0 (0 to 0)	0 (0 to 0)	0 (0 to 0)	0 (0 to 0)	0 (0 to 0)	0 (0 to 0)	0 (0 to 0)	0 (0 to 0)	0 (0 to 0)	0 (0 to 0)	0 (0 to 0)	0 (0 to 0)	0 (0 to 0)	0 (0 to 0)	0 (0 to 0)	0 (0 to 0)	0 (0 to 0)	0 (0 to 0)	0 (0 to 0)	0 (0 to 0)	0 (0 to 0)	0 (0 to 0)	0
Respiratory infections and tuberculosis	2.4 (1.4 to 3.7)	2.4 (2 to 3.8)	24.6 (15.2 to 39.3)	24.6 (16.7 to 27.2)	12.5 (10.5 to 12.9)	9.6 (9.6 to 24.4)	9.6 (9.6 to 23.6)	10.5 (10.5 to 23.6)	11.1 (10.9 to 23.7)	12.1 (10.7 to 23.5)	13.1 (10.7 to 23.5)	14.2 (10.8 to 23.7)	15.3 (10.9 to 23.9)	16.5 (11.2 to 24.2)	17.8 (11.6 to 25.1)	19.2 (12.2 to 26.5)	20.7 (12.9 to 28.2)	22.2 (13.7 to 30.1)	23.7 (14.6 to 32.2)	25.1 (15.5 to 34.2)	26.4 (16.3 to 35.9)	27.5 (16.9 to 37.3)	1,460
Tuberculosis	0 (0 to 0)	0 (0 to 0)	0 (0 to 0)	0 (0 to 0)	0 (0 to 0)	0 (0 to 0)	0 (0 to 0)	0.5 (0.3 to 0.6)	1.1 (0.6 to 1.6)	1.2 (0.6 to 1.8)	1.3 (0.6 to 1.8)	1.4 (0.6 to 2)	1.6 (0.6 to 2.2)	1.8 (0.6 to 2.5)	2 (0.6 to 2.8)	2.2 (0.6 to 3)	2.4 (0.7 to 3.3)	2.6 (0.7 to 3.6)	2.7 (0.7 to 3.8)	2.8 (0.7 to 3.9)	2.9 (0.7 to 4)	3 (0.7 to 4.1)	31.1
Latent tuberculosis infection	0 (0 to 0)	0 (0 to 0)	0 (0 to 0)	0 (0 to 0)	0 (0 to 0)	0 (0 to 0)	0 (0 to 0)	0 (0 to 0)	0 (0 to 0)	0 (0 to 0)	0 (0 to 0)	0 (0 to 0)	0 (0 to 0)	0 (0 to 0)	0 (0 to 0)	0 (0 to 0)	0 (0 to 0)	0 (0 to 0)	0 (0 to 0)	0 (0 to 0)	0 (0 to 0)	0 (0 to 0)	0 (0 to 0)	0
Drug-susceptible tuberculosis	0 (0 to 0)	0 (0 to 0)	0 (0 to 0)	0 (0 to 0)	0 (0 to 0)	0 (0 to 0)	0 (0 to 0)	0.5 (0.3 to 0.7)	1.1 (0.5 to 1.7)	1.2 (0.5 to 1.8)	1.3 (0.5 to 1.8)	1.4 (0.5 to 2)	1.6 (0.5 to 2.2)	1.8 (0.5 to 2.5)	2 (0.5 to 2.8)	2.2 (0.5 to 3)	2.4 (0.6 to 3.3)	2.6 (0.6 to 3.6)	2.7 (0.6 to 3.8)	2.8 (0.6 to 3.9)	2.9 (0.6 to 4)	3 (0.6 to 4.1)	30.4
Multidrug-resistant tuberculosis without extensive drug-resistance	0 (0 to 0)	0 (0 to 0)	0 (0 to 0)	0 (0 to 0)	0 (0 to 0)	0 (0 to 0)	0 (0 to 0)	0 (0 to 0)	0 (0 to 0)	0 (0 to 0)	0 (0 to 0)	0 (0 to 0)	0 (0 to 0)	0 (0 to 0)	0 (0 to 0)	0 (0 to 0)	0 (0 to 0)	0 (0 to 0)	0 (0 to 0)	0 (0 to 0)	0 (0 to 0)	0 (0 to 0)	0 (0 to 0)	0.6
Extensively drug-resistant tuberculosis	0 (0 to 0)	0 (0 to 0)	0 (0 to 0)	0 (0 to 0)	0 (0 to 0)	0 (0 to 0)	0 (0 to 0)	0 (0 to 0)	0 (0 to 0)	0 (0 to 0)	0 (0 to 0)	0 (0 to 0)	0 (0 to 0)	0 (0 to 0)	0 (0 to 0)	0 (0 to 0)	0 (0 to 0)	0 (0 to 0)	0 (0 to 0)	0 (0 to 0)	0 (0 to 0)	0 (0 to 0)	0 (0 to 0)	0.1
Lower respiratory infections	2.5 (1.4 to 3.7)	2.7 (1.9 to 3.7)	21.4 (11.9 to 34.9)	10.1 (7.2 to 13.5)	2.3 (1.7 to 3.1)	2.2 (1.7 to 3.4)	4.5 (3.6 to 6.5)	10.5 (9.6 to 15.3)	13.4 (9.6 to 19.4)	19.5 (14.1 to 27.4)	24.1 (15.4 to 35.4)	27 (24.5 to 32.2)	30.4 (21.4 to 45.4)	33.7 (27.6 to 77.4)	36.2 (45.2 to 90)	38.4 (57.8 to 120)	40.4 (104 to 210)	42.1 (116 to 212)	43.6 (116 to 213)	44.9 (117 to 213)	46.1 (117 to 213)	47.1 (117 to 213)	1,260
Upper respiratory infections	0 (0 to 0)	0 (0 to 0)	1.4 (1.1 to 2.7)	14.3 (7.1 to 20.7)	11 (7.6 to 24.3)	6.9 (5.6 to 19.9)	4.6 (4.5 to 15.6)	8.6 (4.6 to 15.4)	8.7 (4.6 to 14.4)	8.7 (4.6 to 14.4)	8.6 (4.3 to 13.7)	7.5 (4.3 to 13.7)	7.6 (4.3 to 13.4)	7.6 (4.3 to 13.4)	7.6 (4.3 to 13.4)	7.7 (4.3 to 13.4)	7.7 (4.3 to 13.4)	7.7 (4.3 to 13.4)	7.7 (4.3 to 13.4)	7.7 (4.3 to 13.4)	7.7 (4.3 to 13.4)	7.7 (4.3 to 13.4)	134
Otitis media	0 (0 to 0)	0 (0 to 0)	0.4 (0.3 to 0.7)	0.4 (1.8 to 5.7)	2.2 (1.5 to 2.9)	1.8 (0.9 to 3.3)	1.6 (0.9 to 3.3)	1.6 (0.8 to 3.2)	1.6 (0.7 to 3.2)	1.6 (0.6 to 3.3)	1.6 (0.6 to 3.4)	1.6 (0.6 to 3.4)	1.6 (0.6 to 3.4)	1.6 (0.6 to 3.4)	1.6 (0.6 to 3.4)	1.6 (0.6 to 3.4)	1.6 (0.6 to 3.4)	1.6 (0.6 to 3.4)	1.6 (0.6 to 3.4)	1.6 (0.6 to 3.4)	1.6 (0.6 to 3.4)	1.6 (0.6 to 3.4)	31.6
Enteric infections	0.2 (0.1 to 0.3)	0.7 (0.5 to 1)	8.8 (5.6 to 12.6)	14.2 (9.4 to 23.5)	7.6 (4.6 to 13.7)	5.2 (3.6 to 9.6)	3.7 (2.2 to 5.8)	3.2 (1.8 to 5)	3.2 (1.9 to 4.9)	3.2 (1.9 to 4.9)	3.1 (1.9 to 4.7)	2.8 (1.7 to 4.3)	2.8 (1.7 to 4.2)	2.5 (1.5 to 3.8)	2.2 (1.3 to 3.4)	2.1 (1.2 to 3.2)	1.9 (1.1 to 2.9)	1.7 (0.9 to 2.7)	1.5 (0.8 to 2.4)	1.3 (0.7 to 2.1)	1.2 (0.6 to 1.9)	1.1 (0.6 to 1.8)	106
Diarrheal diseases	0.2 (0.1 to 0.2)	0.7 (0.5 to 1)	8.8 (5.4 to 12.6)	14.2 (9.3 to 23.4)	7.6 (4.6 to 13.7)	5.2 (3.6 to 9.6)	3.7 (2.2 to 5.8)	3.2 (1.8 to 5)	3.2 (1.9 to 4.9)	3.2 (1.9 to 4.9)	3.1 (1.9 to 4.7)	2.8 (1.7 to 4.3)	2.8 (1.7 to 4.2)	2.5 (1.5 to 3.8)	2.2 (1.3 to 3.4)	2.1 (1.2 to 3.2)	1.9 (1.1 to 2.9)	1.7 (0.9 to 2.7)	1.5 (0.8 to 2.4)	1.3 (0.7 to 2.1)	1.2 (0.6 to 1.9)	1.1 (0.6 to 1.8)	103
Typhoid and paraphoid	0 (0 to 0)	0 (0 to 0)	0 (0 to 0)	0 (0 to 0)	0 (0 to 0)	0 (0 to 0)	0 (0 to 0)	0 (0 to 0)	0 (0 to 0)	0 (0 to 0)	0 (0 to 0)	0 (0 to 0)	0 (0 to 0)	0 (0 to 0)	0 (0 to 0)	0 (0 to 0)	0 (0 to 0)	0 (0 to 0)	0 (0 to 0)	0 (0 to 0)	0 (0 to 0)	0 (0 to 0)	0 (0 to 0)	0
Typhoid fever	0 (0 to 0)	0 (0 to 0)	0 (0 to 0)	0 (0 to 0)	0 (0 to 0)	0 (0 to 0)	0 (0 to 0)	0 (0 to 0)	0 (0 to 0)	0 (0 to 0)	0 (0 to 0)	0 (0 to 0)	0 (0 to 0)	0 (0 to 0)	0 (0 to 0)	0 (0 to 0)	0 (0 to 0)	0 (0 to 0)	0 (0 to 0)	0 (0 to 0)	0 (0 to 0)	0 (0 to 0)	0 (0 to 0)	0
Paratyphoid fever	0 (0 to 0)	0 (0 to 0)	0 (0 to 0)	0 (0 to 0)	0 (0 to 0)	0 (0 to 0)	0 (0 to 0)	0 (0 to 0)	0 (0 to 0)	0 (0 to 0)	0 (0 to 0)	0 (0 to 0)	0 (0 to 0)	0 (0 to 0)	0 (0 to 0)	0 (0 to 0)	0 (0 to 0)	0 (0 to 0)	0 (0 to 0)	0 (0 to 0)	0 (0 to 0)	0 (0 to 0)	0 (0 to 0)	0
Invasive Non-typhoidal Salmonella (iNTS)	0 (0 to 0)	0 (0 to 0)	0 (0 to 0)	0 (0 to 0)	0 (0 to 0)	0 (0 to 0)	0 (0 to 0)	0 (0 to 0)	0 (0 to 0)	0 (0 to 0)	0 (0 to 0)	0 (0 to 0)	0 (0 to 0)	0 (0 to 0)	0 (0 to 0)	0 (0 to 0)	0 (0 to 0)	0 (0 to 0)	0 (0 to 0)	0 (0 to 0)	0 (0 to 0)	0 (0 to 0)	0 (0 to 0)	0.7
Other intestinal infectious diseases	0 (0 to 0)	0 (0 to 0)	0 (0 to 0)	0 (0 to 0)	0 (0 to 0)	0 (0 to 0)	0 (0 to 0)	0 (0 to 0)	0 (0 to 0)	0 (0 to 0)	0 (0 to 0)	0 (0 to 0)	0 (0 to 0)	0 (0 to 0)	0 (0 to 0)	0 (0 to 0)	0 (0 to 0)	0 (0 to 0)	0 (0 to 0)	0 (0 to 0)	0 (0 to 0)	0 (0 to 0)	0 (0 to 0)	0.3
Neglected tropical diseases and malaria	0 (0 to 0)	0 (0 to 0)	0 (0 to 0)	0 (0 to 0)	1.2 (0.1 to 5.6)	0.5 (0.1 to 2.6)	0.4 (0.1 to 2)	0.4 (0.1 to 2)	0.4 (0.1 to 2)	0.2 (0 to 0.7)	0.2 (0 to 0.6)	0.1 (0 to 0.4)	0.1 (0 to 0.4)	0.1 (0 to 0.4)	0.1 (0 to 0.4)	0.3 (0 to 1.1)	0.3 (0 to 1.2)	0.3 (0 to 1.2)	0.3 (0 to 1.2)	0.3 (0 to 1.2)	0.3 (0 to 1.2)	0.3 (0 to 1.2)	0.3 (0 to 1.2)	3.4
Malaria	0 (0 to 0)	0 (0 to 0)	0 (0 to 0)	0 (0 to 0)	0 (0 to 0)	0 (0 to 0)	0 (0 to 0)	0 (0 to 0)	0 (0 to 0)	0 (0 to 0)	0 (0 to 0)	0 (0 to 0)	0 (0 to 0)	0 (0 to 0)	0 (0 to 0)	0 (0 to 0)	0 (0 to 0)	0 (0 to 0)	0 (0 to 0)	0 (0 to 0)	0 (0 to 0)	0 (0 to 0)	0 (0 to 0)	0
Chagas disease	0 (0 to 0)	0 (0 to 0)	0 (0 to 0)	0 (0 to 0)	0 (0 to 0)	0 (0 to 0)	0 (0 to 0)	0 (0 to 0)	0 (0 to 0)	0 (0 to 0)	0 (0 to 0)	0 (0 to 0)	0 (0 to 0)	0 (0 to 0)	0 (0 to 0)	0 (0 to 0)	0 (0 to 0)	0 (0 to 0)	0 (0 to 0)	0 (0 to 0)	0 (0 to 0)	0 (0 to 0)	0 (0 to 0)	0
Leishmaniasis	0 (0 to 0)	0 (0 to 0)	0 (0 to 0)	0 (0 to 0)	0 (0 to 0)	0 (0 to 0)	0 (0 to 0)	0 (0 to 0)	0 (0 to 0)	0 (0 to 0)	0 (0 to 0)	0 (0 to 0)	0 (0 to 0)	0 (0 to 0)	0 (0 to 0)	0 (0 to 0)	0 (0 to 0)	0 (0 to 0)	0 (0 to 0)	0 (0 to 0)	0 (0 to 0)	0 (0 to 0)	0 (0 to 0)	0
Visceral leishmaniasis	0 (0 to 0)	0 (0 to 0)	0 (0 to 0)	0 (0 to 0)	0 (0 to 0)	0 (0 to 0)	0 (0 to 0)	0 (0 to 0)	0 (0 to 0)	0 (0 to 0)	0 (0 to 0)	0 (0 to 0)	0 (0 to 0)	0 (0 to 0)	0 (0 to 0)	0 (0 to 0)	0 (0 to 0)	0 (0 to 0)	0 (0 to 0)	0 (0 to 0)	0 (0 to 0)	0 (0 to 0)	0 (0 to 0)	0
Cutaneous and mucocutaneous leishmaniasis	0 (0 to 0)	0 (0 to 0)	0 (0 to 0)	0 (0 to 0)	0 (0 to 0)	0 (0 to 0)	0 (0 to 0)	0 (0 to 0)	0 (0 to 0)	0 (0 to 0)	0 (0 to 0)	0 (0 to 0)	0 (0 to 0)	0 (0 to 0)	0 (0 to 0)	0 (0 to 0)	0 (0 to 0)	0 (0 to 0)	0 (0 to 0)	0 (0 to 0)	0 (0 to 0)	0 (0 to 0)	0 (0 to 0)	0
African trypanosomiasis	0 (0 to 0)	0 (0 to 0)	0 (0 to 0)	0 (0 to 0)	0 (0 to 0)	0 (0 to 0)	0 (0 to 0)	0 (0 to 0)	0 (0 to 0)	0 (0 to 0)	0 (0 to 0)	0 (0 to 0)	0 (0 to 0)	0 (0 to 0)	0 (0 to 0)	0 (0 to 0)	0 (0 to 0)	0 (0 to 0)	0 (0 to 0)	0 (0 to 0)	0 (0 to 0)	0 (0 to 0)	0 (0 to 0)	0
Schistosomiasis	0 (0 to 0)	0 (0 to 0)	0 (0 to 0)	0 (0 to 0)	0 (0 to 0)	0 (0 to 0)	0 (0 to 0)	0 (0 to 0)	0 (0 to 0)	0 (0 to 0)	0 (0 to 0)	0 (0 to 0)	0 (0 to 0)	0 (0 to 0)	0 (0 to 0)	0 (0 to 0)	0 (0 to 0)	0 (0 to 0)	0 (0 to 0)	0 (0 to 0)	0 (0 to 0)	0 (0 to 0)	0 (0 to 0)	0
Cysticercosis	0 (0 to 0)	0 (0 to 0)	0 (0 to 0)	0 (0 to 0)	0 (0 to 0)	0 (0 to 0)	0 (0 to 0)	0 (0 to 0)	0 (0 to 0)	0 (0 to 0)	0 (0 to 0)	0 (0 to 0)	0 (0 to 0)	0 (0 to 0)	0 (0 to 0)	0 (0 to 0)	0 (0 to 0)	0 (0 to 0)	0 (0 to 0)	0 (0 to 0)	0 (0 to 0)	0 (0 to 0)	0 (0 to 0)	0
Cystic echinococcosis	0 (0 to 0)	0 (0 to 0)	0 (0 to 0)	0 (0 to 0)	0 (0 to 0)	0 (0 to 0)	0 (0 to 0)	0 (0 to 0)	0 (0 to 0)	0 (0 to 0)	0 (0 to 0)	0 (0 to 0)	0 (0 to 0)	0 (0 to 0)	0 (0 to 0)	0 (0 to 0)	0 (0 to 0)	0 (0 to 0)	0 (0 to 0)	0 (0 to 0)	0 (0 to 0)	0 (0 to 0)	0 (0 to 0)	0.1
Lymphatic filariasis	0 (0 to 0)	0 (0 to 0)	0 (0 to 0)	0 (0 to 0)	0 (0 to 0)	0 (0 to 0)	0 (0 to 0)	0 (0 to 0)	0 (0 to 0)	0 (0 to 0)	0 (0 to 0)	0 (0 to 0)	0 (0 to 0)	0 (0 to 0)	0 (0 to 0)	0 (0 to 0)	0 (0 to 0)	0 (0 to 0)	0 (0 to 0)	0 (0 to 0)	0 (0 to 0)	0 (0 to 0)	0 (0 to 0)	0
Onchocerciasis	0 (0 to 0)	0 (0 to 0)	0 (0 to 0)	0 (0 to 0)	0 (0 to 0)	0 (0 to 0)	0 (0 to 0)	0 (0 to 0)	0 (0 to 0)	0 (0 to 0)	0 (0 to 0)	0 (0 to 0)	0 (0 to 0)	0 (0 to 0)	0 (0 to 0)	0 (0 to 0)	0 (0 to 0)	0 (0 to 0)	0 (0 to 0)	0 (0 to 0)	0 (0 to 0)	0 (0 to 0)	0 (0 to 0)	0
Trachoma	0 (0 to 0)	0 (0 to 0)	0 (0 to 0)	0 (0 to 0)	0 (0 to 0)	0 (0 to 0)	0 (0 to 0)	0 (0 to 0)	0 (0 to 0)	0 (0 to 0)	0 (0 to 0)	0 (0 to 0)	0 (0 to 0)	0 (0 to 0)	0 (0 to 0)	0 (0 to 0)	0 (0 to 0)	0 (0 to 0)	0 (0 to 0)	0 (0 to 0)	0 (0 to 0)	0 (0 to 0)	0 (0 to 0)	0
Dengue	0 (0 to 0)	0 (0 to 0)	0 (0 to 0)	0 (0 to 0)	0 (0 to 0)	0 (0 to 0)	0 (0 to 0)	0 (0 to 0)	0 (0 to 0)	0 (0 to 0)	0 (0 to 0)	0 (0 to 0)	0 (0 to 0)	0 (0 to 0)	0 (0 to 0)	0 (0 to 0)	0 (0 to 0)	0 (0 to 0)	0 (0 to 0)	0 (0 to 0)	0 (0 to 0)	0 (0 to 0)	0 (0 to 0)	0
Yellow fever	0 (0 to 0)	0 (0 to 0)	0 (0 to 0)	0 (0 to 0)	0 (0 to 0)	0 (0 to 0)	0 (0 to 0)	0 (0 to 0)	0 (0 to 0)	0 (0 to 0)	0 (0 to 0)	0 (0 to 0)	0 (0 to 0)	0 (0 to 0)	0 (0 to 0)	0 (0 to 0)	0 (0 to 0)	0 (0 to 0)	0 (0 to 0)	0 (0 to 0)	0 (0 to 0)	0 (0 to 0)	0 (0 to 0)	0
Rabies	0 (0 to 0)	0 (0 to 0)	0 (0 to 0)	0 (0 to 0)	0 (0 to 0)	0 (0 to 0)	0 (0 to 0)	0 (0 to 0)	0 (0 to 0)	0 (0 to 0)	0 (0 to 0)	0 (0 to 0)	0 (0 to 0)	0 (0 to 0)	0 (0 to 0)	0 (0 to 0)	0 (0 to 0)	0 (0 to 0)	0 (0 to 0)	0 (0 to 0)	0 (0 to 0)	0 (0 to 0)	0 (0 to 0)	0
Intestinal nematode infections	0 (0 to 0)	0 (0 to 0)	0 (0 to 0)	0 (0 to 0)	0 (0 to 0)	0 (0 to 0)	0 (0 to 0)	0 (0 to 0)	0 (0 to 0)	0 (0 to 0)	0 (0 to 0)	0 (0 to 0)	0 (0 to 0)	0 (0 to 0)	0 (0 to 0)	0 (0 to 0)	0 (0 to 0)	0 (0 to 0)	0 (0 to 0)	0 (0 to 0)	0 (0 to 0)	0 (0 to 0)	0 (0 to 0)	0
Ascariasis	0 (0 to 0)	0 (0 to 0)	0 (0 to 0)	0 (0 to 0)	0 (0 to 0)	0 (0 to 0)	0 (0 to 0)	0 (0 to 0)	0 (0 to 0)	0 (0 to 0)	0 (0 to 0)	0 (0 to 0)	0 (0 to 0)	0 (0 to 0)	0 (0 to 0)	0 (0 to 0)	0 (0 to 0)	0 (0 to 0)	0 (0 to 0)	0 (0 to 0)	0 (0 to 0)	0 (0 to 0)	0 (0 to 0)	0
Trichuriasis	0 (0 to 0)	0 (0 to 0)	0 (0 to 0)	0 (0 to 0)	0 (0 to 0)	0 (0 to 0)	0 (0 to 0)	0 (0 to 0)	0 (0 to 0)	0 (0 to 0)	0 (0 to 0)	0 (0 to 0)	0 (0 to 0)	0 (0 to 0)	0 (0 to 0)	0 (0 to 0)	0 (0 to 0)	0 (0 to 0)	0 (0 to 0)	0 (0 to 0)	0 (0 to 0)	0 (0 to 0)	0 (0 to 0)	0
Hookworm disease	0 (0 to 0)	0 (0 to 0)	0 (0 to 0)	0 (0 to 0)	0 (0 to 0)	0 (0 to 0)	0 (0 to 0)	0 (0 to 0)	0 (0 to 0)	0 (0 to 0)	0 (0 to 0)	0 (0 to 0)	0 (0 to 0)	0 (0 to 0)	0 (0 to 0)	0 (0 to 0)	0 (0 to 0)	0 (0 to 0)	0 (0 to 0)	0 (0 to 0)	0 (0 to 0)	0 (0 to 0)	0 (0 to 0)	0
Food-borne trematodiases	0 (0 to 0)	0 (0 to 0)	0 (0 to 0)	0 (0 to 0)	0 (0 to 0)	0 (0 to 0)	0 (0 to 0)	0 (0 to 0)	0 (0 to 0)	0 (0 to 0)	0 (0 to 0)	0 (0 to 0)	0 (0 to 0)	0 (0 to 0)	0 (0 to 0)	0 (0 to 0)

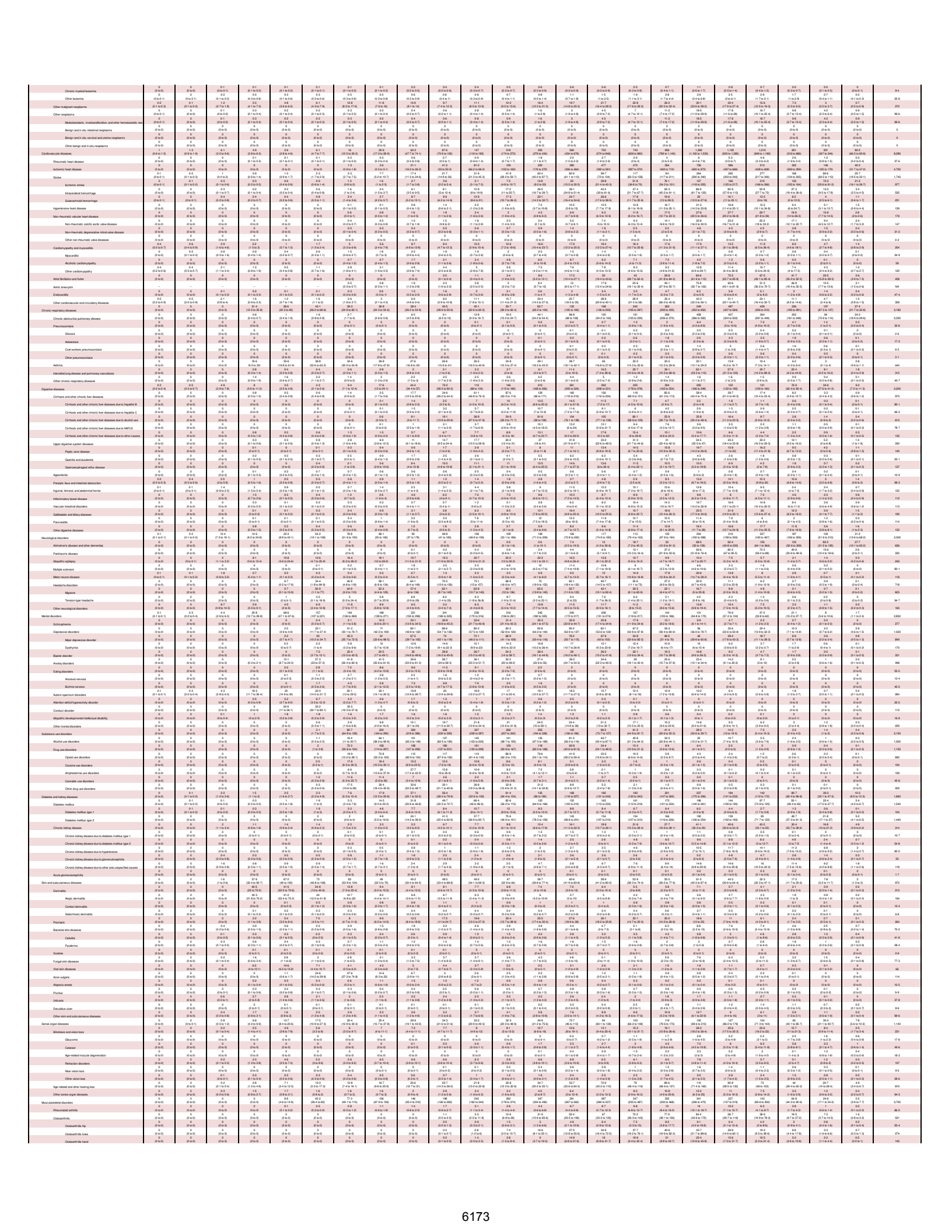

6173

Osteoarthritis other	0 (0 to 0)	0 (0 to 0)	0 (0 to 0)	0 (0 to 0)	0 (0 to 0)	0 (0 to 0)	0 (0 to 0)	0 (0 to 0)	0 (0 to 0)	0 (0 to 0)	0-1 (0 to 1)	0-4 (0 to 1.1)	1-3 (0.4 to 2.9)	3 (1.2 to 6.4)	5-1 (2.2 to 11.1)	6-7 (3 to 14.2)	7-3 (3.4 to 15.5)	8-1 (3.8 to 17.2)	9-1 (4.5 to 19.6)	6-8 (3.4 to 13.8)	4-9 (2.5 to 9.6)	2-6 (1.3 to 5.2)	1-1 (0.6 to 2.3)	0-3 (0.1 to 0.6)		56-9
Low back pain	0 (0 to 0)	0 (0 to 0)	0 (0 to 0)	0 (0 to 0)	5-9 (2.6 to 10.6)	28-2 (16.4 to 45.9)	47-5 (28 to 74.8)	38-6 (23.6 to 60)	30-8 (18.5 to 49)	16-4 (9.2 to 127)	12-3 (7.2 to 160)	120 (76.3 to 201)	135 (89.3 to 236)	146 (113 to 280)	170 (133 to 359)	175 (135 to 372)	150 (114 to 339)	154 (118 to 334)	136 (98.2 to 314)	98-5 (68.3 to 239)	59-5 (43.2 to 131)	39-5 (28.6 to 84.4)	24-6 (17.5 to 53.1)	8-9 (5.4 to 13.1)	1-8 (1.1 to 2.8)		1,760
Neck pain	0 (0 to 0)	0 (0 to 0)	0 (0 to 0)	2-5 (0.7 to 5.5)	12-1 (3.6 to 23.9)	21-2 (10.1 to 38.8)	24-2 (11.6 to 45.4)	19-4 (9.6 to 37.2)	14-9 (7.6 to 28.7)	8-1 (3.7 to 21.4)	6-1 (2.7 to 16.3)	60-1 (31.9 to 153)	60-1 (32.7 to 150)	77-8 (39.7 to 136)	74-5 (36.5 to 135)	67-3 (33.9 to 118)	52-8 (26.9 to 96.2)	51-4 (27.2 to 88.5)	49-4 (27.5 to 84.1)	29-9 (16.7 to 52.6)	18-5 (10.4 to 32.4)	9-8 (4.7 to 19)	7-4 (1.7 to 17.1)	0-4 (0.1 to 1.6)		702
Gout	0 (0 to 0)	0 (0 to 0)	0 (0 to 0)	0 (0 to 0)	0 (0 to 0)	0 (0 to 0)	0 (0 to 0)	0 (0 to 0)	0 (0 to 0)	0 (0 to 1.1)	0 (0 to 1.1)	0 (0 to 1.1)	0 (0 to 1.1)	0 (0 to 1.1)	0 (0 to 1.1)	0 (0 to 1.1)	0 (0 to 1.1)	0 (0 to 1.1)	0 (0 to 1.1)	0 (0 to 1.1)	0 (0 to 1.1)	0 (0 to 1.1)	0 (0 to 1.1)	0 (0 to 1.1)	0 (0 to 1.1)		92
Other musculoskeletal disorders	0 (0 to 0)	0 (0 to 0)	0 (0 to 0)	0-2 (0.2 to 0.4)	0-4 (0.2 to 1.1)	7-6 (3.1 to 13.6)	19-4 (9.6 to 33.6)	33-1 (19.2 to 53.6)	46-7 (26.4 to 73.7)	48-5 (29.5 to 76.5)	48-6 (27.4 to 78.7)	48-6 (27.4 to 78.7)	56 (32.6 to 99.8)	64-7 (35.2 to 110)	58-1 (31.9 to 91.5)	48-5 (24.6 to 91.1)	44-3 (22.9 to 71.7)	49-7 (21.7 to 74.7)	29-2 (14.2 to 47.4)	17 (6.1 to 32.2)	6-9 (2.6 to 12.5)	2-9 (1.2 to 4.9)	0-8 (0.4 to 1.3)		579
Other non-communicable diseases	79-2 (52.2 to 127)	41-8 (22.3 to 84.4)	157 (101 to 252)	71-4 (34.9 to 99.1)	44-7 (23.6 to 59.4)	40-4 (22.5 to 66)	47-3 (26.7 to 81.3)	46-7 (24.1 to 91.4)	53-3 (26.5 to 75.5)	59-3 (42.9 to 89.7)	66-2 (47.9 to 92.4)	72-3 (51.7 to 102)	86 (64.4 to 130)	118 (84.7 to 160)	136 (97.7 to 183)	142 (101 to 195)	164 (110 to 233)	173 (124 to 232)	127 (93 to 168)	92-7 (69.9 to 130)	68-2 (47.8 to 92.4)	49-3 (34.6 to 68.9)	24-6 (17.8 to 32.4)	4-8 (4.6 to 6.9)		1,910
Congenital birth defects	79-1 (49.4 to 124)	35-1 (25.9 to 52.5)	97-2 (60.9 to 150)	46-7 (23.9 to 68.1)	21 (11.1 to 28.2)	19-5 (11.1 to 34.3)	17-9 (10.4 to 31.6)	16-7 (9.4 to 31.8)	19-6 (12.9 to 31.5)	15-2 (11.5 to 19.6)	15-2 (11.5 to 19.6)	13-8 (10.4 to 18.4)	15-7 (10.4 to 25.1)	16 (10.2 to 27.4)	14-5 (9.2 to 25.3)	11-5 (6.9 to 16.5)	8-3 (4.9 to 11.7)	3 (1.6 to 4.8)	1-7 (1 to 2.7)	1 (0.4 to 1.7)	0-4 (0.2 to 0.7)	0-2 (0.1 to 0.3)	0-1 (0 to 0.1)		465
Neural tube defects	4-2 (2.1 to 7.7)	1-7 (0.8 to 3.3)	5-5 (2.4 to 11.1)	2-5 (0.9 to 5.3)	0-5 (0.3 to 0.8)	0-7 (0.4 to 1.1)	0-8 (0.5 to 1.2)	0-7 (0.4 to 1.1)	0-7 (0.4 to 1.1)	0-6 (0.3 to 1.4)	0-7 (0.4 to 1)	0-6 (0.3 to 1)	0-5 (0.2 to 0.8)	0-4 (0.2 to 0.7)	0-2 (0.1 to 0.4)	0-1 (0 to 0.2)	0-2 (0 to 0.1)	0-1 (0 to 0.1)	0-2 (0 to 0.5)	0-1 (0 to 0.3)	0-1 (0 to 0.2)	0-1 (0 to 0.1)	0-1 (0 to 0.1)	0-1 (0 to 0.3)		22-8
Congenital heart anomalies	18-1 (10.7 to 27.2)	16-2 (10.7 to 26.4)	36-5 (18.9 to 66.2)	18-1 (9.1 to 17.4)	3-4 (2.1 to 5.9)	3-5 (2.2 to 5.9)	5-5 (3.4 to 7.9)	4-2 (2.7 to 6.2)	2-7 (1.9 to 3.9)	2-6 (2.1 to 3.4)	4-6 (2.9 to 6.9)	3-7 (2.4 to 5.4)	4-1 (2.7 to 5.7)	4 (2.4 to 5.6)	4-2 (2.2 to 6.2)	2-3 (1.5 to 3.3)	2-8 (1.4 to 4.7)	2-1 (1.3 to 3.7)	1-9 (1.1 to 3.1)	0-2 (0 to 0.4)	0-1 (0 to 0.3)	0-1 (0 to 0.1)	0-1 (0 to 0.1)	0-1 (0 to 0.1)		128
Orofacial clefts	0 (0 to 0)	0-2 (0 to 0.5)	0-3 (0 to 0.7)	0-2 (0 to 0.5)	0-2 (0 to 0.5)	0-2 (0 to 0.5)	0-2 (0 to 0.4)	0-2 (0 to 0.4)	0-2 (0 to 0.4)	0-2 (0 to 0.5)	0-2 (0 to 0.5)	0-2 (0 to 0.4)	0-2 (0 to 0.5)	0-2 (0 to 0.5)	0-2 (0 to 0.5)	0-2 (0 to 0.5)	0-2 (0 to 0.5)	0-2 (0 to 0.5)	0-1 (0 to 0.3)	0-1 (0 to 0.3)	0-1 (0 to 0.1)	0-1 (0 to 0.1)	0-1 (0 to 0.1)	0-1 (0 to 0.1)		3-5
Down syndrome	1-2 (0.4 to 2.9)	0-5 (0.2 to 0.9)	2 (1 to 3.4)	1-6 (0.6 to 3.2)	1-1 (0.7 to 1.6)	1-1 (0.7 to 1.6)	1-2 (0.7 to 1.6)	1-2 (0.7 to 1.6)	1-5 (0.9 to 2.2)	1-4 (0.9 to 2)	1-4 (0.9 to 2)	1-4 (0.9 to 2)	2-1 (1.2 to 3.1)	4-1 (2.1 to 6.3)	4-7 (2.3 to 7.7)	4 (1.7 to 6.7)	2 (0.9 to 3.2)	0 (0 to 0)	0 (0 to 0)	0 (0 to 0)	0 (0 to 0)	0 (0 to 0)	0 (0 to 0)	0 (0 to 0)		32-4
Turner syndrome	0 (0 to 0)	0 (0 to 0)	0 (0 to 0)	0 (0 to 0)	0 (0 to 0)	0 (0 to 0)	0 (0 to 0)	0 (0 to 0)	0 (0 to 0)	0 (0 to 0)	0 (0 to 0)	0 (0 to 0)	0 (0 to 0)	0 (0 to 0)	0 (0 to 0)	0 (0 to 0)	0 (0 to 0)	0 (0 to 0)	0 (0 to 0)	0 (0 to 0)	0 (0 to 0)	0 (0 to 0)	0 (0 to 0)	0 (0 to 0)		0
Klinefelter syndrome	0 (0 to 0)	0 (0 to 0)	0 (0 to 0)	0 (0 to 0)	0 (0 to 0)	0 (0 to 0)	0 (0 to 0)	0 (0 to 0)	0 (0 to 0)	0 (0 to 0)	0 (0 to 0)	0 (0 to 0)	0 (0 to 0)	0 (0 to 0)	0 (0 to 0)	0 (0 to 0)	0 (0 to 0)	0 (0 to 0)	0 (0 to 0)	0 (0 to 0)	0 (0 to 0)	0 (0 to 0)	0 (0 to 0)	0 (0 to 0)		0-3
Other chromosomal abnormalities	6-9 (3.9 to 16.4)	2-2 (1.6 to 4.2)	11 (4.3 to 21)	4-7 (2 to 7.1)	2-7 (1.7 to 4)	2-5 (1.6 to 3.7)	2-7 (1.6 to 4.1)	2-2 (1.4 to 3.3)	2 (1.3 to 2.9)	1-9 (1.2 to 2.8)	1-9 (1.2 to 2.8)	1-6 (0.9 to 2.5)	1-8 (1.1 to 3)	2-5 (1.4 to 4.1)	1-5 (0.7 to 2.4)	1-1 (0.4 to 2.1)	0-8 (0.2 to 0.7)	0-8 (0.2 to 1.1)	0-7 (0.2 to 0.7)	0-5 (0.2 to 0.8)	0-4 (0.2 to 0.6)	0-3 (0.1 to 0.5)	0-2 (0 to 0.5)		48-5
Congenital musculoskeletal and limb anomalies	2-1 (1 to 4.6)	0-9 (0.4 to 1.7)	5-5 (2.4 to 10.5)	4-2 (1.9 to 8.1)	2-3 (1.1 to 4.6)	2-3 (1.1 to 4.6)	3-6 (2.2 to 5.6)	3-4 (2.2 to 5.6)	3-4 (2.2 to 5.6)	3-1 (1.9 to 5.4)	3-4 (1.9 to 5.4)	3-1 (1.9 to 5.4)	3-5 (2.1 to 5.6)	3-5 (2.1 to 5.6)	3-5 (2.1 to 5.6)	2-4 (1.1 to 3.7)	1-9 (1 to 3.3)	1-4 (0.7 to 2.3)	0-7 (0.3 to 0.9)	0-4 (0.2 to 0.6)	0-2 (0.1 to 0.2)	0-1 (0 to 0.1)	0-1 (0 to 0.1)		71-8
Urogenital congenital anomalies	4-9 (2.6 to 9)	1 (0.4 to 2.3)	2-4 (1.1 to 5.2)	1 (0.4 to 2.1)	0-7 (0.3 to 0.7)	0-5 (0.2 to 0.7)	0-5 (0.2 to 0.6)	0-3 (0.2 to 0.4)	0-2 (0.2 to 0.4)	0-2 (0.1 to 0.3)	0-2 (0.1 to 0.3)	0-2 (0.1 to 0.3)	0-2 (0.1 to 0.3)	0-1 (0.1 to 0.2)	0-1 (0.1 to 0.2)	0-1 (0.1 to 0.2)	0-1 (0.1 to 0.2)	0-1 (0.1 to 0.2)	0-1 (0 to 0.1)	0-1 (0 to 0.1)	0-1 (0 to 0.1)	0-1 (0 to 0.1)	0-1 (0 to 0.1)	0-1 (0 to 0.1)		12-2
Digestive congenital anomalies	2-3 (0.9 to 5.2)	1-2 (0.5 to 2.4)	3-4 (1.5 to 7.4)	2-1 (0.9 to 3.9)	1-2 (0.7 to 2.1)	1-2 (0.7 to 2.1)	1-2 (0.7 to 2.1



Cause | Early Neonatal | Late Neonatal | Post Neonatal | 1 to 4 | 5 to 9 | 10 to 14 | 15 to 19 | 20 to 24 | 25 to 29 | 30 to 34 | 35 to 39 | 40 to 44 | 45 to 49 | 50 to 54 | 55 to 59 | 60 to 64 | 65 to 69 | 70 to 74 | 75 to 79 | 80 to 84 | 85 to 89 | 90 to 94 | 95 plus | Total
All Causes | 2062400 (2038 2086) | 97,400 (91,400 103,400) | 2004,000 (2001,000 2007,000) | 231,000 (231,000 231,000) | 83,000 (83,000 83,000) | 62,000 (62,000 62,000) | 61,000 (61,000 61,000) | 2,060,000 (2052,000 2068,000) | 1,960,000 (1,950,000 1,970,000) | 2,170,000 (2,160,000 2,180,000) | 2,060,000 (2,050,000 2,070,000) | 2,060,000 (2,050,000 2,070,000) | 2,060,000 (2,050,000 2,070



SR Table 2a: Wirral DALYS by cause and age group for males with 95% uncertainty intervals, 2019

Cause	Early Neonatal	Late Neonatal	Post Neonatal	1 to 4	5 to 9	10 to 14	15 to 19	20 to 24	25 to 29	30 to 34	35 to 39	40 to 44	45 to 49	50 to 54	55 to 59	60 to 64	65 to 69	70 to 74	75 to 79	80 to 84	85 to 89	90 to 94	95 plus	Total
All causes	1,766 (2,297 to 2,443)	1,284 (966 to 1,631)	1,766 (1,174 to 2,571)	2,067 (944 to 3,362)	1,379 (967 to 2,004)	1,267 (887 to 1,784)	1,879 (1,359 to 2,703)	2,227 (1,550 to 3,220)	2,509 (1,809 to 3,660)	2,917 (2,106 to 4,222)	3,227 (2,346 to 4,660)	3,577 (2,599 to 5,116)	4,207 (3,060 to 6,020)	5,013 (3,646 to 7,150)	5,967 (4,339 to 8,450)	7,109 (5,172 to 10,060)	8,307 (6,047 to 11,750)	9,467 (6,879 to 13,400)	10,777 (7,770 to 15,260)	9,602 (6,940 to 13,600)	6,977 (4,270 to 9,370)	3,222 (1,120 to 3,702)	1,046 (365 to 1,439)	55,200 (52,900 to 57,600)
Communicable, maternal, neonatal, and nutritional diseases	1,766 (2,231 to 2,423)	1,284 (914 to 1,631)	1,766 (1,174 to 2,571)	2,067 (944 to 3,362)	1,379 (967 to 2,004)	1,267 (887 to 1,784)	1,879 (1,359 to 2,703)	2,227 (1,550 to 3,220)	2,509 (1,809 to 3,660)	2,917 (2,106 to 4,222)	3,227 (2,346 to 4,660)	3,577 (2,599 to 5,116)	4,207 (3,060 to 6,020)	5,013 (3,646 to 7,150)	5,967 (4,339 to 8,450)	7,109 (5,172 to 10,060)	8,307 (6,047 to 11,750)	9,467 (6,879 to 13,400)	10,777 (7,770 to 15,260)	9,602 (6,940 to 13,600)	6,977 (4,270 to 9,370)	3,222 (1,120 to 3,702)	1,046 (365 to 1,439)	55,200 (52,900 to 57,600)
HIV/AIDS and sexually transmitted infections	6.6 (1.6 to 16.2)	2.3 (0.4 to 5.1)	2.7 (1.2 to 5.3)	0.4 (0.3 to 0.5)	0.2 (0.2 to 0.3)	0.2 (0.1 to 0.2)	0.3 (0.2 to 0.4)	0.9 (0.7 to 1.2)	2.0 (1.6 to 2.5)	0.2 (0.2 to 0.4)	2.8 (2.1 to 3.7)	8.3 (6.2 to 11.1)	9.3 (7 to 12.3)	7.7 (5.7 to 10.2)	6 (4.4 to 8.4)	4.4 (3 to 5.7)	3.4 (2.2 to 4.5)	2.4 (1.5 to 3.5)	1 (0.4 to 1.9)	0.2 (0.1 to 0.4)	0.1 (0 to 0.3)	0 (0 to 0.1)	73.8 (56 to 94.2)
HIV/AIDS	0 (0 to 0)	0 (0 to 0)	0.4 (0.2 to 0.7)	0.2 (0.2 to 0.3)	0.2 (0.1 to 0.2)	0.1 (0.1 to 0.2)	0.1 (0.2 to 0.3)	0.6 (0.5 to 1.1)	1.7 (1.3 to 2.3)	0.2 (0.2 to 0.4)	4.9 (3.8 to 6.3)	7.5 (5.8 to 9.9)	7.6 (6 to 10.7)	7.2 (5.2 to 9.7)	5.2 (3.7 to 7.1)	4.1 (2.8 to 5.2)	3.7 (2.2 to 4.7)	2.1 (1.2 to 3.1)	0.8 (0.3 to 1.6)	0.1 (0 to 0.3)	0 (0 to 0.1)	0 (0 to 0)	57
HIV/AIDS - Drug-susceptible Tuberculosis	0 (0 to 0)	0 (0 to 0)	0.1 (0 to 0.1)	0 (0 to 0)	0 (0 to 0)	0 (0 to 0)	0 (0 to 0)	0.1 (0.1 to 0.2)	0.4 (0.2 to 0.6)	0.2 (0.1 to 0.4)	0.7 (0.4 to 1.1)	0.9 (0.5 to 1.4)	0.8 (0.5 to 1.2)	0.7 (0.4 to 1.1)	0.6 (0.3 to 0.9)	0.4 (0.2 to 0.6)	0.3 (0.2 to 0.5)	0.1 (0 to 0.3)	0 (0 to 0.1)	0 (0 to 0)	0 (0 to 0)	0 (0 to 0)	0 (0 to 0)	4.1
HIV/AIDS - Multidrug-resistant Tuberculosis without extensive dr...	0 (0 to 0)	0 (0 to 0)	0 (0 to 0)	0 (0 to 0)



Osteoarthritis other	0 (0 to 0)	0 (0 to 0)	0 (0 to 0)	0 (0 to 0)	0 (0 to 0)	0 (0 to 0)	0 (0 to 0)	0 (0 to 0)	0 (0 to 0)	0 (0 to 0)	0-1 (0 to 1)	0-4 (0 to 1)	1-3 (0 to 3)	3-1 (1 to 7)	5-7 (2 to 12)	8-1 (3 to 17)	9-2 (4 to 19)	10-6 (5 to 21)	11-8 (5 to 23)	8-9 (4 to 17)	6-7 (3 to 13)	4-2 (1 to 9)	1-8 (0 to 3)	0-4 (0 to 0)	72-3
Low back pain	0 (0 to 0)	0 (0 to 0)	0 (0 to 0)	0 (0 to 0)	0-9 (2 to 10)	29-9 (16 to 46)	47-6 (28 to 76)	22-7 (0 to 52)	79-2 (46 to 125)	106 (60 to 157)	135 (75 to 197)	131 (78 to 200)	131 (104 to 172)	179 (122 to 255)	212 (157 to 286)	212 (157 to 286)	191 (141 to 254)	180 (131 to 246)	176 (129 to 239)	116 (76 to 174)	77-3 (46 to 115)	39-9 (24 to 58)	14-2 (9 to 21)	2-7 (1 to 4)	1,970
Neck pain	0 (0 to 0)	0 (0 to 0)	0-5 (0 to 5)	13-4 (9 to 20)	21-4 (10 to 37)	22-7 (11 to 42)	30-2 (14 to 57)	49-4 (24 to 90)	67-2 (32 to 105)	67-2 (32 to 107)	69-8 (32 to 107)	69-8 (41 to 142)	81-2 (41 to 153)	82-1 (41 to 153)	81-8 (39 to 144)	71-9 (34 to 114)	67-6 (31 to 104)	57-2 (26 to 92)	54-2 (25 to 86)	40-4 (20 to 72)	25-6 (12 to 45)	14-1 (6 to 30)	5-4 (2 to 11)	1-2 (0 to 2)	800
Gout	0 (0 to 0)	0 (0 to 0)	0 (0 to 0)	0 (0 to 0)	0 (0 to 0)	0 (0 to 0)	0 (0 to 0)	0 (0 to 0)	0-1 (0 to 2)	0-1 (0 to 1)	0-3 (0 to 2)	0-7 (0 to 3)	0-7 (0 to 3)	0-7 (0 to 3)	0-7 (0 to 3)	0-7 (0 to 3)	0-7 (0 to 3)	0-7 (0 to 3)	0-7 (0 to 3)	0-7 (0 to 3)	0-7 (0 to 3)	0-7 (0 to 3)	0-7 (0 to 3)	0-7 (0 to 3)	155
Other musculoskeletal disorders	0 (0 to 0)	0 (0 to 0)	0 (0 to 0)	0-2 (0 to 0)	0-2 (0 to 0)	7-1 (2 to 15)	16-7 (9 to 26)	33-5 (19 to 52)	49-2 (27 to 74)	49-2 (27 to 74)	49-1 (27 to 76)	64-1 (37 to 102)	72-4 (41 to 120)	71-5 (39 to 114)	68-2 (37 to 104)	59-3 (30 to 92)	56-1 (27 to 89)	37-7 (18 to 62)	31-9 (15 to 53)	20-3 (7 to 39)	10-3 (4 to 22)	4-2 (2 to 7)	0-5 (0 to 1)	0-0 (0 to 0)	661
Other non-communicable diseases	107 (66 to 163)	40-9 (20 to 63)	114 (77 to 160)	40-9 (26 to 57)	62-5 (39 to 92)	44-4 (27 to 69)	43-6 (26 to 64)	46-7 (26 to 72)	55-7 (30 to 74)	64-5 (40 to 89)	64-5 (40 to 89)	71-3 (49 to 101)	76-4 (52 to 110)	84 (57 to 119)	159 (110 to 217)	194 (136 to 266)	208 (146 to 281)	205 (144 to 280)	206 (151 to 282)	188 (139 to 253)	139 (103 to 179)	91-2 (68 to 116)	43-4 (31 to 56)	10-9 (7 to 14)	2,410
Congenital birth defects	103 (66 to 158)	34-1 (24 to 46)	68-2 (43 to 100)	40-2 (28 to 53)	21-1 (14 to 30)	20 (14 to 27)	19-5 (13 to 26)	15-7 (11 to 20)	15-1 (11 to 20)	15-3 (11 to 20)	15-3 (10 to 21)	14-8 (10 to 19)	13-4 (9 to 17)	13-4 (9 to 17)	17-8 (13 to 24)	18-4 (13 to 25)	14-9 (10 to 20)	11-2 (8 to 15)	9-9 (7 to 13)	8-9 (6 to 12)	6-7 (4 to 9)	4-2 (2 to 6)	1-8 (1 to 3)	0-4 (0 to 1)	468
Neural tube defects	8-6 (4 to 14)	2-1 (1 to 3)	4-4 (2 to 8)	3-6 (2 to 5)	0-7 (0 to 1)	0-9 (0 to 1)	0-9 (0 to 1)	0-9 (0 to 1)	0-9 (0 to 1)	0-9 (0 to 1)	0-9 (0 to 1)	0-7 (0 to 1)	0-7 (0 to 1)	0-8 (0 to 1)	0-2 (0 to 3)	0-2 (0 to 3)	0-2 (0 to 3)	0-1 (0 to 2)	0-1 (0 to 2)	0-1 (0 to 2)	0-1 (0 to 2)	0-1 (0 to 2)	0-1 (0 to 2)	0-0 (0 to 0)	27-7
Congenital heart anomalies	25-5 (14 to 39)	15-7 (10 to 24)	23-3 (12 to 42)	7-6 (4 to 13)	3-1 (1 to 5)	3-1 (1 to 5)	4-2 (2 to 6)	3-4 (2 to 6)	3-2 (2 to 5)	3 (2 to 4)	3 (2 to 4)	3 (1 to 4)	3 (1 to 4)	3 (1 to 4)	2-3 (1 to 3)	2 (0 to 3)	1-6 (0 to 3)	1-5 (0 to 2)	0-2 (0 to 1)	0-1 (0 to 2)	0-1 (0 to 2)	0-1 (0 to 2)	0-1 (0 to 2)	0-0 (0 to 0)	109
Orofacial clefts	0 (0 to 1)	0 (0 to 0)	0-2 (0 to 0)	0-3 (0 to 1)	0-2 (0 to 1)	0-2 (0 to 1)	0-2 (0 to 0)	0-2 (0 to 0)	0-2 (0 to 0)	0-2 (0 to 0)	0-2 (0 to 0)	0-2 (0 to 0)	0-2 (0 to 0)	0-2 (0 to 0)	0-2 (0 to 0)	0-2 (0 to 0)	0-2 (0 to 0)	0-2 (0 to 0)	0-2 (0 to 0)	0-2 (0 to 0)	0-1 (0 to 0)	0-1 (0 to 0)	0-1 (0 to 0)	0-0 (0 to 0)	3-8
Down syndrome	4-3 (2 to 7)	1-1 (0 to 2)	3-4 (1 to 7)	2-4 (1 to 5)	1-7 (0 to 3)	1-6 (1 to 2)	1-6 (1 to 2)	1-7 (1 to 2)	1-7 (1 to 2)	2-1 (1 to 3)	2-1 (1 to 3)	2-1 (1 to 3)	2-1 (1 to 3)	3-6 (2 to 5)	6-6 (3 to 10)	8-3 (3 to 15)	7 (3 to 11)	4-1 (1 to 6)	3-5 (1 to 5)	2-3 (0 to 3)	1-3 (0 to 2)	0-7 (0 to 1)	0-3 (0 to 1)	0-1 (0 to 0)	56
Turner syndrome	0 (0 to 0)	0 (0 to 0)	0 (0 to 0)	0 (0 to 0)	0 (0 to 0)	0 (0 to 0)	0 (0 to 0)	0 (0 to 0)	0 (0 to 0)	0 (0 to 0)	0 (0 to 0)	0 (0 to 0)	0 (0 to 0)	0 (0 to 0)	0 (0 to 0)	0 (0 to 0)	0 (0 to 0)	0 (0 to 0)	0 (0 to 0)	0 (0 to 0)	0 (0 to 0)	0 (0 to 0)	0 (0 to 0)	0 (0 to 0)	0
Klinefelter syndrome	0 (0 to 0)	0 (0 to 0)	0 (0 to 0)	0 (0 to 0)	0 (0 to 0)	0 (0 to 0)	0 (0 to 0)	0 (0 to 0)	0 (0 to 1)	0 (0 to 0)	0 (0 to 0)	0 (0 to 0)	0 (0 to 0)	0 (0 to 0)	0 (0 to 0)	0 (0 to 0)	0 (0 to 0)	0 (0 to 0)	0 (0 to 0)	0 (0 to 0)	0 (0 to 0)	0 (0 to 0)	0 (0 to 0)	0 (0 to 0)	0-3
Other chromosomal abnormalities	12-1 (4 to 24)	4-3 (2 to 7)	10-2 (5 to 17)	4-9 (3 to 7)	2-1 (1 to 4)	2 (1 to 4)	2-3 (1 to 4)	2-4 (1 to 5)	2-1 (1 to 3)	2-1 (1 to 3)	2-2 (1 to 3)	2-1 (1 to 3)	1-8 (0 to 2)	2 (1 to 3)	1-6 (0 to 2)	0-8 (0 to 2)	0-7 (0 to 1)	0-6 (0 to 1)	0-5 (0 to 1)	0-4 (0 to 1)	0-3 (0 to 1)	0-2 (0 to 1)	0-0 (0 to 0)	0-0 (0 to 0)	57-1
Congenital musculoskeletal and limb anomalies	4-4 (1 to 9)	1-1 (0 to 2)	2-5 (1 to 5)	2-1 (0 to 4)	1-1 (0 to 2)	0-9 (0 to 2)	0-9 (0 to 2)	0-9 (0 to 2)	0-9 (0 to 2)	0-9 (0 to 2)	0-9 (0 to 2)	0-9 (0 to 2)	0-9 (0 to 2)	0-9 (0 to 2)	0-9 (0 to 2)	0-9 (0 to 2)	0-9 (0 to 2)	0-9 (0 to 2)	0-9 (0 to 2)	0-9 (0 to 2)	0-9 (0 to 2)	0-9 (0 to 2)	0-9 (0 to 2)	0-0 (0 to 0)	78-8
Urogenital congenital anomalies	9-2 (4 to 16)	1-1 (0 to 2)	1-9 (1 to 3)	1-1 (0 to 2)	0-7 (0 to 1)	0-5 (0 to 1)	0-3 (0 to 1)	0-3 (0 to 1)	0-2 (0 to 1)	0-2 (0 to 1)	0-2 (0 to 1)	0-2 (0 to 1)	0-2 (0 to 1)	0-1 (0 to 1)	0-1 (0 to 1)	0-1 (0 to 1)	0-1 (0 to 1)	0-1 (0 to 1)	0-1 (0 to 1)	0-1 (0 to 1)	0-1 (0 to 1)	0-1 (0 to 1)	0-1 (0 to 1)	0-0 (0 to 0)	15-3
Digestive congenital anomalies	12-9 (7 to 22)	4-4 (2 to 9)	9-5 (4 to 17)	4-1 (2 to 8)	1-8 (0 to 4)	1-6 (0 to 4)	1-6 (0 to 3)	1-6 (0 to 3)	1-6 (0 to 3)	1-6 (0 to 3)	1-6 (0 to 3)	1-6 (0 to 3)	1-6 (0 to 3)	1-6 (0 to 3)	1-6 (0 to 3)	1-6 (0 to 3)	1-6 (0 to 3)	1-6 (0 to 3)	1-6 (0 to 3)	1-6 (0 to 3)	1-6 (0 to 3)	1-6 (0 to 3)	1-6 (0 to 3)	0-0 (0 to 0)	28-8
Other congenital birth defects	15-4 (7 to 27)	5-3 (2 to 9)	10-5 (4 to 18)	4-5 (2 to 8)	2-1 (1 to 4)	2-1 (1 to 4)	2-1 (1 to 4)	2-1 (1 to 4)	2-1 (1 to 4)	2-1 (1 to 4)	2-1 (1 to 4)	2-1 (1 to 4)	2-1 (1 to 4)	2-1 (1 to 4)	2-7 (1 to 5)	2-7 (1 to 5)	2-7 (1 to 5)	2-7 (1 to 5)	2-7 (1 to 5)	2-7 (1 to 5)	2-7 (1 to 5)	2-7 (1 to 5)	2-7 (1 to 5)	0-0 (0 to 0)	90-6
Urinary diseases and male infertility	0-1 (0 to 0)	0-2 (0 to 0)	0-3 (0 to 0)	0-4 (0 to 0)	0-4 (0 to 0)	0-5 (0 to 0)	0-5 (0 to 0)	2-1 (1 to 4)	3-6 (1 to 7)	4-5 (2 to 9)	4-5 (2 to 9)	5-3 (2 to 10)	5-3 (3 to 10)	12-3 (6 to 19)	12-3 (6 to 19)	20-3 (14 to 29)	20-3 (14 to 29)	20-3 (14 to 29)	20-3 (14 to 29)	20-3 (14 to 29)	20-3 (14 to 29)	20-3 (14 to 29)	20-3 (14 to 29)	0-0 (0 to 0)	382
Urolithiasis	0 (0 to 0)	0 (0 to 0)	0 (0 to 0)	0 (0 to 0)	0 (0 to 0)	0 (0 to 0)	0 (0 to 0)	0-1 (0 to 1)	0-1 (0 to 1)	0-3 (0 to 1)	0-3 (0 to 1)	0-3 (0 to 1)	0-3 (0 to 1)	0-3 (0 to 1)	0-3 (0 to 1)	0-3 (0 to 1)	0-3 (0 to 1)	0-3 (0 to 1)	0-3 (0 to 1)	0-3 (0 to 1)	0-3 (0 to 1)	0-3 (0 to 1)	0-3 (0 to 1)	0-0 (0 to 0)	22-4
Benign prostatic hyperplasia	0 (0 to 0)	0 (0 to 0)	0 (0 to 0)	0 (0 to 0)	0 (0 to 0)	0 (0 to 0)	0 (0 to 0)	0 (0 to 0)	0 (0 to 0)	0 (0 to 0)	0 (0 to 0)	0 (0 to 0)	0 (0 to 0)	0 (0 to 0)	0 (0 to 0)	0 (0 to 0)	0 (0 to 0)	0 (0 to 0)	0 (0 to 0)	0 (0 to 0)	0 (0 to 0)	0 (0 to 0)	0 (0 to 0)	0 (0 to 0)	149
Male infertility	1 (0 to 0)	0 (0 to 0)	0 (0 to 0)	0 (0 to 0)	0 (0 to 0)	0 (0 to 0)	0 (0 to 0)	2-3 (0 to 4)	2-3 (0 to 5)	2-5 (0 to 6)	2-8 (0 to 7)	2-8 (0 to 7)	2-7 (0 to 6)	2-7 (0 to 6)	2-7 (0 to 6)	2-7 (0 to 6)	2-7 (0 to 6)	2-7 (0 to 6)	2-7 (0 to 6)	2-7 (0 to 6)	2-7 (0 to 6)	2-7 (0 to 6)	2-7 (0 to 6)	0-0 (0 to 0)	12-3
Other urinary diseases	0-1 (0 to 1)	0-1 (0 to 1)	0-1 (0 to 2)	0-2 (0 to 2)	0-2 (0 to 2)	0-1 (0 to 2)	0-1 (0 to 2)	0-1 (0 to 2)	0-2 (0 to 4)	0-2 (0 to 5)	0-3 (0 to 6)	0-7 (0 to 9)	0-7 (0 to 9)	1-1 (0 to 4)	1-2 (0 to 5)	1-7 (1 to 9)	1-9 (1 to 9)	2 (1 to 10)	2 (1 to 10)	2-4 (1 to 11)	2-4 (1 to 11)	2-4 (1 to 11)	2-4 (1 to 11)	0-2 (0 to 1)	21-1
Gynecological diseases	0 (0 to 0)	0 (0 to 0)	0 (0 to 0)	0 (0 to 0)	0 (0 to 0)	0 (0 to 0)	0 (0 to 0)	0 (0 to 0)	0 (0 to 0)	0 (0 to 0)	0 (0 to 0)	0 (0 to 0)	0 (0 to 0)	0 (0 to 0)	0 (0 to 0)	0 (0 to 0)	0 (0 to 0)	0 (0 to 0)	0 (0 to 0)	0 (0 to 0)	0 (0 to 0)	0 (0 to 0)	0 (0 to 0)	0 (0 to 0)	0
Uterine fibroids	0 (0 to 0)	0 (0 to 0)	0 (0 to 0)	0 (0 to 0)	0 (0 to 0)	0 (0 to 0)	0 (0 to 0)	0 (0 to 0)	0 (0 to 0)	0 (0 to 0)	0 (0 to 0)	0 (0 to 0)	0 (0 to 0)	0 (0 to 0)	0 (0 to 0)	0 (0 to 0)	0 (0 to 0)	0 (0 to 0)	0 (0 to 0)	0 (0 to 0)	0 (0 to 0)	0 (0 to 0)	0 (0 to 0)	0 (0 to 0)	0
Polycystic ovarian syndrome	..	..	..	..	..	..	..	..	..	..	..	..	..	..	..	..	..	..	..	..	..	..	..	..	NA
Female infertility	..	..	..	..	..	..	..	..	..	..	..	..	..	..	..	..	..	..	..	..	..	..	..	..	NA
Endometriosis	..	..	..	..	..	..	..	..	..	..	..	..	..	..	..	..	..	..	..	..	..	..	..	..	NA
Genital prolapse	0 (0 to 0)	0 (0 to 0)	0 (0 to 0)	0 (0 to 0)	0 (0 to 0)	0 (0 to 0)	0 (0 to 0)	0 (0 to 0)	0 (0 to 0)	0 (0 to 0)	0 (0 to 0)	0 (0 to 0)	0 (0 to 0)	0 (0 to 0)	0 (0 to 0)	0 (0 to 0)	0 (0 to 0)	0 (0 to 0)	0 (0 to 0)	0 (0 to 0)	0 (0 to 0)	0 (0 to 0)	0 (0 to 0)	0 (0 to 0)	0
Premenstrual syndrome	..	..	..	..	..	..	..	..	..	..	..	..	..	..	..	..	..	..	..	..	..	..	..	..	NA
Other gynecological diseases	0 (0 to 0)	0 (0 to 0)	0 (0 to 0)	0 (0 to 0)	0 (0 to 0)	0 (0 to 0)	0 (0 to 0)	0 (0 to 0)	0 (0 to 0)	0 (0 to 0)	0 (0 to 0)	0 (0 to 0)	0 (0 to 0)	0 (0 to 0)	0 (0 to 0)	0 (0 to 0)	0 (0 to 0)	0 (0 to 0)	0 (0 to 0)	0 (0 to 0)	0 (0 to 0)	0 (0 to 0)	0 (0 to 0)	0 (0 to 0)	0
Hemoglobinopathies and hemolytic anemias	0 (0 to 1)	0-1 (0 to 2)	0-2 (0 to 3)	0-4 (0 to 8)	1-6 (0 to 8)	0-9 (0 to 5)	0-4 (0 to 1)	0-7 (0 to 14)	0-7 (0 to 15)	0-9 (0 to 23)	0-9 (0 to 23)	0-7 (0 to 19)	0-7 (0 to 18)	0-7 (0 to 18)	0-9 (0 to 24)	1-5 (0 to 4)	1-2 (0 to 3)	1-5 (0 to 3)	1-7 (1 to 3)	1-3 (0 to 3)	1-2 (0 to 3)	1 (0 to 1)	0-6 (0 to 1)	0-2 (0 to 0)	19-5
Thalassemias	0 (0 to 0)	0 (0 to 0)	0 (0 to 0)	0 (0 to 0)	0 (0 to 0)	0 (0 to 0)	0 (0 to 0)	0 (0 to 0)	0 (0 to 0)	0 (0 to 0)	0 (0 to 0)	0 (0 to 0)	0 (0 to 0)	0 (0 to 0)	0 (0 to 0)	0 (0 to 0)	0 (0 to 0)	0 (0 to 0)	0 (0 to 0)	0 (0 to 0)	0 (0 to 0)	0 (0 to 0)	0 (0 to 0)	0 (0 to 0)	0
Thalassemias trait	0 (0 to 0)	0 (0 to 0)	0 (0 to 0)	0-2 (0 to 0)	0-1 (0 to 0)	0-1 (0 to 0)	0-1 (0 to 0)	0-1 (0 to 0)	0-1 (0 to 0)	0-1 (0 to 0)	0-1 (0 to 0)	0-1 (0 to 0)	0-1 (0 to 0)	0-1 (0 to 0)	0-1 (0 to 0)	0-1 (0 to 0)	0-1 (0 to 0)	0-1 (0 to 0)	0-1 (0 to 0)	0-1 (0 to 0)	0-1 (0 to 0)	0-1 (0 to 0)	0-1 (0 to 0)	0-0 (0 to 0)	1-2
Sickle cell disorders	0 (0 to 0)	0-1 (0 to 0)	0-3 (0 to 0)	0-3 (0 to 0)	0-3 (0 to 0)	0-3 (0 to 0)	0-3 (0 to 0)	0-3 (0 to 0)	0-2 (0 to 0)	0-2 (0 to 0)	0-2 (0 to 0)	0-2 (0 to 0)	0-2 (0 to 0)	0-1 (0 to 0)	0-1 (0 to 0)	0-1 (0 to 0)	0-1 (0 to 0)	0-1 (0 to 0)	0-1 (0 to 0)	0-1 (0 to 0)	0-1 (0 to 0)	0-1 (0 to 0)	0-1 (0 to 0)	0-0 (0 to 0)	3
Sickle cell trait	0 (0 to 0)	0 (0 to 0)	0 (0 to 0)	0-2 (0 to 0)	0-2 (0 to 0)	0-2 (0 to 1)	0-2 (0 to 0)	0-1 (0 to 0)	0-1 (0 to 0)	0-1 (0 to 0)	0-1 (0 to 0)	0-1 (0 to 0)	0-1 (0 to 0)	0-1 (0 to 0)	0-1 (0 to 0)	0-2 (0 to 0)	0-2 (0 to 0)	0-1 (0 to 0)	0-1 (0 to 0)	0-1 (0 to 0)	0-1 (0 to 0)	0-1 (0 to 0)	0-1 (0 to 0)	0-0 (0 to 0)	2-3
G6PD deficiency	0 (0 to 0)	0 (0 to 0)	0 (0 to 0)	0-1 (0 to 0)	0-1 (0 to 0)	0-1 (0 to 0)	0-1 (0 to 0)	0-1 (0 to 0)	0-2 (0 to 0)	0-2 (0 to 0)	0-2 (0 to 0)	0-2 (0 to 0)	0-2 (0 to 0)	0-2 (0 to 0)	0-1 (0 to 0)	0-2 (0 to 0)	0-2 (0 to 0)	0-2 (0 to 0)	0-2 (0 to 0)	0-1 (0 to 0)	0-1 (0 to 0)	0-1 (0 to 0)	0-1 (0 to 0)	0-0 (0 to 0)	2-5
G6PD trait	0 (0 to 0)	0 (0 to 0)	0 (0 to 0)	0-5 (0 to 2)	0-5 (0 to 1)	0-3 (0 to 1)	0-3 (0 to 0)	0-1 (0 to 0)	0-1 (0 to 0)	0-1 (0 to 0)	0-1 (0 to 0)	0-1 (0 to 0)	0-1 (0 to 0)	0-1 (0 to 0)	0-1 (0 to 0)	0-1 (0 to 0)	0-1 (0 to 0)	0-1 (0 to 0)	0-1 (0 to 0)	0-1 (0 to 0)	0-1 (0 to 0)	0-1 (0 to 0)	0-1 (0 to 0)	0-0 (0 to 0)	0
Other hemoglobinopathies and hemolytic anemias	0 (0 to 0)	0 (0 to 0)	0 (0 to 0)	0-2 (0 to 1)	0-2 (0 to 1)	0-1 (0 to 0.4)	0-2 (0 to 0.7)	0-2 (0 to 0.8)	0-3 (0 to 1.2)	0-3 (0 to 1.4)	0-3 (0 to 1.5)	0-3 (0 to 1.5)	0-3 (0 to 1.5)	0-2 (0 to 1.4)	0-3 (0 to 1.5)	0-4 (0 to 2.1)	0-5 (0 to 2.3)	0-5 (0 to 2.3)	0-5 (0 to 2.3)	0-5 (0 to 2.3)	0-5 (0 to 2.3)	0-5 (0 to 2.3)	0-5 (0 to 2.3)	0-0 (0 to 0)	10-6
Endocrine, metabolic, blood, and immune disorders	3-5 (1 to 5.7)	2-9 (1 to 4.1)	10-5 (6 to 16.9)	16-6 (11 to 23.4)	17-5 (10 to 26.8)	16-7 (10 to 24.8)	19-1 (12 to 27.4)	24-1 (16 to 36.7)	19-5 (12 to 30.1)	21-3 (13 to 32.1)	21-3 (13 to 32.1)	28 (18 to 42.1)	28 (24 to 33.2)	42-2 (36 to 50.4)	76-9 (67 to 88.1)	98-9 (87 to 114)	102 (87 to 121)	99-7 (84 to 118)	92-3 (77 to 112)	76-4 (63 to 91.7)	38-2 (31 to 46.9)	15-4 (10 to 22.1)	5-1 (3 to 7.6)	880
Oral disorders	0-3 (0 to 1)	0-3 (0 to 1)	4-3 (2 to 7)	2-5 (1 to 4)	6-8 (3 to 11)	9-1 (5 to 14)	12-2 (6 to 19)	16 (9 to 26)	19 (10 to 32)	21-3 (11 to 37)	21-3 (11 to 37)	22 (14 to 33)	22 (14 to 33)	44-7 (34 to 57)	58-7 (47 to 72)	84-5 (69 to 103)	94-5 (78 to 112)	76-7 (64 to 92)	68-8 (54 to 87)	45-1 (34 to 57)	46 (29 to 68)	25-9 (15 to 37)	10-4 (5 to 15)	2-3 (1 to 3)	611
Caries of deciduous teeth	0 (0 to 0)	0 (0 to 0)	0 (0 to 0)	0 (0 to 0)	0 (0 to 0)	0 (0 to 0)	0 (0 to 0)	0 (0 to 0)	0 (0 to 0)	0 (0 to 0)	0 (0 to 0)	0 (0 to 0)	0 (0 to 0)	0 (0 to 0)	0 (0 to 0)	0 (0 to 0)	0 (0 to 0)	0 (0 to 0)	0 (0 to 0)	0 (0 to 0)	0 (0 to 0)	0 (0 to 0)	0 (0 to 0)	0 (0 to 0)	1-2
Caries of permanent teeth	0 (0 to 0)	0 (0 to 0)	0 (0 to 0)	0-8 (0 to 17)	2-6 (1 to 5)	2-7 (1 to 5)	3-5 (1 to 6)	3-3 (1 to 6)	3-3 (1 to 7)	3-4 (1 to 7)	3-4 (1 to 7)	3-7 (1 to 9)	3-7 (1 to 9)	3-8 (1 to 9)	3-7 (1 to 9)	3-7 (1 to 9)	3-7 (1 to 9)	3-7 (1 to 9)	3-7 (1 to 9)	3-7 (1 to 9)	3-7 (1 to 9)	3-7 (1 to 9)	3-7 (1 to 9)	0-0 (0 to 1)	45-5
Periodontal diseases	0 (0 to 0)	0 (0 to 0)	0 (0 to 0)	0 (0 to 0)	0 (0 to 0)	0 (0 to 0)	0 (0 to 0)	0-1 (0 to 2)	0-1 (0 to 4)	0-2 (0 to 4)	0-2 (0 to 4)	0-2 (0 to 4)	0-2 (0 to 4)	0-2 (0 to 4)	0-2 (0 to 4)	0-2 (0 to 4)	0-2 (0 to 4)	0-2 (0 to 4)	0-2 (0 to 4)	0-2 (0 to 4)	0-2 (0 to 4)	0-2 (0 to 4)	0-2 (0 to 4)	0-0 (0 to 0)	84-6
Other oral disorders	0 (0 to 0)	0 (0 to 0)	0 (0 to 0)	2-7 (1 to 4)	2-9 (1 to 4)	3-9 (2 to 6)	4-5 (2 to 7)	5-3 (3 to 8)	6 (3 to 9)	6 (3 to 9)	6 (3 to 9)	6 (3 to 9)	6 (3 to 9)	6-8 (4 to 10)	5-6 (4 to 8)	5-6 (4 to 11)	5-6 (4 to 10)	5-6 (4 to 9)	5-7 (4 to 8)	5 (3 to 7)	5-6 (4 to 8)	4-3 (3 to 6)	2-3 (1 to 3)	0-3 (0 to 0)	82-4
Sudden infant death syndrome	-- (2 to 5)	3-9 (2 to 5)	9-4 (6 to 13)	..	..	..	..	..	..	..	..	..	..	..	..	..	..	..	..	..	..	..	..	..	NA
Injuries	1 (0 to 1)	1-4 (0 to 1)	11-5 (7 to 17)	28-7 (23 to 35)	39-2 (30 to 50)	60-7 (48 to 77)	164 (129 to 193)	221 (189 to 258)	227 (192 to 266)	232 (210 to 259)	232 (210 to 259)	241 (216 to 313)	265 (217 to 321)	265 (227 to 321)	221 (182 to 282)	319 (256 to 396)	315 (252 to 392)	253 (202 to 314)	241 (190 to 305)	252 (200 to 315)	200 (154 to 251)	179 (144 to 225)	132 (106 to 160)	67-8 (53 to 81.3)	17-1 (14 to 20.6)	3,840
Transport injuries	0-1 (0 to 1)	0-1 (0 to 1)	0-4 (0 to 1)	2-5 (2 to 5.5)	5-6 (3 to 9)	7 (5 to 9.4)	11-1 (8 to 14.4)	14-4 (10 to 18.6)	15-1 (11 to 20)	15-1 (11 to 20)	15-1 (11 to 20)	16-2 (12 to 21)	16-2 (12 to 21)	16-7 (12 to 22)	14-7 (10 to 20)	20-1 (15 to 26)	20-4 (15 to 26)	16-4 (12 to 21)	15-7 (11 to 20)	16-3 (12 to 21)	13-9 (10 to 18)	11-7 (8 to 15)	8-7 (6 to 11)	4-4 (3 to 6)	124
Road injuries	0 (0 to 0)	0 (0 to 0)	0 (0 to 0)	0-3 (0 to 0)	0-5 (0 to 1)	0-5 (0 to 1)	1-2 (0 to 3)	1-4 (0 to 3)	1-5 (0 to 3)	1-5 (0 to 3)	1-5 (0 to 3)	1-6 (0 to 3)	1-6 (0 to 3)	1-6 (0 to 3)	1-6 (0 to 3)	2-1 (1 to 3)	2-1 (1 to 3)	1-7 (1 to 3)	1-6 (0 to 3)	1-7 (1 to 3)	1-4 (0 to 3)	1-1 (0 to 2)	0-8 (0 to 2)	0-3 (0 to 1)	93
Pedestrian road injuries	0 (0 to 0)	0 (0 to 0)	0 (0 to 0)	0-2 (0 to 0)	0-3 (0 to 1)	0-3 (0 to 1)	0-4 (0 to 1)	0-4 (0 to 1)	0-4 (0 to 1)	0-4 (0 to 1)	0-4 (0 to 1)	0-4 (0 to 1)	0-4 (0 to 1)	0-4 (0 to 1)	0-4 (0 to 1)	0-4 (0 to 1)	0-4 (0 to 1)	0-4 (0 to 1)	0-4 (0 to 1)	0-4 (0 to 1)	0-4 (0 to 1)	0-4 (0 to 1)	0-4 (0 to 1)	0-0 (0 to 0)	98-4
Cyclist road injuries	0 (0 to 0)	0 (0 to 0)	0 (0 to 0)	0-1 (0 to 0)	0-2 (0 to 0)	0-2 (0 to 0)	0-4 (0 to 1)	0-4 (0 to 1)	0-4 (0 to 1)	0-4 (0 to 1)	0-4 (0 to 1)	0-4 (0 to 1)	0-4 (0 to 1)	0-4 (0 to 1)	0-4 (0 to 1)	0-4 (0 to 1)	0-4 (0 to 1)	0-4 (0 to 1)	0-4 (0 to 1)	0-4 (0 to 1)	0-4 (0 to 1)	0-4 (0 to 1)	0-4 (0 to 1)	0-0 (0 to 0)	73-7
Motorcyclist road injuries	0 (0 to 0)	0 (0 to 0)	0 (0 to 0)	0-1 (0 to 0)	0-2 (0 to 0)	0-1 (0 to 0)	0-2 (0 to 0)	0-2 (0 to 0)	0-2 (0 to 0)	0-2 (0 to 0)	0-2 (0 to 0)	0-2 (0 to 0)	0-2 (0 to 0)	0-2 (0 to 0)	0-2 (0 to 0)	0-2 (0 to 0)	0-2 (0 to 0)	0-2 (0 to 0)	0-2 (0 to 0)	0-2 (0 to 0)	0-2 (0 to 0)	0-2 (0 to 0)	0-2 (0 to 0)	0-0 (0 to 0)	108
Motor vehicle road injuries	0 (0 to 0)	0 (0 to 0)	0-3 (0 to 0)	1-1 (0 to 2)	1-6 (0 to 3)	2-0 (1 to 3)	2-8 (1 to 4)	3-5 (2 to 5)	3-7 (2 to 5)	3-7 (2 to 5)	3-7 (2 to 5)	3-7 (2 to 5)	3-7 (2 to 5)	3-7 (2 to 5)	3-7 (2 to 5)	3-7 (2 to 5)	3-7 (2 to 5)	3-7 (2 to 5)	3-7 (2 to 5)	3-7 (2 to 5)	3-7 (2 to 5)	3-7 (2 to 5)	3-7 (2 to 5)	0-0 (0 to 0)	223
Other road injuries	0 (0 to 0)	0 (0 to 0)	0 (0 to 0)	0 (0 to 0)	0 (0 to 0)	0 (0 to 0)	0 (0 to 0)	0 (0 to 0)	0 (0 to 0)	0 (0 to 0)	0 (0 to 0)	0 (0 to 0)	0 (0 to 0)	0 (0 to 0)	0 (0 to 0)	0 (0 to 0)	0 (0 to 0)	0 (0 to 0)	0 (0 to 0)	0 (0 to 0)	0 (0 to 0)	0 (0 to 0)	0 (0 to 0)	0 (0 to 0)	8-2

SR Table 2a: Bury DALYS by cause and age group for males with 95% uncertainty intervals, 2019

Cause	Early Neonatal	Late Neonatal	Post Neonatal	1 to 4	5 to 9	10 to 14	15 to 19	20 to 24	25 to 29	30 to 34	35 to 39	40 to 44	45 to 49	50 to 54	55 to 59	60 to 64	65 to 69	70 to 74	75 to 79	80 to 84	85 to 89	90 to 94	95 plus	Total
All causes	195 (166 to 230)	76 (60·7 to 93·7)	178 (131 to 232)	200 (159 to 250)	264 (195 to 353)	377 (281 to 489)	541 (421 to 677)	619 (491 to 759)	805 (642 to 986)	1,010 (812 to 1,230)	1,160 (948 to 1,390)	1,230 (1,020 to 1,470)	1,590 (1,320 to 1,890)	2,000 (1,650 to 2,370)	2,330 (1,950 to 2,750)	2,320 (1,960 to 2,720)	2,650 (2,240 to 3,070)	3,340 (2,860 to 3,820)	2,640 (2,280 to 3,000)	2,280 (2,000 to 2,570)	1,500 (1,340 to 1,650)	697 (635 to 757)	156 (144 to 168)	28,200
Communicable, maternal, neonatal, and nutritional diseases	143 (113 to 174)	48 (36·3 to 61·5)	66·7 (46·3 to 90·1)	44·3 (34·5 to 56·5)	48·5 (31·2 to 90)	35·9 (25·3 to 53·7)	29·3 (21·7 to 38·6)	27·5 (20·6 to 36·1)	32·2 (24·7 to 41·2)	38·7 (29·8 to 52)	42·7 (33·5 to 54·1)	41·4 (32·7 to 52·6)	49·1 (38·4 to 61·3)	56·8 (44·2 to 71·3)	61·9 (47·4 to 81)	56·6 (44 to 73·1)	66·3 (49·6 to 87·5)	90·8 (67·7 to 123)	92·5 (68·2 to 124)	111 (83 to 147)	106 (81·4 to 136)	71 (54·3 to 88·3)	18·1 (13·6 to 22·7)	1,380
HIV/AIDS and sexually transmitted infections	4·2 (1·2 to 9·3)	1·5 (0·4 to 3·4)	2·4 (0·8 to 5·4)	0·2 (0·1 to 0·3)	0·1 (0·1 to 0·2)	0·1 (0·1 to 0·1)	0·1 (0·1 to 0·2)	0·3 (0·2 to 0·4)	0·9 (0·6 to 1·2)	1·8 (1·4 to 2·5)	2·5 (1·9 to 3·5)	2·7 (2 to 3·6)	3 (2·3 to 4)	2·6 (1·9 to 3·5)	2·1 (1·5 to 2·9)	1·5 (1·1 to 2·2)	1·4 (0·9 to 2·2)	0·9 (0·4 to 1·6)	0·4 (0·2 to 0·7)	0·1 (0·1 to 0·2)	0·1 (0 to 0·1)	0 (0 to 0)	0 (0 to 0)	28·9
HIV/AIDS	0 (0 to 0)	0 (0 to 0)	0·2 (0·1 to 0·2)	0·1 (0·1 to 0·1)	0·1 (0·1 to 0·1)	0·1 (0 to 0·1)	0·1 (0·1 to 0·1)	0·2 (0·2 to 0·3)	0·7 (0·5 to 1)	1·6 (1·2 to 2·2)	2·3 (1·7 to 3·1)	2·4 (1·8 to 3·3)	2·8 (2·1 to 3·7)	2·3 (1·7 to 3)	1·8 (1·3 to 2·5)	1·3 (0·9 to 2)	1·2 (0·7 to 2)	0·7 (0·3 to 1·4)	0·3 (0·1 to 0·5)	0 (0 to 0·1)	0 (0 to 0)	0 (0 to 0)	0 (0 to 0)	18·2
HIV/AIDS - Drug-susceptible Tuberculosis	0 (0 to 0)	0 (0 to 0)	0 (0 to 0)	0 (0 to 0)	0 (0 to 0)	0 (0 to 0)	0 (0 to 0)	0 (0 to 0)	0·1 (0·1 to 0·2)	0·2 (0·1 to 0·3)	0·3 (0·2 to 0·4)	0·3 (0·2 to 0·4)	0·3 (0·2 to 0·5)	0·3 (0·2 to 0·4)	0·2 (0·1 to 0·3)	0·1 (0·1 to 0·2)	0·1 (0·1 to 0·1)	0 (0 to 0)	0 (0 to 0)	0 (0 to 0)	0 (0 to 0)	0 (0 to 0)	0 (0 to 0)	2
HIV/AIDS - Multidrug-resistant Tuberculosis without extensive dru	0 (0 to 0)	0 (0 to 0)	0 (0 to 0)	0 (0 to 0)	0 (0 to 0)	0 (0 to 0)	0 (0 to 0)	0 (0 to 0)	0 (0 to 0)	0 (0 to 0)	0 (0 to 0)	0 (0 to 0)	0 (0 to 0·1)	0 (0 to 0)	0 (0 to 0)	0 (0 to 0)	0 (0 to 0)	0 (0 to 0)	0 (0 to 0)	0 (0 to 0)	0 (0 to 0)	0 (0 to 0)	0 (0 to 0)	0·1
HIV/AIDS - Extensively drug-resistant Tuberculosis	0 (0 to 0)	0 (0 to 0)	0 (0 to 0)	0 (0 to 0)	0 (0 to 0)	0 (0 to 0)	0 (0 to 0)	0 (0 to 0)	0 (0 to 0)	0 (0 to 0)	0 (0 to 0)	0 (0 to 0)	0 (0 to 0)	0 (0 to 0)	0 (0 to 0)	0 (0 to 0)	0 (0 to 0)	0 (0 to 0)	0 (0 to 0)	0 (0 to 0)	0 (0 to 0)	0 (0 to 0)	0 (0 to 0)	0
HIV/AIDS resulting in other diseases	0 (0 to 0)	0 (0 to 0)	0·1 (0·1 to 0·2)	0·1 (0·1 to 0·1)	0·1 (0·1 to 0·1)	0 (0 to 0·1)	0·1 (0·1 to 0·1)	0·2 (0·2 to 0·3)	0·6 (0·4 to 0·9)	1·4 (1 to 2)	2 (1·4 to 2·8)	2·1 (1·5 to 3)	2·4 (1·7 to 3·4)	2 (1·4 to 2·8)	1·6 (1·1 to 2·3)	1·2 (0·7 to 1·8)	1·1 (0·6 to 1·8)	0·7 (0·2 to 1·4)	0·2 (0·1 to 0·5)	0 (0 to 0·1)	0 (0 to 0)	0 (0 to 0)	0 (0 to 0)	16·2
Sexually transmitted infections excluding HIV	4·2 (1·2 to 9·3)	1·5 (0·4 to 3·4)	2·3 (0·6 to 5·3)	0·1 (0 to 0·1)	0 (0 to 0·1)	0 (0 to 0)	0 (0 to 0·1)	0·1 (0 to 0·2)	0·1 (0·1 to 0·3)	0·2 (0·1 to 0·4)	0·2 (0·1 to 0·5)	0·2 (0·1 to 0·5)	0·3 (0·1 to 0·6)	0·3 (0·1 to 0·6)	0·3 (0·1 to 0·6)	0·2 (0·1 to 0·4)	0·2 (0·1 to 0·4)	0·2 (0·1 to 0·4)	0·1 (0·1 to 0·2)	0·1 (0 to 0·1)	0 (0 to 0·1)	0 (0 to 0)	0 (0 to 0)	10·7
Syphilis	4·2 (1·2 to 9·3)	1·5 (0·4 to 3·4)	2·3 (0·6 to 5·3)	0·1 (0 to 0·1)	0 (0 to 0·1)	0 (0 to 0)	0 (0 to 0)	0 (0 to 0)	0 (0 to 0)	0 (0 to 0·1)	0 (0 to 0·1)	0 (0 to 0·1)	0·1 (0 to 0·1)	0·1 (0 to 0·1)	0·1 (0 to 0·1)	0·1 (0 to 0·1)	0·1 (0 to 0·1)	0·1 (0·1 to 0·1)	0·1 (0 to 0·1)	0 (0 to 0·1)	0 (0 to 0)	0 (0 to 0)	0 (0 to 0)	8·8
Chlamydial infection	0 (0 to 0)	0 (0 to 0)	0 (0 to 0)	0 (0 to 0)	0 (0 to 0)	0 (0 to 0)	0 (0 to 0)	0 (0 to 0)	0 (0 to 0)	0 (0 to 0)	0 (0 to 0)	0 (0 to 0)	0 (0 to 0)	0 (0 to 0)	0 (0 to 0)	0 (0 to 0)	0 (0 to 0)	0 (0 to 0)	0 (0 to 0)	0 (0 to 0)	0 (0 to 0)	0 (0 to 0)	0 (0 to 0)	0·1
Gonococcal infection	0 (0 to 0)	0 (0 to 0)	0 (0 to 0)	0 (0 to 0)	0 (0 to 0)	0 (0 to 0)	0 (0 to 0)	0 (0 to 0)	0 (0 to 0)	0 (0 to 0)	0 (0 to 0)	0 (0 to 0)	0 (0 to 0)	0 (0 to 0)	0 (0 to 0)	0 (0 to 0)	0 (0 to 0)	0 (0 to 0)	0 (0 to 0)	0 (0 to 0)	0 (0 to 0)	0 (0 to 0)	0 (0 to 0)	0·1
Trichomoniasis	0 (0 to 0)	0 (0 to 0)	0 (0 to 0)	0 (0 to 0)	0 (0 to 0)	0 (0 to 0)	0 (0 to 0)	0 (0 to 0)	0 (0 to 0)	0 (0 to 0·1)	0 (0 to 0·1)	0 (0 to 0·1)	0 (0 to 0·1)	0 (0 to 0·1)	0 (0 to 0)	0 (0 to 0)	0 (0 to 0)	0 (0 to 0)	0 (0 to 0)	0 (0 to 0)	0 (0 to 0)	0 (0 to 0)	0 (0 to 0)	0·2
Genital herpes	0 (0 to 0)	0 (0 to 0)	0 (0 to 0)	0 (0 to 0)	0 (0 to 0)	0 (0 to 0)	0 (0 to 0)	0 (0 to 0·1)	0·1 (0 to 0·2)	0·1 (0 to 0·3)	0·1 (0 to 0·3)	0·1 (0 to 0·3)	0·2 (0·1 to 0·4)	0·2 (0·1 to 0·5)	0·2 (0·1 to 0·4)	0·1 (0 to 0·3)	0·1 (0 to 0·3)	0·1 (0 to 0·3)	0·1 (0 to 0·2)	0 (0 to 0·1)	0 (0 to 0)	0 (0 to 0)	0 (0 to 0)	1·5
Other sexually transmitted infections	0 (0 to 0)	0 (0 to 0)	0 (0 to 0)	0 (0 to 0)	0 (0 to 0)	0 (0 to 0)	0 (0 to 0)	0 (0 to 0)	0 (0 to 0)	0 (0 to 0)	0 (0 to 0)	0 (0 to 0)	0 (0 to 0)	0 (0 to 0)	0 (0 to 0)	0 (0 to 0)	0 (0 to 0)	0 (0 to 0)	0 (0 to 0)	0 (0 to 0)	0 (0 to 0)	0 (0 to 0)	0 (0 to 0)	0·1
Respiratory infections and tuberculosis	1·4 (0·9 to 1·9)	1·5 (1 to 2·2)	11·2 (7·3 to 16·3)	14·9 (10·2 to 21·7)	13 (8 to 20·5)	9·8 (5·9 to 15·6)	8·5 (5·2 to 13·4)	8·3 (5·5 to 12·4)	10·3 (7·3 to 14·6)	13·5 (9·6 to 18·6)	16·6 (12·1 to 22·5)	18·4 (13·3 to 24·5)	24·3 (17·4 to 32·4)	31 (22·3 to 41·5)	36·1 (26·3 to 49·7)	37·6 (27·2 to 51·1)	47·7 (33·9 to 66·1)	72 (50·8 to 101)	79·3 (56·7 to 109)	100 (73·3 to 134)	98·7 (75·5 to 126)	67·1 (50·8 to 84·6)	17·1 (12·8 to 21·7)	738
Tuberculosis	0 (0 to 0)	0 (0 to 0)	0 (0 to 0)	0·1 (0 to 0·1)	0 (0 to 0)	0 (0 to 0·1)	0·1 (0·1 to 0·1)	0·3 (0·2 to 0·4)	0·4 (0·2 to 0·7)	0·5 (0·4 to 0·7)	0·7 (0·5 to 0·9)	0·8 (0·5 to 1·1)	1 (0·7 to 1·4)	1·1 (0·8 to 1·6)	1·3 (0·9 to 1·8)	1·2 (0·8 to 1·6)	1·3 (0·9 to 1·9)	1·8 (1·3 to 2·5)	1·5 (1·1 to 2)	1·3 (1 to 1·8)	0·8 (0·6 to 1·1)	0·3 (0·2 to 0·4)	0·1 (0 to 0·1)	14·5
Latent tuberculosis infection	0 (0 to 0)	0 (0 to 0)	0 (0 to 0)	0 (0 to 0)	0 (0 to 0)	0 (0 to 0)	0 (0 to 0)	0 (0 to 0)	0 (0 to 0)	0 (0 to 0)	0 (0 to 0)	0 (0 to 0)	0 (0 to 0)	0 (0 to 0)	0 (0 to 0)	0 (0 to 0)	0 (0 to 0)	0 (0 to 0)	0 (0 to 0)	0 (0 to 0)	0 (0 to 0)	0 (0 to 0)	0 (0 to 0)	0
Drug-susceptible tuberculosis	0 (0 to 0)	0 (0 to 0)	0 (0 to 0)	0·1 (0 to 0·1)	0 (0 to 0)	0 (0 to 0·1)	0·1 (0·1 to 0·1)	0·2 (0·2 to 0·4)	0·4 (0·2 to 0·7)	0·5 (0·4 to 0·7)	0·7 (0·5 to 0·9)	0·8 (0·5 to 1·1)	1 (0·6 to 1·4)	1·1 (0·7 to 1·6)	1·2 (0·8 to 1·8)	1·1 (0·8 to 1·6)	1·3 (0·8 to 1·9)	1·8 (1·2 to 2·4)	1·4 (1 to 2)	1·3 (0·9 to 1·8)	0·8 (0·5 to 1·1)	0·3 (0·2 to 0·4)	0·1 (0 to 0·1)	14·1
Multidrug-resistant tuberculosis without extensive drug resistanc	0 (0 to 0)	0 (0 to 0)	0 (0 to 0)	0 (0 to 0)	0 (0 to 0)	0 (0 to 0)	0 (0 to 0)	0 (0 to 0)	0 (0 to 0)	0 (0 to 0·1)	0 (0 to 0·1)	0 (0 to 0·1)	0 (0 to 0·1)	0 (0 to 0·1)	0 (0 to 0·2)	0 (0 to 0·2)	0 (0 to 0·2)	0 (0 to 0·2)	0 (0 to 0·2)	0 (0 to 0·2)	0 (0 to 0·1)	0 (0 to 0)	0 (0 to 0)	0·3
Extensively drug-resistant tuberculosis	0 (0 to 0)	0 (0 to 0)	0 (0 to 0)	0 (0 to 0)	0 (0 to 0)	0 (0 to 0)	0 (0 to 0)	0 (0 to 0)	0 (0 to 0)	0 (0 to 0)	0 (0 to 0)	0 (0 to 0)	0 (0 to 0)	0 (0 to 0)	0 (0 to 0·1)	0 (0 to 0)	0 (0 to 0)	0 (0 to 0·1)	0 (0 to 0·1)	0 (0 to 0)	0 (0 to 0)	0 (0 to 0)	0 (0 to 0)	0·1
Lower respiratory infections	1·4 (0·9 to 1·9)	1·4 (0·9 to 2)	8·8 (5·2 to 13·7)	4·3 (2·9 to 6)	1·3 (0·9 to 1·7)	1·1 (0·8 to 1·6)	1·8 (1·2 to 2·5)	2·3 (1·4 to 3·3)	3·7 (2·4 to 5·4)	6·2 (4·1 to 8·7)	9 (6·2 to 12·6)	11·4 (7·3 to 16·8)	16·8 (11·4 to 23·9)	23·1 (15·4 to 32·9)	28·8 (19·6 to 42·2)	32 (21·5 to 45·2)	42·5 (28·6 to 60·2)	66·5 (45·7 to 95·2)	75·6 (53 to 105)	97·5 (70·7 to 131)	97·2 (74·2 to 124)	66·5 (50·3 to 84)	17 (12·7 to 21·6)	616
Upper respiratory infections	0 (0 to 0)	0·1 (0·1 to 0·2)	2 (1·2 to 3·2)	8·3 (4·7 to 13·5)	9·5 (5·2 to 16·1)	7·2 (3·9 to 12·4)	5·5 (2·8 to 9·8)	4·8 (2·5 to 8·3)	5·1 (2·8 to 8·8)	5·6 (3·1 to 9·5)	5·7 (3 to 9·6)	4·9 (2·7 to 8·6)	5·1 (2·7 to 8·8)	5·2 (2·9 to 8·9)	4·7 (2·6 to 8)	3·6 (1·9 to 5·8)	3·3 (1·7 to 5·5)	3·1 (1·7 to 5·2)	1·8 (0·9 to 3·1)	1·1 (0·6 to 1·9)	0·5 (0·3 to 0·9)	0·2 (0·1 to 0·3)	0 (0 to 0·1)	87·6
Otitis media	0 (0 to 0)	0 (0 to 0)	0·4 (0·2 to 0·7)	2·2 (1·1 to 3·9)	2·2 (1·2 to 3·8)	1·4 (0·7 to 2·4)	1·1 (0·5 to 2)	1·1 (0·5 to 2·1)	1·1 (0·5 to 2)	1·1 (0·5 to 2·3)	1·3 (0·6 to 2·3)	1·3 (0·6 to 2·4)	1·5 (0·7 to 2·6)	1·5 (0·7 to 2·8)	1·3 (0·6 to 2·4)	0·9 (0·4 to 1·8)	0·7 (0·3 to 1·3)	0·6 (0·2 to 1·1)	0·4 (0·2 to 0·7)	0·3 (0·1 to 0·5)	0·2 (0·1 to 0·3)	0·1 (0 to 0·1)	0 (0 to 0)	20·5
Enteric infections	0·1 (0·1 to 0·2)	0·5 (0·3 to 0·6)	5·5 (3·6 to 7·9)	8·8 (5·3 to 14·1)	4·9 (2·6 to 8·2)	3·3 (1·8 to 5·6)	2·2 (1·3 to 3·6)	1·7 (1 to 2·8)	1·9 (1·1 to 3)	2 (1·2 to 3·2)	2 (1·2 to 3)	1·7 (1·1 to 2·6)	1·9 (1·2 to 2·9)	2·1 (1·3 to 3·1)	2 (1·2 to 3)	2·5 (1·6 to 3·4)	3·9 (2·8 to 5·3)	6·1 (4·3 to 8·4)	5·9 (4·3 to 7·9)	6·1 (4·4 to 8·2)	4·8 (3·4 to 6·7)	2·6 (1·8 to 3·7)	0·7 (0·5 to 0·9)	73·4
Diarrheal diseases	0·1 (0·1 to 0·2)	0·5 (0·3 to 0·6)	5·5 (3·5 to 7·9)	8·7 (5·2 to 14)	4·8 (2·6 to 8·2)	3·3 (1·7 to 5·6)	2·2 (1·3 to 3·6)	1·7 (1 to 2·8)	1·9 (1·1 to 2·9)	2 (1·2 to 3·2)	2 (1·2 to 3)	1·7 (1 to 2·6)	1·9 (1·2 to 2·9)	2·1 (1·3 to 3·1)	2 (1·2 to 3)	2·4 (1·6 to 3·4)	3·9 (2·7 to 5·3)	6 (4·2 to 8·2)	5·9 (4·3 to 7·8)	6 (4·4 to 8·2)	4·8 (3·4 to 6·7)	2·6 (1·8 to 3·6)	0·7 (0·5 to 0·9)	72·7
Typhoid and paratyphoid	0 (0 to 0)	0 (0 to 0)	0 (0 to 0)	0 (0 to 0)	0 (0 to 0)	0 (0 to 0)	0 (0 to 0)	0 (0 to 0)	0 (0 to 0)	0 (0 to 0)	0 (0 to 0)	0 (0 to 0)	0 (0 to 0)	0 (0 to 0)	0 (0 to 0)	0 (0 to 0)	0 (0 to 0)	0 (0 to 0)	0 (0 to 0)	0 (0 to 0)	0 (0 to 0)	0 (0 to 0)	0 (0 to 0)	0
Typhoid fever	0 (0 to 0)	0 (0 to 0)	0 (0 to 0)	0 (0 to 0)	0 (0 to 0)	0 (0 to 0)	0 (0 to 0)	0 (0 to 0)	0 (0 to 0)	0 (0 to 0)	0 (0 to 0)	0 (0 to 0)	0 (0 to 0)	0 (0 to 0)	0 (0 to 0)	0 (0 to 0)	0 (0 to 0)	0 (0 to 0)	0 (0 to 0)	0 (0 to 0)	0 (0 to 0)	0 (0 to 0)	0 (0 to 0)	0
Paratyphoid fever	0 (0 to 0)	0 (0 to 0)	0 (0 to 0)	0 (0 to 0)	0 (0 to 0)	0 (0 to 0)	0 (0 to 0)	0 (0 to 0)	0 (0 to 0)	0 (0 to 0)	0 (0 to 0)	0 (0 to 0)	0 (0 to 0)	0 (0 to 0)	0 (0 to 0)	0 (0 to 0)	0 (0 to 0)	0 (0 to 0)	0 (0 to 0)	0 (0 to 0)	0 (0 to 0)	0 (0 to 0)	0 (0 to 0)	0
Invasive Non-typhoidal Salmonella (iNTS)	0 (0 to 0)	0 (0 to 0)	0 (0 to 0·1)	0 (0 to 0·1)	0 (0 to 0)	0 (0 to 0)	0 (0 to 0)	0 (0 to 0)	0 (0 to 0)	0 (0 to 0)	0 (0 to 0)	0 (0 to 0)	0 (0 to 0)	0 (0 to 0·1)	0 (0 to 0·2)	0 (0 to 0·1)	0 (0 to 0·2)	0·1 (0 to 0·3)	0·1 (0 to 0·3)	0 (0 to 0·2)	0 (0 to 0·2)	0 (0 to 0·1)	0 (0 to 0)	0·4
Other intestinal infectious diseases	0 (0 to 0)	0 (0 to 0)	0 (0 to 0·1)	0 (0 to 0·1)	0 (0 to 0)	0 (0 to 0)	0 (0 to 0)	0 (0 to 0)	0 (0 to 0)	0 (0 to 0)	0 (0 to 0)	0 (0 to 0)	0 (0 to 0)	0 (0 to 0)	0 (0 to 0)	0 (0 to 0)	0 (0 to 0)	0 (0 to 0)	0 (0 to 0)	0 (0 to 0)	0 (0 to 0)	0 (0 to 0)	0 (0 to 0)	0·2
Neglected tropical diseases and malaria	0 (0 to 0)	0 (0 to 0)	0 (0 to 0·1)	0 (0 to 0·2)	0·8 (0 to 4)	0·3 (0 to 1·4)	0 (0 to 0·1)	0 (0 to 0·2)	0 (0 to 0·2)	0·1 (0 to 0·4)	0·1 (0 to 0·4)	0·1 (0 to 0·3)	0·1 (0 to 0·3)	0·1 (0 to 0·3)	0·2 (0 to 0·7)	0 (0 to 0·2)	0 (0 to 0·2)	0·1 (0 to 0·2)	0 (0 to 0·1)	0 (0 to 0·1)	0 (0 to 0)	0 (0 to 0)	0 (0 to 0)	2·1
Malaria	0 (0 to 0)	0 (0 to 0)	0 (0 to 0)	0 (0 to 0)	0 (0 to 0)	0 (0 to 0)	0 (0 to 0)	0 (0 to 0)	0 (0 to 0)	0 (0 to 0)	0 (0 to 0)	0 (0 to 0)	0 (0 to 0)	0 (0 to 0)	0 (0 to 0)	0 (0 to 0)	0 (0 to 0)	0 (0 to 0)	0 (0 to 0)	0 (0 to 0)	0 (0 to 0)	0 (0 to 0)	0 (0 to 0)	0
Chagas disease	0 (0 to 0)	0 (0 to 0)	0 (0 to 0)	0 (0 to 0)	0 (0 to 0)	0 (0 to 0)	0 (0 to 0)	0 (0 to 0)	0 (0 to 0)	0 (0 to 0)	0 (0 to 0)	0 (0 to 0)	0 (0 to 0)	0 (0 to 0)	0 (0 to 0)	0 (0 to 0)	0 (0 to 0)	0 (0 to 0)	0 (0 to 0)	0 (0 to 0)	0 (0 to 0)	0 (0 to 0)	0 (0 to 0)	0
Leishmaniasis	0 (0 to 0)	0 (0 to 0)	0 (0 to 0)	0 (0 to 0)	0 (0 to 0)	0 (0 to 0)	0 (0 to 0)	0 (0 to 0)	0 (0 to 0)	0 (0 to 0)	0 (0 to 0)	0 (0 to 0)	0 (0 to 0)	0 (0 to 0)	0 (0 to 0)	0 (0 to 0)	0 (0 to 0)	0 (0 to 0)	0 (0 to 0)	0 (0 to 0)	0 (0 to 0)	0 (0 to 0)	0 (0 to 0)	0
Visceral leishmaniasis	0 (0 to 0)	0 (0 to 0)	0 (0 to 0)	0 (0 to 0)	0 (0 to 0)	0 (0 to 0)	0 (0 to 0)	0 (0 to 0)	0 (0 to 0)	0 (0 to 0)	0 (0 to 0)	0 (0 to 0)	0 (0 to 0)	0 (0 to 0)	0 (0 to 0)	0 (0 to 0)	0 (0 to 0)	0 (0 to 0)	0 (0 to 0)	0 (0 to 0)	0 (0 to 0)	0 (0 to 0)	0 (0 to 0)	0
Cutaneous and mucocutaneous leishmaniasis	0 (0 to 0)	0 (0 to 0)	0 (0 to 0)	0 (0 to 0)	0 (0 to 0)	0 (0 to 0)	0 (0 to 0)	0 (0 to 0)	0 (0 to 0)	0 (0 to 0)	0 (0 to 0)	0 (0 to 0)	0 (0 to 0)	0 (0 to 0)	0 (0 to 0)	0 (0 to 0)	0 (0 to 0)	0 (0 to 0)	0 (0 to 0)	0 (0 to 0)	0 (0 to 0)	0 (0 to 0)	0 (0 to 0)	0
African trypanosomiasis	0 (0 to 0)	0 (0 to 0)	0 (0 to 0)	0 (0 to 0)	0 (0 to 0)	0 (0 to 0)	0 (0 to 0)	0 (0 to 0)	0 (0 to 0)	0 (0 to 0)	0 (0 to 0)	0 (0 to 0)	0 (0 to 0)	0 (0 to 0)	0 (0 to 0)	0 (0 to 0)	0 (0 to 0)	0 (0 to 0)	0 (0 to 0)	0 (0 to 0)	0 (0 to 0)	0 (0 to 0)	0 (0 to 0)	0
Schistosomiasis	0 (0 to 0)	0 (0 to 0)	0 (0 to 0)	0 (0 to 0)	0 (0 to 0)	0 (0 to 0)	0 (0 to 0)	0 (0 to 0)	0 (0 to 0)	0 (0 to 0)	0 (0 to 0)	0 (0 to 0)	0 (0 to 0)	0 (0 to 0)	0 (0 to 0)	0 (0 to 0)	0 (0 to 0)	0 (0 to 0)	0 (0 to 0)	0 (0 to 0)	0 (0 to 0)	0 (0 to 0)	0 (0 to 0)	0
Cysticercosis	0 (0 to 0)	0 (0 to 0)	0 (0 to 0)	0 (0 to 0)	0 (0 to 0)	0 (0 to 0)	0 (0 to 0)	0 (0 to 0)	0 (0 to 0)	0 (0 to 0)	0 (0 to 0)	0 (0 to 0)	0 (0 to 0)	0 (0 to 0)	0 (0 to 0)	0 (0 to 0)	0 (0 to 0)	0 (0 to 0)	0 (0 to 0)	0 (0 to 0)	0 (0 to 0)	0 (0 to 0)	0 (0 to 0)	0
Cystic echinococcosis	0 (0 to 0)	0 (0 to 0)	0 (0 to 0)	0 (0 to 0)	0 (0 to 0)	0 (0 to 0)	0 (0 to 0)	0 (0 to 0)	0 (0 to 0)	0 (0 to 0)	0 (0 to 0)	0 (0 to 0)	0 (0 to 0)	0 (0 to 0)	0 (0 to 0)	0 (0 to 0)	0 (0 to 0)	0 (0 to 0)	0 (0 to 0)	0 (0 to 0)	0 (0 to 0)	0 (0 to 0)	0 (0 to 0)	0·1
Lymphatic filariasis	0 (0 to 0)	0 (0 to 0)	0 (0 to 0)	0 (0 to 0)	0 (0 to 0)	0 (0 to 0)	0 (0 to 0)	0 (0 to 0)	0 (0 to 0)	0 (0 to 0)	0 (0 to 0)	0 (0 to 0)	0 (0 to 0)	0 (0 to 0)	0 (0 to 0)	0 (0 to 0)	0 (0 to 0)	0 (0 to 0)	0 (0 to 0)	0 (0 to 0)	0 (0 to 0)	0 (0 to 0)	0 (0 to 0)	0
Onchocerciasis	0 (0 to 0)	0 (0 to 0)	0 (0 to 0)	0 (0 to 0)	0 (0 to 0)	0 (0 to 0)	0 (0 to 0)	0 (0 to 0)	0 (0 to 0)	0 (0 to 0)	0 (0 to 0)	0 (0 to 0)	0 (0 to 0)	0 (0 to 0)	0 (0 to 0)	0 (0 to 0)	0 (0 to 0)	0 (0 to 0)	0 (0 to 0)	0 (0 to 0)	0 (0 to 0)	0 (0 to 0)	0 (0 to 0)	0
Trachoma	0 (0 to 0)	0 (0 to 0)	0 (0 to 0)	0 (0 to 0)	0 (0 to 0)	0 (0 to 0)	0 (0 to 0)	0 (0 to 0)	0 (0 to 0)	0 (0 to 0)	0 (0 to 0)	0 (0 to 0)	0 (0 to 0)	0 (0 to 0)	0 (0 to 0)	0 (0 to 0)	0 (0 to 0)	0 (0 to 0)	0 (0 to 0)	0 (0 to 0)	0 (0 to 0)	0 (0 to 0)	0 (0 to 0)	0
Dengue	0 (0 to 0)	0 (0 to 0)	0 (0 to 0)	0 (0 to 0)	0 (0 to 0)	0 (0 to 0)	0 (0 to 0)	0 (0 to 0)	0 (0 to 0)	0 (0 to 0)	0 (0 to 0)	0 (0 to 0)	0 (0 to 0)	0 (0 to 0)	0 (0 to 0)	0 (0 to 0)	0 (0 to 0)	0 (0 to 0)	0 (0 to 0)	0 (0 to 0)	0 (0 to 0)	0 (0 to 0)	0 (0 to 0)	0
Yellow fever	0 (0 to 0)	0 (0 to 0)	0 (0 to 0)	0 (0 to 0)	0 (0 to 0)	0 (0 to 0)	0 (0 to 0)	0 (0 to 0)	0 (0 to 0)	0 (0 to 0)	0 (0 to 0)	0 (0 to 0)	0 (0 to 0)	0 (0 to 0)	0 (0 to 0)	0 (0 to 0)	0 (0 to 0)	0 (0 to 0)	0 (0 to 0)	0 (0 to 0)	0 (0 to 0)	0 (0 to 0)	0 (0 to 0)	0
Rabies	0 (0 to 0)	0 (0 to 0)	0 (0 to 0)	0 (0 to 0)	0 (0 to 0)	0 (0 to 0)	0 (0 to 0)	0 (0 to 0)	0 (0 to 0)	0 (0 to 0)	0 (0 to 0)	0 (0 to 0)	0 (0 to 0)	0 (0 to 0)	0 (0 to 0)	0 (0 to 0)	0 (0 to 0)	0 (0 to 0)	0 (0 to 0)	0 (0 to 0)	0 (0 to 0)	0 (0 to 0)	0 (0 to 0)	0
Intestinal nematode infections	0 (0 to 0)	0 (0 to 0)	0 (0 to 0)	0 (0 to 0)	0 (0 to 0)	0 (0 to 0)	0 (0 to 0)	0 (0 to 0)	0 (0 to 0)	0 (0 to 0)	0 (0 to 0)	0 (0 to 0)	0 (0 to 0)	0 (0 to 0)	0 (0 to 0)	0 (0 to 0)	0 (0 to 0)	0 (0 to 0)	0 (0 to 0)	0 (0 to 0)	0 (0 to 0)	0 (0 to 0)	0 (0 to 0)	0
Ascariasis	0 (0 to 0)	0 (0 to 0)	0 (0 to 0)	0 (0 to 0)	0 (0 to 0)	0 (0 to 0)	0 (0 to 0)	0 (0 to 0)	0 (0 to 0)	0 (0 to 0)	0 (0 to 0)	0 (0 to 0)	0 (0 to 0)	0 (0 to 0)	0 (0 to 0)	0 (0 to 0)	0 (0 to 0)	0 (0 to 0)	0 (0 to 0)	0 (0 to 0)	0 (0 to 0)	0 (0 to 0)	0 (0 to 0)	0
Trichuriasis	0 (0 to 0)	0 (0 to 0)	0 (0 to 0)	0 (0 to 0)	0 (0 to 0)	0 (0 to 0)	0 (0 to 0)	0 (0 to 0)	0 (0 to 0)	0 (0 to 0)	0 (0 to 0)	0 (0 to 0)	0 (0 to 0)	0 (0 to 0)	0 (0 to 0)	0 (0 to 0)	0 (0 to 0)	0 (0 to 0)	0 (0 to 0)	0 (0 to 0)	0 (0 to 0)	0 (0 to 0)	0 (0 to 0)	0
Hookworm disease	0 (0 to 0)	0 (0 to 0)	0 (0 to 0)	0 (0 to 0)	0 (0 to 0)	0 (0 to 0)	0 (0 to 0)	0 (0 to 0)	0 (0 to 0)	0 (0 to 0)	0 (0 to 0)	0 (0 to 0)	0 (0 to 0)	0 (0 to 0)	0 (0 to 0)	0 (0 to 0)	0 (0 to 0)	0 (0 to 0)	0 (0 to 0)	0 (0 to 0)	0 (0 to 0)	0 (0 to 0)	0 (0 to 0)	0
Food-borne trematodiases	0 (0 to 0)	0 (0 to 0)	0 (0 to 0)	0 (0 to 0)	0 (0 to 0)	0 (0 to 0)	0 (0 to 0)	0 (0 to 0)	0 (0 to 0)	0 (0 to 0)	0 (0 to 0)	0 (0 to 0)	0 (0 to 0)	0 (0 to 0)	0 (0 to 0)	0 (0 to 0)	0 (0 to 0)	0 (0 to 0)	0 (0 to 0)	0 (0 to 0)	0 (0 to 0)	0 (0 to 0)	0 (0 to 0)	0
Leprosy	0 (0 to 0)	0 (0 to 0)	0 (0 to 0)	0 (0 to 0)	0 (0 to 0)	0 (0 to 0)	0 (0 to 0)	0 (0 to 0)	0 (0 to 0)	0 (0 to 0)	0 (0 to 0)	0 (0 to 0)	0 (0 to 0)	0 (0 to 0)	0 (0 to 0)	0 (0 to 0)	0 (0 to 0)	0 (0 to 0)	0 (0 to 0)	0 (0 to 0)	0 (0 to 0)	0 (0 to 0)	0 (0 to 0)	0
Ebola	0 (0 to 0)	0 (0 to 0)	0 (0 to 0)	0 (0 to 0)	0 (0 to 0)	0 (0 to 0)	0 (0 to 0)	0 (0 to 0)	0 (0 to 0)	0 (0 to 0)	0 (0 to 0)	0 (0 to 0)	0 (0 to 0)	0 (0 to 0)	0 (0 to 0)	0 (0 to 0)	0 (0 to 0)	0 (0 to 0)	0 (0 to 0)	0 (0 to 0)	0 (0 to 0)	0 (0 to 0)	0 (0 to 0)	0
Zika virus	0 (0 to 0)	0 (0 to 0)	0 (0 to 0)	0 (0 to 0)	0 (0 to 0)	0 (0 to 0)	0 (0 to 0)	0 (0 to 0)	0 (0 to 0)	0 (0 to 0)	0 (0 to 0)	0 (0 to 0)	0 (0 to 0)	0 (0 to 0)	0 (0 to 0)	0 (0 to 0)	0 (0 to 0)	0 (0 to 0)	0 (0 to 0)	0 (0 to 0)	0 (0 to 0)	0 (0 to 0)	0 (0 to 0)	0
Guinea worm disease	0 (0 to 0)	0 (0 to 0)	0 (0 to 0)	0 (0 to 0)	0 (0 to 0)	0 (0 to 0)	0 (0 to 0)	0 (0 to 0)	0 (0 to 0)	0 (0 to 0)	0 (0 to 0)	0 (0 to 0)	0 (0 to 0)	0 (0 to 0)	0 (0 to 0)	0 (0 to 0)	0 (0 to 0)	0 (0 to 0)	0 (0 to 0)	0 (0 to 0)	0 (0 to 0)	0 (0 to 0)	0 (0 to 0)	0
Other neglected tropical diseases	0 (0 to 0)	0 (0 to 0)	0 (0 to 0·1)	0 (0 to 0·2)	0·8 (0 to 4)	0·3 (0 to 1·4)	0 (0 to 0·1)	0 (0 to 0·2)	0 (0 to 0·2)	0·1 (0 to 0·4)	0·1 (0 to 0·4)	0·1 (0 to 0·3)	0·1 (0 to 0·3)	0·1 (0 to 0·3)	0·2 (0 to 0·7)	0 (0 to 0·2)	0 (0 to 0·2)	0 (0 to 0·2)	0 (0 to 0·1)	0 (0 to 0·1)	0 (0 to 0)	0 (0 to 0)	0 (0 to 0)	2
Other infectious diseases	0·6 (0·4 to 0·9)	1·4 (0·8 to 2·3)	5·3 (3·2 to 8·1)	4·6 (3·3 to 5·9)	2·9 (2·1 to 5·1)	2·3 (1·8 to 3·3)	2·7 (2·1 to 3·4)	2·3 (1·7 to 2·9)	2·5 (2 to 3·2)	3·1 (2·5 to 4)	3·5 (2·7 to 4·6)	3·2 (2·5 to 4·1)	3·9 (3 to 5·1)	4·2 (3·1 to 5·4)	4·6 (3·5 to 6·2)	4·1 (3·1 to 5·5)	4·3 (3·3 to 5·9)	4·5 (3·4 to 6·3)	3·2 (2·3 to 4·7)	2·4 (1·7 to 3·8)	1·5 (1 to 2·5)	0·7 (0·4 to 1·2)	0·2 (0·1 to 0·3)	68·1
Meningitis	0·1 (0·1 to 0·2)	0·4 (0·2 to 0·6)	2·1 (1·2 to 3·4)	2·1 (1·5 to 3)	0·8 (0·6 to 1·1)	0·8 (0·6 to 1)	1·1 (0·8 to 1·5)	0·7 (0·5 to 1)	0·7 (0·5 to 0·9)	0·8 (0·6 to 1·1)	0·9 (0·6 to 1·4)	0·9 (0·6 to 1·4)	1·1 (0·7 to 1·6)	1 (0·8 to 1·3)	1 (0·7 to 1·2)	0·7 (0·5 to 1)	0·6 (0·5 to 0·8)	0·6 (0·4 to 0·8)	0·4 (0·3 to 0·5)	0·3 (0·2 to 0·4)	0·1 (0·1 to 0·2)	0·1 (0 to 0·1)	0 (0 to 0)	17·4
Encephalitis	0 (0 to 0)	0·1 (0 to 0·2)	0·8 (0·3 to 1·4)	0·9 (0·4 to 1·5)	0·5 (0·3 to 0·7)	0·4 (0·3 to 0·6)	0·5 (0·3 to 0·7)	0·5 (0·3 to 0·8)	0·6 (0·4 to 0·9)	0·7 (0·4 to 0·9)	0·7 (0·4 to 1·1)	0·7 (0·4 to 1)	0·8 (0·5 to 1·2)	0·8 (0·5 to 1·1)	0·9 (0·6 to 1·2)	0·8 (0·5 to 1·2)	1 (0·5 to 1·4)	1·1 (0·5 to 1·6)	0·8 (0·4 to 1·3)	0·7 (0·3 to 1·1)	0·5 (0·1 to 0·7)	0·2 (0 to 0·3)	0 (0 to 0·1)	14·1
Diphtheria	0 (0 to 0)	0 (0 to 0)	0 (0 to 0)	0 (0 to 0)	0 (0 to 0)	0 (0 to 0)	0 (0 to 0)	0 (0 to 0)	0 (0 to 0)	0 (0 to 0)	0 (0 to 0)	0 (0 to 0)	0 (0 to 0)	0 (0 to 0)	0 (0 to 0)	0 (0 to 0)	0 (0 to 0)	0 (0 to 0)	0 (0 to 0)	0 (0 to 0)	0 (0 to 0)	0 (0 to 0)	0 (0 to 0)	0
Tetanus	0 (0 to 0)	0 (0 to 0)	0 (0 to 0)	0 (0 to 0)	0 (0 to 0)	0 (0 to 0)	0 (0 to 0)	0 (0 to 0)	0 (0 to 0)	0 (0 to 0)	0 (0 to 0)	0 (0 to 0)	0 (0 to 0)	0 (0 to 0)	0 (0 to 0)	0 (0 to 0)	0 (0 to 0)	0 (0 to 0)	0 (0 to 0)	0 (0 to 0)	0 (0 to 0)	0 (0 to 0)	0 (0 to 0)	0
Measles	0 (0 to 0)	0 (0 to 0)	0 (0 to 0)	0 (0 to 0)	0 (0 to 0)	0 (0 to 0)	0 (0 to 0)	0 (0 to 0)	0 (0 to 0)	0 (0 to 0)	0 (0 to 0)	0 (0 to 0)	0 (0 to 0)	0 (0 to 0)	0 (0 to 0)	0 (0 to 0)	0 (0 to 0)	0 (0 to 0)	0 (0 to 0)	0 (0 to 0)	0 (0 to 0)	0 (0 to 0)	0 (0 to 0)	0
Varicella and herpes zoster	0 (0 to 0·1)	0·1 (0 to 0·1)	0·3 (0·1 to 0·8)	0·4 (0·2 to 0·9)	0·3 (0·1 to 0·6)	0·1 (0·1 to 0·3)	0·1 (0 to 0·3)	0·2 (0·1 to 0·3)	0·2 (0·1 to 0·4)	0·3 (0·1 to 0·5)	0·4 (0·2 to 0·6)	0·3 (0·1 to 0·5)	0·3 (0·1 to 0·5)	0·4 (0·2 to 0·6)	0·4 (0·2 to 0·8)	0·4 (0·2 to 0·7)	0·4 (0·2 to 0·8)	0·5 (0·3 to 0·9)	0·5 (0·3 to 1·1)	0·5 (0·3 to 1·4)	0·4 (0·2 to 1·2)	0·2 (0·1 to 0·7)	0·1 (0 to 0·2)	6·9
Acute hepatitis	0 (0 to 0)	0 (0 to 0)	0·2 (0·1 to 0·4)	0·1 (0·1 to 0·2)	0·2 (0·1 to 0·4)	0·3 (0·1 to 0·5)	0·2 (0·1 to 0·4)	0·2 (0·1 to 0·4)	0·3 (0·2 to 0·4)	0·4 (0·2 to 0·5)	0·4 (0·2 to 0·6)	0·4 (0·3 to 0·6)	0·4 (0·3 to 0·6)	0·5 (0·3 to 0·6)	0·3 (0·2 to 0·5)	0·3 (0·2 to 0·4)	0·2 (0·2 to 0·3)	0·2 (0·2 to 0·3)	0·1 (0·1 to 0·2)	0·1 (0 to 0·1)	0 (0 to 0·1)	0 (0 to 0)	0 (0 to 0)	5
Acute hepatitis A	0 (0 to 0)	0 (0 to 0)	0 (0 to 0·1)	0 (0 to 0·1)	0·2 (0·1 to 0·3)	0·2 (0·1 to 0·4)	0·2 (0·1 to 0·3)	0·2 (0·1 to 0·3)	0·2 (0·1 to 0·3)	0·2 (0·1 to 0·4)	0·2 (0·1 to 0·4)	0·2 (0·1 to 0·3)	0·2 (0·1 to 0·3)	0·2 (0·1 to 0·3)	0·1 (0·1 to 0·3)	0·1 (0 to 0·2)	0·1 (0 to 0·2)	0·1 (0 to 0·1)	0 (0 to 0·1)	0 (0 to 0)	0 (0 to 0)	0 (0 to 0)	0 (0 to 0)	2·4
Acute hepatitis B	0 (0 to 0)	0 (0 to 0)	0 (0 to 0·2)	0 (0 to 0)	0 (0 to 0)	0 (0 to 0)	0 (0 to 0)	0 (0 to 0·1)	0·1 (0 to 0·1)	0·1 (0 to 0·2)	0·1 (0 to 0·2)	0·1 (0 to 0·2)	0·1 (0 to 0·2)	0·1 (0 to 0·3)	0·1 (0 to 0·2)	0·1 (0 to 0·1)	0·1 (0 to 0·1)	0 (0 to 0·1)	0 (0 to 0·1)	0 (0 to 0)	0 (0 to 0)	0 (0 to 0)	0 (0 to 0)	0·9
Acute hepatitis C	0 (0 to 0)	0 (0 to 0)	0 (0 to 0)	0 (0 to 0·1)	0 (0 to 0)	0 (0 to 0)	0 (0 to 0)	0 (0 to 0)	0 (0 to 0)	0 (0 to 0)	0 (0 to 0)	0 (0 to 0·1)	0 (0 to 0·1)	0 (0 to 0·1)	0 (0 to 0)	0 (0 to 0)	0 (0 to 0)	0 (0 to 0)	0 (0 to 0)	0 (0 to 0)	0 (0 to 0)	0 (0 to 0)	0 (0 to 0)	0·2
Acute hepatitis E	0 (0 to 0)	0 (0 to 0)	0·1 (0 to 0·3)	0·1 (0 to 0·1)	0 (0 to 0·1)	0 (0 to 0)	0 (0 to 0·1)	0 (0 to 0)	0 (0 to 0·1)	0·1 (0 to 0·1)	0·1 (0 to 0·2)	0·1 (0 to 0·2)	0·1 (0 to 0·3)	0·2 (0 to 0·3)	0·1 (0 to 0·2)	0·1 (0 to 0·2)	0·1 (0 to 0·1)	0·1 (0 to 0·2)	0·1 (0 to 0·1)	0 (0 to 0·1)	0 (0 to 0·1)	0 (0 to 0)	0 (0 to 0)	1·4
Other unspecified infectious diseases	0·4 (0·2 to 0·7)	0·8 (0·3 to 1·6)	1·6 (0·7 to 3)	0·8 (0·4 to 1·3)	1·1 (0·5 to 3·3)	0·7 (0·4 to 1·6)	0·7 (0·5 to 1·2)	0·6 (0·3 to 0·9)	0·8 (0·5 to 1·2)	0·9 (0·6 to 1·5)	1·1 (0·7 to 1·6)	0·9 (0·6 to 1·5)	1·2 (0·8 to 2)	1·5 (1 to 2·5)	2 (1·2 to 3·4)	1·9 (1·1 to 3·1)	2·1 (1·3 to 3·6)	2·1 (1·3 to 3·7)	1·3 (0·8 to 2·6)	0·9 (0·5 to 1·7)	0·4 (0·2 to 0·9)	0·2 (0·1 to 0·4)	0 (0 to 0·1)	24·1
Maternal and neonatal disorders	137 (108 to 166)	43 (32·5 to 55·3)	42 (26·7 to 60·6)	15·5 (11·6 to 20·1)	11·6 (8·1 to 15·7)	11·3 (7·9 to 15·7)	9·7 (6·7 to 13·2)	8·8 (6·2 to 12·1)	9·6 (6·6 to 13)	10·4 (7·3 to 14·2)	10·1 (7·3 to 14)	8·8 (6·2 to 11·7)	9·3 (6·5 to 12·7)	9·3 (6·4 to 12·7)	7·9 (5·5 to 10·7)	5·3 (3·8 to 7·3)	3·5 (2·6 to 4·8)	2·1 (1·5 to 2·7)	0·6 (0·5 to 0·9)	0·2 (0·1 to 0·3)	0·1 (0 to 0·1)	0 (0 to 0)	0 (0 to 0)	356
Maternal disorders	0 (0 to 0)	0 (0 to 0)	0 (0 to 0)	0 (0 to 0)	0 (0 to 0)	0 (0 to 0)	0 (0 to 0)	0 (0 to 0)	0 (0 to 0)	0 (0 to 0)	0 (0 to 0)	0 (0 to 0)	0 (0 to 0)	0 (0 to 0)	0 (0 to 0)	0 (0 to 0)	0 (0 to 0)	0 (0 to 0)	0 (0 to 0)	0 (0 to 0)	0 (0 to 0)	0 (0 to 0)	0 (0 to 0)	0
Maternal hemorrhage	0 (0 to 0)	0 (0 to 0)	0 (0 to 0)	0 (0 to 0)	0 (0 to 0)	0 (0 to 0)	0 (0 to 0)	0 (0 to 0)	0 (0 to 0)	0 (0 to 0)	0 (0 to 0)	0 (0 to 0)	0 (0 to 0)	0 (0 to 0)	0 (0 to 0)	0 (0 to 0)	0 (0 to 0)	0 (0 to 0)	0 (0 to 0)	0 (0 to 0)	0 (0 to 0)	0 (0 to 0)	0 (0 to 0)	0
Maternal sepsis and other maternal infections	0 (0 to 0)	0 (0 to 0)	0 (0 to 0)	0 (0 to 0)	0 (0 to 0)	0 (0 to 0)	0 (0 to 0)	0 (0 to 0)	0 (0 to 0)	0 (0 to 0)	0 (0 to 0)	0 (0 to 0)	0 (0 to 0)	0 (0 to 0)	0 (0 to 0)	0 (0 to 0)	0 (0 to 0)	0 (0 to 0)	0 (0 to 0)	0 (0 to 0)	0 (0 to 0)	0 (0 to 0)	0 (0 to 0)	0
Maternal hypertensive disorders	0 (0 to 0)	0 (0 to 0)	0 (0 to 0)	0 (0 to 0)	0 (0 to 0)	0 (0 to 0)	0 (0 to 0)	0 (0 to 0)	0 (0 to 0)	0 (0 to 0)	0 (0 to 0)	0 (0 to 0)	0 (0 to 0)	0 (0 to 0)	0 (0 to 0)	0 (0 to 0)	0 (0 to 0)	0 (0 to 0)	0 (0 to 0)	0 (0 to 0)	0 (0 to 0)	0 (0 to 0)	0 (0 to 0)	0
Maternal obstructed labor and uterine rupture	--	--	--	--	--	--	--	--	--	--	--	--	--	--	--	--	--	--	--	--	--	--	--	NA
Maternal abortion and miscarriage	--	--	--	--	--	--	--	--	--	--	--	--	--	--	--	--	--	--	--	--	--	--	--	NA
Ectopic pregnancy	--	--	--	--	--	--	--	--	--	--	--	--	--	--	--	--	--	--	--	--	--	--	--	NA
Indirect maternal deaths	--	--	--	--	--	--	--	--	--	--	--	--	--	--	--	--	--	--	--	--	--	--	--	NA
Late maternal deaths	--	--	--	--	--	--	--	--	--	--	--	--	--	--	--	--	--	--	--	--	--	--	--	NA
Maternal deaths aggravated by HIV/AIDS	--	--	--	--	--	--	--	--	--	--	--	--	--	--	--	--	--	--	--	--	--	--	--	NA
Neonatal disorders	137 (108 to 166)	43 (32·5 to 55·3)	42 (26·7 to 60·6)	15·5 (11·6 to 20·1)	11·6 (8·1 to 15·7)	11·3 (7·9 to 15·7)	9·7 (6·7 to 13·2)	8·8 (6·2 to 12·1)	9·6 (6·6 to 13)	10·4 (7·3 to 14·2)	10·1 (7·3 to 14)	8·8 (6·2 to 11·7)	9·3 (6·5 to 12·7)	9·3 (6·4 to 12·7)	7·9 (5·5 to 10·7)	5·3 (3·8 to 7·3)	3·5 (2·6 to 4·8)	2·1 (1·5 to 2·7)	0·6 (0·5 to 0·9)	0·2 (0·1 to 0·3)	0·1 (0 to 0·1)	0 (0 to 0)	0 (0 to 0)	356
Neonatal preterm birth	112 (88·1 to 138)	34·5 (25·7 to 44·8)	32·7 (20·9 to 47·8)	8 (5·7 to 10·7)	8·1 (5·3 to 11·4)	7·9 (5·3 to 11·4)	6·7 (4·4 to 9·4)	6·1 (4 to 8·7)	6·6 (4·4 to 9·3)	7·1 (4·8 to 10·2)	7 (4·8 to 9·7)	6 (4·1 to 8·3)	6·3 (4·2 to 8·9)	6·2 (4·1 to 8·8)	5·2 (3·5 to 7·3)	3·5 (2·4 to 4·8)	2·4 (1·8 to 3·1)	1·5 (1·1 to 2)	0·5 (0·3 to 0·7)	0·1 (0·1 to 0·2)	0 (0 to 0·1)	0 (0 to 0)	0 (0 to 0)	269
Neonatal encephalopathy due to birth asphyxia and trauma	16·6 (10·5 to 23·9)	4 (2·5 to 6·2)	3·4 (1·9 to 5·5)	3·3 (2·1 to 4·9)	3·2 (1·7 to 5·2)	3·1 (1·7 to 5)	2·7 (1·5 to 4·3)	2·5 (1·4 to 4)	2·7 (1·5 to 4·2)	3 (1·6 to 4·7)	2·9 (1·6 to 4·7)	2·6 (1·3 to 4·1)	2·8 (1·5 to 4·4)	2·8 (1·5 to 4·4)	2·4 (1·3 to 4·1)	1·7 (0·9 to 2·8)	1 (0·5 to 1·8)	0·5 (0·3 to 0·7)	0·1 (0·1 to 0·2)	0 (0 to 0)	0 (0 to 0)	0 (0 to 0)	0 (0 to 0)	61·4
Neonatal sepsis and other neonatal infections	1·4 (0·9 to 2·3)	1·5 (0·9 to 2·5)	1·3 (0·8 to 2)	0·2 (0·1 to 0·3)	0·2 (0·1 to 0·3)	0·2 (0·1 to 0·3)	0·1 (0·1 to 0·3)	0·1 (0·1 to 0·2)	0·1 (0·1 to 0·3)	0·2 (0·1 to 0·3)	0·2 (0·1 to 0·3)	0·1 (0·1 to 0·3)	0·2 (0·1 to 0·3)	0·2 (0·1 to 0·3)	0·1 (0·1 to 0·2)	0·1 (0·1 to 0·2)	0·1 (0 to 0·1)	0·1 (0 to 0·1)	0 (0 to 0)	0 (0 to 0)	0 (0 to 0)	0 (0 to 0)	0 (0 to 0)	6·4
Hemolytic disease and other neonatal jaundice	0·1 (0·1 to 0·2)	0 (0 to 0·1)	0 (0 to 0)	0·2 (0·1 to 0·3)	0·1 (0·1 to 0·2)	0·1 (0·1 to 0·2)	0·1 (0·1 to 0·1)	0·1 (0·1 to 0·1)	0·1 (0·1 to 0·1)	0·1 (0·1 to 0·2)	0·1 (0·1 to 0·2)	0·1 (0·1 to 0·1)	0·1 (0·1 to 0·2)	0·1 (0·1 to 0·2)	0·1 (0·1 to 0·1)	0·1 (0·1 to 0·1)	0·1 (0 to 0·1)	0 (0 to 0·1)	0 (0 to 0)	0 (0 to 0)	0 (0 to 0)	0 (0 to 0)	0 (0 to 0)	1·8
Other neonatal disorders	6·6 (3·9 to 10·7)	2·9 (1·6 to 4·6)	4·5 (2·8 to 7)	3·8 (2·8 to 5·1)	0 (0 to 0)	0 (0 to 0)	0 (0 to 0)	0 (0 to 0)	0 (0 to 0)	0 (0 to 0)	0 (0 to 0)	0 (0 to 0)	0 (0 to 0)	0 (0 to 0)	0 (0 to 0)	0 (0 to 0)	0 (0 to 0)	0 (0 to 0)	0 (0 to 0)	0 (0 to 0)	0 (0 to 0)	0 (0 to 0)	0 (0 to 0)	17·8
Nutritional deficiencies	0 (0 to 0)	0·1 (0 to 0·5)	0·2 (0·1 to 0·8)	0·4 (0·1 to 2·1)	15·2 (5 to 48·2)	8·8 (3·8 to 22)	6 (3·1 to 10·2)	6·1 (3·1 to 10·5)	7 (3·7 to 11·7)	7·8 (3·9 to 15·2)	7·8 (4 to 14·8)	6·5 (3·5 to 12·4)	6·4 (3·4 to 12·2)	7·6 (4·2 to 14)	9·1 (4·2 to 20)	5·6 (2·9 to 11·5)	5·3 (2·7 to 11·7)	5·1 (2·6 to 10·7)	3 (1·6 to 6·5)	2·2 (1·1 to 5·4)	1·2 (0·7 to 2·5)	0·5 (0·3 to 1·2)	0·1 (0·1 to 0·3)	112
Protein-energy malnutrition	0 (0 to 0)	0 (0 to 0·1)	0·1 (0 to 0·5)	0 (0 to 0·1)	5·3 (2·6 to 9·1)	4·3 (2·2 to 7·5)	3·6 (1·8 to 6·1)	3·2 (1·7 to 5·4)	3·6 (1·8 to 6)	3·9 (2 to 6·4)	3·8 (2 to 6·2)	3·4 (1·8 to 5·5)	3·6 (2 to 5·9)	3·9 (2·2 to 6·3)	3·5 (2 to 5·8)	2·7 (1·6 to 4·3)	2·5 (1·4 to 3·8)	2·5 (1·4 to 3·9)	1·6 (0·9 to 2·4)	1·1 (0·7 to 1·6)	0·6 (0·4 to 0·9)	0·3 (0·2 to 0·4)	0·1 (0 to 0·1)	53·5
Iodine deficiency	0 (0 to 0)	0 (0 to 0)	0 (0 to 0)	0 (0 to 0)	0·1 (0 to 0·2)	0·2 (0·1 to 0·4)	0·3 (0·1 to 0·6)	0·4 (0·2 to 0·7)	0·5 (0·2 to 1)	0·6 (0·2 to 1·2)	0·6 (0·3 to 1·2)	0·5 (0·2 to 1·1)	0·6 (0·3 to 1·2)	0·6 (0·3 to 1·2)	0·5 (0·2 to 1)	0·4 (0·2 to 0·8)	0·3 (0·1 to 0·6)	0·3 (0·1 to 0·6)	0·2 (0·1 to 0·3)	0·1 (0 to 0·2)	0 (0 to 0·1)	0 (0 to 0)	0 (0 to 0)	6·2
Vitamin A deficiency	0 (0 to 0)	0 (0 to 0)	0 (0 to 0)	0 (0 to 0)	0·1 (0 to 0·5)	0 (0 to 0·2)	0 (0 to 0)	0 (0 to 0)	0 (0 to 0)	0 (0 to 0)	0 (0 to 0)	0 (0 to 0)	0 (0 to 0)	0 (0 to 0)	0 (0 to 0)	0 (0 to 0)	0 (0 to 0)	0 (0 to 0)	0 (0 to 0)	0 (0 to 0)	0 (0 to 0)	0 (0 to 0)	0 (0 to 0)	0·1
Dietary iron deficiency	0 (0 to 0)	0·1 (0 to 0·4)	0·1 (0 to 0·5)	0·3 (0 to 1·9)	8·5 (0·3 to 40·4)	3·2 (0 to 16·4)	0·4 (0 to 2·7)	0·8 (0 to 3·9)	0·6 (0 to 3·4)	1·7 (0 to 8·2)	1·8 (0·1 to 8·1)	1·3 (0 to 6·2)	1 (0 to 5·5)	1·4 (0 to 6·8)	3·5 (0·2 to 14·4)	1·5 (0·1 to 7·3)	1·6 (0 to 7·5)	1·6 (0 to 7·2)	0·8 (0 to 3·8)	0·8 (0 to 3·7)	0·4 (0 to 1·7)	0·2 (0 to 0·8)	0 (0 to 0·2)	31·6
Other nutritional deficiencies	0 (0 to 0)	0 (0 to 0)	0 (0 to 0)	0 (0 to 0·1)	1·2 (0·6 to 2·1)	1·2 (0·6 to 2)	1·7 (0·8 to 2·8)	1·6 (0·8 to 2·8)	2·3 (1·2 to 3·8)	1·6 (0·9 to 2·7)	1·6 (0·8 to 2·6)	1·4 (0·7 to 2·2)	1·2 (0·6 to 2)	1·7 (1 to 2·8)	1·5 (0·8 to 2·4)	1 (0·5 to 1·5)	1 (0·5 to 1·5)	0·8 (0·5 to 1·3)	0·5 (0·3 to 0·7)	0·3 (0·2 to 0·5)	0·2 (0·1 to 0·2)	0·1 (0 to 0·1)	0 (0 to 0)	20·8
Non-communicable diseases	51·2 (36·9 to 75·5)	27·3 (19·6 to 36·8)	102 (73·3 to 137)	136 (104 to 175)	190 (138 to 251)	304 (221 to 404)	415 (313 to 540)	467 (349 to 593)	635 (484 to 796)	812 (638 to 1,000)	950 (760 to 1,150)	1,020 (833 to 1,220)	1,350 (1,110 to 1,600)	1,750 (1,450 to 2,070)	2,100 (1,760 to 2,470)	2,130 (1,800 to 2,490)	2,460 (2,080 to 2,840)	3,110 (2,670 to 3,560)	2,450 (2,120 to 2,780)	2,080 (1,830 to 2,330)	1,330 (1,190 to 1,470)	596 (541 to 652)	131 (121 to 143)	24,600
Neoplasms	0·3 (0·2 to 0·6)	0·2 (0·2 to 0·4)	2·6 (1·6 to 3·7)	12 (8·6 to 15·4)	13·1 (10·6 to 15·6)	12·3 (10·1 to 14·4)	18·8 (14·7 to 23·2)	20·1 (15·8 to 25·1)	30·8 (25·3 to 36·9)	48·5 (40·8 to 57)	74·5 (61·4 to 89·1)	107 (87 to 129)	192 (151 to 237)	359 (289 to 435)	520 (419 to 635)	620 (505 to 741)	755 (626 to 891)	991 (824 to 1,170)	739 (614 to 872)	566 (473 to 662)	322 (267 to 374)	121 (98·3 to 142)	23·2 (18·2 to 27·5)	5,550
Lip and oral cavity cancer	0 (0 to 0)	0 (0 to 0)	0 (0 to 0)	0 (0 to 0)	0·1 (0 to 0·1)	0·1 (0 to 0·1)	0·1 (0·1 to 0·1)	0·2 (0·1 to 0·2)	0·4 (0·2 to 0·5)	0·8 (0·5 to 1·1)	1·5 (1 to 2·1)	2·3 (1·6 to 3·2)	4·4 (3·2 to 6·2)	8·4 (6 to 11·3)	11 (7·9 to 14·8)	10·4 (7·5 to 14)	9·7 (7·3 to 12·9)	9·4 (6·9 to 12·3)	5·4 (4 to 7·2)	3·5 (2·5 to 4·8)	2 (1·5 to 2·5)	0·8 (0·6 to 1)	0·2 (0·1 to 0·2)	70·4
Nasopharynx cancer	0 (0 to 0)	0 (0 to 0)	0 (0 to 0)	0 (0 to 0)	0·1 (0 to 0·1)	0·1 (0·1 to 0·1)	0·1 (0·1 to 0·2)	0·2 (0·1 to 0·2)	0·2 (0·1 to 0·3)	0·3 (0·2 to 0·4)	0·4 (0·3 to 0·6)	0·6 (0·4 to 0·9)	1 (0·7 to 1·4)	1·4 (1 to 2)	1·7 (1·2 to 2·4)	1·4 (1 to 1·8)	1·2 (0·9 to 1·6)	1·2 (0·9 to 1·6)	0·6 (0·4 to 0·8)	0·4 (0·3 to 0·5)	0·2 (0·1 to 0·3)	0·1 (0·1 to 0·1)	0 (0 to 0)	11·2
Other pharynx cancer	0 (0 to 0)	0 (0 to 0)	0 (0 to 0)	0 (0 to 0)	0 (0 to 0)	0 (0 to 0)	0 (0 to 0)	0 (0 to 0·1)	0·1 (0·1 to 0·2)	0·3 (0·2 to 0·4)	0·8 (0·6 to 1·1)	1·7 (1·1 to 2·4)	4 (2·8 to 5·6)	8·4 (6 to 11·6)	11·1 (8 to 15·2)	9·8 (6·7 to 14·1)	8·8 (6·2 to 12·2)	7·5 (5·3 to 10·2)	3·6 (2·6 to 4·9)	1·8 (1·3 to 2·5)	0·8 (0·6 to 1·1)	0·3 (0·2 to 0·4)	0·1 (0 to 0·1)	59·3
Esophageal cancer	0 (0 to 0)	0 (0 to 0)	0 (0 to 0)	0 (0 to 0)	0 (0 to 0)	0 (0 to 0)	0 (0 to 0)	0·2 (0·2 to 0·3)	0·8 (0·5 to 1·1)	2·2 (1·5 to 3·1)	4·7 (3·4 to 6·6)	8·8 (6·2 to 11·7)	18·1 (12·8 to 24·1)	38·6 (28·1 to 51·2)	54·6 (40·1 to 73·5)	58·9 (42 to 79·8)	62·5 (44·9 to 84·8)	74·1 (53·6 to 98·3)	45·9 (32·3 to 61·7)	32·1 (22·9 to 42·6)	17·5 (13·2 to 23·1)	6 (4·5 to 7·4)	1·1 (0·8 to 1·4)	426
Stomach cancer	0 (0 to 0)	0 (0 to 0)	0 (0 to 0)	0 (0 to 0)	0 (0 to 0)	0 (0 to 0)	0·1 (0·1 to 0·1)	0·2 (0·1 to 0·2)	0·5 (0·4 to 0·8)	1·6 (1·2 to 2·1)	3·1 (2·2 to 4·2)	4·8 (3·5 to 6·4)	8·3 (6·1 to 11·2)	14·6 (10·8 to 19·3)	20·6 (14·8 to 27)	23·3 (17 to 30·6)	28·5 (21 to 38)	38·8 (29·1 to 51·5)	31·1 (23·1 to 40·6)	25·6 (19 to 33·6)	14·3 (11 to 17·9)	5·4 (4·2 to 6·6)	1 (0·8 to 1·2)	222
Colon and rectum cancer	0 (0 to 0)	0 (0 to 0)	0 (0 to 0)	0 (0 to 0)	0·1 (0·1 to 0·2)	0·1 (0·1 to 0·2)	0·3 (0·2 to 0·4)	0·7 (0·5 to 1)	2·3 (1·5 to 3·5)	5·7 (4·1 to 7·8)	9·1 (6·5 to 12·5)	13·2 (9·9 to 17·4)	24·8 (17·9 to 32·5)	44·6 (32·5 to 58·6)	63·9 (46·7 to 85·7)	71·5 (53 to 94)	82·2 (62·3 to 107)	114 (84·5 to 153)	84 (64·2 to 109)	70 (52·2 to 91·3)	40·3 (31 to 51·9)	15·4 (12 to 19)	3 (2·4 to 3·7)	645
Liver cancer	0 (0 to 0)	0 (0 to 0)	0·1 (0·1 to 0·2)	0·3 (0·2 to 0·4)	0·3 (0·2 to 0·4)	0·4 (0·3 to 0·5)	0·3 (0·2 to 0·5)	0·4 (0·3 to 0·6)	1·1 (0·6 to 1·6)	1·8 (1·2 to 2·6)	2·4 (1·6 to 3·5)	3·4 (2·3 to 4·8)	6·5 (4·4 to 9·7)	13·6 (8·7 to 20·5)	19·6 (13·8 to 27·2)	21·2 (14·7 to 29·8)	25·4 (17·6 to 34·6)	30·1 (20·7 to 42·3)	20·4 (14·2 to 28)	14 (10 to 18·9)	6·5 (4·6 to 9·1)	1·9 (1·3 to 2·6)	0·4 (0·3 to 0·5)	170
Liver cancer due to hepatitis B	0 (0 to 0)	0 (0 to 0)	0 (0 to 0)	0 (0 to 0)	0 (0 to 0)	0·1 (0·1 to 0·1)	0·1 (0·1 to 0·2)	0·2 (0·1 to 0·3)	0·5 (0·3 to 0·8)	0·8 (0·5 to 1·2)	1 (0·5 to 1·5)	1·2 (0·7 to 1·8)	1·9 (1·1 to 3·1)	3·4 (1·9 to 5·8)	4·3 (2·5 to 6·4)	3·8 (2·2 to 5·9)	3·5 (2·1 to 5·5)	3·4 (2 to 5·8)	2·1 (1·3 to 3·2)	1·3 (0·7 to 2)	0·5 (0·3 to 0·8)	0·1 (0·1 to 0·2)	0 (0 to 0)	28·4
Liver cancer due to hepatitis C	0 (0 to 0)	0 (0 to 0)	0 (0 to 0)	0 (0 to 0)	0 (0 to 0)	0 (0 to 0)	0 (0 to 0)	0 (0 to 0)	0 (0 to 0·1)	0·1 (0·1 to 0·2)	0·2 (0·1 to 0·4)	0·4 (0·3 to 0·7)	1·1 (0·6 to 1·9)	2·9 (1·6 to 4·7)	4·8 (2·8 to 7·5)	5·4 (3·3 to 8·5)	6·4 (4 to 9·4)	8 (5 to 11·9)	6·2 (4·1 to 9)	5·2 (3·5 to 7·3)	2·9 (2 to 4·1)	1 (0·6 to 1·4)	0·2 (0·2 to 0·3)	45·1
Liver cancer due to alcohol use	0 (0 to 0)	0 (0 to 0)	0 (0 to 0)	0 (0 to 0)	0 (0 to 0)	0 (0 to 0)	0 (0 to 0)	0·1 (0 to 0·1)	0·3 (0·2 to 0·5)	0·6 (0·4 to 0·9)	1 (0·6 to 1·5)	1·4 (0·9 to 2·2)	2·9 (1·7 to 4·4)	6·1 (3·6 to 9·4)	9 (5·8 to 13)	10·4 (6·9 to 15·4)	13·6 (9·3 to 19·5)	16·2 (11 to 23·3)	10·2 (6·9 to 14·4)	6·2 (4·2 to 8·5)	2·5 (1·7 to 3·6)	0·6 (0·4 to 0·9)	0·1 (0·1 to 0·2)	81·1
Liver cancer due to NASH	0 (0 to 0)	0 (0 to 0)	0 (0 to 0)	0 (0 to 0)	0 (0 to 0)	0 (0 to 0)	0·1 (0 to 0·1)	0 (0 to 0·1)	0·1 (0 to 0·1)	0·1 (0 to 0·1)	0·1 (0·1 to 0·1)	0·1 (0·1 to 0·2)	0·2 (0·1 to 0·4)	0·5 (0·3 to 0·9)	0·8 (0·5 to 1·2)	0·9 (0·5 to 1·4)	1·1 (0·7 to 1·7)	1·5 (0·9 to 2·3)	1·2 (0·8 to 1·9)	0·9 (0·6 to 1·4)	0·4 (0·3 to 0·6)	0·1 (0·1 to 0·2)	0 (0 to 0)	8·2
Liver cancer due to other causes	0 (0 to 0)	0 (0 to 0)	0·1 (0·1 to 0·2)	0·3 (0·2 to 0·4)	0·3 (0·2 to 0·4)	0·3 (0·2 to 0·4)	0·1 (0·1 to 0·1)	0·1 (0·1 to 0·1)	0·1 (0·1 to 0·2)	0·2 (0·1 to 0·2)	0·2 (0·1 to 0·3)	0·2 (0·1 to 0·3)	0·3 (0·2 to 0·5)	0·6 (0·3 to 1)	0·8 (0·5 to 1·2)	0·7 (0·4 to 1·2)	0·8 (0·5 to 1·2)	0·9 (0·5 to 1·4)	0·6 (0·4 to 1)	0·5 (0·3 to 0·7)	0·2 (0·1 to 0·3)	0·1 (0 to 0·1)	0 (0 to 0)	7·3
Gallbladder and biliary tract cancer	0 (0 to 0)	0 (0 to 0)	0 (0 to 0)	0 (0 to 0)	0 (0 to 0)	0 (0 to 0)	0 (0 to 0)	0 (0 to 0)	0·1 (0 to 0·1)	0·2 (0·1 to 0·3)	0·4 (0·2 to 0·5)	0·6 (0·4 to 0·8)	1·1 (0·8 to 1·5)	2·1 (1·3 to 2·9)	3·1 (2 to 4·1)	3·3 (2·2 to 4·3)	4·2 (2·9 to 5·7)	5·5 (3·7 to 7·2)	4·5 (2·9 to 6)	3·6 (2·2 to 4·9)	2·1 (1·3 to 2·8)	0·7 (0·4 to 0·9)	0·1 (0·1 to 0·2)	31·8
Pancreatic cancer	0 (0 to 0)	0 (0 to 0)	0 (0 to 0)	0 (0 to 0)	0 (0 to 0)	0 (0 to 0)	0·1 (0 to 0·1)	0·1 (0·1 to 0·1)	0·5 (0·3 to 0·7)	1·6 (1·1 to 2·3)	3·4 (2·3 to 4·7)	5·8 (4·2 to 8)	12·1 (8·8 to 16·3)	24 (18 to 32)	35 (25 to 46·4)	38·7 (27·9 to 51·4)	44·9 (32·9 to 60·2)	55·3 (41·2 to 74·2)	36·6 (27·1 to 48·1)	25·7 (18·8 to 34·3)	13·2 (10·2 to 16·6)	4·4 (3·4 to 5·3)	0·8 (0·6 to 1)	302
Larynx cancer	0 (0 to 0)	0 (0 to 0)	0 (0 to 0)	0 (0 to 0)	0 (0 to 0)	0 (0 to 0)	0 (0 to 0)	0 (0 to 0)	0·1 (0 to 0·1)	0·2 (0·1 to 0·2)	0·4 (0·3 to 0·5)	0·9 (0·6 to 1·2)	2·1 (1·4 to 2·9)	4·5 (3·3 to 6)	6·8 (5 to 8·9)	7·2 (5·4 to 9·4)	8·4 (6·3 to 10·9)	9·2 (7 to 11·8)	5·5 (4 to 7·2)	3·8 (2·8 to 5)	2·2 (1·6 to 3)	0·8 (0·6 to 1)	0·1 (0·1 to 0·2)	52·1
Tracheal, bronchus, and lung cancer	0 (0 to 0)	0 (0 to 0)	0 (0 to 0)	0 (0 to 0)	0 (0 to 0)	0 (0 to 0·1)	0·1 (0·1 to 0·1)	0·3 (0·2 to 0·3)	0·9 (0·6 to 1·4)	3·2 (2·3 to 4·3)	7·8 (5·4 to 10·8)	14·6 (10·8 to 19·3)	33·8 (23·9 to 46·1)	75·8 (55·5 to 99·5)	117 (85·8 to 158)	159 (119 to 207)	196 (151 to 255)	259 (201 to 329)	180 (139 to 231)	120 (90·9 to 154)	56·6 (42·7 to 72·3)	17·4 (13·5 to 21·5)	3 (2·2 to 3·6)	1,250
Malignant skin melanoma	0 (0 to 0)	0 (0 to 0)	0·1 (0 to 0·3)	0·2 (0 to 1·1)	0·1 (0 to 0·1)	0·1 (0 to 0·1)	0·3 (0·2 to 0·5)	0·7 (0·4 to 1·1)	1·9 (1 to 2·9)	3·5 (2·1 to 5·2)	4·9 (3·1 to 7·4)	6·1 (3·7 to 9)	7·7 (4·6 to 12)	9·8 (6·2 to 14·8)	11·6 (6·4 to 17·3)	10·7 (6 to 16·2)	11·1 (5·9 to 16·2)	12·6 (6·7 to 18·5)	8·4 (4·4 to 12·2)	5·9 (3·1 to 8·4)	3·1 (1·7 to 4·5)	1·2 (0·7 to 1·8)	0·2 (0·1 to 0·3)	100
Non-melanoma skin cancer	0 (0 to 0)	0 (0 to 0)	0 (0 to 0)	0 (0 to 0)	0 (0 to 0)	0 (0 to 0)	0 (0 to 0)	0·1 (0·1 to 0·1)	0·2 (0·1 to 0·3)	0·3 (0·2 to 0·5)	0·4 (0·3 to 0·6)	0·5 (0·3 to 0·8)	0·7 (0·5 to 1)	1·3 (0·9 to 1·8)	1·8 (1·3 to 2·6)	2·2 (1·6 to 2·9)	2·7 (2 to 3·7)	3·5 (2·6 to 4·7)	3·2 (2·2 to 4·3)	3·5 (2·5 to 4·6)	2·6 (1·9 to 3·5)	1·5 (1 to 2·1)	0·4 (0·3 to 0·6)	25·1
Non-melanoma skin cancer (squamous-cell carcinoma)	0 (0 to 0)	0 (0 to 0)	0 (0 to 0)	0 (0 to 0)	0 (0 to 0)	0 (0 to 0)	0 (0 to 0)	0·1 (0·1 to 0·1)	0·2 (0·1 to 0·3)	0·3 (0·2 to 0·5)	0·4 (0·3 to 0·6)	0·5 (0·3 to 0·7)	0·7 (0·5 to 1)	1·3 (0·9 to 1·8)	1·8 (1·3 to 2·6)	2·2 (1·6 to 2·9)	2·7 (2 to 3·6)	3·5 (2·6 to 4·7)	3·2 (2·2 to 4·3)	3·5 (2·5 to 4·6)	2·6 (1·9 to 3·5)	1·5 (1 to 2·1)	0·4 (0·3 to 0·6)	25
Non-melanoma skin cancer (basal-cell carcinoma)	0 (0 to 0)	0 (0 to 0)	0 (0 to 0)	0 (0 to 0)	0 (0 to 0)	0 (0 to 0)	0 (0 to 0)	0 (0 to 0)	0 (0 to 0)	0 (0 to 0)	0 (0 to 0)	0 (0 to 0)	0 (0 to 0)	0 (0 to 0)	0 (0 to 0)	0 (0 to 0)	0 (0 to 0)	0 (0 to 0)	0 (0 to 0)	0 (0 to 0)	0 (0 to 0)	0 (0 to 0)	0 (0 to 0)	0
Breast cancer	0 (0 to 0)	0 (0 to 0)	0 (0 to 0)	0 (0 to 0)	0 (0 to 0)	0 (0 to 0)	0·1 (0 to 0·1)	0 (0 to 0)	0 (0 to 0·1)	0 (0 to 0·1)	0·1 (0 to 0·1)	0·1 (0·1 to 0·2)	0·2 (0·1 to 0·2)	0·3 (0·2 to 0·4)	0·4 (0·2 to 0·5)	0·4 (0·3 to 0·6)	0·5 (0·3 to 0·7)	0·6 (0·4 to 0·9)	0·4 (0·3 to 0·6)	0·3 (0·2 to 0·5)	0·2 (0·1 to 0·3)	0·1 (0·1 to 0·1)	0 (0 to 0)	3·7
Cervical cancer	--	--	--	--	--	--	--	--	--	--	--	--	--	--	--	--	--	--	--	--	--	--	--	NA
Uterine cancer	--	--	--	--	--	--	--	--	--	--	--	--	--	--	--	--	--	--	--	--	--	--	--	NA
Ovarian cancer	--	--	--	--	--	--	--	--	--	--	--	--	--	--	--	--	--	--	--	--	--	--	--	NA
Prostate cancer	0 (0 to 0)	0 (0 to 0)	0 (0 to 0)	0 (0 to 0)	0 (0 to 0)	0 (0 to 0)	0 (0 to 0)	0·1 (0·1 to 0·2)	0·2 (0·1 to 0·4)	0·2 (0·2 to 0·4)	0·3 (0·2 to 0·4)	0·6 (0·4 to 0·9)	2·8 (1·9 to 4·2)	11·8 (7·9 to 16·1)	25·6 (17·8 to 36·7)	48·6 (34·5 to 69·1)	78·4 (55 to 116)	122 (85 to 190)	122 (85 to 196)	114 (83·2 to 166)	80·3 (58·3 to 112)	34·9 (23·4 to 45·1)	7 (3·9 to 9·7)	649
Testicular cancer	0 (0 to 0·3)	0 (0 to 0·1)	0·2 (0 to 0·5)	0·5 (0 to 2)	0·1 (0·1 to 0·1)	0·1 (0·1 to 0·1)	0·4 (0·3 to 0·7)	1·2 (0·7 to 1·9)	2·1 (1·2 to 3·4)	2·2 (1·3 to 3·5)	2 (1·3 to 3)	1·8 (1·1 to 2·8)	1·5 (0·9 to 2·3)	1 (0·7 to 1·5)	0·7 (0·4 to 1)	0·5 (0·3 to 0·7)	0·4 (0·3 to 0·6)	0·4 (0·3 to 0·6)	0·3 (0·2 to 0·5)	0·2 (0·2 to 0·3)	0·1 (0·1 to 0·2)	0·1 (0 to 0·1)	0 (0 to 0)	16·1
Kidney cancer	0 (0 to 0)	0 (0 to 0)	0·2 (0·1 to 0·3)	0·6 (0·4 to 0·8)	0·5 (0·4 to 0·7)	0·2 (0·2 to 0·3)	0·2 (0·2 to 0·3)	0·3 (0·2 to 0·4)	0·7 (0·5 to 1)	1·6 (1 to 2·5)	3 (2·1 to 4·3)	5·2 (3·6 to 7·1)	9·9 (7 to 13·4)	17·7 (12·9 to 23·5)	23·8 (17·7 to 32·1)	25 (18·3 to 33·8)	26·3 (19·3 to 34·7)	29·5 (21·3 to 40)	20·9 (15·1 to 27·6)	15·1 (11 to 20·5)	8·3 (6·1 to 11·3)	3·1 (2·3 to 4·1)	0·5 (0·4 to 0·7)	193
Bladder cancer	0 (0 to 0)	0 (0 to 0)	0 (0 to 0)	0 (0 to 0)	0 (0 to 0)	0 (0 to 0)	0·1 (0 to 0·1)	0 (0 to 0·1)	0·2 (0·1 to 0·2)	0·4 (0·3 to 0·7)	0·9 (0·7 to 1·3)	1·7 (1·3 to 2·3)	3·7 (2·6 to 5·1)	8·4 (6·2 to 11·4)	13·9 (10 to 18·5)	20·4 (15 to 26·7)	28·5 (20·7 to 38·4)	44·4 (33 to 60)	37·8 (27·7 to 50·2)	34·3 (25·1 to 45·9)	22·5 (17·3 to 28·8)	10·2 (7·8 to 12·9)	2·1 (1·5 to 2·8)	230
Brain and central nervous system cancer	0·1 (0 to 0·1)	0 (0 to 0·1)	0·7 (0·4 to 1·2)	3·3 (2·1 to 5)	4·2 (2·6 to 6·5)	3·4 (2·2 to 4·9)	3·5 (2 to 5·4)	3·2 (1·9 to 4·9)	5·4 (3·3 to 7·6)	7·6 (5·3 to 10·3)	9·9 (7 to 13·5)	11·5 (7·7 to 15·6)	16·4 (11·4 to 22·6)	21·9 (15·2 to 29·9)	25·5 (17·2 to 35·1)	21·8 (14·5 to 29·7)	21·9 (14 to 29·9)	19·9 (13·5 to 27·1)	10·8 (7 to 15·2)	5·6 (3·4 to 7·9)	2·2 (1·3 to 3·3)	0·6 (0·4 to 0·9)	0·1 (0·1 to 0·1)	200
Thyroid cancer	0 (0 to 0)	0 (0 to 0)	0 (0 to 0)	0 (0 to 0)	0·1 (0 to 0·1)	0 (0 to 0·1)	0·1 (0 to 0·1)	0·1 (0·1 to 0·1)	0·1 (0·1 to 0·2)	0·2 (0·2 to 0·3)	0·4 (0·3 to 0·7)	0·6 (0·4 to 0·9)	1 (0·6 to 1·4)	1·3 (0·9 to 1·8)	1·6 (1·1 to 2·2)	1·6 (1·1 to 2·2)	1·9 (1·3 to 2·6)	2·2 (1·5 to 3·1)	1·6 (1·1 to 2·1)	1·2 (0·8 to 1·6)	0·6 (0·4 to 0·8)	0·2 (0·2 to 0·3)	0 (0 to 0·1)	14·9
Mesothelioma	0 (0 to 0)	0 (0 to 0)	0 (0 to 0)	0 (0 to 0)	0 (0 to 0)	0 (0 to 0)	0 (0 to 0)	0 (0 to 0·1)	0·2 (0·1 to 0·2)	0·2 (0·1 to 0·3)	0·4 (0·3 to 0·6)	0·8 (0·6 to 1·1)	1·7 (1·2 to 2·3)	3·9 (2·7 to 5·4)	9·3 (6·8 to 12·4)	14·7 (10·6 to 19·9)	20·7 (15·2 to 27)	29·8 (21·4 to 39·9)	21·4 (15·2 to 29)	14·1 (10·2 to 19)	6·1 (4·4 to 8·3)	1·6 (1·1 to 2·3)	0·3 (0·2 to 0·4)	125
Hodgkin lymphoma	0 (0 to 0)	0 (0 to 0)	0 (0 to 0)	0 (0 to 0·1)	0·1 (0 to 0·1)	0·1 (0·1 to 0·2)	0·4 (0·3 to 0·7)	0·8 (0·5 to 1·2)	1·1 (0·6 to 1·8)	1·1 (0·6 to 1·7)	1·2 (0·8 to 1·8)	1·2 (0·8 to 1·8)	1·2 (0·7 to 1·8)	1·2 (0·8 to 1·9)	1·4 (0·9 to 2)	1·2 (0·8 to 1·7)	1·3 (0·9 to 1·9)	1·5 (1 to 2·1)	1 (0·7 to 1·4)	0·7 (0·5 to 1)	0·4 (0·2 to 0·6)	0·1 (0·1 to 0·2)	0 (0 to 0)	15·9
Non-Hodgkin lymphoma	0 (0 to 0)	0 (0 to 0)	0 (0 to 0)	0·4 (0·3 to 0·6)	0·8 (0·6 to 1·2)	0·9 (0·6 to 1·2)	1·5 (1 to 2·1)	1·7 (1·2 to 2·4)	2·4 (1·7 to 3·3)	3·4 (2·5 to 4·6)	4·8 (3·5 to 6·3)	5·8 (4·2 to 7·9)	8·7 (6·1 to 12)	13·6 (9·8 to 18·4)	18·1 (12·9 to 24·7)	19·3 (13·8 to 25·4)	24 (17·6 to 32·1)	30·3 (21·9 to 40·2)	23·9 (17·2 to 32)	17·3 (12·8 to 23·6)	9·6 (7 to 12·7)	3·3 (2·5 to 4·3)	0·5 (0·4 to 0·8)	190
Multiple myeloma	0 (0 to 0)	0 (0 to 0)	0 (0 to 0)	0 (0 to 0)	0 (0 to 0)	0 (0 to 0)	0 (0 to 0)	0 (0 to 0·1)	0·1 (0·1 to 0·2)	0·3 (0·2 to 0·5)	0·8 (0·5 to 1·1)	1·4 (0·9 to 2)	3 (2 to 4·6)	6 (4·2 to 9·2)	8·8 (6·1 to 13)	10·6 (7·3 to 15·2)	13·9 (10·1 to 20·7)	18·8 (13·5 to 26·5)	14·1 (10·1 to 19·3)	10·9 (7·7 to 14·5)	5·9 (4·2 to 7·9)	1·8 (1·2 to 2·4)	0·3 (0·2 to 0·5)	96·9
Leukemia	0·1 (0 to 0·1)	0·1 (0 to 0·1)	0·6 (0·3 to 1)	3 (1·9 to 4·4)	3·2 (2·1 to 4·8)	3 (2 to 4·2)	4·3 (3·1 to 6)	4 (2·8 to 5·6)	3·8 (2·7 to 5·2)	3·7 (2·6 to 5·1)	4·5 (3·1 to 6·1)	4·9 (3·6 to 6·5)	6·8 (4·9 to 8·9)	9·8 (7·3 to 12·8)	13·4 (9·7 to 17·8)	16·1 (12 to 21·3)	21·3 (15·9 to 27·9)	31 (22·5 to 42·1)	23·5 (16·7 to 31·4)	17·8 (13·1 to 23·5)	10·4 (7·9 to 13·4)	4·1 (3·1 to 5·2)	0·8 (0·6 to 1·1)	190
Acute lymphoid leukemia	0 (0 to 0)	0 (0 to 0)	0·2 (0·1 to 0·3)	1·3 (0·8 to 2·2)	1·9 (1·1 to 2·9)	1·6 (1 to 2·3)	2·2 (1·4 to 3·3)	1·8 (1·1 to 2·8)	1·2 (0·7 to 1·9)	0·9 (0·6 to 1·5)	1 (0·6 to 1·6)	0·9 (0·6 to 1·5)	1·1 (0·6 to 1·7)	1·1 (0·6 to 1·8)	1·1 (0·6 to 1·9)	0·9 (0·5 to 1·6)	0·9 (0·5 to 1·7)	1 (0·5 to 2)	0·6 (0·3 to 1·2)	0·4 (0·2 to 0·8)	0·2 (0·1 to 0·5)	0·1 (0 to 0·1)	0 (0 to 0)	20·4
Chronic lymphoid leukemia	0 (0 to 0)	0 (0 to 0)	0 (0 to 0)	0 (0 to 0)	0 (0 to 0)	0 (0 to 0)	0 (0 to 0)	0 (0 to 0·1)	0·1 (0 to 0·1)	0·1 (0 to 0·1)	0·1 (0·1 to 0·2)	0·2 (0·1 to 0·4)	0·7 (0·4 to 1·1)	1·5 (0·9 to 2·3)	2·7 (1·6 to 4·2)	4 (2·5 to 5·9)	5·8 (3·7 to 8·3)	8·9 (5·4 to 13·5)	7·3 (4·5 to 10·8)	6·5 (4·2 to 9·4)	4·2 (2·7 to 6·4)	2 (1·2 to 2·8)	0·4 (0·3 to 0·6)	44·4
Acute myeloid leukemia	0 (0 to 0)	0 (0 to 0)	0·3 (0·2 to 0·5)	1·3 (0·7 to 2)	1 (0·5 to 1·7)	1·1 (0·6 to 1·7)	1·7 (1 to 2·6)	1·8 (1·1 to 2·7)	2·1 (1·4 to 3)	2·2 (1·5 to 3·1)	2·8 (1·8 to 3·9)	3·1 (2·1 to 4·2)	4·2 (2·9 to 5·8)	6·2 (4·4 to 8·3)	8·2 (5·6 to 11·2)	9·6 (6·7 to 13·4)	12·5 (8·6 to 17·3)	17·9 (11·2 to 24·7)	12·8 (8·2 to 17·7)	8·5 (5 to 12·2)	4·3 (2·5 to 6·2)	1·4 (0·8 to 2)	0·2 (0·1 to 0·3)	103

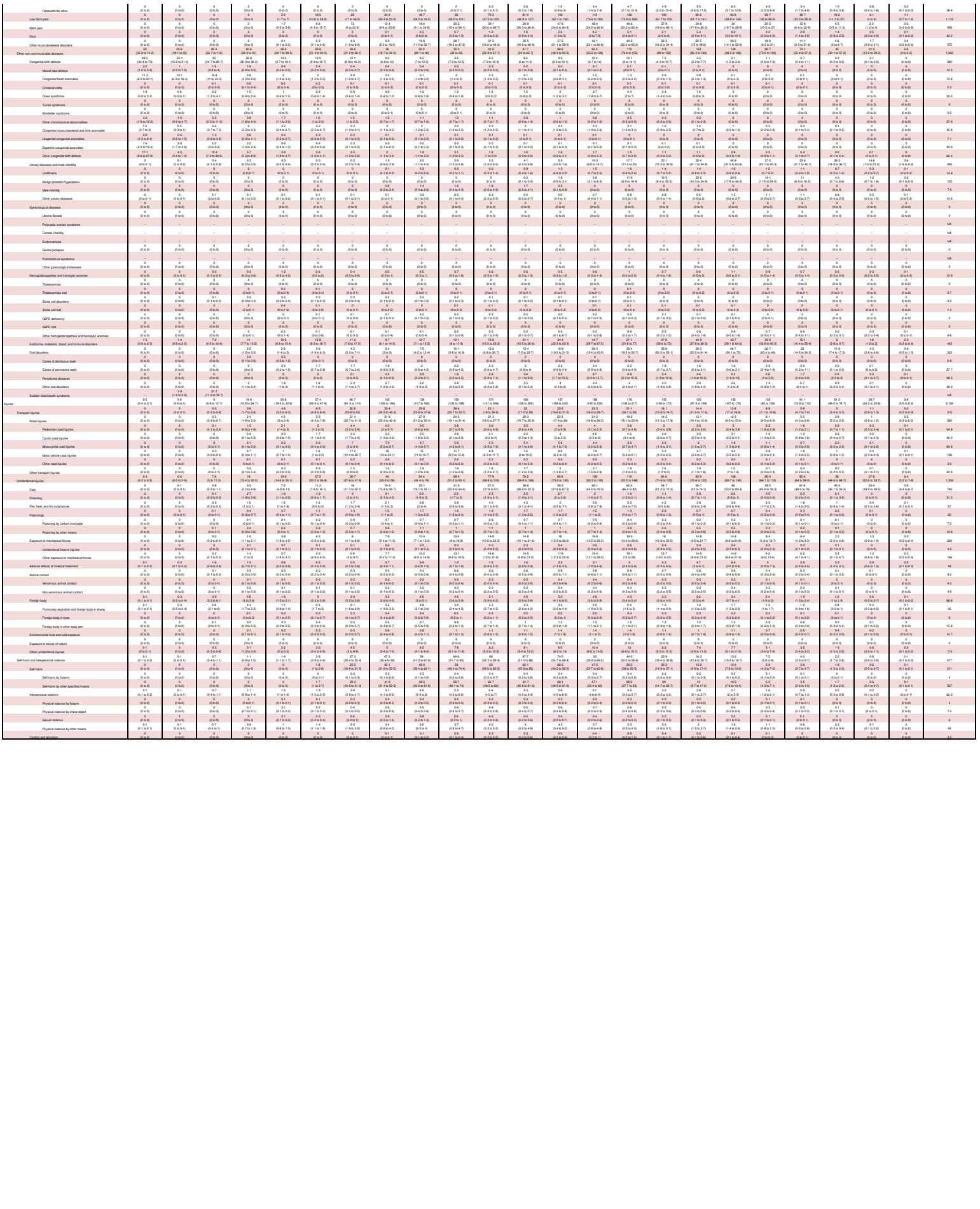

SII Table 2a: SII Helsena DALYS by cause and age group for males with 50% uncertainty intervals, 2019

Cause	Early Neonatal	Late Neonatal	Post Neonatal	1 to 4	5 to 9	10 to 14	15 to 19	20 to 24	25 to 29	30 to 34	35 to 39	40 to 44	45 to 49	50 to 54	55 to 59	60 to 64	65 to 69	70 to 74	75 to 79	80 to 84	85 to 89	90 to 94	95 plus	Total
All causes	1,792 (94,454-1,76)	1,792 (50-2,04E+7)	1,792 (91,21e+192)	1,792 (149e+207)	1,792 (167-2,28E)	1,792 (22e+350)	1,792 (27-2,39E)	1,792 (22,2e+350)	1,792 (94,5e+350)	1,792 (77e+350)	1,792 (94e+350)	1,792 (1,01e+350)	1,792 (1,04E+350)	1,792 (1,04E+350)	1,792 (1,04E+350)	1,792 (1,04E+350)	1,792 (1,04E+350)	1,792 (1,04E+350)	1,792 (1,04E+350)	1,792 (1,04E+350)	1,792 (1,04E+350)	1,792 (1,04E+350)	31,600
Communicable, maternal, neonatal, and nutritional diseases	1,792 (60,1-126)	1,792 (29,6-42,2)	1,792 (29,6-50,3)	1,792 (35-2,5e+3)	1,792 (25,8-74,3)	1,792 (21,6-44,6)	1,792 (29,4-52,5)	1,792 (22,8-39,7)	1,792 (29,8-53,4)	1,792 (29,8-53,4)	1,792 (29,8-53,4)	1,792 (29,8-53,4)	1,792 (29,8-53,4)	1,792 (29,8-53,4)	1,792 (29,8-53,4)	1,792 (29,8-53,4)	1,792 (29,8-53,4)	1,792 (29,8-53,4)	1,792 (29,8-53,4)	1,792 (29,8-53,4)	1,792 (29,8-53,4)	1,792 (29,8-53,4)	1,643
HIV/AIDS and sexually transmitted infections	3.3 (0.6-7.1)	1.2 (0.3-2.6)	1.8 (0.4-4.1)	0.1 (0.1-0.3)	0.1 (0.1-0.1)	0.1 (0.1-0.1)	0.1 (0.1-0.2)	0.4 (0.2-0.6)	0.9 (0.7-1.2)	1.7 (1.2-2.2)	2.2 (1.6-3)	2.3 (1.7-3.1)	2.3 (1.7-3.1)	2.7 (2-3.7)	2.4 (1.8-3.1)	1.9 (1.4-2.4)	1.5 (1.1-2.2)	1.4 (0.9-2.2)	0.9 (0.4-1.4)	0.4 (0.2-0.6)	0.1 (0.1-0.2)	0.1 (0-0.1)	25.5
HIV/AIDS	0 (0-0)	0 (0-0)	0.1 (0.1-0.1)	0.1 (0.1-0.1)	0.1 (0.1-0.1)	0.1 (0.1-0.1)	0.1 (0.1-0.1)	0.3 (0.2-0.4)	0.6 (0.6-1.1)	1.6 (1.1-2)	2 (1.5-2.7)	2.1 (1.6-2.8)	2.1 (1.6-2.8)	2.5 (1.9-3.2)	2.1 (1.5-2.8)	1.7 (1.2-2.3)	1.3 (0.9-2)	1.2 (0.7-2)	0.7 (0.3-1.4)	0.3 (0.1-0.5)	0.1 (0-0.2)	0 (0-0)	16.9
HIV/AIDS - Drug-susceptible Tuberculosis	0 (0-0)	0 (0-0)	0 (0-0)	0 (0-0)	0 (0-0)	0 (0-0)	0 (0-0)	0 (0-0)	0.1 (0-0)	0.1 (0.1-0.2)	0.2 (0.1-0.3)	0.2 (0.1-0.3)	0.2 (0.1-0.3)	0.2 (0.1-0.3)	0.2 (0.1-0.3)	0.1 (0.1-0.2)	0.1 (0.1-0.2)	0.1 (0-0.2)	0.1 (0-0.2)	0 (0-0.1)	0 (0-0)	0 (0-0)	1.4
HIV/AIDS - Multidrug-resistant Tuberculosis without extensive dr...	0 (0-0)	0 (0-0)	0 (0-0)	0 (0-0)	0 (0-0)	0 (0-0)	0 (0-0)	0 (0-0)	0 (0-0)	0 (0-0)	0 (0-0)	0 (0-0)	0 (0-0)	0 (0-0)	0 (0-0)	0 (0-0)	0 (0-0)	0 (0-0)	0 (0-0)	0 (0-0)	0 (0-0)	0 (0-0)	0 (0-0)	0
HIV/AIDS - Extensively drug-resistant Tuberculosis	0 (0-0)	0 (0-0)	0 (0-0)	0 (0-0)	0 (0-0)	0 (0-0)	0 (0-0)	0 (0-0)	0 (0-0)	0 (0-0)	0 (0-0)	0 (0-0)	0 (0-0)	0 (0-0)	0 (0-0)	0 (0-0)	0 (0-0)	0 (0-0)	0 (0-0)	0 (0-0)	0 (0-0)	0 (0-0)	0 (0-0)	0
HIV/AIDS resulting in other diseases	3.3 (0.6-7.1)	1.2 (0.3-2.6)	1.8 (0.4-4.1)	0 (0-0)	0 (0-0)	0 (0-0)	0 (0-0)	0 (0-0)	0.2 (0.2-0.4)	0.1 (0-0.1)	0.2 (0.1-0.3)	0.2 (0.1-0.3)	0.2 (0.1-0.3)	0.2 (0.1-0.3)	0.2 (0.1-0.3)	0.2 (0.1-0.3)	0.2 (0.1-0.3)	0.2 (0.1-0.3)	0.1 (0.1-0.2)	0.1 (0-0.1)	0 (0-0)	0 (0-0)	15.5
Sexually transmitted infections excluding HIV	3.3 (0.6-7.1)	1.2 (0.3-2.6)	1.7 (0.5-4)	0.1 (0-0.1)	0 (0-0)	0 (0-0)	0 (0-0.1)	0 (0-0.1)	0 (0-0.1)	0.2 (0-0.5)	0.2 (0-0.6)	0.2 (0-0.6)	0.2 (0-0.6)	0.2 (0-0.6)	0.2 (0-0.5)	0.2 (0-0.5)	0.2 (0-0.5)	0.2 (0-0.5)	0.1 (0-0.2)	0.1 (0-0.2)	0 (0-0.1)	0 (0-0)	0 (0-0)	8.6
Syphilis	3.3 (0.6-7.1)	1.2 (0.3-2.6)	1.7 (0.5-4)	0.1 (0-0.1)	0 (0-0)	0 (0-0)	0 (0-0)	0 (0-0)	0 (0-0)	0 (0-0)	0 (0-0)	0 (0-0)	0 (0-0)	0 (0-0)	0 (0-0)	0 (0-0)	0 (0-0)	0 (0-0)	0 (0-0)	0 (0-0)	0 (0-0)	0 (0-0)	0 (0-0)	6.8
Chlamydial infection	0 (0-0)	0 (0-0)	0 (0-0)	0 (0-0)	0 (0-0)	0 (0-0)	0 (0-0)	0 (0-0)	0 (0-0)	0 (0-0)	0 (0-0)	0 (0-0)	0 (0-0)	0 (0-0)	0 (0-0)	0 (0-0)	0 (0-0)	0 (0-0)	0 (0-0)	0 (0-0)	0 (0-0)	0 (0-0)	0 (0-0)	0.1
Gonococcal infection	0 (0-0)	0 (0-0)	0 (0-0)	0 (0-0)	0 (0-0)	0 (0-0)	0 (0-0)	0 (0-0)	0 (0-0)	0 (0-0)	0 (0-0)	0 (0-0)	0 (0-0)	0 (0-0)	0 (0-0)	0 (0-0)	0 (0-0)	0 (0-0)	0 (0-0)	0 (0-0)	0 (0-0)	0 (0-0)	0 (0-0)	0.1
Trichomoniasis	0 (0-0)	0 (0-0)	0 (0-0)	0 (0-0)	0 (0-0)	0 (0-0)	0 (0-0)	0 (0-0)	0 (0-0)	0 (0-0)	0 (0-0)	0 (0-0)	0 (0-0)	0 (0-0)	0 (0-0)	0 (0-0)	0 (0-0)	0 (0-0)	0 (0-0)	0 (0-0)	0 (0-0)	0 (0-0)	0 (0-0)	0.2
Genital herpes	0 (0-0)	0 (0-0)	0 (0-0)	0 (0-0)	0 (0-0)	0 (0-0)	0 (0-0)	0 (0-0)	0 (0-0)	0 (0-0)	0 (0-0)	0 (0-0)	0 (0-0)	0 (0-0)	0 (0-0)	0 (0-0)	0 (0-0)	0 (0-0)	0 (0-0)	0 (0-0)	0 (0-0)	0 (0-0)	0 (0-0)	1.4
Other sexually transmitted infections	0 (0-0)	0 (0-0)	0 (0-0)	0 (0-0)	0 (0-0)	0 (0-0)	0 (0-0)	0 (0-0)	0 (0-0)	0 (0-0)	0 (0-0)	0 (0-0)	0 (0-0)	0 (0-0)	0 (0-0)	0 (0-0)	0 (0-0)	0 (0-0)	0 (0-0)	0 (0-0)	0 (0-0)	0 (0-0)	0 (0-0)	0.1
Respiratory infections and tuberculosis	0 (0-1.7)	0 (1-2)	0 (5-13.9)	0 (50-5e+2)	0 (4.8e-12-7)	0 (4.8e-12-7)	0 (5.2e-11-8)	0 (6.2e-13-6)	0 (8-11e-15)	0 (1.1e-15-2)	0 (1.6e-15-3)	0 (1.6e-15-3)	0 (2.4e-15-4)	0 (2.4e-15-4)	0 (3.5e-15-5)	0 (4.5e-15-6)	0 (5.8e-15-7)	0 (7.6e-15-9)	0 (9.3e-15-11)	0 (1.1e-14-13)	0 (1.4e-14-16)	0 (1.6e-14-18)	1,079
Tuberculosis	0 (0-0)	0 (0-0)	0 (0-0)	0 (0-0)	0 (0-0)	0 (0-0)	0 (0-0)	0 (0-0)	0 (0-0)	0 (0-0)	0 (0-0)	0 (0-0)	0 (0-0)	0 (0-0)	0 (0-0)	0 (0-0)	0 (0-0)	0 (0-0)	0 (0-0)	0 (0-0)	0 (0-0)	0 (0-0)	0 (0-0)	12.5
Latent tuberculosis infection	0 (0-0)	0 (0-0)	0 (0-0)	0 (0-0)	0 (0-0)	0 (0-0)	0 (0-0)	0 (0-0)	0 (0-0)	0 (0-0)	0 (0-0)	0 (0-0)	0 (0-0)	0 (0-0)	0 (0-0)	0 (0-0)	0 (0-0)	0 (0-0)	0 (0-0)	0 (0-0)	0 (0-0)	0 (0-0)	0 (0-0)	0
Drug-susceptible tuberculosis	0 (0-0)	0 (0-0)	0 (0-0)	0 (0-0)	0 (0-0)	0 (0-0)	0 (0-0)	0 (0-0)	0 (0-0)	0 (0-0)	0 (0-0)	0 (0-0)	0 (0-0)	0 (0-0)	0 (0-0)	0 (0-0)	0 (0-0)	0 (0-0)	0 (0-0)	0 (0-0)	0 (0-0)	0 (0-0)	0 (0-0)	12.2
Multidrug-resistant tuberculosis without extensive drug-resistance	0 (0-0)	0 (0-0)	0 (0-0)	0 (0-0)	0 (0-0)	0 (0-0)	0 (0-0)	0 (0-0)	0 (0-0)	0 (0-0)	0 (0-0)	0 (0-0)	0 (0-0)	0 (0-0)	0 (0-0)	0 (0-0)	0 (0-0)	0 (0-0)	0 (0-0)	0 (0-0)	0 (0-0)	0 (0-0)	0 (0-0)	0.3
Extensively drug-resistant tuberculosis	0 (0-0)	0 (0-0)	0 (0-0)	0 (0-0)	0 (0-0)	0 (0-0)	0 (0-0)	0 (0-0)	0 (0-0)	0 (0-0)	0 (0-0)	0 (0-0)	0 (0-0)	0 (0-0)	0 (0-0)	0 (0-0)	0 (0-0)	0 (0-0)	0 (0-0)	0 (0-0)	0 (0-0)	0 (0-0)	0 (0-0)	0.1
Lower respiratory infections	1.1 (0.7-1.7)	1.4 (0.9-1.9)	6.3 (3.5-9.3)	4.2 (1.1-9.6)	1.1 (0.4-3.1)	1.2 (0.6-2.1)	2.3 (1.4-3.3)	3.5 (2.2-5)	8.5 (5.7-12.2)	12.4 (8.5-17.2)	16.4 (11.2-22.4)	20.2 (13.7-27.4)	26.3 (17.9-37.4)	34.8 (24.1-50.7)	46.2 (29.9-67.5)	52.3 (30.7-79.1)	59.1 (31.9-95.1)	103 (49.9-165)	178 (94.1-267)	147 (127-224)	132 (113-186)	962
Upper respiratory infections	0 (0-0)	0.1 (0-0.1)	1.5 (0.4-3.5)	6.7 (3.6e-10-9.8)	7.5 (4.2-12.7)	5.7 (3.1e-10-2)	4.5 (2.2-6.8)	4.6 (2.4-6.7)	4.7 (2.5-7.7)	4.9 (2.6-8.3)	4.9 (2.5-8.5)	4.3 (2.2-7.5)	4.6 (2.4-8.2)	4.6 (2.4-8.2)	4.6 (2.5-8.7)	3.7 (2-6.9)	3.2 (1.6-5.7)	2.3 (1.1-4.2)	1.2 (0.5-2.3)	0.5 (0.2-0.9)	0.2 (0.1-0.3)	0.1 (0-0.2)	77.7
Otitis media	0 (0-0)	0 (0-0)	0.3 (0.1-0.5)	1.8 (0.9-3.3)	1.8 (0.5-3.1)	1.7 (0.4-3.1)	0.9 (0.4-1.7)	0.7 (0.4-1.2)	0.7 (0.4-1.3)	0.7 (0.4-1.3)	0.7 (0.4-1.3)	0.7 (0.4-1.3)	0.7 (0.4-1.3)	0.7 (0.4-1.3)	0.7 (0.4-1.3)	0.6 (0.4-1.3)	0.6 (0.3-1.1)	0.4 (0.2-0.7)	0.2 (0.1-0.4)	0.1 (0.1-0.2)	0 (0-0.1)	0 (0-0)	18.4
Enteric infections	0.1 (0.1-0.1)	0.4 (0.2-0.7)	4.6 (2.7-7)	7.7 (4.7-12.1)	2.7 (2.1-3.4)	2.7 (1.4-4.1)	1.9 (1.1-3.2)	1.7 (1.1-2.8)	1.8 (1.1-2.8)	1.9 (1.1-2.8)	1.9 (1.1-2.8)	1.8 (1.1-2.7)	1.8 (1.1-2.7)	1.8 (1.1-2.7)	1.7 (1.1-2.5)	1.7 (1.1-2.5)	1.7 (1.1-2.5)	1.7 (1.1-2.5)	1.7 (1.1-2.5)	1.7 (1.1-2.5)	1.7 (1.1-2.5)	1.7 (1.1-2.5)	77.6
Diarrheal diseases	0.1 (0.1-0.1)	0.4 (0.2-0.5)	4.6 (2.6-7)	7.7 (4.7-12.1)	2.7 (2.1-3.4)	2.7 (1.4-4.1)	1.9 (1.1-3.2)	1.7 (1.1-2.8)	1.8 (1.1-2.8)	1.9 (1.1-2.8)	1.9 (1.1-2.8)	1.8 (1.1-2.7)	1.8 (1.1-2.7)	1.8 (1.1-2.7)	1.7 (1.1-2.5)	1.7 (1.1-2.5)	1.7 (1.1-2.5)	1.7 (1.1-2.5)	1.7 (1.1-2.5)	1.7 (1.1-2.5)	1.7 (1.1-2.5)	1.7 (1.1-2.5)	78.8
Typhoid and paratyphoid	0 (0-0)	0 (0-0)	0 (0-0)	0 (0-0)	0 (0-0)	0 (0-0)	0 (0-0)	0 (0-0)	0 (0-0)	0 (0-0)	0 (0-0)	0 (0-0)	0 (0-0)	0 (0-0)	0 (0-0)	0 (0-0)	0 (0-0)	0 (0-0)	0 (0-0)	0 (0-0)	0 (0-0)	0 (0-0)	0 (0-0)	0
Typhoid fever	0 (0-0)	0 (0-0)	0 (0-0)	0 (0-0)	0 (0-0)	0 (0-0)	0 (0-0)	0 (0-0)	0 (0-0)	0 (0-0)	0 (0-0)	0 (0-0)	0 (0-0)	0 (0-0)	0 (0-0)	0 (0-0)	0 (0-0)	0 (0-0)	0 (0-0)	0 (0-0)	0 (0-0)	0 (0-0)	0 (0-0)	0
Paratyphoid fever	0 (0-0)	0 (0-0)	0 (0-0)	0 (0-0)	0 (0-0)	0 (0-0)	0 (0-0)	0 (0-0)	0 (0-0)	0 (0-0)	0 (0-0)	0 (0-0)	0 (0-0)	0 (0-0)	0 (0-0)	0 (0-0)	0 (0-0)	0 (0-0)	0 (0-0)	0 (0-0)	0 (0-0)	0 (0-0)	0 (0-0)	0
Invasive Non-typhoidal Salmonella (iNTS)	0 (0-0)	0 (0-0)	0 (0-0)	0 (0-0)	0 (0-0)	0 (0-0)	0 (0-0)	0 (0-0)	0 (0-0)	0 (0-0)	0 (0-0)	0 (0-0)	0 (0-0)	0 (0-0)	0 (0-0)	0 (0-0)	0 (0-0)	0 (0-0)	0 (0-0)	0 (0-0)	0 (0-0)	0 (0-0)	0 (0-0)	0.6
Other intestinal infectious diseases	0 (0-0)	0 (0-0)	0 (0-0)	0 (0-0)	0 (0-0)	0 (0-0)	0 (0-0)	0 (0-0)	0 (0-0)	0 (0-0)	0 (0-0)	0 (0-0)	0 (0-0)	0 (0-0)	0 (0-0)	0 (0-0)	0 (0-0)	0 (0-0)	0 (0-0)	0 (0-0)	0 (0-0)	0 (0-0)	0 (0-0)	0.2
Neglected tropical diseases and malaria	0 (0-0)	0 (0-0)	0 (0-0)	0.7 (0-2.4)	0.3 (0-1.4)	0.3 (0-0.9)	0.1 (0-0.2)	0.1 (0-0.2)	0.1 (0-0.3)	0.1 (0-0.3)	0.1 (0-0.4)	0.1 (0-0.3)	0.1 (0-0.3)	0.1 (0-0.3)	0.2 (0-0.7)	0.2 (0-0.6)	0.2 (0-0.6)	0.1 (0-0.4)	0.1 (0-0.3)	0.1 (0-0.2)	0.1 (0-0.1)	0 (0-0)	1.9
Malaria	0 (0-0)	0 (0-0)	0 (0-0)	0 (0-0)	0 (0-0)	0 (0-0)	0 (0-0)	0 (0-0)	0 (0-0)	0 (0-0)	0 (0-0)	0 (0-0)	0 (0-0)	0 (0-0)	0 (0-0)	0 (0-0)	0 (0-0)	0 (0-0)	0 (0-0)	0 (0-0)	0 (0-0)	0 (0-0)	0 (0-0)	0
Chagas disease	0 (0-0)	0 (0-0)	0 (0-0)	0 (0-0)	0 (0-0)	0 (0-0)	0 (0-0)	0 (0-0)	0 (0-0)	0 (0-0)	0 (0-0)	0 (0-0)	0 (0-0)	0 (0-0)	0 (0-0)	0 (0-0)	0 (0-0)	0 (0-0)	0 (0-0)	0 (0-0)	0 (0-0)	0 (0-0)	0 (0-0)	0
Leishmaniasis	0 (0-0)	0 (0-0)	0 (0-0)	0 (0-0)	0 (0-0)	0 (0-0)	0 (0-0)	0 (0-0)	0 (0-0)	0 (0-0)	0 (0-0)	0 (0-0)	0 (0-0)	0 (0-0)	0 (0-0)	0 (0-0)	0 (0-0)	0 (0-0)	0 (0-0)	0 (0-0)	0 (0-0)	0 (0-0)	0 (0-0)	0
Visceral leishmaniasis	0 (0-0)	0 (0-0)	0 (0-0)	0 (0-0)	0 (0-0)	0 (0-0)	0 (0-0)	0 (0-0)	0 (0-0)	0 (0-0)	0 (0-0)	0 (0-0)	0 (0-0)	0 (0-0)	0 (0-0)	0 (0-0)	0 (0-0)	0 (0-0)	0 (0-0)	0 (0-0)	0 (0-0)	0 (0-0)	0 (0-0)	0
Cutaneous and mucocutaneous leishmaniasis	0 (0-0)	0 (0-0)	0 (0-0)	0 (0-0)	0 (0-0)	0 (0-0)	0 (0-0)	0 (0-0)	0 (0-0)	0 (0-0)	0 (0-0)	0 (0-0)	0 (0-0)	0 (0-0)	0 (0-0)	0 (0-0)	0 (0-0)	0 (0-0)	0 (0-0)	0 (0-0)	0 (0-0)	0 (0-0)	0 (0-0)	0
African trypanosomiasis	0 (0-0)	0 (0-0)	0 (0-0)	0 (0-0)	0 (0-0)	0 (0-0)	0 (0-0)	0 (0-0)	0 (0-0)	0 (0-0)	0 (0-0)	0 (0-0)	0 (0-0)	0 (0-0)	0 (0-0)	0 (0-0)	0 (0-0)	0 (0-0)	0 (0-0)	0 (0-0)	0 (0-0)	0 (0-0)	0 (0-0)	0
Schistosomiasis	0 (0-0)	0 (0-0)	0 (0-0)	0 (0-0)	0 (0-0)	0 (0-0)	0 (0-0)	0 (0-0)	0 (0-0)	0 (0-0)	0 (0-0)	0 (0-0)	0 (0-0)	0 (0-0)	0 (0-0)	0 (0-0)	0 (0-0)	0 (0-0)	0 (0-0)	0 (0-0)	0 (0-0)	0 (0-0)	0 (0-0)	0
Cysticercosis	0 (0-0)	0 (0-0)	0 (0-0)	0 (0-0)	0 (0-0)	0 (0-0)	0 (0-0)	0 (0-0)	0 (0-0)	0 (0-0)	0 (0-0)	0 (0-0)	0 (0-0)	0 (0-0)	0 (0-0)	0 (0-0)	0 (0-0)	0 (0-0)	0 (0-0)	0 (0-0)	0 (0-0)	0 (0-0)	0 (0-0)	0
Cystic echinococcosis	0 (0-0)	0 (0-0)	0 (0-0)	0 (0-0)	0 (0-0)	0 (0-0)	0 (0-0)	0 (0-0)	0 (0-0)	0 (0-0)	0 (0-0)	0 (0-0)	0 (0-0)	0 (0-0)	0 (0-0)	0 (0-0)	0 (0-0)	0 (0-0)	0 (0-0)	0 (0-0)	0 (0-0)	0 (0-0)	0 (0-0)	0.1
Lymphatic filariasis	0 (0-0)	0 (0-0)	0 (0-0)	0 (0-0)	0 (0-0)	0 (0-0)	0 (0-0)	0 (0-0)	0 (0-0)	0 (0-0)	0 (0-0)	0 (0-0)	0 (0-0)	0 (0-0)	0 (0-0)	0 (0-0)	0 (0-0)	0 (0-0)	0 (0-0)	0 (0-0)	0 (0-0)	0 (0-0)	0 (0-0)	0
Onchocerciasis	0 (0-0)	0 (0-0)	0 (0-0)	0 (0-0)	0 (0-0)	0 (0-0)	0 (0-0)	0 (0-0)	0 (0-0)	0 (0-0)	0 (0-0)	0 (0-0)	0 (0-0)	0 (0-0)	0 (0-0)	0 (0-0)	0 (0-0)	0 (0-0)	0 (0-0)	0 (0-0)	0 (0-0)	0 (0-0)	0 (0-0)	0
Trachoma	0 (0-0)	0 (0-0)	0 (0-0)	0 (0-0)	0 (0-0)	0 (0-0)	0 (0-0)	0 (0-0)	0 (0-0)	0 (0-0)	0 (0-0)	0 (0-0)	0 (0-0)	0 (0-0)	0 (0-0)	0 (0-0)	0 (0-0)	0 (0-0)	0 (0-0)	0 (0-0)	0 (0-0)	0 (0-0)	0 (0-0)	0
Dengue	0 (0-0)	0 (0-0)	0 (0-0)	0 (0-0)	0 (0-0)	0 (0-0)	0 (0-0)	0 (0-0)	0 (0-0)	0 (0-0)	0 (0-0)	0 (0-0)	0 (0-0)	0 (0-0)	0 (0-0)	0 (0-0)	0 (0-0)	0 (0-0)	0 (0-0)	0 (0-0)	0 (0-0)	0 (0-0)	0 (0-0)	0
Yellow fever	0 (0-0)	0 (0-0)	0 (0-0)	0 (0-0)	0 (0-0)	0 (0-0)	0 (0-0)	0 (0-0)	0 (0-0)	0 (0-0)	0 (0-0)	0 (0-0)	0 (0-0)	0 (0-0)	0 (0-0)	0 (0-0)	0 (0-0)	0 (0-0)	0 (0-0)	0 (0-0)	0 (0-0)	0 (0-0)	0 (0-0)	0
Rabies	0 (0-0)	0 (0-0)	0 (0-0)	0 (0-0)	0 (0-0)	0 (0-0)	0 (0-0)	0 (0-0)	0 (0-0)	0 (0-0)	0 (0-0)	0 (0-0)	0 (0-0)	0 (0-0)	0 (0-0)	0 (0-0)	0 (0-0)	0 (0-0)	0 (0-0)	0 (0-0)	0 (0-0)	0 (0-0)	0 (0-0)	0
Intestinal nematode infections	0 (0-0)	0 (0-0)	0 (0-0)	0 (0-0)	0 (0-0)	0 (0-0)	0 (0-0)	0 (0-0)	0 (0-0)	0 (0-0)	0 (0-0)	0 (0-0)	0 (0-0)	0 (0-0)	0 (0-0)	0 (0-0)	0 (0-0)	0 (0-0)	0 (0-0)	0 (0-0)	0 (0-0)	0 (0-0)	0 (0-0)	0
Ascariasis	0 (0-0)	0 (0-0)	0 (0-0)	0 (0-0)	0 (0-0)	0 (0-0)	0 (0-0)	0 (0-0)	0 (0-0)	0 (0-0)	0 (0-0)	0 (0-0)	0 (0-0)	0 (0-0)	0 (0-0)	0 (0-0)	0 (0-0)	0 (0-0)	0 (0-0)	0 (0-0)	0 (0-0)	0 (0-0)	0 (0-0)	0
Trichuriasis	0 (0-0)	0 (0-0)	0 (0-0)	0 (0-0)	0 (0-0)	0 (0-0)	0 (0-0)	0 (0-0)	0 (0-0)	0 (0-0)	0 (0-0)	0 (0-0)	0 (0-0)	0 (0-0)	0 (0-0)	0 (0-0)	0 (0-0)	0 (0-0)	0 (0-0)	0 (0-0)	0 (0-0)	0 (0-0)	0 (0-0)	0
Hookworm disease	0 (0-0)	0 (0-0)	0 (0-0)	0 (0-0)	0 (0-0)	0 (0-0)	0 (0-0)	0 (0-0)	0 (0-0)	0 (0-0)	0 (0-0)	0 (0-0)	0 (0-0)	0 (0-0)	0 (0-0)	0 (0-0)	0 (0-0)	0 (0-0)	0 (0-0)	0 (0-0)	0 (0-0)	0 (0-0)	0 (0-0)	0
Food-borne trematodiases	0 (0-0)	0 (0-0)	0 (0-0)	0 (0-0)	0 (0-0)	0 (0-0)	0 (0-0)	0 (0-0)	0 (0-0)	0 (0-0)	0 (0-0)	0 (0-0)	0 (0-0)	0 (0-0)	0 (0-0)	0 (0-0)	0 (0-0)	0 (0-0)	0 (0-0)	0 (0-0)	0 (0-0)	0 (0-0)	0 (0-0)	0
Leprosy	0 (0-0)	0 (0-0)	0 (0-0)	0 (0-0)	0 (0-0)	0 (0-0)	0 (0-0)	0 (0-0)	0 (0-0)	0 (0-0)	0 (0-0)	0 (0-0)	0 (0-0)	0 (0-0)	0 (0-0)	0 (0-0)	0 (0-0)	0 (0-0)	0 (0-0)	0 (0-0)	0 (0-0)	0 (0-0)	0 (0-0)	0
Ebola	0 (0-0)	0 (0-0)	0 (0-0)	0 (0-0)	0 (0-0)	0 (0-0)	0 (0-0)	0 (0-0)	0 (0-0)	0 (0-0)	0 (0-0)	0 (0-0)	0 (0-0)	0 (0-0)	0 (0-0)	0 (0-0)	0 (0-0)	0 (0-0)	0 (0-0)	0 (0-0)	0 (0-0)	0 (0-0)	0 (0-0)	0
Zika virus	0 (0-0)	0 (0-0)	0 (0-0)	0 (0-0)	0 (0-0)	0 (0-0)	0 (0-0)	0 (0-0)	0 (0-0)	0 (0-0)	0 (0-0)	0 (0-0)	0 (0-0)	0 (0-0)	0 (0-0)	0 (0-0)	0 (0-0)	0 (0-0)	0 (0-0)	0 (0-0)	0 (0-0)	0 (0-0)	0 (0-0)	0
Guinea worm disease	0 (0-0)	0 (0-0)	0 (0-0)	0 (0-0)	0 (0-0)	0 (0-0)	0 (0-0)	0 (0-0)	0 (0-0)	0 (0-0)	0 (0-0)	0 (0-0)	0 (0-0)	0 (0-0)	0 (0-0)	0 (0-0)	0 (0-0)	0 (0-0)	0 (0-0)	0 (0-0)	0 (0-0)	0 (0-0)	0 (0-0)	0
Other neglected tropical diseases	0 (0-0)	0 (0-0)	0 (0-0)	0.7 (0-2.4)	0.3 (0-1.4)	0.3 (0-0.9)	0.1 (0-0.2)	0.1 (0-0.2)	0.1 (0-0.3)	0.1 (0-0.3)	0.1 (0-0.4)	0.1 (0-0.3)	0.1 (0-0.3)	0.1 (0-0.3)	0.2 (0-0.7)	0.2 (0-0.6)	0.2 (0-0.6)	0.1 (0-0.4)	0.1 (0-0.3)	0.1 (0-0.2)	0.1 (0-0.1)	0 (0-0)	1.8
Other infectious diseases	0.5 (0.03-0.9)	1.1 (0.7-1.7)	3.6 (2.1-5.4)	2.3 (0.9-4.6)	2.1 (1.1-3.1)	2.1 (1.1-3.1)	2.7 (2-3.5)	2.6 (2-3.3)	2.6 (2-3.4)	2.6 (2-3.4)	3.1 (2.4-4)	3.5 (2.6-4.5)	3.2 (2.5-4.1)	4.2 (3.2-5.4)	4.4 (3.2-5.7)	3.2 (2.3-4.1)	2.7 (1.9-3.7)	4.7 (3.1-6.7)	4.9 (2.7-7.6)	5.1 (2.6-8.1)	3.7 (2.2-5.4)	2.8 (1.6-4.2)	69.7
Meningitis	0.1 (0.1-0.2)	0.4 (0.2-0.5)	1.6 (0.8-2.6)	2.9 (2-4.1)	0.8 (0.5-1.3)	0.3 (0.2-0.4)	0.4 (0.2-0.6)	1.4 (0.9-2.1)	1.5 (0.9-2.2)	1.1 (0.7-1.6)	1.2 (0.8-1.8)	1.2 (0.8-1.7)	1.2 (0.8-1.7)	1.6 (1.1-2.2)	1.4 (0.9-2.1)	1.1 (0.7-1.6)	1.1 (0.7-1.6)	1.1 (0.7-1.7)	0.9 (0.5-1.4)	0.6 (0.3-1.1)	0.4 (0.2-0.8)	0.2 (0.1-0.5)	21.8
Encephalitis	0 (0-0)	0.1 (0-0.2)	0.5 (0-1.5)	0.9 (0.4-1.5)	0.4 (0.2-0.6)	0.3 (0.2-0.4)	0.4 (0.2-0.6)	0.6 (0.3-0.9)	0.6 (0.3-0.9)	0.6 (0.3-0.9)	0.6 (0.3-0.9)	0.6 (0.3-0.9)	0.6 (0.3-0.9)	0.6 (0.3-0.9)	0.6 (0.3-0.9)	0.5 (0.3-0.8)	0.5 (0.3-0.8)	0.5 (0.3-0.8)	0.4 (0.2-0.7)	0.3 (0.1-0.5)	0.2 (0.1-0.4)	0.1 (0-0.2)	13.7
Diphtheria	0 (0-0)	0 (0-0)	0 (0-0)	0 (0-0)	0 (0-0)	0 (0-0)	0 (0-0)	0 (0-0)	0 (0-0)	0 (0-0)	0 (0-0)	0 (0-0)	0 (0-0)	0 (0-0)	0 (0-0)	0 (0-0)	0 (0-0)	0 (0-0)	0 (0-0)	0 (0-0)	0 (0-0)	0 (0-0)	0 (0-0)	0
Tetanus	0 (0-0)	0 (0-0)	0 (0-0)	0 (0-0)	0 (0-0)	0 (0-0)	0 (0-0)	0 (0-0)	0 (0-0)	0 (0-0)	0 (0-0)	0 (0-0)	0 (0-0)	0 (0-0)	0 (0-0)	0 (0-0)	0 (0-0)	0 (0-0)	0 (0-0)	0 (0-0)	0 (0-0)	0 (0-0

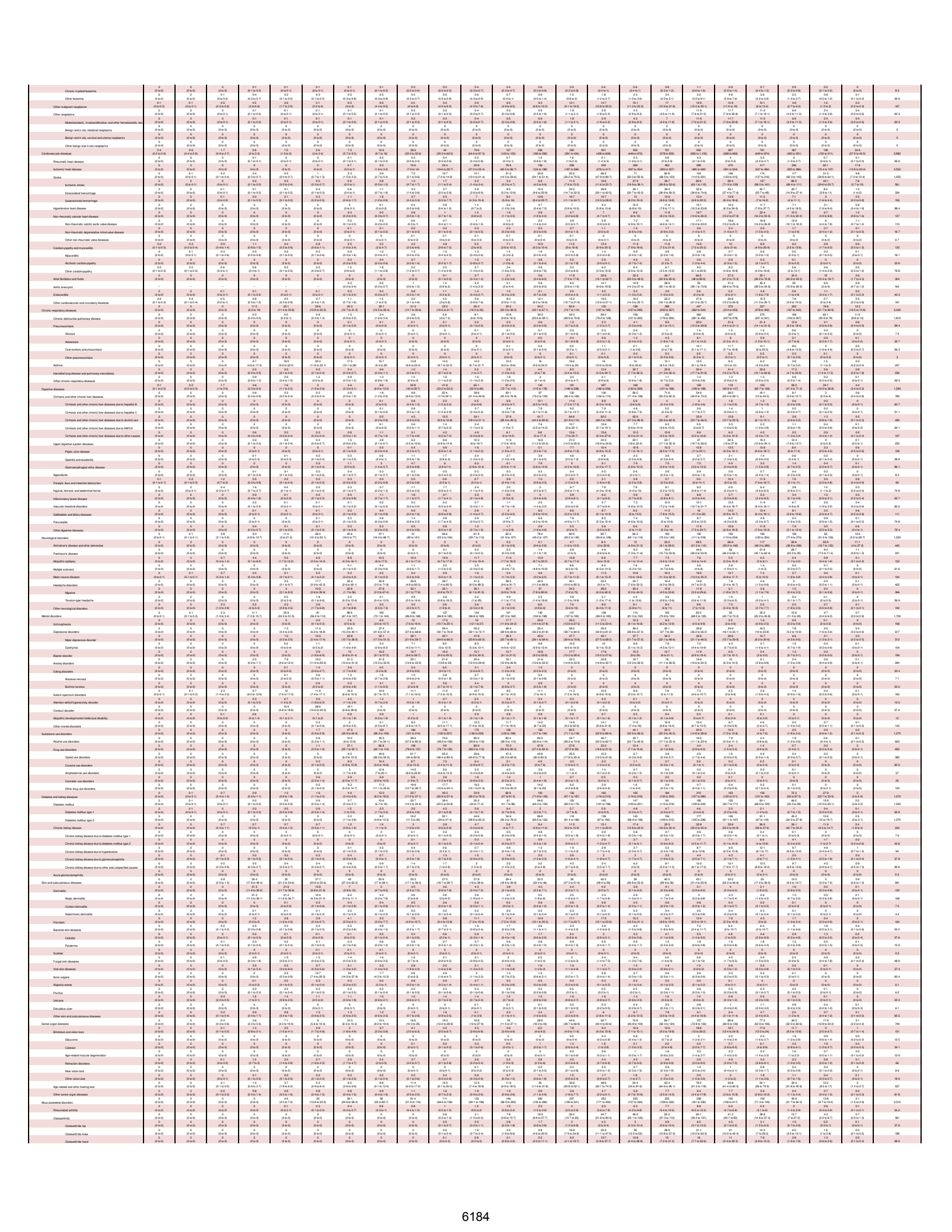

Osteoarthritis other	0 (0 to 0)	0 (0 to 0)	0 (0 to 0)	0 (0 to 0)	0 (0 to 0)	0 (0 to 0)	0 (0 to 0)	0 (0 to 0)	0 (0 to 0)	0 (0 to 0)	0 (0 to 0)	0 (0 to 1)	0-2 (0 to 0-4)	0-7 (0 to 2-4)	1-8 (0-7 to 3-6)	3-1 (1-4 to 4-7)	4-4 (1-9 to 9-5)	5-1 (2-4 to 10-8)	5-8 (2-8 to 12-3)	6-5 (3-2 to 13-4)	4-8 (2-4 to 9-8)	3-6 (1-6 to 7-5)	1-9 (1 to 3-8)	0-7 (0 to 1-4)	0-1 (0-1 to 0-2)		38-7
Low back pain	0 (0 to 0)	0 (0 to 0)	0 (0 to 0)	0 (0 to 0)	3-1 (1-4 to 5-5)	14-6 (8-6 to 23-7)	24-2 (14-1 to 38-5)	39 (19 to 62-5)	45-1 (25-9 to 71)	57-2 (33-4 to 85-9)	69-3 (40-6 to 106)	59-9 (40 to 112)	64-5 (42-5 to 112)	64-3 (37-9 to 134)	64 (38 to 117)	110 (71-1 to 173)	116 (72-9 to 194)	102 (62 to 158)	92-1 (61 to 150)	82-5 (48-9 to 136)	82-5 (49 to 132)	61-8 (35-7 to 92-8)	58-3 (34 to 84-4)	52 (34 to 77-9)	5-7 (3-5 to 11-1)		1,070
Neck pain	0 (0 to 0)	0 (0 to 0)	0 (0 to 0)	1-3 (0-4 to 2-6)	5-6 (3 to 12-7)	10-8 (5-1 to 19-3)	12-8 (6-2 to 23-9)	17-2 (9-4 to 32-5)	19-1 (10-2 to 29-5)	24-7 (13-6 to 49-4)	34 (18 to 59-1)	29-7 (16 to 53-2)	26-4 (17 to 59-3)	27-3 (18-4 to 61-3)	28-4 (19-2 to 62-1)	40-7 (24 to 83-7)	44-7 (27-7 to 77-6)	39 (19 to 92-7)	39-4 (19-4 to 82-3)	30-3 (16-5 to 59-5)	21-7 (11 to 39-3)	13-8 (6-5 to 27-1)	8-5 (3-5 to 17-3)	2 (0-2 to 0-4)		434
Gout	0 (0 to 0)	0 (0 to 0)	0 (0 to 0)	0 (0 to 0)	0 (0 to 0)	0 (0 to 0)	0 (0 to 0)	0 (0 to 0)	0 (0 to 0)	0 (0 to 0)	0 (0 to 0)	0 (0 to 0)	0 (0 to 0)	0 (0 to 0)	0 (0 to 0)	0 (0 to 0)	0 (0 to 0)	0 (0 to 0)	0 (0 to 0)	0 (0 to 0)	0 (0 to 0)	0 (0 to 0)	0 (0 to 0)	0 (0 to 0)	0 (0 to 0)		40-1
Other musculoskeletal disorders	0 (0 to 0)	0 (0 to 0)	0 (0 to 0)	0-1 (0-1 to 0-2)	0-1 (0-1 to 0-5)	3-6 (1-4 to 8-6)	9-5 (3 to 15-4)	19-1 (10-2 to 29-5)	25 (14-5 to 40-4)	26-7 (15-7 to 41-1)	34-4 (20-1 to 57-4)	39-5 (27-5 to 57-9)	38-3 (24-5 to 59-3)	37-8 (24-4 to 61-3)	39-2 (25-5 to 64-5)	38-3 (25-3 to 64-5)	37-3 (25-4 to 61-5)	31-9 (16 to 72-5)	29-1 (14 to 72-5)	28-9 (12-8 to 61-9)	18-9 (8-6 to 32)	3-9 (1-4 to 7-8)	1-2 (0-4 to 2-2)	0-2 (0-1 to 0-3)		345
Other non-communicable diseases	34 (21-3 to 57-8)	19-5 (14-8 to 27-1)	51 (34-4 to 72-4)	16-7 (9-1 to 46-4)	19-6 (14-2 to 26-5)	20 (12-5 to 27-8)	22-7 (17-3 to 29-3)	28-4 (17-6 to 39-6)	28-4 (19-4 to 39)	29-4 (22-5 to 40-9)	30-5 (22-5 to 40-9)	37-8 (27-1 to 51-9)	34-4 (25-1 to 47-4)	37-6 (27-1 to 51-9)	34-2 (24-2 to 51-3)	33-7 (24-9 to 47-8)	32-7 (23-5 to 45-7)	29-1 (20-3 to 41-5)	27-3 (19-5 to 37)	26-1 (18-6 to 36-1)	23-7 (16-9 to 32-3)	19-1 (12-7 to 26)	14-3 (9-2 to 20-2)	3-5 (2-1 to 4-7)		1,190
Congenital birth defects	32-9 (20-5 to 57)	16-7 (12-3 to 24-1)	32-8 (20-7 to 52-2)	26 (16-5 to 39-3)	10 (7-3 to 13-4)	10-6 (7-5 to 13-8)	9-5 (6-7 to 12-6)	8-9 (6-7 to 11-5)	8-7 (6-5 to 11-3)	8-8 (6-4 to 11-5)	8-8 (6-4 to 11-5)	9-8 (6-3 to 13-6)	9-8 (6-3 to 13-6)	10-8 (6-5 to 15-3)	11 (6-6 to 15-5)	9-8 (6-5 to 12-5)	9-3 (5-6 to 8-9)	2-2 (1-3 to 3-5)	1-2 (0-7 to 2-3)	0-8 (0-4 to 1-2)	0-3 (0-2 to 0-5)	0-1 (0-1 to 0-2)	0-1 (0 to 0-2)		235
Neural tube defects	3 (1-4 to 5-8)	1-1 (0-5 to 2-6)	2-5 (1 to 5-5)	0-7 (0-3 to 1-6)	0-6 (0-4 to 0-9)	0-6 (0-4 to 0-9)	0-7 (0-4 to 1-1)	0-7 (0-4 to 1-1)	0-6 (0-4 to 1)	0-6 (0-3 to 1)	0-5 (0-3 to 0-9)	0-5 (0-3 to 0-9)	0-5 (0-2 to 0-9)	0-3 (0-1 to 0-5)	0-2 (0-1 to 0-5)	0-1 (0 to 0-2)	0-1 (0 to 0-2)	0-1 (0 to 0-2)	0-1 (0 to 0-2)	0-1 (0 to 0-2)	0-1 (0 to 0-3)					17-3
Congenital heart anomalies	7-7 (4-1 to 16)	7-9 (5-2 to 12-5)	11-4 (6-1 to 21)	5-7 (3-5 to 9-3)	1-5 (0-9 to 2-6)	1-7 (1-1 to 2-7)	2-8 (1-6 to 4-1)	2-6 (1-6 to 3-8)	2-3 (1-5 to 3-2)	2-2 (1-4 to 3-3)	2-4 (1-4 to 3-5)	2-5 (1-3 to 3-7)	2-8 (1-2 to 4-4)	2-4 (0-9 to 3-8)	2-3 (0-7 to 3-8)	1-6 (0-5 to 3)	1-5 (0-4 to 2-5)	0-9 (0-3 to 2)	1-1 (0-3 to 2-3)	0-7 (0-2 to 1-5)	0-1 (0-0 to 0-1)	0-1 (0-0 to 0-1)	0-1 (0 to 0-1)		64-7
Orofacial clefts	0-6 (0 to 2)	0-1 (0-0 to 0-2)	0-8 (0-4 to 1-6)	0-6 (0-3 to 1-2)	0-5 (0-3 to 0-8)	0-5 (0-3 to 0-8)	0-6 (0-4 to 0-9)	0-7 (0-5 to 1-1)	0-7 (0-5 to 1-1)	0-7 (0-5 to 1)	0-8 (0-5 to 1)	0-8 (0-5 to 1-1)	0-8 (0-5 to 1-1)	0-8 (0-5 to 1-1)	1 (0-6 to 2-1)	0-9 (0-5 to 2)	0-9 (0-5 to 2)	0-9 (0-5 to 2)	0-9 (0-5 to 2)	0-9 (0-5 to 2)	0-9 (0-5 to 2)	0-9 (0-5 to 2)	0-9 (0-5 to 2)	0-9 (0-5 to 2)		2
Down syndrome	0-6 (0-3 to 1-3)	0-2 (0-1 to 0-4)	0-8 (0-4 to 1-6)	0-8 (0-5 to 1-2)	0-5 (0-3 to 0-7)	0-5 (0-3 to 0-7)	0-6 (0-4 to 0-9)	0-6 (0-4 to 0-9)	0-7 (0-5 to 1-1)	0-7 (0-5 to 1)	0-7 (0-5 to 1)	0-8 (0-5 to 1-1)	0-8 (0-5 to 1-1)	0-8 (0-6 to 2-1)	1-4 (1-5 to 3-5)	1-3 (0-8 to 2-3)	1-2 (0-7 to 2-6)	1-7 (1 to 3-5)	1-7 (1 to 3-7)	1-6 (1 to 3-6)	1-3 (0-8 to 2-6)	0-9 (0-5 to 1-8)	0-5 (0-3 to 1-1)	0-2 (0-1 to 0-3)		20-8
Turner syndrome	0 (0 to 0)	0 (0 to 0)	0 (0 to 0)	0 (0 to 0)	0 (0 to 0)	0 (0 to 0)	0 (0 to 0)	0 (0 to 0)	0 (0 to 0)	0 (0 to 0)	0 (0 to 0)	0 (0 to 0)	0 (0 to 0)	0 (0 to 0)	0 (0 to 0)	0 (0 to 0)	0 (0 to 0)	0 (0 to 0)	0 (0 to 0)	0 (0 to 0)	0 (0 to 0)	0 (0 to 0)	0 (0 to 0)	0 (0 to 0)	0 (0 to 0)		0
Klinefelter syndrome	0 (0 to 0)	0 (0 to 0)	0 (0 to 0)	0 (0 to 0)	0 (0 to 0)	0 (0 to 0)	0 (0 to 0)	0 (0 to 0)	0 (0 to 0)	0 (0 to 0)	0 (0 to 0)	0 (0 to 0)	0 (0 to 0)	0 (0 to 0)	0 (0 to 0)	0 (0 to 0)	0 (0 to 0)	0 (0 to 0)	0 (0 to 0)	0 (0 to 0)	0 (0 to 0)	0 (0 to 0)	0 (0 to 0)	0 (0 to 0)	0 (0 to 0)		0-2
Other chromosomal abnormalities	2-6 (1-1 to 7-5)	1-3 (0-7 to 2-9)	3-4 (1-6 to 6-4)	2-2 (1-4 to 3-2)	1-2 (0-8 to 1-8)	1-1 (0-7 to 1-6)	1-1 (0-7 to 1-6)	0-9 (0-6 to 1-3)	0-9 (0-6 to 1-4)	0-9 (0-6 to 1-4)	0-9 (0-6 to 1-4)	0-9 (0-6 to 1-5)	0-9 (0-6 to 1-5)	0-8 (0-5 to 1-5)	1 (0-5 to 1-5)	0-8 (0-5 to 1-4)	0-8 (0-5 to 1-3)	0-4 (0-1 to 0-7)	0-3 (0-1 to 0-5)	0-3 (0-1 to 0-5)	0-3 (0-1 to 0-5)	0-3 (0-1 to 0-5)	0-3 (0-1 to 0-5)	0-3 (0-1 to 0-5)		29-6
Congenital musculoskeletal and limb anomalies	4-5 (0-5 to 2-4)	0-5 (0-3 to 0-9)	0-5 (0-3 to 0-8)	0-5 (0-3 to 0-8)	2-5 (1-6 to 3-4)	2-6 (1-6 to 4-3)	2-6 (1-6 to 4-3)	2-2 (1-3 to 3-1)	1-9 (1-1 to 3-1)	1-9 (1-1 to 3)	1-9 (1-1 to 3)	1-8 (1-1 to 2-8)	2-1 (1-2 to 3-4)	2-2 (1-3 to 3-4)	1-7 (1-2 to 3-3)	1-7 (1 to 2-7)	1-7 (1 to 2-7)	1-4 (0-8 to 2-1)	1-1 (0-6 to 1-8)	0-9 (0-5 to 1-5)	0-8 (0-4 to 1-4)	0-5 (0-3 to 0-8)	0-3 (0-1 to 0-4)	0-1 (0 to 0-2)		41-6
Urogenital congenital anomalies	3-6 (1-3 to 7-4)	0-8 (0-4 to 1-4)	1-4 (0-6 to 2-6)	0-7 (0-4 to 1-1)	0-4 (0-2 to 0-6)	0-3 (0-2 to 0-5)	0-2 (0-1 to 0-3)	0-2 (0-1 to 0-3)	0-2 (0-1 to 0-3)	0-2 (0-1 to 0-3)	0-2 (0-1 to 0-3)	0-1 (0-1 to 0-2)	0-1 (0-1 to 0-2)	0-1 (0-1 to 0-2)	0-1 (0-1 to 0-2)	0-1 (0-0 to 0-2)	0-1 (0-0 to 0-2)	0-1 (0-0 to 0-2)	0-1 (0-0 to 0-2)	0-1 (0-0 to 0-2)	0-1 (0-0 to 0-2)	0-1 (0-0 to 0-2)	0-1 (0-0 to 0-2)	0-1 (0-0 to 0-2)		8-6
Digestive congenital anomalies	4-5 (2-4 to 8-6)	2-4 (1-2 to 3-5)	5-1 (2-6 to 9-6)	3-2 (1-5 to 5-6)	1-9 (0-9 to 3-1)	2-1 (1-2 to 3-5)	2-2 (1-2 to 3-6)	2-2 (1-2 to 3-6)	2-2 (1-2 to 3-6)	2-2 (1-3 to 3-6)	2-2 (1-3 to 3-6)	2-2 (1-3 to 3-7)	2-2 (1-3 to 3-7)	2-2 (1-3 to 3-7)	2-2 (1-3 to 3-7)	2-2 (1-3 to 3-7)	2-2 (1-3 to 3-7)	2-2 (1-3 to 3-7)	2-2 (1-3 to 3-7)	2-2 (1-3 to 3-7)	2-2 (1-3 to 3-7)	2-2 (1-3 to 3-7)	2-2 (1-3 to 3-7)	2-2 (1-3 to 3-7)		13-9
Other congenital birth defects	9-9 (5-2 to 18)	5-3 (1-7 to 8-7)	14-1 (3-4 to 31-5)	7-1 (2-9 to 16-5)	2-1 (1-2 to 3-4)	2-1 (1-2 to 3-2)	2-1 (1-2 to 3-1)	2-1 (1-1 to 3-1)	2-1 (1-1 to 3-2)	2-1 (1-1 to 3-2)	2-1 (1-1 to 3-2)	2-1 (1-1 to 3-2)	2-1 (1-1 to 3-2)	2-1 (1-1 to 3-2)	2-1 (1-1 to 3-2)	2-1 (1-1 to 3-2)	2-1 (1-1 to 3-2)	2-1 (1-1 to 3-2)	2-1 (1-1 to 3-2)	2-1 (1-1 to 3-2)	2-1 (1-1 to 3-2)	2-1 (1-1 to 3-2)	2-1 (1-1 to 3-2)	2-1 (1-1 to 3-2)		48
Urinary diseases and male infertility	0-1 (0 to 0-1)	0-1 (0 to 0-1)	0-2 (0 to 0-4)	0-3 (0 to 0-5)	0-2 (0 to 0-3)	0-3 (0 to 0-5)	0-3 (0 to 0-6)	1-3 (0 to 2-9)	2-2 (1 to 4-2)	2-6 (1 to 5-2)	2-9 (1 to 5-6)	3-9 (2 to 6-2)	3-9 (2 to 6-2)	5-5 (3 to 8-4)	6-6 (4 to 11-1)	10-3 (6 to 17)	13-4 (8 to 21)	15-5 (9 to 24)	17-4 (10 to 27)	20-6 (12 to 32)	22-9 (13 to 36)	25-1 (15 to 39)	26-8 (16 to 41)	28-3 (17 to 43)	13-5 (8 to 21)		278
Urolithiasis	0 (0 to 0)	0 (0 to 0)	0 (0 to 0)	0 (0 to 0)	0 (0 to 0)	0 (0 to 0)	0 (0 to 0)	0 (0 to 0)	0 (0 to 0)	0-1 (0 to 0)	0-1 (0 to 0)	0-1 (0 to 0)	0-1 (0 to 0)	0-1 (0 to 0)	0-1 (0 to 0)	0-1 (0 to 0)	0-1 (0 to 0)	0-1 (0 to 0)	0-1 (0 to 0)	0-1 (0 to 0)	0-1 (0 to 0)	0-1 (0 to 0)	0-1 (0 to 0)	0-1 (0 to 0)	0-1 (0 to 0)		17-6
Benign prostatic hyperplasia	0 (0 to 0)	0 (0 to 0)	0 (0 to 0)	0 (0 to 0)	0 (0 to 0)	0 (0 to 0)	0 (0 to 0)	0 (0 to 0)	0 (0 to 0)	0 (0 to 0)	0 (0 to 0)	0 (0 to 0)	0 (0 to 0)	0 (0 to 0)	0 (0 to 0)	0 (0 to 0)	0 (0 to 0)	0 (0 to 0)	0 (0 to 0)	0 (0 to 0)	0 (0 to 0)	0 (0 to 0)	0 (0 to 0)	0 (0 to 0)	0 (0 to 0)		115
Male infertility	0 (0 to 0)	0 (0 to 0)	0 (0 to 0)	0 (0 to 0)	0 (0 to 0)	0 (0 to 0)	0 (0 to 0)	0 (0 to 0)	0 (0 to 0)	1-4 (0 to 3-4)	1-4 (0 to 3-4)	1-5 (0 to 4-1)	1-5 (0 to 3-8)	0-3 (0 to 1-5)	0-3 (0 to 1-6)	0-2 (0 to 1-1)	0-2 (0 to 1-1)	0-2 (0 to 1-1)	0-2 (0 to 1-1)	0-2 (0 to 1-1)	0-2 (0 to 1-1)	0-2 (0 to 1-1)	0-2 (0 to 1-1)	0-2 (0 to 1-1)	0-2 (0 to 1-1)		6-9
Other urinary diseases	0 (0 to 0)	0 (0 to 0)	0-1 (0 to 0-1)	0-1 (0 to 0-1)	0-1 (0 to 0-1)	0-1 (0 to 0-1)	0-1 (0 to 0-1)	0-1 (0 to 0-1)	0-2 (0 to 0-4)	0-3 (0 to 0-5)	0-4 (0 to 0-6)	0-4 (0 to 0-6)	0-4 (0 to 0-6)	0-4 (0 to 0-7)	0-5 (0 to 0-7)	0-4 (0 to 0-6)	0-4 (0 to 0-6)	0-3 (0 to 0-5)	0-3 (0 to 0-5)	0-3 (0 to 0-5)	0-3 (0 to 0-5)	0-3 (0 to 0-5)	0-3 (0 to 0-5)	0-3 (0 to 0-5)	0-3 (0 to 0-5)		10-5
Gynecological diseases	0 (0 to 0)	0 (0 to 0)	0 (0 to 0)	0 (0 to 0)	0 (0 to 0)	0 (0 to 0)	0 (0 to 0)	0 (0 to 0)	0 (0 to 0)	0 (0 to 0)	0 (0 to 0)	0 (0 to 0)	0 (0 to 0)	0 (0 to 0)	0 (0 to 0)	0 (0 to 0)	0 (0 to 0)	0 (0 to 0)	0 (0 to 0)	0 (0 to 0)	0 (0 to 0)	0 (0 to 0)	0 (0 to 0)	0 (0 to 0)	0 (0 to 0)		0
Uterine fibroids	0 (0 to 0)	0 (0 to 0)	0 (0 to 0)	0 (0 to 0)	0 (0 to 0)	0 (0 to 0)	0 (0 to 0)	0 (0 to 0)	0 (0 to 0)	0 (0 to 0)	0 (0 to 0)	0 (0 to 0)	0 (0 to 0)	0 (0 to 0)	0 (0 to 0)	0 (0 to 0)	0 (0 to 0)	0 (0 to 0)	0 (0 to 0)	0 (0 to 0)	0 (0 to 0)	0 (0 to 0)	0 (0 to 0)	0 (0 to 0)	0 (0 to 0)		0
Polycystic ovarian syndrome	..	..	..	..	..	..	..	..	..	..	..	..	..	..	..	..	..	..	..	..	..	..	..	..	..		NA
Female infertility	..	..	..	..	..	..	..	..	..	..	..	..	..	..	..	..	..	..	..	..	..	..	..	..	..		NA
Endometriosis	..	..	..	..	..	..	..	..	..	..	..	..	..	..	..	..	..	..	..	..	..	..	..	..	..		NA
Genital prolapse	0 (0 to 0)	0 (0 to 0)	0 (0 to 0)	0 (0 to 0)	0 (0 to 0)	0 (0 to 0)	0 (0 to 0)	0 (0 to 0)	0 (0 to 0)	0 (0 to 0)	0 (0 to 0)	0 (0 to 0)	0 (0 to 0)	0 (0 to 0)	0 (0 to 0)	0 (0 to 0)	0 (0 to 0)	0 (0 to 0)	0 (0 to 0)	0 (0 to 0)	0 (0 to 0)	0 (0 to 0)	0 (0 to 0)	0 (0 to 0)	0 (0 to 0)		0
Premenstrual syndrome	..	..	..	..	..	..	..	..	..	..	..	..	..	..	..	..	..	..	..	..	..	..	..	..	..		NA
Other gynecological diseases	0 (0 to 0)	0 (0 to 0)	0 (0 to 0)	0 (0 to 0)	0 (0 to 0)	0 (0 to 0)	0 (0 to 0)	0 (0 to 0)	0 (0 to 0)	0 (0 to 0)	0 (0 to 0)	0 (0 to 0)	0 (0 to 0)	0 (0 to 0)	0 (0 to 0)	0 (0 to 0)	0 (0 to 0)	0 (0 to 0)	0 (0 to 0)	0 (0 to 0)	0 (0 to 0)	0 (0 to 0)	0 (0 to 0)	0 (0 to 0)	0 (0 to 0)		0
Hemoglobinopathies and hemolytic anemias	0 (0 to 0)	0 (0 to 0)	0-1 (0-1 to 0-4)	0-2 (0-2 to 0-4)	0-9 (0-1 to 0-7)	0-3 (0-2 to 0-6)	0-4 (0-2 to 0-6)	0-4 (0-2 to 0-6)	0-5 (0-2 to 0-8)	0-5 (0-2 to 0-8)	0-5 (0-2 to 0-8)	0-4 (0-2 to 0-7)	0-4 (0-2 to 0-7)	0-4 (0-2 to 0-7)	0-5 (0-3 to 0-8)	0-5 (0-3 to 0-8)	0-5 (0-3 to 0-8)	0-5 (0-3 to 0-8)	0-5 (0-3 to 0-8)	0-6 (0-3 to 0-9)	0-7 (0-4 to 1-4)	0-6 (0-4 to 1-2)	0-4 (0-2 to 0-8)	0-2 (0-1 to 0-4)		10
Thalassemias	0 (0 to 0)	0 (0 to 0)	0 (0 to 0)	0 (0 to 0)	0 (0 to 0)	0 (0 to 0)	0 (0 to 0)	0 (0 to 0)	0 (0 to 0)	0 (0 to 0)	0 (0 to 0)	0 (0 to 0)	0 (0 to 0)	0 (0 to 0)	0 (0 to 0)	0 (0 to 0)	0 (0 to 0)	0 (0 to 0)	0 (0 to 0)	0 (0 to 0)	0 (0 to 0)	0 (0 to 0)	0 (0 to 0)	0 (0 to 0)	0 (0 to 0)		0
Thalassemias trait	0 (0 to 0)	0 (0 to 0)	0 (0 to 0)	0-2 (0 to 0-7)	0-2 (0 to 0-4)	0-1 (0 to 0-3)	0-1 (0 to 0-3)	0-1 (0 to 0-3)	0-2 (0 to 0-5)	0-2 (0 to 0-5)	0-2 (0 to 0-5)	0-1 (0 to 0-5)	0-1 (0 to 0-5)	0-1 (0 to 0-5)	0-1 (0 to 0-5)	0-1 (0 to 0-5)	0-1 (0 to 0-5)	0-1 (0 to 0-5)	0-1 (0 to 0-5)	0-1 (0 to 0-5)	0-1 (0 to 0-5)	0-1 (0 to 0-5)	0-1 (0 to 0-5)	0-1 (0 to 0-5)	0-1 (0 to 0-5)		0-7
Sickle cell disorders	0 (0 to 0)	0 (0 to 0)	0-1 (0 to 0-1)	0-2 (0 to 0-5)	0-1 (0 to 0-2)	0-1 (0 to 0-2)	0-2 (0 to 0-2)	0-1 (0 to 0-2)	0-1 (0 to 0-2)	0-1 (0 to 0-2)	0-1 (0 to 0-2)	0-1 (0 to 0-1)	0-1 (0 to 0-1)	0-1 (0 to 0-1)	0-1 (0 to 0-1)	0-1 (0 to 0-1)	0-1 (0 to 0-1)	0-1 (0 to 0-2)	0-1 (0 to 0-2)	0-1 (0 to 0-2)	0-1 (0 to 0-2)	0-1 (0 to 0-2)	0-1 (0 to 0-2)	0-1 (0 to 0-2)	0-1 (0 to 0-2)		1-4
Sickle cell trait	0 (0 to 0)	0 (0 to 0)	0 (0 to 0)	0-1 (0 to 0-2)	0-1 (0 to 0-2)	0-1 (0 to 0-2)	0-1 (0 to 0-2)	0-1 (0 to 0-2)	0-1 (0 to 0-2)	0-1 (0 to 0-2)	0-1 (0 to 0-3)	0-1 (0 to 0-3)	0-1 (0 to 0-3)	0-1 (0 to 0-3)	0-1 (0 to 0-3)	0-1 (0 to 0-3)	0-1 (0 to 0-3)	0-1 (0 to 0-3)	0-1 (0 to 0-3)	0-1 (0 to 0-3)	0-1 (0 to 0-3)	0-1 (0 to 0-3)	0-1 (0 to 0-3)	0-1 (0 to 0-3)	0-1 (0 to 0-3)		1-2
G6PD deficiency	0 (0 to 0)	0 (0 to 0)	0 (0 to 0)	0 (0 to 0)	0 (0 to 0)	0-1 (0 to 0-1)	0-1 (0 to 0-1)	0-1 (0 to 0-1)	0-1 (0 to 0-2)	0-1 (0 to 0-2)	0-1 (0 to 0-2)	0-1 (0 to 0-1)	0-1 (0 to 0-1)	0-1 (0 to 0-2)	0-1 (0 to 0-2)	0-1 (0 to 0-2)	0-1 (0 to 0-2)	0-1 (0 to 0-2)	0-1 (0 to 0-2)	0-1 (0 to 0-2)	0-1 (0 to 0-2)	0-1 (0 to 0-2)	0-1 (0 to 0-2)	0-1 (0 to 0-2)	0-1 (0 to 0-2)		1-3
G6PD trait	0 (0 to 0)	0 (0 to 0)	0 (0 to 0)	0 (0 to 0)	0 (0 to 0)	0 (0 to 0)	0 (0 to 0)	0 (0 to 0)	0 (0 to 0)	0 (0 to 0)	0 (0 to 0)	0 (0 to 0)	0 (0 to 0)	0 (0 to 0)	0 (0 to 0)	0 (0 to 0)	0 (0 to 0)	0 (0 to 0)	0 (0 to 0)	0 (0 to 0)	0 (0 to 0)	0 (0 to 0)	0 (0 to 0)	0 (0 to 0)	0 (0 to 0)		0
Other hemoglobinopathies and hemolytic anemias	0 (0 to 0)	0 (0 to 0)	0 (0 to 0)	0-3 (0 to 1-3)	0-1 (0 to 0-5)	0-1 (0 to 0-5)	0-2 (0 to 0-5)	0-1 (0 to 0-4)	0-2 (0 to 0-4)	0-2 (0 to 0-5)	0-2 (0 to 0-6)	0-2 (0 to 0-6)	0-2 (0 to 0-6)	0-3 (0 to 0-6)	0-3 (0 to 0-7)	0-3 (0 to 0-7)	0-4 (0 to 1-1)	0-6 (0 to 1-5)	0-6 (0 to 1-5)	0-7 (0 to 1-7)	0-6 (0 to 1-5)	0-6 (0 to 1-4)	0-5 (0 to 1-1)	0-4 (0 to 0-9)	0-2 (0 to 0-5)		5-4
Endocrine, metabolic, blood, and immune disorders	1-1 (0-4 to 1-9)	1-1 (0-4 to 1-7)	4-7 (2-4 to 8-3)	3-3 (1-5 to 7-1)	7-1 (5 to 10-6)	7-7 (5-1 to 11-3)	9 (6-1 to 11-4)	8 (5-1 to 11-7)	9-7 (6-5 to 13-9)	11-2 (7-4 to 16-1)	13-4 (8-9 to 19-2)	21-2 (14-4 to 30-2)	26-4 (18-2 to 38-1)	31-7 (21-5 to 46-7)	32-7 (21 to 48)	37-6 (25-7 to 51-5)	39-8 (28-7 to 53-5)	39-5 (28-8 to 52)	38-5 (28-1 to 51-3)	34-5 (25-1 to 46-1)	29-6 (21-5 to 39-5)	22-5 (16-1 to 30-1)	15-5 (10-2 to 21-6)	3-3 (2-2 to 4-4)		257
Oral disorders	1-9 (1 to 3-2)	1-9 (1 to 3-2)	2-3 (1-2 to 3-9)	2-6 (1-5 to 4-1)	1-5 (0-9 to 2-6)	2-1 (1-3 to 3-2)	2-2 (1-4 to 3-4)	2-2 (1-3 to 3-5)	2-2 (1-3 to 3-5)	2-2 (1-3 to 3-5)	2-2 (1-3 to 3-6)	1-9 (1-1 to 3-1)	1-9 (1-1 to 3-1)	1-8 (1-1 to 3-1)	1-8 (1-1 to 3-1)	1-8 (1-1 to 3-1)	1-8 (1-1 to 3-1)	1-8 (1-1 to 3-1)	1-8 (1-1 to 3-1)	1-8 (1-1 to 3-1)	1-8 (1-1 to 3-1)	1-8 (1-1 to 3-1)	1-8 (1-1 to 3-1)	1-8 (1-1 to 3-1)	1-8 (1-1 to 3-1)		11-9
Caries of deciduous teeth	0 (0 to 0)	0 (0 to 0)	0 (0 to 0)	0 (0 to 0)	0 (0 to 0)	0 (0 to 0)	0 (0 to 0)	0 (0 to 0)	0 (0 to 0)	0 (0 to 0)	0 (0 to 0)	0 (0 to 0)	0 (0 to 0)	0 (0 to 0)	0 (0 to 0)	0 (0 to 0)	0 (0 to 0)	0 (0 to 0)	0 (0 to 0)	0 (0 to 0)	0 (0 to 0)	0 (0 to 0)	0 (0 to 0)	0 (0 to 0)	0 (0 to 0)	0 (0 to 0)		0-7
Caries of permanent teeth	0 (0 to 0)	0 (0 to 0)	0 (0 to 0)	0 (0 to 0)	1-5 (0 to 3-9)	1-4 (0 to 3-9)	1-7 (0 to 3-5)	1-6 (0 to 3-7)	1-6 (0 to 3-9)	1-6 (0 to 3-9)	1-6 (0 to 4)	1-7 (0 to 4-1)	1-8 (0 to 4-4)	1-8 (0 to 4-4)	1-8 (0 to 4-4)	1-8 (0 to 4-4)	1-9 (0 to 4-6)	1-8 (0 to 4-7)	1-8 (0 to 4-7)	1-8 (0 to 4-7)	1-8 (0 to 4-7)	1-8 (0 to 4-7)	1-8 (0 to 4-7)	1-8 (0 to 4-7)	1-8 (0 to 4-7)		25-7
Periodontal diseases	0 (0 to 0)	0 (0 to 0)	0 (0 to 0)	0 (0 to 0)	0 (0 to 0)	0 (0 to 0)	0 (0 to 0)	0 (0 to 0)	0 (0 to 0)	0 (0 to 0)	0 (0 to 0)	0 (0 to 0)	0 (0 to 0)	0 (0 to 0)	0 (0 to 0)	0 (0 to 0)	0 (0 to 0)	0 (0 to 0)	0 (0 to 0)	0 (0 to 0)	0 (0 to 0)	0 (0 to 0)	0 (0 to 0)	0 (0 to 0)	0 (0 to 0)	0 (0 to 0)		0-1
Other oral disorders	0 (0 to 0)	0 (0 to 0)	0 (0 to 0)	1-4 (0 to 2-3)	1-4 (0 to 2-3)	1-5 (0 to 2-3)	2-4 (1 to 3-4)	3 (1 to 3-7)	3-3 (1 to 4-7)	3-3 (2 to 5-2)	3-1 (1 to 4-8)	3-8 (2 to 5-6)	3-8 (2 to 5-6)	3-8 (2 to 5-6)	3-8 (2 to 5-6)	3-8 (2 to 5-6)	3-8 (2 to 5-6)	3-7 (1 to 5-5)	3-7 (1 to 5-6)	3-7 (1 to 4-2)	3-7 (1 to 4-2)	3-3 (1 to 4-2)	2-5 (1 to 3-4)	1-4 (0 to 2-1)	0-3 (0 to 0-5)		45-1
Sudden infant death syndrome	..	12-3 (1 to 2-4)	12-3 (4 to 21-4)	..	..	..	..	..	..	..	..	..	..	..	..	..	..	..	..	..	..	..	..	..	..		NA
Injuries	0-3 (0 to 0-4)	4-9 (4 to 9-4)	4-9 (3 to 7-2)	17-6 (14-2 to 21-6)	17-8 (13-8 to 23-2)	28-2 (22-1 to 36)	89-2 (70-7 to 104)	136 (116 to 159)	141 (121 to 162)	152 (128 to 180)	167 (138 to 202)	171 (140 to 206)	214 (172 to 259)	196 (159 to 241)	186 (150 to 229)	147 (118 to 184)	136 (108 to 173)	114 (92 to 141)	97-5 (79 to 121)	87-5 (70 to 110)	61-5 (50 to 76)	49 (39 to 61)	26-1 (21-4 to 31-9)	4-9 (4 to 6)		2,250
Transport injuries	0 (0 to 0)	0 (0 to 0)	0-3 (0 to 0-5)	0-8 (0 to 1-7)	2-3 (1 to 4-1)	5-3 (2-2 to 9-7)	21 (13 to 32-5)	41 (29 to 54)	37-9 (24-3 to 49-7)	39-6 (26-5 to

SR Table 2a: Warrington DALYS by cause and age group for males with 95% uncertainty intervals, 2019

Cause	Early Neonatal	Late Neonatal	Post Neonatal	1 to 4	5 to 9	10 to 14	15 to 19	20 to 24	25 to 29	30 to 34	35 to 39	40 to 44	45 to 49	50 to 54	55 to 59	60 to 64	65 to 69	70 to 74	75 to 79	80 to 84	85 to 89	90 to 94	95 plus	Total
All causes	2,000 (1,746 to 2,256)	1,000 (74 to 112)	1,000 (102 to 177)	1,000 (157 to 246)	1,000 (199 to 255)	1,000 (284 to 365)	1,000 (464 to 596)	1,000 (611 to 746)	1,000 (761 to 910)	1,000 (942 to 1,120)	1,000 (1,116 to 1,330)	1,000 (1,166 to 1,740)	1,000 (1,166 to 2,360)	1,000 (1,566 to 2,360)	1,000 (1,560 to 2,060)	1,000 (1,760 to 2,290)	1,000 (2,220 to 2,710)	1,000 (2,260 to 2,310)	1,000 (1,540 to 1,560)	1,000 (1,060 to 1,060)	1,000 (1,060 to 1,060)	1,000 (1,400 to 1,740)	1,000 (586 to 713)	1,000 (1,000 to 1,000)	32,100
Communicable, maternal, neonatal, and nutritional diseases	1,000 (1,000 to 1,000)	1,000 (1,000 to 1,000)	1,000 (1,000 to 1,000)



Osteoarthritis other	0 (0 to 0)	0 (0 to 0)	0 (0 to 0)	0 (0 to 0)	0 (0 to 0)	0 (0 to 0)	0 (0 to 0)	0 (0 to 0)	0 (0 to 0)	0 (0 to 0)	0 (0 to 1)	0 (0 to 1)	1 (0 to 2)	2 (0 to 5)	4 (1 to 9)	5 (2 to 11)	7 (3 to 12)	10 (5 to 17)	13 (7 to 21)	16 (8 to 25)	19 (9 to 30)	22 (10 to 35)	25 (11 to 40)	28 (12 to 45)	31 (13 to 50)	44
Low back pain	0 (0 to 0)	0 (0 to 0)	0 (0 to 0)	0 (0 to 0)	3 (1 to 7)	19 (11 to 29)	31 (18 to 51)	40 (24 to 64)	49 (30 to 76)	57 (36 to 87)	64 (42 to 97)	72 (48 to 113)	79 (53 to 128)	86 (57 to 146)	93 (62 to 158)	100 (66 to 169)	106 (71 to 180)	113 (75 to 191)	119 (80 to 202)	125 (84 to 212)	131 (88 to 222)	137 (92 to 232)	143 (96 to 242)	149 (100 to 252)	154 (104 to 261)	1,280
Neck pain	0 (0 to 0)	0 (0 to 0)	0 (0 to 0)	0 (0 to 0)	1 (0 to 3)	9 (4 to 15)	16 (9 to 28)	22 (13 to 42)	27 (17 to 54)	34 (21 to 66)	40 (25 to 75)	46 (29 to 85)	51 (33 to 95)	56 (37 to 104)	61 (41 to 113)	66 (44 to 122)	71 (48 to 131)	76 (51 to 140)	81 (54 to 149)	86 (57 to 158)	91 (60 to 167)	96 (63 to 176)	101 (66 to 185)	106 (69 to 194)	111 (72 to 203)	522
Gout	0 (0 to 0)	0 (0 to 0)	0 (0 to 0)	0 (0 to 0)	0 (0 to 0)	0 (0 to 0)	0 (0 to 0)	0 (0 to 0)	0 (0 to 0)	0 (0 to 0)

SR Table 2a: Oldham DALYS by cause and age group for males with 95% uncertainty intervals, 2019

Cause	Early Neonatal	Late Neonatal	Post Neonatal	1 to 4	5 to 9	10 to 14	15 to 19	20 to 24	25 to 29	30 to 34	35 to 39	40 to 44	45 to 49	50 to 54	55 to 59	60 to 64	65 to 69	70 to 74	75 to 79	80 to 84	85 to 89	90 to 94	95 plus	Total
All causes	1,160 (425 to 2,091)	1,160 (726 to 1,696)	1,160 (238 to 4,602)	2,320 (943 to 5,366)	2,320 (274 to 4,491)	1,160 (414 to 2,115)	1,160 (679 to 1,733)	2,320 (1,004 to 3,772)	3,480 (1,120 to 5,981)	3,480 (1,328 to 5,772)	3,480 (1,460 to 6,460)	3,480 (1,278 to 5,840)	3,480 (1,200 to 5,760)	3,480 (1,170 to 5,830)	3,480 (1,160 to 5,740)	3,480 (1,160 to 5,740)	3,480 (2,300 to 5,380)	3,480 (2,300 to 5,340)	3,480 (2,300 to 5,340)	3,480 (2,270 to 5,720)	3,480 (1,320 to 6,220)	3,480 (1,720 to 6,340)	35,200
Communicable, maternal, neonatal, and nutritional diseases	1,160 (308 to 647)	1,160 (75 to 1,326)	1,160 (87 to 1,169)	2,320 (57 to 2,319)	2,320 (49 to 2,132)	1,160 (45 to 1,605)	1,160 (56 to 1,604)	2,320 (139 to 2,317)	2,320 (337 to 3,611)	2,320 (419 to 3,213)	2,320 (420 to 3,213)	2,320 (421 to 3,213)	2,320 (421 to 3,213)	2,320 (421 to 3,213)	2,320 (421 to 3,213)	2,320 (421 to 3,213)	2,320 (1,160 to 3,220)	2,320 (1,160 to 3,220)	2,320 (1,160 to 3,220)	2,320 (1,160 to 3,220)	2,320 (1,160 to 3,220)	2,320 (1,160 to 3,220)	2,550
HIV/AIDS and sexually transmitted infections	6.3 (1.8 to 14.1)	2.2 (0.4 to 5.1)	2.7 (1.2 to 5.1)	0.0 (0.3 to 0.3)	0.0 (0.1 to 0.2)	0.0 (0.1 to 0.2)	0.0 (0.2 to 0.3)	0.4 (0.4 to 0.6)	1.7 (1.0 to 3.2)	3.5 (2.7 to 4.6)	4.2 (2.3 to 5.7)	4.4 (2.4 to 6)	4.4 (2.4 to 6)	5.2 (3.1 to 6.5)	4.1 (3.1 to 5.5)	3.1 (2.3 to 4.2)	2.1 (1.7 to 2.5)	2.1 (1.3 to 3.3)	1.2 (0.6 to 2.4)	0.5 (0.2 to 1)	0.1 (0.1 to 0.2)	0.0 (0 to 0)	46.2
HIV/AIDS	0 (0 to 0)	0 (0 to 0)	0.3 (0 to 0.3)	0.2 (0.2 to 0.3)	0.1 (0.1 to 0.1)	0.2 (0.1 to 0.2)	0.2 (0.1 to 0.2)	0.5 (0.4 to 0.7)	1.5 (1.1 to 2)	2.2 (2.0 to 2.4)	3.2 (2.5 to 3.3)	4 (3.1 to 3.6)	4.1 (3.1 to 3.6)	4.8 (3.6 to 4.4)	3.8 (2.9 to 3.5)	2.9 (2.3 to 2.6)	2.2 (1.5 to 2.2)	1.9 (1.2 to 2.1)	1.1 (0.6 to 2.1)	0.4 (0.2 to 0.9)	0.1 (0 to 0.3)	0 (0 to 0)	31.5
HIV/AIDS - Drug-susceptible Tuberculosis	0 (0 to 0)	0 (0 to 0)	0 (0 to 0)	0 (0 to 0)	0 (0 to 0)	0 (0 to 0)	0 (0 to 0)	0 (0 to 0)	0 (0 to 0)	0 (0 to 0)	0 (0 to 0)	0 (0 to 0)	0 (0 to 0)	0 (0 to 0)	0 (0 to 0)	0 (0 to 0)	0 (0 to 0)	0 (0 to 0)	0 (0 to 0)	0 (0 to 0)	0 (0 to 0)	0 (0 to 0)	0 (0 to 0)	0
HIV/AIDS - Multidrug-resistant Tuberculosis without extensive dr...	0 (0 to 0)	0 (0 to 0)	0 (0 to 0)	0 (0 to 0)	0 (0 to 0)	0 (0 to 0)	0 (0 to 0)	0 (0 to 0)	0 (0 to 0)	0 (0 to 0)	0 (0 to 0)	0 (0 to 0)	0 (0 to 0)	0 (0 to 0)	0 (0 to 0)	0 (0 to 0)	0 (0 to 0)	0 (0 to 0)	0 (0 to 0)	0 (0 to 0)	0 (0 to 0)	0 (0 to 0)	0 (0 to 0)	0
HIV/AIDS - Extensively drug-resistant Tuberculosis	0 (0 to 0)	0 (0 to 0)	0 (0 to 0)	0 (0 to 0)	0 (0 to 0)	0 (0 to 0)	0 (0 to 0)	0 (0 to 0)	0 (0 to 0)	0 (0 to 0)	0 (0 to 0)	0 (0 to 0)	0 (0 to 0)	0 (0 to 0)	0 (0 to 0)	0 (0 to 0)	0 (0 to 0)	0 (0 to 0)	0 (0 to 0)	0 (0 to 0)	0 (0 to 0)	0 (0 to 0)	0 (0 to 0)	0
HIV/AIDS resulting in other diseases	6.3 (1.8 to 14.1)	2.2 (0.4 to 5.1)	2.3 (0.9 to 4.6)	0.2 (0 to 0.4)	0.1 (0 to 0.2)	0.1 (0 to 0.2)	0.1 (0 to 0.2)	0.4 (0.2 to 0.6)	1.3 (0.9 to 1.9)	2.8 (2.6 to 3)	3.5 (2.5 to 4.9)	3.7 (2.6 to 5.2)	4.2 (2.9 to 5.7)	3.4 (2.4 to 4.4)	2.5 (1.7 to 3.4)	2 (1.3 to 3)	1.8 (1.1 to 2.5)	1.1 (0.4 to 2.1)	0.4 (0 to 0.9)	0.1 (0 to 0.3)	0 (0 to 0)	0 (0 to 0)	27.9
Sexually transmitted infections excluding HIV	0 (0 to 0)	0 (0 to 0)	0.1 (0 to 0.1)	0 (0 to 0)	0 (0 to 0)	0 (0 to 0)	0 (0 to 0)	0 (0 to 0)	0 (0 to 0)	0 (0 to 0)	0 (0 to 0)	0 (0 to 0)	0 (0 to 0)	0 (0 to 0)	0 (0 to 0)	0 (0 to 0)	0 (0 to 0)	0 (0 to 0)	0 (0 to 0)	0 (0 to 0)	0 (0 to 0)	0 (0 to 0)	0 (0 to 0)	0
Syphilis	6.3 (1.8 to 14.1)	2.2 (0.4 to 5.1)	2.3 (0.9 to 4.6)	0.1 (0 to 0.2)	0 (0 to 0)	0 (0 to 0)	0 (0 to 0)	0 (0 to 0)	0 (0 to 0)	0 (0 to 0)	0 (0 to 0)	0 (0 to 0)	0 (0 to 0)	0 (0 to 0)	0 (0 to 0)	0 (0 to 0)	0 (0 to 0)	0 (0 to 0)	0 (0 to 0)	0 (0 to 0)	0 (0 to 0)	0 (0 to 0)	0 (0 to 0)	14.8
Chlamydial infection	0 (0 to 0)	0 (0 to 0)	0 (0 to 0)	0 (0 to 0)	0 (0 to 0)	0 (0 to 0)	0 (0 to 0)	0 (0 to 0)	0 (0 to 0)	0 (0 to 0)	0 (0 to 0)	0 (0 to 0)	0 (0 to 0)	0 (0 to 0)	0 (0 to 0)	0 (0 to 0)	0 (0 to 0)	0 (0 to 0)	0 (0 to 0)	0 (0 to 0)	0 (0 to 0)	0 (0 to 0)	0 (0 to 0)	12.5
Gonococcal infection	0 (0 to 0)	0 (0 to 0)	0 (0 to 0)	0 (0 to 0)	0 (0 to 0)	0 (0 to 0)	0 (0 to 0)	0 (0 to 0)	0 (0 to 0)	0 (0 to 0)	0 (0 to 0)	0 (0 to 0)	0 (0 to 0)	0 (0 to 0)	0 (0 to 0)	0 (0 to 0)	0 (0 to 0)	0 (0 to 0)	0 (0 to 0)	0 (0 to 0)	0 (0 to 0)	0 (0 to 0)	0 (0 to 0)	0
Trichomoniasis	0 (0 to 0)	0 (0 to 0)	0 (0 to 0)	0 (0 to 0)	0 (0 to 0)	0 (0 to 0)	0 (0 to 0)	0 (0 to 0)	0 (0 to 0)	0 (0 to 0)	0 (0 to 0)	0 (0 to 0)	0 (0 to 0)	0 (0 to 0)	0 (0 to 0)	0 (0 to 0)	0 (0 to 0)	0 (0 to 0)	0 (0 to 0)	0 (0 to 0)	0 (0 to 0)	0 (0 to 0)	0 (0 to 0)	0.1
Genital herpes	0 (0 to 0)	0 (0 to 0)	0 (0 to 0)	0 (0 to 0)	0 (0 to 0)	0 (0 to 0)	0 (0 to 0)	0 (0 to 0)	0 (0 to 0)	0 (0 to 0)	0 (0 to 0)	0 (0 to 0)	0 (0 to 0)	0 (0 to 0)	0 (0 to 0)	0 (0 to 0)	0 (0 to 0)	0 (0 to 0)	0 (0 to 0)	0 (0 to 0)	0 (0 to 0)	0 (0 to 0)	0 (0 to 0)	1.6
Other sexually transmitted infections	0 (0 to 0)	0 (0 to 0)	0 (0 to 0)	0 (0 to 0)	0 (0 to 0)	0 (0 to 0)	0 (0 to 0)	0 (0 to 0)	0 (0 to 0)	0 (0 to 0)	0 (0 to 0)	0 (0 to 0)	0 (0 to 0)	0 (0 to 0)	0 (0 to 0)	0 (0 to 0)	0 (0 to 0)	0 (0 to 0)	0 (0 to 0)	0 (0 to 0)	0 (0 to 0)	0 (0 to 0)	0 (0 to 0)	0.1
Respiratory infections and tuberculosis	3.9 (2.5 to 5)	2 (2.1 to 4.5)	20.7 (13.3 to 30.1)	11.5 (10.1 to 27.7)	14.1 (9.6 to 22.2)	9.2 (6.6 to 20.1)	8.2 (6.4 to 17.7)	9.2 (6.1 to 17)	10.7 (10.1 to 20.3)	13.2 (9.3 to 25.4)	16.3 (10.9 to 29.8)	19.6 (12.9 to 29.1)	22.4 (14.1 to 45.5)	22.4 (14.6 to 44.1)	24.7 (16.7 to 54.7)	26.7 (17.9 to 61.1)	29.7 (18.5 to 70)	39.7 (21.9 to 92.2)	58.6 (27.8 to 132)	72.6 (32.8 to 171.1)	95.7 (42.1 to 197)	692
Tuberculosis	0 (0 to 0)	0 (0 to 0)	0.1 (0 to 0.2)	0.4 (0 to 0.5)	0.4 (0 to 0.5)	0.4 (0 to 0.5)	0.4 (0 to 0.5)	0.4 (0.4 to 0.5)	0.7 (0.5 to 1.3)	1.1 (0.7 to 1.7)	1.7 (0.9 to 1.5)	1.7 (0.9 to 1.5)	1.7 (0.9 to 1.5)	1.8 (1.2 to 2.4)	1.8 (1.3 to 2.6)	1.8 (1.2 to 2.6)	1.8 (1.2 to 2.7)	1.8 (1.3 to 2.9)	1.8 (1.1 to 3.3)	1.8 (1.1 to 3.3)	1.8 (1.1 to 3.3)	1.8 (1.1 to 3.3)	21.9
Latent tuberculosis infection	0 (0 to 0)	0 (0 to 0)	0 (0 to 0)	0 (0 to 0)	0 (0 to 0)	0 (0 to 0)	0 (0 to 0)	0 (0 to 0)	0 (0 to 0)	0 (0 to 0)	0 (0 to 0)	0 (0 to 0)	0 (0 to 0)	0 (0 to 0)	0 (0 to 0)	0 (0 to 0)	0 (0 to 0)	0 (0 to 0)	0 (0 to 0)	0 (0 to 0)	0 (0 to 0)	0 (0 to 0)	0 (0 to 0)	0
Drug-susceptible tuberculosis	0 (0 to 0)	0 (0 to 0)	0 (0 to 0)	0 (0 to 0)	0 (0 to 0)	0 (0 to 0)	0 (0 to 0)	0.4 (0 to 0.5)	0.7 (0.3 to 1.3)	0.9 (0.5 to 1.5)	1.1 (0.6 to 1.7)	1.1 (0.6 to 1.7)	1.1 (0.6 to 1.7)	1.1 (0.6 to 1.7)	1.2 (0.8 to 2.7)	1.2 (0.8 to 2.7)	1.2 (0.8 to 2.7)	1.2 (0.8 to 2.7)	1.2 (0.8 to 2.7)	1.2 (0.8 to 2.7)	1.2 (0.8 to 2.7)	1.2 (0.8 to 2.7)	21.3
Multidrug-resistant tuberculosis without extensive drug-resistance	0 (0 to 0)	0 (0 to 0)	0 (0 to 0)	0 (0 to 0)	0 (0 to 0)	0 (0 to 0)	0 (0 to 0)	0 (0 to 0)	0 (0 to 0)	0 (0 to 0)	0 (0 to 0)	0 (0 to 0)	0 (0 to 0)	0 (0 to 0)	0 (0 to 0)	0 (0 to 0)	0 (0 to 0)	0 (0 to 0)	0 (0 to 0)	0 (0 to 0)	0 (0 to 0)	0 (0 to 0)	0 (0 to 0)	0.5
Extensively drug-resistant tuberculosis	0 (0 to 0)	0 (0 to 0)	0 (0 to 0)	0 (0 to 0)	0 (0 to 0)	0 (0 to 0)	0 (0 to 0)	0 (0 to 0)	0 (0 to 0)	0 (0 to 0)	0 (0 to 0)	0 (0 to 0)	0 (0 to 0)	0 (0 to 0)	0 (0 to 0)	0 (0 to 0)	0 (0 to 0)	0 (0 to 0)	0 (0 to 0)	0 (0 to 0)	0 (0 to 0)	0 (0 to 0)	0 (0 to 0)	0.1
Lower respiratory infections	3.9 (2.5 to 5)	2 (2 to 4.3)	17 (10.1 to 26.4)	7.3 (5.1 to 13.2)	7.3 (1.7 to 3)	2.7 (2.6 to 3.4)	2.7 (2.5 to 5.4)	3.4 (2.2 to 5)	3.4 (3.4 to 7.9)	4.6 (3.5 to 12.2)	5.6 (3.2 to 17.1)	7.2 (4.8 to 18.6)	9.2 (5.6 to 24.1)	9.2 (5.6 to 24.1)	10.8 (6.5 to 28.1)	12.6 (7.5 to 33.1)	14.1 (8.2 to 37.1)	19.8 (9.8 to 52.3)	29.8 (13.4 to 79.1)	38.1 (16.8 to 102.1)	50.4 (21.8 to 135)	773
Upper respiratory infections	0 (0 to 0)	0.1 (0.1 to 0.2)	3 (1.6 to 4.6)	11.5 (4.6 to 19.6)	12.3 (9.9 to 21.1)	6.8 (4.5 to 13.4)	7.4 (4.5 to 13.4)	6.8 (3.7 to 11.8)	6.9 (3.9 to 11.4)	7.2 (3.9 to 12.2)	7.2 (3.6 to 12.1)	7.2 (3.6 to 12.1)	7.2 (3.6 to 12.1)	5.9 (3.2 to 10.1)	5.9 (3.2 to 10.1)	4.1 (2.3 to 7)	2.9 (1.6 to 5.4)	2 (1.1 to 3.8)	1.2 (0.6 to 2.5)	0.5 (0.2 to 1.1)	0.2 (0 to 0.5)	0 (0 to 0)	110
Otitis media	0 (0 to 0)	0 (0 to 0)	0 (0 to 1.3)	0.9 (1.4 to 5.4)	1.6 (1.4 to 4.8)	1.6 (0.9 to 3.2)	1.6 (0.9 to 2.8)	1.5 (0.6 to 3.1)	1.5 (0.7 to 2.9)	1.5 (0.6 to 3)	1.5 (0.6 to 2.9)	1.6 (0.6 to 3)	1.6 (0.7 to 2.9)	1.6 (0.6 to 3)	1.6 (0.6 to 3.2)	1.6 (0.6 to 3.2)	1.6 (0.6 to 3.2)	1.1 (0.5 to 2)	0.6 (0.4 to 1.4)	0.4 (0.2 to 1.1)	0.2 (0.2 to 0.6)	0.2 (0.1 to 0.5)	26.1
Enteric infections	0.2 (0.2 to 0.3)	0.7 (0.5 to 0.9)	8.1 (5.5 to 11.5)	10.3 (7.2 to 19.9)	6.6 (3.5 to 11.3)	4.5 (2.4 to 7.8)	3.2 (1.9 to 5.1)	2.6 (1.4 to 4.1)	2.6 (1.5 to 4.1)	2.5 (1.4 to 4.2)	2 (1.1 to 3.6)	2 (1.2 to 3.2)	2.1 (1.2 to 3.2)	2.1 (1.2 to 3.4)	2.5 (1.5 to 3.7)	2.5 (1.4 to 3.4)	2.5 (1.4 to 3.7)	2.5 (1.4 to 3.6)	2.5 (1.4 to 3.7)	2.5 (1.4 to 3.6)	2.5 (1.4 to 3.7)	2.5 (1.4 to 3.6)	86.7
Diarrheal diseases	0.2 (0.2 to 0.3)	0.7 (0.5 to 0.9)	8.1 (5.4 to 11.5)	10.3 (7.2 to 19.9)	6.6 (3.5 to 11.3)	4.5 (2.4 to 7.8)	3.2 (1.9 to 5.1)	2.6 (1.4 to 4.1)	2.6 (1.5 to 4.1)	2.5 (1.4 to 4.2)	2 (1.1 to 3.6)	2 (1.2 to 3.2)	2.1 (1.2 to 3.2)	2.1 (1.2 to 3.4)	2.5 (1.5 to 3.7)	2.5 (1.4 to 3.4)	2.7 (1.6 to 3.7)	2.5 (1.4 to 3.6)	2.5 (1.4 to 3.7)	2.5 (1.4 to 3.6)	2.5 (1.4 to 3.7)	2.5 (1.4 to 3.6)	86.9
Typhoid and paratyphoid	0 (0 to 0)	0 (0 to 0)	0 (0 to 0)	0 (0 to 0)	0 (0 to 0)	0 (0 to 0)	0 (0 to 0)	0 (0 to 0)	0 (0 to 0)	0 (0 to 0)	0 (0 to 0)	0 (0 to 0)	0 (0 to 0)	0 (0 to 0)	0 (0 to 0)	0 (0 to 0)	0 (0 to 0)	0 (0 to 0)	0 (0 to 0)	0 (0 to 0)	0 (0 to 0)	0 (0 to 0)	0 (0 to 0)	0
Typhoid fever	0 (0 to 0)	0 (0 to 0)	0 (0 to 0)	0 (0 to 0)	0 (0 to 0)	0 (0 to 0)	0 (0 to 0)	0 (0 to 0)	0 (0 to 0)	0 (0 to 0)	0 (0 to 0)	0 (0 to 0)	0 (0 to 0)	0 (0 to 0)	0 (0 to 0)	0 (0 to 0)	0 (0 to 0)	0 (0 to 0)	0 (0 to 0)	0 (0 to 0)	0 (0 to 0)	0 (0 to 0)	0 (0 to 0)	0
Paratyphoid fever	0 (0 to 0)	0 (0 to 0)	0 (0 to 0)	0 (0 to 0)	0 (0 to 0)	0 (0 to 0)	0 (0 to 0)	0 (0 to 0)	0 (0 to 0)	0 (0 to 0)	0 (0 to 0)	0 (0 to 0)	0 (0 to 0)	0 (0 to 0)	0 (0 to 0)	0 (0 to 0)	0 (0 to 0)	0 (0 to 0)	0 (0 to 0)	0 (0 to 0)	0 (0 to 0)	0 (0 to 0)	0 (0 to 0)	0
Invasive Non-typhoidal Salmonella (iNTS)	0 (0 to 0)	0 (0 to 0)	0 (0 to 0.1)	0 (0 to 0.1)	0 (0 to 0.1)	0 (0 to 0.1)	0 (0 to 0.1)	0 (0 to 0)	0 (0 to 0)	0 (0 to 0)	0 (0 to 0)	0 (0 to 0)	0 (0 to 0)	0 (0 to 0)	0 (0 to 0)	0 (0 to 0.1)	0 (0 to 0.1)	0 (0 to 0.1)	0 (0 to 0.1)	0 (0 to 0.1)	0 (0 to 0.1)	0 (0 to 0.1)	0 (0 to 0.1)	0.5
Other intestinal infectious diseases	0 (0 to 0)	0 (0 to 0)	0 (0 to 0)	0 (0 to 0.1)	0 (0 to 0.1)	0 (0 to 0.1)	0 (0 to 0.1)	0 (0 to 0)	0 (0 to 0)	0 (0 to 0)	0 (0 to 0)	0 (0 to 0)	0 (0 to 0)	0 (0 to 0)	0 (0 to 0)	0 (0 to 0)	0 (0 to 0)	0 (0 to 0)	0 (0 to 0)	0 (0 to 0)	0 (0 to 0)	0 (0 to 0)	0 (0 to 0)	0.3
Neglected tropical diseases and malaria	0 (0 to 0)	0 (0 to 0)	0 (0 to 0)	0.1 (0 to 0.3)	0.2 (0 to 0.5)	0.5 (0 to 0.2)	0 (0 to 0.2)	0 (0 to 0.2)	0 (0 to 0.2)	0.1 (0 to 0.4)	0.2 (0 to 0.7)	0.1 (0 to 0.4)	0.1 (0 to 0.4)	0.1 (0 to 0.4)	0.2 (0 to 0.6)	0.1 (0 to 0.4)	0.1 (0 to 0.2)	0.1 (0 to 0.2)	0.1 (0 to 0.2)	0.1 (0 to 0.2)	0.1 (0 to 0.1)	0 (0 to 0)	3
Malaria	0 (0 to 0)	0 (0 to 0)	0 (0 to 0)	0 (0 to 0)	0 (0 to 0)	0 (0 to 0)	0 (0 to 0)	0 (0 to 0)	0 (0 to 0)	0 (0 to 0)	0 (0 to 0)	0 (0 to 0)	0 (0 to 0)	0 (0 to 0)	0 (0 to 0)	0 (0 to 0)	0 (0 to 0)	0 (0 to 0)	0 (0 to 0)	0 (0 to 0)	0 (0 to 0)	0 (0 to 0)	0 (0 to 0)	0
Chagas disease	0 (0 to 0)	0 (0 to 0)	0 (0 to 0)	0 (0 to 0)	0 (0 to 0)	0 (0 to 0)	0 (0 to 0)	0 (0 to 0)	0 (0 to 0)	0 (0 to 0)	0 (0 to 0)	0 (0 to 0)	0 (0 to 0)	0 (0 to 0)	0 (0 to 0)	0 (0 to 0)	0 (0 to 0)	0 (0 to 0)	0 (0 to 0)	0 (0 to 0)	0 (0 to 0)	0 (0 to 0)	0 (0 to 0)	0
Leishmaniasis	0 (0 to 0)	0 (0 to 0)	0 (0 to 0)	0 (0 to 0)	0 (0 to 0)	0 (0 to 0)	0 (0 to 0)	0 (0 to 0)	0 (0 to 0)	0 (0 to 0)	0 (0 to 0)	0 (0 to 0)	0 (0 to 0)	0 (0 to 0)	0 (0 to 0)	0 (0 to 0)	0 (0 to 0)	0 (0 to 0)	0 (0 to 0)	0 (0 to 0)	0 (0 to 0)	0 (0 to 0)	0 (0 to 0)	0
Visceral leishmaniasis	0 (0 to 0)	0 (0 to 0)	0 (0 to 0)	0 (0 to 0)	0 (0 to 0)	0 (0 to 0)	0 (0 to 0)	0 (0 to 0)	0 (0 to 0)	0 (0 to 0)	0 (0 to 0)	0 (0 to 0)	0 (0 to 0)	0 (0 to 0)	0 (0 to 0)	0 (0 to 0)	0 (0 to 0)	0 (0 to 0)	0 (0 to 0)	0 (0 to 0)	0 (0 to 0)	0 (0 to 0)	0 (0 to 0)	0
Cutaneous and mucocutaneous leishmaniasis	0 (0 to 0)	0 (0 to 0)	0 (0 to 0)	0 (0 to 0)	0 (0 to 0)	0 (0 to 0)	0 (0 to 0)	0 (0 to 0)	0 (0 to 0)	0 (0 to 0)	0 (0 to 0)	0 (0 to 0)	0 (0 to 0)	0 (0 to 0)	0 (0 to 0)	0 (0 to 0)	0 (0 to 0)	0 (0 to 0)	0 (0 to 0)	0 (0 to 0)	0 (0 to 0)	0 (0 to 0)	0 (0 to 0)	0
African trypanosomiasis	0 (0 to 0)	0 (0 to 0)	0 (0 to 0)	0 (0 to 0)	0 (0 to 0)	0 (0 to 0)	0 (0 to 0)	0 (0 to 0)	0 (0 to 0)	0 (0 to 0)	0 (0 to 0)	0 (0 to 0)	0 (0 to 0)	0 (0 to 0)	0 (0 to 0)	0 (0 to 0)	0 (0 to 0)	0 (0 to 0)	0 (0 to 0)	0 (0 to 0)	0 (0 to 0)	0 (0 to 0)	0 (0 to 0)	0
Schistosomiasis	0 (0 to 0)	0 (0 to 0)	0 (0 to 0)	0 (0 to 0)	0 (0 to 0)	0 (0 to 0)	0 (0 to 0)	0 (0 to 0)	0 (0 to 0)	0 (0 to 0)	0 (0 to 0)	0 (0 to 0)	0 (0 to 0)	0 (0 to 0)	0 (0 to 0)	0 (0 to 0)	0 (0 to 0)	0 (0 to 0)	0 (0 to 0)	0 (0 to 0)	0 (0 to 0)	0 (0 to 0)	0 (0 to 0)	0
Cysticercosis	0 (0 to 0)	0 (0 to 0)	0 (0 to 0)	0 (0 to 0)	0 (0 to 0)	0 (0 to 0)	0 (0 to 0)	0 (0 to 0)	0 (0 to 0)	0 (0 to 0)	0 (0 to 0)	0 (0 to 0)	0 (0 to 0)	0 (0 to 0)	0 (0 to 0)	0 (0 to 0)	0 (0 to 0)	0 (0 to 0)	0 (0 to 0)	0 (0 to 0)	0 (0 to 0)	0 (0 to 0)	0 (0 to 0)	0
Cystic echinococcosis	0 (0 to 0)	0 (0 to 0)	0 (0 to 0)	0 (0 to 0)	0 (0 to 0)	0 (0 to 0)	0 (0 to 0)	0 (0 to 0)	0 (0 to 0)	0 (0 to 0)	0 (0 to 0)	0 (0 to 0)	0 (0 to 0)	0 (0 to 0)	0 (0 to 0)	0 (0 to 0)	0 (0 to 0)	0 (0 to 0)	0 (0 to 0)	0 (0 to 0)	0 (0 to 0)	0 (0 to 0)	0 (0 to 0)	0.1
Lymphatic filariasis	0 (0 to 0)	0 (0 to 0)	0 (0 to 0)	0 (0 to 0)	0 (0 to 0)	0 (0 to 0)	0 (0 to 0)	0 (0 to 0)	0 (0 to 0)	0 (0 to 0)	0 (0 to 0)	0 (0 to 0)	0 (0 to 0)	0 (0 to 0)	0 (0 to 0)	0 (0 to 0)	0 (0 to 0)	0 (0 to 0)	0 (0 to 0)	0 (0 to 0)	0 (0 to 0)	0 (0 to 0)	0 (0 to 0)	0
Onchocerciasis	0 (0 to 0)	0 (0 to 0)	0 (0 to 0)	0 (0 to 0)	0 (0 to 0)	0 (0 to 0)	0 (0 to 0)	0 (0 to 0)	0 (0 to 0)	0 (0 to 0)	0 (0 to 0)	0 (0 to 0)	0 (0 to 0)	0 (0 to 0)	0 (0 to 0)	0 (0 to 0)	0 (0 to 0)	0 (0 to 0)	0 (0 to 0)	0 (0 to 0)	0 (0 to 0)	0 (0 to 0)	0 (0 to 0)	0
Trachoma	0 (0 to 0)	0 (0 to 0)	0 (0 to 0)	0 (0 to 0)	0 (0 to 0)	0 (0 to 0)	0 (0 to 0)	0 (0 to 0)	0 (0 to 0)	0 (0 to 0)	0 (0 to 0)	0 (0 to 0)	0 (0 to 0)	0 (0 to 0)	0 (0 to 0)	0 (0 to 0)	0 (0 to 0)	0 (0 to 0)	0 (0 to 0)	0 (0 to 0)	0 (0 to 0)	0 (0 to 0)	0 (0 to 0)	0
Dengue	0 (0 to 0)	0 (0 to 0)	0 (0 to 0)	0 (0 to 0)	0 (0 to 0)	0 (0 to 0)	0 (0 to 0)	0 (0 to 0)	0 (0 to 0)	0 (0 to 0)	0 (0 to 0)	0 (0 to 0)	0 (0 to 0)	0 (0 to 0)	0 (0 to 0)	0 (0 to 0)	0 (0 to 0)	0 (0 to 0)	0 (0 to 0)	0 (0 to 0)	0 (0 to 0)	0 (0 to 0)	0 (0 to 0)	0
Yellow fever	0 (0 to 0)	0 (0 to 0)	0 (0 to 0)	0 (0 to 0)	0 (0 to 0)	0 (0 to 0)	0 (0 to 0)	0 (0 to 0)	0 (0 to 0)	0 (0 to 0)	0 (0 to 0)	0 (0 to 0)	0 (0 to 0)	0 (0 to 0)	0 (0 to 0)	0 (0 to 0)	0 (0 to 0)	0 (0 to 0)	0 (0 to 0)	0 (0 to 0)	0 (0 to 0)	0 (0 to 0)	0 (0 to 0)	0
Rabies	0 (0 to 0)	0 (0 to 0)	0 (0 to 0)	0 (0 to 0)	0 (0 to 0)	0 (0 to 0)	0 (0 to 0)	0 (0 to 0)	0 (0 to 0)	0 (0 to 0)	0 (0 to 0)	0 (0 to 0)	0 (0 to 0)	0 (0 to 0)	0 (0 to 0)	0 (0 to 0)	0 (0 to 0)	0 (0 to 0)	0 (0 to 0)	0 (0 to 0)	0 (0 to 0)	0 (0 to 0)	0 (0 to 0)	0
Intestinal nematode infections	0 (0 to 0)	0 (0 to 0)	0 (0 to 0)	0 (0 to 0)	0 (0 to 0)	0 (0 to 0)	0 (0 to 0)	0 (0 to 0)	0 (0 to 0)	0 (0 to 0)	0 (0 to 0)	0 (0 to 0)	0 (0 to 0)	0 (0 to 0)	0 (0 to 0)	0 (0 to 0)	0 (0 to 0)	0 (0 to 0)	0 (0 to 0)	0 (0 to 0)	0 (0 to 0)	0 (0 to 0)	0 (0 to 0)	0
Ascariasis	0 (0 to 0)	0 (0 to 0)	0 (0 to 0)	0 (0 to 0)	0 (0 to 0)	0 (0 to 0)	0 (0 to 0)	0 (0 to 0)	0 (0 to 0)	0 (0 to 0)	0 (0 to 0)	0 (0 to 0)	0 (0 to 0)	0 (0 to 0)	0 (0 to 0)	0 (0 to 0)	0 (0 to 0)	0 (0 to 0)	0 (0 to 0)	0 (0 to 0)	0 (0 to 0)	0 (0 to 0)	0 (0 to 0)	0
Trichuriasis	0 (0 to 0)	0 (0 to 0)	0 (0 to 0)	0 (0 to 0)	0 (0 to 0)	0 (0 to 0)	0 (0 to 0)	0 (0 to 0)	0 (0 to 0)	0 (0 to 0)	0 (0 to 0)	0 (0 to 0)	0 (0 to 0)	0 (0 to 0)	0 (0 to 0)	0 (0 to 0)	0 (0 to 0)	0 (0 to 0)	0 (0 to 0)	0 (0 to 0)	0 (0 to 0)	0 (0 to 0)	0 (0 to 0)	0
Hookworm disease	0 (0 to 0)	0 (0 to 0)	0 (0 to 0)	0 (0 to 0)	0 (0 to 0)	0 (0 to 0)	0 (0 to 0)	0 (0 to 0)	0 (0 to 0)	0 (0 to 0)	0 (0 to 0)	0 (0 to 0)	0 (0 to 0)	0 (0 to 0)	0 (0 to 0)	0 (0 to 0)	0 (0 to 0)	0 (0 to 0)	0 (0 to 0)	0 (0 to 0)	0 (0 to 0)	0 (0 to 0)	0 (0 to 0)	0
Food-borne trematodiases	0 (0 to 0)	0 (0 to 0)	0 (0 to 0)	0 (0 to 0)	0 (0 to 0)	0 (0 to 0)	0 (0 to 0)	0 (0 to 0)	0 (0 to 0)	0 (0 to 0)	0 (0 to 0)	0 (0 to 0)	0 (0 to 0)	0 (0 to 0)	0 (0 to 0)	0 (0 to 0)	0 (0 to 0)	0 (0 to 0)	0 (0 to 0)	0 (0 to 0)	0 (0 to 0)	0 (0 to 0)	0 (0 to 0)	0
Leprosy	0 (0 to 0)	0 (0 to 0)	0 (0 to 0)	0 (0 to 0)	0 (0 to 0)	0 (0 to 0)	0 (0 to 0)	0 (0 to 0)	0 (0 to 0)	0 (0 to 0)	0 (0 to 0)	0 (0 to 0)	0 (0 to 0)	0 (0 to 0)	0 (0 to 0)

Osteoarthritis other	0 (0 to 0)	0 (0 to 0)	0 (0 to 0)	0 (0 to 0)	0 (0 to 0)	0 (0 to 0)	0 (0 to 0)	0 (0 to 0)	0 (0 to 0)	0 (0 to 0)	0 (0 to 0)	0 (0 to 1)	0 (0 to 0)	0-3 (0 to 0-9)	1 (0 to 2-3)	2-2 (0 to 4-4)	2-9 (1 to 5-2)	5 (2 to 10 4)	5-6 (2 to 11 0)	6-1 (3 to 12 6)	6-4 (3 to 13 4)	4-9 (2 to 9 4)	3-7 (1 to 7 7)	1-9 (1 to 3 8)	0-8 (0 to 1 4)	0-2 (0 to 0 4)	42
Low back pain	0 (0 to 0)	0 (0 to 0)	0 (0 to 0)	0 (0 to 0)	0-1 (0 to 2)	24-2 (13 to 40)	40-1 (23 to 64 6)	49-2 (29 to 79 4)	60-7 (38 to 104)	84-3 (48 to 129)	100 (60 to 154)	87-8 (54 to 152)	121 (73 5 to 188)	138 (84 6 to 214)	130 (79 9 to 192)	130 (81 5 to 178)	115 (71 5 to 170)	104 (64 8 to 156)	94-2 (58 5 to 143)	84-2 (48 to 127)	64-4 (27 1 to 94 7)	64 (11 2 to 127 2)	64 (8 9 to 8 4)	6 4 (0 8 to 1 9)	1-3 (0 2 to 0 5)	1,350
Neck pain	0 (0 to 0)	0 (0 to 0)	0 (0 to 0)	2-2 (0 7 to 4 4)	11-2 (5 6 to 20 9)	19 (9 4 to 37 7)	29-2 (14 to 57)	39-2 (19 7 to 74 3)	45-5 (23 to 87 5)	49-5 (26 4 to 84 4)	47-7 (24 4 to 76)	47-7 (24 to 83)	57-2 (29 8 to 101)	59-2 (28 4 to 100)	52 (24 7 to 87)	42-3 (22 3 to 74 6)	40-2 (20 6 to 67 5)	38-4 (19 to 58 8)	34-6 (16 5 to 61 3)	22-3 (11 6 to 40 2)	14-2 (7 2 to 25 4)	2-4 (3 5 to 11 4)	0-4 (0 2 to 1)	0-2 (0 1 to 0 2)	338
Gout	0 (0 to 0)	0 (0 to 0)	0 (0 to 0)	0 (0 to 0)	0 (0 to 0)	0 (0 to 0)	0 (0 to 0)	0 (0 to 0)	0 (0 to 0)	0 (0 to 0)	0 (0 to 0)	0 (0 to 0)	0 (0 to 0)	0 (0 to 0)	0 (0 to 0)	0 (0 to 0)	0 (0 to 0)	0 (0 to 0)	0 (0 to 0)	0 (0 to 0)	0 (0 to 0)	0 (0 to 0)	0 (0 to 0)	0 (0 to 0)	0 (0 to 0)	53-1
Other musculoskeletal disorders	0 (0 to 0)	0 (0 to 0)	0 (0 to 0)	0-2 (0 1 to 0 5)	0-2 (0 2 to 0 6)	6-4 (2 4 to 12)	14-1 (7 7 to 22 4)	29-5 (15 2 to 47 7)	37-1 (22 to 59 2)	39-7 (24 1 to 62 1)	36-6 (22 1 to 61)	39-7 (24 1 to 62 1)	44-5 (25 7 to 68 9)	48-5 (28 9 to 77 5)	43-4 (24 1 to 67 2)	37-7 (19 7 to 61 5)	33-8 (17 7 to 54 1)	31-5 (16 2 to 54 6)	29-2 (11 8 to 52 7)	22-2 (11 to 39 7)	13-9 (5 4 to 22 9)	2-7 (0 2 to 9 9)	2-2 (1 to 3 6)	0-6 (0 3 to 1 6)	445
Other non-communicable diseases	135 (94 5 to 174)	53-9 (38 5 to 72 2)	144 (99 4 to 188)	62 (46 4 to 77 4)	39-2 (24 to 53 1)	41-6 (21 7 to 64 6)	43 (22 7 to 65 8)	38-1 (21 6 to 51 1)	43-4 (30 4 to 57 4)	52-2 (34 2 to 69 7)	57-1 (40 5 to 79 3)	59-8 (40 5 to 80 7)	66-1 (46 1 to 92)	113 (80 1 to 157)	100 (64 5 to 138)	135 (84 2 to 196)	162 (103 to 235)	151 (107 to 206)	116 (84 to 153)	84 (63 1 to 110)	45-7 (28 7 to 66)	21-7 (14 6 to 28 6)	3-8 (2 7 to 7 8)	1,780
Congenital birth defects	132 (90 1 to 172)	45-8 (31 6 to 64 3)	94-3 (62 4 to 140)	41-7 (26 1 to 62 1)	20-4 (10 4 to 32 1)	20-2 (10 to 34 3)	20-1 (10 to 35 3)	13-4 (6 1 to 21 6)	13-4 (6 1 to 22 1)	13-6 (6 to 24 3)	10 (4 1 to 17 3)	7-1 (2 1 to 13 3)	10-2 (4 to 16 8)	10-6 (4 1 to 17 6)	11-5 (4 to 19 2)	9-3 (3 to 13 3)	6-2 (2 to 9 8)	3-1 (1 to 5 3)	1-2 (0 7 to 2 1)	0-3 (0 2 to 0 7)	0-1 (0 1 to 0 2)	0 (0 to 0)	0 (0 to 0)	0 (0 to 0)	481
Neural tube defects	10-5 (6 to 16 6)	2-5 (1 to 4 7)	6-2 (2 6 to 11 5)	5-8 (2 to 10 1)	2-7 (0 7 to 6)	2-7 (0 7 to 6)	1-1 (0 2 to 3 6)	0-6 (0 to 1 2)	0-6 (0 to 1 2)	0-8 (0 to 1 2)	0-7 (0 to 1 1)	0-4 (0 2 to 0 7)	0-5 (0 2 to 0 8)	0-3 (0 1 to 0 4)	0-1 (0 to 0 2)	0-3 (0 to 0 1)	0-1 (0 to 0 2)	0-1 (0 to 0 1)	0-1 (0 to 0 1)	0 (0 to 0)	0 (0 to 0)	0 (0 to 0)	0 (0 to 0)	0 (0 to 0)	32-4
Congenital heart anomalies	21-4 (7 9 to 42 4)	22-4 (14 4 to 36 1)	36-7 (21 4 to 62 9)	9-6 (4 2 to 15 2)	3-9 (2 4 to 6 3)	4-4 (2 8 to 7 2)	5-7 (3 3 to 9 2)	3-3 (2 to 5 1)	2-9 (2 to 4 3)	2-9 (2 to 4 2)	3-1 (1 5 to 5 1)	2-6 (1 to 3 9)	3-2 (1 6 to 5 1)	2-5 (1 to 4)	2-1 (0 7 to 3 4)	1-4 (0 5 to 2 7)	1-3 (0 4 to 2 2)	1-1 (0 to 2 3)	0-1 (0 to 0 1)	0-1 (0 to 0 1)	0-1 (0 to 0 1)	0 (0 to 0)	0 (0 to 0)	0 (0 to 0)	140
Orofacial clefts	2-1 (0 to 5 1)	0-2 (0 to 1 3)	0-3 (0 to 0 4)	0-2 (0 to 0 4)	0-2 (0 to 0 4)	0-2 (0 to 0 4)	0-2 (0 to 0 4)	0-2 (0 to 0 4)	0-2 (0 to 0 4)	0-2 (0 to 0 4)	0-1 (0 to 0 3)	0-1 (0 to 0 3)	0-2 (0 to 0 4)	0-2 (0 to 0 4)	0-1 (0 to 0 3)	0-1 (0 to 0 3)	0-1 (0 to 0 3)	0-1 (0 to 0 3)	0-1 (0 to 0 1)	0-1 (0 to 0 1)	0-1 (0 to 0 1)	0 (0 to 0)	0 (0 to 0)	0 (0 to 0)	2-9
Down syndrome	2-6 (1 4 to 3 8)	0-8 (0 4 to 1 3)	2-6 (1 4 to 4 4)	1-6 (1 1 to 2 4)	1-2 (0 6 to 1 8)	1-3 (0 7 to 1 6)	1-2 (0 6 to 1 8)	1-1 (0 7 to 1 6)	1-2 (0 8 to 1 9)	1-3 (0 8 to 1 9)	1-2 (0 7 to 1 5)	1-1 (0 to 1 3)	1-9 (1 1 to 2 9)	2-6 (1 to 3 4)	4-2 (2 to 6 6)	3-6 (1 5 to 6)	1-7 (0 7 to 2 8)	0 (0 to 0)	0 (0 to 0)	0 (0 to 0)	0 (0 to 0)	0 (0 to 0)	0 (0 to 0)	0 (0 to 0)	32-2
Turner syndrome	0 (0 to 0)	0 (0 to 0)	0 (0 to 0)	0 (0 to 0)	0 (0 to 0)	0 (0 to 0)	0 (0 to 0)	0 (0 to 0)	0 (0 to 0)	0 (0 to 0)	0 (0 to 0)	0 (0 to 0)	0 (0 to 0)	0 (0 to 0)	0 (0 to 0)	0 (0 to 0)	0 (0 to 0)	0 (0 to 0)	0 (0 to 0)	0 (0 to 0)	0 (0 to 0)	0 (0 to 0)	0 (0 to 0)	0 (0 to 0)	0
Klinefelter syndrome	0 (0 to 0)	0 (0 to 0)	0 (0 to 0)	0 (0 to 0)	0 (0 to 0)	0 (0 to 0)	0 (0 to 0)	0 (0 to 0)	0 (0 to 0)	0 (0 to 0)	0 (0 to 0)	0 (0 to 0)	0 (0 to 0)	0 (0 to 0)	0 (0 to 0)	0 (0 to 0)	0 (0 to 0)	0 (0 to 0)	0 (0 to 0)	0 (0 to 0)	0 (0 to 0)	0 (0 to 0)	0 (0 to 0)	0 (0 to 0)	0-2
Other chromosomal abnormalities	11-3 (7 to 16 7)	4-5 (2 3 to 7 4)	11-8 (6 7 to 18 5)	4-5 (2 to 7 5)	2-8 (1 6 to 4 2)	2-7 (1 7 to 3 9)	2-8 (1 7 to 4 2)	1-9 (1 to 2 8)	1-6 (1 to 2 4)	1-7 (1 to 2 6)	1-6 (1 to 2 5)	1-2 (0 4 to 1 8)	1-5 (0 7 to 2 4)	1-2 (0 5 to 2)	0-8 (0 3 to 1 4)	0-5 (0 2 to 0 9)	0-3 (0 1 to 0 5)	0-1 (0 to 0 4)	0 (0 to 0)	0 (0 to 0)	0 (0 to 0)	0 (0 to 0)	0 (0 to 0)	52-5
Congenital musculoskeletal and limb anomalies	4-2 (2 2 to 7)	1-1 (0 7 to 1 8)	0-6 (0 1 to 1 2)	0-7 (0 2 to 1 6)	0-7 (0 3 to 1 1)	0-6 (0 2 to 1 4)	0-7 (0 3 to 1 7)	0-7 (0 3 to 1 7)	0-8 (0 3 to 1 8)	0-9 (0 3 to 2)	1-2 (0 4 to 2 8)	0-4 (0 1 to 1 2)	0-7 (0 2 to 1 7)	0-6 (0 2 to 1 4)	0-3 (0 1 to 0 9)	0-3 (0 1 to 0 8)	0-2 (0 1 to 0 6)	0-2 (0 1 to 0 4)	0-2 (0 1 to 0 4)	0-2 (0 1 to 0 4)	0-2 (0 1 to 0 4)	0 (0 to 0)	0 (0 to 0)	0 (0 to 0)	65-1
Urogenital congenital anomalies	12-4 (6 7 to 21 2)	1-9 (1 to 3 4)	3-4 (1 6 to 6 1)	1-1 (0 7 to 1 6)	0-8 (0 3 to 1 6)	0-8 (0 3 to 1 6)	0-8 (0 3 to 1 6)	0-3 (0 to 0 4)	0-2 (0 to 0 3)	0-2 (0 to 0 3)	0-2 (0 to 0 3)	0-1 (0 to 0 2)	0-1 (0 to 0 2)	0-1 (0 to 0 2)	0-1 (0 to 0 2)	0-1 (0 to 0 1)	0-1 (0 to 0 1)	0-1 (0 to 0 1)	0-1 (0 to 0 1)	0 (0 to 0)	0 (0 to 0)	0 (0 to 0)	0 (0 to 0)	0 (0 to 0)	21-9
Digestive congenital anomalies	5-9 (3 3 to 9 9)	3-4 (2 to 5 10)	5-9 (3 3 to 7 6)	2-5 (1 to 5 1)	1-1 (0 7 to 2)	0-9 (0 4 to 1 1)	0-9 (0 4 to 1 2)	0-7 (0 3 to 1 1)	0-8 (0 3 to 1 2)	0-8 (0 3 to 1 2)	0-9 (0 3 to 1 2)	0-5 (0 1 to 0 9)	0-6 (0 2 to 1 1)	0-5 (0 1 to 0 9)	0-4 (0 1 to 0 8)	0-3 (0 1 to 0 6)	0-3 (0 1 to 0 6)	0-2 (0 1 to 0 5)	0-2 (0 1 to 0 4)	0-2 (0 1 to 0 4)	0-2 (0 1 to 0 4)	0 (0 to 0)	0 (0 to 0)	0 (0 to 0)	42-1
Other congenital birth defects	2-5 (1 6 to 4 2)	0-7 (0 4 to 1 1)	1-3 (0 7 to 2 1)	0-7 (0 3 to 1 4)	0-7 (0 3 to 1 5)	0-6 (0 2 to 1 4)	0-7 (0 3 to 1 4)	0-5 (0 2 to 1 3)	0-6 (0 2 to 1 4)	0-6 (0 2 to 1 3)	0-6 (0 2 to 1 3)	0-3 (0 1 to 0 8)	0-6 (0 2 to 1 3)	0-4 (0 1 to 0 9)	0-3 (0 1 to 0 7)	0-3 (0 1 to 0 7)	0-3 (0 1 to 0 7)	0-2 (0 1 to 0 6)	0-2 (0 1 to 0 5)	0-2 (0 1 to 0 5)	0-2 (0 1 to 0 5)	0-1 (0 to 0 4)	0-1 (0 to 0 4)	0-1 (0 to 0 3)	91-9
Urinary diseases and male infertility	0-1 (0 to 0 2)	0-2 (0 1 to 0 3)	0-7 (0 3 to 1 7)	0-5 (0 2 to 1 3)	0-4 (0 2 to 0 8)	0-5 (0 2 to 0 9)	0-6 (0 3 to 0 9)	1-8 (0 6 to 4 2)	3-1 (1 5 to 6 1)	3-9 (1 9 to 7 4)	4-5 (2 to 8 3)	4-7 (2 to 8 9)	6-8 (4 4 to 9 6)	12-5 (8 to 17 8)	16-8 (11 to 27 4)	17-7 (10 to 26 4)	18-3 (11 to 28 7)	20-4 (13 to 29 4)	24-5 (15 to 35 4)	28-3 (22 to 35 7)	44-1 (29 7 to 60 4)	38 (29 to 50 2)	14-5 (7 5 to 29 4)	4-2 (2 1 to 9 6)	285
Urolithiasis	0 (0 to 0)	0 (0 to 0)	0 (0 to 0)	0 (0 to 0 1)	0 (0 to 0 1)	0 (0 to 0 1)	0 (0 to 0 1)	0 (0 to 0 2)	0 (0 to 0 2)	0 (0 to 0 2)	0 (0 to 0 2)	0 (0 to 0 1)	0 (0 to 0 2)	0 (0 to 0 2)	0 (0 to 0 2)	0 (0 to 0 2)	0 (0 to 0 2)	0 (0 to 0 2)	0 (0 to 0 2)	0 (0 to 0 2)	0 (0 to 0 1)	0 (0 to 0 1)	0 (0 to 0 1)	0 (0 to 0 1)	0 (0 to 0 1)	14-4
Benign prostatic hyperplasia	0 (0 to 0)	0 (0 to 0)	0 (0 to 0)	0 (0 to 0)	0 (0 to 0)	0 (0 to 0)	0 (0 to 0)	0 (0 to 0)	0 (0 to 0)	0 (0 to 0)	0 (0 to 0)	0 (0 to 0)	0 (0 to 0)	0 (0 to 0)	0 (0 to 0)	0 (0 to 0)	0 (0 to 0)	0 (0 to 0)	0 (0 to 0)	0 (0 to 0)	0 (0 to 0)	0 (0 to 0)	0 (0 to 0)	0 (0 to 0)	0 (0 to 0)	127
Male infertility	0 (0 to 0)	0 (0 to 0)	0 (0 to 0)	0 (0 to 0)	1-3 (0 to 5)	1-3 (0 to 5)	1-3 (0 to 3 5)	1-3 (0 to 5)	2-1 (0 to 5 4)	2-1 (0 to 5 5)	2-3 (0 to 6)	1-2 (0 to 5 3)	2-3 (0 to 6 5)	2-4 (0 to 6 5)	2-2 (0 to 6)	1-7 (0 to 5)	1-5 (0 to 5)	1-3 (0 to 4)	1-1 (0 to 3)	0-9 (0 to 3)	0-6 (0 to 2)	0-3 (0 to 1)	0-1 (0 to 0 5)	0-1 (0 to 0 3)	0-1 (0 to 0 2)	9-8
Other urinary diseases	0-1 (0 to 0 1)	0-1 (0 to 0 2)	0-1 (0 to 0 2)	0-1 (0 to 0 2)	0-2 (0 1 to 0 3)	0-2 (0 1 to 0 3)	0-2 (0 1 to 0 3)	0-1 (0 1 to 0 2)	0-2 (0 1 to 0 3)	0-3 (0 2 to 0 4)	0-4 (0 2 to 0 7)	0-4 (0 2 to 0 7)	0-6 (0 4 to 1 3)	0-8 (0 4 to 1 5)	0-6 (0 3 to 1 2)	0-5 (0 2 to 1 2)	0-5 (0 2 to 1 2)	0-5 (0 2 to 1 1)	0-5 (0 2 to 1 1)	0-4 (0 2 to 0 9)	0-4 (0 2 to 0 9)	0-4 (0 2 to 1 1)	0-4 (0 2 to 1 1)	0-3 (0 2 to 0 4)	11-4
Gynecological diseases	0 (0 to 0)	0 (0 to 0)	0 (0 to 0)	0 (0 to 0)	0 (0 to 0)	0 (0 to 0)	0 (0 to 0)	0 (0 to 0)	0 (0 to 0)	0 (0 to 0)	0 (0 to 0)	0 (0 to 0)	0 (0 to 0)	0 (0 to 0)	0 (0 to 0)	0 (0 to 0)	0 (0 to 0)	0 (0 to 0)	0 (0 to 0)	0 (0 to 0)	0 (0 to 0)	0 (0 to 0)	0 (0 to 0)	0 (0 to 0)	0 (0 to 0)	0
Uterine fibroids	0 (0 to 0)	0 (0 to 0)	0 (0 to 0)	0 (0 to 0)	0 (0 to 0)	0 (0 to 0)	0 (0 to 0)	0 (0 to 0)	0 (0 to 0)	0 (0 to 0)	0 (0 to 0)	0 (0 to 0)	0 (0 to 0)	0 (0 to 0)	0 (0 to 0)	0 (0 to 0)	0 (0 to 0)	0 (0 to 0)	0 (0 to 0)	0 (0 to 0)	0 (0 to 0)	0 (0 to 0)	0 (0 to 0)	0 (0 to 0)	0 (0 to 0)	0
Polycystic ovarian syndrome	..	..	..	..	..	..	..	..	..	..	..	..	..	..	..	..	..	..	..	..	..	..	..	..	..	NA
Female infertility	..	..	..	..	..	..	..	..	..	..	..	..	..	..	..	..	..	..	..	..	..	..	..	..	..	NA
Endometriosis	..	..	..	..	..	..	..	..	..	..	..	..	..	..	..	..	..	..	..	..	..	..	..	..	..	NA
Genital prolapse	0 (0 to 0)	0 (0 to 0)	0 (0 to 0)	0 (0 to 0)	0 (0 to 0)	0 (0 to 0)	0 (0 to 0)	0 (0 to 0)	0 (0 to 0)	0 (0 to 0)	0 (0 to 0)	0 (0 to 0)	0 (0 to 0)	0 (0 to 0)	0 (0 to 0)	0 (0 to 0)	0 (0 to 0)	0 (0 to 0)	0 (0 to 0)	0 (0 to 0)	0 (0 to 0)	0 (0 to 0)	0 (0 to 0)	0 (0 to 0)	0 (0 to 0)	0
Premenstrual syndrome	..	..	..	..	..	..	..	..	..	..	..	..	..	..	..	..	..	..	..	..	..	..	..	..	..	NA
Other gynecological diseases	0 (0 to 0)	0 (0 to 0)	0 (0 to 0)	0 (0 to 0)	0 (0 to 0)	0 (0 to 0)	0 (0 to 0)	0 (0 to 0)	0 (0 to 0)	0 (0 to 0)	0 (0 to 0)	0 (0 to 0)	0 (0 to 0)	0 (0 to 0)	0 (0 to 0)	0 (0 to 0)	0 (0 to 0)	0 (0 to 0)	0 (0 to 0)	0 (0 to 0)	0 (0 to 0)	0 (0 to 0)	0 (0 to 0)	0 (0 to 0)	0 (0 to 0)	0
Hemoglobinopathies and hemolytic anemias	0-1 (0 to 0 1)	0-1 (0 to 0 2)	0-3 (0 1 to 0 5)	0-5 (0 2 to 0 9)	1-7 (0 5 to 3 2)	1-1 (0 5 to 2 3)	0-8 (0 3 to 1 4)	0-7 (0 4 to 1 3)	0-8 (0 4 to 1 3)	0-9 (0 4 to 1 4)	0-8 (0 4 to 1 2)	0-6 (0 3 to 1 1)	0-6 (0 4 to 1 1)	0-7 (0 4 to 1 3)	0-6 (0 4 to 1 1)	1-1 (0 5 to 2 2)	1-1 (0 5 to 2 2)	1-1 (0 5 to 2 3)	0-9 (0 5 to 1 8)	0-8 (0 5 to 1 6)	0-5 (0 2 to 0 9)	0-3 (0 2 to 0 6)	0-1 (0 to 0 2)	16
Thalassemias	0 (0 to 0)	0 (0 to 0)	0 (0 to 0)	0 (0 to 0)	0 (0 to 0)	0 (0 to 0)	0 (0 to 0)	0 (0 to 0)	0 (0 to 0)	0 (0 to 0)	0 (0 to 0)	0 (0 to 0)	0 (0 to 0)	0 (0 to 0)	0 (0 to 0)	0 (0 to 0)	0 (0 to 0)	0 (0 to 0)	0 (0 to 0)	0 (0 to 0)	0 (0 to 0)	0 (0 to 0)	0 (0 to 0)	0 (0 to 0)	0 (0 to 0)	0 1
Thalassemias trait	0 (0 to 0)	0 (0 to 0)	0 (0 to 0)	0-3 (0 to 0 1)	0-1 (0 to 0 1)	0-2 (0 to 0 1)	0-2 (0 to 0 1)	0-2 (0 to 0 1)	0-2 (0 to 0 1)	0-2 (0 to 0 1)	0-2 (0 to 0 1)	0-1 (0 to 0 1)	0-2 (0 to 0 1)	0-2 (0 to 0 2)	0-2 (0 to 0 2)	0-2 (0 to 0 2)	0-2 (0 to 0 2)	0-2 (0 to 0 2)	0-2 (0 to 0 2)	0-2 (0 to 0 2)	0-2 (0 to 0 2)	0-1 (0 to 0 1)	0 (0 to 0)	0 (0 to 0)	0 (0 to 0)	1
Sickle cell disorders	0-1 (0 to 0 1)	0-1 (0 to 0 1)	0-2 (0 to 0 4)	0-4 (0 2 to 0 6)	0-3 (0 2 to 0 5)	0-4 (0 2 to 0 6)	0-3 (0 2 to 0 4)	0-2 (0 2 to 0 4)	0-2 (0 2 to 0 4)	0-2 (0 1 to 0 3)	0-2 (0 1 to 0 3)	0-2 (0 1 to 0 2)	0-1 (0 1 to 0 2)	0-1 (0 1 to 0 2)	0-1 (0 1 to 0 2)	0-1 (0 to 0 2)	0-1 (0 to 0 2)	0-1 (0 to 0 1)	0-1 (0 to 0 1)	0-1 (0 to 0 1)	0-1 (0 to 0 1)	0 (0 to 0)	0 (0 to 0)	0 (0 to 0)	3-3
Sickle cell trait	0 (0 to 0)	0 (0 to 0)	0 (0 to 0)	0 (0 to 0)	0 (0 to 0)	0 (0 to 0)	0 (0 to 0)	0 (0 to 0)	0 (0 to 0)	0 (0 to 0)	0 (0 to 0)	0 (0 to 0)	0 (0 to 0)	0 (0 to 0)	0 (0 to 0)	0 (0 to 0)	0 (0 to 0)	0 (0 to 0)	0 (0 to 0)	0 (0 to 0)	0 (0 to 0)	0 (0 to 0)	0 (0 to 0)	0 (0 to 0)	0 (0 to 0)	1-8
G6PD deficiency	0 (0 to 0)	0 (0 to 0)	0 (0 to 0)	0-1 (0 to 0 2)	0-1 (0 to 0 2)	0-2 (0 1 to 0 3)	0-2 (0 1 to 0 3)	0-2 (0 1 to 0 3)	0-2 (0 1 to 0 3)	0-2 (0 1 to 0 3)	0-2 (0 1 to 0 3)	0-1 (0 1 to 0 2)	0-2 (0 1 to 0 3)	0-2 (0 1 to 0 3)	0-2 (0 1 to 0 3)	0-2 (0 1 to 0 3)	0-2 (0 1 to 0 3)	0-1 (0 to 0 2)	0-1 (0 to 0 2)	0-1 (0 to 0 2)	0-1 (0 to 0 1)	0 (0 to 0)	0 (0 to 0)	0 (0 to 0)	2-3
G6PD trait	0 (0 to 0)	0 (0 to 0)	0 (0 to 0)	0 (0 to 0)	0 (0 to 0)	0 (0 to 0)	0 (0 to 0)	0 (0 to 0)	0 (0 to 0)	0 (0 to 0)	0 (0 to 0)	0 (0 to 0)	0 (0 to 0)	0 (0 to 0)	0 (0 to 0)	0 (0 to 0)	0 (0 to 0)	0 (0 to 0)	0 (0 to 0)	0 (0 to 0)	0 (0 to 0)	0 (0 to 0)	0 (0 to 0)	0 (0 to 0)	0 (0 to 0)	0
Other hemoglobinopathies and hemolytic anemias	0 (0 to 0)	0 (0 to 0)	0 (0 to 0)	0-2 (0 to 0 2)	0-2 (0 to 0 2)	0-2 (0 to 0 2)	0-2 (0 to 0 3)	0-2 (0 to 0 3)	0-2 (0 to 0 3)	0-3 (0 to 1 3)	0-4 (0 1 to 1 3)	0-3 (0 1 to 0 9)	0-4 (0 2 to 0 9)	0-2 (0 1 to 0 6)	0-3 (0 1 to 0 7)	0-4 (0 1 to 1 4)	0-7 (0 2 to 1 4)	0-8 (0 3 to 1 7)	0-7 (0 3 to 1 5)	0-7 (0 3 to 1 1)	0-4 (0 2 to 0 7)	0-3 (0 2 to 0 6)	0-1 (0 to 0 2)	7-5
Endocrine, metabolic, blood, and immune disorders	3-6 (1 5 to 5 8)	2-9 (1 5 to 4 7)	5-3 (2 4 to 9 1)	16-1 (11 4 to 21 5)	12-7 (8 7 to 18)	10-1 (6 9 to 14 2)	10-7 (6 9 to 15 6)	14-4 (9 3 to 20 8)	19-1 (10 4 to 33 4)	19-6 (12 7 to 28 7)	24 (15 4 to 35 1)	27-2 (17 4 to 40 7)	42-9 (27 6 to 63 9)	58-5 (35 9 to 85 1)	63-2 (39 9 to 97 4)	58-7 (36 1 to 86 8)	58-8 (37 1 to 85 4)	56-5 (36 5 to 83 1)	47-7 (29 4 to 73 1)	27-3 (23 4 to 32 4)	21 (13 4 to 32 8)	2-2 (4 4 to 10 6)	0-5 (0 3 to 0 7)	583
Oral disorders	0 (0 to 0)	0 (0 to 0)	3-1 (1 8 to 5)	3-9 (2 1 to 6 4)	4-7 (2 5 to 7 2)	5-4 (2 7 to 10)	7-8 (4 2 to 13 1)	10-2 (5 4 to 19 4)	13-2 (7 1 to 22 3)	15-5 (8 7 to 26 2)	16-1 (9 1 to 26)	32-6 (17 2 to 57 5)	30-3 (17 2 to 49 1)	34-8 (20 1 to 57 4)	38-7 (22 1 to 61 4)	43-8 (24 1 to 68 9)	47-7 (26 4 to 73 1)	25-7 (16 3 to 37 4)	25-5 (16 3 to 37 6)	12- (7 5 to 17 8)	4-6 (2 9 to 7)	1-1 (0 7 to 1 6)	0-2 (0 1 to 0 3)	377
Caries of deciduous teeth	0 (0 to 0)	0 (0 to 0)	0 (0 to 0)	0 (0 to 1 5)	0 (0 to 1 6)	0 (0 to 0 1)	0 (0 to 0)	0 (0 to 0)	0 (0 to 0)	0 (0 to 0)	0 (0 to 0)	0 (0 to 0)	0 (0 to 0)	0 (0 to 0)	0 (0 to 0)	0 (0 to 0)	0 (0 to 0)	0 (0 to 0)	0 (0 to 0)	0 (0 to 0)	0 (0 to 0)	0 (0 to 0)	0 (0 to 0)	0 (0 to 0)	1-3
Caries of permanent teeth	0 (0 to 0)	0 (0 to 0)	0 (0 to 0)	0 (0 to 0)	0 (0 to 1 4)	0 (0 to 0 4)	0 (0 to 1 4)	0 (0 to 1 5)	0 (0 to 1 5)	0 (0 to 1 6)	0 (0 to 1 6)	0 (0 to 1 5)	0 (0 to 1 5)	0 (0 to 1 5)	0 (0 to 1 5)	0 (0 to 1 5)	0 (0 to 1 4)	0 (0 to 1 3)	0 (0 to 1 3)	0 (0 to 1 2)	0 (0 to 1 2)	0 (0 to 1 1)	0 (0 to 0 2)	0 (0 to 0 2)	0 (0 to 0 2)	34-7
Periodontal diseases	0 (0 to 0)	0 (0 to 0)	0 (0 to 0)	0 (0 to 0)	0 (0 to 0)	0 (0 to 0)	0 (0 to 0)	0 (0 to 0)	0 (0 to 0)	0 (0 to 0)	0 (0 to 0)	0 (0 to 0)	0 (0 to 0)	0 (0 to 0)	0 (0 to 0)	0 (0 to 0)	0 (0 to 0)	0 (0 to 0)	0 (0 to 0)	0 (0 to 0)	0 (0 to 0)	0 (0 to 0)	0 (0 to 0)	0 (0 to 0)	0 (0 to 0)	54
Other oral disorders	0 (0 to 0)	0 (0 to 0)	0 (0 to 0)	0-7 (0 4 to 1 2)	2-3 (1 3 to 3 4)	3-4 (1 4 to 5 3)	4-8 (2 3 to 8 1)	4-9 (2 6 to 8 1)	4-6 (2 6 to 8 4)	4-6 (2 6 to 7 4)	4-6 (2 9 to 7 4)	4-2 (2 to 6 4)	4-8 (2 6 to 7 2)	3-8 (1 to 7 4)	4-3 (2 to 6 4)	3-3 (2 to 5)	3-7 (1 6 to 4 1)	1-4 (0 to 3 2)	1-3 (0 to 2 4)	0-7 (0 to 1 1)	0-2 (0 to 0 4)	0-1 (0 to 0 1)	0-1 (0 to 0 1)	0-1 (0 to 0 1)	58-9
Sudden infant death syndrome	..	24-2 (4 6 to 6)	24-2 (19 2 to 29 2)	..	..	..	..	..	..	..	..	..	..	..	..	..	..	..	..	..	..	..	..	..	..	NA
Injuries	1-2 (0 9 to 1 4)	1-5 (1 1 to 2 1)	16-2 (10 3 to 23 3)	27-7 (22 4 to 33 9)	36-1 (28 7 to 45 4)	61-9 (51 2 to 75)	174 (147 to 202)	180 (152 to 212)	187 (160 to 224)	210 (176 to 251)	219 (186 to 260)	187 (154 to 227)	248 (200 to 304)	215 (173 to 266)	189 (152 to 233)	153 (123 to 191)	132 (105 to 166)	129 (102 to 164)	155 (122 to 193)	84 (64 to 110)	92 (74 to 113)	57-2 (46 1 to 69 9)	28-3 (22 6 to 34 5)	7-6 (6 1 to 9 3)	2,660
Transport injuries	0-1 (0 to 0 1)	0-1 (0 1 to 0 1)	0-5 (0 to 1 2)	0-5 (0 2 to 0 9)	0-7 (0 4 to 1 2)	0-9 (0 6 to 1 7)	1-1 (0 8 to 1 6)	0-9 (0 5 to 1 4)	0-9 (0 6 to 1 3)	1-1 (0 7 to 1 6)	1-1 (0 8 to 1 6)	0-9 (0 6 to 1 3)	1-2 (0 8 to 1 8)	1-1 (0 7 to 1 6)	0-9 (0 6 to 1 3)	0-8 (0 5 to 1 2)	0-7 (0 4 to 1 1)	0-6 (0 4 to 1 1)	0-5 (0 3 to 0 8)	0-4 (0 3 to 0 7)	0-4 (0 3 to 0 6)	0-3 (0 2 to 0 5)	0-2 (0 1 to 0 3)	0-2 (0 1 to 0 3)	427
Road injuries	0-1 (0 to 0 1)	0-1 (0 to 0 1)	0-7 (0 4 to 1 2)	0-7 (0 2 to 1 4)	0-9 (0 4 to 1 8)	1-2 (0 6 to 2 3)	2-3 (1 4 to 3 4)	2-2 (1 3 to 3 1)	2-3 (1 4 to 3 4)	2-5 (1 5 to 3 6)	2-6 (1 6 to 3 8)	2-3 (1 4 to 3 3)	2-8 (1 7 to 4 2)	2-5 (1 5 to 3 6)	2-1 (1 3 to 3 2)	1-8 (1 to 2 6)	1-6 (0 9 to 2 3)	1-4 (0

SR Table 2a: Rochdale DALYS by cause and age arous for males with 95% uncertainty intervals, 2019

Cause	Early Neonatal	Late Neonatal	Post Neonatal	1 to 4	5 to 9	10 to 14	15 to 19	20 to 24	25 to 29	30 to 34	35 to 39	40 to 44	45 to 49	50 to 54	55 to 59	60 to 64	65 to 69	70 to 74	75 to 79	80 to 84	85 to 89	90 to 94	95 plus	Total
All causes	1,202 (997 to 1,414)	1,116 (1,015 to 1,223)	2,189 (1,930 to 2,469)	2,993 (2,643 to 3,350)	1,870 (1,664 to 2,098)	1,844 (1,641 to 2,059)	2,170 (1,964 to 2,384)	2,511 (2,304 to 2,731)	3,041 (2,845 to 3,243)	3,911 (3,710 to 4,110)	4,967 (4,760 to 5,170)	6,447 (6,242 to 6,650)	8,160 (7,956 to 8,360)	10,206 (9,999 to 10,410)	12,460 (12,260 to 12,660)	15,211 (15,013 to 15,410)	18,470 (18,272 to 18,670)	21,998 (21,800 to 22,200)	25,670 (25,472 to 25,870)	29,000 (28,802 to 29,200)	29,000 (28,802 to 29,200)	29,000 (28,802 to 29,200)	34,400
Communicable, maternal, neonatal, and nutritional diseases	1,202 (997 to 1,414)	1,116 (1,015 to 1,223)	2,189 (1,930 to 2,469)	2,993 (2,643 to 3,350)	1,870 (1,664 to 2,098)	1,844 (1,641 to 2,059)	2,170 (1,964 to 2,384)	2,511 (2,304 to 2,731)	3,041 (2,845 to 3,243)	3,911 (3,710 to 4,110)	4,967 (4,760 to 5,170)	6,447 (6,242 to 6,650)	8,160 (7,956 to 8,360)	10,206 (9,999 to 10,410)	12,460 (12,260 to 12,660)	15,211 (15,013 to 15,410)	18,470 (18,272 to 18,670)	21,998 (21,800 to 22,200)	25,670 (25,472 to 25,870)	29,000 (28,802 to 29,200)	29,000 (28,802 to 29,200)	29,000 (28,802 to 29,200)	1,670
HIV/AIDS and sexually transmitted infections	5.6 (1.6 to 12.8)	1.9 (0.5 to 4.4)	2.1 (1.1 to 3.6)	0.2 (0.2 to 0.4)	0.2 (0.1 to 0.3)	0.2 (0.1 to 0.3)	0.2 (0.2 to 0.3)	0.4 (0.3 to 0.6)	1.4 (1.1 to 1.9)	2.9 (2.2 to 3.9)	4.2 (3.3 to 5.7)	4.6 (3.5 to 6)	5.1 (3.9 to 6.7)	4.1 (3.1 to 5.4)	3.2 (2.5 to 4.4)	2.2 (1.4 to 3.5)	2.2 (1.4 to 3.5)	2.2 (1.4 to 3.5)	0.5 (0.3 to 0.9)	0.1 (0.1 to 0.2)	0.1 (0 to 0.1)	0 (0 to 0)	44.1
HIV/AIDS	0 (0 to 0)	0 (0 to 0)	0.2 (0.2 to 0.3)	0.1 (0.1 to 0.2)	0.2 (0.1 to 0.2)	0.2 (0.1 to 0.2)	0.2 (0.1 to 0.3)	0.4 (0.4 to 0.7)	1.3 (0.9 to 1.7)	2.7 (2.0 to 3.3)	4 (3.2 to 5.6)	4.3 (3.3 to 5.8)	4.8 (3.7 to 6.3)	3.8 (2.9 to 5.1)	2.9 (2.1 to 4)	2.2 (1.3 to 3.5)	2 (1.2 to 3.3)	1.9 (1.1 to 3.1)	0.4 (0.2 to 0.8)	0.1 (0 to 0.2)	0 (0 to 0)	0 (0 to 0)	31.1
HIV/AIDS - Drug-susceptible Tuberculosis	0 (0 to 0)	0 (0 to 0)	0 (0 to 0)	0 (0 to 0)	0 (0 to 0)	0 (0 to 0)	0 (0 to 0)	0 (0 to 0)	0 (0 to 0)	0 (0 to 0)	0 (0 to 0)	0 (0 to 0)	0 (0 to 0)	0 (0 to 0)	0 (0 to 0)	0 (0 to 0)	0 (0 to 0)	0 (0 to 0)	0 (0 to 0)	0 (0 to 0)	0 (0 to 0)	0 (0 to 0)	0 (0 to 0)	0
HIV/AIDS - Multidrug-resistant Tuberculosis without extensive dr...	0 (0 to 0)	0 (0 to 0)	0 (0 to 0)	0 (0 to 0)	0 (0 to 0)	0 (0 to 0)	0 (0 to 0)	0 (0 to 0)	0 (0 to 0)	0 (0 to 0)	0 (0 to 0)	0 (0 to 0)	0 (0 to 0)	0 (0 to 0)	0 (0 to 0)	0 (0 to 0)	0 (0 to 0)	0 (0 to 0)	0 (0 to 0)	0 (0 to 0)	0 (0 to 0)	0 (0 to 0)	0 (0 to 0)	0
HIV/AIDS - Extensively drug-resistant Tuberculosis	0 (0 to 0)	0 (0 to 0)	0 (0 to 0)	0 (0 to 0)	0 (0 to 0)	0 (0 to 0)	0 (0 to 0)	0 (0 to 0)	0 (0 to 0)	0 (0 to 0)	0 (0 to 0)	0 (0 to 0)	0 (0 to 0)	0 (0 to 0)	0 (0 to 0)	0 (0 to 0)	0 (0 to 0)	0 (0 to 0)	0 (0 to 0)	0 (0 to 0)	0 (0 to 0)	0 (0 to 0)	0 (0 to 0)	0
HIV/AIDS resulting in other diseases	0 (0 to 0)	0 (0 to 0)	0.2 (0 to 0.5)	0.2 (0 to 0.5)	0.1 (0 to 0.2)	0.1 (0 to 0.2)	0.1 (0 to 0.2)	0.1 (0 to 0.4)	1.1 (0.6 to 1.4)	2.4 (1.7 to 3.2)	3.6 (2.6 to 4.9)	3.9 (2.8 to 5.3)	4.2 (3.1 to 5.6)	3.5 (2.5 to 4.8)	2.6 (1.8 to 3.7)	2 (1.1 to 3.1)	1.8 (1 to 3.1)	1 (0.4 to 2.1)	0.4 (0.1 to 0.8)	0 (0 to 0)	0 (0 to 0)	0 (0 to 0)	27.9
Sexually transmitted infections excluding HIV	5.6 (1.6 to 12.8)	1.9 (0.5 to 4.4)	1.9 (0.7 to 4.6)	0.1 (0 to 0.2)	0 (0 to 0)	0 (0 to 0)	0 (0 to 0)	0 (0 to 0)	0.1 (0 to 0.1)	0.1 (0 to 0.2)	0.2 (0 to 0.3)	0.2 (0 to 0.3)	0.3 (0 to 0.5)	0.3 (0 to 0.4)	0.2 (0 to 0.4)	0.2 (0 to 0.4)	0.2 (0 to 0.4)	0.1 (0 to 0.3)	0.1 (0 to 0.2)	0 (0 to 0.1)	0 (0 to 0)	0 (0 to 0)	0 (0 to 0)	13.1
Syphilis	5.6 (1.6 to 12.8)	1.9 (0.5 to 4.4)	2.8 (0.7 to 6.6)	0.1 (0 to 0.2)	0 (0 to 0)	0 (0 to 0)	0 (0 to 0)	0 (0 to 0)	0 (0 to 0)	0 (0 to 0)	0 (0 to 0)	0 (0 to 0)	0 (0 to 0)	0 (0 to 0)	0 (0 to 0)	0 (0 to 0)	0 (0 to 0)	0 (0 to 0)	0 (0 to 0)	0 (0 to 0)	0 (0 to 0)	0 (0 to 0)	0 (0 to 0)	10.9
Chlamydial infection	0 (0 to 0)	0 (0 to 0)	0 (0 to 0)	0 (0 to 0)	0 (0 to 0)	0 (0 to 0)	0 (0 to 0)	0 (0 to 0)	0 (0 to 0)	0 (0 to 0)	0 (0 to 0)	0 (0 to 0)	0 (0 to 0)	0 (0 to 0)	0 (0 to 0)	0 (0 to 0)	0 (0 to 0)	0 (0 to 0)	0 (0 to 0)	0 (0 to 0)	0 (0 to 0)	0 (0 to 0)	0 (0 to 0)	0
Gonococcal infection	0 (0 to 0)	0 (0 to 0)	0 (0 to 0)	0 (0 to 0)	0 (0 to 0)	0 (0 to 0)	0 (0 to 0)	0 (0 to 0)	0 (0 to 0)	0 (0 to 0)	0 (0 to 0)	0 (0 to 0)	0 (0 to 0)	0 (0 to 0)	0 (0 to 0)	0 (0 to 0)	0 (0 to 0)	0 (0 to 0)	0 (0 to 0)	0 (0 to 0)	0 (0 to 0)	0 (0 to 0)	0 (0 to 0)	0
Trichomoniasis	0 (0 to 0)	0 (0 to 0)	0 (0 to 0)	0 (0 to 0)	0 (0 to 0)	0 (0 to 0)	0 (0 to 0)	0 (0 to 0)	0 (0 to 0)	0 (0 to 0)	0 (0 to 0)	0 (0 to 0)	0 (0 to 0)	0 (0 to 0)	0 (0 to 0)	0 (0 to 0)	0 (0 to 0)	0 (0 to 0)	0 (0 to 0)	0 (0 to 0)	0 (0 to 0)	0 (0 to 0)	0 (0 to 0)	0
Genital herpes	0 (0 to 0)	0 (0 to 0)	0 (0 to 0)	0 (0 to 0)	0 (0 to 0)	0 (0 to 0)	0 (0 to 0)	0 (0 to 0)	0 (0 to 0)	0 (0 to 0)	0 (0 to 0)	0 (0 to 0)	0 (0 to 0)	0 (0 to 0)	0 (0 to 0)	0 (0 to 0)	0 (0 to 0)	0 (0 to 0)	0 (0 to 0)	0 (0 to 0)	0 (0 to 0)	0 (0 to 0)	0 (0 to 0)	0
Other sexually transmitted infections	0 (0 to 0)	0 (0 to 0)	0 (0 to 0)	0 (0 to 0)	0 (0 to 0)	0 (0 to 0)	0 (0 to 0)	0 (0 to 0)	0 (0 to 0)	0 (0 to 0)	0 (0 to 0)	0 (0 to 0)	0 (0 to 0)	0 (0 to 0)	0 (0 to 0)	0 (0 to 0)	0 (0 to 0)	0 (0 to 0)	0 (0 to 0)	0 (0 to 0)	0 (0 to 0)	0 (0 to 0)	0 (0 to 0)	0
Respiratory infections and tuberculosis	2.9 (2.4 to 3.2)	14.2 (9.2 to 20.5)	30.5 (14.9 to 59.4)	12.7 (10.4 to 25.4)	11.5 (9.5 to 20.8)	11.5 (7.6 to 17.2)	14.5 (7.9 to 17.5)	20.4 (10.1 to 30.5)	22.4 (12.5 to 28.3)	24.4 (16.1 to 29.7)	28.4 (19.2 to 33)	34.9 (24.1 to 39.6)	39.7 (29.9 to 44.1)	47.7 (37.9 to 53.7)	59.1 (49.1 to 73.7)	69.8 (48.5 to 86.2)	113 (69.4 to 135)	116 (81.4 to 152)	107 (67.7 to 179)	116 (69.7 to 187)	107 (63.9 to 155)	116 (161.1 to 241.5)	995
Tuberculosis	0 (0 to 0)	0 (0 to 0)	0 (0 to 0)	0.1 (0 to 0.1)	0 (0 to 0)	0.1 (0 to 0.1)	0.1 (0 to 0.2)	0.3 (0.2 to 0.5)	0.6 (0.3 to 1.1)	0.7 (0.4 to 1.2)	0.9 (0.6 to 1.2)	0.9 (0.7 to 1.2)	1.4 (1 to 2)	1.5 (1 to 2)	1.7 (1.1 to 2.3)	1.4 (1 to 1.9)	1.7 (1.1 to 2.5)	1.4 (1.4 to 2.8)	0.6 (0.4 to 1.1)	0.2 (0.2 to 0.3)	0.1 (0.1 to 0.2)	0 (0 to 0)	17.7
Latent tuberculosis infection	0 (0 to 0)	0 (0 to 0)	0 (0 to 0)	0 (0 to 0)	0 (0 to 0)	0 (0 to 0)	0 (0 to 0)	0 (0 to 0)	0 (0 to 0)	0 (0 to 0)	0 (0 to 0)	0 (0 to 0)	0 (0 to 0)	0 (0 to 0)	0 (0 to 0)	0 (0 to 0)	0 (0 to 0)	0 (0 to 0)	0 (0 to 0)	0 (0 to 0)	0 (0 to 0)	0 (0 to 0)	0 (0 to 0)	0
Drug-susceptible tuberculosis	0 (0 to 0)	0 (0 to 0)	0 (0 to 0)	0 (0 to 0)	0 (0 to 0)	0 (0 to 0)	0 (0 to 0)	0 (0 to 0)	0 (0 to 0)	0 (0 to 0)	0 (0 to 0)	0 (0 to 0)	0 (0 to 0)	0 (0 to 0)	0 (0 to 0)	0 (0 to 0)	0 (0 to 0)	0 (0 to 0)	0 (0 to 0)	0 (0 to 0)	0 (0 to 0)	0 (0 to 0)	0 (0 to 0)	0
Multidrug-resistant tuberculosis without extensive drug-resistance	0 (0 to 0)	0 (0 to 0)	0 (0 to 0)	0 (0 to 0)	0 (0 to 0)	0 (0 to 0)	0 (0 to 0)	0 (0 to 0)	0 (0 to 0)	0 (0 to 0)	0 (0 to 0)	0 (0 to 0)	0 (0 to 0)	0 (0 to 0)	0 (0 to 0)	0 (0 to 0)	0 (0 to 0)	0 (0 to 0)	0 (0 to 0)	0 (0 to 0)	0 (0 to 0)	0 (0 to 0)	0 (0 to 0)	0
Extensively drug-resistant tuberculosis	0 (0 to 0)	0 (0 to 0)	0 (0 to 0)	0 (0 to 0)	0 (0 to 0)	0 (0 to 0)	0 (0 to 0)	0 (0 to 0)	0 (0 to 0)	0 (0 to 0)	0 (0 to 0)	0 (0 to 0)	0 (0 to 0)	0 (0 to 0)	0 (0 to 0)	0 (0 to 0)	0 (0 to 0)	0 (0 to 0)	0 (0 to 0)	0 (0 to 0)	0 (0 to 0)	0 (0 to 0)	0 (0 to 0)	0
Lower respiratory infections	2.9 (2.4 to 4.1)	14.2 (1.3 to 2.9)	30.5 (4.4 to 17.7)	12.7 (5.7 to 11.3)	11.5 (1.9 to 3.4)	11.5 (2.3 to 4.9)	14.5 (2.3 to 4.9)	20.4 (4.4 to 5.4)	22.4 (3.8 to 8.4)	24.4 (5.6 to 12.4)	28.4 (9.2 to 19.2)	34.9 (12.6 to 22.6)	39.7 (14.9 to 24.4)	47.7 (11.3 to 24.4)	59.1 (21.2 to 44.3)	69.8 (23.4 to 51.5)	113 (24.6 to 54.6)	116 (24.3 to 64.8)	107 (47.4 to 72.2)	116 (98.5 to 146)	107 (63.3 to 155)	116 (149.3 to 241.5)	852
Upper respiratory infections	0 (0 to 0)	0.1 (0.1 to 0.2)	0.3 (1.4 to 3.7)	1.6 (5.6 to 16.1)	0.1 (6 to 18.7)	0.1 (4.6 to 15.3)	0.4 (3.4 to 11.5)	0.6 (3.4 to 10.7)	1.4 (3.4 to 11.1)	2.4 (3.4 to 11)	3.4 (3.4 to 11)	4.4 (3.4 to 11)	5.4 (3.9 to 14)	5.4 (3.9 to 14)	5.4 (3.9 to 14)	3.7 (2.7 to 9.8)	3.7 (2.3 to 9.1)	1.6 (1.1 to 4.7)	1.6 (1.1 to 3.1)	0.5 (0.3 to 0.9)	0.2 (0.1 to 0.4)	0.1 (0 to 0.1)	101
Otitis media	0 (0 to 0)	0 (0 to 0)	0.5 (0.2 to 0.9)	2.7 (1.4 to 5)	2.7 (1.5 to 4.5)	2.7 (0.8 to 2.8)	1.4 (0.7 to 2.4)	1.4 (0.6 to 2.7)	1.4 (0.6 to 2.7)	1.4 (0.6 to 2.7)	1.4 (0.7 to 2.7)	1.4 (0.7 to 2.7)	1.4 (0.7 to 2.7)	1.7 (0.8 to 2.9)	1.7 (0.8 to 2.9)	1.4 (0.7 to 2.3)	1.4 (0.5 to 2)	0.8 (0.4 to 1.5)	0.4 (0.2 to 1.2)	0.2 (0.2 to 0.7)	0.1 (0.1 to 0.5)	0 (0 to 0.1)	24.1
Enteric infections	2.2 (0.1 to 0.3)	0.6 (0.4 to 0.9)	7 (4.6 to 10.2)	10.2 (9.4 to 17.9)	2.4 (3.3 to 10.4)	2.4 (2 to 6.8)	2.4 (1.6 to 4.4)	2.4 (1.4 to 3.7)	2.5 (1.5 to 3.9)	2.5 (1.5 to 3.9)	2.5 (1.5 to 3.9)	2.5 (1.5 to 3.9)	2.5 (1.5 to 3.9)	2.5 (1.5 to 3.4)	2.5 (1.5 to 3.4)	2.5 (1.5 to 3.4)	2.5 (1.5 to 3.4)	2.5 (1.5 to 3.4)	2.5 (1.5 to 3.4)	2.5 (1.5 to 3.4)	2.5 (1.5 to 3.4)	2.5 (1.5 to 3.4)	84.3
Diarrheal diseases	0.2 (0.1 to 0.3)	0.6 (0.4 to 0.9)	7 (4.5 to 10.2)	10.2 (9.5 to 17.9)	2.4 (3.2 to 10.4)	2.4 (2 to 6.8)	2.4 (1.6 to 4.4)	2.4 (1.4 to 3.7)	2.5 (1.5 to 3.9)	2.5 (1.5 to 3.9)	2.5 (1.5 to 3.9)	2.5 (1.5 to 3.9)	2.5 (1.5 to 3.9)	2.5 (1.5 to 3.4)	2.5 (1.5 to 3.4)	2.5 (1.5 to 3.4)	2.5 (1.5 to 3.4)	2.5 (1.5 to 3.4)	2.5 (1.5 to 3.4)	2.5 (1.5 to 3.4)	2.5 (1.5 to 3.4)	2.5 (1.5 to 3.4)	82.5
Typhoid and paraphoid	0 (0 to 0)	0 (0 to 0)	0 (0 to 0)	0 (0 to 0)	0 (0 to 0)	0 (0 to 0)	0 (0 to 0)	0 (0 to 0)	0 (0 to 0)	0 (0 to 0)	0 (0 to 0)	0 (0 to 0)	0 (0 to 0)	0 (0 to 0)	0 (0 to 0)	0 (0 to 0)	0 (0 to 0)	0 (0 to 0)	0 (0 to 0)	0 (0 to 0)	0 (0 to 0)	0 (0 to 0)	0 (0 to 0)	0
Typhoid fever	0 (0 to 0)	0 (0 to 0)	0 (0 to 0)	0 (0 to 0)	0 (0 to 0)	0 (0 to 0)	0 (0 to 0)	0 (0 to 0)	0 (0 to 0)	0 (0 to 0)	0 (0 to 0)	0 (0 to 0)	0 (0 to 0)	0 (0 to 0)	0 (0 to 0)	0 (0 to 0)	0 (0 to 0)	0 (0 to 0)	0 (0 to 0)	0 (0 to 0)	0 (0 to 0)	0 (0 to 0)	0 (0 to 0)	0
Paratyphoid fever	0 (0 to 0)	0 (0 to 0)	0 (0 to 0)	0 (0 to 0)	0 (0 to 0)	0 (0 to 0)	0 (0 to 0)	0 (0 to 0)	0 (0 to 0)	0 (0 to 0)	0 (0 to 0)	0 (0 to 0)	0 (0 to 0)	0 (0 to 0)	0 (0 to 0)	0 (0 to 0)	0 (0 to 0)	0 (0 to 0)	0 (0 to 0)	0 (0 to 0)	0 (0 to 0)	0 (0 to 0)	0 (0 to 0)	0
Invasive Non-typhoidal Salmonella (iNTS)	0 (0 to 0)	0 (0 to 0)	0 (0 to 0)	0 (0 to 0)	0 (0 to 0)	0 (0 to 0)	0 (0 to 0)	0 (0 to 0)	0 (0 to 0)	0 (0 to 0)	0 (0 to 0)	0 (0 to 0)	0 (0 to 0)	0 (0 to 0)	0 (0 to 0)	0 (0 to 0)	0 (0 to 0)	0 (0 to 0)	0 (0 to 0)	0 (0 to 0)	0 (0 to 0)	0 (0 to 0)	0 (0 to 0)	0.5
Other intestinal infectious diseases	0 (0 to 0)	0 (0 to 0)	0 (0 to 0)	0 (0 to 0)	0 (0 to 0)	0 (0 to 0)	0 (0 to 0)	0 (0 to 0)	0 (0 to 0)	0 (0 to 0)	0 (0 to 0)	0 (0 to 0)	0 (0 to 0)	0 (0 to 0)	0 (0 to 0)	0 (0 to 0)	0 (0 to 0)	0 (0 to 0)	0 (0 to 0)	0 (0 to 0)	0 (0 to 0)	0 (0 to 0)	0 (0 to 0)	0.3
Neglected tropical diseases and malaria	0 (0 to 0)	0 (0 to 0)	0 (0 to 0)	0 (0 to 0)	0 (0 to 0)	0.4 (0 to 0.2)	0 (0 to 0.2)	0 (0 to 0.2)	0 (0 to 0.2)	0 (0 to 0.2)	0 (0 to 0.2)	0 (0 to 0.2)	0 (0 to 0.2)	0 (0 to 0.2)	0 (0 to 0.2)	0 (0 to 0.2)	0 (0 to 0.2)	0 (0 to 0.2)	0 (0 to 0.2)	0 (0 to 0.2)	0 (0 to 0.2)	0 (0 to 0.2)	0 (0 to 0.1)	2.6
Malaria	0 (0 to 0)	0 (0 to 0)	0 (0 to 0)	0 (0 to 0)	0 (0 to 0)	0 (0 to 0)	0 (0 to 0)	0 (0 to 0)	0 (0 to 0)	0 (0 to 0)	0 (0 to 0)	0 (0 to 0)	0 (0 to 0)	0 (0 to 0)	0 (0 to 0)	0 (0 to 0)	0 (0 to 0)	0 (0 to 0)	0 (0 to 0)	0 (0 to 0)	0 (0 to 0)	0 (0 to 0)	0 (0 to 0)	0
Chagas disease	0 (0 to 0)	0 (0 to 0)	0 (0 to 0)	0 (0 to 0)	0 (0 to 0)	0 (0 to 0)	0 (0 to 0)	0 (0 to 0)	0 (0 to 0)	0 (0 to 0)	0 (0 to 0)	0 (0 to 0)	0 (0 to 0)	0 (0 to 0)	0 (0 to 0)	0 (0 to 0)	0 (0 to 0)	0 (0 to 0)	0 (0 to 0)	0 (0 to 0)	0 (0 to 0)	0 (0 to 0)	0 (0 to 0)	0
Leishmaniasis	0 (0 to 0)	0 (0 to 0)	0 (0 to 0)	0 (0 to 0)	0 (0 to 0)	0 (0 to 0)	0 (0 to 0)	0 (0 to 0)	0 (0 to 0)	0 (0 to 0)	0 (0 to 0)	0 (0 to 0)	0 (0 to 0)	0 (0 to 0)	0 (0 to 0)	0 (0 to 0)	0 (0 to 0)	0 (0 to 0)	0 (0 to 0)	0 (0 to 0)	0 (0 to 0)	0 (0 to 0)	0 (0 to 0)	0
Visceral leishmaniasis	0 (0 to 0)	0 (0 to 0)	0 (0 to 0)	0 (0 to 0)	0 (0 to 0)	0 (0 to 0)	0 (0 to 0)	0 (0 to 0)	0 (0 to 0)	0 (0 to 0)	0 (0 to 0)	0 (0 to 0)	0 (0 to 0)	0 (0 to 0)	0 (0 to 0)	0 (0 to 0)	0 (0 to 0)	0 (0 to 0)	0 (0 to 0)	0 (0 to 0)	0 (0 to 0)	0 (0 to 0)	0 (0 to 0)	0
Cutaneous and mucocutaneous leishmaniasis	0 (0 to 0)	0 (0 to 0)	0 (0 to 0)	0 (0 to 0)	0 (0 to 0)	0 (0 to 0)	0 (0 to 0)	0 (0 to 0)	0 (0 to 0)	0 (0 to 0)	0 (0 to 0)	0 (0 to 0)	0 (0 to 0)	0 (0 to 0)	0 (0 to 0)	0 (0 to 0)	0 (0 to 0)	0 (0 to 0)	0 (0 to 0)	0 (0 to 0)	0 (0 to 0)	0 (0 to 0)	0 (0 to 0)	0
African trypanosomiasis	0 (0 to 0)	0 (0 to 0)	0 (0 to 0)	0 (0 to 0)	0 (0 to 0)	0 (0 to 0)	0 (0 to 0)	0 (0 to 0)	0 (0 to 0)	0 (0 to 0)	0 (0 to 0)	0 (0 to 0)	0 (0 to 0)	0 (0 to 0)	0 (0 to 0)	0 (0 to 0)	0 (0 to 0)	0 (0 to 0)	0 (0 to 0)	0 (0 to 0)	0 (0 to 0)	0 (0 to 0)	0 (0 to 0)	0
Schistosomiasis	0 (0 to 0)	0 (0 to 0)	0 (0 to 0)	0 (0 to 0)	0 (0 to 0)	0 (0 to 0)	0 (0 to 0)	0 (0 to 0)	0 (0 to 0)	0 (0 to 0)	0 (0 to 0)	0 (0 to 0)	0 (0 to 0)	0 (0 to 0)	0 (0 to 0)	0 (0 to 0)	0 (0 to 0)	0 (0 to 0)	0 (0 to 0)	0 (0 to 0)	0 (0 to 0)	0 (0 to 0)	0 (0 to 0)	0
Cysticercosis	0 (0 to 0)	0 (0 to 0)	0 (0 to 0)	0 (0 to 0)	0 (0 to 0)	0 (0 to 0)	0 (0 to 0)	0 (0 to 0)	0 (0 to 0)	0 (0 to 0)	0 (0 to 0)	0 (0 to 0)	0 (0 to 0)	0 (0 to 0)	0 (0 to 0)	0 (0 to 0)	0 (0 to 0)	0 (0 to 0)	0 (0 to 0)	0 (0 to 0)	0 (0 to 0)	0 (0 to 0)	0 (0 to 0)	0
Cystic echinococcosis	0 (0 to 0)	0 (0 to 0)	0 (0 to 0)	0 (0 to 0)	0 (0 to 0)	0 (0 to 0)	0 (0 to 0)	0 (0 to 0)	0 (0 to 0)	0 (0 to 0)	0 (0 to 0)	0 (0 to 0)	0 (0 to 0)	0 (0 to 0)	0 (0 to 0)	0 (0 to 0)	0 (0 to 0)	0 (0 to 0)	0 (0 to 0)	0 (0 to 0)	0 (0 to 0)	0 (0 to 0)	0 (0 to 0)	0.1
Lymphatic filariasis	0 (0 to 0)	0 (0 to 0)	0 (0 to 0)	0 (0 to 0)	0 (0 to 0)	0 (0 to 0)	0 (0 to 0)	0 (0 to 0)	0 (0 to 0)	0 (0 to 0)	0 (0 to 0)	0 (0 to 0)	0 (0 to 0)	0 (0 to 0)	0 (0 to 0)	0 (0 to 0)	0 (0 to 0)	0 (0 to 0)	0 (0 to 0)	0 (0 to 0)	0 (0 to 0)	0 (0 to 0)	0 (0 to 0)	0
Onchocerciasis	0 (0 to 0)	0 (0 to 0)	0 (0 to 0)	0 (0 to 0)	0 (0 to 0)	0 (0 to 0)	0 (0 to 0)	0 (0 to 0)	0 (0 to 0)	0 (0 to 0)	0 (0 to 0)	0 (0 to 0)	0 (0 to 0)	0 (0 to 0)	0 (0 to 0)	0 (0 to 0)	0 (0 to 0)	0 (0 to 0)	0 (0 to 0)	0 (0 to 0)	0 (0 to 0)	0 (0 to 0)	0 (0 to 0)	0
Trachoma	0 (0 to 0)	0 (0 to 0)	0 (0 to 0)	0 (0 to 0)	0 (0 to 0)	0 (0 to 0)	0 (0 to 0)	0 (0 to 0)	0 (0 to 0)	0 (0 to 0)	0 (0 to 0)	0 (0 to 0)	0 (0 to 0)	0 (0 to 0)	0 (0 to 0)	0 (0 to 0)	0 (0 to 0)	0 (0 to 0)	0 (0 to 0)	0 (0 to 0)	0 (0 to 0)	0 (0 to 0)	0 (0 to 0)	0
Dengue	0 (0 to 0)	0 (0 to 0)	0 (0 to 0)	0 (0 to 0)	0 (0 to 0)	0 (0 to 0)	0 (0 to 0)	0 (0 to 0)	0 (0 to 0)	0 (0 to 0)	0 (0 to 0)	0 (0 to 0)	0 (0 to 0)	0 (0 to 0)	0 (0 to 0)	0 (0 to 0)	0 (0 to 0)	0 (0 to 0)	0 (0 to 0)	0 (0 to 0)	0 (0 to 0)	0 (0 to 0)	0 (0 to 0)	0
Yellow fever	0 (0 to 0)	0 (0 to 0)	0 (0 to 0)	0 (0 to 0)	0 (0 to 0)	0 (0 to 0)	0 (0 to 0)	0 (0 to 0)	0 (0 to 0)	0 (0 to 0)	0 (0 to 0)	0 (0 to 0)	0 (0 to 0)	0 (0 to 0)	0 (0 to 0)	0 (0 to 0)	0 (0 to 0)	0 (0 to 0)	0 (0 to 0)	0 (0 to 0)	0 (0 to 0)	0 (0 to 0)	0 (0 to 0)	0
Rabies	0 (0 to 0)	0 (0 to 0)	0 (0 to 0)	0 (0 to 0)	0 (0 to 0)	0 (0 to 0)	0 (0 to 0)	0 (0 to 0)	0 (0 to 0)	0 (0 to 0)	0 (0 to 0)	0 (0 to 0)	0 (0 to 0)	0 (0 to 0)	0 (0 to 0)	0 (0 to 0)	0 (0 to 0)	0 (0 to 0)	0 (0 to 0)	0 (0 to 0)	0 (0 to 0)	0 (0 to 0)	0 (0 to 0)	0
Intestinal nematode infections	0 (0 to 0)	0 (0 to 0)	0 (0 to 0)	0 (0 to 0)	0 (0 to 0)	0 (0 to 0)	0 (0 to 0)	0 (0 to 0)	0 (0 to 0)	0 (0 to 0)	0 (0 to 0)	0 (0 to 0)	0 (0 to 0)	0 (0 to 0)	0 (0 to 0)	0 (0 to 0)	0 (0 to 0)	0 (0 to 0)	0 (0 to 0)	0 (0 to 0)	0 (0 to 0)	0 (0 to 0)	0 (0 to 0)	0
Ascariasis	0 (0 to 0)	0 (0 to 0)	0 (0 to 0)	0 (0 to 0)	0 (0 to 0)	0 (0 to 0)	0 (0 to 0)	0 (0 to 0)	0 (0 to 0)	0 (0 to 0)	0 (0 to 0)	0 (0 to 0)	0 (0 to 0)	0 (0 to 0)	0 (0 to 0)	0 (0 to 0)	0 (0 to 0)	0 (0 to 0)	0 (0 to 0)	0 (0 to 0)	0 (0 to 0)	0 (0 to 0)	0 (0 to 0)	0
Trichuriasis	0 (0 to 0)	0 (0 to 0)	0 (0 to 0)	0 (0 to 0)	0 (0 to 0)	0 (0 to 0)	0 (0 to 0)	0 (0 to 0)	0 (0 to 0)	0 (0 to 0)	0 (0 to 0)	0 (0 to 0)	0 (0 to 0)	0 (0 to 0)	0 (0 to 0)	0 (0 to 0)	0 (0 to 0)	0 (0 to 0)	0 (0 to 0)	0 (0 to 0)	0 (0 to 0)	0 (0 to 0)	0 (0 to 0)	0
Hookworm disease	0 (0 to 0)	0 (0 to 0)	0 (0 to 0)	0 (0 to 0)	0 (0 to 0)	0 (0 to 0)	0 (0 to 0)	0 (0 to 0)	0 (0 to 0)	0 (0 to 0)	0 (0 to 0)	0 (0 to 0)	0 (0 to 0)	0 (0 to 0)	0 (0 to 0)	0 (0 to 0)	0 (0 to 0)	0 (0 to 0)	0 (0 to 0)	0 (0 to 0)	0 (0 to 0)	0 (0 to 0)	0 (0 to 0)	0
Food-borne trematodiases	0 (0 to 0)	0 (0 to 0)	0 (0 to 0)	0 (0 to 0)	0 (0 to 0)	0 (0 to 0)	0 (0 to 0)	0 (0 to 0)	0 (0 to 0)	0 (0 to 0)	0 (0 to 0)	0 (0 to 0)	0 (0 to 0)	0 (0 to 0)	0 (0 to 0)	0 (0 to 0)	0 (0 to 0)	0 (0 to 0)	0 (0 to 0)	0 (0 to 0)	0 (0 to 0)	0 (0 to 0)	0 (0 to 0)	0
Leprosy	0 (0 to 0)	0 (0 to 0)	0 (0 to 0)	0 (0 to 0)	0 (0 to 0)	0 (0 to 0)	0 (0 to 0)	0 (0 to 0)	0 (0 to 0)	0 (0 to 0)	0 (0 to 0)	0 (0 to 0)	0 (0 to 0)	0 (0 to 0)	0 (0 to 0)	0 (0 to 0)	0 (0 to 0)	0 (0 to 0)	0 (0 to 0)	0 (0 to 0)

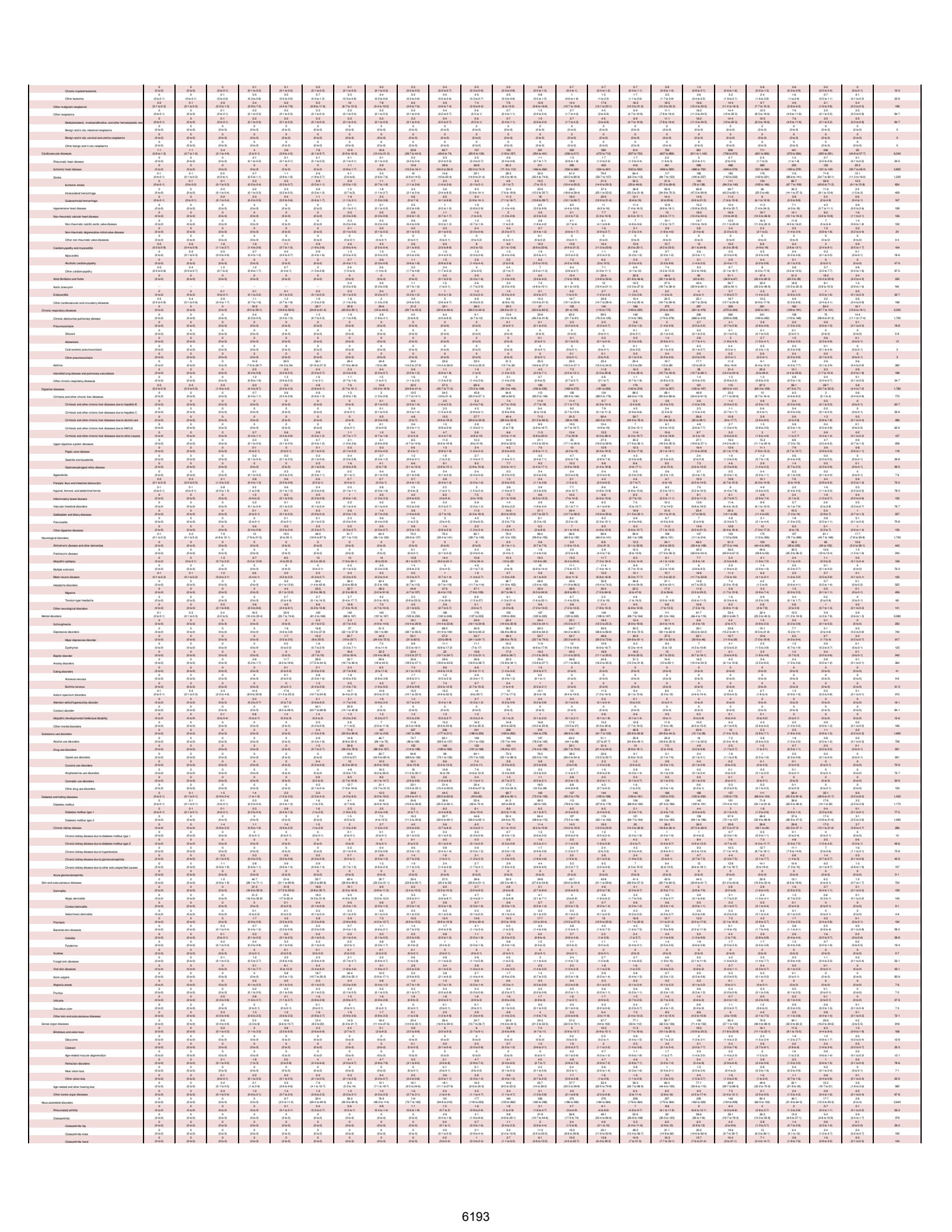

| | | |

SR Table 2a: Wisen DALYS by cause and age group for males with 95% uncertainty intervals, 2019

Cause	Early Neonatal	Late Neonatal	Post Neonatal	1 to 4	5 to 9	10 to 14	15 to 19	20 to 24	25 to 29	30 to 34	35 to 39	40 to 44	45 to 49	50 to 54	55 to 59	60 to 64	65 to 69	70 to 74	75 to 79	80 to 84	85 to 89	90 to 94	95 plus	Total
All causes	2,800 (2,600 to 3,000)	1,300 (1,100 to 1,500)	2,100 (1,900 to 2,300)	3,000 (2,800 to 3,200)	1,200 (1,100 to 1,300)	1,100 (1,000 to 1,200)	1,400 (1,300 to 1,500)	1,600 (1,500 to 1,700)	1,900 (1,800 to 2,000)	2,200 (1,900 to 2,400)	2,600 (2,300 to 2,900)	3,000 (2,700 to 3,300)	3,600 (3,200 to 4,000)	4,200 (3,800 to 4,600)	4,900 (4,400 to 5,400)	5,600 (5,000 to 6,200)	6,200 (5,500 to 6,900)	6,600 (5,900 to 7,300)	6,900 (6,100 to 7,600)	6,900 (6,200 to 7,700)	6,900 (6,200 to 7,700)	6,900 (6,200 to 7,700)	6,900 (6,200 to 7,700)	54,600
Communicable, maternal, neonatal, and nutritional diseases	2,800 (2,600 to 3,000)	1,300 (1,100 to 1,500)	2,100 (1,900 to 2,300)	3,000 (2,800 to 3,200)	1,200 (1,100 to 1,300)	1,100 (1,000 to 1,200)	1,400 (1,300 to 1,500)	1,600 (1,500 to 1,700)	1,900 (1,800 to 2,000)	2,200 (1,900 to 2,400)	2,600 (2,300 to 2,900)	3,000 (2,700 to 3,300)	3,600 (3,200 to 4,000)	4,200 (3,800 to 4,600)	4,900 (4,400 to 5,400)	5,600 (5,000 to 6,200)	6,200 (5,500 to 6,900)	6,600 (5,900 to 7,300)	6,900 (6,100 to 7,600)	6,900 (6,200 to 7,700)	6,900 (6,200 to 7,700)	6,900 (6,200 to 7,700)	2,800
HIV/AIDS and sexually transmitted infections	6.7 (1.9 to 14.8)	2.4 (0.7 to 5.3)	3.6 (1.1 to 8.2)	0.2 (0.1 to 0.4)	0.2 (0.1 to 0.5)	0.1 (0.1 to 0.1)	0.2 (0.1 to 0.3)	0.5 (0.4 to 0.7)	1.4 (1.0 to 1.9)	2.6 (1.9 to 3.3)	3.4 (2.5 to 4.7)	3.9 (2.8 to 5.1)	4.6 (3.5 to 6.2)	4.1 (3.0 to 5.5)	3.1 (2.2 to 4.3)	2.1 (1.4 to 3.4)	1.4 (0.7 to 3.4)	0.6 (0.3 to 1.1)	0.2 (0.1 to 0.3)	0.1 (0.0 to 0.2)	0.1 (0.0 to 0.1)	0.0 (0.0 to 0.0)	43.4
HIV/AIDS	0 (0 to 0)	0 (0 to 0)	0.2 (0.1 to 0.2)	0.1 (0.1 to 0.1)	0.1 (0.1 to 0.1)	0.1 (0.1 to 0.1)	0.1 (0.1 to 0.1)	0.4 (0.3 to 0.5)	1.1 (0.8 to 1.4)	2.2 (1.6 to 3.)	3 (2.2 to 4.)	3 (2.3 to 4.5)	3.9 (2.9 to 5.4)	3.5 (2.6 to 4.7)	2.6 (1.9 to 3.6)	1.8 (1.2 to 2.8)	1.2 (1.)	1.1 (0.4 to 2.2)	0.4 (0.2 to 0.9)	0.1 (0 to 0.1)	0.1 (0 to 0.1)	0.0 (0.0 to 0.0)	26.2
HIV/AIDS - Drug-susceptible Tuberculosis	0 (0 to 0)	0 (0 to 0)	0 (0 to 0)	0 (0 to 0)	0 (0 to 0)	0 (0 to 0)	0 (0 to 0)	0 (0 to 0.1)	0.1 (0 to 0.2)	0.2 (0.1 to 0.3)	0.2 (0.2 to 0.3)	0.4 (0.2 to 0.5)	0.4 (0.2 to 0.6)	0.3 (0.2 to 0.5)	0.2 (0.1 to 0.3)	0.1 (0 to 0.2)	0.1 (0 to 0.2)	0 (0 to 0.1)	0 (0 to 0)	0 (0 to 0)	0 (0 to 0)	0 (0 to 0)	2.4
HIV/AIDS - Multidrug-resistant Tuberculosis without extensive dr...	0 (0 to 0)	0 (0 to 0)	0 (0 to 0)	0 (0 to 0)	0 (0 to 0)	0 (0 to 0)	0 (0 to 0)	0 (0 to 0)	0 (0 to 0)	0 (0 to 0)	0 (0 to 0)	0 (0 to 0)	0 (0 to 0)	0 (0 to 0)	0 (0 to 0)	0 (0 to 0)	0 (0 to 0)	0 (0 to 0)	0 (0 to 0)	0 (0 to 0)	0 (0 to 0)	0 (0 to 0)	0 (0 to 0)	0.1
HIV/AIDS - Extensively drug-resistant Tuberculosis	0 (0 to 0)	0 (0 to 0)	0 (0 to 0)	0 (0 to 0)	0 (0 to 0)	0 (0 to 0)	0 (0 to 0)	0 (0 to 0)	0 (0 to 0)	0 (0 to 0)	0 (0 to 0)	0 (0 to 0)	0 (0 to 0)	0 (0 to 0)	0 (0 to 0)	0 (0 to 0)	0 (0 to 0)	0 (0 to 0)	0 (0 to 0)	0 (0 to 0)	0 (0 to 0)	0 (0 to 0)	0 (0 to 0)	0
HIV/AIDS resulting in other diseases	0 (0 to 0)	0 (0 to 0)	0 (0 to 0)	0 (0 to 0)	0 (0 to 0)	0 (0 to 0)	0 (0 to 0)	0 (0 to 0)	0 (0 to 0)	0 (0 to 0)	0 (0 to 0)	0 (0 to 0)	0 (0 to 0)	0 (0 to 0)	0 (0 to 0)	0 (0 to 0)	0 (0 to 0)	0 (0 to 0)	0 (0 to 0)	0 (0 to 0)	0 (0 to 0)	0 (0 to 0)	0 (0 to 0)	23.7
Sexually transmitted infections excluding HIV	6.7 (1.9 to 14.8)	2.4 (0.7 to 5.3)	3.5 (1 to 8.1)	0.1 (0 to 0.3)	0.1 (0 to 0.3)	0.1 (0 to 0.1)	0.1 (0 to 0.1)	0.2 (0.1 to 0.3)	0.2 (0.2 to 0.3)	0.4 (0.2 to 0.7)	0.4 (0.2 to 0.6)	0.5 (0.3 to 1.1)	0.5 (0.3 to 1.1)	0.5 (0.2 to 1.)	0.5 (0.2 to 0.8)	0.3 (0.2 to 0.6)	0.2 (0.1 to 0.5)	0.1 (0.1 to 0.3)	0.1 (0.1 to 0.3)	0.1 (0 to 0.2)	0.1 (0 to 0.1)	0.0 (0.0 to 0.0)	17.3
Syphilis	6.7 (1.9 to 14.8)	2.4 (0.7 to 5.3)	3.5 (1 to 8.1)	0.1 (0 to 0.3)	0.1 (0 to 0.3)	0.1 (0 to 0.1)	0.1 (0 to 0.1)	0.2 (0 to 0.3)	0.2 (0 to 0.3)	0.1 (0 to 0.2)	0.1 (0 to 0.1)	0.1 (0 to 0.1)	0.1 (0 to 0.1)	0.1 (0 to 0.1)	0.1 (0 to 0.1)	0.1 (0 to 0.1)	0.1 (0 to 0.1)	0.1 (0 to 0.1)	0.1 (0 to 0.2)	0.1 (0 to 0.2)	0.1 (0 to 0.1)	0.0 (0.0 to 0.0)	13.7
Chlamydial infection	0 (0 to 0)	0 (0 to 0)	0 (0 to 0)	0 (0 to 0)	0 (0 to 0)	0 (0 to 0)	0 (0 to 0)	0 (0 to 0)	0 (0 to 0)	0 (0 to 0)	0 (0 to 0)	0 (0 to 0)	0 (0 to 0)	0 (0 to 0)	0 (0 to 0)	0 (0 to 0)	0 (0 to 0)	0 (0 to 0)	0 (0 to 0)	0 (0 to 0)	0 (0 to 0)	0 (0 to 0)	0 (0 to 0)	0.1
Gonococcal infection	0 (0 to 0)	0 (0 to 0)	0 (0 to 0)	0 (0 to 0)	0 (0 to 0)	0 (0 to 0)	0 (0 to 0)	0 (0 to 0)	0 (0 to 0)	0 (0 to 0)	0 (0 to 0)	0 (0 to 0)	0 (0 to 0)	0 (0 to 0)	0 (0 to 0)	0 (0 to 0)	0 (0 to 0)	0 (0 to 0)	0 (0 to 0)	0 (0 to 0)	0 (0 to 0)	0 (0 to 0)	0 (0 to 0)	0.1
Trichomoniasis	0 (0 to 0)	0 (0 to 0)	0 (0 to 0)	0 (0 to 0)	0 (0 to 0)	0 (0 to 0)	0 (0 to 0)	0 (0 to 0)	0 (0 to 0)	0 (0 to 0)	0 (0 to 0)	0 (0 to 0)	0 (0 to 0)	0 (0 to 0)	0 (0 to 0)	0 (0 to 0)	0 (0 to 0)	0 (0 to 0)	0 (0 to 0)	0 (0 to 0)	0 (0 to 0)	0 (0 to 0)	0 (0 to 0)	0.4
Genital herpes	0 (0 to 0)	0 (0 to 0)	0 (0 to 0)	0 (0 to 0)	0 (0 to 0)	0 (0 to 0)	0 (0 to 0)	0 (0 to 0.)	0 (0 to 0.)	0 (0 to 0.)	0 (0 to 0.)	0 (0 to 0.)	0 (0 to 0.)	0 (0 to 0.)	0 (0 to 0.)	0 (0 to 0.)	0 (0 to 0.)	0 (0 to 0.)	0 (0 to 0.)	0 (0 to 0.)	0 (0 to 0.)	0 (0 to 0.)	0 (0 to 0.)	2.6
Other sexually transmitted infections	0 (0 to 0)	0 (0 to 0)	0 (0 to 0)	0 (0 to 0)	0 (0 to 0)	0 (0 to 0)	0 (0 to 0)	0 (0 to 0)	0 (0 to 0)	0 (0 to 0)	0 (0 to 0)	0 (0 to 0)	0 (0 to 0)	0 (0 to 0)	0 (0 to 0)	0 (0 to 0)	0 (0 to 0)	0 (0 to 0)	0 (0 to 0)	0 (0 to 0)	0 (0 to 0)	0 (0 to 0)	0 (0 to 0)	0.2
Respiratory infections and tuberculosis	2,300 (1,700 to 2,900)	1,000 (1 to 2,300)	1,700 (1,200 to 2,300)	2,400 (1,900 to 2,900)	1,000 (790 to 1,200)	1,000 (790 to 1,200)	1,200 (1,000 to 1,400)	1,400 (1,200 to 1,600)	1,600 (1,400 to 1,800)	1,800 (1,600 to 2,000)	2,100 (1,800 to 2,400)	2,400 (2,100 to 2,800)	2,900 (2,500 to 3,300)	3,400 (2,900 to 3,900)	3,900 (3,300 to 4,500)	4,400 (3,700 to 5,100)	4,800 (4,000 to 5,600)	5,000 (4,200 to 5,800)	5,000 (4,200 to 5,800)	5,000 (4,200 to 5,800)	5,000 (4,200 to 5,800)	5,000 (4,200 to 5,800)	1,680
Tuberculosis	0 (0 to 0)	0 (0 to 0)	0 (0 to 0)	0.1 (0 to 0.1)	0.1 (0 to 0.1)	0.1 (0 to 0.1)	0.1 (0 to 0.2)	0.2 (0.2 to 0.5)	0.4 (0.4 to 0.6)	0.6 (0.4 to 0.9)	0.8 (0.6 to 1.)	1.1 (0.7 to 1.3)	1.4 (0.9 to 1.5)	1.6 (1.1 to 1.8)	1.8 (1.2 to 2.)	2.1 (1.3 to 2.3)	2.3 (1.2 to 2.6)	2.5 (1.2 to 3.)	2.6 (1.2 to 3.)	2.6 (1.2 to 3.)	2.6 (1.2 to 3.)	2.6 (1.2 to 3.)	22.2
Latent tuberculosis infection	0 (0 to 0)	0 (0 to 0)	0 (0 to 0)	0 (0 to 0)	0 (0 to 0)	0 (0 to 0)	0 (0 to 0)	0 (0 to 0)	0 (0 to 0)	0 (0 to 0)	0 (0 to 0)	0 (0 to 0)	0 (0 to 0)	0 (0 to 0)	0 (0 to 0)	0 (0 to 0)	0 (0 to 0)	0 (0 to 0)	0 (0 to 0)	0 (0 to 0)	0 (0 to 0)	0 (0 to 0)	0 (0 to 0)	0
Drug-susceptible tuberculosis	0 (0 to 0)	0 (0 to 0)	0 (0 to 0)	0 (0 to 0)	0 (0 to 0)	0 (0 to 0)	0 (0 to 0)	0.2 (0.2 to 0.5)	0.4 (0.4 to 0.6)	0.6 (0.4 to 0.9)	0.8 (0.6 to 1.)	1.1 (0.7 to 1.3)	1.4 (0.9 to 1.5)	1.6 (1.1 to 1.8)	1.8 (1.2 to 2.)	2.1 (1.3 to 2.3)	2.3 (1.2 to 2.6)	2.5 (1.2 to 3.)	2.6 (1.2 to 3.)	2.6 (1.2 to 3.)	2.6 (1.2 to 3.)	2.6 (1.2 to 3.)	21.6
Multidrug-resistant tuberculosis without extensive drug-resistance	0 (0 to 0)	0 (0 to 0)	0 (0 to 0)	0 (0 to 0)	0 (0 to 0)	0 (0 to 0)	0 (0 to 0)	0 (0 to 0)	0 (0 to 0)	0 (0 to 0)	0 (0 to 0)	0 (0 to 0)	0 (0 to 0)	0 (0 to 0)	0 (0 to 0)	0 (0 to 0)	0 (0 to 0)	0 (0 to 0)	0 (0 to 0)	0 (0 to 0)	0 (0 to 0)	0 (0 to 0)	0 (0 to 0)	0.5
Extensively drug-resistant tuberculosis	0 (0 to 0)	0 (0 to 0)	0 (0 to 0)	0 (0 to 0)	0 (0 to 0)	0 (0 to 0)	0 (0 to 0)	0 (0 to 0)	0 (0 to 0)	0 (0 to 0)	0 (0 to 0)	0 (0 to 0)	0 (0 to 0)	0 (0 to 0)	0 (0 to 0)	0 (0 to 0)	0 (0 to 0)	0 (0 to 0)	0 (0 to 0)	0 (0 to 0)	0 (0 to 0)	0 (0 to 0)	0 (0 to 0)	0.1
Lower respiratory infections	2,300 (1,700 to 2,900)	1,000 (1 to 2,300)	1,700 (1,200 to 2,300)	2,400 (1,900 to 2,900)	1,000 (790 to 1,200)	1,000 (790 to 1,200)	1,200 (1,000 to 1,400)	1,400 (1,200 to 1,600)	1,600 (1,400 to 1,800)	1,800 (1,600 to 2,000)	2,100 (1,800 to 2,400)	2,400 (2,100 to 2,800)	2,900 (2,500 to 3,300)	3,400 (2,900 to 3,900)	3,900 (3,300 to 4,500)	4,400 (3,700 to 5,100)	4,800 (4,000 to 5,600)	5,000 (4,200 to 5,800)	5,000 (4,200 to 5,800)	5,000 (4,200 to 5,800)	5,000 (4,200 to 5,800)	5,000 (4,200 to 5,800)	1,660
Upper respiratory infections	0 (0 to 0)	0 (0 to 0)	0.3 (0 to 0.2)	0.5 (0 to 0.2)	0.4 (0 to 0.2)	0.6 (0 to 0.3)	0.7 (0 to 0.4)	0.9 (0.4 to 1.)	1.1 (0.5 to 1.)	1.3 (0.6 to 1.)	1.5 (0.7 to 1.)	1.8 (0.8 to 2.)	2.1 (0.9 to 2.)	2.4 (1.1 to 2.)	2.7 (1.2 to 3.)	3.1 (1.3 to 3.)	3.4 (1.4 to 3.)	3.6 (1.4 to 3.)	3.6 (1.4 to 3.)	3.6 (1.4 to 3.)	3.6 (1.4 to 3.)	3.6 (1.4 to 3.)	29.4
Otitis media	0 (0 to 0)	0 (0 to 0)	0 (0 to 0.)	0 (0 to 0.)	0 (0 to 0.)	0 (0 to 0.)	0 (0 to 0.)	0 (0 to 0.)	0 (0 to 0.)	0 (0 to 0.)	0 (0 to 0.)	0 (0 to 0.)	0 (0 to 0.)	0 (0 to 0.)	0 (0 to 0.)	0 (0 to 0.)	0 (0 to 0.)	0 (0 to 0.)	0 (0 to 0.)	0 (0 to 0.)	0 (0 to 0.)	0 (0 to 0.)	0 (0 to 0.)	0
Enteric infections	1,100 (0 to 0.3)	0.8 (0 to 0.1)	0.4 (0 to 0.9)	0.3 (0 to 0.9)	0.2 (0 to 0.5)	0.2 (0 to 0.3)	0.2 (0 to 0.3)	0.2 (0 to 0.3)	0.2 (0 to 0.3)	0.2 (0 to 0.3)	0.2 (0 to 0.3)	0.2 (0 to 0.3)	0.2 (0 to 0.3)	0.2 (0 to 0.3)	0.2 (0 to 0.3)	0.2 (0 to 0.3)	0.2 (0 to 0.3)	0.2 (0 to 0.3)	0.2 (0 to 0.3)	0.2 (0 to 0.3)	0.2 (0 to 0.3)	0.2 (0 to 0.3)	0.2 (0 to 0.3)	137
Diarrheal diseases	0.2 (0.2 to 0.3)	0.8 (0.4 to 1.1)	0.4 (0.4 to 0.9)	0.3 (0.3 to 0.9)	0.2 (0.2 to 0.5)	0.2 (0.2 to 0.3)	0.2 (0.2 to 0.3)	0.2 (0.2 to 0.3)	0.2 (0.2 to 0.3)	0.2 (0.2 to 0.3)	0.2 (0.2 to 0.3)	0.2 (0.2 to 0.3)	0.2 (0.2 to 0.3)	0.2 (0.2 to 0.3)	0.2 (0.2 to 0.3)	0.2 (0.2 to 0.3)	0.2 (0.2 to 0.3)	0.2 (0.2 to 0.3)	0.2 (0.2 to 0.3)	0.2 (0.2 to 0.3)	0.2 (0.2 to 0.3)	0.2 (0.2 to 0.3)	0.2 (0.2 to 0.3)	133
Typhoid and paratyphoid	0 (0 to 0)	0 (0 to 0)	0 (0 to 0)	0 (0 to 0)	0 (0 to 0)	0 (0 to 0)	0 (0 to 0)	0 (0 to 0)	0 (0 to 0)	0 (0 to 0)	0 (0 to 0)	0 (0 to 0)	0 (0 to 0)	0 (0 to 0)	0 (0 to 0)	0 (0 to 0)	0 (0 to 0)	0 (0 to 0)	0 (0 to 0)	0 (0 to 0)	0 (0 to 0)	0 (0 to 0)	0 (0 to 0)	0
Typhoid fever	0 (0 to 0)	0 (0 to 0)	0 (0 to 0)	0 (0 to 0)	0 (0 to 0)	0 (0 to 0)	0 (0 to 0)	0 (0 to 0)	0 (0 to 0)	0 (0 to 0)	0 (0 to 0)	0 (0 to 0)	0 (0 to 0)	0 (0 to 0)	0 (0 to 0)	0 (0 to 0)	0 (0 to 0)	0 (0 to 0)	0 (0 to 0)	0 (0 to 0)	0 (0 to 0)	0 (0 to 0)	0 (0 to 0)	0
Paratyphoid fever	0 (0 to 0)	0 (0 to 0)	0 (0 to 0)	0 (0 to 0)	0 (0 to 0)	0 (0 to 0)	0 (0 to 0)	0 (0 to 0)	0 (0 to 0)	0 (0 to 0)	0 (0 to 0)	0 (0 to 0)	0 (0 to 0)	0 (0 to 0)	0 (0 to 0)	0 (0 to 0)	0 (0 to 0)	0 (0 to 0)	0 (0 to 0)	0 (0 to 0)	0 (0 to 0)	0 (0 to 0)	0 (0 to 0)	0
Invasive Non-typhoidal Salmonella (iNTS)	0 (0 to 0)	0 (0 to 0)	0 (0 to 0)	0 (0 to 0)	0 (0 to 0)	0 (0 to 0)	0 (0 to 0)	0 (0 to 0)	0 (0 to 0)	0 (0 to 0)	0 (0 to 0)	0 (0 to 0)	0 (0 to 0)	0 (0 to 0)	0 (0 to 0)	0 (0 to 0)	0 (0 to 0)	0 (0 to 0)	0 (0 to 0)	0 (0 to 0)	0 (0 to 0)	0 (0 to 0)	0 (0 to 0)	1.3
Other intestinal infectious diseases	0 (0 to 0)	0 (0 to 0)	0 (0 to 0)	0 (0 to 0)	0 (0 to 0)	0 (0 to 0)	0 (0 to 0)	0 (0 to 0)	0 (0 to 0)	0 (0 to 0)	0 (0 to 0)	0 (0 to 0)	0 (0 to 0)	0 (0 to 0)	0 (0 to 0)	0 (0 to 0)	0 (0 to 0)	0 (0 to 0)	0 (0 to 0)	0 (0 to 0)	0 (0 to 0)	0 (0 to 0)	0 (0 to 0)	0.3
Neglected tropical diseases and malaria	0 (0 to 0)	0 (0 to 0)	0 (0 to 0)	0.1 (0 to 0.3)	0.2 (0 to 0.7)	0.2 (0 to 0.5)	0.2 (0 to 0.5)	0.2 (0 to 0.4)	0.2 (0 to 0.4)	0.2 (0 to 0.7)	0.2 (0 to 0.7)	0.1 (0 to 0.4)	0.1 (0 to 0.4)	0.2 (0 to 0.4)	0.2 (0 to 1.2)	0.2 (0 to 0.6)	0.1 (0 to 0.4)	0.1 (0 to 0.4)	0.1 (0 to 0.4)	0.1 (0 to 0.2)	0.1 (0 to 0.2)	0.0 (0 to 0.1)	3.7
Malaria	0 (0 to 0)	0 (0 to 0)	0 (0 to 0)	0 (0 to 0)	0 (0 to 0)	0 (0 to 0)	0 (0 to 0)	0 (0 to 0)	0 (0 to 0)	0 (0 to 0)	0 (0 to 0)	0 (0 to 0)	0 (0 to 0)	0 (0 to 0)	0 (0 to 0)	0 (0 to 0)	0 (0 to 0)	0 (0 to 0)	0 (0 to 0)	0 (0 to 0)	0 (0 to 0)	0 (0 to 0)	0 (0 to 0)	0
Chagas disease	0 (0 to 0)	0 (0 to 0)	0 (0 to 0)	0 (0 to 0)	0 (0 to 0)	0 (0 to 0)	0 (0 to 0)	0 (0 to 0)	0 (0 to 0)	0 (0 to 0)	0 (0 to 0)	0 (0 to 0)	0 (0 to 0)	0 (0 to 0)	0 (0 to 0)	0 (0 to 0)	0 (0 to 0)	0 (0 to 0)	0 (0 to 0)	0 (0 to 0)	0 (0 to 0)	0 (0 to 0)	0 (0 to 0)	0
Leishmaniasis	0 (0 to 0)	0 (0 to 0)	0 (0 to 0)	0 (0 to 0)	0 (0 to 0)	0 (0 to 0)	0 (0 to 0)	0 (0 to 0)	0 (0 to 0)	0 (0 to 0)	0 (0 to 0)	0 (0 to 0)	0 (0 to 0)	0 (0 to 0)	0 (0 to 0)	0 (0 to 0)	0 (0 to 0)	0 (0 to 0)	0 (0 to 0)	0 (0 to 0)	0 (0 to 0)	0 (0 to 0)	0 (0 to 0)	0
Visceral leishmaniasis	0 (0 to 0)	0 (0 to 0)	0 (0 to 0)	0 (0 to 0)	0 (0 to 0)	0 (0 to 0)	0 (0 to 0)	0 (0 to 0)	0 (0 to 0)	0 (0 to 0)	0 (0 to 0)	0 (0 to 0)	0 (0 to 0)	0 (0 to 0)	0 (0 to 0)	0 (0 to 0)	0 (0 to 0)	0 (0 to 0)	0 (0 to 0)	0 (0 to 0)	0 (0 to 0)	0 (0 to 0)	0 (0 to 0)	0
Cutaneous and mucocutaneous leishmaniasis	0 (0 to 0)	0 (0 to 0)	0 (0 to 0)	0 (0 to 0)	0 (0 to 0)	0 (0 to 0)	0 (0 to 0)	0 (0 to 0)	0 (0 to 0)	0 (0 to 0)	0 (0 to 0)	0 (0 to 0)	0 (0 to 0)	0 (0 to 0)	0 (0 to 0)	0 (0 to 0)	0 (0 to 0)	0 (0 to 0)	0 (0 to 0)	0 (0 to 0)	0 (0 to 0)	0 (0 to 0)	0 (0 to 0)	0
African trypanosomiasis	0 (0 to 0)	0 (0 to 0)	0 (0 to 0)	0 (0 to 0)	0 (0 to 0)	0 (0 to 0)	0 (0 to 0)	0 (0 to 0)	0 (0 to 0)	0 (0 to 0)	0 (0 to 0)	0 (0 to 0)	0 (0 to 0)	0 (0 to 0)	0 (0 to 0)	0 (0 to 0)	0 (0 to 0)	0 (0 to 0)	0 (0 to 0)	0 (0 to 0)	0 (0 to 0)	0 (0 to 0)	0 (0 to 0)	0
Schistosomiasis	0 (0 to 0)	0 (0 to 0)	0 (0 to 0)	0 (0 to 0)	0 (0 to 0)	0 (0 to 0)	0 (0 to 0)	0 (0 to 0)	0 (0 to 0)	0 (0 to 0)	0 (0 to 0)	0 (0 to 0)	0 (0 to 0)	0 (0 to 0)	0 (0 to 0)	0 (0 to 0)	0 (0 to 0)	0 (0 to 0)	0 (0 to 0)	0 (0 to 0)	0 (0 to 0)	0 (0 to 0)	0 (0 to 0)	0
Cysticercosis	0 (0 to 0)	0 (0 to 0)	0 (0 to 0)	0 (0 to 0)	0 (0 to 0)	0 (0 to 0)	0 (0 to 0)	0 (0 to 0)	0 (0 to 0)	0 (0 to 0)	0 (0 to 0)	0 (0 to 0)	0 (0 to 0)	0 (0 to 0)	0 (0 to 0)	0 (0 to 0)	0 (0 to 0)	0 (0 to 0)	0 (0 to 0)	0 (0 to 0)	0 (0 to 0)	0 (0 to 0)	0 (0 to 0)	0
Cystic echinococcosis	0 (0 to 0)	0 (0 to 0)	0 (0 to 0)	0 (0 to 0)	0 (0 to 0)	0 (0 to 0)	0 (0 to 0)	0 (0 to 0)	0 (0 to 0)	0 (0 to 0)	0 (0 to 0)	0 (0 to 0)	0 (0 to 0)	0 (0 to 0)	0 (0 to 0)	0 (0 to 0)	0 (0 to 0)	0 (0 to 0)	0 (0 to 0)	0 (0 to 0)	0 (0 to 0)	0 (0 to 0)	0 (0 to 0)	0.1
Lymphatic filariasis	0 (0 to 0)	0 (0 to 0)	0 (0 to 0)	0 (0 to 0)	0 (0 to 0)	0 (0 to 0)	0 (0 to 0)	0 (0 to 0)	0 (0 to 0)	0 (0 to 0)	0 (0 to 0)	0 (0 to 0)	0 (0 to 0)	0 (0 to 0)	0 (0 to 0)	0 (0 to 0)	0 (0 to 0)	0 (0 to 0)	0 (0 to 0)	0 (0 to 0)	0 (0 to 0)	0 (0 to 0)	0 (0 to 0)	0
Onchocerciasis	0 (0 to 0)	0 (0 to 0)	0 (0 to 0)	0 (0 to 0)	0 (0 to 0)	0 (0 to 0)	0 (0 to 0)	0 (0 to 0)	0 (0 to 0)	0 (0 to 0)	0 (0 to 0)	0 (0 to 0)	0 (0 to 0)	0 (0 to 0)	0 (0 to 0)	0 (0 to 0)	0 (0 to 0)	0 (0 to 0)	0 (0 to 0)	0 (0 to 0)	0 (0 to 0)	0 (0 to 0)	0 (0 to 0)	0
Trachoma	0 (0 to 0)	0 (0 to 0)	0 (0 to 0)	0 (0 to 0)	0 (0 to 0)	0 (0 to 0)	0 (0 to 0)	0 (0 to 0)	0 (0 to 0)	0 (0 to 0)	0 (0 to 0)	0 (0 to 0)	0 (0 to 0)	0 (0 to 0)	0 (0 to 0)	0 (0 to 0)	0 (0 to 0)	0 (0 to 0)	0 (0 to 0)	0 (0 to 0)	0 (0 to 0)	0 (0 to 0)	0 (0 to 0)	0
Dengue	0 (0 to 0)	0 (0 to 0)	0 (0 to 0)	0 (0 to 0)	0 (0 to 0)	0 (0 to 0)	0 (0 to 0)	0 (0 to 0)	0 (0 to 0)	0 (0 to 0)	0 (0 to 0)	0 (0 to 0)	0 (0 to 0)	0 (0 to

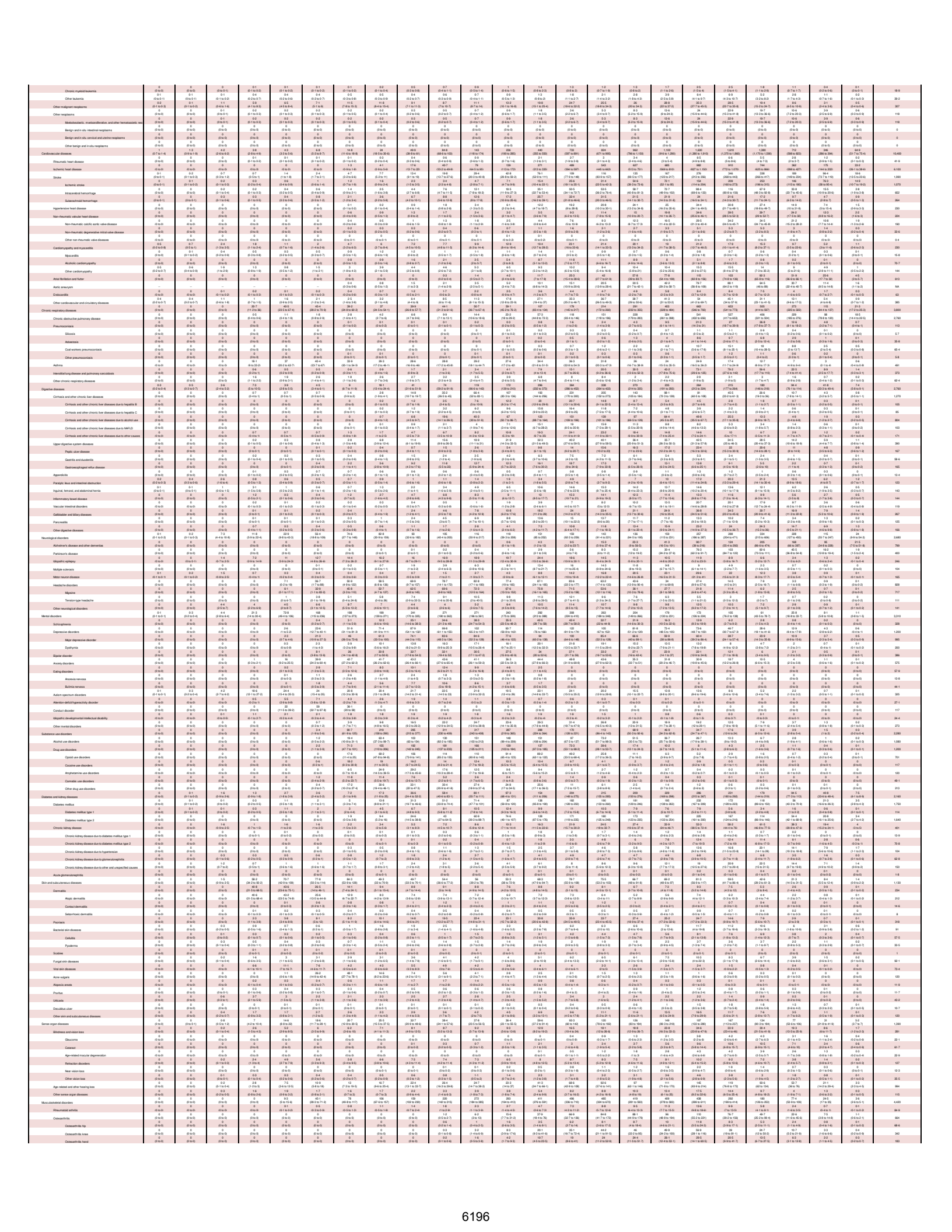

Osteoarthritis other	0 (0 to 0)	0 (0 to 0)	0 (0 to 0)	0 (0 to 0)	0 (0 to 0)	0 (0 to 0)	0 (0 to 0)	0 (0 to 0)	0 (0 to 0)	0-1 (0 to 2)	0-5 (0 to 1.1)	1-4 (0 to 3.3)	3-6 (1 to 7.4)	6-5 (2 to 14.1)	8-5 (3 to 18.1)	9-0 (4 to 19.7)	10 (4 to 20.9)	11-9 (5 to 24.6)	8-9 (4 to 18.5)	6-3 (2 to 12.5)	3-1 (1 to 6.2)	1-1 (0 to 2.3)	0-2 (0 to 1.4)		71-1
Low back pain	27 (0 to 0)	0 (0 to 0)	0 (0 to 0)	0 (0 to 0)	6-3 (2 to 11.7)	30-1 (17 to 49.8)	46-1 (28 to 77.8)	60-7 (36 to 101)	87-6 (51 to 140)	113 (66 to 172)	139 (82 to 210)	146 (86 to 222)	157 (93 to 237)	149 (88 to 227)	152 (89 to 232)	159 (94 to 242)	164 (97 to 250)	179 (106 to 274)	116 (67 to 183)	53-5 (30 to 86.4)	26-4 (14 to 43.1)	9-1 (5 to 15.3)	1-2 (0 to 2.6)		2,052
Neck pain	0 (0 to 0)	0 (0 to 0)	0 (0 to 0)	2-7 (0 to 5.6)	7-9 (1 to 27)	14-1 (7 to 37)	21-6 (10 to 39.3)	34-2 (21 to 47.2)	33-5 (19.1 to 54.3)	52-8 (29.6 to 86.7)	68-4 (39.2 to 110)	71 (40.7 to 115)	69-1 (39.7 to 112)	60-4 (34.7 to 97.8)	60-6 (34.7 to 98.1)	60-4 (34.6 to 97.8)	63-4 (36.1 to 102)	64-7 (37.1 to 104)	40-5 (23.1 to 65.5)	22-9 (12.9 to 37.2)	10-7 (5.7 to 19.4)	3-5 (1.8 to 6.1)	0-3 (0 to 0.9)		840
Gout	0 (0 to 0)	0 (0 to 0)	0 (0 to 0)	0 (0 to 0)	0 (0 to 0)	0 (0 to 0)	0 (0 to 0)	0-1 (0 to 2.2)	0-1 (0 to 1.2)	0-3 (0 to 2.2)	0-5 (0 to 2.7)	0-5 (0 to 2.6)	0-5 (0 to 2.5)	0-5 (0 to 2.5)	0-5 (0 to 2.5)	0-5 (0 to 2.7)	0-5 (0 to 2.8)	0-5 (0 to 2.8)	0-3 (0 to 1.9)	0-2 (0 to 1.2)	0-1 (0 to 0.6)	0 (0 to 0.3)	0 (0 to 0.2)		89-3
Other musculoskeletal disorders	0 (0 to 0)	0 (0 to 0)	0 (0 to 0)	0-2 (0 to 0.4)	0-4 (0 to 0.9)	7-4 (1 to 16.1)	19-2 (9 to 33.4)	35-7 (20.1 to 55.6)	49-5 (28.9 to 73.9)	64-6 (37.1 to 93.5)	64-2 (39.3 to 92.4)	56-2 (34.1 to 81.1)	72-2 (43.2 to 104)	62-4 (36.4 to 134)	73-1 (43.1 to 113)	58-9 (34.5 to 86.6)	54-9 (31.7 to 83.1)	39-2 (20.5 to 62.1)	22-4 (9.4 to 39.2)	8-5 (4 to 14.6)	2-9 (1.5 to 4.9)	0-5 (0.3 to 0.9)		683
Other non-communicable diseases	92 (58.7 to 135)	41-5 (26.1 to 61.6)	117 (82.3 to 164)	59-6 (46.3 to 77)	45-4 (32.9 to 65)	40-9 (27.5 to 60.9)	45-3 (28.1 to 68.4)	49-3 (36.4 to 66.9)	58-6 (41.9 to 79.4)	69-5 (49.7 to 96.9)	84 (59.6 to 116)	94-5 (67.4 to 130)	141 (98.6 to 197)	159 (106 to 260)	211 (130 to 318)	228 (143 to 350)	225 (142 to 339)	238 (151 to 358)	148 (106 to 196)	76-2 (52.2 to 102)	34-7 (23.6 to 47)	8-6 (5.8 to 11.8)		2,550
Congenital birth defects	79-3 (54.4 to 123)	35 (23.9 to 51.3)	71-7 (45.5 to 113)	36-3 (24.2 to 52.2)	22-9 (14.4 to 31.9)	21-4 (12.2 to 29.7)	20-7 (12.2 to 32.7)	17-6 (10.8 to 23.4)	16-2 (10.1 to 21.8)	16-1 (10.1 to 22.9)	16-6 (10.2 to 23.7)	15-7 (11.4 to 20.9)	19-7 (13.4 to 28.3)	20-9 (13.4 to 28.7)	18-1 (12.3 to 24.9)	13-9 (9.2 to 19.1)	9-9 (6.3 to 14)	4 (2.4 to 6.2)	2-3 (1.3 to 3.7)	1-3 (0.7 to 2.2)	0-5 (0.3 to 0.9)	0-2 (0.1 to 0.3)		463
Neural tube defects	8-6 (4.6 to 14.6)	2-8 (1.5 to 5.1)	5-7 (2.3 to 11.4)	5-2 (2.5 to 9.5)	0-9 (0.4 to 1.4)	1-2 (0.6 to 2.2)	1-3 (0.8 to 2.3)	1-4 (0.8 to 2.2)	1-3 (0.8 to 2.1)	1-3 (0.8 to 2.7)	1-1 (0.7 to 1.8)	0-9 (0.5 to 1.6)	0-9 (0.5 to 1.6)	0-5 (0.3 to 0.9)	0-3 (0.2 to 0.7)	0-2 (0.1 to 0.5)	0-1 (0 to 0.3)	0-1 (0 to 0.2)	0-1 (0 to 0.3)	0-1 (0 to 0.3)	0-1 (0 to 0.3)	0 (0 to 0.1)	0 (0 to 0.1)		33-6
Congenital heart anomalies	18-4 (10.4 to 29.4)	15-9 (9.4 to 26.5)	24-6 (13.4 to 46.8)	7-5 (4.3 to 13.6)	2-7 (2.3 to 4.6)	3-6 (2.1 to 6.5)	4-9 (2.1 to 9.2)	4-2 (2.2 to 8.2)	3-5 (2 to 6.2)	2-3 (1.1 to 5.2)	3-8 (2.1 to 6.5)	4-1 (2.4 to 6.9)	4-7 (2.4 to 7.5)	2-5 (1.4 to 5.1)	2-7 (1.4 to 4.4)	1-7 (0.7 to 3.4)	0-9 (0.4 to 2.1)	0-2 (0.1 to 0.5)	0-1 (0 to 0.3)	0-1 (0 to 0.2)	0-1 (0 to 0.1)	0 (0 to 0.1)	0 (0 to 0.1)		113
Orofacial clefts	0 (0 to 0)	0-2 (0 to 0.5)	0-3 (0 to 0.7)	0-3 (0 to 0.7)	0-3 (0 to 0.6)	0-2 (0 to 0.4)	0-2 (0 to 0.4)	0-2 (0 to 0.5)	0-2 (0 to 0.5)	0-2 (0 to 0.5)	0-2 (0 to 0.5)	0-2 (0 to 0.5)	0-3 (0 to 0.6)	0-3 (0 to 0.7)	0-2 (0 to 0.5)	0-2 (0 to 0.5)	0-2 (0 to 0.4)	0-2 (0 to 0.4)	0-2 (0 to 0.4)	0-1 (0 to 0.2)	0-1 (0 to 0.1)	0 (0 to 0.1)	0 (0 to 0.1)		4
Down syndrome	2 (1.1 to 2.5)	0-7 (0.4 to 1.2)	2-3 (1.1 to 4.5)	1-7 (0.9 to 2.4)	1-5 (0.6 to 2.2)	1-4 (0.6 to 2.1)	1-3 (0.6 to 2.1)	1-4 (0.6 to 2.2)	1-7 (0.9 to 2.6)	1-6 (0.8 to 2.7)	1-8 (0.9 to 3.2)	1-9 (1.1 to 2.9)	3-4 (2 to 5.3)	6-6 (3.5 to 19.3)	6-9 (3.9 to 10.7)	5-6 (2.9 to 8.8)	2-9 (1.2 to 4.7)	1-2 (0.5 to 2.5)	0-5 (0 to 1.3)	0-3 (0 to 0.8)	0-2 (0 to 0.5)	0 (0 to 0.2)	0 (0 to 0.1)		44-9
Turner syndrome	0 (0 to 0)	0 (0 to 0)	0 (0 to 0)	0 (0 to 0)	0 (0 to 0)	0 (0 to 0)	0 (0 to 0)	0 (0 to 0)	0 (0 to 0)	0 (0 to 0)	0 (0 to 0)	0 (0 to 0)	0 (0 to 0)	0 (0 to 0)	0 (0 to 0)	0 (0 to 0)	0 (0 to 0)	0 (0 to 0)	0 (0 to 0)	0 (0 to 0)	0 (0 to 0)	0 (0 to 0)	0 (0 to 0)	0 (0 to 0)		0
Klinefelter syndrome	0 (0 to 0)	0 (0 to 0)	0 (0 to 0)	0 (0 to 0)	0 (0 to 0)	0 (0 to 0)	0 (0 to 0)	0 (0 to 0)	0 (0 to 0)	0 (0 to 0)	0 (0 to 0)	0 (0 to 0)	0 (0 to 0)	0 (0 to 0)	0 (0 to 0)	0 (0 to 0)	0 (0 to 0)	0 (0 to 0)	0 (0 to 0)	0 (0 to 0)	0 (0 to 0)	0 (0 to 0)	0 (0 to 0)	0 (0 to 0)		0-3
Other chromosomal abnormalities	6-6 (3.4 to 10.9)	3 (1.7 to 5.9)	8-1 (4.7 to 13.9)	4 (2.4 to 6.1)	2-9 (1.6 to 4.4)	2-7 (1.7 to 3.9)	2-6 (1.6 to 3.9)	2-2 (1.4 to 3.3)	1-9 (1.2 to 2.9)	1-9 (1.3 to 2.9)	2 (1.2 to 3)	1-7 (1.1 to 2.5)	2-1 (1.1 to 3.5)	1-7 (0.9 to 2.7)	1-1 (0.6 to 1.9)	0-8 (0.5 to 1.1)	0-6 (0.3 to 0.9)	0-4 (0.2 to 0.7)	0-3 (0.1 to 0.5)	0-2 (0 to 0.4)	0-1 (0 to 0.2)	0 (0 to 0.1)	0 (0 to 0.1)		45-6
Congenital musculoskeletal and limb anomalies	1-7 (0.7 to 3)	0-8 (0.4 to 1.7)	0-8 (0.4 to 1.6)	0-3 (0.2 to 0.6)	0-4 (0.2 to 0.9)	0-3 (0.2 to 0.6)	0-3 (0.2 to 0.6)	0-3 (0.2 to 0.6)	0-4 (0.2 to 0.8)	0-3 (0.2 to 0.6)	0-3 (0.2 to 0.6)	0-3 (0.2 to 0.6)	0-4 (0.2 to 0.8)	0-4 (0.2 to 0.7)	0-4 (0.2 to 0.7)	0-3 (0.2 to 0.6)	0-3 (0.2 to 0.6)	0-3 (0.2 to 0.6)	0-3 (0.2 to 0.6)	0-2 (0.1 to 0.3)	0-2 (0.1 to 0.3)	0 (0 to 0.1)	0 (0 to 0.1)		76-5
Urogenital congenital anomalies	5-2 (2.4 to 10.1)	1 (0.4 to 1.9)	1-8 (0.8 to 4.2)	1-1 (0.4 to 1.9)	0-8 (0.3 to 1.6)	0-6 (0.2 to 1.2)	0-7 (0.2 to 1.5)	0-3 (0.2 to 0.6)	0-3 (0.2 to 0.4)	0-3 (0.2 to 0.6)	0-3 (0.1 to 0.7)	0-2 (0.1 to 0.5)	0-2 (0.1 to 0.5)	0-2 (0.1 to 0.5)	0-2 (0.1 to 0.5)	0-1 (0 to 0.3)	0-1 (0 to 0.3)	0-1 (0 to 0.3)	0-1 (0 to 0.3)	0-1 (0 to 0.3)	0-1 (0 to 0.3)	0 (0 to 0.1)	0 (0 to 0.1)		12-5
Digestive congenital anomalies	10-6 (4.4 to 26.2)	4-4 (2 to 7.4)	7-4 (3.4 to 19.8)	2-5 (1.1 to 4.9)	1-3 (0.7 to 2.1)	1-1 (0.3 to 0.7)	1-1 (0.3 to 0.6)	0-9 (0.2 to 0.4)	0-9 (0.2 to 0.4)	0-9 (0.2 to 0.4)	0-9 (0.2 to 0.4)	0-9 (0.2 to 0.4)	0-9 (0.2 to 0.4)	0-9 (0.2 to 0.4)	0-9 (0.2 to 0.4)	0-9 (0.2 to 0.4)	0-9 (0.2 to 0.4)	0-9 (0.2 to 0.4)	0-9 (0.2 to 0.4)	0-9 (0.2 to 0.4)	0-9 (0.2 to 0.4)	0-9 (0.2 to 0.4)	0-9 (0.2 to 0.4)		29-9
Other congenital birth defects	4-7 (1.2 to 12.4)	2-3 (0.6 to 5.9)	1-5 (0.4 to 4.3)	1-1 (0.4 to 2.7)	0-5 (0.2 to 1.3)	0-6 (0.2 to 1.4)	0-6 (0.2 to 1.4)	0-5 (0.2 to 1.2)	0-5 (0.2 to 1.1)	0-5 (0.2 to 1.1)	0-5 (0.2 to 1.1)	0-5 (0.2 to 1.1)	0-5 (0.2 to 1.1)	0-5 (0.2 to 1.1)	0-5 (0.2 to 1.1)	0-5 (0.2 to 1.1)	0-5 (0.2 to 1.1)	0-5 (0.2 to 1.1)	0-5 (0.2 to 1.1)	0-5 (0.2 to 1.1)	0-5 (0.2 to 1.1)	0-5 (0.2 to 1.1)	0-5 (0.2 to 1.1)		103
Urinary diseases and male infertility	0-1 (0 to 0.1)	0-2 (0 to 0.3)	0-4 (0.2 to 1.1)	0-5 (0.3 to 0.7)	0-5 (0.4 to 0.7)	0-7 (0.4 to 0.9)	0-8 (0.4 to 0.9)	1-2 (0.6 to 2.2)	1-2 (0.6 to 2.1)	1-2 (0.6 to 1.9)	1-3 (0.7 to 2.1)	1-3 (0.7 to 2.1)	1-3 (0.7 to 2.1)	1-3 (0.7 to 2.1)	1-3 (0.7 to 2.1)	1-3 (0.7 to 2.1)	1-3 (0.7 to 2.1)	1-3 (0.7 to 2.1)	1-3 (0.7 to 2.1)	1-3 (0.7 to 2.1)	1-3 (0.7 to 2.1)	1-3 (0.7 to 2.1)	1-3 (0.7 to 2.1)		42-3
Urolithiasis	0 (0 to 0)	0 (0 to 0)	0 (0 to 0)	0 (0 to 0.1)	0-5 (0 to 0.5)	0-5 (0 to 0.5)	0-5 (0 to 0.5)	0-5 (0 to 0.6)	0-5 (0 to 0.6)	0-5 (0 to 0.6)	0-5 (0 to 0.6)	0-5 (0 to 0.6)	0-5 (0 to 0.6)	0-5 (0 to 0.6)	0-5 (0 to 0.6)	0-5 (0 to 0.6)	0-5 (0 to 0.6)	0-5 (0 to 0.6)	0-5 (0 to 0.6)	0-5 (0 to 0.6)	0-5 (0 to 0.6)	0-5 (0 to 0.6)	0-5 (0 to 0.6)	0-5 (0 to 0.6)		26-3
Benign prostatic hyperplasia	0 (0 to 0)	0 (0 to 0)	0 (0 to 0)	0 (0 to 0)	0 (0 to 0)	0 (0 to 0)	0 (0 to 0)	0 (0 to 0)	0 (0 to 0)	0 (0 to 0)	0 (0 to 0)	0 (0 to 0)	0 (0 to 0)	0 (0 to 0)	0 (0 to 0)	0 (0 to 0)	0 (0 to 0)	0 (0 to 0)	0 (0 to 0)	0 (0 to 0)	0 (0 to 0)	0 (0 to 0)	0 (0 to 0)	0 (0 to 0)		125
Male infertility	0 (0 to 0)	0 (0 to 0)	0 (0 to 0)	0 (0 to 0)	0 (0 to 0)	0 (0 to 0)	1-5 (0.6 to 4.5)	2-6 (0.7 to 6.4)	2-6 (0.7 to 7.5)	2-5 (0.7 to 7.2)	2-5 (0.6 to 8.2)	2-5 (0.7 to 7.2)	2-5 (0.7 to 7.2)	2-5 (0.7 to 7.2)	2-5 (0.7 to 7.2)	2-5 (0.7 to 7.2)	2-5 (0.7 to 7.2)	2-5 (0.7 to 7.2)	2-5 (0.7 to 7.2)	2-5 (0.7 to 7.2)	2-5 (0.7 to 7.2)	2-5 (0.7 to 7.2)	2-5 (0.7 to 7.2)	2-5 (0.7 to 7.2)		13-5
Other urinary diseases	0-1 (0 to 0.1)	0-1 (0 to 0.1)	0-1 (0 to 0.2)	0-1 (0 to 0.2)	0-2 (0.1 to 0.3)	0-2 (0.1 to 0.3)	0-3 (0.1 to 0.5)	0-3 (0.1 to 0.5)	0-4 (0.1 to 0.6)	0-4 (0.2 to 0.7)	0-5 (0.3 to 0.9)	0-7 (0.4 to 1.2)	1-2 (0.6 to 2.1)	1-2 (0.7 to 2.5)	1-2 (0.7 to 2.4)	1-2 (0.7 to 2.3)	1-2 (0.7 to 2.4)	1-2 (0.7 to 2.5)	1-2 (0.7 to 2.5)	1-2 (0.7 to 2.6)	1-2 (0.7 to 2.6)	1-2 (0.7 to 2.6)	1-2 (0.7 to 2.6)	1-2 (0.7 to 2.6)		17-3
Gynecological diseases	0 (0 to 0)	0 (0 to 0)	0 (0 to 0)	0 (0 to 0)	0 (0 to 0)	0 (0 to 0)	0 (0 to 0)	0 (0 to 0)	0 (0 to 0)	0 (0 to 0)	0 (0 to 0)	0 (0 to 0)	0 (0 to 0)	0 (0 to 0)	0 (0 to 0)	0 (0 to 0)	0 (0 to 0)	0 (0 to 0)	0 (0 to 0)	0 (0 to 0)	0 (0 to 0)	0 (0 to 0)	0 (0 to 0)	0 (0 to 0)	0 (0 to 0)		0
Uterine fibroids	0 (0 to 0)	0 (0 to 0)	0 (0 to 0)	0 (0 to 0)	0 (0 to 0)	0 (0 to 0)	0 (0 to 0)	0 (0 to 0)	0 (0 to 0)	0 (0 to 0)	0 (0 to 0)	0 (0 to 0)	0 (0 to 0)	0 (0 to 0)	0 (0 to 0)	0 (0 to 0)	0 (0 to 0)	0 (0 to 0)	0 (0 to 0)	0 (0 to 0)	0 (0 to 0)	0 (0 to 0)	0 (0 to 0)	0 (0 to 0)	0 (0 to 0)		0
Polycystic ovarian syndrome	..	..	..	..	..	..	..	..	..	..	..	..	..	..	..	..	..	..	..	..	..	..	..	..	..		NA
Female infertility	..	..	..	..	..	..	..	..	..	..	..	..	..	..	..	..	..	..	..	..	..	..	..	..	..		NA
Endometriosis	..	..	..	..	..	..	..	..	..	..	..	..	..	..	..	..	..	..	..	..	..	..	..	..	..		NA
Genital prolapse	0 (0 to 0)	0 (0 to 0)	0 (0 to 0)	0 (0 to 0)	0 (0 to 0)	0 (0 to 0)	0 (0 to 0)	0 (0 to 0)	0 (0 to 0)	0 (0 to 0)	0 (0 to 0)	0 (0 to 0)	0 (0 to 0)	0 (0 to 0)	0 (0 to 0)	0 (0 to 0)	0 (0 to 0)	0 (0 to 0)	0 (0 to 0)	0 (0 to 0)	0 (0 to 0)	0 (0 to 0)	0 (0 to 0)	0 (0 to 0)	0 (0 to 0)		0
Premenstrual syndrome	..	..	..	..	..	..	..	..	..	..	..	..	..	..	..	..	..	..	..	..	..	..	..	..	..		NA
Other gynecological diseases	0 (0 to 0)	0 (0 to 0)	0 (0 to 0)	0 (0 to 0)	0 (0 to 0)	0 (0 to 0)	0 (0 to 0)	0 (0 to 0)	0 (0 to 0)	0 (0 to 0)	0 (0 to 0)	0 (0 to 0)	0 (0 to 0)	0 (0 to 0)	0 (0 to 0)	0 (0 to 0)	0 (0 to 0)	0 (0 to 0)	0 (0 to 0)	0 (0 to 0)	0 (0 to 0)	0 (0 to 0)	0 (0 to 0)	0 (0 to 0)	0 (0 to 0)		0
Hemoglobinopathies and hemolytic anemias	0 (0 to 0.1)	0-1 (0 to 0.2)	0-2 (0 to 0.6)	0-5 (0.2 to 1.2)	0-7 (0.3 to 1.7)	1-2 (0.5 to 3.2)	0-6 (0.3 to 1.4)	1 (0.4 to 2.7)	1-2 (0.6 to 3.1)	1-2 (0.6 to 3.1)	1-1 (0.6 to 2.4)	0-9 (0.5 to 2.2)	1-2 (0.7 to 2.7)	1-4 (0.8 to 3.2)	1-9 (0.9 to 3.5)	1-5 (0.9 to 3.7)	1-7 (1 to 3.7)	2-3 (1.1 to 4.5)	1-9 (1 to 3)	1-6 (1.1 to 2.8)	1 (0.4 to 1.7)	0-5 (0.2 to 0.8)	0-1 (0.1 to 0.2)		25-7
Thalassemias	0 (0 to 0)	0 (0 to 0)	0 (0 to 0)	0 (0 to 0)	0 (0 to 0)	0 (0 to 0)	0 (0 to 0)	0 (0 to 0)	0 (0 to 0)	0 (0 to 0)	0 (0 to 0)	0 (0 to 0)	0 (0 to 0)	0 (0 to 0)	0 (0 to 0)	0 (0 to 0)	0 (0 to 0)	0 (0 to 0)	0 (0 to 0)	0 (0 to 0)	0 (0 to 0)	0 (0 to 0)	0 (0 to 0)	0 (0 to 0)		0-1
Thalassemias trait	0 (0 to 0)	0 (0 to 0)	0 (0 to 0)	0-3 (0 to 0.7)	0-1 (0 to 0.1)	0 (0 to 0.1)	0 (0 to 0.1)	0 (0 to 0.1)	0-1 (0 to 0.3)	0-1 (0 to 0.3)	0-3 (0 to 0.6)	0-3 (0 to 0.6)	0-3 (0 to 0.6)	0-3 (0 to 0.6)	0-3 (0 to 0.6)	0-3 (0 to 0.6)	0-3 (0 to 0.6)	0-3 (0 to 0.6)	0-3 (0 to 0.6)	0-3 (0 to 0.6)	0-3 (0 to 0.6)	0-3 (0 to 0.6)	0-3 (0 to 0.6)	0-3 (0 to 0.6)		1-2
Sickle cell disorders	0 (0 to 0)	0-1 (0 to 0.1)	0-2 (0 to 0.3)	0-4 (0.2 to 0.8)	0-5 (0.2 to 0.9)	0-5 (0.2 to 0.8)	0-5 (0.2 to 0.8)	0-4 (0.2 to 0.8)	0-4 (0.2 to 0.7)	0-3 (0.2 to 0.5)	0-3 (0.2 to 0.4)	0-3 (0.2 to 0.4)	0-3 (0.2 to 0.4)	0-3 (0.2 to 0.4)	0-2 (0.2 to 0.4)	0-2 (0.1 to 0.3)	0-1 (0.1 to 0.3)	0-1 (0.1 to 0.3)	0-1 (0.1 to 0.3)	0-1 (0.1 to 0.3)	0-1 (0.1 to 0.3)	0-1 (0.1 to 0.3)	0-1 (0.1 to 0.3)	0-1 (0.1 to 0.3)		4-8
Sickle cell trait	0 (0 to 0)	0 (0 to 0)	0 (0 to 0)	0 (0 to 0.2)	0-2 (0 to 0.5)	0-2 (0 to 0.5)	0-2 (0 to 0.5)	0-1 (0 to 0.3)	0-1 (0 to 0.3)	0-1 (0 to 0.3)	0-1 (0 to 0.4)	0-1 (0 to 0.4)	0-1 (0 to 0.5)	0-1 (0 to 0.5)	0-1 (0 to 0.5)	0-2 (0 to 0.5)	0-2 (0 to 0.5)	0-2 (0 to 0.5)	0-2 (0 to 0.5)	0-1 (0 to 0.5)	0-1 (0 to 0.3)	0-1 (0 to 0.3)	0-1 (0 to 0.3)	0-1 (0 to 0.3)		2-3
G6PD deficiency	0 (0 to 0)	0 (0 to 0)	0 (0 to 0)	0-1 (0 to 0.2)	0-1 (0 to 0.3)	0-2 (0 to 0.4)	0-2 (0 to 0.5)	0-2 (0 to 0.5)	0-2 (0 to 0.5)	0-3 (0 to 0.5)	0-3 (0 to 0.5)	0-3 (0 to 0.6)	0-3 (0 to 0.6)	0-4 (0.2 to 0.8)	0-4 (0.2 to 0.8)	0-4 (0.2 to 0.8)	0-3 (0.2 to 0.7)	0-3 (0.2 to 0.6)	0-2 (0.1 to 0.4)	0-2 (0.1 to 0.5)	0-2 (0.1 to 0.4)	0-1 (0.1 to 0.3)	0-1 (0.1 to 0.3)	0-1 (0.1 to 0.3)		4
G6PD trait	0 (0 to 0)	0 (0 to 0)	0 (0 to 0)	0 (0 to 0)	0 (0 to 0)	0 (0 to 0)	0 (0 to 0)	0 (0 to 0)	0 (0 to 0)	0 (0 to 0)	0 (0 to 0)	0 (0 to 0)	0 (0 to 0)	0 (0 to 0.1)	0 (0 to 0.1)	0 (0 to 0.1)	0 (0 to 0.1)	0 (0 to 0.1)	0 (0 to 0.1)	0 (0 to 0.1)	0 (0 to 0.1)	0 (0 to 0.1)	0 (0 to 0.1)	0 (0 to 0.1)	0 (0 to 0.1)		0
Other hemoglobinopathies and hemolytic anemias	0 (0 to 0)	0 (0 to 0)	0 (0 to 0)	0-2 (0 to 0.6)	0-3 (0.1 to 1)	0-3 (0.1 to 0.4)	0-3 (0.1 to 1)	0-2 (0.1 to 0.6)	0-2 (0.1 to 0.5)	0-4 (0.1 to 1.5)	0-5 (0.1 to 1.5)	0-5 (0.1 to 1.3)	0-4 (0.2 to 1.2)	0-4 (0.2 to 1.2)	0-4 (0.2 to 1.2)	0-4 (0.2 to 1.2)	0-3 (0.1 to 1.2)	0-3 (0.1 to 1.2)	0-2 (0.1 to 0.7)	0-2 (0.1 to 0.7)	0-2 (0.1 to 0.7)	0-2 (0.1 to 0.7)	0-2 (0.1 to 0.7)	0-2 (0.1 to 0.7)		13-2
Endocrine, metabolic, blood, and immune disorders	2-5 (1.5 to 3.8)	2-3 (1.3 to 3.8)	10-4 (6.5 to 16)	16 (11 to 22.3)	15-2 (10 to 22)	19-8 (11.5 to 34)	18-1 (10.4 to 22)	20-5 (14.9 to 31)	21-5 (14.9 to 31)	29-2 (19.1 to 44)	28-2 (20 to 37.3)	36-9 (26.5 to 47.3)	73-5 (52.9 to 111)	97-9 (62.5 to 148)	107 (67 to 167)	98-4 (62.2 to 151)	92-3 (58.3 to 152)	85-6 (48.1 to 152)	48-6 (40.4 to 58.2)	14-2 (12.2 to 16.5)	2-9 (1.9 to 4.7)	0-4 (0.3 to 0.8)		933
Oral disorders	0 (0 to 0)	3-6 (2.1 to 7.7)	4-8 (2.6 to 9.1)	2 (1.1 to 4.3)	1-6 (0.8 to 3.2)	2-4 (1.3 to 4.6)	2-5 (1.4 to 4.6)	2-7 (1.5 to 4.4)	2-7 (1.5 to 4.4)	2-6 (1.5 to 4.1)	2-6 (1.5 to 4.1)	2-6 (1.5 to 4.1)	3-7 (2.1 to 5.3)	5-2 (2.9 to 8.1)	5-8 (3.1 to 9.4)	5-2 (2.9 to 8.5)	4-9 (2.7 to 7.9)	4-3 (2.4 to 7.1)	2-5 (1.4 to 4.1)	1-4 (0.8 to 2.3)	0-7 (0.4 to 1.2)	0-2 (0.1 to 0.4)	0-1 (0 to 0.2)		69-8
Caries of deciduous teeth	0 (0 to 0)	0 (0 to 0)	0 (0 to 0)	0 (0 to 0.1)	0-1 (0 to 0.2)	0-1 (0 to 0.2)	0-1 (0 to 0.2

SR Table 2a: Hatton DALYS by cause and age group for males with 50% uncertainty intervals, 2019

Cause	Early Neonatal	Late Neonatal	Post Neonatal	1 to 4	5 to 9	10 to 14	15 to 19	20 to 24	25 to 29	30 to 34	35 to 39	40 to 44	45 to 49	50 to 54	55 to 59	60 to 64	65 to 69	70 to 74	75 to 79	80 to 84	85 to 89	90 to 94	95 plus	Total
All causes	1,161 (961·5 to 1,371)	1,161 (977·9 to 1,374)	1,161 (1,013·1 to 1,318)	1,161 (1,009·3 to 1,317)	1,161 (1,005·5 to 1,330)	1,161 (1,019·3 to 1,336)	1,161 (1,012·6 to 1,327)	1,161 (989·2 to 1,350)	1,161 (1,000·7 to 1,342)	1,161 (1,000·9 to 1,344)	1,161 (1,014·5 to 1,340)	1,161 (1,021·5 to 1,333)	1,161 (1,060·5 to 1,300)	1,161 (1,068·5 to 1,300)	1,161 (1,068·4 to 1,300)	1,161 (1,032·6 to 1,342)	1,161 (1,040·1 to 1,330)	1,161 (1,076·5 to 1,280)	1,161 (1,103·2 to 1,230)	1,161 (1,139·3 to 1,230)	1,161 (1,139·3 to 1,230)	1,161 (1,139·3 to 1,230)	1,161 (1,139·3 to 1,230)	31,500
Communicable, maternal, neonatal, and nutritional diseases	1,161 (53·8 to 98·0)	1,161 (22·6 to 33·6)	1,161 (38·2 to 53·0)	1,161 (34·4 to 51·9)	1,161 (31·9 to 58·4)	1,161 (19·1 to 37·2)	1,161 (17·9 to 28·7)	1,161 (17·0 to 28·7)	1,161 (20·2 to 33·2)	1,161 (24·9 to 39·3)	1,161 (27·5 to 45·6)	1,161 (27·7 to 46·1)	1,161 (34·5 to 53·6)	1,161 (37·5 to 60·3)	1,161 (39·7 to 66·1)	1,161 (40·1 to 78·9)	1,161 (50·1 to 98·4)	1,161 (63·7 to 119)	1,161 (72·4 to 139)	1,161 (84·5 to 167)	1,161 (84·5 to 167)	1,161 (74·9 to 131·5)	1,150
HIV/AIDS and sexually transmitted infections	2·6 (0·7 to 5·8)	0·9 (0·3 to 2·1)	1·5 (0·5 to 3·4)	0·1 (0·1 to 0·3)	0·1 (0·1 to 0·1)	0·1 (0·0 to 0·1)	0·1 (0·1 to 0·1)	0·2 (0·2 to 0·2)	0·6 (0·4 to 0·8)	1·3 (0·9 to 1·7)	1·8 (1·3 to 2·4)	1·7 (1·2 to 2·4)	2·2 (1·7 to 2·9)	1·7 (1·2 to 2·2)	1·4 (1·0 to 1·9)	1·1 (0·8 to 1·7)	0·9 (0·7 to 1·7)	0·9 (0·6 to 1·6)	0·2 (0·1 to 0·4)	0·1 (0·0 to 0·1)	0·0 (0·0 to 0·1)	0·0 (0·0 to 0·1)	19·3
HIV/AIDS	0 (0 to 0)	0 (0·1 to 0·1)	0·1 (0·1 to 0·1)	0·1 (0·1 to 0·1)	0·1 (0·1 to 0·1)	0·1 (0·0 to 0·1)	0·1 (0·0 to 0·1)	0·2 (0·1 to 0·2)	0·5 (0·3 to 0·6)	1·1 (0·8 to 1·5)	1·6 (1·2 to 2·2)	1·4 (1·0 to 2·1)	1·6 (1·5 to 2·4)	1·5 (1·1 to 2·2)	1·3 (0·9 to 1·8)	0·9 (0·6 to 1·4)	0·8 (0·6 to 1·5)	0·5 (0·2 to 1·1)	0·2 (0·1 to 0·3)	0·1 (0·0 to 0·1)	0·0 (0·0 to 0·1)	0·0 (0·0 to 0·1)	12·5
HIV/AIDS - Drug-susceptible Tuberculosis	0 (0 to 0)	0 (0 to 0)	0 (0 to 0)	0 (0 to 0)	0 (0 to 0)	0 (0 to 0)	0 (0 to 0)	0 (0 to 0)	0·1 (0·0 to 0·1)	0·1 (0·1 to 0·2)	0·2 (0·1 to 0·3)	0·2 (0·1 to 0·3)	0·2 (0·1 to 0·3)	0·1 (0·1 to 0·2)	0·1 (0·1 to 0·1)	0·1 (0·0 to 0·1)	0·1 (0·0 to 0·1)	0·1 (0·0 to 0·1)	0·0 (0·0 to 0·1)	0·0 (0·0 to 0·0)	0·0 (0·0 to 0·0)	0·0 (0·0 to 0·0)	1·2
HIV/AIDS - Multidrug-resistant Tuberculosis without extensive dr...	0 (0 to 0)	0 (0 to 0)	0 (0 to 0)	0 (0 to 0)	0 (0 to 0)	0 (0 to 0)	0 (0 to 0)	0 (0 to 0)	0 (0 to 0)	0 (0 to 0)	0 (0 to 0)	0 (0 to 0)	0 (0 to 0)	0 (0 to 0)	0 (0 to 0)	0 (0 to 0)	0 (0 to 0)	0 (0 to 0)	0 (0 to 0)	0 (0 to 0)	0 (0 to 0)	0 (0 to 0)	0 (0 to 0)	0
HIV/AIDS - Extensively drug-resistant Tuberculosis	0 (0 to 0)	0 (0 to 0)	0 (0 to 0)	0 (0 to 0)	0 (0 to 0)	0 (0 to 0)	0 (0 to 0)	0 (0 to 0)	0 (0 to 0)	0 (0 to 0)	0 (0 to 0)	0 (0 to 0)	0 (0 to 0)	0 (0 to 0)	0 (0 to 0)	0 (0 to 0)	0 (0 to 0)	0 (0 to 0)	0 (0 to 0)	0 (0 to 0)	0 (0 to 0)	0 (0 to 0)	0 (0 to 0)	0
HIV/AIDS resulting in other diseases	0 (0 to 0)	0 (0·1 to 0·1)	0·1 (0·1 to 0·1)	0·1 (0·1 to 0·1)	0·1 (0·0 to 0·1)	0·1 (0·0 to 0·1)	0·1 (0·0 to 0·1)	0·2 (0·1 to 0·2)	0·4 (0·3 to 0·4)	1 (0·7 to 1·4)	1·4 (1·0 to 2)	1·4 (1·0 to 2)	1·8 (1·3 to 2·4)	1·3 (0·9 to 1·8)	1·0 (0·7 to 1·5)	0·8 (0·5 to 1·4)	0·6 (0·4 to 1·4)	0·5 (0·2 to 1·1)	0·2 (0·1 to 0·3)	0·1 (0·0 to 0·1)	0·0 (0·0 to 0·1)	0·0 (0·0 to 0·1)	11·3
Sexually transmitted infections excluding HIV	0·7 (0·3 to 1·8)	0·3 (0·2 to 0·5)	0·3 (0·4 to 0·5)	0·1 (0·0 to 0·2)	0·1 (0·0 to 0·1)	0·1 (0·0 to 0·1)	0·1 (0·0 to 0·1)	0·1 (0·0 to 0·2)	0·2 (0·1 to 0·3)	0·2 (0·1 to 0·3)	0·2 (0·1 to 0·3)	0·2 (0·1 to 0·3)	0·2 (0·1 to 0·4)	0·2 (0·1 to 0·4)	0·2 (0·1 to 0·4)	0·2 (0·1 to 0·3)	0·2 (0·1 to 0·3)	0·1 (0·0 to 0·1)	0·1 (0·0 to 0·1)	0·0 (0·0 to 0·1)	0·0 (0·0 to 0·0)	0·0 (0·0 to 0·0)	6·8
Syphilis	2·6 (0·7 to 5·8)	0·9 (0·3 to 2·1)	1·4 (0·4 to 3·3)	0·1 (0·0 to 0·1)	0·1 (0·0 to 0·1)	0·1 (0·0 to 0·1)	0·1 (0·0 to 0·1)	0·1 (0·0 to 0·1)	0·1 (0·0 to 0·2)	0·1 (0·0 to 0·2)	0·1 (0·0 to 0·2)	0·1 (0·0 to 0·2)	0·1 (0·0 to 0·1)	0·1 (0·0 to 0·1)	0·1 (0·0 to 0·1)	0·1 (0·0 to 0·1)	0·1 (0·0 to 0·1)	0·1 (0·0 to 0·1)	0·1 (0·0 to 0·1)	0·0 (0·0 to 0·1)	0·0 (0·0 to 0·0)	0·0 (0·0 to 0·0)	5·5
Chlamydial infection	0 (0 to 0)	0 (0 to 0)	0 (0 to 0)	0 (0 to 0)	0 (0 to 0)	0 (0 to 0)	0 (0 to 0)	0 (0 to 0)	0 (0 to 0)	0 (0 to 0)	0 (0 to 0)	0 (0 to 0)	0 (0 to 0)	0 (0 to 0)	0 (0 to 0)	0 (0 to 0)	0 (0 to 0)	0 (0 to 0)	0 (0 to 0)	0 (0 to 0)	0 (0 to 0)	0 (0 to 0)	0 (0 to 0)	0·1
Gonococcal infection	0 (0 to 0)	0 (0 to 0)	0 (0 to 0)	0 (0 to 0)	0 (0 to 0)	0 (0 to 0)	0 (0 to 0)	0 (0 to 0)	0 (0 to 0)	0 (0 to 0)	0 (0 to 0)	0 (0 to 0)	0 (0 to 0)	0 (0 to 0)	0 (0 to 0)	0 (0 to 0)	0 (0 to 0)	0 (0 to 0)	0 (0 to 0)	0 (0 to 0)	0 (0 to 0)	0 (0 to 0)	0 (0 to 0)	0
Trichomoniasis	0 (0 to 0)	0 (0 to 0)	0 (0 to 0)	0 (0 to 0)	0 (0 to 0)	0 (0 to 0)	0 (0 to 0)	0 (0 to 0)	0 (0 to 0)	0 (0 to 0)	0 (0 to 0)	0 (0 to 0)	0 (0 to 0)	0 (0 to 0)	0 (0 to 0)	0 (0 to 0)	0 (0 to 0)	0 (0 to 0)	0 (0 to 0)	0 (0 to 0)	0 (0 to 0)	0 (0 to 0)	0 (0 to 0)	0·1
Genital herpes	0 (0 to 0)	0 (0 to 0)	0 (0 to 0)	0 (0 to 0)	0 (0 to 0)	0 (0 to 0)	0 (0 to 0)	0 (0·0 to 0·1)	0 (0·0 to 0·1)	0 (0·0 to 0·1)	0 (0·0 to 0·2)	0 (0 to 0)	0 (0·0 to 0·2)	0 (0 to 0)	0 (0·0 to 0·2)	0 (0 to 0)	0 (0·0 to 0·2)	0 (0 to 0)	0 (0·0 to 0·2)	0 (0 to 0)	0 (0 to 0)	0 (0 to 0)	0 (0 to 0)	1·1
Other sexually transmitted infections	0 (0 to 0)	0 (0 to 0)	0 (0 to 0)	0 (0 to 0)	0 (0 to 0)	0 (0 to 0)	0 (0 to 0)	0 (0 to 0)	0 (0 to 0)	0 (0 to 0)	0 (0 to 0)	0 (0 to 0)	0 (0 to 0)	0 (0 to 0)	0 (0 to 0)	0 (0 to 0)	0 (0 to 0)	0 (0 to 0)	0 (0 to 0)	0 (0 to 0)	0 (0 to 0)	0 (0 to 0)	0 (0 to 0)	0·1
Respiratory infections and tuberculosis	4·5 (0·6 to 11·2)	7·2 (0·7 to 1·4)	10·6 (1·4 to 17)	6·7 (0·5 to 13·4)	3·6 (0·4 to 7·2)	1·6 (0·1 to 10·7)	1·5 (0·1 to 3·2)	1·6 (0·1 to 3·5)	2·1 (0·1 to 4·6)	2·6 (0·1 to 5·1)	3·4 (0·1 to 6·9)	4·3 (0·2 to 8·9)	5·6 (0·4 to 10·4)	6·6 (0·5 to 12·2)	8·1 (0·6 to 15·3)	9·6 (0·6 to 20·3)	11·2 (0·8 to 24·6)	12·4 (0·9 to 27·4)	13·5 (0·9 to 30·1)	14·4 (0·9 to 32·5)	15·1 (0·9 to 33·9)	15·6 (0·9 to 35·1)	15·6 (0·9 to 35·1)	445
Tuberculosis	0 (0 to 0)	0 (0 to 0)	0 (0 to 0)	0 (0·0 to 0·1)	0 (0 to 0)	0 (0 to 0)	0 (0 to 0)	0 (0·1 to 0·2)	0 (0·2 to 0·4)	0 (0·3 to 0·5)	0 (0·4 to 0·7)	0 (0·4 to 0·7)	0 (0·5 to 0·9)	0 (0·6 to 1·2)	0 (0·7 to 1·4)	0 (0·6 to 1·7)	0 (0·7 to 1·4)	0 (0·6 to 1·7)	0 (0·4 to 1·2)	0 (0·3 to 0·6)	0 (0·2 to 0·4)	0 (0·1 to 0·2)	0 (0·1 to 0·2)	10
Latent tuberculosis infection	0 (0 to 0)	0 (0 to 0)	0 (0 to 0)	0 (0 to 0)	0 (0 to 0)	0 (0 to 0)	0 (0 to 0)	0 (0 to 0)	0 (0 to 0)	0 (0 to 0)	0 (0 to 0)	0 (0 to 0)	0 (0 to 0)	0 (0 to 0)	0 (0 to 0)	0 (0 to 0)	0 (0 to 0)	0 (0 to 0)	0 (0 to 0)	0 (0 to 0)	0 (0 to 0)	0 (0 to 0)	0 (0 to 0)	0
Drug-susceptible tuberculosis	0 (0 to 0)	0 (0 to 0)	0 (0 to 0)	0 (0·0 to 0·1)	0 (0 to 0)	0 (0 to 0)	0 (0·0 to 0·1)	0 (0·1 to 0·2)	0 (0·2 to 0·4)	0 (0·3 to 0·5)	0 (0·3 to 0·7)	0 (0·4 to 0·7)	0 (0·5 to 0·9)	0 (0·6 to 1·2)	0 (0·7 to 1·4)	0 (0·6 to 1·7)	0 (0·7 to 1·4)	0 (0·6 to 1·7)	0 (0·4 to 1·2)	0 (0·3 to 0·6)	0 (0·2 to 0·4)	0 (0·1 to 0·2)	0 (0·1 to 0·2)	9·7
Multidrug-resistant tuberculosis without extensive drug-resistance	0 (0 to 0)	0 (0 to 0)	0 (0 to 0)	0 (0 to 0)	0 (0 to 0)	0 (0 to 0)	0 (0 to 0)	0 (0 to 0)	0 (0 to 0)	0 (0 to 0)	0 (0 to 0)	0 (0 to 0)	0 (0 to 0)	0 (0 to 0)	0 (0 to 0)	0 (0 to 0)	0 (0 to 0)	0 (0 to 0)	0 (0 to 0)	0 (0 to 0)	0 (0 to 0)	0 (0 to 0)	0 (0 to 0)	0·2
Extensively drug-resistant tuberculosis	0 (0 to 0)	0 (0 to 0)	0 (0 to 0)	0 (0 to 0)	0 (0 to 0)	0 (0 to 0)	0 (0 to 0)	0 (0 to 0)	0 (0 to 0)	0 (0 to 0)	0 (0 to 0)	0 (0 to 0)	0 (0 to 0)	0 (0 to 0)	0 (0 to 0)	0 (0 to 0)	0 (0 to 0)	0 (0 to 0)	0 (0 to 0)	0 (0 to 0)	0 (0 to 0)	0 (0 to 0)	0 (0 to 0)	0·1
Lower respiratory infections	3·8 (0·5 to 1·1)	6·9 (0·6 to 1·3)	9·7 (3 to 9·4)	6·4 (4·4 to 8·6)	3·4 (0·4 to 1·2)	1·4 (0·7 to 1·2)	1·3 (1·2 to 2·4)	1·4 (0·1 to 3·3)	1·8 (2·6 to 5·7)	2·2 (3 to 5·8)	2·9 (4 to 7·2)	3·7 (5 to 9·2)	4·8 (7·6 to 12·6)	5·7 (7·6 to 16·6)	6·9 (11·8 to 25·8)	8·2 (14·6 to 31·4)	9·6 (19·9 to 39)	10·6 (23 to 47·4)	11·5 (27·4 to 56·4)	12·4 (30·1 to 61·4)	13·0 (32·1 to 63·1)	13·5 (32·1 to 63·1)	13·5 (32·1 to 63·1)	361
Upper respiratory infections	0 (0 to 0)	0·1 (0 to 0·1)	1·3 (0·4 to 2·1)	0·8 (0·5 to 0·2)	0·1 (0·2 to 10·5)	0·1 (0·4 to 0·7)	0·1 (0·1 to 0·7)	0·1 (0·1 to 0·7)	0·1 (0·3 to 1·3)	0·2 (0·3 to 1·4)	0·2 (0·3 to 1·4)	0·3 (0·2 to 1·5)	0·4 (0·2 to 1·6)	0·5 (0·2 to 1·6)	0·6 (0·2 to 1·6)	0·7 (0·2 to 1·6)	0·7 (0·2 to 1·6)	0·7 (0·2 to 1·6)	0·7 (0·2 to 1·6)	0·7 (0·2 to 1·6)	0·7 (0·2 to 1·6)	0·7 (0·2 to 1·6)	0·7 (0·2 to 1·6)	61·2
Otitis media	0 (0 to 0)	0·3 (0·1 to 0·4)	0·3 (0·1 to 0·4)	1·4 (0·7 to 2·3)	1·4 (0·7 to 2·3)	0·8 (0·4 to 1·5)	0·7 (0·3 to 1·3)	0·7 (0·3 to 1·2)	0·7 (0·3 to 1·2)	0·7 (0·3 to 1·4)	0·8 (0·4 to 1·5)	0·8 (0·4 to 1·5)	0·9 (0·4 to 1·6)	0·9 (0·4 to 1·6)	0·9 (0·4 to 1·6)	0·9 (0·4 to 1·6)	0·9 (0·4 to 1·6)	0·9 (0·4 to 1·6)	0·9 (0·4 to 1·6)	0·9 (0·4 to 1·6)	0·9 (0·4 to 1·6)	0·9 (0·4 to 1·6)	0·9 (0·4 to 1·6)	12·7
Enteric infections	0·1 (0·0 to 0·1)	0·3 (0·2 to 0·4)	3·5 (2·3 to 5·1)	4 (3·4 to 9·5)	2·2 (1·7 to 5·3)	2·2 (1·1 to 3·9)	1·6 (0·9 to 3·4)	1·3 (0·7 to 2·1)	1·4 (0·8 to 2·2)	1·5 (0·9 to 2·2)	1·6 (1·0 to 2·2)	1·6 (0·8 to 1·9)	1·5 (1·0 to 2·1)	1·5 (1·0 to 2·1)	1·4 (0·9 to 2·1)	1·3 (0·9 to 2·1)	1·3 (0·9 to 2·1)	1·3 (0·7 to 2·1)	1·3 (0·6 to 2·1)	1·3 (0·6 to 2·1)	1·3 (0·6 to 2·1)	1·3 (0·6 to 2·1)	1·3 (0·6 to 2·1)	56
Diarrheal diseases	0·1 (0·0 to 0·1)	0·3 (0·2 to 0·4)	3·5 (2·3 to 5·1)	3·9 (3·4 to 9·5)	2·2 (1·7 to 5·3)	2·2 (1·1 to 3·9)	1·6 (0·9 to 3·4)	1·3 (0·7 to 2·1)	1·4 (0·8 to 2·2)	1·5 (0·9 to 2·2)	1·6 (1·0 to 2·2)	1·6 (0·8 to 1·9)	1·5 (1·0 to 2·1)	1·5 (1·0 to 2·1)	1·4 (0·9 to 2·1)	1·3 (0·9 to 2·1)	1·3 (0·9 to 2·1)	1·3 (0·7 to 2·1)	1·3 (0·6 to 2·1)	1·3 (0·6 to 2·1)	1·3 (0·6 to 2·1)	1·3 (0·6 to 2·1)	1·3 (0·6 to 2·1)	56·6
Typhoid and paraphoid	0 (0 to 0)	0 (0 to 0)	0 (0 to 0)	0 (0 to 0)	0 (0 to 0)	0 (0 to 0)	0 (0 to 0)	0 (0 to 0)	0 (0 to 0)	0 (0 to 0)	0 (0 to 0)	0 (0 to 0)	0 (0 to 0)	0 (0 to 0)	0 (0 to 0)	0 (0 to 0)	0 (0 to 0)	0 (0 to 0)	0 (0 to 0)	0 (0 to 0)	0 (0 to 0)	0 (0 to 0)	0 (0 to 0)	0
Typhoid fever	0 (0 to 0)	0 (0 to 0)	0 (0 to 0)	0 (0 to 0)	0 (0 to 0)	0 (0 to 0)	0 (0 to 0)	0 (0 to 0)	0 (0 to 0)	0 (0 to 0)	0 (0 to 0)	0 (0 to 0)	0 (0 to 0)	0 (0 to 0)	0 (0 to 0)	0 (0 to 0)	0 (0 to 0)	0 (0 to 0)	0 (0 to 0)	0 (0 to 0)	0 (0 to 0)	0 (0 to 0)	0 (0 to 0)	0
Paratyphoid fever	0 (0 to 0)	0 (0 to 0)	0 (0 to 0)	0 (0 to 0)	0 (0 to 0)	0 (0 to 0)	0 (0 to 0)	0 (0 to 0)	0 (0 to 0)	0 (0 to 0)	0 (0 to 0)	0 (0 to 0)	0 (0 to 0)	0 (0 to 0)	0 (0 to 0)	0 (0 to 0)	0 (0 to 0)	0 (0 to 0)	0 (0 to 0)	0 (0 to 0)	0 (0 to 0)	0 (0 to 0)	0 (0 to 0)	0
Invasive Non-typhoidal Salmonella (iNTS)	0 (0 to 0)	0 (0 to 0)	0 (0 to 0)	0 (0 to 0)	0 (0 to 0)	0 (0 to 0)	0 (0 to 0)	0 (0 to 0)	0 (0 to 0)	0 (0 to 0)	0 (0 to 0)	0 (0 to 0)	0 (0 to 0)	0 (0 to 0)	0 (0 to 0)	0 (0 to 0)	0 (0 to 0)	0 (0 to 0)	0 (0 to 0)	0 (0 to 0)	0 (0 to 0)	0 (0 to 0)	0 (0 to 0)	0·3
Other intestinal infectious diseases	0 (0 to 0)	0 (0 to 0)	0 (0 to 0)	0 (0 to 0)	0 (0 to 0)	0 (0 to 0)	0 (0 to 0)	0 (0 to 0)	0 (0 to 0)	0 (0 to 0)	0 (0 to 0)	0 (0 to 0)	0 (0 to 0)	0 (0 to 0)	0 (0 to 0)	0 (0 to 0)	0 (0 to 0)	0 (0 to 0)	0 (0 to 0)	0 (0 to 0)	0 (0 to 0)	0 (0 to 0)	0 (0 to 0)	0·1
Neglected tropical diseases and malaria	0 (0 to 0)	0 (0 to 0)	0·1 (0 to 0·2)	0·5 (0 to 0·2)	0·2 (0 to 0·1)	0·1 (0 to 0·1)	0·1 (0 to 0·1)	0·1 (0 to 0·1)	0·1 (0 to 0·2)	0·1 (0 to 0·3)	0·1 (0 to 0·2)	0·1 (0 to 0·2)	0·1 (0 to 0·2)	0·1 (0 to 0·2)	0·1 (0 to 0·2)	0·1 (0 to 0·2)	0·1 (0 to 0·2)	0·1 (0 to 0·2)	0·1 (0 to 0·1)	0·1 (0 to 0·1)	0·1 (0 to 0·1)	0·1 (0 to 0·1)	0·1 (0 to 0·1)	1·6
Malaria	0 (0 to 0)	0 (0 to 0)	0 (0 to 0)	0 (0 to 0)	0 (0 to 0)	0 (0 to 0)	0 (0 to 0)	0 (0 to 0)	0 (0 to 0)	0 (0 to 0)	0 (0 to 0)	0 (0 to 0)	0 (0 to 0)	0 (0 to 0)	0 (0 to 0)	0 (0 to 0)	0 (0 to 0)	0 (0 to 0)	0 (0 to 0)	0 (0 to 0)	0 (0 to 0)	0 (0 to 0)	0 (0 to 0)	0
Chagas disease	0 (0 to 0)	0 (0 to 0)	0 (0 to 0)	0 (0 to 0)	0 (0 to 0)	0 (0 to 0)	0 (0 to 0)	0 (0 to 0)	0 (0 to 0)	0 (0 to 0)	0 (0 to 0)	0 (0 to 0)	0 (0 to 0)	0 (0 to 0)	0 (0 to 0)	0 (0 to 0)	0 (0 to 0)	0 (0 to 0)	0 (0 to 0)	0 (0 to 0)	0 (0 to 0)	0 (0 to 0)	0 (0 to 0)	0
Leishmaniasis	0 (0 to 0)	0 (0 to 0)	0 (0 to 0)	0 (0 to 0)	0 (0 to 0)	0 (0 to 0)	0 (0 to 0)	0 (0 to 0)	0 (0 to 0)	0 (0 to 0)	0 (0 to 0)	0 (0 to 0)	0 (0 to 0)	0 (0 to 0)	0 (0 to 0)	0 (0 to 0)	0 (0 to 0)	0 (0 to 0)	0 (0 to 0)	0 (0 to 0)	0 (0 to 0)	0 (0 to 0)	0 (0 to 0)	0
Visceral leishmaniasis	0 (0 to 0)	0 (0 to 0)	0 (0 to 0)	0 (0 to 0)	0 (0 to 0)	0 (0 to 0)	0 (0 to 0)	0 (0 to 0)	0 (0 to 0)	0 (0 to 0)	0 (0 to 0)	0 (0 to 0)	0 (0 to 0)	0 (0 to 0)	0 (0 to 0)	0 (0 to 0)	0 (0 to 0)	0 (0 to 0)	0 (0 to 0)	0 (0 to 0)	0 (0 to 0)	0 (0 to 0)	0 (0 to 0)	0
Cutaneous and mucocutaneous leishmaniasis	0 (0 to 0)	0 (0 to 0)	0 (0 to 0)	0 (0 to 0)	0 (0 to 0)	0 (0 to 0)	0 (0 to 0)	0 (0 to 0)	0 (0 to 0)	0 (0 to 0)	0 (0 to 0)	0 (0 to 0)	0 (0 to 0)	0 (0 to 0)	0 (0 to 0)	0 (0 to 0)	0 (0 to 0)	0 (0 to 0)	0 (0 to 0)	0 (0 to 0)	0 (0 to 0)	0 (0 to 0)	0 (0 to 0)	0
African trypanosomiasis	0 (0 to 0)	0 (0 to 0)	0 (0 to 0)	0 (0 to 0)	0 (0 to 0)	0 (0 to 0)	0 (0 to 0)	0 (0 to 0)	0 (0 to 0)	0 (0 to 0)	0 (0 to 0)	0 (0 to 0)	0 (0 to 0)	0 (0 to 0)	0 (0 to 0)	0 (0 to 0)	0 (0 to 0)	0 (0 to 0)	0 (0 to 0)	0 (0 to 0)	0 (0 to 0)	0 (0 to 0)	0 (0 to 0)	0
Schistosomiasis	0 (0 to 0)	0 (0 to 0)	0 (0 to 0)	0 (0 to 0)	0 (0 to 0)	0 (0 to 0)	0 (0 to 0)	0 (0 to 0)	0 (0 to 0)	0 (0 to 0)	0 (0 to 0)	0 (0 to 0)	0 (0 to 0)	0 (0 to 0)	0 (0 to 0)	0 (0 to 0)	0 (0 to 0)	0 (0 to 0)	0 (0 to 0)	0 (0 to 0)	0 (0 to 0)	0 (0 to 0)	0 (0 to 0)	0
Cysticercosis	0 (0 to 0)	0 (0 to 0)	0 (0 to 0)	0 (0 to 0)	0 (0 to 0)	0 (0 to 0)	0 (0 to 0)	0 (0 to 0)	0 (0 to 0)	0 (0 to 0)	0 (0 to 0)	0 (0 to 0)	0 (0 to 0)	0 (0 to 0)	0 (0 to 0)	0 (0 to 0)	0 (0 to 0)	0 (0 to 0)	0 (0 to 0)	0 (0 to 0)	0 (0 to 0)	0 (0 to 0)	0 (0 to 0)	0
Cystic echinococcosis	0 (0 to 0)	0 (0 to 0)	0 (0 to 0)	0 (0 to 0)	0 (0 to 0)	0 (0 to 0)	0 (0 to 0)	0 (0 to 0)	0 (0 to 0)	0 (0 to 0)	0 (0 to 0)	0 (0 to 0)	0 (0 to 0)	0 (0 to 0)	0 (0 to 0)	0 (0 to 0)	0 (0 to 0)	0 (0 to 0)	0 (0 to 0)	0 (0 to 0)	0 (0 to 0)	0 (0 to 0)	0 (0 to 0)	0
Lymphatic filariasis	0 (0 to 0)	0 (0 to 0)	0 (0 to 0)	0 (0 to 0)	0 (0 to 0)	0 (0 to 0)	0 (0 to 0)	0 (0 to 0)	0 (0 to 0)	0 (0 to 0)	0 (0 to 0)	0 (0 to 0)	0 (0 to 0)	0 (0 to 0)	0 (0 to 0)	0 (0 to 0)	0 (0 to 0)	0 (0 to 0)	0 (0 to 0)	0 (0 to 0)	0 (0 to 0)	0 (0 to 0)	0 (0 to 0)	0
Onchocerciasis	0 (0 to 0)	0 (0 to 0)	0 (0 to 0)	0 (0 to 0)	0 (0 to 0)	0 (0 to 0)	0 (0 to 0)	0 (0 to 0)	0 (0 to 0)	0 (0 to 0)	0 (0 to 0)	0 (0 to 0)	0 (0 to 0)	0 (0 to 0)	0 (0 to 0)	0 (0 to 0)	0 (0 to 0)	0 (0 to 0)	0 (0 to 0)	0 (0 to 0)	0 (0 to 0)	0 (0 to 0)	0 (0 to 0)	0

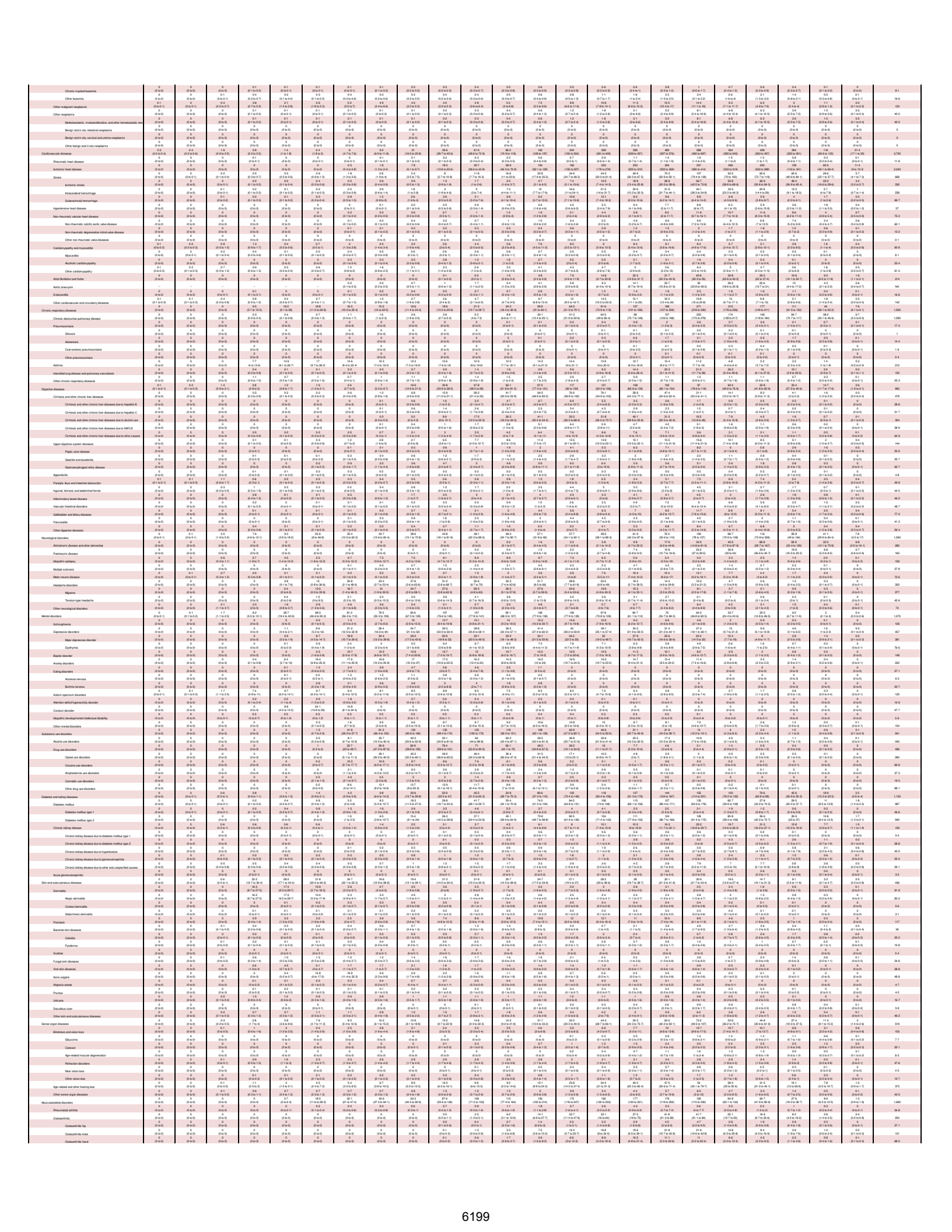

6199

Osteoarthritis other	0 (0 to 0)	0 (0 to 0)	0 (0 to 0)	0 (0 to 0)	0 (0 to 0)	0 (0 to 0)	0 (0 to 0)	0 (0 to 0)	0 (0 to 0)	0 (0 to 0)	0 (0 to 1)	0 (0 to 0)	0.2 (0 to 0.5)	0.6 (0 to 1.4)	1.4 (0.6 to 3)	2.3 (1 to 5.2)	3.2 (1.4 to 7)	3.6 (1.6 to 8.2)	4.4 (2.1 to 9.2)	4.5 (2.2 to 9.4)	2.9 (1.4 to 5.9)	2.1 (1 to 4.4)	1.1 (0.4 to 2.3)	0.4 (0.2 to 0.9)	0.1 (0 to 0.1)	27.1
Low back pain	0 (0 to 0)	0 (0 to 0)	0 (0 to 0)	0 (0 to 0)	2.5 (1.1 to 4.6)	10.4 (7.3 to 19.8)	19.8 (11.5 to 31.2)	35 (14.4 to 59.3)	34.6 (20.1 to 54.9)	44.9 (26.2 to 69.1)	54.9 (32.9 to 84.2)	64.9 (34.8 to 87.2)	77.7 (43.8 to 112)	91.7 (52.3 to 136)	103.2 (61.3 to 122)	107.4 (67.4 to 115)	106.3 (66.1 to 113)	102.3 (62.4 to 102)	97.3 (59.2 to 94.4)	87.3 (53.1 to 82.1)	77.6 (46.1 to 72.5)	67.3 (40.4 to 62.5)	57.6 (33.4 to 52.3)	48.4 (26.3 to 42.6)	39.5 (15.2 to 36.4)	783
Neck pain	0 (0 to 0)	0 (0 to 0)	0 (0 to 0)	1.1 (0.3 to 2.4)	5.7 (2.9 to 10.5)	9.4 (4.4 to 15.7)	13.3 (4.7 to 19.5)	20.9 (6.9 to 28)	30.6 (10.5 to 39.1)	39.5 (14.3 to 45.4)	48.2 (18.4 to 46.7)	56.7 (24.2 to 46.7)	67.8 (29.1 to 47.2)	79.9 (34.1 to 48.6)	89.8 (39.1 to 49.5)	93.4 (41.1 to 47.1)	92.3 (40.5 to 43.5)	88.8 (39.1 to 39.2)	84.2 (37.1 to 35.2)	75.2 (33.2 to 31.1)	67.1 (29.7 to 28.2)	58.4 (25.8 to 24.5)	49.9 (22.1 to 20.9)	41.9 (18.4 to 17.4)	34.2 (7.6 to 16.1)	330
Gout	0 (0 to 0)	0 (0 to 0)	0 (0 to 0)	0 (0 to 0)	0 (0 to 0)	0 (0 to 0)	0 (0 to 0)	0 (0 to 0)	0 (0 to 0)	0 (0 to 0)	0 (0 to 0)	0 (0 to 0)	0 (0 to 0)	0 (0 to 0)	0 (0 to 0)	0 (0 to 0)	0 (0 to 0)	0 (0 to 0)	0 (0 to 0)	0 (0 to 0)	0 (0 to 0)	0 (0 to 0)	0 (0 to 0)	0 (0 to 0)	0 (0 to 0)	0 (0 to 0)	0
Other musculoskeletal disorders	0 (0 to 0)	0 (0 to 0)	0 (0 to 0)	0 (0 to 0)	0.1 (0 to 0.4)	0.1 (0 to 0.4)	7.4 (4 to 12)	14.4 (8.3 to 22.6)	20 (11.7 to 32)	21.6 (12.7 to 32.6)	21.5 (11.6 to 32.4)	20.5 (10.7 to 31)	28.6 (14.1 to 45.3)	27.5 (14.9 to 43.5)	24.7 (12.3 to 41.9)	22.3 (11.7 to 39.2)	19.2 (9.8 to 34.5)	17.1 (8.7 to 30.2)	15.1 (7.8 to 27.1)	13.2 (6.9 to 24.1)	11.4 (6.1 to 21.2)	9.9 (5.3 to 18.7)	8.6 (4.6 to 16.2)	7.1 (3.8 to 13.5)	2.7 (1.2 to 4.9)	263
Other non-communicable diseases	24.5 (16.4 to 31.7)	14.1 (10.6 to 19.6)	16.9 (9.7 to 23.9)	10.1 (6.8 to 16.9)	17.7 (12.9 to 23.6)	18.4 (13.4 to 25)	18.8 (14.2 to 24.4)	19 (14 to 25.5)	21.1 (15.5 to 28.4)	24.4 (17.7 to 32.3)	29 (21.3 to 40.3)	32.3 (23.6 to 44.3)	40.9 (29.7 to 55.5)	55.2 (39.6 to 74.5)	70.3 (50.1 to 96.9)	86.6 (58.5 to 111)	97.2 (67.3 to 128)	99.2 (70.5 to 131)	97.6 (70.3 to 127)	93 (67.3 to 122)	87.4 (62.9 to 113)	80.1 (57.4 to 103)	72.1 (51.4 to 93.2)	63.4 (45.1 to 81.9)	47.4 (26.4 to 66.7)	881
Congenital birth defects	2.6 (1.5 to 4.1)	11.9 (8.4 to 17.7)	28.3 (17.3 to 41.9)	20.3 (12.9 to 33.3)	8.5 (4.1 to 11.6)	9.3 (4.1 to 11)	8.5 (4.4 to 11.2)	6.8 (3.5 to 9)	6.8 (3.4 to 9.2)	6.7 (3.4 to 9.1)	6.7 (3.4 to 9.1)	6.8 (3.4 to 9.4)	9.3 (4.5 to 12.6)	7.6 (3.7 to 10.4)	7.2 (3.7 to 9.9)	7.1 (3.6 to 9.5)	6 (2.9 to 8.4)	5 (2.7 to 6.3)	4.5 (2.7 to 5.3)	3.9 (2.3 to 4.5)	3.5 (2.1 to 4)	3.2 (2 to 3.7)	2.9 (1.9 to 3.4)	2.6 (1.6 to 3.2)	0.2 (0 to 0.5)	180
Neural tube defects	2.2 (1.1 to 4.3)	0.8 (0.4 to 1.4)	1.7 (0.8 to 3.5)	0.5 (0.2 to 0.9)	0.3 (0.2 to 0.5)	0.4 (0.2 to 0.6)	0.5 (0.3 to 0.8)	0.5 (0.2 to 0.8)	0.5 (0.3 to 0.9)	0.5 (0.3 to 0.9)	0.5 (0.3 to 0.8)	0.6 (0.3 to 0.9)	0.4 (0.2 to 0.6)	0.3 (0.2 to 0.5)	0.2 (0.1 to 0.3)	0.1 (0 to 0.2)	0.1 (0 to 0.1)	0.1 (0 to 0.1)	0 (0 to 0.1)	0 (0 to 0.1)	0 (0 to 0.1)	0 (0 to 0.1)	0 (0 to 0.1)	0 (0 to 0.1)	0 (0 to 0.1)	0 (0 to 0.1)	12.4
Congenital heart anomalies	5.1 (2.5 to 11)	5.3 (3.3 to 8.9)	10 (4.9 to 19.5)	5.9 (3.5 to 9.5)	1.3 (0.7 to 2.3)	1.4 (0.8 to 2.3)	2 (1.4 to 3)	1.6 (1 to 2.5)	1.6 (1 to 2.4)	1.5 (1 to 2.2)	1.5 (1 to 2.2)	1.7 (1 to 2.4)	1.7 (1 to 2.4)	1.8 (0.9 to 2.8)	1.4 (0.6 to 2.2)	1.3 (0.5 to 2.1)	1 (0.4 to 1.8)	0.9 (0.3 to 1.5)	0.9 (0.3 to 1.5)	0.8 (0.3 to 1.4)	0.7 (0.3 to 1.2)	0.6 (0.3 to 1.1)	0.5 (0.2 to 0.9)	0.4 (0.1 to 0.7)	0.1 (0 to 0.3)	45.6
Orofacial clefts	0.4 (0.2 to 0.9)	0.2 (0.1 to 0.3)	0.1 (0 to 0.1)	0.1 (0 to 0.3)	0.1 (0 to 0.2)	0.1 (0 to 0.2)	0.1 (0 to 0.2

SR Table 2a: Liverpool DALYS by cause and age group for males with 95% uncertainty intervals, 2019

Cause	Early Neonatal	Late Neonatal	Post Neonatal	1 to 4	5 to 9	10 to 14	15 to 19	20 to 24	25 to 29	30 to 34	35 to 39	40 to 44	45 to 49	50 to 54	55 to 59	60 to 64	65 to 69	70 to 74	75 to 79	80 to 84	85 plus	Total
All causes	666 (740 to 1,016)	666 (222 to 833)	666 (334 to 624)	666 (417 to 650)	666 (423 to 794)	666 (531 to 1,035)	666 (1,009 to 1,666)	666 (1,640 to 2,600)	666 (2,429 to 3,810)	666 (3,310 to 4,980)	666 (3,446 to 4,948)	666 (3,670 to 5,033)	666 (4,066 to 5,600)	666 (5,056 to 6,960)	666 (5,699 to 7,776)	666 (6,222 to 8,550)	666 (6,600 to 9,010)	666 (7,185 to 9,350)	666 (5,702 to 7,290)	666 (5,268 to 6,526)	666 (3,340 to 3,880)	666 (1,479 to 1,660)	666 (394 to 501)	81,700
Communicable, maternal, neonatal, and nutritional diseases	666 (538 to 763)	666 (137 to 223)	666 (136 to 251)	666 (99 to 159)	666 (71 to 106)	666 (58 to 130)	666 (59 to 99)	666 (77 to 134)	666 (105 to 172)	666 (124 to 212)	666 (130 to 208)	666 (138 to 226)	666 (132 to 202)	666 (152 to 246)	666 (157 to 263)	666 (179 to 314)	666 (203 to 374)	666 (213 to 377)	666 (169 to 479)	666 (222 to 383)	666 (129 to 214)	666 (27 to 45.4)	666 (4.5 to 6.5)	4,650
HIV/AIDS and sexually transmitted infections	11.4 (3.2 to 24.0)	3.9 (1.1 to 9.8)	6.1 (1.8 to 12.9)	0.4 (0.3 to 0.7)	0.2 (0.2 to 0.4)	0.2 (0.1 to 0.2)	0.3 (0.2 to 0.4)	1 (0.7 to 1.4)	2.6 (2.1 to 3.4)	7.2 (5.6 to 9.7)	8.7 (6.7 to 11.5)	8.4 (6.5 to 11)	7.8 (5.9 to 10.3)	6.6 (4.9 to 8.8)	5.1 (3.7 to 7.2)	3.5 (2.5 to 5)	2.5 (1.8 to 3.4)	1.9 (0.9 to 3.4)	0.8 (0.4 to 1.4)	0.2 (0.1 to 0.4)	0.1 (0.1 to 0.3)	0 (0 to 0)	81.1
HIV/AIDS	0 (0 to 0)	0 (0 to 0)	0.4 (0.2 to 0.7)	0.2 (0.2 to 0.3)	0.2 (0.2 to 0.3)	0.1 (0.1 to 0.2)	0.2 (0.2 to 0.3)	0.7 (0.5 to 1)	2.3 (1.7 to 3.2)	6.8 (4.9 to 9.5)	7.9 (6.1 to 10.4)	7.7 (6 to 10.3)	7.2 (5.4 to 9.6)	6.1 (4.5 to 8)	4.8 (3.5 to 6.5)	3.2 (2.3 to 4.5)	2.1 (1.6 to 3.2)	1.6 (0.8 to 2.9)	0.6 (0.3 to 1.2)	0.1 (0 to 0.1)	0 (0 to 0)	0 (0 to 0)	53.3
HIV/AIDS - Drug-susceptible Tuberculosis	0 (0 to 0)	0 (0 to 0)	0.1 (0 to 0.1)	0 (0 to 0)	0 (0 to 0)	0 (0 to 0)	0 (0 to 0)	0.1 (0 to 0.1)	0.2 (0.1 to 0.4)	0.8 (0.5 to 1.2)	1 (0.6 to 1.6)	1.1 (0.7 to 1.8)	1 (0.6 to 1.4)	0.8 (0.5 to 1.2)	0.5 (0.3 to 0.8)	0.4 (0.2 to 0.7)	0.3 (0.2 to 0.4)	0.1 (0 to 0.1)	0 (0 to 0.1)	0 (0 to 0)	0 (0 to 0)	0 (0 to 0)	0 (0 to 0)	6.6
HIV/AIDS - Multidrug-resistant Tuberculosis without extensive dr...	0 (0 to 0)	0 (0 to 0)	0 (0 to 0)	0 (0 to 0)	0 (0 to 0)	0 (0 to 0)	0 (0 to 0)	0 (0 to 0)	0 (0 to 0)	0 (0 to 0)	0 (0 to 0)	0 (0 to 0)	0 (0 to 0)	0 (0 to 0)	0 (0 to 0)	0 (0 to 0)	0 (0 to 0)	0 (0 to 0)	0 (0 to 0)	0 (0 to 0)	0 (0 to 0)	0 (0 to 0)	0 (0 to 0)	0.2
HIV/AIDS - Extensively drug-resistant Tuberculosis	0 (0 to 0)	0 (0 to 0)	0 (0 to 0)	0 (0 to 0)	0 (0 to 0)	0 (0 to 0)	0 (0 to 0)	0 (0 to 0)	0 (0 to 0)	0 (0 to 0)	0 (0 to 0)	0 (0 to 0)	0 (0 to 0)	0 (0 to 0)	0 (0 to 0)	0 (0 to 0)	0 (0 to 0)	0 (0 to 0)	0 (0 to 0)	0 (0 to 0)	0 (0 to 0)	0 (0 to 0)	0 (0 to 0)	0
HIV/AIDS resulting in other diseases	0 (0 to 0)	0 (0 to 0)	0.3 (0.1 to 0.5)	0.2 (0.1 to 0.3)	0.2 (0.1 to 0.3)	0.1 (0.1 to 0.2)	0.2 (0.1 to 0.3)	0.6 (0.4 to 0.9)	2 (1.4 to 2.9)	5.7 (4 to 7.8)	6.8 (4.9 to 9.4)	6.6 (4.7 to 9.2)	6.2 (4.3 to 8.4)	5.2 (3.6 to 7.2)	3.9 (2.7 to 5.4)	2.7 (1.9 to 3.8)	1.8 (1.3 to 2.5)	1.5 (0.8 to 2.9)	0.6 (0.3 to 1.2)	0.1 (0 to 0.1)	0 (0 to 0)	0 (0 to 0)	46.6
Sexually transmitted infections excluding HIV	11.4 (3.2 to 24.0)	3.9 (1.1 to 9.8)	5.7 (1.4 to 12.4)	0.2 (0.1 to 0.4)	0.1 (0 to 0.2)	0.1 (0 to 0.2)	0.1 (0 to 0.2)	0.5 (0.1 to 0.5)	0.5 (0.2 to 1.1)	1.4 (0.7 to 3)	1.7 (0.9 to 3.6)	1.7 (0.9 to 3.5)	1.6 (0.8 to 3.1)	1.4 (0.7 to 2.6)	1.2 (0.6 to 2.1)	0.8 (0.4 to 1.5)	0.6 (0.3 to 1.1)	0.4 (0.2 to 0.8)	0.2 (0.1 to 0.4)	0.1 (0 to 0.2)	0 (0 to 0)	0 (0 to 0)	27.7
Syphilis	0 (0 to 0)	0 (0 to 0)	0 (0 to 0)	0 (0 to 0)	0 (0 to 0)	0 (0 to 0)	0 (0 to 0)	0 (0 to 0)	0 (0 to 0)	0 (0 to 0)	0 (0 to 0)	0 (0 to 0)	0 (0 to 0)	0 (0 to 0)	0 (0 to 0)	0 (0 to 0)	0 (0 to 0)	0 (0 to 0)	0 (0 to 0)	0 (0 to 0)	0 (0 to 0)	0 (0 to 0)	0 (0 to 0)	22.5
Chlamydial infection	0 (0 to 0)	0 (0 to 0)	0 (0 to 0)	0 (0 to 0)	0 (0 to 0)	0 (0 to 0)	0 (0 to 0)	0 (0 to 0)	0 (0 to 0)	0 (0 to 0)	0 (0 to 0)	0 (0 to 0)	0 (0 to 0)	0 (0 to 0)	0 (0 to 0)	0 (0 to 0)	0 (0 to 0)	0 (0 to 0)	0 (0 to 0)	0 (0 to 0)	0 (0 to 0)	0 (0 to 0)	0 (0 to 0)	0.2
Gonococcal infection	0 (0 to 0)	0 (0 to 0)	0 (0 to 0)	0 (0 to 0)	0 (0 to 0)	0 (0 to 0)	0 (0 to 0)	0 (0 to 0)	0 (0 to 0)	0 (0 to 0)	0 (0 to 0)	0 (0 to 0)	0 (0 to 0)	0 (0 to 0)	0 (0 to 0)	0 (0 to 0)	0 (0 to 0)	0 (0 to 0)	0 (0 to 0)	0 (0 to 0)	0 (0 to 0)	0 (0 to 0)	0 (0 to 0)	0.2
Trichomoniasis	0 (0 to 0)	0 (0 to 0)	0 (0 to 0)	0 (0 to 0)	0 (0 to 0)	0 (0 to 0)	0 (0 to 0)	0 (0 to 0)	0 (0 to 0)	0 (0 to 0)	0 (0 to 0)	0 (0 to 0)	0 (0 to 0)	0 (0 to 0)	0 (0 to 0)	0 (0 to 0)	0 (0 to 0)	0 (0 to 0)	0 (0 to 0)	0 (0 to 0)	0 (0 to 0)	0 (0 to 0)	0 (0 to 0)	0.6
Genital herpes	0 (0 to 0)	0 (0 to 0)	0 (0 to 0)	0 (0 to 0)	0 (0 to 0)	0 (0 to 0)	0 (0 to 0)	0 (0 to 0)	0 (0 to 0)	0 (0 to 0)	0 (0 to 0)	0 (0 to 0)	0 (0 to 0)	0 (0 to 0)	0 (0 to 0)	0 (0 to 0)	0 (0 to 0)	0 (0 to 0)	0 (0 to 0)	0 (0 to 0)	0 (0 to 0)	0 (0 to 0)	0 (0 to 0)	4
Other sexually transmitted infections	0 (0 to 0)	0 (0 to 0)	0 (0 to 0)	0 (0 to 0)	0 (0 to 0)	0 (0 to 0)	0 (0 to 0)	0 (0 to 0)	0 (0 to 0)	0 (0 to 0)	0 (0 to 0)	0 (0 to 0)	0 (0 to 0)	0 (0 to 0)	0 (0 to 0)	0 (0 to 0)	0 (0 to 0)	0 (0 to 0)	0 (0 to 0)	0 (0 to 0)	0 (0 to 0)	0 (0 to 0)	0 (0 to 0)	0.3
Respiratory infections and tuberculosis	8.5 (5.7 to 11.9)	7.3 (5.1 to 10.2)	27.6 (24.6 to 31.7)	28.6 (26.6 to 30.8)	22.7 (19.5 to 24.7)	19.6 (16.5 to 24.4)	20.7 (17.2 to 25.9)	23.2 (19.9 to 28.2)	29.7 (25.7 to 37.9)	40.1 (33.2 to 49.2)	47.9 (39.8 to 57.9)	52.7 (44.4 to 62.9)	59.2 (52.3 to 66.1)	68.8 (61.4 to 75.1)	79.7 (73.1 to 86)	90.1 (83.7 to 96.2)	100 (93.2 to 106)	107 (97.5 to 117)	102 (87.1 to 117)	96.1 (82.1 to 111)	87.6 (74.6 to 101)	76.6 (64.6 to 88.6)	1,100 (1,000 to 1,200)	2,550
Tuberculosis	0 (0 to 0)	0 (0 to 0)	0.1 (0 to 0.1)	0.2 (0.2 to 0.3)	0.2 (0.1 to 0.3)	0.1 (0.1 to 0.2)	0.2 (0.2 to 0.4)	0.6 (0.5 to 1.2)	1.2 (1 to 2.4)	3.4 (2.8 to 4.8)	4.7 (3.9 to 6.4)	5.4 (4.5 to 7.1)	5.3 (4.5 to 6.5)	5.3 (4.6 to 6.2)	5.4 (4.8 to 6.1)	5.4 (4.8 to 6.2)	5.4 (4.8 to 6.4)	5.7 (4.9 to 6.7)	4.7 (4.2 to 7.4)	3.4 (3.1 to 4.6)	2.5 (2.3 to 3.4)	0.9 (0.8 to 1.2)	57.5
Latent tuberculosis infection	0 (0 to 0)	0 (0 to 0)	0 (0 to 0)	0 (0 to 0)	0 (0 to 0)	0 (0 to 0)	0 (0 to 0)	0 (0 to 0)	0 (0 to 0)	0 (0 to 0)	0 (0 to 0)	0 (0 to 0)	0 (0 to 0)	0 (0 to 0)	0 (0 to 0)	0 (0 to 0)	0 (0 to 0)	0 (0 to 0)	0 (0 to 0)	0 (0 to 0)	0 (0 to 0)	0 (0 to 0)	0 (0 to 0)	0
Drug-susceptible tuberculosis	0 (0 to 0)	0 (0 to 0)	0.1 (0 to 0.1)	0.2 (0.1 to 0.3)	0.1 (0.1 to 0.1)	0.1 (0.1 to 0.2)	0.2 (0.2 to 0.4)	0.6 (0.5 to 1.2)	1.2 (0.9 to 2.4)	3.4 (2.8 to 4.8)	4.7 (3.9 to 6.4)	5.4 (4.5 to 7.1)	5.3 (4.5 to 6.5)	5.3 (4.6 to 6.2)	5.4 (4.8 to 6.1)	5.4 (4.8 to 6.2)	5.4 (4.8 to 6.4)	5.7 (4.9 to 6.7)	4.7 (4.2 to 7.4)	3.4 (3.1 to 4.6)	2.5 (2.3 to 3.4)	0.9 (0.8 to 1.2)	56.1
Multidrug-resistant tuberculosis without extensive drug-resistance	0 (0 to 0)	0 (0 to 0)	0 (0 to 0)	0 (0 to 0)	0 (0 to 0)	0 (0 to 0)	0 (0 to 0)	0 (0 to 0)	0 (0 to 0)	0 (0 to 0)	0 (0 to 0)	0 (0 to 0)	0 (0 to 0)	0 (0 to 0)	0 (0 to 0)	0 (0 to 0)	0 (0 to 0)	0 (0 to 0)	0 (0 to 0)	0 (0 to 0)	0 (0 to 0)	0 (0 to 0)	0 (0 to 0)	1.1
Extensively drug-resistant tuberculosis	0 (0 to 0)	0 (0 to 0)	0 (0 to 0)	0 (0 to 0)	0 (0 to 0)	0 (0 to 0)	0 (0 to 0)	0 (0 to 0)	0 (0 to 0)	0 (0 to 0)	0 (0 to 0)	0 (0 to 0)	0 (0 to 0)	0 (0 to 0)	0 (0 to 0)	0 (0 to 0)	0 (0 to 0)	0 (0 to 0)	0 (0 to 0)	0 (0 to 0)	0 (0 to 0)	0 (0 to 0)	0 (0 to 0)	0.3
Lower respiratory infections	8.4 (5.7 to 11.9)	7.1 (4.9 to 10)	20.1 (18.7 to 21)	15.9 (10.9 to 21.9)	12.8 (9.5 to 15.5)	12.8 (9.6 to 17)	7.3 (4.7 to 11.2)	7.6 (4.9 to 11.5)	15 (10.1 to 21.1)	20.6 (14.2 to 28.6)	24.6 (20.5 to 43.6)	27.2 (20.5 to 42.4)	47.2 (45.2 to 48.2)	63.8 (54.7 to 118)	110 (75.1 to 154)	166 (82.1 to 172)	177 (114 to 224)	220 (121 to 345)	245 (161 to 312)	224 (178 to 330)	272 (227 to 404)	158 (211 to 338)	2,170 (119 to 330)
Upper respiratory infections	0.2 (0 to 0.1)	0.2 (0.1 to 0.4)	4.8 (2.8 to 7.4)	10.6 (11 to 23.5)	10.8 (11 to 23.5)	14.1 (7.5 to 24.3)	12.7 (8.5 to 22.5)	16.6 (9 to 28.7)	20.5 (11.3 to 34.2)	19.6 (12.2 to 38.5)	23.1 (13.9 to 43)	25.5 (14.9 to 43)	12.7 (7.5 to 23.5)	11.7 (6.5 to 20.4)	6.5 (3.6 to 17.4)	7.4 (3.5 to 15.5)	7.4 (3.9 to 12.8)	3.5 (1.9 to 5.9)	2.4 (1.3 to 3.9)	1.1 (0.6 to 1.9)	0.4 (0.2 to 0.7)	0 (0 to 0.1)	229
Otitis media	0 (0 to 0)	0 (0 to 0)	0.3 (0.1 to 1.7)	0.2 (2.9 to 9.4)	0.2 (3.4 to 7.7)	0.2 (1.2 to 4.4)	0.2 (1.1 to 4.4)	0.5 (0.5 to 4.6)	1.4 (1.1 to 7.2)	3 (1.9 to 7.2)	3.3 (1.8 to 9.3)	3.3 (1.9 to 7.2)	2.3 (1.5 to 6)	2.1 (1.5 to 5.4)	1.4 (1.1 to 4)	1.4 (0.7 to 3.7)	1 (0.5 to 2.1)	0.7 (0.3 to 1.2)	0.3 (0.2 to 1)	0.1 (0.1 to 0.2)	0.1 (0 to 0.1)	0 (0 to 0)	49.6
Enteric infections	0.4 (0 to 0.9)	1.4 (1 to 1.8)	15.6 (10.5 to 22)	22.2 (12.4 to 33.3)	10 (5.4 to 17)	5.2 (3 to 10.3)	2.6 (1.3 to 5.2)	2.4 (1.2 to 5.2)	3.1 (1.5 to 6.2)	4.1 (1.9 to 8.7)	5.2 (2.4 to 10.3)	6.1 (2.8 to 12.3)	6.7 (4 to 10.3)	8.1 (4.7 to 12.3)	9.3 (5.6 to 14.7)	10.2 (6.5 to 15.4)	10.5 (6.8 to 16.4)	10.5 (6.7 to 16.2)	9.2 (5.9 to 14.6)	7.6 (4.9 to 11.6)	5.2 (3.2 to 8.1)	1.9 (1.1 to 3.2)	257
Diarrheal diseases	0.4 (0.3 to 0.9)	1.4 (1 to 1.8)	15.5 (10.4 to 22)	22 (12.4 to 33.1)	10 (5.4 to 16.9)	5.1 (3 to 10.3)	2.6 (1.3 to 5.2)	2.4 (1.2 to 5.2)	3.1 (1.5 to 6.2)	4.1 (1.9 to 8.7)	5.2 (2.4 to 10.3)	6.1 (2.8 to 12.3)	6.7 (4 to 10.2)	8 (4.6 to 12.3)	9.2 (5.6 to 14.7)	10.2 (6.5 to 15.4)	10.5 (6.8 to 16.4)	10.5 (6.7 to 16.2)	9.2 (5.9 to 14.6)	7.6 (4.9 to 11.6)	5.2 (3.2 to 8.1)	1.9 (1.1 to 3.2)	256
Typhoid and paratyphoid	0 (0 to 0)	0 (0 to 0)	0 (0 to 0)	0 (0 to 0)	0 (0 to 0)	0 (0 to 0)	0 (0 to 0)	0 (0 to 0)	0 (0 to 0)	0 (0 to 0)	0 (0 to 0)	0 (0 to 0)	0 (0 to 0)	0 (0 to 0)	0 (0 to 0)	0 (0 to 0)	0 (0 to 0)	0 (0 to 0)	0 (0 to 0)	0 (0 to 0)	0 (0 to 0)	0 (0 to 0)	0 (0 to 0)	0
Typhoid fever	0 (0 to 0)	0 (0 to 0)	0 (0 to 0)	0 (0 to 0)	0 (0 to 0)	0 (0 to 0)	0 (0 to 0)	0 (0 to 0)	0 (0 to 0)	0 (0 to 0)	0 (0 to 0)	0 (0 to 0)	0 (0 to 0)	0 (0 to 0)	0 (0 to 0)	0 (0 to 0)	0 (0 to 0)	0 (0 to 0)	0 (0 to 0)	0 (0 to 0)	0 (0 to 0)	0 (0 to 0)	0 (0 to 0)	0
Paratyphoid fever	0 (0 to 0)	0 (0 to 0)	0 (0 to 0)	0 (0 to 0)	0 (0 to 0)	0 (0 to 0)	0 (0 to 0)	0 (0 to 0)	0 (0 to 0)	0 (0 to 0)	0 (0 to 0)	0 (0 to 0)	0 (0 to 0)	0 (0 to 0)	0 (0 to 0)	0 (0 to 0)	0 (0 to 0)	0 (0 to 0)	0 (0 to 0)	0 (0 to 0)	0 (0 to 0)	0 (0 to 0)	0 (0 to 0)	0
Invasive Non-typhoidal Salmonella (iNTS)	0 (0 to 0)	0 (0 to 0)	0 (0 to 0.1)	0 (0 to 0.2)	0 (0 to 0.1)	0 (0 to 0.1)	0 (0 to 0.2)	0 (0 to 0.1)	0 (0 to 0.1)	0 (0 to 0.1)	0 (0 to 0.1)	0 (0 to 0.1)	0 (0 to 0.1)	0 (0 to 0.1)	0 (0 to 0.2)	0 (0 to 0.2)	0 (0 to 0.1)	0 (0 to 0.1)	0 (0 to 0.1)	0 (0 to 0.4)	0 (0 to 0.1)	0 (0 to 0.1)	0 (0 to 0.1)	0.6
Other intestinal infectious diseases	0 (0 to 0)	0 (0 to 0)	0 (0 to 0)	0 (0 to 0)	0 (0 to 0)	0 (0 to 0)	0 (0 to 0)	0 (0 to 0)	0 (0 to 0)	0 (0 to 0)	0 (0 to 0)	0 (0 to 0)	0 (0 to 0)	0 (0 to 0)	0 (0 to 0)	0 (0 to 0)	0 (0 to 0)	0 (0 to 0)	0 (0 to 0)	0 (0 to 0)	0 (0 to 0)	0 (0 to 0)	0 (0 to 0)	0.5
Neglected tropical diseases and malaria	0 (0 to 0)	0.1 (0 to 0.2)	0.3 (0 to 0.7)	0.2 (0 to 0.4)	0.1 (0 to 0.3)	0.1 (0 to 0.2)	0.1 (0 to 0.2)	0.2 (0 to 0.7)	0.2 (0 to 0.7)	0.4 (0.1 to 1.5)	0.3 (0 to 1.3)	0.3 (0 to 0.8)	0.2 (0 to 0.6)	0.2 (0 to 0.6)	0.2 (0 to 0.6)	0.2 (0 to 0.6)	0.2 (0 to 0.6)	0.1 (0 to 0.4)	0.1 (0 to 0.4)	0.1 (0 to 0.4)	0.1 (0 to 0.4)	0 (0 to 0.1)	0 (0 to 0.1)	0.2
Malaria	0 (0 to 0)	0 (0 to 0)	0 (0 to 0)	0 (0 to 0)	0 (0 to 0)	0 (0 to 0)	0 (0 to 0)	0 (0 to 0)	0 (0 to 0)	0 (0 to 0)	0 (0 to 0)	0 (0 to 0)	0 (0 to 0)	0 (0 to 0)	0 (0 to 0)	0 (0 to 0)	0 (0 to 0)	0 (0 to 0)	0 (0 to 0)	0 (0 to 0)	0 (0 to 0)	0 (0 to 0)	0 (0 to 0)	0
Chagas disease	0 (0 to 0)	0 (0 to 0)	0 (0 to 0)	0 (0 to 0)	0 (0 to 0)	0 (0 to 0)	0 (0 to 0)	0 (0 to 0)	0 (0 to 0)	0 (0 to 0)	0 (0 to 0)	0 (0 to 0)	0 (0 to 0)	0 (0 to 0)	0 (0 to 0)	0 (0 to 0)	0 (0 to 0)	0 (0 to 0)	0 (0 to 0)	0 (0 to 0)	0 (0 to 0)	0 (0 to 0)	0 (0 to 0)	0
Leishmaniasis	0 (0 to 0)	0 (0 to 0)	0 (0 to 0)	0 (0 to 0)	0 (0 to 0)	0 (0 to 0)	0 (0 to 0)	0 (0 to 0)	0 (0 to 0)	0 (0 to 0)	0 (0 to 0)	0 (0 to 0)	0 (0 to 0)	0 (0 to 0)	0 (0 to 0)	0 (0 to 0)	0 (0 to 0)	0 (0 to 0)	0 (0 to 0)	0 (0 to 0)	0 (0 to 0)	0 (0 to 0)	0 (0 to 0)	0
Visceral leishmaniasis	0 (0 to 0)	0 (0 to 0)	0 (0 to 0)	0 (0 to 0)	0 (0 to 0)	0 (0 to 0)	0 (0 to 0)	0 (0 to 0)	0 (0 to 0)	0 (0 to 0)	0 (0 to 0)	0 (0 to 0)	0 (0 to 0)	0 (0 to 0)	0 (0 to 0)	0 (0 to 0)	0 (0 to 0)	0 (0 to 0)	0 (0 to 0)	0 (0 to 0)	0 (0 to 0)	0 (0 to 0)	0 (0 to 0)	0
Cutaneous and mucocutaneous leishmaniasis	0 (0 to 0)	0 (0 to 0)	0 (0 to 0)	0 (0 to 0)	0 (0 to 0)	0 (0 to 0)	0 (0 to 0)	0 (0 to 0)	0 (0 to 0)	0 (0 to 0)	0 (0 to 0)	0 (0 to 0)	0 (0 to 0)	0 (0 to 0)	0 (0 to 0)	0 (0 to 0)	0 (0 to 0)	0 (0 to 0)	0 (0 to 0)	0 (0 to 0)	0 (0 to 0)	0 (0 to 0)	0 (0 to 0)	0
African trypanosomiasis	0 (0 to 0)	0 (0 to 0)	0 (0 to 0)	0 (0 to 0)	0 (0 to 0)	0 (0 to 0)	0 (0 to 0)	0 (0 to 0)	0 (0 to 0)	0 (0 to 0)	0 (0 to 0)	0 (0 to 0)	0 (0 to 0)	0 (0 to 0)	0 (0 to 0)	0 (0 to 0)	0 (0 to 0)	0 (0 to 0)	0 (0 to 0)	0 (0 to 0)	0 (0 to 0)	0 (0 to 0)	0 (0 to 0)	0
Schistosomiasis	0 (0 to 0)	0 (0 to 0)	0 (0 to 0)	0 (0 to 0)	0 (0 to 0)	0 (0 to 0)	0 (0 to 0)	0 (0 to 0)	0 (0 to 0)	0 (0 to 0)	0 (0 to 0)	0 (0 to 0)	0 (0 to 0)	0 (0 to 0)	0 (0 to 0)	0 (0 to 0)	0 (0 to 0)	0 (0 to 0)	0 (0 to 0)	0 (0 to 0)	0 (0 to 0)	0 (0 to 0)	0 (0 to 0)	0
Cysticercosis	0 (0 to 0)	0 (0 to 0)	0 (0 to 0)	0 (0 to 0)	0 (0 to 0)	0 (0 to 0)	0 (0 to 0)	0 (0 to 0)	0 (0 to 0)	0 (0 to 0)	0 (0 to 0)	0 (0 to 0)	0 (0 to 0)	0 (0 to 0)	0 (0 to 0)	0 (0 to 0)	0 (0 to 0)	0 (0 to 0)	0 (0 to 0)	0 (0 to 0)	0 (0 to 0)	0 (0 to 0)	0 (0 to 0)	0
Cystic echinococcosis	0 (0 to 0)	0 (0 to 0)	0 (0 to 0)	0 (0 to 0)	0 (0 to 0)	0 (0 to 0)	0 (0 to 0)	0 (0 to 0)	0 (0 to 0)	0 (0 to 0)	0 (0 to 0)	0 (0 to 0)	0 (0 to 0)	0 (0 to 0)	0 (0 to 0)	0 (0 to 0)	0 (0 to 0)	0 (0 to 0)	0 (0 to 0)	0 (0 to 0)	0 (0 to 0)	0 (0 to 0)	0 (0 to 0)	0.2
Lymphatic filariasis	0 (0 to 0)	0 (0 to 0)	0 (0 to 0)	0 (0 to 0)	0 (0 to 0)	0 (0 to 0)	0 (0 to 0)	0 (0 to 0)	0 (0 to 0)	0 (0 to 0)	0 (0 to 0)	0 (0 to 0)	0 (0 to 0)	0 (0 to 0)	0 (0 to 0)	0 (0 to 0)	0 (0 to 0)	0 (0 to 0)	0 (0 to 0)	0 (0 to 0)	0 (0 to 0)	0 (0 to 0)	0 (0 to 0)	0
Onchocerciasis	0 (0 to 0)	0 (0 to 0)	0 (0 to 0)	0 (0 to 0)	0 (0 to 0)	0 (0 to 0)	0 (0 to 0)	0 (0 to 0)	0 (0 to 0)	0 (0 to 0)	0 (0 to 0)	0 (0 to 0)	0 (0 to 0)	0 (0 to 0)	0 (0 to 0)	0 (0 to 0)	0 (0 to 0)	0 (0 to 0)	0 (0 to 0)	0 (0 to 0)	0 (0 to 0)	0 (0 to 0)	0 (0 to 0)	0
Trachoma	0 (0 to 0)	0 (0 to 0)	0 (0 to 0)	0 (0 to 0)	0 (0 to 0)	0 (0 to 0)	0 (0 to 0)	0 (0 to 0)	0 (0 to 0)	0 (0 to 0)	0 (0 to 0)	0 (0 to 0)	0 (0 to 0)	0 (0 to 0)	0 (0 to 0)	0 (0 to 0)	0 (0 to 0)	0 (0 to 0)	0 (0 to 0)	0 (0 to 0)	0 (0 to 0)	0 (0 to 0)	0 (0 to 0)	0
Dengue	0 (0 to 0)	0 (0 to 0)	0 (0 to 0)	0 (0 to 0)	0 (0 to 0)	0 (0 to 0)	0 (0 to 0)	0 (0 to 0)	0 (0 to 0)	0 (0 to 0)	0 (0 to 0)	0 (0 to 0)	0 (0 to 0)	0 (0 to 0)	0 (0 to 0)	0 (0 to 0)	0 (0 to 0)	0 (0 to 0)

Chronic myeloid leukemia	0 (0 to 0)	0 (0 to 0)	0-1 (0 to 0.2)	0-2 (0 to 0.4)	0-5 (0 to 0.2)	0-2 (0 to 0.2)	0-2 (0 to 0.3)	0-3 (0 to 0.5)	0-7 (0.4 to 1.2)	1-2 (0.7 to 2)	1-4 (0.6 to 2.5)	1-4 (1 to 2.8)	1-9 (1 to 2.8)	1-8 (1 to 2.6)	1-7 (1 to 2.4)	1-6 (1 to 2.5)	1-5 (1 to 2.1)	1-3 (1 to 2.1)	1-3 (1 to 2.4)	1-2 (0.8 to 1.8)	1-1 (1 to 2.3)	1-1 (1 to 2.2)	1-2 (0.7 to 1.9)	0-2 (0 to 1.7)	0-1 (0 to 0.1)	24-1
Other leukemia	0-1 (0 to 0.2)	0-3 (0 to 0.2)	0-8 (0 to 0.5)	0-9 (0 to 0.4)	0-9 (0 to 0.4)	0-10 (0 to 0.5)	0-14 (0 to 0.6)	0-15 (0 to 0.7)	0-15 (0 to 0.6)	0-19 (0 to 0.9)	0-21 (0 to 0.8)	0-22 (0 to 1)	0-27 (0 to 1.2)	0-24 (0 to 1.1)	0-22 (0 to 1.1)	0-19 (0 to 1.1)	0-16 (0 to 1.1)	0-15 (0 to 1.1)	0-13 (0 to 1.1)	0-11 (0 to 1.1)	0-9 (0 to 1.1)	0-8 (0 to 1.1)	0-7 (0 to 1.1)	0-6 (0 to 1.1)	0-2 (0 to 0.4)	55-2
Other malignant neoplasms	0-3 (0 to 0.4)	0-3 (0 to 0.4)	1-5 (1 to 2.8)	2-8 (1 to 5.5)	3-16 (2 to 8.5)	4-16 (2 to 8.2)	5-18 (2 to 8.7)	7-22 (3 to 10.5)	10-29 (5 to 13.1)	12-35 (7 to 16.1)	15-42 (9 to 19.5)	17-47 (11 to 22.5)	20-47 (14 to 27.8)	20-44 (14 to 26.4)	20-41 (13 to 25.9)	19-38 (13 to 24.1)	18-35 (12 to 22.7)	17-33 (11 to 21.5)	16-31 (10 to 20.3)	15-29 (9 to 19.2)	14-27 (9 to 18.1)	13-25 (8 to 17.1)	12-23 (8 to 16.1)	11-21 (7 to 15.1)	3-5 (2 to 7.2)	473
Other neoplasms	0-1 (0 to 0.1)	0-1 (0 to 0.2)	0-2 (0 to 0.3)	0-2 (0 to 0.4)	0-2 (0 to 0.4)	0-2 (0 to 0.4)	0-3 (0 to 0.4)	0-3 (0 to 0.5)	0-5 (0 to 0.6)	0-6 (0 to 0.7)	0-7 (0 to 0.8)	0-8 (0 to 0.9)	0-9 (0 to 1.1)	0-8 (0 to 1.1)	0-8 (0 to 1.1)	0-7 (0 to 1.1)	0-6 (0 to 1.1)	0-5 (0 to 1.1)	0-5 (0 to 1.1)	0-4 (0 to 1.1)	0-4 (0 to 1.1)	0-3 (0 to 1.1)	0-3 (0 to 1.1)	0-2 (0 to 1.1)	0-1 (0 to 0.1)	169
Myelodysplastic, myeloproliferative, and other hematopoietic neo	0-1 (0 to 0.1)	0-1 (0 to 0.1)	0-2 (0 to 0.2)	0-2 (0 to 0.4)	0-2 (0 to 0.4)	0-2 (0 to 0.4)	0-3 (0 to 0.5)	0-3 (0 to 0.5)	0-5 (0 to 0.7)	0-6 (0 to 0.8)	0-7 (0 to 1)	0-8 (0 to 1.1)	0-9 (0 to 1.3)	0-8 (0 to 1.2)	0-8 (0 to 1.2)	0-7 (0 to 1.2)	0-6 (0 to 1.2)	0-5 (0 to 1.2)	0-5 (0 to 1.2)	0-4 (0 to 1.2)	0-4 (0 to 1.2)	0-3 (0 to 1.2)	0-3 (0 to 1.2)	0-2 (0 to 1.2)	0-1 (0 to 0.1)	149
Benign and in situ, intestinal neoplasms	0 (0 to 0)	0 (0 to 0)	0 (0 to 0)	0 (0 to 0)	0 (0 to 0)	0 (0 to 0)	0 (0 to 0)	0 (0 to 0)	0 (0 to 0)	0 (0 to 0)	0 (0 to 0)	0 (0 to 0)	0 (0 to 0)	0 (0 to 0)	0 (0 to 0)	0 (0 to 0)	0 (0 to 0)	0 (0 to 0)	0 (0 to 0)	0 (0 to 0)	0 (0 to 0)	0 (0 to 0)	0 (0 to 0)	0 (0 to 0)	0 (0 to 0)	6
Benign and in situ, cervical and uterine neoplasms	0 (0 to 0)	0 (0 to 0)	0 (0 to 0)	0 (0 to 0)	0 (0 to 0)	0 (0 to 0)	0 (0 to 0)	0 (0 to 0)	0 (0 to 0)	0 (0 to 0)	0 (0 to 0)	0 (0 to 0)	0 (0 to 0)	0 (0 to 0)	0 (0 to 0)	0 (0 to 0)	0 (0 to 0)	0 (0 to 0)	0 (0 to 0)	0 (0 to 0)	0 (0 to 0)	0 (0 to 0)	0 (0 to 0)	0 (0 to 0)	0 (0 to 0)	0
Other benign and in situ neoplasms	0 (0 to 0)	0 (0 to 0)	0 (0 to 0)	0 (0 to 0)	0 (0 to 0)	0 (0 to 0)	0 (0 to 0)	0 (0 to 0)	0 (0 to 0)	0 (0 to 0)	0 (0 to 0)	0 (0 to 0)	0 (0 to 0)	0 (0 to 0)	0 (0 to 0)	0 (0 to 0)	0 (0 to 0)	0 (0 to 0)	0 (0 to 0)	0 (0 to 0)	0 (0 to 0)	0 (0 to 0)	0 (0 to 0)	0 (0 to 0)	0 (0 to 0)	0
Cardiovascular diseases	2-5 (1.7 to 3.4)	2-6 (1.8 to 3.7)	7-12 (4.9 to 10.7)	6-22 (4.6 to 19.7)	5-1 (3.8 to 6.9)	10-3 (6.1 to 12.8)	21-4 (16.7 to 26.4)	29-8 (22.3 to 35.9)	75-5 (60.9 to 93.4)	139-15 (120.1 to 159.8)	227 (201 to 257)	275 (247 to 306)	459 (414 to 506)	640 (582 to 706)	997 (906 to 1,090)	1,210 (1,100 to 1,340)	1,270 (1,170 to 1,410)	1,010 (1,040 to 1,860)	1,066 (1,000 to 2,180)	1,030 (1,000 to 2,180)	1,030 (1,000 to 2,180)	1,480 (1,260 to 1,710)	926 (785 to 1,060)	446 (372 to 539)	92-6 (66.8 to 105.1)	13,400
Rheumatic heart disease	0-2 (0 to 0.1)	0-2 (0 to 0.1)	0-2 (0 to 0.2)	0-1 (0 to 0.2)	0-2 (0 to 0.2)	0-2 (0 to 0.2)	0-2 (0 to 0.3)	0-2 (0 to 0.4)	0-6 (0 to 1.1)	1-4 (0 to 2.9)	1-7 (0 to 2.6)	2-7 (1 to 4)	3-7 (2 to 5.4)	3-7 (2 to 5.7)	4-6 (2 to 7)	5-5 (3 to 8.1)	4-5 (2 to 7.5)	4-4 (2 to 7.2)	3-4 (2 to 6.5)	3-4 (2 to 6.2)	3-4 (2 to 5.9)	3-4 (2 to 5.5)	3-4 (2 to 5.2)	2-4 (1 to 4.2)	0-3 (0 to 0.4)	66-7
Ischemic heart disease	0-2 (0 to 0.1)	0-2 (0 to 0.1)	0-2 (0 to 0.2)	0-2 (0 to 0.3)	1-7 (0 to 0.4)	2-11 (0 to 0.6)	4-31 (1 to 1.8)	5-41 (2 to 2.4)	13-109 (5 to 6.5)	23-160 (9 to 10.1)	37-214 (14 to 13.5)	46-257 (18 to 16.2)	77-375 (29 to 23.7)	107-502 (41 to 31.6)	167-781 (64 to 49.1)	202-948 (77 to 59.6)	212-1,070 (81 to 67.3)	169-1,460 (65 to 91.9)	178-1,670 (68 to 105.1)	172-1,770 (66 to 111.4)	172-1,770 (66 to 111.4)	247-1,770 (95 to 111.4)	155-1,770 (59 to 111.4)	74-1,770 (28 to 111.4)	15-1,770 (5 to 111.4)	7,700
Stroke	0-1 (0 to 0.1)	0-2 (0 to 0.1)	1-1 (0 to 0.2)	1-1 (0 to 0.2)	1-7 (0 to 0.2)	3-4 (0 to 0.3)	6-4 (0 to 0.4)	9-3 (0 to 0.5)	20-4 (1 to 0.6)	34-5 (2 to 0.8)	55-2 (3 to 0.9)	65 (4 to 1.1)	85 (5 to 1.3)	139 (8 to 1.9)	148 (8 to 2.1)	178 (10 to 2.4)	210 (12 to 2.7)	270 (16 to 3.2)	270 (16 to 3.2)	356 (21 to 3.8)	329 (20 to 4.1)	375 (22 to 4.5)	244 (14 to 4.5)	123 (7 to 4.5)	22-2 (1 to 2.4)	2,590
Ischemic stroke	0-1 (0 to 0.2)	0-2 (0 to 0.1)	0-4 (0 to 0.2)	0-5 (0 to 0.2)	1-2 (0 to 0.2)	1-7 (0 to 0.3)	2-8 (0 to 0.4)	4-6 (0 to 0.5)	9-7 (0 to 0.6)	14-11 (1 to 0.8)	23-16 (1 to 1.1)	30-19 (1 to 1.3)	41-26 (2 to 1.7)	61-36 (3 to 2.3)	92-52 (4 to 3.2)	113-67 (5 to 4.1)	129-77 (6 to 4.9)	112-84 (5 to 5.8)	112-84 (5 to 5.8)	194 (9 to 7.3)	194 (9 to 7.3)	272 (13 to 8.2)	182 (9 to 8.2)	94-5 (4 to 5.2)	18-2 (1 to 3.2)	1,280
Intracerebral hemorrhage	0-1 (0 to 0.1)	0-3 (0 to 0.1)	0-3 (0 to 0.1)	0-3 (0 to 0.1)	0-4 (0 to 0.1)	0-6 (0 to 0.1)	1-6 (0 to 0.2)	1-7 (0 to 0.2)	4-9 (0 to 0.3)	6-12 (0 to 0.4)	14-21 (0 to 0.6)	22-24 (1 to 0.8)	32-34 (2 to 1.1)	52-49 (3 to 1.5)	70-70 (4 to 2.1)	90-91 (5 to 2.7)	110-109 (6 to 3.3)	122-122 (7 to 4.1)	122-122 (7 to 4.1)	130 (7 to 4.4)	130 (7 to 4.4)	114 (6 to 4.4)	91 (5 to 4.4)	55-2 (3 to 4.4)	16-4 (1 to 3.2)	903
Subarachnoid hemorrhage	0 (0 to 0.1)	0-1 (0 to 0.1)	0-4 (0 to 0.2)	0-4 (0 to 0.2)	0-3 (0 to 0.2)	0-5 (0 to 0.2)	0-4 (0 to 0.2)	0-5 (0 to 0.2)	0-6 (0 to 0.3)	0-11 (0 to 0.4)	0-14 (0 to 0.5)	0-16 (0 to 0.6)	0-24 (0 to 0.8)	0-29 (0 to 1.1)	0-45 (0 to 1.4)	0-55 (0 to 1.8)	0-70 (0 to 2.2)	0-83 (0 to 2.8)	0-83 (0 to 2.8)	0-91 (0 to 3.1)	0-91 (0 to 3.1)	0-91 (0 to 3.1)	0-55 (0 to 3.1)	0-26 (0 to 3.1)	0-6 (0 to 2.1)	462
Hypertensive heart disease	0 (0 to 0)	0 (0 to 0)	0-2 (0 to 0.1)	0-2 (0 to 0.2)	0-2 (0 to 0.2)	0-2 (0 to 0.2)	0-2 (0 to 0.2)	0-2 (0 to 0.2)	0-3 (0 to 0.3)	0-4 (0 to 0.4)	0-5 (0 to 0.5)	0-6 (0 to 0.6)	0-7 (0 to 0.8)	0-8 (0 to 0.9)	0-9 (0 to 1.1)	0-10 (0 to 1.2)	0-11 (0 to 1.4)	0-12 (0 to 1.5)	0-12 (0 to 1.5)	0-13 (0 to 1.6)	0-13 (0 to 1.6)	0-13 (0 to 1.6)	0-13 (0 to 1.6)	0-12 (0 to 1.6)	0-5 (0 to 1.1)	272
Hypertensive renal disease	0 (0 to 0)	0 (0 to 0)	0 (0 to 0)	0 (0 to 0)	0 (0 to 0)	0 (0 to 0)	0 (0 to 0)	0 (0 to 0)	0 (0 to 0)	0 (0 to 0)	0 (0 to 0)	0 (0 to 0)	0 (0 to 0)	0 (0 to 0)	0 (0 to 0)	0 (0 to 0)	0 (0 to 0)	0 (0 to 0)	0 (0 to 0)	0 (0 to 0)	0 (0 to 0)	0 (0 to 0)	0 (0 to 0)	0 (0 to 0)	0 (0 to 0)	0
Non-rheumatic valvular heart disease	0 (0 to 0)	0 (0 to 0)	0 (0 to 0)	0 (0 to 0)	0 (0 to 0.1)	0 (0 to 0.1)	0 (0 to 0.1)	0 (0 to 0.1)	0-1 (0 to 0.1)	0-2 (0 to 0.2)	0-3 (0 to 0.3)	0-4 (0 to 0.4)	0-5 (0 to 0.5)	0-6 (0 to 0.6)	0-7 (0 to 0.8)	0-8 (0 to 0.9)	0-9 (0 to 1.1)	0-10 (0 to 1.2)	0-11 (0 to 1.3)	0-12 (0 to 1.4)	0-13 (0 to 1.5)	0-14 (0 to 1.6)	0-15 (0 to 1.7)	0-16 (0 to 1.8)	0-7 (0 to 0.8)	325
Non-rheumatic calcific aortic valve disease	0 (0 to 0)	0 (0 to 0)	0 (0 to 0)	0 (0 to 0)	0 (0 to 0)	0 (0 to 0)	0 (0 to 0.1)	0-1 (0 to 0.1)	1-1 (0 to 0.2)	1-2 (0 to 0.4)	2-3 (0 to 0.6)	2-4 (0 to 0.8)	3-5 (0 to 1.1)	4-6 (0 to 1.4)	5-8 (0 to 1.8)	6-9 (0 to 2.2)	7-11 (0 to 2.7)	8-12 (0 to 3.2)	9-13 (0 to 3.7)	10-15 (0 to 4.2)	11-16 (0 to 4.8)	12-17 (0 to 5.3)	13-19 (0 to 5.9)	14-20 (0 to 6.5)	6-9 (0 to 3.2)	279
Non-rheumatic degenerative mitral valve disease	0 (0 to 0)	0 (0 to 0)	0 (0 to 0)	0 (0 to 0)	0 (0 to 0)	0 (0 to 0)	0 (0 to 0.1)	0 (0 to 0.1)	0-1 (0 to 0.2)	0-2 (0 to 0.3)	0-3 (0 to 0.5)	0-4 (0 to 0.6)	0-5 (0 to 0.8)	0-6 (0 to 0.9)	0-7 (0 to 1.1)	0-8 (0 to 1.3)	0-9 (0 to 1.5)	0-10 (0 to 1.7)	0-11 (0 to 1.9)	0-12 (0 to 2.1)	0-13 (0 to 2.3)	0-14 (0 to 2.5)	0-15 (0 to 2.7)	0-16 (0 to 2.9)	0-7 (0 to 1.3)	45-5
Other non-rheumatic valve diseases	0 (0 to 0)	0 (0 to 0)	0 (0 to 0)	0 (0 to 0)	0 (0 to 0)	0 (0 to 0)	0 (0 to 0.1)	0 (0 to 0.1)	0 (0 to 0.1)	0 (0 to 0.1)	0 (0 to 0.1)	0 (0 to 0.1)	0 (0 to 0.1)	0 (0 to 0.1)	0 (0 to 0.1)	0 (0 to 0.1)	0 (0 to 0.1)	0 (0 to 0.1)	0 (0 to 0.1)	0 (0 to 0.1)	0 (0 to 0.1)	0 (0 to 0.1)	0 (0 to 0.1)	0 (0 to 0.1)	0 (0 to 0.1)	1-1
Cardiomyopathy and myocarditis	1-2 (0.7 to 1.8)	1-3 (0.9 to 2.1)	4-1 (2.4 to 6.2)	2-3 (1 to 5.6)	3-5 (2 to 6.4)	3-5 (2.3 to 6.4)	4-6 (2.7 to 10.1)	5-7 (4.7 to 10.9)	10-12 (8 to 20.5)	16-17 (12.1 to 28.9)	22-22 (16.5 to 35.1)	28-27 (20.5 to 43.4)	39-37 (29.2 to 59.2)	54-52 (39.7 to 82.2)	77-74 (56.5 to 117.3)	94-92 (69.1 to 146.1)	110-109 (80.5 to 173.9)	84-104 (61.7 to 165.9)	84-104 (61.7 to 165.9)	174 (127.9 to 276.1)	174 (127.9 to 276.1)	174 (127.9 to 276.1)	174 (127.9 to 276.1)	174 (127.9 to 276.1)	74 (54.4 to 117.3)	390
Myocarditis	0-1 (0 to 0.1)	0-4 (0.2 to 0.7)	1-2 (0.6 to 2.3)	1-3 (0.4 to 2.1)	1-5 (0.3 to 2.1)	2-6 (0.4 to 2.1)	2-6 (0.5 to 2.5)	2-7 (0.5 to 3.2)	4-13 (1.1 to 4.3)	6-16 (1.4 to 6.4)	6-21 (1.5 to 8.9)	6-24 (1.5 to 9.4)	9-32 (2.1 to 12.5)	12-45 (2.9 to 16.4)	18-62 (4.3 to 22.2)	22-77 (5.2 to 27.1)	25-91 (5.9 to 32.3)	20-104 (4.8 to 37.1)	20-104 (4.8 to 37.1)	32-134 (7.6 to 46.9)	32-134 (7.6 to 46.9)	32-134 (7.6 to 46.9)	32-134 (7.6 to 46.9)	32-134 (7.6 to 46.9)	13-54 (3.1 to 19.1)	49-8
Alcoholic cardiomyopathy	0 (0 to 0)	0 (0 to 0)	0 (0 to 0)	0 (0 to 0)	0 (0 to 0)	0 (0 to 0)	0 (0 to 0)	0 (0 to 0.1)	0 (0 to 0.1)	0 (0 to 0.1)	0 (0 to 0.1)	0 (0 to 0.1)	0 (0 to 0.1)	0 (0 to 0.1)	0 (0 to 0.1)	0 (0 to 0.1)	0 (0 to 0.1)	0 (0 to 0.1)	0 (0 to 0.1)	0 (0 to 0.1)	0 (0 to 0.1)	0 (0 to 0.1)	0 (0 to 0.1)	0 (0 to 0.1)	0 (0 to 0.1)	121
Other cardiomyopathy	1-2 (0.4 to 1.7)	1-1 (0.7 to 1.6)	2-8 (1.4 to 4.4)	1-7 (1 to 2.5)	2-2 (1.4 to 3.4)	4-2 (2.5 to 6.2)	4-2 (2.5 to 6)	4-3 (3.6 to 10)	5-3 (3.5 to 7.3)	7-4 (4.3 to 9.3)	10-7 (5.9 to 12.7)	12-7 (7.4 to 15.4)	20-9 (11.6 to 23.6)	28-14 (16.2 to 32.9)	43-19 (24.4 to 49.2)	53-23 (29.7 to 60.1)	63-28 (35.1 to 71.5)	49-32 (27.1 to 75.4)	49-32 (27.1 to 75.4)	85-42 (47.1 to 97.3)	85-42 (47.1 to 97.3)	85-42 (47.1 to 97.3)	85-42 (47.1 to 97.3)	85-42 (47.1 to 97.3)	36-17 (20.2 to 41.6)	259
Atrial fibrillation and flutter	0 (0 to 0)	0 (0 to 0)	0 (0 to 0)	0 (0 to 0)	0 (0 to 0)	0 (0 to 0)	0 (0 to 0)	0 (0 to 0)	0 (0 to 0)	0 (0 to 0)	0 (0 to 0)	0 (0 to 0)	0 (0 to 0)	0 (0 to 0)	0 (0 to 0)	0 (0 to 0)	0 (0 to 0)	0 (0 to 0)	0 (0 to 0)	0 (0 to 0)	0 (0 to 0)	0 (0 to 0)	0 (0 to 0)	0 (0 to 0)	0 (0 to 0)	809
Aortic aneurysm	—	—	—	—	—	—	—	0-1 (0 to 0.2)	0-3 (0 to 0.8)	0-5 (0 to 1.1)	0-7 (0 to 1.3)	0-9 (0 to 1.7)	0-12 (0 to 2.3)	0-14 (0 to 2.8)	0-16 (0 to 3.3)	0-18 (0 to 3.8)	0-20 (0 to 4.3)	0-22 (0 to 4.8)	0-24 (0 to 5.3)	0-26 (0 to 5.8)	0-28 (0 to 6.3)	0-30 (0 to 6.8)	0-32 (0 to 7.3)	0-34 (0 to 7.8)	0-15 (0 to 3.5)	NA
Endocarditis	0 (0 to 0)	0-3 (0 to 0.1)	0-3 (0 to 0.1)	0-3 (0 to 0.1)	0-2 (0 to 0.1)	0-3 (0 to 0.1)	0-3 (0 to 0.2)	0-3 (0 to 0.2)	0-4 (0 to 0.3)	0-5 (0 to 0.4)	0-6 (0 to 0.5)	0-7 (0 to 0.6)	0-8 (0 to 0.7)	0-9 (0 to 0.8)	0-10 (0 to 0.9)	0-11 (0 to 1)	0-12 (0 to 1.1)	0-13 (0 to 1.2)	0-14 (0 to 1.3)	0-15 (0 to 1.4)	0-16 (0 to 1.5)	0-17 (0 to 1.6)	0-18 (0 to 1.7)	0-19 (0 to 1.8)	0-9 (0 to 0.9)	116
Other cardiovascular and circulatory diseases	1-1 (0.5 to 1.8)	0-9 (0.4 to 1.4)	1-1 (0.9 to 3.2)	1-1 (0.9 to 2.4)	1-2 (0.9 to 2.6)	2-3 (1.7 to 4.4)	2-3 (2.2 to 5.2)	2-3 (2.7 to 6.6)	4-5 (3.7 to 9.1)	5-6 (4.5 to 11.2)	7-8 (5.7 to 13.7)	8-9 (6.5 to 15.5)	11-12 (8.7 to 20.4)	14-15 (11.1 to 26.1)	20-21 (15.7 to 36.4)	24-25 (18.9 to 43.5)	28-29 (21.8 to 50.3)	22-34 (17.2 to 57.3)	22-34 (17.2 to 57.3)	38-56 (29.7 to 96.1)	38-56 (29.7 to 96.1)	38-56 (29.7 to 96.1)	38-56 (29.7 to 96.1)	38-56 (29.7 to 96.1)	16-23 (12.4 to 39.7)	523
Chronic respiratory diseases	0-1 (0 to 0.1)	0-1 (0 to 0.1)	0-2 (0 to 0.2)	0-2 (0 to 0.2)	0-2 (0 to 0.2)	0-2 (0 to 0.2)	0-3 (0 to 0.3)	0-3 (0 to 0.4)	0-5 (0 to 0.5)	0-6 (0 to 0.6)	0-7 (0 to 0.7)	0-8 (0 to 0.8)	0-9 (0 to 1)	0-8 (0 to 1)	0-8 (0 to 1)	0-7 (0 to 1)	0-6 (0 to 1)	0-5 (0 to 1)	0-5 (0 to 1)	0-4 (0 to 1)	0-4 (0 to 1)	0-3 (0 to 1)	0-3 (0 to 1)	0-2 (0 to 1)	0-1 (0 to 0.1)	121
Chronic obstructive pulmonary disease	0 (0 to 0)	0 (0 to 0)	0-8 (0 to 0.2)	1-4 (0 to 0.4)	2-9 (0 to 0.4)	3-8 (0 to 0.4)	7-6 (0 to 0.5)	13-9 (0 to 0.6)	29-12 (0 to 1.1)	47-17 (0 to 1.5)	72-24 (0 to 2.1)	92-31 (0 to 2.6)	139-47 (0 to 3.4)	190-64 (0 to 4.5)	277-93 (0 to 6.4)	337-113 (0 to 8.1)	395-132 (0 to 9.8)	454-152 (0 to 11.5)	454-152 (0 to 11.5)	599-201 (0 to 14.7)	599-201 (0 to 14.7)	599-201 (0 to 14.7)	599-201 (0 to 14.7)	599-201 (0 to 14.7)	147-49 (0 to 3.6)	29
Pneumoconioses	0 (0 to 0)	0 (0 to 0)	0 (0 to 0)	0 (0 to 0)	0 (0 to 0)	0 (0 to 0)	0 (0 to 0)	0 (0 to 0)	0 (0 to 0)	0 (0 to 0)	0 (0 to 0)	0 (0 to 0)	0 (0 to 0)	0 (0 to 0)	0 (0 to 0)	0 (0 to 0)	0 (0 to 0)	0 (0 to 0)	0 (0 to 0)	0 (0 to 0)	0 (0 to 0)	0 (0 to 0)	0 (0 to 0)	0 (0 to 0)	0 (0 to 0)	0
Silicosis	0 (0 to 0)	0 (0 to 0)	0 (0 to 0)	0 (0 to 0)	0 (0 to 0)	0 (0 to 0)	0 (0 to 0)	0 (0 to 0)	0 (0 to 0)	0 (0 to 0)	0 (0 to 0)	0 (0 to 0)	0 (0 to 0)	0 (0 to 0)	0 (0 to 0)	0 (0 to 0)	0 (0 to 0)	0 (0 to 0)	0 (0 to 0)	0 (0 to 0)	0 (0 to 0)	0 (0 to 0)	0 (0 to 0)	0 (0 to 0)	0 (0 to 0)	3-2
Asbestosis	0 (0 to 0)	0 (0 to 0)	0 (0 to 0)	0 (0 to 0)	0 (0 to 0)	0 (0 to 0)	0 (0 to 0)	0 (0 to 0)	0 (0 to 0)	0 (0 to 0)	0 (0 to 0)	0 (0 to 0)	0 (0 to 0)	0 (0 to 0)	0 (0 to 0)	0 (0 to 0)	0 (0 to 0)	0 (0 to 0)	0 (0 to 0)	0 (0 to 0)	0 (0 to 0)	0 (0 to 0)	0 (0 to 0)	0 (0 to 0)	0 (0 to 0)	20-3
Coal workers pneumoconiosis	0 (0 to 0)	0 (0 to 0)	0 (0 to 0)	0 (0 to 0)	0 (0 to 0)	0 (0 to 0)	0 (0 to 0)	0 (0 to 0)	0 (0 to 0)	0 (0 to 0)	0 (0 to 0)	0 (0 to 0)	0 (0 to 0)	0 (0 to 0)	0 (0 to 0)	0 (0 to 0)	0 (0 to 0)	0 (0 to 0)	0 (0 to 0)	0 (0 to 0)	0 (0 to 0)	0 (0 to 0)	0 (0 to 0)	0 (0 to 0)	0 (0 to 0)	2-5
Other pneumoconiosis	0 (0 to 0)	0 (0 to 0)	0 (0 to 0)	0 (0 to 0)	0 (0 to 0)	0 (0 to 0)	0 (0 to 0)	0 (0 to 0)	0 (0 to 0)	0 (0 to 0)	0 (0 to 0)	0 (0 to 0)	0 (0 to 0)	0 (0 to 0)	0 (0 to 0)	0 (0 to 0)	0 (0 to 0)	0 (0 to 0)	0 (0 to 0)	0 (0 to 0)	0 (0 to 0)	0 (0 to 0)	0 (0 to 0)	0 (0 to 0)	0 (0 to 0)	1-1
Asthma	28-6 (14.1 to 51.6)	29-6 (14.2 to 48.4)	50 (31.1 to 83.6)	52-5 (34.6 to 84.2)	59-5 (39.2 to 93.1)	67-2 (44.3 to 108)	74-3 (48.5 to 118)	82-4 (53.4 to 133)	107-5 (70.1 to 170)	141-6 (92.4 to 224)	181-7 (118.5 to 287)	219-8 (143.5 to 347)	284-10 (186.1 to 450)	347-12 (227.4 to 550)	447-15 (292.9 to 708)	527-18 (345.3 to 835)	597-20 (391.1 to 946)	636-21 (416.8 to 1,010)	636-21 (416.8 to 1,010)	1,010-34 (661.8 to 1,600)	1,010-34 (661.8 to 1,600)	1,010-34 (661.8 to 1,600)	1,010-34 (661.8 to 1,600)	1,010-34 (661.8 to 1,600)	429-14 (281.1 to 679)	801
Interstitial lung disease and pulmonary sarcoidosis	1-1 (0 to 0.1)	1-1 (0 to 0.1)	0-5 (0 to 0.2)	0-7 (0 to 0.2)	0-8 (0 to 0.2)	0-9 (0 to 0.2)	0-11 (0 to 0.3)	0-12 (0 to 0.3)	0-16 (0 to 0.4)	0-21 (0 to 0.5)	0-27 (0 to 0.6)	0-33 (0 to 0.8)	0-43 (0 to 1)	0-52 (0 to 1.2)	0-67 (0 to 1.5)	0-79 (0 to 1.8)	0-89 (0 to 2.1)	0-95 (0 to 2.3)	0-95 (0 to 2.3)	0-107 (0 to 2.6)	0-107 (0 to 2.6)	0-107 (0 to 2.6)	0-107 (0 to 2.6)	0-107 (0 to 2.6)	0-49 (0 to 1.2)	484
Other chronic respiratory diseases	2-3 (1.1 to 4.7)	2-3 (1.1 to 4.1)	3-11 (1.6 to 9.1)	3-11 (1.4 to 7.3)	4-12 (2.2 to 8.5)	5-12 (2.5 to 8.5)	7-14 (3.4 to 9.6)	9-17 (4.4 to 12.2)	14-24 (6.4 to 17.2)	20-34 (9.2 to 24.5)	27-47 (12.2 to 34.5)	32-59 (14.5 to 43.2)	42-82 (19.1 to 60.5)	54-107 (24.5 to 79.2)	73-142 (33.1 to 105)	88-172 (40.1 to 128)	102-202 (46.3 to 150)	108-232 (49.1 to 172)	108-232 (49.1 to 172)	139-296 (63.2 to 220)	139-296 (63.2 to 220)	139-296 (63.2 to 220)	139-296 (63.2 to 220)	139-296 (63.2 to 220)	63-134 (28.7 to 99.7)	522
Digestive diseases	9-7 (5.7 to 11.4)	7-1 (4.4 to 10.4)	7-3 (4.4 to 10.6)	7-3 (4.4 to 10.6)	14-4 (9.2 to 20.7)	32-6 (20.3 to 44.7)	62-8 (40.1 to 86)	108-12 (69.3 to 150)	248-28 (159.9 to 343)	368-41 (238.3 to 507)	496-56 (321.6 to 683)	648-72 (420.1 to 893)	946-107 (613.4 to 1,300)	1,240-140 (804.1 to 1,710)	1,710-193 (1,110 to 2,350)	2,110-238 (1,370 to 2,900)	2,450-276 (1,590 to 3,370)	2,450-276 (1,590 to 3,370)	2,450-276 (1,590 to 3,370)	2,450-276 (1,590 to 3,370)	2,450-276 (1,590 to 3,370)	2,450-276 (1,590 to 3,370)	2,450-276 (1,590 to 3,370)	2,450-276 (1,590 to 3,370)	1,170-132 (759 to 1,610)	4,490
Cirrhosis and other chronic liver diseases	1-1 (0.7 to 1.4)	1-2 (0.8 to 1.6)	1-3 (0.9 to 1.7)	1-3 (0.9 to 1.7)	2-4 (1.4 to 3.1)	3-5 (2.1 to 4.5)	4-7 (2.9 to 6.2)	5-8 (3.6 to 7.5)	9-13 (6.5 to 12.4)	13-18 (9.3 to 17.2)	18-24 (12.9 to 23.1)	23-30 (16.4 to 29.4)	33-43 (23.6 to 42.2)	46-59 (32.8 to 57.8)	64-82 (45.7 to 80.3)	79-101 (56.4 to 99.2)	93-119 (66.4 to 117)	102-140 (72.9 to 138)	102-140 (72.9 to 138)	139-191 (99.2 to 188)	139-191 (99.2 to 188)	139-191 (99.2 to 188)	139-191 (99.2 to 188)	139-191 (99.2 to 188)	62-86 (44.2 to 84.5)	2,290
Cirrhosis and other chronic liver diseases due to hepatitis B	0 (0 to 0)	0 (0 to 0)	0 (0 to 0)	0 (0 to 0)	0 (0 to 0)	0 (0 to 0)	0 (0 to 0.1)	0-1 (0 to 0.1)	0-2 (0 to 0.2)	0-3 (0 to 0.3)	0-4 (0 to 0.4)	0-5 (0 to 0.5)	0-6 (0 to 0.6)	0-7 (0 to 0.8)	0-8 (0 to 0.9)	0-9 (0 to 1)	0-10 (0 to 1.1)	0-11 (0 to 1.2)	0-12 (0 to 1.3)	0-13 (0 to 1.4)	0-14 (0 to 1.5)	0-15 (0 to 1.6)	0-16 (0 to 1.7)	0-17 (0 to 1.8)	0-8 (0 to 0.9)	187
Cirrhosis and other chronic liver diseases due to hepatitis C	0 (0 to 0)	0 (0 to 0)	0 (0 to 0)	0 (0 to 0)	0 (0 to 0)	0 (0 to 0)	0 (0 to 0.1)	0-1 (0 to 0.4)	0-2 (0 to 0.5)	0-3 (0 to 0.7)	0-4 (0 to 0.9)	0-5 (0 to 1.1)	0-6 (0 to 1.3)	0-7 (0 to 1.5)	0-8 (0 to 1.7)	0-9 (0 to 2)	0-10 (0 to 2.2)	0-11 (0 to 2.4)	0-12 (0 to 2.6)	0-13 (0 to 2.8)	0-14 (0 to 3)	0-15 (0 to 3.2)	0-16 (0 to 3.4)	0-17 (0 to 3.6)	0-8 (0 to 1.7)	153
Cirrhosis and

| | | |

SR Table 2a: Tamweide DALYS by cause and sex group for males with 95% uncertainty intervals, 2019

Cause	Early Neonatal	Late Neonatal	Post Neonatal	1 to 4	5 to 9	10 to 14	15 to 19	20 to 24	25 to 29	30 to 34	35 to 39	40 to 44	45 to 49	50 to 54	55 to 59	60 to 64	65 to 69	70 to 74	75 to 79	80 to 84	85 to 89	90 to 94	95 plus	Total
All causes	1,820 (1,510–2,140)	1,820 (1,510–2,140)	1,820 (1,510–2,140)	2,820 (2,350–3,310)	2,820 (2,350–3,310)	2,820 (2,350–3,310)	2,820 (2,350–3,310)	2,820 (2,350–3,310)	2,820 (2,350–3,310)	2,820 (2,350–3,310)	2,820 (2,350–3,310)	2,820 (2,350–3,310)	2,820 (2,350–3,310)	2,820 (2,350–3,310)	2,820 (2,350–3,310)	2,820 (2,350–3,310)	2,820 (2,350–3,310)	2,820 (2,350–3,310)	2,820 (2,350–3,310)	2,820 (2,350–3,310)	2,820 (2,350–3,310)	2,820 (2,350–3,310)	35,320
Communicable, maternal, neonatal, and nutritional diseases	1,820 (1,510–2,140)	1,820 (1,510–2,140)	1,820 (1,510–2,140)	2,820 (2,350–3,310)	2,820 (2,350–3,310)	2,820 (2,350–3,310)	2,820 (2,350–3,310)	2,820 (2,350–3,310)	2,820 (2,350–3,310)	2,820 (2,350–3,310)	2,820 (2,350–3,310)	2,820 (2,350–3,310)	2,820 (2,350–3,310)	2,820 (2,350–3,310)	2,820 (2,350–3,310)	2,820 (2,350–3,310)	2,820 (2,350–3,310)	2,820 (2,350–3,310)	2,820 (2,350–3,310)	2,820 (2,350–3,310)	2,820 (2,350–3,310)	2,820 (2,350–3,310)	35,320
HIV/AIDS and sexually transmitted infections	4.9 (1.4 to 11.3)	1.9 (0.5 to 4.2)	2.2 (1.1 to 3.7)	0.2 (0.2 to 0.3)	0.2 (0.2 to 0.3)	0.2 (0.1 to 0.2)	0.2 (0.1 to 0.3)	0.5 (0.4 to 0.7)	1.6 (1.2 to 2.1)	3.3 (2.5 to 4.4)	4.8 (3.6 to 6.5)	5.7 (4.4 to 7.4)	6.4 (4.9 to 8.1)	6.7 (5.2 to 8.5)	6.9 (5.3 to 8.8)	7.0 (5.4 to 8.9)	7.0 (5.4 to 8.9)	6.6 (5.2 to 8.3)	6.1 (4.8 to 7.6)	5.4 (4.3 to 6.7)	4.6 (3.7 to 5.7)	3.7 (3.0 to 4.6)	48.2
HIV/AIDS	0 (0 to 0)	0 (0 to 0)	0.2 (0.2 to 0.3)	0.2 (0.2 to 0.3)	0.2 (0.2 to 0.3)	0.1 (0.1 to 0.1)	0.1 (0.1 to 0.2)	0.4 (0.3 to 0.6)	1.4 (1.1 to 1.9)	3.1 (2.5 to 4.1)	4.6 (3.7 to 6.2)	5.4 (4.4 to 6.8)	6.1 (4.9 to 7.7)	6.4 (5.2 to 8.1)	6.6 (5.3 to 8.4)	6.7 (5.4 to 8.5)	6.7 (5.4 to 8.5)	6.3 (5.2 to 8.0)	5.8 (4.8 to 7.3)	5.2 (4.3 to 6.5)	4.4 (3.7 to 5.5)	3.5 (3.0 to 4.4)	35.7
HIV/AIDS - Drug-susceptible Tuberculosis	0 (0 to 0)	0 (0 to 0)	0 (0 to 0)	0 (0 to 0)	0 (0 to 0)	0 (0 to 0)	0 (0 to 0)	0 (0 to 0)	0 (0 to 0)	0 (0 to 0)	0 (0 to 0)	0 (0 to 0)	0 (0 to 0)	0 (0 to 0)	0 (0 to 0)	0 (0 to 0)	0 (0 to 0)	0 (0 to 0)	0 (0 to 0)	0 (0 to 0)	0 (0 to 0)	0 (0 to 0)	0 (0 to 0)	0
HIV/AIDS - Multidrug-resistant Tuberculosis without extensive drug-resistance	0 (0 to 0)	0 (0 to 0)	0 (0 to 0)	0 (0 to 0)	0 (0 to 0)	0 (0 to 0)	0 (0 to 0)	0 (0 to 0)	0 (0 to 0)	0 (0 to 0)	0 (0 to 0)	0 (0 to 0)	0 (0 to 0)	0 (0 to 0)	0 (0 to 0)	0 (0 to 0)	0 (0 to 0)	0 (0 to 0)	0 (0 to 0)	0 (0 to 0)	0 (0 to 0)	0 (0 to 0)	0 (0 to 0)	0
HIV/AIDS - Extensively drug-resistant Tuberculosis	0 (0 to 0)	0 (0 to 0)	0 (0 to 0)	0 (0 to 0)	0 (0 to 0)	0 (0 to 0)	0 (0 to 0)	0 (0 to 0)	0 (0 to 0)	0 (0 to 0)	0 (0 to 0)	0 (0 to 0)	0 (0 to 0)	0 (0 to 0)	0 (0 to 0)	0 (0 to 0)	0 (0 to 0)	0 (0 to 0)	0 (0 to 0)	0 (0 to 0)	0 (0 to 0)	0 (0 to 0)	0 (0 to 0)	0
HIV/AIDS resulting in other diseases	0 (0 to 0)	0 (0 to 0)	0.2 (0.2 to 0.3)	0.2 (0.1 to 0.2)	0.2 (0.1 to 0.3)	0.1 (0.1 to 0.1)	0.1 (0.1 to 0.1)	0.4 (0.3 to 0.5)	1.3 (0.9 to 1.7)	2.7 (1.9 to 3.8)	4.2 (3.1 to 5.8)	4.8 (3.6 to 6.4)	5.4 (4.0 to 7.2)	5.6 (4.2 to 7.4)	5.8 (4.3 to 7.6)	5.8 (4.3 to 7.6)	5.8 (4.3 to 7.6)	5.4 (4.1 to 7.1)	4.9 (3.7 to 6.5)	4.3 (3.3 to 5.7)	3.6 (2.8 to 4.8)	2.8 (2.2 to 3.7)	32.1
Sexually transmitted infections excluding HIV	4.8 (1.4 to 11.3)	1.8 (0.5 to 4.2)	2.0 (0.9 to 3.5)	0.1 (0.0 to 0.1)	0.0 (0.0 to 0.0)	0.0 (0.0 to 0.1)	0.0 (0.0 to 0.1)	0.1 (0.1 to 0.2)	0.2 (0.1 to 0.3)	0.2 (0.1 to 0.3)	0.2 (0.1 to 0.3)	0.3 (0.1 to 0.4)	0.3 (0.1 to 0.4)	0.3 (0.1 to 0.4)	0.2 (0.1 to 0.3)	0.2 (0.1 to 0.3)	0.2 (0.1 to 0.3)	0.2 (0.1 to 0.3)	0.1 (0.1 to 0.2)	0.1 (0.1 to 0.2)	0.1 (0.1 to 0.2)	0.1 (0.0 to 0.1)	12.6
Syphilis	4.8 (1.4 to 11.3)	1.8 (0.5 to 4.2)	2.0 (0.9 to 3.5)	0.1 (0.0 to 0.1)	0.0 (0.0 to 0.0)	0.0 (0.0 to 0.1)	0.0 (0.0 to 0.1)	0.1 (0.1 to 0.2)	0.2 (0.1 to 0.3)	0.2 (0.1 to 0.3)	0.2 (0.1 to 0.3)	0.3 (0.1 to 0.4)	0.3 (0.1 to 0.4)	0.3 (0.1 to 0.4)	0.2 (0.1 to 0.3)	0.2 (0.1 to 0.3)	0.2 (0.1 to 0.3)	0.2 (0.1 to 0.3)	0.1 (0.1 to 0.2)	0.1 (0.1 to 0.2)	0.1 (0.1 to 0.2)	0.1 (0.0 to 0.1)	10.2
Chlamydial infection	0 (0 to 0)	0 (0 to 0)	0 (0 to 0)	0 (0 to 0)	0 (0 to 0)	0 (0 to 0)	0 (0 to 0)	0 (0 to 0)	0 (0 to 0)	0 (0 to 0)	0 (0 to 0)	0 (0 to 0)	0 (0 to 0)	0 (0 to 0)	0 (0 to 0)	0 (0 to 0)	0 (0 to 0)	0 (0 to 0)	0 (0 to 0)	0 (0 to 0)	0 (0 to 0)	0 (0 to 0)	0 (0 to 0)	0
Gonococcal infection	0 (0 to 0)	0 (0 to 0)	0 (0 to 0)	0 (0 to 0)	0 (0 to 0)	0 (0 to 0)	0 (0 to 0)	0 (0 to 0)	0 (0 to 0)	0 (0 to 0)	0 (0 to 0)	0 (0 to 0)	0 (0 to 0)	0 (0 to 0)	0 (0 to 0)	0 (0 to 0)	0 (0 to 0)	0 (0 to 0)	0 (0 to 0)	0 (0 to 0)	0 (0 to 0)	0 (0 to 0)	0 (0 to 0)	0
Trichomoniasis	0 (0 to 0)	0 (0 to 0)	0 (0 to 0)	0 (0 to 0)	0 (0 to 0)	0 (0 to 0)	0 (0 to 0)	0 (0 to 0)	0 (0 to 0)	0 (0 to 0)	0 (0 to 0)	0 (0 to 0)	0 (0 to 0)	0 (0 to 0)	0 (0 to 0)	0 (0 to 0)	0 (0 to 0)	0 (0 to 0)	0 (0 to 0)	0 (0 to 0)	0 (0 to 0)	0 (0 to 0)	0 (0 to 0)	0
Genital herpes	0 (0 to 0)	0 (0 to 0)	0 (0 to 0)	0 (0 to 0)	0 (0 to 0)	0 (0 to 0)	0 (0 to 0)	0 (0 to 0)	0 (0 to 0)	0 (0 to 0)	0 (0 to 0)	0 (0 to 0)	0 (0 to 0)	0 (0 to 0)	0 (0 to 0)	0 (0 to 0)	0 (0 to 0)	0 (0 to 0)	0 (0 to 0)	0 (0 to 0)	0 (0 to 0)	0 (0 to 0)	0 (0 to 0)	0
Other sexually transmitted infections	0 (0 to 0)	0 (0 to 0)	0 (0 to 0)	0 (0 to 0)	0 (0 to 0)	0 (0 to 0)	0 (0 to 0)	0 (0 to 0)	0 (0 to 0)	0 (0 to 0)	0 (0 to 0)	0 (0 to 0)	0 (0 to 0)	0 (0 to 0)	0 (0 to 0)	0 (0 to 0)	0 (0 to 0)	0 (0 to 0)	0 (0 to 0)	0 (0 to 0)	0 (0 to 0)	0 (0 to 0)	0 (0 to 0)	0
Respiratory infections and tuberculosis	1.5 (0.4 to 3.2)	2.7 (1.4 to 3.9)	10.6 (6.1 to 17.9)	13.3 (12.8 to 27.4)	11.2 (9.3 to 24.3)	6.7 (5.4 to 17.4)	6.3 (5.4 to 14.9)	6.3 (5.4 to 14.9)	6.3 (5.4 to 14.9)	6.3 (5.4 to 14.9)	6.3 (5.4 to 14.9)	6.3 (5.4 to 14.9)	6.3 (5.4 to 14.9)	6.3 (5.4 to 14.9)	6.3 (5.4 to 14.9)	6.3 (5.4 to 14.9)	6.3 (5.4 to 14.9)	6.3 (5.4 to 14.9)	6.3 (5.4 to 14.9)	6.3 (5.4 to 14.9)	6.3 (5.4 to 14.9)	6.3 (5.4 to 14.9)	192
Tuberculosis	0 (0 to 0)	0 (0 to 0)	0 (0 to 0)	0 (0 to 0)	0 (0 to 0)	0 (0 to 0)	0 (0 to 0)	0 (0 to 0)	0 (0 to 0)	0 (0 to 0)	0 (0 to 0)	0 (0 to 0)	0 (0 to 0)	0 (0 to 0)	0 (0 to 0)	0 (0 to 0)	0 (0 to 0)	0 (0 to 0)	0 (0 to 0)	0 (0 to 0)	0 (0 to 0)	0 (0 to 0)	0 (0 to 0)	0
Latent tuberculosis infection	0 (0 to 0)	0 (0 to 0)	0 (0 to 0)	0 (0 to 0)	0 (0 to 0)	0 (0 to 0)	0 (0 to 0)	0 (0 to 0)	0 (0 to 0)	0 (0 to 0)	0 (0 to 0)	0 (0 to 0)	0 (0 to 0)	0 (0 to 0)	0 (0 to 0)	0 (0 to 0)	0 (0 to 0)	0 (0 to 0)	0 (0 to 0)	0 (0 to 0)	0 (0 to 0)	0 (0 to 0)	0 (0 to 0)	0
Drug-susceptible tuberculosis	0 (0 to 0)	0 (0 to 0)	0 (0 to 0)	0 (0 to 0)	0 (0 to 0)	0 (0 to 0)	0 (0 to 0)	0 (0 to 0)	0 (0 to 0)	0 (0 to 0)	0 (0 to 0)	0 (0 to 0)	0 (0 to 0)	0 (0 to 0)	0 (0 to 0)	0 (0 to 0)	0 (0 to 0)	0 (0 to 0)	0 (0 to 0)	0 (0 to 0)	0 (0 to 0)	0 (0 to 0)	0 (0 to 0)	0
Multidrug-resistant tuberculosis without extensive drug-resistance	0 (0 to 0)	0 (0 to 0)	0 (0 to 0)	0 (0 to 0)	0 (0 to 0)	0 (0 to 0)	0 (0 to 0)	0 (0 to 0)	0 (0 to 0)	0 (0 to 0)	0 (0 to 0)	0 (0 to 0)	0 (0 to 0)	0 (0 to 0)	0 (0 to 0)	0 (0 to 0)	0 (0 to 0)	0 (0 to 0)	0 (0 to 0)	0 (0 to 0)	0 (0 to 0)	0 (0 to 0)	0 (0 to 0)	0
Extensively drug-resistant tuberculosis	0 (0 to 0)	0 (0 to 0)	0 (0 to 0)	0 (0 to 0)	0 (0 to 0)	0 (0 to 0)	0 (0 to 0)	0 (0 to 0)	0 (0 to 0)	0 (0 to 0)	0 (0 to 0)	0 (0 to 0)	0 (0 to 0)	0 (0 to 0)	0 (0 to 0)	0 (0 to 0)	0 (0 to 0)	0 (0 to 0)	0 (0 to 0)	0 (0 to 0)	0 (0 to 0)	0 (0 to 0)	0 (0 to 0)	0
Lower respiratory infections	1.4 (0.9 to 2)	2.5 (1.7 to 3.7)	9.7 (5.4 to 15.4)	6.3 (4.2 to 8.8)	4.3 (2.7 to 6.2)	1.4 (1.0 to 1.8)	2.3 (1.6 to 3.4)	3 (2.2 to 4.4)	3.2 (2.4 to 4.3)	3.2 (2.4 to 4.4)	3.2 (2.4 to 4.4)	3.2 (2.4 to 4.4)	3.2 (2.4 to 4.4)	3.2 (2.4 to 4.4)	3.2 (2.4 to 4.4)	3.2 (2.4 to 4.4)	3.2 (2.4 to 4.4)	3.2 (2.4 to 4.4)	3.2 (2.4 to 4.4)	3.2 (2.4 to 4.4)	3.2 (2.4 to 4.4)	3.2 (2.4 to 4.4)	78
Upper respiratory infections	0 (0 to 0)	0 (0 to 0)	0.2 (0.1 to 0.3)	0.9 (0.4 to 1.6)	1.1 (0.5 to 2.1)	0.2 (0.1 to 0.3)	0.2 (0.1 to 0.3)	0.4 (0.2 to 0.6)	0.4 (0.2 to 0.6)	0.4 (0.2 to 0.6)	0.4 (0.2 to 0.6)	0.4 (0.2 to 0.6)	0.4 (0.2 to 0.6)	0.4 (0.2 to 0.6)	0.4 (0.2 to 0.6)	0.4 (0.2 to 0.6)	0.4 (0.2 to 0.6)	0.4 (0.2 to 0.6)	0.4 (0.2 to 0.6)	0.4 (0.2 to 0.6)	0.4 (0.2 to 0.6)	0.4 (0.2 to 0.6)	5.4
Otitis media	0 (0 to 0)	0 (0 to 0)	0 (0 to 0.1)	0.4 (0.1 to 0.9)	0.6 (0.1 to 1.4)	0.1 (0.0 to 0.2)	0.1 (0.0 to 0.2)	0.2 (0.1 to 0.3)	0.2 (0.1 to 0.3)	0.2 (0.1 to 0.3)	0.2 (0.1 to 0.3)	0.2 (0.1 to 0.3)	0.2 (0.1 to 0.3)	0.2 (0.1 to 0.3)	0.2 (0.1 to 0.3)	0.2 (0.1 to 0.3)	0.2 (0.1 to 0.3)	0.2 (0.1 to 0.3)	0.2 (0.1 to 0.3)	0.2 (0.1 to 0.3)	0.2 (0.1 to 0.3)	0.2 (0.1 to 0.3)	2.4
Enteric infections	0.7 (0.1 to 2.3)	0.7 (0.3 to 1)	4.7 (4.2 to 5.7)	11 (9.4 to 17.5)	5.9 (3.2 to 9.8)	3.8 (2.5 to 5.2)	2.4 (2.0 to 3.1)	2.5 (2.0 to 3.4)	2.5 (2.0 to 3.4)	2.5 (2.0 to 3.4)	2.5 (2.0 to 3.4)	2.5 (2.0 to 3.4)	2.5 (2.0 to 3.4)	2.5 (2.0 to 3.4)	2.5 (2.0 to 3.4)	2.5 (2.0 to 3.4)	2.5 (2.0 to 3.4)	2.5 (2.0 to 3.4)	2.5 (2.0 to 3.4)	2.5 (2.0 to 3.4)	2.5 (2.0 to 3.4)	2.5 (2.0 to 3.4)	97.1
Diarrheal diseases	0.2 (0.1 to 0.2)	0.7 (0.5 to 1)	4.6 (4.0 to 5.6)	10.7 (9.4 to 17.4)	5.6 (3.2 to 9.6)	3.6 (2.5 to 5)	2.2 (2.0 to 3.1)	2.3 (2.0 to 3.4)	2.3 (2.0 to 3.4)	2.3 (2.0 to 3.4)	2.3 (2.0 to 3.4)	2.3 (2.0 to 3.4)	2.3 (2.0 to 3.4)	2.3 (2.0 to 3.4)	2.3 (2.0 to 3.4)	2.3 (2.0 to 3.4)	2.3 (2.0 to 3.4)	2.3 (2.0 to 3.4)	2.3 (2.0 to 3.4)	2.3 (2.0 to 3.4)	2.3 (2.0 to 3.4)	2.3 (2.0 to 3.4)	96.9
Typhoid and paratyphoid	0 (0 to 0)	0 (0 to 0)	0 (0 to 0)	0 (0 to 0)	0 (0 to 0)	0 (0 to 0)	0 (0 to 0)	0 (0 to 0)	0 (0 to 0)	0 (0 to 0)	0 (0 to 0)	0 (0 to 0)	0 (0 to 0)	0 (0 to 0)	0 (0 to 0)	0 (0 to 0)	0 (0 to 0)	0 (0 to 0)	0 (0 to 0)	0 (0 to 0)	0 (0 to 0)	0 (0 to 0)	0 (0 to 0)	0
Typhoid fever	0 (0 to 0)	0 (0 to 0)	0 (0 to 0)	0 (0 to 0)	0 (0 to 0)	0 (0 to 0)	0 (0 to 0)	0 (0 to 0)	0 (0 to 0)	0 (0 to 0)	0 (0 to 0)	0 (0 to 0)	0 (0 to 0)	0 (0 to 0)	0 (0 to 0)	0 (0 to 0)	0 (0 to 0)	0 (0 to 0)	0 (0 to 0)	0 (0 to 0)	0 (0 to 0)	0 (0 to 0)	0 (0 to 0)	0
Paratyphoid fever	0 (0 to 0)	0 (0 to 0)	0 (0 to 0)	0 (0 to 0)	0 (0 to 0)	0 (0 to 0)	0 (0 to 0)	0 (0 to 0)	0 (0 to 0)	0 (0 to 0)	0 (0 to 0)	0 (0 to 0)	0 (0 to 0)	0 (0 to 0)	0 (0 to 0)	0 (0 to 0)	0 (0 to 0)	0 (0 to 0)	0 (0 to 0)	0 (0 to 0)	0 (0 to 0)	0 (0 to 0)	0 (0 to 0)	0
Invasive Non-typhoidal Salmonella (iNTS)	0 (0 to 0)	0 (0 to 0)	0 (0 to 0)	0 (0 to 0)	0 (0 to 0)	0 (0 to 0)	0 (0 to 0)	0 (0 to 0)	0 (0 to 0)	0 (0 to 0)	0 (0 to 0)	0 (0 to 0)	0 (0 to 0)	0 (0 to 0)	0 (0 to 0)	0 (0 to 0)	0 (0 to 0)	0 (0 to 0)	0 (0 to 0)	0 (0 to 0)	0 (0 to 0)	0 (0 to 0)	0 (0 to 0)	0
Other intestinal infectious diseases	0 (0 to 0)	0 (0 to 0)	0 (0 to 0)	0 (0 to 0)	0 (0 to 0)	0 (0 to 0)	0 (0 to 0)	0 (0 to 0)	0 (0 to 0)	0 (0 to 0)	0 (0 to 0)	0 (0 to 0)	0 (0 to 0)	0 (0 to 0)	0 (0 to 0)	0 (0 to 0)	0 (0 to 0)	0 (0 to 0)	0 (0 to 0)	0 (0 to 0)	0 (0 to 0)	0 (0 to 0)	0 (0 to 0)	0
Neglected tropical diseases and malaria	0 (0 to 0)	0 (0 to 0)	0 (0 to 0)	0 (0 to 0)	0 (0 to 0)	0 (0 to 0)	0 (0 to 0)	0 (0 to 0)	0 (0 to 0)	0 (0 to 0)	0 (0 to 0)	0 (0 to 0)	0 (0 to 0)	0 (0 to 0)	0 (0 to 0)	0 (0 to 0)	0 (0 to 0)	0 (0 to 0)	0 (0 to 0)	0 (0 to 0)	0 (0 to 0)	0 (0 to 0)	0 (0 to 0)	0
Malaria	0 (0 to 0)	0 (0 to 0)	0 (0 to 0)	0 (0 to 0)	0 (0 to 0)	0 (0 to 0)	0 (0 to 0)	0 (0 to 0)	0 (0 to 0)	0 (0 to 0)	0 (0 to 0)	0 (0 to 0)	0 (0 to 0)	0 (0 to 0)	0 (0 to 0)	0 (0 to 0)	0 (0 to 0)	0 (0 to 0)	0 (0 to 0)	0 (0 to 0)	0 (0 to 0)	0 (0 to 0)	0 (0 to 0)	0
Chagas disease	0 (0 to 0)	0 (0 to 0)	0 (0 to 0)	0 (0 to 0)	0 (0 to 0)	0 (0 to 0)	0 (0 to 0)	0 (0 to 0)	0 (0 to 0)	0 (0 to 0)	0 (0 to 0)	0 (0 to 0)	0 (0 to 0)	0 (0 to 0)	0 (0 to 0)	0 (0 to 0)	0 (0 to 0)	0 (0 to 0)	0 (0 to 0)	0 (0 to 0)	0 (0 to 0)	0 (0 to 0)	0 (0 to 0)	0
Leishmaniasis	0 (0 to 0)	0 (0 to 0)	0 (0 to 0)	0 (0 to 0)	0 (0 to 0)	0 (0 to 0)	0 (0 to 0)	0 (0 to 0)	0 (0 to 0)	0 (0 to 0)	0 (0 to 0)	0 (0 to 0)	0 (0 to 0)	0 (0 to 0)	0 (0 to 0)	0 (0 to 0)	0 (0 to 0)	0 (0 to 0)	0 (0 to 0)	0 (0 to 0)	0 (0 to 0)	0 (0 to 0)	0 (0 to 0)	0
Visceral leishmaniasis	0 (0 to 0)	0 (0 to 0)	0 (0 to 0)	0 (0 to 0)	0 (0 to 0)	0 (0 to 0)	0 (0 to 0)	0 (0 to 0)	0 (0 to 0)	0 (0 to 0)	0 (0 to 0)	0 (0 to 0)	0 (0 to 0)	0 (0 to 0)	0 (0 to 0)	0 (0 to 0)	0 (0 to 0)	0 (0 to 0)	0 (0 to 0)	0 (0 to 0)	0 (0 to 0)	0 (0 to 0)	0 (0 to 0)	0
Cutaneous and mucocutaneous leishmaniasis	0 (0 to 0)	0 (0 to 0)	0 (0 to 0)	0 (0 to 0)	0 (0 to 0)	0 (0 to 0)	0 (0 to 0)	0 (0 to 0)	0 (0 to 0)	0 (0 to 0)	0 (0 to 0)	0 (0 to 0)	0 (0 to 0)	0 (0 to 0)	0 (0 to 0)	0 (0 to 0)	0 (0 to 0)	0 (0 to 0)	0 (0 to 0)	0 (0 to 0)	0 (0 to 0)	0 (0 to 0)	0 (0 to 0)	0
African trypanosomiasis	0 (0 to 0)	0 (0 to 0)	0 (0 to 0)	0 (0 to 0)	0 (0 to 0)	0 (0 to 0)	0 (0 to 0)	0 (0 to 0)	0 (0 to 0)	0 (0 to 0)	0 (0 to 0)	0 (0 to 0)	0 (0 to 0)	0 (0 to 0)	0 (0 to 0)	0 (0 to 0)	0 (0 to 0)	0 (0 to 0)	0 (0 to 0)	0 (0 to 0)	0 (0 to 0)	0 (0 to 0)	0 (0 to 0)	0
Schistosomiasis	0 (0 to 0)	0 (0 to 0)	0 (0 to 0)	0 (0 to 0)	0 (0 to 0)	0 (0 to 0)	0 (0 to 0)	0 (0 to 0)	0 (0 to 0)	0 (0 to 0)	0 (0 to 0)	0 (0 to 0)	0 (0 to 0)	0 (0 to 0)	0 (0 to 0)	0 (0 to 0)	0 (0 to 0)	0 (0 to 0)	0 (0 to 0)	0 (0 to 0)	0 (0 to 0)	0 (0 to 0)	0 (0 to 0)	0
Cysticercosis	0 (0 to 0)	0 (0 to 0)	0 (0 to 0)	0 (0 to 0)	0 (0 to 0)	0 (0 to 0)	0 (0 to 0)	0 (0 to 0)	0 (0 to 0)	0 (0 to 0)	0 (0 to 0)	0 (0 to 0)	0 (0 to 0)	0 (0 to 0)	0 (0 to 0)	0 (0 to 0)	0 (0 to 0)	0 (0 to 0)	0 (0 to 0)	0 (0 to 0)	0 (0 to 0)	0 (0 to 0)	0 (0 to 0)	0
Cystic echinococcosis	0 (0 to 0)	0 (0 to 0)	0 (0 to 0)	0 (0 to 0)	0 (0 to 0)	0 (0 to 0)	0 (0 to 0)	0 (0 to 0)	0 (0 to 0)	0 (0 to 0)	0 (0 to 0)	0 (0 to 0)	0 (0 to 0)	0 (0 to 0)	0 (0 to 0)	0 (0 to 0)	0 (0 to 0)	0 (0 to 0)	0 (0 to 0)	0 (0 to 0)	0 (0 to 0)	0 (0 to 0)	0 (0 to 0)	0
Lymphatic filariasis	0 (0 to 0)	0 (0 to 0)	0 (0 to 0)	0 (0 to 0)	0 (0 to 0)	0 (0 to 0)	0 (0 to 0)	0 (0 to 0)	0 (0 to 0)	0 (0 to 0)	0 (0 to 0)	0 (0 to 0)	0 (0 to 0)	0 (0 to 0)	0 (0 to 0)	0 (0 to 0)	0 (0 to 0)	0 (0 to 0)	0 (0 to 0)	0 (0 to 0)	0 (0 to 0)	0 (0 to 0)	0 (0 to 0)	0
Onchocerciasis	0 (0 to 0)	0 (0 to 0)	0 (0 to 0)	0 (0 to 0)	0 (0 to 0)	0 (0 to 0)	0 (0 to 0)	0 (0 to 0)	0 (0 to 0)	0 (0 to 0)	0 (0 to 0)	0 (0 to 0)	0 (0 to 0)	0 (0 to 0)	0 (0 to 0)	0 (0 to 0)	0 (0 to 0)	0 (0 to 0)	0 (0 to 0)	0 (0 to 0)	0 (0 to 0)	0 (0 to 0)	0 (0 to 0)	0
Trachoma	0 (0 to 0)	0 (0 to 0)	0 (0 to 0)	0 (0 to 0)	0 (0 to 0)	0 (0 to 0)	0 (0 to 0)	0 (0 to 0)	0 (0 to 0)	0 (0 to 0)	0 (0 to 0)	0 (0 to 0)	0 (0 to 0)	0 (0 to 0)	0 (0 to 0)	0 (0 to 0)	0 (0 to 0)	0 (0 to 0)	0 (0 to 0)	0 (0 to 0)	0 (0 to 0)	0 (0 to 0)	0 (0 to 0)	0
Dengue	0 (0 to 0)	0 (0 to 0)	0 (0 to 0)	0 (0 to 0)	0 (0 to 0)	0 (0 to 0)	0 (0 to 0)	0 (0 to 0)	0 (0 to 0)	0 (0 to 0)	0 (0 to 0)	0 (0 to 0)	0 (0 to 0)	0 (0 to 0)	0 (0 to 0)	0 (0 to 0)	0 (0 to 0)	0 (0 to 0)	0 (0 to 0)	0 (0 to 0)	0 (0 to 0)	0 (0 to 0)	0 (0 to 0)	0
Yellow fever	0 (0 to 0)	0 (0 to 0)	0 (0 to 0)	0 (0 to 0)	0 (0 to 0)	0 (0 to 0)	0 (0 to 0)	0 (0 to 0)	0 (0 to 0)	0 (0 to 0)	0 (0 to 0)	0 (0 to 0)	0 (0 to 0)	0 (0 to 0)	0 (0 to 0)	0 (0 to 0)	0 (0 to 0)	0 (0 to 0)	0 (0 to 0)	0 (0 to 0)	0 (0 to 0)	0 (0 to 0)	0 (0 to 0)	0
Rabies	0 (0 to 0)	0 (0 to 0)	0 (0 to 0)	0 (0 to 0)	0 (0 to 0)	0 (0 to 0)	0 (0 to 0)	0 (0 to 0)	0 (0 to 0)	0 (0 to 0)	0 (0 to 0)	0 (0 to 0)	0 (0 to 0)	0 (0 to 0)	0 (0 to 0)	0 (0 to 0)	0 (0 to 0)	0 (0 to 0)	0 (0 to 0)	0 (0 to 0)	0 (0 to 0)	0 (0 to 0)	0 (0 to 0)	0
Intestinal nematode infections	0 (0 to 0)	0 (0 to 0)	0 (0 to 0)	0 (0 to 0)	0 (0 to 0)	0 (0 to 0)	0 (0 to 0)	0 (0 to 0)	0 (0 to 0)	0 (0 to 0)	0 (0 to 0)	0 (0 to 0)	0 (0 to 0)	0 (0 to 0)	0 (0 to 0)	0 (0 to 0)	0 (0 to 0)	0 (0 to 0)	0 (0 to 0)	0 (0 to 0)	0 (0 to 0)	0 (0 to 0)	0 (0 to 0)	0
Ascariasis	0 (0 to 0)	0 (0 to 0)	0 (0 to 0)	0 (0 to 0)	0 (0 to 0)	0 (0 to 0)	0 (0 to 0)	0 (0 to 0)	0 (0 to 0)	0 (0 to 0)	0 (0 to 0)	0 (0 to 0)	0 (0 to 0)	0 (0 to 0)	0 (0 to 0)	0 (0 to 0)	0 (0 to 0)	0 (0 to 0)	0 (0 to 0)	0 (0 to 0)	0 (0 to 0)	0 (0 to 0)	0 (0 to 0)	0
Trichuriasis	0 (0 to 0)	0 (0 to 0)	0 (0 to 0)	0 (0 to 0)	0 (0 to 0)	0 (0 to 0)	0 (0 to 0)	0 (0 to 0)	0 (0 to 0)	0 (0 to 0)	0 (0 to 0)	0 (0 to 0)	0 (0 to 0)	0 (0 to 0)	0 (0 to 0)	0 (0 to 0)	0 (0 to 0)	0 (0 to 0)	0 (0 to 0)	0 (0 to 0)	0 (0 to 0)	0 (0 to 0)	0 (0 to 0)	0
Hookworm disease	0 (0 to 0)	0 (0 to 0)	0 (0 to 0)	0 (0 to 0)	0 (0 to 0)	0 (0 to 0)	0 (0 to 0)	0 (0 to 0)	0 (0 to 0)	0 (0 to 0)	0 (0 to 0)	0 (0 to 0)	0 (0 to 0)	0 (0 to 0)	0 (0 to 0)	0 (0 to 0)	0 (0 to 0)	0 (0 to 0)	0 (0 to 0)	0 (0 to 0)	0 (0 to 0)	0 (0 to 0)	0 (0 to 0)	0
Food-borne trematodiases	0 (0 to 0)	0 (0 to 0)	0 (0 to 0)	0 (0 to 0)	0 (0 to 0)	0 (0 to 0)	0 (0 to 0)	0 (0 to 0)	0 (0 to 0)	0 (0 to 0)	0 (0 to 0)	0 (0 to 0)	0 (0 to 0)	0 (0 to 0)	0 (0 to 0)	0 (0 to 0)	0 (0 to 0)	0 (0 to 0)	0 (0 to 0)	0 (0 to 0)	0 (0 to 0)	0 (0 to 0)	0 (0 to 0)	0
Leprosy	0 (0 to 0)	0 (0 to 0)	0 (0 to 0)	0 (0 to 0)	0 (0 to 0)	0 (0 to 0)	0 (0 to 0)	0 (0 to 0)	0 (0 to 0)	0 (0 to 0)	0 (0 to 0)	0 (0 to 0)	0 (0 to 0)	0 (0 to 0)



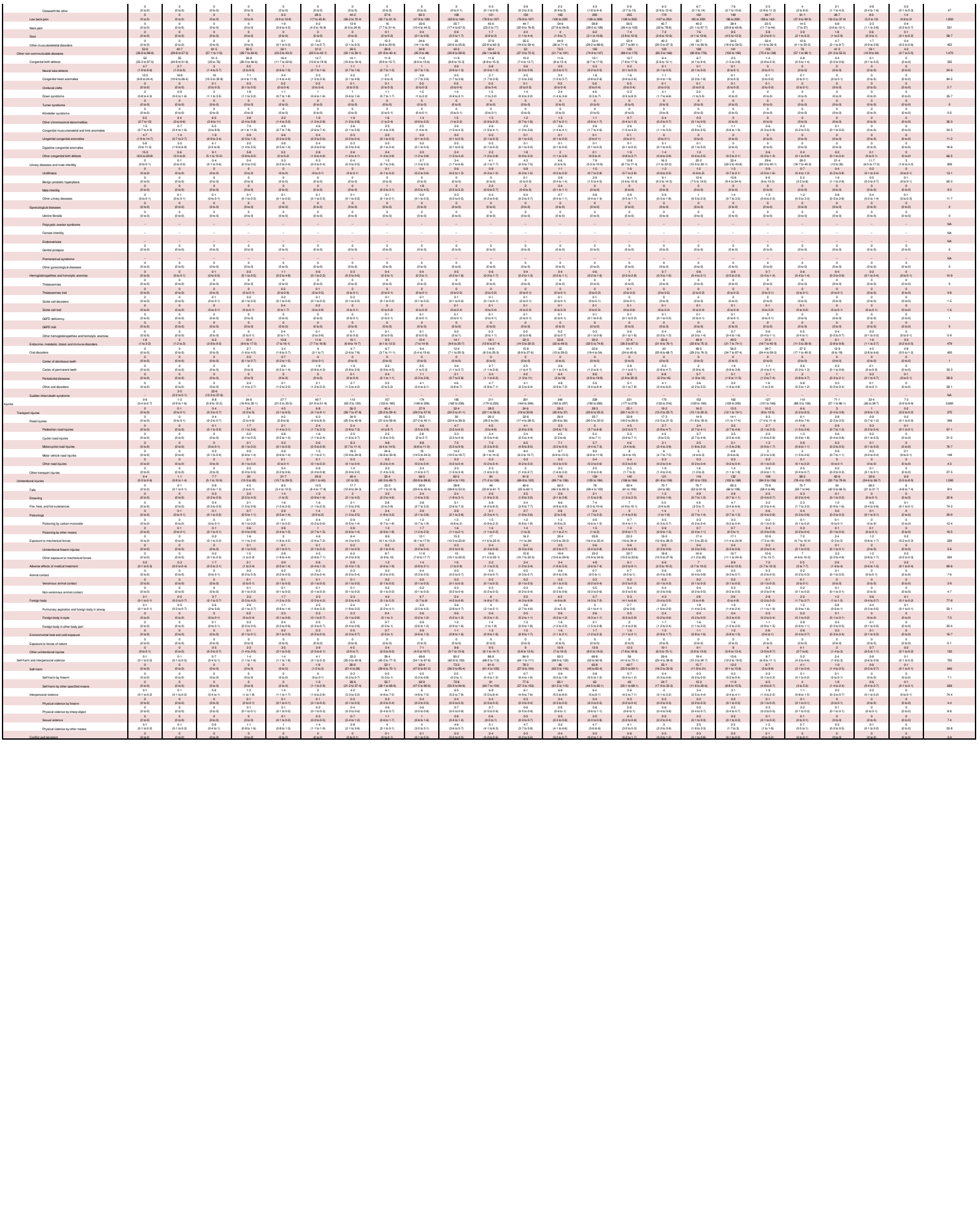

SR Table 2a: Belarus DALYs by cause and age group for males with 95% uncertainty intervals, 2019

Cause	Early Neonatal	Late Neonatal	Post Neonatal	1 to 4	5 to 9	10 to 14	15 to 19	20 to 24	25 to 29	30 to 34	35 to 39	40 to 44	45 to 49	50 to 54	55 to 59	60 to 64	65 to 69	70 to 74	75 to 79	80 to 84	85 to 89	90 to 94	95 plus	Total
All causes	9,739 (8,969.1 to 11,705)	3,970 (2,715.6 to 4,910)	9,632 (7,468.3 to 12,403)	13,990 (11,100.9 to 17,169)	13,495 (10,803.9 to 16,726)	13,969 (11,609.9 to 17,500)	21,309 (17,650.3 to 26,592)	34,993 (29,350.9 to 42,640)	41,300 (34,530.9 to 49,764)	46,700 (42,902.9 to 53,358)	53,300 (48,339.9 to 59,228)	59,200 (54,026.9 to 64,990)	65,600 (59,999.9 to 71,600)	74,000 (67,999.9 to 81,200)	85,000 (77,999.9 to 91,200)	105,000 (96,999.9 to 113,000)	119,000 (109,999.9 to 128,000)	146,000 (134,999.9 to 156,000)	166,000 (153,999.9 to 178,000)	196,000 (181,999.9 to 211,000)	227,000 (210,999.9 to 244,000)	252,000 (233,999.9 to 271,000)	261,000 (241,999.9 to 281,000)	261,100 (241,999.9 to 281,000)	17,500 (16,999.9 to 18,000)	3,246 (3,000.9 to 3,500)	2,020,000 (1,900,000 to 2,150,000)
Communicable, maternal, neonatal, and nutritional diseases	8,139 (7,600.9 to 8,770)	1,830 (1,270.9 to 2,610)	1,230 (1,020.9 to 1,490)	2,490 (1,920.9 to 3,150)	1,770 (1,270.9 to 2,350)	1,270 (1,020.9 to 1,610)	1,600 (1,270.9 to 2,060)	2,220 (1,890.9 to 2,660)	3,000 (2,230.9 to 3,790)	3,720 (2,970.9 to 4,570)	4,660 (3,660.9 to 5,870)	6,200 (4,780.9 to 7,930)	7,410 (5,790.9 to 9,560)	9,690 (8,250.9 to 11,600)	11,900 (9,990.9 to 14,000)	17,200 (14,999.9 to 20,000)	20,500 (17,999.9 to 23,000)	29,000 (25,999.9 to 32,000)	36,000 (32,999.9 to 40,000)	46,000 (41,999.9 to 51,000)	58,000 (52,999.9 to 64,000)	70,000 (63,999.9 to 77,000)	77,000 (69,999.9 to 85,000)	77,000 (69,999.9 to 85,000)	6,633 (6,177.9 to 7,090)	980 (872.9 to 1,090)	69,000 (61,999.9 to 77,000)	89,200
HIV/AIDS and sexually transmitted infections	0.7 (0.7 to 0.7)	0.4 (0.4 to 0.4)	69.2 (67.9 to 70.4)	29.4 (29.2 to 29.6)	20.2 (19.7 to 20.6)	19.2 (18.9 to 19.5)	61.3 (60.7 to 61.9)	264 (261.9 to 266.0)	464 (460.9 to 467.0)	714 (710.9 to 717.0)	1,040 (1,040.9 to 1,040.9)	1,290 (1,290.9 to 1,290.9)	1,540 (1,540.9 to 1,540.9)	2,020 (2,020.9 to 2,020.9)	2,520 (2,520.9 to 2,520.9)	3,210 (3,210.9 to 3,210.9)	3,740 (3,740.9 to 3,740.9)	4,270 (4,270.9 to 4,270.9)	4,800 (4,800.9 to 4,800.9)	5,330 (5,330.9 to 5,330.9)	5,860 (5,860.9 to 5,860.9)	6,390 (6,390.9 to 6,390.9)	6,920 (6,920.9 to 6,920.9)	7,450 (7,450.9 to 7,450.9)	7,980 (7,980.9 to 7,980.9)	8,510 (8,510.9 to 8,510.9)	9,040 (9,040.9 to 9,040.9)	9,570 (9,570.9 to 9,570.9)	10,100 (10,100.9 to 10,100.9)	11,800
HIV/AIDS	0 (0 to 0)	0 (0 to 0)	0.2 (0.1 to 0.3)	0.4 (0.2 to 0.7)	0.4 (0.2 to 0.7)	0.4 (0.2 to 0.7)	1.6 (0.9 to 2.5)	14.5 (8.9 to 21.2)	51.7 (32.9 to 72.1)	92.9 (61.9 to 125)	147 (97.9 to 199)	203 (134 to 270)	260 (172 to 345)	348 (230 to 461)	437 (289 to 579)	574 (379 to 759)	686 (453 to 907)	798 (527 to 1,060)	910 (601 to 1,210)	1,020 (674 to 1,350)	1,130 (747 to 1,500)	1,240 (820 to 1,650)	1,350 (892 to 1,790)	1,460 (965 to 1,940)	1,570 (1,040 to 2,080)	1,680 (1,110 to 2,230)	1,790 (1,180 to 2,370)	1,900 (1,260 to 2,520)	2,010 (1,330 to 2,670)	2,120 (1,400 to 2,810)	2,230 (1,470 to 2,960)	2,340 (1,550 to 3,100)	2,450 (1,620 to 3,250)	2,560 (1,690 to 3,400)	2,670 (1,760 to 3,540)	2,780 (1,840 to 3,690)	2,890 (1,910 to 3,840)	3,000 (1,980 to 3,980)	3,110 (2,060 to 4,130)	3,220 (2,130 to 4,280)	3,330 (2,200 to 4,430)	3,440 (2,280 to 4,580)	3,550 (2,350 to 4,730)	3,660 (2,420 to 4,880)	3,770 (2,490 to 5,030)	3,880 (2,570 to 5,180)	3,990 (2,640 to 5,330)	4,100 (2,710 to 5,480)	4,210 (2,780 to 5,630)	4,320 (2,860 to 5,780)	4,430 (2,930 to 5,930)	4,540 (3,000 to 6,080)	4,650 (3,070 to 6,230)	4,760 (3,140 to 6,380)	4,870 (3,220 to 6,530)	4,980 (3,290 to 6,680)	5,090 (3,360 to 6,830)	5,200 (3,430 to 6,980)	5,310 (3,500 to 7,130)	5,420 (3,580 to 7,280)	5,530 (3,650 to 7,430)	5,640 (3,720 to 7,580)	5,750 (3,790 to 7,730)	5,860 (3,870 to 7,880)	5,970 (3,940 to 8,030)	6,080 (4,010 to 8,180)	6,190 (4,080 to 8,330)	6,300 (4,160 to 8,480)	6,410 (4,230 to 8,630)	6,520 (4,300 to 8,780)	6,630 (4,370 to 8,930)	6,740 (4,450 to 9,080)	6,850 (4,520 to 9,230)	6,960 (4,590 to 9,380)	7,070 (4,660 to 9,530)	7,180 (4,740 to 9,680)	7,290 (4,810 to 9,830)	7,400 (4,880 to 9,980)	7,510 (4,950 to 10,130)	7,620 (5,030 to 10,280)	7,730 (5,100 to 10,430)	7,840 (5,170 to 10,580)	7,950 (5,240 to 10,730)	8,060 (5,320 to 10,880)	8,170 (5,390 to 11,030)	8,280 (5,460 to 11,180)	8,390 (5,530 to 11,330)	8,500 (5,610 to 11,480)	8,610 (5,680 to 11,630)	8,720 (5,750 to 11,780)	8,830 (5,820 to 11,930)	8,940 (5,900 to 12,080)	9,050 (5,970 to 12,230)	9,160 (6,040 to 12,380)	9,270 (6,110 to 12,530)	9,380 (6,190 to 12,680)	9,490 (6,260 to 12,830)	9,600 (6,330 to 12,980)	9,710 (6,400 to 13,130)	9,820 (6,480 to 13,280)	9,930 (6,550 to 13,430)	10,040 (6,620 to 13,580)	10,150 (6,690 to 13,730)	10,260 (6,770 to 13,880)	10,370 (6,840 to 14,030)	10,480 (6,910 to 14,180)	10,590 (6,980 to 14,330)	10,700 (7,060 to 14,480)	10,810 (7,130 to 14,630)	10,920 (7,200 to 14,780)	11,030 (7,270 to 14,930)	11,140 (7,350 to 15,080)	11,200 (7,420 to 15,230)	11,300 (7,490 to 15,380)	11,400 (7,560 to 15,530)	11,500 (7,640 to 15,680)	11,600 (7,710 to 15,830)	11,700 (7,780 to 15,980)	11,800 (7,860 to 16,130)	11,900 (7,930 to 16,280)	12,000 (8,000 to 16,430)	12,100 (8,070 to 16,580)	12,200 (8,150 to 16,730)	12,300 (8,220 to 16,880)	12,400 (8,290 to 17,030)	12,500 (8,360 to 17,180)	12,600 (8,440 to 17,330)	12,700 (8,510 to 17,480)	12,800 (8,580 to 17,630)	12,900 (8,650 to 17,780)	13,000 (8,730 to 17,930)	13,100 (8,800 to 18,080)	13,200 (8,870 to 18,230)	13,300 (8,940 to 18,380)	13,400 (9,020 to 18,530)	13,500 (9,090 to 18,680)	13,600 (9,160 to 18,830)	13,700 (9,230 to 18,980)	13,800 (9,310 to 19,130)	13,900 (9,380 to 19,280)	14,000 (9,450 to 19,430)	14,100 (9,520 to 19,580)	14,200 (9,600 to 19,730)	14,300 (9,670 to 19,880)	14,400 (9,740 to 20,030)	14,500 (9,810 to 20,180)	14,600 (9,890 to 20,330)	14,700 (9,960 to 20,480)	14,800 (10,030 to 20,630)	14,900 (10,100 to 20,780)	15,000 (10,180 to 20,930)	15,100 (10,250 to 21,080)	15,200 (10,320 to 21,230)	15,300 (10,390 to 21,380)	15,400 (10,470 to 21,530)	15,500 (10,540 to 21,680)	15,600 (10,610 to 21,830)	15,700 (10,690 to 21,980)	15,800 (10,760 to 22,130)	15,900 (10,830 to 22,280)	16,000 (10,900 to 22,430)	16,100 (10,980 to 22,580)	16,200 (11,050 to 22,730)	16,300 (11,120 to 22,880)	16,400 (11,190 to 23,030)	16,500 (11,270 to 23,180)	16,600 (11,340 to 23,330)	16,700 (11,410 to 23,480)	16,800 (11,480 to 23,630)	16,900 (11,560 to 23,780)	17,000 (11,630 to 23,930)	17,100 (11,700 to 24,080)	17,200 (11,770 to 24,230)	17,300 (11,850 to 24,380)	17,400 (11,920 to 24,530)	17,500 (11,990 to 24,680)	17,600 (12,060 to 24,830)	17,700 (12,140 to 24,980)	17,800 (12,210 to 25,130)	17,900 (12,280 to 25,280)	18,000 (12,350 to 25,430)	18,100 (12,430 to 25,580)	18,200 (12,500 to 25,730)	18,300 (12,570 to 25,880)	18,400 (12,640 to 26,030)	18,500 (12,720 to 26,180)	18,600 (12,790 to 26,330)	18,700 (12,860 to 26,480)	18,800 (12,930 to 26,630)	18,900 (13,010 to 26,780)	19,000 (13,080 to 26,930)	19,100 (13,150 to 27,080)	19,200 (13,220 to 27,230)	19,300 (13,300 to 27,380)	19,400 (13,370 to 27,530)	19,500 (13,440 to 27,680)	19,600 (13,510 to 27,830)	19,700 (13,590 to 27,980)	19,800 (13,660 to 28,130)	19,900 (13,730 to 28,280)	20,000 (13,800 to 28,430)	20,100 (13,880 to 28,580)	20,200 (13,950 to 28,730)	20,300 (14,020 to 28,880)	20,400 (14,090 to 29,030)	20,500 (14,170 to 29,180)	20,600 (14,240 to 29,330)	20,700 (14,310 to 29,480)	20,800 (14,380 to 29,630)	20,900 (14,460 to 29,780)	21,000 (14,530 to 29,930)	21,100 (14,600 to 30,080)	21,200 (14,670 to 30,230)	21,300 (14,750 to 30,380)	21,400 (14,820 to 30,530)	21,500 (14,890 to 30,680)	21,600 (14,960 to 30,830)	21,700 (15,040 to 30,980)	21,800 (15,110 to 31,130)	21,900 (15,180 to 31,280)	22,000 (15,250 to 31,430)	22,100 (15,330 to 31,580)	22,200 (15,400 to 31,730)	22,300 (15,470 to 31,880)	22,400 (15,540 to 32,030)	22,500 (15,620 to 32,180)	22,600 (15,690 to 32,330)	22,700 (15,760 to 32,480)	22,800 (15,830 to 32,630)	22,900 (15,910 to 32,780)	23,000 (15,980 to 32,930)	23,100 (16,050 to 33,080)	23,200 (16,120 to 33,230)	23,300 (16,200 to 33,380)	23,400 (16,270 to 33,530)	23,500 (16,340 to 33,680)	23,600 (16,410 to 33,830)	23,700 (16,490 to 33,980)	23,800 (16,560 to 34,130)	23,900 (16,630 to 34,280)	24,000 (16,700 to 34,430)	24,100 (16,780 to 34,580)	24,200 (16,850 to 34,730)	24,300 (16,920 to 34,880)	24,400 (16,990 to 35,030)	24,500 (17,070 to 35,180)	24,600 (17,140 to 35,330)	24,700 (17,210 to 35,480)	24,800 (17,280 to 35,630)	24,900 (17,360 to 35,780)	25,000 (17,430 to 35,930)	25,100 (17,500 to 36,080)	25,200 (17,570 to 36,230)	25,300 (17,650 to 36,380)	25,400 (17,720 to 36,530)	25,500 (17,790 to 36,680)	25,600 (17,860 to 36,830)	25,700 (17,940 to 36,980)	25,800 (18,010 to 37,130)	25,900 (18,080 to 37,280)	26,000 (18,150 to 37,430)	26,100 (18,230 to 37,580)	26,200 (18,300 to 37,730)	26,300 (18,370 to 37,880)	26,400 (18,440 to 38,030)	26,500 (18,520 to 38,180)	26,600 (18,590 to 38,330)	26,700 (18,660 to 38,480)	26,800 (18,730 to 38,630)	26,900 (18,810 to 38,780)	27,000 (18,880 to 38,930)	27,100 (18,950 to 39,080)	27,200 (19,020 to 39,230)	27,300 (19,100 to 39,380)	27,400 (19,170 to 39,530)	27,500 (19,240 to 39,680)	27,600 (19,310 to 39,830)	27,700 (19,390 to 39,980)	27,800 (19,460 to 40,130)	27,900 (19,530 to 40,280)	28,000 (19,600 to 40,430)	28,100 (19,680 to 40,580)	28,200 (19,750 to 40,730)	28,300 (19,820 to 40,880)	28,400 (19,890 to 41,030)	28,500 (19,970 to 41,180)	28,600 (20,040 to 41,330)	28,700 (20,110 to 41,480)	28,800 (20,180 to 41,630)	28,900 (20,260 to 41,780)	29,000 (20,330 to 41,930)	29,100 (20,400 to 42,080)	29,200 (20,470 to 42,230)	29,300 (20,550 to 42,380)	29,400 (20,620 to 42,530)	29,500 (20,690 to 42,680)	29,600 (20,760 to 42,830)	29,700 (20,840 to 42,980)	29,800 (20,910 to 43,130)	29,900 (20,980 to 43,280)	30,000 (21,050 to 43,430)	30,100 (21,130 to 43,580)	30,200 (21,200 to 43,730)	30,300 (21,270 to 43,880)	30,400 (21,340 to 44,030)	30,500 (21,420 to 44,180)	30,600 (21,490 to 44,330)	30,700 (21,560 to 44,480)	30,800 (21,630 to 44,630)	30,900 (21,710 to 44,780)	31,000 (21,780 to 44,930)	31,100 (21,850 to 45,080)	31,200 (21,920 to 45,230)	31,300 (22,000 to 45,380)	31,400 (22,070 to 45,530)	31,500 (22,140 to 45,680)	31,600 (22,210 to 45,830)	31,700 (22,290 to 45,980)	31,800 (22,360 to 46,130)	31,900 (22,430 to 46,280)	32,000 (22,500 to 46,430)	32,100 (22,580 to 46,580)	32,200 (22,650 to 46,730)	32,300 (22,720 to 46,880)	32,400 (22,790 to 47,030)	32,500 (22,870 to 47,180)	32,600 (22,940 to 47,330)	32,700 (23,010 to 47,480)	32,800 (23,080 to 47,630)	32,900 (23,160 to 47,780)	33,000 (23,230 to 47,930)	33,100 (23,300 to 48,080)	33,200 (23,370 to 48,230)	33,300 (23,450 to 48,380)	33,400 (23,520 to 48,530)	33,500 (23,590 to 48,680)	33,600 (23,660 to 48,830)	33,700 (23,740 to 48,980)	33,800 (23,810 to 49,130)	33,900 (23,880 to 49,280)	34,000 (23,950 to 49,430)	34,100 (24,030 to 49,580)	34,200 (24,100 to 49,730)	34,300 (24,170 to 49,880)	34,400 (24,240 to 50,030)	34,500 (24,320 to 50,180)	34,600 (24,390 to 50,330)	34,700 (24,460 to 50,480)	34,800 (24,530 to 50,630)	34,900 (24,610 to 50,780)	35,000 (24,680 to 50,930)	35,100 (24,750 to 51,080)	35,200 (24,820 to 51,230)	35,300 (24,900 to 51,380)	35,400 (24,970 to 51,530)	35,500 (25,040 to 51,680)	35,600 (25,110 to 51,830)	35,700 (25,190 to 51,980)	35,800 (25,260 to 52,130)	35,900 (25,330 to 52,280)	36,000 (25,400 to 52,430)	36,100 (25,480 to 52,580)	36,200 (25,550 to 52,730)	36,300 (25,620 to 52,880)	36,400 (25,690 to 53,030)	36,500 (25,770 to 53,180)	36,600 (25,840 to 53,330)	36,700 (25,910 to 53,480)	36,800 (25,980 to 53,630)	36,900 (26,060 to 53,780)	37,000 (26,130 to 53,930)	37,100 (26,200 to 54,080)	37,200 (26,270 to 54,230)	37,300 (26,350 to 54,380)	37,400 (26,420 to 54,530)	37,500 (26,490 to 54,680)	37,600 (26,560 to 54,830)	37,700 (26,640 to 54,980)	37,800 (26,710 to 55,130)	37,900 (26,780 to 55,280)	38,000 (26,850 to 55,430)	38,100 (26,930 to 55,580)	38,200 (27,000 to 55,730)	38,300 (27,070 to 55,880)	38,400 (27,140 to 56,030)	38,500 (27,220 to 56,180)	38,600 (27,290 to 56,330)	38,700 (27,360 to 56,480)	38,800 (27,430 to 56,630)	38,900 (27,510 to 56,780)	39,000 (27,580 to 56,930)	39,100 (27,650 to 57,080)	39,200 (27,720 to 57,230)	39,300 (27,800 to 57,380)	39,400 (27,870 to 57,530)	39,500 (27,940 to 57,680)	39,600 (28,010 to 57,830)	39,700 (28,090 to 57,980)	39,800 (28,160 to 58,130)	39,900 (28,230 to 58,280)	40,000 (28,300 to 58,430)	40,100 (28,380 to 58,580)	40,200 (28,450 to 58,730)	40,300 (28,520 to 58,880)	40,400 (28,590 to 59,030)	40,500 (28,670 to 59,180)	40,600 (28,740 to 59,330)	40,700 (28,810 to 59,480)	40,800 (28,880 to 59,630)	40,900 (28,960 to 59,780)	41,000 (29,030 to 59,930)	41,100 (29,100 to 60,080)	41,200 (29,170 to 60,230)	41,300 (29,250 to 60,380)	41,400 (29,320 to 60,530)	41,500 (29,390 to 60,680)	41,600 (29,460 to 60,830)	41,700 (29,540 to 60,980)	41,800 (29,610 to 61,130)	41,900 (29,680 to 61,280)	42,000 (29,750 to 61,430)	42,100 (29,830 to 61,580)	42,200 (29,900 to 61,730)	42,300 (29,970 to 61,880)	42,400 (30,040 to 62,030)	42,500 (30,120 to 62,180)	42,600 (30,190 to 62,330)	42,700 (30,260 to 62,480)	42,800 (30,330 to 62,630)	42,900 (30,410 to 62,780)	43,000 (30,480 to 62,930)	43,100 (30,550 to 63,080)	43,200 (30,620 to 63,230)	43,300 (30,700 to 63,380)	43,400 (30,770 to 63,530)	43,500 (30,840 to 63,680)	43,600 (30,910 to 63,830)	43,700 (30,990 to 63,980)	43,800 (31,060 to 64,130)	43,900 (31,130 to 64,280)	44,000 (31,200 to 64,430)	44,100 (31,280 to 64,580)	44,200 (31,350 to 64,730)	44,300 (31,420 to 64,880)	44,400 (31,490 to 65,030)	44,500 (31,570 to 65,180)	44,600 (31,640 to 65,330)	44,700 (31,710 to 65,480)	44,800 (31,780 to 65,630)	44,900 (31,860 to 65,780)	45,000 (31,930 to 65,930)	45,100 (32,000 to 66,080)	45,200 (32,070 to 66,230)	45,300 (32,150 to 66,380)	45,400 (32,220 to 66,530)	45,500 (32,290 to 66,680)	45,600 (32,360 to 66,830)	45,700 (32,440 to 66,980)	45,800 (32,510 to 67,130)	45,900 (32,580 to 67,280)	46,000 (32,650 to 67,430)	46,100 (32,730 to 67,580)	46,200 (32,800 to 67,730)	46,300 (32,870 to 67,880)	46,400 (32,940 to 68,030)	46,500 (33,020 to 68,180)	46,600 (33,090 to 68,330)	46,700 (33,160 to 68,480)	46,800 (33,230 to 68,630)	46,900 (33,310 to 68,780)	47,000 (33,380 to 68,930)	47,100 (33,450 to 69,080)	47,200 (33,520 to 69,230)	47,300 (33,600 to 69,380)	47,400 (33,670 to 69,530)	47,500 (33,740 to 69,680)	47,600 (33,810 to 69,830)	47,700 (33,890 to 69,980)	47,800 (33,960 to 70,130)	47,900 (34,030 to 70,280)	48,000 (34,100 to 70,430)	48,100 (34,180 to 70,580)	48,200 (34,250 to 70,730)	48,300 (34,320 to 70,880)	48,400 (34,390 to 71,030)	48,500 (34,470 to 71,180)	48,600 (34,540 to 71,330)	48,700 (34,610 to 71,480)	48,800 (34,680 to 71,630)	48,900 (34,760 to 71,780)	49,000 (34,830 to 71,930)	49,100 (34,900 to 72,080)	49,200 (34,970 to 72,230)	49,300 (35,050 to 72,380)	49,400 (35,120 to 72,530)	49,500 (35,190 to 72,680)	49,600 (35,260 to 72,830)	49,700 (35,340 to 72,980)	49,800 (35,410 to 73,130)	49,900 (35,480 to 73,280)	50,000 (35,550 to 73,430)	50,100 (35,630 to 73,580)	50,200 (35,700 to 73,730)	50,300 (35,770 to 73,880)	50,400 (35,840 to 74,030)	50,500 (35,920 to 74,180)	50,600 (35,990 to 74,330)	50,700 (36,060 to 74,480)	50,800 (36,130 to 74,630)	50,900 (36,210 to 74,780)	51,000 (36,280 to 74,930)	51,100 (36,350 to 75,080)	51,200 (36,420 to 75,230)	51,300 (36,500 to 75,380)	51,400 (36,570 to 75,530)	51,500 (36,640 to 75,680)	51,600 (36,710 to 75,830)	51,700 (36,790 to 75,980)	51,800 (36,860 to 76,130)	51,900 (36,930 to 76,280)	52,000 (37,000 to 76,430)	52,100 (37,080 to 76,580)	52,200 (37,150 to 76,730)	52,300 (37,220 to 76,880)	52,400 (37,290 to 77,030)	52,500 (37,370 to 77,180)	52,600 (37,440 to 77,330)	52,700 (37,510 to 77,480)	52,800 (37,580 to 77,630)	52,900 (37,660 to 77,780)	53,000 (37,730 to 77,930)	53,100 (37,800 to 78,080)	53,200 (37,870 to 78,230)	53,300 (37,950 to 78,380)	53,400 (38,020 to 78,530)	53,500 (38,090 to 78,680)	53,600 (38,160 to 78,830)	53,700 (38,240 to 78,980)	53,800 (38,310 to 79,130)	53,900 (38,380 to 79,280)	54,000 (38,450 to 79,430)	54,100 (38,530 to 79,580)	54,200 (38,600 to 79,730)	54,300 (38,670 to 79,880)	54,400 (38,740 to 80,030)	54,500 (38,820 to 80,180)	54,600 (38,890 to 80,330)	54,700 (38,960 to 80,480)	54,800 (39,030 to 80,630)	54,900 (39,110 to 80,780)	55,000 (39,180 to 80,930)	55,100 (39,250 to 81,080)	55,200 (39,320 to 81,230)	55,300 (39,400 to 81,380)	55,400 (39,470 to 81,530)	55,500 (39,540 to 81,680)	55,600 (39,610 to 81,830)	55,700 (39,690 to 81,980)	55,800 (39,760 to 82,130)	55,900 (39,830 to 82,280)	56,000 (39,900 to 82,430)	56,100 (39,980 to 82,580)	56,200 (40,050 to 82,730)	56,300 (40,120 to 82,880)	56,400 (40,190 to 83,030)	56,500 (40,270 to 83,180)	56,600 (40,340 to 83,330)	56,700 (40,410 to 83,480)	56,800 (40,480 to 83,630)	56,900 (40,560 to 83,780)	57,000 (40,630 to 83,930)	57,100 (40,700 to 84,080)	57,200 (40,770 to 84,230)	57,300 (40,850 to 84,380)	57,400 (40,920 to 84,530)	57,500 (40,990 to 84,680)	57,600 (41,060 to 84,830)	57,700 (41,140 to 84,980)	57,800 (41,210 to 85,130)	57,900 (41,280 to 85,280)	58,000 (41,350 to 85,430)	58,100 (41,430 to 85,580)	58,200 (41,500 to 85,730)	58,300 (41,570 to 85,880)	58,400 (41,640 to 86,030)	58,500 (41,720 to 86,180)	58,600 (41,790 to 86,330)	58,700 (41,860 to 86,480)	58,800 (41,930 to 86,630)	58,900 (42,010 to 86,780)	59,000 (42,080 to 86,930)	59,100 (42,150 to 87,080)	59,200 (42,220 to 87,230)	59,300 (42,300 to 87,380)	59,400 (42,370 to 87,530)	59,500 (42,440 to 87,680)	59,600 (42,510 to 87,830)	59,700 (42,590 to 87,980)	59,800 (42,660 to 88,130)	59,900 (42,730 to 88,280)	60,000 (42,800 to 88,430)	60,100 (42,880 to 88,580)	60,200 (42,950 to 88,730)	60,300 (43,020 to 88,880)	60,400 (43,090 to 89,030)	60,500 (43,170 to 89,180)	60,600 (43,240 to 89,330)	60,700 (43,310 to 89,480)	60,800 (43,380 to 89,630)	60,900 (43,460 to 89,780)	61,000 (43,530 to 89,930)	61,100 (43,600 to 90,080)	61,200 (43,670 to 90,230)	61,300 (43,750 to 90,380)	61,400 (43,820 to 90,530)	61,500 (43,890 to 90,680)	61,600 (43,960 to 90,830)	61,700 (44,040 to 90,980)	61,800 (44,110 to 91,130)	61,900 (44,180 to 91,280)	62,000 (44,250 to 91,430)	62,100 (44,330 to 91,580)	62,200 (44,400 to 91,730)	62,300 (44,470 to 91,880)	62,400 (44,540 to 92,030)	62,500 (44,620 to 92,180)	62,600 (44,690 to 92,330)	62,700 (44,760 to 92,480)	62,800 (44,830 to 92,630)	62,900 (44,910 to 92,780)	63,000 (44,980 to 92,930)	63,100 (45,050 to 93,080)	63,200 (45,120 to 93,230)	63,300 (45,200 to 93,380)	63,400 (45,270 to 93,530)	63,500 (45,340 to 93,680)	63,600 (45,410 to 93,830)	63,700 (45,490 to 93,980)	63,800 (45,560 to 94,130)	63,900 (45,630 to 94,280)	64,000 (45,700 to 94,430)	64,100 (45,780 to 94,580)	64,200 (45,850 to 94,730)	64,300 (45,920 to 94,880)	64,400 (45,990 to 95,030)	64,500 (46,070 to 95,180)	64,600 (46,140 to 95,330)	64,700 (46,210 to 95,480)	64,800 (46,280 to 95,630)	64,900 (46,360 to 95,780)	65,000 (46,430 to 95,930)	65,100 (46,500 to 96,080)	65,200 (46,570 to 96,230)	65,300 (46,650 to 96,380)	65,400 (46,720 to 96,530)	65,500 (46,790 to 96,680)	65,600 (46,860 to 96,830)	65,700 (46,940 to 96,980)	65,800 (47,010 to 97,130)	65,900 (47,080 to 97,280)	66,000 (47,150 to 97,430)	66,100 (47,230 to 97,580)	66,200 (47,300 to 97,730)	66,300 (47,370 to 97,880)	66,400 (47,440 to 98,030)	66,500 (47,520 to 98,180)	66,600 (47,590 to 98,330)	66,700 (47,660 to 98,480)	66,800 (47,730 to 98,630)	66,900 (47,810 to 98,780)	67,000 (47,880 to 98,930)	67,100 (47,950 to 99,080)	67,200 (48,020 to 99,230)	67,300 (48,100 to 99,380)	67,400 (48,170 to 99,530)	67,500 (48,240 to 99,680)	67,600 (48,310 to 99,830)	67,700 (48,390 to 99,980)	67,800 (48,460 to 100,130)	67,900 (48,530 to 100,280)	68,000 (48,600 to 100,430)	68,100 (48,680 to 100,580)	68,200 (48,750 to 100,730)	68,300 (48,820 to 100,880)	68,400 (48,890 to 101,030)	68,500 (48,970 to 101,180)	68,600 (49,040 to 101,330)	68,700 (49,110 to 101,480)	68,800 (49,180 to 101,630)	68,900 (49,260 to 101,780)	69,000 (49,330 to 101,930)	69,100 (49,400 to 102,080)	69,200 (49,470 to 102,230)	69,300 (49,550 to 102,380)	69,400 (49,620 to 102,530)	69,500 (49,690 to 102,680)	69,600 (49,760 to 102,830)	69,700 (49,840 to 102,980)	69,800 (49,910 to 103,130)	69,900 (49,980 to 103,280)	70,000 (50,050 to 103,430)	70,100 (50,130 to 103,580)	70,200 (50,200 to 103,730)	70,300 (50,270 to 103,880)	70,400 (50,340 to 104,030)	70,500 (50,420 to 104,180)	70,600 (50,490 to 104,330)	70,700 (50,560 to 104,480)	70,800 (50,630 to 104,630)	70,900 (50,710 to 104,780)	71,000 (50,780 to 104,930)	71,100 (50,850 to 105,080)	71,200 (50,920 to 105,230)	71,300 (51,000 to 105,380)	71,400 (51,070 to 105,530)	71,500 (51,140 to 105,680)	71,600 (51,210 to 105,830)	71,700 (51,290 to 105,980)	71,800 (51,360 to 106,130)	71,900 (51,430 to 106,280)	72,000 (51,500 to 106,430)	72,100 (51,580 to 106,580)	72,200 (51,650 to 106,730)	72,300 (51,720 to 106,880)	72,400 (51,790 to 107,030)	72,500 (51,870 to 107,180)	72,600 (51,940 to 107,330)	72,700 (52,010 to 107,480)	72,800 (52,080 to 107,630)	72,900 (52,160 to 107,780)	73,000 (52,230 to 107,930)	73,100 (52,300 to 108,080)	73,200 (52,370 to 108,230)	73,300 (52,450 to 108,380)





SR Table 2a: Salford DALYs by cause and age group for males with 95% uncertainty intervals. 2019

Cause	Early Neonatal	Late Neonatal	Post Neonatal	1 to 4	5 to 9	10 to 14	15 to 19	20 to 24	25 to 29	30 to 34	35 to 39	40 to 44	45 to 49	50 to 54	55 to 59	60 to 64	65 to 69	70 to 74	75 to 79	80 to 84	85 to 89	90 to 94	95 plus	Total
All causes	686 (339 to 470)	1,060 (782 to 1,372)	1,980 (1,610 to 2,387)	2,980 (2,660 to 3,400)	1,960 (1,670 to 2,290)	1,960 (1,660 to 2,290)	2,220 (1,870 to 2,610)	2,610 (2,190 to 3,060)	3,020 (2,530 to 3,560)	3,220 (2,690 to 3,800)	3,660 (3,060 to 4,330)	4,000 (3,340 to 4,730)	4,450 (3,710 to 5,260)	5,020 (4,180 to 5,950)	5,660 (4,700 to 6,710)	6,220 (5,160 to 7,370)	6,720 (5,570 to 7,960)	7,170 (5,940 to 8,490)	7,570 (6,270 to 8,960)	7,920 (6,540 to 9,380)	8,220 (6,770 to 9,730)	8,460 (6,960 to 10,000)	36,500
Communicable, maternal, neonatal, and nutritional diseases	686 (339 to 470)	1,060 (782 to 1,372)	1,980 (1,610 to 2,387)	2,980 (2,660 to 3,400)	1,960 (1,670 to 2,290)	1,960 (1,660 to 2,290)	2,220 (1,870 to 2,610)	2,610 (2,190 to 3,060)	3,020 (2,530 to 3,560)	3,220 (2,690 to 3,800)	3,660 (3,060 to 4,330)	4,000 (3,340 to 4,730)	4,450 (3,710 to 5,260)	5,020 (4,180 to 5,950)	5,660 (4,700 to 6,710)	6,220 (5,160 to 7,370)	6,720 (5,570 to 7,960)	7,170 (5,940 to 8,490)	7,570 (6,270 to 8,960)	7,920 (6,540 to 9,380)	8,220 (6,770 to 9,730)	8,460 (6,960 to 10,000)	2,240
HIV/AIDS and sexually transmitted infections	6.7 (1.9 to 14.9)	2.3 (0.7 to 5.2)	4.1 (1.4 to 8.6)	0.6 (0.4 to 0.7)	0.4 (0.4 to 0.5)	0.3 (0.3 to 0.4)	1 (0.7 to 1.2)	2.2 (1.5 to 3.2)	3.2 (2.3 to 4.2)	3.8 (2.8 to 5.2)	7.5 (5.4 to 9.8)	10.2 (8 to 13.7)	9.7 (7.4 to 12.9)	9.7 (7.5 to 12.7)	9.7 (7.5 to 12.7)	9.5 (7.4 to 12.4)	6.4 (4.8 to 8.7)	4.7 (3.3 to 6.6)	3.8 (2.4 to 5.6)	2.9 (1.8 to 4.5)	2.2 (1.4 to 3.4)	0.8 (0.4 to 1.5)	92.5
HIV/AIDS	0 (0 to 0)	0 (0 to 0)	0.6 (0.4 to 0.9)	0.5 (0.4 to 0.6)	0.4 (0.3 to 0.4)	0.3 (0.3 to 0.4)	0.9 (0.7 to 1.2)	2.2 (1.5 to 3.2)	3.1 (2.2 to 3.9)	3.7 (2.8 to 5.2)	7.2 (5.3 to 9.4)	9.3 (7.1 to 12.6)	9.2 (7.2 to 12.2)	9.2 (7.2 to 12.2)	9.2 (7.2 to 12.2)	9.1 (7.1 to 12.1)	6.2 (4.6 to 8.4)	4.5 (3.2 to 6.4)	3.6 (2.3 to 5.4)	2.8 (1.7 to 4.3)	2.1 (1.3 to 3.3)	0.7 (0.4 to 1.4)	89.5
HIV/AIDS - Drug-susceptible Tuberculosis	0 (0 to 0)	0 (0 to 0)	0 (0 to 0)	0 (0 to 0)	0 (0 to 0)	0 (0 to 0)	0 (0 to 0)	0 (0 to 0)	0 (0 to 0)	0 (0 to 0)	0 (0 to 0)	0 (0 to 0)	0 (0 to 0)	0 (0 to 0)	0 (0 to 0)	0 (0 to 0)	0 (0 to 0)	0 (0 to 0)	0 (0 to 0)	0 (0 to 0)	0 (0 to 0)	0 (0 to 0)	0 (0 to 0)	0
HIV/AIDS - Multidrug-resistant Tuberculosis without extensive dr...	0 (0 to 0)	0 (0 to 0)	0 (0 to 0)	0 (0 to 0)	0 (0 to 0)	0 (0 to 0)	0 (0 to 0)	0 (0 to 0)	0 (0 to 0)	0 (0 to 0)	0 (0 to 0)	0 (0 to 0)	0 (0 to 0)	0 (0 to 0)	0 (0 to 0)	0 (0 to 0)	0 (0 to 0)	0 (0 to 0)	0 (0 to 0)	0 (0 to 0)	0 (0 to 0)	0 (0 to 0)	0 (0 to 0)	0
HIV/AIDS - Extensively drug-resistant Tuberculosis	0 (0 to 0)	0 (0 to 0)	0 (0 to 0)	0 (0 to 0)	0 (0 to 0)	0 (0 to 0)	0 (0 to 0)	0 (0 to 0)	0 (0 to 0)	0 (0 to 0)	0 (0 to 0)	0 (0 to 0)	0 (0 to 0)	0 (0 to 0)	0 (0 to 0)	0 (0 to 0)	0 (0 to 0)	0 (0 to 0)	0 (0 to 0)	0 (0 to 0)	0 (0 to 0)	0 (0 to 0)	0 (0 to 0)	0
HIV/AIDS resulting in other diseases	0 (0 to 0)	0 (0 to 0)	0 (0 to 0)	0 (0 to 0)	0 (0 to 0)	0 (0 to 0)	0 (0 to 0)	0 (0 to 0)	0 (0 to 0)	0 (0 to 0)	0 (0 to 0)	0 (0 to 0)	0 (0 to 0)	0 (0 to 0)	0 (0 to 0)	0 (0 to 0)	0 (0 to 0)	0 (0 to 0)	0 (0 to 0)	0 (0 to 0)	0 (0 to 0)	0 (0 to 0)	0 (0 to 0)	0
Sexually transmitted infections excluding HIV	6.7 (1.9 to 14.9)	2.3 (0.7 to 5.2)	3.4 (0.9 to 8)	0.1 (0 to 0.1)	0.1 (0 to 0.1)	0 (0 to 0)	0 (0 to 0.1)	0.1 (0 to 0.2)	0.2 (0 to 0.3)	0.2 (0 to 0.4)	0.4 (0 to 0.7)	0.9 (0.2 to 0.7)	0.5 (0.2 to 0.7)	0.5 (0.2 to 0.7)	0.5 (0.2 to 0.7)	0.4 (0.2 to 0.6)	0.2 (0 to 0.4)	0.2 (0 to 0.4)	0.2 (0 to 0.4)	0.1 (0 to 0.3)	0.1 (0 to 0.2)	0.1 (0 to 0.1)	16
Syphilis	6.7 (1.9 to 14.9)	2.3 (0.7 to 5.2)	3.4 (0.9 to 8)	0.1 (0 to 0.1)	0.1 (0 to 0.1)	0 (0 to 0)	0 (0 to 0)	0 (0 to 0.1)	0.1 (0 to 0.1)	0.1 (0 to 0.1)	0.1 (0 to 0.1)	0.1 (0 to 0.1)	0.1 (0 to 0.1)	0.1 (0 to 0.1)	0.1 (0 to 0.1)	0.1 (0 to 0.1)	0 (0 to 0.1)	0 (0 to 0.1)	0 (0 to 0.1)	0 (0 to 0.1)	0 (0 to 0.1)	0 (0 to 0.1)	13.3
Chlamydial infection	0 (0 to 0)	0 (0 to 0)	0 (0 to 0)	0 (0 to 0)	0 (0 to 0)	0 (0 to 0)	0 (0 to 0)	0 (0 to 0)	0 (0 to 0)	0 (0 to 0)	0 (0 to 0)	0 (0 to 0)	0 (0 to 0)	0 (0 to 0)	0 (0 to 0)	0 (0 to 0)	0 (0 to 0)	0 (0 to 0)	0 (0 to 0)	0 (0 to 0)	0 (0 to 0)	0 (0 to 0)	0 (0 to 0)	0
Gonococcal infection	0 (0 to 0)	0 (0 to 0)	0 (0 to 0)	0 (0 to 0)	0 (0 to 0)	0 (0 to 0)	0 (0 to 0)	0 (0 to 0)	0 (0 to 0)	0 (0 to 0)	0 (0 to 0)	0 (0 to 0)	0 (0 to 0)	0 (0 to 0)	0 (0 to 0)	0 (0 to 0)	0 (0 to 0)	0 (0 to 0)	0 (0 to 0)	0 (0 to 0)	0 (0 to 0)	0 (0 to 0)	0 (0 to 0)	0.1
Trichomoniasis	0 (0 to 0)	0 (0 to 0)	0 (0 to 0)	0 (0 to 0)	0 (0 to 0)	0 (0 to 0)	0 (0 to 0)	0 (0 to 0)	0 (0 to 0)	0 (0 to 0)	0 (0 to 0)	0 (0 to 0)	0 (0 to 0)	0 (0 to 0)	0 (0 to 0)	0 (0 to 0)	0 (0 to 0)	0 (0 to 0)	0 (0 to 0)	0 (0 to 0)	0 (0 to 0)	0 (0 to 0)	0 (0 to 0)	0.1
Genital herpes	0 (0 to 0)	0 (0 to 0)	0 (0 to 0)	0 (0 to 0)	0 (0 to 0)	0 (0 to 0)	0 (0 to 0)	0 (0 to 0)	0 (0 to 0)	0 (0 to 0)	0 (0 to 0)	0 (0 to 0)	0 (0 to 0)	0 (0 to 0)	0 (0 to 0)	0 (0 to 0)	0 (0 to 0)	0 (0 to 0)	0 (0 to 0)	0 (0 to 0)	0 (0 to 0)	0 (0 to 0)	0 (0 to 0)	0.3
Other sexually transmitted infections	0 (0 to 0)	0 (0 to 0)	0 (0 to 0)	0 (0 to 0)	0 (0 to 0)	0 (0 to 0)	0 (0 to 0)	0 (0 to 0)	0 (0 to 0)	0 (0 to 0)	0 (0 to 0)	0 (0 to 0)	0 (0 to 0)	0 (0 to 0)	0 (0 to 0)	0 (0 to 0)	0 (0 to 0)	0 (0 to 0)	0 (0 to 0)	0 (0 to 0)	0 (0 to 0)	0 (0 to 0)	0 (0 to 0)	0
Respiratory infections and tuberculosis	3.4 (2.3 to 4.7)	28.1 (12 to 39.8)	28.1 (17.6 to 35.3)	29.2 (13.2 to 39.8)	14.7 (9.7 to 22.2)	8.7 (5.6 to 15.5)	6.6 (4.4 to 11)	6.5 (4.5 to 9.6)	7.6 (5.1 to 10.7)	8.5 (5.7 to 12.7)	9.1 (6.1 to 13.7)	10.3 (7 to 15.4)	12.5 (8.7 to 18.1)	16.2 (11.5 to 23.7)	22.1 (16 to 32.3)	30.2 (21.4 to 39.4)	40.5 (30 to 52.6)	53.6 (39.6 to 69.6)	69.4 (51.5 to 87.4)	84.1 (63.4 to 103)	93.1 (70.5 to 113)	85.4 (64.9 to 105)	1,160
Tuberculosis	0 (0 to 0)	0 (0 to 0)	0 (0 to 0)	0.2 (0 to 0.2)	0.1 (0 to 0.1)	0.1 (0 to 0.1)	0.1 (0 to 0.2)	0.4 (0.3 to 0.6)	0.6 (0.5 to 1.7)	1.5 (1 to 2)	1.7 (1.3 to 2.2)	2.1 (1.6 to 2.6)	2.1 (1.6 to 2.6)	2.1 (1.7 to 2.5)	2.1 (1.7 to 2.5)	2.1 (1.7 to 2.5)	2.2 (1.7 to 2.6)	2.2 (1.7 to 2.6)	2.2 (1.7 to 2.6)	2.2 (1.7 to 2.6)	2.2 (1.7 to 2.6)	1.4 (1 to 1.9)	29.9
Latent tuberculosis infection	0 (0 to 0)	0 (0 to 0)	0 (0 to 0)	0 (0 to 0)	0 (0 to 0)	0 (0 to 0)	0 (0 to 0)	0 (0 to 0)	0 (0 to 0)	0 (0 to 0)	0 (0 to 0)	0 (0 to 0)	0 (0 to 0)	0 (0 to 0)	0 (0 to 0)	0 (0 to 0)	0 (0 to 0)	0 (0 to 0)	0 (0 to 0)	0 (0 to 0)	0 (0 to 0)	0 (0 to 0)	0 (0 to 0)	0
Active tuberculosis	0 (0 to 0)	0 (0 to 0)	0 (0 to 0)	0.2 (0 to 0.2)	0.1 (0 to 0.1)	0.1 (0 to 0.1)	0.1 (0 to 0.2)	0.4 (0.3 to 0.6)	0.6 (0.5 to 1.7)	1.5 (1 to 2)	1.7 (1.3 to 2.2)	2.1 (1.6 to 2.6)	2.1 (1.6 to 2.6)	2.1 (1.7 to 2.5)	2.1 (1.7 to 2.5)	2.1 (1.7 to 2.5)	2.2 (1.7 to 2.6)	2.2 (1.7 to 2.6)	2.2 (1.7 to 2.6)	2.2 (1.7 to 2.6)	2.2 (1.7 to 2.6)	1.4 (1 to 1.9)	29.9
Drug-susceptible tuberculosis	0 (0 to 0)	0 (0 to 0)	0 (0 to 0)	0.2 (0 to 0.2)	0.1 (0 to 0.1)	0.1 (0 to 0.1)	0.1 (0 to 0.2)	0.4 (0.3 to 0.6)	0.6 (0.5 to 1.7)	1.5 (1 to 2)	1.7 (1.3 to 2.2)	2.1 (1.6 to 2.6)	2.1 (1.6 to 2.6)	2.1 (1.6 to 2.6)	2.1 (1.6 to 2.6)	2.1 (1.6 to 2.6)	2.2 (1.7 to 2.6)	2.2 (1.7 to 2.6)	2.2 (1.7 to 2.6)	2.2 (1.7 to 2.6)	2.2 (1.7 to 2.6)	1.4 (1 to 1.9)	29.9
Multidrug-resistant tuberculosis without extensive drug-resistance	0 (0 to 0)	0 (0 to 0)	0 (0 to 0)	0 (0 to 0)	0 (0 to 0)	0 (0 to 0)	0 (0 to 0)	0 (0 to 0)	0 (0 to 0)	0 (0 to 0)	0 (0 to 0)	0 (0 to 0)	0 (0 to 0)	0 (0 to 0)	0 (0 to 0)	0 (0 to 0)	0 (0 to 0)	0 (0 to 0)	0 (0 to 0)	0 (0 to 0)	0 (0 to 0)	0 (0 to 0)	0 (0 to 0)	0.6
Extensively drug-resistant tuberculosis	0 (0 to 0)	0 (0 to 0)	0 (0 to 0)	0 (0 to 0)	0 (0 to 0)	0 (0 to 0)	0 (0 to 0)	0 (0 to 0)	0 (0 to 0)	0 (0 to 0)	0 (0 to 0)	0 (0 to 0)	0 (0 to 0)	0 (0 to 0)	0 (0 to 0)	0 (0 to 0)	0 (0 to 0)	0 (0 to 0)	0 (0 to 0)	0 (0 to 0)	0 (0 to 0)	0 (0 to 0)	0 (0 to 0)	0
Lower respiratory infections	3.3 (2.3 to 4.7)	2.8 (1.9 to 4)	16.5 (9.4 to 26.2)	4.4 (2.6 to 6.5)	4.1 (2.9 to 5.5)	1.4 (1.1 to 2.3)	0.4 (0.2 to 0.5)	0.3 (0.2 to 0.5)	0.4 (0.2 to 0.6)	0.4 (0.2 to 0.6)	0.5 (0.3 to 0.8)	0.6 (0.4 to 0.9)	0.7 (0.4 to 1.1)	0.9 (0.6 to 1.4)	1.2 (0.8 to 1.8)	1.6 (1.1 to 2.4)	2.1 (1.4 to 3.1)	2.9 (2 to 4.2)	3.9 (2.6 to 5.6)	4.7 (3.1 to 6.7)	5.2 (3.4 to 7.5)	4.7 (3.1 to 6.8)	98
Upper respiratory infections	0 (0 to 0)	0 (0 to 0)	0.2 (0 to 0.4)	0.2 (0 to 0.3)	0.1 (0 to 0.2)	0.1 (0 to 0.2)	0.1 (0 to 0.2)	0.1 (0 to 0.2)	0.1 (0 to 0.2)	0.1 (0 to 0.2)	0.1 (0 to 0.2)	0.1 (0 to 0.2)	0.1 (0 to 0.2)	0.1 (0 to 0.2)	0.1 (0 to 0.2)	0.1 (0 to 0.2)	0.1 (0 to 0.2)	0.1 (0 to 0.2)	0.1 (0 to 0.2)	0.1 (0 to 0.2)	0.1 (0 to 0.2)	0.1 (0 to 0.2)	0.1
Otitis media	0 (0 to 0)	0 (0 to 0)	0 (0 to 1.1)	0.3 (0.1 to 0.9)	0.3 (0.1 to 0.8)	0.2 (0.1 to 0.6)	0.1 (0 to 0.2)	0.1 (0 to 0.2)	0.1 (0 to 0.2)	0.1 (0 to 0.2)	0.1 (0 to 0.2)	0.1 (0 to 0.2)	0.1 (0 to 0.2)	0.1 (0 to 0.2)	0.1 (0 to 0.2)	0.1 (0 to 0.2)	0.1 (0 to 0.2)	0.1 (0 to 0.2)	0.1 (0 to 0.2)	0.1 (0 to 0.2)	0.1 (0 to 0.2)	0.1 (0 to 0.2)	0.1
Enteric infections	2 (0.2 to 0.3)	0.8 (0.5 to 1)	9 (4 to 13.9)	3 (1.6 to 4.6)	1.2 (0.9 to 1.7)	0.4 (0.2 to 0.6)	0.2 (0.1 to 0.4)	0.2 (0.1 to 0.4)	0.2 (0.1 to 0.4)	0.2 (0.1 to 0.4)	0.2 (0.1 to 0.4)	0.2 (0.1 to 0.4)	0.2 (0.1 to 0.4)	0.2 (0.1 to 0.4)	0.2 (0.1 to 0.4)	0.2 (0.1 to 0.4)	0.2 (0.1 to 0.4)	0.2 (0.1 to 0.4)	0.2 (0.1 to 0.4)	0.2 (0.1 to 0.4)	0.2 (0.1 to 0.4)	0.2 (0.1 to 0.4)	0.2
Diarrheal diseases	2 (0.2 to 0.3)	0.8 (0.5 to 1)	8.9 (4.9 to 13.9)	3 (1.6 to 4.6)	1.2 (0.9 to 1.7)	0.4 (0.2 to 0.6)	0.2 (0.1 to 0.4)	0.2 (0.1 to 0.4)	0.2 (0.1 to 0.4)	0.2 (0.1 to 0.4)	0.2 (0.1 to 0.4)	0.2 (0.1 to 0.4)	0.2 (0.1 to 0.4)	0.2 (0.1 to 0.4)	0.2 (0.1 to 0.4)	0.2 (0.1 to 0.4)	0.2 (0.1 to 0.4)	0.2 (0.1 to 0.4)	0.2 (0.1 to 0.4)	0.2 (0.1 to 0.4)	0.2 (0.1 to 0.4)	0.2 (0.1 to 0.4)	0.2
Typhoid and paraphoid	0 (0 to 0)	0 (0 to 0)	0 (0 to 0)	0 (0 to 0)	0 (0 to 0)	0 (0 to 0)	0 (0 to 0)	0 (0 to 0)	0 (0 to 0)	0 (0 to 0)	0 (0 to 0)	0 (0 to 0)	0 (0 to 0)	0 (0 to 0)	0 (0 to 0)	0 (0 to 0)	0 (0 to 0)	0 (0 to 0)	0 (0 to 0)	0 (0 to 0)	0 (0 to 0)	0 (0 to 0)	0 (0 to 0)	0
Typhoid fever	0 (0 to 0)	0 (0 to 0)	0 (0 to 0)	0 (0 to 0)	0 (0 to 0)	0 (0 to 0)	0 (0 to 0)	0 (0 to 0)	0 (0 to 0)	0 (0 to 0)	0 (0 to 0)	0 (0 to 0)	0 (0 to 0)	0 (0 to 0)	0 (0 to 0)	0 (0 to 0)	0 (0 to 0)	0 (0 to 0)	0 (0 to 0)	0 (0 to 0)	0 (0 to 0)	0 (0 to 0)	0 (0 to 0)	0
Paratyphoid fever	0 (0 to 0)	0 (0 to 0)	0 (0 to 0)	0 (0 to 0)	0 (0 to 0)	0 (0 to 0)	0 (0 to 0)	0 (0 to 0)	0 (0 to 0)	0 (0 to 0)	0 (0 to 0)	0 (0 to 0)	0 (0 to 0)	0 (0 to 0)	0 (0 to 0)	0 (0 to 0)	0 (0 to 0)	0 (0 to 0)	0 (0 to 0)	0 (0 to 0)	0 (0 to 0)	0 (0 to 0)	0 (0 to 0)	0
Invasive Non-typhoidal Salmonella (iNTS)	0 (0 to 0)	0 (0 to 0)	0 (0 to 0)	0 (0 to 0)	0 (0 to 0)	0 (0 to 0)	0 (0 to 0)	0 (0 to 0)	0 (0 to 0)	0 (0 to 0)	0 (0 to 0)	0 (0 to 0)	0 (0 to 0)	0 (0 to 0)	0 (0 to 0)	0 (0 to 0)	0 (0 to 0)	0 (0 to 0)	0 (0 to 0)	0 (0 to 0)	0 (0 to 0)	0 (0 to 0)	0 (0 to 0)	0.6
Other intestinal infectious diseases	0 (0 to 0)	0 (0 to 0)	0.1 (0 to 0.1)	0 (0 to 0)	0 (0 to 0)	0 (0 to 0)	0 (0 to 0)	0 (0 to 0)	0 (0 to 0)	0 (0 to 0)	0 (0 to 0)	0 (0 to 0)	0 (0 to 0)	0 (0 to 0)	0 (0 to 0)	0 (0 to 0)	0 (0 to 0)	0 (0 to 0)	0 (0 to 0)	0 (0 to 0)	0 (0 to 0)	0 (0 to 0)	0 (0 to 0)	0.3
Neglected tropical diseases and malaria	0 (0 to 0)	0.3 (0 to 0.7)	0.3 (0 to 1)	1.4 (0 to 2.4)	0.5 (0 to 0.9)	0.3 (0 to 0.4)	0.1 (0 to 0.4)	0.2 (0 to 0.4)	0.2 (0 to 0.6)	0.2 (0 to 0.6)	0.1 (0 to 0.5)	0.1 (0 to 0.4)	0.1 (0 to 0.4)	0.1 (0 to 0.4)	0.1 (0 to 0.4)	0.1 (0 to 0.4)	0.1 (0 to 0.4)	0.1 (0 to 0.4)	0.1 (0 to 0.4)	0.1 (0 to 0.4)	0.1 (0 to 0.4)	0.1 (0 to 0.4)	4.3
Malaria	0 (0 to 0)	0 (0 to 0)	0 (0 to 0)	0 (0 to 0)	0 (0 to 0)	0 (0 to 0)	0 (0 to 0)	0 (0 to 0)	0 (0 to 0)	0 (0 to 0)	0 (0 to 0)	0 (0 to 0)	0 (0 to 0)	0 (0 to 0)	0 (0 to 0)	0 (0 to 0)	0 (0 to 0)	0 (0 to 0)	0 (0 to 0)	0 (0 to 0)	0 (0 to 0)	0 (0 to 0)	0 (0 to 0)	0
Chagas disease	0 (0 to 0)	0 (0 to 0)	0 (0 to 0)	0 (0 to 0)	0 (0 to 0)	0 (0 to 0)	0 (0 to 0)	0 (0 to 0)	0 (0 to 0)	0 (0 to 0)	0 (0 to 0)	0 (0 to 0)	0 (0 to 0)	0 (0 to 0)	0 (0 to 0)	0 (0 to 0)	0 (0 to 0)	0 (0 to 0)	0 (0 to 0)	0 (0 to 0)	0 (0 to 0)	0 (0 to 0)	0 (0 to 0)	0
Leishmaniasis	0 (0 to 0)	0 (0 to 0)	0 (0 to 0)	0 (0 to 0)	0 (0 to 0)	0 (0 to 0)	0 (0 to 0)	0 (0 to 0)	0 (0 to 0)	0 (0 to 0)	0 (0 to 0)	0 (0 to 0)	0 (0 to 0)	0 (0 to 0)	0 (0 to 0)	0 (0 to 0)	0 (0 to 0)	0 (0 to 0)	0 (0 to 0)	0 (0 to 0)	0 (0 to 0)	0 (0 to 0)	0 (0 to 0)	0
Visceral leishmaniasis	0 (0 to 0)	0 (0 to 0)	0 (0 to 0)	0 (0 to 0)	0 (0 to 0)	0 (0 to 0)	0 (0 to 0)	0 (0 to 0)	0 (0 to 0)	0 (0 to 0)	0 (0 to 0)	0 (0 to 0)	0 (0 to 0)	0 (0 to 0)	0 (0 to 0)	0 (0 to 0)	0 (0 to 0)	0 (0 to 0)	0 (0 to 0)	0 (0 to 0)	0 (0 to 0)	0 (0 to 0)	0 (0 to 0)	0
Cutaneous and mucocutaneous leishmaniasis	0 (0 to 0)	0 (0 to 0)	0 (0 to 0)	0 (0 to 0)	0 (0 to 0)	0 (0 to 0)	0 (0 to 0)	0 (0 to 0)	0 (0 to 0)	0 (0 to 0)	0 (0 to 0)	0 (0 to 0)	0 (0 to 0)	0 (0 to 0)	0 (0 to 0)	0 (0 to 0)	0 (0 to 0)	0 (0 to 0)	0 (0 to 0)	0 (0 to 0)	0 (0 to 0)	0 (0 to 0)	0 (0 to 0)	0
African trypanosomiasis	0 (0 to 0)	0 (0 to 0)	0 (0 to 0)	0 (0 to 0)	0 (0 to 0)	0 (0 to 0)	0 (0 to 0)	0 (0 to 0)	0 (0 to 0)	0 (0 to 0)	0 (0 to 0)	0 (0 to 0)	0 (0 to 0)	0 (0 to 0)	0 (0 to 0)	0 (0 to 0)	0 (0 to 0)	0 (0 to 0)	0 (0 to 0)	0 (0 to 0)	0 (0 to 0)	0 (0 to 0)	0 (0 to 0)	0
Schistosomiasis	0 (0 to 0)	0 (0 to 0)	0 (0 to 0)	0 (0 to 0)	0 (0 to 0)	0 (0 to 0)	0 (0 to 0)	0 (0 to 0)	0 (0 to 0)	0 (0 to 0)	0 (0 to 0)	0 (0 to 0)	0 (0 to 0)	0 (0 to 0)	0 (0 to 0)	0 (0 to 0)	0 (0 to 0)	0 (0 to 0)	0 (0 to 0)	0 (0 to 0)	0 (0 to 0)	0 (0 to 0)	0 (0 to 0)	0
Cysticercosis	0 (0 to 0)	0 (0 to 0)	0 (0 to 0)	0 (0 to 0)	0 (0 to 0)	0 (0 to 0)	0 (0 to 0)	0 (0 to 0)	0 (0 to 0)	0 (0 to 0)	0 (0 to 0)	0 (0 to 0)	0 (0 to 0)	0 (0 to 0)	0 (0 to 0)	0 (0 to 0)	0 (0 to 0)	0 (0 to 0)	0 (0 to 0)	0 (0 to 0)	0 (0 to 0)	0 (0 to 0)	0 (0 to 0)	0
Cystic echinococcosis	0 (0 to 0)	0 (0 to 0)	0 (0 to 0)	0 (0 to 0)	0 (0 to 0)	0 (0 to 0)	0 (0 to 0)	0 (0 to 0)	0 (0 to 0)	0 (0 to 0)	0 (0 to 0)	0 (0 to 0)	0 (0 to 0)	0 (0 to 0)	0 (0 to 0)	0 (0 to 0)	0 (0 to 0)	0 (0 to 0)	0 (0 to 0)	0 (0 to 0)	0 (0 to 0)	0 (0 to 0)	0 (0 to 0)	0.1
Lymphatic filariasis	0 (0 to 0)	0 (0 to 0)	0 (0 to 0)	0 (0 to 0)	0 (0 to 0)	0 (0 to 0)	0 (0 to 0)	0 (0 to 0)	0 (0 to 0)	0 (0 to 0)	0 (0 to 0)	0 (0 to 0)	0 (0 to 0)	0 (0 to 0)	0 (0 to 0)	0 (0 to 0)	0 (0 to 0)	0 (0 to 0)	0 (0 to 0)	0 (0 to 0)	0 (0 to 0)	0 (0 to 0)	0 (0 to 0)	0
Onchocerciasis	0 (0 to 0)	0 (0 to 0)	0 (0 to 0)	0 (0 to 0)	0 (0 to 0)	0 (0 to 0)	0 (0 to 0)	0 (0 to 0)	0 (0 to 0)	0 (0 to 0)	0 (0 to 0)	0 (0 to 0)	0 (0 to 0)	0 (0 to 0)	0 (0 to 0)	0 (0 to 0)	0 (0 to 0)	0 (0 to 0)	0 (0 to 0)	0 (0 to 0)	0 (0 to 0)	0 (0 to 0)	0 (0 to 0)	0
Trachoma	0 (0 to 0)	0 (0 to 0)	0 (0 to 0)	0 (0 to 0)	0 (0 to 0)	0 (0 to 0)	0 (0 to 0)	0 (0 to 0)	0 (0 to 0)	0 (0 to 0)	0 (0 to 0)	0 (0 to 0)	0 (0 to 0)	0 (0 to 0)	0 (0 to 0)	0 (0 to 0)	0 (0 to 0)	0 (0 to 0)	0 (0 to 0)	0 (0 to 0)	0 (0 to 0)	0 (0 to 0)	0 (0 to 0)	0
Dengue	0 (0 to 0)	0 (0 to 0)	0 (0 to 0)	0 (0 to 0)	0 (0 to 0)	0 (0 to 0)	0 (0 to 0)	0 (0 to 0)	0 (0 to 0)	0 (0 to 0)	0 (0 to 0)	0 (0 to 0)	0 (0 to 0)	0 (0 to 0)	0 (0 to 0)	0 (0 to 0)	0 (0 to 0)	0 (0 to 0)	0 (0 to 0)	0 (0 to 0)	0 (0 to 0)	0 (0 to 0)	0 (0 to 0)	0
Yellow fever	0 (0 to 0)	0 (0 to 0)	0 (0 to 0)	0 (0 to 0)	0 (0 to 0)	0 (0 to 0)	0 (0 to 0)	0 (0 to 0)	0 (0 to 0)	0 (0 to 0)	0 (0 to 0)	0 (0 to 0)	0 (0 to 0)	0 (0 to 0)	0 (0 to 0)	0 (0 to 0)	0 (0 to 0)	0 (0 to 0)	0 (0 to 0)	0 (0 to 0)	0 (0 to 0)	0 (0 to 0)	0 (0 to 0)	0
Rabies	0 (0 to 0)	0 (0 to 0)	0 (0 to 0)	0 (0 to 0)	0 (0 to 0)	0 (0 to 0)	0 (0 to 0)	0 (0 to 0)	0 (0 to 0)	0 (0 to 0)	0 (0 to 0)	0 (0 to 0)	0 (0 to 0)	0 (0 to 0)	0 (0 to 0)	0 (0 to 0)	0 (0 to 0)	0 (0 to 0)	0 (0 to 0)	0 (0 to 0)	0 (0 to 0)	0 (0 to 0)	0 (0 to 0)	0
Intestinal nematode infections	0 (0 to 0)	0 (0 to 0)	0 (0 to 0)	0 (0 to 0)	0 (0 to 0)	0 (0 to 0)	0 (0 to 0)	0 (0 to 0)	0 (0 to 0)	0 (0 to 0)	0 (0 to 0)	0 (0 to 0)	0 (0 to 0)	0 (0 to 0)	0 (0 to 0)	0 (0 to 0)	0 (0 to 0)	0 (0 to 0)	0 (0 to 0)	0 (0 to 0)	0 (0 to 0)	0 (0 to 0)	0 (0 to 0)	0
Ascariasis	0 (0 to 0)	0 (0 to 0)	0 (0 to 0)	0 (0 to 0)	0 (0 to 0)	0 (0 to 0)	0 (0 to 0)	0 (0 to 0)	0 (0 to 0)	0 (0 to 0)	0 (0 to 0)	0 (0 to 0)	0 (0 to 0)	0 (0 to 0)	0 (0 to 0)	0 (0 to 0)	0 (0 to 0)	0 (0 to 0)	0 (0 to 0)	0 (0 to 0)	0 (0 to 0)	0 (0 to 0)	0 (0 to 0)	0
Trichuriasis	0 (0 to 0)	0 (0 to 0)	0 (0 to 0)	0 (0 to 0)	0 (0 to 0)	0 (0 to 0)	0 (0 to 0)	0 (0 to 0)	0 (0 to 0)	0 (0 to 0)	0 (0 to 0)	0 (0 to 0)	0 (0 to 0)	0 (0 to 0)	0 (0 to 0)	0 (0 to 0)	0 (0 to 0)	0 (0 to 0)	0 (0 to 0)	0 (0 to 0)	0 (0 to 0)	0 (0 to 0)	0 (0 to 0)	0
Hookworm disease	0 (0 to 0)	0 (0 to 0)	0 (0 to 0)	0 (0 to 0)	0 (0 to 0)	0 (0 to 0)	0 (0 to 0)	0 (0 to 0)	0 (0 to 0)	0 (0 to 0)	0 (0 to 0)	0 (0 to 0)	0 (0 to 0)	0 (0 to 0)	0 (0 to 0)	0 (0 to 0)	0 (0 to 0)	0 (0 to 0)	0 (0 to 0)	0 (0 to 0)	0 (0 to 0)	0 (0 to 0)	0 (0 to 0)	0
Food-borne trematodiases	0 (0 to 0)	0 (0 to 0)	0 (0 to 0)

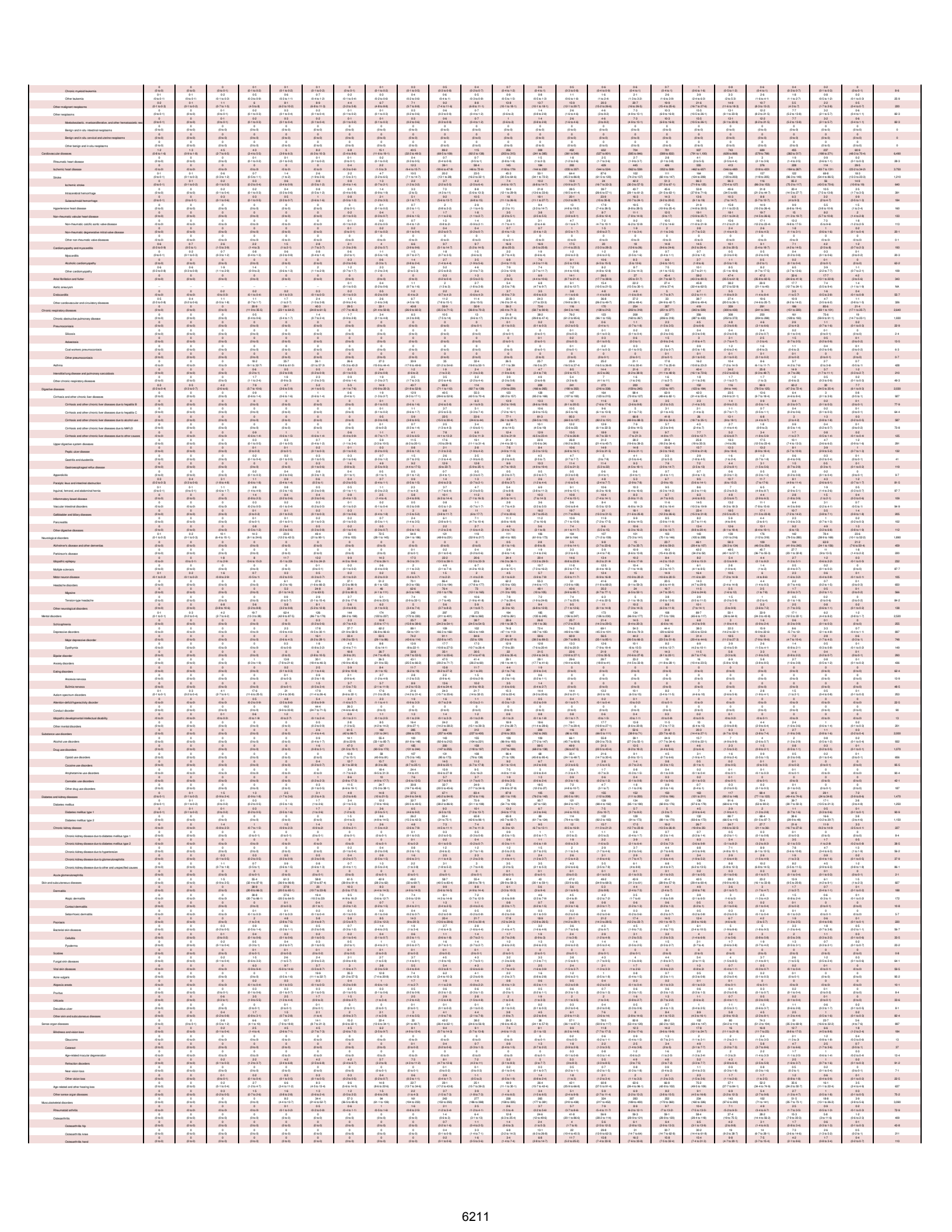

Osteoarthritis other	0 (0 to 0)	0 (0 to 0)	0 (0 to 0)	0 (0 to 0)	0 (0 to 0)	0 (0 to 0)	0 (0 to 0)	0 (0 to 0)	0 (0 to 0)	0 (0 to 0)	0 (0 to 2)	0 (0 to 1)	0.5 (0 to 1.3)	1 (0 to 3.7)	1 (0 to 3.7)	2 (0 to 5.4)	4 (1.7 to 9.6)	4 (1.7 to 9.6)	5 (2.5 to 12.7)	6 (2.6 to 12.9)	6 (2.6 to 12.9)	6 (2.9 to 12.9)	6 (2.9 to 12.9)	4 (2 to 9.2)	3 (1.4 to 7.5)	2 (1 to 4.2)	2 (1 to 4.2)	1 (0 to 3.1)	1 (0 to 3.1)	0.2 (0 to 1.6)	43.4
Low back pain	22 (0 to 0)	0 (0 to 0)	0 (0 to 0)	0 (0 to 0)	5.5 (2.4 to 10)	5 (2.2 to 9.8)	22 (12.2 to 37.3)	29.4 (20.9 to 37.4)	55.2 (32.2 to 69.8)	99.2 (52.1 to 139)	135 (77 to 194)	140 (82.5 to 214)	118 (71.4 to 180)	118 (70.4 to 182)	136 (75.4 to 194)	134 (68.9 to 223)	144 (69.2 to 225)	146 (70.2 to 225)	132 (75.8 to 194)	122 (64.8 to 181)	104 (62.5 to 162)	94.2 (53.9 to 152)	84.2 (53.9 to 131)	59.1 (34.7 to 91.4)	40.5 (19.2 to 69.3)	30.2 (12.4 to 59.3)	7 (1.9 to 15.5)	1.9 (0.8 to 3)	1,450
Neck pain	0 (0 to 0)	0 (0 to 0)	0 (0 to 0)	2.3 (0.7 to 4.6)	10.6 (5.4 to 19.5)	15.8 (7.6 to 27.7)	21.4 (10.4 to 40.5)	23.5 (10.4 to 43.2)	27.9 (14.7 to 44.9)	29.5 (16.1 to 45.9)	29.5 (16.1 to 45.9)	30.4 (16.1 to 47.8)	28.1 (14.9 to 45.1)	29.1 (14.9 to 46.4)	30.4 (15.2 to 48)	29.3 (15.2 to 47.1)	28.4 (14.9 to 46.4)	28.4 (14.9 to 46.4)	27.4 (14.9 to 46.4)	27.4 (14.9 to 46.4)	26.7 (14.9 to 46.4)	26.7 (14.9 to 46.4)	26.7 (14.9 to 46.4)	19.5 (9.4 to 35.3)	13.3 (4.6 to 23.2)	2.1 (0.4 to 5.6)	2.6 (0.4 to 5.6)	0.4 (0.2 to 1)	683
Gout	0 (0 to 0)	0 (0 to 0)	0 (0 to 0)	0 (0 to 0)	0 (0 to 0)	0 (0 to 0)	0 (0 to 0)	0 (0 to 0)	0 (0 to 0)	0 (0 to 1.3)	0 (0 to 1.3)	0 (0 to 2)	0 (0 to 2.3)	0 (0 to 2.3)	0 (0 to 2.3)	0 (0 to 2.3)	0 (0 to 2.3)	0 (0 to 2.3)	0 (0 to 2.3)	0 (0 to 2.3)	0 (0 to 2.3)	0 (0 to 2.3)	0 (0 to 2.3)	0 (0 to 2.3)	0 (0 to 2.3)	0 (0 to 2.3)	0 (0 to 2.3)	0 (0 to 2.3)	0 (0 to 2.3)	0 (0 to 2.3)	57.2
Other musculoskeletal disorders	0 (0 to 0)	0 (0 to 0)	0 (0 to 0)	0.3 (0.2 to 0.4)	0.4 (0.2 to 1)	0.5 (0.2 to 1.4)	16.3 (9.4 to 25.3)	34.5 (20.5 to 59.5)	55.5 (32.3 to 87.4)	55.6 (32.3 to 87.5)	55.6 (35.4 to 72.9)	46.9 (24.5 to 74.7)	51.2 (27.9 to 82.4)	49.1 (27.5 to 77.6)	39.6 (20.4 to 66.2)	33 (16.1 to 52.4)	29.4 (13.4 to 51)	18 (8.9 to 28.4)	11.2 (7.1 to 20.9)	4.6 (1.6 to 7)	1.8 (0.9 to 3.1)	0.5 (0.2 to 0.9)	320
Other non-communicable diseases	104 (77.2 to 146)	44.9 (32.6 to 60.2)	132 (92.5 to 189)	69.8 (54.1 to 98)	59.9 (37.7 to 93.2)	49 (27.7 to 82.2)	31.1 (20.6 to 46)	41 (26.9 to 55.4)	59.4 (41.1 to 76.6)	59.4 (52.6 to 107)	76.6 (54.7 to 112)	80.1 (52.7 to 115)	92.9 (58.7 to 153)	94 (55.6 to 138)	119 (69.1 to 159)	119 (69.1 to 159)	140 (100 to 196)	138 (95.3 to 194)	156 (109.6 to 191)	143 (72.9 to 227)	97.2 (57.4 to 166.3)	76.1 (57.4 to 98.3)	46.9 (34.6 to 61.2)	23.3 (15.5 to 31.3)	2.9 (0.9 to 6.2)	1,840
Congenital birth defects	100 (73.5 to 142)	37.9 (26.2 to 54)	62.3 (32.8 to 109)	44.8 (34.3 to 59.4)	24.4 (17.9 to 32.7)	22.2 (14.5 to 29.3)	13.7 (9.3 to 16.9)	13.8 (10 to 19)	15.4 (11.7 to 20.2)	18.3 (12.4 to 24.2)	15.8 (11.6 to 20.9)	15.8 (9.9 to 20.9)	13.6 (8.6 to 18.4)	13.6 (8.6 to 18.4)	13.5 (8.6 to 18.7)	13.9 (8.6 to 19.6)	10.6 (6.6 to 15.5)	6.6 (2.8 to 9.4)	2 (1.1 to 3.2)	1.1 (0.4 to 1.7)	0.7 (0.4 to 1.2)	0.4 (0.2 to 0.6)	0.1 (0 to 0.2)	0 (0 to 0)	467
Neural tube defects	9.3 (5.3 to 14.9)	2.5 (1.2 to 4.3)	5.1 (2.3 to 9.8)	3.9 (2.9 to 10.3)	1 (0.9 to 2.1)	1.4 (0.9 to 2.1)	0.6 (0.4 to 1)	1.1 (0.6 to 1.4)	1.2 (0.7 to 1.8)	0.9 (0.5 to 1.4)	0.9 (0.4 to 1.6)	0.6 (0.3 to 1)	0.3 (0.1 to 0.5)	0.2 (0.1 to 0.3)	0.1 (0.1 to 0.2)	0.1 (0.1 to 0.2)	0.1 (0.1 to 0.2)	0.1 (0.1 to 0.2)	0.1 (0.1 to 0.2)	0.1 (0.1 to 0.1)	0.1 (0.1 to 0.1)	0.1 (0.1 to 0.1)	0 (0 to 0)	0 (0 to 0)	32.2
Congenital heart anomalies	24.2 (14.2 to 46.9)	17.4 (11.1 to 27)	29.5 (16.1 to 51.7)	9.5 (6 to 15.6)	4.7 (2.6 to 8.2)	5.2 (3.1 to 8.9)	2.3 (1.5 to 3.5)	2.9 (1.7 to 4.2)	3.2 (2.2 to 4.8)	3.9 (2.6 to 5.7)	3.4 (2.2 to 4.9)	4.8 (2.2 to 7.5)	3.4 (1.5 to 5.5)	2.3 (0.9 to 3.8)	2.1 (0.7 to 3.4)	1.5 (0.5 to 2.8)	1.2 (0.4 to 2)	1.2 (0.5 to 2)	0.1 (0 to 0.3)	0.1 (0 to 0.1)	0.1 (0 to 0.1)	0.1 (0 to 0.1)	0 (0 to 0)	0 (0 to 0)	122
Orofacial clefts	0 (0 to 0)	0 (0 to 0)	0.2 (0 to 0.5)	0.3 (0 to 0.7)	0.2 (0 to 0.6)	0.2 (0 to 0.6)	0.2 (0 to 0.6)	0.2 (0 to 0.6)	0.2 (0 to 0.5)	0.3 (0 to 0.6)	0.2 (0 to 0.5)	0.2 (0 to 0.6)	0.2 (0 to 0.6)	0.2 (0 to 0.6)	0.2 (0 to 0.6)	0.2 (0 to 0.6)	0.2 (0 to 0.6)	0.1 (0 to 0.3)	0.2 (0 to 0.6)	0.1 (0 to 0.3)	0.1 (0 to 0.3)	0.1 (0 to 0.1)	0.1 (0 to 0.1)	0 (0 to 0)	0 (0 to 0)	3.1
Down syndrome	2.9 (1.4 to 4.9)	0.9 (0.5 to 1.5)	3 (1.4 to 5.3)	2.1 (1.3 to 3.4)	1.7 (1.1 to 2.5)	1.4 (0.9 to 2.2)	0.9 (0.6 to 1.4)	1.2 (0.8 to 1.6)	1.6 (1.1 to 2.3)	2 (1.3 to 3)	1.8 (1.2 to 2.5)	2.1 (1.2 to 3.3)	2.7 (1.4 to 4.1)	2.6 (1.3 to 4)	2.7 (1.3 to 4.2)	2.2 (1.1 to 3.6)	2.2 (1.1 to 3.6)	2.2 (1.1 to 3.6)	2.2 (1.1 to 3.6)	2.2 (1.1 to 3.6)	2.2 (1.1 to 3.6)	2.2 (1.1 to 3.6)	2.2 (1.1 to 3.6)	0 (0 to 0)	0 (0 to 0)	42.3
Turner syndrome	0 (0 to 0)	0 (0 to 0)	0 (0 to 0)	0 (0 to 0)	0 (0 to 0)	0 (0 to 0)	0 (0 to 0)	0 (0 to 0)	0 (0 to 0)	0 (0 to 0)	0 (0 to 0)	0 (0 to 0)	0 (0 to 0)	0 (0 to 0)	0 (0 to 0)	0 (0 to 0)	0 (0 to 0)	0 (0 to 0)	0 (0 to 0)	0 (0 to 0)	0 (0 to 0)	0 (0 to 0)	0 (0 to 0)	0 (0 to 0)	0 (0 to 0)	0 (0 to 0)	0
Klinefelter syndrome	0 (0 to 0)	0 (0 to 0)	0 (0 to 0)	0 (0 to 0)	0 (0 to 0)	0 (0 to 0)	0 (0 to 0)	0 (0 to 0)	0 (0 to 0)	0 (0 to 0)	0 (0 to 0)	0 (0 to 0)	0 (0 to 0)	0 (0 to 0)	0 (0 to 0)	0 (0 to 0)	0 (0 to 0)	0 (0 to 0)	0 (0 to 0)	0 (0 to 0)	0 (0 to 0)	0 (0 to 0)	0 (0 to 0)	0 (0 to 0)	0 (0 to 0)	0 (0 to 0)	0
Other chromosomal abnormalities	10.2 (5.9 to 22.2)	4.1 (2.2 to 7.6)	11.1 (6 to 19.2)	5.1 (3.4 to 7.4)	2.4 (2.2 to 3.1)	2.9 (1.8 to 4.2)	1.8 (1.1 to 2.6)	1.9 (1.2 to 2.8)	2.2 (1.3 to 3)	2.4 (1.5 to 3.7)	2.1 (1.3 to 3.2)	2.1 (1.1 to 3.2)	1.9 (1 to 3)	1.6 (0.8 to 2.7)	1.2 (0.5 to 1.9)	0.9 (0.4 to 1.5)	0.5 (0.2 to 1)	0.3 (0.1 to 0.6)	0.1 (0 to 0.4)	0.1 (0 to 0.3)	0.1 (0 to 0.2)	0.1 (0 to 0.2)	0 (0 to 0)	0 (0 to 0)	0 (0 to 0)	53.5
Congenital musculoskeletal and limb anomalies	2.3 (1.1 to 5.1)	0.8 (0.2 to 1.9)	1.6 (0.7 to 3.9)	0.3 (0.2 to 1.4)	0.2 (0.2 to 0.6)	0.3 (0.2 to 0.6)	3.2 (1.9 to 5.1)	3.6 (2.1 to 5.1)	4.1 (2.4 to 6.6)	3.4 (2.1 to 5.2)	3.9 (1.6 to 4.4)	2.6 (1.6 to 4.4)	2.7 (1.6 to 4.2)	2.6 (1.6 to 4.2)	2.6 (1.6 to 4.2)	1.4 (0.8 to 2.2)	1.2 (0.7 to 2.1)	0.9 (0.5 to 1.5)	0.4 (0.2 to 0.7)	0.2 (0.1 to 0.4)	0.1 (0 to 0.2)	0.1 (0 to 0.2)	0 (0 to 0)	0 (0 to 0)	0 (0 to 0)	65.4
Urogenital congenital anomalies	6.2 (2.9 to 15.4)	1 (0.4 to 2.4)	1.9 (1 to 4.2)	1 (0.4 to 2.7)	0.7 (0.4 to 1.1)	0.5 (0.2 to 0.7)	0.2 (0.1 to 0.4)	0.2 (0.1 to 0.4)	0.2 (0.1 to 0.4)	0.2 (0.1 to 0.4)	0.2 (0.1 to 0.3)	0.2 (0 to 0.3)	0.1 (0 to 0.2)	0.1 (0 to 0.2)	0.1 (0 to 0.2)	0.1 (0 to 0.2)	0 (0 to 0.1)	0 (0 to 0.1)	0 (0 to 0.1)	0 (0 to 0.1)	0 (0 to 0.1)	0 (0 to 0.1)	0 (0 to 0.1)	0 (0 to 0)	0 (0 to 0)	0 (0 to 0)	12.8
Digestive congenital anomalies	10 (6.4 to 20.5)	3.5 (2.4 to 7.4)	6.2 (3.2 to 14.4)	2.4 (2.3 to 5.5)	0.9 (0.9 to 2.3)	0.9 (0.4 to 1.1)	0.3 (0.2 to 0.4)	0.3 (0.2 to 0.4)	0.3 (0.2 to 0.4)	0.3 (0.2 to 0.4)	0.3 (0.2 to 0.4)	0.3 (0.2 to 0.4)	0.3 (0.1 to 0.4)	0.3 (0.1 to 0.4)	0.3 (0.1 to 0.4)	0.3 (0.1 to 0.4)	0.3 (0.1 to 0.4)	0.3 (0.1 to 0.4)	0.3 (0.1 to 0.4)	0.3 (0.1 to 0.4)	0.3 (0.1 to 0.4)	0.3 (0.1 to 0.4)	0.3 (0.1 to 0.4)	0 (0 to 0)	0 (0 to 0)	34.4
Other congenital birth defects	21.2 (16.7 to 28.2)	9.2 (4.6 to 13.3)	16.7 (9.6 to 27.2)	5.2 (2.9 to 11.6)	4.6 (3.3 to 7.7)	3.2 (2.9 to 6.9)	1.7 (1.4 to 3.4)	2.1 (1.6 to 4.6)	2.5 (1.9 to 5.2)	2.5 (2 to 5.2)	2.2 (1.7 to 5.6)	2.2 (1.4 to 4.6)	2.2 (1.3 to 5.6)	2.2 (1.3 to 5.6)	2.2 (1.3 to 5.6)	2.2 (1.3 to 5.6)	2.2 (1.3 to 5.6)	2.2 (1.3 to 5.6)	2.2 (1.3 to 5.6)	2.2 (1.3 to 5.6)	2.2 (1.3 to 5.6)	2.2 (1.3 to 5.6)	2.2 (1.3 to 5.6)	0 (0 to 0)	0 (0 to 0)	101
Urinary diseases and male infertility	0.1 (0 to 0.2)	0 (0 to 0)	0.6 (0.2 to 1.1)	0.4 (0 to 0.9)	0.5 (0.1 to 1.1)	0.3 (0.1 to 0.6)	0.3 (0.1 to 0.6)	0.3 (0.1 to 0.7)	0.3 (0.1 to 0.7)	0.4 (0.1 to 1.1)	0.4 (0.1 to 1.1)	0.4 (0.2 to 1.1)	0.4 (0.1 to 1.1)	0.4 (0.1 to 1.1)	0.4 (0.1 to 1.1)	0.4 (0.1 to 1.1)	0.4 (0.1 to 1.1)	0.4 (0.1 to 1.1)	0.4 (0.1 to 1.1)	0.4 (0.1 to 1.1)	0.4 (0.1 to 1.1)	0.4 (0.1 to 1.1)	0.4 (0.1 to 1.1)	0.4 (0.1 to 1.1)	0.4 (0.1 to 1.1)	255
Urolithiasis	0 (0 to 0)	0 (0 to 0)	0 (0 to 0)	0 (0 to 0.1)	0 (0 to 0.2)	0 (0 to 0.1)	0 (0 to 0.1)	0 (0 to 0.1)	0 (0 to 1)	0 (0 to 1)	0 (0 to 1)	0 (0 to 1)	0 (0 to 1)	0 (0 to 1)	0 (0 to 1)	0 (0 to 1)	0 (0 to 1)	0 (0 to 1)	0 (0 to 1)	0 (0 to 1)	0 (0 to 1)	0 (0 to 1)	0 (0 to 1)	0 (0 to 1)	0 (0 to 1)	0 (0 to 1)	18
Benign prostatic hyperplasia	0 (0 to 0)	0 (0 to 0)	0 (0 to 0)	0 (0 to 0)	0 (0 to 0)	0 (0 to 0)	0 (0 to 0)	0 (0 to 0)	0 (0 to 0)	0 (0 to 0)	0 (0 to 0)	0 (0 to 0)	0 (0 to 0)	0 (0 to 0)	0 (0 to 0)	0 (0 to 0)	0 (0 to 0)	0 (0 to 0)	0 (0 to 0)	0 (0 to 0)	0 (0 to 0)	0 (0 to 0)	0 (0 to 0)	0 (0 to 0)	0 (0 to 0)	0 (0 to 0)	80
Male infertility	0 (0 to 0)	0 (0 to 0)	0 (0 to 0)	0 (0 to 0)	0 (0 to 0)	0 (0 to 0)	0 (0 to 0)	1 (0.3 to 4.1)	2.4 (0.6 to 6.6)	3 (0.8 to 8.4)	3 (0.9 to 8.2)	2 (0.5 to 7.2)	2 (0.4 to 7.5)	1 (0.3 to 4.6)	0.7 (0.2 to 2.6)	0.4 (0.1 to 1.7)	0.2 (0 to 1.1)	0.1 (0 to 0.5)	0 (0 to 0)	0 (0 to 0)	0 (0 to 0)	0 (0 to 0)	0 (0 to 0)	0 (0 to 0)	0 (0 to 0)	0 (0 to 0)	12.9
Other urinary diseases	0.1 (0 to 0.1)	0.1 (0 to 0.2)	0.1 (0 to 0.3)	0.2 (0 to 0.4)	0.2 (0.1 to 0.4)	0.1 (0 to 0.1)	0.1 (0 to 0.1)	0.1 (0 to 0.2)	0.2 (0 to 0.5)	0.2 (0 to 0.5)	0.2 (0 to 0.5)	0.2 (0 to 0.5)	0.2 (0 to 0.5)	0.2 (0 to 0.5)	0.2 (0 to 0.5)	0.2 (0 to 0.5)	0.2 (0 to 0.5)	0.2 (0 to 0.5)	0.2 (0 to 0.5)	0.2 (0 to 0.5)	0.2 (0 to 0.5)	0.2 (0 to 0.5)	0.2 (0 to 0.5)	0.2 (0 to 0.5)	0.2 (0 to 0.5)	0.2 (0 to 0.5)	19.2
Gynecological diseases	0 (0 to 0)	0 (0 to 0)	0 (0 to 0)	0 (0 to 0)	0 (0 to 0)	0 (0 to 0)	0 (0 to 0)	0 (0 to 0)	0 (0 to 0)	0 (0 to 0)	0 (0 to 0)	0 (0 to 0)	0 (0 to 0)	0 (0 to 0)	0 (0 to 0)	0 (0 to 0)	0 (0 to 0)	0 (0 to 0)	0 (0 to 0)	0 (0 to 0)	0 (0 to 0)	0 (0 to 0)	0 (0 to 0)	0 (0 to 0)	0 (0 to 0)	0 (0 to 0)	0
Uterine fibroids	0 (0 to 0)	0 (0 to 0)	0 (0 to 0)	0 (0 to 0)	0 (0 to 0)	0 (0 to 0)	0 (0 to 0)	0 (0 to 0)	0 (0 to 0)	0 (0 to 0)	0 (0 to 0)	0 (0 to 0)	0 (0 to 0)	0 (0 to 0)	0 (0 to 0)	0 (0 to 0)	0 (0 to 0)	0 (0 to 0)	0 (0 to 0)	0 (0 to 0)	0 (0 to 0)	0 (0 to 0)	0 (0 to 0)	0 (0 to 0)	0 (0 to 0)	0 (0 to 0)	0
Polycystic ovarian syndrome	..	..	..	..	..	..	..	..	..	..	..	..	..	..	..	..	..	..	..	..	..	..	..	..	..	..	NA
Female infertility	..	..	..	..	..	..	..	..	..	..	..	..	..	..	..	..	..	..	..	..	..	..	..	..	..	..	NA
Endometriosis	..	..	..	..	..	..	..	..	..	..	..	..	..	..	..	..	..	..	..	..	..	..	..	..	..	..	NA
Genital prolapse	0 (0 to 0)	0 (0 to 0)	0 (0 to 0)	0 (0 to 0)	0 (0 to 0)	0 (0 to 0)	0 (0 to 0)	0 (0 to 0)	0 (0 to 0)	0 (0 to 0)	0 (0 to 0)	0 (0 to 0)	0 (0 to 0)	0 (0 to 0)	0 (0 to 0)	0 (0 to 0)	0 (0 to 0)	0 (0 to 0)	0 (0 to 0)	0 (0 to 0)	0 (0 to 0)	0 (0 to 0)	0 (0 to 0)	0 (0 to 0)	0 (0 to 0)	0 (0 to 0)	0
Premenstrual syndrome	..	..	..	..	..	..	..	..	..	..	..	..	..	..	..	..	..	..	..	..	..	..	..	..	..	..	NA
Other gynecological diseases	0 (0 to 0)	0 (0 to 0)	0 (0 to 0)	0 (0 to 0)	0 (0 to 0)	0 (0 to 0)	0 (0 to 0)	0 (0 to 0)	0 (0 to 0)	0 (0 to 0)	0 (0 to 0)	0 (0 to 0)	0 (0 to 0)	0 (0 to 0)	0 (0 to 0)	0 (0 to 0)	0 (0 to 0)	0 (0 to 0)	0 (0 to 0)	0 (0 to 0)	0 (0 to 0)	0 (0 to 0)	0 (0 to 0)	0 (0 to 0)	0 (0 to 0)	0 (0 to 0)	0
Hemoglobinopathies and hemolytic anemias	0 (0 to 1)	0.3 (0 to 0.9)	0.6 (0 to 1.5)	2.1 (0.6 to 6.7)	1.2 (0.4 to 3.3)	0.4 (0 to 1.2)	0.8 (0.4 to 1.6)	0.5 (0 to 1.7)	1.3 (0.7 to 2.4)	1.1 (0.5 to 2.3)	1 (0.4 to 2.2)	0.7 (0.4 to 1.5)	0.7 (0.4 to 1.6)	1.3 (0.4 to 3.2)	1 (0.4 to 2.5)	1.1 (0.4 to 2.5)	1.2 (0.5 to 2.7)	0.9 (0.5 to 1.5)	0.8 (0.5 to 1.5)	0.6 (0.4 to 1.1)	0.3 (0.1 to 0.5)	0.1 (0 to 0.2)	18.5
Thalassemias	0 (0 to 0)	0 (0 to 0)	0 (0 to 0)	0 (0 to 0)	0 (0 to 0)	0 (0 to 0)	0 (0 to 0)	0 (0 to 0)	0 (0 to 0)	0 (0 to 0)	0 (0 to 0)	0 (0 to 0)	0 (0 to 0)	0 (0 to 0)	0 (0 to 0)	0 (0 to 0)	0 (0 to 0)	0 (0 to 0)	0 (0 to 0)	0 (0 to 0)	0 (0 to 0)	0 (0 to 0)	0 (0 to 0)	0 (0 to 0)	0 (0 to 0)	0 (0 to 0)	0
Thalassemias trait	0 (0 to 0)	0 (0 to 0)	0 (0 to 0)	0 (0 to 0)	0 (0 to 0)	0 (0 to 0)	0 (0 to 0)	0 (0 to 0)	0 (0 to 0)	0 (0 to 0)	0 (0 to 0)	0 (0 to 0)	0 (0 to 0)	0 (0 to 0)	0 (0 to 0)	0 (0 to 0)	0 (0 to 0)	0 (0 to 0)	0 (0 to 0)	0 (0 to 0)	0 (0 to 0)	0 (0 to 0)	0 (0 to 0)	0 (0 to 0)	0 (0 to 0)	0 (0 to 0)	1
Sickle cell disorders	0 (0 to 1)	0 (0 to 0)	0.2 (0 to 0.4)	0.5 (0.4 to 0.7)	0.7 (0.5 to 1)	0.6 (0.4 to 0.9)	0.3 (0.2 to 0.4)	0.4 (0.2 to 0.6)	0.4 (0.3 to 0.6)	0.5 (0.3 to 0.7)	0.3 (0.2 to 0.4)	0.4 (0.2 to 0.6)	0.3 (0.2 to 0.4)	0.4 (0.2 to 0.6)	0.2 (0.1 to 0.3)	0.1 (0.1 to 0.2)	0.1 (0 to 0.1)	0 (0 to 0.1)	0 (0 to 0.1)	0 (0 to 0.1)	0 (0 to 0.1)	0 (0 to 0.1)	0 (0 to 0.1)	0 (0 to 0.1)	0 (0 to 0.1)	0 (0 to 0.1)	5.1
Sickle cell trait	0 (0 to 0)	0 (0 to 0)	0 (0 to 0)	0 (0 to 0.2)	0.2 (0 to 0.5)	0.2 (0 to 0.5)	0.1 (0 to 0.3)	0.1 (0 to 0.3)	0.1 (0 to 0.3

SR Table 2a: Blackburn with Darwen DALYS by cause and age group for males with 95% uncertainty intervals, 2019

Cause	Early Neonatal	Late Neonatal	Post Neonatal	1 to 4	5 to 9	10 to 14	15 to 19	20 to 24	25 to 29	30 to 34	35 to 39	40 to 44	45 to 49	50 to 54	55 to 59	60 to 64	65 to 69	70 to 74	75 to 79	80 to 84	85 to 89	90 to 94	95 plus	Total
All causes	592 (192 to 257)	1,011 (811 to 1,216)	747 (547 to 952)	1,176 (966 to 1,376)	1,102 (963 to 1,237)	1,102 (962 to 1,257)	1,211 (1,011 to 1,403)	1,567 (1,362 to 1,770)	1,967 (1,763 to 2,160)	2,211 (1,967 to 2,460)	2,211 (1,944 to 2,460)	2,211 (1,962 to 2,460)	2,211 (1,962 to 2,460)	2,211 (1,270 to 1,700)	2,211 (1,458 to 2,282)	2,211 (1,626 to 2,282)	2,211 (1,750 to 2,436)	2,211 (1,945 to 2,503)	2,211 (2,120 to 2,660)	2,211 (1,945 to 2,503)	2,211 (1,460 to 2,240)	2,211 (1,460 to 2,240)	23,700
Communicable, maternal, neonatal, and nutritional diseases	161 (130 to 193)	59 (50 to 70)	40 (32 to 50)	43 (35 to 52)	18 (14 to 22)	14 (11 to 17)	16 (13 to 20)	19 (15 to 24)	21 (17 to 26)	24 (19 to 30)	24 (19 to 30)	24 (19 to 30)	24 (19 to 30)	24 (19 to 30)	24 (19 to 30)	24 (19 to 30)	24 (19 to 30)	24 (19 to 30)	24 (19 to 30)	24 (19 to 30)	24 (19 to 30)	24 (19 to 30)	24 (19 to 30)	1,050
HIV/AIDS and sexually transmitted infections	4.2 (1.2 to 9.5)	1.5 (0.4 to 3.5)	2.5 (0.6 to 5.7)	0.2 (0.1 to 0.3)	0.1 (0.1 to 0.2)	0.1 (0.0 to 0.1)	0.1 (0.1 to 0.1)	0.3 (0.2 to 0.4)	0.7 (0.5 to 0.9)	1.4 (1.0 to 1.8)	2.1 (1.5 to 2.6)	1.9 (1.4 to 2.7)	2.2 (1.7 to 3)	1.8 (1.4 to 2.5)	1.4 (1.0 to 1.9)	1 (0.7 to 1.5)	0.5 (0.3 to 1)	0.2 (0.1 to 0.4)	0.1 (0.0 to 0.1)	0.0 (0.0)	0.0 (0.0)	0.0 (0.0)	23.1
HIV/AIDS	0 (0 to 0)	0 (0 to 0)	0 (0 to 0)	0 (0 to 0)	0 (0 to 0)	0 (0 to 0)	0 (0 to 0)	0.2 (0.1 to 0.3)	0.5 (0.4 to 0.7)	1.2 (0.9 to 1.6)	1.9 (1.4 to 2.5)	1.7 (1.3 to 2.4)	2 (1.5 to 2.7)	1.6 (1.2 to 2.2)	1.2 (0.9 to 1.7)	0.8 (0.6 to 1.4)	0.4 (0.3 to 0.8)	0.2 (0.1 to 0.3)	0.1 (0.0 to 0.1)	0.0 (0.0)	0.0 (0.0)	0.0 (0.0)	13.1
HIV/AIDS - Drug-susceptible Tuberculosis	0 (0 to 0)	0 (0 to 0)	0 (0 to 0)	0 (0 to 0)	0 (0 to 0)	0 (0 to 0)	0 (0 to 0)	0 (0 to 0)	0 (0 to 0)	0 (0 to 0)	0 (0 to 0)	0 (0 to 0)	0 (0 to 0)	0 (0 to 0)	0 (0 to 0)	0 (0 to 0)	0 (0 to 0)	0 (0 to 0)	0 (0 to 0)	0 (0 to 0)	0 (0 to 0)	0 (0 to 0)	0 (0 to 0)	0
HIV/AIDS - Multidrug-resistant Tuberculosis without extensive dr...	0 (0 to 0)	0 (0 to 0)	0 (0 to 0)	0 (0 to 0)	0 (0 to 0)	0 (0 to 0)	0 (0 to 0)	0 (0 to 0)	0 (0 to 0)	0 (0 to 0)	0 (0 to 0)	0 (0 to 0)	0 (0 to 0)	0 (0 to 0)	0 (0 to 0)	0 (0 to 0)	0 (0 to 0)	0 (0 to 0)	0 (0 to 0)	0 (0 to 0)	0 (0 to 0)	0 (0 to 0)	0 (0 to 0)	0
HIV/AIDS - Extensively drug-resistant Tuberculosis	0 (0 to 0)	0 (0 to 0)	0 (0 to 0)	0 (0 to 0)	0 (0 to 0)	0 (0 to 0)	0 (0 to 0)	0 (0 to 0)	0 (0 to 0)	0 (0 to 0)	0 (0 to 0)	0 (0 to 0)	0 (0 to 0)	0 (0 to 0)	0 (0 to 0)	0 (0 to 0)	0 (0 to 0)	0 (0 to 0)	0 (0 to 0)	0 (0 to 0)	0 (0 to 0)	0 (0 to 0)	0 (0 to 0)	0
HIV/AIDS resulting in other diseases	4.2 (1.2 to 9.5)	1.5 (0.4 to 3.5)	2.5 (0.6 to 5.7)	0.1 (0 to 0.1)	0.1 (0 to 0.1)	0.1 (0 to 0.1)	0.1 (0 to 0.1)	0.2 (0.1 to 0.2)	0.5 (0.3 to 0.7)	0.9 (0.6 to 1.4)	1.6 (1.1 to 2.2)	1.5 (1.1 to 2.2)	1.8 (1.3 to 2.5)	1.4 (1 to 2)	1.2 (0.8 to 1.6)	0.8 (0.5 to 1.2)	0.4 (0.2 to 0.7)	0.2 (0.1 to 0.3)	0.1 (0.0 to 0.1)	0.0 (0.0)	0.0 (0.0)	0.0 (0.0)	11.2
Sexually transmitted infections excluding HIV	0 (0 to 0.2)	0 (0 to 0.1)	0 (0 to 0.1)	0 (0 to 0)	0 (0 to 0)	0 (0 to 0)	0 (0 to 0)	0 (0 to 0)	0 (0 to 0)	0 (0 to 0)	0 (0 to 0)	0 (0 to 0)	0 (0 to 0)	0 (0 to 0)	0 (0 to 0)	0 (0 to 0)	0 (0 to 0)	0 (0 to 0)	0 (0 to 0)	0 (0 to 0)	0 (0 to 0)	0 (0 to 0)	0 (0 to 0)	10
Syphilis	0 (0 to 0)	0 (0 to 0)	0 (0 to 0)	0 (0 to 0)	0 (0 to 0)	0 (0 to 0)	0 (0 to 0)	0 (0 to 0)	0 (0 to 0)	0 (0 to 0)	0 (0 to 0)	0 (0 to 0)	0 (0 to 0)	0 (0 to 0)	0 (0 to 0)	0 (0 to 0)	0 (0 to 0)	0 (0 to 0)	0 (0 to 0)	0 (0 to 0)	0 (0 to 0)	0 (0 to 0)	0 (0 to 0)	0
Chlamydial infection	0 (0 to 0)	0 (0 to 0)	0 (0 to 0)	0 (0 to 0)	0 (0 to 0)	0 (0 to 0)	0 (0 to 0)	0 (0 to 0)	0 (0 to 0)	0 (0 to 0)	0 (0 to 0)	0 (0 to 0)	0 (0 to 0)	0 (0 to 0)	0 (0 to 0)	0 (0 to 0)	0 (0 to 0)	0 (0 to 0)	0 (0 to 0)	0 (0 to 0)	0 (0 to 0)	0 (0 to 0)	0 (0 to 0)	0
Gonococcal infection	0 (0 to 0)	0 (0 to 0)	0 (0 to 0)	0 (0 to 0)	0 (0 to 0)	0 (0 to 0)	0 (0 to 0)	0 (0 to 0)	0 (0 to 0)	0 (0 to 0)	0 (0 to 0)	0 (0 to 0)	0 (0 to 0)	0 (0 to 0)	0 (0 to 0)	0 (0 to 0)	0 (0 to 0)	0 (0 to 0)	0 (0 to 0)	0 (0 to 0)	0 (0 to 0)	0 (0 to 0)	0 (0 to 0)	0
Trichomoniasis	0 (0 to 0)	0 (0 to 0)	0 (0 to 0)	0 (0 to 0)	0 (0 to 0)	0 (0 to 0)	0 (0 to 0)	0 (0 to 0)	0 (0 to 0)	0 (0 to 0)	0 (0 to 0)	0 (0 to 0)	0 (0 to 0)	0 (0 to 0)	0 (0 to 0)	0 (0 to 0)	0 (0 to 0)	0 (0 to 0)	0 (0 to 0)	0 (0 to 0)	0 (0 to 0)	0 (0 to 0)	0 (0 to 0)	0
Genital herpes	0 (0 to 0)	0 (0 to 0)	0 (0 to 0)	0 (0 to 0)	0 (0 to 0)	0 (0 to 0)	0 (0 to 0)	0 (0 to 0)	0 (0 to 0)	0 (0 to 0)	0 (0 to 0)	0 (0 to 0)	0 (0 to 0)	0 (0 to 0)	0 (0 to 0)	0 (0 to 0)	0 (0 to 0)	0 (0 to 0)	0 (0 to 0)	0 (0 to 0)	0 (0 to 0)	0 (0 to 0)	0 (0 to 0)	0
Other sexually transmitted infections	0 (0 to 0)	0 (0 to 0)	0 (0 to 0)	0 (0 to 0)	0 (0 to 0)	0 (0 to 0)	0 (0 to 0)	0 (0 to 0)	0 (0 to 0)	0 (0 to 0)	0 (0 to 0)	0 (0 to 0)	0 (0 to 0)	0 (0 to 0)	0 (0 to 0)	0 (0 to 0)	0 (0 to 0)	0 (0 to 0)	0 (0 to 0)	0 (0 to 0)	0 (0 to 0)	0 (0 to 0)	0 (0 to 0)	0
Respiratory infections and tuberculosis	1.6 (1.1 to 2.3)	2.1 (1.6 to 2.9)	1.6 (1.1 to 2.4)	1.2 (0.9 to 1.5)	0.2 (0.2 to 0.3)	0.2 (0.2 to 0.3)	0.2 (0.2 to 0.3)	0.3 (0.2 to 0.4)	0.4 (0.3 to 0.5)	0.5 (0.4 to 0.6)	0.6 (0.5 to 0.8)	0.8 (0.6 to 1)	1.1 (0.9 to 1.4)	1.6 (1.3 to 2.1)	2.3 (1.8 to 3)	3.2 (2.5 to 4.2)	4.4 (3.5 to 5.8)	6.4 (5.1 to 8.5)	9.6 (7.6 to 12.8)	14.2 (11.2 to 19)	20.5 (16.1 to 27.3)	29.5 (23.1 to 39.3)	147
Tuberculosis	0 (0 to 0)	0 (0 to 0)	0 (0 to 0)	0 (0 to 0)	0 (0 to 0)	0 (0 to 0)	0 (0 to 0)	0 (0 to 0)	0.4 (0.3 to 0.6)	0.8 (0.6 to 1.2)	0.9 (0.7 to 1.3)	1.1 (0.8 to 1.6)	1.5 (1.1 to 2.1)	2.2 (1.6 to 3.1)	3.1 (2.4 to 4.4)	4.4 (3.4 to 6.2)	6 (4.7 to 8.5)	8.7 (6.9 to 12.1)	13 (10.3 to 18.1)	19.3 (15.2 to 26.8)	27.8 (21.9 to 38.5)	40 (31.5 to 55.4)	57.6 (45.3 to 79.8)	287
Latent tuberculosis infection	0 (0 to 0)	0 (0 to 0)	0 (0 to 0)	0 (0 to 0)	0 (0 to 0)	0 (0 to 0)	0 (0 to 0)	0 (0 to 0)	0 (0 to 0)	0 (0 to 0)	0 (0 to 0)	0 (0 to 0)	0 (0 to 0)	0 (0 to 0)	0 (0 to 0)	0 (0 to 0)	0 (0 to 0)	0 (0 to 0)	0 (0 to 0)	0 (0 to 0)	0 (0 to 0)	0 (0 to 0)	0 (0 to 0)	0
Drug-susceptible tuberculosis	0 (0 to 0)	0 (0 to 0)	0 (0 to 0)	0 (0 to 0)	0 (0 to 0)	0 (0 to 0)	0 (0 to 0)	0.3 (0.1 to 0.4)	0.7 (0.4 to 1.2)	0.8 (0.5 to 1.2)	0.9 (0.5 to 1.3)	1.1 (0.7 to 1.6)	1.4 (0.9 to 2)	2.1 (1.5 to 3)	3 (2.3 to 4.3)	4.3 (3.3 to 6.1)	5.9 (4.6 to 8.4)	8.6 (6.8 to 11.9)	12.8 (10.2 to 17.8)	19 (15.1 to 26.4)	27.4 (21.7 to 37.9)	39.4 (31.2 to 54.5)	56.8 (44.7 to 78.6)	283
Multidrug-resistant tuberculosis without extensive drug-resistance	0 (0 to 0)	0 (0 to 0)	0 (0 to 0)	0 (0 to 0)	0 (0 to 0)	0 (0 to 0)	0 (0 to 0)	0 (0 to 0)	0 (0 to 0)	0 (0 to 0)	0 (0 to 0)	0 (0 to 0)	0 (0 to 0)	0 (0 to 0)	0 (0 to 0)	0 (0 to 0)	0 (0 to 0)	0 (0 to 0)	0 (0 to 0)	0 (0 to 0)	0 (0 to 0)	0 (0 to 0)	0 (0 to 0)	0
Extensively drug-resistant tuberculosis	0 (0 to 0)	0 (0 to 0)	0 (0 to 0)	0 (0 to 0)	0 (0 to 0)	0 (0 to 0)	0 (0 to 0)	0 (0 to 0)	0 (0 to 0)	0 (0 to 0)	0 (0 to 0)	0 (0 to 0)	0 (0 to 0)	0 (0 to 0)	0 (0 to 0)	0 (0 to 0)	0 (0 to 0)	0 (0 to 0)	0 (0 to 0)	0 (0 to 0)	0 (0 to 0)	0 (0 to 0)	0 (0 to 0)	0
Lower respiratory infections	1.6 (1.1 to 2.3)	2 (1.4 to 2.8)	1.4 (0.9 to 2.2)	1.1 (0.8 to 1.4)	0.1 (0.1 to 0.2)	0.1 (0.1 to 0.2)	0.1 (0.1 to 0.1)	0.2 (0.1 to 0.3)	0.3 (0.2 to 0.4)	0.4 (0.3 to 0.5)	0.5 (0.4 to 0.6)	0.7 (0.5 to 0.9)	0.9 (0.7 to 1.2)	1.4 (1.1 to 1.8)	2.1 (1.6 to 2.7)	3 (2.3 to 3.9)	4.1 (3.2 to 5.4)	5.9 (4.7 to 7.9)	8.8 (7 to 11.8)	13 (10.3 to 17.5)	18.8 (14.9 to 25.4)	27.1 (21.5 to 36.7)	135
Upper respiratory infections	0 (0 to 0)	0 (0 to 0)	0 (0 to 0)	0 (0 to 0)	0 (0 to 0)	0 (0 to 0)	0 (0 to 0)	0 (0 to 0)	0 (0 to 0)	0 (0 to 0)	0 (0 to 0)	0 (0 to 0)	0 (0 to 0)	0 (0 to 0)	0 (0 to 0)	0 (0 to 0)	0 (0 to 0)	0 (0 to 0)	0 (0 to 0)	0 (0 to 0)	0 (0 to 0)	0 (0 to 0)	0 (0 to 0)	0
Otitis media	0 (0 to 0)	0 (0 to 0)	0 (0 to 0)	0 (0 to 0)	0 (0 to 0)	0 (0 to 0)	0 (0 to 0)	0 (0 to 0)	0 (0 to 0)	0 (0 to 0)	0 (0 to 0)	0 (0 to 0)	0 (0 to 0)	0 (0 to 0)	0 (0 to 0)	0 (0 to 0)	0 (0 to 0)	0 (0 to 0)	0 (0 to 0)	0 (0 to 0)	0 (0 to 0)	0 (0 to 0)	0 (0 to 0)	0
Enteric infections	0.1 (0.1 to 0.2)	0.5 (0.3 to 0.9)	0.3 (0.1 to 0.6)	0.3 (0.2 to 0.4)	0.1 (0.1 to 0.2)	0.1 (0.1 to 0.2)	0.1 (0.1 to 0.2)	0.1 (0.1 to 0.2)	0.1 (0.1 to 0.2)	0.1 (0.1 to 0.2)	0.1 (0.1 to 0.2)	0.1 (0.1 to 0.2)	0.1 (0.1 to 0.2)	0.1 (0.1 to 0.2)	0.1 (0.1 to 0.2)	0.1 (0.1 to 0.2)	0.1 (0.1 to 0.2)	0.1 (0.1 to 0.2)	0.1 (0.1 to 0.2)	0.1 (0.1 to 0.2)	0.1 (0.1 to 0.2)	0.1 (0.1 to 0.2)	0.1 (0.1 to 0.2)	2
Diarrheal diseases	0.1 (0.1 to 0.2)	0.5 (0.3 to 0.9)	0.3 (0.1 to 0.6)	0.3 (0.2 to 0.4)	0.1 (0.1 to 0.2)	0.1 (0.1 to 0.2)	0.1 (0.1 to 0.2)	0.1 (0.1 to 0.2)	0.1 (0.1 to 0.2)	0.1 (0.1 to 0.2)	0.1 (0.1 to 0.2)	0.1 (0.1 to 0.2)	0.1 (0.1 to 0.2)	0.1 (0.1 to 0.2)	0.1 (0.1 to 0.2)	0.1 (0.1 to 0.2)	0.1 (0.1 to 0.2)	0.1 (0.1 to 0.2)	0.1 (0.1 to 0.2)	0.1 (0.1 to 0.2)	0.1 (0.1 to 0.2)	0.1 (0.1 to 0.2)	0.1 (0.1 to 0.2)	2
Typhoid and paraphyoid	0 (0 to 0)	0 (0 to 0)	0 (0 to 0)	0 (0 to 0)	0 (0 to 0)	0 (0 to 0)	0 (0 to 0)	0 (0 to 0)	0 (0 to 0)	0 (0 to 0)	0 (0 to 0)	0 (0 to 0)	0 (0 to 0)	0 (0 to 0)	0 (0 to 0)	0 (0 to 0)	0 (0 to 0)	0 (0 to 0)	0 (0 to 0)	0 (0 to 0)	0 (0 to 0)	0 (0 to 0)	0 (0 to 0)	0
Typhoid fever	0 (0 to 0)	0 (0 to 0)	0 (0 to 0)	0 (0 to 0)	0 (0 to 0)	0 (0 to 0)	0 (0 to 0)	0 (0 to 0)	0 (0 to 0)	0 (0 to 0)	0 (0 to 0)	0 (0 to 0)	0 (0 to 0)	0 (0 to 0)	0 (0 to 0)	0 (0 to 0)	0 (0 to 0)	0 (0 to 0)	0 (0 to 0)	0 (0 to 0)	0 (0 to 0)	0 (0 to 0)	0 (0 to 0)	0
Paratyphoid fever	0 (0 to 0)	0 (0 to 0)	0 (0 to 0)	0 (0 to 0)	0 (0 to 0)	0 (0 to 0)	0 (0 to 0)	0 (0 to 0)	0 (0 to 0)	0 (0 to 0)	0 (0 to 0)	0 (0 to 0)	0 (0 to 0)	0 (0 to 0)	0 (0 to 0)	0 (0 to 0)	0 (0 to 0)	0 (0 to 0)	0 (0 to 0)	0 (0 to 0)	0 (0 to 0)	0 (0 to 0)	0 (0 to 0)	0
Invasive Non-typhoidal Salmonella (iNTS)	0 (0 to 0)	0 (0 to 0)	0 (0 to 0)	0 (0 to 0)	0 (0 to 0)	0 (0 to 0)	0 (0 to 0)	0 (0 to 0)	0 (0 to 0)	0 (0 to 0)	0 (0 to 0)	0 (0 to 0)	0 (0 to 0)	0 (0 to 0)	0 (0 to 0)	0 (0 to 0)	0 (0 to 0)	0 (0 to 0)	0 (0 to 0)	0 (0 to 0)	0 (0 to 0)	0 (0 to 0)	0 (0 to 0)	0
Other intestinal infectious diseases	0 (0 to 0)	0 (0 to 0)	0 (0 to 0)	0 (0 to 0)	0 (0 to 0)	0 (0 to 0)	0 (0 to 0)	0 (0 to 0)	0 (0 to 0)	0 (0 to 0)	0 (0 to 0)	0 (0 to 0)	0 (0 to 0)	0 (0 to 0)	0 (0 to 0)	0 (0 to 0)	0 (0 to 0)	0 (0 to 0)	0 (0 to 0)	0 (0 to 0)	0 (0 to 0)	0 (0 to 0)	0 (0 to 0)	0
Neglected tropical diseases and malaria	0 (0 to 0)	0 (0 to 0)	0 (0 to 0.1)	0.5 (0.2 to 1.1)	1 (0.2 to 2.4)	0 (0 to 0)	0 (0 to 0)	0 (0 to 0)	0 (0 to 0)	0 (0 to 0)	0 (0 to 0)	0 (0 to 0)	0 (0 to 0)	0 (0 to 0)	0 (0 to 0)	0 (0 to 0)	0 (0 to 0)	0 (0 to 0)	0 (0 to 0)	0 (0 to 0)	0 (0 to 0)	0 (0 to 0)	0 (0 to 0)	0
Malaria	0 (0 to 0)	0 (0 to 0)	0 (0 to 0)	0 (0 to 0)	0 (0 to 0)	0 (0 to 0)	0 (0 to 0)	0 (0 to 0)	0 (0 to 0)	0 (0 to 0)	0 (0 to 0)	0 (0 to 0)	0 (0 to 0)	0 (0 to 0)	0 (0 to 0)	0 (0 to 0)	0 (0 to 0)	0 (0 to 0)	0 (0 to 0)	0 (0 to 0)	0 (0 to 0)	0 (0 to 0)	0 (0 to 0)	0
Chagas disease	0 (0 to 0)	0 (0 to 0)	0 (0 to 0)	0 (0 to 0)	0 (0 to 0)	0 (0 to 0)	0 (0 to 0)	0 (0 to 0)	0 (0 to 0)	0 (0 to 0)	0 (0 to 0)	0 (0 to 0)	0 (0 to 0)	0 (0 to 0)	0 (0 to 0)	0 (0 to 0)	0 (0 to 0)	0 (0 to 0)	0 (0 to 0)	0 (0 to 0)	0 (0 to 0)	0 (0 to 0)	0 (0 to 0)	0
Leishmaniasis	0 (0 to 0)	0 (0 to 0)	0 (0 to 0)	0 (0 to 0)	0 (0 to 0)	0 (0 to 0)	0 (0 to 0)	0 (0 to 0)	0 (0 to 0)	0 (0 to 0)	0 (0 to 0)	0 (0 to 0)	0 (0 to 0)	0 (0 to 0)	0 (0 to 0)	0 (0 to 0)	0 (0 to 0)	0 (0 to 0)	0 (0 to 0)	0 (0 to 0)	0 (0 to 0)	0 (0 to 0)	0 (0 to 0)	0
Visceral leishmaniasis	0 (0 to 0)	0 (0 to 0)	0 (0 to 0)	0 (0 to 0)	0 (0 to 0)	0 (0 to 0)	0 (0 to 0)	0 (0 to 0)	0 (0 to 0)	0 (0 to 0)	0 (0 to 0)	0 (0 to 0)	0 (0 to 0)	0 (0 to 0)	0 (0 to 0)	0 (0 to 0)	0 (0 to 0)	0 (0 to 0)	0 (0 to 0)	0 (0 to 0)	0 (0 to 0)	0 (0 to 0)	0 (0 to 0)	0
Cutaneous and mucocutaneous leishmaniasis	0 (0 to 0)	0 (0 to 0)	0 (0 to 0)	0 (0 to 0)	0 (0 to 0)	0 (0 to 0)	0 (0 to 0)	0 (0 to 0)	0 (0 to 0)	0 (0 to 0)	0 (0 to 0)	0 (0 to 0)	0 (0 to 0)	0 (0 to 0)	0 (0 to 0)	0 (0 to 0)	0 (0 to 0)	0 (0 to 0)	0 (0 to 0)	0 (0 to 0)	0 (0 to 0)	0 (0 to 0)	0 (0 to 0)	0
African trypanosomiasis	0 (0 to 0)	0 (0 to 0)	0 (0 to 0)	0 (0 to 0)	0 (0 to 0)	0 (0 to 0)	0 (0 to 0)	0 (0 to 0)	0 (0 to 0)	0 (0 to 0)	0 (0 to 0)	0 (0 to 0)	0 (0 to 0)	0 (0 to 0)	0 (0 to 0)	0 (0 to 0)	0 (0 to 0)	0 (0 to 0)	0 (0 to 0)	0 (0 to 0)	0 (0 to 0)	0 (0 to 0)	0 (0 to 0)	0
Schistosomiasis	0 (0 to 0)	0 (0 to 0)	0 (0 to 0)	0 (0 to 0)	0 (0 to 0)	0 (0 to 0)	0 (0 to 0)	0 (0 to 0)	0 (0 to 0)	0 (0 to 0)	0 (0 to 0)	0 (0 to 0)	0 (0 to 0)	0 (0 to 0)	0 (0 to 0)	0 (0 to 0)	0 (0 to 0)	0 (0 to 0)	0 (0 to 0)	0 (0 to 0)	0 (0 to 0)	0 (0 to 0)	0 (0 to 0)	0
Cysticercosis	0 (0 to 0)	0 (0 to 0)	0 (0 to 0)	0 (0 to 0)	0 (0 to 0)	0 (0 to 0)	0 (0 to 0)	0 (0 to 0)	0 (0 to 0)	0 (0 to 0)	0 (0 to 0)	0 (0 to 0)	0 (0 to 0)	0 (0 to 0)	0 (0 to 0)	0 (0 to 0)	0 (0 to 0)	0 (0 to 0)	0 (0 to 0)	0 (0 to 0)	0 (0 to 0)	0 (0 to 0)	0 (0 to 0)	0
Cystic echinococcosis	0 (0 to 0)	0 (0 to 0)	0 (0 to 0)	0 (0 to 0)	0 (0 to 0)	0 (0 to 0)	0 (0 to 0)	0 (0 to 0)	0 (0 to 0)	0 (0 to 0)	0 (0 to 0)	0 (0 to 0)	0 (0 to 0)	0 (0 to 0)	0 (0 to 0)	0 (0 to 0)	0 (0 to 0)	0 (0 to 0)	0 (0 to 0)	0 (0 to 0)	0 (0 to 0)	0 (0 to 0)	0 (0 to 0)	0
Lymphatic filariasis	0 (0 to 0)	0 (0 to 0)	0 (0 to 0)	0 (0 to 0)	0 (0 to 0)	0 (0 to 0)	0 (0 to 0)	0 (0 to 0)	0 (0 to 0)	0 (0 to 0)	0 (0 to 0)	0 (0 to 0)	0 (0 to 0)	0 (0 to 0)	0 (0 to 0)	0 (0 to 0)	0 (0 to 0)	0 (0 to 0)	0 (0 to 0)	0 (0 to 0)	0 (0 to 0)	0 (0 to 0)	0 (0 to 0)	0
Onchocerciasis	0 (0 to 0)	0 (0 to 0)	0 (0 to 0)	0 (0 to 0)	0 (0 to 0)	0 (0 to 0)	0 (0 to 0)	0 (0 to 0)	0 (0 to 0)	0 (0 to 0)	0 (0 to 0)	0 (0 to 0)	0 (0 to 0)	0 (0 to 0)	0 (0 to 0)	0 (0 to 0)	0 (0 to 0)	0 (0 to 0)	0 (0 to 0)	0 (0 to 0)	0 (0 to 0)	0 (0 to 0)	0 (0 to 0)	0
Trachoma	0 (0 to 0)	0 (0 to 0)	0 (0 to 0)	0 (0 to 0)	0 (0 to 0)	0 (0 to 0)	0 (0 to 0)	0 (0 to 0)	0 (0 to 0)	0 (0 to 0)	0 (0 to 0)	0 (0 to 0)	0 (0 to 0)	0 (0 to 0)	0 (0 to 0)	0 (0 to 0)	0 (0 to 0)	0 (0 to 0)	0 (0 to 0)	0 (0 to 0)	0 (0 to 0)	0 (0 to 0)	0 (0 to 0)	0
Dengue	0 (0 to 0)	0 (0 to 0)	0 (0 to 0)	0 (0 to 0)	0 (0 to 0)	0 (0 to 0)	0 (0 to 0)	0 (0 to 0)	0 (0 to 0)	0 (0 to 0)	0 (0 to 0)	0 (0 to 0)	0 (0 to 0)	0 (0 to 0)	0 (0 to 0)	0 (0 to 0)	0 (0 to 0)	0 (0 to 0)	0 (0 to 0)	0 (0 to 0)	0 (0 to 0)	0 (0 to 0)	0 (0 to 0)	0
Yellow fever	0 (0 to 0)	0 (0 to 0)	0 (0 to 0)	0 (0 to 0)	0 (0 to 0)	0 (0 to 0)	0 (0 to 0)	0 (0 to 0)	0 (0 to 0)	0 (0 to 0)	0 (0 to 0)	0 (0 to 0)	0 (0 to 0)	0 (0 to 0)	0 (0 to 0)	0 (0 to 0)	0 (0 to 0)	0 (0 to 0)	0 (0 to 0)	0 (0 to 0)	0 (0 to 0)	0 (0 to 0)	0 (0 to 0)	0
Rabies	0 (0 to 0)	0 (0 to 0)	0 (0 to 0.1)	0.3 (0.2 to 1.1)	0.5 (0.1 to 0.5)	0.2 (0 to 0.1)	0 (0 to 0)	0 (0 to 0)	0 (0 to 0)	0 (0 to 0)	0 (0 to 0)	0 (0 to 0)	0 (0 to 0)	0 (0 to 0)	0 (0 to 0)	0 (0 to 0)	0.1 (0 to 0.3)	0 (0 to 0)	0 (0 to 0)	0 (0 to 0)	0 (0 to 0)	0 (0 to 0)	0 (0 to 0)	1.4
Intestinal nematode infections	0 (0 to 0)	0 (0 to 0)	0 (0 to 0)	0 (0 to 0)	0 (0 to 0)	0 (0 to 0)	0 (0 to 0)	0 (0 to 0)	0 (0 to 0)	0 (0 to 0)	0 (0 to 0)	0 (0 to 0)	0 (0 to 0)	0 (0 to 0)	0 (0 to 0)	0 (0 to 0)	0 (0 to 0)	0 (0 to 0)	0 (0 to 0)	0 (0 to 0)	0 (0 to 0)	0 (0 to 0)	0 (0 to 0)	0
Ascariasis	0 (0 to 0)	0 (0 to 0)	0 (0 to 0)	0 (0 to 0)	0 (0 to 0)	0 (0 to 0)	0 (0 to 0)	0 (0 to 0)	0 (0 to 0)	0 (0 to 0)	0 (0 to 0)	0 (0 to 0)	0 (0 to 0)	0 (0 to 0)	0 (0 to 0)	0 (0 to 0)	0 (0 to 0)	0 (0 to 0)	0 (0 to 0)	0 (0 to 0)	0 (0 to 0)	0 (0 to 0)	0 (0 to 0)	0
Trichuriasis	0 (0 to 0)	0 (0 to 0)	0 (0 to 0)	0 (0 to 0)	0 (0 to 0)	0 (0 to 0)	0 (0 to 0)	0 (0 to 0)	0 (0 to 0)	0 (0 to 0)	0 (0 to 0)	0 (0 to 0)	0 (0 to 0)	0 (0 to 0)	0 (0 to 0)	0 (0 to 0)	0 (0 to 0)	0 (0 to 0)	0 (0 to 0)	0 (0 to 0)	0 (0 to 0)	0 (0 to 0)	0 (0 to 0)	0
Hookworm disease	0 (0 to 0)	0 (0 to 0)	0 (0 to 0)	0 (0 to 0)	0 (0 to 0)	0 (0 to 0)	0 (0 to 0)	0 (0 to 0)	0 (0 to 0)	0 (0 to 0)	0 (0 to 0)	0 (0 to 0)	0 (0 to 0)	0 (0 to 0)	0 (0 to 0)	0 (0 to 0)	0 (0 to 0)	0 (0 to 0)	0 (0 to 0)	0 (0 to 0)	0 (0 to 0)	0 (0 to 0)	0 (0 to 0)	0
Food-borne trematodiases	0 (0 to 0)	0 (0 to 0)	0 (0 to 0)	0 (0 to 0)	0 (0 to 0)	0 (0 to 0)	0 (0 to 0)	0 (0 to 0)	0 (0 to 0)	0 (0 to 0)	0 (0 to 0)	0 (0 to 0)	0 (0 to 0)	0 (0 to 0)	0 (0 to 0)	0 (0 to 0)	0 (0 to 0)	0 (0 to 0)	0 (0 to 0)	0 (0 to 0)	0 (0 to 0)	0 (0 to 0)	0 (0 to 0)	0
Leprosy	0 (0 to 0)	0 (0 to 0)	0 (0 to 0)	0 (0 to 0)	0 (0 to 0)	0 (0 to 0)	0 (0 to 0)	0 (0 to 0)	0 (0 to 0)	0 (0 to 0)	0 (0 to 0)	0 (0 to 0)	0 (0 to 0)	0 (0 to 0)	0 (0 to 0)	0 (0 to 0)	0 (0 to 0)	0 (0 to 0)	0 (0 to 0)	0 (0 to 0)	0 (0 to 0)	0 (0 to 0)	0 (0 to 0)	0
Ebola	0 (0 to 0)	0 (0 to 0)	0 (0 to 0)	0 (0 to 0)	0 (0 to 0)	0 (0 to 0)	0 (0 to 0)	0 (0 to 0)	0 (0 to 0)	0 (0 to 0)	0 (0 to 0)	0 (0 to 0)	0 (0 to 0)	0 (0 to 0)	0 (0 to 0)	0 (0 to 0)	0 (0 to 0)	0 (0 to 0)	0 (0 to 0)	0 (0 to 0)	0 (0 to 0)	0 (0 to 0)	0 (0 to 0)	0

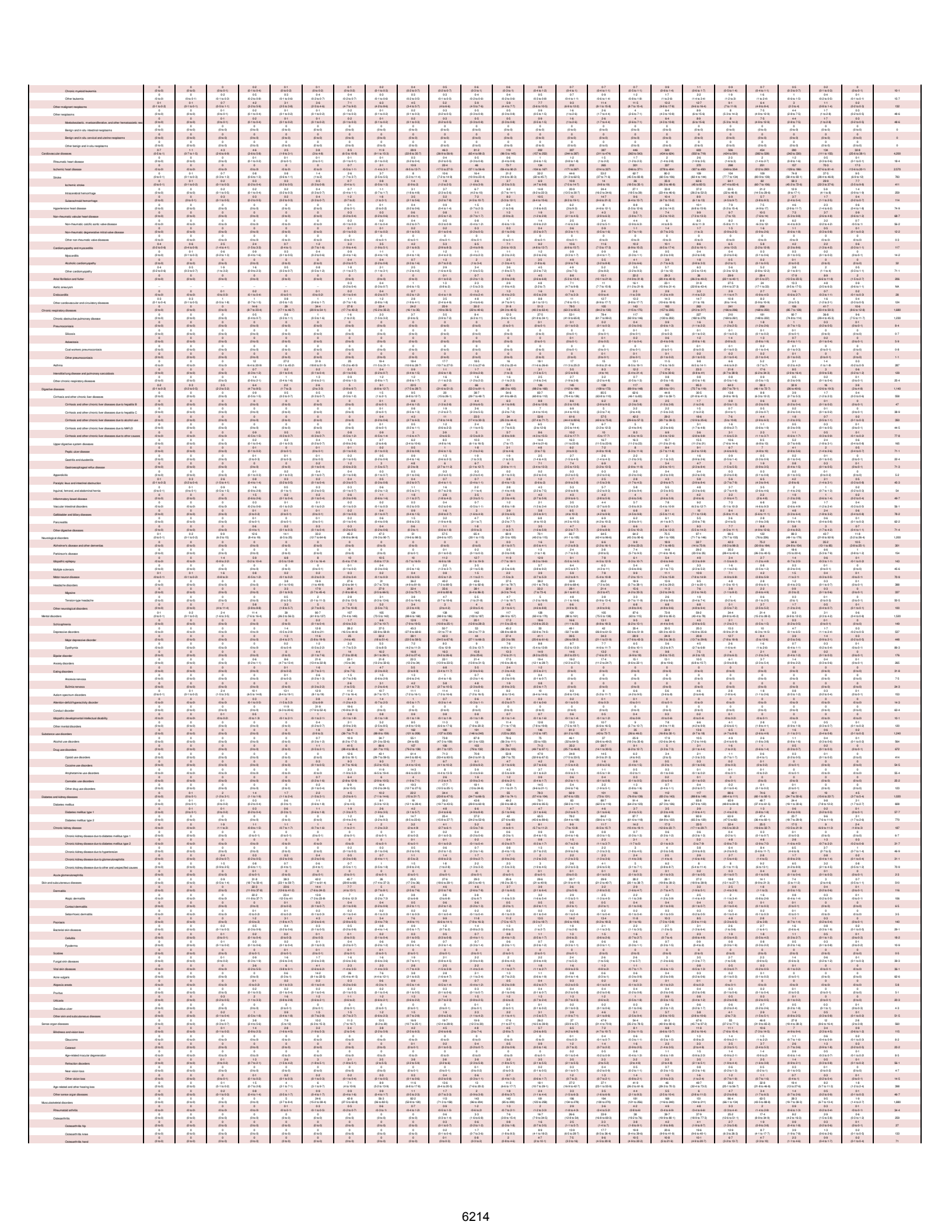

Osteoarthritis other	0 (0 to 0)	0 (0 to 0)	0 (0 to 0)	0 (0 to 0)	0 (0 to 0)	0 (0 to 0)	0 (0 to 0)	0 (0 to 0)	0 (0 to 0)	0 (0 to 0)	0 (0 to 1)	0.3 (0 to 0.9)	0.7 (0 to 1.4)	1.6 (0.7 to 3.4)	2.6 (1.2 to 5.4)	3.4 (1.5 to 7.3)	4.1 (1.9 to 9.2)	4.1 (2.0 to 8.7)	4.1 (2.0 to 8.5)	2.9 (1.5 to 6)	2.2 (1.1 to 4.5)	1.1 (0.4 to 2.3)	0.4 (0.2 to 0.9)	0.1 (0 to 0.2)	27.4
Low back pain	0 (0 to 0)	0 (0 to 0)	0 (0 to 0)	0 (0 to 0)	3.4 (1.5 to 6.1)	16.6 (9.7 to 27.5)	33 (15.4 to 62.8)	38 (19.2 to 72.1)	45.4 (39.8 to 71.4)	57.7 (32 to 89.2)	68.2 (40.6 to 112)	72.8 (40.6 to 109)	70.7 (42.7 to 108)	64.6 (37.7 to 106)	58.4 (32.2 to 100)	52.3 (32 to 103)	46.1 (32.1 to 101)	39.2 (27.1 to 92.9)	32.6 (23.7 to 82.8)	26.5 (15.4 to 58.3)	20.5 (9.8 to 39.1)	14 (3.2 to 33)	7.7 (0.4 to 21)	884
Neck pain	0 (0 to 0)	0 (0 to 0)	0 (0 to 0)	1.4 (0.5 to 3.1)	7.4 (3.9 to 14.3)	9 (3.9 to 20.7)	11.8 (4.5 to 32.4)	12.8 (4.5 to 37.1)	17.4 (6.5 to 52.4)	26.4 (12.8 to 51.1)	35.6 (19.2 to 61.1)	37.6 (19.2 to 61.1)	34.3 (17.4 to 58.9)	30.4 (15.8 to 58.9)	27.7 (9.7 to 70.4)	24.1 (9.4 to 59.4)	20.7 (10.1 to 51.9)	18.2 (7.5 to 46.4)	15.7 (5.4 to 41.7)	13.3 (3.2 to 37.9)	10.3 (2.4 to 29.3)	6.9 (1.3 to 20.1)	3.9 (0.1 to 13.5)	366
Gout	0 (0 to 0)	0 (0 to 0)	0 (0 to 0)	0 (0 to 0)	0 (0 to 0)	0 (0 to 0)	0 (0 to 0)	0 (0 to 0)	0 (0 to 0)	0 (0 to 0)	0 (0 to 0)	0 (0 to 0)	0 (0 to 0)	0 (0 to 0)	0 (0 to 0)	0 (0 to 0)	0 (0 to 0)	0 (0 to 0)	0 (0 to 0)	0 (0 to 0)	0 (0 to 0)	0 (0 to 0)	0 (0 to 0)	0 (0 to 0)	0
Other musculoskeletal disorders	0 (0 to 0)	0 (0 to 0)	0 (0 to 0)	0.1 (0.1 to 0.3)	0.2 (0.1 to 0.5)	0.2 (0.1 to 0.5)	9.7 (3.3 to 19.3)	19.4 (10.4 to 30.1)	25.7 (14.9 to 41.4)	28.6 (17.2 to 44.7)	29.3 (15.1 to 42.7)	31.5 (20.5 to 46.1)	32.5 (17.2 to 52.4)	29.7 (14.3 to 46.4)	26.9 (13.5 to 42.3)	23.2 (12.3 to 36.4)	19.5 (10.3 to 34)	15.7 (7.2 to 30.1)	12 (3.2 to 25.9)	8.1 (2.3 to 14.4)	3.4 (1.7 to 5.9)	1.2 (0.4 to 3)	0.3 (0.1 to 0.5)	202
Other non-communicable diseases	52.5 (37.4 to 78.2)	30.1 (22.1 to 51.7)	102 (69.1 to 144)	20.4 (11.2 to 35.7)	25.2 (16.2 to 33.5)	24.7 (16.2 to 33.4)	26 (15.5 to 34.3)	26.7 (15.9 to 34.9)	29.7 (19.5 to 35.4)	29.7 (22.7 to 42.2)	31.1 (25.5 to 46.2)	35.2 (25.5 to 46.1)	47.3 (32.2 to 64.5)	59.5 (42.5 to 80.9)	69 (50.1 to 92.7)	75.9 (56.2 to 109)	79.6 (58.5 to 108)	80.1 (58.5 to 108)	73.4 (52.7 to 97.3)	59.1 (42.9 to 77.3)	46.2 (34.7 to 66.2)	35.4 (19.3 to 52.7)	21.6 (7.8 to 37.6)	2.9 (1.6 to 5.3)	1,020
Congenital birth defects	50.5 (35.1 to 64)	25.5 (18.1 to 32.1)	69.1 (49.1 to 103)	20.6 (9.5 to 32.2)	12.4 (7.9 to 17.1)	11.4 (6.2 to 15.4)	11.5 (6.5 to 16.1)	8.9 (4.6 to 12.5)	8.9 (5.1 to 11.1)	8.3 (4.1 to 11.1)	8.6 (4.5 to 11.4)	7.3 (3.2 to 9.8)	8.1 (3.4 to 10.5)	7.9 (3.2 to 10.4)	7.4 (4.7 to 10.4)	6 (2.7 to 9.6)	4.2 (2.5 to 5.7)	1.3 (0.6 to 2)	0.6 (0.2 to 1.1)	0.7 (0.3 to 1.7)	0.5 (0.3 to 0.7)	0.2 (0.1 to 0.3)	0.1 (0 to 0.1)	0 (0 to 0)	286
Neural tube defects	3.2 (1.6 to 5.4)	1.5 (0.7 to 2.8)	3.9 (1.7 to 7.5)	4.5 (2.4 to 7.4)	0.4 (0.2 to 0.6)	0.5 (0.4 to 0.6)	0.5 (0.3 to 0.6)	0.5 (0.3 to 0.6)	0.5 (0.3 to 0.6)	0.4 (0.3 to 0.6)	0.4 (0.2 to 0.6)	0.3 (0.2 to 0.5)	0.3 (0.1 to 0.5)	0.2 (0.1 to 0.5)	0.1 (0.1 to 0.2)	0.1 (0 to 0.1)	0.1 (0 to 0.1)	0.1 (0 to 0.1)	0 (0 to 0.1)	0 (0 to 0.1)	0 (0 to 0.1)	0 (0 to 0.1)	0 (0 to 0.1)	0 (0 to 0.1)	17.3
Congenital heart anomalies	11.9 (6.2 to 20.4)	11.6 (7.4 to 20.9)	23.1 (12.4 to 44.4)	9.5 (4.9 to 14.4)	2.1 (1.2 to 4.1)	2 (1.1 to 4)	2.8 (1.6 to 4.9)	2.1 (1.2 to 3.5)	2 (1.2 to 3.2)	1.8 (1.1 to 2.7)	2.1 (1.4 to 3.2)	2 (1.2 to 3.1)	2.1 (1.1 to 3.2)	1.7 (0.9 to 2.7)	1.5 (0.4 to 2.4)	0.9 (0.4 to 1.5)	0.9 (0.4 to 1.5)	0.3 (0.1 to 0.5)	0.1 (0 to 0.1)	0.1 (0 to 0.1)	0 (0 to 0.1)	0 (0 to 0.1)	0 (0 to 0.1)	0 (0 to 0.1)	79.7
Orofacial clefts	0.7 (0.3 to 1.2)	0.4 (0.2 to 0.5)	0.1 (0 to 0.2)	0.2 (0.1 to 0.4)	0.1 (0 to 0.2)	0.1 (0 to 0.2)	0.1 (0 to 0.2)	0.1 (0 to 0.2)	0.1 (0 to 0.2)	0.1 (0 to 0.1)	0.1 (0 to 0.1)	0.1 (0 to 0.1)	0.1 (0 to 0.1)	0.1 (0 to 0.1)	0.1 (0 to 0.1)	0.1 (0 to 0.1)	0.1 (0 to 0.1)	0.1 (0 to 0.1)	0.1 (0 to 0.1)	0.1 (0 to 0.1)	0.1 (0 to 0.1)	0.1 (0 to 0.1)	0.1 (0 to 0.1)	0 (0 to 0.1)	1.9
Down syndrome	0.7 (0.3 to 1.2)	0.3 (0.2 to 0.5)	1.1 (0.4 to 1.5)	1 (0.4 to 1.5)	0.7 (0.4 to 1)	0.6 (0.4 to 1)	0.6 (0.4 to 1)	0.6 (0.4 to 1)	0.7 (0.4 to 1.1)	0.7 (0.4 to 1)	0.7 (0.4 to 1)	0.7 (0.4 to 0.9)	0.7 (0.4 to 0.9)	0.9 (0.4 to 1.4)	1.1 (0.7 to 2.7)	1.2 (0.4 to 2.4)	1.2 (0.4 to 2.4)	1.2 (0.4 to 2.4)	1.1 (0.4 to 2.4)	1.1 (0.4 to 2.4)	1.1 (0.4 to 2.4)	1.1 (0.4 to 2.4)	1.1 (0.4 to 2.4)	1.1 (0.4 to 2.4)	16.1
Turner syndrome	0 (0 to 0)	0 (0 to 0)	0 (0 to 0)	0 (0 to 0)	0 (0 to 0)	0 (0 to 0)	0 (0 to 0)	0 (0 to 0)	0 (0 to 0)	0 (0 to 0)	0 (0 to 0)	0 (0 to 0)	0 (0 to 0)	0 (0 to 0)	0 (0 to 0)	0 (0 to 0)	0 (0 to 0)	0 (0 to 0)	0 (0 to 0)	0 (0 to 0)	0 (0 to 0)	0 (0 to 0)	0 (0 to 0)	0 (0 to 0)	0 (0 to 0)	0
Klinefelter syndrome	0 (0 to 0)	0 (0 to 0)	0 (0 to 0)	0 (0 to 0)	0 (0 to 0)	0 (0 to 0)	0 (0 to 0)	0 (0 to 0)	0 (0 to 0)	0 (0 to 0)	0 (0 to 0)	0 (0 to 0)	0 (0 to 0)	0 (0 to 0)	0 (0 to 0)	0 (0 to 0)	0 (0 to 0)	0 (0 to 0)	0 (0 to 0)	0 (0 to 0)	0 (0 to 0)	0 (0 to 0)	0 (0 to 0)	0 (0 to 0)	0 (0 to 0)	0.2
Other chromosomal abnormalities	4.8 (2.4 to 10.7)	2.4 (1.3 to 4.5)	7.5 (4.1 to 15.2)	3.5 (2.2 to 5.2)	1.6 (1.1 to 2.4)	1.5 (0.9 to 2.2)	1.6 (0.9 to 2.4)	1.2 (0.7 to 1.6)	1 (0.7 to 1.5)	1.1 (0.7 to 1.6)	1.1 (0.7 to 1.7)	1.1 (0.7 to 1.7)	0.9 (0.5 to 1.5)	1 (0.5 to 1.5)	0.8 (0.4 to 1.3)	0.6 (0.3 to 1)	0.3 (0.1 to 0.7)	0.2 (0.1 to 0.4)	0.1 (0.1 to 0.4)	0.1 (0 to 0.3)	0 (0 to 0.1)	0 (0 to 0.1)	0 (0 to 0.1)	0 (0 to 0.1)	31
Congenital musculoskeletal and limb anomalies	2 (1.1 to 3.7)	0.7 (0.4 to 1.1)	5.5 (3.3 to 8.4)	5.8 (3.5 to 9.6)	3.7 (2.1 to 5.4)	3.4 (2.1 to 4.6)	2.6 (1.6 to 4.7)	2 (1.2 to 3)	1.9 (1.1 to 3.3)	2 (1.1 to 3.1)	2 (1.1 to 3.2)	1.7 (1 to 2.7)	1.7 (1 to 2.7)	1.9 (1 to 3)	1.8 (1.1 to 2.8)	1.6 (0.9 to 2.6)	1.3 (0.7 to 2)	0.7 (0.4 to 1.4)	0.4 (0.2 to 1)	0.2 (0.1 to 0.5)	0.2 (0.1 to 0.3)	0.1 (0 to 0.1)	0 (0 to 0)	0 (0 to 0)	42.5
Urogenital congenital anomalies	3.4 (1.5 to 6)	0.8 (0.4 to 1.9)	1.6 (0.8 to 3.7)	0.7 (0.4 to 1.1)	0.4 (0.2 to 0.6)	0.3 (0.2 to 0.5)	0.2 (0.1 to 0.5)	0.1 (0.1 to 0.2)	0.1 (0.1 to 0.2)	0.1 (0.1 to 0.2)	0.1 (0.1 to 0.2)	0.1 (0 to 0.2)	0.1 (0 to 0.1)	0.1 (0 to 0.1)	0.1 (0 to 0.1)	0 (0 to 0.1)	0 (0 to 0.1)	0 (0 to 0.1)	0 (0 to 0.1)	0 (0 to 0.1)	0 (0 to 0.1)	0 (0 to 0.1)	0 (0 to 0.1)	0 (0 to 0.1)	8.2
Digestive congenital anomalies	44 (34.1 to 53.3)	23 (14.5 to 34.9)	29 (19.1 to 43.8)	13 (5.9 to 22.1)	2.2 (0.9 to 4.1)	1.6 (0.7 to 3.2)	1.6 (0.7 to 3.2)	1.2 (0.5 to 2.5)	1.1 (0.5 to 2.2)	0.9 (0.4 to 2)	0.9 (0.4 to 2)	0.8 (0.4 to 1.8)	0.8 (0.4 to 1.8)	0.8 (0.4 to 1.8)	0.8 (0.4 to 1.8)	0.8 (0.4 to 1.8)	0.8 (0.4 to 1.8)	0.8 (0.4 to 1.8)	0.8 (0.4 to 1.8)	0.8 (0.4 to 1.8)	0.8 (0.4 to 1.8)	0.8 (0.4 to 1.8)	0.8 (0.4 to 1.8)	0.8 (0.4 to 1.8)	29.7
Other congenital birth defects	6.8 (4.3 to 27.4)	3.2 (2.4 to 7.8)	14.6 (4.6 to 23.4)	7.2 (4.6 to 10.4)	0.7 (0.7 to 4.1)	0.7 (1.0 to 3.8)	0.8 (1.4 to 3.6)	0.7 (1.2 to 3.4)	0.7 (1.2 to 3.2)	0.7 (1.1 to 3.2)	0.7 (1.1 to 3.1)	0.7 (1.1 to 3.1)	0.7 (1.1 to 3.1)	0.7 (1.1 to 3.1)	0.7 (1.1 to 3.1)	0.7 (1.1 to 3.1)	0.7 (1.1 to 3.1)	0.7 (1.1 to 3.1)	0.7 (1.1 to 3.1)	0.7 (1.1 to 3.1)	0.7 (1.1 to 3.1)	0.7 (1.1 to 3.1)	0.7 (1.1 to 3.1)	0.7 (1.1 to 3.1)	68.6
Urinary diseases and male infertility	0.1 (0 to 0.1)	0.1 (0 to 0.2)	0.5 (0.2 to 0.9)	0.5 (0.3 to 0.7)	0.3 (0.2 to 0.4)	0.3 (0.2 to 0.4)	1.3 (0.6 to 2.6)	2.2 (1.0 to 4.2)	3.2 (1.4 to 5.3)	3.5 (2 to 4.4)	3.5 (2 to 4.2)	3.8 (2.3 to 4.2)	3.7 (2 to 4.1)	3.4 (1.6 to 4.1)	3.1 (1.4 to 4)	2.7 (1.2 to 3.9)	2.2 (1 to 3.4)	1.6 (0.9 to 2.6)	1 (0.4 to 1.8)	0.5 (0.2 to 1.1)	0.2 (0.1 to 0.4)	0.1 (0 to 0.2)	0 (0 to 0.1)	0 (0 to 0.1)	170
Urolithiasis	0 (0 to 0)	0 (0 to 0)	0 (0 to 0)	0.1 (0.1 to 0.2)	0.1 (0 to 0.1)	0.1 (0 to 0.1)	0.1 (0 to 0.1)	0.2 (0.2 to 0.6)	0.2 (0.1 to 0.3)	0.2 (0.1 to 0.3)	0.2 (0.1 to 0.3)	0.2 (0.1 to 0.3)	0.2 (0.1 to 0.3)	0.2 (0.1 to 0.3)	0.2 (0.1 to 0.3)	0.2 (0.1 to 0.3)	0.2 (0.1 to 0.3)	0.2 (0.1 to 0.3)	0.2 (0.1 to 0.3)	0.2 (0.1 to 0.3)	0.2 (0.1 to 0.3)	0.2 (0.1 to 0.3)	0.2 (0.1 to 0.3)	0.2 (0.1 to 0.3)	16.5
Benign prostatic hyperplasia	0 (0 to 0)	0 (0 to 0)	0 (0 to 0)	0 (0 to 0)	0 (0 to 0)	0 (0 to 0)	0 (0 to 0)	0 (0 to 0)	0 (0 to 0)	0 (0 to 0)	0 (0 to 0)	0 (0 to 0)	0 (0 to 0)	0 (0 to 0)	0 (0 to 0)	0 (0 to 0)	0 (0 to 0)	0 (0 to 0)	0 (0 to 0)	0 (0 to 0)	0 (0 to 0)	0 (0 to 0)	0 (0 to 0)	0 (0 to 0)	0 (0 to 0)	0
Male infertility	0 (0 to 0)	0 (0 to 0)	0 (0 to 0)	0 (0 to 0)	0 (0 to 0)	0 (0 to 0)	0 (0 to 0)	0.2 (0.2 to 0.3)	0.3 (0.3 to 0.3)	0.3 (0.3 to 0.4)	0.3 (0.3 to 0.4)	0.3 (0.3 to 0.4)	0.3 (0.3 to 0.4)	0.3 (0.3 to 0.4)	0.3 (0.3 to 0.4)	0.3 (0.3 to 0.4)	0.3 (0.3 to 0.4)	0.3 (0.3 to 0.4)	0.3 (0.3 to 0.4)	0.3 (0.3 to 0.4)	0.3 (0.3 to 0.4)	0.3 (0.3 to 0.4)	0.3 (0.3 to 0.4)	0.3 (0.3 to 0.4)	4.9
Other urinary diseases	0.1 (0 to 0.1)	0.1 (0 to 0.1)	0.1 (0 to 0.2)	0.1 (0.1 to 0.1)	0.1 (0 to 0.1)	0.1 (0 to 0.1)	0.1 (0 to 0.2)	0.1 (0 to 0.1)	0.1 (0 to 0.1)	0.1 (0 to 0.4)	0.3 (0 to 0.5)	0.4 (0 to 0.6)	0.4 (0 to 0.6)	0.4 (0 to 0.6)	0.4 (0 to 0.6)	0.4 (0 to 0.6)	0.4 (0 to 0.6)	0.4 (0 to 0.6)	0.4 (0 to 0.6)	0.4 (0 to 0.6)	0.4 (0 to 0.6)	0.4 (0 to 0.6)	0.4 (0 to 0.6)	0.4 (0 to 0.6)	7.6
Gynecological diseases	0 (0 to 0)	0 (0 to 0)	0 (0 to 0)	0 (0 to 0)	0 (0 to 0)	0 (0 to 0)	0 (0 to 0)	0 (0 to 0)	0 (0 to 0)	0 (0 to 0)	0 (0 to 0)	0 (0 to 0)	0 (0 to 0)	0 (0 to 0)	0 (0 to 0)	0 (0 to 0)	0 (0 to 0)	0 (0 to 0)	0 (0 to 0)	0 (0 to 0)	0 (0 to 0)	0 (0 to 0)	0 (0 to 0)	0 (0 to 0)	0 (0 to 0)	0
Uterine fibroids	0 (0 to 0)	0 (0 to 0)	0 (0 to 0)	0 (0 to 0)	0 (0 to 0)	0 (0 to 0)	0 (0 to 0)	0 (0 to 0)	0 (0 to 0)	0 (0 to 0)	0 (0 to 0)	0 (0 to 0)	0 (0 to 0)	0 (0 to 0)	0 (0 to 0)	0 (0 to 0)	0 (0 to 0)	0 (0 to 0)	0 (0 to 0)	0 (0 to 0)	0 (0 to 0)	0 (0 to 0)	0 (0 to 0)	0 (0 to 0)	0 (0 to 0)	0
Polycystic ovarian syndrome	..	..	..	..	..	..	..	..	..	..	..	..	..	..	..	..	..	..	..	..	..	..	..	..	..	NA
Female infertility	..	..	..	..	..	..	..	..	..	..	..	..	..	..	..	..	..	..	..	..	..	..	..	..	..	NA
Endometriosis	..	..	..	..	..	..	..	..	..	..	..	..	..	..	..	..	..	..	..	..	..	..	..	..	..	NA
Genital prolapse	0 (0 to 0)	0 (0 to 0)	0 (0 to 0)	0 (0 to 0)	0 (0 to 0)	0 (0 to 0)	0 (0 to 0)	0 (0 to 0)	0 (0 to 0)	0 (0 to 0)	0 (0 to 0)	0 (0 to 0)	0 (0 to 0)	0 (0 to 0)	0 (0 to 0)	0 (0 to 0)	0 (0 to 0)	0 (0 to 0)	0 (0 to 0)	0 (0 to 0)	0 (0 to 0)	0 (0 to 0)	0 (0 to 0)	0 (0 to 0)	0 (0 to 0)	0
Premenstrual syndrome	..	..	..	..	..	..	..	..	..	..	..	..	..	..	..	..	..	..	..	..	..	..	..	..	..	NA
Other gynecological diseases	0 (0 to 0)	0 (0 to 0)	0 (0 to 0)	0 (0 to 0)	0 (0 to 0)	0 (0 to 0)	0 (0 to 0)	0 (0 to 0)	0 (0 to 0)	0 (0 to 0)	0 (0 to 0)	0 (0 to 0)	0 (0 to 0)	0 (0 to 0)	0 (0 to 0)	0 (0 to 0)	0 (0 to 0)	0 (0 to 0)	0 (0 to 0)	0 (0 to 0)	0 (0 to 0)	0 (0 to 0)	0 (0 to 0)	0 (0 to 0)	0 (0 to 0)	0
Hemoglobinopathies and hemolytic anemias	0.1 (0 to 0.1)	0.2 (0.1 to 0.3)	0.5 (0.3 to 0.7)	1.1 (0.3 to 4.1)	0.6 (0.2 to 0.8)	0.4 (0.3 to 0.6)	0.5 (0.3 to 1.1)	0.6 (0.3 to 1.6)	0.6 (0.3 to 1.5)	0.6 (0.3 to 1.5)	0.5 (0.2 to 1.3)	0.4 (0.2 to 1)	0.5 (0.2 to 1.1)	0.6 (0.3 to 1.2)	0.7 (0.3 to 1.6)	0.7 (0.4 to 1.6)	0.7 (0.4 to 1.6)	0.7 (0.4 to 1.6)	0.7 (0.3 to 1.1)	0.5 (0.2 to 1)	0.5 (0.2 to 0.8)	0.3 (0.2 to 0.6)	0.2 (0.1 to 0.3)	10.7
Thalassemias	0 (0 to 0)	0 (0 to 0)	0 (0 to 0)	0 (0 to 0)	0 (0 to 0)	0 (0 to 0)	0 (0 to 0)	0 (0 to 0)	0 (0 to 0)	0 (0 to 0)	0 (0 to 0)	0 (0 to 0)	0 (0 to 0)	0 (0 to 0)	0 (0 to 0)	0 (0 to 0)	0 (0 to 0)	0 (0 to 0)	0 (0 to 0)	0 (0 to 0)	0 (0 to 0)	0 (0 to 0)	0 (0 to 0)	0 (0 to 0)	0 (0 to 0)	0
Thalassemias trait	0 (0 to 0)	0 (0 to 0)	0 (0 to 0)	0.2 (0 to 0.6)	0.1 (0 to 0.5)	0.2 (0 to 0.5)	0.1 (0 to 0.1)	0.1 (0 to 0.1)	0.1 (0 to 0.1)	0.1 (0 to 0.2)	0.1 (0 to 0.2)	0.1 (0 to 0.2)	0.1 (0 to 0.1)	0.1 (0 to 0.1)	0.1 (0 to 0.2)	0.1 (0 to 0.2)	0.1 (0 to 0.2)	0.1 (0 to 0.2)	0.1 (0 to 0.2)	0.1 (0 to 0.2)	0.1 (0 to 0.2)	0.1 (0 to 0.2)	0.1 (0 to 0.2)	0.1 (0 to 0.2)	0.6
Sickle cell disorders	0 (0 to 0)	0 (0 to 0)	0.2 (0 to 0.3)	0.4 (0.3 to 0.6)	0.3 (0.2 to 0.4)	0.2 (0.1 to 0.3)	0.2 (0.2 to 0.4)	0.2 (0.1 to 0.4)	0.2 (0.1 to 0.3)	0.2 (0.1 to 0.3)	0.2 (0.1 to 0.3)	0.1 (0.1 to 0.2)	0.1 (0.1 to 0.2)	0.1 (0.1 to 0.2)	0.1 (0.1 to 0.2)	0.1 (0.1 to 0.2)	0.1 (0.1 to 0.2)	0.1 (0.1 to 0.2)	0.1 (0.1 to 0.2)	0.1 (0.1 to 0.2)	0.1 (0.1 to 0.2)	0.1 (0.1 to 0.2)	0.1 (0.1 to 0.2)	0.1 (0.1 to 0.2)	2.5
Sickle cell trait	0 (0 to 0)	0 (0 to 0)	0 (0 to 0)	0.3 (0.2 to 0.4)	0.1 (0 to 0.3)	0.1 (0 to 0.1)	0.1 (0 to 0.2)	0.1 (0 to 0.2)	0.1 (0 to 0.2)	0.1 (0 to 0.3)	0.1 (0 to 0.2)	0.1 (0 to 0.2)	0.1 (0 to 0.2)	0.1 (0 to 0.2)	0.1 (0 to 0.2)	0.1 (0 to 0.2)	0.1 (0 to 0.2)	0.1 (0 to 0.2)	0.1 (0 to 0.2)	0.1 (0 to 0.2)	0.1 (0 to 0.2)	0.1 (0 to 0.2)	0.1 (0 to 0.2)	0.1 (0 to 0.2)	1.2
G6PD deficiency	0 (0 to 0)	0 (0 to 0)	0 (0 to 0)	0.3 (0.2 to 0.4)	0.1 (0 to 0.2)	0.1 (0 to 0.2)	0.1 (0 to 0.2)	0.1 (0 to 0.2)	0.1 (0 to 0.2)	0.1 (0 to 0.2)	0.1 (0 to 0.2)	0.1 (0 to 0.2)	0.1 (0 to 0.2)	0.1 (0 to 0.2)	0.1 (0 to 0.2)	0.1 (0 to 0.2)	0.1 (0 to 0.2)	0.1 (0 to 0.2

SR Table 2a: Knowsley DALYS by cause and age group for males with 95% uncertainty intervals, 2019

Cause	Early Neonatal	Late Neonatal	Post Neonatal	1 to 4	5 to 9	10 to 14	15 to 19	20 to 24	25 to 29	30 to 34	35 to 39	40 to 44	45 to 49	50 to 54	55 to 59	60 to 64	65 to 69	70 to 74	75 to 79	80 to 84	85 to 89	90 to 94	95 plus	Total
All causes	1,156 (1,156 to 1,156)	1,156 (1,156 to 1,156)	1,156 (1,156 to 1,156)

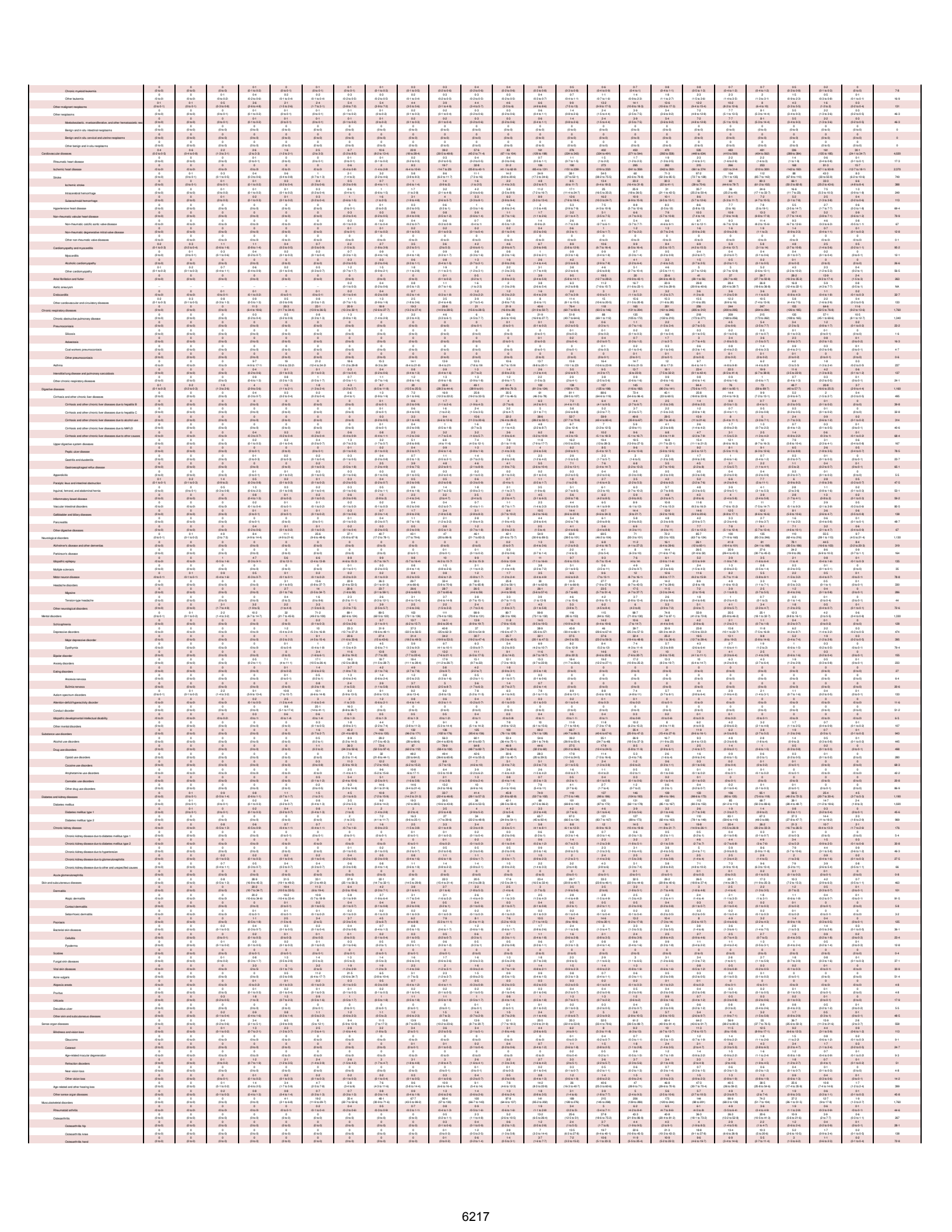

Osteoarthritis other	0 (0 to 0)	0 (0 to 0)	0 (0 to 0)	0 (0 to 0)	0 (0 to 0)	0 (0 to 0)	0 (0 to 0)	0 (0 to 0)	0 (0 to 0)	0 (0 to 0)	0 (0 to 0)	0 (0 to 0)	0.2 (0 to 0.4)	0.5 (0.2 to 1.1)	0.5 (0.2 to 1.1)	1.2 (0.5 to 2.4)	2.5 (1.1 to 5.5)	3.8 (1.7 to 8.1)	4.4 (2.1 to 9.1)	4.3 (2.0 to 9.4)	3 (1.3 to 6.9)	3 (1.3 to 6.2)	2.6 (1.2 to 5.2)	1.5 (0.7 to 3)	0.6 (0.3 to 1.2)	0.1 (0 to 0.2)	28.7
Low back pain	0 (0 to 0)	0 (0 to 0)	0 (0 to 0)	0 (0 to 0)	2.6 (1.2 to 5.1)	12.6 (7.5 to 20.8)	21.9 (13.9 to 34.3)	28.2 (19.4 to 44.9)	37.5 (21.8 to 59.9)	46.6 (26.3 to 71.3)	52.2 (30.4 to 79)	49 (29.1 to 75.7)	44 (26.6 to 72.5)	33.4 (20.2 to 58.9)	24.8 (12.2 to 38.9)	20.1 (9.5 to 32.8)	16.1 (7.6 to 25.6)	12.9 (6.5 to 20.5)	9.7 (4.9 to 15.1)	7.6 (3.9 to 11.6)	5.7 (2.9 to 8.5)	4.2 (2.1 to 6.2)	3.1 (1.6 to 4.5)	2.2 (1.1 to 3.2)	1.4 (0.7 to 2)	0.4 (0.4 to 1)	818
Neck pain	0 (0 to 0)	0 (0 to 0)	0 (0 to 0)	1.2 (0.4 to 2.4)	4 (1.9 to 11.1)	9.7 (4.5 to 17.5)	15 (5.3 to 33.9)	14.5 (7 to 27.3)	21.7 (10.4 to 41)	25 (12.3 to 46.3)	25 (13.3 to 42.3)	24 (12.2 to 38.9)	20.1 (10.2 to 36.9)	16.1 (8.1 to 29.1)	13.2 (6.3 to 24.1)	10.4 (4.9 to 19.1)	8.1 (3.8 to 14.6)	6.5 (3.1 to 11.5)	4.9 (2.4 to 8.6)	3.9 (1.9 to 7.4)	2.9 (1.4 to 5.2)	2.1 (1 to 3.6)	1.6 (0.8 to 2.7)	1.1 (0.5 to 1.8)	0.4 (0.2 to 0.7)	0.1 (0 to 0.2)	330
Gout	0 (0 to 0)	0 (0 to 0)	0 (0 to 0)	0 (0 to 0)	0 (0 to 0)	0 (0 to 0)	0 (0 to 0)	0 (0 to 0)	0 (0 to 0)	0 (0 to 0)	0 (0 to 0)	0 (0 to 0)

SR Table 2a: Blackwood DALYS by cause and sex group for males with 95% uncertainty intervals, 2019

Cause	Early Neonatal	Late Neonatal	Post Neonatal	1 to 4	5 to 9	10 to 14	15 to 19	20 to 24	25 to 29	30 to 34	35 to 39	40 to 44	45 to 49	50 to 54	55 to 59	60 to 64	65 to 69	70 to 74	75 to 79	80 to 84	85 to 89	90 to 94	95 plus	Total
	Yll	Yll	Yll	Yll	Yll	Yll	Yll	Yll	Yll	Yll	Yll	Yll	Yll	Yll	Yll	Yll	Yll	Yll	Yll	Yll	Yll	Yll	Yll	Yll
All causes	(1649 to 2.23)	(55 to 68.9)	(1.02 to 2.91)	(167 to 240)	(209 to 343)	(209 to 343)	(222 to 331)	(222 to 331)	(222 to 331)	(222 to 331)	(222 to 331)	(222 to 331)	(222 to 331)	(222 to 331)	(222 to 331)	(222 to 331)	(222 to 331)	(222 to 331)	(222 to 331)	(222 to 331)	(222 to 331)	(222 to 331)	(222 to 331)	(222 to 331)
	1.94	61.8	1.96	203	276	276	276	276	276	276	276	276	276	276	276	276	276	276	276	276	276	276	276	31,200
Communicable, maternal, neonatal, and nutritional diseases	(1.19 to 1.69)	(0.0 to 0.0)	(0.0 to 0.0)	(1.31 to 1.86)	(0.0 to 0.0)	(0.0 to 0.0)	(0.0 to 0.0)	(0.0 to 0.0)	(0.0 to 0.0)	(0.0 to 0.0)	(0.0 to 0.0)	(0.0 to 0.0)	(0.0 to 0.0)	(0.0 to 0.0)	(0.0 to 0.0)	(0.0 to 0.0)	(0.0 to 0.0)	(0.0 to 0.0)	(0.0 to 0.0)	(0.0 to 0.0)	(0.0 to 0.0)	(0.0 to 0.0)	(0.0 to 0.0)	1,640
	3.44	1.2	2.1	0.2	0.2	0.1	0.2	0.7	2.6	5.9	7.9	7.9	8.2	6.9	5.4	3.6	2	1.7	0.7	0.1	0.1	0	0	
HIV/AIDS and sexually transmitted infections	(1.74 to 5.18)	(0.0 to 2.7)	(0.63 to 4.6)	(0.2 to 0.3)	(0.2 to 0.3)	(0.1 to 0.1)	(0.1 to 0.3)	(0.4 to 0.9)	(1.6 to 3.2)	(4.0 to 7.4)	(6.1 to 10.4)	(6.1 to 10.5)	(6.2 to 10.6)	(5.0 to 7.7)	(3.9 to 6.1)	(2.4 to 3.2)	(1.6 to 2.4)	(1.2 to 2.4)	(0.5 to 1.2)	(0.1 to 0.2)	(0.0 to 0.1)	(0.0 to 0.0)	(0.0 to 0.0)	62.1
	0	0.4	0.2	0.2	0.1	0.1	0.1	0.4	1.7	4.7	7.7	7.8	8	6.6	5.2	3.4	2.1	1.6	0.8	0.2	0.1	0	0	
HIV/AIDS	(0.0 to 0.0)	(0.0 to 0.4)	(0.0 to 0.2)	(0.1 to 0.3)	(0.1 to 0.1)	(0.1 to 0.1)	(0.1 to 0.2)	(0.4 to 0.5)	(1.6 to 2.1)	(4.6 to 7.4)	(6.9 to 10.3)	(6.9 to 10.5)	(6.2 to 10.6)	(4.9 to 7.7)	(3.8 to 6.1)	(2.3 to 3.1)	(1.5 to 2.4)	(0.7 to 2.3)	(0.2 to 1.2)	(0.0 to 0.2)	(0.0 to 0.1)	(0.0 to 0.0)	(0.0 to 0.0)	52.8
	0	0	0.1	0.1	0.1	0	0	0.1	0.2	0.2	0.1	0.1	0.1	0.1	0.1	0.1	0.1	0.1	0.1	0	0	0	0	
HIV/AIDS - Drug-susceptible Tuberculosis	(0.0 to 0.0)	(0.0 to 0.0)	(0.0 to 0.1)	(0.0 to 0.1)	(0.0 to 0.1)	(0.0 to 0.1)	(0.0 to 0.1)	(0.0 to 0.1)	(0.0 to 0.4)	(0.0 to 0.4)	(0.0 to 0.2)	(0.0 to 0.2)	(0.0 to 0.2)	(0.0 to 0.2)	(0.0 to 0.2)	(0.0 to 0.2)	(0.0 to 0.2)	(0.0 to 0.2)	(0.0 to 0.2)	(0.0 to 0.1)	(0.0 to 0.1)	(0.0 to 0.0)	(0.0 to 0.0)	6.2
	0	0	0	0	0	0	0	0	0	0	0	0	0	0	0	0	0	0	0	0	0	0	0	
HIV/AIDS - Multidrug-resistant Tuberculosis without extensive dr...	(0.0 to 0.0)	(0.0 to 0.0)	(0.0 to 0.0)	(0.0 to 0.0)	(0.0 to 0.0)	(0.0 to 0.0)	(0.0 to 0.0)	(0.0 to 0.0)	(0.0 to 0.0)	(0.0 to 0.0)	(0.0 to 0.0)	(0.0 to 0.0)	(0.0 to 0.0)	(0.0 to 0.0)	(0.0 to 0.0)	(0.0 to 0.0)	(0.0 to 0.0)	(0.0 to 0.0)	(0.0 to 0.0)	(0.0 to 0.0)	(0.0 to 0.0)	(0.0 to 0.0)	(0.0 to 0.0)	0.2
	0	0	0	0	0	0	0	0	0	0	0	0	0	0	0	0	0	0	0	0	0	0	0	
HIV/AIDS - Extensively drug-resistant Tuberculosis	(0.0 to 0.0)	(0.0 to 0.0)	(0.0 to 0.0)	(0.0 to 0.0)	(0.0 to 0.0)	(0.0 to 0.0)	(0.0 to 0.0)	(0.0 to 0.0)	(0.0 to 0.0)	(0.0 to 0.0)	(0.0 to 0.0)	(0.0 to 0.0)	(0.0 to 0.0)	(0.0 to 0.0)	(0.0 to 0.0)	(0.0 to 0.0)	(0.0 to 0.0)	(0.0 to 0.0)	(0.0 to 0.0)	(0.0 to 0.0)	(0.0 to 0.0)	(0.0 to 0.0)	(0.0 to 0.0)	0
	0	0.3	0.2	0.1	0.1	0.1	0.1	0.6	2.1	5	6.8	6.8	7	5.8	4.5	3.1	2.6	1.6	0.6	0.1	0	0	0	
HIV/AIDS resulting in other diseases	(0.0 to 0.0)	(0.0 to 0.0)	(0.0 to 0.0)	(0.1 to 0.1)	(0.1 to 0.1)	(0.1 to 0.2)	(0.4 to 0.6)	(1.5 to 2.9)	(3.4 to 6.7)	(4.9 to 9.3)	(6.8 to 9.2)	(6.8 to 9.2)	(5.1 to 9.4)	(3.7 to 7.6)	(2.7 to 5.1)	(1.9 to 4.7)	(1.2 to 4.4)	(0.6 to 3.2)	(0.2 to 1.2)	(0.0 to 0.1)	(0.0 to 0.1)	(0.0 to 0.0)	(0.0 to 0.0)	47.5
	3.4	1.2	1.8	0.1	0.1	0	0	0.1	0.1	0.2	0.2	0.2	0.2	0.1	0.1	0.1	0	0	0	0	0	0	0	
Sexually transmitted infections excluding HIV	(1.74 to 5)	(0.0 to 2.7)	(0.03 to 4.2)	(0.0 to 0.1)	(0.0 to 0.1)	(0.0 to 0.1)	(0.0 to 0.1)	(0.0 to 0.1)	(0.0 to 0.2)	(0.0 to 0.2)	(0.1 to 0.3)	(0.1 to 0.3)	(0.1 to 0.4)	(0.1 to 0.3)	(0.1 to 0.3)	(0.0 to 0.2)	(0.0 to 0.1)	(0.0 to 0.1)	(0.0 to 0.1)	(0.0 to 0.1)	(0.0 to 0.1)	(0.0 to 0.0)	(0.0 to 0.0)	8.3
	3.4	1.2	1.8	0.1	0.1	0	0	0	0	0	0	0	0	0	0	0	0	0	0	0	0	0	0	
Syphilis	(1.74 to 5)	(0.0 to 2.7)	(0.03 to 4.2)	(0.0 to 0.1)	(0.0 to 0.1)	(0.0 to 0.1)	(0.0 to 0.1)	(0.0 to 0.1)	(0.0 to 0.2)	(0.0 to 0.2)	(0.0 to 0.3)	(0.0 to 0.3)	(0.0 to 0.4)	(0.0 to 0.3)	(0.0 to 0.3)	(0.0 to 0.2)	(0.0 to 0.1)	(0.0 to 0.1)	(0.0 to 0.1)	(0.0 to 0.1)	(0.0 to 0.1)	(0.0 to 0.0)	(0.0 to 0.0)	6.8
	0	0	0	0	0	0	0	0	0	0	0	0	0	0	0	0	0	0	0	0	0	0	0	
Chlamydial infection	(0.0 to 0.0)	(0.0 to 0.0)	(0.0 to 0.0)	(0.0 to 0.0)	(0.0 to 0.0)	(0.0 to 0.0)	(0.0 to 0.0)	(0.0 to 0.0)	(0.0 to 0.0)	(0.0 to 0.0)	(0.0 to 0.0)	(0.0 to 0.0)	(0.0 to 0.0)	(0.0 to 0.0)	(0.0 to 0.0)	(0.0 to 0.0)	(0.0 to 0.0)	(0.0 to 0.0)	(0.0 to 0.0)	(0.0 to 0.0)	(0.0 to 0.0)	(0.0 to 0.0)	(0.0 to 0.0)	0
	0	0	0	0	0	0	0	0	0	0	0	0	0	0	0	0	0	0	0	0	0	0	0	
Gonococcal infection	(0.0 to 0.0)	(0.0 to 0.0)	(0.0 to 0.0)	(0.0 to 0.0)	(0.0 to 0.0)	(0.0 to 0.0)	(0.0 to 0.0)	(0.0 to 0.0)	(0.0 to 0.0)	(0.0 to 0.0)	(0.0 to 0.0)	(0.0 to 0.0)	(0.0 to 0.0)	(0.0 to 0.0)	(0.0 to 0.0)	(0.0 to 0.0)	(0.0 to 0.0)	(0.0 to 0.0)	(0.0 to 0.0)	(0.0 to 0.0)	(0.0 to 0.0)	(0.0 to 0.0)	(0.0 to 0.0)	0
	0	0	0	0	0	0	0	0	0	0	0	0	0	0	0	0	0	0	0	0	0	0	0	
Trichomoniasis	(0.0 to 0.0)	(0.0 to 0.0)	(0.0 to 0.0)	(0.0 to 0.0)	(0.0 to 0.0)	(0.0 to 0.0)	(0.0 to 0.0)	(0.0 to 0.0)	(0.0 to 0.0)	(0.0 to 0.0)	(0.0 to 0.0)	(0.0 to 0.0)	(0.0 to 0.0)	(0.0 to 0.0)	(0.0 to 0.0)	(0.0 to 0.0)	(0.0 to 0.0)	(0.0 to 0.0)	(0.0 to 0.0)	(0.0 to 0.0)	(0.0 to 0.0)	(0.0 to 0.0)	(0.0 to 0.0)	0.1
	0	0	0	0	0	0	0	0	0	0	0	0	0	0	0	0	0	0	0	0	0	0	0	
Genital herpes	(0.0 to 0.0)	(0.0 to 0.0)	(0.0 to 0.0)	(0.0 to 0.0)	(0.0 to 0.0)	(0.0 to 0.0)	(0.0 to 0.0)	(0.0 to 0.1)	(0.0 to 0.1)	(0.0 to 0.2)	(0.0 to 0.2)	(0.0 to 0.2)	(0.0 to 0.2)	(0.0 to 0.2)	(0.0 to 0.2)	(0.0 to 0.2)	(0.0 to 0.1)	(0.0 to 0.1)	(0.0 to 0.1)	(0.0 to 0.1)	(0.0 to 0.1)	(0.0 to 0.0)	(0.0 to 0.0)	1.2
	0	0	0	0	0	0	0	0	0	0	0	0	0	0	0	0	0	0	0	0	0	0	0	
Other sexually transmitted infections	(0.0 to 0.0)	(0.0 to 0.0)	(0.0 to 0.0)	(0.0 to 0.0)	(0.0 to 0.0)	(0.0 to 0.0)	(0.0 to 0.0)	(0.0 to 0.1)	(0.0 to 0.1)	(0.0 to 0.2)	(0.0 to 0.2)	(0.0 to 0.2)	(0.0 to 0.2)	(0.0 to 0.2)	(0.0 to 0.2)	(0.0 to 0.2)	(0.0 to 0.1)	(0.0 to 0.1)	(0.0 to 0.1)	(0.0 to 0.1)	(0.0 to 0.1)	(0.0 to 0.0)	(0.0 to 0.0)	0.1
	1.46	0.5	0.7	0.2	0.2	0.1	0.2	0.6	1.6	3.2	4.5	4.5	4.2	3.4	2.7	2.1	1.6	1.2	0.7	0.2	0.1	0	0	
Respiratory infections and tuberculosis	(1.1 to 2.4)	(1.1 to 2.2)	(7.5 to 17.5)	(9.2 to 17.8)	(5.5 to 13.5)	(4.5 to 10.7)	(4.6 to 10.4)	(5.5 to 11.4)	(7.9 to 14)	(9.4 to 17.8)	(12.7 to 22.9)	(12.9 to 22.9)	(14.8 to 27.6)	(20.8 to 45.1)	(32.4 to 64.6)	(49.8 to 93)	(67.7 to 99)	(92.2 to 151)	(91.1 to 152)	(98.2 to 169)	(112 to 196)	(105 to 167)	(100.4 to 151)	1,030
	0.3	0.1	1.2	0.1	0.1	0	0.1	0.3	0.4	0.6	1.1	1.2	1.9	3.3	4.6	5	4.4	2.3	1.5	0.4	0.1	0	0	
Tuberculosis	(0.0 to 0.0)	(0.0 to 0.0)	(0.0 to 0.0)	(0.1 to 0.1)	(0.0 to 0.1)	(0.0 to 0.1)	(0.0 to 0.2)	(0.2 to 0.4)	(0.4 to 0.9)	(0.6 to 1.2)	(0.7 to 1.5)	(0.8 to 1.6)	(1.3 to 2.6)	(1.9 to 3.4)	(3.2 to 6.3)	(3.4 to 6.4)	(1.5 to 3.2)	(0.3 to 1.7)	(0.2 to 1.2)	(0.1 to 0.3)	(0.0 to 0.1)	(0.0 to 0.0)	(0.0 to 0.0)	24.2
	0	0	0	0	0	0	0	0	0	0	0	0	0	0	0	0	0	0	0	0	0	0	0	
Latent tuberculosis infection	(0.0 to 0.0)	(0.0 to 0.0)	(0.0 to 0.0)	(0.0 to 0.0)	(0.0 to 0.0)	(0.0 to 0.0)	(0.0 to 0.0)	(0.0 to 0.0)	(0.0 to 0.0)	(0.0 to 0.0)	(0.0 to 0.0)	(0.0 to 0.0)	(0.0 to 0.0)	(0.0 to 0.0)	(0.0 to 0.0)	(0.0 to 0.0)	(0.0 to 0.0)	(0.0 to 0.0)	(0.0 to 0.0)	(0.0 to 0.0)	(0.0 to 0.0)	(0.0 to 0.0)	(0.0 to 0.0)	0
	0	0	0	0	0	0	0	0	0	0	0	0	0	0	0	0	0	0	0	0	0	0	0	
Drug-susceptible tuberculosis	(0.0 to 0.0)	(0.0 to 0.0)	(0.0 to 0.0)	(0.0 to 0.1)	(0.0 to 0.1)	(0.0 to 0.1)	(0.0 to 0.2)	(0.2 to 0.4)	(0.3 to 0.9)	(0.5 to 1.2)	(0.7 to 1.5)	(0.8 to 1.6)	(1.2 to 2.6)	(1.8 to 3.4)	(3.1 to 6.3)	(3.3 to 6.4)	(1.4 to 3.2)	(0.3 to 1.7)	(0.2 to 1.2)	(0.1 to 0.3)	(0.0 to 0.1)	(0.0 to 0.0)	(0.0 to 0.0)	23.7
	0	0	0	0	0	0	0	0	0	0	0	0	0	0	0	0	0	0	0	0	0	0	0	
Multidrug-resistant tuberculosis without extensive drug-resistance	(0.0 to 0.0)	(0.0 to 0.0)	(0.0 to 0.0)	(0.0 to 0.0)	(0.0 to 0.0)	(0.0 to 0.0)	(0.0 to 0.0)	(0.0 to 0.1)	(0.0 to 0.1)	(0.0 to 0.1)	(0.0 to 0.1)	(0.0 to 0.1)	(0.0 to 0.2)	(0.0 to 0.2)	(0.0 to 0.2)	(0.0 to 0.2)	(0.0 to 0.1)	(0.0 to 0.1)	(0.0 to 0.1)	(0.0 to 0.1)	(0.0 to 0.1)	(0.0 to 0.0)	(0.0 to 0.0)	0.5
	0	0	0	0	0	0	0	0	0	0	0	0	0	0	0	0	0	0	0	0	0	0	0	
Extensively drug-resistant tuberculosis	(0.0 to 0.0)	(0.0 to 0.0)	(0.0 to 0.0)	(0.0 to 0.0)	(0.0 to 0.0)	(0.0 to 0.0)	(0.0 to 0.0)	(0.0 to 0.0)	(0.0 to 0.0)	(0.0 to 0.0)	(0.0 to 0.0)	(0.0 to 0.0)	(0.0 to 0.0)	(0.0 to 0.0)	(0.0 to 0.0)	(0.0 to 0.0)	(0.0 to 0.0)	(0.0 to 0.0)	(0.0 to 0.0)	(0.0 to 0.0)	(0.0 to 0.0)	(0.0 to 0.0)	(0.0 to 0.0)	0.1
	1.46	0.5	0.3	0.1	0.1	0.2	0.3	0.7	1.4	3.1	4.5	4.5	4.2	3.4	2.7	2.1	1.6	1.2	0.7	0.2	0.1	0	0	
Lower respiratory infections	(1.1 to 2.4)	(1.1 to 2.2)	(4.1 to 16)	(4.3 to 8.5)	(3.9 to 11.4)	(3.9 to 11.7)	(4.2 to 9.8)	(5.1 to 11.3)	(7.7 to 14)	(9.2 to 17.8)	(12.5 to 22.9)	(12.7 to 22.9)	(14.5 to 27.6)	(20.5 to 45.1)	(32.1 to 64.6)	(49.5 to 93)	(67.4 to 99)	(91.9 to 151)	(90.8 to 152)	(97.9 to 169)	(111 to 196)	(104 to 167)	(100.1 to 151)	1,020
	0	0	1.2	0.4	0.1	0	0	0	0	0	0	0	0	0	0	0	0	0	0	0	0	0	0	
Upper respiratory infections	(0.0 to 0.0)	(0.0 to 0.1)	(0.7 to 2)	(3.5 to 8.4)	(3.3 to 10.4)	(3.4 to 10.6)	(3.6 to 9.4)	(4.6 to 10.7)	(6.9 to 13.7)	(8.4 to 17.5)	(12.2 to 22.8)	(12.4 to 22.8)	(14.2 to 27.5)	(20.2 to 45.1)	(32.1 to 64.6)	(49.5 to 93)	(67.4 to 99)	(91.9 to 151)	(90.8 to 152)	(97.9 to 169)	(111 to 196)	(104 to 167)	(100.1 to 151)	1,020
	0	0	0.2	0.1	0	0	0	0	0	0	0	0	0	0	0	0	0	0	0	0	0	0	0	
Otitis media	(0.0 to 0.0)	(0.0 to 0.0)	(0.1 to 0.4)	(0.9 to 2.7)	(0.6 to 2.4)	(0.4 to 1.7)	(0.4 to 1.4)	(0.4 to 1.7)	(0.6 to 1.4)	(0.4 to 1.8)	(0.4 to 1.8)	(0.4 to 1.8)	(0.4 to 1.9)	(0.4 to 1.7)	(0.4 to 2.1)	(0.4 to 2.2)	(0.2 to 1.2)	(0.1 to 0.6)	(0.1 to 0.4)	(0.0 to 0.2)	(0.0 to 0.1)	(0.0 to 0.0)	(0.0 to 0.0)	15.1
	0.3	0.2	4	2.3	2.3	1.4	1.4	1.5	1.6	1.6	1.5	1.5	1.5	1.4	1.3	1.2	0.9	0.5	0.4	0.2	0.1	0	0	
Enteric infections	(0.1 to 0.1)	(0.0 to 0.1)	(2.7 to 5.7)	(3.7 to 10.2)	(1.8 to 5.7)	(1.2 to 3.9)	(0.9 to 3.4)	(1.6 to 3.2)	(1.3 to 2.4)	(1.3 to 2.4)	(0.9 to 2.3)	(0.9 to 2.3)	(0.8 to 2.3)	(0.8 to 2.3)	(0.8 to 2.3)	(0.8 to 2.3)	(0.5 to 1.7)	(0.3 to 1.2)	(0.2 to 0.8)	(0.1 to 0.4)	(0.0 to 0.2)	(0.0 to 0.1)	(0.0 to 0.0)	59.5
	0.3	0.2	3.9	2.3	2.2	1.4	1.4	1.4	1.5	1.5	1.4	1.4	1.4	1.3	1.2	1.1	0.8	0.5	0.4	0.2	0.1	0	0	
Diarrheal diseases	(0.1 to 0.1)	(0.0 to 0.1)	(2.7 to 5.7)	(3.7 to 10.1)	(1.8 to 5.7)	(1.2 to 3.9)	(0.9 to 3.4)	(1.6 to 3.2)	(1.3 to 2.4)	(1.3 to 2.4)	(0.9 to 2.3)	(0.9 to 2.3)	(0.8 to 2.3)	(0.8 to 2.3)	(0.8 to 2.3)	(0.8 to 2.3)	(0.5 to 1.7)	(0.3 to 1.2)	(0.2 to 0.8)	(0.1 to 0.4)	(0.0 to 0.2)	(0.0 to 0.1)	(0.0 to 0.0)	58
	0	0	0	0	0	0	0	0	0	0	0	0	0	0	0	0	0	0	0	0	0	0	0	
Typhoid and paratyphoid	(0.0 to 0.0)	(0.0 to 0.0)	(0.0 to 0.0)	(0.0 to 0.0)	(0.0 to 0.0)	(0.0 to 0.0)	(0.0 to 0.0)	(0.0 to 0.0)	(0.0 to 0.0)	(0.0 to 0.0)	(0.0 to 0.0)	(0.0 to 0.0)	(0.0 to 0.0)	(0.0 to 0.0)	(0.0 to 0.0)	(0.0 to 0.0)	(0.0 to 0.0)	(0.0 to 0.0)	(0.0 to 0.0)	(0.0 to 0.0)	(0.0 to 0.0)	(0.0 to 0.0)	(0.0 to 0.0)	0
	0	0	0	0	0	0	0	0	0	0	0	0	0	0	0	0	0	0	0	0	0	0	0	
Typhoid fever	(0.0 to 0.0)	(0.0 to 0.0)	(0.0 to 0.0)	(0.0 to 0.0)	(0.0 to 0.0)	(0.0 to 0.0)	(0.0 to 0.0)	(0.0 to 0.0)	(0.0 to 0.0)	(0.0 to 0.0)	(0.0 to 0.0)	(0.0 to 0.0)	(0.0 to 0.0)	(0.0 to 0.0)	(0.0 to 0.0)	(0.0 to 0.0)	(0.0 to 0.0)	(0.0 to 0.0)	(0.0 to 0.0)	(0.0 to 0.0)	(0.0 to 0.0)	(0.0 to 0.0)	(0.0 to 0.0)	0
	0	0	0	0	0	0	0	0	0	0	0	0	0	0	0	0	0	0	0	0	0	0	0	
Paratyphoid fever	(0.0 to 0.0)	(0.0 to 0.0)	(0.0 to 0.0)	(0.0 to 0.0)	(0.0 to 0.0)	(0.0 to 0.0)	(0.0 to 0.0)	(0.0 to 0.0)	(0.0 to 0.0)	(0.0 to 0.0)	(0.0 to 0.0)	(0.0 to 0.0)	(0.0 to 0.0)	(0.0 to 0.0)	(0.0 to 0.0)	(0.0 to 0.0)	(0.0 to 0.0)	(0.0 to 0.0)	(0.0 to 0.0)	(0.0 to 0.0)	(0.0 to 0.0)	(0.0 to 0.0)	(0.0 to 0.0)	0
	0	0	0	0	0	0	0	0	0	0	0	0	0	0	0	0	0	0	0	0	0	0	0	
Invasive Non-typhoidal Salmonella (iNTS)	(0.0 to 0.0)	(0.0 to 0.0)	(0.0 to 0.0)	(0.0 to 0.1)	(0.0 to 0.0)	(0.0 to 0.0)	(0.0 to 0.0)	(0.0 to 0.0)	(0.0 to 0.0)	(0.0 to 0.0)	(0.0 to 0.0)	(0.0 to 0.0)	(0.0 to 0.0)	(0.0 to 0.0)	(0.0 to 0.0)	(0.0 to 0.0)	(0.0 to 0.0)	(0.0 to 0.0)	(0.0 to 0.0)	(0.0 to 0.0)	(0.0 to 0.0)	(0.0 to 0.0)	(0.0 to 0.0)	0.2
	0	0	0	0	0	0	0	0	0	0	0	0	0	0	0	0	0	0	0	0	0	0	0	
Other intestinal infectious diseases	(0.0 to 0.0)	(0.0 to 0.0)	(0.0 to 0.0)	(0.0 to 0.0)	(0.0 to 0.0)	(0.0 to 0.0)	(0.0 to 0.0)	(0.0 to 0.0)	(0.0 to 0.0)	(0.0 to 0.0)	(0.0 to 0.0)	(0.0 to 0.0)	(0.0 to 0.0)	(0.0 to 0.0)	(0.0 to 0.0)	(0.0 to 0.0)	(0.0 to 0.0)	(0.0 to 0.0)	(0.0 to 0.0)	(0.0 to 0.0)	(0.0 to 0.0)	(0.0 to 0.0)	(0.0 to 0.0)	0.2
	0	0	0.7	0.2	0.1	0	0	0.1	0.1	0.1	0.1	0.1	0.1	0.1	0.1	0.1	0.1	0.1	0.1	0	0	0	0	
Neglected tropical diseases and malaria	(0.0 to 0.0)	(0.0 to 0.0)	(0.0 to 2.2)	(0.0 to 0.1)	(0.0 to 0.1)	(0.0 to 0.0)	(0.0 to 0.0)	(0.0 to 0.1)	(0.0 to 0.1)	(0.0 to 0.4)	(0.0 to 0.3)	(0.0 to 0.3)	(0.0 to 0.4)	(0.0 to 0.3)	(0.0 to 0.3)	(0.0 to 0.2)	(0.0 to 0.2)	(0.0 to 0.2)	(0.0 to 0.2)	(0.0 to 0.1)	(0.0 to 0.1)	(0.0 to 0.0)	(0.0 to 0.0)	1.9
	0	0	0	0	0	0	0	0	0	0	0	0	0	0	0	0	0	0	0	0	0	0	0	
Malaria	(0.0 to 0.0)	(0.0 to 0.0)	(0.0 to 0.0)	(0.0 to 0.0)	(0.0 to 0.0)	(0.0 to 0.0)	(0.0 to 0.0)	(0.0 to 0.0)	(0.0 to 0.0)	(0.0 to 0.0)	(0.0 to 0.0)	(0.0 to 0.0)	(0.0 to 0.0)	(0.0 to 0.0)	(0.0 to 0.0)	(0.0 to 0.0)	(0.0 to 0.0)	(0.0 to 0.0)	(0.0 to 0.0)	(0.0 to 0.0)	(0.0 to 0.0)	(0.0 to 0.0)	(0.0 to 0.0)	0
	0	0	0	0	0	0	0	0	0	0	0	0	0	0	0	0	0	0	0	0	0	0	0	
Chagas disease	(0.0 to 0.0)	(0.0 to 0.0)	(0.0 to 0.0)	(0.0 to 0.0)	(0.0 to 0.0)	(0.0 to 0.0)	(0.0 to 0.0)	(0.0 to 0.0)	(0.0 to 0.0)	(0.0 to 0.0)	(0.0 to 0.0)	(0.0 to 0.0)	(0.0 to 0.0)	(0.0 to 0.0)	(0.0 to 0.0)	(0.0 to 0.0)	(0.0 to 0.0)	(0.0 to 0.0)	(0.0 to 0.0)	(0.0 to 0.0)	(0.0 to 0.0)	(0.0 to 0.0)	(0.0 to 0.0)	0
	0	0	0	0	0	0	0	0	0	0	0	0	0	0	0	0	0	0	0	0	0	0	0	
Leishmaniasis	(0.0 to 0.0)	(0.0 to 0.0)	(0.0 to 0.0)	(0.0 to 0.0)	(0.0 to 0.0)	(0.0 to 0.0)	(0.0 to 0.0)	(0.0 to 0.0)	(0.0 to 0.0)	(0.0 to 0.0)	(0.0 to 0.0)	(0.0 to 0.0)	(0.0 to 0.0)	(0.0 to 0.0)	(0.0 to 0.0)	(0.0 to 0.0)	(0.0 to 0.0)	(0.0 to 0.0)	(0.0 to 0.0)	(0.0 to 0.0)	(0.0 to 0.0)	(0.0 to 0.0)	(0.0 to 0.0)	0
	0	0	0	0	0	0	0	0	0	0	0	0	0	0	0	0	0	0	0	0	0	0	0	
Visceral leishmaniasis	(0.0 to 0.0)	(0.0 to 0.0)	(0.0 to 0.0)	(0.0 to 0.0)	(0.0 to 0.0)	(0.0 to 0.0)	(0.0 to 0.0)	(0.0 to 0.0)	(0.0 to 0.0)	(0.0 to 0.0)	(0.0 to 0.0)	(0.0 to 0.0)	(0.0 to 0.0)	(0.0 to 0.0)	(0.0 to 0.0)	(0.0 to 0.0)	(0.0 to 0.0)	(0.0 to 0.0)	(0.0 to 0.0)	(0.0 to 0.0)	(0.0 to 0.0)	(0.0 to 0.0)	(0.0 to 0.0)	0
	0	0	0	0	0	0	0	0	0	0	0	0	0	0	0	0	0	0	0	0	0	0	0	
Cutaneous and mucocutaneous leishmaniasis	(0.0 to 0.0)	(0.0 to 0.0)	(0.0 to 0.0)	(0.0 to 0.0)	(0.0 to 0.0)	(0.0 to 0.0)	(0.0 to 0.0)	(0.0 to 0.0)	(0.0 to 0.0)	(0.0 to 0.0)	(0.0 to 0.0)	(0.0 to 0.0)	(0.0 to 0.0)	(0.0 to 0.0)	(0.0 to 0.0)	(0.0 to 0.0)	(0.0 to 0.0)	(0.0 to 0.0)	(0.0 to 0.0)	(0.0 to 0.0)	(0.0 to 0.0)	(0.0 to 0.0)	(0.0 to 0.0)	0
	0	0	0	0	0	0	0	0	0	0	0	0	0	0	0	0	0	0	0	0	0	0	0	
African trypanosomiasis	(0.0 to 0.0)	(0.0 to 0.0)	(0.0 to 0.0)	(0.0 to 0.0)	(0.0 to 0.0)	(0.0 to 0.0)	(0.0 to 0.0)	(0.0 to 0.0)	(0.0 to 0.0)	(0.0 to 0.0)	(0.0 to 0.0)	(0.0 to 0.0)	(0.0 to 0.0)	(0.0 to 0.0)	(0.0 to 0.0)	(0.0 to 0.0)	(0.0 to 0.0)	(0.0 to 0.0)	(0.0 to 0.0)	(0.0 to 0.0)	(0.0 to 0.0)	(0.0 to 0.0)	(0.0 to 0.0)	0
	0	0	0	0	0	0	0	0	0	0	0	0	0	0	0	0	0	0	0	0	0	0	0	
Schistosomiasis	(0.0 to 0.0)	(0.0 to 0.0)	(0.0 to 0.0)	(0.0 to 0.0)	(0.0 to 0.0)	(0.0 to 0.0)	(0.0 to 0.0)	(0.0 to 0.0)	(0.0 to 0.0)	(0.0 to 0.0)	(0.0 to 0.0)	(0.0 to 0.0)	(0.0 to 0.0)	(0.0 to 0.0)	(0.0 to 0.0)	(0.0 to 0.0)	(0.0 to 0.0)	(0.0 to 0.0)	(0.0 to 0.0)	(0.0 to 0.0)	(0.0 to 0.0)	(0.0 to 0.0)	(0.0 to 0.0)	0
	0	0	0	0	0	0	0	0	0	0	0	0	0	0	0	0	0	0	0	0	0	0	0	
Cysticercosis	(



Osteoarthritis other	0 (0 to 0)	0 (0 to 0)	0 (0 to 0)	0 (0 to 0)	0 (0 to 0)	0 (0 to 0)	0 (0 to 0)	0 (0 to 0)	0 (0 to 0)	0 (0 to 0)	0 (0 to 1)	0 (0 to 0)	0.2 (0 to 0.5)	0-6 (0 to 1.3)	0-6 (0 to 1.3)	1-4 (0 to 3.1)	2-7 (1.2 to 5.7)	3-8 (1.7 to 9.1)	4 (1.9 to 9.7)	4-4 (2.1 to 9.1)	4-8 (2.4 to 9.9)	3-7 (1.9 to 7.7)	2-8 (1.4 to 5.5)	1-5 (0.8 to 3.1)	0-6 (0.3 to 1.2)	0-1 (0.1 to 0.2)	39-6
Low back pain	0 (0 to 0)	0 (0 to 0)	0 (0 to 0)	0 (0 to 0)	2-6 (1.2 to 4.5)	10-2 (7.2 to 19.8)	20-3 (11.7 to 32.9)	26-6 (15.4 to 49.2)	37-6 (22.1 to 59.1)	50 (28.9 to 75.8)	59-6 (34.6 to 88.2)	59-6 (34.9 to 90.4)	59-6 (34.7 to 92.1)	59-6 (34.9 to 90.4)	59-6 (34.9 to 90.4)	78-8 (47.1 to 122)	78-8 (47.1 to 122)	99-8 (59.4 to 159)	89-2 (51.2 to 149)	89-2 (52.5 to 134)	75-1 (48.9 to 115)	73-6 (45.5 to 110)	73-6 (30.6 to 73.4)	17-1 (9.9 to 28.1)	5-1 (3.1 to 7.3)	0-8 (0.5 to 1.1)	877
Neck pain	0 (0 to 0)	0 (0 to 0)	0 (0 to 0)	1-1 (0.3 to 2.3)	5-6 (2.9 to 10.5)	9 (4.4 to 16.4)	10-4 (5.1 to 19.5)	14-4 (7.1 to 27.4)	23-3 (11.6 to 44.1)	23-3 (11.6 to 44.1)	28-2 (14.5 to 47.1)	28-2 (14.5 to 47.1)	27-1 (13.9 to 45.3)	29-9 (15.4 to 49.9)	29-2 (15.2 to 47.7)	27-1 (13.9 to 45.3)	29-9 (20.3 to 73.6)	29-2 (18.5 to 47.7)	31-0 (16.9 to 54.7)	28 (14.6 to 48.4)	28-1 (14.4 to 44.9)	27-1 (9.7 to 32.7)	10-5 (5.3 to 18.9)	5-1 (2.6 to 9.6)	1-5 (1 to 3)	0-8 (0.4 to 1.4)	350
Gout	0 (0 to 0)	0 (0 to 0)	0 (0 to 0)	0 (0 to 0)	0 (0 to 0)	0 (0 to 0)	0 (0 to 0)	0 (0 to 0)	0 (0 to 0)	0 (0 to 0)	0 (0 to 1)	0 (0 to 1)	0 (0 to 1.7)	0 (0 to 1.7)	0 (0 to 1.7)	0 (0 to 1.7)	0 (0 to 1.7)	0 (0 to 1.7)	0 (0 to 1.7)	0 (0 to 1.7)	0 (0 to 1.7)	0 (0 to 1.7)	0 (0 to 1.7)	0 (0 to 1.7)	0 (0 to 1.7)	0 (0 to 0.2)	0 (0 to 0.3)	39
Other musculoskeletal disorders	0 (0 to 0)	0 (0 to 0)	0 (0 to 0)	0-1 (0 to 0.3)	2-1 (0.9 to 5.6)	3-1 (1.2 to 5.6)	7-5 (3.9 to 12.5)	10 (5.9 to 20.1)	20-6 (12.5 to 34.6)	22-5 (13.2 to 35.1)	21 (11.4 to 36.2)	27-6 (15.7 to 46)	29 (17.2 to 54.5)	29-2 (17.2 to 49.9)	29-2 (17.2 to 49.9)	29-2 (17.2 to 49.9)	29-2 (17.2 to 49.9)	29-2 (17.2 to 49.9)	29-2 (17.2 to 49.9)	29-2 (17.2 to 49.9)	29-2 (17.2 to 49.9)	29-2 (17.2 to 49.9)	29-2 (17.2 to 49.9)	29-2 (17.2 to 49.9)	29-2 (17.2 to 49.9)	29-2 (17.2 to 49.9)	280
Other non-communicable diseases	41-7 (28.8 to 57.3)	20-9 (14.9 to 28.2)	19-9 (52.5 to 139)	34-1 (26.4 to 45.3)	19-8 (13.9 to 25.2)	20-2 (15.1 to 26.8)	25-1 (19.1 to 33.6)	29-8 (19.4 to 39)	29-3 (20.9 to 40.1)	33-2 (22.5 to 44.9)	29-3 (23.6 to 36.2)	49-2 (34.7 to 66.4)	70 (50.5 to 96)	86-7 (63.4 to 118)	86-8 (62.7 to 117)	95 (68.3 to 129)	96 (72.5 to 141)	156 (77.5 to 316)	89 (58.6 to 134)	39-9 (46.1 to 76.2)	35-6 (36.2 to 49.9)	17-6 (12.9 to 23.6)	3-6 (2.4 to 4.7)	1,070
Congenital birth defects	49-2 (27.1 to 82.8)	16-7 (11.1 to 26.5)	46-3 (25.1 to 107.1)	23 (16.8 to 32.6)	9-7 (6.6 to 13.2)	9-9 (6.6 to 12.4)	10 (7.4 to 13)	9 (6.1 to 12.4)	7-4 (5.3 to 10.6)	7-5 (5.4 to 9.9)	7-5 (5.3 to 9.7)	7-4 (5.3 to 9.7)	8-7 (6.5 to 11.8)	8-4 (5.4 to 11.5)	8-4 (5.4 to 11.5)	9-9 (6.2 to 13.7)	9-9 (6.2 to 13.7)	10 (6.2 to 13.7)	7-4 (4.3 to 10.9)	5 (3.1 to 6.9)	5 (3.1 to 6.9)	0-5 (0.3 to 0.9)	0-2 (0.1 to 0.4)	0-1 (0 to 0.2)	0-1 (0 to 0.2)	220
Neural tube defects	2-2 (1.0 to 3.9)	1 (0.5 to 1.8)	1-9 (0.8 to 3.8)	1 (0.5 to 1.8)	0-3 (0.2 to 0.6)	0-4 (0.2 to 0.8)	0-4 (0.2 to 0.6)	0-4 (0.2 to 0.6)	0-3 (0.2 to 0.5)	0-3 (0.2 to 0.5)	0-3 (0.2 to 0.5)	0-2 (0.1 to 0.4)	0-2 (0.1 to 0.4)	0-1 (0.1 to 0.2)	0-1 (0.1 to 0.2)	0-1 (0.1 to 0.2)	0-1 (0.1 to 0.2)	0-1 (0.1 to 0.2)	0-1 (0.1 to 0.2)	0-1 (0 to 0)	0-1 (0 to 0)	0-1 (0 to 0)	0-1 (0 to 0)	0-1 (0 to 0)	0-1 (0 to 0)	0-1 (0 to 0)	9-4
Congenital heart anomalies	9-8 (5.6 to 22.5)	7-8 (4.5 to 14.5)	14-6 (7.2 to 31.3)	6 (3.3 to 11.6)	1-5 (0.8 to 2.8)	1-7 (1 to 3.2)	2-8 (1.6 to 4.3)	2-1 (1.2 to 3.5)	1-9 (1 to 3.2)	1-8 (1 to 3.1)	2 (1 to 3.1)	2 (1 to 3.1)	2-3 (1.1 to 3.5)	1-1 (0.5 to 2.1)	1-9 (0.8 to 3.3)	1-2 (0.5 to 2.3)	1-1 (0.4 to 1.8)	1-1 (0.5 to 2.2)	0-1 (0 to 1.1)	0-1 (0 to 0.9)	0-1 (0 to 0.9)	0-1 (0 to 0.9)	0-1 (0 to 0.9)	0-1 (0 to 0.9)	0-1 (0 to 0.9)	62-8
Orofacial clefts	0-8 (0 to 0)	0 (0 to 0)	0-1 (0 to 0)	0-1 (0 to 0)	0-1 (0 to 0)	0-1 (0 to 0)	0-1 (0 to 0)	0-1

SR Table 2a: Manchester DALYS by cause and age group for males with 95% uncertainty intervals, 2019

Cause	Early Neonatal	Late Neonatal	Post Neonatal	1 to 4	5 to 9	10 to 14	15 to 19	20 to 24	25 to 29	30 to 34	35 to 39	40 to 44	45 to 49	50 to 54	55 to 59	60 to 64	65 to 69	70 to 74	75 to 79	80 to 84	85 to 89	90 to 94	95 plus	Total
All causes	7,190 (647 to 8,460)	2,960 (292 to 4,610)	920 (607 to 1,220)	1,010 (689 to 1,310)	1,110 (701 to 1,310)	1,210 (899 to 1,510)	1,610 (1,160 to 2,230)	2,220 (1,660 to 2,950)	2,520 (2,020 to 2,950)	2,610 (2,080 to 3,070)	2,660 (2,120 to 3,160)	2,720 (2,160 to 3,220)	2,810 (2,210 to 3,350)	2,940 (2,300 to 3,510)	3,060 (2,400 to 3,690)	3,190 (2,490 to 3,840)	3,320 (2,560 to 4,000)	3,450 (2,630 to 4,230)	3,580 (2,690 to 4,440)	3,710 (2,740 to 4,650)	3,840 (2,780 to 4,860)	3,970 (2,820 to 5,070)	73,800
Communicable, maternal, neonatal, and nutritional diseases	6,920 (623 to 8,130)	2,850 (273 to 4,430)	880 (549 to 1,200)	970 (649 to 1,260)	1,060 (672 to 1,250)	1,150 (854 to 1,440)	1,530 (1,100 to 2,120)	2,110 (1,580 to 2,800)	2,400 (1,920 to 2,810)	2,480 (1,980 to 2,920)	2,530 (2,010 to 3,000)	2,580 (2,050 to 3,060)	2,670 (2,100 to 3,180)	2,790 (2,180 to 3,330)	2,910 (2,280 to 3,510)	3,030 (2,370 to 3,650)	3,150 (2,430 to 3,800)	3,280 (2,500 to 4,020)	3,400 (2,560 to 4,220)	3,530 (2,650 to 4,380)	3,650 (2,690 to 4,610)	3,770 (2,720 to 4,810)	4,720
HIV/AIDS and sexually transmitted infections	17.2 (4.6 to 40.8)	5.9 (1.7 to 12.9)	10.8 (4.9 to 22.9)	1.3 (1.0 to 1.7)	0.6 (0.4 to 0.9)	0.6 (0.4 to 0.8)	0.9 (0.6 to 1.4)	2.5 (1.8 to 3.5)	6 (4.4 to 8.4)	17.3 (13.0 to 22.4)	16.2 (12.4 to 21.3)	21.4 (16.4 to 28.3)	25 (19.2 to 32.7)	29.2 (22.5 to 38.1)	32.7 (25.2 to 42.6)	36.2 (28.0 to 47.1)	39.5 (30.7 to 51.4)	42.5 (33.1 to 55.2)	45.3 (35.4 to 58.8)	47.9 (37.5 to 62.1)	50.2 (39.3 to 65.1)	52.1 (40.8 to 67.5)	196
HIV/AIDS	0 (0 to 0)	0 (0 to 0)	0 (0 to 0)	1.1 (0.9 to 1.5)	0.6 (0.4 to 0.8)	0.5 (0.4 to 0.7)	0.7 (0.5 to 1.3)	2.1 (1.5 to 2.8)	5.7 (4.1 to 7.9)	16.7 (12.4 to 21.9)	15.6 (11.9 to 20.7)	20.4 (15.6 to 27.1)	24.2 (18.4 to 31.7)	28.2 (21.7 to 36.9)	31.6 (24.3 to 41.4)	35.1 (27.0 to 45.9)	38.3 (29.5 to 50.1)	41.2 (31.8 to 53.9)	43.9 (33.9 to 57.5)	46.4 (35.8 to 60.8)	48.7 (37.5 to 63.7)	50.5 (38.9 to 66.1)	146
HIV/AIDS - Drug-susceptible Tuberculosis	0 (0 to 0)	0 (0 to 0)	0.2 (0.1 to 0.3)	0.1 (0.1 to 0.2)	0.1 (0 to 0.1)	0.1 (0 to 0.1)	0.1 (0.1 to 0.2)	0.2 (0.1 to 0.3)	0.7 (0.4 to 1.1)	1.5 (0.9 to 2.3)	1.6 (1.1 to 2.3)	1.8 (1.1 to 2.9)	2.1 (1.3 to 3.2)	1.7 (1.1 to 2.7)	1.2 (0.8 to 1.9)	0.8 (0.5 to 1.3)	0.5 (0.3 to 0.8)	0.4 (0.2 to 0.5)	0.3 (0.1 to 0.5)	0.2 (0.1 to 0.4)	0.1 (0 to 0.3)	0.1 (0 to 0.2)	11.6
HIV/AIDS - Multidrug-resistant Tuberculosis without extensive dr...	0 (0 to 0)	0 (0 to 0)	0 (0 to 0)	0 (0 to 0)	0 (0 to 0)	0 (0 to 0)	0 (0 to 0)	0 (0 to 0)	0 (0 to 0)	0 (0 to 0)	0 (0 to 0)	0 (0 to 0)	0 (0 to 0)	0 (0 to 0)	0 (0 to 0)	0 (0 to 0)	0 (0 to 0)	0 (0 to 0)	0 (0 to 0)	0 (0 to 0)	0 (0 to 0)	0 (0 to 0)	0 (0 to 0)	0.3
HIV/AIDS - Extensively drug-resistant Tuberculosis	0 (0 to 0)	0 (0 to 0)	0 (0 to 0)	0 (0 to 0)	0 (0 to 0)	0 (0 to 0)	0 (0 to 0)	0 (0 to 0)	0 (0 to 0)	0 (0 to 0)	0 (0 to 0)	0 (0 to 0)	0 (0 to 0)	0 (0 to 0)	0 (0 to 0)	0 (0 to 0)	0 (0 to 0)	0 (0 to 0)	0 (0 to 0)	0 (0 to 0)	0 (0 to 0)	0 (0 to 0)	0 (0 to 0)	0.1
HIV/AIDS resulting in other diseases	17.2 (4.6 to 40.8)	5.9 (1.7 to 12.9)	9.2 (4.2 to 22.2)	0.2 (0.1 to 0.4)	0.1 (0 to 0.2)	0.1 (0 to 0.2)	0.1 (0 to 0.2)	0.4 (0.2 to 0.6)	0.8 (0.4 to 1.7)	1.1 (0.5 to 2.2)	0.9 (0.4 to 1.7)	0.9 (0.4 to 1.7)	1 (0.5 to 2)	0.8 (0.4 to 1.7)	0.6 (0.3 to 1.4)	0.4 (0.2 to 1.1)	0.3 (0.1 to 0.8)	0.2 (0.1 to 0.6)	0.2 (0.1 to 0.5)	0.1 (0 to 0.4)	0.1 (0 to 0.3)	0.1 (0 to 0.2)	134
Sexually transmitted infections excluding HIV	0 (0 to 0)	0 (0 to 0)	0 (0 to 0)	0 (0 to 0)	0 (0 to 0)	0 (0 to 0)	0 (0 to 0)	0 (0 to 0)	0 (0 to 0)	0 (0 to 0)	0 (0 to 0)	0 (0 to 0)	0 (0 to 0)	0 (0 to 0)	0 (0 to 0)	0 (0 to 0)	0 (0 to 0)	0 (0 to 0)	0 (0 to 0)	0 (0 to 0)	0 (0 to 0)	0 (0 to 0)	0 (0 to 0)	40.1
Syphilis	0 (0 to 0)	0 (0 to 0)	0 (0 to 0)	0 (0 to 0)	0 (0 to 0)	0 (0 to 0)	0 (0 to 0)	0 (0 to 0)	0 (0 to 0)	0 (0 to 0)	0 (0 to 0)	0 (0 to 0)	0 (0 to 0)	0 (0 to 0)	0 (0 to 0)	0 (0 to 0)	0 (0 to 0)	0 (0 to 0)	0 (0 to 0)	0 (0 to 0)	0 (0 to 0)	0 (0 to 0)	0 (0 to 0)	34.2
Chlamydial infection	0 (0 to 0)	0 (0 to 0)	0 (0 to 0)	0 (0 to 0)	0 (0 to 0)	0 (0 to 0)	0 (0 to 0)	0 (0 to 0)	0 (0 to 0)	0 (0 to 0)	0 (0 to 0)	0 (0 to 0)	0 (0 to 0)	0 (0 to 0)	0 (0 to 0)	0 (0 to 0)	0 (0 to 0)	0 (0 to 0)	0 (0 to 0)	0 (0 to 0)	0 (0 to 0)	0 (0 to 0)	0 (0 to 0)	0.3
Gonococcal infection	0 (0 to 0)	0 (0 to 0)	0 (0 to 0)	0 (0 to 0)	0 (0 to 0)	0 (0 to 0)	0 (0 to 0)	0 (0 to 0)	0 (0 to 0)	0 (0 to 0)	0 (0 to 0)	0 (0 to 0)	0 (0 to 0)	0 (0 to 0)	0 (0 to 0)	0 (0 to 0)	0 (0 to 0)	0 (0 to 0)	0 (0 to 0)	0 (0 to 0)	0 (0 to 0)	0 (0 to 0)	0 (0 to 0)	0.3
Trichomoniasis	0 (0 to 0)	0 (0 to 0)	0 (0 to 0)	0 (0 to 0)	0 (0 to 0)	0 (0 to 0)	0 (0 to 0)	0 (0 to 0)	0 (0 to 0)	0 (0 to 0)	0 (0 to 0)	0 (0 to 0)	0 (0 to 0)	0 (0 to 0)	0 (0 to 0)	0 (0 to 0)	0 (0 to 0)	0 (0 to 0)	0 (0 to 0)	0 (0 to 0)	0 (0 to 0)	0 (0 to 0)	0 (0 to 0)	0.7
Genital herpes	0 (0 to 0)	0 (0 to 0)	0 (0 to 0)	0 (0 to 0)	0 (0 to 0)	0 (0 to 0)	0 (0 to 0)	0.2 (0.1 to 0.3)	0.4 (0.1 to 1.1)	0.6 (0.2 to 1.5)	0.6 (0.2 to 1.4)	0.5 (0.2 to 1.3)	0.4 (0.1 to 1)	0.3 (0.1 to 0.8)	0.2 (0.1 to 0.7)	0.2 (0.1 to 0.5)	0.1 (0 to 0.4)	0.1 (0 to 0.3)	0.1 (0 to 0.2)	0 (0 to 0.1)	0 (0 to 0.1)	0 (0 to 0.1)	4.3
Other sexually transmitted infections	0 (0 to 0)	0 (0 to 0)	0 (0 to 0)	0 (0 to 0)	0 (0 to 0)	0 (0 to 0)	0 (0 to 0)	0 (0 to 0)	0 (0 to 0)	0 (0 to 0)	0 (0 to 0)	0 (0 to 0)	0 (0 to 0)	0 (0 to 0)	0 (0 to 0)	0 (0 to 0)	0 (0 to 0)	0 (0 to 0)	0 (0 to 0)	0 (0 to 0)	0 (0 to 0)	0 (0 to 0)	0 (0 to 0)	0.4
Respiratory infections and tuberculosis	150.1 (4.4 to 545.6)	40.2 (5.5 to 111.5)	22.2 (2.7 to 99.3)	40.9 (4.0 to 93.7)	28.4 (3.4 to 66.2)	28.4 (3.6 to 66.2)	29.1 (3.6 to 68.1)	30.1 (3.8 to 70.4)	30.1 (3.8 to 70.4)	30.1 (3.8 to 70.4)	30.1 (3.8 to 70.4)	30.1 (3.8 to 70.4)	30.1 (3.8 to 70.4)	29.1 (3.7 to 68.2)	29.1 (3.7 to 68.2)	29.1 (3.7 to 68.2)	29.1 (3.7 to 68.2)	29.1 (3.7 to 68.2)	29.1 (3.7 to 68.2)	29.1 (3.7 to 68.2)	29.1 (3.7 to 68.2)	29.1 (3.7 to 68.2)	1,890
Tuberculosis	0 (0 to 0)	0 (0 to 0)	0.2 (0.1 to 0.3)	0.2 (0.1 to 0.3)	0.2 (0.1 to 0.3)	0.2 (0.1 to 0.3)	0.4 (0.2 to 0.7)	1.4 (0.4 to 3)	3.4 (1.7 to 6.1)	4.5 (2.4 to 8.4)	4.6 (2.3 to 8.2)	4.6 (2.3 to 8.2)	4.5 (2.2 to 8.2)	4.4 (2.3 to 8.1)	4.2 (2.2 to 7.7)	4.1 (2.2 to 7.5)	3.9 (2.1 to 7.2)	3.8 (2.1 to 7.1)	3.7 (2.1 to 6.9)	3.6 (2.1 to 6.8)	3.5 (2.1 to 6.7)	3.4 (2.1 to 6.6)	55.7
Latent tuberculosis infection	0 (0 to 0)	0 (0 to 0)	0 (0 to 0)	0 (0 to 0)	0 (0 to 0)	0 (0 to 0)	0 (0 to 0)	0 (0 to 0)	0 (0 to 0)	0 (0 to 0)	0 (0 to 0)	0 (0 to 0)	0 (0 to 0)	0 (0 to 0)	0 (0 to 0)	0 (0 to 0)	0 (0 to 0)	0 (0 to 0)	0 (0 to 0)	0 (0 to 0)	0 (0 to 0)	0 (0 to 0)	0 (0 to 0)	0
Drug-susceptible tuberculosis	0 (0 to 0)	0 (0 to 0)	0.2 (0.1 to 0.3)	0.2 (0.1 to 0.3)	0.2 (0.1 to 0.3)	0.2 (0.1 to 0.3)	0.4 (0.2 to 0.6)	1.4 (0.4 to 3)	3.4 (1.6 to 6.1)	4.5 (2.3 to 8.3)	4.6 (2.2 to 8.2)	4.6 (2.2 to 8.2)	4.5 (2.2 to 8.2)	4.4 (2.2 to 8.1)	4.2 (2.2 to 7.7)	4.1 (2.2 to 7.5)	3.9 (2.1 to 7.2)	3.8 (2.1 to 7.1)	3.7 (2.1 to 6.9)	3.6 (2.1 to 6.8)	3.5 (2.1 to 6.7)	3.4 (2.1 to 6.6)	54.5
Multidrug-resistant tuberculosis without extensive drug-resistance	0 (0 to 0)	0 (0 to 0)	0 (0 to 0)	0 (0 to 0)	0 (0 to 0)	0 (0 to 0)	0 (0 to 0)	0 (0 to 0)	0 (0 to 0)	0 (0 to 0)	0 (0 to 0)	0 (0 to 0)	0 (0 to 0)	0 (0 to 0)	0 (0 to 0)	0 (0 to 0)	0 (0 to 0)	0 (0 to 0)	0 (0 to 0)	0 (0 to 0)	0 (0 to 0)	0 (0 to 0)	0 (0 to 0)	1
Extensively drug-resistant tuberculosis	0 (0 to 0)	0 (0 to 0)	0 (0 to 0)	0 (0 to 0)	0 (0 to 0)	0 (0 to 0)	0 (0 to 0)	0 (0 to 0)	0 (0 to 0)	0 (0 to 0)	0 (0 to 0)	0 (0 to 0)	0 (0 to 0)	0 (0 to 0)	0 (0 to 0)	0 (0 to 0)	0 (0 to 0)	0 (0 to 0)	0 (0 to 0)	0 (0 to 0)	0 (0 to 0)	0 (0 to 0)	0 (0 to 0)	0.2
Lower respiratory infections	150 (4.5 to 545.2)	40.1 (7.7 to 111.1)	22.1 (4.6 to 99.1)	40.8 (7.7 to 93.6)	28.3 (5.5 to 66.1)	28.3 (4.6 to 66.1)	29 (7.3 to 68.1)	30 (7.3 to 70.4)	30 (7.3 to 70.4)	30 (7.3 to 70.4)	30 (7.3 to 70.4)	30 (7.3 to 70.4)	30 (7.3 to 70.4)	29 (7.3 to 68.2)	29 (7.3 to 68.2)	29 (7.3 to 68.2)	29 (7.3 to 68.2)	29 (7.3 to 68.2)	29 (7.3 to 68.2)	29 (7.3 to 68.2)	29 (7.3 to 68.2)	29 (7.3 to 68.2)	1,840
Upper respiratory infections	0.1 (0 to 0.1)	0.1 (0.1 to 0.4)	27.5 (7 to 77.6)	28.4 (15.5 to 44.7)	20.2 (10.6 to 35.3)	20.2 (10.6 to 35.3)	20.7 (8.7 to 37.7)	21.4 (3.1 to 42.1)	21.4 (3.1 to 42.1)	21.4 (3.1 to 42.1)	21.4 (3.1 to 42.1)	21.4 (3.1 to 42.1)	21.4 (3.1 to 42.1)	20.7 (3.1 to 40.8)	20.7 (3.1 to 40.8)	20.7 (3.1 to 40.8)	20.7 (3.1 to 40.8)	20.7 (3.1 to 40.8)	20.7 (3.1 to 40.8)	20.7 (3.1 to 40.8)	20.7 (3.1 to 40.8)	20.7 (3.1 to 40.8)	282
Otitis media	0 (0 to 0)	0 (0 to 0)	1.3 (0.4 to 3.3)	2.2 (0.4 to 13.7)	2.2 (0.4 to 13.7)	2.2 (0.4 to 13.7)	3.1 (1.5 to 5.7)	5.5 (1.9 to 9)	5.5 (2.5 to 10.3)	5.5 (2.2 to 10)	5.5 (2.2 to 10)	5.5 (2.2 to 9.5)	5.5 (2.2 to 9.5)	4.6 (1.8 to 7.6)	3.4 (1.4 to 5.6)	2.5 (1.1 to 3.9)	1.9 (0.7 to 3)	1.4 (0.5 to 1.9)	1 (0.3 to 1.2)	0.6 (0.2 to 0.7)	0.4 (0.2 to 0.5)	0.3 (0.1 to 0.4)	57.9
Enteric infections	0.4 (0.4 to 0.9)	0.4 (0.3 to 2.4)	1.8 (1.3 to 2.4)	22 (14.6 to 31)	28.5 (17.8 to 45.4)	14.2 (7.4 to 24)	14.2 (4.7 to 34.9)	9.5 (3.7 to 20.5)	9.5 (4.9 to 13.4)	9.5 (4.9 to 13.4)	9.5 (4.9 to 13.4)	10.4 (5.1 to 15.9)	9.5 (4.9 to 13.4)	8.2 (5.2 to 12.4)	6.2 (4.1 to 9.6)	4.2 (2.9 to 6.2)	2.8 (2 to 4.1)	2 (1.4 to 2.9)	1.4 (1 to 2)	0.9 (0.6 to 1.3)	0.6 (0.4 to 0.9)	0.4 (0.3 to 0.6)	196
Diarrheal diseases	0.4 (0.4 to 0.9)	1.8 (1.3 to 2.4)	20.8 (14.6 to 30.7)	10.5 (7.7 to 16.1)	5.6 (3.7 to 9.4)	5.6 (4.6 to 14.9)	5.6 (3.7 to 10.5)	5.6 (4.9 to 13.4)	5.6 (4.9 to 13.4)	10.7 (4.9 to 13.4)	9.5 (4.9 to 13.4)	10.3 (5.1 to 15.9)	9.5 (4.9 to 13.4)	8.2 (5.1 to 12.4)	6.2 (4.1 to 9.6)	4.2 (2.9 to 6.2)	2.8 (2 to 4.1)	2 (1.4 to 2.9)	1.4 (1 to 2)	0.9 (0.6 to 1.3)	0.6 (0.4 to 0.9)	0.4 (0.3 to 0.6)	194
Typhoid and paraphyoid	0 (0 to 0)	0 (0 to 0)	0 (0 to 0)	0 (0 to 0)	0 (0 to 0)	0 (0 to 0)	0 (0 to 0)	0 (0 to 0)	0 (0 to 0)	0 (0 to 0)	0 (0 to 0)	0 (0 to 0)	0 (0 to 0)	0 (0 to 0)	0 (0 to 0)	0 (0 to 0)	0 (0 to 0)	0 (0 to 0)	0 (0 to 0)	0 (0 to 0)	0 (0 to 0)	0 (0 to 0)	0 (0 to 0)	0
Typhoidal fever	0 (0 to 0)	0 (0 to 0)	0 (0 to 0)	0 (0 to 0)	0 (0 to 0)	0 (0 to 0)	0 (0 to 0)	0 (0 to 0)	0 (0 to 0)	0 (0 to 0)	0 (0 to 0)	0 (0 to 0)	0 (0 to 0)	0 (0 to 0)	0 (0 to 0)	0 (0 to 0)	0 (0 to 0)	0 (0 to 0)	0 (0 to 0)	0 (0 to 0)	0 (0 to 0)	0 (0 to 0)	0 (0 to 0)	0
Paratyphoid fever	0 (0 to 0)	0 (0 to 0)	0 (0 to 0)	0 (0 to 0)	0 (0 to 0)	0 (0 to 0)	0 (0 to 0)	0 (0 to 0)	0 (0 to 0)	0 (0 to 0)	0 (0 to 0)	0 (0 to 0)	0 (0 to 0)	0 (0 to 0)	0 (0 to 0)	0 (0 to 0)	0 (0 to 0)	0 (0 to 0)	0 (0 to 0)	0 (0 to 0)	0 (0 to 0)	0 (0 to 0)	0 (0 to 0)	0
Invasive Non-typhoidal Salmonella (iNTS)	0 (0 to 0)	0 (0 to 0)	0 (0 to 0)	0 (0 to 0)	0 (0 to 0)	0 (0 to 0)	0 (0 to 0)	0 (0 to 0)	0 (0 to 0)	0 (0 to 0)	0 (0 to 0)	0 (0 to 0)	0 (0 to 0)	0 (0 to 0)	0 (0 to 0)	0 (0 to 0)	0 (0 to 0)	0 (0 to 0)	0 (0 to 0)	0 (0 to 0)	0 (0 to 0)	0 (0 to 0)	0 (0 to 0)	0.9
Other intestinal infectious diseases	0 (0 to 0)	0 (0 to 0)	0 (0 to 0)	0 (0 to 0)	0 (0 to 0)	0 (0 to 0)	0 (0 to 0)	0 (0 to 0)	0 (0 to 0)	0 (0 to 0)	0 (0 to 0)	0 (0 to 0)	0 (0 to 0)	0 (0 to 0)	0 (0 to 0)	0 (0 to 0)	0 (0 to 0)	0 (0 to 0)	0 (0 to 0)	0 (0 to 0)	0 (0 to 0)	0 (0 to 0)	0 (0 to 0)	0.6
Neglected tropical diseases and malaria	0 (0 to 0)	0 (0 to 0)	0.2 (0.1 to 0.3)	2.6 (1.1 to 5.2)	0.1 (0 to 0.2)	0.1 (0 to 0.4)	0.1 (0 to 0.3)	0.2 (0 to 1.2)	0.2 (0 to 1.2)	0.5 (0 to 2.4)	0.4 (0 to 1.7)	0.3 (0 to 1.5)	0.2 (0 to 1.1)	0.2 (0 to 0.9)	0.2 (0 to 0.8)	0.4 (0 to 1.2)	0.3 (0 to 0.9)	0.1 (0 to 0.4)	0.1 (0 to 0.3)	0.1 (0 to 0.3)	0.1 (0 to 0.1)	0 (0 to 0.1)	6.7
Malaria	0 (0 to 0)	0 (0 to 0)	0 (0 to 0)	0 (0 to 0)	0 (0 to 0)	0 (0 to 0)	0 (0 to 0)	0 (0 to 0)	0 (0 to 0)	0 (0 to 0)	0 (0 to 0)	0 (0 to 0)	0 (0 to 0)	0 (0 to 0)	0 (0 to 0)	0 (0 to 0)	0 (0 to 0)	0 (0 to 0)	0 (0 to 0)	0 (0 to 0)	0 (0 to 0)	0 (0 to 0)	0 (0 to 0)	0
Chagas disease	0 (0 to 0)	0 (0 to 0)	0 (0 to 0)	0 (0 to 0)	0 (0 to 0)	0 (0 to 0)	0 (0 to 0)	0 (0 to 0)	0 (0 to 0)	0 (0 to 0)	0 (0 to 0)	0 (0 to 0)	0 (0 to 0)	0 (0 to 0)	0 (0 to 0)	0 (0 to 0)	0 (0 to 0)	0 (0 to 0)	0 (0 to 0)	0 (0 to 0)	0 (0 to 0)	0 (0 to 0)	0 (0 to 0)	0
Leishmaniasis	0 (0 to 0)	0 (0 to 0)	0 (0 to 0)	0 (0 to 0)	0 (0 to 0)	0 (0 to 0)	0 (0 to 0)	0 (0 to 0)	0 (0 to 0)	0 (0 to 0)	0 (0 to 0)	0 (0 to 0)	0 (0 to 0)	0 (0 to 0)	0 (0 to 0)	0 (0 to 0)	0 (0 to 0)	0 (0 to 0)	0 (0 to 0)	0 (0 to 0)	0 (0 to 0)	0 (0 to 0)	0 (0 to 0)	0
Visceral leishmaniasis	0 (0 to 0)	0 (0 to 0)	0 (0 to 0)	0 (0 to 0)	0 (0 to 0)	0 (0 to 0)	0 (0 to 0)	0 (0 to 0)	0 (0 to 0)	0 (0 to 0)	0 (0 to 0)	0 (0 to 0)	0 (0 to 0)	0 (0 to 0)	0 (0 to 0)	0 (0 to 0)	0 (0 to 0)	0 (0 to 0)	0 (0 to 0)	0 (0 to 0)	0 (0 to 0)	0 (0 to 0)	0 (0 to 0)	0
Cutaneous and mucocutaneous leishmaniasis	0 (0 to 0)	0 (0 to 0)	0 (0 to 0)	0 (0 to 0)	0 (0 to 0)	0 (0 to 0)	0 (0 to 0)	0 (0 to 0)	0 (0 to 0)	0 (0 to 0)	0 (0 to 0)	0 (0 to 0)	0 (0 to 0)	0 (0 to 0)	0 (0 to 0)	0 (0 to 0)	0 (0 to 0)	0 (0 to 0)	0 (0 to 0)	0 (0 to 0)	0 (0 to 0)	0 (0 to 0)	0 (0 to 0)	0
African trypanosomiasis	0 (0 to 0)	0 (0 to 0)	0 (0 to 0)	0 (0 to 0)	0 (0 to 0)	0 (0 to 0)	0 (0 to 0)	0 (0 to 0)	0 (0 to 0)	0 (0 to 0)	0 (0 to 0)	0 (0 to 0)	0 (0 to 0)	0 (0 to 0)	0 (0 to 0)	0 (0 to 0)	0 (0 to 0)	0 (0 to 0)	0 (0 to 0)	0 (0 to 0)	0 (0 to 0)	0 (0 to 0)	0 (0 to 0)	0
Schistosomiasis	0 (0 to 0)	0 (0 to 0)	0 (0 to 0)	0 (0 to 0)	0 (0 to 0)	0 (0 to 0)	0 (0 to 0)	0 (0 to 0)	0 (0 to 0)	0 (0 to 0)	0 (0 to 0)	0 (0 to 0)	0 (0 to 0)	0 (0 to 0)	0 (0 to 0)	0 (0 to 0)	0 (0 to 0)	0 (0 to 0)	0 (0 to 0)	0 (0 to 0)	0 (0 to 0)	0 (0 to 0)	0 (0 to 0)	0
Cysticercosis	0 (0 to 0)	0 (0 to 0)	0 (0 to 0)	0 (0 to 0)	0 (0 to 0)	0 (0 to 0)	0 (0 to 0)	0 (0 to 0)	0 (0 to 0)	0 (0 to 0)	0 (0 to 0)	0 (0 to 0)	0 (0 to 0)	0 (0 to 0)	0 (0 to 0)	0 (0 to 0)	0 (0 to 0)	0 (0 to 0)	0 (0 to 0)	0 (0 to 0)	0 (0 to 0)	0 (0 to 0)	0 (0 to 0)	0
Cystic echinococcosis	0 (0 to 0)	0 (0 to 0)	0 (0 to 0)	0 (0 to 0)	0 (0 to 0)	0 (0 to 0)	0 (0 to 0)	0 (0 to 0)	0 (0 to 0)	0 (0 to 0)	0 (0 to 0)	0 (0 to 0)	0 (0 to 0)	0 (0 to 0)	0 (0 to 0)	0 (0 to 0)	0 (0 to 0)	0 (0 to 0)	0 (0 to 0)	0 (0 to 0)	0 (0 to 0)	0 (0 to 0)	0 (0 to 0)	0.2
Lymphatic filariasis	0 (0 to 0)	0 (0 to 0)	0 (0 to 0)	0 (0 to 0)	0 (0 to 0)	0 (0 to 0)	0 (0 to 0)	0 (0 to 0)	0 (0 to 0)	0 (0 to 0)	0 (0 to 0)	0 (0 to 0)	0 (0 to 0)	0 (0 to 0)	0 (0 to 0)	0 (0 to 0)	0 (0 to 0)	0 (0 to 0)	0 (0 to 0)	0 (0 to 0)	0 (0 to 0)	0 (0 to 0)	0 (0 to 0)	0
Onchocerciasis	0 (0 to 0)	0 (0 to 0)	0 (0 to 0)	0 (0 to 0)	0 (0 to 0)	0 (0 to 0)	0 (0 to 0)	0 (0 to 0)	0 (0 to 0)	0 (0 to 0)	0 (0 to 0)	0 (0 to 0)	0 (0 to 0)	0 (0 to 0)	0 (0 to 0)	0 (0 to 0)	0 (0 to 0)	0 (0 to 0)	0 (0 to 0)	0 (0 to 0)	0 (0 to 0)	0 (0 to 0)	0 (0 to 0)	0
Trachoma	0 (0 to 0)	0 (0 to 0)	0 (0 to 0)	0 (0 to 0)	0 (0 to 0)	0 (0 to 0)	0 (0 to 0)	0 (0 to 0)	0 (0 to 0)	0 (0 to 0)	0 (0 to 0)	0 (0 to 0)	0 (0 to 0)	0 (0 to 0)	0 (0 to 0)	0 (0 to 0)	0 (0 to 0)	0 (0 to 0)	0 (0 to 0)	0 (0 to 0)	0 (0 to 0)	0 (0 to 0)	0 (0 to 0)	0
Dengue	0 (0 to 0)	0 (0 to 0)	0 (0 to 0)	0 (0 to 0)	0 (0 to 0)	0 (0 to 0)	0 (0 to 0)	0 (0 to 0)	0 (0 to 0)	0 (0 to 0)	0 (0 to 0)	0 (0 to 0)	0 (0 to 0)	0 (0 to 0)	0 (0 to 0)	0 (0 to 0)	0 (0 to 0)	0 (0 to 0)	0 (0 to 0)	0 (0 to 0)	0 (0 to 0)	0 (0 to 0)	0 (0 to 0)	0
Yellow fever	0 (0 to 0)	0 (0 to 0)	0 (0 to 0)	0 (0 to 0)	0 (0 to 0)	0 (0 to 0)	0 (0 to 0)	0 (0 to 0)	0 (0 to 0)	0 (0 to 0)	0 (0 to 0)	0 (0 to 0)	0 (0 to 0)	0 (0 to 0)	0 (0 to 0)	0 (0 to 0)	0 (0 to 0)	0 (0 to 0)	0 (0 to 0)	0 (0 to 0)	0 (0 to 0)	0 (0 to 0)	0 (0 to 0)	0
Rabies	0 (0 to 0)	0 (0 to 0)	0 (0 to 0)	0 (0 to 0)	0 (0 to 0)	0 (0 to 0)	0 (0 to 0)	0 (0 to 0)	0 (0 to 0)	0 (0 to 0)	0 (0 to 0)	0 (0 to 0)	0 (0 to 0)	0 (0 to 0)	0 (0 to 0)	0 (0 to 0)	0 (0 to 0)	0 (0 to 0)	0 (0 to 0)	0 (0 to 0)	0 (0 to 0)	0 (0 to 0)	0 (0 to 0)	0
Intestinal nematode infections	0 (0 to 0)	0 (0 to 0)	0 (0 to 0)	0 (0 to 0)	0 (0 to 0)	0 (0 to 0)	0 (0 to 0)	0 (0 to 0)	0 (0 to 0)	0 (0 to 0)	0 (0 to 0)	0 (0 to 0)	0 (0 to 0)	0 (0 to 0)	0 (0 to 0)	0 (0 to 0)	0 (0 to 0)	0 (0 to 0)	0 (0 to 0)	0 (0 to 0)	0 (0 to 0)	0 (0 to 0)	0 (0 to 0)	0
Ascariasis	0 (0 to 0)	0 (0 to 0)	0 (0 to 0)	0 (0 to 0)	0 (0 to 0)	0 (0 to 0)	0 (0 to 0)	0 (0 to 0)	0 (0 to 0)	0 (0 to 0)	0 (0 to 0)	0 (0 to 0)	0 (0 to 0)	0 (0 to 0)	0 (0 to 0)	0 (0 to 0)	0 (0 to 0)	0 (0 to 0)	0 (0 to 0)	0 (0 to 0)	0 (0 to 0)	0 (0 to 0)	0 (0 to 0)	0
Trichuriasis	0 (0 to 0)	0 (0 to 0)	0 (0 to 0)	0 (0 to 0)	0 (0 to 0)	0 (0 to 0)	0 (0 to 0)	0 (0 to 0)	0 (0 to 0)	0 (0 to 0)	0 (0 to 0)	0 (0 to 0)	0 (0 to 0)	0 (0 to 0)	0 (0 to 0)	0 (0 to 0)	0 (0 to 0)	0 (0 to 0)	0 (0 to 0)	0 (0 to 0)	0 (0 to 0)	0 (0 to 0)	0 (0 to 0)	0
Hookworm disease	0 (0 to 0)	0 (0 to 0)	0 (0 to 0)	0 (0 to 0)	0 (0 to 0)	0 (0 to 0)	0 (0 to 0)	0 (0 to 0)	0 (0 to 0)	0 (0 to 0)	0 (0 to 0)	0 (0 to 0)	0 (0 to 0)	0 (0 to 0)	0 (0 to 0)	0 (0 to 0)	0 (0 to 0)	0 (0 to 0)	0 (0 to 0)	0 (0 to 0)	0 (0 to 0)	0 (0 to 0)	0 (0 to 0)	0
Food-borne trematodiases	0 (0 to 0)	0 (0 to 0)	0 (0 to 0)	0 (0 to 0)	0 (0 to 0)	0 (0 to 0)	0 (0 to 0)	0 (0 to 0)	0 (0 to 0)	0 (0 to 0)	0 (0 to 0)	0 (0 to 0)	0 (0 to 0)	0 (0 to 0)	0 (0 to 0)	0 (0 to 0)	0 (0 to 0)	0 (0 to 0)



Osteoarthritis other	0 (0 to 0)	0 (0 to 0)	0 (0 to 0)

SR Table 2e: North Yorkshire DALYS by cause and age group for males with 95% uncertainty intervals, 2019

Cause	Early Neonatal (0-6 days)	Late Neonatal (7-27 days)	Post Neonatal (28-364 days)	1 to 4	5 to 9	10 to 14	15 to 19	20 to 24	25 to 29	30 to 34	35 to 39	40 to 44	45 to 49	50 to 54	55 to 59	60 to 64	65 to 69	70 to 74	75 to 79	80 to 84	85 to 89	90 to 94	95 plus	Total
All causes	2,450 (2,092 to 2,819)	1,114 (1,013 to 1,231)	1,170 (1,047 to 1,318)	1,277 (977 to 1,640)	1,124 (929 to 1,369)	1,164 (1,000 to 1,358)	1,299 (1,092 to 1,552)	1,420 (1,207 to 1,670)	1,660 (1,382 to 1,992)	1,960 (1,640 to 2,343)	2,045 (1,699 to 2,473)	2,211 (1,842 to 2,653)	2,473 (2,070 to 2,979)	2,719 (2,274 to 3,270)	2,933 (2,455 to 3,542)	3,178 (2,670 to 3,850)	3,284 (2,756 to 3,992)	3,402 (2,858 to 4,132)	3,276 (2,750 to 3,992)	2,966 (2,488 to 3,630)	2,539 (2,127 to 3,128)	1,966 (1,637 to 2,440)	1,760 (1,459 to 2,187)	64,500 (59,700 to 69,500)
Communicable, maternal, neonatal, and nutritional diseases	1,948 (1,713 to 2,209)	1,114 (1,013 to 1,231)	1,170 (1,047 to 1,318)	1,277 (977 to 1,640)	1,124 (929 to 1,369)	1,164 (1,000 to 1,358)	1,299 (1,092 to 1,552)	1,420 (1,207 to 1,670)	1,660 (1,382 to 1,992)	1,960 (1,640 to 2,343)	2,045 (1,699 to 2,473)	2,211 (1,842 to 2,653)	2,473 (2,070 to 2,979)	2,719 (2,274 to 3,270)	2,933 (2,455 to 3,542)	3,178 (2,670 to 3,850)	3,284 (2,756 to 3,992)	3,402 (2,858 to 4,132)	3,276 (2,750 to 3,992)	2,966 (2,488 to 3,630)	2,539 (2,127 to 3,128)	1,966 (1,637 to 2,440)	1,760 (1,459 to 2,187)	64,500 (59,700 to 69,500)
HIV/AIDS and sexually transmitted infections	19.4 (2.9 to 22.6)	3.7 (1.5 to 11.5)	1 (0.4 to 11.6)	0.4 (0.2 to 0.6)	0.2 (0.1 to 0.3)	0.1 (0.1 to 0.2)	0.2 (0.2 to 0.3)	2.5 (0.7 to 5.1)	2.5 (0.8 to 6.7)	2.8 (1.0 to 6.4)	4.2 (1.4 to 8.6)	5.1 (1.7 to 9.6)	6.2 (2.4 to 9.6)	6.4 (2.9 to 7.4)	6.4 (3.0 to 8.4)	4.1 (2.6 to 6.6)	2.7 (1.2 to 5)	2.4 (0.6 to 2.2)	1.2 (0.2 to 2.1)	0.4 (0.1 to 0.4)	0.1 (0 to 0.1)	73.1
HIV/AIDS	0 (0 to 0)	0 (0 to 0)	0.3 (0.2 to 0.3)	2.2 (0.2 to 0.2)	0.1 (0.1 to 0.2)	0.1 (0.1 to 0.1)	0.1 (0.1 to 0.2)	0.7 (0.2 to 2.3)	2.1 (1.4 to 2.9)	2.6 (2.3 to 2.9)	3.7 (3.3 to 4.1)	4.5 (4.1 to 4.9)	6.2 (4.7 to 8.2)	6.3 (4.9 to 7.2)	6.3 (3.3 to 9.3)	3.7 (2.5 to 5.7)	2.5 (1.5 to 3.8)	2.1 (0.7 to 4.1)	0.6 (0.3 to 0.7)	0.1 (0 to 0.2)	0.2 (0 to 0.5)	45.8
HIV/AIDS - Drug-susceptible Tuberculosis	0 (0 to 0)	0 (0 to 0)	0 (0 to 0.1)	0 (0 to 0)	0 (0 to 0)	0 (0 to 0)	0 (0 to 0)	0.1 (0 to 0.1)	0.1 (0 to 0.1)	0.2 (0.1 to 0.4)	0.5 (0.3 to 0.7)	0.7 (0.4 to 1.1)	0.9 (0.3 to 0.9)	0.6 (0.3 to 0.8)	0.4 (0.2 to 0.6)	0.2 (0.2 to 0.4)	0.2 (0.1 to 0.3)	0.1 (0 to 0.2)	0 (0 to 0.1)	0 (0 to 0)	0 (0 to 0)	4.9
HIV/AIDS - Multidrug-resistant Tuberculosis without extensive drug resistance	0 (0 to 0)	0 (0 to 0)	0 (0 to 0)	0 (0 to 0)	0 (0 to 0)	0 (0 to 0)	0 (0 to 0)	0 (0 to 0)	0 (0 to 0)	0 (0 to 0)	0 (0 to 0)	0 (0 to 0)	0 (0 to 0)	0 (0 to 0)	0 (0 to 0)	0 (0 to 0)	0 (0 to 0)	0 (0 to 0)	0 (0 to 0)	0 (0 to 0)	0 (0 to 0)	0 (0 to 0)	0.1
HIV/AIDS - Extensively drug-resistant Tuberculosis	0 (0 to 0)	0 (0 to 0)	0 (0 to 0)	0 (0 to 0)	0 (0 to 0)	0 (0 to 0)	0 (0 to 0)	0 (0 to 0)	0 (0 to 0)	0 (0 to 0)	0 (0 to 0)	0 (0 to 0)	0 (0 to 0)	0 (0 to 0)	0 (0 to 0)	0 (0 to 0)	0 (0 to 0)	0 (0 to 0)	0 (0 to 0)	0 (0 to 0)	0 (0 to 0)	0 (0 to 0)	0
HIV/AIDS resulting in other diseases	0 (0 to 0)	0 (0 to 0)	0.2 (0.2 to 0.2)	0.2 (0 to 0.2)	0.1 (0 to 0.1)	0.1 (0 to 0.1)	0.2 (0.1 to 0.2)	1.6 (0.4 to 3.9)	1.9 (1.2 to 2.7)	2.9 (2.5 to 3.4)	3.5 (3 to 3.9)	3.9 (3.5 to 4.3)	4.8 (4.1 to 7.1)	4.8 (4.2 to 5.4)	4.2 (2.8 to 5.6)	2.2 (1.3 to 4.4)	1.2 (0.7 to 2.1)	0.7 (0.2 to 1.4)	0.2 (0 to 0.5)	0 (0 to 0.1)	0 (0 to 0)	41.3
Sexually transmitted infections excluding HIV	19.4 (2.9 to 22.6)	3.7 (1.5 to 11.5)	0.7 (0.2 to 0.9)	0.2 (0 to 0.3)	0.1 (0 to 0.2)	0 (0 to 0.1)	0.1 (0 to 0.1)	0.8 (0.2 to 1.8)	0.4 (0.1 to 1.1)	0.2 (0.1 to 0.3)	0.2 (0.1 to 0.3)	0.2 (0.1 to 0.3)	0.2 (0.1 to 0.3)	0.2 (0.1 to 0.3)	0.2 (0.1 to 0.3)	0.2 (0.1 to 0.3)	0.2 (0.1 to 0.3)	0.2 (0.1 to 0.3)	0.2 (0.1 to 0.3)	0.2 (0.1 to 0.3)	0.2 (0.1 to 0.3)	27.4
Syphilis	0 (0 to 0)	0 (0 to 0)	0 (0 to 0)	0 (0 to 0)	0 (0 to 0)	0 (0 to 0)	0 (0 to 0)	0 (0 to 0)	0 (0 to 0)	0 (0 to 0)	0 (0 to 0)	0 (0 to 0)	0 (0 to 0)	0 (0 to 0)	0 (0 to 0)	0 (0 to 0)	0 (0 to 0)	0 (0 to 0)	0 (0 to 0)	0 (0 to 0)	0 (0 to 0)	0 (0 to 0)	20.9
Chlamydial infection	0 (0 to 0)	0 (0 to 0)	0 (0 to 0)	0 (0 to 0)	0 (0 to 0)	0 (0 to 0)	0 (0 to 0)	0 (0 to 0)	0 (0 to 0)	0 (0 to 0)	0 (0 to 0)	0 (0 to 0)	0 (0 to 0)	0 (0 to 0)	0 (0 to 0)	0 (0 to 0)	0 (0 to 0)	0 (0 to 0)	0 (0 to 0)	0 (0 to 0)	0 (0 to 0)	0 (0 to 0)	0.2
Gonococcal infection	0 (0 to 0)	0 (0 to 0)	0 (0 to 0)	0 (0 to 0)	0 (0 to 0)	0 (0 to 0)	0 (0 to 0)	0 (0 to 0)	0 (0 to 0)	0 (0 to 0)	0 (0 to 0)	0 (0 to 0)	0 (0 to 0)	0 (0 to 0)	0 (0 to 0)	0 (0 to 0)	0 (0 to 0)	0 (0 to 0)	0 (0 to 0)	0 (0 to 0)	0 (0 to 0)	0 (0 to 0)	0.2
Trichomoniasis	0 (0 to 0)	0 (0 to 0)	0 (0 to 0)	0 (0 to 0)	0 (0 to 0)	0 (0 to 0)	0 (0 to 0)	0 (0 to 0)	0 (0 to 0)	0 (0 to 0)	0 (0 to 0)	0 (0 to 0)	0 (0 to 0)	0 (0 to 0)	0 (0 to 0)	0 (0 to 0)	0 (0 to 0)	0 (0 to 0)	0 (0 to 0)	0 (0 to 0)	0 (0 to 0)	0 (0 to 0)	0.1
Genital herpes	0 (0 to 0)	0 (0 to 0)	0 (0 to 0)	0 (0 to 0)	0 (0 to 0)	0 (0 to 0)	0 (0 to 0)	0 (0 to 0)	0 (0 to 0)	0 (0 to 0)	0 (0 to 0)	0 (0 to 0)	0 (0 to 0)	0 (0 to 0)	0 (0 to 0)	0 (0 to 0)	0 (0 to 0)	0 (0 to 0)	0 (0 to 0)	0 (0 to 0)	0 (0 to 0)	0 (0 to 0)	0.2
Other sexually transmitted infections	0 (0 to 0)	0 (0 to 0)	0 (0 to 0)	0 (0 to 0)	0 (0 to 0)	0 (0 to 0)	0 (0 to 0)	0 (0 to 0)	0 (0 to 0)	0 (0 to 0)	0 (0 to 0)	0 (0 to 0)	0 (0 to 0)	0 (0 to 0)	0 (0 to 0)	0 (0 to 0)	0 (0 to 0)	0 (0 to 0)	0 (0 to 0)	0 (0 to 0)	0 (0 to 0)	0 (0 to 0)	0.3
Respiratory infections and tuberculosis	2.4 (1.6 to 2.4)	2.7 (1.6 to 3.9)	1.7 (0.7 to 2.7)	3.6 (2.2 to 5.2)	2.1 (1.6 to 2.7)	2.6 (1.6 to 3.9)	3.5 (2.1 to 5.1)	5.1 (3.2 to 7.3)	6.2 (3.9 to 9.2)	7.9 (5.2 to 10.4)	9.2 (6.1 to 12.5)	11.2 (7.5 to 15.1)	14.1 (9.5 to 19.2)	16.4 (11.1 to 22.1)	20.1 (13.7 to 27.1)	21.4 (14.6 to 28.8)	24.2 (16.5 to 32.5)	27.4 (18.7 to 36.8)	28.1 (19.2 to 37.8)	26.4 (18.1 to 35.5)	24.1 (16.5 to 32.4)	462 (316 to 621)	879 (602 to 1,180)
Tuberculosis	0 (0 to 0)	0 (0 to 0)	0 (0 to 0)	0 (0 to 0)	0 (0 to 0)	0 (0 to 0)	0 (0 to 0)	0 (0 to 0)	0 (0 to 0)	0 (0 to 0)	0 (0 to 0)	0 (0 to 0)	0 (0 to 0)	0 (0 to 0)	0 (0 to 0)	0 (0 to 0)	0 (0 to 0)	0 (0 to 0)	0 (0 to 0)	0 (0 to 0)	0 (0 to 0)	0 (0 to 0)	0 (0 to 0)
Latent tuberculosis infection	0 (0 to 0)	0 (0 to 0)	0 (0 to 0)	0 (0 to 0)	0 (0 to 0)	0 (0 to 0)	0 (0 to 0)	0 (0 to 0)	0 (0 to 0)	0 (0 to 0)	0 (0 to 0)	0 (0 to 0)	0 (0 to 0)	0 (0 to 0)	0 (0 to 0)	0 (0 to 0)	0 (0 to 0)	0 (0 to 0)	0 (0 to 0)	0 (0 to 0)	0 (0 to 0)	0 (0 to 0)	0
Drug-susceptible tuberculosis	0 (0 to 0)	0 (0 to 0)	0 (0 to 0)	0 (0 to 0)	0 (0 to 0)	0 (0 to 0)	0 (0 to 0)	0 (0 to 0)	0 (0 to 0)	0 (0 to 0)	0 (0 to 0)	0 (0 to 0)	0 (0 to 0)	0 (0 to 0)	0 (0 to 0)	0 (0 to 0)	0 (0 to 0)	0 (0 to 0)	0 (0 to 0)	0 (0 to 0)	0 (0 to 0)	0 (0 to 0)	0
Multidrug-resistant tuberculosis without extensive drug resistance	0 (0 to 0)	0 (0 to 0)	0 (0 to 0)	0 (0 to 0)	0 (0 to 0)	0 (0 to 0)	0 (0 to 0)	0 (0 to 0)	0 (0 to 0)	0 (0 to 0)	0 (0 to 0)	0 (0 to 0)	0 (0 to 0)	0 (0 to 0)	0 (0 to 0)	0 (0 to 0)	0 (0 to 0)	0 (0 to 0)	0 (0 to 0)	0 (0 to 0)	0 (0 to 0)	0 (0 to 0)	0
Extensively drug-resistant tuberculosis	0 (0 to 0)	0 (0 to 0)	0 (0 to 0)	0 (0 to 0)	0 (0 to 0)	0 (0 to 0)	0 (0 to 0)	0 (0 to 0)	0 (0 to 0)	0 (0 to 0)	0 (0 to 0)	0 (0 to 0)	0 (0 to 0)	0 (0 to 0)	0 (0 to 0)	0 (0 to 0)	0 (0 to 0)	0 (0 to 0)	0 (0 to 0)	0 (0 to 0)	0 (0 to 0)	0 (0 to 0)	0
Lower respiratory infections	2.4 (1.5 to 2.3)	2.5 (1.6 to 3.9)	1.6 (0.6 to 2.5)	1.8 (1.1 to 2.2)	1.6 (1.2 to 2.1)	2.2 (1.4 to 3.4)	3.1 (1.9 to 4.6)	4.3 (2.7 to 6.1)	5.2 (3.3 to 7.6)	6.3 (4.1 to 9.2)	7.4 (4.9 to 10.1)	9.1 (6.1 to 12.4)	11.6 (7.8 to 15.7)	13.7 (9.2 to 18.9)	16.9 (11.5 to 23.4)	18.1 (12.3 to 25.4)	20.6 (13.9 to 28.6)	23.5 (15.8 to 32.8)	24.2 (16.1 to 33.5)	22.9 (15.3 to 31.8)	21.1 (14.2 to 29.4)	407 (267 to 572)	748 (497 to 1,030)
Upper respiratory infections	0 (0 to 0.1)	0 (0 to 0.1)	0.1 (0 to 0.4)	0.8 (0.1 to 3.4)	0.5 (0.1 to 2.6)	0.4 (0.1 to 2.1)	0.4 (0.1 to 2.1)	0.4 (0.1 to 2.1)	0.4 (0.1 to 2.1)	0.4 (0.1 to 2.1)	0.4 (0.1 to 2.1)	0.4 (0.1 to 2.1)	0.4 (0.1 to 2.1)	0.4 (0.1 to 2.1)	0.4 (0.1 to 2.1)	0.4 (0.1 to 2.1)	0.4 (0.1 to 2.1)	0.4 (0.1 to 2.1)	0.4 (0.1 to 2.1)	0.4 (0.1 to 2.1)	0.4 (0.1 to 2.1)	0.4 (0.1 to 2.1)	0.2 (0.1 to 0.5)
Otitis media	0 (0 to 0)	0 (0 to 0)	0.7 (0.3 to 1.2)	0.3 (0.1 to 0.6)	0.3 (0.2 to 0.5)	0.4 (0.2 to 0.6)	0.2 (0.1 to 0.4)	0.3 (0.1 to 0.6)	0.2 (0.1 to 0.4)	0.3 (0.1 to 0.6)	0.3 (0.1 to 0.6)	0.3 (0.1 to 0.6)	0.4 (0.2 to 0.6)	0.3 (0.2 to 0.7)	0.3 (0.2 to 0.6)	0.3 (0.2 to 0.6)	0.3 (0.2 to 0.6)	0.3 (0.2 to 0.6)	0.3 (0.2 to 0.6)	0.3 (0.2 to 0.6)	0.3 (0.2 to 0.6)	0.3 (0.2 to 0.6)	6.1 (3.9 to 9.1)
Enteric infections	23.2 (12.3 to 23.4)	2.2 (0.9 to 3.1)	23.4 (9.3 to 39.4)	13.2 (7.2 to 23.9)	2.1 (1.4 to 3.1)	1.6 (1.1 to 2.2)	1.7 (1.2 to 2.4)	2.1 (1.4 to 3.1)	2.3 (1.5 to 3.3)	2.4 (1.6 to 3.5)	2.5 (1.6 to 3.6)	2.7 (1.8 to 3.9)	2.9 (1.9 to 4.1)	3.1 (2.1 to 4.4)	3.2 (2.1 to 4.6)	3.4 (2.2 to 4.9)	3.5 (2.3 to 5.1)	3.6 (2.4 to 5.2)	3.5 (2.3 to 5.1)	3.2 (2.1 to 4.6)	2.8 (1.8 to 4.1)	2.3 (1.5 to 3.3)	219 (142 to 314)
Diarrheal diseases	23.2 (12.3 to 23.4)	1.1 (0.5 to 2.6)	22.2 (9.3 to 39.4)	12.2 (5.9 to 23.2)	1.2 (0.6 to 2.2)	0.7 (0.4 to 1.5)	0.8 (0.4 to 1.7)	0.8 (0.4 to 1.7)	0.8 (0.4 to 1.7)	0.8 (0.4 to 1.7)	0.8 (0.4 to 1.7)	0.8 (0.4 to 1.7)	0.8 (0.4 to 1.7)	0.8 (0.4 to 1.7)	0.8 (0.4 to 1.7)	0.8 (0.4 to 1.7)	0.8 (0.4 to 1.7)	0.8 (0.4 to 1.7)	0.8 (0.4 to 1.7)	0.8 (0.4 to 1.7)	0.8 (0.4 to 1.7)	0.8 (0.4 to 1.7)	217 (142 to 314)
Typhoid and paratyphoid	0 (0 to 0)	0 (0 to 0)	0 (0 to 0)	0 (0 to 0)	0 (0 to 0)	0 (0 to 0)	0 (0 to 0)	0 (0 to 0)	0 (0 to 0)	0 (0 to 0)	0 (0 to 0)	0 (0 to 0)	0 (0 to 0)	0 (0 to 0)	0 (0 to 0)	0 (0 to 0)	0 (0 to 0)	0 (0 to 0)	0 (0 to 0)	0 (0 to 0)	0 (0 to 0)	0 (0 to 0)	0
Typhoid fever	0 (0 to 0)	0 (0 to 0)	0 (0 to 0)	0 (0 to 0)	0 (0 to 0)	0 (0 to 0)	0 (0 to 0)	0 (0 to 0)	0 (0 to 0)	0 (0 to 0)	0 (0 to 0)	0 (0 to 0)	0 (0 to 0)	0 (0 to 0)	0 (0 to 0)	0 (0 to 0)	0 (0 to 0)	0 (0 to 0)	0 (0 to 0)	0 (0 to 0)	0 (0 to 0)	0 (0 to 0)	0
Paratyphoid fever	0 (0 to 0)	0 (0 to 0)	0 (0 to 0)	0 (0 to 0)	0 (0 to 0)	0 (0 to 0)	0 (0 to 0)	0 (0 to 0)	0 (0 to 0)	0 (0 to 0)	0 (0 to 0)	0 (0 to 0)	0 (0 to 0)	0 (0 to 0)	0 (0 to 0)	0 (0 to 0)	0 (0 to 0)	0 (0 to 0)	0 (0 to 0)	0 (0 to 0)	0 (0 to 0)	0 (0 to 0)	0
Invasive Non-typhoidal Salmonella (iNTS)	0 (0 to 0)	0 (0 to 0)	0.1 (0 to 0.1)	0.3 (0 to 0.2)	0.2 (0 to 0.1)	0.1 (0 to 0)	0.1 (0 to 0)	0.1 (0 to 0.1)	0.1 (0 to 0.1)	0.1 (0 to 0.1)	0.1 (0 to 0.1)	0.1 (0 to 0.1)	0.1 (0 to 0.1)	0.1 (0 to 0.1)	0.1 (0 to 0.2)	0.1 (0 to 0.2)	0.2 (0 to 0.3)	0.1 (0 to 0.3)	0.1 (0 to 0.2)	0.1 (0 to 0.2)	0.1 (0 to 0.2)	0.1 (0 to 0.2)	1.4
Other intestinal infectious diseases	0 (0 to 0)	0 (0 to 0.1)	0 (0 to 0.2)	0 (0 to 0.1)	0 (0 to 0)	0 (0 to 0)	0 (0 to 0.1)	0 (0 to 0.1)	0 (0 to 0.1)	0 (0 to 0.1)	0 (0 to 0.1)	0 (0 to 0.1)	0 (0 to 0.1)	0 (0 to 0.1)	0 (0 to 0.1)	0 (0 to 0.1)	0 (0 to 0.1)	0 (0 to 0.1)	0 (0 to 0.1)	0 (0 to 0.1)	0 (0 to 0.1)	0 (0 to 0.1)	0.5
Neglected tropical diseases and malaria	0 (0 to 0)	0 (0 to 0)	0.1 (0 to 0.1)	1.4 (0 to 7)	2.3 (0.1 to 11.7)	0.1 (0 to 0.6)	0.1 (0 to 0.6)	0.1 (0 to 0.6)	0.1 (0 to 0.7)	0.1 (0 to 0.6)	0.1 (0 to 0.6)	0.1 (0 to 0.6)	0.1 (0 to 0.6)	0.1 (0 to 0.6)	0.1 (0 to 0.6)	0.1 (0 to 0.6)	0.1 (0 to 0.6)	0.1 (0 to 0.6)	0.1 (0 to 0.6)	0.1 (0 to 0.6)	0.1 (0 to 0.6)	0.1 (0 to 0.6)	8.2
Malaria	0 (0 to 0)	0 (0 to 0)	0 (0 to 0)	0 (0 to 0)	0 (0 to 0)	0 (0 to 0)	0 (0 to 0)	0 (0 to 0)	0 (0 to 0)	0 (0 to 0)	0 (0 to 0)	0 (0 to 0)	0 (0 to 0)	0 (0 to 0)	0 (0 to 0)	0 (0 to 0)	0 (0 to 0)	0 (0 to 0)	0 (0 to 0)	0 (0 to 0)	0 (0 to 0)	0 (0 to 0)	0
Chagas disease	0 (0 to 0)	0 (0 to 0)	0 (0 to 0)	0 (0 to 0)	0 (0 to 0)	0 (0 to 0)	0 (0 to 0)	0 (0 to 0)	0 (0 to 0)	0 (0 to 0)	0 (0 to 0)	0 (0 to 0)	0 (0 to 0)	0 (0 to 0)	0 (0 to 0)	0 (0 to 0)	0 (0 to 0)	0 (0 to 0)	0 (0 to 0)	0 (0 to 0)	0 (0 to 0)	0 (0 to 0)	0
Leishmaniasis	0 (0 to 0)	0 (0 to 0)	0 (0 to 0)	0 (0 to 0)	0 (0 to 0)	0 (0 to 0)	0 (0 to 0)	0 (0 to 0)	0 (0 to 0)	0 (0 to 0)	0 (0 to 0)	0 (0 to 0)	0 (0 to 0)	0 (0 to 0)	0 (0 to 0)	0 (0 to 0)	0 (0 to 0)	0 (0 to 0)	0 (0 to 0)	0 (0 to 0)	0 (0 to 0)	0 (0 to 0)	0
Visceral leishmaniasis	0 (0 to 0)	0 (0 to 0)	0 (0 to 0)	0 (0 to 0)	0 (0 to 0)	0 (0 to 0)	0 (0 to 0)	0 (0 to 0)	0 (0 to 0)	0 (0 to 0)	0 (0 to 0)	0 (0 to 0)	0 (0 to 0)	0 (0 to 0)	0 (0 to 0)	0 (0 to 0)	0 (0 to 0)	0 (0 to 0)	0 (0 to 0)	0 (0 to 0)	0 (0 to 0)	0 (0 to 0)	0
Cutaneous and mucocutaneous leishmaniasis	0 (0 to 0)	0 (0 to 0)	0 (0 to 0)	0 (0 to 0)	0 (0 to 0)	0 (0 to 0)	0 (0 to 0)	0 (0 to 0)	0 (0 to 0)	0 (0 to 0)	0 (0 to 0)	0 (0 to 0)	0 (0 to 0)	0 (0 to 0)	0 (0 to 0)	0 (0 to 0)	0 (0 to 0)	0 (0 to 0)	0 (0 to 0)	0 (0 to 0)	0 (0 to 0)	0 (0 to 0)	0
African trypanosomiasis	0 (0 to 0)	0 (0 to 0)	0 (0 to 0)	0 (0 to 0)	0 (0 to 0)	0 (0 to 0)	0 (0 to 0)	0 (0 to 0)	0 (0 to 0)	0 (0 to 0)	0 (0 to 0)	0 (0 to 0)	0 (0 to 0)	0 (0 to 0)	0 (0 to 0)	0 (0 to 0)	0 (0 to 0)	0 (0 to 0)	0 (0 to 0)	0 (0 to 0)	0 (0 to 0)	0 (0 to 0)	0
Schistosomiasis	0 (0 to 0)	0 (0 to 0)	0 (0 to 0)	0 (0 to 0)	0 (0 to 0)	0 (0 to 0)	0 (0 to 0)	0 (0 to 0)	0 (0 to 0)	0 (0 to 0)	0 (0 to 0)	0 (0 to 0)	0 (0 to 0)	0 (0 to 0)	0 (0 to 0)	0 (0 to 0)	0 (0 to 0)	0 (0 to 0)	0 (0 to 0)	0 (0 to 0)	0 (0 to 0)	0 (0 to 0)	0
Cysticercosis	0 (0 to 0)	0 (0 to 0)	0 (0 to 0)	0 (0 to 0)	0 (0 to 0)	0 (0 to 0)	0 (0 to 0)	0 (0 to 0)	0 (0 to 0)	0 (0 to 0)	0 (0 to 0)	0 (0 to 0)	0 (0 to 0)	0 (0 to 0)	0 (0 to 0)	0 (0 to 0)	0 (0 to 0)	0 (0 to 0)	0 (0 to 0)	0 (0 to 0)	0 (0 to 0)	0 (0 to 0)	0
Cystic echinococcosis	0 (0 to 0)	0 (0 to 0)	0 (0 to 0)	0 (0 to 0)	0 (0 to 0)	0 (0 to 0)	0 (0 to 0)	0 (0 to 0)	0 (0 to 0)	0 (0 to 0)	0 (0 to 0)	0 (0 to 0)	0 (0 to 0)	0 (0 to 0)	0 (0 to 0)	0 (0 to 0)	0 (0 to 0)	0 (0 to 0)	0 (0 to 0)	0 (0 to 0)	0 (0 to 0)	0 (0 to 0)	0.1
Lymphatic filariasis	0 (0 to 0)	0 (0 to 0)	0 (0 to 0)	0 (0 to 0)	0 (0 to 0)	0 (0 to 0)	0 (0 to 0)	0 (0 to 0)	0 (0 to 0)	0 (0 to 0)	0 (0 to 0)	0 (0 to 0)	0 (0 to 0)	0 (0 to 0)	0 (0 to 0)	0 (0 to 0)	0 (0 to 0)	0 (0 to 0)	0 (0 to 0)	0 (0 to 0)	0 (0 to 0)	0 (0 to 0)	0
Onchocerciasis	0 (0 to 0)	0 (0 to 0)	0 (0 to 0)	0 (0 to 0)	0 (0 to 0)	0 (0 to 0)	0 (0 to 0)	0 (0 to 0)	0 (0 to 0)	0 (0 to 0)	0 (0 to 0)	0 (0 to 0)	0 (0 to 0)	0 (0 to 0)	0 (0 to 0)	0 (0 to 0)	0 (0 to 0)	0 (0 to 0)	0 (0 to 0)	0 (0 to 0)	0 (0 to 0)	0 (0 to 0)	0
Trachoma	0 (0 to 0)	0 (0 to 0)	0 (0 to 0)	0 (0 to 0)	0 (0 to 0)	0 (0 to 0)	0 (0 to 0)	0 (0 to 0)	0 (0 to 0)	0 (0 to 0)	0 (0 to 0)	0 (0 to 0)	0 (0 to 0)	0 (0 to 0)	0 (0 to 0)	0 (0 to 0)	0 (0 to 0)	0 (0 to 0)	0 (0 to 0)	0 (0 to 0)	0 (0 to 0)	0 (0 to 0)	0
Dengue	0 (0 to 0)	0 (0 to 0)	0 (0 to 0)	0 (0 to 0)	0 (0 to 0)	0 (0 to 0)	0 (0 to 0)	0 (0 to 0)	0 (0 to 0)	0 (0 to 0)	0 (0 to 0)	0 (0 to 0)	0 (0 to 0)	0 (0 to 0)	0 (0 to 0)	0 (0 to 0)	0 (0 to 0)	0 (0 to 0)	0 (0 to 0)	0 (0 to 0)	0 (0 to 0)	0 (0 to 0)	0
Yellowfever	0 (0 to 0)	0 (0 to 0)	0 (0 to 0)	0 (0 to 0)	0 (0 to 0)	0 (0 to 0)	0 (0 to 0)	0 (0 to 0)	0 (0 to 0)	0 (0 to 0)	0

Other neoplasms	0-1 (0 to 0.1)	0 (0 to 0)	0-1 (0 to 0.1)	0-3 (0.1 to 0.5)	0-2 (0.1 to 0.3)	0-2 (0.1 to 0.4)	0-4 (0.2 to 0.7)	0-4 (0.2 to 0.6)	0-7 (0.4 to 1.1)	1-7 (0.4 to 1.8)	1-7 (0.6 to 2.7)	1-5 (0.9 to 2.4)	2-8 (1.7 to 5)	6 (3.6 to 10.1)	11 (7.2 to 17.8)	18-6 (13.9 to 28.4)	30-7 (21.3 to 50.9)	53-7 (39.5 to 89)	84 (64.5 to 87.5)	51-5 (34.9 to 76.4)	29-6 (23.8 to 59)	17-6 (9.2 to 26.3)	2 (1.4 to 5.1)	295
Medulloblastoma, medulloblastoma, and other hemangioblastic neoplasms	0 (0 to 0.1)	0 (0 to 0)	0-1 (0 to 0.1)	0-1 (0.1 to 0.2)	0-1 (0 to 0.2)	0-1 (0 to 0.2)	0-1 (0 to 0.4)	0-1 (0 to 0.3)	0-1 (0 to 0.5)	0-1 (0 to 0.5)	0-1 (0 to 0.5)	0-1 (0 to 0.5)	0-1 (0 to 0.5)	0-1 (0 to 0.5)	0-1 (0 to 0.5)	0-1 (0 to 0.5)	0-1 (0 to 0.5)	0-1 (0 to 0.5)	0-1 (0 to 0.5)	0-1 (0 to 0.5)	0-1 (0 to 0.5)	0-1 (0 to 0.5)	0-1 (0 to 0.5)	0-1 (0 to 0.5)	295
Meningioma and other mesenchymal neoplasms	0 (0 to 0)	0 (0 to 0)	0 (0 to 0)	0 (0 to 0)	0 (0 to 0)	0 (0 to 0)	0 (0 to 0)	0 (0 to 0)	0 (0 to 0)	0 (0 to 0)	0 (0 to 0)	0 (0 to 0)	0 (0 to 0)	0 (0 to 0)	0 (0 to 0)	0 (0 to 0)	0 (0 to 0)	0 (0 to 0)	0 (0 to 0)	0 (0 to 0)	0 (0 to 0)	0 (0 to 0)	0 (0 to 0)	0 (0 to 0)	0
Meningioma and other central nervous system neoplasms	0 (0 to 0)	0 (0 to 0)	0 (0 to 0)	0 (0 to 0)	0 (0 to 0)	0 (0 to 0)	0 (0 to 0)	0 (0 to 0)	0 (0 to 0)	0 (0 to 0)	0 (0 to 0)	0 (0 to 0)	0 (0 to 0)	0 (0 to 0)	0 (0 to 0)	0 (0 to 0)	0 (0 to 0)	0 (0 to 0)	0 (0 to 0)	0 (0 to 0)	0 (0 to 0)	0 (0 to 0)	0 (0 to 0)	0 (0 to 0)	0
Meningioma and other sinonasal and uterine neoplasms	0 (0 to 0)	0 (0 to 0)	0 (0 to 0)	0 (0 to 0)	0 (0 to 0)	0 (0 to 0)	0 (0 to 0)	0 (0 to 0)	0 (0 to 0)	0 (0 to 0)	0 (0 to 0)	0 (0 to 0)	0 (0 to 0)	0 (0 to 0)	0 (0 to 0)	0 (0 to 0)	0 (0 to 0)	0 (0 to 0)	0 (0 to 0)	0 (0 to 0)	0 (0 to 0)	0 (0 to 0)	0 (0 to 0)	0 (0 to 0)	0
Other benign and in situ neoplasms	0 (0 to 0)	0 (0 to 0)	0 (0 to 0)	0 (0 to 0)	0 (0 to 0)	0 (0 to 0)	0 (0 to 0)	0 (0 to 0)	0 (0 to 0)	0 (0 to 0)	0 (0 to 0)	0 (0 to 0)	0 (0 to 0)	0 (0 to 0)	0 (0 to 0)	0 (0 to 0)	0 (0 to 0)	0 (0 to 0)	0 (0 to 0)	0 (0 to 0)	0 (0 to 0)	0 (0 to 0)	0 (0 to 0)	0 (0 to 0)	0
Cardiovascular diseases	1-2 (0.7 to 1.7)	1-6 (1 to 2.3)	2-5 (1.9 to 5.7)	0-1 (0.6 to 1.5)	0-2 (0.3 to 0.8)	1 (0.5 to 2.1)	19-7 (13.9 to 24.6)	38-5 (28.4 to 49.4)	79-8 (63.9 to 97.4)	137 (110 to 168)	246 (194 to 307)	268 (196 to 359)	412 (328 to 515)	764 (619 to 935)	1,156 (934 to 1,396)	1,492 (1,203 to 1,792)	1,492 (1,202 to 1,792)	1,600 (1,320 to 1,900)	2,400 (2,200 to 2,630)	2,692 (2,260 to 3,200)	2,692 (2,270 to 3,200)	2,153 (1,620 to 2,490)	1,146 (994 to 1,300)	392 (268 to 560)	17,900
Rheumatic heart disease	0 (0 to 0)	0 (0 to 0)	0-2 (0.1 to 0.3)	0-1 (0 to 0.2)	0-1 (0 to 0.2)	0-2 (0.1 to 0.3)	0-4 (0.2 to 0.6)	0-7 (0.4 to 1.1)	0-6 (0.4 to 1.4)	1-4 (0.6 to 2.2)	1-2 (0.8 to 1.7)	1-2 (1.3 to 2.6)	0-5 (0.3 to 2.2)	3 (1.9 to 4.2)	3-4 (2.5 to 5.1)	5-4 (3.9 to 6.9)	7 (5.1 to 9.2)	10-9 (7.3 to 13.7)	11-1 (8.3 to 14.6)	10-2 (7.3 to 13.8)	7-4 (5.4 to 9.9)	3-6 (2.6 to 5.3)	0-9 (0.5 to 1.7)	71-2
Ischemic heart disease	0 (0 to 0)	0 (0 to 0)	0-1 (0 to 0.1)	0-1 (0 to 0.1)	1-5 (1 to 2.2)	6-1 (4.2 to 8.2)	27-1 (20.1 to 34.5)	66-1 (50.5 to 84.1)	136 (108 to 166)	140 (112 to 177)	242 (196 to 301)	465 (367 to 597)	729 (586 to 902)	969 (740 to 1,160)	1,158 (906 to 1,390)	1,460 (1,200 to 1,740)	1,600 (1,230 to 1,770)	2,000 (1,600 to 2,300)	2,600 (2,200 to 3,000)	2,600 (2,270 to 3,100)	2,600 (2,270 to 3,100)	2,150 (1,620 to 2,490)	1,140 (994 to 1,300)	392 (268 to 560)	17,900
Stroke	0-1 (0 to 0.1)	0-2 (0.2 to 0.6)	2-5 (0.7 to 1.4)	1-5 (0.1 to 2.1)	2-8 (2 to 3.7)	6-6 (4.6 to 9.2)	12-4 (9.1 to 17.2)	22-2 (16.2 to 31.8)	37-1 (27.1 to 47.1)	54-1 (41.1 to 73.3)	68-2 (52.9 to 88.1)	76 (57.1 to 100)	104 (82.1 to 135)	176 (139.1 to 219)	223 (181.1 to 276)	270 (221.1 to 331)	280 (227.1 to 340)	490 (375.1 to 636)	609 (488.9 to 749)	672 (523.9 to 851)	600 (462.9 to 734)	345 (270.9 to 434)	80.9 (67.1 to 101)	3,850
Ischemic stroke	0 (0 to 0.1)	0-1 (0.1 to 0.2)	0-4 (0.3 to 0.9)	0-9 (0.6 to 1.4)	1-6 (1.1 to 2.5)	2-8 (1.8 to 4.2)	6-1 (4.3 to 8.4)	9-9 (7.5 to 13)	18-5 (14.3 to 23.5)	29-1 (22.5 to 36.9)	46-2 (35.9 to 58.9)	59-4 (45.7 to 75.9)	77-9 (60.2 to 98.4)	107 (82.7 to 135)	135 (104.7 to 170)	164 (127.7 to 206)	170 (132.7 to 214)	237 (184.7 to 299)	364 (283.6 to 459)	405 (315.6 to 511)	364 (283.6 to 459)	209 (162.6 to 263)	48.7 (38.2 to 61.4)	2,290
Intracerebral hemorrhage	0 (0 to 0)	0 (0 to 0)	0-1 (0 to 0.2)	0-2 (0.2 to 0.4)	0-4 (0.4 to 0.8)	1-2 (1.2 to 2.4)	2-4 (2.4 to 5.1)	4-6 (4.6 to 9.6)	8-5 (8.6 to 19.3)	14-3 (14.3 to 32.3)	19-2 (19.2 to 43.3)	19-3 (19.3 to 43.7)	26-6 (26.6 to 60.1)	37-7 (37.7 to 85.2)	47-2 (47.2 to 107)	57-2 (57.2 to 129)	59-2 (59.2 to 134)	83-5 (83.5 to 192)	128 (128 to 296)	154 (154 to 375)	128 (128 to 296)	73 (73 to 169)	17.2 (17.2 to 39.8)	1,140
Subarachnoid hemorrhage	0 (0 to 0.1)	0 (0 to 0)	0-1 (0.1 to 0.2)	0-2 (0.2 to 0.4)	0-3 (0.4 to 0.7)	1-2 (1.1 to 2.4)	2-5 (2.5 to 5.7)	4-1 (4.1 to 9.5)	7-6 (7.6 to 18)	9-6 (9.6 to 22)	13-3 (13.3 to 32.2)	13-2 (13.2 to 32.2)	18-2 (18.2 to 44.7)	25-8 (25.8 to 63.7)	32-3 (32.3 to 79.7)	39-2 (39.2 to 96.8)	40-5 (40.5 to 100)	57-2 (57.2 to 141)	87-8 (87.8 to 217)	105 (105 to 260)	87-8 (87.8 to 217)	49.9 (49.9 to 123)	11.8 (11.8 to 29.1)	423
Hypertensive-heart disease	0 (0 to 0)	0 (0 to 0)	0 (0 to 0)	0 (0 to 0)	0-1 (0 to 0.1)	0-1 (0 to 0.2)	0-2 (0 to 0.5)	0-3 (0 to 0.7)	0-5 (0 to 1.1)	0-5 (0 to 1.2)	0-6 (0 to 1.4)	0-7 (0 to 1.7)	0-8 (0 to 1.9)	0-9 (0 to 2.1)	0-9 (0 to 2.2)	1-1 (0 to 2.5)	1-1 (0 to 2.6)	1-4 (0 to 3.2)	2-1 (0 to 4.7)	2-5 (0 to 5.9)	2-5 (0 to 5.9)	1-9 (0 to 4.5)	0-9 (0 to 2.2)	0-4 (0 to 1.1)	289
Non-rheumatic valvular heart disease	0 (0 to 0)	0 (0 to 0)	0 (0 to 0)	0 (0 to 0)	0 (0 to 0)	0-1 (0 to 0.1)	0-3 (0 to 0.2)	0-5 (0 to 0.3)	0-8 (0 to 0.5)	0-9 (0 to 0.6)	1-2 (0 to 0.8)	1-4 (0 to 1)	1-8 (0 to 1.3)	2-4 (0 to 1.7)	3-1 (0 to 2.2)	3-9 (0 to 2.7)	4-4 (0 to 3.2)	5-4 (0 to 3.8)	7-2 (0 to 5.1)	8-6 (0 to 6.2)	8-6 (0 to 6.2)	6-4 (0 to 4.6)	3-2 (0 to 2.3)	0-9 (0 to 0.7)	442
Non-rheumatic calcific aortic valve disease	0 (0 to 0)	0 (0 to 0)	0 (0 to 0)	0 (0 to 0)	0 (0 to 0)	0 (0 to 0)	0-1 (0 to 0.1)	0-2 (0 to 0.3)	0-3 (0 to 0.6)	0-4 (0 to 0.8)	0-5 (0 to 1)	0-7 (0 to 1.4)	0-9 (0 to 1.8)	1-1 (0 to 2.2)	1-4 (0 to 2.8)	1-7 (0 to 3.4)	1-9 (0 to 3.9)	2-3 (0 to 4.6)	3-1 (0 to 6.4)	3-7 (0 to 7.6)	3-7 (0 to 7.6)	2-7 (0 to 5.5)	1-4 (0 to 2.9)	0-4 (0 to 0.9)	371
Non-rheumatic degenerative mitral valve disease	0 (0 to 0)	0 (0 to 0)	0 (0 to 0)	0 (0 to 0)	0 (0 to 0)	0 (0 to 0)	0-1 (0 to 0.4)	0-2 (0 to 0.7)	0-2 (0 to 0.7)	0-3 (0 to 1)	0-4 (0 to 1.3)	0-5 (0 to 1.6)	0-6 (0 to 1.9)	0-8 (0 to 2.3)	0-9 (0 to 2.7)	1-1 (0 to 3.3)	1-3 (0 to 3.9)	1-7 (0 to 4.7)	2-1 (0 to 5.7)	2-5 (0 to 6.7)	2-5 (0 to 6.7)	1-9 (0 to 5.1)	0-9 (0 to 2.6)	0-3 (0 to 0.9)	70-3
Other non-rheumatic valve diseases	0 (0 to 0)	0 (0 to 0)	0 (0 to 0)	0 (0 to 0)	0 (0 to 0)	0 (0 to 0)	0 (0 to 0)	0 (0 to 0.2)	0 (0 to 0.2)	0 (0 to 0.3)	0 (0 to 0.3)	0 (0 to 0.3)	0 (0 to 0.3)	0 (0 to 0.3)	0 (0 to 0.3)	0 (0 to 0.3)	0 (0 to 0.3)	0 (0 to 0.3)	0 (0 to 0.3)	0 (0 to 0.3)	0 (0 to 0.3)	0 (0 to 0.3)	0 (0 to 0.3)	0 (0 to 0.1)	0
Cardiomyopathy and myocarditis	0 (0 to 0.1)	0-1 (0 to 0.2)	0-4 (0.2 to 0.8)	0-2 (0.1 to 0.5)	0-3 (0.1 to 0.6)	0-9 (0.4 to 1.8)	1-6 (0.8 to 3.2)	2-4 (1.3 to 4.6)	3-7 (2.1 to 7.5)	5-5 (3.2 to 11)	7-7 (4.5 to 15)	9-5 (5.6 to 18)	11 (6.7 to 21)	13-4 (8.2 to 25)	15-4 (9.5 to 29)	17-9 (11 to 34)	19-5 (12 to 37)	23-2 (14 to 44)	29-7 (18 to 56)	33-2 (20 to 63)	33-2 (20 to 63)	29-7 (18 to 56)	19-4 (11 to 36)	6-3 (3.8 to 12)	372
Myocarditis	0 (0 to 0.1)	0 (0 to 0.1)	0-2 (0.1 to 0.3)	0-1 (0 to 0.2)	0-2 (0.1 to 0.4)	0-4 (0.2 to 0.8)	0-8 (0.4 to 1.6)	1-4 (0.7 to 2.7)	2-4 (1.4 to 4.7)	3-4 (2.2 to 6.7)	4-6 (3 to 8.7)	5-4 (3.6 to 10)	6-4 (4.2 to 12)	7-8 (5.1 to 14)	9-1 (6 to 17)	10-5 (6.9 to 20)	11-5 (7.6 to 21)	13-6 (8.9 to 25)	17-4 (11 to 32)	19-5 (13 to 36)	19-5 (13 to 36)	17-4 (11 to 32)	11-4 (7.5 to 21)	3-7 (2.5 to 6.9)	53-1
Alcoholic cardiomyopathy	0 (0 to 0)	0 (0 to 0)	0-1 (0 to 0.1)	0-1 (0 to 0.1)	0-1 (0 to 0.1)	0-2 (0 to 0.4)	0-4 (0 to 0.8)	0-6 (0 to 1.1)	0-9 (0 to 1.7)	1-2 (0 to 2.3)	1-5 (0 to 2.9)	1-8 (0 to 3.5)	2-2 (0 to 4.3)	2-8 (0 to 5.4)	3-4 (0 to 6.5)	3-9 (0 to 7.4)	4-2 (0 to 8)	5-1 (0 to 9.7)	6-4 (0 to 12)	7-2 (0 to 14)	7-2 (0 to 14)	6-4 (0 to 12)	4 (0 to 7.6)	1.3 (0 to 2.5)	99-4
Other cardiomyopathy	0 (0 to 0.4)	0 (0 to 0.3)	0-1 (0 to 1.6)	0-1 (0.7 to 1.4)	0-3 (0.7 to 1.6)	0-9 (0.7 to 1.9)	2-1 (1.4 to 4.6)	4-6 (2.5 to 9.4)	8-1 (5.3 to 16)	9-1 (6.2 to 18)	9-2 (6.3 to 18)	8-3 (5.6 to 16)	10-9 (7.3 to 21)	14-9 (9.9 to 29)	18-8 (12.6 to 36)	19-7 (13.2 to 38)	17-9 (12 to 34)	18-7 (12.6 to 36)	23-9 (16.1 to 46)	27-1 (18.2 to 52)	23-9 (16.1 to 46)	16-3 (11 to 31)	7-4 (5 to 14)	2-3 (1.6 to 4.5)	222
Atrial fibrillation and flutter	0 (0 to 0)	0 (0 to 0)	0 (0 to 0)	0 (0 to 0)	0 (0 to 0)	0 (0 to 0)	0 (0 to 0)	0 (0 to 0)	0 (0 to 0)	0 (0 to 0)	0 (0 to 0)	0 (0 to 0)	0 (0 to 0)	0 (0 to 0)	0 (0 to 0)	0 (0 to 0)	0 (0 to 0)	0 (0 to 0)	0 (0 to 0)	0 (0 to 0)	0 (0 to 0)	0 (0 to 0)	0 (0 to 0)	0 (0 to 0)	0 (0 to 0)	0
Aortic aneurysm	–	–	–	–	–	0-6 (0.4 to 0.8)	0-9 (0.6 to 1.4)	1-2 (0.8 to 1.9)	2-6 (1.7 to 3.8)	3-7 (2.5 to 5.1)	6-3 (4.3 to 8.7)	8-3 (5.7 to 11)	10-3 (7.2 to 14)	17-2 (11.5 to 24)	20-6 (13.5 to 32)	49-4 (33.5 to 68)	73-3 (49.5 to 102)	147 (97.9 to 211)	152 (97.9 to 211)	141 (106 to 195)	152 (97.9 to 211)	141 (106 to 195)	286-4 (177 to 452)	27 (17.9 to 41.6)	NA
Endocarditis	0-2 (0.2 to 0.5)	0-2 (0.1 to 0.4)	0-2 (0.1 to 0.4)	0-2 (0.1 to 0.3)	0-2 (0.1 to 0.3)	0-2 (0.2 to 0.4)	0-3 (0.2 to 0.6)	0-4 (0.2 to 0.8)	0-5 (0.3 to 1)	0-7 (0.4 to 1.3)	0-8 (0.5 to 1.7)	0-9 (0.6 to 1.9)	1-1 (0.7 to 2.3)	1-4 (0.9 to 2.8)	1-6 (1 to 3.2)	1-9 (1.2 to 3.8)	2-1 (1.3 to 4.2)	2-5 (1.6 to 5)	3-1 (2 to 6.1)	3-6 (2.3 to 7.1)	3-6 (2.3 to 7.1)	2-5 (1.6 to 5)	1-3 (0.8 to 2.6)	117
Other cardiovascular and circulatory diseases	0-6 (0.2 to 1)	0-6 (0.2 to 1)	1-1 (0.4 to 2)	1-5 (0.5 to 2.9)	2-2 (0.7 to 3.4)	3-5 (1.2 to 5.4)	4-9 (1.8 to 7.5)	10 (4 to 14)	13-2 (5.7 to 19)	17-5 (7.8 to 24)	18-6 (8.5 to 25)	19-3 (8.9 to 26)	17-3 (8.1 to 23)	25-4 (12.1 to 34)	36-9 (18.3 to 50)	50-2 (25.5 to 68)	69-4 (35.9 to 93)	62-5 (32.4 to 77)	89-7 (46.9 to 120)	73-1 (38.4 to 97)	89-7 (46.9 to 120)	34-5 (18.1 to 46)	20-7 (10.4 to 28)	15-4 (7.9 to 21)	981
Chronic respiratory diseases	0 (0 to 0.1)	0 (0 to 0.1)	31-6 (19.6 to 59.2)	61-2 (39.5 to 104)	70-9 (49.1 to 109)	69-5 (48.2 to 104)	62-6 (43.2 to 97.6)	49-9 (34.2 to 77.2)	39-7 (27.3 to 59.8)	29 (19.9 to 43.7)	19-3 (13.1 to 28.5)	13-8 (9.4 to 20.1)	10-1 (6.9 to 14.7)	7-5 (5.1 to 10.8)	5-6 (3.8 to 8.1)	4-6 (3.1 to 6.6)	3-9 (2.6 to 5.5)	3-4 (2.3 to 4.8)	3-1 (2.1 to 4.4)	2-9 (1.9 to 4.1)	2-9 (1.9 to 4.1)	2-6 (1.7 to 3.7)	2-3 (1.5 to 3.3)	2-1 (1.4 to 3)	6,230
Chronic obstructive pulmonary disease	0 (0 to 0)	0-4 (0 to 0.7)	1-5 (0.3 to 3.1)	2-2 (0.6 to 4.5)	3-6 (1.1 to 7.2)	4-9 (1.6 to 9.6)	6-3 (2.3 to 12)	7-6 (3.1 to 14)	9-1 (4.4 to 17)	10-1 (5.1 to 18)	10-6 (5.6 to 19)	9-9 (5.4 to 18)	9-3 (5.2 to 16)	8-5 (4.8 to 15)	7-9 (4.5 to 14)	7-5 (4.3 to 13)	7-2 (4.2 to 13)	7-1 (4.1 to 13)	7-1 (4.1 to 13)	7-1 (4.1 to 13)	7-1 (4.1 to 13)	6-7 (3.8 to 12)	4-2 (2.4 to 7.6)	2-1 (1.2 to 3.8)	4,640
Pneumoconiosis	0 (0 to 0)	0 (0 to 0)	0 (0 to 0)	0 (0 to 0)	0 (0 to 0)	0 (0 to 0)	0 (0 to 0)	0 (0 to 0)	0 (0 to 0)	0 (0 to 0.1)	0 (0 to 0.1)	0 (0 to 0.2)	0 (0 to 0.3)	0 (0 to 0.5)	0 (0 to 0.7)	0 (0 to 1)	0 (0 to 1.3)	0 (0 to 1.6)	0 (0 to 2.1)	0 (0 to 2.5)	0 (0 to 2.5)	0 (0 to 2.5)	0 (0 to 1.9)	0 (0 to 1.1)	0 (0 to 0.7)	67-4
Silicosis	0 (0 to 0)	0 (0 to 0)	0 (0 to 0)	0 (0 to 0)	0 (0 to 0)	0 (0 to 0)	0 (0 to 0)	0 (0 to 0)	0 (0 to 0)	0 (0 to 0)	0 (0 to 0)	0 (0 to 0)	0 (0 to 0.1)	0 (0 to 0.1)	0 (0 to 0.2)	0 (0 to 0.3)	0 (0 to 0.4)	0 (0 to 0.5)	0 (0 to 0.7)	0 (0 to 0.9)	0 (0 to 1)	0 (0 to 1)	0 (0 to 0.7)	0 (0 to 0.4)	0 (0 to 0.1)	16-3
Asbestosis	0 (0 to 0)	0 (0 to 0)	0 (0 to 0)	0 (0 to 0)	0 (0 to 0)	0 (0 to 0)	0 (0 to 0)	0 (0 to 0)	0 (0 to 0)	0 (0 to 0)	0 (0 to 0)	0 (0 to 0)	0 (0 to 0)	0 (0 to 0)	0 (0 to 0.1)	0 (0 to 0.1)	0 (0 to 0.2)	0 (0 to 0.2)	0 (0 to 0.3)	0 (0 to 0.4)	0 (0 to 0.5)	0 (0 to 0.5)	0 (0 to 0.3)	0 (0 to 0.2)	0 (0 to 0.1)	20-9
Coal workers pneumoconiosis	0 (0 to 0)	0 (0 to 0)	0 (0 to 0)	0 (0 to 0)	0 (0 to 0)	0 (0 to 0)	0 (0 to 0)	0 (0 to 0)	0 (0 to 0)	0 (0 to 0)	0 (0 to 0)	0 (0 to 0)	0 (0 to 0)	0 (0 to 0)	0 (0 to 0)	0 (0 to 0)	0 (0 to 0.1)	0 (0 to 0.1)	0 (0 to 0.2)	0 (0 to 0.2)	0 (0 to 0.3)	0 (0 to 0.3)	0 (0 to 0.2)	0 (0 to 0.1)	0 (0 to 0.1)	17
Other pneumoconiosis	0 (0 to 0)	0 (0 to 0)	0 (0 to 0)	0 (0 to 0)	0 (0 to 0)	0 (0 to 0)	0 (0 to 0)	0 (0 to 0)	0 (0 to 0)	0 (0 to 0)	0 (0 to 0)	0 (0 to 0)	0 (0 to 0)	0 (0 to 0)	0 (0 to 0)	0 (0 to 0)	0 (0 to 0.1)	0 (0 to 0.1)	0 (0 to 0.1)	0 (0 to 0.2)	0 (0 to 0.2)	0 (0 to 0.2)	0 (0 to 0.1)	0 (0 to 0.1)	0 (0 to 0)	0-4
Asthma	0 (0 to 0)	0 (0 to 0)	29-1 (14.2 to 52)	57-2 (28.6 to 99.7)	64-5 (37.9 to 106)	69 (39.1 to 97)	57-9 (30.2 to 93.1)	49-7 (29.9 to 79.4)	39-2 (29.2 to 70.3)	40-9 (25.5 to 62.9)	42-4 (29.3 to 62.5)	42-5 (30.1 to 60.1)	42-3 (29.3 to 60.2)	42-3 (29.5 to 60.2)	42-3 (29.5 to 60.2)	42-3 (29.5 to 60.2)	42-3 (29.5 to 60.2)	42-3 (29.5 to 60.2)	42-3 (29.5 to 60.2)	42-3 (29.5 to 60.2)	42-3 (29.5 to 60.2)	42-3 (29.5 to 60.2)	42-3 (29.5 to 60.2)	42-3 (29.5 to 60.2)	666
Interstitial lung disease and pulmonary sarcoidosis	0 (0 to 0)	0 (0 to 0)	0-3 (0.1 to 0.6)	0-3 (0.1 to 0.6)	0-3 (0.1 to 0.6)	0-3 (0.1 to 0.6)	0-4 (0.1 to 0.8)	0-5 (0.2 to 1.1)	0-7 (0.3 to 1.6)	0-8 (0.4 to 1.8)	0-9 (0.4 to 2)	1-1 (0.5 to 2.3)	1-3 (0.6 to 2.8)	1-5 (0.8 to 3.3)	1-8 (0.9 to 3.9)	2-1 (1.1 to 4.5)	2-3 (1.2 to 4.9)	2-6 (1.4 to 5.6)	3-1 (1.7 to 6.7)	3-6 (1.9 to 7.8)	3-6 (1.9 to 7.8)	3-1 (1.7 to 6.7)	2-3 (1.2 to 4.9)	0-9 (0.5 to 2)	442
Other chronic respiratory diseases	0 (0 to 0)	0-4 (0 to 0.8)	1-5 (0.3 to 3.2)	2-2 (0.6 to 4.5)	3-6 (1.1 to 7.2)	4-9 (1.6 to 9.6)	6-3 (2.3 to 12)	7-6 (3.1 to 14)	9-1 (4.4 to 17)	10-1 (5.1 to 18)	10-6 (5.6 to 19)	9-9 (5.4 to 18)	9-3 (5.2 to 16)	8-5 (4.8 to 15)	7-9 (4.5 to 14)	7-5 (4.3 to 13)	7-2 (4.2 to 13)	7-1 (4.1 to 13)	7-1 (4.1 to 13)	7-1 (4.1 to 13)	7-1 (4.1 to 13)	6-7 (3.8 to 12)	4-2 (2.4 to 7.6)	2-1 (1.2 to 3.8)	4,640
Digestive diseases	3-6 (2.3 to 5.3)	4-6 (2.4 to 6.9)	9-6 (4.2 to 14.1)	8-2 (3.8 to 12.1)	3-9 (2.1 to 5.6)	6-6 (3.4 to 9.6)	14-1 (7.6 to 20.1)	28-2 (16.1 to 40.2)	51-6 (30.3 to 69.6)	114 (70.1 to 153)	172 (107 to 230)	179 (101 to 239)	247 (137 to 340)	271 (151 to 365)	343 (192 to 461)	432 (247 to 574)	483 (284 to 641)	369 (213 to 492)	439 (248 to 591)	399 (228 to 537)	399 (228 to 537)	353 (201 to 473)	201 (111 to 272)	112 (59.1 to 155)	3,800
Cirrhosis and other chronic liver diseases	0 (0 to 0)	0 (0 to 0)	0-6 (0.4 to 0.9)	0-4 (0.3 to 0.6)	0-4 (0.3 to 0.6)	1-2 (0.8 to 1.6)	2-9 (2.1 to 4.1)	5-7 (4.2 to 8.2)	11-7 (8.6 to 16)	19-5 (14.3 to 27)	28-3 (20.8 to 39.2)	37-1 (26.9 to 52.3)	49-3 (35.6 to 69.8)	66-5 (47.9 to 94.3)	77-1 (55.5 to 109)	93-6 (67.3 to 132)	107 (77.1 to 151)	129 (92.6 to 183)	162 (116 to 230)	197 (141 to 279)	162 (116 to 230)	129 (92.6 to 183)	99.7 (71.7 to 141)	55.7 (39.9 to 78.9)	1,220
Cirrhosis and other chronic liver diseases due to hepatitis B	0 (0 to 0)	0 (0 to 0)	0 (0 to 0)	0 (0 to 0)	0 (0 to 0)	0 (0 to 0)	0-2 (0 to 0.3)	0-3 (0.2 to 0.6)	0-6 (0.4 to 1.2)	0-9 (0.6 to 1.8)	1-3 (0.9 to 2.5)	1-6 (1.1 to 3.1)	2-1 (1.5 to 4.1)	2-8 (1.9 to 5.4)	3-4 (2.4 to 6.6)	4-1 (2.9 to 7.9)	4-6 (3.2 to 8.8)	5-4 (3.8 to 10)	6-8 (4.8 to 13)	8-3 (5.9 to 16)	6-8 (4.8 to 13)	5-4 (3.8 to 10)	4-2 (2.9 to 8)	2-3 (1.6 to 4.5)	93-3
Cirrhosis and other chronic liver diseases due to hepatitis C	0 (0 to 0)	0 (0 to 0)	0 (0 to 0)	0 (0 to 0)	0 (0 to 0)	0 (0 to 0)	0-2 (0 to 0.3)	0-4 (0.2 to 0.7)	0-7 (0.4 to 1.2)	0-9 (0.6 to 1.7)	1-3 (0.9 to 2.4)	1-6 (1.1 to 3)	2-1 (1.5 to 4)	2-8 (1.9 to 5.3)	3-4 (2.4 to 6.5)	4-1 (2.9 to 7.8)	4-6 (3.2 to 8.7)	5-4 (3.8 to 10)	6-8 (4.8 to 13)	8-3 (5.9 to 16)	6-8 (4.8 to 13)	5-4 (3.8 to 10)	4-2 (2.9 to 8)	2-3 (1.6 to 4.5)	93-3
Cirrhosis and other chronic liver diseases due to alcohol use	0 (0 to 0)	0 (0 to 0)	0 (0 to 0)	0 (0 to 0)	0 (0 to 0)	0 (0 to 0)	0-2 (0 to 0.3)	0-3 (0.2 to 0.6)	0-6 (0.4 to 1.2)	0-9 (0.6 to 1.8)	1-3 (0.9 to 2.5)	1-6 (1.1 to 3.1)	2-1 (1.5 to 4.1)	2-8 (1.9 to 5.4)	3-4 (2.4 to 6.6)	4-1 (2.9 to 7.9)	4-6 (3.2 to 8.8)	5-4 (3.8 to 10)	6-8 (4.8 to 13)	8-3 (5.9 to 16)	6-8 (4.8 to 13)	5-4 (3.8 to 10)	4-2 (2.9 to 8)	2-3 (1.6 to 4.5)	769
Cirrhosis and other chronic liver diseases due to NAFLD	0 (0 to 0)	0 (0 to 0)	0 (0 to 0)	0 (0 to 0)	0 (0 to 0)	0 (0 to 0)	0-1 (0 to 0.1)	0-2 (0 to 0.3)	0-4 (0.2 to 0.6)	0-6 (0.4 to 0.9)	0-9 (0.6 to 1.3)	1-2 (0.8 to 1.7)	1-6 (1.1 to 2.3)	2-1 (1.5 to 3)	2-6 (1.8 to 3.6)	3-1 (2.2 to 4.3)	3-5 (2.5 to 4.9)	4-1 (2.9 to 5.7)	5-1 (3.6 to 7.2)	6-3 (4.5 to 8.9)	5-1 (3.6 to 7.2)	4-1 (2.9 to 5.7)	2-4 (1.7 to 3.3)	1-3 (0.9 to 1.8)	104
Cirrhosis and other chronic liver diseases due to other causes	0 (0 to 0)	0 (0 to 0)	0-4 (0.2 to 0.8)	0-4 (0.3 to 0.8)	0-4 (0.3 to 0.8)	1-1 (0.7 to 1.4)	1-7 (1.1 to 2.3)	3-3 (2.2 to 4.7)	7-3 (4.8 to 10)	9-7 (6.4 to 14)	13-7 (9.1 to 19)	17-7 (11.7 to 25)	21-9 (14.5 to 31)	27-9 (18.5 to 39)	33-6 (22.3 to 47)	39-5 (26.2 to 55)	43-9 (29.1 to 62)	49-6 (32.9 to 69)	57-9 (38.4 to 81)	67-4 (44.7 to 94)	57-9 (38.4 to 81)	49-6 (32.9 to 69)	29-2 (19.4 to 41)	8-6 (5.7 to 12)	173
Upper digestive system diseases	0 (0 to 0)	0 (0 to 0)	0 (0 to 0)	0-1 (0 to 0.1)	0-2 (0 to 0.3)	0-4 (0.2 to 0.7)	0-8 (0.4 to 1.4)	1-2 (0.7 to 2.4)	2-3 (1.4 to 4.1)	3-2 (2.1 to 5.6)	4-3 (2.8 to 7.6)	5-2 (3.4 to 9.2)	6-2 (4.1 to 11)	7-5 (4.9 to 13)	8-7 (5.7 to 15)	9-9 (6.5 to 17)	10-9 (7.2 to 19)	12-6 (8.4 to 22)	15-4 (10.2 to 27)	17-5 (11.6 to 31)	15-4 (10.2 to 27)	12-6 (8.4 to 22)	7-8 (5.2 to 14)	2-3 (1.5 to 4.1)	685
Peptic ulcer disease	0 (0 to 0)	0 (0 to 0)	0 (0 to 0)	0 (0 to 0)	0-1 (0 to 0.1)	0-1 (0 to 0.2)	0-3 (0 to 0.



S11 Table 2a: East Riding of Yorkshire DALYS by cause and age group for males with 95% uncertainty intervals, 2019

Cause	Early Neonatal	Late Neonatal	Post Neonatal	1 to 4	5 to 9	10 to 14	15 to 19	20 to 24	25 to 29	30 to 34	35 to 39	40 to 44	45 to 49	50 to 54	55 to 59	60 to 64	65 to 69	70 to 74	75 to 79	80 to 84	85 to 89	90 to 94	95 plus	Total
All causes	1967 (1231 to 2,225)	1,264 (541 to 1,514)	1,941 (1,022 to 2,115)	1,564 (989 to 1,927)	1,264 (892 to 1,466)	1,209 (809 to 1,709)	1,253 (875 to 1,720)	1,355 (875 to 2,200)	1,485 (966 to 1,962)	1,660 (1,110 to 1,995)	1,880 (1,260 to 2,268)	2,203 (1,466 to 2,670)	2,403 (1,440 to 2,170)	2,403 (1,430 to 3,130)	2,403 (1,660 to 3,040)	2,403 (2,660 to 4,050)	2,403 (3,540 to 5,080)	2,403 (4,150 to 5,640)	2,403 (5,240 to 7,050)	2,403 (6,170 to 7,980)	2,403 (7,680 to 9,460)	2,403 (8,070 to 7,930)	2,403 (5,500 to 7,030)	2,403 (3,760 to 4,590)	2,403 (1,900 to 2,100)	2,403 (452 to 539)	58,700
Communicable, maternal, neonatal, and nutritional diseases	1,967 (74.3 to 183)	1,264 (27.4 to 67)	1,941 (69.7 to 78.9)	1,564 (48.5 to 155)	1,264 (45.5 to 239)	1,209 (34.1 to 59.1)	1,253 (34.2 to 59.2)	1,355 (37 to 66.2)	1,485 (39.6 to 68.1)	1,660 (43.1 to 72.2)	1,880 (49.1 to 83.2)	2,203 (47.3 to 74.6)	2,403 (49.2 to 84.6)	2,403 (73.6 to 116)	2,403 (83.2 to 137)	2,403 (87.5 to 145)	2,403 (109 to 182)	2,403 (169 to 288)	2,403 (179 to 316)	2,403 (223 to 386)	2,403 (152 to 265)	2,403 (69.4 to 124)	2,550
HIV/AIDS and sexually transmitted infections	0.2 (1.4 to 11.9)	2.9 (0.5 to 4.1)	2.9 (0.6 to 5.3)	0.2 (0.1 to 0.3)	0.1 (0.1 to 0.1)	0.1 (0.1 to 0.1)	0.2 (0.2 to 0.3)	0.4 (0.3 to 0.6)	1.7 (1.2 to 2.2)	2 (2.2 to 3.9)	3 (2.9 to 5.2)	4.1 (3.2 to 5.5)	4.9 (3.7 to 6.5)	4.1 (3.1 to 5.5)	3.7 (2.9 to 5.1)	3 (2.1 to 4.5)	2 (1.9 to 4.7)	2 (1.9 to 4.7)	2 (1.9 to 4.7)	2 (1.9 to 4.7)	2 (1.9 to 4.7)	0.9 (0.2 to 1.5)	60.5
HIV/AIDS	0 (0 to 0)	0 (0 to 0)	0.2 (0 to 0.3)	0.1 (0.1 to 0.1)	0.1 (0.1 to 0.1)	0.1 (0.1 to 0.1)	0.2 (0.1 to 0.2)	0.4 (0.3 to 0.7)	1.5 (1.1 to 2)	2 (2.2 to 3.9)	3 (2.9 to 5.2)	4 (3.2 to 5.5)	4.8 (3.7 to 6.5)	4 (3.1 to 5.5)	3.6 (2.9 to 5.1)	2.9 (2.1 to 4.5)	2 (1.9 to 4.7)	2 (1.9 to 4.7)	2 (1.9 to 4.7)	2 (1.9 to 4.7)	2 (1.9 to 4.7)	0.9 (0.2 to 1.5)	59.2
HIV/AIDS - Drug-susceptible Tuberculosis	0 (0 to 0)	0 (0 to 0)	0 (0 to 0)	0 (0 to 0)	0 (0 to 0)	0 (0 to 0)	0 (0 to 0)	0 (0 to 0)	0 (0 to 0)	0 (0 to 0)	0 (0 to 0)	0 (0 to 0)	0 (0 to 0)	0 (0 to 0)	0 (0 to 0)	0 (0 to 0)	0 (0 to 0)	0 (0 to 0)	0 (0 to 0)	0 (0 to 0)	0 (0 to 0)	0 (0 to 0)	0 (0 to 0)	2.7
HIV/AIDS - Multidrug-resistant Tuberculosis without extensive dr...	0 (0 to 0)	0 (0 to 0)	0 (0 to 0)	0 (0 to 0)	0 (0 to 0)	0 (0 to 0)	0 (0 to 0)	0 (0 to 0)	0 (0 to 0)	0 (0 to 0)	0 (0 to 0)	0 (0 to 0)	0 (0 to 0)	0 (0 to 0)	0 (0 to 0)	0 (0 to 0)	0 (0 to 0)	0 (0 to 0)	0 (0 to 0)	0 (0 to 0)	0 (0 to 0)	0 (0 to 0)	0 (0 to 0)	0.1
HIV/AIDS - Extensively drug-resistant Tuberculosis	0 (0 to 0)	0 (0 to 0)	0 (0 to 0)	0 (0 to 0)	0 (0 to 0)	0 (0 to 0)	0 (0 to 0)	0 (0 to 0)	0 (0 to 0)	0 (0 to 0)	0 (0 to 0)	0 (0 to 0)	0 (0 to 0)	0 (0 to 0)	0 (0 to 0)	0 (0 to 0)	0 (0 to 0)	0 (0 to 0)	0 (0 to 0)	0 (0 to 0)	0 (0 to 0)	0 (0 to 0)	0 (0 to 0)	0
HIV/AIDS resulting in other diseases	0 (0 to 0)	0 (0 to 0)	0.2 (0.1 to 0.2)	0.1 (0.1 to 0.1)	0.1 (0.1 to 0.1)	0.1 (0.1 to 0.2)	0.1 (0.1 to 0.2)	0.4 (0.2 to 0.6)	1.3 (0.9 to 1.8)	2.4 (1.7 to 3.3)	3.2 (2.2 to 4.5)	3.4 (2.4 to 4.6)	4 (2.9 to 5.4)	3.2 (2.3 to 4.4)	2.9 (2.1 to 4)	2.4 (1.5 to 3.9)	2.4 (1.4 to 4)	2.4 (1.5 to 3.9)	1.5 (0.5 to 3.2)	0.6 (0.2 to 1.2)	0.2 (0 to 0.5)	0 (0 to 0)	28.4
Sexually transmitted infections excluding HIV	0.2 (1.4 to 11.9)	2.9 (0.5 to 4.1)	2.9 (0.7 to 6.2)	0.1 (0 to 0.2)	0 (0 to 0)	0 (0 to 0)	0.1 (0 to 0.1)	0.1 (0.1 to 0.3)	0.2 (0.1 to 0.4)	0.3 (0.1 to 0.7)	0.3 (0.1 to 0.7)	0.3 (0.2 to 0.8)	0.5 (0.2 to 1.1)	0.5 (0.2 to 1.1)	0.5 (0.2 to 1.1)	0.5 (0.2 to 0.9)	0.4 (0.2 to 0.8)	0.4 (0.2 to 0.8)	0.4 (0.2 to 0.8)	0.3 (0.1 to 0.7)	0.2 (0.1 to 0.5)	0.1 (0.1 to 0.2)	14.4
Syphilis	0.2 (0.1 to 1.1)	1.8 (0.3 to 2.6)	2.6 (0.7 to 6.2)	0.1 (0 to 0.2)	0 (0 to 0)	0 (0 to 0)	0 (0 to 0)	0 (0 to 0)	0 (0 to 0)	0 (0 to 0)	0 (0 to 0)	0 (0 to 0)	0.1 (0 to 0.1)	0.1 (0 to 0.1)	0.1 (0 to 0.1)	0.1 (0 to 0.1)	0.1 (0 to 0.1)	0.1 (0 to 0.1)	0.1 (0 to 0.1)	0.1 (0 to 0.1)	0.1 (0 to 0.1)	0.1 (0 to 0.2)	0 (0 to 0)	10.7
Chlamydial infection	0 (0 to 0)	0 (0 to 0)	0 (0 to 0)	0 (0 to 0)	0 (0 to 0)	0 (0 to 0)	0 (0 to 0)	0 (0 to 0)	0 (0 to 0)	0 (0 to 0)	0 (0 to 0)	0 (0 to 0)	0 (0 to 0)	0 (0 to 0)	0 (0 to 0)	0 (0 to 0)	0 (0 to 0)	0 (0 to 0)	0 (0 to 0)	0 (0 to 0)	0 (0 to 0)	0 (0 to 0)	0 (0 to 0)	0.1
Gonococcal infection	0 (0 to 0)	0 (0 to 0)	0 (0 to 0)	0 (0 to 0)	0 (0 to 0)	0 (0 to 0)	0 (0 to 0)	0 (0 to 0)	0 (0 to 0)	0 (0 to 0)	0 (0 to 0)	0 (0 to 0)	0 (0 to 0)	0 (0 to 0)	0 (0 to 0)	0 (0 to 0)	0 (0 to 0)	0 (0 to 0)	0 (0 to 0)	0 (0 to 0)	0 (0 to 0)	0 (0 to 0)	0 (0 to 0)	0.1
Trichomoniasis	0 (0 to 0)	0 (0 to 0)	0 (0 to 0)	0 (0 to 0)	0 (0 to 0)	0 (0 to 0)	0 (0 to 0)	0 (0 to 0)	0 (0 to 0)	0 (0 to 0)	0 (0 to 0)	0 (0 to 0)	0 (0 to 0)	0 (0 to 0)	0 (0 to 0)	0 (0 to 0)	0 (0 to 0)	0 (0 to 0)	0 (0 to 0)	0 (0 to 0)	0 (0 to 0)	0 (0 to 0)	0 (0 to 0)	0.3
Genital herpes	0 (0 to 0)	0 (0 to 0)	0 (0 to 0)	0 (0 to 0)	0 (0 to 0)	0 (0 to 0)	0 (0 to 0)	0 (0 to 0.2)	0 (0 to 0)	0 (0 to 0)	0 (0 to 0)	0 (0 to 0)	0 (0 to 0)	0 (0 to 0)	0 (0 to 0)	0 (0 to 0)	0 (0 to 0)	0 (0 to 0)	0 (0 to 0)	0 (0 to 0)	0 (0 to 0)	0 (0 to 0)	0 (0 to 0)	3
Other sexually transmitted infections	0 (0 to 0)	0 (0 to 0)	0 (0 to 0)	0 (0 to 0)	0 (0 to 0)	0 (0 to 0)	0 (0 to 0)	0 (0 to 0)	0 (0 to 0)	0 (0 to 0)	0 (0 to 0)	0 (0 to 0)	0 (0 to 0)	0 (0 to 0)	0 (0 to 0)	0 (0 to 0)	0 (0 to 0)	0 (0 to 0)	0 (0 to 0)	0 (0 to 0)	0 (0 to 0)	0 (0 to 0)	0 (0 to 0)	0.1
Respiratory infections and tuberculosis	14.8 (0.7 to 1.8)	11.5 (0.4 to 1.6)	11.5 (0.5 to 2.8)	10.8 (1.1 to 22.4)	9.2 (1.2 to 22.4)	8.8 (0.6 to 20.9)	9.2 (0.4 to 22.1)	14.4 (0.6 to 31.1)	20.5 (1.1 to 42.2)	25.6 (1.4 to 51.2)	30.5 (1.7 to 59.2)	34.6 (2.1 to 67.3)	39.2 (2.6 to 75.6)	35 (2.5 to 67.9)	30.5 (2.4 to 59.3)	26 (2.2 to 50.1)	21.5 (1.9 to 41.5)	17 (1.5 to 33.1)	12.5 (1.1 to 24.3)	8.1 (0.7 to 15.8)	4.6 (0.4 to 8.9)	2.3 (0.2 to 4.5)	382
Tuberculosis	0 (0 to 0)	0 (0 to 0)	0 (0 to 0)	0 (0 to 0)	0 (0 to 0)	0 (0 to 0.1)	0 (0 to 0.1)	0 (0 to 0.4)	0.4 (0 to 0.9)	0.6 (0 to 1.7)	0.7 (0 to 2.1)	0.8 (0 to 2.4)	0.9 (0 to 2.6)	0.8 (0 to 2.4)	0.7 (0 to 2.1)	0.6 (0 to 1.9)	0.5 (0 to 1.7)	0.4 (0 to 1.4)	0.3 (0 to 1.2)	0.2 (0 to 0.8)	0.1 (0 to 0.5)	0.1 (0 to 0.3)	10.7
Latent tuberculosis infection	0 (0 to 0)	0 (0 to 0)	0 (0 to 0)	0 (0 to 0)	0 (0 to 0)	0 (0 to 0)	0 (0 to 0)	0 (0 to 0)	0 (0 to 0)	0 (0 to 0)	0 (0 to 0)	0 (0 to 0)	0 (0 to 0)	0 (0 to 0)	0 (0 to 0)	0 (0 to 0)	0 (0 to 0)	0 (0 to 0)	0 (0 to 0)	0 (0 to 0)	0 (0 to 0)	0 (0 to 0)	0 (0 to 0)	0
Drug-susceptible tuberculosis	0 (0 to 0)	0 (0 to 0)	0 (0 to 0)	0 (0 to 0)	0 (0 to 0)	0 (0 to 0.1)	0 (0 to 0.1)	0 (0 to 0.4)	0.3 (0 to 0.9)	0.5 (0 to 1.7)	0.6 (0 to 2.1)	0.7 (0 to 2.4)	0.8 (0 to 2.6)	0.7 (0 to 2.4)	0.6 (0 to 2.1)	0.5 (0 to 1.9)	0.4 (0 to 1.7)	0.3 (0 to 1.4)	0.2 (0 to 1.2)	0.2 (0 to 0.8)	0.1 (0 to 0.5)	0.1 (0 to 0.3)	9.1
Multidrug-resistant tuberculosis without extensive drug-resistance	0 (0 to 0)	0 (0 to 0)	0 (0 to 0)	0 (0 to 0)	0 (0 to 0)	0 (0 to 0)	0 (0 to 0)	0 (0 to 0)	0 (0 to 0)	0 (0 to 0)	0 (0 to 0)	0 (0 to 0)	0 (0 to 0)	0 (0 to 0)	0 (0 to 0)	0 (0 to 0)	0 (0 to 0)	0 (0 to 0)	0 (0 to 0)	0 (0 to 0)	0 (0 to 0)	0 (0 to 0)	0 (0 to 0)	0.4
Extensively drug-resistant tuberculosis	0 (0 to 0)	0 (0 to 0)	0 (0 to 0)	0 (0 to 0)	0 (0 to 0)	0 (0 to 0)	0 (0 to 0)	0 (0 to 0)	0 (0 to 0)	0 (0 to 0)	0 (0 to 0)	0 (0 to 0)	0 (0 to 0)	0 (0 to 0)	0 (0 to 0)	0 (0 to 0)	0 (0 to 0)	0 (0 to 0)	0 (0 to 0)	0 (0 to 0)	0 (0 to 0)	0 (0 to 0)	0 (0 to 0)	0.1
Lower respiratory infections	11 (7.7 to 1.8)	11 (7.7 to 1.4)	7.1 (4.9 to 11.5)	4 (2.7 to 5.6)	1.2 (0.9 to 1.7)	2.7 (1.8 to 3.9)	4.6 (2.9 to 6.6)	8.1 (4.9 to 11.8)	11.5 (6.9 to 16.2)	14.5 (8.9 to 20.5)	16.5 (9.9 to 23.5)	18.4 (11.1 to 26.2)	20.2 (12.3 to 28.6)	18.1 (11.1 to 25.6)	15.8 (9.9 to 22.4)	13.4 (8.4 to 19.1)	11.1 (6.9 to 15.8)	8.8 (5.4 to 12.5)	6.4 (3.9 to 9.1)	4.2 (2.5 to 6)	2.4 (1.4 to 3.4)	1.2 (0.7 to 1.7)	279
Upper respiratory infections	0 (0 to 0)	0 (0 to 0)	0.3 (0 to 0.8)	0.2 (0 to 0.7)	0.1 (0 to 0.4)	0.1 (0 to 0.4)	0.2 (0 to 0.6)	0.4 (0 to 1.1)	0.6 (0 to 1.8)	0.8 (0 to 2.3)	0.9 (0 to 2.6)	1 (0 to 2.9)	1.1 (0 to 3.2)	1 (0 to 2.9)	0.9 (0 to 2.6)	0.7 (0 to 2.1)	0.6 (0 to 1.8)	0.5 (0 to 1.4)	0.3 (0 to 1)	0.2 (0 to 0.7)	0.1 (0 to 0.4)	0 (0 to 0.2)	15.1
Otitis media	0 (0 to 0)	0 (0 to 0)	0 (0 to 0.7)	0 (0 to 0.1)	0 (0 to 0.4)	0 (0 to 0.4)	0 (0 to 0.3)	0 (0 to 0.1)	0 (0 to 0.2)	0 (0 to 0.2)	0 (0 to 0.3)	0 (0 to 0.3)	0 (0 to 0.3)	0 (0 to 0.3)	0 (0 to 0.3)	0 (0 to 0.3)	0 (0 to 0.3)	0 (0 to 0.3)	0 (0 to 0.3)	0 (0 to 0.3)	0 (0 to 0.3)	0 (0 to 0.3)	0 (0 to 0.1)	2.3
Enteric infections	0.1 (0 to 0.2)	0.4 (0 to 0.9)	0.5 (0 to 1.3)	1.9 (1 to 3.6)	0.6 (0.3 to 1.2)	0.4 (0.2 to 0.9)	0.5 (0.2 to 1.1)	0.6 (0.3 to 1.4)	0.8 (0.4 to 2)	0.9 (0.4 to 2.2)	1 (0.5 to 2.4)	1.1 (0.5 to 2.7)	1.2 (0.6 to 2.9)	1.1 (0.5 to 2.7)	1 (0.5 to 2.5)	0.9 (0.4 to 2.2)	0.8 (0.4 to 2)	0.7 (0.3 to 1.8)	0.5 (0.2 to 1.3)	0.3 (0.1 to 0.8)	0.2 (0.1 to 0.5)	0.1 (0 to 0.3)	19.5
Diarrheal diseases	0.1 (0.1 to 0.2)	0.5 (0.4 to 0.8)	0.8 (0.3 to 0.9)	1.9 (0.8 to 1.9)	0.6 (0.4 to 0.8)	0.4 (0.3 to 0.5)	0.5 (0.3 to 0.6)	0.6 (0.3 to 0.8)	0.8 (0.4 to 1)	0.9 (0.4 to 1.2)	1 (0.5 to 1.4)	1.1 (0.5 to 1.6)	1.2 (0.6 to 1.8)	1.1 (0.5 to 1.6)	1 (0.5 to 1.5)	0.9 (0.4 to 1.3)	0.8 (0.4 to 1.2)	0.7 (0.3 to 1)	0.5 (0.2 to 0.8)	0.3 (0.1 to 0.5)	0.2 (0.1 to 0.3)	0.1 (0 to 0.2)	12.9
Typhoid and paraphoid	0 (0 to 0)	0 (0 to 0)	0 (0 to 0)	0 (0 to 0)	0 (0 to 0)	0 (0 to 0)	0 (0 to 0)	0 (0 to 0)	0 (0 to 0)	0 (0 to 0)	0 (0 to 0)	0 (0 to 0)	0 (0 to 0)	0 (0 to 0)	0 (0 to 0)	0 (0 to 0)	0 (0 to 0)	0 (0 to 0)	0 (0 to 0)	0 (0 to 0)	0 (0 to 0)	0 (0 to 0)	0 (0 to 0)	0
Typhoid fever	0 (0 to 0)	0 (0 to 0)	0 (0 to 0)	0 (0 to 0)	0 (0 to 0)	0 (0 to 0)	0 (0 to 0)	0 (0 to 0)	0 (0 to 0)	0 (0 to 0)	0 (0 to 0)	0 (0 to 0)	0 (0 to 0)	0 (0 to 0)	0 (0 to 0)	0 (0 to 0)	0 (0 to 0)	0 (0 to 0)	0 (0 to 0)	0 (0 to 0)	0 (0 to 0)	0 (0 to 0)	0 (0 to 0)	0
Paratyphoid fever	0 (0 to 0)	0 (0 to 0)	0 (0 to 0)	0 (0 to 0)	0 (0 to 0)	0 (0 to 0)	0 (0 to 0)	0 (0 to 0)	0 (0 to 0)	0 (0 to 0)	0 (0 to 0)	0 (0 to 0)	0 (0 to 0)	0 (0 to 0)	0 (0 to 0)	0 (0 to 0)	0 (0 to 0)	0 (0 to 0)	0 (0 to 0)	0 (0 to 0)	0 (0 to 0)	0 (0 to 0)	0 (0 to 0)	0
Invasive Non-typhoidal Salmonella (iNTS)	0 (0 to 0)	0 (0 to 0)	0 (0 to 0.1)	0 (0 to 0.1)	0 (0 to 0)	0 (0 to 0)	0 (0 to 0)	0 (0 to 0)	0 (0 to 0)	0 (0 to 0)	0 (0 to 0)	0 (0 to 0)	0 (0 to 0)	0 (0 to 0)	0 (0 to 0)	0 (0 to 0.1)	0 (0 to 0.2)	0 (0 to 0.2)	0 (0 to 0.2)	0 (0 to 0.1)	0 (0 to 0.1)	0 (0 to 0.1)	0 (0 to 0.1)	0.9
Other intestinal infectious diseases	0 (0 to 0)	0 (0 to 0)	0 (0 to 0)	0 (0 to 0)	0 (0 to 0)	0 (0 to 0)	0 (0 to 0)	0 (0 to 0)	0 (0 to 0)	0 (0 to 0)	0 (0 to 0)	0 (0 to 0)	0 (0 to 0)	0 (0 to 0)	0 (0 to 0)	0 (0 to 0)	0 (0 to 0)	0 (0 to 0)	0 (0 to 0)	0 (0 to 0)	0 (0 to 0)	0 (0 to 0)	0 (0 to 0)	0.3
Neglected tropical diseases and malaria	0.1 (0 to 0.2)	0.3 (0 to 1.1)	0.6 (0 to 1.9)	1.4 (0.1 to 6.1)	0.6 (0 to 2.2)	0.4 (0 to 0.9)	0.4 (0 to 0.9)	0.5 (0 to 1.2)	0.6 (0 to 1.5)	0.7 (0 to 1.7)	0.8 (0 to 1.9)	0.9 (0 to 2.1)	1 (0 to 2.3)	0.9 (0 to 2.1)	0.8 (0 to 1.9)	0.7 (0 to 1.7)	0.6 (0 to 1.4)	0.5 (0 to 1.2)	0.4 (0 to 1)	0.3 (0 to 0.8)	0.2 (0 to 0.5)	0.1 (0 to 0.3)	5.1
Malaria	0 (0 to 0)	0 (0 to 0)	0 (0 to 0)	0 (0 to 0)	0 (0 to 0)	0 (0 to 0)	0 (0 to 0)	0 (0 to 0)	0 (0 to 0)	0 (0 to 0)	0 (0 to 0)	0 (0 to 0)	0 (0 to 0)	0 (0 to 0)	0 (0 to 0)	0 (0 to 0)	0 (0 to 0)	0 (0 to 0)	0 (0 to 0)	0 (0 to 0)	0 (0 to 0)	0 (0 to 0)	0 (0 to 0)	0
Chagas disease	0 (0 to 0)	0 (0 to 0)	0 (0 to 0)	0 (0 to 0)	0 (0 to 0)	0 (0 to 0)	0 (0 to 0)	0 (0 to 0)	0 (0 to 0)	0 (0 to 0)	0 (0 to 0)	0 (0 to 0)	0 (0 to 0)	0 (0 to 0)	0 (0 to 0)	0 (0 to 0)	0 (0 to 0)	0 (0 to 0)	0 (0 to 0)	0 (0 to 0)	0 (0 to 0)	0 (0 to 0)	0 (0 to 0)	0
Leishmaniasis	0 (0 to 0)	0 (0 to 0)	0 (0 to 0)	0 (0 to 0)	0 (0 to 0)	0 (0 to 0)	0 (0 to 0)	0 (0 to 0)	0 (0 to 0)	0 (0 to 0)	0 (0 to 0)	0 (0 to 0)	0 (0 to 0)	0 (0 to 0)	0 (0 to 0)	0 (0 to 0)	0 (0 to 0)	0 (0 to 0)	0 (0 to 0)	0 (0 to 0)	0 (0 to 0)	0 (0 to 0)	0 (0 to 0)	0
Visceral leishmaniasis	0 (0 to 0)	0 (0 to 0)	0 (0 to 0)	0 (0 to 0)	0 (0 to 0)	0 (0 to 0)	0 (0 to 0)	0 (0 to 0)	0 (0 to 0)	0 (0 to 0)	0 (0 to 0)	0 (0 to 0)	0 (0 to 0)	0 (0 to 0)	0 (0 to 0)	0 (0 to 0)	0 (0 to 0)	0 (0 to 0)	0 (0 to 0)	0 (0 to 0)	0 (0 to 0)	0 (0 to 0)	0 (0 to 0)	0
Cutaneous and mucocutaneous leishmaniasis	0 (0 to 0)	0 (0 to 0)	0 (0 to 0)	0 (0 to 0)	0 (0 to 0)	0 (0 to 0)	0 (0 to 0)	0 (0 to 0)	0 (0 to 0)	0 (0 to 0)	0 (0 to 0)	0 (0 to 0)	0 (0 to 0)	0 (0 to 0)	0 (0 to 0)	0 (0 to 0)	0 (0 to 0)	0 (0 to 0)	0 (0 to 0)	0 (0 to 0)	0 (0 to 0)	0 (0 to 0)	0 (0 to 0)	0
African trypanosomiasis	0 (0 to 0)	0 (0 to 0)	0 (0 to 0)	0 (0 to 0)	0 (0 to 0)	0 (0 to 0)	0 (0 to 0)	0 (0 to 0)	0 (0 to 0)	0 (0 to 0)	0 (0 to 0)	0 (0 to 0)	0 (0 to 0)	0 (0 to 0)	0 (0 to 0)	0 (0 to 0)	0 (0 to 0)	0 (0 to 0)	0 (0 to 0)	0 (0 to 0)	0 (0 to 0)	0 (0 to 0)	0 (0 to 0)	0
Schistosomiasis	0 (0 to 0)	0 (0 to 0)	0 (0 to 0)	0 (0 to 0)	0 (0 to 0)	0 (0 to 0)	0 (0 to 0)	0 (0 to 0)	0 (0 to 0)	0 (0 to 0)	0 (0 to 0)	0 (0 to 0)	0 (0 to 0)	0 (0 to 0)	0 (0 to 0)	0 (0 to 0)	0 (0 to 0)	0 (0 to 0)	0 (0 to 0)	0 (0 to 0)	0 (0 to 0)	0 (0 to 0)	0 (0 to 0)	0
Cysticercosis	0 (0 to 0)	0 (0 to 0)	0 (0 to 0)	0 (0 to 0)	0 (0 to 0)	0 (0 to 0)	0 (0 to 0)	0 (0 to 0)	0 (0 to 0)	0 (0 to 0)	0 (0 to 0)	0 (0 to 0)	0 (0 to 0)	0 (0 to 0)	0 (0 to 0)	0 (0 to 0)	0 (0 to 0)	0 (0 to 0)	0 (0 to 0)	0 (0 to 0)	0 (0 to 0)	0 (0 to 0)	0 (0 to 0)	0
Cystic echinococcosis	0 (0 to 0)	0 (0 to 0)	0 (0 to 0)	0 (0 to 0)	0 (0 to 0)	0 (0 to 0)	0 (0 to 0)	0 (0 to 0)	0 (0 to 0)	0 (0 to 0)	0 (0 to 0)	0 (0 to 0)	0 (0 to 0)	0 (0 to 0)	0 (0 to 0)	0 (0 to 0)	0 (0 to 0)	0 (0 to 0)	0 (0 to 0)	0 (0 to 0)	0 (0 to 0)	0 (0 to 0)	0 (0 to 0)	0.1
Lymphatic filariasis	0 (0 to 0)	0 (0 to 0)	0 (0 to 0)	0 (0 to 0)	0 (0 to 0)	0 (0 to 0)	0 (0 to 0)	0 (0 to 0)	0 (0 to 0)	0 (0 to 0)	0 (0 to 0)	0 (0 to 0)	0 (0 to 0)	0 (0 to 0)	0 (0 to 0)	0 (0 to 0)	0 (0 to 0)	0 (0 to 0)	0 (0 to 0)	0 (0 to 0)	0 (0 to 0)	0 (0 to 0)	0 (0 to 0)	0
Onchocerciasis	0 (0 to 0)	0 (0 to 0)	0 (0 to 0)	0 (0 to 0)	0 (0 to 0)	0 (0 to 0)	0 (0 to 0)	0 (0 to 0)	0 (0 to 0)	0 (0 to 0)	0 (0 to 0)	0 (0 to 0)	0 (0 to 0)	0 (0 to 0)	0 (0 to 0)	0 (0 to 0)	0 (0 to 0)	0 (0 to 0)	0 (0 to 0)	0 (0 to 0)	0 (0 to 0)	0 (0 to 0)	0 (0 to 0)	0
Trachoma	0 (0 to 0)	0 (0 to 0)	0 (0 to 0)	0 (0 to 0)	0 (0 to 0)	0 (0 to 0)	0 (0 to 0)	0 (0 to 0)	0 (0 to 0)	0 (0 to 0)	0 (0 to 0)	0 (0 to 0)	0 (0 to 0)	0 (0 to 0)	0 (0 to 0)	0 (0 to 0)	0 (0 to 0)	0 (0 to 0)	0 (0 to 0)	0 (0 to 0)	0 (0 to 0)	0 (0 to 0)	0 (0 to 0)	0
Dengue	0 (0 to 0)	0 (0 to 0)	0 (0 to 0)	0 (0 to 0)	0 (0 to 0)	0 (0 to 0)	0 (0 to 0)	0 (0 to 0)	0 (0 to 0)	0 (0 to 0)	0 (0 to 0)	0 (0 to 0)	0 (0 to 0)	0 (0 to 0)	0 (0 to 0)	0 (0 to 0)	0 (0 to 0)	0 (0 to 0)	0 (0 to 0)	0 (0 to 0)	0 (0 to 0)	0 (0 to 0)	0 (0 to 0)	0
Yellow fever	0 (0 to 0)	0 (0 to 0)	0 (0 to 0)	0 (0 to 0)	0 (0 to 0)	0 (0 to 0)	0 (0 to 0)	0 (0 to 0)	0 (0 to 0)	0 (0 to 0)	0 (0 to 0)	0 (0 to 0)	0 (0 to 0)	0 (0 to 0)	0 (0 to 0)	0 (0 to 0)	0 (0 to 0)	0 (0 to 0)	0 (0 to 0)	0 (0 to 0)	0 (0 to 0)	0 (0 to 0)	0 (0 to 0)	0
Rabies	0 (0 to 0)	0 (0 to 0)	0 (0 to 0)	0 (0 to 0)	0 (0 to 0)	0 (0 to 0)	0 (0 to 0)	0 (0 to 0)	0 (0 to 0)	0 (0 to 0)	0 (0 to 0)	0 (0 to 0)	0 (0 to 0)	0 (0 to 0)	0 (0 to 0)	0 (0 to 0)	0 (0 to 0)	0 (0 to 0)	0 (0 to 0)	0 (0 to 0)	0 (0 to 0)	0 (0 to 0)	0 (0 to 0)	0.1
Intestinal nematode infections	0 (0 to 0)	0 (0 to 0)	0 (0 to 0)	0 (0 to 0)	0 (0 to 0)	0 (0 to 0)	0 (0 to 0)	0 (0 to 0)	0 (0 to 0)	0 (0 to 0)	0 (0 to 0)	0 (0 to 0)	0 (0 to 0)	0 (0 to 0)	0 (0 to 0)	0 (0 to 0)	0 (0 to 0)	0 (0 to 0)	0 (0 to 0)	0 (0 to 0)	0 (0 to 0)	0 (0 to 0)	0 (0 to 0)	0
Ascariasis	0 (0 to 0)	0 (0 to 0)	0 (0 to 0)	0 (0 to 0)	0 (0 to 0)	0 (0 to 0)	0 (0 to 0)	0 (0 to 0)	0 (0 to 0)	0 (0 to 0)	0 (0 to 0)	0 (0 to 0)	0 (0 to 0)	0 (0 to 0)	0 (0 to 0)	0 (0 to 0)	0 (0 to 0)	0 (0 to 0)	0 (0 to 0)	0 (0 to 0)	0 (0 to 0)	0 (0 to 0)	0 (0 to 0)	0
Trichuriasis	0 (0 to 0)	0 (0 to 0)	0 (0 to 0)	0 (0 to 0)	0 (0 to 0)	0 (0 to 0)	0 (0 to 0)	0 (0 to 0)	0 (0 to 0)	0 (0 to 0)	0 (0 to 0)	0 (0 to 0)	0 (0 to 0)	0 (0 to 0)	0 (0 to 0)	0 (0 to 0)	0 (0 to 0)	0 (0 to 0)	0 (0 to 0)	0 (0 to 0)	0 (0 to 0)	0 (0 to 0)	0 (0 to 0)	0
Hookworm disease	0 (0 to 0)	0 (0 to 0)	0 (0 to 0)	0 (0 to 0)	0 (0 to 0)	0 (0 to 0)	0 (0 to 0)	0 (0 to 0)	0 (0 to 0)	0 (0 to 0)	0 (0 to 0)	0 (0 to 0)	0 (0 to 0)	0 (0 to 0)	0 (0 to 0)	0 (0 to 0)	0 (0 to 0)	0 (0 to 0)	0 (0 to 0)	0 (0 to 0)	0 (0 to 0)	0 (0 to 0)	0 (0 to 0)	0
Food-borne trematodiases	0 (0 to 0)	0 (0 to 0)	0 (0 to 0)	0 (0 to 0)	0 (0 to 0)	0 (0 to 0)	0 (0 to 0)	0 (0 to 0)	0 (0 to 0)	0 (0 to 0)	0 (0 to 0)	0 (0 to 0)	0 (0 to 0)	0 (0 to 0)	0 (0 to 0)	0 (0 to 0)	0 (0 to 0)	0 (0 to 0)	0 (0 to 0)	0 (0 to 0)	0 (0 to 0)	0 (0 to 0)	0 (0 to 0)	0
Leprosy	0 (0 to 0)	0 (0 to 0)	0 (0 to 0)	0 (0 to 0)	0 (0 to 0)	0 (0 to 0)	0 (0 to 0)	0 (0 to 0)	0 (

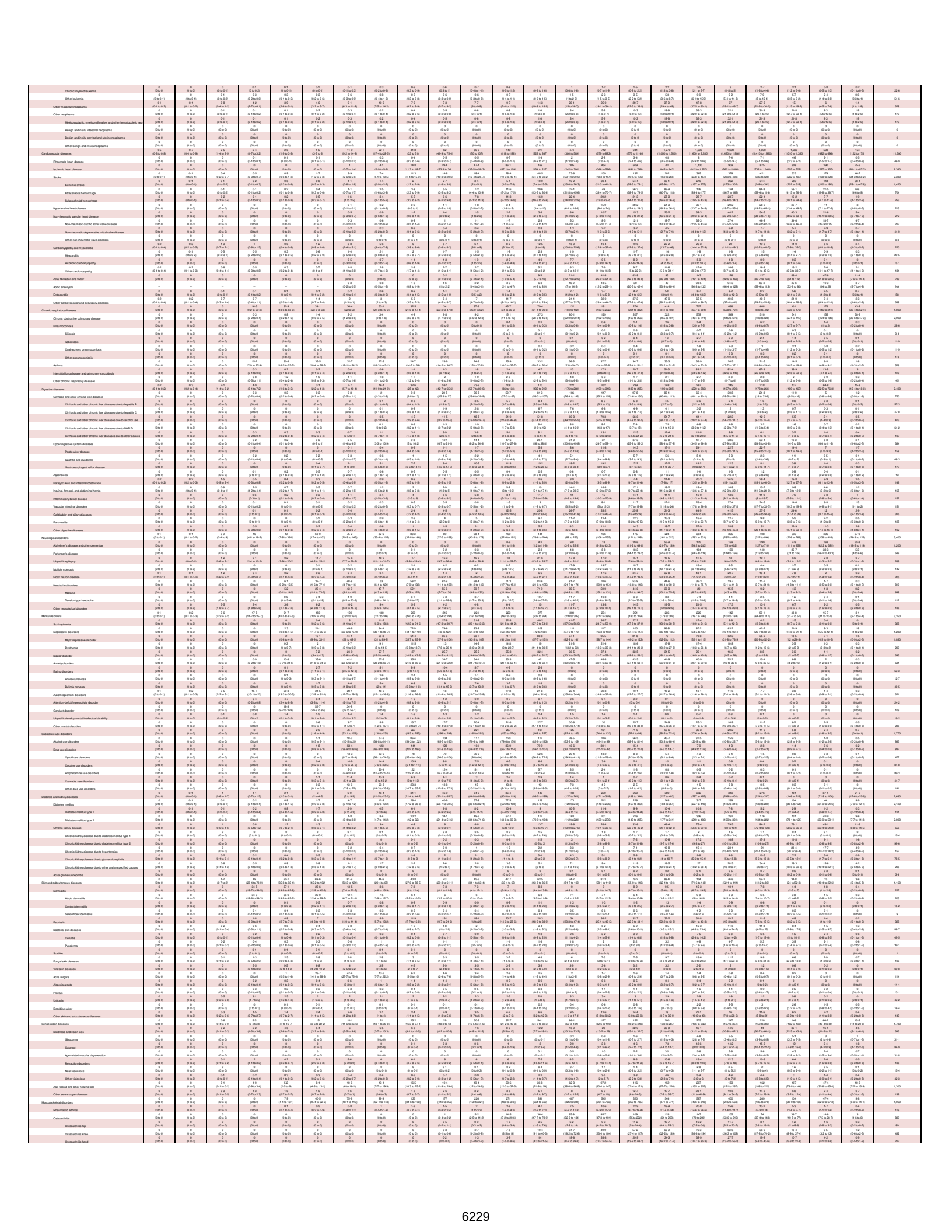

Osteoarthritis other	0 (0 to 0)	0 (0 to 0)	0 (0 to 0)	0 (0 to 0)	0 (0 to 0)	0 (0 to 0)	0 (0 to 0)	0 (0 to 0)	0 (0 to 0)	0 (0 to 0)	0 (0 to 0)	0 (0 to 0)	0.4 (0.1 to 1)	1-3 (0.4 to 3.1)	3-5 (1.4 to 7.1)	6-8 (2.8 to 14)	9-9 (4.2 to 21.2)	11-1 (5.1 to 23.5)	13-4 (6.2 to 28)	15-9 (7.6 to 32.2)	19-2 (9.2 to 35.7)	9-2 (4.7 to 19.1)	5-3 (2.7 to 10.6)	2-2 (1.1 to 4.4)	0-5 (0.3 to 1)	91
Low back pain	0 (0 to 0)	0 (0 to 0)	0 (0 to 0)	0 (0 to 0)	0-4 (0 to 2.9)	27-2 (16.1 to 43.7)	37 (22 to 57.3)	33 (20.5 to 50.1)	46-7 (29 to 70.1)	73-4 (49.2 to 110)	99-9 (67.5 to 147)	116 (78.7 to 174)	135 (92 to 199)	167 (112 to 239)	198 (140 to 283)	228 (158 to 324)	246 (170 to 378)	249 (169 to 390)	240 (163 to 343)	226 (148 to 332)	206 (136 to 302)	187 (124 to 274)	167 (111 to 242)	147 (97 to 214)	127 (84 to 183)	2,240
Neck pain	0 (0 to 0)	0 (0 to 0)	0 (0 to 0)	0-3 (0 to 2.5)	12-5 (7 to 20.4)	20-9 (10.2 to 37.4)	22-1 (10.4 to 41.1)	22 (10.4 to 41.1)	23 (10.9 to 43.1)	23-5 (11.1 to 44.1)	23-2 (11 to 43.2)	22-3 (10.7 to 41.3)	20-9 (9.9 to 38.5)	18-9 (9.1 to 34.6)	16-7 (8.1 to 30.6)	14-5 (7.1 to 26.5)	12-4 (6.1 to 22.8)	10-4 (5.1 to 19.1)	8-6 (4.2 to 15.6)	7-1 (3.5 to 12.8)	5-9 (2.9 to 10.5)	4-8 (2.4 to 8.6)	3-8 (1.9 to 6.9)	3-1 (1.5 to 5.6)	2-5 (1.2 to 4.5)	886
Gout	0 (0 to 0)	0 (0 to 0)	0 (0 to 0)	0 (0 to 0)	0 (0 to 0)	0 (0 to 0)	0 (0 to 0)	0 (0 to 0)	0 (0 to 0)	0 (0 to 0)	0 (0 to 0)	0 (0 to 0)	0 (0 to 0)	0 (0 to 0)	0 (0 to 0)	0 (0 to 0)	0 (0 to 0)	0 (0 to 0)	0 (0 to 0)	0 (0 to 0)	0 (0 to 0)	0 (0 to 0)	0 (0 to 0)	0 (0 to 0)	0 (0 to 0)	0 (0 to 0)	110
Other musculoskeletal disorders	0 (0 to 0)	0 (0 to 0)	0 (0 to 0)	0-1 (0.1 to 0.1)	0-3 (0.1 to 1)	7-2 (2.9 to 13)	16-6 (9.2 to 29.9)	30-1 (17.2 to 49.4)	49-3 (23.5 to 84.6)	65-6 (34.4 to 71.1)	82-2 (37.3 to 94.3)	74-7 (32.8 to 103)	59 (25.6 to 102)	81-4 (40.2 to 132)	63-4 (40 to 124)	74-3 (39.2 to 127)	77-6 (39.3 to 121)	74 (38.4 to 120)	63-7 (32.7 to 98.4)	53-3 (27.7 to 86.9)	43-9 (23.8 to 72.1)	33-8 (14.4 to 60.1)	5-2 (2.5 to 9.7)	1-3 (0.6 to 2.3)	759
Other non-communicable diseases	48-8 (26.3 to 84.9)	24-2 (18.4 to 32.6)	19-7 (55.3 to 118)	42-8 (32.2 to 58.3)	22-7 (16.5 to 30.8)	30-3 (23.3 to 47.6)	40-2 (27.1 to 59.3)	46-3 (34.3 to 60.7)	51-8 (37.6 to 70.1)	57-5 (42.1 to 81.9)	63-2 (45.6 to 89.6)	64-4 (45.6 to 89.6)	64-7 (52.8 to 103)	59 (79.6 to 151)	152 (107 to 211)	202 (146 to 284)	222 (158 to 314)	262 (184 to 392)	310 (202 to 535)	179 (124 to 221)	159 (92.9 to 162)	99-9 (56.9 to 98.9)	10-9 (6.1 to 16.9)	2,440
Congenital birth defects	47-1 (26.1 to 53.4)	20-5 (20.7 to 25.3)	47-9 (31.3 to 67.7)	26-4 (21.3 to 34.7)	15-8 (11.5 to 21.6)	14-3 (10.1 to 20)	19-2 (13.3 to 27.1)	16-4 (11.7 to 21.7)	13-5 (9.5 to 18.6)	10-9 (7.3 to 17.7)	12-3 (9.2 to 15.8)	11-9 (8.9 to 15.3)	12-2 (8.7 to 16.1)	10-2 (10.3 to 29.6)	17-1 (10.8 to 22.9)	18 (11.4 to 24.8)	15-6 (9.8 to 22)	13-4 (7.9 to 17.1)	4-5 (2.9 to 6.8)	2-6 (1.4 to 3.9)	1-6 (0.9 to 2.4)	0-7 (0.4 to 1.2)	0-3 (0.2 to 0.5)	0-1 (0 to 0.1)	348
Neural tube defects	2-8 (1.6 to 5.4)	1-1 (0.4 to 2.1)	2 (0.7 to 4.2)	2-5 (1 to 5.2)	0-4 (0.2 to 0.9)	0-5 (0.2 to 1.1)	0-7 (0.4 to 1.2)	0-6 (0.4 to 1.2)	0-5 (0.3 to 0.9)	0-5 (0.3 to 0.8)	0-4 (0.2 to 0.7)	0-4 (0.2 to 0.6)	0-3 (0.2 to 0.5)	0-2 (0.1 to 0.3)	0-2 (0.1 to 0.3)	0-1 (0.1 to 0.2)	0-1 (0.1 to 0.2)	0-1 (0.1 to 0.1)	0-1 (0.1 to 0.1)	0-1 (0.1 to 0.1)	0-1 (0.1 to 0.1)	0-1 (0.1 to 0.1)	0-1 (0.1 to 0.1)	0-1 (0.1 to 0.1)	13-4
Congenital heart anomalies	10-5 (5.3 to 20.8)	8-9 (6.5 to 12)	15-7 (8.7 to 28.9)	5-2 (3.1 to 7.7)	2-2 (1.4 to 4.2)	2-5 (1.6 to 4.2)	4-3 (2.6 to 6.4)	4-3 (2.6 to 6.4)	3-2 (2.2 to 4.8)	2-2 (1.5 to 3.2)	2-7 (1.6 to 3.7)	2-6 (1.7 to 4.2)	2-8 (1.7 to 4.2)	3 (1.4 to 4.7)	2-2 (1.5 to 2.6)	2-1 (1.6 to 2.5)	1-7 (1.4 to 2.2)	1-6 (1.3 to 2)	0-3 (0.1 to 0.7)	0-2 (0.1 to 0.5)	0-2 (0.1 to 0.5)	0-1 (0 to 0.1)	0-1 (0 to 0.1)	0-1 (0 to 0.1)	76-5
Orofacial clefts	0 (0 to 0)	0-1 (0 to 0.1)	0-3 (0.1 to 0.9)	0-2 (0 to 0.6)	0-2 (0 to 0.5)	0-2 (0 to 0.5)	0-2 (0 to 0.4)	0-2 (0 to 0.4)	0-2 (0 to 0.4)	0-2 (0 to 0.4)	0-2 (0 to 0.4)	0-2 (0 to 0.4)	0-2 (0 to 0.4)	0-2 (0 to 0.5)	0-3 (0.1 to 0.6)	0-3 (0.1 to 0.6)	0-3 (0.1 to 0.6)	0-2 (0 to 0.5)	0-2 (0 to 0.5)	0-2 (0 to 0.5)	0-1 (0 to 0.1)	0-1 (0 to 0.1)	0-1 (0 to 0.1)	0-1 (0 to 0.1)	3-9
Down syndrome	2-2 (0.8 to 3)	0-7 (0.3 to 1.2)	2-4 (1.1 to 5)	1-8 (1 to 3.4)	1-3 (0.8 to 2)	1-3 (0.8 to 2)	1-6 (1 to 2.6)	1-9 (1.1 to 2.8)	2 (1.2 to 2.9)	1-8 (1.1 to 2.6)	1-8 (1.1 to 2.6)	2 (1.3 to 2.9)	2 (1.2 to 2.9)	3-5 (2 to 5.3)	6-3 (3.1 to 9.4)	8-1 (4.2 to 12)	7-5 (3.9 to 10.4)	6-8 (3.5 to 9.7)	4-8 (2.5 to 7.2)	3-1 (1.6 to 4.7)	1-6 (0.8 to 2.5)	0-5 (0.3 to 0.8)	0-3 (0.2 to 0.5)	0-2 (0.1 to 0.3)	51
Turner syndrome	0 (0 to 0)	0 (0 to 0)	0 (0 to 0)	0 (0 to 0)	0 (0 to 0)	0 (0 to 0)	0 (0 to 0)	0 (0 to 0)	0 (0 to 0)	0 (0 to 0)	0 (0 to 0)	0 (0 to 0)	0 (0 to 0)	0 (0 to 0)	0 (0 to 0)	0 (0 to 0)	0 (0 to 0)	0 (0 to 0)	0 (0 to 0)	0 (0 to 0)	0 (0 to 0)	0 (0 to 0)	0 (0 to 0)	0 (0 to 0)	0 (0 to 0)	0
Klinefelter syndrome	0 (0 to 0)	0 (0 to 0)	0 (0 to 0)	0 (0 to 0)	0 (0 to 0)	0 (0 to 0)	0 (0 to 0)	0 (0 to 0)	0 (0 to 0)	0 (0 to 0)	0 (0 to 0)	0 (0 to 0)	0 (0 to 0)	0 (0 to 0)	0 (0 to 0)	0 (0 to 0)	0 (0 to 0)	0 (0 to 0)	0 (0 to 0)	0 (0 to 0)	0 (0 to 0)	0 (0 to 0)	0 (0 to 0)	0 (0 to 0)	0 (0 to 0)	0-2
Other chromosomal abnormalities	5-8 (2.6 to 12.5)	2-6 (1.5 to 4.5)	7-2 (4.1 to 12.1)	3-6 (2.3 to 5.5)	2-3 (1.4 to 3.4)	2-4 (1.5 to 3.5)	2-8 (1.8 to 4.1)	2-6 (1.6 to 3.9)	1-9 (1.2 to 2.7)	1-8 (1.1 to 2.6)	1-8 (1.1 to 2.6)	1-8 (1.1 to 2.6)	1-6 (1 to 2.5)	2 (1.1 to 3)	1-6 (0.9 to 2.5)	1-2 (0.8 to 1.8)	0-8 (0.5 to 1.4)	0-6 (0.3 to 1)	0-5 (0.3 to 0.9)	0-4 (0.2 to 0.7)	0-3 (0.2 to 0.5)	0-2 (0.1 to 0.4)	0-2 (0.1 to 0.3)	0-2 (0.1 to 0.3)	42-7
Congenital musculoskeletal and limb anomalies	1-7 (0.4 to 3.8)	0-6 (0.4 to 1.2)	0-5 (0.3 to 0.7)	0-3 (0.2 to 0.6)	0-3 (0.2 to 0.5)	0-4 (0.2 to 0.8)	0-5 (0.3 to 0.9)	0-3 (0.2 to 0.6)	0-3 (0.1 to 0.7)	0-3 (0.1 to 0.6)	0-3 (0.1 to 0.6)	0-3 (0.1 to 0.6)	0-3 (0.1 to 0.6)	0-3 (0.1 to 0.6)	0-4 (0.2 to 0.9)	0-4 (0.2 to 0.9)	0-4 (0.2 to 0.9)	0-3 (0.1 to 0.6)	0-3 (0.1 to 0.6)	0-2 (0.1 to 0.5)	0-2 (0.1 to 0.4)	0-2 (0.1 to 0.4)	0-2 (0.1 to 0.4)	0-2 (0.1 to 0.5)	70-9
Urogenital congenital anomalies	2-6 (0.4 to 10.9)	0-5 (0.2 to 1.5)	1 (0.2 to 5.6)	0-8 (0.4 to 1.9)	0-3 (0.2 to 0.7)	0-4 (0.2 to 0.9)	0-3 (0.2 to 0.6)	0-3 (0.2 to 0.6)	0-3 (0.1 to 0.5)	0-3 (0.1 to 0.5)	0-3 (0.1 to 0.5)	0-3 (0.1 to 0.5)	0-3 (0.1 to 0.5)	0-3 (0.1 to 0.5)	0-3 (0.1 to 0.5)	0-3 (0.1 to 0.5)	0-3 (0.1 to 0.5)	0-3 (0.1 to 0.5)	0-3 (0.1 to 0.5)	0-3 (0.1 to 0.5)	0-3 (0.1 to 0.5)	0-3 (0.1 to 0.5)	0-3 (0.1 to 0.5)	0-3 (0.1 to 0.5)	7-3
Digestive congenital anomalies	6-1 (3.2 to 11.9)	4-2 (3.2 to 5.9)	4-3 (2.4 to 8)	1-4 (0.9 to 2.5)	0-9 (0.5 to 1.6)	0-9 (0.5 to 1.7)	0-9 (0.5 to 1.7)	0-9 (0.5 to 1.7)	0-9 (0.5 to 1.7)	0-9 (0.5 to 1.7)	0-9 (0.5 to 1.7)	0-9 (0.5 to 1.7)	0-9 (0.5 to 1.7)	0-9 (0.5 to 1.7)	0-9 (0.5 to 1.7)	0-9 (0.5 to 1.7)	0-9 (0.5 to 1.7)	0-9 (0.5 to 1.7)	0-9 (0.5 to 1.7)	0-9 (0.5 to 1.7)	0-9 (0.5 to 1.7)	0-9 (0.5 to 1.7)	0-9 (0.5 to 1.7)	0-9 (0.5 to 1.7)	19
Other congenital birth defects	15-4 (7.3 to 39.8)	7-5 (5.4 to 17.6)	9-5 (6.8 to 17.5)	5-5 (3.6 to 9.9)	3-5 (2.5 to 6.4)	3-6 (2.6 to 6.4)	4-1 (2.9 to 8.4)	3-7 (2.7 to 6.2)	3-2 (2.2 to 5.2)	2-7 (1.9 to 4.7)	2-7 (1.9 to 4.7)	2-7 (1.9 to 4.7)	2-6 (1.9 to 3.9)	2-5 (1.1 to 3.5)	2-2 (1.1 to 3.1)	1-9 (1 to 2.9)	1-6 (0.9 to 2.4)	1-3 (0.6 to 2.1)	0-9 (0.4 to 1.7)	0-6 (0.3 to 1.2)	0-4 (0.2 to 0.9)	0-3 (0.1 to 0.6)	0-2 (0.1 to 0.4)	0-1 (0 to 0.3)	62-4
Urinary diseases and male infertility	0-1 (0 to 0.1)	0-1 (0 to 0.1)	0-3 (0.1 to 0.5)	0-3 (0.2 to 0.4)	0-3 (0.2 to 0.4)	0-4 (0.2 to 0.6)	0-4 (0.3 to 0.6)	2-1 (1.5 to 2.9)	1-4 (1.1 to 2.1)	1-3 (0.9 to 1.8)	2-8 (1.9 to 3.7)	4-5 (2.3 to 6.9)	5-6 (3.2 to 10.1)	7 (4.7 to 10.1)	8-4 (5.1 to 11.9)	9-6 (6.1 to 13.7)	10-7 (6.9 to 14.5)	11-4 (7.4 to 15.4)	11-7 (7.5 to 15.6)	11-6 (7.5 to 15.5)	11-2 (7.2 to 15.1)	10-5 (6.7 to 14.1)	9-5 (6.1 to 12.8)	8-4 (5.4 to 11.3)	485
Urolithiasis	0 (0 to 0)	0 (0 to 0)	0 (0 to 0)	0 (0 to 0)	0 (0 to 0)	0 (0 to 0)	0-1 (0 to 0.1)	0-2 (0 to 0.7)	0-2 (0 to 0.7)	0-2 (0 to 0.7)	0-2 (0 to 1.4)	0-3 (0 to 1.8)	0-3 (0.1 to 2.1)	0-4 (0.1 to 2.1)	0-5 (0.1 to 2.5)	0-6 (0.2 to 3.1)	0-7 (0.2 to 3.4)	0-8 (0.2 to 3.9)	0-8 (0.2 to 4.1)	0-8 (0.2 to 4.1)	0-8 (0.2 to 4.1)	0-8 (0.2 to 4.1)	0-7 (0.2 to 3.9)	0-6 (0.2 to 3.5)	21-9
Benign prostatic hyperplasia	0 (0 to 0)	0 (0 to 0)	0 (0 to 0)	0 (0 to 0)	0 (0 to 0)	0 (0 to 0)	0 (0 to 0)	0 (0 to 0)	0 (0 to 0)	0 (0 to 0)	0 (0 to 0)	0 (0 to 0)	0 (0 to 0)	0 (0 to 0)	0 (0 to 0)	0 (0 to 0)	0 (0 to 0)	0 (0 to 0)	0 (0 to 0)	0 (0 to 0)	0 (0 to 0)	0 (0 to 0)	0 (0 to 0)	0 (0 to 0)	0 (0 to 0)	268
Male infertility	0 (0 to 0)	0 (0 to 0)	0 (0 to 0)	0 (0 to 0)	0 (0 to 0)	0 (0 to 0)	0 (0 to 0)	0 (0 to 0)	0 (0 to 0)	0-1 (0 to 0.2)	0-2 (0 to 0.5)	0-3 (0.2 to 0.6)	0-4 (0.2 to 0.9)	0-5 (0.2 to 0.9)	0-6 (0.2 to 1.1)	0-8 (0.3 to 1.5)	0-9 (0.3 to 1.7)	1-1 (0.4 to 2.1)	1-2 (0.4 to 2.3)	1-3 (0.5 to 2.5)	1-3 (0.5 to 2.5)	1-3 (0.5 to 2.5)	1-2 (0.5 to 2.3)	1-2 (0.5 to 2.2)	11-4
Other urinary diseases	0 (0 to 0)	0 (0 to 0)	0 (0 to 0)	0-1 (0.1 to 0.2)	0-1 (0.1 to 0.2)	0-1 (0.1 to 0.2)	0-1 (0.1 to 0.2)	0-1 (0.1 to 0.2)	0-1 (0.1 to 0.2)	0-1 (0.1 to 0.2)	0-2 (0.1 to 0.3)	0-2 (0.1 to 0.3)	0-3 (0.2 to 0.4)	0-3 (0.2 to 0.6)	0-4 (0.2 to 0.6)	0-5 (0.3 to 0.8)	0-5 (0.3 to 0.8)	0-6 (0.3 to 0.9)	0-6 (0.3 to 0.9)	0-6 (0.3 to 0.9)	0-6 (0.3 to 0.9)	0-6 (0.3 to 0.9)	0-5 (0.3 to 0.8)	0-5 (0.3 to 0.8)	20
Gynecological diseases	0 (0 to 0)	0 (0 to 0)	0 (0 to 0)	0 (0 to 0)	0 (0 to 0)	0 (0 to 0)	0 (0 to 0)	0 (0 to 0)	0 (0 to 0)	0 (0 to 0)	0 (0 to 0)	0 (0 to 0)	0 (0 to 0)	0 (0 to 0)	0 (0 to 0)	0 (0 to 0)	0 (0 to 0)	0 (0 to 0)	0 (0 to 0)	0 (0 to 0)	0 (0 to 0)	0 (0 to 0)	0 (0 to 0)	0 (0 to 0)	0 (0 to 0)	0
Uterine fibroids	0 (0 to 0)	0 (0 to 0)	0 (0 to 0)	0 (0 to 0)	0 (0 to 0)	0 (0 to 0)	0 (0 to 0)	0 (0 to 0)	0 (0 to 0)	0 (0 to 0)	0 (0 to 0)	0 (0 to 0)	0 (0 to 0)	0 (0 to 0)	0 (0 to 0)	0 (0 to 0)	0 (0 to 0)	0 (0 to 0)	0 (0 to 0)	0 (0 to 0)	0 (0 to 0)	0 (0 to 0)	0 (0 to 0)	0 (0 to 0)	0 (0 to 0)	0
Polycystic ovarian syndrome	..	..	..	..	..	..	..	..	..	..	..	..	..	..	..	..	..	..	..	..	..	..	..	..	..	NA
Female infertility	..	..	..	..	..	..	..	..	..	..	..	..	..	..	..	..	..	..	..	..	..	..	..	..	..	NA
Endometriosis	..	..	..	..	..	..	..	..	..	..	..	..	..	..	..	..	..	..	..	..	..	..	..	..	..	NA
Genital prolapse	0 (0 to 0)	0 (0 to 0)	0 (0 to 0)	0 (0 to 0)	0 (0 to 0)	0 (0 to 0)	0 (0 to 0)	0 (0 to 0)	0 (0 to 0)	0 (0 to 0)	0 (0 to 0)	0 (0 to 0)	0 (0 to 0)	0 (0 to 0)	0 (0 to 0)	0 (0 to 0)	0 (0 to 0)	0 (0 to 0)	0 (0 to 0)	0 (0 to 0)	0 (0 to 0)	0 (0 to 0)	0 (0 to 0)	0 (0 to 0)	0 (0 to 0)	0
Premenstrual syndrome	..	..	..	..	..	..	..	..	..	..	..	..	..	..	..	..	..	..	..	..	..	..	..	..	..	NA
Other gynecological diseases	0 (0 to 0)	0 (0 to 0)	0 (0 to 0)	0 (0 to 0)	0 (0 to 0)	0 (0 to 0)	0 (0 to 0)	0 (0 to 0)	0 (0 to 0)	0 (0 to 0)	0 (0 to 0)	0 (0 to 0)	0 (0 to 0)	0 (0 to 0)	0 (0 to 0)	0 (0 to 0)	0 (0 to 0)	0 (0 to 0)	0 (0 to 0)	0 (0 to 0)	0 (0 to 0)	0 (0 to 0)	0 (0 to 0)	0 (0 to 0)	0 (0 to 0)	0
Hemoglobinopathies and hemolytic anemias	0-1 (0 to 0.2)	0-3 (0.1 to 1.2)	1-1 (0.3 to 4.2)	1-7 (0.3 to 6.1)	2-2 (0.3 to 8.1)	6-7 (1.1 to 23.3)	1-1 (0.4 to 1.6)	0-8 (0.3 to 1.3)	0-6 (0.3 to 2)	0-6 (0.3 to 2)	0-8 (0.4 to 2.2)	0-8 (0.4 to 2.2)	0-7 (0.4 to 1.8)	0-7 (0.4 to 2.4)	0-7 (0.4 to 1.6)	1-5 (0.6 to 3.5)	1-5 (0.7 to 4.1)	1-9 (0.8 to 5.1)	1-9 (1.1 to 4.2)	2-5 (1.5 to 4.8)	2 (1.3 to 3.8)	1-9 (1.3 to 3.2)	1-5 (0.9 to 2.2)	0-8 (0.5 to 1.4)	24-8
Thalassemias	0 (0 to 0)	0 (0 to 0)	0-1 (0 to 0.1)	0-1 (0 to 0.1)	0 (0 to 0)	0 (0 to 0)	0 (0 to 0)	0 (0 to 0)	0 (0 to 0)	0 (0 to 0)	0 (0 to 0)	0 (0 to 0)	0 (0 to 0)	0 (0 to 0)	0 (0 to 0)	0 (0 to 0)	0 (0 to 0)	0 (0 to 0)	0 (0 to 0)	0 (0 to 0)	0 (0 to 0)	0 (0 to 0)	0 (0 to 0)	0 (0 to 0)	0 (0 to 0)	0-2
Thalassemias trait	0 (0 to 0)	0 (0 to 0)	0-2 (0 to 1.6)	0-6 (0 to 2.3)	0-3 (0 to 1.3)	0-3 (0 to 2.2)	0-1 (0 to 0.5)	0-2 (0 to 0.8)	0-1 (0 to 0.5)	0-1 (0 to 0.5)	0-1 (0 to 0.5)	0-1 (0 to 0.5)	0-1 (0 to 0.5)	0-1 (0 to 0.5)	0-1 (0 to 0.5)	0-2 (0 to 0.7)	0-2 (0 to 0.7)	0-3 (0 to 0.9)	0-3 (0 to 0.9)	0-3 (0 to 0.9)	0-3 (0 to 0.9)	0-3 (0 to 0.9)	0-3 (0 to 0.9)	0-3 (0 to 0.9)	0-3 (0 to 0.9)	2-7
Sickle cell disorders	0 (0 to 0)	0-1 (0 to 0.4)	0-2 (0 to 1.2)	0-1 (0 to 0.3)	0-1 (0 to 0.2)	0-2 (0 to 0.3)	0-2 (0.1 to 0.4)	0-1 (0 to 0.3)	0-1 (0 to 0.3)	0-1 (0 to 0.3)	0-1 (0 to 0.1)	0-1 (0 to 0.1)	0-1 (0 to 0.1)	0-1 (0 to 0.3)	0-1 (0 to 0.3)	0-1 (0 to 0.1)	0-1 (0 to 0.1)	0-1 (0 to 0.1)	0-1 (0 to 0.1)	0-1 (0 to 0.1)	0-1 (0 to 0.1)	0-1 (0 to 0.1)	0-1 (0 to 0.1)	0-1 (0 to 0.1)	0-1 (0 to 0.1)	1-5
Sickle cell trait	0 (0 to 0)	0 (0 to 0)	0-2 (0 to 0.9)	0-2 (0 to 0.8)	0-3 (0 to 1.1)	0-5 (0 to 2.1)	0-5 (0.1 to 2.1)	0-6 (0.1 to 2.4)	0-6 (0.1 to 2.4)	0-6 (0.1 to 2.4)	0-6 (0.1 to 2.4)	0-6 (0.1 to 2.4)	0-6 (0.1 to 2.4)	0-6 (0.1 to 2.4)	0-6 (0.1 to 2.4)	0-6 (0.1 to 2.4)	0-6 (0.1 to 2.4)	0-6 (0.1 to 2.4)	0-6 (0.1 to 2.4)	0-6 (0.1 to 2.4)	0-6 (0.1 to 2.4)	0-6 (0.1 to 2.4)	0-6 (0.1 to 2.4)	0-6 (0.1 to 2.4)	1-3
G6PD deficiency	0 (0 to 0)	0 (0 to 0)	0-1 (0 to 0.4)	0-1 (0 to 0.3)	0-1 (0 to 0.3)	0-2 (0 to 0.5)	0-3 (0.1 to 0.6)	0-4 (0.2 to 0.7)	0-4 (0.2 to 0.8)	0-4 (0.2 to 0.8)	0-3 (0.2 to 0.5)	0-3 (0.1 to 0.5)	0-3 (0.2 to 0.4)	0-3 (0.2 to 0.4)	0-3 (0.2 to 0.4)	0-3 (0.2 to 0.5)	0-3 (0.2 to 0.5)	0-3 (0.2 to 0.5)	0-3 (0.2 to 0.5)	0-3 (0.1 to 0.4)	0-2 (0.1 to 0.4)	0-1 (0.1 to 0.3)	0-1 (0.1 to 0.3)	0-1 (0.1 to 0.3)	0-1 (0.1 to 0.3)	4-2
G6PD trait	0 (0 to 0)	0 (0 to 0)	0 (0 to 0)	0 (0 to 0)	0 (0 to 0)	0 (0 to 0)	0 (0 to 0)	0 (0 to 0)	0 (0 to 0)	0 (0 to 0)	0 (0 to 0)	0 (0 to 0)	0 (0 to 0)	0 (0 to 0)	0 (0 to 0)	0 (0 to 0)	0 (0 to 0)	0 (0 to 0)	0 (0 to 0)	0 (0 to 0)	0 (0 to 0)	0 (0 to 0)	0 (0 to 0)	0 (0 to 0)	0 (0 to 0)	0
Other hemoglobinopathies and hemolytic anemias	0-1 (0 to 0.2)	0-1 (0 to 0.4)	0-3 (0 to 1.5)	0-2 (0 to 1.1)	0-2 (0 to 0.9)	0-3 (0.1 to 0.9)	0-2 (0.1 to 0.5)	0-3 (0.1 to 1.1)	0-4 (0.1 to 1.4)	0-3 (0.1 to 1.1)	0-4 (0.1 to 1.4)	0-4 (0.1 to 1.4)	0-3 (0.1 to 1)	0-3 (0.1 to 1)	0-3 (0.1 to 1)	0-5 (0.2 to 1.4)	0-6 (0.2 to 1.6)	1-1 (0.4 to 2.7)	1-4 (0.5 to 3.1)	2 (0.7 to 3.9)	1-8 (0.7 to 3.4)	1-7 (0.7 to 3.4)	1-3 (0.5 to 2.6)	0-8 (0.3 to 1.7)	14-8
Endocrine, metabolic, blood, and immune disorders	1-6 (0.9 to 2.9)	1-4 (0.9 to 2.4)	0-9 (0.5 to 2)	11-3 (7.5 to 17.1)	15-1 (9.5 to 25.1)	12-5 (8.2 to 18.3)	14-2 (9.7 to 20.7)	18 (12.4 to 25.4)	23-1 (15.3 to 34.1)	27-8 (18.1 to 41.8)	29-6 (19.3 to 44.3)	29-3 (21.4 to 51.2)	27-6 (20.1 to 47.9)	31-6 (23.1 to 78.2)	50-1 (36.7 to 105)	68-6 (49.1 to 105)	91-1 (64.1 to 144)	97-2 (67.6 to 149)	102 (68.1 to 152)	92-4 (62.4 to 138)	85-1 (56.1 to 127)	77-2 (50.9 to 117)	69-3 (45.7 to 105)	61-4 (40.5 to 92.9)	829
Oral disorders	2-9 (1.6 to 4.6)	1-2 (0.8 to 1.7)	3-8 (2.2 to 6.7)	2-2 (1.3 to 3.4)	1-7 (0.9 to 2.7)	2-1 (1.1 to 3.5)	2-3 (1.2 to 3.8)	11-2 (6.3 to 19.3)	14-1 (8.3 to 23.1)	17-6 (9.4 to 30.7)	21-9 (12.1 to 37.4)	34-7 (19.9 to 59.2)	50-1 (29.2 to 85.6)	68 (39.8 to 104)	86 (49.9 to 132)	76-7 (45.4 to 120)	64-5 (38.9 to 104)	48-6 (29.1 to 78.2)	32 (19.2 to 51.5)	20-4 (12.1 to 32.8)	12-6 (7.5 to 19.8)	7-4 (4.4 to 11.6)	4-3 (2.6 to 6.7)	2-4 (1.4 to 3.7)	739
Caries of deciduous teeth	0 (0 to 0)	0 (0 to 0)	0 (0 to 0)	0 (0 to 0.4)	0 (0 to 0.1)	0 (0 to 0)	0 (0 to 0)	0 (0 to 0)	0 (0 to 0)	0 (0 to 0)	0 (0 to 0)	0 (0 to 0)	0 (0 to 0)	0 (0 to 0)	0 (0 to 0)	0 (0 to 0)	0 (0 to 0)	0 (0 to 0)	0 (0 to 0)	0 (0 to 0)	0 (0 to 0)	0 (0 to 0)	0 (0 to 0)	0 (0 to 0)	0 (0 to 0)	0-9
Caries of permanent teeth	0 (0 to 0)	0 (0 to 0)	0 (0 to 0)	0 (0 to 0)	2-7 (0.3 to 17)	2-7 (1.1 to 5.5)	2-7 (1.2 to 5.6)	1-5 (1.2 to 4.1)	1-5 (1.2 to 4.2)	1-5 (1.2 to 4.2)	1-5 (1.2 to 4.2)	1-5 (1.2 to 4.2)	1-5 (1.2 to 4.2)	1-5 (1.2 to 4.2)	1-5 (1.2 to 4.2)	1-5 (1.2 to 4.2)	1-5 (1.2 to 4.2)	1-5 (1.2 to 4.2)	1-5 (1.2 to 4.2)	1-5 (1.2 to 4.2)	1-5 (1.2 to 4.2)	1-5 (1.2 to 4.2)	1-5 (1.2 to 4.2)	1-5 (1.2 to 4.2)	50-5
Periodontal diseases	0 (0 to 0)	0 (0 to 0)	0 (0 to 0)	0 (0 to 0)	0 (0 to 0)	0 (0 to 0)	0 (0 to 0)	0 (0 to 0)	0 (0 to 0)	0 (0 to 0)	0 (0 to 0)	0 (0 to 0)	0 (0 to 0)	0 (0 to 0)	0 (0 to 0)	0 (0 to 0)	0 (0 to 0)	0 (0 to 0)	0 (0 to 0)	0 (0 to 0)	0 (0 to 0)	0 (0 to 0)	0 (0 to 0)	0 (0 to 0)	0 (0 to 0)	152
Other oral disorders	0 (0 to 0)	0 (0 to 0)	0 (0 to 0)	0-7 (0.1 to 4.2)	3-5 (1.5 to 9.9)	3-7 (1.6 to 9.4)	4-4 (2.2 to 9.1)	3-6 (1.6 to 8.1)	3-2 (1.4 to 6.7)	2-8 (1.2 to 6.1)	2-5 (1.1 to 5.2)	2-2 (1 to 4.7)	2-1 (0.9 to 4.3)	2-1 (0.9 to 4.4)	7-3 (3.1 to 15.2)	4-4 (1.9 to 9.2)	4-1 (1.8 to 8.6)	7-1 (3 to 14.8)	6-7 (2.9 to 13.9)	6-3 (2.7 to 13.1)	5-8 (2.5 to 12.1)	5-3 (2.3 to 11)	4-9 (2.1 to 9.8)	4-5 (1.9 to 9.2)	4-1 (1.8 to 8.5)	88-2
Sudden infant death syndrome	20-3 (1.2 to 3.2)	20-3 (1.2 to 3.2)	..	..	..	..	..	..	..	..	..	..	..	..	..	..	..	..	..	..	..	..	..	..	..	NA
Injuries	0-4 (0.3 to 0.4)	7 (4.4 to 9.8)	21 (16.5 to 28.2)	32-6 (25.2 to 42)	53-8 (42.5 to 68.9)	165 (138 to 192)	259 (222 to 300)	212 (181 to 247)	217 (186 to 258)	222 (186 to 268)	249 (204 to 301)	225 (182 to 283)	218 (166 to 283)	318 (255 to 394)	322 (257 to 403)	322 (253 to 399)	274 (215 to 346)	275 (214 to 351)	270 (203 to 356)	240 (169 to 350)	213 (149

SII Table 2a: York DALYS by cause and sex arouse for males with 95% uncertainty intervals. 2019

Cause	Early Neonatal	Late Neonatal	Post Neonatal	1 to 4	5 to 9	10 to 14	15 to 19	20 to 24	25 to 29	30 to 34	35 to 39	40 to 44	45 to 49	50 to 54	55 to 59	60 to 64	65 to 69	70 to 74	75 to 79	80 to 84	85 to 89	90 to 94	95 plus	Total
All causes	1,220 (994.3 to 1,467)	1,220 (54.7 to 76.8)	1,220 (99 to 162)	1,220 (164 to 202)	1,220 (160 to 206)	1,220 (220 to 289)	1,220 (227 to 302)	1,220 (301 to 396)	1,220 (366 to 1,010)	1,220 (1,100 to 1,460)	1,220 (1,020 to 1,520)	1,220 (1,060 to 1,570)	1,220 (1,250 to 1,820)	1,220 (1,590 to 2,170)	1,220 (1,760 to 2,430)	1,220 (1,870 to 2,660)	1,220 (2,120 to 2,990)	1,220 (2,670 to 3,590)	1,220 (3,170 to 4,270)	1,220 (3,290 to 5,010)	1,220 (2,160 to 5,790)	1,220 (1,410 to 1,960)	1,220 (899 to 976)	1,220 (227 to 244)	29,600
Communicable, maternal, neonatal, and nutritional diseases	1,220 (58.3 to 123)	1,220 (30.5 to 48.6)	1,220 (22.2 to 40.3)	1,220 (23.2 to 44.6)	1,220 (14.4 to 46.8)	1,220 (20.3 to 36.5)	1,220 (26.9 to 57.1)	1,220 (34.7 to 59.6)	1,220 (36.8 to 61.6)	1,220 (32.7 to 56.3)	1,220 (31.4 to 56)	1,220 (34.2 to 56)	1,220 (37.6 to 66.6)	1,220 (38.5 to 65.1)	1,220 (38.5 to 64.2)	1,220 (44.3 to 74.4)	1,220 (42.8 to 110)	1,220 (59.6 to 114)	1,220 (64.5 to 114)	1,220 (91.9 to 163)	1,220 (67.2 to 112)	1,220 (31.5 to 54.8)	1,220 (7.5 to 13.2)	1,220 (1,330 to 2,180)
HIV/AIDS and sexually transmitted infections	4 (1.1 to 9.2)	1-4 (0.4 to 3.2)	2-3 (0.7 to 4.7)	0-2 (0.1 to 3.5)	0-1 (0.1 to 0.1)	0-1 (0.1 to 0.1)	0-2 (0.1 to 0.3)	0-5 (0.4 to 0.7)	1-4 (1 to 1.9)	2-6 (2 to 3.5)	2-9 (2.3 to 4)	3 (2.3 to 4)	2-3 (2.3 to 4)	2-5 (1.9 to 3.4)	1-3 (1.5 to 2.8)	1-5 (1.1 to 2.4)	1-5 (0.9 to 2.3)	0-4 (0.4 to 1.7)	0-4 (0.2 to 2.7)	0-3 (0.1 to 0.2)	0-1 (0 to 0)	0-1 (0 to 0)	0-1 (0 to 0)	20-7 (0 to 0)
HIV/AIDS	0 (0 to 0)	0-1 (0 to 0.2)	0-1 (0 to 0.2)	0-1 (0.1 to 0.1)	0-1 (0 to 0.1)	0-1 (0 to 0.1)	0-1 (0.1 to 0.2)	0-4 (0.3 to 0.6)	1-2 (0.9 to 1.4)	2-4 (1.6 to 3.1)	2-6 (2 to 3.7)	2-7 (2.1 to 3.7)	2-8 (2.1 to 3.7)	2-2 (1.7 to 3)	1-3 (1.2 to 2.4)	1-4 (1 to 2.1)	1-3 (0.8 to 2.1)	0-7 (0.4 to 1.4)	0-3 (0.2 to 0.7)	0-3 (0.1 to 0.4)	0-1 (0 to 0)	0-1 (0 to 0)	0-1 (0 to 0)	20-5 (0 to 0)
HIV/AIDS - Drug-susceptible Tuberculosis	0 (0 to 0)	0 (0 to 0)	0 (0 to 0)	0 (0 to 0)	0 (0 to 0)	0 (0 to 0)	0 (0 to 0)	0 (0 to 0)	0-1 (0 to 0.1)	0-2 (0.1 to 0.2)	0-2 (0.1 to 0.2)	0-2 (0.1 to 0.2)	0-1 (0.1 to 0.2)	0-1 (0 to 0.1)	0-1 (0 to 0.1)	0-1 (0 to 0.1)	0-1 (0 to 0.1)	0-1 (0 to 0.1)	0-1 (0 to 0.1)	0-1 (0 to 0.1)	0 (0 to 0)	0-1 (0 to 0)	0-1 (0 to 0)	1-1 (0 to 0)
HIV/AIDS - Multidrug-resistant Tuberculosis without extensive dr...	0 (0 to 0)	0 (0 to 0)	0 (0 to 0)	0 (0 to 0)	0 (0 to 0)	0 (0 to 0)	0 (0 to 0)	0 (0 to 0)

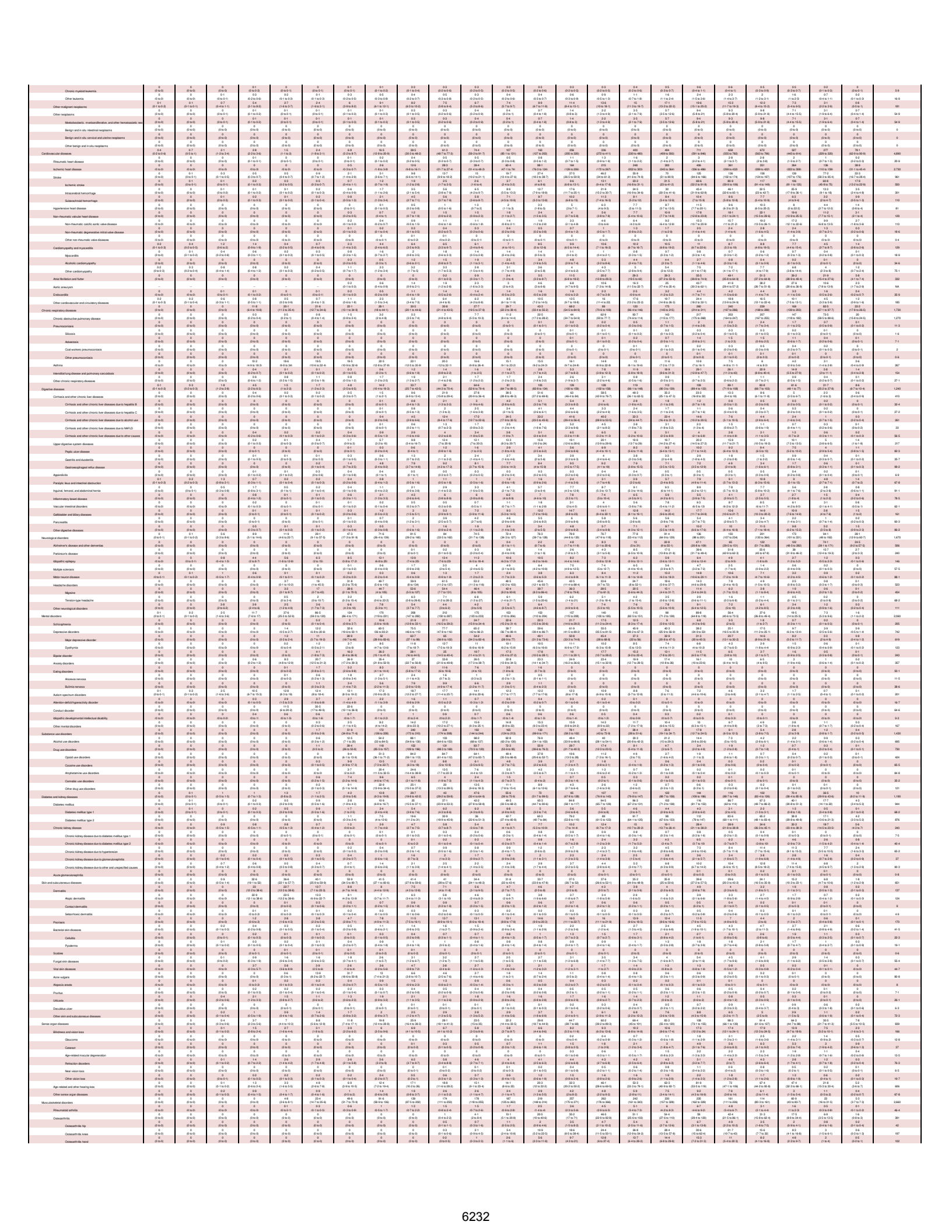

Osteoarthritis other	0 (0 to 0)	0 (0 to 0)	0 (0 to 0)	0 (0 to 0)	0 (0 to 0)	0 (0 to 0)	0 (0 to 0)	0 (0 to 0)	0 (0 to 0)	0 (0 to 0)	0 (0 to 1)	0 (0 to 0)	0-3 (0 to 0-9)	0-9 (0 to 2-2)	2 (0 to 6)	3-4 (1 to 7)	4-7 (2 to 10)	5-7 (2 to 12)	5-7 (2 to 12)	6-4 (3 to 13)	4-9 (2 to 10)	3-9 (2 to 8)	2-4 (1 to 4)	1 (0 to 2)	0-3 (0 to 1)	0-3 (0 to 1)		41-1
Low back pain	0 (0 to 0)	0 (0 to 0)	0 (0 to 0)	0 (0 to 0)	3-3 (1 to 5)	10-7 (4 to 25)	33-2 (17 to 47)	70-6 (31 to 96)	89-6 (44 to 119)	89-2 (55 to 136)	89-2 (53 to 134)	89-8 (55 to 141)	108 (62 to 168)	128 (73 to 199)	118 (72 to 179)	118 (72 to 179)	118 (72 to 179)	118 (72 to 179)	118 (72 to 179)	118 (72 to 179)	118 (72 to 179)	118 (72 to 179)	118 (72 to 179)	118 (72 to 179)	118 (72 to 179)	118 (72 to 179)		1,220
Neck pain	0 (0 to 0)	0 (0 to 0)	0 (0 to 0)	1-4 (0 to 4-3)	7-2 (3 to 13)	20-7 (9 to 44)	38-6 (19 to 59)	41-1 (20 to 76)	40-8 (23 to 73)	44-1 (22 to 75)	44-2 (23 to 73)	44-5 (22 to 75)	49-5 (25 to 89)	49-6 (23 to 89)	42-2 (22 to 78)	38-9 (20 to 68)	35 (19 to 62)	33-8 (18 to 57)	31-7 (17 to 53)	21-7 (11 to 39)	8-1 (4 to 19)	3-1 (1 to 7)	0-7 (0 to 1)	0-1 (0 to 1)	0-1 (0 to 1)	0-1 (0 to 1)		493
Gout	0 (0 to 0)	0 (0 to 0)	0 (0 to 0)	0 (0 to 0)	0 (0 to 0)	0 (0 to 0)	0 (0 to 0)	0 (0 to 0)	0 (0 to 0)	0 (0 to 0)	0 (0 to 0)	0 (0 to 0)	0 (0 to 0)	0 (0 to 0)	0 (0 to 0)	0 (0 to 0)	0 (0 to 0)	0 (0 to 0)	0 (0 to 0)	0 (0 to 0)	0 (0 to 0)	0 (0 to 0)	0 (0 to 0)	0 (0 to 0)	0 (0 to 0)	0 (0 to 0)		53-6
Other musculoskeletal disorders	0 (0 to 0)	0 (0 to 0)	0 (0 to 0)	0-1 (0 to 0-5)	0-2 (0 to 0-9)	16-0 (3 to 33-7)	33-5 (19-8 to 52-9)	41 (23-9 to 64-7)	37-4 (22 to 58-6)	36-5 (20-4 to 58-7)	40-5 (22-3 to 64-3)	45-1 (24-2 to 70-4)	43-6 (24-8 to 67-9)	39-2 (22-1 to 62-4)	36-7 (20-1 to 58-5)	33-9 (19 to 54)	31-4 (17-6 to 54-8)	24-2 (13-5 to 37-7)	16-7 (7-4 to 27-9)	8-6 (3-6 to 14-1)	3-5 (1 to 9)	1 (0 to 1)	0-3 (0 to 1)	0-3 (0 to 1)	0-3 (0 to 1)		457
Other non-communicable diseases	35-5 (21 to 50-9)	23-5 (17-7 to 30-7)	67 (45-4 to 95-9)	36-9 (26-7 to 47-5)	17-9 (13-1 to 24-1)	17-9 (13-1 to 24-1)	23-2 (17-4 to 31)	26-7 (20-2 to 47-8)	44-1 (32-4 to 60-3)	48-5 (34-4 to 67-9)	46-4 (32-3 to 65-6)	32-3 (24-3 to 72-9)	43-7 (41-1 to 68-5)	76-5 (58 to 108)	99-2 (82-1 to 135)	96-7 (86-6 to 135)	106 (74-4 to 147)	119 (82-1 to 164)	87-5 (62-5 to 117)	46-9 (47-5 to 66-8)	40-1 (32-4 to 56-2)	23 (16-2 to 37-1)	3-8 (4-3 to 7-6)			1,220
Congenital birth defects	34-3 (20-9 to 54-8)	19-6 (14-5 to 27-4)	38-6 (24-7 to 59-9)	26 (20-1 to 32-9)	9-6 (6-6 to 12-9)	8-9 (4-4 to 11-9)	10-8 (5-4 to 14-4)	13-8 (9-5 to 19-9)	14-2 (9-6 to 19-7)	13-7 (8-9 to 19-1)	9-3 (5-1 to 13)	7-5 (4-1 to 11)	8-4 (5-4 to 11-2)	8-7 (5-7 to 11-6)	8-3 (5-1 to 11-3)	6-6 (3-7 to 9-6)	4-9 (2-5 to 7-3)	1-8 (1-1 to 2-7)	1 (0-4 to 1-9)	0-7 (0-4 to 1)	0-3 (0-2 to 0-5)	0-1 (0-1 to 0-2)	0 (0 to 0)			244
Neural tube defects	2-9 (0-9 to 5-9)	1-4 (0-6 to 2-8)	2-7 (1-1 to 5-7)	2-9 (1-3 to 5)	0-3 (0-2 to 0-7)	0-4 (0-2 to 0-9)	0-5 (0-3 to 0-8)	0-7 (0-4 to 1-1)	0-7 (0-4 to 1-1)	0-6 (0-4 to 0-9)	0-4 (0-2 to 0-7)	0-3 (0-2 to 0-5)	0-2 (0-1 to 0-4)	0-1 (0-1 to 0-2)	0-1 (0-1 to 0-1)	0-1 (0-0 to 0-1)	0-1 (0-0 to 0-1)	0-1 (0-0 to 0-1)	0-1 (0-0 to 0-1)	0-1 (0-0 to 0-1)	0-1 (0-0 to 0-1)	0-1 (0-0 to 0-1)	0 (0 to 0)			14-3
Congenital heart anomalies	9-9 (5-4 to 18-1)	10-4 (7-3 to 14-9)	15-1 (8-7 to 25-7)	7-1 (4-5 to 10-5)	1-6 (1 to 2-4)	1-6 (1 to 2-4)	2-7 (1-1 to 4-1)	3-5 (1-9 to 5)	3-3 (2-1 to 4-7)	2-9 (1-6 to 4-3)	2-4 (1-5 to 3-3)	2-3 (1 to 3-4)	2 (0-9 to 3)	1-4 (0-8 to 2-2)	1-1 (0-5 to 1-9)	0-9 (0-3 to 1-5)	0-8 (0-3 to 1-4)	0-6 (0-2 to 1-2)	0-1 (0-0 to 0-3)	0-1 (0-0 to 0-1)	0-1 (0-0 to 0-1)	0-1 (0-0 to 0-1)	0 (0 to 0)			69
Orofacial clefts	0 (0 to 0)	0-1 (0-0 to 0-2)	0-2 (0-1 to 0-4)	0-1 (0 to 0-2)	0-1 (0 to 0-2)	0-1 (0 to 0-2)	0-2 (0 to 0-4)	0-2 (0 to 0-4)	0-2 (0 to 0-4)	0-2 (0 to 0-3)	0-2 (0 to 0-3)	0-1 (0 to 0-2)	0-2 (0 to 0-3)	0-1 (0 to 0-2)	0-1 (0 to 0-2)	0-1 (0 to 0-2)	0-1 (0 to 0-2)	0-1 (0 to 0-2)	0-1 (0 to 0-2)	0-1 (0 to 0-1)	0-1 (0 to 0-1)	0-1 (0 to 0-1)	0 (0 to 0)			2-4
Down syndrome	1-6 (0-4 to 3-4)	0-6 (0-3 to 1)	2 (0-9 to 4)	1-6 (1 to 2-3)	0-7 (0-4 to 1-1)	0-7 (0-4 to 1-1)	0-9 (0-6 to 1-4)	1-4 (0-8 to 2)	1-7 (1-1 to 2-6)	1-6 (1 to 2-3)	1-3 (0-9 to 1-8)	1-3 (0-8 to 1-8)	1-8 (1-1 to 2-7)	2-1 (1-6 to 2-7)	1-6 (1-1 to 2-3)	1-4 (0-9 to 2-1)	1-7 (1-1 to 2-7)	0-8 (0-5 to 1-2)	0-3 (0 to 0-7)	0-1 (0 to 0-3)	0-1 (0 to 0-3)	0-1 (0 to 0-2)	0 (0 to 0)			28-5
Turner syndrome	0 (0 to 0)	0 (0 to 0)	0 (0 to 0)	0 (0 to 0)	0 (0 to 0)	0 (0 to 0)	0 (0 to 0)	0 (0 to 0)	0 (0 to 0)	0 (0 to 0)	0 (0 to 0)	0 (0 to 0)	0 (0 to 0)	0 (0 to 0)	0 (0 to 0)	0 (0 to 0)	0 (0 to 0)	0 (0 to 0)	0 (0 to 0)	0 (0 to 0)	0 (0 to 0)	0 (0 to 0)	0 (0 to 0)	0 (0 to 0)	0 (0 to 0)	0 (0 to 0)		0
Klinefelter syndrome	0 (0 to 0)	0 (0 to 0)	0 (0 to 0)	0 (0 to 0)	0 (0 to 0)	0 (0 to 0)	0 (0 to 0)	0 (0 to 0)	0 (0 to 0)	0 (0 to 0)	0 (0 to 0)	0 (0 to 0)	0 (0 to 0)	0 (0 to 0)	0 (0 to 0)	0 (0 to 0)	0 (0 to 0)	0 (0 to 0)	0 (0 to 0)	0 (0 to 0)	0 (0 to 0)	0 (0 to 0)	0 (0 to 0)	0 (0 to 0)	0 (0 to 0)	0 (0 to 0)		0-2
Other chromosomal abnormalities	3-5 (1-4 to 11)	1-7 (0-8 to 4-9)	4-5 (2-4 to 8-4)	2-6 (1-7 to 4-4)	1-2 (0-7 to 1-7)	1-2 (0-7 to 1-7)	1-4 (0-9 to 2-1)	1-7 (1 to 2-5)	1-6 (1 to 2-3)	1-4 (1 to 2-2)	1-1 (0-7 to 1-7)	1 (0-6 to 1-4)	0-9 (0-6 to 1-3)	0-7 (0-4 to 0-9)	0-4 (0-2 to 0-7)	0-2 (0-2 to 0-4)	0-2 (0-1 to 0-3)	0-2 (0-1 to 0-3)	0-1 (0 to 0-3)	0-1 (0 to 0-2)	0-1 (0 to 0-2)	0-1 (0 to 0-1)	0 (0 to 0)			25-4
Congenital musculoskeletal and limb anomalies	1-4 (0-4 to 3)	0-5 (0 to 0-9)	4-3 (2-4 to 6-8)	0-1 (0 to 0-2)	2-2 (1-3 to 3-1)	2-2 (1-3 to 3-1)	2-2 (1-4 to 3-1)	3-1 (1-8 to 4-7)	3-1 (1-8 to 4-3)	3 (1-8 to 4-3)	2-4 (1-4 to 3-6)	2-4 (1-4 to 3-6)	2-2 (1-3 to 3-5)	2-2 (1-3 to 3-4)	2-3 (1-3 to 3-4)	1-9 (1-1 to 3-2)	1-7 (0-9 to 2-7)	1-3 (0-7 to 2-1)	1-1 (0-5 to 1-6)	0-5 (0-3 to 0-9)	0-3 (0 to 0-5)	0-2 (0-1 to 0-2)	0 (0 to 0)			46-2
Urogenital congenital anomalies	1-8 (0-6 to 3-8)	0-4 (0-2 to 1-3)	0-7 (0-3 to 1-7)	0-6 (0-3 to 1-3)	0-2 (0-1 to 0-4)	0-2 (0-1 to 0-4)	0-2 (0-1 to 0-5)	0-2 (0-1 to 0-5)	0-2 (0-1 to 0-5)	0-2 (0-1 to 0-5)	0-1 (0-1 to 0-3)	0-1 (0-1 to 0-3)	0-1 (0-1 to 0-3)	0-1 (0-0 to 0-1)	0-1 (0-0 to 0-1)	0 (0 to 0)	0 (0 to 0)	0 (0 to 0)	0 (0 to 0)	0 (0 to 0)	0 (0 to 0)	0 (0 to 0)	0 (0 to 0)			5-3
Digestive congenital anomalies	3-4 (1-9 to 7-1)	1-5 (0-9 to 2-8)	3-3 (1-4 to 6-2)	1-3 (1 to 2-2)	0-5 (0-3 to 0-7)	0-5 (0-3 to 0-7)	0-6 (0-3 to 0-9)	0-7 (0-4 to 1-1)	0-8 (0-4 to 1-2)	0-7 (0-4 to 1-1)	0-5 (0-3 to 0-9)	0-5 (0-3 to 0-8)	0-5 (0-3 to 0-8)	0-5 (0-3 to 0-8)	0-5 (0-3 to 0-8)	0-5 (0-3 to 0-8)	0-5 (0-3 to 0-8)	0-5 (0-3 to 0-8)	0-5 (0-3 to 0-8)	0-5 (0-3 to 0-8)	0-5 (0-3 to 0-8)	0-5 (0-3 to 0-8)	0 (0 to 0)			12-1
Other congenital birth defects	9-8 (5-6 to 17-8)	5-7 (4-0 to 8-4)	10-5 (5-5 to 17-9)	6-5 (2-6 to 9)	1-3 (0-6 to 2-2)	1-3 (0-6 to 2-2)	1-7 (1 to 3)	1-9 (1 to 2-9)	1-8 (1 to 2-6)	1-6 (0-7 to 2-2)	1-2 (0-6 to 2-1)	1-1 (0-6 to 1-8)	0-9 (0-6 to 1-6)	0-8 (0-5 to 1-6)	0-8 (0-5 to 1-6)	0-7 (0-3 to 1-3)	0-6 (0-3 to 1-2)	0-5 (0-2 to 1)	0-3 (0 to 0-7)	0-3 (0 to 0-5)	0-3 (0 to 0-5)	0-3 (0 to 0-5)	0 (0 to 0)			40-3
Urinary diseases and male infertility	0-1 (0-0 to 0-1)	0-1 (0 to 0-3)	0-2 (0-2 to 0-4)	0-3 (0 to 0-6)	0-2 (0 to 0-5)	0-2 (0 to 0-5)	0-2 (0 to 0-4)	1-8 (0-6 to 4-4)	3-1 (1-6 to 6-5)	3-1 (1-7 to 7-2)	3-4 (1-7 to 6-6)	3-7 (2 to 6-4)	5-3 (2-9 to 8-7)	5-4 (3 to 8-7)	5-3 (2-9 to 8-4)	4-9 (2-6 to 7-8)	3-9 (1-9 to 6-3)	3-1 (1 to 5-1)	1-7 (0 to 3-1)	0-9 (0 to 2-7)	0-3 (0 to 1)	0-2 (0 to 0-5)	0 (0 to 0)			20-6
Urolithiasis	0 (0 to 0)	0 (0 to 0)	0 (0 to 0)	0 (0 to 0)	0 (0 to 0)	0 (0 to 0)	0 (0 to 0-1)	0 (0 to 0-1)	0 (0 to 0-2)	0 (0 to 0-2)	0 (0 to 0-2)	0 (0 to 0-1)	0 (0 to 0-1)	0 (0 to 0-1)	0 (0 to 0-1)	0 (0 to 0-1)	0 (0 to 0-1)	0 (0 to 0-1)	0 (0 to 0-1)	0 (0 to 0-1)	0 (0 to 0-1)	0 (0 to 0-1)	0 (0 to 0-1)	0 (0 to 0)			10-7
Benign prostatic hyperplasia	0 (0 to 0)	0 (0 to 0)	0 (0 to 0)	0 (0 to 0)	0 (0 to 0)	0 (0 to 0)	0 (0 to 0)	0 (0 to 0)	0 (0 to 0)	0 (0 to 0)	0 (0 to 0)	0 (0 to 0)	0 (0 to 0)	0 (0 to 0)	0 (0 to 0)	0 (0 to 0)	0 (0 to 0)	0 (0 to 0)	0 (0 to 0)	0 (0 to 0)	0 (0 to 0)	0 (0 to 0)	0 (0 to 0)	0 (0 to 0)			71-5
Male infertility	0 (0 to 0)	0 (0 to 0)	0 (0 to 0)	0 (0 to 0)	0-1 (0 to 0)	0-1 (0 to 0)	2-2 (0 to 3-6)	2-2 (0 to 3-6)	2-2 (0 to 3-5)	2-2 (0 to 3-5)	2-2 (0 to 3-5)	2-2 (0 to 3-5)	1-9 (0 to 3-4)	1-9 (0 to 3-4)	1-9 (0 to 3-4)	1-8 (0 to 3-4)	1-6 (0 to 3-2)	1-4 (0 to 3-1)	1-2 (0 to 3)	1-2 (0 to 3)	1-2 (0 to 3)	1-2 (0 to 3)	1-2 (0 to 3)	0 (0 to 0)			9-8
Other urinary diseases	0 (0 to 0)	0-1 (0 to 0-1)	0-1 (0 to 0-2)	0-1 (0 to 0-3)	0-1 (0 to 0-1)	0-1 (0 to 0-1)	0-1 (0 to 0-1)	0-1 (0 to 0-2)	0-1 (0 to 0-2)	0-1 (0 to 0-2)	0-1 (0 to 0-2)	0-1 (0 to 0-2)	0-1 (0 to 0-2)	0-1 (0 to 0-2)	0-1 (0 to 0-2)	0-1 (0 to 0-2)	0-1 (0 to 0-2)	0-1 (0 to 0-2)	0-1 (0 to 0-2)	0-1 (0 to 0-2)	0-1 (0 to 0-2)	0-1 (0 to 0-2)	0 (0 to 0)			9-1
Gynecological diseases	0 (0 to 0)	0 (0 to 0)	0 (0 to 0)	0 (0 to 0)	0 (0 to 0)	0 (0 to 0)	0 (0 to 0)	0 (0 to 0)	0 (0 to 0)	0 (0 to 0)	0 (0 to 0)	0 (0 to 0)	0 (0 to 0)	0 (0 to 0)	0 (0 to 0)	0 (0 to 0)	0 (0 to 0)	0 (0 to 0)	0 (0 to 0)	0 (0 to 0)	0 (0 to 0)	0 (0 to 0)	0 (0 to 0)	0 (0 to 0)			0
Uterine fibroids	0 (0 to 0)	0 (0 to 0)	0 (0 to 0)	0 (0 to 0)	0 (0 to 0)	0 (0 to 0)	0 (0 to 0)	0 (0 to 0)	0 (0 to 0)	0 (0 to 0)	0 (0 to 0)	0 (0 to 0)	0 (0 to 0)	0 (0 to 0)	0 (0 to 0)	0 (0 to 0)	0 (0 to 0)	0 (0 to 0)	0 (0 to 0)	0 (0 to 0)	0 (0 to 0)	0 (0 to 0)	0 (0 to 0)	0 (0 to 0)			0
Polycystic ovarian syndrome	..	..	..	..	..	..	..	..	..	..	..	..	..	..	..	..	..	..	..	..	..	..	..	..			NA
Female infertility	..	..	..	..	..	..	..	..	..	..	..	..	..	..	..	..	..	..	..	..	..	..	..	..			NA
Endometriosis	..	..	..	..	..	..	..	..	..	..	..	..	..	..	..	..	..	..	..	..	..	..	..	..			NA
Genital prolapse	0 (0 to 0)	0 (0 to 0)	0 (0 to 0)	0 (0 to 0)	0 (0 to 0)	0 (0 to 0)	0 (0 to 0)	0 (0 to 0)	0 (0 to 0)	0 (0 to 0)	0 (0 to 0)	0 (0 to 0)	0 (0 to 0)	0 (0 to 0)	0 (0 to 0)	0 (0 to 0)	0 (0 to 0)	0 (0 to 0)	0 (0 to 0)	0 (0 to 0)	0 (0 to 0)	0 (0 to 0)	0 (0 to 0)	0 (0 to 0)			0
Premenstrual syndrome	..	..	..	..	..	..	..	..	..	..	..	..	..	..	..	..	..	..	..	..	..	..	..	..			NA
Other gynecological diseases	0 (0 to 0)	0 (0 to 0)	0 (0 to 0)	0 (0 to 0)	0 (0 to 0)	0 (0 to 0)	0 (0 to 0)	0 (0 to 0)	0 (0 to 0)	0 (0 to 0)	0 (0 to 0)	0 (0 to 0)	0 (0 to 0)	0 (0 to 0)	0 (0 to 0)	0 (0 to 0)	0 (0 to 0)	0 (0 to 0)	0 (0 to 0)	0 (0 to 0)	0 (0 to 0)	0 (0 to 0)	0 (0 to 0)	0 (0 to 0)			0
Hemoglobinopathies and hemolytic anemias	0 (0 to 0)	0-1 (0 to 0-2)	0-3 (0-1 to 0-8)	0-9 (0-2 to 2-1)	0-6 (0-2 to 1-4)	0-6 (0-2 to 1-4)	0-7 (0-2 to 1-7)	0-8 (0-3 to 1-9)	0-8 (0-4 to 1-9)	0-7 (0-3 to 1-7)	0-6 (0-3 to 1-4)	0-6 (0-2 to 1-4)	0-4 (0-2 to 1)	0-5 (0-2 to 1-1)	0-6 (0-3 to 1-4)	0-7 (0-3 to 1-5)	0-8 (0-3 to 1-8)	0-8 (0-3 to 1-9)	0-8 (0-3 to 1-9)	0-8 (0-3 to 1-9)	0-8 (0-3 to 1-9)	0-7 (0-4 to 1-1)	0-4 (0-2 to 0-7)	0-1 (0-1 to 0-2)	0-1 (0-1 to 0-2)		14-1
Thalassemias	0 (0 to 0)	0 (0 to 0)	0 (0 to 0)	0 (0 to 0)	0 (0 to 0)	0 (0 to 0)	0 (0 to 0)	0 (0 to 0)	0 (0 to 0)	0 (0 to 0)	0 (0 to 0)	0 (0 to 0)	0 (0 to 0)	0 (0 to 0)	0 (0 to 0)	0 (0 to 0)	0 (0 to 0)	0 (0 to 0)	0 (0 to 0)	0 (0 to 0)	0 (0 to 0)	0 (0 to 0)	0 (0 to 0)	0 (0 to 0)	0 (0 to 0)	0 (0 to 0)		0-2
Thalassemias trait	0 (0 to 0)	0-1 (0 to 0-1)	0-2 (0 to 1)	0-2 (0 to 1-4)	0-2 (0 to 0-7)	0-2 (0 to 0-7)	0-1 (0 to 0-1)	0-1 (0 to 0-2)	0-1 (0 to 0-2)	0-1 (0 to 0-2)	0-1 (0 to 0-3)	0-1 (0 to 0-2)	0-1 (0 to 0-2)	0-1 (0 to 0-2)	0-1 (0 to 0-2)	0-1 (0 to 0-2)	0-1 (0 to 0-2)	0-1 (0 to 0-2)	0-1 (0 to 0-2)	0-1 (0 to 0-2)	0-1 (0 to 0-2)	0-1 (0 to 0-2)	0-1 (0 to 0-2)	0 (0 to 0)	0 (0 to 0)	0 (0 to 0)		1-6
Sickle cell disorders	0 (0 to 0)	0-1 (0 to 0-2)	0-2 (0 to 0-6)	0-1 (0 to 0-2)	0-1 (0 to 0-2)	0-1 (0 to 0-2)	0-1 (0 to 0-2)	0-1 (0 to 0-2)	0-1 (0 to 0-2)	0-1 (0 to 0-2)	0-1 (0 to 0-2)	0-1 (0 to 0-2)	0-1 (0 to 0-1)	0-1 (0 to 0-1)	0-1 (0 to 0-1)	0-1 (0 to 0-1)	0-1 (0 to 0-1)	0-1 (0 to 0-1)	0-1 (0 to 0-1)	0-1 (0 to 0-1)	0-1 (0 to 0-1)	0-1 (0 to 0-1)	0-1 (0 to 0-1)	0 (0 to 0)	0 (0 to 0)	0 (0 to 0)		1-2
Sickle cell trait	0 (0 to 0)	0 (0 to 0)	0 (0 to 0)	0-2 (0 to 0-5)	0-2 (0 to 0-4)	0-2 (0 to 0-4)	0-2 (0 to 0-5)	0-2 (0 to 0-5)	0-2 (0 to 0-5)	0-2 (0 to 0-5)	0-2 (0 to 0-5)	0-2 (0 to 0-5)	0-1 (0 to 0-3)	0-1 (0 to 0-3)	0-1 (0 to 0-3)	0-1 (0 to 0-3)	0-1 (0 to 0-3)	0-1 (0 to 0-3)	0-1 (0 to 0-3)	0-1 (0 to 0-3)	0-1 (0 to 0-3)	0-1 (0 to 0-3)	0-1 (0 to 0-3)	0 (0 to 0)	0 (0 to 0)	0 (0 to 0)		0-8
G6PD deficiency	0 (0 to 0)	0 (0 to 0)	0-1 (0 to 0-3)	0-1 (0 to 0-3)	0-1 (0 to 0-3)	0-1 (0 to 0-3)	0-2 (0 to 0-5)	0-2 (0 to 0-5)	0-2 (0 to 0-4)	0-2 (0 to 0-5)	0-2 (0 to 0-5)	0-2 (0 to 0-5)	0-2 (0 to 0-5)	0-2 (0 to 0-3)	0-2 (0 to 0-3)	0-2 (0 to 0-3)	0-2 (0 to 0-3)	0-2 (0 to 0-3)	0-2 (0 to 0-3)	0-2 (0 to 0-3)	0-2 (0 to 0-3)	0-2 (0 to 0-3)	0-2 (0 to 0-3)	0 (0 to 0)	0 (0 to 0)	0 (0 to 0)		2-9
G6PD trait	0 (0 to 0)	0 (0 to 0)	0 (0 to 0)	0 (0 to 0)	0 (0 to 0)	0 (0 to 0)	0 (0 to 0)	0 (0 to 0)	0 (0 to 0)	0 (0 to 0)	0 (0 to 0)	0 (0 to 0)	0 (0 to 0)	0 (0 to 0)	0 (0 to 0)	0 (0 to 0)	0 (0 to 0)	0 (0 to 0)	0 (0 to 0)	0 (0 to 0)	0 (0 to 0)	0 (0 to 0)	0 (0 to 0)	0 (0 to 0)	0 (0 to 0)	0 (0 to 0)		0
Other hemoglobinopathies and hemolytic anemias	0 (0 to 0)	0-1 (0 to 0-2)	0-2 (0 to 1)	0-3 (0 to 1-4)	0-3 (0 to 0-7)	0-2 (0 to 0-7)	0-2 (0 to 0-3)	0-2 (0 to 0-4)	0-2 (0 to 0-3)	0-3 (0 to 1)	0-3 (0 to 1)	0-3 (0 to 1)	0-2 (0 to 0-8)	0-2 (0 to 0-9)	0-2 (0 to 0-8)	0-3 (0 to 0-9)	0-3 (0 to 0-8)	0-4 (0 to 1)	0-6 (0 to 1-2)	0-8 (0 to 1-4)	0-8 (0 to 1-2)	0-7 (0 to 1)	0-7 (0 to 1)	0-6 (0 to 0-9)	0-4 (0 to 0-6)	0-4 (0 to 0-6)		7-4
Endocrine, metabolic, blood, and immune disorders	1 (0-5 to 2-2)	1 (0-5 to 2)	4-6 (2-6 to 8-2)	7-9 (5-1 to 13-1)	4-9 (2-3 to 7-8)	5-3 (2-5 to 8-6)	7-3 (4 to 11-1)	12 (7-8 to 17-5)	13-8 (10-2 to 23-6)	13-8 (11-9 to 19-7)	19-4 (12-1 to 28-7)	24-7 (15-1 to 36-9)	22-4 (19-8 to 46-4)	25-9 (22-3 to 55-5)	40-1 (34-8 to 61-5)	42-7 (36-3 to 66)	43-1 (36-8 to 65-7)	42-6 (36-5 to 64-7)	26-2 (15-8 to 46-3)	14-5 (8-6 to 22-9)	6-1 (3-6 to 11-2)	2-5 (1-2 to 4)	0-5 (0-2 to 1)			488
Oral disorders	1-9 (1 to 3)	1-9 (1 to 3)	2-3 (1-2 to 3-4)	1-4 (1 to 2-3)	2-1 (1 to 3-3)	2-1 (1 to 3-3)	2-4 (1 to 3-7)	3-1 (1 to 4-6)	3-1 (1 to 4-3)	2-7 (1 to 4-2)	2-6 (1 to 3-7)	2-6 (1 to 3-3)	2-6 (1 to 3-7)	2-6 (1 to 3-7)	2-6 (1 to 3-7)	2-6 (1 to 3-7)	2-6 (1 to 3-7)	2-6 (1 to 3-7)	2-6 (1 to 3-7)	2-6 (1 to 3-7)	2-6 (1 to 3-7)	2-6 (1 to 3-7)	2-6 (1 to 3-7)	2-6 (1 to 3-7)	2-6 (1 to 3-7)	2-6 (1 to 3-7)		7-4
Caries of deciduous teeth	0 (0 to 0)	0 (0 to 0)	0 (0 to 0)	0 (0 to 0)	0 (0 to 0)	0 (0 to 0)	0 (0 to 0)	0 (0 to 0)	0 (0 to 0)	0 (0 to 0)	0 (0 to 0)	0 (0 to 0)	0 (0 to 0)	0 (0 to 0)	0 (0 to 0)	0 (0 to 0)	0 (0 to 0)	0 (0 to 0)	0 (0 to 0)	0 (0 to 0)	0 (0 to 0)	0 (0 to 0)	0 (0 to 0)	0 (0 to 0)	0 (0 to 0)	0 (0 to 0)		0-4
Caries of permanent teeth	0 (0 to 0)	0 (0 to 0)	0 (0 to 0)	0 (0 to 0)	0-2 (0 to 0-5)	1-8 (0 to 4-3)	1-8 (0 to 3-7)	2-5 (1 to 5-6)	2-5 (1 to 5-6)	2-5 (1 to 5-2)	2-5 (1 to 5-2)	2-2 (0 to 4-7)	2-2 (0 to 4-7)	2-2 (0 to 4-7)	2-2 (0 to 4-7)	2-2 (0 to 4-7)	2-2 (0 to 4-7)	2-2 (0 to 4-7)	2-2 (0 to 4-7)	2-2 (0 to 4-7)	2-2 (0 to 4-7)	2-2 (0 to 4-7)	2-2 (0 to 4-7)	2-2 (0 to 4-7)	2-2 (0 to 4-7)	2-2 (0 to 4-7)		31
Periodontal diseases	0 (0 to 0)	0 (0 to 0)	0 (0 to 0)	0 (0 to 0)	0 (0 to 0)	0 (0 to 0)	0 (0 to 0)	0 (0 to 0)	0 (0 to 0)	0 (0 to 0)	0 (0 to 0)	0 (0 to 0)	0 (0 to 0)	0 (0 to 0)	0 (0 to 0)	0 (0 to 0)	0 (0 to 0)	0 (0 to 0)	0 (0 to 0)	0 (0 to 0)	0 (0 to 0)	0 (0 to 0)	0 (0 to 0)	0 (0 to 0)	0 (0 to 0)	0 (0 to 0)		52-8
Other oral disorders	0 (0 to 0)	0 (0 to 0)	0 (0 to 0)	1-4 (1 to 2-8)	1-5 (0 to 2-4)	1-5 (0 to 2-5)	1-6 (0 to 2-5)	2-3 (1 to 3-9)	2-4 (1 to 4-5)	2-5 (1 to 7-9)	3-1 (1 to 7-6)	2-9 (2 to 5-7)	3-9 (2 to 5-9)	4-3 (2 to 6-1)	4-3 (2 to 6-1)	4-3 (2 to 6-1)	3-9 (2 to 5-9)	3 (1 to 4-5)	2-6 (1 to 4)	1-4 (0 to 2-2)	0-3 (0 to 0-5)	0-2 (0 to 0-5)	0 (0 to 0)			53-4
Sudden infant death syndrome	..	2-7 (1 to 5-4.1)	22-2 (12 to 39.4)	..	..	..	..	..	..	..	..	..	..	..	..	..	..	..	..	..	..	..	..	..			NA
Injuries	0-3 (0-2 to 0-5)	0-7 (0-5 to 0-9)	6-4 (4-2 to 9-6)	21-3 (17-1 to 26)	19-4 (14-7 to 24-9)	28 (21-7 to 36-4)	87-3 (62-5 to 116)	209 (160 to 264)	227 (163 to 297)	228 (160 to 311)	191 (121 to 259)	191 (121 to 259)	188 (153 to 229)	198 (160 to 240)	196 (161 to 232)	176 (141 to 222)	160 (127 to 202)	131 (104 to 164)	118 (91 to 151)	126 (98 to 160)	99-3 (76 to 125)	62-7 (75-1 to 115)	69-2 (56 to 85-9)	36-1 (29 to 44-1)	10-1 (8-2 to 12-3)		2,440
Transport injuries	0 (0 to 0)	0 (0 to 0)	0-5 (0 to 0-9)	3-5 (2 to 5-2)	4-9 (2 to 8-4)	3-9 (2 to 6)	16-5 (9 to 25)	42-6 (27 to 62)	42-6 (28 to 62)	42-6 (28 to 62)	42-6 (28 to 62)	38-8 (22 to 59)	39-9 (23 to 59)	39-9 (23 to 59)	39-9 (23 to 59)	39-9 (23 to 59)	39-9 (23 to 59)	39-9 (23 to 59)	39-9 (23 to 59)	39-9 (23 to 59)	39-9 (23 to 59)	39-9 (23 to 59)	39-9 (23 to 59)	39-9 (23 to 59)	39-9 (23 to 59)	39-9 (23 to 59)		459
Road injuries	0 (0 to 0)	0 (0 to 0)	0 (0 to 0-7)	2-4 (2 to 3-5)	3-3 (2 to 4-6)	2-6 (1 to 3-5)	11-4 (6 to 17)	29-1 (20 to 40)	30-8 (21 to 42)	30-8 (21 to 42)	30-8 (21 to 42)	26-2 (16 to 38)	27-9 (21 to 35)	27-9 (21 to 35)	27-9 (21

SII Table 2a: North East Lincolnshire DALYS by cause and age group for males with 95% uncertainty intervals, 2019

Cause	Early Neonatal 0-6d	Late Neonatal 7-27d	Post Neonatal 28d-1y	1 to 4	5 to 9	10 to 14	15 to 19	20 to 24	25 to 29	30 to 34	35 to 39	40 to 44	45 to 49	50 to 54	55 to 59	60 to 64	65 to 69	70 to 74	75 to 79	80 to 84	85 to 89	90 to 94	95 plus	Total
All causes	1,102 (899.3 to 1,364)	854 (677.2 to 1,077)	1,160 (1,040 to 1,289)	1,466 (1,149 to 1,842)	1,167 (907 to 1,477)	1,096 (846 to 1,405)	1,211 (941 to 1,541)	1,384 (1,089 to 1,696)	1,618 (1,265 to 2,020)	1,776 (1,376 to 2,240)	1,982 (1,552 to 2,470)	2,241 (1,763 to 2,800)	2,613 (2,063 to 3,270)	3,141 (2,475 to 3,966)	3,475 (2,744 to 4,403)	3,745 (2,958 to 4,743)	3,945 (3,109 to 5,023)	3,745 (2,970 to 4,778)	3,512 (2,772 to 4,500)	3,012 (2,116 to 4,208)	2,402 (1,400 to 3,670)	1,455 (767 to 2,905)	27,900 (160 to 191)
Communicable, maternal, neonatal, and nutritional diseases	558 (1,104 to 1,364)	454 (470 to 90.2)	1,160 (39.7 to 77.2)	1,466 (35.1 to 74.9)	1,167 (29.3 to 64.3)	1,096 (25.1 to 53.2)	1,211 (25.1 to 51.3)	1,384 (26.3 to 53.2)	1,618 (29.3 to 60.2)	1,776 (32.3 to 66.7)	1,982 (36.2 to 75.1)	2,241 (41.3 to 85.7)	2,613 (48.3 to 100.1)	3,141 (58.3 to 121.1)	3,475 (65.9 to 137.1)	3,745 (71.6 to 147.6)	3,945 (75.8 to 156.1)	3,745 (72.4 to 149.1)	3,512 (68.3 to 141.2)	3,012 (59.7 to 123.1)	2,402 (48.3 to 100.1)	1,455 (30.1 to 62.1)	1,203
HIV/AIDS and sexually transmitted infections	3.4 (0.6 to 7.9)	1.3 (0.4 to 2.8)	1.9 (0.4 to 4.3)	0.2 (0.1 to 0.3)	0.1 (0.1 to 0.1)	0.1 (0.1 to 0.1)	0.2 (0.1 to 0.2)	0.5 (0.4 to 0.7)	1.5 (1.1 to 2)	2.8 (2.1 to 3.8)	3.2 (2.4 to 4.4)	3.1 (2.3 to 4)	3.5 (2.6 to 4.7)	3.3 (2.3 to 4.8)	2.9 (2.1 to 4.1)	2.5 (1.6 to 3.7)	2 (1.4 to 2.9)	1.1 (0.7 to 2)	0.4 (0.2 to 0.8)	0.2 (0.1 to 0.2)	0.1 (0.1 to 0.1)	0 (0 to 0)	32.6
HIV/AIDS	0 (0 to 0)	0 (0 to 0)	0.2 (0.1 to 0.3)	0.1 (0.1 to 0.2)	0.1 (0.1 to 0.1)	0.1 (0.1 to 0.1)	0.1 (0.1 to 0.2)	0.5 (0.4 to 0.6)	1.3 (1 to 1.6)	2.6 (1.9 to 3.4)	3 (2.3 to 4.2)	2.9 (2.2 to 3.8)	3.3 (2.4 to 4.4)	2.9 (2.1 to 4)	2.6 (1.8 to 3.5)	2.3 (1.6 to 3.1)	1.8 (1.2 to 2.7)	1.4 (1 to 2.1)	0.9 (0.5 to 1.4)	0.3 (0.1 to 0.7)	0.1 (0 to 0.1)	0 (0 to 0)	22.9
HIV/AIDS - Drug-susceptible Tuberculosis	0 (0 to 0)	0 (0 to 0)	0 (0 to 0)	0 (0 to 0)	0 (0 to 0)	0 (0 to 0)	0 (0 to 0)	0 (0 to 0.1)	0.1 (0 to 0.2)	0.3 (0.2 to 0.4)	0.2 (0 to 0.3)	0.3 (0.2 to 0.4)	0.2 (0.1 to 0.3)	0.3 (0.2 to 0.4)	0.2 (0.1 to 0.3)	0.1 (0 to 0.2)	0.1 (0 to 0.1)	0.1 (0 to 0.1)	0 (0 to 0)	0 (0 to 0)	0 (0 to 0)	0 (0 to 0)	2.3
HIV/AIDS - Multidrug-resistant Tuberculosis without extensive dr...	0 (0 to 0)	0 (0 to 0)	0 (0 to 0)	0 (0 to 0)	0 (0 to 0)	0 (0 to 0)	0 (0 to 0)	0 (0 to 0)	0 (0 to 0)	0 (0 to 0)	0 (0 to 0)	0 (0 to 0)	0 (0 to 0)	0 (0 to 0)	0 (0 to 0)	0 (0 to 0)	0 (0 to 0)	0 (0 to 0)	0 (0 to 0)	0 (0 to 0)	0 (0 to 0)	0 (0 to 0)	0 (0 to 0)	0.1
HIV/AIDS - Extensively drug-resistant Tuberculosis	0 (0 to 0)	0 (0 to 0)	0 (0 to 0)	0 (0 to 0)	0 (0 to 0)	0 (0 to 0)	0 (0 to 0)	0 (0 to 0)	0 (0 to 0)	0 (0 to 0)	0 (0 to 0)	0 (0 to 0)	0 (0 to 0)	0 (0 to 0)	0 (0 to 0)	0 (0 to 0)	0 (0 to 0)	0 (0 to 0)	0 (0 to 0)	0 (0 to 0)	0 (0 to 0)	0 (0 to 0)	0 (0 to 0)	0
HIV/AIDS resulting in other diseases	0 (0 to 0)	0 (0 to 0)	0 (0 to 0.2)	0.1 (0 to 0.1)	0 (0 to 0.1)	0 (0 to 0.1)	0 (0 to 0.1)	0.4 (0.2 to 0.6)	1.2 (0.8 to 1.6)	2.4 (1.6 to 3.3)	2.7 (1.8 to 3.8)	2.6 (1.8 to 3.5)	2.9 (2 to 4)	2.4 (1.7 to 3.3)	2 (1.4 to 2.8)	1.6 (1 to 2.5)	1.2 (0.8 to 1.9)	0.9 (0.5 to 1.4)	0.3 (0.1 to 0.7)	0.1 (0 to 0.2)	0 (0 to 0)	0 (0 to 0)	21.5
Sexually transmitted infections excluding HIV	3.4 (0.6 to 7.9)	1.3 (0.4 to 2.8)	1.8 (0.3 to 4.1)	0.1 (0 to 0.1)	0 (0 to 0)	0 (0 to 0)	0 (0 to 0.1)	0.1 (0 to 0.1)	0.1 (0.1 to 0.2)	0.2 (0.1 to 0.4)	0.2 (0.1 to 0.4)	0.2 (0.1 to 0.4)	0.2 (0.1 to 0.4)	0.2 (0.1 to 0.5)	0.2 (0.1 to 0.5)	0.2 (0.1 to 0.5)	0.2 (0.1 to 0.5)	0.1 (0 to 0.2)	0.1 (0 to 0.2)	0.1 (0 to 0.2)	0 (0 to 0.1)	0 (0 to 0)	8.7
Syphilis	3.4 (0.6 to 7.9)	1.3 (0.4 to 2.8)	1.8 (0.3 to 4.1)	0.1 (0 to 0.1)	0 (0 to 0)	0 (0 to 0)	0 (0 to 0)	0 (0 to 0)	0 (0 to 0)	0 (0 to 0)	0 (0 to 0)	0 (0 to 0)	0 (0 to 0)	0 (0 to 0)	0 (0 to 0)	0 (0 to 0)	0 (0 to 0)	0 (0 to 0)	0 (0 to 0)	0 (0 to 0)	0 (0 to 0)	0 (0 to 0)	0 (0 to 0)	7
Chlamydial infection	0 (0 to 0)	0 (0 to 0)	0 (0 to 0)	0 (0 to 0)	0 (0 to 0)	0 (0 to 0)	0 (0 to 0)	0 (0 to 0)	0 (0 to 0)	0 (0 to 0)	0 (0 to 0)	0 (0 to 0)	0 (0 to 0)	0 (0 to 0)	0 (0 to 0)	0 (0 to 0)	0 (0 to 0)	0 (0 to 0)	0 (0 to 0)	0 (0 to 0)	0 (0 to 0)	0 (0 to 0)	0 (0 to 0)	0
Gonococcal infection	0 (0 to 0)	0 (0 to 0)	0 (0 to 0)	0 (0 to 0)	0 (0 to 0)	0 (0 to 0)	0 (0 to 0)	0 (0 to 0)	0 (0 to 0)	0 (0 to 0)	0 (0 to 0)	0 (0 to 0)	0 (0 to 0)	0 (0 to 0)	0 (0 to 0)	0 (0 to 0)	0 (0 to 0)	0 (0 to 0)	0 (0 to 0)	0 (0 to 0)	0 (0 to 0)	0 (0 to 0)	0 (0 to 0)	0
Trichomoniasis	0 (0 to 0)	0 (0 to 0)	0 (0 to 0)	0 (0 to 0)	0 (0 to 0)	0 (0 to 0)	0 (0 to 0)	0 (0 to 0)	0 (0 to 0)	0 (0 to 0)	0 (0 to 0)	0 (0 to 0)	0 (0 to 0)	0 (0 to 0)	0 (0 to 0)	0 (0 to 0)	0 (0 to 0)	0 (0 to 0)	0 (0 to 0)	0 (0 to 0)	0 (0 to 0)	0 (0 to 0)	0 (0 to 0)	0
Genital herpes	0 (0 to 0)	0 (0 to 0)	0 (0 to 0)	0 (0 to 0)	0 (0 to 0)	0 (0 to 0)	0 (0 to 0)	0 (0 to 0)	0 (0 to 0)	0 (0 to 0)	0 (0 to 0)	0 (0 to 0)	0 (0 to 0)	0 (0 to 0)	0 (0 to 0)	0 (0 to 0)	0 (0 to 0)	0 (0 to 0)	0 (0 to 0)	0 (0 to 0)	0 (0 to 0)	0 (0 to 0)	0 (0 to 0)	0
Other sexually transmitted infections	0 (0 to 0)	0 (0 to 0)	0 (0 to 0)	0 (0 to 0)	0 (0 to 0)	0 (0 to 0)	0 (0 to 0)	0 (0 to 0)	0 (0 to 0)	0 (0 to 0)	0 (0 to 0)	0 (0 to 0)	0 (0 to 0)	0 (0 to 0)	0 (0 to 0)	0 (0 to 0)	0 (0 to 0)	0 (0 to 0)	0 (0 to 0)	0 (0 to 0)	0 (0 to 0)	0 (0 to 0)	0 (0 to 0)	0.1
Respiratory infections and tuberculosis	0.6 (0.5 to 1.3)	0.7 (0.1 to 2.2)	0.7 (0.5 to 12.9)	0.5 (0.4 to 19.3)	0.2 (0.2 to 12.5)	0.2 (0.2 to 5.2)	0.3 (0.2 to 3.5)	0.4 (0.3 to 10.9)	0.5 (0.4 to 13.5)	0.6 (0.4 to 15.5)	0.7 (0.5 to 17.1)	0.8 (0.6 to 20.7)	0.9 (0.6 to 23.7)	1.1 (0.8 to 29.1)	1.3 (0.9 to 34.3)	1.5 (1.1 to 39.4)	1.7 (1.2 to 44.1)	1.7 (1.2 to 45.1)	1.7 (1.2 to 45.5)	1.6 (1.1 to 44.9)	1.4 (0.9 to 40.1)	1.1 (0.6 to 32.6)	752
Tuberculosis	0 (0 to 0)	0 (0 to 0)	0 (0 to 0)	0 (0 to 0.1)	0 (0 to 0)	0 (0 to 0)	0 (0 to 0.1)	0 (0 to 0.1)	0.4 (0.3 to 0.6)	0.6 (0.3 to 0.9)	0.6 (0.3 to 0.9)	0.6 (0.4 to 0.9)	0.7 (0.4 to 1)	0.7 (0.4 to 1.1)	0.8 (0.4 to 1.2)	0.8 (0.4 to 1.2)	0.8 (0.4 to 1.2)	0.8 (0.4 to 1.2)	0.8 (0.4 to 1.2)	0.8 (0.4 to 1.2)	0.7 (0.4 to 1.1)	0.5 (0.2 to 0.9)	12.9
Latent tuberculosis infection	0 (0 to 0)	0 (0 to 0)	0 (0 to 0)	0 (0 to 0)	0 (0 to 0)	0 (0 to 0)	0 (0 to 0)	0 (0 to 0)	0 (0 to 0)	0 (0 to 0)	0 (0 to 0)	0 (0 to 0)	0 (0 to 0)	0 (0 to 0)	0 (0 to 0)	0 (0 to 0)	0 (0 to 0)	0 (0 to 0)	0 (0 to 0)	0 (0 to 0)	0 (0 to 0)	0 (0 to 0)	0 (0 to 0)	0
Drug-susceptible tuberculosis	0 (0 to 0)	0 (0 to 0)	0 (0 to 0)	0 (0 to 0.1)	0 (0 to 0)	0 (0 to 0)	0 (0 to 0.1)	0 (0 to 0.1)	0.4 (0.3 to 0.5)	0.6 (0.3 to 0.9)	0.6 (0.3 to 0.9)	0.6 (0.4 to 0.9)	0.7 (0.4 to 1)	0.7 (0.4 to 1.1)	0.8 (0.4 to 1.2)	0.8 (0.4 to 1.2)	0.8 (0.4 to 1.2)	0.8 (0.4 to 1.2)	0.8 (0.4 to 1.2)	0.8 (0.4 to 1.2)	0.7 (0.4 to 1.1)	0.5 (0.2 to 0.9)	12.5
Multidrug-resistant tuberculosis without extensive drug-resistance	0 (0 to 0)	0 (0 to 0)	0 (0 to 0)	0 (0 to 0)	0 (0 to 0)	0 (0 to 0)	0 (0 to 0)	0 (0 to 0)	0 (0 to 0)	0 (0 to 0)	0 (0 to 0)	0 (0 to 0)	0 (0 to 0)	0 (0 to 0)	0 (0 to 0)	0 (0 to 0)	0 (0 to 0)	0 (0 to 0)	0 (0 to 0)	0 (0 to 0)	0 (0 to 0)	0 (0 to 0)	0 (0 to 0)	0.3
Extensively drug-resistant tuberculosis	0 (0 to 0)	0 (0 to 0)	0 (0 to 0)	0 (0 to 0)	0 (0 to 0)	0 (0 to 0)	0 (0 to 0)	0 (0 to 0)	0 (0 to 0)	0 (0 to 0)	0 (0 to 0)	0 (0 to 0)	0 (0 to 0)	0 (0 to 0)	0 (0 to 0)	0 (0 to 0)	0 (0 to 0)	0 (0 to 0)	0 (0 to 0)	0 (0 to 0)	0 (0 to 0)	0 (0 to 0)	0 (0 to 0)	0.1
Lower respiratory infections	0.6 (0.5 to 1.3)	1.6 (1.1 to 2.1)	0.7 (0.5 to 12.9)	0.5 (0.4 to 19.3)	0.2 (0.2 to 12.5)	0.2 (0.2 to 5.2)	0.3 (0.2 to 3.5)	0.4 (0.3 to 10.9)	0.5 (0.4 to 13.5)	0.6 (0.4 to 15.5)	0.7 (0.5 to 17.1)	0.8 (0.6 to 20.7)	0.9 (0.6 to 23.7)	1.1 (0.8 to 29.1)	1.3 (0.9 to 34.3)	1.5 (1.1 to 39.4)	1.7 (1.2 to 44.1)	1.7 (1.2 to 45.1)	1.7 (1.2 to 45.5)	1.6 (1.1 to 44.9)	1.4 (0.9 to 40.1)	1.1 (0.6 to 32.6)	649
Upper respiratory infections	0 (0 to 0)	0.1 (0 to 0.1)	1.5 (0.4 to 2.4)	0.4 (0.2 to 10.8)	0.2 (0.1 to 7.5)	0.2 (0.2 to 3.4)	0.2 (0.1 to 2.5)	0.3 (0.2 to 7.3)	0.4 (0.2 to 9.4)	0.5 (0.2 to 11.3)	0.5 (0.3 to 12.7)	0.6 (0.3 to 14.6)	0.7 (0.4 to 16.8)	0.8 (0.5 to 19.6)	0.9 (0.5 to 22.5)	1.1 (0.6 to 25.9)	1.2 (0.7 to 29.1)	1.2 (0.7 to 29.6)	1.2 (0.7 to 29.9)	1.1 (0.6 to 29.4)	0.9 (0.5 to 26.4)	0.6 (0.3 to 17.9)	73.4
Otitis media	0 (0 to 0)	0 (0 to 0)	0.3 (0.1 to 0.5)	1.7 (0.9 to 2.8)	1.6 (0.9 to 2.7)	0.5 (0.3 to 1.7)	0.1 (0.1 to 0.2)	0.1 (0.1 to 0.4)	0.1 (0.1 to 0.4)	0.1 (0.1 to 0.3)	0.1 (0.1 to 0.3)	0.1 (0.1 to 0.3)	0.1 (0.1 to 0.3)	0.1 (0.1 to 0.3)	0.1 (0.1 to 0.4)	0.1 (0.1 to 0.4)	0.1 (0.1 to 0.4)	0.1 (0.1 to 0.4)	0.1 (0.1 to 0.4)	0.1 (0.1 to 0.4)	0.1 (0.1 to 0.4)	0.1 (0.1 to 0.3)	16.6
Enteric infections	0.1 (0.1 to 0.1)	0.4 (0.3 to 0.5)	4.3 (2.7 to 6.3)	7.5 (4.6 to 12)	2.6 (2.1 to 3.7)	2.6 (1.6 to 4.3)	1.6 (1.1 to 2.8)	1.6 (1.1 to 2.8)	1.6 (1.1 to 2.7)	1.9 (1.3 to 2.9)	1.9 (1.3 to 2.9)	1.9 (1.3 to 2.9)	1.8 (1.2 to 2.8)	1.7 (1.1 to 2.6)	1.6 (1.1 to 2.5)	1.4 (1 to 2.2)	1.3 (0.9 to 2)	1.2 (0.8 to 1.9)	1.1 (0.7 to 1.8)	1 (0.6 to 1.7)	0.8 (0.4 to 1.5)	0.5 (0.2 to 1.1)	56
Diarrheal diseases	0.1 (0.1 to 0.1)	0.4 (0.3 to 0.5)	4.3 (2.7 to 6.3)	7.5 (4.6 to 12)	2.6 (2.1 to 3.7)	2.6 (1.6 to 4.3)	1.6 (1.1 to 2.8)	1.6 (1.1 to 2.8)	1.6 (1.1 to 2.7)	1.9 (1.3 to 2.9)	1.9 (1.3 to 2.9)	1.9 (1.3 to 2.9)	1.8 (1.2 to 2.8)	1.7 (1.1 to 2.6)	1.6 (1.1 to 2.5)	1.4 (1 to 2.2)	1.3 (0.9 to 2)	1.2 (0.8 to 1.9)	1.1 (0.7 to 1.8)	1 (0.6 to 1.7)	0.8 (0.4 to 1.5)	0.5 (0.2 to 1.1)	56
Typhoid and paraphoid	0 (0 to 0)	0 (0 to 0)	0 (0 to 0)	0 (0 to 0)	0 (0 to 0)	0 (0 to 0)	0 (0 to 0)	0 (0 to 0)	0 (0 to 0)	0 (0 to 0)	0 (0 to 0)	0 (0 to 0)	0 (0 to 0)	0 (0 to 0)	0 (0 to 0)	0 (0 to 0)	0 (0 to 0)	0 (0 to 0)	0 (0 to 0)	0 (0 to 0)	0 (0 to 0)	0 (0 to 0)	0 (0 to 0)	0
Typhoid fever	0 (0 to 0)	0 (0 to 0)	0 (0 to 0)	0 (0 to 0)	0 (0 to 0)	0 (0 to 0)	0 (0 to 0)	0 (0 to 0)	0 (0 to 0)	0 (0 to 0)	0 (0 to 0)	0 (0 to 0)	0 (0 to 0)	0 (0 to 0)	0 (0 to 0)	0 (0 to 0)	0 (0 to 0)	0 (0 to 0)	0 (0 to 0)	0 (0 to 0)	0 (0 to 0)	0 (0 to 0)	0 (0 to 0)	0
Paratyphoid fever	0 (0 to 0)	0 (0 to 0)	0 (0 to 0)	0 (0 to 0)	0 (0 to 0)	0 (0 to 0)	0 (0 to 0)	0 (0 to 0)	0 (0 to 0)	0 (0 to 0)	0 (0 to 0)	0 (0 to 0)	0 (0 to 0)	0 (0 to 0)	0 (0 to 0)	0 (0 to 0)	0 (0 to 0)	0 (0 to 0)	0 (0 to 0)	0 (0 to 0)	0 (0 to 0)	0 (0 to 0)	0 (0 to 0)	0
Invasive Non-typhoidal Salmonella (iNTS)	0 (0 to 0)	0 (0 to 0)	0 (0 to 0)	0 (0 to 0.1)	0 (0 to 0)	0 (0 to 0)	0 (0 to 0)	0 (0 to 0)	0 (0 to 0)	0 (0 to 0)	0 (0 to 0)	0 (0 to 0)	0 (0 to 0)	0 (0 to 0.1)	0 (0 to 0)	0 (0 to 0)	0 (0 to 0.1)	0 (0 to 0)	0 (0 to 0)	0 (0 to 0)	0 (0 to 0)	0 (0 to 0)	0 (0 to 0)	0.4
Other intestinal infectious diseases	0 (0 to 0)	0 (0 to 0)	0 (0 to 0)	0 (0 to 0)	0 (0 to 0)	0 (0 to 0)	0 (0 to 0)	0 (0 to 0)	0 (0 to 0)	0 (0 to 0)	0 (0 to 0)	0 (0 to 0)	0 (0 to 0)	0 (0 to 0)	0 (0 to 0)	0 (0 to 0)	0 (0 to 0)	0 (0 to 0)	0 (0 to 0)	0 (0 to 0)	0 (0 to 0)	0 (0 to 0)	0 (0 to 0)	0.2
Neglected tropical diseases and malaria	0 (0 to 0)	0.1 (0 to 0.7)	0.5 (0 to 2.5)	0.9 (0 to 4.2)	0.4 (0 to 2.1)	0.2 (0 to 1)	0.1 (0 to 0.5)	0.1 (0 to 0.2)	0.1 (0 to 0.2)	0.1 (0 to 0.2)	0.1 (0 to 0.3)	0.1 (0 to 0.4)	0.1 (0 to 0.4)	0.1 (0 to 0.4)	0.2 (0 to 0.7)	0.2 (0 to 0.7)	0.2 (0 to 0.7)	0.2 (0 to 0.7)	0.2 (0 to 0.7)	0.2 (0 to 0.7)	0.2 (0 to 0.7)	0.1 (0 to 0.5)	2.8
Malaria	0 (0 to 0)	0 (0 to 0)	0 (0 to 0)	0 (0 to 0)	0 (0 to 0)	0 (0 to 0)	0 (0 to 0)	0 (0 to 0)	0 (0 to 0)	0 (0 to 0)	0 (0 to 0)	0 (0 to 0)	0 (0 to 0)	0 (0 to 0)	0 (0 to 0)	0 (0 to 0)	0 (0 to 0)	0 (0 to 0)	0 (0 to 0)	0 (0 to 0)	0 (0 to 0)	0 (0 to 0)	0 (0 to 0)	0
Chagas disease	0 (0 to 0)	0 (0 to 0)	0 (0 to 0)	0 (0 to 0)	0 (0 to 0)	0 (0 to 0)	0 (0 to 0)	0 (0 to 0)	0 (0 to 0)	0 (0 to 0)	0 (0 to 0)	0 (0 to 0)	0 (0 to 0)	0 (0 to 0)	0 (0 to 0)	0 (0 to 0)	0 (0 to 0)	0 (0 to 0)	0 (0 to 0)	0 (0 to 0)	0 (0 to 0)	0 (0 to 0)	0 (0 to 0)	0
Leishmaniasis	0 (0 to 0)	0 (0 to 0)	0 (0 to 0)	0 (0 to 0)	0 (0 to 0)	0 (0 to 0)	0 (0 to 0)	0 (0 to 0)	0 (0 to 0)	0 (0 to 0)	0 (0 to 0)	0 (0 to 0)	0 (0 to 0)	0 (0 to 0)	0 (0 to 0)	0 (0 to 0)	0 (0 to 0)	0 (0 to 0)	0 (0 to 0)	0 (0 to 0)	0 (0 to 0)	0 (0 to 0)	0 (0 to 0)	0
Visceral leishmaniasis	0 (0 to 0)	0 (0 to 0)	0 (0 to 0)	0 (0 to 0)	0 (0 to 0)	0 (0 to 0)	0 (0 to 0)	0 (0 to 0)	0 (0 to 0)	0 (0 to 0)	0 (0 to 0)	0 (0 to 0)	0 (0 to 0)	0 (0 to 0)	0 (0 to 0)	0 (0 to 0)	0 (0 to 0)	0 (0 to 0)	0 (0 to 0)	0 (0 to 0)	0 (0 to 0)	0 (0 to 0)	0 (0 to 0)	0
Cutaneous and mucocutaneous leishmaniasis	0 (0 to 0)	0 (0 to 0)	0 (0 to 0)	0 (0 to 0)	0 (0 to 0)	0 (0 to 0)	0 (0 to 0)	0 (0 to 0)	0 (0 to 0)	0 (0 to 0)	0 (0 to 0)	0 (0 to 0)	0 (0 to 0)	0 (0 to 0)	0 (0 to 0)	0 (0 to 0)	0 (0 to 0)	0 (0 to 0)	0 (0 to 0)	0 (0 to 0)	0 (0 to 0)	0 (0 to 0)	0 (0 to 0)	0
African trypanosomiasis	0 (0 to 0)	0 (0 to 0)	0 (0 to 0)	0 (0 to 0)	0 (0 to 0)	0 (0 to 0)	0 (0 to 0)	0 (0 to 0)	0 (0 to 0)	0 (0 to 0)	0 (0 to 0)	0 (0 to 0)	0 (0 to 0)	0 (0 to 0)	0 (0 to 0)	0 (0 to 0)	0 (0 to 0)	0 (0 to 0)	0 (0 to 0)	0 (0 to 0)	0 (0 to 0)	0 (0 to 0)	0 (0 to 0)	0
Schistosomiasis	0 (0 to 0)	0 (0 to 0)	0 (0 to 0)	0 (0 to 0)	0 (0 to 0)	0 (0 to 0)	0 (0 to 0)	0 (0 to 0)	0 (0 to 0)	0 (0 to 0)	0 (0 to 0)	0 (0 to 0)	0 (0 to 0)	0 (0 to 0)	0 (0 to 0)	0 (0 to 0)	0 (0 to 0)	0 (0 to 0)	0 (0 to 0)	0 (0 to 0)	0 (0 to 0)	0 (0 to 0)	0 (0 to 0)	0
Cysticercosis	0 (0 to 0)	0 (0 to 0)	0 (0 to 0)	0 (0 to 0)	0 (0 to 0)	0 (0 to 0)	0 (0 to 0)	0 (0 to 0)	0 (0 to 0)	0 (0 to 0)	0 (0 to 0)	0 (0 to 0)	0 (0 to 0)	0 (0 to 0)	0 (0 to 0)	0 (0 to 0)	0 (0 to 0)	0 (0 to 0)	0 (0 to 0)	0 (0 to 0)	0 (0 to 0)	0 (0 to 0)	0 (0 to 0)	0
Cystic echinococcosis	0 (0 to 0)	0 (0 to 0)	0 (0 to 0)	0 (0 to 0)	0 (0 to 0)	0 (0 to 0)	0 (0 to 0)	0 (0 to 0)	0 (0 to 0)	0 (0 to 0)	0 (0 to 0)	0 (0 to 0)	0 (0 to 0)	0 (0 to 0)	0 (0 to 0)	0 (0 to 0)	0 (0 to 0)	0 (0 to 0)	0 (0 to 0)	0 (0 to 0)	0 (0 to 0)	0 (0 to 0)	0 (0 to 0)	0.1
Lymphatic filariasis	0 (0 to 0)	0 (0 to 0)	0 (0 to 0)	0 (0 to 0)	0 (0 to 0)	0 (0 to 0)	0 (0 to 0)	0 (0 to 0)	0 (0 to 0)	0 (0 to 0)	0 (0 to 0)	0 (0 to 0)	0 (0 to 0)	0 (0 to 0)	0 (0 to 0)	0 (0 to 0)	0 (0 to 0)	0 (0 to 0)	0 (0 to 0)	0 (0 to 0)	0 (0 to 0)	0 (0 to 0)	0 (0 to 0)	0
Onchocerciasis	0 (0 to 0)	0 (0 to 0)	0 (0 to 0)	0 (0 to 0)	0 (0 to 0)	0 (0 to 0)	0 (0 to 0)	0 (0 to 0)	0 (0 to 0)	0 (0 to 0)	0 (0 to 0)	0 (0 to 0)	0 (0 to 0)	0 (0 to 0)	0 (0 to 0)	0 (0 to 0)	0 (0 to 0)	0 (0 to 0)	0 (0 to 0)	0 (0 to 0)	0 (0 to 0)	0 (0 to 0)	0 (0 to 0)	0
Trachoma	0 (0 to 0)	0 (0 to 0)	0 (0 to 0)	0 (0 to 0)	0 (0 to 0)	0 (0 to 0)	0 (0 to 0)	0 (0 to 0)	0 (0 to 0)	0 (0 to 0)	0 (0 to 0)	0 (0 to 0)	0 (0 to 0)	0 (0 to 0)	0 (0 to 0)	0 (0 to 0)	0 (0 to 0)	0 (0 to 0)	0 (0 to 0)	0 (0 to 0)	0 (0 to 0)	0 (0 to 0)	0 (0 to 0)	0
Dengue	0 (0 to 0)	0 (0 to 0)	0 (0 to 0)	0 (0 to 0)	0 (0 to 0)	0 (0 to 0)	0 (0 to 0)	0 (0 to 0)	0 (0 to 0)	0 (0 to 0)	0 (0 to 0)	0 (0 to 0)	0 (0 to 0)	0 (0 to 0)	0 (0 to 0)	0 (0 to 0)	0 (0 to 0)	0 (0 to 0)	0 (0 to 0)	0 (0 to 0)	0 (0 to 0)	0 (0 to 0)	0 (0 to 0)	0
Yellow fever	0 (0 to 0)	0 (0 to 0)	0 (0 to 0)	0 (0 to 0)	0 (0 to 0)	0 (0 to 0)	0 (0 to 0)	0 (0 to 0)	0 (0 to 0)	0 (0 to 0)	0 (0 to 0)	0 (0 to 0)	0 (0 to 0)	0 (0 to 0)	0 (0 to 0)	0 (0 to 0)	0 (0 to 0)	0 (0 to 0)	0 (0 to 0)	0 (0 to 0)	0 (0 to 0)	0 (0 to 0)	0 (0 to 0)	0
Rabies	0 (0 to 0)	0 (0 to 0)	0 (0 to 0)	0 (0 to 0)	0 (0 to 0)	0 (0 to 0)	0 (0 to 0)	0 (0 to 0)	0 (0 to 0)	0 (0 to 0)	0 (0 to 0)	0 (0 to 0)	0 (0 to 0)	0 (0 to 0)	0 (0 to 0)	0 (0 to 0)	0 (0 to 0)	0 (0 to 0)	0 (0 to 0)	0 (0 to 0)	0 (0 to 0)	0 (0 to 0)	0 (0 to 0)	0
Intestinal nematode infections	0 (0 to 0)	0 (0 to 0)	0 (0 to 0)	0 (0 to 0)	0 (0 to 0)	0 (0 to 0)	0 (0 to 0)	0 (0 to 0)	0 (0 to 0)	0 (0 to 0)	0 (0 to 0)	0 (0 to 0)	0 (0 to 0)	0 (0 to 0)	0 (0 to 0)	0 (0 to 0)	0 (0 to 0)	0 (0 to 0)	0 (0 to 0)	0 (0 to 0)	0 (0 to 0)	0 (0 to 0)	0 (0 to 0)	0
Ascariasis	0 (0 to 0)	0 (0 to 0)	0 (0 to 0)	0 (0 to 0)	0 (0 to 0)	0 (0 to 0)	0 (0 to 0)	0 (0 to 0)	0 (0 to 0)	0 (0 to 0)	0 (0 to 0)	0 (0 to 0)	0 (0 to 0)	0 (0 to 0)	0 (0 to 0)	0 (0 to 0)	0 (0 to 0)	0 (0 to 0)	0 (0 to 0)	0 (0 to 0)	0 (0 to 0)	0 (0 to 0)	0 (0 to 0)	0
Trichuriasis	0 (0 to 0)	0 (0 to 0)	0 (0 to 0)	0 (0 to 0)	0 (0 to 0)	0 (0 to 0)	0 (0 to 0)	0 (0 to 0)	0 (0 to 0)	0 (0 to 0)	0 (0 to 0)	0 (0 to 0)	0 (0 to 0)	0 (0 to 0)	0 (0 to 0)	0 (0 to 0)	0 (0 to 0)	0 (0 to 0)	0 (0 to 0)	0 (0 to 0)	0 (0 to 0)	0 (0 to 0)	0 (0 to 0)	0
Hookworm disease	0 (0 to 0)	0 (0 to 0)	0 (0 to 0)	0 (0 to 0)	0 (0 to 0)	0 (0 to 0)	0 (0 to 0)	0 (0 to 0)	0 (0 to 0)	0 (0 to 0)	0 (0 to 0)	0 (0 to 0)	0 (0 to 0)	0 (0 to 0)	0 (0 to 0)	0 (0 to 0)	0 (0 to 0)	0 (0 to 0)	0 (0 to 0)	0 (0 to 0)	0 (0 to 0)	0 (0 to 0)	0 (0 to 0)	0
Food-borne trematodiases	0 (0 to 0)	0 (0 to 0)	0 (0 to 0)	0 (0 to 0)	0 (0 to 0)	0 (0 to 0)	0 (0 to 0)	0 (0 to 0)	0 (0 to 0)	0 (0 to 0)	0 (0 to 0)	0 (0 to 0)	0 (0 to 0)	0 (0 to 0)	0 (0 to 0)	0 (0 to 0)	0 (0 to 0)	0 (0 to 0)	0 (0 to 0)	0 (0 to 0)	0 (0 to 0)	0 (0

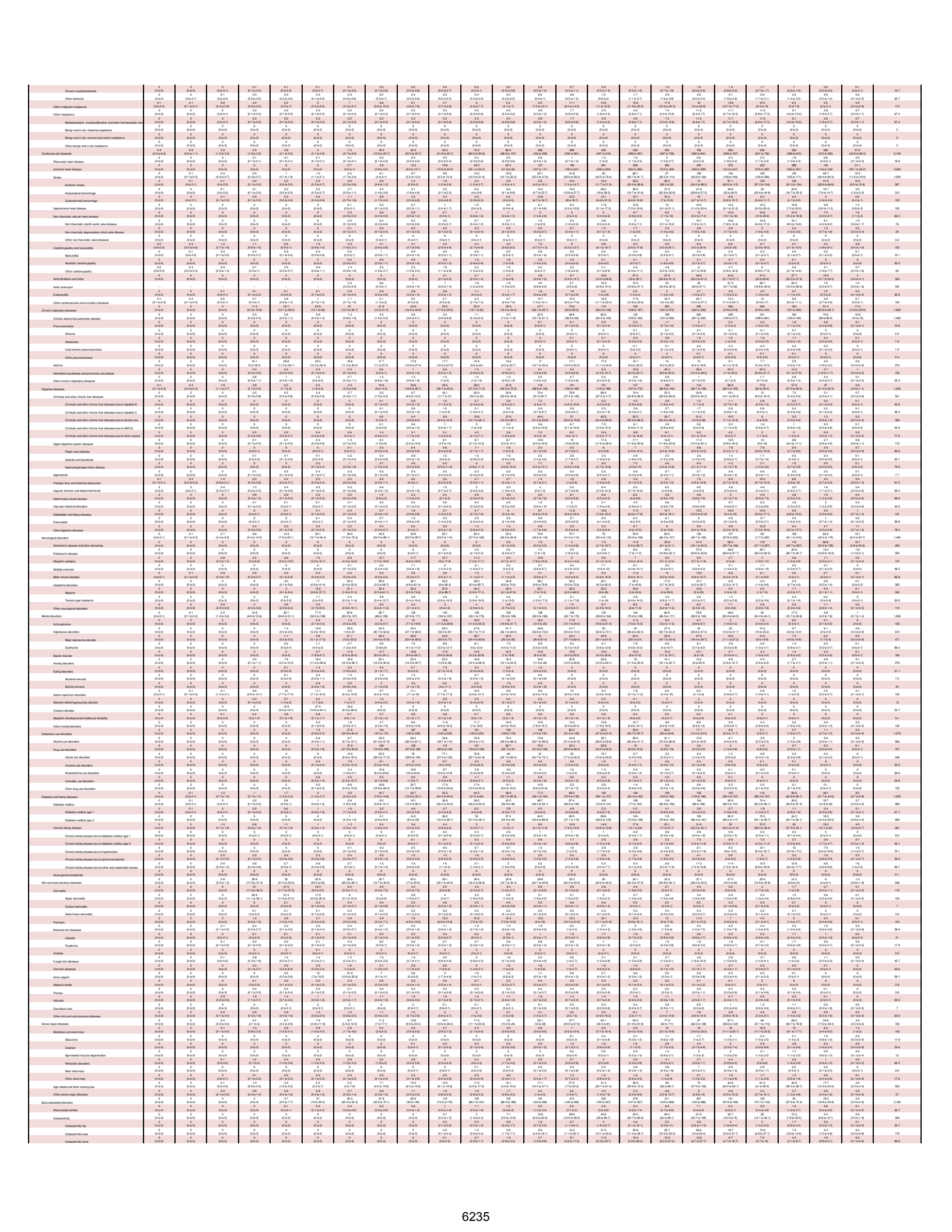

Osteoarthritis other	0 (0 to 0)	0 (0 to 0)	0 (0 to 0)	0 (0 to 0)	0 (0 to 0)	0 (0 to 0)	0 (0 to 0)	0 (0 to 0)	0 (0 to 0)	0 (0 to 0)	0 (0 to 1)	0.2 (0 to 0.4)	0.6 (0.2 to 1.5)	1.6 (0.4 to 3.4)	2.6 (1.2 to 4.2)	4.1 (1.8 to 8.7)	4.6 (2.1 to 9.4)	5.2 (2.4 to 10.7)	5.6 (2.6 to 11.4)	4.3 (2.2 to 8.8)	3.5 (1.6 to 7.2)	2.1 (1.1 to 4.3)	0.8 (0.4 to 1.4)	0.2 (0.1 to 0.3)		35.7
Low back pain	0 (0 to 0)	0 (0 to 0)	0 (0 to 0)	0 (0 to 0)	3.1 (1.5 to 5.6)	14.1 (8.3 to 22.5)	22.4 (13 to 36.5)	30.6 (17.6 to 47.5)	45.9 (27.6 to 73.1)	64.4 (35.4 to 93.9)	84.4 (38.6 to 150)	96.3 (46.7 to 163)	99.7 (51.9 to 156)	99.7 (51.9 to 156)	101 (51.1 to 159)	107 (53.6 to 168)	99.4 (52.6 to 160)	88 (54.8 to 135)	84 (51.8 to 126)	59.1 (34.6 to 92.4)	40.9 (22.8 to 66.1)	26.7 (12.8 to 39.4)	11.6 (4.2 to 15)	1.4 (0.7 to 1.8)		987
Neck pain	0 (0 to 0)	0 (0 to 0)	0 (0 to 0)	1.3 (0.4 to 2.6)	6.5 (3.4 to 12.1)	9.4 (4.6 to 17.7)	11.8 (5.8 to 22.1)	17.4 (9.4 to 33.5)	28.5 (14.3 to 53.2)	32.3 (17.2 to 54.3)	36 (16.2 to 62.2)	39.5 (16.2 to 72.2)	40.5 (17.5 to 74.1)	40.6 (20.1 to 75.2)	40.6 (20.6 to 77.1)	40.5 (20.9 to 78.1)	35.4 (17.7 to 68.2)	32.5 (16.4 to 62.6)	30 (15.2 to 57.7)	19.2 (9.9 to 36.1)	13.3 (6.9 to 24.6)	7.2 (3.6 to 13.6)	2.5 (1.3 to 4.2)	0.5 (0.2 to 0.8)		462
Gout	0 (0 to 0)	0 (0 to 0)	0 (0 to 0)	0 (0 to 0)	0 (0 to 0)	0 (0 to 0)	0 (0 to 0)	0 (0 to 0.1)	0.1 (0.1 to 0.1)	0.2 (0.1 to 0.3)	0.3 (0.2 to 0.5)	0.5 (0.3 to 1.3)	0.8 (0.4 to 2.1)	1.6 (0.6 to 4.6)	2.5 (1.1 to 7.1)	3.5 (1.5 to 9.6)	3.9 (1.5 to 10.3)	3.9 (1.5 to 10.3)	3.5 (1.4 to 9.2)	2.9 (1.2 to 7.5)	2.1 (1.1 to 5.1)	1.2 (0.6 to 3.1)	0.5 (0.2 to 1.2)	0.1 (0.1 to 0.2)		44.5
Other musculoskeletal disorders	0 (0 to 0)	0 (0 to 0)	0 (0 to 0)	0.2 (0.1 to 0.3)	0.3 (0.1 to 0.5)	0.6 (0.2 to 0.7)	0.9 (0.4 to 1.4)	1.9 (1.0 to 2.9)	2.9 (1.4 to 4.1)	3.9 (2.0 to 4.8)	4.7 (2.1 to 6.1)	5.1 (2.2 to 6.8)	5.2 (2.3 to 7.1)	5.2 (2.3 to 7.1)	5.2 (2.3 to 7.1)	5.2 (2.3 to 7.1)	5.2 (2.3 to 7.1)	5.2 (2.4 to 10.7)	5.6 (2.6 to 11.4)	4.3 (2.2 to 8.8)	3.5 (1.6 to 7.2)	2.1 (1.1 to 4.3)	0.8 (0.4 to 1.4)	0.2 (0.1 to 0.3)		35.7
Congenital birth defects	31.4 (19.2 to 52.7)	21.8 (13.2 to 36.4)	38.5 (24.1 to 57.9)	24.7 (16.9 to 32.5)	13.2 (9.9 to 17.6)	11.3 (8.5 to 14.7)	10.1 (7.5 to 13)	10.7 (7.5 to 14.3)	9.1 (6.4 to 11.6)	8 (5.5 to 10.4)	7.9 (5.1 to 10.3)	7.9 (5.1 to 10.3)	8 (5.4 to 10.4)	8.2 (5.3 to 11.4)	8.3 (5.3 to 11.5)	8.8 (5.2 to 12.2)	7.2 (3.9 to 10.6)	5.1 (2.9 to 7.7)	1.5 (0.8 to 2.3)	0.9 (0.5 to 1.4)	0.6 (0.4 to 0.9)	0.3 (0.2 to 0.5)	0.1 (0.1 to 0.2)	0 (0 to 0)		224
Neural tube defects	2.3 (1 to 4.6)	1.4 (0.7 to 2.6)	2.7 (1.5 to 5.5)	3.8 (2 to 6.6)	0.5 (0.3 to 0.7)	0.6 (0.4 to 0.9)	0.5 (0.3 to 0.8)	0.7 (0.4 to 1.1)	0.6 (0.3 to 0.9)	0.4 (0.2 to 0.7)	0.4 (0.2 to 0.7)	0.4 (0.2 to 0.7)	0.3 (0.1 to 0.5)	0.3 (0.1 to 0.5)	0.1 (0.1 to 0.2)	0.1 (0.1 to 0.1)	0.1 (0.1 to 0.1)	0 (0 to 0.1)	0 (0 to 0.1)	0 (0 to 0.1)	0 (0 to 0.1)	0 (0 to 0.1)	0 (0 to 0.1)	0 (0 to 0)		14.8
Congenital heart anomalies	8 (4.1 to 12.3)	10.9 (7.1 to 16.4)	14.7 (9.3 to 22.4)	5.7 (3.5 to 9.1)	2.7 (1.6 to 4.6)	2.7 (1.6 to 4.2)	3.2 (1.9 to 4.2)	3.7 (2.2 to 5.5)	2.6 (1.6 to 3.8)	1.9 (1.1 to 2.7)	2.3 (1.4 to 3.4)	1.9 (1.2 to 2.6)	1.6 (1.1 to 2.2)	2.3 (1.1 to 3.7)	1.4 (0.6 to 2.4)	1.5 (0.5 to 2.7)	1.1 (0.4 to 2)	1 (0.3 to 1.8)	0.6 (0.2 to 1.2)	0.1 (0.1 to 0.1)	0.1 (0.1 to 0.1)	0.1 (0.1 to 0.1)	0 (0 to 0)	0 (0 to 0)		68.2
Orofacial clefts	1 (0.5 to 2.2)	0.6 (0.3 to 0.9)	0.1 (0.1 to 0.2)	0.2 (0.1 to 0.4)	0.1 (0.1 to 0.2)	0.1 (0.1 to 0.2)	0.1 (0.1 to 0.2)	0.1 (0.1 to 0.2)	0.1 (0.1 to 0.3)	0.1 (0.1 to 0.3)	0.1 (0.1 to 0.2)	0.1 (0.1 to 0.2)	0.1 (0.1 to 0.2)	0.1 (0.1 to 0.2)	0.1 (0.1 to 0.2)	0.1 (0.1 to 0.2)	0.1 (0.1 to 0.2)	0.1 (0.1 to 0.2)	0.1 (0.1 to 0.2)	0.1 (0.1 to 0.2)	0.1 (0.1 to 0.1)	0.1 (0.1 to 0.1)	0 (0 to 0)	0 (0 to 0)		1.9
Down syndrome	1 (0.4 to 2.2)	0.4 (0.3 to 0.8)	1.4 (0.7 to 2.6)	1.2 (0.6 to 1.9)	0.9 (0.5 to 1.3)	0.8 (0.5 to 1.2)	0.7 (0.4 to 1.1)	1 (0.6 to 1.4)	1.1 (0.7 to 1.5)	1 (0.6 to 1.5)	1 (0.7 to 1.5)	0.9 (0.6 to 1.2)	0.8 (0.5 to 1.2)	1.7 (1.1 to 2.5)	2.9 (1.6 to 4.4)	3.9 (1.8 to 6.9)	3.3 (1.5 to 6.1)	1.7 (0.7 to 3.6)	0.7 (0.3 to 1.6)	0.3 (0.1 to 0.6)	0.1 (0.1 to 0.3)	0 (0 to 0)	0 (0 to 0)	0 (0 to 0)		24.8
Turner syndrome	0 (0 to 0)	0 (0 to 0)	0 (0 to 0)	0 (0 to 0)	0 (0 to 0)	0 (0 to 0)	0 (0 to 0)	0 (0 to 0)	0 (0 to 0)	0 (0 to 0)	0 (0 to 0)	0 (0 to 0)	0 (0 to 0)	0 (0 to 0)	0 (0 to 0)	0 (0 to 0)	0 (0 to 0)	0 (0 to 0)	0 (0 to 0)	0 (0 to 0)	0 (0 to 0)	0 (0 to 0)	0 (0 to 0)	0 (0 to 0)	0 (0 to 0)		0
Klinefelter syndrome	0 (0 to 0)	0 (0 to 0)	0 (0 to 0)	0 (0 to 0)	0 (0 to 0)	0 (0 to 0)	0 (0 to 0)	0 (0 to 0)	0 (0 to 0)	0 (0 to 0)	0 (0 to 0)	0 (0 to 0)	0 (0 to 0)	0 (0 to 0)	0 (0 to 0)	0 (0 to 0)	0 (0 to 0)	0 (0 to 0)	0 (0 to 0)	0 (0 to 0)	0 (0 to 0)	0 (0 to 0)	0 (0 to 0)	0 (0 to 0)	0 (0 to 0)		0
Other chromosomal abnormalities	2.1 (0.9 to 3.9)	1.3 (0.7 to 2.8)	3.3 (1.9 to 5.8)	2.2 (1.4 to 3.2)	1.5 (1 to 2.2)	1.3 (0.8 to 1.8)	1.2 (0.7 to 1.7)	1.1 (0.7 to 1.7)	1.1 (0.8 to 1.5)	1 (0.6 to 1.4)	0.9 (0.6 to 1.3)	0.9 (0.6 to 1.3)	0.7 (0.4 to 1)	0.8 (0.4 to 1.2)	0.6 (0.4 to 0.9)	0.4 (0.2 to 0.7)	0.3 (0.1 to 0.5)	0.2 (0.1 to 0.3)	0.1 (0.1 to 0.3)	0.1 (0.1 to 0.2)	0.1 (0.1 to 0.2)	0 (0 to 0)	0 (0 to 0)	0 (0 to 0)		19.8
Congenital musculoskeletal and limb anomalies	1.1 (0.5 to 2.5)	0.5 (0.3 to 0.9)	0.7 (0.3 to 1.6)	2.5 (0.8 to 5.8)	3.3 (1.6 to 5.1)	2.6 (1.3 to 4.2)	1.9 (1 to 3.2)	1.1 (1 to 2.9)	1.2 (0.3 to 2.3)	1.2 (0.3 to 2.3)	1.6 (0.4 to 3.2)	1.5 (0.4 to 3.2)	1.9 (0.4 to 3.4)	1.9 (1.1 to 2.9)	1.9 (1.1 to 2.9)	1.9 (1.1 to 2.9)	1.2 (0.7 to 1.9)	0.9 (0.4 to 1.4)	0.4 (0.2 to 0.7)	0.3 (0.1 to 0.4)	0.1 (0.1 to 0.2)	0 (0 to 0)	0 (0 to 0)	0 (0 to 0)		38.6
Urogenital congenital anomalies	2.2 (0.9 to 4.1)	0.7 (0.4 to 1.5)	1.1 (0.6 to 2.1)	0.6 (0.3 to 0.9)	0.4 (0.2 to 0.6)	0.3 (0.2 to 0.5)	0.2 (0.1 to 0.3)	0.2 (0.1 to 0.3)	0.1 (0.1 to 0.2)	0.1 (0.1 to 0.2)	0.1 (0.1 to 0.2)	0.1 (0.1 to 0.2)	0.1 (0.1 to 0.2)	0.1 (0.1 to 0.2)	0.1 (0.1 to 0.2)	0 (0 to 0.1)	0 (0 to 0.1)	0 (0 to 0.1)	0 (0 to 0.1)	0 (0 to 0.1)	0 (0 to 0.1)	0 (0 to 0.1)	0 (0 to 0.1)	0 (0 to 0)	0 (0 to 0)		6.5
Digestive congenital anomalies	4.8 (2.4 to 8.3)	2.9 (1.7 to 4.9)	4.1 (2.2 to 7.1)	1.3 (0.8 to 2.1)	0.5 (0.3 to 0.8)	0.4 (0.2 to 0.6)	0.3 (0.2 to 0.5)	0.3 (0.2 to 0.4)	0.2 (0.1 to 0.3)	0.2 (0.1 to 0.3)	0.2 (0.1 to 0.2)	0.2 (0.1 to 0.2)	0.2 (0.1 to 0.2)	0.2 (0.1 to 0.2)	0.2 (0.1 to 0.2)	0.2 (0.1 to 0.2)	0.2 (0.1 to 0.2)	0.2 (0.1 to 0.2)	0.2 (0.1 to 0.2)	0.2 (0.1 to 0.2)	0.2 (0.1 to 0.2)	0.2 (0.1 to 0.2)	0.2 (0.1 to 0.2)	0 (0 to 0)	0 (0 to 0)		16.9
Other congenital birth defects	9.6 (5.2 to 17.8)	7.4 (4.1 to 12.6)	7.4 (4.2 to 12.6)	3.6 (1.9 to 5.8)	2.5 (1.4 to 3.9)	2.4 (1.3 to 3.8)	2.3 (1.2 to 3.8)	2.3 (1.2 to 3.7)	2.1 (1.1 to 3.2)	1.9 (1.1 to 2.7)	1.8 (1.1 to 2.7)	1.8 (1.1 to 2.7)	1.7 (0.9 to 2.6)	1.9 (0.9 to 3.1)	1.8 (0.8 to 3.1)	1.8 (0.8 to 3.1)	1.8 (0.8 to 3.1)	1.8 (0.8 to 3.1)	1.8 (0.8 to 3.1)	1.8 (0.8 to 3.1)	1.8 (0.8 to 3.1)	1.8 (0.8 to 3.1)	1.8 (0.8 to 3.1)	0 (0 to 0)	0 (0 to 0)		42.4
Urinary diseases and male infertility	0 (0 to 0)	0 (0 to 0)	0 (0 to 0)	0.3 (0.2 to 0.5)	0.3 (0.2 to 0.5)	0.3 (0.2 to 0.4)	0.3 (0.2 to 0.4)	1.3 (0.9 to 2)	2.7 (1.9 to 4)	2.7 (1.9 to 4)	2.7 (1.9 to 4.2)	2.7 (1.9 to 4.2)	2.7 (1.9 to 4.3)	3.3 (2.2 to 4.6)	3.3 (2.2 to 4.6)	3.3 (2.2 to 4.6)	3.3 (2.2 to 4.6)	3.3 (2.2 to 4.6)	3.3 (2.2 to 4.6)	3.3 (2.2 to 4.6)	3.3 (2.2 to 4.6)	3.3 (2.2 to 4.6)	3.3 (2.2 to 4.6)	0 (0 to 0)	0 (0 to 0)		181
Urolithiasis	0 (0 to 0)	0 (0 to 0)	0 (0 to 0)	0 (0 to 0)	0 (0 to 0.1)	0 (0 to 0.1)	0 (0 to 0.1)	0 (0 to 0.2)	0.2 (0 to 0.4)	0.2 (0 to 0.4)	0.2 (0 to 0.4)	0.2 (0 to 0.4)	0.2 (0 to 0.4)	0.2 (0 to 0.5)	0.2 (0 to 0.5)	0.2 (0 to 0.5)	0.2 (0 to 0.5)	0.2 (0 to 0.5)	0.2 (0 to 0.5)	0.2 (0 to 0.5)	0.2 (0 to 0.5)	0.2 (0 to 0.5)	0.2 (0 to 0.5)	0 (0 to 0)	0 (0 to 0)		11.4
Benign prostatic hyperplasia	0 (0 to 0)	0 (0 to 0)	0 (0 to 0)	0 (0 to 0)	0 (0 to 0)	0 (0 to 0)	0 (0 to 0)	0 (0 to 0)	0 (0 to 0)	0 (0 to 0)	0 (0 to 0)	0 (0 to 0)	0 (0 to 0)	0 (0 to 0)	0 (0 to 0)	0 (0 to 0)	0 (0 to 0)	0 (0 to 0)	0 (0 to 0)	0 (0 to 0)	0 (0 to 0)	0 (0 to 0)	0 (0 to 0)	0 (0 to 0)	0 (0 to 0)		72
Male infertility	0 (0 to 0)	0 (0 to 0)	0 (0 to 0)	0 (0 to 0)	0 (0 to 0)	0 (0 to 0)	0 (0 to 0)	0.2 (0 to 2.2)	1.3 (0 to 3.4)	1 (0.4 to 3.4)	0.9 (0.3 to 3.4)	0.7 (0.3 to 3.4)	0.6 (0.3 to 3.4)	0.6 (0.1 to 3.4)	0.4 (0.1 to 3.4)	0.3 (0 to 3.4)	0.2 (0 to 3.4)	0.2 (0 to 3.4)	0.2 (0 to 3.4)	0.2 (0 to 3.4)	0.2 (0 to 3.4)	0.2 (0 to 3.4)	0.2 (0 to 3.4)	0.2 (0 to 3.4)	0.2 (0 to 3.4)		4.7
Other urinary diseases	0 (0 to 0)	0 (0 to 0)	0 (0 to 0)	0 (0 to 0)	0.1 (0.1 to 0.2)	0.1 (0.1 to 0.2)	0.1 (0.1 to 0.2)	0.1 (0.1 to 0.2)	0.2 (0.1 to 0.3)	0.2 (0.1 to 0.3)	0.2 (0.1 to 0.4)	0.2 (0.1 to 0.4)	0.2 (0.1 to 0.4)	0.2 (0.1 to 0.4)	0.2 (0.1 to 0.4)	0.2 (0.1 to 0.4)	0.2 (0.1 to 0.4)	0.2 (0.1 to 0.4)	0.2 (0.1 to 0.4)	0.2 (0.1 to 0.4)	0.2 (0.1 to 0.4)	0.2 (0.1 to 0.4)	0.2 (0.1 to 0.4)	0 (0 to 0)	0 (0 to 0)		8.5
Gynecological diseases	0 (0 to 0)	0 (0 to 0)	0 (0 to 0)	0 (0 to 0)	0 (0 to 0)	0 (0 to 0)	0 (0 to 0)	0 (0 to 0)	0 (0 to 0)	0 (0 to 0)	0 (0 to 0)	0 (0 to 0)	0 (0 to 0)	0 (0 to 0)	0 (0 to 0)	0 (0 to 0)	0 (0 to 0)	0 (0 to 0)	0 (0 to 0)	0 (0 to 0)	0 (0 to 0)	0 (0 to 0)	0 (0 to 0)	0 (0 to 0)	0 (0 to 0)		0
Uterine fibroids	0 (0 to 0)	0 (0 to 0)	0 (0 to 0)	0 (0 to 0)	0 (0 to 0)	0 (0 to 0)	0 (0 to 0)	0 (0 to 0)	0 (0 to 0)	0 (0 to 0)	0 (0 to 0)	0 (0 to 0)	0 (0 to 0)	0 (0 to 0)	0 (0 to 0)	0 (0 to 0)	0 (0 to 0)	0 (0 to 0)	0 (0 to 0)	0 (0 to 0)	0 (0 to 0)	0 (0 to 0)	0 (0 to 0)	0 (0 to 0)	0 (0 to 0)		0
Polycystic ovarian syndrome	..	..	..	..	..	..	..	..	..	..	..	..	..	..	..	..	..	..	..	..	..	..	..	..	..		NA
Female infertility	..	..	..	..	..	..	..	..	..	..	..	..	..	..	..	..	..	..	..	..	..	..	..	..	..		NA
Endometriosis	..	..	..	..	..	..	..	..	..	..	..	..	..	..	..	..	..	..	..	..	..	..	..	..	..		NA
Genital prolapse	0 (0 to 0)	0 (0 to 0)	0 (0 to 0)	0 (0 to 0)	0 (0 to 0)	0 (0 to 0)	0 (0 to 0)	0 (0 to 0)	0 (0 to 0)	0 (0 to 0)	0 (0 to 0)	0 (0 to 0)	0 (0 to 0)	0 (0 to 0)	0 (0 to 0)	0 (0 to 0)	0 (0 to 0)	0 (0 to 0)	0 (0 to 0)	0 (0 to 0)	0 (0 to 0)	0 (0 to 0)	0 (0 to 0)	0 (0 to 0)	0 (0 to 0)		0
Premenstrual syndrome	..	..	..	..	..	..	..	..	..	..	..	..	..	..	..	..	..	..	..	..	..	..	..	..	..		NA
Other gynecological diseases	0 (0 to 0)	0 (0 to 0)	0 (0 to 0)	0 (0 to 0)	0 (0 to 0)	0 (0 to 0)	0 (0 to 0)	0 (0 to 0)	0 (0 to 0)	0 (0 to 0)	0 (0 to 0)	0 (0 to 0)	0 (0 to 0)	0 (0 to 0)	0 (0 to 0)	0 (0 to 0)	0 (0 to 0)	0 (0 to 0)	0 (0 to 0)	0 (0 to 0)	0 (0 to 0)	0 (0 to 0)	0 (0 to 0)	0 (0 to 0)	0 (0 to 0)		0
Hemoglobinopathies and hemolytic anemias	0 (0 to 0)	0.1 (0 to 0.2)	0.2 (0 to 0.6)	0.8 (0.1 to 2)	1.2 (0.2 to 4.4)	0.6 (0.2 to 2.2)	0.2 (0 to 0.8)	0.4 (0.2 to 0.6)	0.2 (0 to 0.4)	0.2 (0.1 to 0.3)	0.4 (0.1 to 1.4)	0.3 (0.1 to 0.9)	0.3 (0.1 to 0.8)	0.4 (0.1 to 1.5)	0.4 (0.2 to 1.1)	0.5 (0.2 to 1.5)	0.5 (0.2 to 1.6)	0.7 (0.3 to 1.7)	0.7 (0.3 to 1.7)	0.6 (0.3 to 1.2)	0.6 (0.3 to 1.2)	0.5 (0.2 to 1.2)	0.2 (0.1 to 0.6)	0.1 (0.1 to 0.1)		10.3
Thalassemias	0 (0 to 0)	0 (0 to 0)	0 (0 to 0)	0 (0 to 0)	0 (0 to 0)	0 (0 to 0)	0 (0 to 0)	0 (0 to 0)	0 (0 to 0)	0 (0 to 0)	0 (0 to 0)	0 (0 to 0)	0 (0 to 0)	0 (0 to 0)	0 (0 to 0)	0 (0 to 0)	0 (0 to 0)	0 (0 to 0)	0 (0 to 0)	0 (0 to 0)	0 (0 to 0)	0 (0 to 0)	0 (0 to 0)	0 (0 to 0)	0 (0 to 0)		0.1
Thalassemias trait	0 (0 to 0)	0.1 (0 to 0.1)	0.2 (0 to 0.7)	0.4 (0 to 1.5)	0.2 (0 to 0.6)	0.2 (0 to 0.5)	0.1 (0 to 0.4)	0.1 (0 to 0.3)	0.1 (0 to 0.2)	0.1 (0 to 0.2)	0.1 (0 to 0.2)	0.1 (0 to 0.2)	0.1 (0 to 0.2)	0.1 (0 to 0.2)	0.1 (0 to 0.2)	0.1 (0 to 0.2)	0.1 (0 to 0.2)	0.1 (0 to 0.2)	0.1 (0 to 0.2)	0.1 (0 to 0.2)	0.1 (0 to 0.2)	0.1 (0 to 0.2)	0.1 (0 to 0.2)	0 (0 to 0)	0 (0 to 0)		1.6
Sickle cell disorders	0 (0 to 0)	0 (0 to 0)	0.1 (0 to 0.2)	0.1 (0 to 0.2)	0.1 (0 to 0.1)	0.1 (0 to 0.1)	0.1 (0 to 0.1)	0.1 (0 to 0.2)	0.1 (0 to 0.1)	0.1 (0 to 0.1)	0.1 (0 to 0.1)	0.1 (0 to 0.1)	0.1 (0 to 0.1)	0.1 (0 to 0.1)	0.1 (0 to 0.1)	0.1 (0 to 0.1)	0.1 (0 to 0.1)	0.1 (0 to 0.1)	0.1 (0 to 0.1)	0.1 (0 to 0.1)	0.1 (0 to 0.1)	0.1 (0 to 0.1)	0.1 (0 to 0.1)	0 (0 to 0)	0 (0 to 0)		0.8
Sickle cell trait	0 (0 to 0)	0 (0 to 0)	0 (0 to 0)	0.2 (0 to 0.5)	0.3 (0 to 0.6)	0.3 (0 to 0.5)	0.3 (0 to 0.5)	0.5 (0 to 0.9)	0.6 (0 to 1.1)	0.6 (0 to 1.1)	0.6 (0 to 1.1)	0.6 (0 to 1.1)	0.6 (0 to 1.1)	0.6 (0 to 1.1)	0.6 (0 to 1.1)	0.6 (0 to 1.1)	0.6 (0 to 1.1)	0.6 (0 to 1.1)	0.6 (0 to 1.1)	0.6 (0 to 1.1)	0.6 (0 to 1.1)	0.6 (0 to 1.1)	0.6 (0 to 1.1)	0 (0 to 0)	0 (0 to 0)		1.2
G6PD deficiency	0 (0 to 0)	0 (0 to 0)	0 (0 to 0)	0 (0 to 0)	0 (0 to 0)	0 (0 to 0)	0 (0 to 0)	0 (0 to 0)	0 (0 to 0)	0 (0 to 0)	0 (0 to 0)	0 (0 to 0)	0 (0 to 0)	0 (0 to 0)	0 (0 to 0)	0 (0 to 0)	0 (0 to 0)	0 (0 to 0)	0 (0 to 0)	0 (0 to 0)	0 (0 to 0)	0 (0 to 0)	0 (0 to 0)	0 (0 to 0)	0 (0 to 0)		1.3
G6PD trait	0 (0 to 0)	0 (0 to 0)	0 (0 to 0)	0 (0 to 0)	0 (0 to 0)	0 (0 to 0)	0 (0 to 0)	0 (0 to 0)	0 (0 to 0)	0 (0 to 0)	0 (0 to 0)	0 (0 to 0)	0 (0 to 0)	0 (0 to 0)	0 (0 to 0)	0 (0 to 0)	0 (0 to 0)	0 (0 to 0)	0 (0 to 0)	0 (0 to 0)	0 (0 to 0)	0 (0 to 0)	0 (0 to 0)	0 (0 to 0)	0 (0 to 0)		0
Other hemoglobinopathies and hemolytic anemias	0 (0 to 0)	0 (0 to 0)	0.2 (0 to 0.6)	0.3 (0 to 1.5)	0.2 (0 to 0.6)	0.2 (0 to 0.6)	0.2 (0 to 0.5)	0.1 (0 to 0.4)	0.1 (0 to 0.4)	0.2 (0 to 0.7)	0.2 (0 to 0.6)	0.2 (0 to 0.6)	0.1 (0 to 0.5)	0.1 (0 to 0.5)	0.1 (0 to 0.5)	0.2 (0 to 0.6)	0.2 (0 to 0.6)	0.2 (0 to 0.6)	0.2 (0 to 0.6)	0.2 (0 to 0.6)	0.2 (0 to 0.6)	0.2 (0 to 0.6)	0.2 (0 to 0.6)	0.1 (0 to 0.1)	0 (0 to 0)		5.3
Endocrine, metabolic, blood, and immune disorders	1.4 (0.6 to 2.3)	1.6 (0.7 to 2.5)	6.2 (3.7 to 10.4)	10.1 (6.9 to 13.9)	8.1 (5.8 to 12.1)	8.3 (5.2 to 12.1)	8.3 (5.1 to 12)	11.4 (8.1 to 16.5)	11.9 (7.3 to 19.4)	13.9 (8.1 to 20.5)	15.2 (8.1 to 23.1)	17.6 (11.5 to 25.3)	17.9 (11.5 to 26.2)	25.4 (17.3 to 36.5)	27.4 (18.4 to 40.2)	28.5 (20.5 to 44.5)	28.9 (19.8 to 43.6)	32.6 (22.3 to 49.5)	32.6 (22.3 to 49.4)	21.7 (14.9 to 31.4)	14.2 (9.4 to 20.7)	6.5 (4.4 to 9.6)	2.2 (1.4 to 3.2)	0.4 (0.3 to 0.6)		341
Oral disorders	1.8 (1 to 2.9)	1.8 (1.2 to 2.6)	2.3 (1.4 to 3.6)	2.7 (1.6 to 4.1)	3.2 (1.9 to 5.5)	4.8 (2.9 to 7.6)	7.1 (4.3 to 11.7)	9.5 (5.3 to 15.9)	10.1 (5.4 to 17.6)	10.7 (6.5 to 16.5)	16.2 (9.2 to 27.4)	22 (12.7 to 34.4)	28.2 (16.5 to 52.2)	31.5 (18.9 to 62.1)	32 (19.1 to 62.2)	36.7 (21.6 to 67.9)	41 (25.4 to 62.9)	39.6 (19.6 to 66.4)	23.7 (15.2 to 35.3)	10.1 (6.2 to 14.4)	4.7 (2.9 to 6.9)	0.9 (0.5 to 1.3)	0.1 (0.1 to 0.2)	0 (0 to 0)		351
Caries of deciduous teeth	0 (0 to 0)	0 (0 to 0)	0 (0 to 0)	0 (0 to 0.1)	0 (0 to 0.1)	0 (0 to 0)	0 (0 to 0)	0 (0 to 0)	0 (0 to 0)	0 (0 to 0)	0 (0 to 0)	0 (0 to 0)	0 (0 to 0)	0 (0 to 0)	0 (0 to 0)	0 (0 to 0)	0 (0 to 0)	0 (0 to 0)	0 (0 to 0)	0 (0 to 0)	0 (0 to 0)	0 (0 to 0)	0 (0 to 0)	0 (0 to 0)	0 (0 to 0)		0.6
Caries of permanent teeth	0 (0 to 0)	0 (0 to 0)	0 (0 to 0)	0.5 (0 to 1)	1.5 (0.5 to 2.8)	1.5 (0.6 to 2.8)	1.3 (0.5 to 2.3)	1.6 (0.7 to 3.3)	1.8 (0.7 to 3.9)	1.7 (0.6 to 3.4)	1.9 (0.6 to 3.9)	2.1 (0.6 to 4.2)	1.9 (0.6 to 4)	1.6 (0.7 to 3.2)	1.4 (0.6 to 3.6)	1.4 (0.6 to 3.4)	1.7 (0.6 to 3.7)	1.6 (0.6 to 3.2)	1.4 (0.6 to 3)	0.9 (0.4 to 1.7)	0.5 (0.2 to 1.2)	0.3 (0.1 to 0.6)	0.1 (0.1 to 0.2)	0 (0 to 0)	0 (0 to 0)		24.9
Periodontal diseases	0 (0 to 0)	0 (0 to 0)	0 (0 to 0)	0 (0 to 0)	0 (0 to 0)	0 (0 to 0)	0 (0 to 0)	0 (0 to 0)	0 (0 to 0)	0 (0 to 0)	0 (0 to 0)	0 (0 to 0)	0 (0 to 0)	0 (0 to 0)	0 (0 to 0)	0 (0 to 0)	0 (0 to 0)	0 (0 to 0)	0 (0 to 0)	0 (0 to 0)	0 (0 to 0)	0 (0 to 0)	0 (0 to 0)	0 (0 to 0)	0 (0 to 0)		43.9
Other oral disorders	0 (0 to 0)	0 (0 to 0)	0 (0 to 0)	1.6 (0.9 to 2.5)	1.4 (0.8 to 2.2)	2.4 (1.4 to 3.6)	3.1 (1.9 to 4.7)	3.5 (2.1 to 5.5)	3.2 (1.9 to 4.8)	2.8 (1.4 to 4.2)	3.4 (2.1 to 5)	3.6 (2.2 to 5.4)	3.5 (2.1 to 5.2)	3 (1.8 to 4.5)	2.8 (1.7 to 4.2)	2.8 (1.4 to 3.5)	1.2 (0.7 to 1.9)	0.7 (0.4 to 1.1)	0.2 (0.2 to 0.4)	0.1 (0.1 to 0.1)	0 (0 to 0)	0 (0 to 0)	0 (0 to 0)	0 (0 to 0)		62
Sudden infant death syndrome	..	22.2 (12.2 to 37.2)	..	..	..	..	..	..	..	..	..	..	..	..	..	..	..	..	..	..	..	..	..	..	..		NA
Injuries	0.3 (0.2 to 0.4)	0.7 (0.4 to 0.9)	17.8 (4.6 to 39)	17.4 (3.8 to 22.3)	29 (24.3 to 34.9)	29 (22.9 to 47)	94.7 (79.3 to 111)	184 (156 to 215)	172 (134 to 160)	143 (119 to 170)	141 (120 to 163)	130 (107 to 158)	129 (107 to 158)	158 (122 to 209)	158 (126 to 196)	158 (127 to 197)	132 (103 to 164)	112 (87.7 to 141)	86.1 (66.5 to 145)	80 (63.1 to 100)	59.3 (47.4 to 73.6)	27.9 (22.7 to 33.7)	6.1 (4.9 to 7.5)	0.3 (0.2 to 0.4)		2,080
Transport injuries	0 (0 to 0)	0.1 (0 to 0.1)	0.5 (0.2 to 0.8)	0.2 (0.1 to 0.4)	11.4 (8.4 to 15)	34.4 (26.5 to 48)	62.4 (46.3 to 82.2)	27.6 (20 to 47.8)	24.6 (20.9 to 33.9)	28.1 (17.4 to 27.9)	32.1 (17.4 to 27.9)	31.9 (24.6 to 40.7)	34 (19.1 to 29.4)	34 (19.1 to 29.4)	34 (19.1 to 29.4)	34 (19.1 to 29.4)	34 (19.1 to 29.4)	34 (19.1 to 29.4)	34 (19.1 to 29.4)	34 (19.1 to 29.4)	34 (19.1 to 29.4)	34 (19.1 to 29.4)	34 (19.1 to 29.4)	34 (19.1 to 29.4)		387
Road injuries	0 (0 to 0)	0 (0 to 0)	0.3 (0 to 0.7)	2 (0.4

SR Table 2a: Calderdale DALYS by cause and age group for males with 95% uncertainty intervals, 2019

Cause	Early Neonatal	Late Neonatal	Post Neonatal	1 to 4	5 to 9	10 to 14	15 to 19	20 to 24	25 to 29	30 to 34	35 to 39	40 to 44	45 to 49	50 to 54	55 to 59	60 to 64	65 to 69	70 to 74	75 to 79	80 plus	Total
All causes	1,190 (1,161 to 1,224)	1,102 (977 to 1,227)	2,161 (1,949 to 2,377)	1,977 (1,822 to 2,133)	1,194 (1,094 to 1,294)	1,139 (1,044 to 1,233)	1,744 (1,597 to 1,894)	2,744 (2,604 to 2,891)	3,062 (2,909 to 3,214)	3,144 (2,994 to 3,297)	3,344 (3,193 to 3,495)	3,660 (3,509 to 3,812)	4,107 (3,954 to 4,260)	4,660 (4,507 to 4,813)	5,307 (5,154 to 5,460)	6,107 (5,954 to 6,260)	7,107 (6,954 to 7,260)	8,107 (7,954 to 8,260)	9,107 (8,954 to 9,260)	10,107 (9,954 to 10,260)	32,300
Communicable, maternal, neonatal, and nutritional diseases	1,190 (1,161 to 1,224)	1,102 (977 to 1,227)	2,161 (1,949 to 2,377)	1,977 (1,822 to 2,133)	1,194 (1,094 to 1,294)	1,139 (1,044 to 1,233)	1,744 (1,597 to 1,894)	2,744 (2,604 to 2,891)	3,062 (2,909 to 3,214)	3,144 (2,994 to 3,297)	3,344 (3,193 to 3,495)	3,660 (3,509 to 3,812)	4,107 (3,954 to 4,260)	4,660 (4,507 to 4,813)	5,307 (5,154 to 5,460)	6,107 (5,954 to 6,260)	7,107 (6,954 to 7,260)	8,107 (7,954 to 8,260)	9,107 (8,954 to 9,260)	10,107 (9,954 to 10,260)	1,650
HIV/AIDS and sexually transmitted infections	4.6 (1.3 to 11.1)	1.7 (0.5 to 3.6)	2.7 (0.9 to 5)	0.2 (0.3 to 0.4)	0.2 (0.2 to 0.3)	0.1 (0.1 to 0.1)	0.2 (0.2 to 0.3)	0.4 (0.4 to 0.4)	1.7 (1.3 to 2.2)	2.3 (2.3 to 4)	4.3 (3.2 to 5.7)	4.3 (3.2 to 5.4)	4.6 (3.7 to 6.1)	4.9 (3.7 to 6.5)	3.3 (2 to 5.3)	2.5 (1.4 to 4.4)	2.3 (1.7 to 3.8)	0.5 (0.3 to 1.1)	0.1 (0.1 to 0.2)	0.1 (0 to 0.1)	43.4
HIV/AIDS	0 (0 to 0)	0 (0 to 0)	0.2 (0.2 to 0.3)	0.2 (0.2 to 0.3)	0.2 (0.1 to 0.2)	0.1 (0.1 to 0.1)	0.1 (0.1 to 0.2)	0.4 (0.4 to 0.7)	1.5 (1.1 to 2)	2.2 (2.1 to 3.7)	4 (2.9 to 5.4)	4.2 (3.2 to 5.8)	4.4 (3.5 to 6.1)	4.7 (3.7 to 6.4)	2.7 (1.7 to 4.3)	2.3 (1.3 to 3.5)	2.1 (1.2 to 3.6)	1.2 (0.5 to 2.4)	0.4 (0.2 to 0.8)	0.1 (0 to 0.1)	31.6
HIV/AIDS - Drug-susceptible Tuberculosis	0 (0 to 0)	0 (0 to 0)	0 (0 to 0)	0 (0 to 0)	0 (0 to 0)	0 (0 to 0)	0 (0 to 0)	0 (0 to 0.1)	0.2 (0.1 to 0.3)	0.3 (0.2 to 0.5)	0.4 (0.3 to 0.7)	0.5 (0.3 to 0.7)	0.5 (0.3 to 0.8)	0.4 (0.2 to 0.6)	0.3 (0.2 to 0.5)	0.2 (0.1 to 0.3)	0.2 (0.1 to 0.3)	0.1 (0 to 0.2)	0 (0 to 0.1)	0 (0 to 0)	3.1
HIV/AIDS - Multidrug-resistant Tuberculosis without extensive dr...	0 (0 to 0)	0 (0 to 0)	0 (0 to 0)	0 (0 to 0)	0 (0 to 0)	0 (0 to 0)	0 (0 to 0)	0 (0 to 0)	0 (0 to 0)	0 (0 to 0)	0 (0 to 0)	0 (0 to 0)	0 (0 to 0)	0 (0 to 0)	0 (0 to 0)	0 (0 to 0)	0 (0 to 0)	0 (0 to 0)	0 (0 to 0)	0 (0 to 0)	0 (0 to 0)	0.1
HIV/AIDS - Extensively drug-resistant Tuberculosis	0 (0 to 0)	0 (0 to 0)	0 (0 to 0)	0 (0 to 0)	0 (0 to 0)	0 (0 to 0)	0 (0 to 0)	0 (0 to 0)	0 (0 to 0)	0 (0 to 0)	0 (0 to 0)	0 (0 to 0)	0 (0 to 0)	0 (0 to 0)	0 (0 to 0)	0 (0 to 0)	0 (0 to 0)	0 (0 to 0)	0 (0 to 0)	0 (0 to 0)	0 (0 to 0)	0
HIV/AIDS resulting in other diseases	0 (0 to 0)	0.2 (0.2 to 0.3)	0.2 (0.2 to 0.3)	0.1 (0 to 0.2)	0.1 (0.1 to 0.1)	0.1 (0.1 to 0.2)	0.2 (0.1 to 0.2)	0.4 (0.3 to 0.4)	1.4 (1 to 1.9)	2.5 (1.7 to 3.4)	3.6 (2.5 to 4.9)	3.8 (2.8 to 5.4)	4.1 (3 to 5.7)	4.3 (3.2 to 6.1)	2.7 (1.8 to 3.9)	2.1 (1.1 to 3.2)	2 (1.1 to 3.4)	1.1 (0.4 to 2.2)	0.4 (0.1 to 0.8)	0.1 (0 to 0.1)	28.4
Sexually transmitted infections excluding HIV	4.6 (1.3 to 11.1)	1.7 (0.5 to 3.6)	2.4 (0.7 to 5.7)	0.1 (0 to 0.2)	0 (0 to 0)	0 (0 to 0)	0 (0 to 0.1)	0.1 (0 to 0.2)	0.2 (0.1 to 0.3)	0.2 (0.1 to 0.3)	0.3 (0.1 to 0.6)	0.3 (0.1 to 0.6)	0.3 (0.1 to 0.7)	0.3 (0.1 to 0.6)	0.1 (0 to 0.4)	0.2 (0.1 to 0.5)	0.2 (0.1 to 0.4)	0.1 (0.1 to 0.2)	0.1 (0 to 0.2)	0.1 (0 to 0.1)	11.8
Syphilis	4.6 (1.3 to 11.1)	1.7 (0.5 to 3.6)	2.4 (0.7 to 5.7)	0.1 (0 to 0.2)	0 (0 to 0)	0 (0 to 0)	0 (0 to 0.1)	0.1 (0 to 0.2)	0.2 (0.1 to 0.3)	0.2 (0.1 to 0.3)	0.3 (0.1 to 0.6)	0.3 (0.1 to 0.6)	0.3 (0.1 to 0.7)	0.3 (0.1 to 0.6)	0.1 (0 to 0.4)	0.2 (0.1 to 0.5)	0.2 (0.1 to 0.4)	0.1 (0.1 to 0.2)	0.1 (0 to 0.2)	0.1 (0 to 0.1)	9.6
Chlamydial infection	0 (0 to 0)	0 (0 to 0)	0 (0 to 0)	0 (0 to 0)	0 (0 to 0)	0 (0 to 0)	0 (0 to 0)	0 (0 to 0)	0 (0 to 0)	0 (0 to 0)	0 (0 to 0)	0 (0 to 0)	0 (0 to 0)	0 (0 to 0)	0 (0 to 0)	0 (0 to 0)	0 (0 to 0)	0 (0 to 0)	0 (0 to 0)	0 (0 to 0)	0 (0 to 0)	0
Gonococcal infection	0 (0 to 0)	0 (0 to 0)	0 (0 to 0)	0 (0 to 0)	0 (0 to 0)	0 (0 to 0)	0 (0 to 0)	0 (0 to 0)	0 (0 to 0)	0 (0 to 0)	0 (0 to 0)	0 (0 to 0)	0 (0 to 0)	0 (0 to 0)	0 (0 to 0)	0 (0 to 0)	0 (0 to 0)	0 (0 to 0)	0 (0 to 0)	0 (0 to 0)	0 (0 to 0)	0
Trichomoniasis	0 (0 to 0)	0 (0 to 0)	0 (0 to 0)	0 (0 to 0)	0 (0 to 0)	0 (0 to 0)	0 (0 to 0)	0 (0 to 0)	0 (0 to 0)	0 (0 to 0)	0 (0 to 0)	0 (0 to 0)	0 (0 to 0)	0 (0 to 0)	0 (0 to 0)	0 (0 to 0)	0 (0 to 0)	0 (0 to 0)	0 (0 to 0)	0 (0 to 0)	0 (0 to 0)	0
Genital herpes	0 (0 to 0)	0 (0 to 0)	0 (0 to 0)	0 (0 to 0)	0 (0 to 0)	0 (0 to 0)	0 (0 to 0)	0 (0 to 0)	0 (0 to 0)	0 (0 to 0)	0 (0 to 0)	0 (0 to 0)	0 (0 to 0)	0 (0 to 0)	0 (0 to 0)	0 (0 to 0)	0 (0 to 0)	0 (0 to 0)	0 (0 to 0)	0 (0 to 0)	0 (0 to 0)	0
Other sexually transmitted infections	0 (0 to 0)	0 (0 to 0)	0 (0 to 0)	0 (0 to 0)	0 (0 to 0)	0 (0 to 0)	0 (0 to 0)	0 (0 to 0)	0 (0 to 0)	0 (0 to 0)	0 (0 to 0)	0 (0 to 0)	0 (0 to 0)	0 (0 to 0)	0 (0 to 0)	0 (0 to 0)	0 (0 to 0)	0 (0 to 0)	0 (0 to 0)	0 (0 to 0)	0 (0 to 0)	0.1
Respiratory infections and tuberculosis	1.7 (1.1 to 2.9)	1.7 (1.2 to 2.4)	9.4 (6.3 to 13.9)	7.8 (7.2 to 20.2)	5.6 (5.6 to 15.9)	5.6 (5.6 to 14.6)	6.1 (5.6 to 13.5)	9.6 (9.6 to 22.5)	12.2 (10.2 to 27.9)	14.2 (11.5 to 32.1)	16.2 (12.9 to 37.9)	19.2 (15.4 to 39.7)	24.2 (21.2 to 39.4)	30.2 (26.5 to 49.6)	40.2 (35.4 to 57.6)	49.2 (35.9 to 68.7)	59.2 (44.4 to 87.5)	69.2 (48.3 to 134)	79.2 (70.9 to 139)	112 (82.7 to 153)	877
Tuberculosis	0 (0 to 0)	0 (0 to 0)	0 (0 to 0)	0.3 (0 to 0.9)	0.1 (0 to 0)	0.1 (0 to 0.1)	0.1 (0 to 0.1)	0.3 (0.2 to 0.4)	0.5 (0.2 to 0.9)	0.6 (0.4 to 0.8)	0.8 (0.5 to 1)	1.2 (0.8 to 1.6)	1.4 (0.9 to 1.9)	1.4 (0.9 to 1.9)	1.4 (0.9 to 2)	1.7 (1 to 2.3)	1.4 (1 to 2.3)	0.6 (0.4 to 1.2)	0.3 (0.2 to 0.4)	0.2 (0.2 to 0.4)	16.8
Latent tuberculosis infection	0 (0 to 0)	0 (0 to 0)	0 (0 to 0)	0 (0 to 0)	0 (0 to 0)	0 (0 to 0)	0 (0 to 0)	0 (0 to 0)	0 (0 to 0)	0 (0 to 0)	0 (0 to 0)	0 (0 to 0)	0 (0 to 0)	0 (0 to 0)	0 (0 to 0)	0 (0 to 0)	0 (0 to 0)	0 (0 to 0)	0 (0 to 0)	0 (0 to 0)	0 (0 to 0)	0
Drug-susceptible tuberculosis	0 (0 to 0)	0 (0 to 0)	0 (0 to 0)	0.3 (0 to 0.9)	0.1 (0 to 0)	0.1 (0 to 0.1)	0.1 (0 to 0.1)	0.3 (0.2 to 0.4)	0.5 (0.2 to 0.9)	0.6 (0.4 to 0.8)	0.8 (0.5 to 1)	1.2 (0.8 to 1.6)	1.4 (0.9 to 1.9)	1.4 (0.9 to 1.9)	1.4 (0.9 to 2)	1.7 (1 to 2.3)	1.4 (1 to 2.3)	0.6 (0.4 to 1.2)	0.3 (0.2 to 0.4)	0.2 (0.2 to 0.4)	16.3
Multidrug-resistant tuberculosis without extensive drug-resistance	0 (0 to 0)	0 (0 to 0)	0 (0 to 0)	0 (0 to 0)	0 (0 to 0)	0 (0 to 0)	0 (0 to 0)	0 (0 to 0)	0 (0 to 0)	0 (0 to 0)	0 (0 to 0)	0 (0 to 0)	0 (0 to 0)	0 (0 to 0)	0 (0 to 0)	0 (0 to 0)	0 (0 to 0)	0 (0 to 0)	0 (0 to 0)	0 (0 to 0)	0 (0 to 0)	0.4
Extensively drug-resistant tuberculosis	0 (0 to 0)	0 (0 to 0)	0 (0 to 0)	0 (0 to 0)	0 (0 to 0)	0 (0 to 0)	0 (0 to 0)	0 (0 to 0)	0 (0 to 0)	0 (0 to 0)	0 (0 to 0)	0 (0 to 0)	0 (0 to 0)	0 (0 to 0)	0 (0 to 0)	0 (0 to 0)	0 (0 to 0)	0 (0 to 0)	0 (0 to 0)	0 (0 to 0)	0 (0 to 0)	0.1
Lower respiratory infections	1.7 (1.1 to 2.9)	1.6 (1.1 to 2.3)	9.1 (6.2 to 17.2)	7.5 (5.1 to 19.2)	5.3 (5.3 to 14.9)	5.4 (5.4 to 13.8)	5.9 (5.4 to 12.7)	9.2 (9.2 to 21.5)	11.7 (9.8 to 26.7)	13.6 (11 to 30.7)	15.4 (12.3 to 36.2)	18.4 (14.7 to 37.8)	23.2 (20.3 to 37.7)	28.9 (25.4 to 47.5)	38.5 (33.9 to 55.2)	47.1 (34.4 to 65.8)	56.7 (42.5 to 83.7)	66.3 (46.3 to 128)	75.8 (67.9 to 133)	107 (79.2 to 147)	742
Upper respiratory infections	0 (0 to 0)	0.1 (0.1 to 0.2)	2 (1.2 to 3.2)	0.4 (0.4 to 14.1)	0.4 (0.1 to 15.9)	0.4 (0.1 to 15.1)	0.5 (0.1 to 15.5)	0.8 (0.8 to 9.7)	0.8 (0.8 to 9.7)	0.8 (0.8 to 9.7)	0.8 (0.8 to 9.7)	0.8 (0.8 to 9.7)	0.8 (0.8 to 9.7)	0.8 (0.8 to 9.7)	0.8 (0.8 to 9.7)	0.8 (0.8 to 9.7)	0.8 (0.8 to 9.7)	0.8 (0.8 to 9.7)	0.8 (0.8 to 9.7)	0.8 (0.8 to 9.7)	96.9
Otitis media	0 (0 to 0)	0 (0 to 0)	0.3 (0.1 to 0.5)	0.1 (0.1 to 3.9)	0.1 (0.1 to 3.4)	0.1 (0.7 to 2.3)	0.1 (0.1 to 2.2)	0.1 (0.1 to 2.2)	0.1 (0.1 to 2.2)	0.1 (0.1 to 2.2)	0.1 (0.1 to 2.2)	0.1 (0.1 to 2.2)	0.1 (0.1 to 2.2)	0.1 (0.1 to 2.2)	0.1 (0.1 to 2.2)	0.1 (0.1 to 2.2)	0.1 (0.1 to 2.2)	0.1 (0.1 to 2.2)	0.1 (0.1 to 2.2)	0.1 (0.1 to 2.2)	21.2
Enteric infections	0.1 (0.1 to 0.2)	0.5 (0.3 to 0.7)	1.6 (0.6 to 9.6)	1.2 (0.5 to 14.6)	0.9 (0.7 to 8.2)	0.8 (0.8 to 5.9)	0.8 (0.8 to 5.2)	0.8 (0.8 to 4.7)	0.8 (1.1 to 3.1)	0.8 (1.4 to 3.5)	0.8 (1.4 to 3.6)	0.8 (1.3 to 3.6)	0.8 (1.3 to 3.6)	0.8 (1.3 to 3.6)	0.8 (1.3 to 3.6)	0.8 (1.3 to 3.6)	0.8 (1.3 to 3.6)	0.8 (1.3 to 3.6)	0.8 (1.3 to 3.6)	0.8 (1.3 to 3.6)	78.2
Diarrheal diseases	0.1 (0.1 to 0.2)	0.5 (0.3 to 0.7)	1.6 (0.6 to 9.6)	1.2 (0.5 to 14.6)	0.9 (0.7 to 8.2)	0.8 (0.8 to 5.9)	0.8 (0.8 to 5.2)	0.8 (1.1 to 4.7)	0.8 (1.1 to 3.1)	0.8 (1.4 to 3.5)	0.8 (1.4 to 3.6)	0.8 (1.3 to 3.6)	0.8 (1.3 to 3.6)	0.8 (1.3 to 3.6)	0.8 (1.3 to 3.6)	0.8 (1.3 to 3.6)	0.8 (1.3 to 3.6)	0.8 (1.3 to 3.6)	0.8 (1.3 to 3.6)	0.8 (1.3 to 3.6)	77.2
Typhoid and paraphoid	0 (0 to 0)	0 (0 to 0)	0 (0 to 0)	0 (0 to 0)	0 (0 to 0)	0 (0 to 0)	0 (0 to 0)	0 (0 to 0)	0 (0 to 0)	0 (0 to 0)	0 (0 to 0)	0 (0 to 0)	0 (0 to 0)	0 (0 to 0)	0 (0 to 0)	0 (0 to 0)	0 (0 to 0)	0 (0 to 0)	0 (0 to 0)	0 (0 to 0)	0 (0 to 0)	0
Typhoid fever	0 (0 to 0)	0 (0 to 0)	0 (0 to 0)	0 (0 to 0)	0 (0 to 0)	0 (0 to 0)	0 (0 to 0)	0 (0 to 0)	0 (0 to 0)	0 (0 to 0)	0 (0 to 0)	0 (0 to 0)	0 (0 to 0)	0 (0 to 0)	0 (0 to 0)	0 (0 to 0)	0 (0 to 0)	0 (0 to 0)	0 (0 to 0)	0 (0 to 0)	0 (0 to 0)	0
Paratyphoid fever	0 (0 to 0)	0 (0 to 0)	0 (0 to 0)	0 (0 to 0)	0 (0 to 0)	0 (0 to 0)	0 (0 to 0)	0 (0 to 0)	0 (0 to 0)	0 (0 to 0)	0 (0 to 0)	0 (0 to 0)	0 (0 to 0)	0 (0 to 0)	0 (0 to 0)	0 (0 to 0)	0 (0 to 0)	0 (0 to 0)	0 (0 to 0)	0 (0 to 0)	0 (0 to 0)	0
Invasive Non-typhoidal Salmonella (iNTS)	0 (0 to 0)	0 (0 to 0)	0 (0 to 0.1)	0.1 (0 to 0.1)	0 (0 to 0)	0 (0 to 0)	0 (0 to 0)	0 (0 to 0)	0 (0 to 0)	0 (0 to 0)	0 (0 to 0)	0 (0 to 0)	0 (0 to 0)	0 (0 to 0)	0 (0 to 0.1)	0 (0 to 0.1)	0 (0 to 0.1)	0 (0 to 0.1)	0 (0 to 0.1)	0 (0 to 0.1)	0 (0 to 0.1)	0.9
Other intestinal infectious diseases	0 (0 to 0)	0 (0 to 0)	0 (0 to 0.1)	0 (0 to 0.1)	0 (0 to 0)	0 (0 to 0)	0 (0 to 0)	0 (0 to 0)	0 (0 to 0)	0 (0 to 0)	0 (0 to 0)	0 (0 to 0)	0 (0 to 0)	0 (0 to 0)	0 (0 to 0)	0 (0 to 0)	0 (0 to 0)	0 (0 to 0)	0 (0 to 0)	0 (0 to 0)	0 (0 to 0)	0.2
Neglected tropical diseases and malaria	0 (0 to 0)	0.1 (0 to 0.2)	0.2 (0 to 0.6)	0.6 (0 to 1.3)	0.1 (0 to 0.4)	0 (0 to 0.2)	0 (0 to 0.1)	0 (0 to 0.2)	0 (0 to 0.2)	0.1 (0 to 0.4)	0.1 (0 to 0.3)	0.1 (0 to 0.3)	0.1 (0 to 0.4)	0.2 (0 to 0.6)	0.2 (0 to 0.6)	0.1 (0 to 0.4)	0.1 (0 to 0.2)	0.1 (0 to 0.2)	0.1 (0 to 0.2)	0 (0 to 0.1)	3.5
Malaria	0 (0 to 0)	0 (0 to 0)	0 (0 to 0)	0 (0 to 0)	0 (0 to 0)	0 (0 to 0)	0 (0 to 0)	0 (0 to 0)	0 (0 to 0)	0 (0 to 0)	0 (0 to 0)	0 (0 to 0)	0 (0 to 0)	0 (0 to 0)	0 (0 to 0)	0 (0 to 0)	0 (0 to 0)	0 (0 to 0)	0 (0 to 0)	0 (0 to 0)	0 (0 to 0)	0
Chagas disease	0 (0 to 0)	0 (0 to 0)	0 (0 to 0)	0 (0 to 0)	0 (0 to 0)	0 (0 to 0)	0 (0 to 0)	0 (0 to 0)	0 (0 to 0)	0 (0 to 0)	0 (0 to 0)	0 (0 to 0)	0 (0 to 0)	0 (0 to 0)	0 (0 to 0)	0 (0 to 0)	0 (0 to 0)	0 (0 to 0)	0 (0 to 0)	0 (0 to 0)	0 (0 to 0)	0
Leishmaniasis	0 (0 to 0)	0 (0 to 0)	0 (0 to 0)	0 (0 to 0)	0 (0 to 0)	0 (0 to 0)	0 (0 to 0)	0 (0 to 0)	0 (0 to 0)	0 (0 to 0)	0 (0 to 0)	0 (0 to 0)	0 (0 to 0)	0 (0 to 0)	0 (0 to 0)	0 (0 to 0)	0 (0 to 0)	0 (0 to 0)	0 (0 to 0)	0 (0 to 0)	0 (0 to 0)	0
Visceral leishmaniasis	0 (0 to 0)	0 (0 to 0)	0 (0 to 0)	0 (0 to 0)	0 (0 to 0)	0 (0 to 0)	0 (0 to 0)	0 (0 to 0)	0 (0 to 0)	0 (0 to 0)	0 (0 to 0)	0 (0 to 0)	0 (0 to 0)	0 (0 to 0)	0 (0 to 0)	0 (0 to 0)	0 (0 to 0)	0 (0 to 0)	0 (0 to 0)	0 (0 to 0)	0 (0 to 0)	0
Cutaneous and mucocutaneous leishmaniasis	0 (0 to 0)	0 (0 to 0)	0 (0 to 0)	0 (0 to 0)	0 (0 to 0)	0 (0 to 0)	0 (0 to 0)	0 (0 to 0)	0 (0 to 0)	0 (0 to 0)	0 (0 to 0)	0 (0 to 0)	0 (0 to 0)	0 (0 to 0)	0 (0 to 0)	0 (0 to 0)	0 (0 to 0)	0 (0 to 0)	0 (0 to 0)	0 (0 to 0)	0 (0 to 0)	0
African trypanosomiasis	0 (0 to 0)	0 (0 to 0)	0 (0 to 0)	0 (0 to 0)	0 (0 to 0)	0 (0 to 0)	0 (0 to 0)	0 (0 to 0)	0 (0 to 0)	0 (0 to 0)	0 (0 to 0)	0 (0 to 0)	0 (0 to 0)	0 (0 to 0)	0 (0 to 0)	0 (0 to 0)	0 (0 to 0)	0 (0 to 0)	0 (0 to 0)	0 (0 to 0)	0 (0 to 0)	0
Schistosomiasis	0 (0 to 0)	0 (0 to 0)	0 (0 to 0)	0 (0 to 0)	0 (0 to 0)	0 (0 to 0)	0 (0 to 0)	0 (0 to 0)	0 (0 to 0)	0 (0 to 0)	0 (0 to 0)	0 (0 to 0)	0 (0 to 0)	0 (0 to 0)	0 (0 to 0)	0 (0 to 0)	0 (0 to 0)	0 (0 to 0)	0 (0 to 0)	0 (0 to 0)	0 (0 to 0)	0
Cysticercosis	0 (0 to 0)	0 (0 to 0)	0 (0 to 0)	0 (0 to 0)	0 (0 to 0)	0 (0 to 0)	0 (0 to 0)	0 (0 to 0)	0 (0 to 0)	0 (0 to 0)	0 (0 to 0)	0 (0 to 0)	0 (0 to 0)	0 (0 to 0)	0 (0 to 0)	0 (0 to 0)	0 (0 to 0)	0 (0 to 0)	0 (0 to 0)	0 (0 to 0)	0 (0 to 0)	0
Cystic echinococcosis	0 (0 to 0)	0 (0 to 0)	0 (0 to 0)	0 (0 to 0)	0 (0 to 0)	0 (0 to 0)	0 (0 to 0)	0 (0 to 0)	0 (0 to 0)	0 (0 to 0)	0 (0 to 0)	0 (0 to 0)	0 (0 to 0)	0 (0 to 0)	0 (0 to 0)	0 (0 to 0)	0 (0 to 0)	0 (0 to 0)	0 (0 to 0)	0 (0 to 0)	0 (0 to 0)	0.1
Lymphatic filariasis	0 (0 to 0)	0 (0 to 0)	0 (0 to 0)	0 (0 to 0)	0 (0 to 0)	0 (0 to 0)	0 (0 to 0)	0 (0 to 0)	0 (0 to 0)	0 (0 to 0)	0 (0 to 0)	0 (0 to 0)	0 (0 to 0)	0 (0 to 0)	0 (0 to 0)	0 (0 to 0)	0 (0 to 0)	0 (0 to 0)	0 (0 to 0)	0 (0 to 0)	0 (0 to 0)	0
Onchocerciasis	0 (0 to 0)	0 (0 to 0)	0 (0 to 0)	0 (0 to 0)	0 (0 to 0)	0 (0 to 0)	0 (0 to 0)	0 (0 to 0)	0 (0 to 0)	0 (0 to 0)	0 (0 to 0)	0 (0 to 0)	0 (0 to 0)	0 (0 to 0)	0 (0 to 0)	0 (0 to 0)	0 (0 to 0)	0 (0 to 0)	0 (0 to 0)	0 (0 to 0)	0 (0 to 0)	0
Trachoma	0 (0 to 0)	0 (0 to 0)	0 (0 to 0)	0 (0 to 0)	0 (0 to 0)	0 (0 to 0)	0 (0 to 0)	0 (0 to 0)	0 (0 to 0)	0 (0 to 0)	0 (0 to 0)	0 (0 to 0)	0 (0 to 0)	0 (0 to 0)	0 (0 to 0)	0 (0 to 0)	0 (0 to 0)	0 (0 to 0)	0 (0 to 0)	0 (0 to 0)	0 (0 to 0)	0
Dengue	0 (0 to 0)	0 (0 to 0)	0 (0 to 0)	0 (0 to 0)	0 (0 to 0)	0 (0 to 0)	0 (0 to 0)	0 (0 to 0)	0 (0 to 0)	0 (0 to 0)	0 (0 to 0)	0 (0 to 0)	0 (0 to 0)	0 (0 to 0)	0 (0 to 0)	0 (0 to 0)	0 (0 to 0)	0 (0 to 0)	0 (0 to 0)	0 (0 to 0)	0 (0 to 0)	0
Yellow fever	0 (0 to 0)	0 (0 to 0)	0 (0 to 0)	0 (0 to 0)	0 (0 to 0)	0 (0 to 0)	0 (0 to 0)	0 (0 to 0)	0 (0 to 0)	0 (0 to 0)	0 (0 to 0)	0 (0 to 0)	0 (0 to 0)	0 (0 to 0)	0 (0 to 0)	0 (0 to 0)	0 (0 to 0)	0 (0 to 0)	0 (0 to 0)	0 (0 to 0)	0 (0 to 0)	0
Rabies	0 (0 to 0)	0 (0 to 0)	0 (0 to 0)	0 (0 to 0)	0 (0 to 0)	0 (0 to 0)	0 (0 to 0)	0 (0 to 0)	0 (0 to 0)	0 (0 to 0)	0 (0 to 0)	0 (0 to 0)	0 (0 to 0)	0 (0 to 0)	0 (0 to 0)	0 (0 to 0)	0 (0 to 0)	0 (0 to 0)	0 (0 to 0)	0 (0 to 0)	0 (0 to 0)	0
Intestinal nematode infections	0 (0 to 0)	0 (0 to 0)	0 (0 to 0)	0 (0 to 0)	0 (0 to 0)	0 (0 to 0)	0 (0 to 0)	0 (0 to 0)	0 (0 to 0)	0 (0 to 0)	0 (0 to 0)	0 (0 to 0)	0 (0 to 0)	0 (0 to 0)	0 (0 to 0)	0 (0 to 0)	0 (0 to 0)	0 (0 to 0)	0 (0 to 0)	0 (0 to 0)	0 (0 to 0)	0
Ascariasis	0 (0 to 0)	0 (0 to 0)	0 (0 to 0)	0 (0 to 0)	0 (0 to 0)	0 (0 to 0)	0 (0 to 0)	0 (0 to 0)	0 (0 to 0)	0 (0 to 0)	0 (0 to 0)	0 (0 to 0)	0 (0 to 0)	0

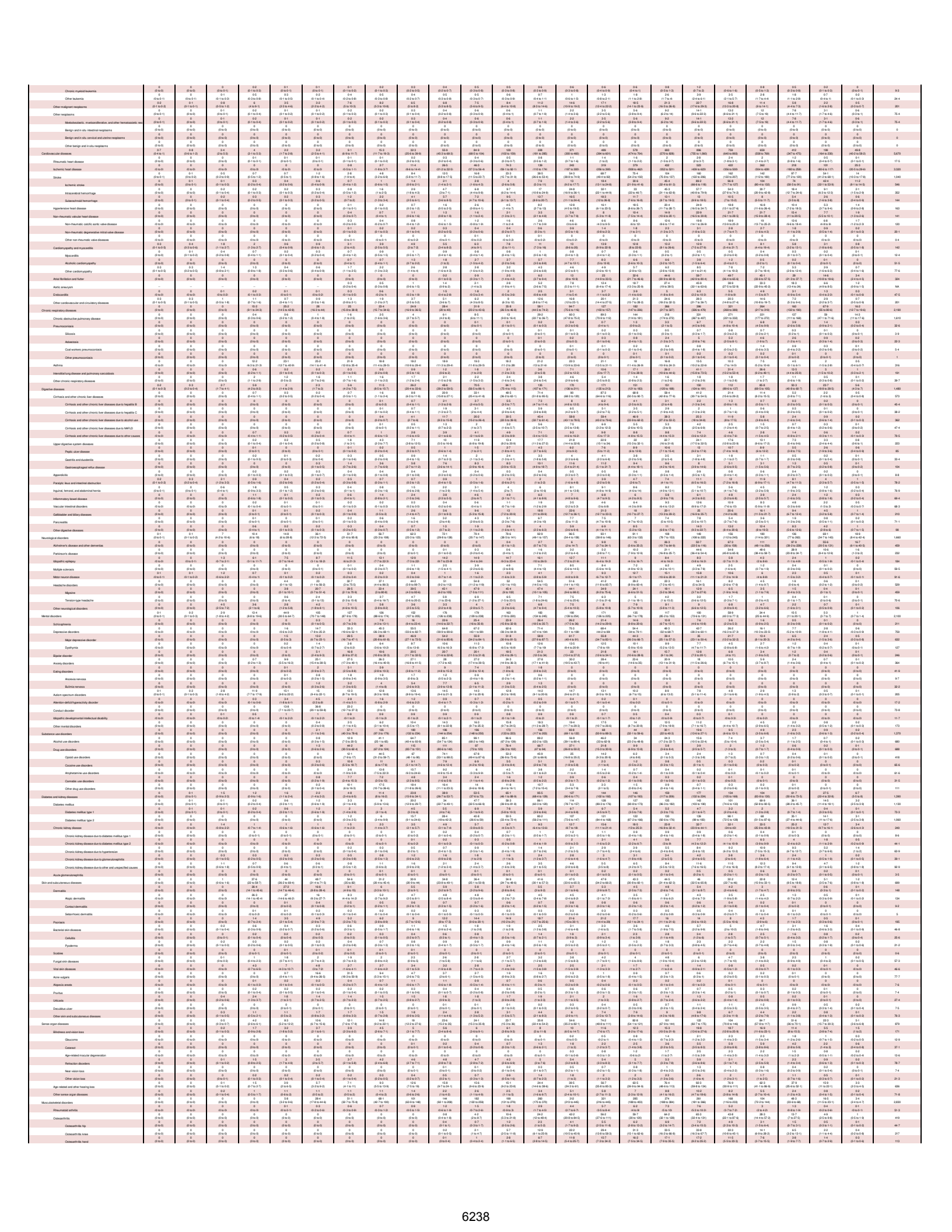

Osteoarthritis other	0 (0 to 0)	0 (0 to 0)	0 (0 to 0)	0 (0 to 0)	0 (0 to 0)	0 (0 to 0)	0 (0 to 0)	0 (0 to 0)	0 (0 to 0)	0 (0 to 0)	0 (0 to 0)	0 (0 to 1)	0 (0 to 0)	0 (0 to 0)	1 (0 to 2)	2 (0 to 5)	4 (1 to 9)	5 (2 to 12)	6 (2 to 13)	7 (3 to 13)	7 (3 to 14)	7 (3 to 14)	8 (3 to 15)	9 (4 to 16)	10 (5 to 18)	11 (5 to 19)	12 (6 to 20)	13 (7 to 21)	14 (7 to 22)	15 (8 to 23)	44
Low back pain	0 (0 to 0)	0 (0 to 0)	0 (0 to 0)	0 (0 to 0)	3 (1 to 7)	9 (3 to 21)	31 (11 to 39)	39 (18 to 55)	55 (22 to 64)	54 (31 to 67)	73 (40 to 113)	94 (54 to 139)	90 (58 to 150)	134 (73 to 194)	146 (88 to 222)	165 (98 to 245)	181 (109 to 265)	195 (115 to 282)	205 (121 to 295)	214 (126 to 305)	221 (130 to 314)	227 (134 to 321)	232 (137 to 328)	236 (140 to 334)	240 (143 to 339)	244 (145 to 344)	247 (147 to 348)	250 (149 to 352)	253 (151 to 356)	1,350
Neck pain	0 (0 to 0)	0 (0 to 0)	0 (0 to 0)	1 (0 to 1)	5 (2 to 12)	16 (6 to 35)	39 (15 to 49)	52 (25 to 69)	71 (31 to 87)	74 (40 to 113)	95 (52 to 144)	120 (70 to 174)	118 (77 to 194)	171 (94 to 247)	186 (112 to 281)	210 (126 to 312)	230 (139 to 336)	248 (147 to 358)	261 (154 to 374)	272 (160 to 385)	282 (166 to 396)	290 (171 to 406)	296 (175 to 416)	301 (178 to 425)	306 (181 to 433)	311 (184 to 441)	315 (187 to 448)	319 (189 to 455)	322 (191 to 462)	532
Gout	0 (0 to 0)	0 (0 to 0)	0 (0 to 0)	0 (0 to 0)	0 (0 to 0)	0 (0 to 0)	0 (0 to 0)	0 (0 to 0)	0 (0 to 0)	0 (0 to 0)	0 (0 to 0)

SR Table 2a: Estonia DALYS by cause and age group for males with 95% uncertainty intervals, 2019

Cause	Early Neonatal	Late Neonatal	Post Neonatal	1 to 4	5 to 9	10 to 14	15 to 19	20 to 24	25 to 29	30 to 34	35 to 39	40 to 44	45 to 49	50 to 54	55 to 59	60 to 64	65 to 69	70 to 74	75 to 79	80 to 84	85 to 89	90 to 94	95 plus	Total
All causes	4511 (4211 to 4813)	2712 (2412 to 3016)	3577 (3171 to 4008)	1 2618 (998 to 1 1,600)	1 1,010 (1,150 to 1,340)	1 1,000 (1,400 to 2,400)	1 1,000 (2,200 to 3,200)	1 1,000 (4,000 to 5,400)	1 1,000 (4,200 to 5,600)	1 1,000 (4,000 to 5,400)	1 1,000 (3,800 to 5,200)	1 1,000 (3,400 to 4,800)	1 1,000 (3,100 to 4,400)	1 1,000 (2,900 to 4,200)	1 1,000 (2,800 to 4,000)	1 1,000 (2,600 to 3,800)	1 1,000 (2,400 to 3,600)	1 1,000 (2,200 to 3,200)	1 1,000 (1,900 to 2,800)	1 1,000 (1,600 to 2,400)	1 1,000 (1,200 to 1,800)	1 1,000 (700 to 1,200)	1 1,000 (300 to 600)	232,000
Communicable, maternal, neonatal, and nutritional diseases	3164 (2833 to 3493)	1664 (1365 to 2123)	2588 (2155 to 3056)	2066 (1772 to 2399)	2252 (1930 to 2587)	2111 (1824 to 2397)	2009 (1707 to 2311)	2911 (2530 to 3298)	3249 (2924 to 3577)	3618 (3282 to 3975)	3746 (3416 to 4076)	3965 (3623 to 4302)	4163 (3823 to 4503)	4316 (3970 to 4659)	4497 (4139 to 4855)	4599 (4227 to 4971)	4699 (4321 to 5077)	4766 (4379 to 5153)	4826 (4427 to 5221)	4870 (4462 to 5271)	4904 (4492 to 5307)	4929 (4509 to 5333)	4939 (4513 to 5364)	67,000 (61 to 73,000)	11 (6 to 15)	9,6990
HIV/AIDS and sexually transmitted infections	0 (0 to 0)	0 (0 to 0)	5 (2 to 9)	0.6 (0.7 to 1)	0.3 (0.3 to 0.4)	0.7 (0.5 to 1)	12.5 (9.2 to 15.2)	69.3 (54.9 to 77.7)	288 (246.1 to 343)	347 (297.5 to 427)	398 (331.5 to 481)	393 (317.5 to 472)	353 (270.1 to 435)	299 (211.9 to 391)	259 (161.2 to 357)	241 (131.1 to 349)	220 (109.2 to 333)	202 (93.1 to 314)	189 (84.2 to 296)	179 (79.9 to 282)	172 (77.1 to 271)	167 (74.2 to 263)	164 (73.1 to 258)	3,1000 (1,400 to 4,900)	0.2 (0.1 to 0.4)	1,810
HIV/AIDS	0 (0 to 0)	0 (0 to 0)	5 (2 to 9)	0.6 (0.7 to 1)	0.3 (0.3 to 0.4)	0.4 (0.4 to 0.5)	11.4 (9.3 to 13.6)	63.3 (53 to 73.1)	262 (227 to 309)	317 (272 to 390)	361 (297 to 440)	356 (286 to 437)	319 (243 to 402)	270 (190 to 352)	233 (145 to 321)	216 (118 to 314)	197 (98 to 299)	181 (84 to 282)	169 (75 to 265)	160 (71 to 253)	154 (68 to 239)	149 (66 to 231)	147 (65 to 227)	2,8000 (1,200 to 4,400)	0.1 (0.1 to 0.1)	1,660
HIV/AIDS - Drug-susceptible Tuberculosis	0 (0 to 0)	0 (0 to 0)	0.4 (0 to 0.9)	0 (0 to 0)	0 (0 to 0)	0.6 (0.4 to 1.1)	4.7 (3.4 to 7.9)	22.3 (16.1 to 31.2)	69.6 (51.1 to 91.2)	77.6 (54.9 to 104.2)	74.5 (51.3 to 102.2)	61.7 (41.1 to 86.2)	47.2 (29.1 to 68.2)	34.1 (19.1 to 52.2)	24.1 (11.4 to 41.6)	17.5 (7.3 to 32)	13.2 (4.9 to 25.1)	10.3 (3.2 to 20.3)	8.5 (2.3 to 17.1)	7.5 (1.9 to 15.2)	6.9 (1.7 to 14.1)	6.6 (1.6 to 13.6)	6.5 (1.6 to 13.5)	120	0 (0 to 0)	120
HIV/AIDS - Multidrug-resistant Tuberculosis without extensive drug resistance	0 (0 to 0)	0 (0 to 0)	0.2 (0 to 0.5)	0 (0 to 0)	0 (0 to 0)	0.4 (0.3 to 0.6)	2.6 (1.9 to 4.4)	11 (8 to 15.4)	17.2 (12.6 to 22.7)	13.7 (9.6 to 20.4)	7.2 (3.5 to 13.5)	3.8 (1.4 to 7.1)	1.5 (0.4 to 3.2)	0.7 (0.1 to 1.8)	0.4 (0 to 1.1)	0.3 (0 to 0.8)	0.2 (0 to 0.6)	0.2 (0 to 0.5)	0.1 (0 to 0.4)	0.1 (0 to 0.3)	0.1 (0 to 0.3)	0.1 (0 to 0.3)	0.1 (0 to 0.3)	89.7	0 (0 to 0)	89.7
HIV/AIDS - Extensively drug-resistant Tuberculosis	0 (0 to 0)	0 (0 to 0)	0.1 (0 to 0.2)	0 (0 to 0)	0 (0 to 0)	0.2 (0 to 0.3)	1.5 (1.1 to 2.1)	5 (3.7 to 6.9)	7.7 (5.1 to 11.1)	5.1 (2.5 to 9.1)	2.2 (0.9 to 4.3)	1.1 (0.3 to 2.3)	0.4 (0.1 to 1)	0.2 (0 to 0.5)	0.1 (0 to 0.3)	0.1 (0 to 0.2)	0.1 (0 to 0.2)	0.1 (0 to 0.2)	0 (0 to 0.1)	0 (0 to 0.1)	0 (0 to 0.1)	0 (0 to 0.1)	0 (0 to 0.1)	29.9	0 (0 to 0)	29.9
HIV/AIDS resulting in other diseases	0 (0 to 0)	0 (0 to 0)	4.6 (3.6 to 5.9)	0.7 (0.6 to 0.9)	0.3 (0.2 to 0.3)	0.4 (0.3 to 0.5)	10 (8 to 12.1)	54.6 (44.2 to 67.7)	244 (197 to 297)	295 (237 to 366)	316 (255 to 387)	312 (252 to 383)	283 (227 to 347)	252 (201 to 309)	224 (178 to 275)	203 (161 to 249)	189 (150 to 232)	178 (141 to 218)	170 (135 to 208)	164 (130 to 201)	160 (127 to 196)	157 (125 to 192)	156 (124 to 191)	1,370	0 (0 to 0)	1,370
Sexually transmitted infections excluding HIV	0 (0 to 0)	0 (0 to 0)	0 (0 to 0)	0 (0 to 0)	0 (0 to 0)	0 (0 to 0)	0.6 (0.4 to 0.9)	2.1 (1.5 to 3.1)	1.9 (1.3 to 2.8)	1.4 (0.9 to 2.2)	0.8 (0.4 to 1.5)	0.5 (0.2 to 1.1)	0.3 (0.1 to 0.7)	0.2 (0 to 0.5)	0.1 (0 to 0.3)	0.1 (0 to 0.2)	0.1 (0 to 0.2)	0.1 (0 to 0.2)	0 (0 to 0.1)	0 (0 to 0.1)	0 (0 to 0.1)	0 (0 to 0.1)	0 (0 to 0.1)	32.5	0 (0 to 0)	32.5
Syphilis	0 (0 to 0)	0 (0 to 0)	0 (0 to 0)	0 (0 to 0)	0 (0 to 0)	0 (0 to 0)	0 (0 to 0)	0.1 (0 to 0.1)	0.1 (0 to 0.2)	0.1 (0 to 0.2)	0 (0 to 0.2)	0 (0 to 0.2)	0 (0 to 0.2)	0 (0 to 0.2)	0 (0 to 0.2)	0 (0 to 0.1)	0 (0 to 0.1)	0 (0 to 0.1)	0 (0 to 0.1)	0 (0 to 0.1)	0 (0 to 0.1)	0 (0 to 0.1)	0 (0 to 0.1)	0 (0 to 0.1)	1.4	0 (0 to 0)	1.4
Chlamydial infection	0 (0 to 0)	0 (0 to 0)	0 (0 to 0)	0 (0 to 0)	0 (0 to 0)	0 (0 to 0)	0 (0 to 0)	0.2 (0 to 0.3)	0.2 (0 to 0.3)	0.2 (0 to 0.3)	0.1 (0 to 0.2)	0 (0 to 0.2)	0 (0 to 0.2)	0 (0 to 0.2)	0 (0 to 0.2)	0 (0 to 0.2)	0 (0 to 0.2)	0 (0 to 0.2)	0 (0 to 0.2)	0 (0 to 0.2)	0 (0 to 0.2)	0 (0 to 0.2)	0 (0 to 0.2)	0 (0 to 0.2)	4.5	0 (0 to 0)	4.5
Gonococcal infection	0 (0 to 0)	0 (0 to 0)	0 (0 to 0)	0 (0 to 0)	0 (0 to 0)	0 (0 to 0)	0 (0 to 0)	0.2 (0 to 0.3)	0.2 (0 to 0.3)	0.2 (0 to 0.3)	0.1 (0 to 0.2)	0 (0 to 0.2)	0 (0 to 0.2)	0 (0 to 0.2)	0 (0 to 0.2)	0 (0 to 0.1)	0 (0 to 0.1)	0 (0 to 0.1)	0 (0 to 0.1)	0 (0 to 0.1)	0 (0 to 0.1)	0 (0 to 0.1)	0 (0 to 0.1)	0 (0 to 0.1)	2.7	0 (0 to 0)	2.7
Trichomoniasis	0 (0 to 0)	0 (0 to 0)	0 (0 to 0)	0 (0 to 0)	0 (0 to 0)	0 (0 to 0)	0 (0 to 0)	0 (0 to 0)	0 (0 to 0)	0 (0 to 0)	0 (0 to 0)	0 (0 to 0)	0 (0 to 0)	0 (0 to 0)	0 (0 to 0)	0 (0 to 0)	0 (0 to 0)	0 (0 to 0)	0 (0 to 0)	0 (0 to 0)	0 (0 to 0)	0 (0 to 0)	0 (0 to 0)	0 (0 to 0)	0	0 (0 to 0)	0
Genital herpes	0 (0 to 0)	0 (0 to 0)	0 (0 to 0)	0 (0 to 0)	0 (0 to 0)	0 (0 to 0)	0 (0 to 0)	0.1 (0 to 0.2)	0.1 (0 to 0.2)	0.1 (0 to 0.2)	0 (0 to 0.1)	0 (0 to 0.1)	0 (0 to 0.1)	0 (0 to 0.1)	0 (0 to 0.1)	0 (0 to 0.1)	0 (0 to 0.1)	0 (0 to 0.1)	0 (0 to 0.1)	0 (0 to 0.1)	0 (0 to 0.1)	0 (0 to 0.1)	0 (0 to 0.1)	0 (0 to 0.1)	17.4	0 (0 to 0)	17.4
Other sexually transmitted infections	0 (0 to 0)	0 (0 to 0)	0 (0 to 0)	0 (0 to 0)	0 (0 to 0)	0 (0 to 0)	0 (0 to 0)	0 (0 to 0)	0 (0 to 0)	0 (0 to 0)	0 (0 to 0)	0 (0 to 0)	0 (0 to 0)	0 (0 to 0)	0 (0 to 0)	0 (0 to 0)	0 (0 to 0)	0 (0 to 0)	0 (0 to 0)	0 (0 to 0)	0 (0 to 0)	0 (0 to 0)	0 (0 to 0)	0 (0 to 0)	0	0 (0 to 0)	0
Respiratory infections and tuberculosis	1 (0.9 to 23.2)	29.4 (11.6 to 28.9)	86.5 (54.9 to 132)	60.6 (22.5 to 99.1)	60.6 (28.9 to 87.9)	73.2 (29.4 to 93.7)	139 (52.5 to 152)	224 (91.9 to 251)	329 (160.7 to 358)	439 (229.4 to 463)	539 (316.1 to 562)	664 (431.7 to 688)	813 (573.9 to 838)	1,000 (722.1 to 1,030)	1,200 (889.1 to 1,230)	1,400 (1,060 to 1,430)	1,600 (1,230 to 1,630)	1,800 (1,390 to 1,830)	1,900 (1,540 to 1,930)	2,000 (1,670 to 2,030)	2,100 (1,780 to 2,130)	2,100 (1,870 to 2,130)	2,100 (1,870 to 2,130)	4,950	0 (0 to 0)	4,950
Tuberculosis	1 (0.9 to 23.2)	29.4 (11.6 to 28.9)	86.5 (54.9 to 132)	60.6 (22.5 to 99.1)	60.6 (28.9 to 87.9)	73.2 (29.4 to 93.7)	139 (52.5 to 152)	224 (91.9 to 251)	329 (160.7 to 358)	439 (229.4 to 463)	539 (316.1 to 562)	664 (431.7 to 688)	813 (573.9 to 838)	1,000 (722.1 to 1,030)	1,200 (889.1 to 1,230)	1,400 (1,060 to 1,430)	1,600 (1,230 to 1,630)	1,800 (1,390 to 1,830)	1,900 (1,540 to 1,930)	2,000 (1,670 to 2,030)	2,100 (1,780 to 2,130)	2,100 (1,870 to 2,130)	2,100 (1,870 to 2,130)	4,950	0 (0 to 0)	4,950
Latent tuberculosis infection	0 (0 to 0)	0 (0 to 0)	0 (0 to 0)	0 (0 to 0)	0 (0 to 0)	0 (0 to 0)	0 (0 to 0)	0 (0 to 0)	0 (0 to 0)	0 (0 to 0)	0 (0 to 0)	0 (0 to 0)	0 (0 to 0)	0 (0 to 0)	0 (0 to 0)	0 (0 to 0)	0 (0 to 0)	0 (0 to 0)	0 (0 to 0)	0 (0 to 0)	0 (0 to 0)	0 (0 to 0)	0 (0 to 0)	0 (0 to 0)	660	0 (0 to 0)	660
Drug-susceptible tuberculosis	0 (0 to 0)	0 (0 to 0)	0 (0 to 0)	0 (0 to 0)	0 (0 to 0)	0 (0 to 0)	0 (0 to 0)	0 (0 to 0)	0 (0 to 0)	0 (0 to 0)	0 (0 to 0)	0 (0 to 0)	0 (0 to 0)	0 (0 to 0)	0 (0 to 0)	0 (0 to 0)	0 (0 to 0)	0 (0 to 0)	0 (0 to 0)	0 (0 to 0)	0 (0 to 0)	0 (0 to 0)	0 (0 to 0)	0 (0 to 0)	660	0 (0 to 0)	660
Multidrug-resistant tuberculosis without extensive drug resistance	1 (0.9 to 23.2)	29.4 (11.6 to 28.9)	86.5 (54.9 to 132)	60.6 (22.5 to 99.1)	60.6 (28.9 to 87.9)	73.2 (29.4 to 93.7)	139 (52.5 to 152)	224 (91.9 to 251)	329 (160.7 to 358)	439 (229.4 to 463)	539 (316.1 to 562)	664 (431.7 to 688)	813 (573.9 to 838)	1,000 (722.1 to 1,030)	1,200 (889.1 to 1,230)	1,400 (1,060 to 1,430)	1,600 (1,230 to 1,630)	1,800 (1,390 to 1,830)	1,900 (1,540 to 1,930)	2,000 (1,670 to 2,030)	2,100 (1,780 to 2,130)	2,100 (1,870 to 2,130)	2,100 (1,870 to 2,130)	4,950	0 (0 to 0)	4,950
Extensively drug-resistant tuberculosis	0 (0 to 0)	0 (0 to 0)	0 (0 to 0)	0 (0 to 0)	0 (0 to 0)	0 (0 to 0)	0 (0 to 0)	0 (0 to 0)	0 (0 to 0)	0 (0 to 0)	0 (0 to 0)	0 (0 to 0)	0 (0 to 0)	0 (0 to 0)	0 (0 to 0)	0 (0 to 0)	0 (0 to 0)	0 (0 to 0)	0 (0 to 0)	0 (0 to 0)	0 (0 to 0)	0 (0 to 0)	0 (0 to 0)	0 (0 to 0)	0	0 (0 to 0)	0
Lower respiratory infections	19 (8.3 to 23.2)	29.1 (11.5 to 28.6)	79.7 (53.5 to 53.6)	27 (8.7 to 16.7)	12.3 (6.5 to 16.1)	11.9 (6.6 to 16.1)	20.2 (10.5 to 24.5)	29.9 (16.1 to 34.9)	57.5 (36.1 to 65.7)	125 (79.7 to 134)	153 (101.5 to 163)	227 (149.5 to 239)	326 (222.5 to 337)	341 (237.3 to 357)	439 (307.2 to 457)	494 (347.6 to 512)	518 (370.5 to 537)	498 (359.5 to 516)	466 (339.2 to 484)	428 (312.3 to 445)	388 (284.3 to 404)	358 (263.2 to 373)	354 (260.6 to 368)	3,310	0 (0 to 0)	3,310
Upper respiratory infections	0 (0 to 0.1)	0.3 (0.2 to 0.5)	5.2 (3.2 to 7.1)	29 (15.2 to 50.7)	31.1 (16.2 to 50.1)	27.4 (14.2 to 45.9)	27.5 (14.7 to 43.9)	27.8 (14.9 to 46.7)	28.1 (15.2 to 46.9)	28.3 (15.4 to 46.9)	28.4 (15.4 to 46.9)	28.5 (15.4 to 46.9)	28.5 (15.4 to 46.9)	28.5 (15.4 to 46.9)	28.5 (15.4 to 46.9)	28.5 (15.4 to 46.9)	28.5 (15.4 to 46.9)	28.5 (15.4 to 46.9)	28.5 (15.4 to 46.9)	28.5 (15.4 to 46.9)	28.5 (15.4 to 46.9)	28.5 (15.4 to 46.9)	28.5 (15.4 to 46.9)	432	0 (0 to 0)	432
Otitis media	0 (0 to 0)	0 (0 to 0)	1.1 (0.7 to 2.2)	19.8 (10.1 to 32)	12.6 (4.6 to 21.6)	9.6 (3.4 to 16)	8.8 (3.4 to 14)	9.5 (3.6 to 15.2)	9.9 (3.8 to 15.9)	9.2 (3.6 to 14.8)	8.4 (3.4 to 13.4)	8.1 (3.4 to 12.7)	7.7 (3.4 to 12.1)	7.4 (3.4 to 11.6)	7.1 (3.4 to 11.2)	6.9 (3.4 to 10.8)	6.7 (3.4 to 10.5)	6.5 (3.4 to 10.2)	6.4 (3.4 to 10)	6.3 (3.4 to 9.8)	6.2 (3.4 to 9.7)	6.1 (3.4 to 9.6)	6.1 (3.4 to 9.6)	165	0 (0 to 0)	165
Enteric infections	0 (0 to 0.1)	3.4 (2.2 to 4.6)	62.7 (30.7 to 44)	67.4 (28.6 to 107.1)	41.5 (20.4 to 64.5)	32.1 (15.8 to 50.7)	59.2 (29.2 to 89.9)	76.9 (38.2 to 116.3)	82 (40.7 to 123)	85.3 (42.3 to 128.7)	88.2 (43.7 to 133.1)	89.3 (44.3 to 134.6)	89.6 (44.5 to 135.1)	89.8 (44.6 to 135.4)	89.9 (44.6 to 135.6)	90 (44.7 to 135.7)	90.1 (44.7 to 135.8)	90.1 (44.7 to 135.8)	90.1 (44.7 to 135.8)	90.1 (44.7 to 135.8)	90.1 (44.7 to 135.8)	90.1 (44.7 to 135.8)	90.1 (44.7 to 135.8)	923	0 (0 to 0)	923
Diarrheal diseases	2.1 (0.4 to 3.1)	2.4 (2.2 to 3)	40.9 (20.9 to 64)	47.2 (27.6 to 98.4)	30.6 (24.4 to 79.4)	23.4 (20.4 to 70.9)	39.2 (29.4 to 83.9)	76.8 (34.7 to 89.7)	81.7 (47.5 to 113)	77.6 (52.1 to 120)	69.2 (49.6 to 105)	57.9 (42.5 to 96.1)	46.3 (32.5 to 80.1)	36.4 (23.5 to 68.1)	28.6 (17.1 to 59.1)	23.4 (12.7 to 51.6)	20.4 (9.8 to 46.1)	18.4 (8.1 to 42.8)	17.1 (7.2 to 40.4)	16.2 (6.7 to 39.1)	15.7 (6.5 to 38.2)	15.4 (6.4 to 37.8)	15.3 (6.4 to 37.7)	921	0 (0 to 0)	921
Typhoid and paratyphoid	0 (0 to 0)	0 (0 to 0)	0 (0 to 0)	0 (0 to 0)	0 (0 to 0)	0 (0 to 0)	0 (0 to 0)	0 (0 to 0)	0 (0 to 0)	0 (0 to 0)	0 (0 to 0)	0 (0 to 0)	0 (0 to 0)	0 (0 to 0)	0 (0 to 0)	0 (0 to 0)	0 (0 to 0)	0 (0 to 0)	0 (0 to 0)	0 (0 to 0)	0 (0 to 0)	0 (0 to 0)	0 (0 to 0)	0 (0 to 0)	0.3	0 (0 to 0)	0.3
Typhoid fever	0 (0 to 0)	0 (0 to 0)	0 (0 to 0)	0 (0 to 0)	0 (0 to 0)	0 (0 to 0)	0 (0 to 0)	0 (0 to 0)	0 (0 to 0)	0 (0 to 0)	0 (0 to 0)	0 (0 to 0)	0 (0 to 0)	0 (0 to 0)	0 (0 to 0)	0 (0 to 0)	0 (0 to 0)	0 (0 to 0)	0 (0 to 0)	0 (0 to 0)	0 (0 to 0)	0 (0 to 0)	0 (0 to 0)	0 (0 to 0)	0.1	0 (0 to 0)	0.1
Paratyphoid fever	0 (0 to 0)	0 (0 to 0)	0 (0 to 0)	0 (0 to 0)	0 (0 to 0)	0 (0 to 0)	0 (0 to 0)	0 (0 to 0)	0 (0 to 0)	0 (0 to 0)	0 (0 to 0)	0 (0 to 0)	0 (0 to 0)	0 (0 to 0)	0 (0 to 0)	0 (0 to 0)	0 (0 to 0)	0 (0 to 0)	0 (0 to 0)	0 (0 to 0)	0 (0 to 0)	0 (0 to 0)	0 (0 to 0)	0 (0 to 0)	0.2	0 (0 to 0)	0.2
Invasive Non-typhoidal Salmonella (iNTS)	0 (0 to 0)	0 (0 to 0)	0 (0 to 0)	0 (0 to 0)	0 (0 to 0)	0 (0 to 0)	0 (0 to 0)	0 (0 to 0)	0 (0 to 0)	0 (0 to 0)	0 (0 to 0)	0 (0 to 0)	0 (0 to 0)	0 (0 to 0)	0 (0 to 0)	0 (0 to 0)	0 (0 to 0)	0 (0 to 0)	0 (0 to 0)	0 (0 to 0)	0 (0 to 0)	0 (0 to 0)	0 (0 to 0)	0 (0 to 0)	0.1	0 (0 to 0)	0.1
Other intestinal infectious diseases	0 (0 to 0)	0 (0 to 0)	0.1 (0 to 0.2)	0.1 (0 to 0.4)	0.1 (0 to 0.3)	0.1 (0 to 0.2)	0.1 (0 to 0.2)	0.1 (0 to 0.2)	0.1 (0 to 0.2)	0.1 (0 to 0.2)	0.1 (0 to 0.2)	0.1 (0 to 0.2)	0.1 (0 to 0.2)	0.1 (0 to 0.2)	0.1 (0 to 0.2)	0.1 (0 to 0.2)	0.1 (0 to 0.2)	0.1 (0 to 0.2)	0.1 (0 to 0.2)	0.1 (0 to 0.2)	0.1 (0 to 0.2)	0.1 (0 to 0.2)	0.1 (0 to 0.2)	0.1 (0 to 0.2)	1.4	0 (0 to 0)	1.4
Neglected tropical diseases and malaria	0 (0 to 0)	0 (0 to 0)	0 (0 to 0)	0 (0 to 0)	0 (0 to 0)	0 (0 to 0)	0 (0 to 0)	0 (0 to 0)	0 (0 to 0)	0 (0 to 0)	0 (0 to 0)	0 (0 to 0)	0 (0 to 0)	0 (0 to 0)	0 (0 to 0)	0 (0 to 0)	0 (0 to 0)	0 (0 to 0)	0 (0 to 0)	0 (0 to 0)	0 (0 to 0)	0 (0 to 0)	0 (0 to 0)	0 (0 to 0)	0	0 (0 to 0)	0
Malaria	0 (0 to 0)	0 (0 to 0)	0 (0 to 0)	0 (0 to 0)	0 (0 to 0)	0 (0 to 0)	0 (0 to 0)	0 (0 to 0)	0 (0 to 0)	0 (0 to 0)	0 (0 to 0)	0 (0 to 0)	0 (0 to 0)	0 (0 to 0)	0 (0 to 0)	0 (0 to 0)	0 (0 to 0)	0 (0 to 0)	0 (0 to 0)	0 (0 to 0)	0 (0 to 0)	0 (0 to 0)	0 (0 to 0)	0 (0 to 0)	0	0 (0 to 0)	0
Chagas disease	0 (0 to 0)	0 (0 to 0)	0 (0 to 0)	0 (0 to 0)	0 (0 to 0)	0 (0 to 0)	0 (0 to 0)	0 (0 to 0)	0 (0 to 0)	0 (0 to 0)	0 (0 to 0)	0 (0 to 0)	0 (0 to 0)	0 (0 to 0)	0 (0 to 0)	0 (0 to 0)	0 (0 to 0)	0 (0 to 0)	0 (0 to 0)	0 (0 to 0)	0 (0 to 0)	0 (0 to 0)	0 (0 to 0)	0 (0 to 0)	0	0 (0 to 0)	0
Leishmaniasis	0 (0 to 0)	0 (0 to 0)	0 (0 to 0)	0 (0 to 0)	0 (0 to 0)	0 (0 to 0)	0 (0 to 0)	0 (0 to 0)	0 (0 to 0)	0 (0 to 0)	0 (0 to 0)	0 (0 to 0)	0 (0 to 0)	0 (0 to 0)	0 (0 to 0)	0 (0 to 0)	0 (0 to 0)	0 (0 to 0)	0 (0 to 0)	0 (0 to 0)	0 (0 to 0)	0 (0 to 0)	0 (0 to 0)	0 (0 to 0)	0	0 (0 to 0)	0
Visceral leishmaniasis	0 (0 to 0)	0 (0 to 0)	0 (0 to 0)	0 (0 to 0)	0 (0 to 0)	0 (0 to 0)	0 (0 to 0)	0 (0 to 0)	0 (0 to 0)	0 (0 to 0)	0 (0 to 0)	0 (0 to 0)	0 (0 to 0)	0 (0 to 0)	0 (0 to 0)	0 (0 to 0)	0 (0 to 0)	0 (0 to 0)	0 (0 to 0)	0 (0 to 0)	0 (0 to 0)	0 (0 to 0)	0 (0 to 0)	0 (0 to 0)	0	0 (0 to 0)	0
Cutaneous and mucocutaneous leishmaniasis	0 (0 to 0)	0 (0 to 0)	0 (0 to 0)	0 (0 to 0)	0 (0 to 0)	0 (0 to 0)	0 (0 to 0)	0 (0 to 0)	0 (0 to 0)	0 (0 to 0)	0 (0 to 0)	0 (0 to 0)	0 (0 to 0)	0 (0 to 0)	0 (0 to 0)	0 (0 to 0)	0 (0 to 0)	0 (0 to 0)	0 (0 to 0)	0 (0 to 0)	0 (0 to 0)	0 (0 to 0)	0 (0 to 0)	0 (0 to 0)	0	0 (0 to 0)	0
African trypanosomiasis	0 (0 to 0)	0 (0 to 0)	0 (0 to 0)	0 (0 to 0)	0 (0 to 0)	0 (0 to 0)	0 (0 to 0)	0 (0 to 0)	0 (0 to 0)	0 (0 to 0)	0 (0 to 0)	0 (0 to 0)	0 (0 to 0)	0 (0 to 0)	0 (0 to 0)	0 (0 to 0)	0 (0 to 0)	0 (0 to 0)	0 (0 to 0)	0 (0 to 0)	0 (0 to 0)	0 (0 to 0)	0 (0 to 0)	0 (0 to 0)	0	0 (0 to 0)	0
Schistosomiasis	0 (0 to 0)	0 (0 to 0)	0 (0 to 0)	0 (0 to 0)	0 (0 to 0)	0 (0 to 0)	0 (0 to 0)	0 (0 to 0)	0 (0 to 0)	0 (0 to 0)	0 (0 to 0)	0 (0 to 0)	0 (0 to 0)	0 (0 to 0)	0 (0 to 0)	0 (0 to 0)	0 (0 to 0)	0 (0 to 0)	0 (0 to 0)	0 (0 to 0)	0 (0 to 0)	0 (0 to 0)	0 (0 to 0)	0 (0 to 0)	0	0 (0 to 0)	0
Cysticercosis	0 (0 to 0)	0 (0 to 0)	0 (0 to 0)	0 (0 to 0)	0.2 (0 to 0.3)	0.3 (0 to 0.4)	0.9 (0 to 0.9)	0.9 (0 to 0.9)	0.9 (0 to 0.9)	0.9 (0 to 0.9)	0.9 (0 to 0.9)	0.9 (0 to 0.9)	0.9 (0 to 0.9)	0.9 (0 to 0.9)	0.9 (0 to 0.9)	0.9 (0 to 0.9)	0.9 (0 to 0.9)	0.9 (0 to 0.9)	0.9 (0 to 0.9)	0.9 (0 to 0.9)	0.9 (0 to 0.9)	0.9 (0 to 0.9)	0.9 (0 to 0.9)	0.9 (0 to 0.9)	13	0 (0 to 0)	13
Cystic echinococcosis	0 (0 to 0)	0 (0 to 0)	0 (0 to 0)	0 (0 to 0)	0 (0 to 0.4)	0 (0 to 0.4)	0 (0 to 0.4)	0 (0 to 0.4)	0 (0 to 0.4)	0 (0 to 0.4)	0 (0 to 0.4)	0 (0 to 0.4)	0 (0 to 0.4)	0 (0 to 0.4)	0 (0 to 0.4)	0 (0 to 0.4)	0 (0 to 0.4)	0 (0 to 0.4)	0 (0 to 0.4)	0 (0 to 0.4)	0 (0 to 0.4)	0 (0 to 0.4)	0 (0 to 0.4)	0 (0 to 0.4)	9.5	0 (0 to 0)	9.5
Lymphatic filariasis	0 (0 to 0)	0 (0 to 0)	0 (0 to 0)	0 (0 to 0)	0 (0 to 0)	0 (0 to 0)	0 (0 to 0)	0 (0 to 0)	0 (0 to 0)	0 (0 to 0)	0 (0 to 0)	0 (0 to 0)	0 (0 to 0)	0 (0 to 0)	0 (0 to 0)	0 (0 to 0)	0 (0 to 0)	0 (0 to 0)	0 (0 to 0)	0 (0 to 0)	0 (0 to 0)	0 (0 to 0)	0 (0 to 0)	0 (0 to 0)	0	0 (0 to 0)	0
Onchocerciasis	0 (0 to 0)	0 (0 to 0)	0 (0 to 0)	0 (0 to 0)	0 (0 to 0)	0 (0 to 0)	0 (0 to 0)	0 (0 to 0)	0 (0 to 0)	0 (0 to 0)	0 (0 to 0)	0 (0 to 0)	0 (0 to 0)	0 (0 to 0)	0 (0 to 0)	0 (0 to 0)	0 (0 to 0)	0 (0 to 0)	0 (0 to 0)	0 (0 to 0)	0 (0 to 0)	0 (0 to 0)	0 (0 to 0)	0 (0 to 0)	0	0 (0 to 0)	0
Trachoma	0 (0 to 0)	0 (0 to 0)	0 (0 to 0)	0 (0 to 0)	0 (0 to 0)	0 (0 to 0)	0 (0 to 0)	0 (0 to 0)	0 (0 to 0)	0 (0 to 0)	0 (0 to 0)	0 (0 to 0)	0 (0 to 0)	0 (0 to 0)	0 (0 to 0)	0 (0 to 0)	0 (0 to 0)	0 (0 to 0)	0 (0 to 0)	0 (0 to 0)	0 (0 to 0)	0 (0 to 0)	0 (0 to 0)	0 (0 to 0)	0	0 (0 to 0)	0
Dengue	0 (0 to 0)	0 (0 to 0)	0 (0 to 0)	0 (0 to 0)	0 (0 to 0)	0 (0 to 0)	0 (0 to 0)	0 (0 to 0)	0 (0 to 0)	0 (0 to 0)	0 (0 to 0)	0 (0 to 0)	0 (0 to 0)	0 (0 to 0)	0 (0 to 0)	0 (0 to 0)	0 (0 to 0)	0 (0 to 0)	0 (0 to 0)	0 (0 to 0)	0 (0 to 0)	0 (0 to 0)	0 (0 to 0)	0 (0 to 0)	0	0 (0 to 0)	0
Yellow fever	0 (0 to 0)	0 (0 to 0)	0 (0 to 0)	0 (0 to 0)	0 (0 to 0)	0 (0 to 0)	0 (0 to 0)	0 (0 to 0)	0 (0 to 0)	0 (0 to 0)	0 (0 to 0)	0 (0 to 0)	0 (0 to 0)	0 (0 to 0)	0 (0 to 0)	0 (0 to 0)	0 (0 to 0)	0 (0 to 0)	0 (0 to 0)	0 (0 to 0)	0 (0 to 0)	0 (0 to 0)	0 (0 to 0)	0 (0 to 0)	0	0 (0 to 0)	0
Rabies	0 (0 to 0)	0 (0 to 0)	0 (0 to 0)	0 (0 to 0)	0 (0 to 0)	0 (0 to 0)	0 (0 to 0)	0 (0 to 0)	0 (0 to 0)	0 (0 to 0)	0 (



Congenital birth defects	126 (82 t to 284)	74-6 (51-9 to 143)	193 (127 to 337)	105 (73-1 to 196)	74-7 (53-3 to 116)	61-6 (46-5 to 88-4)	50-6 (37-4 to 72-4)	43-9 (32-6 to 63-1)	55-9 (40-4 to 74-9)	49-1 (34-8 to 69-7)	41-5 (30-4 to 58-2)	34-5 (25-4 to 48-8)	37-6 (28-4 to 51-9)	29-5 (21-1 to 40-4)	29-4 (21 to 40)	23-6 (16-5 to 32-9)	16-6 (11-7 to 22-9)	5-9 (3-5 to 9-1)	4 (2-5 to 6-2)	2-4 (1-5 to 3-9)	1-1 (0-7 to 1-8)	0-3 (0-2 to 0-5)	0 (0 to 0-1)		1,090
Neural tube defects	4-3 (1-3 to 10-5)	4-2 (1-4 to 9-8)	9 (4-3 to 20-3)	9-6 (4-3 to 20-8)	2-4 (1-5 to 3-7)	1-5 (1-1 to 2-7)	1-5 (1-1 to 2-1)	1-3 (0-8 to 1-7)	1-4 (1 to 1-9)	1-4 (1 to 1-9)	1 (0-7 to 1-4)	0-9 (0-6 to 1-3)	0-7 (0-5 to 1)	0-5 (0-3 to 0-7)	0-5 (0-3 to 0-8)	0-4 (0-2 to 0-8)	0-2 (0-1 to 0-5)	0-1 (0 to 0-3)	0-1 (0 to 0-1)	0 (0 to 0-1)	0 (0 to 0-1)	0 (0 to 0-1)	0 (0 to 0)		61-4
Congenital heart anomalies	20-4 (16-4 to 25)	13-2 (10-4 to 16-2)	29 (20-1 to 37)	17-3 (12-1 to 22-1)	9-6 (6-7 to 12-5)	8-1 (5-8 to 10-7)	6-6 (4-6 to 8-5)	5-6 (3-9 to 7-1)	6-2 (4-4 to 7-9)	5-2 (3-6 to 6-8)	4-2 (2-9 to 5-5)	3-6 (2-5 to 4-6)	3-2 (2-2 to 4-1)	2-5 (1-7 to 3-2)	2-5 (1-7 to 3-2)	2-1 (1-4 to 2-8)	1-4 (0-9 to 1-9)	0-7 (0-4 to 1-1)	0-3 (0-2 to 0-5)	0-2 (0-1 to 0-4)	0-1 (0-1 to 0-1)	0-1 (0-1 to 0-1)	0 (0 to 0-1)		357
Orofacial clefts	1 (0 to 3-1)	0-5 (0-1 to 2-7)	0-3 (0-1 to 2-7)	0-6 (0-2 to 1-7)	0-6 (0-4 to 1-1)	0-6 (0-3 to 1-2)	0-5 (0-3 to 0-9)	0-5 (0-3 to 0-8)	0-7 (0-4 to 1-1)	0-6 (0-4 to 1-1)	0-7 (0-4 to 1-1)	0-7 (0-4 to 1-1)	0-7 (0-4 to 1-1)	0-5 (0-3 to 0-9)	0-6 (0-4 to 0-9)	0-5 (0-3 to 0-8)	0-5 (0-3 to 0-8)	0-3 (0-2 to 0-7)	0-3 (0-1 to 0-6)	0-2 (0-1 to 0-4)	0-1 (0-1 to 0-1)	0-1 (0-1 to 0-2)	0 (0 to 0-1)		99
Down syndrome	2-6 (2-6 to 4-9)	4-3 (1-4 to 10-3)	17-3 (9-7 to 38-8)	12-2 (5-2 to 33-3)	4-2 (2-3 to 7-1)	8-9 (4-8 to 18-7)	3 (1-8 to 7)	5 (2-3 to 17-3)	9-2 (5-4 to 19-9)	3 (1-7 to 8)	4-2 (2-2 to 7-5)	2-2 (1-2 to 4)	2-2 (1-3 to 5-1)	9-3 (3-3 to 19)	8-4 (4-8 to 13-3)	3-1 (1-6 to 5-4)	1-8 (0-9 to 3-1)	0 (0 to 0)	0 (0 to 0)	0 (0 to 0)	0 (0 to 0)	0 (0 to 0)	0 (0 to 0)		109
Turner syndrome	0 (0 to 0)	0 (0 to 0)	0 (0 to 0)	0 (0 to 0)	0 (0 to 0)	0 (0 to 0)	0 (0 to 0)	0 (0 to 0)	0 (0 to 0)	0 (0 to 0)	0 (0 to 0)	0 (0 to 0)	0 (0 to 0)	0 (0 to 0)	0 (0 to 0)	0 (0 to 0)	0 (0 to 0)	0 (0 to 0)	0 (0 to 0)	0 (0 to 0)	0 (0 to 0)	0 (0 to 0)	0 (0 to 0)		0
Klinefelter syndrome	0 (0 to 0)	0 (0 to 0)	0 (0 to 0)	0 (0 to 0)	0 (0 to 0)	0 (0 to 0)	0 (0 to 0)	0 (0 to 0)	0 (0 to 0)	0 (0 to 0)	0 (0 to 0)	0 (0 to 0)	0 (0 to 0)	0 (0 to 0)	0 (0 to 0)	0 (0 to 0)	0 (0 to 0)	0 (0 to 0)	0 (0 to 0)	0 (0 to 0)	0 (0 to 0)	0 (0 to 0)	0 (0 to 0)		0-1
Other chromosomal abnormalities	24-8 (4-5 to 67-3)	19-7 (3-5 to 22-8)	28 (8-4 to 52-8)	11-7 (4-8 to 24-1)	10-5 (3-7 to 23-1)	8-8 (3-5 to 17)	9-1 (3-5 to 18)	8-8 (3-6 to 18-7)	3-8 (2-3 to 9-6)	1-2 (0-6 to 2-4)	1-2 (0-6 to 2-2)	1-2 (0-5 to 2-2)	0-3 (0-2 to 0-5)	0-1 (0-1 to 0-1)	0-1 (0-1 to 0-1)	0-1 (0-1 to 0-1)	0-1 (0-1 to 0-1)	0 (0 to 0)	0 (0 to 0)	0 (0 to 0)	0 (0 to 0)	0 (0 to 0)	0 (0 to 0)		117
Congenital musculoskeletal and limb anomalies	5-6 (2-7 to 14-5)	1-2 (0-3 to 4-8)	9-5 (4-3 to 18-4)	15-9 (8-6 to 29-7)	15-5 (8-3 to 29-3)	3-8 (1-8 to 8-1)	11-8 (6-5 to 19-7)	8-9 (4-8 to 14-9)	11-5 (6-2 to 19-5)	12-8 (6-9 to 21-2)	11-7 (6-4 to 19-1)	11-4 (5-9 to 19-1)	11-1 (5-7 to 17-8)	9-6 (5-2 to 13-4)	9-4 (5-4 to 14-2)	8-7 (4-7 to 12-2)	6-3 (3-3 to 10-3)	2-5 (1-3 to 3-8)	1-2 (0-7 to 1-8)	0-7 (0-3 to 0-9)	0-5 (0-2 to 0-7)	0-1 (0-1 to 0-2)		184
Urogenital congenital anomalies	3 (1-4 to 6-9)	0-5 (0-1 to 1-2)	1-9 (0-9 to 3-6)	2-6 (1-6 to 4-6)	2-4 (1-1 to 3-7)	1-7 (0-7 to 3-1)	1-3 (0-6 to 2-6)	1-1 (0-7 to 1-6)	1-2 (0-6 to 1-8)	1-2 (0-6 to 1-8)	0-9 (0-4 to 1-5)	0-7 (0-3 to 1-1)	0-7 (0-3 to 1-1)	0-4 (0-2 to 0-8)	0-5 (0-2 to 0-9)	0-2 (0-1 to 0-5)	0-1 (0-1 to 0-2)	0 (0 to 0)	0 (0 to 0)	0 (0 to 0)	0 (0 to 0)	0 (0 to 0)	0 (0 to 0)		20-2
Digestive congenital anomalies	3-8 (1-7 to 13-7)	3-8 (1-9 to 9-2)	5-2 (4-2 to 9-1)	3-1 (1-6 to 6-2)	2-5 (1-3 to 5-1)	1-5 (0-8 to 3-2)	2-3 (1-3 to 4-2)	2-3 (1-3 to 4-2)	2-3 (1-4 to 4-1)	2-4 (1-4 to 4-2)	2-1 (1-3 to 4-1)	2-1 (1-3 to 4-1)	2-1 (1-3 to 4-1)	0-8 (0-5 to 2-7)	0-9 (0-5 to 2-7)	0-7 (0-3 to 2-1)	0-5 (0-2 to 1-7)	0-2 (0-1 to 1-1)	0-2 (0-1 to 0-6)	0-2 (0-1 to 0-5)	0-1 (0-1 to 0-5)	0-1 (0-1 to 0-5)	0 (0 to 0)		39-1
Other congenital birth defects	27-3 (12-4 to 68-6)	10-1 (4-6 to 27-5)	46-4 (27-1 to 82)	21-6 (11-6 to 43)	20-1 (12-5 to 39-5)	9-7 (5-6 to 19-6)	7-6 (4-6 to 13)	7-2 (3-9 to 14)	6-3 (4-3 to 12-3)	6-2 (3-4 to 9-3)	5-1 (2-4 to 9-3)	4-5 (2-7 to 9-6)	4-1 (2-2 to 8-3)	3-3 (1-5 to 7-4)	3-2 (1-5 to 7-1)	2-7 (1-1 to 6-4)	2-2 (0-9 to 5-4)	1-1 (0-3 to 3-3)	0-6 (0-2 to 1-7)	0-3 (0-1 to 0-9)	0-2 (0-1 to 0-7)	0-1 (0-1 to 0-3)	0 (0 to 0)		186
Urinary diseases and male infertility	0 (0 to 0)	0-1 (0 to 0-1)	0-8 (0-4 to 1-3)	2-3 (1 to 3-9)	1-9 (1-1 to 3-1)	1-6 (1 to 2-6)	2-4 (1-5 to 4-4)	11-9 (6-1 to 23-9)	22 (11-3 to 42-2)	19-4 (10-7 to 33-4)	20-1 (10-7 to 34)	29-5 (15-9 to 51-6)	33 (22-9 to 48-4)	87-6 (59-1 to 129)	185 (109 to 255)	263 (155 to 366)	263 (226 to 318)	237 (209 to 273)	263 (227 to 307)	284 (236 to 356)	88-9 (62-8 to 121)	27-1 (19 to 37-7)	0-5 (0-3 to 0-8)		2,000
Urolithiasis	0 (0 to 0)	0 (0 to 0)	0 (0 to 0)	0-1 (0 to 0-1)	0-1 (0-1 to 0-2)	0-2 (0-1 to 0-4)	0-2 (0-2 to 0-6)	0-2 (0-1 to 0-6)	0-3 (1 to 0-8)	0-3 (0-2 to 0-8)	0-3 (0-2 to 0-8)	0-3 (0-2 to 0-8)	0-3 (0-2 to 0-8)	0-2 (0-1 to 0-6)	0-4 (0-2 to 0-8)	0-4 (0-2 to 0-8)	0-3 (0-2 to 0-7)	0-2 (0-1 to 0-5)	0-2 (0-1 to 0-4)	0-2 (0-1 to 0-4)	0-2 (0-1 to 0-4)	0-2 (0-1 to 0-4)	0 (0 to 0)		157
Benign prostatic hyperplasia	0 (0 to 0)	0 (0 to 0)	0 (0 to 0)	0 (0 to 0)	0 (0 to 0)	0 (0 to 0)	0 (0 to 0)	0 (0 to 0)	0 (0 to 0)	0 (0 to 0)	0 (0 to 0)	0 (0 to 0)	0 (0 to 0)	0 (0 to 0)	0 (0 to 0)	0 (0 to 0)	0 (0 to 0)	0 (0 to 0)	0 (0 to 0)	0 (0 to 0)	0 (0 to 0)	0 (0 to 0)	0 (0 to 0)		1,250
Male infertility	0 (0 to 0)	0 (0 to 0)	0 (0 to 0)	0 (0 to 0)	0 (0 to 0)	0 (0 to 0)	0 (0 to 0)	0 (0 to 0)	0 (1-8 to 19-1)	0 (0 to 0)	0 (3-4 to 31-9)	0 (3-8 to 41-9)	0 (3 to 28-7)	0 (2-1 to 20-1)	0 (0 to 0)	0 (0 to 0)	0 (0 to 0)	0 (0 to 0)	0 (0 to 0)	0 (0 to 0)	0 (0 to 0)	0 (0 to 0)	0 (0 to 0)		93-9
Other urinary diseases	0 (0 to 0)	0-1 (0-1 to 0-3)	0-1 (0 to 0-4)	0-7 (0-4 to 1-2)	0-7 (0-4 to 1-1)	0-8 (0-4 to 1-1)	0-8 (0-4 to 1-2)	0-8 (0-4 to 2-3)	1-3 (0-6 to 2-3)	2-7 (1-2 to 4-9)	3-3 (1-6 to 5-6)	4-5 (2-4 to 7-5)	7-2 (3-9 to 11-7)	10-4 (4-9 to 19)	12-7 (6-7 to 19-8)	12-7 (7-8 to 21)	13-8 (7-9 to 20-7)	11-9 (6-9 to 20-1)	16 (9-2 to 25-1)	15-8 (8-1 to 29-1)	10-4 (5-1 to 18-9)	3-7 (1-3 to 9-2)	0-6 (0-3 to 1-3)		129
Gynecological diseases	0 (0 to 0)	0 (0 to 0)	0 (0 to 0)	0 (0 to 0)	0 (0 to 0)	0 (0 to 0)	0 (0 to 0)	0 (0 to 0)	0 (0 to 0)	0 (0 to 0)	0 (0 to 0)	0 (0 to 0)	0 (0 to 0)	0 (0 to 0)	0 (0 to 0)	0 (0 to 0)	0 (0 to 0)	0 (0 to 0)	0 (0 to 0)	0 (0 to 0)	0 (0 to 0)	0 (0 to 0)	0 (0 to 0)		0
Uterine fibroids	0 (0 to 0)	0 (0 to 0)	0 (0 to 0)	0 (0 to 0)	0 (0 to 0)	0 (0 to 0)	0 (0 to 0)	0 (0 to 0)	0 (0 to 0)	0 (0 to 0)	0 (0 to 0)	0 (0 to 0)	0 (0 to 0)	0 (0 to 0)	0 (0 to 0)	0 (0 to 0)	0 (0 to 0)	0 (0 to 0)	0 (0 to 0)	0 (0 to 0)	0 (0 to 0)	0 (0 to 0)	0 (0 to 0)		0
Polycystic ovarian syndrome	..	..	..	..	..	..	..	..	..	..	..	..	..	..	..	..	..	..	..	..	..	..	..	..		NA
Female infertility	..	..	..	..	..	..	..	..	..	..	..	..	..	..	..	..	..	..	..	..	..	..	..	..		NA
Endometriosis	..	..	..	..	..	..	..	..	..	..	..	..	..	..	..	..	..	..	..	..	..	..	..	..		NA
Genital prolapse	0 (0 to 0)	0 (0 to 0)	0 (0 to 0)	0 (0 to 0)	0 (0 to 0)	0 (0 to 0)	0 (0 to 0)	0 (0 to 0)	0 (0 to 0)	0 (0 to 0)	0 (0 to 0)	0 (0 to 0)	0 (0 to 0)	0 (0 to 0)	0 (0 to 0)	0 (0 to 0)	0 (0 to 0)	0 (0 to 0)	0 (0 to 0)	0 (0 to 0)	0 (0 to 0)	0 (0 to 0)	0 (0 to 0)		0
Premenstrual syndrome	..	..	..	..	..	..	..	..	..	..	..	..	..	..	..	..	..	..	..	..	..	..	..	..		NA
Other gynecological diseases	0 (0 to 0)	0 (0 to 0)	0 (0 to 0)	0 (0 to 0)	0 (0 to 0)	0 (0 to 0)	0 (0 to 0)	0 (0 to 0)	0 (0 to 0)	0 (0 to 0)	0 (0 to 0)	0 (0 to 0)	0 (0 to 0)	0 (0 to 0)	0 (0 to 0)	0 (0 to 0)	0 (0 to 0)	0 (0 to 0)	0 (0 to 0)	0 (0 to 0)	0 (0 to 0)	0 (0 to 0)	0 (0 to 0)		0
Hemoglobinopathies and hemolytic anemias	0-1 (0 to 0-1)	0-4 (0 to 0-7)	2-6 (1 to 4-6)	6-6 (3-1 to 11-4)	9-7 (5-2 to 16-3)	2-5 (1 to 3-9)	2-5 (1-1 to 4-5)	2-1 (1-3 to 3-5)	3-8 (2-4 to 5-3)	2-6 (1-6 to 3-2)	7-9 (3-4 to 17-4)	6-4 (2-3 to 13-4)	2-3 (1-3 to 3-8)	1-3 (0-6 to 2-1)	1-1 (0-6 to 2-2)	0-7 (0-3 to 1-3)	0-5 (0-2 to 1-1)	0-3 (0-1 to 0-7)	0-4 (0-2 to 0-9)	0-3 (0-1 to 0-8)	0-2 (0-1 to 0-5)	0-1 (0-1 to 0-3)	0 (0 to 0)		128
Thalassemias	0 (0 to 0)	0 (0 to 0)	0-8 (0-4 to 1-7)	0-4 (0 to 1-2)	0-4 (0-2 to 0-7)	0-7 (0-4 to 1-1)	0-4 (0-2 to 0-7)	0-2 (0 to 0-5)	0-1 (0 to 0-3)	0-2 (0 to 0-5)	0-1 (0 to 0-3)	0-2 (0 to 0-5)	0-1 (0 to 0-3)	0-1 (0 to 0-3)	0-1 (0 to 0-3)	0-1 (0 to 0-2)	0-1 (0 to 0-2)	0-1 (0 to 0-2)	0-1 (0 to 0-2)	0-1 (0 to 0-2)	0-1 (0 to 0-2)	0-1 (0 to 0-2)	0 (0 to 0)		4
Thalassemias trait	0 (0 to 0)	0-1 (0-1 to 0-3)	0-7 (0-2 to 2-3)	4-2 (0-6 to 11-4)	2-6 (0-5 to 10-9)	0-7 (0-1 to 2-3)	0-6 (0-1 to 2-1)	0-5 (0-1 to 2-2)	1-4 (0-3 to 4-4)	2-1 (0-4 to 5-4)	2-2 (0-5 to 5-7)	2-2 (0-4 to 5-4)	2-2 (0-5 to 5-4)	2-2 (0-5 to 5-6)	2-2 (0-6 to 5-4)	2-2 (0-6 to 5-6)	2-2 (0-7 to 5-5)	2-1 (0-6 to 5-2)	2-2 (0-6 to 5-4)	2-2 (0-6 to 5-4)	2-2 (0-6 to 5-4)	2-2 (0-6 to 5-4)	0 (0 to 0)		39-6
Sickle cell trait	0 (0 to 0)	0 (0 to 0-1)	0-1 (0 to 0-2)	0-2 (0 to 0-6)	0-2 (0 to 0-6)	0-2 (0-0 to 0-5)	0-2 (0 to 0-5)	0-2 (0 to 0-5)	0-1 (0 to 0-3)	0-1 (0 to 0-3)	0-1 (0-0 to 0-3)	0-1 (0 to 0-3)	0-1 (0 to 0-3)	0-2 (0 to 0-5)	0-2 (0 to 0-5)	0-2 (0 to 0-5)	0-2 (0 to 0-5)	0-2 (0 to 0-5)	0-2 (0 to 0-5)	0-2 (0 to 0-5)	0-2 (0 to 0-5)	0-2 (0 to 0-5)	0-1 (0 to 0-5)		2-4
G6PD deficiency	0 (0 to 0)	0 (0 to 0-1)	0 (0 to 0-1)	0-1 (0 to 0-1)	0-1 (0 to 0-1)	0-2 (0-1 to 0-4)	0-3 (0-2 to 0-6)	0-3 (0 to 0-6)	0-3 (0 to 0-6)	0-3 (0 to 0-7)	0-3 (0-3 to 0-8)	0-3 (0-2 to 0-7)	0-3 (0-2 to 0-7)	0-4 (0-2 to 0-8)	0-4 (0-2 to 0-8)	0-4 (0-2 to 0-8)	0-4 (0-3 to 0-8)	0-3 (0-2 to 0-7)	0-3 (0-2 to 0-7)	0-3 (0-2 to 0-7)	0-3 (0-2 to 0-7)	0-3 (0-2 to 0-7)	0-3 (0 to 0-5)		9-9
G6PD trait	0 (0 to 0)	0 (0 to 0)	0 (0 to 0)	0 (0 to 0)	0 (0 to 0)	0 (0 to 0)	0 (0 to 0)	0 (0 to 0)	0 (0 to 0)	0 (0 to 0)	0 (0 to 0)	0 (0 to 0)	0 (0 to 0)	0 (0 to 0)	0 (0 to 0)	0 (0 to 0)	0 (0 to 0)	0 (0 to 0)	0 (0 to 0)	0 (0 to 0)	0 (0 to 0)	0 (0 to 0)	0 (0 to 0)		0
Other hemoglobinopathies and hemolytic anemias	0-1 (0 to 0)	0-5 (0 to 0-3)	1-7 (0-1 to 1-4)	1-5 (0-3 to 3-2)	0-9 (0-2 to 1-8)	1-4 (0-4 to 1-7)	1-3 (0 to 2-3)	1-1 (0-4 to 2-1)	4-2 (0-9 to 7-1)	3-7 (0-8 to 6-9)	4-2 (1-3 to 10-2)	4-3 (1 to 9-2)	3-7 (1-3 to 7-2)	3-4 (1 to 10-7)	3-7 (1-2 to 9-7)	3-5 (1-2 to 9-1)	3-1 (1-2 to 7-4)	1-4 (0-5 to 3-4)	1-5 (0-6 to 3-2)	1-3 (0-5 to 2-9)	0-9 (0-3 to 2-1)	0-3 (0-2 to 0-9)	0 (0 to 0)		72
Endocrine, metabolic, blood, and immune disorders	21-3 (1-3 to 7-4)	23-1 (2-1 to 8-7)	39-3 (12-4 to 52-2)	29-4 (22-2 to 62-8)	29-2 (24-2 to 62)	17-1 (14-9 to 39)	20-3 (15-3 to 27-1)	19-6 (14-3 to 27-9)	20-3 (16-4 to 27-8)	20-3 (16 to 42-7)	20-3 (15-9 to 28-4)	20-3 (15-9 to 28-4)	20-3 (15-9 to 28-4)	19-7 (14-9 to 28-4)	19-6 (14-9 to 28-4)	19-7 (14-9 to 28-4)	19-7 (14-9 to 28-4)	19-7 (14-9 to 28-4)	19-7 (14-9 to 28-4)	19-7 (14-9 to 28-4)	19-7 (14-9 to 28-4)	19-7 (14-9 to 28-4)	19-7 (14-9 to 28-4)		737
Oral disorders	0 (0 to 0)	0 (0 to 0)	0 (0 to 0)	0 (0-2 to 0-3)	0 (0 to 0)	0 (0 to 0)	0 (0 to 0)	0 (0 to 0)	0 (0 to 0)	0 (0 to 0)	0 (0 to 0)	0 (0 to 0)	0 (0 to 0)	0 (0 to 0)	0 (0 to 0)	0 (0 to 0)	0 (0 to 0)	0 (0 to 0)	0 (0 to 0)	0 (0 to 0)	0 (0 to 0)	0 (0 to 0)	0 (0 to 0)		0
Caries of deciduous teeth	0 (0 to 0)	0 (0 to 0)	0 (0 to 0)	0-9 (0-2 to 2-3)	0-2 (0-1 to 0-5)	0-3 (0-1 to 0-6)	0-1 (0 to 0-3)	0-1 (0 to 0-3)	0-1 (0 to 0-3)	0-1 (0 to 0-3)	0-1 (0 to 0-3)	0-1 (0 to 0-3)	0-1 (0 to 0-3)	0-1 (0 to 0-3)	0-1 (0 to 0-3)	0-1 (0 to 0-3)	0-1 (0 to 0-3)	0-1 (0 to 0-3)	0-1 (0 to 0-3)	0-1 (0 to 0-3)	0-1 (0 to 0-3)	0-1 (0 to 0-3)	0 (0 to 0)		12-5
Caries of permanent teeth	0 (0 to 0)	0 (0 to 0)	0 (0 to 0)	5-1 (1-6 to 11-1)	1-5 (0-7 to 3-2)	12 (4-7 to 29-2)	11-5 (5-1 to 24-8)	13 (5-6 to 24-6)	17-3 (8-2 to 31-5)	19-1 (7-2 to 37-7)	17-1 (7 to 34-7)	15-9 (6-7 to 33-4)	14-7 (6-1 to 31-7)	12-5 (4-9 to 24-4)	11-9 (4-9 to 23-3)	9-6 (3-3 to 17-4)	3-8 (2-0 to 11-4)	2-2 (1-6 to 7-4)	2-9 (0-9 to 6-4)	2-2 (1-0 to 4-2)	0-9 (0-3 to 2-2)	0-2 (0-1 to 0-5)	0 (0 to 0)		162
Periodontal diseases	0 (0 to 0)	0 (0 to 0)	0 (0 to 0)	0 (0 to 0)	0 (0 to 0)	0 (0 to 0)	0 (0 to 0)	0 (0 to 0)	0 (0 to 0)	0 (0 to 0)	0 (0 to 0)	0 (0 to 0)	0 (0 to 0)	0 (0 to 0)	0 (0 to 0)	0 (0 to 0)	0 (0 to 0)	0 (0 to 0)	0 (0 to 0)	0 (0 to 0)	0 (0 to 0)	0 (0 to 0)	0 (0 to 0)		657
Other oral disorders	0 (0 to 0)	0 (0 to 0)	10-9 (4-3 to 19-9)	19-3 (8 to 19-4)	13-6 (8 to 21-2)	17-2 (10-2 to 29-7)	26-5 (15-7 to 40-9)	31-5 (19-5 to 47-9)	29-4 (17-5 to 45-1)	28-9 (17 to 44-9)	29 (17-5 to 44-7)	28 (17-5 to 44-7)	25-7 (15-6 to 39-7)	19-6 (11-9 to 31-4)	20-1 (11-7 to 31-5)	22-4 (13-9 to 35)	19-2 (11-7 to 29-5)	11-7 (6-9 to 17-5)	7-5 (4-6 to 11-4)	4-1 (2-4 to 6-2)	1-5 (0-9 to 2-4)	0-4 (0-2 to 0-7)	0-2 (0-1 to 0-3)		329
Sudden infant death syndrome	..	2-8 (1-1 to 4-9)	3-4-5 (1-7 to 9-7-1)	..	..	..	..	..	..	..	..	..	..	..	..	..	..	..	..	..	..	..	..	..		NA
Injuries	7-8 (4-1 to 11-5)	9 (5-1 to 12-3)	97-2 (58-7 to 132)	156 (117 to 198)	231 (170 to 291)	232 (172 to 293)	867 (716-1 to 1,053)	1,338 (1,228 to 1,473)	2,288 (1,810 to 2,800)	2,810 (2,266 to 3,429)	2,670 (2,166 to 3,249)	2,900 (2,340 to 3,540)	3,120 (2,468 to 3,875)	2,998 (2,320 to 3,964)	3,200 (2,460 to 3,770)	2,620 (1,980 to 3,460)	1,970 (1,519 to 2,590)	1,270 (1,019 to 1,640)	1,040 (793 to 1,310)	999 (764 to 1,260)	674 (513 to 855)	326 (251 to 424)	106 (84 to 133)	18-1 (14-4 to 22-9)	30,800
Transport injuries	0-1 (0-1 to 0-2)	0-2 (0-2 to 0-4)	2-4 (1-3 to 3-8)	17-1 (10-6 to 28-1)	44-9 (30-9 to 63-1)	27 (18 to 38)	297 (267 to 328)	398 (358 to 439)	474 (384 to 563)	466 (369 to 565)	417 (316 to 532)	418 (322 to 534)	429 (329 to 548)	372 (286 to 467)	376 (287 to 479)	349 (266 to 443)	232 (175 to 304)	168 (126 to 224)	142 (107 to 190)	151 (113 to 199)	88-9 (66 to 118)	41-3 (30-4 to 55-4)	13 (9-6 to 18-6)	1-8 (1-3 to 2-3)	4,790
Road injuries	0 (0 to 0)	0-3 (0-1 to 0-6)	0-9 (1-2 to 2-4)	4-5 (2-9 to 7-1)	19-5 (12-7 to 27-9)	10-4 (6-7 to 15-7)	124 (107 to 142)	162 (142 to 187)	202 (162 to 247)	202 (162 to 249)	183 (142 to 230)	183 (142 to 230)	183 (142 to 230)	161 (124 to 205)	163 (124 to 209)	151 (114 to 196)	100 (75 to 133)	73 (54 to 96)	61 (46 to 80)	64 (48 to 84)	38 (28 to 50)	17 (12 to 23)	5 (3 to 7)	0-8 (0-5 to 1-1)	1,980
Pedestrian road injuries	0 (0 to 0-1)	0 (0 to 0)	0-2 (0-2 to 0-5)	1-7 (0-6 to 3-2)	7-4 (2-9 to 12-9)	4-2 (1-6 to 7-4)	46 (39 to 54)	62 (54-5 to 70)	80-9 (68-6 to 93)	81-6 (69-6 to 93)	72 (60 to 85)	72 (60 to 85)	72 (60 to 85)	64 (53 to 76)	65 (54-4 to 77)	60 (49-4 to 72)	39 (29-5 to 50)	28-1 (20-1 to 37)	23-2 (16-3 to 31)	24-2 (17-1 to 32)	14-6 (10-2 to 20)	6-5 (4-3 to 9-1)	2-1 (1-2 to 3-2)	0-3 (0-2 to 0-4)	681
Cyclist road injuries	0 (0 to 0)	0 (0 to 0)	0 (0 to 0)	0-8 (0-3 to 1-6)	0-8 (0-3 to 1-5)	1-0 (0-4 to 2-0)	9 (6-1 to 13-5)	13 (9-4 to 17-6)	19-6 (14 to 26-7)	20-1 (22-3 to 41-4)	21-4 (29-9 to 58-9)	23-5 (32-6 to 60)	24-1 (41 to 74-6)	20-8 (46-2 to 87-3)	21-2 (51-2 to 92-1)	20-1 (52-5 to 94-6)	14-2 (51-9 to 93-1)	10-4 (44-6 to 77)	8-3 (27-4 to 50-5)	8-6 (22-1 to 41-2)	5-2 (13-9 to 26-7)	2-3 (5-6 to 11-2)	0-8 (2-3 to 5-2)	0-2 (0-2 to 0-4)	671
Motorcycle road injuries	0 (0 to 0)	0 (0 to 0)	0-1 (0 to 0-1)	0-8 (

SR Table 2a: North Lincolnshire DALYS by cause and age group for males with 95% uncertainty intervals, 2019

Cause	Early Neonatal	Late Neonatal	Post Neonatal	1 to 4	5 to 9	10 to 14	15 to 19	20 to 24	25 to 29	30 to 34	35 to 39	40 to 44	45 to 49	50 to 54	55 to 59	60 to 64	65 to 69	70 to 74	75 to 79	80 to 84	85 to 89	90 to 94	95 plus	Total
All causes	1,110 (1,110 to 1,110)	1,110 (1,110 to 1,110)	1,110 (1,110 to 1,110)

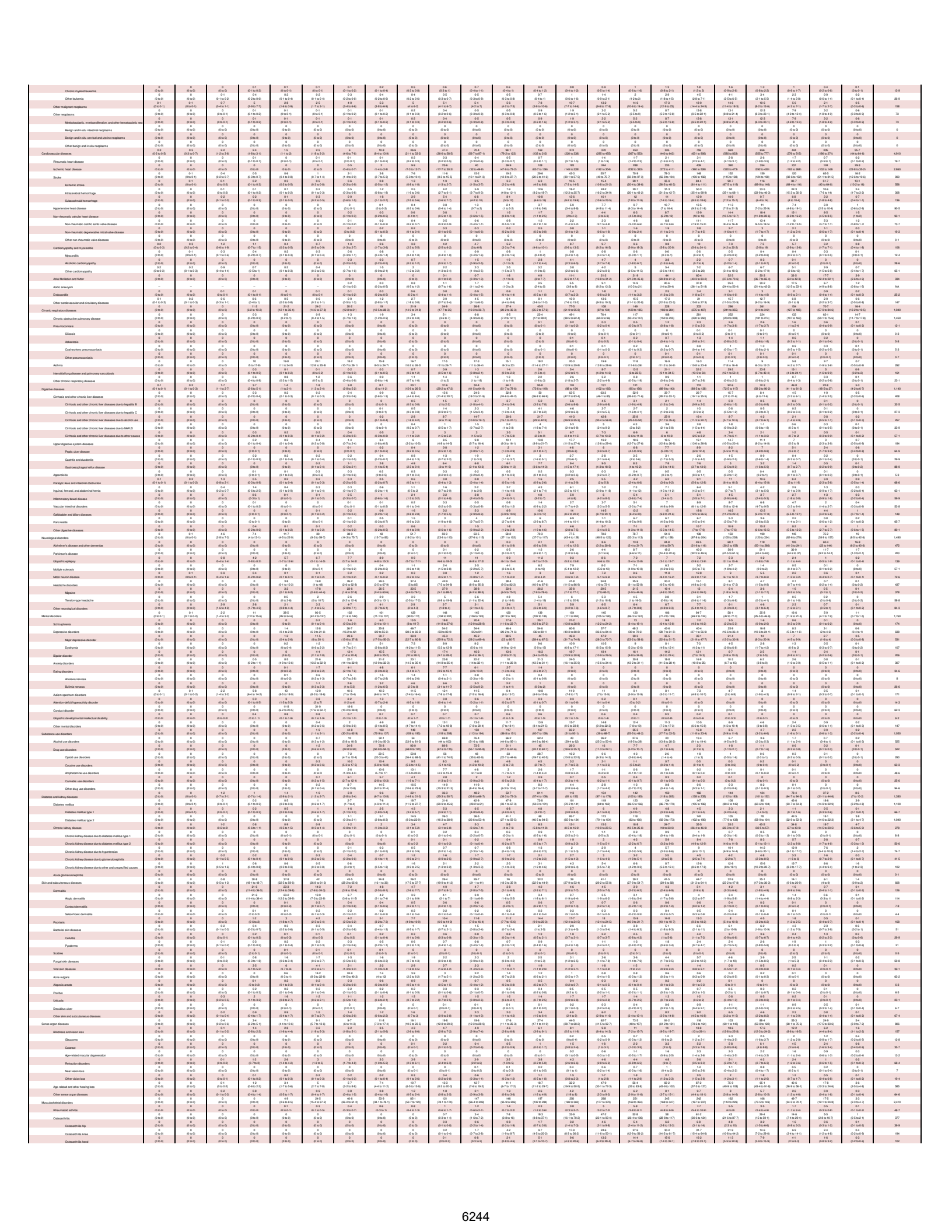

Osteoarthritis other	0 (0 to 0)	0 (0 to 0)	0 (0 to 0)	0 (0 to 0)	0 (0 to 0)	0 (0 to 0)	0 (0 to 0)	0 (0 to 0)	0 (0 to 0)	0 (0 to 0)	0 (0 to 0)	0 (0 to 1)	0 (0 to 0)	0 (0 to 0-4)	0-7 (0 to 3-7)	1-7 (0-7 to 3-6)	3-3 (1-4 to 7-5)	4-7 (2 to 9-8)	5-4 (2-4 to 11-9)	6 (2-9 to 12-7)	6-7 (3 to 14-1)	5 (2 to 10 to 2)	3-7 (1 to 7-7)	2 (1 to 4-1)	0-8 (0 to 1-4)	0-2 (0 to 1-0)		46-5
Low back pain	0 (0 to 0)	0 (0 to 0)	0 (0 to 0)	0 (0 to 0)	3-4 (1 to 9)	16-5 (9 to 27-1)	21-8 (14-7 to 39-9)	25-1 (16-1 to 50-7)	31-8 (21 to 59-4)	47 (27 to 73-4)	62 (36 to 94-4)	74-9 (44 to 116)	73 (40 to 115)	94-6 (53-8 to 148)	84-1 (47-1 to 131)	64-3 (33-8 to 108)	64-3 (31-7 to 109)	47-9 (23 to 83)	48-8 (22 to 90-6)	39-9 (17 to 76)	32-6 (14 to 62-1)	22-5 (9-4 to 44-9)	14 (5 to 29-8)	8-8 (3-4 to 18-9)	5-5 (2 to 11-4)	1-2 (0 to 2-9)		1,110
Neck pain	0 (0 to 0)	0 (0 to 0)	0 (0 to 0)	1-4 (0-4 to 3-1)	7-5 (3-9 to 14)	11-2 (5-1 to 19-9)	12-4 (6-1 to 23-4)	17-8 (8-6 to 34-4)	28-8 (14-9 to 53)	38-7 (19-7 to 62)	39-8 (19-7 to 67)	64-3 (32-1 to 111)	56-1 (18 to 98-2)	64-3 (20-7 to 111)	41-5 (13-2 to 69-4)	47-9 (23 to 87-4)	49-8 (22 to 90-6)	41 (17 to 71-3)	38-1 (15 to 66)	33-6 (14 to 60-1)	22-5 (9 to 42)	8-8 (3 to 17-5)	2-5 (1 to 5-4)	0-3 (0 to 0-9)	0-2 (0 to 0-4)		451
Gout	0 (0 to 0)	0 (0 to 0)	0 (0 to 0)	0 (0 to 0)	0 (0 to 0)	0 (0 to 0)	0 (0 to 0)	0 (0 to 0-1)	0 (0 to 0-1)	0 (0 to 0-1)	0 (0 to 0-1)	0 (0 to 0-1)	0 (0 to 0-1)	0 (0 to 0-1)	0 (0 to 0-1)	0 (0 to 0-1)	0 (0 to 0-1)	0 (0 to 0-1)	0 (0 to 0-1)	0 (0 to 0-1)	0 (0 to 0-1)	0 (0 to 0-1)	0 (0 to 0-1)	0 (0 to 0-1)	0 (0 to 0-1)	0 (0 to 0-1)		50-3
Other musculoskeletal disorders	0 (0 to 0)	0 (0 to 0)	0 (0 to 0)	0-1 (0-1 to 0-4)	0-1 (0 to 0-4)	2-9 (1-4 to 7-4)	9-2 (4-6 to 14-9)	19-2 (10-6 to 30-5)	27-4 (16-1 to 44)	29-2 (17 to 46-1)	26-7 (14 to 42-9)	34-2 (18-5 to 57-3)	35-3 (20-4 to 54-1)	34-5 (20-4 to 52-2)	41-5 (23-3 to 66-5)	40-8 (22 to 65-3)	36-4 (18-3 to 58-4)	33-5 (16 to 55)	31-5 (15 to 53)	21-3 (10-6 to 35-4)	12-8 (4 to 22-2)	5-3 (2 to 9-7)	1-7 (0 to 3-3)	0-4 (0 to 1-4)	0-2 (0 to 0-7)		374
Other non-communicable diseases	28-8 (15-4 to 51-3)	15-5 (11-3 to 22-3)	58 (38 to 89-4)	20-7 (12 to 32-9)	30 (14 to 57-3)	29-8 (15-2 to 58-1)	29-9 (15 to 57-8)	31-5 (16 to 59-1)	29-4 (16 to 54-9)	28-4 (15-9 to 54-9)	31-2 (22 to 52-6)	35-3 (24 to 57-3)	29-4 (16 to 49-7)	32-2 (20-7 to 52-1)	74-7 (54 to 106)	95-5 (67 to 132)	104 (72 to 144)	118 (82 to 162)	135 (90 to 194)	103 (74 to 137)	77-1 (58 to 99-3)	49-4 (32 to 69-8)	20-1 (12 to 30-9)	4-7 (2 to 8-3)	1,170		1,170
Congenital birth defects	25-6 (15-4 to 51-3)	12-8 (9-7 to 22-5)	35 (20 to 59-4)	21-8 (14 to 33-3)	10 (7 to 17-7)	9-4 (5-7 to 12-9)	9 (5 to 12-5)	7-7 (5-7 to 10-2)	7-9 (4-1 to 10-7)	8-1 (4 to 12-5)	6-5 (3 to 10-1)	7-7 (3 to 12-1)	6-4 (2 to 10-3)	7-5 (3 to 11-4)	8-3 (3 to 11-3)	8-3 (3 to 11-3)	6-4 (2 to 9-2)	5-1 (2 to 7)	4-8 (1 to 7-1)	3-1 (1 to 4-6)	1-1 (0 to 1-7)	0-6 (0 to 1-1)	0-3 (0 to 0-6)	0-1 (0 to 0-2)	0 (0 to 0)		201
Neural tube defects	2 (0-7 to 4)	0-8 (0 to 1-6)	2-5 (1 to 5-3)	2-9 (1 to 5-4)	1-3 (0 to 3-1)	0-5 (0 to 0-9)	0-3 (0 to 0-6)	0-6 (0 to 0-9)	0-4 (0 to 0-6)	0-6 (0 to 0-9)	0-5 (0 to 0-8)	0-5 (0 to 0-7)	0-3 (0 to 0-5)	0-3 (0 to 0-5)	0-2 (0 to 0-5)	0-3 (0 to 0-6)	0-1 (0 to 0-3)	0-1 (0 to 0-3)	0-1 (0 to 0-1)	0-1 (0 to 0-1)	0-1 (0 to 0-1)	0-1 (0 to 0-1)	0-1 (0 to 0-1)	0-1 (0 to 0-1)	0 (0 to 0)		12-7
Congenital heart anomalies	6-5 (3-3 to 13-2)	6-3 (4 to 10-7)	13-2 (6 to 25-2)	4-9 (2 to 9-7)	1-4 (0 to 2-6)	1-4 (0 to 2-2)	2-2 (1 to 3-7)	2-1 (1 to 3-1)	1-7 (1 to 3-2)	2 (1 to 3-2)	1-4 (1 to 2-8)	2 (1 to 2-8)	1-8 (1 to 2-6)	1-9 (1 to 2-8)	1-5 (0-7 to 2-5)	1-4 (0 to 2-2)	0-9 (0 to 1-9)	1 (0 to 1-4)	0-9 (0 to 1-4)	1 (0 to 1-6)	0-5 (0 to 0-9)	0-1 (0 to 0-2)	0-1 (0 to 0-1)	0-1 (0 to 0-1)	0 (0 to 0)		52-9
Orofacial clefts	0 (0 to 0)	0-1 (0 to 0-2)	0-2 (0 to 0-9)	0-1 (0 to 0-4)	0-1 (0 to 0-3)	0-1 (0 to 0-3)	0-1 (0 to 0-2)	0-1 (0 to 0-3)	0-1 (0 to 0-3)	0-1 (0 to 0-3)	0-1 (0 to 0-2)	0-1 (0 to 0-3)	0-1 (0 to 0-2)	0-1 (0 to 0-2)	0-1 (0 to 0-2)	0-1 (0 to 0-2)	0-1 (0 to 0-2)	0-1 (0 to 0-2)	0-1 (0 to 0-2)	0-1 (0 to 0-2)	0-1 (0 to 0-2)	0-1 (0 to 0-1)	0-1 (0 to 0-1)	0 (0 to 0)	0 (0 to 0)		2-2
Down syndrome	0-7 (0-2 to 1-5)	0-2 (0-1 to 0-5)	1-1 (0-5 to 2-2)	0-9 (0-4 to 1-5)	0-6 (0 to 1-4)	0-6 (0 to 1-1)	0-6 (0 to 1-2)	0-7 (0 to 1-4)	0-6 (0 to 1-4)	0-9 (0 to 1-6)	0-9 (0 to 1-5)	0-9 (0 to 1-5)	0-8 (0 to 1-1)	1-3 (0 to 2-3)	2-5 (1 to 3-9)	3-1 (1 to 4-4)	2-7 (1 to 4-4)	1-5 (0 to 2-4)	0-9 (0 to 2-1)	0-5 (0 to 1-2)	0-3 (0 to 0-8)	0-3 (0 to 0-7)	0-2 (0 to 0-5)	0-1 (0 to 0-1)	0 (0 to 0)		20
Turner syndrome	0 (0 to 0)	0 (0 to 0)	0 (0 to 0)	0 (0 to 0)	0 (0 to 0)	0 (0 to 0)	0 (0 to 0)	0 (0 to 0)	0 (0 to 0)	0 (0 to 0)	0 (0 to 0)	0 (0 to 0)	0 (0 to 0)	0 (0 to 0)	0 (0 to 0)	0 (0 to 0)	0 (0 to 0)	0 (0 to 0)	0 (0 to 0)	0 (0 to 0)	0 (0 to 0)	0 (0 to 0)	0 (0 to 0)	0 (0 to 0)	0 (0 to 0)		0
Klinefelter syndrome	0 (0 to 0)	0 (0 to 0)	0 (0 to 0)	0 (0 to 0)	0 (0 to 0)	0 (0 to 0)	0 (0 to 0)	0 (0 to 0)	0 (0 to 0)	0 (0 to 0)	0 (0 to 0)	0 (0 to 0)	0 (0 to 0)	0 (0 to 0)	0 (0 to 0)	0 (0 to 0)	0 (0 to 0)	0 (0 to 0)	0 (0 to 0)	0 (0 to 0)	0 (0 to 0)	0 (0 to 0)	0 (0 to 0)	0 (0 to 0)	0 (0 to 0)		0-2
Other chromosomal abnormalities	1-5 (0-5 to 3-5)	0-7 (0 to 2-4)	2-6 (1 to 6-2)	1-8 (1 to 3-7)	1-1 (0-7 to 1-9)	1-1 (0-6 to 1-7)	1-1 (0-6 to 1-5)	0-8 (0-5 to 1-2)	0-8 (0-5 to 1-3)	0-9 (0-5 to 1-3)	0-8 (0 to 1-2)	0-8 (0 to 1-2)	0-6 (0 to 0-9)	0-7 (0 to 1-1)	0-5 (0 to 0-9)	0-4 (0 to 0-8)	0-2 (0 to 0-3)	0-2 (0 to 0-3)	0-2 (0 to 0-2)	0-1 (0 to 0-1)	0-1 (0 to 0-1)	0-1 (0 to 0-1)	0-1 (0 to 0-1)	0 (0 to 0)		15-7
Congenital musculoskeletal and limb anomalies	0-8 (0-4 to 1-6)	0-4 (0 to 0-8)	0-7 (0 to 1-7)	0-5 (0 to 1-1)	0-4 (0 to 0-9)	0-4 (0 to 0-8)	0-4 (0 to 0-8)	0-5 (0 to 1-1)	0-5 (0 to 1-2)	0-6 (0 to 1-2)	0-5 (0 to 1-2)	0-5 (0 to 1-1)	0-4 (0 to 0-9)	0-7 (0 to 1-2)	0-5 (0 to 1-1)	0-4 (0 to 0-9)	0-3 (0 to 0-6)	0-3 (0 to 0-6)	0-2 (0 to 0-5)	0-2 (0 to 0-4)	0-1 (0 to 0-3)	0-1 (0 to 0-2)	0-1 (0 to 0-2)	0-1 (0 to 0-1)	0 (0 to 0)		46-2
Urogenital congenital anomalies	2-3 (0-9 to 6)	0-5 (0 to 1-6)	1-2 (0 to 4-2)	0-6 (0 to 1-4)	0-4 (0 to 0-9)	0-3 (0 to 0-6)	0-3 (0 to 0-6)	0-2 (0 to 0-5)	0-1 (0 to 0-3)	0-1 (0 to 0-3)	0-1 (0 to 0-3)	0-1 (0 to 0-3)	0-1 (0 to 0-2)	0-1 (0 to 0-1)	0-1 (0 to 0-1)	0-1 (0 to 0-1)	0-1 (0 to 0-1)	0-1 (0 to 0-1)	0-1 (0 to 0-1)	0-1 (0 to 0-1)	0-1 (0 to 0-1)	0-1 (0 to 0-1)	0-1 (0 to 0-1)	0-1 (0 to 0-1)	0 (0 to 0)		6-3
Other gynecological diseases	0 (0 to 0)	0 (0 to 0)	0 (0 to 0)	0 (0 to 0)	0 (0 to 0)	0 (0 to 0)	0 (0 to 0)	0 (0 to 0)	0 (0 to 0)	0 (0 to 0)	0 (0 to 0)	0 (0 to 0)	0 (0 to 0)	0 (0 to 0)	0 (0 to 0)	0 (0 to 0)	0 (0 to 0)	0 (0 to 0)	0 (0 to 0)	0 (0 to 0)	0 (0 to 0)	0 (0 to 0)	0 (0 to 0)	0 (0 to 0)	0 (0 to 0)		0
Digestive congenital anomalies	1-1 (0-4 to 2-1)	0-6 (0 to 1-6)	1-1 (0 to 3-7)	0-5 (0 to 1-3)	0-3 (0 to 0-5)	0-3 (0 to 0-5)	0-3 (0 to 0-5)	0-2 (0 to 0-4)	0-2 (0 to 0-3)	0-2 (0 to 0-3)	0-2 (0 to 0-3)	0-2 (0 to 0-3)	0-2 (0 to 0-3)	0-2 (0 to 0-3)	0-2 (0 to 0-3)	0-2 (0 to 0-3)	0-2 (0 to 0-3)	0-2 (0 to 0-3)	0-2 (0 to 0-3)	0-2 (0 to 0-3)	0-2 (0 to 0-3)	0-2 (0 to 0-3)	0-2 (0 to 0-3)	0-2 (0 to 0-3)	0-2 (0 to 0-3)		13-4
Other congenital birth defects	8-3 (4-3 to 16-3)	3-6 (3-4 to 5-1)	7-7 (4-9 to 11-7)	4-9 (2-4 to 9)	2-3 (1-5 to 3-7)	2-1 (0-9 to 2-4)	2-1 (0-9 to 2-3)	2-1 (0-9 to 2-3)	2-1 (0-9 to 2-3)	2-1 (0-9 to 2-3)	2-1 (0-9 to 2-2)	2-1 (0-7 to 2-2)	2-1 (0-8 to 2-2)	2-1 (0-8 to 2-2)	2-1 (0-8 to 2-2)	2-1 (0-8 to 2-2)	2-1 (0-8 to 2-2)	2-1 (0-8 to 2-2)	2-1 (0-8 to 2-2)	2-1 (0-8 to 2-2)	2-1 (0-8 to 2-2)	2-1 (0-8 to 2-2)	2-1 (0-8 to 2-2)	2-1 (0-8 to 2-2)	2-1 (0-8 to 2-2)		37-8
Urinary diseases and male infertility	0 (0 to 0)	0 (0 to 0)	0 (0 to 0)	0 (0 to 0)	0 (0 to 0)	0 (0 to 0)	0 (0 to 0)	1-1 (0 to 2-6)	2-2 (0 to 4)	2-8 (1 to 4-5)	2-2 (0 to 4)	3-2 (1 to 5-6)	2-2 (0 to 4)	4-1 (2 to 6-9)	5-5 (3 to 8-7)	6-5 (3 to 10)	7-1 (3 to 11-7)	7-3 (3 to 12)	6-7 (2 to 11-4)	5-1 (2 to 9-1)	4-3 (1 to 7-5)	3-2 (1 to 5-4)	2-1 (0 to 3-5)	1-1 (0 to 2-1)	0-5 (0 to 1-1)	0-2 (0 to 0-4)		251
Urolithiasis	0 (0 to 0)	0 (0 to 0)	0 (0 to 0)	0 (0 to 0)	0 (0 to 0)	0 (0 to 0)	0 (0 to 0-1)	0 (0 to 0-2)	0 (0 to 0-2)	0 (0 to 0-2)	0 (0 to 0-1)	0 (0 to 0-1)	0 (0 to 0-1)	0 (0 to 0-1)	0 (0 to 0-1)	0 (0 to 0-1)	0 (0 to 0-1)	0 (0 to 0-1)	0 (0 to 0-1)	0 (0 to 0-1)	0 (0 to 0-1)	0 (0 to 0-1)	0 (0 to 0-1)	0 (0 to 0-1)	0 (0 to 0-1)	0 (0 to 0-1)		13-3
Benign prostatic hyperplasia	0 (0 to 0)	0 (0 to 0)	0 (0 to 0)	0 (0 to 0)	0 (0 to 0)	0 (0 to 0)	0 (0 to 0)	0 (0 to 0)	0 (0 to 0)	0 (0 to 0)	0 (0 to 0)	0 (0 to 0)	0 (0 to 0)	0 (0 to 0)	0 (0 to 0)	0 (0 to 0)	0 (0 to 0)	0 (0 to 0)	0 (0 to 0)	0 (0 to 0)	0 (0 to 0)	0 (0 to 0)	0 (0 to 0)	0 (0 to 0)	0 (0 to 0)	0 (0 to 0)		122
Male infertility	0 (0 to 0)	0 (0 to 0)	0 (0 to 0)	0 (0 to 0)	0 (0 to 0)	0 (0 to 0)	0 (0 to 0)	0 (0 to 0)	0 (0 to 0)	0 (0 to 0)	0 (0 to 0)	0 (0 to 0)	0 (0 to 0)	0 (0 to 0)	0 (0 to 0)	0 (0 to 0)	0 (0 to 0)	0 (0 to 0)	0 (0 to 0)	0 (0 to 0)	0 (0 to 0)	0 (0 to 0)	0 (0 to 0)	0 (0 to 0)	0 (0 to 0)	0 (0 to 0)		7-1
Other urinary diseases	0 (0 to 0)	0 (0 to 0)	0-1 (0 to 0-1)	0-1 (0 to 0-1)	0-1 (0 to 0-1)	0-1 (0 to 0-1)	0-1 (0 to 0-1)	0-1 (0 to 0-1)	0-1 (0 to 0-1)	0-1 (0 to 0-4)	0-3 (0 to 0-5)	0-3 (0 to 0-5)	0-3 (0 to 0-5)	0-3 (0 to 0-6)	0-4 (0 to 0-9)	0-5 (0 to 1-1)	0-5 (0 to 1-2)	0-5 (0 to 1-1)	0-5 (0 to 1-2)	0-5 (0 to 1-2)	0-5 (0 to 1-2)	0-5 (0 to 1-2)	0-5 (0 to 1-2)	0-5 (0 to 1-2)	0-1 (0 to 0-4)		9-9
Gynecological diseases	0 (0 to 0)	0 (0 to 0)	0 (0 to 0)	0 (0 to 0)	0 (0 to 0)	0 (0 to 0)	0 (0 to 0)	0 (0 to 0)	0 (0 to 0)	0 (0 to 0)	0 (0 to 0)	0 (0 to 0)	0 (0 to 0)	0 (0 to 0)	0 (0 to 0)	0 (0 to 0)	0 (0 to 0)	0 (0 to 0)	0 (0 to 0)	0 (0 to 0)	0 (0 to 0)	0 (0 to 0)	0 (0 to 0)	0 (0 to 0)	0 (0 to 0)	0 (0 to 0)		0
Uterine fibroids	0 (0 to 0)	0 (0 to 0)	0 (0 to 0)	0 (0 to 0)	0 (0 to 0)	0 (0 to 0)	0 (0 to 0)	0 (0 to 0)	0 (0 to 0)	0 (0 to 0)	0 (0 to 0)	0 (0 to 0)	0 (0 to 0)	0 (0 to 0)	0 (0 to 0)	0 (0 to 0)	0 (0 to 0)	0 (0 to 0)	0 (0 to 0)	0 (0 to 0)	0 (0 to 0)	0 (0 to 0)	0 (0 to 0)	0 (0 to 0)	0 (0 to 0)	0 (0 to 0)		0
Polycystic ovarian syndrome	..	..	..	..	..	..	..	..	..	..	..	..	..	..	..	..	..	..	..	..	..	..	..	..	..	..		NA
Female infertility	..	..	..	..	..	..	..	..	..	..	..	..	..	..	..	..	..	..	..	..	..	..	..	..	..	..		NA
Endometriosis	..	..	..	..	..	..	..	..	..	..	..	..	..	..	..	..	..	..	..	..	..	..	..	..	..	..		NA
Genital prolapse	0 (0 to 0)	0 (0 to 0)	0 (0 to 0)	0 (0 to 0)	0 (0 to 0)	0 (0 to 0)	0 (0 to 0)	0 (0 to 0)	0 (0 to 0)	0 (0 to 0)	0 (0 to 0)	0 (0 to 0)	0 (0 to 0)	0 (0 to 0)	0 (0 to 0)	0 (0 to 0)	0 (0 to 0)	0 (0 to 0)	0 (0 to 0)	0 (0 to 0)	0 (0 to 0)	0 (0 to 0)	0 (0 to 0)	0 (0 to 0)	0 (0 to 0)	0 (0 to 0)		0
Premenstrual syndrome	..	..	..	..	..	..	..	..	..	..	..	..	..	..	..	..	..	..	..	..	..	..	..	..	..	..		NA
Other gynecological diseases	0 (0 to 0)	0 (0 to 0)	0 (0 to 0)	0 (0 to 0)	0 (0 to 0)	0 (0 to 0)	0 (0 to 0)	0 (0 to 0)	0 (0 to 0)	0 (0 to 0)	0 (0 to 0)	0 (0 to 0)	0 (0 to 0)	0 (0 to 0)	0 (0 to 0)	0 (0 to 0)	0 (0 to 0)	0 (0 to 0)	0 (0 to 0)	0 (0 to 0)	0 (0 to 0)	0 (0 to 0)	0 (0 to 0)	0 (0 to 0)	0 (0 to 0)	0 (0 to 0)		0
Hemoglobinopathies and hemolytic anemias	0-1 (0 to 0-2)	0-3 (0-1 to 0-8)	0-9 (0-2 to 2-2)	1-2 (0-2 to 4-4)	0-7 (0-2 to 2-2)	0-3 (0-2 to 0-6)	0-5 (0-2 to 0-9)	0-6 (0-3 to 1-1)	0-6 (0-3 to 1-1)	0-6 (0-3 to 1-2)	0-5 (0 to 1-1)	0-6 (0 to 1-2)	0-4 (0-2 to 0-9)	0-4 (0-2 to 0-8)	0-3 (0-1 to 0-6)	0-3 (0-1 to 0-6)	0-2 (0-1 to 0-5)	0-1 (0 to 0-4)	0-1 (0 to 0-3)	0-1 (0 to 0-3)	0-1 (0 to 0-3)	0-1 (0 to 0-3)	0-1 (0 to 0-3)	0-1 (0 to 0-3)	0-1 (0 to 0-2)		13-2
Thalassemias	0 (0 to 0)	0 (0 to 0)	0 (0 to 0)	0 (0 to 0)	0 (0 to 0)	0 (0 to 0)	0 (0 to 0)	0 (0 to 0)	0 (0 to 0)	0 (0 to 0)	0 (0 to 0)	0 (0 to 0)	0 (0 to 0)	0 (0 to 0)	0 (0 to 0)	0 (0 to 0)	0 (0 to 0)	0 (0 to 0)	0 (0 to 0)	0 (0 to 0)	0 (0 to 0)	0 (0 to 0)	0 (0 to 0)	0 (0 to 0)	0 (0 to 0)	0 (0 to 0)		0-1
Thalassemias trait	0 (0 to 0)	0-1 (0 to 0-1)	0-2 (0 to 1-1)	0-4 (0 to 1-7)	0-2 (0 to 0-9)	0-2 (0 to 0-6)	0-1 (0 to 0-5)	0-1 (0 to 0-5)	0-1 (0 to 0-5)	0-1 (0 to 0-5)	0-1 (0 to 0-3)	0-1 (0 to 0-3)	0-1 (0 to 0-3)	0-1 (0 to 0-3)	0-1 (0 to 0-3)	0-1 (0 to 0-3)	0-1 (0 to 0-3)	0-1 (0 to 0-3)	0-1 (0 to 0-3)	0-1 (0 to 0-3)	0-1 (0 to 0-3)	0-1 (0 to 0-3)	0-1 (0 to 0-3)	0-1 (0 to 0-3)	0-1 (0 to 0-3)		1-7
Sickle cell disorders	0 (0 to 0)	0-1 (0 to 0-2)	0-2 (0 to 1-2)	0-1 (0 to 0-3)	0-1 (0 to 0-2)	0-1 (0 to 0-2)	0-1 (0 to 0-2)	0-1 (0 to 0-2)	0-1 (0 to 0-2)	0-1 (0 to 0-2)	0-1 (0 to 0-2)	0-1 (0 to 0-1)	0-1 (0 to 0-1)	0-1 (0 to 0-1)	0-1 (0 to 0-1)	0-1 (0 to 0-1)	0-1 (0 to 0-1)	0-1 (0 to 0-1)	0-1 (0 to 0-1)	0-1 (0 to 0-1)	0-1 (0 to 0-1)	0-1 (0 to 0-1)	0-1 (0 to 0-1)	0-1 (0 to 0-1)	0-1 (0 to 0-1)		1-1
Sickle cell trait	0 (0 to 0)	0 (0 to 0)	0-2 (0 to 0-8)	0-3 (0 to 0-7)	0-1 (0 to 0-5)	0-1 (0 to 0-5)	0-1 (0 to 0-5)	0-1 (0 to 0-5)	0-1 (0 to 0-5)	0-2 (0 to 0-5)	0-2 (0 to 0-5)	0-2 (0 to 0-5)	0-2 (0 to 0-5)	0-2 (0 to 0-5)	0-2 (0 to 0-5)	0-2 (0 to 0-5)	0-2 (0 to 0-5)	0-2 (0 to 0-5)	0-2 (0 to 0-5)	0-2 (0 to 0-5)	0-2 (0 to 0-5)	0-2 (0 to 0-5)	0-2 (0 to 0-5)	0-2 (0 to 0-5)	0-2 (0 to 0-5)		1-2
G6PD deficiency	0 (0 to 0)	0 (0 to 0)	0 (0 to 0)	0 (0 to 0)	0-1 (0 to 0-5)	0-1 (0 to 0-5)	0-2 (0 to 0-5)	0-2 (0 to 0-5)	0-2 (0 to 0-5)	0-2 (0 to 0-5)	0-2 (0 to 0-5)	0-2 (0 to 0-5)	0-2 (0 to 0-5)	0-2 (0 to 0-5)	0-2 (0 to 0-5)	0-2 (0 to 0-5)	0-2 (0 to 0-5)	0-2 (0 to 0-5)	0-2 (0 to 0-5)	0-2 (0 to 0-5)	0-2 (0 to 0-5)	0-2 (0 to 0-5)	0-2 (0 to 0-5)	0-2 (0 to 0-5)	0-2 (0 to 0-5)		2-1
G6PD trait	0 (0 to 0)	0 (0 to 0)	0 (0 to 0)	0 (0 to 0)	0 (0 to 0)	0 (0 to 0)	0 (0 to 0)	0 (0 to 0)	0 (0 to 0)	0 (0 to 0)	0 (0 to 0)	0 (0 to 0)	0 (0 to 0)	0 (0 to 0)	0 (0 to 0)	0 (0 to 0)	0 (0 to 0)	0 (0 to 0)	0 (0 to 0)	0 (0 to 0)	0 (0 to 0)	0 (0 to 0)	0 (0 to 0)	0 (0 to 0)	0 (0 to 0)	0 (0 to 0)		0
Other hemoglobinopathies and hemolytic anemias	0 (0 to 0)	0 (0 to 0)	0-1 (0 to 0-2)	0-2 (0 to 1-1)	0-4 (0 to 1-6)	0-2 (0 to 0-6)	0-1 (0 to 0-2)	0-1 (0 to 0-4)	0-1 (0 to 0-5)	0-2 (0 to 0-7)	0-2 (0 to 0-9)	0-3 (0 to 0-9)	0-2 (0 to 0-8)	0-2 (0 to 0-8)	0-3 (0 to 0-9)	0-3 (0 to 1-2)	0-3 (0 to 1-2)	0-3 (0 to 1-2)	0-3 (0 to 1-2)	0-3 (0 to 1-2)	0-3 (0 to 1-2)	0-3 (0 to 1-2)	0-3 (0 to 1-2)	0-3 (0 to 1-2)	0-1 (0 to 0-4)		4-9
Endocrine, metabolic, blood, and immune disorders	1 (0-4 to 1-7)	0-9 (0-5 to 1-6)	2-9 (1 to 6-2)	0-7 (0-4 to 1-3)	0-7 (0-3 to 1-2)	0-7 (0 to 1-1)	0-7 (0-3 to 1-2)	0-7 (0-4 to 1-2)	0-7 (0-4 to 1-1)	0-7 (0-4 to 1-2)	0-7 (0-4 to 1-2)	0-7 (0-4 to 1-2)	0-6 (0-3 to 1-1)	0-6 (0-3 to 1-1)	0-6 (0-3 to 1-1)	0-6 (0-3 to 1-1)	0-6 (0-3 to 1-1)	0-6 (0-3 to 1-1)	0-6 (0-3 to 1-1)	0-6 (0-3 to 1-1)	0-6 (0-3 to 1-1)	0-6 (0-3 to 1-1)	0-6 (0-3 to 1-1)	0-6 (0-3 to 1-1)	0-6 (0-3 to 1-1)		350
Oral disorders	1-4 (0 to 3-7)	1-8 (1 to 2-8)	2-3 (1 to 3-6)	3-1 (1 to 4-7)	2-6 (1 to 4-1)	2-6 (1 to 4-1)	2-9 (1 to 4-3)	3-2 (1 to 4-8)	3-1 (1 to 4-7)	3-1 (1 to 4-7)	3-1 (1 to 4-7)	3-1 (1 to 4-7)	2-9 (1 to 4-4)	3-1 (1 to 4-6)	3-1 (1 to 4-6)	3-1 (1 to 4-6)	3-1 (1 to 4-6)	3-1 (1 to 4-6)	3-1 (1 to 4-6)	3-1 (1 to 4-6)	3-1 (1 to 4-6)	3-1 (1 to 4-6)	3-1 (1 to 4-6)	3-1 (1 to 4-6)	3-1 (1 to 4-6)		335
Caries of deciduous teeth	0 (0 to 0)	0 (0 to 0)	0 (0 to 0)	0 (0 to 0-7)	0 (0 to 0-1)	0 (0 to 0)	0 (0 to 0)	0 (0 to 0)	0 (0 to 0)	0 (0 to 0)	0 (0 to 0)	0 (0 to 0)	0 (0 to 0)	0 (0 to 0)	0 (0 to 0)	0 (0 to 0)	0 (0 to 0)	0 (0 to 0)	0 (0 to 0)	0 (0 to 0)	0 (0 to 0)	0 (0 to 0)	0 (0 to 0)	0 (0 to 0)	0 (0 to 0)	0 (0 to 0)		0-5
Caries of permanent teeth	0 (0 to 0)	0 (0 to 0)	0 (0 to 0)	0-5 (0 to 1-1)	1-4 (0 to 3-2)	1-4 (0 to 3)	1-6 (0 to 3-3)	1-6 (0 to 3-6)	1-6 (0 to 3-6)	1-6 (0 to 4-2)	1-7 (0 to 4-1)	2-1 (0 to 4-7)	1-7 (0 to 3-4)	2-3 (0 to 4-6)	1-7 (0 to 4-1)	1-8 (0 to 4-1)	1-7 (0 to 3-9)	1-6 (0 to 3-4)	1-7 (0 to 3-6)	1-7 (0 to 3-5)	1-6 (0 to 3-2)	1-6 (0 to 3-1)	1-6 (0 to 3-2)	1-6 (0 to 3-1)	1-6 (0 to 3-1)		25-9
Periodontal diseases	0 (0 to 0)	0 (0 to 0)	0 (0 to 0)	0 (0 to 0)	0 (0 to 0)	0 (0 to 0)	0 (0 to 0)	0 (0 to 0)	0 (0 to 0)	0 (0 to 0)	0 (0 to 0)	0 (0 to 0)	0 (0 to 0)	0 (0 to 0)	0 (0 to 0)	0 (0 to 0)	0 (0 to 0)	0 (0 to 0)	0 (0 to 0)	0 (0 to 0)	0 (0 to 0)	0 (0 to 0)	0 (0 to 0)	0 (0 to 0)	0 (0 to 0)	0 (0 to 0)		52-5
Other oral disorders	0 (0 to 0)	0 (0 to 0)	0 (0 to 0)	1-7 (1 to 2-6)	1-6 (0 to 2-4)	1-6 (0 to 2-6)	2 (1 to 3-2)	2-1 (1 to 3-6)	2-1 (1 to 3-6)	3-6 (2 to 5-4)	3-1 (2 to 5-5)	3-1 (1 to 4-7)	3-1 (2 to 5-7)	4-2 (2 to 6-4)	3-4 (2 to 5-2)	3-2 (2 to 5)	3-2 (2 to 5)	2-5 (1 to 4-2)	1-4 (0 to 2-2)	0-7 (0 to 1-4)	0-3 (0 to 0-9)	0-2 (0 to 0-4)	0-1 (0 to 0-1)	0-1 (0 to 0)	0 (0 to 0)		46-6
Sudden infant death syndrome	..	1-6 (0 to 2-5)	16-5 (9 to 26-4)	..	..	..	..	..	..	..	..	..	..	..	..	..	..	..	..	..	..	..	..	..	..		NA
Injuries	0-3 (0 to 0-4)	0-4 (0 to 0-6)	0-8 (0 to 0-7)	18-1 (14-5 to 22-2)	19-2 (14-5 to 25-2)	29-9 (23 to 38-4)	82-9 (69 to 97-8)	128 (109 to 150)	142 (120 to 164)	161 (136 to 190)	160 (135 to 183)	148 (125 to 173)	148 (125 to 178)	180 (145 to 220)	171 (135 to 214)	171 (135 to 214)	162 (128 to 205)	134 (105 to 170)	124 (97 to

SR Table 2a: Bradford DALYS by cause and age group for males with 95% uncertainty intervals, 2019

Cause	Early Neonatal	Late Neonatal	Post Neonatal	1 to 4	5 to 9	10 to 14	15 to 19	20 to 24	25 to 29	30 to 34	35 to 39	40 to 44	45 to 49	50 to 54	55 to 59	60 to 64	65 to 69	70 to 74	75 to 79	80 to 84	85 to 89	90 to 94	95 plus	Total
All causes	692 (648 to 0.88)	2,464 (2,110 to 2,822)	3,241 (2,971 to 3,512)	1,764 (1,627 to 1,902)	1,126 (944 to 1,170)	1,128 (957 to 1,320)	1,466 (1,249 to 2,230)	1,844 (1,660 to 2,210)	2,204 (1,969 to 2,510)	2,520 (2,159 to 3,330)	2,880 (2,437 to 3,760)	3,240 (2,750 to 4,030)	3,600 (3,048 to 4,660)	3,960 (3,350 to 5,450)	4,320 (3,650 to 6,450)	4,680 (4,140 to 5,980)	5,040 (4,510 to 6,940)	5,400 (4,910 to 6,990)	5,760 (5,110 to 8,210)	6,120 (5,370 to 7,940)	6,480 (5,610 to 7,790)	6,840 (5,770 to 7,960)	7,200 (5,910 to 8,210)	7,560 (6,070 to 8,760)	7,920 (6,170 to 8,750)	8,280 (6,270 to 8,760)	8,640 (5,970 to 8,760)	9,000 (5,720 to 8,760)	9,360 (5,550 to 8,760)	9,720 (5,370 to 8,760)	10,080 (5,200 to 8,760)	10,440 (5,050 to 8,760)	10,800 (5,050 to 8,760)	11,160 (5,050 to 8,760)	11,520 (5,050 to 8,760)	11,880 (5,050 to 8,760)	12,240 (5,050 to 8,760)	12,600 (5,050 to 8,760)	78,320
Communicable, maternal, neonatal, and nutritional diseases	692 (648 to 0.88)	2,464 (2,110 to 2,822)	3,241 (2,971 to 3,512)	1,764 (1,627 to 1,902)	1,126 (944 to 1,170)	1,128 (957 to 1,320)	1,466 (1,249 to 2,230)	1,844 (1,660 to 2,210)	2,204 (1,969 to 2,510)	2,520 (2,159 to 3,330)	2,880 (2,437 to 3,760)	3,240 (2,750 to 4,030)	3,600 (3,048 to 4,660)	3,960 (3,350 to 5,450)	4,320 (3,650 to 6,450)	4,680 (4,140 to 5,980)	5,040 (4,510 to 6,940)	5,400 (4,910 to 6,990)	5,760 (5,110 to 8,210)	6,120 (5,370 to 7,940)	6,480 (5,610 to 7,790)	6,840 (5,770 to 7,960)	7,200 (5,910 to 8,210)	7,560 (6,070 to 8,760)	7,920 (6,170 to 8,750)	8,280 (6,270 to 8,760)	8,640 (5,970 to 8,760)	9,000 (5,720 to 8,760)	9,360 (5,550 to 8,760)	9,720 (5,370 to 8,760)	10,080 (5,200 to 8,760)	10,440 (5,050 to 8,760)	10,800 (5,050 to 8,760)	11,160 (5,050 to 8,760)	11,520 (5,050 to 8,760)	11,880 (5,050 to 8,760)	12,240 (5,050 to 8,760)	12,600 (5,050 to 8,760)	78,320
HIV/AIDS and sexually transmitted infections	15.4 (4.0 to 32.4)	5.6 (1.4 to 12.9)	9.2 (3.0 to 20.9)	0.9 (0.4 to 1.9)	0.5 (0.4 to 0.6)	0.2 (0.2 to 0.4)	0.5 (0.3 to 0.6)	0.3 (0.2 to 0.5)	3.4 (2.0 to 4.6)	2.5 (1.4 to 3.4)	6.7 (3.2 to 8.9)	9.6 (3.9 to 12.8)	9.9 (3.2 to 13.1)	9.3 (2.9 to 12.1)	8.6 (2.5 to 11.2)	7.1 (2.3 to 9.4)	5.8 (2.0 to 7.5)	4.2 (1.5 to 5.4)	3.8 (1.2 to 4.9)	2.3 (0.6 to 3.0)	1.0 (0.2 to 1.4)	0.9 (0.2 to 1.4)	0.3 (0.0 to 1.4)	0.1 (0.0 to 1.4)	0.1 (0.0 to 1.4)	0.1 (0.0 to 1.4)	0.1 (0.0 to 1.4)	0.1 (0.0 to 1.4)	0.1 (0.0 to 1.4)	0.1 (0.0 to 1.4)	0.1 (0.0 to 1.4)	0.1 (0.0 to 1.4)	0.1 (0.0 to 1.4)	0.1 (0.0 to 1.4)	0.1 (0.0 to 1.4)	98.2
HIV/AIDS	0 (0 to 0)	0 (0 to 0)	0 (0 to 0)



| | | |

SR Table 2a: Kirkbies DALYS by cause and age group for males with 95% uncertainty intervals, 2019

Cause	Early Neonatal	Late Neonatal	Post Neonatal	1 to 4	5 to 9	10 to 14	15 to 19	20 to 24	25 to 29	30 to 34	35 to 39	40 to 44	45 to 49	50 to 54	55 to 59	60 to 64	65 to 69	70 to 74	75 to 79	80 to 84	85 to 89	90 to 94	95 plus	Total
All causes	1,000 (528 to 1,741)	1,000 (1,000 to 1,000)	1,000 (1,000 to 1,000)	1,000 (1,000 to 1,000)	1,000 (1,000 to 1,000)	1,000 (1,000 to 1,000)	1,000 (1,000 to 1,000)	1,000 (1,000 to 2,250)	1,000 (1,000 to 2,000)	1,000 (1,000 to 2,000)	1,000 (1,000 to 2,000)	1,000 (1,000 to 2,000)	1,000 (1,000 to 2,000)	1,000 (1,000 to 2,000)	1,000 (1,000 to 2,000)	1,000 (1,000 to 2,000)	1,000 (1,000 to 2,000)	1,000 (1,000 to 2,000)	1,000 (1,000 to 2,000)	1,000 (1,000 to 2,000)	1,000 (1,000 to 2,000)	1,000 (1,000 to 2,000)	1,000 (1,000 to 2,000)	67,800
Communicable, maternal, neonatal, and nutritional diseases	1,000 (223 to 549)	1,000 (69 to 142)	1,000 (1,000 to 1,000)	1,000 (1,000 to 1,000)	1,000 (1,000 to 1,000)	1,000 (1,000 to 1,000)	1,000 (1,000 to 1,000)	1,000 (1,000 to 1,000

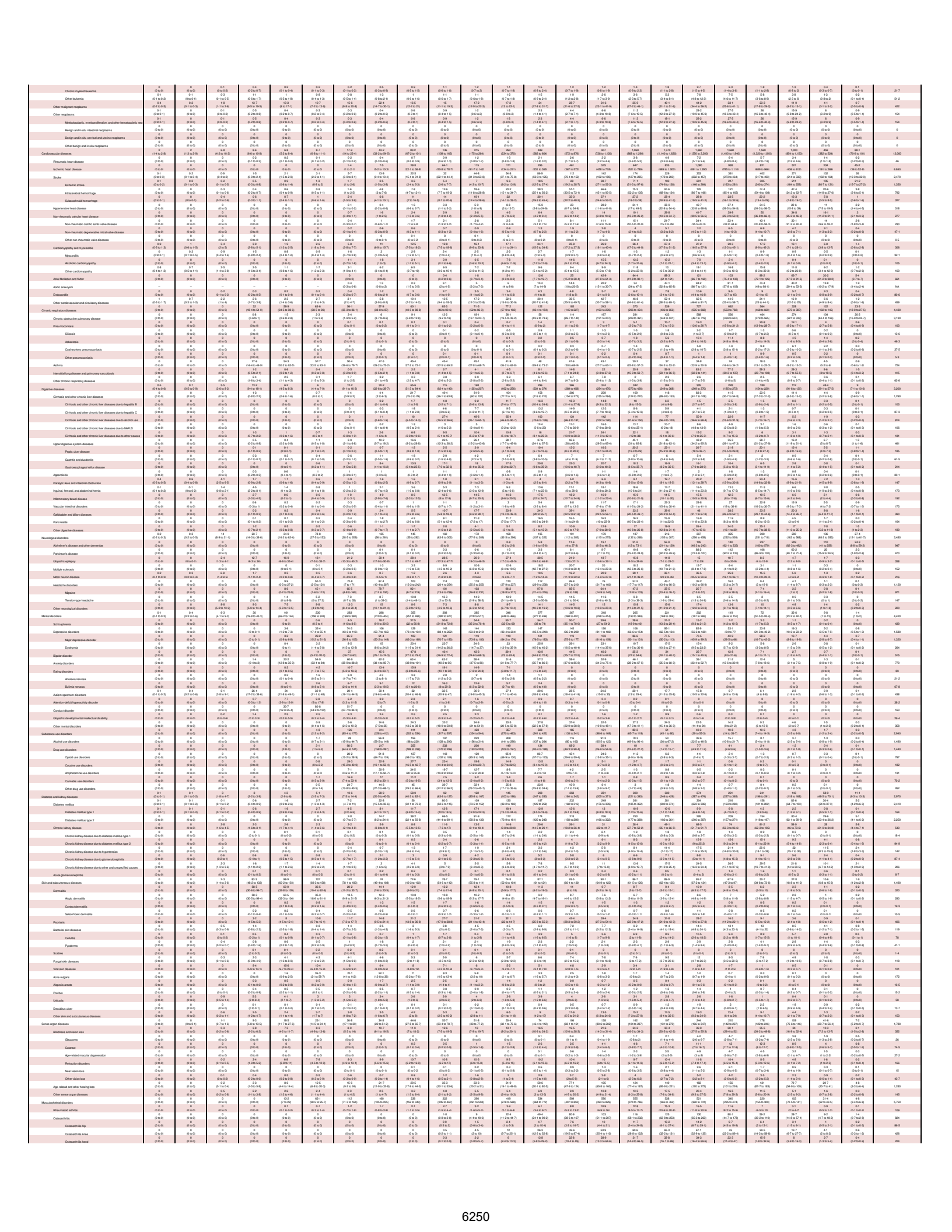

Osteoarthritis other	0 (0 to 0)	0 (0 to 0)	0 (0 to 0)	0 (0 to 0)	0 (0 to 0)	0 (0 to 0)	0 (0 to 0)	0 (0 to 0)	0 (0 to 0)	0-1 (0 to 2)	0-7 (0 to 1.7)	2 (0 to 4.7)	4-7 (1 to 10.5)	7-9 (3 to 16.4)	10-2 (4 to 22.7)	11-9 (5 to 24.8)	13 (6 to 28.1)	14-1 (6 to 28.6)	10-2 (5 to 23.2)	7-4 (3 to 15.1)	4 (2 to 9.1)	1-4 (0 to 7.2)	0-2 (0 to 5.1)		
Low back pain	0 (0 to 0)	0 (0 to 0)	0 (0 to 0)	0 (0 to 0)	0 (3 to 15.9)	0 (24 to 68.5)	0 (40 to 210)	0 (54 to 145)	0 (74 to 204)	0 (95 to 255)	0 (119 to 303)	0 (128 to 314)	0 (122 to 291)	0 (122 to 291)	0 (148 to 433)	0 (148 to 433)	0 (154 to 397)	0 (138 to 338)	0 (132 to 318)	0 (82 to 198)	0 (52 to 128)	0 (34 to 82)	0 (7 to 19)	0 (1 to 4)	2.660
Neck pain	0 (0 to 0)	0 (0 to 0)	0 (0 to 0)	0-8 (1 to 8.6)	19-1 (10 to 35.9)	31 (14 to 56.5)	36-4 (17 to 68.4)	49-3 (24 to 90.9)	74-9 (38 to 144)	87-2 (38 to 166)	100 (51 to 184)	101 (51 to 171)	115 (63 to 216)	110 (54 to 210)	115 (62 to 222)	99-1 (48 to 176)	82-6 (43 to 142)	73-7 (41 to 121)	66-2 (34 to 92.4)	28-2 (14 to 51)	10-5 (5 to 22.1)	4-2 (2 to 7)	0-2 (0 to 4.1)	87.2
Gout	0 (0 to 0)	0 (0 to 0)	0 (0 to 0)	0 (0 to 0)	0 (0 to 0.1)	0 (0 to 0.1)	0 (0 to 0.4)	0 (0 to 1.9)	0 (0 to 3.3)	0 (0 to 3.3)	0 (0 to 3.3)	0 (0 to 3.3)	0 (0 to 3.3)	0 (0 to 3.3)	0 (0 to 3.3)	0 (0 to 3.3)	0 (0 to 3.3)	0 (0 to 3.3)	0 (0 to 3.3)	0 (0 to 3.3)	0 (0 to 3.3)	0 (0 to 3.3)	0 (0 to 3.3)	112
Other musculoskeletal disorders	0 (0 to 0)	0 (0 to 0)	0 (0 to 0)	0-5 (0 to 0.7)	0-6 (0 to 1.5)	10-9 (4 to 30)	28-1 (15 to 46)	53-8 (31 to 87.8)	73-6 (42.8 to 139)	79-3 (45.4 to 137)	79 (44.7 to 139)	96-4 (54.9 to 168)	102 (57.7 to 168)	92-7 (53.9 to 155)	93-5 (51.9 to 155)	82-7 (43.9 to 138)	76-7 (41.7 to 121)	73-7 (37.3 to 125)	69-2 (37.6 to 79.1)	30-2 (15.4 to 53.8)	10-5 (7.2 to 24.1)	0-9 (2 to 6.5)	0-3 (0.3 to 1.4)	953
Other non-communicable diseases	169 (127 to 229)	65-8 (47.5 to 88.4)	186 (134 to 258)	113 (81.6 to 161)	67-6 (51.5 to 89)	60-0 (46.8 to 82.2)	62-2 (47.2 to 86.3)	80-3 (58.4 to 105)	85 (62.1 to 114)	95-8 (70.1 to 131)	109 (78.8 to 151)	118 (84.4 to 164)	138 (112 to 210)	150 (127 to 207)	137-3 (108 to 200)	210 (156 to 300)	241 (173 to 332)	268 (193 to 368)	239 (170 to 336)	211 (157 to 278)	161 (120 to 207)	91-1 (66.5 to 116)	57-6 (39.2 to 69.2)	73 (47.9 to 9.7)	3,090
Congenital birth defects	194 (122 to 225)	56-2 (40 to 70.7)	121 (80 to 173)	76-3 (59.1 to 97.1)	34-4 (25.6 to 46.1)	28-3 (21.1 to 37.9)	27-1 (20.4 to 35.4)	26-2 (20.2 to 28.3)	31-5 (24.1 to 40.1)	35 (26.1 to 45.5)	23-8 (18.1 to 30.5)	18-1 (13.1 to 23.6)	20-4 (14.4 to 28.4)	23-1 (15.2 to 31)	23-1 (14.7 to 31.6)	21-4 (13.4 to 29.1)	19-4 (12.4 to 27)	17 (10.9 to 23.1)	3-9 (2.4 to 5.9)	2-2 (1.3 to 3.2)	1-3 (0.8 to 2)	0-5 (0.3 to 0.9)	0-2 (0.1 to 0.3)	735
Neural tube defects	11-6 (6.8 to 19.2)	3 (1.4 to 5.4)	7-5 (3.5 to 14.4)	9-7 (5 to 16.6)	1-3 (0.6 to 1.9)	1-5 (1 to 2.1)	1-2 (1 to 2.1)	1-9 (1.2 to 2.9)	1-7 (1.1 to 2.5)	1-4 (0.9 to 2.2)	1-2 (0.7 to 2)	0-8 (0.5 to 1.4)	0-7 (0.4 to 1.2)	0-4 (0.2 to 0.7)	0-2 (0.1 to 0.5)	0-2 (0.1 to 0.5)	0-2 (0.1 to 0.5)	0-2 (0.1 to 0.5)	0-1 (0 to 0.3)	0-1 (0 to 0.1)	0-1 (0 to 0.3)	0-1 (0 to 0.3)	0-1 (0 to 0.3)	40
Congenital heart anomalies	27-9 (21.6 to 74.2)	25-4 (16.5 to 38.2)	91-4 (23.7 to 68.9)	47-9 (10.6 to 29.4)	6-3 (2.7 to 11)	5 (2.1 to 8.3)	6-2 (2.6 to 9.3)	8 (4.6 to 11.7)	6-2 (3.6 to 9.5)	5-5 (3.4 to 8.3)	5-3 (3.3 to 7.7)	5-3 (3.3 to 8)	2-6 (1.5 to 5.9)	2-9 (1.5 to 5)	2-4 (1.3 to 4.3)	2-2 (0.7 to 3.9)	0-3 (0.1 to 0.4)	0-2 (0 to 0.2)	0-1 (0 to 0.2)	0-1 (0 to 0.1)	0-1 (0 to 0.2)	0-1 (0 to 0.1)	0-1 (0 to 0.1)	188
Orofacial clefts	0 (0 to 0)	0 (0 to 0)	0-2 (0 to 0.5)	0-5 (0 to 1)	0-4 (0.1 to 0.7)	0-3 (0.1 to 0.7)	0-3 (0.1 to 0.7)	0-3 (0.1 to 0.7)	0-3 (0.1 to 0.7)	0-4 (0.1 to 0.9)	0-3 (0.1 to 0.7)	0-3 (0.1 to 0.7)	0-3 (0.1 to 0.7)	0-3 (0.1 to 0.7)	0-3 (0.1 to 0.6)	0-2 (0 to 0.5)	0-2 (0 to 0.5)	0-2 (0 to 0.5)	0-2 (0 to 0.5)	0-1 (0 to 0.3)	0-1 (0 to 0.1)	0-1 (0 to 0.1)	0-1 (0 to 0.1)	5.3
Down syndrome	5-9 (3.1 to 13)	1-6 (0.9 to 2.8)	5-4 (2.9 to 9.6)	4-4 (2.6 to 6.8)	2-6 (1.6 to 4.1)	2-1 (1.4 to 3.2)	2-1 (1.4 to 3.2)	2-9 (1.9 to 4.4)	3-3 (2.2 to 4.5)	3-1 (2 to 4.7)	3-2 (2 to 4.7)	2 (1.2 to 4.3)	4-9 (2.6 to 7.4)	8-4 (4.3 to 13.1)	9-6 (5.4 to 14.4)	8-8 (4.9 to 13.7)	4-6 (2.6 to 7.3)	2-2 (1.1 to 3.5)	0-3 (0 to 0.5)	0-3 (0 to 0.5)	0-3 (0 to 0.5)	0-3 (0 to 0.5)	0-3 (0 to 0.5)	74-5
Turner syndrome	0 (0 to 0)	0 (0 to 0)	0 (0 to 0)	0 (0 to 0)	0 (0 to 0)	0 (0 to 0)	0 (0 to 0)	0 (0 to 0)	0 (0 to 0)

SR Table 2a: Leeds DALY's by cause and age group for males with 95% uncertainty intervals, 2019

Cause	Early Neonatal (0-6 days)	Late Neonatal (7-27 days)	Post Neonatal (28-364 days)	1 to 4	5 to 9	10 to 14	15 to 19	20 to 24	25 to 29	30 to 34	35 to 39	40 to 44	45 to 49	50 to 54	55 to 59	60 to 64	65 to 69	70 to 74	75 to 79	80 to 84	85 to 89	90 to 94	95 plus	Total
All causes	6,774 (7,119 - 7,110)	1,166 (1,262 - 1,264)	2,092 (2,522 to 1,901)	2,092 (2,522 to 1,901)	2,092 (729 to 1,746)	2,092 (999 to 1,739)	2,092 (1,210 to 2,450)	2,092 (2,656 to 2,272)	2,092 (3,370 to 3,330)	2,092 (4,256 to 4,366)	2,092 (4,990 to 4,469)	2,092 (5,910 to 5,372)	2,092 (6,420 to 7,760)	2,092 (8,107 to 8,760)	2,092 (10,105 to 9,870)	2,092 (11,729 to 11,729)	2,092 (13,185 to 13,185)	2,092 (14,185 to 14,185)	2,092 (15,185 to 15,185)	2,092 (16,185 to 16,185)	2,092 (17,185 to 17,185)	2,092 (18,185 to 18,185)	2,092 (19,185 to 19,185)	2,092 (20,185 to 20,185)	2,092

Other neoplasms	0·1 (0·1 to 0·2)	0 (0·0 to 0·1)	0·2 (0·1 to 0·4)	0·4 (0·2 to 0·7)	0·4 (0·2 to 0·6)	0·4 (0·2 to 0·6)	0·4 (0·3 to 0·6)	0·6 (0·3 to 1·2)	1·2 (0·7 to 2)	1·7 (0·9 to 2·8)	2·4 (1·4 to 4)	2·7 (1·7 to 4·7)	4·2 (2·6 to 7·4)	7·5 (4·6 to 13·4)	13·2 (8·1 to 23·9)	18·9 (12·4 to 33·4)	27·6 (19·9 to 47·7)	43·4 (29·4 to 77·1)	61 (27·4 to 75·4)	39·3 (29·4 to 74·1)	29·3 (19·1 to 51·4)	1·6 (0·9 to 2·4)	246
Medulloblastoma, medulloblastoma, and other hemangioblastoma	0·1 (0 to 0·2)	0 (0 to 0·1)	0·2 (0·1 to 0·4)	0·4 (0·2 to 0·7)	0·4 (0·2 to 0·6)	0·4 (0·2 to 0·6)	0·4 (0·3 to 0·6)	0·6 (0·3 to 1·2)	1·2 (0·7 to 2)	1·7 (0·9 to 2·8)	2·4 (1·4 to 4)	2·7 (1·7 to 4·7)	4·2 (2·6 to 7·4)	7·5 (4·6 to 13·4)	13·2 (8·1 to 23·9)	18·9 (12·4 to 33·4)	27·6 (19·9 to 47·7)	43·4 (29·4 to 77·1)	61 (27·4 to 75·4)	39·3 (29·4 to 74·1)	29·3 (19·1 to 51·4)	1·6 (0·9 to 2·4)	246
Meningioma and in situ intestinal neoplasms	0 (0 to 0)	0 (0 to 0)	0 (0 to 0)	0 (0 to 0)	0 (0 to 0)	0 (0 to 0)	0 (0 to 0)	0 (0 to 0)	0 (0 to 0)	0 (0 to 0)	0 (0 to 0)	0 (0 to 0)	0 (0 to 0)	0 (0 to 0)	0 (0 to 0)	0 (0 to 0)	0 (0 to 0)	0 (0 to 0)	0 (0 to 0)	0 (0 to 0)	0 (0 to 0)	0 (0 to 0)	0
Benign and in situ cervical neoplasms	0 (0 to 0)	0 (0 to 0)	0 (0 to 0)	0 (0 to 0)	0 (0 to 0)	0 (0 to 0)	0 (0 to 0)	0 (0 to 0)	0 (0 to 0)	0 (0 to 0)	0 (0 to 0)	0 (0 to 0)	0 (0 to 0)	0 (0 to 0)	0 (0 to 0)	0 (0 to 0)	0 (0 to 0)	0 (0 to 0)	0 (0 to 0)	0 (0 to 0)	0 (0 to 0)	0 (0 to 0)	0
Benign and in situ cervical and uterine neoplasms	0 (0 to 0)	0 (0 to 0)	0 (0 to 0)	0 (0 to 0)	0 (0 to 0)	0 (0 to 0)	0 (0 to 0)	0 (0 to 0)	0 (0 to 0)	0 (0 to 0)	0 (0 to 0)	0 (0 to 0)	0 (0 to 0)	0 (0 to 0)	0 (0 to 0)	0 (0 to 0)	0 (0 to 0)	0 (0 to 0)	0 (0 to 0)	0 (0 to 0)	0 (0 to 0)	0 (0 to 0)	0
Other benign and in situ neoplasms	0 (0 to 0)	0 (0 to 0)	0 (0 to 0)	0 (0 to 0)	0 (0 to 0)	0 (0 to 0)	0 (0 to 0)	0 (0 to 0)	0 (0 to 0)	0 (0 to 0)	0 (0 to 0)	0 (0 to 0)	0 (0 to 0)	0 (0 to 0)	0 (0 to 0)	0 (0 to 0)	0 (0 to 0)	0 (0 to 0)	0 (0 to 0)	0 (0 to 0)	0 (0 to 0)	0 (0 to 0)	0
Cardiovascular diseases	2·8 (1·9 to 4·1)	2·2 (1·1 to 4·7)	11·4 (7·6 to 19·3)	7·5 (4·9 to 12·4)	7 (5·2 to 9·4)	11·4 (8·7 to 14·7)	21·6 (16·5 to 27·4)	40·9 (47·2 to 74·4)	148 (119 to 181)	297 (258 to 339)	371 (294 to 464)	540 (420 to 643)	724 (569 to 902)	1,090 (871 to 1,318)	1,466 (1,196 to 1,822)	1,766 (1,413 to 2,320)	2,040 (1,602 to 2,770)	2,540 (2,150 to 3,556)	2,362 (1,960 to 2,750)	2,340 (1,943 to 2,795)	1,766 (1,466 to 2,810)	604 (474 to 930)	152 (128 to 179)	18,200
Rheumatic heart disease	0 (0 to 0)	0 (0 to 0)	0 (0 to 0·4)	0·2 (0·1 to 0·3)	0·2 (0·2 to 0·3)	0·2 (0·2 to 0·3)	0·6 (0·4 to 1·1)	1·1 (1 to 2·4)	2·6 (1·6 to 4·2)	2·6 (1·6 to 4·2)	3·4 (2·2 to 5·1)	4·7 (3·2 to 6·9)	5·4 (3·7 to 8·4)	7·3 (5·1 to 12·2)	7·5 (5·1 to 11·8)	8·9 (6·2 to 14·2)	12 (8·2 to 19·3)	11·3 (8·2 to 18·9)	8 (5·8 to 13·3)	8 (5·8 to 13·3)	5·3 (3·4 to 9·2)	2 (1·2 to 3·2)	94·1
Ischemic heart disease	0 (0 to 0)	0 (0 to 0)	0 (0 to 0)	0 (0 to 0)	1·5 (0·9 to 2·3)	10·1 (7·1 to 14)	48·5 (27·4 to 67·9)	122 (94·4 to 147)	199 (167 to 244)	303 (259 to 352)	424 (339 to 532)	709 (564 to 900)	971 (781 to 1,206)	1,126 (915 to 1,396)	1,220 (1,023 to 1,470)	1,550 (1,340 to 1,814)	1,370 (1,163 to 1,610)	1,290 (1,083 to 1,538)	980 (810 to 1,155)	438 (353 to 557)	84 (68 to 107)	18·2 (14·6 to 23·1)	10,800
Stroke	2 (1·1 to 3·2)	1·2 (0·7 to 2·4)	1·4 (0·9 to 1·9)	2·4 (1·4 to 3·3)	4·4 (2·8 to 5·8)	8·8 (5·6 to 9·4)	19·6 (13·4 to 24·4)	39·6 (24·6 to 51·4)	53·4 (27·4 to 77·2)	71·2 (47·4 to 103)	97 (67·4 to 139)	122 (84·9 to 174)	149 (106 to 203)	196 (139 to 264)	215 (155 to 289)	264 (194 to 356)	419 (314 to 559)	490 (363 to 665)	529 (429 to 677)	410 (310 to 536)	206 (158 to 267)	41·6 (31·9 to 54·2)	3,320
Ischemic stroke	0 (0 to 0·2)	0·3 (0·1 to 0·4)	0·6 (0·4 to 0·9)	1·4 (0·9 to 2·1)	2·6 (1·6 to 4·3)	4·3 (2·8 to 6·6)	9·6 (6 to 13·9)	14·4 (9·1 to 19·9)	11·6 (7·3 to 16·9)	16·4 (10·7 to 23·6)	20·6 (13·7 to 29·9)	27·7 (18·4 to 39·4)	33·6 (22·4 to 47·5)	28·4 (19·2 to 40·1)	23·5 (15·8 to 33·4)	20·2 (13·7 to 28·7)	17·2 (11·6 to 24·5)	15·2 (10·2 to 21·6)	12·1 (8·2 to 17·2)	5·1 (3·4 to 7·2)	1·1 (0·7 to 1·6)	0·2 (0·1 to 0·3)	161
Intracerebral hemorrhage	0·6 (0·3 to 1)	0·4 (0·2 to 0·7)	0·6 (0·4 to 0·9)	0·8 (0·5 to 1·2)	1·4 (0·9 to 2·1)	2·4 (1·6 to 3·6)	5·2 (3·5 to 7·9)	7·2 (4·8 to 10·2)	7·5 (4·9 to 11·2)	8·6 (5·6 to 13·2)	10·2 (6·6 to 15·3)	12·5 (8·2 to 18·8)	14·2 (9·3 to 21·3)	13·7 (9·1 to 20·5)	12·4 (8·2 to 18·6)	11·3 (7·5 to 16·9)	9·8 (6·5 to 14·6)	8·6 (5·7 to 12·8)	6·7 (4·5 to 9·9)	2·8 (1·9 to 4·1)	0·6 (0·4 to 0·8)	0·1 (0·1 to 0·2)	89·4
Subarachnoid hemorrhage	0·5 (0·3 to 0·8)	0·3 (0·2 to 0·5)	0·4 (0·3 to 0·6)	0·5 (0·3 to 0·7)	0·6 (0·4 to 1·0)	0·8 (0·5 to 1·3)	1·2 (0·8 to 1·8)	1·5 (1·0 to 2·2)	1·5 (1·0 to 2·2)	1·6 (1·0 to 2·3)	1·7 (1·0 to 2·5)	1·8 (1·1 to 2·6)	1·8 (1·1 to 2·6)	1·7 (1·1 to 2·5)	1·6 (1·0 to 2·3)	1·5 (1·0 to 2·2)	1·4 (0·9 to 2·1)	1·3 (0·8 to 1·9)	1·1 (0·7 to 1·6)	0·5 (0·3 to 0·7)	0·1 (0·1 to 0·2)	0·1 (0·1 to 0·2)	17·7
Hypertensive heart disease	0 (0 to 0)	0 (0 to 0)	0 (0 to 0·1)	0 (0 to 0·1)	0·1 (0 to 0·2)	0·2 (0·1 to 0·3)	0·5 (0·3 to 0·8)	1·1 (0·7 to 1·6)	2·3 (1·5 to 3·3)	3·6 (2·5 to 5·1)	5·2 (3·6 to 7·3)	7·5 (5·2 to 10·4)	9·6 (6·7 to 13·2)	12·5 (8·8 to 17·2)	14·7 (10·3 to 20·3)	16·5 (11·6 to 22·6)	17·6 (12·4 to 24·1)	18·1 (12·8 to 24·6)	16·7 (11·8 to 22·6)	8·1 (5·8 to 10·9)	2·1 (1·5 to 2·8)	0·3 (0·2 to 0·4)	139
Non-rheumatic valvular heart disease	0 (0 to 0)	0 (0 to 0)	0 (0 to 0)	0 (0 to 0)	0·5 (0·3 to 0·8)	1·2 (0·8 to 1·7)	2·3 (1·4 to 3·3)	3·3 (2·3 to 4·8)	3·6 (2·5 to 5·2)	3·6 (2·5 to 5·2)	3·6 (2·5 to 5·2)	3·6 (2·5 to 5·2)	3·6 (2·5 to 5·2)	3·5 (2·4 to 5·1)	3·3 (2·3 to 4·8)	3·1 (2·1 to 4·5)	2·9 (2·0 to 4·2)	2·7 (1·9 to 3·9)	2·4 (1·6 to 3·5)	1·2 (0·8 to 1·7)	0·3 (0·2 to 0·4)	0·1 (0·1 to 0·1)	20·3
Non-rheumatic calcific aortic valve disease	0 (0 to 0)	0 (0 to 0)	0 (0 to 0)	0 (0 to 0)	0·5 (0·3 to 0·8)	1·4 (0·9 to 2·1)	3·1 (1·8 to 5)	4·2 (2·4 to 6·9)	3·1 (1·7 to 5·1)	2·7 (1·5 to 4·5)	2·2 (1·2 to 3·6)	1·9 (1·1 to 3·2)	1·7 (1·1 to 2·9)	1·6 (1·1 to 2·8)	1·6 (1·1 to 2·8)	1·7 (1·1 to 2·9)	1·7 (1·1 to 2·9)	1·7 (1·1 to 2·9)	1·6 (1·1 to 2·8)	1·1 (0·7 to 1·9)	0·4 (0·3 to 0·7)	0·1 (0·1 to 0·2)	22·7
Non-rheumatic degenerative mitral valve disease	0 (0 to 0)	0 (0 to 0)	0 (0 to 0)	0 (0 to 0)	0·3 (0·2 to 0·5)	0·8 (0·5 to 1·3)	1·3 (0·8 to 2·1)	1·9 (1·1 to 3·1)	2·2 (1·3 to 3·6)	2·5 (1·5 to 4·1)	2·8 (1·6 to 4·6)	3·1 (1·8 to 5·1)	3·4 (1·9 to 5·6)	3·5 (1·9 to 5·8)	3·5 (1·9 to 5·8)	3·5 (1·9 to 5·8)	3·5 (1·9 to 5·8)	3·5 (1·9 to 5·8)	3·4 (1·9 to 5·6)	2·4 (1·3 to 3·9)	0·8 (0·4 to 1·3)	0·2 (0·1 to 0·3)	69·6
Other non-rheumatic valve diseases	0 (0 to 0)	0 (0 to 0)	0 (0 to 0)	0 (0 to 0)	0 (0 to 0·1)	0 (0 to 0·1)	0 (0 to 0·1)	0 (0 to 0·1)	0 (0 to 0·1)	0 (0 to 0·1)	0 (0 to 0·1)	0 (0 to 0·1)	0 (0 to 0·1)	0 (0 to 0·1)	0 (0 to 0·1)	0 (0 to 0·1)	0 (0 to 0·1)	0 (0 to 0·1)	0 (0 to 0·1)	0 (0 to 0·1)	0 (0 to 0·1)	0 (0 to 0·1)	0 (0 to 0·1)	1
Cardiomyopathy and myocarditis	1·4 (0·9 to 2·1)	1·7 (1·1 to 2·5)	4·1 (2·9 to 5·9)	3·7 (2·6 to 5·2)	3·1 (2·2 to 4·2)	4·7 (3·4 to 6·3)	7·9 (5·9 to 10·2)	12·1 (9·2 to 15·6)	17·5 (13·4 to 22·4)	22·6 (17·5 to 28·9)	28·1 (20·9 to 37·5)	33·7 (24·4 to 45·3)	39·5 (28·4 to 53·2)	42·6 (30·9 to 57·3)	43·7 (31·9 to 58·3)	43·6 (32·2 to 58·1)	42·6 (31·7 to 56·7)	40·7 (30·2 to 54·3)	36·1 (26·9 to 48·2)	22·5 (17·1 to 29·6)	7·4 (5·7 to 9·6)	1·6 (1·2 to 2·1)	298
Myocarditis	0·3 (0·2 to 0·5)	0·4 (0·3 to 0·6)	0·9 (0·6 to 1·4)	0·8 (0·5 to 1·2)	0·7 (0·5 to 1·1)	1·1 (0·8 to 1·6)	1·8 (1·3 to 2·6)	2·8 (2·1 to 4·1)	4·1 (3·1 to 5·9)	5·3 (4·1 to 7·6)	6·6 (5·1 to 9·5)	7·9 (6·1 to 11·4)	9·2 (7·1 to 13·2)	9·9 (7·6 to 14·2)	10·2 (7·8 to 14·6)	10·1 (7·8 to 14·5)	9·9 (7·6 to 14·2)	9·4 (7·2 to 13·5)	8·4 (6·4 to 12·1)	5·2 (4·0 to 7·5)	1·7 (1·3 to 2·4)	0·4 (0·3 to 0·5)	69·4
Alcoholic cardiomyopathy	0 (0 to 0)	0 (0 to 0)	0 (0 to 0)	0 (0 to 0)	0 (0 to 0)	0 (0 to 0)	0 (0 to 0)	0 (0 to 0)	0 (0 to 0)	0 (0 to 0)	0 (0 to 0)	0 (0 to 0)	0 (0 to 0)	0 (0 to 0)	0 (0 to 0)	0 (0 to 0)	0 (0 to 0)	0 (0 to 0)	0 (0 to 0)	0 (0 to 0)	0 (0 to 0)	0 (0 to 0)	0 (0 to 0)	0
Other cardiomyopathy	1·3 (0·9 to 2)	1·3 (0·8 to 1·7)	4·1 (2·9 to 5·9)	2·9 (2·0 to 4·1)	2·4 (1·7 to 3·3)	3·6 (2·7 to 4·8)	5·7 (4·2 to 7·6)	9·3 (6·9 to 12·1)	13·4 (9·9 to 17·6)	17·2 (12·9 to 22·6)	21·4 (15·5 to 28·5)	25·6 (18·3 to 34·6)	30·1 (21·4 to 41·2)	32·4 (22·9 to 44·2)	33·2 (24·1 to 44·2)	33·1 (24·3 to 44·1)	32·3 (23·8 to 43·1)	30·9 (22·6 to 41·4)	27·4 (20·1 to 36·8)	17·1 (12·8 to 23·1)	5·4 (4·1 to 7·3)	1·2 (0·9 to 1·6)	152
Atrial fibrillation and flutter	0 (0 to 0)	0 (0 to 0)	0 (0 to 0)	0 (0 to 0)	0 (0 to 0)	0 (0 to 0)	0 (0 to 0)	0 (0 to 0)	0 (0 to 0)	0 (0 to 0)	0 (0 to 0)	0 (0 to 0)	0 (0 to 0)	0 (0 to 0)	0 (0 to 0)	0 (0 to 0)	0 (0 to 0)	0 (0 to 0)	0 (0 to 0)	0 (0 to 0)	0 (0 to 0)	0 (0 to 0)	0 (0 to 0)	0
Aortic aneurysm	—	—	—	—	—	—	—	—	—	—	—	—	—	—	—	—	—	—	—	—	—	—	—	—
Endocarditis	0 (0 to 0)	0·4 (0·2 to 0·7)	0·5 (0·3 to 0·9)	0·6 (0·3 to 1·1)	0·5 (0·3 to 0·8)	0·6 (0·3 to 1·1)	0·8 (0·4 to 1·4)	1·1 (0·6 to 1·8)	1·4 (0·8 to 2·2)	1·7 (1·1 to 2·6)	2·1 (1·4 to 3·2)	2·5 (1·7 to 3·8)	2·9 (1·9 to 4·3)	3·1 (2·1 to 4·6)	3·2 (2·1 to 4·7)	3·2 (2·1 to 4·7)	3·1 (2·1 to 4·6)	3·1 (2·1 to 4·6)	3·1 (2·1 to 4·6)	2·9 (1·9 to 4·3)	2·1 (1·4 to 3·1)	0·8 (0·5 to 1·2)	39
Other cardiovascular and circulatory diseases	1·3 (0·9 to 2·2)	1·1 (0·8 to 1·9)	2·1 (1·5 to 3·1)	2·5 (1·7 to 3·7)	3·8 (2·7 to 5·4)	4·1 (2·9 to 5·9)	8·4 (5·9 to 12·4)	19·7 (13·2 to 27·1)	29·7 (20·1 to 40·8)	39·4 (27·2 to 53·8)	49·6 (34·2 to 67·9)	62·2 (42·9 to 85·1)	69·2 (47·8 to 94·8)	72·6 (50·1 to 99·1)	72·9 (50·4 to 99·6)	70·4 (48·9 to 96·2)	66·9 (46·6 to 91·6)	59·5 (41·4 to 81·7)	50·1 (34·8 to 68·7)	27·4 (19·1 to 37·6)	11·3 (7·9 to 15·5)	2·2 (1·5 to 3·1)	713
Chronic respiratory diseases	0 (0 to 0)	0 (0 to 0)	53·9 (29·3 to 90)	66·4 (54·6 to 108)	66 (54·4 to 108)	100 (67·7 to 156)	122 (82 to 180)	129 (92 to 178)	132 (88 to 189)	145 (98 to 199)	157 (105 to 220)	206 (139 to 288)	419 (282 to 586)	571 (384 to 800)	722 (486 to 997)	1,070 (722 to 1,480)	938 (632 to 1,340)	837 (562 to 1,170)	570 (383 to 797)	228 (153 to 319)	43·2 (29·0 to 60·5)	6,880
Chronic obstructive pulmonary disease	0 (0 to 0)	0 (0 to 0)	2·5 (0·6 to 14·4)	3·4 (0·8 to 19·6)	3·4 (0·8 to 19·6)	5·1 (1·2 to 29·4)	11·9 (2·9 to 68·4)	19·8 (4·9 to 113)	19·3 (4·8 to 110)	18·4 (4·6 to 106)	17·4 (4·3 to 100)	16·4 (4·1 to 94·2)	15·4 (3·8 to 88·4)	14·3 (3·6 to 82·3)	13·2 (3·3 to 76·2)	12·2 (3·1 to 70·4)	11·2 (2·8 to 64·7)	10·3 (2·6 to 59·4)	9·4 (2·4 to 54·2)	7·6 (1·9 to 43·8)	3·4 (0·9 to 19·7)	0·8 (0·2 to 4·5)	4,920
Pneumoconiosis	0 (0 to 0)	0 (0 to 0)	0 (0 to 0)	0 (0 to 0)	0 (0 to 0·1)	0 (0 to 0·2)	0 (0 to 0·1)	0 (0 to 0·1)	0 (0 to 0·2)	0 (0 to 0·2)	0 (0 to 0·2)	0 (0 to 0·2)	0 (0 to 0·1)	0 (0 to 0·1)	0 (0 to 0·1)	0 (0 to 0·1)	0 (0 to 0·1)	0 (0 to 0·1)	0 (0 to 0·1)	0 (0 to 0·1)	0 (0 to 0·1)	0 (0 to 0·1)	0 (0 to 0·1)	0
Silicosis	0 (0 to 0)	0 (0 to 0)	0 (0 to 0)	0 (0 to 0)	0 (0 to 0)	0 (0 to 0)	0 (0 to 0)	0 (0 to 0)	0 (0 to 0)	0 (0 to 0)	0 (0 to 0)	0 (0 to 0)	0 (0 to 0)	0 (0 to 0)	0 (0 to 0)	0 (0 to 0)	0 (0 to 0)	0 (0 to 0)	0 (0 to 0)	0 (0 to 0)	0 (0 to 0)	0 (0 to 0)	0 (0 to 0)	0
Asbestosis	0 (0 to 0)	0 (0 to 0)	0 (0 to 0)	0 (0 to 0)	0 (0 to 0)	0 (0 to 0)	0 (0 to 0)	0 (0 to 0)	0 (0 to 0)	0 (0 to 0)	0 (0 to 0)	0 (0 to 0)	0 (0 to 0)	0 (0 to 0)	0 (0 to 0)	0 (0 to 0)	0 (0 to 0)	0 (0 to 0)	0 (0 to 0)	0 (0 to 0)	0 (0 to 0)	0 (0 to 0)	0 (0 to 0)	0
Coal workers pneumoconiosis	0 (0 to 0)	0 (0 to 0)	0 (0 to 0)	0 (0 to 0)	0 (0 to 0)	0 (0 to 0)	0 (0 to 0)	0 (0 to 0)	0 (0 to 0)	0 (0 to 0)	0 (0 to 0)	0 (0 to 0)	0 (0 to 0)	0 (0 to 0)	0 (0 to 0)	0 (0 to 0)	0 (0 to 0)	0 (0 to 0)	0 (0 to 0)	0 (0 to 0)	0 (0 to 0)	0 (0 to 0)	0 (0 to 0)	0
Other pneumoconiosis	0 (0 to 0)	0 (0 to 0)	0 (0 to 0)	0 (0 to 0)	0 (0 to 0)	0 (0 to 0)	0 (0 to 0)	0 (0 to 0)	0 (0 to 0)	0 (0 to 0)	0 (0 to 0)	0 (0 to 0)	0 (0 to 0)	0 (0 to 0)	0 (0 to 0)	0 (0 to 0)	0 (0 to 0)	0 (0 to 0)	0 (0 to 0)	0 (0 to 0)	0 (0 to 0)	0 (0 to 0)	0 (0 to 0)	0
Asthma	0 (0 to 0)	0 (0 to 0)	39·7 (24·6 to 69)	70·8 (47·7 to 157)	89·7 (48·6 to 161)	60·4 (42·6 to 124)	60·4 (32·9 to 165)	60·4 (27 to 165)	74 (41·9 to 134)	74 (49·2 to 112)	72·3 (49·2 to 108)	69·1 (47·7 to 103)	64·7 (45·8 to 96·3)	59·7 (39·2 to 88·2)	54·7 (35·7 to 80·9)	49·3 (31·7 to 70·1)	43·9 (28·9 to 62·9)	38·5 (24·9 to 55·2)	33·1 (21·4 to 47·1)	23·1 (14·9 to 33·1)	7·3 (4·6 to 10·6)	1·4 (0·9 to 2·1)	1,160
Interstitial lung disease and pulmonary sarcoidosis	0 (0 to 0)	0 (0 to 0)	0·6 (0·3 to 1·6)	0·9 (0·5 to 2·1)	1·1 (0·6 to 2·6)	1·4 (0·8 to 3·1)	2·1 (1·2 to 4·7)	3·2 (1·8 to 7·5)	3·9 (2·2 to 9·2)	4·6 (2·6 to 10·9)	5·2 (3·1 to 12·3)	5·8 (3·5 to 13·7)	6·3 (3·8 to 14·9)	6·7 (4·1 to 15·8)	6·9 (4·2 to 16·3)	7·1 (4·3 to 16·8)	7·2 (4·4 to 17·1)	7·2 (4·4 to 17·1)	7·2 (4·4 to 17·1)	6·9 (4·2 to 16·3)	5·2 (3·2 to 12·3)	1·9 (1·2 to 4·5)	192
Other chronic respiratory diseases	0·8 (0·5 to 1·1)	1·2 (0·8 to 1·7)	10·5 (7·0 to 13·4)	19·2 (13·1 to 24·5)	9·9 (6·9 to 13·1)	8·6 (5·9 to 11·9)	17·7 (12·1 to 24·4)	32·2 (22·1 to 44·2)	28·7 (19·7 to 39·1)	17·9 (12·4 to 24·4)	20·2 (13·9 to 27·5)	22·7 (15·7 to 30·8)	24·9 (17·2 to 33·8)	26·1 (18·1 to 35·4)	26·6 (18·4 to 36·1)	26·6 (18·4 to 36·1)	26·2 (18·1 to 35·6)	25·4 (17·6 to 34·5)	23·9 (16·6 to 32·4)	17·6 (12·2 to 23·9)	6·2 (4·3 to 8·4)	1·2 (0·8 to 1·6)	1,270
Digestive diseases	0·9 (0·5 to 1·1)	0·8 (0·5 to 1·2)	1·9 (1·0 to 3·4)	2·4 (1·3 to 4·3)	2·3 (1·2 to 4·1)	2·6 (1·4 to 4·6)	3·2 (1·7 to 5·6)	4·1 (2·2 to 7·1)	5·1 (2·7 to 8·9)	6·2 (3·3 to 10·8)	7·4 (3·9 to 12·9)	8·6 (4·5 to 15·1)	9·8 (5·1 to 17·2)	10·9 (5·7 to 19·1)	11·8 (6·2 to 20·7)	12·6 (6·6 to 22·1)	13·2 (6·9 to 23·1)	13·6 (7·1 to 23·8)	13·7 (7·2 to 24·1)	12·8 (6·7 to 22·5)	9·6 (5·1 to 16·9)	3·2 (1·7 to 5·6)	147
Cirrhosis and other chronic liver diseases	0 (0 to 0)	0 (0 to 0)	1·3 (0·8 to 1·8)	1·6 (1·0 to 2·3)	1 (0·7 to 1·3)	1 (0·7 to 1·3)	1·6 (1·2 to 2·3)	2·1 (1·5 to 2·9)	2·6 (1·9 to 3·6)	3·1 (2·3 to 4·3)	3·6 (2·6 to 5·1)	4·1 (2·9 to 5·8)	4·6 (3·2 to 6·5)	5·1 (3·5 to 7·2)	5·5 (3·8 to 7·8)	5·9 (4·1 to 8·3)	6·2 (4·3 to 8·7)	6·4 (4·4 to 9·1)	6·5 (4·4 to 9·2)	6·2 (4·2 to 8·8)	4·7 (3·2 to 6·7)	2·3 (1·5 to 3·2)	2,140
Cirrhosis and other chronic liver diseases due to hepatitis B	0 (0 to 0)	0 (0 to 0)	0·5 (0·3 to 0·8)	0·6 (0·4 to 0·9)	0·6 (0·4 to 0·9)	0·6 (0·4 to 0·9)	0·9 (0·6 to 1·3)	1·2 (0·8 to 1·7)	1·5 (1·0 to 2·1)	1·7 (1·2 to 2·4)	2·0 (1·4 to 2·8)	2·3 (1·6 to 3·2)	2·6 (1·8 to 3·6)	2·8 (1·9 to 3·9)	3·0 (2·1 to 4·2)	3·2 (2·2 to 4·4)	3·4 (2·3 to 4·7)	3·5 (2·4 to 4·8)	3·5 (2·4 to 4·8)	3·4 (2·3 to 4·7)	2·6 (1·8 to 3·6)	1·3 (0·8 to 1·8)	172
Cirrhosis and other chronic liver diseases due to hepatitis C	0 (0 to 0)	0 (0 to 0)	0 (0 to 0)	0 (0 to 0)	0 (0 to 0)	0·4 (0·2 to 0·6)	0·6 (0·3 to 1·1)	0·9 (0·5 to 1·6)	1·2 (0·7 to 2·1)	1·6 (0·9 to 2·8)	1·9 (1·1 to 3·4)	2·3 (1·3 to 4·1)	2·6 (1·5 to 4·6)	2·9 (1·7 to 5·1)	3·2 (1·8 to 5·6)	3·4 (1·9 to 6·1)	3·6 (2·0 to 6·4)	3·7 (2·1 to 6·6)	3·7 (2·1 to 6·6)	3·6 (2·0 to 6·4)	2·7 (1·5 to 4·8)	1·3 (0·7 to 2·3)	146
Cirrhosis and other chronic liver diseases due to alcohol use	0 (0 to 0)	0 (0 to 0)	0 (0 to 0)	0 (0 to 0)	0 (0 to 0)	0 (0 to 0)	1·9 (1·2 to 2·9)	3·6 (2·2 to 5·4)	5·1 (3·2 to 7·7)	6·4 (4·1 to 9·6)	7·7 (5·1 to 11·5)	8·9 (5·9 to 13·2)	9·9 (6·6 to 14·6)	10·8 (7·2 to 15·9)	11·6 (7·8 to 17·1)	12·3 (8·2 to 18·1)	12·8 (8·6 to 18·8)	13·2 (8·8 to 19·3)	13·3 (8·9 to 19·4)	12·9 (8·6 to 18·8)	9·8 (6·5 to 14·2)	4·6 (3·1 to 6·7)	364
Cirrhosis and other chronic liver diseases due to NAFLD	0 (0 to 0)	0 (0 to 0)	0 (0 to 0)	0 (0 to 0)	0 (0 to 0)	0 (0 to 0·1)	0·3 (0·1 to 0·6)	0·5 (0·3 to 1·1)	0·9 (0·5 to 1·8)	1·4 (0·8 to 2·7)	2·1 (1·2 to 4·1)	3·1 (1·8 to 6·1)	4·3 (2·5 to 8·4)	5·6 (3·2 to 10·9)	6·9 (4·0 to 13·4)	8·2 (4·7 to 15·9)	9·4 (5·4 to 18·2)	10·5 (6·1 to 20·3)	11·4 (6·6 to 22·1)	11·9 (6·9 to 23·1)	9·5 (5·5 to 18·4)	4·7 (2·7 to 9·1)	172
Cirrhosis and other chronic liver diseases due to other causes	0 (0 to 0)	0 (0 to 0)	1·3 (0·7 to 2·1)	1·7 (1·0 to 2·7)	1·6 (1·0 to 2·4)	2·1 (1·3 to 3·2)	3·2 (2·0 to 4·8)	4·3 (2·7 to 6·5)	5·3 (3·3 to 8·1)	6·3 (3·9 to 9·6)	7·3 (4·5 to 11·1)	8·2 (5·1 to 12·5)	9·1 (5·6 to 13·8)	9·8 (6·1 to 14·9)	10·4 (6·4 to 15·8)	10·9 (6·7 to 16·5)	11·3 (6·9 to 17·1)	11·5 (7·1 to 17·4)	11·6 (7·1 to 17·5)	11·2 (6·9 to 16·9)	8·5 (5·2 to 12·8)	4·1 (2·5 to 6·2)	293
Upper digestive system diseases	0 (0 to 0)	0 (0 to 0)	0·1 (0 to 0·2)	0·2 (0·1 to 0·4)	0·2 (0·2 to 0·4)	0·3 (0·2 to 0·5)	0·5 (0·3 to 0·8)	0·7 (0·4 to 1·2)	1·1 (0·6 to 1·8)	1·6 (0·9 to 2·6)	2·2 (1·3 to 3·6)	2·9 (1·7 to 4·7)	3·6 (2·1 to 5·8)	4·3 (2·5 to 6·9)	4·9 (2·9 to 7·9)	5·5 (3·2 to 8·8)	6·1 (3·6 to 9·7)	6·6 (3·9 to 10·5)	7·1 (4·2 to 11·3)	7·3 (4·3 to 11·6)	5·6 (3·3 to 8·9)	2·6 (1·5 to 4·1)	308
Peptic ulcer disease	0 (0 to 0)	0 (0 to 0)	0·6 (0·2 to 1·5)	0·5 (0·2 to 1·3)	0·5 (0·2 to 1·2)	0·6 (0·2 to 1·4)	0·8 (0·3 to 1·8)	1·1 (0·4 to 2·5)	1·4 (0·5 to 3·2)	1·7 (0·6 to 3·9)	2·1 (0·8 to 4·6)	2·4 (0·9 to 5·3)	2·7 (1·1 to 6·1)	3·1 (1·2 to 6·8)	3·4 (1·3 to 7·5)	3·7 (1·4 to 8·1)	3·9 (1·5 to 8·6)	4·1 (1·6 to 9·1)	4·2 (1·6 to 9·3)	4·1 (1·6 to 9·1)	3·2 (1·2 to 7·1)	1·5 (0·6 to 3·3)	331
Gastritis and duodenitis	0 (0 to 0)	0 (0 to 0)	0 (0 to 0·1)	0 (0 to 0·1)	0 (0 to 0·2)	0 (0 to 0·2)	0 (0 to 0·1)	0 (0 to 0·1)	0 (0 to 0·1)	0 (0 to 0·1)	0 (0 to 0·1)	0 (0 to 0·1)	0 (0 to 0·1)	0 (0 to 0·1)	0 (0 to 0·1)	0 (0 to 0·1)	0 (0 to 0·1)	0 (0 to 0·1)	0 (0 to 0·1)	0 (0 to 0·1)	0 (0 to 0·1)	0 (0 to 0·1)	0 (0 to 0·1)	116
Gastroesophageal reflex disease	0 (0 to 0)	0 (0 to 0)	0 (0 to 0)	0 (0 to 0)	0 (0 to 0·1)	0 (0 to 0·1)	0·1 (0 to 0·2)	0·2 (0·1 to 0·4)	0·3 (0·2 to 0·6)	0·5 (0·3 to 0·8)	0·7 (0·4 to 1·2)	0·9 (0·5 to 1·5)	1·1 (0·6 to 1·8)	1·3 (0·7 to 2·1)	1·5 (0·8 to 2·4)	1·7 (0



SR Table 2a: Sheffield DALYs by cause and age group for males with 95% uncertainty intervals, 2019

Cause	Early Neonatal	Late Neonatal	Post Neonatal	1 to 4	5 to 9	10 to 14	15 to 19	20 to 24	25 to 29	30 to 34	35 to 39	40 to 44	45 to 49	50 to 54	55 to 59	60 to 64	65 to 69	70 to 74	75 to 79	80 to 84	85 to 89	90 to 94	95 plus	Total
All causes	667 (537 to 816)	1,267 (722 to 2,067)	526 (329 to 826)	1,124 (1,000 to 1,280)	1,036 (750 to 1,330)	1,236 (1,000 to 1,512)	1,512 (1,156 to 2,126)	2,736 (2,110 to 3,360)	3,286 (2,600 to 4,160)	3,960 (3,140 to 4,890)	4,960 (4,060 to 6,060)	6,625 (5,460 to 8,010)	8,625 (6,980 to 10,700)	11,000 (9,020 to 13,700)	14,000 (11,400 to 17,200)	17,000 (13,800 to 21,000)	20,000 (16,000 to 25,000)	23,000 (18,000 to 28,000)	26,000 (20,000 to 32,000)	29,000 (22,000 to 36,000)	32,000 (24,000 to 40,000)	35,000 (26,000 to 45,000)	99,100
Communicable, maternal, neonatal, and nutritional diseases	667 (537 to 816)	1,267 (722 to 2,067)	526 (329 to 826)	1,124 (1,000 to 1,280)	1,036 (750 to 1,330)	1,236 (1,000 to 1,512)	1,512 (1,156 to 2,126)	2,736 (2,110 to 3,360)	3,286 (2,600 to 4,160)	3,960 (3,140 to 4,890)	4,960 (4,060 to 6,060)	6,625 (5,460 to 8,010)	8,625 (6,980 to 10,700)	11,000 (9,020 to 13,700)	14,000 (11,400 to 17,200)	17,000 (13,800 to 21,000)	20,000 (16,000 to 25,000)	23,000 (18,000 to 28,000)	26,000 (20,000 to 32,000)	29,000 (22,000 to 36,000)	32,000 (24,000 to 40,000)	35,000 (26,000 to 45,000)	3,850
HIV/AIDS and sexually transmitted infections	12.9 (3.7 to 28.9)	4.6 (1.2 to 10.2)	7 (2.2 to 15.2)	0.6 (0.4 to 0.9)	0.4 (0.3 to 0.5)	0.2 (0.1 to 0.2)	0.4 (0.2 to 0.6)	1.4 (1 to 2)	2.7 (2.7 to 2)	7 (5.3 to 9.3)	8.6 (6.5 to 11.3)	9.1 (6.9 to 12.5)	9.2 (7 to 12.1)	7.5 (5.4 to 10.1)	5.8 (4.2 to 8)	4.6 (3.1 to 6.6)	3.2 (2.1 to 4.6)	2.4 (1.5 to 3.4)	1.1 (0.6 to 1.9)	0.3 (0.2 to 0.5)	0.1 (0 to 0.3)	0 (0 to 0.1)	90.8
HIV/AIDS	0 (0 to 0)	0 (0 to 0)	0.5 (0.4 to 0.6)	0.4 (0.3 to 0.5)	0.2 (0.2 to 0.3)	0.2 (0.1 to 0.2)	0.3 (0.2 to 0.4)	1.1 (0.8 to 1.5)	2.1 (2.3 to 2)	6.3 (4.7 to 8.5)	7.9 (6 to 10.3)	8.4 (6.4 to 11.4)	8.6 (6.5 to 11.6)	6.8 (5.2 to 9.2)	5.2 (3.8 to 7)	4.2 (2.9 to 5.9)	2.9 (2 to 3.9)	2 (1.3 to 2.8)	0.8 (0.5 to 1.4)	0.1 (0.1 to 0.2)	0 (0 to 0.1)	0 (0 to 0)	59.5
HIV/AIDS - Drug-susceptible Tuberculosis	0 (0 to 0)	0 (0 to 0)	0 (0 to 0)	0 (0 to 0)	0 (0 to 0)	0 (0 to 0)	0 (0 to 0)	0 (0 to 0)	0 (0 to 0)	0 (0 to 0)	0 (0 to 0)	0 (0 to 0)	0 (0 to 0)	0 (0 to 0)	0 (0 to 0)	0 (0 to 0)	0 (0 to 0)	0 (0 to 0)	0 (0 to 0)	0 (0 to 0)	0 (0 to 0)	0 (0 to 0)	0 (0 to 0)	0.2
HIV/AIDS - Multidrug-resistant Tuberculosis without extensive dr...	0 (0 to 0)	0 (0 to 0)	0 (0 to 0)	0 (0 to 0)	0 (0 to 0)	0 (0 to 0)	0 (0 to 0)	0 (0 to 0)	0 (0 to 0)	0 (0 to 0)	0 (0 to 0)	0 (0 to 0)	0 (0 to 0)	0 (0 to 0)	0 (0 to 0)	0 (0 to 0)	0 (0 to 0)	0 (0 to 0)	0 (0 to 0)	0 (0 to 0)	0 (0 to 0)	0 (0 to 0)	0 (0 to 0)	0.1
HIV/AIDS - Extensively drug-resistant Tuberculosis	0 (0 to 0)	0 (0 to 0)	0 (0 to 0)	0 (0 to 0)	0 (0 to 0)	0 (0 to 0)	0 (0 to 0)	0 (0 to 0)	0 (0 to 0)	0 (0 to 0)	0 (0 to 0)	0 (0 to 0)	0 (0 to 0)	0 (0 to 0)	0 (0 to 0)	0 (0 to 0)	0 (0 to 0)	0 (0 to 0)	0 (0 to 0)	0 (0 to 0)	0 (0 to 0)	0 (0 to 0)	0 (0 to 0)	0
HIV/AIDS resulting in other diseases	0 (0 to 0)	0 (0 to 0)	0.4 (0.3 to 0.5)	0.3 (0.2 to 0.4)	0.2 (0.2 to 0.3)	0.1 (0.1 to 0.2)	0.2 (0.2 to 0.3)	1 (0.4 to 1.4)	2.6 (2.8 to 2)	5.7 (4.1 to 7.8)	7.1 (5.3 to 9.3)	7.6 (5.5 to 10.5)	7.6 (5.4 to 10.3)	6.2 (4.4 to 8.4)	4.8 (3.3 to 6.6)	3.6 (2.3 to 5.2)	2.4 (1.4 to 3.4)	1.6 (0.8 to 2.7)	0.6 (0.3 to 1.1)	0.2 (0.1 to 0.3)	0 (0 to 0.1)	0 (0 to 0)	54.1
Sexually transmitted infections excluding HIV	12.9 (3.7 to 28.9)	4.6 (1.2 to 10.2)	6.4 (1.6 to 14.6)	0.2 (0.1 to 0.4)	0.1 (0 to 0.1)	0.1 (0 to 0.1)	0.1 (0 to 0.2)	0.3 (0.2 to 0.7)	0.6 (0.3 to 1.2)	1 (0.5 to 1.7)	1 (0.5 to 1.7)	0.7 (0.3 to 1.5)	0.7 (0.3 to 1.5)	0.7 (0.3 to 1.4)	0.6 (0.3 to 1.1)	0.5 (0.2 to 1)	0.4 (0.2 to 0.7)	0.3 (0.1 to 0.6)	0.2 (0.1 to 0.3)	0.1 (0 to 0.2)	0 (0 to 0.1)	0 (0 to 0)	31.3
Syphilis	12.9 (3.7 to 28.9)	4.6 (1.2 to 10.2)	6.4 (1.6 to 14.6)	0.2 (0.1 to 0.4)	0.1 (0 to 0.1)	0 (0 to 0)	0 (0 to 0)	0 (0 to 0.1)	0.1 (0 to 0.2)	0.1 (0 to 0.2)	0.1 (0 to 0.2)	0.1 (0 to 0.2)	0.1 (0 to 0.2)	0.1 (0 to 0.2)	0.1 (0 to 0.2)	0.1 (0 to 0.1)	0.1 (0 to 0.1)	0.1 (0 to 0.1)	0.1 (0 to 0.1)	0 (0 to 0.1)	0 (0 to 0.1)	0 (0 to 0)	0 (0 to 0)	25.4
Chlamydial infection	0 (0 to 0)	0 (0 to 0)	0 (0 to 0)	0 (0 to 0)	0 (0 to 0)	0 (0 to 0)	0 (0 to 0)	0 (0 to 0.1)	0 (0 to 0.1)	0 (0 to 0.1)	0 (0 to 0.1)	0 (0 to 0.1)	0 (0 to 0.1)	0 (0 to 0.1)	0 (0 to 0.1)	0 (0 to 0.1)	0 (0 to 0.1)	0 (0 to 0.1)	0 (0 to 0.1)	0 (0 to 0.1)	0 (0 to 0.1)	0 (0 to 0)	0 (0 to 0)	0.2
Gonococcal infection	0 (0 to 0)	0 (0 to 0)	0 (0 to 0)	0 (0 to 0)	0 (0 to 0)	0 (0 to 0)	0 (0 to 0)	0 (0 to 0.1)	0 (0 to 0.1)	0 (0 to 0.1)	0 (0 to 0.1)	0 (0 to 0.1)	0 (0 to 0.1)	0 (0 to 0.1)	0 (0 to 0.1)	0 (0 to 0.1)	0 (0 to 0.1)	0 (0 to 0.1)	0 (0 to 0.1)	0 (0 to 0.1)	0 (0 to 0.1)	0 (0 to 0)	0 (0 to 0)	0.2
Trichomoniasis	0 (0 to 0)	0 (0 to 0)	0 (0 to 0)	0 (0 to 0)	0 (0 to 0)	0 (0 to 0)	0 (0 to 0)	0 (0 to 0.1)	0 (0 to 0.2)	0 (0 to 0.2)	0 (0 to 0.2)	0 (0 to 0.2)	0 (0 to 0.2)	0 (0 to 0.2)	0 (0 to 0.2)	0 (0 to 0.2)	0 (0 to 0.2)	0 (0 to 0.2)	0 (0 to 0.2)	0 (0 to 0.1)	0 (0 to 0.1)	0 (0 to 0)	0 (0 to 0)	0.6
Genital herpes	0 (0 to 0)	0 (0 to 0)	0 (0 to 0)	0 (0 to 0)	0 (0 to 0)	0 (0 to 0)	0 (0 to 0)	0 (0 to 0)	0 (0 to 0)	0 (0 to 0)	0 (0 to 0)	0 (0 to 0)	0 (0 to 0)	0 (0 to 0)	0 (0 to 0)	0 (0 to 0)	0 (0 to 0)	0 (0 to 0)	0 (0 to 0)	0 (0 to 0)	0 (0 to 0)	0 (0 to 0)	0 (0 to 0)	0
Other sexually transmitted infections	0 (0 to 0)	0 (0 to 0)	0 (0 to 0)	0 (0 to 0)	0 (0 to 0)	0 (0 to 0)	0 (0 to 0)	0 (0 to 0)	0 (0 to 0)	0 (0 to 0)	0 (0 to 0)	0 (0 to 0)	0 (0 to 0)	0 (0 to 0)	0 (0 to 0)	0 (0 to 0)	0 (0 to 0)	0 (0 to 0)	0 (0 to 0)	0 (0 to 0)	0 (0 to 0)	0 (0 to 0)	0 (0 to 0)	4.5
Other sexually transmitted infections	0 (0 to 0)	0 (0 to 0)	0 (0 to 0)	0 (0 to 0)	0 (0 to 0)	0 (0 to 0)	0 (0 to 0)	0 (0 to 0)	0 (0 to 0)	0 (0 to 0)	0 (0 to 0)	0 (0 to 0)	0 (0 to 0)	0 (0 to 0)	0 (0 to 0)	0 (0 to 0)	0 (0 to 0)	0 (0 to 0)	0 (0 to 0)	0 (0 to 0)	0 (0 to 0)	0 (0 to 0)	0 (0 to 0)	0.3
Respiratory infections and tuberculosis	4.3 (2.4 to 6.2)	24 (14.5 to 37.1)	20.5 (11.4 to 33.6)	27.5 (27.4 to 28.4)	23.5 (23.3 to 24.7)	20.2 (19.5 to 21)	19.8 (19.5 to 20.6)	22.5 (21.9 to 24.4)	24.1 (23.3 to 25.8)	25.2 (24.4 to 26.9)	27.4 (26.4 to 29.2)	30.3 (29.1 to 32.1)	34.2 (32.7 to 36.1)	38.6 (36.9 to 40.7)	45.6 (43.3 to 48.1)	54.9 (52.1 to 58.1)	68 (64.3 to 72.1)	82 (77.1 to 87.3)	97.5 (91.3 to 104)	113 (104 to 122)	129 (119 to 139)	144 (132 to 155)	1,650
Tuberculosis	0 (0 to 0)	0 (0 to 0)	0 (0 to 0)	0 (0 to 0)	0 (0 to 0)	0 (0 to 0)	0.3 (0.2 to 0.4)	0.9 (0.6 to 1.5)	1.7 (1 to 2.4)	2.6 (1.6 to 3.5)	3.1 (1.9 to 4.2)	3.4 (2.1 to 4.6)	3.7 (2.3 to 5)	3.7 (2.3 to 5)	3.7 (2.3 to 5)	3.7 (2.3 to 5)	3.6 (2.2 to 4.9)	3.5 (2.1 to 4.8)	3.4 (2.1 to 4.6)	3.2 (2 to 4.4)	3.1 (1.9 to 4.2)	2.9 (1.8 to 4)	38.8
Latent tuberculosis infection	0 (0 to 0)	0 (0 to 0)	0 (0 to 0)	0 (0 to 0)	0 (0 to 0)	0 (0 to 0)	0 (0 to 0)	0 (0 to 0)	0 (0 to 0)	0 (0 to 0)	0 (0 to 0)	0 (0 to 0)	0 (0 to 0)	0 (0 to 0)	0 (0 to 0)	0 (0 to 0)	0 (0 to 0)	0 (0 to 0)	0 (0 to 0)	0 (0 to 0)	0 (0 to 0)	0 (0 to 0)	0 (0 to 0)	0
Drug-susceptible tuberculosis	0 (0 to 0)	0 (0 to 0)	0 (0 to 0)	0 (0 to 0)	0 (0 to 0)	0 (0 to 0)	0.3 (0.2 to 0.4)	0.9 (0.6 to 1.5)	1.7 (1 to 2.4)	2.6 (1.6 to 3.5)	3.1 (1.9 to 4.2)	3.4 (2.1 to 4.6)	3.7 (2.3 to 5)	3.7 (2.3 to 5)	3.7 (2.3 to 5)	3.7 (2.3 to 5)	3.6 (2.2 to 4.9)	3.5 (2.1 to 4.8)	3.4 (2.1 to 4.6)	3.2 (2 to 4.4)	3.1 (1.9 to 4.2)	2.9 (1.8 to 4)	38.8
Multidrug-resistant tuberculosis without extensive drug-resistance	0 (0 to 0)	0 (0 to 0)	0 (0 to 0)	0 (0 to 0)	0 (0 to 0)	0 (0 to 0)	0 (0 to 0)	0 (0 to 0)	0 (0 to 0)	0 (0 to 0)	0 (0 to 0)	0 (0 to 0)	0 (0 to 0)	0 (0 to 0)	0 (0 to 0)	0 (0 to 0)	0 (0 to 0)	0 (0 to 0)	0 (0 to 0)	0 (0 to 0)	0 (0 to 0)	0 (0 to 0)	0 (0 to 0)	0.7
Extensively drug-resistant tuberculosis	0 (0 to 0)	0 (0 to 0)	0 (0 to 0)	0 (0 to 0)	0 (0 to 0)	0 (0 to 0)	0 (0 to 0)	0 (0 to 0)	0 (0 to 0)	0 (0 to 0)	0 (0 to 0)	0 (0 to 0)	0 (0 to 0)	0 (0 to 0)	0 (0 to 0)	0 (0 to 0)	0 (0 to 0)	0 (0 to 0)	0 (0 to 0)	0 (0 to 0)	0 (0 to 0)	0 (0 to 0)	0 (0 to 0)	0.2
Lower respiratory infections	4.3 (2.8 to 6.1)	4.7 (3.2 to 6.9)	17.1 (10.2 to 28.2)	27.2 (4.9 to 13.7)	22.2 (3.5 to 6.2)	4.4 (1.8 to 2.5)	4.4 (3.6 to 5)	4.5 (4.3 to 10.1)	4.7 (7.7 to 17.1)	5.1 (10.9 to 22)	5.4 (13.6 to 32.6)	5.9 (19.2 to 47)	6.3 (27.1 to 59.7)	6.7 (39.9 to 82.4)	7.3 (41.3 to 84.9)	7.9 (37.1 to 76.2)	8.5 (30.7 to 62.9)	9.1 (23.1 to 47.2)	9.7 (16.5 to 33.7)	10.3 (12.3 to 25.1)	10.9 (10.9 to 22.3)	11.5 (10.2 to 20.9)	1,430
Upper respiratory infections	0 (0 to 0.1)	0.3 (0.2 to 0.5)	0.7 (0.4 to 0.9)	24.2 (13.9 to 39.2)	20.7 (14.6 to 44.9)	15.6 (10.5 to 23.9)	15.8 (10.5 to 21.4)	17.4 (12.1 to 40.3)	20.6 (16.1 to 38)	22.6 (16.9 to 34.8)	22.4 (16.9 to 29.4)	22.6 (16.9 to 29.4)	22.5 (16.9 to 29.4)	22.4 (16.9 to 29.4)	22.1 (16.9 to 29.4)	21.8 (16.9 to 29.4)	21.4 (16.9 to 29.4)	20.9 (16.9 to 29.4)	20.4 (16.9 to 29.4)	19.8 (16.9 to 29.4)	19.2 (16.9 to 29.4)	18.5 (16.9 to 29.4)	270
Otitis media	0 (0 to 0)	1.1 (0.6 to 2)	2.2 (1.2 to 3.2)	3.5 (2.2 to 11.6)	3.5 (1.7 to 6)	3.5 (1.7 to 6)	4.8 (2.9 to 8)	4.8 (2.9 to 8)	4.8 (2.9 to 8)	4.8 (2.9 to 8)	4.8 (2.9 to 8)	4.8 (2.9 to 8)	4.8 (2.9 to 8)	4.8 (2.9 to 8)	4.8 (2.9 to 8)	4.8 (2.9 to 8)	4.8 (2.9 to 8)	4.8 (2.9 to 8)	4.8 (2.9 to 8)	4.8 (2.9 to 8)	4.8 (2.9 to 8)	4.8 (2.9 to 8)	60
Enteric infections	0.4 (0.3 to 0.6)	0.4 (0.3 to 0.6)	26.5 (15.1 to 49.6)	13.3 (10.2 to 17.6)	8.6 (4.7 to 14.6)	7.1 (4.6 to 12.4)	7.1 (4.6 to 12.4)	7.1 (4.6 to 11.1)	7.1 (4.6 to 11.1)	7.1 (4.6 to 11.1)	7.1 (4.6 to 11.1)	7.1 (4.6 to 11.1)	7.1 (4.6 to 11.1)	7.1 (4.6 to 11.1)	7.1 (4.6 to 11.1)	7.1 (4.6 to 11.1)	7.1 (4.6 to 11.1)	7.1 (4.6 to 11.1)	7.1 (4.6 to 11.1)	7.1 (4.6 to 11.1)	7.1 (4.6 to 11.1)	7.1 (4.6 to 11.1)	216
Diarrheal diseases	0.4 (0.3 to 0.6)	0.4 (0.3 to 0.6)	16.6 (10.6 to 29.9)	13.3 (10.2 to 17.6)	8.6 (4.7 to 14.6)	7.1 (4.6 to 12.4)	7.1 (4.6 to 12.4)	7.1 (4.6 to 11.1)	7.1 (4.6 to 11.1)	7.1 (4.6 to 11.1)	7.1 (4.6 to 11.1)	7.1 (4.6 to 11.1)	7.1 (4.6 to 11.1)	7.1 (4.6 to 11.1)	7.1 (4.6 to 11.1)	7.1 (4.6 to 11.1)	7.1 (4.6 to 11.1)	7.1 (4.6 to 11.1)	7.1 (4.6 to 11.1)	7.1 (4.6 to 11.1)	7.1 (4.6 to 11.1)	7.1 (4.6 to 11.1)	213
Typhoid and paraphoid	0 (0 to 0)	0 (0 to 0)	0 (0 to 0)	0 (0 to 0)	0 (0 to 0)	0 (0 to 0)	0 (0 to 0)	0 (0 to 0)	0 (0 to 0)	0 (0 to 0)	0 (0 to 0)	0 (0 to 0)	0 (0 to 0)	0 (0 to 0)	0 (0 to 0)	0 (0 to 0)	0 (0 to 0)	0 (0 to 0)	0 (0 to 0)	0 (0 to 0)	0 (0 to 0)	0 (0 to 0)	0 (0 to 0)	0
Typhoid fever	0 (0 to 0)	0 (0 to 0)	0 (0 to 0)	0 (0 to 0)	0 (0 to 0)	0 (0 to 0)	0 (0 to 0)	0 (0 to 0)	0 (0 to 0)	0 (0 to 0)	0 (0 to 0)	0 (0 to 0)	0 (0 to 0)	0 (0 to 0)	0 (0 to 0)	0 (0 to 0)	0 (0 to 0)	0 (0 to 0)	0 (0 to 0)	0 (0 to 0)	0 (0 to 0)	0 (0 to 0)	0 (0 to 0)	0
Paratyphoid fever	0 (0 to 0)	0 (0 to 0)	0 (0 to 0)	0 (0 to 0)	0 (0 to 0)	0 (0 to 0)	0 (0 to 0)	0 (0 to 0)	0 (0 to 0)	0 (0 to 0)	0 (0 to 0)	0 (0 to 0)	0 (0 to 0)	0 (0 to 0)	0 (0 to 0)	0 (0 to 0)	0 (0 to 0)	0 (0 to 0)	0 (0 to 0)	0 (0 to 0)	0 (0 to 0)	0 (0 to 0)	0 (0 to 0)	0
Invasive Non-typhoidal Salmonella (iNTS)	0 (0 to 0)	0 (0 to 0)	0 (0 to 0)	0.1 (0 to 0.2)	0.1 (0 to 0.1)	0 (0 to 0)	0 (0 to 0)	0 (0 to 0)	0 (0 to 0)	0 (0 to 0)	0 (0 to 0)	0 (0 to 0)	0 (0 to 0)	0 (0 to 0)	0 (0 to 0)	0 (0 to 0)	0 (0 to 0)	0 (0 to 0)	0 (0 to 0)	0 (0 to 0)	0 (0 to 0)	0 (0 to 0)	0 (0 to 0)	1.1
Other intestinal infectious diseases	0 (0 to 0)	0 (0 to 0)	0.1 (0 to 0.2)	0.1 (0 to 0.1)	0.1 (0 to 0.1)	0 (0 to 0)	0 (0 to 0)	0 (0 to 0)	0 (0 to 0)	0 (0 to 0)	0 (0 to 0)	0 (0 to 0)	0 (0 to 0)	0 (0 to 0)	0 (0 to 0)	0 (0 to 0)	0 (0 to 0)	0 (0 to 0)	0 (0 to 0)	0 (0 to 0)	0 (0 to 0)	0 (0 to 0)	0 (0 to 0)	0.5
Neglected tropical diseases and malaria	0.2 (0 to 0.1)	0.7 (0 to 0.5)	2 (1 to 0.4)	3 (0.2 to 0.6)	1.5 (1 to 0.7)	0.2 (0 to 0.1)	0.2 (0 to 0.1)	0.3 (0 to 0.2)	0.4 (0 to 0.3)	0.5 (0 to 0.3)	0.3 (0 to 0.2)	0.2 (0 to 0.1)	0.2 (0 to 0.1)	0.2 (0 to 0.2)	0.2 (0 to 0.2)	0.2 (0 to 0.2)	0.2 (0 to 0.2)	0.1 (0 to 0.2)	0.1 (0 to 0.2)	0.1 (0 to 0.2)	0.1 (0 to 0.2)	0.1 (0 to 0.1)	10.6
Malaria	0 (0 to 0)	0 (0 to 0)	0 (0 to 0)	0 (0 to 0)	0 (0 to 0)	0 (0 to 0)	0 (0 to 0)	0 (0 to 0)	0 (0 to 0)	0 (0 to 0)	0 (0 to 0)	0 (0 to 0)	0 (0 to 0)	0 (0 to 0)	0 (0 to 0)	0 (0 to 0)	0 (0 to 0)	0 (0 to 0)	0 (0 to 0)	0 (0 to 0)	0 (0 to 0)	0 (0 to 0)	0 (0 to 0)	0
Chagas disease	0 (0 to 0)	0 (0 to 0)	0 (0 to 0)	0 (0 to 0)	0 (0 to 0)	0 (0 to 0)	0 (0 to 0)	0 (0 to 0)	0 (0 to 0)	0 (0 to 0)	0 (0 to 0)	0 (0 to 0)	0 (0 to 0)	0 (0 to 0)	0 (0 to 0)	0 (0 to 0)	0 (0 to 0)	0 (0 to 0)	0 (0 to 0)	0 (0 to 0)	0 (0 to 0)	0 (0 to 0)	0 (0 to 0)	0
Leishmaniasis	0 (0 to 0)	0 (0 to 0)	0 (0 to 0)	0 (0 to 0)	0 (0 to 0)	0 (0 to 0)	0 (0 to 0)	0 (0 to 0)	0 (0 to 0)	0 (0 to 0)	0 (0 to 0)	0 (0 to 0)	0 (0 to 0)	0 (0 to 0)	0 (0 to 0)	0 (0 to 0)	0 (0 to 0)	0 (0 to 0)	0 (0 to 0)	0 (0 to 0)	0 (0 to 0)	0 (0 to 0)	0 (0 to 0)	0
Visceral leishmaniasis	0 (0 to 0)	0 (0 to 0)	0 (0 to 0)	0 (0 to 0)	0 (0 to 0)	0 (0 to 0)	0 (0 to 0)	0 (0 to 0)	0 (0 to 0)	0 (0 to 0)	0 (0 to 0)	0 (0 to 0)	0 (0 to 0)	0 (0 to 0)	0 (0 to 0)	0 (0 to 0)	0 (0 to 0)	0 (0 to 0)	0 (0 to 0)	0 (0 to 0)	0 (0 to 0)	0 (0 to 0)	0 (0 to 0)	0
Cutaneous and mucocutaneous leishmaniasis	0 (0 to 0)	0 (0 to 0)	0 (0 to 0)	0 (0 to 0)	0 (0 to 0)	0 (0 to 0)	0 (0 to 0)	0 (0 to 0)	0 (0 to 0)	0 (0 to 0)	0 (0 to 0)	0 (0 to 0)	0 (0 to 0)	0 (0 to 0)	0 (0 to 0)	0 (0 to 0)	0 (0 to 0)	0 (0 to 0)	0 (0 to 0)	0 (0 to 0)	0 (0 to 0)	0 (0 to 0)	0 (0 to 0)	0
African trypanosomiasis	0 (0 to 0)	0 (0 to 0)	0 (0 to 0)	0 (0 to 0)	0 (0 to 0)	0 (0 to 0)	0 (0 to 0)	0 (0 to 0)	0 (0 to 0)	0 (0 to 0)	0 (0 to 0)	0 (0 to 0)	0 (0 to 0)	0 (0 to 0)	0 (0 to 0)	0 (0 to 0)	0 (0 to 0)	0 (0 to 0)	0 (0 to 0)	0 (0 to 0)	0 (0 to 0)	0 (0 to 0)	0 (0 to 0)	0
Schistosomiasis	0 (0 to 0)	0 (0 to 0)	0 (0 to 0)	0 (0 to 0)	0 (0 to 0)	0 (0 to 0)	0 (0 to 0)	0 (0 to 0)	0 (0 to 0)	0 (0 to 0)	0 (0 to 0)	0 (0 to 0)	0 (0 to 0)	0 (0 to 0)	0 (0 to 0)	0 (0 to 0)	0 (0 to 0)	0 (0 to 0)	0 (0 to 0)	0 (0 to 0)	0 (0 to 0)	0 (0 to 0)	0 (0 to 0)	0
Cysticercosis	0 (0 to 0)	0 (0 to 0)	0 (0 to 0)	0 (0 to 0)	0 (0 to 0)	0 (0 to 0)	0 (0 to 0)	0 (0 to 0)	0 (0 to 0)	0 (0 to 0)	0 (0 to 0)	0 (0 to 0)	0 (0 to 0)	0 (0 to 0)	0 (0 to 0)	0 (0 to 0)	0 (0 to 0)	0 (0 to 0)	0 (0 to 0)	0 (0 to 0)	0 (0 to 0)	0 (0 to 0)	0 (0 to 0)	0
Cystic echinococcosis	0 (0 to 0)	0 (0 to 0)	0 (0 to 0)	0 (0 to 0)	0 (0 to 0)	0 (0 to 0)	0 (0 to 0)	0 (0 to 0)	0 (0 to 0)	0 (0 to 0)	0 (0 to 0)	0 (0 to 0)	0 (0 to 0)	0 (0 to 0)	0 (0 to 0)	0 (0 to 0)	0 (0 to 0)	0 (0 to 0)	0 (0 to 0)	0 (0 to 0)	0 (0 to 0)	0 (0 to 0)	0 (0 to 0)	0.2
Lymphatic filariasis	0 (0 to 0)	0 (0 to 0)	0 (0 to 0)	0 (0 to 0)	0 (0 to 0)	0 (0 to 0)	0 (0 to 0)	0 (0 to 0)	0 (0 to 0)	0 (0 to 0)	0 (0 to 0)	0 (0 to 0)	0 (0 to 0)	0 (0 to 0)	0 (0 to 0)	0 (0 to 0)	0 (0 to 0)	0 (0 to 0)	0 (0 to 0)	0 (0 to 0)	0 (0 to 0)	0 (0 to 0)	0 (0 to 0)	0
Onchocerciasis	0 (0 to 0)	0 (0 to 0)	0 (0 to 0)	0 (0 to 0)	0 (0 to 0)	0 (0 to 0)	0 (0 to 0)	0 (0 to 0)	0 (0 to 0)	0 (0 to 0)	0 (0 to 0)	0 (0 to 0)	0 (0 to 0)	0 (0 to 0)	0 (0 to 0)	0 (0 to 0)	0 (0 to 0)	0 (0 to 0)	0 (0 to 0)	0 (0 to 0)	0 (0 to 0)	0 (0 to 0)	0 (0 to 0)	0
Trachoma	0 (0 to 0)	0 (0 to 0)	0 (0 to 0)	0 (0 to 0)	0 (0 to 0)	0 (0 to 0)	0 (0 to 0)	0 (0 to 0)	0 (0 to 0)	0 (0 to 0)	0 (0 to 0)	0 (0 to 0)	0 (0 to 0)	0 (0 to 0)	0 (0 to 0)	0 (0 to 0)	0 (0 to 0)	0 (0 to 0)	0 (0 to 0)	0 (0 to 0)	0 (0 to 0)	0 (0 to 0)	0 (0 to 0)	0
Dengue	0 (0 to 0)	0 (0 to 0)	0 (0 to 0)	0 (0 to 0)	0 (0 to 0)	0 (0 to 0)	0 (0 to 0)	0 (0 to 0)	0 (0 to 0)	0 (0 to 0)	0 (0 to 0)	0 (0 to 0)	0 (0 to 0)	0 (0 to 0)	0 (0 to 0)	0 (0 to 0)	0 (0 to 0)	0 (0 to 0)	0 (0 to 0)	0 (0 to 0)	0 (0 to 0)	0 (0 to 0)	0 (0 to 0)	0
Yellow fever	0 (0 to 0)	0 (0 to 0)	0 (0 to 0)	0 (0 to 0)	0 (0 to 0)	0 (0 to 0)	0 (0 to 0)	0 (0 to 0)	0 (0 to 0)	0 (0 to 0)	0 (0 to 0)	0 (0 to 0)	0 (0 to 0)	0 (0 to 0)	0 (0 to 0)	0 (0 to 0)	0 (0 to 0)	0 (0 to 0)	0 (0 to 0)	0 (0 to 0)	0 (0 to 0)	0 (0 to 0)	0 (0 to 0)	0
Rabies	0 (0 to 0)	0 (0 to 0)	0 (0 to 0)	0 (0 to 0)	0 (0 to 0)	0 (0 to 0)	0 (0 to 0)	0 (0 to 0)	0 (0 to 0)	0 (0 to 0)	0 (0 to 0)	0 (0 to 0)	0 (0 to 0)	0 (0 to 0)	0 (0 to 0)	0 (0 to 0)	0 (0 to 0)	0 (0 to 0)	0 (0 to 0)	0 (0 to 0)	0 (0 to 0)	0 (0 to 0)	0 (0 to 0)	0.1
Intestinal nematode infections	0 (0 to 0)	0 (0 to 0)	0 (0 to 0)	0 (0 to 0)	0 (0 to 0)	0 (0 to 0)	0 (0 to 0)	0 (0 to 0)	0 (0 to 0)	0 (0 to 0)	0 (0 to 0)	0 (0 to 0)	0 (0 to 0)	0 (0 to 0)	0 (0 to 0)	0 (0 to 0)	0 (0 to 0)	0 (0 to 0)	0 (0 to 0)	0 (0 to 0)	0 (0 to 0)	0 (0 to 0)	0 (0 to 0)	0
Ascariasis	0 (0 to 0)	0 (0 to 0)	0 (0 to 0)	0 (0 to 0)	0 (0 to 0)	0 (0 to 0)	0 (0 to 0)	0 (0 to 0)	0 (0 to 0)	0 (0 to 0)	0 (0 to 0)	0 (0 to 0)	0 (0 to 0)	0 (0 to 0)	0 (0 to 0)	0 (0 to 0)	0 (0 to 0)	0 (0 to 0)	0 (0 to 0)	0 (0 to 0)	0 (0 to 0)	0 (0 to 0)	0 (0 to 0)	0
Trichuriasis	0 (0 to 0)	0 (0 to 0)	0 (0 to 0)	0 (0 to 0)	0 (0 to 0)	0 (0 to 0)	0 (0 to 0)	0 (0 to 0)	0 (0 to 0)	0 (0 to 0)	0 (0 to 0)	0 (0 to 0)	0 (0 to 0)	0 (0 to 0)	0 (0 to 0)	0 (0 to 0)	0 (0 to 0)	0 (0 to 0)	0 (0 to 0)	0 (0 to 0)	0 (0 to 0)	0 (0 to 0)	0 (0 to 0)	0
Hookworm disease	0 (0 to 0)	0 (0 to 0)	0 (0 to 0)	0 (0 to 0)	0 (0 to 0)	0 (0 to 0)	0 (0 to 0)	0 (0 to 0)	0 (0 to 0)	0 (0 to 0)	0 (0 to 0)	0 (0 to 0)	0 (0 to 0)	0 (0 to 0)	0 (0 to 0)	0 (0 to 0)	0 (0



Osteoarthritis other	0 (0 to 0)	0 (0 to 0)	0 (0 to 0)	0 (0 to 0)	0 (0 to 0)	0 (0 to 0)	0 (0 to 0)	0 (0 to 0)	0 (0 to 0)	0 (0 to 0)	0 (0 to 0)	0 (0 to 2)	0 (0 to 2.2)	2 (0 to 6)	2 (0 to 6.2)	5 (2 to 9)	4 (2 to 7.2)	5 (2 to 9)	9 (4 to 19.6)	5 (2 to 9)	12 (5 to 25.8)	6 (3 to 11)	13 (6 to 28.1)	7 (3 to 15)	15 (7 to 32.4)	8 (3 to 35.7)	9 (3 to 38)	2 (0 to 6)	3 (1 to 8.7)	4 (0 to 11.2)	155
Low back pain	0 (0 to 0)	0 (0 to 0)	0 (0 to 0)	0 (0 to 0)	10 (4 to 19.4)	19 (9 to 41.9)	50 (22 to 152)	96 (42 to 256)	216 (128 to 349)	216 (132 to 344)	237 (146 to 370)	246 (146 to 372)	260 (152 to 408)	282 (170 to 462)	296 (184 to 472)	326 (204 to 515)	312 (197 to 492)	273 (172 to 414)	222 (146 to 327)	254 (166 to 367)	234 (160 to 338)	206 (142 to 294)	167 (116 to 232)	110 (77 to 158)	54 (32 to 78.6)	19 (11 to 32.7)	4 (2 to 5.8)	3,310
Neck pain	0 (0 to 0)	0 (0 to 0)	0 (0 to 0)	4.7 (1.3 to 10)	22.0 (10.5 to 43.5)	41.0 (19.7 to 77)	63.5 (30.7 to 121)	83.2 (41.3 to 140)	101 (55.4 to 204)	121 (64.9 to 208)	127 (65.0 to 210)	136 (70.4 to 246)	136 (68.2 to 252)	136 (68.2 to 252)	119 (59.2 to 207)	112 (57.9 to 194)	87 (45.9 to 150)	69.4 (37.1 to 116)	54.1 (29.5 to 101)	39.0 (19.5 to 71.2)	19.1 (9.5 to 34.5)	6.9 (3.4 to 12.4)	1,360
Gout	0 (0 to 0)	0 (0 to 0)	0 (0 to 0)	0 (0 to 0)	0 (0 to 0)	0 (0 to 0)	0 (0 to 0.7)	0 (0 to 2.2)	2 (0 to 6.6)	2 (0 to 7)	2 (0 to 6.6)	2 (0 to 7)	2 (0 to 7)	2 (0 to 7)	2 (0 to 7)	2 (0 to 7)	2 (0 to 7)	2 (0 to 7)	2 (0 to 7)	2 (0 to 7)	2 (0 to 7)	2 (0 to 7)	2 (0 to 7)	155
Other musculoskeletal disorders	0 (0 to 0)	0 (0 to 0)	0 (0 to 0)	1.2 (0.4 to 1.9)	1.4 (0.5 to 2.7)	16.7 (7.7 to 29.3)	29.6 (14.4 to 51.4)	95.1 (52.4 to 152)	112 (68.6 to 175)	155 (93.2 to 164)	167 (99.7 to 172)	118 (71.9 to 178)	132 (74 to 209)	120 (69.3 to 193)	120 (67.9 to 194)	120 (70.2 to 193)	92.7 (54.2 to 140)	98 (54.6 to 153)	81.9 (45.2 to 133)	64.3 (25.5 to 101)	42.5 (11.2 to 96.9)	19.3 (3.5 to 31.4)	1,370
Other non-communicable diseases	191 (140 to 264)	98.5 (72.6 to 130)	163 (140 to 192)	118 (92 to 156)	82 (70 to 115)	72.6 (54.9 to 98.6)	83.6 (62.2 to 111)	117 (86.7 to 159)	117 (86.4 to 162)	142 (105 to 196)	142 (105 to 199)	143 (105 to 199)	152 (113 to 202)	192 (138 to 266)	241 (173 to 335)	270 (191 to 378)	281 (197 to 392)	287 (199 to 396)	316 (223 to 433)	356 (246 to 491)	359 (252 to 502)	336 (239 to 470)	302 (210 to 424)	223 (153 to 312)	89.7 (51.1 to 127)	16.6 (5.7 to 29.3)	3,800
Congenital birth defects	196 (133 to 258)	85.6 (61 to 117)	107 (87 to 130)	72.7 (54.9 to 96.4)	41.7 (31.2 to 54.9)	31.1 (22.9 to 42.2)	30.2 (23.5 to 40)	37.2 (28.3 to 49)	36 (27.1 to 47.6)	37.2 (28.2 to 48.9)	39.7 (29.2 to 52.8)	39.2 (28.4 to 54.2)	39.2 (28.4 to 54.2)	39.2 (28.4 to 54.2)	39.2 (28.4 to 54.2)	39 (28.4 to 53.5)	29 (20.9 to 39.2)	20.6 (11.1 to 29.5)	17.9 (7.6 to 18.7)	13.3 (7.6 to 18.7)	4.2 (2.6 to 5.5)	2.6 (1.6 to 4)	1.6 (0.9 to 2.5)	0.8 (0.3 to 1.2)	0.3 (0.2 to 0.4)	0.1 (0 to 0.1)	856
Neural tube defects	13.5 (7.5 to 22.1)	4.9 (2.4 to 9)	7.7 (3.4 to 16.5)	7.6 (3.2 to 14.5)	1.3 (0.6 to 2.6)	1.3 (0.6 to 2.6)	1.3 (0.6 to 2.1)	1.7 (1.0 to 2.3)	2 (1.2 to 3.1)	1.5 (0.9 to 2.3)	1.2 (0.7 to 1.9)	1.1 (0.6 to 1.8)	1.1 (0.6 to 1.8)	0.4 (0.2 to 0.7)	0.4 (0.2 to 0.7)	0.3 (0.1 to 0.5)	0.2 (0.1 to 0.5)	0.1 (0 to 0.5)	0.1 (0 to 0.5)	0.1 (0 to 0.3)	0.1 (0 to 0.3)	0.1 (0 to 0.3)	47.8
Congenital heart anomalies	48.1 (29.9 to 69.4)	43.3 (28.3 to 61.4)	46.3 (27.4 to 72.5)	16.1 (9.9 to 26.7)	8.7 (5.4 to 13.7)	5.5 (3.5 to 8.3)	8.8 (5.3 to 12.4)	8.8 (4.7 to 13.3)	8.5 (5.0 to 13.4)	7 (4.0 to 10)	6.5 (4.1 to 9.1)	7.6 (4.2 to 11.1)	7 (3.6 to 11)	4.6 (1.8 to 7.4)	4 (1.4 to 7)	3.2 (1.1 to 5.8)	2.7 (0.8 to 4.6)	0.3 (0.1 to 0.7)	0.2 (0 to 0.5)	0.2 (0 to 0.5)	0.1 (0 to 0.3)	0.2 (0 to 0.5)	227
Orofacial clefts	0 (0 to 1)	0.3 (0 to 0.6)	0.6 (0.2 to 1.2)	0.4 (0.1 to 0.9)	0.4 (0.1 to 0.9)	0.4 (0.1 to 0.9)	0.4 (0.1 to 0.8)	0.6 (0.1 to 1.2)	0.6 (0.1 to 1.2)	0.5 (0.1 to 1)	0.4 (0.1 to 1)	0.4 (0.1 to 0.9)	0.4 (0.1 to 0.9)	0.4 (0.1 to 0.9)	0.4 (0.1 to 0.9)	0.3 (0.1 to 0.7)	0.2 (0 to 0.5)	0.2 (0 to 0.5)	0.2 (0 to 0.5)	0.1 (0 to 0.5)	0.1 (0 to 0.5)	0.1 (0 to 0.5)	6.9
Down syndrome	5.4 (2.6 to 9.9)	1.9 (1 to 3)	4.8 (2.3 to 8.9)	3.6 (2.1 to 6)	3 (1.6 to 4.6)	2.3 (1.4 to 3.4)	2.6 (1.6 to 3.5)	3.5 (2.1 to 5.3)	4.3 (2.7 to 6.2)	3.6 (2.2 to 5.1)	3.2 (2.2 to 5.1)	3.5 (2.2 to 5.1)	3.5 (2.2 to 5.1)	5.2 (3 to 8)	8.5 (4.9 to 12.7)	10.3 (5.4 to 16.4)	9.1 (5.4 to 15.2)	4.3 (1.7 to 7.3)	0.3 (0 to 0.7)	0.3 (0 to 0.7)	0.3 (0 to 0.7)	0.3 (0 to 0.7)	79.1
Turner syndrome	0 (0 to 0)	0 (0 to 0)	0 (0 to 0)	0 (0 to 0)	0 (0 to 0)	0 (0 to 0)	0 (0 to 0)	0 (0 to 0)	0 (0 to 0)	0 (0 to 0)	0 (0 to 0)	0 (0 to 0)	0 (0 to 0)	0 (0 to 0)	0 (0 to 0)	0 (0 to 0)	0 (0 to 0)	0 (0 to 0)	0 (0 to 0)	0 (0 to 0)	0 (0 to 0)	0 (0 to 0)	0 (0 to 0)	0
Klinefelter syndrome	0 (0 to 0)	0 (0 to 0)	0 (0 to 0)	0 (0 to 0)	0 (0 to 0)	0 (0 to 0)	0 (0 to 0)	0 (0 to 0)	0 (0 to 0)	0 (0 to 0)	0 (0 to 0)	0 (0 to 0)	0 (0 to 0)	0 (0 to 0)	0 (0 to 0)	0 (0 to 0)	0 (0 to 0)	0 (0 to 0)	0 (0 to 0)	0 (0 to 0)	0 (0 to 0)	0 (0 to 0)	0 (0 to 0)	0.6
Other chromosomal abnormalities	16.5 (8.1 to 41.4)	7.2 (4.5 to 15)	14.9 (8.5 to 26.2)	7.7 (5 to 11.6)	2.5 (1.5 to 4.2)	4.2 (2.7 to 6.2)	4.8 (3.1 to 7)	3.5 (1.5 to 7.4)	4.6 (2.8 to 6.9)	4 (2.7 to 5.7)	3.4 (2.1 to 5)	3 (2 to 4.4)	3 (1.7 to 4.6)	2.2 (1.3 to 3.3)	1.5 (0.8 to 2.4)	0.8 (0.4 to 1.5)	0.6 (0.3 to 1)	0.3 (0.1 to 0.5)	0.2 (0 to 0.5)	0.2 (0 to 0.5)	0.2 (0 to 0.5)	0.2 (0 to 0.5)	89.2
Congenital musculoskeletal and limb anomalies	5.3 (2.9 to 9.7)	1.9 (1 to 3.1)	1.3 (0.7 to 2.8)	0.6 (0.3 to 1.4)	0.6 (0.3 to 1.4)	0.6 (0.3 to 1.4)	0.6 (0.3 to 1.4)	0.6 (0.3 to 1.4)	0.6 (0.3 to 1.4)	0.6 (0.3 to 1.4)	0.6 (0.3 to 1.4)	0.6 (0.3 to 1.4)	0.6 (0.3 to 1.4)	0.4 (0.2 to 0.8)	0.4 (0.2 to 0.8)	0.3 (0.1 to 0.6)	0.2 (0.1 to 0.5)	0.1 (0 to 0.3)	0.1 (0 to 0.3)	0.1 (0 to 0.3)	0.1 (0 to 0.3)	0.1 (0 to 0.3)	138
Urogenital congenital anomalies	11.3 (5.4 to 20.4)	2.3 (1.1 to 4.4)	2.9 (1.4 to 5.6)	1.9 (0.9 to 3.7)	1.4 (0.6 to 2.8)	0.8 (0.3 to 1.7)	0.7 (0.4 to 1.1)	0.4 (0.2 to 0.9)	0.4 (0.2 to 0.9)	0.4 (0.2 to 0.9)	0.3 (0.2 to 0.7)	0.2 (0.2 to 0.5)	0.2 (0.2 to 0.4)	0.1 (0 to 0.2)	0.1 (0 to 0.2)	0.1 (0 to 0.2)	0.1 (0 to 0.2)	0.1 (0 to 0.2)	0.1 (0 to 0.2)	0.1 (0 to 0.2)	0.1 (0 to 0.2)	0.1 (0 to 0.2)	24.2
Other gynecological diseases	19.5 (10.4 to 38.4)	0 (0 to 0)	0 (0 to 0)	0 (0 to 0)	0 (0 to 0)	0 (0 to 0)	0 (0 to 0)	0 (0 to 0)	0 (0 to 0)	0 (0 to 0)	0 (0 to 0)	0 (0 to 0)	0 (0 to 0)	0 (0 to 0)	0 (0 to 0)	0 (0 to 0)	0 (0 to 0)	0 (0 to 0)	0 (0 to 0)	0 (0 to 0)	0 (0 to 0)	0 (0 to 0)	0 (0 to 0)	0
Digestive congenital anomalies	4.2 (2.1 to 7.1)	1.9 (1 to 3.2)	5 (2.3 to 9.2)	2.3 (1.1 to 4.6)	1.1 (0.5 to 2.2)	0.7 (0.3 to 1.5)	0.7 (0.3 to 1.2)	0.6 (0.3 to 1.2)	0.6 (0.3 to 1.2)	0.5 (0.2 to 1)	0.3 (0.2 to 0.7)	0.3 (0.2 to 0.6)	0.3 (0.2 to 0.6)	0.2 (0.1 to 0.4)	0.2 (0.1 to 0.4)	0.1 (0 to 0.3)	0.1 (0 to 0.3)	0.1 (0 to 0.3)	0.1 (0 to 0.3)	0.1 (0 to 0.3)	0.1 (0 to 0.3)	0.1 (0 to 0.3)	51.3
Other congenital birth defects	64.4 (30.1 to 87.4)	18.4 (8.4 to 35.4)	27.8 (15.9 to 46.9)	19.1 (8.6 to 37)	5.2 (2.3 to 9.2)	3.5 (1.5 to 6.8)	3.4 (1.7 to 5.2)	3.4 (1.7 to 5.2)	3.4 (1.7 to 5.2)	3.4 (1.7 to 5.2)	3.4 (2.1 to 5.2)	3.4 (2.1 to 5.2)	3.4 (2.1 to 5.2)	3.4 (1.9 to 6.2)	3.4 (1.6 to 5.5)	3.4 (1.7 to 5.8)	3.4 (1.9 to 6.3)	3.4 (1.7 to 6.4)	3.4 (1.7 to 6.4)	3.4 (2.2 to 5.3)	3.4 (1.7 to 6.4)	3.4 (1.7 to 6.4)	181
Urinary diseases and male infertility	0.2 (0 to 0.6)	0.2 (0.1 to 0.4)	0.2 (0 to 1.5)	0.6 (0.3 to 1.1)	0.7 (0.4 to 1.1)	0.7 (0.4 to 1.1)	0.7 (0.4 to 1.2)	0.7 (0.3 to 1.2)	0.7 (0.4 to 1.2)	0.7 (0.4 to 1.2)	0.7 (0.4 to 1.2)	0.7 (0.4 to 1.2)	0.7 (0.4 to 1.2)	0.7 (0.4 to 1.2)	0.7 (0.4 to 1.2)	0.7 (0.4 to 1.2)	0.7 (0.4 to 1.2)	0.7 (0.4 to 1.2)	0.7 (0.4 to 1.2)	0.7 (0.4 to 1.2)	0.7 (0.4 to 1.2)	0.7 (0.4 to 1.2)	529
Urolithiasis	0 (0 to 0)	0 (0 to 0)	0 (0 to 0)	0.1 (0 to 0.1)	0.1 (0 to 0.2)	0.2 (0 to 0.3)	0.2 (0 to 0.3)	0.4 (0 to 1)	0.5 (0.2 to 1.2)	0.5 (0.2 to 1.2)	0.4 (0.2 to 1.1)	0.4 (0.2 to 1.1)	0.4 (0.2 to 1.1)	0.4 (0.2 to 1.1)	0.4 (0.2 to 1.1)	0.4 (0.2 to 1.1)	0.4 (0.2 to 1.1)	0.4 (0.2 to 1.1)	0.4 (0.2 to 1.1)	0.4 (0.2 to 1.1)	0.4 (0.2 to 1.1)	0.4 (0.2 to 1.1)	45.4
Benign prostatic hyperplasia	0 (0 to 0)	0 (0 to 0)	0 (0 to 0)	0 (0 to 0)	0 (0 to 0)	0 (0 to 0)	0 (0 to 0)	0 (0 to 0)	0 (0 to 0)	0 (0 to 0)	0 (0 to 0)	0 (0 to 0)	0 (0 to 0)	0 (0 to 0)	0 (0 to 0)	0 (0 to 0)	0 (0 to 0)	0 (0 to 0)	0 (0 to 0)	0 (0 to 0)	0 (0 to 0)	0 (0 to 0)	0 (0 to 0)	146
Male infertility	0 (0 to 0)	0 (0 to 0)	0 (0 to 0)	0 (0 to 0)	0 (0 to 0)	0 (0 to 0)	0 (0 to 0)	0.4 (0.9 to 11.9)	0.6 (0.2 to 1.3)	0.6 (0.2 to 1.3)	0.7 (0.2 to 1.5)	0.6 (0.2 to 1.5)	0.6 (0.2 to 1.5)	0.6 (0.2 to 1.5)	0.6 (0.2 to 1.5)	0.6 (0.2 to 1.5)	0.6 (0.2 to 1.5)	0.6 (0.2 to 1.5)	0.6 (0.2 to 1.5)	0.6 (0.2 to 1.5)	0.6 (0.2 to 1.5)	0.6 (0.2 to 1.5)	27.9
Other urinary diseases	0.1 (0 to 0.2)	0.2 (0 to 0.3)	0.2 (0 to 0.4)	0.3 (0.2 to 0.6)	0.4 (0.2 to 0.6)	0.2 (0 to 0.4)	0.3 (0.2 to 0.4)	0.3 (0.2 to 0.5)	0.7 (0.4 to 1)	0.7 (0.5 to 1.7)	1 (0.5 to 1.6)	1.4 (0.8 to 2.2)	1.4 (0.8 to 2.2)	1.9 (1 to 3)	1.8 (1.1 to 2.9)	2.1 (1.2 to 3.4)	2.2 (1.2 to 3.4)	2.2 (1.4 to 4.4)	2.2 (1.4 to 4.4)	2.2 (1.4 to 4.4)	2.2 (1.4 to 4.4)	2.2 (1.4 to 4.4)	31.8
Gynecological diseases	0 (0 to 0)	0 (0 to 0)	0 (0 to 0)	0 (0 to 0)	0 (0 to 0)	0 (0 to 0)	0 (0 to 0)	0 (0 to 0)	0 (0 to 0)	0 (0 to 0)	0 (0 to 0)	0 (0 to 0)	0 (0 to 0)	0 (0 to 0)	0 (0 to 0)	0 (0 to 0)	0 (0 to 0)	0 (0 to 0)	0 (0 to 0)	0 (0 to 0)	0 (0 to 0)	0 (0 to 0)	0 (0 to 0)	0
Uterine fibroids	0 (0 to 0)	0 (0 to 0)	0 (0 to 0)	0 (0 to 0)	0 (0 to 0)	0 (0 to 0)	0 (0 to 0)	0 (0 to 0)	0 (0 to 0)	0 (0 to 0)	0 (0 to 0)	0 (0 to 0)	0 (0 to 0)	0 (0 to 0)	0 (0 to 0)	0 (0 to 0)	0 (0 to 0)	0 (0 to 0)	0 (0 to 0)	0 (0 to 0)	0 (0 to 0)	0 (0 to 0)	0 (0 to 0)	0
Polycystic ovarian syndrome	..	..	..	..	..	..	..	..	..	..	..	..	..	..	..	..	..	..	..	..	..	..	..	NA
Female infertility	..	..	..	..	..	..	..	..	..	..	..	..	..	..	..	..	..	..	..	..	..	..	..	NA
Endometriosis	..	..	..	..	..	..	..	..	..	..	..	..	..	..	..	..	..	..	..	..	..	..	..	NA
Genital prolapse	0 (0 to 0)	0 (0 to 0)	0 (0 to 0)	0 (0 to 0)	0 (0 to 0)	0 (0 to 0)	0 (0 to 0)	0 (0 to 0)	0 (0 to 0)	0 (0 to 0)	0 (0 to 0)	0 (0 to 0)	0 (0 to 0)	0 (0 to 0)	0 (0 to 0)	0 (0 to 0)	0 (0 to 0)	0 (0 to 0)	0 (0 to 0)	0 (0 to 0)	0 (0 to 0)	0 (0 to 0)	0 (0 to 0)	0
Premenstrual syndrome	..	..	..	..	..	..	..	..	..	..	..	..	..	..	..	..	..	..	..	..	..	..	..	NA
Other gynecological diseases	0 (0 to 0)	0 (0 to 0)	0 (0 to 0)	0 (0 to 0)	0 (0 to 0)	0 (0 to 0)	0 (0 to 0)	0 (0 to 0)	0 (0 to 0)	0 (0 to 0)	0 (0 to 0)	0 (0 to 0)	0 (0 to 0)	0 (0 to 0)	0 (0 to 0)	0 (0 to 0)	0 (0 to 0)	0 (0 to 0)	0 (0 to 0)	0 (0 to 0)	0 (0 to 0)	0 (0 to 0)	0 (0 to 0)	0
Hemoglobinopathies and hemolytic anemias	0.1 (0.1 to 0.1)	0.2 (0.1 to 0.4)	0.9 (0.3 to 2.6)	2.6 (1.1 to 4.1)	4.2 (2.4 to 7.2)	1.2 (0.6 to 2.2)	1.9 (1.1 to 4.4)	1.7 (1 to 2.8)	1.7 (1 to 2.5)	2 (1.1 to 3.5)	1.7 (0.8 to 4)	1.6 (0.8 to 4)	2.3 (1.1 to 4.7)	1.4 (0.7 to 2.3)	2.2 (1 to 3.4)	1.9 (1 to 3.2)	2 (1.1 to 3.9)	2.4 (1.1 to 4.9)	2.1 (1.1 to 3.9)	2 (1.1 to 3.6)	1.5 (1 to 2.8)	0.8 (0.5 to 1.4)	38.1
Thalassemias	0 (0 to 0)	0 (0 to 0)	0 (0 to 0)	0.1 (0 to 0.1)	0.2 (0 to 0.4)	0 (0 to 0)	0 (0 to 0)	0 (0 to 0)	0 (0 to 0)	0 (0 to 0)	0 (0 to 0)	0 (0 to 0)	0 (0 to 0)	0 (0 to 0)	0 (0 to 0)	0 (0 to 0)	0 (0 to 0)	0 (0 to 0)	0 (0 to 0)	0 (0 to 0)	0 (0 to 0)	0 (0 to 0)	0 (0 to 0)	0.3
Thalassemias trait	0 (0 to 0)	0 (0 to 0)	0.2 (0 to 0.6)	0.7 (0 to 2.1)	1.2 (0.5 to 2.1)	0.5 (0.2 to 1.1)	0.4 (0.2 to 1)	0.1 (0 to 0.4)	0.2 (0 to 0.6)	0.2 (0 to 0.6)	0.2 (0 to 0.6)	0.1 (0 to 0.4)	0.1 (0 to 0.4)	0.1 (0 to 0.3)	0.1 (0 to 0.4)	0.1 (0 to 0.3)	0.1 (0 to 0.3)	0.1 (0 to 0.3)	0.1 (0 to 0.3)	0.1 (0 to 0.3)	0.1 (0 to 0.3)	0.1 (0 to 0.3)	4.8
Sickle cell disorders	0.1 (0 to 0.1)	0.1 (0 to 0.2)	0.3 (0.2 to 0.6)	0.6 (0.4 to 0.9)	0.7 (0.5 to 1.1)	0.3 (0.2 to 0.7)	0.4 (0.2 to 0.8)	0.5 (0.2 to 0.9)	0.5 (0.3 to 0.9)	0.4 (0.2 to 0.8)	0.2 (0.1 to 0.4)	0.2 (0.1 to 0.4)	0.2 (0.1 to 0.4)	0.2 (0.1 to 0.4)	0.1 (0 to 0.3)	0.1 (0 to 0.3)	0.1 (0 to 0.3)	0.1 (0 to 0.3)	0.1 (0 to 0.3)	0.1 (0 to 0.3)	0.1 (0 to 0.3)	0.1 (0 to 0.3)	4.8
Sickle cell trait	0 (0 to 0)	0 (0 to 0)	0.1 (0 to 0.4)	0.5 (0 to 2.3)	0.8 (0 to 1.7)	0.3 (0 to 1.2)	0.4 (0 to 1.2)	0.1 (0 to 0.4)	0.1 (0 to 0.4)	0.1 (0 to 0.4)	0.1 (0 to 0.4)	0.1 (0 to 0.4)	0.1 (0 to 0.4)	0.1 (0 to 0.3)	0.1 (0 to 0.4)	0.1 (0 to 0.3)	0.1 (0 to 0.3)	0.1 (0 to 0.3)	0.1 (0 to 0.3)	0.1 (0 to 0.3)	0.1 (0 to 0.3)	0.1 (0 to 0.3)	3.2
G6PD deficiency	0 (0 to 0)	0 (0 to 0)	0 (0 to 0)	0 (0 to 0)	0.3 (0.2 to 0.6)	0.3 (0.1 to 0.7)	0.4 (0.2 to 0.7)	0.5 (0.2 to 0.9)	0.4 (0.2 to 0.9)	0.4 (0.1 to 1)	0.5 (0.2 to 0.9)	0.4 (0.2 to 0.8)	0.4 (0.2 to 0.8)	0.4 (0.2 to 0.7)	0.4 (0.2 to 0.8)	0.4 (0.2 to 0.7)	0.4 (0.2 to 0.8)	0.4 (0.2 to 0.8)	0.3 (0.1 to 0.6)	0.2 (0.1 to 0.4)	0.1 (0 to 0.3)	0.1 (0 to 0.3)	6.1
G6PD trait	0 (0 to 0)	0 (0 to 0)	0 (0 to 0)	0 (0 to 0)	0 (0 to 0)	0 (0 to 0)	0 (0 to 0)	0 (0 to 0)	0 (0 to 0)	0 (0 to 0)	0 (0 to 0)	0 (0 to 0)	0 (0 to 0)	0 (0 to 0)	0 (0 to 0)	0 (0 to 0)	0 (0 to 0)	0 (0 to 0)	0 (0 to 0)	0 (0 to 0)	0 (0 to 0)	0 (0 to 0)	0 (0 to 0)	0
Other hemoglobinopathies and hemolytic anemias	0.1 (0 to 0.1)	0.1 (0 to 0.2)	0.2 (0 to 0.8)	0.6 (0.2 to 1.1)	1.1 (0.4 to 2.1)	0.4 (0.1 to 0.9)	0.6 (0.2 to 1.2)	0.4 (0.1 to 1.4)	0.6 (0.2 to 1.3)	0.6 (0.2 to 1.3)	0.7 (0.3 to 1.5)	0.6 (0.2 to 2.2)	0.6 (0.2 to 2.2)	0.5 (0.2 to 1.1)	0.7 (0.3 to 1.5)	0.7 (0.3 to 1.5)	1.3 (0.4 to 3.4)	1.2 (0.4 to 2.8)	1.5 (0.5 to 3.4)	1.9 (0.7 to 4.2)	1.8 (0.7 to 3.8)	1.8 (0.7 to 3.8)	18.9
Endocrine, metabolic, blood, and immune disorders	6.2 (3.5 to 9.7)	5.5 (2.8 to 8.6)	20.6 (13.4 to 31.1)	35.1 (24.5 to 48.2)	22.2 (22 to 96.2)	20.0 (20.2 to 44.6)	22.6 (22.6 to 47.6)	46.8 (36.3 to 69.2)	59.3 (37.2 to 87.4)	57.2 (40.3 to 86.5)	62.3 (40.3 to 86.5)	66.9 (51.1 to 118)	79 (51.1 to 118)	98.5 (64.9 to 146)	134 (86.4 to 202)	132 (81.5 to 196)	127 (81.9 to 196)	132 (87.4 to 200)	127 (82.6 to 196)	91.4 (57.0 to 135)	52.6 (36.5 to 87.4)	20.4 (14.3 to 34.4)	1,450
Oral disorders	0 (0 to 0)	0 (0 to 0)	6.5 (1.7 to 10.1)	9.1 (4.5 to 15.2)	9.4 (4.5 to 15.2)	13.6 (7.5 to 22.6)	21.4 (14.4 to 41.3)	22.7 (19.1 to 33.7)	26.4 (20.5 to 39.4)	33.7 (26.1 to 50.7)	36.6 (26.5 to 60.4)	37.7 (27.3 to 74.1)	37.7 (27.3 to 74.1)	32.9 (21 to 91)	29.8 (19.1 to 59)	30.3 (19.1 to 59)	32.3 (19.1 to 59)	34.1 (19.1 to 59)	35.4 (19.1 to 59)	36.1 (19.1 to 59)	35.4 (19.1 to 59)	34.1 (21.2 to 59.1)	924
Caries of deciduous teeth	0 (0 to 0)	0 (0 to 0)	0 (0 to 0)	0.2 (0 to 1.5)	0.5 (0 to 3.2)	0.2 (0 to 0.6)	0.2 (0 to 0.6)	0 (0 to 0)	0 (0 to 0)	0 (0 to 0)	0 (0 to 0)	0 (0 to 0)	0 (0 to 0)	0 (0 to 0)	0 (0 to 0)	0 (0 to 0)	0 (0 to 0)	0 (0 to 0)	0 (0 to 0)	0 (0 to 0)	0 (0 to 0)	0 (0 to 0)	0 (0 to 0)	2.1
Caries of permanent teeth	0 (0 to 0)	0 (0 to 0)	0 (0 to 0)	0 (0 to 0)	0.5 (0 to 3.5)	4.7 (1 to 9.9)	5.5 (2.2 to 11.4)	8.6 (3.6 to 16.9)	8.6 (3.6 to 19.4)	6.5 (2 to 16.4)	5.2 (2 to 16.4)	3 (2.2 to 16.3)	3 (2 to 16.3)	2.4 (2 to 16.3)	2.4 (2 to 13.9)	2.4 (2 to 13.9)	2.4 (2 to 13.9)	3.8 (1 to 13.9)	3.5 (1 to 5.1)	3.5 (1 to 5.1)	1.6 (0 to 3.4)	0.7 (0 to 1.6)	86.9
Periodontal diseases	0 (0 to 0)	0 (0 to 0)	0 (0 to 0)	0 (0 to 0)	0 (0 to 0)	0.1 (0 to 1.5)	0.5 (0 to 4.3)	1.4 (1.2 to 9.4)	2.6 (2 to 16.4)	1.6 (0.8 to 22)	1.4 (0.7 to 22)	0.8 (0.4 to 22)	0.8 (0.4 to 22)	0.6 (0.3 to 22)	0.6 (0.3 to 22)	0.6 (0.3 to 22)	0.6 (0.3 to 22)	0.6 (0.3 to 22)	0.6 (0.3 to 22)	0.6 (0.3 to 22)	0.6 (0.3 to 22)	0.6 (0.3 to 22)	139
Other oral disorders	0 (0 to 0)	0 (0 to 0)	0 (0 to 0)	0.4 (0.4 to 9.1)	2.6 (0.8 to 7.9)	7.7 (3 to 8)	10.5 (4 to 12.3)	14.5 (7 to 19)	13.7 (9 to 21.9)	11.8 (6 to 19.2)	10.7 (6 to 17.3)	11.2 (6 to 17.3)	11.2 (6 to 17.3)	11.4 (6 to 17.2)	12 (6 to 18.5)	12.2 (7 to 18)	12.2 (6.2 to 18.5)	7.4 (5.2 to 13)	4.4 (3 to 9.8)	3.5 (2.1 to 5.4)	0.6 (0 to 1.1)	0.2 (0 to 0.4)	150
Sudden infant death syndrome	..	49.7 (4.4 to 16.3)	49.7 (23 to 73.4)	..	..	..	..	..	..	..	..	..	..	..	..	..	..	..	..	..	..	..	..	NA
Injuries	1.6 (1.2 to 2.1)	2.5 (1.9 to 3.3)	19.5 (12.4 to 39.2)	49.9 (39.9 to 61.7)	83.7 (67.9 to 103)	99.2 (74.4 to 123)	273 (227 to 318)	466 (362 to 566)	514 (433 to 604)	484 (407 to 566)	439 (365 to 523)	496 (406 to 601)	548 (451 to 664)	449 (361 to 562)	403 (320 to 502)	327 (259 to 407)	276 (216 to 352)	260 (201 to 336)	242 (191 to 307)	223 (170 to 275)	153 (103 to 186)	72 (37 to 87)	20.2 (16.5 to 24.5)	5,930
Transport injuries	0.1 (0.1 to 0.1)	0.2 (0.1 to 0.2)	1.1 (0.7 to 1.8)	4.6 (4.6 to 10.7)	10.6 (10.2 to 25.2)	17.5 (12.3 to 22.7)	57.1 (57.8 to 119)	141 (110 to 177)	139 (99.2 to 191)	88 (74 to 117)	82 (52.3 to 114)	71.5 (54.1 to 99.1)	71.5 (54.1 to 99.1)	61.6 (39 to 93)	77.7 (53.2 to 79.4)	61.6 (43.5 to 66.3)	62.3 (50.7 to 72.3)	35.4 (28.4 to 42.2)	24.6 (19.4 to 30.3)	17.6 (14.1 to 21.9)	9.2 (7.2 to 11.4)	3.4 (2.7 to 4.2)	1,050
Road injuries	0.1 (0 to 0.1)	0.1 (0 to 0.2)	1.1 (0.4 to 1.7)	6.5 (4.4 to 9.6)	17.7 (12.3 to 23.9)	16.3 (12.3 to 21.2)	37.4 (54.5 to 114)	73.4 (104 to 169)	119 (92.5 to 131)	86 (67.8 to 109)	61.4 (47.4 to 78.1)	65.7 (51.4 to 82.3)	65.7 (51.4 to 82.3)	71.5 (54.4 to 91.2)	71.5 (54.4 to 91.2)	71.5 (45.8 to 71.5)	39.9 (34.4 to 60.4)	32.2 (25.5 to 39.2)	22.6 (17.8 to 27.8)	16.4 (13.2 to 20.2)	9.6 (7.5 to 10.7)	2.2 (0.4 to 3.6)	929
Pedestrian road injuries	0 (0 to 0)	0 (0 to 0)	0.3 (0.2 to 0.5)	2.7 (2.4 to 5.6)	5.7 (4.5 to 13.9)	4.1 (4.1 to 9.6)	9.3 (10.2 to 19.3)	19.3 (19.2 to 37.3)	15.3 (10.8 to 21.2)	13.7 (9.8 to 19)	10.7 (8.9 to 14.1)	12.5 (9.4 to 16.7)	12.5 (9.4 to 16.7)	11.4 (10.6 to 21.5)	11.4 (8.1 to 15.2)	11.4 (7.5 to 12.3)	7.6 (5.9

SR Table 2a: Wakefield DALYS by cause and age group for males with 95% uncertainty intervals, 2019

Cause	Early Neonatal	Late Neonatal	Post Neonatal	1 to 4	5 to 9	10 to 14	15 to 19	20 to 24	25 to 29	30 to 34	35 to 39	40 to 44	45 to 49	50 to 54	55 to 59	60 to 64	65 to 69	70 to 74	75 to 79	80 to 84	85 to 89	90 to 94	95 plus	Total
All causes	2,000 (2,774–3,267)	1,000 (885 to 1,132)	2,000 (1,777–2,394)	3,000 (2,699–3,466)	1,000 (926 to 1,116)	1,000 (1,009–1,222)	2,000 (1,704–2,115)	3,000 (3,000–3,470)	3,000 (2,997–3,500)	3,000 (3,000–3,580)	3,000 (3,000–3,624)	3,000 (3,000–3,710)	3,000 (3,000–3,742)	3,000 (2,960–3,740)	3,000 (2,900–3,740)	3,000 (2,810–3,800)	3,000 (2,720–3,840)	3,000 (2,660–3,940)	3,000 (2,630–3,940)	3,000 (2,600–3,940)	3,000 (2,600–3,940)	3,000 (2,600–3,940)	3,000 (2,600–3,940)	56,000
Communicable, maternal, neonatal, and nutritional diseases	1,000 (1,000–1,000)	1,000 (1,000–1,000)	1,000 (1,000–1,000)

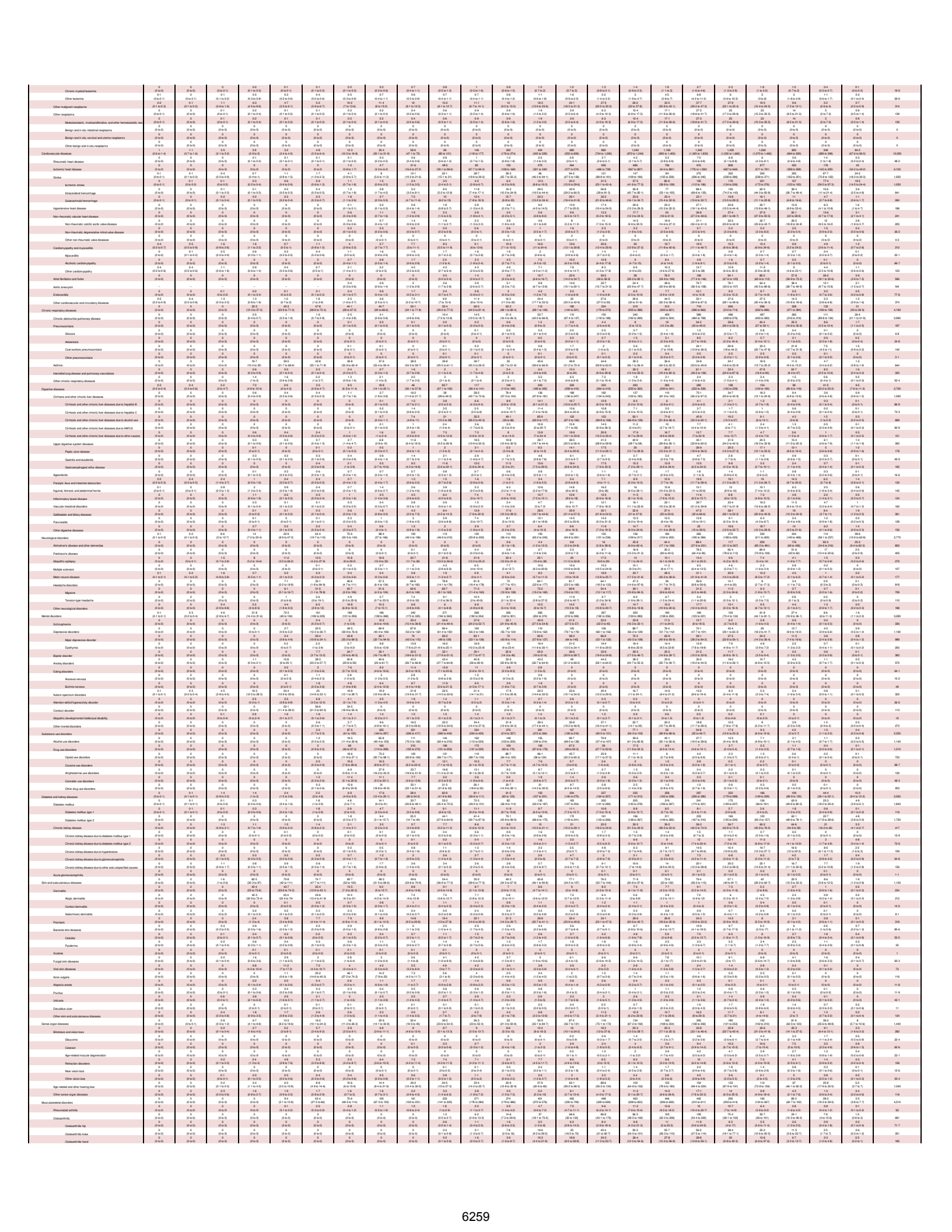

Osteoarthritis other	0 (0 to 0)	0 (0 to 0)	0 (0 to 0)	0 (0 to 0)	0 (0 to 0)	0 (0 to 0)	0 (0 to 0)	0 (0 to 0)	0 (0 to 0)	0 (0 to 0)	0 (0 to 2)	0.5 (0 to 1.3)	1 (0 to 3.1)	1-3 (0 to 3.1)	3-5 (1 to 8)	6-5 (2.7 to 14.2)	8-7 (3 to 19.7)	9-6 (4 to 21)	10-8 (5 to 22.6)	11-8 (5.8 to 24)	8-8 (4.3 to 19)	6-4 (2.2 to 13.1)	3-3 (1.7 to 7)	1-2 (0.4 to 2.4)	0-3 (0.1 to 6.1)	72-9
Low back pain	0 (0 to 0)	0 (0 to 0)	0 (0 to 0)	0 (0 to 0)	0-3 (2.8 to 11.3)	29-1 (16.9 to 48.1)	46-5 (28.9 to 76.5)	61-6 (38.4 to 98)	89-5 (52 to 138)	115 (65.8 to 174)	138 (80.6 to 210)	136 (84 to 210)	136 (81.6 to 209)	116 (70.9 to 186)	192 (116 to 299)	220 (146 to 353)	206 (136 to 303)	200 (131 to 296)	176 (112 to 261)	164 (103 to 251)	114 (70 to 171)	59-3 (46.2 to 109)	58-3 (19 to 83.4)	9-6 (2.3 to 31)	2-1 (0.1 to 7.8)	2,092
Neck pain	0 (0 to 0)	0 (0 to 0)	0 (0 to 0)	2-7 (0 to 9.9)	13-4 (5 to 34.5)	20-7 (10 to 37.4)	23-5 (11.7 to 44.7)	33-6 (17.1 to 63.1)	52-9 (26.1 to 97.5)	67-5 (34.3 to 119)	84-3 (39.2 to 151)	83-6 (39.3 to 150)	84-6 (39.3 to 150)	69-8 (33.3 to 124)	92-9 (46.5 to 171)	92-9 (46.3 to 174)	89-3 (45.1 to 162)	77-8 (40.4 to 133)	68-1 (36.4 to 112)	63-5 (36.1 to 107)	39-4 (20.7 to 71.1)	34-1 (11.9 to 44)	11-3 (4.6 to 19.7)	3-6 (1.4 to 6.3)	0-1 (0.4 to 1.3)	827
Gout	0 (0 to 0)	0 (0 to 0)	0 (0 to 0)	0 (0 to 0)	0 (0 to 0)	0 (0 to 0)	0 (0 to 0)	0 (0 to 0)	0 (0 to 1.2)	0 (0 to 1.2)	0 (0 to 1.2)	0 (0 to 1.2)	0 (0 to 1.2)	0 (0 to 1.2)	0 (0 to 1.2)	0 (0 to 1.2)	0 (0 to 1.2)	0 (0 to 1.2)	0 (0 to 1.2)	0 (0 to 1.2)	0 (0 to 1.2)	0 (0 to 1.2)	0 (0 to 1.2)	0 (0 to 1.2)	0 (0 to 1.2)	0 (0 to 1.2)	90-9
Other musculoskeletal disorders	0 (0 to 0)	0 (0 to 0)	0 (0 to 0)	0-2 (0 to 5.4)	0-4 (0.2 to 11)	7-6 (3.4 to 14)	10-3 (5.1 to 20.3)	9-3 (2.4 to 27.1)	39-3 (20.8 to 81.2)	69-7 (29.8 to 151)	64-4 (32 to 135)	61-1 (28.4 to 132)	70-9 (40.7 to 170)	62-5 (40.9 to 134)	77-8 (44.4 to 133)	77-8 (56.6 to 112)	65-2 (46.1 to 107)	45 (32.4 to 72)	65-2 (36.1 to 127)	45-9 (29.4 to 68.8)	30-6 (14.2 to 49)	16-9 (9.3 to 25.2)	5-5 (1.4 to 9)	1-2 (0.4 to 2.1)	0-3 (0.1 to 1.3)	749
Other non-communicable diseases	60-3 (54.6 to 126)	35-3 (24.5 to 51.6)	103 (73.3 to 144)	42-3 (26.4 to 62.2)	46-3 (26.7 to 67.7)	40-2 (26.7 to 64.9)	46-7 (26.1 to 81.9)	56 (40.3 to 75.4)	68-4 (47.9 to 91.3)	72-3 (52.5 to 102)	74-3 (49.6 to 117)	84-3 (52.5 to 127)	89-3 (56.1 to 137)	73 (51.7 to 118)	132 (91.7 to 190)	175 (126 to 240)	200 (145 to 283)	210 (145 to 288)	204 (150 to 282)	259 (193 to 344)	189 (140 to 252)	136 (103 to 174)	74-8 (56.2 to 96.2)	22-8 (14.9 to 33.7)	7-9 (4.9 to 10.5)	2,430
Congenital birth defects	77-2 (52.5 to 128)	29-2 (19.5 to 46.1)	91-2 (59.5 to 150)	39-1 (26.9 to 53.2)	19-8 (12.2 to 32.2)	17 (10.1 to 23.5)	17-9 (10.7 to 29.3)	16-2 (10.2 to 29.6)	15-8 (10.1 to 30.8)	15-7 (10.1 to 31)	15 (10.5 to 19.2)	12-9 (9.5 to 14.6)	10-3 (7.2 to 12.7)	9-4 (6.4 to 12.1)	17-8 (12.1 to 22.7)	16-7 (12.5 to 22.6)	13-6 (9.8 to 19.3)	9-8 (6.9 to 13.4)	11-8 (8.1 to 13.4)	8-8 (6.2 to 12.2)	6-4 (3.2 to 10.1)	3-3 (1.7 to 7)	0-5 (0.2 to 0.7)	0-1 (0.1 to 0.2)	0-3 (0.1 to 0.6)	417
Neural tube defects	6-2 (2.1 to 11.5)	1-8 (0.6 to 2.9)	4-9 (2 to 10.6)	0-6 (0.2 to 1.2)	0-7 (0.4 to 1.3)	0-9 (0.5 to 1.2)	1 (0.4 to 1.5)	1-1 (0.7 to 1.7)	1-3 (0.7 to 1.9)	1 (0.4 to 1.4)	0-9 (0.5 to 1.4)	0-9 (0.4 to 1.4)	0-9 (0.3 to 1.1)	0-6 (0.3 to 1)	0-9 (0.3 to 2.1)	0-4 (0.2 to 0.9)	0-2 (0.1 to 0.5)	0-2 (0.1 to 0.5)	0-1 (0.1 to 0.2)	0-1 (0 to 0.2)	0-1 (0 to 0.3)	0-1 (0 to 0.3)	0-1 (0 to 0.2)	0-1 (0 to 0.2)	0-1 (0 to 0.2)	27-3
Congenital heart anomalies	18 (9.5 to 28.4)	13-1 (7.4 to 22.1)	19-7 (10.5 to 38.7)	7-3 (4.1 to 13.6)	2-6 (1.5 to 4.6)	2-5 (1.5 to 4.6)	4-3 (2.5 to 8.7)	4-3 (2.7 to 6.6)	4-1 (2.7 to 6.4)	2-7 (1.6 to 4.2)	3-9 (2.3 to 5.8)	3-2 (2.2 to 5.2)	3-6 (2.3 to 5.2)	2-7 (1.8 to 3.7)	4-1 (2.4 to 6.1)	2-5 (1.6 to 3.7)	3-1 (1.9 to 5.1)	2-3 (1.3 to 4.2)	2 (1.2 to 3.4)	2-2 (1.1 to 3.5)	0-1 (0 to 0.3)	0-1 (0 to 0.2)	0-1 (0 to 0.1)	0-1 (0 to 0.1)	0-1 (0 to 0.1)	103
Orofacial clefts	0 (0 to 0)	0 (0 to 0)	0-2 (0 to 0.5)	0-3 (0 to 0.7)	0-3 (0 to 0.6)	0-2 (0 to 0.6)	0-2 (0 to 0.4)	0-2 (0 to 0.5)	0-2 (0 to 0.5)	0-2 (0 to 0.5)	0-2 (0 to 0.5)	0-2 (0 to 0.5)	0-2 (0 to 0.5)	0-2 (0 to 0.4)	0-3 (0 to 0.6)	0-3 (0 to 0.6)	0-3 (0 to 0.6)	0-2 (0 to 0.4)	0-2 (0 to 0.4)	0-2 (0 to 0.4)	0-1 (0 to 0.3)	0-1 (0 to 0.2)	0-1 (0 to 0.1)	0-1 (0 to 0.1)	0-1 (0 to 0.1)	3-9
Down syndrome	1-6 (0.4 to 3.1)	0-5 (0.2 to 0.9)	1-6 (0.6 to 2.5)	1-4 (0.6 to 2.5)	1-1 (0.6 to 1.7)	1-1 (0.7 to 1.6)	1-2 (0.6 to 1.6)	1-6 (0.8 to 2.2)	1-5 (1 to 2.2)	1-5 (1 to 2.2)	1-5 (0.9 to 2)	1-4 (0.9 to 2)	2-5 (1.4 to 3.4)	2-5 (1.6 to 3.4)	6 (2.9 to 7.4)	5-9 (3 to 9.1)	5-1 (2.4 to 9.5)	2-6 (1.3 to 4.2)	2-6 (1.3 to 4.2)	2-3 (1.1 to 4.2)	0-3 (0 to 0.9)	0-3 (0 to 0.9)	0-3 (0 to 0.9)	0-3 (0 to 0.9)	0-3 (0 to 0.9)	36-7
Turner syndrome	0 (0 to 0)	0 (0 to 0)	0 (0 to 0)	0 (0 to 0)	0 (0 to 0)	0 (0 to 0)	0 (0 to 0)	0 (0 to 0)	0 (0 to 0)	0 (0 to 0)	0 (0 to 0)	0 (0 to 0)	0 (0 to 0)	0 (0 to 0)	0 (0 to 0)	0 (0 to 0)	0 (0 to 0)	0 (0 to 0)	0 (0 to 0)	0 (0 to 0)	0 (0 to 0)	0 (0 to 0)	0 (0 to 0)	0 (0 to 0)	0 (0 to 0)	0 (0 to 0)	0
Klinefelter syndrome	0 (0 to 0)	0 (0 to 0)	0 (0 to 0)	0 (0 to 0)	0 (0 to 0)	0 (0 to 0)	0 (0 to 0)	0 (0 to 0)	0 (0 to 0)	0 (0 to 0)	0 (0 to 0)	0 (0 to 0)	0 (0 to 0)	0 (0 to 0)	0 (0 to 0)	0 (0 to 0)	0 (0 to 0)	0 (0 to 0)	0 (0 to 0)	0 (0 to 0)	0 (0 to 0)	0 (0 to 0)	0 (0 to 0)	0 (0 to 0)	0 (0 to 0)	0 (0 to 0)	0-3
Other chromosomal abnormalities	7-6 (3.9 to 16.4)	3 (1.6 to 5.6)	7-9 (4.5 to 20.2)	4-3 (2.8 to 9.6)	2-5 (1.4 to 3.5)	2-3 (1.4 to 3.5)	2-5 (1.6 to 3.4)	2-3 (1.4 to 3.3)	2 (1.3 to 3)	2-1 (1.3 to 3.1)	2 (1.2 to 3.1)	1-6 (0.9 to 2.5)	2-1 (1.1 to 3.1)	1-8 (1.1 to 2.8)	2-1 (1.1 to 3.2)	1-8 (0.9 to 2.7)	1-2 (0.6 to 1.4)	0-8 (0.3 to 1.4)	0-8 (0.2 to 0.9)	0-6 (0.2 to 0.9)	0-3 (0 to 0.7)	0-2 (0 to 0.4)	0-1 (0 to 0.2)	0-1 (0 to 0.2)	0-1 (0 to 0.2)	46-5
Congenital musculoskeletal and limb anomalies	2 (0.4 to 5.6)	0-9 (0.4 to 1.8)	3-1 (0.9 to 7.1)	0-6 (0.2 to 1.5)	0-6 (0.2 to 1.3)	0-7 (0.2 to 1.5)	3-5 (1.1 to 5.5)	2-1 (0.7 to 5.5)	3-8 (1.1 to 8)	2-6 (0.8 to 5.4)	3-6 (1.1 to 7.5)	2-5 (1.1 to 5.5)	2-4 (0.9 to 4.7)	2-3 (0.9 to 4.3)	4-3 (1.4 to 9.1)	3-6 (1.2 to 7.5)	3-1 (1.1 to 6.9)	1-8 (0.6 to 3.9)	2-5 (1.1 to 4.5)	1-8 (0.7 to 3.9)	0-9 (0.3 to 1.5)	0-5 (0.2 to 0.9)	0-2 (0.1 to 0.3)	0-1 (0 to 0.2)	0-1 (0 to 0.2)	76-1
Urogenital congenital anomalies	5-6 (2.4 to 9.7)	0-9 (0.4 to 2.7)	1-6 (0.6 to 4.1)	1-1 (0.6 to 1.9)	0-7 (0.3 to 1.5)	0-5 (0.2 to 1.2)	0-3 (0.2 to 0.9)	0-3 (0.2 to 0.9)	0-3 (0.2 to 0.9)	0-3 (0.2 to 0.9)	0-2 (0.1 to 0.5)	0-1 (0.1 to 0.2)	0-1 (0.1 to 0.2)	0-2 (0.1 to 0.5)	0-1 (0.1 to 0.2)	0-1 (0.1 to 0.2)	0-1 (0 to 0.2)	0-1 (0 to 0.2)	0-1 (0 to 0.2)	0-1 (0 to 0.2)	0-1 (0 to 0.2)	0-1 (0 to 0.2)	0-1 (0 to 0.2)	0-1 (0 to 0.2)	0-1 (0 to 0.2)	12-3
Digestive congenital anomalies	9-4 (5.7 to 14.4)	5-1 (1.6 to 8.2)	6-9 (2.8 to 16.9)	1-7 (1 to 4.6)	0-6 (0.4 to 1.8)	0-5 (0.2 to 0.9)	0-3 (0.2 to 0.6)	0-3 (0.2 to 0.6)	0-3 (0.2 to 0.6)	0-3 (0.2 to 0.6)	0-3 (0.2 to 0.6)	0-3 (0.2 to 0.6)	0-3 (0.2 to 0.6)	0-3 (0.2 to 0.6)	0-3 (0.2 to 0.6)	0-3 (0.2 to 0.6)	0-3 (0.2 to 0.6)	0-3 (0.2 to 0.6)	0-3 (0.2 to 0.6)	0-3 (0.2 to 0.6)	0-3 (0.2 to 0.6)	0-3 (0.2 to 0.6)	0-3 (0.2 to 0.6)	0-3 (0.2 to 0.6)	0-3 (0.2 to 0.6)	26-2
Other congenital birth defects	256-4 (144.7 to 449.9)	97-8 (74 to 125.3)	142 (41.6 to 511.1)	52 (21.4 to 94.1)	24-6 (17.6 to 41.2)	21-5 (17.6 to 34.2)	21-7 (16.9 to 41.5)	21-7 (16.6 to 45.6)	21-7 (16.4 to 47.3)	21-7 (16.4 to 47.3)	21-7 (16.4 to 47.3)	21-7 (16.4 to 47.3)	21-7 (16.4 to 47.3)	21-7 (16.4 to 47.3)	21-7 (16.4 to 47.3)	21-7 (16.4 to 47.3)	21-7 (16.4 to 47.3)	21-7 (16.4 to 47.3)	21-7 (16.4 to 47.3)	21-7 (16.4 to 47.3)	21-7 (16.4 to 47.3)	21-7 (16.4 to 47.3)	21-7 (16.4 to 47.3)	21-7 (16.4 to 47.3)	21-7 (16.4 to 47.3)	84-9
Urinary diseases and male infertility	0-1 (0 to 0.1)	0-2 (0 to 0.6)	0-5 (0 to 0.7)	0-4 (0 to 0.7)	0-4 (0 to 0.6)	0-4 (0 to 0.6)	0-4 (0 to 0.5)	0-4 (0 to 0.6)	0-3 (0 to 0.6)	0-3 (0 to 0.6)	0-4 (0 to 0.6)	0-4 (0 to 0.6)	0-4 (0 to 0.6)	0-4 (0 to 0.6)	0-5 (0 to 0.8)	0-5 (0 to 0.8)	0-5 (0 to 0.8)	0-4 (0 to 0.7)	0-4 (0 to 0.7)	0-4 (0 to 0.7)	0-3 (0 to 0.6)	0-3 (0 to 0.6)	0-3 (0 to 0.6)	0-3 (0 to 0.6)	0-3 (0 to 0.6)	0-3 (0 to 0.6)	407
Urolithiasis	0 (0 to 0)	0 (0 to 0)	0 (0 to 0)	0 (0 to 0.1)	0 (0 to 0.1)	0 (0 to 0.1)	0 (0 to 0.1)	0 (0 to 0.2)	0 (0 to 0.2)	0 (0 to 0.2)	0 (0 to 0.2)	0 (0 to 0.2)	0 (0 to 0.2)	0 (0 to 0.2)	0 (0 to 0.2)	0 (0 to 0.2)	0 (0 to 0.2)	0 (0 to 0.2)	0 (0 to 0.2)	0 (0 to 0.2)	0 (0 to 0.2)	0 (0 to 0.2)	0 (0 to 0.2)	0 (0 to 0.2)	0 (0 to 0.2)	0 (0 to 0.2)	37-4
Benign prostatic hyperplasia	0 (0 to 0)	0 (0 to 0)	0 (0 to 0)	0 (0 to 0)	0 (0 to 0)	0 (0 to 0)	0 (0 to 0)	0 (0 to 0)	0 (0 to 0)	0 (0 to 0)	0 (0 to 0)	0 (0 to 0)	0 (0 to 0)	0 (0 to 0)	0 (0 to 0)	0 (0 to 0)	0 (0 to 0)	0 (0 to 0)	0 (0 to 0)	0 (0 to 0)	0 (0 to 0)	0 (0 to 0)	0 (0 to 0)	0 (0 to 0)	0 (0 to 0)	0 (0 to 0)	141
Male infertility	0 (0 to 0)	0 (0 to 0)	0 (0 to 0)	0 (0 to 0)	0 (0 to 0)	0 (0 to 0)	0 (0 to 0)	0 (0 to 0.4)	0 (0 to 0.5)	0 (0 to 0.6)	0 (0 to 0.5)	0 (0 to 0.4)	0 (0 to 0.4)	0 (0 to 0.3)	0 (0 to 0.4)	0 (0 to 0.5)	0 (0 to 0.5)	0 (0 to 0.5)	0 (0 to 0.5)	0 (0 to 0.5)	0 (0 to 0.5)	0 (0 to 0.5)	0 (0 to 0.5)	0 (0 to 0.5)	0 (0 to 0.5)	0 (0 to 0.5)	13-3
Other urinary diseases	0-1 (0 to 0.1)	0-1 (0 to 0.1)	0-1 (0 to 0.2)	0-1 (0 to 0.2)	0-1 (0 to 0.1)	0-1 (0 to 0.2)	0-1 (0 to 0.2)	0-1 (0 to 0.3)	0-1 (0 to 0.3)	0-2 (0 to 0.5)	0-3 (0 to 0.8)	0-4 (0 to 1)	0-7 (0 to 1.6)	0-7 (0 to 1.6)	1-2 (0 to 3.2)	1-2 (0 to 3.2)	1-2 (0 to 3)	1-1 (0 to 3)	1-1 (0 to 2.5)	0-9 (0 to 2.2)	0-5 (0 to 1.5)	0-5 (0 to 1.4)	0-3 (0 to 1.2)	0-2 (0 to 0.6)	0-2 (0 to 0.6)	19-6
Gynecological diseases	0 (0 to 0)	0 (0 to 0)	0 (0 to 0)	0 (0 to 0)	0 (0 to 0)	0 (0 to 0)	0 (0 to 0)	0 (0 to 0)	0 (0 to 0)	0 (0 to 0)	0 (0 to 0)	0 (0 to 0)	0 (0 to 0)	0 (0 to 0)	0 (0 to 0)	0 (0 to 0)	0 (0 to 0)	0 (0 to 0)	0 (0 to 0)	0 (0 to 0)	0 (0 to 0)	0 (0 to 0)	0 (0 to 0)	0 (0 to 0)	0 (0 to 0)	0 (0 to 0)	0
Uterine fibroids	0 (0 to 0)	0 (0 to 0)	0 (0 to 0)	0 (0 to 0)	0 (0 to 0)	0 (0 to 0)	0 (0 to 0)	0 (0 to 0)	0 (0 to 0)	0 (0 to 0)	0 (0 to 0)	0 (0 to 0)	0 (0 to 0)	0 (0 to 0)	0 (0 to 0)	0 (0 to 0)	0 (0 to 0)	0 (0 to 0)	0 (0 to 0)	0 (0 to 0)	0 (0 to 0)	0 (0 to 0)	0 (0 to 0)	0 (0 to 0)	0 (0 to 0)	0 (0 to 0)	0
Polycystic ovarian syndrome	–	–	–	–	–	–	–	–	–	–	–	–	–	–	–	–	–	–	–	–	–	–	–	–	–	NA
Female infertility	–	–	–	–	–	–	–	–	–	–	–	–	–	–	–	–	–	–	–	–	–	–	–	–	–	NA
Endometriosis	–	–	–	–	–	–	–	–	–	–	–	–	–	–	–	–	–	–	–	–	–	–	–	–	–	NA
Genital prolapse	0 (0 to 0)	0 (0 to 0)	0 (0 to 0)	0 (0 to 0)	0 (0 to 0)	0 (0 to 0)	0 (0 to 0)	0 (0 to 0)	0 (0 to 0)	0 (0 to 0)	0 (0 to 0)	0 (0 to 0)	0 (0 to 0)	0 (0 to 0)	0 (0 to 0)	0 (0 to 0)	0 (0 to 0)	0 (0 to 0)	0 (0 to 0)	0 (0 to 0)	0 (0 to 0)	0 (0 to 0)	0 (0 to 0)	0 (0 to 0)	0 (0 to 0)	0 (0 to 0)	0
Premenstrual syndrome	–	–	–	–	–	–	–	–	–	–	–	–	–	–	–	–	–	–	–	–	–	–	–	–	–	NA
Other gynecological diseases	0 (0 to 0)	0 (0 to 0)	0 (0 to 0)	0 (0 to 0)	0 (0 to 0)	0 (0 to 0)	0 (0 to 0)	0 (0 to 0)	0 (0 to 0)	0 (0 to 0)	0 (0 to 0)	0 (0 to 0)	0 (0 to 0)	0 (0 to 0)	0 (0 to 0)	0 (0 to 0)	0 (0 to 0)	0 (0 to 0)	0 (0 to 0)	0 (0 to 0)	0 (0 to 0)	0 (0 to 0)	0 (0 to 0)	0 (0 to 0)	0 (0 to 0)	0 (0 to 0)	0
Hemoglobinopathies and hemolytic anemias	0-1 (0 to 0.1)	0-2 (0.1 to 0.3)	0-5 (0.2 to 1.7)	0-8 (0.5 to 0.9)	2-4 (0.4 to 9.6)	1-3 (0.4 to 3.2)	0-9 (0.4 to 2.1)	1-3 (0.6 to 2.6)	1-2 (0.6 to 2.4)	1-5 (0.6 to 3.4)	1-3 (0.7 to 3)	1-1 (0.4 to 2.4)	1-1 (0.4 to 2.6)	1-1 (0.7 to 2.2)	1-1 (0.6 to 2.2)	1-4 (0.8 to 2.8)	2-1 (1 to 4.8)	1-6 (0.8 to 4.2)	2-1 (1.2 to 4.6)	2-4 (1.6 to 6.4)	1-9 (1.1 to 3.1)	1-7 (1.1 to 2.7)	1-2 (0.7 to 1.9)	0-6 (0.4 to 0.9)	0-1 (0.1 to 0.3)	28-9
Thalassemias	0 (0 to 0)	0 (0 to 0)	0-1 (0 to 0.1)	0-1 (0 to 0.1)	0 (0 to 0)	0 (0 to 0)	0 (0 to 0)	0 (0 to 0)	0 (0 to 0)	0 (0 to 0)	0 (0 to 0)	0 (0 to 0)	0 (0 to 0)	0 (0 to 0)	0 (0 to 0)	0 (0 to 0)	0 (0 to 0)	0 (0 to 0)	0 (0 to 0)	0 (0 to 0)	0 (0 to 0)	0 (0 to 0)	0 (0 to 0)	0 (0 to 0)	0 (0 to 0)	0 (0 to 0)	0-3
Thalassemias trait	0 (0 to 0)	0-1 (0 to 0.5)	0-5 (0 to 2.1)	0-7 (0 to 1.4)	0-3 (0 to 0.9)	0-2 (0 to 0.5)	0-2 (0 to 0.5)	0-1 (0 to 0.3)	0-2 (0 to 0.5)	0-2 (0 to 0.5)	0-2 (0 to 0.5)	0-1 (0 to 0.3)	0-1 (0 to 0.3)	0-1 (0 to 0.3)	0-1 (0 to 0.3)	0-2 (0 to 0.5)	0-2 (0 to 0.5)	0-1 (0 to 0.5)	0-1 (0 to 0.5)	0-1 (0 to 0.5)	0-1 (0 to 0.3)	0-1 (0 to 0.3)	0-1 (0 to 0.3)	0-1 (0 to 0.3)	0-1 (0 to 0.3)	0-1 (0 to 0.3)	3-1
Sickle cell disorders	0 (0 to 0)	0-2 (0 to 0.7)	0-4 (0 to 0.7)	0-3 (0 to 0.5)	0-2 (0 to 0.4)	0-2 (0 to 0.4)	0-4 (0 to 0.6)	0-3 (0 to 0.5)	0-3 (0 to 0.5)	0-2 (0 to 0.4)	0-2 (0 to 0.4)	0-1 (0 to 0.3)	0-1 (0 to 0.2)	0-1 (0 to 0.2)	0-1 (0 to 0.2)	0-1 (0 to 0.2)	0-1 (0 to 0.2)	0-1 (0 to 0.2)	0-1 (0 to 0.2)	0-1 (0 to 0.2)	0-1 (0 to 0.2)	0-1 (0 to 0.2)	0-1 (0 to 0.2)	0-1 (0 to 0.2)	0-1 (0 to 0.2)	0-1 (0 to 0.2)	2-9
Sickle cell trait	0 (0 to 0)	0-1 (0 to 0.4)	0-4 (0 to 1.8)	0-3 (0 to 0.3)	0-2 (0 to 1.2)	0-2 (0 to 0.5)	0-3 (0 to 0.6)	0-2 (0 to 0.5)	0-2 (0 to 0.5)	0-2 (0 to 0.5)	0-2 (0 to 0.6)	0-1 (0 to 0.4)	0-1 (0 to 0.3)	0-1 (0 to 0.3)	0-1 (0 to 0.3)	0-1 (0 to 0.3)	0-1 (0 to 0.3)	0-1 (0 to 0.3)	0-1 (0 to 0.3)	0-1 (0 to 0.3)	0-1 (0 to 0.3)	0-1 (0 to 0.3)	0-1 (0 to 0.3)	0-1 (0 to 0.3)	0-1 (0 to 0.3)	0-1 (0 to 0.3)	2-4
G6PD deficiency	0 (0 to 0)	0 (0 to 0)	0-1 (0 to 0.1)	0-1 (0 to 0.2)	0-1 (0 to 0.2)	0-2 (0 to 0.2)	0-3 (0 to 0.5)	0-2 (0 to 0.4)	0-2 (0 to 0.4)	0-2 (0 to 0.4)	0-3 (0 to 0.6)	0-3 (0 to 0.5)	0-3 (0 to 0.5)	0-3 (0 to 0.5)	0-5 (0 to 0.7)	0-5 (0 to 0.7)	0-5 (0 to 0.7)	0-4 (0 to 0.6)	0-3 (0 to 0.5)	0-3 (0 to 0.5)	0-2 (0 to 0.4)	0-1 (0 to 0.3)	0-1 (0 to 0.2)	0-1 (0 to 0.2)	0-1 (0 to 0.2)	0-1 (0 to 0.2)	5-8
G6PD trait	0 (0 to 0)	0 (0 to 0)	0 (0 to 0)	0 (0 to 0)	0 (0 to 0)	0 (0 to 0)	0 (0 to 0)	0 (0 to 0)	0 (0 to 0)	0 (0 to 0)	0 (0 to 0)	0 (0 to 0)	0 (0 to 0)	0 (0 to 0)	0 (0 to 0)	0 (0 to 0)	0 (0 to 0)	0 (0 to 0)	0 (0 to 0)	0 (0 to 0)	0 (0 to 0)	0 (0 to 0)	0 (0 to 0)	0 (0 to 0)	0 (0 to 0)	0 (0 to 0)	0
Other hemoglobinopathies and hemolytic anemias	0-1 (0 to 0.1)	0-1 (0 to 0.2)	0-4 (0 to 1.8)	0-6 (0.2 to 0.8)	0-4 (0 to 1.1)	0-2 (0.1 to 0.6)	0-3 (0.1 to 0.9)	0-3 (0.1 to 0.9)	0-3 (0.2 to 0.9)	0-5 (0.2 to 1.4)	0-5 (0.2 to 1.4)	0-4 (0.2 to 1.2)	0-7 (0.3 to 1.8)	0-4 (0.2 to 1.2)	0-4 (0.2 to 1.1)	0-3 (0.1 to 0.9)	0-3 (0.1 to 0.9)	0-2 (0.1 to 0.5)	0-2 (0.1 to 0.5)	0-2 (0.1 to 0.5)	0-1 (0.1 to 0.3)	0-1 (0.1 to 0.3)	0-1 (0.1 to 0.3)	0-1 (0.1 to 0.3)	0-1 (0.1 to 0.3)	15-5
Endocrine, metabolic, blood, and immune disorders	2-9 (1.7 to 4.4)	2-5 (1.4 to 3.9)	10-7 (6.7 to 16.2)	10-4 (7.6 to 20.4)	14-8 (9.3 to 29.6)	17-8 (11.7 to 28.8)	20-9 (13.7 to 36.3)	36-4 (24.7 to 58.8)	31-4 (20.1 to 47.8)	22-9 (15.2 to 31.4)	40-2 (25.6 to 58.3)	45 (28.2 to 66.7)	49-7 (31.4 to 72)	44-6 (28.1 to 66.2)	56-2 (38.1 to 127)	96-9 (67.2 to 150)	94-5 (64.2 to 150)	98-5 (66.8 to 152)	101 (68.5 to 148)	92-6 (63.5 to 140)	84-2 (57.1 to 130)	52-3 (37.1 to 77.2)	23 (16.5 to 33.8)	3-3 (2.1 to 5.2)	0-6 (0.4 to 1)	929
Oral disorders	0 (0 to 0)	0-6 (0.1 to 2.6)	4-6 (1.2 to 12.7)	2-5 (0.7 to 6.1)	0-6 (0.1 to 1.7)	0-7 (0.1 to 1.3)	0-7 (0.1 to 1.4)	0-6 (0.1 to 1.4)	0-7 (0.1 to 1.4)	0-7 (0.1 to 1.4)	0-7 (0.1 to 1.4)	0-7 (0.1 to 1.4)	0-7 (0.1 to 1.4)	0-7 (0.1 to 1.4)	0-7 (0.1 to 1.4)	0-7 (0.1 to 1.4)	0-7 (0.1 to 1.4)	0-7 (0.1 to 1.4)	0-7 (0.1 to 1.4)	0-7 (0.1 to 1.4)	0-7 (0.1 to 1.4)	0-7 (0.1 to 1.4)	0-7 (0.1 to 1.4)	0-7 (0.1 to 1.4)	0-7 (0.1 to 1.4)	614
Caries of deciduous teeth	0 (0 to 0)	0 (0 to 0)	0 (0 to 0)	0 (0 to 0)	0 (0 to 0.1)	0 (0 to 0)	0 (0 to 0)	0 (0 to 0)	0 (0 to 0)	0 (0 to 0)	0 (0 to 0)	0 (0 to 0)	0 (0 to 0)	0 (0 to 0)	0 (0 to 0)	0 (0 to 0)	0 (0 to 0)	0 (0 to 0)	0 (0 to 0)	0 (0 to 0)	0 (0 to 0)	0 (0 to 0)	0 (0 to 0)	0 (0 to 0)	0 (0 to 0)	0 (0 to 0)	1-3
Caries of permanent teeth	0 (0 to 0)	0 (0 to 0)	0 (0 to 0)	0 (0 to 0)	2-7 (0 to 2.3)	2-7 (1.1 to 5.7)	3-7 (1.6 to 5.5)	3-4 (1.4 to 5.6)	3-7 (1.5 to 7.4)	3-4 (1.5 to 8)	3-4 (1.4 to 8)	3-4 (1.4 to 8)	3-4 (1.4 to 8)	3-4 (1.4 to 8)	3-5 (1.4 to 8)	3-5 (1.4 to 8)	3-5 (1.4 to 8)	3-5 (1.4 to 8)	3-5 (1.4 to 8)	3-5 (1.4 to 8)	3-5 (1.4 to 8)	3-5 (1.4 to 8)	3-5 (1.4 to 8)	3-5 (1.4 to 8)	3-5 (1.4 to 8)	3-5 (1.4 to 8)	52-4
Periodontal diseases	0 (0 to 0)	0 (0 to 0)	0 (0 to 0)	0 (0 to 0)	0 (0 to 0)	0 (0 to 0)	0 (0 to 0)	0-6 (0 to 2.1)	1-6 (0.5 to 4)	2-1 (1 to 5.1)	1-8 (0.9 to 4.5)	1-6 (0.9 to 4.1)	1-6 (0.8 to 4.2)	1-6 (0.8 to 4.2)	1-6 (0.8 to 4.2)	1-6 (0.8 to 4.2)	1-6 (0.8 to 4.2)	1-6 (0.8 to 4.2)	1-6 (0.8 to 4.2)	1-6 (0.8 to 4.2)	1-6 (0.8 to 4.2)	1-6 (0.8 to 4.2)	1-6 (0.8 to 4.2)	1-6 (0.8 to 4.2)	1-6 (0.8 to 4.2)	1-6 (0.8 to 4.2)	91-8
Other oral disorders	0 (0 to 0)	0 (0 to 0)	0 (0 to 0)	0-3 (1 to 5.2)	0-6 (1.7 to 4.6)	0-8 (1.6 to 4.4)	0-8 (2.2 to 4)	0-8 (2.6 to 7.5)	0-8 (2.5 to 9.1)	0-8 (2.5 to 9.1)	0-8 (2.5 to 9.1)	0-8 (2.5 to 9.1)	0-8 (2.5 to 9.1)	0-8 (2.5 to 9.1)	0-8 (2.5 to 9.1)	0-8 (2.5 to 9.1)	0-8 (2.5 to 9.1)	0-8 (2.5 to 9.1)	0-8 (2.5 to 9.1)	0-8 (2.5 to 9.1)	0-8 (2.5 to 9.1)	0-8 (2.5 to 9.1)	0-8 (2.5 to 9.1)	0-8 (2.5 to 9.1)	0-8 (2.5 to 9.1)	86-9
Sudden infant death syndrome	2-4 (2.5 to 5.4)	20-2 (16.1 to 24.9)	–	–	–	–	–	–	–	–	–	–	–	–	–	–	–	–	–	–	–	–	–	–	–	NA
Inju

SR Table 2a: Rotherham DALYS by cause and age group for males with 95% uncertainty intervals, 2019

Cause	Early Neonatal	Late Neonatal	Post Neonatal	1 to 4	5 to 9	10 to 14	15 to 19	20 to 24	25 to 29	30 to 34	35 to 39	40 to 44	45 to 49	50 to 54	55 to 59	60 to 64	65 to 69	70 to 74	75 to 79	80 to 84	85 to 89	90 to 94	95 plus	Total
All causes	232 (169 to 313)	1,100 (900 to 1,330)	1,700 (1,500 to 2,070)	2,270 (2,020 to 2,560)	1,190 (1,060 to 1,340)	1,060 (940 to 1,200)	1,210 (1,060 to 1,370)	1,610 (1,420 to 1,810)	2,160 (1,940 to 2,410)	2,810 (2,530 to 3,120)	3,610 (3,250 to 4,000)	4,610 (4,150 to 5,110)	5,980 (5,380 to 6,630)	7,810 (7,020 to 8,660)	9,980 (8,970 to 11,100)	12,900 (11,600 to 14,300)	16,200 (14,600 to 17,900)	19,200 (17,300 to 21,200)	21,500 (19,400 to 23,800)	22,800 (20,600 to 25,200)	22,200 (19,900 to 24,500)	16,600 (14,800 to 18,300)	45,100 (40,400 to 49,800)
Communicable, maternal, neonatal, and nutritional diseases	232 (171 to 313)	1,100 (900 to 1,330)	1,700 (1,500 to 2,070)	2,270 (2,020 to 2,560)	1,190 (1,060 to 1,340)	1,060 (940 to 1,200)	1,210 (1,060 to 1,370)	1,610 (1,420 to 1,810)	2,160 (1,940 to 2,410)	2,810 (2,530 to 3,120)	3,610 (3,250 to 4,000)	4,610 (4,150 to 5,110)	5,980 (5,380 to 6,630)	7,810 (7,020 to 8,660)	9,980 (8,970 to 11,100)	12,900 (11,600 to 14,300)	16,200 (14,600 to 17,900)	19,200 (17,300 to 21,200)	21,500 (19,400 to 23,800)	22,800 (20,600 to 25,200)	22,200 (19,900 to 24,500)	16,600 (14,800 to 18,300)	45,100 (40,400 to 49,800)
HIV/AIDS and sexually transmitted infections	5.4 (1.5 to 12.3)	2 (0.4 to 4.4)	3 (0.9 to 7.1)	0.2 (0.1 to 0.3)	0.1 (0.1 to 0.1)	0.1 (0.1 to 0.1)	0.1 (0.1 to 0.2)	0.3 (0.2 to 0.5)	0.9 (0.6 to 1.2)	1.7 (1.2 to 2.2)	2.3 (1.6 to 3.2)	2.2 (1.4 to 3)	2.7 (2 to 3.4)	2.5 (1.7 to 3.1)	2.5 (1.5 to 3.2)	1.8 (1.3 to 2.4)	1.5 (1 to 2.2)	1.2 (0.8 to 1.9)	0.8 (0.4 to 1.4)	0.4 (0.2 to 0.7)	0.1 (0.1 to 0.2)	0.1 (0 to 0.1)	29.5 (15 to 49)
HIV/AIDS	0 (0 to 0)	0 (0 to 0)	0 (0 to 0.2)	0.1 (0 to 0.1)	0.1 (0 to 0.1)	0.1 (0 to 0.1)	0.1 (0.1 to 0.1)	0.2 (0.2 to 0.3)	0.7 (0.5 to 0.9)	1.4 (1 to 1.9)	1.9 (1.4 to 2.6)	2.3 (1.6 to 3)	2.7 (1.9 to 3.5)	2.5 (1.7 to 3.2)	2.5 (1.6 to 3.1)	1.8 (1.2 to 2.4)	1.5 (1 to 2.1)	1.2 (0.8 to 1.9)	0.8 (0.4 to 1.4)	0.4 (0.2 to 0.7)	0.2 (0.1 to 0.3)	0 (0 to 0)	15.6 (9 to 25)
HIV/AIDS - Drug-susceptible Tuberculosis	0 (0 to 0)	0 (0 to 0)	0 (0 to 0)	0 (0 to 0)	0 (0 to 0)	0 (0 to 0)	0 (0 to 0)	0 (0 to 0)	0 (0 to 0.1)	0.2 (0.1 to 0.3)	0.2 (0.1 to 0.4)	0.2 (0.1 to 0.4)	0.2 (0.1 to 0.4)	0.2 (0.1 to 0.3)	0.1 (0 to 0.2)	0.1 (0 to 0.2)	0.1 (0 to 0.2)	0.1 (0 to 0.2)	0.1 (0 to 0.2)	0 (0 to 0.1)	0 (0 to 0)	0 (0 to 0)	1.6 (0.9 to 2.6)
HIV/AIDS - Multidrug-resistant Tuberculosis without extensive dr...	0 (0 to 0)	0 (0 to 0)	0 (0 to 0)	0 (0 to 0)	0 (0 to 0)	0 (0 to 0)	0 (0 to 0)	0 (0 to 0)

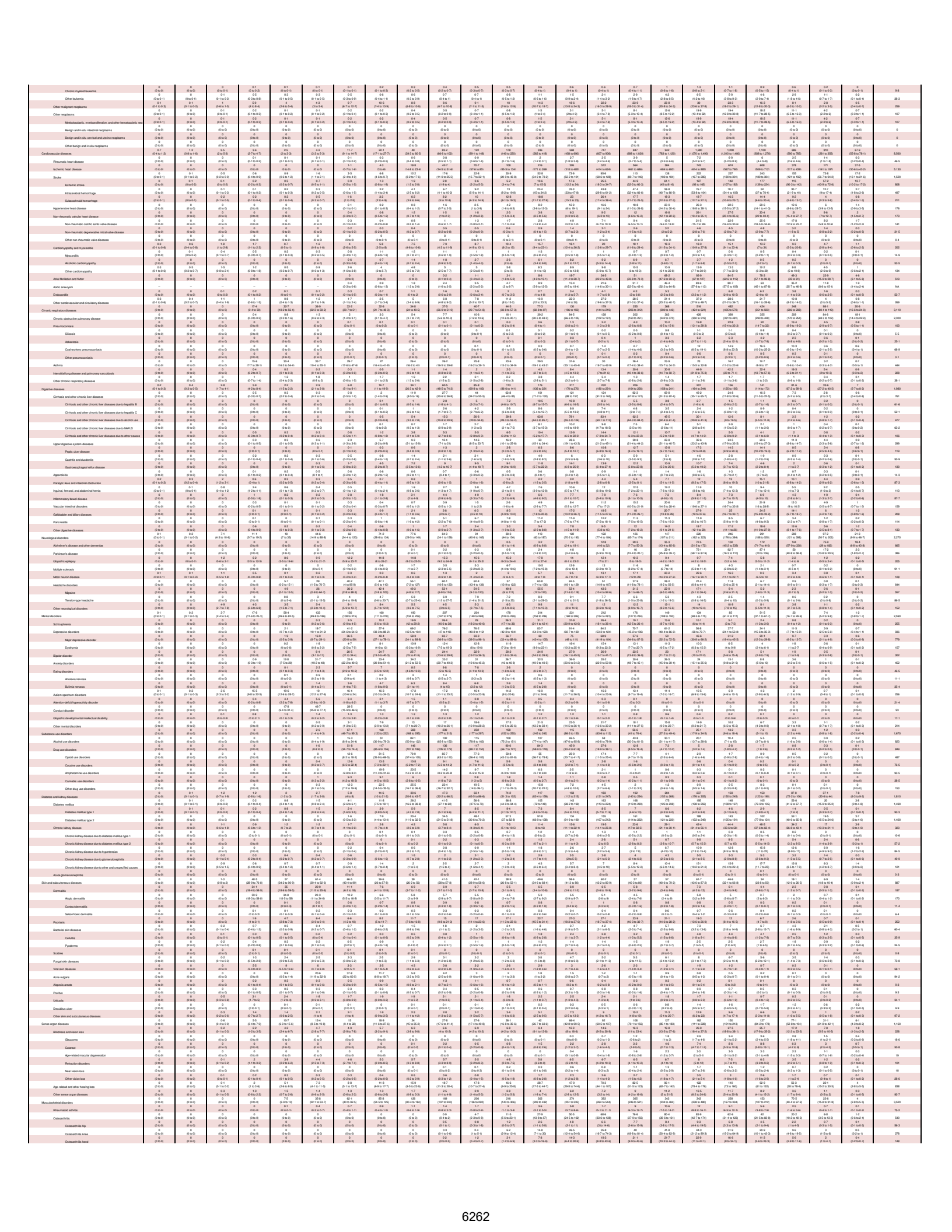

Osteoarthritis other	0 (0 to 0)	0 (0 to 0)	0 (0 to 0)	0 (0 to 0)	0 (0 to 0)	0 (0 to 0)	0 (0 to 0)	0 (0 to 0)	0 (0 to 0)	0 (0 to 0)	0 (0 to 1)	0.4 (0 to 1)	1 (0.4 to 2.4)	2.7 (1.1 to 5.4)	4.9 (2.2 to 10.5)	6.9 (3.0 to 14.8)	7.6 (3.4 to 16.4)	8.4 (4.1 to 17.0)	9.3 (4.6 to 19.8)	7.3 (3.4 to 15.2)	5.3 (2.7 to 10.4)	2.6 (1.4 to 5.6)	1 (0.5 to 2.1)	0.2 (0.1 to 0.4)	59.1
Low back pain	0 (0 to 0)	0 (0 to 0)	0 (0 to 0)	0 (0 to 0)	0.1 (2.2 to 9.2)	24 (14.2 to 38.1)	29 (22.3 to 40.9)	30.2 (26.1 to 35.1)	29.7 (25.6 to 34)	27.5 (23.5 to 32)	25.2 (21.4 to 29.5)	23.1 (19.5 to 27.1)	21.1 (17.6 to 25.1)	19.2 (15.8 to 23.1)	17.4 (14.1 to 21.2)	15.8 (12.7 to 19.5)	14.4 (11.5 to 18.1)	13.2 (10.4 to 17.1)	12.2 (9.6 to 16.2)	11.4 (9.1 to 15.4)	10.8 (8.8 to 14.7)	10.4 (8.6 to 14.2)	10.2 (8.5 to 13.9)	10.1 (8.5 to 13.8)	1,630
Neck pain	0 (0 to 0)	0 (0 to 0)	0 (0 to 0)	0 (0 to 0)	2.2 (0.4 to 4.7)	11.1 (5.7 to 20.3)	17 (9.3 to 28.9)	19.4 (9.5 to 34.7)	20.4 (9.5 to 37.1)	20.1 (8.9 to 37.3)	18.9 (8.2 to 35.9)	17.2 (7.4 to 33.3)	15.4 (6.5 to 30.7)	13.6 (5.7 to 27.9)	11.9 (5.1 to 25.1)	10.4 (4.6 to 22.5)	9.2 (4.3 to 20.1)	8.4 (4.3 to 17.6)	7.9 (4.3 to 15.5)	7.8 (4.3 to 14.7)	8.1 (4.5 to 14.7)	8.6 (4.8 to 15.2)	9.1 (5.1 to 16.2)	9.6 (5.4 to 16.9)	693
Gout	0 (0 to 0)	0 (0 to 0)	0 (0 to 0)	0 (0 to 0)	0 (0 to 0)	0 (0 to 0)	0 (0 to 0)	0 (0 to 0)	0 (0 to 0)	0 (0 to 0)	0 (0 to 0)	0 (0 to 0)	0 (0 to 0)	0 (0 to 0)	0 (0 to 0)	0 (0 to 0)	0 (0 to 0)	0 (0 to 0)	0 (0 to 0)	0 (0 to 0)	0 (0 to 0)	0 (0 to 0)	0 (0 to 0)	0 (0 to 0)	0 (0 to 0)	73.1
Other musculoskeletal disorders	0 (0 to 0)	0 (0 to 0)	0 (0 to 0)	0 (0 to 0)	0.2 (0.1 to 0.5)	0 (0 to 0)	0 (0 to 11.2)	14.7 (7.9 to 22.5)	28 (13.4 to 45.2)	37.6 (22 to 58.8)	45.7 (24.4 to 68.2)	50.7 (29.2 to 69)	53.4 (32.2 to 69.5)	53.7 (32.7 to 69.2)	52.7 (32.4 to 68.2)	50.7 (32.4 to 65.6)	47.9 (31.2 to 62.5)	44.3 (29.2 to 57.9)	40.2 (26.9 to 52.9)	32 (21.2 to 42.1)	19.5 (12.9 to 25.2)	8.6 (5.6 to 11.2)	2.9 (1.9 to 4.9)	0.6 (0.2 to 1.1)	542
Other non-communicable diseases	64.3 (40.6 to 106)	37.5 (29.4 to 61.1)	95.5 (64.9 to 139)	24.4 (16.2 to 37.2)	22.1 (15.2 to 45.6)	30.8 (24.3 to 47.7)	25.7 (21.3 to 36.7)	28.3 (25.3 to 32.7)	28.5 (25.3 to 32.3)	29.3 (25.8 to 33.1)	29.9 (26.2 to 33.9)	29.4 (26.2 to 33.5)	28.4 (25.2 to 32.5)	26.9 (23.7 to 31.2)	25.1 (22.1 to 29.5)	23.1 (20.4 to 27.5)	21.1 (18.6 to 25.6)	19.2 (16.9 to 23.7)	17.5 (15.4 to 21.9)	16.1 (14.2 to 20.3)	15.1 (13.3 to 19.1)	14.5 (12.8 to 18.4)	14.1 (12.4 to 17.9)	13.9 (12.3 to 17.6)	1,810
Congenital birth defects	62.2 (38.5 to 104)	33.7 (24.9 to 44.5)	63 (41.1 to 92.1)	26.2 (17.4 to 39.2)	16.2 (11.6 to 22.3)	14.9 (10.7 to 20.2)	13.6 (10.4 to 21.4)	15.2 (11.3 to 20.1)	13.1 (10.7 to 18)	13.5 (10.1 to 17.2)	13.5 (10.1 to 17.2)	13 (9.4 to 16.9)	11.8 (9.1 to 15.6)	10.4 (8.9 to 14.4)	9.1 (8.9 to 14.4)	15.8 (14.2 to 21.9)	15.5 (14.2 to 21.9)	12.6 (8.6 to 18.7)	8.9 (4.9 to 12.5)	2.6 (0.6 to 4)	1.5 (0.6 to 2.4)	0.9 (0.5 to 1.4)	0.4 (0.2 to 0.6)	0.1 (0 to 0.2)	382
Neural tube defects	4.7 (2 to 9)	2 (1 to 3.6)	4.3 (1.6 to 8.9)	4.9 (2.4 to 9.1)	0.6 (0.4 to 0.9)	0.7 (0.4 to 1.2)	0.9 (0.4 to 1.7)	1.1 (0.4 to 1.7)	1.1 (0.4 to 1.6)	0.9 (0.5 to 1.3)	0.7 (0.4 to 1.2)	0.5 (0.3 to 0.9)	0.5 (0.2 to 0.9)	0.5 (0.2 to 0.9)	0.3 (0.1 to 0.6)	0.2 (0.1 to 0.5)	0.1 (0.1 to 0.3)	0 (0 to 0.1)	0 (0 to 0.1)	0 (0 to 0.1)	0 (0 to 0.1)	0 (0 to 0.1)	0 (0 to 0.1)	0 (0 to 0.1)	23.5
Congenital heart anomalies	16.1 (8.9 to 29.4)	16.4 (11.4 to 23.7)	24.2 (14.3 to 40.6)	9.5 (4.9 to 19.7)	2.7 (1.4 to 5)	2.6 (1.7 to 4.1)	4.8 (2.9 to 7.1)	4.8 (2.9 to 7)	4.1 (2.7 to 6.8)	3.8 (2.3 to 5.4)	3.6 (2.3 to 5.4)	3.6 (1.9 to 5.7)	3.8 (1.9 to 5.7)	4.1 (1.9 to 6.4)	4.1 (1.9 to 6.4)	2 (1.1 to 3.2)	2.6 (1.4 to 4.4)	2 (0.4 to 3.6)	1.2 (0.3 to 2.2)	0.2 (0.1 to 0.4)	0.1 (0 to 0.2)	0.1 (0 to 0.2)	0.1 (0 to 0.2)	0 (0 to 0.1)	109
Orofacial clefts	0 (0 to 1)	0 (0 to 0.3)	0.1 (0.1 to 0.3)	0.3 (0.1 to 0.6)	0.2 (0.1 to 0.4)	0.2 (0.1 to 0.4)	0.2 (0.1 to 0.4)	0.2 (0 to 0.4)	0.2 (0 to 0.4)	0.2 (0 to 0.4)	0.2 (0 to 0.4)	0.2 (0 to 0.3)	0.2 (0 to 0.3)	0.2 (0 to 0.4)	0.2 (0 to 0.4)	0.2 (0 to 0.4)	0.2 (0 to 0.4)	0.2 (0 to 0.4)	0.1 (0 to 0.3)	0.1 (0 to 0.3)	0.1 (0 to 0.3)	0.1 (0 to 0.3)	0.1 (0 to 0.3)	0.1 (0 to 0.3)	3.2
Down syndrome	2.1 (0.4 to 4.7)	0.8 (0.4 to 1.3)	2.5 (1.2 to 4.1)	1.8 (1 to 3)	1.2 (0.7 to 1.8)	1.1 (0.7 to 1.6)	1.2 (0.8 to 1.9)	1.4 (0.9 to 2.1)	1.6 (1 to 2.4)	1.6 (1 to 2.4)	1.7 (1 to 2.4)	1.7 (1 to 2.4)	1.7 (1 to 2.4)	1.7 (1 to 2.4)	1.7 (1 to 2.4)	1.7 (1 to 2.4)	1.7 (1 to 2.4)	1.7 (1 to 2.4)	1.7 (1 to 2.4)	1.7 (1 to 2.4)	1.7 (1 to 2.4)	1.7 (1 to 2.4)	1.7 (1 to 2.4)	1.7 (1 to 2.4)	44.1
Turner syndrome	0 (0 to 0)	0 (0 to 0)	0 (0 to 0)	0 (0 to 0)	0 (0 to 0)	0 (0 to 0)	0 (0 to 0)	0 (0 to 0)	0 (0 to 0)	0 (0 to 0)	0 (0 to 0)	0 (0 to 0)	0 (0 to 0)	0 (0 to 0)	0 (0 to 0)	0 (0 to 0)	0 (0 to 0)	0 (0 to 0)	0 (0 to 0)	0 (0 to 0)	0 (0 to 0)	0 (0 to 0)	0 (0 to 0)	0 (0 to 0)	0 (0 to 0)	0
Klinefelter syndrome	0 (0 to 0)	0 (0 to 0)	0 (0 to 0)	0 (0 to 0)	0 (0 to 0)	0 (0 to 0)	0 (0 to 0)	0 (0 to 0)	0 (0 to 0)	0 (0 to 0)	0 (0 to 0)	0 (0 to 0)	0 (0 to 0)	0 (0 to 0)	0 (0 to 0)	0 (0 to 0)	0 (0 to 0)	0 (0 to 0)	0 (0 to 0)	0 (0 to 0)	0 (0 to 0)	0 (0 to 0)	0 (0 to 0)	0 (0 to 0)	0 (0 to 0)	0.2
Other chromosomal abnormalities	4 (1.7 to 12.1)	2 (1 to 4.6)	2.3 (0.8 to 5)	3.2 (1 to 8.2)	2 (1 to 3.2)	1.9 (1.2 to 2.8)	1.6 (1.2 to 2.4)	1.6 (1.1 to 2.4)	1.5 (1.1 to 2.2)	1.5 (0.9 to 2.2)	1.5 (0.9 to 2.1)	1.4 (0.9 to 2)	1.1 (0.7 to 1.7)	1.3 (0.8 to 2)	1.1 (0.7 to 1.4)	0.7 (0.4 to 1.1)	0.4 (0.2 to 0.7)	0.3 (0.2 to 0.5)	0.2 (0.1 to 0.5)	0.1 (0 to 0.3)	0.1 (0 to 0.3)	0.1 (0 to 0.3)	0.1 (0 to 0.3)	0.1 (0 to 0.3)	21.2
Congenital musculoskeletal and limb anomalies	2.3 (1.1 to 7.8)	0.8 (0.5 to 1.4)	0.5 (0.3 to 0.9)	0.5 (0.3 to 0.8)	0.3 (0.2 to 0.6)	0.4 (0.2 to 0.6)	0.5 (0.3 to 0.8)	0.5 (0.3 to 0.8)	0.5 (0.3 to 0.7)	0.4 (0.2 to 0.6)	0.4 (0.2 to 0.6)	0.3 (0.2 to 0.5)	0.3 (0.2 to 0.5)	0.3 (0.2 to 0.5)	0.3 (0.2 to 0.5)	0.3 (0.2 to 0.5)	0.3 (0.2 to 0.5)	0.3 (0.2 to 0.5)	0.3 (0.2 to 0.5)	0.3 (0.2 to 0.5)	0.3 (0.2 to 0.5)	0.3 (0.2 to 0.5)	0.3 (0.2 to 0.5)	0.3 (0.2 to 0.5)	64.2
Urogenital congenital anomalies	4.5 (1.9 to 12)	1 (0.5 to 2.2)	1.8 (0.9 to 3.6)	0.6 (0.4 to 1)	0.4 (0.3 to 0.7)	0.3 (0.2 to 0.5)	0.3 (0.2 to 0.4)	0.3 (0.2 to 0.5)	0.3 (0.2 to 0.5)	0.2 (0.1 to 0.3)	0.2 (0.1 to 0.3)	0.2 (0.1 to 0.3)	0.1 (0.1 to 0.2)	0.1 (0.1 to 0.2)	0.1 (0.1 to 0.2)	0.1 (0.1 to 0.2)	0.1 (0.1 to 0.2)	0.1 (0.1 to 0.2)	0.1 (0.1 to 0.2)	0.1 (0.1 to 0.2)	0.1 (0.1 to 0.2)	0.1 (0.1 to 0.2)	0.1 (0.1 to 0.2)	0.1 (0.1 to 0.2)	11
Digestive congenital anomalies	9.9 (5.6 to 18.6)	5 (2.7 to 7)	3.6 (1.9 to 6.2)	1.2 (0.6 to 2.4)	0.6 (0.3 to 1.1)	0.5 (0.2 to 0.7)	0.6 (0.2 to 0.9)	0.6 (0.2 to 0.9)	0.5 (0.2 to 0.8)	0.5 (0.2 to 0.7)	0.5 (0.2 to 0.7)	0.4 (0.2 to 0.6)	0.4 (0.2 to 0.6)	0.4 (0.2 to 0.6)	0.4 (0.2 to 0.6)	0.4 (0.2 to 0.6)	0.4 (0.2 to 0.6)	0.4 (0.2 to 0.6)	0.4 (0.2 to 0.6)	0.4 (0.2 to 0.6)	0.4 (0.2 to 0.6)	0.4 (0.2 to 0.6)	0.4 (0.2 to 0.6)	0.4 (0.2 to 0.6)	28.4
Other congenital birth defects	19.6 (4.1 to 57.7)	2.8 (2.3 to 7.8)	3.2 (1.4 to 20.1)	3.6 (1.7 to 8.1)	3.6 (1.6 to 3.5)	3.6 (1.6 to 3.8)	3.6 (1.6 to 3.8)	3.6 (1.5 to 3.9)	3.6 (1.5 to 3.9)	3.6 (1.2 to 3.2)	3.6 (1.2 to 3.2)	3.6 (1.1 to 2.9)	3.6 (0.9 to 2.6)	3.6 (0.9 to 2.6)	3.6 (0.7 to 2.6)	3.6 (0.6 to 2.6)	3.6 (0.6 to 2.6)	3.6 (0.5 to 2)	3.6 (0.5 to 2)	3.6 (0.5 to 2)	3.6 (0.5 to 2)	3.6 (0.5 to 2)	3.6 (0.5 to 2)	3.6 (0.5 to 2)	66.9
Urinary diseases and male infertility	0 (0 to 0.1)	0 (0 to 0.2)	0.4 (0 to 0.9)	0.3 (0 to 0.6)	0.2 (0.2 to 0.4)	0.2 (0.2 to 0.4)	0.3 (0.1 to 0.6)	0.3 (0.2 to 0.6)	0.3 (0.2 to 0.6)	0.3 (0.2 to 0.6)	0.3 (0.2 to 0.6)	0.3 (0.2 to 0.6)	0.3 (0.2 to 0.6)	0.3 (0.2 to 0.6)	0.3 (0.2 to 0.6)	0.3 (0.2 to 0.6)	0.3 (0.2 to 0.6)	0.3 (0.2 to 0.6)	0.3 (0.2 to 0.6)	0.3 (0.2 to 0.6)	0.3 (0.2 to 0.6)	0.3 (0.2 to 0.6)	0.3 (0.2 to 0.6)	0.3 (0.2 to 0.6)	349
Urolithiasis	0 (0 to 0)	0 (0 to 0)	0 (0 to 0)	0 (0 to 0.1)	0 (0 to 0)	0 (0 to 0.1)	0 (0 to 0.1)	0 (0 to 0.1)	0 (0 to 0.1)	0 (0 to 0.1)	0 (0 to 0.1)	0 (0 to 0.1)	0 (0 to 0.1)	0 (0 to 0.1)	0 (0 to 0.1)	0 (0 to 0.1)	0 (0 to 0.1)	0 (0 to 0.1)	0 (0 to 0.1)	0 (0 to 0.1)	0 (0 to 0.1)	0 (0 to 0.1)	0 (0 to 0.1)	0 (0 to 0.1)	0 (0 to 0.1)	19.2
Benign prostatic hyperplasia	0 (0 to 0)	0 (0 to 0)	0 (0 to 0)	0 (0 to 0)	0 (0 to 0)	0 (0 to 0)	0 (0 to 0)	0 (0 to 0)	0 (0 to 0)	0 (0 to 0)	0 (0 to 0)	0 (0 to 0)	0 (0 to 0)	0 (0 to 0)	0 (0 to 0)	0 (0 to 0)	0 (0 to 0)	0 (0 to 0)	0 (0 to 0)	0 (0 to 0)	0 (0 to 0)	0 (0 to 0)	0 (0 to 0)	0 (0 to 0)	0 (0 to 0)	128
Male infertility	0 (0 to 0)	0 (0 to 0)	0 (0 to 0)	0 (0 to 0)	0 (0 to 0)	0 (0 to 0)	0 (0 to 0)	0 (0 to 0)	0.2 (0 to 3.4)	2.2 (0.5 to 5)	2.2 (0.5 to 5.7)	2.2 (0.4 to 6.1)	2.2 (0.4 to 6.1)	2.2 (0.4 to 6.1)	2.2 (0.4 to 5.5)	0 (0 to 0)	0 (0 to 0)	0 (0 to 0)	0 (0 to 0)	0 (0 to 0)	0 (0 to 0)	0 (0 to 0)	0 (0 to 0)	0 (0 to 0)	0 (0 to 0)	10.3
Other urinary diseases	0 (0 to 0.1)	0 (0 to 0.1)	0 (0 to 0.1)	0 (0 to 0.2)	0 (0 to 0.1)	0 (0 to 0.2)	0 (0 to 0.1)	0 (0 to 0.2)	0 (0 to 0.1)	0 (0 to 0.4)	0 (0 to 0.4)	0 (0 to 0.5)	0 (0 to 0.5)	0 (0 to 0.5)	0 (0 to 0.5)	0 (0 to 0.5)	0 (0 to 0.5)	0 (0 to 0.5)	0 (0 to 0.5)	0 (0 to 0.5)	0 (0 to 0.5)	0 (0 to 0.5)	0 (0 to 0.5)	0 (0 to 0.5)	0 (0 to 0.5)	17.2
Gynecological diseases	0 (0 to 0)	0 (0 to 0)	0 (0 to 0)	0 (0 to 0)	0 (0 to 0)	0 (0 to 0)	0 (0 to 0)	0 (0 to 0)	0 (0 to 0)	0 (0 to 0)	0 (0 to 0)	0 (0 to 0)	0 (0 to 0)	0 (0 to 0)	0 (0 to 0)	0 (0 to 0)	0 (0 to 0)	0 (0 to 0)	0 (0 to 0)	0 (0 to 0)	0 (0 to 0)	0 (0 to 0)	0 (0 to 0)	0 (0 to 0)	0 (0 to 0)	0
Uterine fibroids	0 (0 to 0)	0 (0 to 0)	0 (0 to 0)	0 (0 to 0)	0 (0 to 0)	0 (0 to 0)	0 (0 to 0)	0 (0 to 0)	0 (0 to 0)	0 (0 to 0)	0 (0 to 0)	0 (0 to 0)	0 (0 to 0)	0 (0 to 0)	0 (0 to 0)	0 (0 to 0)	0 (0 to 0)	0 (0 to 0)	0 (0 to 0)	0 (0 to 0)	0 (0 to 0)	0 (0 to 0)	0 (0 to 0)	0 (0 to 0)	0 (0 to 0)	0
Polycystic ovarian syndrome	..	..	..	..	..	..	..	..	..	..	..	..	..	..	..	..	..	..	..	..	..	..	..	..	..	NA
Female infertility	..	..	..	..	..	..	..	..	..	..	..	..	..	..	..	..	..	..	..	..	..	..	..	..	..	NA
Endometriosis	..	..	..	..	..	..	..	..	..	..	..	..	..	..	..	..	..	..	..	..	..	..	..	..	..	NA
Genital prolapse	0 (0 to 0)	0 (0 to 0)	0 (0 to 0)	0 (0 to 0)	0 (0 to 0)	0 (0 to 0)	0 (0 to 0)	0 (0 to 0)	0 (0 to 0)	0 (0 to 0)	0 (0 to 0)	0 (0 to 0)	0 (0 to 0)	0 (0 to 0)	0 (0 to 0)	0 (0 to 0)	0 (0 to 0)	0 (0 to 0)	0 (0 to 0)	0 (0 to 0)	0 (0 to 0)	0 (0 to 0)	0 (0 to 0)	0 (0 to 0)	0 (0 to 0)	0
Premenstrual syndrome	..	..	..	..	..	..	..	..	..	..	..	..	..	..	..	..	..	..	..	..	..	..	..	..	..	NA
Other gynecological diseases	0 (0 to 0)	0 (0 to 0)	0 (0 to 0)	0 (0 to 0)	0 (0 to 0)	0 (0 to 0)	0 (0 to 0)	0 (0 to 0)	0 (0 to 0)	0 (0 to 0)	0 (0 to 0)	0 (0 to 0)	0 (0 to 0)	0 (0 to 0)	0 (0 to 0)	0 (0 to 0)	0 (0 to 0)	0 (0 to 0)	0 (0 to 0)	0 (0 to 0)	0 (0 to 0)	0 (0 to 0)	0 (0 to 0)	0 (0 to 0)	0 (0 to 0)	0
Hemoglobinopathies and hemolytic anemias	0.8 (0 to 1.3)	0.1 (0 to 0.3)	0.4 (0.1 to 1.3)	1.3 (0.3 to 4.7)	1.9 (0.3 to 3.9)	0.5 (0.3 to 0.8)	0.6 (0.4 to 1.7)	0.7 (0.4 to 1.5)	0.9 (0.4 to 2.2)	0.9 (0.4 to 2.1)	0.8 (0.4 to 2.1)	0.7 (0.3 to 1.7)	0.7 (0.3 to 1.7)	0.7 (0.4 to 2.4)	0.9 (0.4 to 2.4)	1.4 (0.4 to 3.5)	1.1 (0.5 to 2.5)	1.3 (0.7 to 2.1)	1.5 (0.8 to 2.3)	1.3 (0.8 to 2.3)	1.2 (0.8 to 2.1)	1.1 (0.7 to 2)	0.7 (0.4 to 1.4)	0.4 (0.2 to 0.7)	19.3
Thalassemias	0 (0 to 0)	0 (0 to 0)	0 (0 to 0)	0 (0 to 0)	0 (0 to 0)	0 (0 to 0)	0 (0 to 0)	0 (0 to 0)	0 (0 to 0)	0 (0 to 0)	0 (0 to 0)	0 (0 to 0)	0 (0 to 0)	0 (0 to 0)	0 (0 to 0)	0 (0 to 0)	0 (0 to 0)	0 (0 to 0)	0 (0 to 0)	0 (0 to 0)	0 (0 to 0)	0 (0 to 0)	0 (0 to 0)	0 (0 to 0)	0 (0 to 0)	0.2
Thalassemias trait	0 (0 to 0)	0 (0 to 0.4)	0.6 (0 to 1.7)	0.6 (0 to 2.4)	0.3 (0 to 1.3)	0.3 (0 to 0.1)	0.1 (0 to 0.3)	0.1 (0 to 0.3)	0.1 (0 to 0.4)	0.1 (0 to 0.4)	0.1 (0 to 0.4)	0.1 (0 to 0.3)	0.1 (0 to 0.3)	0.1 (0 to 0.3)	0.2 (0 to 0.5)	0.2 (0 to 0.5)	0.1 (0 to 0.5)	0.1 (0 to 0.4)	0.1 (0 to 0.3)	0.1 (0 to 0.3)	0.1 (0 to 0.3)	0.1 (0 to 0.3)	0.1 (0 to 0.3)	0.1 (0 to 0.3)	2.6
Sickle cell disorders	0 (0 to 0)	0 (0 to 0.1)	0.1 (0 to 0.2)	0.2 (0 to 0.5)	0.1 (0 to 0.2)	0.2 (0 to 0.3)	0.2 (0 to 0.3)	0.1 (0 to 0.3)	0.1 (0 to 0.3)	0.1 (0 to 0.3)	0.1 (0 to 0.3)	0.1 (0 to 0.3)	0.1 (0 to 0.3)	0.1 (0 to 0.3)	0.1 (0 to 0.3)	0.1 (0 to 0.3)	0.1 (0 to 0.3)	0.1 (0 to 0.3)	0.1 (0 to 0.3)	0.1 (0 to 0.3)	0.1 (0 to 0.3)	0.1 (0 to 0.3)	0.1 (0 to 0.3)	0.1 (0 to 0.3)	1.4
Sickle cell trait	0 (0 to 0)	0 (0 to 0.1)	0.1 (0 to 0.3)	0.3 (0 to 1.3)	0.4 (0 to 1.4)	0.2 (0 to 0.5)	0.2 (0 to 0.5)	0.2 (0 to 0.5)	0.2 (0 to 0.5)	0.1 (0 to 0.3)	0.1 (0 to 0.3)	0.1 (0 to 0.3)	0.1 (0 to 0.3)	0.1 (0 to 0.3)	0.1 (0 to 0.3)	0.1 (0 to 0.3)	0.1 (0 to 0.3)	0.1 (0 to 0.3)	0.1 (0 to 0.3)	0.1 (0 to 0.3)	0.1 (0 to 0.3)	0.1 (0 to 0.3)	0.1 (0 to 0.3)	0.1 (0 to 0.3)	1.8
G6PD deficiency	0 (0 to 0)	0 (0 to 0)	0 (0 to 0)	0 (0 to 0)	0.1 (0 to 0.2)	0.1 (0 to 0.2)	0.2 (0 to 0.3)	0.2 (0 to 0.4)	0.3 (0 to 0.4)	0.3 (0 to 0.4)	0.3 (0 to 0.4)	0.3 (0 to 0.4)	0.3 (0 to 0.4)	0.2 (0 to 0.4)	0.2 (0 to 0.4)	0.2 (0 to 0.4)	0.3 (0 to 0.4)	0.3 (0 to 0.4)	0.3 (0 to 0.4)	0.3 (0 to 0.4)	0.3 (0 to 0.4)	0.3 (0 to 0.4)	0.3 (0 to 0.4)	0.3 (0 to 0.4)	0.3 (0 to 0.4)	3.1
G6PD trait	0 (0 to 0)	0 (0 to 0)	0 (0 to 0)	0 (0 to 0)	0 (0 to 0)	0 (0 to 0)	0 (0 to 0)	0 (0 to 0)	0 (0 to 0)	0 (0 to 0)	0 (0 to 0)	0 (0 to 0)	0 (0 to 0)	0 (0 to 0)	0 (0 to 0)	0 (0 to 0)	0 (0 to 0)	0 (0 to 0)	0 (0 to 0)	0 (0 to 0)	0 (0 to 0)	0 (0 to 0)	0 (0 to 0)	0 (0 to 0)	0 (0 to 0)	0
Other hemoglobinopathies and hemolytic anemias	0 (0 to 0)	0 (0 to 0.1)	0.1 (0 to 0.4)	0.3 (0 to 1.4)	0.4 (0 to 1.2)	0.3 (0 to 0.4)	0.3 (0 to 0.4)	0.2 (0 to 0.4)	0.2 (0 to 0.4)	0.2 (0 to 0.7)	0.3 (0 to 1.2)	0.3 (0 to 1.2)	0.3 (0 to 1.2)	0.3 (0 to 1.2)	0.3 (0 to 1.2)	0.3 (0 to 1.2)	0.4 (0 to 1.2)	0.4 (0 to 1.2)	0.7 (0 to 2.1)	0.9 (0 to 2.1)	1.2 (0 to 2.1)	1 (0 to 2.1)	0.7 (0 to 1.7)	0.4 (0 to 1.1)	10
Endocrine, metabolic, blood, and immune disorders	2 (1.1 to 3.4)	1.9 (1.1 to 2.9)	7.9 (4.9 to 12)	13.6 (9 to 19.5)	11.1 (7.5 to 16)	11.9 (7.8 to 17.7)	12.4 (8.3 to 18.2)	13.4 (8.9 to 19.1)	14.3 (9.4 to 20.5)	14.3 (9.4 to 20.5)	17.4 (11.5 to 25.2)	17.4 (11.5 to 25.2)	24.1 (15.4 to 35.4)	24.1 (15.4 to 35.4)	24.6 (22.5 to 35.6)	47.4 (43.9 to 71)	57.1 (57.2 to 86)	47.5 (35.1 to 86.4)	40.3 (27.4 to 86.4)	29.4 (19.7 to 39.4)	24 (15.7 to 29.4)	21.1 (14.5 to 24.6)	21 (14.5 to 24.6)	20.4 (13.9 to 24.6)	540
Oral disorders	0 (0 to 0)	2.9 (1.7 to 4.7)	1.7 (1 to 3.1)	3.7 (2.1 to 6.2)	4.7 (2.8 to 7.1)	5.5 (3.1 to 9.3)	7.9 (4.5 to 13)	10.7 (5.4 to 17.7)	10.7 (5.4 to 17.7)	10.7 (5.4 to 17.7)	10.7 (5.4 to 17.7)	10.7 (5.4 to 17.7)	17.4 (7.7 to 31.9)	17.4 (7.7 to 31.9)	17.4 (9.7 to 35)	27 (15.4 to 46.2)	38.8 (22.9 to 64.4)	47.4 (28.7 to 83)	53.2 (32.1 to 83)	60.1 (38.4 to 93.7)	69.2 (48.5 to 105)	52.7 (32.1 to 72.9)	25.6 (22.1 to 32.7)	17.4 (10.6 to 22.4)	11 (7.1 to 14.9)
Caries of deciduous teeth	0 (0 to 0)	0 (0 to 0)	0 (0 to 0)	0 (0 to 0.7)	0.2 (0.2 to 1.4)	0.6 (0 to 0.1)	0 (0 to 0)	0 (0 to 0)	0 (0 to 0)	0 (0 to 0)	0 (0 to 0)	0 (0 to 0)	0 (0 to 0)	0 (0 to 0)	0 (0 to 0)	0 (0 to 0)	0 (0 to 0)	0 (0 to 0)	0 (0 to 0)	0 (0 to 0)	0 (0 to 0)	0 (0 to 0)	0 (0 to 0)	0 (0 to 0)	0 (0 to 0)	1
Caries of permanent teeth	0 (0 to 0)	0 (0 to 0)	0 (0 to 0)	0 (0 to 0)	2 (0.2 to 1.4)	2.2 (0.9 to 4.8)	2.2 (0.9 to 4.8)	2.7 (1 to 5.4)	2.9 (1 to 5.7)	2.9 (1.2 to 5.7)	2.9 (1.2 to 5.7)	2.9 (1.2 to 5.7)	2.9 (1.2 to 5.7)	2.9 (1.2 to 5.7)	2.9 (1.1 to 5.4)	2.7 (1.1 to 5.4)	2.7 (1.2 to 5.4)	2.6 (1.2 to 5.4)	2.5 (1.2 to 5.4)	2.5 (1.2 to 5.1)	2.4 (1.2 to 4.9)	2.4 (1.2 to 4.9)	2.4 (1.2 to 4.9)	2.4 (1.2 to 4.9)	39.9
Periodontal diseases	0 (0 to 0)	0 (0 to 0)	0 (0 to 0)	0 (0 to 0)	0 (0 to 0)	0 (0 to 0)	0 (0 to 0)	0.5 (0 to 0.4)	0.6 (0 to 1.1)	1.2 (0 to 3)	2.3 (0.7 to 6.1)	2.3 (0.7 to 6.1)	2.3 (0.7 to 6.1)	2.3 (0.7 to 6.1)	2.3 (0.7 to 6.1)	2.3 (0.7 to 6.1)	2.3 (0.7 to 6.1)	2.3 (0.7 to 6.1)	2.3 (0.7 to 6.1)	2.3 (0.7 to 6.1)	2.3 (0.7 to 6.1)	2.3 (0.7 to 6.1)	2.3 (0.7 to 6.1)	2.3 (0.7 to 6.1)	70.6
Other oral disorders	0 (0 to 0)	0 (0 to 0)	0 (0 to 0)	2.6 (1.5 to 4.2)	3.3 (1.3 to 3.4)	3.4 (1.4 to 3.8)	3.7 (1.6 to 5)	3.9 (2 to 6.1)	4.6 (2.6 to 7.1)	4.6 (2.6 to 7.1)	4.6 (2.6 to 7.1)	4.6 (2.6 to 7.1)	4.6 (2.7 to 7)	4.6 (2.7 to 7)	4.7 (2.5 to 6.6)	4.7 (2.5 to 6.6)	4.7 (2.5 to 6.6)	4.7 (2.5 to 6.6)	4.7 (2.5 to 6.6)	4.5 (2.7 to 6.6)	4.5 (2.7 to 6.6)	4.5 (2.7 to 6.6)	4.5 (2.7 to 6.6)	4.5 (2.7 to 6.6)	68.6
Sudden infant death syndrome	..	23.9 (12.2 to 40.1)	..	..	..	..	..	..	..	..	..	..	..	..	..	..	..	..	..	..	..	..	..	..	..	NA
Injuries	0.5 (0.3 to 0.7)	0.9 (0.7 to 1.2)	25.6 (20.2 to 31.6)	20 (15.4 to 26.6)	14.5 (12.6 to 16.6)	220 (198 to 269)	220 (196 to 267)	246 (208 to 288)	249 (209 to 295)	249 (204 to 299)	215 (166 to 284)	282 (229 to 347)	264 (213 to 330)	264 (213 to 330)	214 (169 to 268)	189 (149 to 239)	196 (156 to 246)	156 (125 to 198)	131 (105 to 162)	82.3 (66.1 to 103)	36.4 (29.5 to 44.4)	7.9 (6.4 to 9.8)	3,330
Transport injuries	0 (0 to 0.1)	0.1 (0 to 0.1)	0.7 (0.4 to 1)	4.1 (2.4 to 6.6)	5.4 (3.9 to 7.5)	9.5 (6.9 to 11.7)	10.3 (7.9 to 12.9)	9.9 (7.5 to 12.5)	9.4 (7.1 to 12)	9.2 (6.7 to 11.8)	8.9 (6.4 to 11.5)	8.6 (6.1

SI Table 2a: Doncaster DALYS by cause and age group for males with 95% uncertainty intervals, 2019

Cause	Early Neonatal	Late Neonatal	Post Neonatal	1 to 4	5 to 9	10 to 14	15 to 19	20 to 24	25 to 29	30 to 34	35 to 39	40 to 44	45 to 49	50 to 54	55 to 59	60 to 64	65 to 69	70 to 74	75 to 79	80 to 84	85 to 89	90 to 94	95 plus	Total
All causes	2,700 (2,570 to 2,844)	1,100 (106 to 164)	1,500 (917 to 2,361)	2,600 (948 to 4,911)	1,600 (319 to 574)	1,600 (464 to 779)	2,100 (681 to 1,070)	2,600 (920 to 4,120)	3,100 (1,000 to 5,400)	3,200 (1,000 to 5,400)	3,200 (1,000 to 5,600)	3,200 (1,000 to 5,600)	3,200 (1,000 to 5,600)	3,200 (1,000 to 5,600)	3,200 (1,000 to 5,600)	3,200 (2,100 to 5,000)	3,200 (2,000 to 5,000)	3,200 (2,600 to 5,240)	3,200 (3,540 to 4,940)	3,200 (3,710 to 5,110)	3,200 (3,710 to 5,110)	3,200 (4,380 to 5,960)	3,200 (5,020 to 6,670)	3,200 (5,020 to 6,670)	3,200 (4,090 to 5,240)	3,200 (3,750 to 4,740)	3,200 (2,910 to 3,400)	3,200 (1,310 to 1,400)	3,200 (286 to 330)	50,900
Communicable, maternal, neonatal, and nutritional diseases	2,600 (2,570 to 2,844)	1,100 (106 to 164)	1,500 (917 to 2,361)	2,600 (948 to 4,911)	1,600 (319 to 574)	1,600 (464 to 779)	2,100 (681 to 1,070)	2,600 (920 to 4,120)	3,100 (1,000 to 5,400)	3,200 (1,000 to 5,400)	3,200 (1,000 to 5,600)	3,200 (1,000 to 5,600)	3,200 (1,000 to 5,600)	3,200 (1,000 to 5,600)	3,200 (1,000 to 5,600)	3,200 (2,100 to 5,000)	3,200 (2,000 to 5,000)	3,200 (2,600 to 5,240)	3,200 (3,540 to 4,940)	3,200 (3,710 to 5,110)	3,200 (3,710 to 5,110)	3,200 (4,380 to 5,960)	3,200 (5,020 to 6,670)	3,200 (5,020 to 6,670)	3,200 (4,090 to 5,240)	3,200 (3,750 to 4,740)	3,200 (2,910 to 3,400)	3,200 (1,310 to 1,400)	3,200 (286 to 330)	50,900
HIV/AIDS and sexually transmitted infections	67 (2 to 12)	2.4 (0.7 to 5.4)	3.8 (1.2 to 8.8)	0.2 (0.2 to 0.4)	0.2 (0.1 to 0.3)	0.1 (0.1 to 0.2)	0.2 (0.2 to 0.3)	0.4 (0.4 to 0.6)	1.6 (1.1 to 2.1)	3.2 (2.4 to 4.3)	4.2 (3.2 to 5.7)	4.2 (3.2 to 5.6)	4.4 (3.3 to 5.8)	4.4 (3.3 to 5.8)	3.6 (2.7 to 4.9)	3.2 (2.4 to 4.3)	3.2 (2.4 to 4.3)	2.6 (1.9 to 3.5)	2.2 (1.6 to 3.0)	2.2 (1.7 to 3.0)	2.2 (1.7 to 3.0)	1.4 (1.1 to 2.0)	0.6 (0.4 to 1.0)	0.2 (0.1 to 0.3)	0.1 (0.1 to 0.1)	0.1 (0.1 to 0.1)	0.1 (0.1 to 0.1)	0.1 (0.1 to 0.1)	0.1 (0.1 to 0.1)	45.7
HIV/AIDS	0 (0 to 0)	0 (0 to 0)	0 (0 to 0)	0.2 (0.2 to 0.2)	0.1 (0.1 to 0.2)	0.1 (0.1 to 0.1)	0.1 (0.1 to 0.2)	0.4 (0.3 to 0.4)	1.3 (0.9 to 1.8)	2.8 (2.1 to 3.8)	3.8 (2.9 to 5.2)	3.8 (2.9 to 5.2)	3.8 (2.9 to 5.2)	3.8 (2.9 to 5.2)	3.2 (2.4 to 4.3)	2.8 (2.1 to 3.8)	2.8 (2.1 to 3.8)	2.3 (1.6 to 3.4)	1.9 (1.3 to 2.8)	1.9 (1.4 to 2.7)	1.9 (1.4 to 2.7)	1.1 (0.8 to 1.6)	0.4 (0.3 to 0.8)	0.1 (0.1 to 0.2)	0.1 (0.1 to 0.1)	0.1 (0.1 to 0.1)	0.1 (0.1 to 0.1)	0.1 (0.1 to 0.1)	0.1 (0.1 to 0.1)	28.5
HIV/AIDS - Drug-susceptible Tuberculosis	0 (0 to 0)	0 (0 to 0)	0 (0 to 0)

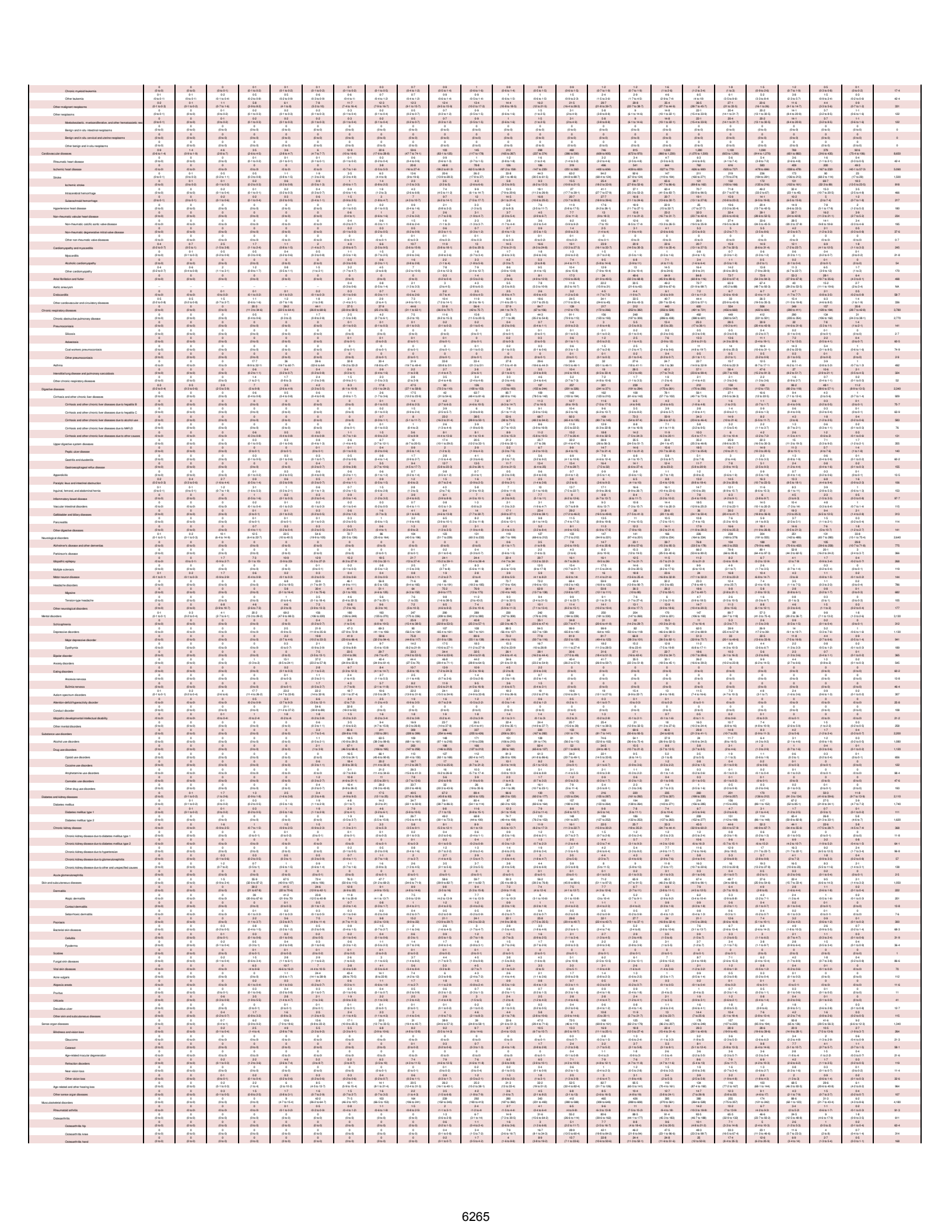

Osteoarthritis other	0 (0 to 0)	0 (0 to 0)	0 (0 to 0)

SII Table 2a: Kinneton ucon Hull. Cltv of DALYS by cause and age aroup for males with 95% uncertainty intervals. 2019

Cause	Early Neonatal	Late Neonatal	Post Neonatal	1 to 4	5 to 9	10 to 14	15 to 19	20 to 24	25 to 29	30 to 34	35 to 39	40 to 44	45 to 49	50 to 54	55 to 59	60 to 64	65 to 69	70 to 74	75 to 79	80 plus	Total
All causes	2,000 (2,000 to 2,000)	1,000 (1,000 to 1,000)	2,000 (2,000 to 2,000)	1,000 (994 to 1,000)	1,000 (994 to 1,000)	1,000 (994 to 1,000)	1,000 (994 to 1,000)	1,000 (979 to 1,000)	1,000 (974 to 1,000)	1,000 (969 to 1,000)	1,000 (963 to 1,000)	1,000 (957 to 1,000)	1,000 (950 to 1,000)	1,000 (942 to 1,000)	1,000 (933 to 1,000)	1,000 (923 to 1,000)	1,000 (911 to 1,000)	1,000 (897 to 1,000)	1,000 (880 to 1,000)	1,000 (860 to 1,000)	1,000 (835 to 1,000)	1,000 (806 to 1,000)	1,000 (770 to 1,000)	1,000 (724 to 1,000)	1,000 (663 to 1,000)	1,000 (579 to 1,000)	44,600
Communicable, maternal, neonatal, and nutritional diseases	1,000 (1,000 to 1,000)	1,000 (996 to 1,000)	1,000 (996 to 1,000)	1,000 (996

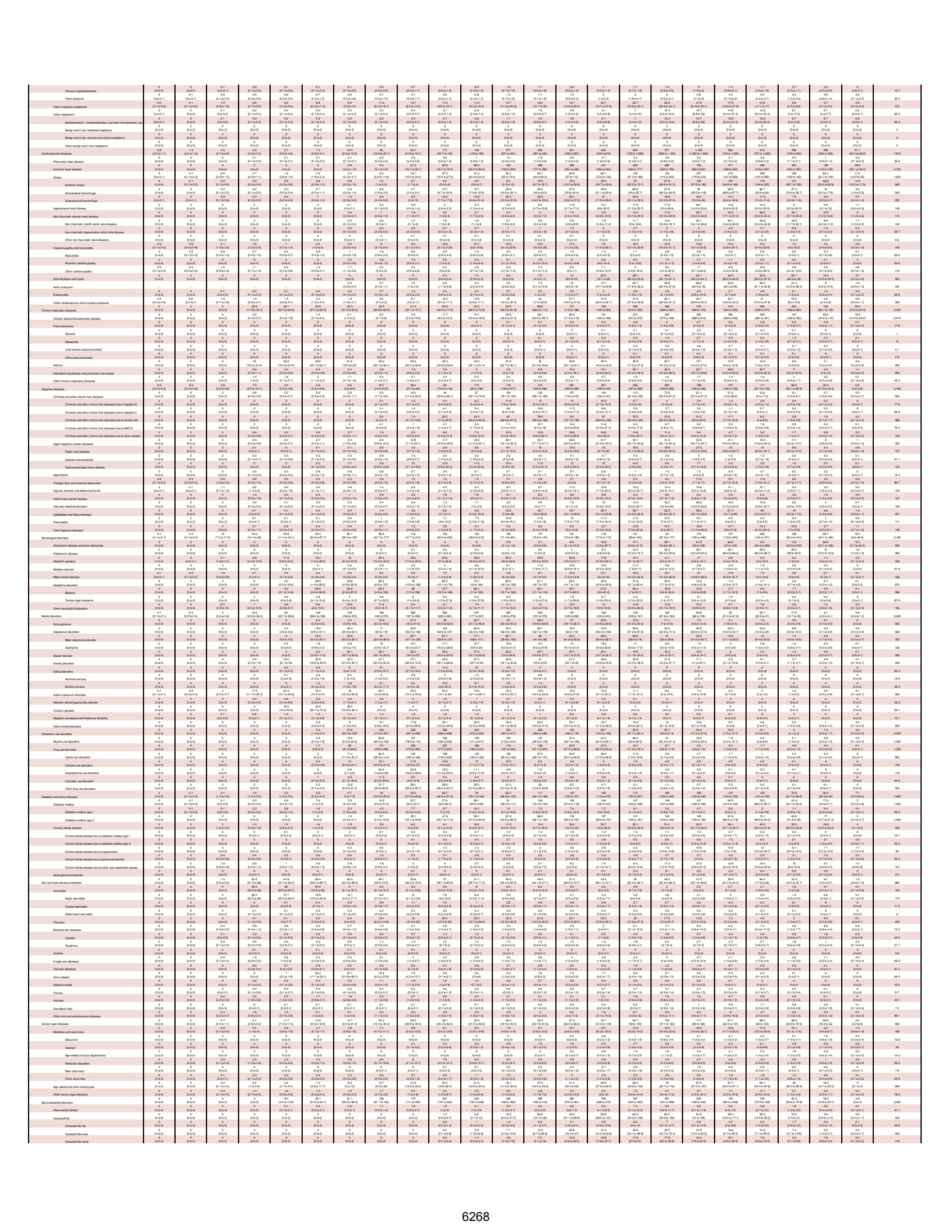

Osteoarthritis other	0 (0 to 0)	0 (0 to 0)	0 (0 to 0)	0 (0 to 0)	0 (0 to 0)	0 (0 to 0)	0 (0 to 0)	0 (0 to 0)	0 (0 to 0)	0 (0 to 0)	0-1 (0 to 0.2)	1-2 (0 to 1.1)	0-4 (0 to 1.1)	1-2 (0 to 2.9)	2-6 (1 to 5.4)	4-3 (1.9 to 9.2)	6 (2.7 to 13.1)	6-9 (3 to 14)	6-9 (3 to 14)	6-7 (3.3 to 13.9)	4-5 (2.2 to 9.2)	3-7 (1.9 to 7.4)	2-1 (1.1 to 4.4)	0-9 (0.4 to 1.7)	0-1 (0.1 to 0.3)	46-1
Low back pain	0 (0 to 0)	0 (0 to 0)	0 (0 to 0)	0 (0 to 0)	5-6 (2.7 to 10.3)	23-6 (12.6 to 37.6)	27-8 (22.3 to 41.7)	62-3 (36.6 to 99.3)	96 (52.6 to 152)	119 (68.5 to 190)	127 (76.7 to 192)	125 (75.7 to 191)	84 (52.3 to 130)	82 (52.1 to 122)	139 (83.9 to 218)	156 (92.3 to 232)	155 (92.5 to 222)	135 (83.5 to 206)	135 (83.5 to 206)	118 (72.7 to 179)	101 (64.8 to 151)	59.5 (35.7 to 89.4)	39 (26 to 64.2)	29 (19.5 to 39.8)	4-4 (2.6 to 10.2)	1,530
Neck pain	0 (0 to 0)	0 (0 to 0)	0 (0 to 0)	2-4 (0.4 to 5)	10-8 (1.5 to 20.3)	16-9 (2.3 to 37.7)	34-5 (11.4 to 49.4)	55-2 (17.8 to 70.3)	64-3 (21.5 to 84.2)	62-3 (27.6 to 104)	60-3 (32.4 to 109)	46-2 (26.4 to 102)	42-2 (26.4 to 102)	51-7 (27.3 to 92.2)	49-9 (27.7 to 79.6)	42-1 (21.4 to 71.8)	43-4 (22.3 to 75.5)	36-1 (19.4 to 61.4)	20-1 (10.7 to 38.1)	7-3 (3.6 to 13.2)	2-6 (1.4 to 3.9)	0-4 (0.2 to 0.7)	629
Gout	0 (0 to 0)	0 (0 to 0)	0 (0 to 0)	0 (0 to 0)	0 (0 to 0)	0 (0 to 0)	0 (0 to 0)	0 (0 to 0)	0-1 (0 to 0.3)	0-1 (0 to 1.4)	0-2 (0.1 to 2.4)	0-2 (0.1 to 2.6)	0-2 (0.1 to 2.6)	0-2 (0.1 to 2.6)	0-2 (0.1 to 2.6)	0-2 (0.1 to 2.6)	0-2 (0.1 to 2.6)	0-2 (0.1 to 2.6)	0-2 (0.1 to 2.6)	0-2 (0.1 to 2.6)	0-2 (0.1 to 2.6)	0-2 (0.1 to 2.6)	0-2 (0.1 to 2.6)	0-2 (0.1 to 2.6)	0-2 (0.1 to 2.6)	60-1
Other musculoskeletal disorders	0 (0 to 0)	0 (0 to 0)	0 (0 to 0)	0-2 (0 to 0.4)	0-3 (0.2 to 0.8)	6-7 (2.2 to 15.7)	17-9 (5.5 to 29.1)	39-7 (21.7 to 67.1)	50-9 (30.1 to 83.3)	49-2 (28.6 to 83.6)	46-4 (25.3 to 74.2)	49-5 (26.7 to 77.6)	51-7 (27.3 to 85.2)	49-9 (27.7 to 79.6)	42-1 (21.4 to 71.8)	36-4 (19.4 to 62.4)	20-1 (10.7 to 38.1)	19-4 (9.1 to 38.7)	12-1 (4.4 to 32.1)	5 (2.2 to 9.3)	1-6 (1 to 2.4)	0-3 (0.2 to 0.6)	327
Other non-communicable diseases	69-1 (47.6 to 112)	43 (31 to 59.8)	129 (91.4 to 178)	61-7 (46.3 to 79.2)	27-3 (19.5 to 39.6)	38-8 (26.2 to 61.4)	20-9 (12.8 to 41.6)	46-6 (30.8 to 82.2)	58 (40.9 to 77.6)	67-1 (49.6 to 92.7)	65-8 (46.6 to 90.3)	72-6 (51.3 to 98.2)	69-4 (50.1 to 114)	102 (73.2 to 145)	158 (97.1 to 195)	156 (97.1 to 195)	161 (102 to 193)	142 (102 to 197)	90-3 (59.9 to 153)	88-7 (56.2 to 92.7)	24-1 (16.2 to 39.1)	1,700
Congenital birth defects	66-7 (40.1 to 110)	35-7 (24.7 to 52.7)	76-4 (47.8 to 119)	41-6 (31.2 to 52.4)	19-4 (13.6 to 26.6)	19-6 (14.6 to 25.8)	15 (11.2 to 19.8)	16-9 (12.7 to 21.7)	17-4 (13.2 to 22.4)	18 (13.6 to 23)	17-6 (13.6 to 23)	14-9 (11.1 to 19.2)	11-5 (9.7 to 20.2)	15 (9.7 to 20.2)	14-1 (9.9 to 19.9)	13-8 (9.6 to 19.2)	13-3 (9.2 to 18.2)	11-3 (7.4 to 16.2)	7-4 (4.7 to 10.4)	1-8 (1.1 to 2.8)	0-9 (0.6 to 1.4)	0-1 (0.4 to 0.6)	0-3 (0.2 to 0.4)	0-1 (0 to 0.2)	418
Neural tube defects	2-8 (1.4 to 5.2)	2-1 (1.1 to 3.9)	4-8 (2.9 to 9.3)	5-5 (3.7 to 10)	0-5 (0.4 to 0.9)	0-6 (0.3 to 0.7)	0-3 (0.2 to 0.5)	0-6 (0.4 to 1)	0-6 (0.4 to 1)	0-6 (0.4 to 1)	0-4 (0.2 to 0.7)	0-4 (0.2 to 0.7)	0-3 (0.1 to 0.5)	0-1 (0.1 to 0.2)	0-1 (0.1 to 0.2)	0-1 (0.1 to 0.2)	0-1 (0.1 to 0.2)	0-1 (0.1 to 0.2)	0-1 (0.1 to 0.2)	0-1 (0.1 to 0.2)	0-1 (0.1 to 0.2)	0-1 (0.1 to 0.2)	0-1 (0.1 to 0.2)	0-1 (0.1 to 0.2)	20-2
Congenital heart anomalies	17-4 (9.8 to 24.2)	17-4 (10.9 to 27.6)	28-2 (15.5 to 50.7)	9-4 (5.6 to 15.5)	2-5 (1.3 to 4.5)	2-2 (1.2 to 4.2)	4 (2.4 to 5.9)	3 (2 to 3.7)	4-9 (3.2 to 7.2)	3-7 (2.3 to 5.1)	3-2 (2.3 to 4.1)	4-3 (2.7 to 7.1)	5-3 (3.7 to 8.1)	2-1 (1.3 to 4.2)	4-2 (1.9 to 8.4)	2-9 (1.1 to 4.8)	2-5 (1.2 to 4.2)	1-7 (0.9 to 2.9)	0-1 (0.3 to 0.4)	0-1 (0.1 to 0.1)	0-1 (0.1 to 0.1)	0-1 (0.1 to 0.1)	0-1 (0.1 to 0.1)	0-1 (0.1 to 0.1)	123
Orofacial clefts	0-2 (0.1 to 0.3)	0-2 (0.1 to 0.3)	0-3 (0.1 to 0.6)	0-2 (0 to 0.4)	0-2 (0 to 0.4)	0-2 (0 to 0.4)	0-2 (0 to 0.4)	0-2 (0 to 0.4)	0-2 (0.1 to 0.5)	0-2 (0.1 to 0.5)	0-2 (0.1 to 0.5)	0-2 (0 to 0.5)	0-2 (0 to 0.5)	0-2 (0.1 to 0.5)	0-2 (0.1 to 0.5)	0-2 (0.1 to 0.5)	0-2 (0.1 to 0.5)	0-2 (0.1 to 0.5)	0-1 (0 to 0.3)	0-2 (0.1 to 0.5)	0-1 (0 to 0.3)	0-1 (0 to 0.3)	0-1 (0 to 0.3)	0-1 (0 to 0.3)	0-1 (0 to 0.3)	3-2
Down syndrome	1-7 (0.6 to 3.4)	0-6 (0.3 to 1.1)	2-2 (1.1 to 3.9)	1-8 (0.8 to 2.1)	1-3 (0.6 to 1.8)	1-2 (0.6 to 1.7)	1 (0.4 to 1.5)	1-5 (0.6 to 2.2)	2 (1.2 to 2.9)	2 (1.3 to 3)	1-8 (1.1 to 2.6)	1-9 (1.1 to 3)	2-6 (1.4 to 4.3)	4-7 (2.3 to 7.4)	5-5 (2.5 to 8.8)	5-5 (2.6 to 8.4)	2-4 (1.1 to 4.1)	1-7 (0.9 to 2.9)	0-7 (0.3 to 1.3)	0-3 (0.1 to 0.6)	0-3 (0.1 to 0.6)	0-3 (0.1 to 0.6)	0-3 (0.1 to 0.6)	0-3 (0.1 to 0.6)	39-3
Turner syndrome	0 (0 to 0)	0 (0 to 0)	0 (0 to 0)	0 (0 to 0)	0 (0 to 0)	0 (0 to 0)	0 (0 to 0)	0 (0 to 0)	0 (0 to 0)	0 (0 to 0)	0 (0 to 0)	0 (0 to 0)	0 (0 to 0)	0 (0 to 0)	0 (0 to 0)	0 (0 to 0)	0 (0 to 0)	0 (0 to 0)	0 (0 to 0)	0 (0 to 0)	0 (0 to 0)	0 (0 to 0)	0 (0 to 0)	0 (0 to 0)	0 (0 to 0)	0
Klinefelter syndrome	0 (0 to 0)	0 (0 to 0)	0 (0 to 0)	0 (0 to 0)	0 (0 to 0)	0 (0 to 0)	0 (0 to 0)	0 (0 to 0)	0 (0 to 0)	0 (0 to 0)	0 (0 to 0)	0 (0 to 0)	0 (0 to 0)	0 (0 to 0)	0 (0 to 0)	0 (0 to 0)	0 (0 to 0)	0 (0 to 0)	0 (0 to 0)	0 (0 to 0)	0 (0 to 0)	0 (0 to 0)	0 (0 to 0)	0 (0 to 0)	0 (0 to 0)	0-3
Other chromosomal abnormalities	4-3 (3.2 to 12.2)	2-1 (1.7 to 5.8)	6-5 (5.1 to 16)	4-4 (2.8 to 9.5)	2-6 (1.6 to 7)	2-5 (1.6 to 7.7)	2-1 (1.3 to 5.2)	2-3 (1.4 to 5.5)	2-2 (1.4 to 5.2)	2-4 (1.4 to 5.2)	2 (1.1 to 2.9)	1-8 (0.9 to 2.8)	1-7 (0.8 to 2.6)	1-2 (0.6 to 2.2)	0-9 (0.5 to 1.6)	0-5 (0.2 to 1.1)	0-4 (0.1 to 0.9)	0-5 (0.1 to 0.9)	0-4 (0.1 to 0.9)	0-3 (0.1 to 0.6)	0-3 (0.1 to 0.6)	0-3 (0.1 to 0.6)	0-3 (0.1 to 0.6)	0-3 (0.1 to 0.6)	44-8
Congenital musculoskeletal and limb anomalies	1-6 (0.7 to 3.2)	0-7 (0.3 to 1.1)	0-7 (0.3 to 1.1)	0-9 (0.5 to 1.6)	0-3 (0.2 to 0.6)	0-2 (0.1 to 0.4)	0-6 (0.3 to 1.1)	0-7 (0.3 to 1.2)	0-9 (0.4 to 1.5)	0-3 (0.2 to 0.6)	0-3 (0.2 to 0.6)	0-4 (0.2 to 0.8)	0-4 (0.2 to 0.8)	0-4 (0.2 to 0.8)	0-4 (0.2 to 0.8)	0-4 (0.2 to 0.8)	0-4 (0.2 to 0.8)	0-4 (0.2 to 0.8)	0-4 (0.2 to 0.8)	0-4 (0.2 to 0.8)	0-4 (0.2 to 0.8)	0-4 (0.2 to 0.8)	0-4 (0.2 to 0.8)	0-4 (0.2 to 0.8)	65-6
Urogenital congenital anomalies	0-7 (0.4 to 1.4)	1-3 (0.7 to 2.5)	2-3 (1.2 to 4.4)	1-1 (0.4 to 1.7)	0-7 (0.4 to 1.3)	0-5 (0.2 to 0.9)	0-3 (0.2 to 0.5)	0-3 (0.2 to 0.5)	0-3 (0.2 to 0.5)	0-3 (0.2 to 0.5)	0-3 (0.2 to 0.5)	0-3 (0.2 to 0.5)	0-3 (0.2 to 0.5)	0-1 (0 to 0.3)	0-1 (0 to 0.3)	0-1 (0 to 0.3)	0-1 (0 to 0.3)	0-1 (0 to 0.3)	0-1 (0 to 0.3)	0-1 (0 to 0.3)	0-1 (0 to 0.3)	0-1 (0 to 0.3)	0-1 (0 to 0.3)	0-1 (0 to 0.3)	0-1 (0 to 0.3)	13-5
Digestive congenital anomalies	2-3 (1.3 to 4.7)	1-2 (0.6 to 2.7)	2-7 (1.7 to 4.1)	1-1 (0.6 to 1.8)	0-5 (0.3 to 0.9)	0-3 (0.2 to 0.5)	0-3 (0.2 to 0.5)	0-3 (0.2 to 0.5)	0-3 (0.2 to 0.5)	0-3 (0.2 to 0.5)	0-3 (0.2 to 0.5)	0-3 (0.2 to 0.5

SR Table 2a: Barnsley DALYS by cause and age group for males with 95% uncertainty intervals, 2019

Cause	Early Neonatal	Late Neonatal	Post Neonatal	1 to 4	5 to 9	10 to 14	15 to 19	20 to 24	25 to 29	30 to 34	35 to 39	40 to 44	45 to 49	50 to 54	55 to 59	60 to 64	65 to 69	70 to 74	75 to 79	80 to 84	85 to 89	90 to 94	95 plus	Total
All causes	1,180 (1160 to 1190)	1,180 (620 to 2,060)	1,180 (1,010 to 2,540)	1,180 (1,010 to 2,540)	1,180 (820 to 4,190)	1,180 (1,010 to 5,550)	1,180 (1,010 to 7,760)	1,180 (880 to 7,760)	1,180 (1,010 to 7,760)	1,180 (1,010 to 7,910)	1,180 (1,010 to 8,310)	1,180 (1,210 to 9,170)	1,180 (1,210 to 11,700)	1,180 (1,210 to 15,000)	1,180 (1,210 to 19,000)	1,180 (1,870 to 23,900)	1,180 (2,440 to 32,400)	1,180 (3,190 to 41,700)	1,180 (2,730 to 53,900)	1,180 (3,550 to 69,000)	1,180 (3,410 to 84,600)	1,180 (4,150 to 104,000)	1,180 (3,510 to 114,000)	39,800
Communicable, maternal, neonatal, and nutritional diseases	1,180 (1,180 to 1,180)	1,180 (1,180 to 1,180)	1,180 (1,180 to 1,180)

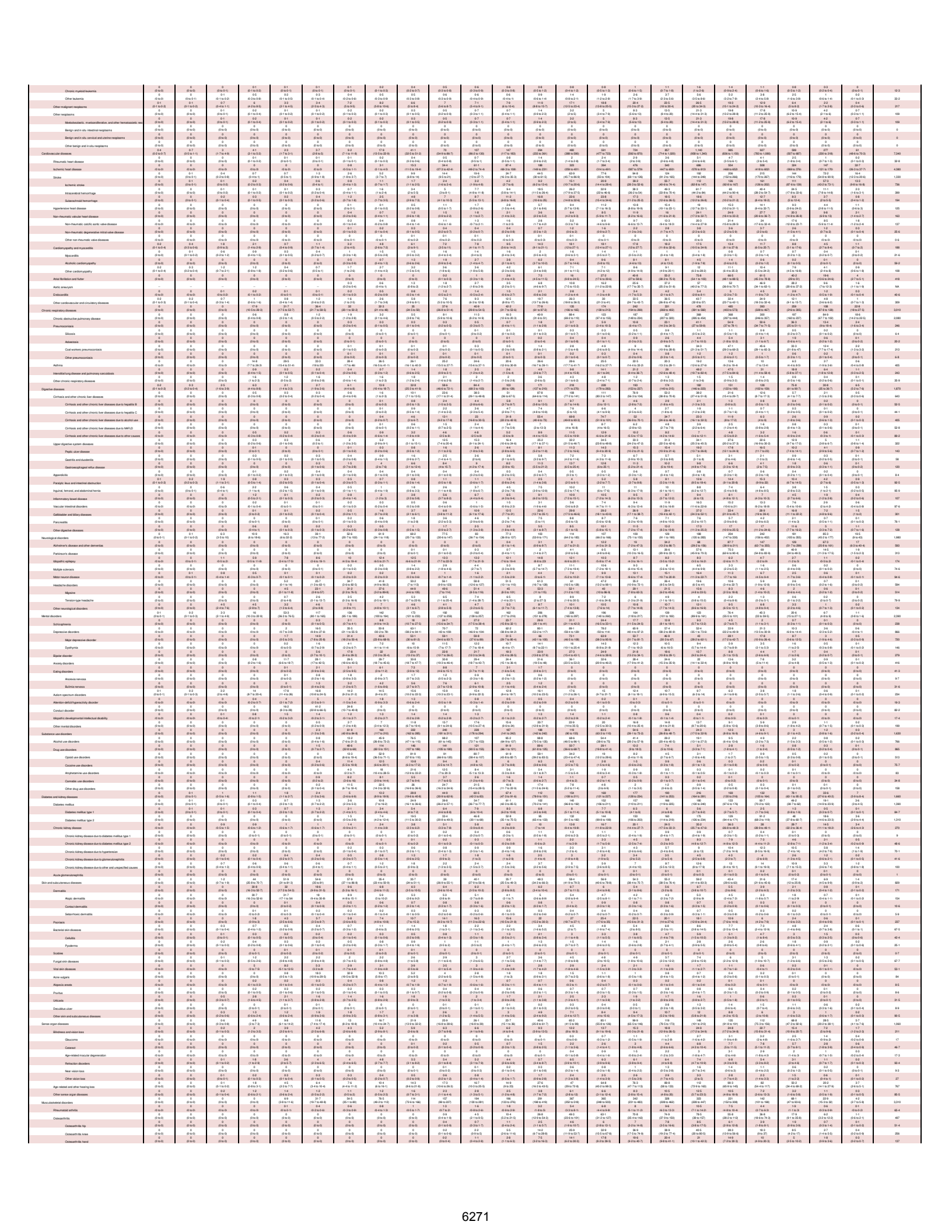

Osteoarthritis other	0 (0 to 0)	0 (0 to 0)	0 (0 to 0)	0 (0 to 0)	0 (0 to 0)	0 (0 to 0)	0 (0 to 0)	0 (0 to 0)	0 (0 to 0)	0 (0 to 0)	0 (0 to 1)	0 (0 to 0)	0 (0 to 0)	0 (0 to 0)	1 (0 to 2)	2 (1 to 3)	4 (2 to 6)	6 (3 to 9)	7 (4 to 11)	8 (4 to 12)	6 (3 to 10)	5 (2 to 9)	4 (2 to 7)	2 (1 to 4)	1 (0 to 2)	0 (0 to 1)	53-3
Low back pain	0 (0 to 0)	0 (0 to 0)	0 (0 to 0)	0 (0 to 0)	4 (2 to 6)	21 (12 to 34)	39 (19 to 64)	46 (26 to 70)	44 (27 to 66)	34 (21 to 51)	31 (20 to 47)	30 (19 to 46)	31 (20 to 47)	33 (21 to 49)	34 (22 to 50)	34 (22 to 51)	34 (22 to 51)	34 (22 to 51)	34 (22 to 51)	34 (22 to 51)	34 (22 to 51)	34 (22 to 51)	34 (22 to 51)	34 (22 to 51)	34 (22 to 51)	34 (22 to 51)	1,510
Neck pain	0 (0 to 0)	0 (0 to 0)	0 (0 to 0)	0 (0 to 0)	2 (0 to 4)	9 (4 to 17)	16 (9 to 27)	17 (9 to 29)	16 (9 to 27)	14 (8 to 23)	12 (7 to 20)	11 (6 to 19)	11 (6 to 19)	11 (6 to 19)	11 (6 to 19)	11 (6 to 19)	11 (6 to 19)	11 (6 to 19)	11 (6 to 19)	11 (6 to 19)	11 (6 to 19)	11 (6 to 19)	11 (6 to 19)	11 (6 to 19)	11 (6 to 19)	11 (6 to 19)	691
Gout	0 (0 to 0)	0 (0 to 0)	0 (0 to 0)	0 (0 to 0)	0 (0 to 0)	0 (0 to 0)	0 (0 to 0)	0 (0 to 0)	0 (0 to 0)	0 (0 to 0)	0 (0 to 0)	0 (0 to 0)	0 (0 to 0)	0 (0 to 0)	0 (0 to 0)	0 (0 to 0)	0 (0 to 0)	0 (0 to 0)	0 (0 to 0)	0 (0 to 0)	0 (0 to 0)	0 (0 to 0)	0 (0 to 0)	0 (0 to 0)	0 (0 to 0)	0 (0 to 0)	66
Other musculoskeletal disorders	0 (0 to 0)	0 (0 to 0)	0 (0 to 0)	0 (0 to 0)	0 (0 to 0)	0 (0 to 0)	0 (0 to 0)	0 (0 to 0)	0 (0 to 0)	0 (0 to 0)	0 (0 to 0)	0 (0 to 0)	0 (0 to 0)	0 (0 to 0)	0 (0 to 0)	0 (0 to 0)	0 (0 to 0)	0 (0 to 0)	0 (0 to 0)	0 (0 to 0)	0 (0 to 0)	0 (0 to 0)	0 (0 to 0)	0 (0 to 0)	0 (0 to 0)	0 (0 to 0)	560
Other non-communicable diseases	38.5 (24.5 to 54.9)	23.8 (17.5 to 32.2)	32.6 (23.2 to 123)	92.1 (45 to 67.4)	29.8 (20.2 to 38.2)	28.6 (20.2 to 38.2)	30.7 (22.3 to 40.4)	32.4 (26.1 to 68.2)	31.5 (25.2 to 56.5)	41.2 (29.3 to 56.5)	47.7 (34 to 66)	53.1 (37.4 to 74.4)	52.1 (41.5 to 72.4)	59.3 (42.2 to 79)	59 (43.2 to 136)	133 (96.2 to 172)	142 (98.2 to 183)	152 (107 to 210)	152 (107 to 210)	160 (112 to 221)	160 (112 to 221)	174 (122 to 236)	127 (90 to 175)	87.6 (62 to 112)	46.4 (34 to 61.9)	21.3 (16.6 to 27.5)	1,650
Congenital birth defects	27.2 (22.1 to 34)	20.2 (13.9 to 32.4)	58.9 (31 to 92.5)	34.7 (24.9 to 47.6)	14 (9.9 to 19.1)	12.4 (8.6 to 16.8)	12.9 (9.4 to 16.7)	11.6 (8.8 to 15.4)	11.2 (8.4 to 14.5)	11.2 (8.4 to 14.7)	11.3 (8.5 to 14.7)	10.9 (8 to 15)	9.5 (6.9 to 13.3)	9.5 (6.9 to 13.2)	10.1 (7.3 to 14.2)	13.6 (9.6 to 18.3)	12.7 (9 to 17.2)	10.4 (7.4 to 14.4)	7.4 (4.8 to 10.2)	3.4 (1.6 to 5.5)	3.4 (1.6 to 5.5)	0.8 (0 to 1.2)	1.4 (0.4 to 2.1)	0.8 (0 to 1.2)	0.3 (0 to 0.5)	0.1 (0 to 0.2)	288
Neural tube defects	2.8 (1.1 to 5.7)	1.4 (0.4 to 2.7)	3 (1.3 to 6.5)	2.9 (1.4 to 5.2)	0.5 (0.3 to 0.8)	0.6 (0.4 to 0.9)	0.7 (0.5 to 1.1)	0.6 (0.5 to 1.2)	0.6 (0.5 to 1.2)	0.7 (0.4 to 1.1)	0.7 (0.4 to 1.1)	0.6 (0.3 to 1)	0.4 (0.2 to 0.8)	0.4 (0.2 to 0.8)	0.4 (0.2 to 0.7)	0.3 (0.1 to 0.6)	0.3 (0.1 to 0.6)	0.2 (0.1 to 0.5)	0.1 (0 to 0.3)	0 (0 to 0.1)	0 (0 to 0.1)	0 (0 to 0)	0 (0 to 0)	0 (0 to 0)	0 (0 to 0)	0 (0 to 0)	16.5
Congenital heart anomalies	7.8 (3.4 to 17.3)	6.7 (5.1 to 15.2)	16.7 (8.7 to 32.2)	8 (4.7 to 14)	1.6 (1 to 2.5)	1.7 (1 to 2.3)	2.6 (1.7 to 4.4)	3 (2 to 4.3)	2.7 (1.7 to 4.2)	2.7 (1.7 to 4.2)	2.6 (1.7 to 3.9)	2.7 (1.6 to 3.9)	2.5 (1.6 to 3.7)	2.5 (1.6 to 3.7)	2.6 (1.6 to 4.1)	2.1 (1.3 to 3.2)	1.8 (1.2 to 2.6)	1.2 (0.8 to 2.1)	0.2 (0 to 0.4)	0 (0 to 0.1)	0 (0 to 0.1)	0 (0 to 0.1)	0 (0 to 0.1)	0 (0 to 0.1)	0 (0 to 0.1)	0 (0 to 0.1)	70.8
Orofacial clefts	0 (0 to 0)	0 (0 to 0)	0.1 (0 to 0.2)	0.3 (0.1 to 0.5)	0.2 (0 to 0.4)	0.2 (0 to 0.4)	0.2 (0 to 0.3)	0.2 (0 to 0.3)	0.2 (0 to 0.4)	0.2 (0 to 0.4)	0.2 (0 to 0.4)	0.2 (0 to 0.4)	0.1 (0 to 0.3)	0.1 (0 to 0.3)	0.2 (0 to 0.4)	0.2 (0 to 0.4)	0.2 (0 to 0.4)	0.2 (0 to 0.4)	0.2 (0 to 0.4)	0.1 (0 to 0.3)	0.1 (0 to 0.3)	0.1 (0 to 0.3)	0.1 (0 to 0.3)	0.1 (0 to 0.3)	0.1 (0 to 0.3)	0 (0 to 0.1)	2.9
Down syndrome	1.1 (0.4 to 2.9)	0.5 (0.2 to 0.8)	2 (0.8 to 4)	1.8 (1 to 3)	1 (0.6 to 1.6)	0.9 (0.6 to 1.5)	1 (0.6 to 1.5)	1.1 (0.7 to 1.6)	1.1 (0.6 to 2)	1.4 (0.9 to 2)	1.4 (0.9 to 2)	1.4 (0.9 to 2)	1.4 (0.9 to 1.9)	1.4 (0.9 to 1.9)	2.5 (1.5 to 3.7)	4.6 (2.5 to 6.8)	5.5 (2.9 to 8)	4.6 (2 to 7.9)	2.6 (1.1 to 4.1)	1.1 (0.5 to 2)	0.5 (0.2 to 0.9)	0.2 (0 to 0.4)	0.1 (0 to 0.3)	0.1 (0 to 0.3)	0 (0 to 0.1)	0 (0 to 0.1)	35
Turner syndrome	0 (0 to 0)	0 (0 to 0)	0 (0 to 0)	0 (0 to 0)	0 (0 to 0)	0 (0 to 0)	0 (0 to 0)	0 (0 to 0)	0 (0 to 0)	0 (0 to 0)	0 (0 to 0)	0 (0 to 0)	0 (0 to 0)	0 (0 to 0)	0 (0 to 0)	0 (0 to 0)	0 (0 to 0)	0 (0 to 0)	0 (0 to 0)	0 (0 to 0)	0 (0 to 0)	0 (0 to 0)	0 (0 to 0)	0 (0 to 0)	0 (0 to 0)	0 (0 to 0)	0
Klinefelter syndrome	0 (0 to 0)	0 (0 to 0)	0 (0 to 0)	0 (0 to 0)	0 (0 to 0)	0 (0 to 0)	0 (0 to 0)	0 (0 to 0)	0 (0 to 0)	0 (0 to 0)	0 (0 to 0)	0 (0 to 0)	0 (0 to 0)	0 (0 to 0)	0 (0 to 0)	0 (0 to 0)	0 (0 to 0)	0 (0 to 0)	0 (0 to 0)	0 (0 to 0)	0 (0 to 0)	0 (0 to 0)	0 (0 to 0)	0 (0 to 0)	0 (0 to 0)	0 (0 to 0)	0-2
Other chromosomal abnormalities	2.7 (1.1 to 5.4)	1.5 (0.4 to 3.5)	3.3 (1.1 to 7.2)	1.8 (0.4 to 4.9)	1.6 (1 to 2.4)	1.6 (1 to 2.3)	1.6 (0.9 to 2)	1.7 (0.8 to 1.9)	1.7 (0.8 to 1.9)	1.7 (0.8 to 1.9)	1.7 (0.8 to 1.9)	1.7 (0.8 to 1.9)	1.7 (0.8 to 1.9)	1.7 (0.8 to 1.9)	1.7 (0.8 to 1.9)	1.7 (0.8 to 1.9)	1.7 (0.8 to 1.9)	1.7 (0.8 to 1.9)	1.7 (0.8 to 1.9)	1.7 (0.8 to 1.9)	1.7 (0.8 to 1.9)	1.7 (0.8 to 1.9)	1.7 (0.8 to 1.9)	1.7 (0.8 to 1.9)	1.7 (0.8 to 1.9)	27.4
Congenital musculoskeletal and limb anomalies	1.3 (0.4 to 3.8)	0.4 (0.1 to 1.2)	0.4 (0.1 to 1.6)	0.3 (0.1 to 1.1)	0.2 (0.1 to 0.7)	0.2 (0.1 to 0.7)	0.2 (0.1 to 0.7)	0.2 (0.1 to 0.6)	0.2 (0.1 to 0.6)	0.2 (0.1 to 0.6)	0.2 (0.1 to 0.6)	0.2 (0.1 to 0.6)	0.2 (0.1 to 0.6)	0.2 (0.1 to 0.6)	0.2 (0.1 to 0.6)	0.2 (0.1 to 0.6)	0.2 (0.1 to 0.6)	0.2 (0.1 to 0.6)	0.2 (0.1 to 0.6)	0.2 (0.1 to 0.6)	0.2 (0.1 to 0.6)	0.2 (0.1 to 0.6)	0.2 (0.1 to 0.6)	0.2 (0.1 to 0.6)	0.2 (0.1 to 0.6)	0.2 (0.1 to 0.6)	55.2
Urogenital congenital anomalies	1.9 (0.4 to 10.9)	0.5 (0.2 to 3.7)	1.1 (0.4 to 5.3)	0.8 (0.4 to 3.3)	0.5 (0.2 to 2.6)	0.3 (0.2 to 2.6)	0.2 (0.1 to 0.5)	0.2 (0.1 to 0.5)	0.2 (0.1 to 0.5)	0.2 (0.1 to 0.5)	0.2 (0.1 to 0.5)	0.1 (0.1 to 0.5)	0.1 (0.1 to 0.5)	0.1 (0.1 to 0.5)	0.1 (0.1 to 0.5)	0.1 (0.1 to 0.5)	0.1 (0.1 to 0.5)	0.1 (0.1 to 0.5)	0.1 (0.1 to 0.5)	0.1 (0.1 to 0.5)	0.1 (0.1 to 0.5)	0.1 (0.1 to 0.5)	0.1 (0.1 to 0.5)	0.1 (0.1 to 0.5)	0.1 (0.1 to 0.5)	0.1 (0.1 to 0.5)	6.3
Digestive congenital anomalies	5.4 (2.4 to 11.4)	1.9 (1.5 to 4.8)	4.1 (2.4 to 10)	1.7 (1.7 to 4.5)	0.6 (0.4 to 1.1)	0.7 (0.2 to 0.7)	0.7 (0.2 to 0.5)	0.5 (0.2 to 0.5)	0.5 (0.2 to 0.5)	0.5 (0.2 to 0.5)	0.5 (0.2 to 0.5)	0.5 (0.2 to 0.5)	0.5 (0.2 to 0.5)	0.5 (0.2 to 0.5)	0.5 (0.2 to 0.5)	0.5 (0.2 to 0.5)	0.5 (0.2 to 0.5)	0.5 (0.2 to 0.5)	0.5 (0.2 to 0.5)	0.5 (0.2 to 0.5)	0.5 (0.2 to 0.5)	0.5 (0.2 to 0.5)	0.5 (0.2 to 0.5)	0.5 (0.2 to 0.5)	0.5 (0.2 to 0.5)	0.5 (0.2 to 0.5)	19.4
Other congenital birth defects	14.4 (4.2 to 27.7)	9.6 (4.4 to 22.4)	17.7 (4.7 to 11.8)	14.6 (3.3 to 23.2)	1.7 (0.3 to 3.4)	1.6 (0.4 to 3.4)	1.6 (0.3 to 3.7)	1.6 (0.3 to 3.7)	1.6 (1 to 3)	1.6 (1 to 3)	1.6 (1 to 3)	1.6 (1 to 3)	1.6 (1 to 3)	1.6 (1 to 3)	1.6 (1 to 3)	1.7 (0.9 to 3.1)	1.7 (0.9 to 3.1)	1.6 (0.8 to 3)	1.6 (0.8 to 3)	1.6 (0.8 to 3)	1.6 (0.8 to 3)	1.6 (0.8 to 3)	1.6 (0.8 to 3)	1.6 (0.8 to 3)	1.6 (0.8 to 3)	1.6 (0.8 to 3)	64.5
Urinary diseases and male infertility	0 (0 to 0)	0 (0 to 0)	0 (0 to 0)	0 (0 to 0)	0 (0 to 0)	0 (0 to 0)	1 (0 to 2)	1 (0 to 2)	1 (0 to 2)	1 (0 to 2)	1 (0 to 2)	1 (0 to 2)	1 (0 to 2)	1 (0 to 2)	1 (0 to 2)	1 (0 to 2)	1 (0 to 2)	1 (0 to 2)	1 (0 to 2)	1 (0 to 2)	1 (0 to 2)	1 (0 to 2)	1 (0 to 2)	1 (0 to 2)	1 (0 to 2)	1 (0 to 2)	1 (0 to 2)	238
Urolithiasis	0 (0 to 0)	0 (0 to 0)	0 (0 to 0)	0 (0 to 0)	0 (0 to 0)	0 (0 to 0)	0 (0 to 0)	0 (0 to 0)	0 (0 to 0)	0 (0 to 0)	0 (0 to 0)	0 (0 to 0)	0 (0 to 0)	0 (0 to 0)	0 (0 to 0)	0 (0 to 0)	0 (0 to 0)	0 (0 to 0)	0 (0 to 0)	0 (0 to 0)	0 (0 to 0)	0 (0 to 0)	0 (0 to 0)	0 (0 to 0)	0 (0 to 0)	0 (0 to 0)	0 (0 to 0)	22-4
Benign prostatic hyperplasia	0 (0 to 0)	0 (0 to 0)	0 (0 to 0)	0 (0 to 0)	0 (0 to 0)	0 (0 to 0)	0 (0 to 0)	0 (0 to 0)	0 (0 to 0)	0 (0 to 0)	0 (0 to 0)	0 (0 to 0)	0 (0 to 0)	0 (0 to 0)	0 (0 to 0)	0 (0 to 0)	0 (0 to 0)	0 (0 to 0)	0 (0 to 0)	0 (0 to 0)	0 (0 to 0)	0 (0 to 0)	0 (0 to 0)	0 (0 to 0)	0 (0 to 0)	0 (0 to 0)	0 (0 to 0)	83-6
Male infertility	0 (0 to 0)	0 (0 to 0)	0 (0 to 0)	0 (0 to 0)	0 (0 to 0)	0 (0 to 0)	1 (0 to 2)	1 (0 to 2)	1 (0.5 to 2.5)	1 (0.5 to 2.5)	1 (0.5 to 2.5)	1 (0.5 to 2.5)	1 (0.5 to 2.5)	1 (0.5 to 2.5)	1 (0.5 to 2.5)	1 (0.5 to 2.5)	1 (0.5 to 2.5)	1 (0.5 to 2.5)	1 (0.5 to 2.5)	1 (0.5 to 2.5)	1 (0.5 to 2.5)	1 (0.5 to 2.5)	1 (0.5 to 2.5)	1 (0.5 to 2.5)	1 (0.5 to 2.5)	1 (0.5 to 2.5)	1 (0.5 to 2.5)	9.5
Other urinary diseases	0 (0 to 0)	0 (0 to 0)	0 (0 to 0)	0 (0 to 0)	0 (0 to 0)	0 (0 to 0)	0 (0 to 0)	0 (0 to 0)	0 (0 to 0)	0 (0 to 0)	0 (0 to 0)	0 (0 to 0)	0 (0 to 0)	0 (0 to 0)	0 (0 to 0)	0 (0 to 0)	0 (0 to 0)	0 (0 to 0)	0 (0 to 0)	0 (0 to 0)	0 (0 to 0)	0 (0 to 0)	0 (0 to 0)	0 (0 to 0)	0 (0 to 0)	0 (0 to 0)	0 (0 to 0)	10-8
Gynecological diseases	0 (0 to 0)	0 (0 to 0)	0 (0 to 0)	0 (0 to 0)	0 (0 to 0)	0 (0 to 0)	0 (0 to 0)	0 (0 to 0)	0 (0 to 0)	0 (0 to 0)	0 (0 to 0)	0 (0 to 0)	0 (0 to 0)	0 (0 to 0)	0 (0 to 0)	0 (0 to 0)	0 (0 to 0)	0 (0 to 0)	0 (0 to 0)	0 (0 to 0)	0 (0 to 0)	0 (0 to 0)	0 (0 to 0)	0 (0 to 0)	0 (0 to 0)	0 (0 to 0)	0 (0 to 0)	0
Uterine fibroids	0 (0 to 0)	0 (0 to 0)	0 (0 to 0)	0 (0 to 0)	0 (0 to 0)	0 (0 to 0)	0 (0 to 0)	0 (0 to 0)	0 (0 to 0)	0 (0 to 0)	0 (0 to 0)	0 (0 to 0)	0 (0 to 0)	0 (0 to 0)	0 (0 to 0)	0 (0 to 0)	0 (0 to 0)	0 (0 to 0)	0 (0 to 0)	0 (0 to 0)	0 (0 to 0)	0 (0 to 0)	0 (0 to 0)	0 (0 to 0)	0 (0 to 0)	0 (0 to 0)	0 (0 to 0)	0
Polycystic ovarian syndrome	..	..	..	..	..	..	..	..	..	..	..	..	..	..	..	..	..	..	..	..	..	..	..	..	..	..	..	NA
Female infertility	..	..	..	..	..	..	..	..	..	..	..	..	..	..	..	..	..	..	..	..	..	..	..	..	..	..	..	NA
Endometriosis	..	..	..	..	..	..	..	..	..	..	..	..	..	..	..	..	..	..	..	..	..	..	..	..	..	..	..	NA
Genital prolapse	0 (0 to 0)	0 (0 to 0)	0 (0 to 0)	0 (0 to 0)	0 (0 to 0)	0 (0 to 0)	0 (0 to 0)	0 (0 to 0)	0 (0 to 0)	0 (0 to 0)	0 (0 to 0)	0 (0 to 0)	0 (0 to 0)	0 (0 to 0)	0 (0 to 0)	0 (0 to 0)	0 (0 to 0)	0 (0 to 0)	0 (0 to 0)	0 (0 to 0)	0 (0 to 0)	0 (0 to 0)	0 (0 to 0)	0 (0 to 0)	0 (0 to 0)	0 (0 to 0)	0 (0 to 0)	0
Premenstrual syndrome	..	..	..	..	..	..	..	..	..	..	..	..	..	..	..	..	..	..	..	..	..	..	..	..	..	..	..	NA
Other gynecological diseases	0 (0 to 0)	0 (0 to 0)	0 (0 to 0)	0 (0 to 0)	0 (0 to 0)	0 (0 to 0)	0 (0 to 0)	0 (0 to 0)	0 (0 to 0)	0 (0 to 0)	0 (0 to 0)	0 (0 to 0)	0 (0 to 0)	0 (0 to 0)	0 (0 to 0)	0 (0 to 0)	0 (0 to 0)	0 (0 to 0)	0 (0 to 0)	0 (0 to 0)	0 (0 to 0)	0 (0 to 0)	0 (0 to 0)	0 (0 to 0)	0 (0 to 0)	0 (0 to 0)	0 (0 to 0)	0
Hemoglobinopathies and hemolytic anemias	0 (0 to 1)	0 (0 to 0.3)	0.4 (0.1 to 1.1)	1.3 (0.2 to 4.5)	1.7 (0.3 to 6.1)	0.5 (0.2 to 0.9)	0.5 (0.3 to 0.8)	0.7 (0.4 to 1.5)	0.6 (0.3 to 1.4)	0.8 (0.4 to 2.1)	0.8 (0.3 to 2.1)	0.8 (0.3 to 2.1)	0.8 (0.3 to 2.1)	0.8 (0.3 to 2.1)	0.6 (0.2 to 1.7)	0.6 (0.2 to 1.7)	1.3 (0.5 to 3.4)	1 (0.5 to 2.4)	1.1 (0.4 to 2.5)	1.4 (0.6 to 3)	1.4 (0.6 to 3)	1.1 (0.7 to 2.1)	1.1 (0.7 to 2.1)	0.9 (0.4 to 1.8)	0.7 (0.4 to 1.2)	0.3 (0.2 to 0.4)	0.1 (0 to 0.2)	17-7
Thalassemias	0 (0 to 0)	0 (0 to 0)	0 (0 to 0)	0 (0 to 0)	0 (0 to 0)	0 (0 to 0)	0 (0 to 0)	0 (0 to 0)	0 (0 to 0)	0 (0 to 0)	0 (0 to 0)	0 (0 to 0)	0 (0 to 0)	0 (0 to 0)	0 (0 to 0)	0 (0 to 0)	0 (0 to 0)	0 (0 to 0)	0 (0 to 0)	0 (0 to 0)	0 (0 to 0)	0 (0 to 0)	0 (0 to 0)	0 (0 to 0)	0 (0 to 0)	0 (0 to 0)	0 (0 to 0)	0-1
Thalassemias trait	0 (0 to 0)	0 (0 to 0)	0.4 (0 to 1.6)	0.4 (0 to 2.3)	0.3 (0 to 1.1)	0.3 (0 to 0.5)	0.1 (0 to 0.2)	0.1 (0 to 0.2)	0.1 (0 to 0.2)	0.1 (0 to 0.2)	0.1 (0 to 0.2)	0.1 (0 to 0.2)	0.1 (0 to 0.2)	0.1 (0 to 0.2)	0.1 (0 to 0.2)	0.1 (0 to 0.2)	0.2 (0 to 0.5)	0.2 (0 to 0.5)	0.1 (0 to 0.4)	0.1 (0 to 0.4)	0.1 (0 to 0.4)	0.1 (0 to 0.3)	0.1 (0 to 0.3)	0.1 (0 to 0.3)	0.1 (0 to 0.3)	0.1 (0 to 0.3)	0.1 (0 to 0.3)	2-4
Sickle cell disorders	0 (0 to 0)	0 (0 to 0)	0.1 (0 to 0.4)	0.3 (0 to 0.9)	0.2 (0 to 0.4)	0.1 (0 to 0.2)	0.2 (0 to 0.3)	0.2 (0 to 0.3)	0.1 (0 to 0.2)	0.1 (0 to 0.2)	0.1 (0 to 0.2)	0.1 (0 to 0.2)	0.1 (0 to 0.2)	0.1 (0 to 0.2)	0.1 (0 to 0.1)	0.1 (0 to 0.1)	0.1 (0 to 0.1)	0.1 (0 to 0.1)	0 (0 to 0.1)	0 (0 to 0.1)	0 (0 to 0.1)	0 (0 to 0.1)	0 (0 to 0.1)	0 (0 to 0.1)	0 (0 to 0.1)	0 (0 to 0.1)	0 (0 to 0.1)	1-4
Sickle cell trait	0 (0 to 0)	0 (0 to 0)	0.1 (0 to 0.3)	0.2 (0 to 1.4)	0.1 (0 to 0.4)	0.2 (0 to 0.6)	0.2 (0 to 0.5)	0.2 (0 to 0.5)	0.2 (0 to 0.5)	0.2 (0 to 0.5)	0.1 (0 to 0.4)	0.1 (0 to 0.4)	0.1 (0 to 0.4)	0.1 (0 to 0.4)	0.1 (0 to 0.3)	0.1 (0 to 0.3)	0.1 (0 to 0.3)	0.1 (0 to 0.3)	0.1 (0 to 0.3)	0.1 (0 to 0.3)	0.1 (0 to 0.3)	0.1 (0 to 0.3)	0.1 (0 to 0.3)	0.1 (0 to 0.3)	0.1 (0 to 0.3)	0.1 (0 to 0.3)	0.1 (0 to 0.3)	1-7
G6PD deficiency	0 (0 to 0)	0 (0 to 0)	0 (0 to 0)	0 (0 to 0)	0.1 (0 to 0.5)	0.1 (0 to 0.5)	0.2 (0 to 0.5)	0.2 (0 to 0.5)	0.2 (0 to 0.4)	0.2 (0 to 0.4)	0.2 (0 to 0.4)	0.2 (0 to 0.4)	0.3 (0 to 0.6)	0.3 (0 to 0.6)	0.2 (0 to 0.5)	0.2 (0 to 0.5)	0.2 (0 to 0.5)	0.2 (0 to 0.5)	0.2 (0 to 0.5)	0.2 (0 to 0.5)	0.2 (0 to 0.5)	0.2 (0 to 0.5)	0.2 (0 to 0.5)	0.2 (0 to 0.5)	0.2 (0 to 0.5)	0.2 (0 to 0.5)	0.2 (0 to 0.5)	2-8
G6PD trait	0 (0 to 0)	0 (0 to 0)	0 (0 to 0)	0 (0 to 0)	0 (0 to 0)	0 (0 to 0)	0 (0 to 0)	0 (0 to 0)	0 (0 to 0)	0 (0 to 0)	0 (0 to 0)	0 (0 to 0)	0 (0 to 0)	0 (0 to 0)	0 (0 to 0)	0 (0 to 0)	0 (0 to 0)	0 (0 to 0)	0 (0 to 0)	0 (0 to 0)	0 (0 to 0)	0 (0 to 0)	0 (0 to 0)	0 (0 to 0)	0 (0 to 0)	0 (0 to 0)	0 (0 to 0)	0
Other hemoglobinopathies and hemolytic anemias	0 (0 to 0)	0 (0 to 0.4)	0.3 (0 to 1.4)	0.5 (0 to 2.3)	0.3 (0 to 1.1)	0.1 (0 to 0.4)	0.2 (0 to 0.5)	0.2 (0 to 0.7)	0.2 (0 to 0.7)	0.3 (0 to 1.2)	0.3 (0 to 1.3)	0.3 (0 to 1.3)	0.3 (0 to 1.4)	0.3 (0 to 1.4)	0.3 (0 to 0.9)	0.4 (0 to 1.2)	0.7 (0 to 1.4)	0.8 (0 to 1.7)	1.1 (0.4 to 2.1)	0.9 (0.4 to 1.9)	0.8 (0 to 1.4)	0.6 (0 to 1.1)	0.4 (0 to 0.7)	0.3 (0 to 0.5)	0.2 (0 to 0.3)	0.1 (0 to 0.1)	9-2
Endocrine, metabolic, blood, and immune disorders	1.2 (0.4 to 2.3)	0.7 (0.1 to 2.1)	0.7 (0.1 to 1.2)	1.5 (0.1 to 4.2)	10.5 (4.9 to 15.5)	10.7 (7.4 to 17.2)	11.5 (7.4 to 17.2)	14.4 (9.3 to 21.4)	15.8 (10.4 to 25.6)	16.8 (10.4 to 25.6)	19.4 (12.4 to 29.4)	22.1 (14.5 to 32.6)	23 (17.8 to 40.2)	23 (17.8 to 40.2)	47.4 (29.5 to 68.9)	62.5 (41.4 to 84.2)	71.3 (44.3 to 110)	71.4 (44.9 to 109)	67.2 (42 to 105)	42.3 (26.2 to 62.8)	21.2 (12.3 to 31)	7.7 (4.9 to 12.2)	2.2 (1.4 to 3.4)	0.4 (0.2 to 0.6)	0.1 (0 to 0.2)	657
Oral disorders	2.6 (1.5 to 4.2)	2.6 (1.5 to 4.2)	3.4 (1.8 to 6.1)	4.1 (2.2 to 7.3)	2.7 (1.6 to 4.3)	7.1 (4.1 to 11.4)	9.6 (5.4 to 16)	12.6 (7.3 to 20.4)	15.2 (8.5 to 25.8)	15.9 (8.9 to 27)	20.6 (11.4 to 33.1)	27.7 (17.2 to 41.4)	44.1 (24.6 to 68.3)	49.4 (28.7 to 74.4)	52.9 (32.5 to 80)	64.1 (38.2 to 99.5)	474 (299 to 711)	29.9 (20.6 to 47.1)	15.6 (9.7 to 22.9)	9.5 (5.4 to 15)	5.4 (3.2 to 8.2)	2.6 (1.4 to 4.1)	0.9 (0.4 to 1.6)	0.3 (0.2 to 0.5)	0.1 (0 to 0.2)	455
Caries of deciduous teeth	0 (0 to 0)	0 (0 to 0)	0 (0 to 0)	0 (0 to 0)	0 (0 to 0)	0 (0 to 0)	0 (0 to 0)	0 (0 to 0)	0 (0 to 0)	0 (0 to 0)	0 (0 to 0)	0 (0 to 0)	0 (0 to 0)	0 (0 to 0)	0 (0 to 0)	0 (0 to 0)	0 (0 to 0)	0 (0 to 0)	0 (0 to 0)	0 (0 to 0)	0 (0 to 0)	0 (0 to 0)	0 (0 to 0)	0 (0 to 0)	0 (0 to 0)	0 (0 to 0)	0 (0 to 0)	0-9
Caries of permanent teeth	0 (0 to 0)	0 (0 to 0)	0 (0 to 0)	0 (0 to 0)	2 (0.2 to 5.5)	2 (0.8 to 4.2)	2 (0.8 to 4.1)	2.4 (1 to 4.8)	2.4 (1 to 5.5)	2.7 (1 to 5.9)	2.9 (1.2 to 5.7)	3.4 (1.5 to 6.7)	3.9 (1.6 to 7.5)	4.2 (1.7 to 8.2)	3.4 (1.4 to 6.7)	3.2 (1.2 to 6.4)	3.7 (1.2 to 6.4)	3.7 (1.2 to 6.5)	3.8 (1.2 to 6.5)	3.8 (1.2 to 6.5)	3.8 (1.2 to 6.5)	3.8 (1.2 to 6.5)	3.8 (1.2 to 6.5)	3.8 (1.2 to 6.5)	3.8 (1.2 to 6.5)	3.8 (1.2 to 6.5)	36-8
Periodontal diseases	0 (0 to 0)	0 (0 to 0)	0 (0 to 0)	0 (0 to 0)	0 (0 to 0)	0 (0 to 0)	0 (0 to 0)	0.4 (0 to 3.4)	0.4 (0 to 3.7)	0.7 (0 to 3.7)	0.8 (0 to 3.7)	0.8 (0 to 3.7)	0.8 (0 to 3.7)	0.8 (0 to 3.7)	0.8 (0 to 3.7)	0.8 (0 to 3.7)	0.8 (0 to 3.7)	0.8 (0 to 3.7)	0.8 (0 to 3.7)	0.8 (0 to 3.7)	0.8 (0 to 3.7)	0.8 (0 to 3.7)	0.8 (0 to 3.7)	0.8 (0 to 3.7)	0.8 (0 to 3.7)	0.8 (0 to 3.7)	64-2
Other oral disorders	0 (0 to 0)	0 (0 to 0)	0 (0 to 0)	0.4 (0.1 to 3.7)	2.1 (1.2 to 3.4)	2.1 (1.2 to 3.3)	2.7 (1.6 to 4.2)	3.5 (2.1 to 5.6)	4.2 (2.6 to 6.4)	4.7 (2.8 to 7.2)	4.8 (2.9 to 7.3)	4.1 (2.5 to 6.3)	3.5 (2.3 to 5.3)	3.5 (2.3 to 5.3)	5.5 (3.8 to 8.1)	6.2 (3.8 to 9.1)	4.7 (2.8 to 7.2)	4.2 (2.6 to 6.4)	3.6 (2.2 to 5.5)	2.5 (1.5 to 3.8)	1.9 (1.1 to 2.9)	1.1 (0.6 to 1.6)	0.5 (0.2 to 0.9)	0.2 (0.1 to 0.3)	0.1 (0 to 0.2)	0 (0 to 0)	63-3
Sudden infant death syndrome	2.3 (1.4 to 3.7)	24.4 (12.4 to 41.9)	..	..	..	..	..	..	..	..	..	..	..	..	..	..	..	..	..	..	..	..	..	..	..	..	..	NA
Injuries	0.4 (0.2 to 0.5)	7.7 (4.5 to 0.8)	25.5 (20.4 to 31.1)	25.7 (19.2 to 33.7)	39.5 (30.9 to 50.9)	115 (67.1 to 134)	192 (164

SB Table 2a. Latvia DALYS by cause and age across for males with 95% uncertainty intervals, 2019

Cause	Early Neonatal	Late Neonatal	Post-Neonatal	1 to 4	5 to 9	10 to 14	15 to 19	20 to 24	25 to 29	30 to 34	35 to 39	40 to 44	45 to 49	50 to 54	55 to 59	60 to 64	65 to 69	70 to 74	75 to 79	80 to 84	85 to 89	90 to 94	95 plus	Total
All causes	1,670 (1,299 to 1,909)	478 (369 to 561)	1,670 (1,196 to 1,976)	1,164 (1,049 to 1,430)	1,160 (700 to 2,886)	2,699 (2,266 to 3,230)	4,270 (3,395 to 5,306)	6,268 (5,035 to 7,515)	11,959 (10,200 to 13,700)	19,203 (16,995 to 21,500)	19,202 (16,455 to 21,922)	21,050 (17,840 to 24,600)	26,250 (21,500 to 31,900)	32,259 (26,150 to 38,300)	42,159 (34,000 to 51,900)	46,499 (37,400 to 56,400)	47,499 (36,500 to 59,100)	33,999 (26,100 to 45,200)	33,999 (27,800 to 46,800)	23,659 (20,600 to 27,400)	13,959 (11,300 to 16,300)	4,469 (3,776 to 5,600)	897 (663 to 1,102)	366,200
Communicable, maternal, neonatal, and nutritional diseases	1,670 (927 to 1,300)	271 (173 to 353)	451 (256 to 589)	532 (397 to 768)	410 (265 to 671)	369 (252 to 554)	342 (262 to 490)	399 (292 to 556)	597 (437 to 1,062)	1,476 (1,035 to 1,752)	1,916 (1,356 to 2,233)	1,706 (1,095 to 2,233)	1,706 (1,095 to 2,133)	1,876 (1,200 to 2,466)	1,706 (1,095 to 2,466)	1,276 (669 to 1,613)	963 (471 to 1,333)	533 (220 to 899)	479 (209 to 819)	370 (243 to 493)	199 (109 to 262)	69.4 (68.7 to 116)	19.3 (13.9 to 29.6)	19,332
HIV/AIDS and sexually transmitted infections	0 (0 to 0)	0 (0 to 0)	16.9 (3.54 to 19.1)	6.7 (0.6 to 8)	1.4 (1.2 to 1.7)	1.6 (1.2 to 2)	6.2 (4.7 to 10.1)	26 (20.1 to 33.9)	292 (231 to 337)	997 (782 to 1,163)	1,882 (1,538 to 2,184)	920 (629 to 1,199)	436 (286 to 614)	226 (139 to 374)	99.5 (62.9 to 161)	79.9 (49.3 to 124)	19.6 (10.4 to 33.4)	6 (2.9 to 9.7)	1.2 (0.5 to 2.1)	0.7 (0.3 to 1.1)	0.1 (0 to 0.3)	0 (0 to 0)	3,360
HIV/AIDS	0 (0 to 0)	0 (0 to 0)	16.6 (3.54 to 19.1)	6.7 (0.6 to 8)	1.4 (1.2 to 1.7)	1.1 (0.9 to 1.3)	4.6 (3.4 to 7.5)	22 (16.9 to 28.3)	277 (220 to 321)	983 (772 to 1,148)	1,877 (1,533 to 2,178)	920 (629 to 1,199)	431 (282 to 607)	224 (138 to 372)	99.4 (62.8 to 161)	79.4 (49.0 to 124)	19.6 (10.4 to 33.4)	6 (2.9 to 9.7)	1.2 (0.5 to 2.1)	0.7 (0.3 to 1.1)	0.1 (0 to 0.3)	0 (0 to 0)	3,310
HIV/AIDS - Drug-susceptible Tuberculosis	0 (0 to 0)	0 (0 to 0)	0.4 (0 to 0.6)	0.4 (0 to 0.6)	0.1 (0 to 0.1)	0.1 (0 to 0.1)	0.1 (0 to 0.1)	0.2 (0 to 0.3)	1.3 (0.9 to 1.8)	4.5 (3.2 to 6.3)	5.2 (3.6 to 7.4)	2.6 (1.7 to 3.6)	1.1 (0.7 to 1.6)	0.6 (0.3 to 1)	0.3 (0.1 to 0.5)	0.2 (0 to 0.4)	0.1 (0 to 0.2)	0 (0 to 0.1)	0 (0 to 0.1)	0 (0 to 0)	0 (0 to 0)	0 (0 to 0)	0 (0 to 0)	186
HIV/AIDS - Multidrug-resistant Tuberculosis without extensive	0 (0 to 0)	0 (0 to 0)	0.2 (0.1 to 0.3)	0.2 (0 to 0.2)	0 (0 to 0)	0 (0 to 0)	0 (0 to 0)	0.1 (0 to 0.1)	0.6 (0.4 to 0.9)	2.2 (1.5 to 3.1)	2.5 (1.7 to 3.5)	1.2 (0.8 to 1.7)	0.5 (0.3 to 0.8)	0.3 (0.1 to 0.4)	0.1 (0 to 0.2)	0.1 (0 to 0.2)	0 (0 to 0.1)	0 (0 to 0)	0 (0 to 0)	0 (0 to 0)	0 (0 to 0)	0 (0 to 0)	0 (0 to 0)	49.4
HIV/AIDS - Extensively drug-resistant Tuberculosis	0 (0 to 0)	0 (0 to 0)	0 (0 to 0)	0 (0 to 0.1)	0 (0 to 0)	0 (0 to 0)	0 (0 to 0)	0.3 (0.2 to 0.4)	2.1 (1.5 to 3)	8.7 (6.2 to 11.9)	9.7 (6.7 to 13.5)	4.7 (3.1 to 6.7)	2.1 (1.3 to 3.1)	1.1 (0.6 to 1.7)	0.4 (0.2 to 0.7)	0.3 (0.1 to 0.5)	0.1 (0 to 0.2)	0 (0 to 0.1)	0 (0 to 0)	0 (0 to 0)	0 (0 to 0)	0 (0 to 0)	0 (0 to 0)	204
HIV/AIDS resulting in other diseases	0 (0 to 0)	0 (0 to 0)	0.2 (0.03 to 0.38)	0.2 (0.04 to 0.4)	0.1 (0 to 0.1)	0.4 (0.09 to 0.7)	1.5 (0.4 to 2.9)	3.6 (1.1 to 6.9)	13.2 (4.1 to 25.3)	10.2 (3.2 to 19.6)	3.4 (1.1 to 6.5)	0.9 (0.3 to 1.8)	0.3 (0.1 to 0.6)	0.1 (0 to 0.2)	0 (0 to 0.1)	0 (0 to 0.1)	0 (0 to 0.1)	0 (0 to 0.1)	0 (0 to 0.1)	0 (0 to 0.1)	0 (0 to 0.1)	0 (0 to 0)	0 (0 to 0)	2,950
Sexually transmitted infections excluding HIV	0 (0 to 0)	0 (0 to 0)	0 (0 to 0)	0 (0 to 0)	0 (0 to 0)	0.1 (0 to 0.1)	0.1 (0 to 0.1)	0.1 (0 to 0.1)	0.1 (0 to 0.1)	0.1 (0 to 0.1)	0.1 (0 to 0.1)	0.1 (0 to 0.1)	0.1 (0 to 0.1)	0.1 (0 to 0.1)	0.1 (0 to 0.1)	0.1 (0 to 0.1)	0.1 (0 to 0.1)	0.1 (0 to 0.1)	0.1 (0 to 0.1)	0.1 (0 to 0.1)	0.1 (0 to 0.1)	0 (0 to 0)	0 (0 to 0)	672
Syphilis	0 (0 to 0)	0 (0 to 0)	0 (0 to 0)	0 (0 to 0)	0 (0 to 0)	0 (0 to 0)	0 (0 to 0)	0 (0 to 0)	0 (0 to 0)	0 (0 to 0)	0 (0 to 0)	0 (0 to 0)	0 (0 to 0)	0 (0 to 0)	0 (0 to 0)	0 (0 to 0)	0 (0 to 0)	0 (0 to 0)	0 (0 to 0)	0 (0 to 0)	0 (0 to 0)	0 (0 to 0)	0 (0 to 0)	0 (0 to 0)	2.6
Chlamydial infection	0 (0 to 0)	0 (0 to 0)	0 (0 to 0)	0 (0 to 0)	0 (0 to 0)	0 (0 to 0)	0 (0 to 0)	0.1 (0 to 0.1)	0.6 (0.2 to 1.2)	1.2 (0.5 to 2.3)	1.6 (0.7 to 2.9)	1.1 (0.4 to 1.9)	0.8 (0.3 to 1.3)	0.7 (0.3 to 1.2)	0.3 (0.1 to 0.6)	0.3 (0 to 0.5)	0.1 (0 to 0.2)	0 (0 to 0.1)	0 (0 to 0)	0 (0 to 0)	0 (0 to 0)	0 (0 to 0)	0 (0 to 0)	8.4
Gonococcal infection	0 (0 to 0)	0 (0 to 0)	0 (0 to 0)	0 (0 to 0)	0 (0 to 0)	0 (0 to 0)	0 (0 to 0)	0.1 (0 to 0.2)	0.6 (0.2 to 1.2)	0.9 (0.3 to 1.8)	0.8 (0.3 to 1.7)	0.3 (0.1 to 0.6)	0.3 (0.1 to 0.6)	0.2 (0.1 to 0.4)	0.1 (0 to 0.2)	0.1 (0 to 0.2)	0 (0 to 0.1)	0 (0 to 0.1)	0 (0 to 0.1)	0 (0 to 0.1)	0 (0 to 0.1)	0 (0 to 0)	0 (0 to 0)	4
Trichomoniasis	0 (0 to 0)	0 (0 to 0)	0 (0 to 0)	0 (0 to 0)	0 (0 to 0)	0 (0 to 0)	0 (0 to 0)	0.1 (0 to 0.2)	0.4 (0.1 to 0.8)	0.6 (0.2 to 1.2)	0.6 (0.2 to 1.2)	0.3 (0.1 to 0.6)	0.3 (0.1 to 0.5)	0.2 (0.1 to 0.4)	0.1 (0 to 0.2)	0.1 (0 to 0.2)	0 (0 to 0.1)	0 (0 to 0.1)	0 (0 to 0.1)	0 (0 to 0.1)	0 (0 to 0.1)	0 (0 to 0)	0 (0 to 0)	2
Genital herpes	0 (0 to 0)	0 (0 to 0)	0 (0 to 0)	0 (0 to 0)	0 (0 to 0)	0 (0 to 0)	0 (0 to 0)	0.1 (0 to 0.1)	0.5 (0.2 to 1.1)	1.1 (0.4 to 2.4)	1.5 (0.6 to 3.1)	0.8 (0.3 to 1.7)	0.6 (0.2 to 1.2)	0.4 (0.2 to 0.8)	0.2 (0.1 to 0.4)	0.2 (0.1 to 0.4)	0.1 (0 to 0.2)	0 (0 to 0.1)	0 (0 to 0.1)	0 (0 to 0.1)	0 (0 to 0.1)	0 (0 to 0)	0 (0 to 0)	24.6
Other sexually transmitted infections	0 (0 to 0)	0 (0 to 0)	0 (0 to 0)	0 (0 to 0)	0 (0 to 0)	0 (0 to 0.1)	0.1 (0 to 0.1)	0.2 (0.1 to 0.3)	1.2 (0.4 to 2.3)	1.7 (0.6 to 3.4)	2.2 (0.8 to 4.3)	1.2 (0.4 to 2.3)	0.9 (0.3 to 1.8)	0.6 (0.2 to 1.2)	0.3 (0.1 to 0.6)	0.2 (0.1 to 0.5)	0.1 (0 to 0.2)	0 (0 to 0.1)	0 (0 to 0.1)	0 (0 to 0.1)	0 (0 to 0.1)	0 (0 to 0)	0 (0 to 0)	7.3
Respiratory infections and tuberculosis	60.6 (37.3 to 98.9)	32.6 (21.1 to 52.2)	122 (73.6 to 179)	139 (73.6 to 143)	111 (64.1 to 127)	69.4 (39.1 to 120)	110 (80.4 to 132)	232 (180.2 to 291)	286 (198.9 to 397)	498 (279.5 to 618)	642 (341.9 to 847)	1,230 (697.9 to 1,600)	2,060 (1,270 to 2,630)	3,170 (1,970 to 4,000)	4,940 (2,720 to 6,450)	6,140 (3,190 to 7,790)	6,140 (2,990 to 8,170)	4,790 (2,650 to 6,470)	4,790 (2,650 to 6,470)	3,220 (1,770 to 4,350)	1,720 (1,010 to 2,170)	494 (312.5 to 621)	7,880
Tuberculosis	0 (0 to 0)	2.5 (1.5 to 3.6)	2.3 (1.6 to 3.1)	1.6 (1 to 2.2)	1.2 (0.5 to 2.6)	2.9 (1.8 to 3.8)	9.6 (7.2 to 12.3)	49.1 (33.1 to 63.1)	93.3 (64.6 to 122)	68.7 (33.9 to 101)	65 (32.4 to 95.1)	66 (32.9 to 97.3)	195 (130 to 266)	238 (162 to 322)	237 (165 to 309)	195 (120 to 266)	237 (165 to 309)	237 (165 to 309)	195 (120 to 266)	47.2 (28.2 to 66.2)	23.2 (10.7 to 41.3)	2.6 (0.3 to 6.4)	1,420
Latent tuberculosis infection	0 (0 to 0)	0.2 (0.1 to 0.3)	0.2 (0.1 to 0.3)	0.1 (0 to 0.2)	0.1 (0 to 0.2)	0.2 (0.1 to 0.3)	0.8 (0.5 to 1.1)	4.1 (2.8 to 5.3)	7.8 (5.4 to 10.2)	5.7 (2.8 to 8.4)	5.4 (2.7 to 7.9)	5.5 (2.7 to 8.1)	16.2 (10.8 to 22.1)	19.8 (13.5 to 26.8)	19.7 (13.7 to 25.7)	16.2 (10 to 22.1)	19.7 (13.7 to 25.7)	19.7 (13.7 to 25.7)	16.2 (10 to 22.1)	3.9 (2.3 to 5.5)	1.9 (0.9 to 3.4)	0.2 (0 to 0.5)	118
Drug-susceptible Tuberculosis	1.9 (1.1 to 3)	1.9 (1.2 to 2.9)	1.8 (1.2 to 2.5)	1.2 (0.8 to 1.6)	0.9 (0.4 to 2)	2.2 (1.4 to 2.9)	12.9 (9.6 to 16)	39.2 (26.4 to 50.4)	62.1 (43.1 to 81.2)	29.6 (14.6 to 43.5)	54 (26.9 to 78.5)	153 (81 to 222)	186 (124 to 254)	196 (133 to 261)	196 (133 to 261)	196 (133 to 261)	97.6 (60.1 to 144)	49.1 (27.1 to 77.8)	20.6 (9.6 to 37.2)	17.6 (8.3 to 31.7)	7.7 (3.6 to 13.9)	2.3 (0.3 to 5.5)	1,110
Multidrug-resistant tuberculosis without extensive drug-resistan	0.6 (0.3 to 0.9)	0.6 (0.3 to 0.9)	0.2 (0 to 0.3)	0.1 (0 to 0.1)	0.3 (0.1 to 0.6)	0.6 (0.3 to 0.9)	2.1 (1.5 to 2.8)	6.2 (4.5 to 7.8)	9.7 (7.1 to 12.7)	4.6 (2.1 to 6.7)	9.8 (4.3 to 14.2)	24.3 (10.9 to 35.3)	29.6 (13.3 to 43.1)	30.7 (13.8 to 44.6)	30.7 (13.8 to 44.6)	30.7 (13.8 to 44.6)	15.3 (6.9 to 22.2)	7.7 (3.5 to 11.2)	3.2 (1.4 to 4.7)	2.7 (1.2 to 4)	1.2 (0.5 to 1.8)	0.3 (0 to 0.5)	178
Extensively drug-resistant tuberculosis	0 (0 to 0)	0 (0 to 0)	0.2 (0 to 0.4)	0.1 (0 to 0.1)	0.1 (0 to 0.2)	0.1 (0 to 0.2)	0.5 (0.3 to 0.8)	2.5 (1.6 to 3.4)	3.9 (2.7 to 5.2)	1.8 (1 to 2.6)	3.8 (1.6 to 5.4)	9.4 (4.2 to 13.5)	11.4 (5.1 to 16.2)	11.8 (5.3 to 16.8)	11.8 (5.3 to 16.8)	11.8 (5.3 to 16.8)	5.9 (2.6 to 8.4)	2.9 (1.3 to 4.2)	1.2 (0.5 to 1.7)	1 (0.4 to 1.5)	0.5 (0.2 to 0.7)	0.1 (0 to 0.2)	64.5
Lower respiratory infections	60.6 (37.3 to 98.9)	30.5 (20.7 to 49.9)	108 (71.1 to 154)	47.6 (26.1 to 69.6)	19.7 (11.9 to 31.4)	19.6 (11.9 to 29.1)	22.4 (15.2 to 32.2)	47.5 (29.7 to 72)	124 (79.4 to 180)	254 (160.3 to 374)	307 (200.3 to 439)	511 (330.2 to 709)	432 (270.5 to 615)	449 (282.5 to 640)	719 (469.4 to 1,020)	641 (426.9 to 891)	439 (290.3 to 621)	280 (187.3 to 397)	274 (180.2 to 384)	163 (100.2 to 232)	69.3 (39.9 to 107)	19.6 (10.2 to 31.6)	5,400
Upper respiratory infections	0.4 (0.1 to 0.7)	0.4 (0.1 to 0.7)	33.6 (4.6 to 72.5)	29.6 (4.1 to 63.8)	42.9 (5.9 to 92.5)	3.6 (0.5 to 7.8)	31.1 (4.3 to 67.1)	49.6 (6.9 to 107)	53.7 (7.4 to 116)	24.4 (3.4 to 52.6)	49.1 (6.8 to 106)	43.1 (6 to 93)	27.1 (3.8 to 58.5)	28.9 (4 to 62.3)	28.9 (4 to 62.3)	21.7 (3 to 46.8)	24.2 (3.4 to 52.2)	16.4 (2.3 to 35.4)	13.2 (1.8 to 28.4)	7.6 (1 to 16.4)	3.2 (0.4 to 6.9)	1.1 (0.2 to 2.3)	677
Otitis media	0 (0 to 0)	0 (0 to 0.1)	0.2 (0.03 to 0.5)	0.1 (0 to 0.3)	0.2 (0.1 to 0.4)	0.2 (0.1 to 0.4)	0.2 (0.1 to 0.4)	0.2 (0.1 to 0.4)	0.2 (0.1 to 0.4)	0.2 (0.1 to 0.4)	0.2 (0.1 to 0.4)	0.2 (0.1 to 0.4)	0.2 (0.1 to 0.4)	0.2 (0.1 to 0.4)	0.2 (0.1 to 0.4)	0.2 (0.1 to 0.4)	0.2 (0.1 to 0.4)	0.2 (0.1 to 0.4)	0.2 (0.1 to 0.4)	0.2 (0.1 to 0.4)	0.2 (0.1 to 0.4)	0.2 (0.1 to 0.4)	227
Enteric infections	0.7 (0.5 to 1.1)	2.1 (1.4 to 3)	139 (29.3 to 59.9)	77.9 (63.9 to 166)	66.4 (47.7 to 126)	50.7 (41 to 92)	46.1 (36.9 to 58.6)	39.6 (32.1 to 49.6)	39.6 (32.1 to 49.6)	39.6 (32.1 to 49.6)	39.6 (32.1 to 49.6)	39.6 (32.1 to 49.6)	39.6 (32.1 to 49.6)	39.6 (32.1 to 49.6)	39.6 (32.1 to 49.6)	39.6 (32.1 to 49.6)	39.6 (32.1 to 49.6)	39.6 (32.1 to 49.6)	39.6 (32.1 to 49.6)	39.6 (32.1 to 49.6)	39.6 (32.1 to 49.6)	39.6 (32.1 to 49.6)	1,340
Diarrheal diseases	3.1 (0.5 to 1.1)	2.1 (1.5 to 3.5)	139 (29.1 to 59.7)	77.9 (63.5 to 166)	66.4 (48.6 to 126)	50.7 (39.7 to 92)	46.1 (38.6 to 58)	39.6 (30.7 to 51)	39.6 (30.7 to 51)	39.6 (30.7 to 51)	39.6 (30.7 to 51)	39.6 (30.7 to 51)	39.6 (30.7 to 51)	39.6 (30.7 to 51)	39.6 (30.7 to 51)	39.6 (30.7 to 51)	39.6 (30.7 to 51)	39.6 (30.7 to 51)	39.6 (30.7 to 51)	39.6 (30.7 to 51)	39.6 (30.7 to 51)	39.6 (30.7 to 51)	1,340
Typhoid and paratyphoid	0 (0 to 0)	0 (0 to 0)	0 (0 to 0)	0 (0 to 0)	0 (0 to 0)	0 (0 to 0)	0 (0 to 0)	0 (0 to 0)	0 (0 to 0)	0 (0 to 0)	0 (0 to 0)	0 (0 to 0)	0 (0 to 0)	0 (0 to 0)	0 (0 to 0)	0 (0 to 0)	0 (0 to 0)	0 (0 to 0)	0 (0 to 0)	0 (0 to 0)	0 (0 to 0)	0 (0 to 0)	0 (0 to 0)	0.2
Typhoid fever	0 (0 to 0)	0 (0 to 0)	0 (0 to 0)	0 (0 to 0)	0 (0 to 0)	0 (0 to 0)	0 (0 to 0)	0 (0 to 0)	0 (0 to 0)	0 (0 to 0)	0 (0 to 0)	0 (0 to 0)	0 (0 to 0)	0 (0 to 0)	0 (0 to 0)	0 (0 to 0)	0 (0 to 0)	0 (0 to 0)	0 (0 to 0)	0 (0 to 0)	0 (0 to 0)	0 (0 to 0)	0 (0 to 0)	0
Paratyphoid fever	0 (0 to 0)	0 (0 to 0)	0 (0 to 0)	0 (0 to 0)	0 (0 to 0)	0 (0 to 0)	0 (0 to 0)	0 (0 to 0)	0 (0 to 0)	0 (0 to 0)	0 (0 to 0)	0 (0 to 0)	0 (0 to 0)	0 (0 to 0)	0 (0 to 0)	0 (0 to 0)	0 (0 to 0)	0 (0 to 0)	0 (0 to 0)	0 (0 to 0)	0 (0 to 0)	0 (0 to 0)	0 (0 to 0)	0.1
Invasive Non-typhoidal Salmonella (iNTS)	0 (0 to 0)	0 (0 to 0)	0 (0 to 0)	0 (0 to 0)	0 (0 to 0)	0 (0 to 0)	0 (0 to 0)	0 (0 to 0)	0 (0 to 0)	0 (0 to 0)	0 (0 to 0)	0 (0 to 0)	0 (0 to 0)	0 (0 to 0)	0 (0 to 0)	0 (0 to 0)	0 (0 to 0)	0 (0 to 0)	0 (0 to 0)	0 (0 to 0)	0 (0 to 0)	0 (0 to 0)	0 (0 to 0)	0.5
Other intestinal infectious diseases	0 (0 to 0)	0.1 (0 to 0.1)	0.3 (0.1 to 0.7)	0.2 (0 to 0.5)	0.2 (0.1 to 0.4)	0.2 (0.1 to 0.4)	0.1 (0.1 to 0.2)	0.1 (0 to 0.1)	0.1 (0 to 0.1)	0.2 (0 to 0.4)	0.2 (0 to 0.4)	0.1 (0 to 0.2)	0.1 (0 to 0.2)	0.1 (0 to 0.2)	0.1 (0 to 0.2)	0.1 (0 to 0.2)	0.1 (0 to 0.2)	0.1 (0 to 0.2)	0.1 (0 to 0.2)	0.1 (0 to 0.2)	0.1 (0 to 0.2)	0.1 (0 to 0.2)	0 (0 to 0)	3.9
Neglected tropical diseases and malaria	1.9 (0 to 3.8)	19.2 (2.6 to 37.2)	131 (3.9 to 253)	4.3 (0.6 to 8.3)	3.8 (0.5 to 7.4)	2.7 (0.4 to 5.2)	3.2 (0.5 to 6.2)	7.4 (2.7 to 13.6)	12 (4.1 to 24.1)	19.6 (6.4 to 39.4)	19.7 (7.5 to 40.2)	19.7 (7.5 to 40.2)	28.3 (10.5 to 58.4)	28.2 (10.5 to 58.4)	91.3 (39.7 to 171)	91 (17.7 to 178)	46.7 (17.3 to 96.4)	34.6 (13.2 to 72.3)	23.3 (9.1 to 47.3)	19.8 (7.5 to 39.5)	8.8 (2.7 to 19.2)	2.7 (0.5 to 6.1)	626
Malaria	0 (0 to 0)	0 (0 to 0)	0 (0 to 0)	0 (0 to 0)	0 (0 to 0)	0 (0 to 0)	0 (0 to 0)	0 (0 to 0)	0 (0 to 0)	0 (0 to 0)	0 (0 to 0)	0 (0 to 0)	0 (0 to 0)	0 (0 to 0)	0 (0 to 0)	0 (0 to 0)	0 (0 to 0)	0 (0 to 0)	0 (0 to 0)	0 (0 to 0)	0 (0 to 0)	0 (0 to 0)	0 (0 to 0)	0
Chagas disease	0 (0 to 0)	0 (0 to 0)	0 (0 to 0)	0 (0 to 0)	0 (0 to 0)	0 (0 to 0)	0 (0 to 0)	0 (0 to 0)	0 (0 to 0)	0 (0 to 0)	0 (0 to 0)	0 (0 to 0)	0 (0 to 0)	0 (0 to 0)	0 (0 to 0)	0 (0 to 0)	0 (0 to 0)	0 (0 to 0)	0 (0 to 0)	0 (0 to 0)	0 (0 to 0)	0 (0 to 0)	0 (0 to 0)	0
Leishmaniasis	0 (0 to 0)	0 (0 to 0)	0 (0 to 0)	0 (0 to 0)	0 (0 to 0)	0 (0 to 0)	0 (0 to 0)	0 (0 to 0)	0 (0 to 0)	0 (0 to 0)	0 (0 to 0)	0 (0 to 0)	0 (0 to 0)	0 (0 to 0)	0 (0 to 0)	0 (0 to 0)	0 (0 to 0)	0 (0 to 0)	0 (0 to 0)	0 (0 to 0)	0 (0 to 0)	0 (0 to 0)	0 (0 to 0)	0
Visceral leishmaniasis	0 (0 to 0)	0 (0 to 0)	0 (0 to 0)	0 (0 to 0)	0 (0 to 0)	0 (0 to 0)	0 (0 to 0)	0 (0 to 0)	0 (0 to 0)	0 (0 to 0)	0 (0 to 0)	0 (0 to 0)	0 (0 to 0)	0 (0 to 0)	0 (0 to 0)	0 (0 to 0)	0 (0 to 0)	0 (0 to 0)	0 (0 to 0)	0 (0 to 0)	0 (0 to 0)	0 (0 to 0)	0 (0 to 0)	0
Cutaneous and mucocutaneous leishmaniasis	0 (0 to 0)	0 (0 to 0)	0 (0 to 0)	0 (0 to 0)	0 (0 to 0)	0 (0 to 0)	0 (0 to 0)	0 (0 to 0)	0 (0 to 0)	0 (0 to 0)	0 (0 to 0)	0 (0 to 0)	0 (0 to 0)	0 (0 to 0)	0 (0 to 0)	0 (0 to 0)	0 (0 to 0)	0 (0 to 0)	0 (0 to 0)	0 (0 to 0)	0 (0 to 0)	0 (0 to 0)	0 (0 to 0)	0
African trypanosomiasis	0 (0 to 0)	0 (0 to 0)	0 (0 to 0)	0 (0 to 0)	0 (0 to 0)	0 (0 to 0)	0 (0 to 0)	0 (0 to 0)	0 (0 to 0)	0 (0 to 0)	0 (0 to 0)	0 (0 to 0)	0 (0 to 0)	0 (0 to 0)	0 (0 to 0)	0 (0 to 0)	0 (0 to 0)	0 (0 to 0)	0 (0 to 0)	0 (0 to 0)	0 (0 to 0)	0 (0 to 0)	0 (0 to 0)	0
Schistosomiasis	0 (0 to 0)	0 (0 to 0)	0 (0 to 0)	0 (0 to 0)	0 (0 to 0)	0 (0 to 0)	0 (0 to 0)	0 (0 to 0)	0 (0 to 0)	0 (0 to 0)	0 (0 to 0)	0 (0 to 0)	0 (0 to 0)	0 (0 to 0)	0 (0 to 0)	0 (0 to 0)	0 (0 to 0)	0 (0 to 0)	0 (0 to 0)	0 (0 to 0)	0 (0 to 0)	0 (0 to 0)	0 (0 to 0)	0
Cysticercosis	0 (0 to 0)	0 (0 to 0)	0 (0 to 0)	0 (0 to 0)	0.1 (0 to 0.2)	0.4 (0.1 to 0.8)	1.2 (0.4 to 2.3)	4.3 (1.5 to 8.2)	8.6 (3.1 to 16.7)	12 (4.3 to 23.2)	12 (4.3 to 23.2)	19.6 (6.9 to 38.2)	22.6 (8.1 to 44.3)	31.6 (11.3 to 61.4)	44.3 (15.9 to 86.3)	49.3 (14.8 to 102)	43.3 (14.7 to 87.3)	33 (11.5 to 71.7)	26.3 (10.3 to 56.1)	17.6 (5.9 to 39.6)	7.6 (2.5 to 17.6)	2.3 (0.6 to 5.9)	0.4 (0.1 to 1.1)	326
Cystic echinococcosis	0 (0 to 0)	0 (0 to 0)	0 (0 to 0)	0 (0 to 0)	0.2 (0 to 0.3)	0.2 (0 to 0.3)	0.3 (0 to 0.4)	0.4 (0 to 0.6)	0.6 (0 to 0.8)	0.4 (0 to 0.7)	0.4 (0 to 0.7)	0.6 (0 to 0.8)	0.6 (0 to 0.8)	0.6 (0 to 0.8)	0.6 (0 to 0.8)	0.6 (0 to 0.8)	0.6 (0 to 0.8)	0.6 (0 to 0.8)	0.6 (0 to 0.8)	0.6 (0 to 0.8)	0.6 (0 to 0.8)	0.6 (0 to 0.8)	0 (0 to 0)	9.2
Lymphatic filariasis	0 (0 to 0)	0 (0 to 0)	0 (0 to 0)	0 (0 to 0)	0 (0 to 0)	0 (0 to 0)	0 (0 to 0)	0 (0 to 0)	0 (0 to 0)	0 (0 to 0)	0 (0 to 0)	0 (0 to 0)	0 (0 to 0)	0 (0 to 0)	0 (0 to 0)	0 (0 to 0)	0 (0 to 0)	0 (0 to 0)	0 (0 to 0)	0 (0 to 0)	0 (0 to 0)	0 (0 to 0)	0 (0 to 0)	0
Onchocerciasis	0 (0 to 0)	0 (0 to 0)	0 (0 to 0)	0 (0 to 0)	0 (0 to 0)	0 (0 to 0)	0 (0 to 0)	0 (0 to 0)	0 (0 to 0)	0 (0 to 0)	0 (0 to 0)	0 (0 to 0)	0 (0 to 0)	0 (0 to 0)	0 (0 to 0)	0 (0 to 0)	0 (0 to 0)	0 (0 to 0)	0 (0 to 0)	0 (0 to 0)	0 (0 to 0)	0 (0 to 0)	0 (0 to 0)	0
Trachoma	0 (0 to 0)	0 (0 to 0)	0 (0 to 0)	0 (0 to 0)	0 (0 to 0)	0 (0 to 0)	0 (0 to 0)	0 (0 to 0)	0 (0 to 0)	0 (0 to 0)	0 (0 to 0)	0 (0 to 0)	0 (0 to 0)	0 (0 to 0)	0 (0 to 0)	0 (0 to 0)	0 (0 to 0)	0 (0 to 0)	0 (0 to 0)	0 (0 to 0)	0 (0 to 0)	0 (0 to 0)	0 (0 to 0)	0
Dengue	0 (0 to 0)	0 (0 to 0)	0 (0 to 0)	0 (0 to 0)	0 (0 to 0)	0 (0 to 0)	0 (0 to 0)	0 (0 to 0)	0 (0 to 0)	0 (0 to 0)	0 (0 to 0)	0 (0 to 0)	0 (0 to 0)	0 (0 to 0)	0 (0 to 0)	0 (0 to 0)	0 (0 to 0)	0 (0 to 0)	0 (0 to 0)	0 (0 to 0)	0 (0 to 0)	0 (0 to 0)	0 (0 to 0)	0
Yellow fever	0 (0 to 0)	0 (0 to 0)	0 (0 to 0)	0 (0 to 0)	0 (0 to 0)	0 (0 to 0)	0 (0 to 0)	0 (0 to 0)	0 (0 to 0)	0 (0 to 0)	0 (0 to 0)	0 (0 to 0)	0 (0 to 0)	0 (0 to 0)	0 (0 to 0)	0 (0 to 0)	0 (0 to 0)	0 (0 to 0)	0 (0 to 0)	0 (0 to 0)	0 (0 to 0)	0 (0 to 0)	0 (0 to 0)	0
Rabies	0 (0 to 0)	0 (0 to 0)	0.2 (0.1 to 0.4)	0.2 (0 to 0.4)	0.1 (0 to 0.1)	0.1 (0 to 0.1)	0.1 (0 to 0.1)	0.1 (0 to 0.1)	0.1 (0 to 0.1)	0.1 (0 to 0.1)	0.1 (0 to 0.1)	0.1 (0 to 0.1)	0.1 (0 to 0.1)	0.1 (0 to 0.1)	0.1 (0 to 0.1)	0.1 (0 to 0.1)	0.1 (0 to 0.1)	0.1 (0 to 0.1)	0.1 (0 to 0.1)	0.1 (0 to 0.1)	0.1 (0 to 0.1)	0.1 (0 to 0.1)	0 (0 to 0)	2.1
Intestinal nematode infections	0 (0 to 0)	0 (0 to 0)	0 (0 to 0)	0 (0 to 0)	0 (0 to 0)	0 (0 to 0)	0 (0 to 0)	0 (0 to 0)	0 (0 to 0)	0 (0 to 0)	0 (0 to 0)	0 (0 to 0)	0 (0 to 0)	0 (0 to 0)	0 (0 to 0)	0 (0 to 0)	0 (0 to 0)	0 (0 to 0)	0 (0 to 0)	0 (0 to 0)	0 (0 to 0)	0 (0 to 0)	0 (0 to 0)	0
Ascariasis	0 (0 to 0)	0 (0 to 0)	0 (0 to 0)	0 (0 to 0)	0 (0 to 0)	0 (0 to 0)	0 (0 to 0)	0 (0 to 0)	0 (0 to 0)	0 (0 to 0)	0 (0 to 0)	0 (0 to 0)	0 (0 to 0)	0 (0 to 0)	0 (0 to 0)	0 (0 to 0)	0 (0 to 0)





SR Table 2c: Northamptonshire DALYS by cause and age group for males with 95% uncertainty intervals, 2019

Cause	Early Neonatal	Late Neonatal	Post Neonatal	1 to 4	5 to 9	10 to 14	15 to 19	20 to 24	25 to 29	30 to 34	35 to 39	40 to 44	45 to 49	50 to 54	55 to 59	60 to 64	65 to 69	70 to 74	75 to 79	80 to 84	85 to 89	90 to 94	95 plus	Total
All causes	4,838 (4,511 to 5,196)	1,766 (1,647 to 1,894)	3,127 (2,927 to 3,328)	1,427 (1,337 to 1,527)	974 (914 to 1,041)	729 (684 to 778)	1,220 (1,137 to 1,310)	2,277 (2,127 to 2,419)	2,719 (2,532 to 2,910)	2,979 (2,779 to 3,182)	3,475 (3,276 to 3,683)	4,209 (3,975 to 4,450)	5,230 (4,932 to 5,542)	6,199 (5,837 to 6,577)	7,157 (6,729 to 7,600)	8,000 (7,509 to 8,492)	8,228 (7,708 to 8,762)	7,474 (6,973 to 8,000)	6,538 (6,071 to 7,043)	5,272 (4,771 to 5,801)	3,666 (3,255 to 4,126)	1,443 (1,243 to 1,692)	101,782 (97,742 to 105,932)	105,052
Communicable, maternal, neonatal, and nutritional diseases	768 (599 to 934)	158 (108 to 192)	215 (159 to 288)	160 (109 to 208)	171 (112 to 224)	130 (82 to 180)	109 (70 to 151)	113 (69 to 147)	131 (100 to 166)	146 (110 to 188)	163 (121 to 214)	163 (121 to 214)	173 (126 to 227)	190 (137 to 255)	232 (165 to 310)	232 (163 to 312)	272 (171 to 391)	400 (253 to 576)	396 (250 to 569)	443 (283 to 644)	477 (304 to 695)	313 (200 to 456)	5,710
HIV/AIDS and sexually transmitted infections	19 (5 to 39)	5 (1 to 12)	9 (2 to 19)	5 (1 to 11)	0 (0 to 1)	0 (0 to 1)	0 (0 to 1)	1 (0 to 2)	3 (1 to 6)	6 (3 to 11)	9 (4 to 17)	12 (6 to 21)	12 (6 to 21)	14 (7 to 25)	12 (6 to 21)	9 (4 to 17)	7 (3 to 13)	6 (3 to 11)	3 (1 to 7)	1 (0 to 3)	0 (0 to 1)	0 (0 to 1)	130
HIV/AIDS	0 (0 to 0)	0 (0 to 0)	0 (0 to 0)	0 (0 to 0)	0 (0 to 0)	0 (0 to 0)	0 (0 to 0)	1 (1 to 2)	3 (2 to 5)	6 (3 to 10)	9 (5 to 13)	11 (6 to 18)	12 (7 to 19)	13 (7 to 21)	11 (6 to 18)	8 (4 to 14)	6 (3 to 11)	5 (2 to 9)	3 (1 to 6)	1 (0 to 3)	0 (0 to 2)	0 (0 to 1)	89
HIV/AIDS - Drug-susceptible Tuberculosis	0 (0 to 0)	0 (0 to 0)	0 (0 to 0)	0 (0 to 0)	0 (0 to 0)	0 (0 to 0)	0 (0 to 0)	0 (0 to 0)	0 (0 to 0)	1 (0 to 1)	1 (0 to 2)	1 (0 to 2)	1 (0 to 2)	1 (0 to 2)	1 (0 to 2)	0 (0 to 1)	0 (0 to 1)	0 (0 to 1)	0 (0 to 1)	0 (0 to 0)	0 (0 to 0)	0 (0 to 0)	10
HIV/AIDS - Multidrug-resistant Tuberculosis without extensive drug resistance	0 (0 to 0)	0 (0 to 0)	0 (0 to 0)	0 (0 to 0)	0 (0 to 0)	0 (0 to 0)	0 (0 to 0)	0 (0 to 0)	0 (0 to 0)	0 (0 to 0)	0 (0 to 0)	0 (0 to 0)	0 (0 to 0)	0 (0 to 0)	0 (0 to 0)	0 (0 to 0)	0 (0 to 0)	0 (0 to 0)	0 (0 to 0)	0 (0 to 0)	0 (0 to 0)	0 (0 to 0)	0
HIV/AIDS - Extensively drug-resistant Tuberculosis	0 (0 to 0)	0 (0 to 0)	0 (0 to 0)	0 (0 to 0)	0 (0 to 0)	0 (0 to 0)	0 (0 to 0)	0 (0 to 0)	0 (0 to 0)	0 (0 to 0)	0 (0 to 0)	0 (0 to 0)	0 (0 to 0)	0 (0 to 0)	0 (0 to 0)	0 (0 to 0)	0 (0 to 0)	0 (0 to 0)	0 (0 to 0)	0 (0 to 0)	0 (0 to 0)	0 (0 to 0)	0
HIV/AIDS resulting in other diseases	0 (0 to 0)	0 (0 to 0)	0 (0 to 0)	0 (0 to 0)	0 (0 to 0)	0 (0 to 0)	0 (0 to 0)	0 (0 to 0)	0 (0 to 0)	0 (0 to 0)	0 (0 to 0)	0 (0 to 0)	0 (0 to 0)	0 (0 to 0)	0 (0 to 0)	0 (0 to 0)	0 (0 to 0)	0 (0 to 0)	0 (0 to 0)	0 (0 to 0)	0 (0 to 0)	0 (0 to 0)	0
Sexually transmitted infections excluding HIV	19 (5 to 39)	5 (1 to 12)	9 (2 to 19)	5 (1 to 11)	0 (0 to 1)	0 (0 to 1)	0 (0 to 1)	0 (0 to 1)	0 (0 to 1)	0 (0 to 1)	0 (0 to 1)	0 (0 to 1)	0 (0 to 1)	0 (0 to 1)	0 (0 to 1)	0 (0 to 1)	0 (0 to 1)	0 (0 to 1)	0 (0 to 1)	0 (0 to 0)	0 (0 to 0)	0 (0 to 0)	0
Syphilis	0 (0 to 0)	0 (0 to 0)	0 (0 to 0)	0 (0 to 0)	0 (0 to 0)	0 (0 to 0)	0 (0 to 0)	0 (0 to 0)	0 (0 to 0)	0 (0 to 0)	0 (0 to 0)	0 (0 to 0)	0 (0 to 0)	0 (0 to 0)	0 (0 to 0)	0 (0 to 0)	0 (0 to 0)	0 (0 to 0)	0 (0 to 0)	0 (0 to 0)	0 (0 to 0)	0 (0 to 0)	0
Chlamydial infection	0 (0 to 0)	0 (0 to 0)	0 (0 to 0)	0 (0 to 0)	0 (0 to 0)	0 (0 to 0)	0 (0 to 0)	0 (0 to 0)	0 (0 to 0)	0 (0 to 0)	0 (0 to 0)	0 (0 to 0)	0 (0 to 0)	0 (0 to 0)	0 (0 to 0)	0 (0 to 0)	0 (0 to 0)	0 (0 to 0)	0 (0 to 0)	0 (0 to 0)	0 (0 to 0)	0 (0 to 0)	0
Gonococcal infection	0 (0 to 0)	0 (0 to 0)	0 (0 to 0)	0 (0 to 0)	0 (0 to 0)	0 (0 to 0)	0 (0 to 0)	0 (0 to 0)	0 (0 to 0)	0 (0 to 0)	0 (0 to 0)	0 (0 to 0)	0 (0 to 0)	0 (0 to 0)	0 (0 to 0)	0 (0 to 0)	0 (0 to 0)	0 (0 to 0)	0 (0 to 0)	0 (0 to 0)	0 (0 to 0)	0 (0 to 0)	0
Trichomoniasis	0 (0 to 0)	0 (0 to 0)	0 (0 to 0)	0 (0 to 0)	0 (0 to 0)	0 (0 to 0)	0 (0 to 0)	0 (0 to 0)	0 (0 to 0)	0 (0 to 0)	0 (0 to 0)	0 (0 to 0)	0 (0 to 0)	0 (0 to 0)	0 (0 to 0)	0 (0 to 0)	0 (0 to 0)	0 (0 to 0)	0 (0 to 0)	0 (0 to 0)	0 (0 to 0)	0 (0 to 0)	0
Genital herpes	0 (0 to 0)	0 (0 to 0)	0 (0 to 0)	0 (0 to 0)	0 (0 to 0)	0 (0 to 0)	0 (0 to 0)	0 (0 to 0)	0 (0 to 1)	0 (0 to 1)	0 (0 to 1)	0 (0 to 1)	0 (0 to 1)	0 (0 to 1)	0 (0 to 1)	0 (0 to 1)	0 (0 to 1)	0 (0 to 1)	0 (0 to 1)	0 (0 to 0)	0 (0 to 0)	0 (0 to 0)	0
Other sexually transmitted infections	0 (0 to 0)	0 (0 to 0)	0 (0 to 0)	0 (0 to 0)	0 (0 to 0)	0 (0 to 0)	0 (0 to 0)	0 (0 to 0)	0 (0 to 0)	0 (0 to 0)	0 (0 to 0)	0 (0 to 0)	0 (0 to 0)	0 (0 to 0)	0 (0 to 0)	0 (0 to 0)	0 (0 to 0)	0 (0 to 0)	0 (0 to 0)	0 (0 to 0)	0 (0 to 0)	0 (0 to 0)	0
Respiratory infections and tuberculosis	7 (3 to 10)	3 (2 to 4)	37 (29 to 46)	88 (70 to 107)	49 (39 to 59)	30 (24 to 36)	29 (23 to 34)	34 (27 to 41)	44 (35 to 52)	54 (43 to 66)	74 (59 to 89)	94 (75 to 113)	122 (97 to 147)	164 (131 to 196)	194 (156 to 234)	243 (196 to 290)	293 (236 to 350)	349 (281 to 417)	339 (273 to 406)	292 (235 to 350)	204 (164 to 245)	102 (82 to 122)	2,895
Tuberculosis	0 (0 to 0)	0 (0 to 0)	0 (0 to 0)	0 (0 to 0)	0 (0 to 0)	0 (0 to 0)	0 (0 to 0)	0 (0 to 0)	0 (0 to 0)	0 (0 to 0)	0 (0 to 0)	0 (0 to 0)	0 (0 to 0)	0 (0 to 0)	0 (0 to 0)	0 (0 to 0)	0 (0 to 0)	0 (0 to 0)	0 (0 to 0)	0 (0 to 0)	0 (0 to 0)	0 (0 to 0)	0
Latent tuberculosis infection	0 (0 to 0)	0 (0 to 0)	0 (0 to 0)	0 (0 to 0)	0 (0 to 0)	0 (0 to 0)	0 (0 to 0)	0 (0 to 0)	0 (0 to 0)	0 (0 to 0)	0 (0 to 0)	0 (0 to 0)	0 (0 to 0)	0 (0 to 0)	0 (0 to 0)	0 (0 to 0)	0 (0 to 0)	0 (0 to 0)	0 (0 to 0)	0 (0 to 0)	0 (0 to 0)	0 (0 to 0)	0
Drug-susceptible tuberculosis	0 (0 to 0)	0 (0 to 0)	0 (0 to 0)	0 (0 to 0)	0 (0 to 0)	0 (0 to 0)	0 (0 to 0)	0 (0 to 0)	0 (0 to 0)	0 (0 to 0)	0 (0 to 0)	0 (0 to 0)	0 (0 to 0)	0 (0 to 0)	0 (0 to 0)	0 (0 to 0)	0 (0 to 0)	0 (0 to 0)	0 (0 to 0)	0 (0 to 0)	0 (0 to 0)	0 (0 to 0)	0
Multidrug-resistant tuberculosis without extensive drug resistance	0 (0 to 0)	0 (0 to 0)	0 (0 to 0)	0 (0 to 0)	0 (0 to 0)	0 (0 to 0)	0 (0 to 0)	0 (0 to 0)	0 (0 to 0)	0 (0 to 0)	0 (0 to 0)	0 (0 to 0)	0 (0 to 0)	0 (0 to 0)	0 (0 to 0)	0 (0 to 0)	0 (0 to 0)	0 (0 to 0)	0 (0 to 0)	0 (0 to 0)	0 (0 to 0)	0 (0 to 0)	0
Extensively drug-resistant tuberculosis	0 (0 to 0)	0 (0 to 0)	0 (0 to 0)	0 (0 to 0)	0 (0 to 0)	0 (0 to 0)	0 (0 to 0)	0 (0 to 0)	0 (0 to 0)	0 (0 to 0)	0 (0 to 0)	0 (0 to 0)	0 (0 to 0)	0 (0 to 0)	0 (0 to 0)	0 (0 to 0)	0 (0 to 0)	0 (0 to 0)	0 (0 to 0)	0 (0 to 0)	0 (0 to 0)	0 (0 to 0)	0
Lower respiratory infections	7 (4 to 10)	3 (2 to 4)	37 (29 to 46)	87 (69 to 106)	49 (39 to 59)	30 (24 to 36)	29 (23 to 34)	34 (27 to 41)	44 (35 to 52)	54 (43 to 66)	74 (59 to 89)	94 (75 to 113)	122 (97 to 147)	164 (131 to 196)	194 (156 to 234)	243 (196 to 290)	293 (236 to 350)	349 (281 to 417)	339 (273 to 406)	292 (235 to 350)	204 (164 to 245)	102 (82 to 122)	2,893
Upper respiratory infections	0 (0 to 0)	0 (0 to 0)	0 (0 to 0)	0 (0 to 0)	0 (0 to 0)	0 (0 to 0)	0 (0 to 0)	0 (0 to 0)	0 (0 to 0)	0 (0 to 0)	0 (0 to 0)	0 (0 to 0)	0 (0 to 0)	0 (0 to 0)	0 (0 to 0)	0 (0 to 0)	0 (0 to 0)	0 (0 to 0)	0 (0 to 0)	0 (0 to 0)	0 (0 to 0)	0 (0 to 0)	0
Otitis media	0 (0 to 0)	0 (0 to 0)	1 (0 to 2)	1 (0 to 2)	1 (0 to 2)	0 (0 to 0)	0 (0 to 0)	0 (0 to 0)	0 (0 to 0)	0 (0 to 0)	0 (0 to 0)	0 (0 to 0)	0 (0 to 0)	0 (0 to 0)	0 (0 to 0)	0 (0 to 0)	0 (0 to 0)	0 (0 to 0)	0 (0 to 0)	0 (0 to 0)	0 (0 to 0)	0 (0 to 0)	2
Enteric infections	4,830 (4,502 to 5,188)	1,763 (1,644 to 1,891)	3,126 (2,926 to 3,327)	1,427 (1,337 to 1,527)	974 (914 to 1,041)	729 (684 to 778)	1,220 (1,137 to 1,310)	2,277 (2,127 to 2,419)	2,719 (2,532 to 2,910)	2,979 (2,779 to 3,182)	3,475 (3,276 to 3,683)	4,209 (3,975 to 4,450)	5,230 (4,932 to 5,542)	6,199 (5,837 to 6,577)	7,157 (6,729 to 7,600)	8,000 (7,509 to 8,492)	8,228 (7,708 to 8,762)	7,474 (6,973 to 8,000)	6,538 (6,071 to 7,043)	5,272 (4,771 to 5,801)	3,666 (3,255 to 4,126)	1,443 (1,243 to 1,692)	101,782 (97,742 to 105,932)	103,157
Diarrheal diseases	4,830 (4,502 to 5,188)	1,763 (1,644 to 1,891)	3,126 (2,926 to 3,327)	1,427 (1,337 to 1,527)	974 (914 to 1,041)	729 (684 to 778)	1,220 (1,137 to 1,310)	2,277 (2,127 to 2,419)	2,719 (2,532 to 2,910)	2,979 (2,779 to 3,182)	3,475 (3,276 to 3,683)	4,209 (3,975 to 4,450)	5,230 (4,932 to 5,542)	6,199 (5,837 to 6,577)	7,157 (6,729 to 7,600)	8,000 (7,509 to 8,492)	8,228 (7,708 to 8,762)	7,474 (6,973 to 8,000)	6,538 (6,071 to 7,043)	5,272 (4,771 to 5,801)	3,666 (3,255 to 4,126)	1,443 (1,243 to 1,692)	101,782 (97,742 to 105,932)	103,157
Typhoid and paratyphoid	0 (0 to 0)	0 (0 to 0)	0 (0 to 0)	0 (0 to 0)	0 (0 to 0)	0 (0 to 0)	0 (0 to 0)	0 (0 to 0)	0 (0 to 0)	0 (0 to 0)	0 (0 to 0)	0 (0 to 0)	0 (0 to 0)	0 (0 to 0)	0 (0 to 0)	0 (0 to 0)	0 (0 to 0)	0 (0 to 0)	0 (0 to 0)	0 (0 to 0)	0 (0 to 0)	0 (0 to 0)	0
Typhoid fever	0 (0 to 0)	0 (0 to 0)	0 (0 to 0)	0 (0 to 0)	0 (0 to 0)	0 (0 to 0)	0 (0 to 0)	0 (0 to 0)	0 (0 to 0)	0 (0 to 0)	0 (0 to 0)	0 (0 to 0)	0 (0 to 0)	0 (0 to 0)	0 (0 to 0)	0 (0 to 0)	0 (0 to 0)	0 (0 to 0)	0 (0 to 0)	0 (0 to 0)	0 (0 to 0)	0 (0 to 0)	0
Paratyphoid fever	0 (0 to 0)	0 (0 to 0)	0 (0 to 0)	0 (0 to 0)	0 (0 to 0)	0 (0 to 0)	0 (0 to 0)	0 (0 to 0)	0 (0 to 0)	0 (0 to 0)	0 (0 to 0)	0 (0 to 0)	0 (0 to 0)	0 (0 to 0)	0 (0 to 0)	0 (0 to 0)	0 (0 to 0)	0 (0 to 0)	0 (0 to 0)	0 (0 to 0)	0 (0 to 0)	0 (0 to 0)	0
Invasive Non-typhoidal Salmonella (iNTS)	0 (0 to 0)	0 (0 to 0)	0 (0 to 0)	0 (0 to 0)	0 (0 to 0)	0 (0 to 0)	0 (0 to 0)	0 (0 to 0)	0 (0 to 0)	0 (0 to 0)	0 (0 to 0)	0 (0 to 0)	0 (0 to 0)	0 (0 to 0)	0 (0 to 0)	0 (0 to 0)	0 (0 to 0)	0 (0 to 0)	0 (0 to 0)	0 (0 to 0)	0 (0 to 0)	0 (0 to 0)	0
Other intestinal infectious diseases	0 (0 to 0)	0 (0 to 0)	0 (0 to 0)	0 (0 to 0)	0 (0 to 1)	0 (0 to 1)	0 (0 to 1)	0 (0 to 1)	0 (0 to 1)	0 (0 to 1)	0 (0 to 1)	0 (0 to 1)	0 (0 to 1)	0 (0 to 1)	0 (0 to 1)	0 (0 to 1)	0 (0 to 1)	0 (0 to 1)	0 (0 to 1)	0 (0 to 1)	0 (0 to 1)	0 (0 to 0)	1
Neglected tropical diseases and malaria	0 (0 to 0)	0 (0 to 0)	0 (0 to 0)	0 (0 to 0)	0 (0 to 0)	0 (0 to 0)	0 (0 to 0)	0 (0 to 0)	0 (0 to 0)	0 (0 to 0)	0 (0 to 0)	0 (0 to 0)	0 (0 to 0)	0 (0 to 0)	0 (0 to 0)	0 (0 to 0)	0 (0 to 0)	0 (0 to 0)	0 (0 to 0)	0 (0 to 0)	0 (0 to 0)	0 (0 to 0)	0
Malaria	0 (0 to 0)	0 (0 to 0)	0 (0 to 0)	0 (0 to 0)	0 (0 to 0)	0 (0 to 0)	0 (0 to 0)	0 (0 to 0)	0 (0 to 0)	0 (0 to 0)	0 (0 to 0)	0 (0 to 0)	0 (0 to 0)	0 (0 to 0)	0 (0 to 0)	0 (0 to 0)	0 (0 to 0)	0 (0 to 0)	0 (0 to 0)	0 (0 to 0)	0 (0 to 0)	0 (0 to 0)	0
Chagas disease	0 (0 to 0)	0 (0 to 0)	0 (0 to 0)	0 (0 to 0)	0 (0 to 0)	0 (0 to 0)	0 (0 to 0)	0 (0 to 0)	0 (0 to 0)	0 (0 to 0)	0 (0 to 0)	0 (0 to 0)	0 (0 to 0)	0 (0 to 0)	0 (0 to 0)	0 (0 to 0)	0 (0 to 0)	0 (0 to 0)	0 (0 to 0)	0 (0 to 0)	0 (0 to 0)	0 (0 to 0)	0
Leishmaniasis	0 (0 to 0)	0 (0 to 0)	0 (0 to 0)	0 (0 to 0)	0 (0 to 0)	0 (0 to 0)	0 (0 to 0)	0 (0 to 0)	0 (0 to 0)	0 (0 to 0)	0 (0 to 0)	0 (0 to 0)	0 (0 to 0)	0 (0 to 0)	0 (0 to 0)	0 (0 to 0)	0 (0 to 0)	0 (0 to 0)	0 (0 to 0)	0 (0 to 0)	0 (0 to 0)	0 (0 to 0)	0
Visceral leishmaniasis	0 (0 to 0)	0 (0 to 0)	0 (0 to 0)	0 (0 to 0)	0 (0 to 0)	0 (0 to 0)	0 (0 to 0)	0 (0 to 0)	0 (0 to 0)	0 (0 to 0)	0 (0 to 0)	0 (0 to 0)	0 (0 to 0)	0 (0 to 0)	0 (0 to 0)	0 (0 to 0)	0 (0 to 0)	0 (0 to 0)	0 (0 to 0)	0 (0 to 0)	0 (0 to 0)	0 (0 to 0)	0
Cutaneous and mucocutaneous leishmaniasis	0 (0 to 0)	0 (0 to 0)	0 (0 to 0)	0 (0 to 0)	0 (0 to 0)	0 (0 to 0)	0 (0 to 0)	0 (0 to 0)	0 (0 to 0)	0 (0 to 0)	0 (0 to 0)	0 (0 to 0)	0 (0 to 0)	0 (0 to 0)	0 (0 to 0)	0 (0 to 0)	0 (0 to 0)	0 (0 to 0)	0 (0 to 0)	0 (0 to 0)	0 (0 to 0)	0 (0 to 0)	0
African trypanosomiasis	0 (0 to 0)	0 (0 to 0)	0 (0 to 0)	0 (0 to 0)	0 (0 to 0)	0 (0 to 0)	0 (0 to 0)	0 (0 to 0)	0 (0 to 0)	0 (0 to 0)	0 (0 to 0)	0 (0 to 0)	0 (0 to 0)	0 (0 to 0)	0 (0 to 0)	0 (0 to 0)	0 (0 to 0)	0 (0 to 0)	0 (0 to 0)	0 (0 to 0)	0 (0 to 0)	0 (0 to 0)	0
Schistosomiasis	0 (0 to 0)	0 (0 to 0)	0 (0 to 0)	0 (0 to 0)	0 (0 to 0)	0 (0 to 0)	0 (0 to 0)	0 (0 to 0)	0 (0 to 0)	0 (0 to 0)	0 (0 to 0)	0 (0 to 0)	0 (0 to 0)	0 (0 to 0)	0 (0 to 0)	0 (0 to 0)	0 (0 to 0)	0 (0 to 0)	0 (0 to 0)	0 (0 to 0)	0 (0 to 0)	0 (0 to 0)	0
Cysticercosis	0 (0 to 0)	0 (0 to 0)	0 (0 to 0)	0 (0 to 0)	0 (0 to 0)	0 (0 to 0)	0 (0 to 0)	0 (0 to 0)	0 (0 to 0)	0 (0 to 0)	0 (0 to 0)	0 (0 to 0)	0 (0 to 0)	0 (0 to 0)	0 (0 to 0)	0 (0 to 0)	0 (0 to 0)	0 (0 to 0)	0 (0 to 0)	0 (0 to 0)	0 (0 to 0)	0 (0 to 0)	0
Cystic echinococcosis	0 (0 to 0)	0 (0 to 0)	0 (0 to 0)	0 (0 to 0)	0 (0 to 0)	0 (0 to 0)	0 (0 to 0)	0 (0 to 0)	0 (0 to 0)	0 (0 to 0)	0 (0 to 0)	0 (0 to 0)	0 (0 to 0)	0 (0 to 0)	0 (0 to 0)	0 (0 to 0)	0 (0 to 0)	0 (0 to 0)	0 (0 to 0)	0 (0 to 0)	0 (0 to 0)	0 (0 to 0)	0
Lymphatic filariasis	0 (0 to 0)	0 (0 to 0)	0 (0 to 0)	0 (0 to 0)	0 (0 to 0)	0 (0 to 0)	0 (0 to 0)	0 (0 to 0)	0 (0 to 0)	0 (0 to 0)	0 (0 to 0)	0 (0 to 0)	0 (0 to 0)	0 (0 to 0)	0 (0 to 0)	0 (0 to 0)	0 (0 to 0)	0 (0 to 0)	0 (0 to 0)	0 (0 to 0)	0 (0 to 0)	0 (0 to 0)	0
Onchocerciasis	0 (0 to 0)	0 (0 to 0)	0 (0 to 0)	0 (0 to 0)	0 (0 to 0)	0 (0 to 0)	0 (0 to 0)	0 (0 to 0)	0 (0 to 0)	0 (0 to 0)	0 (0 to 0)	0 (0 to 0)	0 (0 to 0)	0 (0 to 0)	0 (0 to 0)	0 (0 to 0)	0 (0 to 0)	0 (0 to 0)	0 (0 to 0)	0 (0 to 0)	0 (0 to 0)	0 (0 to 0)	0
Trachoma	0 (0 to 0)	0 (0 to 0)	0 (0 to 0)	0 (0 to 0)	0 (0 to 0)	0 (0 to 0)	0 (0 to 0)	0 (0 to 0)	0 (0 to 0)	0 (0 to 0)	0 (0 to 0)	0 (0 to 0)	0 (0 to 0)	0 (0 to 0)	0 (0 to 0)	0 (0 to 0)	0 (0 to 0)	0 (0 to 0)	0 (0 to 0)	0 (0 to 0)	0 (0 to 0)	0 (0 to 0)	0
Dengue	0 (0 to 0)	0 (0 to 0)	0 (0 to 0)	0 (0 to 0)	0 (0 to 0)	0 (0 to 0)	0 (0 to 0)	0 (0 to 0)	0 (0 to 0)	0 (0 to 0)	0 (0 to 0)	0 (0 to 0)	0 (0 to 0)	0 (0 to 0)	0 (0 to 0)	0 (0 to 0)	0 (0 to 0)	0 (0 to 0)	0 (0 to 0)	0 (0 to 0)	0 (0 to 0)	0 (0 to 0)	0
Yellow fever	0 (0 to 0)	0 (0 to 0)	0 (0 to 0)	0 (0 to 0)	0 (0 to 0)	0 (0 to 0)	0 (0 to 0)	0 (0 to 0)	0 (0 to 0)	0 (0 to 0)	0 (0 to 0)	0 (0 to 0)	0 (0 to 0)	0 (0 to 0)	0 (0 to 0)	0 (0 to 0)	0 (0 to 0)	0 (0 to 0)	0 (0 to 0)	0 (0 to 0)	0 (0 to 0)	0 (0 to 0)	0
Rabies	0 (0 to 0)	0 (0 to 0)	0 (0 to 0)	0 (0 to 0)	0 (0 to 0)	0 (0 to 0)	0 (0 to 0)	0 (0 to 0)	0 (0 to 0)	0 (0 to 0)	0 (0 to 0)	0 (0 to 0)	0 (0 to 0)	0 (0 to 0)	0 (0 to 0)	0 (0 to 0)	0 (0 to 0)	0 (0 to 0)	0 (0 to 0)	0 (0 to 0)	0 (0 to 0)	0 (0 to 0)	0
Intestinal nematode infections	0 (0 to 0)	0 (0 to 0)	0 (0 to 0)	0 (0 to 0)	0 (0 to 0)	0 (0 to 0)	0 (0 to 0)	0 (0 to 0)	0 (0 to 0)	0 (0 to 0)	0 (0 to 0)	0 (0 to 0)	0 (0 to 0)	0 (0 to 0)	0 (0 to 0)	0 (0 to 0)	0 (0 to 0)	0 (0 to 0)	0 (0 to 0)	0 (0 to 0)	0 (0 to 0)	0 (0 to 0)	0
Ascariasis	0 (0 to 0)	0 (0 to 0)	0 (0 to 0)	0 (0 to 0)	0 (0 to 0)	0 (0 to 0)	0 (0 to 0)	0 (0 to 0)	0 (0 to 0)	0 (0 to 0)	0 (0 to 0)	0 (0 to 0)	0 (0 to 0)	0 (0 to 0)	0 (0 to 0)	0 (0 to 0)	0 (0 to 0)	0 (0 to 0)	0 (0 to 0)	0 (0 to 0)	0 (0 to 0)	0 (0 to 0)	0
Trichuriasis	0 (0 to 0)	0 (0 to 0)	0 (0 to 0)	0 (0 to 0)	0 (0 to 0)	0 (0 to 0)	0 (0 to 0)	0 (0 to 0)	0 (0 to 0)	0 (0 to 0)	0 (0 to 0)	0 (0 to 0)	0 (0 to 0)	0 (0 to 0)	0 (0 to 0)	0 (0 to 0)	0 (0 to 0)	0 (0 to 0)	0 (0 to 0)	0 (0 to 0)	0 (0 to 0)	0 (0 to 0)	0
Hookworm disease	0 (0 to 0)	0 (0 to 0)	0 (0 to 0)	0 (0 to 0)	0 (0 to 0)	0 (0 to 0)	0 (0 to 0)	0 (0 to 0)	0 (0 to 0)	0 (0 to 0)	0 (0 to 0)	0 (0 to 0)	0 (0 to 0)	0 (0 to 0)	0 (0 to 0)	0 (0 to 0)	0 (0 to 0)	0 (0 to 0)	0 (0 to 0)	0 (0 to 0)	0 (0 to 0)	0 (0 to 0)	0
Food-borne trematodiases	0 (0 to 0)	0 (0 to 0)	0 (0 to 0)	0 (0 to 0)	0 (0 to 0)	0 (0 to 0)	0 (0 to 0)	0 (0 to 0)	0 (0 to 0)	0 (0 to 0)	0 (0 to 0)	0 (0 to 0)	0 (0 to 0)	0 (0 to 0)	0 (0 to 0)	0 (0 to 0)	0 (0 to 0)	0 (0 to 0)	0 (0 to 0)	0 (0 to 0)	0 (0 to 0)	0 (0 to 0)	0
Leprosy	0 (0 to 0)	0 (0 to 0)	0 (0 to 0)	0 (0 to 0)	0 (0 to 0)	0 (0 to 0)	0 (0 to 0)	0 (0 to 0)	0 (0 to 0)	0 (0 to 0)	0 (0 to 0)	0 (0 to 0)	0 (0 to 0)	0 (0 to 0)	0 (0 to 0)	0 (0 to 0)	0 (0 to 0)	0 (0 to 0)	0 (0 to 0)	0 (0 to 0)	0 (0 to 0)	0 (0 to 0)	0
Ebola	0 (0 to 0)	0 (0 to 0)	0 (0 to 0)	0 (0 to 0)	0 (0 to 0)	0 (0 to 0)	0 (0 to 0)	0 (0 to 0)	0 (0 to 0)	0 (0 to 0)	0 (0 to 0)	0 (0 to 0)	0 (0 to 0)	0 (0 to 0)	0 (0 to 0)	0 (0 to 0)	0 (0 to 0)	0 (0 to 0)	0 (0 to 0)	0 (0 to 0)	0 (0 to 0)	0 (0 to 0)	0
Zika virus	0 (0 to 0)	0 (0 to 0)	0 (0 to 0)	0 (0 to 0)	0 (0 to 0)	0 (0 to 0)	0 (0 to 0)	0 (0 to 0)	0 (0 to 0)	0 (0 to 0)	0 (0 to 0)	0 (0 to 0)	0 (0 to 0)	0 (0 to 0)	0 (0 to 0)	0 (0 to 0)	0 (0 to 0)	0 (0 to 0)	0 (0 to 0)	0 (0 to 0)	0 (0 to 0)	0 (0 to 0)	0
Guinea worm disease	0 (0 to 0)	0 (0 to 0)	0 (0 to 0)	0 (0 to 0)	0 (0 to 0)	0 (0 to 0)	0 (0 to 0)	0 (0 to 0)	0 (0 to 0)	0 (0 to 0)	0 (0 to 0)	0 (0 to 0)	0 (0 to 0)	0 (0 to 0)	0 (0 to 0)	0 (0 to 0)	0 (0 to 0)	0 (0 to 0)	0 (0 to 0)	0 (0 to 0)	0 (0 to 0)	0 (0 to 0)	0
Other neglected tropical diseases	0 (0 to 0)	0 (0 to 0)	0 (0 to 0)	0 (0 to 0)	0 (0 to 0)	0 (0 to 0)	0 (0 to 0)	0 (0 to 0)	0 (0 to 0)	0 (0 to 0)	0 (0 to 0)	0 (0 to 0)	0 (0 to 0)	0 (0 to 0)	0 (0 to 0)	0 (0 to 0)	0 (0 to 0)	0 (0 to 0)	0 (0 to 0)	0 (0 to 0)	0 (0 to 0)	0 (0 to 0)	0
Other infectious diseases	3 (2 to 5)	2 (1 to 4)	1 (0 to 2)	0 (0 to 0)	0 (0 to 0)	0 (0 to 0)	0 (0 to 0)	0 (0 to 0)	0 (0 to 0)	0 (0 to 0)	0 (0 to 0)	0 (0 to 0)	0 (0 to 0)	0 (0 to 0)	0 (0 to 0)	0 (0 to 0)	0 (0 to 0)	0 (0 to 0)	0 (0 to 0)	0 (0 to 0)	0 (0 to 0)	0 (0 to 0)	0
Meningitis	1 (0 to 1)	1 (0 to 2)	1 (0 to 1)	1 (0 to 2)	1 (0 to 2)	0 (0 to 0)	0 (0 to 0)	0 (0 to 0)	0 (0 to 0)	0 (0 to 0)	0 (0 to 0)	0 (0 to 0)	0 (0 to 0)	0 (0 to 0)	0 (0 to 0)	0 (0 to 0)	0 (0 to 0)	0 (0 to 0)	0 (0 to

Other neoplasms	0-1 (0 to 0.2)	0 (0 to 0.1)	0-2 (0 to 0.4)	0-5 (0.2 to 0.9)	0-4 (0.2 to 1)	0-4 (0.2 to 0.9)	0-5 (0.2 to 0.9)	0-4 (0.3 to 0.9)	1 (0.5 to 1.5)	1-3 (0.6 to 2.3)	1-6 (0.9 to 2.9)	2-4 (1.0 to 3.8)	4-2 (2.7 to 6.9)	8-5 (3.9 to 12.9)	13-4 (9.9 to 20)	22 (13.4 to 32.5)	31-3 (21.6 to 49.1)	51-5 (34.9 to 79.2)	47-6 (32.1 to 79.9)	42-5 (27.4 to 68.7)	30-1 (19.6 to 47.8)	13-8 (7.5 to 19.9)	2-5 (1.2 to 3.7)	275
Medulloblastoma, medulloblastoma, and other hemangioblastoma	0 (0 to 0.1)	0 (0 to 0)	0-2 (0 to 0.6)	0-4 (0.2 to 0.9)	0-4 (0.2 to 0.9)	0-4 (0.2 to 0.9)	0-5 (0.2 to 0.9)	0-4 (0.3 to 0.9)	1 (0.5 to 1.5)	1-3 (0.6 to 2.3)	1-6 (0.9 to 2.9)	2-4 (1.0 to 3.8)	4-2 (2.7 to 6.9)	8-5 (3.9 to 12.9)	13-4 (9.9 to 20)	22 (13.4 to 32.5)	31-3 (21.6 to 49.1)	51-5 (34.9 to 79.2)	47-6 (32.1 to 79.9)	42-5 (27.4 to 68.7)	30-1 (19.6 to 47.8)	13-8 (7.5 to 19.9)	2-5 (1.2 to 3.7)	275
Benign and in situ intestinal neoplasms	0 (0 to 0)	0 (0 to 0)	0 (0 to 0)	0 (0 to 0)	0 (0 to 0)	0 (0 to 0)	0 (0 to 0)	0 (0 to 0)	0 (0 to 0)	0 (0 to 0)	0 (0 to 0)	0 (0 to 0)	0 (0 to 0)	0 (0 to 0)	0 (0 to 0)	0 (0 to 0)	0 (0 to 0)	0 (0 to 0)	0 (0 to 0)	0 (0 to 0)	0 (0 to 0)	0 (0 to 0)	0 (0 to 0)	0 (0 to 0)	0
Benign and in situ cervical and uterine neoplasms	0 (0 to 0)	0 (0 to 0)	0 (0 to 0)	0 (0 to 0)	0 (0 to 0)	0 (0 to 0)	0 (0 to 0)	0 (0 to 0)	0 (0 to 0)	0 (0 to 0)	0 (0 to 0)	0 (0 to 0)	0 (0 to 0)	0 (0 to 0)	0 (0 to 0)	0 (0 to 0)	0 (0 to 0)	0 (0 to 0)	0 (0 to 0)	0 (0 to 0)	0 (0 to 0)	0 (0 to 0)	0 (0 to 0)	0 (0 to 0)	0
Other benign and in situ neoplasms	0 (0 to 0)	0 (0 to 0)	0 (0 to 0)	0 (0 to 0)	0 (0 to 0)	0 (0 to 0)	0 (0 to 0)	0 (0 to 0)	0 (0 to 0)	0 (0 to 0)	0 (0 to 0)	0 (0 to 0)	0 (0 to 0)	0 (0 to 0)	0 (0 to 0)	0 (0 to 0)	0 (0 to 0)	0 (0 to 0)	0 (0 to 0)	0 (0 to 0)	0 (0 to 0)	0 (0 to 0)	0 (0 to 0)	0 (0 to 0)	0
Cardiovascular diseases	2-9 (1.1 to 3.4)	2-3 (1.1 to 3.4)	7-2 (4.6 to 9.6)	8-4 (5.5 to 10.7)	10-6 (6.2 to 15.9)	26-2 (15.6 to 39.7)	50-3 (29.5 to 83.1)	113 (66.1 to 164)	163 (107 to 198)	222 (162 to 283)	429 (340 to 533)	671 (508 to 832)	1,120 (877 to 1,395)	1,466 (1,205 to 1,796)	1,810 (1,335 to 1,923)	1,946 (1,445 to 2,290)	2,665 (2,106 to 3,050)	2,315 (1,666 to 2,679)	2,098 (1,700 to 2,440)	1,570 (1,205 to 1,850)	817 (589 to 943)	179 (142 to 209)	17,400
Rheumatic heart disease	0 (0 to 0)	0 (0 to 0)	0 (0 to 0.2)	0 (0 to 0.2)	0-2 (0.2 to 0.5)	0-2 (0.2 to 0.5)	0-4 (0.2 to 0.9)	0-6 (0.3 to 1.2)	1-4 (0.5 to 2.7)	1-7 (1.1 to 2.6)	2-4 (1.0 to 3.8)	3-7 (2.4 to 5.4)	5-1 (3.5 to 7.3)	6-6 (3.9 to 9.8)	7-1 (5.1 to 9.8)	8-8 (6.1 to 13.1)	13-1 (9.1 to 18.5)	11-8 (8.1 to 17.1)	10-4 (5.2 to 18.7)	7-3 (2.5 to 17.4)	2-5 (0.7 to 5.9)	0-7 (0.3 to 2.1)	89-4
Ischemic heart disease	0 (0 to 0)	0 (0 to 0)	0 (0 to 0)	0-2 (0 to 0.6)	1-5 (0.5 to 3.2)	7-3 (3.5 to 16.4)	25-7 (12.5 to 46.9)	69 (34.5 to 107)	115 (85.6 to 152)	222 (165 to 286)	429 (340 to 533)	594 (508 to 832)	990 (877 to 1,395)	913 (729 to 1,115)	948 (779 to 1,173)	1,136 (849 to 1,350)	1,395 (1,106 to 1,663)	1,215 (1,020 to 1,418)	1,098 (929 to 1,285)	747 (609 to 874)	399 (310 to 462)	87 (70 to 104)	9,370
Stroke	0-1 (0.1 to 0.3)	0-2 (0.4 to 1.4)	0-8 (0.6 to 1.7)	1-1 (0.6 to 1.9)	3-8 (1.7 to 7.2)	7-1 (4.1 to 12.4)	14-4 (7.9 to 23.2)	27-8 (15.9 to 44.9)	39-1 (24.5 to 57.1)	59-2 (42.1 to 77.5)	79-2 (59.1 to 97.6)	111 (87.1 to 134)	168 (137 to 225)	207 (178 to 279)	228 (213 to 275)	268 (243 to 329)	456 (343 to 579)	482 (342 to 584)	452 (312 to 602)	218 (173 to 260)	49-6 (34.3 to 62.7)	3,200
Ischemic stroke	0-1 (0.1 to 0.2)	0-1 (0.1 to 0.2)	0-2 (0.4 to 0.6)	1-3 (0.6 to 2.1)	2-1 (1.2 to 3.4)	2-5 (1.3 to 4.6)	3-1 (1.8 to 6.3)	4-5 (2.3 to 8.6)	6-5 (4.2 to 9.3)	9-8 (6.9 to 13.1)	13-4 (9.9 to 18.3)	22-6 (16.8 to 30.9)	41-7 (29.1 to 57.2)	57 (40.1 to 79.7)	83-7 (66.1 to 127)	127 (92.1 to 166)	209 (166.1 to 326)	274 (210.3 to 353)	341 (262.9 to 448)	225 (157.1 to 295)	112 (78.6 to 147)	39-9 (28.3 to 52.6)	1,790
Intracerebral hemorrhage	0 (0 to 0)	0 (0 to 0)	0-1 (0 to 0.4)	0-2 (0 to 0.6)	0-5 (0.2 to 1.2)	1-2 (0.7 to 2.6)	2-2 (1.2 to 4.2)	3-2 (1.9 to 5.7)	4-2 (2.7 to 7.2)	5-2 (3.3 to 8.1)	7-4 (5.1 to 10.2)	10-5 (7.5 to 14.1)	15-3 (10.9 to 20.6)	20-4 (15.1 to 26.4)	24-2 (17.9 to 32.2)	29-3 (21.6 to 38.2)	38-6 (29.1 to 52.2)	42-3 (32.1 to 55.2)	42-3 (32.1 to 55.2)	32-4 (24.6 to 42.3)	22-3 (16.9 to 29.1)	11-5 (8.6 to 15.1)	2-4 (1.8 to 3.2)	324
Subarachnoid hemorrhage	0 (0 to 0.2)	0 (0 to 0)	0-2 (0 to 0.6)	0-3 (0.2 to 0.8)	0-4 (0.3 to 1.1)	1-2 (0.6 to 1.6)	1-7 (0.9 to 2.6)	2-2 (1.2 to 3.6)	3-2 (2.1 to 4.6)	4-2 (2.7 to 6.2)	5-2 (3.7 to 7.2)	7-4 (5.5 to 9.6)	10-5 (7.9 to 13.1)	13-4 (10.1 to 17.2)	16-2 (12.3 to 20.5)	20-3 (15.1 to 26.1)	26-6 (20.1 to 34.3)	29-3 (22.1 to 38.1)	29-3 (22.1 to 38.1)	22-4 (16.9 to 29.1)	15-4 (11.6 to 20.1)	7-9 (5.9 to 10.2)	1-7 (1.3 to 2.2)	223
Hypertensive heart disease	0 (0 to 0)	0 (0 to 0)	0 (0 to 0)	0 (0 to 0)	0 (0 to 0)	0 (0 to 0)	0-1 (0 to 0.2)	0-2 (0 to 0.6)	0-3 (0 to 0.8)	0-5 (0.2 to 1.2)	0-8 (0.3 to 1.9)	1-3 (0.6 to 2.9)	2-2 (1.2 to 4.3)	3-2 (1.9 to 5.4)	4-2 (2.7 to 6.9)	5-2 (3.7 to 7.2)	7-4 (5.5 to 9.6)	10-5 (7.9 to 13.1)	15-3 (10.9 to 20.6)	13-4 (9.9 to 18.3)	10-5 (7.9 to 13.1)	5-2 (3.7 to 7.2)	0-7 (0.3 to 1.2)	99-1
Non-rheumatic valvular heart disease	0 (0 to 0)	0 (0 to 0)	0 (0 to 0)	0-2 (0 to 0.6)	0-3 (0 to 1.1)	1-2 (0.3 to 3.3)	1-6 (0.3 to 3.9)	2-3 (0.6 to 5.8)	3-2 (0.9 to 7.4)	4-2 (1.3 to 9.6)	5-2 (1.7 to 11.2)	7-4 (2.4 to 15.1)	10-5 (3.4 to 20.9)	13-4 (4.7 to 27.5)	16-2 (5.7 to 33.5)	20-3 (7.2 to 41.2)	26-6 (9.4 to 53.5)	29-3 (10.4 to 58.9)	29-3 (10.4 to 58.9)	22-4 (8.1 to 45.1)	15-4 (5.5 to 31.1)	7-9 (2.8 to 16.1)	1-7 (0.6 to 3.5)	485
Non-rheumatic calcific aortic valve disease	0 (0 to 0)	0 (0 to 0)	0 (0 to 0)	0 (0 to 0)	0 (0 to 0)	0-2 (0 to 1.2)	0-3 (0.2 to 2.1)	0-5 (0.3 to 3.4)	0-8 (0.5 to 5.8)	1-2 (0.6 to 8.3)	1-6 (0.9 to 11.4)	2-2 (1.2 to 15.7)	3-2 (1.9 to 21.7)	4-2 (2.7 to 29.9)	5-2 (3.7 to 35.9)	7-4 (5.5 to 50.8)	10-5 (7.9 to 70.2)	11-8 (8.6 to 79.6)	11-8 (8.6 to 79.6)	10-5 (7.9 to 70.2)	7-4 (5.5 to 50.8)	3-2 (2.3 to 21.7)	0-7 (0.3 to 4.6)	98
Non-rheumatic degenerative mitral valve disease	0 (0 to 0)	0 (0 to 0)	0 (0 to 0)	0 (0 to 0)	0 (0 to 0)	0 (0 to 0.1)	0-1 (0 to 0.2)	0-1 (0 to 0.3)	0-1 (0 to 0.4)	0-1 (0 to 0.6)	0-1 (0 to 0.8)	0-1 (0 to 1.2)	0-1 (0 to 1.7)	0-1 (0 to 2.2)	0-2 (0 to 2.7)	0-2 (0 to 3.2)	0-3 (0 to 4.2)	0-3 (0 to 4.9)	0-3 (0 to 4.9)	0-3 (0 to 4.2)	0-2 (0 to 3.2)	0-1 (0 to 1.7)	0-1 (0 to 0.8)	12
Other non-rheumatic valve diseases	0 (0 to 0)	0 (0 to 0)	0 (0 to 0)	0 (0 to 0)	0 (0 to 0)	0-1 (0 to 0.1)	0-1 (0 to 0.2)	0-1 (0 to 0.4)	0-1 (0 to 0.5)	0-1 (0 to 0.7)	0-1 (0 to 1.1)	0-2 (0 to 1.6)	0-2 (0 to 2.3)	0-2 (0 to 3.1)	0-3 (0 to 3.7)	0-3 (0 to 4.3)	0-4 (0 to 5.5)	0-4 (0 to 6.1)	0-4 (0 to 6.1)	0-3 (0 to 5.1)	0-3 (0 to 4.1)	0-2 (0 to 2.7)	0-1 (0 to 1.1)	1
Cardiomyopathy and myocarditis	1-3 (0.6 to 1.9)	1-2 (0.7 to 1.9)	2-5 (2.3 to 4.9)	3-2 (1.9 to 5.1)	2-5 (1.4 to 3.9)	3-1 (2.0 to 4.6)	4-2 (2.6 to 6.2)	5-2 (3.3 to 7.7)	6-2 (4.2 to 9.2)	7-2 (5.0 to 10.4)	9-2 (6.5 to 13.2)	11-4 (8.2 to 16.2)	15-3 (11.1 to 21.7)	18-2 (13.6 to 25.4)	20-3 (15.1 to 28.4)	23-4 (17.5 to 32.5)	30-7 (23.4 to 42.1)	34-6 (26.4 to 48.3)	34-6 (26.4 to 48.3)	30-7 (23.4 to 42.1)	23-4 (17.5 to 32.5)	11-8 (8.6 to 16.2)	2-5 (1.8 to 3.5)	332
Myocarditis	0 (0 to 0.1)	0 (0 to 0.1)	0-1 (0 to 0.6)	0-2 (0.2 to 0.8)	0-3 (0.2 to 1.1)	0-4 (0.3 to 1.4)	0-5 (0.3 to 1.7)	0-6 (0.4 to 2.1)	0-7 (0.5 to 2.7)	0-8 (0.6 to 3.2)	0-9 (0.7 to 3.8)	1-2 (0.8 to 4.5)	1-3 (1.0 to 5.4)	1-4 (1.2 to 6.4)	1-5 (1.4 to 7.4)	1-6 (1.7 to 8.4)	2-7 (2.1 to 9.9)	2-8 (2.2 to 10.4)	2-8 (2.2 to 10.4)	2-7 (2.1 to 9.9)	1-6 (1.7 to 8.4)	0-9 (0.7 to 4.2)	0-2 (0.2 to 1.1)	59
Alcoholic cardiomyopathy	0 (0 to 0)	0 (0 to 0)	0 (0 to 0)	0 (0 to 0)	0 (0 to 0)	0-1 (0 to 0.2)	0-2 (0 to 0.6)	0-3 (0 to 0.8)	0-4 (0 to 1.1)	0-5 (0.2 to 1.4)	0-7 (0.3 to 1.8)	0-9 (0.4 to 2.4)	1-2 (0.6 to 3.2)	1-4 (0.7 to 4.2)	1-6 (0.9 to 5.1)	1-8 (1.1 to 5.9)	2-4 (1.6 to 7.6)	2-8 (1.8 to 9.2)	2-8 (1.8 to 9.2)	2-4 (1.6 to 7.6)	1-8 (1.1 to 5.9)	0-9 (0.7 to 3.4)	0-2 (0.1 to 0.6)	161
Other cardiomyopathy	1-2 (0.7 to 1.6)	0-9 (0.4 to 1.4)	3 (1.6 to 4.8)	2-1 (1.0 to 3.6)	1-5 (0.9 to 2.7)	2-1 (1.0 to 3.6)	4-9 (2.7 to 7.4)	8-4 (4.1 to 13.4)	10-6 (5.2 to 19.4)	11 (5.2 to 20.1)	15-4 (7.1 to 28.4)	19-6 (9.3 to 36.2)	25-8 (12.1 to 47.4)	23-5 (11.1 to 44.4)	22-9 (10.7 to 42.2)	24-3 (11.6 to 44.9)	23-1 (10.9 to 44.4)	19-5 (9.2 to 37.6)	17-4 (8.2 to 33.7)	13-4 (6.3 to 26.1)	21-2 (11.4 to 37.4)	13-4 (7.2 to 23.6)	3-3 (1.6 to 6.2)	312
Atrial fibrillation and flutter	0 (0 to 0)	0 (0 to 0)	0 (0 to 0)	0 (0 to 0)	0 (0 to 0)	0 (0 to 0)	0 (0 to 0)	0 (0 to 0)	0 (0 to 0)	0 (0 to 0)	0 (0 to 0)	0 (0 to 0)	0 (0 to 0)	0 (0 to 0)	0 (0 to 0)	0 (0 to 0)	0 (0 to 0)	0 (0 to 0)	0 (0 to 0)	0 (0 to 0)	0 (0 to 0)	0 (0 to 0)	0 (0 to 0)	0 (0 to 0)	0
Aortic aneurysm	—	—	—	—	0-1 (0 to 0.2)	0-2 (0.2 to 0.3)	0-4 (0.2 to 0.6)	0-6 (0.2 to 0.9)	0-8 (0.3 to 1.2)	1-2 (0.5 to 1.7)	1-5 (0.6 to 2.2)	1-9 (0.8 to 2.9)	2-5 (1.1 to 3.6)	2-9 (1.3 to 4.2)	3-2 (1.5 to 4.6)	3-6 (1.7 to 5.2)	4-2 (2.0 to 6.1)	4-6 (2.2 to 6.7)	4-6 (2.2 to 6.7)	4-2 (2.0 to 6.1)	3-6 (1.7 to 5.2)	2-9 (1.3 to 4.2)	0-8 (0.4 to 1.2)	NA
Endocarditis	0 (0 to 0)	0-2 (0.2 to 0.4)	0-3 (0.2 to 0.6)	0-3 (0.2 to 0.6)	0-3 (0.1 to 0.6)	0-4 (0.2 to 0.8)	0-5 (0.2 to 1.1)	0-6 (0.3 to 1.4)	0-7 (0.3 to 1.8)	0-8 (0.4 to 2.1)	0-9 (0.5 to 2.5)	1-1 (0.6 to 3.1)	1-3 (0.7 to 3.6)	1-4 (0.8 to 4.1)	1-5 (0.9 to 4.5)	1-7 (1.0 to 4.9)	1-8 (1.1 to 5.3)	1-9 (1.1 to 5.6)	1-9 (1.1 to 5.6)	1-8 (1.1 to 5.3)	1-7 (1.0 to 4.9)	1-5 (0.9 to 4.5)	0-7 (0.4 to 2.1)	34
Other cardiovascular and circulatory diseases	1-9 (1.0 to 3.2)	0-9 (0.3 to 1.4)	2-6 (1.1 to 5.1)	2-2 (1.1 to 4.3)	2-9 (1.7 to 4.9)	3-1 (1.9 to 5.1)	4-1 (2.4 to 6.9)	6-7 (4.0 to 9.7)	14-6 (9.4 to 20.9)	17 (12.1 to 22.9)	20-1 (15.1 to 26.4)	28-4 (22.3 to 35.5)	43-5 (34.4 to 53.4)	60-8 (49.1 to 73.6)	73-2 (61.4 to 87.2)	79-4 (67.3 to 94.4)	98-6 (84.4 to 115)	104-9 (89.9 to 122)	104-9 (89.9 to 122)	98-6 (84.4 to 115)	79-4 (67.3 to 94.4)	44-7 (37.2 to 53.9)	20-3 (16.7 to 24.5)	704
Chronic respiratory diseases	49-5 (28.1 to 87.7)	49-5 (32.9 to 83.7)	92 (63.1 to 137)	101 (63.8 to 164)	80-8 (52.6 to 119)	92-6 (59.6 to 139)	87-3 (59.4 to 126)	90-4 (59.4 to 134)	109 (72.1 to 164)	124 (92.7 to 184)	185 (140.9 to 236)	244 (187.2 to 305)	298 (227.3 to 380)	348 (266.1 to 446)	549 (419.2 to 699)	765 (584.1 to 975)	1,220 (931.2 to 1,555)	1,058 (807.5 to 1,350)	885 (675.1 to 1,130)	642 (490.1 to 819)	296 (226.1 to 378)	67-5 (51.5 to 86.1)	7,160
Chronic obstructive pulmonary disease	0 (0 to 0)	0 (0 to 0)	0-3 (0.1 to 0.8)	0-3 (0.1 to 0.8)	0-6 (0.2 to 1.4)	0-8 (0.3 to 1.8)	1-3 (0.5 to 2.9)	1-9 (0.8 to 4.2)	2-7 (1.2 to 6.1)	3-6 (1.6 to 8.1)	4-7 (2.1 to 10.6)	6-2 (2.8 to 13.9)	8-1 (3.7 to 18.2)	9-7 (4.4 to 21.8)	11-4 (5.2 to 25.6)	13-5 (6.1 to 30.3)	16-5 (7.5 to 37.1)	18-2 (8.3 to 40.9)	18-2 (8.3 to 40.9)	16-5 (7.5 to 37.1)	13-5 (6.1 to 30.3)	7-4 (3.4 to 16.6)	2-4 (1.1 to 5.4)	114
Pneumoconiosis	0 (0 to 0)	0 (0 to 0)	0 (0 to 0)	0 (0 to 0)	0 (0 to 0)	0 (0 to 0.1)	0 (0 to 0.1)	0 (0 to 0.1)	0 (0 to 0.1)	0 (0 to 0.1)	0-1 (0 to 0.2)	0-1 (0 to 0.2)	0-2 (0 to 0.4)	0-2 (0 to 0.4)	0-3 (0 to 0.5)	0-3 (0 to 0.6)	0-4 (0 to 0.8)	0-5 (0 to 1.1)	0-5 (0 to 1.1)	0-4 (0 to 0.8)	0-3 (0 to 0.6)	0-2 (0 to 0.4)	0-1 (0 to 0.2)	0-3 (0 to 0.7)	3-3
Silicosis	0 (0 to 0)	0 (0 to 0)	0 (0 to 0)	0 (0 to 0)	0 (0 to 0)	0 (0 to 0)	0 (0 to 0)	0 (0 to 0)	0 (0 to 0)	0 (0 to 0)	0 (0 to 0)	0 (0 to 0)	0 (0 to 0)	0 (0 to 0)	0 (0 to 0)	0-1 (0 to 0.2)	0-1 (0 to 0.2)	0-1 (0 to 0.4)	0-1 (0 to 0.4)	0-1 (0 to 0.4)	0-1 (0 to 0.2)	0-1 (0 to 0.2)	0-1 (0 to 0.2)	0 (0 to 0)	2-7
Asbestosis	0 (0 to 0)	0 (0 to 0)	0 (0 to 0)	0 (0 to 0)	0 (0 to 0)	0 (0 to 0)	0 (0 to 0)	0 (0 to 0)	0 (0 to 0)	0 (0 to 0)	0 (0 to 0)	0 (0 to 0)	0 (0 to 0)	0-1 (0 to 0.2)	0-1 (0 to 0.2)	0-1 (0 to 0.3)	0-1 (0 to 0.4)	0-1 (0 to 0.5)	0-1 (0 to 0.5)	0-1 (0 to 0.5)	0-1 (0 to 0.4)	0-1 (0 to 0.3)	0-1 (0 to 0.2)	0 (0 to 0)	3
Coal workers pneumoconiosis	0 (0 to 0)	0 (0 to 0)	0 (0 to 0)	0 (0 to 0)	0 (0 to 0)	0 (0 to 0)	0 (0 to 0)	0 (0 to 0)	0 (0 to 0)	0 (0 to 0)	0 (0 to 0)	0 (0 to 0)	0 (0 to 0)	0 (0 to 0)	0 (0 to 0)	0-1 (0 to 0.2)	0-1 (0 to 0.2)	0-1 (0 to 0.3)	0-1 (0 to 0.3)	0-1 (0 to 0.3)	0-1 (0 to 0.2)	0-1 (0 to 0.2)	0-1 (0 to 0.2)	0 (0 to 0)	14-7
Other pneumoconiosis	0 (0 to 0)	0 (0 to 0)	0 (0 to 0)	0 (0 to 0)	0 (0 to 0)	0 (0 to 0)	0 (0 to 0)	0 (0 to 0)	0 (0 to 0)	0 (0 to 0)	0 (0 to 0)	0 (0 to 0)	0 (0 to 0)	0 (0 to 0)	0 (0 to 0)	0 (0 to 0)	0 (0 to 0)	0 (0 to 0)	0 (0 to 0)	0 (0 to 0)	0 (0 to 0)	0 (0 to 0)	0 (0 to 0)	0 (0 to 0)	1-9
Asthma	0 (0 to 0)	0 (0 to 0)	98-1 (22.0 to 324)	92 (47.1 to 150)	92 (51.6 to 151)	92 (49.2 to 134)	79-6 (49.6 to 103)	65-3 (39.7 to 102)	60-3 (39.1 to 101)	67-7 (42.1 to 105)	67-7 (47.2 to 115)	72-1 (47.7 to 116)	61-5 (39.4 to 90.6)	69-8 (46.4 to 106)	75-4 (51.2 to 111)	79-5 (57.0 to 93.6)	97-6 (37.9 to 93.9)	96-7 (37.9 to 91.9)	96-7 (37.9 to 91.9)	91-3 (37.0 to 93.6)	79-6 (32.1 to 93.6)	46-3 (19.0 to 54.6)	21-1 (8.7 to 24.8)	1,140
Interstitial lung disease and pulmonary sarcoidosis	0-9 (0.4 to 1.6)	0-9 (0.4 to 1.6)	0-9 (0.4 to 1.6)	0-9 (0.4 to 1.6)	0-9 (0.4 to 1.7)	0-9 (0.4 to 1.7)	0-9 (0.4 to 1.7

Congenital birth defects	230 (162 to 349)	69·6 (47·5 to 105)	152 (103 to 229)	84·7 (49·8 to 114)	48·8 (34·7 to 61·1)	40·6 (28·7 to 59·4)	38·7 (29·2 to 51·4)	39·6 (27·6 to 47·3)	36·3 (26·4 to 44·4)	31·4 (24 to 40·4)	31·4 (22·4 to 40·7)	31·6 (22·5 to 40·7)	33·7 (23·8 to 43·4)	35·6 (24·1 to 48)	36 (21·4 to 47·1)	29·2 (19·9 to 39·2)	18·7 (11·4 to 29·4)	6·6 (4·3 to 10·2)	3·6 (2·2 to 5·6)	2·2 (1·2 to 3·4)	1 (0·6 to 1·6)	0·3 (0·2 to 0·6)	0·1 (0 to 0·1)	991
Neural tube defects	11·4 (9·3 to 18·6)	4 (1·7 to 7·5)	10·2 (4·3 to 28·8)	11·2 (3·2 to 19·8)	1·1 (0·7 to 1·7)	1·1 (0·7 to 1·7)	1·1 (0·7 to 1·7)	1·4 (0·9 to 2·1)	1·3 (0·9 to 2·1)	1·3 (0·9 to 1·9)	1·3 (0·9 to 1·8)	1·4 (0·9 to 2·1)	0·7 (0·4 to 1·2)	0·6 (0·4 to 1·1)	0·4 (0·2 to 0·9)	0·2 (0·1 to 0·5)	0·1 (0 to 0·3)	0 (0 to 0·1)	0 (0 to 0·1)	0 (0 to 0·1)	0 (0 to 0·1)	0 (0 to 0·1)	0 (0 to 0·1)	0 (0 to 0·1)	47·1
Congenital heart anomalies	26·6 (21·1 to 31·6)	10·2 (7·9 to 12·6)	17·4 (13·4 to 21·6)	9·6 (6·9 to 12·4)	5·1 (3·8 to 6·5)	4·6 (3·5 to 6·1)	4·5 (3·5 to 5·8)	4·5 (3·5 to 5·8)	4·3 (3·3 to 5·5)	3·9 (2·9 to 5·1)	3·8 (2·9 to 5·1)	3·9 (2·9 to 5·2)	3·8 (2·9 to 5·2)	3·9 (2·9 to 5·3)	3·6 (2·6 to 5·1)	3·2 (2·3 to 4·5)	2·6 (1·9 to 3·7)	1·9 (1·3 to 2·8)	1·1 (0·7 to 1·7)	0·5 (0·3 to 0·8)	0·2 (0·1 to 0·3)	0·1 (0 to 0·1)	0·1 (0 to 0·1)	361
Orofacial clefts	0 (0 to 0·1)	0 (0 to 0·1)	0 (0·2 to 0·8)	0·6 (0·3 to 1·4)	0·6 (0·1 to 1·3)	0·6 (0·1 to 1·3)	0·6 (0·1 to 1·3)	0·6 (0·1 to 1·3)	0·6 (0·1 to 1·3)	0·6 (0·1 to 1·3)	0·6 (0·1 to 1·3)	0·6 (0·1 to 1·3)	0·6 (0·1 to 1·3)	0·6 (0·1 to 1·4)	0·6 (0·1 to 1·4)	0·6 (0·1 to 1·5)	0·4 (0·1 to 0·9)	0·4 (0·1 to 0·9)	0·2 (0·1 to 0·6)	0·1 (0·1 to 0·3)	0·1 (0·1 to 0·2)	0 (0 to 0·1)	0 (0 to 0·1)	0 (0 to 0·1)	8·7
Down syndrome	8·7 (7·4 to 11·7)	1·6 (0·7 to 3)	5·2 (2·4 to 9·4)	2·1 (0·4 to 6)	3·3 (2·0 to 5·5)	2·9 (1·7 to 4·6)	2·8 (1·7 to 4·3)	4 (2·4 to 6)	3·7 (2·4 to 5·3)	3·6 (2·3 to 5·2)	4·1 (2·6 to 5·9)	3·9 (2·5 to 5·7)	4·1 (2·6 to 5·9)	11·4 (6·9 to 21·2)	12·6 (6·9 to 21·2)	11 (5·1 to 17·4)	9·6 (2·5 to 18·9)	2·6 (0 to 5·3)	0·4 (0 to 1·2)	0·2 (0 to 0·6)	0·1 (0 to 0·3)	0·1 (0 to 0·3)	0·1 (0 to 0·3)	0·1 (0 to 0·3)	92·8
Turner syndrome	0 (0 to 0·2)	0 (0 to 0·1)	0 (0 to 0·3)	0 (0 to 0·2)	0 (0 to 0·2)	0 (0 to 0·2)	0 (0 to 0·2)	0 (0 to 0·2)	0 (0 to 0·2)	0 (0 to 0·2)	0 (0 to 0·2)	0 (0 to 0·2)	0 (0 to 0·2)	0 (0 to 0·2)	0 (0 to 0·2)	0 (0 to 0·2)	0 (0 to 0·2)	0 (0 to 0·2)	0 (0 to 0·2)	0 (0 to 0·2)	0 (0 to 0·2)	0 (0 to 0·2)	0 (0 to 0·2)	0 (0 to 0·2)	0
Klinefelter syndrome	0 (0 to 0·2)	0 (0 to 0·1)	0 (0 to 0·1)	0·1 (0 to 0·1)	0 (0 to 0·1)	0 (0 to 0·1)	0 (0 to 0·1)	0·1 (0 to 0·2)	0·1 (0 to 0·2)	0·1 (0 to 0·2)	0·1 (0 to 0·2)	0·1 (0 to 0·2)	0·1 (0 to 0·2)	0 (0 to 0·2)	0 (0 to 0·2)	0 (0 to 0·2)	0 (0 to 0·2)	0 (0 to 0·2)	0 (0 to 0·2)	0 (0 to 0·2)	0 (0 to 0·2)	0 (0 to 0·2)	0 (0 to 0·2)	0 (0 to 0·2)	0·8
Other chromosomal abnormalities	22 (15·9 to 30·8)	9·7 (3·4 to 15·4)	19·3 (11·3 to 36·8)	9·5 (4·1 to 14·8)	7 (4·6 to 10·4)	6·9 (4·5 to 9·8)	5·6 (3·5 to 8·2)	5·2 (3·3 to 7·7)	4·6 (2·8 to 6·8)	4·3 (2·8 to 6·2)	4·3 (2·8 to 6·3)	3·9 (2·5 to 5·8)	4 (2·6 to 6)	3·1 (1·9 to 4·8)	2·1 (1·2 to 3·3)	1·2 (0·7 to 2·1)	0·9 (0·5 to 1·4)	0·6 (0·3 to 1·2)	0·3 (0·1 to 0·5)	0·1 (0·1 to 0·3)	0·1 (0·1 to 0·2)	0 (0 to 0·1)	0 (0 to 0·1)	0 (0 to 0·1)	109
Congenital musculoskeletal and limb anomalies	9·7 (7·8 to 13·3)	1·6 (1 to 2·8)	16·5 (9·4 to 28·4)	21·7 (11·9 to 34)	14·9 (8·2 to 22·5)	11·6 (6·6 to 17·9)	11·6 (6·6 to 17·2)	7·7 (4·4 to 12·1)	4·1 (2·4 to 7·2)	3·2 (1·8 to 5·3)	2·5 (1·4 to 4·2)	2·2 (1·2 to 3·8)	1·9 (1·1 to 3·2)	1·4 (0·8 to 2·5)	0·7 (0·4 to 1·3)	0·4 (0·2 to 0·8)	0·2 (0·1 to 0·4)	0·1 (0 to 0·2)	0 (0 to 0·1)	0 (0 to 0·1)	0 (0 to 0·1)	0 (0 to 0·1)	0 (0 to 0·1)	0 (0 to 0·1)	170
Urogenital congenital anomalies	13·7 (4·9 to 28)	1·5 (0·4 to 3)	3·2 (1·6 to 7·4)	2·3 (1·2 to 4)	1·4 (0·7 to 2·6)	1·1 (0·6 to 1·7)	0·8 (0·4 to 1·4)	0·6 (0·4 to 0·9)	0·5 (0·4 to 0·8)	0·5 (0·3 to 0·7)	0·4 (0·3 to 0·6)	0·3 (0·2 to 0·5)	0·3 (0·2 to 0·4)	0·2 (0·1 to 0·4)	0·1 (0 to 0·3)	0·1 (0 to 0·1)	0 (0 to 0·1)	0 (0 to 0·1)	0 (0 to 0·1)	0 (0 to 0·1)	0 (0 to 0·1)	0 (0 to 0·1)	0 (0 to 0·1)	0 (0 to 0·1)	29·7
Digestive congenital anomalies	7·3 (5·2 to 9·1)	2·3 (1·3 to 3·3)	4·9 (2·9 to 8·2)	3·2 (1·7 to 4·6)	1·7 (0·7 to 2·9)	1·7 (0·7 to 2·9)	1·6 (0·7 to 2·6)	1·5 (0·7 to 2·2)	1·5 (0·7 to 2·2)	1·5 (0·7 to 2·2)	1·5 (0·7 to 2·2)	1·5 (0·7 to 2·2)	1·5 (0·7 to 2·2)	1·5 (0·7 to 2·2)	1·5 (0·7 to 2·2)	1·5 (0·7 to 2·2)	1·5 (0·7 to 2·2)	1·5 (0·7 to 2·2)	1·5 (0·7 to 2·2)	1·5 (0·7 to 2·2)	1·5 (0·7 to 2·2)	1·5 (0·7 to 2·2)	1·5 (0·7 to 2·2)	1·5 (0·7 to 2·2)	65·6
Other congenital birth defects	20·4 (12·9 to 129)	12·6 (7·5 to 22·6)	12·8 (9·3 to 20·1)	8·8 (4·6 to 16·1)	6·4 (4·1 to 10·6)	5·6 (3·6 to 9·2)	5·6 (3·6 to 9·1)	5·2 (3·3 to 8·5)	5·2 (3·3 to 8·5)	5·2 (3·3 to 8·5)	5·2 (3·3 to 8·5)	5·2 (3·3 to 8·5)	5·2 (3·3 to 8·5)	5·2 (3·3 to 8·5)	5·2 (3·3 to 8·5)	5·2 (3·3 to 8·5)	5·2 (3·3 to 8·5)	5·2 (3·3 to 8·5)	5·2 (3·3 to 8·5)	5·2 (3·3 to 8·5)	5·2 (3·3 to 8·5)	5·2 (3·3 to 8·5)	5·2 (3·3 to 8·5)	5·2 (3·3 to 8·5)	211
Urinary diseases and male infertility	0·3 (0 to 0·4)	0·3 (0·1 to 0·5)	1·2 (0·4 to 2)	0·6 (0·2 to 1·3)	1·1 (0·6 to 1·6)	0·6 (0·4 to 1·2)	0·1 (0 to 0·2)	0·3 (0·2 to 11·7)	0·2 (0 to 4·6)	0·2 (0 to 17·5)	0·2 (0 to 3·9)	0·2 (0 to 3·2)	0·2 (0 to 2·7)	0·2 (0 to 2·1)	0·2 (0 to 1·9)	0·2 (0 to 1·8)	0·2 (0 to 1·8)	0·2 (0 to 1·8)	0·2 (0 to 1·8)	0·2 (0 to 1·8)	0·2 (0 to 1·8)	0·2 (0 to 1·8)	0·2 (0 to 1·8)	0·2 (0 to 1·8)	767
Urolithiasis	0 (0 to 0)	0 (0 to 0)	0 (0 to 0)	0 (0 to 0·1)	0·1 (0·1 to 0·2)	0·1 (0·1 to 0·2)	0·1 (0·1 to 0·2)	0·1 (0·1 to 0·2)	0·1 (0·1 to 0·2)	0·2 (0·1 to 0·3)	0·2 (0·1 to 0·3)	0·2 (0·1 to 0·3)	0·2 (0·1 to 0·3)	0·2 (0·1 to 0·3)	0·2 (0·1 to 0·3)	0·2 (0·1 to 0·3)	0·2 (0·1 to 0·3)	0·2 (0·1 to 0·3)	0·2 (0·1 to 0·3)	0·2 (0·1 to 0·3)	0·2 (0·1 to 0·3)	0·2 (0·1 to 0·3)	0·2 (0·1 to 0·3)	0·2 (0·1 to 0·3)	54·2
Benign prostatic hyperplasia	0 (0 to 0)	0 (0 to 0)	0 (0 to 0)	0 (0 to 0)	0 (0 to 0)	0 (0 to 0)	0 (0 to 0)	0 (0 to 0)	0 (0 to 0)	0 (0 to 0)	0 (0 to 0)	0 (0 to 0)	0 (0 to 0)	0·1 (0 to 0·9)	0·4 (0·1 to 0·9)	0·4 (0·1 to 0·9)	0·3 (0·1 to 0·8)	0·2 (0·1 to 0·6)	0·1 (0 to 0·3)	0·1 (0 to 0·2)	0·1 (0 to 0·2)	0·1 (0 to 0·2)	0·1 (0 to 0·2)	0·1 (0 to 0·2)	202
Male infertility	0 (0 to 0)	0 (0 to 0)	0 (0 to 0)	0 (0 to 0)	0 (0 to 0)	0 (0 to 0)	0 (0 to 0)	0·3 (0·2 to 0·7)	0·7 (0·4 to 1·3)	1·1 (0·7 to 1·7)	1·4 (0·9 to 2·1)	1·7 (1·1 to 2·6)	2 (1·3 to 2·9)	2·1 (1·3 to 3·2)	1·9 (1·2 to 2·9)	1·7 (1·1 to 2·6)	1·4 (0·9 to 2·1)	1·1 (0·7 to 1·7)	0·7 (0·4 to 1·1)	0·4 (0·2 to 0·6)	0·2 (0·1 to 0·3)	0·1 (0 to 0·2)	0·1 (0 to 0·2)	0·1 (0 to 0·2)	30·2
Other urinary diseases	0·2 (0 to 0·3)	0·2 (0 to 0·3)	0·3 (0·1 to 0·6)	0·3 (0·2 to 0·4)	0·4 (0·3 to 0·7)	0·4 (0·3 to 0·7)	0·3 (0·2 to 0·5)	0·3 (0·2 to 0·5)	0·3 (0·2 to 0·5)	0·3 (0·2 to 0·5)	0·3 (0·2 to 0·5)	0·3 (0·2 to 0·5)	0·3 (0·2 to 0·5)	0·3 (0·2 to 0·5)	0·3 (0·2 to 0·5)	0·3 (0·2 to 0·5)	0·3 (0·2 to 0·5)	0·3 (0·2 to 0·5)	0·3 (0·2 to 0·5)	0·3 (0·2 to 0·5)	0·3 (0·2 to 0·5)	0·3 (0·2 to 0·5)	0·3 (0·2 to 0·5)	0·3 (0·2 to 0·5)	42·3
Gynecological diseases	0 (0 to 0)	0 (0 to 0)	0 (0 to 0)	0 (0 to 0)	0 (0 to 0)	0 (0 to 0)	0 (0 to 0)	0 (0 to 0)	0 (0 to 0)	0 (0 to 0)	0 (0 to 0)	0 (0 to 0)	0 (0 to 0)	0 (0 to 0)	0 (0 to 0)	0 (0 to 0)	0 (0 to 0)	0 (0 to 0)	0 (0 to 0)	0 (0 to 0)	0 (0 to 0)	0 (0 to 0)	0 (0 to 0)	0 (0 to 0)	0 (0 to 0)	NA
Uterine fibroids	0 (0 to 0)	0 (0 to 0)	0 (0 to 0)	0 (0 to 0)	0 (0 to 0)	0 (0 to 0)	0 (0 to 0)	0 (0 to 0)	0 (0 to 0)	0 (0 to 0)	0 (0 to 0)	0 (0 to 0)	0 (0 to 0)	0 (0 to 0)	0 (0 to 0)	0 (0 to 0)	0 (0 to 0)	0 (0 to 0)	0 (0 to 0)	0 (0 to 0)	0 (0 to 0)	0 (0 to 0)	0 (0 to 0)	0 (0 to 0)	0 (0 to 0)	0
Polycystic ovarian syndrome	..	..	..	..	..	..	..	..	..	..	..	..	..	..	..	..	..	..	..	..	..	..	..	..	..	NA
Female infertility	..	..	..	..	..	..	..	..	..	..	..	..	..	..	..	..	..	..	..	..	..	..	..	..	..	NA
Endometriosis	..	..	..	..	..	..	..	..	..	..	..	..	..	..	..	..	..	..	..	..	..	..	..	..	..	NA
Genital prolapse	0 (0 to 0)	0 (0 to 0)	0 (0 to 0)	0 (0 to 0)	0 (0 to 0)	0 (0 to 0)	0 (0 to 0)	0 (0 to 0)	0 (0 to 0)	0 (0 to 0)	0 (0 to 0)	0 (0 to 0)	0 (0 to 0)	0 (0 to 0)	0 (0 to 0)	0 (0 to 0)	0 (0 to 0)	0 (0 to 0)	0 (0 to 0)	0 (0 to 0)	0 (0 to 0)	0 (0 to 0)	0 (0 to 0)	0 (0 to 0)	0 (0 to 0)	0
Premenstrual syndrome	..	..	..	..	..	..	..	..	..	..	..	..	..	..	..	..	..	..	..	..	..	..	..	..	..	NA
Other gynecological diseases	0 (0 to 0)	0 (0 to 0)	0 (0 to 0)	0 (0 to 0)	0 (0 to 0)	0 (0 to 0)	0 (0 to 0)	0 (0 to 0)	0 (0 to 0)	0 (0 to 0)	0 (0 to 0)	0 (0 to 0)	0 (0 to 0)	0 (0 to 0)	0 (0 to 0)	0 (0 to 0)	0 (0 to 0)	0 (0 to 0)	0 (0 to 0)	0 (0 to 0)	0 (0 to 0)	0 (0 to 0)	0 (0 to 0)	0 (0 to 0)	0 (0 to 0)	0
Early pregnancy loss	0·1 (0·1 to 0·2)	0·2 (0 to 0·3)	0·9 (0·3 to 2·3)	2·3 (0·9 to 7·6)	3·6 (1·7 to 7·4)	1·7 (0·7 to 4·1)	1·4 (0·6 to 3·2)	2·2 (0·9 to 5·1)	2·2 (0·9 to 5·1)	2·1 (0·9 to 4·8)	2·1 (0·9 to 4·7)	2·1 (1·0 to 4·8)	2·1 (1·0 to 4·8)	1·6 (0·7 to 3·7)	1·1 (0·5 to 2·6)	0·7 (0·3 to 1·6)	0·4 (0·2 to 1·1)	0·3 (0·1 to 0·7)	0·1 (0 to 0·3)	0·1 (0 to 0·2)	0·1 (0 to 0·2)	0·1 (0 to 0·2)	0·1 (0 to 0·2)	0·1 (0 to 0·2)	42·3
Endocrine, metabolic, blood, and immune disorders	9·6 (4·1 to 12·4)	2·6 (1 to 5)	3·8 (1·4 to 7·7)	2·6 (0·9 to 6·3)	2·3 (0·8 to 5·4)	2·1 (0·7 to 5·1)	2·1 (0·7 to 5·1)	2·1 (0·7 to 5·1)	2·2 (0·7 to 5·1)	2·2 (0·7 to 5·1)	2·2 (0·7 to 5·1)	2·2 (0·7 to 5·1)	2·2 (0·7 to 5·1)	2·2 (0·7 to 5·1)	2·2 (0·7 to 5·1)	2·2 (0·7 to 5·1)	2·2 (0·7 to 5·1)	2·2 (0·7 to 5·1)	2·2 (0·7 to 5·1)	2·2 (0·7 to 5·1)	2·2 (0·7 to 5·1)	2·2 (0·7 to 5·1)	2·2 (0·7 to 5·1)	2·2 (0·7 to 5·1)	1,996
Oral disorders	0·5 (0·1 to 0·9)	0·1 (0 to 0·2)	0·5 (0·1 to 1·4)	0·5 (0·1 to 1·7)	0·5 (0·1 to 1·7)	0·5 (0·1 to 1·7

SR Table 2c: Leicestershire DALYS by cause and age group for males with 95% uncertainty intervals, 2019

Cause	Early Neonatal (0-6 days)	Late Neonatal (7-27 days)	Post Neonatal (28-364 days)	1 to 4	5 to 9	10 to 14	15 to 19	20 to 24	25 to 29	30 to 34	35 to 39	40 to 44	45 to 49	50 to 54	55 to 59	60 to 64	65 to 69	70 to 74	75 to 79	80 to 84	85 to 89	90 to 94	95 plus	Total
All causes	4,444 (4,142 - 4,742)	1,161 (1,021 - 1,304)	1,161 (992 - 1,339)	1,744 (1,567 - 1,941)	1,769 (1,619 - 1,919)	1,764 (1,643 - 1,879)	1,904 (1,772 - 2,042)	2,116 (1,958 - 2,283)	2,284 (2,098 - 2,472)	2,369 (2,182 - 2,560)	2,369 (2,182 - 2,560)	2,369 (2,181 - 2,557)	2,369 (2,170 - 2,570)	2,369 (2,170 - 2,570)	2,369 (2,170 - 2,570)	2,369 (2,170 - 2,570)	2,369 (2,170 - 2,570)	2,369 (2,170 - 2,570)	2,369 (2,170 - 2,570)	2,369 (2,170 - 2,570)	2,369 (2,170 - 2,570)	2,369 (2,170 - 2,570)	2,369 (2,170 - 2,570)	94,500
Communicable, maternal, neonatal, and nutritional diseases	4,170 (3,868 to 4,472)	1,119 (994 - 1,253)	1,155 (994 - 1,322)	1,728 (1,554 - 1,913)	1,759 (1,611 - 1,909)	1,754 (1,635 - 1,870)	1,894 (1,764 - 2,032)	2,106 (1,950 - 2,273)	2,274 (2,090 - 2,462)	2,359 (2,174 - 2,550)	2,359 (2,174 - 2,550)	2,359 (2,173 - 2,547)	2,359 (2,162 - 2,560)	2,359 (2,162 - 2,560)	2,359 (2,162 - 2,560)	2,359 (2,162 - 2,560)	2,359 (2,162 - 2,560)	2,359 (2,162 - 2,560)	2,359 (2,162 - 2,560)	2,359 (2,162 - 2,560)	2,359 (2,162 - 2,560)	2,359 (2,162 - 2,560)	2,359 (2,162 - 2,560)	4,830
HIV/AIDS and sexually transmitted infections	12 (11 - 14)	4.2 (1.2 to 9.3)	9.6 (2 to 19.2)	0.5 (0.1 to 0.7)	0.3 (0.2 to 0.4)	0.2 (0.2 to 0.3)	0.3 (0.2 to 0.4)	1.6 (1 to 2)	3.9 (2.6 to 4.4)	6.2 (4.6 to 8.2)	7.5 (5.5 to 10.2)	8.5 (6.1 to 11.7)	7.1 (5.1 to 9.4)	8.9 (6.3 to 11.9)	7 (3.9 to 9.7)	6.7 (3.6 to 9.4)	3.2 (1.2 to 6.1)	1.6 (0.7 to 2.5)	0.3 (0.2 to 0.7)	0.2 (0.1 to 0.4)	0.1 (0.1 to 0.2)	0 (0 to 0)	92.9
HIV/AIDS	0 (0 to 0)	0 (0 to 0)	0.1 (0.1 to 0.4)	0.1 (0 to 0.1)	0.2 (0.2 to 0.3)	0.2 (0.2 to 0.3)	0.3 (0.2 to 0.4)	1.2 (0.9 to 1.7)	3 (2.2 to 3.6)	5.6 (4.1 to 7.5)	6.8 (5 to 9.2)	7.7 (5.6 to 10.3)	6.5 (4.6 to 8.7)	7.9 (5.7 to 10)	6.2 (3.5 to 8.4)	5 (2.6 to 7.4)	2.6 (0.9 to 5)	1.3 (0.5 to 2)	0.2 (0.1 to 0.4)	0.2 (0.1 to 0.4)	0.1 (0.1 to 0.2)	0 (0 to 0)	61.4
HIV/AIDS - Drug-susceptible Tuberculosis	0 (0 to 0)	0 (0 to 0)	0 (0 to 0.1)	0 (0 to 0.1)	0 (0 to 0)	0 (0 to 0)	0 (0 to 0.1)	0.1 (0 to 0.2)	0.2 (0.1 to 0.4)	0.4 (0.2 to 0.6)	0.6 (0.4 to 1.1)	0.7 (0.4 to 1.1)	0.6 (0.4 to 1.2)	0.8 (0.5 to 1.3)	0.6 (0.3 to 0.9)	0.4 (0.2 to 0.6)	0.2 (0.1 to 0.3)	0.1 (0.1 to 0.2)	0 (0 to 0)	0 (0 to 0)	0 (0 to 0)	0 (0 to 0)	0 (0 to 0)	5.6
HIV/AIDS - Multidrug-resistant Tuberculosis without extensive drug resistance	0 (0 to 0)	0 (0 to 0)	0 (0 to 0)	0 (0 to 0)	0 (0 to 0)	0 (0 to 0)	0 (0 to 0)	0 (0 to 0)	0 (0 to 0)	0 (0 to 0)	0 (0 to 0)	0 (0 to 0)	0 (0 to 0)	0 (0 to 0)	0 (0 to 0)	0 (0 to 0)	0 (0 to 0)	0 (0 to 0)	0 (0 to 0)	0 (0 to 0)	0 (0 to 0)	0 (0 to 0)	0 (0 to 0)	0.1
HIV/AIDS - Extensively drug-resistant Tuberculosis	0 (0 to 0)	0 (0 to 0)	0 (0 to 0)	0 (0 to 0)	0 (0 to 0)	0 (0 to 0)	0 (0 to 0)	0 (0 to 0)	0 (0 to 0)	0 (0 to 0)	0 (0 to 0)	0 (0 to 0)	0 (0 to 0)	0 (0 to 0)	0 (0 to 0)	0 (0 to 0)	0 (0 to 0)	0 (0 to 0)	0 (0 to 0)	0 (0 to 0)	0 (0 to 0)	0 (0 to 0)	0 (0 to 0)	0
HIV/AIDS resulting in other diseases	0 (0 to 0)	0 (0 to 0)	0.3 (0.1 to 0.8)	0.2 (0.1 to 0.3)	0.2 (0.1 to 0.2)	0.2 (0.1 to 0.2)	0.2 (0.1 to 0.3)	1.1 (0.7 to 1.5)	2.7 (1.9 to 3.6)	4.9 (3.6 to 6.5)	6.1 (4.5 to 8.2)	6.9 (5.1 to 9.2)	5.7 (4.1 to 7.6)	6.8 (4.9 to 9.2)	5.6 (3.7 to 7.9)	4.5 (2.9 to 6.7)	4.2 (2.1 to 6.5)	2.6 (1.2 to 4.3)	0.9 (0.3 to 1.6)	0.2 (0.2 to 0.4)	0.1 (0.1 to 0.2)	0 (0 to 0)	69.6
Sexually transmitted infections excluding HIV	12 (11 - 14)	4.2 (1.2 to 9.3)	9.6 (2 to 19.2)	0.5 (0.1 to 0.7)	0.1 (0 to 0.2)	0 (0 to 0)	0.1 (0 to 0.2)	0.4 (0.2 to 0.8)	1 (0.6 to 1.6)	0.7 (0.4 to 1.1)	0.7 (0.4 to 1.1)	0.7 (0.4 to 1.1)	0.6 (0.4 to 1.1)	1 (0.6 to 1.6)	0.8 (0.4 to 2.1)	2 (0.9 to 4.6)	0.9 (0.3 to 1.5)	0.3 (0.2 to 0.6)	0.1 (0 to 0.2)	0 (0 to 0)	0 (0 to 0)	0 (0 to 0)	0 (0 to 0)	31.5
Syphilis	4.2 (3.6 to 27.2)	0.4 (0.2 to 3.3)	0.4 (0.2 to 4.6)	0.2 (0.1 to 0.3)	0.1 (0 to 0.2)	0 (0 to 0)	0 (0 to 0)	0 (0 to 0)	0 (0 to 0)	0 (0 to 0)	0 (0 to 0)	0 (0 to 0)	0 (0 to 0)	0 (0 to 0)	0 (0 to 0)	0 (0 to 0)	0 (0 to 0)	0 (0 to 0)	0 (0 to 0)	0 (0 to 0)	0 (0 to 0)	0 (0 to 0)	0 (0 to 0)	24.5
Chlamydial infection	0 (0 to 0)	0 (0 to 0)	0 (0 to 0)	0 (0 to 0)	0 (0 to 0)	0 (0 to 0)	0 (0 to 0)	0 (0 to 0)	0 (0 to 0)	0 (0 to 0)	0 (0 to 0)	0 (0 to 0)	0 (0 to 0)	0 (0 to 0)	0 (0 to 0)	0 (0 to 0)	0 (0 to 0)	0 (0 to 0)	0 (0 to 0)	0 (0 to 0)	0 (0 to 0)	0 (0 to 0)	0 (0 to 0)	0.2
Gonococcal infection	0 (0 to 0)	0 (0 to 0)	0 (0 to 0)	0 (0 to 0)	0 (0 to 0)	0 (0 to 0)	0 (0 to 0)	0 (0 to 0)	0 (0 to 0)	0 (0 to 0)	0 (0 to 0)	0 (0 to 0)	0 (0 to 0)	0 (0 to 0)	0 (0 to 0)	0 (0 to 0)	0 (0 to 0)	0 (0 to 0)	0 (0 to 0)	0 (0 to 0)	0 (0 to 0)	0 (0 to 0)	0 (0 to 0)	0.2
Trichomoniasis	0 (0 to 0)	0 (0 to 0)	0 (0 to 0)	0 (0 to 0)	0 (0 to 0)	0 (0 to 0)	0 (0 to 0)	0 (0 to 0)	0 (0 to 0)	0 (0 to 0)	0 (0 to 0)	0 (0 to 0)	0 (0 to 0)	0 (0 to 0)	0 (0 to 0)	0 (0 to 0)	0 (0 to 0)	0 (0 to 0)	0 (0 to 0)	0 (0 to 0)	0 (0 to 0)	0 (0 to 0)	0 (0 to 0)	0.7
Genital herpes	0 (0 to 0)	0 (0 to 0)	0 (0 to 0)	0 (0 to 0)	0 (0 to 0)	0 (0 to 0)	0 (0 to 0)	0 (0 to 0)	0 (0 to 0)	0 (0 to 0)	0 (0 to 0)	0 (0 to 0)	0 (0 to 1)	0 (0 to 1)	0 (0 to 1)	0 (0 to 1)	0 (0 to 1)	0 (0 to 1)	0 (0 to 1)	0 (0 to 1)	0 (0 to 1)	0 (0 to 1)	0 (0 to 0)	0.6
Other sexually transmitted infections	0 (0 to 0)	0 (0 to 0)	0 (0 to 0)	0 (0 to 0)	0 (0 to 0)	0 (0 to 0)	0 (0 to 0)	0 (0 to 0)	0 (0 to 0)	0 (0 to 0)	0 (0 to 0)	0 (0 to 0)	0 (0 to 0)	0 (0 to 0)	0 (0 to 0)	0 (0 to 0)	0 (0 to 0)	0 (0 to 0)	0 (0 to 0)	0 (0 to 0)	0 (0 to 0)	0 (0 to 0)	0 (0 to 0)	0.3
Respiratory infections and tuberculosis	41.9 (37.9 to 46)	24.6 (21.5 to 27.9)	39.4 (34.7 to 44.2)	29.3 (25.2 to 33.6)	23.6 (20.1 to 27.5)	22.4 (19.2 to 25.9)	22.5 (19.2 to 26.1)	22.7 (19.2 to 26.4)	22.7 (19.2 to 26.4)	22.7 (19.2 to 26.4)	22.7 (19.2 to 26.4)	22.7 (19.2 to 26.4)	22.7 (19.2 to 26.4)	22.7 (19.2 to 26.4)	22.7 (19.2 to 26.4)	22.7 (19.2 to 26.4)	22.7 (19.2 to 26.4)	22.7 (19.2 to 26.4)	22.7 (19.2 to 26.4)	22.7 (19.2 to 26.4)	22.7 (19.2 to 26.4)	22.7 (19.2 to 26.4)	469.6
Lower respiratory infections	4.7 (3.3 to 6.4)	3.6 (2.5 to 5.2)	19.3 (13.5 to 26.2)	11.3 (7.9 to 15.3)	2.2 (1.6 to 3)	1.3 (0.9 to 1.8)	0.7 (0.5 to 1)	0.6 (0.4 to 0.9)	0.6 (0.4 to 0.8)	0.6 (0.4 to 0.8)	0.6 (0.4 to 0.8)	0.6 (0.4 to 0.8)	0.6 (0.4 to 0.8)	0.6 (0.4 to 0.8)	0.6 (0.4 to 0.8)	0.6 (0.4 to 0.8)	0.6 (0.4 to 0.8)	0.6 (0.4 to 0.8)	0.6 (0.4 to 0.8)	0.6 (0.4 to 0.8)	0.6 (0.4 to 0.8)	0.6 (0.4 to 0.8)	0.6 (0.4 to 0.8)	69.9
Upper respiratory infections	0 (0 to 0.1)	0.3 (0.2 to 0.5)	0.6 (0.3 to 1.1)	24.6 (14.7 to 40.6)	19.1 (11.4 to 31.5)	19.8 (11.8 to 32.7)	19.7 (11.7 to 32.6)	19.7 (11.7 to 32.6)	19.7 (11.7 to 32.6)	19.7 (11.7 to 32.6)	19.7 (11.7 to 32.6)	19.7 (11.7 to 32.6)	19.7 (11.7 to 32.6)	19.7 (11.7 to 32.6)	19.7 (11.7 to 32.6)	19.7 (11.7 to 32.6)	19.7 (11.7 to 32.6)	19.7 (11.7 to 32.6)	19.7 (11.7 to 32.6)	19.7 (11.7 to 32.6)	19.7 (11.7 to 32.6)	19.7 (11.7 to 32.6)	299
Otitis media	0.9 (0.5 to 1.4)	0.9 (0.5 to 1.4)	0.9 (0.5 to 1.4)	3.6 (2.2 to 5.5)	3.6 (2.2 to 5.5)	3.6 (2.2 to 5.5

Other neoplasms	0-1 (0 to 0.1)	0 (0 to 0)	0-1 (0 to 0.2)	0-3 (0.2 to 0.9)	0-3 (0.1 to 0.4)	0-2 (0.2 to 0.4)	0-3 (0.2 to 0.6)	0-5 (0.2 to 0.6)	0-4 (0.2 to 0.6)	0-6 (0.2 to 1)	1 (0.6 to 1.4)	1-2 (0.7 to 2)	1-3 (0.9 to 3)	2-5 (1.7 to 5.6)	4-9 (2.9 to 7.9)	5-15 (4.1 to 11.8)	10-28 (7.0 to 19.7)	17-7 (11.7 to 32.4)	29-1 (19.9 to 50.6)	47-9 (32.9 to 86.3)	66-4 (51.7 to 84)	82-6 (64.9 to 79.5)	88-5 (85 to 92.7)	90-5 (87.5 to 93.3)	91-6 (88.9 to 94.1)	257
Medulloblastoma, medulloblastoma, and other hemangioblastic neoplasms of the central nervous system	0-1 (0 to 0.1)	0 (0 to 0)	0-1 (0 to 0.2)	0-2 (0.2 to 0.9)	0-2 (0.1 to 0.6)	0-2 (0.2 to 0.6)	0-2 (0.2 to 0.6)	0-3 (0.2 to 0.6)	0-4 (0.2 to 0.6)	0-6 (0.2 to 1)	1 (0.6 to 1.4)	1-2 (0.7 to 2)	1-3 (0.9 to 3)	2-5 (1.7 to 5.6)	4-9 (2.9 to 7.9)	5-15 (4.1 to 11.8)	10-28 (7.0 to 19.7)	17-7 (11.7 to 32.4)	29-1 (19.9 to 50.6)	47-9 (32.9 to 86.3)	66-4 (51.7 to 84)	82-6 (64.9 to 79.5)	88-5 (85 to 92.7)	90-5 (87.5 to 93.3)	91-6 (88.9 to 94.1)	257
Benign and in situ intestinal neoplasms	0 (0 to 0)	0 (0 to 0)	0 (0 to 0)	0 (0 to 0)	0 (0 to 0)	0 (0 to 0)	0 (0 to 0)	0 (0 to 0)	0 (0 to 0)	0 (0 to 0)	0 (0 to 0)	0 (0 to 0)	0 (0 to 0)	0 (0 to 0)	0 (0 to 0)	0 (0 to 0)	0 (0 to 0)	0 (0 to 0)	0 (0 to 0)	0 (0 to 0)	0 (0 to 0)	0 (0 to 0)	0 (0 to 0)	0 (0 to 0)	0 (0 to 0)	0
Benign and in situ cervical neoplasms	0 (0 to 0)	0 (0 to 0)	0 (0 to 0)	0 (0 to 0)	0 (0 to 0)	0 (0 to 0)	0 (0 to 0)	0 (0 to 0)	0 (0 to 0)	0 (0 to 0)	0 (0 to 0)	0 (0 to 0)	0 (0 to 0)	0 (0 to 0)	0 (0 to 0)	0 (0 to 0)	0 (0 to 0)	0 (0 to 0)	0 (0 to 0)	0 (0 to 0)	0 (0 to 0)	0 (0 to 0)	0 (0 to 0)	0 (0 to 0)	0 (0 to 0)	0
Benign and in situ cervical and uterine neoplasms	0 (0 to 0)	0 (0 to 0)	0 (0 to 0)	0 (0 to 0)	0 (0 to 0)	0 (0 to 0)	0 (0 to 0)	0 (0 to 0)	0 (0 to 0)	0 (0 to 0)	0 (0 to 0)	0 (0 to 0)	0 (0 to 0)	0 (0 to 0)	0 (0 to 0)	0 (0 to 0)	0 (0 to 0)	0 (0 to 0)	0 (0 to 0)	0 (0 to 0)	0 (0 to 0)	0 (0 to 0)	0 (0 to 0)	0 (0 to 0)	0 (0 to 0)	0
Other benign and in situ neoplasms	0 (0 to 0)	0 (0 to 0)	0 (0 to 0)	0 (0 to 0)	0 (0 to 0)	0 (0 to 0)	0 (0 to 0)	0 (0 to 0)	0 (0 to 0)	0 (0 to 0)	0 (0 to 0)	0 (0 to 0)	0 (0 to 0)	0 (0 to 0)	0 (0 to 0)	0 (0 to 0)	0 (0 to 0)	0 (0 to 0)	0 (0 to 0)	0 (0 to 0)	0 (0 to 0)	0 (0 to 0)	0 (0 to 0)	0 (0 to 0)	0 (0 to 0)	0
Cardiovascular diseases	1-9 (1.4 to 2.4)	1-9 (1.3 to 2.4)	3-7 (2.2 to 3.8)	6-1 (4.6 to 7.4)	6-6 (3.3 to 6.1)	8-9 (6.6 to 11.3)	22-4 (20 to 25.1)	44 (34.1 to 53.5)	69-9 (56.1 to 87.3)	138 (108.2 to 178)	192 (152 to 253)	282 (225 to 352)	452 (367 to 558)	909 (730 to 1,118)	1,768 (1,535 to 2,053)	3,288 (2,983 to 3,660)	5,782 (5,420 to 6,230)	9,502 (9,122 to 9,936)	13,716 (13,346 to 14,090)	17,819 (17,502 to 18,136)	20,960 (20,670 to 21,250)	23,240 (22,985 to 23,502)	24,740 (24,493 to 24,986)	25,609 (25,353 to 25,865)	316 (313 to 320)	16,400
Rheumatic heart disease	0 (0 to 0)	0 (0 to 0)	0 (0 to 0.2)	0 (0 to 0.1)	0 (0 to 0.2)	0 (0 to 0.2)	0 (0 to 0.2)	0 (0 to 0.4)	0 (0 to 0.7)	0 (0 to 1)	0 (0 to 1.4)	0 (0 to 2)	0 (0 to 2.8)	0 (0 to 4)	0 (0 to 7.5)	0 (0 to 6.4)	0 (0 to 9.8)	0 (0 to 7.4)	0 (0 to 9.8)	0 (0 to 9.7)	0 (0 to 9.8)	0 (0 to 9.9)	0 (0 to 9.9)	0 (0 to 9.9)	0 (0 to 9.9)	0 (0 to 9.9)	16-5
Ischemic heart disease	0 (0 to 0)	0 (0 to 0)	0 (0 to 0)	0 (0 to 0)	0 (0 to 0)	1-8 (1.2 to 2.5)	7-2 (4.9 to 10.4)	22-9 (17.1 to 29.9)	64-3 (49.2 to 84.1)	127 (98.3 to 166)	187 (133 to 257)	287 (205 to 398)	468 (329 to 658)	1,108 (795 to 1,536)	2,445 (1,836 to 3,196)	5,282 (4,063 to 6,880)	10,400 (8,183 to 13,400)	18,200 (14,900 to 22,100)	28,100 (24,100 to 32,600)	39,100 (34,900 to 43,800)	48,900 (45,000 to 52,900)	56,900 (53,400 to 60,400)	62,900 (59,600 to 66,200)	66,900 (63,600 to 70,200)	68,900 (65,600 to 72,200)	9,110
Stroke	0-1 (0 to 0.2)	0-2 (0 to 0.2)	0-7 (0.2 to 1.4)	1-1 (0.7 to 1.6)	1-6 (1.1 to 2.3)	1-5 (0.9 to 2.4)	7-2 (4.6 to 10.4)	19-3 (12.1 to 28.9)	38-3 (25.9 to 56.1)	80-9 (57.1 to 112)	120 (82.3 to 164)	170 (120 to 239)	264 (183 to 367)	524 (396 to 706)	1,116 (896 to 1,414)	2,178 (1,914 to 2,504)	4,111 (3,787 to 4,511)	6,992 (6,627 to 7,396)	10,900 (10,500 to 11,300)	15,400 (14,900 to 15,900)	19,600 (19,100 to 20,100)	22,900 (22,400 to 23,400)	25,200 (24,700 to 25,700)	26,400 (25,900 to 26,900)	26,900 (26,400 to 27,400)	3,090
Ischemic stroke	0-1 (0 to 0.1)	0-1 (0.1 to 0.2)	0-2 (0.2 to 0.7)	0-5 (0.4 to 1.1)	1-1 (0.6 to 1.7)	1-7 (1.1 to 2.6)	2-4 (1.6 to 3.6)	3-2 (2.4 to 4.1)	5-9 (3.9 to 8.1)	9-5 (7.2 to 12.4)	14-3 (10.7 to 18.7)	20-3 (15.2 to 26.5)	32-2 (24.1 to 41.8)	62-1 (47.2 to 79.2)	114 (89.1 to 142)	211 (178 to 250)	364 (317 to 417)	604 (547 to 668)	1,000 (930 to 1,080)	1,600 (1,500 to 1,700)	2,300 (2,200 to 2,400)	3,000 (2,900 to 3,100)	3,500 (3,400 to 3,600)	3,800 (3,700 to 3,900)	3,900 (3,800 to 4,000)	47-3 (46.1 to 48.5)	1,730
Intracerebral hemorrhage	0 (0 to 0)	0 (0 to 0)	0 (0 to 0.4)	0-2 (0.2 to 0.6)	0-2 (0.2 to 0.6)	0-2 (0.2 to 0.6)	0-2 (0.2 to 0.6)	0-3 (0.2 to 0.6)	0-4 (0.2 to 0.6)	0-6 (0.2 to 1)	1 (0.6 to 1.4)	1-2 (0.7 to 2)	1-3 (0.9 to 3)	2-5 (1.7 to 5.6)	4-9 (2.9 to 7.9)	5-15 (4.1 to 11.8)	10-28 (7.0 to 19.7)	17-7 (11.7 to 32.4)	29-1 (19.9 to 50.6)	47-9 (32.9 to 86.3)	66-4 (51.7 to 84)	82-6 (64.9 to 79.5)	88-5 (85 to 92.7)	90-5 (87.5 to 93.3)	91-6 (88.9 to 94.1)	257
Subarachnoid hemorrhage	0 (0 to 0.1)	0 (0 to 0.2)	0 (0 to 0.7)	0-2 (0.2 to 0.5)	0-2 (0.2 to 0.5)	0-4 (0.4 to 1.4)	1-2 (0.7 to 4.7)	2-3 (1.6 to 6.3)	3-6 (2.6 to 9.6)	5-4 (4.1 to 13.7)	7-2 (5.6 to 18.2)	9-8 (7.6 to 24.6)	13-2 (10.4 to 32.8)	20 (16.1 to 47.3)	33-7 (27.4 to 72.4)	54-4 (46.6 to 107)	85-9 (76.2 to 151)	129 (118 to 208)	183 (171 to 276)	244 (232 to 344)	295 (284 to 400)	334 (324 to 440)	360 (350 to 466)	376 (366 to 482)	381 (371 to 487)	417
Hypertensive heart disease	0 (0 to 0)	0 (0 to 0)	0 (0 to 0)	0 (0 to 0)	0 (0 to 0)	0-2 (0 to 0.5)	0-3 (0.2 to 0.7)	0-3 (0.2 to 0.8)	0-4 (0.2 to 1)	0-5 (0.3 to 1.3)	0-7 (0.4 to 1.8)	0-9 (0.5 to 2.4)	1-2 (0.7 to 3.1)	2-3 (1.4 to 5.9)	4-3 (2.9 to 11.2)	7-2 (5.1 to 20.1)	12-3 (8.9 to 34.1)	20 (15.1 to 54.1)	32-1 (24.1 to 81.1)	49-9 (38.1 to 111)	69-4 (54.9 to 139)	85-2 (69.9 to 159)	93-9 (79.1 to 169)	96-7 (82.3 to 172)	97-6 (83.7 to 173)	362
Non-rheumatic valvular heart disease	0 (0 to 0)	0 (0 to 0)	0 (0 to 0)	0 (0 to 0)	0 (0 to 0)	0-1 (0.6 to 1.1)	0-3 (0.1 to 1.2)	0-5 (0.3 to 2.1)	0-7 (0.4 to 3.1)	0-9 (0.5 to 4.2)	1-2 (0.8 to 5.9)	2-1 (1.1 to 8.5)	2-9 (1.7 to 12.1)	4-4 (2.8 to 9.2)	7-2 (4.2 to 9.2)	11-5 (7.9 to 19.2)	17-9 (13.1 to 32.7)	27-1 (20.5 to 46.4)	39-7 (30.5 to 61.2)	53-6 (44.4 to 78.5)	66-6 (58.7 to 92)	76-8 (68.4 to 97.2)	82-9 (73.8 to 97.9)	86-7 (77.2 to 98.2)	87-5 (78.1 to 98.3)	435
Non-rheumatic aortic aortic valve disease	0 (0 to 0)	0 (0 to 0)	0 (0 to 0)	0 (0 to 0)	0 (0 to 0)	0-6 (0.3 to 1.1)	0-6 (0.4 to 1.9)	1-1 (0.6 to 3.4)	1-8 (0.9 to 3.4)	2-3 (1.3 to 3.6)	2-9 (2.0 to 5.2)	3-5 (2.3 to 7.2)	4-3 (3.2 to 7.5)	6-4 (4.8 to 7.5)	9-4 (7.2 to 15.9)	14-6 (11.3 to 25.4)	22-6 (18.7 to 39.4)	34-8 (30.1 to 55.3)	49-9 (45.2 to 70.4)	64-8 (60.7 to 79.4)	77-6 (74.1 to 87.4)	85-7 (83.1 to 91.2)	89-7 (87.3 to 93.1)	90-6 (88.1 to 93.8)	91-3 (89.1 to 94.2)	366
Non-rheumatic degenerative mitral valve disease	0 (0 to 0)	0 (0 to 0)	0 (0 to 0)	0 (0 to 0)	0 (0 to 0)	0-2 (0.2 to 0.6)	0-3 (0.2 to 0.9)	0-5 (0.3 to 1.4)	0-6 (0.4 to 1.6)	0-8 (0.5 to 1.7)	1-1 (0.7 to 2.2)	1-5 (0.9 to 2.7)	1-9 (1.4 to 4.3)	3-3 (2.5 to 5.9)	5-1 (3.9 to 8.2)	8-1 (6.3 to 11.9)	12-3 (9.9 to 17.9)	18-5 (15.1 to 26.2)	26-3 (22.1 to 36.2)	35-5 (31.1 to 46.3)	44-6 (41.1 to 54.8)	52-6 (49.5 to 61.8)	58-2 (55.5 to 66.9)	61-5 (58.8 to 69.8)	62-6 (59.9 to 70.9)	68-7
Other non-rheumatic valve diseases	0 (0 to 0)	0 (0 to 0)	0 (0 to 0)	0 (0 to 0)	0 (0 to 0)	0 (0 to 0)	0 (0 to 0)	0-1 (0 to 0.2)	0-1 (0 to 0.2)	0-1 (0 to 0.2)	0-2 (0 to 0.2)	0-2 (0 to 0.2)	0-2 (0 to 0.2)	0-3 (0 to 0.2)	0-3 (0 to 0.2)	0-4 (0 to 0.1)	0-5 (0 to 0.1)	0-6 (0 to 0.1)	0-7 (0 to 0.1)	0-8 (0 to 0.1)	0-9 (0 to 0.1)	0-9 (0 to 0.1)	0-9 (0 to 0.1)	0-9 (0 to 0.1)	0-9 (0 to 0.1)	0-9 (0 to 0.1)	0-9 (0 to 0.1)	0-4
Cardiomyopathy and myocarditis	9-9 (6.4 to 13.4)	9-9 (6.6 to 13.4)	9-9 (6.6 to 13.4)	9-9 (6.6 to 13.4)	11-1 (7.5 to 15.1)	11-7 (7.9 to 15.9)	11-9 (8.1 to 16.1)	12-1 (8.3 to 16.2)	12-3 (8.5 to 16.4)	12-5 (8.6 to 16.6)	12-7 (8.8 to 16.8)	12-9 (8.9 to 17)	13-1 (9.1 to 17.2)	13-3 (9.3 to 17.4)	13-5 (9.4 to 17.6)	13-7 (9.6 to 17.8)	13-9 (9.7 to 18)	14-1 (9.9 to 18.2)	14-3 (10 to 18.4)	14-5 (10.2 to 18.6)	14-7 (10.3 to 18.8)	14-9 (10.5 to 19)	15-1 (10.6 to 19.2)	15-3 (10.8 to 19.4)	15-5 (10.9 to 19.6)	396
Myocarditis	0 (0 to 0.1)	0 (0 to 0.2)	0 (0 to 0.7)	0-2 (0.2 to 0.5)	0-2 (0.2 to 0.5)	0-4 (0.4 to 1.4)	1-2 (0.7 to 4.7)	2-3 (1.6 to 6.3)	3-6 (2.6 to 9.6)	5-4 (4.1 to 13.7)	7-2 (5.6 to 18.2)	9-8 (7.6 to 24.6)	13-2 (10.4 to 32.8)	20 (16.1 to 47.3)	33-7 (27.4 to 72.4)	54-4 (46.6 to 107)	85-9 (76.2 to 151)	129 (118 to 208)	183 (171 to 276)	244 (232 to 344)	295 (284 to 400)	334 (324 to 440)	360 (350 to 466)	376 (366 to 482)	381 (371 to 487)	36-3
Alcoholic cardiomyopathy	0 (0 to 0)	0 (0 to 0)	0 (0 to 0)	0 (0 to 0)	0 (0 to 0)	0-1 (0.6 to 1.1)	0-2 (0.1 to 0.6)	0-2 (0.1 to 0.6)	0-3 (0.2 to 0.6)	0-4 (0.2 to 0.6)	0-5 (0.3 to 0.7)	0-7 (0.4 to 0.9)	0-9 (0.5 to 1.2)	1-1 (0.7 to 1.6)	1-5 (0.9 to 2.4)	2-1 (1.4 to 3.6)	3-1 (2.2 to 5.1)	4-5 (3.2 to 7.1)	6-3 (4.5 to 9.5)	8-6 (6.3 to 12.6)	11-3 (8.6 to 16.1)	13 (10.1 to 19.1)	14-2 (11.1 to 20.7)	14-9 (11.6 to 21.4)	15-1 (11.9 to 21.8)	103
Other cardiomyopathy	0 (0 to 0.2)	0-1 (0.1 to 0.3)	0-2 (0.1 to 0.6)	0-7 (0.4 to 1.1)	1-7 (1.2 to 2.6)	2-7 (1.7 to 4.6)	4-7 (3.2 to 8.1)	7-3 (5.2 to 12.4)	10-6 (7.8 to 17.2)	16-4 (12.1 to 25.6)	24-1 (18.1 to 35.1)	34-8 (26.4 to 48.2)	49-3 (38.6 to 65.2)	70-5 (57.1 to 89.2)	97-6 (82.1 to 114)	126 (111 to 142)	151 (139 to 164)	171 (159 to 182)	186 (174 to 197)	197 (185 to 208)	205 (193 to 216)	211 (199 to 222)	216 (204 to 227)	219 (207 to 230)	221 (209 to 232)	222 (210 to 233)	257
Atrial fibrillation and flutter	0 (0 to 0)	0 (0 to 0)	0 (0 to 0)	0 (0 to 0)	0 (0 to 0)	0 (0 to 0)	0 (0 to 0)	0 (0 to 0)	0 (0 to 0)	0 (0 to 0)	0 (0 to 0)	0 (0 to 0)	0 (0 to 0)	0 (0 to 0)	0 (0 to 0)	0 (0 to 0)	0 (0 to 0)	0 (0 to 0)	0 (0 to 0)	0 (0 to 0)	0 (0 to 0)	0 (0 to 0)	0 (0 to 0)	0 (0 to 0)	0 (0 to 0)	0 (0 to 0)	0
Aortic aneurysm	—	—	—	—	—	—	—	—	—	—	—	—	—	—	—	—	—	—	—	—	—	—	—	—	—	—	—
Endocarditis	0 (0 to 0)	0 (0 to 0)	0 (0 to 0)	0-1 (0 to 0.2)	0-1 (0 to 0.2)	0-2 (0 to 0.4)	0-2 (0 to 0.4)	0-3 (0 to 0.4)	0-4 (0 to 0.4)	0-5 (0 to 0.6)	0-6 (0 to 0.8)	0-8 (0 to 1)	0-9 (0 to 1.2)	1-2 (0 to 1.5)	1-5 (0 to 2)	2-1 (0 to 2.8)	3-1 (0 to 3.9)	4-5 (0 to 5.6)	6-3 (0 to 7.9)	8-6 (0 to 10.8)	11-3 (0 to 14.2)	13 (0 to 17.2)	14-2 (0 to 18.8)	14-9 (0 to 19.5)	15-1 (0 to 19.9)	15-3 (0 to 20.1)	140
Other cardiovascular and circulatory diseases	0-8 (0.4 to 1.5)	0-7 (0.3 to 1.2)	1-9 (1.2 to 2.9)	1-6 (0.9 to 2.6)	2-7 (1.6 to 4.5)	3-8 (2.4 to 6.1)	5-8 (3.8 to 8.6)	12-6 (8.5 to 17.2)	17-5 (12.3 to 23.6)	21-3 (15.2 to 29.3)	29-3 (21.1 to 39.6)	41-7 (30.2 to 55.2)	47-3 (34.2 to 64.4)	51-6 (37.9 to 69.7)	60-2 (44.3 to 80.9)	60 (44.2 to 80.7)	60-8 (44.9 to 81.2)	63-6 (47.1 to 84.2)	69-6 (51.7 to 91.8)	78-2 (58.3 to 102)	89-3 (67.1 to 116)	97-6 (73.6 to 125)	103 (78.1 to 131)	104 (79.1 to 132)	543
Chronic respiratory diseases	0 (0 to 0)	0 (0 to 0)	38 (33.3 to 47.3)	70-5 (62 to 78.5)	82-6 (76.2 to 88.2)	79-3 (73.2 to 84.8)	79-2 (73.1 to 84.7)	77-5 (71.4 to 83.2)	75-5 (69.4 to 81.4)	73-5 (67.4 to 79.4)	71-5 (65.4 to 77.5)	69-5 (63.4 to 75.6)	67-5 (61.4 to 73.6)	65-5 (59.4 to 71.6)	63-5 (57.4 to 69.6)	61-5 (55.4 to 67.6)	59-5 (53.4 to 65.6)	57-5 (51.4 to 63.6)	55-5 (49.4 to 61.6)	53-5 (47.4 to 59.6)	51-5 (45.4 to 57.6)	49-5 (43.4 to 55.6)	47-5 (41.4 to 53.6)	45-5 (39.4 to 51.6)	43-5 (37.4 to 49.6)	43-5 (37.4 to 49.6)	6,200
Chronic obstructive pulmonary disease	0 (0 to 0)	0 (0 to 0)	0 (0 to 0.3)	0-1 (0 to 0.5)	0-1 (0 to 0.6)	0-4 (0.2 to 0.7)	0-4 (0.2 to 0.7)	0-5 (0.2 to 0.7)	0-6 (0.3 to 0.8)	0-7 (0.3 to 0.9)	0-8 (0.4 to 1)	0-9 (0.5 to 1.2)	1-1 (0.6 to 1.4)	1-3 (0.8 to 1.7)	1-6 (1.1 to 2.1)	2-1 (1.5 to 2.8)	2-8 (2 to 3.7)	3-7 (2.7 to 4.8)	5-1 (3.8 to 6.4)	6-9 (5.1 to 8.7)	9-1 (7.1 to 11.3)	11-3 (8.9 to 14.1)	13-2 (10.4 to 16.5)	14-3 (11.3 to 17.8)	14-9 (11.7 to 18.4)	4,410
Pneumoconiosis	0 (0 to 0)	0 (0 to 0)	0 (0 to 0)	0 (0 to 0)	0 (0 to 0)	0 (0 to 0)	0 (0 to 0)	0 (0 to 0)	0 (0 to 0)	0 (0 to 0)	0 (0 to 0)	0 (0 to 0)	0 (0 to 0)	0-1 (0 to 0.1)	0-1 (0 to 0.1)	0-2 (0 to 0.2)	0-2 (0 to 0.2)	0-3 (0 to 0.3)	0-4 (0 to 0.4)	0-5 (0 to 0.5)	0-6 (0 to 0.7)	0-8 (0 to 0.9)	0-9 (0 to 1)	1-1 (0 to 1.2)	1-2 (0 to 1.3)	1-3 (0 to 1.4)	72-1
Silicosis	0 (0 to 0)	0 (0 to 0)	0 (0 to 0)	0 (0 to 0)	0 (0 to 0)	0 (0 to 0)	0 (0 to 0)	0 (0 to 0)	0 (0 to 0)	0 (0 to 0)	0 (0 to 0)	0 (0 to 0)	0 (0 to 0)	0 (0 to 0)	0 (0 to 0)	0 (0 to 0)	0 (0 to 0)	0 (0 to 0)	0 (0 to 0)	0 (0 to 0)	0 (0 to 0)	0 (0 to 0)	0 (0 to 0)	0 (0 to 0)	0 (0 to 0)	0 (0 to 0)	0 (0 to 0)	5
Asbestosis	0 (0 to 0)	0 (0 to 0)	0 (0 to 0)	0 (0 to 0)	0 (0 to 0)	0 (0 to 0)	0 (0 to 0)	0 (0 to 0)	0 (0 to 0)	0 (0 to 0)	0 (0 to 0)	0 (0 to 0)	0 (0 to 0)	0 (0 to 0)	0 (0 to 0)	0 (0 to 0)	0 (0 to 0)	0 (0 to 0)	0 (0 to 0)	0 (0 to 0)	0 (0 to 0)	0 (0 to 0)	0 (0 to 0)	0 (0 to 0)	0 (0 to 0)	0 (0 to 0)	0 (0 to 0)	27-7
Coal workers pneumoconiosis	0 (0 to 0)	0 (0 to 0)	0 (0 to 0)	0 (0 to 0)	0 (0 to 0)	0 (0 to 0)	0 (0 to 0)	0 (0 to 0)	0 (0 to 0)	0 (0 to 0)	0 (0 to 0)	0 (0 to 0)	0 (0 to 0)	0 (0 to 0)	0 (0 to 0)	0 (0 to 0)	0 (0 to 0)	0 (0 to 0)	0 (0 to 0)	0 (0 to 0)	0 (0 to 0)	0 (0 to 0)	0 (0 to 0)	0 (0 to 0)	0 (0 to 0)	0 (0 to 0)	0 (0 to 0)	33-2
Other pneumoconiosis	0 (0 to 0)	0 (0 to 0)	0 (0 to 0)	0 (0 to 0)	0 (0 to 0)	0 (0 to 0)	0 (0 to 0)	0 (0 to 0)	0 (0 to 0)	0 (0 to 0)	0 (0 to 0)	0 (0 to 0)	0 (0 to 0)	0 (0 to 0)	0 (0 to 0)	0 (0 to 0)	0 (0 to 0)	0 (0 to 0)	0 (0 to 0)	0 (0 to 0)	0 (0 to 0)	0 (0 to 0)	0 (0 to 0)	0 (0 to 0)	0 (0 to 0)	0 (0 to 0)	0 (0 to 0)	6-1
Asthma	0 (0 to 0)	0 (0 to 0)	68-9 (57.1 to 84)	75 (59.9 to 114)	77-4 (43.9 to 137)	68-9 (49.4 to 117)	74 (57.6 to 103)	50-1 (32.0 to 87.8)	32-1 (21.1 to 79.6)	22-1 (12.2 to 78.9)	16-1 (7.1 to 79.6)	12-7 (4.9 to 80.1)	10-7 (3.9 to 84.9)	9-7 (3.6 to 85.9)	9-2 (3.4 to 86.4)	8-9 (3.3 to 86.7)	8-8 (3.3 to 86.8)	8-8 (3.3 to 86.8)	8-8 (3.3 to 86.8)	8-8 (3.3 to 86.8)	8-8 (3.3 to 86.8)	8-8 (3.3 to 86.8)	8-8 (3.3 to 86.8)	8-8 (3.3 to 86.8)	8-8 (3.3 to 86.8)	8-8 (3.3 to 86.8)	1,310
Interstitial lung disease and pulmonary sarcoidosis	0 (0 to 0)	0 (0 to 0)	0 (0 to 0)	0 (0 to 0)	0 (0 to 0)	0 (0 to 0)	0 (0 to 0)	0 (0 to 0)	0 (0 to 0)	0 (0 to 0)	0 (0 to 0)	0 (0 to 0)	0 (0 to 0)	0 (0 to 0)	0 (0 to 0)	0 (0 to 0)	0 (0 to 0)	0 (0 to 0)	0 (0 to 0)	0 (0 to 0)	0 (0 to 0)	0 (0 to 0)	0 (0 to 0)	0 (0 to 0)	0 (0 to 0)	0 (0 to 0)	0 (0 to 0)	6-1
Other chronic respiratory diseases	0-6 (0.3 to 2.1)	0-5 (0.3 to 1.9)	0-6 (0.3 to 2.1)	0-7 (0.4 to 2.5)	0-8 (0.4 to 2.7)	0-9 (0.5 to 3.1)	1-1 (0.6 to 3.7)	1-3 (0.7 to 4.3)	1-5 (0.8 to 5.1)	1-7 (0.9 to 5.9)	1-9 (1.1 to 6.8)	2-2 (1.3 to 7.8)	2-6 (1.5 to 9.1)	3-1 (1.8 to 10.7)	3-8 (2.2 to 12.8)	4-6 (2.7 to 15.4)	5-6 (3.3 to 18.6)	6-9 (4.1 to 22.6)	8-6 (5.2 to 28.1)	10-9 (6.6 to 34.8)	13-9 (8.6 to 42.8)	16-9 (10.9 to 51.2)	19-3 (12.6 to 57.5)	20-6 (13.5 to 60.9)	21-1 (13.8 to 62.2)	21-3 (13.9 to 62.6)	62-6
Digestive diseases	1-1 (0.8 to 1.7)	0-9 (0.5 to 1.5)	1-3 (0.8 to 2.1)	1-6 (0.9 to 2.6)	2-1 (1.2 to 3.3)	2-5 (1.4 to 3.9)	3-1 (1.8 to 4.8)	3-9 (2.2 to 5.9)	4-6 (2.6 to 7.1)	5-4 (3.1 to 8.3)	6-3 (3.6 to 9.6)	7-3 (4.2 to 11.1)	8-4 (4.8 to 12.8)	9-6 (5.5 to 14.6)	10-9 (6.2 to 16.4)	12-3 (7.1 to 18.7)	13-9 (8.1 to 21.1)	15-8 (9.2 to 24)	18-1 (10.6 to 27.5)	20-9 (12.2 to 31.6)	24-1 (14.2 to 36.6)	27-3 (16.1 to 41.4)	30-1 (17.8 to 45.6)	31-5 (18.6 to 47.7)	32-1 (19.1 to 48.6)	33-3 (19.8 to 50.4)	333
Appendicitis	0 (0 to 0)	0 (0 to 0)	0 (0 to 0)	0 (0 to 0)	0 (0 to 0)	0 (0 to 0)	0 (0 to 0)	0 (0 to 0)	0 (0 to 0)	0 (0 to 0)	0 (0 to 0)	0 (0 to 0)	0 (0 to 0)	0 (0 to 0)	0 (0 to 0)	0 (0 to 0)	0 (0 to 0)	0 (0 to 0)	0 (0 to 0)	0 (0 to 0)	0 (0 to 0)	0 (0 to 0)	0 (0 to 0)	0 (0 to 0)	0 (0 to 0)	0 (0 to 0)	0 (0 to 0)	0
Paralytic ileus and intestinal obstruction	0-4 (0.2 to 0.9)	0-7 (0.3 to 1.5)	0-9 (0.3 to 1.9)	1-1 (0.7 to 1.9)	1-5 (0.9 to 2.6)	1-8 (0.9 to 3.2)	2-2 (1.2 to 3.8)	2-6 (1.5 to 4.5)	3-1 (1.8 to 5.3)	3-6 (2.1 to 6.2)	4-2 (2.5 to 7.3)	4-9 (2.8 to 8.6)	5-7 (3.3 to 10.2)	6-6 (3.8 to 12.1)	7-6 (4.4 to 14.1)	8-8 (5.1 to 16.5)	10-2 (5.9 to 19.4)	11-9 (6.9 to 23.1)	13-9 (8.1 to 27.5)	16-4 (9.6 to 33.1)	19-7 (11.5 to 40.2)	23-3 (13.6 to 48.1)	26-5 (15.5 to 55.9)	28-1 (16.4 to 59.3)	28-9 (16.8 to 60.8)	215
Inguinal, femoral, and abdominal hernia	0-1 (0 to 0.2)	0-1 (0 to 0.2)	0-4 (0.2 to 0.9)	0-5 (0.3 to 1.1)	0-6 (0.4 to 1.3)	0-7 (0.4 to 1.5)	0-8 (0.5 to 1.7)	0-9 (0.6 to 1.9)	1-1 (0.7 to 2.2)	1-2 (0.8 to 2.5)	1-4 (0.9 to 2.9)	1-6 (1.1 to 3.3)	1-9 (1.3 to 3.8)	2-2 (1.5 to 4.5)	2-6 (1.8 to 5.3)	3-1 (2.1 to 6.3)	3-7 (2.5 to 7.4)	4-4 (3.0 to 8.8)	5-2 (3.6 to 10.4)	6-2 (4.2 to 12.4)	7-4 (5.1 to 14.8)	8-8 (6.1 to 17.6)	10-2 (7.1 to 20.4)	11-3 (7.8 to 22.6)	11-9 (8.2 to 23.6)	284
Inflammatory bowel disease	0 (0 to 0)	0 (0 to 0)	0 (0 to 0.2)	0-1 (0 to 0.4)	0-1 (0 to 0.5)	0-2 (0 to 0.6)	0-3 (0 to 0.8)	0-4 (0 to 0.9)	0-5 (0 to 1.1)	0-6 (0 to 1.3)	0-8 (0 to 1.6)	0-9 (0 to 1.9)	1-1 (0 to 2.3)	1-3 (0 to 2.8)	1-6 (0 to 3.4)	1-9 (0 to 4.1)	2-3 (0 to 5.1)	2-8 (0 to 6.3)	3-5 (0 to 7.8)	4-3 (0 to 9.8)	5-3 (0 to 12.3)	6-5 (0 to 15.3)	7-9 (0 to 18.9)	8-9 (0 to 21.8)	9-5 (0 to 23.1)	9-8 (0 to 23.8)	277
Vascular intestinal disorders	0 (0 to 0)	0 (0 to 0)	0 (0 to 0)	0 (0 to 0)	0 (0 to 0)	0 (0 to 0)	0 (0 to 0)	0 (0 to 0)	0 (0 to 0)	0 (0 to 0)	0 (0 to 0)	0 (0 to 0)	0 (0 to 0)	0 (0 to 0)	0 (0 to 0)	0 (0 to 0)	0 (0 to 0)	0 (0 to 0)	0 (0 to 0)	0 (0 to 0)	0 (0 to 0)	0 (0 to 0)	0 (0 to 0)	0 (0 to 0)	0 (0 to 0)	0 (0 to 0)	0 (0 to 0)	0
Gallbladder and biliary diseases	0 (0 to 0)	0 (0 to 0)	0 (0 to 0)	0 (0 to 0)	0 (0 to 0)	0 (0 to 0)	0 (0 to 0)	0 (0 to 0)	0 (0 to 0)	0 (0 to 0)	0 (0 to 0)	0 (0 to 0)	0 (0 to 0)	0 (0 to 0)	0

Congenital birth defects	154 (110 to 235)	54-2 (37 to 81-2)	106 (68 to 176)	66-3 (51 to 89-7)	31-5 (22 to 44-9)	33-2 (23 to 44-9)	37-4 (28-2 to 50-3)	39-2 (29-2 to 53-4)	26-9 (20-1 to 35-4)	29-4 (20-2 to 33-6)	23-7 (17-7 to 31-3)	23-8 (17-6 to 33-6)	27 (19-2 to 39-4)	31-6 (21-6 to 41-9)	39-1 (19-1 to 60-7)	26-9 (15-1 to 34-3)	19-2 (11-5 to 24-6)	7-4 (4-5 to 11-4)	4-2 (2-5 to 6-4)	2-5 (1-5 to 3-8)	1-2 (0-7 to 2)	0-4 (0-3 to 0-7)	0-1 (0 to 0-1)		766
Neural tube defects	19-8 (9-8 to 18-9)	3-7 (1-6 to 8-6)	8-9 (3-7 to 19-3)	12-9 (6-7 to 21-6)	1-1 (0-6 to 1-9)	1-5 (0-8 to 2-6)	1-6 (1-1 to 2-9)	1-8 (0-9 to 3-2)	1-2 (0-6 to 2-1)	1-4 (0-8 to 1-9)	0-9 (0-6 to 1-4)	0-8 (0-5 to 1-4)	0-7 (0-4 to 1-1)	0-5 (0-3 to 0-9)	0-3 (0-2 to 0-6)	0-3 (0-1 to 0-5)	0-2 (0-1 to 0-4)	0-1 (0 to 0-3)	0-1 (0 to 0-2)	0-1 (0 to 0-1)	0 (0 to 0)	0 (0 to 0)	0 (0 to 0)		48-3
Congenital heart anomalies	22 (20-7 to 41)	7-1 (7-1 to 16-2)	13 (10-7 to 47-1)	9-1 (9-1 to 19-1)	2 (1-2 to 6)	2-1 (2-1 to 6-3)	2-5 (2-5 to 9-5)	3-1 (3-1 to 12-5)	2-1 (2-1 to 8-1)	2-1 (2-1 to 8-1)	1-7 (1-7 to 7-1)	1-7 (1-7 to 7-1)	1-5 (1-5 to 7-3)	1-2 (1-2 to 5-3)	1-1 (1-1 to 5-1)	0-9 (0-9 to 4-1)	0-7 (0-7 to 3-1)	0-5 (0-5 to 2-3)	0-3 (0-3 to 1-7)	0-2 (0-2 to 1-2)	0-1 (0-1 to 0-7)	0-1 (0-1 to 0-5)	0 (0 to 0)		199
Orofacial clefts	0 (0 to 0-1)	0-3 (0 to 0-9)	0-3 (0-1 to 0-9)	0-6 (0-2 to 1-3)	0-5 (0-1 to 1-1)	0-5 (0-1 to 1-1)	0-6 (0-1 to 1-3)	0-7 (0-1 to 1-5)	0-5 (0-1 to 1-1)	0-6 (0-1 to 1-3)	0-4 (0-1 to 0-9)	0-4 (0-1 to 0-9)	0-4 (0-1 to 0-9)	0-3 (0-1 to 0-7)	0-3 (0-1 to 0-7)	0-3 (0-1 to 0-7)	0-3 (0-1 to 0-7)	0-2 (0-1 to 0-5)	0-2 (0-1 to 0-4)	0-2 (0-1 to 0-4)	0-1 (0-1 to 0-3)	0-1 (0-1 to 0-2)	0 (0 to 0-1)		7-6
Down syndrome	3-6 (1-7 to 6-7)	0-9 (0-4 to 1-9)	2-6 (1-4 to 3-3)	2-3 (1-4 to 3-5)	2 (1-2 to 2-1)	2-1 (1-3 to 3-3)	2-4 (1-5 to 3-6)	2-7 (1-9 to 4)	2-7 (1-9 to 4)	2-6 (1-7 to 3-8)	2-4 (1-6 to 3-5)	2-6 (1-7 to 3-8)	2-4 (1-5 to 3-5)	2-6 (1-7 to 3-8)	3-9 (2-4 to 5-6)	8-3 (4-9 to 12-6)	19-1 (4-9 to 19-7)	8-8 (2-9 to 19-3)	4-5 (2 to 7)	0 (0 to 0)	0 (0 to 0)	0 (0 to 0)	0 (0 to 0)		64-9
Turner syndrome	0 (0 to 0)	0 (0 to 0)	0 (0 to 0)	0 (0 to 0)	0 (0 to 0)	0 (0 to 0)	0 (0 to 0)	0 (0 to 0)	0 (0 to 0)	0 (0 to 0)	0 (0 to 0)	0 (0 to 0)	0 (0 to 0)	0 (0 to 0)	0 (0 to 0)	0 (0 to 0)	0 (0 to 0)	0 (0 to 0)	0 (0 to 0)	0 (0 to 0)	0 (0 to 0)	0 (0 to 0)	0 (0 to 0)	0 (0 to 0)		0
Klinefelter syndrome	0 (0 to 0)	0 (0 to 0)	0 (0 to 0-1)	0 (0 to 0-1)	0 (0 to 0-1)	0 (0 to 0-1)	0 (0 to 0-1)	0 (0 to 0-2)	0-1 (0 to 0-3)	0-1 (0 to 0-2)	0-1 (0 to 0-2)	0-1 (0 to 0-2)	0-1 (0 to 0-2)	0-1 (0 to 0-2)	0 (0 to 0)	0 (0 to 0)	0 (0 to 0)	0 (0 to 0)	0 (0 to 0)	0 (0 to 0)	0 (0 to 0)	0 (0 to 0)	0 (0 to 0)	0 (0 to 0)		0-9
Other chromosomal abnormalities	18-5 (8-4 to 41-1)	5-8 (3-1 to 12-4)	14-2 (8-3 to 38-9)	7-5 (3-5 to 17-2)	4-8 (2-1 to 7-9)	5-1 (2-2 to 7-5)	5-7 (2-6 to 9-2)	8-3 (3-3 to 17-7)	3-8 (2-4 to 5-7)	3-8 (2-4 to 5-7)	3-5 (2-2 to 5-1)	3-3 (2-1 to 4-9)	3-6 (2-3 to 5-2)	2-3 (2-3 to 2-3)	2-3 (1-3 to 3-4)	1-4 (0-8 to 2-4)	1-1 (0-6 to 1-7)	0 (0 to 0)	0 (0 to 0)	0 (0 to 0)	0 (0 to 0)	0 (0 to 0)	0 (0 to 0)		91-1
Congenital musculoskeletal and limb anomalies	4-7 (2-4 to 9-5)	1-5 (0-8 to 2-9)	12-3 (6-5 to 22-3)	9-4 (5-2 to 17-1)	11-1 (6-4 to 19-2)	10-9 (6-7 to 17-4)	8-2 (4-7 to 12-6)	7-2 (4-2 to 11-9)	6-8 (3-8 to 10-4)	6-6 (3-8 to 10-4)	5-8 (3-7 to 10-2)	7-8 (4-5 to 12-4)	7-8 (4-5 to 12-4)	8-4 (4-9 to 13-3)	7-8 (4-5 to 12-7)	6-4 (3-6 to 10-4)	5-3 (2-9 to 8-5)	4-2 (2-3 to 7)	2-1 (1-1 to 3-5)	1-2 (0-6 to 2-4)	0-5 (0-3 to 0-8)	0-2 (0-1 to 0-3)	0 (0 to 0)		147
Urogenital congenital anomalies	9-4 (3-9 to 20-1)	1-4 (0-6 to 4)	2-4 (1-2 to 6-1)	1-9 (1-1 to 5-1)	1-2 (0-7 to 2-1)	0-9 (0-5 to 1-7)	2-7 (1-4 to 5-1)	2-7 (1-4 to 5-1)	2-3 (1-2 to 4-3)	2-4 (1-3 to 4-7)	2-3 (1-2 to 4-5)	2-2 (1-2 to 4-3)	2-2 (1-2 to 4-3)	2-2 (1-2 to 4-3)	0-2 (0-2 to 0-4)	0-1 (0-1 to 0-3)	0-1 (0-1 to 0-2)	0-1 (0-1 to 0-2)	0-1 (0-1 to 0-2)	0-1 (0-1 to 0-2)	0-1 (0-1 to 0-2)	0 (0 to 0)	0 (0 to 0)		20-8
Digestive congenital anomalies	12-7 (5-3 to 29-7)	2-5 (1-1 to 6-8)	5-1 (2-3 to 17-7)	3-1 (1-3 to 9-3)	2-4 (0-9 to 5-1)	1-5 (0-6 to 4-3)	2-6 (0-9 to 6-5)	2-5 (1-1 to 6-5)	1-6 (0-8 to 4-2)	1-7 (0-8 to 4-2)	1-4 (0-7 to 3-5)	1-4 (0-7 to 3-5)	1-3 (0-6 to 3-4)	1-1 (0-5 to 2-9)	0-9 (0-4 to 2-4)	0-7 (0-3 to 2-1)	0-5 (0-2 to 2-7)	0-3 (0-1 to 1-7)	0-2 (0-1 to 1-2)	0-2 (0-1 to 0-7)	0-1 (0-1 to 0-5)	0-1 (0-1 to 0-3)	0 (0 to 0)		92-9
Other congenital birth defects	48-9 (29-5 to 79-8)	9-5 (4-1 to 19-6)	20-2 (9-6 to 51-1)	8-6 (3-9 to 23-5)	5-4 (2-3 to 9-4)	5-6 (2-3 to 9-6)	6-1 (2-7 to 9-7)	6-1 (2-7 to 9-7)	4-3 (2-0 to 6-9)	4-3 (2-0 to 6-9)	3-8 (1-7 to 6-2)	3-9 (1-7 to 6-2)	3-5 (1-5 to 5-9)	2-5 (1-2 to 4-2)	2-3 (1-2 to 3-7)	1-8 (0-8 to 3-4)	1-4 (0-6 to 2-6)	1-2 (0-5 to 2-2)	0-8 (0-3 to 1-6)	0-5 (0-2 to 1-1)	0-3 (0-1 to 0-6)	0-2 (0-1 to 0-4)	0-1 (0 to 0-1)		149
Urinary diseases and male infertility	0-2 (0 to 0-3)	0-2 (0-1 to 0-4)	0-6 (0-3 to 1-4)	0-6 (0-3 to 1-1)	0-5 (0-2 to 0-7)	0-6 (0-3 to 1)	1-1 (0-7 to 1-4)	0-7 (0-4 to 1-1)	0-6 (0-4 to 1-1)	0-7 (0-4 to 1-3)	0-7 (0-4 to 1-1)	0-8 (0-4 to 1-3)	1-2 (0-7 to 2-1)	1-3 (0-8 to 2-3)	1-2 (0-7 to 2-2)	0-9 (0-5 to 1-7)	0-7 (0-4 to 1-3)	0-5 (0-3 to 1-1)	0-4 (0-2 to 0-8)	0-3 (0-2 to 0-6)	0-2 (0-1 to 0-4)	0-1 (0-1 to 0-3)	0 (0 to 0)		106
Urolithiasis	0-1 (0 to 0)	0-2 (0 to 0)	0-5 (0 to 0-9)	0-5 (0 to 0-9)	0-3 (0 to 0-7)	0-3 (0 to 0-7)	0-5 (0-1 to 0-9)	0-5 (0-2 to 0-9)	0-5 (0-2 to 0-7)	0-5 (0-2 to 0-9)	0-4 (0-2 to 0-7)	0-4 (0-2 to 0-7)	0-5 (0-2 to 0-7)	0-4 (0-2 to 0-7)	0-3 (0-1 to 0-6)	0-2 (0-1 to 0-4)	0-2 (0-1 to 0-4)	0-1 (0-1 to 0-3)	0-1 (0-1 to 0-3)	0-1 (0-1 to 0-2)	0-1 (0-1 to 0-2)	0-1 (0-1 to 0-2)	0 (0 to 0)		39-8
Benign prostatic hyperplasia	0 (0 to 0)	0 (0 to 0)	0 (0 to 0)	0 (0 to 0)	0 (0 to 0)	0 (0 to 0)	0 (0 to 0)	0 (0 to 0)	0 (0 to 0)	0 (0 to 0)	0 (0 to 0)	0 (0 to 0)	0 (0 to 0)	0-1 (0 to 1)	0-4 (0-1 to 1-9)	3-9 (1-9 to 8-8)	13-2 (6-9 to 21-3)	28 (14-1 to 48-7)	19-6 (9-7 to 33-6)	10-2 (4-7 to 19-1)	4-6 (2-1 to 9-1)	2-4 (1-1 to 4)	0-3 (0-2 to 0-6)		266
Male infertility	0 (0 to 0)	0 (0 to 0)	0 (0 to 0)	0 (0 to 0)	0 (0 to 0)	0 (0 to 0)	0 (0 to 0)	0-5 (0-2 to 1-2)	0-4 (0-2 to 1-0)	0-4 (0-2 to 1-0)	0-4 (0-2 to 1-0)	0-5 (0-2 to 1-1)	0-6 (0-3 to 1-5)	0-7 (0-3 to 1-7)	0-6 (0-3 to 1-5)	0-5 (0-2 to 1-2)	0-4 (0-2 to 1-1)	0-3 (0-1 to 0-8)	0-2 (0-1 to 0-6)	0-2 (0-1 to 0-5)	0-1 (0-1 to 0-4)	0-1 (0-1 to 0-3)	0-1 (0-1 to 0-2)		29-8
Other urinary diseases	0-1 (0 to 0-2)	0-1 (0-1 to 0-3)	0-3 (0-2 to 0-4)	0-2 (0-1 to 0-4)	0-2 (0-2 to 0-4)	0-3 (0-2 to 0-5)	0-3 (0-2 to 0-5)	0-3 (0-2 to 0-6)	0-3 (0-2 to 0-5)	0-4 (0-2 to 0-7)	0-4 (0-2 to 0-6)	0-4 (0-2 to 0-6)	0-5 (0-2 to 0-7)	0-5 (0-2 to 0-7)	0-4 (0-2 to 0-6)	0-3 (0-1 to 0-5)	0-3 (0-1 to 0-4)	0-2 (0-1 to 0-4)	0-2 (0-1 to 0-3)	0-2 (0-1 to 0-3)	0-1 (0-1 to 0-3)	0-1 (0-1 to 0-2)	0-1 (0-1 to 0-2)		32-4
Gynecological diseases	0 (0 to 0)	0 (0 to 0)	0 (0 to 0)	0 (0 to 0)	0 (0 to 0)	0 (0 to 0)	0 (0 to 0)	0 (0 to 0)	0 (0 to 0)	0 (0 to 0)	0 (0 to 0)	0 (0 to 0)	0 (0 to 0)	0 (0 to 0)	0 (0 to 0)	0 (0 to 0)	0 (0 to 0)	0 (0 to 0)	0 (0 to 0)	0 (0 to 0)	0 (0 to 0)	0 (0 to 0)	0 (0 to 0)	0 (0 to 0)		0
Uterine fibroids	0 (0 to 0)	0 (0 to 0)	0 (0 to 0)	0 (0 to 0)	0 (0 to 0)	0 (0 to 0)	0 (0 to 0)	0 (0 to 0)	0 (0 to 0)	0 (0 to 0)	0 (0 to 0)	0 (0 to 0)	0 (0 to 0)	0 (0 to 0)	0 (0 to 0)	0 (0 to 0)	0 (0 to 0)	0 (0 to 0)	0 (0 to 0)	0 (0 to 0)	0 (0 to 0)	0 (0 to 0)	0 (0 to 0)	0 (0 to 0)		0
Polycystic ovarian syndrome	..	..	..	..	..	..	..	..	..	..	..	..	..	..	..	..	..	..	..	..	..	..	..	..		NA
Female infertility	..	..	..	..	..	..	..	..	..	..	..	..	..	..	..	..	..	..	..	..	..	..	..	..		NA
Endometriosis	..	..	..	..	..	..	..	..	..	..	..	..	..	..	..	..	..	..	..	..	..	..	..	..		NA
Genital prolapse	0 (0 to 0)	0 (0 to 0)	0 (0 to 0)	0 (0 to 0)	0 (0 to 0)	0 (0 to 0)	0 (0 to 0)	0 (0 to 0)	0 (0 to 0)	0 (0 to 0)	0 (0 to 0)	0 (0 to 0)	0 (0 to 0)	0 (0 to 0)	0 (0 to 0)	0 (0 to 0)	0 (0 to 0)	0 (0 to 0)	0 (0 to 0)	0 (0 to 0)	0 (0 to 0)	0 (0 to 0)	0 (0 to 0)	0 (0 to 0)		0
Premenstrual syndrome	..	..	..	..	..	..	..	..	..	..	..	..	..	..	..	..	..	..	..	..	..	..	..	..		NA
Other gynecological diseases	0 (0 to 0)	0 (0 to 0)	0 (0 to 0)	0 (0 to 0)	0 (0 to 0)	0 (0 to 0)	0 (0 to 0)	0 (0 to 0)	0 (0 to 0)	0 (0 to 0)	0 (0 to 0)	0 (0 to 0)	0 (0 to 0)	0 (0 to 0)	0 (0 to 0)	0 (0 to 0)	0 (0 to 0)	0 (0 to 0)	0 (0 to 0)	0 (0 to 0)	0 (0 to 0)	0 (0 to 0)	0 (0 to 0)	0 (0 to 0)		0
Hemoglobinopathies and hemolytic anemias	0-1 (0-1 to 0-1)	0-2 (0 to 0-3)	0-6 (0-2 to 1-1)	1-1 (0-5 to 2-4)	2-2 (0-8 to 3-8)	1-3 (0-5 to 2-3)	1-8 (0-7 to 3-2)	1-3 (0-5 to 2-3)	1-7 (0-7 to 2-9)	1-4 (0-7 to 2-3)	1-2 (0-5 to 2-1)	1-4 (0-6 to 2-3)	1-3 (0-6 to 2-2)	1-2 (0-6 to 2-1)	1-6 (0-8 to 2-8)	2-3 (1-1 to 3-9)	2-7 (1-3 to 4-5)	2-6 (1-3 to 4-3)	2-1 (1-1 to 3-5)	1-3 (0-6 to 2-2)	0-8 (0-4 to 1-4)	0-4 (0-2 to 0-7)	0-2 (0-2 to 0-4)		39-4
Thalassemias	0-4 (0 to 0-5)	0-8 (0 to 0-1)	1-6 (0-5 to 0-1)	1-1 (0-4 to 0-1)	0-6 (0 to 0-1)	0-7 (0 to 0-1)	0-9 (0 to 0-1)	0-8 (0 to 0-1)	0-7 (0 to 0-1)	0-7 (0 to 0-1)	0-6 (0 to 0-1)	0-6 (0 to 0-1)	0-6 (0 to 0-1)	0-5 (0 to 0-1)	0-4 (0 to 0-1)	0-3 (0 to 0-1)	0-3 (0 to 0-1)	0-2 (0 to 0-1)	0-2 (0 to 0-1)	0-2 (0 to 0-1)	0-1 (0 to 0-1)	0-1 (0 to 0-1)	0-1 (0 to 0-1)		0-2
Thalassemias trait	0-1 (0 to 0-1)	0-2 (0 to 0-4)	0-5 (0 to 1-9)	0-6 (0 to 2-4)	0-4 (0 to 1-7)	0-5 (0 to 2-1)	0-5 (0 to 2-1)	0-5 (0 to 2-3)	0-5 (0 to 2-1)	0-5 (0 to 2-1)	0-5 (0 to 2-1)	0-5 (0 to 2-1)	0-5 (0 to 2-1)	0-5 (0 to 2-1)	0-5 (0 to 2-1)	0-5 (0 to 2-1)	0-5 (0 to 2-1)	0-5 (0 to 2-1)	0-5 (0 to 2-1)	0-5 (0 to 2-1)	0-5 (0 to 2-1)	0-5 (0 to 2-1)	0-5 (0 to 2-1)		3-1
Sickle cell disorders	0 (0 to 0-1)	0 (0 to 0-1)	0-1 (0-1 to 0-4)	0-3 (0-2 to 0-9)	0-3 (0-2 to 0-8)	0-3 (0-2 to 0-8)	0-3 (0-2 to 0-7)	0-3 (0-2 to 0-8)	0-3 (0-2 to 0-8)	0-3 (0-2 to 0-8)	0-3 (0-1 to 0-9)	0-3 (0-1 to 0-9)	0-3 (0-1 to 0-9)	0-3 (0-1 to 0-9)	0-3 (0-1 to 0-9)	0-3 (0-1 to 0-9)	0-3 (0-1 to 0-9)	0-3 (0-1 to 0-9)	0-3 (0-1 to 0-9)	0-3 (0-1 to 0-9)	0-3 (0-1 to 0-9)	0-3 (0-1 to 0-9)	0-3 (0-1 to 0-9)		3-9
Sickle cell trait	0 (0 to 0)	0 (0 to 0-2)	0-1 (0 to 0-5)	0-2 (0 to 1-9)	0-2 (0 to 1-4)	0-2 (0 to 1-5)	0-2 (0 to 2-1)	0-2 (0 to 2-1)	0-2 (0 to 2-2)	0-2 (0 to 2-1)	0-2 (0 to 2-1)	0-2 (0 to 2-1)	0-2 (0 to 2-1)	0-2 (0 to 2-1)	0-2 (0 to 2-1)	0-2 (0 to 2-1)	0-2 (0 to 2-1)	0-2 (0 to 2-1)	0-2 (0 to 2-1)	0-2 (0 to 2-1)	0-2 (0 to 2-1)	0-2 (0 to 2-1)	0-2 (0 to 2-1)		2-7
G6PD deficiency	0 (0 to 0)	0 (0 to 0-1)	0-1 (0 to 0-1)	0-1 (0 to 0-2)	0-1 (0 to 0-2)	0-1 (0 to 0-4)	0-2 (0 to 0-6)	0-1 (0 to 0-4)	0-1 (0 to 0-3)	0-1 (0 to 0-4)	0-1 (0 to 0-3)	0-1 (0 to 0-4)	0-1 (0 to 0-4)	0-1 (0 to 0-4)	0-1 (0 to 0-3)	0-1 (0 to 0-3)	0-1 (0 to 0-3)	0-1 (0 to 0-3)	0-1 (0 to 0-3)	0-1 (0 to 0-3)	0-1 (0 to 0-3)	0-1 (0 to 0-3)	0-1 (0 to 0-3)		4-6
G6PD trait	0 (0 to 0)	0 (0 to 0)	0 (0 to 0)	0 (0 to 0)	0 (0 to 0)	0 (0 to 0)	0 (0 to 0)	0 (0 to 0)	0 (0 to 0)	0 (0 to 0)	0 (0 to 0)	0 (0 to 0)	0 (0 to 0)	0 (0 to 0)	0 (0 to 0)	0 (0 to 0)	0 (0 to 0)	0 (0 to 0)	0 (0 to 0)	0 (0 to 0)	0 (0 to 0)	0 (0 to 0)	0 (0 to 0)	0 (0 to 0)		0
Other hemoglobinopathies and hemolytic anemias	0 (0 to 0)	0 (0 to 0-2)	0-1 (0 to 0-5)	0-4 (0 to 2-1)	0-4 (0 to 3-6)	0-3 (0 to 1-6)	0-2 (0 to 2-2)	0-3 (0 to 1-6)	0-3 (0 to 1-3)	0-3 (0 to 2-1)	0-2 (0 to 1-6)	0-3 (0 to 2-1)	0-3 (0 to 2-1)	0-3 (0 to 2)	0-5 (0 to 2)	0-7 (0 to 3-3)	0-9 (0 to 3-3)	1-1 (0 to 4-6)	0-9 (0 to 4-1)	0-7 (0 to 3-1)	0-5 (0 to 2-4)	0-3 (0 to 1-6)	0-2 (0 to 1-1)	0-1 (0 to 0-6)		22
Endocrine, metabolic, blood, and immune disorders	4-8 (2-3 to 8-9)	1-6 (0-8 to 3-5)	1-9 (1-1 to 3-9)	1-7 (0-9 to 3-7)	2-2 (1-1 to 3-5)	2-2 (1-1 to 3-6)	2-7 (1-4 to 3-9)	2-9 (1-5 to 4-2)	2-4 (1-3 to 3-4)	2-5 (1-3 to 3-6)	2-2 (1-1 to 3-2)	2-3 (1-2 to 3-3)	2-4 (1-2 to 3-4)	2-3 (1-2 to 3-3)	2-1 (1-1 to 3-1)	2-1 (1-1 to 3-1)	2-1 (1-1 to 3-1)	2-1 (1-1 to 3-1)	2-1 (1-1 to 3-1)	2-1 (1-1 to 3-1)	2-1 (1-1 to 3-1)	2-1 (1-1 to 3-1)	2-1 (1-1 to 3-1)		32-4
Cystic fibrosis	0 (0 to 0)	0 (0 to 0)	0 (0 to 0)	0 (0 to 0)	0 (0 to 0)	0 (0 to 0)	0 (0 to 0)	0 (0 to 0)	0 (0 to 0)	0 (0 to 0)	0 (0 to 0)	0 (0 to 0)	0 (0 to 0)	0 (0 to 0)	0 (0 to 0)	0 (0 to 0)	0 (0 to 0)	0 (0 to 0)	0 (0 to 0)	0 (0 to 0)	0 (0 to 0)	0 (0 to 0)	0 (0 to 0)	0 (0 to 0)		0
Cleft disorders	0-1 (0 to 0-1)	0-1 (0 to 0-1)	0-2 (0 to 0-5)	0-2 (0 to 0-7)	0-2 (0 to 0-6)	0-2 (0 to 0-6)	0-3 (0 to 0-7)	0-3 (0 to 0-7)	0-3 (0 to 0-6)	0-3 (0 to 0-7)	0-2 (0 to 0-6)	0-3 (0 to 0-6)	0-3 (0 to 0-6)	0-2 (0 to 0-6)	0-2 (0 to 0-5)	0-2 (0 to 0-5)	0-2 (0 to 0-5)	0-2 (0 to 0-5)	0-2 (0 to 0-5)	0-2 (0 to 0-5)	0-2 (0 to 0-5)	0-2 (0 to 0-5)	0-2 (0 to 0-5)		2-6
Caries of deciduous teeth	0 (0 to 0)	0 (0 to 0)	0-1 (0 to 0-4)	0-1 (0 to 0-6)	0-1 (0 to 0-4)	0-1 (0 to 0-5)	0-1 (0 to 0-5)	0-1 (0 to 0-5)	0-1 (0 to 0-5)	0-1 (0 to 0-5)	0-1 (0 to 0-5)	0-1 (0 to 0-5)	0-1 (0 to 0-5)	0-1 (0 to 0-5)	0-1 (0 to 0-5)	0-1 (0 to 0-5)	0-1 (0 to 0-5)	0-1 (0 to 0-5)	0-1 (0 to 0-5)	0-1 (0 to 0-5)	0-1 (0 to 0-5)	0-1 (0 to 0-5)	0-1 (0 to 0-5)		2-5
Caries of permanent teeth	0 (0 to 0)	0 (0 to 0)	0-3 (0 to 0-5)	1-6 (0 to 3-4)	0-9 (0 to 2-1)	0-9 (1 to 2-1)	1-4 (0 to 2-9)	1-2 (0 to 2-6)	0-9 (0 to 2-2)	1-2 (0 to 2-6)	0-9 (0 to 2-2)	0-8 (0 to 2-2)	1-2 (0 to 2-6)	0-9 (0 to 2-2)	0-8 (0 to 2-2)	0-9 (0 to 2-2)	0-7 (0 to 2-1)	0-6 (0 to 2-1)	0-5 (0 to 2-1)	0-4 (0 to 2-2)	0-3 (0 to 2-1)	0-3 (0 to 2-1)	0-2 (0 to 2-1)		100
Periodontal diseases	0 (0 to 0)	0 (0 to 0)	0 (0 to 0)	0 (0 to 0)	0 (0 to 0)	0-1 (0 to 0-1)	0-4 (0 to 1-4)	0-3 (0 to 1-2)	0-2 (0 to 0-9)	0-3 (0 to 1-2)	0-2 (0 to 0-9)	0-2 (0 to 0-9)	0-3 (0 to 1-2)	0-2 (0 to 0-9)	0-2 (0 to 0-8)	0-2 (0 to 0-8)	0-2 (0 to 0-8)	0-2 (0 to 0-8)	0-2 (0 to 0-8)	0-2 (0 to 0-8)	0-2 (0 to 0-8)	0-2 (0 to 0-8)	0-2 (0 to 0-8)		3-2
Other oral disorders	0 (0 to 0)	0 (0 to 0)	0 (0 to 0-2)	0-3 (0 to 1-5)	0-3 (0 to 1-3)	0-4 (0 to 1-6)	0-6 (0 to 1-8)	0-5 (0 to 1-7)	0-4 (0 to 1-6)	0-5 (0 to 1-7)	0-4 (0 to 1-5)	0-4 (0 to 1-5)	0-5 (0 to 1-7)	0-4 (0 to 1-6)	0-4 (0 to 1-5)	0-3 (0 to 1-4)	0-3 (0 to 1-3)	0-2 (0 to 1-2)	0-2 (0 to 1-2)	0-2 (0 to 1-2)	0-2 (0 to 1-2)	0-2 (0 to 1-2)	0-2 (0 to 1-2)		3-4
Sudden infant death syndrome	..	6-3 (2-7 to 9-7)	39-9 (18-4 to 99-2)	..	..	..	..	..	..	..	..	..	..	..	..	..	..	..	..	..	..	..	..	..		NA
Injuries	1-6 (1-2 to 2)	1-8 (1-1 to 2-3)	17-2 (11-2 to 24-7)	52-3 (41-9 to 64-9)	63-9 (48-9 to 83-9)	113 (87-1 to 147)	361 (267 to 499)	648 (497 to 845)	417 (346 to 497)	457 (414 to 511)	462 (363 to 542)	499 (439 to 569)	499 (464 to 542)	536 (485 to 592)	630 (520 to 756)	578 (463 to 728)	477 (372 to 613)	438 (328 to 588)	497 (377 to 639)	388 (307 to 492)	335 (266 to 423)	245 (194 to 303)	124 (100 to 151)	27 (21-6 to 32-4)	7,310
Transport injuries	0-1 (0-1 to 0-2)	0-2 (0-1 to 0-3)	1-6 (0-9 to 2-4)	9-3 (6-1 to 13-5)	11-7 (8-4 to 15-4)	29-6 (19-9 to 42-4)	136 (102 to 176)	192 (150 to 245)	113 (96-2 to 137)	119 (99-9 to 144)	83-5 (66-6 to 107)	91-3 (72-6 to 114)	104 (84-2 to 127)	105 (85-2 to 128)	87-9 (70-3 to 109)	62-2 (49-3 to 78-6)	43-3 (34-6 to 57-3)	40-4 (30-5 to 56-9)	31-1 (24-7 to 38-4)	17-6 (13-9 to 21-7)	7-1 (5-4 to 9-8)	1-4 (1-1 to 1-8)	1,260
Road injuries	0-1 (0 to 0-1)	0-1 (0-1 to 0-2)	0-9 (0-6 to 1-4)	5-4 (3-6 to 7-7)	10-9 (7-7 to 14-4)	23-6 (16-2 to 33-2)	112 (90-3 to 143)	162 (132 to 205)	102 (90-1 to 118)	103 (86-1 to 124)	73-5 (59-5 to 91-4)	79-9 (64-1 to 98-2)	88-4 (71-5 to 109)	93-1 (75-7 to 115)	76-2 (62-3 to 94-6)	53-6 (43-3 to 69-4)	37-3 (30-4 to 48-1)	34-5 (27-3 to 45-4)	26-7 (20-9 to 34-1)	14-9 (11-7 to 19-1)	6-1 (4-7 to 7-9)	1-2 (0-9 to 1-6)	1,260
Pedestrian road injuries	0 (0 to 0)	0 (0 to 0)	0-2 (0-2 to 0-4)	2-7 (2-5 to 3-5)	3-7 (2-5 to 5-7)	9-4 (6-7 to 12-7)	41-6 (31-6 to 54-6)	59-4 (45-7 to 77-2)	34-4 (29-5 to 42-1)	36-4 (29-9 to 44-1)	25-3 (20-3 to 32-7)	27-3 (21-5 to 34-5)	31-7 (24-7 to 40-1)	32-3 (25-4 to 40-7)	23-8 (17-9 to 30-3)	16-6 (12-9 to 22-9)	11-6 (8-6 to 15-9)	10-3 (7-6 to 14-1)	8-1 (5-7 to 11-3)	4-7 (3-2 to 6-4)	1-8 (1-2 to 2-5)	0-4 (0-3 to 0-5)	162
Cyclist road injuries	0 (0 to 0)	0 (0 to 0)	0-1 (0 to 0-3)	0-6 (0-3 to 1-4)	0-7 (0-4 to 1-7)	2-7 (1-7 to 4-1)	11-1 (7-7 to 16-8)	11-1 (7-7 to 16-4)	9-3 (6-9 to 12-5)	10-6 (7-6 to 14-3)	9-3 (6-7 to 12-6)	12 (8-9 to 15-7)	13-7 (11-6 to 20-8)	13-7 (9-9 to 17)	10-5 (7-6 to 14-2)	8-1 (5-7 to 11-3)	5-7 (3-9 to 8-1)	5-2 (3-5 to 7-6)	3-7 (2-5 to 5-2)	2-1 (1-4 to 3-1)	0-7 (0-5 to 1-1)	0-2 (0-1 to 0-3)	189
Motorcyclist road injuries	0 (0 to 0)	0 (0 to 0)	0-2 (0-1 to 0-3)	0-6 (0-4 to 0-9)	0-8 (0-5 to 1-2)	3 (2 to 4-2)	20-3 (21-3 to 31-4)	28-4 (20-9 to 37-1)	20-5 (20-8 to 59-9)	23-6 (21-3 to 42-4)	19-1 (17-1 to 34-4)	19-1 (19-1 to 39-4)	20-9 (20-3 to 37-2)	27-6 (20-3 to 37-2)	19-3 (16-5 to 22-9)	13-9 (9-8 to 18-9)	9-5 (7-5 to 12-4)	7-9 (6-1 to 10-2)	6-1 (4-3 to 7-9)	3-7 (2-5 to 4-6)	1-3 (1-3 to 2-4)	0-7 (0-5 to 1)	0-1 (0-1 to 0-2)	310
Motor vehicle road injuries	0 (0 to 0-1)	0-1 (0 to 0-1)	1 (0-5 to 1-6)	2-2 (1-5 to 3-6)	2-2 (1-5 to 4-6)	7-4 (5-3 to 9-9)	75-6 (61-8 to 95-1)	109 (81-7 to 144)	94-6 (81-7 to 98-6)	83-8 (64-1 to 98-6)	62-9 (54-1 to 69-7)	73-2 (55-2 to 91)	78-7 (59-7 to 98-6)	77-4 (61-1 to 98-6)	61-4 (47-6 to 83-7)	41-6 (29-6 to 59-6)	29-4 (19-2 to 41-9)	22-1 (17-6 to 27-1)	17-5 (13-9 to 21-4)	10-7 (8-1 to 13-1)

SR Table 2c: Lincolnshire DALYs by cause and age group for males with 95% uncertainty intervals, 2019

Cause	Early Neonatal (0-6 days)	Late Neonatal (7-27 days)	Post Neonatal (28-364 days)	1 to 4	5 to 9	10 to 14	15 to 19	20 to 24	25 to 29	30 to 34	35 to 39	40 to 44	45 to 49	50 to 54	55 to 59	60 to 64	65 to 69	70 to 74	75 to 79	80 to 84	85 to 89	90 to 94	95 plus	Total
All causes	5532 (4551 to 6422)	1111 (784 to 1554)	1084 (778 to 1423)	1398 (1059 to 1787)	1398 (1053 to 1800)	1398 (1044 to 1796)	1774 (1374 to 2258)	2134 (1652 to 2722)	2161 (1649 to 2760)	2161 (1649 to 2760)	2161 (1649 to 2760)	2161 (1649 to 2760)	2161 (1649 to 2760)	2161 (1649 to 2760)	2161 (1649 to 2760)	2161 (1649 to 2760)	2161 (1649 to 2760)	2161 (1649 to 2760)	2161 (1649 to 2760)	2161 (1649 to 2760)	2161 (1649 to 2760)	2161 (1649 to 2760)	33,092
Communicable, maternal, neonatal, and nutritional diseases	5532 (4717 to 6466)	1111 (795 to 1562)	1084 (780 to 1423)	1398 (1059 to 1787)	1398 (1053 to 1800)	1398 (1044 to 1796)	1774 (1374 to 2258)	2134 (1652 to 2722)	2161 (1649 to 2760)	2161 (1649 to 2760)	2161 (1649 to 2760)	2161 (1649 to 2760)	2161 (1649 to 2760)	2161 (1649 to 2760)	2161 (1649 to 2760)	2161 (1649 to 2760)	2161 (1649 to 2760)	2161 (1649 to 2760)	2161 (1649 to 2760)	2161 (1649 to 2760)	2161 (1649 to 2760)	2161 (1649 to 2760)	5,800
HIV/AIDS and sexually transmitted infections	19 (4.2 to 31.9)	4.9 (1.4 to 11)	6 (2.6 to 16)	0.6 (0.2 to 0.7)	0.6 (0.2 to 0.8)	0.2 (0.2 to 0.3)	0.4 (0.2 to 0.6)	1.3 (0.6 to 1.9)	3.3 (2.1 to 4.6)	4.6 (2.8 to 6.6)	6.6 (4.1 to 10.7)	8.5 (4.9 to 17.1)	9.7 (7.3 to 12.8)	9.7 (7.3 to 12.8)	8.9 (6.4 to 11.4)	7.2 (5.1 to 10.2)	5.1 (3.6 to 8.4)	3.7 (2.4 to 6.6)	1.6 (0.8 to 3.3)	0.6 (0.3 to 0.9)	0.2 (0.1 to 0.4)	0 (0 to 0.2)	99.4
HIV/AIDS	0 (0 to 0)	0 (0 to 0)	0.4 (0.2 to 0.5)	0.2 (0.1 to 0.3)	0.3 (0.1 to 0.4)	0.2 (0.2 to 0.3)	0.3 (0.2 to 0.4)	1.1 (0.7 to 1.4)	2.8 (2.1 to 3.7)	3.7 (2.8 to 4.7)	5.3 (4.0 to 6.7)	7.2 (5.5 to 9.7)	7.7 (5.9 to 10.3)	7.7 (5.9 to 10.3)	7.6 (5.9 to 10.1)	6.2 (4.8 to 8.4)	4.4 (3.2 to 7.7)	4.7 (2.7 to 7.6)	2.6 (1.5 to 5.8)	1.1 (0.4 to 2.4)	0.2 (0.1 to 0.5)	0 (0 to 0.1)	62.4
HIV/AIDS - Drug-susceptible Tuberculosis	0 (0 to 0)	0 (0 to 0)	0.1 (0 to 0.1)	0 (0 to 0.1)	0 (0 to 0.1)	0 (0 to 0)	0.1 (0 to 0.2)	0.4 (0.2 to 0.7)	0.7 (0.4 to 1.2)	0.9 (0.5 to 1.5)	1.3 (0.8 to 2.2)	1.8 (1.1 to 3.1)	1.9 (1.2 to 3.2)	1.9 (1.2 to 3.2)	1.9 (1.2 to 3.2)	1.6 (1 to 2.7)	1.1 (0.7 to 2.1)	0.9 (0.5 to 1.9)	0.4 (0.2 to 0.9)	0.2 (0.1 to 0.5)	0 (0 to 0.1)	0 (0 to 0)	16.6
HIV/AIDS - Multidrug-resistant Tuberculosis without extensive drug resistance	0 (0 to 0)	0 (0 to 0)	0 (0 to 0)	0 (0 to 0)	0 (0 to 0)	0 (0 to 0)	0 (0 to 0)	0 (0 to 0)	0 (0 to 0)	0 (0 to 0)	0 (0 to 0)	0 (0 to 0)	0 (0 to 0)	0 (0 to 0)	0 (0 to 0)	0 (0 to 0)	0 (0 to 0)	0 (0 to 0)	0 (0 to 0)	0 (0 to 0)	0 (0 to 0)	0 (0 to 0)	0 (0 to 0)	0.2
HIV/AIDS - Extensively drug-resistant Tuberculosis	0 (0 to 0)	0 (0 to 0)	0 (0 to 0)	0 (0 to 0)	0 (0 to 0)	0 (0 to 0)	0 (0 to 0)	0 (0 to 0)	0 (0 to 0)	0 (0 to 0)	0 (0 to 0)	0 (0 to 0)	0 (0 to 0)	0 (0 to 0)	0 (0 to 0)	0 (0 to 0)	0 (0 to 0)	0 (0 to 0)	0 (0 to 0)	0 (0 to 0)	0 (0 to 0)	0 (0 to 0)	0 (0 to 0)	0
HIV/AIDS resulting in other diseases	0 (0 to 0)	0.3 (0 to 0.8)	0.2 (0 to 0.5)	0.2 (0 to 0.3)	0.1 (0 to 0.2)	0.2 (0 to 0.2)	0.9 (0.6 to 1.3)	2.4 (1.6 to 3.4)	4.6 (3.3 to 6.3)	6.4 (4.6 to 8.8)	8.9 (6.4 to 12.3)	7.6 (5.4 to 10.6)	6.7 (4.8 to 9.3)	5.7 (3.7 to 8)	4.3 (2.7 to 6.2)	2.3 (1.4 to 3.5)	1.1 (0.6 to 1.7)	0.5 (0.2 to 0.9)	0.2 (0.1 to 0.4)	0 (0 to 0.1)	0 (0 to 0.1)	0 (0 to 0)	59.8
Sexually transmitted infections excluding HIV	4.9 (1.1 to 11.7)	1.1 (0.2 to 2.7)	0.3 (0 to 0.8)	0.3 (0 to 0.5)	0.3 (0 to 0.5)	0.1 (0 to 0.3)	0.2 (0 to 0.4)	0.5 (0.2 to 1.1)	0.8 (0.3 to 1.9)	1.1 (0.4 to 2.6)	1.5 (0.6 to 3.6)	1.5 (0.6 to 3.5)	1.5 (0.6 to 3.5)	1.5 (0.6 to 3.5)	1.5 (0.6 to 3.5)	1.5 (0.6 to 3.5)	1.5 (0.6 to 3.5)	1.5 (0.6 to 3.5)	1.5 (0.6 to 3.5)	1.5 (0.6 to 3.5)	1.5 (0.6 to 3.5)	1.5 (0.6 to 3.5)	39.8
Syphilis	4.9 (4.2 to 31.9)	1.1 (1 to 11)	0.3 (0.1 to 0.8)	0.3 (0 to 0.3)	0 (0 to 0)	0 (0 to 0)	0 (0 to 0)	0 (0 to 0.1)	0 (0 to 0)	0 (0 to 0)	0 (0 to 0)	0 (0 to 0)	0 (0 to 0)	0 (0 to 0)	0 (0 to 0)	0 (0 to 0)	0 (0 to 0)	0 (0 to 0)	0 (0 to 0)	0 (0 to 0)	0 (0 to 0)	0 (0 to 0)	0 (0 to 0)	29.1
Chlamydial infection	0 (0 to 0)	0 (0 to 0)	0 (0 to 0)	0 (0 to 0)	0 (0 to 0)	0 (0 to 0)	0 (0 to 0)	0 (0 to 0)	0 (0 to 0)	0 (0 to 0)	0 (0 to 0)	0 (0 to 0)	0 (0 to 0)	0 (0 to 0)	0 (0 to 0)	0 (0 to 0)	0 (0 to 0)	0 (0 to 0)	0 (0 to 0)	0 (0 to 0)	0 (0 to 0)	0 (0 to 0)	0 (0 to 0)	0
Gonococcal infection	0 (0 to 0)	0 (0 to 0)	0 (0 to 0)	0 (0 to 0)	0 (0 to 0)	0 (0 to 0)	0 (0 to 0)	0 (0 to 0)	0 (0 to 0)	0 (0 to 0)	0 (0 to 0)	0 (0 to 0)	0 (0 to 0)	0 (0 to 0)	0 (0 to 0)	0 (0 to 0)	0 (0 to 0)	0 (0 to 0)	0 (0 to 0)	0 (0 to 0)	0 (0 to 0)	0 (0 to 0)	0 (0 to 0)	0
Trichomoniasis	0 (0 to 0)	0 (0 to 0)	0 (0 to 0)	0 (0 to 0)	0 (0 to 0)	0 (0 to 0)	0 (0 to 0)	0 (0 to 0)	0 (0 to 0)	0 (0 to 0)	0 (0 to 0)	0 (0 to 0)	0 (0 to 0)	0 (0 to 0)	0 (0 to 0)	0 (0 to 0)	0 (0 to 0)	0 (0 to 0)	0 (0 to 0)	0 (0 to 0)	0 (0 to 0)	0 (0 to 0)	0 (0 to 0)	0
Genital herpes	0 (0 to 0)	0 (0 to 0)	0 (0 to 0)	0 (0 to 0)	0 (0 to 0)	0 (0 to 0)	0 (0 to 0)	0 (0 to 0)	0 (0 to 0)	0 (0 to 0)	0 (0 to 0)	0 (0 to 0)	0 (0 to 0)	0 (0 to 0)	0 (0 to 0)	0 (0 to 0)	0 (0 to 0)	0 (0 to 0)	0 (0 to 0)	0 (0 to 0)	0 (0 to 0)	0 (0 to 0)	0 (0 to 0)	0.2
Other sexually transmitted infections	0 (0 to 0)	0 (0 to 0)	0 (0 to 0)	0 (0 to 0)	0 (0 to 0)	0 (0 to 0)	0 (0 to 0)	0 (0 to 0)	0 (0 to 0)	0 (0 to 0)	0 (0 to 0)	0 (0 to 0)	0 (0 to 0)	0 (0 to 0)	0 (0 to 0)	0 (0 to 0)	0 (0 to 0)	0 (0 to 0)	0 (0 to 0)	0 (0 to 0)	0 (0 to 0)	0 (0 to 0)	0 (0 to 0)	0
Respiratory infections and tuberculosis	4.7 (2.3 to 8.4)	3.4 (2.3 to 4.9)	22.3 (19.4 to 25.6)	41.1 (32.9 to 49.7)	49.7 (39.3 to 59.8)	39.3 (27.7 to 51.5)	29.4 (20.2 to 40.1)	24.1 (16.2 to 32.7)	20.2 (13.1 to 28.2)	18.4 (12.1 to 25.9)	17.2 (11.3 to 24.1)	16.2 (10.7 to 22.7)	15.8 (10.4 to 22.1)	15.8 (10.4 to 22.1)	15.8 (10.4 to 22.1)	15.8 (10.4 to 22.1)	15.8 (10.4 to 22.1)	15.8 (10.4 to 22.1)	15.8 (10.4 to 22.1)	15.8 (10.4 to 22.1)	15.8 (10.4 to 22.1)	15.8 (10.4 to 22.1)	396.2
Tuberculosis	4.7 (2.3 to 8.4)	3.4 (2.3 to 4.9)	22.3 (19.4 to 25.6)	41.1 (32.9 to 49.7)	49.7 (39.3 to 59.8)	39.3 (27.7 to 51.5)	29.4 (20.2 to 40.1)	24.1 (16.2 to 32.7)	20.2 (13.1 to 28.2)	18.4 (12.1 to 25.9)	17.2 (11.3 to 24.1)	16.2 (10.7 to 22.7)	15.8 (10.4 to 22.1)	15.8 (10.4 to 22.1)	15.8 (10.4 to 22.1)	15.8 (10.4 to 22.1)	15.8 (10.4 to 22.1)	15.8 (10.4 to 22.1)	15.8 (10.4 to 22.1)	15.8 (10.4 to 22.1)	15.8 (10.4 to 22.1)	15.8 (10.4 to 22.1)	396.2
Latent tuberculosis infection	0 (0 to 0)	0 (0 to 0)	0 (0 to 0)	0 (0 to 0)	0 (0 to 0)	0 (0 to 0)	0 (0 to 0)	0 (0 to 0)	0 (0 to 0)	0 (0 to 0)	0 (0 to 0)	0 (0 to 0)	0 (0 to 0)	0 (0 to 0)	0 (0 to 0)	0 (0 to 0)	0 (0 to 0)	0 (0 to 0)	0 (0 to 0)	0 (0 to 0)	0 (0 to 0)	0 (0 to 0)	0 (0 to 0)	0
Drug-susceptible Tuberculosis	0 (0 to 0)	0 (0 to 0)	0 (0 to 0)	0 (0 to 0)	0 (0 to 0)	0 (0 to 0)	0 (0 to 0)	0 (0 to 0)	0 (0 to 0)	0 (0 to 0)	0 (0 to 0)	0 (0 to 0)	0 (0 to 0)	0 (0 to 0)	0 (0 to 0)	0 (0 to 0)	0 (0 to 0)	0 (0 to 0)	0 (0 to 0)	0 (0 to 0)	0 (0 to 0)	0 (0 to 0)	0 (0 to 0)	0
Multidrug-resistant Tuberculosis without extensive drug resistance	0 (0 to 0)	0 (0 to 0)	0 (0 to 0)	0 (0 to 0)	0 (0 to 0)	0 (0 to 0)	0 (0 to 0)	0 (0 to 0)	0 (0 to 0)	0 (0 to 0)	0 (0 to 0)	0 (0 to 0)	0 (0 to 0)	0 (0 to 0)	0 (0 to 0)	0 (0 to 0)	0 (0 to 0)	0 (0 to 0)	0 (0 to 0)	0 (0 to 0)	0 (0 to 0)	0 (0 to 0)	0 (0 to 0)	0
Extensively drug-resistant tuberculosis	0 (0 to 0)	0 (0 to 0)	0 (0 to 0)	0 (0 to 0)	0 (0 to 0)	0 (0 to 0)	0 (0 to 0)	0 (0 to 0)	0 (0 to 0)	0 (0 to 0)	0 (0 to 0)	0 (0 to 0)	0 (0 to 0)	0 (0 to 0)	0 (0 to 0)	0 (0 to 0)	0 (0 to 0)	0 (0 to 0)	0 (0 to 0)	0 (0 to 0)	0 (0 to 0)	0 (0 to 0)	0 (0 to 0)	0
Lower respiratory infections	4.7 (2.3 to 8.4)	3.1 (2 to 4.6)	22 (19.2 to 25.6)	7.4 (5.4 to 10.7)	3.7 (2.7 to 4.9)	0.8 (0.5 to 1.2)	0.8 (0.5 to 1.2)	10.8 (6.9 to 15.7)	15.3 (10.1 to 22.3)	21.5 (14.7 to 30.4)	17.1 (11.6 to 24.1)	22.2 (15.1 to 32.2)	21.7 (15.1 to 30.4)	49.7 (32.6 to 69.4)	75.4 (51.2 to 101.7)	139 (91.2 to 191)	143 (89.6 to 196)	255 (159.5 to 354)	271 (157.1 to 370)	468 (262.7 to 633)	537 (257.1 to 659)	541 (215.1 to 659)	366 (182.7 to 512)	3,090
Upper respiratory infections	0.1 (0 to 0.1)	0.3 (0.2 to 0.5)	1.1 (0.4 to 2.1)	27.6 (16.2 to 44.7)	30.6 (18.4 to 47.9)	23.2 (12.2 to 40.4)	18.9 (9.1 to 34.2)	19.1 (10.4 to 33.5)	19.9 (11.1 to 32.8)	20.4 (11.7 to 33.1)	19.8 (11.3 to 32.1)	17.6 (9.9 to 29.4)	19.2 (10.4 to 32.4)	19.2 (10.4 to 32.4)	20.9 (11.3 to 34.5)	19.6 (10.6 to 32.4)	19.7 (9.7 to 33.2)	16.5 (7.9 to 27.5)	10.2 (4.5 to 17.1)	6.2 (2.3 to 10.4)	1.2 (0.4 to 2.1)	0.2 (0 to 0.4)	334
Otitis media	0 (0 to 0)	0 (0 to 0.1)	0.1 (0 to 0.2)	6.6 (3.4 to 12.2)	6.4 (3.4 to 10.8)	3.6 (1.7 to 6.4)	0.1 (0 to 0.2)	0.1 (0 to 0.2)	0.1 (0 to 0.2)	0.1 (0 to 0.2)	0.2 (0 to 0.3)	0.2 (0 to 0.3)	0.3 (0 to 0.5)	0.3 (0 to 0.5)	0.4 (0 to 0.6)	0.4 (0 to 0.6)	0.4 (0 to 0.6)	0.4 (0 to 0.6)	0.4 (0 to 0.6)	0.4 (0 to 0.6)	0.3 (0 to 0.5)	0.2 (0 to 0.4)	73.1
Enteric infections	1.5 (0.3 to 4)	1.3 (1 to 2.2)	20.4 (12.6 to 28)	19.8 (14.7 to 25.4)	9.4 (6.4 to 12)	2.1 (1.4 to 2.9)	1.2 (0.8 to 1.7)	1.2 (0.8 to 1.7)	1.2 (0.8 to 1.7)	1.2 (0.8 to 1.7)	1.2 (0.8 to 1.7)	1.2 (0.8 to 1.7)	1.2 (0.8 to 1.7)	1.2 (0.8 to 1.7)	1.2 (0.8 to 1.7)	1.2 (0.8 to 1.7)	1.2 (0.8 to 1.7)	1.2 (0.8 to 1.7)	1.2 (0.8 to 1.7)	1.2 (0.8 to 1.7)	1.2 (0.8 to 1.7)	1.2 (0.8 to 1.7)	311
Diarrheal diseases	2.8 (1.5 to 4.9)	1.8 (1.1 to 2.7)	13.2 (12.5 to 27.6)	13.2 (7.5 to 48.9)	6.4 (3.6 to 26.9)	1.7 (0.9 to 6.4)	0.7 (0.4 to 2.5)	0.7 (0.4 to 2.5)	0.7 (0.4 to 2.5)	0.7 (0.4 to 2.5)	0.7 (0.4 to 2.5)	0.7 (0.4 to 2.5)	0.7 (0.4 to 2.5)	0.7 (0.4 to 2.5)	0.7 (0.4 to 2.5)	0.7 (0.4 to 2.5)	0.7 (0.4 to 2.5)	0.7 (0.4 to 2.5)	0.7 (0.4 to 2.5)	0.7 (0.4 to 2.5)	0.7 (0.4 to 2.5)	0.7 (0.4 to 2.5)	398
Typhoid and paratyphoid	0 (0 to 0)	0 (0 to 0)	0 (0 to 0)	0 (0 to 0)	0 (0 to 0)	0 (0 to 0)	0 (0 to 0)	0 (0 to 0)	0 (0 to 0)	0 (0 to 0)	0 (0 to 0)	0 (0 to 0)	0 (0 to 0)	0 (0 to 0)	0 (0 to 0)	0 (0 to 0)	0 (0 to 0)	0 (0 to 0)	0 (0 to 0)	0 (0 to 0)	0 (0 to 0)	0 (0 to 0)	0 (0 to 0)	0
Typhoid fever	0 (0 to 0)	0 (0 to 0)	0 (0 to 0)	0 (0 to 0)	0 (0 to 0)	0 (0 to 0)	0 (0 to 0)	0 (0 to 0)	0 (0 to 0)	0 (0 to 0)	0 (0 to 0)	0 (0 to 0)	0 (0 to 0)	0 (0 to 0)	0 (0 to 0)	0 (0 to 0)	0 (0 to 0)	0 (0 to 0)	0 (0 to 0)	0 (0 to 0)	0 (0 to 0)	0 (0 to 0)	0 (0 to 0)	0
Paratyphoid fever	0 (0 to 0)	0 (0 to 0)	0 (0 to 0)	0 (0 to 0)	0 (0 to 0)	0 (0 to 0)	0 (0 to 0)	0 (0 to 0)	0 (0 to 0)	0 (0 to 0)	0 (0 to 0)	0 (0 to 0)	0 (0 to 0)	0 (0 to 0)	0 (0 to 0)	0 (0 to 0)	0 (0 to 0)	0 (0 to 0)	0 (0 to 0)	0 (0 to 0)	0 (0 to 0)	0 (0 to 0)	0 (0 to 0)	0
Other sexually transmitted infections	0 (0 to 0)	0 (0 to 0)	0 (0 to 0)	0 (0 to 0)	0 (0 to 0)	0 (0 to 0)	0 (0 to 0)	0 (0 to 0)	0 (0 to 0)	0 (0 to 0)	0 (0 to 0)	0 (0 to 0)	0 (0 to 0)	0 (0 to 0)	0 (0 to 0)	0 (0 to 0)	0 (0 to 0)	0 (0 to 0)	0 (0 to 0)	0 (0 to 0)	0 (0 to 0)	0 (0 to 0)	0 (0 to 0)	0
Invasive Non-typhoidal Salmonella (iNTS)	0 (0 to 0)	0 (0 to 0)	0 (0 to 0)	0 (0 to 0)	0 (0 to 0)	0 (0 to 0)	0 (0 to 0)	0 (0 to 0)	0 (0 to 0)	0 (0 to 0)	0 (0 to 0)	0 (0 to 0)	0 (0 to 0)	0 (0 to 0)	0 (0 to 0)	0 (0 to 0)	0 (0 to 0)	0 (0 to 0)	0 (0 to 0)	0 (0 to 0)	0 (0 to 0)	0 (0 to 0)	0 (0 to 0)	0
Other intestinal infectious diseases	0 (0 to 0)	0 (0 to 0)	0 (0 to 0)	0 (0 to 0)	0 (0 to 0)	0 (0 to 0)	0 (0 to 0)	0 (0 to 0)	0 (0 to 0)	0 (0 to 0)	0 (0 to 0)	0 (0 to 0)	0 (0 to 0)	0 (0 to 0)	0 (0 to 0)	0 (0 to 0)	0 (0 to 0)	0 (0 to 0)	0 (0 to 0)	0 (0 to 0)	0 (0 to 0)	0 (0 to 0)	0 (0 to 0)	0
Neglected tropical diseases and malaria	0 (0 to 0)	0 (0 to 0)	0 (0 to 0)	0 (0 to 0)	0 (0 to 0)	0 (0 to 0)	0 (0 to 0)	0 (0 to 0)	0 (0 to 0)	0 (0 to 0)	0 (0 to 0)	0 (0 to 0)	0 (0 to 0)	0 (0 to 0)	0 (0 to 0)	0 (0 to 0)	0 (0 to 0)	0 (0 to 0)	0 (0 to 0)	0 (0 to 0)	0 (0 to 0)	0 (0 to 0)	0 (0 to 0)	0
Malaria	0 (0 to 0)	0 (0 to 0)	0 (0 to 0)	0 (0 to 0)	0 (0 to 0)	0 (0 to 0)	0 (0 to 0)	0 (0 to 0)	0 (0 to 0)	0 (0 to 0)	0 (0 to 0)	0 (0 to 0)	0 (0 to 0)	0 (0 to 0)	0 (0 to 0)	0 (0 to 0)	0 (0 to 0)	0 (0 to 0)	0 (0 to 0)	0 (0 to 0)	0 (0 to 0)	0 (0 to 0)	0 (0 to 0)	0
Chagas disease	0 (0 to 0)	0 (0 to 0)	0 (0 to 0)	0 (0 to 0)	0 (0 to 0)	0 (0 to 0)	0 (0 to 0)	0 (0 to 0)	0 (0 to 0)	0 (0 to 0)	0 (0 to 0)	0 (0 to 0)	0 (0 to 0)	0 (0 to 0)	0 (0 to 0)	0 (0 to 0)	0 (0 to 0)	0 (0 to 0)	0 (0 to 0)	0 (0 to 0)	0 (0 to 0)	0 (0 to 0)	0 (0 to 0)	0
Leishmaniasis	0 (0 to 0)	0 (0 to 0)	0 (0 to 0)	0 (0 to 0)	0 (0 to 0)	0 (0 to 0)	0 (0 to 0)	0 (0 to 0)	0 (0 to 0)	0 (0 to 0)	0 (0 to 0)	0 (0 to 0)	0 (0 to 0)	0 (0 to 0)	0 (0 to 0)	0 (0 to 0)	0 (0 to 0)	0 (0 to 0)	0 (0 to 0)	0 (0 to 0)	0 (0 to 0)	0 (0 to 0)	0 (0 to 0)	0
Visceral leishmaniasis	0 (0 to 0)	0 (0 to 0)	0 (0 to 0)	0 (0 to 0)	0 (0 to 0)	0 (0 to 0)	0 (0 to 0)	0 (0 to 0)	0 (0 to 0)	0 (0 to 0)	0 (0 to 0)	0 (0 to 0)	0 (0 to 0)	0 (0 to 0)	0 (0 to 0)	0 (0 to 0)	0 (0 to 0)	0 (0 to 0)	0 (0 to 0)	0 (0 to 0)	0 (0 to 0)	0 (0 to 0)	0 (0 to 0)	0
Cutaneous and mucocutaneous leishmaniasis	0 (0 to 0)	0 (0 to 0)	0 (0 to 0)	0 (0 to 0)	0 (0 to 0)	0 (0 to 0)	0 (0 to 0)	0 (0 to 0)	0 (0 to 0)	0 (0 to 0)	0 (0 to 0)	0 (0 to 0)	0 (0 to 0)	0 (0 to 0)	0 (0 to 0)	0 (0 to 0)	0 (0 to 0)	0 (0 to 0)	0 (0 to 0)	0 (0 to 0)	0 (0 to 0)	0 (0 to 0)	0 (0 to 0)	0
African trypanosomiasis	0 (0 to 0)	0 (0 to 0)	0 (0 to 0)	0 (0 to 0)	0 (0 to 0)	0 (0 to 0)	0 (0 to 0)	0 (0 to 0)	0 (0 to 0)	0 (0 to 0)	0 (0 to 0)	0 (0 to 0)	0 (0 to 0)	0 (0 to 0)	0 (0 to 0)	0 (0 to 0)	0 (0 to 0)	0 (0 to 0)	0 (0 to 0)	0 (0 to 0)	0 (0 to 0)	0 (0 to 0)	0 (0 to 0)	0
Schistosomiasis	0 (0 to 0)	0 (0 to 0)	0 (0 to 0)	0 (0 to 0)	0 (0 to 0)	0 (0 to 0)	0 (0 to 0)	0 (0 to 0)	0 (0 to 0)	0 (0 to 0)	0 (0 to 0)	0 (0 to 0)	0 (0 to 0)	0 (0 to 0)	0 (0 to 0)	0 (0 to 0)	0 (0 to 0)	0 (0 to 0)	0 (0 to 0)	0 (0 to 0)	0 (0 to 0)	0 (0 to 0)	0 (0 to 0)	0
Cysticercosis	0 (0 to 0)	0 (0 to 0)	0 (0 to 0)	0 (0 to 0)	0 (0 to 0)	0 (0 to 0)	0 (0 to 0)	0 (0 to 0)	0 (0 to 0)	0 (0 to 0)	0 (0 to 0)	0 (0 to 0)	0 (0 to 0)	0 (0 to 0)	0 (0 to 0)	0 (0 to 0)	0 (0 to 0)	0 (0 to 0)	0 (0 to 0)	0 (0 to 0)	0 (0 to 0)	0 (0 to 0)	0 (0 to 0)	0
Cystic echinococcosis	0 (0 to 0)	0 (0 to 0)	0 (0 to 0)	0 (0 to 0)	0 (0 to 0)	0 (0 to 0)	0 (0 to 0)	0 (0 to 0)	0 (0 to 0)	0 (0 to 0)	0 (0 to 0)	0 (0 to 0)	0 (0 to 0)	0 (0 to 0)	0 (0 to 0)	0 (0 to 0)	0 (0 to 0)	0 (0 to 0)	0 (0 to 0)	0 (0 to 0)	0 (0 to 0)	0 (0 to 0)	0 (0 to 0)	0
Lymphatic filariasis	0 (0 to 0)	0 (0 to 0)	0 (0 to 0)	0 (0 to 0)	0 (0 to 0)	0 (0 to 0)	0 (0 to 0)	0 (0 to 0)	0 (0 to 0)	0 (0 to 0)	0 (0 to 0)	0 (0 to 0)	0 (0 to 0)	0 (0 to 0)	0 (0 to 0)	0 (0 to 0)	0 (0 to 0)	0 (0 to 0)	0 (0 to 0)	0 (0 to 0)	0 (0 to 0)	0 (0 to 0)	0 (0 to 0)	0
Onchocerciasis	0 (0 to 0)	0 (0 to 0)	0 (0 to 0)	0 (0 to 0)	0 (0 to 0)	0 (0 to 0)	0 (0 to 0)	0 (0 to 0)	0 (0 to 0)	0 (0 to 0)	0 (0 to 0)	0 (0 to 0)	0 (0 to 0)	0 (0 to 0)	0 (0 to 0)	0 (0 to 0)	0 (0 to 0)	0 (0 to 0)	0 (0 to 0)	0 (0 to 0)	0 (0 to 0)	0 (0 to 0)	0 (0 to 0)	0
Trachoma	0 (0 to 0)	0 (0 to 0)	0 (0 to 0)	0 (0 to 0)	0 (0 to 0)	0 (0 to 0)	0 (0 to 0)	0 (0 to 0)	0 (0 to 0)	0 (0 to 0)	0 (0 to 0)	0 (0 to 0)	0 (0 to 0)	0 (0 to 0)	0 (0 to 0)	0 (0 to 0)	0 (0 to 0)	0 (0 to 0)	0 (0 to 0)	0 (0 to 0)	0 (0 to 0)	0 (0 to 0)	0 (0 to 0)	0
Dengue	0 (0 to 0)	0 (0 to 0)	0 (0 to 0)	0 (0 to 0)	0 (0 to 0)	0 (0 to 0)	0 (0 to 0)	0 (0 to 0)	0 (0 to 0)	0 (0 to 0)	0 (0 to 0)	0 (0 to 0)	0 (0 to 0)	0 (0 to 0)	0 (0 to 0)	0 (0 to 0)	0 (0 to 0)	0 (0 to 0)	0 (0 to 0)	0 (0 to 0)	0 (0 to 0)	0 (0 to 0)	0 (0 to 0)	0
Yellow fever	0 (0 to 0)	0 (0 to 0)	0 (0 to 0)	0 (0 to 0)	0 (0 to 0)	0 (0 to 0)	0 (0 to 0)	0 (0 to 0)	0 (0 to 0)	0 (0 to 0)	0 (0 to 0)	0 (0 to 0)	0 (0 to 0)	0 (0 to 0)	0 (0 to 0)	0 (0 to 0)	0 (0 to 0)	0 (0 to 0)	0 (0 to 0)	0 (0 to 0)	0 (0 to 0)	0 (0 to 0)	0 (0 to 0)	0
Rabies	0 (0 to 0)	0 (0 to 0)	0 (0 to 0)	0 (0 to 0)	0 (0 to 0)	0 (0 to 0)	0 (0 to 0)	0 (0 to 0)	0 (0 to 0)	0 (0 to 0)	0 (0 to 0)	0 (0 to 0)	0 (0 to 0)	0 (0 to 0)	0 (0 to 0)	0 (0 to 0)	0 (0 to 0)	0 (0 to 0)	0 (0 to 0)	0 (0 to 0)	0 (0 to 0)	0 (0 to 0)	0 (0 to 0)	0.1
Intestinal nematode infections	0 (0 to 0)	0 (0 to 0)	0 (0 to 0)	0 (0 to 0)	0 (0 to 0)	0 (0 to 0)	0 (0 to 0)	0 (0 to 0)	0 (0 to 0)	0 (0 to 0)	0 (0 to 0)	0 (0 to 0)	0 (0 to 0)	0 (0 to 0)	0 (0 to 0)	0 (0 to 0)	0 (0 to 0)	0 (0 to 0)	0 (0 to 0)	0 (0 to 0)	0 (0 to 0)	0 (0 to 0)	0 (0 to 0)	0
Ascariasis	0 (0 to 0)	0 (0 to 0)	0 (0 to 0)	0 (0 to 0)	0 (0 to 0)	0 (0 to 0)	0 (0 to 0)	0 (0 to 0)	0 (0 to 0)	0 (0 to 0)	0 (0 to 0)	0 (0 to 0)	0 (0 to 0)	0 (0 to 0)	0 (0 to 0)	0 (0 to 0)	0 (0 to 0)	0 (0 to 0)	0 (0 to 0)	0 (0 to 0)	0 (0 to 0)	0 (0 to 0)	0 (0 to 0)	0
Trichuriasis	0 (0 to 0)	0 (0 to 0)	0 (0 to 0)	0 (0 to 0)	0 (0 to 0)	0 (0 to 0)	0 (0 to 0)	0 (0 to 0)	0 (0 to 0)	0 (0 to 0)	0 (0 to 0)	0 (0 to 0)	0 (0 to 0)	0 (0 to 0)	0 (0 to 0)	0 (0 to 0)	0 (0 to 0)	0 (0 to 0)	0 (0 to 0)	0 (0 to 0)	0 (0 to 0)	0 (0 to 0)	0 (0 to 0)	0
Hookworm disease	0 (0 to 0)	0 (0 to 0)	0 (0 to 0)	0 (0 to 0)	0 (0 to 0)	0 (0 to 0)	0 (0 to 0)	0 (0 to 0)	0 (0 to 0)	0 (0 to 0)	0 (0 to 0)	0 (0 to 0)	0 (0 to 0)	0 (0 to 0)	0 (0 to 0)	0 (0 to 0)	0 (0 to 0)	0 (0 to 0)	0 (0 to 0)	0 (0 to 0)	0 (0 to 0)	0 (0 to 0)	0 (0 to 0)	0
Food-borne trematodiases	0 (0 to 0)	0 (0 to 0)	0 (0 to 0)	0 (0 to 0)	0 (0 to 0)	0 (0 to 0)	0 (0 to 0)	0 (0 to 0)	0 (0 to 0)	0 (0 to 0)	0 (0 to 0)	0 (0 to 0)	0 (0 to 0)	0 (

Other neoplasms	0-1 (0 to 0.1)	0 (0 to 0)	0-1 (0 to 0.2)	0-3 (0.1 to 0.9)	0-4 (0.2 to 0.9)	0-4 (0.2 to 0.9)	0-6 (0.4 to 1)	0-5 (0.3 to 0.9)	1 (0.6 to 1.4)	1-3 (0.4 to 2.2)	1-7 (1 to 2.6)	2 (1.2 to 3.2)	3-7 (2.2 to 6.3)	8-2 (5.3 to 13.9)	14-5 (9.5 to 23.4)	29-4 (19.8 to 43.4)	49-7 (31.5 to 74)	76-8 (54 to 132)	93-6 (53.1 to 131)	42-1 (27.7 to 79.4)	16-9 (10.5 to 29.1)	3-4 (1.9 to 5.3)	391
Medulloblastoma, medulloepithelioma and other hemispheral neoplasms	0-1 (0 to 0.1)	0 (0 to 0)	0-1 (0 to 0.2)	0-3 (0.1 to 0.9)	0-4 (0.2 to 0.9)	0-4 (0.2 to 0.9)	0-6 (0.4 to 1)	0-5 (0.3 to 0.9)	1 (0.6 to 1.4)	1-3 (0.4 to 2.2)	1-7 (1 to 2.6)	2 (1.2 to 3.2)	3-7 (2.2 to 6.3)	8-2 (5.3 to 13.9)	14-5 (9.5 to 23.4)	29-4 (19.8 to 43.4)	49-7 (31.5 to 74)	76-8 (54 to 132)	93-6 (53.1 to 131)	42-1 (27.7 to 79.4)	16-9 (10.5 to 29.1)	3-4 (1.9 to 5.3)	391
Benign and in situ cerebral neoplasms	0 (0 to 0)	0 (0 to 0)	0 (0 to 0)	0 (0 to 0)	0 (0 to 0)	0 (0 to 0)	0 (0 to 0)	0 (0 to 0)	0 (0 to 0)	0 (0 to 0)	0 (0 to 0)	0 (0 to 0)	0 (0 to 0)	0 (0 to 0)	0 (0 to 0)	0 (0 to 0)	0 (0 to 0)	0 (0 to 0)	0 (0 to 0)	0 (0 to 0)	0 (0 to 0)	0 (0 to 0)	0
Benign and in situ cerebral and uterine neoplasms	0 (0 to 0)	0 (0 to 0)	0 (0 to 0)	0 (0 to 0)	0 (0 to 0)	0 (0 to 0)	0 (0 to 0)	0 (0 to 0)	0 (0 to 0)	0 (0 to 0)	0 (0 to 0)	0 (0 to 0)	0 (0 to 0)	0 (0 to 0)	0 (0 to 0)	0 (0 to 0)	0 (0 to 0)	0 (0 to 0)	0 (0 to 0)	0 (0 to 0)	0 (0 to 0)	0 (0 to 0)	0
Other benign and in situ neoplasms	0 (0 to 0)	0 (0 to 0)	0 (0 to 0)	0 (0 to 0)	0 (0 to 0)	0 (0 to 0)	0 (0 to 0)	0 (0 to 0)	0 (0 to 0)	0 (0 to 0)	0 (0 to 0)	0 (0 to 0)	0 (0 to 0)	0 (0 to 0)	0 (0 to 0)	0 (0 to 0)	0 (0 to 0)	0 (0 to 0)	0 (0 to 0)	0 (0 to 0)	0 (0 to 0)	0 (0 to 0)	0
Cardiovascular diseases	2-2 (1.1 to 3)	1-9 (1.2 to 2.8)	7-9 (4.9 to 12.1)	6-9 (3.3 to 8.9)	10-4 (6.5 to 16.1)	20-2 (12.6 to 28.1)	54-1 (40.1 to 69.5)	117 (82 to 146)	199 (146 to 256)	282 (203 to 372)	366 (264 to 492)	447 (312 to 596)	1,170 (851 to 1,456)	1,468 (1,208 to 1,966)	2,132 (1,770 to 2,670)	2,860 (2,425 to 3,290)	4,290 (3,662 to 5,266)	3,992 (3,280 to 4,900)	2,460 (2,005 to 4,000)	2,420 (2,045 to 2,760)	1,190 (977 to 1,370)	296 (239 to 348)	25,193
Rheumatic heart disease	0 (0 to 0)	0 (0 to 0.2)	0-2 (0.1 to 0.2)	0-2 (0.2 to 0.7)	0-2 (0.2 to 0.8)	0-3 (0.2 to 0.8)	0-5 (0.3 to 1)	0-9 (0.7 to 1.6)	1-1 (0.7 to 1.6)	1-2 (0.8 to 2.1)	1-4 (1 to 2.7)	2-1 (1.4 to 3.7)	3-9 (2.5 to 9.1)	5-2 (3.2 to 9.2)	6-4 (4.2 to 9.1)	9-1 (6.1 to 13.2)	14-3 (9.4 to 19.8)	16 (10.4 to 19.4)	11-6 (10.4 to 19.4)	7-7 (6.4 to 9.5)	3-3 (2.5 to 4.3)	0-7 (0.5 to 1.1)	84-4 (59.1 to 107)
Ischemic heart disease	0 (0 to 0)	0 (0 to 0)	0 (0 to 0)	0 (0 to 0)	2-5 (1.3 to 3.6)	9-9 (6.4 to 13.3)	41 (31.2 to 50.1)	99-6 (74.9 to 119)	161 (122 to 193)	216 (170 to 269)	312 (218 to 406)	422 (303 to 572)	763 (578 to 1,000)	1,099 (895 to 1,232)	1,966 (1,538 to 2,460)	2,820 (2,311 to 3,460)	4,180 (3,276 to 5,240)	4,060 (3,220 to 5,140)	2,230 (1,520 to 3,460)	2,660 (2,320 to 3,140)	989 (791 to 1,180)	191 (132 to 174)	14,920
Stroke	0-1 (0 to 0.2)	0-2 (0.4 to 2)	0-5 (0.4 to 1.3)	0-7 (1 to 3.1)	2-1 (1.3 to 3.9)	7-1 (4.9 to 12.9)	19-7 (11.4 to 23.8)	29-7 (19 to 37.4)	41-2 (29.2 to 52.2)	50-1 (36.4 to 71.2)	69-4 (49.4 to 90.3)	109 (72.7 to 146)	164 (119 to 224)	239 (172 to 305)	297 (212 to 392)	393 (332 to 541)	630 (523 to 871)	783 (620 to 975)	814 (523 to 977)	616 (477 to 766)	329 (269 to 403)	83 (63.3 to 105)	4,740
Ischemic stroke	0-1 (0 to 0.1)	0-2 (0.1 to 0.2)	0-2 (0.1 to 0.7)	0-5 (0.4 to 1.2)	1-2 (0.7 to 1.6)	2-4 (1.4 to 3.4)	3-3 (2.3 to 4.3)	4-8 (3.5 to 6.7)	7-1 (4.8 to 9.7)	9-6 (6.7 to 13.1)	12-1 (7.7 to 17.4)	22-6 (14.9 to 31.9)	40-9 (29.7 to 55.1)	62-4 (45.3 to 84.5)	107 (81.1 to 134)	174 (127 to 224)	294 (228 to 364)	384 (298 to 475)	480 (323 to 675)	354 (280 to 457)	206 (160 to 265)	67-6 (50.6 to 86.4)	2,680
Intracerebral hemorrhage	0 (0 to 0)	0-2 (0.1 to 0.2)	0-2 (0.1 to 0.6)	0-4 (0.3 to 0.9)	0-6 (0.4 to 1.3)	0-8 (0.6 to 1.6)	1-4 (0.9 to 2.6)	2-1 (1.4 to 3.1)	3-1 (2.1 to 4.2)	4-2 (2.9 to 5.6)	5-3 (3.6 to 7.2)	7-2 (4.9 to 9.8)	12-1 (8.1 to 16.1)	17-3 (12.1 to 23.1)	29-7 (20.5 to 39.5)	49-5 (34.1 to 65.5)	82-1 (57.1 to 109)	108 (75.1 to 141)	134 (93.2 to 167)	97 (72.1 to 131)	54-1 (37.6 to 72.3)	17-9 (12.4 to 23.9)	744 (516 to 993)
Subarachnoid hemorrhage	0 (0 to 0.1)	0 (0 to 0)	0-1 (0.1 to 0.5)	0-2 (0.1 to 0.6)	0-3 (0.4 to 0.9)	0-4 (0.4 to 1.1)	0-6 (0.4 to 1.7)	0-8 (0.6 to 1.6)	1-2 (0.8 to 2.6)	1-4 (0.9 to 2.9)	1-6 (1.2 to 3.2)	2-4 (1.6 to 3.8)	3-7 (2.4 to 5.4)	5-1 (3.6 to 7.3)	7-6 (5.3 to 10.2)	12-2 (8.4 to 16.9)	20-2 (14.1 to 28.1)	27-6 (19.6 to 38.5)	33-2 (23.1 to 46.2)	24-1 (17.1 to 33.5)	13-4 (9.3 to 18.6)	4-4 (3.1 to 6.1)	184 (128 to 255)
Hypertensive-heart disease	0 (0 to 0)	0 (0 to 0)	0 (0 to 0)	0 (0 to 0)	0 (0 to 0)	0 (0 to 0)	0 (0 to 0)	0 (0 to 0)	0 (0 to 0)	0 (0 to 0)	0 (0 to 0)	0 (0 to 0)	0 (0 to 0)	0 (0 to 0)	0 (0 to 0)	0 (0 to 0)	0 (0 to 0)	0 (0 to 0)	0 (0 to 0)	0 (0 to 0)	0 (0 to 0)	0 (0 to 0)	0
Non-rheumatic valvular heart disease	0-1 (0 to 0.1)	0-7 (0 to 0)	3 (0 to 0)	1-2 (0 to 0)	2-2 (0.1 to 0.5)	4-1 (0.4 to 0.9)	10-6 (0.9 to 2.1)	10-2 (0.9 to 1.9)	9-6 (0.9 to 1.8)	10-3 (0.9 to 1.9)	9-5 (0.9 to 1.8)	14 (1.3 to 2.6)	19-7 (1.9 to 3.6)	19-6 (1.7 to 3.4)	24-1 (2.1 to 3.9)	29-3 (2.6 to 4.7)	44-2 (3.9 to 7.1)	49-3 (3.7 to 7.2)	44-6 (3.7 to 7.5)	25-1 (2.1 to 4.2)	10-4 (0.9 to 1.7)	1-6 (0.1 to 0.3)	345
Non-rheumatic calcific aortic valve disease	0 (0 to 0)	0 (0 to 0)	0 (0 to 0)	0 (0 to 0)	0 (0 to 0)	0 (0 to 0)	0-5 (0.3 to 1.4)	1-6 (1 to 4.1)	3-2 (2 to 9.4)	4-4 (2.7 to 12.9)	7 (4.3 to 20.3)	10-3 (6.1 to 29.1)	21-4 (13.4 to 60.1)	29-9 (19.1 to 84.1)	47-3 (29.5 to 132)	72-7 (45.1 to 203)	118 (74.6 to 330)	172 (108 to 482)	196 (121 to 551)	134 (84.1 to 377)	112 (70.6 to 315)	69-7 (43.5 to 195)	18-4 (11.5 to 51.7)	1,600
Non-rheumatic degenerative mitral valve disease	0 (0 to 0)	0 (0 to 0)	0 (0 to 0)	0 (0 to 0)	0 (0 to 0)	0 (0 to 0)	0 (0.2 to 0.7)	0-1 (0.4 to 1.2)	0-2 (0.4 to 1.6)	0-3 (0.6 to 1.9)	0-3 (0.6 to 2.2)	0-5 (0.8 to 3.2)	1-1 (1.1 to 3.3)	1-3 (2 to 5.8)	2 (1.9 to 5.9)	3-1 (2.7 to 8.9)	4-6 (4.1 to 13.5)	5-2 (3.9 to 22.7)	4-6 (3.2 to 22.6)	3-1 (2.2 to 14.3)	1-4 (1.1 to 7.1)	0-3 (0.2 to 1.5)	134
Other non-rheumatic valve diseases	0 (0 to 0)	0 (0 to 0)	0 (0 to 0)	0 (0 to 0)	0 (0 to 0)	0 (0 to 0)	0 (0 to 0.2)	0 (0 to 0.2)	0 (0 to 0.4)	0 (0 to 0.3)	0 (0 to 0.3)	0 (0 to 0.3)	0-1 (0 to 0.3)	0-1 (0 to 0.3)	0-1 (0 to 0.3)	0-1 (0 to 0.3)	0-1 (0 to 0.3)	0-1 (0 to 0.3)	0-1 (0 to 0.3)	0-1 (0 to 0.3)	0-1 (0 to 0.3)	0-1 (0 to 0.3)	1
Cardiomyopathy and myocarditis	1 (0 to 0.1)	0-3 (0 to 0.5)	2-1 (0.3 to 0.9)	1-3 (0.2 to 0.7)	1-5 (0.2 to 0.8)	2-3 (0.3 to 0.8)	4-4 (0.7 to 1.6)	5-2 (0.8 to 1.6)	7-2 (1.1 to 2.3)	8-1 (1.2 to 2.6)	10-4 (1.6 to 3.2)	13-2 (2 to 4.2)	22-5 (3.4 to 7.1)	32-4 (4.9 to 10.2)	50-4 (7.7 to 16.1)	76-5 (11.6 to 24.2)	117 (17.8 to 37.2)	154 (23.5 to 49.1)	177 (26.9 to 56.3)	133 (20.2 to 42.2)	90-6 (13.8 to 28.8)	29-3 (4.5 to 9.3)	1,090
Myocarditis	0 (0 to 0)	0-1 (0 to 0.1)	0-1 (0 to 0.2)	0-2 (0 to 0.3)	0-3 (0.1 to 0.5)	0-4 (0.2 to 0.6)	0-6 (0.3 to 0.9)	0-7 (0.4 to 1.1)	1-1 (0.6 to 1.6)	1-3 (0.7 to 1.9)	1-5 (0.8 to 2.2)	2-1 (1.1 to 3.1)	3-5 (1.9 to 5.1)	5-1 (2.8 to 7.4)	8-1 (4.4 to 11.6)	12-3 (6.8 to 17.5)	18-5 (10.2 to 26.3)	24-8 (13.6 to 35.2)	27-8 (15.3 to 39.6)	20-9 (11.5 to 29.7)	10-4 (5.7 to 14.8)	3-4 (1.9 to 4.9)	172 (95.2 to 245)
Alcoholic cardiomyopathy	0 (0 to 0)	0 (0 to 0)	0 (0 to 0)	0 (0 to 0)	0 (0 to 0)	0 (0 to 0)	0 (0 to 0)	0 (0 to 0)	0 (0 to 0)	0 (0 to 0)	0 (0 to 0)	0 (0 to 0)	0 (0 to 0)	0 (0 to 0)	0 (0 to 0)	0 (0 to 0)	0 (0 to 0)	0 (0 to 0)	0 (0 to 0)	0 (0 to 0)	0 (0 to 0)	0 (0 to 0)	0
Other cardiomyopathy	1 (0 to 0.1)	0-7 (0.4 to 0.7)	3 (1.7 to 4.7)	1-6 (0.9 to 2.1)	1-2 (0.6 to 1.6)	2-2 (1.4 to 2.9)	1-6 (0.8 to 2.6)	2-3 (1.4 to 3.5)	1-6 (0.8 to 2.6)	2-3 (1.4 to 3.5)	2-3 (1.4 to 3.5)	2-3 (1.4 to 3.5)	2-3 (1.4 to 3.5)	2-3 (1.4 to 3.5)	2-3 (1.4 to 3.5)	2-3 (1.4 to 3.5)	2-3 (1.4 to 3.5)	2-3 (1.4 to 3.5)	2-3 (1.4 to 3.5)	2-3 (1.4 to 3.5)	2-3 (1.4 to 3.5)	2-3 (1.4 to 3.5)	34
Atrial fibrillation and flutter	0 (0 to 0)	0 (0 to 0)	0 (0 to 0)	0 (0 to 0)	0 (0 to 0)	0 (0 to 0)	0 (0 to 0)	0 (0 to 0)	0 (0 to 0)	0 (0 to 0)	0 (0 to 0)	0 (0 to 0)	0 (0 to 0)	0 (0 to 0)	0 (0 to 0)	0 (0 to 0)	0 (0 to 0)	0 (0 to 0)	0 (0 to 0)	0 (0 to 0)	0 (0 to 0)	0 (0 to 0)	0
Aortic aneurysm	—	—	—	—	—	—	—	—	—	—	—	—	—	—	—	—	—	—	—	—	—	—	—
Endocarditis	0 (0 to 0)	0 (0 to 0)	0-2 (0 to 0.2)	0-2 (0 to 0.3)	0-2 (0.1 to 0.3)	0-3 (0.2 to 0.5)	0-5 (0.3 to 0.8)	0-6 (0.4 to 1)	0-8 (0.5 to 1.3)	1-1 (0.7 to 1.6)	1-3 (0.8 to 2)	1-6 (1 to 2.5)	2-5 (1.6 to 3.8)	3-6 (2.3 to 5.7)	4-7 (2.9 to 6.9)	6-4 (4.1 to 9.5)	9-3 (6 to 13.6)	11-6 (7.5 to 17.3)	12-2 (7.9 to 18.1)	9-3 (6 to 13.7)	5-3 (3.4 to 7.8)	1-7 (1.1 to 2.5)	137
Other cardiovascular and circulatory diseases	1-1 (0.5 to 1.7)	0-7 (0.3 to 1.2)	2-5 (0.8 to 3.2)	1-3 (0.5 to 2.1)	2-2 (0.9 to 3.2)	2-9 (1.2 to 4.1)	4-6 (1.9 to 6.4)	6-3 (2.6 to 8.3)	17-2 (7.5 to 23.1)	18-7 (8.1 to 25.1)	23-9 (10.1 to 31.9)	38 (16.1 to 51.1)	57 (24.1 to 76.6)	91-9 (38.9 to 123)	97-7 (41.4 to 131)	89-7 (38.1 to 120)	123 (52.3 to 165)	97-4 (41.3 to 131)	73 (30.9 to 98.1)	54-4 (23.1 to 73.1)	39-6 (16.8 to 53.2)	16-1 (6.8 to 21.6)	788
Chronic respiratory diseases	0-3 (0 to 0.4)	0-2 (0.1 to 0.7)	0-5 (0.2 to 0.8)	0-7 (0.4 to 1.3)	0-9 (0.6 to 1.5)	1-2 (0.8 to 2.1)	1-8 (1.2 to 3.2)	2-2 (1.4 to 3.2)	3-1 (2 to 4.5)	3-6 (2.3 to 5.2)	4-7 (3 to 6.8)	6-6 (4.2 to 9.5)	9-9 (6.4 to 14.2)	13-1 (8.5 to 18.9)	19-1 (12.4 to 27.4)	28-2 (18.4 to 40.3)	41-9 (27.2 to 59.8)	52 (34.1 to 74.3)	57 (37.4 to 79.7)	41-7 (27.1 to 59.7)	27-9 (18.2 to 39.8)	7-9 (5.1 to 11.3)	6,810
Chronic obstructive pulmonary disease	0-3 (0 to 0.4)	0-2 (0.1 to 0.7)	0-5 (0.2 to 0.8)	0-7 (0.4 to 1.3)	0-9 (0.6 to 1.5)	1-2 (0.8 to 2.1)	1-8 (1.2 to 3.2)	2-2 (1.4 to 3.2)	3-1 (2 to 4.5)	3-6 (2.3 to 5.2)	4-7 (3 to 6.8)	6-6 (4.2 to 9.5)	9-9 (6.4 to 14.2)	13-1 (8.5 to 18.9)	19-1 (12.4 to 27.4)	28-2 (18.4 to 40.3)	41-9 (27.2 to 59.8)	52 (34.1 to 74.3)	57 (37.4 to 79.7)	41-7 (27.1 to 59.7)	27-9 (18.2 to 39.8)	7-9 (5.1 to 11.3)	6,660
Pneumoconiosis	0 (0 to 0)	0 (0 to 0)	0 (0 to 0)	0 (0 to 0)	0 (0 to 0)	0 (0 to 0)	0 (0 to 0.1)	0 (0 to 0.1)	0 (0 to 0.1)	0 (0 to 0.1)	0 (0 to 0.1)	0 (0 to 0.1)	0 (0 to 0.2)	0-1 (0 to 0.2)	0-1 (0 to 0.2)	0-1 (0 to 0.2)	0-1 (0 to 0.2)	0-1 (0 to 0.2)	0-1 (0 to 0.2)	0-1 (0 to 0.2)	0-1 (0 to 0.2)	0-1 (0 to 0.2)	3
Silicosis	0 (0 to 0)	0 (0 to 0)	0 (0 to 0)	0 (0 to 0)	0 (0 to 0)	0 (0 to 0)	0 (0 to 0)	0 (0 to 0)	0 (0 to 0)	0 (0 to 0)	0 (0 to 0)	0 (0 to 0)	0 (0 to 0)	0 (0 to 0)	0 (0 to 0)	0 (0 to 0)	0 (0 to 0)	0 (0 to 0)	0 (0 to 0)	0 (0 to 0)	0 (0 to 0)	0 (0 to 0)	0
Asbestosis	0 (0 to 0)	0 (0 to 0)	0 (0 to 0)	0 (0 to 0)	0 (0 to 0)	0 (0 to 0)	0 (0 to 0)	0 (0 to 0)	0 (0 to 0)	0 (0 to 0)	0 (0 to 0)	0 (0 to 0)	0 (0 to 0)	0 (0 to 0)	0 (0 to 0)	0 (0 to 0)	0 (0 to 0)	0 (0 to 0)	0 (0 to 0)	0 (0 to 0)	0 (0 to 0)	0 (0 to 0)	0
Coal workers pneumoconiosis	0 (0 to 0)	0 (0 to 0)	0 (0 to 0)	0 (0 to 0)	0 (0 to 0)	0 (0 to 0)	0 (0 to 0)	0 (0 to 0)	0 (0 to 0)	0 (0 to 0)	0 (0 to 0)	0 (0 to 0)	0 (0 to 0)	0 (0 to 0)	0 (0 to 0)	0 (0 to 0)	0 (0 to 0)	0 (0 to 0)	0 (0 to 0)	0 (0 to 0)	0 (0 to 0)	0 (0 to 0)	0
Other pneumoconioses	0 (0 to 0)	0 (0 to 0)	0 (0 to 0)	0 (0 to 0)	0 (0 to 0)	0 (0 to 0)	0 (0 to 0)	0 (0 to 0)	0 (0 to 0)	0 (0 to 0)	0 (0 to 0)	0 (0 to 0)	0 (0 to 0)	0 (0 to 0)	0 (0 to 0)	0 (0 to 0)	0 (0 to 0)	0 (0 to 0)	0 (0 to 0)	0 (0 to 0)	0 (0 to 0)	0 (0 to 0)	0
Asthma	0 (0 to 0)	0-5 (0.2 to 0.9)	2-6 (0.9 to 4.1)	2-1 (0.7 to 3.1)	1-9 (0.7 to 2.7)	2-6 (1.6 to 3.9)	2-6 (1.6 to 3.9)	3-5 (2.2 to 5.1)	3-6 (2.3 to 5.1)	4-7 (2.9 to 6.6)	6-4 (4.1 to 8.9)	8-6 (5.5 to 11.8)	14-1 (9.1 to 19.4)	20-4 (13.1 to 28.1)	30-1 (19.4 to 41.5)	46-3 (29.8 to 63.9)	74-1 (47.7 to 102)	77 (49.6 to 106)	79-5 (51.2 to 109)	61-4 (39.5 to 84.7)	27-9 (17.9 to 38.4)	7-6 (4.9 to 10.5)	1,130
Interstitial lung disease and pulmonary sarcoidosis	0 (0 to 0)	0 (0 to 0)	0 (0 to 0)	0 (0 to 0)	0 (0 to 0)	0 (0 to 0)	0 (0 to 0)	0 (0 to 0)	0 (0 to 0)	0 (0 to 0)	0 (0 to 0)	0 (0 to 0)	0 (0 to 0)	0 (0 to 0)	0 (0 to 0)	0 (0 to 0)	0 (0 to 0)	0 (0 to 0)	0 (0 to 0)	0 (0 to 0)	0 (0 to 0)	0 (0 to 0)	0
Other chronic respiratory diseases	0-4 (0 to 0.5)	0-8 (0.3 to 1.1)	1-4 (0.4 to 2.1)	0-9 (0.3 to 1.5)	1-5 (0.5 to 2.2)	1-9 (0.8 to 2.6)	2-3 (1.1 to 3.2)	2-7 (1.3 to 3.6)	3-3 (1.6 to 4.5)	3-7 (1.8 to 4.9)	4-2 (2.1 to 5.7)	5-1 (2.6 to 6.9)	7-2 (3.7 to 9.6)	9-3 (4.8 to 12.1)	11-9 (6.1 to 15.1)	15-1 (7.8 to 19.1)	19-4 (10 to 24.5)	20-3 (10.5 to 25.6)	17-2 (8.9 to 21.7)	12-3 (6.4 to 15.5)	6-1 (3.2 to 7.6)	1-4 (0.7 to 1.8)	134
Diseases of the digestive system	0-4 (0.2 to 0.6)	0-8 (0.5 to 1.1)	1-1-4 (0.7 to 1.8)	0-9 (0.4 to 1.3)	1-5 (0.9 to 2.1)	2-3 (1.5 to 3.2)	3-2 (2.2 to 4.4)	3-5 (2.4 to 4.8)	4-6 (3.2 to 6.2)	5-1 (3.5 to 6.9)	6-2 (4.3 to 8.4)	7-7 (5.3 to 10.4)	11-9 (8.1 to 15.9)	16-2 (11.2 to 21.8)	23-7 (16.4 to 31.8)	34-5 (23.9 to 46.3)	51-9 (36.1 to 69.7)	63-4 (44.1 to 85.1)	70-4 (48.9 to 94.5)	57-8 (40.2 to 77.6)	32-4 (22.5 to 43.5)	9-9 (6.9 to 13.3)	1,600
Gastritis and duodenitis	0 (0 to 0)	0 (0 to 0)	0-1 (0 to 0.1)	0-1 (0 to 0.1)	0-2 (0.1 to 0.4)	0-3 (0.2 to 0.6)	0-4 (0.3 to 0.8)	0-5 (0.3 to 0.9)	0-7 (0.5 to 1.2)	0-9 (0.6 to 1.5)	1-1 (0.8 to 1.8)	1-4 (1 to 2.3)	2-1 (1.5 to 3.4)	2-9 (2 to 4.5)	3-8 (2.7 to 6.1)	5-1 (3.6 to 8.1)	6-9 (4.9 to 11)	8-5 (6 to 13.5)	9-4 (6.7 to 15)	7-7 (5.4 to 12.3)	4-3 (3 to 6.9)	1-3 (0.9 to 2.1)	114
Gastroesophageal reflex disease	0 (0 to 0)	0 (0 to 0)	0 (0 to 0)	0 (0 to 0)	0 (0.3 to 1.4)	0 (0.2 to 0.9)	0-2 (0.1 to 0.9)	0-2 (0.1 to 0.9)	0-4 (0.2 to 1.6)	0-6 (0.3 to 2.2)	0-8 (0.4 to 2.9)	1-1 (0.6 to 3.9)	1-8 (1.1 to 6.4)	2-6 (1.6 to 9.2)	3-7 (2.4 to 12.7)	5-1 (3.4 to 17.3)	7-3 (4.8 to 24.1)	9-2 (6.1 to 30.1)	10-2 (6.8 to 33.1)	8-4 (5.6 to 27.1)	4-7 (3.1 to 15.1)	1-4 (0.9 to 4.5)	379
Appendicitis	0 (0 to 0)	0 (0 to 0)	0 (0 to 0)	0 (0 to 0)	0 (0 to 0)	0 (0 to 0)	0 (0 to 0)	0 (0 to 0)	0 (0 to 0)	0 (0 to 0)	0 (0 to 0)	0 (0 to 0)	0 (0 to 0)	0 (0 to 0)	0 (0 to 0)	0 (0 to 0)	0 (0 to 0)	0 (0 to 0)	0 (0 to 0)	0 (0 to 0)	0 (0 to 0)	0 (0 to 0)	0
Paralytic ileus and intestinal obstruction	0-3 (0.4 to 0.9)	0-7 (0.5 to 1)	2-9 (0.9 to 7.4)	0-7 (0.7 to 1.9)	0-7 (0.6 to 1.9)	0-9 (0.6 to 1.3)	1-2 (1 to 2.7)	1-3 (1 to 2.5)	1-6 (1.1 to 3.1)	1-9 (1.4 to 3.5)	2-1 (1.6 to 3.9)	2-6 (1.8 to 5.1)	3-6 (2.6 to 6.9)	4-1 (3.4 to 8.3)	5-1 (3.9 to 10)	6-4 (4.8 to 12.4)	8-1 (6.2 to 15.6)	9-2 (7 to 17.8)	9-3 (7.1 to 18.2)	7-1 (5.5 to 14.1)	3-4 (2.6 to 6.8)	1-2 (0.9 to 2.4)	317
Inguinal, femoral, and abdominal hernia	0-1 (0 to 0.2)	1-8 (1 to 2.8)	4-1 (2.7 to 11.2)	1-7 (0.5 to 4)	2-5 (0.9 to 4.1)	3-1 (1.6 to 5.2)	3-5 (2.3 to 5.4)	4-6 (2.9 to 6.9)	7-1 (4.5 to 10.7)	7-9 (5 to 11.9)	9-1 (5.8 to 13.7)	10-7 (6.8 to 16.1)	16-3 (10.4 to 24.3)	23-3 (14.9 to 34.2)	34-2 (21.9 to 50.1)	53-4 (34.1 to 78.1)	82-5 (52.8 to 120)	107 (68.5 to 156)	118 (75.5 to 173)	92-5 (59.2 to 135)	53-9 (34.5 to 79)	22-3 (14.3 to 32.6)	1,400
Inflammatory bowel disease	0 (0 to 0)	0 (0 to 0)	0 (0 to 0.2)	0 (0 to 0.2)	0 (0 to 0.3)	0 (0 to 0.4)	0 (0.1 to 0.4)	0 (0.1 to 0.4)	0 (0.1 to 0.5)	0 (0.1 to 0.5)	0 (0.1 to 0.5)	0 (0.1 to 0.5)	0 (0.1 to 0.5)	0 (0.1 to 0.5)	0 (0.1 to 0.5)	0 (0.1 to 0.5)	0 (0.1 to 0.5)	0 (0.1 to 0.5)	0 (0.1 to 0.5)	0 (0.1 to 0.5)	0 (0.1 to 0.5)	0 (0.1 to 0.5)	2
Vascular intestinal disorders	0 (0 to 0)	0 (0 to 0)	0 (0 to 0)	0 (0 to 0)	0 (0 to 0)	0 (0 to 0)	0 (0 to 0)	0 (0 to 0)	0 (0 to 0)	0 (0 to 0)	0 (0 to 0)	0 (0 to 0)	0 (0 to 0)	0 (0 to 0)	0 (0 to 0)	0 (0 to 0)	0 (0 to 0)	0 (0 to 0)	0 (0 to 0)	0 (0 to 0)	0 (0 to 0)	0 (0 to 0)	0
Gallb



SR Table 2a: Rutland DALYS by cause and age group for males with 95% uncertainty intervals. 2019

Cause	Early Neonatal	Late Neonatal	Post Neonatal	1 to 4	5 to 9	10 to 14	15 to 19	20 to 24	25 to 29	30 to 34	35 to 39	40 to 44	45 to 49	50 to 54	55 to 59	60 to 64	65 to 69	70 to 74	75 to 79	80 to 84	85 to 89	90 to 94	95 plus	Total
All causes	1,100 (1,000 to 1,200)	1,100 (1,000 to 1,200)	1,100 (1,000 to 1,200)	4,400 (3,900 to 4,900)	3,200 (2,800 to 3,600)	3,200 (2,800 to 3,600)	3,600 (3,200 to 4,000)	4,000 (3,600 to 4,400)	4,200 (3,800 to 4,600)	4,400 (3,900 to 4,800)	4,400 (3,900 to 4,800)	4,400 (3,900 to 4,800)	4,400 (3,900 to 4,800)	4,400 (3,900 to 4,800)	4,400 (3,900 to 4,800)	4,400 (3,900 to 4,800)	4,400 (3,900 to 4,800)	4,400 (3,900 to 4,800)	4,400 (3,900 to 4,800)	4,400 (3,900 to 4,800)	4,400 (3,900 to 4,800)	4,400 (3,900 to 4,800)	1,780
Communicable, maternal, neonatal, and nutritional diseases	1,100 (1,000 to 1,200)	1,100 (1,000 to 1,200)	1,100 (1,000 to 1,200)	4,400 (3,900 to 4,900)	3,200 (2,800 to 3,600)	3,200 (2,800 to 3,600)	3,600 (3,200 to 4,000)	4,000 (3,600 to 4,400)	4,200 (3,800 to 4,600)	4,400 (3,900 to 4,800)	4,400 (3,900 to 4,800)	4,400 (3,900 to 4,800)	4,400 (3,900 to 4,800)	4,400 (3,900 to 4,800)	4,400 (3,900 to 4,800)	4,400 (3,900 to 4,800)	4,400 (3,900 to 4,800)	4,400 (3,900 to 4,800)	4,400 (3,900 to 4,800)	4,400 (3,900 to 4,800)	4,400 (3,900 to 4,800)	4,400 (3,900 to 4,800)	269
HIV/AIDS and sexually transmitted infections	0.6 (0.5 to 1.0)	0.2 (0.1 to 0.5)	0.3 (0.1 to 0.6)	0 (0 to 0)	0 (0 to 0)	0 (0 to 0)	0 (0 to 0)	0.1 (0 to 0.1)	0.1 (0 to 0.1)	0.2 (0.2 to 0.4)	0.4 (0.3 to 0.5)	0.4 (0.3 to 0.6)	0.3 (0.3 to 0.4)	0.3 (0.3 to 0.4)	0.2 (0.2 to 0.4)	0.2 (0.1 to 0.3)	0.2 (0 to 0.3)	0.1 (0 to 0.1)	0 (0 to 0)	0 (0 to 0)	0 (0 to 0)	0 (0 to 0)	4.4
HIV/AIDS	0 (0 to 0)	0 (0 to 0)	0 (0 to 0)	0 (0 to 0)	0 (0 to 0)	0 (0 to 0)	0 (0 to 0)	0 (0 to 0)	0.1 (0.1 to 0.2)	0.2 (0.2 to 0.3)	0.3 (0.2 to 0.4)	0.4 (0.3 to 0.5)	0.3 (0.2 to 0.4)	0.3 (0.2 to 0.4)	0.2 (0.1 to 0.4)	0.2 (0.1 to 0.3)	0.1 (0 to 0.1)	0 (0 to 0)	0 (0 to 0)	0 (0 to 0)	0 (0 to 0)	0 (0 to 0)	2.8
HIV/AIDS - Drug-susceptible Tuberculosis	0 (0 to 0)	0 (0 to 0)	0 (0 to 0)	0 (0 to 0)	0 (0 to 0)	0 (0 to 0)	0 (0 to 0)	0 (0 to 0)	0 (0 to 0)	0 (0 to 0)	0 (0 to 0)	0 (0 to 0)	0 (0 to 0)	0 (0 to 0)	0 (0 to 0)	0 (0 to 0)	0 (0 to 0)	0 (0 to 0)	0 (0 to 0)	0 (0 to 0)	0 (0 to 0)	0 (0 to 0)	0 (0 to 0)	0.4
HIV/AIDS - Multidrug-resistant Tuberculosis without extensive dr...	0 (0 to 0)	0 (0 to 0)	0 (0 to 0)	0 (0 to 0)	0 (0 to 0)	0 (0 to 0)	0 (0 to 0)	0 (0 to 0)	0 (0 to 0)	0 (0 to 0)	0 (0 to 0)	0 (0 to 0)	0 (0 to 0)	0 (0 to 0)	0 (0 to 0)	0 (0 to 0)	0 (0 to 0)	0 (0 to 0)	0 (0 to 0)	0 (0 to 0)	0 (0 to 0)	0 (0 to 0)	0 (0 to 0)	0
HIV/AIDS - Extensively drug-resistant Tuberculosis	0 (0 to 0)	0 (0 to 0)	0 (0 to 0)	0 (0 to 0)	0 (0 to 0)	0 (0 to 0)	0 (0 to 0)	0 (0 to 0)	0 (0 to 0)	0 (0 to 0)	0 (0 to 0)	0 (0 to 0)	0 (0 to 0)	0 (0 to 0)	0 (0 to 0)	0 (0 to 0)	0 (0 to 0)	0 (0 to 0)	0 (0 to 0)	0 (0 to 0)	0 (0 to 0)	0 (0 to 0)	0 (0 to 0)	0
HIV/AIDS resulting in other diseases	0 (0 to 0)	0 (0 to 0)	0 (0 to 0)	0 (0 to 0)	0 (0 to 0)	0 (0 to 0)	0 (0 to 0)	0 (0 to 0)	0.1 (0 to 0.1)	0.2 (0.1 to 0.3)	0.3 (0.2 to 0.4)	0.3 (0.2 to 0.4)	0.3 (0.2 to 0.4)	0.3 (0.2 to 0.4)	0.2 (0.1 to 0.3)	0.1 (0.1 to 0.3)	0.1 (0 to 0.1)	0 (0 to 0)	0 (0 to 0)	0 (0 to 0)	0 (0 to 0)	0 (0 to 0)	2.4
Sexually transmitted infections excluding HIV	0.6 (0.5 to 1.0)	0.2 (0.1 to 0.5)	0.3 (0.1 to 0.6)	0 (0 to 0)	0 (0 to 0)	0 (0 to 0)	0 (0 to 0)	0 (0 to 0)	0 (0 to 0)	0 (0 to 0)	0 (0 to 0)	0 (0 to 0)	0 (0 to 0)	0.1 (0 to 0.1)	0 (0 to 0.1)	0 (0 to 0.1)	0 (0 to 0.1)	0 (0 to 0.1)	0 (0 to 0.1)	0 (0 to 0)	0 (0 to 0)	0 (0 to 0)	0 (0 to 0)	1.6
Syphilis	0.6 (0.5 to 1.0)	0.2 (0.1 to 0.5)	0.3 (0.1 to 0.6)	0 (0 to 0)	0 (0 to 0)	0 (0 to 0)	0 (0 to 0)	0 (0 to 0)	0 (0 to 0)	0 (0 to 0)	0 (0 to 0)	0 (0 to 0)	0 (0 to 0)	0 (0 to 0)	0 (0 to 0)	0 (0 to 0)	0 (0 to 0)	0 (0 to 0)	0 (0 to 0)	0 (0 to 0)	0 (0 to 0)	0 (0 to 0)	0 (0 to 0)	1.2
Chlamydial infection	0 (0 to 0)	0 (0 to 0)	0 (0 to 0)	0 (0 to 0)	0 (0 to 0)	0 (0 to 0)	0 (0 to 0)	0 (0 to 0)	0 (0 to 0)	0 (0 to 0)	0 (0 to 0)	0 (0 to 0)	0 (0 to 0)	0 (0 to 0)	0 (0 to 0)	0 (0 to 0)	0 (0 to 0)	0 (0 to 0)	0 (0 to 0)	0 (0 to 0)	0 (0 to 0)	0 (0 to 0)	0 (0 to 0)	0
Gonococcal infection	0 (0 to 0)	0 (0 to 0)	0 (0 to 0)	0 (0 to 0)	0 (0 to 0)	0 (0 to 0)	0 (0 to 0)	0 (0 to 0)	0 (0 to 0)	0 (0 to 0)	0 (0 to 0)	0 (0 to 0)	0 (0 to 0)	0 (0 to 0)	0 (0 to 0)	0 (0 to 0)	0 (0 to 0)	0 (0 to 0)	0 (0 to 0)	0 (0 to 0)	0 (0 to 0)	0 (0 to 0)	0 (0 to 0)	0
Trichomoniasis	0 (0 to 0)	0 (0 to 0)	0 (0 to 0)	0 (0 to 0)	0 (0 to 0)	0 (0 to 0)	0 (0 to 0)	0 (0 to 0)	0 (0 to 0)	0 (0 to 0)	0 (0 to 0)	0 (0 to 0)	0 (0 to 0)	0 (0 to 0)	0 (0 to 0)	0 (0 to 0)	0 (0 to 0)	0 (0 to 0)	0 (0 to 0)	0 (0 to 0)	0 (0 to 0)	0 (0 to 0)	0 (0 to 0)	0
Genital herpes	0 (0 to 0)	0 (0 to 0)	0 (0 to 0)	0 (0 to 0)	0 (0 to 0)	0 (0 to 0)	0 (0 to 0)	0 (0 to 0)	0 (0 to 0)	0 (0 to 0)	0 (0 to 0)	0 (0 to 0)	0 (0 to 0)	0 (0 to 0)	0 (0 to 0)	0 (0 to 0)	0 (0 to 0)	0 (0 to 0)	0 (0 to 0)	0 (0 to 0)	0 (0 to 0)	0 (0 to 0)	0 (0 to 0)	0.3
Other sexually transmitted infections	0 (0 to 0)	0 (0 to 0)	0 (0 to 0)	0 (0 to 0)	0 (0 to 0)	0 (0 to 0)	0 (0 to 0)	0 (0 to 0)	0 (0 to 0)	0 (0 to 0)	0 (0 to 0)	0 (0 to 0)	0 (0 to 0)	0 (0 to 0)	0 (0 to 0)	0 (0 to 0)	0 (0 to 0)	0 (0 to 0)	0 (0 to 0)	0 (0 to 0)	0 (0 to 0)	0 (0 to 0)	0 (0 to 0)	0
Respiratory infections and tuberculosis	0.1 (0 to 0.1)	0.1 (0 to 0.1)	0.1 (0 to 0.1)	1.6 (1.4 to 2.0)	1.6 (1.3 to 2.0)	1.6 (1.3 to 2.0)	1.7 (1.3 to 2.2)	1.7 (1.3 to 2.2)	1.7 (1.3 to 2.2)	1.8 (1.3 to 2.4)	1.8 (1.3 to 2.4)	1.8 (1.3 to 2.4)	1.8 (1.3 to 2.4)	1.8 (1.3 to 2.4)	1.8 (1.3 to 2.4)	1.8 (1.3 to 2.4)	1.8 (1.3 to 2.4)	1.8 (1.3 to 2.4)	1.8 (1.3 to 2.4)	1.8 (1.3 to 2.4)	1.8 (1.3 to 2.4)	1.8 (1.3 to 2.4)	151
Tuberculosis	0 (0 to 0)	0 (0 to 0)	0 (0 to 0)	0 (0 to 0)	0 (0 to 0)	0 (0 to 0)	0 (0 to 0)	0 (0 to 0)	0 (0 to 0)	0 (0 to 0)	0 (0 to 0)	0 (0 to 0)	0 (0 to 0)	0 (0 to 0)	0 (0 to 0)	0 (0 to 0)	0 (0 to 0)	0 (0 to 0)	0 (0 to 0)	0 (0 to 0)	0 (0 to 0)	0 (0 to 0)	0 (0 to 0)	0.9
Latent tuberculosis infection	0 (0 to 0)	0 (0 to 0)	0 (0 to 0)	0 (0 to 0)	0 (0 to 0)	0 (0 to 0)	0 (0 to 0)	0 (0 to 0)	0 (0 to 0)	0 (0 to 0)	0 (0 to 0)	0 (0 to 0)	0 (0 to 0)	0 (0 to 0)	0 (0 to 0)	0 (0 to 0)	0 (0 to 0)	0 (0 to 0)	0 (0 to 0)	0 (0 to 0)	0 (0 to 0)	0 (0 to 0)	0 (0 to 0)	0
Drug-susceptible tuberculosis	0 (0 to 0)	0 (0 to 0)	0 (0 to 0)	0 (0 to 0)	0 (0 to 0)	0 (0 to 0)	0 (0 to 0)	0 (0 to 0)	0 (0 to 0)	0 (0 to 0)	0 (0 to 0)	0 (0 to 0)	0 (0 to 0)	0 (0 to 0)	0 (0 to 0)	0 (0 to 0)	0 (0 to 0)	0 (0 to 0)	0 (0 to 0)	0 (0 to 0)	0 (0 to 0)	0 (0 to 0)	0 (0 to 0)	0.8
Multidrug-resistant tuberculosis without extensive drug-resistance	0 (0 to 0)	0 (0 to 0)	0 (0 to 0)	0 (0 to 0)	0 (0 to 0)	0 (0 to 0)	0 (0 to 0)	0 (0 to 0)	0 (0 to 0)	0 (0 to 0)	0 (0 to 0)	0 (0 to 0)	0 (0 to 0)	0 (0 to 0)	0 (0 to 0)	0 (0 to 0)	0 (0 to 0)	0 (0 to 0)	0 (0 to 0)	0 (0 to 0)	0 (0 to 0)	0 (0 to 0)	0 (0 to 0)	0
Extensively drug-resistant tuberculosis	0 (0 to 0)	0 (0 to 0)	0 (0 to 0)	0 (0 to 0)	0 (0 to 0)	0 (0 to 0)	0 (0 to 0)	0 (0 to 0)	0 (0 to 0)	0 (0 to 0)	0 (0 to 0)	0 (0 to 0)	0 (0 to 0)	0 (0 to 0)	0 (0 to 0)	0 (0 to 0)	0 (0 to 0)	0 (0 to 0)	0 (0 to 0)	0 (0 to 0)	0 (0 to 0)	0 (0 to 0)	0 (0 to 0)	0
Lower respiratory infections	0.1 (0 to 0.1)	0.1 (0 to 0.1)	0.2 (0.1 to 0.3)	1.6 (1.4 to 2.0)	1.6 (1.3 to 2.0)	1.6 (1.3 to 2.0)	1.7 (1.3 to 2.2)	1.7 (1.3 to 2.2)	1.7 (1.3 to 2.2)	1.8 (1.3 to 2.4)	1.8 (1.3 to 2.4)	1.8 (1.3 to 2.4)	1.8 (1.3 to 2.4)	1.8 (1.3 to 2.4)	1.8 (1.3 to 2.4)	1.8 (1.3 to 2.4)	1.8 (1.3 to 2.4)	1.8 (1.3 to 2.4)	1.8 (1.3 to 2.4)	1.8 (1.3 to 2.4)	1.8 (1.3 to 2.4)	1.8 (1.3 to 2.4)	129
Upper respiratory infections	0 (0 to 0)	0 (0 to 0)	0.1 (0 to 0.4)	1.2 (0.7 to 2.1)	1.4 (0.8 to 2.3)	1.3 (0.7 to 2.1)	1.3 (0.7 to 2.4)	1.1 (0.6 to 2.2)	1.1 (0.5 to 2.2)	1.1 (0.5 to 2.2)	1.1 (0.5 to 2.2)	1.1 (0.5 to 2.2)	1.1 (0.5 to 2.2)	1.1 (0.5 to 2.2)	1.1 (0.5 to 2.2)	1.1 (0.5 to 2.2)	1.1 (0.5 to 2.2)	1.1 (0.5 to 2.2)	1.1 (0.5 to 2.2)	1.1 (0.5 to 2.2)	1.1 (0.5 to 2.2)	1.1 (0.5 to 2.2)	17.1
Otitis media	0 (0 to 0)	0 (0 to 0)	0 (0 to 0.1)	0.3 (0.1 to 0.6)	0.3 (0.2 to 0.5)	0.3 (0.1 to 0.6)	0.3 (0.1 to 0.6)	0.2 (0.1 to 0.4)	0.2 (0.1 to 0.4)	0.2 (0.1 to 0.4)	0.2 (0.1 to 0.4)	0.2 (0.1 to 0.4)	0.2 (0.1 to 0.4)	0.2 (0.1 to 0.4)	0.2 (0.1 to 0.4)	0.2 (0.1 to 0.3)	0.2 (0.1 to 0.3)	0.2 (0.1 to 0.3)	0.2 (0.1 to 0.3)	0.2 (0.1 to 0.3)	0.2 (0.1 to 0.3)	0.2 (0.1 to 0.3)	3.7
Enteric infections	0.1 (0 to 0.1)	0.1 (0 to 0.1)	0.1 (0 to 0.1)	1.4 (0.9 to 2.1)	0.7 (0.4 to 1.1)	0.6 (0.3 to 1.0)	0.5 (0.3 to 0.9)	0.4 (0.2 to 0.7)	0.4 (0.2 to 0.6)	0.4 (0.2 to 0.6)	0.4 (0.2 to 0.6)	0.4 (0.2 to 0.6)	0.4 (0.2 to 0.6)	0.3 (0.2 to 0.5)	0.3 (0.2 to 0.5)	0.3 (0.2 to 0.5)	0.3 (0.2 to 0.5)	0.3 (0.2 to 0.5)	0.3 (0.2 to 0.5)	0.3 (0.2 to 0.5)	0.3 (0.2 to 0.5)	0.3 (0.2 to 0.5)	17.2
Diarrheal diseases	0.1 (0 to 0.1)	0.1 (0 to 0.1)	0.1 (0 to 0.1)	1.3 (0.9 to 2.1)	0.6 (0.4 to 1.1)	0.5 (0.3 to 1.0)	0.4 (0.2 to 0.9)	0.4 (0.2 to 0.6)	0.4 (0.2 to 0.6)	0.3 (0.2 to 0.5)	0.3 (0.2 to 0.5)	0.4 (0.2 to 0.6)	0.4 (0.2 to 0.6)	0.3 (0.2 to 0.5)	0.3 (0.2 to 0.5)	0.3 (0.2 to 0.5)	0.3 (0.2 to 0.5)	0.3 (0.2 to 0.5)	0.3 (0.2 to 0.5)	0.3 (0.2 to 0.5)	0.3 (0.2 to 0.5)	0.3 (0.2 to 0.5)	17.1
Typhoid and paraphoid	0 (0 to 0)	0 (0 to 0)	0 (0 to 0)	0 (0 to 0)	0 (0 to 0)	0 (0 to 0)	0 (0 to 0)	0 (0 to 0)	0 (0 to 0)	0 (0 to 0)	0 (0 to 0)	0 (0 to 0)	0 (0 to 0)	0 (0 to 0)	0 (0 to 0)	0 (0 to 0)	0 (0 to 0)	0 (0 to 0)	0 (0 to 0)	0 (0 to 0)	0 (0 to 0)	0 (0 to 0)	0 (0 to 0)	0.2
Typhoid fever	0 (0 to 0)	0 (0 to 0)	0 (0 to 0)	0 (0 to 0)	0 (0 to 0)	0 (0 to 0)	0 (0 to 0)	0 (0 to 0)	0 (0 to 0)	0 (0 to 0)	0 (0 to 0)	0 (0 to 0)	0 (0 to 0)	0 (0 to 0)	0 (0 to 0)	0 (0 to 0)	0 (0 to 0)	0 (0 to 0)	0 (0 to 0)	0 (0 to 0)	0 (0 to 0)	0 (0 to 0)	0 (0 to 0)	0.2
Paratyphoid fever	0 (0 to 0)	0 (0 to 0)	0 (0 to 0)	0 (0 to 0)	0 (0 to 0)	0 (0 to 0)	0 (0 to 0)	0 (0 to 0)	0 (0 to 0)	0 (0 to 0)	0 (0 to 0)	0 (0 to 0)	0 (0 to 0)	0 (0 to 0)	0 (0 to 0)	0 (0 to 0)	0 (0 to 0)	0 (0 to 0)	0 (0 to 0)	0 (0 to 0)	0 (0 to 0)	0 (0 to 0)	0 (0 to 0)	0
Invasive Non-typhoidal Salmonella (iNTS)	0 (0 to 0)	0 (0 to 0)	0 (0 to 0)	0 (0 to 0)	0 (0 to 0)	0 (0 to 0)	0 (0 to 0)	0 (0 to 0)	0 (0 to 0)	0 (0 to 0)	0 (0 to 0)	0 (0 to 0)	0 (0 to 0)	0 (0 to 0)	0 (0 to 0)	0 (0 to 0)	0 (0 to 0)	0 (0 to 0)	0 (0 to 0)	0 (0 to 0)	0 (0 to 0)	0 (0 to 0)	0 (0 to 0)	0.2
Other intestinal infectious diseases	0 (0 to 0)	0 (0 to 0)	0 (0 to 0)	0 (0 to 0)	0 (0 to 0)	0 (0 to 0)	0 (0 to 0)	0 (0 to 0)	0 (0 to 0)	0 (0 to 0)	0 (0 to 0)	0 (0 to 0)	0 (0 to 0)	0 (0 to 0)	0 (0 to 0)	0 (0 to 0)	0 (0 to 0)	0 (0 to 0)	0 (0 to 0)	0 (0 to 0)	0 (0 to 0)	0 (0 to 0)	0 (0 to 0)	0
Neglected tropical diseases and malaria	0 (0 to 0)	0 (0 to 0)	0 (0 to 0.1)	0 (0 to 0.4)	0 (0 to 0.2)	0 (0 to 0.2)	0 (0 to 0)	0 (0 to 0)	0 (0 to 0)	0 (0 to 0)	0 (0 to 0)	0 (0 to 0)	0 (0 to 0)	0 (0 to 0.1)	0 (0 to 0.1)	0 (0 to 0.1)	0 (0 to 0.1)	0 (0 to 0.1)	0 (0 to 0.1)	0 (0 to 0)	0 (0 to 0)	0 (0 to 0)	0 (0 to 0)	0.4
Malaria	0 (0 to 0)	0 (0 to 0)	0 (0 to 0)	0 (0 to 0)	0 (0 to 0)	0 (0 to 0)	0 (0 to 0)	0 (0 to 0)	0 (0 to 0)	0 (0 to 0)	0 (0 to 0)	0 (0 to 0)	0 (0 to 0)	0 (0 to 0)	0 (0 to 0)	0 (0 to 0)	0 (0 to 0)	0 (0 to 0)	0 (0 to 0)	0 (0 to 0)	0 (0 to 0)	0 (0 to 0)	0 (0 to 0)	0
Chagas disease	0 (0 to 0)	0 (0 to 0)	0 (0 to 0)	0 (0 to 0)	0 (0 to 0)	0 (0 to 0)	0 (0 to 0)	0 (0 to 0)	0 (0 to 0)	0 (0 to 0)	0 (0 to 0)	0 (0 to 0)	0 (0 to 0)	0 (0 to 0)	0 (0 to 0)	0 (0 to 0)	0 (0 to 0)	0 (0 to 0)	0 (0 to 0)	0 (0 to 0)	0 (0 to 0)	0 (0 to 0)	0 (0 to 0)	0
Leishmaniasis	0 (0 to 0)	0 (0 to 0)	0 (0 to 0)	0 (0 to 0)	0 (0 to 0)	0 (0 to 0)	0 (0 to 0)	0 (0 to 0)	0 (0 to 0)	0 (0 to 0)	0 (0 to 0)	0 (0 to 0)	0 (0 to 0)	0 (0 to 0)	0 (0 to 0)	0 (0 to 0)	0 (0 to 0)	0 (0 to 0)	0 (0 to 0)	0 (0 to 0)	0 (0 to 0)	0 (0 to 0)	0 (0 to 0)	0
Visceral leishmaniasis	0 (0 to 0)	0 (0 to 0)	0 (0 to 0)	0 (0 to 0)	0 (0 to 0)	0 (0 to 0)	0 (0 to 0)	0 (0 to 0)	0 (0 to 0)	0 (0 to 0)	0 (0 to 0)	0 (0 to 0)	0 (0 to 0)	0 (0 to 0)	0 (0 to 0)	0 (0 to 0)	0 (0 to 0)	0 (0 to 0)	0 (0 to 0)	0 (0 to 0)	0 (0 to 0)	0 (0 to 0)	0 (0 to 0)	0
Cutaneous and mucocutaneous leishmaniasis	0 (0 to 0)	0 (0 to 0)	0 (0 to 0)	0 (0 to 0)	0 (0 to 0)	0 (0 to 0)	0 (0 to 0)	0 (0 to 0)	0 (0 to 0)	0 (0 to 0)	0 (0 to 0)	0 (0 to 0)	0 (0 to 0)	0 (0 to 0)	0 (0 to 0)	0 (0 to 0)	0 (0 to 0)	0 (0 to 0)	0 (0 to 0)	0 (0 to 0)	0 (0 to 0)	0 (0 to 0)	0 (0 to 0)	0
African trypanosomiasis	0 (0 to 0)	0 (0 to 0)	0 (0 to 0)	0 (0 to 0)	0 (0 to 0)	0 (0 to 0)	0 (0 to 0)	0 (0 to 0)	0 (0 to 0)	0 (0 to 0)	0 (0 to 0)	0 (0 to 0)	0 (0 to 0)	0 (0 to 0)	0 (0 to 0)	0 (0 to 0)	0 (0 to 0)	0 (0 to 0)	0 (0 to 0)	0 (0 to 0)	0 (0 to 0)	0 (0 to 0)	0 (0 to 0)	0
Schistosomiasis	0 (0 to 0)	0 (0 to 0)	0 (0 to 0)	0 (0 to 0)	0 (0 to 0)	0 (0 to 0)	0 (0 to 0)	0 (0 to 0)	0 (0 to 0)	0 (0 to 0)	0 (0 to 0)	0 (0 to 0)	0 (0 to 0)	0 (0 to 0)	0 (0 to 0)	0 (0 to 0)	0 (0 to 0)	0 (0 to 0)	0 (0 to 0)	0 (0 to 0)	0 (0 to 0)	0 (0 to 0)	0 (0 to 0)	0
Cysticercosis	0 (0 to 0)	0 (0 to 0)	0 (0 to 0)	0 (0 to 0)	0 (0 to 0)	0 (0 to 0)	0 (0 to 0)	0 (0 to 0)	0 (0 to 0)	0 (0 to 0)	0 (0 to 0)	0 (0 to 0)	0 (0 to 0)	0 (0 to 0)	0 (0 to 0)	0 (0 to 0)	0 (0 to 0)	0 (0 to 0)	0 (0 to 0)	0 (0 to 0)	0 (0 to 0)	0 (0 to 0)	0 (0 to 0)	0
Cystic echinococcosis	0 (0 to 0)	0 (0 to 0)	0 (0 to 0)	0 (0 to 0)	0 (0 to 0)	0 (0 to 0)	0 (0 to 0)	0 (0 to 0)	0 (0 to 0)	0 (0 to 0)	0 (0 to 0)	0 (0 to 0)	0 (0 to 0)	0 (0 to 0)	0 (0 to 0)	0 (0 to 0)	0 (0 to 0)	0 (0 to 0)	0 (0 to 0)	0 (0 to 0)	0 (0 to 0)	0 (0 to 0)	0 (0 to 0)	0
Lymphatic filariasis	0 (0 to 0)	0 (0 to 0)	0 (0 to 0)	0 (0 to 0)	0 (0 to 0)	0 (0 to 0)	0 (0 to 0)	0 (0 to 0)	0 (0 to 0)	0 (0 to 0)	0 (0 to 0)	0 (0 to 0)	0 (0 to 0)	0 (0 to 0)	0 (0 to 0)	0 (0 to 0)	0 (0 to 0)	0 (0 to 0)	0 (0 to 0)	0 (0 to 0)	0 (0 to 0)	0 (0 to 0)	0 (0 to 0)	0
Onchocerciasis	0 (0 to 0)	0 (0 to 0)	0 (0 to 0)	0 (0 to 0)	0 (0 to 0)	0 (0 to 0)	0 (0 to 0)	0 (0 to 0)	0 (0 to 0)	0 (0 to 0)	0 (0 to 0)	0 (0 to 0)	0 (0 to 0)	0 (0 to 0)	0 (0 to 0)	0 (0 to 0)	0 (0 to 0)	0 (0 to 0)	0 (0 to 0)	0 (0 to 0)	0 (0 to 0)	0 (0 to 0)	0 (0 to 0)	0
Trachoma	0 (0 to 0)	0 (0 to 0)	0 (0 to 0)	0 (0 to 0)	0 (0 to 0)	0 (0 to 0)	0 (0 to 0)	0 (0 to 0)	0 (0 to 0)	0 (0 to 0)	0 (0 to 0)	0 (0 to 0)	0 (0 to 0)	0 (0 to 0)	0 (0 to 0)	0 (0 to 0)	0 (0 to 0)	0 (0 to 0)	0 (0 to 0)	0 (0 to 0)	0 (0 to 0)	0 (0 to 0)	0 (0 to 0)	0
Dengue	0 (0 to 0)	0 (0 to 0)	0 (0 to 0)	0 (0 to 0)	0 (0 to 0)	0 (0 to 0)	0 (0 to 0)	0 (0 to 0)	0 (0 to 0)	0 (0 to 0)	0 (0 to 0)	0 (0 to 0)	0 (0 to 0)	0 (0 to 0)	0 (0 to 0)	0 (0 to 0)	0 (0 to 0)	0 (0 to 0)	0 (0 to 0)	0 (0 to 0)	0 (0 to 0)	0 (0 to 0)	0 (0 to 0)	0
Yellow fever	0 (0 to 0)	0 (0 to 0)	0 (0 to 0)	0 (0 to 0)	0 (0 to 0)	0 (0 to 0)	0 (0 to 0)	0 (0 to 0)	0 (0 to 0)	0 (0 to 0)	0 (0 to 0)	0 (0 to 0)	0 (0 to 0)	0 (0 to 0)	0 (0 to 0)	0 (0 to 0)	0 (0 to 0)	0 (0 to 0)	0 (0 to 0)	0 (0 to 0)	0 (0 to 0)	0 (0 to 0)	0 (0 to 0)	0
Rabies	0 (0 to 0)	0 (0 to 0)	0 (0 to 0)	0 (0 to 0)	0 (0 to 0)	0 (0 to 0)	0 (0 to 0)	0 (0 to 0)	0 (0 to 0)	0 (0 to 0)	0 (0 to 0)	0 (0 to 0)	0 (0 to 0)	0 (0 to 0)	0 (0 to 0)	0 (0 to 0)	0 (0 to 0)	0 (0 to 0)	0 (0 to 0)	0 (0 to 0)	0 (0 to 0)	0 (0 to 0)	0 (0 to 0)	0
Intestinal nematode infections	0 (0 to 0)	0 (0 to 0)	0 (0 to 0)	0 (0 to 0)	0 (0 to 0)	0 (0 to 0)	0 (0 to 0)	0 (0 to 0)	0 (0 to 0)	0 (0 to 0)	0 (0 to 0)	0 (0 to 0)	0 (0 to 0)	0 (0 to 0)	0 (0 to 0)	0 (0 to 0)	0 (0 to 0)	0 (0 to 0)	0 (0 to 0)	0 (0 to 0)	0 (0 to 0)	0 (0 to 0)	0 (0 to 0)	0
Ascariasis	0 (0 to 0)	0 (0 to 0)	0 (0 to 0)	0 (0 to 0)	0 (0 to 0)	0 (0 to 0)	0 (0 to 0)	0 (0 to 0)	0 (0 to 0)	0 (0 to 0)	0 (0 to 0)	0 (0 to 0)	0 (0 to 0)	0 (0 to 0)	0 (0 to 0)	0 (0 to 0)	0 (0 to 0)	0 (0 to 0)	0 (0 to 0)	0 (0 to 0)	0 (0 to 0)	0 (0 to 0)	0 (0 to 0)	0
Trichuriasis	0 (0 to 0)	0 (0 to 0)	0 (0 to 0)	0 (0 to 0)	0 (0 to 0)	0 (0 to 0)	0 (0 to 0)	0 (0 to 0)	0 (0 to 0)	0 (0 to 0)	0 (0 to 0)	0 (0 to 0)	0 (0 to 0)	0 (0 to 0)	0 (0 to 0)	0 (0 to 0)	0 (0 to 0)	0 (0 to 0)	0 (0 to 0)	0 (0 to 0)	0 (0 to 0)	0 (0 to 0)	0 (0 to 0)	0
Hookworm disease	0 (0 to 0)	0 (0 to 0)	0 (0 to 0)	0 (0 to 0)	0 (0 to 0)	0 (0 to 0)	0 (0 to 0)	0 (0 to 0)	0 (0 to 0)	0 (0 to 0)	0 (0 to 0)	0 (0 to 0)	0 (0 to 0)	0 (0 to 0)	0 (0 to 0)	0 (0 to 0)	0 (0 to 0)	0 (0 to 0)	0 (0 to 0)	0 (0 to 0)	0 (0 to 0)	0 (0 to 0)	0 (0 to 0)	0
Food-borne trematodiases	0 (0 to 0)	0 (0 to 0)	0 (0 to 0)	0 (0 to 0)	0 (0 to 0)	0 (0 to 0)	0 (0 to 0)	0 (0 to 0)	0 (0 to 0)	0 (0 to 0)	0 (0 to 0)	0 (0 to 0)	0 (0 to 0)	0 (0 to 0)	0 (0 to 0)	0 (0 to 0)	0 (0 to 0)	0 (0 to 0)	0 (0 to 0)	0 (0 to 0)	0 (0 to 0)	0 (0 to 0)	0 (0 to 0)	0
Leprosy	0 (0 to 0)	0 (0 to 0)	0 (0 to 0)	0 (0 to 0)	0 (0 to 0)	0 (0 to 0)	0 (0 to 0)	0 (0 to 0)	0 (0 to 0)	0 (0 to 0)	0 (0 to 0)	0 (0 to 0)	0 (0 to 0)	0 (0 to 0)	0 (0 to 0)	0 (0 to 0)	0 (0 to 0)	0 (0 to 0)	0 (0 to 0)	0 (0 to 0)	0 (0 to 0)	0 (0 to 0)	0 (0 to 0)	0
Ebola	0 (0 to 0)	0 (0 to 0)	0 (0 to 0)	0 (0 to 0)	0 (0 to 0)	0 (0 to 0)	0 (0 to 0)	0 (0 to 0)	0 (0 to 0)	0 (0 to 0)	0 (0 to 0)	0 (0 to 0)	0 (0 to 0)	0 (0 to 0)	0 (0 to 0)	0 (0





SR Table 2a: Deriv DALYS by cause and age group for males with 95% uncertainty intervals, 2019

Cause	Early Neonatal	Late Neonatal	Post Neonatal	1 to 4	5 to 9	10 to 14	15 to 19	20 to 24	25 to 29	30 to 34	35 to 39	40 to 44	45 to 49	50 to 54	55 to 59	60 to 64	65 to 69	70 to 74	75 to 79	80 to 84	85 to 89	90 to 94	95 plus	Total
All causes	1,446 (1,272 to 1,627)	1,447 (1,269 to 1,641)	2,007 (1,754 to 2,262)	3,262 (2,962 to 3,610)	1,761 (1,588 to 1,966)	1,618 (1,454 to 1,796)	1,778 (1,597 to 1,973)	1,978 (1,781 to 2,191)	2,178 (1,960 to 2,420)	2,384 (2,144 to 2,660)	2,599 (2,328 to 2,900)	2,822 (2,523 to 3,150)	3,048 (2,710 to 3,402)	3,277 (2,900 to 3,656)	3,509 (3,093 to 3,916)	3,744 (3,283 to 4,178)	3,979 (3,470 to 4,442)	4,215 (3,703 to 4,707)	4,450 (3,937 to 4,968)	4,685 (4,170 to 5,232)	4,919 (4,366 to 5,490)	5,152 (4,556 to 5,751)	36,400 (31,900 to 40,600)
Communicable, maternal, neonatal, and nutritional diseases	1,446 (1,272 to 1,627)	1,447 (1,269 to 1,641)	2,007 (1,754 to 2,262)	3,262 (2,962 to 3,610)	1,761 (1,588 to 1,966)	1,618 (1,454 to 1,796)	1,778 (1,597 to 1,973)	1,978 (1,781 to 2,191)	2,178 (1,960 to 2,420)	2,384 (2,144 to 2,660)	2,599 (2,328 to 2,900)	2,822 (2,523 to 3,150)	3,048 (2,710 to 3,402)	3,277 (2,900 to 3,656)	3,509 (3,093 to 3,916)	3,744 (3,283 to 4,178)	3,979 (3,470 to 4,442)	4,215 (3,703 to 4,707)	4,450 (3,937 to 4,968)	4,685 (4,170 to 5,232)	4,919 (4,366 to 5,490)	5,152 (4,556 to 5,751)	36,400 (31,900 to 40,600)
HIV/AIDS and sexually transmitted infections	6.5 (4.6 to 14.4)	2.3 (0.4 to 5.1)	3.6 (1.1 to 8.2)	0.3 (0.3 to 0.5)	0.2 (0.1 to 0.3)	0.1 (0.1 to 0.2)	0.1 (0.1 to 0.2)	0.2 (0.2 to 0.3)	0.4 (0.4 to 0.6)	1.6 (1.0 to 2.3)	2.2 (2.4 to 4.2)	4.2 (2.3 to 5.5)	4.5 (3.4 to 5.8)	4.6 (3.6 to 6.1)	4.9 (3.3 to 6.7)	5.1 (3.5 to 6.9)	5.2 (3.6 to 7.1)	5.3 (3.6 to 7.2)	5.4 (3.6 to 7.3)	5.5 (3.6 to 7.4)	5.5 (3.6 to 7.4)	5.5 (3.6 to 7.4)	46.2 (31.0 to 62.2)
HIV/AIDS	0 (0 to 0)	0 (0 to 0)	0 (0 to 0)	0 (0 to 0)	0 (0 to 0)	0 (0 to 0)	0 (0 to 0)	0 (0 to 0)	0.4 (0.2 to 0.5)	1.4 (1.1 to 1.9)	2.0 (2.0 to 3.8)	3.9 (2.9 to 5.1)	4.2 (3.2 to 5.5)	4.4 (3.5 to 6.1)	4.8 (3.4 to 6.7)	5.0 (3.5 to 6.9)	5.1 (3.6 to 7.1)	5.2 (3.6 to 7.2)	5.3 (3.6 to 7.3)	5.4 (3.6 to 7.4)	5.4 (3.6 to 7.4)	5.4 (3.6 to 7.4)	29.9 (19.9 to 42.1)
HIV/AIDS - Drug-susceptible Tuberculosis	0 (0 to 0)	0 (0 to 0)	0.1 (0 to 0.1)	0 (0 to 0)	0 (0 to 0)	0 (0 to 0)	0 (0 to 0)	0.2 (0.1 to 0.3)	0.2 (0.2 to 0.4)	0.4 (0.2 to 0.7)	0.6 (0.3 to 0.9)	0.9 (0.4 to 1.3)	0.9 (0.5 to 1.4)	0.9 (0.5 to 1.4)	0.5 (0.3 to 0.7)	0.3 (0.1 to 0.5)	0.2 (0.1 to 0.3)	0.2 (0.1 to 0.3)	0.1 (0.1 to 0.2)	0.1 (0.1 to 0.2)	0.1 (0.1 to 0.2)	0.1 (0.1 to 0.2)	3.9 (2.6 to 5.4)
HIV/AIDS - Multidrug-resistant Tuberculosis without extensive drug resistance	0 (0 to 0)	0 (0 to 0)	0 (0 to 0)	0 (0 to 0)	0 (0 to 0)	0 (0 to 0)	0 (0 to 0)	0 (0 to 0)	0 (0 to 0)	0 (0 to 0)	0 (0 to 0)	0 (0 to 0)	0 (0 to 0)	0 (0 to 0)	0 (0 to 0)	0 (0 to 0)	0 (0 to 0)	0 (0 to 0)	0 (0 to 0)	0 (0 to 0)	0 (0 to 0)	0 (0 to 0)	0 (0 to 0)	0.1 (0 to 0.2)
HIV/AIDS - Extensively drug-resistant Tuberculosis	0 (0 to 0)	0 (0 to 0)	0 (0 to 0)	0 (0 to 0)	0 (0 to 0)	0 (0 to 0)	0 (0 to 0)	0 (0 to 0)	0 (0 to 0)	0 (0 to 0)	0 (0 to 0)	0 (0 to 0)	0 (0 to 0)	0 (0 to 0)	0 (0 to 0)	0 (0 to 0)	0 (0 to 0)	0 (0 to 0)	0 (0 to 0)	0 (0 to 0)	0 (0 to 0)	0 (0 to 0)	0 (0 to 0)	0 (0 to 0)
HIV/AIDS resulting in other diseases	0 (0 to 0)	0 (0 to 0)	0.2 (0 to 0.5)	0.2 (0 to 0.3)	0.1 (0 to 0.2)	0.1 (0 to 0.2)	0.1 (0 to 0.2)	0.4 (0.2 to 0.5)	1.1 (0.7 to 1.4)	2.5 (1.7 to 3.4)	3.3 (2.3 to 4.5)	3.6 (2.5 to 5)	3.9 (2.6 to 5.4)	4.1 (2.8 to 5.6)	4.3 (2.9 to 5.9)	4.5 (3.1 to 6.2)	4.6 (3.2 to 6.3)	4.7 (3.2 to 6.4)	4.8 (3.2 to 6.5)	4.8 (3.2 to 6.5)	4.8 (3.2 to 6.5)	4.8 (3.2 to 6.5)	25.8 (17.2 to 35.5)
Sexually transmitted infections excluding HIV	6.5 (1.8 to 14.4)	2.3 (0.4 to 5.1)	3.3 (0.9 to 7.7)	0.1 (0 to 0.3)	0 (0 to 0.1)	0 (0 to 0.1)	0 (0 to 0.1)	0 (0 to 0.1)	0.1 (0 to 0.2)	0.1 (0 to 0.2)	0.3 (0.1 to 0.7)	0.4 (0.1 to 0.7)	0.4 (0.1 to 0.7)	0.4 (0.2 to 0.8)	0.4 (0.1 to 0.7)	0.4 (0.1 to 0.7)	0.4 (0.1 to 0.7)	0.4 (0.1 to 0.7)	0.4 (0.1 to 0.7)	0.4 (0.1 to 0.7)	0.4 (0.1 to 0.7)	0.4 (0.1 to 0.7)	15.3 (3.6 to 34.2)
Syphilis	6.5 (1.8 to 14.4)	2.3 (0.4 to 5.1)	3.3 (0.9 to 7.7)	0.1 (0 to 0.3)	0 (0 to 0.1)	0 (0 to 0.1)	0 (0 to 0.1)	0 (0 to 0.1)	0 (0 to 0.1)	0 (0 to 0.1)	0 (0 to 0.1)	0 (0 to 0.1)	0 (0 to 0.1)	0 (0 to 0.1)	0 (0 to 0.1)	0 (0 to 0.1)	0 (0 to 0.1)	0 (0 to 0.1)	0 (0 to 0.1)	0 (0 to 0.1)	0 (0 to 0.1)	0 (0 to 0.1)	0 (0 to 0.1)	12.7 (3.4 to 32.2)
Chlamydial infection	0 (0 to 0)	0 (0 to 0)	0 (0 to 0)	0 (0 to 0)	0 (0 to 0)	0 (0 to 0)	0 (0 to 0)	0 (0 to 0)	0 (0 to 0)	0 (0 to 0)	0 (0 to 0)	0 (0 to 0)	0 (0 to 0)	0 (0 to 0)	0 (0 to 0)	0 (0 to 0)	0 (0 to 0)	0 (0 to 0)	0 (0 to 0)	0 (0 to 0)	0 (0 to 0)	0 (0 to 0)	0 (0 to 0)	0 (0 to 0)
Gonococcal infection	0 (0 to 0)	0 (0 to 0)	0 (0 to 0)	0 (0 to 0)	0 (0 to 0)	0 (0 to 0)	0 (0 to 0)	0 (0 to 0)	0 (0 to 0)	0 (0 to 0)	0 (0 to 0)	0 (0 to 0)	0 (0 to 0)	0 (0 to 0)	0 (0 to 0)	0 (0 to 0)	0 (0 to 0)	0 (0 to 0)	0 (0 to 0)	0 (0 to 0)	0 (0 to 0)	0 (0 to 0)	0 (0 to 0)	0 (0 to 0)
Trichomoniasis	0 (0 to 0)	0 (0 to 0)	0 (0 to 0)	0 (0 to 0)	0 (0 to 0)	0 (0 to 0)	0 (0 to 0)	0 (0 to 0)	0 (0 to 0)	0 (0 to 0)	0 (0 to 0)	0 (0 to 0)	0 (0 to 0)	0 (0 to 0)	0 (0 to 0)	0 (0 to 0)	0 (0 to 0)	0 (0 to 0)	0 (0 to 0)	0 (0 to 0)	0 (0 to 0)	0 (0 to 0)	0 (0 to 0)	0 (0 to 0)
Genital herpes	0 (0 to 0)	0 (0 to 0)	0 (0 to 0)	0 (0 to 0)	0 (0 to 0)	0 (0 to 0)	0 (0 to 0)	0 (0 to 0)	0 (0 to 0)	0 (0 to 0)	0 (0 to 0)	0 (0 to 0)	0 (0 to 0)	0 (0 to 0)	0 (0 to 0)	0 (0 to 0)	0 (0 to 0)	0 (0 to 0)	0 (0 to 0)	0 (0 to 0)	0 (0 to 0)	0 (0 to 0)	0 (0 to 0)	0 (0 to 0)
Other sexually transmitted infections	0 (0 to 0)	0 (0 to 0)	0 (0 to 0)	0 (0 to 0)	0 (0 to 0)	0 (0 to 0)	0 (0 to 0)	0 (0 to 0)	0 (0 to 0)	0 (0 to 0)	0 (0 to 0)	0 (0 to 0)	0 (0 to 0)	0 (0 to 0)	0 (0 to 0)	0 (0 to 0)	0 (0 to 0)	0 (0 to 0)	0 (0 to 0)	0 (0 to 0)	0 (0 to 0)	0 (0 to 0)	0 (0 to 0)	0 (0 to 0)
Respiratory infections and tuberculosis	3.6 (2.5 to 5.1)	3.8 (1.4 to 8.7)	9.8 (4.2 to 19.6)	19.6 (11.1 to 34.2)	10.6 (7.6 to 15.1)	9.2 (6.5 to 13.1)	9.3 (7.6 to 19.1)	9.2 (7.5 to 11.2)	10.1 (7.9 to 12.2)	10.3 (8.1 to 12.7)	10.3 (8.2 to 13.2)	10.3 (8.2 to 13.2)	10.3 (8.2 to 13.2)	10.3 (8.2 to 13.2)	10.3 (8.2 to 13.2)	10.3 (8.2 to 13.2)	10.3 (8.2 to 13.2)	10.3 (8.2 to 13.2)	10.3 (8.2 to 13.2)	10.3 (8.2 to 13.2)	10.3 (8.2 to 13.2)	10.3 (8.2 to 13.2)	1,030 (821.7 to 1,260)
Tuberculosis	0 (0 to 0)	0 (0 to 0)	0 (0 to 0.2)	0 (0 to 0.1)	0 (0 to 0.1)	0 (0 to 0.1)	0 (0 to 0.2)	0.4 (0.3 to 0.4)	0.7 (0.3 to 1.4)	1.1 (0.6 to 1.8)	1.2 (0.7 to 1.8)	1.3 (0.8 to 1.8)	1.3 (0.8 to 1.8)	1.4 (0.8 to 1.8)	1.4 (0.8 to 1.8)	1.4 (0.8 to 1.8)	1.4 (0.8 to 1.8)	1.4 (0.8 to 1.8)	1.4 (0.8 to 1.8)	1.4 (0.8 to 1.8)	1.4 (0.8 to 1.8)	1.4 (0.8 to 1.8)	25.1 (15.1 to 36.2)
Latent tuberculosis infection	0 (0 to 0)	0 (0 to 0)	0 (0 to 0)	0 (0 to 0)	0 (0 to 0)	0 (0 to 0)	0 (0 to 0)	0 (0 to 0)	0 (0 to 0)	0 (0 to 0)	0 (0 to 0)	0 (0 to 0)	0 (0 to 0)	0 (0 to 0)	0 (0 to 0)	0 (0 to 0)	0 (0 to 0)	0 (0 to 0)	0 (0 to 0)	0 (0 to 0)	0 (0 to 0)	0 (0 to 0)	0 (0 to 0)	0 (0 to 0)
Drug-susceptible tuberculosis	0 (0 to 0)	0 (0 to 0)	0 (0 to 0.1)	0 (0 to 0.1)	0 (0 to 0.1)	0 (0 to 0.1)	0 (0 to 0.1)	0.4 (0.3 to 0.4)	0.7 (0.3 to 1.3)	1.1 (0.6 to 1.8)	1.1 (0.7 to 1.8)	1.1 (0.7 to 1.8)	1.1 (0.7 to 1.8)	1.1 (0.7 to 1.8)	1.1 (0.7 to 1.8)	1.1 (0.7 to 1.8)	1.1 (0.7 to 1.8)	1.1 (0.7 to 1.8)	1.1 (0.7 to 1.8)	1.1 (0.7 to 1.8)	1.1 (0.7 to 1.8)	1.1 (0.7 to 1.8)	24.4 (14.6 to 35.2)
Multidrug-resistant tuberculosis without extensive drug resistance	0 (0 to 0)	0 (0 to 0)	0 (0 to 0)	0 (0 to 0)	0 (0 to 0)	0 (0 to 0)	0 (0 to 0)	0 (0 to 0)	0 (0 to 0)	0 (0 to 0)	0 (0 to 0)	0 (0 to 0)	0 (0 to 0)	0 (0 to 0)	0 (0 to 0)	0 (0 to 0)	0 (0 to 0)	0 (0 to 0)	0 (0 to 0)	0 (0 to 0)	0 (0 to 0)	0 (0 to 0)	0 (0 to 0)	0.6 (0 to 1.5)
Extensively drug-resistant tuberculosis	0 (0 to 0)	0 (0 to 0)	0 (0 to 0)	0 (0 to 0)	0 (0 to 0)	0 (0 to 0)	0 (0 to 0)	0 (0 to 0)	0 (0 to 0)	0 (0 to 0)	0 (0 to 0)	0 (0 to 0)	0 (0 to 0)	0 (0 to 0)	0 (0 to 0)	0 (0 to 0)	0 (0 to 0)	0 (0 to 0)	0 (0 to 0)	0 (0 to 0)	0 (0 to 0)	0 (0 to 0)	0 (0 to 0)	0.2 (0 to 0.5)
Lower respiratory infections	3.6 (2.5 to 5.1)	2.5 (1.4 to 3.5)	9.5 (4.4 to 16.5)	19.3 (9.5 to 32.5)	10.4 (1.9 to 9.4)	9.2 (1.3 to 2.2)	9.3 (1.9 to 9.4)	8.8 (2.9 to 6.6)	9.4 (2.9 to 6.6)	9.6 (4.8 to 10.7)	9.6 (7.2 to 15.3)	9.6 (9.2 to 18.5)	9.6 (9.2 to 18.5)	9.6 (9.2 to 18.5)	9.6 (9.2 to 18.5)	9.6 (9.2 to 18.5)	9.6 (9.2 to 18.5)	9.6 (9.2 to 18.5)	9.6 (9.2 to 18.5)	9.6 (9.2 to 18.5)	9.6 (9.2 to 18.5)	9.6 (9.2 to 18.5)	854 (713.1 to 1,000)
Upper respiratory infections	0 (0 to 0)	0.1 (0.1 to 0.2)	0.4 (0.1 to 4.1)	0.7 (0.4 to 2.2)	0.2 (0.2 to 17.4)	0.1 (0.2 to 17.4)	0.1 (0.2 to 17.4)	0.2 (0.2 to 17.4)	0.4 (0.2 to 17.4)	0.7 (0.2 to 17.4)	0.9 (0.2 to 17.4)	1.1 (0.2 to 17.4)	1.2 (0.2 to 17.4)	1.3 (0.2 to 17.4)	1.4 (0.2 to 17.4)	1.5 (0.2 to 17.4)	1.6 (0.2 to 17.4)	1.7 (0.2 to 17.4)	1.8 (0.2 to 17.4)	1.8 (0.2 to 17.4)	1.8 (0.2 to 17.4)	1.8 (0.2 to 17.4)	123 (0.2 to 17.4)
Otitis media	0 (0 to 0)	0 (0 to 0)	0 (0 to 0.7)	0.8 (1.4 to 5.3)	0.8 (1.5 to 4.8)	0.8 (0.8 to 3)	1.7 (0.7 to 2.6)	1.4 (0.7 to 1.7)	1.7 (0.8 to 3.2)	1.6 (0.7 to 3.1)	1.6 (0.7 to 3)	1.6 (0.7 to 3)	1.6 (0.7 to 3)	1.6 (0.7 to 3)	1.6 (0.7 to 3)	1.6 (0.7 to 3)	1.6 (0.7 to 3)	1.6 (0.7 to 3)	1.6 (0.7 to 3)	1.6 (0.7 to 3)	1.6 (0.7 to 3)	1.6 (0.7 to 3)	25.4 (14.9 to 37.2)
Enteric infections	0.7 (0.1 to 0.3)	0 (0 to 0.1)	0 (0.2 to 11.4)	10.4 (7.4 to 20.7)	0.9 (0.7 to 11.8)	0.4 (0.3 to 2.6)	0.3 (0.2 to 2.6)	0.3 (0.2 to 2.6)	0.3 (0.2 to 2.6)	0.3 (0.2 to 2.6)	0.3 (0.2 to 2.6)	0.3 (0.2 to 2.6)	0.3 (0.2 to 2.6)	0.3 (0.2 to 2.6)	0.3 (0.2 to 2.6)	0.3 (0.2 to 2.6)	0.3 (0.2 to 2.6)	0.3 (0.2 to 2.6)	0.3 (0.2 to 2.6)	0.3 (0.2 to 2.6)	0.3 (0.2 to 2.6)	0.3 (0.2 to 2.6)	97.7 (57.5 to 141.4)
Diarrheal diseases	0.2 (0.1 to 0.3)	0.7 (0.5 to 0.9)	5 (1.1 to 11.4)	10.4 (7.4 to 20.5)	0.9 (0.7 to 11.8)	0.4 (0.3 to 2.6)	0.3 (0.2 to 2.6)	0.3 (0.2 to 2.6)	0.3 (0.2 to 2.6)	0.3 (0.2 to 2.6)	0.3 (0.2 to 2.6)	0.3 (0.2 to 2.6)	0.3 (0.2 to 2.6)	0.3 (0.2 to 2.6)	0.3 (0.2 to 2.6)	0.3 (0.2 to 2.6)	0.3 (0.2 to 2.6)	0.3 (0.2 to 2.6)	0.3 (0.2 to 2.6)	0.3 (0.2 to 2.6)	0.3 (0.2 to 2.6)	0.3 (0.2 to 2.6)	96.9 (56.9 to 140.1)
Typhoid and paraphoid	0 (0 to 0)	0 (0 to 0)	0 (0 to 0)	0 (0 to 0)	0 (0 to 0)	0 (0 to 0)	0 (0 to 0)	0 (0 to 0)	0 (0 to 0)	0 (0 to 0)	0 (0 to 0)	0 (0 to 0)	0 (0 to 0)	0 (0 to 0)	0 (0 to 0)	0 (0 to 0)	0 (0 to 0)	0 (0 to 0)	0 (0 to 0)	0 (0 to 0)	0 (0 to 0)	0 (0 to 0)	0 (0 to 0)	0 (0 to 0)
Typhoid fever	0 (0 to 0)	0 (0 to 0)	0 (0 to 0)	0 (0 to 0)	0 (0 to 0)	0 (0 to 0)	0 (0 to 0)	0 (0 to 0)	0 (0 to 0)	0 (0 to 0)	0 (0 to 0)	0 (0 to 0)	0 (0 to 0)	0 (0 to 0)	0 (0 to 0)	0 (0 to 0)	0 (0 to 0)	0 (0 to 0)	0 (0 to 0)	0 (0 to 0)	0 (0 to 0)	0 (0 to 0)	0 (0 to 0)	0 (0 to 0)
Paratyphoid fever	0 (0 to 0)	0 (0 to 0)	0 (0 to 0)	0 (0 to 0)	0 (0 to 0)	0 (0 to 0)	0 (0 to 0)	0 (0 to 0)	0 (0 to 0)	0 (0 to 0)	0 (0 to 0)	0 (0 to 0)	0 (0 to 0)	0 (0 to 0)	0 (0 to 0)	0 (0 to 0)	0 (0 to 0)	0 (0 to 0)	0 (0 to 0)	0 (0 to 0)	0 (0 to 0)	0 (0 to 0)	0 (0 to 0)	0 (0 to 0)
Invasive Non-typhoidal Salmonella (iNTS)	0 (0 to 0)	0 (0 to 0)	0 (0 to 0)	0 (0 to 0)	0 (0 to 0)	0 (0 to 0)	0 (0 to 0)	0 (0 to 0)	0 (0 to 0)	0 (0 to 0)	0 (0 to 0)	0 (0 to 0)	0 (0 to 0)	0 (0 to 0)	0 (0 to 0)	0 (0 to 0)	0 (0 to 0)	0 (0 to 0)	0 (0 to 0)	0 (0 to 0)	0 (0 to 0)	0 (0 to 0)	0 (0 to 0)	0.5 (0 to 1.2)
Other intestinal infectious diseases	0 (0 to 0)	0 (0 to 0)	0 (0 to 0)	0 (0 to 0)	0 (0 to 0)	0 (0 to 0)	0 (0 to 0)	0 (0 to 0)	0 (0 to 0)	0 (0 to 0)	0 (0 to 0)	0 (0 to 0)	0 (0 to 0)	0 (0 to 0)	0 (0 to 0)	0 (0 to 0)	0 (0 to 0)	0 (0 to 0)	0 (0 to 0)	0 (0 to 0)	0 (0 to 0)	0 (0 to 0)	0 (0 to 0)	0.2 (0 to 0.5)
Neglected tropical diseases and malaria	0 (0 to 0)	0.1 (0 to 0.3)	0.2 (0 to 0.6)	0.6 (0 to 2.3)	0.6 (0 to 2.4)	0.4 (0 to 2.1)	0.3 (0 to 2.1)	0.3 (0 to 2.1)	0.3 (0 to 2.1)	0.3 (0 to 2.1)	0.3 (0 to 2.1)	0.3 (0 to 2.1)	0.3 (0 to 2.1)	0.3 (0 to 2.1)	0.3 (0 to 2.1)	0.3 (0 to 2.1)	0.3 (0 to 2.1)	0.3 (0 to 2.1)	0.3 (0 to 2.1)	0.3 (0 to 2.1)	0.3 (0 to 2.1)	0.3 (0 to 2.1)	3.3 (1.9 to 5.1)
Malaria	0 (0 to 0)	0 (0 to 0)	0 (0 to 0)	0 (0 to 0)	0 (0 to 0)	0 (0 to 0)	0 (0 to 0)	0 (0 to 0)	0 (0 to 0)	0 (0 to 0)	0 (0 to 0)	0 (0 to 0)	0 (0 to 0)	0 (0 to 0)	0 (0 to 0)	0 (0 to 0)	0 (0 to 0)	0 (0 to 0)	0 (0 to 0)	0 (0 to 0)	0 (0 to 0)	0 (0 to 0)	0 (0 to 0)	0 (0 to 0)
Chagas disease	0 (0 to 0)	0 (0 to 0)	0 (0 to 0)	0 (0 to 0)	0 (0 to 0)	0 (0 to 0)	0 (0 to 0)	0 (0 to 0)	0 (0 to 0)	0 (0 to 0)	0 (0 to 0)	0 (0 to 0)	0 (0 to 0)	0 (0 to 0)	0 (0 to 0)	0 (0 to 0)	0 (0 to 0)	0 (0 to 0)	0 (0 to 0)	0 (0 to 0)	0 (0 to 0)	0 (0 to 0)	0 (0 to 0)	0 (0 to 0)
Leishmaniasis	0 (0 to 0)	0 (0 to 0)	0 (0 to 0)	0 (0 to 0)	0 (0 to 0)	0 (0 to 0)	0 (0 to 0)	0 (0 to 0)	0 (0 to 0)	0 (0 to 0)	0 (0 to 0)	0 (0 to 0)	0 (0 to 0)	0 (0 to 0)	0 (0 to 0)	0 (0 to 0)	0 (0 to 0)	0 (0 to 0)	0 (0 to 0)	0 (0 to 0)	0 (0 to 0)	0 (0 to 0)	0 (0 to 0)	0 (0 to 0)
Visceral leishmaniasis	0 (0 to 0)	0 (0 to 0)	0 (0 to 0)	0 (0 to 0)	0 (0 to 0)	0 (0 to 0)	0 (0 to 0)	0 (0 to 0)	0 (0 to 0)	0 (0 to 0)	0 (0 to 0)	0 (0 to 0)	0 (0 to 0)	0 (0 to 0)	0 (0 to 0)	0 (0 to 0)	0 (0 to 0)	0 (0 to 0)	0 (0 to 0)	0 (0 to 0)	0 (0 to 0)	0 (0 to 0)	0 (0 to 0)	0 (0 to 0)
Cutaneous and mucocutaneous leishmaniasis	0 (0 to 0)	0 (0 to 0)	0 (0 to 0)	0 (0 to 0)	0 (0 to 0)	0 (0 to 0)	0 (0 to 0)	0 (0 to 0)	0 (0 to 0)	0 (0 to 0)	0 (0 to 0)	0 (0 to 0)	0 (0 to 0)	0 (0 to 0)	0 (0 to 0)	0 (0 to 0)	0 (0 to 0)	0 (0 to 0)	0 (0 to 0)	0 (0 to 0)	0 (0 to 0)	0 (0 to 0)	0 (0 to 0)	0 (0 to 0)
African trypanosomiasis	0 (0 to 0)	0 (0 to 0)	0 (0 to 0)	0 (0 to 0)	0 (0 to 0)	0 (0 to 0)	0 (0 to 0)	0 (0 to 0)	0 (0 to 0)	0 (0 to 0)	0 (0 to 0)	0 (0 to 0)	0 (0 to 0)	0 (0 to 0)	0 (0 to 0)	0 (0 to 0)	0 (0 to 0)	0 (0 to 0)	0 (0 to 0)	0 (0 to 0)	0 (0 to 0)	0 (0 to 0)	0 (0 to 0)	0 (0 to 0)
Schistosomiasis	0 (0 to 0)	0 (0 to 0)	0 (0 to 0)	0 (0 to 0)	0 (0 to 0)	0 (0 to 0)	0 (0 to 0)	0 (0 to 0)	0 (0 to 0)	0 (0 to 0)	0 (0 to 0)	0 (0 to 0)	0 (0 to 0)	0 (0 to 0)	0 (0 to 0)	0 (0 to 0)	0 (0 to 0)	0 (0 to 0)	0 (0 to 0)	0 (0 to 0)	0 (0 to 0)	0 (0 to 0)	0 (0 to 0)	0 (0 to 0)
Cysticercosis	0 (0 to 0)	0 (0 to 0)	0 (0 to 0)	0 (0 to 0)	0 (0 to 0)	0 (0 to 0)	0 (0 to 0)	0 (0 to 0)	0 (0 to 0)	0 (0 to 0)	0 (0 to 0)	0 (0 to 0)	0 (0 to 0)	0 (0 to 0)	0 (0 to 0)	0 (0 to 0)	0 (0 to 0)	0 (0 to 0)	0 (0 to 0)	0 (0 to 0)	0 (0 to 0)	0 (0 to 0)	0 (0 to 0)	0 (0 to 0)
Cystic echinococcosis	0 (0 to 0)	0 (0 to 0)	0 (0 to 0)	0 (0 to 0)	0 (0 to 0)	0 (0 to 0)	0 (0 to 0)	0 (0 to 0)	0 (0 to 0)	0 (0 to 0)	0 (0 to 0)	0 (0 to 0)	0 (0 to 0)	0 (0 to 0)	0 (0 to 0)	0 (0 to 0)	0 (0 to 0)	0 (0 to 0)	0 (0 to 0)	0 (0 to 0)	0 (0 to 0)	0 (0 to 0)	0 (0 to 0)	0 (0 to 0)
Lymphatic filariasis	0 (0 to 0)	0 (0 to 0)	0 (0 to 0)	0 (0 to 0)	0 (0 to 0)	0 (0 to 0)	0 (0 to 0)	0 (0 to 0)	0 (0 to 0)	0 (0 to 0)	0 (0 to 0)	0 (0 to 0)	0 (0 to 0)	0 (0 to 0)	0 (0 to 0)	0 (0 to 0)	0 (0 to 0)	0 (0 to 0)	0 (0 to 0)	0 (0 to 0)	0 (0 to 0)	0 (0 to 0)	0 (0 to 0)	0 (0 to 0)
Onchocerciasis	0 (0 to 0)	0 (0 to 0)	0 (0 to 0)	0 (0 to 0)	0 (0 to 0)	0 (0 to 0)	0 (0 to 0)	0 (0 to 0)	0 (0 to 0)	0 (0 to 0)	0 (0 to 0)	0 (0 to 0)	0 (0 to 0)	0 (0 to 0)	0 (0 to 0)	0 (0 to 0)	0 (0 to 0)	0 (0 to 0)	0 (0 to 0)	0 (0 to 0)	0 (0 to 0)	0 (0 to 0)	0 (0 to 0)	0 (0 to 0)
Trachoma	0 (0 to 0)	0 (0 to 0)	0 (0 to 0)	0 (0 to 0)	0 (0 to 0)	0 (0 to 0)	0 (0 to 0)	0 (0 to 0)	0 (0 to 0)	0 (0 to 0)	0 (0 to 0)	0 (0 to 0)	0 (0 to 0)	0 (0 to 0)	0 (0 to 0)	0 (0 to 0)	0 (0 to 0)	0 (0 to 0)	0 (0 to 0)	0 (0 to 0)	0 (0 to 0)	0 (0 to 0)	0 (0 to 0)	0 (0 to 0)
Dengue	0 (0 to 0)	0 (0 to 0)	0 (0 to 0)	0 (0 to 0)	0 (0 to 0)	0 (0 to 0)	0 (0 to 0)	0 (0 to 0)	0 (0 to 0)	0 (0 to 0)	0 (0 to 0)	0 (0 to 0)	0 (0 to 0)	0 (0 to 0)	0 (0 to 0)	0 (0 to 0)	0 (0 to 0)	0 (0 to 0)	0 (0 to 0)	0 (0 to 0)	0 (0 to 0)	0 (0 to 0)	0 (0 to 0)	0 (0 to 0)
Yellow fever	0 (0 to 0)	0 (0 to 0)	0 (0 to 0)	0 (0 to 0)	0 (0 to 0)	0 (0 to 0)	0 (0 to 0)	0 (0 to 0)	0 (0 to 0)	0 (0 to 0)	0 (0 to 0)	0 (0 to 0)	0 (0 to 0)	0 (0 to 0)	0 (0 to 0)	0 (0 to 0)	0 (0 to 0)	0 (0 to 0)	0 (0 to 0)	0 (0 to 0)	0 (0 to 0)	0 (0 to 0)	0 (0 to 0)	0 (0 to 0)
Rabies	0 (0 to 0)	0 (0 to 0)	0 (0 to 0)	0 (0 to 0)	0 (0 to 0)	0 (0 to 0)	0 (0 to 0)	0 (0 to 0)	0 (0 to 0)	0 (0 to 0)	0 (0 to 0)	0 (0 to 0)	0 (0 to 0)	0 (0 to 0)	0 (0 to 0)	0 (0 to 0)	0 (0 to 0)	0 (0 to 0)	0 (0 to 0)	0 (0 to 0)	0 (0 to 0)	0 (0 to 0)	0 (0 to 0)	0 (0 to 0)
Intestinal nematode infections	0 (0 to 0)	0 (0 to 0)	0 (0 to 0)	0 (0 to 0)	0 (0 to 0)	0 (0 to 0)	0 (0 to 0)	0 (0 to 0)	0 (0 to 0)	0 (0 to 0)	0 (0 to 0)	0 (0 to 0)	0 (0 to 0)	0 (0 to 0)	0 (0 to 0)	0 (0 to 0)	0 (0 to 0)	0 (0 to 0)	0 (0 to 0)	0 (0 to 0)	0 (0 to 0)	0 (0 to 0)	0 (0 to 0)	0 (0 to 0)
Ascariasis	0 (0 to 0)	0 (0 to 0)	0 (0 to 0)	0 (0 to 0)	0 (0 to 0)	0 (0 to 0)	0 (0 to 0)	0 (0 to 0)	0 (0 to 0)	0 (0 to 0)	0 (0 to 0)	0 (0 to 0)	0 (0 to 0)	0 (0 to 0)	0 (0 to 0)	0 (0 to 0)	0 (0 to 0)	0 (0 to 0)	0 (0 to 0)	0 (0 to 0)	0 (0 to 0)	0 (0 to 0)	0 (0 to 0)	0 (0 to 0)
Trichuriasis	0 (0 to 0)	0 (0 to 0)	0 (0 to 0)	0 (0 to 0)	0 (0 to 0)	0 (0 to 0)	0 (0 to 0)	0 (0 to 0)	0 (0 to 0)	0 (0 to 0)	0 (0 to 0)	0 (0 to 0)	0 (0 to 0)	0 (0 to 0)	0 (0 to 0)	0 (0 to 0)	0 (0 to 0)	0 (0 to 0)	0 (0 to 0)	0 (0 to 0)	0 (0 to 0)	0 (0 to 0)	0 (

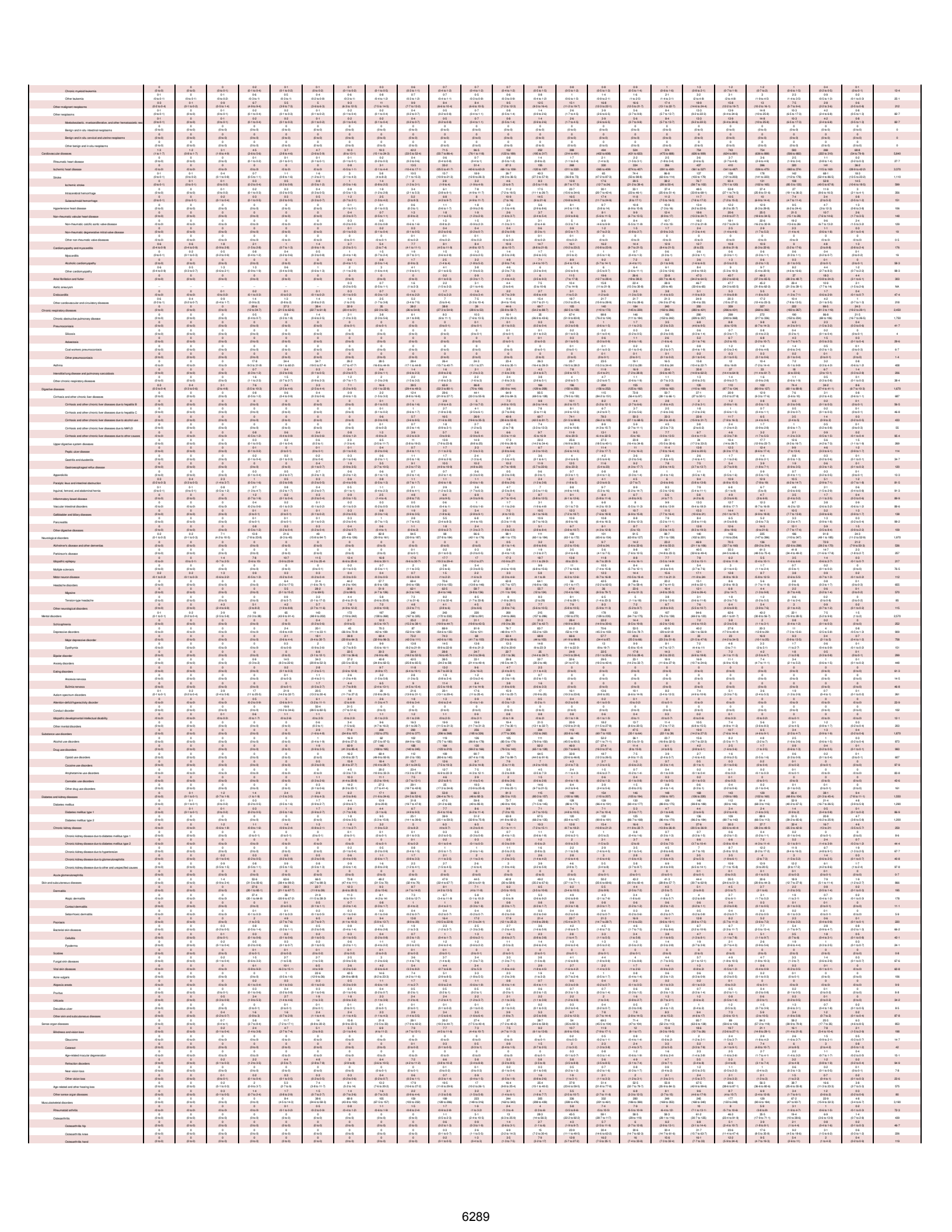

Osteoarthritis other	0 (0 to 0)	0 (0 to 0)	0 (0 to 0)	0 (0 to 0)	0 (0 to 0)	0 (0 to 0)	0 (0 to 0)	0 (0 to 0)	0 (0 to 0)	0 (0 to 1)	0.4 (0 to 1)	1-2 (0 to 3)	2-7 (1 to 5)	4-4 (2 to 9)	5-8 (2 to 12)	4 (2 to 7)	6-1 (3 to 12)	6-6 (3 to 13)	5-4 (2 to 10)	4-5 (2 to 9)	2-7 (1 to 5)	1-1 (0 to 2)	0.2 (0 to 1)	47-1
Low back pain	0 (0 to 0)	0 (0 to 0)	0 (0 to 0)	0 (0 to 0)	5-7 (2 to 10)	20 (12 to 31)	29 (20 to 42)	40 (29 to 54)	61 (46 to 81)	87.6 (52 to 136)	113 (59 to 192)	113 (67 to 172)	120 (74 to 184)	146 (87 to 227)	158 (98 to 239)	131 (81 to 202)	121 (75 to 184)	132 (82 to 198)	131 (82 to 193)	118 (73 to 178)	99.5 (61 to 150)	84 (51 to 127)	36 (20 to 58)	1,460
Neck pain	0 (0 to 0)	0 (0 to 0)	0 (0 to 0)	2-4 (0 to 5)	11-9 (6 to 20)	19-9 (9 to 34)	29 (15 to 45)	33.2 (19 to 51)	47.2 (23.7 to 69)	52.2 (28 to 82)	58.4 (30 to 92)	58.4 (30 to 92)	68.4 (35 to 102)	68.4 (35 to 102)	72.6 (37 to 109)	57.6 (27 to 100)	45.2 (23 to 77)	38.2 (20 to 66)	33.5 (16 to 60)	24.2 (12 to 42)	16.8 (9 to 30)	9.1 (4 to 16)	3.2 (1 to 6)	0.1 (0 to 1)	1,460
Gout	0 (0 to 0)	0 (0 to 0)	0 (0 to 0)	0 (0 to 0)	0 (0 to 0)	0 (0 to 0)	0 (0 to 0)	0 (0 to 0)	0 (0 to 0)	0 (0 to 1)	0.2 (0 to 1)	0.4 (0 to 2)	1-1 (0 to 3)	1-1 (0 to 3)	1-1 (0 to 3)	1-1 (0 to 3)	1-1 (0 to 3)	1-1 (0 to 3)	1-1 (0 to 3)	1-1 (0 to 3)	0.9 (0 to 2)	0.5 (0 to 1)	0.2 (0 to 1)	0.1 (0 to 0)	60.2
Other musculoskeletal disorders	0 (0 to 0)	0 (0 to 0)	0 (0 to 0)	0-2 (0 to 1)	0-3 (0 to 2)	6-8 (2.7 to 12)	19-6 (9.9 to 31)	39-6 (21 to 59)	45-7 (26.7 to 70)	45-7 (27.4 to 73)	46-2 (25.7 to 73)	46-2 (25.7 to 73)	54-3 (32.1 to 82)	59-6 (31.9 to 92)	51-4 (28.2 to 83)	40-2 (20.7 to 68)	33-8 (17.5 to 64)	31-9 (15.8 to 64)	29-2 (11.9 to 61)	15-5 (5.5 to 37.9)	7-1 (2.6 to 19)	2-7 (1 to 7)	0-7 (0.3 to 1.1)	327
Other non-communicable diseases	138 (77.6 to 195)	39.2 (27.3 to 53.3)	50.4 (34.5 to 69)	42.9 (32.3 to 77.8)	37 (24.6 to 49.6)	34.5 (23.1 to 46.7)	35.2 (22.9 to 47.7)	40.6 (21.9 to 57.3)	51.3 (27.5 to 69.4)	57.7 (40.3 to 79.4)	59.2 (42 to 82.2)	59.2 (42 to 82.2)	60.2 (47.9 to 81.4)	58.6 (44 to 126)	59.4 (31.9 to 92.1)	110 (77.8 to 153)	122 (85.7 to 171)	122 (85.5 to 168)	108 (66.9 to 175)	127 (97.8 to 197)	107 (77.6 to 143)	89.5 (64.8 to 114)	56.8 (42.1 to 72.4)	20.6 (13.7 to 34.5)	4.7 (2.9 to 8)	1,680
Congenital birth defects	104 (73.6 to 153)	33.7 (22.5 to 48.1)	59.7 (40 to 84)	42.4 (28.5 to 59.8)	20 (13.1 to 28.6)	16.8 (12.4 to 22.6)	16.4 (12.3 to 22)	15.7 (11.5 to 20.4)	15.4 (11.4 to 21.6)	13.8 (10.3 to 19)	12.3 (9.2 to 16.9)	11.4 (8.3 to 14.6)	12.4 (9.4 to 16.3)	10.2 (7.6 to 14.2)	11.3 (7.9 to 15.4)	12.5 (9 to 17)	5.5 (3.4 to 7.7)	1.9 (1.1 to 2.9)	1.2 (0.7 to 1.8)	0.8 (0.5 to 1.2)	0.4 (0.2 to 0.6)	0.1 (0 to 0.2)	0 (0 to 0)	415
Neural tube defects	4.7 (2.7 to 7.8)	1.6 (0.7 to 3.1)	3.2 (1.5 to 6.7)	3.9 (2 to 7.2)	0.5 (0.3 to 0.7)	0.5 (0.3 to 0.8)	0.5 (0.3 to 0.9)	0.6 (0.4 to 1)	0.6 (0.3 to 1.1)	0.5 (0.3 to 0.7)	0.4 (0.2 to 0.6)	0.3 (0.2 to 0.5)	0.2 (0.1 to 0.4)	0.2 (0.1 to 0.3)	0.1 (0 to 0.1)	0.1 (0 to 0.1)	0.1 (0 to 0.1)	0.1 (0 to 0.1)	0.1 (0 to 0.1)	0 (0 to 0)	0 (0 to 0)	0 (0 to 0)	0 (0 to 0)	18
Congenital heart anomalies	28.3 (17.1 to 53.4)	16.4 (10.4 to 25.7)	22 (12.7 to 39.8)	10.8 (6.6 to 16.8)	3.6 (2.4 to 5)	3.1 (2 to 5)	4.3 (2.4 to 6.7)	4.3 (2.4 to 6.7)	4.2 (2.4 to 7.4)	2.4 (1.4 to 3.2)	3.6 (2.2 to 5.2)	3.4 (2.3 to 4.9)	3.4 (2.2 to 4.8)	3.4 (2.2 to 4.8)	3.5 (1.8 to 5.2)	2.6 (1.3 to 4.4)	2.5 (1.2 to 4.2)	1.4 (0.6 to 2.3)	0.9 (0.4 to 2.1)	0.1 (0 to 0.3)	0.1 (0 to 0.3)	0.1 (0 to 0.1)	0 (0 to 0)	120
Orofacial clefts	0 (0 to 0)	0 (0 to 0)	0.2 (0 to 0.3)	0.3 (0 to 0.6)	0.2 (0 to 0.4)	0.2 (0 to 0.4)	0.2 (0 to 0.4)	0.2 (0 to 0.4)	0.2 (0 to 0.5)	0.2 (0 to 0.4)	0.2 (0 to 0.4)	0.2 (0 to 0.4)	0.2 (0 to 0.4)	0.2 (0 to 0.4)	0.2 (0 to 0.4)	0.2 (0 to 0.4)	0.1 (0 to 0.3)	0.1 (0 to 0.2)	0.1 (0 to 0.2)	0.1 (0 to 0.1)	0 (0 to 0.1)	0 (0 to 0.1)	0 (0 to 0)	3-1
Down syndrome	1-5 (0.4 to 2.7)	0.4 (0.2 to 0.7)	1-2 (0.4 to 2.2)	1-3 (0.4 to 3)	1-1 (0.5 to 1.5)	0.9 (0.4 to 1.5)	1-1 (0.6 to 1.5)	1-1 (0.7 to 1.7)	1-4 (0.8 to 2.1)	1-2 (0.6 to 1.8)	1-1 (0.7 to 1.7)	1-1 (0.7 to 1.6)	1-6 (1 to 2.3)	2-8 (1.5 to 4.5)	3-4 (1.8 to 5.2)	2-7 (1.2 to 4.6)	1-2 (0.5 to 2.1)	0.8 (0.3 to 1.6)	0.5 (0.2 to 1.1)	0.3 (0.1 to 0.6)	0.1 (0 to 0.3)	0 (0 to 0.1)	0 (0 to 0)	25
Turner syndrome	0 (0 to 0)	0 (0 to 0)	0 (0 to 0)	0 (0 to 0)	0 (0 to 0)	0 (0 to 0)	0 (0 to 0)	0 (0 to 0)	0 (0 to 0)	0 (0 to 0)	0 (0 to 0)	0 (0 to 0)	0 (0 to 0)	0 (0 to 0)	0 (0 to 0)	0 (0 to 0)	0 (0 to 0)	0 (0 to 0)	0 (0 to 0)	0 (0 to 0)	0 (0 to 0)	0 (0 to 0)	0 (0 to 0)	0 (0 to 0)	0
Klinefelter syndrome	0 (0 to 0)	0 (0 to 0)	0 (0 to 0)	0 (0 to 0)	0 (0 to 0)	0 (0 to 0)	0 (0 to 0)	0 (0 to 0)	0 (0 to 0)	0 (0 to 0)	0 (0 to 0)	0 (0 to 0)	0 (0 to 0)	0 (0 to 0)	0 (0 to 0)	0 (0 to 0)	0 (0 to 0)	0 (0 to 0)	0 (0 to 0)	0 (0 to 0)	0 (0 to 0)	0 (0 to 0)	0 (0 to 0)	0 (0 to 0)	0-3
Other chromosomal abnormalities	7.9 (3.7 to 22.3)	2.6 (1.3 to 6.4)	6.3 (2.5 to 12.3)	4 (2.5 to 6.2)	2.4 (1.5 to 3.8)	2.1 (1.3 to 3.2)	2 (1.2 to 3.1)	1.9 (1.2 to 2.8)	1.8 (1.1 to 2.8)	1.7 (1.1 to 2.5)	1.5 (1 to 2.2)	1.2 (0.8 to 1.6)	1.3 (0.8 to 2)	1 (0.6 to 1.5)	0.7 (0.4 to 1.2)	0.4 (0.2 to 0.6)	0.3 (0.1 to 0.4)	0.1 (0 to 0.2)	0.1 (0 to 0.2)	0 (0 to 0)	0 (0 to 0)	0 (0 to 0)	0 (0 to 0)	39-1
Congenital musculoskeletal and limb anomalies	3.7 (2.2 to 5.2)	2.3 (0.9 to 1.4)	7.5 (4.7 to 11.4)	9.6 (5.9 to 14.6)	5.4 (3.5 to 8.4)	5.4 (3.5 to 8.4)	5.2 (3 to 7.8)	5.2 (3.4 to 8)	4.1 (2.4 to 6)	3.8 (2.5 to 5.4)	3.4 (2.2 to 5)	3.2 (2.1 to 4.8)	3.5 (2.1 to 5.2)	2.3 (1.4 to 3.5)	2.1 (1.2 to 3.2)	2.1 (1.2 to 3.2)	1.6 (0.9 to 2.5)	0.9 (0.4 to 1.5)	0.4 (0.2 to 0.6)	0.2 (0.1 to 0.3)	0.1 (0 to 0.2)	0 (0 to 0)	0 (0 to 0)	73-2
Urogenital congenital anomalies	10.4 (5.7 to 18.2)	1.3 (0.7 to 2.5)	3 (1.5 to 5.4)	1.2 (0.7 to 1.8)	0.7 (0.3 to 1.2)	0.5 (0.2 to 0.9)	0.3 (0.2 to 0.5)	0.3 (0.2 to 0.5)	0.2 (0.2 to 0.3)	0.2 (0.1 to 0.3)	0.2 (0 to 0.3)	0.1 (0.1 to 0.2)	0.1 (0 to 0.2)	0.1 (0 to 0.2)	0.1 (0 to 0.1)	0 (0 to 0.1)	0 (0 to 0.1)	0 (0 to 0.1)	0 (0 to 0.1)	0 (0 to 0)	0 (0 to 0)	0 (0 to 0)	0 (0 to 0)	18
Digestive congenital anomalies	6.7 (4.2 to 9.4)	2.1 (1.4 to 4.4)	3.2 (2.3 to 9.7)	1.1 (0.8 to 1.5)	0.7 (0.7 to 1.6)	0.6 (0.2 to 0.9)	0.6 (0.2 to 0.9)	0.6 (0.2 to 0.9)	0.5 (0.2 to 0.8)	0.5 (0.2 to 0.8)	0.5 (0.2 to 0.8)	0.5 (0.2 to 0.8)	0.5 (0.2 to 0.8)	0.5 (0.2 to 0.8)	0.5 (0.2 to 0.8)	0.5 (0.2 to 0.8)	0.5 (0.2 to 0.8)	0.5 (0.2 to 0.8)	0.5 (0.2 to 0.8)	0.5 (0.2 to 0.8)	0.5 (0.2 to 0.8)	0.5 (0.2 to 0.8)	0.5 (0.2 to 0.8)	39-6
Other congenital birth defects	18.7 (10.2 to 31.3)	7.5 (3.4 to 15.1)	7.5 (3.2 to 16.9)	5.2 (2.5 to 9.5)	2.6 (0.9 to 5.4)	2.6 (0.9 to 5.4)	2.6 (0.7 to 4.9)	2.6 (0.7 to 4.9)	2.6 (1.1 to 4.9)	2.6 (1.1 to 4.9)	2.6 (1.1 to 4.9)	2.6 (1.1 to 4.9)	2.6 (1.1 to 4.9)	2.6 (1.1 to 4.9)	2.6 (1.1 to 4.9)	2.6 (0.9 to 2.8)	2.6 (0.7 to 2.4)	2.6 (0.5 to 1.8)	2.6 (0.5 to 1.8)	2.6 (0.5 to 1.8)	2.6 (0.5 to 1.8)	2.6 (0.5 to 1.8)	2.6 (0.5 to 1.8)	91-5
Urinary diseases and male infertility	0-1 (0 to 0.2)	0-1 (0 to 0.2)	0-4 (0 to 0.7)	0-4 (0 to 0.7)	0-4 (0 to 0.5)	0-4 (0 to 0.5)	0-5 (0 to 0.6)	2-3 (0 to 0.6)	2-3 (1 to 0.8)	4-6 (2 to 1.2)	4-6 (2 to 1.2)	4-6 (2 to 1.2)	4-6 (2 to 1.2)	4-6 (2 to 1.2)	4-6 (2 to 1.2)	4-3 (2 to 1.2)	3-8 (1 to 1.2)	3-8 (1 to 1.2)	3-8 (1 to 1.2)	3-8 (1 to 1.2)	3-8 (1 to 1.2)	3-8 (1 to 1.2)	3-8 (1 to 1.2)	3-8 (1 to 1.2)	279
Urolithiasis	0 (0 to 0)	0 (0 to 0)	0 (0 to 0)	0 (0 to 0)	0-1 (0 to 0.1)	0-1 (0 to 0.1)	0-1 (0 to 0.1)	0-1 (0 to 0.4)	0-1 (0 to 0.4)	0-1 (0 to 1)	0-1 (0 to 1)	0-1 (0 to 1)	0-1 (0 to 1)	0-1 (0 to 1)	0-1 (0 to 1)	0-1 (0 to 1)	0-1 (0 to 1)	0-1 (0 to 1)	0-1 (0 to 1)	0-1 (0 to 1)	0-1 (0 to 1)	0-1 (0 to 1)	0-1 (0 to 1)	0-1 (0 to 1)	17-6
Benign prostatic hyperplasia	0 (0 to 0)	0 (0 to 0)	0 (0 to 0)	0 (0 to 0)	0 (0 to 0)	0 (0 to 0)	0 (0 to 0)	0 (0 to 0)	0 (0 to 0)	0 (0 to 0)	0 (0 to 0)	0 (0 to 0)	0 (0 to 0)	0 (0 to 0)	0 (0 to 0)	0 (0 to 0)	0 (0 to 0)	0 (0 to 0)	0 (0 to 0)	0 (0 to 0)	0 (0 to 0)	0 (0 to 0)	0 (0 to 0)	0 (0 to 0)	110
Male infertility	1-5 (0 to 5)	0 (0 to 0)	0 (0 to 0)	0 (0 to 0)	0 (0 to 0)	0 (0 to 0)	2-5 (0 to 4.5)	2-5 (0 to 4.5)	2-5 (0.6 to 6.5)	2-5 (0.7 to 6.7)	2-5 (0.7 to 6.7)	2-5 (0.7 to 6.7)	2-5 (0.7 to 6.7)	2-5 (0.7 to 6.7)	2-5 (0.7 to 6.7)	2-5 (0.7 to 6.7)	2-5 (0.7 to 6.7)	2-5 (0.7 to 6.7)	2-5 (0.7 to 6.7)	2-5 (0.7 to 6.7)	2-5 (0.7 to 6.7)	2-5 (0.7 to 6.7)	2-5 (0.7 to 6.7)	2-5 (0.7 to 6.7)	12
Other urinary diseases	0-1 (0 to 0.1)	0-1 (0 to 0.2)	0-1 (0 to 0.2)	0-2 (0 to 0.3)	0-1 (0 to 0.2)	0-1 (0 to 0.2)	0-2 (0 to 0.2)	0-2 (0 to 0.2)	0-2 (0 to 0.2)	0-4 (0.2 to 0.8)	0-5 (0.3 to 0.9)	0-6 (0.4 to 1)	0-6 (0.4 to 1)	0-6 (0.4 to 1)	0-6 (0.4 to 1)	0-6 (0.4 to 1)	0-6 (0.4 to 1)	0-6 (0.4 to 1)	0-6 (0.4 to 1)	0-6 (0.4 to 1)	0-6 (0.4 to 1)	0-6 (0.4 to 1)	0-6 (0.4 to 1)	0-6 (0.4 to 1)	14-7
Gynecological diseases	0 (0 to 0)	0 (0 to 0)	0 (0 to 0)	0 (0 to 0)	0 (0 to 0)	0 (0 to 0)	0 (0 to 0)	0 (0 to 0)	0 (0 to 0)	0 (0 to 0)	0 (0 to 0)	0 (0 to 0)	0 (0 to 0)	0 (0 to 0)	0 (0 to 0)	0 (0 to 0)	0 (0 to 0)	0 (0 to 0)	0 (0 to 0)	0 (0 to 0)	0 (0 to 0)	0 (0 to 0)	0 (0 to 0)	0 (0 to 0)	0
Uterine fibroids	0 (0 to 0)	0 (0 to 0)	0 (0 to 0)	0 (0 to 0)	0 (0 to 0)	0 (0 to 0)	0 (0 to 0)	0 (0 to 0)	0 (0 to 0)	0 (0 to 0)	0 (0 to 0)	0 (0 to 0)	0 (0 to 0)	0 (0 to 0)	0 (0 to 0)	0 (0 to 0)	0 (0 to 0)	0 (0 to 0)	0 (0 to 0)	0 (0 to 0)	0 (0 to 0)	0 (0 to 0)	0 (0 to 0)	0 (0 to 0)	0
Polycystic ovarian syndrome	..	..	..	..	..	..	..	..	..	..	..	..	..	..	..	..	..	..	..	..	..	..	..	..	NA
Female infertility	..	..	..	..	..	..	..	..	..	..	..	..	..	..	..	..	..	..	..	..	..	..	..	..	NA
Endometriosis	..	..	..	..	..	..	..	..	..	..	..	..	..	..	..	..	..	..	..	..	..	..	..	..	NA
Genital prolapse	0 (0 to 0)	0 (0 to 0)	0 (0 to 0)	0 (0 to 0)	0 (0 to 0)	0 (0 to 0)	0 (0 to 0)	0 (0 to 0)	0 (0 to 0)	0 (0 to 0)	0 (0 to 0)	0 (0 to 0)	0 (0 to 0)	0 (0 to 0)	0 (0 to 0)	0 (0 to 0)	0 (0 to 0)	0 (0 to 0)	0 (0 to 0)	0 (0 to 0)	0 (0 to 0)	0 (0 to 0)	0 (0 to 0)	0 (0 to 0)	0
Premenstrual syndrome	..	..	..	..	..	..	..	..	..	..	..	..	..	..	..	..	..	..	..	..	..	..	..	..	NA
Other gynecological diseases	0 (0 to 0)	0 (0 to 0)	0 (0 to 0)	0 (0 to 0)	0 (0 to 0)	0 (0 to 0)	0 (0 to 0)	0 (0 to 0)	0 (0 to 0)	0 (0 to 0)	0 (0 to 0)	0 (0 to 0)	0 (0 to 0)	0 (0 to 0)	0 (0 to 0)	0 (0 to 0)	0 (0 to 0)	0 (0 to 0)	0 (0 to 0)	0 (0 to 0)	0 (0 to 0)	0 (0 to 0)	0 (0 to 0)	0 (0 to 0)	0
Hemoglobinopathies and hemolytic anemias	0 (0 to 0)	0-1 (0 to 1.2)	0-3 (0 to 1.2)	1 (0 to 4)	1-4 (0.3 to 7.2)	0-7 (0.2 to 2)	0-6 (0.2 to 1.4)	0-6 (0.3 to 1.7)	0-7 (0.3 to 2.2)	0-7 (0.3 to 2.2)	0-6 (0.2 to 1.7)	0-5 (0.2 to 1.5)	0-5 (0.2 to 1.5)	0-6 (0.2 to 1.6)	0-7 (0.2 to 2)	0-8 (0.3 to 2.2)	0-7 (0.2 to 2)	0-8 (0.4 to 2.1)	0-7 (0.4 to 1.6)	0-8 (0.4 to 1.6)	0-6 (0.2 to 1.2)	0-3 (0.2 to 0.6)	0-1 (0 to 0.2)	14-1
Thalassemias	0 (0 to 0)	0 (0 to 0)	0 (0 to 0)	0 (0 to 0)	0 (0 to 0)	0 (0 to 0)	0 (0 to 0)	0 (0 to 0)	0 (0 to 0)	0 (0 to 0)	0 (0 to 0)	0 (0 to 0)	0 (0 to 0)	0 (0 to 0)	0 (0 to 0)	0 (0 to 0)	0 (0 to 0)	0 (0 to 0)	0 (0 to 0)	0 (0 to 0)	0 (0 to 0)	0 (0 to 0)	0 (0 to 0)	0 (0 to 0)	0-1
Thalassemias trait	0 (0 to 0)	0-1 (0 to 1.2)	0-2 (0 to 2.2)	0-4 (0 to 1)	0-1 (0 to 0.1)	0-2 (0 to 0.1)	0-2 (0 to 0.2)	0-2 (0 to 0.2)	0-1 (0 to 0.3)	0-1 (0 to 0.3)	0-1 (0 to 0.2)	0-1 (0 to 0.2)	0-1 (0 to 0.2)	0-1 (0 to 0.2)	0-1 (0 to 0.2)	0-1 (0 to 0.2)	0-1 (0 to 0.2)	0-1 (0 to 0.2)	0-1 (0 to 0.2)	0-1 (0 to 0.2)	0-1 (0 to 0.2)	0-1 (0 to 0.2)	0-1 (0 to 0.2)	0-1 (0 to 0.2)	1-6
Sickle cell disorders	0 (0 to 0)	0 (0 to 0)	0-1 (0 to 0.2)	0-3 (0 to 0.9)	0-2 (0 to 0.2)	0-2 (0 to 0.2)	0-2 (0 to 0.3)	0-2 (0 to 0.3)	0-2 (0 to 0.3)	0-2 (0 to 0.3)	0-1 (0 to 0.3)	0-1 (0 to 0.3)	0-1 (0 to 0.3)	0-1 (0 to 0.3)	0-1 (0 to 0.3)	0-1 (0 to 0.3)	0-1 (0 to 0.3)	0-1 (0 to 0.3)	0-1 (0 to 0.3)	0-1 (0 to 0.3)	0-1 (0 to 0.3)	0-1 (0 to 0.3)	0-1 (0 to 0.3)	0-1 (0 to 0.3)	1-8
Sickle cell trait	0 (0 to 0)	0 (0 to 0)	0-1 (0 to 0.4)	0-3 (0 to 1.7)	0-4 (0 to 2.8)	0-2 (0 to 1.2)	0-2 (0 to 1.2)	0-2 (0 to 1.2)	0-1 (0 to 0.7)	0-1 (0 to 0.3)	0-1 (0 to 0.3)	0-1 (0 to 0.3)	0-1 (0 to 0.3)	0-1 (0 to 0.3)	0-1 (0 to 0.3)	0-1 (0 to 0.3)	0-1 (0 to 0.3)	0-1 (0 to 0.3)	0-1 (0 to 0.3)	0-1 (0 to 0.3)	0-1 (0 to 0.3)	0-1 (0 to 0.3)	0-1 (0 to 0.3)	0-1 (0 to 0.3)	1-8
G6PD deficiency	0 (0 to 0)	0 (0 to 0)	0 (0 to 0)	0-1 (0 to 0.2)	0 (0 to 0.1)	0-1 (0 to 0.2)	0-1 (0 to 0.2)	0-2 (0 to 0.2)	0-2 (0 to 0.2)	0-2 (0 to 0.2)	0-2 (0 to 0.2)	0-2 (0 to 0.2)	0-2 (0 to 0.2)	0-2 (0 to 0.2)	0-1 (0 to 0.2)	0-1 (0 to 0.2)	0-1 (0 to 0.2)	0-1 (0 to 0.2)	0-1 (0 to 0.2)	0-1 (0 to 0.2)	0-1 (0 to 0.2)	0-1 (0 to 0.2)	0-1 (0 to 0.2)	0-1 (0 to 0.2)	1-9
G6PD trait	0 (0 to 0)	0 (0 to 0)	0 (0 to 0)	0 (0 to 0)	0 (0 to 0)	0 (0 to 0)	0 (0 to 0)	0 (0 to 0)	0 (0 to 0)	0 (0 to 0)	0 (0 to 0)	0 (0 to 0)	0 (0 to 0)	0 (0 to 0)	0 (0 to 0)	0 (0 to 0)	0 (0 to 0)	0 (0 to 0)	0 (0 to 0)	0 (0 to 0)	0 (0 to 0)	0 (0 to 0)	0 (0 to 0)	0 (0 to 0)	0
Other hemoglobinopathies and hemolytic anemias	0 (0 to 0)	0-1 (0 to 0.2)	0-2 (0 to 1.4)	0-3 (0 to 2.2)	0-3 (0 to 1.1)	0-3 (0 to 1.1)	0-2 (0 to 0.9)	0-2 (0 to 0.9)	0-2 (0 to 0.8)	0-3 (0 to 1.2)	0-3 (0 to 1.3)	0-3 (0 to 1.5)	0-2 (0 to 1.2)	0-3 (0 to 1.4)	0-3 (0 to 1.4)	0-3 (0 to 1.4)	0-4 (0 to 1.6)	0-4 (0 to 1.6)	0-4 (0 to 1.6)	0-4 (0 to 1.6)	0-4 (0 to 1.6)	0-4 (0 to 1.6)	0-4 (0 to 1.6)	0-4 (0 to 1.6)	4-9
Endocrine, metabolic, blood, and immune disorders	3-6 (1.6 to 5.7)	2-8 (1.5 to 4.1)	9-9 (6.2 to 15.4)	15.7 (11.1 to 23)	11 (7.2 to 16.2)	11.7 (8.2 to 17)	12 (8.2 to 17)	14-8 (10.1 to 21.1)	18 (12.3 to 25.3)	21 (14.5 to 31.4)	24-4 (16.1 to 35.6)	23 (15.1 to 46.2)	29-6 (19.1 to 42.2)	31-9 (20.6 to 43.8)	42-9 (28.5 to 63.8)	47-5 (32.3 to 78.2)	52-6 (33.9 to 78.4)	47-5 (30.6 to 71.6)	39-7 (19.8 to 65.4)	29-6 (12.9 to 59.1)	7-6 (3.5 to 17.4)	2-1 (1.5 to 3.2)	0-5 (0.3 to 0.7)	535
Oral disorders	1-3 (0.6 to 2.1)	1-2 (0.6 to 2.1)	4-1 (2.4 to 6.7)	4-9 (2.9 to 7.1)	2-4 (1.4 to 3.5)	2-4 (1.4 to 3.5)	3-1 (1.9 to 4.5)	3-6 (2.2 to 5.2)	4-3 (2.6 to 6.3)	5-4 (3.2 to 8.1)	6-1 (3.6 to 9.1)	5-8 (3.4 to 8.8)	7-4 (4.4 to 11)	7-9 (4.6 to 11.7)	10-7 (6.4 to 16.1)	11-9 (7.1 to 17.8)	13-1 (7.9 to 19.7)	11-8 (7.1 to 17.7)	9-8 (5.9 to 14.7)	7-4 (4.4 to 11.1)	3-4 (2.1 to 5.1)	0-8 (0.5 to 1.2)	0-3 (0.2 to 0.4)	412
Caries of deciduous teeth	0 (0 to 0)	0 (0 to 0)	0 (0 to 0)	0 (0 to 0.1)	0 (0 to 0.1)	0 (0 to 0.1)	0 (0 to 0)	0 (0 to 0)	0 (0 to 0)	0 (0 to 0)	0 (0 to 0)	0 (0 to 0)	0 (0 to 0)	0 (0 to 0)	0 (0 to 0)	0 (0 to 0)	0 (0 to 0)	0 (0 to 0)	0 (0 to 0)	0 (0 to 0)	0 (0 to 0)	0 (0 to 0)	0 (0 to 0)	0 (0 to 0)	1-1
Caries of permanent teeth	0 (0 to 0)	0 (0 to 0)	0 (0 to 0)	0-7 (0 to 0.2)	2-2 (0 to 5.2)	2-4 (0 to 6.4)	3-1 (0 to 6.9)	3-1 (0 to 6.9)	3-1 (0 to 7.2)	3-2 (0 to 7.4)	3-3 (0 to 8.1)	3-3 (0 to 8.1)	3-3 (0 to 8.1)	3-3 (0 to 8.1)	3-3 (0 to 8.1)	3-3 (0 to 8.1)	3-3 (0 to 8.1)	3-3 (0 to 8.1)	3-3 (0 to 8.1)	3-3 (0 to 8.1)	3-3 (0 to 8.1)	3-3 (0 to 8.1)	3-3 (0 to 8.1)	3-3 (0 to 8.1)	36-8
Periodontal diseases	0 (0 to 0)	0 (0 to 0)	0 (0 to 0)	0 (0 to 0)	0 (0 to 0)	0 (0 to 0)	0 (0 to 0)	0 (0 to 0)	0 (0 to 0)	0 (0 to 0)	0 (0 to 0)	0 (0 to 0)	0 (0 to 0)	0 (0 to 0)	0 (0 to 0)	0 (0 to 0)	0 (0 to 0)	0 (0 to 0)	0 (0 to 0)	0 (0 to 0)	0 (0 to 0)	0 (0 to 0)	0 (0 to 0)	0 (0 to 0)	66
Other oral disorders	0 (0 to 0)	0 (0 to 0)	0 (0 to 0)	0-1 (0 to 4.5)	0-6 (0 to 4.1)	0-6 (0 to 4.1)	0-8 (0 to 5.5)	0-8 (0 to 7.4)	0-8 (0 to 7.4)	0-8 (0 to 8.9)	0-5 (0 to 8.9)	0-5 (0 to 8.9)	0-5 (0 to 8.9)	0-5 (0 to 8.9)	0-7 (0 to 8.9)	0-7 (0 to 8.9)	0-7 (0 to 8.9)	0-7 (0 to 8.9)	0-7 (0 to 8.9)	0-7 (0 to 8.9)	0-7 (0 to 8.9)	0-7 (0 to 8.9)	0-7 (0 to 8.9)	0-7 (0 to 8.9)	67-4
Sudden infant death syndrome	--	2-7 (1.7 to 4.1)	20-1 (10.7 to 33)	..	..	..	..	..	..	..	..	..	..	..	..	..	..	..	..	..	..	..	..	..	NA
Injuries	1 (0.6 to 1.3)	1-1 (0.6 to 1.4)	9-6 (4.3 to 13.9)	31.2 (25.4 to 37.3)	38.3 (30.5 to 48.6)	51.5 (40.5 to 65.5)	142 (118 to 168)	262 (206 to 322)	246 (208 to 291)	247 (208 to 300)	233 (191 to 280)	226 (190 to 264)	270 (218 to 332)	228 (181 to 287)	205 (163 to 257)	154 (121 to 195)	135 (102 to 167)	135 (107 to 174)	115 (91.2 to 140)	115 (92.5 to 143)	96.2 (67.6 to 134)	39 (31.4 to 47.4)	10 (8.1 to 12.5)	2,970
Transport injuries	0-1 (0 to 0.1)	0-1 (0 to 0.1)	0-4 (0 to 0.9)	4-6 (2 to 8.6)	9 (5.4 to 10.9)	10-3 (7.6 to 13.3)	33-1 (26.9 to 38.4)	65 (50.2 to 82)	67-6 (52.3 to 85.4)	68.7 (57.3 to 82.2)	64-6 (54 to 77.2)	64-6 (54 to 77.2)	66-9 (56.5 to 79.7)	51-1 (44.8 to 58.4)	49-1 (39.3 to 61.2)	39-1 (31.5 to 49.2)	35-4 (28.9 to 44.1)	34-4 (27.9 to 42.1)	32-7 (26.5 to 39.2)	32-7 (26.5 to 39.2)	15-4 (12.5 to 19.2)	14-4 (11.2 to 18.1)	4-6 (3.5 to 5.9)	1-4 (1 to 2)	520
Road injuries	0-1 (0 to 0.1)	0-1 (0 to 0.1)	0-4 (0 to 0.9)	4-5 (3 to 6.3)	7-5 (5.2 to 10.4)	9-7 (7 to 12.5)	31-7 (27.4 to 36.2)	61-2 (52 to 70.6)	63-5 (49.2 to 81.2)	65-5 (49.7 to 87.9)	62-3 (47 to 82.9)	62-3 (49.8 to 81.2)	66-2 (52.7 to 83.4)	58-2 (39.2 to 66.5)	49-6 (22.6 to 54.4)	38-2 (19.1 to 50.3)	32-3 (13.9 to 51.6)	32-3 (10.2 to 54.6)	29-1 (9.1 to 54.6)	29-1 (9.1 to 54.6)	14-1 (4.4 to 26.5)	4-3 (2.4 to 5.2)	1-5 (1.2 to 1.8)	0-3 (0.3 to 0.4)	487
Pedestrian road injuries	0 (0 to 0)	0 (0 to 0)	0 (0 to 0.2)	0-4 (1 to 3.4)	2-4 (2.2 to 4.7)	3-3 (1.9 to 5.3)	8-4 (4.1 to 14.1)	8-4 (4.6 to 13.9)	8-4 (4.6 to 13.9)	8-4 (4.6 to 13.9)	8-4 (4.1 to 13.9)	8-4 (4.6 to 13.9)	8-4 (

SR Table 2a: Derbyshire DALYS by cause and age group for males with 95% uncertainty intervals, 2019

Cause	Early Neonatal (0-6 days)	Late Neonatal (7-27 days)	Post Neonatal (28-364 days)	1 to 4	5 to 9	10 to 14	15 to 19	20 to 24	25 to 29	30 to 34	35 to 39	40 to 44	45 to 49	50 to 54	55 to 59	60 to 64	65 to 69	70 to 74	75 to 79	80 to 84	85 to 89	90 plus	Total
All causes	4994 (4494 to 5496)	1322 (1131 to 1544)	1022 (859 to 1208)	1497 (1363 to 1639)	1488 (1353 to 1624)	1731 (1577 to 1894)	2127 (1937 to 2319)	2313 (2107 to 2531)	2329 (2,099 to 2,563)	2612 (2,350 to 2,900)	2839 (2,553 to 3,150)	3139 (2,822 to 3,484)	3478 (3,127 to 3,860)	3882 (3,490 to 4,310)	4299 (3,866 to 4,773)	4,699 (4,227 to 5,220)	5,124 (4,609 to 5,693)	5,603 (5,040 to 6,222)	5,997 (5,394 to 6,660)	6,284 (5,652 to 6,979)	6,374 (5,732 to 7,080)	136,250
Communicable, maternal, neonatal, and nutritional diseases	4994 (4494 to 5496)	1322 (1131 to 1544)	683 (570 to 816)	1497 (1363 to 1639)	1488 (1353 to 1624)	1731 (1577 to 1894)	1809 (1,646 to 1,982)	1116 (963 to 1,286)	1,060 (900 to 1,240)	1,145 (963 to 1,350)	1,163 (963 to 1,385)	1,264 (1,050 to 1,504)	1,382 (1,150 to 1,644)	1,502 (1,250 to 1,787)	1,623 (1,350 to 1,931)	1,744 (1,452 to 2,076)	1,870 (1,557 to 2,226)	2,000 (1,664 to 2,381)	2,124 (1,766 to 2,528)	2,233 (1,856 to 2,658)	2,307 (1,917 to 2,745)	5,845
HIV/AIDS and sexually transmitted infections	14 (3.9 to 31.1)	0.7 (0 to 1.9)	7.6 (2.4 to 18)	0.5 (0.3 to 0.7)	0.5 (0.3 to 0.9)	0.2 (0.2 to 0.3)	0.4 (0.3 to 0.6)	2.6 (1.1 to 5.1)	2.9 (1.2 to 6)	4.1 (1.6 to 7.5)	5.4 (2.1 to 9.9)	7.4 (2.9 to 13.3)	9.1 (3.6 to 12.1)	9.2 (3.6 to 11)	9.9 (4.6 to 9.7)	9.3 (3.6 to 7.9)	9.3 (3.5 to 7.9)	9.3 (3.6 to 8.1)	9.3 (3.6 to 8.2)	9.2 (3.6 to 8.4)	9.1 (3.5 to 8.4)	91.4
HIV/AIDS	0 (0 to 0)	0 (0 to 0)	0.4 (0.2 to 0.6)	0.2 (0.2 to 0.3)	0.2 (0.2 to 0.3)	0.2 (0.2 to 0.3)	0.3 (0.2 to 0.5)	0.8 (0.6 to 1.2)	1.2 (1 to 1.5)	2.4 (1.7 to 3.3)	4.7 (3.5 to 6.3)	6.9 (5.2 to 9.1)	8.8 (6.6 to 11.5)	8 (5.9 to 10.5)	8 (5.9 to 10.5)	8.1 (5.9 to 10.6)	8.1 (5.9 to 10.6)	8.1 (5.9 to 10.6)	8.1 (5.9 to 10.6)	8.1 (5.9 to 10.6)	8.1 (5.9 to 10.6)	54.6
HIV/AIDS - Drug-susceptible Tuberculosis	0 (0 to 0)	0 (0 to 0)	0.1 (0 to 0.1)	0 (0 to 0)	0 (0 to 0)	0 (0 to 0)	0 (0 to 0)	0.1 (0 to 0.2)	0.2 (0 to 0.4)	0.6 (0.4 to 0.9)	0.7 (0.4 to 1.1)	0.8 (0.5 to 1.3)	0.9 (0.6 to 1.4)	0.8 (0.5 to 1.3)	0.8 (0.4 to 0.9)	0.8 (0.3 to 0.7)	0.8 (0.3 to 0.7)	0.8 (0.3 to 0.7)	0.8 (0.3 to 0.7)	0.8 (0.3 to 0.7)	0.8 (0.3 to 0.7)	5.9
HIV/AIDS - Multidrug-resistant Tuberculosis without extensive drug resistance	0 (0 to 0)	0 (0 to 0)	0 (0 to 0)	0 (0 to 0)	0 (0 to 0)	0 (0 to 0)	0 (0 to 0)	0 (0 to 0)	0 (0 to 0)	0 (0 to 0)	0 (0 to 0)	0 (0 to 0)	0 (0 to 0)	0 (0 to 0)	0 (0 to 0)	0 (0 to 0)	0 (0 to 0)	0 (0 to 0)	0 (0 to 0)	0 (0 to 0)	0 (0 to 0)	0 (0 to 0)	0.2
HIV/AIDS - Extensively drug-resistant Tuberculosis	0 (0 to 0)	0 (0 to 0)	0 (0 to 0)	0 (0 to 0)	0 (0 to 0)	0 (0 to 0)	0 (0 to 0)	0 (0 to 0)	0 (0 to 0)	0 (0 to 0)	0 (0 to 0)	0 (0 to 0)	0 (0 to 0)	0 (0 to 0)	0 (0 to 0)	0 (0 to 0)	0 (0 to 0)	0 (0 to 0)	0 (0 to 0)	0 (0 to 0)	0 (0 to 0)	0 (0 to 0)	0
HIV/AIDS resulting in other diseases	0 (0 to 0)	0 (0 to 0)	0.3 (0.2 to 0.5)	0.2 (0.2 to 0.3)	0.2 (0.2 to 0.3)	0.2 (0.2 to 0.2)	0.2 (0.2 to 0.3)	0.7 (0.5 to 1.1)	1.1 (1 to 1.3)	1.7 (1.4 to 2.1)	2.1 (1.7 to 2.6)	2.5 (2 to 3.1)	2.7 (2.1 to 3.4)	2.7 (2.1 to 3.4)	2.7 (2.1 to 3.4)	2.7 (2.1 to 3.4)	2.8 (2.1 to 3.4)	2.8 (2.1 to 3.4)	2.8 (2.1 to 3.4)	2.8 (2.1 to 3.4)	2.8 (2.1 to 3.4)	48.5
Sexually transmitted infections excluding HIV	13 (3.9 to 31.1)	0.7 (0 to 1.9)	7.2 (2.4 to 18)	0.3 (0 to 0.3)	0.3 (0 to 0.6)	0 (0 to 0)	0.2 (0 to 0.4)	1.9 (0.6 to 4.4)	1.7 (0.6 to 4.1)	1.7 (0.6 to 4.1)	0.7 (0.2 to 1.8)	0.5 (0.2 to 1.2)	0.4 (0.2 to 1)	0.4 (0.2 to 1)	0.2 (0.1 to 0.5)	0.2 (0.1 to 0.5)	0.2 (0.1 to 0.5)	0.2 (0.1 to 0.5)	0.2 (0.1 to 0.5)	0.2 (0.1 to 0.5)	0.2 (0.1 to 0.5)	36.8
Syphilis	14 (3.9 to 31.1)	0.7 (0 to 1.9)	7.4 (2.5 to 18)	0.3 (0.1 to 0.5)	0.3 (0.2 to 0.6)	0 (0 to 0)	0.2 (0 to 0.4)	1.9 (0.6 to 4.4)	1.7 (0.6 to 4.1)	1.7 (0.6 to 4.1)	0.7 (0.2 to 1.8)	0.5 (0.2 to 1.2)	0.4 (0.2 to 1)	0.4 (0.2 to 1)	0.2 (0.1 to 0.5)	0.2 (0.1 to 0.5)	0.2 (0.1 to 0.5)	0.2 (0.1 to 0.5)	0.2 (0.1 to 0.5)	0.2 (0.1 to 0.5)	0.2 (0.1 to 0.5)	28.4
Chlamydial infection	0 (0 to 0)	0 (0 to 0)	0 (0 to 0)	0 (0 to 0)	0 (0 to 0)	0 (0 to 0)	0 (0 to 0)	0 (0 to 0)	0 (0 to 0)	0 (0 to 0)	0 (0 to 0)	0 (0 to 0)	0 (0 to 0)	0 (0 to 0)	0 (0 to 0)	0 (0 to 0)	0 (0 to 0)	0 (0 to 0)	0 (0 to 0)	0 (0 to 0)	0 (0 to 0)	0 (0 to 0)	0.3
Gonococcal infection	0 (0 to 0)	0 (0 to 0)	0 (0 to 0)	0 (0 to 0)	0 (0 to 0)	0 (0 to 0)	0 (0 to 0)	0 (0 to 0)	0 (0 to 0)	0 (0 to 0)	0 (0 to 0)	0 (0 to 0)	0 (0 to 0)	0 (0 to 0)	0 (0 to 0)	0 (0 to 0)	0 (0 to 0)	0 (0 to 0)	0 (0 to 0)	0 (0 to 0)	0 (0 to 0)	0 (0 to 0)	0.2
Trichomoniasis	0 (0 to 0)	0 (0 to 0)	0 (0 to 0)	0 (0 to 0)	0 (0 to 0)	0 (0 to 0)	0 (0 to 0)	0 (0 to 0)	0 (0 to 0)	0 (0 to 0)	0 (0 to 0)	0 (0 to 0)	0 (0 to 0)	0 (0 to 0)	0 (0 to 0)	0 (0 to 0)	0 (0 to 0)	0 (0 to 0)	0 (0 to 0)	0 (0 to 0)	0 (0 to 0)	0 (0 to 0)	0.6
Genital herpes	0 (0 to 0)	0 (0 to 0)	0 (0 to 0)	0 (0 to 0)	0 (0 to 0)	0 (0 to 0)	0 (0 to 0)	0 (0 to 0)	0 (0 to 0)	0 (0 to 0)	0 (0 to 0)	0 (0 to 0)	0 (0 to 0)	0 (0 to 0)	0 (0 to 0)	0 (0 to 0)	0 (0 to 0)	0 (0 to 0)	0 (0 to 0)	0 (0 to 0)	0 (0 to 0)	0 (0 to 0)	4.7
Other sexually transmitted infections	0 (0 to 0)	0 (0 to 0)	0 (0 to 0)	0 (0 to 0)	0 (0 to 0)	0 (0 to 0)	0 (0 to 0)	0 (0 to 0)	0 (0 to 0)	0 (0 to 0)	0 (0 to 0)	0 (0 to 0)	0 (0 to 0)	0 (0 to 0)	0 (0 to 0)	0 (0 to 0)	0 (0 to 0)	0 (0 to 0)	0 (0 to 0)	0 (0 to 0)	0 (0 to 0)	0 (0 to 0)	0.4
Respiratory infections and tuberculosis	4.7 (1.1 to 9.4)	2.3 (0.3 to 6.6)	19.9 (3.9 to 52.6)	29.6 (24.9 to 34.8)	41.9 (34.8 to 50.2)	29.9 (25.1 to 35.6)	29.1 (24.3 to 34.6)	44.4 (37.3 to 52.7)	49.4 (41.5 to 58.7)	52.8 (44.4 to 62.6)	58.6 (49.2 to 69.5)	68.5 (57.7 to 81.2)	88.3 (74.5 to 104.5)	106 (89.2 to 125.2)	131 (110.7 to 155.1)	159 (134.3 to 188.2)	225 (191.1 to 265.8)	279 (237.1 to 329.1)	324 (275.1 to 382.1)	369 (313.2 to 435.1)	398 (337.8 to 469.2)	2,466
Tuberculosis	0 (0 to 0)	0 (0 to 0)	0 (0 to 0)	0 (0 to 0)	0 (0 to 0)	0 (0 to 0)	0.2 (0.2 to 0.4)	0.6 (0.4 to 0.9)	1.1 (0.8 to 1.4)	1.7 (1.3 to 2.1)	2.3 (1.7 to 2.9)	2.9 (2.2 to 3.6)	3.3 (2.5 to 4.1)	3.3 (2.5 to 4.1)	3.3 (2.5 to 4.1)	3.3 (2.5 to 4.1)	3.3 (2.5 to 4.1)	3.3 (2.5 to 4.1)	3.3 (2.5 to 4.1)	3.3 (2.5 to 4.1)	3.3 (2.5 to 4.1)	57.1
Latent tuberculosis infection	0 (0 to 0)	0 (0 to 0)	0 (0 to 0)	0 (0 to 0)	0 (0 to 0)	0 (0 to 0)	0 (0 to 0)	0 (0 to 0)	0 (0 to 0)	0 (0 to 0)	0 (0 to 0)	0 (0 to 0)	0 (0 to 0)	0 (0 to 0)	0 (0 to 0)	0 (0 to 0)	0 (0 to 0)	0 (0 to 0)	0 (0 to 0)	0 (0 to 0)	0 (0 to 0)	0 (0 to 0)	0
Drug-susceptible tuberculosis	0 (0 to 0)	0 (0 to 0)	0.1 (0 to 0.2)	0.1 (0 to 0.2)	0.1 (0 to 0.2)	0.1 (0 to 0.2)	0.3 (0.2 to 0.4)	0.6 (0.4 to 0.9)	1.1 (0.8 to 1.4)	1.6 (1.2 to 2.1)	1.8 (1.3 to 2.4)	1.8 (1.4 to 2.4)	2.2 (1.6 to 3)	2.1 (1.6 to 2.8)	2.1 (1.6 to 2.8)	2.1 (1.6 to 2.8)	2.1 (1.6 to 2.8)	2.1 (1.6 to 2.8)	2.1 (1.6 to 2.8)	2.1 (1.6 to 2.8)	2.1 (1.6 to 2.8)	55.6
Multidrug-resistant tuberculosis without extensive drug resistance	0 (0 to 0)	0 (0 to 0)	0 (0 to 0)	0 (0 to 0)	0 (0 to 0)	0 (0 to 0)	0 (0 to 0)	0 (0 to 0)	0 (0 to 0)	0 (0 to 0)	0 (0 to 0)	0 (0 to 0)	0 (0 to 0)	0 (0 to 0)	0 (0 to 0)	0 (0 to 0)	0 (0 to 0)	0 (0 to 0)	0 (0 to 0)	0 (0 to 0)	0 (0 to 0)	0 (0 to 0)	1.1
Extensively drug-resistant tuberculosis	0 (0 to 0)	0 (0 to 0)	0 (0 to 0)	0 (0 to 0)	0 (0 to 0)	0 (0 to 0)	0 (0 to 0)	0 (0 to 0)	0 (0 to 0)	0 (0 to 0)	0 (0 to 0)	0 (0 to 0)	0 (0 to 0)	0 (0 to 0)	0 (0 to 0)	0 (0 to 0)	0 (0 to 0)	0 (0 to 0)	0 (0 to 0)	0 (0 to 0)	0 (0 to 0)	0 (0 to 0)	0.3
Lower respiratory infections	4.6 (1.1 to 9.4)	2.3 (0.3 to 6.6)	22.2 (3.9 to 52.6)	8.6 (3.9 to 15.6)	2.9 (1.3 to 5.4)	3.6 (2.7 to 4.8)	6.4 (4.9 to 8.4)	10.7 (8.1 to 14)	17.8 (13.4 to 23.2)	22.9 (17.4 to 29.7)	32.7 (25.1 to 41.9)	39.9 (30.8 to 51.2)	54.3 (41.9 to 69.2)	86.3 (67.4 to 110.2)	114 (89.2 to 145.1)	149 (117.4 to 189.1)	200 (157.5 to 253.1)	250 (196.4 to 315.5)	400 (315.1 to 502.1)	512 (398.9 to 654)	337 (257.5 to 430.1)	866 (673.2 to 1,110)	3,010
Upper respiratory infections	0 (0 to 0.1)	0 (0 to 0.3)	0.5 (0.2 to 1.2)	17.9 (13.7 to 24.3)	32 (24.5 to 43.3)	25.6 (19.7 to 34.6)	22.8 (17.5 to 30.7)	19.7 (15.1 to 26.7)	19.4 (14.9 to 26.2)	20.7 (15.9 to 28)	20.8 (16 to 28.1)	20.7 (15.9 to 28)	19.6 (15.1 to 26.5)	19.6 (15.1 to 26.5)	22.4 (17.2 to 30.3)	24 (18.4 to 32.4)	21.6 (16.6 to 29.2)	17.4 (13.4 to 23.5)	19.2 (14.8 to 25.9)	19.5 (15 to 26.3)	9.5 (7.3 to 12.9)	1 (0.8 to 1.4)	0.2 (0.1 to 0.3)	350
Otitis media	0 (0 to 0)	0 (0 to 0)	0 (0 to 0.1)	0.7 (0.3 to 1.2)	0.7 (0.4 to 1.1)	0.4 (0.2 to 0.7)	0.3 (0.1 to 0.6)	0.3 (0.1 to 0.6)	0.3 (0.1 to 0.6)	0.3 (0.1 to 0.6)	0.3 (0.1 to 0.6)	0.3 (0.1 to 0.6)	0.3 (0.1 to 0.6)	0.3 (0.1 to 0.6)	0.3 (0.1 to 0.6)	0.3 (0.1 to 0.6)	0.3 (0.1 to 0.6)	0.3 (0.1 to 0.6)	0.3 (0.1 to 0.6)	0.3 (0.1 to 0.6)	0.3 (0.1 to 0.6)	0.1 (0 to 0.2)	0.1 (0 to 0.2)	78.3
Enteric infections	0.4 (0.2 to 0.9)	1.5 (1.1 to 2.1)	13.2 (9.8 to 17.8)	39 (29.1 to 52.6)	19.6 (14.6 to 26.4)	6.1 (4.5 to 8.2)	3.5 (2.6 to 4.7)	3.1 (2.3 to 4.1)	3.1 (2.3 to 4.1)	3.1 (2.3 to 4.1)	3.1 (2.3 to 4.1)	3.1 (2.3 to 4.1)	3.1 (2.3 to 4.1)	3.1 (2.3 to 4.1)	3.1 (2.3 to 4.1)	3.1 (2.3 to 4.1)	3.1 (2.3 to 4.1)	3.1 (2.3 to 4.1)	3.1 (2.3 to 4.1)	3.1 (2.3 to 4.1)	3.1 (2.3 to 4.1)	29.9 (19.9 to 44.2)	329
Diarrheal diseases	0.4 (0.2 to 0.9)	1.5 (1.1 to 2.1)	13.2 (9.8 to 17.8)	29.9 (22.4 to 39.8)	19.2 (14.4 to 25.9)	5.7 (4.2 to 7.7)	3.1 (2.3 to 4.2)	2.7 (2 to 3.7)	2.7 (2 to 3.7)	2.7 (2 to 3.7)	2.7 (2 to 3.7)	2.7 (2 to 3.7)	2.7 (2 to 3.7)	2.7 (2 to 3.7)	2.7 (2 to 3.7)	2.7 (2 to 3.7)	2.7 (2 to 3.7)	2.7 (2 to 3.7)	2.7 (2 to 3.7)	2.7 (2 to 3.7)	2.7 (2 to 3.7)	19.9 (12.9 to 30.2)	227
Typhoid and paratyphoid	0 (0 to 0)	0 (0 to 0)	0 (0 to 0)	0 (0 to 0)	0 (0 to 0)	0 (0 to 0)	0 (0 to 0)	0 (0 to 0)	0 (0 to 0)	0 (0 to 0)	0 (0 to 0)	0 (0 to 0)	0 (0 to 0)	0 (0 to 0)	0 (0 to 0)	0 (0 to 0)	0 (0 to 0)	0 (0 to 0)	0 (0 to 0)	0 (0 to 0)	0 (0 to 0)	0 (0 to 0)	0
Typhoid fever	0 (0 to 0)	0 (0 to 0)	0 (0 to 0)	0 (0 to 0)	0 (0 to 0)	0 (0 to 0)	0 (0 to 0)	0 (0 to 0)	0 (0 to 0)	0 (0 to 0)	0 (0 to 0)	0 (0 to 0)	0 (0 to 0)	0 (0 to 0)	0 (0 to 0)	0 (0 to 0)	0 (0 to 0)	0 (0 to 0)	0 (0 to 0)	0 (0 to 0)	0 (0 to 0)	0 (0 to 0)	0
Paratyphoid fever	0 (0 to 0)	0 (0 to 0)	0 (0 to 0)	0 (0 to 0)	0 (0 to 0)	0 (0 to 0)	0 (0 to 0)	0 (0 to 0)	0 (0 to 0)	0 (0 to 0)	0 (0 to 0)	0 (0 to 0)	0 (0 to 0)	0 (0 to 0)	0 (0 to 0)	0 (0 to 0)	0 (0 to 0)	0 (0 to 0)	0 (0 to 0)	0 (0 to 0)	0 (0 to 0)	0 (0 to 0)	0
Invasive Non-typhoidal Salmonella (iNTS)	0 (0 to 0)	0 (0 to 0)	0 (0 to 0)	0 (0 to 0)	0 (0 to 0)	0 (0 to 0)	0 (0 to 0)	0 (0 to 0)	0 (0 to 0)	0 (0 to 0)	0 (0 to 0)	0 (0 to 0)	0 (0 to 0)	0 (0 to 0)	0 (0 to 0)	0 (0 to 0)	0 (0 to 0)	0 (0 to 0)	0 (0 to 0)	0 (0 to 0)	0 (0 to 0)	0 (0 to 0)	2.1
Other intestinal infectious diseases	0 (0 to 0)	0 (0 to 0)	0 (0 to 0)	0 (0 to 0)	0 (0 to 0)	0 (0 to 0)	0 (0 to 0)	0 (0 to 0)	0 (0 to 0)	0 (0 to 0)	0 (0 to 0)	0 (0 to 0)	0 (0 to 0)	0 (0 to 0)	0 (0 to 0)	0 (0 to 0)	0 (0 to 0)	0 (0 to 0)	0 (0 to 0)	0 (0 to 0)	0 (0 to 0)	0 (0 to 0)	0.7
Neglected tropical diseases and malaria	0.2 (0 to 0.6)	0.2 (0 to 0.6)	0.2 (0 to 0.7)	0.2 (0 to 0.6)	0.2 (0 to 0.6)	0.2 (0 to 0.6)	0.2 (0 to 0.6)	0.2 (0 to 0.7)	0.2 (0 to 0.7)	0.2 (0 to 0.7)	0.2 (0 to 0.7)	0.2 (0 to 0.7)	0.2 (0 to 0.7)	0.2 (0 to 0.7)	0.2 (0 to 0.7)	0.2 (0 to 0.7)	0.2 (0 to 0.7)	0.2 (0 to 0.7)	0.2 (0 to 0.7)	0.2 (0 to 0.7)	0.2 (0 to 0.7)	0.2 (0 to 0.7)	8
Malaria	0 (0 to 0)	0 (0 to 0)	0 (0 to 0)	0 (0 to 0)	0 (0 to 0)	0 (0 to 0)	0 (0 to 0)	0 (0 to 0)	0 (0 to 0)	0 (0 to 0)	0 (0 to 0)	0 (0 to 0)	0 (0 to 0)	0 (0 to 0)	0 (0 to 0)	0 (0 to 0)	0 (0 to 0)	0 (0 to 0)	0 (0 to 0)	0 (0 to 0)	0 (0 to 0)	0 (0 to 0)	0
Chagas disease	0 (0 to 0)	0 (0 to 0)	0 (0 to 0)	0 (0 to 0)	0 (0 to 0)	0 (0 to 0)	0 (0 to 0)	0 (0 to 0)	0 (0 to 0)	0 (0 to 0)	0 (0 to 0)	0 (0 to 0)	0 (0 to 0)	0 (0 to 0)	0 (0 to 0)	0 (0 to 0)	0 (0 to 0)	0 (0 to 0)	0 (0 to 0)	0 (0 to 0)	0 (0 to 0)	0 (0 to 0)	0
Leishmaniasis	0 (0 to 0)	0 (0 to 0)	0 (0 to 0)	0 (0 to 0)	0 (0 to 0)	0 (0 to 0)	0 (0 to 0)	0 (0 to 0)	0 (0 to 0)	0 (0 to 0)	0 (0 to 0)	0 (0 to 0)	0 (0 to 0)	0 (0 to 0)	0 (0 to 0)	0 (0 to 0)	0 (0 to 0)	0 (0 to 0)	0 (0 to 0)	0 (0 to 0)	0 (0 to 0)	0 (0 to 0)	0
Visceral leishmaniasis	0 (0 to 0)	0 (0 to 0)	0 (0 to 0)	0 (0 to 0)	0 (0 to 0)	0 (0 to 0)	0 (0 to 0)	0 (0 to 0)	0 (0 to 0)	0 (0 to 0)	0 (0 to 0)	0 (0 to 0)	0 (0 to 0)	0 (0 to 0)	0 (0 to 0)	0 (0 to 0)	0 (0 to 0)	0 (0 to 0)	0 (0 to 0)	0 (0 to 0)	0 (0 to 0)	0 (0 to 0)	0
Cutaneous and mucocutaneous leishmaniasis	0 (0 to 0)	0 (0 to 0)	0 (0 to 0)	0 (0 to 0)	0 (0 to 0)	0 (0 to 0)	0 (0 to 0)	0 (0 to 0)	0 (0 to 0)	0 (0 to 0)	0 (0 to 0)	0 (0 to 0)	0 (0 to 0)	0 (0 to 0)	0 (0 to 0)	0 (0 to 0)	0 (0 to 0)	0 (0 to 0)	0 (0 to 0)	0 (0 to 0)	0 (0 to 0)	0 (0 to 0)	0
African trypanosomiasis	0 (0 to 0)	0 (0 to 0)	0 (0 to 0)	0 (0 to 0)	0 (0 to 0)	0 (0 to 0)	0 (0 to 0)	0 (0 to 0)	0 (0 to 0)	0 (0 to 0)	0 (0 to 0)	0 (0 to 0)	0 (0 to 0)	0 (0 to 0)	0 (0 to 0)	0 (0 to 0)	0 (0 to 0)	0 (0 to 0)	0 (0 to 0)	0 (0 to 0)	0 (0 to 0)	0 (0 to 0)	0
Schistosomiasis	0 (0 to 0)	0 (0 to 0)	0 (0 to 0)	0 (0 to 0)	0 (0 to 0)	0 (0 to 0)	0 (0 to 0)	0 (0 to 0)	0 (0 to 0)	0 (0 to 0)	0 (0 to 0)	0 (0 to 0)	0 (0 to 0)	0 (0 to 0)	0 (0 to 0)	0 (0 to 0)	0 (0 to 0)	0 (0 to 0)	0 (0 to 0)	0 (0 to 0)	0 (0 to 0)	0 (0 to 0)	0
Cysticercosis	0 (0 to 0)	0 (0 to 0)	0 (0 to 0)	0 (0 to 0)	0 (0 to 0)	0 (0 to 0)	0 (0 to 0)	0 (0 to 0)	0 (0 to 0)	0 (0 to 0)	0 (0 to 0)	0 (0 to 0)	0 (0 to 0)	0 (0 to 0)	0 (0 to 0)	0 (0 to 0)	0 (0 to 0)	0 (0 to 0)	0 (0 to 0)	0 (0 to 0)	0 (0 to 0)	0 (0 to 0)	0
Cystic echinococcosis	0 (0 to 0)	0 (0 to 0)	0 (0 to 0)	0 (0 to 0)	0 (0 to 0)	0 (0 to 0)	0 (0 to 0)	0 (0 to 0)	0 (0 to 0)	0 (0 to 0)	0 (0 to 0)	0 (0 to 0)	0 (0 to 0)	0 (0 to 0)	0 (0 to 0)	0 (0 to 0)	0 (0 to 0)	0 (0 to 0)	0 (0 to 0)	0 (0 to 0)	0 (0 to 0)	0 (0 to 0)	0
Lymphatic filariasis	0 (0 to 0)	0 (0 to 0)	0 (0 to 0)	0 (0 to 0)	0 (0 to 0)	0 (0 to 0)	0 (0 to 0)	0 (0 to 0)	0 (0 to 0)	0 (0 to 0)	0 (0 to 0)	0 (0 to 0)	0 (0 to 0)	0 (0 to 0)	0 (0 to 0)	0 (0 to 0)	0 (0 to 0)	0 (0 to 0)	0 (0 to 0)	0 (0 to 0)	0 (0 to 0)	0 (0 to 0)	0
Onchocerciasis	0 (0 to 0)	0 (0 to 0)	0 (0 to 0)	0 (0 to 0)	0 (0 to 0)	0 (0 to 0)	0 (0 to 0)	0 (0 to 0)	0 (0 to 0)	0 (0 to 0)	0 (0 to 0)	0 (0 to 0)	0 (0 to 0)	0 (0 to 0)	0 (0 to 0)	0 (0 to 0)	0 (0 to 0)	0 (0 to 0)	0 (0 to 0)	0 (0 to 0)	0 (0 to 0)	0 (0 to 0)	0
Trachoma	0 (0 to 0)	0 (0 to 0)	0 (0 to 0)	0 (0 to 0)	0 (0 to 0)	0 (0 to 0)	0 (0 to 0)	0 (0 to 0)	0 (0 to 0)	0 (0 to 0)	0 (0 to 0)	0 (0 to 0)	0 (0 to 0)	0 (0 to 0)	0 (0 to 0)	0 (0 to 0)	0 (0 to 0)	0 (0 to 0)	0 (0 to 0)	0 (0 to 0)	0 (0 to 0)	0 (0 to 0)	0
Dengue	0 (0 to 0)	0 (0 to 0)	0 (0 to 0)	0 (0 to 0)	0 (0 to 0)	0 (0 to 0)	0 (0 to 0)	0 (0 to 0)	0 (0 to 0)	0 (0 to 0)	0 (0 to 0)	0 (0 to 0)	0 (0 to 0)	0 (0 to 0)	0 (0 to 0)	0 (0 to 0)	0 (0 to 0)	0 (0 to 0)	0 (0 to 0)	0 (0 to 0)	0 (0 to 0)	0 (0 to 0)	0
Yellow fever	0 (0 to 0)	0 (0 to 0)	0 (0 to 0)	0 (0 to 0)	0 (0 to 0)	0 (0 to 0)	0 (0 to 0)	0 (0 to 0)	0 (0 to 0)	0 (0 to 0)	0 (0 to 0)	0 (0 to 0)	0 (0 to 0)	0 (0 to 0)	0 (0 to 0)	0 (0 to 0)	0 (0 to 0)	0 (0 to 0)	0 (0 to 0)	0 (0 to 0)	0 (0 to 0)	0 (0 to 0)	0
Rabies	0 (0 to 0)	0 (0 to 0)	0 (0 to 0)	0 (0 to 0)	0 (0 to 0)	0 (0 to 0)	0 (0 to 0)	0 (0 to 0)	0 (0 to 0)	0 (0 to 0)	0 (0 to 0)	0 (0 to 0)	0 (0 to 0)	0 (0 to 0)	0 (0 to 0)	0 (0 to 0)	0 (0 to 0)	0 (0 to 0)	0 (0 to 0)	0 (0 to 0)	0 (0 to 0)	0 (0 to 0)	0
Intestinal nematode infections	0 (0 to 0)	0 (0 to 0)	0 (0 to 0)	0 (0 to 0)	0 (0 to 0)	0 (0 to 0)	0 (0 to 0)	0 (0 to 0)	0 (0 to 0)	0 (0 to 0)	0 (0 to 0)	0 (0 to 0)	0 (0 to 0)	0 (0 to 0)	0 (0 to 0)	0 (0 to 0)	0 (0 to 0)	0 (0 to 0)	0 (0 to 0)	0 (0 to 0)	0 (0 to 0)	0 (0 to 0)	0
Ascariasis	0 (0 to 0)	0 (0 to 0)	0 (0 to 0)	0 (0 to 0)	0 (0 to 0)	0 (0 to 0)	0 (0 to 0)	0 (0 to 0)	0 (0 to 0)	0 (0 to 0)	0 (0 to 0)	0 (0 to 0)	0 (0 to 0)	0 (0 to 0)	0 (0 to 0)	0 (0 to 0)	0 (0 to 0)	0 (0 to 0)	0 (0 to 0)	0 (0 to 0)	0 (0 to 0)	0 (0 to 0)	0
Trichuriasis	0 (0 to 0)	0 (0 to 0)	0 (0 to 0)	0 (0 to 0)	0 (0 to 0)	0 (0 to 0)	0 (0 to 0)	0 (0 to 0)	0 (0 to 0)	0 (0 to 0)	0 (0 to 0)	0 (0 to 0)	0 (0 to 0)	0 (0 to 0)	0 (0 to 0)	0 (0 to 0)	0 (0 to 0)	0 (0 to 0)	0 (0 to 0)	0 (0 to 0)	0 (0 to 0)	0 (0 to 0)	0
Hookworm disease	0 (0 to 0)	0 (0 to 0)	0 (0 to 0)	0 (0 to 0)	0 (0 to 0)	0 (0 to 0)	0 (0 to 0)	0 (0 to 0)	0 (0 to 0)	0 (0 to 0)	0 (0 to 0)	0 (0 to 0)	0 (0 to 0)	0 (0 to 0)	0 (0 to 0)	0 (0 to 0)	0 (0 to 0)	0 (0 to 0)	0 (0 to 0)	0 (0 to 0)	0 (0 to 0)	0 (0 to 0)	0
Food-borne trematodiases	0 (0 to 0)	0 (0 to 0)	0 (0 to 0)	0 (0 to 0)	0 (0 to 0)	0 (0 to 0)	0 (0 to 0)	0 (0 to 0)	0 (0 to 0)	0 (0 to 0)	0 (0 to 0)	0 (0 to 0)	0 (0 to 0)	0 (0 to 0)	0 (0 to 0)	0 (0 to 0)	0 (0 to 0)	0 (0 to 0)	0 (0 to 0)	0 (0 to 0)	0 (0 to 0)	0 (0 to 0)	0
Leprosy	0 (0 to 0)	0 (0 to 0)	0 (0 to 0)	0 (0 to 0)	0 (0 to 0)	0 (0 to 0)	0 (0 to 0)	0 (0 to 0)	0 (0 to 0)	0 (0 to 0)	0 (0 to 0)	0 (0 to 0)	0 (0 to 0)	0 (0 to 0)	0 (0 to 0)	0 (0 to 0)	0 (0 to 0)	0 (0 to 0)	0 (0 to 0)	0 (0 to 0)	0 (0 to 0)	0 (0 to 0)	0
Ebola	0 (0 to 0)	0 (0 to 0)	0 (0 to 0)	0 (0 to 0)	0 (0 to 0)	0 (0 to 0)	0 (0 to 0)	0 (0 to 0)	0 (0 to 0)	0 (0 to 0)	0 (0 to 0)	0 (0 to 0)	0 (0 to 0)	0 (0 to 0)	0 (0 to 0)	0

Other neoplasms	0-1 (0 to 0.1)	0 (0 to 0)	0-1 (0 to 0.3)	0-3 (0.2 to 0.9)	0-3 (0.2 to 0.9)	0-4 (0.2 to 0.9)	0-6 (0.3 to 0.9)	0-6 (0.3 to 0.9)	0-9 (0 to 1.4)	1-3 (0.4 to 2.2)	1-6 (0.9 to 2.5)	2-1 (1.0 to 3.0)	3-6 (2.0 to 7.1)	4-3 (3.2 to 13)	1-6 (0.9 to 22.7)	22-5 (13.3 to 39.1)	39-3 (29.2 to 59.6)	64-2 (43.7 to 101)	60-2 (40.9 to 103)	57-1 (37.4 to 98.4)	38-5 (22.1 to 59.4)	16 (9.6 to 23.4)	2-9 (1.5 to 4.5)	334
Medulloblastoma, medulloblastoma, and other hemangioblastic	0-1 (0 to 0.1)	0 (0 to 0)	0-1 (0 to 0.3)	0-3 (0.2 to 0.9)	0-3 (0.2 to 0.9)	0-4 (0.2 to 0.9)	0-6 (0.3 to 0.9)	0-6 (0.3 to 0.9)	0-9 (0 to 1.4)	1-3 (0.4 to 2.2)	1-6 (0.9 to 2.5)	2-1 (1.0 to 3.0)	3-6 (2.0 to 7.1)	4-3 (3.2 to 13)	1-6 (0.9 to 22.7)	22-5 (13.3 to 39.1)	39-3 (29.2 to 59.6)	64-2 (43.7 to 101)	60-2 (40.9 to 103)	57-1 (37.4 to 98.4)	38-5 (22.1 to 59.4)	16 (9.6 to 23.4)	2-9 (1.5 to 4.5)	334
Meningioma and in situ meningeal neoplasms	0 (0 to 0)	0 (0 to 0)	0 (0 to 0)	0 (0 to 0)	0 (0 to 0)	0 (0 to 0)	0 (0 to 0)	0 (0 to 0)	0 (0 to 0)	0 (0 to 0)	0 (0 to 0)	0 (0 to 0)	0 (0 to 0)	0 (0 to 0)	0 (0 to 0)	0 (0 to 0)	0 (0 to 0)	0 (0 to 0)	0 (0 to 0)	0 (0 to 0)	0 (0 to 0)	0 (0 to 0)	0 (0 to 0)	0
Meningioma and in situ cervical and uterine neoplasms	0 (0 to 0)	0 (0 to 0)	0 (0 to 0)	0 (0 to 0)	0 (0 to 0)	0 (0 to 0)	0 (0 to 0)	0 (0 to 0)	0 (0 to 0)	0 (0 to 0)	0 (0 to 0)	0 (0 to 0)	0 (0 to 0)	0 (0 to 0)	0 (0 to 0)	0 (0 to 0)	0 (0 to 0)	0 (0 to 0)	0 (0 to 0)	0 (0 to 0)	0 (0 to 0)	0 (0 to 0)	0 (0 to 0)	0
Other benign and in situ neoplasms	0 (0 to 0)	0 (0 to 0)	0 (0 to 0)	0 (0 to 0)	0 (0 to 0)	0 (0 to 0)	0 (0 to 0)	0 (0 to 0)	0 (0 to 0)	0 (0 to 0)	0 (0 to 0)	0 (0 to 0)	0 (0 to 0)	0 (0 to 0)	0 (0 to 0)	0 (0 to 0)	0 (0 to 0)	0 (0 to 0)	0 (0 to 0)	0 (0 to 0)	0 (0 to 0)	0 (0 to 0)	0 (0 to 0)	0
Cardiovascular diseases	2 (1.4 to 2.7)	1-6 (1.1 to 2.4)	1-2 (0.8 to 2.4)	0-7 (4.3 to 11)	0-9 (4.5 to 8)	11 (6.1 to 19)	28 (21.5 to 36)	51-9 (40.4 to 65.5)	122 (96.1 to 160)	184 (150.2 to 226)	232 (187 to 279)	409 (335 to 503)	614 (499 to 744)	1,166 (1,020 to 1,330)	1,640 (1,520 to 2,000)	1,850 (1,520 to 2,220)	2,400 (2,220 to 2,930)	2,320 (2,020 to 2,930)	2,160 (2,000 to 2,710)	3,020 (2,550 to 3,540)	2,090 (1,740 to 2,430)	1,070 (891 to 1,240)	243 (192 to 284)	21,700
Rheumatic heart disease	0 (0 to 0)	0 (0 to 0)	0 (0 to 0.2)	0-2 (0 to 0.8)	0-2 (0 to 0.8)	0-3 (0.2 to 0.4)	0-6 (0.4 to 0.9)	1-0 (0.6 to 1.5)	1-5 (1 to 2.2)	2-3 (1.6 to 3.6)	3-5 (2.3 to 5.1)	5-2 (3.4 to 7.3)	7-1 (4.7 to 9.9)	7-8 (5.4 to 10)	10-5 (7.6 to 13.7)	16-6 (11.6 to 22.3)	15-9 (11.4 to 20.8)	10-5 (10.1 to 19.1)	14-3 (9.4 to 22.3)	9-5 (6.6 to 12.4)	0-9 (0.6 to 1.5)	164 (113 to 221)	
Ischemic heart disease	0 (0 to 0)	0 (0 to 0)	0 (0 to 0)	0-1 (0 to 0.2)	2-2 (1.2 to 3.2)	8-6 (5.1 to 12)	42-2 (32.7 to 52.8)	99-5 (84.2 to 116)	122 (98.1 to 150)	178 (150.2 to 211)	225 (178.1 to 278)	334 (280 to 405)	761 (615 to 933)	1,590 (1,370 to 1,820)	1,170 (967 to 1,490)	1,470 (1,220 to 1,760)	1,980 (1,660 to 2,370)	1,740 (1,440 to 2,070)	1,430 (1,240 to 1,920)	1,100 (916 to 1,290)	533 (435 to 632)	123 (97.9 to 145)	12,200
Stroke	0-1 (0 to 0.3)	0-2 (0 to 0.5)	0-7 (0.4 to 1.4)	2-1 (1.1 to 3.8)	6-6 (3.5 to 11)	19-8 (11.2 to 32.4)	41-3 (31.2 to 55.4)	66-7 (51.4 to 84.6)	79-7 (61.2 to 102)	107 (79.2 to 152)	179 (128.3 to 245)	233 (165.3 to 317)	261 (189.3 to 339)	270 (232 to 417)	562 (511.6 to 604)	666 (589 to 803)	606 (522.6 to 731)	502 (432 to 677)	293 (252.6 to 388)	68.6 (57.8 to 87.9)	4,190
Ischemic stroke	0 (0 to 0.1)	0 (0 to 0.2)	0-5 (0.3 to 0.7)	1-2 (0.7 to 2.1)	2-5 (1.4 to 4.1)	3-6 (2.1 to 5.2)	9-2 (5.8 to 12.7)	18-5 (14.1 to 23.6)	24-1 (18.2 to 30.8)	45-5 (34.1 to 60.4)	66 (47.9 to 89.2)	110 (78.1 to 150)	173 (128.3 to 236)	256 (206.4 to 329)	329 (262.6 to 409)	389 (322.3 to 487)	324 (262.6 to 409)	234 (182.6 to 295)	60.9 (46.7 to 77.7)	2,390
Intracerebral hemorrhage	0 (0 to 0)	0 (0 to 0.1)	0-2 (0.1 to 0.4)	0-4 (0.2 to 0.8)	0-4 (0.2 to 0.8)	1-1 (0.6 to 2.1)	3-3 (2.1 to 4.7)	10-4 (7.1 to 14.5)	16 (9.3 to 22.7)	29-3 (21.1 to 39.1)	37 (27.4 to 52.1)	49-7 (34.5 to 70.2)	73 (52.1 to 97.6)	96 (72.1 to 130)	133 (101 to 186)	160 (116.5 to 216)	170 (123.2 to 232)	140 (98.1 to 196)	83.3 (57.8 to 113)	32.3 (22.9 to 44.7)	1,240
Subarachnoid hemorrhage	0 (0 to 0.1)	0 (0 to 0)	0-1 (0.2 to 0.4)	0-2 (0.2 to 0.6)	0-3 (0.3 to 0.7)	0-7 (0.7 to 1.6)	2-3 (1.2 to 3.5)	4-5 (2.9 to 6.1)	7-1 (4.8 to 11)	13 (9.2 to 19.2)	22-2 (13.4 to 29.4)	32-2 (21.3 to 48.3)	41-2 (27.2 to 60.8)	58 (41.1 to 89.6)	66 (49.1 to 98.6)	84 (61.3 to 122)	84-4 (56.7 to 123)	66 (34.9 to 91)	39-4 (29.9 to 52.8)	29-4 (27.6 to 33.2)	1,240 (1.8 to 4.6)	567
Hypertensive heart disease	0 (0 to 0)	0 (0 to 0)	0 (0 to 0)	0 (0 to 0)	0 (0 to 0)	0 (0 to 0)	0-2 (0 to 0.4)	0-3 (0 to 0.6)	0-4 (0 to 0.9)	0-6 (0.3 to 1.1)	0-9 (0.6 to 1.7)	1-2 (0.6 to 2.3)	1-6 (0.9 to 2.9)	2-1 (1.1 to 3.6)	4-5 (2.9 to 7.3)	6-3 (3.9 to 9.5)	6-9 (4.4 to 10)	7-1 (4.7 to 10)	4-9 (3.2 to 7.1)	4-2 (2.7 to 6.2)	0-7 (0.4 to 1.1)	0-2 (0.1 to 0.4)	42 (32 to 51.4)	
Non-rheumatic valvular heart disease	0 (0 to 0)	0-7 (0 to 0.9)	1-4 (0.9 to 2.2)	0-9 (0.6 to 1.4)	2-2 (1.2 to 3.2)	3-3 (2.2 to 4.7)	8 (5.1 to 11)	10-5 (6.9 to 14)	13 (9.4 to 17)	12 (8.6 to 16)	14-8 (10.2 to 20)	17-7 (12.3 to 23)	19-6 (13.6 to 26)	22-5 (15.6 to 30)	29-4 (20.5 to 39)	29-4 (19.6 to 37)	29-7 (19.3 to 40)	25-6 (17.1 to 34)	20-1 (13.2 to 27)	14-7 (9.6 to 19)	3-9 (2.6 to 5.1)	1-7 (1.1 to 2.2)	313
Non-rheumatic aortic aortic valve disease	0 (0 to 0)	0 (0 to 0)	0 (0 to 0)	0 (0 to 0)	0 (0 to 0)	0 (0 to 0)	0-5 (0.3 to 1.4)	0-8 (0.2 to 1.4)	0-9 (0.6 to 1.6)	1-3 (0.7 to 2.5)	1-5 (0.9 to 3.3)	2-3 (1.4 to 3.9)	3-2 (1.9 to 5.1)	4-1 (2.7 to 6.1)	5-9 (3.7 to 8.6)	7-7 (4.9 to 11)	6-2 (3.9 to 9.1)	4-6 (2.9 to 7.1)	3-2 (2.1 to 4.6)	2-3 (1.4 to 3.4)	0-4 (0.2 to 0.6)	0-1 (0 to 0.2)	69	
Non-rheumatic degenerative mitral valve disease	0 (0 to 0)	0 (0 to 0)	0 (0 to 0)	0 (0 to 0)	0 (0 to 0)	0 (0 to 0)	0-1 (0.2 to 0.4)	0-1 (0 to 0.1)	0-3 (0.1 to 0.6)	0-5 (0.1 to 1.1)	0-5 (0.1 to 1.1)	0-7 (0.3 to 1.5)	1-3 (0.6 to 3.1)	1-8 (0.7 to 3.2)	1-8 (0.9 to 3.1)	2-3 (1.1 to 4.1)	1-9 (0.9 to 3.6)	1-6 (0.9 to 3.1)	1-2 (0.6 to 2.2)	1-2 (0.6 to 2.1)	0-4 (0.2 to 0.8)	0-1 (0.1 to 0.2)	18 (3.9 to 8.2)	87-9
Other non-rheumatic valve diseases	0 (0 to 0)	0 (0 to 0)	0 (0 to 0)	0 (0 to 0)	0-1 (0 to 0.1)	0-1 (0 to 0.2)	0-1 (0 to 0.2)	0-1 (0 to 0.3)	0-1 (0 to 0.3)	0-1 (0 to 0.3)	0-1 (0 to 0.3)	0-1 (0 to 0.3)	0-1 (0 to 0.4)	0-1 (0 to 0.4)	0-1 (0 to 0.5)	0-1 (0 to 0.5)	0-1 (0 to 0.5)	0-1 (0 to 0.5)	0-1 (0 to 0.5)	0-1 (0 to 0.5)	0-1 (0 to 0.5)	0 (0 to 0)	1	
Cardiomyopathy and myocarditis	0 (0 to 0.1)	0 (0 to 0.2)	0-3 (0 to 0.9)	0-9 (0.5 to 2.1)	1-3 (0.6 to 2.6)	2-5 (1.5 to 4.1)	5-4 (3.3 to 8.1)	9-2 (6.4 to 12.7)	12-7 (9.1 to 17.4)	17-4 (12.3 to 23.6)	24-1 (17.2 to 32.7)	28 (19.9 to 38.7)	34 (21.7 to 48.7)	43-5 (29.6 to 59.5)	46-2 (29.4 to 63.1)	43-5 (30.4 to 59.1)	42-5 (31.5 to 56.6)	28 (21.5 to 36.6)	28 (20.3 to 38.1)	19 (13.1 to 26.1)	918
Myocarditis	0 (0 to 0.1)	0 (0 to 0.1)	0-3 (0 to 0.6)	0-5 (0.3 to 1.1)	0-9 (0.5 to 1.7)	1-4 (0.7 to 2.4)	2-6 (1.6 to 4.1)	4-3 (2.9 to 6.1)	5-7 (3.9 to 8.1)	7-9 (5.4 to 11)	10-4 (7.1 to 14)	12-2 (8.3 to 16)	14-5 (9.8 to 20)	18-5 (12.6 to 25)	19-6 (12.5 to 29)	18-4 (12.9 to 25)	17-9 (12.6 to 24)	11-9 (8.6 to 16)	11-9 (8.5 to 16)	8-1 (5.7 to 11)	392
Alcoholic cardiomyopathy	0 (0 to 0)	0 (0 to 0)	0-1 (0 to 0.2)	0-2 (0 to 0.6)	0-2 (0 to 0.6)	0-3 (0.1 to 0.8)	0-8 (0.3 to 1.7)	1-3 (0.6 to 2.5)	1-6 (0.8 to 3.1)	2-3 (1.1 to 4.3)	3-1 (1.6 to 5.6)	4-1 (2.1 to 7.2)	5-2 (2.8 to 9.1)	6-9 (3.6 to 12)	8-6 (4.1 to 15)	8-3 (4.6 to 13)	7-6 (4.3 to 12)	5-1 (3.1 to 8.3)	4-8 (2.7 to 7.5)	3-4 (2.1 to 5.3)	0-7 (0.4 to 1.1)	0-2 (0.1 to 0.3)	158	
Other cardiomyopathy	0 (0 to 0.1)	0-7 (0 to 1)	1-4 (0.9 to 2.2)	0-9 (0.6 to 1.4)	2-2 (1.2 to 3.2)	3-3 (2.2 to 4.7)	8 (5.1 to 11)	10-5 (6.9 to 14)	13 (9.5 to 17)	12 (8.6 to 16)	14-8 (10.2 to 20)	17-7 (12.3 to 23)	19-6 (13.6 to 26)	22-5 (15.6 to 30)	29-4 (20.5 to 39)	29-4 (19.6 to 37)	29-7 (19.3 to 40)	25-6 (17.1 to 34)	20-1 (13.2 to 27)	14-7 (9.6 to 19)	3-9 (2.6 to 5.1)	1-7 (1.1 to 2.2)	313
Atrial fibrillation and flutter	0 (0 to 0)	0 (0 to 0)	0 (0 to 0)	0 (0 to 0)	0 (0 to 0)	0 (0 to 0)	0-1 (0 to 0.2)	0-2 (0 to 0.6)	0-6 (0 to 0.9)	0-9 (0 to 1.3)	1-2 (0.6 to 1.8)	2-1 (1.1 to 3.1)	2-5 (1.5 to 3.8)	3-1 (2.1 to 4.5)	4-1 (2.8 to 5.8)	4-6 (3.1 to 6.5)	4-3 (3.1 to 6.1)	3-2 (2.2 to 4.5)	2-5 (1.7 to 3.5)	1-9 (1.3 to 2.7)	0-4 (0.3 to 0.6)	0-1 (0 to 0.2)	34	
Aortic aneurysm	—	—	—	—	—	—	0-6 (0.2 to 1.4)	0-7 (0.2 to 1.6)	0-9 (0.3 to 2.1)	1-2 (0.4 to 2.8)	1-5 (0.6 to 3.4)	1-9 (0.8 to 4.3)	2-3 (1.1 to 5.3)	2-8 (1.4 to 6.4)	3-5 (1.8 to 7.8)	4-1 (2.2 to 9.1)	4-2 (2.2 to 9.1)	3-6 (2.1 to 7.8)	3-1 (1.8 to 6.8)	2-3 (1.3 to 5.1)	0-9 (0.5 to 2.1)	0-2 (0.1 to 0.4)	0-1 (0 to 0.2)	NA
Endocarditis	0 (0 to 0)	0-2 (0 to 0.4)	0-2 (0.1 to 0.4)	0-3 (0.2 to 0.8)	0-7 (0.3 to 1.4)	1-7 (0.7 to 3.2)	3-3 (2.1 to 4.8)	4-3 (2.9 to 6.2)	5-5 (3.7 to 8.1)	7-5 (5.1 to 11)	9-7 (6.6 to 14)	11 (7.4 to 16)	8-9 (5.7 to 13)	11-2 (7.5 to 16)	14-5 (9.3 to 21)	11-7 (8.1 to 16)	15-1 (9.1 to 23)	21-7 (13.2 to 33)	8-3 (5.1 to 13)	12-7 (7.6 to 20)	4-4 (2.7 to 6.4)	1-4 (0.9 to 2.1)	223	
Other cardiovascular and circulatory diseases	0-8 (0.4 to 1.4)	0-6 (0.2 to 1)	2-2 (1 to 3.6)	1-4 (0.7 to 2.4)	1-9 (0.9 to 3.2)	3-2 (1.7 to 5.1)	6-6 (3.4 to 9.7)	14-6 (9.4 to 20.3)	17-3 (12.7 to 23.4)	17-9 (12.4 to 24.1)	22-7 (15.3 to 31.6)	31-6 (22.1 to 43.4)	38-4 (27.4 to 52.2)	55-9 (40.2 to 76.2)	70-2 (49.4 to 96.5)	71-4 (49.5 to 97.6)	68-5 (46.7 to 93.6)	51-6 (34.9 to 72.2)	40-2 (26.3 to 57.2)	34-2 (22.5 to 48.2)	14-9 (9.8 to 20.9)	3-3 (2.2 to 4.6)	734
Chronic respiratory diseases	0 (0 to 0)	0-6 (0.2 to 1.4)	1-4 (0.8 to 2.5)	4-1 (2.4 to 6.5)	9-7 (4.9 to 15)	87-1 (52.2 to 140)	323-4 (248.9 to 432)	899-3 (747.2 to 1,080)	917 (761.2 to 1,100)	1,160 (966.4 to 1,380)	1,530 (1,270 to 1,850)	1,710 (1,420 to 2,060)	2,160 (1,810 to 2,610)	2,230 (1,870 to 2,690)	2,440 (2,040 to 2,940)	2,660 (2,230 to 3,210)	2,600 (2,180 to 3,140)	2,360 (1,980 to 2,850)	1,940 (1,620 to 2,340)	1,470 (1,230 to 1,770)	1,260 (1,060 to 1,520)	777 (650 to 937)	8,960	
Chronic obstructive pulmonary disease	0 (0 to 0)	0-6 (0.2 to 1.4)	1-4 (0.8 to 2.5)	4-1 (2.4 to 6.5)	9-7 (4.9 to 15)	87-1 (52.2 to 140)	323-4 (248.9 to 432)	899-3 (747.2 to 1,080)	917 (761.2 to 1,100)	1,160 (966.4 to 1,380)	1,530 (1,270 to 1,850)	1,710 (1,420 to 2,060)	2,160 (1,810 to 2,610)	2,230 (1,870 to 2,690)	2,440 (2,040 to 2,940)	2,660 (2,230 to 3,210)	2,600 (2,180 to 3,140)	2,360 (1,980 to 2,850)	1,940 (1,620 to 2,340)	1,470 (1,230 to 1,770)	1,260 (1,060 to 1,520)	777 (650 to 937)	8,960	
Pneumoconioses	0 (0 to 0)	0 (0 to 0)	0 (0 to 0)	0 (0 to 0)	0-2 (0 to 0.4)	0-5 (0.1 to 0.9)	0-9 (0.2 to 2)	1-2 (0.5 to 2.4)	1-5 (0.6 to 2.9)	1-8 (0.9 to 3.4)	2-3 (1.1 to 4.3)	2-7 (1.4 to 5.1)	3-1 (1.7 to 5.7)	3-6 (2.1 to 6.4)	4-1 (2.6 to 7.1)	4-3 (2.8 to 7.1)	4-2 (2.8 to 6.7)	3-5 (2.3 to 5.6)	3-1 (2.1 to 5.1)	2-4 (1.5 to 4)	0-9 (0.6 to 1.5)	0-2 (0.1 to 0.3)	42	
Silicosis	0 (0 to 0)	0 (0 to 0)	0 (0 to 0)	0 (0 to 0)	0 (0 to 0)	0-1 (0 to 0.1)	0-1 (0 to 0.1)	0-1 (0 to 0.1)	0-1 (0 to 0.1)	0-1 (0 to 0.2)	0-1 (0 to 0.2)	0-2 (0 to 0.2)	0-2 (0 to 0.3)	0-3 (0 to 0.3)	0-3 (0 to 0.4)	0-3 (0 to 0.4)	0-3 (0 to 0.4)	0-3 (0 to 0.4)	0-2 (0 to 0.3)	0-2 (0 to 0.3)	0-1 (0 to 0.2)	0-1 (0 to 0.1)	22	
Asbestosis	0 (0 to 0)	0 (0 to 0)	0 (0 to 0)	0 (0 to 0)	0-1 (0 to 0.1)	0-1 (0 to 0.2)	0-1 (0 to 0.2)	0-1 (0 to 0.2)	0-1 (0 to 0.3)	0-2 (0 to 0.3)	0-2 (0 to 0.3)	0-2 (0 to 0.3)	0-2 (0 to 0.4)	0-3 (0 to 0.4)	0-3 (0 to 0.5)	0-3 (0 to 0.5)	0-3 (0 to 0.5)	0-3 (0 to 0.5)	0-2 (0 to 0.4)	0-2 (0 to 0.4)	0-1 (0 to 0.2)	0-1 (0 to 0.1)	22	
Coal workers pneumoconiosis	0 (0 to 0)	0 (0 to 0)	0 (0 to 0)	0 (0 to 0)	0 (0 to 0)	0-1 (0 to 0.2)	0-1 (0 to 0.2)	0-1 (0 to 0.1)	0-1 (0 to 0.1)	0-2 (0 to 0.2)	0-2 (0 to 0.2)	0-2 (0 to 0.3)	0-2 (0 to 0.3)	0-3 (0 to 0.4)	0-3 (0 to 0.4)	0-3 (0 to 0.4)	0-3 (0 to 0.4)	0-3 (0 to 0.4)	0-2 (0 to 0.3)	0-2 (0 to 0.3)	0-1 (0 to 0.2)	0-1 (0 to 0.1)	22	
Other pneumoconioses	0 (0 to 0)	0 (0 to 0)	0 (0 to 0)	0 (0 to 0)	0-1 (0 to 0.1)	0-1 (0 to 0.2)	0-1 (0 to 0.2)	0-1 (0 to 0.2)	0-1 (0 to 0.2)	0-2 (0 to 0.2)	0-2 (0 to 0.2)	0-2 (0 to 0.3)	0-2 (0 to 0.3)	0-3 (0 to 0.3)	0-3 (0 to 0.4)	0-3 (0 to 0.4)	0-3 (0 to 0.4)	0-3 (0 to 0.4)	0-2 (0 to 0.3)	0-2 (0 to 0.3)	0-1 (0 to 0.2)	0-1 (0 to 0.1)	22	
Asthma	0 (0 to 0)	0-1 (0 to 0.1)	0-4 (0 to 0.7)	1-6 (0.9 to 2.6)	3-1 (1.7 to 4.6)	7-6 (4.9 to 10)	16-7 (11.7 to 22.5)	40-6 (30.4 to 53.1)	59-9 (46.9 to 74.6)	80-4 (64.1 to 97.3)	97-9 (77.6 to 120)	119 (93.7 to 146)	139 (110.2 to 172)	154 (122.1 to 189)	179 (142.3 to 220)	179 (142.3 to 220)	179 (142.3 to 220)	179 (142.3 to 220)	179 (142.3 to 220)	179 (142.3 to 220)	179 (142.3 to 220)	179 (142.3 to 220)	1,160	
Interstitial lung disease and pulmonary sarcoidosis	0 (0 to 0)	0 (0 to 0)	0 (0 to 0.1)	0-2 (0 to 0.5)	0-3 (0 to 0.8)	0-5 (0.1 to 1.1)	1-1 (0.5 to 2.2)	2-4 (1.1 to 4.5)	3-3 (1.6 to 6.1)	4-3 (2.1 to 7.9)	5-4 (2.7 to 9.8)	6-7 (3.3 to 12)	7-9 (3.9 to 14)	9-1 (4.5 to 16)	10-7 (5.3 to 19)	11-7 (5.8 to 20)	12-6 (6.3 to 21)	11-9 (5.9 to 20)	10-7 (5.3 to 18)	8-9 (4.4 to 15)	5-7 (2.8 to 9.6)	2-3 (1.1 to 3.9)	122	
Other chronic respiratory diseases	0-4 (0 to 0.9)	0-6 (0 to 1.5)	1-2 (0.5 to 2.9)	2-5 (1.1 to 5.9)	4-3 (2 to 9.3)	10-6 (5.1 to 22)	22-4 (11.1 to 45.1)	37-1 (19.1 to 74.6)	45-3 (23.6 to 92.3)	49-2 (25.8 to 100)	52-3 (27.5 to 106)	53-7 (28.4 to 109)	53-8 (28.5 to 109)	53-8 (28.5 to 109)	53-8 (28.5 to 109)	53-8 (28.5 to 109)	53-8 (28.5 to 109)	53-8 (28.5 to 109)	53-8 (28.5 to 109)	53-8 (28.5 to 109)	53-8 (28.5 to 109)	53-8 (28.5 to 109)	1,160	
Digestive diseases	0-9 (0.5 to 1.8)	0-9 (0.5 to 1.7)	1-2 (0.6 to 2.5)	2-5 (1.2 to 5.1)	4-3 (2.2 to 8.6)	9-3 (4.7 to 18)	19-6 (10.1 to 37.1)	42-4 (22.1 to 80.1)	74-2 (39.1 to 140)	107 (56.7 to 202)	145 (77.1 to 273)	192 (102 to 362)	297 (158 to 560)	429 (228 to 809)	577 (307 to 1,090)	699 (372 to 1,320)	649 (345 to 1,220)	577 (307 to 1,090)	527 (280 to 994)	508 (270 to 959)	413 (220 to 779)	268 (142 to 506)	127 (67.6 to 239)	5,670
Cirrhosis and other chronic liver diseases	0 (0 to 0)	0 (0 to 0)	0-1 (0 to 0.1)	0-7 (0.4 to 1.7)	0-6 (0.4 to 2.2)	2-1 (1.2 to 4.6)	5-3 (3.2 to 11)	10 (6.1 to 21)	16-6 (10.1 to 34)	24-9 (15.1 to 50)	34-6 (21.1 to 70)	46-5 (28.4 to 93)	65-2 (39.8 to 130)	84-7 (51.7 to 169)	105 (64.1 to 210)	126 (77.1 to 252)	145 (88.6 to 290)	165 (101 to 329)	180 (110 to 359)	191 (117 to 382)	196 (120 to 392)	199 (122 to 398)	1,990	
Cirrhosis and other chronic liver diseases due to hepatitis B	0 (0 to 0)	0 (0 to 0)	0 (0 to 0)	0 (0 to 0.1)	0-1 (0 to 0.2)	0-3 (0.1 to 0.6)	0-7 (0.3 to 1.4)	1-4 (0.7 to 2.9)	2-3 (1.1 to 4.6)	3-3 (1.6 to 6.6)	4-5 (2.2 to 9.1)	6-1 (3 to 12)	8-5 (4.2 to 17)	11 (5.5 to 22)	13-7 (6.8 to 27)	15-2 (7.6 to 30)	16-8 (8.4 to 33)	18-4 (9.2 to 36)	19-7 (9.9 to 39)	20-8 (10.4 to 41)	21-4 (10.7 to 42)	21-6 (10.8 to 43)	155	
Cirrhosis and other chronic liver diseases due to hepatitis C	0 (0 to 0)	0 (0 to 0)	0 (0 to 0)	0 (0 to 0)	0-2 (0 to 0.4)	0-7 (0.3 to 1.6)	2-1 (1.1 to 4.4)	5-1 (2.7 to 10)	8-6 (4.6 to 17)	12-9 (6.9 to 25)	18-1 (9.7 to 35)	24-2 (13 to 46)	33-9 (18.2 to 65)	44-1 (23.7 to 85)	54-6 (29.4 to 105)	65-6 (35.3 to 126)	75-6 (40.7 to 146)	85-8 (46.2 to 165)	93-6 (50.4 to 180)	99-4 (53.5 to 191)	102 (54.9 to 196)	103 (55.4 to 198)	806	
Cirrhosis and other chronic liver diseases due to alcohol use	0 (0 to 0)	0 (0 to 0)	0 (0 to 0)	0 (0 to 0)	0-1 (0 to 0.2)	0-3 (0.1 to 0.7)	1-1 (0.5 to 2.3)	2-6 (1.2 to 5.2)	4-2 (2.1 to 8.4)	6-2 (3.1 to 12)	8-8 (4.4 to 17)	11-7 (5.9 to 23)	16-4 (8.3 to 32)	21-3 (10.8 to 42)	26-4 (13.4 to 51)	31-7 (16.1 to 61)	36-4 (18.5 to 70)	41-4 (21.1 to 80)	45-2 (23 to 87)	47-9 (24.4 to 92)	49-3 (25.1 to 95)	49-6 (25.2 to 95)	389	
Cirrhosis and other chronic liver diseases due to NAFLD	0 (0 to 0)	0 (0 to 0)	0 (0 to 0)	0 (0 to 0)	0-1 (0 to 0.2)	0-2 (0 to 0.4)	0-7 (0.2 to 1.5)	1-9 (0.9 to 3.8)	3-1 (1.5 to 6.4)	4-5 (2.2 to 9.3)	6-6 (3.2 to 13)	8-8 (4.3 to 18)	12-3 (6 to 25)	16-1 (7.9 to 33)	19-7 (9.6 to 40)	23-5 (11.5 to 48)	27-1 (13.3 to 55)	30-8 (15.1 to 62)	33-6 (16.5 to 68)	35-6 (17.4 to 72)	36-7 (17.9 to 74)	36-9 (18 to 75)	289	
Cirrhosis and other chronic liver diseases due to other causes	0 (0 to 0)	0 (0 to 0)	0 (0 to 0)	0-1 (0 to 0.2)	0-2 (0 to 0.5)	0-7 (0.2 to 1.6)	2-1 (1.1 to 4.5)	5-1 (2.7 to 10)	8-6 (4.6 to 17)	12-9 (6.9 to 25)	18-1 (9.7 to 35)	24-2 (13 to 46)	33-9 (18.2 to 65)	44-1 (23.7 to 85)	54-6 (29.4 to 105)	65-6 (35.3 to 126)	75-6 (40.7 to 146)	85-8 (46.2 to 165)	93-6 (50.4 to 180)	99-4 (53.5 to 191)	102 (54.9 to 196)	103 (55.4 to 198)	806	
Upper digestive system diseases	0 (0 to 0)	0 (0 to 0)	0 (0 to 0)	0-1 (0 to 0.2)	0-3 (0 to 0.6)	0-5 (0.1 to 1.1)	1-2 (0.5 to 2.4)	2-7 (1.3 to 5.4)	3-8 (2 to 7.6)	5-2 (2.7 to 10)	6-9 (3.6 to 13)	8-9 (4.7 to 17)	11 (5.8 to 21)	13-4 (7.1 to 25)	15-9 (8.4 to 30)	18-3 (9.7 to 34)	20-6 (10.9 to 38)	22-7 (12 to 42)	24-5 (12.9 to 45)	25-7 (13.5 to 47)	26-2 (13.8 to 48)	26-3 (13.8 to 48)	192	
Peptic ulcer disease	0 (0 to 0)	0 (0 to 0)	0 (0 to 0)	0 (0 to 0)	0-1 (0 to 0.2)	0-3 (0.2 to 0.6)	0-6 (0.4 to 1.4)	1-1 (0.7 to 3)	1-6 (1 to 4.2)	2-1 (1.3 to 5.7)	2-8 (1.7 to 7.5)	3-5 (2.2 to 9.6)	4-5 (2.7 to 12)	5-4 (3.3 to 15)	6-5 (3.9 to 18)	7-5 (4.5 to 20)	8-4 (5.1 to 22)	9-3 (5.6 to 25)	10 (6.1 to 27)	10-5 (6.4 to 28)	10-7 (6.5 to 28)	10-8 (6.5 to 28)	78	
Gastritis and duodenitis	0 (0 to 0)	0 (0 to 0)	0 (0 to 0)	0 (0 to 0)	0-1 (0 to 0.1)	0-2 (0 to 0.4)	0-4 (0.2 to 1)	0-8 (0.3 to 2.1)	1-1 (0.5 to 2.8)	1-5 (0.7 to 3.8)	2-1 (1 to 5.2)	2-6 (1.2 to 6.7)	3-3 (1.6 to 8.5)	4-1 (2 to 10)	4-8 (2.3 to 12)	5-4 (2.6 to 13)	6-1 (2.9 to 15)	6-7 (3.2 to 16)	7-2 (3.4 to 17)	7-5 (3.6 to 18)	7-6 (3.6 to 18)	7-7 (3.6 to 18)	56	
Gastroesophageal reflex disease	0 (0 to 0)	0 (0 to 0)	0 (0 to 0)	0 (0 to 0)	0-1 (0 to 0.1)	0-2 (0 to 0.4)	0-6 (0.3 to 1.4)	1-1 (0.6 to 2.6)	1-6 (0.9 to 3.7)	2-1 (1.2 to 5.1)	2-8 (1.6 to 6.8)	3-5 (2 to 8.5)	4-5 (2.6 to 11)	5-4 (3.2 to 13)	6-5 (3.8 to 16)	7-5 (4.4 to 18)	8-4 (4.9 to 20)	9-3 (5.4 to 22)	10 (5.9 to 24)	10-5 (6.2 to 25)	10-7 (6.3 to 25)	10-8 (6.3 to 25)	78	
Appendicitis	0 (0 to 0)	0 (0 to 0)	0 (0 to 0)	0-4 (0 to 0.9)	0-9 (0.5 to 2)	1-6 (0.9 to 3.5)	3-6 (2 to 7.6)	7-6 (4.2 to 16)	9-9 (5.5 to 21)	12-4 (6.9



Congenital birth defects	161 (114 to 209)	49 6 (33 2 to 66 2)	131 (87 6 to 209)	65 5 (48 9 to 93 4)	38 8 (27 1 to 59 7)	39 7 (29 3 to 54 9)	42 3 (31 4 to 59 3)	39 3 (29 4 to 49 4)	36 3 (28 to 46 3)	32 7 (24 6 to 42 3)	29 2 (21 7 to 38 9)	30 1 (21 7 to 39 6)	35 2 (24 6 to 48 5)	40 3 (29 2 to 54 9)	40 4 (29 1 to 55 2)	32 5 (19 6 to 45 1)	24 5 (14 to 33 7)	8 6 (5 to 13)	5 1 (3 1 to 7 4)	2 8 (1 7 to 4 3)	1 3 (0 8 to 2 1)	0 4 (0 3 to 0 7)	0 1 (0 to 0 1)		884
Neural tube defects	19 4 (9 7 to 19 2)	3 3 (1 2 to 6 5)	9 4 (4 1 to 19)	9 5 (3 6 to 19 8)	5 5 (0 9 to 2 2)	5 7 (1 1 to 2 6)	7 (2 3 to 2 8)	2 1 (1 0 to 3 4)	2 1 (1 0 to 3 4)	1 6 (1 to 2 6)	1 1 (0 7 to 1 6)	1 1 (0 6 to 1 8)	1 (0 6 to 1 6)	0 9 (0 4 to 1 4)	0 6 (0 4 to 1)	0 3 (0 2 to 0 6)	0 3 (0 2 to 0 6)	0 1 (0 to 0 2)	0 1 (0 to 0 1)	0 1 (0 to 0 1)	0 (0 to 0)	0 (0 to 0)	0 (0 to 0)		417
Congenital heart anomalies	20 (12 to 29 5)	4 (2 to 6 7)	14 (9 to 26 7)	6 (4 1 to 9 5)	3 (1 9 to 4 7)	3 (2 to 4 5)	3 (1 9 to 4 6)	3 (2 to 4 3)	2 (1 6 to 3 1)	2 (1 4 to 3 1)	2 (1 4 to 3 1)	2 (1 4 to 3 1)	2 (1 4 to 3 2)	2 (1 4 to 3 2)	2 (1 3 to 3 1)	1 (0 7 to 2 1)	1 (0 6 to 2 1)	0 (0 to 1 4)	0 (0 to 1 3)	0 (0 to 1 3)	0 (0 to 1 3)	0 (0 to 1 3)	0 (0 to 1 3)		239
Orofacial clefts	0 (0 to 0 1)	0 4 (0 2 to 0 7)	0 4 (0 2 to 0 8)	0 7 (0 5 to 1 1)	0 5 (0 1 to 1 1)	0 5 (0 2 to 0 8)	0 6 (0 3 to 1 1)	0 5 (0 3 to 0 8)	0 5 (0 3 to 1 1)	0 5 (0 3 to 0 8)	0 5 (0 3 to 0 8)	0 5 (0 3 to 0 8)	0 6 (0 3 to 1 1)	0 7 (0 3 to 1 4)	0 7 (0 3 to 1 4)	0 6 (0 3 to 1 4)	0 6 (0 3 to 1 4)	0 3 (0 1 to 0 7)	0 2 (0 1 to 0 5)	0 2 (0 1 to 0 5)	0 2 (0 1 to 0 5)	0 2 (0 1 to 0 5)	0 2 (0 1 to 0 5)		8 1
Down syndrome	4 4 (2 2 to 8)	1 1 (0 4 to 2 2)	3 3 (2 2 to 5 2)	2 9 (1 7 to 4 6)	2 7 (1 5 to 4 5)	2 7 (1 6 to 4 4)	3 4 (2 1 to 5 4)	2 7 (1 6 to 4 3)	4 1 (2 6 to 6 1)	2 7 (2 to 3 5)	3 4 (2 2 to 4 9)	3 6 (2 4 to 5 4)	3 1 (1 7 to 5 8)	12 2 (6 9 to 19 6)	15 7 (7 4 to 24 6)	13 3 (5 9 to 21 7)	7 5 (3 2 to 13)	0 (0 to 0)	0 (0 to 0)	0 (0 to 0)	0 (0 to 0)	0 (0 to 0)	0 (0 to 0)		94 3
Turner syndrome	0 (0 to 0)	0 (0 to 0)	0 (0 to 0)	0 (0 to 0)	0 (0 to 0)	0 (0 to 0)	0 (0 to 0)	0 (0 to 0)	0 (0 to 0)	0 (0 to 0)	0 (0 to 0)	0 (0 to 0)	0 (0 to 0)	0 (0 to 0)	0 (0 to 0)	0 (0 to 0)	0 (0 to 0)	0 (0 to 0)	0 (0 to 0)	0 (0 to 0)	0 (0 to 0)	0 (0 to 0)	0 (0 to 0)		0
Klinefelter syndrome	0 (0 to 0)	0 (0 to 0)	0 (0 to 0)	0 (0 to 0 1)	0 (0 to 0 1)	0 (0 to 0 1)	0 (0 to 0 1)	0 (0 to 0 2)	0 1 (0 to 0 2)	0 1 (0 to 0 2)	0 1 (0 to 0 2)	0 1 (0 to 0 1)	0 1 (0 to 0 1)	0 (0 to 0)	0 (0 to 0)	0 (0 to 0)	0 (0 to 0)	0 (0 to 0)	0 (0 to 0)	0 (0 to 0)	0 (0 to 0)	0 (0 to 0)	0 (0 to 0)	0 (0 to 0)		0 6
Other chromosomal abnormalities	18 1 (9 1 to 28 9)	5 (2 4 to 11)	16 (9 1 to 29)	7 0 (4 6 to 10 7)	5 2 (2 0 to 9 8)	5 8 (2 7 to 9 5)	7 2 (3 3 to 12 4)	4 6 (2 4 to 8 4)	4 3 (2 7 to 6 3)	3 5 (2 to 5 7)	3 7 (2 4 to 5 5)	4 2 (2 4 to 6 3)	3 7 (2 1 to 5 7)	3 7 (2 1 to 5 7)	2 7 (1 4 to 4 4)	1 6 (0 8 to 2 6)	1 2 (0 6 to 2 3)	0 5 (0 2 to 1)	0 3 (0 1 to 0 6)	0 2 (0 1 to 0 5)	0 2 (0 1 to 0 5)	0 2 (0 1 to 0 5)	0 2 (0 1 to 0 5)		96 8
Congenital musculoskeletal and limb anomalies	4 6 (2 3 to 11 8)	1 5 (0 6 to 3 3)	3 5 (1 8 to 7 4)	1 8 (0 9 to 4 2)	1 4 (0 7 to 3 4)	1 5 (0 8 to 3 2)	1 8 (0 9 to 4 1)	1 5 (0 8 to 3 2)	1 6 (0 8 to 3 4)	1 4 (0 7 to 3 2)	1 3 (0 7 to 3 1)	1 3 (0 7 to 3 1)	1 3 (0 7 to 3 1)	1 3 (0 7 to 3 1)	1 3 (0 7 to 3 1)	1 2 (0 6 to 3)	1 1 (0 6 to 2 9)	0 5 (0 3 to 1 4)	0 4 (0 2 to 1)	0 3 (0 2 to 0 8)	0 3 (0 2 to 0 8)	0 3 (0 2 to 0 8)	0 3 (0 2 to 0 8)		172
Urogenital congenital anomalies	11 6 (5 5 to 20)	3 3 (1 7 to 7 2)	7 5 (3 6 to 21)	3 6 (1 9 to 7 6)	2 5 (1 3 to 5 1)	2 7 (1 4 to 5 1)	3 4 (1 8 to 6 9)	2 7 (1 5 to 5 2)	3 (1 6 to 5 6)	2 4 (1 3 to 4 5)	2 4 (1 3 to 4 5)	2 4 (1 3 to 4 5)	2 3 (1 2 to 4 4)	2 3 (1 2 to 4 4)	2 2 (1 2 to 4 3)	1 7 (0 9 to 3 5)	1 4 (0 7 to 3 1)	0 7 (0 3 to 2 1)	0 5 (0 2 to 1 5)	0 4 (0 2 to 1 3)	0 4 (0 2 to 1 3)	0 4 (0 2 to 1 3)	0 4 (0 2 to 1 3)		34 4
Digestive congenital anomalies	4 5 (2 1 to 9 2)	1 6 (0 7 to 3 6)	3 (1 4 to 7 4)	1 5 (0 7 to 3 7)	1 1 (0 5 to 2 7)	1 1 (0 6 to 2 2)	1 4 (0 7 to 3 2)	1 1 (0 6 to 2 5)	1 2 (0 6 to 2 8)	1 (0 5 to 2 6)	1 (0 5 to 2 7)	1 (0 5 to 2 7)	1 (0 5 to 2 7)	1 (0 5 to 2 7)	1 (0 5 to 2 7)	0 8 (0 3 to 2 3)	0 8 (0 3 to 2 3)	0 4 (0 2 to 1 2)	0 3 (0 1 to 0 9)	0 3 (0 1 to 0 9)	0 3 (0 1 to 0 9)	0 3 (0 1 to 0 9)	0 3 (0 1 to 0 9)		48 8
Other congenital birth defects	52 0 (28 4 to 85 1)	16 6 (9 5 to 28)	24 8 (14 5 to 46)	12 1 (6 8 to 24 4)	9 3 (4 6 to 20 3)	9 6 (4 6 to 19)	12 (6 4 to 23 1)	9 3 (5 2 to 18 7)	10 (5 2 to 20 7)	8 2 (3 2 to 18 7)	8 2 (3 5 to 17)	8 4 (3 2 to 17 7)	8 2 (2 3 to 17)	8 2 (2 4 to 16 9)	8 2 (2 4 to 16 9)	6 5 (2 1 to 13 5)	4 2 (1 2 to 8 2)	2 (0 6 to 3 9)	1 (0 3 to 1 8)	0 5 (0 2 to 1 2)	0 3 (0 1 to 0 8)	0 2 (0 1 to 0 5)	0 2 (0 1 to 0 4)		165
Urinary diseases and male infertility	5 1 (3 to 9 2)	2 2 (0 9 to 5 3)	4 9 (2 9 to 9 6)	2 9 (1 6 to 6 6)	2 6 (1 4 to 5 7)	2 6 (1 5 to 5 6)	3 2 (1 8 to 6 1)	3 3 (2 to 5 12)	3 7 (2 to 5 12)	3 5 (2 to 5 11)	3 5 (2 to 5 11)	3 5 (2 to 5 11)	3 5 (2 to 5 11)	3 5 (2 to 5 11)	3 5 (2 to 5 11)	3 4 (2 to 5 11)	3 4 (2 to 5 11)	3 4 (2 to 5 11)	3 4 (2 to 5 11)	3 4 (2 to 5 11)	3 4 (2 to 5 11)	3 4 (2 to 5 11)	3 4 (2 to 5 11)		1,000
Urolithiasis	0 (0 to 0)	0 (0 to 0)	0 (0 to 0)	0 (0 to 0 1)	0 (0 to 0 1)	0 (0 to 0 1)	0 (0 to 0 2)	0 (0 to 0 1)	0 (0 to 0 2)	0 (0 to 0 2)	0 (0 to 0 2)	0 (0 to 0 2)	0 (0 to 0 2)	0 (0 to 0 2)	0 (0 to 0 2)	0 (0 to 0 2)	0 (0 to 0 2)	0 (0 to 0 2)	0 (0 to 0 2)	0 (0 to 0 2)	0 (0 to 0 2)	0 (0 to 0 2)	0 (0 to 0 2)	0 (0 to 0 2)		58 4
Benign prostatic hyperplasia	0 (0 to 0)	0 (0 to 0)	0 (0 to 0)	0 (0 to 0)	0 (0 to 0)	0 (0 to 0)	0 (0 to 0)	0 (0 to 0)	0 (0 to 0)	0 (0 to 0)	0 (0 to 0)	0 (0 to 0)	0 (0 to 0)	0 (0 to 0)	0 (0 to 0)	0 (0 to 0)	0 (0 to 0)	0 (0 to 0)	0 (0 to 0)	0 (0 to 0)	0 (0 to 0)	0 (0 to 0)	0 (0 to 0)	0 (0 to 0)		425
Male infertility	0 (0 to 0)	0 (0 to 0)	0 (0 to 0)	0 (0 to 0)	0 (0 to 0)	0 (0 to 0)	0 (0 to 0)	0 (0 to 0)	0 (0 to 0)	0 (0 to 0)	0 (0 to 0)	0 (0 to 0)	0 (0 to 0)	0 (0 to 0)	0 (0 to 0)	0 (0 to 0)	0 (0 to 0)	0 (0 to 0)	0 (0 to 0)	0 (0 to 0)	0 (0 to 0)	0 (0 to 0)	0 (0 to 0)	0 (0 to 0)		29 7
Other urinary diseases	0 1 (0 to 0 2)	0 2 (0 to 0 1)	0 2 (0 1 to 0 3)	0 2 (0 1 to 0 4)	0 2 (0 to 0 5)	0 2 (0 to 0 5)	0 3 (0 2 to 0 6)	0 3 (0 2 to 0 5)	0 3 (0 to 0 9)	0 3 (0 to 0 9)	0 3 (0 to 0 9)	0 3 (0 to 0 9)	0 3 (0 to 0 9)	0 3 (0 to 0 9)	0 3 (0 to 0 9)	0 3 (0 to 0 9)	0 3 (0 to 0 9)	0 3 (0 to 0 9)	0 3 (0 to 0 9)	0 3 (0 to 0 9)	0 3 (0 to 0 9)	0 3 (0 to 0 9)	0 3 (0 to 0 9)		40 2
Gynecological diseases	0 (0 to 0)	0 (0 to 0)	0 (0 to 0)	0 (0 to 0)	0 (0 to 0)	0 (0 to 0)	0 (0 to 0)	0 (0 to 0)	0 (0 to 0)	0 (0 to 0)	0 (0 to 0)	0 (0 to 0)	0 (0 to 0)	0 (0 to 0)	0 (0 to 0)	0 (0 to 0)	0 (0 to 0)	0 (0 to 0)	0 (0 to 0)	0 (0 to 0)	0 (0 to 0)	0 (0 to 0)	0 (0 to 0)	0 (0 to 0)		0
Uterine fibroids	0 (0 to 0)	0 (0 to 0)	0 (0 to 0)	0 (0 to 0)	0 (0 to 0)	0 (0 to 0)	0 (0 to 0)	0 (0 to 0)	0 (0 to 0)	0 (0 to 0)	0 (0 to 0)	0 (0 to 0)	0 (0 to 0)	0 (0 to 0)	0 (0 to 0)	0 (0 to 0)	0 (0 to 0)	0 (0 to 0)	0 (0 to 0)	0 (0 to 0)	0 (0 to 0)	0 (0 to 0)	0 (0 to 0)	0 (0 to 0)		0
Polycystic ovarian syndrome	..	..	..	..	..	..	..	..	..	..	..	..	..	..	..	..	..	..	..	..	..	..	..	..		NA
Female infertility	..	..	..	..	..	..	..	..	..	..	..	..	..	..	..	..	..	..	..	..	..	..	..	..		NA
Endometriosis	..	..	..	..	..	..	..	..	..	..	..	..	..	..	..	..	..	..	..	..	..	..	..	..		NA
Genital prolapse	0 (0 to 0)	0 (0 to 0)	0 (0 to 0)	0 (0 to 0)	0 (0 to 0)	0 (0 to 0)	0 (0 to 0)	0 (0 to 0)	0 (0 to 0)	0 (0 to 0)	0 (0 to 0)	0 (0 to 0)	0 (0 to 0)	0 (0 to 0)	0 (0 to 0)	0 (0 to 0)	0 (0 to 0)	0 (0 to 0)	0 (0 to 0)	0 (0 to 0)	0 (0 to 0)	0 (0 to 0)	0 (0 to 0)	0 (0 to 0)		0
Premenstrual syndrome	..	..	..	..	..	..	..	..	..	..	..	..	..	..	..	..	..	..	..	..	..	..	..	..		NA
Other gynecological diseases	0 (0 to 0)	0 (0 to 0)	0 (0 to 0)	0 (0 to 0)	0 (0 to 0)	0 (0 to 0)	0 (0 to 0)	0 (0 to 0)	0 (0 to 0)	0 (0 to 0)	0 (0 to 0)	0 (0 to 0)	0 (0 to 0)	0 (0 to 0)	0 (0 to 0)	0 (0 to 0)	0 (0 to 0)	0 (0 to 0)	0 (0 to 0)	0 (0 to 0)	0 (0 to 0)	0 (0 to 0)	0 (0 to 0)	0 (0 to 0)		0
Hemoglobinopathies and hemolytic anemias	0 1 (0 1 to 0 1)	0 2 (0 2 to 0 4)	1 0 (0 6 to 1 6)	0 8 (0 5 to 1 4)	0 5 (0 3 to 0 9)	0 5 (0 4 to 0 8)	0 7 (0 4 to 1 2)	0 6 (0 4 to 1 1)	0 8 (0 5 to 1 2)	0 7 (0 4 to 1 1)	0 7 (0 4 to 1 1)	0 7 (0 4 to 1 1)	0 7 (0 4 to 1 1)	0 7 (0 4 to 1 1)	0 7 (0 4 to 1 1)	0 7 (0 4 to 1 1)	0 7 (0 4 to 1 1)	0 7 (0 4 to 1 1)	0 7 (0 4 to 1 1)	0 7 (0 4 to 1 1)	0 7 (0 4 to 1 1)	0 7 (0 4 to 1 1)	0 7 (0 4 to 1 1)		27 3
Thalassemias	0 (0 to 0)	0 (0 to 0)	0 (0 to 0 1)	0 (0 to 0 1)	0 (0 to 0 1)	0 (0 to 0)	0 (0 to 0)	0 (0 to 0)	0 (0 to 0)	0 (0 to 0)	0 (0 to 0)	0 (0 to 0)	0 (0 to 0)	0 (0 to 0)	0 (0 to 0)	0 (0 to 0)	0 (0 to 0)	0 (0 to 0)	0 (0 to 0)	0 (0 to 0)	0 (0 to 0)	0 (0 to 0)	0 (0 to 0)	0 (0 to 0)		0 2
Thalassemias trait	0 (0 to 0)	0 (0 to 0)	0 (0 to 0 1)	0 (0 to 0 2)	0 (0 to 0 1)	0 (0 to 0 1)	0 (0 to 0 1)	0 (0 to 0 1)	0 (0 to 0 1)	0 (0 to 0 1)	0 (0 to 0 1)	0 (0 to 0 1)	0 (0 to 0 1)	0 (0 to 0 1)	0 (0 to 0 1)	0 (0 to 0 1)	0 (0 to 0 1)	0 (0 to 0 1)	0 (0 to 0 1)	0 (0 to 0 1)	0 (0 to 0 1)	0 (0 to 0 1)	0 (0 to 0 1)	0 (0 to 0 1)		4 1
Sickle cell disorders	0 1 (0 to 0 1)	0 1 (0 to 0 1)	0 1 (0 1 to 0 3)	0 3 (0 2 to 0 6)	0 3 (0 to 0 6)	0 3 (0 2 to 0 6)	0 3 (0 2 to 0 6)	0 3 (0 2 to 0 6)	0 3 (0 2 to 0 6)	0 3 (0 2 to 0 6)	0 3 (0 1 to 0 6)	0 3 (0 1 to 0 6)	0 3 (0 1 to 0 6)	0 3 (0 1 to 0 6)	0 3 (0 1 to 0 6)	0 3 (0 1 to 0 6)	0 3 (0 1 to 0 6)	0 3 (0 1 to 0 6)	0 3 (0 1 to 0 6)	0 3 (0 1 to 0 6)	0 3 (0 1 to 0 6)	0 3 (0 1 to 0 6)	0 3 (0 1 to 0 6)		4 6
Sickle cell trait	0 (0 to 0)	0 1 (0 0 to 0 2)	0 1 (0 0 to 0 7)	0 2 (0 1 to 0 4)	0 2 (0 1 to 0 4)	0 2 (0 1 to 0 5)	0 2 (0 1 to 0 5)	0 2 (0 1 to 0 4)	0 2 (0 1 to 0 5)	0 2 (0 1 to 0 4)	0 2 (0 1 to 0 4)	0 2 (0 1 to 0 4)	0 2 (0 1 to 0 4)	0 2 (0 1 to 0 5)	0 2 (0 1 to 0 5)	0 2 (0 1 to 0 5)	0 2 (0 1 to 0 5)	0 2 (0 1 to 0 5)	0 2 (0 1 to 0 5)	0 2 (0 1 to 0 5)	0 2 (0 1 to 0 5)	0 2 (0 1 to 0 5)	0 2 (0 1 to 0 5)		3 9
G6PD deficiency	0 (0 to 0)	0 (0 to 0 1)	0 (0 to 0 1)	0 (0 to 0 1)	0 (0 to 0 1)	0 (0 to 0 2)	0 (0 to 0 2)	0 (0 to 0 2)	0 (0 to 0 2)	0 (0 to 0 2)	0 (0 to 0 2)	0 (0 to 0 2)	0 (0 to 0 2)	0 (0 to 0 2)	0 (0 to 0 2)	0 (0 to 0 2)	0 (0 to 0 2)	0 (0 to 0 2)	0 (0 to 0 2)	0 (0 to 0 2)	0 (0 to 0 2)	0 (0 to 0 2)	0 (0 to 0 2)	0 (0 to 0 2)		8 2
G6PD trait	0 (0 to 0)	0 (0 to 0)	0 (0 to 0)	0 (0 to 0)	0 (0 to 0)	0 (0 to 0)	0 (0 to 0)	0 (0 to 0)	0 (0 to 0)	0 (0 to 0)	0 (0 to 0)	0 (0 to 0)	0 (0 to 0)	0 (0 to 0)	0 (0 to 0)	0 (0 to 0)	0 (0 to 0)	0 (0 to 0)	0 (0 to 0)	0 (0 to 0)	0 (0 to 0)	0 (0 to 0)	0 (0 to 0)	0 (0 to 0)		0
Other hemoglobinopathies and hemolytic anemias	0 (0 to 0)	0 (0 to 0)	0 (0 to 0)	0 4 (0 to 1 6)	0 7 (0 1 to 1 7)	0 3 (0 1 to 0 6)	0 4 (0 2 to 0 8)	0 3 (0 2 to 0 7)	0 4 (0 2 to 0 8)	0 4 (0 2 to 0 8)	0 4 (0 2 to 0 8)	0 4 (0 2 to 0 8)	0 4 (0 2 to 0 8)	0 7 (0 4 to 1 3)	1 1 (0 6 to 2 3)	1 2 (0 6 to 2)	1 2 (0 6 to 2)	1 1 (0 5 to 2)	0 8 (0 4 to 1 5)	0 6 (0 3 to 1 2)	0 5 (0 2 to 1 1)	0 4 (0 2 to 1 1)	0 4 (0 2 to 1 1)		27 3
Endocrine, metabolic, blood, and immune disorders	2 1 (1 1 to 3 7)	2 (0 9 to 5)	11 (5 1 to 29 1)	16 (9 3 to 39 9)	19 (9 9 to 43 4)	22 (12 to 51)	24 (13 to 52 4)	26 (15 to 56 3)	29 (16 to 62 1)	30 (16 to 64 3)	31 (16 to 66)	34 (18 to 72)	35 (18 to 75)	36 (18 to 77)	37 (19 to 79)	37 (19 to 79)	37 (19 to 79)	37 (19 to 79)	37 (19 to 79)	37 (19 to 79)	37 (19 to 79)	37 (19 to 79)	37 (19 to 79)		1,500
Cleft disorders	0 (0 to 0)	0 (0 to 0)	0 (0 to 0)	0 3 (0 2 to 0 5)	0 4 (0 2 to 0 7)	0 4 (0 2 to 0 7)	0 5 (0 3 to 0 8)	0 5 (0 3 to 0 8)	0 6 (0 3 to 0 9)	0 6 (0 3 to 0 9)	0 6 (0 3 to 0 9)	0 6 (0 3 to 0 9)	0 6 (0 3 to 0 9)	0 6 (0 3 to 0 9)	0 6 (0 3 to 0 9)	0 6 (0 3 to 0 9)	0 6 (0 3 to 0 9)	0 6 (0 3 to 0 9)	0 6 (0 3 to 0 9)	0 6 (0 3 to 0 9)	0 6 (0 3 to 0 9)	0 6 (0 3 to 0 9)	0 6 (0 3 to 0 9)		1,333
Caries of deciduous teeth	0 (0 to 0)	0 (0 to 0)	0 (0 to 0)	0 (0 to 0)	0 0 (0 to 0 1)	0 0 (0 to 0 1)	0 0 (0 to 0 1)	0 0 (0 to 0 1)	0 0 (0 to 0 1)	0 0 (0 to 0 1)	0 0 (0 to 0 1)	0 0 (0 to 0 1)	0 0 (0 to 0 1)	0 0 (0 to 0 1)	0 0 (0 to 0 1)	0 0 (0 to 0 1)	0 0 (0 to 0 1)	0 0 (0 to 0 1)	0 0 (0 to 0 1)	0 0 (0 to 0 1)	0 0 (0 to 0 1)	0 0 (0 to 0 1)	0 0 (0 to 0 1)		2 2
Caries of permanent teeth	0 (0 to 0)	0 (0 to 0)	0 (0 to 0)	1 6 (0 5 to 3 7)	3 4 (1 1 to 7 5)	3 6 (1 2 to 7 7)	4 4 (1 4 to 9 2)	7 6 (2 3 to 15 4)	7 3 (2 3 to 14 4)	7 3 (2 3 to 14 4)	6 9 (2 1 to 14 4)	6 9 (2 1 to 14 4)	7 (2 1 to 14 4)	9 3 (2 7 to 19 1)	9 3 (2 7 to 19 1)	9 3 (2 7 to 19 1)	9 3 (2 7 to 19 1)	9 3 (2 7 to 19 1)	9 3 (2 7 to 19 1)	9 3 (2 7 to 19 1)	9 3 (2 7 to 19 1)	9 3 (2 7 to 19 1)	9 3 (2 7 to 19 1)		104
Periodontal diseases	0 (0 to 0)	0 (0 to 0)	0 (0 to 0)	0 (0 to 0)	0 4 (0 1 to 1 1)	1 4 (0 4 to 3 7)	3 6 (1 1 to 8 6)	9 6 (2 to 17 7)	10 1 (2 2 to 27 3)	14 5 (4 to 27 5)	23 8 (7 7 to 58 2)	31 2 (10 6 to 74 8)	31 3 (10 6 to 73 7)	29 5 (9 2 to 82 3)	22 3 (6 3 to 53 1)	21 6 (5 to 49 6)	13 9 (3 2 to 32 4)	8 6 (2 to 19 7)	4 6 (1 1 to 11)	2 3 (0 6 to 5 4)	1 4 (0 4 to 3 2)	1 (0 3 to 2 2)	0 8 (0 2 to 1 8)		223
Other oral disorders	0 (0 to 0)	0 (0 to 0)	0 1 (0 to 0 4)	0 1 (0 to 0 4)	0 5 (0 1 to 1 4)	0 8 (0 2 to 2 2)	1 1 (0 3 to 3 2)	1 1 (0 4 to 3 2)	1 3 (0 4 to 3 5)	1 2 (0 4 to 3 5)	1 2 (0 4 to 3 5)	1 2 (0 4 to 3 5)	1 2 (0 4 to 3 5)	1 2 (0 4 to 3 5)	1 2 (0 4 to 3 5)	1 2 (0 4 to 3 5)	1 2 (0 4 to 3 5)	1 2 (0 4 to 3 5)	1 2 (0 4 to 3 5)	1 2 (0 4 to 3 5)	1 2 (0 4 to 3 5)	1 2 (0 4 to 3 5)	1 2 (0 4 to 3 5)		265
Sudden infant death syndrome	..	6 1 (2 3 to 9 4)	9 9 (5 9 to 16)	..	..	..	..	..	..	..	..	..	..	..	..	..	..	..	..	..	..	..	..	..		NA
Injuries	1 8 (1 3 to 2 3)	1 9 (1 3 to 2 5)	2 4 (1 6 to 3 4)	4 8 (3 2 to 6 6)	7 7 (5 1 to 10 3)	13 6 (10 to 17)	27 5 (22 to 34)	37 9 (32 to 44)	48 7 (42 to 57)	58 1 (51 to 67)	64 9 (58 to 74)	69 1 (62 to 78)	72 1 (64 to 81)	73 3 (65 to 82)	73 6 (65 to 82)	73 3 (65 to 82)	72 6 (64 to 81)	71 6 (63 to 80)	70 4 (62 to 79)	69 1 (61 to 78)	67 9 (60 to 77)	67 (59 to 76)	66 2 (58 to 75)	65 6 (57 to 74)		9,430
Transport injuries	0 1 (0 1 to 0 2)	0 1 (0 1 to 0 2)	1 6 (1 to 2 3)	4 4 (3 to 6 9)	13 6 (9 5 to 19)	27 7 (21 4 to 36 2)	143 (112 to 182)	200 (159 to 254)	198 (159 to 250)	123 (98 to 156)	94 (73 to 119)	72 (56 to 91)	109 (84 to 139)	126 (96 to 159)	115 (88 to 146)	108 (82 to 138)	83 (62 to 106)	79 5 (60 to 101)	74 7 (55 to 96)	80 (59 to 102)	52 5 (37 to 68)	19 8 (12 to 29)	6 6 (3 to 10)	1 3 (0 to 2)		1,580
Road injuries	0 1 (0 1 to 0 2)	0 1 (0 1 to 0 2)	0 1 (0 to 0 2)	1 2 (0 6 to 2 2)	4 5 (2 to 8)	10 1 (7 to 14)	70 (52 to 93)	110 (82 to 144)	110 (83 to 143)	72 (54 to 94)	56 (42 to 73)	43 (32 to 56)	66 (49 to 86)	78 (58 to 101)	72 (54 to 93)	68 (51 to 88)	52 (39 to 68)	50 (37 to 65)	47 (35 to 61)	50 (37 to 65)	33 (24 to 43)	12 (8 to 17)	4 (2 to 6)	0 8 (0 to 1)		1,470
Pedestrian road injuries	0 (0 to 0)	0 (0 to 0)	0 2 (0 2 to 0 5)	0 8 (0 6 to 1 4)	2 5 (2 to 3 7)	5 1 (4 to 7)	19 5 (15 2 to 24 4)	30 5 (24 to 38 4)	31 (25 to 39 4)	19 5 (14 1 to 24 4)	13 (10 3 to 17 2)	9 6 (7 3 to 13)	15 (11 to 20 4)	19 5 (14 to 25)	18 (13 to 24)	17 (12 to 23)	13 (9 to 18)	12 5 (9 to 17)	11 (8 to 15)	12 (9 to 17)	8 (5 to 12)	3 (2 to 4)	1 (0 to 2)	0 2 (0 to 0 3)		212
Cyclist road injuries	0 (0 to 0)	0 (0 to 0)	0 (0 to 0)	0 (0 to 0)	0 1 (0 to 0 4)	0 4 (0 2 to 0 9)	1 8 (1 to 3)	3 4 (2 to 5)	3 4 (2 to 5)	2 (1 to 3)	1 6 (1 to 2)	1 2 (0 8 to 1 6)	1 8 (1 to 2)	2 1 (1 to 3)	2 (1 to 3)	1 9 (1 to 2)	1 5 (1 to 2)	1 4 (0 9 to 2)	1 3 (0 8 to 1 8)	1 4 (0 9 to 2)	0 9 (0 6 to 1 3)	0 3 (0 2 to 0 5)	0 1 (0 to 0 2)	0 1 (0 to 0 2)		214
Motorcycled road injuries	0 (0 to 0)	0 (0 to 0)	0 2 (0 1 to 0 3)	0 6 (0 4 to 0 9)	1 9 (1 3 to 2 6)	4 1 (2 9 to 5 5)	16 4 (11 to 21 5)	25 5 (18 to 33 5)	26 (19 to 34 5)	16 (11 to 22 5)	11 (8 to 15)	8 (5 to 11)	12 (8 to 16)	16 (11 to 21)	15 (10 to 20)	14 (10 to 19)	11 (7 to 15)	10 (7 to 14)	9 (6 to 13)	10 (7 to 14)	7 (4 to 10)	3 (1 to 4)	1 (0 to 1)	0 2 (0 to 0 3)		364
Motor vehicle road injuries	0 (0 to 0)	0 (0 to 0)	0 9 (0 5 to 1 4)	2 6 (1 2 to 3 1)	6 9 (3 2 to 9 5)	16 5 (11 to 22 5)	76 5 (59 to 96 9)	111 (83 to 142)	92 2 (62 to 131)	62 (42 to 89)	52 2 (34 to 74)	39 7 (26 to 56)	59 7 (40 to 82)	69 (47 to 96)	63 (43 to 87)	57 (39 to 80)	42 (28 to 59)	39 5 (27 to 54)	35 (24 to 49)	39 5 (27 to 54)	26 4 (17 to 37)	10 7 (6 to 15)	3 2 (2 to 5)	0 7 (0 to 1)		662
Other road injuries	0 (0 to 0)	0 (0 to 0)	0 1 (0 to 0 1)	0 2 (0 2 to 0 4)	0 6 (0 3 to 0 9)	1 4 (0 4 to 2 2)	6 1 (2 to 8 6)	9 2 (2 6 to 12 6)	8 3 (2 to 11 6)	5 1 (1 to 7 6)	3 5 (0 8 to 5 2)	2 1 (0 7 to 3 1)	3 1 (1 to 4 6)	4 (0 9 to 5 9)	3 6 (1 to 5 2)	3 2 (1 to 4 5)	2 5 (1 to 3 5)	2 2 (1 to 3 1)	1 9 (1 to 2 7)	2 (1 to 3 1)	1 4 (0 to 2 1)	0 6 (0 to 1 1)	0 2 (0 to 0 4)	0 1 (0 to 0 1)		21
Other transport injuries	0 (0 to 0)	0 (0 to 0)	0 1 (0 to 0 1)	0 4 (0 to 1 1)	2 (0 to 3 4)	3 8 (2 to 5 8)	9 2 (6 to 13 7)	11 (8 to 14 1)	7 (5 to 9 6)	3 (2 to 4 5)	1 (0 to 1 5)	0 5 (0 to 1)	1 (0 to 1 5)	1 (0 to 1 5)	0 8 (0 to 1 2)	0 6 (0 to 1)	0 4 (0 to 0 7)	0 3 (0 to 0 6)	0 2 (0 to 0 4)	0 2 (0 to 0 4)	0 2 (0 to 0 4)	0 2 (0 to 0 4)	0 2 (0 to 0 4)	0 2 (0 to 0 4)		109
Unintentional injuries	1 3 (1 to 1 7)	1 3 (1 to 2 1)	2 1 (1 4 to 3)	3 9 (2 6 to 5 6)	6 7 (4 5 to 9 6)	12 (8 to 16)	27 (21 to 34)	39

SR Table 2a: Nottinghamshire DALYS by cause and age group for males with 95% uncertainty intervals, 2019

Cause	Early Neonatal	Late Neonatal	Post Neonatal	1 to 4	5 to 9	10 to 14	15 to 19	20 to 24	25 to 29	30 to 34	35 to 39	40 to 44	45 to 49	50 to 54	55 to 59	60 to 64	65 to 69	70 to 74	75 to 79	80 to 84	85 to 89	90 to 94	95 plus	Total
All causes	5,668 (5,444 - 5,894)	1,964 (1,766 - 2,167)	3,221 (3,026 to 3,725)	1,763 (967 to 2,560)	1,170 (1,070 to 1,274)	1,440 (1,440 to 2,439)	1,158 (1,158 to 2,270)	1,284 (1,284 to 2,272)	1,141 (1,141 to 2,229)	1,141 (1,141 to 2,229)	1,141 (1,141 to 2,229)	1,141 (1,141 to 2,229)	1,141 (1,141 to 2,229)	1,141 (1,141 to 2,229)	1,141 (1,141 to 2,229)	1,141 (1,141 to 2,229)	1,141 (1,141 to 2,229)	1,141 (1,141 to 2,229)	1,141 (1,141 to 2,229)	1,141 (1,141 to 2,229)	1,141 (1,141 to 2,229)	1,141 (1,141 to 2,229)	124,002
Communicable, maternal, neonatal, and nutritional diseases	4,007 (4,733 to 7,646)	1,164 (1,164 to 1,164)	221 (197 to 2,998)	170 (130 to 2,943)	167 (167 to 167)	136 (136 to 136)	118 (98 to 154)	134 (98 to 140)	141 (108 to 164)	157 (122 to 201)	168 (130 to 218)	170 (139 to 218)	202 (160 to 266)	239 (190 to 301)	266 (208 to 346)	312 (251 to 407)	429 (333 to 561)	449 (342 to 588)	561 (428 to 735)	536 (409 to 703)	392 (276 to 495)	69 (49 to 113)	6,640
HIV/AIDS and sexually transmitted infections	19 (14 to 24)	0 (0 to 0)	0 (0 to 0)	0 (0 to 0)	0 (0 to 0)	0 (0 to 0)	0 (0 to 0)	1 (1 to 2)	2 (2 to 3)	3 (3 to 4)	5 (4 to 6)	8 (7 to 9)	10 (9 to 11)	11 (9 to 13)	12 (10 to 15)	11 (9 to 14)	9 (7 to 12)	7 (5 to 10)	6 (4 to 10)	4 (2 to 8)	1 (1 to 3)	0 (0 to 2)	0 (0 to 0)	121
HIV/AIDS	0 (0 to 0)	0 (0 to 0)	0 (0 to 0)	0 (0 to 0)	0 (0 to 0)	0 (0 to 0)	0 (0 to 0)	1 (1 to 1)	2 (1 to 2)	3 (2 to 4)	5 (4 to 6)	7 (6 to 8)	9 (8 to 10)	10 (8 to 12)	11 (9 to 13)	9 (8 to 12)	8 (6 to 11)	6 (4 to 9)	5 (3 to 8)	3 (2 to 6)	1 (0 to 2)	0 (0 to 1)	0 (0 to 0)	81.1
HIV/AIDS - Drug-susceptible Tuberculosis	0 (0 to 0)	0 (0 to 0)	0 (0 to 1)	0 (0 to 0)	0 (0 to 0)	0 (0 to 0)	0 (0 to 0)	0 (0 to 0)	0 (0 to 1)	0 (0 to 1)	0 (0 to 1)	1 (1 to 1)	1 (1 to 1)	1 (1 to 2)	1 (1 to 2)	1 (1 to 2)	0 (0 to 1)	0 (0 to 1)	0 (0 to 1)	0 (0 to 1)	0 (0 to 0)	0 (0 to 0)	0 (0 to 0)	8.2
HIV/AIDS - Multidrug-resistant Tuberculosis without extensive drug resistance	0 (0 to 0)	0 (0 to 0)	0 (0 to 0)	0 (0 to 0)	0 (0 to 0)	0 (0 to 0)	0 (0 to 0)	0 (0 to 0)	0 (0 to 0)	0 (0 to 0)	0 (0 to 0)	0 (0 to 0)	0 (0 to 0)	0 (0 to 0)	0 (0 to 0)	0 (0 to 0)	0 (0 to 0)	0 (0 to 0)	0 (0 to 0)	0 (0 to 0)	0 (0 to 0)	0 (0 to 0)	0 (0 to 0)	0.2
HIV/AIDS - Extensively drug-resistant Tuberculosis	0 (0 to 0)	0 (0 to 0)	0 (0 to 0)	0 (0 to 0)	0 (0 to 0)	0 (0 to 0)	0 (0 to 0)	0 (0 to 0)	0 (0 to 0)	0 (0 to 0)	0 (0 to 0)	0 (0 to 0)	0 (0 to 0)	0 (0 to 0)	0 (0 to 0)	0 (0 to 0)	0 (0 to 0)	0 (0 to 0)	0 (0 to 0)	0 (0 to 0)	0 (0 to 0)	0 (0 to 0)	0 (0 to 0)	0.1
HIV/AIDS resulting in other diseases	0 (0 to 0)	0 (0 to 0)	0 (0 to 0)	0 (0 to 0)	0 (0 to 0)	0 (0 to 0)	0 (0 to 0)	1 (0 to 1)	2 (1 to 3)	3 (2 to 4)	5 (3 to 6)	6 (5 to 8)	8 (6 to 9)	9 (8 to 11)	10 (8 to 12)	9 (7 to 12)	7 (5 to 10)	5 (4 to 8)	4 (3 to 7)	3 (2 to 5)	1 (0 to 2)	0 (0 to 1)	0 (0 to 0)	72.6
Sexually transmitted infections excluding HIV	19 (14 to 24)	0 (0 to 0)	0 (0 to 0)	0 (0 to 0)	0 (0 to 0)	0 (0 to 0)	0 (0 to 0)	0 (0 to 0)	0 (0 to 0)	0 (0 to 0)	0 (0 to 0)	0 (0 to 0)	0 (0 to 0)	0 (0 to 0)	0 (0 to 0)	0 (0 to 0)	0 (0 to 0)	0 (0 to 0)	0 (0 to 0)	0 (0 to 0)	0 (0 to 0)	0 (0 to 0)	0 (0 to 0)	0.1
Syphilis	19 (14 to 24)	0 (0 to 0)	0 (0 to 0)	0 (0 to 0)	0 (0 to 0)	0 (0 to 0)	0 (0 to 0)	0 (0 to 0)	0 (0 to 0)	0 (0 to 0)	0 (0 to 0)	0 (0 to 0)	0 (0 to 0)	0 (0 to 0)	0 (0 to 0)	0 (0 to 0)	0 (0 to 0)	0 (0 to 0)	0 (0 to 0)	0 (0 to 0)	0 (0 to 0)	0 (0 to 0)	0 (0 to 0)	0.2
Chlamydial infection	0 (0 to 0)	0 (0 to 0)	0 (0 to 0)	0 (0 to 0)	0 (0 to 0)	0 (0 to 0)	0 (0 to 0)	0 (0 to 0)	0 (0 to 0)	0 (0 to 0)	0 (0 to 0)	0 (0 to 0)	0 (0 to 0)	0 (0 to 0)	0 (0 to 0)	0 (0 to 0)	0 (0 to 0)	0 (0 to 0)	0 (0 to 0)	0 (0 to 0)	0 (0 to 0)	0 (0 to 0)	0 (0 to 0)	0.1
Gonococcal infection	0 (0 to 0)	0 (0 to 0)	0 (0 to 0)	0 (0 to 0)	0 (0 to 0)	0 (0 to 0)	0 (0 to 0)	0 (0 to 0)	0 (0 to 0)	0 (0 to 0)	0 (0 to 0)	0 (0 to 0)	0 (0 to 0)	0 (0 to 0)	0 (0 to 0)	0 (0 to 0)	0 (0 to 0)	0 (0 to 0)	0 (0 to 0)	0 (0 to 0)	0 (0 to 0)	0 (0 to 0)	0 (0 to 0)	0.2
Trichomoniasis	0 (0 to 0)	0 (0 to 0)	0 (0 to 0)	0 (0 to 0)	0 (0 to 0)	0 (0 to 0)	0 (0 to 0)	0 (0 to 0)	0 (0 to 0)	0 (0 to 0)	0 (0 to 0)	0 (0 to 0)	0 (0 to 0)	0 (0 to 0)	0 (0 to 0)	0 (0 to 0)	0 (0 to 0)	0 (0 to 0)	0 (0 to 0)	0 (0 to 0)	0 (0 to 0)	0 (0 to 0)	0 (0 to 0)	0.1
Genital herpes	0 (0 to 0)	0 (0 to 0)	0 (0 to 0)	0 (0 to 0)	0 (0 to 0)	0 (0 to 0)	0 (0 to 0)	0 (0 to 0)	0 (0 to 0)	0 (0 to 0)	0 (0 to 0)	0 (0 to 0)	0 (0 to 0)	0 (0 to 1)	0 (0 to 1)	0 (0 to 1)	0 (0 to 1)	0 (0 to 1)	0 (0 to 1)	0 (0 to 1)	0 (0 to 0)	0 (0 to 0)	0 (0 to 0)	0.8
Other sexually transmitted infections	0 (0 to 0)	0 (0 to 0)	0 (0 to 0)	0 (0 to 0)	0 (0 to 0)	0 (0 to 0)	0 (0 to 0)	0 (0 to 0)	0 (0 to 0)	0 (0 to 0)	0 (0 to 0)	0 (0 to 0)	0 (0 to 0)	0 (0 to 0)	0 (0 to 0)	0 (0 to 0)	0 (0 to 0)	0 (0 to 0)	0 (0 to 0)	0 (0 to 0)	0 (0 to 0)	0 (0 to 0)	0 (0 to 0)	0
Respiratory infections and tuberculosis	3.7 (2.9 to 4.9)	39 (3.1 to 6.3)	27 (24.4 to 54.7)	19 (24.4 to 77)	11 (27.5 to 78.2)	9.1 (21.6 to 98.9)	32 (20.9 to 91)	39 (20.4 to 91.3)	42 (20.1 to 91.3)	46 (20.1 to 91.3)	51 (20.1 to 91.3)	66 (20.1 to 91.3)	86 (20.1 to 91.3)	92.8 (20.1 to 91.3)	116 (20.1 to 91.3)	147 (20.1 to 91.3)	227 (20.1 to 91.3)	330 (20.1 to 91.3)	377 (20.1 to 91.3)	327 (20.1 to 91.3)	220 (20.1 to 91.3)	49 (20.1 to 91.3)	2,398
Tuberculosis	3.7 (2.9 to 4.9)	39 (3.1 to 6.3)	27 (24.4 to 54.7)	19 (24.4 to 77)	11 (27.5 to 78.2)	9.1 (21.6 to 98.9)	32 (20.9 to 91)	39 (20.4 to 91.3)	42 (20.1 to 91.3)	46 (20.1 to 91.3)	51 (20.1 to 91.3)	66 (20.1 to 91.3)	86 (20.1 to 91.3)	92.8 (20.1 to 91.3)	116 (20.1 to 91.3)	147 (20.1 to 91.3)	227 (20.1 to 91.3)	330 (20.1 to 91.3)	377 (20.1 to 91.3)	327 (20.1 to 91.3)	220 (20.1 to 91.3)	49 (20.1 to 91.3)	2,398
Latent tuberculosis infection	0 (0 to 0)	0 (0 to 0)	0 (0 to 0)	0 (0 to 0)	0 (0 to 0)	0 (0 to 0)	0 (0 to 0)	0 (0 to 0)	0 (0 to 0)	0 (0 to 0)	0 (0 to 0)	0 (0 to 0)	0 (0 to 0)	0 (0 to 0)	0 (0 to 0)	0 (0 to 0)	0 (0 to 0)	0 (0 to 0)	0 (0 to 0)	0 (0 to 0)	0 (0 to 0)	0 (0 to 0)	0 (0 to 0)	0
Drug-susceptible tuberculosis	0 (0 to 0)	0 (0 to 0)	0 (0 to 1)	0 (0 to 0)	0 (0 to 0)	0 (0 to 0)	0 (0 to 0)	0 (0 to 0)	1 (0 to 1)	1 (0 to 2)	1 (1 to 2)	1 (1 to 2)	2 (1 to 3)	2 (1 to 3)	3 (2 to 4)	4 (2 to 6)	4 (2 to 6)	5 (3 to 7)	6 (3 to 9)	4 (2 to 7)	2 (1 to 3)	1 (0 to 2)	0 (0 to 0)	53.6
Multidrug-resistant tuberculosis without extensive drug resistance	0 (0 to 0)	0 (0 to 0)	0 (0 to 0)	0 (0 to 0)	0 (0 to 0)	0 (0 to 0)	0 (0 to 0)	0 (0 to 0)	0 (0 to 0)	0 (0 to 0)	0 (0 to 0)	0 (0 to 0)	0 (0 to 0)	0 (0 to 0)	0 (0 to 0)	0 (0 to 0)	0 (0 to 0)	0 (0 to 0)	0 (0 to 0)	0 (0 to 0)	0 (0 to 0)	0 (0 to 0)	0 (0 to 0)	1.1
Extensively drug-resistant tuberculosis	0 (0 to 0)	0 (0 to 0)	0 (0 to 0)	0 (0 to 0)	0 (0 to 0)	0 (0 to 0)	0 (0 to 0)	0 (0 to 0)	0 (0 to 0)	0 (0 to 0)	0 (0 to 0)	0 (0 to 0)	0 (0 to 0)	0 (0 to 0)	0 (0 to 0)	0 (0 to 0)	0 (0 to 0)	0 (0 to 0)	0 (0 to 0)	0 (0 to 0)	0 (0 to 0)	0 (0 to 0)	0 (0 to 0)	0.3
Lower respiratory infections	0.6 (0.5 to 1.9)	27.7 (2.2 to 3.9)	11.7 (2.2 to 19.2)	2.9 (23.6 to 49.7)	3.9 (24.5 to 53.5)	6.2 (20.4 to 72.3)	10.3 (10.3 to 87.4)	14.9 (10.3 to 91.3)	22.5 (10.3 to 91.3)	29.9 (20.5 to 92.4)	39.7 (20.5 to 92.4)	41.3 (27.1 to 92.4)	48.2 (41.3 to 92.4)	81.4 (54.6 to 113)	111 (73.5 to 154)	141 (107.4 to 202)	197 (127.4 to 274)	229 (161.4 to 334)	268 (161.4 to 334)	187 (161.4 to 334)	102 (84.4 to 171)	23 (16.1 to 107)	2,820
Upper respiratory infections	0.1 (0 to 0.1)	0.4 (0.2 to 0.4)	9 (5 to 12.9)	31.9 (16.3 to 42.4)	39.4 (16.3 to 42.4)	27.6 (16.3 to 42.4)	21.9 (16.3 to 42.4)	21.6 (11.2 to 33.9)	22 (12.4 to 37)	22.7 (12.4 to 38.9)	22.8 (12.4 to 38.7)	23.1 (12.4 to 38.7)	24.1 (12.4 to 38.7)	22.6 (12.3 to 38.4)	24.4 (12.3 to 38.4)	22.1 (12.3 to 38.4)	17.6 (9.4 to 29.2)	15.3 (9.2 to 25.9)	9.4 (5.1 to 16.9)	3.8 (1.6 to 8.2)	2.6 (1.4 to 4.4)	1.1 (0.6 to 2.1)	372
Otitis media	0 (0 to 0)	1.2 (0.9 to 2.2)	7.5 (4 to 12.9)	7.5 (4 to 12.9)	4.6 (2.5 to 8.6)	4.2 (2.5 to 8.6)	4.7 (2.5 to 8.6)	4.6 (2.5 to 8.6)	4.5 (2.4 to 9.2)	4.6 (2.4 to 9.2)	5.2 (2.4 to 9.2)	4.3 (2.4 to 9.2)	4.3 (2.4 to 9.2)	3.7 (2.4 to 9.2)	4.2 (2.4 to 9.2)	3.2 (2.4 to 9.2)	1.9 (1.2 to 3.6)	1.4 (0.9 to 2.8)	0.7 (0.4 to 1.5)	0.3 (0.2 to 0.6)	0.1 (0.1 to 0.3)	0.1 (0.1 to 0.2)	82.7
Enteric infections	0.3 (0.2 to 0.7)	1.9 (1.1 to 2.4)	19.3 (14.4 to 21.2)	19.3 (14.4 to 22.6)	13.5 (9.2 to 22.6)	9.7 (6.2 to 16)	7.1 (4.7 to 12.2)	6.2 (4.7 to 9.2)	6.2 (4.7 to 9.2)	6.2 (4.7 to 9.2)	6.2 (4.7 to 9.2)	6.2 (4.7 to 9.2)	7.3 (5.3 to 9.2)	6.1 (5.3 to 9.2)	6.5 (5.3 to 14.1)	6.3 (5.3 to 14.1)	12.9 (9.3 to 17.2)	22.7 (13.9 to 27.7)	25.6 (13.9 to 42.4)	23.9 (13.9 to 42.4)	15.4 (9.6 to 29.1)	5.6 (3.9 to 11.2)	346
Diarrheal diseases	0.3 (0.2 to 0.7)	1.9 (1.1 to 2.4)	19.3 (14.4 to 21.2)	19.3 (14.4 to 22.6)	13.5 (9.2 to 22.6)	9.7 (6.2 to 16)	7.1 (4.7 to 12.2)	6.2 (4.7 to 9.2)	6.2 (4.7 to 9.2)	6.2 (4.7 to 9.2)	6.2 (4.7 to 9.2)	6.2 (4.7 to 9.2)	7.3 (5.3 to 9.2)	6.1 (5.3 to 9.2)	6.5 (5.3 to 14.1)	6.3 (5.3 to 14.1)	12.9 (9.3 to 17.2)	22.7 (13.9 to 27.7)	25.6 (13.9 to 42.4)	23.9 (13.9 to 42.4)	15.4 (9.6 to 29.1)	5.6 (3.9 to 11.2)	346
Typhoid and paratyphoid	0 (0 to 0)	0 (0 to 0)	0 (0 to 0)	0 (0 to 0)	0 (0 to 0)	0 (0 to 0)	0 (0 to 0)	0 (0 to 0)	0 (0 to 0)	0 (0 to 0)	0 (0 to 0)	0 (0 to 0)	0 (0 to 0)	0 (0 to 0)	0 (0 to 0)	0 (0 to 0)	0 (0 to 0)	0 (0 to 0)	0 (0 to 0)	0 (0 to 0)	0 (0 to 0)	0 (0 to 0)	0 (0 to 0)	0
Typhoid fever	0 (0 to 0)	0 (0 to 0)	0 (0 to 0)	0 (0 to 0)	0 (0 to 0)	0 (0 to 0)	0 (0 to 0)	0 (0 to 0)	0 (0 to 0)	0 (0 to 0)	0 (0 to 0)	0 (0 to 0)	0 (0 to 0)	0 (0 to 0)	0 (0 to 0)	0 (0 to 0)	0 (0 to 0)	0 (0 to 0)	0 (0 to 0)	0 (0 to 0)	0 (0 to 0)	0 (0 to 0)	0 (0 to 0)	0
Paratyphoid fever	0 (0 to 0)	0 (0 to 0)	0 (0 to 0)	0 (0 to 0)	0 (0 to 0)	0 (0 to 0)	0 (0 to 0)	0 (0 to 0)	0 (0 to 0)	0 (0 to 0)	0 (0 to 0)	0 (0 to 0)	0 (0 to 0)	0 (0 to 0)	0 (0 to 0)	0 (0 to 0)	0 (0 to 0)	0 (0 to 0)	0 (0 to 0)	0 (0 to 0)	0 (0 to 0)	0 (0 to 0)	0 (0 to 0)	0
Invasive Non-typhoidal Salmonella (iNTS)	0 (0 to 0)	0 (0 to 0)	0 (0 to 0)	0 (0 to 0)	0 (0 to 0)	0 (0 to 0)	0 (0 to 0)	0 (0 to 0)	0 (0 to 0)	0 (0 to 0)	0 (0 to 0)	0 (0 to 0)	0 (0 to 0)	0 (0 to 0)	0 (0 to 0)	0 (0 to 0)	0 (0 to 0)	0 (0 to 0)	0 (0 to 0)	0 (0 to 0)	0 (0 to 0)	0 (0 to 0)	0 (0 to 0)	0
Other intestinal infectious diseases	0 (0 to 0)	0 (0 to 0)	0 (0 to 0)	0 (0 to 0)	0 (0 to 0)	0 (0 to 0)	0 (0 to 0)	0 (0 to 0)	0 (0 to 0)	0 (0 to 0)	0 (0 to 0)	0 (0 to 0)	0 (0 to 0)	0 (0 to 0)	0 (0 to 0)	0 (0 to 0)	0 (0 to 0)	0 (0 to 0)	0 (0 to 0)	0 (0 to 0)	0 (0 to 0)	0 (0 to 0)	0 (0 to 0)	0.1
Neglected tropical diseases and malaria	0 (0 to 0)	0 (0 to 0)	0 (0 to 1)	0 (0 to 1)	0 (0 to 0)	0 (0 to 0)	0 (0 to 0)	0 (0 to 0)	0 (0 to 0)	0 (0 to 0)	0 (0 to 1)	0 (0 to 1)	0 (0 to 1)	0 (0 to 1)	0 (0 to 1)	0 (0 to 1)	0 (0 to 1)	0 (0 to 1)	0 (0 to 1)	0 (0 to 1)	0 (0 to 0)	0 (0 to 0)	0 (0 to 0)	0.6
Malaria	0 (0 to 0)	0 (0 to 0)	0 (0 to 0)	0 (0 to 0)	0 (0 to 0)	0 (0 to 0)	0 (0 to 0)	0 (0 to 0)	0 (0 to 0)	0 (0 to 0)	0 (0 to 0)	0 (0 to 0)	0 (0 to 0)	0 (0 to 0)	0 (0 to 0)	0 (0 to 0)	0 (0 to 0)	0 (0 to 0)	0 (0 to 0)	0 (0 to 0)	0 (0 to 0)	0 (0 to 0)	0 (0 to 0)	0
Chagas disease	0 (0 to 0)	0 (0 to 0)	0 (0 to 0)	0 (0 to 0)	0 (0 to 0)	0 (0 to 0)	0 (0 to 0)	0 (0 to 0)	0 (0 to 0)	0 (0 to 0)	0 (0 to 0)	0 (0 to 0)	0 (0 to 0)	0 (0 to 0)	0 (0 to 0)	0 (0 to 0)	0 (0 to 0)	0 (0 to 0)	0 (0 to 0)	0 (0 to 0)	0 (0 to 0)	0 (0 to 0)	0 (0 to 0)	0
Leishmaniasis	0 (0 to 0)	0 (0 to 0)	0 (0 to 0)	0 (0 to 0)	0 (0 to 0)	0 (0 to 0)	0 (0 to 0)	0 (0 to 0)	0 (0 to 0)	0 (0 to 0)	0 (0 to 0)	0 (0 to 0)	0 (0 to 0)	0 (0 to 0)	0 (0 to 0)	0 (0 to 0)	0 (0 to 0)	0 (0 to 0)	0 (0 to 0)	0 (0 to 0)	0 (0 to 0)	0 (0 to 0)	0 (0 to 0)	0
Visceral leishmaniasis	0 (0 to 0)	0 (0 to 0)	0 (0 to 0)	0 (0 to 0)	0 (0 to 0)	0 (0 to 0)	0 (0 to 0)	0 (0 to 0)	0 (0 to 0)	0 (0 to 0)	0 (0 to 0)	0 (0 to 0)	0 (0 to 0)	0 (0 to 0)	0 (0 to 0)	0 (0 to 0)	0 (0 to 0)	0 (0 to 0)	0 (0 to 0)	0 (0 to 0)	0 (0 to 0)	0 (0 to 0)	0 (0 to 0)	0
Cutaneous and mucocutaneous leishmaniasis	0 (0 to 0)	0 (0 to 0)	0 (0 to 0)	0 (0 to 0)	0 (0 to 0)	0 (0 to 0)	0 (0 to 0)	0 (0 to 0)	0 (0 to 0)	0 (0 to 0)	0 (0 to 0)	0 (0 to 0)	0 (0 to 0)	0 (0 to 0)	0 (0 to 0)	0 (0 to 0)	0 (0 to 0)	0 (0 to 0)	0 (0 to 0)	0 (0 to 0)	0 (0 to 0)	0 (0 to 0)	0 (0 to 0)	0
African trypanosomiasis	0 (0 to 0)	0 (0 to 0)	0 (0 to 0)	0 (0 to 0)	0 (0 to 0)	0 (0 to 0)	0 (0 to 0)	0 (0 to 0)	0 (0 to 0)	0 (0 to 0)	0 (0 to 0)	0 (0 to 0)	0 (0 to 0)	0 (0 to 0)	0 (0 to 0)	0 (0 to 0)	0 (0 to 0)	0 (0 to 0)	0 (0 to 0)	0 (0 to 0)	0 (0 to 0)	0 (0 to 0)	0 (0 to 0)	0
Schistosomiasis	0 (0 to 0)	0 (0 to 0)	0 (0 to 0)	0 (0 to 0)	0 (0 to 0)	0 (0 to 0)	0 (0 to 0)	0 (0 to 0)	0 (0 to 0)	0 (0 to 0)	0 (0 to 0)	0 (0 to 0)	0 (0 to 0)	0 (0 to 0)	0 (0 to 0)	0 (0 to 0)	0 (0 to 0)	0 (0 to 0)	0 (0 to 0)	0 (0 to 0)	0 (0 to 0)	0 (0 to 0)	0 (0 to 0)	0
Cysticercosis	0 (0 to 0)	0 (0 to 0)	0 (0 to 0)	0 (0 to 0)	0 (0 to 0)	0 (0 to 0)	0 (0 to 0)	0 (0 to 0)	0 (0 to 0)	0 (0 to 0)	0 (0 to 0)	0 (0 to 0)	0 (0 to 0)	0 (0 to 0)	0 (0 to 0)	0 (0 to 0)	0 (0 to 0)	0 (0 to 0)	0 (0 to 0)	0 (0 to 0)	0 (0 to 0)	0 (0 to 0)	0 (0 to 0)	0
Cystic echinococcosis	0 (0 to 0)	0 (0 to 0)	0 (0 to 0)	0 (0 to 0)	0 (0 to 0)	0 (0 to 0)	0 (0 to 0)	0 (0 to 0)	0 (0 to 0)	0 (0 to 0)	0 (0 to 0)	0 (0 to 0)	0 (0 to 0)	0 (0 to 0)	0 (0 to 0)	0 (0 to 0)	0 (0 to 0)	0 (0 to 0)	0 (0 to 0)	0 (0 to 0)	0 (0 to 0)	0 (0 to 0)	0 (0 to 0)	0
Lymphatic filariasis	0 (0 to 0)	0 (0 to 0)	0 (0 to 0)	0 (0 to 0)	0 (0 to 0)	0 (0 to 0)	0 (0 to 0)	0 (0 to 0)	0 (0 to 0)	0 (0 to 0)	0 (0 to 0)	0 (0 to 0)	0 (0 to 0)	0 (0 to 0)	0 (0 to 0)	0 (0 to 0)	0 (0 to 0)	0 (0 to 0)	0 (0 to 0)	0 (0 to 0)	0 (0 to 0)	0 (0 to 0)	0 (0 to 0)	0
Onchocerciasis	0 (0 to 0)	0 (0 to 0)	0 (0 to 0)	0 (0 to 0)	0 (0 to 0)	0 (0 to 0)	0 (0 to 0)	0 (0 to 0)	0 (0 to 0)	0 (0 to 0)	0 (0 to 0)	0 (0 to 0)	0 (0 to 0)	0 (0 to 0)	0 (0 to 0)	0 (0 to 0)	0 (0 to 0)	0 (0 to 0)	0 (0 to 0)	0 (0 to 0)	0 (0 to 0)	0 (0 to 0)	0 (0 to 0)	0
Trachoma	0 (0 to 0)	0 (0 to 0)	0 (0 to 0)	0 (0 to 0)	0 (0 to 0)	0 (0 to 0)	0 (0 to 0)	0 (0 to 0)	0 (0 to 0)	0 (0 to 0)	0 (0 to 0)	0 (0 to 0)	0 (0 to 0)	0 (0 to 0)	0 (0 to 0)	0 (0 to 0)	0 (0 to 0)	0 (0 to 0)	0 (0 to 0)	0 (0 to 0)	0 (0 to 0)	0 (0 to 0)	0 (0 to 0)	0
Dengue	0 (0 to 0)	0 (0 to 0)	0 (0 to 0)	0 (0 to 0)	0 (0 to 0)	0 (0 to 0)	0 (0 to 0)	0 (0 to 0)	0 (0 to 0)	0 (0 to 0)	0 (0 to 0)	0 (0 to 0)	0 (0 to 0)	0 (0 to 0)	0 (0 to 0)	0 (0 to 0)	0 (0 to 0)	0 (0 to 0)	0 (0 to 0)	0 (0 to 0)	0 (0 to 0)	0 (0 to 0)	0 (0 to 0)	0
Yellow fever	0 (0 to 0)	0 (0 to 0)	0 (0 to 0)	0 (0 to 0)	0 (0 to 0)	0 (0 to 0)	0 (0 to 0)	0 (0 to 0)	0 (0 to 0)	0 (0 to 0)	0 (0 to 0)	0 (0 to 0)	0 (0 to 0)	0 (0 to 0)	0 (0 to 0)	0 (0 to 0)	0 (0 to 0)	0 (0 to 0)	0 (0 to 0)	0 (0 to 0)	0 (0 to 0)	0 (0 to 0)	0 (0 to 0)	0
Rabies	0 (0 to 0)	0 (0 to 0)	0 (0 to 0)	0 (0 to 0)	0 (0 to 0)	0 (0 to 0)	0 (0 to 0)	0 (0 to 0)	0 (0 to 0)	0 (0 to 0)	0 (0 to 0)	0 (0 to 0)	0 (0 to 0)	0 (0 to 0)	0 (0 to 0)	0 (0 to 0)	0 (0 to 0)	0 (0 to 0)	0 (0 to 0)	0 (0 to 0)	0 (0 to 0)	0 (0 to 0)	0 (0 to 0)	0
Intestinal nematode infections	0 (0 to 0)	0 (0 to 0)	0 (0 to 0)	0 (0 to 0)	0 (0 to 0)	0 (0 to 0)	0 (0 to 0)	0 (0 to 0)	0 (0 to 0)	0 (0 to 0)	0 (0 to 0)	0 (0 to 0)	0 (0 to 0)	0 (0 to 0)	0 (0 to 0)	0 (0 to 0)	0 (0 to 0)	0 (0 to 0)	0 (0 to 0)	0 (0 to 0)	0 (0 to 0)	0 (0 to 0)	0 (0 to 0)	0
Ascariasis	0 (0 to 0)	0 (0 to 0)	0 (0 to 0)	0 (0 to 0)	0 (0 to 0)	0 (0 to 0)	0 (0 to 0)	0 (0 to 0)	0 (0 to 0)	0 (0 to 0)	0 (0 to 0)	0 (0 to 0)	0 (0 to 0)	0 (0 to 0)	0 (0 to 0)	0 (0 to 0)	0 (0 to 0)	0 (0 to 0)	0 (0 to 0)	0 (0 to 0)	0 (0 to 0)	0 (0 to 0)	0 (0 to 0)	0
Trichuriasis	0 (0 to 0)	0 (0 to 0)	0 (0 to 0)	0 (0 to 0)	0 (0 to 0)	0 (0 to 0)	0 (0 to 0)	0 (0 to 0)	0 (0 to 0)	0 (0 to 0)	0 (0 to 0)	0 (0 to 0)	0 (0 to 0)	0 (0 to 0)	0 (0 to 0)	0 (0 to 0)	0 (0 to 0)	0 (0 to 0)	0 (0 to 0)	0 (0 to 0)	0 (0 to 0)	0 (0 to 0)	0 (0 to 0)	0
Hookworm disease	0 (0 to 0)	0 (0 to 0)	0 (0 to 0)	0 (0 to 0)	0 (0 to 0)	0 (0 to 0)	0 (0 to 0)	0 (0 to 0)	0 (0 to 0)	0 (0 to 0)	0 (0 to 0)	0 (0 to 0)	0 (0 to 0)	0 (0 to 0)	0 (0 to 0)	0 (0 to 0)	0 (0 to 0)	0 (0 to 0)	0 (0 to 0)	0 (0 to 0)	0 (0 to 0)	0 (0 to 0)	0 (0 to 0)	0
Food-borne trematodiases	0 (0 to 0)	0 (0 to 0)	0 (0 to 0)	0 (0 to 0)	0 (0 to 0)	0 (0 to 0)	0 (0 to 0)	0 (0 to 0)	0 (0 to 0)	0 (0 to 0)	0 (0 to 0)	0 (0 to 0)	0 (0 to 0)	0 (0 to 0)	0 (0 to 0)	0 (0 to 0)	0 (0 to 0)	0 (0 to 0)	0 (0 to 0)	0 (0 to 0)	0 (0 to 0)	0 (0 to 0)	0 (0 to 0)	0
Leprosy	0 (0 to 0)	0 (0 to 0)	0 (0 to 0)	0 (0 to 0)	0 (0 to 0)	0 (0 to 0)	0 (0 to 0)	0 (0 to 0)	0 (0 to 0)	0 (0 to 0)	0 (0 to 0)	0 (0 to 0)	0 (0 to 0)	0 (0 to 0)	0 (0 to 0)	0 (0 to 0)	0 (0 to 0)	0 (0 to 0)	0 (0 to 0)	0 (0 to 0)	0 (0 to 0)	0 (0 to 0)	0 (0 to 0)	0
Ebola	0 (0 to 0)	0 (0 to 0)	0 (0 to 0)	0 (0 to 0)	0 (0 to 0)	0 (0 to 0)	0 (0 to 0)	0 (0 to 0)	0 (0 to 0)	0 (0 to 0)	0 (0 to 0)	0 (0 to 0)	0 (0 to 0)	0 (0 to 0)	0 (0 to 0)	0 (0 to 0)	0 (0 to 0)	0 (0 to 0)	0 (0 to 0)	0 (0 to 0)	0 (0 to 0)	0 (0 to 0)	0 (0 to 0)	0
Zika virus	0 (0 to 0)	0 (0 to 0)	0 (0 to 0)	0 (0 to 0)	0 (0 to 0)	0 (0 to 0)	0 (0 to 0)	0 (0 to 0)	0 (0 to 0)	0 (0 to 0)	0 (0 to 0)	0 (0 to 0)	0 (0 to 0)	0 (0 to 0)	0 (0 to 0)	0 (0 to 0)	0 (0 to 0)	0 (0 to

Other neoplasms	0·1 (0 to 0·2)	(0 to 0·1)	0·2 (0 to 0·3)	0·4 (0·2 to 0·7)	0·3 (0·2 to 0·5)	0·3 (0·2 to 0·4)	0·6 (0·3 to 1·1)	0·5 (0·3 to 0·9)	0·9 (0·5 to 1·4)	1·4 (0·8 to 2·3)	2 (1 to 3·1)	2·4 (1·3 to 3·8)	4·2 (2·4 to 7·1)	4·2 (2·5 to 6·9)	8·5 (4·9 to 13·4)	14·3 (9·4 to 22·6)	23 (15·4 to 37·1)	34·7 (23·5 to 57·4)	61 (41·5 to 99·6)	92·7 (61·1 to 159·6)	62·3 (39·5 to 92·2)	42 (24·3 to 69·4)	17·7 (9·9 to 29·4)	3·2 (1·6 to 4·8)	345
Medulloblastoma, medulloblastoma and other hemangioblastic neoplasms	0·1 (0 to 0·2)	0·1 (0 to 0·1)	0·2 (0 to 0·3)	0·3 (0·2 to 0·7)	0·3 (0·2 to 0·5)	0·3 (0·2 to 0·5)	0·5 (0·3 to 0·8)	0·5 (0·3 to 0·8)	0·9 (0·5 to 1·4)	1·4 (0·8 to 2·3)	2·4 (1·3 to 3·7)	3·4 (1·8 to 5·3)	4·2 (2·4 to 7·1)	4·2 (2·5 to 6·9)	8·5 (4·9 to 13·4)	14·3 (9·4 to 22·6)	23 (15·4 to 37·1)	34·7 (23·5 to 57·4)	61 (41·5 to 99·6)	92·7 (61·1 to 159·6)	62·3 (39·5 to 92·2)	42 (24·3 to 69·4)	17·7 (9·9 to 29·4)	3·2 (1·6 to 4·8)	345
Benign and in situ cerebral neoplasms	0 (0 to 0)	0 (0 to 0)	0 (0 to 0)	0 (0 to 0)	0 (0 to 0)	0 (0 to 0)	0 (0 to 0)	0 (0 to 0)	0 (0 to 0)	0 (0 to 0)	0 (0 to 0)	0 (0 to 0)	0 (0 to 0)	0 (0 to 0)	0 (0 to 0)	0 (0 to 0)	0 (0 to 0)	0 (0 to 0)	0 (0 to 0)	0 (0 to 0)	0 (0 to 0)	0 (0 to 0)	0 (0 to 0)	0 (0 to 0)	0
Benign and in situ cerebral and uterine neoplasms	0 (0 to 0)	0 (0 to 0)	0 (0 to 0)	0 (0 to 0)	0 (0 to 0)	0 (0 to 0)	0 (0 to 0)	0 (0 to 0)	0 (0 to 0)	0 (0 to 0)	0 (0 to 0)	0 (0 to 0)	0 (0 to 0)	0 (0 to 0)	0 (0 to 0)	0 (0 to 0)	0 (0 to 0)	0 (0 to 0)	0 (0 to 0)	0 (0 to 0)	0 (0 to 0)	0 (0 to 0)	0 (0 to 0)	0 (0 to 0)	0
Other benign and in situ neoplasms	0 (0 to 0)	0 (0 to 0)	0 (0 to 0)	0 (0 to 0)	0 (0 to 0)	0 (0 to 0)	0 (0 to 0)	0 (0 to 0)	0 (0 to 0)	0 (0 to 0)	0 (0 to 0)	0 (0 to 0)	0 (0 to 0)	0 (0 to 0)	0 (0 to 0)	0 (0 to 0)	0 (0 to 0)	0 (0 to 0)	0 (0 to 0)	0 (0 to 0)	0 (0 to 0)	0 (0 to 0)	0 (0 to 0)	0 (0 to 0)	0
Cardiovascular diseases	2·4 (1·7 to 3·2)	2·3 (1·6 to 3·4)	9·9 (6·2 to 13·3)	9·6 (5·6 to 13·1)	9·2 (4·5 to 13·4)	12·1 (6·1 to 17·9)	27·6 (13·4 to 39·7)	50·3 (26·4 to 64·1)	107 (60·7 to 154)	165 (107 to 226)	282 (209 to 365)	425 (340 to 515)	686 (561 to 808)	1,110 (979 to 1,278)	1,966 (1,808 to 1,992)	2,010 (1,806 to 2,435)	2,222 (1,926 to 2,649)	2,222 (1,926 to 2,649)	3,160 (2,840 to 3,730)	3,640 (2,930 to 5,060)	3,640 (2,930 to 5,060)	2,130 (1,790 to 2,600)	1,070 (863 to 1,230)	241 (191 to 281)	21,460
Rheumatic heart disease	0 (0 to 0)	0 (0 to 0)	0 (0 to 0·2)	0·2 (0·1 to 0·2)	0·2 (0 to 0·3)	0·3 (0 to 0·4)	0·6 (0·4 to 0·9)	1·1 (0·7 to 1·5)	1·9 (1·3 to 2·5)	2·3 (1·6 to 3·3)	3·7 (2·5 to 5·1)	4·9 (3·4 to 6·9)	6·7 (4·7 to 9·4)	8 (5·7 to 11·2)	9·6 (6·9 to 13·4)	11·9 (8·7 to 16·3)	14·7 (11·1 to 19·4)	17·5 (13·4 to 23·4)	19·6 (15·1 to 26·1)	16 (12·2 to 21·5)	14·7 (11·1 to 19·7)	9·3 (6·7 to 12·3)	4·2 (2·9 to 5·6)	0·6 (0·4 to 1·1)	169
Ischemic heart disease	0 (0 to 0)	0 (0 to 0)	0·2 (0·1 to 0·3)	0·3 (0·2 to 0·5)	0·3 (0·1 to 0·5)	0·4 (0·2 to 0·7)	0·9 (0·5 to 1·4)	1·6 (0·8 to 2·5)	3·1 (1·7 to 4·8)	5·1 (2·9 to 7·8)	8·5 (4·9 to 13·1)	13·2 (7·7 to 19·9)	20·8 (12·5 to 30·8)	33·1 (20·9 to 47·9)	58·3 (39·4 to 81·4)	84·2 (61·1 to 114·8)	119 (90·1 to 148)	148 (109·5 to 199)	206 (152·5 to 274)	274 (203·5 to 376)	374 (265·5 to 486)	542 (430·5 to 672)	426 (342·5 to 536)	229 (183·5 to 283)	58·4 (45·1 to 72·2)	2,390
Intracerebral hemorrhage	0·1 (0·1 to 0·2)	0·1 (0·1 to 0·2)	0·4 (0·3 to 0·6)	0·4 (0·3 to 0·6)	0·4 (0·3 to 0·6)	0·5 (0·3 to 0·7)	1·1 (0·8 to 1·4)	2·1 (1·6 to 2·7)	3·7 (2·9 to 4·6)	5·9 (4·7 to 7·3)	9·8 (7·8 to 12·2)	15·2 (12·2 to 18·9)	23·9 (19·3 to 29·8)	38·2 (29·1 to 47·7)	67·2 (51·3 to 84·1)	97·1 (74·1 to 121·5)	137 (104·5 to 171·4)	171 (130·5 to 214·3)	237 (180·9 to 296·7)	315 (240·4 to 394·2)	419 (319·9 to 524·5)	624 (476·3 to 781·1)	491 (374·8 to 614·4)	263 (201·1 to 330·1)	67·3 (51·4 to 84·2)	2,750
Subarachnoid hemorrhage	0·1 (0 to 0·1)	0·1 (0 to 0·2)	0·2 (0·2 to 0·3)	0·3 (0·2 to 0·4)	0·3 (0·3 to 0·7)	0·4 (0·3 to 0·6)	0·8 (0·6 to 1·2)	1·4 (1·1 to 1·8)	2·5 (1·9 to 3·2)	3·9 (3·1 to 5·1)	6·5 (5·1 to 8·4)	10·1 (7·9 to 13·1)	15·9 (12·5 to 20·5)	25·3 (19·9 to 32·8)	44·5 (34·9 to 57·6)	64·3 (50·4 to 83·3)	91 (71·3 to 118)	113 (88·7 to 147)	157 (123·2 to 204)	209 (163·9 to 271)	278 (218·1 to 360)	414 (325·1 to 537)	325 (255·1 to 421)	174 (136·5 to 226)	44·6 (35·0 to 57·8)	1,820
Hypertensive-heart disease	0 (0 to 0)	0 (0 to 0)	0 (0 to 0)	0 (0 to 0)	0 (0 to 0)	0 (0 to 0)	0·1 (0 to 0·1)	0·1 (0 to 0·2)	0·2 (0 to 0·3)	0·3 (0 to 0·4)	0·5 (0 to 0·7)	0·7 (0 to 1·0)	1·1 (0·8 to 1·5)	1·6 (1·2 to 2·1)	2·7 (2·1 to 3·5)	3·9 (3·1 to 5·1)	5·5 (4·3 to 7·2)	6·9 (5·4 to 9·1)	9·5 (7·4 to 12·5)	12·7 (9·8 to 16·8)	16·9 (13·1 to 22·4)	25·2 (19·5 to 33·4)	19·8 (15·3 to 26·2)	10·6 (8·2 to 14·0)	2·7 (2·1 to 3·6)	68
Non-rheumatic valvular heart disease	0 (0 to 0)	0 (0 to 0)	0 (0 to 0)	0 (0 to 0)	0·1 (0 to 0·1)	0·2 (0 to 0·2)	0·4 (0 to 0·5)	0·6 (0·4 to 0·8)	1·1 (0·8 to 1·5)	1·7 (1·2 to 2·3)	2·8 (2·1 to 3·8)	4·2 (3·2 to 5·7)	6·3 (4·8 to 8·5)	9·4 (7·2 to 12·7)	14·7 (11·2 to 19·8)	21·3 (16·3 to 28·7)	30·1 (23·1 to 40·5)	37·5 (28·8 to 50·5)	49·5 (38·1 to 66·7)	65·4 (50·3 to 88·2)	86·4 (66·5 to 116·5)	129·5 (99·7 to 174·6)	101·8 (78·4 to 137·3)	54·6 (42·1 to 73·6)	13·9 (10·7 to 18·8)	352
Non-rheumatic calcific aortic valve disease	0 (0 to 0)	0 (0 to 0)	0 (0 to 0)	0 (0 to 0)	0 (0 to 0)	0 (0 to 0)	0·1 (0 to 0·1)	0·1 (0·1 to 0·2)	0·2 (0·1 to 0·3)	0·3 (0·2 to 0·4)	0·5 (0·4 to 0·7)	0·8 (0·6 to 1·1)	1·2 (0·9 to 1·6)	1·8 (1·4 to 2·4)	2·8 (2·2 to 3·7)	4·1 (3·2 to 5·4)	5·8 (4·6 to 7·7)	7·2 (5·7 to 9·6)	9·5 (7·3 to 12·7)	12·5 (9·6 to 16·8)	16·6 (12·8 to 22·3)	24·8 (19·1 to 33·3)	19·5 (15·1 to 26·2)	10·4 (8·1 to 14·0)	2·7 (2·1 to 3·6)	68
Non-rheumatic degenerative mitral valve disease	0 (0 to 0)	0 (0 to 0)	0 (0 to 0)	0 (0 to 0)	0 (0 to 0)	0 (0 to 0)	0·1 (0·1 to 0·1)	0·1 (0 to 0·1)	0·1 (0 to 0·2)	0·2 (0·1 to 0·3)	0·3 (0·2 to 0·4)	0·5 (0·3 to 0·6)	0·7 (0·5 to 0·9)	1·1 (0·8 to 1·4)	1·7 (1·3 to 2·1)	2·5 (1·9 to 3·2)	3·5 (2·7 to 4·5)	4·3 (3·4 to 5·6)	5·7 (4·4 to 7·4)	7·6 (5·9 to 9·9)	9·9 (7·7 to 13·0)	14·8 (11·5 to 19·4)	11·6 (9·0 to 15·6)	6·2 (4·8 to 8·4)	1·6 (1·2 to 2·1)	98
Other non-rheumatic valve diseases	0 (0 to 0)	0 (0 to 0)	0 (0 to 0)	0 (0 to 0)	0 (0 to 0)	0 (0 to 0)	0 (0 to 0)	0 (0 to 0)	0 (0 to 0)	0 (0 to 0)	0 (0 to 0)	0 (0 to 0)	0 (0 to 0)	0 (0 to 0)	0 (0 to 0)	0 (0 to 0)	0 (0 to 0)	0 (0 to 0)	0 (0 to 0)	0 (0 to 0)	0 (0 to 0)	0 (0 to 0)	0 (0 to 0)	0 (0 to 0)	0 (0 to 0)	0
Cardiomyopathy and myocarditis	0·9 (0·6 to 1·4)	0·9 (0·6 to 1·4)	1·3 (0·9 to 1·9)	1·4 (0·9 to 2·0)	1·4 (0·7 to 2·1)	1·7 (0·9 to 2·6)	3·2 (1·7 to 4·8)	4·4 (2·4 to 6·6)	6·5 (3·7 to 9·6)	8·9 (5·2 to 13·1)	12·4 (7·3 to 18·4)	16·7 (9·7 to 24·6)	23·5 (14·0 to 34·5)	32·2 (19·7 to 47·1)	46·3 (29·2 to 67·5)	59·2 (38·1 to 85·9)	73·1 (47·3 to 105·9)	83·7 (54·1 to 121·3)	97·3 (62·9 to 141·1)	107 (68·8 to 155·2)	109 (69·9 to 158·1)	84·2 (53·9 to 122·1)	41·4 (26·5 to 60·1)	10·1 (6·4 to 14·7)	491
Myocarditis	0·1 (0 to 0·1)	0·1 (0 to 0·2)	0·2 (0·1 to 0·3)	0·2 (0·1 to 0·3)	0·2 (0·1 to 0·4)	0·3 (0·2 to 0·5)	0·6 (0·3 to 0·9)	0·9 (0·5 to 1·3)	1·3 (0·8 to 1·9)	1·9 (1·2 to 2·7)	2·7 (1·7 to 3·8)	3·6 (2·3 to 5·1)	5·1 (3·2 to 7·1)	6·9 (4·4 to 9·7)	9·9 (6·3 to 13·9)	12·7 (8·1 to 17·9)	15·7 (10·1 to 22·2)	17·9 (11·5 to 25·3)	20·8 (13·4 to 29·5)	23·1 (14·7 to 32·6)	23·4 (14·9 to 33·1)	18·1 (11·5 to 25·6)	8·9 (5·7 to 12·6)	2·2 (1·4 to 3·1)	434
Alcoholic cardiomyopathy	0·1 (0 to 0·1)	0·1 (0 to 0·1)	0·1 (0 to 0·2)	0·1 (0 to 0·2)	0·1 (0 to 0·2)	0·2 (0 to 0·3)	0·3 (0·2 to 0·5)	0·5 (0·3 to 0·7)	0·8 (0·5 to 1·1)	1·2 (0·8 to 1·7)	1·8 (1·2 to 2·5)	2·5 (1·7 to 3·5)	3·6 (2·4 to 5·1)	5·1 (3·4 to 7·2)	7·3 (4·9 to 10·3)	9·4 (6·3 to 13·3)	11·6 (7·8 to 16·5)	13·2 (8·9 to 18·8)	15·3 (10·2 to 21·7)	17·0 (11·4 to 24·2)	17·2 (11·5 to 24·5)	13·3 (8·9 to 18·9)	6·5 (4·3 to 9·3)	1·6 (1·1 to 2·3)	320
Other cardiomyopathy	0·8 (0·4 to 1·4)	0·8 (0·5 to 1·3)	1·1 (0·6 to 1·8)	1·2 (0·6 to 1·9)	1·2 (0·6 to 1·9)	1·5 (0·8 to 2·3)	2·8 (1·4 to 4·3)	3·8 (2·0 to 5·8)	5·6 (3·0 to 8·3)	7·7 (4·2 to 11·5)	10·7 (5·9 to 15·8)	14·4 (8·0 to 21·3)	20·3 (11·3 to 29·9)	27·8 (15·5 to 41·0)	40 (22·4 to 59·1)	51·1 (28·6 to 75·4)	63·1 (35·3 to 93·1)	72·3 (40·5 to 106·7)	84 (47·1 to 123·9)	92·4 (51·8 to 136·3)	94 (52·7 to 138·8)	72·7 (40·8 to 107·3)	35·8 (20·1 to 52·8)	8·7 (4·9 to 12·8)	308
Atrial fibrillation and flutter	0 (0 to 0)	0 (0 to 0)	0 (0 to 0)	0 (0 to 0)	0 (0 to 0)	0 (0 to 0)	0 (0 to 0)	0 (0 to 0)	0 (0 to 0)	0 (0 to 0)	0 (0 to 0)	0 (0 to 0)	0 (0 to 0)	0 (0 to 0)	0 (0 to 0)	0 (0 to 0)	0 (0 to 0)	0 (0 to 0)	0 (0 to 0)	0 (0 to 0)	0 (0 to 0)	0 (0 to 0)	0 (0 to 0)	0 (0 to 0)	0 (0 to 0)	0
Aortic aneurysm	—	—	—	—	—	—	0·6 (0·3 to 1·1)	1·6 (1·2 to 2·3)	3·9 (2·4 to 5·9)	5·5 (3·4 to 8·2)	8·4 (5·3 to 12·3)	11·5 (7·7 to 16)	17·3 (11·6 to 24·1)	19·2 (13·4 to 26·1)	27·8 (20·1 to 37·1)	49·4 (37·1 to 63·7)	73·1 (57·3 to 90·4)	103 (82·3 to 142)	220 (162·3 to 297)	192 (137·3 to 265)	131 (91·3 to 186)	186 (129·1 to 270)	13·9 (8·9 to 19·1)	44·1 (29·7 to 61·6)	7·3 (5·3 to 9·4)	1,460
Endocarditis	0 (0 to 0)	0 (0 to 0)	0 (0 to 0)	0 (0 to 0)	0 (0 to 0)	0 (0 to 0)	0·1 (0 to 0·1)	0·1 (0 to 0·2)	0·2 (0 to 0·3)	0·3 (0 to 0·4)	0·5 (0 to 0·7)	0·8 (0·6 to 1·1)	1·2 (0·9 to 1·6)	1·8 (1·4 to 2·4)	2·8 (2·2 to 3·7)	4·1 (3·2 to 5·4)	5·8 (4·6 to 7·7)	7·2 (5·7 to 9·6)	9·5 (7·3 to 12·7)	12·5 (9·6 to 16·8)	16·6 (12·8 to 22·3)	24·8 (19·1 to 33·3)	19·5 (15·1 to 26·2)	10·4 (8·1 to 14·0)	2·7 (2·1 to 3·6)	68
Other cardiovascular and circulatory diseases	2·3 (1·5 to 3·2)	2·2 (1·4 to 3·1)	2·2 (1·4 to 3·2)	2·4 (1·4 to 3·4)	4·1 (2·2 to 6·1)	2·6 (1·4 to 3·8)	5·3 (2·9 to 7·6)	7·6 (4·1 to 10·6)	14·6 (8·4 to 21·4)	20·1 (11·7 to 29·2)	34·5 (21·7 to 47·9)	39·6 (25·4 to 55·6)	49·5 (32·5 to 69·5)	60·1 (40·7 to 84·1)	79·7 (54·9 to 102)	89·8 (64·9 to 115)	96·9 (70·2 to 125)	120 (82·2 to 163)	70·7 (47·9 to 96·2)	65 (43·2 to 90·1)	70·7 (45·1 to 101)	51·1 (31·7 to 77·3)	16·6 (9·9 to 25·1)	3·7 (2·1 to 5·4)	832
Chronic respiratory diseases	47·5 (39·6 to 56·2)	48·1 (40·1 to 56·9)	133 (111 to 154)	91·6 (63·9 to 160)	98 (67·2 to 140)	124 (84·3 to 174)	99·2 (66·2 to 144)	112 (73·1 to 162)	128 (86·5 to 186)	139 (94·5 to 198)	109 (72·4 to 158)	340 (227·3 to 486)	452 (303·9 to 634)	676 (457·3 to 947)	903 (617·2 to 1,250)	1,070 (737·5 to 1,460)	1,490 (1,030 to 2,020)	1,220 (842·5 to 1,650)	696 (480·2 to 945)	417 (287·5 to 566)	1,220 (842·5 to 1,650)	1,070 (738·5 to 1,460)	1,490 (1,030 to 2,020)	1,220 (842·5 to 1,650)	9,130
Chronic obstructive pulmonary disease	0·9 (0·7 to 1·2)	0·9 (0·7 to 1·2)	2·3 (1·7 to 3·1)	1·7 (1·2 to 2·4)	1·5 (0·9 to 2·1)	1·9 (1·3 to 2·7)	3·6 (2·3 to 5·1)	5·7 (3·6 to 8·1)	9·5 (6·1 to 13·4)	13·6 (8·8 to 19·2)	20·3 (13·2 to 28·6)	43·6 (28·4 to 61·4)	74·4 (48·4 to 104·8)	104 (67·8 to 146·8)	158 (103·1 to 222·8)	203 (132·4 to 286·3)	275 (179·5 to 387·8)	340 (222·1 to 479·2)	403 (263·3 to 567·9)	451 (294·6 to 635·7)	510 (333·3 to 719·2)	465 (303·9 to 655·6)	225 (147·1 to 317·2)	60 (39·2 to 84·6)	4,430
Pneumoconiosis	0 (0 to 0)	0 (0 to 0)	0 (0 to 0)	0 (0 to 0)	0 (0 to 0)	0·1 (0 to 0·1)	0·2 (0 to 0·3)	0·3 (0 to 0·5)	0·6 (0·3 to 0·9)	0·9 (0·5 to 1·4)	1·4 (0·8 to 2·2)	2·3 (1·3 to 3·5)	3·4 (2·0 to 5·1)	4·6 (2·8 to 6·9)	6·8 (4·2 to 10·1)	8·7 (5·4 to 12·9)	11·6 (7·2 to 17·1)	14·6 (9·1 to 21·5)	18·1 (11·3 to 26·7)	21·3 (13·3 to 31·4)	23·5 (14·7 to 34·7)	21·4 (13·4 to 31·6)	10·3 (6·4 to 15·2)	2·8 (1·7 to 4·2)	449
Silicosis	0 (0 to 0)	0 (0 to 0)	0 (0 to 0)	0 (0 to 0)	0 (0 to 0)	0 (0 to 0)	0 (0 to 0)	0 (0 to 0)	0 (0 to 0)	0 (0 to 0)	0·1 (0 to 0·1)	0·1 (0 to 0·1)	0·1 (0 to 0·2)	0·2 (0 to 0·3)	0·3 (0 to 0·4)	0·4 (0 to 0·5)	0·5 (0 to 0·7)	0·6 (0 to 0·8)	0·8 (0 to 1·1)	1·0 (0 to 1·3)	1·2 (0 to 1·6)	1·3 (0 to 1·8)	1·2 (0 to 1·7)	0·6 (0 to 0·9)	0·1 (0 to 0·1)	9·6
Asbestosis	0 (0 to 0)	0 (0 to 0)	0 (0 to 0)	0 (0 to 0)	0 (0 to 0)	0 (0 to 0)	0 (0 to 0)	0 (0 to 0)	0 (0 to 0)	0 (0 to 0)	0 (0 to 0)	0 (0 to 0)	0 (0 to 0)	0 (0 to 0)	0·1 (0 to 0·1)	0·1 (0 to 0·1)	0·2 (0 to 0·3)	0·3 (0 to 0·4)	0·4 (0 to 0·6)	0·5 (0 to 0·7)	0·7 (0 to 0·9)	0·8 (0 to 1·1)	0·7 (0 to 1·0)	0·4 (0 to 0·6)	0·1 (0 to 0·2)	22
Coal workers pneumoconiosis	0 (0 to 0)	0 (0 to 0)	0 (0 to 0)	0 (0 to 0)	0 (0 to 0)	0 (0 to 0)	0 (0 to 0)	0 (0 to 0)	0 (0 to 0)	0 (0 to 0)	0 (0 to 0)	0 (0 to 0)	0 (0 to 0)	0 (0 to 0)	0 (0 to 0)	0 (0 to 0)	0 (0 to 0)	0 (0 to 0)	0 (0 to 0)	0 (0 to 0)	0 (0 to 0)	0 (0 to 0)	0 (0 to 0)	0 (0 to 0)	0 (0 to 0)	0
Other pneumoconiosis	0 (0 to 0)	0 (0 to 0)	0 (0 to 0)	0 (0 to 0)	0 (0 to 0)	0 (0 to 0)	0 (0 to 0)	0 (0 to 0)	0 (0 to 0)	0 (0 to 0)	0 (0 to 0)	0 (0 to 0)	0 (0 to 0)	0 (0 to 0)	0 (0 to 0)	0 (0 to 0)	0 (0 to 0)	0 (0 to 0)	0 (0 to 0)	0 (0 to 0)	0 (0 to 0)	0 (0 to 0)	0 (0 to 0)	0 (0 to 0)	0 (0 to 0)	0
Asthma	0·1 (0 to 0·2)	0·1 (0 to 0·2)	0·2 (0 to 0·3)	0·2 (0 to 0·3)	0·2 (0 to 0·3)	0·2 (0 to 0·3)	0·3 (0 to 0·4)	0·4 (0 to 0·5)	0·5 (0 to 0·7)	0·7 (0 to 0·9)	0·9 (0 to 1·2)	1·2 (0 to 1·5)	1·6 (1·1 to 2·1)	2·1 (1·5 to 2·8)	2·8 (2·1 to 3·7)	3·5 (2·6 to 4·6)	4·3 (3·2 to 5·6)	5·1 (3·7 to 6·9)	5·9 (4·3 to 7·9)	6·7 (4·9 to 9·1)	7·3 (5·3 to 9·9)	6·6 (4·8 to 9·1)	3·2 (2·3 to 4·4)	0·9 (0·6 to 1·3)	0·2 (0·1 to 0·3)	67
Interstitial lung disease and pulmonary sarcoidosis	0 (0 to 0)	0 (0 to 0)	0 (0 to 0)	0 (0 to 0)	0 (0 to 0)	0 (0 to 0)	0 (0 to 0)	0 (0 to 0)	0 (0 to 0)	0 (0 to 0)	0 (0 to 0)	0 (0 to 0)	0 (0 to 0)	0 (0 to 0)	0 (0 to 0)	0 (0 to 0)	0 (0 to 0)	0 (0 to 0)	0 (0 to 0)	0 (0 to 0)	0 (0 to 0)	0 (0 to 0)	0 (0 to 0)	0 (0 to 0)	0 (0 to 0)	0
Other chronic respiratory diseases	0·7 (0·5 to 0·9)	0·7 (0·5 to 0·9)	2·2 (1·6 to 2·9)	1·4 (0·9 to 2·1)	1·2 (0·7 to 1·8)	1·5 (0·9 to 2·2)	2·8 (1·6 to 4·1)	4·3 (2·5 to 6·3)	7·3 (4·4 to 10·7)	10·7 (6·5 to 15·7)	16·1 (9·8 to 23·5)	34·5 (21·1 to 50·3)	59·1 (36·2 to 86·2)	82·3 (50·4 to 120)	125 (77·1 to 183)	161 (98·9 to 235)	218 (134·1 to 318)	270 (166·1 to 394)	320 (197·1 to 466)	358 (220·5 to 521)	405 (249·5 to 590)	369 (227·1 to 537)	178 (109·6 to 260)	47·6 (29·3 to 69·3)	3·5 (2·1 to 5·1)	3,520
Digestive diseases	17·1 (15·2 to 19·3)	17·5 (15·4 to 19·8)	48·1 (42·3 to 54·5)	33·1 (28·9 to 37·5)	33·2 (28·9 to 37·6)	43·7 (38·1 to 49·5)	35·8 (31·2 to 40·5)	40·5 (35·3 to 45·9)	51·9 (45·2 to 58·8)	50·3 (43·8 to 57·1)	39·4 (34·3 to 44·7)	123 (107 to 139)	163 (142 to 185)	244 (213 to 277)	326 (284 to 370)	386 (336 to 438)	537 (468 to 610)	801 (698 to 910)	803 (699 to 912)	1,510 (1,310 to 1,720)	1,320 (1,150 to 1,500)	1,320 (1,150 to 1,500)	770 (670 to 875)	387 (337 to 439)	87·1 (75·8 to 98·9)	7,940
Cirrhosis and other chronic liver diseases	0·1 (0 to 0·1)	0·1 (0 to 0·1)	0·4 (0·3 to 0·5)	0·3 (0·2 to 0·4)	0·3 (0·2 to 0·4)	0·4 (0·3 to 0·5)	0·7 (0·5 to 0·9)	0·9 (0·7 to 1·2)	1·4 (1·1 to 1·8)	2·1 (1·6 to 2·7)	3·1 (2·4 to 4·1)	4·4 (3·4 to 5·8)	6·4 (4·9 to 8·4)	9·1 (7·1 to 11·9)	13·2 (10·3 to 17·2)	17·8 (13·9 to 23·2)	24·1 (18·8 to 31·4)	30·2 (23·5 to 39·3)	36·2 (28·2 to 47·1)	42·1 (32·8 to 54·8)	46·1 (35·9 to 60·1)	41·2 (32·1 to 53·6)	20·3 (15·8 to 26·4)	5·4 (4·2 to 7·1)	2,190
Cirrhosis and other chronic liver diseases due to hepatitis B	0·1 (0 to 0·1)	0·1 (0 to 0·1)	0·3 (0·2 to 0·4)	0·2 (0·1 to 0·3)	0·2 (0·1 to 0·3)	0·3 (0·2 to 0·4)	0·5 (0·3 to 0·6)	0·6 (0·4 to 0·8)	0·9 (0·6 to 1·2)	1·3 (0·9 to 1·8)	2·1 (1·4 to 2·8)	2·9 (2·1 to 3·9)	4·2 (3·1 to 5·6)	5·9 (4·4 to 7·8)	8·6 (6·4 to 11·4)	11·5 (8·6 to 15·3)	15·6 (11·7 to 20·8)	19·6 (14·7 to 26·1)	23·5 (17·6 to 31·3)	27·3 (20·5 to 36·4)	29·9 (22·4 to 39·9)	26·7 (20·1 to 35·6)	13·2 (9·9 to 17·6)	3·5 (2·6 to 4·6)	142
Cirrhosis and other chronic liver diseases due to hepatitis C	0 (0 to 0)	0 (0 to 0)	0·1 (0 to 0·1)	0·1 (0 to 0·1)	0·1 (0 to 0·1)	0·1 (0 to 0·2)	0·2 (0 to 0·3)	0·3 (0 to 0·4)	0·4 (0·3 to 0·6)	0·6 (0·4 to 0·8)	0·9 (0·6 to 1·2)	1·3 (0·9 to 1·7)	1·8 (1·3 to 2·4)	2·6 (1·9 to 3·4)	3·8 (2·8 to 5·1)	5·1 (3·8 to 6·8)	6·9 (5·2 to 9·2)	8·7 (6·5 to 11·6)	10·4 (7·8 to 13·9)	12·1 (9·1 to 16·1)	13·3 (9·9 to 17·8)	11·8 (8·9 to 15·8)	5·9 (4·4 to 7·9)	1·6 (1·2 to 2·1)	63
Cirrhosis and other chronic liver diseases due to alcohol use	0 (0 to 0)	0 (0 to 0)	0 (0 to 0)	0 (0 to 0)	0 (0 to 0)	0 (0 to 0)	0·1 (0 to 0·2)	0·2 (0 to 0·3)	0·3 (0 to 0·4)	0·4 (0 to 0·6)	0·6 (0 to 0·8)	0·8 (0·6 to 1·1)	1·1 (0·8 to 1·5)	1·6 (1·2 to 2·1)	2·3 (1·7 to 3·1)	3·1 (2·3 to 4·2)	4·2 (3·1 to 5·6)	5·3 (3·9 to 7·1)	6·4 (4·7 to 8·6)	7·4 (5·5 to 9·9)	8·1 (6·1 to 10·8)	7·2 (5·4 to 9·7)	3·6 (2·7 to 4·8)	1·0 (0·7 to 1·3)	0·3 (0·2 to 0·4)	142
Cirrhosis and other chronic liver diseases due to NAFLD	0 (0 to 0)	0 (0 to 0)	0 (0 to 0)	0 (0 to 0)	0 (0 to 0)	0 (0 to 0)	0·1 (0 to 0·1)	0·2 (0 to 0·2)	0·3 (0 to 0·4)	0·4 (0 to 0·5)	0·6 (0 to 0·8)	0·8 (0·6 to 1·1)	1·1 (0·8 to 1·5)	1·6 (1·2 to 2·1)	2·3 (1·7 to 3·1)	3·1 (2·3 to 4·2)	4·2 (3·1 to 5·6)	5·3 (3·9 to 7·1)	6·4 (4·7 to 8·6)	7·4 (5·5 to 9·9)	8·1 (6·1 to 10·8)	7·2 (5·4 to 9·7)	3·6 (2·7 to 4·8)	1·0 (0·7 to 1·3)	0·3 (0·2 to 0·4)	142
Cirrhosis and other chronic liver diseases due to other causes	0·1 (0 to 0·1)	0·1 (0 to 0·1)	0·2 (0 to 0·3)	0·2 (0 to 0·3)	0·2 (0 to 0·3)	0·3 (0 to 0·4)	0·5 (0·3 to 0·6)	0·6 (0·4 to 0·8)	0·9 (0·6 to 1·2)	1·3 (0·9 to 1·8)	2·1 (1·4 to 2·8)	2·9 (2·1 to 3·9)	4·2 (3·1 to 5·6)	5·9 (4·4 to 7·8)	8·6 (6·4 to 11·4)	11·5 (8·6 to 15·3)	15·6 (11·7 to 20·8)	19·6 (14·7 to 26·1)	23·5 (17·6 to 31·3)	27·3 (20·5 to 36·4)	29·9 (22·4 to 39·9)	26·7 (20·1 to 35·6)	13·2 (9·9 to 17·6)	3·5 (2·6 to 4·6)	142
Upper digestive system diseases	0·1 (0 to 0·1)	0·1 (0 to 0·1)	0·3 (0·2 to 0·4)	0·2 (0·1 to 0·3)	0·2 (0·1 to 0·3)	0·2 (0·1 to 0·3)	0·4 (0·2 to 0·5)	0·5 (0·3 to 0·6)	0·7 (0·4 to 0·9)	0·9 (0·6 to 1·2)	1·3 (0·9 to 1·7)	1·8 (1·3 to 2·4)	2·5 (1·8 to 3·3)	3·5 (2·5 to 4·7)	5·1 (3·7 to 6·8)	6·9 (5·1 to 9·2)	9·3 (6·9 to 12·4)	11·7 (8·7 to 15·6)	14·1 (10·5 to 18·8)	16·2 (12·1 to 21·6)	17·9 (13·4 to 23·9)	16·0 (12·0 to 21·3)	7·9 (5·9 to 10·5)	2·1 (1·6 to 2·8)	897
Peptic ulcer disease	0·1 (0 to 0·2)	0·1 (0 to 0·2)	0·4 (0 to 0·5)	0·3 (0·1 to 0·5)	0·3 (0·2 to 0·5)	0·4 (0·2 to 0·5)	0·6 (0·3 to 1·0)	0·8 (0·4 to 1·2)	1·2 (0·6 to 1·8)	1·7 (0·9 to 2·5)	2·5 (1·4 to 3·6)	3·4 (1·9 to 4·9)	4·8 (2·7 to 6·9)	6·7 (3·8 to 9·6)	9·5 (

Congenital birth defects	198 (143 to 309)	69 (47 to 155)	162 (105 to 292)	78 (57 to 111)	41 (29 to 59)	42 (30 to 57)	43 (31 to 59)	29 (20 to 50)	36 (26 to 46)	34 (26 to 46)	33 (20 to 43)	33 (25 to 43)	32 (23 to 42)	39 (29 to 49)	40 (29 to 53)	40 (28 to 53)	33 (19 to 49)	24 (14 to 33)	8 (3 to 13)	5 (3 to 7)	2 (1 to 4)	1 (0 to 2)	0 (0 to 1)	0 (0 to 1)	1,000
Neural tube defects	11 (9 to 20)	4 (2 to 7)	19 (4 to 27)	14 (7 to 20)	3 (1 to 7)	3 (1 to 5)	1 (1 to 3)	1 (1 to 3)	1 (1 to 3)	1 (1 to 3)	1 (0 to 1)	1 (1 to 2)	1 (0 to 1)	1 (0 to 2)	0 (0 to 1)	0 (0 to 1)	0 (0 to 1)	0 (0 to 1)	0 (0 to 1)	0 (0 to 1)	0 (0 to 1)	0 (0 to 0)	0 (0 to 0)	0 (0 to 0)	0 (0 to 0)	64
Congenital heart anomalies	84 (64 to 99)	30 (22 to 54)	51 (34 to 107)	23 (16 to 31)	14 (9 to 22)	14 (9 to 22)	14 (10 to 19)	9 (6 to 14)	11 (8 to 14)	10 (8 to 14)	9 (6 to 12)	9 (6 to 12)	9 (6 to 12)	11 (8 to 15)	11 (8 to 15)	11 (8 to 15)	9 (5 to 13)	7 (4 to 10)	2 (1 to 4)	1 (1 to 2)	0 (0 to 1)	0 (0 to 0)	0 (0 to 0)	0 (0 to 0)	0 (0 to 0)	282
Orofacial clefts	0 (0 to 1)	0 (0 to 1)	0 (0 to 0)	0 (0 to 1)	0 (0 to 1)	0 (0 to 1)	0 (0 to 1)	0 (0 to 1)	0 (0 to 1)	0 (0 to 1)	0 (0 to 1)	0 (0 to 1)	0 (0 to 1)	0 (0 to 1)	0 (0 to 1)	0 (0 to 1)	0 (0 to 1)	0 (0 to 1)	0 (0 to 1)	0 (0 to 1)	0 (0 to 1)	0 (0 to 0)	0 (0 to 0)	0 (0 to 0)	0 (0 to 0)	9.6
Down syndrome	4 (2 to 7)	1 (0 to 3)	3 (1 to 7)	2 (1 to 3)	2 (1 to 4)	2 (1 to 3)	2 (1 to 3)	2 (1 to 3)	3 (2 to 4)	3 (2 to 4)	3 (2 to 4)	3 (2 to 4)	3 (2 to 4)	3 (2 to 4)	3 (2 to 4)	3 (2 to 4)	2 (1 to 4)	2 (1 to 3)	1 (0 to 2)	0 (0 to 1)	0 (0 to 1)	0 (0 to 0)	0 (0 to 0)	0 (0 to 0)	0 (0 to 0)	63.6
Turner syndrome	0 (0 to 0)	0 (0 to 0)	0 (0 to 0)	0 (0 to 0)	0 (0 to 0)	0 (0 to 0)	0 (0 to 0)	0 (0 to 0)	0 (0 to 0)	0 (0 to 0)	0 (0 to 0)	0 (0 to 0)	0 (0 to 0)	0 (0 to 0)	0 (0 to 0)	0 (0 to 0)	0 (0 to 0)	0 (0 to 0)	0 (0 to 0)	0 (0 to 0)	0 (0 to 0)	0 (0 to 0)	0 (0 to 0)	0 (0 to 0)	0 (0 to 0)	0
Klinefelter syndrome	0 (0 to 0)	0 (0 to 0)	0 (0 to 0)	0 (0 to 0)	0 (0 to 0)	0 (0 to 0)	0 (0 to 0)	0 (0 to 0)	0 (0 to 0)	0 (0 to 0)	0 (0 to 0)	0 (0 to 0)	0 (0 to 0)	0 (0 to 0)	0 (0 to 0)	0 (0 to 0)	0 (0 to 0)	0 (0 to 0)	0 (0 to 0)	0 (0 to 0)	0 (0 to 0)	0 (0 to 0)	0 (0 to 0)	0 (0 to 0)	0 (0 to 0)	0.7
Other chromosomal abnormalities	22 (16 to 28)	6 (3 to 10)	19 (4 to 31)	8 (5 to 12)	5 (3 to 8)	5 (3 to 8)	5 (3 to 8)	3 (2 to 5)	4 (3 to 6)	4 (3 to 7)	4 (2 to 6)	4 (2 to 6)	4 (2 to 6)	4 (2 to 6)	4 (2 to 6)	4 (2 to 6)	2 (1 to 4)	2 (1 to 3)	1 (0 to 2)	0 (0 to 1)	0 (0 to 1)	0 (0 to 0)	0 (0 to 0)	0 (0 to 0)	0 (0 to 0)	111
Congenital musculoskeletal and limb anomalies	8 (4 to 13)	2 (1 to 3)	17 (3 to 29)	21 (11 to 33)	10 (6 to 15)	10 (6 to 15)	12 (7 to 19)	7 (3 to 12)	9 (5 to 13)	8 (5 to 13)	8 (3 to 13)	8 (5 to 12)	8 (4 to 12)	9 (5 to 13)	9 (4 to 13)	8 (4 to 12)	6 (3 to 10)	4 (2 to 6)	2 (1 to 3)	1 (0 to 2)	0 (0 to 1)	0 (0 to 1)	0 (0 to 0)	0 (0 to 0)	0 (0 to 0)	186
Urogenital congenital anomalies	11 (4 to 20)	3 (1 to 5)	13 (5 to 30)	3 (2 to 5)	1 (0 to 2)	1 (0 to 2)	2 (1 to 4)	2 (0 to 3)	2 (1 to 4)	2 (1 to 4)	2 (1 to 3)	2 (1 to 3)	2 (1 to 3)	2 (1 to 4)	2 (1 to 4)	2 (1 to 4)	1 (0 to 3)	1 (0 to 2)	0 (0 to 1)	0 (0 to 1)	0 (0 to 0)	0 (0 to 0)	0 (0 to 0)	0 (0 to 0)	0 (0 to 0)	24.7
Digestive congenital anomalies	14 (10 to 20)	5 (3 to 7)	16 (4 to 29)	6 (4 to 9)	3 (2 to 5)	3 (2 to 5)	3 (2 to 5)	2 (1 to 3)	3 (2 to 4)	3 (2 to 4)	2 (1 to 3)	2 (1 to 3)	2 (1 to 3)	3 (2 to 4)	3 (2 to 4)	3 (2 to 4)	2 (1 to 3)	2 (1 to 3)	1 (0 to 2)	0 (0 to 1)	0 (0 to 1)	0 (0 to 0)	0 (0 to 0)	0 (0 to 0)	0 (0 to 0)	59.7
Other congenital birth defects	12 (9 to 16)	4 (2 to 6)	11 (4 to 19)	10 (7 to 13)	5 (3 to 7)	5 (3 to 7)	6 (4 to 8)	4 (3 to 5)	5 (3 to 6)	5 (3 to 6)	4 (2 to 5)	4 (2 to 5)	4 (2 to 5)	5 (3 to 7)	5 (3 to 7)	5 (3 to 7)	3 (2 to 4)	3 (2 to 4)	1 (0 to 2)	1 (0 to 1)	0 (0 to 1)	0 (0 to 0)	0 (0 to 0)	0 (0 to 0)	0 (0 to 0)	191
Urinary diseases and male infertility	0 (0 to 0)	0 (0 to 0)	0 (0 to 0)	0 (0 to 0)	0 (0 to 0)	0 (0 to 0)	0 (0 to 0)	0 (0 to 0)	0 (0 to 0)	0 (0 to 0)	0 (0 to 0)	0 (0 to 0)	0 (0 to 0)	0 (0 to 0)	0 (0 to 0)	0 (0 to 0)	0 (0 to 0)	0 (0 to 0)	0 (0 to 0)	0 (0 to 0)	0 (0 to 0)	0 (0 to 0)	0 (0 to 0)	0 (0 to 0)	0 (0 to 0)	0.6
Urolithiasis	0 (0 to 0)	0 (0 to 0)	0 (0 to 0)	0 (0 to 0)	0 (0 to 0)	0 (0 to 0)	0 (0 to 0)	0 (0 to 0)	0 (0 to 0)	0 (0 to 0)	0 (0 to 0)	0 (0 to 0)	0 (0 to 0)	0 (0 to 0)	0 (0 to 0)	0 (0 to 0)	0 (0 to 0)	0 (0 to 0)	0 (0 to 0)	0 (0 to 0)	0 (0 to 0)	0 (0 to 0)	0 (0 to 0)	0 (0 to 0)	0 (0 to 0)	0.2
Benign prostatic hyperplasia	0 (0 to 0)	0 (0 to 0)	0 (0 to 0)	0 (0 to 0)	0 (0 to 0)	0 (0 to 0)	0 (0 to 0)	0 (0 to 0)	0 (0 to 0)	0 (0 to 0)	0 (0 to 0)	0 (0 to 0)	0 (0 to 0)	0 (0 to 0)	0 (0 to 0)	0 (0 to 0)	0 (0 to 0)	0 (0 to 0)	0 (0 to 0)	0 (0 to 0)	0 (0 to 0)	0 (0 to 0)	0 (0 to 0)	0 (0 to 0)	0 (0 to 0)	53
Male infertility	0 (0 to 0)	0 (0 to 0)	0 (0 to 0)	0 (0 to 0)	0 (0 to 0)	0 (0 to 0)	0 (0 to 0)	0 (0 to 0)	0 (0 to 0)	0 (0 to 0)	0 (0 to 0)	0 (0 to 0)	0 (0 to 0)	0 (0 to 0)	0 (0 to 0)	0 (0 to 0)	0 (0 to 0)	0 (0 to 0)	0 (0 to 0)	0 (0 to 0)	0 (0 to 0)	0 (0 to 0)	0 (0 to 0)	0 (0 to 0)	0 (0 to 0)	0.2
Other urinary diseases	0 (0 to 2)	0 (0 to 2)	0 (0 to 0)	0 (0 to 2)	0 (0 to 1)	0 (0 to 1)	0 (0 to 2)	0 (0 to 2)	0 (0 to 1)	0 (0 to 1)	0 (0 to 1)	0 (0 to 2)	0 (0 to 2)	0 (0 to 2)	1 (0 to 2)	1 (0 to 2)	1 (0 to 2)	1 (0 to 2)	0 (0 to 1)	0 (0 to 1)	0 (0 to 1)	0 (0 to 0)	0 (0 to 0)	0 (0 to 0)	0 (0 to 0)	49.7
Gynecological diseases	0 (0 to 0)	0 (0 to 0)	0 (0 to 0)	0 (0 to 0)	0 (0 to 0)	0 (0 to 0)	0 (0 to 0)	0 (0 to 0)	0 (0 to 0)	0 (0 to 0)	0 (0 to 0)	0 (0 to 0)	0 (0 to 0)	0 (0 to 0)	0 (0 to 0)	0 (0 to 0)	0 (0 to 0)	0 (0 to 0)	0 (0 to 0)	0 (0 to 0)	0 (0 to 0)	0 (0 to 0)	0 (0 to 0)	0 (0 to 0)	0 (0 to 0)	0
Uterine fibroids	0 (0 to 0)	0 (0 to 0)	0 (0 to 0)	0 (0 to 0)	0 (0 to 0)	0 (0 to 0)	0 (0 to 0)	0 (0 to 0)	0 (0 to 0)	0 (0 to 0)	0 (0 to 0)	0 (0 to 0)	0 (0 to 0)	0 (0 to 0)	0 (0 to 0)	0 (0 to 0)	0 (0 to 0)	0 (0 to 0)	0 (0 to 0)	0 (0 to 0)	0 (0 to 0)	0 (0 to 0)	0 (0 to 0)	0 (0 to 0)	0 (0 to 0)	0
Polycystic ovarian syndrome	–	–	–	–	–	–	–	–	–	–	–	–	–	–	–	–	–	–	–	–	–	–	–	–	–	NA
Female infertility	–	–	–	–	–	–	–	–	–	–	–	–	–	–	–	–	–	–	–	–	–	–	–	–	–	NA
Endometriosis	–	–	–	–	–	–	–	–	–	–	–	–	–	–	–	–	–	–	–	–	–	–	–	–	–	NA
Genital prolapse	0 (0 to 0)	0 (0 to 0)	0 (0 to 0)	0 (0 to 0)	0 (0 to 0)	0 (0 to 0)	0 (0 to 0)	0 (0 to 0)	0 (0 to 0)	0 (0 to 0)	0 (0 to 0)	0 (0 to 0)	0 (0 to 0)	0 (0 to 0)	0 (0 to 0)	0 (0 to 0)	0 (0 to 0)	0 (0 to 0)	0 (0 to 0)	0 (0 to 0)	0 (0 to 0)	0 (0 to 0)	0 (0 to 0)	0 (0 to 0)	0 (0 to 0)	0
Premenstrual syndrome	–	–	–	–	–	–	–	–	–	–	–	–	–	–	–	–	–	–	–	–	–	–	–	–	–	NA
Other gynecological diseases	0 (0 to 0)	0 (0 to 0)	0 (0 to 0)	0 (0 to 0)	0 (0 to 0)	0 (0 to 0)	0 (0 to 0)	0 (0 to 0)	0 (0 to 0)	0 (0 to 0)	0 (0 to 0)	0 (0 to 0)	0 (0 to 0)	0 (0 to 0)	0 (0 to 0)	0 (0 to 0)	0 (0 to 0)	0 (0 to 0)	0 (0 to 0)	0 (0 to 0)	0 (0 to 0)	0 (0 to 0)	0 (0 to 0)	0 (0 to 0)	0 (0 to 0)	0
Hemoglobinopathies and hemolytic anemias	2 (1 to 5)	1 (0 to 2)	2 (0 to 8)	2 (1 to 3)	1 (0 to 2)	1 (0 to 2)	1 (0 to 2)	1 (0 to 2)	1 (1 to 2)	1 (1 to 2)	1 (0 to 2)	1 (0 to 2)	1 (0 to 2)	1 (0 to 2)	1 (0 to 2)	1 (0 to 2)	1 (0 to 2)	1 (0 to 2)	0 (0 to 1)	0 (0 to 1)	0 (0 to 1)	0 (0 to 0)	0 (0 to 0)	0 (0 to 0)	0 (0 to 0)	49.2
Thalassemias	0 (0 to 0)	0 (0 to 0)	0 (0 to 0)	0 (0 to 0)	0 (0 to 0)	0 (0 to 0)	0 (0 to 0)	0 (0 to 0)	0 (0 to 0)	0 (0 to 0)	0 (0 to 0)	0 (0 to 0)	0 (0 to 0)	0 (0 to 0)	0 (0 to 0)	0 (0 to 0)	0 (0 to 0)	0 (0 to 0)	0 (0 to 0)	0 (0 to 0)	0 (0 to 0)	0 (0 to 0)	0 (0 to 0)	0 (0 to 0)	0 (0 to 0)	0.3
Thalassemias trait	0 (0 to 0)	0 (0 to 0)	0 (0 to 0)	0 (0 to 2)	0 (0 to 1)	0 (0 to 1)	0 (0 to 1)	0 (0 to 0)	0 (0 to 0)	0 (0 to 0)	0 (0 to 0)	0 (0 to 0)	0 (0 to 0)	0 (0 to 0)	0 (0 to 0)	0 (0 to 0)	0 (0 to 1)	0 (0 to 1)	0 (0 to 0)	0 (0 to 0)	0 (0 to 0)	0 (0 to 0)	0 (0 to 0)	0 (0 to 0)	0 (0 to 0)	4.1
Sickle cell disorders	0 (0 to 1)	0 (0 to 1)	0 (0 to 0)	0 (0 to 0)	0 (0 to 0)	0 (0 to 0)	0 (0 to 0)	0 (0 to 0)	0 (0 to 0)	0 (0 to 0)	0 (0 to 0)	0 (0 to 0)	0 (0 to 0)	0 (0 to 0)	0 (0 to 0)	0 (0 to 0)	0 (0 to 0)	0 (0 to 0)	0 (0 to 0)	0 (0 to 0)	0 (0 to 0)	0 (0 to 0)	0 (0 to 0)	0 (0 to 0)	0 (0 to 0)	4.7
Sickle cell trait	0 (0 to 0)	0 (0 to 0)	0 (0 to 0)	0 (0 to 0)	0 (0 to 0)	0 (0 to 0)	0 (0 to 0)	0 (0 to 0)	0 (0 to 0)	0 (0 to 0)	0 (0 to 0)	0 (0 to 0)	0 (0 to 0)	0 (0 to 0)	0 (0 to 0)	0 (0 to 0)	0 (0 to 0)	0 (0 to 0)	0 (0 to 0)	0 (0 to 0)	0 (0 to 0)	0 (0 to 0)	0 (0 to 0)	0 (0 to 0)	0 (0 to 0)	3.9
G6PD deficiency	0 (0 to 0)	0 (0 to 1)	0 (0 to 1)	0 (0 to 2)	0 (0 to 1)	0 (0 to 1)	0 (0 to 1)	0 (0 to 1)	0 (0 to 1)	0 (0 to 1)	0 (0 to 1)	0 (0 to 1)	0 (0 to 1)	0 (0 to 1)	0 (0 to 1)	0 (0 to 1)	0 (0 to 1)	0 (0 to 1)	0 (0 to 1)	0 (0 to 1)	0 (0 to 1)	0 (0 to 1)	0 (0 to 1)	0 (0 to 1)	0 (0 to 1)	8.1
G6PD trait	0 (0 to 0)	0 (0 to 0)	0 (0 to 0)	0 (0 to 0)	0 (0 to 0)	0 (0 to 0)	0 (0 to 0)	0 (0 to 0)	0 (0 to 0)	0 (0 to 0)	0 (0 to 0)	0 (0 to 0)	0 (0 to 0)	0 (0 to 0)	0 (0 to 0)	0 (0 to 0)	0 (0 to 0)	0 (0 to 0)	0 (0 to 0)	0 (0 to 0)	0 (0 to 0)	0 (0 to 0)	0 (0 to 0)	0 (0 to 0)	0 (0 to 0)	0
Other hemoglobinopathies and hemolytic anemias	0 (0 to 0)	0 (0 to 2)	0 (0 to 7)	0 (0 to 2)	0 (0 to 1)	0 (0 to 1)	0 (0 to 1)	0 (0 to 1)	0 (0 to 1)	0 (0 to 1)	0 (0 to 1)	0 (0 to 1)	0 (0 to 1)	0 (0 to 1)	0 (0 to 1)	0 (0 to 1)	0 (0 to 1)	0 (0 to 1)	0 (0 to 1)	0 (0 to 1)	0 (0 to 1)	0 (0 to 0)	0 (0 to 0)	0 (0 to 0)	0 (0 to 0)	27.1
Endocrine, metabolic, blood, and immune disorders	3 (2 to 5)	1 (1 to 4)	3 (1 to 6)	2 (1 to 3)	1 (1 to 2)	1 (1 to 2)	1 (1 to 2)	1 (1 to 2)	1 (1 to 2)	1 (1 to 2)	1 (1 to 2)	1 (1 to 2)	1 (1 to 2)	1 (1 to 2)	1 (1 to 2)	1 (1 to 2)	1 (1 to 2)	1 (1 to 2)	0 (0 to 1)	0 (0 to 1)	0 (0 to 1)	0 (0 to 0)	0 (0 to 0)	0 (0 to 0)	0 (0 to 0)	1,800
Oral disorders	0 (0 to 0)	0 (0 to 0)	0 (0 to 0)	0 (0 to 1)	0 (0 to 0)	0 (0 to 0)	0 (0 to 0)	0 (0 to 0)	0 (0 to 0)	0 (0 to 0)	0 (0 to 0)	0 (0 to 0)	0 (0 to 0)	0 (0 to 0)	0 (0 to 0)	0 (0 to 0)	0 (0 to 0)	0 (0 to 0)	0 (0 to 0)	0 (0 to 0)	0 (0 to 0)	0 (0 to 0)	0 (0 to 0)	0 (0 to 0)	0 (0 to 0)	1,340
Caries of deciduous teeth	0 (0 to 0)	0 (0 to 0)	0 (0 to 0)	0 (0 to 0)	0 (0 to 0)	0 (0 to 0)	0 (0 to 0)	0 (0 to 0)	0 (0 to 0)	0 (0 to 0)	0 (0 to 0)	0 (0 to 0)	0 (0 to 0)	0 (0 to 0)	0 (0 to 0)	0 (0 to 0)	0 (0 to 0)	0 (0 to 0)	0 (0 to 0)	0 (0 to 0)	0 (0 to 0)	0 (0 to 0)	0 (0 to 0)	0 (0 to 0)	0 (0 to 0)	3.0
Caries of permanent teeth	0 (0 to 0)	0 (0 to 0)	0 (0 to 0)	1 (0 to 2)	0 (0 to 0)	0 (0 to 0)	0 (0 to 0)	0 (0 to 0)	0 (0 to 0)	0 (0 to 0)	0 (0 to 0)	0 (0 to 0)	0 (0 to 0)	0 (0 to 0)	0 (0 to 0)	0 (0 to 0)	0 (0 to 0)	0 (0 to 0)	0 (0 to 0)	0 (0 to 0)	0 (0 to 0)	0 (0 to 0)	0 (0 to 0)	0 (0 to 0)	0 (0 to 0)	108
Periodontal diseases	0 (0 to 0)	0 (0 to 0)	0 (0 to 0)	0 (0 to 0)	0 (0 to 0)	0 (0 to 0)	0 (0 to 0)	0 (0 to 0)	0 (0 to 0)	0 (0 to 0)	0 (0 to 0)	0 (0 to 0)	0 (0 to 0)	0 (0 to 0)	0 (0 to 0)	0 (0 to 0)	0 (0 to 0)	0 (0 to 0)	0 (0 to 0)	0 (0 to 0)	0 (0 to 0)	0 (0 to 0)	0 (0 to 0)	0 (0 to 0)	0 (0 to 0)	224
Other oral disorders	0 (0 to 0)	0 (0 to 0)	0 (0 to 0)	0 (0 to 0)	0 (0 to 0)	0 (0 to 0)	0 (0 to 0)	0 (0 to 0)	0 (0 to 0)	0 (0 to 0)	0 (0 to 0)	0 (0 to 0)	0 (0 to 0)	0 (0 to 0)	0 (0 to 0)	0 (0 to 0)	0 (0 to 0)	0 (0 to 0)	0 (0 to 0)	0 (0 to 0)	0 (0 to 0)	0 (0 to 0)	0 (0 to 0)	0 (0 to 0)	0 (0 to 0)	0.1
Sudden infant death syndrome	–	9/6 (3 to 9) 8/8	6/4 (3/4 to 10) 5/5	–	–	–	–	–	–	–	–	–	–	–	–	–	–	–	–	–	–	–	–	–	NA
Injuries	2 (1 to 3) 2/2	2/4 (1 to 3) 2/2	28/7 (18 to 40) 22/2	6/2 (3/2 to 7) 7/4	85/2 (60 to 111) 89/2	169 (118 to 189) 169	401 (303 to 465) 401	612 (529 to 716) 612	568 (482 to 668) 568	612 (516 to 726) 612	629 (521 to 774) 629	663 (570 to 833) 663	649 (568 to 1,060) 649	779 (619 to 1,000) 779	766 (621 to 972) 766	621 (494 to 791) 621	564 (403 to 729) 564	625 (452 to 793) 625	345 (269 to 445) 345	443 (350 to 547) 443	212 (202 to 282) 212	155 (139 to 184) 155	34 (27 to 41) 34	0 (0 to 2) 0	9,310
Transport injuries	0/2 (0 to 2) 0/2	2/2 (0 to 5) 2/2	2/4 (1 to 6) 2/4	10/4 (5 to 16) 10/4	19/4 (13 to 27) 19/4	35 (26 to 45) 35	160 (120 to 205) 160	226 (168 to 286) 226	153 (120 to 192) 153	172 (135 to 216) 172	150 (116 to 194) 150	125 (97 to 159) 125	147 (113 to 192) 147	119 (90 to 149) 119	112 (80 to 139) 112	89 (70 to 109) 89	76 (61 to 93) 76	76 (62 to 93) 76	54 (42 to 68) 54	37 (29 to 46) 37	32 (25 to 40) 32	7/6 (5 to 9) 7/6	1/1 (1 to 1) 1/1	0 (0 to 0) 0	1,710
Road injuries	0/1 (0 to 2) 0/2	0/2 (1 to 3) 2/2	1/2 (1 to 3) 2/2	9/2 (5 to 13) 11/2	15/2 (11 to 20) 15/2	23/4 (16 to 29) 23/4	69/4 (53 to 86) 69/4	212 (166 to 268) 212	166 (131 to 208) 166	211 (166 to 263) 211	192 (146 to 243) 192	152 (96 to 194) 152	160 (96 to 214) 160	117 (72 to 164) 117	124 (104 to 151) 124	68 (51 to 86) 68	69 (49 to 89) 69	64 (46 to 85) 64	40 (30 to 51) 40	29 (22 to 37) 29	24 (19 to 29) 24	6/5 (4 to 8) 6/5	1/1 (1 to 1) 1/1	0 (0 to 0) 0	1,600
Pedestrian road injuries	0 (0 to 1) 0/1	0 (0 to 0) 0/1	0 (0 to 0) 0/1	2/1 (0 to 3) 2/1	4/1 (2 to 6) 4/1	9/2 (6 to 13) 9/2	36/2 (23 to 50) 36/2	52 (36 to 72) 52	39 (26 to 54) 39	52 (36 to 72) 52	53 (36 to 74) 53	39 (26 to 54) 39	42 (27 to 61) 42	31 (19 to 46) 31	32 (20 to 47) 32	19 (11 to 28) 19	19 (11 to 31) 19	19 (12 to 28) 19	11 (7 to 16) 11	8 (5 to 12) 8	7 (4 to 11) 7	2 (1 to 3) 2	0 (0 to 0) 0	0 (0 to 0) 0	234
Cyclist road injuries	0 (0 to 0) 0	0 (0 to 0) 0	0 (0 to 0) 0	0 (0 to 0) 0	0 (0 to 1) 0	1 (0 to 1) 1	3 (2 to 5) 3	5 (3 to 7) 5	4 (2 to 6) 4	5 (3 to 7) 5	4 (2 to 6) 4	3 (2 to 5) 3	4 (2 to 6) 4	3 (2 to 5) 3	3 (2 to 5) 3	2 (1 to 3) 2	2 (1 to 3) 2	2 (1 to 3) 2	1 (0 to 2) 1	1 (0 to 1) 1	1 (0 to 1) 1	0 (0 to 0) 0	0 (0 to 0) 0	0 (0 to 0) 0	0 (0 to 0) 0	23
Motorcyclist road injuries	0 (0 to 0) 0	0 (0 to 0) 0	0 (0 to 0) 0	0 (0 to 1) 0	2 (1 to 3) 2	5 (3 to 7) 5	24 (16 to 33) 24	38 (26 to 51) 38	26 (18 to 36) 26	36 (25 to 50) 36	36 (24 to 50) 36	26 (17 to 37) 26	28 (17 to 41) 28	20 (12 to 30) 20	21 (13 to 32) 21	12 (7 to 18) 12	12 (7 to 19) 12	13 (8 to 19) 13	7 (4 to 11) 7	5 (3 to 8) 5	4 (2 to 6) 4	1 (0 to 2) 1	0 (0 to 0) 0	0 (0 to 0) 0	0 (0 to 0) 0	26.2
Motor vehicle road injuries	0 (0 to 1) 0	0 (0 to 1) 0	1 (0 to 2) 1	2 (1 to 4) 2	4 (2 to 6) 4	8 (5 to 12) 8	40 (29 to 53) 40	74 (60 to 93) 74	59 (46 to 75) 59	72 (58 to 90) 72	73 (59 to 92) 73	58 (46 to 73) 58	66 (51 to 84) 66	46 (35 to 60) 46	48 (36 to 62) 48	29 (20 to 40) 29	30 (20 to 42) 30	28 (20 to 38) 28	14 (9 to 20) 14	10 (7 to 14) 10	8 (5 to 12) 8	2 (1 to 3) 2	0 (0 to 0) 0	0 (0 to 0) 0	0 (0 to 0) 0	401
Other road injuries	0 (0 to 0) 0	0 (0 to 0) 0	0 (0 to 0) 0	0 (0 to 1) 0	0 (0 to 0) 0	0 (0 to 0) 0	0 (0 to 1) 0	1 (0 to 2) 1	1 (0 to 1) 1	1 (0 to 2) 1	1 (0 to 2) 1	1 (0 to 2) 1	1 (0 to 1) 1	1 (0 to 1) 1	1 (0 to 2) 1	1 (0 to 2) 1	1 (0 to 2) 1	1 (0 to 1) 1	1 (0 to 1) 1	1 (0 to 1) 1	1 (0 to 1) 1	0 (0 to 0) 0	0 (0 to 0) 0	0 (0 to 0) 0	0 (0 to 0) 0	23.2
Other transport injuries	0 (0 to 0) 0	0 (0 to 1) 0	0 (0 to 1) 0	0 (0 to 1) 0	1 (0 to 2) 1	2 (1 to 3) 2	5 (3 to 8) 5	8 (5 to 12) 8	6 (4 to 9) 6	7 (5 to 11) 7	8 (5 to 11) 8	6 (3 to 11) 6	9 (5 to 13) 9	5 (3 to 8) 5	6 (3 to 10) 6	3 (2 to 5) 3	4 (2 to 6) 4	3 (2 to 5) 3	2 (1 to 3) 2	2 (1 to 3) 2	1 (1 to 2) 1	0 (0 to 0) 0	0 (0 to 0) 0	0 (0 to 0) 0	0 (0 to 0) 0	139
Unintentional injuries	1/5 (1 to 1) 1/6	1/4 (1 to 2) 2/4	24/4 (15 to 73) 24/4	49/2 (36 to 68) 49/2	98/1 (73 to 138) 98/1	199 (156 to 255) 199	786 (682 to 1,000) 786	1,182 (1,032 to 1,391) 1,182	1,016 (866 to 1,180) 1,016	1,182 (1,031 to 1,369) 1,182	1,229 (1,060 to 1,411) 1,229	1,147 (1,014 to 1,313) 1,147	1,229 (1,059 to 1,444

SR Table 2a: Nottingham DALYS by cause and age arcoss for males with 95% uncertainty intervals, 2019

Cause	Early Neonatal	Late Neonatal	Post Neonatal	1 to 4	5 to 9	10 to 14	15 to 19	20 to 24	25 to 29	30 to 34	35 to 39	40 to 44	45 to 49	50 to 54	55 to 59	60 to 64	65 to 69	70 to 74	75 to 79	80 to 84	85 to 89	90 to 94	95 plus	Total
All causes	3,000 (449 to 617)	2,000 (192 to 291)	2,000 (944 to 911)	2,000 (505 to 550)	1,000 (362 to 596)	1,000 (468 to 793)	2,000 (661 to 1,360)	2,000 (1,600 to 2,470)	2,000 (1,600 to 2,530)	2,000 (1,630 to 2,530)	2,000 (1,660 to 2,600)	2,000 (1,666 to 2,600)	2,000 (2,060 to 2,900)	2,000 (2,100 to 2,990)	2,000 (2,020 to 2,990)	2,000 (2,020 to 2,990)	2,000 (2,040 to 3,060)	2,000 (2,010 to 3,060)	2,000 (2,040 to 3,120)	2,000 (2,040 to 3,120)	2,000 (2,040 to 3,120)	2,000 (2,040 to 3,120)	44,000
Communicable, maternal, neonatal, and nutritional diseases	2,000 (334 to 468)	1,000 (67 to 128)	1,000 (91 to 123)	1,000 (75 to 102)	1,000 (53 to 146)	1,000 (41 to 95)	1,000 (45 to 71)	1,000 (46 to 71)	1,000 (42 to 73)	1,000 (42 to 73)	1,000 (42 to 73)	1,000 (42 to 73)	1,000 (44 to 160)	1,000 (44 to 160)	1,000 (44 to 160)	1,000 (44 to 160)	1,000 (44 to 160)	1,000 (44 to 160)	1,000 (44 to 160)	1,000 (44 to 160)	1,000 (44 to 160)	1,000 (44 to 160)	1,000 (44 to 160)	2,000
HIV/AIDS and sexually transmitted infections	0 (0 to 0)	0 (0 to 0)	0 (0 to 0)	0 (0 to 0)	0 (0 to 0)	0 (0 to 0)	0 (0 to 0)	0 (0 to 0)	0 (0 to 0)	0 (0 to 0)	0 (0 to 0)	0 (0 to 0)	0 (0 to 0)	0 (0 to 0)	0 (0 to 0)	0 (0 to 0)	0 (0 to 0)	0 (0 to 0)	0 (0 to 0)	0 (0 to 0)	0 (0 to 0)	0 (0 to 0)	0 (0 to 0)	0
HIV/AIDS	0 (0 to 0)	0 (0 to 0)	0 (0 to 0)	0 (0 to 0)	0 (0 to 0)	0 (0 to 0)	0 (0 to 0)	0 (0 to 0)	0 (0 to 0)	0 (0 to 0)	0 (0 to 0)	0 (0 to 0)	0 (0 to 0)	0 (0 to 0)	0 (0 to 0)	0 (0 to 0)	0 (0 to 0)	0 (0 to 0)	0 (0 to 0)	0 (0 to 0)	0 (0 to 0)	0 (0 to 0)	0 (0 to 0)	0
HIV/AIDS - Drug-susceptible Tuberculosis	0 (0 to 0)	0 (0 to 0)	0 (0 to 1)	0 (0 to 1)	0 (0 to 1)	0 (0 to 0)	0 (0 to 0.1)	0 (0 to 1)	0 (0 to 0.2)	0 (0 to 0.4)	0 (0 to 0.4)	0 (0 to 0.4)	0 (0 to 1)	0 (0 to 1)	0 (0 to 1)	0 (0 to 1)	0 (0 to 1)	0 (0 to 1)	0 (0 to 1)	0 (0 to 1)	0 (0 to 1)	0 (0 to 1)	0 (0 to 1)	0 (0 to 1)	0
HIV/AIDS - Multidrug-resistant Tuberculosis without extensive dr...	0 (0 to 0)	0 (0 to 0)	0 (0 to 0)	0 (0 to 0)	0 (0 to 0)	0 (0 to 0)	0 (0 to 0)	0 (0 to 0)	0 (0 to 0)	0 (0 to 0)	0 (0 to 0)	0 (0 to 0)	0 (0 to 0)	0 (0 to 0)	0 (0 to 0)	0 (0 to 0)	0 (0 to 0)	0 (0 to 0)	0 (0 to 0)	0 (0 to 0)	0 (0 to 0)	0 (0 to 0)	0 (0 to 0)	0 (0 to 0)	0
HIV/AIDS - Extensively drug-resistant Tuberculosis	0 (0 to 0)	0 (0 to 0)	0 (0 to 0)	0 (0 to 0)	0 (0 to 0)	0 (0 to 0)	0 (0 to 0)	0 (0 to 0)	0 (0 to 0)	0 (0 to 0)	0 (0 to 0)	0 (0 to 0)	0 (0 to 0)	0 (0 to 0)	0 (0 to 0)	0 (0 to 0)	0 (0 to 0)	0 (0 to 0)	0 (0 to 0)	0 (0 to 0)	0 (0 to 0)	0 (0 to 0)	0 (0 to 0)	0 (0 to 0)	0
HIV/AIDS resulting in other diseases	0 (0 to 0)	0 (0 to 0)	0 (0 to 0)	0 (0 to 0)	0 (0 to 0)	0 (0 to 0)	0 (0 to 0)	0 (0 to 0)	0 (0 to 0)	0 (0 to 0)	0 (0 to 0)	0 (0 to 0)	0 (0 to 0)	0 (0 to 0)	0 (0 to 0)	0 (0 to 0)	0 (0 to 0)	0 (0 to 0)	0 (0 to 0)	0 (0 to 0)	0 (0 to 0)	0 (0 to 0)	0 (0 to 0)	0 (0 to 0)	0
Sexually transmitted infections excluding HIV	0 (0 to 0)	0 (0 to 0)	0 (0 to 0)	0 (0 to 0)	0 (0 to 0)	0 (0 to 0)	0 (0 to 0)	0 (0 to 0)	0 (0 to 0)	0 (0 to 0)	0 (0 to 0)	0 (0 to 0)	0 (0 to 0)	0 (0 to 0)	0 (0 to 0)	0 (0 to 0)	0 (0 to 0)	0 (0 to 0)	0 (0 to 0)	0 (0 to 0)	0 (0 to 0)	0 (0 to 0)	0 (0 to 0)	0
Syphilis	0 (0 to 0)	0 (0 to 0)	0 (0 to 0)	0 (0 to 0)	0 (0 to 0)	0 (0 to 0)	0 (0 to 0)	0 (0 to 0)	0 (0 to 0)	0 (0 to 0)	0 (0 to 0)	0 (0 to 0)	0 (0 to 0)	0 (0 to 0)	0 (0 to 0)	0 (0 to 0)	0 (0 to 0)	0 (0 to 0)	0 (0 to 0)	0 (0 to 0)	0 (0 to 0)	0 (0 to 0)	0 (0 to 0)	0
Chlamydial infection	0 (0 to 0)	0 (0 to 0)	0 (0 to 0)	0 (0 to 0)	0 (0 to 0)	0 (0 to 0)	0 (0 to 0)	0 (0 to 0)	0 (0 to 0)	0 (0 to 0)	0 (0 to 0)	0 (0 to 0)	0 (0 to 0)	0 (0 to 0)	0 (0 to 0)	0 (0 to 0)	0 (0 to 0)	0 (0 to 0)	0 (0 to 0)	0 (0 to 0)	0 (0 to 0)	0 (0 to 0)	0 (0 to 0)	0
Gonococcal infection	0 (0 to 0)	0 (0 to 0)	0 (0 to 0)	0 (0 to 0)	0 (0 to 0)	0 (0 to 0)	0 (0 to 0)	0 (0 to 0)	0 (0 to 0)	0 (0 to 0)	0 (0 to 0)	0 (0 to 0)	0 (0 to 0)	0 (0 to 0)	0 (0 to 0)	0 (0 to 0)	0 (0 to 0)	0 (0 to 0)	0 (0 to 0)	0 (0 to 0)	0 (0 to 0)	0 (0 to 0)	0 (0 to 0)	0
Trichomoniasis	0 (0 to 0)	0 (0 to 0)	0 (0 to 0)	0 (0 to 0)	0 (0 to 0)	0 (0 to 0)	0 (0 to 0)	0 (0 to 0)	0 (0 to 0)	0 (0 to 0)	0 (0 to 0)	0 (0 to 0)	0 (0 to 0)	0 (0 to 0)	0 (0 to 0)	0 (0 to 0)	0 (0 to 0)	0 (0 to 0)	0 (0 to 0)	0 (0 to 0)	0 (0 to 0)	0 (0 to 0)	0 (0 to 0)	0
Genital herpes	0 (0 to 0)	0 (0 to 0)	0 (0 to 0)	0 (0 to 0)	0 (0 to 0)	0 (0 to 0)	0 (0 to 0)	0 (0 to 0)	0 (0 to 0)	0 (0 to 0)	0 (0 to 0)	0 (0 to 0)	0 (0 to 0)	0 (0 to 0)	0 (0 to 0)	0 (0 to 0)	0 (0 to 0)	0 (0 to 0)	0 (0 to 0)	0 (0 to 0)	0 (0 to 0)	0 (0 to 0)	0 (0 to 0)	0
Other sexually transmitted infections	0 (0 to 0)	0 (0 to 0)	0 (0 to 0)	0 (0 to 0)	0 (0 to 0)	0 (0 to 0)	0 (0 to 0)	0 (0 to 0)	0 (0 to 0)	0 (0 to 0)	0 (0 to 0)	0 (0 to 0)	0 (0 to 0)	0 (0 to 0)	0 (0 to 0)	0 (0 to 0)	0 (0 to 0)	0 (0 to 0)	0 (0 to 0)	0 (0 to 0)	0 (0 to 0)	0 (0 to 0)	0 (0 to 0)	0
Respiratory infections and tuberculosis	4,000 (2.6 to 5.9)	3,000 (1.1 to 6.2)	2,000 (2.8 to 15.5)	2,000 (1.2 to 39.8)	1,000 (0.8 to 36.1)	1,000 (0.8 to 27.3)	1,000 (0.9 to 40.4)	1,000 (1.1 to 42.3)	1,000 (1.1 to 47.8)	1,000 (1.2 to 49.1)	1,000 (1.2 to 49.1)	1,000 (1.2 to 49.1)	1,000 (1.3 to 49.2)	1,000 (1.3 to 49.2)	1,000 (1.3 to 49.2)	1,000 (1.3 to 49.2)	1,000 (1.3 to 49.2)	1,000 (1.3 to 49.2)	1,000 (1.3 to 49.2)	1,000 (1.3 to 49.2)	1,000 (1.3 to 49.2)	1,000 (1.3 to 49.2)	1,200
Tuberculosis	0 (0 to 0)	0 (0 to 0)	0 (0 to 2)	0 (0 to 1)	0 (0 to 1)	0 (0 to 0)	0 (0 to 0.4)	0 (0 to 1.4)	0 (1 to 3.2)	0 (1 to 3.2)	0 (1 to 3.2)	0 (1 to 3.2)	0 (1 to 3.2)	0 (1 to 3.2)	0 (1 to 3.2)	0 (1 to 3.2)	0 (1 to 3.2)	0 (1 to 3.2)	0 (1 to 3.2)	0 (1 to 3.2)	0 (1 to 3.2)	0 (1 to 3.2)	0 (1 to 3.2)	37.1
Latent tuberculosis infection	0 (0 to 0)	0 (0 to 0)	0 (0 to 0)	0 (0 to 0)	0 (0 to 0)	0 (0 to 0)	0 (0 to 0)	0 (0 to 0)	0 (0 to 0)	0 (0 to 0)	0 (0 to 0)	0 (0 to 0)	0 (0 to 0)	0 (0 to 0)	0 (0 to 0)	0 (0 to 0)	0 (0 to 0)	0 (0 to 0)	0 (0 to 0)	0 (0 to 0)	0 (0 to 0)	0 (0 to 0)	0 (0 to 0)	0
Drug-susceptible tuberculosis	0 (0 to 0)	0 (0 to 0)	0 (0 to 1)	0 (0 to 1)	0 (0 to 1)	0 (0 to 0)	0 (0 to 0.4)	0 (0 to 1.4)	0 (1 to 3.2)	0 (1 to 3.2)	0 (1 to 3.2)	0 (1 to 3.2)	0 (1 to 3.2)	0 (1 to 3.2)	0 (1 to 3.2)	0 (1 to 3.2)	0 (1 to 3.2)	0 (1 to 3.2)	0 (1 to 3.2)	0 (1 to 3.2)	0 (1 to 3.2)	0 (1 to 3.2)	0 (1 to 3.2)	36.1
Multidrug-resistant tuberculosis without extensive drug-resistance	0 (0 to 0)	0 (0 to 0)	0 (0 to 0)	0 (0 to 0)	0 (0 to 0)	0 (0 to 0)	0 (0 to 0.1)	0 (0 to 0)	0 (0 to 0.2)	0 (0 to 0.3)	0 (0 to 0.3)	0 (0 to 0.3)	0 (0 to 0.3)	0 (0 to 0.3)	0 (0 to 0.3)	0 (0 to 0.3)	0 (0 to 0.3)	0 (0 to 0.3)	0 (0 to 0.3)	0 (0 to 0.3)	0 (0 to 0.3)	0 (0 to 0.3)	0 (0 to 0.3)	0.6
Extensively drug-resistant tuberculosis	0 (0 to 0)	0 (0 to 0)	0 (0 to 0)	0 (0 to 0)	0 (0 to 0)	0 (0 to 0)	0 (0 to 0)	0 (0 to 0)	0 (0 to 0)	0 (0 to 0)	0 (0 to 0)	0 (0 to 0)	0 (0 to 0)	0 (0 to 0)	0 (0 to 0)	0 (0 to 0)	0 (0 to 0)	0 (0 to 0)	0 (0 to 0)	0 (0 to 0)	0 (0 to 0)	0 (0 to 0)	0 (0 to 0)	0.2
Lower respiratory infections	4,000 (2.8 to 5.8)	3,000 (2.9 to 6)	2,000 (10.3 to 28.8)	2,000 (7.7 to 14.5)	1,000 (2 to 3.7)	1,000 (1.4 to 3)	1,000 (2.7 to 5.7)	1,000 (3.4 to 11.6)	1,000 (3.9 to 19.6)	1,000 (4.2 to 29.4)	1,000 (4.1 to 29.5)	1,000 (4.1 to 29.5)	1,000 (4.2 to 29.5)	1,000 (4.2 to 29.5)	1,000 (4.2 to 29.5)	1,000 (4.2 to 29.5)	1,000 (4.2 to 29.5)	1,000 (4.2 to 29.5)	1,000 (4.2 to 29.5)	1,000 (4.2 to 29.5)	1,000 (4.2 to 29.5)	1,000 (4.2 to 29.5)	968
Upper respiratory infections	0 (0 to 0)	0 (0 to 0.3)	0 (2.7 to 6.6)	0 (1.9 to 4.8)	0 (1.2 to 2.6)	0 (1.1 to 2.4)	0 (1.6 to 3.6)	0 (2.1 to 5.1)	0 (2.5 to 6.2)	0 (2.6 to 6.5)	0 (2.6 to 6.5)	0 (2.6 to 6.5)	0 (2.6 to 6.5)	0 (2.6 to 6.5)	0 (2.6 to 6.5)	0 (2.6 to 6.5)	0 (2.6 to 6.5)	0 (2.6 to 6.5)	0 (2.6 to 6.5)	0 (2.6 to 6.5)	0 (2.6 to 6.5)	0 (2.6 to 6.5)	165
Otitis media	0 (0 to 0)	0 (0 to 0)	0 (0 to 0.2)	0 (0 to 0.1)	0 (0 to 0.1)	0 (0 to 0.1)	0 (0 to 0.2)	0 (0 to 0.2)	0 (0 to 0.3)	0 (0 to 0.3)	0 (0 to 0.3)	0 (0 to 0.3)	0 (0 to 0.3)	0 (0 to 0.3)	0 (0 to 0.3)	0 (0 to 0.3)	0 (0 to 0.3)	0 (0 to 0.3)	0 (0 to 0.3)	0 (0 to 0.3)	0 (0 to 0.3)	0 (0 to 0.3)	0 (0 to 0.3)	33.2
Enteric infections	0 (0.0 to 0.4)	1 (0.7 to 1.4)	0 (7.3 to 15.8)	0 (4.9 to 12.9)	0 (4.4 to 13.2)	0 (2.6 to 9.6)	0 (2.5 to 8.5)	0 (3.1 to 9.4)	0 (3.3 to 8.7)	0 (3.3 to 8.7)	0 (3.3 to 8.7)	0 (3.3 to 8.7)	0 (3.3 to 8.7)	0 (3.3 to 8.7)	0 (3.3 to 8.7)	0 (3.3 to 8.7)	0 (3.3 to 8.7)	0 (3.3 to 8.7)	0 (3.3 to 8.7)	0 (3.3 to 8.7)	0 (3.3 to 8.7)	0 (3.3 to 8.7)	121
Diarrheal diseases	0.3 (0.2 to 0.4)	1 (0.7 to 1.4)	0 (7.2 to 15.6)	0 (4.9 to 12.8)	0 (4.4 to 13.2)	0 (2.6 to 9.6)	0 (2.5 to 8.5)	0 (3.1 to 9.3)	0 (3.3 to 8.7)	0 (3.3 to 8.7)	0 (3.4 to 8.9)	0 (3.3 to 8.7)	0 (3.3 to 8.7)	0 (3.3 to 8.7)	0 (3.3 to 8.7)	0 (3.3 to 8.7)	0 (3.3 to 8.7)	0 (3.3 to 8.7)	0 (3.3 to 8.7)	0 (3.3 to 8.7)	0 (3.3 to 8.7)	0 (3.3 to 8.7)	120
Typhoid and paraphyoid	0 (0 to 0)	0 (0 to 0)	0 (0 to 0)	0 (0 to 0)	0 (0 to 0)	0 (0 to 0)	0 (0 to 0)	0 (0 to 0)	0 (0 to 0)	0 (0 to 0)	0 (0 to 0)	0 (0 to 0)	0 (0 to 0)	0 (0 to 0)	0 (0 to 0)	0 (0 to 0)	0 (0 to 0)	0 (0 to 0)	0 (0 to 0)	0 (0 to 0)	0 (0 to 0)	0 (0 to 0)	0 (0 to 0)	0
Typhoid fever	0 (0 to 0)	0 (0 to 0)	0 (0 to 0)	0 (0 to 0)	0 (0 to 0)	0 (0 to 0)	0 (0 to 0)	0 (0 to 0)	0 (0 to 0)	0 (0 to 0)	0 (0 to 0)	0 (0 to 0)	0 (0 to 0)	0 (0 to 0)	0 (0 to 0)	0 (0 to 0)	0 (0 to 0)	0 (0 to 0)	0 (0 to 0)	0 (0 to 0)	0 (0 to 0)	0 (0 to 0)	0 (0 to 0)	0
Paratyphoid fever	0 (0 to 0)	0 (0 to 0)	0 (0 to 0)	0 (0 to 0)	0 (0 to 0)	0 (0 to 0)	0 (0 to 0)	0 (0 to 0)	0 (0 to 0)	0 (0 to 0)	0 (0 to 0)	0 (0 to 0)	0 (0 to 0)	0 (0 to 0)	0 (0 to 0)	0 (0 to 0)	0 (0 to 0)	0 (0 to 0)	0 (0 to 0)	0 (0 to 0)	0 (0 to 0)	0 (0 to 0)	0 (0 to 0)	0
Invasive Non-typhoidal Salmonella (iNTS)	0 (0 to 0)	0 (0 to 0)	0 (0 to 0)	0 (0 to 0)	0 (0 to 0)	0 (0 to 0)	0 (0 to 0)	0 (0 to 0)	0 (0 to 0)	0 (0 to 0)	0 (0 to 0)	0 (0 to 0)	0 (0 to 0)	0 (0 to 0)	0 (0 to 0)	0 (0 to 0)	0 (0 to 0)	0 (0 to 0)	0 (0 to 0)	0 (0 to 0)	0 (0 to 0)	0 (0 to 0)	0 (0 to 0)	0.4
Other intestinal infectious diseases	0 (0 to 0)	0 (0 to 0)	0 (0 to 1)	0 (0 to 0)	0 (0 to 0)	0 (0 to 0)	0 (0 to 0)	0 (0 to 0)	0 (0 to 0)	0 (0 to 0)	0 (0 to 0)	0 (0 to 0)	0 (0 to 0)	0 (0 to 0)	0 (0 to 0)	0 (0 to 0)	0 (0 to 0)	0 (0 to 0)	0 (0 to 0)	0 (0 to 0)	0 (0 to 0)	0 (0 to 0)	0 (0 to 0)	0.3
Neglected tropical diseases and malaria	0 (0 to 0)	0 (0 to 0)	0 (0 to 1)	0 (0 to 1)	0 (0 to 1)	0 (0 to 0)	0 (0 to 0)	0 (0 to 0)	0 (0 to 0)	0 (0 to 0)	0 (0 to 0)	0 (0 to 0)	0 (0 to 0)	0 (0 to 0)	0 (0 to 0)	0 (0 to 0)	0 (0 to 0)	0 (0 to 0)	0 (0 to 0)	0 (0 to 0)	0 (0 to 0)	0 (0 to 0)	0 (0 to 0)	4.3
Malaria	0 (0 to 0)	0 (0 to 0)	0 (0 to 0)	0 (0 to 0)	0 (0 to 0)	0 (0 to 0)	0 (0 to 0)	0 (0 to 0)	0 (0 to 0)	0 (0 to 0)	0 (0 to 0)	0 (0 to 0)	0 (0 to 0)	0 (0 to 0)	0 (0 to 0)	0 (0 to 0)	0 (0 to 0)	0 (0 to 0)	0 (0 to 0)	0 (0 to 0)	0 (0 to 0)	0 (0 to 0)	0 (0 to 0)	0
Chagas disease	0 (0 to 0)	0 (0 to 0)	0 (0 to 0)	0 (0 to 0)	0 (0 to 0)	0 (0 to 0)	0 (0 to 0)	0 (0 to 0)	0 (0 to 0)	0 (0 to 0)	0 (0 to 0)	0 (0 to 0)	0 (0 to 0)	0 (0 to 0)	0 (0 to 0)	0 (0 to 0)	0 (0 to 0)	0 (0 to 0)	0 (0 to 0)	0 (0 to 0)	0 (0 to 0)	0 (0 to 0)	0 (0 to 0)	0
Leishmaniasis	0 (0 to 0)	0 (0 to 0)	0 (0 to 0)	0 (0 to 0)	0 (0 to 0)	0 (0 to 0)	0 (0 to 0)	0 (0 to 0)	0 (0 to 0)	0 (0 to 0)	0 (0 to 0)	0 (0 to 0)	0 (0 to 0)	0 (0 to 0)	0 (0 to 0)	0 (0 to 0)	0 (0 to 0)	0 (0 to 0)	0 (0 to 0)	0 (0 to 0)	0 (0 to 0)	0 (0 to 0)	0 (0 to 0)	0
Visceral leishmaniasis	0 (0 to 0)	0 (0 to 0)	0 (0 to 0)	0 (0 to 0)	0 (0 to 0)	0 (0 to 0)	0 (0 to 0)	0 (0 to 0)	0 (0 to 0)	0 (0 to 0)	0 (0 to 0)	0 (0 to 0)	0 (0 to 0)	0 (0 to 0)	0 (0 to 0)	0 (0 to 0)	0 (0 to 0)	0 (0 to 0)	0 (0 to 0)	0 (0 to 0)	0 (0 to 0)	0 (0 to 0)	0 (0 to 0)	0
Cutaneous and mucocutaneous leishmaniasis	0 (0 to 0)	0 (0 to 0)	0 (0 to 0)	0 (0 to 0)	0 (0 to 0)	0 (0 to 0)	0 (0 to 0)	0 (0 to 0)	0 (0 to 0)	0 (0 to 0)	0 (0 to 0)	0 (0 to 0)	0 (0 to 0)	0 (0 to 0)	0 (0 to 0)	0 (0 to 0)	0 (0 to 0)	0 (0 to 0)	0 (0 to 0)	0 (0 to 0)	0 (0 to 0)	0 (0 to 0)	0 (0 to 0)	0
African trypanosomiasis	0 (0 to 0)	0 (0 to 0)	0 (0 to 0)	0 (0 to 0)	0 (0 to 0)	0 (0 to 0)	0 (0 to 0)	0 (0 to 0)	0 (0 to 0)	0 (0 to 0)	0 (0 to 0)	0 (0 to 0)	0 (0 to 0)	0 (0 to 0)	0 (0 to 0)	0 (0 to 0)	0 (0 to 0)	0 (0 to 0)	0 (0 to 0)	0 (0 to 0)	0 (0 to 0)	0 (0 to 0)	0 (0 to 0)	0
Schistosomiasis	0 (0 to 0)	0 (0 to 0)	0 (0 to 0)	0 (0 to 0)	0 (0 to 0)	0 (0 to 0)	0 (0 to 0)	0 (0 to 0)	0 (0 to 0)	0 (0 to 0)	0 (0 to 0)	0 (0 to 0)	0 (0 to 0)	0 (0 to 0)	0 (0 to 0)	0 (0 to 0)	0 (0 to 0)	0 (0 to 0)	0 (0 to 0)	0 (0 to 0)	0 (0 to 0)	0 (0 to 0)	0 (0 to 0)	0
Cysticercosis	0 (0 to 0)	0 (0 to 0)	0 (0 to 0)	0 (0 to 0)	0 (0 to 0)	0 (0 to 0)	0 (0 to 0)	0 (0 to 0)	0 (0 to 0)	0 (0 to 0)	0 (0 to 0)	0 (0 to 0)	0 (0 to 0)	0 (0 to 0)	0 (0 to 0)	0 (0 to 0)	0 (0 to 0)	0 (0 to 0)	0 (0 to 0)	0 (0 to 0)	0 (0 to 0)	0 (0 to 0)	0 (0 to 0)	0
Cystic echinococcosis	0 (0 to 0)	0 (0 to 0)	0 (0 to 0)	0 (0 to 0)	0 (0 to 0)	0 (0 to 0)	0 (0 to 0)	0 (0 to 0)	0 (0 to 0)	0 (0 to 0)	0 (0 to 0)	0 (0 to 0)	0 (0 to 0)	0 (0 to 0)	0 (0 to 0)	0 (0 to 0)	0 (0 to 0)	0 (0 to 0)	0 (0 to 0)	0 (0 to 0)	0 (0 to 0)	0 (0 to 0)	0 (0 to 0)	0.1
Lymphatic filariasis	0 (0 to 0)	0 (0 to 0)	0 (0 to 0)	0 (0 to 0)	0 (0 to 0)	0 (0 to 0)	0 (0 to 0)	0 (0 to 0)	0 (0 to 0)	0 (0 to 0)	0 (0 to 0)	0 (0 to 0)	0 (0 to 0)	0 (0 to 0)	0 (0 to 0)	0 (0 to 0)	0 (0 to 0)	0 (0 to 0)	0 (0 to 0)	0 (0 to 0)	0 (0 to 0)	0 (0 to 0)	0 (0 to 0)	0
Onchocerciasis	0 (0 to 0)	0 (0 to 0)	0 (0 to 0)	0 (0 to 0)	0 (0 to 0)	0 (0 to 0)	0 (0 to 0)	0 (0 to 0)	0 (0 to 0)	0 (0 to 0)	0 (0 to 0)	0 (0 to 0)	0 (0 to 0)	0 (0 to 0)	0 (0 to 0)	0 (0 to 0)	0 (0 to 0)	0 (0 to 0)	0 (0 to 0)	0 (0 to 0)	0 (0 to 0)	0 (0 to 0)	0 (0 to 0)	0
Trachoma	0 (0 to 0)	0 (0 to 0)	0 (0 to 0)	0 (0 to 0)	0 (0 to 0)	0 (0 to 0)	0 (0 to 0)	0 (0 to 0)	0 (0 to 0)	0 (0 to 0)	0 (0 to 0)	0 (0 to 0)	0 (0 to 0)	0 (0 to 0)	0 (0 to 0)	0 (0 to 0)	0 (0 to 0)	0 (0 to 0)	0 (0 to 0)	0 (0 to 0)	0 (0 to 0)	0 (0 to 0)	0 (0 to 0)	0
Dengue	0 (0 to 0)	0 (0 to 0)	0 (0 to 0)	0 (0 to 0)	0 (0 to 0)	0 (0 to 0)	0 (0 to 0)	0 (0 to 0)	0 (0 to 0)	0 (0 to 0)	0 (0 to 0)	0 (0 to 0)	0 (0 to 0)	0 (0 to 0)	0 (0 to 0)	0 (0 to 0)	0 (0 to 0)	0 (0 to 0)	0 (0 to 0)	0 (0 to 0)	0 (0 to 0)	0 (0 to 0)	0 (0 to 0)	0
Yellow fever	0 (0 to 0)	0 (0 to 0)	0 (0 to 0)	0 (0 to 0)	0 (0 to 0)	0 (0 to 0)	0 (0 to 0)	0 (0 to 0)	0 (0 to 0)	0 (0 to 0)	0 (0 to 0)	0 (0 to 0)	0 (0 to 0)	0 (0 to 0)	0 (0 to 0)	0 (0 to 0)	0 (0 to 0)	0 (0 to 0)	0 (0 to 0)	0 (0 to 0)	0 (0 to 0)	0 (0 to 0)	0 (0 to 0)	0
Rabies	0 (0 to 0)	0 (0 to 0)	0 (0 to 0)	0 (0 to 0)	0 (0 to 0)	0 (0 to 0)	0 (0 to 0)	0 (0 to 0)	0 (0 to 0)	0 (0 to 0)	0 (0 to 0)	0 (0 to 0)	0 (0 to 0)	0 (0 to 0)	0 (0 to 0)	0 (0 to 0)	0 (0 to 0)	0 (0 to 0)	0 (0 to 0)	0 (0 to 0)	0 (0 to 0)	0 (0 to 0)	0 (0 to 0)	0
Intestinal nematode infections	0 (0 to 0)	0 (0 to 0)	0 (0 to 0)	0 (0 to 0)	0 (0 to 0)	0 (0 to 0)	0 (0 to 0)	0 (0 to 0)	0 (0 to 0)	0 (0 to 0)	0 (0 to 0)	0 (0 to 0)	0 (0 to 0)	0 (0 to 0)	0 (0 to 0)	0 (0 to 0)	0 (0 to 0)	0 (0 to 0)	0 (0 to 0)	0 (0 to 0)	0 (0 to 0)	0 (0 to 0)	0 (0 to 0)	0
Ascariasis	0 (0 to 0)	0 (0 to 0)	0 (0 to 0)	0 (0 to 0)	0 (0 to 0)	0 (0 to 0)	0 (0 to 0)	0 (0 to 0)	0 (0 to 0)	0 (0 to 0)	0 (0 to 0)	0 (0 to 0)	0 (0 to 0)	0 (0 to 0)	0 (0 to 0)	0 (0 to 0)	0 (0 to 0)	0 (0 to 0)	0 (0 to 0)	0 (0 to 0)	0 (0 to 0)	0 (0 to 0)	0 (0 to 0)	0
Trichuriasis	0 (0 to 0)	0 (0 to 0)	0 (0 to 0)	0 (0 to 0)	0 (0 to 0)	0 (0 to 0)	0 (0 to 0)	0 (0 to 0)	0 (0 to 0)	0 (0 to 0)	0 (0 to 0)	0 (0 to 0)	0 (0 to 0)	0 (0 to 0)	0 (0 to 0)	0 (0 to 0)	0 (0 to 0)	0 (0 to 0)	0 (0 to 0)	0 (0 to 0)	0 (0 to 0)	0 (0 to 0)	0 (0 to 0)	0
Hookworm disease	0 (0 to 0)	0 (0 to 0)	0 (0 to 0)	0 (0 to 0)	0 (0 to 0)	0 (0 to 0)	0 (0 to 0)	0 (0 to 0)	0 (0 to 0)	0 (0 to 0)	0 (0 to 0)	0 (0 to 0)	0 (0 to 0)	0 (0 to 0)	0 (0 to 0)	0 (0 to 0)	0 (0 to 0)	0 (0 to 0)	0 (0 to 0)	0 (0 to 0)	0 (0 to 0)	0 (0 to 0)	0 (0 to 0)	0
Food-borne trematodiases	0 (0 to 0)	0 (0 to 0)	0 (0 to 0)	0 (0 to 0)	0 (0 to 0)	0 (0 to 0)	0 (0 to 0)	0 (0 to 0)	0 (0 to 0)	0 (0 to 0)	0 (0 to 0)	0 (0 to 0)	0 (0 to 0)	0 (0 to 0)	0 (0 to 0)	0 (0 to 0)	0 (0 to 0)	0 (0 to 0)	0 (0 to 0)	0 (0 to 0)	0 (0 to 0)	0 (0 to 0)	0 (0 to 0)	0
Leprosy	0 (0 to 0)	0 (0 to 0)	0 (0 to 0)	0 (0 to 0)	0 (0 to 0)	0 (0 to 0)	0 (0 to 0)	0 (0 to 0)	0 (0 to 0)	0 (0 to 0)	0 (0 to 0)	0 (0 to 0)	0 (0 to 0)	0 (0 to 0)	0 (0 to 0)	0 (0 to 0)	0 (0 to 0)	0 (0 to 0)	0 (0 to 0)	0 (0 to 0)	0 (0 to 0)	0 (0 to 0)	0 (0 to 0)	0
Ebola	0 (0 to 0)	0 (0 to 0)	0 (0 to 0)	0 (0 to 0)	0 (0 to 0)	0 (0 to 0)	0 (0 to 0)	0 (0 to 0)	0 (0 to 0)	0 (0 to 0)	0 (0 to 0)	0 (0 to 0)	0 (0 to 0)	0 (0 to 0)	0 (0 to 0)	0 (0 to 0)	0 (0 to 0)	0 (0 to 0)	0 (0 to 0)	0 (0 to 0)	0 (0 to 0)	0 (0 to 0)	0 (0 to 0)	0
Zika virus	0 (0 to 0)	0 (0 to 0)	0 (0 to 0)	0 (0 to 0)	0 (0 to 0)	0 (0 to 0)	0 (0 to 0)	0 (0 to 0)	0 (0 to 0)	0 (0 to 0)	0 (0 to 0)	0 (0 to 0)	0 (0 to 0)	0 (0 to 0)	0 (0 to 0)	0 (0 to 0)	0 (0 to 0)	0 (0 to 0)	0 (0 to 0)	0 (0 to 0)	0 (0 to 0)	0 (0 to 0)	0

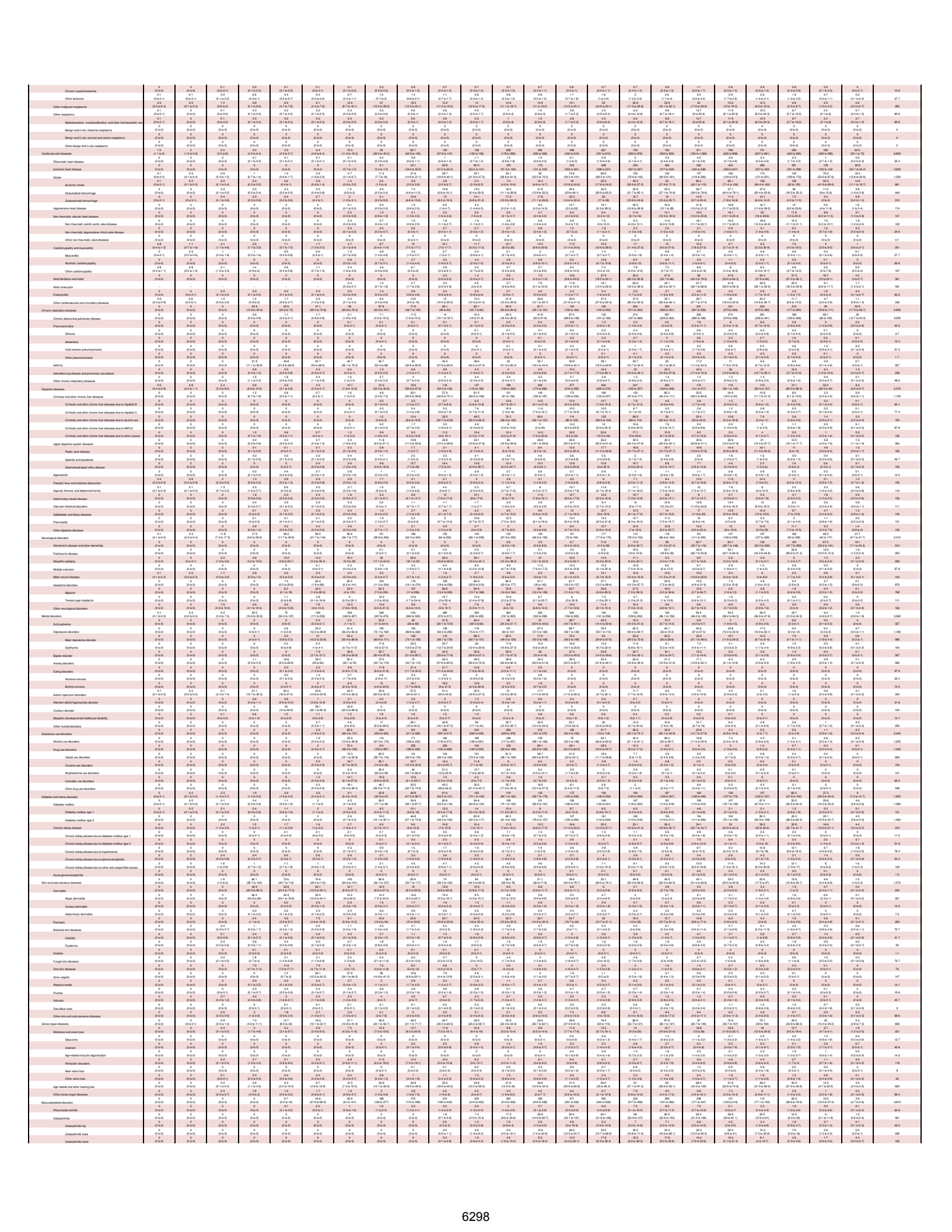

Osteoarthritis other	0 (0 to 0)	0 (0 to 0)	0 (0 to 0)	0 (0 to 0)	0 (0 to 0)	0 (0 to 0)	0 (0 to 0)	0 (0 to 0)	0 (0 to 0)	0 (0 to 0)	0-1 (0 to 2)	0-6 (0 to 1-3)	1-6 (0 to 3-9)	2-9 (1-2 to 6-3)	5 (2-1 to 10-4)	6-4 (2-8 to 14-1)	6-9 (3-2 to 15)	6-9 (3-3 to 14-5)	6-8 (3-2 to 14-4)	4-6 (2-3 to 9-4)	3-8 (1-9 to 8)	2-3 (1-1 to 4-7)	0-9 (0-5 to 1-9)	0-2 (0-1 to 0-4)	48-9
Low back pain	0 (0 to 0)	0 (0 to 0)	0 (0 to 0)	0 (0 to 0)	0-5 (1 to 11-6)	29-9 (17-3 to 49-9)	57-7 (34-2 to 88-9)	110 (62-9 to 176)	167-7 (97 to 239)	190 (90-4 to 240)	173-3 (95-3 to 240)	180 (94-1 to 242)	177-3 (91-9 to 238)	158 (108 to 221)	156 (108 to 221)	140 (98 to 203)	139 (98 to 201)	116 (72 to 178)	160 (92-3 to 249)	204 (127 to 301-3)	394 (236-6 to 582-4)	49-8 (10 to 84-9)	21-9 (4-6 to 10-4)	7-2 (0-9 to 2)	1,810
Neck pain	0 (0 to 0)	0 (0 to 0)	0 (0 to 0)	2-8 (0-9 to 6-2)	13-6 (5-9 to 25-5)	25-5 (12-2 to 45-3)	40-8 (20-4 to 69-8)	57-3 (28-5 to 109)	73-3 (36-9 to 136)	80 (42-4 to 133)	80 (39-9 to 130)	77-3 (39-9 to 130)	77-4 (39-4 to 136)	70-6 (35-1 to 130)	63-3 (33-9 to 110)	52-9 (26-9 to 91-3)	42 (22-7 to 74-5)	36 (19-6 to 60-1)	29-4 (16-7 to 50-7)	14-4 (7-5 to 25-9)	7-7 (4-1 to 13-2)	2-7 (1-4 to 4-6)	0-6 (0-3 to 1)	756
Gout	0 (0 to 0)	0 (0 to 0)	0 (0 to 0)	0 (0 to 0)	0 (0 to 0)	0 (0 to 0)	0 (0 to 0)	0 (0 to 0)	0 (0 to 0)	0-1 (0 to 0-2)	0-2 (0 to 0-11)	0-4 (0 to 3-3)	0-5 (0 to 3-1)	0-5 (0 to 3-5)	0-5 (0 to 3-1)	0-4 (0 to 3-1)	0-5 (0 to 3-2)	0-4 (0 to 3-2)	0-3 (0 to 2-5)	0-3 (0 to 2-5)	0-1 (0 to 2-3)	0-1 (0 to 2-3)	0 (0 to 0-1)	0 (0 to 0-2)	65-7
Other musculoskeletal disorders	0 (0 to 0)	0 (0 to 0)	0 (0 to 0)	0-2 (0-1 to 0-4)	0-4 (0-2 to 1-2)	0-3 (0-2 to 0-7)	2-1 (0-9 to 5-4)	4-1 (1-9 to 9-4)	6-8 (3-2 to 14-1)	7-3 (3-2 to 15-2)	6-5 (2-7 to 13-4)	5-2 (2-1 to 11-1)	4-3 (1-8 to 9-2)	3-2 (1-4 to 6-7)	2-3 (1-1 to 4-7)	1-7 (0-8 to 3-6)	1-2 (0-5 to 2-5)	1-3 (0-6 to 2-6)	1-2 (0-5 to 2-4)	1-1 (0-5 to 2-1)	0-5 (0-2 to 1-1)	0-2 (0-1 to 0-4)	0-1 (0-1 to 0-2)	0-1 (0-0 to 0-3)	0-2 (0-0 to 0-4)	0-1 (0-0 to 0-3)	0-1 (0-0 to 0-2)	0-1 (0-0 to 0-2)	0-1 (0-0 to 0-2

SII Table 2a: Leicester DALYS by cause and age arous for males with 95% uncertainty intervals, 2019

Cause	Early Neonatal	Late Neonatal	Post Neonatal	1 to 4	5 to 9	10 to 14	15 to 19	20 to 24	25 to 29	30 to 34	35 to 39	40 to 44	45 to 49	50 to 54	55 to 59	60 to 64	65 to 69	70 to 74	75 to 79	80 to 84	85 to 89	90 to 94	95 plus	Total
All causes	682 (749 to 643)	1,143 (1,163 to 1,123)	1,161 (1,209 to 1,114)	1,167 (1,211 to 1,122)	1,167 (1,211 to 1,122)	1,167 (1,211 to 1,122)	1,167 (1,211 to 1,122)	1,167 (1,211 to 1,122)	1,167 (1,211 to 1,122)	1,167 (1,211 to 1,122)	1,167 (1,211 to 1,122)	1,167 (1,211 to 1,122)	1,167 (1,211 to 1,122)	1,167 (1,211 to 1,122)	1,167 (1,211 to 1,122)	1,167 (1,211 to 1,122)	1,167 (1,211 to 1,122)	1,167 (1,211 to 1,122)	1,167 (1,211 to 1,122)	1,167 (1,211 to 1,122)	1,167 (1,211 to 1,122)	1,167 (1,211 to 1,122)	46,680
Communicable, maternal, neonatal, and nutritional diseases	682 (534 to 724)	1,143 (832 to 1,328)	1,161 (1,209 to 1,114)	1,167 (1,211 to 1,122)	1,167 (1,211 to 1,122)	1,167 (1,211 to 1,122)	1,167 (1,211 to 1,122)	1,167 (1,211 to 1,122)	1,167 (1,211 to 1,122)	1,167 (1,211 to 1,122)	1,167 (1,211 to 1,122)	1,167 (1,211 to 1,122)	1,167 (1,211 to 1,122)	1,167 (1,211 to 1,122)	1,167 (1,211 to 1,122)	1,167 (1,211 to 1,122)	1,167 (1,211 to 1,122)	1,167 (1,211 to 1,122)	1,167 (1,211 to 1,122)	1,167 (1,211 to 1,122)	1,167 (1,211 to 1,122)	1,167 (1,211 to 1,122)	3,240
HIV/AIDS and sexually transmitted infections	10 (6 to 12)	2 (1 to 7)	6 (2 to 12)	7 (3 to 11)	0 (0 to 0)	0 (0 to 0)	0 (0 to 0)	0 (0 to 0)	0 (0 to 0)	0 (0 to 0)	0 (0 to 0)	0 (0 to 0)	0 (0 to 0)	0 (0 to 0)	0 (0 to 0)	0 (0 to 0)	0 (0 to 0)	0 (0 to 0)	0 (0 to 0)	0 (0 to 0)	0 (0 to 0)	0 (0 to 0)	0 (0 to 0)	121
HIV/AIDS	0 (0 to 0)	0 (0 to 0)	0 (0 to 0)	0 (0 to 0)	0 (0 to 0)	0 (0 to 0)	0 (0 to 0)	0 (0 to 0)	0 (0 to 0)	0 (0 to 0)	0 (0 to 0)	0 (0 to 0)	0 (0 to 0)	0 (0 to 0)	0 (0 to 0)	0 (0 to 0)	0 (0 to 0)	0 (0 to 0)	0 (0 to 0)	0 (0 to 0)	0 (0 to 0)	0 (0 to 0)	0 (0 to 0)	97
HIV/AIDS - Drug-susceptible Tuberculosis	0 (0 to 0)	0 (0 to 0)	0 (0 to 1)	0 (0 to 1)	0 (0 to 1)	0 (0 to 1)	0 (0 to 1)	0 (0 to 1)	0 (0 to 1)	0 (0 to 1)	0 (0 to 1)	0 (0 to 1)	0 (0 to 1)	0 (0 to 1)	0 (0 to 1)	0 (0 to 1)	0 (0 to 1)	0 (0 to 1)	0 (0 to 1)	0 (0 to 1)	0 (0 to 1)	0 (0 to 1)	0 (0 to 1)	10
HIV/AIDS - Multidrug-resistant Tuberculosis without extensive dr...	0 (0 to 0)	0 (0 to 0)	0 (0 to 0)	0 (0 to 0)	0 (0 to 0)	0 (0 to 0)	0 (0 to 0)	0 (0 to 0)	0 (0 to 0)	0 (0 to 0)	0 (0 to 0)	0 (0 to 0)	0 (0 to 0)	0 (0 to 0)	0 (0 to 0)	0 (0 to 0)	0 (0 to 0)	0 (0 to 0)	0 (0 to 0)	0 (0 to 0)	0 (0 to 0)	0 (0 to 0)	0 (0 to 0)	0
HIV/AIDS - Extensively drug-resistant Tuberculosis	0 (0 to 0)	0 (0 to 0)	0 (0 to 0)	0 (0 to 0)	0 (0 to 0)	0 (0 to 0)	0 (0 to 0)	0 (0 to 0)	0 (0 to 0)	0 (0 to 0)	0 (0 to 0)	0 (0 to 0)	0 (0 to 0)	0 (0 to 0)	0 (0 to 0)	0 (0 to 0)	0 (0 to 0)	0 (0 to 0)	0 (0 to 0)	0 (0 to 0)	0 (0 to 0)	0 (0 to 0)	0 (0 to 0)	0
HIV/AIDS resulting in other diseases	0 (0 to 0)	0 (0 to 0)	0 (0 to 0)	0 (0 to 0)	0 (0 to 0)	0 (0 to 0)	0 (0 to 0)	0 (0 to 0)	0 (0 to 0)	0 (0 to 0)	0 (0 to 0)	0 (0 to 0)	0 (0 to 0)	0 (0 to 0)	0 (0 to 0)	0 (0 to 0)	0 (0 to 0)	0 (0 to 0)	0 (0 to 0)	0 (0 to 0)	0 (0 to 0)	0 (0 to 0)	0 (0 to 0)	0
Sexually transmitted infections excluding HIV	10 (6 to 12)	2 (1 to 7)	6 (2 to 12)	7 (3 to 11)	0 (0 to 0)	0 (0 to 0)	0 (0 to 0)	0 (0 to 0)	0 (0 to 0)	0 (0 to 0)	0 (0 to 0)	0 (0 to 0)	0 (0 to 0)	0 (0 to 0)	0 (0 to 0)	0 (0 to 0)	0 (0 to 0)	0 (0 to 0)	0 (0 to 0)	0 (0 to 0)	0 (0 to 0)	0 (0 to 0)	0 (0 to 0)	0
Syphilis	0 (0 to 0)	0 (0 to 0)	0 (0 to 0)	0 (0 to 0)	0 (0 to 0)	0 (0 to 0)	0 (0 to 0)	0 (0 to 0)	0 (0 to 0)	0 (0 to 0)	0 (0 to 0)	0 (0 to 0)	0 (0 to 0)	0 (0 to 0)	0 (0 to 0)	0 (0 to 0)	0 (0 to 0)	0 (0 to 0)	0 (0 to 0)	0 (0 to 0)	0 (0 to 0)	0 (0 to 0)	0 (0 to 0)	0
Chlamydial infection	0 (0 to 0)	0 (0 to 0)	0 (0 to 0)	0 (0 to 0)	0 (0 to 0)	0 (0 to 0)	0 (0 to 0)	0 (0 to 0)	0 (0 to 0)	0 (0 to 0)	0 (0 to 0)	0 (0 to 0)	0 (0 to 0)	0 (0 to 0)	0 (0 to 0)	0 (0 to 0)	0 (0 to 0)	0 (0 to 0)	0 (0 to 0)	0 (0 to 0)	0 (0 to 0)	0 (0 to 0)	0 (0 to 0)	0
Gonococcal infection	0 (0 to 0)	0 (0 to 0)	0 (0 to 0)	0 (0 to 0)	0 (0 to 0)	0 (0 to 0)	0 (0 to 0)	0 (0 to 0)	0 (0 to 0)	0 (0 to 0)	0 (0 to 0)	0 (0 to 0)	0 (0 to 0)	0 (0 to 0)	0 (0 to 0)	0 (0 to 0)	0 (0 to 0)	0 (0 to 0)	0 (0 to 0)	0 (0 to 0)	0 (0 to 0)	0 (0 to 0)	0 (0 to 0)	0
Trichomoniasis	0 (0 to 0)	0 (0 to 0)	0 (0 to 0)	0 (0 to 0)	0 (0 to 0)	0 (0 to 0)	0 (0 to 0)	0 (0 to 0)	0 (0 to 0)	0 (0 to 0)	0 (0 to 0)	0 (0 to 0)	0 (0 to 0)	0 (0 to 0)	0 (0 to 0)	0 (0 to 0)	0 (0 to 0)	0 (0 to 0)	0 (0 to 0)	0 (0 to 0)	0 (0 to 0)	0 (0 to 0)	0 (0 to 0)	0
Genital herpes	0 (0 to 0)	0 (0 to 0)	0 (0 to 0)	0 (0 to 0)	0 (0 to 0)	0 (0 to 0)	0 (0 to 0)	0 (0 to 0)	0 (0 to 0)	0 (0 to 0)	0 (0 to 0)	0 (0 to 0)	0 (0 to 0)	0 (0 to 0)	0 (0 to 0)	0 (0 to 0)	0 (0 to 0)	0 (0 to 0)	0 (0 to 0)	0 (0 to 0)	0 (0 to 0)	0 (0 to 0)	0 (0 to 0)	0
Other sexually transmitted infections	0 (0 to 0)	0 (0 to 0)	0 (0 to 0)	0 (0 to 0)	0 (0 to 0)	0 (0 to 0)	0 (0 to 0)	0 (0 to 0)	0 (0 to 0)	0 (0 to 0)	0 (0 to 0)	0 (0 to 0)	0 (0 to 0)	0 (0 to 0)	0 (0 to 0)	0 (0 to 0)	0 (0 to 0)	0 (0 to 0)	0 (0 to 0)	0 (0 to 0)	0 (0 to 0)	0 (0 to 0)	0 (0 to 0)	0
Respiratory infections and tuberculosis	7.3 (5.0 to 9.2)	4.4 (2.9 to 6.6)	22 (20 to 24)	29.2 (26.4 to 32.1)	19.2 (16.9 to 23.4)	9.1 (7.1 to 11.7)	27.2 (19.6 to 39.2)	27.2 (19.6 to 39.7)	27.2 (24.7 to 47.9)	27.2 (27.2 to 50.1)	27.2 (27.2 to 58.8)	27.2 (27.2 to 58.8)	27.2 (27.2 to 58.8)	27.2 (27.2 to 58.8)	27.2 (27.2 to 58.8)	27.2 (27.2 to 58.8)	27.2 (27.2 to 58.8)	27.2 (27.2 to 58.8)	27.2 (27.2 to 58.8)	27.2 (27.2 to 58.8)	27.2 (27.2 to 58.8)	27.2 (27.2 to 58.8)	1,460
Tuberculosis	0 (0 to 0)	0 (0 to 0)	0 (0 to 0)	0 (0 to 0)	0 (0 to 0)	0 (0 to 0)	0 (0 to 0)	0 (0 to 0)	0 (0 to 0)	0 (0 to 0)	0 (0 to 0)	0 (0 to 0)	0 (0 to 0)	0 (0 to 0)	0 (0 to 0)	0 (0 to 0)	0 (0 to 0)	0 (0 to 0)	0 (0 to 0)	0 (0 to 0)	0 (0 to 0)	0 (0 to 0)	0 (0 to 0)	0
Latent tuberculosis infection	0 (0 to 0)	0 (0 to 0)	0 (0 to 0)	0 (0 to 0)	0 (0 to 0)	0 (0 to 0)	0 (0 to 0)	0 (0 to 0)	0 (0 to 0)	0 (0 to 0)	0 (0 to 0)	0 (0 to 0)	0 (0 to 0)	0 (0 to 0)	0 (0 to 0)	0 (0 to 0)	0 (0 to 0)	0 (0 to 0)	0 (0 to 0)	0 (0 to 0)	0 (0 to 0)	0 (0 to 0)	0 (0 to 0)	0
Drug-susceptible tuberculosis	0 (0 to 0)	0 (0 to 0)	0 (0 to 0)	0 (0 to 0)	0 (0 to 0)	0 (0 to 0)	0 (0 to 0)	0 (0 to 0)	0 (0 to 0)	0 (0 to 0)	0 (0 to 0)	0 (0 to 0)	0 (0 to 0)	0 (0 to 0)	0 (0 to 0)	0 (0 to 0)	0 (0 to 0)	0 (0 to 0)	0 (0 to 0)	0 (0 to 0)	0 (0 to 0)	0 (0 to 0)	0 (0 to 0)	0
Multidrug-resistant tuberculosis without extensive drug-resistance	0 (0 to 0)	0 (0 to 0)	0 (0 to 0)	0 (0 to 0)	0 (0 to 0)	0 (0 to 0)	0 (0 to 0)	0 (0 to 0)	0 (0 to 0)	0 (0 to 0)	0 (0 to 0)	0 (0 to 0)	0 (0 to 0)	0 (0 to 0)	0 (0 to 0)	0 (0 to 0)	0 (0 to 0)	0 (0 to 0)	0 (0 to 0)	0 (0 to 0)	0 (0 to 0)	0 (0 to 0)	0 (0 to 0)	0
Extensively drug-resistant tuberculosis	0 (0 to 0)	0 (0 to 0)	0 (0 to 0)	0 (0 to 0)	0 (0 to 0)	0 (0 to 0)	0 (0 to 0)	0 (0 to 0)	0 (0 to 0)	0 (0 to 0)	0 (0 to 0)	0 (0 to 0)	0 (0 to 0)	0 (0 to 0)	0 (0 to 0)	0 (0 to 0)	0 (0 to 0)	0 (0 to 0)	0 (0 to 0)	0 (0 to 0)	0 (0 to 0)	0 (0 to 0)	0 (0 to 0)	0
Lower respiratory infections	7.2 (5.0 to 10.2)	4 (2.7 to 5.8)	27.6 (21.2 to 43.9)	11.6 (8.5 to 15)	9.3 (4.5 to 14.6)	3.9 (2.3 to 6.4)	13.8 (7.7 to 23.7)	13.8 (5.7 to 13.2)	13.8 (11.8 to 24.4)	13.8 (13.8 to 25.6)	13.8 (13.8 to 29.8)	13.8 (13.8 to 29.8)	13.8 (13.8 to 29.8)	13.8 (13.8 to 29.8)	13.8 (13.8 to 29.8)	13.8 (13.8 to 29.8)	13.8 (13.8 to 29.8)	13.8 (13.8 to 29.8)	13.8 (13.8 to 29.8)	13.8 (13.8 to 29.8)	13.8 (13.8 to 29.8)	13.8 (13.8 to 29.8)	1,200
Upper respiratory infections	0 (0 to 0.1)	0 (0 to 0.1)	0 (0 to 0.2)	0.2 (0 to 0.4)	0.1 (0 to 0.2)	0.1 (0 to 0.2)	0.2 (0 to 0.4)	0.2 (0 to 0.4)	0.2 (0 to 0.4)	0.2 (0 to 0.4)	0.2 (0 to 0.4)	0.2 (0 to 0.4)	0.2 (0 to 0.4)	0.2 (0 to 0.4)	0.2 (0 to 0.4)	0.2 (0 to 0.4)	0.2 (0 to 0.4)	0.2 (0 to 0.4)	0.2 (0 to 0.4)	0.2 (0 to 0.4)	0.2 (0 to 0.4)	0.2 (0 to 0.4)	0.2 (0 to 0.4)	179
Otitis media	0 (0 to 0)	0 (0 to 0)	0 (0 to 0)	0.1 (0 to 0.2)	0.1 (0 to 0.2)	0.1 (0 to 0.2

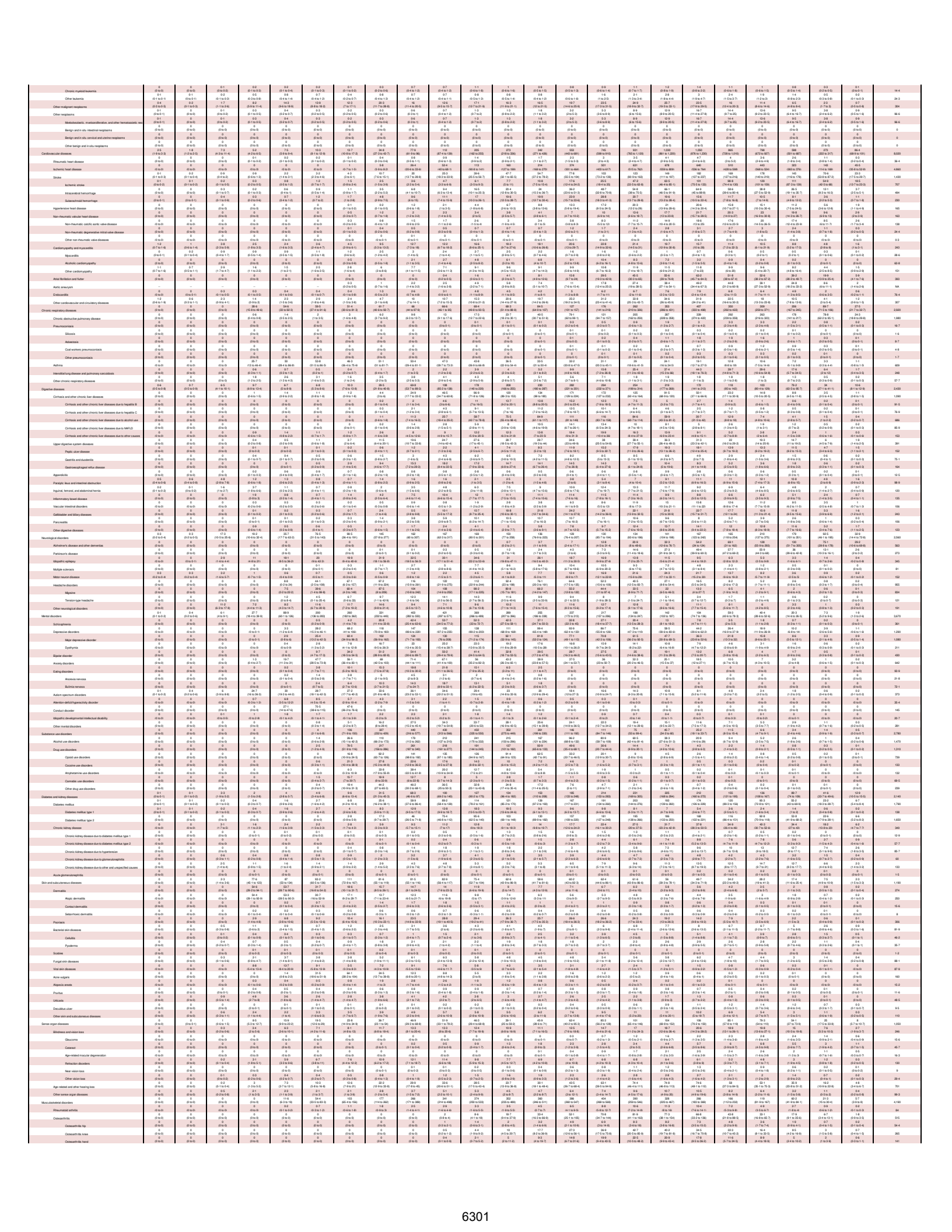

Osteoarthritis other	0 (0 to 0)	0 (0 to 0)	0 (0 to 0)	0 (0 to 0)	0 (0 to 0)	0 (0 to 0)	0 (0 to 0)	0 (0 to 0)	0 (0 to 0)	1 (0 to 2)	0 (0 to 7)	0 (0 to 14)	1 (0 to 3)	1 (0 to 3)	5 (2 to 10)	7 (3 to 14)	8 (3 to 17)	9 (3 to 18)	7 (3 to 16)	7 (3 to 14)	5 (2 to 11)	4 (2 to 9)	2 (0 to 5)	1 (0 to 2)	0 (0 to 2)	54
Low back pain	0 (0 to 0)	0 (0 to 0)	0 (0 to 0)	0 (0 to 0)	7 (3 to 13)	7 (3 to 13)	44 (26 to 63)	104 (64 to 154)	147 (90 to 224)	175 (110 to 261)	190 (119 to 281)	175 (105 to 271)	170 (102 to 271)	192 (111 to 292)	184 (110 to 272)	170 (104 to 253)	147 (88 to 224)	139 (84 to 209)	134 (84 to 199)	120 (75 to 179)	99 (61 to 151)	85 (51 to 132)	69 (39 to 107)	52 (29 to 79)	2,050
Neck pain	0 (0 to 0)	0 (0 to 0)	0 (0 to 0)	0 (0 to 0)	3 (1 to 7)	16 (9 to 31)	28 (19 to 51)	45 (29 to 78)	46 (29 to 78)	51 (31 to 84)	56 (35 to 92)	51 (32 to 84)	50 (32 to 82)	54 (32 to 90)	51 (31 to 85)	53 (32 to 87)	49 (30 to 82)	46 (28 to 77)	43 (27 to 72)	39 (24 to 66)	33 (21 to 57)	28 (17 to 47)	23 (13 to 37)	17 (9 to 28)	633
Gout	0 (0 to 0)	0 (0 to 0)	0 (0 to 0)	0 (0 to 0)	0 (0 to 0)	0 (0 to 0)	0 (0 to 0)	0 (0 to 0)	0 (0 to 0)

SR Table 2c: Warwickshire DALYS by cause and age group for males with 95% uncertainty intervals, 2019

Cause	Early Neonatal (0-6 days)	Late Neonatal (7-27 days)	Post Neonatal (28-364 days)	1 to 4	5 to 9	10 to 14	15 to 19	20 to 24	25 to 29	30 to 34	35 to 39	40 to 44	45 to 49	50 to 54	55 to 59	60 to 64	65 to 69	70 to 74	75 to 79	80 to 84	85 to 89	90 to 94	95 plus	Total
All causes	1,014 (914 to 1,142)	1,014 (914 to 1,142)	1,014 (914 to 1,142)

Other neoplasms	0-1 (0 to 0.1)	0 (0 to 0)	0-1 (0 to 0.2)	0-3 (0 1 to 0.9)	0-3 (0 1 to 0.4)	0-3 (0 2 to 0.5)	0-3 (0 2 to 0.6)	0-3 (0 2 to 0.4)	0-7 (0 4 to 1.1)	0-9 (0 4 to 1.6)	1-2 (0 7 to 2)	1-5 (0 9 to 2.6)	2-6 (1 7 to 5.2)	3-5 (3 4 to 6.4)	9-11 (6 1 to 15.7)	13-9 (9 9 to 25.3)	23-2 (15 4 to 39.6)	39-3 (27 1 to 72.2)	42 (29 4 to 74)	39 (25 7 to 67.4)	29-3 (17 7 to 46.9)	12-5 (7 1 to 19.6)	2 (0 9 to 3.1)	
Medulloblastoma, medulloblastoma, and other hemangioblastoma	0-1 (0 to 0.1)	0 (0 to 0)	0-1 (0 to 0.2)	0-3 (0 1 to 0.9)	0-3 (0 1 to 0.4)	0-3 (0 2 to 0.5)	0-3 (0 2 to 0.6)	0-3 (0 2 to 0.4)	0-7 (0 4 to 1.1)	0-9 (0 4 to 1.6)	1-2 (0 7 to 2)	1-5 (0 9 to 2.6)	2-6 (1 7 to 5.2)	3-5 (3 4 to 6.4)	9-11 (6 1 to 15.7)	13-9 (9 9 to 25.3)	23-2 (15 4 to 39.6)	39-3 (27 1 to 72.2)	42 (29 4 to 74)	39 (25 7 to 67.4)	29-3 (17 7 to 46.9)	12-5 (7 1 to 19.6)	2 (0 9 to 3.1)	224
Benign and in situ intestinal neoplasms	0 (0 to 0)	0 (0 to 0)	0 (0 to 0)	0 (0 to 0)	0 (0 to 0)	0 (0 to 0)	0 (0 to 0)	0 (0 to 0)	0 (0 to 0)	0 (0 to 0)	0 (0 to 0)	0 (0 to 0)	0 (0 to 0)	0 (0 to 0)	0 (0 to 0)	0 (0 to 0)	0 (0 to 0)	0 (0 to 0)	0 (0 to 0)	0 (0 to 0)	0 (0 to 0)	0 (0 to 0)	0 (0 to 0)	
Benign and in situ cervical and uterine neoplasms	0 (0 to 0)	0 (0 to 0)	0 (0 to 0)	0 (0 to 0)	0 (0 to 0)	0 (0 to 0)	0 (0 to 0)	0 (0 to 0)	0 (0 to 0)	0 (0 to 0)	0 (0 to 0)	0 (0 to 0)	0 (0 to 0)	0 (0 to 0)	0 (0 to 0)	0 (0 to 0)	0 (0 to 0)	0 (0 to 0)	0 (0 to 0)	0 (0 to 0)	0 (0 to 0)	0 (0 to 0)	0 (0 to 0)	
Benign and in situ skin neoplasms	0 (0 to 0)	0 (0 to 0)	0 (0 to 0)	0 (0 to 0)	0 (0 to 0)	0 (0 to 0)	0 (0 to 0)	0 (0 to 0)	0 (0 to 0)	0 (0 to 0)	0 (0 to 0)	0 (0 to 0)	0 (0 to 0)	0 (0 to 0)	0 (0 to 0)	0 (0 to 0)	0 (0 to 0)	0 (0 to 0)	0 (0 to 0)	0 (0 to 0)	0 (0 to 0)	0 (0 to 0)	0 (0 to 0)	
Other benign and in situ neoplasms	0 (0 to 0)	0 (0 to 0)	0 (0 to 0)	0 (0 to 0)	0 (0 to 0)	0 (0 to 0)	0 (0 to 0)	0 (0 to 0)	0 (0 to 0)	0 (0 to 0)	0 (0 to 0)	0 (0 to 0)	0 (0 to 0)	0 (0 to 0)	0 (0 to 0)	0 (0 to 0)	0 (0 to 0)	0 (0 to 0)	0 (0 to 0)	0 (0 to 0)	0 (0 to 0)	0 (0 to 0)	0 (0 to 0)	
Cardiovascular diseases	1-8 (1 3 to 2.4)	1-7 (1 1 to 2.5)	4-5 (2 6 to 8.6)	4-7 (2 6 to 8.9)	4-6 (2 3 to 8.9)	8-1 (4 1 to 16.4)	16-6 (11 to 28.2)	27-1 (20 4 to 39.9)	77-5 (62 3 to 94.7)	122 (96 4 to 146.1)	192 (152 to 239)	265 (210 to 331)	452 (360 to 562)	702 (570 to 874)	1,078 (873 to 1,310)	1,178 (961 to 1,450)	1,020 (770 to 1,330)	2,130 (1,600 to 2,800)	2,210 (1,640 to 2,900)	1,940 (1,400 to 2,570)	1,568 (1,020 to 1,790)	859 (719 to 991)	172 (139 to 203)	14,500
Rheumatic heart disease	0 (0 to 0)	0 (0 to 0)	0 (0 to 0)	0-2 (0 1 to 0.2)	0-1 (0 1 to 0.2)	0-1 (0 1 to 0.2)	0-1 (0 1 to 0.2)	0-1 (0 1 to 0.2)	0-5 (0 3 to 0.7)	0-9 (0 6 to 1.1)	0-11 (0 7 to 1.3)	1-7 (1 1 to 2.2)	1-7 (1 0 to 2.2)	2-9 (1 6 to 4.2)	5-6 (3 7 to 7.9)	7-6 (5 4 to 10.4)	11-6 (8 to 15.4)	12-4 (8 3 to 16.1)	10-6 (7 6 to 14.1)	7-6 (5 4 to 10.4)	3-6 (2 6 to 5)	2-0 (1 5 to 2.7)	79	
Ischemic heart disease	0 (0 to 0)	0 (0 to 0)	0 (0 to 0)	0-5 (0 3 to 0.6)	0-9 (0 6 to 1.1)	0-9 (0 6 to 1.1)	0-9 (0 6 to 1.1)	22-2 (17 4 to 28)	90-8 (72 6 to 114)	79-7 (62 3 to 101)	140 (109 to 180)	234 (182 to 300)	464 (360 to 592)	637 (528 to 808)	709 (577 to 868)	896 (730 to 1,100)	1,190 (962 to 1,470)	1,160 (974 to 1,380)	971 (832 to 1,160)	757 (620 to 899)	455 (372 to 546)	82-7 (66 to 96.6)	7,650	
Stroke	0-1 (0 to 0.2)	0-2 (0 to 0.1)	0-5 (0 4 to 1.2)	1-3 (0 7 to 2.1)	4-7 (3 1 to 6.6)	11-3 (7 9 to 16.2)	20-1 (13 to 28.4)	29-2 (20 9 to 37.3)	34-1 (24 7 to 47.9)	50-5 (34 2 to 70.4)	61-2 (41 to 85.4)	114 (77 to 159)	158 (114 to 218)	198 (132 to 278)	166 (110 to 237)	231 (157 to 327)	366 (279 to 464)	402 (304 to 544)	458 (341 to 583)	414 (327 to 504)	246 (190 to 309)	91-5 (70 to 114)	2,900	
Ischemic stroke	0-1 (0 to 0.1)	0-1 (0 to 0.2)	0-4 (0 3 to 0.9)	0-9 (0 6 to 1.4)	1-5 (0 9 to 2.6)	1-9 (1 2 to 3.6)	2-6 (1 6 to 4.5)	5-3 (3 4 to 7.5)	9-2 (5 9 to 13)	9-4 (5 9 to 13.7)	18 (12 to 25.5)	29-6 (19 to 41.6)	49-4 (32 1 to 69.9)	61-9 (40 to 86)	69 (45 to 96.5)	159 (107 to 222)	200 (134 to 282)	266 (186 to 358)	232 (164 to 313)	219 (158 to 288)	159 (122 to 197)	70-1 (54 to 86.2)	1,440	
Intracerebral hemorrhage	0 (0 to 0)	0 (0 to 0)	0 (0 to 0)	0-2 (0 1 to 0.3)	0-3 (0 2 to 0.5)	0-7 (0 4 to 1.1)	0-7 (0 4 to 1.1)	1-2 (0 7 to 1.7)	1-7 (1 1 to 2.5)	1-7 (1 1 to 2.5)	2-3 (1 5 to 3.3)	3-5 (2 2 to 4.9)	5-7 (3 4 to 8.1)	7-9 (5 to 11.2)	8-5 (5 4 to 12.3)	9-7 (6 2 to 14.1)	11-5 (7 3 to 16.7)	12-3 (7 9 to 17.8)	11-5 (7 3 to 16.7)	9-7 (6 2 to 14.1)	7-9 (5 to 11.2)	4-5 (2 9 to 6.5)	652	
Subarachnoid hemorrhage	0 (0 to 0.1)	0 (0 to 0)	0-2 (0 1 to 0.6)	0-4 (0 2 to 1.1)	0-7 (0 4 to 1.9)	1-2 (0 7 to 3.2)	1-7 (1 to 3.9)	2-2 (1 4 to 5.3)	3-2 (2 to 7.5)	3-7 (2 4 to 8.9)	4-3 (2 9 to 10.2)	5-3 (3 4 to 12.3)	6-5 (4 2 to 15.3)	7-6 (4 9 to 17.8)	8-2 (5 3 to 19.2)	8-6 (5 6 to 20.1)	9-1 (5 9 to 21.3)	9-1 (5 9 to 21.3)	8-6 (5 6 to 20.1)	7-6 (4 9 to 17.8)	6-5 (4 2 to 15.3)	5-3 (3 4 to 12.3)	390	
Hypertensive heart disease	0 (0 to 0)	0 (0 to 0)	0 (0 to 0)	0 (0 to 0)	0 (0 to 0)	0 (0 to 0)	0 (0 to 0)	0-1 (0 to 0.2)	0-2 (0 1 to 0.6)	0-3 (0 2 to 0.8)	0-5 (0 3 to 1.2)	0-7 (0 4 to 1.6)	1-1 (0 7 to 2.5)	1-6 (1 to 3.7)	2-1 (1 4 to 4.9)	2-9 (1 9 to 6.7)	3-5 (2 3 to 8.1)	3-9 (2 6 to 9.1)	3-5 (2 3 to 8.1)	2-9 (1 9 to 6.7)	2-1 (1 4 to 4.9)	1-4 (0 9 to 3.2)	291	
Non-rheumatic valvular heart disease	0 (0 to 0)	0 (0 to 0)	0 (0 to 0)	0 (0 to 0)	0 (0 to 0)	0 (0 to 0)	0-1 (0 to 0.2)	0-2 (0 1 to 0.6)	0-3 (0 2 to 0.8)	0-4 (0 3 to 1.1)	0-5 (0 3 to 1.4)	0-7 (0 4 to 1.9)	1-1 (0 7 to 2.7)	1-6 (1 to 3.7)	2-1 (1 4 to 4.9)	2-9 (1 9 to 6.7)	3-5 (2 3 to 8.1)	3-9 (2 6 to 9.1)	3-5 (2 3 to 8.1)	2-9 (1 9 to 6.7)	2-1 (1 4 to 4.9)	1-4 (0 9 to 3.2)	288	
Non-rheumatic calcific aortic valve disease	0 (0 to 0)	0 (0 to 0)	0 (0 to 0)	0 (0 to 0)	0 (0 to 0)	0 (0 to 0)	0 (0 to 0)	0-2 (0 to 0.6)	0-5 (0 4 to 1.1)	0-9 (0 6 to 2.4)	1-2 (0 7 to 3.3)	2-2 (1 5 to 5.1)	3-1 (2 to 7.2)	4 (2 6 to 9.2)	5-1 (3 to 11.5)	6-2 (3 9 to 14.1)	7-3 (4 5 to 16.5)	7-6 (4 7 to 17.1)	6-2 (3 9 to 14.1)	5-1 (3 to 11.5)	4 (2 6 to 9.2)	2-6 (1 6 to 5.8)	319	
Non-rheumatic degenerative mitral valve disease	0 (0 to 0)	0 (0 to 0)	0 (0 to 0)	0 (0 to 0)	0 (0 to 0)	0 (0 to 0)	0 (0 to 0)	0-2 (0 1 to 0.5)	0-7 (0 3 to 1.6)	0-9 (0 4 to 1.9)	1-2 (0 6 to 2.6)	1-7 (0 9 to 3.6)	2-3 (1 4 to 5.1)	3-1 (1 5 to 6.4)	3-7 (1 8 to 7.6)	4-3 (2 1 to 8.9)	5-1 (2 5 to 10.4)	5-3 (2 6 to 10.9)	4-3 (2 1 to 8.9)	3-7 (1 8 to 7.6)	2-6 (1 3 to 5.4)	1-2 (0 6 to 2.5)	78	
Other non-rheumatic valve diseases	0 (0 to 0)	0 (0 to 0)	0 (0 to 0)	0 (0 to 0)	0 (0 to 0)	0 (0 to 0)	0 (0 to 0)	0 (0 to 0)	0-1 (0 to 0.1)	0-1 (0 to 0.1)	0-1 (0 to 0.1)	0-1 (0 to 0.1)	0-2 (0 to 0.1)	0-2 (0 to 0.1)	0-3 (0 to 0.1)	0-3 (0 to 0.1)	0-3 (0 to 0.1)	0-3 (0 to 0.1)	0-3 (0 to 0.1)	0-2 (0 to 0.1)	0-2 (0 to 0.1)	0-1 (0 to 0.1)	0-1 (0 to 0.1)	0-4	
Cardiomyopathy and myocarditis	1 (0 to 1.1)	1-3 (0 9 to 1.6)	2-4 (1 to 3.3)	2-7 (1 to 3.8)	3-7 (1 to 4.2)	5-1 (2 to 6.8)	7-5 (3 to 10.1)	11-3 (7 to 15.6)	17-5 (12 to 24.2)	27-3 (19 to 37.2)	39-4 (27 to 53.2)	58-7 (41 to 78.4)	84-3 (60 to 112)	107 (77 to 142)	120 (87 to 159)	136 (98 to 180)	150 (107 to 200)	164 (117 to 218)	150 (107 to 200)	136 (98 to 180)	107 (77 to 142)	84-3 (60 to 112)	428	
Myocarditis	0 (0 to 0.1)	0 (0 to 0.4)	0-1 (0 to 0.7)	0-2 (0 1 to 1.1)	0-3 (0 2 to 1.4)	0-4 (0 3 to 1.8)	0-5 (0 3 to 2.2)	0-8 (0 5 to 3.2)	1-2 (0 8 to 4.3)	1-7 (1 1 to 5.8)	2-3 (1 4 to 7.7)	3-3 (2 1 to 10.2)	4-5 (2 9 to 13.1)	5-7 (3 7 to 16.1)	6-4 (4 1 to 18.1)	7-2 (4 6 to 20.1)	8-1 (5 2 to 22.1)	8-7 (5 5 to 23.5)	8-1 (5 2 to 22.1)	7-2 (4 6 to 20.1)	6-4 (4 1 to 18.1)	5-1 (3 2 to 14.1)	25-9	
Alcoholic cardiomyopathy	0 (0 to 0)	0 (0 to 0)	0 (0 to 0)	0 (0 to 0)	0 (0 to 0)	0 (0 to 0)	0 (0 to 0)	0 (0 to 0)	0 (0 to 0)	0 (0 to 0)	0 (0 to 0)	0 (0 to 0)	0 (0 to 0)	0 (0 to 0)	0 (0 to 0)	0 (0 to 0)	0 (0 to 0)	0 (0 to 0)	0 (0 to 0)	0 (0 to 0)	0 (0 to 0)	0 (0 to 0)	0 (0 to 0)	128	
Other cardiomyopathy	1 (0 to 1.4)	0-8 (0 3 to 1.2)	0-2 (0 to 3.2)	1-7 (0 to 3.5)	2-9 (1 to 4.4)	3-1 (1 to 4.6)	7-3 (2 to 11)	9-1 (3 to 14.3)	14-3 (9 to 21.5)	22-5 (14 to 34.1)	32-5 (20 to 49.2)	47-9 (30 to 72.5)	69-1 (43 to 104)	88-1 (56 to 133)	98-7 (62 to 149)	112 (71 to 169)	123 (78 to 186)	135 (86 to 204)	189 (120 to 286)	177 (112 to 268)	147 (93 to 222)	69-2 (44 to 105)	268	
Atrial fibrillation and flutter	—	—	—	—	—	—	—	—	—	—	—	—	—	—	—	—	—	—	—	—	—	—	—	1,090
Aortic aneurysm	—	—	—	—	—	—	—	0-4 (0 2 to 0.6)	1-4 (0 9 to 2.2)	2-9 (1 8 to 4.3)	3-8 (2 5 to 5.9)	5-3 (3 4 to 8.1)	7-8 (5 to 11.7)	9-5 (6 to 14.4)	11-1 (7 to 16.9)	12-9 (8 to 19.4)	14-1 (9 to 21.3)	15-1 (9 to 22.8)	14-1 (9 to 21.3)	12-9 (8 to 19.4)	11-1 (7 to 16.9)	9-5 (6 to 14.4)	7-8 (5 to 11.7)	1,060	
Endocarditis	0 (0 to 0)	0-1 (0 to 0.2)	0-2 (0 to 0.5)	0-3 (0 1 to 0.7)	0-3 (0 1 to 0.8)	0-5 (0 2 to 1.1)	1-8 (0 5 to 2.6)	2-4 (1 to 3.4)	3-1 (1 to 4.5)	3-1 (1 to 4.5)	4 (1 to 5.9)	5-1 (3 to 7.5)	6-2 (3 to 9.1)	6-4 (3 to 9.5)	6-1 (3 to 9.1)	5-8 (3 to 8.6)	5-4 (3 to 8)	5-1 (3 to 7.5)	4-8 (2 to 7)	4-4 (2 to 6.5)	4-2 (2 to 6.2)	3-8 (2 to 5.6)	91-7	
Other cardiovascular and circulatory diseases	0-7 (0 4 to 1.1)	0-5 (0 3 to 0.9)	1-1 (0 7 to 1.6)	1-3 (0 7 to 2.1)	2-4 (1 to 3.5)	2-5 (1 4 to 3.6)	4-5 (2 6 to 6.6)	9-8 (6 7 to 13.6)	13-4 (9 1 to 18.7)	19-4 (13 to 26.8)	22-3 (15 4 to 30.8)	31-4 (21 7 to 43.2)	38 (26 to 52.2)	46 (32 to 63.1)	52 (37 to 69.3)	60-3 (41 to 80.3)	70-2 (49 to 93.1)	59-7 (40 to 79.4)	63-2 (43 to 84.1)	59-7 (40 to 79.4)	48-9 (33 to 65.1)	13-4 (9 to 17.8)	2-6 (1 to 3.5)	522
Chronic respiratory diseases	22-7 (17 1 to 27.6)	19-2 (14 5 to 23.5)	42-1 (28 9 to 53.5)	73-6 (44 8 to 120)	68 (44 to 104)	68 (44 to 104)	71-2 (46 to 104)	79-1 (52 2 to 109)	78-9 (54 2 to 106)	88-8 (62 to 118)	106 (72 to 144)	136 (92 to 181)	218 (152 to 287)	302 (216 to 398)	382 (272 to 502)	457 (327 to 596)	537 (386 to 696)	578 (414 to 750)	539 (386 to 702)	457 (327 to 596)	382 (272 to 502)	245 (173 to 326)	66-9 (46 to 94.4)	5,470
Chronic obstructive pulmonary disease	0 (0 to 0)	0-7 (0 to 0.7)	1-5 (0 to 1.5)	2-4 (1 to 3.1)	3-7 (2 to 5.1)	4-3 (2 to 6.1)	5-5 (3 to 7.7)	7-3 (4 to 10.2)	10-3 (6 to 14.2)	14-2 (9 to 19.6)	19-2 (12 to 26.4)	25-4 (16 to 34.9)	33-2 (21 to 45.5)	41-2 (26 to 56.5)	47-9 (30 to 65.7)	54-9 (35 to 75.2)	62-5 (40 to 85.6)	70-1 (45 to 96.2)	62-5 (40 to 85.6)	54-9 (35 to 75.2)	47-9 (30 to 65.7)	41-2 (26 to 56.5)	3,780	
Pneumoconiosis	0 (0 to 0)	0 (0 to 0)	0 (0 to 0)	0 (0 to 0)	0 (0 to 0)	0 (0 to 0)	0 (0 to 0)	0 (0 to 0)	0-1 (0 to 0.1)	0-1 (0 to 0.1)	0-1 (0 to 0.2)	0-2 (0 to 0.3)	0-2 (0 to 0.4)	0-3 (0 to 0.5)	0-3 (0 to 0.6)	0-4 (0 to 0.6)	0-4 (0 to 0.7)	0-5 (0 to 0.7)	0-4 (0 to 0.6)	0-3 (0 to 0.5)	0-3 (0 to 0.4)	0-2 (0 to 0.3)	72	
Silicosis	0 (0 to 0)	0 (0 to 0)	0 (0 to 0)	0 (0 to 0)	0 (0 to 0)	0 (0 to 0)	0 (0 to 0)	0 (0 to 0)	0 (0 to 0)	0 (0 to 0)	0 (0 to 0)	0 (0 to 0)	0-1 (0 to 0.1)	0-1 (0 to 0.2)	0-1 (0 to 0.2)	0-2 (0 to 0.3)	0-2 (0 to 0.4)	0-3 (0 to 0.4)	0-3 (0 to 0.4)	0-2 (0 to 0.3)	0-2 (0 to 0.3)	0-1 (0 to 0.2)	0-1 (0 to 0.1)	7	
Asbestosis	0 (0 to 0)	0 (0 to 0)	0 (0 to 0)	0 (0 to 0)	0 (0 to 0)	0 (0 to 0)	0 (0 to 0)	0 (0 to 0)	0 (0 to 0)	0 (0 to 0)	0 (0 to 0)	0 (0 to 0)	0 (0 to 0)	0 (0 to 0)	0-1 (0 to 0.1)	0-1 (0 to 0.1)	0-1 (0 to 0.2)	0-2 (0 to 0.3)	0-2 (0 to 0.3)	0-1 (0 to 0.2)	0-1 (0 to 0.2)	0-1 (0 to 0.1)	0-1 (0 to 0.1)	37	
Coal workers pneumoconiosis	0 (0 to 0)	0 (0 to 0)	0 (0 to 0)	0 (0 to 0)	0 (0 to 0)	0 (0 to 0)	0 (0 to 0)	0 (0 to 0)	0 (0 to 0)	0 (0 to 0)	0 (0 to 0)	0 (0 to 0)	0 (0 to 0)	0 (0 to 0)	0-1 (0 to 0.2)	0-1 (0 to 0.2)	0-1 (0 to 0.2)	0-2 (0 to 0.3)	0-2 (0 to 0.3)	0-1 (0 to 0.2)	0-1 (0 to 0.2)	0-1 (0 to 0.2)	0-1 (0 to 0.2)	29-2	
Other pneumoconiosis	0 (0 to 0)	0 (0 to 0)	0 (0 to 0)	0 (0 to 0)	0 (0 to 0)	0 (0 to 0)	0 (0 to 0)	0 (0 to 0)	0 (0 to 0)	0 (0 to 0)	0 (0 to 0)	0 (0 to 0)	0 (0 to 0)	0 (0 to 0)	0-1 (0 to 0.2)	0-1 (0 to 0.2)	0-1 (0 to 0.3)	0-2 (0 to 0.3)	0-2 (0 to 0.3)	0-1 (0 to 0.2)	0-1 (0 to 0.2)	0-1 (0 to 0.2)	0-1 (0 to 0.1)	3-8	
Asthma	88 (70 to 109)	59-2 (45 to 104)	67-5 (39 to 114)	86-7 (49 to 144)	87 (50 to 144)	84-6 (49 to 140)	84-7 (49 to 140)	84-6 (49 to 140)	84-6 (49 to 140)	84-6 (49 to 140)	84-6 (49 to 140)	84-6 (49 to 140)	84-6 (49 to 140)	84-6 (49 to 140)	84-6 (49 to 140)	84-6 (49 to 140)	84-6 (49 to 140)	84-6 (49 to 140)	84-6 (49 to 140)	84-6 (49 to 140)	84-6 (49 to 140)	84-6 (49 to 140)	84-6 (49 to 140)	1,000	
Interstitial lung disease and pulmonary sarcoidosis	0-1 (0 to 0.1)	0-1 (0 to 0.1)	0-2 (0 to 0.2)	0-3 (0 to 0.4)	0-4 (0 to 0.5)	0-5 (0 to 0.6)	0-6 (0 to 0.8)	0-8 (0 to 1.1)	0-9 (0 to 1.3)	1-1 (0 to 1.6)	1-4 (0 to 1.9)	1-7 (1 to 2.4)	2-1 (1 to 2.9)	2-5 (1 to 3.5)	2-9 (1 to 4.1)	3-3 (1 to 4.7)	3-8 (1 to 5.4)	4-2 (1 to 5.9)	4-3 (1 to 6.1)	4-2 (1 to 5.9)	3-8 (1 to 5.4)	3-3 (1 to 4.7)	2-9 (1 to 4.1)	3-8	
Other chronic respiratory diseases	0-5 (0 to 0.6)	0-6 (0 to 0.9)	1-1 (0 to 1.5)	1-6 (0 to 2.1)	2-1 (0 to 2.8)	2-5 (0 to 3.3)	3-1 (0 to 4.1)	4-2 (0 to 5.5)	5-2 (0 to 6.9)	6-8 (0 to 8.9)	8-4 (0 to 11.1)	10-3 (0 to 13.6)	12-7 (0 to 16.7)	15-1 (0 to 19.9)	17-1 (0 to 22.5)	19-1 (0 to 25.2)	21-1 (0 to 27.8)	22-9 (0 to 30.1)	23-2 (0 to 30.6)	21-1 (0 to 27.8)	19-1 (0 to 25.2)	17-1 (0 to 22.5)	15-1 (0 to 19.9)	23-2	
Digestive diseases	0-7 (0 to 0.9)	0-7 (0 to 0.9)	0-9 (0 to 1.1)	1-4 (0 to 1.8)	1-9 (0 to 2.5)	2-2 (0 to 2.9)	2-8 (0 to 3.6)	3-5 (0 to 4.6)	4-5 (0 to 5.9)	5-8 (0 to 7.6)	7-2 (0 to 9.5)	8-8 (0 to 11.5)	10-8 (0 to 14.2)	13-1 (0 to 17.2)	14-8 (0 to 19.5)	16-5 (0 to 21.7)	18-2 (0 to 24)	19-7 (0 to 25.9)	20-1 (0 to 26.5)	18-2 (0 to 24)	16-5 (0 to 21.7)	14-8 (0 to 19.5)	13-1 (0 to 17.2)	91-9	
Digestive diseases	0-3 (0 2 to 0.4)	0-3 (0 2 to 0.5)	12-4 (10 to 14.9)	20-9 (16 to 24.9)	39-4 (33 to 47.1)	102 (85 to 122)	125 (104 to 150)	160 (133 to 192)	169 (140 to 204)	174 (144 to 210)	191 (158 to 230)	197 (163 to 237)	205 (170 to 247)	226 (187 to 272)	246 (204 to 296)	258 (214 to 310)	266 (221 to 320)	269 (223 to 325)	282 (234 to 339)	269 (223 to 325)	266 (221 to 320)	258 (214 to 310)	246 (204 to 296)	3,780	
Neurological disorders	60-4 (49 to 74.6)	60-4 (49 to 74.6)	125 (96 to 164)	160 (120 to 210)	169 (129 to 222)	169 (129 to 222)	174 (132 to 228)	191 (146 to 251)	197 (150 to 259)	205 (156 to 269)	226 (172 to 296)	238 (181 to 312)	256 (194 to 336)	284 (216 to 372)	299 (228 to 392)	316 (241 to 414)	332 (253 to 435)	343 (261 to 450)	332 (253 to 435)	316 (241 to 414)	299 (228 to 392)	284 (216 to 372)	256 (194 to 336)	5,040	
Alzheimer's disease and other dementias	0 (0 to 0)	0 (0 to 0)	0 (0 to 0)	0 (0 to 0)	0 (0 to 0)	0 (0 to 0)	0 (0 to 0)	0 (0 to 0)	0 (0 to 0)	0 (0 to 0)	0 (0 to 0)	0 (0 to 0)	0 (0 to 0)	0 (0 to 0)	0 (0 to 0)	0 (0 to 0)	0 (0 to 0)	0 (0 to 0)	0 (0 to 0)	0 (0 to 0)	0 (0 to 0)	0 (0 to 0)	0 (0 to 0)	0 (0 to 0)	1,600
Parkinson's disease	0 (0 to 0)	0 (0 to 0)	0 (0 to 0)	0 (0 to 0)	0 (0 to 0)	0 (0 to 0)	0 (0 to 0)	0-1 (0 to 0.1)	0-1 (0 to 0.2)	0-4 (0 to 0.5)	0-7 (0 to 0.9)	1-6 (0 to 2.1)	2-9 (1 to 3.7)	5-1 (3 to 6.7)	7-8 (5 to 10.2)	10-4 (7 to 13.6)	13-6 (9 to 17.7)	16-3 (11 to 21.2)	17-3 (12 to 22.5)	16-3 (11 to 21.2)	13-6 (9 to 17.7)	10-4 (7 to 13.6)	7-8 (5 to 10.2)	745	
Idiopathic epilepsy	12-3 (10 to 15.2)	12-3 (10 to 15.2)	17-9 (14 to 21.9)	21-7 (18 to 26.6)	24-9 (20 to 30.5)	24-9 (20 to 30.5)	25-4 (19 to 32.6)	26-1 (19 to 33.6)	24-6 (18 to 31.6)	22-7 (16 to 29.2)	20 (14 to 25.7)	17-2 (12 to 22.1)	14-4 (10 to 18.5)	11-9 (8 to 15.1)	9-8 (6 to 12.6)	8-1 (5 to 10.4)	6-6 (4 to 8.5)	5-4 (3 to 7)	5-3 (3 to 6.8)	5-4 (3 to 7)	6-6 (4 to 8.5)	8-1 (5 to 10.4)	9-8 (6 to 12.6)	473	
Multiple sclerosis	0 (0 to 0)	0 (0 to 0)	0 (0 to 0.1)	0-1 (0 to 0.2)	0-2 (0 to 0.4)	0-3 (0 to 0.6)	0-3 (0 to 0.6)	0-4 (0 to 0.7)	0-5 (0 to 0.9)	0-6 (0 to 1.1)	0-8 (0 to 1.4)	0-9 (0 to 1.7)	1-1 (0 to 2)	1-4 (0 to 2.5)	1-6 (0 to 2.9)	1-8 (0 to 3.2)	2-1 (0 to 3.6)	2-2 (0 to 3.8)	2-1 (0 to 3.6)	1-8 (0 to 3.2)	1-6 (0 to 2.9)	1-4 (0 to 2.5)	1-1 (0 to 2)	233	
Motor neuron disease	0-2 (0 to 0.4)	0-2 (0 to 0.4)	0-3 (0 to 0.6)	0-5 (0 to 1)	0-6 (0 to 1.2)	0-7 (0 to 1.4)	0-8 (0 to 1.6)	0-9 (0 to 1.7)	0-9 (0 to 1.8)	1-1 (0 to 2)	1-3 (0 to 2.4)	1-5 (0 to 2.8)	1-8 (0 to 3.3)	2-1 (0 to 3.9)	2-4 (0 to 4.4)	2-7 (0 to 4.9)	2-9 (0 to 5.3)	3-1 (0 to 5.6)	2-9 (0 to 5.3)	2-7 (0 to 4.9)	2-4 (0 to 4.4)	2-1 (0 to 3.9)	1-8 (0 to 3.3)	290	
Headache disorders	59-4 (45 to 76.6)	59-4 (45 to 76.6)	111 (85 to 144)	139 (106 to 180)	144 (110 to 187)	144 (110 to 187)	147 (112 to 191)	154 (116 to 201)	157 (118 to 206)	159 (119 to 208)	167 (125 to 219)	172 (128 to 226)	180 (133 to 238)	189 (139 to 251)	197 (145 to 262)	205 (150 to 274)	213 (156 to 285)	217 (159 to 291)	213 (156 to 285)	205 (150 to 274)	197 (145 to 262)	189 (139 to 251)	180 (133 to 238)	1,410	
Migraine	59-4 (45 to 76.6)	59-4 (45 to 76.6)	76-6 (59 to 99)	96 (73 to 126)	99 (76 to 129)	99 (76 to 129)	101 (77 to 132)	106 (81 to 138)	108 (82 to 140)	110 (84 to 143)	115 (87 to 150)	119 (90 to 155)	124 (94 to 161)	130 (98 to 170)	136 (103 to 177)	141 (107 to 184)	147 (111 to 191)	150 (113 to 195)	147 (111 to 191)	141 (107 to 184)	136 (103 to 177)	130 (98 to 170)	124 (94 to 161)	1,220	
Tension-type headache	0 (0 to 0)	0 (0 to 0)	0 (0 to 0)	1-6 (0 to 10.4)	3-4 (1 to 23.1)	3-4 (1 to 23.1)	3-4 (1 to 23.1)	3-5 (1 to 23.8)	3-6 (1 to 24.5)	3-7 (1 to 25.2)	3-8 (1 to 25.9)	3-9 (1 to 26.6)	4-1 (1 to 27.3)	4-2 (1 to 28)	4-3 (1 to 28.7)	4-4 (1 to 29.4)	4-5 (1 to 30.1)	4-6 (1 to 30.8)	4-5 (1 to 30.1)	4-4 (1 to 29.4)	4-3 (1 to 28.7)	4-2 (1 to 28)	4-1 (1 to 27.3)	189	
Other neurological disorders	0-5 (0 to 0.6)	0-5 (0 to 0.6)	0-7 (0 to 0.9)	0-9 (0 to 1.2)	1-1 (0 to 1.5)	1-3 (0 to 1.7)	1-4 (0 to 1.8)	1-5 (0 to 2)	1-6 (0 to 2.1)	1-7 (0 to 2.3)	1-8 (0 to 2.5)	2-1 (0 to 2.8)	2-4 (0 to 3.2)	2-7 (0 to 3.6)	2-9 (0 to 3.9)	3-1 (0 to 4.2)	3-3 (0 to 4.5)	3-4 (0 to 4.6)	3-3 (0 to 4.5)	3-1 (0 to 4.2)	2-9 (0 to 3.9)	2-7 (0 to 3.6)	2-4 (0 to 3.2)	1,220	
Mental disorders	0 (0 to 0.2)	0-3 (0 to 0.4)	0-4 (0 to 1.2)	1-6 (0 to 3.7)	2-7 (0 to 5.7)	3-7 (1 to 7.7)	4-3 (1 to 8.9)	6-3 (2 to 12.7)	7-7 (3 to 15.6)	9-2 (4 to 18.5)	10-2 (5 to 20.4)	11-9 (6 to 23.5)	13-7 (7 to 27.1)	15-4 (9 to 30.4)	16-9 (10 to 33.1)	18-2 (11 to 35.6)	19-3 (12 to 37.6)	20-1 (12 to 39.1)	20-6 (13 to 40)	20-1 (12 to 39.1)	19-3 (12 to 37.6)	18-2 (11 to 35.6)	16-9 (10 to 33.1



SR Table 2e. Lithuania DALYs by cause and sex group for males with 95% uncertainty intervals, 2019

Cause	Early Neonatal	Late Neonatal	Post-Neonatal	1 to 4	5 to 9	10 to 14	15 to 19	20 to 24	25 to 29	30 to 34	35 to 39	40 to 44	45 to 49	50 to 54	55 to 59	60 to 64	65 to 69	70 to 74	75 to 79	80 to 84	85 to 89	90 to 94	95 plus	Total
All causes	1,620 (1,264 to 1,909)	672 (479 to 778)	2,130 (1,870 to 2,426)	2,668 (2,156 to 3,400)	2,660 (2,210 to 3,066)	3,639 (3,068 to 4,748)	5,220 (3,995 to 6,366)	11,700 (9,600 to 13,900)	18,300 (15,600 to 20,900)	27,900 (24,100 to 31,700)	23,800 (20,500 to 27,400)	29,800 (25,500 to 34,700)	28,700 (23,300 to 37,000)	49,100 (40,600 to 59,600)	65,400 (54,200 to 77,900)	68,900 (56,200 to 79,000)	59,900 (49,900 to 70,100)	48,400 (39,400 to 53,900)	44,900 (36,900 to 51,400)	35,100 (29,400 to 39,700)	21,400 (16,300 to 23,600)	7,890 (7,250 to 8,640)	1,090 (1,070 to 1,430)	594,000
Communicable, maternal, neonatal, and nutritional diseases	663 (501 to 1,210)	343 (242 to 607)	691 (502 to 859)	686 (486 to 869)	542 (382 to 677)	427 (301 to 588)	493 (357 to 692)	635 (463 to 824)	669 (764 to 1,220)	1,310 (1,060 to 1,560)	1,500 (1,220 to 1,790)	1,700 (1,400 to 2,120)	1,700 (1,190 to 2,700)	2,220 (1,700 to 2,800)	2,260 (1,770 to 2,800)	2,630 (2,070 to 3,220)	2,150 (1,660 to 2,630)	1,460 (1,160 to 1,830)	892 (701 to 1,120)	678 (528 to 1,030)	609 (479 to 793)	390 (305 to 472)	159 (122 to 199)	28.3 (21.4 to 38.9)	23,900
HIV/AIDS and sexually transmitted infections	0.1 (0 to 0.1)	0 (0 to 0)	10.3 (8.6 to 12.3)	3.8 (2.2 to 4.9)	0.6 (0.4 to 0.8)	7.6 (5.5 to 9.2)	9.6 (7.6 to 12.2)	29.3 (21.6 to 39.2)	113 (82.7 to 157)	185 (132 to 254)	264 (212 to 341)	313 (179 to 396)	192 (126 to 281)	136 (90.2 to 211)	85.7 (56.7 to 131)	99.2 (66.7 to 147)	78.6 (52.1 to 114)	39.5 (26.9 to 54.6)	19.1 (12.1 to 27.1)	2.7 (1.4 to 5.2)	1.6 (0.7 to 3.5)	0.6 (0.3 to 2)	0.2 (0.2 to 0.4)	0.1 (0 to 0.2)	1,760
HIV/AIDS	0 (0 to 0)	0 (0 to 0)	10.3 (8.6 to 12.3)	3.8 (2.2 to 4.9)	0.6 (0.4 to 0.8)	7.5 (5.5 to 9.2)	9.6 (7.6 to 12.2)	29.3 (21.6 to 39.2)	113 (82.7 to 157)	184 (132 to 254)	264 (212 to 341)	313 (179 to 396)	192 (126 to 281)	136 (90.2 to 211)	85.7 (56.7 to 131)	99.2 (66.7 to 147)	78.6 (52.1 to 114)	39.5 (26.9 to 54.6)	19.1 (12.1 to 27.1)	2.7 (1.4 to 5.2)	1.6 (0.7 to 3.5)	0.6 (0.3 to 2)	0.2 (0.2 to 0.4)	0.1 (0 to 0.2)	1,760
HIV/AIDS - Drug-susceptible Tuberculosis	0 (0 to 0)	0 (0 to 0)	0.2 (0.1 to 0.3)	0.1 (0.1 to 0.2)	0.1 (0 to 0.2)	0.1 (0 to 0.2)	0.1 (0.2 to 0.3)	0.4 (0.4 to 1.4)	1.4 (1.4 to 3.5)	3.4 (3.4 to 8.5)	5.4 (5.4 to 13.6)	6.4 (6.4 to 15.4)	3.9 (3.9 to 9.2)	2.8 (2.8 to 6.7)	1.7 (1.7 to 4.1)	2 (2 to 4.8)	1.6 (1.6 to 3.8)	0.8 (0.8 to 1.9)	0.4 (0.4 to 1)	0.1 (0.1 to 0.2)	0 (0 to 0)	0 (0 to 0)	0 (0 to 0)	0 (0 to 0)	50.1
HIV/AIDS - Multidrug-resistant Tuberculosis without extensive drug resistance	0 (0 to 0)	0 (0 to 0)	0.1 (0.1 to 0.4)	0.1 (0 to 0.2)	0 (0 to 0.1)	0 (0 to 0.1)	0.1 (0.1 to 0.4)	0.2 (0.2 to 0.8)	0.6 (0.6 to 2.1)	1.4 (1.4 to 5.1)	2.2 (2.2 to 8.1)	2.6 (2.6 to 9.6)	1.6 (1.6 to 5.9)	1.1 (1.1 to 4)	0.7 (0.7 to 2.6)	0.8 (0.8 to 3)	0.7 (0.7 to 2.5)	0.3 (0.3 to 1.2)	0.2 (0.1 to 0.6)	0 (0 to 0.2)	0 (0 to 0)	0 (0 to 0)	0 (0 to 0)	0 (0 to 0)	20.8
HIV/AIDS - Extensively drug-resistant Tuberculosis	0 (0 to 0)	0 (0 to 0)	0 (0 to 0.2)	0 (0 to 0.1)	0 (0 to 0.1)	0 (0 to 0.1)	0 (0 to 0.1)	0.1 (0.1 to 0.4)	0.2 (0.2 to 0.7)	0.5 (0.5 to 1.8)	0.8 (0.8 to 3)	0.9 (0.9 to 3.6)	0.6 (0.6 to 2.1)	0.4 (0.4 to 1.5)	0.3 (0.3 to 1)	0.3 (0.3 to 1.1)	0.2 (0.2 to 0.9)	0.1 (0.1 to 0.4)	0.1 (0 to 0.2)	0 (0 to 0)	0 (0 to 0)	0 (0 to 0)	0 (0 to 0)	0 (0 to 0)	0 (0 to 0)	10.9
HIV/AIDS resulting in other diseases	0 (0 to 0)	0 (0 to 0)	7.6 (7.6 to 11.1)	3.7 (3.6 to 4.3)	0.5 (0.5 to 0.6)	6.7 (6.4 to 8.1)	9.3 (9.3 to 12.1)	28.4 (20.9 to 37.9)	110 (79.6 to 153)	179 (128 to 246)	256 (205 to 330)	303 (173 to 383)	186 (122 to 272)	132 (87.5 to 205)	82.9 (54.9 to 127)	96 (64.6 to 142)	76 (50.4 to 110)	38 (26 to 53)	18.5 (11.7 to 26.3)	2.6 (1.4 to 5)	1.5 (0.7 to 3.4)	0.6 (0.3 to 1.9)	0.2 (0.2 to 0.4)	0.1 (0 to 0.2)	0 (0 to 0)	1,740
Sexually transmitted infections excluding HIV	0 (0 to 0.1)	0 (0 to 0)	0.1 (0 to 0.2)	0.1 (0 to 0.2)	0.1 (0 to 0.2)	0.1 (0 to 0.2)	0.1 (0 to 0.2)	0.2 (0.2 to 0.4)	0.3 (0.2 to 0.6)	0.4 (0.3 to 0.8)	0.5 (0.4 to 1)	0.6 (0.5 to 1.2)	0.5 (0.4 to 1.1)	0.5 (0.4 to 1.1)	0.5 (0.4 to 1.1)	0.5 (0.4 to 1.1)	0.5 (0.4 to 1.1)	0.4 (0.3 to 0.9)	0.3 (0.2 to 0.7)	0.2 (0.1 to 0.5)	0.1 (0 to 0.3)	0.1 (0 to 0.2)	0 (0 to 0.1)	0 (0 to 0)	6.6
Syphilis	0 (0 to 0)	0 (0 to 0)	0 (0 to 0)	0 (0 to 0)	0 (0 to 0)	0 (0 to 0)	0 (0 to 0.1)	0 (0 to 0.1)	0 (0 to 0.1)	0 (0 to 0.1)	0 (0 to 0.1)	0 (0 to 0.1)	0 (0 to 0.1)	0 (0 to 0.1)	0 (0 to 0.1)	0 (0 to 0.1)	0 (0 to 0.1)	0 (0 to 0.1)	0 (0 to 0.1)	0 (0 to 0.1)	0 (0 to 0.1)	0 (0 to 0.1)	0 (0 to 0.1)	0 (0 to 0.1)	0 (0 to 0.1)	2.7
Chlamydial infection	0 (0 to 0)	0 (0 to 0)	0 (0 to 0)	0 (0 to 0)	0 (0 to 0)	0 (0 to 0)	0.2 (0.1 to 0.4)	0.9 (0.5 to 1.6)	1.8 (1.3 to 4.2)	1.4 (0.7 to 2.6)	1.2 (0.6 to 2.2)	0.9 (0.5 to 1.8)	0.6 (0.2 to 0.9)	0.5 (0.1 to 0.7)	0.3 (0 to 0.5)	0.3 (0 to 0.5)	0.3 (0 to 0.5)	0.2 (0 to 0.4)	0.1 (0 to 0.3)	0 (0 to 0.1)	0 (0 to 0)	0 (0 to 0)	0 (0 to 0)	0 (0 to 0)	0 (0 to 0)	9.2
Gonococcal infection	0 (0 to 0)	0 (0 to 0)	0 (0 to 0)	0 (0 to 0)	0 (0 to 0)	0 (0 to 0)	0.1 (0 to 0.2)	1 (0.4 to 2)	2.2 (0.9 to 4.1)	1.5 (0.6 to 2.7)	1.3 (0.5 to 2.5)	0.9 (0.3 to 1.8)	0.5 (0.1 to 0.7)	0.3 (0.1 to 0.5)	0.2 (0 to 0.4)	0.2 (0 to 0.4)	0.1 (0 to 0.3)	0.1 (0 to 0.2)	0 (0 to 0.1)	0 (0 to 0)	0 (0 to 0)	0 (0 to 0)	0 (0 to 0)	0 (0 to 0)	0 (0 to 0)	9.3
Trichomoniasis	0 (0 to 0)	0 (0 to 0)	0 (0 to 0)	0 (0 to 0)	0 (0 to 0)	0 (0 to 0)	0 (0 to 0)	0.1 (0 to 0.2)	0.3 (0 to 0.7)	0.4 (0.1 to 0.9)	0.4 (0.1 to 1)	0.4 (0.1 to 1.1)	0.3 (0.1 to 0.8)	0.2 (0 to 0.6)	0.1 (0 to 0.4)	0.1 (0 to 0.3)	0.1 (0 to 0.3)	0.1 (0 to 0.2)	0 (0 to 0.1)	0 (0 to 0.1)	0 (0 to 0)	0 (0 to 0)	0 (0 to 0)	0 (0 to 0)	0 (0 to 0)	2.6
Genital herpes	0 (0 to 0)	0 (0 to 0)	0 (0 to 0)	0 (0 to 0)	0 (0 to 0)	0 (0 to 0)	0 (0 to 0)	0.1 (0 to 0.2)	0.2 (0.1 to 0.4)	0.2 (0.1 to 0.4)	0.2 (0.1 to 0.4)	0.2 (0.1 to 0.4)	0.2 (0.1 to 0.4)	0.2 (0.1 to 0.4)	0.2 (0.1 to 0.4)	0.2 (0.1 to 0.4)	0.2 (0.1 to 0.4)	0.1 (0.1 to 0.3)	0.1 (0 to 0.2)	0 (0 to 0.1)	0 (0 to 0)	0 (0 to 0)	0 (0 to 0)	0 (0 to 0)	0 (0 to 0)	1.8
Other sexually transmitted infections	0 (0 to 0)	0 (0 to 0)	0 (0 to 0)	0 (0 to 0)	0 (0 to 0)	0 (0 to 0)	0.2 (0.1 to 0.4)	1.1 (0.6 to 2.2)	1.8 (0.9 to 3.2)	2.9 (1.7 to 3.6)	3.1 (2 to 4.4)	3.2 (1.9 to 4.2)	2.9 (1.7 to 3.9)	2.5 (1.4 to 3.4)	2.1 (1.2 to 2.9)	2.1 (1.2 to 2.9)	1.9 (1.1 to 2.6)	1.4 (0.8 to 1.9)	0.9 (0.5 to 1.2)	0.4 (0.2 to 0.6)	0.2 (0.1 to 0.3)	0.1 (0 to 0.2)	0 (0 to 0)	0 (0 to 0)	0 (0 to 0)	10.7
Respiratory infections and tuberculosis	97 (80.6 to 89.8)	43.4 (28.1 to 60.7)	21.2 (14.9 to 28)	17.9 (12.6 to 22.7)	12.6 (8.7 to 16)	9.8 (6.9 to 12.4)	14.6 (10.2 to 18.6)	19.8 (13.7 to 25.6)	22.3 (15.2 to 29.6)	22.6 (15.6 to 30.1)	19.6 (13.6 to 26)	19.1 (13.2 to 25.4)	16.8 (11.6 to 22.4)	14.6 (10.1 to 19.3)	14.2 (9.8 to 18.9)	14.6 (10.1 to 19.4)	14.2 (9.8 to 18.9)	13.2 (9.1 to 17.6)	11.6 (8 to 15.4)	9.5 (6.6 to 12.6)	7.7 (5.3 to 10.2)	4.6 (3.2 to 6.1)	2.2 (1.5 to 2.9)	0.5 (0.3 to 0.7)	13,900
Tuberculosis	0 (0 to 0)	0 (0 to 0)	6.6 (4.6 to 9)	9.3 (3.6 to 7.5)	2.4 (1.5 to 3.6)	1.4 (0.9 to 2.1)	5 (3.5 to 8.3)	19.2 (13.2 to 27.7)	122 (84.8 to 167)	272 (191 to 368)	229 (159 to 323)	192 (127 to 262)	147 (97.4 to 215)	122 (80.6 to 181)	104 (68.2 to 157)	102 (66.9 to 154)	94 (61.5 to 142)	78 (51.2 to 118)	54 (35.4 to 82)	29.6 (19.4 to 45)	7.7 (5.1 to 12.2)	3.6 (2.4 to 5.5)	1.7 (1.1 to 2.6)	0.5 (0.3 to 0.8)	4,340
Latent tuberculosis infection	0 (0 to 0)	0 (0 to 0)	0.4 (0.3 to 0.6)	0.7 (0.5 to 1)	1.8 (1.2 to 2.6)	1.2 (0.8 to 1.8)	4.2 (2.8 to 6.1)	16.2 (10.9 to 23.5)	103 (70.9 to 141)	229 (161 to 309)	193 (134 to 272)	162 (107 to 221)	124 (82.1 to 181)	103 (68.1 to 153)	87.8 (57.5 to 133)	86.1 (56.4 to 130)	79.3 (51.9 to 120)	65.8 (43.2 to 99.4)	45.6 (29.9 to 68.9)	24.9 (16.4 to 37.7)	6.5 (4.3 to 9.8)	3 (2 to 4.6)	1.4 (0.9 to 2.2)	0.4 (0.3 to 0.7)	3,660
Drug-susceptible Tuberculosis	0 (0 to 0)	0 (0 to 0)	6.2 (4.3 to 8.5)	3.7 (2.3 to 5.5)	1.8 (1.1 to 2.7)	1.1 (0.7 to 1.7)	4.2 (2.7 to 6.2)	16.8 (10.7 to 24.7)	103 (70.4 to 141)	216 (152 to 291)	181 (126 to 255)	151 (100 to 207)	116 (76.6 to 170)	96.4 (63.7 to 142)	82.2 (54.1 to 121)	80.6 (52.8 to 118)	74.3 (48.6 to 109)	61.6 (40.4 to 90.6)	42.7 (28 to 62.8)	23.3 (15.3 to 34.3)	6.1 (4 to 9)	2.8 (1.8 to 4.3)	1.3 (0.8 to 2)	0.4 (0.3 to 0.6)	2,900
Multidrug-resistant tuberculosis without extensive drug resistance	0 (0 to 0)	0 (0 to 0)	1.6 (0.9 to 2.5)	0.9 (0.5 to 1.4)	0.5 (0.3 to 0.8)	0.3 (0.1 to 0.5)	1.3 (0.6 to 2.2)	7.5 (3.7 to 13)	27.1 (13.5 to 48.6)	60.8 (29.9 to 111)	78.3 (39.1 to 140)	108 (53.2 to 191)	106 (51.9 to 191)	106 (51.9 to 191)	106 (51.9 to 191)	107 (51.9 to 192)	106 (51.9 to 191)	103 (50.3 to 187)	71.2 (34.5 to 127)	38.1 (18.5 to 67.1)	24.6 (11.9 to 43.1)	11.7 (5.7 to 20.3)	4.7 (2.3 to 8.1)	0.6 (0.3 to 1.1)	1,040
Extensively drug-resistant tuberculosis	0 (0 to 0)	0 (0 to 0)	0.7 (0.5 to 1.1)	0.6 (0.3 to 0.9)	0.1 (0.1 to 0.2)	0.1 (0.1 to 0.2)	0.6 (0.3 to 0.9)	2.6 (1.3 to 4.1)	11.6 (5.6 to 18.3)	27.1 (13.2 to 42.3)	34.6 (17.2 to 53.6)	47.4 (23.4 to 73.5)	46 (22.1 to 72.1)	46 (22.1 to 72.1)	46 (22.1 to 72.1)	46 (22.1 to 72.1)	46 (22.1 to 72.1)	45 (21.6 to 70.9)	31 (14.8 to 48.9)	17.4 (8.3 to 27.5)	10.6 (5.1 to 16.8)	5.1 (2.4 to 8.1)	0.6 (0.3 to 1)	0.1 (0 to 0.2)	660
Lower respiratory infections	43.6 (27.5 to 65.1)	27.5 (12.8 to 50.2)	191 (128 to 262)	167 (107 to 241)	39.3 (24.6 to 55.1)	44.6 (28.6 to 63.7)	53.8 (34.5 to 76.8)	62 (39.6 to 88.6)	152 (97.2 to 220)	271 (173 to 384)	362 (229 to 516)	429 (280 to 608)	508 (330 to 720)	629 (393 to 1,160)	803 (503 to 1,260)	1,220 (765 to 1,880)	1,690 (1,060 to 2,600)	1,940 (1,220 to 2,980)	1,930 (1,210 to 2,960)	1,940 (1,220 to 2,980)	1,940 (1,220 to 2,980)	1,940 (1,220 to 2,980)	1,940 (1,220 to 2,980)	1,940 (1,220 to 2,980)	21.8 (13.7 to 33.5)	17,000
Upper respiratory infections	0.6 (0.4 to 0.9)	1.4 (0.6 to 2.6)	172 (115 to 236)	472 (303 to 681)	294 (189 to 404)	364 (233 to 499)	419 (269 to 574)	784 (503 to 1,080)	751 (482 to 1,030)	631 (405 to 865)	531 (341 to 729)	424 (272 to 582)	324 (208 to 445)	424 (272 to 582)	411 (264 to 564)	455 (292 to 624)	331 (213 to 454)	224 (144 to 307)	164 (105 to 225)	114 (73.2 to 156)	64 (41.1 to 87.8)	19.6 (12.6 to 26.9)	5.6 (3.6 to 7.7)	1.6 (1 to 2.2)	4,290
Otitis media	0 (0 to 0)	0 (0 to 0.1)	5.2 (1.1 to 9.1)	19.2 (4.9 to 36.1)	26.3 (9.7 to 49.6)	23.7 (7.5 to 44.7)	22.1 (6.9 to 42.1)	20.7 (6.5 to 39.1)	21.2 (6.9 to 39.4)	21.3 (7 to 39.1)	21.3 (7.1 to 39.2)	21.3 (7.2 to 39.1)	21.3 (7.2 to 39.1)	21.3 (7.2 to 39.1)	21.3 (7.2 to 39.1)	21.3 (7.2 to 39.1)	21.3 (7.2 to 39.1)	21.3 (7.2 to 39.1)	21.3 (7.2 to 39.1)	21.3 (7.2 to 39.1)	21.3 (7.2 to 39.1)	21.3 (7.2 to 39.1)	21.3 (7.2 to 39.1)	21.3 (7.2 to 39.1)	302
Enteric infections	1.2 (0.6 to 1.9)	0.9 (0.4 to 2)	79.7 (52.5 to 122)	104 (65.5 to 164)	69.6 (44.7 to 102)	101 (66.5 to 146)	139 (90.2 to 206)	166 (102 to 250)	138 (112 to 270)	139 (104 to 242)	138 (104 to 239)	138 (104 to 239)	138 (104 to 239)	138 (104 to 239)	138 (104 to 239)	138 (104 to 239)	138 (104 to 239)	138 (104 to 239)	138 (104 to 239)	138 (104 to 239)	138 (104 to 239)	138 (104 to 239)	138 (104 to 239)	138 (104 to 239)	138 (104 to 239)	2,130
Diarrheal diseases	1.2 (0.6 to 1.9)	0.9 (0.4 to 2)	79.7 (52.5 to 122)	104 (65.5 to 164)	69.3 (44.5 to 101)	100 (66.4 to 146)	139 (90.2 to 206)	166 (102 to 250)	138 (112 to 269)	139 (104 to 239)	138 (104 to 239)	138 (104 to 239)	138 (104 to 239)	138 (104 to 239)	138 (104 to 239)	138 (104 to 239)	138 (104 to 239)	138 (104 to 239)	138 (104 to 239)	138 (104 to 239)	138 (104 to 239)	138 (104 to 239)	138 (104 to 239)	138 (104 to 239)	138 (104 to 239)	2,130
Typhoid and paratyphoid	0 (0 to 0)	0 (0 to 0)	0.1 (0 to 0.2)	0 (0 to 0)	0 (0 to 0)	0 (0 to 0)	0 (0 to 0)	0 (0 to 0)	0 (0 to 0)	0 (0 to 0)	0 (0 to 0)	0 (0 to 0)	0 (0 to 0)	0 (0 to 0)	0 (0 to 0)	0 (0 to 0)	0 (0 to 0)	0 (0 to 0)	0 (0 to 0)	0 (0 to 0)	0 (0 to 0)	0 (0 to 0)	0 (0 to 0)	0 (0 to 0)	0 (0 to 0)	0.2
Typhoid fever	0 (0 to 0)	0 (0 to 0)	0.1 (0 to 0.2)	0 (0 to 0)	0 (0 to 0)	0 (0 to 0)	0 (0 to 0)	0 (0 to 0)	0 (0 to 0)	0 (0 to 0)	0 (0 to 0)	0 (0 to 0)	0 (0 to 0)	0 (0 to 0)	0 (0 to 0)	0 (0 to 0)	0 (0 to 0)	0 (0 to 0)	0 (0 to 0)	0 (0 to 0)	0 (0 to 0)	0 (0 to 0)	0 (0 to 0)	0 (0 to 0)	0 (0 to 0)	0.2
Paratyphoid fever	0 (0 to 0)	0 (0 to 0)	0 (0 to 0)	0 (0 to 0)	0 (0 to 0)	0 (0 to 0)	0 (0 to 0)	0 (0 to 0)	0 (0 to 0)	0 (0 to 0)	0 (0 to 0)	0 (0 to 0)	0 (0 to 0)	0 (0 to 0)	0 (0 to 0)	0 (0 to 0)	0 (0 to 0)	0 (0 to 0)	0 (0 to 0)





SR Table 2a: Herefordshire, County of DALYS by cause and age arouse for males with 95% uncertainty intervals. 2019

Cause	Early Neonatal	Late Neonatal	Post Neonatal	1 to 4	5 to 9	10 to 14	15 to 19	20 to 24	25 to 29	30 to 34	35 to 39	40 to 44	45 to 49	50 to 54	55 to 59	60 to 64	65 to 69	70 to 74	75 to 79	80 to 84	85 to 89	90 to 94	95 plus	Total
All causes	1,760 (1,627 to 1,879)	1,760 (1,627 to 1,879)	2,640 (2,440 to 2,819)	3,520 (3,254 to 3,759)	3,520 (3,254 to 3,759)	3,520 (3,254 to 3,759)	3,520 (3,254 to 3,759)	3,520 (3,254 to 3,759)	3,520 (3,254 to 3,759)	3,520 (3,254 to 3,759)	3,520 (3,254 to 3,759)	3,520 (3,254 to 3,759)	3,520 (3,254 to 3,759)	3,520 (3,254 to 3,759)	3,520 (3,254 to 3,759)	3,520 (3,254 to 3,759)	3,520 (3,254 to 3,759)	3,520 (3,254 to 3,759)	3,520 (3,254 to 3,759)	3,520 (3,254 to 3,759)	3,520 (3,254 to 3,759)	3,520 (3,254 to 3,759)	30,600
Communicable, maternal, neonatal, and nutritional diseases	1,760 (1,627 to 1,879)	1,760 (1,627 to 1,879)	2,640 (2,440 to 2,819)	3,520 (3,254 to 3,759)	3,520 (3,254 to 3,759)	3,520 (3,254 to 3,759)	3,520 (3,254 to 3,759)	3,520 (3,254 to 3,759)	3,520 (3,254 to 3,759)	3,520 (3,254 to 3,759)	3,520 (3,254 to 3,759)	3,520 (3,254 to 3,759)	3,520 (3,254 to 3,759)	3,520 (3,254 to 3,759)	3,520 (3,254 to 3,759)	3,520 (3,254 to 3,759)	3,520 (3,254 to 3,759)	3,520 (3,254 to 3,759)	3,520 (3,254 to 3,759)	3,520 (3,254 to 3,759)	3,520 (3,254 to 3,759)	3,520 (3,254 to 3,759)	1,320
HIV/AIDS and sexually transmitted infections	3 (1 to 7)	1 (0 to 2)	1 (0 to 3)	1 (0 to 3)	0 (0 to 1)	0 (0 to 1)	0 (0 to 2)	0 (0 to 1)	1 (0 to 4)	1 (0 to 4)	2 (1 to 5)	2 (1 to 4)	2 (1 to 4)	2 (1 to 5)	2 (1 to 5)	2 (1 to 5)	1 (0 to 3)	1 (0 to 3)	1 (0 to 3)	0 (0 to 2)	0 (0 to 1)	0 (0 to 1)	0 (0 to 1)	26
HIV/AIDS	0 (0 to 0)	0 (0 to 0)	0 (0 to 1)	0 (0 to 1)	0 (0 to 0)	0 (0 to 0)	0 (0 to 1)	0 (0 to 1)	0 (0 to 2)	0 (0 to 2)	0 (0 to 2)	0 (0 to 2)	0 (0 to 2)	0 (0 to 2)	0 (0 to 2)	0 (0 to 2)	0 (0 to 2)	0 (0 to 2)	0 (0 to 2)	0 (0 to 2)	0 (0 to 1)	0 (0 to 1)	0 (0 to 0)	17.9
HIV/AIDS - Drug-susceptible Tuberculosis	0 (0 to 0)	0 (0 to 0)	0 (0 to 0)	0 (0 to 0)	0 (0 to 0)	0 (0 to 0)	0 (0 to 0)	0 (0 to 0)	0 (0 to 1)	0 (0 to 1)	0 (0 to 1)	0 (0 to 1)	0 (0 to 1)	0 (0 to 1)	0 (0 to 1)	0 (0 to 1)	0 (0 to 1)	0 (0 to 1)	0 (0 to 1)	0 (0 to 1)	0 (0 to 0)	0 (0 to 0)	0 (0 to 0)	2.3
HIV/AIDS - Multidrug-resistant Tuberculosis without extensive dr...	0 (0 to 0)	0 (0 to 0)	0 (0 to 0)	0 (0 to 0)	0 (0 to 0)	0 (0 to 0)	0 (0 to 0)	0 (0 to 0)	0 (0 to 0)	0 (0 to 0)	0 (0 to 0)	0 (0 to 0)	0 (0 to 0)	0 (0 to 0)	0 (0 to 0)	0 (0 to 0)	0 (0 to 0)	0 (0 to 0)	0 (0 to 0)	0 (0 to 0)	0 (0 to 0)	0 (0 to 0)	0 (0 to 0)	0.1
HIV/AIDS - Extensively drug-resistant Tuberculosis	0 (0 to 0)	0 (0 to 0)	0 (0 to 0)	0 (0 to 0)	0 (0 to 0)	0 (0 to 0)	0 (0 to 0)	0 (0 to 0)	0 (0 to 0)	0 (0 to 0)	0 (0 to 0)	0 (0 to 0)	0 (0 to 0)	0 (0 to 0)	0 (0 to 0)	0 (0 to 0)	0 (0 to 0)	0 (0 to 0)	0 (0 to 0)	0 (0 to 0)	0 (0 to 0)	0 (0 to 0)	0 (0 to 0)	0
HIV/AIDS resulting in other diseases	0 (0 to 0)	0 (0 to 0)	0 (0 to 1)	0 (0 to 1)	0 (0 to 0)	0 (0 to 0)	0 (0 to 1)	0 (0 to 0)	0 (0 to 1)	1 (0 to 2)	1 (0 to 2)	1 (0 to 2)	1 (0 to 2)	1 (0 to 2)	1 (0 to 2)	1 (0 to 2)	1 (0 to 2)	1 (0 to 2)	1 (0 to 2)	0 (0 to 1)	0 (0 to 1)	0 (0 to 0)	0 (0 to 0)	15.5
Sexually transmitted infections excluding HIV	3 (1 to 7)	1 (0 to 2)	1 (0 to 3)	1 (0 to 3)	0 (0 to 1)	0 (0 to 1)	0 (0 to 1)	0 (0 to 1)	0 (0 to 1)	0 (0 to 2)	0 (0 to 2)	0 (0 to 2)	0 (0 to 2)	0 (0 to 2)	0 (0 to 2)	0 (0 to 2)	0 (0 to 2)	0 (0 to 2)	0 (0 to 2)	0 (0 to 1)	0 (0 to 1)	0 (0 to 1)	0 (0 to 0)	8.5
Syphilis	3 (1 to 7)	1 (0 to 2)	1 (0 to 3)	1 (0 to 3)	0 (0 to 1)	0 (0 to 1)	0 (0 to 1)	0 (0 to 1)	0 (0 to 1)	0 (0 to 2)	0 (0 to 2)	0 (0 to 2)	0 (0 to 2)	0 (0 to 2)	0 (0 to 2)	0 (0 to 2)	0 (0 to 2)	0 (0 to 2)	0 (0 to 2)	0 (0 to 1)	0 (0 to 1)	0 (0 to 1)	0 (0 to 0)	4.5
Chlamydial infection	0 (0 to 0)	0 (0 to 0)	0 (0 to 0)	0 (0 to 0)	0 (0 to 0)	0 (0 to 0)	0 (0 to 0)	0 (0 to 0)	0 (0 to 0)	0 (0 to 0)	0 (0 to 0)	0 (0 to 0)	0 (0 to 0)	0 (0 to 0)	0 (0 to 0)	0 (0 to 0)	0 (0 to 0)	0 (0 to 0)	0 (0 to 0)	0 (0 to 0)	0 (0 to 0)	0 (0 to 0)	0 (0 to 0)	0.1
Gonococcal infection	0 (0 to 0)	0 (0 to 0)	0 (0 to 0)	0 (0 to 0)	0 (0 to 0)	0 (0 to 0)	0 (0 to 0)	0 (0 to 0)	0 (0 to 0)	0 (0 to 0)	0 (0 to 0)	0 (0 to 0)	0 (0 to 0)	0 (0 to 0)	0 (0 to 0)	0 (0 to 0)	0 (0 to 0)	0 (0 to 0)	0 (0 to 0)	0 (0 to 0)	0 (0 to 0)	0 (0 to 0)	0 (0 to 0)	0.1
Trichomoniasis	0 (0 to 0)	0 (0 to 0)	0 (0 to 0)	0 (0 to 0)	0 (0 to 0)	0 (0 to 0)	0 (0 to 0)	0 (0 to 0)	0 (0 to 0)	0 (0 to 0)	0 (0 to 0)	0 (0 to 0)	0 (0 to 0)	0 (0 to 0)	0 (0 to 0)	0 (0 to 0)	0 (0 to 0)	0 (0 to 0)	0 (0 to 0)	0 (0 to 0)	0 (0 to 0)	0 (0 to 0)	0 (0 to 0)	0.2
Genital herpes	0 (0 to 0)	0 (0 to 0)	0 (0 to 0)	0 (0 to 0)	0 (0 to 0)	0 (0 to 0)	0 (0 to 0)	0 (0 to 0)	0 (0 to 0)	0 (0 to 0)	0 (0 to 0)	0 (0 to 0)	0 (0 to 0)	0 (0 to 0)	0 (0 to 0)	0 (0 to 0)	0 (0 to 0)	0 (0 to 0)	0 (0 to 0)	0 (0 to 0)	0 (0 to 0)	0 (0 to 0)	0 (0 to 0)	1.6
Other sexually transmitted infections	0 (0 to 0)	0 (0 to 0)	0 (0 to 0)	0 (0 to 0)	0 (0 to 0)	0 (0 to 0)	0 (0 to 0)	0 (0 to 0)	0 (0 to 0)	0 (0 to 0)	0 (0 to 0)	0 (0 to 0)	0 (0 to 0)	0 (0 to 0)	0 (0 to 0)	0 (0 to 0)	0 (0 to 0)	0 (0 to 0)	0 (0 to 0)	0 (0 to 0)	0 (0 to 0)	0 (0 to 0)	0 (0 to 0)	0.1
Respiratory infections and tuberculosis	3 (3 to 3)	3 (3 to 3)	3 (3 to 3)	3 (3 to 3)	3 (3 to 3)	3 (3 to 3)	3 (3 to 3)	3 (3 to 3)	3 (3 to 3)	3 (3 to 3)	3 (3 to 3)	3 (3 to 3)	3 (3 to 3)	3 (3 to 3)	3 (3 to 3)	3 (3 to 3)	3 (3 to 3)	3 (3 to 3)	3 (3 to 3)	3 (3 to 3)	3 (3 to 3)	3 (3 to 3)	3 (3 to 3)	744
Tuberculosis	0 (0 to 0)	0 (0 to 0)	0 (0 to 0)	0 (0 to 0)	0 (0 to 0)	0 (0 to 0)	0 (0 to 1)	0 (0 to 1)	0 (0 to 2)	0 (0 to 2)	0 (0 to 3)	0 (0 to 3)	0 (0 to 3)	0 (0 to 3)	0 (0 to 3)	0 (0 to 3)	0 (0 to 3)	0 (0 to 3)	0 (0 to 3)	0 (0 to 2)	0 (0 to 1)	0 (0 to 1)	0 (0 to 0)	13.5
Latent tuberculosis infection	0 (0 to 0)	0 (0 to 0)	0 (0 to 0)	0 (0 to 0)	0 (0 to 0)	0 (0 to 0)	0 (0 to 0)	0 (0 to 0)	0 (0 to 0)	0 (0 to 0)	0 (0 to 0)	0 (0 to 0)	0 (0 to 0)	0 (0 to 0)	0 (0 to 0)	0 (0 to 0)	0 (0 to 0)	0 (0 to 0)	0 (0 to 0)	0 (0 to 0)	0 (0 to 0)	0 (0 to 0)	0 (0 to 0)	0
Drug-susceptible tuberculosis	0 (0 to 0)	0 (0 to 0)	0 (0 to 0)	0 (0 to 1)	0 (0 to 0)	0 (0 to 0)	0 (0 to 1)	0 (0 to 1)	0 (0 to 2)	0 (0 to 2)	0 (0 to 3)	0 (0 to 3)	0 (0 to 3)	0 (0 to 3)	0 (0 to 3)	0 (0 to 3)	0 (0 to 3)	0 (0 to 3)	0 (0 to 3)	0 (0 to 2)	0 (0 to 1)	0 (0 to 1)	0 (0 to 0)	13.1
Multidrug-resistant tuberculosis without extensive drug-resistance	0 (0 to 0)	0 (0 to 0)	0 (0 to 0)	0 (0 to 0)	0 (0 to 0)	0 (0 to 0)	0 (0 to 0)	0 (0 to 0)	0 (0 to 0)	0 (0 to 0)	0 (0 to 0)	0 (0 to 0)	0 (0 to 0)	0 (0 to 0)	0 (0 to 0)	0 (0 to 0)	0 (0 to 0)	0 (0 to 0)	0 (0 to 0)	0 (0 to 0)	0 (0 to 0)	0 (0 to 0)	0 (0 to 0)	0.3
Extensively drug-resistant tuberculosis	0 (0 to 0)	0 (0 to 0)	0 (0 to 0)	0 (0 to 0)	0 (0 to 0)	0 (0 to 0)	0 (0 to 0)	0 (0 to 0)	0 (0 to 0)	0 (0 to 0)	0 (0 to 0)	0 (0 to 0)	0 (0 to 0)	0 (0 to 0)	0 (0 to 0)	0 (0 to 0)	0 (0 to 0)	0 (0 to 0)	0 (0 to 0)	0 (0 to 0)	0 (0 to 0)	0 (0 to 0)	0 (0 to 0)	0.1
Lower respiratory infections	3 (3 to 3)	3 (3 to 3)	3 (3 to 3)	3 (3 to 3)	3 (3 to 3)	3 (3 to 3)	3 (3 to 3)	3 (3 to 3)	3 (3 to 3)	3 (3 to 3)	3 (3 to 3)	3 (3 to 3)	3 (3 to 3)	3 (3 to 3)	3 (3 to 3)	3 (3 to 3)	3 (3 to 3)	3 (3 to 3)	3 (3 to 3)	3 (3 to 3)	3 (3 to 3)	3 (3 to 3)	3 (3 to 3)	620
Upper respiratory infections	0 (0 to 0)	0 (0 to 0)	1 (0 to 2)	4 (3 to 5)	7 (6 to 8)	7 (6 to 8)	5 (4 to 6)	4 (3 to 5)	4 (3 to 5)	4 (3 to 5)	5 (4 to 6)	5 (4 to 6)	5 (4 to 6)	5 (4 to 6)	5 (4 to 6)	5 (4 to 6)	5 (4 to 6)	5 (4 to 6)	5 (4 to 6)	4 (3 to 5)	3 (2 to 4)	2 (1 to 3)	0 (0 to 0)	82.5
Otitis media	0 (0 to 0)	0 (0 to 0)	1 (0 to 2)	3 (1 to 5)	1 (0 to 2)	1 (0 to 2)	1 (0 to 2)	1 (0 to 2)	1 (0 to 2)	1 (0 to 2)	1 (0 to 2)	1 (0 to 2)	1 (0 to 2)	1 (0 to 2)	1 (0 to 2)	1 (0 to 2)	1 (0 to 2)	1 (0 to 2)	1 (0 to 2)	1 (0 to 2)	1 (0 to 2)	0 (0 to 1)	0 (0 to 0)	18.4
Enteric infections	0 (0 to 0)	0 (0 to 0)	0 (0 to 1)	4 (2 to 6)	7 (4 to 11)	2 (1 to 4)	1 (0 to 2)	1 (0 to 2)	1 (0 to 2)	1 (0 to 2)	1 (0 to 2)	1 (0 to 2)	1 (0 to 2)	1 (0 to 2)	1 (0 to 2)	1 (0 to 2)	1 (0 to 2)	1 (0 to 2)	1 (0 to 2)	1 (0 to 2)	1 (0 to 2)	0 (0 to 1)	0 (0 to 0)	85.2
Diarrheal diseases	0 (0 to 0)	0 (0 to 0)	0 (0 to 0)	4 (2 to 6)	2 (1 to 3)	1 (0 to 2)	1 (0 to 2)	1 (0 to 2)	1 (0 to 2)	1 (0 to 2)	1 (0 to 2)	1 (0 to 2)	1 (0 to 2)	1 (0 to 2)	1 (0 to 2)	1 (0 to 2)	1 (0 to 2)	1 (0 to 2)	1 (0 to 2)	1 (0 to 2)	1 (0 to 2)	0 (0 to 1)	0 (0 to 0)	84.6
Typhoid and paratyphoid	0 (0 to 0)	0 (0 to 0)	0 (0 to 0)	0 (0 to 0)	0 (0 to 0)	0 (0 to 0)	0 (0 to 0)	0 (0 to 0)	0 (0 to 0)	0 (0 to 0)	0 (0 to 0)	0 (0 to 0)	0 (0 to 0)	0 (0 to 0)	0 (0 to 0)	0 (0 to 0)	0 (0 to 0)	0 (0 to 0)	0 (0 to 0)	0 (0 to 0)	0 (0 to 0)	0 (0 to 0)	0 (0 to 0)	0
Typhoid fever	0 (0 to 0)	0 (0 to 0)	0 (0 to 0)	0 (0 to 0)	0 (0 to 0)	0 (0 to 0)	0 (0 to 0)	0 (0 to 0)	0 (0 to 0)	0 (0 to 0)	0 (0 to 0)	0 (0 to 0)	0 (0 to 0)	0 (0 to 0)	0 (0 to 0)	0 (0 to 0)	0 (0 to 0)	0 (0 to 0)	0 (0 to 0)	0 (0 to 0)	0 (0 to 0)	0 (0 to 0)	0 (0 to 0)	0
Paratyphoid fever	0 (0 to 0)	0 (0 to 0)	0 (0 to 0)	0 (0 to 0)	0 (0 to 0)	0 (0 to 0)	0 (0 to 0)	0 (0 to 0)	0 (0 to 0)	0 (0 to 0)	0 (0 to 0)	0 (0 to 0)	0 (0 to 0)	0 (0 to 0)	0 (0 to 0)	0 (0 to 0)	0 (0 to 0)	0 (0 to 0)	0 (0 to 0)	0 (0 to 0)	0 (0 to 0)	0 (0 to 0)	0 (0 to 0)	0
Invasive Non-typhoidal Salmonella (iNTS)	0 (0 to 0)	0 (0 to 0)	0 (0 to 0)	0 (0 to 0)	0 (0 to 0)	0 (0 to 0)	0 (0 to 0)	0 (0 to 0)	0 (0 to 0)	0 (0 to 0)	0 (0 to 0)	0 (0 to 0)	0 (0 to 0)	0 (0 to 0)	0 (0 to 0)	0 (0 to 0)	0 (0 to 0)	0 (0 to 0)	0 (0 to 0)	0 (0 to 0)	0 (0 to 0)	0 (0 to 0)	0 (0 to 0)	0.4
Other intestinal infectious diseases	0 (0 to 0)	0 (0 to 0)	0 (0 to 0)	0 (0 to 0)	0 (0 to 0)	0 (0 to 0)	0 (0 to 0)	0 (0 to 0)	0 (0 to 0)	0 (0 to 0)	0 (0 to 0)	0 (0 to 0)	0 (0 to 0)	0 (0 to 0)	0 (0 to 0)	0 (0 to 0)	0 (0 to 0)	0 (0 to 0)	0 (0 to 0)	0 (0 to 0)	0 (0 to 0)	0 (0 to 0)	0 (0 to 0)	0.2
Neglected tropical diseases and malaria	0 (0 to 0)	0 (0 to 0)	0 (0 to 0)	0 (0 to 0)	0 (0 to 0)	0 (0 to 0)	0 (0 to 0)	0 (0 to 0)	0 (0 to 0)	0 (0 to 0)	0 (0 to 0)	0 (0 to 0)	0 (0 to 0)	0 (0 to 0)	0 (0 to 0)	0 (0 to 0)	0 (0 to 0)	0 (0 to 0)	0 (0 to 0)	0 (0 to 0)	0 (0 to 0)	0 (0 to 0)	0 (0 to 0)	3.1
Malaria	0 (0 to 0)	0 (0 to 0)	0 (0 to 0)	0 (0 to 0)	0 (0 to 0)	0 (0 to 0)	0 (0 to 0)	0 (0 to 0)	0 (0 to 0)	0 (0 to 0)	0 (0 to 0)	0 (0 to 0)	0 (0 to 0)	0 (0 to 0)	0 (0 to 0)	0 (0 to 0)	0 (0 to 0)	0 (0 to 0)	0 (0 to 0)	0 (0 to 0)	0 (0 to 0)	0 (0 to 0)	0 (0 to 0)	0
Chagas disease	0 (0 to 0)	0 (0 to 0)	0 (0 to 0)	0 (0 to 0)	0 (0 to 0)	0 (0 to 0)	0 (0 to 0)	0 (0 to 0)	0 (0 to 0)	0 (0 to 0)	0 (0 to 0)	0 (0 to 0)	0 (0 to 0)	0 (0 to 0)	0 (0 to 0)	0 (0 to 0)	0 (0 to 0)	0 (0 to 0)	0 (0 to 0)	0 (0 to 0)	0 (0 to 0)	0 (0 to 0)	0 (0 to 0)	0
Leishmaniasis	0 (0 to 0)	0 (0 to 0)	0 (0 to 0)	0 (0 to 0)	0 (0 to 0)	0 (0 to 0)	0 (0 to 0)	0 (0 to 0)	0 (0 to 0)	0 (0 to 0)	0 (0 to 0)	0 (0 to 0)	0 (0 to 0)	0 (0 to 0)	0 (0 to 0)	0 (0 to 0)	0 (0 to 0)	0 (0 to 0)	0 (0 to 0)	0 (0 to 0)	0 (0 to 0)	0 (0 to 0)	0 (0 to 0)	0
Visceral leishmaniasis	0 (0 to 0)	0 (0 to 0)	0 (0 to 0)	0 (0 to 0)	0 (0 to 0)	0 (0 to 0)	0 (0 to 0)	0 (0 to 0)	0 (0 to 0)	0 (0 to 0)	0 (0 to 0)	0 (0 to 0)	0 (0 to 0)	0 (0 to 0)	0 (0 to 0)	0 (0 to 0)	0 (0 to 0)	0 (0 to 0)	0 (0 to 0)	0 (0 to 0)	0 (0 to 0)	0 (0 to 0)	0 (0 to 0)	0
Cutaneous and mucocutaneous leishmaniasis	0 (0 to 0)	0 (0 to 0)	0 (0 to 0)	0 (0 to 0)	0 (0 to 0)	0 (0 to 0)	0 (0 to 0)	0 (0 to 0)	0 (0 to 0)	0 (0 to 0)	0 (0 to 0)	0 (0 to 0)	0 (0 to 0)	0 (0 to 0)	0 (0 to 0)	0 (0 to 0)	0 (0 to 0)	0 (0 to 0)	0 (0 to 0)	0 (0 to 0)	0 (0 to 0)	0 (0 to 0)	0 (0 to 0)	0
African trypanosomiasis	0 (0 to 0)	0 (0 to 0)	0 (0 to 0)	0 (0 to 0)	0 (0 to 0)	0 (0 to 0)	0 (0 to 0)	0 (0 to 0)	0 (0 to 0)	0 (0 to 0)	0 (0 to 0)	0 (0 to 0)	0 (0 to 0)	0 (0 to 0)	0 (0 to 0)	0 (0 to 0)	0 (0 to 0)	0 (0 to 0)	0 (0 to 0)	0 (0 to 0)	0 (0 to 0)	0 (0 to 0)	0 (0 to 0)	0
Schistosomiasis	0 (0 to 0)	0 (0 to 0)	0 (0 to 0)	0 (0 to 0)	0 (0 to 0)	0 (0 to 0)	0 (0 to 0)	0 (0 to 0)	0 (0 to 0)	0 (0 to 0)	0 (0 to 0)	0 (0 to 0)	0 (0 to 0)	0 (0 to 0)	0 (0 to 0)	0 (0 to 0)	0 (0 to 0)	0 (0 to 0)	0 (0 to 0)	0 (0 to 0)	0 (0 to 0)	0 (0 to 0)	0 (0 to 0)	0
Cysticercosis	0 (0 to 0)	0 (0 to 0)	0 (0 to 0)	0 (0 to 0)	0 (0 to 0)	0 (0 to 0)	0 (0 to 0)	0 (0 to 0)	0 (0 to 0)	0 (0 to 0)	0 (0 to 0)	0 (0 to 0)	0 (0 to 0)	0 (0 to 0)	0 (0 to 0)	0 (0 to 0)	0 (0 to 0)	0 (0 to 0)	0 (0 to 0)	0 (0 to 0)	0 (0 to 0)	0 (0 to 0)	0 (0 to 0)	0
Cystic echinococcosis	0 (0 to 0)	0 (0 to 0)	0 (0 to 0)	0 (0 to 0)	0 (0 to 0)	0 (0 to 0)	0 (0 to 0)	0 (0 to 0)	0 (0 to 0)	0 (0 to 0)	0 (0 to 0)	0 (0 to 0)	0 (0 to 0)	0 (0 to 0)	0 (0 to 0)	0 (0 to 0)	0 (0 to 0)	0 (0 to 0)	0 (0 to 0)	0 (0 to 0)	0 (0 to 0)	0 (0 to 0)	0 (0 to 0)	0.1
Lymphatic filariasis	0 (0 to 0)	0 (0 to 0)	0 (0 to 0)	0 (0 to 0)	0 (0 to 0)	0 (0 to 0)	0 (0 to 0)	0 (0 to 0)	0 (0 to 0)	0 (0 to 0)	0 (0 to 0)	0 (0 to 0)	0 (0 to 0)	0 (0 to 0)	0 (0 to 0)	0 (0 to 0)	0 (0 to 0)	0 (0 to 0)	0 (0 to 0)	0 (0 to 0)	0 (0 to 0)	0 (0 to 0)	0 (0 to 0)	0
Onchocerciasis	0 (0 to 0)	0 (0 to 0)	0 (0 to 0)	0 (0 to 0)	0 (0 to 0)	0 (0 to 0)	0 (0 to 0)	0 (0 to 0)	0 (0 to 0)	0 (0 to 0)	0 (0 to 0)	0 (0 to 0)	0 (0 to 0)	0 (0 to 0)	0 (0 to 0)	0 (0 to 0)	0 (0 to 0)	0 (0 to 0)	0 (0 to 0)	0 (0 to 0)	0 (0 to 0)	0 (0 to 0)	0 (0 to 0)	0
Trachoma	0 (0 to 0)	0 (0 to 0)	0 (0 to 0)	0 (0 to 0)	0 (0 to 0)	0 (0 to 0)	0 (0 to 0)	0 (0 to 0)	0 (0 to 0)	0 (0 to 0)	0 (0 to 0)	0 (0 to 0)	0 (0 to 0)	0 (0 to 0)	0 (0 to 0)	0 (0 to 0)	0 (0 to 0)	0 (0 to 0)	0 (0 to 0)	0 (0 to 0)	0 (0 to 0)	0 (0 to 0)	0 (0 to 0)	0
Dengue	0 (0 to 0)	0 (0 to 0)	0 (0 to 0)	0 (0 to 0)	0 (0 to 0)	0 (0 to 0)	0 (0 to 0)	0 (0 to 0)	0 (0 to 0)	0 (0 to 0)	0 (0 to 0)	0 (0 to 0)	0 (0 to 0)	0 (0 to 0)	0 (0 to 0)	0 (0 to 0)	0 (0 to 0)	0 (0 to 0)	0 (0 to 0)	0 (0 to 0)	0 (0 to 0)	0 (0 to 0)	0 (0 to 0)	0
Yellow fever	0 (0 to 0)	0 (0 to 0)	0 (0 to 0)	0 (0 to 0)	0 (0 to 0)	0 (0 to 0)	0 (0 to 0)	0 (0 to 0)	0 (0 to 0)	0 (0 to 0)	0 (0 to 0)	0 (0 to 0)	0 (0 to 0)	0 (0 to 0)	0 (0 to 0)	0 (0 to 0)	0 (0 to 0)	0 (0 to 0)	0 (0 to 0)	0 (0 to 0)	0 (0 to 0)	0 (0 to 0)	0 (0 to 0)	0
Rabies	0 (0 to 0)	0 (0 to 0)	0 (0 to 0)	0 (0 to 0)	0 (0 to 0)	0 (0 to 0)	0 (0 to 0)	0 (0 to 0)	0 (0 to 0)	0 (0 to 0)	0 (0 to 0)	0 (0 to 0)	0 (0 to 0)	0 (0 to 0)	0 (0 to 0)	0 (0 to 0)	0 (0 to 0)	0 (0 to 0)	0 (0 to 0)	0 (0 to 0)	0 (0 to 0)	0 (0 to 0)	0 (0 to 0)	0
Intestinal nematode infections	0 (0 to 0)	0 (0 to 0)	0 (0 to 0)	0 (0 to 0)	0 (0 to 0)	0 (0 to 0)	0 (0 to 0)	0 (0 to 0)	0 (0 to 0)	0 (0 to 0)	0 (0 to 0)	0 (0 to 0)	0 (0 to 0)	0 (0 to 0)	0 (0 to 0)	0 (0 to 0)	0 (0 to 0)	0 (0 to 0)	0 (0 to 0)	0 (0 to 0)	0 (0 to 0)	0 (0 to 0)	0 (0 to 0)	0
Ascariasis	0 (0 to 0)	0 (0 to 0)	0 (0 to 0)	0 (0 to 0)	0 (0 to 0)	0 (0 to 0)	0 (0 to 0)	0 (0 to 0)	0 (0 to 0)	0 (0 to 0)	0 (0 to 0)	0 (0 to 0)	0 (0 to 0)	0 (0 to 0)	0 (0 to 0)	0 (0 to 0)	0 (0 to 0)	0 (0 to 0)	0 (0 to 0)	0 (0 to 0)	0 (0 to 0)	0 (0 to 0)	0 (0 to 0)	0
Trichuriasis	0 (0 to 0)	0 (0 to 0)	0 (0 to 0)	0 (0 to 0)	0 (0 to 0)	0 (0 to 0)	0 (0 to 0)	0 (0 to 0)	0 (0 to 0)	0 (0 to 0)	0 (0 to 0)	0 (0 to 0)	0 (0 to 0)	0 (0 to 0)	0 (0 to 0)	0 (0 to 0)	0 (0 to 0)	0 (0 to 0)	0 (0 to 0)	0 (0 to 0)	0 (0 to 0)	0 (0 to 0)	0 (0 to 0)	0
Hookworm disease	0 (0 to 0)	0 (0 to 0)	0 (0 to 0)	0 (0 to 0)	0 (0 to 0)	0 (0 to 0)	0 (0 to 0)	0 (0 to 0)	0 (0 to 0)	0 (0 to 0)	0 (0 to 0)	0 (0 to 0)	0 (0 to 0)	0 (0 to 0)	0 (0 to 0)	0 (0 to 0)	0 (0 to 0)	0 (0 to 0)	0 (0 to 0)	0 (0 to 0)	0 (0 to 0)	0 (0 to 0)	0 (0 to 0)	0
Food-borne trematodiases	0 (0 to 0)	0 (0 to 0)	0 (0 to 0)	0 (0 to 0)	0 (0 to 0)	0 (0 to 0)	0 (0 to 0)	0 (0 to 0)	0 (0 to 0)	0 (0 to 0)	0 (0 to 0)	0 (0 to 0)	0 (0 to 0)	0 (0 to 0)	0 (0 to 0)	0 (0 to 0)	0 (0 to 0)	0 (0 to 0)	0 (0 to 0)	0 (0 to 0)	0 (0 to 0)	0 (0 to 0)	0 (0 to 0)	0
Leprosy	0 (0 to 0)	0 (0 to 0)	0 (0 to 0)	0 (0 to 0)	0 (0 to 0)	0 (0 to 0)	0 (0 to 0)	0 (0 to 0)	0 (0 to 0)	0 (0 to 0)	0 (0 to 0)	0 (0 to 0)	0 (0 to 0)	0 (0 to 0)	0 (0 to 0)	0 (0 to 0)	0 (0 to 0)	0 (0 to 0)	0 (0 to 0)	0 (0 to 0)	0 (0 to 0)	0 (0 to 0)	0 (0 to 0)	0
Ebola	0 (0 to 0)	0 (0 to 0)	0 (0 to 0)	0 (0 to 0)	0 (0 to 0)	0 (0 to 0)	0 (0 to 0)	0 (0 to 0)	0 (0 to 0)	0 (0 to 0)	0 (0 to 0)	0 (0 to 0)	0 (0 to 0)	0 (0 to 0)	0 (0 to 0)	0 (0 to 0)	0 (0 to 0)	0 (0 to 0)	0 (0 to 0)	0 (0 to 0)	0 (0 to 0)	0 (0 to 0)	0 (0 to 0)	0
Zika virus	0 (0 to 0)	0 (0 to 0)	0 (0 to 0)	0 (0 to 0)	0 (0 to 0)	0 (0 to 0)	0 (0 to 0)	0 (0 to 0)	0 (0 to 0)	0 (0 to 0)	0 (0 to 0)	0 (0 to 0)	0 (0 to 0)	0 (0 to 0)	0 (0 to 0)	0 (0 to 0)	0 (0 to 0)	0 (0 to 0)	0 (0 to 0)	0 (0 to 0)	0 (0 to 0)	0 (0 to 0)	0 (0 to 0)	0
Guinea worm disease	0 (0 to 0)	0 (0 to 0)	0 (0 to 0)	0 (0 to 0)	0 (0 to 0)	0 (0 to 0)	0 (0 to 0)	0 (0 to 0)	0 (0 to 0)	0 (0 to 0)	0 (0 to 0)	0 (0 to 0)	0 (0 to 0)	0 (0 to 0)	0 (0 to 0)	0 (0 to 0)	0 (0 to 0)	0 (0 to 0)	0 (0 to 0)	0 (0 to 0)	0 (0 to 0)	0 (0 to 0)	0 (0 to 0)	0
Other neglected tropical diseases	0 (0 to 0)	0 (0 to 0)	0 (0 to 0)	0 (0 to 1)	0 (0 to 0)	0 (0 to 0)	0 (0 to 0)	0 (0 to 0)	0 (0 to 0)	0 (0 to 0)	0 (0 to 0)	0 (0 to 0)	0 (0 to 0)	0 (0 to 0)	0 (0 to 0)	0 (0 to 0)	0 (0 to 0)	0 (0 to 0)	0 (0 to 0)	0 (0 to 0)	0 (0 to 0)	0





SR Table 2a: Soilthuli DALYS by cause and age group for males with 95% uncertainty intervals. 2019

Cause	Early Neonatal	Late Neonatal	Post Neonatal	1 to 4	5 to 9	10 to 14	15 to 19	20 to 24	25 to 29	30 to 34	35 to 39	40 to 44	45 to 49	50 to 54	55 to 59	60 to 64	65 to 69	70 to 74	75 to 79	80 plus	Total
All causes	5,980 (1,74 to 227)	5,980 (644 to 206 3)	5,980 (1 100 to 211)	5,980 (944 to 206)	5,980 (264 to 396)	5,980 (266 to 509)	5,980 (452 to 713)	5,980 (622 to 958)	5,980 (966 to 1,510)	5,980 (1,200 to 2,010)	5,980 (1,790 to 3,100)	5,980 (2,660 to 4,660)	5,980 (3,980 to 7,000)	5,980 (5,770 to 10,300)	5,980 (8,660 to 15,300)	5,980 (11,900 to 21,600)	5,980 (17,700 to 32,400)	5,980 (26,400 to 48,900)	5,980 (3,610 to 7,770)	5,980 (1,290 to 3,100)	5,980 (262 to 393)	31,100
Communicable, maternal, neonatal, and nutritional diseases	5,980 (120 to 249)	5,980 (55 to 52 6)	5,980 (39 0 to 85 2)	5,980 (45 4 to 151)	5,980 (33 2 to 117)	5,980 (27 1 to 94 4)	5,980 (24 to 83 4)	5,980 (23 to 81 4)	5,980 (28 to 97 6)	5,980 (39 to 140)	5,980 (59 to 214)	5,980 (87 to 321)	5,980 (127 to 466)	5,980 (187 to 687)	5,980 (277 to 1,020)	5,980 (412 to 1,520)	5,980 (647 to 2,380)	5,980 (1,020 to 3,760)	5,980 (1,660 to 6,110)	5,980 (1,020 to 3,760)	5,980 (192 to 199)	1,560
HIV/AIDS and sexually transmitted infections	5,980 (1 to 9)	5,980 (0 4 to 2 9)	5,980 (0 4 to 4 6)	5,980 (0 1 to 3 3)	5,980 (0 1 to 3 2)	5,980 (0 1 to 3 1)	5,980 (0 1 to 3 2)	5,980 (0 2 to 3 5)	5,980 (0 3 to 4 2)	5,980 (0 4 to 5 2)	5,980 (0 7 to 7 2)	5,980 (1 0 to 9 4)	5,980 (1 4 to 12 3)	5,980 (2 1 to 17 3)	5,980 (3 1 to 24 3)	5,980 (4 5 to 34 3)	5,980 (6 1 to 47 3)	5,980 (8 0 to 64 1)	5,980 (9 4 to 84 1)	5,980 (4 1 to 23 7)	5,980 (0 1 to 0 1)	26
HIV/AIDS	5,980 (0 to 0)	5,980 (0 to 0)	5,980 (0 1 to 0 1)	5,980 (0 1 to 0 1)	5,980 (0 1 to 0 1)	5,980 (0 1 to 0 1)	5,980 (0 1 to 0 1)	5,980 (0 3 to 0 4)	5,980 (0 5 to 0 7)	5,980 (1 1 to 1 5)	5,980 (1 9 to 2 6)	5,980 (3 to 4 2)	5,980 (5 to 6 8)	5,980 (7 to 9 6)	5,980 (10 to 14 2)	5,980 (14 to 19 6)	5,980 (19 to 26 6)	5,980 (25 to 34 6)	5,980 (32 to 44 6)	5,980 (16 to 22 6)	5,980 (0 to 0)	16 2
HIV/AIDS - Drug-susceptible Tuberculosis	5,980 (0 to 0)	5,980 (0 to 0)	5,980 (0 to 0)	5,980 (0 to 0)	5,980 (0 to 0)	5,980 (0 to 0)	5,980 (0 to 0)	5,980 (0 to 0 1)	5,980 (0 1 to 0 1)	5,980 (0 1 to 0 2)	5,980 (0 2 to 0 3)	5,980 (0 3 to 0 4)	5,980 (0 4 to 0 6)	5,980 (0 6 to 0 9)	5,980 (0 9 to 1 3)	5,980 (1 3 to 1 8)	5,980 (1 8 to 2 5)	5,980 (2 5 to 3 4)	5,980 (3 4 to 4 6)	5,980 (1 5 to 2 1)	5,980 (0 to 0)	1 8
HIV/AIDS - Multidrug-resistant Tuberculosis without extensive dr	5,980 (0 to 0)	5,980 (0 to 0)	5,980 (0 to 0)	5,980 (0 to 0)	5,980 (0 to 0)	5,980 (0 to 0)	5,980 (0 to 0)	5,980 (0 to 0)	5,980 (0 to 0)	5,980 (0 to 0)	5,980 (0 to 0)	5,980 (0 to 0)	5,980 (0 to 0)	5,980 (0 to 0)	5,980 (0 to 0)	5,980 (0 to 0)	5,980 (0 to 0)	5,980 (0 to 0)	5,980 (0 to 0)	5,980 (0 to 0)	5,980 (0 to 0)	0 1
HIV/AIDS - Extensively drug-resistant Tuberculosis	5,980 (0 to 0)	5,980 (0 to 0)	5,980 (0 to 0)	5,980 (0 to 0)	5,980 (0 to 0)	5,980 (0 to 0)	5,980 (0 to 0)	5,980 (0 to 0)	5,980 (0 to 0)	5,980 (0 to 0)	5,980 (0 to 0)	5,980 (0 to 0)	5,980 (0 to 0)	5,980 (0 to 0)	5,980 (0 to 0)	5,980 (0 to 0)	5,980 (0 to 0)	5,980 (0 to 0)	5,980 (0 to 0)	5,980 (0 to 0)	5,980 (0 to 0)	0
HIV/AIDS resulting in other diseases	5,980 (0 to 0)	5,980 (0 to 0)	5,980 (0 1 to 0 1)	5,980 (0 1 to 0 1)	5,980 (0 1 to 0 1)	5,980 (0 1 to 0 1)	5,980 (0 1 to 0 1)	5,980 (0 1 to 0 2)	5,980 (0 2 to 0 3)	5,980 (0 4 to 0 5)	5,980 (0 6 to 0 9)	5,980 (1 to 1 3)	5,980 (1 6 to 1 7)	5,980 (2 to 2 3)	5,980 (3 to 3 2)	5,980 (4 to 4 2)	5,980 (5 to 5 2)	5,980 (6 to 6 2)	5,980 (7 to 7 2)	5,980 (3 to 3 2)	5,980 (0 to 0)	14 3
Sexually transmitted infections excluding HIV	5,980 (1 to 9)	5,980 (0 4 to 2 9)	5,980 (0 5 to 4 7)	5,980 (0 to 0 1)	5,980 (0 to 0 1)	5,980 (0 to 0 1)	5,980 (0 to 0 1)	5,980 (0 to 0 1)	5,980 (0 1 to 0 2)	5,980 (0 1 to 0 2)	5,980 (0 1 to 0 2)	5,980 (0 2 to 0 2)	5,980 (0 2 to 0 3)	5,980 (0 3 to 0 4)	5,980 (0 4 to 0 5)	5,980 (0 5 to 0 6)	5,980 (0 6 to 0 7)	5,980 (0 7 to 0 8)	5,980 (0 8 to 0 9)	5,980 (0 4 to 0 5)	5,980 (0 to 0 1)	9 8
Syphilis	5,980 (1 to 9)	5,980 (0 4 to 2 9)	5,980 (0 to 0 1)	5,980 (0 to 0 1)	5,980 (0 to 0 1)	5,980 (0 to 0 1)	5,980 (0 to 0 1)	5,980 (0 to 0 1)	5,980 (0 to 0 1)	5,980 (0 to 0 1)	5,980 (0 to 0 1)	5,980 (0 to 0 1)	5,980 (0 to 0 1)	5,980 (0 to 0 1)	5,980 (0 to 0 1)	5,980 (0 to 0 1)	5,980 (0 to 0 1)	5,980 (0 to 0 1)	5,980 (0 to 0 1)	5,980 (0 to 0 1)	5,980 (0 to 0 1)	7 7
Chlamydial infection	5,980 (0 to 0)	5,980 (0 to 0)	5,980 (0 to 0)	5,980 (0 to 0)	5,980 (0 to 0)	5,980 (0 to 0)	5,980 (0 to 0)	5,980 (0 to 0)	5,980 (0 to 0)	5,980 (0 to 0)	5,980 (0 to 0)	5,980 (0 to 0)	5,980 (0 to 0)	5,980 (0 to 0)	5,980 (0 to 0)	5,980 (0 to 0)	5,980 (0 to 0)	5,980 (0 to 0)	5,980 (0 to 0)	5,980 (0 to 0)	5,980 (0 to 0)	0 1
Gonococcal infection	5,980 (0 to 0)	5,980 (0 to 0)	5,980 (0 to 0)	5,980 (0 to 0)	5,980 (0 to 0)	5,980 (0 to 0)	5,980 (0 to 0)	5,980 (0 to 0)	5,980 (0 to 0)	5,980 (0 to 0)	5,980 (0 to 0)	5,980 (0 to 0)	5,980 (0 to 0)	5,980 (0 to 0)	5,980 (0 to 0)	5,980 (0 to 0)	5,980 (0 to 0)	5,980 (0 to 0)	5,980 (0 to 0)	5,980 (0 to 0)	5,980 (0 to 0)	0 1
Trichomoniasis	5,980 (0 to 0)	5,980 (0 to 0)	5,980 (0 to 0)	5,980 (0 to 0)	5,980 (0 to 0)	5,980 (0 to 0)	5,980 (0 to 0)	5,980 (0 to 0 1)	5,980 (0 to 0 1)	5,980 (0 to 0 1)	5,980 (0 to 0 1)	5,980 (0 to 0 1)	5,980 (0 to 0 1)	5,980 (0 to 0 1)	5,980 (0 to 0 1)	5,980 (0 to 0 1)	5,980 (0 to 0 1)	5,980 (0 to 0 1)	5,980 (0 to 0 1)	5,980 (0 to 0 1)	5,980 (0 to 0 1)	0 2
Genital herpes	5,980 (0 to 0)	5,980 (0 to 0)	5,980 (0 to 0)	5,980 (0 to 0)	5,980 (0 to 0)	5,980 (0 to 0)	5,980 (0 to 0 1)	5,980 (0 to 0 1)	5,980 (0 to 0 1)	5,980 (0 to 0 1)	5,980 (0 to 0 1)	5,980 (0 to 0 1)	5,980 (0 to 0 1)	5,980 (0 to 0 1)	5,980 (0 to 0 1)	5,980 (0 to 0 1)	5,980 (0 to 0 1)	5,980 (0 to 0 1)	5,980 (0 to 0 1)	5,980 (0 to 0 1)	5,980 (0 to 0 1)	1 7
Syphilitic stillbirth	5,980 (0 to 0)	5,980 (0 to 0)	5,980 (0 to 0)	5,980 (0 to 0)	5,980 (0 to 0)	5,980 (0 to 0)	5,980 (0 to 0)	5,980 (0 to 0)	5,980 (0 to 0)	5,980 (0 to 0)	5,980 (0 to 0)	5,980 (0 to 0)	5,980 (0 to 0)	5,980 (0 to 0)	5,980 (0 to 0)	5,980 (0 to 0)	5,980 (0 to 0)	5,980 (0 to 0)	5,980 (0 to 0)	5,980 (0 to 0)	5,980 (0 to 0)	0
Other sexually transmitted infections	5,980 (0 to 0)	5,980 (0 to 0)	5,980 (0 to 0)	5,980 (0 to 0)	5,980 (0 to 0)	5,980 (0 to 0)	5,980 (0 to 0 1)	5,980 (0 to 0 1)	5,980 (0 to 0 1)	5,980 (0 to 0 1)	5,980 (0 to 0 1)	5,980 (0 to 0 1)	5,980 (0 to 0 1)	5,980 (0 to 0 1)	5,980 (0 to 0 1)	5,980 (0 to 0 1)	5,980 (0 to 0 1)	5,980 (0 to 0 1)	5,980 (0 to 0 1)	5,980 (0 to 0 1)	5,980 (0 to 0 1)	0 1
Respiratory infections and tuberculosis	5,980 (1 5 to 2 4)	5,980 (1 to 1 9)	5,980 (5 9 to 13 2)	5,980 (12 to 24 1)	5,980 (7 7 to 20 4)	5,980 (5 6 to 16 2)	5,980 (5 2 to 13 9)	5,980 (5 8 to 13 6)	5,980 (7 2 to 14 1)	5,980 (9 to 17 5)	5,980 (9 6 to 19 2)	5,980 (10 7 to 20 3)	5,980 (14 to 27 1)	5,980 (15 5 to 29 7)	5,980 (19 9 to 38)	5,980 (29 to 54 6)	5,980 (34 6 to 64 8)	5,980 (41 to 77 3)	5,980 (46 6 to 88 1)	5,980 (58 3 to 115)	5,980 (79 7 to 149)	810
Tuberculosis	5,980 (0 to 0)	5,980 (0 to 0)	5,980 (0 1 to 0 1)	5,980 (0 to 0 1)	5,980 (0 to 0 1)	5,980 (0 to 0 1)	5,980 (0 1 to 0 2)	5,980 (0 1 to 0 3)	5,980 (0 3 to 0 4)	5,980 (0 4 to 0 5)	5,980 (0 6 to 0 7)	5,980 (0 7 to 0 9)	5,980 (0 9 to 1 2)	5,980 (1 1 to 1 5)	5,980 (1 5 to 2 1)	5,980 (2 1 to 2 9)	5,980 (2 9 to 3 9)	5,980 (3 9 to 5 1)	5,980 (4 9 to 6 5)	5,980 (5 3 to 8 1)	5,980 (1 to 1 4)	14 4
Latent tuberculosis infection	5,980 (0 to 0)	5,980 (0 to 0)	5,980 (0 to 0)	5,980 (0 to 0)	5,980 (0 to 0)	5,980 (0 to 0)	5,980 (0 to 0)	5,980 (0 to 0)	5,980 (0 to 0)	5,980 (0 to 0)	5,980 (0 to 0)	5,980 (0 to 0)	5,980 (0 to 0)	5,980 (0 to 0)	5,980 (0 to 0)	5,980 (0 to 0)	5,980 (0 to 0)	5,980 (0 to 0)	5,980 (0 to 0)	5,980 (0 to 0)	5,980 (0 to 0)	0
Drug-susceptible tuberculosis	5,980 (0 to 0)	5,980 (0 to 0)	5,980 (0 1 to 0 1)	5,980 (0 to 0 1)	5,980 (0 to 0 1)	5,980 (0 to 0 1)	5,980 (0 to 0 1)	5,980 (0 1 to 0 2)	5,980 (0 3 to 0 4)	5,980 (0 3 to 0 5)	5,980 (0 4 to 0 7)	5,980 (0 4 to 0 6)	5,980 (0 4 to 0 6)	5,980 (0 4 to 0 6)	5,980 (0 5 to 0 7)	5,980 (0 7 to 1 0)	5,980 (0 7 to 1 0)	5,980 (0 7 to 1 0)	5,980 (0 7 to 1 2)	5,980 (0 4 to 0 6)	5,980 (0 to 0 1)	14
Multidrug-resistant tuberculosis without extensive drug-resistanc	5,980 (0 to 0)	5,980 (0 to 0)	5,980 (0 to 0)	5,980 (0 to 0)	5,980 (0 to 0)	5,980 (0 to 0)	5,980 (0 to 0)	5,980 (0 to 0)	5,980 (0 to 0 1)	5,980 (0 to 0 1)	5,980 (0 to 0 1)	5,980 (0 to 0 1)	5,980 (0 to 0 1)	5,980 (0 to 0 2)	5,980 (0 to 0 2)	5,980 (0 to 0 2)	5,980 (0 to 0 3)	5,980 (0 to 0 3)	5,980 (0 to 0 3)	5,980 (0 to 0 2)	5,980 (0 to 0 1)	0 3
Extensively drug-resistant tuberculosis	5,980 (0 to 0)	5,980 (0 to 0)	5,980 (0 to 0)	5,980 (0 to 0)	5,980 (0 to 0)	5,980 (0 to 0)	5,980 (0 to 0)	5,980 (0 to 0)	5,980 (0 to 0)	5,980 (0 to 0)	5,980 (0 to 0)	5,980 (0 to 0)	5,980 (0 to 0)	5,980 (0 to 0)	5,980 (0 to 0)	5,980 (0 to 0)	5,980 (0 to 0)	5,980 (0 to 0)	5,980 (0 to 0)	5,980 (0 to 0)	5,980 (0 to 0)	0 1
Lower respiratory infections	5,980 (1 to 2 4)	5,980 (1 to 1 9)	5,980 (4 1 to 9 2)	5,980 (9 to 19 1)	5,980 (4 to 9 1)	5,980 (3 to 8 1)	5,980 (3 to 8 1)	5,980 (3 to 8 1)	5,980 (3 to 8 1)	5,980 (3 to 8 1)	5,980 (3 to 8 1)	5,980 (3 to 8 1)	5,980 (3 to 8 1)	5,980 (5 4 to 12 5)	5,980 (8 to 19 7)	5,980 (12 4 to 28 5)	5,980 (18 to 41 4)	5,980 (25 6 to 58 1)	5,980 (32 to 73 6)	5,980 (43 3 to 99 1)	5,980 (74 to 144)	480
Upper respiratory infections	5,980 (0 1 to 0 2)	5,980 (0 to 0 1)	5,980 (1 2 to 3 1)	5,980 (5 2 to 16 1)	5,980 (2 to 7 4)	5,980 (1 to 6 1)	5,980 (1 to 6 1)	5,980 (2 to 11)	5,980 (2 to 9 5)	5,980 (2 to 9 5)	5,980 (2 to 9 5)	5,980 (2 to 9 5)	5,980 (2 to 9 5)	5,980 (2 to 9 5)	5,980 (2 to 9 5)	5,980 (2 to 9 5)	5,980 (2 to 9 5)	5,980 (2 to 9 5)	5,980 (2 to 9 5)	5,980 (2 to 9 5)	5,980 (2 to 9 5)	95 9
Otitis media	5,980 (0 to 0)	5,980 (0 to 0)	5,980 (0 2 to 0 6)	5,980 (1 1 to 3 7)	5,980 (0 4 to 2 2)	5,980 (0 4 to 2 2)	5,980 (0 5 to 2 2)	5,980 (0 4 to 2 1)	5,980 (0 4 to 1 9)	5,980 (0 4 to 1 7)	5,980 (0 5 to 2 1)	5,980 (0 5 to 2 1)	5,980 (0 5 to 2 1)	5,980 (0 5 to 2 1)	5,980 (0 4 to 2 4)	5,980 (0 7 to 2 8)	5,980 (0 4 to 2 4)	5,980 (0 4 to 1 9)	5,980 (0 3 to 1 3)	5,980 (0 3 to 1 2)	5,980 (0 to 0 2)	19 2
Enteric infections	5,980 (0 1 to 0 2)	5,980 (0 to 0 7)	5,980 (4 to 9 7)	5,980 (5 4 to 14 6)	5,980 (2 4 to 8 8)	5,980 (1 9 to 5 7)	5,980 (2 4 to 8 4)	5,980 (1 to 3 1)	5,980 (1 2 to 3)	5,980 (1 2 to 3 1)	5,980 (1 9 to 4 2)	5,980 (3 2 to 6 6)	5,980 (4 9 to 9 7)	5,980 (7 to 13 6)	5,980 (9 7 to 18 6)	5,980 (13 to 25 6)	5,980 (17 to 33 6)	5,980 (22 to 43 6)	5,980 (28 to 56 6)	5,980 (16 to 34 6)	5,980 (1 to 7 4)	94 2
Diarrheal diseases	5,980 (0 1 to 0 2)	5,980 (0 5 to 4 0)	5,980 (4 to 9 6)	5,980 (5 4 to 14 7)	5,980 (2 4 to 8 8)	5,980 (1 7 to 5 7)	5,980 (2 4 to 8 4)	5,980 (1 to 3 1)	5,980 (1 to 3)	5,980 (1 2 to 3 1)	5,980 (1 9 to 4 2)	5,980 (3 2 to 6 6)	5,980 (4 9 to 9 7)	5,980 (7 to 13 6)	5,980 (9 7 to 18 6)	5,980 (13 to 25 6)	5,980 (17 to 33 6)	5,980 (22 to 43 6)	5,980 (28 to 56 6)	5,980 (16 to 34 6)	5,980 (1 to 7 4)	99 5
Typhoid and paraphoid	5,980 (0 to 0)	5,980 (0 to 0)	5,980 (0 to 0)	5,980 (0 to 0)	5,980 (0 to 0)	5,980 (0 to 0)	5,980 (0 to 0)	5,980 (0 to 0)	5,980 (0 to 0)	5,980 (0 to 0)	5,980 (0 to 0)	5,980 (0 to 0)	5,980 (0 to 0)	5,980 (0 to 0)	5,980 (0 to 0)	5,980 (0 to 0)	5,980 (0 to 0)	5,980 (0 to 0)	5,980 (0 to 0)	5,980 (0 to 0)	5,980 (0 to 0)	0
Typhoid fever	5,980 (0 to 0)	5,980 (0 to 0)	5,980 (0 to 0)	5,980 (0 to 0)	5,980 (0 to 0)	5,980 (0 to 0)	5,980 (0 to 0)	5,980 (0 to 0)	5,980 (0 to 0)	5,980 (0 to 0)	5,980 (0 to 0)	5,980 (0 to 0)	5,980 (0 to 0)	5,980 (0 to 0)	5,980 (0 to 0)	5,980 (0 to 0)	5,980 (0 to 0)	5,980 (0 to 0)	5,980 (0 to 0)	5,980 (0 to 0)	5,980 (0 to 0)	0
Paratyphoid fever	5,980 (0 to 0)	5,980 (0 to 0)	5,980 (0 to 0)	5,980 (0 to 0)	5,980 (0 to 0)	5,980 (0 to 0)	5,980 (0 to 0)	5,980 (0 to 0)	5,980 (0 to 0)	5,980 (0 to 0)	5,980 (0 to 0)	5,980 (0 to 0)	5,980 (0 to 0)	5,980 (0 to 0)	5,980 (0 to 0)	5,980 (0 to 0)	5,980 (0 to 0)	5,980 (0 to 0)	5,980 (0 to 0)	5,980 (0 to 0)	5,980 (0 to 0)	0
Invasive Non-typhoidal Salmonella (iNTS)	5,980 (0 to 0)	5,980 (0 to 0)	5,980 (0 to 0 1)	5,980 (0 to 0 1)	5,980 (0 to 0 1)	5,980 (0 to 0 1)	5,980 (0 to 0 1)	5,980 (0 to 0 1)	5,980 (0 to 0 1)	5,980 (0 to 0 1)	5,980 (0 to 0 1)	5,980 (0 to 0 1)	5,980 (0 to 0 1)	5,980 (0 to 0 1)	5,980 (0 to 0 1)	5,980 (0 to 0 1)	5,980 (0 to 0 1)	5,980 (0 to 0 1)	5,980 (0 to 0 1)	5,980 (0 to 0 1)	5,980 (0 to 0 1)	0 5
Other intestinal infectious diseases	5,980 (0 to 0)	5,980 (0 to 0)	5,980 (0 to 0)	5,980 (0 to 0)	5,980 (0 to 0)	5,980 (0 to 0)	5,980 (0 to 0)	5,980 (0 to 0)	5,980 (0 to 0)	5,980 (0 to 0)	5,980 (0 to 0)	5,980 (0 to 0)	5,980 (0 to 0)	5,980 (0 to 0)	5,980 (0 to 0)	5,980 (0 to 0)	5,980 (0 to 0)	5,980 (0 to 0)	5,980 (0 to 0)	5,980 (0 to 0)	5,980 (0 to 0)	0 2
Neglected tropical diseases and malaria	5,980 (0 to 0)	5,980 (0 to 0)	5,980 (0 to 0 2)	5,980 (0 to 0 7)	5,980 (0 1 to 0 4)	5,980 (0 to 0 3)	5,980 (0 to 0 2)	5,980 (0 to 0 2)	5,980 (0 to 0 3)	5,980 (0 to 0 3)	5,980 (0 to 0 4)	5,980 (0 to 0 5)	5,980 (0 to 0 6)	5,980 (0 to 0 8)	5,980 (0 to 0 9)	5,980 (0 to 0 9)	5,980 (0 to 0 9)	5,980 (0 to 0 9)	5,980 (0 to 0 8)	5,980 (0 to 0 5)	5,980 (0 to 0 1)	3 8
Malaria	5,980 (0 to 0)	5,980 (0 to 0)	5,980 (0 to 0)	5,980 (0 to 0)	5,980 (0 to 0)	5,980 (0 to 0)	5,980 (0 to 0)	5,980 (0 to 0)	5,980 (0 to 0)	5,980 (0 to 0)	5,980 (0 to 0)	5,980 (0 to 0)	5,980 (0 to 0)	5,980 (0 to 0)	5,980 (0 to 0)	5,980 (0 to 0)	5,980 (0 to 0)	5,980 (0 to 0)	5,980 (0 to 0)	5,980 (0 to 0)	5,980 (0 to 0)	0
Chagas disease	5,980 (0 to 0)	5,980 (0 to 0)	5,980 (0 to 0)	5,980 (0 to 0)	5,980 (0 to 0)	5,980 (0 to 0)	5,980 (0 to 0)	5,980 (0 to 0)	5,980 (0 to 0)	5,980 (0 to 0)	5,980 (0 to 0)	5,980 (0 to 0)	5,980 (0 to 0)	5,980 (0 to 0)	5,980 (0 to 0)	5,980 (0 to 0)	5,980 (0 to 0)	5,980 (0 to 0)	5,980 (0 to 0)	5,980 (0 to 0)	5,980 (0 to 0)	0
Leishmaniasis	5,980 (0 to 0)	5,980 (0 to 0)	5,980 (0 to 0)	5,980 (0 to 0)	5,980 (0 to 0)	5,980 (0 to 0)	5,980 (0 to 0)	5,980 (0 to 0)	5,980 (0 to 0)	5,980 (0 to 0)	5,980 (0 to 0)	5,980 (0 to 0)	5,980 (0 to 0)	5,980 (0 to 0)	5,980 (0 to 0)	5,980 (0 to 0)	5,980 (0 to 0)	5,980 (0 to 0)	5,980 (0 to 0)	5,980 (0 to 0)	5,980 (0 to 0)	0
Visceral leishmaniasis	5,980 (0 to 0)	5,980 (0 to 0)	5,980 (0 to 0)	5,980 (0 to 0)	5,980 (0 to 0)	5,980 (0 to 0)	5,980 (0 to 0)	5,980 (0 to 0)	5,980 (0 to 0)	5,980 (0 to 0)	5,980 (0 to 0)	5,980 (0 to 0)	5,980 (0 to 0)	5,980 (0 to 0)	5,980 (0 to 0)	5,980 (0 to 0)	5,980 (0 to 0)	5,980 (0 to 0)	5,980 (0 to 0)	5,980 (0 to 0)	5,980 (0 to 0)	0
Cutaneous and mucocutaneous leishmaniasis	5,980 (0 to 0)	5,980 (0 to 0)	5,980 (0 to 0)	5,980 (0 to 0)	5,980 (0 to 0)	5,980 (0 to 0)	5,980 (0 to 0)	5,980 (0 to 0)	5,980 (0 to 0)	5,980 (0 to 0)	5,980 (0 to 0)	5,980 (0 to 0)	5,980 (0 to 0)	5,980 (0 to 0)	5,980 (0 to 0)	5,980 (0 to 0)	5,980 (0 to 0)	5,980 (0 to 0)	5,980 (0 to 0)	5,980 (0 to 0)	5,980 (0 to 0)	0
African trypanosomiasis	5,980 (0 to 0)	5,980 (0 to 0)	5,980 (0 to 0)	5,980 (0 to 0)	5,980 (0 to 0)	5,980 (0 to 0)	5,980 (0 to 0)	5,980 (0 to 0)	5,980 (0 to 0)	5,980 (0 to 0)	5,980 (0 to 0)	5,980 (0 to 0)	5,980 (0 to 0)	5,980 (0 to 0)	5,980 (0 to 0)	5,980 (0 to 0)	5,980 (0 to 0)	5,980 (0 to 0)	5,980 (0 to 0)	5,980 (0 to 0)	5,980 (0 to 0)	0
Schistosomiasis	5,980 (0 to 0)	5,980 (0 to 0)	5,980 (0 to 0)	5,980 (0 to 0)	5,980 (0 to 0)	5,980 (0 to 0)	5,980 (0 to 0)	5,980 (0 to 0)	5,980 (0 to 0)	5,980 (0 to 0)	5,980 (0 to 0)	5,980 (0 to 0)	5,980 (0 to 0)	5,980 (0 to 0)	5,980 (0 to 0)	5,980 (0 to 0)	5,980 (0 to 0)	5,980 (0 to 0)	5,980 (0 to 0)	5,980 (0 to 0)	5,980 (0 to 0)	0
Cysticercosis	5,980 (0 to 0)	5,980 (0 to 0)	5,980 (0 to 0)	5,980 (0 to 0)	5,980 (0 to 0)	5,980 (0 to 0)	5,980 (0 to 0)	5,980 (0 to 0)	5,980 (0 to 0)	5,980 (0 to 0)	5,980 (0 to 0)	5,980 (0 to 0)	5,980 (0 to 0)	5,980 (0 to 0)	5,980 (0 to 0)	5,980 (0 to 0)	5,980 (0 to 0)	5,980 (0 to 0)	5,980 (0 to 0)	5,980 (0 to 0)	5,980 (0 to 0)	0
Cystic echinococcosis	5,980 (0 to 0)	5,980 (0 to 0)	5,980 (0 to 0)	5,980 (0 to 0)	5,980 (0 to 0)	5,980 (0 to 0)	5,980 (0 to 0)	5,980 (0 to 0)	5,980 (0 to 0)	5,980 (0 to 0)	5,980 (0 to 0)	5,980 (0 to 0)	5,980 (0 to 0)	5,980 (0 to 0)	5,980 (0 to 0)	5,980 (0 to 0)	5,980 (0 to 0)	5,980 (0 to 0)	5,980 (0 to 0)	5,980 (0 to 0)	5,980 (0 to 0)	0
Lymphatic filariasis	5,980 (0 to 0)	5,980 (0 to 0)	5,980 (0 to 0)	5,980 (0 to 0)	5,980 (0 to 0)	5,980 (0 to 0)	5,980 (0 to 0)	5,980 (0 to 0)	5,980 (0 to 0)	5,980 (0 to 0)	5,980 (0 to 0)	5,980 (0 to 0)	5,980 (0 to 0)	5,980 (0 to 0)	5,980 (0 to 0)	5,980 (0 to 0)	5,980 (0 to 0)	5,980 (0 to 0)	5,980 (0 to 0)	5,980 (0 to 0)	5,980 (0 to 0)	0
Onchocerciasis	5,980 (0 to 0)	5,980 (0 to 0)	5,980 (0 to 0)	5,980 (0 to 0)	5,980 (0 to 0)	5,980 (0 to 0)	5,980 (0 to 0)	5,980 (0 to 0)	5,980 (0 to 0)	5,980 (0 to 0)	5,980 (0 to 0)	5,980 (0 to 0)	5,980 (0 to 0)	5,980 (0 to 0)	5,980 (0 to 0)	5,980 (0 to 0)	5,980 (0 to 0)	5,980 (0 to 0)	5,980 (0 to 0)	5,980 (0 to 0)	5,980 (0 to 0)	0
Trachoma	5,980 (0 to 0)	5,980 (0 to 0)	5,980 (0 to 0)	5,980 (0 to 0)	5,980 (0 to 0)	5,980 (0 to 0)	5,980 (0 to 0)	5,980 (0 to 0)	5,980 (0 to 0)	5,980 (0 to 0)	5,980 (0 to 0)	5,980 (0 to 0)	5,980 (0 to 0)	5,980 (0 to 0)	5,980 (0 to 0)	5,980 (0 to 0)	5,980 (0 to 0)	5,980 (0 to 0)	5,980 (0 to 0)	5,980 (0 to 0)	5,980 (0 to 0)	0
Dengue	5,980 (0 to 0)	5,980 (0 to 0)	5,980 (0 to 0)	5,980 (0 to 0)	5,980 (0 to 0)	5,980 (0 to 0)	5,980 (0 to 0)	5,980 (0 to 0)	5,980 (0 to 0)	5,980 (0 to 0)	5,980 (0 to 0)	5,980 (0 to 0)	5,980 (0 to 0)	5,980 (0 to 0)	5,980 (0 to 0)	5,980 (0 to 0)	5,980 (0 to 0)	5,980 (0 to 0)	5,980 (0 to 0)	5,980 (0 to 0)	5,980 (0 to 0)	0
Yellow fever	5,980 (0 to 0)	5,980 (0 to 0)	5,980 (0 to 0)	5,980 (0 to 0)	5,980 (0 to 0)	5,980 (0 to 0)	5,980 (0 to 0)	5,980 (0 to 0)	5,980 (0 to 0)	5,980 (0 to 0)	5,980 (0 to 0)	5,980 (0 to 0)	5,980 (0 to 0)	5,980 (0 to 0)	5,980 (0 to 0)	5,980 (0 to 0)	5,980 (0 to 0)	5,980 (0 to 0)	5,980 (0 to 0)	5,980 (0 to 0)	5,980 (0 to 0)	0
Rabies	5,980 (0 to 0)	5,980 (0 to 0)	5,980 (0 to 0)	5,980 (0 to 0)	5,980 (0 to 0)	5,980 (0 to 0)	5,980 (0 to 0)	5,980 (0 to 0)	5,980 (0 to 0)	5,980 (0 to 0)	5,980 (0 to 0)	5,980 (0 to 0)	5,980 (0 to 0)	5,980 (0 to 0)	5,980 (0 to 0)	5,980 (0 to 0)	5,980 (0 to 0)	5,980 (0 to 0)	5,980 (0 to 0)	5,980 (0 to 0)	5,980 (0 to 0)	0
Intestinal nematode infections	5,980 (0 to 0)	5,980 (0 to 0)	5,980 (0 to 0)	5,980 (0 to 0)	5,980 (0 to 0)	5,980 (0 to 0)	5,980 (0 to 0)	5,980 (0 to 0)	5,980 (0 to 0)	5,980 (0 to 0)	5,980 (0 to 0)	5,980 (0 to 0)	5,980 (0 to 0)	5,980 (0 to 0)	5,980 (0 to 0)	5,980 (0 to 0)	5,980 (0 to 0)	5,980 (0 to 0)	5,980 (0 to 0)	5,980 (0 to 0)	5,980 (0 to 0)	0
Ascariasis	5,980 (0 to 0)	5,980 (0 to 0)	5,980 (0 to 0)	5,980 (0 to 0)	5,980 (0 to 0)	5,980 (0 to 0)	5,980 (0 to 0)	5,980 (0 to 0)	5,980 (0 to 0)	5,980 (0 to 0)	5,980 (0 to 0)	5,980 (0 to 0)	5,980 (0 to 0)	5,980 (0 to 0)	5,980 (0 to 0)	5,980 (0 to 0)	5,980 (0 to 0)	5,980 (0 to 0)	5,980 (0 to 0)	5,980 (0 to 0)	5,980 (0 to 0)	0



| | | |

SR Table 2a: Shrosshire DALYS by cause and age arroun for males with 95% uncertainty intervals, 2019

Cause	Early Neonatal	Late Neonatal	Post Neonatal	1 to 4	5 to 9	10 to 14	15 to 19	20 to 24	25 to 29	30 to 34	35 to 39	40 to 44	45 to 49	50 to 54	55 to 59	60 to 64	65 to 69	70 to 74	75 to 79	80 to 84	85 to 89	90 to 94	95 plus	Total
All causes	1,900 (1849 to 1941)	1,400 (1,310 to 1,500)	1,100 (1,030 to 1,170)	1,300 (1,210 to 1,390)	1,000 (927 to 1,060)	1,000 (927 to 1,060)	1,100 (1,020 to 1,170)	1,200 (1,120 to 1,270)	1,300 (1,220 to 1,370)	1,400 (1,320 to 1,470)	1,500 (1,420 to 1,570)	1,600 (1,520 to 1,670)	1,700 (1,620 to 1,770)	1,800 (1,720 to 1,870)	1,900 (1,820 to 1,970)	2,000 (1,920 to 2,080)	2,100 (2,020 to 2,180)	2,200 (2,120 to 2,280)	2,300 (2,220 to 2,380)	2,400 (2,310 to 2,490)	2,500 (2,410 to 2,590)	2,600 (2,510 to 2,690)	49,100 (46,400 to 51,800)
Communicable, maternal, neonatal, and nutritional diseases	1,900 (1827 to 1941)	1,400 (1,310 to 1,500)	1,100 (1,030 to 1,170)	1,300 (1,210 to 1,390)	1,000 (927 to 1,060)	1,000 (927 to 1,060)	1,100 (1,020 to 1,170)	1,200 (1,120 to 1,270)	1,300 (1,220 to 1,370)	1,400 (1,320 to 1,470)	1,500 (1,420 to 1,570)	1,600 (1,520 to 1,670)	1,700 (1,620 to 1,770)	1,800 (1,720 to 1,870)	1,900 (1,820 to 1,970)	2,000 (1,920 to 2,080)	2,100 (2,020 to 2,180)	2,200 (2,120 to 2,280)	2,300 (2,220 to 2,380)	2,400 (2,310 to 2,490)	2,500 (2,410 to 2,590)	2,600 (2,510 to 2,690)	3,270 (3,180 to 3,360)
HIV/AIDS and sexually transmitted infections	5.2 (1.4 to 12.4)	1.9 (0.5 to 4.2)	2.7 (0.8 to 6.1)	0.2 (0.2 to 0.4)	0.1 (0.1 to 0.1)	0.1 (0.1 to 0.1)	0.2 (0.2 to 0.3)	0.7 (0.3 to 0.9)	1.5 (1.1 to 2.1)	2.8 (2.1 to 3.8)	3.7 (2.8 to 5)	3.9 (2.9 to 5.4)	4.6 (3.5 to 6.3)	4.6 (3.5 to 6.3)	4.0 (3.2 to 5.8)	3.6 (2.9 to 5)	3.7 (2.9 to 5.2)	3.7 (2.7 to 4.9)	3.9 (2.8 to 5.2)	3.7 (2.6 to 5.2)	2.7 (1.9 to 4.2)	0.1 (0.1 to 0.1)	66.2 (51.9 to 84.1)
HIV/AIDS	0 (0 to 0)	0 (0 to 0)	0 (0 to 0)	0 (0 to 0)	0 (0 to 0)	0 (0 to 0)	0 (0 to 0)	0.4 (0.4 to 0.6)	1.3 (0.9 to 1.9)	2.5 (1.9 to 3.4)	3.4 (2.6 to 4.6)	3.6 (2.7 to 4.9)	4.2 (3.1 to 5.8)	4.2 (3.1 to 5.8)	3.8 (2.9 to 5.3)	3.4 (2.7 to 4.8)	3.5 (2.7 to 4.9)	3.5 (2.6 to 4.7)	3.7 (2.6 to 5.1)	3.5 (2.5 to 4.9)	2.5 (1.8 to 3.9)	0.1 (0.1 to 0.1)	39.1 (29.6 to 51.1)
HIV/AIDS - Drug-susceptible Tuberculosis	0 (0 to 0)	0 (0 to 0)	0 (0 to 0)	0 (0 to 0)	0 (0 to 0)	0 (0 to 0)	0 (0 to 0)	0.1 (0.1 to 0.2)	0.3 (0.2 to 0.5)	0.6 (0.4 to 0.8)	0.9 (0.6 to 1.2)	0.9 (0.7 to 1.2)	1.1 (0.8 to 1.5)	1.1 (0.8 to 1.5)	1 (0.7 to 1.4)	0.9 (0.7 to 1.3)	0.9 (0.7 to 1.3)	0.9 (0.7 to 1.2)	1 (0.7 to 1.3)	0.9 (0.7 to 1.3)	0.7 (0.5 to 1.1)	0 (0 to 0)	9.7 (7.3 to 12.7)
HIV/AIDS - Multidrug-resistant Tuberculosis without extensive drug resistance	0 (0 to 0)	0 (0 to 0)	0 (0 to 0)	0 (0 to 0)	0 (0 to 0)	0 (0 to 0)	0 (0 to 0)	0 (0 to 0)	0 (0 to 0)	0 (0 to 0)	0 (0 to 0)	0 (0 to 0)	0 (0 to 0)	0 (0 to 0)	0 (0 to 0)	0 (0 to 0)	0 (0 to 0)	0 (0 to 0)	0 (0 to 0)	0 (0 to 0)	0 (0 to 0)	0 (0 to 0)	0 (0 to 0)	0.1 (0 to 0.1)
HIV/AIDS - Extensively drug-resistant Tuberculosis	0 (0 to 0)	0 (0 to 0)	0 (0 to 0)	0 (0 to 0)	0 (0 to 0)	0 (0 to 0)	0 (0 to 0)	0 (0 to 0)	0 (0 to 0)	0 (0 to 0)	0 (0 to 0)	0 (0 to 0)	0 (0 to 0)	0 (0 to 0)	0 (0 to 0)	0 (0 to 0)	0 (0 to 0)	0 (0 to 0)	0 (0 to 0)	0 (0 to 0)	0 (0 to 0)	0 (0 to 0)	0 (0 to 0)	0 (0 to 0)
HIV/AIDS resulting in other diseases	0 (0 to 0)	0 (0 to 0)	0 (0 to 0)	0 (0 to 0)	0 (0 to 0)	0 (0 to 0)	0 (0 to 0)	0.1 (0 to 0.2)	0.2 (0.1 to 0.4)	0.3 (0.2 to 0.5)	0.4 (0.3 to 0.6)	0.4 (0.3 to 0.6)	0.5 (0.4 to 0.7)	0.5 (0.4 to 0.7)	0.4 (0.3 to 0.6)	0.4 (0.3 to 0.6)	0.4 (0.3 to 0.6)	0.4 (0.3 to 0.6)	0.4 (0.3 to 0.6)	0.4 (0.3 to 0.6)	0.3 (0.2 to 0.5)	0 (0 to 0)	3.7 (2.8 to 4.9)
Sexually transmitted infections excluding HIV	5.2 (1.4 to 12.4)	1.9 (0.5 to 4.2)	2.7 (0.8 to 6.1)	0.1 (0 to 0.2)	0 (0 to 0)	0 (0 to 0)	0.1 (0 to 0.1)	0.3 (0.1 to 0.5)	0.2 (0.1 to 0.4)	0.3 (0.1 to 0.5)	0.3 (0.1 to 0.7)	0.3 (0.2 to 0.7)	0.4 (0.2 to 0.9)	0.4 (0.2 to 0.9)	0.2 (0 to 0.7)	0.2 (0 to 0.7)	0.3 (0 to 0.7)	0.2 (0 to 0.7)	0.2 (0 to 0.7)	0.2 (0 to 0.7)	0.1 (0 to 0.5)	0 (0 to 0)	4.1 (1.4 to 9.6)
Syphilis	5.2 (1.4 to 12.4)	1.9 (0.5 to 4.2)	2.5 (0.7 to 5.6)	0.1 (0 to 0.2)	0 (0 to 0)	0 (0 to 0)	0 (0 to 0)	0 (0 to 0)	0 (0 to 0)	0 (0 to 0)	0 (0 to 0)	0 (0 to 0)	0 (0 to 0)	0 (0 to 0)	0 (0 to 0)	0 (0 to 0)	0 (0 to 0)	0 (0 to 0)	0 (0 to 0)	0 (0 to 0)	0 (0 to 0)	0 (0 to 0)	0 (0 to 0)	10.7 (7.6 to 14.9)
Chlamydial infection	0 (0 to 0)	0 (0 to 0)	0 (0 to 0)	0 (0 to 0)	0 (0 to 0)	0 (0 to 0)	0 (0 to 0)	0 (0 to 0)	0 (0 to 0)	0 (0 to 0)	0 (0 to 0)	0 (0 to 0)	0 (0 to 0)	0 (0 to 0)	0 (0 to 0)	0 (0 to 0)	0 (0 to 0)	0 (0 to 0)	0 (0 to 0)	0 (0 to 0)	0 (0 to 0)	0 (0 to 0)	0 (0 to 0)	0.1 (0 to 0.2)
Gonococcal infection	0 (0 to 0)	0 (0 to 0)	0 (0 to 0)	0 (0 to 0)	0 (0 to 0)	0 (0 to 0)	0 (0 to 0)	0 (0 to 0)	0 (0 to 0)	0 (0 to 0)	0 (0 to 0)	0 (0 to 0)	0 (0 to 0)	0 (0 to 0)	0 (0 to 0)	0 (0 to 0)	0 (0 to 0)	0 (0 to 0)	0 (0 to 0)	0 (0 to 0)	0 (0 to 0)	0 (0 to 0)	0 (0 to 0)	0.1 (0 to 0.2)
Trichomoniasis	0 (0 to 0)	0 (0 to 0)	0 (0 to 0)	0 (0 to 0)	0 (0 to 0)	0 (0 to 0)	0 (0 to 0)	0 (0 to 0)	0 (0 to 0)	0 (0 to 0)	0 (0 to 0)	0 (0 to 0)	0 (0 to 0)	0 (0 to 0)	0 (0 to 0)	0 (0 to 0)	0 (0 to 0)	0 (0 to 0)	0 (0 to 0)	0 (0 to 0)	0 (0 to 0)	0 (0 to 0)	0 (0 to 0)	0.3 (0.2 to 0.5)
Genital herpes	0 (0 to 0)	0 (0 to 0)	0 (0 to 0)	0 (0 to 0)	0 (0 to 0)	0 (0 to 0)	0 (0 to 0)	0 (0 to 0)	0 (0 to 0)	0 (0 to 0)	0 (0 to 0)	0 (0 to 0)	0 (0 to 0)	0 (0 to 0)	0 (0 to 0)	0 (0 to 0)	0 (0 to 0)	0 (0 to 0)	0 (0 to 0)	0 (0 to 0)	0 (0 to 0)	0 (0 to 0)	0 (0 to 0)	2.6 (1.8 to 3.6)
Other sexually transmitted infections	0 (0 to 0)	0 (0 to 0)	0 (0 to 0)	0 (0 to 0)	0 (0 to 0)	0 (0 to 0)	0 (0 to 0)	0 (0 to 0)	0 (0 to 0)	0 (0 to 0)	0 (0 to 0)	0 (0 to 0)	0 (0 to 0)	0 (0 to 0)	0 (0 to 0)	0 (0 to 0)	0 (0 to 0)	0 (0 to 0)	0 (0 to 0)	0 (0 to 0)	0 (0 to 0)	0 (0 to 0)	0 (0 to 0)	0.1 (0 to 0.2)
Respiratory infections and tuberculosis	1.7 (1.1 to 2.9)	1.5 (1.1 to 2.1)	5.4 (3.4 to 10.4)	12.3 (9.4 to 16.3)	2.3 (1.7 to 3.1)	0.7 (0.5 to 1.1)	0.7 (0.5 to 1.1)	0.8 (0.5 to 1.2)	0.9 (0.7 to 1.3)	1.1 (0.8 to 1.5)	1.3 (0.9 to 1.8)	1.5 (1.1 to 2.1)	1.9 (1.4 to 2.6)	2.3 (1.7 to 3.2)	2.9 (2.1 to 4.1)	3.6 (2.7 to 5.1)	4.6 (3.4 to 6.5)	5.9 (4.2 to 8.4)	7.6 (5.2 to 11.1)	9.6 (6.2 to 15.1)	10.6 (6.2 to 19.1)	10.6 (5.4 to 21.4)	109.2 (94.2 to 128.1)
Tuberculosis	0 (0 to 0)	0 (0 to 0)	0 (0 to 0)	0 (0 to 0)	0 (0 to 0)	0 (0 to 0)	0 (0 to 0)	0 (0 to 0)	0 (0 to 0)	0 (0 to 0)	0 (0 to 0)	0 (0 to 0)	0 (0 to 0)	0 (0 to 0)	0 (0 to 0)	0 (0 to 0)	0 (0 to 0)	0 (0 to 0)	0 (0 to 0)	0 (0 to 0)	0 (0 to 0)	0 (0 to 0)	0 (0 to 0)	0 (0 to 0)
Latent tuberculosis infection	0 (0 to 0)	0 (0 to 0)	0 (0 to 0)	0 (0 to 0)	0 (0 to 0)	0 (0 to 0)	0 (0 to 0)	0 (0 to 0)	0 (0 to 0)	0 (0 to 0)	0 (0 to 0)	0 (0 to 0)	0 (0 to 0)	0 (0 to 0)	0 (0 to 0)	0 (0 to 0)	0 (0 to 0)	0 (0 to 0)	0 (0 to 0)	0 (0 to 0)	0 (0 to 0)	0 (0 to 0)	0 (0 to 0)	0 (0 to 0)
Drug-susceptible tuberculosis	0 (0 to 0)	0 (0 to 0)	0 (0 to 0)	0 (0 to 0)	0 (0 to 0)	0 (0 to 0)	0 (0 to 0)	0 (0 to 0)	0 (0 to 0)	0 (0 to 0)	0 (0 to 0)	0 (0 to 0)	0 (0 to 0)	0 (0 to 0)	0 (0 to 0)	0 (0 to 0)	0 (0 to 0)	0 (0 to 0)	0 (0 to 0)	0 (0 to 0)	0 (0 to 0)	0 (0 to 0)	0 (0 to 0)	0 (0 to 0)
Multidrug-resistant tuberculosis without extensive drug resistance	0 (0 to 0)	0 (0 to 0)	0 (0 to 0)	0 (0 to 0)	0 (0 to 0)	0 (0 to 0)	0 (0 to 0)	0 (0 to 0)	0 (0 to 0)	0 (0 to 0)	0 (0 to 0)	0 (0 to 0)	0 (0 to 0)	0 (0 to 0)	0 (0 to 0)	0 (0 to 0)	0 (0 to 0)	0 (0 to 0)	0 (0 to 0)	0 (0 to 0)	0 (0 to 0)	0 (0 to 0)	0 (0 to 0)	0 (0 to 0)
Extensively drug-resistant tuberculosis	0 (0 to 0)	0 (0 to 0)	0 (0 to 0)	0 (0 to 0)	0 (0 to 0)	0 (0 to 0)	0 (0 to 0)	0 (0 to 0)	0 (0 to 0)	0 (0 to 0)	0 (0 to 0)	0 (0 to 0)	0 (0 to 0)	0 (0 to 0)	0 (0 to 0)	0 (0 to 0)	0 (0 to 0)	0 (0 to 0)	0 (0 to 0)	0 (0 to 0)	0 (0 to 0)	0 (0 to 0)	0 (0 to 0)	0 (0 to 0)
Lower respiratory infections	1.7 (1.1 to 2.9)	1.5 (1.1 to 2.1)	5.3 (3.4 to 10.4)	12.3 (9.4 to 16.3)	2.3 (1.7 to 3.1)	1.4 (1.1 to 1.9)	1.4 (1.1 to 2.1)	1.6 (1.2 to 2.4)	1.8 (1.3 to 2.5)	2.2 (1.6 to 3.1)	2.6 (1.9 to 3.6)	3.1 (2.3 to 4.3)	3.7 (2.8 to 5.1)	4.5 (3.4 to 6.3)	5.6 (4.1 to 7.9)	7.1 (5.2 to 10.2)	9.1 (6.5 to 13.2)	11.9 (8.2 to 18.2)	15.4 (9.9 to 25.2)	19.1 (11.2 to 34.2)	21.4 (11.2 to 44.2)	21.4 (10.4 to 47.1)	220 (196 to 246)
Upper respiratory infections	0 (0 to 0)	0 (0 to 0)	0.2 (0 to 0.3)	0.1 (0 to 0.2)	0 (0 to 0)	0 (0 to 0)	0 (0 to 0)	0 (0 to 0)	0 (0 to 0)	0 (0 to 0)	0 (0 to 0)	0 (0 to 0)	0 (0 to 0)	0 (0 to 0)	0 (0 to 0)	0 (0 to 0)	0 (0 to 0)	0 (0 to 0)	0 (0 to 0)	0 (0 to 0)	0 (0 to 0)	0 (0 to 0)	0 (0 to 0)	0.3 (0.2 to 0.5)
Otitis media	0 (0 to 0)	0 (0 to 0)	0.3 (0.2 to 0.7)	2.5 (1.3 to 4.6)	1.7 (1.4 to 4.4)	1.7 (1.4 to 4.4)	1.7 (1.4 to 4.4)	1.7 (1.4 to 4.4)	1.7 (1.4 to 4.4)	1.7 (1.4 to 4.4)	1.7 (1.4 to 4.4)	1.7 (1.4 to 4.4)	1.7 (1.4 to 4.4)	1.7 (1.4 to 4.4)	1.7 (1.4 to 4.4)	1.7 (1.4 to 4.4)	1.7 (1.4 to 4.4)	1.7 (1.4 to 4.4)	1.7 (1.4 to 4.4)	1.7 (1.4 to 4.4)	1.7 (1.4 to 4.4)	1.7 (1.4 to 4.4)	31 (26 to 45)
Enteric infections	0.1 (0.1 to 0.2)	0.4 (0.4 to 0.6)	0.9 (0.4 to 10.2)	10.5 (9.9 to 19.1)	6.2 (3.2 to 10.5)	4.5 (2.4 to 7.5)	3.5 (2 to 5.5)	3 (1.7 to 4.7)	3 (1.8 to 4.5)	3 (1.8 to 4.5)	3 (1.8 to 4.5)	3 (1.8 to 4.5)	3 (1.8 to 4.5)	3 (1.8 to 4.5)	3 (1.8 to 4.5)	3 (1.8 to 4.5)	3 (1.8 to 4.5)	3 (1.8 to 4.5)	3 (1.8 to 4.5)	3 (1.8 to 4.5)	3 (1.8 to 4.5)	3 (1.8 to 4.5)	3 (1.8 to 4.5)	115 (96.1 to 136.2)
Diarrheal diseases	0.1 (0.1 to 0.2)	0.4 (0.4 to 0.6)	0.9 (0.4 to 10.2)	10.5 (9.9 to 19.1)	6.2 (3.2 to 10.5)	4.5 (2.4 to 7.5)	3.5 (2 to 5.5)	3 (1.7 to 4.7)	3 (1.8 to 4.5)	3 (1.8 to 4.5)	3 (1.8 to 4.5)	3 (1.8 to 4.5)	3 (1.8 to 4.5)	3 (1.8 to 4.5)	3 (1.8 to 4.5)	3 (1.8 to 4.5)	3 (1.8 to 4.5)	3 (1.8 to 4.5)	3 (1.8 to 4.5)	3 (1.8 to 4.5)	3 (1.8 to 4.5)	3 (1.8 to 4.5)	3 (1.8 to 4.5)	114 (95.2 to 134.9)
Typhoid and paratyphoid	0 (0 to 0)	0 (0 to 0)	0 (0 to 0)	0 (0 to 0)	0 (0 to 0)	0 (0 to 0)	0 (0 to 0)	0 (0 to 0)	0 (0 to 0)	0 (0 to 0)	0 (0 to 0)	0 (0 to 0)	0 (0 to 0)	0 (0 to 0)	0 (0 to 0)	0 (0 to 0)	0 (0 to 0)	0 (0 to 0)	0 (0 to 0)	0 (0 to 0)	0 (0 to 0)	0 (0 to 0)	0 (0 to 0)	0 (0 to 0)
Typhoid fever	0 (0 to 0)	0 (0 to 0)	0 (0 to 0)	0 (0 to 0)	0 (0 to 0)	0 (0 to 0)	0 (0 to 0)	0 (0 to 0)	0 (0 to 0)	0 (0 to 0)	0 (0 to 0)	0 (0 to 0)	0 (0 to 0)	0 (0 to 0)	0 (0 to 0)	0 (0 to 0)	0 (0 to 0)	0 (0 to 0)	0 (0 to 0)	0 (0 to 0)	0 (0 to 0)	0 (0 to 0)	0 (0 to 0)	0 (0 to 0)
Paratyphoid fever	0 (0 to 0)	0 (0 to 0)	0 (0 to 0)	0 (0 to 0)	0 (0 to 0)	0 (0 to 0)	0 (0 to 0)	0 (0 to 0)	0 (0 to 0)	0 (0 to 0)	0 (0 to 0)	0 (0 to 0)	0 (0 to 0)	0 (0 to 0)	0 (0 to 0)	0 (0 to 0)	0 (0 to 0)	0 (0 to 0)	0 (0 to 0)	0 (0 to 0)	0 (0 to 0)	0 (0 to 0)	0 (0 to 0)	0 (0 to 0)
Invasive Non-typhoidal Salmonella (iNTS)	0 (0 to 0)	0 (0 to 0)	0 (0 to 0)	0 (0 to 0)	0 (0 to 0)	0 (0 to 0)	0 (0 to 0)	0 (0 to 0)	0 (0 to 0)	0 (0 to 0)	0 (0 to 0)	0 (0 to 0)	0 (0 to 0)	0 (0 to 0)	0 (0 to 0)	0 (0 to 0)	0 (0 to 0)	0 (0 to 0)	0 (0 to 0)	0 (0 to 0)	0 (0 to 0)	0 (0 to 0)	0 (0 to 0)	0.7 (0.5 to 1.1)
Other intestinal infectious diseases	0 (0 to 0)	0 (0 to 0)	0 (0 to 0)	0 (0 to 0)	0 (0 to 0)	0 (0 to 0)	0 (0 to 0)	0 (0 to 0)	0 (0 to 0)	0 (0 to 0)	0 (0 to 0)	0 (0 to 0)	0 (0 to 0)	0 (0 to 0)	0 (0 to 0)	0 (0 to 0)	0 (0 to 0)	0 (0 to 0)	0 (0 to 0)	0 (0 to 0)	0 (0 to 0)	0 (0 to 0)	0 (0 to 0)	0.3 (0.2 to 0.5)
Neglected tropical diseases and malaria	0 (0 to 0)	0.1 (0 to 0.2)	0.2 (0 to 1.1)	1 (0 to 5)	1.8 (0.9 to 7.2)	0.4 (0 to 2.2)	0.4 (0 to 2.2)	0.4 (0 to 2.2)	0.4 (0 to 2.2)	0.4 (0 to 2.2)	0.4 (0 to 2.2)	0.4 (0 to 2.2)	0.4 (0 to 2.2)	0.4 (0 to 2.2)	0.3 (0 to 2.2)	0.3 (0 to 2.2)	0.3 (0 to 2.2)	0.3 (0 to 2.2)	0.3 (0 to 2.2)	0.3 (0 to 2.2)	0.3 (0 to 2.2)	0.3 (0 to 2.2)	0.3 (0 to 2.2)	4.9 (0 to 22.1)
Malaria	0 (0 to 0)	0 (0 to 0)	0 (0 to 0)	0 (0 to 0)	0 (0 to 0)	0 (0 to 0)	0 (0 to 0)	0 (0 to 0)	0 (0 to 0)	0 (0 to 0)	0 (0 to 0)	0 (0 to 0)	0 (0 to 0)	0 (0 to 0)	0 (0 to 0)	0 (0 to 0)	0 (0 to 0)	0 (0 to 0)	0 (0 to 0)	0 (0 to 0)	0 (0 to 0)	0 (0 to 0)	0 (0 to 0)	0 (0 to 0)
Chagas disease	0 (0 to 0)	0 (0 to 0)	0 (0 to 0)	0 (0 to 0)	0 (0 to 0)	0 (0 to 0)	0 (0 to 0)	0 (0 to 0)	0 (0 to 0)	0 (0 to 0)	0 (0 to 0)	0 (0 to 0)	0 (0 to 0)	0 (0 to 0)	0 (0 to 0)	0 (0 to 0)	0 (0 to 0)	0 (0 to 0)	0 (0 to 0)	0 (0 to 0)	0 (0 to 0)	0 (0 to 0)	0 (0 to 0)	0 (0 to 0)
Leishmaniasis	0 (0 to 0)	0 (0 to 0)	0 (0 to 0)	0 (0 to 0)	0 (0 to 0)	0 (0 to 0)	0 (0 to 0)	0 (0 to 0)	0 (0 to 0)	0 (0 to 0)	0 (0 to 0)	0 (0 to 0)	0 (0 to 0)	0 (0 to 0)	0 (0 to 0)	0 (0 to 0)	0 (0 to 0)	0 (0 to 0)	0 (0 to 0)	0 (0 to 0)	0 (0 to 0)	0 (0 to 0)	0 (0 to 0)	0 (0 to 0)
Visceral leishmaniasis	0 (0 to 0)	0 (0 to 0)	0 (0 to 0)	0 (0 to 0)	0 (0 to 0)	0 (0 to 0)	0 (0 to 0)	0 (0 to 0)	0 (0 to 0)	0 (0 to 0)	0 (0 to 0)	0 (0 to 0)	0 (0 to 0)	0 (0 to 0)	0 (0 to 0)	0 (0 to 0)	0 (0 to 0)	0 (0 to 0)	0 (0 to 0)	0 (0 to 0)	0 (0 to 0)	0 (0 to 0)	0 (0 to 0)	0 (0 to 0)
Cutaneous and mucocutaneous leishmaniasis	0 (0 to 0)	0 (0 to 0)	0 (0 to 0)	0 (0 to 0)	0 (0 to 0)	0 (0 to 0)	0 (0 to 0)	0 (0 to 0)	0 (0 to 0)	0 (0 to 0)	0 (0 to 0)	0 (0 to 0)	0 (0 to 0)	0 (0 to 0)	0 (0 to 0)	0 (0 to 0)	0 (0 to 0)	0 (0 to 0)	0 (0 to 0)	0 (0 to 0)	0 (0 to 0)	0 (0 to 0)	0 (0 to 0)	0 (0 to 0)
African trypanosomiasis	0 (0 to 0)	0 (0 to 0)	0 (0 to 0)	0 (0 to 0)	0 (0 to 0)	0 (0 to 0)	0 (0 to 0)	0 (0 to 0)	0 (0 to 0)	0 (0 to 0)	0 (0 to 0)	0 (0 to 0)	0 (0 to 0)	0 (0 to 0)	0 (0 to 0)	0 (0 to 0)	0 (0 to 0)	0 (0 to 0)	0 (0 to 0)	0 (0 to 0)	0 (0 to 0)	0 (0 to 0)	0 (0 to 0)	0 (0 to 0)
Schistosomiasis	0 (0 to 0)	0 (0 to 0)	0 (0 to 0)	0 (0 to 0)	0 (0 to 0)	0 (0 to 0)	0 (0 to 0)	0 (0 to 0)	0 (0 to 0)	0 (0 to 0)	0 (0 to 0)	0 (0 to 0)	0 (0 to 0)	0 (0 to 0)	0 (0 to 0)	0 (0 to 0)	0 (0 to 0)	0 (0 to 0)	0 (0 to 0)	0 (0 to 0)	0 (0 to 0)	0 (0 to 0)	0 (0 to 0)	0 (0 to 0)
Cysticercosis	0 (0 to 0)	0 (0 to 0)	0 (0 to 0)	0 (0 to 0)	0 (0 to 0)	0 (0 to 0)	0 (0 to 0)	0 (0 to 0)	0 (0 to 0)	0 (0 to 0)	0 (0 to 0)	0 (0 to 0)	0 (0 to 0)	0 (0 to 0)	0 (0 to 0)	0 (0 to 0)	0 (0 to 0)	0 (0 to 0)	0 (0 to 0)	0 (0 to 0)	0 (0 to 0)	0 (0 to 0)	0 (0 to 0)	0 (0 to 0)
Cystic echinococcosis	0 (0 to 0)	0 (0 to 0)	0 (0 to 0)	0 (0 to 0)	0 (0 to 0)	0 (0 to 0)	0 (0 to 0)	0 (0 to 0)	0 (0 to 0)	0 (0 to 0)	0 (0 to 0)	0 (0 to 0)	0 (0 to 0)	0 (0 to 0)	0 (0 to 0)	0 (0 to 0)	0 (0 to 0)	0 (0 to 0)	0 (0 to 0)	0 (0 to 0)	0 (0 to 0)	0 (0 to 0)	0 (0 to 0)	0 (0 to 0)
Lymphatic filariasis	0 (0 to 0)	0 (0 to 0)	0 (0 to 0)	0 (0 to 0)	0 (0 to 0)	0 (0 to 0)	0 (0 to 0)	0 (0 to 0)	0 (0 to 0)	0 (0 to 0)	0 (0 to 0)	0 (0 to 0)	0 (0 to 0)	0 (0 to 0)	0 (0 to 0)	0 (0 to 0)	0 (0 to 0)	0 (0 to 0)	0 (0 to 0)	0 (0 to 0)	0 (0 to 0)	0 (0 to 0)	0 (0 to 0)	0 (0 to 0)
Onchocerciasis	0 (0 to 0)	0 (0 to 0)	0 (0 to 0)	0 (0 to 0)	0 (0 to 0)	0 (0 to 0)	0 (0 to 0)	0 (0 to 0)	0 (0 to 0)	0 (0 to 0)	0 (0 to 0)	0 (0 to 0)	0 (0 to 0)	0 (0 to 0)	0 (0 to 0)	0 (0 to 0)	0 (0 to 0)	0 (0 to 0)	0 (0 to 0)	0 (0 to 0)	0 (0 to 0)	0 (0 to 0)	0 (0 to 0)	0 (0 to 0)
Trachoma	0 (0 to 0)	0 (0 to 0)	0 (0 to 0)	0 (0 to 0)	0 (0 to 0)	0 (0 to 0)	0 (0 to 0)	0 (0 to 0)	0 (0 to 0)	0 (0 to 0)	0 (0 to 0)	0 (0 to 0)	0 (0 to 0)	0 (0 to 0)	0 (0 to 0)	0 (0 to 0)	0 (0 to 0)	0 (0 to 0)	0 (0 to 0)	0 (0 to 0)	0 (0 to 0)	0 (0 to 0)	0 (0 to 0)	0 (0 to 0)
Dengue	0 (0 to 0)	0 (0 to 0)	0 (0 to 0)	0 (0 to 0)	0 (0 to 0)	0 (0 to 0)	0 (0 to 0)	0 (0 to 0)	0 (0 to 0)	0 (0 to 0)	0 (0 to 0)	0 (0 to 0)	0 (0 to 0)	0 (0 to 0)	0 (0 to 0)	0 (0 to 0)	0 (0 to 0)	0 (0 to 0)	0 (0 to 0)	0 (0 to 0)	0 (0 to 0)	0 (0 to 0)	0 (0 to 0)	0 (0 to 0)
Yellow fever	0 (0 to 0)	0 (0 to 0)	0 (0 to 0)	0 (0 to 0)	0 (0 to 0)	0 (0 to 0)	0 (0 to 0)	0 (0 to 0)	0 (0 to 0)	0 (0 to 0)	0 (0 to 0)	0 (0 to 0)	0 (0 to 0)	0 (0 to 0)	0 (0 to 0)	0 (0 to 0)	0 (0 to 0)	0 (0 to 0)	0 (0 to 0)	0 (0 to 0)	0 (0 to 0)	0 (0 to 0)	0 (0 to 0)	0 (0 to 0)
Rabies	0 (0 to 0)	0 (0 to 0)	0 (0 to 0)	0 (0 to 0)	0 (0 to 0)	0 (0 to 0)	0 (0 to 0)	0 (0 to 0)	0 (0 to 0)	0 (0 to 0)	0 (0 to 0)	0 (0 to 0)	0 (0 to 0)	0 (0 to 0)	0 (0 to 0)	0 (0 to 0)	0 (0 to 0)	0 (0 to 0)	0 (0 to 0)	0 (0 to 0)	0 (0 to 0)	0 (0 to 0)	0 (0 to 0)	0 (0 to 0)
Intestinal nematode infections	0 (0 to 0)	0 (0 to 0)	0 (0 to 0)	0 (0 to 0)	0 (0 to 0)	0 (0 to 0)	0 (0 to 0)	0 (0 to 0)	0 (0 to 0)	0 (0 to 0)	0 (0 to 0)	0 (0 to 0)	0 (0 to 0)	0 (0 to 0)	0 (0 to 0)	0 (0 to 0)	0 (0 to 0)	0 (0 to 0)	0 (0 to 0)	0 (0 to 0)	0 (0 to 0)	0 (0 to 0)	0 (0 to 0)	0 (0 to 0)
Ascariasis	0 (0 to 0)	0 (0 to 0)	0 (0 to 0)	0 (0 to 0)	0 (0 to 0)	0 (0 to 0)	0 (0 to 0)	0 (0 to 0)	0 (0 to 0)	0 (0 to 0)	0 (0 to 0)	0 (0 to 0)	0 (0 to 0)	0 (0 to 0)	0 (0 to 0)	0 (0 to 0)	0 (0 to 0)	0 (0 to 0)	0 (0 to 0)	0 (0 to 0)	0 (0 to 0)	0 (0 to 0)	0 (0 to 0)	0 (0 to 0)
Trichuriasis	0 (0 to 0)	0 (0 to 0)	0 (0 to 0)	0 (0 to 0)	0 (0 to 0)	0 (0 to 0)	0 (0 to 0)	0 (0 to 0)	0 (0 to 0)	0 (0 to 0)	0 (0 to 0)	0 (0 to 0)	0 (0 to 0)	0 (0 to 0)	0 (0 to 0)	0 (0 to 0)	0 (0 to 0)	0 (0 to 0)	0 (0 to 0)	0 (0 to 0)	0 (0 to 0)	0 (0 to 0)	0 (0 to 0)	0 (0 to 0)
Hookworm disease	0 (0 to 0)	0 (0 to 0)	0 (0 to 0)	0 (0 to 0)	0 (0 to 0)	0 (0 to 0)	0 (0 to 0)	0 (0 to 0)	0 (0 to 0)	0 (0 to 0)	0 (0 to 0)	0 (0 to 0)	0 (0 to 0)	0 (0 to 0)	0 (0 to 0)	0 (0 to 0)	0 (0 to 0)	0 (0 to 0)	0 (0 to 0)	0 (0 to 0)	0 (0 to 0)	0 (0 to 0)	0 (0 to 0)	0 (0 to 0)
Food-borne trematodiases	0 (0 to 0)	0 (0 to 0)	0 (0 to 0)	0 (0 to 0)	0 (0 to 0)	0 (0 to 0)



Osteoarthritis other	0 (0 to 0)	0 (0 to 0)	0 (0 to 0)	0 (0 to 0)	0 (0 to 0)	0 (0 to 0)	0 (0 to 0)	0 (0 to 0)	0 (0 to 0)	0 (0 to 0)	0-1 (0 to 1)	0-4 (0 to 1)	1-2 (0 to 3.7)	3-1 (1.2 to 7.2)	6-1 (2.4 to 13)	8-6 (3 to 18)	9-9 (4 to 21)	11-5 (5.5 to 23.7)	13-5 (6.7 to 28.1)	11-1 (5.5 to 23.1)	8-4 (4.2 to 16.7)	4-6 (2.5 to 9.6)	2 (1 to 4)	0-4 (0.2 to 0.8)	91
Low back pain	0 (0 to 0)	0 (0 to 0)	0 (0 to 0)	0-1 (0 to 0)	2 (0.4 to 9.3)	20-9 (10.1 to 42.7)	47 (28.4 to 75.9)	40-5 (30.4 to 57.1)	79-7 (49.4 to 127)	98-3 (55.5 to 152)	111 (65.4 to 171)	124 (76.4 to 192)	170 (102 to 268)	205 (122 to 336)	238 (140 to 333)	225 (125 to 334)	201 (119 to 299)	166 (109 to 301)	144 (88 to 251)	104 (59 to 164)	66-6 (38.4 to 127)	40-4 (10 to 84)	15-4 (5.6 to 31.8)	2,070
Neck pain	0 (0 to 0)	0 (0 to 0)	0 (0 to 0)	2-2 (0.4 to 4.6)	12 (6.2 to 22.1)	21 (10.1 to 39.8)	23-6 (11.3 to 45.2)	30-4 (16.9 to 58)	49-7 (22.9 to 89.7)	54-7 (29.4 to 92.3)	64-1 (33.5 to 113)	70-1 (37.5 to 118)	80-4 (42 to 140)	89-7 (44.1 to 164)	89-9 (43 to 151)	79-2 (39.1 to 133)	73-4 (36.5 to 127)	59-2 (29.1 to 107)	36-5 (16.9 to 69.4)	20-8 (9.5 to 39.1)	16-5 (6.6 to 39.4)	5-1 (1.9 to 10.6)	1-1 (0.4 to 2.1)	835
Gout	0 (0 to 0)	0 (0 to 0)	0 (0 to 0)	0 (0 to 0)	0 (0 to 0)	0 (0 to 0)	0 (0 to 0)	0-1 (0 to 0.2)	0-1 (0 to 1.2)	0-4 (0.1 to 2.2)	0-8 (0.3 to 3.5)	1-3 (0.5 to 5.6)	2-1 (0.8 to 9.6)	3-1 (1.1 to 15.7)	4-3 (1.5 to 18.4)	4-3 (1.6 to 20.2)	3-9 (1.3 to 18.9)	3-2 (1.2 to 15.1)	2-3 (0.9 to 9.8)	1-4 (0.6 to 6.4)	0-8 (0.3 to 3.6)	0-2 (0.1 to 1.1)	0-1 (0.1 to 0.4)	66-7
Other musculoskeletal disorders	0 (0 to 0)	0 (0 to 0)	0 (0 to 0)	0-2 (0.1 to 0.5)	0-4 (0.2 to 1)	7-5 (3.1 to 13.7)	19-4 (9.1 to 33.5)	33-7 (19.2 to 54.5)	44-9 (26.8 to 71.3)	45-5 (27.5 to 73.9)	47-9 (29.4 to 80.4)	44-9 (27.3 to 73.4)	64-9 (37.2 to 108)	80-5 (46.2 to 134)	79-6 (44.9 to 133)	68-5 (37.2 to 116)	67-7 (37.2 to 120)	71-3 (37.2 to 133)	64-2 (30 to 136.6)	39-5 (16.5 to 92.4)	19-6 (7.7 to 51.3)	8-1 (2.4 to 13.9)	1-7 (0.5 to 2.7)	752
Other non-communicable diseases	69-8 (40.1 to 104)	31-5 (24.1 to 51.1)	77-3 (52.7 to 113)	42-5 (41.4 to 68.2)	34-3 (25.1 to 47.2)	24-7 (15.3 to 44.5)	35-9 (26.7 to 47.6)	46 (28.1 to 59.9)	49 (32 to 69.6)	54-9 (34.9 to 72.6)	53-4 (37.5 to 73.4)	52-9 (37.2 to 72.6)	60-6 (44.3 to 108)	59 (41.1 to 116)	69 (47.2 to 124)	69 (47.2 to 121)	65-7 (45.1 to 107)	64-2 (45.1 to 107)	58-2 (39.1 to 92.3)	46-2 (30.1 to 70.2)	34-6 (19.4 to 56.6)	14-5 (4.7 to 31.1)	4-2 (1.3 to 9.6)	2,060
Congenital birth defects	68 (42.6 to 102)	27 (20.1 to 38.4)	48-4 (29.1 to 76.4)	27-1 (19.1 to 40)	17-4 (12.6 to 23.4)	16-5 (12.2 to 22.2)	16-5 (12.3 to 22.2)	15-3 (11.3 to 20.1)	14-3 (10.6 to 18.8)	14-1 (10.6 to 18.2)	12 (9 to 15.7)	10-9 (7.8 to 14.4)	13-3 (9 to 17.9)	15-9 (9.5 to 21.5)	15-8 (9.4 to 22)	14-2 (8.6 to 19.4)	14-2 (8.6 to 19.4)	13-2 (8.1 to 17.5)	9-6 (5.8 to 13.2)	3-9 (2.3 to 5.3)	2-2 (1.3 to 3.4)	1-3 (0.8 to 2)	0-6 (0.4 to 1)	0-2 (0.1 to 0.3)	373
Neural tube defects	5-7 (2.6 to 9.8)	1-6 (0.9 to 3)	2-7 (1.1 to 5.6)	3-1 (1.6 to 5.6)	0-6 (0.3 to 1.8)	0-6 (0.3 to 1.7)	0-9 (0.4 to 2.1)	1-1 (0.4 to 1.5)	0-9 (0.3 to 1.4)	0-9 (0.4 to 1.5)	0-8 (0.3 to 1.7)	0-5 (0.2 to 0.7)	0-5 (0.2 to 0.7)	0-4 (0.2 to 0.7)	0-3 (0.2 to 0.7)	0-2 (0.1 to 0.5)	0-2 (0.1 to 0.5)	0-1 (0 to 0.3)	0-1 (0 to 0.2)	0-1 (0 to 0.2)	0-1 (0 to 0.2)	0-1 (0 to 0.1)	0-1 (0 to 0.1)	0-1 (0 to 0.1)	20-7
Congenital heart anomalies	15-8 (8.7 to 23.5)	12-1 (8.2 to 18.2)	15-6 (8.5 to 28.4)	8-9 (5.9 to 14.1)	2-8 (1.8 to 4.6)	2-6 (1.7 to 4.2)	3-3 (2.1 to 5.1)	3-5 (2.2 to 5.2)	3-3 (2.2 to 4.9)	2-9 (2.1 to 4.3)	2-7 (1.7 to 3.9)	2-5 (1.5 to 3.7)	2-7 (1.5 to 4.3)	2-6 (1.1 to 4.2)	2-4 (1.1 to 4.2)	1-8 (0.9 to 3.4)	1-7 (0.8 to 3.4)	1-5 (0.6 to 3.2)	0-9 (0.4 to 2.1)	0-3 (0.1 to 0.9)	0-2 (0 to 0.6)	0-1 (0 to 0.5)	0-1 (0 to 0.3)	0-1 (0 to 0.3)	88-2
Orofacial clefts	0 (0 to 0)	0-1 (0 to 0.2)	0-2 (0 to 0.9)	0-2 (0 to 0.5)	0-2 (0 to 0.4)	0-2 (0 to 0.4)	0-2 (0 to 0.3)	0-2 (0.1 to 0.3)	0-2 (0.1 to 0.3)	0-2 (0.1 to 0.3)	0-2 (0.1 to 0.3)	0-2 (0.1 to 0.3)	0-2 (0.1 to 0.3)	0-2 (0.1 to 0.3)	0-2 (0.1 to 0.3)	0-2 (0.1 to 0.3)	0-2 (0.1 to 0.3)	0-2 (0.1 to 0.3)	0-2 (0.1 to 0.3)	0-1 (0.1 to 0.3)	0-1 (0.1 to 0.1)	0-1 (0 to 0.1)	0-1 (0 to 0.1)	0-1 (0 to 0.1)	3-2
Down syndrome	1-8 (0.4 to 3.3)	0-5 (0.3 to 0.9)	1-6 (0.7 to 3.2)	1-7 (1.1 to 2.4)	1-3 (0.6 to 2.2)	1-3 (0.6 to 2.1)	1-4 (0.8 to 2.1)	1-6 (1 to 2.4)	1-8 (1.2 to 2.7)	1-8 (1.1 to 2.7)	1-6 (1 to 2.3)	1-5 (1 to 2.2)	2-3 (1.4 to 3.5)	1-8 (1.1 to 3.1)	1-6 (1 to 2.9)	1-5 (0.9 to 2.6)	1-4 (0.8 to 2.5)	1-2 (0.7 to 2.1)	0-9 (0.5 to 1.6)	0-5 (0.3 to 1.1)	0-3 (0.2 to 0.8)	0-2 (0.1 to 0.5)	0-1 (0 to 0.3)	0-1 (0 to 0.3)	38-8
Turner syndrome	0 (0 to 0)	0 (0 to 0)	0 (0 to 0)	0 (0 to 0)	0 (0 to 0)	0 (0 to 0)	0 (0 to 0)	0 (0 to 0)	0 (0 to 0)	0 (0 to 0)	0 (0 to 0)	0 (0 to 0)	0 (0 to 0)	0 (0 to 0)	0 (0 to 0)	0 (0 to 0)	0 (0 to 0)	0 (0 to 0)	0 (0 to 0)	0 (0 to 0)	0 (0 to 0)	0 (0 to 0)	0 (0 to 0)	0 (0 to 0)	0 (0 to 0)	0
Klinefelter syndrome	0 (0 to 0)	0 (0 to 0)	0 (0 to 0)	0 (0 to 0)	0 (0 to 0)	0 (0 to 0)	0 (0 to 0)	0 (0 to 0)	0 (0 to 0)	0 (0 to 0)	0 (0 to 0)	0 (0 to 0)	0 (0 to 0)	0 (0 to 0)	0 (0 to 0)	0 (0 to 0)	0 (0 to 0)	0 (0 to 0)	0 (0 to 0)	0 (0 to 0)	0 (0 to 0)	0 (0 to 0)	0 (0 to 0)	0 (0 to 0)	0 (0 to 0)	0-2
Other chromosomal abnormalities	9 (4.6 to 16.9)	3-5 (2 to 7)	8-1 (4.5 to 15.3)	2-8 (2.2 to 7.6)	2-7 (1.8 to 4.1)	2-7 (1.8 to 4.2)	2-9 (1.7 to 5.3)	2-7 (1.6 to 5.9)	2-2 (1.4 to 3.4)	2-4 (1.4 to 3.4)	2-1 (1.2 to 3.2)	2-1 (1.2 to 3.2)	1-8 (1 to 2.6)	2-1 (1.1 to 3.4)	2 (1 to 3.1)	1-5 (0.8 to 2.6)	0-8 (0.4 to 1.6)	0-7 (0.3 to 1.2)	0-5 (0.2 to 1)	0-3 (0.1 to 0.6)	0-2 (0 to 0.4)	0-1 (0 to 0.2)	0-1 (0 to 0.2)	0-1 (0 to 0.2)	52-4
Congenital musculoskeletal and limb anomalies	1-6 (0.7 to 3.7)	0-9 (0.3 to 1.2)	1-2 (0.6 to 2.2)	0-5 (0.1 to 1.3)	0-4 (0.2 to 0.7)	0-4 (0.2 to 0.7)	0-5 (0.2 to 0.7)	0-5 (0.2 to 0.8)	0-6 (0.2 to 0.9)	0-7 (0.2 to 0.9)	0-6 (0.2 to 0.9)	0-5 (0.2 to 0.8)	0-6 (0.2 to 0.9)	0-6 (0.2 to 0.9)	0-5 (0.2 to 0.8)	0-5 (0.2 to 0.8)	0-4 (0.1 to 0.7)	0-3 (0.1 to 0.6)	0-2 (0.1 to 0.4)	0-2 (0.1 to 0.4)	0-2 (0.1 to 0.4)	0-1 (0 to 0.3)	0-1 (0 to 0.2)	0-1 (0 to 0.2)	67-1
Urogenital congenital anomalies	3-9 (1.6 to 6.9)	0-7 (0.3 to 1.4)	1-1 (0.5 to 2.4)	0-9 (0.3 to 1.8)	0-5 (0.2 to 0.9)	0-4 (0.2 to 0.7)	0-3 (0.2 to 0.6)	0-2 (0.1 to 0.4)	0-2 (0.1 to 0.3)	0-1 (0.1 to 0.2)	0-1 (0.1 to 0.2)	0-1 (0.1 to 0.2)	0-1 (0.1 to 0.2)	0-1 (0.1 to 0.2)	0-1 (0.1 to 0.2)	0-1 (0.1 to 0.2)	0-1 (0.1 to 0.2)	0-1 (0.1 to 0.2)	0-1 (0.1 to 0.2)	0-1 (0.1 to 0.2)	0-1 (0.1 to 0.2)	0-1 (0.1 to 0.2)	0-1 (0.1 to 0.2)	0-1 (0.1 to 0.2)	9-1
Digestive congenital anomalies	8-8 (5.1 to 13)	3-1 (1.8 to 5)	5-1 (2.6 to 9.6)	2-3 (0.9 to 4.7)	0-9 (0.5 to 1.7)	0-9 (0.5 to 1.6)	0-9 (0.4 to 2.1)	0-8 (0.3 to 2.1)	0-7 (0.3 to 2.1)	0-7 (0.3 to 2.1)	0-6 (0.3 to 2.1)	0-6 (0.3 to 2.1)	0-6 (0.3 to 2.1)	0-6 (0.3 to 2.1)	0-6 (0.3 to 2.1)	0-6 (0.3 to 2.1)	0-6 (0.3 to 2.1)	0-6 (0.3 to 2.1)	0-6 (0.3 to 2.1)	0-6 (0.3 to 2.1)	0-6 (0.3 to 2.1)	0-6 (0.3 to 2.1)	0-6 (0.3 to 2.1)	0-6 (0.3 to 2.1)	23-8
Other congenital birth defects	21-4 (10.2 to 34.4)	4-8 (3.2 to 7.2)	6-7 (4.5 to 9.9)	4-2 (2.4 to 6.9)	2-3 (1.6 to 3.8)	2-3 (1.6 to 3.6)	2-3 (1.4 to 3.6)	2-3 (1.4 to 3.6)	2-3 (1.2 to 3.2)	2-3 (1.2 to 3.2)	2-2 (1.1 to 3.2)	2-2 (1.1 to 3.2)	1-8 (0.9 to 2.6)	1-6 (0.8 to 2.4)	1-6 (0.8 to 2.4)	1-5 (0.8 to 2.4)	1-5 (0.8 to 2.4)	1-5 (0.8 to 2.4)	1-4 (0.8 to 2.4)	1-4 (0.8 to 2.4)	1-4 (0.8 to 2.4)	1-4 (0.8 to 2.4)	1-4 (0.8 to 2.4)	1-4 (0.8 to 2.4)	69-3
Urinary diseases and male infertility	0 (0 to 0)	0-1 (0 to 0.1)	0-1 (0 to 0.4)	0-3 (0 to 0.5)	0-3 (0 to 0.5)	0-3 (0 to 0.5)	0-4 (0 to 0.5)	0-4 (0 to 0.5)	0-5 (0 to 0.7)	0-6 (0 to 0.8)	0-6 (0 to 0.8)	0-7 (0 to 0.9)	0-8 (0 to 1.1)	0-8 (0 to 1.1)	0-8 (0 to 1.1)	0-8 (0 to 1.1)	0-8 (0 to 1.1)	0-8 (0 to 1.1)	0-8 (0 to 1.1)	0-8 (0 to 1.1)	0-8 (0 to 1.1)	0-8 (0 to 1.1)	0-8 (0 to 1.1)	0-8 (0 to 1.1)	327
Urolithiasis	0 (0 to 0)	0 (0 to 0)	0 (0 to 0)	0 (0 to 0.1)	0 (0 to 0.1)	0 (0 to 0.1)	0 (0 to 0.1)	0 (0 to 0.1)	0 (0 to 0.2)	0 (0 to 0.2)	0 (0 to 0.3)	0 (0 to 0.3)	0 (0 to 0.4)	0 (0 to 0.4)	0 (0 to 0.4)	0 (0 to 0.4)	0 (0 to 0.4)	0 (0 to 0.4)	0 (0 to 0.4)	0 (0 to 0.4)	0 (0 to 0.4)	0 (0 to 0.4)	0 (0 to 0.4)	0 (0 to 0.4)	0 (0 to 0.4)	22-8
Benign prostatic hyperplasia	0 (0 to 0)	0 (0 to 0)	0 (0 to 0)	0 (0 to 0)	0 (0 to 0)	0 (0 to 0)	0 (0 to 0)	0 (0 to 0)	0 (0 to 0)	0 (0 to 0)	0 (0 to 0)	0 (0 to 0)	0 (0 to 0)	0 (0 to 0)	0 (0 to 0)	0 (0 to 0)	0 (0 to 0)	0 (0 to 0)	0 (0 to 0)	0 (0 to 0)	0 (0 to 0)	0 (0 to 0)	0 (0 to 0)	0 (0 to 0)	0 (0 to 0)	111
Male infertility	0 (0 to 0)	0 (0 to 0)	0 (0 to 0)	0 (0 to 0)	0 (0 to 0)	0 (0 to 0)	0 (0 to 0)	0 (0 to 0.4)	0 (0 to 0.4)	0 (0 to 0.4)	0 (0 to 0.5)	0 (0 to 0.5)	0 (0 to 0.5)	0 (0 to 0.5)	0 (0 to 0.5)	0 (0 to 0.5)	0 (0 to 0.5)	0 (0 to 0.5)	0 (0 to 0.5)	0 (0 to 0.5)	0 (0 to 0.5)	0 (0 to 0.5)	0 (0 to 0.5)	0 (0 to 0.5)	0 (0 to 0.5)	11-8
Other urinary diseases	0 (0 to 0.1)	0 (0 to 0.1)	0 (0 to 0.1)	0 (0 to 0.2)	0 (0 to 0.1)	0 (0 to 0.2)	0 (0 to 0.1)	0 (0 to 0.2)	0 (0 to 0.4)	0 (0 to 0.4)	0 (0 to 0.5)	0 (0 to 0.7)	0 (0 to 0.7)	0 (0 to 0.7)	0 (0 to 0.7)	0 (0 to 0.7)	0 (0 to 0.7)	0 (0 to 0.7)	0 (0 to 0.7)	0 (0 to 0.7)	0 (0 to 0.7)	0 (0 to 0.7)	0 (0 to 0.7)	0 (0 to 0.7)	0 (0 to 0.7)	17-2
Gynecological diseases	0 (0 to 0)	0 (0 to 0)	0 (0 to 0)	0 (0 to 0)	0 (0 to 0)	0 (0 to 0)	0 (0 to 0)	0 (0 to 0)	0 (0 to 0)	0 (0 to 0)	0 (0 to 0)	0 (0 to 0)	0 (0 to 0)	0 (0 to 0)	0 (0 to 0)	0 (0 to 0)	0 (0 to 0)	0 (0 to 0)	0 (0 to 0)	0 (0 to 0)	0 (0 to 0)	0 (0 to 0)	0 (0 to 0)	0 (0 to 0)	0 (0 to 0)	0
Uterine fibroids	0 (0 to 0)	0 (0 to 0)	0 (0 to 0)	0 (0 to 0)	0 (0 to 0)	0 (0 to 0)	0 (0 to 0)	0 (0 to 0)	0 (0 to 0)	0 (0 to 0)	0 (0 to 0)	0 (0 to 0)	0 (0 to 0)	0 (0 to 0)	0 (0 to 0)	0 (0 to 0)	0 (0 to 0)	0 (0 to 0)	0 (0 to 0)	0 (0 to 0)	0 (0 to 0)	0 (0 to 0)	0 (0 to 0)	0 (0 to 0)	0 (0 to 0)	0
Polycystic ovarian syndrome	..	..	..	..	..	..	..	..	..	..	..	..	..	..	..	..	..	..	..	..	..	..	..	..	..	NA
Female infertility	..	..	..	..	..	..	..	..	..	..	..	..	..	..	..	..	..	..	..	..	..	..	..	..	..	NA
Endometriosis	..	..	..	..	..	..	..	..	..	..	..	..	..	..	..	..	..	..	..	..	..	..	..	..	..	NA
Genital prolapse	0 (0 to 0)	0 (0 to 0)	0 (0 to 0)	0 (0 to 0)	0 (0 to 0)	0 (0 to 0)	0 (0 to 0)	0 (0 to 0)	0 (0 to 0)	0 (0 to 0)	0 (0 to 0)	0 (0 to 0)	0 (0 to 0)	0 (0 to 0)	0 (0 to 0)	0 (0 to 0)	0 (0 to 0)	0 (0 to 0)	0 (0 to 0)	0 (0 to 0)	0 (0 to 0)	0 (0 to 0)	0 (0 to 0)	0 (0 to 0)	0 (0 to 0)	0
Premenstrual syndrome	..	..	..	..	..	..	..	..	..	..	..	..	..	..	..	..	..	..	..	..	..	..	..	..	..	NA
Other gynecological diseases	0 (0 to 0)	0 (0 to 0)	0 (0 to 0)	0 (0 to 0)	0 (0 to 0)	0 (0 to 0)	0 (0 to 0)	0 (0 to 0)	0 (0 to 0)	0 (0 to 0)	0 (0 to 0)	0 (0 to 0)	0 (0 to 0)	0 (0 to 0)	0 (0 to 0)	0 (0 to 0)	0 (0 to 0)	0 (0 to 0)	0 (0 to 0)	0 (0 to 0)	0 (0 to 0)	0 (0 to 0)	0 (0 to 0)	0 (0 to 0)	0 (0 to 0)	0
Hemoglobinopathies and hemolytic anemias	0 (0 to 0.1)	0-1 (0 to 0.3)	0-4 (0.1 to 1.3)	1-5 (0.4 to 5.4)	2-3 (0.9 to 6.7)	2-3 (0.9 to 6.4)	0-6 (0.3 to 1.7)	0-7 (0.3 to 1.8)	0-8 (0.3 to 2.1)	0-8 (0.3 to 2.2)	0-8 (0.3 to 2.2)	0-8 (0.3 to 2.2)	0-7 (0.3 to 1.8)	0-7 (0.3 to 1.8)	0-7 (0.3 to 1.8)	0-7 (0.3 to 1.8)	0-7 (0.3 to 1.8)	0-7 (0.3 to 1.8)	0-7 (0.3 to 1.8)	0-7 (0.3 to 1.8)	0-7 (0.3 to 1.8)	0-7 (0.3 to 1.8)	0-7 (0.3 to 1.8)	0-7 (0.3 to 1.8)	23-7
Thalassemias	0 (0 to 0)	0 (0 to 0)	0 (0 to 0)	0-1 (0 to 0.1)	0-1 (0 to 0.1)	0-1 (0 to 0.1)	0 (0 to 0)	0 (0 to 0)	0 (0 to 0)	0 (0 to 0)	0 (0 to 0)	0 (0 to 0)	0 (0 to 0)	0 (0 to 0)	0 (0 to 0)	0 (0 to 0)	0 (0 to 0)	0 (0 to 0)	0 (0 to 0)	0 (0 to 0)	0 (0 to 0)	0 (0 to 0)	0 (0 to 0)	0 (0 to 0)	0 (0 to 0)	0-3
Thalassemias trait	0 (0 to 0)	0-1 (0 to 0.2)	0-5 (0 to 2.1)	0-8 (0 to 1.1)	0-2 (0 to 0.2)	0-3 (0 to 0.2)	0-3 (0 to 0.4)	0-3 (0 to 0.3)	0-1 (0 to 0.4)	0-1 (0 to 0.4)	0-1 (0 to 0.4)	0-1 (0 to 0.4)	0-1 (0 to 0.4)	0-1 (0 to 0.4)	0-2 (0 to 0.5)	0-2 (0 to 0.5)	0-3 (0 to 0.7)	0-3 (0 to 0.7)	0-3 (0 to 0.6)	0-2 (0 to 0.5)	0-1 (0 to 0.4)	0-1 (0 to 0.3)	0-1 (0 to 0.4)	0-1 (0 to 0.4)	3-2
Sickle cell disorders	0 (0 to 0)	0-1 (0 to 0.2)	0-3 (0 to 0.9)	0-2 (0 to 0.4)	0-2 (0 to 0.3)	0-2 (0 to 0.3)	0-2 (0.1 to 0.4)	0-2 (0.1 to 0.4)	0-2 (0.1 to 0.3)	0-2 (0.1 to 0.3)	0-2 (0.1 to 0.3)	0-2 (0.1 to 0.3)	0-1 (0 to 0.4)	0-1 (0 to 0.4)	0-1 (0 to 0.4)	0-1 (0 to 0.4)	0-1 (0 to 0.4)	0-1 (0 to 0.4)	0-1 (0 to 0.4)	0-1 (0 to 0.4)	0-1 (0 to 0.4)	0-1 (0 to 0.4)	0-1 (0 to 0.4)	0-1 (0 to 0.4)	2-2
Sickle cell trait	0 (0 to 0)	0-1 (0 to 0.3)	0-2 (0 to 1.1)	0-2 (0 to 1.4)	0-4 (0 to 0.6)	0-5 (0 to 0.6)	0-5 (0 to 0.6)	0-5 (0 to 0.6)	0-5 (0 to 0.7)	0-5 (0 to 0.7)	0-5 (0 to 0.7)	0-5 (0 to 0.7)	0-5 (0 to 0.7)	0-5 (0 to 0.7)	0-5 (0 to 0.7)	0-5 (0 to 0.7)	0-5 (0 to 0.7)	0-5 (0 to 0.7)	0-5 (0 to 0.7)	0-5 (0 to 0.7)	0-5 (0 to 0.7)	0-5 (0 to 0.7)	0-5 (0 to 0.7)	0-5 (0 to 0.7)	1-8
G6PD deficiency	0 (0 to 0)	0 (0 to 0)	0-1 (0 to 0.3)	0-1 (0 to 0.4)	0-1 (0 to 0.4)	0-1 (0 to 0.4)	0-2 (0 to 0.5)	0-3 (0.1 to 0.6)	0-4 (0.2 to 0.7)	0-4 (0.2 to 0.7)	0-4 (0.2 to 0.7)	0-4 (0.2 to 0.7)	0-3 (0.1 to 0.6)	0-3 (0.1 to 0.6)	0-3 (0.1 to 0.6)	0-3 (0.1 to 0.6)	0-3 (0.1 to 0.6)	0-3 (0.1 to 0.6)	0-3 (0.1 to 0.6)	0-3 (0.1 to 0.6)	0-3 (0.1 to 0.6)	0-3 (0.1 to 0.6)	0-3 (0.1 to 0.6)	0-3 (0.1 to 0.6)	3-6
G6PD trait	0 (0 to 0)	0 (0 to 0)	0 (0 to 0)	0 (0 to 0)	0 (0 to 0)	0 (0 to 0)	0 (0 to 0)	0 (0 to 0)	0 (0 to 0)	0 (0 to 0)	0 (0 to 0)	0 (0 to 0)	0 (0 to 0)	0 (0 to 0)	0 (0 to 0)	0 (0 to 0)	0 (0 to 0)	0 (0 to 0)	0 (0 to 0)	0 (0 to 0)	0 (0 to 0)	0 (0 to 0)	0 (0 to 0)	0 (0 to 0)	0 (0 to 0)	0
Other hemoglobinopathies and hemolytic anemias	0 (0 to 0)	0-1 (0 to 0.1)	0-4 (0 to 1.6)	0-7 (0.2 to 2.8)	0-9 (0.3 to 3.5)	0-9 (0.3 to 3.5)	0-9 (0.3 to 3.5)	0-9 (0.1 to 1.1)	0-9 (0.2 to 3.7)	0-9 (0.1 to 1.3)	0-9 (0.1 to 1.2)	0-9 (0.1 to 1.2)	0-9 (0.1 to 0.9)	0-9 (0.1 to 0.9)	0-9 (0.2 to 0.9)	0-9 (0.2 to 0.9)	0-9 (0.2 to 0.9)	0-9 (0.2 to 0.9)	0-9 (0.2 to 0.9)	0-9 (0.2 to 0.9)	0-9 (0.2 to 0.9)	0-9 (0.2 to 0.9)	0-9 (0.2 to 0.9)	0-9 (0.2 to 0.9)	12-7
Endocrine, metabolic, blood, and immune disorders	1-7 (0.9 to 2.9)	1-4 (0.8 to 2.3)	2-8 (1.2 to 7.9)	11-7 (7.8 to 17.5)	10-8 (9.1 to 14.1)	12-1 (8.5 to 17.7)	11-4 (7.5 to 16.9)	12 (8 to 17.4)	13-2 (8.9 to 19.3)	13-2 (9.1 to 19.5)	13-3 (9.2 to 19.5)	13-3 (9.1 to 19.1)	16-8 (12.4 to 28.2)	19-1 (12.4 to 28.2)	24-6 (15.5 to 37)	41-6 (25.6 to 64.4)	68-2 (39.5 to 96.5)	73-5 (45.2 to 115)	76-1 (46.7 to 116)	78 (48.5 to 120)	80-1 (48.6 to 121)	72-9 (33.6 to 112)	29-8 (19.5 to 46.2)	12-7 (7.6 to 20.3)	652
Oral disorders	7 (4.2 to 11.4)	2-8 (1.7 to 4.4)	3-6 (2.1 to 6.2)	4-9 (2.9 to 8.4)	2-7 (1.7 to 3.9)	2-7 (1.7 to 3.9)	3-1 (1.9 to 4.6)	3-4 (2.1 to 5.2)	3-6 (2.2 to 5.1)	3-6 (2.2 to 5.1)	3-6 (2.2 to 5.1)	3-6 (2.2 to 5.1)	3-6 (2.2 to 5.1)	3-6 (2.2 to 5.1)	3-6 (2.2 to 5.1)	3-6 (2.2 to 5.1)	3-6 (2.2 to 5.1)	3-6 (2.2 to 5.1)	3-6 (2.2 to 5.1)	3-6 (2.2 to 5.1)	3-6 (2.2 to 5.1)	3-6 (2.2 to 5.1)	3-6 (2.2 to 5.1)	3-6 (2.2 to 5.1)	660
Caries of deciduous teeth	0 (0 to 0)	0 (0 to 0)	0 (0 to 0)	0 (0 to 0.1)	0 (0 to 0.1)	0 (0 to 0.1)	0 (0 to 0.1)	0 (0 to 0.1)	0 (0 to 0.1)	0 (0 to 0.1)	0 (0 to 0.1)	0 (0 to 0.1)	0 (0 to 0.1)	0 (0 to 0.1)	0 (0 to 0.1)	0 (0 to 0.1)	0 (0 to 0.1)	0 (0 to 0.1)	0 (0 to 0.1)	0 (0 to 0.1)	0 (0 to 0.1)	0 (0 to 0.1)	0 (0 to 0.1)	0 (0 to 0.1)	0 (0 to 0.1)	0-9
Caries of permanent teeth	0 (0 to 0)	0 (0 to 0)	0 (0 to 0)	0-7 (0.2 to 1.5)	2-1 (0.9 to 5.1)	2-7 (1.1 to 5.7)	3-2 (1.4 to 6.4)	3-7 (1.5 to 6.7)	3-9 (1.5 to 7.4)	3-9 (1.5 to 7.3)	3-9 (1.5 to 7.2)	3-9 (1.5 to 7.2)	3-9 (1.5 to 7.2)	3-9 (1.5 to 7.2)	3-9 (1.5 to 7.2)	3-9 (1.5 to 7.2)	3-9 (1.5 to 7.2)	3-9 (1.5 to 7.2)	3-9 (1.5 to 7.2)	3-9 (1.5 to 7.2)	3-9 (1.5 to 7.2)	3-9 (1.5 to 7.2)	3-9 (1.5 to 7.2)	3-9 (1.5 to 7.2)	46-9
Periodontal diseases	0 (0 to 0)	0 (0 to 0)	0 (0 to 0)	0 (0 to 0)	0 (0 to 0)	0 (0 to 0)	0 (0 to 0.5)	0 (0 to 1.6)	0 (0 to 1.6)	0 (0 to 1.5)	0 (0 to 1.5)	0 (0 to 1.5)	0 (0 to 1.5)	0 (0 to 1.5)	0 (0 to 1.5)	0 (0 to 1.5)	0 (0 to 1.5)	0 (0 to 1.5)	0 (0 to 1.5)	0 (0 to 1.5)	0 (0 to 1.5)	0 (0 to 1.5)	0 (0 to 1.5)	0 (0 to 1.5)	0 (0 to 1.5)	94-1
Other oral disorders	0 (0 to 0)	0 (0 to 0)	0 (0 to 0)	3-4 (1.5 to 6)	3-4 (1.4 to 7.3)	3-4 (1.4 to 6.2)	3-8 (2.2 to 6)	4-8 (2.6 to 7.3)	5-7 (3.1 to 8.2)	5-7 (3.2 to 8.3)	5-7 (3.1 to 8.2)	5-7 (3.1 to 8.2)	6-7 (4 to 10.2)	7-8 (4.7 to 11.9)	7-8 (4.4 to 11.4)	6-8 (3.9 to 10)	6-7 (3.6 to 9.4)	5-7 (3.5 to 8.4)	5-6 (3.6 to 8.4)	4-6 (2.9 to 6.9)	3-5 (1.9 to 4.9)	1-7 (1 to 2.5)	0-7 (0.4 to 1)	0-7 (0.1 to 0.3)	83-8
Sudden infant death syndrome	..	2-9 (1.9 to 4.4)	20-4 (11.7 to 36.4)	..	..	..	..	..	..	..	..	..	..	..	..	..	..	..	..	..	..	..	..	..	..	NA
Injuries	0-6 (0.4 to 0.8)	0-6 (0.4 to 1.1)	7-1 (4.5 to 10.7)	30-3 (22.1 to 42.1)	34-9 (30.7 to 47.4)	57-3 (45.7 to 72.5)	153 (127 to 180)	241 (204 to 285)	251 (214 to 296)	268 (226 to 320)	238 (198 to 290)	228 (187 to 285)	220 (187 to 265)	298 (240 to 371)	314 (249 to 396)	301 (235 to 387)	248 (192 to 320)	234 (180 to 303)	218 (171 to 282)	191 (149 to 249)	133 (108 to 165)	67-9 (54 to 82.6)	14-5 (11.7 to 18)	3,860
Transport injuries	0-1 (0 to 0.1)	0-7 (0.4 to 1.1)	4-7 (4 to 5.8)	10 (7.2 to 13.1)	14-5 (11.2 to 18.7)	21-2 (17 to 26.1)	74 (60.3 to 89.6)	106 (86.7

SR Table 2e: Worcestershire DALYS by cause and age group for males with 95% uncertainty intervals, 2019

Cause	Early Neonatal (0-6 days)	Late Neonatal (7-27 days)	Post Neonatal (28-364 days)	1 to 4	5 to 9	10 to 14	15 to 19	20 to 24	25 to 29	30 to 34	35 to 39	40 to 44	45 to 49	50 to 54	55 to 59	60 to 64	65 to 69	70 to 74	75 to 79	80 to 84	85 to 89	90 to 94	95 plus	Total
All causes	3,512 (3,134 to 3,796)	1,106 (1,001 to 1,185)	2,092 (1,892 to 2,259)	1,462 (1,327 to 1,575)	1,179 (1,064 to 1,279)	1,004 (904 to 1,092)	1,130 (1,027 to 1,222)	1,414 (1,297 to 1,522)	1,442 (1,312 to 1,562)	1,464 (1,344 to 1,572)	1,504 (1,381 to 1,620)	1,577 (1,447 to 1,702)	1,660 (1,523 to 1,793)	1,770 (1,624 to 1,913)	1,998 (1,836 to 2,156)	2,264 (2,078 to 2,443)	2,556 (2,346 to 2,760)	2,774 (2,546 to 2,995)	2,979 (2,732 to 3,220)	3,139 (2,879 to 3,392)	3,239 (2,970 to 3,500)	3,239 (2,970 to 3,500)	3,239 (2,970 to 3,500)	94,200
Communicable, maternal, neonatal, and nutritional diseases	441 (357 to 533)	144 (96 to 174)	144 (100 to 186)	139 (94.5 to 207)	141 (81.1 to 278)	99.1 (67.6 to 157)	89.9 (63 to 119)	89.6 (67.9 to 119)	87.4 (76.2 to 104)	104 (91.2 to 126)	107 (94.5 to 128)	107 (94.5 to 127)	140 (116 to 170)	170 (142 to 212)	198 (156 to 242)	249 (193 to 308)	294 (203 to 388)	374 (252 to 498)	459 (298 to 636)	539 (315 to 874)	539 (253 to 936)	539 (68.9 to 112)	4,830
HIV/AIDS and sexually transmitted infections	19.9 (3 to 22.4)	3.5 (1.1 to 4)	0.5 (1.7 to 12.1)	0.4 (0.3 to 0.6)	0.3 (0.2 to 0.4)	0.3 (0.2 to 0.5)	0.3 (0.2 to 0.5)	0.3 (0.2 to 0.5)	2.7 (2 to 3.7)	6.4 (4.6 to 7.5)	6.8 (5.1 to 9.7)	6.8 (5.1 to 9.7)	9.2 (6.8 to 11)	7.2 (5.2 to 8.9)	5.8 (4.1 to 8.2)	4.6 (3.2 to 6.6)	4.2 (2.6 to 6.4)	2.7 (1.5 to 5.2)	1.2 (0.6 to 2.3)	0.4 (0.2 to 0.7)	0.1 (0 to 0.3)	0 (0 to 0)	78
HIV/AIDS	0 (0 to 0)	0 (0 to 0)	0 (0 to 0.2)	0.2 (0.2 to 0.3)	0.2 (0.2 to 0.3)	0.1 (0 to 0.2)	0.2 (0.2 to 0.3)	0.2 (0.2 to 0.3)	0.8 (0.6 to 1.2)	2.2 (1.7 to 3.1)	4.8 (3.6 to 6.4)	6.1 (4.6 to 8.2)	8.2 (6.1 to 11)	7.5 (5.6 to 10)	5.4 (3.8 to 7.3)	4.1 (2.8 to 5.7)	3.7 (2.3 to 5.3)	2.7 (1.5 to 4.2)	1.2 (0.6 to 2.1)	0.4 (0.2 to 0.7)	0.1 (0 to 0.3)	0 (0 to 0)	51.3
HIV/AIDS - Drug-susceptible Tuberculosis	0 (0 to 0)	0 (0 to 0)	0.1 (0 to 0.1)	0 (0 to 0.1)	0 (0 to 0.1)	0 (0 to 0.1)	0 (0 to 0.1)	0.2 (0 to 0.5)	0.6 (0.4 to 0.9)	0.7 (0.4 to 1.1)	0.8 (0.5 to 1.2)	0.9 (0.6 to 1.4)	0.9 (0.6 to 1.4)	0.8 (0.5 to 1.2)	0.6 (0.3 to 0.9)	0.4 (0.2 to 0.6)	0.3 (0.2 to 0.5)	0.1 (0 to 0.3)	0 (0 to 0.1)	0 (0 to 0.1)	0 (0 to 0)	0 (0 to 0)	5.9
HIV/AIDS - Multidrug-resistant Tuberculosis without extensive drug resistance	0 (0 to 0)	0 (0 to 0)	0 (0 to 0)	0 (0 to 0)	0 (0 to 0)	0 (0 to 0)	0 (0 to 0)	0 (0 to 0)	0 (0 to 0)	0 (0 to 0)	0 (0 to 0)	0 (0 to 0)	0 (0 to 0)	0 (0 to 0)	0 (0 to 0)	0 (0 to 0)	0 (0 to 0)	0 (0 to 0)	0 (0 to 0)	0 (0 to 0)	0 (0 to 0)	0 (0 to 0)	0 (0 to 0)	0.2
HIV/AIDS - Extensively drug-resistant Tuberculosis	0 (0 to 0)	0 (0 to 0)	0 (0 to 0)	0 (0 to 0)	0 (0 to 0)	0 (0 to 0)	0 (0 to 0)	0 (0 to 0)	0 (0 to 0)	0 (0 to 0)	0 (0 to 0)	0 (0 to 0)	0 (0 to 0)	0 (0 to 0)	0 (0 to 0)	0 (0 to 0)	0 (0 to 0)	0 (0 to 0)	0 (0 to 0)	0 (0 to 0)	0 (0 to 0)	0 (0 to 0)	0 (0 to 0)	0
HIV/AIDS resulting in other diseases	0 (0 to 0)	0 (0 to 0)	0.3 (0 to 0.8)	0.2 (0 to 0.3)	0.2 (0 to 0.3)	0.1 (0 to 0.1)	0.2 (0 to 0.3)	0.7 (0.5 to 1)	1.3 (1 to 2.6)	4.2 (3.2 to 7.6)	9.3 (7.2 to 19)	5.4 (4.2 to 9.8)	9.5 (7.3 to 17)	6.4 (4.9 to 11)	4.6 (3.5 to 8.2)	2.5 (1.9 to 4.5)	2.3 (1.8 to 4.1)	2.1 (1.6 to 3.7)	0.7 (0.5 to 1.3)	0.1 (0 to 0.2)	0 (0 to 0.1)	0 (0 to 0)	49.2
Sexually transmitted infections excluding HIV	19.9 (3 to 22.4)	3.5 (1.1 to 4)	0.4 (1.4 to 11.8)	0.2 (0 to 0.3)	0.1 (0 to 0.2)	0.1 (0 to 0.2)	0.1 (0 to 0.2)	0.1 (0 to 0.2)	1.9 (1.4 to 2.6)	2.2 (1.6 to 3)	2 (1.4 to 2.8)	0.7 (0.4 to 1.1)	0.3 (0.2 to 0.5)	0.7 (0.4 to 1.1)	1.2 (0.7 to 1.9)	2.1 (1.3 to 3.2)	2.2 (1.4 to 3.3)	2.2 (1.4 to 3.3)	1.2 (0.6 to 2.1)	0.4 (0.2 to 0.8)	0.1 (0 to 0.3)	0 (0 to 0)	39.7
Syphilis	0 (0 to 0)	0 (0 to 0)	0 (0 to 0)	0 (0 to 0)	0 (0 to 0)	0 (0 to 0)	0 (0 to 0)	0 (0 to 0)	0 (0 to 0)	0 (0 to 0)	0 (0 to 0)	0 (0 to 0)	0 (0 to 0)	0 (0 to 0)	0 (0 to 0)	0 (0 to 0)	0 (0 to 0)	0 (0 to 0)	0 (0 to 0)	0 (0 to 0)	0 (0 to 0)	0 (0 to 0)	0 (0 to 0)	0
Chlamydial infection	0 (0 to 0)	0 (0 to 0)	0 (0 to 0)	0 (0 to 0)	0 (0 to 0)	0 (0 to 0)	0 (0 to 0)	0 (0 to 0)	0 (0 to 0)	0 (0 to 0)	0 (0 to 0)	0 (0 to 0)	0 (0 to 0)	0 (0 to 0)	0 (0 to 0)	0 (0 to 0)	0 (0 to 0)	0 (0 to 0)	0 (0 to 0)	0 (0 to 0)	0 (0 to 0)	0 (0 to 0)	0 (0 to 0)	0
Gonococcal infection	0 (0 to 0)	0 (0 to 0)	0 (0 to 0)	0 (0 to 0)	0 (0 to 0)	0 (0 to 0)	0 (0 to 0)	0 (0 to 0)	0 (0 to 0)	0 (0 to 0)	0 (0 to 0)	0 (0 to 0)	0 (0 to 0)	0 (0 to 0)	0 (0 to 0)	0 (0 to 0)	0 (0 to 0)	0 (0 to 0)	0 (0 to 0)	0 (0 to 0)	0 (0 to 0)	0 (0 to 0)	0 (0 to 0)	0.2
Trichomoniasis	0 (0 to 0)	0 (0 to 0)	0 (0 to 0)	0 (0 to 0)	0 (0 to 0)	0 (0 to 0)	0 (0 to 0)	0 (0 to 0)	0 (0 to 0)	0 (0 to 0)	0 (0 to 0)	0 (0 to 0)	0 (0 to 0)	0 (0 to 0)	0 (0 to 0)	0 (0 to 0)	0 (0 to 0)	0 (0 to 0)	0 (0 to 0)	0 (0 to 0)	0 (0 to 0)	0 (0 to 0)	0 (0 to 0)	0
Genital herpes	0 (0 to 0)	0 (0 to 0)	0 (0 to 0)	0 (0 to 0)	0 (0 to 0)	0 (0 to 0)	0 (0 to 0)	0 (0 to 0)	0.2 (0 to 0.5)	0.3 (0 to 0.5)	0.4 (0.1 to 0.9)	0.4 (0.1 to 0.9)	0.5 (0.1 to 1)	0.4 (0.2 to 1)	0.4 (0.2 to 1)	0.4 (0.1 to 1)	0.4 (0.1 to 1)	0.3 (0.1 to 1)	0.2 (0.1 to 0.7)	0.1 (0 to 0.2)	0.1 (0 to 0.2)	0 (0 to 0)	0 (0 to 0)	4.8
Other sexually transmitted infections	0 (0 to 0)	0 (0 to 0)	0 (0 to 0)	0 (0 to 0)	0 (0 to 0)	0 (0 to 0)	0 (0 to 0)	0 (0 to 0)	0 (0 to 0)	0 (0 to 0)	0 (0 to 0)	0 (0 to 0)	0 (0 to 0)	0 (0 to 0)	0 (0 to 0)	0 (0 to 0)	0 (0 to 0)	0 (0 to 0)	0 (0 to 0)	0 (0 to 0)	0 (0 to 0)	0 (0 to 0)	0 (0 to 0)	0
Respiratory infections and tuberculosis	29 (23 to 41)	3 (2 to 4)	24 (17 to 33.8)	31 (23.7 to 54.2)	30.4 (19.8 to 52.9)	27 (19.4 to 42)	26.2 (16.1 to 37.4)	27.4 (18.2 to 39.7)	28.7 (20.4 to 44.9)	30.2 (20.4 to 46.9)	29.1 (20.1 to 45.9)	30.1 (21.6 to 46.5)	35.1 (27.2 to 49.8)	40.6 (31.3 to 55.9)	58.7 (47.2 to 69.8)	84.5 (73.9 to 130)	129 (94.7 to 192)	199 (141.3 to 290)	320 (212.9 to 490)	449 (269.5 to 679)	539 (306 to 884)	539 (288 to 932)	2,920
Tuberculosis	0 (0 to 0)	0 (0 to 0)	0 (0 to 0)	0 (0 to 0)	0 (0 to 0)	0 (0 to 0)	0 (0 to 0)	0 (0 to 0)	0 (0 to 0)	0 (0 to 0)	0 (0 to 0)	0 (0 to 0)	0 (0 to 0)	0 (0 to 0)	0 (0 to 0)	0 (0 to 0)	0 (0 to 0)	0 (0 to 0)	0 (0 to 0)	0 (0 to 0)	0 (0 to 0)	0 (0 to 0)	0 (0 to 0)	0
Latent tuberculosis infection	0 (0 to 0)	0 (0 to 0)	0 (0 to 0)	0 (0 to 0)	0 (0 to 0)	0 (0 to 0)	0 (0 to 0)	0 (0 to 0)	0 (0 to 0)	0 (0 to 0)	0 (0 to 0)	0 (0 to 0)	0 (0 to 0)	0 (0 to 0)	0 (0 to 0)	0 (0 to 0)	0 (0 to 0)	0 (0 to 0)	0 (0 to 0)	0 (0 to 0)	0 (0 to 0)	0 (0 to 0)	0 (0 to 0)	0
Drug-susceptible tuberculosis	0 (0 to 0)	0 (0 to 0)	0 (0 to 0)	0 (0 to 0)	0 (0 to 0)	0 (0 to 0)	0 (0 to 0)	0 (0 to 0)	0 (0 to 0)	0 (0 to 0)	0 (0 to 0)	0 (0 to 0)	0 (0 to 0)	0 (0 to 0)	0 (0 to 0)	0 (0 to 0)	0 (0 to 0)	0 (0 to 0)	0 (0 to 0)	0 (0 to 0)	0 (0 to 0)	0 (0 to 0)	0 (0 to 0)	0
Multidrug-resistant tuberculosis without extensive drug resistance	0 (0 to 0)	0 (0 to 0)	0 (0 to 0)	0 (0 to 0)	0 (0 to 0)	0 (0 to 0)	0 (0 to 0)	0 (0 to 0)	0 (0 to 0)	0 (0 to 0)	0 (0 to 0)	0 (0 to 0)	0 (0 to 0)	0 (0 to 0)	0 (0 to 0)	0 (0 to 0)	0 (0 to 0)	0 (0 to 0)	0 (0 to 0)	0 (0 to 0)	0 (0 to 0)	0 (0 to 0)	0 (0 to 0)	0
Extensively drug-resistant tuberculosis	0 (0 to 0)	0 (0 to 0)	0 (0 to 0)	0 (0 to 0)	0 (0 to 0)	0 (0 to 0)	0 (0 to 0)	0 (0 to 0)	0 (0 to 0)	0 (0 to 0)	0 (0 to 0)	0 (0 to 0)	0 (0 to 0)	0 (0 to 0)	0 (0 to 0)	0 (0 to 0)	0 (0 to 0)	0 (0 to 0)	0 (0 to 0)	0 (0 to 0)	0 (0 to 0)	0 (0 to 0)	0 (0 to 0)	0.2
Lower respiratory infections	4.8 (3.1 to 6.4)	3 (2 to 4)	20.1 (12.1 to 31)	10.3 (7.4 to 13.8)	3.3 (2 to 5.4)	3.7 (2.7 to 5.1)	5.1 (3.5 to 7.1)	8.7 (6.5 to 12.1)	13 (9.5 to 18.6)	19.5 (12.8 to 27)	19 (12.4 to 27.1)	23.2 (17.1 to 32.4)	43.4 (28.5 to 61.5)	64.3 (47.5 to 91.2)	84.2 (57.4 to 122)	99.7 (67.9 to 143)	119 (72.3 to 200)	139 (74.3 to 261)	157 (67.4 to 347)	157 (37.1 to 397)	157 (37.1 to 397)	157 (37.1 to 397)	2,540
Upper respiratory infections	0 (0 to 0.1)	0 (0 to 0.2)	0.6 (0.1 to 3.4)	22 (13.3 to 40.8)	24.1 (12.3 to 49.6)	19.3 (9.6 to 33.4)	19.8 (9.8 to 33.6)	15 (8.1 to 25.6)	11 (6.3 to 20.7)	10.2 (6.2 to 18.2)	10.2 (6.2 to 18.2)	14 (7.4 to 22.6)	16.8 (8.3 to 29.6)	16.9 (8.4 to 29.4)	19.4 (9.4 to 33.6)	12.4 (6.9 to 22.7)	13.2 (6.9 to 23.4)	12.1 (6.3 to 21.7)	7.6 (3.4 to 14.2)	4.7 (2.4 to 7.7)	2.6 (1.4 to 4.3)	1.1 (0.6 to 1.9)	262
Otitis media	0 (0 to 0)	0 (0 to 0)	0.3 (0.1 to 0.4)	4.9 (2.6 to 9.4)	4.9 (2.6 to 8.4)	2.2 (1.2 to 3.5)	2.6 (1.3 to 3.9)	3.1 (1.5 to 4.5)	2.9 (1.3 to 4.5)	2.6 (1.2 to 4.1)	3.2 (1.5 to 5.1)	3.4 (1.6 to 5.4)	4.3 (2 to 7.1)	4.6 (2.1 to 7.5)	3.6 (1.6 to 6.1)	2.4 (1.1 to 4.2)	1.5 (0.7 to 2.8)	1.1 (0.5 to 2.1)	0.6 (0.3 to 1.2)	0.2 (0.1 to 0.4)	0.1 (0 to 0.2)	0 (0 to 0.1)	58.7
Enteric infections	1.3 (0.9 to 2.6)	1.2 (0.7 to 1.9)	10.9 (5.7 to 19)	22 (10.9 to 39.4)	13.2 (6.1 to 22.7)	6.4 (3.1 to 11.1)	4.6 (2.1 to 8.1)	5.4 (2.4 to 9.3)	5.9 (2.7 to 9.9)	5.9 (2.7 to 9.9)	5.9 (2.7 to 9.9)	6.7 (3.1 to 11.2)	6.7 (3.1 to 11.2)	6.8 (3.1 to 11.4)	5.6 (2.6 to 9.5)	5.6 (2.6 to 9.5)	5.6 (2.6 to 9.5)	5.6 (2.6 to 9.5)	5.6 (2.6 to 9.5)	5.6 (2.6 to 9.5)	5.6 (2.6 to 9.5)	5.6 (2.6 to 9.5)	259
Diarrheal diseases	2.3 (2.3 to 2.3)	1.2 (0.9 to 1.4)	10.6 (10.6 to 27.4)	20.6 (13.3 to 39.1)	12.2 (6.5 to 20.7)	6.2 (4.4 to 13.9)	4.3 (2.7 to 10)	5.4 (3.3 to 9.3)	5.9 (3.2 to 9.3)	5.9 (3.1 to 9.2)	5.9 (3.1 to 9.2)	6.7 (3.2 to 7.5)	6.7 (2.8 to 7.5)	6.7 (2.5 to 9.5)	5.6 (2.5 to 9.5)	5.6 (2.6 to 9.5)	5.6 (2.6 to 9.5)	5.6 (2.6 to 9.5)	5.6 (2.6 to 9.5)	5.6 (2.6 to 9.5)	5.6 (2.6 to 9.5)	5.6 (2.6 to 9.5)	254
Typhoid and paratyphoid	0 (0 to 0)	0 (0 to 0)	0 (0 to 0)	0 (0 to 0)	0 (0 to 0)	0 (0 to 0)	0 (0 to 0)	0 (0 to 0)	0 (0 to 0)	0 (0 to 0)	0 (0 to 0)	0 (0 to 0)	0 (0 to 0)	0 (0 to 0)	0 (0 to 0)	0 (0 to 0)	0 (0 to 0)	0 (0 to 0)	0 (0 to 0)	0 (0 to 0)	0 (0 to 0)	0 (0 to 0)	0 (0 to 0)	0
Typhoid fever	0 (0 to 0)	0 (0 to 0)	0 (0 to 0)	0 (0 to 0)	0 (0 to 0)	0 (0 to 0)	0 (0 to 0)	0 (0 to 0)	0 (0 to 0)	0 (0 to 0)	0 (0 to 0)	0 (0 to 0)	0 (0 to 0)	0 (0 to 0)	0 (0 to 0)	0 (0 to 0)	0 (0 to 0)	0 (0 to 0)	0 (0 to 0)	0 (0 to 0)	0 (0 to 0)	0 (0 to 0)	0 (0 to 0)	0
Paratyphoid fever	0 (0 to 0)	0 (0 to 0)	0 (0 to 0)	0 (0 to 0)	0 (0 to 0)	0 (0 to 0)	0 (0 to 0)	0 (0 to 0)	0 (0 to 0)	0 (0 to 0)	0 (0 to 0)	0 (0 to 0)	0 (0 to 0)	0 (0 to 0)	0 (0 to 0)	0 (0 to 0)	0 (0 to 0)	0 (0 to 0)	0 (0 to 0)	0 (0 to 0)	0 (0 to 0)	0 (0 to 0)	0 (0 to 0)	0
Invasive Non-typhoidal Salmonella (iNTS)	0 (0 to 0)	0 (0 to 0)	0 (0 to 0)	0 (0 to 0)	0 (0 to 0)	0 (0 to 0)	0 (0 to 0)	0 (0 to 0)	0 (0 to 0)	0 (0 to 0)	0 (0 to 0)	0 (0 to 0)	0 (0 to 0)	0 (0 to 0)	0 (0 to 0)	0 (0 to 0)	0 (0 to 0)	0 (0 to 0)	0 (0 to 0)	0 (0 to 0)	0 (0 to 0)	0 (0 to 0)	0 (0 to 0)	1.9
Other intestinal infectious diseases	0 (0 to 0)	0 (0 to 0)	0 (0 to 0)	0 (0 to 0)	0 (0 to 0)	0 (0 to 0)	0 (0 to 0)	0 (0 to 0)	0 (0 to 0)	0 (0 to 0)	0 (0 to 0)	0 (0 to 0)	0 (0 to 0)	0 (0 to 0)	0 (0 to 0)	0 (0 to 0)	0 (0 to 0)	0 (0 to 0)	0 (0 to 0)	0 (0 to 0)	0 (0 to 0)	0 (0 to 0)	0 (0 to 0)	0.9
Neglected tropical diseases and malaria	0 (0 to 0)	0 (0 to 0)	0.7 (0 to 2.9)	2.8 (0.2 to 19.2)	2.8 (0.2 to 19.2)	0.2 (0 to 1.4)	0.2 (0 to 1.4)	0.2 (0 to 1.4)	0.2 (0 to 1.4)	0.2 (0 to 1.4)	0.2 (0 to 1.3)	0.2 (0 to 0.9)	0.2 (0 to 0.9)	0.2 (0 to 1)	0.2 (0 to 1)	0.2 (0 to 1)	0.2 (0 to 1)	0.2 (0 to 1)	0.2 (0 to 1)	0.2 (0 to 1)	0.2 (0 to 1)	0.2 (0 to 1)	0.2 (0 to 1)	10.9
Malaria	0 (0 to 0)	0 (0 to 0)	0 (0 to 0)	0 (0 to 0)	0 (0 to 0)	0 (0 to 0)	0 (0 to 0)	0 (0 to 0)	0 (0 to 0)	0 (0 to 0)	0 (0 to 0)	0 (0 to 0)	0 (0 to 0)	0 (0 to 0)	0 (0 to 0)	0 (0 to 0)	0 (0 to 0)	0 (0 to 0)	0 (0 to 0)	0 (0 to 0)	0 (0 to 0)	0 (0 to 0)	0 (0 to 0)	0
Chagas disease	0 (0 to 0)	0 (0 to 0)	0 (0 to 0)	0 (0 to 0)	0 (0 to 0)	0 (0 to 0)	0 (0 to 0)	0 (0 to 0)	0 (0 to 0)	0 (0 to 0)	0 (0 to 0)	0 (0 to 0)	0 (0 to 0)	0 (0 to 0)	0 (0 to 0)	0 (0 to 0)	0 (0 to 0)	0 (0 to 0)	0 (0 to 0)	0 (0 to 0)	0 (0 to 0)	0 (0 to 0)	0 (0 to 0)	0
Leishmaniasis	0 (0 to 0)	0 (0 to 0)	0 (0 to 0)	0 (0 to 0)	0 (0 to 0)	0 (0 to 0)	0 (0 to 0)	0 (0 to 0)	0 (0 to 0)	0 (0 to 0)	0 (0 to 0)	0 (0 to 0)	0 (0 to 0)	0 (0 to 0)	0 (0 to 0)	0 (0 to 0)	0 (0 to 0)	0 (0 to 0)	0 (0 to 0)	0 (0 to 0)	0 (0 to 0)	0 (0 to 0)	0 (0 to 0)	0
Visceral leishmaniasis	0 (0 to 0)	0 (0 to 0)	0 (0 to 0)	0 (0 to 0)	0 (0 to 0)	0 (0 to 0)	0 (0 to 0)	0 (0 to 0)	0 (0 to 0)	0 (0 to 0)	0 (0 to 0)	0 (0 to 0)	0 (0 to 0)	0 (0 to 0)	0 (0 to 0)	0 (0 to 0)	0 (0 to 0)	0 (0 to 0)	0 (0 to 0)	0 (0 to 0)	0 (0 to 0)	0 (0 to 0)	0 (0 to 0)	0
Cutaneous and mucocutaneous leishmaniasis	0 (0 to 0)	0 (0 to 0)	0 (0 to 0)	0 (0 to 0)	0 (0 to 0)	0 (0 to 0)	0 (0 to 0)	0 (0 to 0)	0 (0 to 0)	0 (0 to 0)	0 (0 to 0)	0 (0 to 0)	0 (0 to 0)	0 (0 to 0)	0 (0 to 0)	0 (0 to 0)	0 (0 to 0)	0 (0 to 0)	0 (0 to 0)	0 (0 to 0)	0 (0 to 0)	0 (0 to 0)	0 (0 to 0)	0
African trypanosomiasis	0 (0 to 0)	0 (0 to 0)	0 (0 to 0)	0 (0 to 0)	0 (0 to 0)	0 (0 to 0)	0 (0 to 0)	0 (0 to 0)	0 (0 to 0)	0 (0 to 0)	0 (0 to 0)	0 (0 to 0)	0 (0 to 0)	0 (0 to 0)	0 (0 to 0)	0 (0 to 0)	0 (0 to 0)	0 (0 to 0)	0 (0 to 0)	0 (0 to 0)	0 (0 to 0)	0 (0 to 0)	0 (0 to 0)	0
Schistosomiasis	0 (0 to 0)	0 (0 to 0)	0 (0 to 0)	0 (0 to 0)	0 (0 to 0)	0 (0 to 0)	0 (0 to 0)	0 (0 to 0)	0 (0 to 0)	0 (0 to 0)	0 (0 to 0)	0 (0 to 0)	0 (0 to 0)	0 (0 to 0)	0 (0 to 0)	0 (0 to 0)	0 (0 to 0)	0 (0 to 0)	0 (0 to 0)	0 (0 to 0)	0 (0 to 0)	0 (0 to 0)	0 (0 to 0)	0
Cysticercosis	0 (0 to 0)	0 (0 to 0)	0 (0 to 0)	0 (0 to 0)	0 (0 to 0)	0 (0 to 0)	0 (0 to 0)	0 (0 to 0)	0 (0 to 0)	0 (0 to 0)	0 (0 to 0)	0 (0 to 0)	0 (0 to 0)	0 (0 to 0)	0 (0 to 0)	0 (0 to 0)	0 (0 to 0)	0 (0 to 0)	0 (0 to 0)	0 (0 to 0)	0 (0 to 0)	0 (0 to 0)	0 (0 to 0)	0
Cystic echinococcosis	0 (0 to 0)	0 (0 to 0)	0 (0 to 0)	0 (0 to 0)	0 (0 to 0)	0 (0 to 0)	0 (0 to 0)	0 (0 to 0)	0 (0 to 0)	0 (0 to 0)	0 (0 to 0)	0 (0 to 0)	0 (0 to 0)	0 (0 to 0)	0 (0 to 0)	0 (0 to 0)	0 (0 to 0)	0 (0 to 0)	0 (0 to 0)	0 (0 to 0)	0 (0 to 0)	0 (0 to 0)	0 (0 to 0)	0
Lymphatic filariasis	0 (0 to 0)	0 (0 to 0)	0 (0 to 0)	0 (0 to 0)	0 (0 to 0)	0 (0 to 0)	0 (0 to 0)	0 (0 to 0)	0 (0 to 0)	0 (0 to 0)	0 (0 to 0)	0 (0 to 0)	0 (0 to 0)	0 (0 to 0)	0 (0 to 0)	0 (0 to 0)	0 (0 to 0)	0 (0 to 0)	0 (0 to 0)	0 (0 to 0)	0 (0 to 0)	0 (0 to 0)	0 (0 to 0)	0.1
Onchocerciasis	0 (0 to 0)	0 (0 to 0)	0 (0 to 0)	0 (0 to 0)	0 (0 to 0)	0 (0 to 0)	0 (0 to 0)	0 (0 to 0)	0 (0 to 0)	0 (0 to 0)	0 (0 to 0)	0 (0 to 0)	0 (0 to 0)	0 (0 to 0)	0 (0 to 0)	0 (0 to 0)	0 (0 to 0)	0 (0 to 0)	0 (0 to 0)	0 (0 to 0)	0 (0 to 0)	0 (0 to 0)	0 (0 to 0)	0
Trachoma	0 (0 to 0)	0 (0 to 0)	0 (0 to 0)	0 (0 to 0)	0 (0 to 0)	0 (0 to 0)	0 (0 to 0)	0 (0 to 0)	0 (0 to 0)	0 (0 to 0)	0 (0 to 0)	0 (0 to 0)	0 (0 to 0)	0 (0 to 0)	0 (0 to 0)	0 (0 to 0)	0 (0 to 0)	0 (0 to 0)	0 (0 to 0)	0 (0 to 0)	0 (0 to 0)	0 (0 to 0)	0 (0 to 0)	0
Dengue	0 (0 to 0)	0 (0 to 0)	0 (0 to 0)	0 (0 to 0)	0 (0 to 0)	0 (0 to 0)	0 (0 to 0)	0 (0 to 0)	0 (0 to 0)	0 (0 to 0)	0 (0 to 0)	0 (0 to 0)	0 (0 to 0)	0 (0 to 0)	0 (0 to 0)	0 (0 to 0)	0 (0 to 0)	0 (0 to 0)	0 (0 to 0)	0 (0 to 0)	0 (0 to 0)	0 (0 to 0)	0 (0 to 0)	0
Yellow fever	0 (0 to 0)	0 (0 to 0)	0 (0 to 0)	0 (0 to 0)	0 (0 to 0)	0 (0 to 0)	0 (0 to 0)	0 (0 to 0)	0 (0 to 0)	0 (0 to 0)	0 (0 to 0)	0 (0 to 0)	0 (0 to 0)	0 (0 to 0)	0 (0 to 0)	0 (0 to 0)	0 (0 to 0)	0 (0 to 0)	0 (0 to 0)	0 (0 to 0)	0 (0 to 0)	0 (0 to 0)	0 (0 to 0)	0
Rabies	0 (0 to 0)	0 (0 to 0)	0 (0 to 0)	0 (0 to 0)	0 (0 to 0)	0 (0 to 0)	0 (0 to 0)	0 (0 to 0)	0 (0 to 0)	0 (0 to 0)	0 (0 to 0)	0 (0 to 0)	0 (0 to 0)	0 (0 to 0)	0 (0 to 0)	0 (0 to 0)	0 (0 to 0)	0 (0 to 0)	0 (0 to 0)	0 (0 to 0)	0 (0 to 0)	0 (0 to 0)	0 (0 to 0)	0
Intestinal nematode infections	0 (0 to 0)	0 (0 to 0)	0 (0 to 0)	0 (0 to 0)	0 (0 to 0)	0 (0 to 0)	0 (0 to 0)	0 (0 to 0)	0 (0 to 0)	0 (0 to 0)	0 (0 to 0)	0 (0 to 0)	0 (0 to 0)	0 (0 to 0)	0 (0 to 0)	0 (0 to 0)	0 (0 to 0)	0 (0 to 0)	0 (0 to 0)	0 (0 to 0)	0 (0 to 0)	0 (0 to 0)	0 (0 to 0)	0
Ascariasis	0 (0 to 0)	0 (0 to 0)	0 (0 to 0)	0 (0 to 0)	0 (0 to 0)	0 (0 to 0)	0 (0 to 0)	0 (0 to 0)	0 (0 to 0)	0 (0 to 0)	0 (0 to 0)	0 (0 to 0)	0 (0 to 0)	0 (0 to 0)	0 (0 to 0)	0 (0 to 0)	0 (0 to 0)	0 (0 to 0)	0 (0 to 0)	0 (0 to 0)	0 (0 to 0)	0 (0 to 0)	0 (0 to 0)	0
Trichuriasis	0 (0 to 0)	0 (0 to 0)	0 (0 to 0)	0 (0 to 0)	0 (0 to 0)	0 (0 to 0)	0 (0 to 0)	0 (0 to 0)	0 (0 to 0)	0 (0 to 0)	0 (0 to 0)	0 (0 to 0)	0 (0 to 0)	0 (0 to 0)	0 (0 to 0)	0 (0 to 0)	0 (0 to 0)	0 (0 to 0)	0 (0 to 0)	0 (0 to 0)	0 (0 to 0)	0 (0 to 0)	0 (0 to 0)	0
Hookworm disease	0 (0 to 0)	0 (0 to 0)	0 (0 to 0)	0 (0 to 0)	0 (0 to 0)	0 (0 to 0)	0 (0 to 0)	0 (0 to 0)	0 (0 to 0)	0 (0 to 0)	0 (0 to 0)	0 (0 to 0)	0 (0 to 0)	0 (0 to 0)	0 (0 to 0)	0 (0 to 0)	0 (0 to 0)	0 (0 to 0)	0 (0 to 0)	0 (0 to 0)	0 (0 to 0)	0 (0 to 0)	0 (0 to 0)	0
Food-borne trematodiases	0 (0 to 0)	0 (0 to 0)	0 (0 to 0)	0 (0 to 0)	0 (0 to 0)	0 (0 to 0)	0 (0 to 0)	0 (0 to 0)	0 (0 to 0)	0 (0 to 0)	0 (0 to 0)	0 (0 to 0)	0 (0 to 0)	0 (0 to 0)	0 (0 to 0)	0 (0 to 0)	0 (0 to 0)	0 (0 to 0)	0 (0 to 0)	0 (0 to 0)	0 (0 to 0)	0 (0 to 0)	0 (0 to 0)	0
Leprosy	0 (0 to 0)	0 (0 to 0)	0 (0 to 0)	0 (0 to 0)	0 (0 to 0)	0 (0 to 0)	0 (0 to 0)	0 (0 to 0)	0 (0 to 0)	0 (0 to 0)	0 (0 to 0)	0 (0 to 0)	0 (0 to 0)	0 (0 to 0)	0 (0 to 0)	0 (0 to 0)	0 (0 to 0)	0 (0 to 0)	0 (0 to 0)	0 (0 to 0)	0 (0 to 0)	0 (0 to 0)

Other neoplasms	0-1 (0 to 0.1)	0 (0 to 0)	0-1 (0 to 0.2)	0-3 (0.1 to 0.9)	0-3 (0.1 to 0.4)	0-3 (0.2 to 0.9)	0-4 (0.2 to 0.7)	0-4 (0.2 to 0.6)	0-6 (0.4 to 1.4)	0-6 (0.4 to 1.4)	0-8 (0.4 to 1.6)	1 (0.6 to 1.6)	1-2 (0.7 to 2.1)	2-4 (1.6 to 4.6)	3-5 (2.3 to 6.9)	5-7 (3.7 to 9.7)	8-11 (5.7 to 14.9)	14 (9.2 to 20.3)	23-29 (17.3 to 44.2)	44-56 (30.5 to 80.2)	69-83 (51.6 to 93.5)	82-99 (59.9 to 79.4)	30-8 (19.4 to 49.2)	12-4 (7.2 to 19.3)	1-2 (1.2 to 3.4)		
Medulloblastoma; medulloblastoma, and other hemangioblastic neoplasms	0 (0 to 0.1)	0 (0 to 0)	0-1 (0 to 0.2)	0-3 (0.1 to 0.9)	0-3 (0.1 to 0.4)	0-3 (0.2 to 0.7)	0-4 (0.2 to 0.6)	0-4 (0.2 to 0.6)	0-6 (0.4 to 1.4)	0-6 (0.4 to 1.4)	0-8 (0.4 to 1.6)	1 (0.6 to 1.6)	1-2 (0.7 to 2.1)	2-4 (1.6 to 4.6)	3-5 (2.3 to 6.9)	5-7 (3.7 to 9.7)	8-11 (5.7 to 14.9)	14 (9.2 to 20.3)	23-29 (17.3 to 44.2)	44-56 (30.5 to 80.2)	69-83 (51.6 to 93.5)	82-99 (59.9 to 79.4)	30-8 (19.4 to 49.2)	12-4 (7.2 to 19.3)	1-2 (1.2 to 3.4)		241
Benign and in situ cerebral neoplasms	0 (0 to 0)	0 (0 to 0)	0 (0 to 0)	0 (0 to 0)	0 (0 to 0)	0 (0 to 0)	0 (0 to 0)	0 (0 to 0)	0 (0 to 0)	0 (0 to 0)	0 (0 to 0)	0 (0 to 0)	0 (0 to 0)	0 (0 to 0)	0 (0 to 0)	0 (0 to 0)	0 (0 to 0)	0 (0 to 0)	0 (0 to 0)	0 (0 to 0)	0 (0 to 0)	0 (0 to 0)	0 (0 to 0)	0 (0 to 0)	0 (0 to 0)		0
Benign and in situ cerebral and uterine neoplasms	0 (0 to 0)	0 (0 to 0)	0 (0 to 0)	0 (0 to 0)	0 (0 to 0)	0 (0 to 0)	0 (0 to 0)	0 (0 to 0)	0 (0 to 0)	0 (0 to 0)	0 (0 to 0)	0 (0 to 0)	0 (0 to 0)	0 (0 to 0)	0 (0 to 0)	0 (0 to 0)	0 (0 to 0)	0 (0 to 0)	0 (0 to 0)	0 (0 to 0)	0 (0 to 0)	0 (0 to 0)	0 (0 to 0)	0 (0 to 0)	0 (0 to 0)		
Other benign and in situ neoplasms	0 (0 to 0)	0 (0 to 0)	0 (0 to 0)	0 (0 to 0)	0 (0 to 0)	0 (0 to 0)	0 (0 to 0)	0 (0 to 0)	0 (0 to 0)	0 (0 to 0)	0 (0 to 0)	0 (0 to 0)	0 (0 to 0)	0 (0 to 0)	0 (0 to 0)	0 (0 to 0)	0 (0 to 0)	0 (0 to 0)	0 (0 to 0)	0 (0 to 0)	0 (0 to 0)	0 (0 to 0)	0 (0 to 0)	0 (0 to 0)	0 (0 to 0)		0
Cardiovascular diseases	1-8 (1.4 to 2.5)	1-5 (1 to 2.2)	0-8 (2.2 to 6.4)	0-7 (2.2 to 6.4)	0-8 (2.4 to 7.1)	0-6 (1.6 to 5.4)	19-5 (9.4 to 39.7)	27-7 (29.5 to 47.8)	60 (42.3 to 86.2)	114 (74.5 to 165)	151 (91.5 to 193)	229 (153 to 295)	342 (264 to 448)	777 (592 to 968)	1,110 (856 to 1,370)	1,268 (1,020 to 1,540)	1,660 (1,320 to 2,010)	2,760 (2,270 to 3,290)	2,640 (2,210 to 3,090)	2,380 (1,990 to 2,760)	1,810 (1,530 to 2,080)	971 (733 to 1,190)	213 (172 to 258)	16,800
Rheumatic heart disease	0 (0 to 0)	0 (0 to 0)	0 (0 to 0.2)	0 (0 to 0.2)	0-1 (0 to 0.2)	0-2 (0 to 0.4)	0-2 (0 to 0.4)	0-3 (0 to 0.6)	0-5 (0 to 1.2)	0-9 (0 to 1.9)	0-9 (0 to 1.9)	1-2 (0 to 2.6)	2-2 (0.9 to 3.1)	3-4 (1.4 to 5.2)	4-7 (2.2 to 9.9)	6-7 (3.2 to 9.9)	5-9 (2.7 to 9.9)	7 (3.5 to 13.3)	12-5 (6.5 to 19.3)	13 (6.5 to 19.3)	10-6 (5.1 to 16.1)	7-6 (3.4 to 11.6)	3-2 (1.4 to 4.6)	0-7 (0.3 to 0.9)		74-3
Ischemic heart disease	0 (0 to 0)	0 (0 to 0)	0 (0 to 0)	0 (0 to 0)	0 (0 to 0)	1-3 (0.1 to 0.6)	8-6 (3.7 to 9.1)	28-5 (19.7 to 37.4)	49-8 (34.2 to 66.4)	74-9 (52.1 to 97.6)	128 (102 to 160)	230 (166 to 316)	462 (356 to 588)	688 (526 to 815)	827 (685 to 1,010)	1,060 (877 to 1,260)	1,470 (1,220 to 1,730)	1,310 (1,120 to 1,530)	1,130 (927 to 1,360)	924 (689 to 1,170)	498 (330 to 693)	330 (183 to 495)	87 (60 to 118)	8,790	
Stroke	0-1 (0 to 0.2)	0 (0 to 0.1)	0-8 (0.4 to 1.4)	0-6 (0.3 to 1.2)	0-4 (0.1 to 0.7)	4-1 (1.1 to 9.7)	11-9 (6.2 to 19.6)	21-4 (13.1 to 31.9)	27 (20.5 to 35.5)	32-9 (22.7 to 45.6)	45-5 (31.6 to 64.1)	70-6 (55 to 109)	108 (86.1 to 136)	172 (144 to 206)	155 (119 to 201)	202 (161 to 253)	533 (439 to 648)	671 (472 to 788)	429 (346 to 546)	524 (403 to 655)	258 (203 to 323)	65 (46 to 87)	3,650	
Ischemic stroke	0-1 (0 to 0.1)	0 (0 to 0.2)	0-2 (0.2 to 0.6)	0-4 (0.2 to 0.8)	0-9 (0.4 to 1.5)	1-5 (0.7 to 3.1)	2-6 (1.2 to 5.4)	3-9 (2.4 to 5.5)	5-5 (3.4 to 8.2)	8-6 (4.9 to 12.4)	9-8 (5.4 to 17.9)	17-9 (12.3 to 27.7)	32-9 (25.1 to 42.1)	49-8 (38.2 to 67.4)	51-1 (39.7 to 67.1)	72-5 (57.1 to 91.2)	228 (173.2 to 286)	392 (272.5 to 486)	464 (356.2 to 570)	414 (316.2 to 516)	207 (160.9 to 261)	53-1 (38.6 to 69.3)	2,120	
Intracerebral hemorrhage	0 (0 to 0.1)	0 (0 to 0.1)	0-2 (0.1 to 0.4)	0-2 (0.1 to 0.4)	0-4 (0.2 to 0.6)	0-6 (0.3 to 1.1)	1-5 (1.1 to 2.6)	2-4 (1.5 to 3.9)	4-6 (3.1 to 5.5)	7-1 (4.9 to 10.2)	9-5 (6.5 to 13.9)	16-2 (10.9 to 23.7)	20-9 (15.2 to 27.4)	25-7 (19.7 to 33.4)	29-7 (22.7 to 38.5)	39-1 (29.7 to 49.7)	52-5 (39.5 to 66.3)	111 (83.5 to 137)	109 (84.5 to 127)	108 (84.2 to 127)	89-2 (69.3 to 104)	39-4 (29.2 to 49.2)	11-5 (8.2 to 14.7)	0-2 (0.1 to 0.3)		1,130
Subarachnoid hemorrhage	0 (0 to 0.1)	0 (0 to 0)	0 (0 to 0.1)	0 (0 to 0.2)	0 (0 to 0.2)	0 (0 to 0.3)	0-1 (0.7 to 1.4)	0-2 (0.9 to 1.5)	0-3 (0.9 to 1.4)	0-4 (0.9 to 1.6)	0-5 (0.9 to 2.1)	0-8 (1.2 to 3.3)	1-2 (1.2 to 3.8)	1-6 (1.2 to 4.6)	2-1 (1.2 to 5.4)	2-6 (1.2 to 6.6)	3-2 (1.2 to 8.1)	4-3 (1.2 to 10.6)	4-9 (1.2 to 12.1)	4-2 (1.2 to 10.6)	3-6 (1.2 to 8.9)	2-7 (1.2 to 6.6)	1-2 (0.5 to 3.1)	0-2 (0.1 to 0.4)		411
Hypertensive heart disease	0 (0 to 0)	0 (0 to 0)	0 (0 to 0)	0 (0 to 0)	0 (0 to 0)	0 (0 to 0)	0 (0 to 0)	0 (0 to 0)	0 (0 to 0)	0 (0 to 0)	0 (0 to 0)	0 (0 to 0)	0 (0 to 0)	0 (0 to 0)	0 (0 to 0)	0 (0 to 0)	0 (0 to 0)	0 (0 to 0)	0 (0 to 0)	0 (0 to 0)	0 (0 to 0)	0 (0 to 0)	0 (0 to 0)	0 (0 to 0)	0 (0 to 0)		
Non-rheumatic valvular heart disease	0 (0 to 0)	0 (0 to 0)	0 (0 to 0)	0 (0 to 0)	0 (0 to 0)	0 (0 to 0)	0 (0 to 0)	0 (0 to 0)	0 (0 to 0)	0 (0 to 0)	0 (0 to 0)	0 (0 to 0)	0 (0 to 0)	0 (0 to 0)	0 (0 to 0)	0 (0 to 0)	0 (0 to 0)	0 (0 to 0)	0 (0 to 0)	0 (0 to 0)	0 (0 to 0)	0 (0 to 0)	0 (0 to 0)	0 (0 to 0)	0 (0 to 0)		
Non-rheumatic aortic aortic valve disease	0 (0 to 0)	0 (0 to 0)	0 (0 to 0)	0 (0 to 0)	0 (0 to 0)	0 (0 to 0)	0-2 (0 to 0.6)	0-5 (0.1 to 1.4)	0-9 (0 to 2.7)	1-5 (0 to 2.8)	2-7 (1 to 3.9)	3-6 (1.8 to 5.6)	5-5 (3.2 to 8.9)	7-2 (4.1 to 11.4)	7-3 (4.1 to 11.4)	7-6 (4.1 to 11.4)	9-2 (5.1 to 13.7)	11 (6.1 to 16.1)	14-1 (9.1 to 19.7)	12-4 (8.1 to 16.1)	10-5 (6.1 to 14.2)	6-2 (3.4 to 8.6)	2-4 (1.1 to 3.4)	1-1 (0.5 to 1.6)		363
Non-rheumatic degenerative mitral valve disease	0 (0 to 0)	0 (0 to 0)	0 (0 to 0)	0 (0 to 0)	0 (0 to 0)	0 (0 to 0)	0-2 (0.2 to 0.6)	0-4 (0.2 to 0.9)	0-6 (0.3 to 1.1)	0-7 (0.3 to 1.2)	0-8 (0.3 to 1.2)	0-9 (0.5 to 1.4)	1-4 (0.6 to 2.4)	1-6 (0.6 to 2.4)	1-5 (0.5 to 2.4)	1-4 (0.5 to 2.1)	1-3 (0.7 to 2.1)	1-4 (0.7 to 2.1)	1-3 (0.7 to 2.1)	1-3 (0.7 to 2.1)	1-3 (0.7 to 2.1)	1-4 (0.7 to 2.1)	1-4 (0.7 to 2.1)	0-8 (0.3 to 1.1)		89-5
Other non-rheumatic valve diseases	0 (0 to 0)	0 (0 to 0)	0 (0 to 0)	0 (0 to 0)	0 (0 to 0)	0 (0 to 0)	0 (0 to 0)	0 (0 to 0)	0 (0 to 0)	0 (0 to 0)	0 (0 to 0)	0 (0 to 0)	0 (0 to 0)	0 (0 to 0)	0 (0 to 0)	0 (0 to 0)	0 (0 to 0)	0 (0 to 0)	0 (0 to 0)	0 (0 to 0)	0 (0 to 0)	0 (0 to 0)	0 (0 to 0)	0 (0 to 0)	0 (0 to 0)		0-9
Cardiomyopathy and myocarditis	2-9 (0.9 to 7.3)	3-9 (0.9 to 7.2)	3-1 (1.1 to 7.9)	3-9 (1.1 to 8.6)	4-6 (1.3 to 9.6)	5-5 (1.5 to 12.1)	9-4 (3.4 to 20.1)	12-9 (5.3 to 24.5)	13 (7.4 to 24.5)	16-2 (9.4 to 30.2)	18-8 (10.9 to 32.6)	19-8 (10.9 to 32.6)	23-2 (13.9 to 39.3)	23-9 (15.4 to 39.3)	22-9 (15.4 to 35.2)	22-9 (15.4 to 35.2)	22-9 (15.4 to 35.2)	22-9 (15.4 to 35.2)	22-9 (15.4 to 35.2)	22-9 (15.4 to 35.2)	22-9 (15.4 to 35.2)	22-9 (15.4 to 35.2)	22-9 (15.4 to 35.2)	22-9 (15.4 to 35.2)		422
Myocarditis	0 (0 to 0.1)	0 (0 to 0.1)	0 (0 to 0.2)	0 (0 to 0.2)	0 (0 to 0.2)	0 (0 to 0.3)	0-1 (0.2 to 0.7)	0-1 (0.2 to 0.8)	0-2 (0.3 to 1.1)	0-3 (0.3 to 1.2)	0-3 (0.3 to 1.2)	0-4 (0.3 to 1.2)	0-5 (0.3 to 1.4)	0-6 (0.3 to 1.4)	0-6 (0.3 to 1.4)	0-6 (0.3 to 1.4)	0-6 (0.3 to 1.4)	0-6 (0.3 to 1.4)	0-6 (0.3 to 1.4)	0-6 (0.3 to 1.4)	0-6 (0.3 to 1.4)	0-6 (0.3 to 1.4)	0-6 (0.3 to 1.4)	0-6 (0.3 to 1.4)		34
Alcoholic cardiomyopathy	0 (0 to 0)	0 (0 to 0)	0 (0 to 0)	0 (0 to 0)	0 (0 to 0)	0 (0 to 0)	0-1 (0.6 to 1.6)	0-2 (0.6 to 1.6)	0-4 (0.9 to 2.6)	0-5 (0.9 to 3.2)	0-6 (0.9 to 3.2)	0-7 (0.9 to 3.2)	0-8 (0.9 to 3.2)	0-9 (0.9 to 3.2)	0-9 (0.9 to 3.2)	0-9 (0.9 to 3.2)	0-9 (0.9 to 3.2)	0-9 (0.9 to 3.2)	0-9 (0.9 to 3.2)	0-9 (0.9 to 3.2)	0-9 (0.9 to 3.2)	0-9 (0.9 to 3.2)	0-9 (0.9 to 3.2)	0-9 (0.9 to 3.2)		112
Other cardiomyopathy	0-9 (0.3 to 1.2)	0-7 (0 to 1)	0-6 (0.1 to 1.4)	1-6 (0.2 to 1.6)	1-5 (0.2 to 1.5)	2-2 (0.3 to 1.6)	4-2 (1.2 to 8.1)	6-6 (2.5 to 10.1)	7-9 (3.7 to 12.2)	11-5 (5.2 to 17.4)	13-5 (6.3 to 20.5)	16-1 (8.1 to 23.6)	18-7 (9.3 to 27.6)	19-3 (9.3 to 27.6)	17-6 (9.3 to 27.6)	15-7 (9.3 to 27.6)	14-6 (9.3 to 27.6)	13-7 (9.3 to 27.6)	13-2 (9.3 to 27.6)	13-2 (9.3 to 27.6)	13-2 (9.3 to 27.6)	13-2 (9.3 to 27.6)	13-2 (9.3 to 27.6)	13-2 (9.3 to 27.6)		274
Atrial fibrillation and flutter	0 (0 to 0)	0 (0 to 0)	0 (0 to 0)	0 (0 to 0)	0 (0 to 0)	0 (0 to 0)	0 (0 to 0)	0 (0 to 0)	0 (0 to 0)	0 (0 to 0)	0 (0 to 0)	0 (0 to 0)	0 (0 to 0)	0 (0 to 0)	0 (0 to 0)	0 (0 to 0)	0 (0 to 0)	0 (0 to 0)	0 (0 to 0)	0 (0 to 0)	0 (0 to 0)	0 (0 to 0)	0 (0 to 0)	0 (0 to 0)	0 (0 to 0)		2,040
Aortic aneurysm	—	—	—	—	—	—	0-6 (0.2 to 2.1)	1-4 (0.5 to 3.1)	2-9 (1.1 to 6.2)	3-4 (1.2 to 7.2)	4-5 (1.2 to 9.5)	6-4 (2.3 to 13.7)	9-3 (3.3 to 17.1)	12-4 (5.1 to 21.7)	21-4 (9.4 to 31.1)	28-6 (15.1 to 42.7)	37 (20.1 to 52)	87-6 (47.1 to 129)	178 (128 to 230)	246 (133 to 350)	191 (150 to 236)	178 (150 to 206)	99-2 (72.1 to 126)	34-3 (23.1 to 43.9)	9-2 (4.6 to 13.1)	NA	
Endocarditis	0-1 (0 to 0.2)	0 (0 to 0.2)	0-1 (0.1 to 0.3)	0-1 (0.1 to 0.3)	0-1 (0.1 to 0.4)	0-2 (0.2 to 0.7)	0-3 (0.1 to 1.1)	0-5 (0.2 to 1.5)	0-7 (0.2 to 2.1)	0-9 (0.3 to 2.5)	1-1 (0.3 to 2.5)	1-4 (0.5 to 3.1)	2-1 (0.8 to 4.6)	2-9 (1.4 to 7.1)	4-1 (2.2 to 7.7)	5-7 (3.2 to 9.4)	7-6 (4.1 to 11)	11 (6.1 to 16)	19 (10.5 to 27.5)	16-3 (8.8 to 24.7)	9-5 (4.7 to 15.1)	5-5 (2.6 to 9.1)	2-4 (1.1 to 4.6)	1-1 (0.4 to 2.1)		111
Other cardiovascular and circulatory diseases	1-7 (0.4 to 3.3)	1-5 (0.2 to 3.9)	1-7 (0.4 to 3.1)	1-5 (0.3 to 3.1)	1-8 (0.3 to 4.6)	2-8 (1.1 to 4.6)	3-2 (1.3 to 7.3)	3-4 (1.4 to 7.5)	10-5 (5 to 18)	12-4 (6.1 to 22.1)	13 (6.1 to 22.1)	14-4 (7.1 to 22.1)	20-3 (11.4 to 31.7)	18-1 (11.4 to 31.7)	16-7 (11.4 to 31.7)	46-7 (29.7 to 69.9)	59-6 (42.1 to 83.1)	60-1 (45.1 to 78.2)	79-6 (61.1 to 97.2)	99-3 (82 to 116)	82 (66.9 to 98)	39-5 (29.2 to 49.3)	14-7 (10.1 to 19.1)	3-4 (2.4 to 4.2)		639
Chronic respiratory diseases	0-5 (0 to 0.6)	0-5 (0 to 0.6)	0-6 (0.3 to 1.1)	0-9 (0.4 to 1.7)	0-9 (0.4 to 1.7)	1-1 (0.5 to 2.1)	2-2 (0.9 to 4.3)	2-8 (1.2 to 5.4)	4-4 (2.1 to 8.1)	6-2 (2.9 to 11.4)	7-4 (3.5 to 13.4)	9-3 (4.4 to 16.7)	12-4 (6.1 to 21.7)	15-4 (8.1 to 26.4)	16-4 (8.1 to 26.4)	19-7 (10.4 to 33.4)	23-8 (12.7 to 39.8)	28-6 (15.2 to 47.6)	31-4 (16.8 to 52.3)	32-6 (17.4 to 54.3)	33-2 (17.7 to 55.3)	32-6 (17.4 to 54.3)	31-4 (16.8 to 52.3)	28-6 (15.2 to 47.6)		1,140
Chronic obstructive pulmonary disease	0-4 (0.2 to 0.9)	0-4 (0.2 to 0.9)	0-5 (0.2 to 1.1)	0-6 (0.3 to 1.3)	0-8 (0.3 to 1.7)	1-1 (0.4 to 2.4)	2-6 (1.1 to 5.4)	3-4 (1.4 to 7.2)	5-5 (2.4 to 11.4)	7-1 (3.2 to 14.6)	8-5 (3.8 to 17.2)	10-6 (4.9 to 21.3)	14-2 (6.9 to 27.3)	17-5 (8.9 to 32.3)	19-3 (10.2 to 34.3)	21-6 (11.4 to 38.2)	24-7 (13.1 to 43.5)	28-6 (15.2 to 50.2)	30-8 (16.3 to 54.1)	31-6 (16.8 to 55.3)	32-2 (17.1 to 56.3)	31-6 (16.8 to 55.3)	30-4 (16.1 to 53.4)	27-7 (14.7 to 48.5)		1,140
Chronic sinusitis	0-6 (0.2 to 1.4)	0-6 (0.2 to 1.4)	0-7 (0.3 to 1.5)	0-8 (0.3 to 1.8)	0-9 (0.4 to 2.1)	1-2 (0.5 to 2.8)	2-5 (1.1 to 5.4)	3-1 (1.4 to 6.6)	4-8 (2.3 to 9.9)	6-4 (3.1 to 13.4)	7-6 (3.7 to 15.7)	9-4 (4.6 to 19.2)	12-5 (6.3 to 24.4)	15-3 (8.1 to 28.8)	16-9 (9.1 to 30.8)	18-7 (10.1 to 33.8)	20-9 (11.2 to 37.8)	23-9 (12.7 to 43.1)	25-9 (13.8 to 46.3)	26-8 (14.3 to 47.8)	27-2 (14.6 to 48.5)	26-8 (14.3 to 47.8)	25-9 (13.8 to 46.3)	23-9 (12.7 to 43.1)		1,170
Asthma	0-5 (0 to 0.6)	0-5 (0 to 0.6)	0-7 (0.3 to 1.5)	0-9 (0.4 to 1.8)	0-9 (0.4 to 2.1)	1-2 (0.5 to 2.8)	2-5 (1.1 to 5.4)	3-1 (1.4 to 6.6)	4-8 (2.3 to 9.9)	6-4 (3.1 to 13.4)	7-6 (3.7 to 15.7)	9-4 (4.6 to 19.2)	12-5 (6.3 to 24.4)	15-3 (8.1 to 28.8)	16-9 (9.1 to 30.8)	18-7 (10.1 to 33.8)	20-9 (11.2 to 37.8)	23-9 (12.7 to 43.1)	25-9 (13.8 to 46.3)	26-8 (14.3 to 47.8)	27-2 (14.6 to 48.5)	26-8 (14.3 to 47.8)	25-9 (13.8 to 46.3)	23-9 (12.7 to 43.1)		1,170
Interstitial lung disease and pulmonary sarcoidosis	0-5 (0 to 0.6)	0-5 (0 to 0.6)	0-7 (0.3 to 1.5)	0-9 (0.4 to 1.8)	0-9 (0.4 to 2.1)	1-2 (0.5 to 2.8)	2-5 (1.1 to 5.4)	3-1 (1.4 to 6.6)	4-8 (2.3 to 9.9)	6-4 (3.1 to 13.4)	7-6 (3.7 to 15.7)	9-4 (4.6 to 19.2)	12-5 (6.3 to 24.4)	15-3 (8.1 to 28.8)	16-9 (9.1 to 30.8)	18-7 (10.1 to 33.8)	20-9 (11.2 to 37.8)	23-9 (12.7 to 43.1)	25-9 (13.8 to 46.3)	26-8 (14.3 to 47.8)	27-2 (14.6 to 48.5)	26-8 (14.3 to 47.8)	25-9 (13.8 to 46.3)	23-9 (12.7 to 43.1)		1,170
Other chronic respiratory diseases	0-5 (0 to 0.6)	0-5 (0 to 0.6)	0-7 (0.3 to 1.5)	0-9 (0.4 to 1.8)	0-9 (0.4 to 2.1)	1-2 (0.5 to 2.8)	2-5 (1.1 to 5.4)	3-1 (1.4 to 6.6)	4-8 (2.3 to 9.9)	6-4 (3.1 to 13.4)	7-6 (3.7 to 15.7)	9-4 (4.6 to 19.2)	12-5 (6.3 to 24.4)	15-3 (8.1 to 28.8)	16-9 (9.1 to 30.8)	18-7 (10.1 to 33.8)	20-9 (11.2 to 37.8)	23-9 (12.7 to 43.1)	25-9 (13.8 to 46.3)	26-8 (14.3 to 47.8)	27-2 (14.6 to 48.5)	26-8 (14.3 to 47.8)	25-9 (13.8 to 46.3)	23-9 (12.7 to 43.1)		1,170
Digestive diseases	0-9 (0.3 to 2.4)	0-9 (0.4 to 2.3)	1-3 (0.5 to 2.8)	1-5 (0.6 to 3.3)	1-7 (0.7 to 3.7)	1-9 (0.8 to 4.3)	3-4 (1.5 to 7.5)	4-3 (1.9 to 9.3)	6-6 (3.2 to 13.6)	8-7 (4.1 to 17.5)	10-2 (5 to 20.5)	12-5 (6.2 to 25.1)	16-5 (8.2 to 32.5)	20-2 (10.7 to 38.1)	22-2 (11.9 to 41.2)	24-5 (13.2 to 45.2)	27-3 (14.7 to 50.2)	31-3 (16.7 to 57.1)	33-8 (18.1 to 61.5)	35-1 (18.8 to 63.7)	35-7 (19.1 to 64.7)	35-1 (18.8 to 63.7)	33-8 (18.1 to 61.5)	31-3 (16.7 to 57.1)		1,560
Paralytic ileus and intestinal obstruction	0-9 (0.3 to 2.3)	0-9 (0.4 to 2.3)	1-2 (0.5 to 2.8)	1-4 (0.7 to 3.7)	1-5 (0.6 to 3.3)	1-7 (0.8 to 4.1)	3-1 (1.4 to 7.1)	3-9 (1.8 to 9.2)	5-8 (2.8 to 13.6)	7-7 (3.7 to 17.9)	9-1 (4.5 to 21.1)	11-1 (5.5 to 25.7)	14-7 (7.3 to 33.9)	17-9 (9.1 to 39.2)	19-7 (10.1 to 43.1)	21-7 (11.1 to 47.5)	24-2 (12.4 to 52.9)	27-7 (14.2 to 60.5)	29-8 (15.3 to 65.1)	31-1 (15.9 to 67.9)	31-6 (16.2 to 69.1)	31-1 (15.9 to 67.9)	29-8 (15.3 to 65.1)	27-7 (14.2 to 60.5)		1,560
Inguinal, femoral, and abdominal hernia	0-1 (0 to 0.2)	0-1 (0 to 0.1)	0-8 (0.4 to 2.4)	1-5 (0.6 to 3.8)	1-6 (0.7 to 3.7)	1-9 (0.8 to 4.3)	3-2 (1.4 to 7.1)	3-7 (1.6 to 8.4)	5-4 (2.6 to 12.3)	7-1 (3.4 to 16.1)	8-5 (4.1 to 19.1)	10-3 (4.9 to 23.4)	13-6 (6.5 to 30.6)	16-5 (8.1 to 37.2)	18-2 (9.1 to 41.2)	20-1 (10.1 to 45.3)	22-4 (11.2 to 50.4)	25-6 (12.8 to 57.6)	27-5 (13.8 to 62.1)	28-7 (14.3 to 64.6)	29-2 (14.6 to 65.8)	28-7 (14.3 to 64.6)	27-5 (13.8 to 62.1)	25-6 (12.8 to 57.6)		1,560
Inflammatory bowel disease	0-1 (0 to 0.2)	0-1 (0 to 0.2)	0-8 (0.4 to 2.4)	1-5 (0.6 to 3.8)	1-6 (0.7 to 3.7)	1-9 (0.8 to 4.3)	3-2 (1.4 to 7.1)	3-7 (1.6 to 8.4)	5-4 (2.6 to 12.3)	7-1 (3.4 to 16.1)	8-5 (4.1 to 19.1)	10-3 (4.9 to 23.4)	13-6 (6.5 to 30.6)	16-5 (8.1 to 37.2)	18-2 (9.1 to 41.2)	20-1 (10.1 to 45.3)	22-4 (11.2 to 50.4)	25-6 (12.8 to 57.6)	27-5 (13.8 to 62.1)	28-7 (14.3 to 64.6)	29-2 (14.6 to 65.8)	28-7 (14.3 to 64.6)	27-5 (13.8 to 62.1)	25-6 (12.8 to 57.6)		1,560
Vascular intestinal disorders	0-1 (0 to 0.2)	0-1 (0 to 0.2)	0-8 (0.4 to 2.4)	1-5 (0.6 to 3.8)	1-6 (0.7 to 3.7)	1-9 (0.8 to 4.3)	3-2 (1.4 to 7.1)	3-7 (1.6 to 8.4)	5-4 (2.6 to 12.3)	7-1 (3.4 to 16.1)	8-5 (4.1 to 19.1)	10-3 (4.9 to 23.4)	13-6 (6.5 to 30.6)	16-5 (8.1 to 37.2)	18-2 (9.1 to 41.2)	20-1 (10.1 to 45.3)	22-4 (11.2 to 50.4)	25-6 (12.8 to 57.6)	27-5 (13.8 to 62.1)	28-7 (14.3 to 64.6)	29-2 (14.6 to 65.8)	28-7 (14.3 to 64.6)	27-5 (13.8 to 62.1)	25-6 (12.8 to 57.6)		1,560
Gallbladder and biliary diseases	0 (0 to 0.1)	0 (0 to 0.1)	0-2 (0.1 to 0.5)	0-2 (0.1 to 0.5)	0-3 (0.2 to 0.7)	0-4 (0.2 to 0.9)	1-2 (0.4 to 2.3)	1-4 (0.6 to 3.1)	2-3 (1.1 to 5.2)	3-1 (1.4 to 6.8)	3-8 (1.8 to 8.3)	4-6 (2.2 to 10.1)	6-2 (2.9 to 13.6)	7-6 (3.7 to 16.7)	8-4 (4.2 to 18.4)	9-3 (4.7 to 20.4)	10-4 (5.2 to 22.8)	11-9 (5.9 to 25.9)	12-8 (6.4 to 28.1)	13-3 (6.6 to 29.1)	13-5 (6.7 to 29.6)	13-3 (6.6 to 29.1)	12-8 (6.4 to 28.1)	11-9 (5.9 to 25.9)		616
Pancreatitis	0 (0 to 0.1)	0 (0 to 0.1)	0 (0 to 0.1)	0-1 (0 to 0.2)	0-1 (0 to 0.2)	0-2 (0 to 0.4)	0-4 (0.2 to 0.9)	0-5 (0.2 to 1.1)	1-2 (0.4 to 2.3)	1-4 (0.6 to 3.1)	1-7 (0.8 to 3.8)	2-1 (0.9 to 4.6)	2-8 (1.2 to 6.2)	3-5 (1.5 to 7.7)	3-9 (1.7 to 8.5)	4-3 (1.9 to 9.4)	4-8 (2.1 to 10.5)	5-4 (2.4 to 12)	5-9 (2.6 to 12.8)	6-1 (2.7 to 13.4)	6-2 (2.8 to 13.6)	6-1 (2.7 to 13.4)	5-9 (2.6 to 12.8)	5-4 (2.4 to 12)		179
Other digestive diseases	1-1 (0.4 to 2.6)	1-1 (0.4 to 2.6)	1-5 (0.6 to 3.4)	1-8 (0.8 to 4.2)	2-1 (0.8 to 4.8)	2-3 (1.1 to 5.3)	3-7 (1.6 to 8.2)	4-3 (2.1 to 9.6)	6-2 (3.2 to 13.6)	8-1 (4.1 to 17.6)	9-7 (5.1 to 20.7)	11-7 (6.1 to 24.8)	15-3 (8.1 to 32.1)	18-7 (10.1 to 38.6)	20-7 (11.2 to 42.3)	22-8 (12.4 to 46.4)	25-3 (13.8 to 51.3)	28-6 (15.6 to 57.4)	30-8 (16.8 to 61.5)	32-1 (17.5 to 63.8)	32-6 (17.8 to 64.7)	32-1 (17.5 to 63.8)	30-8 (16.8 to 61.5)	28-6 (15.6 to 57.4)		303
Neurological disorders	0-3 (0.2 to 0.4)	0-3 (0.2 to 0.5)	19-7 (9.4 to 32.4)	21-9 (11.2 to 40.7)	27 (14.4 to 51.2)	34-7 (18.4 to 71.2)	122 (64.3 to 261)	152 (81.5 to 286)	161 (83.4 to 307)	169 (87.2 to 323)	174 (89.1 to 329)	177 (91.1 to 335)	184 (94.1 to 349)	236 (120.5 to 435)	260 (132.5 to 483)	247 (126.9 to 456)	263 (135.1 to 482)	278 (142.7 to 509)	288 (147.9 to 527)	298 (152.9 to 545)	298 (152.9 to 545)	298 (152.9 to 545)	298 (152.9 to 545)	298 (152.9 to 545)		5,470
Alzheimer's disease and other dementias	0 (0 to 0.1)	0 (0 to 0.1)	0 (0 to 0.1)	0 (0 to 0.1)	0 (0 to 0.1)	0 (0 to 0.1)	0 (0 to 0.1)	0 (0 to 0.1)	0 (0 to 0.1)	0 (0 to 0.1)	0 (0 to 0.1)	0 (0 to 0.1)	0 (0 to 0.1)	0 (0 to 0.2)	0 (0 to 0.2)	0 (0 to 0.2)	0 (0 to 0.2)	0 (0 to 0.2)	0 (0 to 0.2)	0 (0 to 0.2)	0 (0 to 0.2)	0 (0 to 0.2)	0 (0 to 0.2)	0 (0 to 0.2)	0 (0 to 0.2)		1,830
Parkinson's disease	0 (0 to 0.1)	0 (0 to 0.1)	0 (0 to 0.1)	0 (0 to 0.1)	0 (0 to 0.1)	0 (0 to 0.1)	0 (0 to 0.1)	0 (0 to 0.1)	0-1 (0 to 0.2)	0-1 (0 to 0.2)	0-2 (0 to 0.3)



Congenital birth defects	156 (113 to 229)	49 (32 to 67)	110 (73 to 171)	59 (44 to 81)	31 (22 to 42)	31 (23 to 41)	30 (23 to 40)	29 (21 to 39)	25 (19 to 33)	22 (17 to 29)	20 (15 to 28)	19 (14 to 25)	24 (18 to 33)	24 (18 to 32)	27 (17 to 39)	28 (19 to 39)	23 (13 to 32)	19 (10 to 29)	6 (3 to 9)	3 (2 to 5)	2 (1 to 3)	1 (0 to 1)	720
Neural tube defects	11 (6 to 19)	3 (1 to 5)	7 (1 to 16)	7 (3 to 13)	3 (0 to 7)	3 (0 to 8)	4 (0 to 9)	1 (0 to 3)	1 (0 to 3)	1 (0 to 3)	1 (0 to 3)	1 (0 to 3)	0 (0 to 1)	0 (0 to 2)	0 (0 to 3)	0 (0 to 3)	0 (0 to 3)	0 (0 to 3)	0 (0 to 0)	0 (0 to 0)	0 (0 to 0)	0 (0 to 0)	48.7
Congenital heart anomalies	23 (13 to 41)	7 (3 to 14)	16 (7 to 33)	9 (4 to 17)	5 (2 to 9)	5 (2 to 9)	4 (1 to 7)	4 (1 to 7)	3 (1 to 6)	3 (1 to 6)	3 (1 to 6)	3 (1 to 6)	3 (1 to 6)	3 (1 to 6)	4 (1 to 7)	4 (1 to 7)	3 (1 to 6)	3 (1 to 6)	1 (0 to 1)	0 (0 to 1)	0 (0 to 1)	0 (0 to 0)	160
Orofacial clefts	0.1 (0 to 0.1)	0 (0 to 0)	0.3 (0.1 to 0.6)	0.6 (0.3 to 1.1)	0.4 (0.1 to 0.8)	0.4 (0.1 to 0.8)	0.4 (0.1 to 0.8)	0.4 (0.1 to 0.8)	0.4 (0.1 to 0.8)	0.4 (0.1 to 0.8)	0.4 (0.1 to 0.8)	0.3 (0.1 to 0.7)	0.4 (0.1 to 0.8)	0.4 (0.1 to 0.8)	0.4 (0.1 to 1)	0.4 (0.1 to 0.9)	0.4 (0.1 to 0.9)	0.4 (0.1 to 0.9)	0.2 (0 to 0.5)	0.2 (0 to 0.5)	0.1 (0 to 0.1)	4.7
Down syndrome	9.5 (2.8 to 18.9)	1.2 (0.4 to 2.2)	3.4 (1.2 to 7.1)	3.01 (1.1 to 5.1)	2.3 (1.1 to 3.6)	2.3 (1.1 to 3.6)	2.4 (1.3 to 3.6)	2.6 (1.3 to 4.2)	3.3 (1.7 to 5.2)	2.9 (1.5 to 4.3)	2.6 (1.3 to 4)	2.6 (1.3 to 4.2)	4.9 (2.4 to 7)	9.7 (3.1 to 13.3)	13.3 (5.1 to 19.1)	10.4 (4.4 to 16.9)	6.6 (2.8 to 12.1)	0 (0 to 0)	0 (0 to 0)	0 (0 to 0)	0 (0 to 0)	79.3
Turner syndrome	0 (0 to 0)	0 (0 to 0)	0 (0 to 0)	0 (0 to 0)	0 (0 to 0)	0 (0 to 0)	0 (0 to 0)	0 (0 to 0)	0 (0 to 0)	0 (0 to 0)	0 (0 to 0)	0 (0 to 0)	0 (0 to 0)	0 (0 to 0)	0 (0 to 0)	0 (0 to 0)	0 (0 to 0)	0 (0 to 0)	0 (0 to 0)	0 (0 to 0)	0 (0 to 0)	0 (0 to 0)	0
Klinefelter syndrome	0 (0 to 0)	0 (0 to 0)	0 (0 to 0.1)	0 (0 to 0.1)	0 (0 to 0.1)	0 (0 to 0.1)	0 (0 to 0.1)	0 (0 to 0.2)	0.1 (0 to 0.1)	0.1 (0 to 0.1)	0.1 (0 to 0.1)	0 (0 to 0.1)	0 (0 to 0.1)	0 (0 to 0.1)	0 (0 to 0)	0 (0 to 0)	0 (0 to 0)	0 (0 to 0)	0 (0 to 0)	0 (0 to 0)	0 (0 to 0)	0 (0 to 0)	0.5
Other chromosomal abnormalities	12.9 (4.3 to 27.5)	4.1 (2.0 to 7.5)	11.8 (4.7 to 23.9)	6.1 (2.9 to 9.7)	4.1 (2.6 to 6.3)	4.1 (2.6 to 6.3)	4 (2.6 to 5.9)	3.7 (2.4 to 5.4)	3.1 (2 to 4.6)	2.9 (1.9 to 4.2)	2.5 (1.7 to 4)	2.4 (1.6 to 3.5)	2.7 (1.7 to 4)	2.3 (1.5 to 3.4)	1.7 (1 to 2.5)	0.8 (0.5 to 1.3)	0 (0 to 0)	0 (0 to 0)	0 (0 to 0)	0 (0 to 0)	0 (0 to 0)	70.5
Congenital musculoskeletal and limb anomalies	9 (7 to 11)	1.4 (0.9 to 2.4)	11.9 (7 to 19)	14.7 (9.7 to 22.6)	10.5 (6.9 to 16.5)	9.1 (5.9 to 14.3)	9.3 (6.1 to 14.3)	8.3 (5.7 to 11.9)	6 (4.2 to 8.5)	5.8 (3.9 to 8.1)	5.3 (3.6 to 7.5)	5.5 (3.8 to 8.1)	5.3 (3.7 to 10.3)	7.1 (4.1 to 11.4)	6.5 (3.4 to 10.4)	3.7 (1.7 to 7.2)	2.8 (1.1 to 5.4)	1.1 (0.4 to 1.7)	0.5 (0.3 to 0.8)	0.1 (0.1 to 0.2)	0.1 (0.1 to 0.2)	129
Urogenital congenital anomalies	12.7 (9.7 to 23.6)	1.5 (0.9 to 2.2)	5.4 (2.9 to 9.9)	1.9 (0.9 to 2.8)	1.2 (0.7 to 1.9)	0.9 (0.6 to 1.4)	0.6 (0.4 to 0.9)	0.5 (0.3 to 0.8)	0.4 (0.3 to 0.7)	0.4 (0.2 to 0.6)	0.3 (0.2 to 0.5)	0.2 (0.1 to 0.3)	0.2 (0.1 to 0.3)	0.2 (0.1 to 0.4)	0.1 (0 to 0.2)	0.1 (0.1 to 0.2)	0 (0 to 0.1)	0 (0 to 0)	0 (0 to 0)	0 (0 to 0)	0 (0 to 0)	24.5
Digestive congenital anomalies	11 (8.3 to 23.3)	2.4 (1.3 to 3.9)	4.7 (2.9 to 7.9)	1.6 (0.9 to 1.9)	1.1 (0.7 to 1.5)	0.9 (0.6 to 1.2)	0.7 (0.5 to 0.9)	0.6 (0.4 to 0.8)	0.5 (0.3 to 0.7)	0.3 (0.2 to 0.5)	0.3 (0.2 to 0.4)	0.2 (0.2 to 0.3)	0.3 (0.2 to 0.4)	0.2 (0.2 to 0.5)	0.2 (0.1 to 0.4)	0.2 (0.1 to 0.3)	0.2 (0.1 to 0.3)	0.1 (0.1 to 0.2)	0 (0 to 0)	0 (0 to 0)	0 (0 to 0)	43.9
Other congenital birth defects	5.1 (2.7 to 7.9)	2.1 (1.2 to 3.6)	3.3 (1.9 to 6.4)	2.7 (1.4 to 4.6)	2.1 (1.2 to 3.5)	2.2 (1.4 to 3.4)	2.2 (1.4 to 3.4)	2.1 (1.4 to 3.2)	2.1 (1.4 to 3.2)	2.1 (1.4 to 3.2)	2.1 (1.4 to 3.2)	2.1 (1.4 to 3.2)	2.1 (1.4 to 3.2)	2.1 (1.4 to 3.2)	2.1 (1.4 to 3.2)	2.1 (1.4 to 3.2)	2.1 (1.4 to 3.2)	2.1 (1.4 to 3.2)	2.1 (1.4 to 3.2)	2.1 (1.4 to 3.2)	2.1 (1.4 to 3.2)	143
Urinary diseases and male infertility	5.1 (3 to 9.2)	0.2 (0.1 to 0.3)	0.7 (0.3 to 1.2)	0.6 (0.4 to 0.9)	0.7 (0.5 to 0.9)	0.6 (0.4 to 0.9)	0.6 (0.4 to 1)	0.7 (0.5 to 1)	0.6 (0.4 to 0.9)	0.5 (0.3 to 0.8)	0.5 (0.3 to 0.8)	0.5 (0.3 to 0.8)	0.5 (0.3 to 0.8)	1.5 (0.7 to 2.7)	1.5 (0.7 to 2.7)	1.5 (0.7 to 2.7)	1.5 (0.7 to 2.7)	1.5 (0.7 to 2.7)	1.5 (0.7 to 2.7)	1.5 (0.7 to 2.7)	1.5 (0.7 to 2.7)	762
Urolithiasis	0 (0 to 0)	0 (0 to 0)	0 (0 to 0)	0.1 (0 to 0.1)	0.1 (0 to 0.1)	0.1 (0 to 0.2)	0.2 (0.1 to 0.3)	0.2 (0.2 to 0.3)	0.2 (0.1 to 0.3)	0.2 (0.1 to 0.3)	0.2 (0.1 to 0.3)	0.2 (0.1 to 0.3)	0.2 (0.1 to 0.3)	0.2 (0.1 to 0.4)	0.2 (0.1 to 0.4)	0.2 (0.1 to 0.4)	0.2 (0.1 to 0.4)	0.2 (0.1 to 0.4)	0.2 (0.1 to 0.4)	0.2 (0.1 to 0.4)	0.2 (0.1 to 0.4)	41.2
Benign prostatic hyperplasia	0 (0 to 0)	0 (0 to 0)	0 (0 to 0)	0 (0 to 0)	0 (0 to 0)	0 (0 to 0)	0 (0 to 0)	0 (0 to 0)	0 (0 to 0)	0 (0 to 0)	0 (0 to 0)	0 (0 to 0)	0 (0 to 0)	0 (0 to 0)	0 (0 to 0)	0 (0 to 0)	0 (0 to 0)	0 (0 to 0)	0 (0 to 0)	0 (0 to 0)	0 (0 to 0)	0 (0 to 0)	273
Male infertility	0 (0 to 0)	0 (0 to 0)	0 (0 to 0)	0 (0 to 0)	0 (0 to 0)	0 (0 to 0)	0 (0 to 0)	0 (0 to 0)	0 (0 to 0)	0 (0 to 0)	0 (0 to 0)	0 (0 to 0)	0 (0 to 0)	0 (0 to 0)	0 (0 to 0)	0 (0 to 0)	0 (0 to 0)	0 (0 to 0)	0 (0 to 0)	0 (0 to 0)	0 (0 to 0)	0 (0 to 0)	21.4
Other urinary diseases	0.1 (0 to 0.2)	0.1 (0 to 0.2)	0.2 (0.1 to 0.3)	0.2 (0.1 to 0.3)	0.2 (0.2 to 0.4)	0.2 (0.2 to 0.4)	0.2 (0.2 to 0.4)	0.2 (0.2 to 0.4)	0.2 (0.2 to 0.4)	0.2 (0.1 to 0.4)	0.2 (0.1 to 0.4)	0.2 (0.1 to 0.4)	0.2 (0.1 to 0.4)	0.2 (0.1 to 0.4)	0.2 (0.1 to 0.4)	0.2 (0.1 to 0.4)	0.2 (0.1 to 0.4)	0.2 (0.1 to 0.4)	0.2 (0.1 to 0.4)	0.2 (0.1 to 0.4)	0.2 (0.1 to 0.4)	34.6
Gynecological diseases	0 (0 to 0)	0 (0 to 0)	0 (0 to 0)	0 (0 to 0)	0 (0 to 0)	0 (0 to 0)	0 (0 to 0)	0 (0 to 0)	0 (0 to 0)	0 (0 to 0)	0 (0 to 0)	0 (0 to 0)	0 (0 to 0)	0 (0 to 0)	0 (0 to 0)	0 (0 to 0)	0 (0 to 0)	0 (0 to 0)	0 (0 to 0)	0 (0 to 0)	0 (0 to 0)	0 (0 to 0)	0
Uterine fibroids	0 (0 to 0)	0 (0 to 0)	0 (0 to 0)	0 (0 to 0)	0 (0 to 0)	0 (0 to 0)	0 (0 to 0)	0 (0 to 0)	0 (0 to 0)	0 (0 to 0)	0 (0 to 0)	0 (0 to 0)	0 (0 to 0)	0 (0 to 0)	0 (0 to 0)	0 (0 to 0)	0 (0 to 0)	0 (0 to 0)	0 (0 to 0)	0 (0 to 0)	0 (0 to 0)	0 (0 to 0)	0
Polycystic ovarian syndrome	..	..	..	..	..	..	..	..	..	..	..	..	..	..	..	..	..	..	..	..	..	..	NA
Female infertility	..	..	..	..	..	..	..	..	..	..	..	..	..	..	..	..	..	..	..	..	..	..	NA
Endometriosis	..	..	..	..	..	..	..	..	..	..	..	..	..	..	..	..	..	..	..	..	..	..	NA
Genital prolapse	0 (0 to 0)	0 (0 to 0)	0 (0 to 0)	0 (0 to 0)	0 (0 to 0)	0 (0 to 0)	0 (0 to 0)	0 (0 to 0)	0 (0 to 0)	0 (0 to 0)	0 (0 to 0)	0 (0 to 0)	0 (0 to 0)	0 (0 to 0)	0 (0 to 0)	0 (0 to 0)	0 (0 to 0)	0 (0 to 0)	0 (0 to 0)	0 (0 to 0)	0 (0 to 0)	0 (0 to 0)	0
Premenstrual syndrome	..	..	..	..	..	..	..	..	..	..	..	..	..	..	..	..	..	..	..	..	..	..	NA
Other gynecological diseases	0 (0 to 0)	0 (0 to 0)	0 (0 to 0)	0 (0 to 0)	0 (0 to 0)	0 (0 to 0)	0 (0 to 0)	0 (0 to 0)	0 (0 to 0)	0 (0 to 0)	0 (0 to 0)	0 (0 to 0)	0 (0 to 0)	0 (0 to 0)	0 (0 to 0)	0 (0 to 0)	0 (0 to 0)	0 (0 to 0)	0 (0 to 0)	0 (0 to 0)	0 (0 to 0)	0 (0 to 0)	0
Hemoglobinopathies and hemolytic anemias	0.1 (0.1 to 0.1)	0.2 (0.2 to 0.3)	0.9 (0.3 to 2.4)	2.4 (0.9 to 5.9)	1.6 (0.7 to 4.2)	1.7 (0.7 to 4.6)	1.7 (0.7 to 4.2)	1.6 (0.7 to 4.2)	1.6 (0.6 to 4.2)	1.4 (0.6 to 3.2)	1.2 (0.5 to 3.2)	1.2 (0.5 to 3.2)	1.2 (0.5 to 3.1)	1.1 (0.5 to 2.7)	0.8 (0.4 to 2.1)	2.2 (1.1 to 3.2)	1.1 (0.6 to 2.2)	2.2 (1.1 to 4.2)	1.4 (0.7 to 2.7)	2.2 (1.1 to 4.2)	1.4 (0.7 to 2.7)	43.5
Thalassemias	0 (0 to 0)	0 (0 to 0)	0 (0 to 0.1)	0 (0 to 0.2)	0 (0 to 0.1)	0 (0 to 0.1)	0 (0 to 0)	0 (0 to 0)	0 (0 to 0)	0 (0 to 0)	0 (0 to 0)	0 (0 to 0)	0 (0 to 0)	0 (0 to 0)	0 (0 to 0)	0 (0 to 0)	0 (0 to 0)	0 (0 to 0)	0 (0 to 0)	0 (0 to 0)	0 (0 to 0)	0 (0 to 0)	0.4
Thalassemias trait	0.1 (0 to 0.1)	0 (0 to 0)	0.1 (0 to 0.2)	0.1 (0 to 0.3)	0.1 (0 to 0.3)	0.1 (0 to 0.3)	0.1 (0 to 0.3)	0.1 (0 to 0.3)	0.1 (0 to 0.3)	0.1 (0 to 0.3)	0.1 (0 to 0.3)	0.1 (0 to 0.3)	0.1 (0 to 0.3)	0.1 (0 to 0.3)	0.1 (0 to 0.3)	0.1 (0 to 0.3)	0.1 (0 to 0.3)	0.1 (0 to 0.3)	0.1 (0 to 0.3)	0.1 (0 to 0.3)	0.1 (0 to 0.3)	4.1
Sickle cell disease	0 (0 to 0)	0 (0 to 0)	0.2 (0 to 0.6)	0.2 (0 to 0.9)	0.2 (0 to 0.7)	0.2 (0 to 0.7)	0.2 (0 to 0.7)	0.2 (0 to 0.7)	0.2 (0 to 0.7)	0.2 (0 to 0.6)	0.2 (0 to 0.5)	0.2 (0 to 0.5)	0.2 (0 to 0.5)	0.1 (0 to 0.4)	0.1 (0 to 0.3)	0.1 (0 to 0.4)	0.1 (0 to 0.4)	0.1 (0 to 0.4)	0.1 (0 to 0.4)	0.1 (0 to 0.4)	0.1 (0 to 0.4)	3.9
G6PD deficiency	0 (0 to 0)	0 (0 to 0)	0 (0 to 0)	0 (0 to 0)	0.2 (0 to 0.1)	0.2 (0 to 0.4)	0.2 (0 to 0.4)	0.2 (0 to 0.4)	0.2 (0 to 0.4)	0.2 (0 to 0.4)	0.2 (0 to 0.4)	0.2 (0 to 0.4)	0.2 (0 to 0.4)	0.2 (0 to 0.4)	0.2 (0 to 0.4)	0.2 (0 to 0.4)	0.2 (0 to 0.4)	0.2 (0 to 0.4)	0.2 (0 to 0.4)	0.2 (0 to 0.4)	0.2 (0 to 0.4)	6
G6PD trait	0 (0 to 0)	0 (0 to 0)	0 (0 to 0)	0 (0 to 0)	0 (0 to 0)	0 (0 to 0)	0 (0 to 0)	0 (0 to 0)	0 (0 to 0)	0 (0 to 0)	0 (0 to 0)	0 (0 to 0)	0 (0 to 0)	0 (0 to 0)	0 (0 to 0)	0 (0 to 0)	0 (0 to 0)	0 (0 to 0)	0 (0 to 0)	0 (0 to 0)	0 (0 to 0)	0 (0 to 0)	0
Other hemoglobinopathies and hemolytic anemias	0 (0 to 0)	0.2 (0 to 0.5)	0.2 (0 to 0.6)	0.7 (0 to 3.4)	1.4 (0.1 to 5.5)	0.3 (0 to 1.4)	0.3 (0 to 1.1)	0.3 (0 to 1.3)	0.3 (0 to 1.4)	0.5 (0 to 2.4)	0.5 (0 to 2.1)	0.5 (0 to 1.9)	0.5 (0 to 2.1)	0.5 (0 to 2.3)	0.9 (0 to 3.3)	1.4 (0 to 4.4)	2.1 (0 to 6.7)	1.2 (0 to 4.7)	1.9 (0 to 5.2)	1.1 (0 to 3.2)	0.3 (0 to 0.5)	23
Endocrine, metabolic, blood, and immune disorders	9.5 (2.6 to 8.4)	3.9 (2.1 to 6.4)	14.2 (10.3 to 23.6)	28 (17.2 to 39)	21.2 (14.1 to 32.4)	28 (19.4 to 39.4)	28 (19.2 to 40.7)	28 (21.7 to 38.4)	28 (21.5 to 37.2)	28.6 (21.4 to 37.1)	28.6 (21.9 to 37)	28.6 (22.3 to 37.2)	28.6 (22.1 to 37.2)	63.7 (39.3 to 132)	103 (69.9 to 150)	135 (89.6 to 190)	155 (80.9 to 188)	157 (80.5 to 189)	158 (80.4 to 189)	158 (80.4 to 189)	158 (80.4 to 189)	1,230
Oral disorders	0 (0 to 0)	0 (0 to 0)	0 (0 to 0)	0.2 (0.1 to 0.5)	0.2 (0.1 to 0.5)	0.2 (0.1 to 0.5)	0.2 (0.1 to 0.5)	0.2 (0.1 to 0.5)	0.2 (0.1 to 0.5)	0.2 (0.1 to 0.5)	0.2 (0.1 to 0.5)	0.2 (0.1 to 0.5)	0.2 (0.1 to 0.5)	0.2 (0.1 to 0.5)	0.2 (0.1 to 0.5)	0.2 (0.1 to 0.5)	0.2 (0.1 to 0.5)	0.2 (0.1 to 0.5)	0.2 (0.1 to 0.5)	0.2 (0.1 to 0.5)	0.2 (0.1 to 0.5)	1.6
Caries of deciduous teeth	0 (0 to 0)	0 (0 to 0)	0 (0 to 0)	0.4 (0.1 to 1)	0.1 (0 to 0.3)	0.1 (0 to 0.3)	0.1 (0 to 0.3)	0.1 (0 to 0.3)	0.1 (0 to 0.3)	0.1 (0 to 0.3)	0.1 (0 to 0.3)	0.1 (0 to 0.3)	0.1 (0 to 0.3)	0.1 (0 to 0.3)	0.1 (0 to 0.3)	0.1 (0 to 0.3)	0.1 (0 to 0.3)	0.1 (0 to 0.3)	0.1 (0 to 0.3)	0.1 (0 to 0.3)	0.1 (0 to 0.3)	1.6
Caries of permanent teeth	0 (0 to 0)	0 (0 to 0)	0 (0 to 0)	1.2 (0.4 to 2.7)	4.1 (1.4 to 9.1)	4.6 (1.6 to 9.2)	5.4 (2.2 to 10.6)	5.5 (2.3 to 11.5)	5.5 (2.3 to 11.3)	5.5 (2.3 to 11.3)	5.1 (2.1 to 10.8)	4.9 (2.4 to 12.3)	9.7 (2.7 to 14.1)	9.3 (2.9 to 13.7)	9.5 (2.9 to 13.7)	9.3 (2.9 to 13.7)	9.3 (2.9 to 13.7)	2 (1.4 to 4.4)	2 (1.4 to 4.4)	2 (1.4 to 4.4)	2 (1.4 to 4.4)	78.7
Periodontal diseases	0 (0 to 0)	0 (0 to 0)	0 (0 to 0)	0 (0 to 0)	0.3 (0.1 to 0.6)	0.3 (0.1 to 0.6)	1.1 (0.3 to 2.4)	2.6 (0.7 to 6.3)	2.6 (1.5 to 5.6)	2.6 (1.4 to 5.6)	2.5 (1.4 to 5.4)	2.5 (1.4 to 5.4)	2.5 (1.4 to 5.4)	10.5 (3.3 to 27)	14.8 (4.5 to 42)	20.9 (7.4 to 50.4)	22.1 (7.6 to 52)	19 (6.4 to 46.3)	17.7 (4.2 to 38.6)	17.1 (4.2 to 38.7)	17.2 (4.2 to 38.7)	193
Other oral disorders	0 (0 to 0)	0 (0 to 0)	0 (0 to 0.7)	4.6 (2.6 to 7.1)	4.6 (2.6 to 7.1)	4.8 (2.6 to 7)	2.3 (0.9 to 12.5)	0.3 (0 to 1.4)	0.3 (0 to 1.4)	0.3 (0 to 1.4)	0.3 (0 to 1.4)	0.3 (0 to 1.4)	0.3 (0 to 1.4)	12.2 (7.3 to 18.6)	13.4 (7.3 to 20.4)	12.5 (7.1 to 19.6)	11.9 (6.4 to 18.7)	10.9 (5.3 to 18.2)	9.3 (2.2 to 21.1)	3.7 (1.6 to 9.2)	1.1 (0.7 to 1.7)	148
Sudden infant death syndrome	..	9.6 (3.1 to 18.6)	59.7 (31.7 to 98.6)	..	..	..	..	..	..	..	..	..	..	..	..	..	..	..	..	..	..	..	NA
Injuries	1.6 (1.3 to 2.1)	1.7 (1.2 to 2.3)	20.1 (13 to 28.1)	49.5 (37 to 59)	66.4 (51.7 to 84.9)	112 (90.2 to 139)	265 (221 to 335)	471 (401 to 547)	443 (381 to 517)	419 (352 to 492)	412 (343 to 504)	441 (359 to 541)	583 (478 to 722)	947 (753 to 1,170)	938 (753 to 1,170)	459 (362 to 569)	468 (364 to 605)	535 (423 to 686)	442 (351 to 564)	286 (211 to 385)	278 (224 to 337)	138 (112 to 167)	22.2 (18 to 27.2)	7,170
Transport injuries	0.1 (0.1 to 0.2)	0.1 (0.1 to 0.2)	1.4 (0.8 to 2.2)	7.3 (4.9 to 10.4)	14.9 (10.6 to 19.6)	27 (19.9 to 34.5)	103 (79.1 to 130)	151 (119 to 192)	108 (82.4 to 135)	79.4 (61.5 to 98.6)	69.6 (54.6 to 89)	70.3 (54.6 to 89)	92 (71.6 to 113)	80 (61.7 to 99.4)	69 (51.3 to 86.1)	59.4 (41.9 to 73.6)	60.2 (41.9 to 75)	59.4 (41.9 to 73.6)	29.6 (20.1 to 38.7)	16.6 (12.9 to 20.6)	9.1 (6.9 to 11.4)	1.3 (1 to 1.6)	1,160
Road injuries	0 (0 to 0)	0.1 (0 to 0.1)	0.3 (0.1 to 0.6)	3.4 (1.9 to 5.7)	9.7 (6.7 to 13.7)	19.1 (13.2 to 26.2)	76 (59.1 to 97.2)	140 (116 to 166)	102 (77 to 128)	73.1 (56.9 to 92.6)	62 (48.7 to 79.3)	63.3 (49.2 to 80)	84.1 (64.6 to 105)	74 (54.6 to 92.8)	70.5 (49.7 to 87.8)	53.7 (34.6 to 68.4)	54 (34.6 to 68.4)	53.4 (34.6 to 68.4)	26.6 (16.7 to 36.7)	14.9 (11.2 to 19.1)	8.2 (6.1 to 10.7)	1.2 (0.9 to 1.5)	1,080
Pedestrian road injuries	0 (0 to 0)	0 (0 to 0)	0.2 (0.2 to 0.5)	2.3 (2.5 to 4.6)	5.7 (3.9 to 8.1)	7.4 (5.3 to 10)	7.2 (7.1 to 15.1)	14.5 (10.6 to 19)	7.8 (7.6 to 13.7)	5.3 (4.2 to 13.3)	4.3 (3.6 to 10)	4.3 (3.6 to 10)	7.5 (4.6 to 19.1)	11.6 (4.6 to 19.1)	10.4 (4.1 to 19.1)	9.7 (3.2 to 19)	11.2 (4.1 to 19)	9.7 (3.2 to 19)	4.3 (1.7 to 12.3)	1.3 (0.5 to 3.5)	0.4 (0.2 to 0.5)	165
Cyclist road injuries	0 (0 to 0)	0 (0 to 0)	0 (0 to 0.1)	0.6 (0.4 to 1)	2.9 (1.9 to 4.4)	6.4 (4.9 to 8)	7.5 (5.1 to 10.5)	8.2 (5.9 to 11.4)	6.3 (4.9 to 9.6)	5.2 (3.9 to 7.1)	4.3 (3.2 to 6)	3.9 (2.9 to 5.4)	5.2 (3.9 to 7.1)	7.9 (5.7 to 10.9)	7.4 (5.1 to 10.9)	6.2 (3.9 to 9.6)	6.2 (3.9 to 9.6)	6.2 (3.9 to 9.6)	3.2 (1.9 to 4.9)	1.6 (0.9 to 2.5)	0.7 (0.4 to 1.1)	0.1 (0 to 0.2)	159
Motorcycle road injuries	0 (0 to 0)	0 (0 to 0)	0.2 (0.1 to 0.3)	2.2 (0.2 to 0.4)	6.6 (4.9 to 8.7)	20.2 (16.1 to 24.6)	39.2 (29.5 to 47.2)	49.2 (39.7 to 59.2)	29.7 (19.8 to 40)	18.9 (14.9 to 23.6)	16.2 (14.2 to 28.4)	16.3 (14.5 to 28.5)	20 (14.1 to 27.7)	22 (18.1 to 27)	20.1 (13.8 to 23.9)	18.2 (11.6 to 20.4)	18.2 (11.6 to 20.4)	18.2 (11.6 to 20.4)	9.6 (4.4 to 12.4)	4.9 (1.2 to 6.2)	2.1 (0.5 to 2.6)	254
Motor vehicle road injuries	0 (0 to 0.1)	0 (0 to 0.1)	0.6 (0.3 to 1.3)	2.2 (1.3 to 3.4)	7.7 (4.7 to 12.3)	9.4 (6.1 to 13.2)	38.4 (28.7 to 49.6)	74.6 (62.8 to 109)	52.6 (38.6 to 70.4)	33.8 (23.4 to 43.6)	27 (20.1 to 33.9)	25.7 (20.9 to 48.7)	28.7 (22.2 to 39.3)	27.6 (21.7 to 34.6)	27.6 (21.7 to 34.6)	21.1 (17.3 to 28.7)	21.1 (17.3 to 28.7)	21.1 (17.3 to 28.7)	10.7 (8.9 to 27.7)	4.9 (3.2 to 8.6)	2.5 (1.9 to 3)	0.3 (0.3 to 0.4)	490
Other road injuries	0 (0 to 0)	0 (0 to 0)	0 (0 to 0.1)	0.2 (0.1 to 0.3)	0.6 (0.1 to 0.6)	0.6 (0.2 to 0.8)	1.6 (0.5 to 1.6)	1.6 (0.6 to 1.6)	1.6 (0.6 to 1.6)	1.6 (0.5 to 1.2)	1.6 (0.5 to 1.2)	1.6 (0.5 to 1.2)	1.6 (0.5 to 1.2)	1.6 (0.7 to 1.6)	1.6 (0.6 to 1.6)	1.6 (0.6 to 1.6)	1.6 (0.7 to 1.6)	1.6 (0.7 to 1.6)	1.6 (0.7 to 1.6)	1.6 (0.7 to 1.6)	0.7 (0.3 to 0.8)	0.1 (0.1 to 0.1)	14
Other transport injuries	0 (0 to 0)	0 (0 to 0)	0.1 (0 to 0.3)	0.6 (0.3 to 0.9)	2.9 (1.6 to 4.3)	1.6 (1.2 to 2.6)	4.2 (2.7 to 6.6)	2.9 (2.1 to 4.5)	4.7 (3.1 to 10.2)	3.7 (2.7 to 5.1)	4.7 (3.4 to 6.6)	4.9 (3.6 to 6.7)	6.3 (4.6 to 8.4)	4.7 (3.4 to 6.5)	6.3 (4.7 to 8.4)	4.6 (3.4 to 6.1)	4.6 (3.4 to 6.1)	4.6 (3.4 to 6.1)	2.3 (1.6 to 3.4)	1.9 (1.4 to 2.4)	0.4 (0.3 to 0.5)	0.1 (0 to 0.1)	76.7
Unintentional injuries	1.5 (1.3 to 1.9)	1.5 (1.1 to 2)	17.9 (11.5 to 26)	42.1 (29.1 to 56.7)	51.7 (39.5 to 66.7)	84.9 (66.4 to 99.8)	162 (136 to 190)	321 (266 to 380)	340 (284 to 398)	345 (289 to 406)	341 (286 to 402)	396 (332 to 466)	491 (411 to 578)	891 (746 to 1,050)	868 (726 to 1,020)	405 (339 to 477)	414 (346 to 488)	477 (399 to 562)	416 (348 to 490)	270 (226 to 318)	269 (225 to 317)	136 (114 to 160)	21.1 (17.7 to 24.8)	6,290
Falls	0.1 (0 to 0.1)	0.1 (0 to 0.2)	1.2 (0.8 to 1.8)	4.5 (3.1 to 6.4)	12.1 (8.7 to 16.4)	20.7 (15.7 to 26.4)	40.9 (32.2 to 50.2)	61.8 (49.2 to 74.6)	49.4 (32.3 to 67.1)	34.4 (24.5 to 44.6)	27.5 (19.7 to 36.4)	27.5 (19.7 to 36.4)	37.1 (27.1 to 48.2)	107 (87 to 128)	107 (77.2 to 134)	107 (77.2 to 134)	107 (77.2 to 134)	107 (77.2 to 134)	107 (77.2 to 134)	107 (77.2 to 134)	107 (77.2 to 134)	107 (77.2 to 134)	2,530
Drowning	0 (0 to 0)	0 (0 to 0)	0.6 (0.3 to 1.1)	2.3 (0.9 to 4.6)	4.3 (2.2 to 7.5)	6.2 (3.2 to 10.2)	12.9 (6.6 to 18)	18.4 (9.6 to 28.1)	14.5 (7.5 to 22.2)	9.6 (4.5 to 16.7)	8.6 (4.5 to 14.6)	7.8 (4.5 to 14.6)	7.8 (4.5 to 13.5)	9.6 (4.5 to 15.6)	9.6 (4.5 to 15.6)	9.6 (4.5 to 15.6)	9.6 (4.5 to 15.6)	9.6 (4.5 to 15.6)	4.8 (2.2 to 7.8)	2.6 (1.1 to 4.2)	0.7 (0.3 to 1.2)	0.2 (0.1 to 0.3)	88.7
Fire, heat, and hot substances	0 (0 to 0)	0 (0 to 0)	0.5 (0.3 to 0.7)	2.5 (1.5 to 3.8)	2.9 (2.1 to 4.1)	3.3 (2.4 to 4.6)	6 (4.3 to 8.4)	7.4 (5.1 to 9.6)	6.3 (4.3 to 8.4)	6.3 (4.3 to 8.4)	6.3 (4.3 to 8.4)	10.1 (6.9 to 14.7)	9.6 (6.9 to 14.6)	13.2 (8.9 to 19.6)	15.1 (9.9 to 22.4)	14.7 (9.9 to 21.5)	12.8 (8.4 to 19.2)	12.7 (8.4 to 19.2)	13.3 (8.4 to 19.4)	7 (4.3 to 9.6)	2.3 (1.4 to 3.2)	0.4 (0.2 to 0.5)	161
Poisonings	0 (0 to 0)	0 (0 to 0)	0.1 (0 to 0.2)	0.6 (0.3 to 1.6)	1.6 (1.1 to 2.7)	2.7 (1.6 to 4.6)	4.3 (2.7 to 6.6)	4.6 (3.4 to 6.1)	4.1 (2.9

SR Table 2a: Staffordshire DALYS by cause and age group for males with 95% uncertainty intervals, 2019

Cause	Early Neonatal (0-6 days)	Late Neonatal (7-27 days)	Post Neonatal (28-364 days)	1 to 4	5 to 9	10 to 14	15 to 19	20 to 24	25 to 29	30 to 34	35 to 39	40 to 44	45 to 49	50 to 54	55 to 59	60 to 64	65 to 69	70 to 74	75 to 79	80 to 84	85 to 89	90 to 94	95 plus	Total
All causes	1,419 (1,311–1,532)	1,044 (964–1,126)	1,102 (922–1,296)	1,164 (982–1,360)	1,004 (773–1,430)	1,260 (1,060–1,490)	1,474 (1,210–1,770)	2,419 (2,010–2,883)	2,763 (2,330–3,270)	3,104 (2,620–3,710)	3,386 (2,850–4,000)	3,844 (3,220–4,550)	4,110 (3,440–4,890)	4,643 (3,900–5,510)	5,222 (4,370–6,270)	5,977 (5,000–7,190)	6,946 (5,800–8,350)	7,966 (6,650–9,600)	8,977 (7,500–10,800)	9,911 (8,270–11,900)	10,744 (8,960–12,900)	11,370 (9,480–13,600)	11,755 (9,800–14,100)	11,755 (9,800–14,100)
Communicable, maternal, neonatal, and nutritional diseases	897 (727 to 1,096)	163 (149 to 221)	233 (193 to 299)	200 (161 to 266)	220 (151 to 443)	146 (109 to 226)	151 (96 to 198)	166 (115 to 196)	162 (105 to 209)	170 (120 to 202)	171 (122 to 202)	172 (120 to 214)	176 (119 to 227)	222 (154 to 314)	256 (176 to 376)	256 (204 to 318)	273 (211 to 358)	273 (213 to 357)	241 (183 to 332)	220 (160 to 320)	180 (122 to 282)	124 (80 to 214)	60 (38 to 103)	4,568
HIV/AIDS and sexually transmitted infections	19 (6 to 34)	0 (0 to 1)	0 (0 to 1)	0 (0 to 0)	0 (0 to 0)	0 (0 to 0)	0 (0 to 0)	1 (0 to 1)	3 (1 to 5)	4 (2 to 6)	5 (3 to 8)	6 (3 to 11)	8 (4 to 13)	9 (5 to 15)	11 (6 to 18)	9 (5 to 15)	7 (4 to 12)	7 (4 to 11)	6 (3 to 10)	4 (2 to 7)	3 (1 to 6)	2 (1 to 4)	1 (0 to 2)	107
HIV/AIDS	(0 to 0)	(0 to 0)	0 (0 to 0)	0 (0 to 0)	0 (0 to 0)	0 (0 to 0)	0 (0 to 0)	1 (0 to 1)	3 (2 to 5)	4 (2 to 6)	5 (3 to 9)	6 (3 to 10)	7 (4 to 12)	9 (5 to 14)	11 (6 to 17)	9 (5 to 14)	7 (4 to 11)	7 (4 to 11)	6 (3 to 9)	4 (2 to 6)	3 (1 to 5)	2 (1 to 4)	1 (0 to 2)	99.7
HIV/AIDS - Drug-susceptible Tuberculosis	(0 to 0)	(0 to 0)	0 (0 to 0)	0 (0 to 0)	0 (0 to 0)	0 (0 to 0)	0 (0 to 0)	0 (0 to 0)	0 (0 to 0)	0 (0 to 0)	0 (0 to 0)	0 (0 to 0)	0 (0 to 0)	0 (0 to 0)	0 (0 to 0)	0 (0 to 0)	0 (0 to 0)	0 (0 to 0)	0 (0 to 0)	0 (0 to 0)	0 (0 to 0)	0 (0 to 0)	0 (0 to 0)	0
HIV/AIDS - Multidrug-resistant Tuberculosis without extensive drug resistance	(0 to 0)	(0 to 0)	0 (0 to 0)	0 (0 to 0)	0 (0 to 0)	0 (0 to 0)	0 (0 to 0)	0 (0 to 0)	0 (0 to 0)	0 (0 to 0)	0 (0 to 0)	0 (0 to 0)	0 (0 to 0)	0 (0 to 0)	0 (0 to 0)	0 (0 to 0)	0 (0 to 0)	0 (0 to 0)	0 (0 to 0)	0 (0 to 0)	0 (0 to 0)	0 (0 to 0)	0 (0 to 0)	0
HIV/AIDS - Extensively drug-resistant Tuberculosis	(0 to 0)	(0 to 0)	0 (0 to 0)	0 (0 to 0)	0 (0 to 0)	0 (0 to 0)	0 (0 to 0)	0 (0 to 0)	0 (0 to 0)	0 (0 to 0)	0 (0 to 0)	0 (0 to 0)	0 (0 to 0)	0 (0 to 0)	0 (0 to 0)	0 (0 to 0)	0 (0 to 0)	0 (0 to 0)	0 (0 to 0)	0 (0 to 0)	0 (0 to 0)	0 (0 to 0)	0 (0 to 0)	0
HIV/AIDS resulting in other diseases	(0 to 0)	(0 to 0)	0 (0 to 0)	0 (0 to 0)	0 (0 to 0)	0 (0 to 0)	0 (0 to 0)	0 (0 to 1)	0 (0 to 1)	0 (0 to 1)	0 (0 to 1)	0 (0 to 1)	0 (0 to 1)	0 (0 to 1)	0 (0 to 1)	0 (0 to 1)	0 (0 to 1)	0 (0 to 1)	0 (0 to 1)	0 (0 to 1)	0 (0 to 1)	0 (0 to 1)	0 (0 to 0)	0.1
Sexually transmitted infections excluding HIV	19 (6 to 34)	0 (0 to 1)	0 (0 to 1)	0 (0 to 0)	0 (0 to 0)	0 (0 to 0)	0 (0 to 0)	1 (0 to 1)	3 (1 to 5)	4 (2 to 6)	5 (3 to 8)	6 (3 to 10)	7 (4 to 12)	9 (5 to 14)	11 (6 to 17)	9 (5 to 14)	7 (4 to 11)	7 (4 to 11)	6 (3 to 9)	4 (2 to 6)	3 (1 to 5)	2 (1 to 4)	1 (0 to 2)	99.9
Syphilis	(0 to 0)	(0 to 0)	0 (0 to 0)	0 (0 to 0)	0 (0 to 0)	0 (0 to 0)	0 (0 to 0)	0 (0 to 0)	0 (0 to 0)	0 (0 to 0)	0 (0 to 0)	0 (0 to 0)	0 (0 to 0)	0 (0 to 0)	0 (0 to 0)	0 (0 to 0)	0 (0 to 0)	0 (0 to 0)	0 (0 to 0)	0 (0 to 0)	0 (0 to 0)	0 (0 to 0)	0 (0 to 0)	0.4
Chlamydial infection	(0 to 0)	(0 to 0)	0 (0 to 0)	0 (0 to 0)	0 (0 to 0)	0 (0 to 0)	0 (0 to 0)	0 (0 to 0)	0 (0 to 0)	0 (0 to 0)	0 (0 to 0)	0 (0 to 0)	0 (0 to 0)	0 (0 to 0)	0 (0 to 0)	0 (0 to 0)	0 (0 to 0)	0 (0 to 0)	0 (0 to 0)	0 (0 to 0)	0 (0 to 0)	0 (0 to 0)	0 (0 to 0)	0
Gonococcal infection	(0 to 0)	(0 to 0)	0 (0 to 0)	0 (0 to 0)	0 (0 to 0)	0 (0 to 0)	0 (0 to 0)	0 (0 to 0)	0 (0 to 0)	0 (0 to 0)	0 (0 to 0)	0 (0 to 0)	0 (0 to 0)	0 (0 to 0)	0 (0 to 0)	0 (0 to 0)	0 (0 to 0)	0 (0 to 0)	0 (0 to 0)	0 (0 to 0)	0 (0 to 0)	0 (0 to 0)	0 (0 to 0)	0.3
Trichomoniasis	(0 to 0)	(0 to 0)	0 (0 to 0)	0 (0 to 0)	0 (0 to 0)	0 (0 to 0)	0 (0 to 0)	0 (0 to 0)	0 (0 to 0)	0 (0 to 0)	0 (0 to 0)	0 (0 to 0)	0 (0 to 0)	0 (0 to 0)	0 (0 to 0)	0 (0 to 0)	0 (0 to 0)	0 (0 to 0)	0 (0 to 0)	0 (0 to 0)	0 (0 to 0)	0 (0 to 0)	0 (0 to 0)	0.9
Genital herpes	(0 to 0)	(0 to 0)	0 (0 to 0)	0 (0 to 0)	0 (0 to 0)	0 (0 to 0)	0 (0 to 0)	0 (0 to 0)	0 (0 to 0)	0 (0 to 0)	0 (0 to 0)	0 (0 to 0)	0 (0 to 0)	0 (0 to 0)	0 (0 to 0)	0 (0 to 0)	0 (0 to 0)	0 (0 to 0)	0 (0 to 0)	0 (0 to 0)	0 (0 to 0)	0 (0 to 0)	0 (0 to 0)	7.4
Other sexually transmitted infections	(0 to 0)	(0 to 0)	0 (0 to 0)	0 (0 to 0)	0 (0 to 0)	0 (0 to 0)	0 (0 to 0)	0 (0 to 1)	0 (0 to 1)	0 (0 to 1)	0 (0 to 1)	0 (0 to 1)	0 (0 to 1)	0 (0 to 1)	0 (0 to 1)	0 (0 to 1)	0 (0 to 1)	0 (0 to 1)	0 (0 to 1)	0 (0 to 1)	0 (0 to 1)	0 (0 to 1)	0 (0 to 0)	0.4
Respiratory infections and tuberculosis	8.4 (4.9 to 13)	3.9 (4.2 to 7.9)	29.6 (23.9 to 53.0)	33.1 (29.9 to 77.1)	26.1 (20.3 to 79.6)	27.6 (19.9 to 59.1)	32.1 (19.6 to 53.1)	49.1 (29.2 to 82.3)	51.1 (30.4 to 78.1)	52.3 (29.5 to 77.1)	51.1 (29.5 to 77.1)	52.1 (30.6 to 76.1)	49.1 (28.1 to 73.1)	52.1 (29.5 to 77.1)	51.1 (29.5 to 77.1)	49.1 (28.1 to 73.1)	52.1 (29.5 to 77.1)	52.1 (29.5 to 77.1)	49.1 (28.1 to 73.1)	52.1 (29.5 to 77.1)	51.1 (29.5 to 77.1)	49.1 (28.1 to 73.1)	52.1 (29.5 to 77.1)	1,000
Tuberculosis	0.4 (0.2 to 0.6)	0.1 (0.1 to 0.2)	0.2 (0.1 to 0.3)	0.1 (0.1 to 0.2)	0.1 (0.1 to 0.2)	0.1 (0.1 to 0.2)	0.2 (0.2 to 0.4)	0.3 (0.2 to 0.5)	0.3 (0.2 to 0.5)	0.3 (0.2 to 0.5)	0.3 (0.2 to 0.5)	0.3 (0.2 to 0.5)	0.3 (0.2 to 0.5)	0.3 (0.2 to 0.5)	0.3 (0.2 to 0.5)	0.3 (0.2 to 0.5)	0.3 (0.2 to 0.5)	0.3 (0.2 to 0.5)	0.3 (0.2 to 0.5)	0.3 (0.2 to 0.5)	0.3 (0.2 to 0.5)	0.3 (0.2 to 0.5)	0.3 (0.2 to 0.5)	4.9
Latent tuberculosis infection	(0 to 0)	(0 to 0)	0 (0 to 0)	0 (0 to 0)	0 (0 to 0)	0 (0 to 0)	0 (0 to 0)	0 (0 to 0)	0 (0 to 0)	0 (0 to 0)	0 (0 to 0)	0 (0 to 0)	0 (0 to 0)	0 (0 to 0)	0 (0 to 0)	0 (0 to 0)	0 (0 to 0)	0 (0 to 0)	0 (0 to 0)	0 (0 to 0)	0 (0 to 0)	0 (0 to 0)	0 (0 to 0)	0
Drug-susceptible tuberculosis	(0 to 0)	(0 to 0)	0 (0 to 1)	0 (0 to 0)	0 (0 to 0)	0 (0 to 0)	0 (0 to 0)	0 (0 to 0)	0 (0 to 0)	0 (0 to 0)	0 (0 to 0)	0 (0 to 0)	0 (0 to 0)	0 (0 to 0)	0 (0 to 0)	0 (0 to 0)	0 (0 to 0)	0 (0 to 0)	0 (0 to 0)	0 (0 to 0)	0 (0 to 0)	0 (0 to 0)	0 (0 to 0)	0
Multidrug-resistant tuberculosis without extensive drug resistance	(0 to 0)	(0 to 0)	0 (0 to 0)	0 (0 to 0)	0 (0 to 0)	0 (0 to 0)	0 (0 to 0)	0 (0 to 0)	0 (0 to 0)	0 (0 to 0)	0 (0 to 0)	0 (0 to 0)	0 (0 to 0)	0 (0 to 0)	0 (0 to 0)	0 (0 to 0)	0 (0 to 0)	0 (0 to 0)	0 (0 to 0)	0 (0 to 0)	0 (0 to 0)	0 (0 to 0)	0 (0 to 0)	0
Extensively drug-resistant tuberculosis	(0 to 0)	(0 to 0)	0 (0 to 0)	0 (0 to 0)	0 (0 to 0)	0 (0 to 0)	0 (0 to 0)	0 (0 to 0)	0 (0 to 0)	0 (0 to 0)	0 (0 to 0)	0 (0 to 0)	0 (0 to 0)	0 (0 to 0)	0 (0 to 0)	0 (0 to 0)	0 (0 to 0)	0 (0 to 0)	0 (0 to 0)	0 (0 to 0)	0 (0 to 0)	0 (0 to 0)	0 (0 to 0)	0
Lower respiratory infections	8.3 (3.5 to 11.9)	3.4 (3.6 to 7.5)	27.6 (15.5 to 45.2)	14.5 (6.4 to 41.9)	5.7 (4.0 to 7.8)	3.4 (2.4 to 4.7)	2.1 (1.5 to 2.9)	9.8 (6.9 to 13.4)	20 (13.1 to 28.1)	23.2 (15.1 to 32.6)	28 (18.6 to 38.1)	37 (25.2 to 53.3)	42.9 (31.6 to 62.3)	87.7 (65.4 to 126.1)	115 (75.5 to 164.1)	145 (96.1 to 206.1)	211 (148.3 to 297)	215 (220 to 460)	226 (204 to 378)	436 (324 to 579)	577 (423 to 772)	572 (429 to 727)	374 (277 to 471)	77.3 (58.7 to 97.9)	3,175
Upper respiratory infections	0.1 (0 to 0.1)	0.4 (0.2 to 0.6)	1.4 (4.4 to 11.6)	31.1 (16.2 to 56.4)	39.9 (20.1 to 64.2)	29.1 (15.3 to 49.6)	26.4 (13.4 to 44.3)	24.1 (12.3 to 41)	24.1 (12.1 to 39.7)	24.4 (12.3 to 39.5)	23.7 (12.1 to 38.5)	21.9 (11.2 to 35.9)	21.9 (11.2 to 35.9)	24.7 (12.6 to 40.5)	25.8 (11.1 to 43.2)	22.7 (10.3 to 37.2)	18.6 (8.1 to 30.5)	17.3 (7.6 to 28.1)	17.2 (7.4 to 29.1)	12.1 (5.1 to 20.7)	10.8 (4.5 to 18.5)	6.5 (2.6 to 11)	2.9 (1.1 to 4.9)	1 (0.4 to 1.7)	384
Otitis media	0 (0 to 0)	1.4 (0.7 to 3)	7.4 (3.4 to 13.4)	7.5 (4 to 13.1)	7.5 (4 to 13.1)	6.7 (3.5 to 11.6)	6.7 (3.5 to 11.6)	6.7 (3.5 to 11.6)	6.7 (3.5 to 11.6)	6.7 (3.5 to 11.6)	6.7 (3.5 to 11.6)	6.7 (3.5 to 11.6)	6.7 (3.5 to 11.6)	6.7 (3.5 to 11.6)	6.7 (3.5 to 11.6)	6.7 (3.5 to 11.6)	6.7 (3.5 to 11.6)	6.7 (3.5 to 11.6)	6.7 (3.5 to 11.6)	6.7 (3.5 to 11.6)	6.7 (3.5 to 11.6)	6.7 (3.5 to 11.6)	6.7 (3.5 to 11.6)	89.7
Enteric infections	1.9 (1.1 to 2.9)	2.1 (1.1 to 3.6)	23.1 (12.9 to 42.6)	19.4 (9.8 to 37.4)	13.2 (6.8 to 25.5)	6.4 (3.3 to 12.4)	6.4 (3.3 to 12.4)	6.4 (3.3 to 12.4)	6.4 (3.3 to 12.4)	6.4 (3.3 to 12.4)	6.4 (3.3 to 12.4)	6.4 (3.3 to 12.4)	6.4 (3.3 to 12.4)	6.4 (3.3 to 12.4)	6.4 (3.3 to 12.4)	6.4 (3.3 to 12.4)	6.4 (3.3 to 12.4)	6.4 (3.3 to 12.4)	6.4 (3.3 to 12.4)	6.4 (3.3 to 12.4)	6.4 (3.3 to 12.4)	6.4 (3.3 to 12.4)	6.4 (3.3 to 12.4)	358
Diarrheal diseases	0 (0 to 0.2)	1.9 (1.3 to 2.4)	21.8 (14.9 to 33.4)	17.8 (10.6 to 30.5)	12.1 (6.9 to 20.9)	5.7 (3.2 to 9.8)	5.7 (3.2 to 9.8)	5.7 (3.2 to 9.8)	5.7 (3.2 to 9.8)	5.7 (3.2 to 9.8)	5.7 (3.2 to 9.8)	5.7 (3.2 to 9.8)	5.7 (3.2 to 9.8)	5.7 (3.2 to 9.8)	5.7 (3.2 to 9.8)	5.7 (3.2 to 9.8)	5.7 (3.2 to 9.8)	5.7 (3.2 to 9.8)	5.7 (3.2 to 9.8)	5.7 (3.2 to 9.8)	5.7 (3.2 to 9.8)	5.7 (3.2 to 9.8)	5.7 (3.2 to 9.8)	355
Typhoid and paratyphoid	(0 to 0)	(0 to 0)	(0 to 0)	(0 to 0)	(0 to 0)	(0 to 0)	(0 to 0)	(0 to 0)	(0 to 0)	(0 to 0)	(0 to 0)	(0 to 0)	(0 to 0)	(0 to 0)	(0 to 0)	(0 to 0)	(0 to 0)	(0 to 0)	(0 to 0)	(0 to 0)	(0 to 0)	(0 to 0)	(0 to 0)	0
Typhoid fever	(0 to 0)	(0 to 0)	(0 to 0)	(0 to 0)	(0 to 0)	(0 to 0)	(0 to 0)	(0 to 0)	(0 to 0)	(0 to 0)	(0 to 0)	(0 to 0)	(0 to 0)	(0 to 0)	(0 to 0)	(0 to 0)	(0 to 0)	(0 to 0)	(0 to 0)	(0 to 0)	(0 to 0)	(0 to 0)	(0 to 0)	0
Paratyphoid fever	(0 to 0)	(0 to 0)	(0 to 0)	(0 to 0)	(0 to 0)	(0 to 0)	(0 to 0)	(0 to 0)	(0 to 0)	(0 to 0)	(0 to 0)	(0 to 0)	(0 to 0)	(0 to 0)	(0 to 0)	(0 to 0)	(0 to 0)	(0 to 0)	(0 to 0)	(0 to 0)	(0 to 0)	(0 to 0)	(0 to 0)	0
Invasive Non-typhoidal Salmonella (iNTS)	0 (0 to 0)	0.1 (0 to 0.1)	0.1 (0 to 0.2)	0.1 (0 to 0.3)	0.1 (0 to 0.3)	0.1 (0 to 0.1)	0.1 (0 to 0.1)	0.1 (0 to 0.1)	0.1 (0 to 0.1)	0.1 (0 to 0.1)	0.1 (0 to 0.1)	0.1 (0 to 0.1)	0.1 (0 to 0.1)	0.1 (0 to 0.1)	0.1 (0 to 0.1)	0.1 (0 to 0.1)	0.2 (0 to 0.3)	0.2 (0 to 0.4)	0.3 (0 to 0.7)	0.3 (0 to 0.6)	0.3 (0 to 0.6)	0.2 (0 to 0.5)	0.2 (0 to 0.5)	2.4
Other intestinal infectious diseases	(0 to 0)	(0 to 0)	(0 to 0)	(0 to 0)	(0 to 0)	(0 to 0)	(0 to 0)	(0 to 0)	(0 to 0)	(0 to 0)	(0 to 0)	(0 to 0)	(0 to 0)	(0 to 0)	(0 to 0)	(0 to 0)	(0 to 0)	(0 to 0)	(0 to 0)	(0 to 0)	(0 to 0)	(0 to 0)	(0 to 0)	0.7
Neglected tropical diseases and malaria	0 (0 to 0)	0 (0 to 0)	0 (0 to 0)	0 (0 to 0)	0 (0 to 0)	0 (0 to 0)	0 (0 to 0)	0 (0 to 0)	0 (0 to 0)	0 (0 to 0)	0 (0 to 0)	0 (0 to 0)	0 (0 to 0)	0 (0 to 0)	0 (0 to 0)	0 (0 to 0)	0 (0 to 0)	0 (0 to 0)	0 (0 to 0)	0 (0 to 0)	0 (0 to 0)	0 (0 to 0)	0 (0 to 0)	0
Malaria	(0 to 0)	(0 to 0)	(0 to 0)	(0 to 0)	(0 to 0)	(0 to 0)	(0 to 0)	(0 to 0)	(0 to 0)	(0 to 0)	(0 to 0)	(0 to 0)	(0 to 0)	(0 to 0)	(0 to 0)	(0 to 0)	(0 to 0)	(0 to 0)	(0 to 0)	(0 to 0)	(0 to 0)	(0 to 0)	(0 to 0)	0
Chagas disease	(0 to 0)	(0 to 0)	(0 to 0)	(0 to 0)	(0 to 0)	(0 to 0)	(0 to 0)	(0 to 0)	(0 to 0)	(0 to 0)	(0 to 0)	(0 to 0)	(0 to 0)	(0 to 0)	(0 to 0)	(0 to 0)	(0 to 0)	(0 to 0)	(0 to 0)	(0 to 0)	(0 to 0)	(0 to 0)	(0 to 0)	0
Leishmaniasis	(0 to 0)	(0 to 0)	(0 to 0)	(0 to 0)	(0 to 0)	(0 to 0)	(0 to 0)	(0 to 0)	(0 to 0)	(0 to 0)	(0 to 0)	(0 to 0)	(0 to 0)	(0 to 0)	(0 to 0)	(0 to 0)	(0 to 0)	(0 to 0)	(0 to 0)	(0 to 0)	(0 to 0)	(0 to 0)	(0 to 0)	0
Visceral leishmaniasis	(0 to 0)	(0 to 0)	(0 to 0)	(0 to 0)	(0 to 0)	(0 to 0)	(0 to 0)	(0 to 0)	(0 to 0)	(0 to 0)	(0 to 0)	(0 to 0)	(0 to 0)	(0 to 0)	(0 to 0)	(0 to 0)	(0 to 0)	(0 to 0)	(0 to 0)	(0 to 0)	(0 to 0)	(0 to 0)	(0 to 0)	0
Cutaneous and mucocutaneous leishmaniasis	(0 to 0)	(0 to 0)	(0 to 0)	(0 to 0)	(0 to 0)	(0 to 0)	(0 to 0)	(0 to 0)	(0 to 0)	(0 to 0)	(0 to 0)	(0 to 0)	(0 to 0)	(0 to 0)	(0 to 0)	(0 to 0)	(0 to 0)	(0 to 0)	(0 to 0)	(0 to 0)	(0 to 0)	(0 to 0)	(0 to 0)	0
African trypanosomiasis	(0 to 0)	(0 to 0)	(0 to 0)	(0 to 0)	(0 to 0)	(0 to 0)	(0 to 0)	(0 to 0)	(0 to 0)	(0 to 0)	(0 to 0)	(0 to 0)	(0 to 0)	(0 to 0)	(0 to 0)	(0 to 0)	(0 to 0)	(0 to 0)	(0 to 0)	(0 to 0)	(0 to 0)	(0 to 0)	(0 to 0)	0
Schistosomiasis	(0 to 0)	(0 to 0)	(0 to 0)	(0 to 0)	(0 to 0)	(0 to 0)	(0 to 0)	(0 to 0)	(0 to 0)	(0 to 0)	(0 to 0)	(0 to 0)	(0 to 0)	(0 to 0)	(0 to 0)	(0 to 0)	(0 to 0)	(0 to 0)	(0 to 0)	(0 to 0)	(0 to 0)	(0 to 0)	(0 to 0)	0
Cysticercosis	(0 to 0)	(0 to 0)	(0 to 0)	(0 to 0)	(0 to 0)	(0 to 0)	(0 to 0)	(0 to 0)	(0 to 0)	(0 to 0)	(0 to 0)	(0 to 0)	(0 to 0)	(0 to 0)	(0 to 0)	(0 to 0)	(0 to 0)	(0 to 0)	(0 to 0)	(0 to 0)	(0 to 0)	(0 to 0)	(0 to 0)	0
Cystic echinococcosis	(0 to 0)	(0 to 0)	(0 to 0)	(0 to 0)	(0 to 0)	(0 to 0)	(0 to 0)	(0 to 0)	(0 to 0)	(0 to 0)	(0 to 0)	(0 to 0)	(0 to 0)	(0 to 0)	(0 to 0)	(0 to 0)	(0 to 0)	(0 to 0)	(0 to 0)	(0 to 0)	(0 to 0)	(0 to 0)	(0 to 0)	0
Lymphatic filariasis	(0 to 0)	(0 to 0)	(0 to 0)	(0 to 0)	(0 to 0)	(0 to 0)	(0 to 0)	(0 to 0)	(0 to 0)	(0 to 0)	(0 to 0)	(0 to 0)	(0 to 0)	(0 to 0)	(0 to 0)	(0 to 0)	(0 to 0)	(0 to 0)	(0 to 0)	(0 to 0)	(0 to 0)	(0 to 0)	(0 to 0)	0
Onchocerciasis	(0 to 0)	(0 to 0)	(0 to 0)	(0 to 0)	(0 to 0)	(0 to 0)	(0 to 0)	(0 to 0)	(0 to 0)	(0 to 0)	(0 to 0)	(0 to 0)	(0 to 0)	(0 to 0)	(0 to 0)	(0 to 0)	(0 to 0)	(0 to 0)	(0 to 0)	(0 to 0)	(0 to 0)	(0 to 0)	(0 to 0)	0
Trachoma	(0 to 0)	(0 to 0)	(0 to 0)	(0 to 0)	(0 to 0)	(0 to 0)	(0 to 0)	(0 to 0)	(0 to 0)	(0 to 0)	(0 to 0)	(0 to 0)	(0 to 0)	(0 to 0)	(0 to 0)	(0 to 0)	(0 to 0)	(0 to 0)	(0 to 0)	(0 to 0)	(0 to 0)	(0 to 0)	(0 to 0)	0
Dengue	(0 to 0)	(0 to 0)	(0 to 0)	(0 to 0)	(0 to 0)	(0 to 0)	(0 to 0)	(0 to 0)	(0 to 0)	(0 to 0)	(0 to 0)	(0 to 0)	(0 to 0)	(0 to 0)	(0 to 0)	(0 to 0)	(0 to 0)	(0 to 0)	(0 to 0)	(0 to 0)	(0 to 0)	(0 to 0)	(0 to 0)	0
Yellowfever	(0 to 0)	(0 to 0)	(0 to 0)	(0 to 0)	(0 to 0)	(0 to 0)	(0 to 0)	(0 to 0)	(0 to 0)	(0 to 0)	(0 to 0)	(0 to 0)	(0 to 0)	(0 to 0)	(0 to 0)	(0 to 0)	(0 to 0)	(0 to 0)	(0 to 0)	(0 to 0)	(0 to 0)	(0 to 0)	(0 to 0)	0
Rabies	(0 to 0)	(0 to 0)	(0 to 0)	(0 to 0)	(0 to 0)	(0 to 0)	(0 to 0)	(0 to 0)	(0 to 0)	(0 to 0)	(0 to 0)	(0 to 0)	(0 to 0)	(0 to 0)	(0 to 0)	(0 to 0)	(0 to 0)	(0 to 0)	(0 to 0)	(0 to 0)	(0 to 0)	(0 to 0)	(0 to 0)	0
Intestinal nematode infections	(0 to 0)	(0 to 0)	(0 to 0)	(0 to 0)	(0 to 0)	(0 to 0)	(0 to 0)	(0 to 0)	(0 to 0)	(0 to 0)	(0 to 0)	(0 to 0)	(0 to 0)	(0 to 0)	(0 to 0)	(0 to 0)	(0 to 0)	(0 to 0)	(0 to 0)	(0 to 0)	(0 to 0)	(0 to 0)	(0 to 0)	0
Ascariasis	(0 to 0)	(0 to 0)	(0 to 0)	(0 to 0)	(0 to 0)	(0 to 0)	(0 to 0)	(0 to 0)	(0 to 0)	(0 to 0)	(0 to 0)	(0 to 0)	(0 to 0)	(0 to 0)	(0 to 0)	(0 to 0)	(0 to 0)	(0 to 0)	(0 to 0)	(0 to 0)	(0 to 0)	(0 to 0)	(0 to 0)	0
Trichuriasis	(0 to 0)	(0 to 0)	(0 to 0)	(0 to 0)	(0 to 0)	(0 to 0)	(0 to 0)	(0 to 0)	(0 to 0)	(0 to 0)	(0 to 0)	(0 to 0)	(0 to 0)	(0 to 0)	(0 to 0)	(0 to 0)	(0 to 0)	(0 to 0)	(0 to 0)	(0 to 0)	(0 to 0)	(0 to 0)	(0 to 0)	0
Hookworm disease	(0 to 0)	(0 to 0)	(0 to 0)	(0 to 0)	(0 to 0)	(0 to 0)	(0 to 0)	(0 to 0)	(0 to 0)	(0 to 0)	(0 to 0)	(0 to 0)	(0 to 0)	(0 to 0)	(0 to 0)	(0 to 0)	(0 to 0)	(0 to 0)	(0 to 0)	(0 to 0)	(0 to 0)	(0 to 0)	(0 to 0)	0
Food-borne trematodiases	(0 to 0)	(0 to 0)	(0 to 0)	(0 to 0)	(0 to 0)	(0 to 0)	(0 to 0)	(0 to 0)	(0 to 0)	(0 to 0)	(0 to 0)	(0 to 0)	(0 to 0)	(0 to 0)	(0 to 0)	(0 to 0)	(0 to 0)	(0 to 0)	(0 to 0)	(0 to 0)	(0 to 0)	(0 to 0)	(0 to 0)	0
Leprosy	(0 to 0)	(0 to 0)	(0 to 0)	(0 to 0)	(0 to 0)	(0 to 0)	(0 to 0)	(0 to 0)	(0 to 0)	(0 to 0)	(0 to 0)	(0 to 0)	(0 to 0)	(0 to 0)	(0 to 0)	(0 to 0)	(0 to 0)	(0 to 0)	(0 to 0)	(0 to 0)	(0 to 0)	(0 to 0)	(0 to 0)	0
Ebola	(0 to 0)	(0 to 0)	(0 to 0)	(0 to 0)	(0 to 0)	(0 to 0)	(0 to 0)	(0 to 0)	(0 to 0)	(0 to 0)	(0 to 0)	(0 to 0)	(0 to 0)	(0 to 0)	(0 to 0)	(0 to 0)	(0 to 0)	(0 to 0)	(0 to 0)	(0 to 0)	(0 to 0)	(0 to 0)	(0 to 0)	0
Zika virus	(0 to 0)	(0 to 0)	(0 to 0)	(0 to 0)	(0 to 0)	(0 to 0)	(0 to 0)	(0 to 0)	(0 to 0)	(0 to 0)	(0 to 0)	(0 to 0)	(0 to 0)	(0 to 0)	(0 to 0)	(0 to 0)	(0 to 0)	(0 to 0)	(0 to 0)	(0 to 0)	(0 to 0)	(0 to 0)	(0 to 0)	0
Guinea worm disease	(0 to 0)	(0 to 0)	(0 to 0)	(0 to 0)	(0 to 0)	(0 to 0)	(0 to 0)	(0 to 0)	(0 to 0)	(0 to 0)	(0 to 0)	(0 to 0)	(0 to 0)	(0 to 0)	(0 to 0)	(0 to 0)	(0 to 0)	(0 to 0)	(0 to 0)	(0 to 0)	(0 to 0)	(0 to 0)	(0 to 0)	0
Other neglected tropical diseases	0 (0 to 0)	0 (0 to 0)	0 (0 to 0)	0 (0 to 0)	0 (0 to 0)	0 (0 to 0)	0 (0 to 0)	0 (0 to 0)	0 (0 to 0)	0 (0 to 0)	0 (0 to 0)	0 (0 to 0)	0 (0 to 0)	0 (0 to 0)	0 (0 to 0)	0 (0 to 0)	0 (0 to 0)	0 (0 to 0)	0 (0 to 0)	0 (0 to 0)	0 (0 to 0)	0 (0 to 0)	0 (0 to 0)	14.7
Other infectious diseases	3.8 (2.3 to 5.1)	2.5 (3.4 to 10.6)	33.7 (12.3 to 52.1)	13.8 (4.0 to 28.4)	3.4 (0.9 to 8.2)	2.4 (0.6 to 5.8)	2.4 (0.6 to 5.8)	2.4 (0.6 to 5.8

Other neoplasms	0-1 (0 to 0.2)	0 (0 to 0.1)	0 (0 to 0.3)	0-4 (0.2 to 0.7)	0-5 (0.2 to 0.8)	0-3 (0.2 to 0.6)	0-4 (0.2 to 0.6)	0-5 (0.3 to 0.8)	1 (0.5 to 1.4)	1-2 (0.4 to 2.2)	1-6 (0.9 to 2.5)	1-9 (1.2 to 3.0)	3-9 (2.4 to 7.3)	7-9 (5.9 to 14)	13-2 (8.6 to 22.6)	22 (14.9 to 40)	37-7 (29.3 to 63.4)	63-6 (43.6 to 113)	88-2 (43.6 to 139)	89-2 (29.9 to 103)	46-2 (24.7 to 82.3)	16-3 (9.1 to 24.4)	2-6 (1.2 to 3.7)	339
Medulloblastoma, medulloblastoma, and other hemangioblastic neoplasms	0 (0 to 0.2)	0 (0 to 0.1)	0 (0 to 0.3)	0 (0 to 0.7)	0 (0 to 0.8)	0 (0 to 0.6)	0 (0 to 0.6)	0 (0 to 0.8)	0 (0 to 1.4)	0 (0 to 2.2)	0 (0 to 2.5)	0 (0 to 3.0)	0 (0 to 7.3)	0 (0 to 14)	0 (0 to 22.6)	0 (0 to 40)	0 (0 to 63.4)	0 (0 to 113)	0 (0 to 139)	0 (0 to 103)	0 (0 to 82.3)	0 (0 to 24.4)	0 (0 to 3.7)	0	339
Meningioma and in situ intracranial neoplasms	0 (0 to 0)	0 (0 to 0)	0 (0 to 0)	0 (0 to 0)	0 (0 to 0)	0 (0 to 0)	0 (0 to 0)	0 (0 to 0)	0 (0 to 0)	0 (0 to 0)	0 (0 to 0)	0 (0 to 0)	0 (0 to 0)	0 (0 to 0)	0 (0 to 0)	0 (0 to 0)	0 (0 to 0)	0 (0 to 0)	0 (0 to 0)	0 (0 to 0)	0 (0 to 0)	0 (0 to 0)	0 (0 to 0)	0 (0 to 0)	0
Meningioma and in situ cerebral and uterine neoplasms	0 (0 to 0)	0 (0 to 0)	0 (0 to 0)	0 (0 to 0)	0 (0 to 0)	0 (0 to 0)	0 (0 to 0)	0 (0 to 0)	0 (0 to 0)	0 (0 to 0)	0 (0 to 0)	0 (0 to 0)	0 (0 to 0)	0 (0 to 0)	0 (0 to 0)	0 (0 to 0)	0 (0 to 0)	0 (0 to 0)	0 (0 to 0)	0 (0 to 0)	0 (0 to 0)	0 (0 to 0)	0 (0 to 0)	0 (0 to 0)	0
Other benign and in situ neoplasms	0 (0 to 0)	0 (0 to 0)	0 (0 to 0)	0 (0 to 0)	0 (0 to 0)	0 (0 to 0)	0 (0 to 0)	0 (0 to 0)	0 (0 to 0)	0 (0 to 0)	0 (0 to 0)	0 (0 to 0)	0 (0 to 0)	0 (0 to 0)	0 (0 to 0)	0 (0 to 0)	0 (0 to 0)	0 (0 to 0)	0 (0 to 0)	0 (0 to 0)	0 (0 to 0)	0 (0 to 0)	0 (0 to 0)	0 (0 to 0)	0
Cardiovascular diseases	2-7 (2.7 to 4.9)	2-1 (2.2 to 4.3)	3-5 (3.2 to 10)	8-7 (7.3 to 12.1)	9-3 (7.3 to 12.1)	11-8 (9.6 to 16)	22-7 (20.5 to 26.3)	50-5 (45.2 to 55.9)	147 (115 to 186)	193 (156 to 238)	272 (223 to 331)	415 (335 to 503)	734 (574 to 914)	1,248 (999 to 1,535)	1,700 (1,393 to 2,070)	2,120 (1,761 to 2,560)	2,622 (2,175 to 3,116)	3,160 (2,592 to 3,792)	3,410 (2,690 to 4,230)	3,555 (2,973 to 4,040)	2,450 (2,205 to 2,810)	1,160 (999 to 1,360)	224 (183 to 262)	24,300
Rheumatic heart disease	0 (0 to 0)	0 (0 to 0.4)	0 (0 to 0.4)	0-3 (0 to 0.9)	0-2 (0 to 0.9)	0-7 (0.2 to 1.9)	1-7 (0.4 to 2.1)	1-8 (0.7 to 2.5)	2-9 (1.2 to 3.2)	3-9 (1.6 to 4.2)	6-9 (3.2 to 7.2)	9-3 (4.2 to 9.8)	8-4 (3.7 to 11.4)	9-9 (4.4 to 13)	13-4 (6.7 to 18.1)	20-9 (10.7 to 27.7)	29-5 (15.1 to 39.4)	39-3 (19.1 to 51.2)	42-3 (19.6 to 56.3)	33 (13.9 to 43.6)	6-9 (2.7 to 9.2)	0-9 (0.4 to 1.3)	131
Ischemic heart disease	0 (0 to 0)	0 (0 to 0)	0 (0 to 0)	0-1 (0 to 0.2)	1-3 (0.2 to 1.7)	8-2 (3.5 to 11.4)	21-7 (9.7 to 28.1)	69 (30.1 to 88.7)	172 (112 to 223)	242 (180 to 290)	227 (207 to 250)	421 (327 to 509)	800 (676 to 936)	1,130 (1,013 to 1,270)	1,380 (1,130 to 1,650)	1,596 (1,210 to 1,990)	2,120 (1,560 to 2,750)	1,900 (1,400 to 2,510)	1,845 (1,328 to 2,170)	1,245 (1,045 to 1,452)	589 (486 to 692)	113 (91 to 131)	13,600
Stroke	0-2 (0.1 to 0.5)	0-3 (0.1 to 0.7)	1-3 (0.1 to 2.1)	3-1 (2.2 to 4.1)	2-1 (1.1 to 3.3)	19-5 (11.4 to 23.3)	27-4 (24 to 30.5)	44 (36 to 51)	97 (81 to 114)	77-2 (62 to 78.7)	129 (93.1 to 166)	178 (133 to 228)	224 (172 to 313)	274 (204 to 375)	344 (258 to 461)	397 (302 to 511)	490 (342 to 670)	597 (401 to 849)	760 (473 to 1,040)	831 (473 to 1,240)	642 (413 to 788)	232 (146 to 302)	44-9 (27 to 61.4)	4,790
Ischemic stroke	0-2 (0.1 to 0.3)	0-2 (0.1 to 0.5)	0-3 (0.1 to 0.9)	0-6 (0.3 to 1.4)	1-4 (0.5 to 2.2)	2-8 (1.4 to 4.4)	4-8 (2.4 to 8.4)	9-2 (4.2 to 15.1)	9-8 (5.3 to 15.1)	21-7 (9.7 to 31.2)	39-5 (19.2 to 58.2)	74-2 (39.2 to 109)	139 (87.6 to 191)	247 (179 to 335)	417 (309 to 552)	717 (537 to 922)	1,110 (842 to 1,450)	1,774 (1,290 to 2,360)	2,570 (1,860 to 3,450)	3,180 (2,360 to 4,230)	2,960 (2,290 to 3,600)	1,660 (1,320 to 1,960)	322 (246 to 396)	21,700
Intracerebral hemorrhage	0-1 (0 to 0.2)	0-1 (0 to 0.2)	0-2 (0 to 0.6)	0-6 (0.4 to 1.4)	0-8 (0.4 to 1.2)	2-4 (1.3 to 3.7)	3-6 (1.9 to 6.6)	7-4 (3.4 to 12.1)	21-7 (12.1 to 33.5)	30-5 (19.4 to 46.1)	43-4 (29.1 to 59.4)	72-5 (49.2 to 103)	124 (87.6 to 174)	178 (122 to 247)	247 (167 to 336)	316 (197 to 450)	412 (247 to 615)	511 (297 to 774)	588 (329 to 899)	617 (329 to 1,000)	511 (329 to 779)	219 (146 to 297)	39-7 (24 to 57.1)	1,470
Subarachnoid hemorrhage	0-1 (0 to 0.2)	0-1 (0 to 0.2)	0-2 (0 to 0.5)	0-3 (0 to 1.3)	0-5 (0.1 to 1.3)	1-5 (0.7 to 1.9)	1-9 (1.0 to 4.2)	4-6 (1.9 to 7.4)	10-5 (4.5 to 15.1)	11-6 (5.6 to 20.8)	13-5 (6.4 to 20.8)	13-6 (6.4 to 20.8)	17-4 (8.1 to 25.1)	21-8 (10.1 to 31.5)	27-4 (12.7 to 39.6)	34-2 (15.9 to 49.3)	42-6 (19.8 to 61.5)	54-5 (25.3 to 78.6)	70-2 (32.6 to 101)	83-3 (38.6 to 120)	79-2 (36.8 to 114)	39-7 (18.4 to 57.3)	9-3 (4.3 to 13.4)	618
Hypertensive-heart disease	0 (0 to 0)	0 (0 to 0)	0 (0 to 0)	0 (0 to 0)	0 (0 to 0)	0-2 (0 to 0.5)	0-4 (0.1 to 0.9)	0-8 (0.3 to 2.1)	1-5 (0.6 to 4.1)	1-9 (0.7 to 4.7)	1-9 (0.7 to 4.7)	1-9 (0.7 to 4.7)	2-1 (0.9 to 5.1)	2-3 (0.9 to 5.4)	2-5 (1.1 to 5.9)	2-7 (1.2 to 6.4)	2-9 (1.3 to 6.8)	3-1 (1.4 to 7.3)	3-3 (1.5 to 7.8)	3-4 (1.5 to 8.1)	3-4 (1.5 to 8.1)	3-4 (1.5 to 8.1)	0-8 (0.4 to 1.9)	0-6 (0.3 to 1.4)	29
Non-rheumatic valvular heart disease	0 (0 to 0)	0 (0 to 0)	0 (0 to 0)	0 (0 to 0)	0 (0 to 0)	0-2 (0.1 to 0.5)	0-5 (0.2 to 1.1)	1-2 (0.5 to 2.6)	2-3 (0.9 to 4.9)	4-5 (1.8 to 8.6)	4-9 (2.1 to 7.2)	4-9 (2.1 to 7.2)	6-3 (2.7 to 9.2)	7-4 (3.1 to 11)	9-2 (3.9 to 13)	10-4 (4.4 to 15)	12-4 (5.2 to 18)	14-4 (6.1 to 21)	16-4 (6.9 to 24)	17-4 (7.3 to 25)	17-4 (7.3 to 25)	17-4 (7.3 to 25)	3-9 (1.7 to 5.6)	609
Non-rheumatic calcific aortic valve disease	0 (0 to 0)	0 (0 to 0)	0 (0 to 0)	0 (0 to 0)	0 (0 to 0)	0-2 (0.2 to 0.7)	0-7 (0.2 to 2)	1-4 (0.5 to 3.5)	3-6 (1.3 to 7.2)	4-6 (1.7 to 9.2)	5-9 (2.2 to 12)	7-3 (2.8 to 15)	9-9 (3.7 to 19)	13-5 (5.2 to 26)	16-8 (6.5 to 32)	19-8 (7.7 to 38)	23-6 (9.1 to 45)	27-9 (10.9 to 53)	32-3 (12.6 to 61)	36-2 (14.1 to 68)	38-2 (14.9 to 71)	38-2 (14.9 to 71)	7-9 (3.1 to 14)	902
Non-rheumatic degenerative mitral valve disease	0 (0 to 0)	0 (0 to 0)	0 (0 to 0)	0 (0 to 0)	0 (0 to 0)	0-2 (0.2 to 0.4)	0-4 (0.2 to 0.8)	1-1 (0.5 to 1.9)	1-9 (0.8 to 3.1)	1-7 (0.8 to 2.8)	2-2 (1 to 3.4)	2-2 (1 to 3.4)	2-5 (1.1 to 3.9)	2-9 (1.3 to 4.5)	3-2 (1.5 to 5)	3-6 (1.6 to 5.6)	4-1 (1.8 to 6.4)	4-6 (2 to 7.1)	5-1 (2.2 to 7.9)	5-4 (2.4 to 8.4)	5-4 (2.4 to 8.4)	5-4 (2.4 to 8.4)	1-1 (0.4 to 1.7)	109
Other non-rheumatic valve diseases	0 (0 to 0)	0 (0 to 0)	0 (0 to 0)	0 (0 to 0)	0 (0 to 0)	0 (0 to 0)	0-1 (0 to 0.3)	0-1 (0 to 0.3)	0-1 (0 to 0.3)	0-1 (0 to 0.3)	0-1 (0 to 0.3)	0-1 (0 to 0.3)	0-1 (0 to 0.3)	0-1 (0 to 0.3)	0-1 (0 to 0.3)	0-1 (0 to 0.3)	0-1 (0 to 0.3)	0-1 (0 to 0.3)	0-1 (0 to 0.3)	0-1 (0 to 0.3)	0-1 (0 to 0.3)	0-1 (0 to 0.3)	0 (0 to 0)	9
Cardiomyopathy and myocarditis	1-4 (1.2 to 2.7)	1-7 (1.2 to 2.4)	2-7 (1.9 to 4.9)	2-7 (1.9 to 5.6)	3-1 (1.9 to 5.6)	3-4 (2.1 to 5.9)	3-6 (2.1 to 6.2)	4-2 (2.5 to 7.1)	5-2 (2.9 to 8.6)	6-2 (3.5 to 10)	7-3 (4.1 to 12)	8-6 (4.8 to 14)	10-4 (5.7 to 17)	12-3 (6.7 to 20)	14-4 (7.8 to 23)	16-8 (9.1 to 27)	19-5 (10.5 to 31)	22-2 (11.9 to 36)	25-1 (13.3 to 41)	27-5 (14.5 to 45)	28-5 (15.1 to 47)	28-5 (15.1 to 47)	5-3 (2.8 to 8.8)	310
Myocarditis	0-3 (0.1 to 0.6)	0-3 (0.1 to 0.6)	0-5 (0.1 to 1.1)	0-7 (0.2 to 1.7)	0-8 (0.2 to 1.7)	0-9 (0.2 to 1.9)	1-2 (0.3 to 2.5)	1-4 (0.4 to 3.1)	1-8 (0.5 to 4.1)	2-1 (0.6 to 4.8)	2-6 (0.7 to 5.8)	3-1 (0.8 to 6.9)	3-7 (1 to 8.2)	4-4 (1.2 to 9.8)	5-1 (1.4 to 11)	5-9 (1.6 to 13)	6-8 (1.8 to 15)	7-8 (2.1 to 17)	8-9 (2.4 to 19)	9-8 (2.7 to 21)	10-1 (2.8 to 22)	10-1 (2.8 to 22)	1-9 (0.5 to 4.1)	60-2
Hypertensive heart disease	0 (0 to 0)	0 (0 to 0)	0 (0 to 0)	0 (0 to 0)	0 (0 to 0)	0 (0 to 0)	0 (0 to 0)	0 (0 to 0)	0 (0 to 0)	0 (0 to 0)	0 (0 to 0)	0 (0 to 0)	0 (0 to 0)	0 (0 to 0)	0 (0 to 0)	0 (0 to 0)	0 (0 to 0)	0 (0 to 0)	0 (0 to 0)	0 (0 to 0)	0 (0 to 0)	0 (0 to 0)	0 (0 to 0)	0 (0 to 0)	0
Alcoholic cardiomyopathy	0 (0 to 0)	0 (0 to 0)	0 (0 to 0)	0 (0 to 0)	0 (0 to 0)	0 (0 to 0)	0 (0 to 0)	0 (0 to 0)	0 (0 to 0)	0 (0 to 0)	0 (0 to 0)	0 (0 to 0)	0 (0 to 0)	0 (0 to 0)	0 (0 to 0)	0 (0 to 0)	0 (0 to 0)	0 (0 to 0)	0 (0 to 0)	0 (0 to 0)	0 (0 to 0)	0 (0 to 0)	0 (0 to 0)	0 (0 to 0)	187
Other cardiomyopathy	1-4 (1.1 to 2.4)	1-4 (0.9 to 2)	2-2 (1.6 to 4.1)	2-9 (1.9 to 5.1)	1-6 (1.1 to 2.5)	2-4 (1.7 to 4)	1-6 (1.1 to 2.5)	2-1 (1.4 to 3.3)	2-5 (1.7 to 3.9)	3-1 (2.1 to 4.8)	3-6 (2.4 to 5.5)	4-3 (2.9 to 6.6)	5-1 (3.4 to 7.8)	6-1 (4.1 to 9.3)	7-2 (4.8 to 11)	8-3 (5.5 to 12)	9-6 (6.4 to 14)	11 (7.3 to 16)	12 (8 to 18)	13 (8.6 to 19)	13 (8.6 to 19)	13 (8.6 to 19)	2-6 (1.7 to 3.9)	379
Atrial fibrillation and flutter	0 (0 to 0)	0 (0 to 0)	0 (0 to 0)	0 (0 to 0)	0 (0 to 0)	0 (0 to 0)	0 (0 to 0)	0 (0 to 0)	0 (0 to 0)	0 (0 to 0)	0 (0 to 0)	0 (0 to 0)	0 (0 to 0)	0 (0 to 0)	0 (0 to 0)	0 (0 to 0)	0 (0 to 0)	0 (0 to 0)	0 (0 to 0)	0 (0 to 0)	0 (0 to 0)	0 (0 to 0)	0 (0 to 0)	0 (0 to 0)	0
Aortic aneurysm	—	—	—	—	—	—	—	—	—	—	—	—	—	—	—	—	—	—	—	—	—	—	—	—
Endocarditis	0 (0 to 0)	0 (0 to 0)	0-2 (0 to 0.5)	0-3 (0 to 0.8)	0-3 (0 to 0.8)	0-4 (0.2 to 0.9)	0-7 (0.3 to 1.5)	1-2 (0.5 to 2.5)	1-6 (0.7 to 3.2)	2-6 (1.1 to 4.8)	4-1 (1.9 to 6.8)	6-4 (2.9 to 10.7)	9-4 (4.6 to 15.7)	7-5 (3.7 to 12.5)	9-4 (4.6 to 15.7)	10-2 (5.1 to 16.9)	13-6 (6.9 to 21.5)	19-4 (9.6 to 30.5)	25-6 (12.5 to 40.3)	29-5 (14.3 to 46.5)	17-4 (8.5 to 28.4)	12-8 (6.3 to 20.4)	2-3 (1.1 to 3.7)	142
Other cardiovascular and circulatory diseases	1-7 (1.3 to 2.4)	1-7 (1.3 to 1.9)	2-7 (2.1 to 3.2)	2-3 (1.8 to 2.7)	3-1 (2.4 to 3.7)	3-4 (2.6 to 4.1)	3-6 (2.8 to 4.3)	4-6 (3.6 to 5.5)	10-7 (7.9 to 13)	19-7 (15 to 24)	21-5 (16.3 to 26.9)	33-7 (24.2 to 43.5)	47-2 (33.5 to 61.9)	68-4 (47.2 to 89.1)	72-9 (53.9 to 93.5)	76-3 (56.2 to 96.5)	103 (73.2 to 132)	129 (89.2 to 165)	151 (104.5 to 193)	76-5 (52.3 to 98.3)	80-4 (55.1 to 103)	45-4 (31.2 to 58.2)	17-7 (12.1 to 22.7)	3-2 (2.2 to 4.1)	855
Chronic respiratory diseases	49-3 (39.9 to 58.4)	52-9 (44.9 to 59.8)	106 (93.3 to 118)	99 (83.3 to 116)	97-6 (80.6 to 114)	102 (87.7 to 116)	109 (93.5 to 126)	109 (77.7 to 150)	124 (92.5 to 166)	170 (122 to 220)	232 (162 to 307)	232 (161 to 314)	242 (169 to 329)	262 (179 to 361)	277 (189 to 381)	292 (199 to 402)	310 (211 to 427)	342 (233 to 471)	354 (241 to 488)	360 (245 to 496)	362 (246 to 499)	362 (246 to 499)	68-7 (46.8 to 94.6)	3,480
Chronic obstructive pulmonary disease	7-5 (6.1 to 9)	7-5 (6.1 to 9)	15 (12.4 to 18)	14 (11.4 to 16)	13 (10.7 to 15)	14 (11.5 to 16)	15 (12.3 to 18)	15 (11.2 to 19)	17 (12.6 to 22)	23 (16.9 to 30)	31 (23.1 to 40)	41-4 (30.8 to 53)	57-1 (42.5 to 73)	79-2 (59.1 to 101)	96-2 (72.1 to 123)	110 (82.4 to 140)	129 (96.8 to 165)	151 (113 to 193)	169 (126 to 216)	183 (137 to 234)	190 (142 to 243)	190 (142 to 243)	34-7 (26 to 44.4)	1,110
Pneumoconiosis	0 (0 to 0)	0 (0 to 0)	0 (0 to 0)	0 (0 to 0)	0-1 (0 to 0.1)	0-1 (0 to 0.2)	0-1 (0 to 0.2)	0-2 (0 to 0.4)	0-2 (0 to 0.5)	0-3 (0 to 0.7)	0-4 (0.1 to 0.9)	0-5 (0.1 to 1.1)	0-7 (0.2 to 1.5)	0-9 (0.2 to 1.9)	1-1 (0.3 to 2.4)	1-3 (0.4 to 2.9)	1-6 (0.5 to 3.5)	1-9 (0.6 to 4.2)	2-2 (0.7 to 4.9)	2-4 (0.8 to 5.4)	2-5 (0.8 to 5.6)	2-5 (0.8 to 5.6)	0-5 (0.2 to 1.2)	237
Silicosis	0 (0 to 0)	0 (0 to 0)	0 (0 to 0)	0 (0 to 0)	0 (0 to 0)	0 (0 to 0)	0 (0 to 0)	0 (0 to 0)	0 (0 to 0)	0 (0 to 0)	0 (0 to 0)	0 (0 to 0)	0 (0 to 0)	0 (0 to 0)	0 (0 to 0)	0 (0 to 0)	0 (0 to 0)	0 (0 to 0)	0 (0 to 0)	0 (0 to 0)	0 (0 to 0)	0 (0 to 0)	0 (0 to 0)	0 (0 to 0)	21-4
Asbestosis	0 (0 to 0)	0 (0 to 0)	0 (0 to 0)	0 (0 to 0)	0 (0 to 0)	0 (0 to 0)	0 (0 to 0)	0 (0 to 0)	0 (0 to 0)	0 (0 to 0)	0 (0 to 0)	0 (0 to 0)	0 (0 to 0)	0 (0 to 0)	0 (0 to 0)	0 (0 to 0)	0 (0 to 0)	0 (0 to 0)	0 (0 to 0)	0 (0 to 0)	0 (0 to 0)	0 (0 to 0)	0 (0 to 0)	0 (0 to 0)	0
Coal workers pneumoconiosis	0 (0 to 0)	0 (0 to 0)	0 (0 to 0)	0 (0 to 0)	0 (0 to 0)	0 (0 to 0)	0 (0 to 0)	0 (0 to 0)	0 (0 to 0)	0 (0 to 0)	0 (0 to 0)	0 (0 to 0)	0 (0 to 0)	0 (0 to 0)	0 (0 to 0)	0 (0 to 0)	0 (0 to 0)	0 (0 to 0)	0 (0 to 0)	0 (0 to 0)	0 (0 to 0)	0 (0 to 0)	0 (0 to 0)	0 (0 to 0)	114
Other pneumoconiosis	0 (0 to 0)	0 (0 to 0)	0 (0 to 0)	0 (0 to 0)	0 (0 to 0)	0 (0 to 0)	0 (0 to 0)	0 (0 to 0)	0 (0 to 0)	0 (0 to 0)	0 (0 to 0)	0 (0 to 0)	0 (0 to 0)	0 (0 to 0)	0 (0 to 0)	0 (0 to 0)	0 (0 to 0)	0 (0 to 0)	0 (0 to 0)	0 (0 to 0)	0 (0 to 0)	0 (0 to 0)	0 (0 to 0)	0 (0 to 0)	8
Asthma	1-3 (0 to 5)	1-3 (0 to 5)	2-3 (2.1 to 2.7)	2-7 (2.1 to 3.3)	2-7 (2.1 to 3.3)	3-1 (2.1 to 4.1)	3-7 (2.1 to 5.1)	4-3 (2.1 to 6.7)	5-3 (2.1 to 8.7)	6-7 (2.1 to 11)	8-3 (2.1 to 14)	10-7 (2.1 to 19)	13-7 (2.1 to 25)	17-4 (2.1 to 32)	21-2 (2.1 to 39)	25-1 (2.1 to 46)	29-4 (2.1 to 54)	34-2 (2.1 to 63)	39-4 (2.1 to 73)	44-9 (2.1 to 83)	49-6 (2.1 to 92)	49-6 (2.1 to 92)	8-6 (2.1 to 16)	1,330
Interstitial lung disease and pulmonary sarcoidosis	0-3 (0 to 0.5)	0-3 (0 to 0.5)	0-5 (0 to 0.9)	0-6 (0.2 to 1.1)	0-7 (0.2 to 1.2)	0-8 (0.2 to 1.4)	0-9 (0.2 to 1.6)	1-1 (0.3 to 2.1)	1-4 (0.4 to 2.6)	1-7 (0.5 to 3.2)	2-1 (0.6 to 3.9)	2-7 (0.8 to 5.1)	3-5 (1.1 to 6.6)	4-4 (1.4 to 8.4)	5-4 (1.7 to 10)	6-4 (2 to 12)	7-5 (2.3 to 14)	8-8 (2.8 to 16)	10 (3.2 to 19)	11 (3.5 to 21)	12 (3.8 to 22)	12 (3.8 to 22)	2-2 (0.7 to 4.1)	943
Other chronic respiratory diseases	0-9 (0.7 to 1.1)	1-1 (0.8 to 1.4)	1-9 (1.4 to 2.5)	1-7 (1.3 to 2.2)	1-8 (1.4 to 2.3)	2-1 (1.6 to 2.6)	2-4 (1.8 to 3)	2-8 (2.1 to 3.5)	3-3 (2.5 to 4.2)	4-1 (3.1 to 5.2)	5-1 (3.8 to 6.5)	6-3 (4.6 to 8.1)	8-3 (6.1 to 10)	10-3 (7.6 to 13)	12-5 (9.1 to 16)	14-8 (10.8 to 19)	17-4 (12.7 to 22)	20-3 (14.8 to 26)	23-5 (17.1 to 30)	26-8 (19.5 to 34)	28-5 (20.8 to 36)	28-5 (20.8 to 36)	5-1 (3.7 to 6.5)	718
Digestive diseases	11-1 (9.7 to 12.5)	10-7 (9.4 to 12)	19-7 (17.5 to 22.1)	17-5 (15.5 to 19.7)	16-7 (14.8 to 18.8)	17-3 (15.4 to 19.6)	18 (16 to 20.4)	19 (16.9 to 21.5)	20-1 (17.8 to 22.8)	20-5 (18.1 to 23.2)	20-5 (18.1 to 23.2)	20-5 (18.1 to 23.2)	20-5 (18.1 to 23.2)	20-5 (18.1 to 23.2)	20-5 (18.1 to 23.2)	20-5 (18.1 to 23.2)	20-5 (18.1 to 23.2)	20-5 (18.1 to 23.2)	20-5 (18.1 to 23.2)	20-5 (18.1 to 23.2)	20-5 (18.1 to 23.2)	20-5 (18.1 to 23.2)	4-2 (3.7 to 4.8)	4,190
Cirrhosis and other chronic liver diseases	0 (0 to 0)	0 (0 to 0)	1-1 (0.7 to 1.7)	1-2 (0.9 to 1.9)	0-8 (0.6 to 1.4)	1-4 (0.9 to 2.1)	2-9 (1.9 to 4.3)	38-5 (27.1 to 52.4)	97-2 (71.4 to 131)	94-3 (68.9 to 134)	137 (92.3 to 183)	246 (172 to 324)	324 (227 to 422)	389 (273 to 503)	478 (335 to 620)	577 (404 to 750)	687 (477 to 896)	802 (557 to 1,030)	897 (623 to 1,150)	969 (672 to 1,240)	859 (597 to 1,100)	406 (282 to 520)	77-9 (54.1 to 99.8)	6,660
Cirrhosis and other chronic liver diseases due to hepatitis B	0 (0 to 0)	0 (0 to 0)	0 (0 to 0)	0 (0 to 0)	0 (0 to 0)	0 (0 to 0)	0-1 (0 to 0.4)	0-3 (0.1 to 0.8)	0-6 (0.2 to 1.5)	0-8 (0.3 to 2.1)	1-1 (0.5 to 2.8)	1-5 (0.7 to 3.6)	2-1 (1 to 5.2)	2-5 (1.2 to 6.4)	3-1 (1.5 to 7.8)	3-6 (1.7 to 9.1)	4-2 (2 to 10)	4-8 (2.3 to 12)	5-4 (2.6 to 13)	5-8 (2.8 to 14)	6-1 (2.9 to 15)	6-1 (2.9 to 15)	1-2 (0.5 to 2.9)	168
Cirrhosis and other chronic liver diseases due to hepatitis C	0 (0 to 0)	0 (0 to 0)	0 (0 to 0)	0 (0 to 0)	0 (0 to 0)	0 (0 to 0)	0-2 (0 to 0.5)	0-3 (0.2 to 0.8)	0-7 (0.2 to 1.6)	0-9 (0.3 to 2.1)	1-2 (0.5 to 2.8)	1-6 (0.7 to 3.6)	2-1 (1 to 5.2)	2-5 (1.2 to 6.4)	3-1 (1.5 to 7.8)	3-6 (1.7 to 9.1)	4-2 (2 to 10)	4-8 (2.3 to 12)	5-4 (2.6 to 13)	5-8 (2.8 to 14)	6-1 (2.9 to 15)	6-1 (2.9 to 15)	1-2 (0.5 to 2.9)	140
Cirrhosis and other chronic liver diseases due to alcohol use	0 (0 to 0)	0 (0 to 0)	0 (0 to 0)	0 (0 to 0)	0 (0 to 0)	0 (0 to 0)	0 (0 to 0)	0-2 (0.1 to 0.5)	0-5 (0.2 to 1.2)	0-7 (0.3 to 1.7)	0-9 (0.4 to 2.2)	1-2 (0.5 to 2.9)	1-6 (0.7 to 3.8)	1-9 (0.9 to 4.6)	2-3 (1.1 to 5.5)	2-6 (1.2 to 6.3)	3-1 (1.4 to 7.5)	3-5 (1.6 to 8.5)	3-9 (1.8 to 9.4)	4-2 (2 to 10)	4-4 (2 to 10)	4-4 (2 to 10)	0-9 (0.4 to 2.3)	1,390
Cirrhosis and other chronic liver diseases due to NAFLD	0 (0 to 0)	0 (0 to 0)	0 (0 to 0)	0 (0 to 0)	0 (0 to 0)	0 (0 to 0)	0-1 (0 to 0.1)	0-2 (0 to 0.4)	0-3 (0 to 0.7)	0-4 (0.1 to 0.9)	0-5 (0.1 to 1.1)	0-7 (0.2 to 1.5)	0-9 (0.3 to 2)	1-1 (0.4 to 2.5)	1-4 (0.5 to 3.1)	1-6 (0.6 to 3.6)	1-8 (0.7 to 4.1)	2-1 (0.8 to 4.7)	2-3 (0.9 to 5.2)	2-5 (1 to 5.7)	2-6 (1 to 5.9)	2-6 (1 to 5.9)	0-5 (0.2 to 1.3)	310
Cirrhosis and other chronic liver diseases due to other causes	0 (0 to 0)	0 (0 to 0)	1-1 (0.7 to 1.7)	1-2 (0.9 to 1.9)	0-8 (0.6 to 1.4)	1-3 (0.9 to 2.1)	2-8 (1.9 to 4.3)	12-1 (8.7 to 16.3)	13-7 (9.7 to 18.6)	11-9 (8.2 to 16.2)	14-1 (9.3 to 20.2)	24-7 (16.2 to 34.7)	33-7 (22.1 to 47.3)	44-4 (29.1 to 62.3)	33-8 (22.2 to 47.5)	25-4 (16.7 to 35.7)	32-6 (21.4 to 45.8)	21-1 (13.9 to 29.7)	13-9 (9.1 to 19.4)	9-9 (6.5 to 13.9)	2-9 (1.9 to 4.1)	0-6 (0.4 to 0.9)	310
Upper digestive system diseases	0-1 (0 to 0.2)	0-1 (0 to 0.2)	0-2 (0 to 0.5)	0-3 (0.1 to 0.8)	0-3 (0.1 to 0.8)	0-4 (0.2 to 1)	0-5 (0.2 to 1.2)	0-7 (0.3 to 1.6)	1-1 (0.5 to 2.6)	1-4 (0.6 to 3.4)	1-8 (0.8 to 4.4)	2-4 (1.1 to 5.8)	3-3 (1.5 to 8)	4-4 (2 to 10)	5-6 (2.6 to 13)	6-8 (3.2 to 16)	8-1 (3.8 to 19)	9-6 (4.5 to 23)	11 (5.2 to 26)	12 (5.7 to 28)	12 (5.7 to 28)	12 (5.7 to 28)	2-3 (1.1 to 5.5)	951
Peptic ulcer disease	0-6 (0.4 to 0.9)	0-6 (0.4 to 0.9)	1-2 (0.7 to 1.7)	1-4 (0.9 to 2.2)	1-4 (0.9 to 2.2)	1-6 (1.1 to 2.4)	1-8 (1.2 to 2.7)	2-1 (1.4 to 3.2)	2-5 (1.6 to 3.8)	3-1 (2 to 4.6)	3-8 (2.5 to 5.7)	4-6 (3 to 6.9)	5-6 (3.7 to 8.4)	6-8 (4.5 to 10)	8-1 (5.4 to 12)	9-6 (6.4 to 14)	11-5 (7.6 to 17)	13-6 (9.1 to 20)	16-2 (10.8 to 24)	18-3 (12.2 to 27)	19-2 (12.8 to 28)	19-2 (12.8 to 28)	3-6 (2.4 to 5.3)	384
Gastritis and duodenitis	0-2 (0 to 0.3)	0-2 (0 to 0.3)	0-3 (0 to 0.7)	0-4 (0.2 to 1)	0-4 (0.2 to 1)	0-5 (0.2 to 1.2)	0-6 (0.3 to 1.4)	0-8 (0.3 to 1.9)	1-1 (0.5 to 2.5)	1-3 (0.6 to 3.1)	1-6 (0.8 to 3.8)	2-1 (1 to 5)	2-7 (1.3 to 6.5)	3-5 (1.7 to 8.4)	4-3 (2.1 to 10)	5-1 (2.5 to 12)	6-1 (2.9 to 14)	7-2 (3.4 to 17)	8-5 (4 to 20)	9-6 (4.5 to 23)	10-1 (4.8 to 24)	10-1 (4.8 to 24)	1-9 (0.9 to 4.5)	727
Gastroesophageal reflex disease	0 (0 to 0)	0 (0 to 0)	0 (0 to 0)	0-1 (0.4 to 1.9)	0-2 (0.5 to 2.1)	0-3 (0.6 to 2.5)	0-4 (0.8 to 3.1)	0-6 (1 to



| | | |

SR Table 2a: Dudley DALYS by cause and age group for males with 95% uncertainty intervals. 2019

Cause	Early Neonatal	Late Neonatal	Post Neonatal	1 to 4	5 to 9	10 to 14	15 to 19	20 to 24	25 to 29	30 to 34	35 to 39	40 to 44	45 to 49	50 to 54	55 to 59	60 to 64	65 to 69	70 to 74	75 to 79	80 to 84	85 to 89	90 to 94	95 plus	Total
All causes	1,167 (1,070 to 1,265)	1,167 (1,102 to 1,232)	2,068 (1,948 to 2,189)	2,552 (2,450 to 2,654)	1,564 (1,464 to 1,664)	1,503 (1,394 to 1,613)	1,714 (1,614 to 1,815)	2,139 (2,019 to 2,260)	2,344 (2,220 to 2,468)	2,543 (2,420 to 2,670)	2,752 (2,622 to 2,882)	3,000 (2,862 to 3,139)	3,277 (3,127 to 3,427)	3,707 (3,542 to 3,872)	4,270 (4,092 to 4,448)	4,997 (4,797 to 5,197)	5,882 (5,654 to 6,110)	6,994 (6,727 to 7,261)	8,260 (7,943 to 8,577)	9,662 (9,290 to 10,035)	10,910 (10,477 to 11,344)	11,662 (11,170 to 12,155)	11,662 (11,170 to 12,155)	49,400
Communicable, maternal, neonatal, and nutritional diseases	1,167 (1,070 to 1,265)	1,167 (1,102 to 1,232)	2,068 (1,948 to 2,189)	2,552 (2,450 to 2,654)	1,564 (1,464 to 1,664)	1,503 (1,394 to 1,613)	1,714 (1,614 to 1,815)	2,139 (2,019 to 2,260)	2,344 (2,220 to 2,468)	2,543 (2,420 to 2,670)	2,752 (2,622 to 2,882)	3,000 (2,862 to 3,139)	3,277 (3,127 to 3,427)	3,707 (3,542 to 3,872)	4,270 (4,092 to 4,448)	4,997 (4,797 to 5,197)	5,882 (5,654 to 6,110)	6,994 (6,727 to 7,261)	8,260 (7,943 to 8,577)	9,662 (9,290 to 10,035)	10,910 (10,477 to 11,344)	11,662 (11,170 to 12,155)	11,662 (11,170 to 12,155)	2,633
HIV/AIDS and sexually transmitted infections	0 (0 to 0)	2·4 (1·7 to 3·2)	9·5 (7·1 to 12·1)	0·2 (0·2 to 0·3)	0·2 (0·2 to 0·3)	0·2 (0·2 to 0·3)	0·2 (0·2 to 0·3)	0·1 (0·1 to 0·2)	0·6 (0·4 to 0·7)	1·6 (1·2 to 2·1)	3·4 (2·6 to 4·3)	3·1 (2·4 to 4·1)	4·6 (3·5 to 6·2)	4·4 (3·4 to 5·8)	4·4 (3·4 to 5·8)	5·5 (4·2 to 7·2)	4·7 (3·5 to 6·2)	3·5 (2·5 to 4·5)	3·2 (2·4 to 4·2)	2·5 (1·9 to 3·1)	1·9 (1·4 to 2·4)	1·3 (0·9 to 1·7)	0·5 (0·3 to 0·7)	0·5 (0·3 to 0·7)	33·9
HIV/AIDS	0 (0 to 0)	0 (0 to 0)	0 (0 to 0)	0 (0 to 0)	0 (0 to 0)	0 (0 to 0)	0 (0 to 0)	0 (0 to 0)	0 (0 to 0)	0 (0 to 0)	0 (0 to 0)	0 (0 to 0)	0 (0 to 0)	0 (0 to 0)	0 (0 to 0)	0 (0 to 0)	0 (0 to 0)	0 (0 to 0)	0 (0 to 0)	0 (0 to 0)	0 (0 to 0)	0 (0 to 0)	0 (0 to 0)	0 (0 to 0)	0 (0 to 0)	0 (0 to 0)
HIV/AIDS - Drug-susceptible Tuberculosis	0 (0 to 0)	0 (0 to 0)	0 (0 to 0)	0 (0 to 0)	0 (0 to 0)	0 (0 to 0)	0 (0 to 0)	0 (0 to 0)	0·1 (0·0 to 0·1)	0·2 (0·1 to 0·3)	0·5 (0·3 to 0·7)	0·5 (0·4 to 0·6)	0·7 (0·5 to 0·9)	0·7 (0·5 to 0·9)	0·7 (0·5 to 0·9)	0·8 (0·6 to 1·0)	0·7 (0·5 to 0·9)	0·5 (0·3 to 0·6)	0·4 (0·3 to 0·5)	0·3 (0·2 to 0·4)	0·2 (0·1 to 0·3)	0·1 (0·1 to 0·2)	0·1 (0·0 to 0·1)	0·1 (0·0 to 0·1)	4·3
HIV/AIDS - Multidrug-resistant Tuberculosis without extensive drug-resistance	0 (0 to 0)	0 (0 to 0)	0 (0 to 0)	0 (0 to 0)	0 (0 to 0)	0 (0 to 0)	0 (0 to 0)	0 (0 to 0)	0 (0 to 0)	0 (0 to 0)	0 (0 to 0)	0 (0 to 0)	0 (0 to 0)	0 (0 to 0)	0 (0 to 0)	0 (0 to 0)	0 (0 to 0)	0 (0 to 0)	0 (0 to 0)	0 (0 to 0)	0 (0 to 0)	0 (0 to 0)	0 (0 to 0)	0 (0 to 0)	0·1
HIV/AIDS - Extensively drug-resistant Tuberculosis	0 (0 to 0)	0 (0 to 0)	0 (0 to 0)	0 (0 to 0)	0 (0 to 0)	0 (0 to 0)	0 (0 to 0)	0 (0 to 0)	0 (0 to 0)	0 (0 to 0)	0 (0 to 0)	0 (0 to 0)	0 (0 to 0)	0 (0 to 0)	0 (0 to 0)	0 (0 to 0)	0 (0 to 0)	0 (0 to 0)	0 (0 to 0)	0 (0 to 0)	0 (0 to 0)	0 (0 to 0)	0 (0 to 0)	0 (0 to 0)	0
HIV/AIDS resulting in other diseases	0 (0 to 0)	0 (0 to 0)	0·2 (0·1 to 0·2)	0·2 (0·1 to 0·2)	0·1 (0·1 to 0·1)	0·1 (0·1 to 0·2)	0·1 (0·1 to 0·2)	0·1 (0·0 to 0·1)	0·5 (0·3 to 0·7)	1·4 (1·0 to 2·0)	2·6 (1·8 to 3·6)	2·6 (1·8 to 3·6)	3·7 (2·6 to 5·1)	3·7 (2·6 to 5·0)	3·7 (2·6 to 5·1)	4·3 (3·1 to 5·9)	3·7 (2·6 to 5·1)	2·7 (1·9 to 3·7)	2·2 (1·5 to 3·0)	2 (1·5 to 2·7)	1·5 (1·0 to 2·0)	1·2 (0·8 to 1·6)	0·5 (0·3 to 0·7)	0·5 (0·3 to 0·7)	29·4
Sexually transmitted infections excluding HIV	6·7 (1·9 to 14·8)	2·4 (0·7 to 5·3)	3·3 (0·9 to 7·8)	0·1 (0·0 to 0·3)	0·1 (0·0 to 0·3)	0·1 (0·0 to 0·3)	0·1 (0·0 to 0·1)	0·1 (0·1 to 0·3)	0·1 (0·1 to 0·3)	0·2 (0·0 to 0·7)	0·3 (0·0 to 0·8)	0·4 (0·2 to 0·7)	0·3 (0·2 to 0·7)	0·4 (0·2 to 0·7)	0·5 (0·2 to 1·0)	0·4 (0·2 to 0·9)	0·3 (0·1 to 0·6)	0·3 (0·1 to 0·6)	0·2 (0·1 to 0·4)	0·2 (0·1 to 0·4)	0·1 (0·1 to 0·2)	0·1 (0·0 to 0·1)	0·1 (0·0 to 0·1)	0·1 (0·0 to 0·1)	16·4
Syphilis	6·7 (1·9 to 14·8)	2·4 (0·7 to 5·3)	3·3 (0·9 to 7·8)	0·1 (0·0 to 0·3)	0·1 (0·0 to 0·3)	0·1 (0·0 to 0·3)	0·1 (0·0 to 0·1)	0·1 (0·1 to 0·3)	0·1 (0·1 to 0·3)	0·2 (0·0 to 0·7)	0·3 (0·0 to 0·8)	0·4 (0·2 to 0·7)	0·3 (0·2 to 0·7)	0·4 (0·2 to 0·7)	0·5 (0·2 to 1·0)	0·4 (0·2 to 0·9)	0·3 (0·1 to 0·6)	0·3 (0·1 to 0·6)	0·2 (0·1 to 0·4)	0·2 (0·1 to 0·4)	0·1 (0·1 to 0·2)	0·1 (0·0 to 0·1)	0·1 (0·0 to 0·1)	0·1 (0·0 to 0·1)	13·1
Chlamydial infection	0 (0 to 0)	0 (0 to 0)	0 (0 to 0)	0 (0 to 0)	0 (0 to 0)	0 (0 to 0)	0 (0 to 0)	0 (0 to 0)	0 (0 to 0)	0 (0 to 0)	0 (0 to 0)	0 (0 to 0)	0 (0 to 0)	0 (0 to 0)	0 (0 to 0)	0 (0 to 0)	0 (0 to 0)	0 (0 to 0)	0 (0 to 0)	0 (0 to 0)	0 (0 to 0)	0 (0 to 0)	0 (0 to 0)	0 (0 to 0)	0 (0 to 0)	0
Gonococcal infection	0 (0 to 0)	0 (0 to 0)	0 (0 to 0)	0 (0 to 0)	0 (0 to 0)	0 (0 to 0)	0 (0 to 0)	0 (0 to 0)	0 (0 to 0)	0 (0 to 0)	0 (0 to 0)	0 (0 to 0)	0 (0 to 0)	0 (0 to 0)	0 (0 to 0)	0 (0 to 0)	0 (0 to 0)	0 (0 to 0)	0 (0 to 0)	0 (0 to 0)	0 (0 to 0)	0 (0 to 0)	0 (0 to 0)	0 (0 to 0)	0 (0 to 0)	0
Trichomoniasis	0 (0 to 0)	0 (0 to 0)	0 (0 to 0)	0 (0 to 0)	0 (0 to 0)	0 (0 to 0)	0 (0 to 0)	0 (0 to 0)	0 (0 to 0)	0 (0 to 0)	0 (0 to 0)	0 (0 to 0)	0 (0 to 0)	0 (0 to 0)	0 (0 to 0)	0 (0 to 0)	0 (0 to 0)	0 (0 to 0)	0 (0 to 0)	0 (0 to 0)	0 (0 to 0)	0 (0 to 0)	0 (0 to 0)	0 (0 to 0)	0 (0 to 0)	0·1
Genital herpes	0 (0 to 0)	0 (0 to 0)	0 (0 to 0)	0 (0 to 0)	0 (0 to 0)	0 (0 to 0)	0 (0 to 0)	0 (0 to 0)	0·1 (0 to 0·2)	0·1 (0 to 0·2)	0·2 (0 to 0·3)	0·2 (0 to 0·3)	0·2 (0 to 0·3)	0·3 (0·1 to 0·7)	0·3 (0·1 to 0·6)	0·3 (0·1 to 0·6)	0·2 (0·1 to 0·5)	0·2 (0·1 to 0·5)	0·2 (0·1 to 0·5)	0·1 (0·1 to 0·3)	0·1 (0·1 to 0·2)	0·1 (0·0 to 0·2)	0·1 (0·0 to 0·2)	0·1 (0·0 to 0·2)	2·6
Other sexually transmitted infections	0 (0 to 0)	0 (0 to 0)	0 (0 to 0)	0 (0 to 0)	0 (0 to 0)	0 (0 to 0)	0 (0 to 0)	0 (0 to 0)	0 (0 to 0)	0 (0 to 0)	0 (0 to 0)	0 (0 to 0)	0 (0 to 0)	0 (0 to 0)	0 (0 to 0)	0 (0 to 0)	0 (0 to 0)	0 (0 to 0)	0 (0 to 0)	0 (0 to 0)	0 (0 to 0)	0 (0 to 0)	0 (0 to 0)	0 (0 to 0)	0 (0 to 0)	0·1
Respiratory infections and tuberculosis	129·4 (21·3 to 414·6)	129·4 (21·3 to 414·6)	129·8 (19·4 to 359·2)	117·1 (17·4 to 334·3)	17·1 (2·7 to 53·2)	14·0 (1·9 to 52·1)	9·4 (0·9 to 43·4)	9·4 (0·9 to 43·4)	9·4 (0·9 to 43·4)	10·3 (0·9 to 52·8)	10·3 (0·9 to 52·8)	19·4 (1·9 to 96·4)	19·4 (1·9 to 96·4)	29·1 (2·9 to 144·8)	29·1 (2·9 to 144·8)	37·6 (3·8 to 187·0)	37·6 (3·8 to 187·0)	46·8 (4·7 to 233·0)	46·8 (4·7 to 233·0)	56·1 (5·6 to 279·1)	56·1 (5·6 to 279·1)	65·3 (6·6 to 325·0)	65·3 (6·6 to 325·0)	1,380
Tuberculosis	0 (0 to 0)	0 (0 to 0)	0 (0 to 0)	0 (0 to 0)	0 (0 to 0)	0 (0 to 0)	0 (0 to 0)	0 (0 to 0)	0·4 (0·3 to 0·6)	0·4 (0·3 to 1·0)	1·5 (1 to 2)	1·5 (1 to 2)	1·7 (1·2 to 2·3)	1·7 (1·2 to 2·3)	2·3 (1·6 to 3·2)	2·3 (1·6 to 3·2)	2·6 (1·8 to 3·5)	2·6 (1·8 to 3·5)	2·6 (1·9 to 3·7)	2·6 (1·9 to 3·7)	2·6 (1·9 to 3·7)	2·6 (1·9 to 3·7)	2·3 (1·7 to 3·2)	2·3 (1·7 to 3·2)	34·1
Latent tuberculosis infection	0 (0 to 0)	0 (0 to 0)	0 (0 to 0)	0 (0 to 0)	0 (0 to 0)	0 (0 to 0)	0 (0 to 0)	0 (0 to 0)	0 (0 to 0)	0 (0 to 0)	0 (0 to 0)	0 (0 to 0)	0 (0 to 0)	0 (0 to 0)	0 (0 to 0)	0 (0 to 0)	0 (0 to 0)	0 (0 to 0)	0 (0 to 0)	0 (0 to 0)	0 (0 to 0)	0 (0 to 0)	0 (0 to 0)	0 (0 to 0)	0 (0 to 0)	0
Drug-susceptible tuberculosis	0 (0 to 0)	0 (0 to 0)	0 (0 to 0)	0·1 (0 to 0·2)	0·1 (0·1 to 0·1)	0·1 (0·1 to 0·1)	0·1 (0 to 0·2)	0·1 (0 to 0·2)	0·4 (0·3 to 0·6)	0·4 (0·3 to 1·0)	1·4 (0·9 to 2)	1·4 (0·9 to 2)	1·6 (1 to 1·9)	1·6 (1 to 2·3)	2·1 (1·4 to 2·9)	2·1 (1·4 to 2·9)	2·4 (1·6 to 3·4)	2·4 (1·6 to 3·4)	2·4 (1·6 to 3·4)	2·4 (1·6 to 3·4)	2·4 (1·6 to 3·4)	2·4 (1·6 to 3·4)	2·1 (1·5 to 3·0)	2·1 (1·5 to 3·0)	33·3
Multidrug-resistant tuberculosis without extensive drug-resistance	0 (0 to 0)	0 (0 to 0)	0 (0 to 0)	0 (0 to 0)	0 (0 to 0)	0 (0 to 0)	0 (0 to 0)	0 (0 to 0)	0 (0 to 0)	0 (0 to 0)	0 (0 to 0)	0 (0 to 0)	0 (0 to 0)	0 (0 to 0)	0 (0 to 0)	0 (0 to 0)	0 (0 to 0)	0 (0 to 0)	0 (0 to 0)	0 (0 to 0)	0 (0 to 0)	0 (0 to 0)	0 (0 to 0)	0 (0 to 0)	0 (0 to 0)	0·7
Extensively drug-resistant tuberculosis	0 (0 to 0)	0 (0 to 0)	0 (0 to 0)	0 (0 to 0)	0 (0 to 0)	0 (0 to 0)	0 (0 to 0)	0 (0 to 0)	0 (0 to 0)	0 (0 to 0)	0 (0 to 0)	0 (0 to 0)	0 (0 to 0)	0 (0 to 0)	0 (0 to 0)	0 (0 to 0)	0 (0 to 0)	0 (0 to 0)	0 (0 to 0)	0 (0 to 0)	0 (0 to 0)	0 (0 to 0)	0 (0 to 0)	0 (0 to 0)	0 (0 to 0)	0·2
Lower respiratory infections	129·4 (21·3 to 414·6)	129·4 (21·3 to 414·6)	129·8 (19·4 to 359·2)	117·1 (17·4 to 334·3)	17·1 (2·7 to 53·2)	14·0 (1·9 to 52·1)	9·4 (0·9 to 43·4)	9·4 (0·9 to 43·4)	9·4 (0·9 to 43·4)	10·3 (0·9 to 52·8)	10·3 (0·9 to 52·8)	19·4 (1·9 to 96·4)	19·4 (1·9 to 96·4)	29·1 (2·9 to 144·8)	29·1 (2·9 to 144·8)	37·6 (3·8 to 187·0)	37·6 (3·8 to 187·0)	46·8 (4·7 to 233·0)	46·8 (4·7 to 233·0)	56·1 (5·6 to 279·1)	56·1 (5·6 to 279·1)	65·3 (6·6 to 325·0)	65·3 (6·6 to 325·0)	1,160
Upper respiratory infections	0·2 (0 to 0·3)	0·2 (0 to 0·3)	3 (1·6 to 4·8)	14·7 (7·5 to 21·1)	14·7 (9·2 to 23·5)	14·7 (8·3 to 24·6)	9·4 (4·7 to 15·1)	9·4 (4·7 to 15·1)	8·9 (4·9 to 13)	9·1 (4·9 to 13)	9·3 (4·8 to 13·4)	9·3 (4·8 to 13·4)	8·4 (4·4 to 13·4)	8·4 (4·4 to 13·4)	8·4 (4·4 to 13·4)	8·4 (4·7 to 14·9)	8·4 (4·7 to 14·9)	8·4 (4·7 to 14·9)	8·4 (4·7 to 14·9)	8·4 (4·7 to 14·9)	8·4 (4·7 to 14·9)	8·4 (4·7 to 14·9)	8·4 (4·7 to 14·9)	8·4 (4·7 to 14·9)	146
Otitis media	0 (0 to 0)	0·9 (0·3 to 1·1)	0·9 (0·3 to 1·1)	0·1 (0 to 0·2)	0·1 (0 to 0·2)	0·1 (0 to 0·2)	1·9 (1·3 to 2·5)	1·9 (1·3 to 2·5)	1·9 (1·3 to 2·5)	1·9 (1·3 to 2·5)	1·9 (1·3 to 2·5)	2·1 (1·5 to 2·8)	2·1 (1·5 to 2·8)	2·1 (1·5 to 2·8)	2·1 (1·5 to 2·8)	2·1 (1·5 to 2·8)	2·1 (1·5 to 2·8)	2·1 (1·5 to 2·8)	2·1 (1·5 to 2·8)	2·1 (1·5 to 2·8)	2·1 (1·5 to 2·8)	2·1 (1·5 to 2·8)	2·1 (1·5 to 2·8)	2·1 (1·5 to 2·8)	33·6
Enteric infections	0·3 (0·2 to 0·4)	0·9 (0·6 to 1·2)	14·7 (9·9 to 19·9)	14·7 (9·9 to 23·5)	0·4 (0·3 to 0·5)	0·4 (0·3 to 0·6)	0·4 (0·3 to 0·6)	0·4 (0·3 to 0·5)	0·4 (0·3 to 0·5)	0·4 (0·3 to 0·5)	0·4 (0·3 to 0·5)	0·4 (0·3 to 0·5)	0·4 (0·3 to 0·5)	0·4 (0·3 to 0·5)	0·4 (0·3 to 0·5)	0·4 (0·3 to 0·5)	0·4 (0·3 to 0·5)	0·4 (0·3 to 0·5)	0·4 (0·3 to 0·5)	0·4 (0·3 to 0·5)	0·4 (0·3 to 0·5)	0·4 (0·3 to 0·5)	0·4 (0·3 to 0·5)	0·4 (0·3 to 0·5)	158
Diarrheal diseases	0·3 (0·2 to 0·4)	0·9 (0·6 to 1·2)	14·7 (9·9 to 19·9)	14·7 (9·9 to 23·4)	0·4 (0·3 to 0·5)	0·4 (0·3 to 0·6)	0·4 (0·3 to 0·6)	0·4 (0·3 to 0·5)	0·4 (0·3 to 0·5)	0·4 (0·3 to 0·5)	0·4 (0·3 to 0·5)	0·4 (0·3 to 0·5)	0·4 (0·3 to 0·5)	0·4 (0·3 to 0·5)	0·4 (0·3 to 0·5)	0·4 (0·3 to 0·5)	0·4 (0·3 to 0·5)	0·4 (0·3 to 0·5)	0·4 (0·3 to 0·5)	0·4 (0·3 to 0·5)	0·4 (0·3 to 0·5)	0·4 (0·3 to 0·5)	0·4 (0·3 to 0·5)	0·4 (0·3 to 0·5)	154
Typhoid and paraphyoid	0 (0 to 0)	0 (0 to 0)	0 (0 to 0)	0 (0 to 0)	0 (0 to 0)	0 (0 to 0)	0 (0 to 0)	0 (0 to 0)	0 (0 to 0)	0 (0 to 0)	0 (0 to 0)	0 (0 to 0)	0 (0 to 0)	0 (0 to 0)	0 (0 to 0)	0 (0 to 0)	0 (0 to 0)	0 (0 to 0)	0 (0 to 0)	0 (0 to 0)	0 (0 to 0)	0 (0 to 0)	0 (0 to 0)	0 (0 to 0)	0 (0 to 0)	0
Typhoid fever	0 (0 to 0)	0 (0 to 0)	0 (0 to 0)	0 (0 to 0)	0 (0 to 0)	0 (0 to 0)	0 (0 to 0)	0 (0 to 0)	0 (0 to 0)	0 (0 to 0)	0 (0 to 0)	0 (0 to 0)	0 (0 to 0)	0 (0 to 0)	0 (0 to 0)	0 (0 to 0)	0 (0 to 0)	0 (0 to 0)	0 (0 to 0)	0 (0 to 0)	0 (0 to 0)	0 (0 to 0)	0 (0 to 0)	0 (0 to 0)	0 (0 to 0)	0
Paratyphoid fever	0 (0 to 0)	0 (0 to 0)	0 (0 to 0)	0 (0 to 0)	0 (0 to 0)	0 (0 to 0)	0 (0 to 0)	0 (0 to 0)	0 (0 to 0)	0 (0 to 0)	0 (0 to 0)	0 (0 to 0)	0 (0 to 0)	0 (0 to 0)	0 (0 to 0)	0 (0 to 0)	0 (0 to 0)	0 (0 to 0)	0 (0 to 0)	0 (0 to 0)	0 (0 to 0)	0 (0 to 0)	0 (0 to 0)	0 (0 to 0)	0 (0 to 0)	0
Invasive Non-typhoidal Salmonella (iNTS)	0 (0 to 0)	0 (0 to 0)	0 (0 to 0)	0 (0 to 0)	0 (0 to 0)	0 (0 to 0)	0 (0 to 0)	0 (0 to 0)	0 (0 to 0)	0 (0 to 0)	0 (0 to 0)	0 (0 to 0)	0 (0 to 0)	0 (0 to 0)	0 (0 to 0)	0 (0 to 0)	0 (0 to 0)	0 (0 to 0)	0 (0 to 0)	0 (0 to 0)	0 (0 to 0)	0 (0 to 0)	0 (0 to 0)	0 (0 to 0)	0 (0 to 0)	1·4
Other intestinal infectious diseases	0 (0 to 0)	0 (0 to 0)	0 (0 to 0)	0 (0 to 0)	0 (0 to 0)	0 (0 to 0)	0 (0 to 0)	0 (0 to 0)	0 (0 to 0)	0 (0 to 0)	0 (0 to 0)	0 (0 to 0)	0 (0 to 0)	0 (0 to 0)	0 (0 to 0)	0 (0 to 0)	0 (0 to 0)	0 (0 to 0)	0 (0 to 0)	0 (0 to 0)	0 (0 to 0)	0 (0 to 0)	0 (0 to 0)	0 (0 to 0)	0 (0 to 0)	0·3
Neglected tropical diseases and malaria	0 (0 to 0)	0·4 (0 to 1·6)	1·3 (0·1 to 5·5)	2·8 (0·1 to 11·7)	0·6 (0 to 2·5)	0·6 (0 to 2·5)	0·1 (0 to 0·4)	0·1 (0 to 0·4)	0·2 (0 to 0·7)	0·2 (0 to 0·7)	0·2 (0 to 0·7)	0·1 (0 to 0·5)	0·1 (0 to 0·5)	0·1 (0 to 0·5)	0·1 (0 to 0·5)	0·3 (0 to 1·3)	0·3 (0 to 1·3)	0·1 (0 to 0·4)	0·1 (0 to 0·4)	0·1 (0 to 0·4)	0·1 (0 to 0·4)	0·1 (0 to 0·4)	0·1 (0 to 0·4)	0·1 (0 to 0·4)	6·8
Malaria	0 (0 to 0)	0 (0 to 0)	0 (0 to 0)	0 (0 to 0)	0 (0 to 0)	0 (0 to 0)	0 (0 to 0)	0 (0 to 0)	0 (0 to 0)	0 (0 to 0)	0 (0 to 0)	0 (0 to 0)	0 (0 to 0)	0 (0 to 0)	0 (0 to 0)	0 (0 to 0)	0 (0 to 0)	0 (0 to 0)	0 (0 to 0)	0 (0 to 0)	0 (0 to 0)	0 (0 to 0)	0 (0 to 0)	0 (0 to 0)	0 (0 to 0)	0
Chagas disease	0 (0 to 0)	0 (0 to 0)	0 (0 to 0)	0 (0 to 0)	0 (0 to 0)	0 (0 to 0)	0 (0 to 0)	0 (0 to 0)	0 (0 to 0)	0 (0 to 0)	0 (0 to 0)	0 (0 to 0)	0 (0 to 0)	0 (0 to 0)	0 (0 to 0)	0 (0 to 0)	0 (0 to 0)	0 (0 to 0)	0 (0 to 0)	0 (0 to 0)	0 (0 to 0)	0 (0 to 0)	0 (0 to 0)	0 (0 to 0)	0 (0 to 0)	0
Leishmaniasis	0 (0 to 0)	0 (0 to 0)	0 (0 to 0)	0 (0 to 0)	0 (0 to 0)	0 (0 to 0)	0 (0 to 0)	0 (0 to 0)	0 (0 to 0)	0 (0 to 0)	0 (0 to 0)	0 (0 to 0)	0 (0 to 0)	0 (0 to 0)	0 (0 to 0)	0 (0 to 0)	0 (0 to 0)	0 (0 to 0)	0 (0 to 0)	0 (0 to 0)	0 (0 to 0)	0 (0 to 0)	0 (0 to 0)	0 (0 to 0)	0 (0 to 0)	0
Visceral leishmaniasis	0 (0 to 0)	0 (0 to 0)	0 (0 to 0)	0 (0 to 0)	0 (0 to 0)	0 (0 to 0)	0 (0 to 0)	0 (0 to 0)	0 (0 to 0)	0 (0 to 0)	0 (0 to 0)	0 (0 to 0)	0 (0 to 0)	0 (0 to 0)	0 (0 to 0)	0 (0 to 0)	0 (0 to 0)	0 (0 to 0)	0 (0 to 0)	0 (0 to 0)	0 (0 to 0)	0 (0 to 0)	0 (0 to 0)	0 (0 to 0)	0 (0 to 0)	0
Cutaneous and mucocutaneous leishmaniasis	0 (0 to 0)	0 (0 to 0)	0 (0 to 0)	0 (0 to 0)	0 (0 to 0)	0 (0 to 0)	0 (0 to 0)	0 (0 to 0)	0 (0 to 0)	0 (0 to 0)	0 (0 to 0)	0 (0 to 0)	0 (0 to 0)	0 (0 to 0)	0 (0 to 0)	0 (0 to 0)	0 (0 to 0)	0 (0 to 0)	0 (0 to 0)	0 (0 to 0)	0 (0 to 0)	0 (0 to 0)	0 (0 to 0)	0 (0 to 0)	0 (0 to 0)	0
African trypanosomiasis	0 (0 to 0)	0 (0 to 0)	0 (0 to 0)	0 (0 to 0)	0 (0 to 0)	0 (0 to 0)	0 (0 to 0)	0 (0 to 0)	0 (0 to 0)	0 (0 to 0)	0 (0 to 0)	0 (0 to 0)	0 (0 to 0)	0 (0 to 0)	0 (0 to 0)	0 (0 to 0)	0 (0 to 0)	0 (0 to 0)	0 (0 to 0)	0 (0 to 0)	0 (0 to 0)	0 (0 to 0)	0 (0 to 0)	0 (0 to 0)	0 (0 to 0)	0
Schistosomiasis	0 (0 to 0)	0 (0 to 0)	0 (0 to 0)	0 (0 to 0)	0 (0 to 0)	0 (0 to 0)	0 (0 to 0)	0 (0 to 0)	0 (0 to 0)	0 (0 to 0)	0 (0 to 0)	0 (0 to 0)	0 (0 to 0)	0 (0 to 0)	0 (0 to 0)	0 (0 to 0)	0 (0 to 0)	0 (0 to 0)	0 (0 to 0)	0 (0 to 0)	0 (0 to 0)	0 (0 to 0)	0 (0 to 0)	0 (0 to 0)	0 (0 to 0)	0
Cysticercosis	0 (0 to 0)	0 (0 to 0)	0 (0 to 0)	0 (0 to 0)	0 (0 to 0)	0 (0 to 0)	0 (0 to 0)	0 (0 to 0)	0 (0 to 0)	0 (0 to 0)	0 (0 to 0)	0 (0 to 0)	0 (0 to 0)	0 (0 to 0)	0 (0 to 0)	0 (0 to 0)	0 (0 to 0)	0 (0 to 0)	0 (0 to 0)	0 (0 to 0)	0 (0 to 0)	0 (0 to 0)	0 (0 to 0)	0 (0 to 0)	0 (0 to 0)	0
Cystic echinococcosis	0 (0 to 0)	0 (0 to 0)	0 (0 to 0)	0 (0 to 0)	0 (0 to 0)	0 (0 to 0)	0 (0 to 0)	0 (0 to 0)	0 (0 to 0)	0 (0 to 0)	0 (0 to 0)	0 (0 to 0)	0 (0 to 0)	0 (0 to 0)	0 (0 to 0)	0 (0 to 0)	0 (0 to 0)	0 (0 to 0)	0 (0 to 0)	0 (0 to 0)	0 (0 to 0)	0 (0 to 0)	0 (0 to 0)	0 (0 to 0)	0 (0 to 0)	0·1
Lymphatic filariasis	0 (0 to 0)	0 (0 to 0)	0 (0 to 0)	0 (0 to 0)	0 (0 to 0)	0 (0 to 0)	0 (0 to 0)	0 (0 to 0)	0 (0 to 0)	0 (0 to 0)	0 (0 to 0)	0 (0 to 0)	0 (0 to 0)	0 (0 to 0)	0 (0 to 0)	0 (0 to 0)	0 (0 to 0)	0 (0 to 0)	0 (0 to 0)	0 (0 to 0)	0 (0 to 0)	0 (0 to 0)	0 (0 to 0)	0 (0 to 0)	0 (0 to 0)	0
Onchocerciasis	0 (0 to 0)	0 (0 to 0)	0 (0 to 0)	0 (0 to 0)	0 (0 to 0)	0 (0 to 0)	0 (0 to 0)	0 (0 to 0)	0 (0 to 0)	0 (0 to 0)	0 (0 to 0)	0 (0 to 0)	0 (0 to 0)	0 (0 to 0)	0 (0 to 0)	0 (0 to 0)	0 (0 to 0)	0 (0 to 0)	0 (0 to 0)	0 (0 to 0)	0 (0 to 0)	0 (0 to 0)	0 (0 to 0)	0 (0 to 0)	0 (0 to 0)	0
Trachoma	0 (0 to 0)	0 (0 to 0)	0 (0 to 0)	0 (0 to 0)	0 (0 to 0)	0 (0 to 0)	0 (0 to 0)	0 (0 to 0)	0 (0 to 0)	0 (0 to 0)	0 (0 to 0)	0 (0 to 0)	0 (0 to 0)	0 (0 to 0)	0 (0 to 0)	0 (0 to 0)	0 (0 to 0)	0 (0 to 0)	0 (0 to 0)	0 (0 to 0)	0 (0 to 0)	0 (0 to 0)	0 (0 to 0)	0 (0 to 0)	0 (0 to 0)	0
Dengue	0 (0 to 0)	0 (0 to 0)	0 (0 to 0)	0 (0 to 0)	0 (0 to 0)	0 (0 to 0)	0 (0 to 0)	0 (0 to 0)	0 (0 to 0)	0 (0 to 0)	0 (0 to 0)	0 (0 to 0)	0 (0 to 0)	0 (0 to 0)	0 (0 to 0)	0 (0 to 0)	0 (0 to 0)	0 (0 to 0)	0 (0 to 0)	0 (0 to 0)	0 (0 to 0)	0 (0 to 0)	0 (0 to 0)	0 (0 to 0)	0 (0 to 0)	0
Yellow fever	0 (0 to 0)	0 (0 to 0)	0 (0 to 0)	0 (0 to 0)	0 (0 to 0)	0 (0 to 0)	0 (0 to 0)	0 (0 to 0)	0 (0 to 0)	0 (0 to 0)	0 (0 to 0)	0 (0 to 0)	0 (0 to 0)	0 (0 to 0)	0 (0 to 0)	0 (0 to 0)	0 (0 to 0)	0 (0 to 0)	0 (0 to 0)	0 (0 to 0)	0 (0 to 0)	0 (0 to 0)	0 (0 to 0)	0 (0 to 0)	0 (0 to 0)	0
Rabies	0 (0 to 0)	0 (0 to 0)	0 (0 to 0)	0 (0 to 0)	0 (0 to 0)	0 (0 to 0)	0 (0 to 0)	0 (0 to 0)	0 (0 to 0)	0 (0 to 0)	0 (0 to 0)	0 (0 to 0)	0 (0 to 0)	0 (0 to 0)	0 (0 to 0)	0 (0 to 0)	0 (0 to 0)	0 (0 to 0)	0 (0 to 0)	0 (0 to 0)	0 (0 to 0)	0 (0 to 0)	0 (0 to 0)	0



Osteoarthritis other	0 (0 to 0)	0 (0 to 0)	0 (0 to 0)	0 (0 to 0)	0 (0 to 0)	0 (0 to 0)	0 (0 to 0)	0 (0 to 0)	0 (0 to 0)	0 (0 to 0)	0-1 (0 to 1)	0-4 (0 to 1 n.)	1-3 (0 to 3 n)	3-2 (1 to 6 n.)	5-7 (2 to 12 n.)	7-4 (3 to 15 n.)	8-2 (3 to 17 n.)	9-7 (4 to 19 n.)	11-4 (5 to 23 n.)	9-4 (4 to 19)	7-1 (3 to 14 n.)	4-1 (2 to 9 n.)	1-6 (0 to 3 n.)	0-3 (0 to 0 n.)	70
Low back pain	0 (0 to 0)	0 (0 to 0)	0 (0 to 0)	0 (0 to 0)	0-2 (2 to 11 n.)	29-2 (17 n to 47 n)	67-0 (39 n to 76 n)	36-2 (3 to 98 n)	49-1 (49 to 135)	95-5 (59.7 to 159)	106 (75 n to 158)	139 (89 to 208)	133 (106 to 277)	175 (127 to 331)	268 (192 to 385)	163 (122 to 285)	170 (123 to 290)	167 (104 to 353)	171 (105 to 342)	134 (76 to 198)	82-2 (59 to 123)	40 (34 to 58.1)	10-8 (8 to 18 n)	2 (1.3 to 3 n.)	1,940
Neck pain	0 (0 to 0)	0 (0 to 0)	0 (0 to 0)	2-6 (0 to 5.7)	13-4 (7 to 25 n.)	21-4 (10 n to 38 .3)	34-4 (11 to 46 n)	0 (0 to 0)	32-6 (16.2 to 62 n)	49-6 (24.2 to 91 n)	63-6 (34.2 to 91 n)	64-5 (33.2 to 103)	82-5 (45.5 to 146)	66 (42.4 to 157)	74-9 (39.2 to 133)	66-4 (33.1 to 111)	61-6 (29 to 113)	42-1 (20 to 105)	53-6 (24.1 to 135)	46-3 (22.6 to 78)	26-9 (13.5 to 48.7)	14-8 (7.4 to 24.7)	3-6 (0.6 to 6.1)	791
Gout	0 (0 to 0)	0 (0 to 0)	0 (0 to 0)	0 (0 to 0)	0 (0 to 0)	0 (0 to 0)	0 (0 to 0)	0 (0 to 0)	0 (0 to 0)	0 (0 to 0)	0-1 (0 to 0)	0-2 (0 to 1 n.)	1-1 (0 to 3 n.)	1-4 (0 to 6 n.)	1-6 (0 to 8 n.)	1-3 (0 to 6 n.)	1-3 (0 to 7 n.)	1-3 (0 to 6 n.)	1-3 (0 to 6 n.)	1-3 (0 to 6 n.)	0-6 (0 to 3 n.)	0-3 (0 to 1 n.)	0-3 (0 to 1 n.)	0-3 (0 to 0 n.)	95.5
Other musculoskeletal disorders	116 (60.2 to 157)	49-7 (25.6 to 67.2)	105 (72.9 to 149)	66-5 (34.8 to 97.6)	51-1 (26.2 to 67.2)	49-2 (26.6 to 68.4)	40-7 (22.1 to 54)	39-1 (20.3 to 54.2)	65-8 (32.3 to 93.5)	63-9 (47.4 to 87)	67-5 (47.7 to 94.2)	74-5 (53.1 to 105)	99-5 (68.4 to 138)	139 (89.4 to 177)	146 (107 to 203)	152 (112 to 213)	171 (121 to 235)	202 (144 to 278)	173 (127 to 239)	122 (101 to 169)	69-8 (48.2 to 108)	29-4 (21.1 to 51.7)	8-9 (5.7 to 11.7)	2,110
Congenital birth defects	159 (90.1 to 155)	41-8 (28.6 to 58.3)	66-1 (42.4 to 106)	46-3 (34.1 to 62.3)	34-1 (25.2 to 46.1)	23-5 (17.1 to 31.4)	17-8 (12.6 to 25)	16-9 (14.2 to 23)	12 (9.6 to 16.3)	16-8 (12.7 to 21.9)	14-2 (10.9 to 18.4)	13-8 (9.8 to 18.2)	14-2 (9.7 to 19.1)	14-9 (9.6 to 20.2)	15-7 (9.2 to 19)	12-6 (7.2 to 18)	8-3 (5.1 to 14)	3 (1.6 to 4.5)	1-8 (1.1 to 2.9)	1-1 (0.7 to 1.6)	0-5 (0.3 to 0.8)	0-2 (0 to 0.3)	0-1 (0 to 0)	471
Neural tube defects	8-7 (5.1 to 12.6)	2-5 (1.3 to 3.7)	3-9 (1.4 to 8.1)	4-5 (2.2 to 8.4)	2-9 (1.5 to 5.2)	1-1 (0.7 to 1.7)	0-8 (0.5 to 1.4)	0-4 (0.4 to 1)	0-6 (0.3 to 1)	0-4 (0.4 to 1.7)	1 (0.4 to 1.7)	0-7 (0.4 to 1.1)	0-6 (0.2 to 1)	0-4 (0.2 to 0.7)	0-2 (0.1 to 0.4)	0-2 (0.1 to 0.2)	0-1 (0 to 0.3)	0-1 (0 to 0.1)	0-2 (0 to 0.3)	0-1 (0 to 0.1)	0-1 (0 to 0.3)	0-1 (0 to 0.1)	0-1 (0 to 0)	27.1
Congenital heart anomalies	21-2 (19.4 to 33.4)	22 (14.4 to 22.4)	24-8 (14.1 to 42.5)	11-8 (7.6 to 18.6)	6-2 (3.4 to 9.7)	8-1 (3.8 to 9.7)	5-2 (3.2 to 9.1)	2-8 (1.6 to 4.2)	2-5 (1.6 to 4.1)	5-1 (3.1 to 7.2)	3-9 (2.4 to 6.5)	4-4 (2.4 to 6.5)	3-7 (1.7 to 5.5)	2-9 (1.2 to 4.4)	3-1 (1.5 to 4.4)	2-4 (0.7 to 4.3)	1-9 (0.6 to 3.1)	0-2 (0.1 to 0.5)	0-2 (0 to 0.3)	0-1 (0 to 0.1)	0-1 (0 to 0.2)	0-1 (0 to 0.1)	0-1 (0 to 0)	140
Orofacial clefts	0 (0 to 0.1)	0-2 (0 to 0.3)	0-4 (0 to 0.7)	0-2 (0 to 0.5)	0-1 (0 to 0.3)	0-2 (0 to 0.5)	0-2 (0 to 0.4)	0-2 (0 to 0.4)	0-2 (0 to 0.5)	0-2 (0 to 0.5)	0-2 (0 to 0.5)	0-2 (0 to 0.6)	0-2 (0 to 0.6)	0-3 (0 to 0.6)	0-2 (0 to 0.5)	0-2 (0 to 0.4)	0-2 (0 to 0.4)	0-2 (0 to 0.4)	0-1 (0 to 0.3)	0-1 (0 to 0.2)	0-1 (0 to 0.1)	0-1 (0 to 0.1)	0-1 (0 to 0)	3-9
Down syndrome	2-5 (1.4 to 4.1)	0-7 (0 to 1.1)	1-8 (0 to 3.4)	1-8 (1 to 2.8)	1-5 (0.9 to 2.2)	1-4 (0.9 to 2.2)	1-3 (0.6 to 1.9)	1-1 (0.7 to 1.6)	1-3 (0.6 to 2)	1-7 (1 to 2.5)	1-6 (1 to 2.3)	1-6 (1 to 2.3)	2-2 (1 to 3.2)	1-3 (0.6 to 2.1)	2-2 (1 to 3.2)	1-3 (0.6 to 2.1)	2-2 (1 to 3.4)	1-3 (0.6 to 2.1)	1-3 (0.6 to 2.1)	0 (0 to 0)	0 (0 to 0)	0 (0 to 0)	0 (0 to 0)	0 (0 to 0)	37-7
Turner syndrome	0 (0 to 0)	0 (0 to 0)	0 (0 to 0)	0 (0 to 0)	0 (0 to 0)	0 (0 to 0)	0 (0 to 0)	0 (0 to 0)	0 (0 to 0)	0 (0 to 0)

SR Table 2a: Coventry DALYS by cause and age group for males with 95% uncertainty intervals, 2019

Cause	Early Neonatal	Late Neonatal	Post Neonatal	1 to 4	5 to 9	10 to 14	15 to 19	20 to 24	25 to 29	30 to 34	35 to 39	40 to 44	45 to 49	50 to 54	55 to 59	60 to 64	65 to 69	70 to 74	75 to 79	80 to 84	85 to 89	90 to 94	95 plus	Total
All causes	1,800 (1,600 to 2,000)	1,100 (1,000 to 1,200)	1,900 (1,700 to 2,100)	2,400 (2,200 to 2,600)	1,400 (1,300 to 1,500)	1,400 (1,300 to 1,500)	1,600 (1,500 to 1,700)	1,900 (1,800 to 2,100)	2,200 (2,000 to 2,400)	2,300 (2,100 to 2,500)	2,300 (2,100 to 2,500)	2,300 (2,100 to 2,500)	2,400 (2,200 to 2,600)	2,400 (2,200 to 2,600)	2,400 (2,200 to 2,600)	2,400 (2,200 to 2,600)	2,400 (2,200 to 2,600)	2,400 (2,200 to 2,600)	2,400 (2,200 to 2,600)	2,400 (2,200 to 2,600)	2,400 (2,200 to 2,600)	2,400 (2,200 to 2,600)	47,400
Communicable, maternal, neonatal, and nutritional diseases	1,800 (1,600 to 2,000)	1,100 (1,000 to 1,200)	1,900 (1,700 to 2,100)	2,400 (2,200 to 2,600)	1,400 (1,300 to 1,500)	1,400 (1,300 to 1,500)	1,600 (1,500 to 1,700)	1,900 (1,800 to 2,100)	2,200 (2,000 to 2,400)	2,300 (2,100 to 2,500)	2,300 (2,100 to 2,500)	2,300 (2,100 to 2,500)	2,400 (2,200 to 2,600)	2,400 (2,200 to 2,600)	2,400 (2,200 to 2,600)	2,400 (2,200 to 2,600)	2,400 (2,200 to 2,600)	2,400 (2,200 to 2,600)	2,400 (2,200 to 2,600)	2,400 (2,200 to 2,600)	2,400 (2,200 to 2,600)	2,400 (2,200 to 2,600)	47,400
HIV/AIDS and sexually transmitted infections	8 (2.3 to 17.8)	4.5 (1.4 to 10.2)	0.5 (0.4 to 0.7)	0.3 (0.2 to 0.4)	0.2 (0.2 to 0.3)	0.2 (0.2 to 0.3)	0.3 (0.2 to 0.5)	0.7 (0.7 to 1.2)	2.4 (2.1 to 2.8)	6.6 (5.6 to 7.8)	7.1 (6.0 to 8.4)	7.4 (6.2 to 8.8)	7.4 (6.2 to 8.8)	7.4 (6.2 to 8.8)	4.5 (3.8 to 5.3)	3.6 (3.0 to 4.2)	2.9 (2.4 to 3.4)	1.7 (1.4 to 2.0)	0.7 (0.7 to 1.4)	0.2 (0.2 to 0.3)	0.1 (0.1 to 0.1)	0 (0 to 0)	66.2
HIV/AIDS	0 (0 to 0)	0 (0 to 0)	0.4 (0.4 to 0.6)	0.2 (0.2 to 0.3)	0.2 (0.2 to 0.2)	0.2 (0.2 to 0.2)	0.2 (0.1 to 0.5)	0.5 (0.5 to 1.1)	2.4 (1.8 to 3.2)	6.1 (4.6 to 8.1)	6.7 (5.2 to 8)	7.1 (5.4 to 9.2)	7.1 (5.4 to 9.2)	7.1 (5.4 to 9.2)	4.4 (3.1 to 7.3)	3.5 (2.3 to 6.4)	2.7 (1.6 to 4.3)	1.5 (0.9 to 2.4)	0.6 (0.2 to 1.2)	0.2 (0.1 to 0.3)	0.1 (0 to 0.1)	0 (0 to 0)	47.2
HIV/AIDS - Drug-susceptible Tuberculosis	0 (0 to 0)	0 (0 to 0)	0 (0 to 0)	0 (0 to 0)	0 (0 to 0)	0 (0 to 0)	0 (0 to 0)	0 (0 to 0)	0 (0 to 0)	0 (0 to 0)	0 (0 to 0)	0 (0 to 0)	0 (0 to 0)	0 (0 to 0)	0 (0 to 0)	0 (0 to 0)	0 (0 to 0)	0 (0 to 0)	0 (0 to 0)	0 (0 to 0)	0 (0 to 0)	0 (0 to 0)	0 (0 to 0)	0
HIV/AIDS - Multidrug-resistant Tuberculosis without extensive dr...	0 (0 to 0)	0 (0 to 0)	0 (0 to 0)	0 (0 to 0)	0 (0 to 0)	0 (0 to 0)	0 (0 to 0)	0 (0 to 0)	0 (0 to 0)	0 (0 to 0)	0 (0 to 0)	0 (0 to 0)	0 (0 to 0)	0 (0 to 0)	0 (0 to 0)	0 (0 to 0)	0 (0 to 0)	0 (0 to 0)	0 (0 to 0)	0 (0 to 0)	0 (0 to 0)	0 (0 to 0)	0 (0 to 0)	0
HIV/AIDS - Extensively drug-resistant Tuberculosis	0 (0 to 0)	0 (0 to 0)	0 (0 to 0)	0 (0 to 0)	0 (0 to 0)	0 (0 to 0)	0 (0 to 0)	0 (0 to 0)	0 (0 to 0)	0 (0 to 0)	0 (0 to 0)	0 (0 to 0)	0 (0 to 0)	0 (0 to 0)	0 (0 to 0)	0 (0 to 0)	0 (0 to 0)	0 (0 to 0)	0 (0 to 0)	0 (0 to 0)	0 (0 to 0)	0 (0 to 0)	0 (0 to 0)	0
HIV/AIDS resulting in other diseases	0 (0 to 0)	0 (0 to 0)	0.4 (0.3 to 0.5)	0.2 (0.2 to 0.3)	0.2 (0.1 to 0.4)	0.2 (0.1 to 0.4)	0.2 (0.1 to 0.4)	0.5 (0.4 to 0.9)	2 (1.5 to 2.6)	4.2 (2.9 to 5.8)	4.7 (3.2 to 6.4)	5.1 (3.4 to 7.3)	5.7 (3.8 to 7.9)	5.9 (4.2 to 8.1)	4.7 (3.3 to 6.4)	3.6 (2.5 to 4.9)	2.6 (1.8 to 3.5)	1.4 (1.0 to 1.9)	0.5 (0.2 to 1.2)	0.1 (0 to 0.1)	0 (0 to 0)	0 (0 to 0)	40.3
Sexually transmitted infections excluding HIV	8 (2.3 to 17.8)	4.5 (1.4 to 10.2)	0.1 (0.1 to 0.2)	0.1 (0 to 0.2)	0 (0 to 0)	0 (0 to 0)	0.1 (0 to 0.1)	0.1 (0.1 to 0.4)	0.1 (0.1 to 0.7)	0.4 (0.2 to 0.8)	0.4 (0.2 to 0.8)	0.4 (0.2 to 0.8)	0.4 (0.2 to 0.8)	0.4 (0.2 to 0.8)	0.2 (0.1 to 0.5)	0.2 (0.1 to 0.4)	0.2 (0.1 to 0.4)	0.1 (0.1 to 0.3)	0.1 (0.1 to 0.2)	0 (0 to 0)	0 (0 to 0)	0 (0 to 0)	19
Syphilis	8 (2.3 to 17.8)	4.5 (1.4 to 9.7)	0.1 (0 to 0.2)	0.1 (0 to 0.2)	0 (0 to 0)	0 (0 to 0)	0 (0 to 0.1)	0 (0 to 0.1)	0 (0 to 0.1)	0.1 (0 to 0.1)	0.1 (0 to 0.1)	0.1 (0 to 0.1)	0.1 (0 to 0.1)	0.1 (0 to 0.1)	0.1 (0 to 0.1)	0.1 (0 to 0.1)	0.1 (0 to 0.1)	0.1 (0 to 0.1)	0.1 (0 to 0.1)	0 (0 to 0)	0 (0 to 0)	0 (0 to 0)	15.8
Chlamydial infection	0 (0 to 0)	0 (0 to 0)	0 (0 to 0)	0 (0 to 0)	0 (0 to 0)	0 (0 to 0)	0 (0 to 0)	0 (0 to 0)	0 (0 to 0)	0 (0 to 0)	0 (0 to 0)	0 (0 to 0)	0 (0 to 0)	0 (0 to 0)	0 (0 to 0)	0 (0 to 0)	0 (0 to 0)	0 (0 to 0)	0 (0 to 0)	0 (0 to 0)	0 (0 to 0)	0 (0 to 0)	0 (0 to 0)	0
Gonococcal infection	0 (0 to 0)	0 (0 to 0)	0 (0 to 0)	0 (0 to 0)	0 (0 to 0)	0 (0 to 0)	0 (0 to 0)	0 (0 to 0)	0 (0 to 0)	0 (0 to 0)	0 (0 to 0)	0 (0 to 0)	0 (0 to 0)	0 (0 to 0)	0 (0 to 0)	0 (0 to 0)	0 (0 to 0)	0 (0 to 0)	0 (0 to 0)	0 (0 to 0)	0 (0 to 0)	0 (0 to 0)	0 (0 to 0)	0
Trichomoniasis	0 (0 to 0)	0 (0 to 0)	0 (0 to 0)	0 (0 to 0)	0 (0 to 0)	0 (0 to 0)	0 (0 to 0)	0 (0 to 0)	0 (0 to 0)	0 (0 to 0)	0 (0 to 0)	0 (0 to 0)	0 (0 to 0)	0 (0 to 0)	0 (0 to 0)	0 (0 to 0)	0 (0 to 0)	0 (0 to 0)	0 (0 to 0)	0 (0 to 0)	0 (0 to 0)	0 (0 to 0)	0 (0 to 0)	0
Genital herpes	0 (0 to 0)	0 (0 to 0)	0 (0 to 0)	0 (0 to 0)	0 (0 to 0)	0 (0 to 0)	0 (0 to 0)	0 (0 to 0)	0 (0 to 0)	0 (0 to 0)	0 (0 to 0)	0 (0 to 0)	0 (0 to 0)	0 (0 to 0)	0 (0 to 0)	0 (0 to 0)	0 (0 to 0)	0 (0 to 0)	0 (0 to 0)	0 (0 to 0)	0 (0 to 0)	0 (0 to 0)	0 (0 to 0)	0
Other sexually transmitted infections	0 (0 to 0)	0 (0 to 0)	0 (0 to 0)	0 (0 to 0)	0 (0 to 0)	0 (0 to 0)	0 (0 to 0)	0 (0 to 0)	0 (0 to 0)	0 (0 to 0)	0 (0 to 0)	0 (0 to 0)	0 (0 to 0)	0 (0 to 0)	0 (0 to 0)	0 (0 to 0)	0 (0 to 0)	0 (0 to 0)	0 (0 to 0)	0 (0 to 0)	0 (0 to 0)	0 (0 to 0)	0 (0 to 0)	0
Respiratory infections and tuberculosis	28 (23 to 33)	28 (23 to 33)	28 (13.4 to 39.4)	36 (26.5 to 46.6)	14.0 (9.9 to 22.4)	9.6 (6.5 to 20.1)	9.6 (6.5 to 20.1)	10 (6.9 to 20.9)	11 (7.6 to 22.9)	12 (8.2 to 24.9)	13 (8.9 to 26.9)	14 (9.6 to 28.9)	15 (10.3 to 30.9)	16 (11 to 32.9)	17 (11.7 to 34.9)	18 (12.4 to 36.9)	19 (13.1 to 38.9)	20 (13.8 to 40.9)	21 (14.5 to 42.9)	22 (15.2 to 44.9)	23 (15.9 to 46.9)	24 (16.6 to 48.9)	1,260
Tuberculosis	0 (0 to 0)	0 (0 to 0)	0 (0 to 0.1)	0 (0 to 0.2)	0 (0 to 0.1)	0 (0 to 0.2)	0 (0 to 0.2)	0.2 (0.2 to 0.4)	0.4 (0.4 to 1.7)	1.2 (1.2 to 3.1)	1.4 (1.4 to 3.4)	1.6 (1.7 to 3.5)	2 (2.1 to 3.7)	2.3 (2.4 to 3.9)	2.7 (2.8 to 4.2)	3.1 (3.2 to 4.6)	3.5 (3.6 to 5)	3.9 (4 to 5.4)	4.4 (4.5 to 5.8)	4.8 (4.9 to 6.2)	5.2 (5.3 to 6.6)	5.6 (5.7 to 7)	51.5
Latent tuberculosis infection	0 (0 to 0)	0 (0 to 0)	0 (0 to 0)	0 (0 to 0)	0 (0 to 0)	0 (0 to 0)	0 (0 to 0)	0 (0 to 0)	0 (0 to 0)	0 (0 to 0)	0 (0 to 0)	0 (0 to 0)	0 (0 to 0)	0 (0 to 0)	0 (0 to 0)	0 (0 to 0)	0 (0 to 0)	0 (0 to 0)	0 (0 to 0)	0 (0 to 0)	0 (0 to 0)	0 (0 to 0)	0 (0 to 0)	0
Drug-susceptible tuberculosis	0 (0 to 0)	0 (0 to 0)	0 (0 to 0.1)	0 (0 to 0.2)	0 (0 to 0.1)	0 (0 to 0.2)	0 (0 to 0.2)	0.2 (0.2 to 0.4)	0.4 (0.3 to 1.7)	1.2 (1 to 3)	1.4 (1.2 to 3.4)	1.6 (1.4 to 3.4)	2 (1.8 to 3.7)	2.3 (2.1 to 3.9)	2.7 (2.5 to 4.2)	3.1 (2.9 to 4.6)	3.5 (3.3 to 5)	3.9 (3.7 to 5.4)	4.4 (4.2 to 5.8)	4.8 (4.6 to 6.2)	5.2 (5 to 6.6)	5.6 (5.4 to 7)	50
Multidrug-resistant tuberculosis without extensive drug-resistance	0 (0 to 0)	0 (0 to 0)	0 (0 to 0)	0 (0 to 0)	0 (0 to 0)	0 (0 to 0)	0 (0 to 0)	0 (0 to 0.1)	0 (0 to 0.1)	0 (0 to 0.3)	0 (0 to 0.4)	0 (0 to 0.4)	0 (0 to 0.5)	0 (0 to 0.5)	0 (0 to 0.6)	0 (0 to 0.6)	0 (0 to 0.7)	0 (0 to 0.7)	0 (0 to 0.8)	0 (0 to 0.8)	0 (0 to 0.9)	0 (0 to 0.9)	0 (0 to 1)	1.2
Extensively drug-resistant tuberculosis	0 (0 to 0)	0 (0 to 0)	0 (0 to 0)	0 (0 to 0)	0 (0 to 0)	0 (0 to 0)	0 (0 to 0)	0 (0 to 0.1)	0 (0 to 0.1)	0 (0 to 0.1)	0 (0 to 0.1)	0 (0 to 0.1)	0 (0 to 0.1)	0 (0 to 0.1)	0 (0 to 0.1)	0 (0 to 0.1)	0 (0 to 0.1)	0 (0 to 0.1)	0 (0 to 0.1)	0 (0 to 0.1)	0 (0 to 0.1)	0 (0 to 0.1)	0 (0 to 0.1)	0.3
Lower respiratory infections	28 (24 to 31)	28 (24 to 31)	28 (11.6 to 38.7)	36 (27.1 to 46.2)	14.0 (9.7 to 22.3)	9.6 (6.4 to 20.1)	9.6 (6.4 to 20.1)	10 (6.8 to 20.9)	11 (7.5 to 22.9)	12 (8.1 to 24.9)	13 (8.8 to 26.9)	14 (9.5 to 28.9)	15 (10.2 to 30.9)	16 (10.9 to 32.9)	17 (11.6 to 34.9)	18 (12.3 to 36.9)	19 (13 to 38.9)	20 (13.7 to 40.9)	21 (14.4 to 42.9)	22 (15.1 to 44.9)	23 (15.8 to 46.9)	24 (16.5 to 48.9)	1,220
Upper respiratory infections	0 (0 to 0)	0 (0 to 0.3)	3.4 (2.1 to 5.6)	17 (9.3 to 29.1)	11.6 (6.1 to 22.3)	8.4 (5.1 to 17.1)	8.4 (5.1 to 17.1)	9.4 (5.6 to 20.1)	10.4 (6.2 to 22.2)	11.4 (6.8 to 24.1)	12.4 (7.4 to 26.2)	13.4 (8 to 28.2)	14.4 (8.6 to 30.2)	15.4 (9.3 to 32.2)	16.4 (9.9 to 34.2)	17.4 (10.5 to 36.2)	18.4 (11.1 to 38.2)	19.4 (11.7 to 40.2)	20.4 (12.3 to 42.2)	21.4 (12.9 to 44.2)	22.4 (13.5 to 46.2)	23.4 (14.1 to 48.2)	154
Otitis media	0 (0 to 0)	0 (0 to 0)	0.7 (0.3 to 1.2)	9.8 (4.7 to 18.2)	7.4 (3.5 to 15.2)	5.4 (2.6 to 11.9)	5.4 (2.6 to 11.9)	6.2 (2.9 to 14.3)	7.1 (3.2 to 16.4)	8 (3.6 to 18.5)	8.9 (4 to 20.6)	9.8 (4.3 to 22.7)	10.7 (4.7 to 24.8)	11.6 (5.1 to 26.9)	12.5 (5.5 to 29)	13.4 (5.9 to 31.1)	14.3 (6.3 to 33.2)	15.2 (6.8 to 35.3)	16.1 (7.2 to 37.4)	17 (7.6 to 39.5)	17.9 (8 to 41.6)	18.8 (8.4 to 43.7)	329
Enteric infections	0.3 (0.2 to 0.4)	1 (0.7 to 1.3)	11.7 (7.9 to 16.4)	17.3 (10.5 to 28)	9.6 (4.7 to 14.6)	5.2 (2.8 to 9.1)	3.6 (2 to 6.7)	4.6 (2.7 to 8.7)	4.4 (2.7 to 8.4)	4.4 (2.7 to 8.4)	4.4 (2.7 to 8.4)	4.4 (2.7 to 8.4)	4.4 (2.7 to 8.4)	4.4 (2.7 to 8.4)	4.4 (2.7 to 8.4)	4.4 (2.7 to 8.4)	4.4 (2.7 to 8.4)	4.4 (2.7 to 8.4)	4.4 (2.7 to 8.4)	4.4 (2.7 to 8.4)	4.4 (2.7 to 8.4)	4.4 (2.7 to 8.4)	142
Diarrheal diseases	0.3 (0.2 to 0.4)	1 (0.7 to 1.3)	11.7 (7.9 to 16.4)	17.3 (10.4 to 27.9)	9.6 (4.7 to 14.6)	5.2 (2.8 to 9.1)	3.6 (2 to 6.7)	4.6 (2.7 to 8.7)	4.4 (2.7 to 8.4)	4.4 (2.7 to 8.4)	4.4 (2.7 to 8.4)	4.4 (2.7 to 8.4)	4.4 (2.7 to 8.4)	4.4 (2.7 to 8.4)	4.4 (2.7 to 8.4)	4.4 (2.7 to 8.4)	4.4 (2.7 to 8.4)	4.4 (2.7 to 8.4)	4.4 (2.7 to 8.4)	4.4 (2.7 to 8.4)	4.4 (2.7 to 8.4)	4.4 (2.7 to 8.4)	141
Typhoid and paratyphoid	0 (0 to 0)	0 (0 to 0)	0 (0 to 0)	0 (0 to 0)	0 (0 to 0)	0 (0 to 0)	0 (0 to 0)	0 (0 to 0)	0 (0 to 0)	0 (0 to 0)	0 (0 to 0)	0 (0 to 0)	0 (0 to 0)	0 (0 to 0)	0 (0 to 0)	0 (0 to 0)	0 (0 to 0)	0 (0 to 0)	0 (0 to 0)	0 (0 to 0)	0 (0 to 0)	0 (0 to 0)	0 (0 to 0)	0
Typhoid fever	0 (0 to 0)	0 (0 to 0)	0 (0 to 0)	0 (0 to 0)	0 (0 to 0)	0 (0 to 0)	0 (0 to 0)	0 (0 to 0)	0 (0 to 0)	0 (0 to 0)	0 (0 to 0)	0 (0 to 0)	0 (0 to 0)	0 (0 to 0)	0 (0 to 0)	0 (0 to 0)	0 (0 to 0)	0 (0 to 0)	0 (0 to 0)	0 (0 to 0)	0 (0 to 0)	0 (0 to 0)	0 (0 to 0)	0
Paratyphoid fever	0 (0 to 0)	0 (0 to 0)	0 (0 to 0)	0 (0 to 0)	0 (0 to 0)	0 (0 to 0)	0 (0 to 0)	0 (0 to 0)	0 (0 to 0)	0 (0 to 0)	0 (0 to 0)	0 (0 to 0)	0 (0 to 0)	0 (0 to 0)	0 (0 to 0)	0 (0 to 0)	0 (0 to 0)	0 (0 to 0)	0 (0 to 0)	0 (0 to 0)	0 (0 to 0)	0 (0 to 0)	0 (0 to 0)	0
Invasive Non-typhoidal Salmonella (iNTS)	0 (0 to 0)	0 (0 to 0)	0 (0 to 0)	0 (0 to 0)	0 (0 to 0)	0 (0 to 0)	0 (0 to 0)	0 (0 to 0)	0 (0 to 0)	0 (0 to 0)	0 (0 to 0)	0 (0 to 0)	0 (0 to 0)	0 (0 to 0)	0 (0 to 0)	0 (0 to 0)	0 (0 to 0)	0 (0 to 0)	0 (0 to 0)	0 (0 to 0)	0 (0 to 0)	0 (0 to 0)	0 (0 to 0)	0.5
Other intestinal infectious diseases	0 (0 to 0)	0 (0 to 0)	0.1 (0 to 0.2)	0.6 (0 to 1.1)	0.4 (0 to 0.8)	0.2 (0 to 0.5)	0.2 (0 to 0.5)	0.2 (0 to 0.6)	0.2 (0 to 0.6)	0.2 (0 to 0.6)	0.2 (0 to 0.6)	0.2 (0 to 0.6)	0.2 (0 to 0.6)	0.2 (0 to 0.6)	0.2 (0 to 0.6)	0.2 (0 to 0.6)	0.2 (0 to 0.6)	0.2 (0 to 0.6)	0.2 (0 to 0.6)	0.2 (0 to 0.6)	0.2 (0 to 0.6)	0.2 (0 to 0.6)	0.3
Neglected tropical diseases and malaria	0.4 (0.04 to 1.8)	0.4 (0.04 to 1.8)	2.9 (1.1 to 7.1)	9.6 (3.6 to 23.1)	2.6 (0.9 to 6.2)	0.9 (0.3 to 2.1)	0.4 (0.1 to 1)	0.2 (0.1 to 0.5)	0.2 (0.1 to 0.5)	0.2 (0.1 to 0.5)	0.2 (0.1 to 0.5)	0.2 (0.1 to 0.5)	0.2 (0.1 to 0.5)	0.2 (0.1 to 0.5)	0.2 (0.1 to 0.5)	0.2 (0.1 to 0.5)	0.2 (0.1 to 0.5)	0.2 (0.1 to 0.5)	0.2 (0.1 to 0.5)	0.2 (0.1 to 0.5)	0.2 (0.1 to 0.5)	0.2 (0.1 to 0.5)	7.2
Malaria	0 (0 to 0)	0 (0 to 0)	0 (0 to 0)	0 (0 to 0)	0 (0 to 0)	0 (0 to 0)	0 (0 to 0)	0 (0 to 0)	0 (0 to 0)	0 (0 to 0)	0 (0 to 0)	0 (0 to 0)	0 (0 to 0)	0 (0 to 0)	0 (0 to 0)	0 (0 to 0)	0 (0 to 0)	0 (0 to 0)	0 (0 to 0)	0 (0 to 0)	0 (0 to 0)	0 (0 to 0)	0 (0 to 0)	0
Chagas disease	0 (0 to 0)	0 (0 to 0)	0 (0 to 0)	0 (0 to 0)	0 (0 to 0)	0 (0 to 0)	0 (0 to 0)	0 (0 to 0)	0 (0 to 0)	0 (0 to 0)	0 (0 to 0)	0 (0 to 0)	0 (0 to 0)	0 (0 to 0)	0 (0 to 0)	0 (0 to 0)	0 (0 to 0)	0 (0 to 0)	0 (0 to 0)	0 (0 to 0)	0 (0 to 0)	0 (0 to 0)	0 (0 to 0)	0
Leishmaniasis	0 (0 to 0)	0 (0 to 0)	0 (0 to 0)	0 (0 to 0)	0 (0 to 0)	0 (0 to 0)	0 (0 to 0)	0 (0 to 0)	0 (0 to 0)	0 (0 to 0)	0 (0 to 0)	0 (0 to 0)	0 (0 to 0)	0 (0 to 0)	0 (0 to 0)	0 (0 to 0)	0 (0 to 0)	0 (0 to 0)	0 (0 to 0)	0 (0 to 0)	0 (0 to 0)	0 (0 to 0)	0 (0 to 0)	0
Visceral leishmaniasis	0 (0 to 0)	0 (0 to 0)	0 (0 to 0)	0 (0 to 0)	0 (0 to 0)	0 (0 to 0)	0 (0 to 0)	0 (0 to 0)	0 (0 to 0)	0 (0 to 0)	0 (0 to 0)	0 (0 to 0)	0 (0 to 0)	0 (0 to 0)	0 (0 to 0)	0 (0 to 0)	0 (0 to 0)	0 (0 to 0)	0 (0 to 0)	0 (0 to 0)	0 (0 to 0)	0 (0 to 0)	0 (0 to 0)	0
Cutaneous and mucocutaneous leishmaniasis	0 (0 to 0)	0 (0 to 0)	0 (0 to 0)	0 (0 to 0)	0 (0 to 0)	0 (0 to 0)	0 (0 to 0)	0 (0 to 0)	0 (0 to 0)	0 (0 to 0)	0 (0 to 0)	0 (0 to 0)	0 (0 to 0)	0 (0 to 0)	0 (0 to 0)	0 (0 to 0)	0 (0 to 0)	0 (0 to 0)	0 (0 to 0)	0 (0 to 0)	0 (0 to 0)	0 (0 to 0)	0 (0 to 0)	0
African trypanosomiasis	0 (0 to 0)	0 (0 to 0)	0 (0 to 0)	0 (0 to 0)	0 (0 to 0)	0 (0 to 0)	0 (0 to 0)	0 (0 to 0)	0 (0 to 0)	0 (0 to 0)	0 (0 to 0)	0 (0 to 0)	0 (0 to 0)	0 (0 to 0)	0 (0 to 0)	0 (0 to 0)	0 (0 to 0)	0 (0 to 0)	0 (0 to 0)	0 (0 to 0)	0 (0 to 0)	0 (0 to 0)	0 (0 to 0)	0
Schistosomiasis	0 (0 to 0)	0 (0 to 0)	0 (0 to 0)	0 (0 to 0)	0 (0 to 0)	0 (0 to 0)	0 (0 to 0)	0 (0 to 0)	0 (0 to 0)	0 (0 to 0)	0 (0 to 0)	0 (0 to 0)	0 (0 to 0)	0 (0 to 0)	0 (0 to 0)	0 (0 to 0)	0 (0 to 0)	0 (0 to 0)	0 (0 to 0)	0 (0 to 0)	0 (0 to 0)	0 (0 to 0)	0 (0 to 0)	0
Cysticercosis	0 (0 to 0)	0 (0 to 0)	0 (0 to 0)	0 (0 to 0)	0 (0 to 0)	0 (0 to 0)	0 (0 to 0)	0 (0 to 0)	0 (0 to 0)	0 (0 to 0)	0 (0 to 0)	0 (0 to 0)	0 (0 to 0)	0 (0 to 0)	0 (0 to 0)	0 (0 to 0)	0 (0 to 0)	0 (0 to 0)	0 (0 to 0)	0 (0 to 0)	0 (0 to 0)	0 (0 to 0)	0 (0 to 0)	0
Cystic echinococcosis	0 (0 to 0)	0 (0 to 0)	0 (0 to 0)	0 (0 to 0)	0 (0 to 0)	0 (0 to 0)	0 (0 to 0)	0 (0 to 0)	0 (0 to 0)	0 (0 to 0)	0 (0 to 0)	0 (0 to 0)	0 (0 to 0)	0 (0 to 0)	0 (0 to 0)	0 (0 to 0)	0 (0 to 0)	0 (0 to 0)	0 (0 to 0)	0 (0 to 0)	0 (0 to 0)	0 (0 to 0)	0 (0 to 0)	0
Lymphatic filariasis	0 (0 to 0)	0 (0 to 0)	0 (0 to 0)	0 (0 to 0)	0 (0 to 0)	0 (0 to 0)	0 (0 to 0)	0 (0 to 0)	0 (0 to 0)	0 (0 to 0)	0 (0 to 0)	0 (0 to 0)	0 (0 to 0)	0 (0 to 0)	0 (0 to 0)	0 (0 to 0)	0 (0 to 0)	0 (0 to 0)	0 (0 to 0)	0 (0 to 0)	0 (0 to 0)	0 (0 to 0)	0 (0 to 0)	0.1
Onchocerciasis	0 (0 to 0)	0 (0 to 0)	0 (0 to 0)	0 (0 to 0)	0 (0 to 0)	0 (0 to 0)	0 (0 to 0)	0 (0 to 0)	0 (0 to 0)	0 (0 to 0)	0 (0 to 0)	0 (0 to 0)	0 (0 to 0)	0 (0 to 0)	0 (0 to 0)	0 (0 to 0)	0 (0 to 0)	0 (0 to 0)	0 (0 to 0)	0 (0 to 0)	0 (0 to 0)	0 (0 to 0)	0 (0 to 0)	0
Trachoma	0 (0 to 0)	0 (0 to 0)	0 (0 to 0)	0 (0 to 0)	0 (0 to 0)	0 (0 to 0)	0 (0 to 0)	0 (0 to 0)	0 (0 to 0)	0 (0 to 0)	0 (0 to 0)	0 (0 to 0)	0 (0 to 0)	0 (0 to 0)	0 (0 to 0)	0 (0 to 0)	0 (0 to 0)	0 (0 to 0)	0 (0 to 0)	0 (0 to 0)	0 (0 to 0)	0 (0 to 0)	0 (0 to 0)	0
Dengue	0 (0 to 0)	0 (0 to 0)	0 (0 to 0)	0 (0 to 0)	0 (0 to 0)	0 (0 to 0)	0 (0 to 0)	0 (0 to 0)	0 (0 to 0)	0 (0 to 0)	0 (0 to 0)	0 (0 to 0)	0 (0 to 0)	0 (0 to 0)	0 (0 to 0)	0 (0 to 0)	0 (0 to 0)	0 (0 to 0)	0 (0 to 0)	0 (0 to 0)	0 (0 to 0)	0 (0 to 0)	0 (0 to 0)	0
Yellow fever	0 (0 to 0)	0 (0 to 0)	0 (0 to 0)	0 (0 to 0)	0 (0 to 0)	0 (0 to 0)	0 (0 to 0)	0 (0 to 0)	0 (0 to 0)	0 (0 to 0)	0 (0 to 0)	0 (0 to 0)	0 (0 to 0)	0 (0 to 0)	0 (0 to 0)	0 (0 to 0)	0 (0 to 0)	0 (0 to 0)	0 (0 to 0)	0 (0 to 0)	0 (0 to 0)	0 (0 to 0)	0 (0 to 0)	0
Rabies	0 (0 to 0)	0 (0 to 0)	0 (0 to 0)	0 (0 to 0)	0 (0 to 0)	0 (0 to 0)	0 (0 to 0)	0 (0 to 0)	0 (0 to 0)	0 (0 to 0)	0 (0 to 0)	0 (0 to 0)	0 (0 to 0)	0 (0 to 0)	0 (0 to 0)	0 (0 to 0)	0 (0 to 0)	0 (0 to 0)	0 (0 to 0)	0 (0 to 0)	0 (0 to 0)	0 (0 to 0)	0 (0 to 0)	0
Intestinal nematode infections	0 (0 to 0)	0 (0 to 0)	0 (0 to 0)	0 (0 to 0)	0 (0 to 0)	0 (0 to 0)	0 (0 to 0)	0 (0 to 0)	0 (0 to 0)	0 (0 to 0)	0 (0 to 0)	0 (0 to 0)	0 (0 to 0)	0 (0 to 0)	0 (0 to 0)	0 (0 to 0)	0 (0 to 0)	0 (0 to 0)	0 (0 to 0)	0 (0 to 0)	0 (0 to 0)	0 (0 to 0)	0 (0 to 0)	0
Ascariasis	0 (0 to 0)	0 (0 to 0)	0 (0 to 0)	0 (0 to 0)	0 (0 to 0)	0 (0 to 0)	0 (0 to 0)	0 (0 to 0)	0 (0 to 0)	0 (0 to 0)	0 (0 to 0)	0 (0 to 0)	0 (0 to 0)	0 (0 to 0)	0 (0 to 0)	0 (0 to 0)	0 (0 to 0)	0 (0 to 0)	0 (0 to 0)	0 (0 to 0)	0 (0 to 0)	0 (0 to 0)	0 (0 to 0)	0
Trichuriasis	0 (0 to 0)	0 (0 to 0)	0 (0 to 0)	0 (0 to 0)	0 (0 to 0)	0 (0 to 0)	0 (0 to 0)	0 (0 to 0)	0 (0 to 0)	0 (0 to 0)	0 (0 to 0)	0 (0 to 0)	0 (0 to 0)	0 (0 to 0)	0 (0 to 0)	0 (0 to 0)	0 (0 to 0)	0 (0 to 0)	0 (0 to 0)	0 (0 to 0)	0 (0 to 0)	0 (0 to 0)	0 (0 to 0)	0
Hookworm disease	0 (0 to 0)	0 (0 to 0)	0 (0 to 0)	0 (0 to 0)	0 (0 to 0)	0 (0 to 0)	0 (0 to 0)	0 (0 to 0)	0 (0 to 0)	0 (0 to 0)	0 (0 to 0)	0 (0 to 0)	0 (0 to 0)	0 (0 to 0)	0 (0 to 0)	0 (0 to 0)	0 (0 to 0)	0 (0 to 0)	0 (0 to 0)	0 (0 to 0)	0 (0 to 0)	0 (0 to 0)	0 (0 to 0)	0
Food-borne trematodiases	0 (0 to 0)	0 (0 to 0)	0 (0 to 0)	0 (0 to 0)	0 (0 to 0)	0 (0 to 0)	0 (0 to 0)	0 (0 to 0)	0 (0 to 0)	0 (0 to 0)	0 (0 to 0)	0 (0 to 0)	0 (0 to 0)	0 (0 to 0)	0 (0

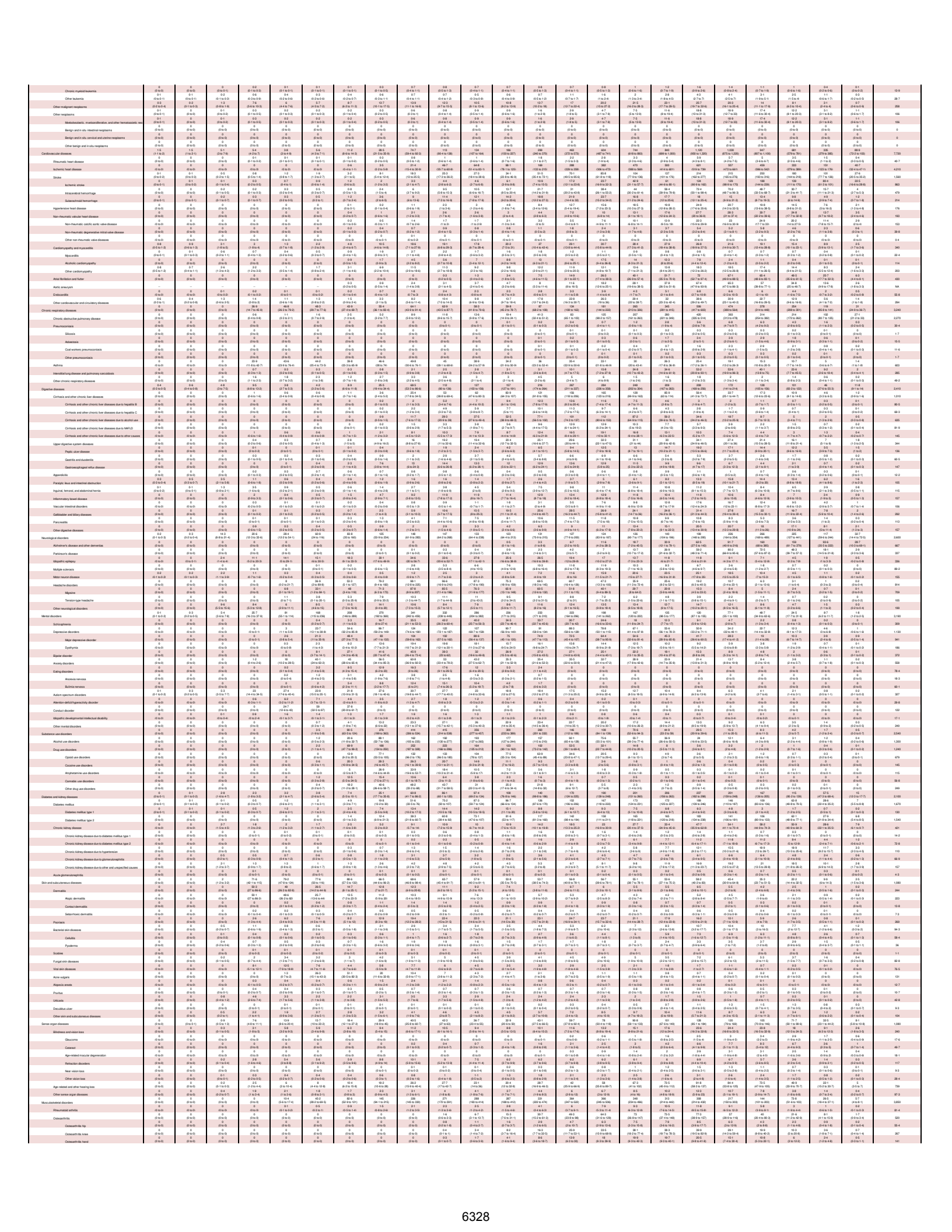

Osteoarthritis other	0 (0 to 0)	0 (0 to 0)	0 (0 to 0)	0 (0 to 0)	0 (0 to 0)	0 (0 to 0)	0 (0 to 0)	0 (0 to 0)	0 (0 to 0)	0 (0 to 0)	0 (0 to 1)	0 (0 to 0)	0 (0 to 1.2)	1 (0 to 3.2)	1 (0.5 to 3.2)	2 (1.2 to 3.7)	4 (2.1 to 10.2)	4 (2.9 to 13.7)	7 (3.5 to 16.2)	7 (3.6 to 15.5)	8 (4.1 to 17.5)	6 (3.2 to 13.5)	5 (2.5 to 10.1)	3 (1.5 to 9.2)	1 (0.4 to 2.5)	0.3 (0.1 to 0.4)	55.7
Low back pain	0 (0 to 0)	0 (0 to 0)	0 (0 to 0)	0 (0 to 0)	7 (3.1 to 12.8)	39.4 (17.2 to 48.9)	59 (32.2 to 80.4)	66 (32.2 to 106)	33 (17.4 to 196)	104 (73.4 to 196)	139 (78.5 to 221)	146 (89.4 to 224)	142 (82.4 to 253)	152 (94.6 to 246)	147 (94.6 to 240)	159 (102 to 264)	130 (83.1 to 228)	155 (98.6 to 195)	150 (77.4 to 198)	135 (53.1 to 131)	105 (35.4 to 96.2)	88.7 (17.4 to 42.2)	58.7 (9.1 to 16.3)	1.6 (1.2 to 2.9)	1,850
Neck pain	0 (0 to 0)	0 (0 to 0)	0 (0 to 0)	0 (0 to 0)	0 (0 to 0.4)	14 (7.1 to 25.9)	22.7 (10.7 to 40.4)	33 (15.9 to 62.9)	47.2 (22.2 to 90.4)	64.5 (32 to 121)	72.2 (39.1 to 131)	71.9 (37.4 to 123)	74.2 (39.1 to 131)	74.1 (39 to 131)	69.5 (35.6 to 117)	62.9 (34.4 to 128)	52.4 (31.3 to 113)	56.6 (29.2 to 98.4)	48.2 (25.3 to 82.9)	40.1 (20.4 to 79.4)	29.6 (15.3 to 54.3)	16.7 (7.9 to 36.2)	3.7 (1.9 to 9.2)	0.4 (0.4 to 1.5)	747
Gout	0 (0 to 0)	0 (0 to 0)	0 (0 to 0)	0 (0 to 0)	0 (0 to 0)	0 (0 to 0)	0 (0 to 0)	0 (0 to 0.4)	0 (0 to 1.6)	0 (0 to 2.1)	0 (0 to 3.1)	0 (0 to 2.4)	0 (0 to 2.1)	0 (0 to 2.4)	0 (0 to 2.4)	0 (0 to 2.4)	0 (0 to 2.4)	0 (0 to 2.4)	0 (0 to 2.4)	0 (0 to 2.4)	0 (0 to 2.4)	0 (0 to 2.4)	0 (0 to 2.4)	0 (0 to 2.4)	0 (0 to 2.4)	0 (0 to 2.4)	73.2
Other musculoskeletal disorders	0 (0 to 0)	0 (0 to 0)	0 (0 to 0)	0 (0 to 0)	0.2 (0 to 0.4)	0.3 (0.2 to 1.1)	0.7 (0.1 to 14.7)	2.5 (1.4 to 21.3)	51.9 (26.5 to 94)	69.5 (36.7 to 99.3)	58.7 (34.3 to 91.8)	54 (30.3 to 87.9)	59.2 (34.1 to 93)	55.1 (32.3 to 102)	61.9 (35.7 to 102)	49.5 (27.3 to 90.4)	42.3 (21.2 to 72.3)	49.1 (25.3 to 82.9)	40.1 (19.2 to 84.9)	28.4 (14.6 to 47.1)	16.9 (5.4 to 32.4)	7.7 (3.4 to 13.8)	0.8 (0.3 to 1.2)	629
Other non-communicable diseases	132 (99 to 165)	53.2 (39.9 to 70.5)	153 (100 to 213)	83.4 (67.3 to 106)	47.8 (37.5 to 62.1)	42 (32.6 to 56.9)	49.6 (36.1 to 69.7)	68.2 (46.1 to 101)	75.2 (52.6 to 101)	79.6 (58.6 to 108)	78.6 (53.9 to 109)	80.1 (55.4 to 111)	85.9 (64.5 to 120)	114 (84.5 to 138)	130 (94 to 166)	147 (104 to 202)	151 (109 to 208)	167 (121 to 222)	132 (88 to 174)	89.4 (54.1 to 127)	103 (74.5 to 134)	69.4 (49 to 91)	24.4 (21.8 to 45.4)	9.1 (5.5 to 12.1)	2,090
Congenital birth defects	127 (93.4 to 152)	43.5 (30.6 to 62)	58.9 (39.5 to 143)	58.4 (42.1 to 71.7)	23.1 (17 to 30.7)	19.3 (14.3 to 25.6)	18.4 (13.8 to 24.3)	21.6 (16.2 to 28.8)	23.1 (17.9 to 29.9)	20.3 (15.4 to 27)	16.1 (12 to 21)	13.5 (9.9 to 17.9)	14.1 (10.3 to 19.2)	14.1 (9.6 to 19.7)	13.9 (9.5 to 19.4)	11.2 (6.3 to 16.5)	7.5 (4.2 to 10.5)	7.6 (4.1 to 11.2)	3.1 (1.5 to 5.2)	1.3 (0.6 to 3)	0.8 (0.5 to 1.2)	0.4 (0.2 to 0.6)	0.1 (0 to 0.2)	0.1 (0 to 0)	529
Neural tube defects	9.8 (5.4 to 15.4)	3.7 (1.9 to 6.8)	5.4 (2.5 to 11)	6.9 (4.7 to 14.7)	3.7 (2.5 to 5.1)	0.6 (0.4 to 0.9)	0.8 (0.5 to 1.2)	0.9 (0.7 to 1.4)	1.4 (0.9 to 2.2)	1.1 (0.7 to 1.8)	0.8 (0.4 to 1.2)	0.5 (0.3 to 0.9)	0.4 (0.2 to 0.8)	0.3 (0.1 to 0.4)	0.2 (0.1 to 0.3)	0.1 (0 to 0.3)	0.1 (0 to 0.1)	0.1 (0 to 0.2)	0 (0 to 0.1)	0 (0 to 0)	0 (0 to 0)	0 (0 to 0)	0 (0 to 0)	0 (0 to 0)	35.4
Congenital heart anomalies	22.5 (12.9 to 31.9)	21.2 (13.7 to 32.5)	34.7 (19.4 to 92.2)	12 (7.5 to 19.7)	6 (3.5 to 9.5)	3.7 (2.4 to 5.9)	4.4 (2.9 to 6.8)	5.9 (3.7 to 9.7)	6.4 (4.3 to 9.5)	5.4 (3.6 to 8.3)	4.2 (2.6 to 6.6)	3.9 (2.1 to 5.7)	3.6 (1.8 to 5.6)	2.8 (1.3 to 4.4)	2.8 (1.4 to 4.4)	2.1 (0.7 to 4)	1.6 (0.4 to 3)	0.2 (0 to 0.4)	0.1 (0 to 0.3)	0.1 (0 to 0.2)	0.1 (0 to 0.1)	0 (0 to 0)	0 (0 to 0)	0 (0 to 0)	154
Orofacial clefts	0 (0 to 0.1)	0 (0 to 0)	0.2 (0 to 0.4)	0.4 (0.2 to 0.8)	0.3 (0.1 to 0.6)	0.2 (0.1 to 0.5)	0.2 (0.1 to 0.4)	0.3 (0.1 to 0.7)	0.3 (0.1 to 0.7)	0.2 (0 to 0.5)	0.2 (0 to 0.5)	0.2 (0 to 0.5)	0.2 (0 to 0.4)	0.2 (0 to 0.4)	0.2 (0 to 0.4)	0.2 (0 to 0.4)	0.2 (0 to 0.3)	0.1 (0 to 0.3)	0.1 (0 to 0.3)	0.1 (0 to 0.1)	0.1 (0 to 0.1)	0 (0 to 0)	0 (0 to 0)	0 (0 to 0)	4
Down syndrome	2.6 (1.4 to 4.3)	0.7 (0.4 to 1.2)	2.2 (1.2 to 3.8)	2 (1 to 3)	1.4 (0.9 to 2.2)	1.3 (0.7 to 1.9)	1.2 (0.7 to 1.9)	1.8 (1.1 to 2.7)	2.3 (1.5 to 3.4)	2 (1.3 to 3)	1.7 (1.1 to 2.5)	1.5 (1 to 2.2)	2.1 (1.3 to 3.2)	1.4 (0.8 to 2.2)	1.4 (0.8 to 2.2)	1.4 (0.7 to 2.2)	1.1 (0.5 to 2.1)	0.9 (0.4 to 2)	0.5 (0.2 to 1.2)	0.3 (0 to 0.7)	0.3 (0 to 0.7)	0.2 (0 to 0.5)	0.1 (0 to 0.3)	0 (0 to 0)	38.5
Turner syndrome	0 (0 to 0)	0 (0 to 0)	0 (0 to 0)	0 (0 to 0)	0 (0 to 0)	0 (0 to 0)	0 (0 to 0)	0 (0 to 0)	0 (0 to 0)	0 (0 to 0)

SR Table 2a: Tellford and Wrekin DALYS by cause and age group for males with 95% uncertainty intervals, 2019

Cause	Early Neonatal	Late Neonatal	Post Neonatal	1 to 4	5 to 9	10 to 14	15 to 19	20 to 24	25 to 29	30 to 34	35 to 39	40 to 44	45 to 49	50 to 54	55 to 59	60 to 64	65 to 69	70 to 74	75 to 79	80 to 84	85 to 89	90 to 94	95 plus	Total
All causes	1,192 (1,167 to 1,218)	1,192 (1,171 to 1,213)	1,192 (1,171 to 1,213)	1,192 (1,171 to 1,213

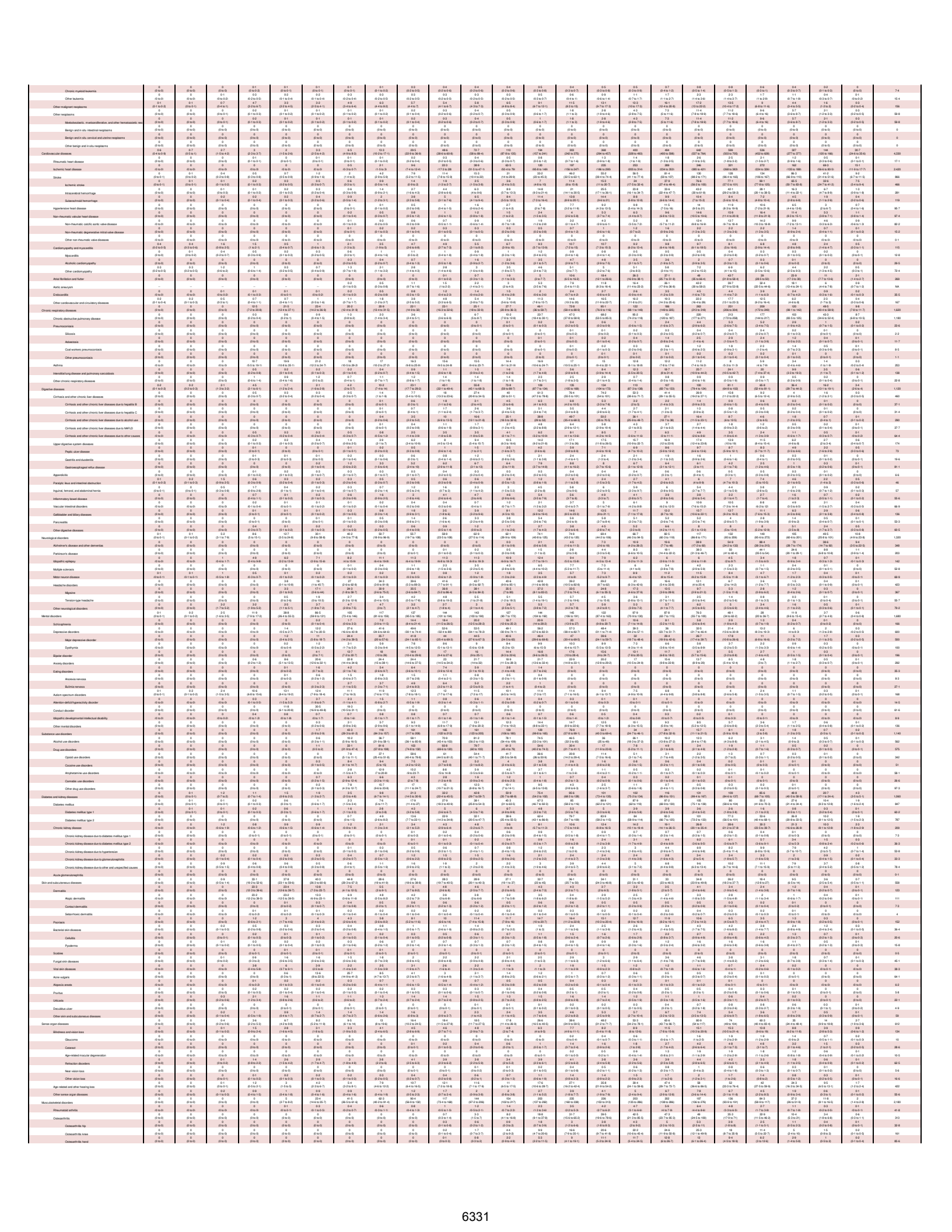

Osteoarthritis other	0 (0 to 0)	0 (0 to 0)	0 (0 to 0)	0 (0 to 0)	0 (0 to 0)	0 (0 to 0)	0 (0 to 0)	0 (0 to 0)	0 (0 to 0)	0 (0 to 0)	0 (0 to 0)	0 (0 to 0)	0.2 (0 to 0.94)	0.7 (0.3 to 1.8)	1.8 (0.7 to 4)	3.1 (1.3 to 6.9)	4 (1.8 to 8.7)	4.2 (2 to 9)	5 (2.4 to 10.5)	5.3 (2.6 to 11.2)	4.1 (2 to 9.4)	2.9 (1.5 to 6)	1.4 (0.7 to 3)	0.5 (0.3 to 1.1)	0.1 (0 to 0.2)	33.6
Low back pain	0 (0 to 0)	0 (0 to 0)	0 (0 to 0)	0 (0 to 0)	3.4 (1.5 to 5.7)	15.6 (9 to 24.8)	20.5 (13.5 to 31.4)	36.4 (25.5 to 57.9)	49.6 (38.6 to 77.3)	66 (54 to 91.4)	75 (60.3 to 110)	76.3 (46.1 to 119)	67 (38.9 to 102)	57 (27.3 to 73)	47 (19.1 to 73)	39 (14.1 to 72)	33.1 (12 to 68.3)	28.1 (9.3 to 66.1)	24.1 (7.1 to 62.7)	20.1 (5.4 to 53.1)	16 (4.4 to 42.7)	12.2 (3.6 to 32.4)	8.4 (2.6 to 20.7)	4.2 (1.4 to 11)	0.4 (0.1 to 1.1)	73 1,010
Neck pain	0 (0 to 0)	0 (0 to 0)	0 (0 to 0)	1.4 (0 to 3)	7.2 (3.4 to 13.3)	16.2 (8.8 to 27.1)	19.9 (9.4 to 36.5)	18.9 (9.4 to 36.5)	16.2 (7.9 to 32)	12.3 (5.8 to 25)	8.5 (3.6 to 18.2)	5.2 (1.9 to 12)	3.1 (0.9 to 8.2)	2.1 (0.6 to 5.9)	1.5 (0.4 to 4.3)	1.1 (0.3 to 3.3)	0.8 (0.2 to 2.5)	0.6 (0.2 to 1.8)	0.4 (0.1 to 1.3)	0.3 (0.1 to 1)	0.2 (0 to 0.8)	0.2 (0 to 0.6)	0.1 (0 to 0.4)	0 (0 to 0.1)	0 (0 to 0.1)	414
Gout	0 (0 to 0)	0 (0 to 0)	0 (0 to 0)	0 (0 to 0)	0 (0 to 0)	0 (0 to 0)	0 (0 to 0)	0 (0 to 0)	0.1 (0 to 0.3)	0.3 (0.1 to 0.7)	0.7 (0.3 to 1.4)	1.4 (0.6 to 3.2)	2.3 (0.8 to 5.3)	3.2 (0.8 to 8.3)	3.8 (0.8 to 10)	3.9 (0.8 to 10.5)	3.6 (0.7 to 10.1)	3.1 (0.5 to 9.3)	2.5 (0.4 to 8.1)	2 (0.3 to 6.7)	1.5 (0.2 to 5)	1.1 (0.2 to 3.7)	0.8 (0.1 to 2.6)	0.5 (0.1 to 1.7)	0.2 (0 to 0.7)	0 (0 to 0.1)	40.6
Other musculoskeletal disorders	0 (0 to 0)	0 (0 to 0)	0 (0 to 0)	0.1 (0.1 to 0.3)	0.1 (0.1 to 0.4)	0.2 (0.1 to 0.6)	0.1 (0 to 0.4)	0.2 (0.1 to 0.7)	0.4 (0.2 to 1.1)	0.9 (0.4 to 2.4)	1.7 (0.7 to 4.5)	2.6 (0.9 to 7.1)	3.4 (1.1 to 9.5)	4.1 (1.2 to 11)	4.5 (1.3 to 12)	4.5 (1.3 to 12)	4.2 (1.2 to 11)	3.8 (1.1 to 10)	3.3 (0.9 to 9.1)	2.8 (0.8 to 7.6)	2.3 (0.6 to 6.2)	1.8 (0.5 to 4.8)	1.3 (0.4 to 3.5)	0.8 (0.2 to 2.2)	0.3 (0.1 to 0.8)	0.1 (0 to 0.2)	0.4 (0.1 to 1.1)	0.2 (0.1 to 0.6)	0.1 (0 to 0.2)	0.1 (0 to 0.2)	0.1 (0 to 0.2)	0.1 (0 to 0.2)	0 (0 to 0.1)	0 (0 to 0.1)	0 (0 to 0.1

SR Table 2a: Stoke-on-Trent DALYS by cause and sex group for males with 95% uncertainty intervals, 2019

Cause	Early Neonatal	Late Neonatal	Post Neonatal	1 to 4	5 to 9	10 to 14	15 to 19	20 to 24	25 to 29	30 to 34	35 to 39	40 to 44	45 to 49	50 to 54	55 to 59	60 to 64	65 to 69	70 to 74	75 to 79	80 to 84	85 to 89	90 to 94	95 plus	Total
All causes	52,767 (49,997 to 55,774)	29,746 (27,794 to 31,798)	39,896 (36,750 to 43,481)	14,671 (13,647 to 15,796)	6,771 (6,271 to 7,290)	6,171 (5,697 to 6,677)	7,271 (6,722 to 7,870)	8,911 (8,255 to 9,615)	10,116 (9,359 to 10,910)	11,329 (10,482 to 12,253)	11,588 (10,722 to 12,550)	11,580 (10,722 to 12,550)	12,270 (11,360 to 13,280)	12,930 (11,966 to 14,000)	13,400 (12,400 to 14,500)	13,400 (12,400 to 14,500)	13,400 (12,400 to 14,500)	13,400 (12,400 to 14,500)	13,400 (12,400 to 14,500)	13,400 (12,400 to 14,500)	13,400 (12,400 to 14,500)	13,400 (12,400 to 14,500)	42,000
Communicable, maternal, neonatal, and nutritional diseases	4,677 (3,971 to 5,488)	2,637 (2,196 to 3,160)	3,536 (2,866 to 4,388)	1,300 (1,060 to 1,600)	600 (484 to 734)	547 (441 to 668)	644 (519 to 787)	790 (637 to 965)	896 (723 to 1,094)	1,004 (810 to 1,226)	1,027 (828 to 1,254)	1,026 (827 to 1,253)	1,088 (877 to 1,329)	1,146 (924 to 1,400)	1,187 (957 to 1,450)	1,187 (957 to 1,450)	1,187 (957 to 1,450)	1,187 (957 to 1,450)	1,187 (957 to 1,450)	1,187 (957 to 1,450)	1,187 (957 to 1,450)	1,187 (957 to 1,450)	3,723
HIV/AIDS and sexually transmitted infections	2.1 (1.6 to 2.8)	2.6 (2.0 to 3.4)	0.2 (0.2 to 0.4)	0.2 (0.2 to 0.3)	0.1 (0.1 to 0.2)	0.1 (0.1 to 0.2)	0.2 (0.1 to 0.3)	0.5 (0.4 to 0.6)	1.5 (1.1 to 2)	2.7 (2.0 to 3.4)	4.6 (3.5 to 5.9)	6.7 (5.0 to 8.5)	5.3 (4.1 to 7)	4.0 (3.0 to 5.1)	2.3 (1.7 to 3)	2.2 (1.6 to 2.8)	0.5 (0.3 to 0.7)	0.1 (0.1 to 0.2)	0.1 (0.0 to 0.1)	0.1 (0.0 to 0.1)	0.0 (0.0 to 0.0)	0.0 (0.0 to 0.0)	47.7
HIV/AIDS	0 (0 to 0)	0 (0 to 0)	0.1 (0.0 to 0.2)	0.2 (0.2 to 0.3)	0.1 (0.1 to 0.1)	0.1 (0.1 to 0.1)	0.1 (0.1 to 0.2)	0.4 (0.3 to 0.4)	1.3 (1 to 1.7)	2.4 (2.0 to 2.9)	3.4 (2.8 to 4.2)	4.4 (3.6 to 5.4)	3.5 (2.8 to 4.3)	2.6 (2.1 to 3.2)	1.5 (1.2 to 1.9)	1.4 (1.1 to 1.8)	0.3 (0.2 to 0.4)	0.1 (0.0 to 0.1)	0.0 (0.0 to 0.1)	0.0 (0.0 to 0.1)	0.0 (0.0 to 0.0)	0.0 (0.0 to 0.0)	32.7
HIV/AIDS - Drug-susceptible Tuberculosis	0 (0 to 0)	0 (0 to 0)	0.1 (0.0 to 0.1)	0 (0 to 0)	0 (0 to 0)	0 (0 to 0)	0 (0 to 0)	0.2 (0.1 to 0.3)	0.5 (0.3 to 0.7)	0.5 (0.3 to 0.7)	0.6 (0.4 to 1)	0.6 (0.4 to 1)	0.6 (0.4 to 1)	0.5 (0.3 to 0.8)	0.4 (0.2 to 0.6)	0.3 (0.2 to 0.4)	0.2 (0.1 to 0.3)	0.1 (0.0 to 0.1)	0.0 (0.0 to 0.1)	0.0 (0.0 to 0.0)	0.0 (0.0 to 0.0)	0.0 (0.0 to 0.0)	4.2
HIV/AIDS - Multidrug-resistant Tuberculosis without extensive dr...	0 (0 to 0)	0 (0 to 0)	0 (0 to 0)	0 (0 to 0)	0 (0 to 0)	0 (0 to 0)	0 (0 to 0)	0 (0 to 0)	0 (0 to 0)	0 (0 to 0)	0 (0 to 0)	0 (0 to 0)	0 (0 to 0)	0 (0 to 0)	0 (0 to 0)	0 (0 to 0)	0 (0 to 0)	0 (0 to 0)	0 (0 to 0)	0 (0 to 0)	0 (0 to 0)	0 (0 to 0)	0 (0 to 0)	0.1
HIV/AIDS - Extensively drug-resistant Tuberculosis	0 (0 to 0)	0 (0 to 0)	0 (0 to 0)	0 (0 to 0)	0 (0 to 0)	0 (0 to 0)	0 (0 to 0)	0 (0 to 0)	0 (0 to 0)	0 (0 to 0)	0 (0 to 0)	0 (0 to 0)	0 (0 to 0)	0 (0 to 0)	0 (0 to 0)	0 (0 to 0)	0 (0 to 0)	0 (0 to 0)	0 (0 to 0)	0 (0 to 0)	0 (0 to 0)	0 (0 to 0)	0 (0 to 0)	0
HIV/AIDS resulting in other diseases	0.3 (0.2 to 0.3)	0.3 (0.2 to 0.3)	0.2 (0.1 to 0.2)	0.1 (0.1 to 0.1)	0.1 (0.1 to 0.1)	0.1 (0.1 to 0.1)	0.1 (0.1 to 0.1)	0.4 (0.2 to 0.5)	1.1 (0.8 to 1.3)	2.9 (2 to 4)	3.8 (2.6 to 5.3)	3.8 (2.6 to 5.2)	4.3 (2.9 to 5.7)	3.4 (2.4 to 4.7)	2.3 (1.6 to 3.2)	2 (1.3 to 2.7)	1.6 (1 to 2.2)	1.1 (0.6 to 1.5)	0.4 (0.1 to 0.6)	0.1 (0.0 to 0.1)	0.0 (0.0 to 0.0)	0.0 (0.0 to 0.0)	28.3
Sexually transmitted infections excluding HIV	2.1 (1.6 to 2.8)	2.6 (2.0 to 3.4)	0.1 (0.0 to 0.1)	0.0 (0.0 to 0.0)	0.0 (0.0 to 0.0)	0.0 (0.0 to 0.1)	0.1 (0.1 to 0.1)	0.1 (0.1 to 0.2)	0.2 (0.1 to 0.4)	0.3 (0.2 to 0.5)	0.3 (0.2 to 0.5)	0.3 (0.2 to 0.5)	0.4 (0.2 to 0.6)	0.4 (0.2 to 0.6)	0.3 (0.1 to 0.5)	0.2 (0.1 to 0.4)	0.2 (0.1 to 0.4)	0.1 (0.1 to 0.3)	0.1 (0.0 to 0.1)	0.1 (0.0 to 0.1)	0.0 (0.0 to 0.0)	0.0 (0.0 to 0.0)	15
Syphilis	0.3 (0.1 to 0.3)	0.3 (0.2 to 0.4)	0.2 (0.1 to 0.3)	0.1 (0.0 to 0.2)	0.0 (0.0 to 0.1)	0.0 (0.0 to 0.1)	0.0 (0.0 to 0.1)	0.0 (0.0 to 0.1)	0.1 (0.0 to 0.1)	0.1 (0.0 to 0.2)	0.1 (0.0 to 0.2)	0.1 (0.0 to 0.2)	0.1 (0.0 to 0.2)	0.1 (0.0 to 0.2)	0.1 (0.0 to 0.1)	0.1 (0.0 to 0.1)	0.1 (0.0 to 0.1)	0.0 (0.0 to 0.1)	0.0 (0.0 to 0.1)	0.0 (0.0 to 0.0)	0.0 (0.0 to 0.0)	0.0 (0.0 to 0.0)	12.3
Chlamydial infection	0 (0 to 0)	0 (0 to 0)	0 (0 to 0)	0 (0 to 0)	0 (0 to 0)	0 (0 to 0)	0 (0 to 0)	0 (0 to 0)	0 (0 to 0)	0 (0 to 0)	0 (0 to 0)	0 (0 to 0)	0 (0 to 0)	0 (0 to 0)	0 (0 to 0)	0 (0 to 0)	0 (0 to 0)	0 (0 to 0)	0 (0 to 0)	0 (0 to 0)	0 (0 to 0)	0 (0 to 0)	0 (0 to 0)	0
Gonococcal infection	0 (0 to 0)	0 (0 to 0)	0 (0 to 0)	0 (0 to 0)	0 (0 to 0)	0 (0 to 0)	0 (0 to 0)	0 (0 to 0)	0 (0 to 0)	0 (0 to 0)	0 (0 to 0)	0 (0 to 0)	0 (0 to 0)	0 (0 to 0)	0 (0 to 0)	0 (0 to 0)	0 (0 to 0)	0 (0 to 0)	0 (0 to 0)	0 (0 to 0)	0 (0 to 0)	0 (0 to 0)	0 (0 to 0)	0
Trichomoniasis	0 (0 to 0)	0 (0 to 0)	0 (0 to 0)	0 (0 to 0)	0 (0 to 0)	0 (0 to 0)	0 (0 to 0)	0 (0 to 0)	0 (0 to 0)	0 (0 to 0)	0 (0 to 0)	0 (0 to 0)	0 (0 to 0)	0 (0 to 0)	0 (0 to 0)	0 (0 to 0)	0 (0 to 0)	0 (0 to 0)	0 (0 to 0)	0 (0 to 0)	0 (0 to 0)	0 (0 to 0)	0 (0 to 0)	0.1
Genital herpes	0 (0 to 0)	0 (0 to 0)	0 (0 to 0)	0 (0 to 0)	0 (0 to 0)	0 (0 to 0)	0 (0 to 0)	0 (0 to 0)	0 (0 to 0)	0 (0 to 0)	0 (0 to 0)	0 (0 to 0)	0 (0 to 0)	0 (0 to 0)	0 (0 to 0)	0 (0 to 0)	0 (0 to 0)	0 (0 to 0)	0 (0 to 0)	0 (0 to 0)	0 (0 to 0)	0 (0 to 0)	0 (0 to 0)	0.3
Other sexually transmitted infections	0 (0 to 0)	0 (0 to 0)	0 (0 to 0)	0 (0 to 0)	0 (0 to 0)	0 (0 to 0)	0 (0 to 0)	0 (0 to 0)	0 (0 to 0)	0 (0 to 0)	0 (0 to 0)	0 (0 to 0)	0 (0 to 0)	0 (0 to 0)	0 (0 to 0)	0 (0 to 0)	0 (0 to 0)	0 (0 to 0)	0 (0 to 0)	0 (0 to 0)	0 (0 to 0)	0 (0 to 0)	0 (0 to 0)	0.1
Respiratory infections and tuberculosis	4,444 (3,824 to 5,233)	2,307 (1,913 to 2,833)	2,717 (2,145 to 3,472)	1,018 (814 to 1,279)	522.5 (424 to 646)	317 (249 to 417)	317 (249 to 417)	356.5 (279 to 455)	412 (324 to 524)	464 (364 to 594)	466.5 (367 to 597)	466.5 (367 to 597)	477 (377 to 604)	477 (377 to 604)	477 (377 to 604)	477 (377 to 604)	477 (377 to 604)	477 (377 to 604)	477 (377 to 604)	477 (377 to 604)	477 (377 to 604)	477 (377 to 604)	477 (377 to 604)	1,050
Tuberculosis	0 (0 to 0)	0 (0 to 0)	0.1 (0 to 0.2)	0.1 (0 to 0.1)	0.1 (0 to 0.1)	0.1 (0 to 0.1)	0.2 (0 to 0.2)	0.5 (0.3 to 0.7)	1.4 (0.9 to 2)	2.4 (1.6 to 3.2)	3.2 (2.1 to 4.3)	3.2 (2.1 to 4.3)	3.4 (2.2 to 4.5)	3.1 (2 to 4.2)	2.6 (1.7 to 3.4)	2.6 (1.7 to 3.4)	2.6 (1.7 to 3.4)	2.6 (1.7 to 3.4)	2.6 (1.7 to 3.4)	2.6 (1.7 to 3.4)	2.6 (1.7 to 3.4)	2.6 (1.7 to 3.4)	21.2
Latent tuberculosis infection	0 (0 to 0)	0 (0 to 0)	0 (0 to 0)	0 (0 to 0)	0 (0 to 0)	0 (0 to 0)	0 (0 to 0)	0 (0 to 0)	0 (0 to 0)	0 (0 to 0)	0 (0 to 0)	0 (0 to 0)	0 (0 to 0)	0 (0 to 0)	0 (0 to 0)	0 (0 to 0)	0 (0 to 0)	0 (0 to 0)	0 (0 to 0)	0 (0 to 0)	0 (0 to 0)	0 (0 to 0)	0 (0 to 0)	0
Drug-susceptible tuberculosis	0 (0 to 0)	0 (0 to 0)	0.1 (0 to 0.2)	0.1 (0 to 0.1)	0.1 (0 to 0.1)	0.1 (0 to 0.1)	0.2 (0 to 0.2)	0.5 (0.3 to 0.6)	1.4 (0.9 to 1.9)	2.3 (1.5 to 3.1)	3.1 (2 to 4.2)	3.1 (2 to 4.2)	3.3 (2.1 to 4.4)	3.1 (2 to 4.2)	2.5 (1.6 to 3.3)	2.4 (1.6 to 3.2)	2.4 (1.6 to 3.2)	2.4 (1.6 to 3.2)	2.4 (1.6 to 3.2)	2.4 (1.6 to 3.2)	2.4 (1.6 to 3.2)	2.4 (1.6 to 3.2)	20.3
Multidrug-resistant tuberculosis without extensive drug-resistance	0 (0 to 0)	0 (0 to 0)	0 (0 to 0)	0 (0 to 0)	0 (0 to 0)	0 (0 to 0)	0 (0 to 0)	0 (0 to 0)	0 (0 to 0)	0 (0 to 0)	0 (0 to 0)	0 (0 to 0)	0 (0 to 0)	0 (0 to 0)	0 (0 to 0)	0 (0 to 0)	0 (0 to 0)	0 (0 to 0)	0 (0 to 0)	0 (0 to 0)	0 (0 to 0)	0 (0 to 0)	0 (0 to 0)	0.7
Extensively drug-resistant tuberculosis	0 (0 to 0)	0 (0 to 0)	0 (0 to 0)	0 (0 to 0)	0 (0 to 0)	0 (0 to 0)	0 (0 to 0)	0 (0 to 0)	0 (0 to 0)	0 (0 to 0)	0 (0 to 0)	0 (0 to 0)	0 (0 to 0)	0 (0 to 0)	0 (0 to 0)	0 (0 to 0)	0 (0 to 0)	0 (0 to 0)	0 (0 to 0)	0 (0 to 0)	0 (0 to 0)	0 (0 to 0)	0 (0 to 0)	0.2
Lower respiratory infections	4,444 (3,824 to 5,233)	2,307 (1,913 to 2,833)	2,716 (2,145 to 3,472)	1,018 (814 to 1,279)	522.5 (424 to 646)	317 (249 to 417)	317 (249 to 417)	356.5 (279 to 455)	412 (324 to 524)	464 (364 to 594)	466.5 (367 to 597)	466.5 (367 to 597)	477 (377 to 604)	477 (377 to 604)	477 (377 to 604)	477 (377 to 604)	477 (377 to 604)	477 (377 to 604)	477 (377 to 604)	477 (377 to 604)	477 (377 to 604)	477 (377 to 604)	477 (377 to 604)	991
Upper respiratory infections	0 (0 to 0)	0 (0 to 0)	0.1 (0 to 0.2)	0.2 (0.1 to 0.4)	0.2 (0.1 to 0.3)	0.2 (0.1 to 0.3)	0.2 (0.1 to 0.3)	0.2 (0.1 to 0.3)	0.2 (0.1 to 0.3)	0.2 (0.1 to 0.3)	0.2 (0.1 to 0.3)	0.2 (0.1 to 0.3)	0.2 (0.1 to 0.3)	0.2 (0.1 to 0.3)	0.2 (0.1 to 0.3)	0.2 (0.1 to 0.3)	0.2 (0.1 to 0.3)	0.2 (0.1 to 0.3)	0.2 (0.1 to 0.3)	0.2 (0.1 to 0.3)	0.2 (0.1 to 0.3)	0.2 (0.1 to 0.3)	0.2
Otitis media	0 (0 to 0)	0 (0 to 0)	0 (0 to 0)	0 (0 to 0)	0 (0 to 0)	0 (0 to 0)	0 (0 to 0)	0 (0 to 0)	0 (0 to 0)	0 (0 to 0)	0 (0 to 0)	0 (0 to 0)	0 (0 to 0)	0 (0 to 0)	0 (0 to 0)	0 (0 to 0)	0 (0 to 0)	0 (0 to 0)	0 (0 to 0)	0 (0 to 0)	0 (0 to 0)	0 (0 to 0)	0 (0 to 0)	122
Enteric infections	0.2 (0.2 to 0.3)	0.4 (0.3 to 0.5)	0.4 (0.3 to 0.5)	1.2 (1 to 1.5)	2.4 (1.9 to 3)	0.6 (0.5 to 0.8)	0.2 (0.1 to 0.3)	0.1 (0.1 to 0.2)	0.1 (0.1 to 0.2)	0.2 (0.1 to 0.3)	0.2 (0.1 to 0.3)	0.2 (0.1 to 0.3)	0.2 (0.1 to 0.3)	0.2 (0.1 to 0.3)	0.2 (0.1 to 0.3)	0.2 (0.1 to 0.3)	0.2 (0.1 to 0.3)	0.2 (0.1 to 0.3)	0.2 (0.1 to 0.3)	0.2 (0.1 to 0.3)	0.2 (0.1 to 0.3)	0.2 (0.1 to 0.3)	100
Diarrheal diseases	0.2 (0.2 to 0.3)	0.4 (0.3 to 0.5)	0.4 (0.3 to 0.5)	1.2 (1 to 1.5)	2.4 (1.9 to 3)	0.6 (0.5 to 0.8)	0.2 (0.1 to 0.3)	0.1 (0.1 to 0.2)	0.1 (0.1 to 0.2)	0.2 (0.1 to 0.3)	0.2 (0.1 to 0.3)	0.2 (0.1 to 0.3)	0.2 (0.1 to 0.3)	0.2 (0.1 to 0.3)	0.2 (0.1 to 0.3)	0.2 (0.1 to 0.3)	0.2 (0.1 to 0.3)	0.2 (0.1 to 0.3)	0.2 (0.1 to 0.3)	0.2 (0.1 to 0.3)	0.2 (0.1 to 0.3)	0.2 (0.1 to 0.3)	99.2
Typhoid and paratyphoid	0 (0 to 0)	0 (0 to 0)	0 (0 to 0)	0 (0 to 0)	0 (0 to 0)	0 (0 to 0)	0 (0 to 0)	0 (0 to 0)	0 (0 to 0)	0 (0 to 0)	0 (0 to 0)	0 (0 to 0)	0 (0 to 0)	0 (0 to 0)	0 (0 to 0)	0 (0 to 0)	0 (0 to 0)	0 (0 to 0)	0 (0 to 0)	0 (0 to 0)	0 (0 to 0)	0 (0 to 0)	0 (0 to 0)	0
Typhoid fever	0 (0 to 0)	0 (0 to 0)	0 (0 to 0)	0 (0 to 0)	0 (0 to 0)	0 (0 to 0)	0 (0 to 0)	0 (0 to 0)	0 (0 to 0)	0 (0 to 0)	0 (0 to 0)	0 (0 to 0)	0 (0 to 0)	0 (0 to 0)	0 (0 to 0)	0 (0 to 0)	0 (0 to 0)	0 (0 to 0)	0 (0 to 0)	0 (0 to 0)	0 (0 to 0)	0 (0 to 0)	0 (0 to 0)	0
Paratyphoid fever	0 (0 to 0)	0 (0 to 0)	0 (0 to 0)	0 (0 to 0)	0 (0 to 0)	0 (0 to 0)	0 (0 to 0)	0 (0 to 0)	0 (0 to 0)	0 (0 to 0)	0 (0 to 0)	0 (0 to 0)	0 (0 to 0)	0 (0 to 0)	0 (0 to 0)	0 (0 to 0)	0 (0 to 0)	0 (0 to 0)	0 (0 to 0)	0 (0 to 0)	0 (0 to 0)	0 (0 to 0)	0 (0 to 0)	0
Invasive Non-typhoidal Salmonella (iNTS)	0 (0 to 0)	0 (0 to 0)	0 (0 to 0)	0 (0 to 0)	0 (0 to 0)	0 (0 to 0)	0 (0 to 0)	0 (0 to 0)	0 (0 to 0)	0 (0 to 0)	0 (0 to 0)	0 (0 to 0)	0 (0 to 0)	0 (0 to 0)	0 (0 to 0)	0 (0 to 0)	0 (0 to 0)	0 (0 to 0)	0 (0 to 0)	0 (0 to 0)	0 (0 to 0)	0 (0 to 0)	0 (0 to 0)	0.9
Other intestinal infectious diseases	0 (0 to 0)	0 (0 to 0)	0.1 (0 to 0.1)	0 (0 to 0)	0 (0 to 0)	0 (0 to 0)	0 (0 to 0)	0 (0 to 0)	0 (0 to 0)	0 (0 to 0)	0 (0 to 0)	0 (0 to 0)	0 (0 to 0)	0 (0 to 0)	0 (0 to 0)	0 (0 to 0)	0 (0 to 0)	0 (0 to 0)	0 (0 to 0)	0 (0 to 0)	0 (0 to 0)	0 (0 to 0)	0 (0 to 0)	0.3
Neglected tropical diseases and malaria	0 (0 to 0.2)	0.4 (0.1 to 1.4)	1.2 (0.1 to 4.6)	2.4 (0.1 to 10)	0.6 (0 to 2.5)	0.1 (0 to 0.5)	0.1 (0 to 0.4)	0.2 (0 to 0.7)	0.2 (0 to 0.7)	0.2 (0 to 0.6)	0.1 (0 to 0.4)	0.1 (0 to 0.4)	0.3 (0 to 0.9)	0.1 (0 to 0.3)	0.1 (0 to 0.3)	0.1 (0 to 0.3)	0.1 (0 to 0.3)	0.1 (0 to 0.3)	0.1 (0 to 0.3)	0.1 (0 to 0.3)	0.1 (0 to 0.3)	0.1 (0 to 0.3)	6.3
Malaria	0 (0 to 0)	0 (0 to 0)	0 (0 to 0)	0 (0 to 0)	0 (0 to 0)	0 (0 to 0)	0 (0 to 0)	0 (0 to 0)	0 (0 to 0)	0 (0 to 0)	0 (0 to 0)	0 (0 to 0)	0 (0 to 0)	0 (0 to 0)	0 (0 to 0)	0 (0 to 0)	0 (0 to 0)	0 (0 to 0)	0 (0 to 0)	0 (0 to 0)	0 (0 to 0)	0 (0 to 0)	0 (0 to 0)	0
Chagas disease	0 (0 to 0)	0 (0 to 0)	0 (0 to 0)	0 (0 to 0)	0 (0 to 0)	0 (0 to 0)	0 (0 to 0)	0 (0 to 0)	0 (0 to 0)	0 (0 to 0)	0 (0 to 0)	0 (0 to 0)	0 (0 to 0)	0 (0 to 0)	0 (0 to 0)	0 (0 to 0)	0 (0 to 0)	0 (0 to 0)	0 (0 to 0)	0 (0 to 0)	0 (0 to 0)	0 (0 to 0)	0 (0 to 0)	0
Leishmaniasis	0 (0 to 0)	0 (0 to 0)	0 (0 to 0)	0 (0 to 0)	0 (0 to 0)	0 (0 to 0)	0 (0 to 0)	0 (0 to 0)	0 (0 to 0)	0 (0 to 0)	0 (0 to 0)	0 (0 to 0)	0 (0 to 0)	0 (0 to 0)	0 (0 to 0)	0 (0 to 0)	0 (0 to 0)	0 (0 to 0)	0 (0 to 0)	0 (0 to 0)	0 (0 to 0)	0 (0 to 0)	0 (0 to 0)	0
Visceral leishmaniasis	0 (0 to 0)	0 (0 to 0)	0 (0 to 0)	0 (0 to 0)	0 (0 to 0)	0 (0 to 0)	0 (0 to 0)	0 (0 to 0)	0 (0 to 0)	0 (0 to 0)	0 (0 to 0)	0 (0 to 0)	0 (0 to 0)	0 (0 to 0)	0 (0 to 0)	0 (0 to 0)	0 (0 to 0)	0 (0 to 0)	0 (0 to 0)	0 (0 to 0)	0 (0 to 0)	0 (0 to 0)	0 (0 to 0)	0
Cutaneous and mucocutaneous leishmaniasis	0 (0 to 0)	0 (0 to 0)	0 (0 to 0)	0 (0 to 0)	0 (0 to 0)	0 (0 to 0)	0 (0 to 0)	0 (0 to 0)	0 (0 to 0)	0 (0 to 0)	0 (0 to 0)	0 (0 to 0)	0 (0 to 0)	0 (0 to 0)	0 (0 to 0)	0 (0 to 0)	0 (0 to 0)	0 (0 to 0)	0 (0 to 0)	0 (0 to 0)	0 (0 to 0)	0 (0 to 0)	0 (0 to 0)	0
African trypanosomiasis	0 (0 to 0)	0 (0 to 0)	0 (0 to 0)	0 (0 to 0)	0 (0 to 0)	0 (0 to 0)	0 (0 to 0)	0 (0 to 0)	0 (0 to 0)	0 (0 to 0)	0 (0 to 0)	0 (0 to 0)	0 (0 to 0)	0 (0 to 0)	0 (0 to 0)	0 (0 to 0)	0 (0 to 0)	0 (0 to 0)	0 (0 to 0)	0 (0 to 0)	0 (0 to 0)	0 (0 to 0)	0 (0 to 0)	0
Schistosomiasis	0 (0 to 0)	0 (0 to 0)	0 (0 to 0)	0 (0 to 0)	0 (0 to 0)	0 (0 to 0)	0 (0 to 0)	0 (0 to 0)	0 (0 to 0)	0 (0 to 0)	0 (0 to 0)	0 (0 to 0)	0 (0 to 0)	0 (0 to 0)	0 (0 to 0)	0 (0 to 0)	0 (0 to 0)	0 (0 to 0)	0 (0 to 0)	0 (0 to 0)	0 (0 to 0)	0 (0 to 0)	0 (0 to 0)	0
Cysticercosis	0 (0 to 0)	0 (0 to 0)	0 (0 to 0)	0 (0 to 0)	0 (0 to 0)	0 (0 to 0)	0 (0 to 0)	0 (0 to 0)	0 (0 to 0)	0 (0 to 0)	0 (0 to 0)	0 (0 to 0)	0 (0 to 0)	0 (0 to 0)	0 (0 to 0)	0 (0 to 0)	0 (0 to 0)	0 (0 to 0)	0 (0 to 0)	0 (0 to 0)	0 (0 to 0)	0 (0 to 0)	0 (0 to 0)	0
Cystic echinococcosis	0 (0 to 0)	0 (0 to 0)	0 (0 to 0)	0 (0 to 0)	0 (0 to 0)	0 (0 to 0)	0 (0 to 0)	0 (0 to 0)	0 (0 to 0)	0 (0 to 0)	0 (0 to 0)	0 (0 to 0)	0 (0 to 0)	0 (0 to 0)	0 (0 to 0)	0 (0 to 0)	0 (0 to 0)	0 (0 to 0)	0 (0 to 0)	0 (0 to 0)	0 (0 to 0)	0 (0 to 0)	0 (0 to 0)	0.1
Lymphatic filariasis	0 (0 to 0)	0 (0 to 0)	0 (0 to 0)	0 (0 to 0)	0 (0 to 0)	0 (0 to 0)	0 (0 to 0)	0 (0 to 0)	0 (0 to 0)	0 (0 to 0)	0 (0 to 0)	0 (0 to 0)	0 (0 to 0)	0 (0 to 0)	0 (0 to 0)	0 (0 to 0)	0 (0 to 0)	0 (0 to 0)	0 (0 to 0)	0 (0 to 0)	0 (0 to 0)	0 (0 to 0)	0 (0 to 0)	0
Onchocerciasis	0 (0 to 0)	0 (0 to 0)	0 (0 to 0)	0 (0 to 0)	0 (0 to 0)	0 (0 to 0)	0 (0 to 0)	0 (0 to 0)	0 (0 to 0)	0 (0 to 0)	0 (0 to 0)	0 (0 to 0)	0 (0 to 0)	0 (0 to 0)	0 (0 to 0)	0 (0 to 0)	0 (0 to 0)	0 (0 to 0)	0 (0 to 0)	0 (0 to 0)	0 (0 to 0)	0 (0 to 0)	0 (0 to 0)	0
Trachoma	0 (0 to 0)	0 (0 to 0)	0 (0 to 0)	0 (0 to 0)	0 (0 to 0)	0 (0 to 0)	0 (0 to 0)	0 (0 to 0)	0 (0 to 0)	0 (0 to 0)	0 (0 to 0)	0 (0 to 0)	0 (0 to 0)	0 (0 to 0)	0 (0 to 0)	0 (0 to 0)	0 (0 to 0)	0 (0 to 0)	0 (0 to 0)	0 (0 to 0)	0 (0 to 0)	0 (0 to 0)	0 (0 to 0)	0
Dengue	0 (0 to 0)	0 (0 to 0)	0 (0 to 0)	0 (0 to 0)	0 (0 to 0)	0 (0 to 0)	0 (0 to 0)	0 (0 to 0)	0 (0 to 0)	0 (0 to 0)	0 (0 to 0)	0 (0 to 0)	0 (0 to 0)	0 (0 to 0)	0 (0 to 0)	0 (0 to 0)	0 (0 to 0)	0 (0 to 0)	0 (0 to 0)	0 (0 to 0)	0 (0 to 0)	0 (0 to 0)	0 (0 to 0)	0
Yellow fever	0 (0 to 0)	0 (0 to 0)	0 (0 to 0)	0 (0 to 0)	0 (0 to 0)	0 (0 to 0)	0 (0 to 0)	0 (0 to 0)	0 (0 to 0)	0 (0 to 0)	0 (0 to 0)	0 (0 to 0)	0 (0 to 0)	0 (0 to 0)	0 (0 to 0)	0 (0 to 0)	0 (0 to 0)	0 (0 to 0)	0 (0 to 0)	0 (0 to 0)	0 (0 to 0)	0 (0 to 0)	0 (0 to 0)	0
Rabies	0 (0 to 0)	0 (0 to 0)	0 (0 to 0)	0 (0 to 0)	0 (0 to 0)	0 (0 to 0)	0 (0 to 0)	0 (0 to 0)	0 (0 to 0)	0 (0 to 0)	0 (0 to 0)	0 (0 to 0)	0 (0 to 0)	0 (0 to 0)	0 (0 to 0)	0 (0 to 0)	0 (0 to 0)	0 (0 to 0)	0 (0 to 0)	0 (0 to 0)	0 (0 to 0)	0 (0 to 0)	0 (0 to 0)	0
Intestinal nematode infections	0 (0 to 0)	0 (0 to 0)	0 (0 to 0)	0 (0 to 0)	0 (0 to 0)	0 (0 to 0)	0 (0 to 0)	0 (0 to 0)	0 (0 to 0)	0 (0 to 0)	0 (0 to 0)	0 (0 to 0)	0 (0 to 0)	0 (0 to 0)	0 (0 to 0)	0 (0 to 0)	0 (0 to 0)	0 (0 to 0)	0 (0 to 0)	0 (0 to 0)	0 (0 to 0)	0 (0 to 0)	0 (0 to 0)	0
Ascariasis	0 (0 to 0)	0 (0 to 0)	0 (0 to 0)	0 (0 to 0)	0 (0 to 0)	0 (0 to 0)	0 (0 to 0)	0 (0 to 0)	0 (0 to 0)	0 (0 to 0)	0 (0 to 0)	0 (0 to 0)	0 (0 to 0)	0 (0 to 0)	0 (0 to 0)	0 (0 to 0)	0 (0 to 0)	0 (0 to 0)	0 (0 to 0)	0 (0 to 0)	0 (0 to 0)	0 (0 to 0)	0 (0 to 0)	0
Trichuriasis	0 (0 to 0)	0 (0 to 0)	0 (0 to 0)	0 (0 to 0)	0 (0 to 0)	0 (0 to 0)	0 (0 to 0)	0 (0 to 0)	0 (0 to 0)	0 (0 to 0)	0 (0 to 0)	0 (0 to 0)	0 (0 to 0)	0 (0 to 0)	0 (0 to 0)	0 (0 to 0)	0 (0 to 0)	0 (0 to 0)	0 (0 to 0)	0 (0 to 0)	0 (0 to 0)	0 (0 to 0)	0 (0 to 0)	0
Hookworm disease	0 (0 to 0)	0 (0 to 0)	0 (0 to 0)	0 (0 to 0)	0 (0 to 0)	0 (0 to 0)	0 (0 to 0)	0 (0 to 0)	0 (0 to 0)	0 (0 to 0)	0 (0 to 0)	0 (0 to 0)	0 (0 to 0)	0 (0 to 0)	0 (0 to 0)	0 (0 to 0)	0 (0 to 0)	0 (0 to 0)	0 (0 to 0)	0 (0 to 0)	0 (0 to 0)	0 (0 to 0)	0 (0 to 0)	0
Food-borne trematodiases	0 (0 to 0)	0 (0 to 0)	0 (0 to 0)	0 (0 to 0)	0 (0 to 0)	0 (0 to 0)	0 (0 to 0)	0 (0 to 0)	0 (0 to 0)	0 (0 to 0)	0 (0 to 0)	0 (0 to 0)	0 (0 to 0)	0 (0 to 0)	0 (0 to 0)	0 (0 to 0)	0 (0 to 0)	0 (0 to 0)	0 (0 to 0)	0 (0 to 0)	0 (0 to 0)	0 (0 to 0)	0 (0 to 0)	0
Leprosy	0 (0 to 0)	0 (0 to 0)	0 (0 to 0)

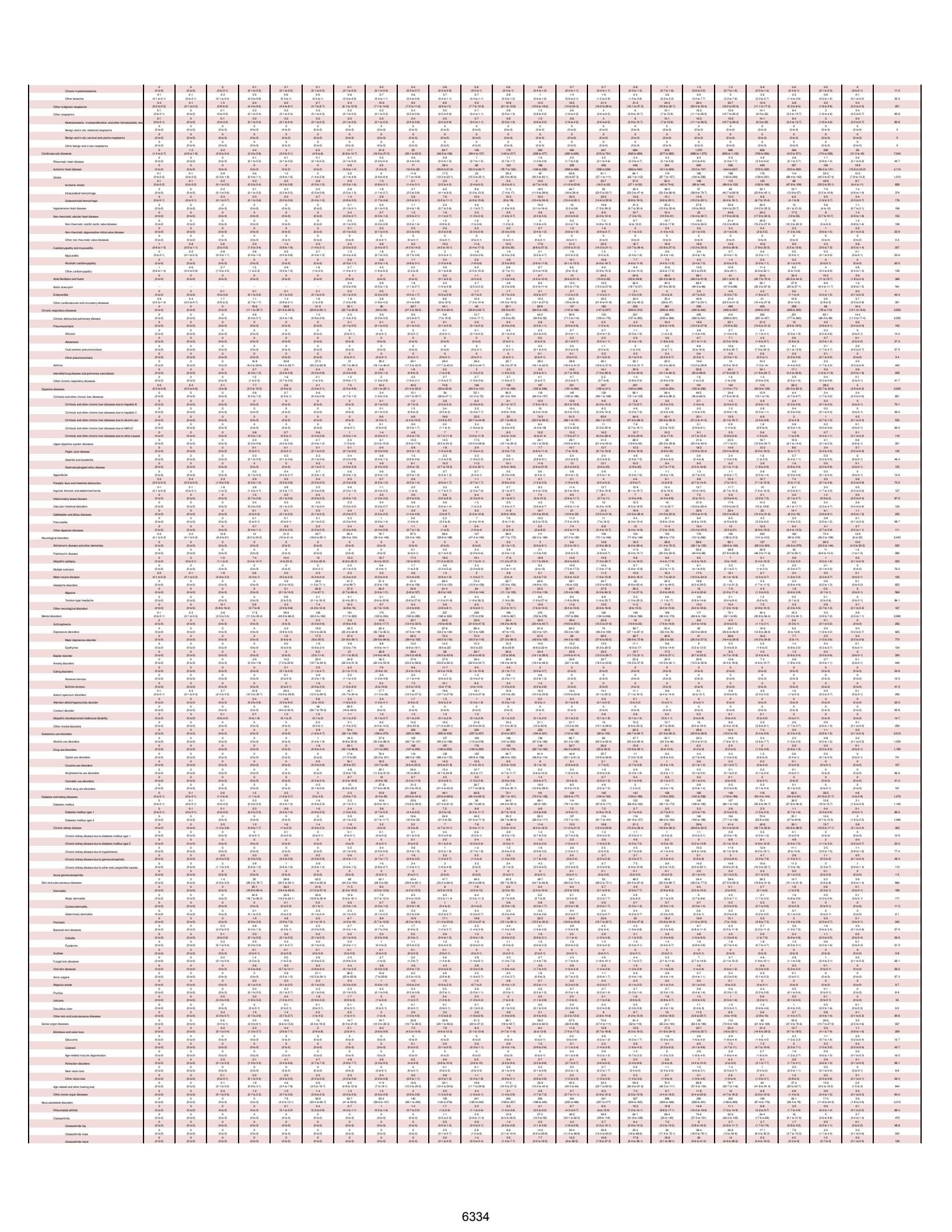

Osteoarthritis other	0 (0 to 0)	0 (0 to 0)	0 (0 to 0)	0 (0 to 0)	0 (0 to 0)	0 (0 to 0)	0 (0 to 0)	0 (0 to 0)	0 (0 to 0)	0 (0 to 0)	0 (0 to 1)	0.4 (0 to 1)	1-2 (0 to 3.7)	2-4 (1 to 5.4)	4-5 (2 to 9.7)	6 (4 to 12.7)	6-9 (4 to 13)	7-13 (3.5 to 15.3)	8-11 (6 to 16.8)	6-11 (3 to 12.7)	4-8 (2 to 9)	2-2 (1 to 4.4)	0-8 (0 to 4.1)	0-1 (0 to 0.2)		50-3
Low back pain	0 (0 to 0)	0 (0 to 0)	0 (0 to 0)	0 (0 to 0)	0-2 (0 to 6.6)	2-4 (1 to 9.2)	4-5 (2 to 10.4)	5-7 (3 to 13.2)	6-8 (4 to 16.4)	8-11 (5 to 20)	10-13 (6 to 24.2)	12-16 (7 to 29.3)	14-19 (8 to 34.6)	16-22 (9 to 40.8)	18-25 (10 to 47.4)	20-28 (11 to 54.2)	22-31 (12 to 61.2)	24-34 (13 to 68.2)	26-37 (14 to 75.2)	28-40 (15 to 82.2)	30-3 (16 to 89.2)	31-7 (17 to 96.2)	33-10 (18 to 103.2)	35-13 (19 to 110.2)	37-16 (20 to 117.2)	1,550
Neck pain	0 (0 to 0)	0 (0 to 0)	0 (0 to 0)	0 (0 to 0)	2-3 (0 to 7.4)	11-4 (5 to 21.4)	17-5 (8 to 31.4)	21-6 (10 to 40.2)	23-5 (14 to 50.4)	25-4 (20 to 61.2)	26-3 (23 to 67)	27-2 (25 to 72.8)	28-1 (27 to 78.6)	28-0 (29 to 84.4)	28-0 (30 to 90.2)	28-0 (31 to 96)	28-0 (32 to 101.8)	28-0 (33 to 107.6)	28-0 (34 to 113.4)	28-0 (35 to 119.2)	28-0 (36 to 125)	28-0 (37 to 130.8)	28-0 (38 to 136.6)	28-0 (39 to 142.4)	28-0 (40 to 148.2)	636
Gout	0 (0 to 0)	0 (0 to 0)	0 (0 to 0)	0 (0 to 0)	0 (0 to 0)	0 (0 to 0)	0 (0 to 0)	0 (0 to 0)	0 (0 to 0)	0 (0 to 1.1)	0 (0 to 2.2)	0 (0 to 3.3)	0 (0 to 4.4)	0 (0 to 5.5)	0 (0 to 6.6)	0 (0 to 7.8)	0 (0 to 8.9)	0 (0 to 10)	0 (0 to 11.1)	0 (0 to 12.2)	0 (0 to 13.3)	0 (0 to 14.4)	0 (0 to 15.5)	0 (0 to 16.6)	0 (0 to 17.8)	0 (0 to 18.9)	63-6
Other musculoskeletal disorders	0 (0 to 0)	0 (0 to 0)	0 (0 to 0)	0 (0 to 0)	0-3 (0 to 9.4)	0-4 (0 to 16.8)	0-6 (0 to 25.5)	15-7 (3 to 35.5)	31-1 (17 to 49.6)	43-9 (25 to 68)	52-5 (28.5 to 72)	57-1 (30 to 82.4)	47-1 (27.7 to 73.2)	42-2 (23 to 71.2)	44-5 (23 to 71.2)	49-8 (26 to 77.2)	54-5 (30 to 86.4)	59-1 (34.7 to 79.6)	49 (19.7 to 71.1)	38-8 (17.6 to 61.7)	35-6 (16.1 to 55.3)	24 (11.3 to 45.3)	13-3 (4 to 35)	5-6 (2.1 to 10.3)	0-4 (0.8 to 3.9)	0-1 (0.1 to 0.7)	499
Other non-communicable diseases	138 (119 to 221)	43-6 (30 to 60)	173 (160 to 252)	64-4 (51.5 to 81.6)	42-2 (34 to 56.6)	46 (36.7 to 62.1)	35-4 (28.8 to 46.9)	28-1 (24.1 to 37.1)	45-2 (32.3 to 58)	58-5 (38.5 to 72)	61 (42.7 to 82.4)	63 (44.6 to 87.3)	59 (47.2 to 110)	56 (47.2 to 110)	56 (47.2 to 110)	55 (47.2 to 110)	55 (47.2 to 110)	55 (47.2 to 110)	55 (47.2 to 110)	55 (47.2 to 110)	55 (47.2 to 110)	55 (47.2 to 110)	55 (47.2 to 110)	55 (47.2 to 110)	55 (47.2 to 110)	1,600
Congenital birth defects	156 (154 to 219)	36-4 (25.6 to 49)	102 (66 to 152)	43 (27 to 67.7)	23 (15.7 to 37.7)	19-7 (15.1 to 25.1)	17-3 (12.9 to 22.3)	16-1 (11.7 to 20.8)	15-4 (11.5 to 19.4)	15-2 (11.5 to 19.4)	14-7 (10.8 to 19)	12-7 (9.7 to 16.1)	10-7 (8.1 to 13.7)	9-6 (7.3 to 12.1)	8-6 (6.7 to 11)	7-9 (6.1 to 10.1)	7-4 (5.7 to 9.6)	7-4 (5.7 to 9.6)	7-4 (5.7 to 9.6)	7-4 (5.7 to 9.6)	7-4 (5.7 to 9.6)	7-4 (5.7 to 9.6)	7-4 (5.7 to 9.6)	7-4 (5.7 to 9.6)	7-4 (5.7 to 9.6)	520
Neural tube defects	14-6 (8.6 to 24.3)	2 (0.4 to 3.8)	5-6 (2.5 to 10.7)	4-2 (1.9 to 7.5)	0-9 (0.4 to 1.9)	1-2 (0.6 to 2.1)	1-1 (0.7 to 1.6)	1-2 (0.7 to 2)	1-2 (0.8 to 1.9)	1-1 (0.7 to 1.8)	0-9 (0.5 to 1.5)	0-7 (0.4 to 1.2)	0-6 (0.3 to 1)	0-5 (0.3 to 1)	0-5 (0.3 to 1)	0-5 (0.3 to 1)	0-5 (0.3 to 1)	0-5 (0.3 to 1)	0-5 (0.3 to 1)	0-5 (0.3 to 1)	0-5 (0.3 to 1)	0-5 (0.3 to 1)	0-5 (0.3 to 1)	0-5 (0.3 to 1)	0-5 (0.3 to 1)	36-1
Congenital heart anomalies	23-6 (18.4 to 77.4)	15-9 (9.3 to 28.9)	36-1 (19.9 to 68.1)	9-4 (5.4 to 16.4)	3-6 (2 to 6.6)	3-8 (2.4 to 6)	2-4 (2.4 to 4)	3-6 (2.5 to 5)	3-5 (2.2 to 5.2)	2-2 (2.1 to 5.2)	2-2 (1.9 to 5)	3-3 (2.1 to 4.9)	3-1 (1.8 to 4.6)	2-9 (1.6 to 4.6)	2-9 (1.4 to 4.7)	2-9 (1.4 to 4.7)	1-7 (0.9 to 3.2)	1-2 (0.4 to 2.1)	1-2 (0.4 to 2.1)	1-2 (0.4 to 2.1)	0-2 (0 to 0.3)	0-1 (0 to 0.1)	0-1 (0 to 0.1)	0-1 (0 to 0.1)	0-1 (0 to 0.1)	133
Orofacial clefts	0 (0 to 0)	0-1 (0 to 0.3)	0-1 (0 to 0.6)	0-3 (0 to 1.9)	0-2 (0 to 0.9)	0-2 (0 to 0.4)	0-2 (0 to 0.4)	0-2 (0 to 0.4)	0-2 (0 to 0.4)	0-2 (0 to 0.4)	0-2 (0 to 0.5)	0-2 (0 to 0.5)	0-2 (0 to 0.4)	0-2 (0 to 0.4)	0-2 (0 to 0.4)	0-2 (0 to 0.4)	0-2 (0 to 0.4)	0-2 (0 to 0.4)	0-2 (0 to 0.4)	0-2 (0 to 0.4)	0-2 (0 to 0.4)	0-2 (0 to 0.4)	0-2 (0 to 0.4)	0-2 (0 to 0.4)	0-2 (0 to 0.4)	3-1
Down syndrome	5-7 (3 to 10.1)	1-2 (0.4 to 2.1)	5 (2.6 to 8.6)	2-8 (1.7 to 4.5)	1-8 (1.2 to 2.7)	1-6 (1 to 2.3)	1-5 (1 to 2.6)	1-9 (1 to 2.6)	2-3 (1.5 to 3.4)	2-2 (1.5 to 3.2)	2-3 (1.4 to 3.1)	2-2 (1.4 to 3.1)	2-3 (1.4 to 3.1)	2-3 (1.4 to 3.1)	2-3 (1.4 to 3.1)	3-3 (2.9 to 9.1)	6 (3.9 to 10.9)	6-8 (3.9 to 10.9)	5-3 (2.9 to 9.8)	3 (1.2 to 6.8)	0-5 (0 to 1.5)	0-5 (0 to 1.5)	0-5 (0 to 1.5)	0-5 (0 to 1.5)	0-5 (0 to 1.5)	54-9
Turner syndrome	0 (0 to 0)	0 (0 to 0)	0 (0 to 0)	0 (0 to 0)	0 (0 to 0)	0 (0 to 0)	0 (0 to 0)	0 (0 to 0)	0 (0 to 0)	0 (0 to 0)	0 (0 to 0)	0 (0 to 0)	0 (0 to 0)	0 (0 to 0)	0 (0 to 0)	0 (0 to 0)	0 (0 to 0)	0 (0 to 0)	0 (0 to 0)	0 (0 to 0)	0 (0 to 0)	0 (0 to 0)	0 (0 to 0)	0 (0 to 0)	0 (0 to 0)	0 (0 to 0)	0
Klinefelter syndrome	0 (0 to 0)	0 (0 to 0)	0 (0 to 0)	0 (0 to 0)	0 (0 to 0)	0 (0 to 0)	0 (0 to 0)	0 (0 to 0)	0 (0 to 0)	0 (0 to 0)	0 (0 to 0)	0 (0 to 0)	0 (0 to 0)	0 (0 to 0)	0 (0 to 0)	0 (0 to 0)	0 (0 to 0)	0 (0 to 0)	0 (0 to 0)	0 (0 to 0)	0 (0 to 0)	0 (0 to 0)	0 (0 to 0)	0 (0 to 0)	0 (0 to 0)	0 (0 to 0)	0-3
Other chromosomal abnormalities	12 (4 to 22.9)	2-5 (1.6 to 5.4)	11-5 (6.3 to 19.4)	4-9 (2.3 to 7)	3 (1.9 to 4.4)	2-7 (1.8 to 4)	2-5 (1.6 to 3.7)	2-4 (1.5 to 3.4)	2-1 (1.3 to 3.1)	2-2 (1.3 to 3.2)	2-1 (1.3 to 3.2)	1-6 (0.9 to 2.5)	1-7 (0.8 to 2.6)	1-3 (0.7 to 1.9)	0-9 (0.5 to 1.6)	0-8 (0.3 to 0.9)	0-5 (0.2 to 0.8)	0-4 (0.2 to 0.6)	0-5 (0.2 to 0.6)	0-5 (0.2 to 0.6)	0-5 (0.2 to 0.6)	0-5 (0.2 to 0.6)	0-5 (0.2 to 0.6)	0-5 (0.2 to 0.6)	0-5 (0.2 to 0.6)	55-2
Congenital musculoskeletal and limb anomalies	4-2 (3 to 7.6)	1 (0.4 to 1.6)	6-8 (4.7 to 12.7)	5-8 (3.5 to 9.1)	3-3 (2.2 to 5.2)	4-5 (2.7 to 7.1)	3-3 (2.3 to 5)	3-3 (2.3 to 4.2)	3-4 (2.5 to 4.4)	3-4 (2.5 to 4.4)	2-9 (1.7 to 4.1)	2-9 (1.7 to 4.1)	2-7 (1.6 to 4.6)	2-7 (1.6 to 4.6)	3-1 (1.8 to 4.6)	2-7 (1.6 to 4.2)	2-7 (1.6 to 4.2)	1-9 (1.2 to 3.2)	1-9 (1.2 to 3.2)	2-1 (1.2 to 3.2)	1-9 (1.2 to 3.2)	2-1 (1.2 to 3.2)	2-1 (1.2 to 3.2)	2-1 (1.2 to 3.2)	2-1 (1.2 to 3.2)	69-4
Urogenital congenital anomalies	15-7 (8 to 28.9)	1-5 (0.4 to 3.4)	4-1 (2 to 7.4)	1-2 (0.7 to 1.9)	0-8 (0.4 to 1.2)	0-5 (0.3 to 0.8)	0-3 (0.2 to 0.5)	0-2 (0.1 to 0.4)	0-2 (0.1 to 0.4)	0-2 (0.1 to 0.3)	0-2 (0.1 to 0.3)	0-2 (0.1 to 0.4)	0-1 (0.1 to 0.3)	0-1 (0.1 to 0.3)	0-1 (0.1 to 0.3)	0-1 (0.1 to 0.3)	0-1 (0.1 to 0.3)	0-1 (0.1 to 0.3)	0-1 (0.1 to 0.3)	0-1 (0.1 to 0.3)	0-1 (0.1 to 0.3)	0-1 (0.1 to 0.3)	0-1 (0.1 to 0.3)	0-1 (0.1 to 0.3)	0-1 (0.1 to 0.3)	25-6
Digestive congenital anomalies	16-8 (9.4 to 32.5)	1-7 (0.4 to 3.9)	5-4 (2.9 to 10.4)	1-8 (0.7 to 4.6)	0-8 (0.3 to 0.9)	0-5 (0.2 to 0.8)	0-3 (0.2 to 0.4)	0-3 (0.2 to 0.4)	0-3 (0.2 to 0.4)	0-2 (0.1 to 0.3)	0-2 (0.1 to 0.3)	0-2 (0.1 to 0.3)	0-2 (0.1 to 0.3)	0-2 (0.1 to 0.3)	0-2 (0.1 to 0.3)	0-2 (0.1 to 0.3)	0-2 (0.1 to 0.3)	0-2 (0.1 to 0.3)	0-2 (0.1 to 0.3)	0-2 (0.1 to 0.3)	0-2 (0.1 to 0.3)	0-2 (0.1 to 0.3)	0-2 (0.1 to 0.3)	0-2 (0.1 to 0.3)	0-2 (0.1 to 0.3)	34-9
Other congenital birth defects	59-5 (20 to 115.2)	7-8 (3.4 to 12.9)	20-1 (12.2 to 36.7)	5-7 (2.4 to 13.1)	2-7 (0.9 to 5.5)	2-1 (0.9 to 4.2)	2-1 (0.7 to 4.2)	2-1 (0.6 to 4.2)	2-1 (0.6 to 4.2)	2-1 (0.6 to 4.2)	2-1 (0.6 to 4.2)	2-1 (0.6 to 4.2)	2-1 (0.6 to 4.2)	2-1 (0.6 to 4.2)	2-1 (0.6 to 4.2)	2-1 (0.6 to 4.2)	2-1 (0.6 to 4.2)	2-1 (0.6 to 4.2)	2-1 (0.6 to 4.2)	2-1 (0.6 to 4.2)	2-1 (0.6 to 4.2)	2-1 (0.6 to 4.2)	2-1 (0.6 to 4.2)	2-1 (0.6 to 4.2)	2-1 (0.6 to 4.2)	118
Urinary diseases and male infertility	0-1 (0 to 0.2)	0-1 (0 to 0.2)	0-7 (0 to 0.7)	0-5 (0 to 0.7)	0-5 (0 to 0.6)	0-5 (0 to 0.6)	0-4 (0 to 0.6)	0-4 (0 to 0.6)	0-4 (0 to 0.6)	1 (0 to 4.8)	0-9 (0 to 3.1)	0-6 (0 to 2.1)	0-6 (0 to 2.1)	0-6 (0 to 2.1)	0-6 (0 to 2.1)	0-6 (0 to 2.1)	0-6 (0 to 2.1)	0-6 (0 to 2.1)	0-6 (0 to 2.1)	0-6 (0 to 2.1)	0-6 (0 to 2.1)	0-6 (0 to 2.1)	0-6 (0 to 2.1)	0-6 (0 to 2.1)	0-6 (0 to 2.1)	250
Urolithiasis	0 (0 to 0)	0 (0 to 0)	0 (0 to 0)	0 (0 to 0.1)	0 (0 to 0.1)	0 (0 to 0.1)	0 (0 to 0.1)	0 (0 to 0.1)	0 (0 to 0.1)	0 (0 to 0.1)	0 (0 to 0.1)	0 (0 to 0.1)	0 (0 to 0.1)	0 (0 to 0.1)	0 (0 to 0.1)	0 (0 to 0.1)	0 (0 to 0.1)	0 (0 to 0.1)	0 (0 to 0.1)	0 (0 to 0.1)	0 (0 to 0.1)	0 (0 to 0.1)	0 (0 to 0.1)	0 (0 to 0.1)	0 (0 to 0.1)	0 (0 to 0.1)	17-6
Benign prostatic hyperplasia	0 (0 to 0)	0 (0 to 0)	0 (0 to 0)	0 (0 to 0)	0 (0 to 0)	0 (0 to 0)	0 (0 to 0)	0 (0 to 0)	0 (0 to 0)	0 (0 to 0)	0 (0 to 0)	0 (0 to 0)	0 (0 to 0)	0 (0 to 0)	0 (0 to 0)	0 (0 to 0)	0 (0 to 0)	0 (0 to 0)	0 (0 to 0)	0 (0 to 0)	0 (0 to 0)	0 (0 to 0)	0 (0 to 0)	0 (0 to 0)	0 (0 to 0)	0 (0 to 0)	79-2
Male infertility	0 (0 to 0)	0 (0 to 0)	0 (0 to 0)	0 (0 to 0)	0 (0 to 0)	0 (0 to 0)	0 (0 to 0)	1-3 (0 to 4)	2-3 (0 to 4)	2-4 (0.6 to 5.6)	2-6 (0.6 to 6.4)	2-8 (0.6 to 7.2)	2-5 (0.7 to 6.2)	2-3 (0.7 to 6.2)	0-9 (0 to 3.2)	0-6 (0 to 1.6)	0-5 (0 to 1.5)	0-5 (0 to 1.5)	0-5 (0 to 1.5)	0-5 (0 to 1.5)	0-5 (0 to 1.5)	0-5 (0 to 1.5)	0-5 (0 to 1.5)	0-5 (0 to 1.5)	0-5 (0 to 1.5)	0-5 (0 to 1.5)	11-7
Other urinary diseases	0-1 (0 to 0.2)	0-1 (0 to 0.4)	0-2 (0 to 0.2)	0-2 (0 to 0.3)	0-1 (0 to 0.3)	0-1 (0 to 0.2)	0-1 (0 to 0.2)	0-1 (0 to 0.2)	0-4 (0 to 0.4)	0-4 (0.2 to 0.7)	0-5 (0 to 0.9)	0-6 (0 to 1.1)	0-6 (0 to 1.1)	0-6 (0 to 1.1)	0-6 (0 to 1.1)	0-5 (0.1 to 1.1)	0-5 (0.1 to 1.1)	0-4 (0.1 to 1)	0-4 (0.1 to 1)	0-4 (0.1 to 1)	0-4 (0.1 to 1)	0-4 (0.1 to 1)	0-4 (0.1 to 1)	0-4 (0.1 to 1)	0-4 (0.1 to 1)	15-6
Gynecological diseases	0 (0 to 0)	0 (0 to 0)	0 (0 to 0)	0 (0 to 0)	0 (0 to 0)	0 (0 to 0)	0 (0 to 0)	0 (0 to 0)	0 (0 to 0)	0 (0 to 0)	0 (0 to 0)	0 (0 to 0)	0 (0 to 0)	0 (0 to 0)	0 (0 to 0)	0 (0 to 0)	0 (0 to 0)	0 (0 to 0)	0 (0 to 0)	0 (0 to 0)	0 (0 to 0)	0 (0 to 0)	0 (0 to 0)	0 (0 to 0)	0 (0 to 0)	0 (0 to 0)	0
Uterine fibroids	0 (0 to 0)	0 (0 to 0)	0 (0 to 0)	0 (0 to 0)	0 (0 to 0)	0 (0 to 0)	0 (0 to 0)	0 (0 to 0)	0 (0 to 0)	0 (0 to 0)	0 (0 to 0)	0 (0 to 0)	0 (0 to 0)	0 (0 to 0)	0 (0 to 0)	0 (0 to 0)	0 (0 to 0)	0 (0 to 0)	0 (0 to 0)	0 (0 to 0)	0 (0 to 0)	0 (0 to 0)	0 (0 to 0)	0 (0 to 0)	0 (0 to 0)	0 (0 to 0)	0
Polycystic ovarian syndrome	..	..	..	..	..	..	..	..	..	..	..	..	..	..	..	..	..	..	..	..	..	..	..	..	..	..	NA
Female infertility	..	..	..	..	..	..	..	..	..	..	..	..	..	..	..	..	..	..	..	..	..	..	..	..	..	..	NA
Endometriosis	..	..	..	..	..	..	..	..	..	..	..	..	..	..	..	..	..	..	..	..	..	..	..	..	..	..	NA
Genital prolapse	0 (0 to 0)	0 (0 to 0)	0 (0 to 0)	0 (0 to 0)	0 (0 to 0)	0 (0 to 0)	0 (0 to 0)	0 (0 to 0)	0 (0 to 0)	0 (0 to 0)	0 (0 to 0)	0 (0 to 0)	0 (0 to 0)	0 (0 to 0)	0 (0 to 0)	0 (0 to 0)	0 (0 to 0)	0 (0 to 0)	0 (0 to 0)	0 (0 to 0)	0 (0 to 0)	0 (0 to 0)	0 (0 to 0)	0 (0 to 0)	0 (0 to 0)	0 (0 to 0)	0
Premenstrual syndrome	..	..	..	..	..	..	..	..	..	..	..	..	..	..	..	..	..	..	..	..	..	..	..	..	..	..	NA
Other gynecological diseases	0 (0 to 0)	0 (0 to 0)	0 (0 to 0)	0 (0 to 0)	0 (0 to 0)	0 (0 to 0)	0 (0 to 0)	0 (0 to 0)	0 (0 to 0)	0 (0 to 0)	0 (0 to 0)	0 (0 to 0)	0 (0 to 0)	0 (0 to 0)	0 (0 to 0)	0 (0 to 0)	0 (0 to 0)	0 (0 to 0)	0 (0 to 0)	0 (0 to 0)	0 (0 to 0)	0 (0 to 0)	0 (0 to 0)	0 (0 to 0)	0 (0 to 0)	0 (0 to 0)	0
Hemoglobinopathies and hemolytic anemias	0-1 (0 to 1.3)	0-1 (0.1 to 0.3)	0-7 (0 to 1.8)	2 (0.5 to 4.2)	0-3 (0.6 to 10.3)	1-2 (0.5 to 1.5)	0-8 (0.4 to 1.2)	1 (0.4 to 2.1)	1-2 (0.4 to 2.1)	1-2 (0.4 to 2.1)	1-2 (0.3 to 2.6)	1 (0.3 to 2.6)	0-8 (0.5 to 2.2)	0-5 (0.3 to 2)	0-5 (0.2 to 2)	1-2 (0.4 to 2.7)	1-4 (0.7 to 2.8)	1-6 (0.4 to 3.7)	1-6 (1 to 3)	1-3 (0.4 to 2.4)	1-1 (0.7 to 1.9)	0-7 (0.4 to 1.4)	0-3 (0.2 to 0.6)	0-1 (0.1 to 0.3)	24-9
Thalassemias	0 (0 to 0)	0 (0 to 0)	0-1 (0 to 0.2)	0-1 (0 to 0.3)	0-1 (0 to 0.4)	0 (0 to 0)	0 (0 to 0)	0 (0 to 0)	0 (0 to 0)	0 (0 to 0)	0 (0 to 0)	0 (0 to 0)	0 (0 to 0)	0 (0 to 0)	0 (0 to 0)	0 (0 to 0)	0 (0 to 0)	0 (0 to 0)	0 (0 to 0)	0 (0 to 0)	0 (0 to 0)	0 (0 to 0)	0 (0 to 0)	0 (0 to 0)	0 (0 to 0)	0 (0 to 0)	0-3
Thalassemias trait	0 (0 to 0)	0-2 (0 to 0.4)	0-6 (0 to 2.2)	0-3 (0 to 1.7)	0-3 (0 to 1.5)	0-3 (0 to 0.2)	0-3 (0 to 0.2)	0-3 (0 to 0.2)	0-1 (0 to 0.3)	0-1 (0 to 0.4)	0-1 (0 to 0.4)	0-1 (0 to 0.4)	0-1 (0 to 0.4)	0-1 (0 to 0.4)	0-1 (0 to 0.4)	0-2 (0 to 0.5)	0-1 (0 to 0.5)	0-1 (0 to 0.5)	0-1 (0 to 0.5)	0-1 (0 to 0.5)	0-1 (0 to 0.5)	0-1 (0 to 0.5)	0-1 (0 to 0.5)	0-1 (0 to 0.5)	0-1 (0 to 0.5)	3-7
Sickle cell disorders	0-1 (0 to 0.1)	0-2 (0 to 0.4)	0-4 (0 to 1.4)	0-3 (0 to 0.7)	0-3 (0 to 0.6)	0-3 (0.2 to 0.5)	0-3 (0.2 to 0.5)	0-3 (0.2 to 0.5)	0-3 (0.1 to 0.4)	0-2 (0.1 to 0.4)	0-2 (0.1 to 0.3)	0-2 (0.1 to 0.3)	0-1 (0.1 to 0.3)	0-1 (0.1 to 0.3)	0-1 (0.1 to 0.3)	0-1 (0.1 to 0.3)	0-1 (0.1 to 0.3)	0-1 (0.1 to 0.3)	0-1 (0.1 to 0.3)	0-1 (0.1 to 0.3)	0-1 (0.1 to 0.3)	0-1 (0.1 to 0.3)	0-1 (0.1 to 0.3)	0-1 (0.1 to 0.3)	0-1 (0.1 to 0.3)	3-2
Sickle cell trait	0 (0 to 0)	0 (0 to 0.1)	0-1 (0 to 0.4)	0-4 (0 to 1.4)	0-7 (0 to 2.3)	0-3 (0 to 0.6)	0-3 (0 to 0.6)	0-3 (0 to 0.6)	0-3 (0 to 0.6)	0-3 (0 to 0.6)	0-3 (0 to 0.6)	0-3 (0 to 0.6)	0-3 (0 to 0.6)	0-3 (0 to 0.6)	0-3 (0 to 0.6)	0-1 (0 to 0.3)	0-1 (0 to 0.3)	0-1 (0 to 0.3)	0-1 (0 to 0.3)	0-1 (0 to 0.3)	0-1 (0 to 0.3)	0-1 (0 to 0.3)	0-1 (0 to 0.3)	0-1 (0 to 0.3)	0-1 (0 to 0.3)	0-1 (0 to 0.3)	2-5
G6PD deficiency	0 (0 to 0)	0 (0 to 0)	0 (0 to 0)	0-1 (0 to 0.6)	0-2 (0 to 0.6)	0-2 (0.2 to 0.5)	0-2 (0.1 to 0.4)	0-2 (0.2 to 0.5)	0-2 (0.2 to 0.4)	0-2 (0.2 to 0.4)	0-2 (0.2 to 0.4)	0-2 (0.2 to 0.5)	0-2 (0.2 to 0.5)	0-3 (0.2 to 0.6)	0-3 (0.2 to 0.6)	0-3 (0.2 to 0.6)	0-3 (0.2 to 0.6)	0-3 (0.2 to 0.5)	0-2 (0.1 to 0.5)	0-2 (0.1 to 0.5)	0-2 (0.1 to 0.5)	0-2 (0.1 to 0.5)	0-2 (0.1 to 0.5)	0-2 (0.1 to 0.5)	0-2 (0.1 to 0.5)	3-9
G6PD trait	0 (0 to 0)	0 (0 to 0)	0 (0 to 0)	0 (0 to 0)	0 (0 to 0)	0 (0 to 0)	0 (0 to 0)	0 (0 to 0)	0 (0 to 0)	0 (0 to 0)	0 (0 to 0)	0 (0 to 0)	0 (0 to 0)	0 (0 to 0)	0 (0 to 0)	0 (0 to 0)	0 (0 to 0)	0 (0 to 0)	0 (0 to 0)	0 (0 to 0)	0 (0 to 0)	0 (0 to 0)	0 (0 to 0)	0 (0 to 0)	0 (0 to 0)	0 (0 to 0)	0
Other hemoglobinopathies and hemolytic anemias	0-1 (0 to 0.6)	0-1 (0 to 0.6)	0-4 (0 to 1.8)	0-3 (0 to 1.4)	0-3 (0 to 1.1)	0-2 (0 to 0.4)	0-2 (0.1 to 1)	0-2 (0.1 to 0.5)	0-2 (0.1 to 0.4)	0-4 (0.1 to 1.5)	0-5 (0.1 to 1.6)	0-5 (0.1 to 1.6)	0-5 (0.1 to 1.6)	0-3 (0.1 to 1.6)	0-3 (0.2 to 1.6)	0-3 (0.2 to 1.6)	0-3 (0.2 to 1.6)	0-7 (0.2 to 1.7)	1 (0.4 to 2.2)	1-3 (0.4 to 2.2)	0-9 (0.4 to 1.5)	1-1 (0.7 to 1.9)	0-7 (0.4 to 1.5)	0-4 (0.2 to 0.9)	0-3 (0.2 to 0.6)	11-3
Endocrine, metabolic, blood, and immune disorders	4-1 (1.4 to 8.5)	2-5 (1.1 to 4.3)	11-5 (6.2 to 17.9)	13-7 (11.2 to 23.4)	14 (9.1 to 20.1)	11-3 (7.5 to 16.1)	11-3 (7.6 to 17.9)	12-3 (7.6 to 17.9)	13-4 (8.7 to 19)	15-9 (10.6 to 23.4)	16-3 (10.6 to 23.4)	21 (14.5 to 30.3)	24-3 (15.4 to 34.9)	24-5 (15.4 to 34.9)	25-6 (15.6 to 36.4)	26-5 (16.1 to 37.7)	32-7 (20.1 to 46.7)	34-5 (20.1 to 50.6)	32-7 (20.1 to 46.7)	49-9 (26.8 to 74)	32 (21.1 to 47.2)	18-4 (11.6 to 27.3)	1-8 (1.2 to 2.6)	0-3 (0.2 to 0.4)	598
Oral disorders	3 (1.8 to 7.7)	2 (1.1 to 3.7)	3-8 (1.9 to 6.4)	2-7 (1.3 to 5.2)	2-4 (1.3 to 5)	2-4 (1.3 to 5)	2-4 (1.4 to 4.1)	11-9 (6.5 to 19.2)	8-6 (4.8 to 14.1)	11-9 (6.5 to 19.2)	15-3 (8.9 to 25.4)	18-8 (10.3 to 31.4)	19-5 (10.9 to 32.9)	20-3 (10.9 to 32.9)	20-5 (11.1 to 44.2)	41-3 (20.4 to 64.4)	44-6 (27.7 to 70.4)	47-2 (27.7 to 70.4)	52-9 (28.1 to 81.9)	60-1 (36.8 to 93.4)	44-3 (27.7 to 66.7)	28-4 (18.1 to 42.3)	10-7 (5.3 to 20)	4-4 (2.7 to 8.4)	0-7 (0.4 to 1.4)	463
Caries of deciduous teeth	0 (0 to 0)	0 (0 to 0)	0 (0 to 0)	0 (0 to 0.7)	0 (0 to 1.4)	0 (0 to 0.1)	0 (0 to 0)	0 (0 to 0)	0 (0 to 0)	0 (0 to 0)	0 (0 to 0)	0 (0 to 0)	0 (0 to 0)	0 (0 to 0)	0 (0 to 0)	0 (0 to 0)	0 (0 to 0)	0 (0 to 0)	0 (0 to 0)	0 (0 to 0)	0 (0 to 0)	0 (0 to 0)	0 (0 to 0)	0 (0 to 0)	0 (0 to 0)	0 (0 to 0)	1-1
Caries of permanent teeth	0 (0 to 0)	0 (0 to 0)	0 (0 to 0)	0-7 (0 to 1.7)	2 (0 to 4.9)	2-2 (0 to 4.6)	2-2 (0 to 4.6)	2-5 (0 to 5.5)	3-1 (1 to 6.4)	3-3 (1 to 6.8)	3-3 (1 to 6.8)	3-3 (1 to 6.8)	2-8 (1 to 5.7)	2-3 (1 to 5.7)	2-3 (1 to 5.6)	2-7 (1 to 6)	2-7 (1 to 6)	2-7 (1 to 6)	2-7 (1 to 6)	2-7 (1 to 6)	2-7 (1 to 6)	2-7 (1 to 6)	2-7 (1 to 6)	2-7 (1 to 6)	2-7 (1 to 6)	2-7 (1 to 6)	37-4
Periodontal diseases	0 (0 to 0)	0 (0 to 0)	0 (0 to 0)	0 (0 to 0)	0 (0 to 0)	0 (0 to 0)	0 (0 to 0)	0-5 (0 to 0.4)	0-4 (0 to 0.6)	0-4 (0 to 0.6)	0-4 (0 to 0.6)	0-4 (0 to 0.6)	0-4 (0 to 0.6)	0-4 (0 to 0.6)	0-4 (0 to 0.6)	0-4 (0 to 0.6)	0-4 (0 to 0.6)	0-4 (0 to 0.6)	0-4 (0 to 0.6)	0-4 (0 to 0.6)	0-4 (0 to 0.6)	0-4 (0 to 0.6)	0-4 (0 to 0.6)	0-4 (0 to 0.6)	0-4 (0 to 0.6)	0-4 (0 to 0.6)	66-6
Other oral disorders	0 (0 to 0)	0 (0 to 0)	0 (0 to 0)	0-7 (1 to 4.2)	3-4 (1 to 4.3)	3-2 (1 to 4.3)	3-2 (1 to 4.3)	4-3 (2 to 6.6)	5-6 (3 to 8)	5-6 (3 to 8.7)	5-6 (3 to 8.7)	5-6 (3 to 8.7)	5-1 (3 to 7.8)	5-1 (3 to 7.8)	5-8 (3 to 8.6)	5-8 (3 to 8.6)	5-8 (3 to 8.6)	5-8 (3 to 8.6)	4-3 (2 to 6.5)	3-9 (2 to 6)	3-4 (2 to 5.2)	2-7 (1 to 5.1)	1-8 (1 to 3.7)	1-3 (0 to 1.3)	0-2 (0 to 0.5)	68-1
Sudden infant death syndrome	34-8 (24 to 7)	34-8 (32 to 34.4)	..	..	..	..	..

SR Table 2a: Walsall DALYS by cause and age group for males with 95% uncertainty intervals. 2019

Cause	Early Neonatal	Late Neonatal	Post Neonatal	1 to 4	5 to 9	10 to 14	15 to 19	20 to 24	25 to 29	30 to 34	35 to 39	40 to 44	45 to 49	50 to 54	55 to 59	60 to 64	65 to 69	70 to 74	75 to 79	80 to 84	85 to 89	90 to 94	95 plus	Total
All causes	5,796 (5460 to 6,136)	1,129 (1,027 to 1,237)	2,067 (2,026 to 2,107)	1,966 (1,911 to 2,022)	1,606 (1,564 to 1,650)	1,606 (1,564 to 1,649)	1,678 (1,636 to 1,720)	1,878 (1,829 to 1,930)	1,926 (1,869 to 1,990)	1,978 (1,909 to 2,051)	2,070 (1,992 to 2,152)	2,170 (2,080 to 2,270)	2,276 (2,170 to 2,388)	2,377 (2,266 to 2,501)	2,477 (2,360 to 2,594)	2,577 (2,459 to 2,700)	2,677 (2,559 to 2,800)	2,777 (2,659 to 2,900)	2,877 (2,759 to 3,000)	2,977 (2,859 to 3,100)	3,077 (2,959 to 3,200)	3,177 (3,059 to 3,300)	3,277 (3,159 to 3,400)	44,100 (42,500 to 45,800)
Communicable, maternal, neonatal, and nutritional diseases	4,614 (4,400 to 4,833)	1,129 (1,027 to 1,237)	2,067 (2,026 to 2,107)	1,966 (1,911 to 2,022)	1,606 (1,564 to 1,650)	1,606 (1,564 to 1,649)	1,678 (1,636 to 1,720)	1,878 (1,829 to 1,930)	1,926 (1,869 to 1,990)	1,978 (1,909 to 2,051)	2,070 (1,992 to 2,152)	2,170 (2,080 to 2,270)	2,276 (2,170 to 2,388)	2,377 (2,266 to 2,501)	2,477 (2,360 to 2,594)	2,577 (2,459 to 2,700)	2,677 (2,559 to 2,800)	2,777 (2,659 to 2,900)	2,877 (2,759 to 3,000)	2,977 (2,859 to 3,100)	3,077 (2,959 to 3,200)	3,177 (3,059 to 3,300)	3,277 (3,159 to 3,400)	2,630 (772 to 7,180)
HIV/AIDS and sexually transmitted infections	7 (2 to 15.4)	2.4 (0.7 to 5.5)	3.9 (1.2 to 9.9)	0.2 (0.2 to 0.3)	0.2 (0.1 to 0.3)	0.1 (0.1 to 0.2)	0.2 (0.2 to 0.3)	0.4 (0.3 to 0.6)	1.5 (1.1 to 2)	3.4 (2.5 to 4.4)	4.4 (3.3 to 5.6)	4.7 (3.4 to 6.2)	4.7 (3.4 to 6.2)	4.7 (3.4 to 6.2)	4.7 (3.4 to 6.2)	4.7 (3.4 to 6.2)	4.7 (3.4 to 6.2)	4.7 (3.4 to 6.2)	4.7 (3.4 to 6.2)	4.7 (3.4 to 6.2)	4.7 (3.4 to 6.2)	4.7 (3.4 to 6.2)	0.2 (0 to 0.6)	45.6
HIV/AIDS	0 (0 to 0)	0 (0 to 0)	0.2 (0.2 to 0.3)	0.2 (0.2 to 0.3)	0.1 (0.1 to 0.2)	0.1 (0.1 to 0.2)	0.2 (0.2 to 0.3)	0.4 (0.3 to 0.6)	1.5 (1.1 to 1.7)	3.4 (2.5 to 4.4)	4.4 (3.3 to 5.6)	4.7 (3.4 to 6.2)	4.7 (3.4 to 6.2)	4.7 (3.4 to 6.2)	4.7 (3.4 to 6.2)	4.7 (3.4 to 6.2)	4.7 (3.4 to 6.2)	4.7 (3.4 to 6.2)	4.7 (3.4 to 6.2)	4.7 (3.4 to 6.2)	4.7 (3.4 to 6.2)	4.7 (3.4 to 6.2)	0 (0 to 0)	28.8
HIV/AIDS - Drug-susceptible Tuberculosis	0 (0 to 0)	0 (0 to 0)	0 (0 to 0)	0 (0 to 0)	0 (0 to 0)	0 (0 to 0)	0 (0 to 0)	0 (0 to 0)	0 (0 to 0)	0 (0 to 0)	0 (0 to 0)	0 (0 to 0)	0 (0 to 0)	0 (0 to 0)	0 (0 to 0)	0 (0 to 0)	0 (0 to 0)	0 (0 to 0)	0 (0 to 0)	0 (0 to 0)	0 (0 to 0)	0 (0 to 0)	0 (0 to 0)	0 (0 to 0)	0 (0 to 0)	5.1
HIV/AIDS - Multidrug-resistant Tuberculosis without extensive dr...	0 (0 to 0)	0 (0 to 0)	0 (0 to 0)	0 (0 to 0)	0 (0 to 0)	0 (0 to 0)	0 (0 to 0)	0 (0 to 0)	0 (0 to 0)	0 (0 to 0)	0 (0 to 0)	0 (0 to 0)	0 (0 to 0)	0 (0 to 0)	0 (0 to 0)	0 (0 to 0)	0 (0 to 0)	0 (0 to 0)	0 (0 to 0)	0 (0 to 0)	0 (0 to 0)	0 (0 to 0)	0 (0 to 0)	0 (0 to 0)	0 (0 to 0)	0.1
HIV/AIDS - Extensively drug-resistant Tuberculosis	0 (0 to 0)	0 (0 to 0)	0 (0 to 0)	0 (0 to 0)	0 (0 to 0)	0 (0 to 0)	0 (0 to 0)	0 (0 to 0)	0 (0 to 0)	0 (0 to 0)	0 (0 to 0)	0 (0 to 0)	0 (0 to 0)	0 (0 to 0)	0 (0 to 0)	0 (0 to 0)	0 (0 to 0)	0 (0 to 0)	0 (0 to 0)	0 (0 to 0)	0 (0 to 0)	0 (0 to 0)	0 (0 to 0)	0 (0 to 0)	0 (0 to 0)	0
HIV/AIDS resulting in other diseases	7 (2 to 15.4)	2.4 (0.7 to 5.5)	3.7 (1.1 to 9.7)	0 (0 to 0)	0 (0 to 0)	0 (0 to 0)	0 (0 to 0)	0 (0 to 0)	0 (0 to 0)	0 (0 to 0)	0 (0 to 0)	0 (0 to 0)	0 (0 to 0)	0 (0 to 0)	0 (0 to 0)	0 (0 to 0)	0 (0 to 0)	0 (0 to 0)	0 (0 to 0)	0 (0 to 0)	0 (0 to 0)	0 (0 to 0)	0 (0 to 0)	0 (0 to 0)	23.5
Sexually transmitted infections excluding HIV	0 (0 to 0)	0 (0 to 0)	0.1 (0 to 0.1)	0 (0 to 0)	0 (0 to 0)	0 (0 to 0)	0 (0 to 0)	0 (0 to 0)	0 (0 to 0)	0 (0 to 0)	0 (0 to 0)	0 (0 to 0)	0 (0 to 0)	0 (0 to 0)	0 (0 to 0)	0 (0 to 0)	0 (0 to 0)	0 (0 to 0)	0 (0 to 0)	0 (0 to 0)	0 (0 to 0)	0 (0 to 0)	0 (0 to 0)	0 (0 to 0)	0 (0 to 0)	16.8
Syphilis	0 (0 to 0)	0 (0 to 0)	0 (0 to 0)	0 (0 to 0)	0 (0 to 0)	0 (0 to 0)	0 (0 to 0)	0 (0 to 0)	0 (0 to 0)	0 (0 to 0)	0 (0 to 0)	0 (0 to 0)	0 (0 to 0)	0 (0 to 0)	0 (0 to 0)	0 (0 to 0)	0 (0 to 0)	0 (0 to 0)	0 (0 to 0)	0 (0 to 0)	0 (0 to 0)	0 (0 to 0)	0 (0 to 0)	0 (0 to 0)	0 (0 to 0)	13.9
Chlamydial infection	0 (0 to 0)	0 (0 to 0)	0 (0 to 0)	0 (0 to 0)	0 (0 to 0)	0 (0 to 0)	0 (0 to 0)	0 (0 to 0)	0 (0 to 0)	0 (0 to 0)	0 (0 to 0)	0 (0 to 0)	0 (0 to 0)	0 (0 to 0)	0 (0 to 0)	0 (0 to 0)	0 (0 to 0)	0 (0 to 0)	0 (0 to 0)	0 (0 to 0)	0 (0 to 0)	0 (0 to 0)	0 (0 to 0)	0 (0 to 0)	0 (0 to 0)	0
Gonococcal infection	0 (0 to 0)	0 (0 to 0)	0 (0 to 0)	0 (0 to 0)	0 (0 to 0)	0 (0 to 0)	0 (0 to 0)	0 (0 to 0)	0 (0 to 0)	0 (0 to 0)	0 (0 to 0)	0 (0 to 0)	0 (0 to 0)	0 (0 to 0)	0 (0 to 0)	0 (0 to 0)	0 (0 to 0)	0 (0 to 0)	0 (0 to 0)	0 (0 to 0)	0 (0 to 0)	0 (0 to 0)	0 (0 to 0)	0 (0 to 0)	0 (0 to 0)	0.1
Trichomoniasis	0 (0 to 0)	0 (0 to 0)	0 (0 to 0)	0 (0 to 0)	0 (0 to 0)	0 (0 to 0)	0 (0 to 0)	0 (0 to 0)	0 (0 to 0)	0 (0 to 0)	0 (0 to 0)	0 (0 to 0)	0 (0 to 0)	0 (0 to 0)	0 (0 to 0)	0 (0 to 0)	0 (0 to 0)	0 (0 to 0)	0 (0 to 0)	0 (0 to 0)	0 (0 to 0)	0 (0 to 0)	0 (0 to 0)	0 (0 to 0)	0 (0 to 0)	0.3
Genital herpes	0 (0 to 0)	0 (0 to 0)	0 (0 to 0)	0 (0 to 0)	0 (0 to 0)	0 (0 to 0)	0 (0 to 0)	0 (0 to 0)	0 (0 to 0)	0 (0 to 0)	0 (0 to 0)	0 (0 to 0)	0 (0 to 0)	0 (0 to 0)	0 (0 to 0)	0 (0 to 0)	0 (0 to 0)	0 (0 to 0)	0 (0 to 0)	0 (0 to 0)	0 (0 to 0)	0 (0 to 0)	0 (0 to 0)	0 (0 to 0)	0 (0 to 0)	2.2
Other sexually transmitted infections	0 (0 to 0)	0 (0 to 0)	0 (0 to 0)	0 (0 to 0)	0 (0 to 0)	0 (0 to 0)	0 (0 to 0)	0 (0 to 0)	0 (0 to 0)	0 (0 to 0)	0 (0 to 0)	0 (0 to 0)	0 (0 to 0)	0 (0 to 0)	0 (0 to 0)	0 (0 to 0)	0 (0 to 0)	0 (0 to 0)	0 (0 to 0)	0 (0 to 0)	0 (0 to 0)	0 (0 to 0)	0 (0 to 0)	0 (0 to 0)	0 (0 to 0)	0.1
Respiratory infections and tuberculosis	3,542 (3,424 to 3,664)	1,127 (1,026 to 1,235)	1,967 (1,926 to 2,007)	1,917 (1,862 to 1,973)	1,557 (1,515 to 1,601)	1,557 (1,515 to 1,600)	1,629 (1,587 to 1,671)	1,829 (1,780 to 1,881)	1,877 (1,820 to 1,941)	1,929 (1,860 to 2,002)	2,021 (1,943 to 2,103)	2,121 (2,031 to 2,221)	2,227 (2,121 to 2,339)	2,328 (2,217 to 2,452)	2,428 (2,311 to 2,545)	2,528 (2,410 to 2,651)	2,628 (2,510 to 2,751)	2,728 (2,610 to 2,851)	2,828 (2,710 to 2,951)	2,928 (2,810 to 3,051)	3,028 (2,910 to 3,151)	3,128 (3,010 to 3,251)	3,228 (3,110 to 3,351)	1,170 (1,010 to 1,360)
Tuberculosis	0 (0 to 0)	0 (0 to 0)	0 (0 to 0)	0 (0 to 0)	0 (0 to 0)	0 (0 to 0)	0.2 (0.2 to 0.4)	0.7 (0.3 to 1.2)	1.3 (0.8 to 2.1)	1.6 (1 to 2.3)	2.1 (1.3 to 3)	2.1 (1.3 to 3)	2.1 (1.3 to 3)	2.1 (1.3 to 3)	2.1 (1.3 to 3)	2.1 (1.3 to 3)	2.1 (1.3 to 3)	2.1 (1.3 to 3)	2.1 (1.3 to 3)	2.1 (1.3 to 3)	2.1 (1.3 to 3)	2.1 (1.3 to 3)	2.1 (1.3 to 3)	0.6 (0.1 to 1.6)	41.2
Latent tuberculosis infection	0 (0 to 0)	0 (0 to 0)	0 (0 to 0)	0 (0 to 0)	0 (0 to 0)	0 (0 to 0)	0 (0 to 0)	0 (0 to 0)	0 (0 to 0)	0 (0 to 0)	0 (0 to 0)	0 (0 to 0)	0 (0 to 0)	0 (0 to 0)	0 (0 to 0)	0 (0 to 0)	0 (0 to 0)	0 (0 to 0)	0 (0 to 0)	0 (0 to 0)	0 (0 to 0)	0 (0 to 0)	0 (0 to 0)	0 (0 to 0)	0 (0 to 0)	0
Drug-susceptible tuberculosis	0 (0 to 0)	0 (0 to 0)	0 (0 to 0)	0 (0 to 0)	0 (0 to 0)	0 (0 to 0)	0 (0 to 0)	0.6 (0.3 to 1.2)	1.3 (0.8 to 2.1)	1.5 (0.9 to 2.3)	1.9 (1.1 to 2.7)	1.9 (1.1 to 2.7)	1.9 (1.1 to 2.7)	1.9 (1.1 to 2.7)	1.9 (1.1 to 2.7)	1.9 (1.1 to 2.7)	1.9 (1.1 to 2.7)	1.9 (1.1 to 2.7)	1.9 (1.1 to 2.7)	1.9 (1.1 to 2.7)	1.9 (1.1 to 2.7)	1.9 (1.1 to 2.7)	1.9 (1.1 to 2.7)	0.6 (0.1 to 1.6)	40.1
Multidrug-resistant tuberculosis without extensive drug-resistance	0 (0 to 0)	0 (0 to 0)	0 (0 to 0)	0 (0 to 0)	0 (0 to 0)	0 (0 to 0)	0 (0 to 0)	0 (0 to 0)	0 (0 to 0)	0 (0 to 0)	0 (0 to 0)	0 (0 to 0)	0 (0 to 0)	0 (0 to 0)	0 (0 to 0)	0 (0 to 0)	0 (0 to 0)	0 (0 to 0)	0 (0 to 0)	0 (0 to 0)	0 (0 to 0)	0 (0 to 0)	0 (0 to 0)	0 (0 to 0)	0 (0 to 0)	0.9
Extensively drug-resistant tuberculosis	0 (0 to 0)	0 (0 to 0)	0 (0 to 0)	0 (0 to 0)	0 (0 to 0)	0 (0 to 0)	0 (0 to 0)	0 (0 to 0)	0 (0 to 0)	0 (0 to 0)	0 (0 to 0)	0 (0 to 0)	0 (0 to 0)	0 (0 to 0)	0 (0 to 0)	0 (0 to 0)	0 (0 to 0)	0 (0 to 0)	0 (0 to 0)	0 (0 to 0)	0 (0 to 0)	0 (0 to 0)	0 (0 to 0)	0 (0 to 0)	0 (0 to 0)	0.2
Lower respiratory infections	3.2 (2.4 to 7.4)	2.6 (2.4 to 5.2)	9.6 (4.9 to 26.4)	10.4 (7.7 to 13.8)	2.2 (1.8 to 2.4)	2.4 (2.2 to 4.9)	3.2 (2.9 to 4.6)	5.2 (4.5 to 7.5)	8.2 (7.4 to 11.8)	10.7 (9.5 to 15.2)	11.7 (10.1 to 16.5)	12.4 (10.7 to 17.6)	12.4 (10.7 to 17.6)	12.4 (10.7 to 17.6)	12.4 (10.7 to 17.6)	12.4 (10.7 to 17.6)	12.4 (10.7 to 17.6)	12.4 (10.7 to 17.6)	12.4 (10.7 to 17.6)	12.4 (10.7 to 17.6)	12.4 (10.7 to 17.6)	12.4 (10.7 to 17.6)	12.4 (10.7 to 17.6)	969
Upper respiratory infections	0 (0 to 0)	0 (0 to 0)	3 (1.7 to 4.7)	1.5 (1.5 to 2.1)	1.1 (0.9 to 1.5)	0.4 (0.4 to 15.3)	0.3 (0.3 to 0.4)	0.2 (0.2 to 0.3)	0.2 (0.2 to 0.3)	0.2 (0.2 to 0.3)	0.2 (0.2 to 0.3)	0.2 (0.2 to 0.3)	0.2 (0.2 to 0.3)	0.2 (0.2 to 0.3)	0.2 (0.2 to 0.3)	0.2 (0.2 to 0.3)	0.2 (0.2 to 0.3)	0.2 (0.2 to 0.3)	0.2 (0.2 to 0.3)	0.2 (0.2 to 0.3)	0.2 (0.2 to 0.3)	0.2 (0.2 to 0.3)	0.2 (0.2 to 0.3)	133
Otitis media	0 (0 to 0)	0 (0 to 0)	0.7 (0.3 to 1.4)	0.2 (0.1 to 0.6)	0.2 (0.1 to 2.4)	0.2 (0.1 to 3.6)	0.2 (0.1 to 3.6)	0.2 (0.1 to 3.6)	0.2 (0.1 to 3.6)	0.2 (0.1 to 3.6)	0.2 (0.1 to 3.6)	0.2 (0.1 to 3.6)	0.2 (0.1 to 3.6)	0.2 (0.1 to 3.6)	0.2 (0.1 to 3.6)	0.2 (0.1 to 3.6)	0.2 (0.1 to 3.6)	0.2 (0.1 to 3.6)	0.2 (0.1 to 3.6)	0.2 (0.1 to 3.6)	0.2 (0.1 to 3.6)	0.2 (0.1 to 3.6)	0.2 (0.1 to 3.6)	31
Enteric infections	0.3 (0.2 to 0.4)	0.9 (0.4 to 1.1)	10.1 (6 to 14)	14.9 (9.9 to 23.7)	3.2 (1.4 to 13.2)	3.7 (2 to 9)	3.7 (2.2 to 5.9)	3.9 (1.8 to 9)	3.9 (1.9 to 9)	3.9 (2.1 to 5.2)	3.9 (2 to 5.2)	3.9 (2 to 4.9)	3.9 (2 to 4.9)	3.9 (2 to 4.9)	3.9 (2 to 4.9)	3.9 (2 to 4.9)	3.9 (2 to 4.9)	3.9 (2 to 4.9)	3.9 (2 to 4.9)	3.9 (2 to 4.9)	3.9 (2 to 4.9)	3.9 (2 to 4.9)	3.9 (2 to 4.9)	3.9 (2 to 4.9)	127
Diarrheal diseases	0.3 (0.2 to 0.4)	0.9 (0.4 to 1.1)	10.1 (6 to 14)	14.9 (9.9 to 23.7)	3.2 (1.4 to 13.2)	3.7 (2 to 9)	3.7 (2.2 to 5.9)	3.9 (1.8 to 9)	3.9 (1.9 to 9)	3.9 (2.1 to 5.2)	3.9 (2 to 5.2)	3.9 (2 to 4.9)	3.9 (2 to 4.9)	3.9 (2 to 4.9)	3.9 (2 to 4.9)	3.9 (2 to 4.9)	3.9 (2 to 4.9)	3.9 (2 to 4.9)	3.9 (2 to 4.9)	3.9 (2 to 4.9)	3.9 (2 to 4.9)	3.9 (2 to 4.9)	3.9 (2 to 4.9)	3.9 (2 to 4.9)	120
Typhoid and paraphyoid	0 (0 to 0)	0 (0 to 0)	0 (0 to 0)	0 (0 to 0)	0 (0 to 0)	0 (0 to 0)	0 (0 to 0)	0 (0 to 0)	0 (0 to 0)	0 (0 to 0)	0 (0 to 0)	0 (0 to 0)	0 (0 to 0)	0 (0 to 0)	0 (0 to 0)	0 (0 to 0)	0 (0 to 0)	0 (0 to 0)	0 (0 to 0)	0 (0 to 0)	0 (0 to 0)	0 (0 to 0)	0 (0 to 0)	0 (0 to 0)	0
Typhoid fever	0 (0 to 0)	0 (0 to 0)	0 (0 to 0)	0 (0 to 0)	0 (0 to 0)	0 (0 to 0)	0 (0 to 0)	0 (0 to 0)	0 (0 to 0)	0 (0 to 0)	0 (0 to 0)	0 (0 to 0)	0 (0 to 0)	0 (0 to 0)	0 (0 to 0)	0 (0 to 0)	0 (0 to 0)	0 (0 to 0)	0 (0 to 0)	0 (0 to 0)	0 (0 to 0)	0 (0 to 0)	0 (0 to 0)	0 (0 to 0)	0
Paratyphoid fever	0 (0 to 0)	0 (0 to 0)	0 (0 to 0)	0 (0 to 0)	0 (0 to 0)	0 (0 to 0)	0 (0 to 0)	0 (0 to 0)	0 (0 to 0)	0 (0 to 0)	0 (0 to 0)	0 (0 to 0)	0 (0 to 0)	0 (0 to 0)	0 (0 to 0)	0 (0 to 0)	0 (0 to 0)	0 (0 to 0)	0 (0 to 0)	0 (0 to 0)	0 (0 to 0)	0 (0 to 0)	0 (0 to 0)	0 (0 to 0)	0
Invasive Non-typhoidal Salmonella (iNTS)	0 (0 to 0)	0 (0 to 0)	0 (0 to 0)	0 (0 to 0)	0 (0 to 0)	0 (0 to 0)	0 (0 to 0)	0 (0 to 0)	0 (0 to 0)	0 (0 to 0)	0 (0 to 0)	0 (0 to 0)	0 (0 to 0)	0 (0 to 0)	0 (0 to 0)	0 (0 to 0)	0 (0 to 0)	0 (0 to 0)	0 (0 to 0)	0 (0 to 0)	0 (0 to 0)	0 (0 to 0)	0 (0 to 0)	0 (0 to 0)	1.1
Other intestinal infectious diseases	0 (0 to 0)	0 (0 to 0)	0.1 (0 to 0.1)	0 (0 to 0)	0 (0 to 0)	0 (0 to 0)	0 (0 to 0)	0 (0 to 0)	0 (0 to 0)	0 (0 to 0)	0 (0 to 0)	0 (0 to 0)	0 (0 to 0)	0 (0 to 0)	0 (0 to 0)	0 (0 to 0)	0 (0 to 0)	0 (0 to 0)	0 (0 to 0)	0 (0 to 0)	0 (0 to 0)	0 (0 to 0)	0 (0 to 0)	0 (0 to 0)	0.3
Neglected tropical diseases and malaria	0.9 (0.1 to 1)	0.8 (0.1 to 2.2)	1.9 (0.2 to 5.6)	2.8 (0.3 to 11.4)	0.7 (0.1 to 3.4)	0.1 (0 to 0.4)	0.2 (0 to 0.5)	0.2 (0 to 0.5)	0.2 (0 to 0.6)	0.1 (0 to 0.4)	0.2 (0 to 0.6)	0.2 (0 to 0.6)	0.2 (0 to 0.6)	0.2 (0 to 0.6)	0.4 (0 to 1.1)	0.1 (0 to 0.4)	0.1 (0 to 0.4)	0.1 (0 to 0.3)	0.1 (0 to 0.3)	0.1 (0 to 0.3)	0.1 (0 to 0.3)	0.1 (0 to 0.3)	0.1 (0 to 0.3)	0.1 (0 to 0.3)	8.7
Malaria	0 (0 to 0)	0 (0 to 0)	0 (0 to 0)	0 (0 to 0)	0 (0 to 0)	0 (0 to 0)	0 (0 to 0)	0 (0 to 0)	0 (0 to 0)	0 (0 to 0)	0 (0 to 0)	0 (0 to 0)	0 (0 to 0)	0 (0 to 0)	0 (0 to 0)	0 (0 to 0)	0 (0 to 0)	0 (0 to 0)	0 (0 to 0)	0 (0 to 0)	0 (0 to 0)	0 (0 to 0)	0 (0 to 0)	0 (0 to 0)	0
Chagas disease	0 (0 to 0)	0 (0 to 0)	0 (0 to 0)	0 (0 to 0)	0 (0 to 0)	0 (0 to 0)	0 (0 to 0)	0 (0 to 0)	0 (0 to 0)	0 (0 to 0)	0 (0 to 0)	0 (0 to 0)	0 (0 to 0)	0 (0 to 0)	0 (0 to 0)	0 (0 to 0)	0 (0 to 0)	0 (0 to 0)	0 (0 to 0)	0 (0 to 0)	0 (0 to 0)	0 (0 to 0)	0 (0 to 0)	0 (0 to 0)	0
Leishmaniasis	0 (0 to 0)	0 (0 to 0)	0 (0 to 0)	0 (0 to 0)	0 (0 to 0)	0 (0 to 0)	0 (0 to 0)	0 (0 to 0)	0 (0 to 0)	0 (0 to 0)	0 (0 to 0)	0 (0 to 0)	0 (0 to 0)	0 (0 to 0)	0 (0 to 0)	0 (0 to 0)	0 (0 to 0)	0 (0 to 0)	0 (0 to 0)	0 (0 to 0)	0 (0 to 0)	0 (0 to 0)	0 (0 to 0)	0 (0 to 0)	0
Visceral leishmaniasis	0 (0 to 0)	0 (0 to 0)	0 (0 to 0)	0 (0 to 0)	0 (0 to 0)	0 (0 to 0)	0 (0 to 0)	0 (0 to 0)	0 (0 to 0)	0 (0 to 0)	0 (0 to 0)	0 (0 to 0)	0 (0 to 0)	0 (0 to 0)	0 (0 to 0)	0 (0 to 0)	0 (0 to 0)	0 (0 to 0)	0 (0 to 0)	0 (0 to 0)	0 (0 to 0)	0 (0 to 0)	0 (0 to 0)	0 (0 to 0)	0
Cutaneous and mucocutaneous leishmaniasis	0 (0 to 0)	0 (0 to 0)	0 (0 to 0)	0 (0 to 0)	0 (0 to 0)	0 (0 to 0)	0 (0 to 0)	0 (0 to 0)	0 (0 to 0)	0 (0 to 0)	0 (0 to 0)	0 (0 to 0)	0 (0 to 0)	0 (0 to 0)	0 (0 to 0)	0 (0 to 0)	0 (0 to 0)	0 (0 to 0)	0 (0 to 0)	0 (0 to 0)	0 (0 to 0)	0 (0 to 0)	0 (0 to 0)	0 (0 to 0)	0
African trypanosomiasis	0 (0 to 0)	0 (0 to 0)	0 (0 to 0)	0 (0 to 0)	0 (0 to 0)	0 (0 to 0)	0 (0 to 0)	0 (0 to 0)	0 (0 to 0)	0 (0 to 0)	0 (0 to 0)	0 (0 to 0)	0 (0 to 0)	0 (0 to 0)	0 (0 to 0)	0 (0 to 0)	0 (0 to 0)	0 (0 to 0)	0 (0 to 0)	0 (0 to 0)	0 (0 to 0)	0 (0 to 0)	0 (0 to 0)	0 (0 to 0)	0
Schistosomiasis	0 (0 to 0)	0 (0 to 0)	0 (0 to 0)	0 (0 to 0)	0 (0 to 0)	0 (0 to 0)	0 (0 to 0)	0 (0 to 0)	0 (0 to 0)	0 (0 to 0)	0 (0 to 0)	0 (0 to 0)	0 (0 to 0)	0 (0 to 0)	0 (0 to 0)	0 (0 to 0)	0 (0 to 0)	0 (0 to 0)	0 (0 to 0)	0 (0 to 0)	0 (0 to 0)	0 (0 to 0)	0 (0 to 0)	0 (0 to 0)	0
Cysticercosis	0 (0 to 0)	0 (0 to 0)	0 (0 to 0)	0 (0 to 0)	0 (0 to 0)	0 (0 to 0)	0 (0 to 0)	0 (0 to 0)	0 (0 to 0)	0 (0 to 0)	0 (0 to 0)	0 (0 to 0)	0 (0 to 0)	0 (0 to 0)	0 (0 to 0)	0 (0 to 0)	0 (0 to 0)	0 (0 to 0)	0 (0 to 0)	0 (0 to 0)	0 (0 to 0)	0 (0 to 0)	0 (0 to 0)	0 (0 to 0)	0
Cystic echinococcosis	0 (0 to 0)	0 (0 to 0)	0 (0 to 0)	0 (0 to 0)	0 (0 to 0)	0 (0 to 0)	0 (0 to 0)	0 (0 to 0)	0 (0 to 0)	0 (0 to 0)	0 (0 to 0)	0 (0 to 0)	0 (0 to 0)	0 (0 to 0)	0 (0 to 0)	0 (0 to 0)	0 (0 to 0)	0 (0 to 0)	0 (0 to 0)	0 (0 to 0)	0 (0 to 0)	0 (0 to 0)	0 (0 to 0)	0 (0 to 0)	0.1
Lymphatic filariasis	0 (0 to 0)	0 (0 to 0)	0 (0 to 0)	0 (0 to 0)	0 (0 to 0)	0 (0 to 0)	0 (0 to 0)	0 (0 to 0)	0 (0 to 0)	0 (0 to 0)	0 (0 to 0)	0 (0 to 0)	0 (0 to 0)	0 (0 to 0)	0 (0 to 0)	0 (0 to 0)	0 (0 to 0)	0 (0 to 0)	0 (0 to 0)	0 (0 to 0)	0 (0 to 0)	0 (0 to 0)	0 (0 to 0)	0 (0 to 0)	0
Onchocerciasis	0 (0 to 0)	0 (0 to 0)	0 (0 to 0)	0 (0 to 0)	0 (0 to 0)	0 (0 to 0)	0 (0 to 0)	0 (0 to 0)	0 (0 to 0)	0 (0 to 0)	0 (0 to 0)	0 (0 to 0)	0 (0 to 0)	0 (0 to 0)	0 (0 to 0)	0 (0 to 0)	0 (0 to 0)	0 (0 to 0)	0 (0 to 0)	0 (0 to 0)	0 (0 to 0)	0 (0 to 0)	0 (0 to 0)	0 (0 to 0)	0
Trachoma	0 (0 to 0)	0 (0 to 0)	0 (0 to 0)	0 (0 to 0)	0 (0 to 0)	0 (0 to 0)	0 (0 to 0)	0 (0 to 0)	0 (0 to 0)	0 (0 to 0)	0 (0 to 0)	0 (0 to 0)	0 (0 to 0)	0 (0 to 0)	0 (0 to 0)	0 (0 to 0)	0 (0 to 0)	0 (0 to 0)	0 (0 to 0)	0 (0 to 0)	0 (0 to 0)	0 (0 to 0)	0 (0 to 0)	0 (0 to 0)	0
Dengue	0 (0 to 0)	0 (0 to 0)	0 (0 to 0)	0 (0 to 0)	0 (0 to 0)	0 (0 to 0)	0 (0 to 0)	0 (0 to 0)	0 (0 to 0)	0 (0 to 0)	0 (0 to 0)	0 (0 to 0)	0 (0 to 0)	0 (0 to 0)	0 (0 to 0)	0 (0 to 0)	0 (0 to 0)	0 (0 to 0)	0 (0 to 0)	0 (0 to 0)	0 (0 to 0)	0 (0 to 0)	0 (0 to 0)	0 (0 to 0)	0
Yellow fever	0 (0 to 0)	0 (0 to 0)	0 (0 to 0)	0 (0 to 0)	0 (0 to 0)	0 (0 to 0)	0 (0 to 0)	0 (0 to 0)	0 (0 to 0)	0 (0 to 0)	0 (0 to 0)	0 (0 to 0)	0 (0 to 0)	0 (0 to 0)	0 (0 to 0)	0 (0 to 0)	0 (0 to 0)	0 (0 to 0)	0 (0 to 0)	0 (0 to 0)	0 (0 to 0)	0 (0 to 0)	0 (0 to 0)	0 (0 to 0)	0
Rabies	0 (0 to 0)	0 (0 to 0)	0 (0 to 0)	0 (0 to 0)	0 (0 to 0)	0 (0 to 0)	0 (0 to 0)	0 (0 to 0)	0 (0 to 0)	0 (0 to 0)	0 (0 to 0)	0 (0 to 0)	0 (0 to 0)	0 (0 to 0)	0 (0 to 0)	0 (0 to 0)	0 (0 to 0)	0 (0 to 0)	0 (0 to 0)	0 (0 to 0)	0 (0 to 0)	0 (0 to 0)	0 (0 to 0)	0 (0 to 0)	0.1
Intestinal nematode infections	0 (0 to 0)	0 (0 to 0)	0 (0 to 0)	0 (0 to 0)	0 (0 to 0)	0 (0 to 0)	0 (0 to 0)	0 (0 to 0)	0 (0 to 0)	0 (0 to 0)	0 (0 to 0)	0 (0 to 0)	0 (0 to 0)	0 (0 to 0)	0 (0 to 0)	0 (0 to 0)	0 (0 to 0)	0 (0 to 0)	0 (0 to 0)	0 (0 to 0)	0 (0 to 0)	0 (0 to 0)	0 (0 to 0)	0 (0 to 0)	0
Ascariasis	0 (0 to 0)	0 (0 to 0)	0 (0 to 0)	0 (0 to 0)	0 (0 to 0)	0 (0 to 0)	0 (0 to 0)	0 (0 to 0)	0 (0 to 0)	0 (0 to 0)	0 (0 to 0)	0 (0 to 0)	0 (0 to 0)	0 (0 to 0)	0 (0 to 0)	0 (0 to 0)	0 (0 to 0)	0 (0 to 0)	0 (0 to 0)	0 (0 to 0)	0 (0 to 0)	0 (0 to 0)	0 (0 to 0)	0 (0 to 0)	0
Trichuriasis	0 (0 to 0)	0 (0 to 0)	0 (0 to 0)	0 (0 to 0)	0 (0 to 0)	0 (0 to 0)	0 (0 to 0)	0 (0 to 0)	0 (0 to 0)	0 (0 to 0)	0 (0 to 0)	0 (0 to 0)	0 (0 to 0)	0 (0 to 0)	0 (0 to 0)



Osteoarthritis other	0 (0 to 0)	0 (0 to 0)	0 (0 to 0)	0 (0 to 0)	0 (0 to 0)	0 (0 to 0)	0 (0 to 0)	0 (0 to 0)	0 (0 to 0)	0 (0 to 0)	0-1 (0 to 1)	0-4 (0 to 1.1)	1-2 (0.4 to 2.6)	2-6 (1.2 to 6.3)	4-7 (2 to 9.4)	6-2 (2.8 to 13.5)	7 (3.2 to 15.3)	7.5 (3.6 to 16)	8-1 (3.9 to 19.4)	6-7 (3.3 to 13.8)	5-4 (2.7 to 10.4)	3 (1.5 to 6)	1-1 (0.4 to 2.3)	0-2 (0.1 to 0.4)	54-5	
Low back pain	0 (0 to 0)	0 (0 to 0)	0 (0 to 0)	0 (0 to 0)	6 (2.5 to 11)	26-3 (16.5 to 46.4)	48 (30.5 to 73.7)	34 (24.5 to 54.2)	22 (14.1 to 37)	30-4 (14.8 to 57.4)	43 (23.9 to 89)	79-7 (37.1 to 191)	103 (72.7 to 156)	125 (84.1 to 201)	122 (84.9 to 214)	114 (72.5 to 203)	70-2 (43.7 to 137)	63-6 (37.3 to 137)	49 (27.6 to 114)	28-7 (16.5 to 63.8)	28-1 (16.4 to 57.3)	19-4 (10.6 to 42.9)	8-9 (5.7 to 13)	1-4 (0.9 to 2.1)	1,452	
Neck pain	0 (0 to 0)	0 (0 to 0)	0 (0 to 0)	2-6 (0.7 to 5.4)	13-1 (6.6 to 24.2)	20-3 (9.6 to 37.5)	22 (11 to 44)	30-4 (14.8 to 57.4)	43 (23.9 to 89)	60 (32.5 to 109)	84-1 (39.2 to 180)	124 (59.1 to 261)	122 (80.5 to 198)	124 (73.5 to 214)	112 (70.2 to 207)	70-2 (34.7 to 139)	63-6 (37.3 to 137)	64-6 (34.5 to 113)	48-1 (26.7 to 89.2)	40-4 (25.7 to 82.4)	28-1 (15.4 to 58.3)	16-3 (9.5 to 37.2)	7-4 (4.1 to 14.6)	1-4 (0.3 to 1)	678	
Gout	0 (0 to 0)	0 (0 to 0)	0 (0 to 0)	0 (0 to 0)	0 (0 to 0)	0 (0 to 0)	0 (0 to 0)	0 (0 to 0)	0 (0 to 0)	0 (0 to 1.1)	0-1 (0 to 1.1)	0-4 (0 to 2.4)	1-2 (0.3 to 3.5)	2-6 (1.1 to 5.6)	4-7 (2.1 to 9.4)	6-2 (2.8 to 13.5)	7 (3.2 to 15.3)	7.5 (3.6 to 16)	8-1 (3.9 to 19.4)	6-7 (3.3 to 13.8)	5-4 (2.7 to 10.4)	3 (1.5 to 6)	1-1 (0.4 to 2.3)	0-2 (0.1 to 0.4)	68-4	
Other musculoskeletal disorders	0 (0 to 0)	0 (0 to 0)	0 (0 to 0)	0-2 (0 to 0.5)	0-3 (0.2 to 0.8)	0-6 (0.1 to 2.2)	1-1 (0.1 to 2.7)	2-1 (0.7 to 5.9)	4-2 (2.1 to 9.2)	4-7 (2.1 to 9.6)	4-2 (1.9 to 9.2)	4-5 (2.1 to 9.6)	4-5 (2.1 to 9.6)	4-5 (2.1 to 9.6)	4-5 (2.1 to 9.6)	4-5 (2.1 to 9.6)	4-5 (2.1 to 9.6)	4-5 (2.1 to 9.6)	4-5 (2.1 to 9.6)	4-5 (2.1 to 9.6)	4-5 (2.1 to 9.6)	4-5 (2.1 to 9.6)	4-5 (2.1 to 9.6)	4-5 (2.1 to 9.6)	322	
Other non-communicable diseases	194 (121 to 288)	57-2 (42.2 to 77.4)	131 (90.9 to 184)	77 (51.9 to 108)	47-7 (32.9 to 64.6)	44-3 (31.2 to 59.8)	49-5 (32.5 to 67.1)	46-9 (32.8 to 62.5)	59-6 (39.2 to 82.1)	60-3 (43.9 to 82.4)	60-3 (41.7 to 83.7)	67-8 (46.7 to 93.7)	59-5 (40.7 to 86.9)	49-3 (32.1 to 68.8)	51-2 (33.1 to 76.1)	50 (32.6 to 68.9)	52-8 (35.1 to 84)	44-8 (32.6 to 78.3)	147 (103 to 202)	162 (113 to 222)	170 (121 to 231)	109 (81.6 to 139)	29-6 (19.3 to 39.4)	8-2 (5.8 to 10.8)	2,020	
Congenital birth defects	138 (113 to 224)	49-3 (34.6 to 71)	87 (58.4 to 127)	49 (27.3 to 69.4)	22-7 (14.7 to 34.4)	20-1 (14.7 to 29.4)	18-8 (14.5 to 24.6)	19-2 (15.2 to 21.7)	16-4 (12.9 to 20.1)	14-9 (11.3 to 19.6)	14-9 (11.2 to 19.5)	13-9 (10.4 to 18.3)	11-8 (8.5 to 15.4)	9-7 (7.1 to 12.9)	10-4 (7.6 to 14.1)	13-7 (9.9 to 18.1)	13 (9.5 to 18.1)	11-3 (8.3 to 14.7)	7 (4.9 to 10)	7-4 (5.2 to 9.5)	7-1 (5.1 to 9.2)	9-8 (6.9 to 13)	0-4 (0.2 to 0.6)	0-1 (0 to 0.2)	538	
Neural tube defects	17-1 (10.1 to 27.5)	3-1 (1.5 to 5.8)	5-5 (2.4 to 11.1)	0-1 (0.2 to 0.7)	0-9 (0.4 to 1.6)	1-2 (0.7 to 2)	0-7 (0.4 to 1.2)	1-4 (0.8 to 2.2)	1-2 (0.7 to 2)	1 (0.4 to 1.7)	0-7 (0.4 to 1.3)	0-7 (0.3 to 1.1)	0-7 (0.4 to 1.3)	0-7 (0.3 to 1.1)	0-4 (0.2 to 0.9)	0-2 (0.1 to 0.5)	0-1 (0.1 to 0.3)	0-1 (0.1 to 0.3)	0 (0 to 0)	0 (0 to 0)	0 (0 to 0)	0 (0 to 0)	0 (0 to 0)	0 (0 to 0)	0 (0 to 0)	42-4	
Congenital heart anomalies	36-2 (20.2 to 63.4)	22-6 (14.1 to 36.7)	20-2 (14.4 to 32.1)	10-9 (6.6 to 19.4)	4-1 (2.5 to 7.1)	3-6 (2.2 to 6.4)	4-3 (2.7 to 7.5)	4-1 (2.6 to 7.2)	3-6 (2.4 to 5.7)	3-4 (2.2 to 5.2)	3-4 (2.2 to 5.2)	3-3 (2.2 to 4.7)	2-7 (1.7 to 4.5)	3-1 (1.9 to 4.5)	3-2 (1.7 to 4.9)	2-5 (1.3 to 4.2)	2-2 (1.2 to 3.8)	1-6 (0.9 to 3.2)	1-4 (0.8 to 2.5)	1-2 (0.6 to 2.3)	1-4 (0.8 to 2.5)	0-1 (0.5 to 2)	0-1 (0.1 to 0.2)	0 (0 to 0)	141	
Orofacial clefts	0 (0 to 0)	0-2 (0 to 0.5)	0-2 (0.1 to 0.7)	0-3 (0.1 to 0.7)	0-3 (0 to 0.9)	0-2 (0 to 0.4)	0-2 (0 to 0.4)	0-2 (0 to 0.4)	0-2 (0 to 0.5)	0-2 (0 to 0.5)	0-2 (0 to 0.5)	0-2 (0 to 0.5)	0-2 (0 to 0.4)	0-2 (0 to 0.4)	0-2 (0 to 0.4)	0-2 (0 to 0.4)	0-2 (0 to 0.4)	0-2 (0 to 0.4)	0-2 (0 to 0.4)	0-2 (0 to 0.4)	0-1 (0 to 0.3)	0-1 (0 to 0.1)	0-1 (0 to 0.1)	0 (0 to 0)	0 (0 to 0)	3-4	
Down syndrome	3-3 (1.6 to 5.7)	0-9 (0.5 to 1.5)	2-5 (1.3 to 4.6)	2 (1 to 3.9)	1-3 (0.6 to 2.6)	1-3 (0.6 to 2.6)	1-3 (0.6 to 2.6)	1-4 (0.8 to 2.6)	1-6 (1 to 2.6)	1-6 (1 to 2.6)	1-5 (1 to 2.3)	1-4 (0.9 to 2)	2-2 (1.2 to 3.6)	1-4 (0.9 to 2.4)	2-2 (1.2 to 3.6)	4-1 (2.2 to 6.9)	2-1 (1.2 to 3.8)	4-2 (2.1 to 6.7)	2-1 (1.2 to 3.3)	0-9 (0.5 to 2)	0-9 (0.5 to 2)	0-9 (0.5 to 2)	0-9 (0.5 to 2)	0-9 (0.5 to 2)	0-9 (0.5 to 2)	37-6	
Turner syndrome	0 (0 to 0)	0 (0 to 0)	0 (0 to 0)	0 (0 to 0)	0 (0 to 0)	0 (0 to 0)	0 (0 to 0)	0 (0 to 0)	0 (0 to 0)	0 (0 to 0)	0 (0 to 0)	0 (0 to 0)	0 (0 to 0)	0 (0 to 0)	0 (0 to 0)	0 (0 to 0)	0 (0 to 0)	0 (0 to 0)	0 (0 to 0)	0 (0 to 0)	0 (0 to 0)	0 (0 to 0)	0 (0 to 0)	0 (0 to 0)	0 (0 to 0)	0 (0 to 0)	0	
Klinefelter syndrome	0 (0 to 0)	0 (0 to 0)	0 (0 to 0)	0 (0 to 0)	0 (0 to 0)	0 (0 to 0)	0 (0 to 0)	0 (0 to 0)	0 (0 to 0)	0 (0 to 0)	0 (0 to 0)	0 (0 to 0)	0 (0 to 0)	0 (0 to 0)	0 (0 to 0)	0 (0 to 0)	0 (0 to 0)	0 (0 to 0)	0 (0 to 0)	0 (0 to 0)	0 (0 to 0)	0 (0 to 0)	0 (0 to 0)	0 (0 to 0)	0 (0 to 0)	0 (0 to 0)	0-3	
Other chromosomal abnormalities	15-2 (8.4 to 28.4)	5-4 (2.9 to 8.7)	11-8 (6.5 to 19.2)	5-7 (3.4 to 9.4)	2-2 (1.3 to 3.6)	2-9 (1.8 to 4.1)	2-5 (1.4 to 3.6)	2-1 (1.3 to 3.2)	2-1 (1.3 to 3.2)	2 (1.1 to 3)	1-6 (0.9 to 2.5)	1-6 (0.9 to 2.5)	1-8 (0.9 to 3.1)	1-5 (0.7 to 2.4)	1-7 (0.8 to 3.1)	0-6 (0.2 to 1.5)	0-6 (0.2 to 1.5)	0-6 (0.2 to 1.5)	0-6 (0.2 to 1.5)	0-6 (0.2 to 1.5)	0-6 (0.2 to 1.5)	0-6 (0.2 to 1.5)	0-6 (0.2 to 1.5)	0-6 (0.2 to 1.5)	0-6 (0.2 to 1.5)	62-6	
Congenital musculoskeletal and limb anomalies	4-6 (2.4 to 8.4)	1-1 (0.7 to 2)	0-5 (0.1 to 12.2)	10-3 (6.1 to 16.6)	3-6 (2.9 to 10.7)	0-4 (0.2 to 2.5)	3-1 (2.1 to 5.4)	3-4 (2.3 to 6.6)	3-5 (2.1 to 5.4)	3-5 (2.2 to 5.4)	3-5 (2.2 to 5.4)	2-9 (1.7 to 4.6)	2-9 (1.7 to 4.6)	3-4 (2.1 to 5.2)	2-5 (1.4 to 4.1)	2-3 (1.3 to 3.7)	2-1 (1.1 to 3.4)	1-7 (1 to 2.7)	1-7 (1 to 2.7)	1-2 (0.7 to 2)	0-7 (0.4 to 1.4)	0-4 (0.2 to 0.9)	0-1 (0.1 to 0.2)	0-1 (0 to 0.2)	0-1 (0 to 0.2)	76-3	
Urogenital congenital anomalies	12-5 (6.4 to 21.4)	1-9 (0.9 to 3.4)	2-6 (1 to 5.5)	1-3 (0.7 to 2.1)	0-8 (0.5 to 1.3)	0-5 (0.3 to 0.8)	0-6 (0.3 to 0.9)	0-5 (0.2 to 0.8)	0-5 (0.2 to 0.8)	0-4 (0.2 to 0.8)	0-5 (0.2 to 0.8)	0-2 (0.1 to 0.3)	0-1 (0.1 to 0.2)	0-1 (0.1 to 0.2)	0-1 (0.1 to 0.2)	0-1 (0.1 to 0.2)	0-1 (0.1 to 0.2)	0-1 (0.1 to 0.2)	0-1 (0.1 to 0.2)	0-1 (0.1 to 0.2)	0-1 (0.1 to 0.2)	0-1 (0.1 to 0.2)	0-1 (0.1 to 0.2)	0-1 (0.1 to 0.2)	0-1 (0.1 to 0.2)	21-2	
Digestive congenital anomalies	19-4 (10.4 to 29.7)	2-9 (1.4 to 5.5)	3-5 (1.9 to 5.6)	0-9 (0.5 to 1.6)	0-7 (0.3 to 0.9)	0-5 (0.2 to 0.9)	0-5 (0.2 to 0.9)	0-5 (0.2

SR Table 2x. Results of Moldova DALYs by cause and sex group for males with 95% uncertainty intervals, 2019

Cause	Aero Neonatal	Late Neonatal	Post Neonatal	1 to 4	5 to 9	10 to 14	15 to 19	20 to 24	25 to 29	30 to 34	35 to 39	40 to 44	45 to 49	50 to 54	55 to 59	60 to 64	65 to 69	70 to 74	75 to 79	80 to 84	85 to 89	90 to 94	95 plus	Total
All causes	16,500 (9,600 to 25,700)	3,770 (2,200 to 5,200)	2,750 (2,040 to 3,670)	9,660 (8,020 to 11,200)	8,090 (6,480 to 9,490)	8,440 (6,980 to 9,980)	9,060 (7,360 to 11,400)	10,400 (7,900 to 13,900)	22,400 (19,600 to 26,400)	22,700 (20,900 to 25,300)	29,300 (26,900 to 32,000)	36,000 (33,000 to 39,000)	52,800 (49,700 to 56,600)	52,800 (49,700 to 56,600)	51,200 (48,900 to 54,200)	59,500 (56,900 to 62,900)	56,200 (54,300 to 58,200)	44,200 (42,100 to 46,200)	42,700 (39,700 to 45,500)	32,800 (30,500 to 35,300)	19,200 (16,900 to 21,600)	7,210 (5,900 to 8,700)	510,000 (489,000 to 531,000)
Communicable, maternal, neonatal, and nutritional diseases	7,190 (5,660 to 9,130)	2,160 (1,260 to 3,360)	1,200 (829 to 1,800)	1,710 (1,330 to 2,170)	1,060 (850 to 1,360)	1,140 (920 to 1,450)	1,290 (920 to 1,850)	1,400 (1,100 to 1,900)	2,720 (2,320 to 3,150)	4,540 (3,930 to 5,150)	6,960 (5,900 to 8,060)	9,860 (8,400 to 11,400)	9,760 (8,300 to 11,300)	9,090 (7,800 to 10,500)	4,600 (3,970 to 5,410)	5,330 (4,570 to 6,210)	3,850 (3,180 to 4,620)	2,400 (1,980 to 2,940)	796 (632 to 1,000)	699 (479 to 1,000)	411 (282 to 629)	263 (152 to 431)	171 (100 to 277)	90,200 (86,100 to 95,400)
HIV/AIDS and sexually transmitted infections	0.6 (0.3 to 0.9)	0.1 (0 to 0.2)	2.6 (1.4 to 3.5)	1.9 (1.1 to 2.7)	3.7 (2.0 to 4.6)	4.5 (2.6 to 5.6)	18.2 (10.6 to 22.9)	51.5 (30.1 to 64.3)	92.9 (54.2 to 116.1)	142.3 (82.7 to 177.6)	223.3 (130.1 to 278.5)	343.5 (200.1 to 428.2)	512.1 (298.4 to 638.5)	512.1 (298.4 to 638.5)	498.3 (290.3 to 621.3)	451.1 (262.7 to 562.5)	387.1 (225.5 to 482.7)	292.3 (170.3 to 364.5)	214.1 (124.7 to 267.1)	116.2 (67.5 to 145.1)	52.3 (30.3 to 65.3)	12.3 (7.1 to 15.3)	6,400 (3,700 to 8,000)
HIV/AIDS	0 (0 to 0)	0 (0 to 0)	2.6 (1.4 to 3.5)	1.9 (1.1 to 2.7)	3.7 (2.0 to 4.6)	3.6 (2.0 to 4.5)	14.0 (7.7 to 17.3)	43.6 (25.1 to 54.8)	81.3 (47.0 to 101.2)	129.5 (74.6 to 161.2)	206.3 (119.0 to 256.6)	321.6 (185.2 to 400.1)	479.8 (276.8 to 596.6)	479.8 (276.8 to 596.6)	466.7 (269.2 to 580.4)	422.7 (243.7 to 525.7)	362.6 (209.1 to 451.0)	273.8 (157.9 to 340.6)	200.6 (115.7 to 249.5)	108.8 (62.7 to 135.4)	48.9 (28.2 to 60.8)	11.5 (6.6 to 14.3)	6,000 (3,500 to 7,500)
HIV/AIDS - Drug-susceptible Tuberculosis	0 (0 to 0)	0 (0 to 0)	0 (0 to 0.1)	0 (0 to 0.1)	0 (0 to 0.1)	0 (0 to 0.1)	0.2 (0.1 to 0.3)	0.9 (0.5 to 1.2)	1.6 (0.9 to 2.1)	2.5 (1.4 to 3.2)	3.7 (2.1 to 4.7)	5.7 (3.3 to 7.1)	8.5 (4.9 to 10.6)	8.5 (4.9 to 10.6)	8.3 (4.8 to 10.3)	7.5 (4.3 to 9.3)	6.4 (3.7 to 8.0)	4.9 (2.8 to 6.1)	3.6 (2.1 to 4.5)	1.9 (1.1 to 2.4)	0.9 (0.5 to 1.1)	0.2 (0.1 to 0.3)	0.1 (0 to 0.2)	100
HIV/AIDS - Multidrug-resistant Tuberculosis without extensive	0 (0 to 0)	0 (0 to 0)	0.1 (0 to 0.1)	0.1 (0 to 0.1)	0.1 (0 to 0.2)	0.1 (0 to 0.2)	0.2 (0.1 to 0.3)	0.8 (0.4 to 1.0)	1.4 (0.8 to 1.8)	2.2 (1.3 to 2.8)	3.2 (1.8 to 4.1)	4.9 (2.8 to 6.1)	7.3 (4.2 to 9.1)	7.3 (4.2 to 9.1)	7.1 (4.1 to 8.9)	6.4 (3.7 to 8.0)	5.5 (3.2 to 6.9)	4.2 (2.4 to 5.2)	3.1 (1.8 to 3.9)	1.6 (0.9 to 2.0)	0.8 (0.4 to 1.0)	0.2 (0.1 to 0.3)	0.1 (0 to 0.1)	86
HIV/AIDS - Multidrug-resistant Tuberculosis	0 (0 to 0)	0 (0 to 0)	0 (0 to 0)	0 (0 to 0)	0 (0 to 0)	0 (0 to 0)	0 (0 to 0)	0.1 (0 to 0.1)	0.2 (0 to 0.2)	0.3 (0 to 0.4)	0.4 (0.2 to 0.5)	0.6 (0.3 to 0.8)	0.9 (0.5 to 1.2)	0.9 (0.5 to 1.2)	0.9 (0.5 to 1.1)	0.8 (0.4 to 1.0)	0.7 (0.4 to 0.9)	0.5 (0.3 to 0.7)	0.4 (0.2 to 0.5)	0.2 (0.1 to 0.3)	0.1 (0 to 0.1)	0 (0 to 0)	0 (0 to 0)	12
HIV/AIDS - Extensively drug-resistant Tuberculosis	0 (0 to 0)	0 (0 to 0)	0 (0 to 0)	0 (0 to 0)	0 (0 to 0)	0 (0 to 0)	0 (0 to 0)	0 (0 to 0)	0 (0 to 0)	0 (0 to 0)	0 (0 to 0)	0 (0 to 0)	0 (0 to 0)	0 (0 to 0)	0 (0 to 0)	0 (0 to 0)	0 (0 to 0)	0 (0 to 0)	0 (0 to 0)	0 (0 to 0)	0 (0 to 0)	0 (0 to 0)	0 (0 to 0)	0 (0 to 0)	0
HIV/AIDS resulting in other diseases	0 (0 to 0)	0 (0 to 0)	0 (0 to 0.1)	0 (0 to 0)	0 (0 to 0)	0 (0 to 0)	0 (0 to 0)	0 (0 to 0)	0 (0 to 0)	0 (0 to 0)	0 (0 to 0)	0 (0 to 0)	0 (0 to 0)	0 (0 to 0)	0 (0 to 0)	0 (0 to 0)	0 (0 to 0)	0 (0 to 0)	0 (0 to 0)	0 (0 to 0)	0 (0 to 0)	0 (0 to 0)	0 (0 to 0)	0 (0 to 0)	0
Sexually transmitted infections excluding HIV	0.6 (0.3 to 0.9)	0.1 (0 to 0.2)	0 (0 to 0)	0 (0 to 0)	0 (0 to 0)	0 (0 to 0)	0.1 (0 to 0.1)	0.1 (0 to 0.1)	0.1 (0 to 0.2)	0.2 (0.1 to 0.2)	0.3 (0.2 to 0.4)	0.5 (0.3 to 0.6)	0.7 (0.4 to 0.9)	0.7 (0.4 to 0.9)	0.7 (0.4 to 0.9)	0.7 (0.4 to 0.9)	0.6 (0.3 to 0.8)	0.4 (0.2 to 0.5)	0.3 (0.2 to 0.4)	0.2 (0.1 to 0.3)	0.1 (0 to 0.1)	0 (0 to 0.1)	0 (0 to 0.1)	997
Syphilis	0 (0 to 0.1)	0 (0 to 0)	0 (0 to 0)	0 (0 to 0)	0 (0 to 0)	0 (0 to 0)	0 (0 to 0)	0 (0 to 0)	0 (0 to 0)	0 (0 to 0)	0 (0 to 0)	0 (0 to 0)	0 (0 to 0)	0 (0 to 0)	0 (0 to 0)	0 (0 to 0)	0 (0 to 0)	0 (0 to 0)	0 (0 to 0)	0 (0 to 0)	0 (0 to 0)	0 (0 to 0)	0 (0 to 0)	0 (0 to 0)	8
Chlamydial infection	0 (0 to 0)	0 (0 to 0)	0 (0 to 0)	0 (0 to 0)	0 (0 to 0)	0 (0 to 0)	0 (0 to 0)	0.1 (0 to 0.1)	0.2 (0 to 0.3)	0.3 (0 to 0.4)	0.4 (0.2 to 0.5)	0.6 (0.3 to 0.8)	0.8 (0.4 to 1.0)	0.8 (0.4 to 1.0)	0.8 (0.4 to 1.0)	0.8 (0.4 to 1.0)	0.7 (0.4 to 0.9)	0.5 (0.3 to 0.6)	0.4 (0.2 to 0.5)	0.2 (0.1 to 0.3)	0.1 (0 to 0.2)	0 (0 to 0.1)	0 (0 to 0)	143
Gonococcal infection	0 (0 to 0)	0 (0 to 0)	0 (0 to 0)	0 (0 to 0)	0 (0 to 0)	0 (0 to 0)	0 (0 to 0)	0 (0 to 0)	0 (0 to 0)	0 (0 to 0)	0 (0 to 0)	0 (0 to 0)	0 (0 to 0)	0 (0 to 0)	0 (0 to 0)	0 (0 to 0)	0 (0 to 0)	0 (0 to 0)	0 (0 to 0)	0 (0 to 0)	0 (0 to 0)	0 (0 to 0)	0 (0 to 0)	0 (0 to 0)	0
Trichomoniasis	0 (0 to 0)	0 (0 to 0)	0 (0 to 0)	0 (0 to 0)	0 (0 to 0)	0 (0 to 0)	0 (0 to 0)	0 (0 to 0)	0 (0 to 0)	0 (0 to 0)	0 (0 to 0)	0 (0 to 0)	0 (0 to 0)	0 (0 to 0)	0 (0 to 0)	0 (0 to 0)	0 (0 to 0)	0 (0 to 0)	0 (0 to 0)	0 (0 to 0)	0 (0 to 0)	0 (0 to 0)	0 (0 to 0)	0 (0 to 0)	0
Genital herpes	0 (0 to 0)	0 (0 to 0)	0 (0 to 0)	0 (0 to 0)	0 (0 to 0)	0 (0 to 0)	0 (0 to 0)	0 (0 to 0)	0 (0 to 0)	0 (0 to 0)	0 (0 to 0)	0 (0 to 0)	0 (0 to 0)	0 (0 to 0)	0 (0 to 0)	0 (0 to 0)	0 (0 to 0)	0 (0 to 0)	0 (0 to 0)	0 (0 to 0)	0 (0 to 0)	0 (0 to 0)	0 (0 to 0)	0 (0 to 0)	41
Other sexually transmitted infections	0 (0 to 0)	0 (0 to 0)	0 (0 to 0)	0 (0 to 0)	0 (0 to 0)	0 (0 to 0)	0 (0 to 0)	0 (0 to 0)	0 (0 to 0)	0 (0 to 0)	0 (0 to 0)	0 (0 to 0)	0 (0 to 0)	0 (0 to 0)	0 (0 to 0)	0 (0 to 0)	0 (0 to 0)	0 (0 to 0)	0 (0 to 0)	0 (0 to 0)	0 (0 to 0)	0 (0 to 0)	0 (0 to 0)	0 (0 to 0)	0
Respiratory infections and tuberculosis	1,290 (672 to 1,770)	199 (102 to 1,370)	707 (609 to 976)	298 (217 to 400)	272 (180 to 368)	289 (218 to 368)	292 (218 to 368)	512 (322 to 1,000)	1,110 (904 to 1,350)	1,660 (1,320 to 2,040)	2,290 (1,900 to 2,800)	3,030 (2,550 to 3,600)	4,290 (3,700 to 4,970)	4,290 (3,700 to 4,970)	3,370 (2,900 to 3,930)	4,290 (3,600 to 5,030)	2,990 (2,700 to 3,400)	1,960 (1,680 to 2,330)	944 (777 to 1,160)	618 (469 to 824)	233 (139 to 330)	178 (89 to 277)	137 (28.1 to 99.4)	37,800
Tuberculosis	0 (0 to 0)	0 (0 to 0)	25 (19 to 39.7)	8.4 (21 to 47.6)	8.3 (6.9 to 11.7)	8.3 (6.6 to 9.1)	29.7 (17.7 to 38)	178 (127 to 239)	664 (349 to 994)	728 (561 to 927)	878 (668 to 1,200)	700 (529 to 919)	1,070 (804 to 1,360)	1,070 (804 to 1,360)	1,020 (777 to 1,240)	940 (765 to 1,220)	693 (520 to 754)	393 (288 to 570)	283 (214 to 369)	167 (97 to 240)	69.7 (49.4 to 94.9)	9.5 (2.9 to 29.9)	1.9 (0.6 to 7.4)	6,780
Latent tuberculosis infection	0 (0 to 0)	0 (0 to 0)	0 (0 to 0)	0 (0 to 0)	0 (0 to 0)	0 (0 to 0)	0 (0 to 0)	0 (0 to 0)	0 (0 to 0)	0 (0 to 0)	0 (0 to 0)	0 (0 to 0)	0 (0 to 0)	0 (0 to 0)	0 (0 to 0)	0 (0 to 0)	0 (0 to 0)	0 (0 to 0)	0 (0 to 0)	0 (0 to 0)	0 (0 to 0)	0 (0 to 0)	0 (0 to 0)	0 (0 to 0)	0
Drug-susceptible Tuberculosis	9.2 (5 to 12.9)	9.2 (4.9 to 18.6)	13.3 (10.2 to 21.6)	3.6 (2.9 to 5.1)	2.7 (2.2 to 3.1)	11.2 (9.1 to 11.7)	79.2 (47.7 to 116.6)	193 (120.4 to 272)	302 (189.4 to 433)	293 (183.4 to 420)	292 (183.4 to 420)	419 (263.1 to 600)	375 (235.4 to 540)	375 (235.4 to 540)	366 (230.4 to 526)	330 (208.1 to 474)	229 (144.9 to 329)	109 (68.7 to 156)	29.1 (18.4 to 41.8)	19.6 (12.4 to 28.1)	6.2 (3.9 to 8.9)	2.2 (1.4 to 3.1)	0.6 (0.4 to 0.9)	2,710
Multidrug-resistant tuberculosis without extensive drug-resistar	0 (0 to 0)	10.8 (9 to 17)	13.2 (10.2 to 21.6)	3.3 (2.7 to 5.1)	2.6 (2.2 to 3.1)	11 (9.1 to 11.7)	72.5 (45.4 to 106)	181 (112.1 to 272)	282 (175.1 to 423)	273 (169.2 to 420)	272 (169.2 to 420)	390 (243.1 to 600)	349 (217.5 to 540)	349 (217.5 to 540)	340 (213.1 to 526)	307 (192.3 to 474)	213 (134.1 to 329)	101 (63.6 to 156)	27.1 (17 to 41.8)	18.2 (11.5 to 28.1)	5.8 (3.6 to 8.9)	2.1 (1.3 to 3.1)	0.6 (0.4 to 0.9)	2,660
Extensively drug-resistant tuberculosis	0 (0 to 0)	0 (0 to 0)	9.6 (7.4 to 15.7)	2.7 (2.1 to 3.7)	2.1 (1.6 to 2.6)	8.6 (6.6 to 9.2)	58.1 (34.9 to 85.2)	146 (90.1 to 220)	228 (141.2 to 341)	221 (137.2 to 339)	220 (137.2 to 339)	315 (196.7 to 484)	282 (175.2 to 436)	282 (175.2 to 436)	275 (171.5 to 425)	248 (154.9 to 383)	172 (107.1 to 266)	82 (51.2 to 126)	21.9 (13.7 to 33.8)	14.7 (9.3 to 22.7)	4.7 (2.9 to 7.2)	1.7 (1.1 to 2.5)	0.5 (0.3 to 0.7)	2,150
Lower respiratory infections	1,290 (672 to 1,770)	199 (102 to 1,370)	669 (609 to 954)	293 (212 to 392)	263 (172 to 357)	278 (212 to 357)	262 (172 to 357)	334 (204 to 564)	407 (249 to 564)	563 (364 to 780)	1,410 (1,020 to 1,950)	2,330 (1,700 to 3,200)	3,220 (2,350 to 4,400)	3,220 (2,350 to 4,400)	2,350 (1,700 to 3,200)	3,950 (2,900 to 5,400)	2,410 (1,700 to 3,400)	1,860 (1,300 to 2,600)	916 (639 to 1,280)	450 (277 to 674)	227 (131 to 353)	168 (77 to 277)	135 (26.9 to 99.4)	31,000
Upper respiratory infections	0.1 (0 to 0.1)	13.6 (9.1 to 19.6)	37 (29.6 to 47.1)	79.2 (61.7 to 101)	87.4 (67.1 to 108)	69.2 (53.1 to 86.1)	19.8 (15.2 to 24.6)	17.9 (13.7 to 22.3)	19.6 (14.9 to 24.4)	19.6 (14.9 to 24.4)	19.6 (14.9 to 24.4)	19.6 (14.9 to 24.4)	19.6 (14.9 to 24.4)	19.6 (14.9 to 24.4)	19.6 (14.9 to 24.4)	19.6 (14.9 to 24.4)	19.6 (14.9 to 24.4)	19.6 (14.9 to 24.4)	19.6 (14.9 to 24.4)	19.6 (14.9 to 24.4)	19.6 (14.9 to 24.4)	19.6 (14.9 to 24.4)	19.6 (14.9 to 24.4)	1,290
Otitis media	0 (0 to 0)	0 (0 to 0.1)	0.1 (0 to 0.1)	0.1 (0 to 0.1)	0.1





SR Table 2a: Wolverhampton DALYS by cause and age group for males with 95% uncertainty intervals, 2019

Cause	Early Neonatal	Late Neonatal	Post Neonatal	1 to 4	5 to 9	10 to 14	15 to 19	20 to 24	25 to 29	30 to 34	35 to 39	40 to 44	45 to 49	50 to 54	55 to 59	60 to 64	65 to 69	70 to 74	75 to 79	80 to 84	85 to 89	90 to 94	95 plus	Total
All causes	1,662 (1,472 to 1,874)	1,166 (1,034 to 1,314)	2,068 (1,833 to 2,332)	2,662 (2,362 to 3,000)	1,660 (1,472 to 1,871)	1,660 (1,472 to 1,871)	2,217 (1,967 to 2,497)	3,007 (2,667 to 3,390)	4,177 (3,705 to 4,709)	5,313 (4,713 to 5,990)	6,722 (5,962 to 7,577)	8,552 (7,586 to 9,641)	10,545 (9,352 to 11,890)	12,966 (11,500 to 14,617)	15,880 (14,085 to 17,900)	19,211 (17,040 to 21,659)	22,966 (20,370 to 25,895)	26,966 (23,915 to 30,400)	31,230 (27,700 to 35,210)	35,742 (31,700 to 40,280)	40,466 (35,890 to 45,610)	45,406 (40,270 to 51,180)	41,880 (37,140 to 47,200)
Communicable, maternal, neonatal, and nutritional diseases	1,662 (1,472 to 1,874)	1,166 (1,034 to 1,314)	2,068 (1,833 to 2,332)	2,662 (2,362 to 3,000)	1,660 (1,472 to 1,871)	1,660 (1,472 to 1,871)	2,217 (1,967 to 2,497)	3,007 (2,667 to 3,390)	4,177 (3,705 to 4,709)	5,313 (4,713 to 5,990)	6,722 (5,962 to 7,577)	8,552 (7,586 to 9,641)	10,545 (9,352 to 11,890)	12,966 (11,500 to 14,617)	15,880 (14,085 to 17,900)	19,211 (17,040 to 21,659)	22,966 (20,370 to 25,895)	26,966 (23,915 to 30,400)	31,230 (27,700 to 35,210)	35,742 (31,700 to 40,280)	40,466 (35,890 to 45,610)	45,406 (40,270 to 51,180)	41,880 (37,140 to 47,200)
HIV/AIDS and sexually transmitted infections	0 (0 to 0)	0 (0 to 0)	0 (0 to 0)	0 (0 to 0)	0 (0 to 0)	0 (0 to 0)	0 (0 to 0)	0 (0 to 0)	0 (0 to 0)	0 (0 to 0)	0 (0 to 0)	0 (0 to 0)	0 (0 to 0)	0 (0 to 0)	0 (0 to 0)	0 (0 to 0)	0 (0 to 0)	0 (0 to 0)	0 (0 to 0)	0 (0 to 0)	0 (0 to 0)	0 (0 to 0)	0 (0 to 0)	0
HIV/AIDS	0 (0 to 0)	0 (0 to 0)	0 (0 to 0)	0 (0 to 0)	0 (0 to 0)	0 (0 to 0)	0 (0 to 0)	0 (0 to 0)	0 (0 to 0)	0 (0 to 0)	0 (0 to 0)	0 (0 to 0)	0 (0 to 0)	0 (0 to 0)	0 (0 to 0)	0 (0 to 0)	0 (0 to 0)	0 (0 to 0)	0 (0 to 0)	0 (0 to 0)	0 (0 to 0)	0 (0 to 0)	0 (0 to 0)	0
HIV/AIDS - Drug-susceptible Tuberculosis	0 (0 to 0)	0 (0 to 0)	0 (0 to 0)	0 (0 to 0)	0 (0 to 0)	0 (0 to 0)	0 (0 to 0)	0 (0 to 0)	0 (0 to 0)	0 (0 to 0)	0 (0 to 0)	0 (0 to 0)	0 (0 to 0)	0 (0 to 0)	0 (0 to 0)	0 (0 to 0)	0 (0 to 0)	0 (0 to 0)	0 (0 to 0)	0 (0 to 0)	0 (0 to 0)	0 (0 to 0)	0 (0 to 0)	0
HIV/AIDS - Multidrug-resistant Tuberculosis without extensive dr...	0 (0 to 0)	0 (0 to 0)	0 (0 to 0)	0 (0 to 0)	0 (0 to 0)	0 (0 to 0)	0 (0 to 0)	0 (0 to 0)	0 (0 to 0)	0 (0 to 0)	0 (0 to 0)	0 (0 to 0)	0 (0 to 0)	0 (0 to 0)	0 (0 to 0)	0 (0 to 0)	0 (0 to 0)	0 (0 to 0)	0 (0 to 0)	0 (0 to 0)	0 (0 to 0)	0 (0 to 0)	0 (0 to 0)	0
HIV/AIDS - Extensively drug-resistant Tuberculosis	0 (0 to 0)	0 (0 to 0)	0 (0 to 0)	0 (0 to 0)	0 (0 to 0)	0 (0 to 0)	0 (0 to 0)	0 (0 to 0)	0 (0 to 0)	0 (0 to 0)	0 (0 to 0)	0 (0 to 0)	0 (0 to 0)	0 (0 to 0)	0 (0 to 0)	0 (0 to 0)	0 (0 to 0)	0 (0 to 0)	0 (0 to 0)	0 (0 to 0)	0 (0 to 0)	0 (0 to 0)	0 (0 to 0)	0
HIV/AIDS resulting in other diseases	0 (0 to 0)	0 (0 to 0)	0 (0 to 0)	0 (0 to 0)	0 (0 to 0)	0 (0 to 0)	0 (0 to 0)	0 (0 to 0)	0 (0 to 0)	0 (0 to 0)	0 (0 to 0)	0 (0 to 0)	0 (0 to 0)	0 (0 to 0)	0 (0 to 0)	0 (0 to 0)	0 (0 to 0)	0 (0 to 0)	0 (0 to 0)	0 (0 to 0)	0 (0 to 0)	0 (0 to 0)	0 (0 to 0)	0
Sexually transmitted infections excluding HIV	0 (0 to 0)	0 (0 to 0)	0 (0 to 0)	0 (0 to 0)	0 (0 to 0)	0 (0 to 0)	0 (0 to 0)	0 (0 to 0)	0 (0 to 0)	0 (0 to 0)	0 (0 to 0)	0 (0 to 0)	0 (0 to 0)	0 (0 to 0)	0 (0 to 0)	0 (0 to 0)	0 (0 to 0)	0 (0 to 0)	0 (0 to 0)	0 (0 to 0)	0 (0 to 0)	0 (0 to 0)	0 (0 to 0)	0
Syphilis	0 (0 to 0)	0 (0 to 0)	0 (0 to 0)	0 (0 to 0)	0 (0 to 0)	0 (0 to 0)	0 (0 to 0)	0 (0 to 0)	0 (0 to 0)	0 (0 to 0)	0 (0 to 0)	0 (0 to 0)	0 (0 to 0)	0 (0 to 0)	0 (0 to 0)	0 (0 to 0)	0 (0 to 0)	0 (0 to 0)	0 (0 to 0)	0 (0 to 0)	0 (0 to 0)	0 (0 to 0)	0 (0 to 0)	0
Chlamydial infection	0 (0 to 0)	0 (0 to 0)	0 (0 to 0)	0 (0 to 0)	0 (0 to 0)	0 (0 to 0)	0 (0 to 0)	0 (0 to 0)	0 (0 to 0)	0 (0 to 0)	0 (0 to 0)	0 (0 to 0)	0 (0 to 0)	0 (0 to 0)	0 (0 to 0)	0 (0 to 0)	0 (0 to 0)	0 (0 to 0)	0 (0 to 0)	0 (0 to 0)	0 (0 to 0)	0 (0 to 0)	0 (0 to 0)	0
Gonococcal infection	0 (0 to 0)	0 (0 to 0)	0 (0 to 0)	0 (0 to 0)	0 (0 to 0)	0 (0 to 0)	0 (0 to 0)	0 (0 to 0)	0 (0 to 0)	0 (0 to 0)	0 (0 to 0)	0 (0 to 0)	0 (0 to 0)	0 (0 to 0)	0 (0 to 0)	0 (0 to 0)	0 (0 to 0)	0 (0 to 0)	0 (0 to 0)	0 (0 to 0)	0 (0 to 0)	0 (0 to 0)	0 (0 to 0)	0
Trichomoniasis	0 (0 to 0)	0 (0 to 0)	0 (0 to 0)	0 (0 to 0)	0 (0 to 0)	0 (0 to 0)	0 (0 to 0)	0 (0 to 0)	0 (0 to 0)	0 (0 to 0)	0 (0 to 0)	0 (0 to 0)	0 (0 to 0)	0 (0 to 0)	0 (0 to 0)	0 (0 to 0)	0 (0 to 0)	0 (0 to 0)	0 (0 to 0)	0 (0 to 0)	0 (0 to 0)	0 (0 to 0)	0 (0 to 0)	0
Genital herpes	0 (0 to 0)	0 (0 to 0)	0 (0 to 0)	0 (0 to 0)	0 (0 to 0)	0 (0 to 0)	0 (0 to 0)	0 (0 to 0)	0 (0 to 0)	0 (0 to 0)	0 (0 to 0)	0 (0 to 0)	0 (0 to 0)	0 (0 to 0)	0 (0 to 0)	0 (0 to 0)	0 (0 to 0)	0 (0 to 0)	0 (0 to 0)	0 (0 to 0)	0 (0 to 0)	0 (0 to 0)	0 (0 to 0)	0
Other sexually transmitted infections	0 (0 to 0)	0 (0 to 0)	0 (0 to 0)	0 (0 to 0)	0 (0 to 0)	0 (0 to 0)	0 (0 to 0)	0 (0 to 0)	0 (0 to 0)	0 (0 to 0)	0 (0 to 0)	0 (0 to 0)	0 (0 to 0)	0 (0 to 0)	0 (0 to 0)	0 (0 to 0)	0 (0 to 0)	0 (0 to 0)	0 (0 to 0)	0 (0 to 0)	0 (0 to 0)	0 (0 to 0)	0 (0 to 0)	0
Respiratory infections and tuberculosis	0 (0 to 0)	0 (0 to 0)	0 (0 to 0)	0 (0 to 0)	0 (0 to 0)	0 (0 to 0)	0 (0 to 0)	0 (0 to 0)	0 (0 to 0)	0 (0 to 0)	0 (0 to 0)	0 (0 to 0)	0 (0 to 0)	0 (0 to 0)	0 (0 to 0)	0 (0 to 0)	0 (0 to 0)	0 (0 to 0)	0 (0 to 0)	0 (0 to 0)	0 (0 to 0)	0 (0 to 0)	0 (0 to 0)	0
Tuberculosis	0 (0 to 0)	0 (0 to 0)	0 (0 to 0)	0 (0 to 0)	0 (0 to 0)	0 (0 to 0)	0 (0 to 0)	0 (0 to 0)	0 (0 to 0)	0 (0 to 0)	0 (0 to 0)	0 (0 to 0)	0 (0 to 0)	0 (0 to 0)	0 (0 to 0)	0 (0 to 0)	0 (0 to 0)	0 (0 to 0)	0 (0 to 0)	0 (0 to 0)	0 (0 to 0)	0 (0 to 0)	0 (0 to 0)	0
Latent tuberculosis infection	0 (0 to 0)	0 (0 to 0)	0 (0 to 0)	0 (0 to 0)	0 (0 to 0)	0 (0 to 0)	0 (0 to 0)	0 (0 to 0)	0 (0 to 0)	0 (0 to 0)	0 (0 to 0)	0 (0 to 0)	0 (0 to 0)	0 (0 to 0)	0 (0 to 0)	0 (0 to 0)	0 (0 to 0)	0 (0 to 0)	0 (0 to 0)	0 (0 to 0)	0 (0 to 0)	0 (0 to 0)	0 (0 to 0)	0
Drug-susceptible tuberculosis	0 (0 to 0)	0 (0 to 0)	0 (0 to 0)	0 (0 to 0)	0 (0 to 0)	0 (0 to 0)	0 (0 to 0)	0 (0 to 0)	0 (0 to 0)	0 (0 to 0)	0 (0 to 0)	0 (0 to 0)	0 (0 to 0)	0 (0 to 0)	0 (0 to 0)	0 (0 to 0)	0 (0 to 0)	0 (0 to 0)	0 (0 to 0)	0 (0 to 0)	0 (0 to 0)	0 (0 to 0)	0 (0 to 0)	0
Multidrug-resistant tuberculosis without extensive drug-resistance	0 (0 to 0)	0 (0 to 0)	0 (0 to 0)	0 (0 to 0)	0 (0 to 0)	0 (0 to 0)	0 (0 to 0)	0 (0 to 0)	0 (0 to 0)	0 (0 to 0)	0 (0 to 0)	0 (0 to 0)	0 (0 to 0)	0 (0 to 0)	0 (0 to 0)	0 (0 to 0)	0 (0 to 0)	0 (0 to 0)	0 (0 to 0)	0 (0 to 0)	0 (0 to 0)	0 (0 to 0)	0 (0 to 0)	0
Extensively drug-resistant tuberculosis	0 (0 to 0)	0 (0 to 0)	0 (0 to 0)	0 (0 to 0)	0 (0 to 0)	0 (0 to 0)	0 (0 to 0)	0 (0 to 0)	0 (0 to 0)	0 (0 to 0)	0 (0 to 0)	0 (0 to 0)	0 (0 to 0)	0 (0 to 0)	0 (0 to 0)	0 (0 to 0)	0 (0 to 0)	0 (0 to 0)	0 (0 to 0)	0 (0 to 0)	0 (0 to 0)	0 (0 to 0)	0 (0 to 0)	0
Lower respiratory infections	2.9 (2.7 to 3.7)	2.9 (2.6 to 4.2)	8.5 (6.5 to 26.2)	8.5 (4.2 to 11.2)	2.2 (1.6 to 3.1)	2.2 (1.6 to 3.1)	3.4 (2.7 to 4.1)	5.4 (3.9 to 19.4)	9.4 (5.5 to 7.9)	13.4 (6.3 to 13.5)	19.6 (8.6 to 18.8)	27.4 (11.3 to 22.2)	39.4 (13.7 to 28.5)	53.4 (20.5 to 44.5)	72.4 (28.1 to 61.1)	96 (37.5 to 82.4)	125 (46.5 to 99.4)	158 (48.3 to 130)	198 (52.1 to 154)	242 (54.7 to 182)	287.7 (56.5 to 209)	332 (57.5 to 126)	1,020 (19.2 to 21.5)
Upper respiratory infections	0 (0 to 0)	0.1 (0.1 to 0.2)	3.1 (1.9 to 4.8)	0.8 (7.2 to 19.7)	0.2 (7.1 to 22.2)	0.2 (7.1 to 22.2)	0.4 (4.3 to 13.6)	0.6 (4.9 to 14.1)	0.8 (4.9 to 14.7)	0.9 (4.8 to 14.6)	0.8 (4.8 to 14.8)	0.8 (3.9 to 12.5)	0.8 (3.9 to 12.5)	0.8 (3.9 to 11.1)	0.8 (3.9 to 12.7)	0.8 (3.9 to 11.1)	0.8 (3.9 to 11.1)	0.8 (3.9 to 11.1)	0.8 (3.9 to 11.1)	0.8 (3.9 to 11.1)	0.8 (3.9 to 11.1)	0.8 (3.9 to 11.1)	125
Otitis media	0 (0 to 0)	0 (0 to 0)	0.6 (0.2 to 0.9)	0.6 (1.4 to 5.3)	0.7 (1.5 to 4.7)	1.7 (1.6 to 2.9)	1.7 (0.7 to 3.4)	1.7 (0.7 to 3.4)	1.7 (0.8 to 3.2)	1.7 (0.7 to 3.3)	1.8 (0.8 to 3.4)	1.8 (0.8 to 3.3)	1.8 (0.8 to 3.3)	1.8 (0.8 to 3.3)	1.8 (0.8 to 3.3)	1.8 (0.7 to 3.7)	1.1 (0.5 to 2.2)	0.8 (0.4 to 1.5)	0.6 (0.3 to 1.2)	0.4 (0.2 to 0.9)	0.2 (0.1 to 0.4)	0.1 (0.0 to 0.2)	39.8
Enteric infections	0.3 (0.2 to 0.4)	0.8 (0.5 to 1.1)	9.1 (4.9 to 13.9)	10.9 (7.6 to 29.4)	6.9 (3.7 to 12.1)	4.5 (2.3 to 7.7)	3.2 (1.6 to 4.8)	3.4 (2.1 to 5.2)	3.4 (2.1 to 5.2)	3.4 (2.1 to 5.2)	3.4 (2.1 to 5.2)	3.4 (2.1 to 5.2)	3.4 (2.1 to 5.2)	3.4 (2.1 to 5.2)	3.4 (2.1 to 5.2)	3.4 (2.1 to 5.2)	3.4 (2.1 to 5.2)	3.4 (2.1 to 5.2)	3.4 (2.1 to 5.2)	3.4 (2.1 to 5.2)	3.4 (2.1 to 5.2)	3.4 (2.1 to 5.2)	120
Diarrheal diseases	0.3 (0.2 to 0.4)	0.8 (0.5 to 1.1)	9.1 (4.9 to 13.9)	10.9 (7.6 to 29.4)	6.9 (3.7 to 12.1)	4.5 (2.3 to 7.7)	3.2 (1.6 to 4.8)	3.4 (2.1 to 5.2)	3.4 (2.1 to 5.2)	3.4 (2.1 to 5.2)	3.4 (2.1 to 5.2)	3.4 (2.1 to 5.2)	3.4 (2.1 to 5.2)	3.4 (2.1 to 5.2)	3.4 (2.1 to 5.2)	3.4 (2.1 to 5.2)	3.4 (2.1 to 5.2)	3.4 (2.1 to 5.2)	3.4 (2.1 to 5.2)	3.4 (2.1 to 5.2)	3.4 (2.1 to 5.2)	3.4 (2.1 to 5.2)	119
Typhoid and paraphoid	0 (0 to 0)	0 (0 to 0)	0 (0 to 0)	0 (0 to 0)	0 (0 to 0)	0 (0 to 0)	0 (0 to 0)	0 (0 to 0)	0 (0 to 0)	0 (0 to 0)	0 (0 to 0)	0 (0 to 0)	0 (0 to 0)	0 (0 to 0)	0 (0 to 0)	0 (0 to 0)	0 (0 to 0)	0 (0 to 0)	0 (0 to 0)	0 (0 to 0)	0 (0 to 0)	0 (0 to 0)	0 (0 to 0)	0
Typhoid fever	0 (0 to 0)	0 (0 to 0)	0 (0 to 0)	0 (0 to 0)	0 (0 to 0)	0 (0 to 0)	0 (0 to 0)	0 (0 to 0)	0 (0 to 0)	0 (0 to 0)	0 (0 to 0)	0 (0 to 0)	0 (0 to 0)	0 (0 to 0)	0 (0 to 0)	0 (0 to 0)	0 (0 to 0)	0 (0 to 0)	0 (0 to 0)	0 (0 to 0)	0 (0 to 0)	0 (0 to 0)	0 (0 to 0)	0
Paratyphoid fever	0 (0 to 0)	0 (0 to 0)	0 (0 to 0)	0 (0 to 0)	0 (0 to 0)	0 (0 to 0)	0 (0 to 0)	0 (0 to 0)	0 (0 to 0)	0 (0 to 0)	0 (0 to 0)	0 (0 to 0)	0 (0 to 0)	0 (0 to 0)	0 (0 to 0)	0 (0 to 0)	0 (0 to 0)	0 (0 to 0)	0 (0 to 0)	0 (0 to 0)	0 (0 to 0)	0 (0 to 0)	0 (0 to 0)	0
Invasive Non-typhoidal Salmonella (iNTS)	0 (0 to 0)	0 (0 to 0)	0 (0 to 0)	0 (0 to 0)	0 (0 to 0)	0 (0 to 0)	0 (0 to 0)	0 (0 to 0)	0 (0 to 0)	0 (0 to 0)	0 (0 to 0)	0 (0 to 0)	0 (0 to 0)	0 (0 to 0)	0 (0 to 0)	0 (0 to 0)	0 (0 to 0)	0 (0 to 0)	0 (0 to 0)	0 (0 to 0)	0 (0 to 0)	0 (0 to 0)	0 (0 to 0)	0
Other intestinal infectious diseases	0 (0 to 0)	0 (0 to 0)	0 (0 to 0)	0 (0 to 0)	0 (0 to 0)	0 (0 to 0)	0 (0 to 0)	0 (0 to 0)	0 (0 to 0)	0 (0 to 0)	0 (0 to 0)	0 (0 to 0)	0 (0 to 0)	0 (0 to 0)	0 (0 to 0)	0 (0 to 0)	0 (0 to 0)	0 (0 to 0)	0 (0 to 0)	0 (0 to 0)	0 (0 to 0)	0 (0 to 0)	0 (0 to 0)	0
Neglected tropical diseases and malaria	0 (0 to 0)	0.1 (0 to 0.3)	0.6 (0.1 to 0.8)	1.5 (0.2 to 0.8)	2.4 (0.4 to 0.8)	0.6 (0.1 to 0.2)	0.1 (0 to 0.2)	0.2 (0 to 0.2)	0.2 (0 to 0.2)	0.2 (0 to 0.2)	0.1 (0 to 0.2)	0.2 (0 to 0.2)	0.2 (0 to 0.2)	0.2 (0 to 0.2)	0.2 (0 to 0.2)	0.2 (0 to 0.2)	0.2 (0 to 0.2)	0.1 (0 to 0.2)	0.1 (0 to 0.2)	0.1 (0 to 0.2)	0.1 (0 to 0.2)	0.1 (0 to 0.1)	7.3
Malaria	0 (0 to 0)	0 (0 to 0)	0 (0 to 0)	0 (0 to 0)	0 (0 to 0)	0 (0 to 0)	0 (0 to 0)	0 (0 to 0)	0 (0 to 0)	0 (0 to 0)	0 (0 to 0)	0 (0 to 0)	0 (0 to 0)	0 (0 to 0)	0 (0 to 0)	0 (0 to 0)	0 (0 to 0)	0 (0 to 0)	0 (0 to 0)	0 (0 to 0)	0 (0 to 0)	0 (0 to 0)	0 (0 to 0)	0
Chagas disease	0 (0 to 0)	0 (0 to 0)	0 (0 to 0)	0 (0 to 0)	0 (0 to 0)	0 (0 to 0)	0 (0 to 0)	0 (0 to 0)	0 (0 to 0)	0 (0 to 0)	0 (0 to 0)	0 (0 to 0)	0 (0 to 0)	0 (0 to 0)	0 (0 to 0)	0 (0 to 0)	0 (0 to 0)	0 (0 to 0)	0 (0 to 0)	0 (0 to 0)	0 (0 to 0)	0 (0 to 0)	0 (0 to 0)	0
Leishmaniasis	0 (0 to 0)	0 (0 to 0)	0 (0 to 0)	0 (0 to 0)	0 (0 to 0)	0 (0 to 0)	0 (0 to 0)	0 (0 to 0)	0 (0 to 0)	0 (0 to 0)	0 (0 to 0)	0 (0 to 0)	0 (0 to 0)	0 (0 to 0)	0 (0 to 0)	0 (0 to 0)	0 (0 to 0)	0 (0 to 0)	0 (0 to 0)	0 (0 to 0)	0 (0 to 0)	0 (0 to 0)	0 (0 to 0)	0
Visceral leishmaniasis	0 (0 to 0)	0 (0 to 0)	0 (0 to 0)	0 (0 to 0)	0 (0 to 0)	0 (0 to 0)	0 (0 to 0)	0 (0 to 0)	0 (0 to 0)	0 (0 to 0)	0 (0 to 0)	0 (0 to 0)	0 (0 to 0)	0 (0 to 0)	0 (0 to 0)	0 (0 to 0)	0 (0 to 0)	0 (0 to 0)	0 (0 to 0)	0 (0 to 0)	0 (0 to 0)	0 (0 to 0)	0 (0 to 0)	0
Cutaneous and mucocutaneous leishmaniasis	0 (0 to 0)	0 (0 to 0)	0 (0 to 0)	0 (0 to 0)	0 (0 to 0)	0 (0 to 0)	0 (0 to 0)	0 (0 to 0)	0 (0 to 0)	0 (0 to 0)	0 (0 to 0)	0 (0 to 0)	0 (0 to 0)	0 (0 to 0)	0 (0 to 0)	0 (0 to 0)	0 (0 to 0)	0 (0 to 0)	0 (0 to 0)	0 (0 to 0)	0 (0 to 0)	0 (0 to 0)	0 (0 to 0)	0
African trypanosomiasis	0 (0 to 0)	0 (0 to 0)	0 (0 to 0)	0 (0 to 0)	0 (0 to 0)	0 (0 to 0)	0 (0 to 0)	0 (0 to 0)	0 (0 to 0)	0 (0 to 0)	0 (0 to 0)	0 (0 to 0)	0 (0 to 0)	0 (0 to 0)	0 (0 to 0)	0 (0 to 0)	0 (0 to 0)	0 (0 to 0)	0 (0 to 0)	0 (0 to 0)	0 (0 to 0)	0 (0 to 0)	0 (0 to 0)	0
Schistosomiasis	0 (0 to 0)	0 (0 to 0)	0 (0 to 0)	0 (0 to 0)	0 (0 to 0)	0 (0 to 0)	0 (0 to 0)	0 (0 to 0)	0 (0 to 0)	0 (0 to 0)	0 (0 to 0)	0 (0 to 0)	0 (0 to 0)	0 (0 to 0)	0 (0 to 0)	0 (0 to 0)	0 (0 to 0)	0 (0 to 0)	0 (0 to 0)	0 (0 to 0)	0 (0 to 0)	0 (0 to 0)	0 (0 to 0)	0
Cysticercosis	0 (0 to 0)	0 (0 to 0)	0 (0 to 0)	0 (0 to 0)	0 (0 to 0)	0 (0 to 0)	0 (0 to 0)	0 (0 to 0)	0 (0 to 0)	0 (0 to 0)	0 (0 to 0)	0 (0 to 0)	0 (0 to 0)	0 (0 to 0)	0 (0 to 0)	0 (0 to 0)	0 (0 to 0)	0 (0 to 0)	0 (0 to 0)	0 (0 to 0)	0 (0 to 0)	0 (0 to 0)	0 (0 to 0)	0
Cystic echinococcosis	0 (0 to 0)	0 (0 to 0)	0 (0 to 0)	0 (0 to 0)	0 (0 to 0)	0 (0 to 0)	0 (0 to 0)	0 (0 to 0)	0 (0 to 0)	0 (0 to 0)	0 (0 to 0)	0 (0 to 0)	0 (0 to 0)	0 (0 to 0)	0 (0 to 0)	0 (0 to 0)	0 (0 to 0)	0 (0 to 0)	0 (0 to 0)	0 (0 to 0)	0 (0 to 0)	0 (0 to 0)	0 (0 to 0)	0
Lymphatic filariasis	0 (0 to 0)	0 (0 to 0)	0 (0 to 0)	0 (0 to 0)	0 (0 to 0)	0 (0 to 0)	0 (0 to 0)	0 (0 to 0)	0 (0 to 0)	0 (0 to 0)	0 (0 to 0)	0 (0 to 0)	0 (0 to 0)	0 (0 to 0)	0 (0 to 0)	0 (0 to 0)	0 (0 to 0)	0 (0 to 0)	0 (0 to 0)	0 (0 to 0)	0 (0 to 0)	0 (0 to 0)	0 (0 to 0)	0
Onchocerciasis	0 (0 to 0)	0 (0 to 0)	0 (0 to 0)	0 (0 to 0)	0 (0 to 0)	0 (0 to 0)	0 (0 to 0)	0 (0 to 0)	0 (0 to 0)	0 (0 to 0)	0 (0 to 0)	0 (0 to 0)	0 (0 to 0)	0 (0 to 0)	0 (0 to 0)	0 (0 to 0)	0 (0 to 0)	0 (0 to 0)	0 (0 to 0)	0 (0 to 0)	0 (0 to 0)	0 (0 to 0)	0 (0 to 0)	0
Trachoma	0 (0 to 0)	0 (0 to 0)	0 (0 to 0)	0 (0 to 0)	0 (0 to 0)	0 (0 to 0)	0 (0 to 0)	0 (0 to 0)	0 (0 to 0)	0 (0 to 0)	0 (0 to 0)	0 (0 to 0)	0 (0 to 0)	0 (0 to 0)	0 (0 to 0)	0 (0 to 0)	0 (0 to 0)	0 (0 to 0)	0 (0 to 0)	0 (0 to 0)	0 (0 to 0)	0 (0 to 0)	0 (0 to 0)	0
Dengue	0 (0 to 0)	0 (0 to 0)	0 (0 to 0)	0 (0 to 0)	0 (0 to 0)	0 (0 to 0)	0 (0 to 0)	0 (0 to 0)	0 (0 to 0)	0 (0 to 0)	0 (0 to 0)	0 (0 to 0)	0 (0 to 0)	0 (0 to 0)	0 (0 to 0)	0 (0 to 0)	0 (0 to 0)	0 (0 to 0)	0 (0 to 0)	0 (0 to 0)	0 (0 to 0)	0 (0 to 0)	0 (0 to 0)	0
Yellow fever	0 (0 to 0)	0 (0 to 0)	0 (0 to 0)	0 (0 to 0)	0 (0 to 0)	0 (0 to 0)	0 (0 to 0)	0 (0 to 0)	0 (0 to 0)	0 (0 to 0)	0 (0 to 0)	0 (0 to 0)	0 (0 to 0)	0 (0 to 0)	0 (0 to 0)	0 (0 to 0)	0 (0 to 0)	0 (0 to 0)	0 (0 to 0)	0 (0 to 0)	0 (0 to 0)	0 (0 to 0)	0 (0 to 0)	0
Rabies	0 (0 to 0)	0 (0 to 0)	0 (0 to 0)	0 (0 to 0)	0 (0 to 0)	0 (0 to 0)	0 (0 to 0)	0 (0 to 0)	0 (0 to 0)	0 (0 to 0)	0 (0 to 0)	0 (0 to 0)	0 (0 to 0)	0 (0 to 0)	0 (0 to 0)	0 (0 to 0)	0 (0 to 0)	0 (0 to 0)	0 (0 to 0)	0 (0 to 0)	0 (0 to 0)	0 (0 to 0)	0 (0 to 0)	0
Intestinal nematode infections	0 (0 to 0)	0 (0 to 0)	0 (0 to 0)	0 (0 to 0)	0 (0 to 0)	0 (0 to 0)	0 (0 to 0)	0 (0 to 0)	0 (0 to 0)	0 (0 to 0)	0 (0 to 0)	0 (0 to 0)	0 (0 to 0)	0 (0 to 0)	0 (0 to 0)	0 (0 to 0)	0 (0 to 0)	0 (0 to 0)	0 (0 to 0)	0 (0 to 0)	0 (0 to 0)	0 (0 to 0)	0 (0 to 0)	0
Ascariasis	0 (0 to 0)	0 (0 to 0)	0 (0 to 0)	0 (0 to 0)	0 (0 to 0)	0 (0 to 0)	0 (0 to 0)	0 (0 to 0)	0 (0 to 0)	0 (0 to 0)	0 (0 to 0)	0 (0 to 0)	0 (0 to 0)	0 (0 to 0)	0 (0 to 0)	0 (0 to 0)	0 (0 to 0)	0 (0 to 0)	0 (0 to 0)	0 (0 to 0)	0 (0 to 0)	0 (0 to 0)	0 (0 to 0)	0
Trichuriasis	0 (0 to 0)	0 (0 to 0)	0 (0 to 0)	0 (0 to 0)	0 (0 to 0)	0 (0 to 0)	0 (0 to 0)	0 (0 to 0)	0 (0 to 0)	0 (0 to 0)	0 (0 to 0)	0 (0 to 0)	0 (0 to 0)	0 (0 to 0)	0 (0 to 0)	0 (0 to 0)	0 (0 to 0)	0 (0 to 0)	0 (0 to 0)	0 (0 to 0)	0 (0 to 0)	0 (0 to 0)	0 (0 to 0)	0
Hookworm disease	0 (0 to 0)	0 (0 to 0)	0 (0 to 0)	0 (0 to 0)	0 (0 to 0)	0 (0 to 0)	0 (0 to 0)	0 (0 to 0)	0 (0 to 0)	0 (0 to 0)	0 (0 to 0)	0 (0 to 0)	0 (0 to 0)	0 (0 to 0)	0 (0 to 0)	0 (0 to 0)	0 (0 to 0)	0 (0 to 0)	0 (0 to 0)	0 (0 to 0)	0 (0 to 0)	0 (0 to 0)	0 (0 to 0)	0
Food-borne trematodiases	0 (0 to 0)	0 (0 to 0)	0 (0 to 0)	0 (0 to 0)	0 (0 to 0)	0 (0 to 0)	0 (0 to 0)	0 (0 to 0)	0 (0 to 0)	0 (0 to 0)	0 (0 to 0)	0 (0 to 0)	0 (0 to 0)	0 (0 to 0)	0 (0 to 0)	0 (0 to 0)	0 (0 to 0)	0 (0 to 0)	0 (0 to 0)	0 (0 to 0)	0 (0 to 0)	0 (0 to 0)	0 (0 to 0)	0
Leprosy	0 (0 to 0)	0 (0 to 0)	0 (0 to 0)	0 (0 to 0)	0 (0 to 0)	0 (0 to 0)	0 (0 to 0)	0 (0 to 0)	0 (0 to 0)	0 (0 to 0)	0 (0 to 0)	0 (0 to 0)	0 (0 to 0)	0 (0 to 0)	0 (0 to 0)	0 (0 to 0)	0 (0 to 0)	0 (0 to 0)	0 (0 to 0)	0 (0 to 0)	0 (0 to 0)	0 (0 to 0)	0 (0 to 0)	0
Ebola	0 (0 to 0)	0 (0 to 0)	0 (0 to 0)	0 (0 to 0)	0 (0 to 0)	0 (0 to 0)	0 (0 to 0)	0 (0 to 0)	0 (0 to 0)	0 (0 to 0)	0 (0 to 0)	0 (0 to 0)	0 (0 to 0)	0 (0 to 0)	0 (0 to 0)	0 (0 to 0)	0 (0 to 0)	0 (0 to 0)	0 (0 to 0)	0 (0 to 0)	0 (0 to 0)	0 (0 to 0)	0 (0 to 0)	0
Zika virus	0 (0 to 0)	0 (0 to 0)	0 (0 to 0)	0 (0 to 0)	0 (0 to 0)	0 (0 to 0)	0 (0 to 0)	0 (0 to 0)	0 (0 to 0)	0 (0 to 0)	0 (0 to 0)	0 (0 to 0)	0 (0 to

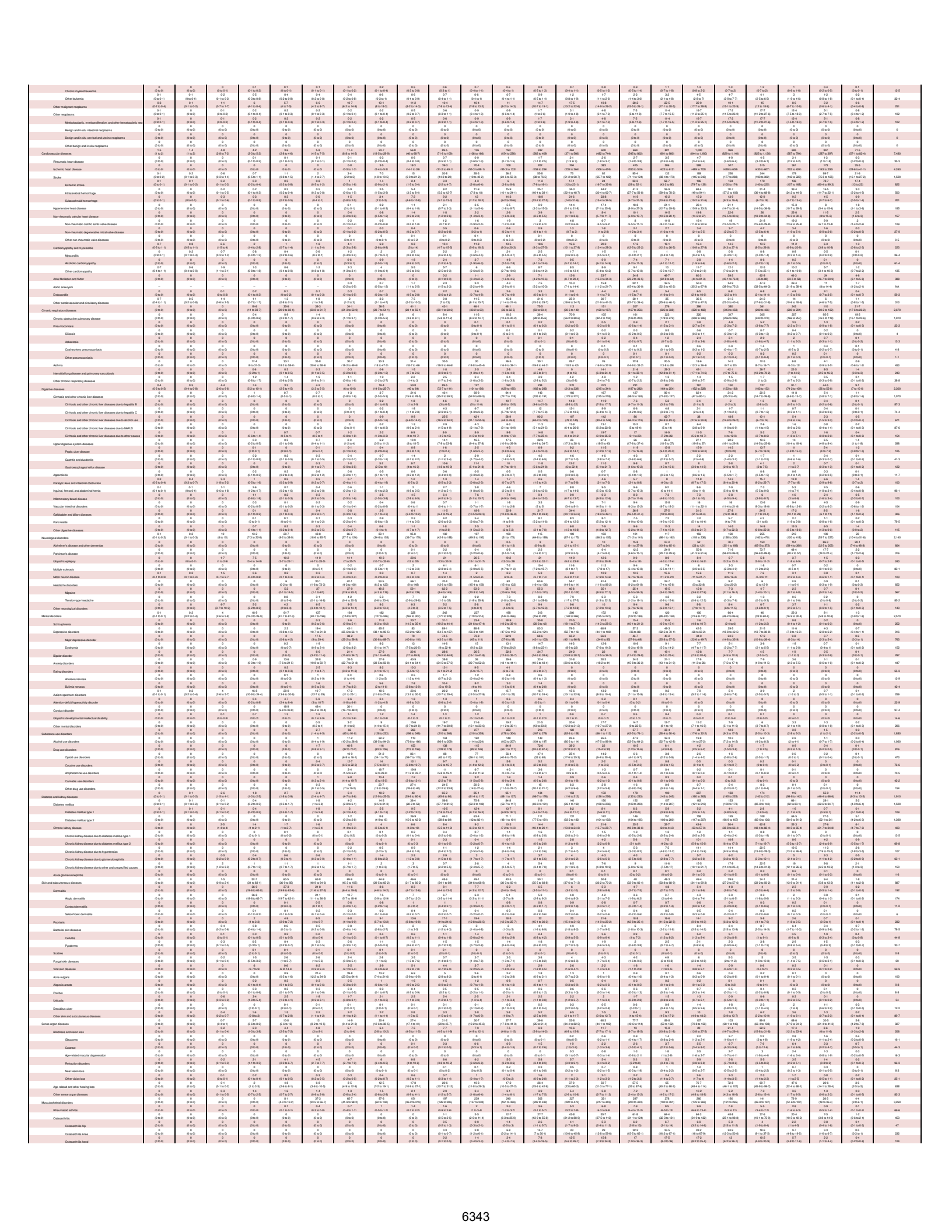

Osteoarthritis other	0 (0 to 0)	0 (0 to 0)	0 (0 to 0)	0 (0 to 0)	0 (0 to 0)	0 (0 to 0)	0 (0 to 0)	0 (0 to 0)	0 (0 to 0)	0·1 (0 to 0·1)	0·4 (0·1 to 1)
Low back pain	0 (0 to 0)	0 (0 to 0)	0 (0 to 0)	0 (0 to 0)	5·4 (2·4 to 9·7)	24·9 (14·7 to 39·5)	40·3 (23·9 to 66·4)	57 (33·4 to 90·5)	83·2 (48 to 131)	101 (57·7 to 153)	121 (73·2 to 186)
Neck pain	0 (0 to 0)	0 (0 to 0)	0 (0 to 0)	0 (0 to 0)	2·3 (0·7 to 4·8)	11·5 (5·7 to 21·1)	18 (8·4 to 33)	22·3 (10·9 to 41·9)	31·7 (15·6 to 59·4)	47·2 (23·7 to 87·4)	59·9 (32·1 to 102)
Gout	0 (0 to 0)	0 (0 to 0)	0 (0 to 0)	0 (0 to 0)	0 (0 to 0)	0 (0 to 0)	0 (0 to 0)	0·1 (0·1 to 0·2)	0·5 (0·1 to 1·2)	1·2 (0·4 to 2·2)	2·2 (1 to 3·9)
Other musculoskeletal disorders	0 (0 to 0)	0 (0 to 0)	0 (0 to 0)	0 (0 to 0)	0·3 (0·2 to 0·4)	0·5 (0·2 to 1)	6·7 (2·9 to 11·6)	17·1 (9·5 to 27·5)	34·2 (19·9 to 55·5)	45·2 (27 to 73·3)	48·5 (29·3 to 75)
Other non-communicable diseases	121 (88·5 to 168)	46·7 (33·4 to 63·6)	139 (94·8 to 194)	68·7 (52·9 to 87·6)	47·2 (33·9 to 65·9)	44·8 (33·1 to 60·4)	41·4 (30·8 to 54·2)	47·4 (34·3 to 63·2)	53·4 (39·3 to 72·2)	58·9 (42·6 to 79·8)	64·7 (46·3 to 88·6)
Congenital birth defects	116 (84·4 to 166)	38·6 (26·2 to 55·8)	80·6 (51·7 to 127)	40·9 (31 to 53·4)	19·4 (13·9 to 25·8)	17·6 (13·1 to 23·6)	16·7 (12·5 to 22·1)	16·5 (12·2 to 20·9)	16·3 (12·4 to 21·3)	15·2 (11·5 to 19·5)	14·1 (10·7 to 18·2)
Neural tube defects	8·8 (5 to 14·5)	2·2 (1·1 to 4·1)	4·5 (1·9 to 9·1)	4·6 (2·3 to 7·9)	0·6 (0·4 to 0·9)	0·8 (0·5 to 1·1)	0·8 (0·5 to 1·2)	1 (0·6 to 1·5)	1 (0·6 to 1·6)	0·8 (0·5 to 1·3)	0·7 (0·4 to 1·1)
Congenital heart anomalies	27·1 (15·7 to 58·9)	17·7 (10·9 to 29·9)	28·4 (15·2 to 54·1)	8·7 (5·1 to 15·2)	3·1 (1·8 to 5·6)	3·2 (1·9 to 5·5)	3·9 (2·5 to 6)	4·3 (2·8 to 6·2)	4·1 (2·7 to 6·4)	3·5 (2·4 to 5·4)	3·4 (2·2 to 4·9)
Orofacial clefts	0 (0 to 0)	0 (0 to 0)	0·2 (0·1 to 0·3)	0·3 (0·1 to 0·6)	0·2 (0 to 0·5)	0·2 (0 to 0·4)	0·2 (0 to 0·4)	0·2 (0 to 0·4)	0·2 (0 to 0·5)	0·2 (0 to 0·5)	0·2 (0 to 0·5)
Down syndrome	3·2 (1·7 to 5·7)	0·8 (0·5 to 1·4)	2·8 (1·5 to 5·2)	2 (1·3 to 3·1)	1·5 (0·9 to 2·4)	1·4 (0·8 to 2·2)	1·4 (0·8 to 2·1)	1·7 (1·1 to 2·6)	2·1 (1·4 to 3·2)	2 (1·3 to 3)	2 (1·3 to 2·9)
Turner syndrome	0 (0 to 0)	0 (0 to 0)	0 (0 to 0)	0 (0 to 0)	0 (0 to 0)	0 (0 to 0)	0 (0 to 0)	0 (0 to 0)	0 (0 to 0)	0 (0 to 0)	0 (0 to 0)
Klinefelter syndrome	0 (0 to 0)	0 (0 to 0)	0 (0 to 0)	0 (0 to 0)	0 (0 to 0)	0 (0 to 0)	0 (0 to 0)	0 (0 to 0·1)	0 (0 to 0·1)	0 (0 to 0·1)	0 (0 to 0·1)
Other chromosomal abnormalities	11·4 (6·1 to 22·2)	4 (2·2 to 7·1)	10·7 (6·1 to 18)	4·9 (3·1 to 7·1)	3 (1·9 to 4·5)	2·7 (1·8 to 4)	2·7 (1·7 to 3·9)	2·6 (1·6 to 3·8)	2·4 (1·5 to 3·5)	2·3 (1·5 to 3·4)	2·2 (1·3 to 3·2)
Congenital musculoskeletal and limb anomalies	3·6 (1·8 to 6·5)	1 (0·6 to 1·7)	7·8 (4·5 to 12)	9·1 (5·3 to 14·1)	5·8 (3·2 to 9·3)	5·6 (3·2 to 9·2)	4·6 (2·7 to 7·1)	3·4 (2 to 5·4)	3·5 (2 to 5·5)	3·5 (2 to 5·5)	3·3 (1·9 to 5·2)
Urogenital congenital anomalies	8·3 (3·8 to 19·6)	1·1 (0·5 to 2·7)	2·2 (1·1 to 4·5)	1·1 (0·6 to 1·7)	0·7 (0·4 to 1)	0·4 (0·3 to 0·7)	0·3 (0·2 to 0·5)	0·3 (0·2 to 0·4)	0·2 (0·2 to 0·4)	0·2 (0·1 to 0·3)	0·2 (0·1 to 0·3)
Digestive congenital anomalies	14·3 (8·1 to 26·9)	4 (2·1 to 7·8)	6·5 (3·3 to 14·9)	3 (1·8 to 4·7)	1·1 (0·6 to 1·8)	0·5 (0·3 to 0·9)	0·3 (0·2 to 0·6)	0·3 (0·2 to 0·5)	0·3 (0·2 to 0·4)	0·2 (0·2 to 0·4)	0·2 (0·1 to 0·3)
Other congenital birth defects	39·2 (19·1 to 57·7)	7·7 (4·2 to 11·8)	17·5 (10 to 29·2)	7·2 (4·5 to 11·5)	3·3 (2·2 to 5)	2·8 (1·8 to 4·2)	2·5 (1·6 to 3·9)	2·7 (1·6 to 4)	2·3 (1·4 to 3·7)	2·2 (1·4 to 3·5)	1·9 (1·2 to 3·2)
Urinary diseases and male infertility	0·1 (0 to 0·2)	0·1 (0 to 0·2)	0·5 (0·2 to 0·9)	0·5 (0·3 to 0·6)	0·4 (0·3 to 0·6)	0·4 (0·3 to 0·6)	0·4 (0·3 to 0·6)	2·1 (1 to 4·9)	3·9 (1·9 to 7·5)	4·6 (2·4 to 8·8)	5·3 (2·8 to 10)
Urolithiasis	0 (0 to 0)	0 (0 to 0)	0 (0 to 0)	0 (0 to 0·1)	0 (0 to 0·1)	0·1 (0 to 0·1)	0 (0 to 0·1)	0·2 (0·1 to 0·3)	0·5 (0·3 to 0·9)	0·8 (0·3 to 1·6)	1·1 (0·4 to 2·1)
Benign prostatic hyperplasia	0 (0 to 0)	0 (0 to 0)	0 (0 to 0)	0 (0 to 0)	0 (0 to 0)	0 (0 to 0)	0 (0 to 0)	0 (0 to 0)	0 (0 to 0)	0 (0 to 0)	0 (0 to 0)
Male infertility	0 (0 to 0)	0 (0 to 0)	0 (0 to 0)	0 (0 to 0)	0 (0 to 0)	0 (0 to 0)	0 (0 to 0)	1·4 (0·3 to 4·2)	2·4 (0·6 to 6)	2·5 (0·6 to 6·7)	2·7 (0·8 to 7·2)
Other urinary diseases	0·1 (0 to 0·1)	0·1 (0 to 0·1)	0·1 (0·1 to 0·3)	0·2 (0·1 to 0·3)	0·2 (0·1 to 0·3)	0·1 (0·1 to 0·3)	0·1 (0·1 to 0·2)	0·2 (0·1 to 0·3)	0·3 (0·1 to 0·5)	0·5 (0·2 to 0·8)	0·6 (0·3 to 0·9)
Gynecological diseases	0 (0 to 0)	0 (0 to 0)	0 (0 to 0)	0 (0 to 0)	0 (0 to 0)	0 (0 to 0)	0 (0 to 0)	0 (0 to 0)	0 (0 to 0)	0 (0 to 0)	0 (0 to 0)
Uterine fibroids	0 (0 to 0)	0 (0 to 0)	0 (0 to 0)	0 (0 to 0)	0 (0 to 0)	0 (0 to 0)	0 (0 to 0)	0 (0 to 0)	0 (0 to 0)	0 (0 to 0)	0 (0 to 0)
Polycystic ovarian syndrome	--	--	--	--	--	--	--	--	--	--	--
Female infertility	--	--	--	--	--	--	--	--	--	--	--
Endometriosis	--	--	--	--	--	--	--	--	--	--	--
Genital prolapse	0 (0 to 0)	0 (0 to 0)	0 (0 to 0)	0 (0 to 0)	0 (0 to 0)	0 (0 to 0)	0 (0 to 0)	0 (0 to 0)	0 (0 to 0)	0 (0 to 0)	0 (0 to 0)
Premenstrual syndrome	--	--	--	--	--	--	--	--	--	--	--
Other gynecological diseases	0 (0 to 0)	0 (0 to 0)	0 (0 to 0)	0 (0 to 0)	0 (0 to 0)	0 (0 to 0)	0 (0 to 0)	0 (0 to 0)	0 (0 to 0)	0 (0 to 0)	0 (0 to 0)
Hemoglobinopathies and hemolytic anemias	0·1 (0 to 0·1)	0·2 (0·1 to 0·4)	0·7 (0·2 to 1·9)	2·1 (0·6 to 6·7)	3·2 (0·6 to 10)	1·1 (0·5 to 3·3)	0·8 (0·5 to 1·6)	1·2 (0·7 to 2·6)	1·2 (0·7 to 2·5)	1·3 (0·7 to 3·4)	1·2 (0·6 to 2·8)
Thalassemias	0 (0 to 0)	0 (0 to 0)	0 (0 to 0)	0 (0 to 0·1)	0 (0 to 0·1)	0 (0 to 0)	0 (0 to 0)	0 (0 to 0)	0 (0 to 0)	0 (0 to 0)	0 (0 to 0)
Thalassemias trait	0 (0 to 0)	0 (0 to 0·1)	0·2 (0 to 0·6)	0·6 (0 to 2·6)	1 (0 to 3·8)	0·2 (0 to 1·2)	0 (0 to 0·2)	0·1 (0 to 0·4)	0·1 (0 to 0·4)	0·1 (0 to 0·6)	0·1 (0 to 0·5)
Sickle cell disorders	0·1 (0 to 0·1)	0·1 (0 to 0·1)	0·3 (0·1 to 0·4)	0·5 (0·3 to 0·6)	0·4 (0·3 to 0·6)	0·3 (0·2 to 0·5)	0·3 (0·2 to 0·5)	0·4 (0·3 to 0·7)	0·4 (0·3 to 0·6)	0·3 (0·2 to 0·5)	0·2 (0·1 to 0·3)
Sickle cell trait	0 (0 to 0)	0 (0 to 0·1)	0·1 (0 to 0·4)	0·4 (0 to 1·6)	0·7 (0 to 2·4)	0·2 (0 to 0·8)	0 (0 to 0·2)	0·1 (0 to 0·3)	0 (0 to 0·3)	0·1 (0 to 0·4)	0·1 (0 to 0·3)
G6PD deficiency	0 (0 to 0)	0 (0 to 0)	0 (0 to 0)	0 (0 to 0·1)	0·1 (0·1 to 0·2)	0·2 (0·1 to 0·2)	0·2 (0·1 to 0·3)	0·3 (0·2 to 0·5)	0·4 (0·2 to 0·6)	0·4 (0·2 to 0·5)	0·3 (0·2 to 0·4)
G6PD trait	0 (0 to 0)	0 (0 to 0)	0 (0 to 0)	0 (0 to 0)	0 (0 to 0)	0 (0 to 0)	0 (0 to 0)	0 (0 to 0)	0 (0 to 0)	0 (0 to 0)	0 (0 to 0)
Other hemoglobinopathies and hemolytic anemias	0 (0 to 0)	0 (0 to 0·1)	0·1 (0 to 0·6)	0·5 (0 to 1·9)	0·9 (0 to 3·6)	0·2 (0 to 0·9)	0·2 (0 to 0·6)	0·3 (0·1 to 1·1)	0·2 (0·1 to 1)	0·4 (0·1 to 1·7)	0·4 (0·1 to 1·4)
Endocrine, metabolic, blood, and immune disorders	4·2 (1·4 to 6·7)	3·1 (1·2 to 5·1)	13·3 (7·9 to 20·4)	22·1 (15·4 to 29·8)	20·4 (13 to 30·3)	20·9 (13·5 to 30·9)	17·7 (11·7 to 25·8)	18·6 (11·4 to 27)	19·5 (12·1 to 28·1)	22·2 (14·3 to 31·8)	25·7 (17·2 to 37·2)
Oral disorders	0 (0 to 0)	0 (0 to 0)	0 (0 to 0)	3·1 (1·8 to 4·9)	3·9 (2·1 to 6·5)	4·7 (2·5 to 8)	5·8 (3·2 to 9·8)	8·9 (4·9 to 14·4)	12·7 (7·2 to 20·9)	15·6 (8·7 to 26)	18·4 (10·5 to 31·8)
Caries of deciduous teeth	0 (0 to 0)	0 (0 to 0)	0 (0 to 0)	0·3 (0·1 to 0·7)	0·7 (0·2 to 1·5)	0 (0 to 0·1)	0 (0 to 0)	0 (0 to 0)	0 (0 to 0)	0 (0 to 0)	0 (0 to 0)
Caries of permanent teeth	0 (0 to 0)	0 (0 to 0)	0 (0 to 0)	0 (0 to 0)	0·7 (0·2 to 1·6)	2·2 (0·8 to 4·8)	2·3 (0·9 to 4·8)	2·9 (1·2 to 5·8)	3·3 (1·3 to 6·7)	3·2 (1·3 to 6·8)	3·3 (1·3 to 6·5)
Periodontal diseases	0 (0 to 0)	0 (0 to 0)	0 (0 to 0)	0 (0 to 0)	0 (0 to 0)	0 (0 to 0)	0·2 (0 to 0·4)	0·6 (0·2 to 1·5)	1·5 (0·4 to 3·7)	2·8 (0·8 to 7)	4·2 (1·3 to 11·5)
Other oral disorders	0 (0 to 0)	0 (0 to 0)	0 (0 to 0)	2·8 (1·6 to 4·5)	2·5 (1·5 to 4)	2·5 (1·4 to 4)	3·3 (1·8 to 5·1)	4·4 (2·6 to 6·9)	5·5 (3·4 to 8·7)	5·9 (3·5 to 9·1)	5·8 (3·5 to 8·9)
Sudden infant death syndrome	--	4·7 (2·9 to 7·3)	43·5 (23 to 69·1)	--	--	--	--	--	--	--	--
Injuries	1·3 (1 to 1·7)	1·5 (1·1 to 2)	15·7 (10·2 to 22·4)	31·8 (25·7 to 38·5)	39·7 (31·9 to 49·2)	60 (49·2 to 74·1)	146 (125 to 172)	252 (214 to 292)	271 (231 to 319)	281 (236 to 333)	268 (225 to 324)
Transport injuries	0·1 (0·1 to 0·1)	0·1 (0·1 to 0·1)	0·8 (0·5 to 1·3)	4·3 (2·8 to 6·2)	8·2 (5·8 to 11·1)	13·1 (9·8 to 17)	55·6 (41 to 72·5)	77·7 (59·2 to 100)	65·1 (49·8 to 83·7)	52·6 (40·6 to 66·9)	41·9 (32·5 to 54·4)
Road injuries	0·1 (0 to 0·1)	0·1 (0 to 0·1)	0·8 (0·5 to 1·3)	3·9 (2·6 to 5·8)	7·7 (5·4 to 10·6)	12·3 (9·3 to 15·9)	53·9 (39·5 to 70·1)	74·5 (56·1 to 96·2)	61·4 (47 to 79·2)	49·2 (38 to 62·9)	39 (30·2 to 51)
Pedestrian road injuries	0 (0 to 0)	0 (0 to 0)	0·3 (0·1 to 0·4)	2·3 (1·4 to 3·4)	4·1 (2·7 to 5·8)	4·7 (3·3 to 6·4)	7·4 (5·2 to 9·7)	10·3 (7·4 to 13·6)	8·3 (6·1 to 10·9)	8 (5·2 to 11·7)	6·8 (4·5 to 9·9)
Cyclist road injuries	0 (0 to 0)	0 (0 to 0)	0 (0 to 0)	0·3 (0·2 to 0·5)	1·4 (0·8 to 2·2)	3 (1·8 to 4·5)	3·9 (2·5 to 5·7)	4·2 (2·9 to 6·2)	4·6 (3·3 to 6·3)	5 (3·4 to 6·7)	4·9 (3·5 to 6·6)
Motorcyclist road injuries	0 (0 to 0)	0 (0 to 0)	0·1 (0 to 0·1)	0·2 (0·1 to 0·2)	0·4 (0·2 to 0·5)	1·1 (0·8 to 1·5)	11·1 (7·8 to 14·9)	14·9 (10·7 to 19·8)	13·8 (10·2 to 18·1)	11·3 (8·3 to 15)	9·7 (7·3 to 12·9)
Motor vehicle road injuries	0 (0 to 0)	0 (0 to 0)	0·4 (0·3 to 0·7)	1·1 (0·7 to 1·6)	1·8 (1·2 to 2·5)	3·4 (2·5 to 4·6)	31·2 (22·7 to 40·8)	44·6 (33 to 58·6)	34·2 (25·5 to 45)	24·5 (18·8 to 31·7)	17·2 (13·1 to 22·6)
Other road injuries	0 (0 to 0)	0 (0 to 0)	0 (0 to 0)	0·1 (0·1 to 0·2)	0·1 (0·1 to 0·1)	0·2 (0·1 to 0·3)	0·4 (0·2 to 0·8)	0·5 (0·3 to 0·8)	0·5 (0·3 to 0·8)	0·5 (0·3 to 0·7)	0·4 (0·3 to 0·5)
Other transport injuries	0 (0 to 0)	0 (0 to 0)	0 (0 to 0·1)	0·3 (0·2 to 0·6)	0·5 (0·3 to 0·8)	0·8 (0·5 to 1·1)	1·7 (1·1 to 2·8)	3·2 (2 to 4·9)	3·7 (2·5 to 5·3)	3·5 (2·2 to 5)	3 (2·1 to 4·3)
Unintentional injuries	1 (0·7 to 1·3)	1·2 (0·9 to 1·7)	13 (8·3 to 19·1)	24·5 (19·6 to 30·5)	28·4 (21·2 to 38)	39·6 (29·8 to 53)	50·6 (37·8 to 66·9)	77 (59 to 99·8)	96 (73·9 to 127)	109 (84·1 to 146)	117 (88·8 to 156)
Falls	0·1 (0 to 0·1)	0·1 (0·1 to 0·1)	1·1 (0·7 to 1·7)	4·7 (3·3 to 6·8)	9·7 (6·4 to 14·5)	14·8 (9·9 to 21)	20·7 (14·8 to 28·7)	30·5 (22·1 to 42·1)	40·8 (30·1 to 56·2)	47·8 (34·7 to 65·5)	53·6 (39·6 to 72·8)
Drowning	0 (0 to 0)	0 (0 to 0)	0·6 (0·3 to 0·8)	4·1 (3 to 5·4)	2·6 (1·8 to 3·6)	2·2 (1·6 to 3)	4·3 (2·8 to 6)	6·5 (4·4 to 9)	4·6 (3·4 to 6)	4·4 (3·3 to 5·6)	4·1 (3·1 to 5·3)
Fire, heat, and hot substances	0 (0 to 0)	0 (0 to 0)	0·5 (0·3 to 0·8)	2·3 (1·7 to 3·1)	2·2 (1·6 to 2·8)	2·1 (1·5 to 3)	2·5 (1·7 to 3·5)	4·1 (2·9 to 5·7)	5·4 (3·9 to 7·5)	6·8 (4·8 to 9·6)	7·2 (5·1 to 10·3)
Poisonings	0 (0 to 0)	0·1 (0 to 0·1)	0·2 (0·1 to 0·2)	0·9 (0·6 to 1·2)	1·2 (0·8 to 1·8)	1·9 (1·3 to 2·7)	2·3 (1·6 to 3·1)	3·7 (2·7 to 4·9)	4·4 (3·3 to 5·7)	4 (3 to 5·2)	3·9 (2·8 to 5·2)
Poisoning by carbon monoxide	0 (0 to 0)	0 (0 to 0)	0 (0 to 0·1)	0·1 (0·1 to 0·2)	0·2 (0·1 to 0·3)	0·5 (0·3 to 0·8)	1 (0·6 to 1·6)	1·7 (1 to 2·6)	1·7 (1 to 2·6)	1·8 (1 to 2·6)	1·8 (1 to 2·9)
Poisoning by other means	0 (0 to 0)	0·1 (0 to 0·1)	0·1 (0·1 to 0·2)	0·7 (0·5 to 1·1)	1 (0·6 to 1·6)	1·4 (1 to 2)	1·2 (0·8 to 1·8)	2 (1·4 to 2·7)	2·7 (2 to 3·5)	2·3 (1·7 to 3)	2·2 (1·6 to 2·9)
Exposure to mechanical forces	0 (0 to 0)	0 (0 to 0)	0·3 (0·2 to 0·5)	2·1 (1·5 to 3·1)	3·8 (2·5 to 5·9)	5·8 (3·7 to 9·1)	7·9 (5·3 to 11·9)	12·6 (8·6 to 18·8)	17·1 (11·6 to 25·5)	20·1 (13·6 to 29·8)	21·6 (14·5 to 32·2)
Unintentional firearm injuries	0 (0 to 0)	0 (0 to 0)	0 (0 to 0)	0·1 (0·1 to 0·2)	0·1 (0·1 to 0·2)	0·2 (0·1 to 0·3)	0·2 (0·2 to 0·4)	0·4 (0·3 to 0·7)	0·5 (0·3 to 0·7)	0·5 (0·4 to 0·7)	0·5 (0·4 to 0·8)
Other exposure to mechanical forces	0 (0 to 0)	0 (0 to 0)	0·3 (0·2 to 0·5)	2 (1·4 to 2·9)	3·7 (2·4 to 5·8)	5·7 (3·6 to 8·9)	7·7 (5·1 to 11·7)	12·2 (8·3 to 18·3)	16·6 (11·2 to 25·1)	19·5 (13·2 to 29·1)	21·1 (14·1 to 31·6)
Adverse effects of medical treatment	0·3 (0·2 to 0·5)	0·3 (0·2 to 0·4)	2·5 (0·8 to 4·6)	1·8 (1 to 3)	0·9 (0·5 to 1·2)	0·9 (0·4 to 1·3)	0·8 (0·5 to 1·2)	1·4 (0·8 to 2·1)	1·6 (1 to 2·4)	2 (1·2 to 3)	2 (1·2 to 3)
Animal contact	0 (0 to 0)	0 (0 to 0)	0 (0 to 0)	0·2 (0·2 to 0·3)	0·2 (0·2 to 0·4)	0·3 (0·2 to 0·4)	0·3 (0·2 to 0·4)	0·4 (0·3 to 0·6)	0·5 (0·3 to 0·7)	0·5 (0·4 to 0·7)	0·6 (0·4 to 0·8)
Venomous animal contact	0 (0 to 0)	0 (0 to 0)	0 (0 to 0)	0·1 (0·1 to 0·1)	0·1 (0·1 to 0·2)	0·2 (0·1 to 0·2)	0·2 (0·1 to 0·2)	0·2 (0·1 to 0·3)	0·2 (0·2 to 0·4)	0·3 (0·2 to 0·4)	0·3 (0·2 to 0·4)
Non-venomous animal contact	0 (0 to 0)	0 (0 to 0)	0 (0 to 0)	0·1 (0·1 to 0·2)	0·1 (0·1 to 0·2)	0·1 (0·1 to 0·2)	0·1 (0·1 to 0·2)	0·2 (0·1 to 0·3)	0·2 (0·1 to 0·4)	0·3 (0·2 to 0·4)	0·3 (0·2 to 0·5)
Foreign body	0·3 (0·2 to 0·4)	0·7 (0·4 to 0·9)	7 (3·9 to 10·8)	4·9 (3·8 to 6·2)	2·8 (2·2 to 3·6)	5·9 (4·5 to 7·5)	4·6 (3·4 to 6)	7·8 (6 to 10)	8·8 (6·9 to 10·9)	9·2 (7·3 to 11·5)	9·1 (7·2 to 11·4)
Pulmonary aspiration and foreign body in airway	0·3 (0·2 to 0·4)	0·6 (0·4 to 0·9)	6·9 (3·8 to 10·7)	4·4 (3·3 to 5·6)	2 (1·6 to 2·5)	4·9 (3·7 to 6·4)	3·6 (2·5 to 4·7)	6·4 (4·7 to 8·5)	7 (5·4 to 8·8)	7·2 (5·4 to 9·1)	6·9 (5·3 to 8·9)
Foreign body in eyes	0 (0 to 0)	0 (0 to 0)	0 (0 to 0·1)	0·2 (0·1 to 0·4)	0·3 (0·1 to 0·7)	0·4 (0·1 to 0·9)	0·4 (0·1 to 1)	0·6 (0·2 to 1·3)	0·8 (0·3 to 1·6)	0·8 (0·3 to 1·6)	0·8 (0·3 to 1·6)
Foreign body in other body part	0 (0 to 0)	0 (0 to 0)	0·1 (0 to 0·1)	0·3 (0·2 to 0·5)	0·5 (0·3 to 0·7)	0·6 (0·4 to 0·9)	0·6 (0·4 to 0·9)	0·8 (0·6 to 1·2)	1·1 (0·7 to 1·5)	1·3 (0·9 to 1·8)	1·4 (1 to 2)
Environmental heat and cold exposure	0 (0 to 0)	0 (0 to 0)	0 (0 to 0·1)	0·1 (0·1 to 0·2)	0·3 (0·2 to 0·4)	0·4 (0·3 to 0·6)	0·7 (0·5 to 1)	1·1 (0·8 to 1·6)	1·4 (1·1 to 2)	1·7 (1·2 to 2·3)	1·8 (1·4 to 2·5)
Exposure to forces of nature	0 (0 to 0)	0 (0 to 0)	0 (0 to 0)	0 (0 to 0)	0 (0 to 0)	0 (0 to 0)	0 (0 to 0)	0 (0 to 0)	0 (0 to 0)	0 (0 to 0)	0 (0 to 0)
Other unintentional injuries	0·2 (0·1 to 0·3)	0·1 (0 to 0·1)	0·8 (0·5 to 1·2)	3·3 (2·1 to 5·1)	4·8 (2·9 to 7·5)	5·4 (3·5 to 8·1)	6·5 (4·3 to 9·9)	8·9 (6·1 to 13·2)	11·2 (7·6 to 16·7)	12·7 (8·3 to 18·8)	13 (8·7 to 19·5)
Self-harm and interpersonal violence	0·2 (0·1 to 0·4)	0·2 (0·1 to 0·3)	1·9 (1·1 to 2·9)	3 (2·2 to 4·1)	3·1 (2·5 to 4)	7·3 (5·7 to 9·4)	39·8 (30 to 52)	97 (76 to 122)	110 (89·3 to 138)	119 (94·1 to 149)	109 (84·6 to 135)
Self-harm	0 (0 to 0)	0 (0 to 0)	0 (0 to 0)	0 (0 to 0)	0 (0 to 0)	2·9 (1·7 to 4·7)	31·6 (22·4 to 43·2)	82·5 (62·4 to 106)	96·7 (75·7 to 124)	105 (80·4 to 135)	95·9 (72·2 to 121)
Self-harm by firearm	0 (0 to 0)	0 (0 to 0)	0 (0 to 0)	0 (0 to 0)	0 (0 to 0)	0·1 (0 to 0·1)	0·5 (0·3 to 0·9)	1·1 (0·6 to 2·1)	1·1 (0·6 to 1·9)	1·2 (0·7 to 2·1)	1·2 (0·7 to 2·2)
Self-harm by other specified means	0 (0 to 0)	0 (0 to 0)	0 (0 to 0)	0 (0 to 0)	0 (0 to 0)	2·8 (1·7 to 4·6)	31·1 (22·1 to 42·5)	81·4 (61·6 to 105)	95·5 (75 to 123)	104 (79·4 to 133)	94·8 (71·4 to 119)
Interpersonal violence	0·2 (0·1 to 0·4)	0·2 (0·1 to 0·3)	1·8 (1·1 to 2·8)	2·9 (2·1 to 4)	3·1 (2·4 to 3·9)	4·3 (3·3 to 5·5)	8·1 (6·2 to 10·3)	14·4 (11·4 to 17·9)	13·4 (11 to 16·5)	13·4 (10·7 to 16·3)	12·9 (10·6 to 15·5)
Physical violence by firearm	0 (0 to 0)	0 (0 to 0)	0 (0 to 0)	0·1 (0·1 to 0·1)	0·1 (0·1 to 0·2)	0·1 (0·1 to 0·2)	0·5 (0·3 to 0·6)	1 (0·8 to 1·2)	1 (0·8 to 1·3)	1 (0·8 to 1·3)	0·9 (0·7 to 1)
Physical violence by sharp object	0 (0 to 0)	0 (0 to 0)	0 (0 to 0)	0·2 (0·1 to 0·2)	0·2 (0·2 to 0·3)	0·3 (0·2 to 0·4)	1·5 (1·1 to 2)	2·2 (1·7 to 2·8)	1·9 (1·5 to 2·4)	1·7 (1·3 to 2·1)	1·6 (1·3 to 2)
Sexual violence	0 (0 to 0)	0 (0 to 0)	0 (0 to 0)	0 (0 to 0)	0·2 (0·1 to 0·3)	0·4 (0·2 to 0·6)	0·9 (0·5 to 1·4)	1·5 (0·9 to 2·3)	1·4 (0·8 to 2·2)	1 (0·5 to 1·6)	0·7 (0·4 to 1·2)
Physical violence by other means	0·2 (0·1 to 0·4)	0·2 (0·1 to 0·3)	1·8 (1·1 to 2·8)	2·7 (1·9 to 3·6)	2·6 (2 to 3·3)	3·5 (2·6 to 4·6)	5·2 (3·8 to 6·7)	9·7 (7·6 to 12·3)	9·2 (7·4 to 11·5)	9·7 (7·7 to 11·9)	9·7 (7·8 to 11·8)
Conflict and terrorism	0 (0 to 0)	0 (0 to 0)	0 (0 to 0)	0 (0 to 0)	0 (0 to 0)	0 (0 to 0)	0 (0 to 0·1)	0·1 (0 to 0·1)	0·2 (0·1 to 0·3)	0·3 (0·2 to 0·4)	0·3 (0·2 to 0·6)

Osteoarthritis other	1·2 (0·4 to 2·7)	2·6 (1·1 to 5·8)	4·3 (1·8 to 9·4)	5·6 (2·5 to 12·1)	6·3 (2·9 to 13·2)	6·7 (3·1 to 14·1)	7 (3·4 to 14·8)	5·7 (2·8 to 12)	4·8 (2·4 to 9·7)	2·8 (1·4 to 6)	1·1 (0·6 to 2·4)	0·2 (0·1 to 0·4)	48·8
Low back pain	119 (72·5 to 186)	144 (87·3 to 225)	154 (94·9 to 236)	146 (90·1 to 216)	129 (80·3 to 190)	114 (71·2 to 174)	104 (65·6 to 157)	73·9 (44·8 to 111)	54·9 (33·5 to 81·9)	27·6 (17·2 to 41)	9·1 (5·7 to 13·2)	1·4 (0·9 to 2·1)	1,510
Neck pain	57·9 (29·7 to 98·6)	67·9 (34·9 to 120)	62·4 (30·8 to 115)	55·9 (26·9 to 96·8)	48·4 (24·9 to 84·7)	42·7 (23 to 73·9)	37·7 (20·7 to 64·7)	25·8 (13·4 to 46·4)	18 (9·1 to 32·2)	9·7 (5·2 to 16·6)	3·4 (1·8 to 5·8)	0·6 (0·3 to 1)	623
Gout	2·9 (1·3 to 5·3)	4·7 (2·3 to 7·9)	6·2 (3 to 10·9)	7 (3·5 to 11·9)	7·2 (3·6 to 12·1)	7·6 (3·9 to 12·6)	7·9 (4·2 to 12·6)	6 (3·4 to 9·5)	4·7 (2·5 to 7·5)	2·5 (1·3 to 3·9)	0·9 (0·5 to 1·5)	0·1 (0·1 to 0·2)	61·7
Other musculoskeletal disorders	45·2 (26 to 74·9)	54·1 (32·2 to 86·8)	55·5 (30·8 to 91)	50 (27·8 to 78·4)	43·2 (22·7 to 71·3)	39·2 (22 to 61·6)	36·4 (19 to 61·2)	27·8 (15·3 to 43·6)	20·2 (8·8 to 33·1)	11 (4 to 17·9)	4·5 (1·4 to 7·5)	0·9 (0·3 to 1·5)	541
Other non-communicable diseases	68·2 (48·6 to 93·6)	94·6 (67·1 to 130)	110 (78 to 152)	124 (88·9 to 175)	131 (93 to 180)	142 (102 to 196)	150 (107 to 203)	120 (88·3 to 161)	97 (73·4 to 126)	59·7 (44·7 to 76·5)	28·4 (19·9 to 36·6)	5·9 (3·9 to 7·6)	1,860
Congenital birth defects	12·1 (8·5 to 15·7)	13·4 (9 to 18·1)	13 (8·4 to 18)	12·2 (7·3 to 16·9)	9·6 (5·5 to 13·7)	6·6 (3·9 to 9·3)	1·8 (1·1 to 2·7)	1·1 (0·6 to 1·7)	0·7 (0·4 to 1·1)	0·3 (0·2 to 0·5)	0·1 (0·1 to 0·2)	0 (0 to 0)	463
Neural tube defects	0·5 (0·3 to 0·8)	0·4 (0·2 to 0·7)	0·2 (0·1 to 0·4)	0·1 (0·1 to 0·2)	0·1 (0 to 0·1)	0·1 (0 to 0·1)	0 (0 to 0)	0 (0 to 0)	0 (0 to 0)	0 (0 to 0)	0 (0 to 0)	0 (0 to 0)	27·4
Congenital heart anomalies	3·2 (1·9 to 4·6)	3·2 (1·6 to 4·9)	2·2 (1 to 3·8)	1·9 (0·8 to 3·2)	1·4 (0·5 to 2·5)	1·3 (0·5 to 2·2)	0·1 (0 to 0·3)	0·1 (0 to 0·2)	0·1 (0 to 0·2)	0 (0 to 0·1)	0 (0 to 0)	0 (0 to 0)	121
Orofacial clefts	0·2 (0 to 0·4)	0·2 (0 to 0·4)	0·2 (0 to 0·4)	0·2 (0 to 0·3)	0·1 (0 to 0·3)	0·1 (0 to 0·3)	0·1 (0 to 0·2)	0·1 (0 to 0·2)	0·1 (0 to 0·1)	0 (0 to 0·1)	0 (0 to 0)	0 (0 to 0)	3·1
Down syndrome	1·8 (1·1 to 2·6)	2·7 (1·6 to 4)	4·6 (2·5 to 7·3)	5·4 (2·5 to 8·4)	4·4 (1·9 to 7·1)	2·3 (1 to 3·7)	0 (0 to 0)	0 (0 to 0)	0 (0 to 0)	0 (0 to 0)	0 (0 to 0)	0 (0 to 0)	42·2
Turner syndrome	0 (0 to 0)	0 (0 to 0)	0 (0 to 0)	0 (0 to 0)	0 (0 to 0)	0 (0 to 0)	0 (0 to 0)	0 (0 to 0)	0 (0 to 0)	0 (0 to 0)	0 (0 to 0)	0 (0 to 0)	0
Klinefelter syndrome	0 (0 to 0)	0 (0 to 0)	0 (0 to 0)	0 (0 to 0)	0 (0 to 0)	0 (0 to 0)	0 (0 to 0)	0 (0 to 0)	0 (0 to 0)	0 (0 to 0)	0 (0 to 0)	0 (0 to 0)	0·3
Other chromosomal abnormalities	1·7 (1 to 2·6)	1·8 (0·9 to 2·9)	1·3 (0·7 to 2·2)	0·9 (0·4 to 1·5)	0·5 (0·2 to 0·9)	0·4 (0·2 to 0·6)	0 (0 to 0)	0 (0 to 0)	0 (0 to 0)	0 (0 to 0)	0 (0 to 0)	0 (0 to 0)	55·5
Congenital musculoskeletal and limb anomalies	2·8 (1·6 to 4·4)	3·1 (1·8 to 5)	2·9 (1·7 to 4·7)	2·5 (1·4 to 3·9)	2 (1·1 to 3·2)	1·5 (0·9 to 2·4)	1 (0·5 to 1·7)	0·6 (0·3 to 0·9)	0·3 (0·2 to 0·5)	0·1 (0·1 to 0·2)	0 (0 to 0·1)	0 (0 to 0)	68·3
Urogenital congenital anomalies	0·1 (0·1 to 0·2)	0·1 (0·1 to 0·2)	0·1 (0 to 0·1)	0·1 (0 to 0·1)	0 (0 to 0·1)	0 (0 to 0)	0 (0 to 0)	0 (0 to 0)	0 (0 to 0)	0 (0 to 0)	0 (0 to 0)	0 (0 to 0)	15·5
Digestive congenital anomalies	0·2 (0·1 to 0·3)	0·2 (0·1 to 0·3)	0·2 (0·1 to 0·2)	0·1 (0·1 to 0·2)	0·1 (0·1 to 0·2)	0·1 (0·1 to 0·2)	0 (0 to 0)	0 (0 to 0)	0 (0 to 0)	0 (0 to 0)	0 (0 to 0)	0 (0 to 0)	31·8
Other congenital birth defects	1·5 (0·8 to 2·6)	1·6 (0·9 to 2·7)	1·3 (0·7 to 2·5)	1 (0·5 to 2)	0·9 (0·4 to 1·7)	0·8 (0·4 to 1·4)	0·4 (0·2 to 1)	0·3 (0·1 to 0·7)	0·2 (0·1 to 0·5)	0·1 (0 to 0·3)	0 (0 to 0·1)	0 (0 to 0)	97·9
Urinary diseases and male infertility	5·5 (3·3 to 9·5)	5·9 (4 to 8·3)	8·7 (5·9 to 11·9)	13·3 (9·3 to 18·4)	18·3 (12·5 to 25·2)	25·1 (17·5 to 34·1)	33·1 (23 to 45)	34·2 (23·2 to 46·5)	36·2 (23·6 to 49·7)	29·9 (19 to 42·9)	18 (10·4 to 25·7)	4·1 (2·3 to 5·7)	251
Urolithiasis	1·1 (0·5 to 2·1)	1·6 (0·7 to 2·8)	1·7 (0·8 to 3)	1·6 (0·8 to 2·6)	1·4 (0·7 to 2·3)	1·4 (0·7 to 2·2)	1·4 (0·8 to 2·1)	1·1 (0·6 to 1·8)	1 (0·5 to 1·6)	0·6 (0·3 to 1·2)	0·3 (0·2 to 0·6)	0·1 (0 to 0·1)	15·9
Benign prostatic hyperplasia	0·1 (0 to 0·3)	1 (0·5 to 1·8)	3·1 (1·6 to 5)	6·6 (3·8 to 10·5)	10·2 (5·7 to 16·6)	14·1 (8·2 to 21·7)	16·4 (9·4 to 25·6)	11·7 (6·9 to 18·3)	7·2 (4·4 to 11·2)	2·9 (1·7 to 4·6)	0·7 (0·4 to 1·2)	0·1 (0·1 to 0·1)	74·3
Male infertility	2·5 (0·7 to 6·2)	0·4 (0·1 to 1·3)	0 (0 to 0)	0 (0 to 0)	0 (0 to 0)	0 (0 to 0)	0 (0 to 0)	0 (0 to 0)	0 (0 to 0)	0 (0 to 0)	0 (0 to 0)	0 (0 to 0)	11·9
Other urinary diseases	0·7 (0·4 to 1·1)	1 (0·6 to 1·6)	1 (0·6 to 1·7)	1·1 (0·7 to 1·9)	1·2 (0·7 to 2·3)	1·4 (0·8 to 2·7)	1·7 (0·9 to 3·4)	1·8 (0·9 to 3·8)	2 (0·9 to 4·6)	1·5 (0·6 to 3·9)	0·9 (0·4 to 2·3)	0·2 (0·1 to 0·5)	17·2
Gynecological diseases	0 (0 to 0)	0 (0 to 0)	0 (0 to 0)	0 (0 to 0)	0 (0 to 0)	0 (0 to 0)	0 (0 to 0)	0 (0 to 0)	0 (0 to 0)	0 (0 to 0)	0 (0 to 0)	0 (0 to 0)	0
Uterine fibroids	0 (0 to 0)	0 (0 to 0)	0 (0 to 0)	0 (0 to 0)	0 (0 to 0)	0 (0 to 0)	0 (0 to 0)	0 (0 to 0)	0 (0 to 0)	0 (0 to 0)	0 (0 to 0)	0 (0 to 0)	0
Polycystic ovarian syndrome	--	--	--	--	--	--	--	--	--	--	--	--	NA
Female infertility	--	--	--	--	--	--	--	--	--	--	--	--	NA
Endometriosis	--	--	--	--	--	--	--	--	--	--	--	--	NA
Genital prolapse	0 (0 to 0)	0 (0 to 0)	0 (0 to 0)	0 (0 to 0)	0 (0 to 0)	0 (0 to 0)	0 (0 to 0)	0 (0 to 0)	0 (0 to 0)	0 (0 to 0)	0 (0 to 0)	0 (0 to 0)	0
Premenstrual syndrome	--	--	--	--	--	--	--	--	--	--	--	--	NA
Other gynecological diseases	0 (0 to 0)	0 (0 to 0)	0 (0 to 0)	0 (0 to 0)	0 (0 to 0)	0 (0 to 0)	0 (0 to 0)	0 (0 to 0)	0 (0 to 0)	0 (0 to 0)	0 (0 to 0)	0 (0 to 0)	0
Hemoglobinopathies and hemolytic anemias	1 (0·5 to 2·3)	0·9 (0·5 to 2·1)	1 (0·5 to 2·5)	1·4 (0·7 to 3·5)	1·2 (0·6 to 2·5)	1·3 (0·8 to 3)	1·4 (0·9 to 2·8)	1·3 (0·8 to 2·4)	1·2 (0·8 to 2·1)	1 (0·6 to 1·6)	0·5 (0·3 to 0·9)	0·1 (0·1 to 0·2)	25·3
Thalassemias	0 (0 to 0)	0 (0 to 0)	0 (0 to 0)	0 (0 to 0)	0 (0 to 0)	0 (0 to 0)	0 (0 to 0)	0 (0 to 0)	0 (0 to 0)	0 (0 to 0)	0 (0 to 0)	0 (0 to 0)	0·2
Thalassemias trait	0·1 (0 to 0·4)	0·1 (0 to 0·4)	0·1 (0 to 0·5)	0·2 (0 to 0·6)	0·1 (0 to 0·4)	0·1 (0 to 0·5)	0·1 (0 to 0·4)	0·1 (0 to 0·4)	0·1 (0 to 0·4)	0·1 (0 to 0·3)	0 (0 to 0·1)	0 (0 to 0)	3·6
Sickle cell disorders	0·2 (0·1 to 0·3)	0·2 (0·1 to 0·3)	0·1 (0·1 to 0·2)	0·1 (0 to 0·1)	0 (0 to 0)	0 (0 to 0)	0 (0 to 0)	0 (0 to 0)	0 (0 to 0)	0 (0 to 0)	0 (0 to 0)	0 (0 to 0)	3·9
Sickle cell trait	0·1 (0 to 0·3)	0·1 (0 to 0·3)	0·1 (0 to 0·3)	0·1 (0 to 0·4)	0·1 (0 to 0·3)	0·1 (0 to 0·3)	0·1 (0 to 0·3)	0·1 (0 to 0·2)	0·1 (0 to 0·2)	0·1 (0 to 0·2)	0 (0 to 0·1)	0 (0 to 0)	2·5
G6PD deficiency	0·3 (0·2 to 0·4)	0·3 (0·2 to 0·4)	0·3 (0·2 to 0·4)	0·3 (0·2 to 0·4)	0·2 (0·1 to 0·4)	0·2 (0·1 to 0·3)	0·1 (0·1 to 0·2)	0·1 (0 to 0·1)	0 (0 to 0·1)	0 (0 to 0)	0 (0 to 0)	0 (0 to 0)	3·6
G6PD trait	0 (0 to 0)	0 (0 to 0)	0 (0 to 0)	0 (0 to 0)	0 (0 to 0)	0 (0 to 0)	0 (0 to 0)	0 (0 to 0)	0 (0 to 0)	0 (0 to 0)	0 (0 to 0)	0 (0 to 0)	0
Other hemoglobinopathies and hemolytic anemias	0·4 (0·1 to 1·2)	0·3 (0·1 to 1)	0·5 (0·2 to 1·4)	0·8 (0·3 to 2·1)	0·7 (0·4 to 1·6)	1 (0·6 to 2)	1·1 (0·7 to 2)	1·1 (0·7 to 1·7)	1·1 (0·7 to 1·6)	0·8 (0·6 to 1·2)	0·5 (0·3 to 0·7)	0·1 (0·1 to 0·2)	11·5
Endocrine, metabolic, blood, and immune disorders	30·3 (19·7 to 44·8)	47·7 (31·5 to 68·9)	53·9 (36 to 79·5)	58·9 (38·2 to 91·1)	59·2 (38·3 to 88·4)	61·3 (39·9 to 92·9)	62·2 (40·3 to 93·6)	43·2 (27·6 to 63·8)	27 (17·5 to 39·7)	11·1 (7·4 to 16·6)	3·3 (2·3 to 4·7)	0·5 (0·4 to 0·8)	646
Oral disorders	19·2 (10·9 to 32·8)	26·8 (15·3 to 44·7)	33·4 (19·6 to 54·6)	38·4 (22·7 to 60·4)	42·6 (25·9 to 67·7)	47·8 (28·4 to 75·2)	51·2 (31·4 to 78·7)	40·7 (25·5 to 60·9)	31·8 (20 to 47·5)	17·5 (11·1 to 25·8)	6·5 (4 to 9·6)	1·1 (0·7 to 1·6)	430
Caries of deciduous teeth	0 (0 to 0)	0 (0 to 0)	0 (0 to 0)	0 (0 to 0)	0 (0 to 0)	0 (0 to 0)	0 (0 to 0)	0 (0 to 0)	0 (0 to 0)	0 (0 to 0)	0 (0 to 0)	0 (0 to 0)	1
Caries of permanent teeth	2·7 (1·1 to 5·8)	2·9 (1·2 to 6)	2·8 (1·1 to 5·6)	2·5 (1 to 5·5)	2·2 (0·8 to 4·5)	1·9 (0·8 to 3·8)	1·6 (0·7 to 3·4)	1·1 (0·4 to 2·1)	0·7 (0·3 to 1·5)	0·3 (0·1 to 0·7)	0·1 (0 to 0·2)	0 (0 to 0)	37
Periodontal diseases	5·3 (1·6 to 13·4)	7·7 (2·5 to 18·8)	8·7 (3 to 20·1)	8·2 (2·8 to 19·2)	7 (2·4 to 16·5)	5·8 (2 to 12·7)	4·9 (1·8 to 11)	3·4 (1·3 to 7·7)	2·5 (0·9 to 5·8)	1·4 (0·5 to 3·1)	0·5 (0·2 to 1·1)	0·1 (0 to 0·2)	64·6
Other oral disorders	5·1 (3 to 7·7)	5·7 (3·5 to 8·8)	5·5 (3·2 to 8·3)	4·8 (2·8 to 7·2)	4 (2·5 to 6·1)	3·6 (2·2 to 5·5)	2·9 (1·8 to 4·5)	1·6 (1 to 2·5)	0·9 (0·6 to 1·4)	0·4 (0·2 to 0·6)	0·1 (0·1 to 0·2)	0 (0 to 0)	67·5
Sudden infant death syndrome	--	--	--	--	--	--	--	--	--	--	--	--	NA
Injuries	254 (209 to 307)	299 (243 to 366)	247 (200 to 307)	219 (175 to 273)	173 (137 to 220)	153 (120 to 194)	148 (116 to 187)	127 (102 to 160)	125 (100 to 154)	89·7 (73·1 to 109)	42·7 (34·6 to 51·6)	8·8 (7·1 to 10·5)	3,250
Transport injuries	37·6 (29·4 to 47·1)	43·2 (34 to 55)	32·9 (26·1 to 40·9)	28 (22 to 34·5)	21·3 (16·8 to 26·3)	18·2 (14·6 to 22·7)	15·8 (12·4 to 19·6)	11·9 (9·5 to 14·6)	9 (7·2 to 11·3)	5 (4 to 6·2)	1·8 (1·4 to 2·3)	0·3 (0·3 to 0·4)	545
Road injuries	35·1 (27·4 to 44·1)	40·4 (31·7 to 51·7)	30·4 (24 to 37·7)	25·8 (20·3 to 31·8)	19·4 (15·3 to 24·1)	16·6 (13·3 to 20·8)	14·5 (11·4 to 18)	11·1 (8·8 to 13·6)	8·4 (6·8 to 10·5)	4·7 (3·7 to 5·8)	1·7 (1·4 to 2·1)	0·3 (0·2 to 0·4)	511
Pedestrian road injuries	6·3 (4·8 to 8·3)	8 (5·8 to 11)	6·1 (4·7 to 7·9)	5·2 (4 to 6·5)	4·1 (3 to 5·5)	3·7 (3 to 4·7)	3·6 (2·8 to 4·5)	3·1 (2·4 to 4)	2·5 (1·8 to 3·3)	1·5 (1·1 to 2)	0·6 (0·4 to 0·7)	0·1 (0·1 to 0·1)	96·9
Cyclist road injuries	4·8 (3·5 to 6·3)	6 (4·4 to 7·9)	6 (4·5 to 7·9)	5·6 (4·1 to 7·4)	4·5 (3·3 to 5·9)	4 (2·9 to 5·3)	3·4 (2·4 to 4·5)	2·4 (1·7 to 3·1)	1·6 (1·2 to 2·2)	0·8 (0·6 to 1·1)	0·3 (0·2 to 0·4)	0 (0 to 0·1)	66·7
Motorcyclist road injuries	8·8 (6·3 to 12·2)	9·4 (6·8 to 12·8)	6·1 (4·8 to 7·7)	4·7 (3·6 to 5·9)	3·2 (2·4 to 4·2)	2·6 (1·9 to 3·3)	2 (1·4 to 2·8)	1·4 (1 to 1·9)	1 (0·7 to 1·4)	0·5 (0·4 to 0·7)	0·2 (0·1 to 0·3)	0 (0 to 0)	102
Motor vehicle road injuries	14·7 (11·3 to 19·1)	16·7 (12·6 to 22·1)	11·7 (9·1 to 14·5)	9·8 (7·7 to 12·3)	7·3 (5·6 to 9·2)	6·1 (4·9 to 7·5)	5·3 (4·1 to 6·5)	4 (3·1 to 5)	3·2 (2·4 to 4·1)	1·8 (1·4 to 2·3)	0·6 (0·5 to 0·8)	0·1 (0·1 to 0·1)	240
Other road injuries	0·4 (0·2 to 0·5)	0·4 (0·3 to 0·6)	0·5 (0·3 to 0·7)	0·4 (0·3 to 0·6)	0·4 (0·2 to 0·5)	0·3 (0·2 to 0·4)	0·3 (0·2 to 0·4)	0·2 (0·1 to 0·3)	0·1 (0·1 to 0·2)	0·1 (0 to 0·1)	0 (0 to 0)	0 (0 to 0)	5·8
Other transport injuries	2·5 (1·8 to 3·5)	2·8 (2 to 3·8)	2·5 (1·8 to 3·4)	2·2 (1·6 to 2·9)	1·8 (1·4 to 2·4)	1·6 (1·2 to 2)	1·3 (1 to 1·7)	0·9 (0·7 to 1·1)	0·6 (0·5 to 0·8)	0·3 (0·2 to 0·4)	0·1 (0·1 to 0·1)	0 (0 to 0)	33·3
Unintentional injuries	113 (84·8 to 149)	137 (104 to 180)	138 (104 to 182)	131 (99 to 171)	118 (89·9 to 157)	112 (85·5 to 149)	116 (90·6 to 151)	105 (82·7 to 134)	110 (87·5 to 136)	81·3 (66·1 to 99)	39·7 (32·1 to 48·5)	8·2 (6·7 to 10)	1,770
Falls	53·5 (39 to 72·4)	67·9 (51·2 to 90·3)	73·4 (55·4 to 96·3)	71·9 (53·9 to 94·5)	66·7 (50·5 to 87)	66·3 (49·9 to 85·7)	73·1 (57·4 to 94·2)	71·6 (55·9 to 90·5)	82·9 (66 to 102)	65·5 (52·2 to 80·1)	33·3 (26·7 to 40·7)	7 (5·5 to 8·5)	957
Drowning	3·9 (3 to 5)	4·5 (3·3 to 5·9)	3 (2·1 to 3·9)	2·3 (1·7 to 3·1)	1·6 (1·2 to 2)	1·1 (0·9 to 1·4)	0·9 (0·7 to 1·1)	0·6 (0·5 to 0·8)	0·4 (0·3 to 0·5)	0·2 (0·2 to 0·3)	0·1 (0·1 to 0·1)	0 (0 to 0)	52·1
Fire, heat, and hot substances	6·6 (4·7 to 9·3)	7·8 (5·6 to 10·9)	7·5 (5·2 to 10·5)	6·7 (4·8 to 9·6)	5·7 (4 to 8·2)	5 (3·5 to 7·1)	4·4 (3·1 to 6·2)	3·4 (2·4 to 4·8)	2·8 (2 to 3·8)	1·7 (1·3 to 2·2)	0·7 (0·5 to 0·9)	0·1 (0·1 to 0·2)	85·5
Poisonings	3·4 (2·6 to 4·4)	3·4 (2·5 to 4·5)	2·6 (1·9 to 3·5)	2 (1·5 to 2·7)	1·5 (1·1 to 2)	1·1 (0·7 to 1·5)	0·9 (0·7 to 1·3)	0·7 (0·5 to 0·9)	0·5 (0·4 to 0·7)	0·3 (0·2 to 0·4)	0·1 (0·1 to 0·2)	0 (0 to 0)	39·3
Poisoning by carbon monoxide	1·4 (0·9 to 2·2)	1·5 (0·9 to 2·3)	1 (0·6 to 1·5)	0·7 (0·4 to 1·1)	0·5 (0·3 to 0·7)	0·3 (0·2 to 0·4)	0·2 (0·2 to 0·4)	0·2 (0·1 to 0·3)	0·2 (0·1 to 0·2)	0·1 (0·1 to 0·1)	0 (0 to 0·1)	0 (0 to 0)	15
Poisoning by other means	1·9 (1·4 to 2·5)	2 (1·4 to 2·6)	1·6 (1·2 to 2·2)	1·3 (0·9 to 1·9)	1 (0·7 to 1·4)	0·8 (0·5 to 1·1)	0·7 (0·5 to 1·1)	0·5 (0·3 to 0·7)	0·4 (0·2 to 0·5)	0·2 (0·1 to 0·3)	0·1 (0·1 to 0·1)	0 (0 to 0)	24·4
Exposure to mechanical forces	20·3 (13·7 to 29·9)	24·3 (16·8 to 36)	24·2 (16·3 to 35·6)	22·4 (15·1 to 32·7)	19·5 (13·1 to 28·5)	17·5 (11·6 to 25·4)	15·9 (10·5 to 23·1)	11·4 (7·7 to 16·5)	8·5 (5·7 to 12·4)	4·7 (3·1 to 6·8)	1·8 (1·2 to 2·6)	0·3 (0·2 to 0·5)	262
Unintentional firearm injuries	0·5 (0·4 to 0·7)	0·6 (0·4 to 0·9)	0·6 (0·4 to 0·8)	0·6 (0·4 to 0·8)	0·5 (0·3 to 0·7)	0·4 (0·3 to 0·6)	0·4 (0·3 to 0·5)	0·3 (0·2 to 0·4)	0·2 (0·2 to 0·3)	0·1 (0·1 to 0·2)	0·1 (0 to 0·1)	0 (0 to 0)	6·9
Other exposure to mechanical forces	19·8 (13·3 to 29·3)	23·7 (16·3 to 35·4)	23·6 (15·8 to 34·7)	21·8 (14·6 to 32)	19 (12·7 to 27·9)	17 (11·3 to 24·9)	15·5 (10·2 to 22·6)	11·1 (7·4 to 16·2)	8·3 (5·5 to 12·1)	4·6 (3 to 6·6)	1·8 (1·2 to 2·5)	0·3 (0·2 to 0·4)	255
Adverse effects of medical treatment	2·1 (1·3 to 3·3)	3·2 (1·9 to 4·7)	3·9 (2·4 to 6)	4·8 (2·8 to 6·8)	5·4 (3·2 to 8)	5·6 (3·6 to 8·1)	6·7 (4·2 to 9·7)	6·1 (3·8 to 8·7)	5·2 (3·3 to 7)	3·1 (2·2 to 4·4)	1·2 (0·9 to 1·7)	0·2 (0·1 to 0·3)	62
Animal contact	0·5 (0·3 to 0·7)	0·6 (0·4 to 0·9)	0·6 (0·4 to 0·9)	0·6 (0·4 to 0·8)	0·5 (0·3 to 0·7)	0·5 (0·3 to 0·7)	0·4 (0·3 to 0·6)	0·3 (0·2 to 0·4)	0·2 (0·2 to 0·3)	0·1 (0·1 to 0·2)	0·1 (0 to 0·1)	0 (0 to 0)	7·4
Venomous animal contact	0·2 (0·2 to 0·3)	0·3 (0·2 to 0·4)	0·2 (0·2 to 0·4)	0·2 (0·2 to 0·3)	0·2 (0·1 to 0·3)	0·2 (0·1 to 0·2)	0·1 (0·1 to 0·2)	0·1 (0·1 to 0·2)	0·1 (0 to 0·1)	0 (0 to 0·1)	0 (0 to 0)	0 (0 to 0)	3·2
Non-venomous animal contact	0·3 (0·2 to 0·4)	0·3 (0·2 to 0·5)	0·4 (0·2 to 0·5)	0·3 (0·2 to 0·5)	0·3 (0·2 to 0·5)	0·3 (0·2 to 0·4)	0·3 (0·2 to 0·4)	0·2 (0·1 to 0·3)	0·2 (0·1 to 0·2)	0·1 (0·1 to 0·1)	0 (0 to 0·1)	0 (0 to 0)	4·2
Foreign body	8·3 (6·8 to 10·3)	9·2 (7·1 to 11·4)	6·9 (5·3 to 8·7)	6·2 (4·9 to 7·7)	5·3 (4·2 to 6·6)	4·6 (3·6 to 5·8)	4·2 (3·4 to 5·2)	3·5 (2·8 to 4·3)	3·1 (2·4 to 3·9)	2·1 (1·7 to 2·5)	1 (0·8 to 1·2)	0·2 (0·2 to 0·2)	116
Pulmonary aspiration and foreign body in airway	6·3 (4·9 to 7·9)	6·8 (5 to 8·8)	4·5 (3·3 to 6)	4 (3 to 5·2)	3·4 (2·5 to 4·4)	2·8 (2·1 to 3·7)	2·6 (1·9 to 3·3)	2·2 (1·7 to 2·8)	2·1 (1·6 to 2·9)	1·6 (1·2 to 2)	0·8 (0·6 to 1)	0·2 (0·1 to 0·2)	87·2
Foreign body in eyes	0·7 (0·3 to 1·4)	0·7 (0·3 to 1·4)	0·6 (0·3 to 1·1)	0·5 (0·3 to 0·8)	0·4 (0·2 to 0·6)	0·4 (0·2 to 0·6)	0·3 (0·2 to 0·5)	0·2 (0·2 to 0·4)	0·2 (0·1 to 0·3)	0·1 (0·1 to 0·2)	0 (0 to 0·1)	0 (0 to 0)	8·4
Foreign body in other body part	1·4 (0·9 to 1·9)	1·7 (1·1 to 2·4)	1·8 (1·2 to 2·5)	1·7 (1·2 to 2·4)	1·6 (1·1 to 2·1)	1·4 (1 to 2)	1·4 (0·9 to 1·9)	1 (0·7 to 1·4)	0·8 (0·5 to 1·1)	0·4 (0·3 to 0·6)	0·2 (0·1 to 0·2)	0 (0 to 0)	20
Environmental heat and cold exposure	1·8 (1·4 to 2·4)	2·3 (1·7 to 3)	2·1 (1·6 to 2·8)	1·8 (1·4 to 2·4)	1·5 (1·1 to 2)	1·4 (1 to 1·8)	1·3 (1 to 1·7)	1·1 (0·8 to 1·4)	0·9 (0·7 to 1·2)	0·7 (0·5 to 0·9)	0·3 (0·2 to 0·5)	0·1 (0·1 to 0·1)	23
Exposure to forces of nature	0 (0 to 0)	0 (0 to 0)	0 (0 to 0)	0 (0 to 0)	0 (0 to 0)	0 (0 to 0)	0 (0 to 0)	0 (0 to 0)	0 (0 to 0)	0 (0 to 0)	0 (0 to 0)	0 (0 to 0)	0·1
Other unintentional injuries	12 (8 to 17·8)	13·7 (9·2 to 20·5)	13·4 (8·8 to 19·8)	12·1 (7·9 to 18)	10·4 (6·8 to 15·5)	9·3 (6·1 to 13·8)	8·5 (5·6 to 12·7)	6·4 (4·2 to 9·4)	4·9 (3·3 to 7·2)	2·9 (1·9 to 4·1)	1·2 (0·8 to 1·6)	0·2 (0·2 to 0·3)	162
Self-harm and interpersonal violence	104 (78·1 to 132)	119 (88 to 156)	76·6 (56·1 to 102)	60·6 (45·9 to 79)	33·5 (25·8 to 44·1)	22·3 (17·6 to 28·4)	15·9 (12·8 to 20)	9·8 (7·8 to 12·4)	6·4 (5·2 to 8)	3·4 (2·7 to 4·3)	1·1 (0·9 to 1·4)	0·2 (0·2 to 0·2)	944
Self-harm	92·1 (67·7 to 119)	107 (76·5 to 143)	67·1 (47·6 to 92·2)	52·8 (38·5 to 70·6)	27·7 (20·4 to 37·8)	17·8 (13·3 to 23·3)	12·2 (9·3 to 15·9)	7·5 (5·7 to 9·9)	5 (3·8 to 6·6)	2·7 (2·1 to 3·5)	0·9 (0·7 to 1·1)	0·1 (0·1 to 0·2)	807
Self-harm by firearm	1·2 (0·7 to 2·5)	1·6 (0·8 to 3·6)	1·3 (0·7 to 2·3)	1 (0·6 to 1·8)	0·6 (0·4 to 1·1)	0·5 (0·3 to 0·7)	0·4 (0·2 to 0·6)	0·3 (0·1 to 0·4)	0·2 (0·1 to 0·3)	0·1 (0·1 to 0·1)	0 (0 to 0)	0 (0 to 0)	12·3
Self-harm by other specified means	90·9 (66·6 to 117)	105 (75·4 to 141)	65·9 (46·5 to 90·7)	51·8 (37·9 to 68·8)	27·1 (19·9 to 36·9)	17·3 (12·9 to 22·9)	11·8 (8·9 to 15·5)	7·2 (5·5 to 9·6)	4·8 (3·7 to 6·4)	2·6 (2 to 3·3)	0·8 (0·7 to 1·1)	0·1 (0·1 to 0·2)	795
Interpersonal violence	11·6 (9·6 to 14·2)	12·2 (9·9 to 15·2)	9·1 (7·1 to 11·3)	7·3 (5·8 to 9)	5·3 (4·2 to 6·7)	4·2 (3·3 to 5·3)	3·5 (2·7 to 4·5)	2·3 (1·8 to 3)	1·4 (1 to 1·9)	0·7 (0·5 to 1)	0·3 (0·2 to 0·4)	0·1 (0 to 0·1)	133
Physical violence by firearm	0·6 (0·5 to 0·8)	0·6 (0·5 to 0·8)	0·5 (0·4 to 0·6)	0·4 (0·3 to 0·5)	0·3 (0·2 to 0·4)	0·2 (0·2 to 0·3)	0·2 (0·1 to 0·2)	0·1 (0·1 to 0·2)	0·1 (0·1 to 0·1)	0 (0 to 0·1)	0 (0 to 0)	0 (0 to 0)	7·8
Physical violence by sharp object	1·4 (1·1 to 1·8)	1·5 (1·2 to 1·9)	1·3 (1 to 1·7)	1 (0·8 to 1·3)	0·7 (0·6 to 1)	0·6 (0·4 to 0·8)	0·5 (0·4 to 0·7)	0·4 (0·3 to 0·5)	0·2 (0·2 to 0·3)	0·1 (0·1 to 0·2)	0·1 (0 to 0·1)	0 (0 to 0)	17·5
Sexual violence	0·6 (0·3 to 0·9)	0·6 (0·3 to 1)	0·5 (0·3 to 0·8)	0·3 (0·2 to 0·6)	0·2 (0·2 to 0·4)	0·2 (0·1 to 0·3)	0·2 (0·1 to 0·3)	0·1 (0·1 to 0·2)	0·1 (0 to 0·1)	0 (0 to 0·1)	0 (0 to 0)	0 (0 to 0)	8·9
Physical violence by other means	9 (7·2 to 11·1)	9·5 (7·5 to 11·9)	6·8 (5·3 to 8·6)	5·5 (4·3 to 6·9)	4 (3·1 to 5·1)	3·2 (2·5 to 4·1)	2·6 (2 to 3·5)	1·7 (1·3 to 2·2)	1 (0·7 to 1·4)	0·5 (0·3 to 0·7)	0·2 (0·1 to 0·3)	0 (0 to 0·1)	98·5
Conflict and terrorism	0·3 (0·2 to 0·6)	0·3 (0·2 to 0·7)	0·4 (0·2 to 1)	0·5 (0·2 to 1·2)	0·4 (0·2 to 1·1)	0·3 (0·1 to 0·8)	0·2 (0·1 to 0·5)	0·1 (0 to 0·2)	0 (0 to 0·1)	0 (0 to 0)	0 (0 to 0)	0 (0 to 0)	3·5

SR Table 2a: Birmingham DALYS by cause and age group for males with 95% uncertainty intervals, 2019

Cause	Early Neonatal (0-6 days)	Late Neonatal (7-27 days)	Post Neonatal (28-364 days)	1 to 4	5 to 9	10 to 14	15 to 19	20 to 24	25 to 29	30 to 34	35 to 39	40 to 44	45 to 49	50 to 54	55 to 59	60 to 64	65 to 69	70 to 74	75 to 79	80 to 84	85 to 89	90 to 94	95 plus	Total
All causes	2,810 (2,810 to 2,810)	1,540 (1,540 to 1,540)	1,990 (1,990 to 1,990)	1,960 (1,960 to 2,000)	1,960 (1,490 to 2,440)	2,000 (1,530 to 2,510)	2,020 (1,530 to 2,530)	2,050 (1,540 to 2,600)	2,080 (1,550 to 2,650)	2,110 (1,550 to 2,700)	2,140 (1,560 to 2,750)	2,170 (1,560 to 2,800)	2,200 (1,560 to 2,850)	2,230 (1,560 to 2,900)	2,260 (1,560 to 2,960)	2,290 (1,560 to 3,030)	2,320 (1,560 to 3,090)	2,350 (1,560 to 3,160)	2,380 (1,560 to 3,230)	2,410 (1,560 to 3,300)	2,440 (1,560 to 3,370)	2,470 (1,560 to 3,440)	2,500 (1,560 to 3,510)	2,530 (1,560 to 3,580)	2,560 (1,560 to 3,650)	2,590 (1,560 to 3,720)	2,620 (1,560 to 3,790)	2,650 (1,560 to 3,860)	2,680 (1,560 to 3,930)	2,710 (1,560 to 4,000)	2,740 (1,560 to 4,070)	2,770 (1,560 to 4,140)	2,800 (1,560 to 4,210)	2,830 (1,560 to 4,280)	2,860 (1,560 to 4,350)	2,890 (1,560 to 4,420)	2,920 (1,560 to 4,490)	2,950 (1,560 to 4,560)	2,980 (1,560 to 4,630)	3,010 (1,560 to 4,700)	3,040 (1,560 to 4,770)	3,070 (1,560 to 4,840)	3,100 (1,560 to 4,910)	3,130 (1,560 to 4,980)	3,160 (1,560 to 5,050)	3,190 (1,560 to 5,120)	3,220 (1,560 to 5,190)	3,250 (1,560 to 5,260)	3,280 (1,560 to 5,330)	3,310 (1,560 to 5,400)	3,340 (1,560 to 5,470)	3,370 (1,560 to 5,540)	3,400 (1,560 to 5,610)	3,430 (1,560 to 5,680)	3,460 (1,560 to 5,750)	3,490 (1,560 to 5,820)	3,520 (1,560 to 5,890)	3,550 (1,560 to 5,960)	3,580 (1,560 to 6,030)	3,610 (1,560 to 6,100)	3,640 (1,560 to 6,170)	3,670 (1,560 to 6,240)	3,700 (1,560 to 6,310)	3,730 (1,560 to 6,380)	3,760 (1,560 to 6,450)	3,790 (1,560 to 6,520)	3,820 (1,560 to 6,590)	3,850 (1,560 to 6,660)	3,880 (1,560 to 6,730)	3,910 (1,560 to 6,800)	3,940 (1,560 to 6,870)	3,970 (1,560 to 6,940)	4,000 (1,560 to 7,010)	4,030 (1,560 to 7,080)	4,060 (1,560 to 7,150)	4,090 (1,560 to 7,220)	4,120 (1,560 to 7,290)	4,150 (1,560 to 7,360)	4,180 (1,560 to 7,430)	4,210 (1,560 to 7,500)	4,240 (1,560 to 7,570)	4,270 (1,560 to 7,640)	4,300 (1,560 to 7,710)	4,330 (1,560 to 7,780)	4,360 (1,560 to 7,850)	4,390 (1,560 to 7,920)	4,420 (1,560 to 7,990)	4,450 (1,560 to 8,060)	4,480 (1,560 to 8,130)	4,510 (1,560 to 8,200)	4,540 (1,560 to 8,270)	4,570 (1,560 to 8,340)	4,600 (1,560 to 8,410)	4,630 (1,560 to 8,480)	4,660 (1,560 to 8,550)	4,690 (1,560 to 8,620)	4,720 (1,560 to 8,690)	4,750 (1,560 to 8,760)	4,780 (1,560 to 8,830)	4,810 (1,560 to 8,900)	4,840 (1,560 to 8,970)	4,870 (1,560 to 9,040)	4,900 (1,560 to 9,110)	4,930 (1,560 to 9,180)	4,960 (1,560 to 9,250)	4,990 (1,560 to 9,320)	5,020 (1,560 to 9,390)	5,050 (1,560 to 9,460)	5,080 (1,560 to 9,530)	5,110 (1,560 to 9,600)	5,140 (1,560 to 9,670)	5,170 (1,560 to 9,740)	5,200 (1,560 to 9,810)	5,230 (1,560 to 9,880)	5,260 (1,560 to 9,950)	5,290 (1,560 to 10,020)	5,320 (1,560 to 10,090)	5,350 (1,560 to 10,160)	5,380 (1,560 to 10,230)	5,410 (1,560 to 10,300)	5,440 (1,560 to 10,370)	5,470 (1,560 to 10,440)	5,500 (1,560 to 10,510)	5,530 (1,560 to 10,580)	5,560 (1,560 to 10,650)	5,590 (1,560 to 10,720)	5,620 (1,560 to 10,790)	5,650 (1,560 to 10,860)	5,680 (1,560 to 10,930)	5,710 (1,560 to 11,000)	5,740 (1,560 to 11,070)	5,770 (1,560 to 11,140)	5,800 (1,560 to 11,210)	5,830 (1,560 to 11,280)	5,860 (1,560 to 11,350)	5,890 (1,560 to 11,420)	5,920 (1,560 to 11,490)	5,950 (1,560 to 11,560)	5,980 (1,560 to 11,630)	6,010 (1,560 to 11,700)	6,040 (1,560 to 11,770)	6,070 (1,560 to 11,840)	6,100 (1,560 to 11,910)	6,130 (1,560 to 11,980)	6,160 (1,560 to 12,050)	6,190 (1,560 to 12,120)	6,220 (1,560 to 12,190)	6,250 (1,560 to 12,260)	6,280 (1,560 to 12,330)	6,310 (1,560 to 12,400)	6,340 (1,560 to 12,470)	6,370 (1,560 to 12,540)	6,400 (1,560 to 12,610)	6,430 (1,560 to 12,680)	6,460 (1,560 to 12,750)	6,490 (1,560 to 12,820)	6,520 (1,560 to 12,890)	6,550 (1,560 to 12,960)	6,580 (1,560 to 13,030)	6,610 (1,560 to 13,100)	6,640 (1,560 to 13,170)	6,670 (1,560 to 13,240)	6,700 (1,560 to 13,310)	6,730 (1,560 to 13,380)	6,760 (1,560 to 13,450)	6,790 (1,560 to 13,520)	6,820 (1,560 to 13,590)	6,850 (1,560 to 13,660)	6,880 (1,560 to 13,730)	6,910 (1,560 to 13,800)	6,940 (1,560 to 13,870)	6,970 (1,560 to 13,940)	7,000 (1,560 to 14,010)	7,030 (1,560 to 14,080)	7,060 (1,560 to 14,150)	7,090 (1,560 to 14,220)	7,120 (1,560 to 14,290)	7,150 (1,560 to 14,360)	7,180 (1,560 to 14,430)	7,210 (1,560 to 14,500)	7,240 (1,560 to 14,570)	7,270 (1,560 to 14,640)	7,300 (1,560 to 14,710)	7,330 (1,560 to 14,780)	7,360 (1,560 to 14,850)	7,390 (1,560 to 14,920)	7,420 (1,560 to 14,990)	7,450 (1,560 to 15,060)	7,480 (1,560 to 15,130)	7,510 (1,560 to 15,200)	7,540 (1,560 to 15,270)	7,570 (1,560 to 15,340)	7,600 (1,560 to 15,410)	7,630 (1,560 to 15,480)	7,660 (1,560 to 15,550)	7,690 (1,560 to 15,620)	7,720 (1,560 to 15,690)	7,750 (1,560 to 15,760)	7,780 (1,560 to 15,830)	7,810 (1,560 to 15,900)	7,840 (1,560 to 15,970)	7,870 (1,560 to 16,040)	7,900 (1,560 to 16,110)	7,930 (1,560 to 16,180)	7,960 (1,560 to 16,250)	7,990 (1,560 to 16,320)	8,020 (1,560 to 16,390)	8,050 (1,560 to 16,460)	8,080 (1,560 to 16,530)	8,110 (1,560 to 16,600)	8,140 (1,560 to 16,670)	8,170 (1,560 to 16,740)	8,200 (1,560 to 16,810)	8,230 (1,560 to 16,880)	8,260 (1,560 to 16,950)	8,290 (1,560 to 17,020)	8,320 (1,560 to 17,090)	8,350 (1,560 to 17,160)	8,380 (1,560 to 17,230)	8,410 (1,560 to 17,300)	8,440 (1,560 to 17,370)	8,470 (1,560 to 17,440)	8,500 (1,560 to 17,510)	8,530 (1,560 to 17,580)	8,560 (1,560 to 17,650)	8,590 (1,560 to 17,720)	8,620 (1,560 to 17,790)	8,650 (1,560 to 17,860)	8,680 (1,560 to 17,930)	8,710 (1,560 to 18,000)	8,740 (1,560 to 18,070)	8,770 (1,560 to 18,140)	8,800 (1,560 to 18,210)	8,830 (1,560 to 18,280)	8,860 (1,560 to 18,350)	8,890 (1,560 to 18,420)	8,920 (1,560 to 18,490)	8,950 (1,560 to 18,560)	8,980 (1,560 to 18,630)	9,010 (1,560 to 18,700)	9,040 (1,560 to 18,770)	9,070 (1,560 to 18,840)	9,100 (1,560 to 18,910)	9,130 (1,560 to 18,980)	9,160 (1,560 to 19,050)	9,190 (1,560 to 19,120)	9,220 (1,560 to 19,190)	9,250 (1,560 to 19,260)	9,280 (1,560 to 19,330)	9,310 (1,560 to 19,400)	9,340 (1,560 to 19,470)	9,370 (1,560 to 19,540)	9,400 (1,560 to 19,610)	9,430 (1,560 to 19,680)	9,460 (1,560 to 19,750)	9,490 (1,560 to 19,820)	9,520 (1,560 to 19,890)	9,550 (1,560 to 19,960)	9,580 (1,560 to 20,030)	9,610 (1,560 to 20,100)	9,640 (1,560 to 20,170)	9,670 (1,560 to 20,240)	9,700 (1,560 to 20,310)	9,730 (1,560 to 20,380)	9,760 (1,560 to 20,450)	9,790 (1,560 to 20,520)	9,820 (1,560 to 20,590)	9,850 (1,560 to 20,660)	9,880 (1,560 to 20,730)	9,910 (1,560 to 20,800)	9,940 (1,560 to 20,870)	9,970 (1,560 to 20,940)	10,000 (1,560 to 21,010)	10,030 (1,560 to 21,080)	10,060 (1,560 to 21,150)	10,090 (1,560 to 21,220)	10,120 (1,560 to 21,290)	10,150 (1,560 to 21,360)	10,180 (1,560 to 21,430)	10,210 (1,560 to 21,500)	10,240 (1,560 to 21,570)	10,270 (1,560 to 21,640)	10,300 (1,560 to 21,710)	10,330 (1,560 to 21,780)	10,360 (1,560 to 21,850)	10,390 (1,560 to 21,920)	10,420 (1,560 to 21,990)	10,450 (1,560 to 22,060)	10,480 (1,560 to 22,130)	10,510 (1,560 to 22,200)	10,540 (1,560 to 22,270)	10,570 (1,560 to 22,340)	10,600 (1,560 to 22,410)	10,630 (1,560 to 22,480)	10,660 (1,560 to 22,550)	10,690 (1,560 to 22,620)	10,720 (1,560 to 22,690)	10,750 (1,560 to 22,760)	10,780 (1,560 to 22,830)	10,810 (1,560 to 22,900)	10,840 (1,560 to 22,970)	10,870 (1,560 to 23,040)	10,900 (1,560 to 23,110)	10,930 (1,560 to 23,180)	10,960 (1,560 to 23,250)	10,990 (1,560 to 23,320)	11,020 (1,560 to 23,390)	11,050 (1,560 to 23,460)	11,080 (1,560 to 23,530)	11,110 (1,560 to 23,600)	11,140 (1,560 to 23,670)	11,170 (1,560 to 23,740)	11,200 (1,560 to 23,810)	11,230 (1,560 to 23,880)	11,260 (1,560 to 23,950)	11,290 (1,560 to 24,020)	11,320 (1,560 to 24,090)	11,350 (1,560 to 24,160)	11,380 (1,560 to 24,230)	11,410 (1,560 to 24,300)	11,440 (1,560 to 24,370)	11,470 (1,560 to 24,440)	11,500 (1,560 to 24,510)	11,530 (1,560 to 24,580)	11,560 (1,560 to 24,650)	11,590 (1,560 to 24,720)	11,620 (1,560 to 24,790)	11,650 (1,560 to 24,860)	11,680 (1,560 to 24,930)	11,710 (1,560 to 25,000)	11,740 (1,560 to 25,070)	11,770 (1,560 to 25,140)	11,800 (1,560 to 25,210)	11,830 (1,560 to 25,280)	11,860 (1,560 to 25,350)	11,890 (1,560 to 25,420)	11,920 (1,560 to 25,490)	11,950 (1,560 to 25,560)	11,980 (1,560 to 25,630)	12,010 (1,560 to 25,700)	12,040 (1,560 to 25,770)	12,070 (1,560 to 25,840)	12,100 (1,560 to 25,910)	12,130 (1,560 to 25,980)	12,160 (1,560 to 26,050)	12,190 (1,560 to 26,120)	12,220 (1,560 to 26,190)	12,250 (1,560 to 26,260)	12,280 (1,560 to 26,330)	12,310 (1,560 to 26,400)	12,340 (1,560 to 26,470)	12,370 (1,560 to 26,540)	12,400 (1,560 to 26,610)	12,430 (1,560 to 26,680)	12,460 (1,560 to 26,750)	12,490 (1,560 to 26,820)	12,520 (1,560 to 26,890)	12,550 (1,560 to 26,960)	12,580 (1,560 to 27,030)	12,610 (1,560 to 27,100)	12,640 (1,560 to 27,170)	12,670 (1,560 to 27,240)	12,700 (1,560 to 27,310)	12,730 (1,560 to 27,380)	12,760 (1,560 to 27,450)	12,790 (1,560 to 27,520)	12,820 (1,560 to 27,590)	12,850 (1,560 to 27,660)	12,880 (1,560 to 27,730)	12,910 (1,560 to 27,800)	12,940 (1,560 to 27,870)	12,970 (1,560 to 27,940)	13,000 (1,560 to 28,010)	13,030 (1,560 to 28,080)	13,060 (1,560 to 28,150)	13,090 (1,560 to 28,220)	13,120 (1,560 to 28,290)	13,150 (1,560 to 28,360)	13,180 (1,560 to 28,430)	13,210 (1,560 to 28,500)	13,240 (1,560 to 28,570)	13,270 (1,560 to 28,640)	13,300 (1,560 to 28,710)	13,330 (1,560 to 28,780)	13,360 (1,560 to 28,850)	13,390 (1,560 to 28,920)	13,420 (1,560 to 28,990)	13,450 (1,560 to 29,060)	13,480 (1,560 to 29,130)	13,510 (1,560 to 29,200)	13,540 (1,560 to 29,270)	13,570 (1,560 to 29,340)	13,600 (1,560 to 29,410)	13,630 (1,560 to 29,480)	13,660 (1,560 to 29,550)	13,690 (1,560 to 29,620)	13,720 (1,560 to 29,690)	13,750 (1,560 to 29,760)	13,780 (1,560 to 29,830)	13,810 (1,560 to 29,900)	13,840 (1,560 to 29,970)	13,870 (1,560 to 30,040)	13,900 (1,560 to 30,110)	13,930 (1,560 to 30,180)	13,960 (1,560 to 30,250)	13,990 (1,560 to 30,320)	14,020 (1,560 to 30,390)	14,050 (1,560 to 30,460)	14,080 (1,560 to 30,530)	14,110 (1,560 to 30,600)	14,140 (1,560 to 30,670)	14,170 (1,560 to 30,740)	14,200 (1,560 to 30,810)	14,230 (1,560 to 30,880)	14,260 (1,560 to 30,950)	14,290 (1,560 to 31,020)	14,320 (1,560 to 31,090)	14,350 (1,560 to 31,160)	14,380 (1,560 to 31,230)	14,410 (1,560 to 31,300)	14,440 (1,560 to 31,370)	14,470 (1,560 to 31,440)	14,500 (1,560 to 31,510)	14,530 (1,560 to 31,580)	14,560 (1,560 to 31,650)	14,590 (1,560 to 31,720)	14,620 (1,560 to 31,790)	14,650 (1,560 to 31,860)	14,680 (1,560 to 31,930)	14,710 (1,560 to 32,000)	14,740 (1,560 to 32,070)	14,770 (1,560 to 32,140)	14,800 (1,560 to 32,210)	14,830 (1,560 to 32,280)	14,860 (1,560 to 32,350)	14,890 (1,560 to 32,420)	14,920 (1,560 to 32,490)	14,950 (1,560 to 32,560)	14,980 (1,560 to 32,630)	15,010 (1,560 to 32,700)	15,040 (1,560 to 32,770)	15,070 (1,560 to 32,840)	15,100 (1,560 to 32,910)	15,130 (1,560 to 32,980)	15,160 (1,560 to 33,050)	15,190 (1,560 to 33,120)	15,220 (1,560 to 33,190)	15,250 (1,560 to 33,260)	15,280 (1,560 to 33,330)	15,310 (1,560 to 33,400)	15,340 (1,560 to 33,470)	15,370 (1,560 to 33,540)	15,400 (1,560 to 33,610)	15,430 (1,560 to 33,680)	15,460 (1,560 to 33,750)	15,490 (1,560 to 33,820)	15,520 (1,560 to 33,890)	15,550 (1,560 to 33,960)	15,580 (1,560 to 34,030)	15,610 (1,560 to 34,100)	15,640 (1,560 to 34,170)	15,670 (1,560 to 34,240)	15,700 (1,560 to 34,310)	15,730 (1,560 to 34,380)	15,760 (1,560 to 34,450)	15,790 (1,560 to 34,520)	15,820 (1,560 to 34,590)	15,850 (1,560 to 34,660)	15,880 (1,560 to 34,730)	15,910 (1,560 to 34,800)	15,940 (1,560 to 34,870)	15,970 (1,560 to 34,940)	16,000 (1,560 to 35,010)	16,030 (1,560 to 35,080)	16,060 (1,560 to 35,150)	16,090 (1,560 to 35,220)	16,120 (1,560 to 35,290)	16,150 (1,560 to 35,360)	16,180 (1,560 to 35,430)	16,210 (1,560 to 35,500)	16,240 (1,560 to 35,570)	16,270 (1,560 to 35,640)	16,300 (1,560 to 35,710)	16,330 (1,560 to 35,780)	16,360 (1,560 to 35,850)	16,390 (1,560 to 35,920)	16,420 (1,560 to 35,990)	16,450 (1,560 to 36,060)	16,480 (1,560 to 36,130)	16,510 (1,560 to 36,200)	16,540 (1,560 to 36,270)	16,570 (1,560 to 36,340)	16,600 (1,560 to 36,410)	16,630 (1,560 to 36,480)	16,660 (1,560 to 36,550)	16,690 (1,560 to 36,620)	16,720 (1,560 to 36,690)	16,750 (1,560 to 36,760)	16,780 (1,560 to 36,830)	16,810 (1,560 to 36,900)	16,840 (1,560 to 36,970)	16,870 (1,560 to 37,040)	16,900 (1,560 to 37,110)	16,930 (1,560 to 37,180)	16,960 (1,560 to 37,250)	16,990 (1,560 to 37,320)	17,020 (1,560 to 37,390)	17,050 (1,560 to 37,460)	17,080 (1,560 to 37,530)	17,110 (1,560 to 37,600)	17,140 (1,560 to 37,670)	17,170 (1,560 to 37,740)	17,200 (1,560 to 37,810)	17,230 (1,560 to 37,880)	17,260 (1,560 to 37,950)	17,290 (1,560 to 38,020)	17,320 (1,560 to 38,090)	17,350 (1,560 to 38,160)	17,380 (1,560 to 38,230)	17,410 (1,560 to 38,300)	17,440 (1,560 to 38,370)	17,470 (1,560 to 38,440)	17,500 (1,560 to 38,510)	17,530 (1,560 to 38,580)	17,560 (1,560 to 38,650)	17,590 (1,560 to 38,720)	17,620 (1,560 to 38,790)	17,650 (1,560 to 38,860)	17,680 (1,560 to 38,930)	17,710 (1,560 to 39,000)	17,740 (1,560 to 39,070)	17,770 (1,560 to 39,140)	17,800 (1,560 to 39,210)	17,830 (1,560 to 39,280)	17,860 (1,560 to 39,350)	17,890 (1,560 to 39,420)	17,920 (1,560 to 39,490)	17,950 (1,560 to 39,560)	17,980 (1,560 to 39,630)	18,010 (1,560 to 39,700)	18,040 (1,560 to 39,770)	18,070 (1,560 to 39,840)	18,100 (1,560 to 39,910)	18,130 (1,560 to 39,980)	18,160 (1,560 to 40,050)	18,190 (1,560 to 40,120)	18,220 (1,560 to 40,190)	18,250 (1,560 to 40,260)	18,280 (1,560 to 40,330)	18,310 (1,560 to 40,400)	18,340 (1,560 to 40,470)	18,370 (1,560 to 40,540)	18,400 (1,560 to 40,610)	18,430 (1,560 to 40,680)	18,460 (1,560 to 40,750)	18,490 (1,560 to 40,820)	18,520 (1,560 to 40,890)	18,550 (1,560 to 40,960)	18,580 (1,560 to 41,030)	18,610 (1,560 to 41,100)	18,640 (1,560 to 41,170)	18,670 (1,560 to 41,240)	18,700 (1,560 to 41,310)	18,730 (1,560 to 41,380)	18,760 (1,560 to 41,450)	18,790 (1,560 to 41,520)	18,820 (1,560 to 41,590)	18,850 (1,560 to 41,660)	18,880 (1,560 to 41,730)	18,910 (1,560 to 41,800)	18,940 (1,560 to 41,870)	18,970 (1,560 to 41,940)	19,000 (1,560 to 42,010)	19,030 (1,560 to 42,080)	19,060 (1,560 to 42,150)	19,090 (1,560 to 42,220)	19,120 (1,560 to 42,290)	19,150 (1,560 to 42,360)	19,180 (1,560 to 42,430)	19,210 (1,560 to 42,500)	19,240 (1,560 to 42,570)	19,270 (1,560 to 42,640)	19,300 (1,560 to 42,710)	19,330 (1,560 to 42,780)	19,360 (1,560 to 42,850)	19,390 (1,560 to 42,920)	19,420 (1,560 to 42,990)	19,450 (1,560 to 43,060)	19,480 (1,560 to 43,130)	19,510 (1,560 to 43,200)	19,540 (1,560 to 43,270)	19,570 (1,560 to 43,340)	19,600 (1,560 to 43,410)	19,630 (1,560 to 43,480)	19,660 (1,560 to 43,550)	19,690 (1,560 to 43,620)	19,720 (1,560 to 43,690)	19,750 (1,560 to 43,760)	19,780 (1,560 to 43,830)	19,810 (1,560 to 43,900)	19,840 (1,560 to 43,970)	19,870 (1,560 to 44,040)	19,900 (1,560 to 44,110)	19,930 (1,560 to 44,180)	19,960 (1,560 to 44,250)	19,990 (1,560 to 44,320)	20,020 (1,560 to 44,390)	20,050 (1,560 to 44,460)	20,080 (1,560 to 44,530)	20,110 (1,560 to 44,600)	20,140 (1,560 to 44,670)	20,170 (1,560 to 44,740)	20,200 (1,560 to 44,810)	20,230 (1,560 to 44,880)	20,260 (1,560 to 44,950)	20,290 (1,560 to 45,020)	20,320 (1,560 to 45,090)	20,350 (1,560 to 45,160)	20,380 (1,560 to 45,230)	20,410 (1,560 to 45,300)	20,440 (1,560 to 45,370)	20,470 (1,560 to 45,440)	20,500 (1,560 to 45,510)	20,530 (1,560 to 45,580)	20,560 (1,560 to 45,650)	20,590 (1,560 to 45,720)	20,620 (1,560 to 45,790)	20,650 (1,560 to 45,860)	20,680 (1,560 to 45,930)	20,710 (1,560 to 46,000)	20,740 (1,560 to 46,070)	20,770 (1,560 to 46,140)	20,800 (1,560 to 46,210)	20,830 (1,560 to 46,280)	20,860 (1,560 to 46,350)	20,890 (1,560 to 46,420)	20,920 (1,560 to 46,490)	20,950 (1,560 to 46,560)	20,980 (1,560 to 46,630)	21,010 (1,560 to 46,700)	21,040 (1,560 to 46,770)	21,070 (1,560 to 46,840)	21,100 (1,560 to 46,910)	21,130 (1,560 to 46,980)	21,160 (1,560 to 47,050)	21,190 (1,560 to 47,120)	21,220 (1,560 to 47,190)	21,250 (1,560 to 47,260)	21,280 (1,560 to 47,330)	21,310 (1,560 to 47,400)	21,340 (1,560 to 47,470)	21,370 (1,560 to 47,540)	21,400 (1,560 to 47,610)	21,430 (1,560 to 47,680)	21,460 (1,560 to 47,750)	21,490 (1,560 to 47,820)	21,520 (1,560 to 47,890)	21,550 (1,560 to 47,960)	21,580 (1,560 to 48,030)	21,610 (1,560 to 48,100)	21,640 (1,560 to 48,170)	21,670 (1,560 to 48,240)	21,700 (1,560 to 48,310)	21,730 (1,560 to 48,380)	21,760 (1,560 to 48,450)	21,790 (1,560 to 48,520)	21,820 (1,560 to 48,590)	21,850 (1,560 to 48,660)	21,880 (1,560 to 48,730)	21,910 (1,560 to 48,800)	21,940 (1,560 to 48,870)	21,970 (1,560 to 48,940)	22,000 (1,560 to 49,010)	22,030 (1,560 to 49,080)	22,060 (1,560 to 49,150)	22,090 (1,560 to 49,220)	22,120 (1,560 to 49,290)	22,150 (1,560 to 49,360)	22,180 (1,560 to 49,430)	22,210 (1,560 to 49,500)	22,240 (1,560 to 49,570)	22,270 (1,560 to 49,640)	22,300 (1,560 to 49,710)	22,330 (1,560 to 49,780)	22,360 (1,560 to 49,850)	22,390 (1,560 to 49,920)	22,420 (1,560 to 49,990)	22,450 (1,560 to 50,060)	22,480 (1,560 to 50,130)	22,510 (1,560 to 50,200)	22,540 (1,560 to 50,270)	22,570 (1,560 to 50,340)	22,600 (1,560 to 50,410)	22,630 (1,560 to 50,480)	22,660 (1,560 to 50,550)	22,690 (1,560 to 50,620)	22,720 (1,560 to 50,690)	22,750 (1,560 to 50,760)	22,780 (1,560 to 50,830)	22,810 (1,560 to 50,900)	22,840 (1,560 to 50,970)	22,870 (1,560 to 51,040)	22,900 (1,560 to 51,110)	22,930 (1,560 to 51,180)	22,960 (1,560 to 51,250)	22,990 (1,560 to 51,320)	23,020 (1,560 to 51,390)	23,050 (1,560 to 51,460)	23,080 (1,560 to 51,530)	23,110 (1,560 to 51,600)	23,140 (1,560 to 51,670)	23,170 (1,560 to 51,740)	23,200 (1,560 to 51,810)	23,230 (1,560 to 51,880)	23,260 (1,560 to 51,950)	23,290 (1,560 to 52,020)	23,320 (1,560 to 52,090)	23,350 (1,560 to 52,160)	23,380 (1,560 to 52,230)	23,410 (1,560 to 52,300)	23,440 (1,560 to 52,370)	23,470 (1,560 to 52,440)	23,500 (1,560 to 52,510)	23,530 (1,560 to 52,580)	23,560 (1,560 to 52,650)	23,590 (1,560 to 52,720)	23,620 (1,560 to 52,790)	23,650 (1,560 to 52,860)	23,680 (1,560 to 52,930)	23,710 (1,560 to 53,000)	23,740 (1,560 to 53,070)	23,770 (1,560 to 53,140)	23,800 (1,560 to 53,210)	23,830 (1,560 to 53,280)	23,860 (1,560 to 53,350)	23,890 (1,560 to 53,420)	23,920 (1,560 to 53,490)	23,950 (1,560 to 53,560)	23,980 (1,560 to 53,630)	24,010 (1,560 to 53,700)	24,040 (1,560 to 53,770)	24,070 (1,560 to 53,840)	24,100 (1,560 to 53,910)	24,130 (1,560 to 53,980)	24,160 (1,560 to 54,050)	24,190 (1,560 to 54,120)	24,220 (1,560 to 54,190)	24,250 (1,560 to 54,260)	24,280 (1,560 to 54,330)	24,310 (1,560 to 54,400)	24,340 (1,560 to 54,470)	24,370 (1,560 to 54,540)	24,400 (1,560 to 54,610)	24,430 (1,560 to 54,680)	24,460 (1,560 to 54,750)	24,490 (1,560 to 54,820)	24,520 (1,560 to 54,890)	24,550 (1,560 to 54,960)	24,580 (1,560 to 55,030)	24,610 (1,560 to 55,100)	24,640 (1,560 to 55,170)	24,670 (1,560 to 55,240)	24,700 (1,560 to 55,310)	24,730 (1,560 to 55,380)	24,760 (1,560 to 55,450)	24,790 (1,560 to 55,520)	24,820 (1,560 to 55,590)	24,850 (1,560 to 55,660)	24,880 (1,560 to 55,730)	24,910 (1,560 to 55,800)	24,940 (1,560 to 55,870)	24,970 (1,560 to 55,940)	25,000 (1,560 to 56,010)	25,030 (1,560 to 56,080)	25,060 (1,560 to 56,150)	25,090 (1,560 to 56,220)	25,120 (1,560 to 56,290)	25,150 (1,560 to 56,360)	25,180 (1,560 to 56,430)	25,210 (1,560 to 56,500)	25,240 (1,560 to 56,570)	25,270 (1,560 to 56,640)	25,300 (1,560 to 56,710)	25,330 (1,560 to 56,780)	25,360 (1,560 to 56,850)	25,390 (1,560 to 56,920)	25,420 (1,560 to 56,990)	25,450 (1,560 to 57,060)	25,480 (1,560 to 57,130)	25,510 (1,560 to 57,200)	25,540 (1,560 to 57,270)	25,570 (1,560 to 57,340)	25,600 (1,560 to 57,410)	25,630 (1,560 to 57,480)	25,660 (1,560 to 57,550)	25,690 (1,560 to 57,620)	25,720 (1,560 to 57,690)	25,750 (1,560 to 57,760)	25,780 (1,560 to 57,830)	25,810 (1,560 to 57,900)	25,840 (1,560 to 57,970)	25,870 (1,560 to 58,040)	25,900 (1,560 to 58,110)	25,930 (1,560 to 58,180)	25,960 (1,560 to 58,250)	25,990 (1,560 to 58,320)	26,020 (1,560 to 58,390)	26,050 (1,560 to 58,460)	26,080 (1,560 to 58,530)	26,110 (1,560 to 58,600)	26,140 (1,560 to 58,670)	26,170 (1,560 to 58,740)	26,200 (1,560 to 58,810)	26,230 (1,560 to 58,880)	26,260 (1,560 to 58,950)	26,290 (1,560 to 59,020)	26,320 (1,560 to 59,090)	26,350 (1,560 to 59,160)	26,380 (1,560 to 59,230)	26,410 (1,560 to 59,300)	26,440 (1,560 to 59,370)	26,470 (1,560 to 59,440)	26,500 (1,560 to 59,510)	26,530 (1,560 to 59,580)	26,560 (1,560 to 59,650)	26,590 (1,560 to 59,720)	26,620 (1,560 to 59,790)	26,650 (1,560 to 59,860)	26,680 (1,560 to 59,930)	26,710 (1,560 to 60,000)	26,740 (1,560 to 60,070)	26,770 (1,560 to 60,140)	26,800 (1,560 to 60,210)	26,830 (1,560 to 60,280)	26,860 (1,560 to 60,350)	26,890 (1,560 to 60,420)	26,920 (1,560 to 60,490)	26,950 (1,560 to 60,560)	26,980 (1,560 to 60,630)	27,010 (1,560 to 60,700)	27,040 (1,560 to 60,770)	27,070 (1,560 to 60,840)	27,100 (1,560 to 60,910)	27,130 (1,560 to 60,980)	27,160 (1,560 to 61,050)	27,190 (1,560 to 61,120)	27,220 (1,560 to 61,190)	27,250 (1,560 to 61,260)	27,280 (1,560 to 61,330)	27,310 (1,560 to 61,400)	27,340 (1,560 to 61,470)	27,370 (1,560 to 61,540)	27,400 (1,560 to 61,610)	27,430 (1,560 to 61,680)	27,460 (1,560 to 61,750)	27,490 (1,560 to 61,820)	27,520 (1,560 to 61,890)	27,550 (1,560 to 61,960)	27,580 (1,560 to 62,030)	27,610 (1,560 to 62,100)	27,640 (1,560 to 62,170)	27,670 (1,560 to 62,240)	27,700 (1,560 to 62,310)	27,730 (1,560 to 62,380)	27,760 (1,560 to 62,450)	27,790 (1,560 to 62,520)	27,820 (1,560 to 62,590)	27,850 (1,560 to 62,660)	27,880 (1,560 to 62,730)	27,910 (1,560 to 62,800)	27,940 (1,560 to 62,870)	27,970 (1,560 to 62,940)	28,000 (1,560 to 63,010)	28,030 (1,560 to 63,080)	28,060 (1,560 to 63,150)	28,090 (1,560 to 63,220)	28,120 (1,560 to 63,290)	28,150 (1,560 to 63,360)	28,180 (1,560 to 63,430)	28,210 (1,560 to 63,500)	28,240 (1,560 to 63,570)	28,270 (1,560 to 63,640)	28,300 (1,560 to 63,710)	28,330 (1,560 to 63,780)	28,360 (1,560 to 63,850)	28,390 (1,560 to 63,920)	28,420 (1,560 to 63,990)	28,450 (1,560 to 64,060)	28,480 (1,560 to 64,130)	28,510 (1,560 to 64,200)	28,540 (1,560 to 64,270)	28,570 (1,560 to 64,340)	28,600 (1,560 to 64,410)	28,630 (1,560 to 64,480)	28,660 (1,560 to 64,550)	28,690 (1,560 to 64,620)	28,720 (1,560 to 64,690)	28,750 (1,560 to 64,760)	28,780 (1,560 to 64,830)	28,810 (1,560 to 64,900)	28,840 (1,560 to 64,970)	28,870 (1,560 to 65,040)	28,900 (1,560 to 65,110)	28,930 (1,560 to 65,180)	28,960 (1,560 to 65,250)	28,990 (1,560 to 65,320)	29,020 (1,560 to 65,390)	29,050 (1,560 to 65,460)	29,080 (1,560 to 65,530)	29,110 (1,560 to 65,600)	29,140 (1,560 to 65,670)	29,170 (1,560 to 65,740)	29,200 (1,560 to 65,810)	29,230 (1,560 to 65,880)	29,260 (1,560 to 65,950)	29,290 (1,560 to 66,020)	29,320 (1,560 to 66,090)	29,350 (1,560 to 66,160)	29,380 (1,560 to 66,230)	29,410 (1,560 to 66,300)	29,440 (1,560 to 66,370)	29,470 (1,560 to 66,440)

Other neoplasms	0-3 (0 to 0.4)	0-5 (0 to 0.2)	0-5 (0-1 to 0.6)	1 (0 to 1.1)	0 (0-6 to 1.4)	0-9 (0 to 0.4)	0-8 (0 to 0.6)	0-8 (0 to 0.5)	0-8 (0 to 1.6)	1-4 (0 to 2.4)	2-2 (1-2 to 3.4)	3-1 (1 to 5.4)	3-8 (2-4 to 6.9)	4-1 (3 to 11.3)	11 (7 to 19.3)	16-4 (10-7 to 29.7)	29-7 (19-8 to 48.9)	38-3 (26-2 to 65.3)	52-2 (36-1 to 92.7)	52-7 (34-1 to 99.2)	32-9 (21 to 60.3)	14-3 (9 to 25.2)	3-2 (2 to 5.4)	320
Melodysplastic, myeloproliferative and other hemopoietic n	0-3 (0 to 0.4)	0-1 (0 to 0.2)	1 (0-1 to 0.6)	1 (0 to 1.1)	1 (0-6 to 1.4)	0-9 (0 to 0.4)	0-8 (0 to 0.6)	0-8 (0 to 0.5)	1-4 (0 to 1.6)	2-2 (0 to 2.4)	3-1 (1-2 to 3.4)	3-8 (1 to 5.4)	4-1 (2-4 to 6.9)	11 (3 to 11.3)	16-4 (7 to 19.3)	29-7 (10-7 to 29.7)	38-3 (19-8 to 48.9)	52-2 (26-2 to 65.3)	52-7 (36-1 to 92.7)	32-9 (34-1 to 99.2)	14-3 (21 to 60.3)	3-2 (9 to 25.2)	3-2 (2 to 5.4)	320
Benign and in situ intestinal neoplasms	0 (0 to 0)	0 (0 to 0)	0 (0 to 0)



SR Table 2a: Sandwell DALYS by cause and age group for males with 95% uncertainty intervals, 2019

Cause	Early Neonatal	Late Neonatal	Post Neonatal	1 to 4	5 to 9	10 to 14	15 to 19	20 to 24	25 to 29	30 to 34	35 to 39	40 to 44	45 to 49	50 to 54	55 to 59	60 to 64	65 to 69	70 to 74	75 to 79	80 to 84	85 to 89	90 to 94	95 plus	Total
All causes	686 (580 to 803)	1,166 (116 to 249)	1,660 (339 to 566)	1,264 (339 to 566)	1,060 (466 to 831)	1,060 (603 to 1,016)	1,060 (669 to 1,265)	1,060 (1,060 to 1,060)	1,060 (1,060 to 1,060)	1,060 (1,060 to 1,060)	1,060 (1,060 to 1,060)	1,060 (1,060 to 1,060)	1,060 (1,060 to 1,060)	1,060 (1,060 to 1,060)	1,060 (1,060 to 1,060)	1,060 (1,060 to 1,060)	1,060 (1,060 to 1,060)	1,060 (1,060 to 1,060)	1,060 (1,060 to 1,060)	1,060 (1,060 to 1,060)	1,060 (1,060 to 1,060)	1,060 (1,060 to 1,060)	1,060 (1,060 to 1,060)	48,300
Communicable, maternal, neonatal, and nutritional diseases	487 (417 to 565)	110 (62 to 128)	110 (32 to 284)	110 (77 to 356)	110 (69 to 327)	110 (67 to 324)	110 (68 to 324)	110 (70 to 327)	110 (70 to 327)	110 (70 to 327)	110 (70 to 327)	110 (70 to 327)	110 (70 to 327)	110 (70 to 327)	110 (70 to 327)	110 (70 to 327)	110 (70 to 327)	110 (70 to 327)	110 (70 to 327)	110 (70 to 327)	110 (70 to 327)	110 (70 to 327)	110 (70 to 327)	3,670
HIV/AIDS and sexually transmitted infections	9 (2.4 to 19.9)	2.1 (0.9 to 7.1)	0.4 (1.9 to 12.2)	0.5 (0.4 to 2.7)	0.4 (0.3 to 2.5)	0.2 (0.2 to 0.4)	0.2 (0.2 to 0.4)	0.2 (0.2 to 0.4)	0.4 (0.7 to 1.2)	0.2 (0.3 to 2.3)	0.8 (4.3 to 7.5)	0.2 (0.2 to 0.4)	0.9 (5.2 to 9.3)	0.5 (5.2 to 9.3)	0.9 (6.1 to 10.3)	0.9 (6.1 to 10.3)	0.9 (6.1 to 10.3)	0.9 (6.1 to 10.3)	0.9 (6.1 to 10.3)	0.9 (6.1 to 10.3)	0.9 (6.1 to 10.3)	0.9 (6.1 to 10.3)	0.9 (6.1 to 10.3)	71.2
HIV/AIDS	0 (0 to 0)	0 (0 to 0)	0.4 (0.0 to 0.7)	0.3 (0.3 to 0.4)	0.3 (0.2 to 0.4)	0.2 (0.2 to 0.3)	0.2 (0.2 to 0.3)	0.2 (0.2 to 0.3)	0.8 (0.9 to 1.1)	2.4 (1.8 to 3.1)	5.2 (4.6 to 6.9)	6.4 (4.8 to 8.4)	6.5 (4.9 to 8.7)	7.5 (5.7 to 9.7)	2.9 (1.5 to 5.1)	4.6 (2.3 to 9.4)	2.4 (2.4 to 5.4)	2.9 (1.7 to 4.7)	1.5 (0.9 to 2.1)	0.6 (0.2 to 1.3)	0.1 (0.0 to 0.1)	0.0 (0.0 to 0.0)	0.0 (0.0 to 0.0)	49.8
HIV/AIDS - Drug-susceptible Tuberculosis	0 (0 to 0)	0 (0 to 0)	0.1 (0 to 0.2)	0.1 (0 to 0.1)	0.1 (0 to 0.1)	0.1 (0 to 0.1)	0 (0 to 0)	0 (0 to 0)	0.1 (0.1 to 0.2)	0.2 (0.2 to 0.3)	0.8 (0.5 to 1.2)	0.9 (0.6 to 1.2)	0.9 (0.6 to 1.2)	0.9 (0.6 to 1.1)	0.8 (0.5 to 1.2)	0.8 (0.5 to 1.2)	0.4 (0.3 to 0.6)	0.3 (0.2 to 0.4)	0.1 (0.1 to 0.2)	0 (0 to 0)	0 (0 to 0)	0 (0 to 0)	0 (0 to 0)	6.6
HIV/AIDS - Multidrug-resistant Tuberculosis without extensive dr...	0 (0 to 0)	0 (0 to 0)	0 (0 to 0)	0 (0 to 0)	0 (0 to 0)	0 (0 to 0)	0 (0 to 0)	0 (0 to 0)	0 (0 to 0)	0 (0 to 0)	0 (0 to 0)	0 (0 to 0)	0 (0 to 0)	0 (0 to 0)	0 (0 to 0)	0 (0 to 0)	0 (0 to 0)	0 (0 to 0)	0 (0 to 0)	0 (0 to 0)	0 (0 to 0)	0 (0 to 0)	0 (0 to 0)	0 (0 to 0)	0.2
HIV/AIDS - Extensively drug-resistant Tuberculosis	0 (0 to 0)	0 (0 to 0)	0 (0 to 0)	0 (0 to 0)	0 (0 to 0)	0 (0 to 0)	0 (0 to 0)	0 (0 to 0)	0 (0 to 0)	0 (0 to 0)	0 (0 to 0)	0 (0 to 0)	0 (0 to 0)	0 (0 to 0)	0 (0 to 0)	0 (0 to 0)	0 (0 to 0)	0 (0 to 0)	0 (0 to 0)	0 (0 to 0)	0 (0 to 0)	0 (0 to 0)	0 (0 to 0)	0 (0 to 0)	0
HIV/AIDS resulting in other diseases	9 (5.3 to 19.6)	2.1 (0.9 to 7.1)	0.4 (1.9 to 12.2)	0.4 (0.3 to 2.5)	0.3 (0.2 to 2.4)	0.2 (0.2 to 0.4)	0.2 (0.2 to 0.4)	0.2 (0.2 to 0.4)	0.4 (0.4 to 0.9)	0.2 (1.4 to 2.9)	4.5 (3.1 to 6.2)	5.5 (3.8 to 7.5)	5.5 (3.8 to 7.7)	6.3 (4.5 to 8.4)	2.1 (0.9 to 4.6)	3.1 (1.4 to 7.7)	2.1 (2.1 to 4.7)	2.6 (1.4 to 4.4)	1.4 (0.6 to 2.1)	0.6 (0.2 to 1.3)	0.1 (0.0 to 0.1)	0.0 (0.0 to 0.0)	0.0 (0.0 to 0.0)	42
Sexually transmitted infections excluding HIV	0 (0 to 0)	0 (0 to 0)	0 (0 to 0)	0.1 (0 to 0.2)	0.1 (0 to 0.2)	0.1 (0 to 0.2)	0.2 (0.1 to 0.3)	0.2 (0.1 to 0.3)	0.4 (0.2 to 0.6)	0.4 (0.2 to 0.6)	0.5 (0.2 to 0.9)	0.4 (0.2 to 0.6)	0.4 (0.2 to 0.6)	0.5 (0.2 to 0.9)	0.4 (0.1 to 0.6)	0.4 (0.1 to 0.6)	0.4 (0.1 to 0.6)	0.4 (0.1 to 0.6)	0.4 (0.1 to 0.6)	0.4 (0.1 to 0.6)	0.4 (0.1 to 0.6)	0.4 (0.1 to 0.6)	0.4 (0.1 to 0.6)	21.4
Syphilis	0 (0 to 0)	0 (0 to 0)	0 (0 to 0)	0 (0 to 0)	0 (0 to 0)	0 (0 to 0)	0 (0 to 0)	0 (0 to 0)	0 (0 to 0)	0 (0 to 0)	0 (0 to 0)	0 (0 to 0)	0 (0 to 0)	0 (0 to 0)	0 (0 to 0)	0 (0 to 0)	0 (0 to 0)	0 (0 to 0)	0 (0 to 0)	0 (0 to 0)	0 (0 to 0)	0 (0 to 0)	0 (0 to 0)	0 (0 to 0)	0
Chlamydial infection	0 (0 to 0)	0 (0 to 0)	0 (0 to 0)	0 (0 to 0)	0 (0 to 0)	0 (0 to 0)	0 (0 to 0)	0 (0 to 0)	0 (0 to 0)	0 (0 to 0)	0 (0 to 0)	0 (0 to 0)	0 (0 to 0)	0 (0 to 0)	0 (0 to 0)	0 (0 to 0)	0 (0 to 0)	0 (0 to 0)	0 (0 to 0)	0 (0 to 0)	0 (0 to 0)	0 (0 to 0)	0 (0 to 0)	0 (0 to 0)	0
Gonococcal infection	0 (0 to 0)	0 (0 to 0)	0 (0 to 0)	0 (0 to 0)	0 (0 to 0)	0 (0 to 0)	0 (0 to 0)	0 (0 to 0)	0 (0 to 0)	0 (0 to 0)	0 (0 to 0)	0 (0 to 0)	0 (0 to 0)	0 (0 to 0)	0 (0 to 0)	0 (0 to 0)	0 (0 to 0)	0 (0 to 0)	0 (0 to 0)	0 (0 to 0)	0 (0 to 0)	0 (0 to 0)	0 (0 to 0)	0 (0 to 0)	0
Trichomoniasis	0 (0 to 0)	0 (0 to 0)	0 (0 to 0)	0 (0 to 0)	0 (0 to 0)	0 (0 to 0)	0 (0 to 0)	0 (0 to 0)	0 (0 to 0)	0 (0 to 0)	0 (0 to 0)	0 (0 to 0)	0 (0 to 0)	0 (0 to 0)	0 (0 to 0)	0 (0 to 0)	0 (0 to 0)	0 (0 to 0)	0 (0 to 0)	0 (0 to 0)	0 (0 to 0)	0 (0 to 0)	0 (0 to 0)	0 (0 to 0)	0.4
Genital herpes	0 (0 to 0)	0 (0 to 0)	0 (0 to 0)	0 (0 to 0)	0 (0 to 0)	0 (0 to 0)	0 (0 to 0)	0 (0 to 0)	0 (0 to 0)	0 (0 to 0)	0 (0 to 0)	0 (0 to 0)	0 (0 to 0)	0 (0 to 0)	0 (0 to 0)	0 (0 to 0)	0 (0 to 0)	0 (0 to 0)	0 (0 to 0)	0 (0 to 0)	0 (0 to 0)	0 (0 to 0)	0 (0 to 0)	0 (0 to 0)	2.6
Other sexually transmitted infections	0 (0 to 0)	0 (0 to 0)	0 (0 to 0)	0 (0 to 0)	0 (0 to 0)	0 (0 to 0)	0 (0 to 0)	0 (0 to 0)	0 (0 to 0)	0 (0 to 0)	0 (0 to 0)	0 (0 to 0)	0 (0 to 0)	0 (0 to 0)	0 (0 to 0)	0 (0 to 0)	0 (0 to 0)	0 (0 to 0)	0 (0 to 0)	0 (0 to 0)	0 (0 to 0)	0 (0 to 0)	0 (0 to 0)	0 (0 to 0)	0.2
Respiratory infections and tuberculosis	3.4 (3.4 to 3.4)	2.5 (1.9 to 4.6)	2.5 (2.5 to 42.4)	2.5 (2.5 to 42.4)	2.5 (2.5 to 42.4

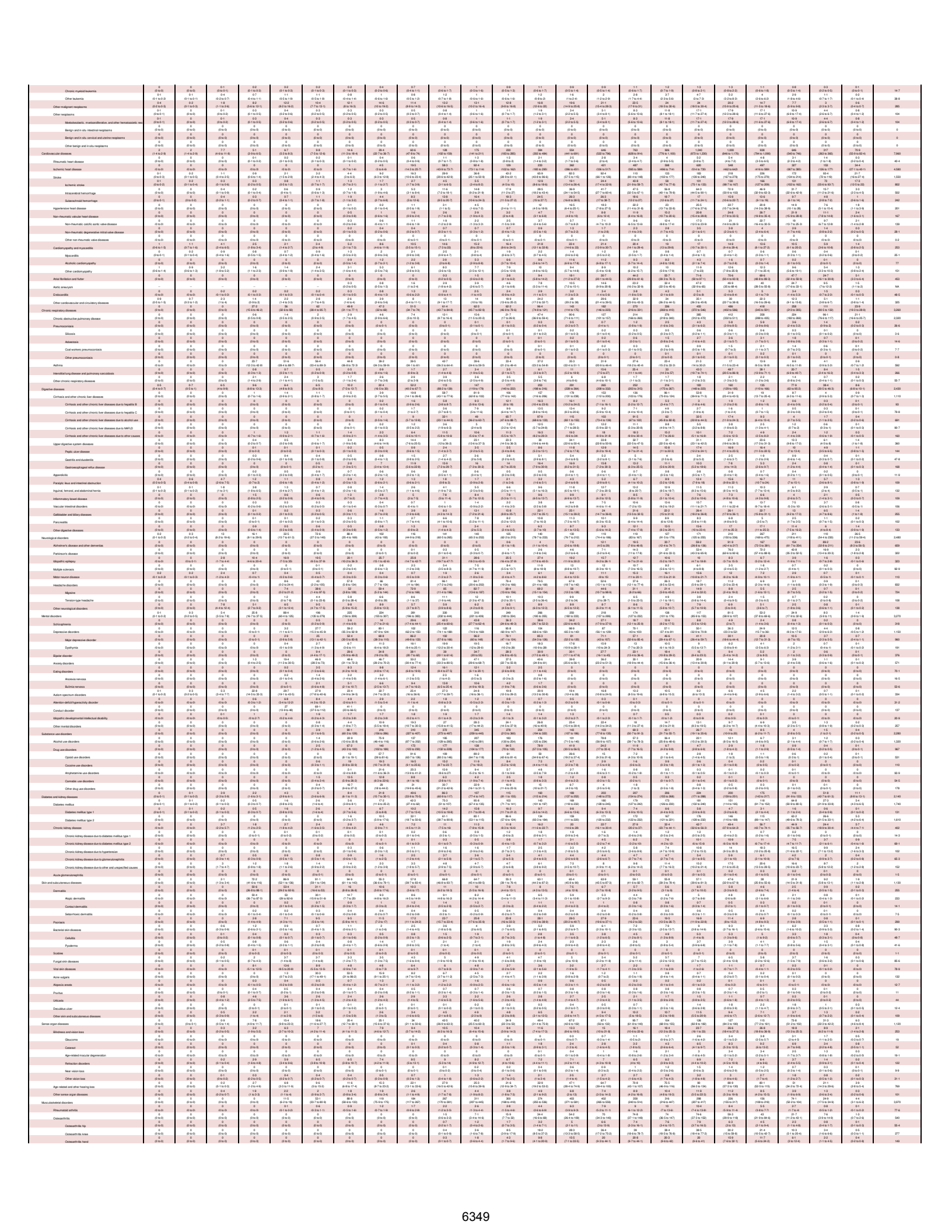

6349

Osteoarthritis other	0 (0 to 0)	0 (0 to 0)	0 (0 to 0)	0 (0 to 0)	0 (0 to 0)	0 (0 to 0)	0 (0 to 0)	0 (0 to 0)	0 (0 to 0)	0 (0 to 0)	0-1 (0 to 2)	0-5 (0 to 1-4)	1-4 (0 to 3-2)	3-3 (1 to 7-1)	5-3 (2 to 11-9)	7 (3 to 15-5)	7-7 (3 to 16-5)	7-6 (3 to 15-9)	7-7 (3 to 16-5)	8-1 (3 to 16-8)	6-9 (3 to 13-9)	5-4 (2 to 11-4)	3 (1 to 6)	1-2 (0 to 2-2)	0-2 (0 to 1-0)		57-9
Low back pain	0 (0 to 0)	0 (0 to 0)	0 (0 to 0)	0 (0 to 0)	7-7 (2 to 16)	35-6 (20 to 57-5)	54-9 (32 to 87-4)	79-2 (41 to 155)	153 (72 to 329)	138 (52 to 341)	159 (77 to 339)	195 (96 to 391)	186 (88 to 391)	198 (109 to 397)	198 (116 to 394)	198 (116 to 374)	197 (97 to 395)	157 (57 to 335)	132 (62 to 259)	120 (76 to 194)	90-4 (52 to 149)	88-4 (38 to 183)	89-4 (18 to 183)	9-3 (5 to 18)	1-5 (0 to 9-2)		1,880
Neck pain	0 (0 to 0)	0 (0 to 0)	0 (0 to 0)	3-3 (1 to 7)	16-4 (9 to 30-1)	29-6 (10 to 45-5)	27-4 (13 to 51-4)	39-1 (16 to 74)	79-3 (32 to 120)	73 (41 to 122)	75 (37 to 122)	84-8 (44 to 152)	77-6 (38 to 144)	73-6 (33 to 124)	59-2 (29 to 103)	49-4 (26 to 84-5)	44-3 (24 to 74-9)	39-6 (16 to 67-4)	31-6 (16 to 57)	20-8 (10 to 37-4)	21-6 (10 to 37-4)	16-3 (5 to 32)	5-5 (2 to 11)	2-5 (0 to 9-9)	0-4 (0 to 3-1)		780
Gout	0 (0 to 0)	0 (0 to 0)	0 (0 to 0)	0 (0 to 0)	0 (0 to 0)	0 (0 to 0)	0 (0 to 0)	0 (0 to 1-2)	0-2 (0 to 1-4)	0-2 (0 to 2-2)	0-5 (0 to 2-4)	1-2 (0 to 4-4)	1-2 (0 to 4-4)	1-2 (0 to 3-4)	1-2 (0 to 3-4)	1-2 (0 to 3-4)	1-2 (0 to 3-4)	1-2 (0 to 3-4)	1-2 (0 to 3-4)	1-2 (0 to 3-4)	1-2 (0 to 3-4)	1-2 (0 to 3-4)	1-2 (0 to 3-4)	0-5 (0 to 1-2)	0-2 (0 to 0-5)		74-3
Other musculoskeletal disorders	0 (0 to 0)	0 (0 to 0)	0 (0 to 0)	0-4 (0 to 0-4)	0-6 (0 to 1-2)	8-4 (2 to 15-4)	20-2 (11 to 33-9)	40-4 (23 to 63-4)	58-9 (33 to 94-4)	61-1 (36 to 93-1)	54-3 (31 to 88)	64-2 (37 to 102)	60-4 (36 to 107)	59-5 (33 to 95-6)	49-2 (25 to 81-8)	41-5 (21 to 67-1)	37-5 (18 to 64-4)	28-7 (14 to 47)	17-6 (8 to 32)	7-3 (3 to 13-1)	2-8 (1 to 4-5)	0-6 (0 to 1-1)	619
Other non-communicable diseases	175 (120 to 237)	67-9 (49-5 to 88-3)	204 (140 to 285)	85-3 (61 to 109)	68-9 (54-6 to 88-1)	59-9 (44-4 to 77-9)	59-9 (37-8 to 84-9)	48-4 (41 to 60-7)	48-1 (40 to 59-1)	39-5 (32-5 to 111)	81-2 (59-5 to 111)	83-8 (59-3 to 115)	82-3 (56-9 to 113)	78-6 (51-2 to 116)	139 (91 to 170)	146 (100 to 203)	152 (113 to 213)	154 (113 to 213)	139 (102 to 197)	109 (81 to 161)	86 (47-5 to 86-2)	21-9 (12-5 to 42-6)	7-1 (4-3 to 9-6)	2,000
Congenital birth defects	198 (129 to 233)	58-1 (41 to 80)	134 (87-4 to 203)	62-9 (40 to 73-1)	32-6 (24 to 52)	26 (20 to 37)	22-4 (16-5 to 29-3)	21 (15-1 to 27-5)	19-1 (14-5 to 24-4)	21-5 (16-2 to 28-1)	18-7 (13-2 to 24-3)	15-4 (10 to 22-5)	15-7 (10 to 22-5)	16-9 (11 to 23)	16-4 (11 to 22-7)	14-9 (10 to 21-5)	14-7 (9-2 to 17-7)	12-3 (7-3 to 17-1)	11 (7-3 to 15)	9-8 (5-5 to 13)	8-4 (2-2 to 9-6)	2-1 (1-1 to 3-1)	0-7 (0 to 2-2)	0-1 (0 to 0-2)	0-1 (0 to 0-2)		666
Neural tube defects	15-6 (9-2 to 24)	3-5 (1-7 to 6-5)	7-6 (3-4 to 14-9)	4-7 (2 to 9-7)	2-6 (1 to 5-2)	1-5 (0 to 3-1)	1-3 (0 to 2-1)	1-6 (0 to 2-4)	1-4 (0 to 2-2)	1-6 (0 to 2-2)	1-2 (0 to 2)	1-2 (0 to 2)	0-8 (0 to 1-4)	0-7 (0 to 1-2)	0-3 (0 to 0-9)	0-2 (0 to 0-6)	0-3 (0 to 1-2)	0-1 (0 to 0-5)	0-1 (0 to 0-2)	0-1 (0 to 0-2)	0-1 (0 to 0-2)	0-1 (0 to 0-2)	0-1 (0 to 0-2)	0-1 (0 to 0-2)	0-1 (0 to 0-2)		43-6
Congenital heart anomalies	39-2 (25-2 to 60-9)	26-4 (16-9 to 43-7)	46 (26-2 to 90-4)	11-6 (6 to 22)	6-3 (3-4 to 11-7)	5-6 (3 to 9-6)	5-3 (2-8 to 7-8)	5-4 (2-5 to 8-4)	4-5 (2 to 7)	5-1 (2-7 to 8-2)	4-5 (2 to 7-4)	4 (2 to 6)	3-9 (1-8 to 6-2)	2-7 (1-2 to 4-5)	2-2 (1 to 3-9)	1-7 (0 to 3-2)	1-4 (0 to 2-4)	1-2 (0 to 2-2)	0-9 (0 to 1-7)	0-7 (0 to 1-3)	0-1 (0 to 0-2)	0-1 (0 to 0-2)	0-1 (0 to 0-2)	0-1 (0 to 0-2)	0-1 (0 to 0-2)		177
Orofacial clefts	0 (0 to 1)	0 (0 to 0)	0-2 (0 to 0-6)	0-4 (0 to 0-9)	0-3 (0 to 0-7)	0-3 (0 to 0-6)	0-2 (0 to 0-5)	0-2 (0 to 0-5)	0-2 (0 to 0-5)	0-2 (0 to 0-5)	0-2 (0 to 0-5)	0-2 (0 to 0-5)	0-2 (0 to 0-5)	0-2 (0 to 0-5)	0-2 (0 to 0-5)	0-2 (0 to 0-5)	0-2 (0 to 0-5)	0-2 (0 to 0-5)	0-1 (0 to 0-3)	0-1 (0 to 0-3)	0-1 (0 to 0-3)	0-1 (0 to 0-3)	0-1 (0 to 0-3)	0-1 (0 to 0-3)	0-1 (0 to 0-3)		4-1
Down syndrome	4-8 (2-6 to 8-5)	1-4 (0-7 to 2-4)	4-9 (2-6 to 8-8)	2-7 (1-4 to 4-4)	2 (1-3 to 3)	1-7 (1 to 2-5)	2 (1 to 2-9)	2-4 (1-5 to 3-2)	2-6 (1 to 3-6)	2-1 (1 to 3-1)	2-1 (1 to 3-1)	2-4 (1 to 3-5)	2-1 (1 to 3-1)	3-4 (1 to 5-1)	5-9 (3 to 9-4)	6-3 (3 to 10)	5-6 (2 to 9-2)	2-8 (1 to 4-7)	2-1 (1 to 3)	0-9 (0 to 1-5)	0-3 (0 to 0-8)	0-3 (0 to 0-8)	0-3 (0 to 0-8)	0-3 (0 to 0-8)	0-3 (0 to 0-8)		52-3
Turner syndrome	0 (0 to 0)	0 (0 to 0)	0 (0 to 0)	0 (0 to 0)	0 (0 to 0)	0 (0 to 0)	0 (0 to 0)	0 (0 to 0)	0 (0 to 0)	0 (0 to 0)	0 (0 to 0)	0 (0 to 0)	0 (0 to 0)	0 (0 to 0)	0 (0 to 0)	0 (0 to 0)	0 (0 to 0)	0 (0 to 0)	0 (0 to 0)	0 (0 to 0)	0 (0 to 0)	0 (0 to 0)	0 (0 to 0)	0 (0 to 0)	0 (0 to 0)		0
Klinefelter syndrome	0 (0 to 0)	0 (0 to 0)	0 (0 to 0)	0 (0 to 0)	0 (0 to 0)	0 (0 to 0)	0 (0 to 0)	0-1 (0 to 0-1)	0 (0 to 0)	0 (0 to 0)	0 (0 to 0)	0 (0 to 0)	0 (0 to 0)	0 (0 to 0)	0 (0 to 0)	0 (0 to 0)	0 (0 to 0)	0 (0 to 0)	0 (0 to 0)	0 (0 to 0)	0 (0 to 0)	0 (0 to 0)	0 (0 to 0)	0 (0 to 0)	0 (0 to 0)		0-4
Other chromosomal abnormalities	16-6 (9-2 to 29-6)	6-4 (3-5 to 11-2)	17-9 (9-7 to 28-7)	6-7 (4-6 to 9-6)	4-8 (2-5 to 8-8)	3-4 (2 to 5-2)	3-2 (1-8 to 4-8)	2-7 (1-7 to 3-9)	3-1 (1-8 to 4-5)	2-7 (1-6 to 4-1)	2-1 (1 to 3-2)	2-2 (1 to 3-4)	1-6 (0-7 to 2-4)	1-1 (0-4 to 1-9)	0-8 (0-2 to 1-2)	0-6 (0-2 to 0-8)	0-4 (0-2 to 0-6)	0-2 (0 to 0-4)	0-2 (0 to 0-4)	0-2 (0 to 0-4)	0-2 (0 to 0-4)	0-2 (0 to 0-4)	0-2 (0 to 0-4)	0-2 (0 to 0-4)		79-6
Congenital musculoskeletal and limb anomalies	5-8 (2-5 to 9-9)	1-5 (0-4 to 2-4)	12 (7-3 to 18-1)	4-2 (1-6 to 6-8)	2-5 (0-9 to 4-3)	2-1 (0-8 to 3-7)	1-8 (0-6 to 3-1)	1-4 (0-6 to 2-4)	1-4 (0-6 to 2-7)	1-4 (0-6 to 2-3)	1-2 (0-5 to 2-1)	1-2 (0-5 to 2-1)	1-1 (0-4 to 2-1)	0-9 (0-3 to 1-6)	0-7 (0-2 to 1-2)	0-5 (0-2 to 0-9)	0-4 (0-1 to 0-8)	0-3 (0-1 to 0-6)	0-2 (0-1 to 0-4)	0-2 (0-1 to 0-4)	0-2 (0-1 to 0-4)	0-2 (0-1 to 0-4)	0-2 (0-1 to 0-4)	0-2 (0-1 to 0-4)		95-1
Urogenital congenital anomalies	13-4 (8-5 to 20-6)	2-3 (1-2 to 3-9)	4-7 (2-6 to 8-4)	1-6 (0-9 to 2-5)	1-2 (0-7 to 1-9)	0-9 (0-5 to 1-5)	0-8 (0-4 to 1-2)	0-4 (0-2 to 0-6)	0-3 (0-2 to 0-5)	0-3 (0-2 to 0-5)	0-3 (0-2 to 0-5)	0-2 (0-1 to 0-5)	0-2 (0-1 to 0-5)	0-2 (0-1 to 0-5)	0-1 (0-1 to 0-3)	0-1 (0-1 to 0-3)	0-1 (0-1 to 0-3)	0-1 (0-1 to 0-3)	0-1 (0-1 to 0-3)	0-1 (0-1 to 0-3)	0-1 (0-1 to 0-3)	0-1 (0-1 to 0-3)	0-1 (0-1 to 0-3)	0-1 (0-1 to 0-3)		28-5
Digestive congenital anomalies	15-5 (9-4 to 26-3)	5-6 (2-5 to 11-2)	9-1 (4-5 to 24-9)	2-9 (1-2 to 5-6)	1-4 (0-6 to 3-4)	0-9 (0-4 to 2-1)	0-7 (0-2 to 2-1)	0-5 (0-2 to 2-1)	0-5 (0-2 to 2-1)	0-5 (0-2 to 2-1)	0-5 (0-2 to 2-1)	0-5 (0-2 to 2-1)	0-5 (0-2 to 2-1)	0-5 (0-2 to 2-1)	0-5 (0-1 to 2-1)	0-5 (0-1 to 2-1)	0-5 (0-1 to 2-1)	0-5 (0-1 to 2-1)	0-5 (0-1 to 2-1)	0-5 (0-1 to 2-1)	0-5 (0-1 to 2-1)	0-5 (0-1 to 2-1)	0-5 (0-1 to 2-1)	0-5 (0-1 to 2-1)		37-3
Other congenital birth defects	33-9 (25-2 to 52-5)	11-8 (5-6 to 19-5)	28-2 (16-5 to 51-1)	14-1 (6-4 to 15-9)	4-8 (2-2 to 9-3)	2-6 (2-2 to 3-4)	2-1 (2-2 to 2-5)	2-2 (2-5 to 2-4)	2-2 (2-5 to 2-4)	2-2 (2-5 to 2-4)	2-2 (2-5 to 2-4)	2-2 (1-3 to 2-3)	2-2 (1-3 to 2-3)	2-2 (1-3 to 2-3)	1-7 (1-1 to 2-3)	1-7 (0-9 to 2-3)	1-7 (0-9 to 2-3)	1-7 (0-9 to 2-3)	1-7 (0-9 to 2-3)	1-7 (0-9 to 2-3)	1-7 (0-9 to 2-3)	1-7 (0-9 to 2-3)	1-7 (0-9 to 2-3)	1-7 (0-9 to 2-3)	1-7 (0-9 to 2-3)		145
Urinary diseases and male infertility	0-2 (0 to 0-2)	0-2 (0 to 0-4)	0-4 (0 to 1-6)	0-4 (0 to 0-9)	0-4 (0 to 0-8)	0-4 (0 to 0-8)	0-4 (0 to 0-8)	2-7 (1 to 6-1)	4-6 (2 to 9-2)	4-6 (2 to 12-9)	4-6 (2 to 12-7)	7-3 (4 to 13-2)	7-3 (4 to 13-2)	9-6 (5 to 19-1)	14 (9 to 19-1)	20-8 (13 to 29-4)	20-8 (12 to 32-9)	25-7 (15 to 46-3)	28-6 (21 to 52)	36 (19-7 to 51-6)	20-3 (10 to 51)	46-2 (19-7 to 51-6)	46-2 (19-7 to 51-6)	46-2 (19-7 to 51-6)	46-2 (19-7 to 51-6)		340
Urolithiasis	0 (0 to 0)	0 (0 to 0)	0 (0 to 0)	0 (0 to 0-1)	0-1 (0 to 0-2)	0-1 (0 to 0-2)	0-1 (0 to 0-1)	0-1 (0 to 0-4)	0-1 (0 to 1-1)	0-1 (0 to 1-1)	0-1 (0 to 1-1)	0-1 (0 to 1-1)	0-1 (0 to 1-1)	0-1 (0 to 1-1)	0-1 (0 to 1-1)	0-1 (0 to 1-1)	0-1 (0 to 1-1)	0-1 (0 to 1-1)	0-1 (0 to 1-1)	0-1 (0 to 1-1)	0-1 (0 to 1-1)	0-1 (0 to 1-1)	0-1 (0 to 1-1)	0-1 (0 to 1-1)	0-1 (0 to 1-1)		18-4
Benign prostatic hyperplasia	0 (0 to 0)	0 (0 to 0)	0 (0 to 0)	0 (0 to 0)	0 (0 to 0)	0 (0 to 0)	0 (0 to 0)	0 (0 to 0)	0 (0 to 0)	0 (0 to 0)	0 (0 to 0)	0 (0 to 0)	0 (0 to 0)	0 (0 to 0)	0 (0 to 0)	0 (0 to 0)	0 (0 to 0)	0 (0 to 0)	0 (0 to 0)	0 (0 to 0)	0 (0 to 0)	0 (0 to 0)	0 (0 to 0)	0 (0 to 0)	0 (0 to 0)		126
Male infertility	0 (0 to 0)	0 (0 to 0)	0 (0 to 0)	0 (0 to 0)	0 (0 to 0)	0 (0 to 0)	1-7 (0 to 6)	3 (1 to 7-5)	3-2 (0-8 to 7-5)	3-1 (0-8 to 8-3)	2-6 (0-8 to 8)	2-4 (0-9 to 8-3)	2-1 (0-9 to 7-6)	2-1 (0-9 to 7-4)	1-8 (0-6 to 6-1)	1-5 (0-5 to 5-6)	1-3 (0-4 to 5)	1-1 (0-3 to 4-4)	0-9 (0-3 to 3-4)	0-7 (0-2 to 2-6)	0-4 (0-1 to 1-6)	0-3 (0-1 to 1-2)	0-2 (0-1 to 0-8)	0-2 (0-1 to 0-8)	0-2 (0-1 to 0-8)		15-3
Other urinary diseases	0-1 (0 to 0-2)	0-1 (0 to 0-2)	0-2 (0 to 0-4)	0-2 (0 to 0-3)	0-2 (0 to 0-5)	0-2 (0 to 0-5)	0-2 (0 to 0-3)	0-2 (0 to 0-3)	0-2 (0 to 0-3)	0-2 (0 to 0-3)	0-2 (0 to 0-3)	0-2 (0 to 0-3)	0-2 (0 to 0-3)	0-2 (0 to 0-3)	0-2 (0 to 0-3)	0-2 (0 to 0-3)	0-2 (0 to 0-3)	0-2 (0 to 0-3)	0-2 (0 to 0-3)	0-2 (0 to 0-3)	0-2 (0 to 0-3)	0-2 (0 to 0-3)	0-2 (0 to 0-3)	0-2 (0 to 0-3)	0-2 (0 to 0-3)		15-9
Gynecological diseases	0 (0 to 0)	0 (0 to 0)	0 (0 to 0)	0 (0 to 0)	0 (0 to 0)	0 (0 to 0)	0 (0 to 0)	0 (0 to 0)	0 (0 to 0)	0 (0 to 0)	0 (0 to 0)	0 (0 to 0)	0 (0 to 0)	0 (0 to 0)	0 (0 to 0)	0 (0 to 0)	0 (0 to 0)	0 (0 to 0)	0 (0 to 0)	0 (0 to 0)	0 (0 to 0)	0 (0 to 0)	0 (0 to 0)	0 (0 to 0)	0 (0 to 0)		0
Uterine fibroids	0 (0 to 0)	0 (0 to 0)	0 (0 to 0)	0 (0 to 0)	0 (0 to 0)	0 (0 to 0)	0 (0 to 0)	0 (0 to 0)	0 (0 to 0)	0 (0 to 0)	0 (0 to 0)	0 (0 to 0)	0 (0 to 0)	0 (0 to 0)	0 (0 to 0)	0 (0 to 0)	0 (0 to 0)	0 (0 to 0)	0 (0 to 0)	0 (0 to 0)	0 (0 to 0)	0 (0 to 0)	0 (0 to 0)	0 (0 to 0)	0 (0 to 0)		0
Polycystic ovarian syndrome	..	..	..	..	..	..	..	..	..	..	..	..	..	..	..	..	..	..	..	..	..	..	..	..	..		NA
Female infertility	..	..	..	..	..	..	..	..	..	..	..	..	..	..	..	..	..	..	..	..	..	..	..	..	..		NA
Endometriosis	..	..	..	..	..	..	..	..	..	..	..	..	..	..	..	..	..	..	..	..	..	..	..	..	..		NA
Genital prolapse	0 (0 to 0)	0 (0 to 0)	0 (0 to 0)	0 (0 to 0)	0 (0 to 0)	0 (0 to 0)	0 (0 to 0)	0 (0 to 0)	0 (0 to 0)	0 (0 to 0)	0 (0 to 0)	0 (0 to 0)	0 (0 to 0)	0 (0 to 0)	0 (0 to 0)	0 (0 to 0)	0 (0 to 0)	0 (0 to 0)	0 (0 to 0)	0 (0 to 0)	0 (0 to 0)	0 (0 to 0)	0 (0 to 0)	0 (0 to 0)	0 (0 to 0)		0
Premenstrual syndrome	..	..	..	..	..	..	..	..	..	..	..	..	..	..	..	..	..	..	..	..	..	..	..	..	..		NA
Other gynecological diseases	0 (0 to 0)	0 (0 to 0)	0 (0 to 0)	0 (0 to 0)	0 (0 to 0)	0 (0 to 0)	0 (0 to 0)	0 (0 to 0)	0 (0 to 0)	0 (0 to 0)	0 (0 to 0)	0 (0 to 0)	0 (0 to 0)	0 (0 to 0)	0 (0 to 0)	0 (0 to 0)	0 (0 to 0)	0 (0 to 0)	0 (0 to 0)	0 (0 to 0)	0 (0 to 0)	0 (0 to 0)	0 (0 to 0)	0 (0 to 0)	0 (0 to 0)		0
Hemoglobinopathies and hemolytic anemias	0-1 (0-1 to 0-1)	0-2 (0-1 to 0-3)	1 (0-3 to 2-7)	2-9 (0-7 to 6-4)	4-9 (1-2 to 14-1)	7-8 (0-7 to 5-4)	5-4 (0-6 to 3-2)	1-4 (0-6 to 3)	1-2 (0-7 to 3-1)	1-7 (0-8 to 4-4)	1-5 (0-7 to 4-2)	1-2 (0-6 to 3-1)	1-2 (0-5 to 2-5)	1 (0-5 to 2-2)	1-7 (0-7 to 5)	1-7 (0-7 to 3-4)	1-4 (0-7 to 3-5)	1-5 (0-6 to 3-4)	1-4 (0-6 to 3-6)	1-2 (0-7 to 2-2)	0-9 (0-5 to 1-8)	0-5 (0-2 to 0-9)	0-1 (0-1 to 0-2)	21-4
Thalassemias	0 (0 to 0)	0 (0 to 0)	0 (0 to 0)	0-1 (0 to 0-1)	0 (0 to 0-1)	0 (0 to 0)	1-4 (0 to 5-2)	0 (0 to 0)	0 (0 to 0)	0 (0 to 0)	0 (0 to 0)	0 (0 to 0)	0 (0 to 0)	0 (0 to 0)	0 (0 to 0)	0 (0 to 0)	0 (0 to 0)	0 (0 to 0)	0 (0 to 0)	0 (0 to 0)	0 (0 to 0)	0 (0 to 0)	0 (0 to 0)	0 (0 to 0)	0 (0 to 0)		0-3
Thalassemias trait	0 (0 to 0)	0 (0 to 0)	0-2 (0 to 0-6)	1-6 (0 to 4-2)	0-4 (0 to 1-6)	0-1 (0 to 0-2)	0-1 (0 to 0-5)	0-1 (0 to 0-3)	0-2 (0 to 0-6)	0-2 (0 to 0-6)	0-2 (0 to 0-6)	0-1 (0 to 0-5)	0-1 (0 to 0-5)	0-1 (0 to 0-5)	0-1 (0 to 0-7)	0-2 (0 to 0-6)	0-1 (0 to 0-6)	0-1 (0 to 0-6)	0-1 (0 to 0-6)	0-1 (0 to 0-6)	0-1 (0 to 0-6)	0-1 (0 to 0-6)	0-1 (0 to 0-6)	0-1 (0 to 0-6)	0-1 (0 to 0-6)		5-2
Sickle cell disorders	0-1 (0 to 0-1)	0-1 (0 to 0-1)	0-4 (0 to 0-9)	0-5 (0 to 1-4)	0-7 (0 to 2-1)	0-5 (0 to 1-2)	0-4 (0 to 0-7)	0-5 (0 to 0-7)	0-4 (0 to 0-6)	0-4 (0 to 0-6)	0-3 (0 to 0-5)	0-3 (0 to 0-4)	0-2 (0 to 0-4)	0-2 (0 to 0-4)	0-2 (0 to 0-4)	0-1 (0 to 0-3)	0-1 (0 to 0-3)	0-1 (0 to 0-3)	0-1 (0 to 0-3)	0-1 (0 to 0-3)	0-1 (0 to 0-3)	0-1 (0 to 0-3)	0-1 (0 to 0-3)	0-1 (0 to 0-3)	0-1 (0 to 0-3)		4-9
Sickle cell trait	0 (0 to 0)	0-1 (0 to 0-2)	0-2 (0 to 0-4)	0-6 (0 to 2-4)	1-1 (0 to 3-4)	0-3 (0 to 0-9)	0-3 (0 to 0-5)	0-1 (0 to 0-3)	0-1 (0 to 0-3)	0-1 (0 to 0-3)	0-1 (0 to 0-3)	0-1 (0 to 0-3)	0-1 (0 to 0-3)	0-1 (0 to 0-3)	0-1 (0 to 0-3)	0-2 (0 to 0-4)	0-2 (0 to 0-4)	0-2 (0 to 0-4)	0-2 (0 to 0-4)	0-2 (0 to 0-4)	0-2 (0 to 0-4)	0-2 (0 to 0-4)	0-2 (0 to 0-4)	0-2 (0 to 0-4)	0-2 (0 to 0-4)		3-5
G6PD deficiency	0 (0 to 0)	0 (0 to 0)	0-2 (0 to 0-8)	0-7 (0 to 2-9)	1-3 (0 to 4-1)	0-7 (0 to 2-1)	0-5 (0 to 1-5)	0-4 (0 to 0-9)	0-4 (0 to 0-8)	0-4 (0 to 0-7)	0-3 (0 to 0-5)	0-3 (0 to 0-5)	0-3 (0 to 0-4)	0-3 (0 to 0-5)	0-3 (0 to 0-5)	0-3 (0 to 0-5)	0-3 (0 to 0-5)	0-3 (0 to 0-5)	0-2 (0 to 0-5)	0-1 (0 to 0-3)	0-1 (0 to 0-3)	0-1 (0 to 0-3)	0-1 (0 to 0-3)	0-1 (0 to 0-3)	0-1 (0 to 0-3)		4-1
G6PD trait	0 (0 to 0)	0 (0 to 0)	0 (0 to 0)	0 (0 to 0)	0 (0 to 0)	0 (0 to 0)	0 (0 to 0)	0 (0 to 0)	0 (0 to 0)	0 (0 to 0)	0 (0 to 0)	0 (0 to 0)	0 (0 to 0)	0 (0 to 0)	0 (0 to 0)	0 (0 to 0)	0 (0 to 0)	0 (0 to 0)	0 (0 to 0)	0 (0 to 0)	0 (0 to 0)	0 (0 to 0)	0 (0 to 0)	0 (0 to 0)	0 (0 to 0)		0
Other hemoglobinopathies and hemolytic anemias	0 (0 to 0-1)	0 (0 to 0-2)	0-7 (0 to 2-9)	1-3 (0 to 5-1)	0-3 (0 to 1-3)	0-1 (0 to 0-5)	0-4 (0 to 1-2)	0-3 (0 to 1)	0-6 (0 to 2-1)	0-6 (0 to 2-2)	0-6 (0 to 2-4)	0-7 (0 to 2-6)	0-6 (0 to 2-4)	0-4 (0 to 1-8)	0-5 (0 to 2-1)	0-3 (0 to 1-1)	0-4 (0 to 2-1)	0-3 (0 to 1-2)	0-4 (0 to 2-1)	0-3 (0 to 1-2)	0-2 (0 to 1-1)	0-2 (0 to 1-1)	0-2 (0 to 1-1)	0-2 (0 to 1-1)	0-2 (0 to 1-1)		13-4
Endocrine, metabolic, blood, and immune disorders	6-9 (1-9 to 11-5)	1-5 (1-6 to 8-4)	2-1 (1-6 to 3-4)	23-7 (16-2 to 33)	22-1 (15-4 to 32-2)	22-6 (16-7 to 32-8)	19-7 (12-1 to 27-3)	24-3 (15-6 to 35-4)	25-2 (15-5 to 39-3)	25-2 (15-5 to 39-3)	24-3 (15-6 to 43-9)	22-2 (20-4 to 42-8)	24 (21-4 to 46-1)	49-2 (31-2 to 75-5)	52-6 (27-3 to 78-3)	61-4 (41 to 90-9)	66-3 (39-1 to 87-5)	52-9 (27-1 to 85-9)	52-4 (32-6 to 78-6)	40-3 (27-3 to 67-4)	25-6 (17 to 37-3)	10 (7 to 16-6)	3-3 (2-4 to 4-6)	483
Oral disorders	0 (0 to 0)	4-2 (2-5 to 7-1)	5-5 (2-9 to 9-7)	6-9 (3-5 to 11-7)	7-6 (4-2 to 13)	11 (5-7 to 18)	13-8 (8-3 to 24-4)	21-4 (12 to 35-3)	24-3 (13-4 to 40-6)	24-3 (13-4 to 42-3)	29-4 (15-6 to 42-3)	33-4 (19-2 to 56)	41-7 (23-2 to 64)	48-8 (29-9 to 74-8)	52-4 (32-6 to 82-6)	55-5 (32-6 to 84-5)	60-1 (36-4 to 93-5)	49-9 (30-4 to 75-4)	39-8 (23-4 to 64-4)	39-7 (17-7 to 67-3)	4-7 (1-9 to 9-6)	1-2 (0-7 to 2-3)	527
Caries of deciduous teeth	0 (0 to 0)	0 (0 to 0)	0 (0 to 0)	0 (0 to 0-1)	0 (0 to 0-1)	0 (0 to 0)	0 (0 to 0)	0 (0 to 0)	0 (0 to 0)	0 (0 to 0)	0 (0 to 0)	0 (0 to 0)	0 (0 to 0)	0 (0 to 0)	0 (0 to 0)	0 (0 to 0)	0 (0 to 0)	0 (0 to 0)	0 (0 to 0)	0 (0 to 0)	0 (0 to 0)	0 (0 to 0)	0 (0 to 0)	0 (0 to 0)	0 (0 to 0)		1-3
Caries of permanent teeth	0 (0 to 0)	0 (0 to 0)	0 (0 to 0)	0 (0 to 0)	3-2 (0 to 7-3)	3-2 (1 to 6-4)	3-7 (1 to 6-7)	3-7 (1 to 6-7)	3-7 (1 to 6-7)	3-7 (1 to 6-7)	4-4 (1 to 9-1)	4-4 (1 to 9-1)	3-5 (1 to 7-4)	4-7 (1 to 8-7)	3-7 (1 to 7-1)	3-3 (1 to 6-7)	2-3 (0 to 4-6)	2-3 (0 to 4-6)	1-4 (0 to 3-1)	1-4 (0 to 3-2)	0-4 (0 to 1-6)	0-4 (0 to 1-6)	0-4 (0 to 1-6)	0-4 (0 to 1-6)	0-4 (0 to 1-6)		48-1
Periodontal diseases	0 (0 to 0)	0 (0 to 0)	0 (0 to 0)	0 (0 to 0)	0 (0 to 0)	0 (0 to 0)	0-7 (0 to 1-9)	0-7 (0 to 1-9)	0-7 (0 to 1-9)	0-7 (0 to 1-9)	0-7 (0 to 1-9)	0-5 (0 to 1-4)	0-6 (0 to 1-7)	0-7 (0 to 2-1)	0-7 (0 to 2-1)	0-6 (0 to 1-9)	0-6 (0 to 1-9)	0-6 (0 to 1-9)	0-5 (0 to 1-6)	0-4 (0 to 1-3)	0-3 (0 to 1-1)	0-3 (0 to 1-1)	0-3 (0 to 1-1)	0-3 (0 to 1-1)	0-3 (0 to 1-1)		78-5
Other oral disorders	0 (0 to 0)	0 (0 to 0)	0 (0 to 0)	3-5 (2 to 5-2)	3-6 (2 to 5-6)	4-3 (2 to 7)	5-5 (3 to 8-3)	4-8 (2 to 7-1)	6-6 (4 to 10-1)	6-6 (4 to 10-1)	7-7 (4 to 11-7)	8-4 (5 to 13-1)	8-4 (5 to 13-1)	7-1 (4 to 10-6)	6-4 (4 to 10-1)	5-2 (3 to 7-5)	4-2 (2 to 6-3)	3-4 (2 to 5-2)	2-7 (1 to 4-2)	1-7 (1 to 3)	0-4 (0 to 1-1)	0-4 (0 to 1-1)	0-4 (0 to 1-1)	0-4 (0 to 1-1)	0-4 (0 to 1-1)		85-9
Sudden infant death syndrome	..	46-5 (45 to 76-4)	..	..	..	..	..	..	..	..	..	..	..	..	..	..	..	..	..	..	..	..	..	..	..		NA
Injuries	1-7 (1-2 to 2-2)	2 (1-4 to 2-7)	22-3 (15-2 to 33-4)	39-1 (32-1 to 47-9)	69-4 (57-4 to 84-1)	93-7 (77-2 to 114)	167 (158 to 220)	352 (355 to 357)	294 (293 to 348)	271 (316 to 437)	343 (286 to 418)	307 (252 to 370)	322 (265 to 431)	291 (232 to 364)	224 (166 to 318)	253 (166 to 364)	210 (167 to 266)	175 (138 to 223)	170 (135 to 215)	152 (121 to 191)	141 (114 to 174)	93-1 (75-7 to 115)	45-8 (37-1 to 54-9)	9-9 (8 to 12-1)	3,930
Transport injuries	0-1 (0-1 to 0-1)	0-1 (0-1 to 0-2)	1-4 (0 to 2-2)	5-6 (2-8 to 8-4)	19 (12-7 to 24-2)	24-1 (17-8 to 31-3)	29-7 (22-2 to 38-4)	55-2 (37-5 to 77)	76-3 (59-9 to 104)	75-1 (58-8 to 99-9)	87-6 (65-6 to 99-4)	82-9 (64-5

SR Table 2a: Bedford DALYS by cause and sex aroun for males with 95% uncertainty intervals, 2019

Cause	Early Neonatal	Late Neonatal	Post Neonatal	1 to 4	5 to 9	10 to 14	15 to 19	20 to 24	25 to 29	30 to 34	35 to 39	40 to 44	45 to 49	50 to 54	55 to 59	60 to 64	65 to 69	70 to 74	75 to 79	80 plus	Total
All causes	1,842 (1,411 to 2,243)	1,442 (1,044 to 1,892)	2,267 (1,697 to 2,917)	1,742 (1,307 to 2,261)	1,102 (827 to 1,440)	1,102 (827 to 1,440)	1,102 (827 to 1,440)	1,102 (827 to 1,440)	1,102 (827 to 1,440)	1,102 (827 to 1,440)	1,102 (827 to 1,440)	1,102 (827 to 1,440)	1,102 (827 to 1,440)	1,102 (827 to 1,440)	1,102 (827 to 1,440)	1,102 (827 to 1,440)	1,102 (827 to 1,440)	1,102 (827 to 1,440)	1,102 (827 to 1,440)	24,200
Communicable, maternal, neonatal, and nutritional diseases	1,842 (1,411 to 2,243)	1,442 (1,044 to 1,892)	2,267 (1,697 to 2,917)	1,742 (1,307 to 2,261)	1,102 (827 to 1,440)	1,102 (827 to 1,440)	1,102 (827 to 1,440)	1,102 (827 to 1,440)	1,102 (827 to 1,440)	1,102 (827 to 1,440)	1,102 (827 to 1,440)	1,102 (827 to 1,440)	1,102 (827 to 1,440)	1,102 (827 to 1,440)	1,102 (827 to 1,440)	1,102 (827 to 1,440)	1,102 (827 to 1,440)	1,102 (827 to 1,440)	1,102 (827 to 1,440)	1,200
HIV/AIDS and sexually transmitted infections	3.5 (0.6 to 7.9)	1.2 (0.4 to 2.6)	2 (0.7 to 4.5)	0.2 (0.2 to 0.3)	0.1 (0.1 to 0.1)	0.1 (0.1 to 0.1)	0.2 (0.2 to 0.4)	0.4 (0.2 to 0.9)	0.7 (0.7 to 1.2)	1.7 (1.3 to 2.2)	2.3 (1.7 to 3.1)	2.3 (1.7 to 3.1)	2.7 (2.1 to 3.4)	2.3 (1.7 to 3.1)	1.8 (1.3 to 2.5)	1.4 (1 to 2.1)	1.2 (0.8 to 2.1)	0.8 (0.3 to 1.4)	0.3 (0.1 to 0.6)	20.5
HIV/AIDS	0 (0 to 0)	0 (0 to 0)	0.2 (0.2 to 0.3)	0.2 (0.1 to 0.3)	0.1 (0.1 to 0.1)	0.1 (0.1 to 0.1)	0.3 (0.2 to 0.5)	0.6 (0.4 to 1)	1.2 (1 to 1.5)	2.1 (1.6 to 2.8)	2.1 (1.6 to 2.8)	2.1 (1.6 to 2.8)	2.5 (1.9 to 3.2)	2.1 (1.6 to 2.8)	1.6 (1.2 to 2.2)	1.2 (0.9 to 2)	1.2 (0.8 to 2)	0.6 (0.2 to 1.3)	0.2 (0.1 to 0.5)	17
HIV/AIDS - Drug-susceptible Tuberculosis	0 (0 to 0)	0 (0 to 0)	0 (0 to 0)	0 (0 to 0)	0 (0 to 0)	0 (0 to 0)	0 (0 to 0)	0 (0 to 0.1)	0.1 (0.1 to 0.2)	0.2 (0.1 to 0.3)	0.2 (0.2 to 0.4)	0.2 (0.2 to 0.4)	0.3 (0.2 to 0.5)	0.2 (0.2 to 0.4)	0.2 (0.1 to 0.4)	0.1 (0.1 to 0.2)	0.1 (0.1 to 0.2)	0 (0 to 0)	0 (0 to 0)	2
HIV/AIDS - Multidrug-resistant Tuberculosis without extensive dr...	0 (0 to 0)	0 (0 to 0)	0 (0 to 0)	0 (0 to 0)	0 (0 to 0)	0 (0 to 0)	0 (0 to 0)	0 (0 to 0)	0 (0 to 0)	0 (0 to 0)	0 (0 to 0)	0 (0 to 0)	0 (0 to 0)	0 (0 to 0)	0 (0 to 0)	0 (0 to 0)	0 (0 to 0)	0 (0 to 0)	0 (0 to 0)	0 (0 to 0)	0.1
HIV/AIDS - Extensively drug-resistant Tuberculosis	0 (0 to 0)	0 (0 to 0)	0 (0 to 0)	0 (0 to 0)	0 (0 to 0)	0 (0 to 0)	0 (0 to 0)	0 (0 to 0)	0 (0 to 0)	0 (0 to 0)	0 (0 to 0)	0 (0 to 0)	0 (0 to 0)	0 (0 to 0)	0 (0 to 0)	0 (0 to 0)	0 (0 to 0)	0 (0 to 0)	0 (0 to 0)	0 (0 to 0)	0
HIV/AIDS resulting in other diseases	0 (0 to 0)	0 (0 to 0)	0.2 (0.1 to 0.2)	0.1 (0.1 to 0.2)	0 (0 to 0)	0.1 (0.1 to 0.1)	0.1 (0.1 to 0.1)	0.2 (0.2 to 0.4)	0.7 (0.5 to 0.9)	1.3 (0.9 to 1.8)	1.8 (1.3 to 2.5)	1.8 (1.3 to 2.4)	2.2 (1.6 to 3)	1.8 (1.3 to 2.5)	1.4 (1 to 2)	1.2 (0.7 to 1.9)	1.1 (0.6 to 1.9)	0.6 (0.2 to 1.3)	0.2 (0.1 to 0.5)	14.9
Sexually transmitted infections excluding HIV	3.5 (0.6 to 7.9)	1.2 (0.4 to 2.6)	1.8 (0.5 to 4.3)	0.1 (0 to 0.1)	0 (0 to 0)	0 (0 to 0)	0 (0 to 0.1)	0.1 (0 to 0.2)	0.2 (0.1 to 0.3)	0.2 (0.1 to 0.3)	0.2 (0.1 to 0.4)	0.2 (0.1 to 0.4)	0.2 (0.1 to 0.3)	0.2 (0.1 to 0.4)	0.2 (0.1 to 0.3)	0.1 (0 to 0.2)	0.1 (0 to 0.2)	0.1 (0 to 0.2)	0 (0 to 0)	8.5
Syphilis	3.5 (0.6 to 7.9)	1.2 (0.4 to 2.6)	1.8 (0.5 to 4.3)	0.1 (0 to 0.1)	0 (0 to 0)	0 (0 to 0)	0 (0 to 0)	0 (0 to 0)	0 (0 to 0)	0 (0 to 0)	0 (0 to 0)	0 (0 to 0)	0 (0 to 0)	0 (0 to 0)	0 (0 to 0)	0 (0 to 0)	0 (0 to 0)	0 (0 to 0)	0 (0 to 0)	0 (0 to 0)	6.9
Chlamydial infection	0 (0 to 0)	0 (0 to 0)	0 (0 to 0)	0 (0 to 0)	0 (0 to 0)	0 (0 to 0)	0 (0 to 0)	0 (0 to 0)	0 (0 to 0)	0 (0 to 0)	0 (0 to 0)	0 (0 to 0)	0 (0 to 0)	0 (0 to 0)	0 (0 to 0)	0 (0 to 0)	0 (0 to 0)	0 (0 to 0)	0 (0 to 0)	0 (0 to 0)	0.1
Gonococcal infection	0 (0 to 0)	0 (0 to 0)	0 (0 to 0)	0 (0 to 0)	0 (0 to 0)	0 (0 to 0)	0 (0 to 0)	0 (0 to 0)	0 (0 to 0)	0 (0 to 0)	0 (0 to 0)	0 (0 to 0)	0 (0 to 0)	0 (0 to 0)	0 (0 to 0)	0 (0 to 0)	0 (0 to 0)	0 (0 to 0)	0 (0 to 0)	0 (0 to 0)	0
Trichomoniasis	0 (0 to 0)	0 (0 to 0)	0 (0 to 0)	0 (0 to 0)	0 (0 to 0)	0 (0 to 0)	0 (0 to 0)	0 (0 to 0)	0 (0 to 0)	0 (0 to 0)	0 (0 to 0)	0 (0 to 0)	0 (0 to 0)	0 (0 to 0)	0 (0 to 0)	0 (0 to 0)	0 (0 to 0)	0 (0 to 0)	0 (0 to 0)	0 (0 to 0)	0.2
Genital herpes	0 (0 to 0)	0 (0 to 0)	0 (0 to 0)	0 (0 to 0)	0 (0 to 0)	0 (0 to 0)	0 (0 to 0)	0 (0 to 0)	0 (0 to 0)	0 (0 to 0)	0 (0 to 0)	0 (0 to 0)	0 (0 to 0)	0 (0 to 0)	0 (0 to 0)	0 (0 to 0)	0 (0 to 0)	0 (0 to 0)	0 (0 to 0)	0 (0 to 0)	1.3
Other sexually transmitted infections	0 (0 to 0)	0 (0 to 0)	0 (0 to 0)	0 (0 to 0)	0 (0 to 0)	0 (0 to 0)	0 (0 to 0)	0 (0 to 0)	0 (0 to 0)	0 (0 to 0)	0 (0 to 0)	0 (0 to 0)	0 (0 to 0)	0 (0 to 0)	0 (0 to 0)	0 (0 to 0)	0 (0 to 0)	0 (0 to 0)	0 (0 to 0)	0 (0 to 0)	0.1
Respiratory infections and tuberculosis	1,739 (1,318 to 2,139)	1,340 (944 to 1,790)	1,716 (1,146 to 2,366)	1,640 (1,205 to 2,159)	1,000 (725 to 1,338)	1,000 (725 to 1,338)	1,000 (725 to 1,338)	1,000 (725 to 1,338)	1,000 (725 to 1,338)	1,000 (725 to 1,338)	1,000 (725 to 1,338)	1,000 (725 to 1,338)	1,000 (725 to 1,338)	1,000 (725 to 1,338)	1,000 (725 to 1,338)	1,000 (725 to 1,338)	1,000 (725 to 1,338)	1,000 (725 to 1,338)	1,000 (725 to 1,338)	667
Tuberculosis	0 (0 to 0)	0 (0 to 0)	0 (0 to 0)	0 (0 to 0)	0 (0 to 0)	0 (0 to 0)	0 (0 to 0)	0 (0 to 0)	0 (0 to 0)	0 (0 to 0)	0 (0 to 0)	0 (0 to 0)	0 (0 to 0)	0 (0 to 0)	0 (0 to 0)	0 (0 to 0)	0 (0 to 0)	0 (0 to 0)	0 (0 to 0)	0 (0 to 0)	14.4
Latent tuberculosis infection	0 (0 to 0)	0 (0 to 0)	0 (0 to 0)	0 (0 to 0)	0 (0 to 0)	0 (0 to 0)	0 (0 to 0)	0 (0 to 0)	0 (0 to 0)	0 (0 to 0)	0 (0 to 0)	0 (0 to 0)	0 (0 to 0)	0 (0 to 0)	0 (0 to 0)	0 (0 to 0)	0 (0 to 0)	0 (0 to 0)	0 (0 to 0)	0 (0 to 0)	0
Drug-susceptible tuberculosis	0 (0 to 0)	0 (0 to 0)	0 (0 to 0)	0 (0 to 0)	0 (0 to 0)	0 (0 to 0)	0 (0 to 0)	0 (0 to 0)	0 (0 to 0)	0 (0 to 0)	0 (0 to 0)	0 (0 to 0)	0 (0 to 0)	0 (0 to 0)	0 (0 to 0)	0 (0 to 0)	0 (0 to 0)	0 (0 to 0)	0 (0 to 0)	0 (0 to 0)	0
Multidrug-resistant tuberculosis without extensive drug-resistance	0 (0 to 0)	0 (0 to 0)	0 (0 to 0)	0 (0 to 0)	0 (0 to 0)	0 (0 to 0)	0 (0 to 0)	0 (0 to 0)	0 (0 to 0)	0 (0 to 0)	0 (0 to 0)	0 (0 to 0)	0 (0 to 0)	0 (0 to 0)	0 (0 to 0)	0 (0 to 0)	0 (0 to 0)	0 (0 to 0)	0 (0 to 0)	0 (0 to 0)	0
Extensively drug-resistant tuberculosis	0 (0 to 0)	0 (0 to 0)	0 (0 to 0)	0 (0 to 0)	0 (0 to 0)	0 (0 to 0)	0 (0 to 0)	0 (0 to 0)	0 (0 to 0)	0 (0 to 0)	0 (0 to 0)	0 (0 to 0)	0 (0 to 0)	0 (0 to 0)	0 (0 to 0)	0 (0 to 0)	0 (0 to 0)	0 (0 to 0)	0 (0 to 0)	0 (0 to 0)	0
Lower respiratory infections	1,739 (1,318 to 2,139)	1,340 (944 to 1,790)	1,716 (1,146 to 2,366)	1,640 (1,205 to 2,159)	1,000 (725 to 1,338)	1,000 (725 to 1,338)	1,000 (725 to 1,338)	1,000 (725 to 1,338)	1,000 (725 to 1,338)	1,000 (725 to 1,338)	1,000 (725 to 1,338)	1,000 (725 to 1,338)	1,000 (725 to 1,338)	1,000 (725 to 1,338)	1,000 (725 to 1,338)	1,000 (725 to 1,338)	1,000 (725 to 1,338)	1,000 (725 to 1,338)	1,000 (725 to 1,338)	667
Upper respiratory infections	0 (0 to 0)	0 (0 to 0)	0 (0 to 0)	0 (0 to 0)	0 (0 to 0)	0 (0 to 0)	0 (0 to 0)	0 (0 to 0)	0 (0 to 0)	0 (0 to 0)	0 (0 to 0)	0 (0 to 0)	0 (0 to 0)	0 (0 to 0)	0 (0 to 0)	0 (0 to 0)	0 (0 to 0)	0 (0 to 0)	0 (0 to 0)	0 (0 to 0)	0
Otitis media	0 (0 to 0)	0 (0 to 0)	0 (0 to 0)	0 (0 to 0)	0 (0 to 0)	0 (0 to 0)	0 (0 to 0)	0 (0 to 0)	0 (0 to 0)	0 (0 to 0)	0 (0 to 0)	0 (0 to 0)	0 (0 to 0)	0 (0 to 0)	0 (0 to 0)	0 (0 to 0)	0 (0 to 0)	0 (0 to 0)	0 (0 to 0)	0 (0 to 0)	0
Enteric infections	0.1 (0.1 to 0.2)	0.5 (0.3 to 0.9)	7.7 (3.3 to 7.3)	3.9 (4.6 to 13.4)	2.4 (2.1 to 4.6)	2.4 (1.3 to 4.4)	2 (1.1 to 3.1)	1.7 (1 to 2.7)	1.7 (1 to 2.7)	1.6 (1 to 2.5)	1.6 (1 to 2.5)	1.6 (1 to 2.5)	1.6 (1 to 2.5)	1.7 (1 to 2.6)	1.7 (1 to 2.6)	1.8 (1 to 2.5)	2.3 (1 to 3.2)	2.8 (1 to 3.9)	3.6 (1 to 4.8)	70.3
Diarrheal diseases	0.1 (0.1 to 0.2)	0.4 (0.3 to 0.8)	3.9 (3.3 to 7.3)	3.9 (4.6 to 13.4)	2.4 (2.1 to 4.6)	2.4 (1.3 to 4.4)	2 (1.1 to 3.1)	1.7 (1 to 2.7)	1.7 (1 to 2.7)	1.6 (1 to 2.5)	1.6 (1 to 2.5)	1.6 (1 to 2.5)	1.6 (1 to 2.5)	1.7 (1 to 2.6)	1.7 (1 to 2.6)	1.8 (1 to 2.5)	2.3 (1 to 3.2)	2.8 (1 to 3.9)	3.6 (1 to 4.8)	69.9
Typhoid and paraphyoid	0 (0 to 0)	0 (0 to 0)	0 (0 to 0)	0 (0 to 0)	0 (0 to 0)	0 (0 to 0)	0 (0 to 0)	0 (0 to 0)	0 (0 to 0)	0 (0 to 0)	0 (0 to 0)	0 (0 to 0)	0 (0 to 0)	0 (0 to 0)	0 (0 to 0)	0 (0 to 0)	0 (0 to 0)	0 (0 to 0)	0 (0 to 0)	0 (0 to 0)	0
Typhoid fever	0 (0 to 0)	0 (0 to 0)	0 (0 to 0)	0 (0 to 0)	0 (0 to 0)	0 (0 to 0)	0 (0 to 0)	0 (0 to 0)	0 (0 to 0)	0 (0 to 0)	0 (0 to 0)	0 (0 to 0)	0 (0 to 0)	0 (0 to 0)	0 (0 to 0)	0 (0 to 0)	0 (0 to 0)	0 (0 to 0)	0 (0 to 0)	0 (0 to 0)	0
Paratyphoid fever	0 (0 to 0)	0 (0 to 0)	0 (0 to 0)	0 (0 to 0)	0 (0 to 0)	0 (0 to 0)	0 (0 to 0)	0 (0 to 0)	0 (0 to 0)	0 (0 to 0)	0 (0 to 0)	0 (0 to 0)	0 (0 to 0)	0 (0 to 0)	0 (0 to 0)	0 (0 to 0)	0 (0 to 0)	0 (0 to 0)	0 (0 to 0)	0 (0 to 0)	0
Invasive Non-typhoidal Salmonella (iNTS)	0 (0 to 0)	0 (0 to 0)	0 (0 to 0)	0 (0 to 0)	0 (0 to 0)	0 (0 to 0)	0 (0 to 0)	0 (0 to 0)	0 (0 to 0)	0 (0 to 0)	0 (0 to 0)	0 (0 to 0)	0 (0 to 0)	0 (0 to 0)	0 (0 to 0)	0 (0 to 0)	0 (0 to 0)	0 (0 to 0)	0 (0 to 0)	0 (0 to 0)	0.3
Other intestinal infectious diseases	0 (0 to 0)	0 (0 to 0)	0 (0 to 0)	0 (0 to 0)	0 (0 to 0)	0 (0 to 0)	0 (0 to 0)	0 (0 to 0)	0 (0 to 0)	0 (0 to 0)	0 (0 to 0)	0 (0 to 0)	0 (0 to 0)	0 (0 to 0)	0 (0 to 0)	0 (0 to 0)	0 (0 to 0)	0 (0 to 0)	0 (0 to 0)	0 (0 to 0)	0.1
Neglected tropical diseases and malaria	0 (0 to 0)	0.1 (0 to 0.4)	0.4 (0.2 to 0.7)	0.7 (0.4 to 2.4)	0 (0 to 0.3)	0 (0 to 0)	0 (0 to 0.1)	0 (0 to 0.2)	0.1 (0 to 0.3)	0.1 (0 to 0.3)	0.1 (0 to 0.3)	0.1 (0 to 0.3)	0.1 (0 to 0.3)	0.1 (0 to 0.3)	0.1 (0 to 0.3)	0.1 (0 to 0.2)	0.1 (0 to 0.2)	0.1 (0 to 0.2)	0 (0 to 0.1)	2
Malaria	0 (0 to 0)	0 (0 to 0)	0 (0 to 0)	0 (0 to 0)	0 (0 to 0)	0 (0 to 0)	0 (0 to 0)	0 (0 to 0)	0 (0 to 0)	0 (0 to 0)	0 (0 to 0)	0 (0 to 0)	0 (0 to 0)	0 (0 to 0)	0 (0 to 0)	0 (0 to 0)	0 (0 to 0)	0 (0 to 0)	0 (0 to 0)	0 (0 to 0)	0
Chagas disease	0 (0 to 0)	0 (0 to 0)	0 (0 to 0)	0 (0 to 0)	0 (0 to 0)	0 (0 to 0)	0 (0 to 0)	0 (0 to 0)	0 (0 to 0)	0 (0 to 0)	0 (0 to 0)	0 (0 to 0)	0 (0 to 0)	0 (0 to 0)	0 (0 to 0)	0 (0 to 0)	0 (0 to 0)	0 (0 to 0)	0 (0 to 0)	0 (0 to 0)	0
Leishmaniasis	0 (0 to 0)	0 (0 to 0)	0 (0 to 0)	0 (0 to 0)	0 (0 to 0)	0 (0 to 0)	0 (0 to 0)	0 (0 to 0)	0 (0 to 0)	0 (0 to 0)	0 (0 to 0)	0 (0 to 0)	0 (0 to 0)	0 (0 to 0)	0 (0 to 0)	0 (0 to 0)	0 (0 to 0)	0 (0 to 0)	0 (0 to 0)	0 (0 to 0)	0
Visceral leishmaniasis	0 (0 to 0)	0 (0 to 0)	0 (0 to 0)	0 (0 to 0)	0 (0 to 0)	0 (0 to 0)	0 (0 to 0)	0 (0 to 0)	0 (0 to 0)	0 (0 to 0)	0 (0 to 0)	0 (0 to 0)	0 (0 to 0)	0 (0 to 0)	0 (0 to 0)	0 (0 to 0)	0 (0 to 0)	0 (0 to 0)	0 (0 to 0)	0 (0 to 0)	0
Cutaneous and mucocutaneous leishmaniasis	0 (0 to 0)	0 (0 to 0)	0 (0 to 0)	0 (0 to 0)	0 (0 to 0)	0 (0 to 0)	0 (0 to 0)	0 (0 to 0)	0 (0 to 0)	0 (0 to 0)	0 (0 to 0)	0 (0 to 0)	0 (0 to 0)	0 (0 to 0)	0 (0 to 0)	0 (0 to 0)	0 (0 to 0)	0 (0 to 0)	0 (0 to 0)	0 (0 to 0)	0
African trypanosomiasis	0 (0 to 0)	0 (0 to 0)	0 (0 to 0)	0 (0 to 0)	0 (0 to 0)	0 (0 to 0)	0 (0 to 0)	0 (0 to 0)	0 (0 to 0)	0 (0 to 0)	0 (0 to 0)	0 (0 to 0)	0 (0 to 0)	0 (0 to 0)	0 (0 to 0)	0 (0 to 0)	0 (0 to 0)	0 (0 to 0)	0 (0 to 0)	0 (0 to 0)	0
Schistosomiasis	0 (0 to 0)	0 (0 to 0)	0 (0 to 0)	0 (0 to 0)	0 (0 to 0)	0 (0 to 0)	0 (0 to 0)	0 (0 to 0)	0 (0 to 0)	0 (0 to 0)	0 (0 to 0)	0 (0 to 0)	0 (0 to 0)	0 (0 to 0)	0 (0 to 0)	0 (0 to 0)	0 (0 to 0)	0 (0 to 0)	0 (0 to 0)	0 (0 to 0)	0
Cysticercosis	0 (0 to 0)	0 (0 to 0)	0 (0 to 0)	0 (0 to 0)	0 (0 to 0)	0 (0 to 0)	0 (0 to 0)	0 (0 to 0)	0 (0 to 0)	0 (0 to 0)	0 (0 to 0)	0 (0 to 0)	0 (0 to 0)	0 (0 to 0)	0 (0 to 0)	0 (0 to 0)	0 (0 to 0)	0 (0 to 0)	0 (0 to 0)	0 (0 to 0)	0
Cystic echinococcosis	0 (0 to 0)	0 (0 to 0)	0 (0 to 0)	0 (0 to 0)	0 (0 to 0)	0 (0 to 0)	0 (0 to 0)	0 (0 to 0)	0 (0 to 0)	0 (0 to 0)	0 (0 to 0)	0 (0 to 0)	0 (0 to 0)	0 (0 to 0)	0 (0 to 0)	0 (0 to 0)	0 (0 to 0)	0 (0 to 0)	0 (0 to 0)	0 (0 to 0)	0
Lymphatic filariasis	0 (0 to 0)	0 (0 to 0)	0 (0 to 0)	0 (0 to 0)	0 (0 to 0)	0 (0 to 0)	0 (0 to 0)	0 (0 to 0)	0 (0 to 0)	0 (0 to 0)	0 (0 to 0)	0 (0 to 0)	0 (0 to 0)	0 (0 to 0)	0 (0 to 0)	0 (0 to 0)	0 (0 to 0)	0 (0 to 0)	0 (0 to 0)	0 (0 to 0)	0
Onchocerciasis	0 (0 to 0)	0 (0 to 0)	0 (0 to 0)	0 (0 to 0)	0 (0 to 0)	0 (0 to 0)	0 (0 to 0)	0 (0 to 0)	0 (0 to 0)	0 (0 to 0)	0 (0 to 0)	0 (0 to 0)	0 (0 to 0)	0 (0 to 0)	0 (0 to 0)	0 (0 to 0)	0 (0 to 0)	0 (0 to 0)	0 (0 to 0)	0 (0 to 0)	0
Trachoma	0 (0 to 0)	0 (0 to 0)	0 (0 to 0)	0 (0 to 0)	0 (0 to 0)	0 (0 to 0)	0 (0 to 0)	0 (0 to 0)	0 (0 to 0)	0 (0 to 0)	0 (0 to 0)	0 (0 to 0)	0 (0 to 0)	0 (0 to 0)	0 (0 to 0)	0 (0 to 0)	0 (0 to 0)	0 (0 to 0)	0 (0 to 0)	0 (0 to 0)	0
Dengue	0 (0 to 0)	0 (0 to 0)	0 (0 to 0)	0 (0 to 0)	0 (0 to 0)	0 (0 to 0)	0 (0 to 0)	0 (0 to 0)	0 (0 to 0)	0 (0 to 0)	0 (0 to 0)	0 (0 to 0)	0 (0 to 0)	0 (0 to 0)	0 (0 to 0)	0 (0 to 0)	0 (0 to 0)	0 (0 to 0)	0 (0 to 0)	0 (0 to 0)	0
Yellow fever	0 (0 to 0)	0 (0 to 0)	0 (0 to 0)	0 (0 to 0)	0 (0 to 0)	0 (0 to 0)	0 (0 to 0)	0 (0 to 0)	0 (0 to 0)	0 (0 to 0)	0 (0 to 0)	0 (0 to 0)	0 (0 to 0)	0 (0 to 0)	0 (0 to 0)	0 (0 to 0)	0 (0 to 0)	0 (0 to 0)	0 (0 to 0)	0 (0 to 0)	0
Rabies	0 (0 to 0)	0 (0 to 0)	0 (0 to 0)	0 (0 to 0)	0 (0 to 0)	0 (0 to 0)	0 (0 to 0)	0 (0 to 0)	0 (0 to 0)	0 (0 to 0)	0 (0 to 0)	0 (0 to 0)	0 (0 to 0)	0 (0 to 0)	0 (0 to 0)	0 (0 to 0)	0 (0 to 0)	0 (0 to 0)	0 (0 to 0)	0 (0 to 0)	0
Intestinal nematode infections	0 (0 to 0)	0 (0 to 0)	0 (0 to 0)	0 (0 to 0)	0 (0 to 0)	0 (0 to 0)	0 (0 to 0)	0 (0 to 0)	0 (0 to 0)	0 (0 to 0)	0 (0 to 0)	0 (0 to 0)	0 (0 to 0)	0 (0 to 0)	0 (0 to 0)	0 (0 to 0)	0 (0 to 0)	0 (0 to 0)	0 (0 to 0)	0 (0 to 0)	0
Ascariasis	0 (0 to 0)	0 (0 to 0)	0 (0 to 0)	0 (0 to 0)	0 (0 to 0)	0 (0 to 0)	0 (0 to 0)	0 (0 to 0)	0 (0 to 0)	0 (0 to 0)	0 (0 to 0)	0 (0 to 0)	0 (0 to 0)	0 (0 to 0)	0 (0 to 0)	0 (0 to 0)	0 (0 to 0)	0 (0 to 0)	0 (0 to 0)	0 (0 to 0)	0
Trichuriasis	0 (0 to 0)	0 (0 to 0)	0 (0 to 0)	0 (0 to 0)	0 (0 to 0)	0 (0 to 0)	0 (0 to 0)	0 (0 to 0)	0 (0 to 0)	0 (0 to 0)	0 (0 to 0)	0 (0 to 0)	0 (0 to 0)	0 (0 to 0)	0 (0 to 0)	0 (0 to 0)	0 (0 to 0)	0 (0 to 0)	0 (0 to 0)	0 (0 to 0)	0
Hookworm disease	0 (0 to 0)	0 (0 to 0)	0 (0 to 0)	0 (0 to 0)	0 (0 to 0)	0 (0 to 0)	0 (0 to 0)	0 (0 to 0)	0 (0 to 0)	0 (0 to 0)	0 (0 to 0)	0 (0 to 0)	0 (0 to 0)	0 (0 to 0)	0 (0 to 0)	0 (0 to 0)	0 (0 to 0)	0 (0 to 0)	0 (0 to 0)	0 (0 to 0)	0
Food-borne trematodiases	0 (0 to 0)	0 (0 to 0)	0 (0 to 0)	0 (0 to 0)	0 (0 to 0)	0 (0 to 0)	0 (0 to 0)	0 (0 to 0)	0 (0 to 0)	0 (0 to 0)	0 (0 to 0)	0 (0 to 0)	0 (0 to 0)	0 (0 to 0)	0 (0 to 0)	0 (0 to 0)	0 (0 to 0)	0 (0 to 0)	0 (0 to 0)	0 (0 to 0)	0
Leprosy	0 (0 to 0)	0 (0 to 0)	0 (0 to 0)	0 (0 to 0)	0 (0 to 0)	0 (0 to 0)	0 (0 to 0)	0 (0 to 0)	0 (0 to 0)	0 (0 to 0)	0 (0 to 0)	0 (0 to 0)	0 (0 to 0)	0 (0 to 0)	0 (0 to 0)	0 (0 to 0)	0 (0 to 0)	0 (0 to 0)	0 (0 to 0)	0 (0 to 0)	0
Ebola	0 (0 to 0)	0 (0 to 0)	0 (0 to 0)	0 (0 to 0)	0 (0 to 0)	0 (0 to 0)	0 (0 to 0)	0 (0 to 0)	0 (0 to 0)	0 (0 to 0)	0 (0 to 0)	0 (0 to 0)	0 (0 to 0)	0 (0 to 0)	0 (0 to 0)	0 (0 to 0)	0 (0 to 0)	0 (0 to 0)	0 (0 to 0)	0 (0 to 0)	0
Zika virus	0 (0 to 0)	0 (0 to 0)	0 (0 to 0)	0 (0 to 0)	0 (0 to 0)	0 (0 to 0)	0 (0 to 0)	0 (0 to 0)	0 (0 to 0)	0 (0 to 0)	0 (0 to 0)	0 (0 to 0)	0 (0 to 0)	0 (0 to 0)	0 (0 to 0)	0 (0 to 0)	0 (0 to 0)	0 (0 to 0)	0 (0 to 0)	0 (0 to 0)	0
Guinea worm disease	0 (0 to 0)	0 (0 to 0)	0 (0 to 0)	0 (0 to 0)	0 (0 to 0)	0 (0 to 0)	0 (0 to 0)	0 (0 to 0)	0 (0 to 0)	0 (0 to 0)	0 (0 to 0)	0 (0 to 0)	0 (0 to 0)	0 (0 to 0)	0 (0 to 0)	0 (0 to 0)	0 (0 to 0)	0 (0 to 0)	0 (0 to 0)	0 (0 to 0)	0
Other neglected tropical diseases	0 (0 to 0)	0 (0 to 0)	0 (0 to 0)	0.4 (0.2 to 0.7)	0.2 (0 to 0.3)	0 (0 to 0)	0 (0 to 0)	0 (0 to 0)	0 (0 to 0)	0 (0 to 0)	0 (0 to 0)	0 (0 to 0)	0 (0 to 0)	0 (0 to 0)	0 (0 to 0)	0 (0 to 0)	0 (0 to 0)	0 (0 to 0)	0 (0 to 0)	0 (0 to 0)	1.9
Other infectious diseases	0.6 (0.4 to 1)	1.4 (0.4 to 2.3)	3.8 (2.3 to 5.9)	2.3 (1.4 to 4.4)	1.6 (1.3 to 2.1)	2.2 (1.7 to 2.9)	2.2 (1.6 to 2.9)	2.2 (1.6 to 2.9)	2 (1.4 to 2.5)	2.2 (1.6 to 2.9)	2.6 (2.1 to 3.3)	2.5 (2.2 to 3.2)	3 (2.3 to 4)	2.2 (1.6 to 2.9)	2.5 (1.9 to 3.2)	2.3 (1.6 to 3.1)	2.4 (1.6 to 3.3)	2.6 (1.6 to 3.8)	1.9 (1.1 to 3.1)	0.1 (0.1 to 0.2)	52.6
Meningitis	0.2 (0.1 to 0.3)	0.5 (0.3 to 0.7)	1.9 (1 to 3.3)	3.3 (2.3 to 4.4)	0.6 (0.5 to 0.9)	0.7 (0.5 to 1)	1.1 (0.8 to 1.4)	0.8 (0.6 to 1.2)	0.7 (0.5 to 1)	0.8 (0.5 to 1.1)	0.9 (0.6 to 1.2)	0.9 (0.6 to 1.2)	1.1 (0.8 to 1.5)	0.9 (0.6 to 1.2)	0.7 (0.5 to 1)	0.6 (0.4 to 0.9)	0.5 (0.3 to 0.8)	0.4 (0.2 to 0.6)	0.3 (0.1 to 0.5)	18.2
Encephalitis	0 (0 to 0)	0.1 (0 to 0.7)	0.4 (0.2 to 0.7)	0.6 (0.2 to 0.4)	0.3 (0.2 to 0.4)	0.2 (0.2 to 0.4)	0.2 (0.2 to 0.4)	0.2 (0.2 to 0.4)	0.2 (0.2 to 0.4)	0.2 (0.2 to 0.4)	0.2 (0.2 to 0.4)	0.2 (0.2 to 0.4)	0.5 (0.3 to 0.6)	0.5 (0.3 to 0.6)	0.5 (0.3 to 0.7)	0.5 (0.3 to 0.7)	0.5 (0.3 to 0.7)	0.5 (0.2 to 0.8)	0.4 (0.2 to 0.6)	0.3 (0.1 to 0.5)	8.1
Diphtheria	0 (0 to 0)	0 (0 to 0)	0 (0 to 0)	0 (0 to 0)	0 (0 to 0)	0 (0 to 0)	0 (0 to 0)	0 (0 to 0)	0 (0 to 0)	0 (0 to 0)	0 (0 to 0)	0 (0 to 0)	0 (0 to 0)	0 (0 to 0)	0 (0 to 0)	0 (0 to 0)	0 (0 to 0)	0 (0 to 0)	0 (0 to 0)	0

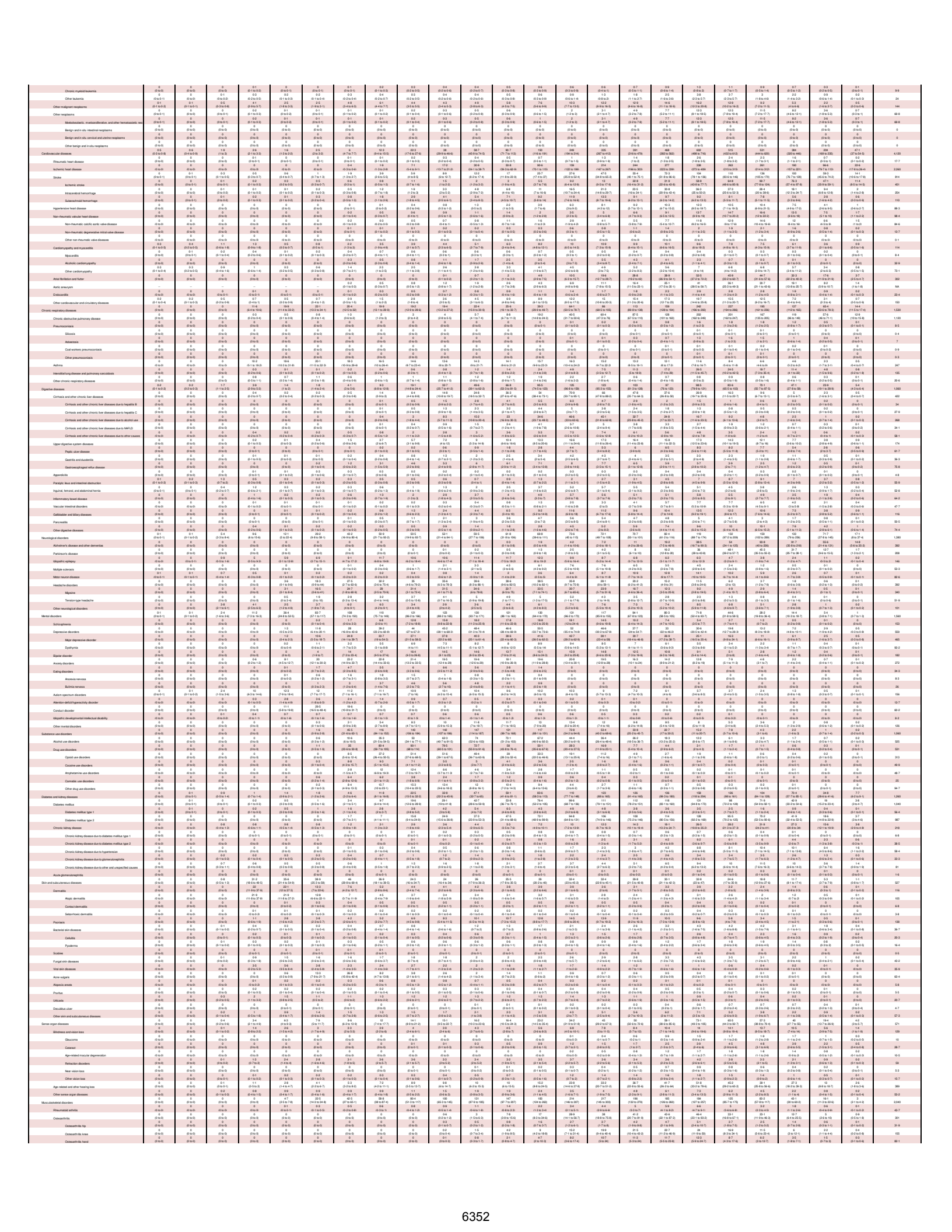

Osteoarthritis other	0 (0 to 0)	0 (0 to 0)	0 (0 to 0)	0 (0 to 0)	0 (0 to 0)	0 (0 to 0)	0 (0 to 0)	0 (0 to 0)	0 (0 to 0)	0 (0 to 0)	0 (0 to 1)	0 (0 to 0)	0 (0 to 0)	0.2 (0 to 0.5)	0.7 (0 to 3.5)	1.6 (0.6 to 3.4)	2.6 (1.2 to 4.2)	2.6 (1.2 to 4.2)	3.8 (1.7 to 6.2)	3.8 (1.7 to 6.2)	4.2 (1.9 to 6.7)	4.5 (2.2 to 6.4)	5 (2.4 to 10.5)	2.9 (1.9 to 7.4)	1.6 (0.9 to 3.5)	0.6 (0.4 to 1.5)	0.2 (0.1 to 0.3)	32.2
Low back pain	0 (0 to 0)	0 (0 to 0)	0 (0 to 0)	0 (0 to 0)	3.1 (1.4 to 5.7)	10.1 (6.7 to 24.8)	26.1 (10.3 to 42.8)	34.2 (20 to 54.1)	43.9 (25.3 to 69.7)	43.9 (29.2 to 79.3)	0.2 (0 to 2)	64.1 (39.2 to 100)	70.3 (44.4 to 111)	86.4 (51 to 136)	86.4 (62.2 to 134)	86.4 (62.2 to 134)	86.4 (62.2 to 134)	86.4 (62.2 to 134)	97.9 (72.2 to 138)	97.9 (72.2 to 138)	74.5 (47.5 to 110)	74.5 (30.7 to 72)	49.5 (25.7 to 46.2)	38.2 (10.3 to 24.3)	16.9 (3.8 to 8.9)	4.4 (0.6 to 1.6)	0.4 (0.2 to 0.6)	539
Neck pain	0 (0 to 0)	0 (0 to 0)	0 (0 to 0)	1.4 (0.4 to 3)	7.2 (3 to 12.8)	11.7 (5.7 to 20.9)	13.4 (6.3 to 23.4)	16.6 (6.5 to 31.4)	22.9 (12.2 to 40)	22.9 (13.7 to 36.4)	32.6 (16.3 to 61.9)	36.4 (17.7 to 55.8)	41.1 (19.1 to 72.9)	44.1 (21.1 to 73.6)	44.1 (20.3 to 73.4)	44.1 (20.3 to 73.4)	44.1 (19.5 to 69.4)	44.1 (19.5 to 69.4)	44.1 (19.5 to 69.4)	44.1 (19.1 to 72)	37 (16.1 to 62.2)	28.7 (15.1 to 49.4)	17.3 (8.4 to 31.3)	8.1 (3.4 to 19.7)	2.3 (1.2 to 3.6)	0.4 (0.2 to 0.6)	387
Gout	0 (0 to 0)	0 (0 to 0)	0 (0 to 0)	0 (0 to 0)	0 (0 to 0)	0 (0 to 0)	0 (0 to 0)	0 (0 to 0)	0 (0 to 0)	0 (0 to 0)

SII Table 2a: Central Bedfordshire DALYS by cause and age aroup for males with 95% uncertainty intervals, 2019

Cause	Early Neonatal	Late Neonatal	Post Neonatal	1 to 4	5 to 9	10 to 14	15 to 19	20 to 24	25 to 29	30 to 34	35 to 39	40 to 44	45 to 49	50 to 54	55 to 59	60 to 64	65 to 69	70 to 74	75 to 79	80 plus	Total
All causes	189 (149 to 231)	84 (55 to 93)	189 (130 to 224)	1,012 (929 to 1,094)	1,045 (975 to 1,116)	1,001 (917 to 1,071)	1,107 (1,027 to 1,187)	1,264 (1,169 to 1,360)	1,510 (1,397 to 1,624)	1,916 (1,773 to 2,060)	2,394 (2,215 to 2,574)	2,977 (2,756 to 3,200)	3,624 (3,356 to 3,894)	4,344 (4,030 to 4,662)	5,139 (4,779 to 5,508)	6,014 (5,597 to 6,430)	6,973 (6,488 to 7,450)	8,010 (7,453 to 8,550)	9,130 (8,497 to 9,740)	10,330 (9,620 to 11,020)	36,200
Communicable, maternal, neonatal, and nutritional diseases	164 (130 to 202)	74 (49 to 82)	164 (111 to 194)	877 (804 to 948)	905 (844 to 967)	867 (794 to 928)	959 (889 to 1,028)	1,095 (1,012 to 1,178)	1,308 (1,210 to 1,407)	1,660 (1,536 to 1,784)	2,074 (1,919 to 2,230)	2,579 (2,388 to 2,773)	3,139 (2,907 to 3,374)	3,763 (3,491 to 4,046)	4,452 (4,140 to 4,787)	5,211 (4,850 to 5,574)	6,042 (5,623 to 6,457)	6,939 (6,457 to 7,416)	7,911 (7,362 to 8,457)	8,951 (8,335 to 9,570)	31,350
HIV/AIDS and sexually transmitted infections	5.2 (3.5 to 11.4)	1.6 (0.5 to 4)	2.7 (0.8 to 6.1)	0.2 (0.2 to 0.4)	0.1 (0.1 to 0.1)	0.1 (0.1 to 0.1)	0.1 (0.1 to 0.3)	0.4 (0.2 to 0.8)	1 (0.7 to 1.3)	1.9 (1.4 to 2.6)	2.5 (1.9 to 3.4)	2.4 (1.8 to 3.3)	2.9 (2.2 to 3.9)	2.6 (1.9 to 3.4)	2.1 (1.5 to 3)	1.4 (1.1 to 2.4)	0.9 (0.6 to 2.2)	0.4 (0.2 to 0.8)	0.2 (0.1 to 0.3)	0.1 (0 to 0.1)	21
HIV/AIDS	0 (0 to 0)	0 (0 to 0.2)	0.2 (0.1 to 0.2)	0.2 (0.1 to 0.3)	0.1 (0.1 to 0.1)	0.1 (0.1 to 0.1)	0.1 (0.1 to 0.1)	0.3 (0.2 to 0.4)	0.6 (0.6 to 1.1)	1.7 (1.3 to 2.2)	2.2 (1.6 to 3)	2.1 (1.6 to 2.8)	2.5 (1.9 to 3.4)	2.5 (1.9 to 3.4)	1.9 (1.5 to 2.6)	1.4 (1.1 to 2.3)	1.2 (0.7 to 2)	0.7 (0.3 to 1.5)	0.3 (0.1 to 0.6)	0.1 (0 to 0.1)	17.6
HIV/AIDS - Drug-susceptible Tuberculosis	0 (0 to 0)	0 (0 to 0)	0 (0 to 0)	0 (0 to 0)	0 (0 to 0)	0 (0 to 0)	0 (0 to 0)	0 (0 to 0)	0.1 (0 to 0.1)	0.1 (0 to 0.2)	0.2 (0.1 to 0.2)	0.2 (0.1 to 0.3)	0.2 (0.1 to 0.3)	0.1 (0.1 to 0.2)	0.1 (0.1 to 0.1)	0.1 (0.1 to 0.1)	0.1 (0 to 0.1)	0 (0 to 0.1)	0 (0 to 0.1)	0 (0 to 0)	1.2
HIV/AIDS - Multidrug-resistant Tuberculosis without extensive dr...	0 (0 to 0)	0 (0 to 0)	0 (0 to 0)	0 (0 to 0)	0 (0 to 0)	0 (0 to 0)	0 (0 to 0)	0 (0 to 0)	0 (0 to 0)	0 (0 to 0)	0 (0 to 0)	0 (0 to 0)	0 (0 to 0)	0 (0 to 0)	0 (0 to 0)	0 (0 to 0)	0 (0 to 0)	0 (0 to 0)	0 (0 to 0)	0 (0 to 0)	0 (0 to 0)	0
HIV/AIDS - Extensively drug-resistant Tuberculosis	0 (0 to 0)	0 (0 to 0)	0 (0 to 0)	0 (0 to 0)	0 (0 to 0)	0 (0 to 0)	0 (0 to 0)	0 (0 to 0)	0 (0 to 0)	0 (0 to 0)	0 (0 to 0)	0 (0 to 0)	0 (0 to 0)	0 (0 to 0)	0 (0 to 0)	0 (0 to 0)	0 (0 to 0)	0 (0 to 0)	0 (0 to 0)	0 (0 to 0)	0 (0 to 0)	0
HIV/AIDS resulting in other diseases	0 (0 to 0)	0 (0 to 0)	0.1 (0 to 0.2)	0.1 (0 to 0.1)	0 (0 to 0)	0.1 (0 to 0.1)	0.1 (0 to 0.1)	0.1 (0.1 to 0.2)	0.4 (0.2 to 0.4)	0.7 (0.5 to 1)	1.5 (1.1 to 2.1)	2 (1.4 to 2.8)	1.9 (1.4 to 2.7)	2.3 (1.7 to 3.2)	1.9 (1.3 to 2.6)	1.7 (1.1 to 2.4)	1.3 (0.8 to 2.1)	0.7 (0.4 to 1.5)	0.3 (0.1 to 0.6)	0.1 (0 to 0.1)	16.3
Sexually transmitted infections excluding HIV	5.3 (1.5 to 11.4)	1.6 (0.5 to 4)	2.6 (0.7 to 6)	0.1 (0 to 0.1)	0 (0 to 0)	0 (0 to 0)	0.1 (0 to 0.1)	0.1 (0.1 to 0.2)	0.2 (0.1 to 0.4)	0.3 (0.2 to 0.5)	0.3 (0.1 to 0.7)	0.4 (0.2 to 0.9)	0.4 (0.2 to 0.9)	0.4 (0.2 to 0.9)	0.3 (0.1 to 0.6)	0.2 (0.1 to 0.5)	0.2 (0.1 to 0.5)	0.1 (0 to 0.3)	0.1 (0.1 to 0.2)	0 (0 to 0.1)	13.4
Syphilis	5.3 (1.5 to 11.4)	1.6 (0.5 to 4)	2.6 (0.7 to 6)	0.1 (0 to 0.2)	0 (0 to 0)	0 (0 to 0)	0 (0 to 0)	0.1 (0 to 0.2)	0.2 (0 to 0.4)	0.3 (0.2 to 0.5)	0.3 (0.1 to 0.7)	0.4 (0.2 to 0.9)	0.4 (0.2 to 0.9)	0.4 (0.2 to 0.9)	0.3 (0.1 to 0.6)	0.2 (0.1 to 0.5)	0.2 (0.1 to 0.5)	0.1 (0 to 0.3)	0.1 (0.1 to 0.2)	0 (0 to 0.1)	10.5
Chlamydial infection	0 (0 to 0)	0 (0 to 0)	0 (0 to 0)	0 (0 to 0)	0 (0 to 0)	0 (0 to 0)	0 (0 to 0)	0 (0 to 0)	0 (0 to 0)	0 (0 to 0)	0 (0 to 0)	0 (0 to 0)	0 (0 to 0)	0 (0 to 0)	0 (0 to 0)	0 (0 to 0)	0 (0 to 0)	0 (0 to 0)	0 (0 to 0)	0 (0 to 0)	0 (0 to 0)	0
Gonococcal infection	0 (0 to 0)	0 (0 to 0)	0 (0 to 0)	0 (0 to 0)	0 (0 to 0)	0 (0 to 0)	0 (0 to 0)	0 (0 to 0)	0 (0 to 0)	0 (0 to 0)	0 (0 to 0)	0 (0 to 0)	0 (0 to 0)	0 (0 to 0)	0 (0 to 0)	0 (0 to 0)	0 (0 to 0)	0 (0 to 0)	0 (0 to 0)	0 (0 to 0)	0 (0 to 0)	0
Trichomoniasis	0 (0 to 0)	0 (0 to 0)	0 (0 to 0)	0 (0 to 0)	0 (0 to 0)	0 (0 to 0)	0 (0 to 0)	0 (0 to 0)	0 (0 to 0)	0 (0 to 0)	0 (0 to 0)	0 (0 to 0)	0 (0 to 0)	0 (0 to 0)	0 (0 to 0)	0 (0 to 0)	0 (0 to 0)	0 (0 to 0)	0 (0 to 0)	0 (0 to 0)	0 (0 to 0)	0
Genital herpes	0 (0 to 0)	0 (0 to 0)	0 (0 to 0)	0 (0 to 0)	0 (0 to 0)	0 (0 to 0)	0 (0 to 0)	0 (0 to 0)	0 (0 to 0)	0 (0 to 0)	0 (0 to 0)	0 (0 to 0)	0 (0 to 0)	0 (0 to 0)	0 (0 to 0)	0 (0 to 0)	0 (0 to 0)	0 (0 to 0)	0 (0 to 0)	0 (0 to 0)	0 (0 to 0)	0
Other sexually transmitted infections	0 (0 to 0)	0 (0 to 0)	0 (0 to 0)	0 (0 to 0)	0 (0 to 0)	0 (0 to 0)	0 (0 to 0)	0 (0 to 0)	0 (0 to 0)	0 (0 to 0)	0 (0 to 0)	0 (0 to 0)	0 (0 to 0)	0 (0 to 0)	0 (0 to 0)	0 (0 to 0)	0 (0 to 0)	0 (0 to 0)	0 (0 to 0)	0 (0 to 0)	0 (0 to 0)	0
Respiratory infections and tuberculosis	113 (77 to 152)	51 (32 to 57)	114 (72 to 139)	205 (166 to 239)	115 (93 to 137)	70 (56 to 82)	64 (49 to 78)	62 (48 to 77)	62 (48 to 78)	64 (49 to 80)	72 (55 to 89)	83 (64 to 103)	97 (74 to 120)	112 (86 to 138)	129 (99 to 159)	146 (112 to 180)	167 (127 to 206)	189 (144 to 233)	212 (162 to 261)	236 (180 to 290)	1,650
Tuberculosis	0 (0 to 0)	0 (0 to 0)	0 (0 to 0)	0 (0 to 0.1)	0 (0 to 0)	0 (0 to 0.1)	0 (0 to 0.1)	0 (0 to 0.1)	0 (0 to 0.2)	0 (0 to 0.4)	0 (0 to 0.6)	0 (0 to 0.9)	0 (0 to 1.2)	0 (0 to 1.6)	0 (0 to 2)	0 (0 to 2.5)	0 (0 to 3.1)	0 (0 to 3.8)	0 (0 to 4.5)	0 (0 to 5.1)	9.6
Latent tuberculosis infection	0 (0 to 0)	0 (0 to 0)	0 (0 to 0)	0 (0 to 0)	0 (0 to 0)	0 (0 to 0)	0 (0 to 0)	0 (0 to 0)	0 (0 to 0)	0 (0 to 0)	0 (0 to 0)	0 (0 to 0)	0 (0 to 0)	0 (0 to 0)	0 (0 to 0)	0 (0 to 0)	0 (0 to 0)	0 (0 to 0)	0 (0 to 0)	0 (0 to 0)	0 (0 to 0)	0
Drug-susceptible tuberculosis	0 (0 to 0)	0 (0 to 0)	0 (0 to 0)	0 (0 to 0.1)	0 (0 to 0)	0 (0 to 0.1)	0 (0 to 0.1)	0 (0 to 0.1)	0 (0 to 0.2)	0 (0 to 0.4)	0 (0 to 0.6)	0 (0 to 0.9)	0 (0 to 1.2)	0 (0 to 1.6)	0 (0 to 2)	0 (0 to 2.5)	0 (0 to 3.1)	0 (0 to 3.8)	0 (0 to 4.5)	0 (0 to 5.1)	9.5
Multidrug-resistant tuberculosis without extensive drug-resistance	0 (0 to 0)	0 (0 to 0)	0 (0 to 0)	0 (0 to 0)	0 (0 to 0)	0 (0 to 0)	0 (0 to 0)	0 (0 to 0)	0 (0 to 0)	0 (0 to 0)	0 (0 to 0)	0 (0 to 0)	0 (0 to 0)	0 (0 to 0)	0 (0 to 0)	0 (0 to 0)	0 (0 to 0)	0 (0 to 0)	0 (0 to 0)	0 (0 to 0)	0 (0 to 0)	0.2
Extensively drug-resistant tuberculosis	0 (0 to 0)	0 (0 to 0)	0 (0 to 0)	0 (0 to 0)	0 (0 to 0)	0 (0 to 0)	0 (0 to 0)	0 (0 to 0)	0 (0 to 0)	0 (0 to 0)	0 (0 to 0)	0 (0 to 0)	0 (0 to 0)	0 (0 to 0)	0 (0 to 0)	0 (0 to 0)	0 (0 to 0)	0 (0 to 0)	0 (0 to 0)	0 (0 to 0)	0 (0 to 0)	0.1
Lower respiratory infections	113 (77 to 152)	51 (32 to 57)	114 (72 to 139)	205 (166 to 239)	115 (93 to 137)	70 (56 to 82)	64 (49 to 78)	62 (48 to 77)	62 (48 to 78)	64 (49 to 80)	72 (55 to 89)	83 (64 to 103)	97 (74 to 120)	112 (86 to 138)	129 (99 to 159)	146 (112 to 180)	167 (127 to 206)	189 (144 to 233)	212 (162 to 261)	236 (180 to 290)	840
Upper respiratory infections	0 (0 to 0)	0 (0 to 0.2)	0.8 (0.1 to 4.4)	12.4 (7.1 to 19.2)	6.6 (4 to 9.2)	7.5 (5 to 10.7)	6.8 (3.9 to 13.2)	7.3 (3.9 to 13.2)	7.2 (3.9 to 12.6)	7.2 (3.9 to 12.4)	7.2 (3.9 to 12.6)	7.2 (3.9 to 12.4)	7.4 (4.1 to 13.2)	7.7 (4.1 to 13.2)	7.4 (4.1 to 12.2)	7.2 (3.9 to 11.9)	6.8 (3.7 to 11.2)	6.3 (3.5 to 9.7)	5.6 (3.2 to 8.6)	4.8 (2.5 to 7.6)	126
Otitis media	0 (0 to 0)	0 (0 to 0)	0.4 (0.2 to 0.7)	0.6 (1.4 to 4.6)	0.6 (1.4 to 4.5)	1.6 (0.8 to 2.9)	1.6 (0.8 to 2.9)	1.4 (0.7 to 2.5)	1.4 (0.4 to 2.9)	1.4 (0.4 to 2.7)	1.5 (0.5 to 2.7)	1.7 (0.6 to 3.2)	1.7 (0.6 to 3.2)	2 (1 to 3.7)	2 (1 to 4)	1.9 (0.9 to 3.3)	1.8 (0.9 to 3.4)	1.6 (0.8 to 3.1)	1.4 (0.7 to 2.6)	1.1 (0.5 to 2.1)	26.9
Enteric infections	0.2 (0 to 0.2)	0.7 (0 to 0.9)	7.6 (5 to 11.1)	10.4 (7 to 13.9)	6.3 (3.5 to 10.7)	4.2 (2.2 to 7.1)	3 (1.7 to 4.9)	2.6 (1.4 to 3.9)	2.6 (1.5 to 4.1)	2.5 (1.7 to 4.2)	2.7 (1.6 to 4.1)	2.5 (1.5 to 3.7)	2.5 (1.5 to 3.7)	2.5 (1.7 to 4.2)	2.5 (1.9 to 4.5)	2.5 (1.8 to 4.4)	2.5 (1.7 to 4.6)	2.5 (1.7 to 4.5)	2.5 (1.6 to 4.2)	2.5 (1.6 to 4.8)	116
Diarrheal diseases	0.2 (0 to 0.2)	0.7 (0.5 to 0.9)	7.6 (5 to 11.1)	10.4 (7.6 to 13.9)	6.3 (3.5 to 10.7)	4.2 (2.2 to 7.1)	3 (1.7 to 4.9)	2.6 (1.4 to 3.9)	2.6 (1.5 to 4.1)	2.5 (1.7 to 4.2)	2.7 (1.6 to 4.1)	2.5 (1.5 to 3.7)	2.5 (1.5 to 3.7)	2.5 (1.7 to 4.2)	2.5 (1.9 to 4.5)	2.5 (1.8 to 4.4)	2.5 (1.7 to 4.6)	2.5 (1.7 to 4.5)	2.5 (1.6 to 4.2)	2.5 (1.6 to 4.8)	112
Typhoid and paraphyoid	0 (0 to 0)	0 (0 to 0)	0 (0 to 0)	0 (0 to 0)	0 (0 to 0)	0 (0 to 0)	0 (0 to 0)	0 (0 to 0)	0 (0 to 0)	0 (0 to 0)	0 (0 to 0)	0 (0 to 0)	0 (0 to 0)	0 (0 to 0)	0 (0 to 0)	0 (0 to 0)	0 (0 to 0)	0 (0 to 0)	0 (0 to 0)	0 (0 to 0)	0 (0 to 0)	0
Typhoid fever	0 (0 to 0)	0 (0 to 0)	0 (0 to 0)	0 (0 to 0)	0 (0 to 0)	0 (0 to 0)	0 (0 to 0)	0 (0 to 0)	0 (0 to 0)	0 (0 to 0)	0 (0 to 0)	0 (0 to 0)	0 (0 to 0)	0 (0 to 0)	0 (0 to 0)	0 (0 to 0)	0 (0 to 0)	0 (0 to 0)	0 (0 to 0)	0 (0 to 0)	0 (0 to 0)	0
Paratyphoid fever	0 (0 to 0)	0 (0 to 0)	0 (0 to 0)	0 (0 to 0)	0 (0 to 0)	0 (0 to 0)	0 (0 to 0)	0 (0 to 0)	0 (0 to 0)	0 (0 to 0)	0 (0 to 0)	0 (0 to 0)	0 (0 to 0)	0 (0 to 0)	0 (0 to 0)	0 (0 to 0)	0 (0 to 0)	0 (0 to 0)	0 (0 to 0)	0 (0 to 0)	0 (0 to 0)	0
Invasive Non-typhoidal Salmonella (iNTS)	0 (0 to 0)	0 (0 to 0)	0 (0 to 0)	0 (0 to 0.2)	0 (0 to 0)	0 (0 to 0)	0 (0 to 0)	0 (0 to 0)	0 (0 to 0)	0 (0 to 0)	0 (0 to 0)	0 (0 to 0)	0 (0 to 0)	0 (0 to 0)	0 (0 to 0)	0 (0 to 0)	0 (0 to 0.2)	0 (0 to 0.2)	0 (0 to 0.1)	0 (0 to 0.1)	0 (0 to 0)	0.5
Other intestinal infectious diseases	0 (0 to 0)	0 (0 to 0)	0 (0 to 0)	0 (0 to 0.1)	0 (0 to 0)	0 (0 to 0)	0 (0 to 0)	0 (0 to 0)	0 (0 to 0)	0 (0 to 0)	0 (0 to 0)	0 (0 to 0)	0 (0 to 0)	0 (0 to 0)	0 (0 to 0)	0 (0 to 0)	0 (0 to 0)	0 (0 to 0)	0 (0 to 0)	0 (0 to 0)	0 (0 to 0)	0.2
Neglected tropical diseases and malaria	0 (0 to 0)	0.1 (0 to 0.6)	0.2 (0 to 0.8)	0.6 (0 to 2.1)	0.1 (0 to 0.4)	0 (0 to 0.1)	0 (0 to 0.1)	0 (0 to 0.2)	0 (0 to 0.2)	0 (0 to 0.1)	0 (0 to 0.1)	0 (0 to 0.4)	0.1 (0 to 0.4)	0 (0 to 0.2)	0 (0 to 0.2)	0 (0 to 0.2)	0 (0 to 0.2)	0 (0 to 0.2)	0 (0 to 0.2)	0 (0 to 0.1)	2.9
Malaria	0 (0 to 0)	0 (0 to 0)	0 (0 to 0)	0 (0 to 0)	0 (0 to 0)	0 (0 to 0)	0 (0 to 0)	0 (0 to 0)	0 (0 to 0)	0 (0 to 0)	0 (0 to 0)	0 (0 to 0)	0 (0 to 0)	0 (0 to 0)	0 (0 to 0)	0 (0 to 0)	0 (0 to 0)	0 (0 to 0)	0 (0 to 0)	0 (0 to 0)	0 (0 to 0)	0
Chagas disease	0 (0 to 0)	0 (0 to 0)	0 (0 to 0)	0 (0 to 0)	0 (0 to 0)	0 (0 to 0)	0 (0 to 0)	0 (0 to 0)	0 (0 to 0)	0 (0 to 0)	0 (0 to 0)	0 (0 to 0)	0 (0 to 0)	0 (0 to 0)	0 (0 to 0)	0 (0 to 0)	0 (0 to 0)	0 (0 to 0)	0 (0 to 0)	0 (0 to 0)	0 (0 to 0)	0
Leishmaniasis	0 (0 to 0)	0 (0 to 0)	0 (0 to 0)	0 (0 to 0)	0 (0 to 0)	0 (0 to 0)	0 (0 to 0)	0 (0 to 0)	0 (0 to 0)	0 (0 to 0)	0 (0 to 0)	0 (0 to 0)	0 (0 to 0)	0 (0 to 0)	0 (0 to 0)	0 (0 to 0)	0 (0 to 0)	0 (0 to 0)	0 (0 to 0)	0 (0 to 0)	0 (0 to 0)	0
Visceral leishmaniasis	0 (0 to 0)	0 (0 to 0)	0 (0 to 0)	0 (0 to 0)	0 (0 to 0)	0 (0 to 0)	0 (0 to 0)	0 (0 to 0)	0 (0 to 0)	0 (0 to 0)	0 (0 to 0)	0 (0 to 0)	0 (0 to 0)	0 (0 to 0)	0 (0 to 0)	0 (0 to 0)	0 (0 to 0)	0 (0 to 0)	0 (0 to 0)	0 (0 to 0)	0 (0 to 0)	0
Cutaneous and mucocutaneous leishmaniasis	0 (0 to 0)	0 (0 to 0)	0 (0 to 0)	0 (0 to 0)	0 (0 to 0)	0 (0 to 0)	0 (0 to 0)	0 (0 to 0)	0 (0 to 0)	0 (0 to 0)	0 (0 to 0)	0 (0 to 0)	0 (0 to 0)	0 (0 to 0)	0 (0 to 0)	0 (0 to 0)	0 (0 to 0)	0 (0 to 0)	0 (0 to 0)	0 (0 to 0)	0 (0 to 0)	0
African trypanosomiasis	0 (0 to 0)	0 (0 to 0)	0 (0 to 0)	0 (0 to 0)	0 (0 to 0)	0 (0 to 0)	0 (0 to 0)	0 (0 to 0)	0 (0 to 0)	0 (0 to 0)	0 (0 to 0)	0 (0 to 0)	0 (0 to 0)	0 (0 to 0)	0 (0 to 0)	0 (0 to 0)	0 (0 to 0)	0 (0 to 0)	0 (0 to 0)	0 (0 to 0)	0 (0 to 0)	0
Schistosomiasis	0 (0 to 0)	0 (0 to 0)	0 (0 to 0)	0 (0 to 0)	0 (0 to 0)	0 (0 to 0)	0 (0 to 0)	0 (0 to 0)	0 (0 to 0)	0 (0 to 0)	0 (0 to 0)	0 (0 to 0)	0 (0 to 0)	0 (0 to 0)	0 (0 to 0)	0 (0 to 0)	0 (0 to 0)	0 (0 to 0)	0 (0 to 0)	0 (0 to 0)	0 (0 to 0)	0
Cysticercosis	0 (0 to 0)	0 (0 to 0)	0 (0 to 0)	0 (0 to 0)	0 (0 to 0)	0 (0 to 0)	0 (0 to 0)	0 (0 to 0)	0 (0 to 0)	0 (0 to 0)	0 (0 to 0)	0 (0 to 0)	0 (0 to 0)	0 (0 to 0)	0 (0 to 0)	0 (0 to 0)	0 (0 to 0)	0 (0 to 0)	0 (0 to 0)	0 (0 to 0)	0 (0 to 0)	0
Cystic echinococcosis	0 (0 to 0)	0 (0 to 0)	0 (0 to 0)	0 (0 to 0)	0 (0 to 0)	0 (0 to 0)	0 (0 to 0)	0 (0 to 0)	0 (0 to 0)	0 (0 to 0)	0 (0 to 0)	0 (0 to 0)	0 (0 to 0)	0 (0 to 0)	0 (0 to 0)	0 (0 to 0)	0 (0 to 0)	0 (0 to 0)	0 (0 to 0)	0 (0 to 0)	0 (0 to 0)	0.1
Lymphatic filariasis	0 (0 to 0)	0 (0 to 0)	0 (0 to 0)	0 (0 to 0)	0 (0 to 0)	0 (0 to 0)	0 (0 to 0)	0 (0 to 0)	0 (0 to 0)	0 (0 to 0)	0 (0 to 0)	0 (0 to 0)	0 (0 to 0)	0 (0 to 0)	0 (0 to 0)	0 (0 to 0)	0 (0 to 0)	0 (0 to 0)	0 (0 to 0)	0 (0 to 0)	0 (0 to 0)	0
Onchocerciasis	0 (0 to 0)	0 (0 to 0)	0 (0 to 0)	0 (0 to 0)	0 (0 to 0)	0 (0 to 0)	0 (0 to 0)	0 (0 to 0)	0 (0 to 0)	0 (0 to 0)	0 (0 to 0)	0 (0 to 0)	0 (0 to 0)	0 (0 to 0)	0 (0 to 0)	0 (0 to 0)	0 (0 to 0)	0 (0 to 0)	0 (0 to 0)	0 (0 to 0)	0 (0 to 0)	0
Trachoma	0 (0 to 0)	0 (0 to 0)	0 (0 to 0)	0 (0 to 0)	0 (0 to 0)	0 (0 to 0)	0 (0 to 0)	0 (0 to 0)	0 (0 to 0)	0 (0 to 0)	0 (0 to 0)	0 (0 to 0)	0 (0 to 0)	0 (0 to 0)	0 (0 to 0)	0 (0 to 0)	0 (0 to 0)	0 (0 to 0)	0 (0 to 0)	0 (0 to 0)	0 (0 to 0)	0
Dengue	0 (0 to 0)	0 (0 to 0)	0 (0 to 0)	0 (0 to 0)	0 (0 to 0)	0 (0 to 0)	0 (0 to 0)	0 (0 to 0)	0 (0 to 0)	0 (0 to 0)	0 (0 to 0)	0 (0 to 0)	0 (0 to 0)	0 (0 to 0)	0 (0 to 0)	0 (0 to 0)	0 (0 to 0)	0 (0 to 0)	0 (0 to 0)	0 (0 to 0)	0 (0 to 0)	0
Yellow fever	0 (0 to 0)	0 (0 to 0)	0 (0 to 0)	0 (0 to 0)	0 (0 to 0)	0 (0 to 0)	0 (0 to 0)	0 (0 to 0)	0 (0 to 0)	0 (0 to 0)	0 (0 to 0)	0 (0 to 0)	0 (0 to 0)	0 (0 to 0)	0 (0 to 0)	0 (0 to 0)	0 (0 to 0)	0 (0 to 0)	0 (0 to 0)	0 (0 to 0)	0 (0 to 0)	0
Rabies	0 (0 to 0)	0 (0 to 0)	0 (0 to 0)	0 (0 to 0)	0 (0 to 0)	0 (0 to 0)	0 (0 to 0)	0 (0 to 0)	0 (0 to 0)	0 (0 to 0)	0 (0 to 0)	0 (0 to 0)	0 (0 to 0)	0 (0 to 0)	0 (0 to 0)	0 (0 to 0)	0 (0 to 0)	0 (0 to 0)	0 (0 to 0)	0 (0 to 0)	0 (0 to 0)	0
Intestinal nematode infections	0 (0 to 0)	0 (0 to 0)	0 (0 to 0)	0 (0 to 0)	0 (0 to 0)	0 (0 to 0)	0 (0 to 0)	0 (0 to 0)	0 (0 to 0)	0 (0 to 0)	0 (0 to 0)	0 (0 to 0)	0 (0 to 0)	0 (0 to 0)	0 (0 to 0)	0 (0 to 0)	0 (0 to 0)	0 (0 to 0)	0 (0 to 0)	0 (0 to 0)	0 (0 to 0)	0
Ascariasis	0 (0 to 0)	0 (0 to 0)	0 (0 to 0)	0 (0 to 0)	0 (0 to 0)	0 (0 to 0)	0 (0 to 0)	0 (0 to 0)	0 (0 to 0)	0 (0 to 0)	0 (0 to 0)	0 (0 to 0)	0 (0 to 0)	0 (0 to 0)	0 (0 to 0)	0 (0 to 0)	0 (0 to 0)	0 (0 to 0)	0 (0 to 0)	0 (0 to 0)	0 (0 to 0)	0
Trichuriasis	0 (0 to 0)	0 (0 to 0)	0 (0 to 0)	0 (0 to 0)	0 (0 to 0)	0 (0 to 0)	0 (0 to 0)	0 (0 to 0)	0 (0 to 0)	0 (0 to 0)	0 (0 to 0)	0 (0 to 0)	0 (0 to 0)	0 (0 to 0)	0 (0 to 0)	0 (0 to 0)	0 (0 to 0)	0 (0 to 0)	0 (0 to 0)	0 (0 to 0)	0 (0 to 0)	0
Hookworm disease	0 (0 to 0)	0 (0 to 0)	0 (0 to 0)	0 (0 to 0)	0 (0 to 0)	0 (0 to 0)	0 (0

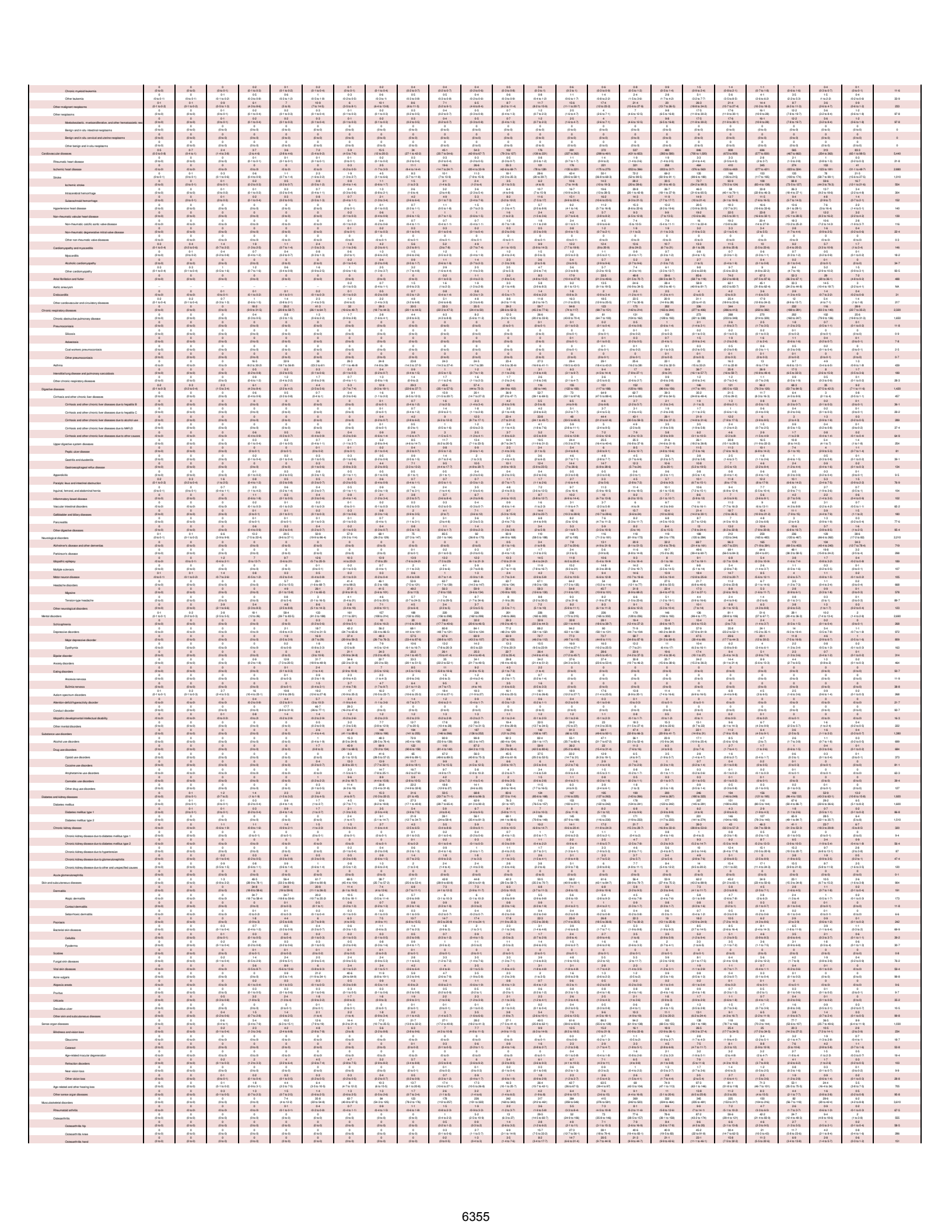

Osteoarthritis other	0 (0 to 0)	0 (0 to 0)	0 (0 to 0)	0 (0 to 0)	0 (0 to 0)	0 (0 to 0)	0 (0 to 0)	0 (0 to 0)	0 (0 to 0)	0 (0 to 0)	0 (0 to 1)	0.4 (0 to 1)	1-2 (0 to 3)	2-5 (1 to 5)	2-5 (1 to 5)	5-1 (2 to 11)	7-2 (3 to 15)	7-6 (3 to 17)	8-2 (3 to 17)	9-4 (4 to 19)	6-9 (3 to 14)	5-3 (2 to 10)	3-4 (1 to 7)	1-4 (0 to 2)	0-3 (0 to 0)		59-4
Low back pain	0 (0 to 0)	0 (0 to 0)	0 (0 to 0)	0 (0 to 0)	0 (2 to 9)	11 (3 to 29)	39 (23 to 63)	0 (0 to 0)	0 (0 to 0)	974 (364 to 1,904)	90.7 (52 to 140)	114 (68 to 173)	119 (71 to 184)	130 (87 to 204)	130 (108 to 177)	130 (108 to 177)	130 (108 to 283)	130 (98 to 241)	130 (85 to 208)	141 (97 to 209)	89.5 (52 to 133)	89.5 (57 to 130)	89.5 (58 to 127)	0 (0 to 0)		1,470
Neck pain	0 (0 to 0)	0 (0 to 0)	0 (0 to 0)	2-1 (0 to 4)	11 (4 to 20)	17-8 (9 to 32)	19-2 (9 to 34)	0 (0 to 0)	0 (0 to 0)	23-9 (12 to 49)	40-6 (21 to 74)	56-5 (29 to 93)	58-4 (29 to 98)	71-5 (39 to 118)	72-8 (37 to 127)	72-8 (37 to 136)	72-8 (35 to 136)	60-4 (29 to 105)	50 (27 to 88)	50 (28 to 90)	21-3 (10 to 39)	20-1 (10 to 35)	11-6 (6 to 20)	4-3 (3 to 7)		683
Gout	0 (0 to 0)	0 (0 to 0)	0 (0 to 0)	0 (0 to 0)	0 (0 to 0)	0 (0 to 0)	0 (0 to 0)	0 (0 to 0)	0 (0 to 0)	0 (0 to 0)	0 (0 to 0)	0 (0 to 0)	0 (0 to 0)	0 (0 to 0)	0 (0 to 0)	0 (0 to 0)	0 (0 to 0)	0 (0 to 0)	0 (0 to 0)	0 (0 to 0)	0 (0 to 0)	0 (0 to 0)	0 (0 to 0)	0 (0 to 0)		74-7
Other musculoskeletal disorders	0 (0 to 0)	0 (0 to 0)	0 (0 to 0)	0-2 (0 to 1)	0-3 (0 to 1)	1-6-7 (0 to 4)	2-9-2 (1 to 6)	41 (23 to 65)	29-2 (15 to 44)	41 (23 to 65)	64-9 (34 to 79)	46-5 (25 to 72)	46-5 (25 to 72)	56-7 (32 to 80)	64-9 (35 to 107)	64-9 (34 to 104)	53-2 (27 to 88)	53-2 (29 to 73)	45-3 (22 to 72)	46-9 (22 to 74)	29-5 (15 to 48)	17-5 (9 to 32)	7-6 (3 to 14)	2-6 (1 to 4)		569
Other non-communicable diseases	52-3 (36 to 69)	24-8 (17 to 36)	81 (54 to 115)	55 (40 to 72)	35-2 (26 to 46)	36-3 (26 to 47)	29-8 (19 to 39)	34-1 (25 to 45)	28-2 (20 to 37)	63-7 (51 to 77)	48-7 (32 to 70)	53-5 (27 to 79)	53-5 (27 to 79)	72-5 (59 to 92)	97-9 (66 to 137)	102 (64 to 150)	132 (84 to 195)	141 (86 to 195)	99-6 (60 to 139)	109 (62 to 171)	86-6 (72 to 103)	95-3 (66 to 130)	24-3 (20 to 45)	9-3 (5 to 12)		1,600
Congenital birth defects	50-2 (34 to 67)	20-7 (14 to 31)	46-7 (31 to 79)	36-3 (27 to 51)	17-7 (13 to 24)	18-8 (13 to 25)	10-9 (7 to 15)	11-7 (8 to 15)	11 (7 to 15)	10-1 (7 to 13)	9-2 (6 to 12)	8-3 (4 to 12)	10-3 (7 to 13)	11-4 (7 to 15)	10-9 (7 to 14)	9-5 (6 to 13)	9-5 (6 to 13)	3-6 (1 to 5)	1-4 (0 to 2)	0-9 (0 to 1)	0-5 (0 to 1)	0-2 (0 to 1)	0-1 (0 to 0)		308
Neural tube defects	4-5 (1 to 9)	1-7 (0 to 3)	4 (1 to 9)	0-8 (0 to 2)	1-1 (0 to 3)	0-5 (0 to 1)	0-3 (0 to 1)	0-6 (0 to 2)	0-6 (0 to 2)	0-6 (0 to 2)	0-6 (0 to 2)	0-4 (0 to 2)	0-4 (0 to 2)	0-3 (0 to 2)	0-2 (0 to 1)	0-1 (0 to 1)	0-1 (0 to 1)	0-1 (0 to 1)	0-1 (0 to 1)	0-1 (0 to 1)	0-1 (0 to 1)	0-1 (0 to 1)	0-1 (0 to 1)		22-2
Congenital heart anomalies	12-9 (7 to 22)	9-5 (6 to 15)	8-5 (5 to 15)	2-8 (2 to 4)	2-1 (2 to 3)	2-1 (1 to 4)	3-1 (1 to 4)	2-9 (1 to 4)	1-2 (1 to 2)	2-2 (1 to 4)	1-9 (1 to 3)	2-2 (1 to 3)	2-2 (1 to 3)	1-9 (1 to 3)	1-6 (1 to 3)	1-5 (0 to 2)	2-4 (1 to 4)	1-1 (0 to 1)	0-2 (0 to 1)	0-1 (0 to 1)	0-1 (0 to 1)	0-1 (0 to 1)	0-1 (0 to 1)		79-4
Orofacial clefts	0 (0 to 1)	0 (0 to 0)	0-2 (0 to 1)	0-4 (0 to 1)	0-2 (0 to 1)	0-2 (0 to 1)	0-2 (0 to 1)	0-2 (0 to 1)	0-2 (0 to 1)	0-2 (0 to 1)	0-2 (0 to 1)	0-2 (0 to 1)	0-2 (0 to 1)	0-2 (0 to 1)	0-2 (0 to 1)	0-2 (0 to 1)	0-2 (0 to 1)	0-2 (0 to 1)	0-2 (0 to 1)	0-2 (0 to 1)	0-1 (0 to 1)	0-1 (0 to 1)	0-1 (0 to 1)		3-7
Down syndrome	1-3 (0 to 2)	0-4 (0 to 1)	1-5 (0 to 3)	1-4 (0 to 2)	0-9 (0 to 1)	0-9 (0 to 1)	0-6 (0 to 1)	0-8 (0 to 1)	1 (0 to 1)	0-9 (0 to 1)	0-8 (0 to 1)	0-9 (0 to 1)	0-9 (0 to 1)	1-5 (0 to 2)	3 (1 to 4)	3-4 (1 to 5)	3-5 (1 to 5)	1-5 (0 to 2)	0-9 (0 to 1)	0-9 (0 to 1)	0-5 (0 to 1)	0-3 (0 to 0)	0-3 (0 to 0)	0-1 (0 to 0)		24-2
Turner syndrome	0 (0 to 0)	0 (0 to 0)	0 (0 to 0)	0 (0 to 0)	0 (0 to 0)	0 (0 to 0)	0 (0 to 0)	0 (0 to 0)	0 (0 to 0)	0 (0 to 0)	0 (0 to 0)	0 (0 to 0)	0 (0 to 0)	0 (0 to 0)	0 (0 to 0)	0 (0 to 0)	0 (0 to 0)	0 (0 to 0)	0 (0 to 0)	0 (0 to 0)	0 (0 to 0)	0 (0 to 0)	0 (0 to 0)	0 (0 to 0)		0
Klinefelter syndrome	0 (0 to 0)	0 (0 to 0)	0 (0 to 0)	0 (0 to 0)	0 (0 to 0)	0 (0 to 0)	0 (0 to 0)	0 (0 to 0)	0 (0 to 1)	0 (0 to 0)	0 (0 to 0)	0 (0 to 0)	0 (0 to 0)	0 (0 to 0)	0 (0 to 0)	0 (0 to 0)	0 (0 to 0)	0 (0 to 0)	0 (0 to 0)	0 (0 to 0)	0 (0 to 0)	0 (0 to 0)	0 (0 to 0)	0 (0 to 0)		0-2
Other chromosomal abnormalities	7-4 (3 to 17-3)	3 (1 to 6-3)	9-2 (4 to 20)	4-5 (2 to 8)	2-7 (1 to 4)	2-5 (1 to 4)	1-6 (1 to 2)	1-8 (1 to 3)	1-5 (1 to 2)	1-4 (1 to 2)	1-3 (0 to 2)	1-3 (0 to 2)	1-2 (0 to 3)	1-3 (0 to 2)	1-2 (0 to 2)	1-2 (0 to 2)	0-8 (0 to 2)	0-6 (0 to 1)	0-4 (0 to 1)	0-5 (0 to 1)	0-4 (0 to 1)	0-2 (0 to 1)	0-2 (0 to 1)	0-1 (0 to 0)		41-2
Congenital musculoskeletal and limb anomalies	2-1 (1 to 4)	0-7 (0 to 1)	5-9 (3 to 9)	0-2 (0 to 1)	4-8 (2 to 7)	2-8 (1 to 4)	1-7 (1 to 2)	2-8 (1 to 4)	3 (1 to 5)	1-7 (1 to 2)	2-6 (1 to 4)	1-2 (0 to 2)	2-6 (1 to 4)	1-2 (0 to 2)	3-4 (1 to 6)	2-5 (1 to 4)	1-9 (1 to 3)	1-5 (1 to 2)	0-8 (0 to 1)	0-4 (0 to 1)	0-2 (0 to 1)	0-1 (0 to 1)	0-1 (0 to 0)		61
Urogenital congenital anomalies	2-6 (0 to 5)	0-4 (0 to 1)	0-9 (0 to 2)	0-8 (0 to 1)	0-6 (0 to 1)	0-4 (0 to 1)	0-3 (0 to 1)	0-2 (0 to 1)	0-2 (0 to 1)	0-2 (0 to 1)	0-2 (0 to 1)	0-1 (0 to 1)	0-1 (0 to 1)	0-1 (0 to 1)	0-1 (0 to 1)	0-1 (0 to 1)	0-1 (0 to 1)	0-1 (0 to 1)	0-1 (0 to 1)	0-1 (0 to 1)	0-1 (0 to 1)	0-1 (0 to 1)	0-1 (0 to 1)		7-1
Digestive congenital anomalies	4-5 (2 to 10)	1-6 (0 to 3)	3-5 (1 to 7)	1-2 (0 to 3)	0-9 (0 to 2)	0-5 (0 to 1)	0-3 (0 to 1)	0-2 (0 to 1)	0-2 (0 to 1)	0-2 (0 to 1)	0-2 (0 to 1)	0-2 (0 to 1)	0-2 (0 to 1)	0-2 (0 to 1)	0-2 (0 to 1)	0-2 (0 to 1)	0-2 (0 to 1)	0-2 (0 to 1)	0-2 (0 to 1)	0-2 (0 to 1)	0-2 (0 to 1)	0-2 (0 to 1)	0-2 (0 to 1)		14-1
Other congenital birth defects	8-1 (4 to 20-3)	3-7 (2 to 6-1)	7-7 (4 to 19-2)	3-1 (2 to 5)	3-4 (2 to 5)	3-2 (2 to 5)	1-8 (1 to 3)	1-9 (1 to 3)	1-5 (1 to 2)	1-5 (1 to 2)	1-3 (0 to 2)	1-2 (0 to 2)	1-2 (0 to 2)	1-2 (0 to 2)	1-2 (0 to 2)	1-2 (0 to 2)	0-9 (0 to 2)	0-8 (0 to 1)	0-6 (0 to 1)	0-6 (0 to 1)	0-4 (0 to 1)	0-2 (0 to 1)	0-2 (0 to 1)	0-2 (0 to 0)		54-9
Urinary diseases and male infertility	0-1 (0 to 0)	0-1 (0 to 0)	0-4 (0 to 0)	0-5 (0 to 1)	0-6 (0 to 1)	0-9 (0 to 1)	0-9 (0 to 1)	1-8 (0 to 4)	2-2 (1 to 5)	3-2 (1 to 6)	4-5 (2 to 9)	5-2 (2 to 9)	5-2 (2 to 9)	5-5 (3 to 9)	9-6 (4 to 13)	9-7 (4 to 17)	9-4 (3 to 15)	9-1 (3 to 15)	4-7 (2 to 8)	4-5 (2 to 8)	4-3 (2 to 8)	3-6 (2 to 5)	4-3 (2 to 6)	2-4 (1 to 4)		383
Urolithiasis	0 (0 to 0)	0 (0 to 0)	0 (0 to 0)	0 (0 to 0)	0 (0 to 0)	0 (0 to 0)	0 (0 to 0)	0 (0 to 0)	0 (0 to 0)	0-1 (0 to 0)	0-1 (0 to 0)	0-2 (0 to 0)	0-1 (0 to 0)	0-3 (0 to 1)	0-5 (0 to 1)	0-4 (0 to 2)	0-7 (0 to 3)	0-9 (0 to 3)	0-5 (0 to 1)	0-6 (0 to 2)	0-3 (0 to 1)	0-3 (0 to 2)	0-2 (0 to 1)	0-2 (0 to 0)		18-3
Benign prostatic hyperplasia	0 (0 to 0)	0 (0 to 0)	0 (0 to 0)	0 (0 to 0)	0 (0 to 0)	0 (0 to 0)	0 (0 to 0)	0 (0 to 0)	0 (0 to 0)	0 (0 to 0)	0 (0 to 0)	0 (0 to 0)	0 (0 to 0)	0 (0 to 0)	0 (0 to 0)	0 (0 to 0)	0 (0 to 0)	0 (0 to 0)	0 (0 to 0)	0 (0 to 0)	0 (0 to 0)	0 (0 to 0)	0 (0 to 0)	0 (0 to 0)		119
Male infertility	0 (0 to 0)	0 (0 to 0)	0 (0 to 0)	0 (0 to 0)	0 (0 to 0)	0 (0 to 0)	0 (0 to 0)	1-3 (0 to 3)	2-2 (0 to 5)	2-2 (0 to 6)	2-5 (0 to 6)	2-5 (0 to 6)	2-5 (0 to 6)	2-2 (0 to 5)	3-3 (0 to 8)	3-3 (0 to 8)	2-9 (0 to 7)	2-3 (0 to 6)	1-3 (0 to 4)	1-3 (0 to 4)	0-9 (0 to 2)	0-7 (0 to 2)	0-7 (0 to 2)	0-2 (0 to 0)		11
Other urinary diseases	0 (0 to 1)	0 (0 to 1)	0-1 (0 to 2)	0-1 (0 to 2)	0-2 (0 to 4)	0-1 (0 to 2)	0-1 (0 to 2)	0-1 (0 to 2)	0-2 (0 to 3)	0-3 (0 to 5)	0-3 (0 to 6)	0-3 (0 to 6)	0-4 (0 to 7)	0-4 (0 to 7)	0-7 (0 to 11)	0-7 (0 to 11)	0-6 (0 to 11)	0-5 (0 to 9)	0-3 (0 to 7)	0-3 (0 to 6)	0-3 (0 to 5)	0-2 (0 to 3)	0-2 (0 to 3)	0-2 (0 to 2)		11-9
Gynecological diseases	0 (0 to 0)	0 (0 to 0)	0 (0 to 0)	0 (0 to 0)	0 (0 to 0)	0 (0 to 0)	0 (0 to 0)	0 (0 to 0)	0 (0 to 0)	0 (0 to 0)	0 (0 to 0)	0 (0 to 0)	0 (0 to 0)	0 (0 to 0)	0 (0 to 0)	0 (0 to 0)	0 (0 to 0)	0 (0 to 0)	0 (0 to 0)	0 (0 to 0)	0 (0 to 0)	0 (0 to 0)	0 (0 to 0)	0 (0 to 0)		0
Uterine fibroids	0 (0 to 0)	0 (0 to 0)	0 (0 to 0)	0 (0 to 0)	0 (0 to 0)	0 (0 to 0)	0 (0 to 0)	0 (0 to 0)	0 (0 to 0)	0 (0 to 0)	0 (0 to 0)	0 (0 to 0)	0 (0 to 0)	0 (0 to 0)	0 (0 to 0)	0 (0 to 0)	0 (0 to 0)	0 (0 to 0)	0 (0 to 0)	0 (0 to 0)	0 (0 to 0)	0 (0 to 0)	0 (0 to 0)	0 (0 to 0)		0
Polycystic ovarian syndrome	..	..	..	..	..	..	..	..	..	..	..	..	..	..	..	..	..	..	..	..	..	..	..	..		NA
Female infertility	..	..	..	..	..	..	..	..	..	..	..	..	..	..	..	..	..	..	..	..	..	..	..	..		NA
Endometriosis	..	..	..	..	..	..	..	..	..	..	..	..	..	..	..	..	..	..	..	..	..	..	..	..		NA
Genital prolapse	0 (0 to 0)	0 (0 to 0)	0 (0 to 0)	0 (0 to 0)	0 (0 to 0)	0 (0 to 0)	0 (0 to 0)	0 (0 to 0)	0 (0 to 0)	0 (0 to 0)	0 (0 to 0)	0 (0 to 0)	0 (0 to 0)	0 (0 to 0)	0 (0 to 0)	0 (0 to 0)	0 (0 to 0)	0 (0 to 0)	0 (0 to 0)	0 (0 to 0)	0 (0 to 0)	0 (0 to 0)	0 (0 to 0)	0 (0 to 0)		0
Premenstrual syndrome	..	..	..	..	..	..	..	..	..	..	..	..	..	..	..	..	..	..	..	..	..	..	..	..		NA
Other gynecological diseases	0 (0 to 0)	0 (0 to 0)	0 (0 to 0)	0 (0 to 0)	0 (0 to 0)	0 (0 to 0)	0 (0 to 0)	0 (0 to 0)	0 (0 to 0)	0 (0 to 0)	0 (0 to 0)	0 (0 to 0)	0 (0 to 0)	0 (0 to 0)	0 (0 to 0)	0 (0 to 0)	0 (0 to 0)	0 (0 to 0)	0 (0 to 0)	0 (0 to 0)	0 (0 to 0)	0 (0 to 0)	0 (0 to 0)	0 (0 to 0)		0
Hemoglobinopathies and hemolytic anemias	0-1 (0 to 3)	0-3 (0 to 1)	1-2 (0 to 3-6)	1-7 (0 to 4)	0-6 (0 to 1)	0-4 (0 to 1)	0-2 (0 to 0)	0-7 (0 to 1)	0-8 (0 to 1)	0-7 (0 to 1)	0-8 (0 to 1)	0-7 (0 to 1)	0-6 (0 to 1)	0-8 (0 to 1)	0-8 (0 to 2)	1 (0 to 2)	1 (0 to 2)	1 (0 to 2)	1-4 (0 to 3)	1-2 (0 to 3)	1-2 (0 to 3)	1-1 (0 to 1)	0-9 (0 to 1)	0-5 (0 to 1)	0-2 (0 to 0)	17-7
Thalassemias	0 (0 to 0)	0 (0 to 0)	0-1 (0 to 1)	0 (0 to 0)	0 (0 to 0)	0 (0 to 0)	0 (0 to 0)	0 (0 to 0)	0 (0 to 0)	0 (0 to 0)	0 (0 to 0)	0 (0 to 0)	0 (0 to 0)	0 (0 to 0)	0 (0 to 0)	0 (0 to 0)	0 (0 to 0)	0 (0 to 0)	0 (0 to 0)	0 (0 to 0)	0 (0 to 0)	0 (0 to 0)	0 (0 to 0)	0 (0 to 0)	0 (0 to 0)	0-2
Thalassemias trait	0 (0 to 0)	0-1 (0 to 1)	0-2 (0 to 1)	0-4 (0 to 2)	0-2 (0 to 0)	0-2 (0 to 0)	0-2 (0 to 0)	0-1 (0 to 1)	0-2 (0 to 1)	0-2 (0 to 1)	0-2 (0 to 1)	0-1 (0 to 0)	0-1 (0 to 0)	0-1 (0 to 0)	0-1 (0 to 0)	0-1 (0 to 0)	0-1 (0 to 0)	0-1 (0 to 0)	0-1 (0 to 0)	0-1 (0 to 0)	0-1 (0 to 0)	0-1 (0 to 0)	0-1 (0 to 0)	0-1 (0 to 0)	0-1 (0 to 0)	1-5
Sickle cell disorders	0 (0 to 0)	0-1 (0 to 0)	0-4 (0 to 2)	0-4 (0 to 2)	0-4 (0 to 2)	0-2 (0 to 1)	0-2 (0 to 1)	0-2 (0 to 1)	0-2 (0 to 2)	0-1 (0 to 2)	0-1 (0 to 2)	0-1 (0 to 1)	0-1 (0 to 1)	0-1 (0 to 1)	0-1 (0 to 1)	0-1 (0 to 1)	0-1 (0 to 1)	0-1 (0 to 1)	0-1 (0 to 1)	0-1 (0 to 1)	0-1 (0 to 1)	0-1 (0 to 1)	0-1 (0 to 1)	0-1 (0 to 1)	0-1 (0 to 0)	2-6
Sickle cell trait	0 (0 to 0)	0 (0 to 0)	0-1 (0 to 3)	0-2 (0 to 1)	0-3 (0 to 1)	0-3 (0 to 2)	0-3 (0 to 1)	0-3 (0 to 1)	0-3 (0 to 2)	0-3 (0 to 2)	0-3 (0 to 2)	0-3 (0 to 2)	0-3 (0 to 2)	0-3 (0 to 2)	0-3 (0 to 2)	0-3 (0 to 2)	0-3 (0 to 2)	0-3 (0 to 2)	0-3 (0 to 2)	0-3 (0 to 2)	0-3 (0 to 2)	0-3 (0 to 2)	0-3 (0 to 2)	0-3 (0 to 2)	0-3 (0 to 1)	1-3
G6PD deficiency	0 (0 to 0)	0 (0 to 0)	0-1 (0 to 1)	0-2 (0 to 1)	0-2 (0 to 1)	0-1 (0 to 1)	0-1 (0 to 0)	0-2 (0 to 1)	0-2 (0 to 2)	0-3 (0 to 2)	0-3 (0 to 2)	0-3 (0 to 2)	0-3 (0 to 2)	0-2 (0 to 2)	0-2 (0 to 2)	0-2 (0 to 2)	0-2 (0 to 2)	0-2 (0 to 2)	0-1 (0 to 2)	0-1 (0 to 2)	0-1 (0 to 2)	0-1 (0 to 2)	0-1 (0 to 2)	0-1 (0 to 2)	0-1 (0 to 1)	3-1
G6PD trait	0 (0 to 0)	0 (0 to 0)	0-1 (0 to 1)	0-2 (0 to 1)	0-2 (0 to 1)	0-2 (0 to 1)	0-2 (0 to 1)	0-2 (0 to 1)	0-2 (0 to 2)	0-3 (0 to 2)	0-3 (0 to 2)	0-3 (0 to 2)	0-3 (0 to 2)	0-3 (0 to 2)	0-3 (0 to 2)	0-3 (0 to 2)	0-3 (0 to 2)	0-3 (0 to 2)	0-2 (0 to 2)	0-2 (0 to 2)	0-2 (0 to 2)	0-2 (0 to 2)	0-2 (0 to 2)	0-2 (0 to 2)	0-2 (0 to 1)	0
Other hemoglobinopathies and hemolytic anemias	0 (0 to 0)	0 (0 to 0)	0-1 (0 to 2)	0-2 (0 to 1)	0-4 (0 to 2)	0-1 (0 to 1)	0-1 (0 to 0)	0-2 (0 to 1)	0-2 (0 to 1)	0-3 (0 to 1)	0-3 (0 to 1)	0-3 (0 to 1)	0-3 (0 to 1)	0-2 (0 to 1)	0-4 (0 to 2)	0-4 (0 to 2)	0-3 (0 to 2)	0-4 (0 to 2)	0-3 (0 to 2)	0-3 (0 to 2)	0-2 (0 to 1)	0-2 (0 to 1)	0-2 (0 to 1)	0-2 (0 to 1)	0-1 (0 to 1)	9-1
Endocrine, metabolic, blood, and immune disorders	1-9 (1 to 3)	1-7 (1 to 2)	7-6 (4 to 12)	14-1 (9 to 19)	11-7 (7 to 17)	13-4 (9 to 19)	9-7 (6 to 14)	12-4 (8 to 17)	13-4 (9 to 19)	15 (10 to 21)	15 (10 to 21)	17 (11 to 24)	16-9 (10 to 26)	19-2 (12 to 28)	26-1 (18 to 40)	36-9 (24 to 56)	44 (27 to 66)	46-3 (28 to 69)	49-4 (28 to 67)	48-1 (30 to 73)	33-1 (21 to 49)	29-3 (18 to 41)	22-3 (13 to 31)	9-3 (5 to 14)	451
Oral disorders	2-9 (1 to 5)	1-7 (1 to 4)	3-5 (1 to 8)	4-4 (2 to 7)	2-7 (1 to 4)	3-1 (1 to 5)	2-4 (1 to 3)	7-4 (4 to 12)	10-3 (5 to 16)	13-9 (7 to 22)	17-3 (9 to 28)	19-3 (10 to 32)	20-7 (11 to 33)	28 (16 to 47)	39-3 (24 to 64)	49-9 (29 to 79)	52-4 (32 to 81)	58-1 (34 to 91)	69-3 (42 to 107)	49-4 (30 to 75)	35-6 (22 to 55)	30-9 (19 to 47)	9-2 (5 to 15)	1-9 (1 to 4)	468
Caries of deciduous teeth	0 (0 to 0)	0 (0 to 0)	0 (0 to 0)	0 (0 to 0)	0 (0 to 0)	0 (0 to 0)	0 (0 to 0)	0 (0 to 0)	0 (0 to 0)	0 (0 to 0)	0 (0 to 0)	0 (0 to 0)	0 (0 to 0)	0 (0 to 0)	0 (0 to 0)	0 (0 to 0)	0 (0 to 0)	0 (0 to 0)	0 (0 to 0)	0 (0 to 0)	0 (0 to 0)	0 (0 to 0)	0 (0 to 0)	0 (0 to 0)	0 (0 to 0)	0-9
Caries of permanent teeth	0 (0 to 0)	0 (0 to 0)	0 (0 to 0)	0 (0 to 0)	0-2 (0 to 1)	2 (0 to 4)	2-7 (0 to 4)	2-4 (1 to 4)	2-4 (1 to 5)	2-8 (1 to 5)	2-8 (1 to 5)	2-5 (1 to 5)	2-5 (1 to 5)	2-5 (1 to 5)	2-5 (1 to 5)	2-5 (1 to 5)	2-5 (1 to 5)	2-5 (1 to 5)	2-5 (1 to 5)	2-5 (1 to 5)	2-5 (1 to 5)	2-5 (1 to 5)	2-5 (1 to 5)	2-5 (1 to 5)	2-5 (1 to 5)	35-7
Periodontal diseases	0 (0 to 0)	0 (0 to 0)	0 (0 to 0)	0 (0 to 0)	0 (0 to 0)	0 (0 to 0)	0 (0 to 0)	0 (0 to 0)	0 (0 to 0)	0 (0 to 0)	0 (0 to 0)	0 (0 to 0)	0 (0 to 0)	0 (0 to 0)	0 (0 to 0)	0 (0 to 0)	0 (0 to 0)	0 (0 to 0)	0 (0 to 0)	0 (0 to 0)	0 (0 to 0)	0 (0 to 0)	0 (0 to 0)	0 (0 to 0)	0 (0 to 0)	76-5
Other oral disorders	0 (0 to 0)	0 (0 to 0)	0 (0 to 0)	0-7 (0 to 4)	2-3 (1 to 3)	2-4 (1 to 4)	3-2 (1 to 5)	3-8 (2 to 6)	4-5 (2 to 8)	5-5 (3 to 8)	5-5 (3 to 8)	5-1 (3 to 7)	5-1 (3 to 8)	6-6 (4 to 9)	6-6 (4 to 9)	6-6 (3 to 9)	5-1 (3 to 7)	4-4 (2 to 6)	3 (2 to 5)	3 (2 to 5)	1 (1 to 2)	0-5 (0 to 1)	0-3 (0 to 1)	0-1 (0 to 0)	70-6
Sudden infant death syndrome	2-2 (1 to 3)	22-8 (12 to 39)	..	..	..	..	..	..	..	..	..	..	..	..	..	..	..	..	..	..	..	..	..	..	..	NA
Injuries	0-6 (0 to 0)	0-8 (0 to 1)	29-7 (9 to 13)	43-3 (24 to 35)	62-3 (35 to 52)	97 (64 to 146)	211 (93 to 116)	178 (78 to 266)	198 (87 to 291)	198 (163 to 239)	184 (146 to 231)	210 (171 to 260)	246 (196 to 305)	243 (189 to 305)	228 (177 to 288)	198 (152 to 253)	164 (124 to 213)	187 (145 to 236)	148 (114 to 189)	130 (102 to 161)	105 (82 to 128)	53-1 (42 to 65)	13-8 (11 to 17)	2,990
Transport injuries	0 (0 to 0)	0-1 (0 to 1)	0-7 (0 to 1)	0-8 (0 to 1)	2-2 (1 to 3)	2-2 (1 to 3)	3-4 (2 to 5)	2-3 (1 to 3)	2-3 (1 to 3)	4-9 (3 to 6)	4-9 (3 to 6)	5-6 (4 to 7)	4-6 (3 to 6)	4-1 (3 to 5)	3-5 (2 to 5)	2-9 (2 to 4)	2-3 (1 to 3)	2-1 (1 to 3)	1-7 (1 to 2)	1-5 (1 to 2)	1-2 (1 to 2)	0-6 (0 to 1)	0-2 (0 to 1)	0-1 (0 to 0)	549
Road injuries	0 (0 to 0)	0 (0 to 0)	0-4 (0 to 0)	0-5 (0 to 1)	2-1 (1 to 3)	2 (1 to 3)	3-2 (2 to 4)	2-4 (1 to 3)	2-4 (1 to 3)	4-5 (3 to 6)	4-5 (3 to 6)	5-2 (4 to 7)	4-4 (3 to 6)	3-9 (3 to 5)	3-2 (2 to 4)	2-6 (2 to 4)	2-1 (1 to 3)	1-9 (1 to 3)	1-6 (1 to 2)	1-4 (1 to 2)	1-1 (1 to 2)	0-6 (0 to 1)	0-2 (0 to 1)	0-1 (0 to 0)	501
Pedestrian road injuries	0 (0 to 0)	0 (0 to 0)	0-1 (0 to 2)	0-2 (0 to 1)	0-4 (0 to 2)	0-4 (0 to 2)	0-6 (0 to 2)	0-5 (0 to 2)	0-5 (0 to 2)	0-8 (0 to 2)	0-8 (0 to 2)	0-9 (0 to 2)	0-8 (0 to 2)	0-7 (0 to 2)	0-6 (0 to 2)	0-5 (0 to 2)	0-4 (0 to 2)	0-3 (0 to 2)	0-3 (0 to 2)	0-2 (0 to 2)	0-2 (0 to 2)	0-1 (0 to 1)	0-1 (0 to 1)	0-1 (0 to 0)	78-3
Cyclist road injuries	0 (0 to 0)	0 (0 to 0)	0 (0 to 0)	0 (0 to 0)	0-5 (0 to 1)	0-6 (0 to 1)	0-7 (0 to 2)	0-6 (0 to 1)	0-5 (0 to 1)	0-5 (0 to 1)	0-5 (0 to 1)	0-6 (0 to 1)	0-5 (0 to 1)	0-4 (0 to 1)	0-2 (0 to 1)	0-2 (0 to 1)	0-2 (0 to 1)	0-2 (0 to 1)	0-2 (0 to 1)	0-2 (0 to 1)	0-2 (0 to 1)	0-2 (0 to 1)	0-2 (0 to 1)	0-2 (0 to 1)	0-1 (0 to 0)	81-3
Motorcyclist road injuries	0 (0 to 0)	0 (0 to 0)	0-1 (0 to 1)	0-5 (0 to 2)	0-7 (0 to 2)	0-9 (0 to 2)	2-1 (0 to 4)	1-7 (0 to 3)	1-7 (0 to 3)	1-7 (0 to 3)	1-7 (0 to 3)	1-7 (0 to 3)	1-7 (0 to 3)	1-6 (0 to 3)	1-4 (0 to 3)	1-2 (0 to 3)	1-1 (0 to 3)	1-1 (0 to 3)	0-9 (0 to 2)	0-8 (0 to 2)	0-7 (0 to 2)	0-6 (0 to 2)	0-5 (0 to 1)	0-3 (0 to 1)	0-1 (0 to 0)	109
Motor vehicle road injuries	0 (0 to 0)	0 (0 to 0)	0-4 (0 to 0)	1-7 (1 to 2)	3-4 (2 to 4)	4-4 (3 to 6)	7-4 (4 to 10)	6-4 (3 to 9)	6-4 (3 to 9)	12-7 (9 to 16)	12-7 (9 to 16)	14-2 (9 to 19)	14-2 (9 to 19)	12-9 (8 to 18)	10-5 (6 to 16)	9-6 (5 to 14)	7-6 (4 to 11)	7-3 (4 to 11)	5-8 (3 to 9)	5-1 (3 to 8)	4-1 (2 to 6)	2-7 (1 to 4)	2-3 (1 to 3)	0-8 (0 to 1)	0-2 (0 to 0)	225
Other road injuries	0 (0 to 0)	0 (0 to 0)	0-1 (0 to 2)	0-3 (0 to 1)	0-6 (0 to 2)	0-6 (0 to 2)	0-9 (0 to 3)	0-8 (0 to 3)	0-8 (0 to 3)	0-9 (0 to 3)	0-9 (0 to 3)	0-9 (0 to 3)	0-9 (0 to 3)	0-8 (0 to 3)	0-7 (0 to 3)	0-6 (0 to 3)	0-5 (0 to 3)	0-4 (0 to 3)	0-4 (0 to 3)	0-3 (0 to 3)	0-3 (0 to 2)	0-2

SR Table 2c: Suffolk DALYS by cause and age group for males with 95% uncertainty intervals, 2019

Cause	Early Neonatal (0-6 days)	Late Neonatal (7-27 days)	Post Neonatal (28-364 days)	1 to 4	5 to 9	10 to 14	15 to 19	20 to 24	25 to 29	30 to 34	35 to 39	40 to 44	45 to 49	50 to 54	55 to 59	60 to 64	65 to 69	70 to 74	75 to 79	80 to 84	85 to 89	90 to 94	95 plus	Total
All causes	4,228 (3,832-4,636)	1,514 (1,344-1,701)	1,284 (1,147-1,429)	1,004 (883-1,131)	699 (609-794)	1,005 (884-1,128)	1,222 (1,077-1,368)	1,350 (1,210-1,492)	1,372 (1,222-1,523)	1,429 (1,267-1,591)	1,502 (1,332-1,678)	1,662 (1,477-1,853)	1,866 (1,655-2,080)	2,102 (1,870-2,342)	2,332 (2,079-2,600)	2,579 (2,303-2,866)	2,770 (2,473-3,082)	2,966 (2,650-3,300)	3,144 (2,809-3,500)	3,299 (2,947-3,675)	3,430 (3,064-3,822)	3,545 (3,168-3,952)	3,645 (3,258-4,063)	131,090
Communicable, maternal, neonatal, and nutritional diseases	3,375 (2,971-3,775)	1,504 (1,337-1,686)	171 (127-224)	159 (119-208)	111 (83-144)	120 (89-156)	111 (83-143)	120 (90-153)	129 (97-163)	158 (120-199)	168 (127-213)	169 (127-217)	174 (127-227)	202 (151-264)	222 (161-290)	226 (164-296)	270 (177-359)	286 (207-377)	298 (212-395)	299 (212-395)	298 (212-394)	298 (212-394)	298 (212-394)	6,666
HIV/AIDS and sexually transmitted infections	14 (4.5-32.9)	4.6 (1.3-10.8)	7.5 (2.4-16.7)	2.0 (0.4-5.6)	0.4 (0.0-0.9)	2.2 (0.2-6.0)	0.3 (0.0-0.7)	2.4 (0.4-6.7)	1.4 (0.2-3.7)	4.1 (0.7-11.0)	3.7 (0.6-10.1)	9.6 (1.7-25.1)	7.3 (1.2-19.4)	10.9 (1.9-28.6)	9.3 (1.6-24.5)	9.6 (1.7-25.1)	7.6 (1.4-19.9)	5.9 (1.1-15.2)	4.3 (0.9-11.1)	3.6 (0.7-9.2)	1.8 (0.4-4.5)	0.6 (0.2-1.5)	0.3 (0.2-0.5)	0.1 (0.1-0.2)	108
HIV/AIDS	0 (0-0)	0 (0-0)	0.5 (0.4-0.6)	0.2 (0.2-0.3)	0.3 (0.2-0.4)	0.2 (0.2-0.3)	0.4 (0.3-0.6)	1.2 (0.9-1.7)	2.6 (2.0-3.4)	3.6 (2.8-4.6)	4.9 (3.7-6.3)	6.9 (5.1-9.1)	8.6 (6.3-11.4)	8.8 (6.4-11.8)	8.8 (6.4-12.4)	9.6 (7.0-13.2)	8.3 (6.2-11.4)	6.2 (4.6-8.6)	3.9 (2.8-5.4)	2.3 (1.7-3.3)	1.1 (0.8-1.6)	0.2 (0.1-0.4)	0.1 (0.0-0.2)	0.0 (0.0-0.1)	70.8
HIV/AIDS - Drug-susceptible Tuberculosis	0 (0-0)	0 (0-0)	0.1 (0.0-0.1)	0 (0.0-0.1)	0 (0.0-0.1)	0 (0.0-0.1)	0.1 (0.1-0.2)	0.4 (0.3-0.7)	0.7 (0.4-1.1)	0.9 (0.6-1.3)	1.2 (0.8-1.7)	1.5 (1.0-2.3)	1.8 (1.2-2.6)	1.7 (1.1-2.5)	1.7 (1.1-2.5)	1.7 (1.1-2.5)	1.7 (1.1-2.5)	1.3 (0.9-1.8)	0.8 (0.5-1.1)	0.5 (0.3-0.7)	0.2 (0.1-0.3)	0.0 (0.0-0.1)	0.0 (0.0-0.0)	0.0 (0.0-0.0)	6
HIV/AIDS - Multidrug-resistant Tuberculosis without extensive drug resistance	0 (0-0)	0 (0-0)	0 (0-0)	0 (0-0)	0 (0-0)	0 (0-0)	0 (0-0)	0 (0-0)	0 (0-0)	0 (0-0)	0 (0-0)	0 (0-0)	0 (0-0)	0 (0-0)	0 (0-0)	0 (0-0)	0 (0-0)	0 (0-0)	0 (0-0)	0 (0-0)	0 (0-0)	0 (0-0)	0 (0-0)	0 (0-0)	0 (0-0)	0.2
HIV/AIDS - Extensively drug-resistant Tuberculosis	0 (0-0)	0 (0-0)	0 (0-0)	0 (0-0)	0 (0-0)	0 (0-0)	0 (0-0)	0 (0-0)	0 (0-0)	0 (0-0)	0 (0-0)	0 (0-0)	0 (0-0)	0 (0-0)	0 (0-0)	0 (0-0)	0 (0-0)	0 (0-0)	0 (0-0)	0 (0-0)	0 (0-0)	0 (0-0)	0 (0-0)	0 (0-0)	0 (0-0)	0
HIV/AIDS resulting in other diseases	0 (0-0)	0 (0-0)	0.4 (0.3-0.5)	0.2 (0.2-0.3)	0.3 (0.2-0.3)	0.2 (0.1-0.2)	0.3 (0.2-0.4)	1.1 (0.8-1.4)	2.1 (1.6-2.8)	4.2 (3.2-5.4)	7.6 (5.7-10.1)	12.3 (9.1-16.3)	16.3 (12.1-21.5)	17.5 (13.0-23.3)	17.5 (13.0-23.3)	18.1 (13.5-24.1)	15.7 (11.7-20.9)	11.7 (8.7-15.5)	7.3 (5.4-9.7)	4.4 (3.2-5.8)	2.1 (1.5-2.8)	0.7 (0.5-0.9)	0.2 (0.1-0.3)	0.0 (0.0-0.1)	64.6
Sexually transmitted infections excluding HIV	14 (4.5-32.9)	4.6 (1.3-10.8)	7.1 (1.9-16.3)	1.8 (0.3-5.3)	0.1 (0.0-0.3)	2.0 (0.1-5.8)	0.0 (0.0-0.1)	1.2 (0.1-3.5)	0.7 (0.0-2.0)	0.5 (0.0-1.5)	0.3 (0.0-1.0)	0.3 (0.0-1.0)	0.2 (0.0-0.7)	0.2 (0.0-0.6)	0.2 (0.0-0.6)	0.2 (0.0-0.6)	0.2 (0.0-0.6)	0.2 (0.0-0.6)	0.2 (0.0-0.6)	0.2 (0.0-0.6)	0.2 (0.0-0.6)	0.2 (0.0-0.6)	0.2 (0.0-0.6)	0.2 (0.0-0.6)	36.9
Syphilis	0 (0-0)	0 (0-0)	0 (0-0)	0 (0-0)	0 (0-0)	0 (0-0)	0 (0-0)	0 (0-0)	0 (0-0)	0 (0-0)	0 (0-0)	0 (0-0)	0 (0-0)	0 (0-0)	0 (0-0)	0 (0-0)	0 (0-0)	0 (0-0)	0 (0-0)	0 (0-0)	0 (0-0)	0 (0-0)	0 (0-0)	0 (0-0)	0 (0-0)	28.7
Chlamydial infection	0 (0-0)	0 (0-0)	0 (0-0)	0 (0-0)	0 (0-0)	0 (0-0)	0 (0-0)	0 (0-0)	0 (0-0)	0 (0-0)	0 (0-0)	0 (0-0)	0 (0-0)	0 (0-0)	0 (0-0)	0 (0-0)	0 (0-0)	0 (0-0)	0 (0-0)	0 (0-0)	0 (0-0)	0 (0-0)	0 (0-0)	0 (0-0)	0 (0-0)	0
Gonococcal infection	0 (0-0)	0 (0-0)	0 (0-0)	0 (0-0)	0 (0-0)	0 (0-0)	0 (0-0)	0 (0-0)	0 (0-0)	0 (0-0)	0 (0-0)	0 (0-0)	0 (0-0)	0 (0-0)	0 (0-0)	0 (0-0)	0 (0-0)	0 (0-0)	0 (0-0)	0 (0-0)	0 (0-0)	0 (0-0)	0 (0-0)	0 (0-0)	0 (0-0)	0.3
Trichomoniasis	0 (0-0)	0 (0-0)	0 (0-0)	0 (0-0)	0 (0-0)	0 (0-0)	0 (0-0)	0 (0-0)	0 (0-0)	0 (0-0)	0 (0-0)	0 (0-0)	0 (0-0)	0 (0-0)	0 (0-0)	0 (0-0)	0 (0-0)	0 (0-0)	0 (0-0)	0 (0-0)	0 (0-0)	0 (0-0)	0 (0-0)	0 (0-0)	0 (0-0)	0.6
Genital herpes	0 (0-0)	0 (0-0)	0 (0-0)	0 (0-0)	0 (0-0)	0 (0-0)	0 (0-0)	0 (0-0)	0 (0-0)	0 (0-0)	0 (0-0)	0 (0-0)	0 (0-0)	0 (0-0)	0 (0-0)	0 (0-0)	0 (0-0)	0 (0-0)	0 (0-0)	0 (0-0)	0 (0-0)	0 (0-0)	0 (0-0)	0 (0-0)	0 (0-0)	0.4
Other sexually transmitted infections	0 (0-0)	0 (0-0)	0 (0-0)	0 (0-0)	0 (0-0)	0 (0-0)	0 (0-0)	0 (0-0)	0 (0-0)	0 (0-0)	0 (0-0)	0 (0-0)	0 (0-0)	0 (0-0)	0 (0-0)	0 (0-0)	0 (0-0)	0 (0-0)	0 (0-0)	0 (0-0)	0 (0-0)	0 (0-0)	0 (0-0)	0 (0-0)	0 (0-0)	0.4
Respiratory infections and tuberculosis	2,183 (2,018-2,361)	1,004 (2,818-3,211)	1,113 (1,018-1,211)	839 (759-924)	588 (527-654)	885 (797-977)	1,111 (1,000-1,224)	1,230 (1,107-1,353)	1,243 (1,118-1,368)	1,267 (1,139-1,394)	1,329 (1,194-1,464)	1,486 (1,334-1,636)	1,686 (1,513-1,856)	1,894 (1,700-2,086)	2,104 (1,887-2,317)	2,344 (2,102-2,581)	2,492 (2,234-2,744)	2,668 (2,392-2,936)	2,837 (2,544-3,123)	2,991 (2,681-3,293)	3,122 (2,798-3,436)	3,237 (2,901-3,563)	3,337 (2,990-3,673)	3,410
Tuberculosis	0 (0-0)	0 (0-0)	0 (0-0)	0 (0-0)	0 (0-0)	0 (0-0)	0 (0-0)	0 (0-0)	0 (0-0)	0 (0-0)	0 (0-0)	0 (0-0)	0 (0-0)	0 (0-0)	0 (0-0)	0 (0-0)	0 (0-0)	0 (0-0)	0 (0-0)	0 (0-0)	0 (0-0)	0 (0-0)	0 (0-0)	0 (0-0)	0 (0-0)	27.5
Latent tuberculosis infection	0 (0-0)	0 (0-0)	0 (0-0)	0 (0-0)	0 (0-0)	0 (0-0)	0 (0-0)	0 (0-0)	0 (0-0)	0 (0-0)	0 (0-0)	0 (0-0)	0 (0-0)	0 (0-0)	0 (0-0)	0 (0-0)	0 (0-0)	0 (0-0)	0 (0-0)	0 (0-0)	0 (0-0)	0 (0-0)	0 (0-0)	0 (0-0)	0 (0-0)	73.2
Drug-susceptible tuberculosis	0 (0-0)	0 (0-0)	0 (0-0)	0 (0-0)	0 (0-0)	0 (0-0)	0 (0-0)	0 (0-0)	0 (0-0)	0 (0-0)	0 (0-0)	0 (0-0)	0 (0-0)	0 (0-0)	0 (0-0)	0 (0-0)	0 (0-0)	0 (0-0)	0 (0-0)	0 (0-0)	0 (0-0)	0 (0-0)	0 (0-0)	0 (0-0)	0 (0-0)	0.3
Multidrug-resistant tuberculosis without extensive drug resistance	0 (0-0)	0 (0-0)	0 (0-0)	0 (0-0)	0 (0-0)	0 (0-0)	0 (0-0)	0 (0-0)	0 (0-0)	0 (0-0)	0 (0-0)	0 (0-0)	0 (0-0)	0 (0-0)	0 (0-0)	0 (0-0)	0 (0-0)	0 (0-0)	0 (0-0)	0 (0-0)	0 (0-0)	0 (0-0)	0 (0-0)	0 (0-0)	0 (0-0)	0.8
Extensively drug-resistant tuberculosis	0 (0-0)	0 (0-0)	0 (0-0)	0 (0-0)	0 (0-0)	0 (0-0)	0 (0-0)	0 (0-0)	0 (0-0)	0 (0-0)	0 (0-0)	0 (0-0)	0 (0-0)	0 (0-0)	0 (0-0)	0 (0-0)	0 (0-0)	0 (0-0)	0 (0-0)	0 (0-0)	0 (0-0)	0 (0-0)	0 (0-0)	0 (0-0)	0 (0-0)	0.2
Lower respiratory infections	2.7 (2.4-3.4)	3.2 (2.1-5.4)	21.3 (12.2-33.6)	9.6 (5.9-13.9)	3.6 (2.4-5.4)	3.3 (2.4-5.4)	5.7 (3.9-8.3)	11.1 (7.7-15.4)	15.4 (10.4-22.2)	22.2 (14.7-31.5)	32.5 (21.6-45.3)	39.7 (26.4-55.4)	48.6 (32.5-68.4)	72.3 (48.0-100)	93.1 (62.7-130)	120 (80.9-168)	149 (100-208)	198 (129-282)	275 (175-395)	376 (236-543)	519 (325-750)	676 (423-976)	404 (252-583)	129 (80.5-187)	2,955
Upper respiratory infections	0.1 (0.0-0.1)	0.2 (0.2-0.4)	6.4 (3.6-10.3)	28.0 (16.7-44.1)	32.6 (17.9-53.1)	26.2 (13.6-44.2)	20.9 (10.4-34.2)	20.4 (9.9-34.1)	21.1 (9.9-36)	21.6 (10.2-36.1)	21.6 (10.2-36.2)	22.0 (10.4-37.3)	18.9 (8.9-32.3)	20.1 (9.4-34.6)	20.4 (9.6-34.9)	19.7 (9.1-33.8)	19.2 (8.9-33.2)	19.1 (8.8-33.1)	19.1 (8.8-33.1)	9.3 (4.3-15.9)	3.3 (1.7-5.5)	1.3 (0.7-2.1)	0.3 (0.2-0.5)	344
Otitis media	0 (0-0)	0 (0-0)	0.9 (0.5-1.5)	6.6 (3.8-10.7)	4.4 (2.5-7.1)	3.9 (2.2-6.4)	4.1 (2.3-6.8)	4.1 (2.3-6.8)	4.1 (2.3-6.8)	4.1 (2.3-6.8)	4.1 (2.3-6.8)	4.5 (2.5-7.5)	4.6 (2.5-8.5)	5.3 (2.7-9.7)	4.7 (2.4-8.7)	3.9 (1.9-7.1)	3.1 (1.5-5.7)	2.3 (1.1-4.2)	1.6 (0.8-3.0)	1.0 (0.5-1.9)	0.6 (0.3-1.2)	0.3 (0.1-0.6)	0.1 (0.0-0.2)	0.0 (0.0-0.1)	73.2
Enteric infections	1.5 (0.3-4.5)	1.9 (1.1-3.2)	31.5 (13.7-59.4)	19.9 (9.1-36.9)	11.5 (4.1-23.6)	4.6 (1.5-10.3)	3.1 (1.1-7.1)	2.8 (1.0-6.2)	2.7 (1.0-6.2)	2.7 (1.0-6.2)	2.7 (1.0-6.2)	2.7 (1.0-6.2)	2.7 (1.0-6.2)	2.7 (1.0-6.2)	2.7 (1.0-6.2)	2.7 (1.0-6.2)	2.7 (1.0-6.2)	2.7 (1.0-6.2)	2.7 (1.0-6.2)	2.7 (1.0-6.2)	2.7 (1.0-6.2)	2.7 (1.0-6.2)	2.7 (1.0-6.2)	2.7 (1.0-6.2)	322
Diarrheal diseases	0 (0-0.2)	1.4 (1.1-2.2)	13.2 (12.4-29.2)	7.2 (7.0-49.4)	1.6 (1.5-2.2)	0.5 (0.5-0.6)	0.7 (0.6-0.9)	0.7 (0.6-0.9)	0.7 (0.6-0.9)	0.7 (0.6-0.9)	0.7 (0.6-0.9)	0.7 (0.6-0.9)	0.7 (0.6-0.9)	0.7 (0.6-0.9)	0.7 (0.6-0.9)	0.7 (0.6-0.9)	0.7 (0.6-0.9)	0.7 (0.6-0.9)	0.7 (0.6-0.9)	0.7 (0.6-0.9)	0.7 (0.6-0.9)	0.7 (0.6-0.9)	0.7 (0.6-0.9)	0.7 (0.6-0.9)	319
Typhoid and paratyphoid	0 (0-0)	0 (0-0)	0 (0-0)	0 (0-0)	0 (0-0)	0 (0-0)	0 (0-0)	0 (0-0)	0 (0-0)	0 (0-0)	0 (0-0)	0 (0-0)	0 (0-0)	0 (0-0)	0 (0-0)	0 (0-0)	0 (0-0)	0 (0-0)	0 (0-0)	0 (0-0)	0 (0-0)	0 (0-0)	0 (0-0)	0 (0-0)	0 (0-0)	0.2
Typhoid fever	0 (0-0)	0 (0-0)	0 (0-0)	0 (0-0)	0 (0-0)	0 (0-0)	0 (0-0)	0 (0-0)	0 (0-0)	0 (0-0)	0 (0-0)	0 (0-0)	0 (0-0)	0 (0-0)	0 (0-0)	0 (0-0)	0 (0-0)	0 (0-0)	0 (0-0)	0 (0-0)	0 (0-0)	0 (0-0)	0 (0-0)	0 (0-0)	0 (0-0)	0.2
Paratyphoid fever	0 (0-0)	0 (0-0)	0 (0-0)	0 (0-0)	0 (0-0)	0 (0-0)	0 (0-0)	0 (0-0)	0 (0-0)	0 (0-0)	0 (0-0)	0 (0-0)	0 (0-0)	0 (0-0)	0 (0-0)	0 (0-0)	0 (0-0)	0 (0-0)	0 (0-0)	0 (0-0)	0 (0-0)	0 (0-0)	0 (0-0)	0 (0-0)	0 (0-0)	0.2
Invasive Non-typhoidal Salmonella (iNTS)	0 (0-0)	0 (0-0)	0 (0-0)	0 (0-0)	0 (0-0)	0 (0-0)	0 (0-0)	0 (0-0)	0 (0-0)	0 (0-0)	0 (0-0)	0 (0-0)	0 (0-0)	0 (0-0)	0 (0-0)	0 (0-0)	0 (0-0)	0 (0-0)	0 (0-0)	0 (0-0)	0 (0-0)	0 (0-0)	0 (0-0)	0 (0-0)	0 (0-0)	1.7
Other intestinal infectious diseases	0 (0-0)	0 (0-0)	0.1 (0.0-0.2)	0 (0-0)	0 (0-0)	0 (0-0)	0 (0-0)	0 (0-0)	0 (0-0)	0 (0-0)	0 (0-0)	0 (0-0)	0 (0-0)	0 (0-0)	0 (0-0)	0 (0-0)	0 (0-0)	0 (0-0)	0 (0-0)	0 (0-0)	0 (0-0)	0 (0-0)	0 (0-0)	0 (0-0)	0 (0-0)	0.6
Neglected tropical diseases and malaria	1.5 (0.3-4.5)	1.9 (0.9-3.2)	2.8 (0.9-7.1)	3.0 (1.0-7.1)	2.8 (0.9-6.5)	2.8 (0.9-6.5)	2.8 (0.9-6.5

Other neoplasms	0-1 (0 to 0.1)	0 (0 to 0.1)	0-1 (0 to 0.2)	0-3 (0.2 to 0.4)	0-4 (0.2 to 0.4)	0-4 (0.2 to 0.4)	0-5 (0.2 to 0.4)	0-5 (0.3 to 0.4)	1 (0.5 to 1.5)	1-3 (0.4 to 2.2)	1-6 (1 to 2.7)	2 (1.2 to 3.2)	3-6 (2.2 to 4.6)	7-7 (4.7 to 12.5)	12-7 (8.3 to 20.7)	21-7 (14.5 to 39.4)	37-1 (25.9 to 58.9)	67-3 (49.7 to 108)	98-4 (49.3 to 159)	64-1 (43.5 to 100)	45-7 (28 to 69.1)	20-6 (10.8 to 29.8)	4-9 (2.4 to 7.4)		360
Medulloblastoma, medulloblastoma, and other hemangioblastoma	0 (0 to 0.1)	0 (0 to 0.1)	0 (0 to 0.2)	0 (0 to 0.4)	0 (0 to 0.4)	0 (0 to 0.4)	0 (0 to 0.4)	0 (0 to 0.4)	0 (0 to 0.5)	0 (0 to 0.5)	0 (0 to 0.5)	0 (0 to 0.5)	0 (0 to 0.5)	0 (0 to 0.5)	0 (0 to 0.5)	0 (0 to 0.5)	0 (0 to 0.5)	0 (0 to 0.5)	0 (0 to 0.5)	0 (0 to 0.5)	0 (0 to 0.5)	0 (0 to 0.5)	0 (0 to 0.5)		360
Benign and in situ intestinal neoplasms	0 (0 to 0)	0 (0 to 0)	0 (0 to 0)	0 (0 to 0)	0 (0 to 0)	0 (0 to 0)	0 (0 to 0)	0 (0 to 0)	0 (0 to 0)	0 (0 to 0)	0 (0 to 0)	0 (0 to 0)	0 (0 to 0)	0 (0 to 0)	0 (0 to 0)	0 (0 to 0)	0 (0 to 0)	0 (0 to 0)	0 (0 to 0)	0 (0 to 0)	0 (0 to 0)	0 (0 to 0)	0 (0 to 0)		0
Benign and in situ cervical and uterine neoplasms	0 (0 to 0)	0 (0 to 0)	0 (0 to 0)	0 (0 to 0)	0 (0 to 0)	0 (0 to 0)	0 (0 to 0)	0 (0 to 0)	0 (0 to 0)	0 (0 to 0)	0 (0 to 0)	0 (0 to 0)	0 (0 to 0)	0 (0 to 0)	0 (0 to 0)	0 (0 to 0)	0 (0 to 0)	0 (0 to 0)	0 (0 to 0)	0 (0 to 0)	0 (0 to 0)	0 (0 to 0)	0 (0 to 0)		0
Other benign and in situ neoplasms	0 (0 to 0)	0 (0 to 0)	0 (0 to 0)	0 (0 to 0)	0 (0 to 0)	0 (0 to 0)	0 (0 to 0)	0 (0 to 0)	0 (0 to 0)	0 (0 to 0)	0 (0 to 0)	0 (0 to 0)	0 (0 to 0)	0 (0 to 0)	0 (0 to 0)	0 (0 to 0)	0 (0 to 0)	0 (0 to 0)	0 (0 to 0)	0 (0 to 0)	0 (0 to 0)	0 (0 to 0)	0 (0 to 0)		0
Cardiovascular diseases	1-5 (1 to 2.3)	1-7 (1.1 to 2.5)	6-7 (2.9 to 5.3)	9-4 (5 to 8.9)	6-6 (3.5 to 8.6)	10-5 (7.6 to 15.9)	26-2 (19 to 35.3)	52-2 (42 to 67)	103 (81 to 130)	170 (138 to 206)	232 (191 to 282)	264 (206 to 334)	244 (189 to 317)	644 (420 to 1,040)	966 (784 to 1,190)	1,268 (1,000 to 1,640)	1,705 (1,440 to 2,070)	2,190 (1,790 to 2,600)	2,340 (2,000 to 2,790)	3,180 (2,660 to 3,740)	3,740 (2,940 to 4,720)	2,290 (2,000 to 2,770)	372 (298 to 459)		21,400
Rheumatic heart disease	0 (0 to 0)	0 (0 to 0.2)	0 (0 to 0.2)	0 (0 to 0.2)	0 (0 to 0.2)	0 (0 to 0.2)	0 (0 to 0.3)	0 (0 to 0.3)	1-4 (0.6 to 1.7)	1-5 (1 to 2.1)	2-6 (1 to 4)	3-8 (2 to 5.3)	5-2 (3.3 to 7.3)	9-1 (4 to 14.7)	6-3 (4 to 9.7)	8-4 (5.3 to 13)	13-9 (10.1 to 18.1)	12-7 (10.1 to 16.1)	13-7 (10.1 to 17.2)	9-3 (7.1 to 12.2)	6-3 (3.9 to 9.1)	1-5 (0.9 to 2.5)	0 (0 to 0.1)		87-2
Ischemic heart disease	0 (0 to 0)	0 (0 to 0)	0 (0 to 0)	0 (0 to 0)	1-6 (0.8 to 3.2)	8-1 (5.4 to 13)	21-8 (15.2 to 31)	73-4 (54.6 to 96.2)	114 (86.2 to 150)	159 (126 to 197)	228 (180 to 288)	267 (205 to 348)	228 (170 to 300)	597 (475 to 741)	828 (658 to 1,020)	1,048 (858 to 1,260)	1,260 (1,020 to 1,510)	1,660 (1,320 to 2,060)	1,660 (1,320 to 2,120)	1,730 (1,360 to 2,300)	1,620 (1,260 to 2,170)	1,150 (861 to 1,530)	610 (501 to 719)		181 (141 to 212)	11,400
Stroke	0 (0 to 0.2)	0 (0 to 0.2)	0-6 (0.4 to 1.4)	2-2 (1.3 to 3)	3-8 (2.7 to 5.3)	7-2 (4.9 to 10.2)	19-5 (11.1 to 31.1)	29-7 (19.3 to 43.2)	39-2 (26.4 to 53.4)	46-9 (31.8 to 64.2)	56-5 (40.4 to 77.7)	60 (44.5 to 82)	142 (104 to 192)	196 (148 to 257)	248 (197 to 326)	329 (259 to 431)	400 (342 to 472)	636 (540 to 751)	718 (583 to 891)	629 (483 to 775)	349 (272 to 428)	155 (119 to 193)		4,240
Ischemic stroke	0 (0 to 0.1)	0 (0 to 0.2)	0-5 (0.3 to 1.1)	1-2 (0.7 to 1.9)	2-5 (1.5 to 3.4)	3-4 (2.3 to 5.3)	6-9 (4.6 to 7.5)	8-4 (6.1 to 11.2)	14 (10.4 to 19.1)	20-9 (14.9 to 28.2)	30-2 (21.9 to 40.2)	37 (27.3 to 49.1)	32-9 (23.4 to 44.3)	86-2 (61.1 to 116)	134 (96.9 to 179)	179 (133.9 to 238)	229 (179.3 to 291)	317 (249.9 to 401)	377 (292.9 to 481)	396 (296.3 to 512)	311 (232.2 to 392)	477 (374.3 to 592)	276 (221.3 to 345)		2,620
Intracerebral hemorrhage	0 (0 to 0.1)	0 (0 to 0.2)	0-3 (0.2 to 0.6)	0-5 (0.4 to 1.1)	0-6 (0.4 to 1.1)	0-9 (0.6 to 1.7)	1-7 (1.2 to 2.7)	1-9 (1.4 to 2.7)	2-9 (2.1 to 4.1)	3-7 (2.6 to 5.2)	4-6 (3.3 to 6.5)	5-3 (3.9 to 7.5)	5-2 (3.7 to 7.3)	8-9 (6.1 to 12.4)	11-4 (8.1 to 15.7)	15-9 (11.3 to 21.9)	19-7 (14.7 to 27.1)	27-1 (20.2 to 37.2)	32-2 (24.1 to 44.2)	33-8 (25.2 to 46.3)	26-6 (19.8 to 36.5)	16-3 (12.1 to 22.4)	7-9 (5.9 to 10.9)		360
Subarachnoid hemorrhage	0 (0 to 0.1)	0 (0 to 0.1)	0 (0 to 0.2)	0 (0 to 0.3)	0 (0 to 0.4)	0 (0.3 to 0.6)	0 (0.4 to 1.1)	0 (0.5 to 1.2)	0 (0.7 to 1.7)	0 (0.8 to 1.9)	0 (1.1 to 2.6)	0 (1.2 to 2.9)	0 (1.1 to 2.8)	0 (1.9 to 4.7)	0 (2.5 to 6.1)	0 (3.5 to 8.4)	0 (4.5 to 10.7)	0 (5.7 to 13.5)	0 (6.1 to 14.5)	0 (6.1 to 14.5)	0 (4.8 to 11.4)	0 (3.7 to 8.8)	0 (2.1 to 5.1)		129
Hypertensive-heart disease	0 (0 to 0)	0 (0 to 0)	0 (0 to 0)	0 (0 to 0)	0 (0 to 0)	0 (0 to 0)	0 (0 to 0)	0 (0 to 0)	0 (0 to 0)	0 (0 to 0)	0 (0 to 0)	0 (0 to 0)	0 (0 to 0)	0 (0 to 0)	0 (0 to 0)	0 (0 to 0)	0 (0 to 0)	0 (0 to 0)	0 (0 to 0)	0 (0 to 0)	0 (0 to 0)	0 (0 to 0)	0 (0 to 0)		0
Non-rheumatic valvular heart disease	0 (0 to 0)	0 (0 to 0)	0 (0 to 0)	0 (0 to 0)	0 (0 to 0)	0 (0 to 0)	0 (0 to 0)	0 (0 to 0)	0 (0 to 0)	0 (0 to 0)	0 (0 to 0)	0 (0 to 0)	0 (0 to 0)	0 (0 to 0)	0 (0 to 0)	0 (0 to 0)	0 (0 to 0)	0 (0 to 0)	0 (0 to 0)	0 (0 to 0)	0 (0 to 0)	0 (0 to 0)	0 (0 to 0)		0
Non-rheumatic aortic aortic valve disease	0 (0 to 0)	0 (0 to 0)	0 (0 to 0)	0 (0 to 0)	0 (0 to 0)	0 (0 to 0)	0 (0 to 0)	0 (0 to 0)	0 (0 to 0)	0 (0 to 0)	0 (0 to 0)	0 (0 to 0)	0 (0 to 0)	0 (0 to 0)	0 (0 to 0)	0 (0 to 0)	0 (0 to 0)	0 (0 to 0)	0 (0 to 0)	0 (0 to 0)	0 (0 to 0)	0 (0 to 0)	0 (0 to 0)		0
Non-rheumatic degenerative mitral valve disease	0 (0 to 0)	0 (0 to 0)	0 (0 to 0)	0 (0 to 0)	0 (0 to 0)	0 (0 to 0)	0 (0 to 0)	0 (0 to 0)	0 (0 to 0)	0 (0 to 0)	0 (0 to 0)	0 (0 to 0)	0 (0 to 0)	0 (0 to 0)	0 (0 to 0)	0 (0 to 0)	0 (0 to 0)	0 (0 to 0)	0 (0 to 0)	0 (0 to 0)	0 (0 to 0)	0 (0 to 0)	0 (0 to 0)		0
Other non-rheumatic valve diseases	0 (0 to 0)	0 (0 to 0)	0 (0 to 0)	0 (0 to 0)	0 (0 to 0)	0 (0 to 0)	0 (0 to 0)	0 (0 to 0)	0 (0 to 0)	0 (0 to 0)	0 (0 to 0)	0 (0 to 0)	0 (0 to 0)	0 (0 to 0)	0 (0 to 0)	0 (0 to 0)	0 (0 to 0)	0 (0 to 0)	0 (0 to 0)	0 (0 to 0)	0 (0 to 0)	0 (0 to 0)	0 (0 to 0)		0
Cardiomyopathy and myocarditis	2 (0.9 to 3.1)	1-9 (0.9 to 3.1)	1-9 (1 to 3.9)	1-9 (1 to 3.8)	1-9 (1.2 to 3.6)	2-6 (1.6 to 4.2)	3-7 (2.7 to 5.1)	5-2 (3.7 to 7.2)	7-2 (5.1 to 9.7)	9-2 (6.5 to 12.3)	11-4 (8.1 to 15.3)	13-6 (9.6 to 18.4)	13-9 (9.8 to 18.5)	24-6 (17.3 to 34.1)	40 (27.5 to 56.1)	47 (32.5 to 67.1)	63 (43.7 to 87.5)	83 (58.9 to 116)	77 (54.2 to 107)	71 (49.2 to 99.1)	49 (33.7 to 70.1)	22 (15.2 to 31.4)	6 (3.9 to 9.2)		968
Myocarditis	0 (0 to 0.1)	0 (0 to 0.1)	0 (0 to 0.2)	0 (0 to 0.3)	0 (0 to 0.3)	0 (0 to 0.4)	0 (0 to 0.4)	0 (0 to 0.5)	0 (0 to 0.6)	0 (0 to 0.7)	0 (0 to 0.9)	0 (0 to 1.1)	0 (0 to 1.1)	0 (0 to 1.4)	0 (0 to 1.9)	0 (0 to 2.4)	0 (0 to 3.1)	0 (0 to 4.1)	0 (0 to 5.1)	0 (0 to 5.1)	0 (0 to 4.3)	0 (0 to 3.1)	0 (0 to 1.8)		49-2
Alcoholic cardiomyopathy	0 (0 to 0)	0 (0 to 0)	0 (0 to 0)	0 (0 to 0)	0 (0 to 0)	0 (0 to 0)	0 (0 to 0)	0 (0 to 0)	0 (0 to 0)	0 (0 to 0)	0 (0 to 0)	0 (0 to 0)	0 (0 to 0)	0 (0 to 0)	0 (0 to 0)	0 (0 to 0)	0 (0 to 0)	0 (0 to 0)	0 (0 to 0)	0 (0 to 0)	0 (0 to 0)	0 (0 to 0)	0 (0 to 0)		0
Other cardiomyopathy	0-8 (0.3 to 1.2)	0-8 (0.4 to 1.2)	1-6 (1 to 2.4)	1-3 (0.6 to 1.7)	2-2 (1.3 to 3.1)	3-5 (2.5 to 7.5)	9-2 (6 to 13.1)	9-5 (7.2 to 12.4)	11-5 (8.5 to 14.9)	11-6 (8.7 to 15.2)	11-3 (8.4 to 15.1)	11-4 (8.5 to 15.4)	9-1 (6.8 to 12.3)	19-7 (14.1 to 28)	17-9 (12.9 to 24.2)	19-6 (14.7 to 26.7)	24-2 (18.4 to 32.1)	29-6 (22.7 to 38.4)	40-6 (30.4 to 52.7)	43-5 (32.7 to 56.9)	40-6 (30.4 to 52.7)	32-2 (24.1 to 42.1)	19-6 (14.3 to 26)		354
Atrial fibrillation and flutter	— —	— —	— —	— —	— —	— —	— —	— —	— —	— —	— —	— —	— —	— —	— —	— —	— —	— —	— —	— —	— —	— —	— —		—
Aortic aneurysm	—	—	—	—	—	—	—	—	—	—	—	—	—	—	—	—	—	—	—	—	—	—	—		—
Endocarditis	0 (0 to 0)	0-2 (0 to 0.2)	0-2 (0 to 0.2)	0-2 (0 to 0.3)	0-3 (0 to 0.4)	0-4 (0.2 to 0.5)	2-2 (1.2 to 3.2)	2-6 (1.6 to 3.6)	3-6 (2.3 to 5.1)	5-5 (3.8 to 7.5)	3-8 (2.7 to 5.1)	5-1 (3.6 to 6.9)	6-7 (4.6 to 9.1)	8-4 (5.7 to 11.6)	9-7 (6.9 to 13.1)	10-5 (7.5 to 14.2)	12-4 (9.1 to 16.7)	15-9 (11.9 to 20.8)	19-1 (14.3 to 25.4)	18-4 (13.6 to 24.5)	13-6 (9.7 to 18.4)	6-7 (4.6 to 9.2)	1-9 (1.2 to 2.7)		138
Other cardiovascular and circulatory diseases	0-4 (0.2 to 1.1)	0-6 (0.2 to 1)	1-8 (0.8 to 3.2)	1-4 (0.7 to 2.5)	2-1 (1.1 to 3.6)	3-1 (1.9 to 4.4)	6-8 (4.5 to 10)	13-1 (9.6 to 18.5)	17-9 (12.7 to 24.6)	19-9 (14.5 to 26.5)	26-5 (19.5 to 34.9)	39-7 (29.3 to 51.8)	52-9 (39.2 to 69.2)	67-6 (47.9 to 90.5)	74-3 (54.1 to 97.3)	97-2 (73.5 to 126)	114 (86.9 to 147)	144 (111.1 to 187)	164 (124.1 to 213)	114 (85.7 to 147)	74-8 (56.2 to 96.5)	46-3 (33.6 to 60.4)	20-4 (14.3 to 26.9)		783
Chronic respiratory diseases	0 (0 to 0)	0 (0 to 0)	0-2 (0.2 to 0.4)	0-2 (0.1 to 0.5)	0-4 (0.2 to 0.6)	0-6 (0.3 to 0.8)	0-9 (0.5 to 1.2)	0-9 (0.6 to 1.2)	1-4 (0.9 to 1.8)	1-7 (1.1 to 2.3)	1-9 (1.3 to 2.6)	2-2 (1.5 to 3.1)	2-2 (1.5 to 3.1)	3-6 (2.4 to 4.8)	4-3 (2.9 to 5.8)	5-2 (3.6 to 7.1)	6-3 (4.4 to 8.5)	7-8 (5.5 to 10.5)	9-3 (6.6 to 12.5)	9-2 (6.6 to 12.4)	7-5 (5.3 to 10.1)	4-3 (3 to 5.8)	1-4 (0.9 to 1.9)		70-2
Chronic obstructive pulmonary disease	0 (0 to 0)	0 (0 to 0)	0 (0 to 0)	0 (0 to 0)	0 (0 to 0)	0 (0 to 0)	0 (0 to 0)	0 (0 to 0)	0 (0 to 0)	0 (0 to 0)	0 (0 to 0)	0 (0 to 0)	0 (0 to 0)	0 (0 to 0)	0 (0 to 0)	0 (0 to 0)	0 (0 to 0)	0 (0 to 0)	0 (0 to 0)	0 (0 to 0)	0 (0 to 0)	0 (0 to 0)	0 (0 to 0)		0
Pneumoconiosis	0 (0 to 0)	0 (0 to 0)	0 (0 to 0)	0 (0 to 0)	0 (0 to 0)	0 (0 to 0)	0 (0 to 0)	0 (0 to 0)	0 (0 to 0)	0 (0 to 0)	0 (0 to 0)	0 (0 to 0)	0 (0 to 0)	0 (0 to 0)	0 (0 to 0)	0 (0 to 0)	0 (0 to 0)	0 (0 to 0)	0 (0 to 0)	0 (0 to 0)	0 (0 to 0)	0 (0 to 0)	0 (0 to 0)		0
Silicosis	0 (0 to 0)	0 (0 to 0)	0 (0 to 0)	0 (0 to 0)	0 (0 to 0)	0 (0 to 0)	0 (0 to 0)	0 (0 to 0)	0 (0 to 0)	0 (0 to 0)	0 (0 to 0)	0 (0 to 0)	0 (0 to 0)	0 (0 to 0)	0 (0 to 0)	0 (0 to 0)	0 (0 to 0)	0 (0 to 0)	0 (0 to 0)	0 (0 to 0)	0 (0 to 0)	0 (0 to 0)	0 (0 to 0)		0
Asbestosis	0 (0 to 0)	0 (0 to 0)	0 (0 to 0)	0 (0 to 0)	0 (0 to 0)	0 (0 to 0)	0 (0 to 0)	0 (0 to 0)	0 (0 to 0)	0 (0 to 0)	0 (0 to 0)	0 (0 to 0)	0 (0 to 0)	0 (0 to 0)	0 (0 to 0)	0 (0 to 0)	0 (0 to 0)	0 (0 to 0)	0 (0 to 0)	0 (0 to 0)	0 (0 to 0)	0 (0 to 0)	0 (0 to 0)		0
Coal workers pneumoconiosis	0 (0 to 0)	0 (0 to 0)	0 (0 to 0)	0 (0 to 0)	0 (0 to 0)	0 (0 to 0)	0 (0 to 0)	0 (0 to 0)	0 (0 to 0)	0 (0 to 0)	0 (0 to 0)	0 (0 to 0)	0 (0 to 0)	0 (0 to 0)	0 (0 to 0)	0 (0 to 0)	0 (0 to 0)	0 (0 to 0)	0 (0 to 0)	0 (0 to 0)	0 (0 to 0)	0 (0 to 0)	0 (0 to 0)		4
Other pneumoconiosis	0 (0 to 0)	0 (0 to 0)	0 (0 to 0)	0 (0 to 0)	0 (0 to 0)	0 (0 to 0)	0 (0 to 0)	0 (0 to 0)	0 (0 to 0)	0 (0 to 0)	0 (0 to 0)	0 (0 to 0)	0 (0 to 0)	0 (0 to 0)	0 (0 to 0)	0 (0 to 0)	0 (0 to 0)	0 (0 to 0)	0 (0 to 0)	0 (0 to 0)	0 (0 to 0)	0 (0 to 0)	0 (0 to 0)		0
Asthma	0 (0 to 0)	0-4 (0 to 0.2)	7-7 (3.9 to 13)	6-4 (4.2 to 9.1)	9-4 (6.1 to 13)	9-7 (4.6 to 17)	17-8 (9.9 to 32.1)	40-1 (29.9 to 53.2)	60-1 (39.9 to 82.2)	69-5 (47.1 to 92.1)	73-7 (49.7 to 99.6)	69-5 (47.1 to 92.1)	71 (49.6 to 116)	70 (47.4 to 110)	69-8 (49.5 to 103)	72 (49.5 to 103)	85-1 (60.1 to 126)	90-9 (64.1 to 136)	71 (50.3 to 105)	75-3 (53.2 to 111)	73-4 (51.7 to 109)	46-1 (32.3 to 70.1)	19-3 (13.2 to 27.1)		1,190
Interstitial lung disease and pulmonary sarcoidosis	0 (0 to 0)	0 (0 to 0)	0 (0 to 0)	0 (0 to 0)	0 (0 to 0)	0 (0 to 0)	0 (0 to 0)	0 (0 to 0)	0 (0 to 0)	0 (0 to 0)	0 (0 to 0)	0 (0 to 0)	0 (0 to 0)	0 (0 to 0)	0 (0 to 0)	0 (0 to 0)	0 (0 to 0)	0 (0 to 0)	0 (0 to 0)	0 (0 to 0)	0 (0 to 0)	0 (0 to 0)	0 (0 to 0)		0
Other chronic respiratory diseases	0-9 (0.3 to 2.1)	0-9 (0.5 to 2.1)	3-4 (1.7 to 6.2)	1-7 (0.9 to 3.5)	1-4 (0.7 to 3.1)	2-1 (1.2 to 4.4)	4-4 (2.6 to 6.9)	7-4 (5.1 to 10.3)	9-7 (6.9 to 13.4)	11-4 (8.1 to 15.7)	12-3 (8.7 to 16.9)	13-4 (9.5 to 18.4)	12-3 (8.7 to 16.9)	19-2 (13.4 to 26.5)	19-2 (13.7 to 26.4)	21-2 (15.1 to 29.1)	24-1 (17.2 to 33.1)	28-2 (20.1 to 38.6)	30-2 (21.5 to 41.3)	29-2 (20.8 to 39.9)	24-1 (17.2 to 33.1)	16-2 (11.5 to 22.2)	6-5 (4.6 to 8.9)		354
Digestive diseases	9-8 (2.8 to 21.7)	9-4 (2.9 to 19.6)	13-1 (4.1 to 27.1)	9-4 (3.1 to 18.5)	8-4 (2.8 to 16.7)	16-7 (5.2 to 33.2)	43-2 (21.7 to 59.4)	84-1 (72.6 to 97.1)	161 (138 to 200)	221 (203 to 252)	250 (232 to 283)	259 (242 to 277)	275 (256 to 294)	507 (472 to 537)	594 (557 to 636)	679 (634 to 727)	774 (724 to 829)	1,010 (944 to 1,080)	1,060 (986 to 1,140)	1,060 (986 to 1,140)	639 (594 to 684)	279 (260 to 301)	103 (96 to 111)		43-2 (39 to 46.3)	5,250
Cirrhosis and other chronic liver diseases	0 (0 to 0)	0 (0 to 0.1)	0-8 (0.4 to 1.1)	0-6 (0.3 to 1.2)	1-7 (1.1 to 2.5)	3-1 (2.1 to 4.5)	8-4 (5.7 to 11.7)	9-91 (6.8 to 11.7)	89-6 (68.1 to 111)	91 (77.6 to 103)	122 (112 to 138)	136 (122 to 158)	232 (210 to 256)	247 (210 to 289)	176 (150 to 209)	176 (151 to 207)	147 (127 to 171)	83 (69.4 to 101)	69-4 (57.1 to 84.9)	46-2 (37.1 to 57.2)	23-9 (18.4 to 31.2)	12 (9.1 to 16.2)	3-5 (2.3 to 4.8)		1,610
Cirrhosis and other chronic liver diseases due to hepatitis B	0 (0 to 0)	0 (0 to 0)	0 (0 to 0)	0 (0 to 0)	0 (0 to 0.1)	0 (0 to 0.1)	0 (0 to 0.1)	0 (0 to 0.1)	0 (0 to 0.1)	0 (0 to 0.1)	0 (0 to 0.1)	0 (0 to 0.1)	0 (0 to 0.1)	0 (0 to 0.1)	0 (0 to 0.1)	0 (0 to 0.1)	0 (0 to 0.1)	0 (0 to 0.1)	0 (0 to 0.1)	0 (0 to 0.1)	0 (0 to 0.1)	0 (0 to 0.1)	0 (0 to 0.1)		0
Cirrhosis and other chronic liver diseases due to hepatitis C	0 (0 to 0)	0 (0 to 0)	0 (0 to 0)	0 (0 to 0)	0 (0 to 0)	0 (0 to 0)	0 (0 to 0.1)	0 (0 to 0.1)	0 (0 to 0.1)	0 (0 to 0.1)	0 (0 to 0.1)	0 (0 to 0.1)	0 (0 to 0.1)	0 (0 to 0.1)	0 (0 to 0.1)	0 (0 to 0.1)	0 (0 to 0.1)	0 (0 to 0.1)	0 (0 to 0.1)	0 (0 to 0.1)	0 (0 to 0.1)	0 (0 to 0.1)	0 (0 to 0.1)		0
Cirrhosis and other chronic liver diseases due to alcohol use	0 (0 to 0)	0 (0 to 0)	0 (0 to 0)	0 (0 to 0)	0 (0 to 0)	0 (0 to 0)	1-3 (0.7 to 2.2)	2-2 (1.4 to 3.1)	3-5 (2.5 to 4.7)	4-4 (3.2 to 6.1)	4-3 (3.2 to 5.8)	4-3 (3.2 to 5.8)	3-4 (2.5 to 4.6)	5-3 (3.8 to 7.2)	4-3 (3.2 to 5.8)	3-4 (2.5 to 4.6)	2-3 (1.7 to 3.2)	1-4 (1.1 to 2.1)	1-3 (0.9 to 1.9)	0-9 (0.7 to 1.4)	0-4 (0.3 to 0.8)	0-2 (0.1 to 0.4)	0-2 (0.1 to 0.4)		103
Cirrhosis and other chronic liver diseases due to NAFLD	0 (0 to 0)	0 (0 to 0)	0 (0 to 0)	0 (0 to 0)	0 (0 to 0)	0 (0 to 0)	0 (0 to 0.1)	0 (0 to 0.2)	1-5 (0.8 to 2.5)	2-5 (1.6 to 3.5)	3-2 (2.3 to 4.5)	3-6 (2.6 to 5.1)	4-2 (3 to 5.8)	6-6 (4.6 to 9.1)	7-6 (5.3 to 10.5)	9-2 (6.5 to 12.7)	10-5 (7.5 to 14.4)	13-6 (9.8 to 18.4)	15-7 (11.4 to 21.3)	14-6 (10.6 to 19.7)	9-6 (6.9 to 13.1)	3-3 (2.3 to 4.5)	1-7 (1.1 to 2.3)		134
Cirrhosis and other chronic liver diseases due to other causes	0 (0 to 0)	0 (0 to 0)	0-7 (0.3 to 1.7)	0-8 (0.4 to 1.9)	1-6 (0.8 to 3.2)	2-2 (1.2 to 4.4)	6-2 (3.8 to 9.2)	9-2 (6.8 to 12.1)	11 (8.4 to 14.5)	10-6 (8.1 to 13.9)	10-3 (7.9 to 13.6)	9-9 (7.5 to 13.1)	13-6 (10.4 to 17.8)	24-2 (17.8 to 32.8)	30-2 (22.3 to 40.2)	29-5 (21.8 to 39.2)	29-5 (21.8 to 39.2)	29-5 (21.8 to 39.2)	17-9 (13.1 to 23.7)	11-4 (8.3 to 15.3)	6-9 (4.9 to 9.4)	2-4 (1.7 to 3.4)	0-6 (0.4 to 0.9)		233
Upper digestive system diseases	0 (0 to 0)	0 (0 to 0)	0-4 (0.2 to 1.1)	1-6 (0.7 to 3.2)	1-4 (0.7 to 2.7)	2-2 (1.2 to 3.9)	4-3 (2.6 to 6.5)	6-5 (4.5 to 8.9)	9-2 (6.7 to 12.3)	11-4 (8.4 to 15.2)	12-3 (9.1 to 16.3)	12-3 (9.1 to 16.3)	11-4 (8.4 to 15.2)	19-2 (13.9 to 25.7)	24-2 (17.6 to 32.3)	30-2 (22.3 to 40.2)	36-2 (27.1 to 47.1)	44-2 (33.1 to 57.5)	50-2 (37.7 to 65.1)	49-2 (37.1 to 63.3)	41-2 (31.1 to 53.1)	30-2 (22.3 to 39.2)	17-2 (12.7 to 22.3)		822
Peptic ulcer disease	0 (0 to 0)	0 (0 to 0)	0-5 (0 to 0.1)	0-5 (0 to 0.1)	0-6 (0.1 to 0.2)	0-8 (0.2 to 0.3)	1-6 (0.8 to 2.6)	2-6 (1.6 to 3.6)	3-6 (2.6 to 4.6)	4-6 (3.5 to 5.8)	4-6 (3.5 to 5.8)	4-6 (3.5 to 5.8)	4-6 (3.5

Congenital birth defects	136 (92.3 to 229)	52-2 (39.3 to 82.7)	127 (84.1 to 209)	67 (49.3 to 97.4)	39-1 (27.9 to 53.2)	37-9 (27.4 to 52.2)	38-1 (28.2 to 50.9)	37-3 (27.6 to 49.9)	34-2 (26.1 to 46.5)	32-2 (24.6 to 41.2)	30-7 (23.4 to 40.7)	29-6 (19.0 to 35.1)	30-4 (21.1 to 40.5)	33-4 (21.6 to 45)	33-5 (21.1 to 44.6)	29 (17.2 to 40.9)	22-1 (13.6 to 31.3)	8-4 (5 to 12.7)	4-6 (2.5 to 7.4)	3 (1.6 to 4.6)	1-5 (0.9 to 2.3)	0-5 (0.3 to 0.9)	0-1 (0.1 to 0.2)	825
Neural tube defects	8-4 (3.8 to 16.2)	3-7 (1.4 to 7.1)	7-8 (3.3 to 16.4)	7-4 (3 to 15.2)	2-5 (0.9 to 7.1)	1-1 (0.4 to 5.1)	1-1 (0.4 to 4.7)	1-5 (0.6 to 3.2)	1-6 (0.6 to 3.4)	1-2 (0.4 to 3.1)	0-7 (0.2 to 1.8)	0-6 (0.2 to 1.7)	0-4 (0.2 to 1.6)	0-2 (0.1 to 0.9)	0-2 (0.1 to 0.9)	0-2 (0.1 to 1.1)	0-1 (0 to 0.7)	0-1 (0 to 0.5)	0 (0 to 0.2)	0 (0 to 0.1)	0 (0 to 0.1)	0 (0 to 0.1)	0 (0 to 0.1)	38-2
Congenital heart anomalies	27-5 (17.3 to 40)	10-7 (5.7 to 19)	16-9 (9.6 to 30)	8-2 (4.5 to 15.2)	5-1 (2.7 to 9.8)	4-5 (2.4 to 8.7)	4-6 (2.4 to 8.7)	4-5 (2.4 to 8.5)	4-1 (2.1 to 7.8)	3-8 (1.9 to 7.2)	3-6 (1.7 to 6.7)	3-5 (1.6 to 6.5)	3-6 (1.7 to 6.7)	3-9 (1.8 to 7.1)	3-9 (1.8 to 7.1)	3-3 (1.5 to 6.1)	2-5 (1.2 to 4.6)	1-1 (0.5 to 2.1)	0-6 (0.3 to 1.2)	0-1 (0.1 to 0.6)	0-1 (0.1 to 0.6)	0-1 (0.1 to 0.6)	0-1 (0.1 to 0.6)	208
Orofacial clefts	0-1 (0 to 0.1)	0-4 (0.1 to 0.7)	0-7 (0.3 to 1.5)	0-6 (0.1 to 1.2)	0-5 (0.1 to 1.2)	0-5 (0.1 to 1.1)	0-5 (0.1 to 1.1)	0-5 (0.1 to 1.1)	0-5 (0.1 to 1.1)	0-5 (0.1 to 1.1)	0-5 (0.1 to 1.1)	0-5 (0.1 to 1.1)	0-5 (0.1 to 1.1)	0-4 (0.1 to 1.1)	0-5 (0.1 to 1.1)	0-4 (0.1 to 0.9)	0-4 (0.1 to 1)	0-3 (0.1 to 0.7)	0-2 (0 to 0.5)	0-2 (0 to 0.5)	0-1 (0 to 0.3)	0-1 (0 to 0.1)	0-1 (0 to 0.1)	9
Down syndrome	4-6 (2 to 10)	1-4 (0.4 to 2.8)	5 (2 to 10.3)	2-3 (1 to 5.1)	2-6 (1.1 to 6.1)	2-8 (1.2 to 6.4)	2-9 (1.2 to 6.6)	2-5 (1.2 to 5.4)	4-2 (2.1 to 8.1)	2-9 (1.4 to 5.8)	2-6 (1.2 to 5.2)	2-6 (1.2 to 5.2)	2-5 (1.2 to 5.2)	2-5 (1.1 to 5.1)	10-7 (5.1 to 19)	13-2 (6.9 to 22.2)	12-3 (6.4 to 20.2)	6-9 (3 to 11.3)	2-2 (1 to 3.5)	0 (0 to 0)	0 (0 to 0)	0 (0 to 0)	0 (0 to 0)	90-9
Turner syndrome	0 (0 to 0)	0 (0 to 0)	0 (0 to 0)	0 (0 to 0)

SR Table 2c: Hertfordshire DALYS by cause and age group for males with 95% uncertainty intervals, 2019

Cause	Early Neonatal (0-6 days)	Late Neonatal (7-27 days)	Post Neonatal (28-364 days)	1 to 4	5 to 9	10 to 14	15 to 19	20 to 24	25 to 29	30 to 34	35 to 39	40 to 44	45 to 49	50 to 54	55 to 59	60 to 64	65 to 69	70 to 74	75 to 79	80 to 84	85 to 89	90 to 94	95 plus	Total
All causes	814 (to 1,230)	240 (to 363)	519 (to 819)	658 (to 1,160)	1,489 (1,070 to 2,060)	1,304 (1,000 to 2,000)	2,429 (2,030 to 2,980)	3,258 (2,840 to 3,860)	3,763 (3,300 to 4,300)	4,302 (3,770 to 4,900)	4,764 (4,270 to 5,400)	5,251 (4,690 to 5,870)	6,183 (5,550 to 6,870)	8,213 (7,370 to 9,220)	10,581 (9,510 to 11,900)	13,480 (12,100 to 15,200)	17,329 (15,500 to 19,600)	21,980 (19,600 to 24,900)	27,329 (24,200 to 31,000)	33,196 (29,200 to 38,000)	39,267 (34,000 to 45,600)	45,274 (38,000 to 53,900)	51,191 (41,000 to 64,000)	51,191 (41,000 to 64,000)	522,000
Communicable, maternal, neonatal, and nutritional diseases	712 (522 to 900)	172 (120 to 215)	266 (180 to 350)	260 (161 to 347)	217 (117 to 328)	166 (101 to 235)	174 (120 to 235)	163 (107 to 236)	201 (150 to 260)	221 (166 to 285)	264 (196 to 335)	299 (230 to 374)	271 (214 to 338)	356 (284 to 429)	347 (267 to 430)	339 (262 to 423)	336 (270 to 406)	490 (378 to 606)	977 (737 to 1,230)	1,855 (1,390 to 2,350)	3,183 (2,370 to 4,000)	4,600 (3,450 to 5,750)	19,100 (14,300 to 24,000)	19,100 (14,300 to 24,000)	8,260
HIV/AIDS and sexually transmitted infections	29 (9.6 to 54.9)	8.1 (2.5 to 17.9)	12.5 (3.9 to 28.6)	7 (0.7 to 1.4)	0.6 (0 to 0.9)	0.4 (0 to 0.9)	0.8 (0 to 1.3)	2.1 (1 to 3.3)	5.3 (2.5 to 7.3)	10 (7.4 to 12.4)	14.2 (10.7 to 18.1)	19.2 (11.6 to 32.6)	19.6 (12.4 to 32.2)	13.9 (10.3 to 18.7)	11.5 (9.3 to 16)	9.3 (7.2 to 12.1)	7.7 (4.8 to 12.4)	4.6 (2.9 to 7.1)	1.8 (0.9 to 2.5)	0.6 (0 to 2.1)	0.3 (0 to 2.2)	0.1 (0 to 0.2)	198
HIV/AIDS	0 (0 to 0)	0 (0 to 0)	0.7 (0 to 0.9)	0.7 (0 to 0.9)	0.5 (0 to 0.5)	0.3 (0 to 0.5)	0.6 (0 to 0.8)	1.6 (1.2 to 2.4)	4.6 (3.3 to 5.9)	8.8 (6.5 to 11.7)	12.7 (9.6 to 16.7)	13.8 (10.5 to 19.4)	15 (11.4 to 19.8)	12.2 (9.2 to 16.1)	10.2 (7.3 to 13.8)	7.9 (5.4 to 11.5)	6.8 (4.5 to 10.1)	3.7 (1.5 to 7.8)	1.6 (0.5 to 2.8)	0.2 (0 to 0.6)	0.1 (0 to 0.2)	0.1 (0 to 0.2)	102
HIV/AIDS - Drug-susceptible Tuberculosis	0 (0 to 0)	0 (0 to 0)	0.1 (0 to 0.1)	0.1 (0 to 0.1)	0.1 (0 to 0.1)	0.1 (0 to 0.1)	0.2 (0 to 0.2)	0.4 (0.1 to 0.7)	0.7 (0.4 to 1)	1.1 (0.7 to 1.6)	1.2 (0.7 to 1.8)	1.2 (0.7 to 1.9)	1.2 (0.7 to 1.9)	1 (0.6 to 1.5)	0.8 (0.5 to 1.2)	0.5 (0.3 to 0.9)	0.4 (0.2 to 0.8)	0.1 (0.1 to 0.1)	0.1 (0.1 to 0.2)	0 (0 to 0.1)	0 (0 to 0.1)	0 (0 to 0.1)	7.9
HIV/AIDS - Multidrug-resistant Tuberculosis without extensive drug resistance	0 (0 to 0)	0 (0 to 0)	0 (0 to 0)	0 (0 to 0)	0 (0 to 0)	0 (0 to 0)	0 (0 to 0)	0 (0 to 0)	0 (0 to 0)	0 (0 to 0)	0 (0 to 0)	0 (0 to 0)	0 (0 to 0)	0 (0 to 0)	0 (0 to 0)	0 (0 to 0)	0 (0 to 0)	0 (0 to 0)	0 (0 to 0)	0 (0 to 0)	0 (0 to 0)	0 (0 to 0)	0 (0 to 0)	0
HIV/AIDS - Extensively drug-resistant Tuberculosis	0 (0 to 0)	0 (0 to 0)	0 (0 to 0)	0 (0 to 0)	0 (0 to 0)	0 (0 to 0)	0 (0 to 0)	0 (0 to 0)	0 (0 to 0)	0 (0 to 0)	0 (0 to 0)	0 (0 to 0)	0 (0 to 0)	0 (0 to 0)	0 (0 to 0)	0 (0 to 0)	0 (0 to 0)	0 (0 to 0)	0 (0 to 0)	0 (0 to 0)	0 (0 to 0)	0 (0 to 0)	0 (0 to 0)	0
HIV/AIDS resulting in other diseases	0 (0 to 0)	0 (0 to 0)	0.6 (0 to 0.9)	0.4 (0 to 0.7)	0.4 (0 to 0.6)	0.3 (0 to 0.5)	0.6 (0 to 0.8)	1.5 (1 to 2.2)	4.1 (2.9 to 5.4)	8.1 (5.8 to 10.9)	11.6 (8.5 to 15.4)	12.6 (9.1 to 17.4)	13.8 (10.1 to 18.4)	11.3 (8.2 to 15.2)	9.4 (6.8 to 13.1)	7.3 (4.8 to 11.3)	6.4 (3.8 to 11.1)	3.6 (1.4 to 7.7)	1.4 (0.5 to 2.6)	0.2 (0 to 0.5)	0.1 (0 to 0.2)	0 (0 to 0.1)	93.6
Sexually transmitted infections excluding HIV	29 (9.6 to 54.9)	8.1 (2.5 to 17.9)	11.8 (3.1 to 27.7)	6.3 (0.5 to 0.7)	0.2 (0 to 0.4)	0.1 (0 to 0.4)	0.2 (0 to 0.5)	0.5 (0 to 0.8)	0.7 (0 to 0.9)	1.2 (0.6 to 2)	1.5 (0.7 to 2.4)	1.5 (0.7 to 2.5)	1.5 (0.7 to 2.5)	1.7 (0.7 to 3.2)	1.3 (0.6 to 2.3)	1.4 (0.6 to 2.3)	1.3 (0.6 to 2.2)	0.9 (0.3 to 1.6)	0.4 (0.1 to 0.8)	0.4 (0.1 to 0.7)	0.2 (0 to 0.7)	0.1 (0 to 0.2)	59.7
Syphilis	29 (9.6 to 54.9)	8.1 (2.5 to 17.9)	11.8 (3.1 to 27.7)	6.2 (0.5 to 0.6)	0.1 (0 to 0.2)	0.1 (0 to 0.2)	0.1 (0 to 0.3)	0.2 (0 to 0.3)	0.2 (0 to 0.3)	0.3 (0 to 0.4)	0.3 (0 to 0.5)	0.2 (0 to 0.4)	0.2 (0 to 0.4)	0.2 (0 to 0.5)	0.2 (0 to 0.5)	0.2 (0 to 0.5)	0.2 (0 to 0.5)	0.2 (0 to 0.5)	0.1 (0 to 0.3)	0.1 (0 to 0.2)	0 (0 to 0.1)	0 (0 to 0.1)	0 (0 to 0.1)	49.6
Chlamydial infection	0 (0 to 0)	0 (0 to 0)	0 (0 to 0)	0 (0 to 0)	0 (0 to 0)	0 (0 to 0)	0 (0 to 0)	0 (0 to 0)	0 (0 to 0)	0 (0 to 0)	0 (0 to 0)	0 (0 to 0)	0 (0 to 0)	0 (0 to 0)	0 (0 to 0)	0 (0 to 0)	0 (0 to 0)	0 (0 to 0)	0 (0 to 0)	0 (0 to 0)	0 (0 to 0)	0 (0 to 0)	0 (0 to 0)	0.5
Gonococcal infection	0 (0 to 0)	0 (0 to 0)	0 (0 to 0)	0 (0 to 0)	0 (0 to 0)	0 (0 to 0)	0 (0 to 0.1)	0 (0 to 0.1)	0 (0 to 0.1)	0 (0 to 0.1)	0 (0 to 0.1)	0 (0 to 0.1)	0 (0 to 0.1)	0 (0 to 0.1)	0 (0 to 0.1)	0 (0 to 0.1)	0 (0 to 0.1)	0 (0 to 0.1)	0 (0 to 0.1)	0 (0 to 0.1)	0 (0 to 0.1)	0 (0 to 0.1)	0 (0 to 0.1)	0.3
Trichomoniasis	0 (0 to 0)	0 (0 to 0)	0 (0 to 0)	0 (0 to 0)	0 (0 to 0)	0 (0 to 0)	0 (0 to 0)	0 (0 to 0.1)	0 (0 to 0.1)	0 (0 to 0.1)	0 (0 to 0.1)	0 (0 to 0.1)	0 (0 to 0.1)	0 (0 to 0.1)	0 (0 to 0.1)	0 (0 to 0.1)	0 (0 to 0.1)	0 (0 to 0.1)	0 (0 to 0.1)	0 (0 to 0.1)	0 (0 to 0.1)	0 (0 to 0.1)	0 (0 to 0.1)	1.2
Genital herpes	0 (0 to 0)	0 (0 to 0)	0 (0 to 0)	0 (0 to 0)	0 (0 to 0)	0 (0 to 0)	0 (0 to 0.1)	0 (0 to 0.2)	0.1 (0 to 0.1)	0.2 (0 to 0.3)	0.3 (0 to 0.5)	0.3 (0 to 0.5)	0.3 (0 to 0.5)	0.4 (0 to 0.8)	0.3 (0 to 0.6)	0.3 (0 to 0.6)	0.3 (0 to 0.6)	0.2 (0 to 0.4)	0.1 (0 to 0.3)	0.1 (0 to 0.2)	0 (0 to 0.1)	0 (0 to 0.1)	0 (0 to 0.1)	9.3
Other sexually transmitted infections	0 (0 to 0)	0 (0 to 0)	0 (0 to 0)	0 (0 to 0)	0 (0 to 0)	0 (0 to 0)	0 (0 to 0.1)	0 (0 to 0.1)	0 (0 to 0.1)	0 (0 to 0.2)	0 (0 to 0.1)	0 (0 to 0.1)	0 (0 to 0.1)	0 (0 to 0.1)	0 (0 to 0.1)	0 (0 to 0.1)	0 (0 to 0.1)	0 (0 to 0.1)	0 (0 to 0.1)	0 (0 to 0.1)	0 (0 to 0.1)	0 (0 to 0.1)	0 (0 to 0.1)	0.6
Respiratory infections and tuberculosis	59 (9.9 to 111.9)	16 (4.6 to 34.6)	49.3 (11 to 76.9)	46 (10.6 to 93.4)	19.7 (4.6 to 39.7)	8.6 (2.1 to 17.6)	7.1 (1.7 to 14.5)	8.6 (2.1 to 17.7)	10.1 (2.5 to 20.5)	12.1 (3.1 to 24.2)	14.2 (3.8 to 28.1)	16.2 (4.6 to 32.4)	18.2 (5.3 to 36.2)	20.1 (6.1 to 39.9)	21.6 (6.9 to 42.6)	22.6 (7.7 to 44.1)	23.1 (8.1 to 44.8)	23.2 (8.3 to 44.8)	22.9 (8.3 to 44.2)	22.2 (8.1 to 43.1)	21.2 (7.7 to 41.1)	20.1 (7.3 to 39.1)	1,800
Tuberculosis	59 (9.9 to 111.9)	16 (4.6 to 34.6)	49.3 (11 to 76.9)	46 (10.6 to 93.4)	19.7 (4.6 to 39.7)	8.6 (2.1 to 17.6)	7.1 (1.7 to 14.5)	8.6 (2.1 to 17.7)	10.1 (2.5 to 20.5)	12.1 (3.1 to 24.2)	14.2 (3.8 to 28.1)	16.2 (4.6 to 32.4)	18.2 (5.3 to 36.2)	20.1 (6.1 to 39.9)	21.6 (6.9 to 42.6)	22.6 (7.7 to 44.1)	23.1 (8.1 to 44.8)	23.2 (8.3 to 44.8)	22.9 (8.3 to 44.2)	22.2 (8.1 to 43.1)	21.2 (7.7 to 41.1)	20.1 (7.3 to 39.1)	1,800
Latent tuberculosis infection	0 (0 to 0)	0 (0 to 0)	0 (0 to 0)	0 (0 to 0)	0 (0 to 0)	0 (0 to 0)	0 (0 to 0)	0 (0 to 0)	0 (0 to 0)	0 (0 to 0)	0 (0 to 0)	0 (0 to 0)	0 (0 to 0)	0 (0 to 0)	0 (0 to 0)	0 (0 to 0)	0 (0 to 0)	0 (0 to 0)	0 (0 to 0)	0 (0 to 0)	0 (0 to 0)	0 (0 to 0)	0 (0 to 0)	0
Drug-susceptible Tuberculosis	0 (0 to 0)	0 (0 to 0)	0 (0 to 0)	0 (0 to 0)	0 (0 to 0)	0 (0 to 0)	0 (0 to 0)	0 (0 to 0)	0 (0 to 0)	0 (0 to 0)	0 (0 to 0)	0 (0 to 0)	0 (0 to 0)	0 (0 to 0)	0 (0 to 0)	0 (0 to 0)	0 (0 to 0)	0 (0 to 0)	0 (0 to 0)	0 (0 to 0)	0 (0 to 0)	0 (0 to 0)	0 (0 to 0)	0
Multidrug-resistant tuberculosis without extensive drug resistance	0 (0 to 0)	0 (0 to 0)	0 (0 to 0)	0 (0 to 0)	0 (0 to 0)	0 (0 to 0)	0 (0 to 0)	0 (0 to 0)	0 (0 to 0)	0 (0 to 0)	0 (0 to 0)	0 (0 to 0)	0 (0 to 0)	0 (0 to 0)	0 (0 to 0)	0 (0 to 0)	0 (0 to 0)	0 (0 to 0)	0 (0 to 0)	0 (0 to 0)	0 (0 to 0)	0 (0 to 0)	0 (0 to 0)	0
Extensively drug-resistant tuberculosis	0 (0 to 0)	0 (0 to 0)	0 (0 to 0)	0 (0 to 0)	0 (0 to 0)	0 (0 to 0)	0 (0 to 0)	0 (0 to 0)	0 (0 to 0)	0 (0 to 0)	0 (0 to 0)	0 (0 to 0)	0 (0 to 0)	0 (0 to 0)	0 (0 to 0)	0 (0 to 0)	0 (0 to 0)	0 (0 to 0)	0 (0 to 0)	0 (0 to 0)	0 (0 to 0)	0 (0 to 0)	0 (0 to 0)	0
Lower respiratory infections	8.2 (3.4 to 11.9)	6.2 (3.6 to 8.8)	24.2 (18.4 to 30.4)	19.9 (14.4 to 26.4)	5.1 (3.7 to 6.7)	5.1 (3.7 to 6.9)	4.9 (3.5 to 6.7)	18.8 (13.7 to 24.3)	19.1 (12.7 to 27.7)	29 (17.4 to 41.7)	48.4 (30.8 to 67.9)	54 (36.5 to 72.3)	72 (48.7 to 104)	110 (72.7 to 156)	153 (102 to 215)	191 (120 to 269)	227 (139 to 319)	257 (158 to 354)	282 (165 to 388)	302 (185 to 408)	317 (187 to 430)	324 (190 to 440)	4,060
Upper respiratory infections	0.1 (0.1 to 0.2)	0.6 (0.2 to 1)	11.9 (7.5 to 18)	51.6 (34.9 to 84.6)	57.7 (31.5 to 97.2)	44.4 (23.4 to 74.9)	20.7 (10.9 to 36.1)	32 (17.5 to 54.9)	23.6 (12.9 to 39.8)	19.3 (10.5 to 32.6)	16.9 (9.2 to 28.6)	37 (20.1 to 62.1)	19.1 (10.4 to 32.1)	23.7 (12.9 to 39.8)	17 (9.2 to 28.6)	32.9 (17.9 to 55.2)	31.9 (17.4 to 53.5)	28.5 (15.5 to 47.8)	21.6 (11.8 to 36.3)	19.2 (10.4 to 32.2)	19.3 (10.5 to 32.4)	10.2 (5.6 to 17.1)	548
Otitis media	0 (0 to 0)	0.2 (0.1 to 0.4)	12.2 (7.5 to 18.2)	11.9 (8.3 to 20.4)	7.1 (4.7 to 12.4)	4 (2.6 to 7.1)	6.1 (3.9 to 11)	9.2 (5.8 to 16.7)	7.5 (4.6 to 13.7)	6.4 (3.9 to 12.3)	7.3 (4.5 to 13.7)	7.7 (4.7 to 14.7)	9.3 (5.6 to 17.8)	8.2 (4.9 to 15.6)	6.9 (4.1 to 13.1)	4.8 (2.9 to 9.1)	3.4 (2.1 to 6.4)	2.1 (1.3 to 4)	1.1 (0.7 to 2.1)	0.6 (0.4 to 1.2)	0.3 (0.2 to 0.6)	0.1 (0 to 0.2)	112
Enteric infections	16 (3.1 to 31.1)	4.6 (1.5 to 11.4)	16.6 (3.2 to 23.8)	27.4 (4.9 to 52.5)	19.8 (3.5 to 38.2)	12 (2.1 to 23)	11.9 (2.1 to 22.7)	11.8 (2.1 to 22.6)	11.6 (2.1 to 22.2)	11.6 (2.1 to 22.2)	11.6 (2.1 to 22.2)	11.6 (2.1 to 22.2)	11.6 (2.1 to 22.2)	11.6 (2.1 to 22.2)	11.6 (2.1 to 22.2)	11.6 (2.1 to 22.2)	11.6 (2.1 to 22.2)	11.6 (2.1 to 22.2)	11.6 (2.1 to 22.2)	11.6 (2.1 to 22.2)	11.6 (2.1 to 22.2)	11.6 (2.1 to 22.2)	471
Diarrheal diseases	16 (3.1 to 31.1)	4.6 (1.5 to 11.4)	16.6 (3.2 to 23.8)	27.4 (4.9 to 52.5)	19.8 (3.5 to 38.2)	12 (2.1 to 23)	11.9 (2.1 to 22.7)	11.8 (2.1 to 22.6)	11.6 (2.1 to 22.2)	11.6 (2.1 to 22.2)	11.6 (2.1 to 22.2)	11.6 (2.1 to 22.2)	11.6 (2.1 to 22.2)	11.6 (2.1 to 22.2)	11.6 (2.1 to 22.2)	11.6 (2.1 to 22.2)	11.6 (2.1 to 22.2)	11.6 (2.1 to 22.2)	11.6 (2.1 to 22.2)	11.6 (2.1 to 22.2)	11.6 (2.1 to 22.2)	11.6 (2.1 to 22.2)	471
Typhoid and paratyphoid	0 (0 to 0)	0 (0 to 0)	0 (0 to 0)	0 (0 to 0)	0 (0 to 0)	0 (0 to 0)	0 (0 to 0)	0 (0 to 0)	0 (0 to 0)	0 (0 to 0)	0 (0 to 0)	0 (0 to 0)	0 (0 to 0)	0 (0 to 0)	0 (0 to 0)	0 (0 to 0)	0 (0 to 0)	0 (0 to 0)	0 (0 to 0)	0 (0 to 0)	0 (0 to 0)	0 (0 to 0)	0 (0 to 0)	0
Typhoid fever	0 (0 to 0)	0 (0 to 0)	0 (0 to 0)	0 (0 to 0)	0 (0 to 0)	0 (0 to 0)	0 (0 to 0)	0 (0 to 0)	0 (0 to 0)	0 (0 to 0)	0 (0 to 0)	0 (0 to 0)	0 (0 to 0)	0 (0 to 0)	0 (0 to 0)	0 (0 to 0)	0 (0 to 0)	0 (0 to 0)	0 (0 to 0)	0 (0 to 0)	0 (0 to 0)	0 (0 to 0)	0 (0 to 0)	0
Paratyphoid fever	0 (0 to 0)	0 (0 to 0)	0 (0 to 0)	0 (0 to 0)	0 (0 to 0)	0 (0 to 0)	0 (0 to 0)	0 (0 to 0)	0 (0 to 0)	0 (0 to 0)	0 (0 to 0)	0 (0 to 0)	0 (0 to 0)	0 (0 to 0)	0 (0 to 0)	0 (0 to 0)	0 (0 to 0)	0 (0 to 0)	0 (0 to 0)	0 (0 to 0)	0 (0 to 0)	0 (0 to 0)	0 (0 to 0)	0
Invasive Non-typhoidal Salmonella (iNTS)	0 (0 to 0)	0 (0 to 0)	0 (0 to 0)	0 (0 to 0)	0 (0 to 0)	0 (0 to 0)	0 (0 to 0)	0 (0 to 0)	0 (0 to 0)	0 (0 to 0)	0 (0 to 0)	0 (0 to 0)	0 (0 to 0)	0 (0 to 0)	0 (0 to 0)	0 (0 to 0)	0 (0 to 0)	0 (0 to 0)	0 (0 to 0)	0 (0 to 0)	0 (0 to 0)	0 (0 to 0)	0 (0 to 0)	2
Other intestinal infectious diseases	0 (0 to 0)	0 (0 to 0)	0 (0 to 0)	0 (0 to 0)	0 (0 to 0)	0 (0 to 0)	0 (0 to 0)	0 (0 to 0)	0 (0 to 0)	0 (0 to 0)	0 (0 to 0)	0 (0 to 0)	0 (0 to 0)	0 (0 to 0)	0 (0 to 0)	0 (0 to 0)	0 (0 to 0)	0 (0 to 0)	0 (0 to 0)	0 (0 to 0)	0 (0 to 0)	0 (0 to 0)	0 (0 to 0)	0
Neglected tropical diseases and malaria	0 (0 to 1)	0 (0 to 1)	0 (0 to 2.8)	0 (0 to 1.4)	0 (0 to 1.7)	0 (0 to 1.3)	0 (0 to 0.4)	0 (0 to 0.6)	0 (0 to 0.8)	0 (0 to 1.1)	0 (0 to 1.5)	0 (0 to 2.3)	0 (0 to 3.1)	0 (0 to 3.5)	0 (0 to 1.4)	0 (0 to 1.7)	0 (0 to 1.5)	0 (0 to 1.3)	0 (0 to 1.5)	0 (0 to 1.6)	0 (0 to 0.9)	0 (0 to 0.8)	0 (0 to 0.3)	13.8
Malaria	0 (0 to 0)	0 (0 to 0)	0 (0 to 0)	0 (0 to 0)	0 (0 to 0)	0 (0 to 0)	0 (0 to 0)	0 (0 to 0)	0 (0 to 0)	0 (0 to 0)	0 (0 to 0)	0 (0 to 0)	0 (0 to 0)	0 (0 to 0)	0 (0 to 0)	0 (0 to 0)	0 (0 to 0)	0 (0 to 0)	0 (0 to 0)	0 (0 to 0)	0 (0 to 0)	0 (0 to 0)	0 (0 to 0)	0
Chagas disease	0 (0 to 0)	0 (0 to 0)	0 (0 to 0)	0 (0 to 0)	0 (0 to 0)	0 (0 to 0)	0 (0 to 0)	0 (0 to 0)	0 (0 to 0)	0 (0 to 0)	0 (0 to 0)	0 (0 to 0)	0 (0 to 0)	0 (0 to 0)	0 (0 to 0)	0 (0 to 0)	0 (0 to 0)	0 (0 to 0)	0 (0 to 0)	0 (0 to 0)	0 (0 to 0)	0 (0 to 0)	0 (0 to 0)	0
Leishmaniasis	0 (0 to 0)	0 (0 to 0)	0 (0 to 0)	0 (0 to 0)	0 (0 to 0)	0 (0 to 0)	0 (0 to 0)	0 (0 to 0)	0 (0 to 0)	0 (0 to 0)	0 (0 to 0)	0 (0 to 0)	0 (0 to 0)	0 (0 to 0)	0 (0 to 0)	0 (0 to 0)	0 (0 to 0)	0 (0 to 0)	0 (0 to 0)	0 (0 to 0)	0 (0 to 0)	0 (0 to 0)	0 (0 to 0)	0
Visceral leishmaniasis	0 (0 to 0)	0 (0 to 0)	0 (0 to 0)	0 (0 to 0)	0 (0 to 0)	0 (0 to 0)	0 (0 to 0)	0 (0 to 0)	0 (0 to 0)	0 (0 to 0)	0 (0 to 0)	0 (0 to 0)	0 (0 to 0)	0 (0 to 0)	0 (0 to 0)	0 (0 to 0)	0 (0 to 0)	0 (0 to 0)	0 (0 to 0)	0 (0 to 0)	0 (0 to 0)	0 (0 to 0)	0 (0 to 0)	0
Cutaneous and mucocutaneous leishmaniasis	0 (0 to 0)	0 (0 to 0)	0 (0 to 0)	0 (0 to 0)	0 (0 to 0)	0 (0 to 0)	0 (0 to 0)	0 (0 to 0)	0 (0 to 0)	0 (0 to 0)	0 (0 to 0)	0 (0 to 0)	0 (0 to 0)	0 (0 to 0)	0 (0 to 0)	0 (0 to 0)	0 (0 to 0)	0 (0 to 0)	0 (0 to 0)	0 (0 to 0)	0 (0 to 0)	0 (0 to 0)	0 (0 to 0)	0
African trypanosomiasis	0 (0 to 0)	0 (0 to 0)	0 (0 to 0)	0 (0 to 0)	0 (0 to 0)	0 (0 to 0)	0 (0 to 0)	0 (0 to 0)	0 (0 to 0)	0 (0 to 0)	0 (0 to 0)	0 (0 to 0)	0 (0 to 0)	0 (0 to 0)	0 (0 to 0)	0 (0 to 0)	0 (0 to 0)	0 (0 to 0)	0 (0 to 0)	0 (0 to 0)	0 (0 to 0)	0 (0 to 0)	0 (0 to 0)	0
Schistosomiasis	0 (0 to 0)	0 (0 to 0)	0 (0 to 0)	0 (0 to 0)	0 (0 to 0)	0 (0 to 0)	0 (0 to 0)	0 (0 to 0)	0 (0 to 0)	0 (0 to 0)	0 (0 to 0)	0 (0 to 0)	0 (0 to 0)	0 (0 to 0)	0 (0 to 0)	0 (0 to 0)	0 (0 to 0)	0 (0 to 0)	0 (0 to 0)	0 (0 to 0)	0 (0 to 0)	0 (0 to 0)	0 (0 to 0)	0
Cysticercosis	0 (0 to 0)	0 (0 to 0)	0 (0 to 0)	0 (0 to 0)	0 (0 to 0)	0 (0 to 0)	0 (0 to 0)	0 (0 to 0)	0 (0 to 0)	0 (0 to 0)	0 (0 to 0)	0 (0 to 0)	0 (0 to 0)	0 (0 to 0)	0 (0 to 0)	0 (0 to 0)	0 (0 to 0)	0 (0 to 0)	0 (0 to 0)	0 (0 to 0)	0 (0 to 0)	0 (0 to 0)	0 (0 to 0)	0
Cystic echinococcosis	0 (0 to 0)	0 (0 to 0)	0 (0 to 0)	0 (0 to 0)	0 (0 to 0)	0 (0 to 0)	0 (0 to 0)	0 (0 to 0)	0 (0 to 0)	0 (0 to 0)	0 (0 to 0)	0 (0 to 0)	0 (0 to 0)	0 (0 to 0)	0 (0 to 0)	0 (0 to 0)	0 (0 to 0)	0 (0 to 0)	0 (0 to 0)	0 (0 to 0)	0 (0 to 0)	0 (0 to 0)	0 (0 to 0)	0
Lymphatic filariasis	0 (0 to 0)	0 (0 to 0)	0 (0 to 0)	0 (0 to 0)	0 (0 to 0)	0 (0 to 0)	0 (0 to 0)	0 (0 to 0)	0 (0 to 0)	0 (0 to 0)	0 (0 to 0)	0 (0 to 0)	0 (0 to 0)	0 (0 to 0)	0 (0 to 0)	0 (0 to 0)	0 (0 to 0)	0 (0 to 0)	0 (0 to 0)	0 (0 to 0)	0 (0 to 0)	0 (0 to 0)	0 (0 to 0)	0
Onchocerciasis	0 (0 to 0)	0 (0 to 0)	0 (0 to 0)	0 (0 to 0)	0 (0 to 0)	0 (0 to 0)	0 (0 to 0)	0 (0 to 0)	0 (0 to 0)	0 (0 to 0)	0 (0 to 0)	0 (0 to 0)	0 (0 to 0)	0 (0 to 0)	0 (0 to 0)	0 (0 to 0)	0 (0 to 0)	0 (0 to 0)	0 (0 to 0)	0 (0 to 0)	0 (0 to 0)	0 (0 to 0)	0 (0 to 0)	0
Trachoma	0 (0 to 0)	0 (0 to 0)	0 (0 to 0)	0 (0 to 0)	0 (0 to 0)	0 (0 to 0)	0 (0 to 0)	0 (0 to 0)	0 (0 to 0)	0 (0 to 0)	0 (0 to 0)	0 (0 to 0)	0 (0 to 0)	0 (0 to 0)	0 (0 to 0)	0 (0 to 0)	0 (0 to 0)	0 (0 to 0)	0 (0 to 0)	0 (0 to 0)	0 (0 to 0)	0 (0 to 0)	0 (0 to 0)	0
Dengue	0 (0 to 0)	0 (0 to 0)	0 (0 to 0)	0 (0 to 0)	0 (0 to 0)	0 (0 to 0)	0 (0 to 0)	0 (0 to 0)	0 (0 to 0)	0 (0 to 0)	0 (0 to 0)	0 (0 to 0)	0 (0 to 0)	0 (0 to 0)	0 (0 to 0)	0 (0 to 0)	0 (0 to 0)	0 (0 to 0)	0 (0 to 0)	0 (0 to 0)	0 (0 to 0)	0 (0 to 0)	0 (0 to 0)	0
Yellow fever	0 (0 to 0)	0 (0 to 0)	0 (0 to 0)	0 (0 to 0)	0 (0 to 0)	0 (0 to 0)	0 (0 to 0)	0 (0 to 0)	0 (0 to 0)	0 (0 to 0)	0 (0 to 0)	0 (0 to 0)	0 (0 to 0)	0 (0 to 0)	0 (0 to 0)	0 (0 to 0)	0 (0 to 0)	0 (0 to 0)	0 (0 to 0)	0 (0 to 0)	0 (0 to 0)	0 (0 to 0)	0 (0 to 0)	0
Rabies	0 (0 to 0)	0 (0 to 0)	0 (0 to 0)	0 (0 to 0)	0 (0 to 0)	0 (0 to 0)	0 (0 to 0)	0 (0 to 0)	0 (0 to 0)	0 (0 to 0)	0 (0 to 0)	0 (0 to 0)	0 (0 to 0)	0 (0 to 0)	0 (0 to 0)	0 (0 to 0)	0 (0 to 0)	0 (0 to 0)	0 (0 to 0)	0 (0 to 0)	0 (0 to 0)	0 (0 to 0)	0 (0 to 0)	0.1
Intestinal nematode infections	0 (0 to 0)	0 (0 to 0)	0 (0 to 0)	0 (0 to 0)	0 (0 to 0)	0 (0 to 0)	0 (0 to 0)	0 (0 to 0)	0 (0 to 0)	0 (0 to 0)	0 (0 to 0)	0 (0 to 0)	0 (0 to 0)	0 (0 to 0)	0 (0 to 0)	0 (0 to 0)	0 (0 to 0)	0 (0 to 0)	0 (0 to 0)	0 (0 to 0)	0 (0 to 0)	0 (0 to 0)	0 (0 to 0)	0
Ascariasis	0 (0 to 0)	0 (0 to 0)	0 (0 to 0)	0 (0 to 0)	0 (0 to 0)	0 (0 to 0)	0 (0 to 0)	0 (0 to 0)	0 (0 to 0)	0 (0 to 0)	0 (0 to 0)	0 (0 to 0)	0 (0 to 0)	0 (0 to 0)	0 (0 to 0)	0 (0 to 0)	0 (0 to 0)	0 (0 to 0)	0 (0 to 0)	0 (0 to 0)	0 (0 to 0)	0 (0 to 0)	0 (0 to 0)	0
Trichuriasis	0 (0 to 0)	0 (0 to 0)	0 (0 to 0)	0 (0 to 0)	0 (0 to 0)	0 (0 to 0)	0 (0 to 0)	0 (0 to 0)	0 (0 to 0)	0 (0 to 0)	0 (0 to 0)	0 (0 to 0)	0 (0 to 0)	0 (0 to 0)	0 (0 to 0)	0 (0 to 0)	0 (0 to 0)	0 (0 to 0)	0 (0 to 0)	0 (0 to 0)	0 (0 to 0)	0 (0 to 0)	0 (0 to 0)	0
Hookworm disease	0 (0 to 0)	0 (0 to 0)	0 (0 to 0)	0 (0 to 0)	0 (0 to 0)	0 (0 to 0)	0 (0 to 0)	0 (0 to 0)	0 (0 to 0)	0 (0 to 0)	0 (0 to 0)	0 (0 to 0)	0 (0 to 0)	0 (0 to 0)	0 (0 to 0)	0 (0 to 0)	0 (0 to 0)	0 (0 to 0)	0 (0 to 0)	0 (0 to 0)	0 (0 to 0)	0 (0 to 0)	0 (0 to 0)	0
Food-borne trematodiases	0 (0 to 0)	0 (0 to 0)	0 (0 to 0)	0 (0 to 0)	0 (0 to 0)	0 (0 to 0)	0 (0 to 0)	0 (0 to 0)	0 (0 to 0)	0 (0 to 0)	0 (0 to 0)	0 (0 to 0)	0 (0 to 0)	0 (0

Other neoplasms	0-1 (0 to 0.2)	0 (0 to 0.1)	0-2 (0 to 0.3)	0-6 (0 to 1.1)	0-5 (0 to 0.9)	0-5 (0 to 0.9)	0-7 (0 to 1.4)	0-7 (0 to 1.4)	1 (0 to 1.9)	1-4 (0 to 2.3)	2-5 (1 to 4.5)	3 (1 to 5.2)	5 (2 to 10.4)	9-16 (4 to 31.5)	16-24 (10 to 47.3)	25 (15 to 59.5)	37-2 (24 to 79.3)	57 (37 to 110)	88 (59 to 0.118)	91-3 (60 to 0.116)	51 (33 to 99.6)	22-5 (13 to 37.6)	4-4 (2 to 7.1)	340
Medulloblastoma, medulloblastoma, and other hemangioblastoma	0 (0 to 0.2)	0 (0 to 0.1)	0-2 (0 to 0.3)	0-4 (0 to 0.8)	0-5 (0 to 0.9)	0-5 (0 to 0.9)	0-7 (0 to 1.4)	0-7 (0 to 1.4)	1 (0 to 1.9)	1-4 (0 to 2.3)	2-5 (1 to 4.5)	3 (1 to 5.2)	5 (2 to 10.4)	9-16 (4 to 31.5)	16-24 (10 to 47.3)	25 (15 to 59.5)	37-2 (24 to 79.3)	57 (37 to 110)	88 (59 to 0.118)	91-3 (60 to 0.116)	51 (33 to 99.6)	22-5 (13 to 37.6)	4-4 (2 to 7.1)	340
Benign and in situ cerebral neoplasms	0 (0 to 0)	0 (0 to 0)	0 (0 to 0)	0 (0 to 0)	0 (0 to 0)	0 (0 to 0)	0 (0 to 0)	0 (0 to 0)	0 (0 to 0)	0 (0 to 0)	0 (0 to 0)	0 (0 to 0)	0 (0 to 0)	0 (0 to 0)	0 (0 to 0)	0 (0 to 0)	0 (0 to 0)	0 (0 to 0)	0 (0 to 0)	0 (0 to 0)	0 (0 to 0)	0 (0 to 0)	0 (0 to 0)	0
Benign and in situ cerebral and uterine neoplasms	0 (0 to 0)	0 (0 to 0)	0 (0 to 0)	0 (0 to 0)	0 (0 to 0)	0 (0 to 0)	0 (0 to 0)	0 (0 to 0)	0 (0 to 0)	0 (0 to 0)	0 (0 to 0)	0 (0 to 0)	0 (0 to 0)	0 (0 to 0)	0 (0 to 0)	0 (0 to 0)	0 (0 to 0)	0 (0 to 0)	0 (0 to 0)	0 (0 to 0)	0 (0 to 0)	0 (0 to 0)	0 (0 to 0)	0
Other benign and in situ neoplasms	0 (0 to 0)	0 (0 to 0)	0 (0 to 0)	0 (0 to 0)	0 (0 to 0)	0 (0 to 0)	0 (0 to 0)	0 (0 to 0)	0 (0 to 0)	0 (0 to 0)	0 (0 to 0)	0 (0 to 0)	0 (0 to 0)	0 (0 to 0)	0 (0 to 0)	0 (0 to 0)	0 (0 to 0)	0 (0 to 0)	0 (0 to 0)	0 (0 to 0)	0 (0 to 0)	0 (0 to 0)	0 (0 to 0)	0
Cardiovascular diseases	2-9 (1 to 4.4)	2-8 (1 to 3.8)	9 (4 to 0.14)	9-1 (4 to 0.12)	14-6 (10 to 0.19)	22-2 (14 to 0.4)	47-1 (31 to 0.64)	47-1 (31 to 0.64)	109 (71 to 0.15)	193 (126 to 0.26)	358 (234 to 0.49)	527 (342 to 0.72)	763 (510 to 0.99)	1,280 (1,000 to 1.63)	1,770 (1,460 to 2.13)	2,220 (1,880 to 2.63)	2,330 (1,980 to 2.76)	2,150 (2,020 to 2.67)	2,150 (2,020 to 2.67)	2,460 (2,320 to 3.07)	2,120 (2,020 to 2.63)	2,620 (2,240 to 3.29)	1,440 (1,180 to 1.84)	341 (275 to 396)	23,100
Rheumatic heart disease	0 (0 to 0)	0 (0 to 0.0)	0 (0 to 0.0)	0 (0 to 0.0)	0 (0 to 0.0)	0 (0 to 0.0)	0 (0 to 0.0)	0 (0 to 0.0)	1 (0 to 0.1)	2 (1 to 0.2)	5 (2 to 0.3)	7 (3 to 0.5)	11 (5 to 0.8)	18 (8 to 1.3)	25 (11 to 1.8)	32 (14 to 2.3)	33 (15 to 2.4)	30 (14 to 2.2)	30 (14 to 2.2)	34 (16 to 2.5)	30 (14 to 2.2)	37 (17 to 2.7)	20 (9 to 1.5)	5 (2 to 0.4)	1 (0 to 0.1)	440
Ischemic heart disease	0 (0 to 0)	0 (0 to 0)	0 (0 to 0)	0 (0 to 0)	0 (0 to 0.3)	0 (0 to 0.3)	0 (0 to 0.3



SR Table 2a: Essex DALYS by cause and age group for males with 95% uncertainty intervals, 2019

Cause	Early Neonatal (0-6 days)	Late Neonatal (7-27 days)	Post Neonatal (28-364 days)	1 to 4	5 to 9	10 to 14	15 to 19	20 to 24	25 to 29	30 to 34	35 to 39	40 to 44	45 to 49	50 to 54	55 to 59	60 to 64	65 to 69	70 to 74	75 to 79	80 to 84	85 to 89	90 to 94	95 plus	Total
All causes	1,128 (1,128 to 1,412)	324 (324 to 405)	642 (642 to 1,168)	1,949 (1,949 to 1,949)	1,949 (1,949 to 2,166)	1,949 (1,949 to 2,166)	2,166 (2,166 to 2,166)	4,236 (4,236 to 4,442)	4,442 (4,442 to 4,442)	4,442 (4,442 to 4,442)	4,442 (4,442 to 4,442)	4,442 (4,442 to 4,442)	4,442 (4,442 to 4,442)	4,442 (4,442 to 4,442)	4,442 (4,442 to 4,442)	4,442 (4,442 to 4,442)	4,442 (4,442 to 4,442)	4,442 (4,442 to 4,442)	4,442 (4,442 to 4,442)	4,442 (4,442 to 4,442)	4,442 (4,442 to 4,442)	4,442 (4,442 to 4,442)	212,600
Communicable, maternal, neonatal, and nutritional diseases	997 (758 to 1,228)	324 (166 to 389)	232 (224 to 450)	217 (205 to 508)	216 (166 to 298)	211 (162 to 286)	237 (190 to 308)	236 (190 to 308)	249 (197 to 313)	262 (197 to 345)	262 (202 to 354)	284 (206 to 393)	284 (207 to 393)	283 (207 to 393)	283 (207 to 393)	283 (207 to 393)	283 (207 to 393)	283 (207 to 393)	283 (207 to 393)	283 (207 to 393)	283 (207 to 393)	283 (207 to 393)	10,600
HIV/AIDS and sexually transmitted infections	28 (9 to 44)	9 (6 to 9)	19 (7 to 21)	1 (0 to 1)	1 (0 to 1)	0 (0 to 0)	0 (0 to 0)	1 (0 to 1)	2 (1 to 4)	7 (4 to 12)	9 (5 to 15)	13 (7 to 22)	19 (10 to 31)	19 (10 to 31)	23 (12 to 38)	20 (11 to 33)	17 (9 to 28)	14 (8 to 23)	10 (5 to 17)	6 (3 to 10)	3 (1 to 5)	1 (0 to 2)	218
HIV/AIDS	0 (0 to 0)	0 (0 to 0)	1 (0 to 1)	0 (0 to 0)	0 (0 to 0)	0 (0 to 0)	0 (0 to 0)	2 (1 to 3)	6 (4 to 9)	12 (8 to 18)	18 (12 to 25)	26 (18 to 36)	35 (24 to 48)	43 (30 to 59)	50 (35 to 69)	54 (38 to 74)	54 (38 to 74)	50 (35 to 69)	42 (29 to 58)	31 (22 to 43)	19 (13 to 26)	8 (5 to 11)	148
HIV/AIDS - Drug-susceptible Tuberculosis	0 (0 to 0)	0 (0 to 0)	0 (0 to 0)	0 (0 to 0)	0 (0 to 0)	0 (0 to 0)	0 (0 to 0)	0 (0 to 0)	0 (0 to 0)	0 (0 to 0)	0 (0 to 0)	0 (0 to 0)	0 (0 to 0)	0 (0 to 0)	0 (0 to 0)	0 (0 to 0)	0 (0 to 0)	0 (0 to 0)	0 (0 to 0)	0 (0 to 0)	0 (0 to 0)	0 (0 to 0)	0 (0 to 0)	0
HIV/AIDS - Multidrug-resistant Tuberculosis without extensive drug resistance	0 (0 to 0)	0 (0 to 0)	0 (0 to 0)	0 (0 to 0)	0 (0 to 0)	0 (0 to 0)	0 (0 to 0)	0 (0 to 0)	0 (0 to 0)	0 (0 to 0)	0 (0 to 0)	0 (0 to 0)	0 (0 to 0)	0 (0 to 0)	0 (0 to 0)	0 (0 to 0)	0 (0 to 0)	0 (0 to 0)	0 (0 to 0)	0 (0 to 0)	0 (0 to 0)	0 (0 to 0)	0 (0 to 0)	0
HIV/AIDS - Extensively drug-resistant Tuberculosis	0 (0 to 0)	0 (0 to 0)	0 (0 to 0)	0 (0 to 0)	0 (0 to 0)	0 (0 to 0)	0 (0 to 0)	0 (0 to 0)	0 (0 to 0)	0 (0 to 0)	0 (0 to 0)	0 (0 to 0)	0 (0 to 0)	0 (0 to 0)	0 (0 to 0)	0 (0 to 0)	0 (0 to 0)	0 (0 to 0)	0 (0 to 0)	0 (0 to 0)	0 (0 to 0)	0 (0 to 0)	0 (0 to 0)	0
HIV/AIDS resulting in other diseases	0 (0 to 0)	0 (0 to 0)	0 (0 to 0)	0 (0 to 0)	0 (0 to 0)	0 (0 to 0)	0 (0 to 0)	0 (0 to 0)	0 (0 to 0)	0 (0 to 0)	0 (0 to 0)	0 (0 to 0)	0 (0 to 0)	0 (0 to 0)	0 (0 to 0)	0 (0 to 0)	0 (0 to 0)	0 (0 to 0)	0 (0 to 0)	0 (0 to 0)	0 (0 to 0)	0 (0 to 0)	0 (0 to 0)	0
Sexually transmitted infections excluding HIV	28 (9 to 44)	9 (2 to 9)	18 (7 to 21)	1 (0 to 1)	1 (0 to 1)	0 (0 to 0)	0 (0 to 0)	0 (0 to 0)	0 (0 to 0)	0 (0 to 0)	0 (0 to 0)	0 (0 to 0)	0 (0 to 0)	0 (0 to 0)	0 (0 to 0)	0 (0 to 0)	0 (0 to 0)	0 (0 to 0)	0 (0 to 0)	0 (0 to 0)	0 (0 to 0)	0 (0 to 0)	0 (0 to 0)	0
Syphilis	0 (0 to 0)	0 (0 to 0)	0 (0 to 0)	0 (0 to 0)	0 (0 to 0)	0 (0 to 0)	0 (0 to 0)	0 (0 to 0)	0 (0 to 0)	0 (0 to 0)	0 (0 to 0)	0 (0 to 0)	0 (0 to 0)	0 (0 to 0)	0 (0 to 0)	0 (0 to 0)	0 (0 to 0)	0 (0 to 0)	0 (0 to 0)	0 (0 to 0)	0 (0 to 0)	0 (0 to 0)	0 (0 to 0)	0
Chlamydial infection	0 (0 to 0)	0 (0 to 0)	0 (0 to 0)	0 (0 to 0)	0 (0 to 0)	0 (0 to 0)	0 (0 to 0)	0 (0 to 0)	0 (0 to 0)	0 (0 to 0)	0 (0 to 0)	0 (0 to 0)	0 (0 to 0)	0 (0 to 0)	0 (0 to 0)	0 (0 to 0)	0 (0 to 0)	0 (0 to 0)	0 (0 to 0)	0 (0 to 0)	0 (0 to 0)	0 (0 to 0)	0 (0 to 0)	0
Gonococcal infection	0 (0 to 0)	0 (0 to 0)	0 (0 to 0)	0 (0 to 0)	0 (0 to 0)	0 (0 to 0)	0 (0 to 0)	0 (0 to 0)	0 (0 to 0)	0 (0 to 0)	0 (0 to 0)	0 (0 to 0)	0 (0 to 0)	0 (0 to 0)	0 (0 to 0)	0 (0 to 0)	0 (0 to 0)	0 (0 to 0)	0 (0 to 0)	0 (0 to 0)	0 (0 to 0)	0 (0 to 0)	0 (0 to 0)	0
Trichomoniasis	0 (0 to 0)	0 (0 to 0)	0 (0 to 0)	0 (0 to 0)	0 (0 to 0)	0 (0 to 0)	0 (0 to 0)	0 (0 to 0)	0 (0 to 0)	0 (0 to 0)	0 (0 to 0)	0 (0 to 0)	0 (0 to 0)	0 (0 to 0)	0 (0 to 0)	0 (0 to 0)	0 (0 to 0)	0 (0 to 0)	0 (0 to 0)	0 (0 to 0)	0 (0 to 0)	0 (0 to 0)	0 (0 to 0)	0
Genital herpes	0 (0 to 0)	0 (0 to 0)	0 (0 to 0)	0 (0 to 0)	0 (0 to 0)	0 (0 to 0)	0 (0 to 0)	0 (0 to 0)	0 (0 to 0)	0 (0 to 0)	0 (0 to 0)	0 (0 to 0)	0 (0 to 0)	0 (0 to 0)	0 (0 to 0)	0 (0 to 0)	0 (0 to 0)	0 (0 to 0)	0 (0 to 0)	0 (0 to 0)	0 (0 to 0)	0 (0 to 0)	0 (0 to 0)	0
Other sexually transmitted infections	0 (0 to 0)	0 (0 to 0)	0 (0 to 0)	0 (0 to 0)	0 (0 to 0)	0 (0 to 0)	0 (0 to 0)	0 (0 to 0)	0 (0 to 0)	0 (0 to 0)	0 (0 to 0)	0 (0 to 0)	0 (0 to 0)	0 (0 to 0)	0 (0 to 0)	0 (0 to 0)	0 (0 to 0)	0 (0 to 0)	0 (0 to 0)	0 (0 to 0)	0 (0 to 0)	0 (0 to 0)	0 (0 to 0)	0
Respiratory infections and tuberculosis	94 (9 to 14 14)	9 (5 to 10 7)	39 (29 to 52 6)	59 (59 to 136)	59 (49 to 132)	59 (39 to 102)	59 (39 to 91)	59 (39 to 91)	59 (49 to 103)	59 (51 to 103)	59 (59 to 121)	59 (59 to 137)	59 (79 to 159)	59 (79 to 159)	59 (109 to 185)	59 (149 to 273)	59 (189 to 304)	59 (201 to 375)	59 (252 to 476)	59 (309 to 579)	59 (349 to 651)	59 (349 to 651)	6,120
Tuberculosis	0 (0 to 0)	0 (0 to 0)	0 (0 to 0)	0 (0 to 0)	0 (0 to 0)	0 (0 to 0)	0 (0 to 0)	0 (0 to 0)	0 (0 to 0)	0 (0 to 0)	0 (0 to 0)	0 (0 to 0)	0 (0 to 0)	0 (0 to 0)	0 (0 to 0)	0 (0 to 0)	0 (0 to 0)	0 (0 to 0)	0 (0 to 0)	0 (0 to 0)	0 (0 to 0)	0 (0 to 0)	0 (0 to 0)	0
Latent tuberculosis infection	0 (0 to 0)	0 (0 to 0)	0 (0 to 0)	0 (0 to 0)	0 (0 to 0)	0 (0 to 0)	0 (0 to 0)	0 (0 to 0)	0 (0 to 0)	0 (0 to 0)	0 (0 to 0)	0 (0 to 0)	0 (0 to 0)	0 (0 to 0)	0 (0 to 0)	0 (0 to 0)	0 (0 to 0)	0 (0 to 0)	0 (0 to 0)	0 (0 to 0)	0 (0 to 0)	0 (0 to 0)	0 (0 to 0)	0
Drug-susceptible tuberculosis	0 (0 to 0)	0 (0 to 0)	0 (0 to 0)	0 (0 to 0)	0 (0 to 0)	0 (0 to 0)	0 (0 to 0)	0 (0 to 0)	0 (0 to 0)	0 (0 to 0)	0 (0 to 0)	0 (0 to 0)	0 (0 to 0)	0 (0 to 0)	0 (0 to 0)	0 (0 to 0)	0 (0 to 0)	0 (0 to 0)	0 (0 to 0)	0 (0 to 0)	0 (0 to 0)	0 (0 to 0)	0 (0 to 0)	0
Multidrug-resistant tuberculosis without extensive drug resistance	0 (0 to 0)	0 (0 to 0)	0 (0 to 0)	0 (0 to 0)	0 (0 to 0)	0 (0 to 0)	0 (0 to 0)	0 (0 to 0)	0 (0 to 0)	0 (0 to 0)	0 (0 to 0)	0 (0 to 0)	0 (0 to 0)	0 (0 to 0)	0 (0 to 0)	0 (0 to 0)	0 (0 to 0)	0 (0 to 0)	0 (0 to 0)	0 (0 to 0)	0 (0 to 0)	0 (0 to 0)	0 (0 to 0)	0
Extensively drug-resistant tuberculosis	0 (0 to 0)	0 (0 to 0)	0 (0 to 0)	0 (0 to 0)	0 (0 to 0)	0 (0 to 0)	0 (0 to 0)	0 (0 to 0)	0 (0 to 0)	0 (0 to 0)	0 (0 to 0)	0 (0 to 0)	0 (0 to 0)	0 (0 to 0)	0 (0 to 0)	0 (0 to 0)	0 (0 to 0)	0 (0 to 0)	0 (0 to 0)	0 (0 to 0)	0 (0 to 0)	0 (0 to 0)	0 (0 to 0)	0
Lower respiratory infections	94 (9 to 14 2)	9 (4 to 10 7)	39 (29 to 52 6)	59 (59 to 136)	59 (49 to 132)	59 (39 to 102)	59 (39 to 91)	59 (39 to 91)	59 (49 to 103)	59 (51 to 103)	59 (59 to 121)	59 (59 to 137)	59 (79 to 159)	59 (79 to 159)	59 (109 to 185)	59 (149 to 273)	59 (189 to 304)	59 (201 to 375)	59 (252 to 476)	59 (309 to 579)	59 (349 to 651)	59 (349 to 651)	6,120
Upper respiratory infections	0 (0 to 0)	0 (0 to 0)	0 (0 to 0)	0 (0 to 0)	0 (0 to 0)	0 (0 to 0)	0 (0 to 0)	0 (0 to 0)	0 (0 to 0)	0 (0 to 0)	0 (0 to 0)	0 (0 to 0)	0 (0 to 0)	0 (0 to 0)	0 (0 to 0)	0 (0 to 0)	0 (0 to 0)	0 (0 to 0)	0 (0 to 0)	0 (0 to 0)	0 (0 to 0)	0 (0 to 0)	0 (0 to 0)	0
Otitis media	0 (0 to 0)	0 (0 to 0)	0 (0 to 0)	0 (0 to 0)	0 (0 to 0)	0 (0 to 0)	0 (0 to 0)	0 (0 to 0)	0 (0 to 0)	0 (0 to 0)	0 (0 to 0)	0 (0 to 0)	0 (0 to 0)	0 (0 to 0)	0 (0 to 0)	0 (0 to 0)	0 (0 to 0)	0 (0 to 0)	0 (0 to 0)	0 (0 to 0)	0 (0 to 0)	0 (0 to 0)	0 (0 to 0)	0
Enteric infections	3 (1 to 5 2)	3 (2 to 3 3)	4 (1 to 7 3)	11 (11 to 11)	11 (11 to 11)	11 (11 to 11)	11 (11 to 11)	11 (11 to 11)	11 (11 to 11)	11 (11 to 11)	11 (11 to 11)	11 (11 to 11)	11 (11 to 11)	11 (11 to 11)	11 (11 to 11)	11 (11 to 11)	11 (11 to 11)	11 (11 to 11)	11 (11 to 11)	11 (11 to 11)	11 (11 to 11)	11 (11 to 11)	547
Salmonella	0 (0 to 1 2)	0 (0 to 0)	0 (0 to 2)	2 (2 to 4)	2 (2 to 4)	2 (2 to 4)	2 (2 to 4)	2 (2 to 4)	2 (2 to 4)	2 (2 to 4)	2 (2 to 4)	2 (2 to 4)	2 (2 to 4)	2 (2 to 4)	2 (2 to 4)	2 (2 to 4)	2 (2 to 4)	2 (2 to 4)	2 (2 to 4)	2 (2 to 4)	2 (2 to 4)	2 (2 to 4)	97
Diarrheal diseases	3 (2 to 5 2)	3 (2 to 3 3)	4 (1 to 7 3)	11 (11 to 11)	11 (11 to 11)	11 (11 to 11)	11 (11 to 11)	11 (11 to 11)	11 (11 to 11)	11 (11 to 11)	11 (11 to 11)	11 (11 to 11)	11 (11 to 11)	11 (11 to 11)	11 (11 to 11)	11 (11 to 11)	11 (11 to 11)	11 (11 to 11)	11 (11 to 11)	11 (11 to 11)	11 (11 to 11)	11 (11 to 11)	450
Typhoid and paratyphoid	0 (0 to 0)	0 (0 to 0)	0 (0 to 0)	0 (0 to 0)	0 (0 to 0)	0 (0 to 0)	0 (0 to 0)	0 (0 to 0)	0 (0 to 0)	0 (0 to 0)	0 (0 to 0)	0 (0 to 0)	0 (0 to 0)	0 (0 to 0)	0 (0 to 0)	0 (0 to 0)	0 (0 to 0)	0 (0 to 0)	0 (0 to 0)	0 (0 to 0)	0 (0 to 0)	0 (0 to 0)	0 (0 to 0)	0
Typhoid fever	0 (0 to 0)	0 (0 to 0)	0 (0 to 0)	0 (0 to 0)	0 (0 to 0)	0 (0 to 0)	0 (0 to 0)	0 (0 to 0)	0 (0 to 0)	0 (0 to 0)	0 (0 to 0)	0 (0 to 0)	0 (0 to 0)	0 (0 to 0)	0 (0 to 0)	0 (0 to 0)	0 (0 to 0)	0 (0 to 0)	0 (0 to 0)	0 (0 to 0)	0 (0 to 0)	0 (0 to 0)	0 (0 to 0)	0
Paratyphoid fever	0 (0 to 0)	0 (0 to 0)	0 (0 to 0)	0 (0 to 0)	0 (0 to 0)	0 (0 to 0)	0 (0 to 0)	0 (0 to 0)	0 (0 to 0)	0 (0 to 0)	0 (0 to 0)	0 (0 to 0)	0 (0 to 0)	0 (0 to 0)	0 (0 to 0)	0 (0 to 0)	0 (0 to 0)	0 (0 to 0)	0 (0 to 0)	0 (0 to 0)	0 (0 to 0)	0 (0 to 0)	0 (0 to 0)	0
Invasive Non-typhoidal Salmonella (iNTS)	0 (0 to 0)	0 (0 to 0)	0 (0 to 0)	0 (0 to 0)	0 (0 to 0)	0 (0 to 0)	0 (0 to 0)	0 (0 to 0)	0 (0 to 0)	0 (0 to 0)	0 (0 to 0)	0 (0 to 0)	0 (0 to 0)	0 (0 to 0)	0 (0 to 0)	0 (0 to 0)	0 (0 to 0)	0 (0 to 0)	0 (0 to 0)	0 (0 to 0)	0 (0 to 0)	0 (0 to 0)	0 (0 to 0)	0
Other intestinal infectious diseases	0 (0 to 0)	0 (0 to 0)	0 (0 to 0)	0 (0 to 0)	0 (0 to 0)	0 (0 to 0)	0 (0 to 0)	0 (0 to 0)	0 (0 to 0)	0 (0 to 0)	0 (0 to 0)	0 (0 to 0)	0 (0 to 0)	0 (0 to 0)	0 (0 to 0)	0 (0 to 0)	0 (0 to 0)	0 (0 to 0)	0 (0 to 0)	0 (0 to 0)	0 (0 to 0)	0 (0 to 0)	0 (0 to 0)	0
Neglected tropical diseases and malaria	3 (0 to 5 1)	3 (0 to 3 2)	4 (1 to 6 4)	11 (9 to 17 6)	11 (9 to 17 6)	11 (9 to 17 6)	11 (9 to 17 6)	11 (9 to 17 6)	11 (9 to 17 6)	11 (9 to 17 6)	11 (9 to 17 6)	11 (9 to 17 6)	11 (9 to 17 6)	11 (9 to 17 6)	11 (9 to 17 6)	11 (9 to 17 6)	11 (9 to 17 6)	11 (9 to 17 6)	11 (9 to 17 6)	11 (9 to 17 6)	11 (9 to 17 6)	11 (9 to 17 6)	167
Malaria	0 (0 to 0)	0 (0 to 0)	0 (0 to 0)	0 (0 to 0)	0 (0 to 0)	0 (0 to 0)	0 (0 to 0)	0 (0 to 0)	0 (0 to 0)	0 (0 to 0)	0 (0 to 0)	0 (0 to 0)	0 (0 to 0)	0 (0 to 0)	0 (0 to 0)	0 (0 to 0)	0 (0 to 0)	0 (0 to 0)	0 (0 to 0)	0 (0 to 0)	0 (0 to 0)	0 (0 to 0)	0 (0 to 0)	0
Chagas disease	0 (0 to 0)	0 (0 to 0)	0 (0 to 0)	0 (0 to 0)	0 (0 to 0)	0 (0 to 0)	0 (0 to 0)	0 (0 to 0)	0 (0 to 0)	0 (0 to 0)	0 (0 to 0)	0 (0 to 0)	0 (0 to 0)	0 (0 to 0)	0 (0 to 0)	0 (0 to 0)	0 (0 to 0)	0 (0 to 0)	0 (0 to 0)	0 (0 to 0)	0 (0 to 0)	0 (0 to 0)	0 (0 to 0)	0
Leishmaniasis	0 (0 to 0)	0 (0 to 0)	0 (0 to 0)	0 (0 to 0)	0 (0 to 0)	0 (0 to 0)	0 (0 to 0)	0 (0 to 0)	0 (0 to 0)	0 (0 to 0)	0 (0 to 0)	0 (0 to 0)	0 (0 to 0)	0 (0 to 0)	0 (0 to 0)	0 (0 to 0)	0 (0 to 0)	0 (0 to 0)	0 (0 to 0)	0 (0 to 0)	0 (0 to 0)	0 (0 to 0)	0 (0 to 0)	0
Visceral leishmaniasis	0 (0 to 0)	0 (0 to 0)	0 (0 to 0)	0 (0 to 0)	0 (0 to 0)	0 (0 to 0)	0 (0 to 0)	0 (0 to 0)	0 (0 to 0)	0 (0 to 0)	0 (0 to 0)	0 (0 to 0)	0 (0 to 0)	0 (0 to 0)	0 (0 to 0)	0 (0 to 0)	0 (0 to 0)	0 (0 to 0)	0 (0 to 0)	0 (0 to 0)	0 (0 to 0)	0 (0 to 0)	0 (0 to 0)	0
Cutaneous and mucocutaneous leishmaniasis	0 (0 to 0)	0 (0 to 0)	0 (0 to 0)	0 (0 to 0)	0 (0 to 0)	0 (0 to 0)	0 (0 to 0)	0 (0 to 0)	0 (0 to 0)	0 (0 to 0)	0 (0 to 0)	0 (0 to 0)	0 (0 to 0)	0 (0 to 0)	0 (0 to 0)	0 (0 to 0)	0 (0 to 0)	0 (0 to 0)	0 (0 to 0)	0 (0 to 0)	0 (0 to 0)	0 (0 to 0)	0 (0 to 0)	0
African trypanosomiasis	0 (0 to 0)	0 (0 to 0)	0 (0 to 0)	0 (0 to 0)	0 (0 to 0)	0 (0 to 0)	0 (0 to 0)	0 (0 to 0)	0 (0 to 0)	0 (0 to 0)	0 (0 to 0)	0 (0 to 0)	0 (0 to 0)	0 (0 to 0)	0 (0 to 0)	0 (0 to 0)	0 (0 to 0)	0 (0 to 0)	0 (0 to 0)	0 (0 to 0)	0 (0 to 0)	0 (0 to 0)	0 (0 to 0)	0
Schistosomiasis	0 (0 to 0)	0 (0 to 0)	0 (0 to 0)	0 (0 to 0)	0 (0 to 0)	0 (0 to 0)	0 (0 to 0)	0 (0 to 0)	0 (0 to 0)	0 (0 to 0)	0 (0 to 0)	0 (0 to 0)	0 (0 to 0)	0 (0 to 0)	0 (0 to 0)	0 (0 to 0)	0 (0 to 0)	0 (0 to 0)	0 (0 to 0)	0 (0 to 0)	0 (0 to 0)	0 (0 to 0)	0 (0 to 0)	0
Cysticercosis	0 (0 to 0)	0 (0 to 0)	0 (0 to 0)	0 (0 to 0)	0 (0 to 0)	0 (0 to 0)	0 (0 to 0)	0 (0 to 0)	0 (0 to 0)	0 (0 to 0)	0 (0 to 0)	0 (0 to 0)	0 (0 to 0)	0 (0 to 0)	0 (0 to 0)	0 (0 to 0)	0 (0 to 0)	0 (0 to 0)	0 (0 to 0)	0 (0 to 0)	0 (0 to 0)	0 (0 to 0)	0 (0 to 0)	0
Cystic echinococcosis	0 (0 to 0)	0 (0 to 0)	0 (0 to 0)	0 (0 to 0)	0 (0 to 0)	0 (0 to 0)	0 (0 to 0)	0 (0 to 0)	0 (0 to 0)	0 (0 to 0)	0 (0 to 0)	0 (0 to 0)	0 (0 to 0)	0 (0 to 0)	0 (0 to 0)	0 (0 to 0)	0 (0 to 0)	0 (0 to 0)	0 (0 to 0)	0 (0 to 0)	0 (0 to 0)	0 (0 to 0)	0 (0 to 0)	0
Lymphatic filariasis	0 (0 to 0)	0 (0 to 0)	0 (0 to 0)	0 (0 to 0)	0 (0 to 0)	0 (0 to 0)	0 (0 to 0)	0 (0 to 0)	0 (0 to 0)	0 (0 to 0)	0 (0 to 0)	0 (0 to 0)	0 (0 to 0)	0 (0 to 0)	0 (0 to 0)	0 (0 to 0)	0 (0 to 0)	0 (0 to 0)	0 (0 to 0)	0 (0 to 0)	0 (0 to 0)	0 (0 to 0)	0 (0 to 0)	0
Onchocerciasis	0 (0 to 0)	0 (0 to 0)	0 (0 to 0)	0 (0 to 0)	0 (0 to 0)	0 (0 to 0)	0 (0 to 0)	0 (0 to 0)	0 (0 to 0)	0 (0 to 0)	0 (0 to 0)	0 (0 to 0)	0 (0 to 0)	0 (0 to 0)	0 (0 to 0)	0 (0 to 0)	0 (0 to 0)	0 (0 to 0)	0 (0 to 0)	0 (0 to 0)	0 (0 to 0)	0 (0 to 0)	0 (0 to 0)	0
Trachoma	0 (0 to 0)	0 (0 to 0)	0 (0 to 0)	0 (0 to 0)	0 (0 to 0)	0 (0 to 0)	0 (0 to 0)	0 (0 to 0)	0 (0 to 0)	0 (0 to 0)	0 (0 to 0)	0 (0 to 0)	0 (0 to 0)	0 (0 to 0)	0 (0 to 0)	0 (0 to 0)	0 (0 to 0)	0 (0 to 0)	0 (0 to 0)	0 (0 to 0)	0 (0 to 0)	0 (0 to 0)	0 (0 to 0)	0
Dengue	0 (0 to 0)	0 (0 to 0)	0 (0 to 0)	0 (0 to 0)	0 (0 to 0)	0 (0 to 0)	0 (0 to 0)	0 (0 to 0)	0 (0 to 0)	0 (0 to 0)	0 (0 to 0)	0 (0 to 0)	0 (0 to 0)	0 (0 to 0)	0 (0 to 0)	0 (0 to 0)	0 (0 to 0)	0 (0 to 0)	0 (0 to 0)	0 (0 to 0)	0 (0 to 0)	0 (0 to 0)	0 (0 to 0)	0
Yellow fever	0 (0 to 0)	0 (0 to 0)	0 (0 to 0)	0 (0 to 0)	0 (0 to 0)	0 (0 to 0)	0 (0 to 0)	0 (0 to 0)	0 (0 to 0)	0 (0 to 0)	0 (0 to 0)	0 (0 to 0)	0 (0 to 0)	0 (0 to 0)	0 (0 to 0)	0 (0 to 0)	0 (0 to 0)	0 (0 to 0)	0 (0 to 0)	0 (0 to 0)	0 (0 to 0)	0 (0 to 0)	0 (0 to 0)	0
Rabies	0 (0 to 0)	0 (0 to 0)	0 (0 to 0)	0 (0 to 0)	0 (0 to 0)	0 (0 to 0)	0 (0 to 0)	0 (0 to 0)	0 (0 to 0)	0 (0 to 0)	0 (0 to 0)	0 (0 to 0)	0 (0 to 0)	0 (0 to 0)	0 (0 to 0)	0 (0 to 0)	0 (0 to 0)	0 (0 to 0)	0 (0 to 0)	0 (0 to 0)	0 (0 to 0)	0 (0 to 0)	0 (0 to 0)	0
Intestinal nematode infections	0 (0 to 0)	0 (0 to 0)	0 (0 to 0)	0 (0 to 0)	0 (0 to 0)	0 (0 to 0)	0 (0 to 0)	0 (0 to 0)	0 (0 to 0)	0 (0 to 0)	0 (0 to 0)	0 (0 to 0)	0 (0 to 0)	0 (0 to 0)	0 (0 to 0)	0 (0 to 0)	0 (0 to 0)	0 (0 to 0)	0 (0 to 0)	0 (0 to 0)	0 (0 to 0)	0 (0 to 0)	0 (0 to 0)	0
Ascariasis	0 (0 to 0)	0 (0 to 0)	0 (0 to 0)	0 (0 to 0)	0 (0 to 0)	0 (0 to 0)	0 (0 to 0)	0 (0 to 0)	0 (0 to 0)	0 (0 to 0)	0 (0 to 0)	0 (0 to 0)	0 (0 to 0)	0 (0 to 0)	0 (0 to 0)	0 (0 to 0)	0 (0 to 0)	0 (0 to 0)	0 (0 to 0)	0 (0 to 0)	0 (0 to 0)	0 (0 to 0)	0 (0 to 0)	0
Trichuriasis	0 (0 to 0)	0 (0 to 0)	0 (0 to 0)	0 (0 to 0)	0 (0 to 0)	0 (0 to 0)	0 (0 to 0)	0 (0 to 0)	0 (0 to 0)	0 (0 to 0)	0 (0 to 0)	0 (0 to 0)	0 (0 to 0)	0 (0 to 0)	0 (0 to 0)	0 (0 to 0)	0 (0 to 0)	0 (0 to 0)	0 (0 to 0)	0 (0 to 0)	0 (0 to 0)	0 (0 to 0)	0 (0 to 0)	0
Hookworm disease	0 (0 to 0)	0 (0 to 0)	0 (0 to 0)	0 (0 to 0)	0 (0 to 0)	0 (0 to 0)	0 (0 to 0)	0 (0 to 0)	0 (0 to 0)	0 (0 to 0)	0 (0 to 0)	0 (0 to 0)	0 (0 to 0)	0 (0 to 0)	0 (0 to 0)	0 (0 to 0)	0 (0 to 0)	0 (0 to 0)	0 (0 to 0)	0 (0 to 0)	0 (0 to 0)	0 (0 to 0)	0 (0 to 0)	0
Food-borne trematodiases	0 (0 to 0)	0 (0 to 0)	0 (0 to 0)	0 (0 to 0)	0 (0 to 0)	0 (0 to 0)	0 (0 to 0)	0 (0 to 0)	0 (0 to 0)	0 (0 to 0)	0 (0 to 0)	0 (0 to 0)	0 (0 to 0)	0 (0 to 0)	0 (0 to 0)	0 (0 to 0)	0 (0 to 0)	0 (0 to 0)	0 (0 to 0)	0 (0 to 0)	0 (0 to 0)	0 (0 to 0)	0 (0 to 0)	0
Leprosy	0 (0 to 0)	0 (0 to 0)	0 (0 to 0)	0 (0 to 0)	0 (0 to 0)	0 (0 to 0)	0 (0 to 0)	0 (0 to 0)	0 (0 to 0)	0 (0 to 0)	0 (0 to 0)	0 (0 to 0)	0 (0 to 0)	0 (0 to 0)	0 (0 to 0)	0 (0 to 0)	0 (0 to 0)	0 (0 to 0)	0 (0 to 0)	0 (0 to 0)	0 (0 to 0)	0 (0 to 0)	0 (0 to 0)	0
Ebola	0 (0 to 0)	0 (0 to 0)	0 (0 to 0)	0 (0 to 0)	0 (0 to 0)	0 (0 to 0)	0 (0 to 0)	0 (0 to 0)	0 (0 to 0)	0 (0 to 0)	0 (0 to 0)	0 (0 to 0)	0 (0 to 0)	0 (0 to 0)	0 (0 to 0)	0 (0 to 0)	0 (0 to 0)	0 (0 to 0)	0 (0 to 0)	0 (0 to 0)	0 (0 to 0)	0 (0 to 0)	0 (0 to 0)	0
Zika virus	0 (0 to 0)	0 (0 to 0)	0 (0 to 0)	0 (0 to 0)	0 (0 to 0)	0 (0 to 0)	0 (0 to 0)	0 (0 to 0)	0 (0 to 0)	0 (0 to 0)	0 (0 to 0)	0 (0 to 0)	0 (0 to 0)	0 (0 to 0)	0 (0 to 0)	0 (0 to 0)	0 (0 to 0)	0 (0 to 0)	0 (0 to 0)	0 (0 to 0)	0 (0 to 0)	0 (0 to 0)	0 (0 to 0)	0
Guinea worm disease	0 (0 to 0)	0 (0 to 0)	0 (0 to 0)	0 (0 to 0)	0 (0 to 0)	0 (0 to 0)	0 (0 to 0)	0 (0 to 0)	0 (0 to 0)	0 (0 to 0)	0 (0 to 0)	0 (0 to 0)	0 (0 to 0)	0 (0 to 0)	0 (0 to 0)	0 (0 to 0)	0 (0 to 0)	0 (0 to 0)	0 (0 to 0)	0 (0 to 0)	0 (0 to 0)	0 (0 to 0)	0 (0 to 0)	0
Other neglected tropical diseases	0 (0 to 0)	0 (0 to 0)	0 (0 to 0)	0 (0 to 0)	0 (0 to 0)	0 (0 to 0)	0 (0 to 0)	0 (0 to 0)	0 (0 to 0)	0 (0 to 0)	0 (0 to 0)	0 (0 to 0)	0 (0 to 0)	0 (0 to 0)

Other neoplasms	0·2 (0 to 0·3)	0·1 (0 to 0·1)	0·1 (0·1 to 0·2)	0·4 (0·2 to 1)	0·5 (0·3 to 0·9)	0·5 (0·3 to 0·8)	0·8 (0·4 to 1·5)	1·1 (0·6 to 1·9)	1·5 (0·9 to 2·3)	2·2 (1 to 3·6)	3·2 (1·6 to 5·1)	3·8 (2·0 to 6·8)	4·9 (2·5 to 12·3)	6·9 (4·2 to 12·3)	14·7 (9·5 to 25·4)	24·6 (16·4 to 41·7)	39·2 (24·9 to 66·3)	61·8 (42·6 to 99·6)	104 (72·4 to 177)	155 (73·2 to 180)	101 (68·1 to 169)	78·2 (69·3 to 129)	26·7 (19·3 to 51·9)	9·6 (3·4 to 10·1)	593
Medulloblastoma, medulloblastoma, and other hemangioblastoma	0·2 (0 to 0·3)	0·2 (0·1 to 0·2)	0·3 (0·1 to 0·6)	0·4 (0·3 to 0·6)	0·5 (0·3 to 0·9)	0·5 (0·3 to 0·9)	0·8 (0·4 to 1·5)	1·1 (0·6 to 1·9)	1·5 (0·9 to 2·3)	2·2 (1 to 3·6)	3·2 (1·6 to 5·1)	3·8 (2·0 to 6·8)	4·9 (2·5 to 12·3)	6·9 (4·2 to 12·3)	14·7 (9·5 to 25·4)	24·6 (16·4 to 41·7)	39·2 (24·9 to 66·3)	61·8 (42·6 to 99·6)	104 (72·4 to 177)	155 (73·2 to 180)	101 (68·1 to 169)	78·2 (69·3 to 129)	26·7 (19·3 to 51·9)	9·6 (3·4 to 10·1)	593
Benign and in situ intestinal neoplasms	0 (0 to 0)	0 (0 to 0)	0 (0 to 0)	0 (0 to 0)	0 (0 to 0)	0 (0 to 0)	0 (0 to 0)	0 (0 to 0)	0 (0 to 0)	0 (0 to 0)	0 (0 to 0)	0 (0 to 0)	0 (0 to 0)	0 (0 to 0)	0 (0 to 0)	0 (0 to 0)	0 (0 to 0)	0 (0 to 0)	0 (0 to 0)	0 (0 to 0)	0 (0 to 0)	0 (0 to 0)	0 (0 to 0)	0 (0 to 0)	0
Benign and in situ cervical and uterine neoplasms	0 (0 to 0)	0 (0 to 0)	0 (0 to 0)	0 (0 to 0)	0 (0 to 0)	0 (0 to 0)	0 (0 to 0)	0 (0 to 0)	0 (0 to 0)	0 (0 to 0)	0 (0 to 0)	0 (0 to 0)	0 (0 to 0)	0 (0 to 0)	0 (0 to 0)	0 (0 to 0)	0 (0 to 0)	0 (0 to 0)	0 (0 to 0)	0 (0 to 0)	0 (0 to 0)	0 (0 to 0)	0 (0 to 0)	0 (0 to 0)	0
Other benign and in situ neoplasms	0 (0 to 0)	0 (0 to 0)	0 (0 to 0)	0 (0 to 0)	0 (0 to 0)	0 (0 to 0)	0 (0 to 0)	0 (0 to 0)	0 (0 to 0)	0 (0 to 0)	0 (0 to 0)	0 (0 to 0)	0 (0 to 0)	0 (0 to 0)	0 (0 to 0)	0 (0 to 0)	0 (0 to 0)	0 (0 to 0)	0 (0 to 0)	0 (0 to 0)	0 (0 to 0)	0 (0 to 0)	0 (0 to 0)	0 (0 to 0)	0
Cardiovascular diseases	6 (2·4 to 9·7)	3·7 (2·3 to 5·3)	12·3 (9·4 to 15·6)	10·1 (7·4 to 14·4)	10·4 (7·4 to 15·4)	16·5 (12·2 to 21·5)	20·4 (15·7 to 26·1)	102 (78 to 133)	170 (131 to 211)	299 (238 to 382)	458 (367 to 575)	632 (472 to 797)	982 (737 to 1,240)	940 (741 to 1,190)	1,780 (1,439 to 2,170)	2,592 (2,096 to 3,094)	2,502 (2,323 to 3,373)	2,822 (2,560 to 4,230)	3,580 (2,960 to 5,230)	4,982 (4,156 to 6,984)	4,786 (4,056 to 6,560)	4,976 (4,187 to 6,754)	3,966 (3,332 to 4,586)	2,108 (1,760 to 2,439)	682 (580 to 840)	34,400
Rheumatic heart disease	0 (0 to 0)	0 (0 to 0)	0 (0·3 to 0·6)	0·3 (0 to 0·6)	0·3 (0·2 to 0·6)	0·4 (0·2 to 0·6)	0·7 (0·4 to 1·1)	1·5 (0·9 to 2·3)	2·1 (1·4 to 3·2)	2·6 (1·8 to 3·9)	3·1 (2 to 4·6)	4·9 (3 to 7·2)	7·3 (4·5 to 10·5)	10·1 (7 to 14·1)	15·1 (10·7 to 20·7)	19·5 (13·9 to 26·9)	17·2 (12·2 to 24·1)	12·9 (9·2 to 18·4)	21·1 (15·2 to 29·6)	21·7 (15·6 to 30·4)	20·7 (14·9 to 29·1)	19·5 (14·1 to 27·3)	15·2 (11·1 to 21·3)	7·5 (5·4 to 10·5)	1·5 (1·1 to 2·1)	146
Ischemic heart disease	0 (0 to 0)	0 (0 to 0)	0 (0 to 0)	0 (0 to 0)	2·2 (1·2 to 3·2)	3·9 (2·3 to 5·6)	19·2 (11·2 to 23·9)	94·6 (56 to 118)	135 (79·9 to 172)	179 (106 to 229)	223 (132 to 285)	307 (179 to 393)	439 (260 to 563)	510 (299 to 653)	1,088 (644 to 1,393)	1,846 (1,346 to 2,364)	1,846 (1,346 to 2,364)	1,849 (1,347 to 2,370)	2,670 (2,270 to 3,470)	2,730 (2,270 to 3,550)	2,480 (2,058 to 3,220)	2,275 (1,920 to 2,930)	1,992 (1,683 to 2,530)	1,058 (892 to 1,340)	246 (199 to 306)	18,700
Stroke	0·2 (0·1 to 0·4)	0·2 (0·1 to 0·3)	1·4 (1·2 to 2·5)	1·6 (1 to 2·5)	3·1 (2·1 to 4·4)	4·4 (3·1 to 6·7)	11·3 (7·7 to 15·1)	26 (20·4 to 30·4)	42·2 (32·1 to 50·1)	63·6 (48·1 to 76·2)	89·7 (68·7 to 102)	111 (78·1 to 134)	171 (127 to 209)	279 (207 to 335)	397 (297 to 505)	432 (324 to 575)	572 (429 to 729)	699 (528 to 889)	995 (752 to 1,260)	1,100 (828 to 1,390)	998 (752 to 1,260)	944 (710 to 1,190)	1,040 (783 to 1,310)	998 (751 to 1,260)	544 (409 to 687)	128 (96 to 162)	6,940
Ischemic stroke	0·1 (0·1 to 0·2)	0·2 (0·1 to 0·4)	0·3 (0·2 to 0·5)	0·6 (0·3 to 1·1)	2·3 (1·4 to 3·5)	2·7 (1·7 to 4·1)	4·6 (2·9 to 6·9)	8·6 (5·6 to 13)	11·4 (7·4 to 17·2)	14·9 (9·5 to 22·7)	21·3 (13·4 to 32·1)	29·2 (18·4 to 44·1)	39·2 (24·6 to 59·4)	70 (44·1 to 106)	100 (63·1 to 151)	178 (112·1 to 269)	261 (164·5 to 395)	387 (243·8 to 585)	476 (300·1 to 719)	578 (364·3 to 873)	794 (500·3 to 1,200)	763 (480·9 to 1,150)	424 (267·2 to 641)	222 (140·1 to 335)	77·7 (49·1 to 117)	3,940
Intracerebral hemorrhage	0·1 (0 to 0·2)	0·1 (0 to 0·2)	0·2 (0 to 0·3)	0·2 (0 to 0·3)	0·5 (0·2 to 0·8)	0·7 (0·4 to 1·1)	2·1 (1·2 to 3·4)	5·3 (3·2 to 8·1)	12·5 (7·9 to 19·1)	23·4 (14·7 to 35·8)	37·4 (23·5 to 57·2)	61·6 (38·7 to 94·2)	91·8 (57·7 to 140)	140 (88·1 to 214)	210 (132 to 321)	251 (157·9 to 384)	311 (195·6 to 475)	312 (196·2 to 477)	299 (188·1 to 457)	240 (151 to 367)	206 (129·6 to 315)	181 (113·9 to 277)	157 (98·8 to 240)	75·3 (47·4 to 115)	19·2 (12·1 to 29·3)	2,270
Subarachnoid hemorrhage	0 (0 to 0)	0 (0 to 0)	0·2 (0·2 to 0·4)	0·3 (0·3 to 0·5)	0·4 (0·4 to 1·1)	1·2 (1 to 2·2)	2·5 (2·1 to 4·6)	4·8 (3·9 to 8·2)	7·1 (5·8 to 12·1)	9·5 (7·7 to 16·2)	12·1 (9·8 to 20·6)	15·7 (12·7 to 26·8)	20·5 (16·6 to 34·9)	27·4 (22·1 to 46·9)	36·2 (29·2 to 61·8)	46·5 (37·5 to 79·2)	60·4 (48·7 to 103)	78·4 (63·1 to 133)	98·6 (79·2 to 168)	122 (98·1 to 207)	150 (120·5 to 256)	185 (148·5 to 315)	224 (180·1 to 382)	265 (213·1 to 452)	294 (236·5 to 502)	311 (250·1 to 530)	2,670
Hypertensive heart disease	0 (0 to 0)	0 (0 to 0)	0 (0 to 0)	0 (0 to 0)	0 (0 to 0)	0 (0 to 0)	0 (0·2 to 0·5)	0·3 (0·1 to 0·6)	0·6 (0·3 to 1·1)	1 (0·5 to 1·9)	1·7 (0·9 to 2·9)	2·9 (1·6 to 4·9)	4·6 (2·6 to 7·8)	7·6 (4·2 to 12·9)	12·6 (7·1 to 21·4)	20·7 (11·6 to 35·1)	32·6 (18·3 to 55·4)	49·2 (27·6 to 83·5)	73·6 (41·3 to 125)	110 (61·7 to 186)	159 (89·2 to 270)	216 (121·1 to 367)	284 (159·2 to 482)	361 (202·3 to 613)	429 (240·5 to 728)	474 (265·6 to 805)	3,760
Non-rheumatic valvular heart disease	0 (0 to 0)	0 (0 to 0)	0 (0 to 0)	0 (0 to 0)	0 (0 to 0)	0 (0 to 0)	0 (0·1 to 0·2)	0·1 (0 to 0·2)	0·2 (0·1 to 0·3)	0·3 (0·2 to 0·5)	0·4 (0·2 to 0·6)	0·6 (0·3 to 0·9)	0·8 (0·4 to 1·2)	1·1 (0·6 to 1·7)	1·6 (0·9 to 2·6)	2·3 (1·3 to 3·8)	3·2 (1·8 to 5·4)	4·4 (2·4 to 7·6)	6·1 (3·3 to 10·6)	8·1 (4·3 to 14·2)	10·4 (5·5 to 18·4)	12·6 (6·7 to 22·5)	14·8 (7·9 to 26·5)	16·8 (8·9 to 30·2)	18·5 (9·8 to 33·3)	842
Non-rheumatic calcific aortic valve disease	0 (0 to 0)	0 (0 to 0)	0 (0 to 0)	0 (0 to 0)	0 (0 to 0)	0 (0 to 0)	0 (0·4 to 1·1)	0·1 (0·2 to 1·3)	0·2 (0·1 to 0·3)	0·3 (0·2 to 0·4)	0·4 (0·2 to 0·5)	0·5 (0·3 to 0·7)	0·7 (0·4 to 1·1)	1·1 (0·6 to 1·7)	1·6 (0·9 to 2·6)	2·3 (1·3 to 3·7)	3·2 (1·8 to 5·4)	4·4 (2·4 to 7·6)	6·1 (3·3 to 10·6)	8·1 (4·3 to 14·2)	10·4 (5·5 to 18·4)	12·6 (6·7 to 22·5)	14·8 (7·9 to 26·5)	16·8 (8·9 to 30·2)	18·5 (9·8 to 33·3)	680
Non-rheumatic degenerative mitral valve disease	0 (0 to 0)	0 (0 to 0)	0 (0 to 0)	0 (0 to 0)	0 (0 to 0)	0 (0 to 0)	0 (0·2 to 0·7)	0·1 (0·1 to 0·4)	0·1 (0 to 0·5)	0·2 (0·1 to 0·6)	0·3 (0·2 to 0·8)	0·4 (0·2 to 1·1)	0·6 (0·3 to 1·5)	0·8 (0·4 to 2·1)	1·2 (0·6 to 3·3)	1·8 (0·9 to 4·8)	2·6 (1·3 to 6·9)	3·6 (1·8 to 9·5)	4·9 (2·4 to 13·2)	6·5 (3·2 to 17·9)	8·4 (4·1 to 23·1)	10·2 (5·1 to 27·8)	11·9 (6·1 to 32·3)	13·5 (7·1 to 36·5)	14·9 (7·9 to 40·1)	198
Other non-rheumatic valve diseases	0 (0 to 0)	0 (0 to 0)	0 (0 to 0)	0 (0 to 0)	0 (0 to 0)	0 (0 to 0)	0 (0 to 0)	0 (0 to 0)	0 (0 to 0)	0 (0 to 0)	0 (0 to 0)	0 (0 to 0)	0 (0 to 0)	0 (0 to 0)	0 (0 to 0)	0 (0 to 0)	0 (0 to 0)	0 (0 to 0)	0 (0 to 0)	0 (0 to 0)	0 (0 to 0)	0 (0 to 0)	0 (0 to 0)	0 (0 to 0)	0 (0 to 0)	0
Cardiomyopathy and myocarditis	2·1 (0·9 to 2·7)	2·1 (1·3 to 3)	2·6 (1·4 to 3·5)	2·8 (1·6 to 3·9)	3·7 (2·1 to 4·9)	5·1 (2·7 to 6·9)	6·4 (3·2 to 10·2)	13·1 (6·6 to 18·3)	16·6 (8·4 to 23·1)	21·3 (10·7 to 29·5)	27·1 (13·6 to 37·5)	34·5 (17·2 to 47·6)	44·2 (21·2 to 61·1)	58·6 (28·9 to 80·3)	80·3 (39·4 to 110)	111 (54·2 to 152)	154 (75·1 to 211)	211 (103·1 to 289)	289 (141·1 to 396)	397 (194·1 to 543)	544 (266·1 to 744)	741 (361·9 to 1,020)	1,010 (493·1 to 1,380)	1,380 (673·1 to 1,890)	1,880 (917·1 to 2,570)	937
Myocarditis	0·1 (0 to 0·1)	0·1 (0 to 0·1)	0·1 (0 to 0·2)	0·1 (0 to 0·2)	0·2 (0·1 to 0·3)	0·3 (0·1 to 0·4)	0·4 (0·2 to 0·6)	0·8 (0·4 to 1·3)	1·1 (0·6 to 1·8)	1·5 (0·8 to 2·4)	2·1 (1·1 to 3·3)	2·8 (1·5 to 4·5)	3·8 (2·1 to 6·1)	5·3 (2·9 to 8·5)	7·5 (4·1 to 12·1)	10·4 (5·6 to 16·7)	14·5 (7·8 to 23·3)	19·8 (10·6 to 31·8)	27·1 (14·5 to 43·7)	37·2 (19·9 to 59·9)	50·9 (27·2 to 81·9)	69·4 (37·1 to 111·7)	93·1 (49·8 to 150)	116 (62·1 to 187)	129 (69·1 to 208)	1,410
Alcoholic cardiomyopathy	0 (0 to 0)	0 (0 to 0)	0 (0 to 0)	0 (0 to 0)	0 (0 to 0)	0 (0 to 0)	0 (0·1 to 0·1)	0 (0 to 0·1)	0·1 (0 to 0·2)	0·1 (0 to 0·2)	0·2 (0·1 to 0·3)	0·2 (0·1 to 0·4)	0·3 (0·2 to 0·5)	0·4 (0·2 to 0·7)	0·6 (0·3 to 1·1)	0·9 (0·4 to 1·6)	1·3 (0·6 to 2·3)	1·8 (0·8 to 3·2)	2·5 (1·1 to 4·5)	3·4 (1·5 to 6·2)	4·6 (2·1 to 8·4)	6·1 (2·8 to 11·2)	7·7 (3·5 to 14·2)	9·4 (4·3 to 17·4)	11·1 (5·1 to 20·6)	223
Other cardiomyopathy	2 (0·9 to 2·7)	1·5 (0·9 to 2·1)	2·6 (1·4 to 3·5)	1·5 (1·1 to 2·1)	2·6 (1·7 to 3·6)	3·5 (2·4 to 4·9)	4·5 (2·2 to 8·1)	7·3 (3·7 to 10·2)	9·2 (4·6 to 13·1)	10·6 (5·3 to 15·4)	12·9 (6·4 to 19·1)	15·2 (7·5 to 23·1)	17·3 (8·6 to 27·1)	19·6 (9·7 to 31·2)	22·9 (11·4 to 36·7)	26·2 (13·1 to 42·7)	29·4 (14·6 to 48·7)	32·7 (16·2 to 54·8)	35·6 (17·6 to 60·2)	38·1 (18·8 to 64·9)	39·9 (19·7 to 68·3)	40·9 (20·2 to 70·3)	41·1 (20·3 to 71·2)	40·5 (19·9 to 70·5)	39·3 (19·3 to 68·6)	591
Atrial fibrillation and flutter	0 (0 to 0)	0 (0 to 0)	0 (0 to 0)	0 (0 to 0)	0 (0 to 0)	0 (0 to 0)	0 (0 to 0)	0 (0 to 0)	0 (0 to 0)	0 (0 to 0)	0 (0 to 0)	0 (0 to 0)	0 (0 to 0)	0 (0 to 0)	0 (0 to 0)	0 (0 to 0)	0 (0 to 0)	0 (0 to 0)	0 (0 to 0)	0 (0 to 0)	0 (0 to 0)	0 (0 to 0)	0 (0 to 0)	0 (0 to 0)	0 (0 to 0)	0 (0 to 0)	0
Aortic aneurysm	—	—	—	—	—	—	1·1 (0·7 to 1·7)	2·5 (1·6 to 3·7)	3·1 (2 to 4·7)	4·3 (2·7 to 6·5)	5·7 (3·6 to 8·6)	7·7 (4·9 to 11·5)	10·4 (6·6 to 15·4)	14·1 (9·1 to 20·8)	19·6 (12·7 to 28·8)	26·2 (17·1 to 38·3)	34·3 (22·7 to 49·8)	43·7 (29·1 to 62·8)	54·3 (36·2 to 77·5)	66·1 (44·1 to 93·8)	78·1 (52·1 to 110)	89·5 (59·7 to 126)	99·5 (66·3 to 140)	107·5 (71·6 to 151)	112·9 (75·2 to 159)	114·6 (76·3 to 161)	NA
Endocarditis	0 (0 to 0)	0·3 (0·2 to 0·4)	0·4 (0·2 to 0·6)	0·5 (0·3 to 0·8)	0·7 (0·4 to 1·1)	0·9 (0·5 to 1·4)	1·2 (0·7 to 1·9)	2·2 (1·4 to 3·2)	3·1 (2·1 to 4·4)	4·2 (2·7 to 6·1)	5·7 (3·7 to 8·2)	7·6 (4·9 to 10·7)	9·3 (6·1 to 13·1)	12·6 (8·3 to 17·6)	16·1 (10·6 to 22·3)	20·9 (13·8 to 28·7)	26·1 (17·3 to 35·8)	32·1 (21·3 to 43·8)	38·5 (25·6 to 52·4)	44·9 (29·9 to 61·1)	50·9 (33·9 to 69·1)	55·8 (37·2 to 75·6)	59·4 (39·6 to 80·4)	61·3 (40·9 to 82·9)	61·5 (41·1 to 83·2)	229
Other cardiovascular and circulatory diseases	1·7 (0·8 to 2·9)	1·2 (0·6 to 2·1)	3·4 (1·5 to 6·1)	2·9 (1·7 to 5·1)	3·7 (1·9 to 6·6)	5·1 (2·4 to 9·1)	9·4 (4·3 to 16·2)	13·7 (6·2 to 22·3)	29·6 (14·7 to 47·6)	36 (18·2 to 57·8)	49·5 (25·2 to 78·3)	52·8 (27·1 to 83·2)	67·1 (34·5 to 105)	68·4 (35·1 to 107)	76·9 (39·2 to 120)	104 (52·9 to 163)	129 (64·2 to 198)	152 (75·5 to 232)	177 (87·5 to 268)	192 (94·8 to 291)	202 (99·8 to 301)	210 (103·6 to 313)	212 (104·6 to 316)	207 (102·1 to 309)	197 (97·1 to 294)	1,310
Chronic respiratory diseases	0 (0 to 0)	0 (0 to 0)	0·1 (0·1 to 0·1)	0·1 (0 to 0·1)	0·1 (0 to 0·1)	0·1 (0



SR Table 2a: Cambridgeshire DALY'S by cause and age group for males with 95% uncertainty intervals, 2019

Cause	Early Neonatal (0-6 days)	Late Neonatal (7-27 days)	Post Neonatal (28-364 days)	1 to 4	5 to 9	10 to 14	15 to 19	20 to 24	25 to 29	30 to 34	35 to 39	40 to 44	45 to 49	50 to 54	55 to 59	60 to 64	65 to 69	70 to 74	75 to 79	80 to 84	85 to 89	90 to 94	95 plus	Total
All causes	4,219 (3,774 to 4,711)	1,127 (1,007 to 1,259)	2,111 (1,913 to 2,311)	1,364 (1,183 to 1,570)	1,139 (1,003 to 1,292)	1,203 (1,057 to 1,362)	1,220 (1,072 to 1,382)	1,322 (1,162 to 1,502)	1,403 (1,233 to 1,593)	1,519 (1,342 to 1,722)	1,643 (1,452 to 1,870)	1,824 (1,611 to 2,064)	2,060 (1,821 to 2,330)	2,344 (2,073 to 2,650)	2,744 (2,429 to 3,102)	3,267 (2,894 to 3,695)	3,844 (3,406 to 4,350)	4,229 (3,747 to 4,790)	4,329 (3,836 to 4,906)	3,729 (3,303 to 4,226)	2,503 (2,215 to 2,835)	1,220 (1,079 to 1,380)	60,252 (53,412 to 68,274)
Communicable, maternal, neonatal, and nutritional diseases	4,030 (3,621 to 4,508)	917.2 (796.6 to 1,051)	155 (107 to 209)	139 (101 to 200)	142 (98.7 to 197)	99.6 (70.6 to 139)	90.4 (66.4 to 121)	112 (82.7 to 147)	124 (92.1 to 160)	139 (103 to 178)	146 (108 to 191)	134 (100 to 171)	148 (111 to 190)	166 (122 to 209)	186 (138 to 237)	168 (120 to 216)	176 (130 to 226)	202 (150 to 259)	270 (207 to 346)	358 (267 to 458)	399 (297 to 513)	278 (207 to 356)	78.1 (58.1 to 98.4)	8,270
HIV/AIDS and sexually transmitted infections	13 (7.7 to 20.8)	4.3 (2.3 to 7.1)	6.7 (2.1 to 16.7)	0.5 (0.4 to 0.6)	0.3 (0.3 to 0.4)	0.2 (0.2 to 0.3)	0.4 (0.3 to 0.6)	1.6 (1.1 to 2.1)	3.6 (2.7 to 5)	7.2 (5.5 to 9.4)	9.1 (6.9 to 12.2)	9.3 (7 to 12.5)	10.2 (7.6 to 13.9)	8.9 (6.4 to 11.4)	9.6 (7.6 to 11.9)	9.4 (7.4 to 11.9)	8.6 (6.7 to 11.2)	7.3 (5.4 to 9.7)	1.3 (0.7 to 2.3)	0.2 (0.1 to 0.4)	0.1 (0 to 0.1)	0 (0 to 0)	99.7
HIV/AIDS	0 (0 to 0)	0 (0 to 0)	0.4 (0.4 to 0.5)	0.4 (0.3 to 0.4)	0.2 (0.2 to 0.3)	0.2 (0.2 to 0.3)	0.3 (0.2 to 0.4)	1.2 (0.9 to 1.4)	3.1 (2.5 to 4.2)	6.5 (4.9 to 8.4)	8.2 (6.2 to 11)	8.4 (6.3 to 11.4)	9.2 (7.2 to 12.3)	7.9 (5.9 to 10.4)	8.5 (6.5 to 11.2)	8.4 (6.4 to 11.1)	2.4 (1.6 to 3.6)	0.9 (0.6 to 1.4)	0.2 (0.1 to 0.3)	0.1 (0 to 0.2)	0 (0 to 0.1)	0 (0 to 0)	44.1
HIV/AIDS - Drug-susceptible Tuberculosis	0 (0 to 0)	0 (0 to 0)	0.1 (0 to 0.1)	0 (0 to 0)	0 (0 to 0)	0 (0 to 0)	0.1 (0.1 to 0.2)	0.2 (0.2 to 0.4)	0.6 (0.4 to 0.9)	1.3 (0.9 to 1.9)	0.9 (0.6 to 1.3)	0.9 (0.6 to 1.3)	0.7 (0.4 to 1.1)	0.5 (0.3 to 0.7)	0.3 (0.2 to 0.5)	0.3 (0.2 to 0.4)	0.1 (0 to 0.2)	0 (0 to 0.1)	0 (0 to 0)	0 (0 to 0)	0 (0 to 0)	0 (0 to 0)	0 (0 to 0)	5.4
HIV/AIDS - Multidrug-resistant Tuberculosis without extensive drug resistance	0 (0 to 0)	0 (0 to 0)	0 (0 to 0)	0 (0 to 0)	0 (0 to 0)	0 (0 to 0)	0 (0 to 0)	0 (0 to 0)	0 (0 to 0)	0 (0 to 0)	0 (0 to 0)	0 (0 to 0)	0 (0 to 0)	0 (0 to 0)	0 (0 to 0)	0 (0 to 0)	0 (0 to 0)	0 (0 to 0)	0 (0 to 0)	0 (0 to 0)	0 (0 to 0)	0 (0 to 0)	0 (0 to 0)	0.2
HIV/AIDS - Extensively drug-resistant Tuberculosis	0 (0 to 0)	0 (0 to 0)	0 (0 to 0)	0 (0 to 0)	0 (0 to 0)	0 (0 to 0)	0 (0 to 0)	0 (0 to 0)	0 (0 to 0)	0 (0 to 0)	0 (0 to 0)	0 (0 to 0)	0 (0 to 0)	0 (0 to 0)	0 (0 to 0)	0 (0 to 0)	0 (0 to 0)	0 (0 to 0)	0 (0 to 0)	0 (0 to 0)	0 (0 to 0)	0 (0 to 0)	0 (0 to 0)	0
HIV/AIDS resulting in other diseases	0 (0 to 0)	0 (0 to 0)	0.4 (0.3 to 0.5)	0.3 (0.2 to 0.4)	0.2 (0.1 to 0.2)	0.2 (0.1 to 0.2)	0.3 (0.2 to 0.4)	1.1 (0.7 to 1.6)	2.6 (2 to 3.6)	5.8 (4.2 to 7.7)	7.4 (5.3 to 10.2)	7.6 (5.3 to 10.4)	8.4 (6.2 to 11.3)	6.9 (4.9 to 9.5)	6.9 (5 to 9.4)	7.4 (5.2 to 9.8)	2.3 (1.5 to 3.4)	0.8 (0.5 to 1.4)	0.2 (0.1 to 0.3)	0.1 (0 to 0.2)	0 (0 to 0.1)	0 (0 to 0)	58.3
Sexually transmitted infections excluding HIV	13 (7.7 to 20.8)	4.3 (2.3 to 7.1)	6.3 (1.7 to 14.2)	0.1 (0 to 0.2)	0.1 (0 to 0.2)	0 (0 to 0)	0.1 (0 to 0.2)	0.4 (0.2 to 0.7)	0.5 (0.3 to 0.8)	0.7 (0.4 to 1.1)	0.9 (0.5 to 1.4)	1.2 (0.7 to 1.8)	1.1 (0.6 to 1.7)	1.1 (0.6 to 1.7)	2.7 (1.6 to 4.2)	1.8 (1 to 2.8)	1.8 (1 to 2.8)	3.1 (1.7 to 4.9)	1.1 (0.6 to 1.7)	0.2 (0.1 to 0.3)	0.1 (0 to 0.2)	0 (0 to 0)	32.6
Syphilis	13 (7.7 to 20.8)	4.3 (2.3 to 7.1)	6.3 (1.7 to 14.2)	0.1 (0 to 0.2)	0.1 (0 to 0.2)	0 (0 to 0)	0.1 (0 to 0.2)	0.4 (0.2 to 0.7)	0.5 (0.3 to 0.8)	0.7 (0.4 to 1.1)	0.9 (0.5 to 1.4)	1.2 (0.7 to 1.8)	1.1 (0.6 to 1.7)	1.1 (0.6 to 1.7)	2.7 (1.6 to 4.2)	1.8 (1 to 2.8)	1.8 (1 to 2.8)	3.1 (1.7 to 4.9)	1.1 (0.6 to 1.7)	0.2 (0.1 to 0.3)	0.1 (0 to 0.2)	0 (0 to 0)	32.6
Chlamydial infection	0 (0 to 0)	0 (0 to 0)	0 (0 to 0)	0 (0 to 0)	0 (0 to 0)	0 (0 to 0)	0 (0 to 0)	0 (0 to 0)	0 (0 to 0)	0 (0 to 0)	0 (0 to 0)	0 (0 to 0)	0 (0 to 0)	0 (0 to 0)	0 (0 to 0)	0 (0 to 0)	0 (0 to 0)	0 (0 to 0)	0 (0 to 0)	0 (0 to 0)	0 (0 to 0)	0 (0 to 0)	0 (0 to 0)	0
Gonococcal infection	0 (0 to 0)	0 (0 to 0)	0 (0 to 0)	0 (0 to 0)	0 (0 to 0)	0 (0 to 0)	0 (0 to 0)	0 (0 to 0)	0 (0 to 0)	0 (0 to 0)	0 (0 to 0)	0 (0 to 0)	0 (0 to 0)	0 (0 to 0)	0 (0 to 0)	0 (0 to 0)	0 (0 to 0)	0 (0 to 0)	0 (0 to 0)	0 (0 to 0)	0 (0 to 0)	0 (0 to 0)	0 (0 to 0)	0
Trichomoniasis	0 (0 to 0)	0 (0 to 0)	0 (0 to 0)	0 (0 to 0)	0 (0 to 0)	0 (0 to 0)	0 (0 to 0)	0 (0 to 0)	0 (0 to 0)	0 (0 to 0)	0 (0 to 0)	0 (0 to 0)	0 (0 to 0)	0 (0 to 0)	0 (0 to 0)	0 (0 to 0)	0 (0 to 0)	0 (0 to 0)	0 (0 to 0)	0 (0 to 0)	0 (0 to 0)	0 (0 to 0)	0 (0 to 0)	0
Genital herpes	0 (0 to 0)	0 (0 to 0)	0 (0 to 0)	0 (0 to 0)	0 (0 to 0)	0 (0 to 0)	0 (0 to 0)	0 (0 to 0)	0 (0 to 0)	0 (0 to 0)	0 (0 to 0)	0 (0 to 0)	0 (0 to 0)	0 (0 to 0)	0 (0 to 0)	0 (0 to 0)	0 (0 to 0)	0 (0 to 0)	0 (0 to 0)	0 (0 to 0)	0 (0 to 0)	0 (0 to 0)	0 (0 to 0)	0
Other sexually transmitted infections	0 (0 to 0)	0 (0 to 0)	0 (0 to 0)	0 (0 to 0)	0 (0 to 0)	0 (0 to 0)	0 (0 to 0)	0 (0 to 0)	0 (0 to 0)	0 (0 to 0)	0 (0 to 0)	0 (0 to 0)	0 (0 to 0)	0 (0 to 0)	0 (0 to 0)	0 (0 to 0)	0 (0 to 0)	0 (0 to 0)	0 (0 to 0)	0 (0 to 0)	0 (0 to 0)	0 (0 to 0)	0 (0 to 0)	0
Respiratory infections and tuberculosis	2.9 (2.6 to 3.7)	2.9 (1.9 to 4.3)	24 (19.4 to 29.2)	37.6 (29.6 to 51.2)	37.6 (29.6 to 47.6)	29 (16.5 to 57.2)	29 (17.7 to 53.6)	29.5 (21.5 to 49.9)	32.9 (24.4 to 52.7)	39.4 (29.9 to 68.4)	46.9 (36.9 to 68.1)	59.5 (46.9 to 83.5)	82.6 (64.9 to 116)	107.3 (87.2 to 150)	151 (120 to 197)	207 (160 to 263)	279 (210 to 356)	364 (274 to 467)	396 (298 to 513)	369 (278 to 467)	299 (219 to 401)	78.9 (57.9 to 106)	2,236
Tuberculosis	0 (0 to 0)	0 (0 to 0)	0 (0 to 0)	0 (0 to 0)	0 (0 to 0)	0 (0 to 0)	0 (0 to 0)	0 (0 to 0)	0 (0 to 0)	0 (0 to 0)	0 (0 to 0)	0 (0 to 0)	0 (0 to 0)	0 (0 to 0)	0 (0 to 0)	0 (0 to 0)	0 (0 to 0)	0 (0 to 0)	0 (0 to 0)	0 (0 to 0)	0 (0 to 0)	0 (0 to 0)	0 (0 to 0)	0
Latent tuberculosis infection	0 (0 to 0)	0 (0 to 0)	0 (0 to 0)	0 (0 to 0)	0 (0 to 0)	0 (0 to 0)	0 (0 to 0)	0 (0 to 0)	0 (0 to 0)	0 (0 to 0)	0 (0 to 0)	0 (0 to 0)	0 (0 to 0)	0 (0 to 0)	0 (0 to 0)	0 (0 to 0)	0 (0 to 0)	0 (0 to 0)	0 (0 to 0)	0 (0 to 0)	0 (0 to 0)	0 (0 to 0)	0 (0 to 0)	0
Drug-susceptible tuberculosis	0 (0 to 0)	0 (0 to 0)	0 (0 to 0)	0 (0 to 0)	0 (0 to 0)	0 (0 to 0)	0 (0 to 0)	0 (0 to 0)	0 (0 to 0)	0 (0 to 0)	0 (0 to 0)	0 (0 to 0)	0 (0 to 0)	0 (0 to 0)	0 (0 to 0)	0 (0 to 0)	0 (0 to 0)	0 (0 to 0)	0 (0 to 0)	0 (0 to 0)	0 (0 to 0)	0 (0 to 0)	0 (0 to 0)	0
Multidrug-resistant tuberculosis without extensive drug resistance	0 (0 to 0)	0 (0 to 0)	0 (0 to 0)	0 (0 to 0)	0 (0 to 0)	0 (0 to 0)	0 (0 to 0)	0 (0 to 0)	0 (0 to 0)	0 (0 to 0)	0 (0 to 0)	0 (0 to 0)	0 (0 to 0)	0 (0 to 0)	0 (0 to 0)	0 (0 to 0)	0 (0 to 0)	0 (0 to 0)	0 (0 to 0)	0 (0 to 0)	0 (0 to 0)	0 (0 to 0)	0 (0 to 0)	0
Extensively drug-resistant tuberculosis	0 (0 to 0)	0 (0 to 0)	0 (0 to 0)	0 (0 to 0)	0 (0 to 0)	0 (0 to 0)	0 (0 to 0)	0 (0 to 0)	0 (0 to 0)	0 (0 to 0)	0 (0 to 0)	0 (0 to 0)	0 (0 to 0)	0 (0 to 0)	0 (0 to 0)	0 (0 to 0)	0 (0 to 0)	0 (0 to 0)	0 (0 to 0)	0 (0 to 0)	0 (0 to 0)	0 (0 to 0)	0 (0 to 0)	0
Lower respiratory infections	2.8 (2.6 to 3.7)	2.6 (1.9 to 4)	19.9 (15.7 to 25.1)	8.4 (4.5 to 14.9)	2.4 (1.7 to 3.2)	2.5 (1.6 to 3.9)	3.4 (2.4 to 4.8)	7.9 (4.9 to 13.2)	9.9 (6.3 to 14.2)	15.6 (10.4 to 22.6)	22.6 (15.7 to 32.4)	24.4 (16.3 to 35.8)	38 (23.7 to 55.7)	53.6 (34.2 to 78.2)	82.1 (55.9 to 118)	132 (94.5 to 180)	186 (134 to 252)	272 (192 to 368)	332 (231 to 451)	302 (210 to 422)	257 (173 to 368)	72.1 (47.7 to 102)	1,820
Upper respiratory infections	0 (0 to 0.1)	0.3 (0.2 to 0.5)	3.9 (2.9 to 5.1)	29.4 (14.4 to 52.1)	35.1 (19.6 to 58.1)	26.5 (14.5 to 53.1)	25.6 (15.3 to 49.2)	21.7 (11.3 to 39.3)	21.1 (11.4 to 36.2)	23.8 (12.4 to 44.4)	23.8 (12.1 to 44.5)	34.9 (17.5 to 66.4)	43.9 (21.9 to 83.1)	52.7 (26.7 to 98.4)	68.9 (34.9 to 129.1)	75.1 (38.2 to 140.7)	93.6 (47.6 to 175.2)	92.4 (46.9 to 173.1)	68.6 (34.9 to 128.5)	41.1 (20.9 to 77)	21.2 (10.8 to 39.7)	6.9 (3.5 to 12.9)	309
Otitis media	0 (0 to 0)	1.3 (0.6 to 2.4)	6.2 (3.1 to 11.4)	2.8 (1.4 to 5.2)	2.7 (1.3 to 5.1)	2.4 (1.2 to 4.5)	2.7 (1.4 to 5)	3.4 (1.7 to 6.4)	4.3 (2.1 to 8.2)	4.4 (2.1 to 8.4)	4.6 (2.2 to 8.6)	4.8 (2.4 to 8.8)	4.7 (2.3 to 8.6)	2.9 (1.4 to 5.4)	2.9 (1.4 to 5.5)	1.9 (0.9 to 3.6)	1.2 (0.6 to 2.2)	0.6 (0.3 to 1.1)	0.2 (0.1 to 0.4)	0.1 (0 to 0.2)	0 (0 to 0.1)	0 (0 to 0)	44.3
Enteric infections	3.4 (2.9 to 4.6)	1.4 (1.1 to 1.8)	29 (23.4 to 35.6)	14.3 (11.7 to 17.6)	6.5 (5.2 to 8.1)	4.6 (3.6 to 5.9)	4.1 (3.2 to 5.3)	5.1 (4 to 6.5)	4.2 (3.3 to 5.4)	4.1 (3.2 to 5.3)	4.1 (3.2 to 5.2)	4.2 (3.2 to 5.4)	4.2 (3.2 to 5.4)	4.5 (3.4 to 5.8)	4.7 (3.6 to 6.1)	4.2 (3.2 to 5.4)	4.2 (3.2 to 5.4)	4.2 (3.2 to 5.4)	4.2 (3.2 to 5.4)	4.2 (3.2 to 5.4)	4.2 (3.2 to 5.4)	4.2 (3.2 to 5.4)	273
Diarrheal diseases	3.4 (2.9 to 4.6)	1.4 (1 to 2)	17.9 (13.9 to 23.7)	14.3 (11.7 to 17.6)	6.5 (5.2 to 8.1)	4.6 (3.6 to 5.9)	4.1 (3.2 to 5.3)	5.1 (4 to 6.5)	4.2 (3.3 to 5.4)	4.1 (3.2 to 5.3)	4.1 (3.2 to 5.2)	4.2 (3.2 to 5.4)	4.2 (3.2 to 5.4)	4.5 (3.4 to 5.8)	4.7 (3.6 to 6.1)	4.2 (3.2 to 5.4)	4.2 (3.2 to 5.4)	4.2 (3.2 to 5.4)	4.2 (3.2 to 5.4)	4.2 (3.2 to 5.4)	4.2 (3.2 to 5.4)	4.2 (3.2 to 5.4)	271
Typhoid and paratyphoid	0 (0 to 0)	0 (0 to 0)	0 (0 to 0)	0 (0 to 0)	0 (0 to 0)	0 (0 to 0)	0 (0 to 0)	0 (0 to 0)	0 (0 to 0)	0 (0 to 0)	0 (0 to 0)	0 (0 to 0)	0 (0 to 0)	0 (0 to 0)	0 (0 to 0)	0 (0 to 0)	0 (0 to 0)	0 (0 to 0)	0 (0 to 0)	0 (0 to 0)	0 (0 to 0)	0 (0 to 0)	0 (0 to 0)	0
Typhoid fever	0 (0 to 0)	0 (0 to 0)	0 (0 to 0)	0 (0 to 0)	0 (0 to 0)	0 (0 to 0)	0 (0 to 0)	0 (0 to 0)	0 (0 to 0)	0 (0 to 0)	0 (0 to 0)	0 (0 to 0)	0 (0 to 0)	0 (0 to 0)	0 (0 to 0)	0 (0 to 0)	0 (0 to 0)	0 (0 to 0)	0 (0 to 0)	0 (0 to 0)	0 (0 to 0)	0 (0 to 0)	0 (0 to 0)	0
Paratyphoid fever	0 (0 to 0)	0 (0 to 0)	0 (0 to 0)	0 (0 to 0)	0 (0 to 0)	0 (0 to 0)	0 (0 to 0)	0 (0 to 0)	0 (0 to 0)	0 (0 to 0)	0 (0 to 0)	0 (0 to 0)	0 (0 to 0)	0 (0 to 0)	0 (0 to 0)	0 (0 to 0)	0 (0 to 0)	0 (0 to 0)	0 (0 to 0)	0 (0 to 0)	0 (0 to 0)	0 (0 to 0)	0 (0 to 0)	0
Invasive Non-typhoidal Salmonella (iNTS)	0 (0 to 0)	0 (0 to 0)	0.5 (0 to 0.7)	0 (0 to 0)	0 (0 to 0)	0 (0 to 0)	0 (0 to 0)	0 (0 to 0)	0 (0 to 0)	0 (0 to 0)	0 (0 to 0)	0 (0 to 0)	0 (0 to 0)	0 (0 to 0)	0 (0 to 0)	0 (0 to 0)	0 (0 to 0)	0 (0 to 0)	0 (0 to 0)	0 (0 to 0)	0 (0 to 0)	0 (0 to 0)	0 (0 to 0)	0.8
Other intestinal infectious diseases	0 (0 to 0)	0 (0 to 0)	0 (0 to 0.1)	0 (0 to 0)	0 (0 to 0)	0 (0 to 0)	0 (0 to 0)	0 (0 to 0)	0 (0 to 0)	0 (0 to 0)	0 (0 to 0)	0 (0 to 0)	0 (0 to 0)	0 (0 to 0)	0 (0 to 0)	0 (0 to 0)	0 (0 to 0)	0 (0 to 0)	0 (0 to 0)	0 (0 to 0)	0 (0 to 0)	0 (0 to 0)	0 (0 to 0)	0.9
Neglected tropical diseases and malaria	0 (0 to 0)	0.2 (0 to 0.6)	1.4 (0.5 to 2.7)	2.5 (0.7 to 7.2)	2.5 (0.7 to 7.1)	2.5 (0.7 to 7.1)	2.5 (0.7 to 7.1)	2.5 (0.7 to 7.1)	2.5 (0.7 to 7.1)	2.5 (0.7 to 7.1)	2.5 (0.7 to 7.1)	2.5 (0.7 to 7.1)	2.5 (0.7 to 7.1)	2.5 (0.7 to 7.1)	2.5 (0.7 to 7.1)	2.5 (0.7 to 7.1)	2.5 (0.7 to 7.1)	2.5 (0.7 to 7.1)	2.5 (0.7 to 7.1)	2.5 (0.7 to 7.1)	2.5 (0.7 to 7.1)	2.5 (0.7 to 7.1)	8
Malaria	0 (0 to 0)	0 (0 to 0)	0 (0 to 0)	0 (0 to 0)	0 (0 to 0)	0 (0 to 0)	0 (0 to 0)	0 (0 to 0)	0 (0 to 0)	0 (0 to 0)	0 (0 to 0)	0 (0 to 0)	0 (0 to 0)	0 (0 to 0)	0 (0 to 0)	0 (0 to 0)	0 (0 to 0)	0 (0 to 0)	0 (0 to 0)	0 (0 to 0)	0 (0 to 0)	0 (0 to 0)	0 (0 to 0)	0
Chagas disease	0 (0 to 0)	0 (0 to 0)	0 (0 to 0)	0 (0 to 0)	0 (0 to 0)	0 (0 to 0)	0 (0 to 0)	0 (0 to 0)	0 (0 to 0)	0 (0 to 0)	0 (0 to 0)	0 (0 to 0)	0 (0 to 0)	0 (0 to 0)	0 (0 to 0)	0 (0 to 0)	0 (0 to 0)	0 (0 to 0)	0 (0 to 0)	0 (0 to 0)	0 (0 to 0)	0 (0 to 0)	0 (0 to 0)	0
Leishmaniasis	0 (0 to 0)	0 (0 to 0)	0 (0 to 0)	0 (0 to 0)	0 (0 to 0)	0 (0 to 0)	0 (0 to 0)	0 (0 to 0)	0 (0 to 0)	0 (0 to 0)	0 (0 to 0)	0 (0 to 0)	0 (0 to 0)	0 (0 to 0)	0 (0 to 0)	0 (0 to 0)	0 (0 to 0)	0 (0 to 0)	0 (0 to 0)	0 (0 to 0)	0 (0 to 0)	0 (0 to 0)	0 (0 to 0)	0
Visceral leishmaniasis	0 (0 to 0)	0 (0 to 0)	0 (0 to 0)	0 (0 to 0)	0 (0 to 0)	0 (0 to 0)	0 (0 to 0)	0 (0 to 0)	0 (0 to 0)	0 (0 to 0)	0 (0 to 0)	0 (0 to 0)	0 (0 to 0)	0 (0 to 0)	0 (0 to 0)	0 (0 to 0)	0 (0 to 0)	0 (0 to 0)	0 (0 to 0)	0 (0 to 0)	0 (0 to 0)	0 (0 to 0)	0 (0 to 0)	0
Cutaneous and mucocutaneous leishmaniasis	0 (0 to 0)	0 (0 to 0)	0 (0 to 0)	0 (0 to 0)	0 (0 to 0)	0 (0 to 0)	0 (0 to 0)	0 (0 to 0)	0 (0 to 0)	0 (0 to 0)	0 (0 to 0)	0 (0 to 0)	0 (0 to 0)	0 (0 to 0)	0 (0 to 0)	0 (0 to 0)	0 (0 to 0)	0 (0 to 0)	0 (0 to 0)	0 (0 to 0)	0 (0 to 0)	0 (0 to 0)	0 (0 to 0)	0
African trypanosomiasis	0 (0 to 0)	0 (0 to 0)	0 (0 to 0)	0 (0 to 0)	0 (0 to 0)	0 (0 to 0)	0 (0 to 0)	0 (0 to 0)	0 (0 to 0)	0 (0 to 0)	0 (0 to 0)	0 (0 to 0)	0 (0 to 0)	0 (0 to 0)	0 (0 to 0)	0 (0 to 0)	0 (0 to 0)	0 (0 to 0)	0 (0 to 0)	0 (0 to 0)	0 (0 to 0)	0 (0 to 0)	0 (0 to 0)	0
Schistosomiasis	0 (0 to 0)	0 (0 to 0)	0 (0 to 0)	0 (0 to 0)	0 (0 to 0)	0 (0 to 0)	0 (0 to 0)	0 (0 to 0)	0 (0 to 0)	0 (0 to 0)	0 (0 to 0)	0 (0 to 0)	0 (0 to 0)	0 (0 to 0)	0 (0 to 0)	0 (0 to 0)	0 (0 to 0)	0 (0 to 0)	0 (0 to 0)	0 (0 to 0)	0 (0 to 0)	0 (0 to 0)	0 (0 to 0)	0
Cysticercosis	0 (0 to 0)	0 (0 to 0)	0 (0 to 0)	0 (0 to 0)	0 (0 to 0)	0 (0 to 0)	0 (0 to 0)	0 (0 to 0)	0 (0 to 0)	0 (0 to 0)	0 (0 to 0)	0 (0 to 0)	0 (0 to 0)	0 (0 to 0)	0 (0 to 0)	0 (0 to 0)	0 (0 to 0)	0 (0 to 0)	0 (0 to 0)	0 (0 to 0)	0 (0 to 0)	0 (0 to 0)	0 (0 to 0)	0
Cystic echinococcosis	0 (0 to 0)	0 (0 to 0)	0 (0 to 0)	0 (0 to 0)	0 (0 to 0)	0 (0 to 0)	0 (0 to 0)	0 (0 to 0)	0 (0 to 0)	0 (0 to 0)	0 (0 to 0)	0 (0 to 0)	0 (0 to 0)	0 (0 to 0)	0 (0 to 0)	0 (0 to 0)	0 (0 to 0)	0 (0 to 0)	0 (0 to 0)	0 (0 to 0)	0 (0 to 0)	0 (0 to 0)	0 (0 to 0)	0
Lymphatic filariasis	0 (0 to 0)	0 (0 to 0)	0 (0 to 0)	0 (0 to 0)	0 (0 to 0)	0 (0 to 0)	0 (0 to 0)	0 (0 to 0)	0 (0 to 0)	0 (0 to 0)	0 (0 to 0)	0 (0 to 0)	0 (0 to 0)	0 (0 to 0)	0 (0 to 0)	0 (0 to 0)	0 (0 to 0)	0 (0 to 0)	0 (0 to 0)	0 (0 to 0)	0 (0 to 0)	0 (0 to 0)	0 (0 to 0)	0
Onchocerciasis	0 (0 to 0)	0 (0 to 0)	0 (0 to 0)	0 (0 to 0)	0 (0 to 0)	0 (0 to 0)	0 (0 to 0)	0 (0 to 0)	0 (0 to 0)	0 (0 to 0)	0 (0 to 0)	0 (0 to 0)	0 (0 to 0)	0 (0 to 0)	0 (0 to 0)	0 (0 to 0)	0 (0 to 0)	0 (0 to 0)	0 (0 to 0)	0 (0 to 0)	0 (0 to 0)	0 (0 to 0)	0 (0 to 0)	0
Trachoma	0 (0 to 0)	0 (0 to 0)	0 (0 to 0)	0 (0 to 0)	0 (0 to 0)	0 (0 to 0)	0 (0 to 0)	0 (0 to 0)	0 (0 to 0)	0 (0 to 0)	0 (0 to 0)	0 (0 to 0)	0 (0 to 0)	0 (0 to 0)	0 (0 to 0)	0 (0 to 0)	0 (0 to 0)	0 (0 to 0)	0 (0 to 0)	0 (0 to 0)	0 (0 to 0)	0 (0 to 0)	0 (0 to 0)	0
Dengue	0 (0 to 0)	0 (0 to 0)	0 (0 to 0)	0 (0 to 0)	0 (0 to 0)	0 (0 to 0)	0 (0 to 0)	0 (0 to 0)	0 (0 to 0)	0 (0 to 0)	0 (0 to 0)	0 (0 to 0)	0 (0 to 0)	0 (0 to 0)	0 (0 to 0)	0 (0 to 0)	0 (0 to 0)	0 (0 to 0)	0 (0 to 0)	0 (0 to 0)	0 (0 to 0)	0 (0 to 0)	0 (0 to 0)	0
Yellow fever	0 (0 to 0)	0 (0 to 0)	0 (0 to 0)	0 (0 to 0)	0 (0 to 0)	0 (0 to 0)	0 (0 to 0)	0 (0 to 0)	0 (0 to 0)	0 (0 to 0)	0 (0 to 0)	0 (0 to 0)	0 (0 to 0)	0 (0 to 0)	0 (0 to 0)	0 (0 to 0)	0 (0 to 0)	0 (0 to 0)	0 (0 to 0)	0 (0 to 0)	0 (0 to 0)	0 (0 to 0)	0 (0 to 0)	0
Rabies	0 (0 to 0)	0 (0 to 0)	0 (0 to 0)	0 (0 to 0)	0 (0 to 0)	0 (0 to 0)	0 (0 to 0)	0 (0 to 0)	0 (0 to 0)	0 (0 to 0)	0 (0 to 0)	0 (0 to 0)	0 (0 to 0)	0 (0 to 0)	0 (0 to 0)	0 (0 to 0)	0 (0 to 0)	0 (0 to 0)	0 (0 to 0)	0 (0 to 0)	0 (0 to 0)	0 (0 to 0)	0 (0 to 0)	0
Intestinal nematode infections	0 (0 to 0)	0 (0 to 0)	0 (0 to 0)	0 (0 to 0)	0 (0 to 0)	0 (0 to 0)	0 (0 to 0)	0 (0 to 0)	0 (0 to 0)	0 (0 to 0)	0 (0 to 0)	0 (0 to 0)	0 (0 to 0)	0 (0 to 0)	0 (0 to 0)	0 (0 to 0)	0 (0 to 0)	0 (0 to 0)	0 (0 to 0)	0 (0 to 0)	0 (0 to 0)	0 (0 to 0)	0 (0 to 0)	0
Ascariasis	0 (0 to 0)	0 (0 to 0)	0 (0 to 0)	0 (0 to 0)	0 (0 to 0)	0 (0 to 0)	0 (0 to 0)	0 (0 to 0)	0 (0 to 0)	0 (0 to 0)	0 (0 to 0)	0 (0 to 0)	0 (0 to 0)	0 (0 to 0)	0 (0 to 0)	0 (0 to 0)	0 (0 to 0)	0 (0 to 0)	0 (0 to 0)	0 (0 to 0)	0 (0 to 0)	0 (0 to 0)	0 (0 to 0)	0
Trichuriasis	0 (0 to 0)	0 (0 to 0)	0 (0 to 0)	0 (0 to 0)	0 (0 to 0)	0 (0 to 0)	0 (0 to 0)	0 (0 to 0)	0 (0 to 0)	0 (0 to 0)	0 (0 to 0)	0 (0 to 0)	0 (0 to 0)	0 (0 to 0)	0 (0 to 0)	0 (0 to 0)	0 (0 to 0)	0 (0 to 0)	0 (0 to 0)	0 (0 to 0)	0 (0 to 0)	0 (0 to 0)	0 (0 to 0)	0
Hookworm disease	0 (0 to 0)	0 (0 to 0)	0 (0 to 0)	0 (0 to 0)	0 (0 to 0)	0 (0 to 0)	0 (0 to 0)	0 (0 to 0)	0 (0 to 0)	0 (0 to 0)	0 (0 to 0)	0 (0 to 0)	0 (0 to 0)	0 (0 to 0)	0 (0 to 0)	0 (0 to 0)	0 (0 to 0)	0 (0 to 0)	0 (0 to 0)	0 (0 to 0)	0 (0 to 0)	0 (0 to 0)	0 (0 to 0)	0
Food-borne trematodiases	0 (0 to 0)	0 (0 to 0)	0 (0 to 0)	0 (0 to 0)	0 (0 to 0)	0 (0 to 0)	0 (0 to 0)	0 (0 to 0)	0 (0 to 0)	0 (0 to 0)	0 (0 to 0)	0 (0 to 0)	0 (0 to 0)	0 (0 to 0)	0 (0 to 0)	0 (0 to 0)	0 (0 to 0)	0 (0 to 0)	0 (0 to 0)	0 (0 to 0)	0 (0 to 0)	0 (0 to 0)	0 (0 to 0)	0
Leprosy	0 (0 to 0)	0 (0 to 0)	0 (0 to 0)	0 (0 to 0)	0 (0 to 0)	0 (0 to 0)	0 (0 to 0)	0 (0 to 0)	0 (0 to 0)	0 (0 to 0)	0 (

Other neoplasms	0-1 (0 to 0.2)	0 (0 to 0)	0-1 (0 to 0.2)	0-4 (0.2 to 0.4)	0-4 (0.2 to 0.4)	0-4 (0.3 to 0.4)	0-5 (0.2 to 0.6)	0-6 (0.2 to 0.7)	0-9 (0.5 to 1.0)	1-4 (0.7 to 2.3)	2-2 (1.3 to 3.0)	2-5 (1.6 to 4.1)	4-3 (2.7 to 7.2)	8-9 (5.7 to 13.9)	14-9 (9.7 to 23.4)	25-8 (16.6 to 40.2)	39-6 (29.4 to 58.7)	65-7 (49.2 to 98.7)	92-3 (62.2 to 95.9)	62-3 (62.2 to 95.9)	53-6 (37.3 to 82)	42-1 (26.1 to 60.7)	17-6 (10.1 to 29.4)	3-6 (1.6 to 5.5)	349
Medulloblastoma, medulloblastoma, and other hemangioblastic neoplasms	0-1 (0 to 0.2)	0 (0 to 0)	0-1 (0 to 0.2)	0-4 (0.2 to 0.4)	0-4 (0.2 to 0.4)	0-4 (0.3 to 0.4)	0-5 (0.2 to 0.6)	0-6 (0.2 to 0.7)	0-9 (0.5 to 1.0)	1-4 (0.7 to 2.3)	2-2 (1.3 to 3.0)	2-5 (1.6 to 4.1)	4-3 (2.7 to 7.2)	8-9 (5.7 to 13.9)	14-9 (9.7 to 23.4)	25-8 (16.6 to 40.2)	39-6 (29.4 to 58.7)	65-7 (49.2 to 98.7)	92-3 (62.2 to 95.9)	62-3 (62.2 to 95.9)	53-6 (37.3 to 82)	42-1 (26.1 to 60.7)	17-6 (10.1 to 29.4)	3-6 (1.6 to 5.5)	349
Meningioma and in situ intracranial neoplasms	0 (0 to 0)	0 (0 to 0)	0 (0 to 0)	0 (0 to 0)	0 (0 to 0)	0 (0 to 0)	0 (0 to 0)	0 (0 to 0)	0 (0 to 0)	0 (0 to 0)	0 (0 to 0)	0 (0 to 0)	0 (0 to 0)	0 (0 to 0)	0 (0 to 0)	0 (0 to 0)	0 (0 to 0)	0 (0 to 0)	0 (0 to 0)	0 (0 to 0)	0 (0 to 0)	0 (0 to 0)	0 (0 to 0)	0 (0 to 0)	0 (0 to 0)	0
Benign and in situ cervical and uterine neoplasms	0 (0 to 0)	0 (0 to 0)	0 (0 to 0)	0 (0 to 0)	0 (0 to 0)	0 (0 to 0)	0 (0 to 0)	0 (0 to 0)	0 (0 to 0)	0 (0 to 0)	0 (0 to 0)	0 (0 to 0)	0 (0 to 0)	0 (0 to 0)	0 (0 to 0)	0 (0 to 0)	0 (0 to 0)	0 (0 to 0)	0 (0 to 0)	0 (0 to 0)	0 (0 to 0)	0 (0 to 0)	0 (0 to 0)	0 (0 to 0)	0 (0 to 0)	0
Benign and in situ genital and uterine neoplasms	0 (0 to 0)	0 (0 to 0)	0 (0 to 0)	0 (0 to 0)	0 (0 to 0)	0 (0 to 0)	0 (0 to 0)	0 (0 to 0)	0 (0 to 0)	0 (0 to 0)	0 (0 to 0)	0 (0 to 0)	0 (0 to 0)	0 (0 to 0)	0 (0 to 0)	0 (0 to 0)	0 (0 to 0)	0 (0 to 0)	0 (0 to 0)	0 (0 to 0)	0 (0 to 0)	0 (0 to 0)	0 (0 to 0)	0 (0 to 0)	0 (0 to 0)	0
Other benign and in situ neoplasms	0 (0 to 0)	0 (0 to 0)	0 (0 to 0)	0 (0 to 0)	0 (0 to 0)	0 (0 to 0)	0 (0 to 0)	0 (0 to 0)	0 (0 to 0)	0 (0 to 0)	0 (0 to 0)	0 (0 to 0)	0 (0 to 0)	0 (0 to 0)	0 (0 to 0)	0 (0 to 0)	0 (0 to 0)	0 (0 to 0)	0 (0 to 0)	0 (0 to 0)	0 (0 to 0)	0 (0 to 0)	0 (0 to 0)	0 (0 to 0)	0 (0 to 0)	0
Cardiovascular diseases	1-7 (1.1 to 2.5)	1-5 (0.9 to 2.3)	5-7 (2.4 to 5.9)	5-1 (2.8 to 4.9)	8-3 (4.4 to 10.9)	16-9 (7.9 to 25.7)	29-8 (20.6 to 50.4)	72-8 (57.1 to 96.1)	129 (102 to 164)	219 (169 to 257)	271 (211 to 324)	263 (211 to 324)	434 (343 to 538)	793 (646 to 988)	946 (764 to 1,150)	1,258 (1,020 to 1,490)	1,390 (1,150 to 1,640)	2,080 (1,810 to 2,460)	2,010 (1,640 to 2,350)	1,860 (1,380 to 2,190)	1,640 (1,240 to 1,980)	892 (719 to 1,060)	221 (176 to 258)	14,300
Rheumatic heart disease	0 (0 to 0)	0 (0 to 0)	0 (0 to 0.2)	0 (0 to 0)	0-1 (0 to 0.2)	0-2 (0 to 0.4)	0-4 (0 to 0.6)	0-7 (0.2 to 1.0)	1-5 (0.7 to 2.1)	2-4 (1.1 to 3.2)	3-5 (1.5 to 3.7)	3-8 (2.4 to 5.1)	4-5 (3.2 to 6.1)	5-6 (4.4 to 7.1)	6-5 (4.9 to 7.7)	6-5 (4.9 to 7.7)	7-6 (5.7 to 9.1)	7-5 (5.4 to 9.1)	6-4 (4.7 to 7.7)	5-4 (3.9 to 6.9)	3-4 (2.5 to 4.6)	1-4 (0.8 to 1.9)	0-6 (0.3 to 1.1)	70
Ischemic heart disease	0 (0 to 0)	0 (0 to 0)	0 (0 to 0)	0 (0 to 0)	0-1 (0 to 0.1)	0-5 (0.4 to 1.5)	0-8 (0.6 to 2.4)	2-6 (1.4 to 5.3)	6-1 (3.6 to 12.2)	10-7 (6.6 to 20.1)	15-2 (9.6 to 28)	13-2 (10.6 to 19.9)	22-0 (16.2 to 32.5)	47-9 (37.1 to 62.1)	54-8 (43.2 to 69.2)	71-2 (57.0 to 90.1)	71-2 (57.0 to 90.1)	110-0 (87.0 to 137.0)	120-0 (89.6 to 147.0)	110-0 (87.0 to 137.0)	91-9 (73.0 to 115.0)	77-3 (62.0 to 96.0)	46-2 (32.1 to 60.1)	12-7 (7.6 to 17.1)	1,290
Stroke	0-1 (0 to 0.2)	0 (0 to 0)	0-3 (0.2 to 1.2)	0-4 (0.4 to 1.2)	1-7 (1.2 to 2.4)	3-1 (2.2 to 4.1)	5-3 (3.9 to 7.4)	11-9 (9.0 to 17.2)	18-6 (12.7 to 26.4)	32-4 (22.2 to 46.4)	42-2 (28.7 to 59.3)	47-6 (32.4 to 66.5)	72-6 (51.4 to 100.2)	115 (84.0 to 151)	135 (97.2 to 175)	170 (124.0 to 224)	179 (131.0 to 234)	266 (197.0 to 372)	377 (279.0 to 511)	402 (319.0 to 511)	428 (338.0 to 538)	441 (344.0 to 541)	239 (182.0 to 302)	60-6 (46.0 to 76.4)	2,810
Ischemic stroke	0-1 (0 to 0.1)	0-1 (0 to 0.2)	0-3 (0.2 to 0.9)	0-4 (0.3 to 1.1)	1-7 (1.1 to 2.4)	2-7 (1.7 to 3.7)	3-2 (2.3 to 5.1)	6-4 (4.7 to 8.6)	7-9 (5.9 to 9.8)	14-9 (11.0 to 19.1)	18-6 (14.0 to 23.7)	20-8 (16.0 to 26.4)	31-1 (24.0 to 39.6)	29-7 (22.0 to 37.2)	28-4 (21.0 to 35.9)	30-4 (23.0 to 38.5)	30-4 (23.0 to 38.5)	39-2 (29.0 to 49.5)	40-2 (29.7 to 50.7)	39-2 (29.0 to 49.5)	33-6 (25.0 to 42.5)	23-7 (17.0 to 29.1)	7-9 (5.2 to 10.2)	1,610
Intracerebral hemorrhage	0 (0 to 0)	0 (0 to 0.2)	0 (0 to 0.2)	0 (0 to 0.2)	0-2 (0 to 0.4)	0-4 (0.2 to 0.6)	0-6 (0.3 to 0.8)	1-2 (0.6 to 1.7)	1-8 (1.1 to 2.5)	3-2 (2.0 to 4.5)	3-8 (2.5 to 5.2)	4-2 (2.8 to 5.8)	5-4 (3.6 to 7.4)	7-5 (5.0 to 10.2)	8-4 (5.6 to 11.4)	9-2 (6.2 to 12.5)	9-2 (6.2 to 12.5)	11-9 (8.0 to 16.1)	12-9 (8.6 to 17.4)	12-9 (8.6 to 17.4)	11-9 (8.0 to 16.1)	9-2 (6.2 to 12.5)	5-4 (3.6 to 7.4)	2-4 (1.6 to 3.2)	134
Subarachnoid hemorrhage	0 (0 to 0.1)	0 (0 to 0)	0 (0 to 0.1)	0 (0 to 0.2)	0-2 (0.2 to 0.4)	0-2 (0.3 to 0.5)	0-3 (0.3 to 0.6)	0-5 (0.3 to 0.9)	0-8 (0.5 to 1.4)	1-3 (0.9 to 2.3)	1-6 (1.0 to 2.6)	1-8 (1.3 to 3.1)	2-3 (1.6 to 3.8)	3-2 (2.2 to 5.1)	3-6 (2.5 to 5.8)	3-9 (2.7 to 6.2)	3-9 (2.7 to 6.2)	5-0 (3.5 to 8.1)	5-4 (3.8 to 8.7)	5-4 (3.8 to 8.7)	4-9 (3.4 to 7.8)	3-9 (2.7 to 6.2)	2-2 (1.5 to 3.5)	0-9 (0.6 to 1.5)	71
Hypertensive heart disease	0 (0 to 0)	0 (0 to 0)	0 (0 to 0)	0 (0 to 0)	0 (0 to 0)	0-1 (0 to 0.2)	0-2 (0.2 to 0.7)	0-4 (0.2 to 1.0)	0-7 (0.4 to 1.7)	1-2 (0.7 to 3.1)	1-3 (0.9 to 3.6)	1-5 (0.9 to 3.7)	1-5 (0.9 to 3.7)	2-4 (1.4 to 5.2)	2-4 (1.4 to 5.2)	2-4 (1.4 to 5.2)	2-4 (1.4 to 5.2)	2-4 (1.4 to 5.2)	2-4 (1.4 to 5.2)	2-4 (1.4 to 5.2)	2-4 (1.4 to 5.2)	2-4 (1.4 to 5.2)	2-4 (1.4 to 5.2)	0-4 (0.2 to 0.8)	483
Non-rheumatic valvular heart disease	0 (0 to 0)	0 (0 to 0)	0 (0 to 0)	0 (0 to 0)	0 (0 to 0)	0-1 (0 to 0.2)	0-2 (0.4 to 1.1)	1-6 (1.0 to 2.4)	2-3 (1.4 to 3.9)	3-3 (2.1 to 4.9)	4-6 (2.9 to 7.1)	4-9 (3.3 to 7.2)	7-3 (4.8 to 10.7)	9-9 (6.4 to 15.1)	10-9 (7.2 to 16.4)	12-9 (8.5 to 19.4)	13-9 (9.2 to 20.8)	19-9 (13.0 to 29.1)	20-9 (13.7 to 31.1)	19-9 (13.0 to 29.1)	16-9 (11.0 to 25.1)	12-9 (8.5 to 19.4)	7-9 (5.2 to 11.7)	1-9 (1.2 to 2.9)	454
Non-rheumatic calcific aortic valve disease	0 (0 to 0)	0 (0 to 0)	0 (0 to 0)	0 (0 to 0)	0 (0 to 0)	0-1 (0 to 0.2)	0-1 (0 to 0.6)	0-4 (0.1 to 1.2)	0-8 (0.2 to 2.3)	1-1 (0.4 to 3.3)	1-2 (0.4 to 3.8)	1-4 (0.5 to 4.2)	2-3 (0.9 to 6.8)	3-4 (1.3 to 9.6)	3-9 (1.5 to 11.1)	4-4 (1.8 to 12.4)	4-9 (2.0 to 13.6)	6-6 (2.7 to 18.4)	6-9 (2.9 to 19.3)	6-6 (2.7 to 18.4)	5-9 (2.5 to 16.4)	4-4 (1.8 to 12.4)	2-4 (1.0 to 6.8)	0-9 (0.3 to 2.6)	47
Non-rheumatic degenerative mitral valve disease	0 (0 to 0)	0 (0 to 0)	0 (0 to 0)	0 (0 to 0)	0 (0 to 0)	0-1 (0 to 0.1)	0-2 (0 to 0.3)	0-5 (0.2 to 0.9)	0-9 (0.4 to 1.7)	1-3 (0.6 to 2.5)	1-6 (0.8 to 3.1)	1-8 (0.9 to 3.5)	2-7 (1.4 to 5.2)	3-6 (1.9 to 6.9)	3-9 (2.1 to 7.6)	4-4 (2.4 to 8.6)	4-9 (2.6 to 9.5)	6-6 (3.6 to 12.9)	6-9 (3.8 to 13.6)	6-6 (3.6 to 12.9)	5-9 (3.2 to 11.5)	4-4 (2.4 to 8.6)	2-4 (1.3 to 4.8)	0-9 (0.4 to 1.8)	197
Other non-rheumatic valve diseases	0 (0 to 0)	0 (0 to 0)	0 (0 to 0)	0 (0 to 0)	0 (0 to 0)	0 (0 to 0)	0-1 (0 to 0.1)	0-1 (0 to 0.2)	0-2 (0 to 0.3)	0-3 (0.1 to 0.5)	0-4 (0.2 to 0.6)	0-5 (0.2 to 0.7)	0-7 (0.3 to 0.9)	0-9 (0.4 to 1.2)	0-9 (0.4 to 1.2)	1-2 (0.5 to 1.5)	1-2 (0.5 to 1.5)	1-5 (0.7 to 2.0)	1-5 (0.7 to 2.0)	1-5 (0.7 to 2.0)	1-2 (0.5 to 1.5)	0-9 (0.4 to 1.2)	0-5 (0.2 to 0.7)	0-2 (0.1 to 0.3)	69
Cardiomyopathy and myocarditis	0-4 (0.4 to 1.0)	0-5 (0.5 to 1.2)	1-2 (1.0 to 1.8)	1-4 (0.9 to 1.9)	2-5 (1.5 to 3.6)	3-5 (2.3 to 5.1)	4-8 (3.1 to 7.1)	7-3 (5.1 to 10.2)	9-8 (7.0 to 13.7)	13-7 (9.5 to 19.3)	16-7 (11.0 to 23.4)	17-6 (12.0 to 24.6)	22-7 (15.0 to 31.6)	28-4 (19.0 to 39.5)	29-4 (20.0 to 39.5)	29-4 (20.0 to 39.5)	29-4 (20.0 to 39.5)	29-4 (20.0 to 39.5)	29-4 (20.0 to 39.5)	29-4 (20.0 to 39.5)	29-4 (20.0 to 39.5)	29-4 (20.0 to 39.5)	29-4 (20.0 to 39.5)	29-4 (20.0 to 39.5)	432
Myocarditis	0 (0 to 0.1)	0 (0 to 0.2)	0 (0 to 0.4)	0 (0 to 0.4)	0-1 (0 to 0.7)	0-1 (0 to 0.8)	0-2 (0.1 to 1.1)	0-3 (0.1 to 1.5)	0-5 (0.2 to 2.1)	0-7 (0.3 to 2.9)	0-9 (0.4 to 3.7)	1-1 (0.5 to 4.5)	1-4 (0.7 to 5.7)	1-8 (0.9 to 7.3)	1-9 (0.9 to 7.6)	2-2 (1.1 to 8.7)	2-2 (1.1 to 8.7)	2-2 (1.1 to 8.7)	2-2 (1.1 to 8.7)	2-2 (1.1 to 8.7)	2-2 (1.1 to 8.7)	2-2 (1.1 to 8.7)	2-2 (1.1 to 8.7)	2-2 (1.1 to 8.7)	28
Alcoholic cardiomyopathy	0 (0 to 0)	0 (0 to 0)	0 (0 to 0)	0 (0 to 0)	0 (0 to 0)	0-1 (0 to 0.1)	0-1 (0 to 0.2)	0-2 (0.1 to 0.6)	0-3 (0.1 to 0.8)	0-4 (0.2 to 1.1)	0-5 (0.2 to 1.4)	0-6 (0.3 to 1.6)	0-8 (0.4 to 2.1)	1-1 (0.5 to 2.9)	1-1 (0.5 to 2.9)	1-2 (0.6 to 3.2)	1-2 (0.6 to 3.2)	1-2 (0.6 to 3.2)	1-2 (0.6 to 3.2)	1-2 (0.6 to 3.2)	1-2 (0.6 to 3.2)	1-2 (0.6 to 3.2)	1-2 (0.6 to 3.2)	0-2 (0.1 to 0.5)	126
Other cardiomyopathy	0-8 (0.4 to 1.2)	0-6 (0 to 1)	0-4 (1 to 2.3)	1-0 (0.6 to 1.8)	0-9 (0.6 to 1.7)	1-8 (1.2 to 3.4)	2-5 (1.7 to 4.7)	3-5 (2.4 to 6.5)	4-5 (3.1 to 8.5)	5-6 (3.9 to 10.7)	6-5 (4.5 to 12.4)	6-9 (4.8 to 13.2)	8-4 (5.9 to 15.9)	10-9 (7.6 to 20.4)	11-9 (8.3 to 22.6)	13-9 (9.7 to 26.4)	14-9 (10.4 to 28.2)	19-9 (14.0 to 37.6)	20-9 (14.7 to 39.4)	19-9 (14.0 to 37.6)	16-9 (12.0 to 32.4)	12-9 (9.0 to 24.2)	7-9 (5.5 to 15.1)	1-9 (1.2 to 3.6)	267
Atrial fibrillation and flutter	0 (0 to 0)	0 (0 to 0)	0 (0 to 0)	0 (0 to 0)	0 (0 to 0)	0 (0 to 0)	0 (0 to 0)	0 (0 to 0)	0 (0 to 0)	0 (0 to 0)	0 (0 to 0)	0 (0 to 0)	0 (0 to 0)	0 (0 to 0)	0 (0 to 0)	0 (0 to 0)	0 (0 to 0)	0 (0 to 0)	0 (0 to 0)	0 (0 to 0)	0 (0 to 0)	0 (0 to 0)	0 (0 to 0)	0 (0 to 0)	0 (0 to 0)	0
Aortic aneurysm	—	—	—	—	—	—	0-4 (0 to 0.7)	1-3 (0.6 to 2.2)	2-6 (1.4 to 3.9)	3-6 (2.4 to 5.4)	4-3 (2.9 to 6.1)	4-9 (3.4 to 6.9)	12-1 (8.5 to 17.3)	20-3 (14.0 to 28.4)	23-8 (16.0 to 33.9)	29-4 (19.0 to 39.9)	29-4 (19.0 to 39.9)	39-7 (26.0 to 56)	39-6 (26.0 to 56)	32-5 (21.0 to 46.0)	28-4 (18.0 to 40.0)	20-4 (13.0 to 29.0)	12-9 (8.0 to 18.0)	5-4 (3.2 to 7.7)	0-9 (0.3 to 1.3)	NA
Endocarditis	0 (0 to 0)	0-1 (0 to 0.2)	0-2 (0 to 0.5)	0-2 (0.1 to 0.5)	0-3 (0.2 to 0.6)	0-3 (0.2 to 0.7)	0-5 (0.3 to 1.1)	1-0 (0.5 to 2.2)	1-8 (0.9 to 3.8)	2-6 (1.3 to 5.5)	3-1 (1.5 to 6.6)	3-5 (1.7 to 7.4)	4-6 (2.3 to 9.7)	5-9 (2.9 to 12.3)	6-5 (3.2 to 13.7)	7-9 (3.9 to 16.7)	8-2 (4.1 to 17.3)	10-9 (5.4 to 22.7)	11-9 (5.9 to 25.1)	10-9 (5.4 to 22.7)	8-9 (4.4 to 18.7)	6-6 (3.3 to 13.9)	3-4 (1.7 to 7.1)	0-9 (0.4 to 2.1)	70
Other cardiovascular and circulatory diseases	0-8 (0.3 to 1.3)	0-5 (0 to 1.8)	1-0 (0.4 to 2.2)	1-7 (0.7 to 2.7)	2-4 (1.3 to 4.1)	3-1 (1.9 to 5.1)	5-5 (3.4 to 9.2)	10-3 (6.5 to 16.3)	13-5 (8.5 to 21.2)	19-9 (12.0 to 30.4)	24-1 (14.0 to 36.2)	27-5 (17.0 to 41.2)	40-4 (25.0 to 60.4)	43-2 (27.0 to 64.3)	47-6 (30.0 to 70.4)	54-9 (34.0 to 83.1)	58-4 (36.0 to 86.9)	72-7 (45.0 to 108.0)	76-3 (47.0 to 113.0)	72-7 (45.0 to 108.0)	63-7 (39.0 to 94.6)	47-4 (29.0 to 70.4)	22-2 (13.0 to 33.0)	3-5 (1.9 to 5.5)	642
Chronic respiratory diseases	0 (0 to 0)	0-6 (0.3 to 1.4)	7-3 (4.1 to 12.5)	7-3 (4.7 to 12.0)	7-6 (4.7 to 12.0)	7-7 (4.7 to 12.0)	8-1 (5.1 to 12.7)	9-6 (6.0 to 15.2)	12-9 (8.0 to 20.1)	17-5 (11.0 to 27.4)	20-9 (13.0 to 32.5)	21-3 (13.0 to 32.5)	27-9 (17.0 to 43.6)	31-2 (19.0 to 48.6)	31-2 (19.0 to 48.6)	34-7 (21.0 to 54.1)	34-7 (21.0 to 54.1)	42-7 (26.0 to 66.5)	42-7 (26.0 to 66.5)	42-7 (26.0 to 66.5)	42-7 (26.0 to 66.5)	42-7 (26.0 to 66.5)	42-7 (26.0 to 66.5)	42-7 (26.0 to 66.5)	1,110
Chronic obstructive pulmonary disease	0-9 (0.4 to 2.1)	0-7 (0.4 to 1.6)	1-8 (0.9 to 4.2)	2-5 (1.2 to 4.9)	2-6 (1.4 to 4.9)	2-7 (1.4 to 4.9)	3-1 (1.7 to 5.6)	3-8 (2.1 to 6.9)	5-1 (2.8 to 9.2)	7-0 (3.9 to 12.5)	8-3 (4.6 to 14.7)	8-5 (4.7 to 15.0)	11-1 (6.2 to 19.6)	12-5 (6.9 to 22.0)	12-5 (6.9 to 22.0)	13-9 (7.7 to 24.4)	13-9 (7.7 to 24.4)	16-9 (9.4 to 29.8)	17-0 (9.5 to 30.1)	16-9 (9.4 to 29.8)	15-0 (8.4 to 26.6)	11-1 (6.2 to 19.6)	6-5 (3.6 to 11.5)	1-7 (0.9 to 3.0)	3,920
Pneumoconioses	0 (0 to 0)	0 (0 to 0)	0 (0 to 0)	0 (0 to 0)	0 (0 to 0)	0 (0 to 0)	0 (0 to 0)	0 (0 to 0)	0 (0 to 0)	0-1 (0 to 0.1)	0-1 (0 to 0.1)	0-1 (0 to 0.2)	0-2 (0 to 0.4)	0-3 (0 to 0.6)	0-3 (0 to 0.6)	0-4 (0 to 0.7)	0-4 (0 to 0.7)	0-5 (0 to 1.1)	0-5 (0 to 1.1)	0-5 (0 to 1.1)	0-4 (0 to 0.9)	0-3 (0 to 0.7)	0-2 (0 to 0.4)	0-1 (0 to 0.2)	0-1 (0 to 0.2)	34
Silicosis	0 (0 to 0)	0 (0 to 0)	0 (0 to 0)	0 (0 to 0)	0 (0 to 0)	0 (0 to 0)	0 (0 to 0)	0 (0 to 0)	0 (0 to 0)	0 (0 to 0)	0 (0 to 0)	0 (0 to 0)	0 (0 to 0)	0 (0 to 0)	0 (0 to 0)	0-1 (0 to 0.2)	0-1 (0 to 0.2)	0-1 (0 to 0.4)	0-2 (0 to 0.4)	0-2 (0 to 0.4)	0-2 (0 to 0.4)	0-1 (0 to 0.3)	0-1 (0 to 0.2)	0-1 (0 to 0.2)	0-1 (0 to 0.2)	4-1
Asbestosis	0 (0 to 0)	0 (0 to 0)	0 (0 to 0)	0 (0 to 0)	0 (0 to 0)	0 (0 to 0)	0 (0 to 0)	0 (0 to 0)	0 (0 to 0)	0 (0 to 0)	0 (0 to 0)	0 (0 to 0)	0 (0 to 0)	0 (0 to 0)	0 (0 to 0)	0 (0 to 0)	0 (0 to 0)	0 (0 to 0)	0 (0 to 0)	0 (0 to 0)	0 (0 to 0)	0 (0 to 0)	0 (0 to 0)	0 (0 to 0)	0 (0 to 0)	0
Coal workers pneumoconiosis	0 (0 to 0)	0 (0 to 0)	0 (0 to 0)	0 (0 to 0)	0 (0 to 0)	0 (0 to 0)	0 (0 to 0)	0 (0 to 0)	0 (0 to 0)	0 (0 to 0)	0 (0 to 0)	0 (0 to 0)	0 (0 to 0)	0 (0 to 0)	0 (0 to 0)	0 (0 to 0)	0 (0 to 0)	0 (0 to 0)	0 (0 to 0)	0 (0 to 0)	0 (0 to 0)	0 (0 to 0)	0 (0 to 0)	0 (0 to 0)	0 (0 to 0)	1-4
Other pneumoconioses	0 (0 to 0)	0 (0 to 0)	0 (0 to 0)	0 (0 to 0)	0 (0 to 0)	0 (0 to 0)	0 (0 to 0)	0 (0 to 0)	0 (0 to 0)	0 (0 to 0)	0 (0 to 0)	0 (0 to 0)	0 (0 to 0)	0 (0 to 0)	0 (0 to 0)	0 (0 to 0)	0 (0 to 0)	0 (0 to 0)	0 (0 to 0)	0 (0 to 0)	0 (0 to 0)	0 (0 to 0)	0 (0 to 0)	0 (0 to 0)	0 (0 to 0)	3-1
Asthma	0 (0 to 0)	0 (0 to 0)	68-5 (17.7 to 94.4)	72-8 (27.6 to 121)	86-4 (41.4 to 119)	88-5 (77.7 to 109)	72-8 (59.5 to 109)	86-4 (36.7 to 133)	88-5 (63.3)	72-8 (34.9 to 99.1)	64-1 (39.9 to 97.1)	88-5 (36.5 to 98.4)	64-1 (39.4 to 98.1)	88-5 (49.9 to 99.4)	88-5 (38.5 to 99.4)	88-5 (36.3 to 91.7)	88-5 (33.1 to 99.9)	88-5 (33.5 to 99.9)	88-5 (29.5 to 99.9)	88-5 (29.5 to 99.9)	88-5 (29.5 to 99.9)	88-5 (29.5 to 99.9)	88-5 (29.5 to 99.9)	88-5 (29.5 to 99.9)	1,010
Interstitial lung disease and pulmonary sarcoidosis	0 (0 to 0)	0 (0 to 0)	0-3 (0.2 to 0.9)	0-3 (0.2 to 0.9)	0-4 (0.2 to 0.9)	0-4 (0.2 to 0.9)	0-5 (0.2 to 1.0)	0-6 (0.3 to 1.2)	0-8 (0.4 to 1.6)	1-2 (0.6 to 2.3)	1-4 (0.7 to 2.7)	1-5 (0.8 to 3.0)	2-3 (1.2 to 4.5)	3-2 (1.6 to 6.1)	3-4 (1.7 to 6.5)	3-9 (1.9 to 7.4)	3-9 (1.9 to 7.4)	5-2 (2.6 to 9.9)	5-4 (2.7 to 10.3)	5-2 (2.6 to 9.9)	4-6 (2.3 to 8.8)	3-4 (1.7 to 6.5)	1-5 (0.8 to 2.9)	0-6 (0.3 to 1.2)	89-7
Other chronic respiratory diseases	0-9 (0.4 to 2.1)	0-7 (0.5 to 1.5)	1-6 (0.8 to 3.6)	1-8 (0.9 to 3.6)	1-7 (0.9 to 3.6)	1-9 (0.9 to 3.6)	2-2 (1.1 to 4.2)	2-6 (1.3 to 5.1)	3-2 (1.6 to 6.2)	4-3 (2.2 to 8.3)	5-1 (2.6 to 9.8)	5-2 (2.7 to 10.0)	6-8 (3.5 to 13.0)	7-7 (4.0 to 14.8)	7-7 (4.0 to 14.8)	8-5 (4.4 to 16.4)	8-5 (4.4 to 16.4)	10-3 (5.4 to 19.9)	10-5 (5.4 to 20.2)	10-3 (5.4 to 19.9)	9-2 (4.8 to 17.8)	6-8 (3.5 to 13.0)	3-4 (1.7 to 6.5)	0-7 (0.3 to 1.4)	71-9
Digestive diseases	0-9 (0.5 to 2.1)	0-7 (0.5 to 1.5)	2-4 (1.4 to 5.4)	2-8 (1.5 to 5.2)	3-7 (2.2 to 6.5)	4-8 (2.9 to 8.2)	7-9 (4.9 to 13.2)	13-2 (8.2 to 21.7)	19-2 (12.0 to 31.2)	29-3 (18.0 to 47.3)	37-7 (23.0 to 60.7)	40-2 (24.0 to 64.3)	59-3 (36.0 to 95.1)	86-9 (53.0 to 139)	103 (64.0 to 165)	132 (82.0 to 211)	132 (82.0 to 211)	157 (97.0 to 251)	170 (105.0 to 272)	157 (97.0 to 251)	136 (84.0 to 218)	102 (63.0 to 163)	57 (35.0 to 91.2)	16-9 (9.9 to 27.0)	1,420
Esophageal disorders	0-3 (0.2 to 0.4)	0-3 (0.2 to 0.4)	1-0 (0.7 to 1.4)	1-1 (0.7 to 1.4)	1-2 (0.8 to 1.6)	1-3 (0.8 to 1.7)	1-6 (1.0 to 2.1)	2-0 (1.3 to 2.7)	2-6 (1.6 to 3.4)	3-4 (2.1 to 4.5)	4-1 (2.6 to 5.4)	4-3 (2.7 to 5.7)	5-4 (3.4 to 7.2)	7-1 (4.5 to 9.5)	8-5 (5.3 to 11.2)	10-9 (6.8 to 14.3)	10-9 (6.8 to 14.3)	13-9 (8.6 to 18.3)	14-9 (9.2 to 19.6)	13-9 (8.6 to 18.3)	11-9 (7.4 to 15.7)	8-5 (5.3 to 11.2)	4-7 (2.9 to 6.2)	1-3 (0.7 to 1.7)	1,690
Peptic ulcer disease	0 (0 to 0)	0 (0 to 0)	0 (0 to 0)	0 (0 to 0)	0 (0 to 0)	0 (0 to 0)	0 (0 to 0)	0 (0 to 0)	0 (0 to 0)	0 (0 to 0)	0 (0 to 0)	0 (0 to 0)	0 (0 to 0)	0 (0 to 0)	0 (0 to 0)	0 (0 to 0)	0 (0 to 0)	0 (0 to 0)	0 (0 to 0)	0 (0 to 0)	0 (0 to 0)	0 (0 to 0)	0 (0 to 0)	0 (0 to 0)	0 (0 to 0)	0
Gastritis and duodenitis	0 (0 to 0)	0 (0 to 0)	0-5 (0.1 to 1.6)	0-5 (0.1 to 1.6)	0-7 (0.1 to 1.6)	0-8 (0.2 to 1.6)	1-4 (0.3 to 2.6)	2-4 (0.5 to 4.2)	3-5 (0.9 to 6.2)	5-4 (1.3 to 9.6)	6-9 (1.7 to 12.0)	7-4 (1.9 to 13.2)	9-9 (2.5 to 17.5)	13-9 (3.4 to 24.6)	15-9 (3.9 to 28.1)	19-9 (4.9 to 35.1)	19-9 (4.9 to 35.1)	24-9 (6.2 to 44.2)	25-9 (6.4 to 46.2)	24-9 (6.2 to 44.2)	20-9 (5.1 to 37.1)	14-9 (3.7 to 26.2)	8-9 (2.2 to 16.2)	2-9 (0.7 to 5.1)	1,860
Gastroesophageal reflex disease	0 (0 to 0)	0 (0 to 0)	0-8 (0.3 to 2.1)	0-8 (0.3 to 2.1)	1-2 (0.5 to 2.8)	1-3 (0.6 to 3.2)	1-7 (0.8 to 3.7)	2-6 (1.0 to 5.4)	3-3 (1.4 to 6.9)	4-7 (2.0 to 9.6)	5-9 (2.5 to 12.1)	6-3 (2.7 to 13.1)	8-4 (3.6 to 17.5)	11-9 (5.0 to 24.6)	13-9 (5.9 to 28.7)	16-9 (7.1 to 35.1)	16-9 (7.1 to 35.1)	21-9 (9.0 to 44.2)	22-9 (9.2 to 46.2)	21-9 (9.0 to 44.2)	17-9 (7.1 to 37.1)	12-9 (5.2 to 26.2)	7-1 (2.9 to 14.7)	2-9 (1.1 to 6.1)	329
Appendicitis	0 (0 to 0)	0 (0 to 0)	0 (0 to 0)	0 (0 to 0)	0 (0 to 0)	0-2 (0 to 0.4)	0-2 (0 to 0.4)	0-3 (0.1 to 0.6)	0-4 (0.2 to 0.8)	0-6 (0.3 to 1.1)	0-7 (0.3 to 1.4)	0-8 (0.4 to 1.6)	1-0 (0.5 to 2.1)	1-4 (0.6 to 2.8)	1-6 (0.8 to 3.2)	1-9 (0.9 to 3.8)	1-9 (0.9 to 3.8)	2-4 (1.1 to 4.8)	2-5 (1.2 to 5.0)	2-4 (1.1 to 4.8)	2-0 (1.0 to 4.0)	1-6 (0.8 to 3.2)	0-9 (0.4 to 1.8)	0-3 (0.1 to 0.6)	29-5
Paralytic ileus and intestinal obstruction	0-4 (0.2 to 0.9)	0-4



SR Table 2a: Thurrock DALYs by cause and age group for males with 95% uncertainty intervals, 2019

Cause	Early Neonatal	Late Neonatal	Post Neonatal	1 to 4	5 to 9	10 to 14	15 to 19	20 to 24	25 to 29	30 to 34	35 to 39	40 to 44	45 to 49	50 to 54	55 to 59	60 to 64	65 to 69	70 to 74	75 to 79	80 to 84	85 to 89	90 to 94	95 plus	Total
All causes	192 (127 to 284)	164 (52 to 359)	167 (99 to 240)	1,101 (109 to 2,392)	1,107 (112 to 2,336)	1,104 (94 to 2,435)	1,102 (84 to 2,565)	1,102 (82 to 2,571)	1,102 (80 to 2,571)	1,102 (79 to 2,571)	1,102 (75 to 2,571)	1,102 (68 to 2,571)	1,102 (63 to 2,572)	1,102 (57 to 2,572)	1,102 (50 to 2,572)	1,102 (43 to 2,572)	1,102 (35 to 2,572)	1,102 (27 to 2,572)	1,102 (19 to 2,572)	1,102 (12 to 2,572)	1,102 (6 to 2,572)	1,102 (2 to 2,572)	1,102 (0 to 2,572)	21,200
Communicable, maternal, neonatal, and nutritional diseases	192 (127 to 284)	164 (52 to 359)	167 (97 to 239)	1,101 (107 to 2,391)	1,107 (109 to 2,336)	1,104 (91 to 2,435)	1,102 (81 to 2,565)	1,102 (79 to 2,571)	1,102 (77 to 2,571)	1,102 (76 to 2,571)	1,102 (72 to 2,571)	1,102 (65 to 2,571)	1,102 (60 to 2,572)	1,102 (54 to 2,572)	1,102 (47 to 2,572)	1,102 (40 to 2,572)	1,102 (33 to 2,572)	1,102 (25 to 2,572)	1,102 (18 to 2,572)	1,102 (11 to 2,572)	1,102 (5 to 2,572)	1,102 (2 to 2,572)	1,102 (0 to 2,572)	1,103
HIV/AIDS and sexually transmitted infections	3.9 (1.1 to 8.8)	1.4 (0.4 to 3.2)	2.2 (0.7 to 4.6)	0.2 (0.2 to 0.3)	0.2 (0.2 to 0.3)	0.2 (0.2 to 0.3)	0.2 (0.2 to 0.3)	0.5 (0.2 to 0.4)	1.2 (0.4 to 1.4)	2.4 (1.1 to 3.1)	3.2 (2.4 to 4.2)	3.6 (2.8 to 4.8)	4 (2.1 to 5.3)	3.1 (2.4 to 4)	2.5 (1.8 to 3.4)	1.6 (1.2 to 2.4)	1.4 (1 to 2.2)	1.1 (0.8 to 2)	0.9 (0.6 to 1.8)	0.4 (0.2 to 0.7)	0.1 (0.1 to 0.2)	0 (0 to 0)	0 (0 to 0)	33.6
HIV/AIDS	0 (0 to 0)	0 (0 to 0)	0.2 (0.2 to 0.3)	0.2 (0.1 to 0.3)	0.2 (0.2 to 0.3)	0.2 (0.2 to 0.3)	0.1 (0.1 to 0.2)	0.4 (0.2 to 0.5)	1 (0.6 to 1.4)	2.2 (1.7 to 2.9)	3 (2.3 to 4)	3.4 (2.6 to 4.7)	3.8 (2.9 to 5)	2.8 (2.2 to 3.7)	2.3 (1.6 to 3.1)	1.4 (1.1 to 2.4)	1.3 (1 to 2.2)	1.1 (0.8 to 2.4)	0.8 (0.6 to 1.4)	0.3 (0.2 to 0.7)	0.1 (0.1 to 0.2)	0 (0 to 0)	0 (0 to 0)	24.1
HIV/AIDS - Drug-susceptible Tuberculosis	0 (0 to 0)	0 (0 to 0)	0 (0 to 0)	0 (0 to 0)	0 (0 to 0)	0 (0 to 0)	0 (0 to 0)	0 (0 to 0.1)	0.1 (0.1 to 0.1)	0.2 (0.1 to 0.2)	0.3 (0.2 to 0.4)	0.3 (0.2 to 0.4)	0.3 (0.2 to 0.4)	0.2 (0.2 to 0.3)	0.1 (0.1 to 0.2)	0.1 (0.1 to 0.2)	0.1 (0.1 to 0.2)	0.1 (0.1 to 0.2)	0.1 (0.1 to 0.2)	0 (0 to 0.1)	0 (0 to 0)	0 (0 to 0)	0 (0 to 0)	1.8
HIV/AIDS - Multidrug-resistant Tuberculosis without extensive dr...	0 (0 to 0)	0 (0 to 0)	0 (0 to 0)	0 (0 to 0)	0 (0 to 0)	0 (0 to 0)	0 (0 to 0)	0 (0 to 0)	0 (0 to 0)	0 (0 to 0)	0 (0 to 0)	0 (0 to 0)	0 (0 to 0)	0 (0 to 0)	0 (0 to 0)	0 (0 to 0)	0 (0 to 0)	0 (0 to 0)	0 (0 to 0)	0 (0 to 0)	0 (0 to 0)	0 (0 to 0)	0 (0 to 0)	0
HIV/AIDS - Extensively drug-resistant Tuberculosis	0 (0 to 0)	0 (0 to 0)	0 (0 to 0)	0 (0 to 0)	0 (0 to 0)	0 (0 to 0)	0 (0 to 0)	0 (0 to 0)	0 (0 to 0)	0 (0 to 0)	0 (0 to 0)	0 (0 to 0)	0 (0 to 0)	0 (0 to 0)	0 (0 to 0)	0 (0 to 0)	0 (0 to 0)	0 (0 to 0)	0 (0 to 0)	0 (0 to 0)	0 (0 to 0)	0 (0 to 0)	0 (0 to 0)	0
HIV/AIDS resulting in other diseases	3.9 (1.1 to 8.8)	1.4 (0.4 to 3.2)	2 (0.6 to 4.5)	0.1 (0 to 0.2)	0 (0 to 0.1)	0 (0 to 0.1)	0.1 (0 to 0.1)	0.1 (0 to 0.2)	0.1 (0 to 0.2)	0.2 (0 to 0.3)	0.2 (0 to 0.3)	0.2 (0 to 0.3)	0.2 (0 to 0.3)	0.2 (0 to 0.3)	0.2 (0 to 0.3)	0.1 (0 to 0.2)	0.1 (0 to 0.2)	0.1 (0 to 0.2)	0.1 (0 to 0.2)	0 (0 to 0.1)	0 (0 to 0)	0 (0 to 0)	0 (0 to 0)	22.3
Sexually transmitted infections excluding HIV	0 (0 to 0.2)	0 (0 to 0.2)	0 (0 to 0.4)	0.1 (0 to 0.1)	0 (0 to 0)	0 (0 to 0)	0 (0 to 0.1)	0 (0 to 0.1)	0 (0 to 0.2)	0.2 (0 to 0.3)	0.2 (0 to 0.2)	0.2 (0 to 0.2)	0.2 (0 to 0.2)	0.3 (0 to 0.3)	0.2 (0 to 0.3)	0.2 (0 to 0.3)	0.1 (0 to 0.2)	0.1 (0 to 0.2)	0.1 (0 to 0.1)	0.1 (0 to 0.1)	0 (0 to 0.1)	0 (0 to 0)	0 (0 to 0)	9.5
Syphilis	3.9 (1.1 to 8.8)	1.4 (0.4 to 3.2)	2 (0.6 to 4.5)	0.1 (0 to 0.1)	0 (0 to 0)	0 (0 to 0)	0 (0 to 0)	0 (0 to 0)	0 (0 to 0)	0 (0 to 0)	0 (0 to 0)	0 (0 to 0)	0 (0 to 0)	0 (0 to 0)	0 (0 to 0)	0 (0 to 0)	0 (0 to 0)	0 (0 to 0)	0 (0 to 0)	0 (0 to 0)	0 (0 to 0)	0 (0 to 0)	0 (0 to 0)	0 (0 to 0)	7.9
Chlamydial infection	0 (0 to 0)	0 (0 to 0)	0 (0 to 0)	0 (0 to 0)	0 (0 to 0)	0 (0 to 0)	0 (0 to 0)	0 (0 to 0)	0 (0 to 0)	0 (0 to 0)	0 (0 to 0)	0 (0 to 0)	0 (0 to 0)	0 (0 to 0)	0 (0 to 0)	0 (0 to 0)	0 (0 to 0)	0 (0 to 0)	0 (0 to 0)	0 (0 to 0)	0 (0 to 0)	0 (0 to 0)	0 (0 to 0)	0 (0 to 0)	0.1
Gonococcal infection	0 (0 to 0)	0 (0 to 0)	0 (0 to 0)	0 (0 to 0)	0 (0 to 0)	0 (0 to 0)	0 (0 to 0)	0 (0 to 0)	0 (0 to 0)	0 (0 to 0)	0 (0 to 0)	0 (0 to 0)	0 (0 to 0)	0 (0 to 0)	0 (0 to 0)	0 (0 to 0)	0 (0 to 0)	0 (0 to 0)	0 (0 to 0)	0 (0 to 0)	0 (0 to 0)	0 (0 to 0)	0 (0 to 0)	0 (0 to 0)	0.1
Trichomoniasis	0 (0 to 0)	0 (0 to 0)	0 (0 to 0)	0 (0 to 0)	0 (0 to 0)	0 (0 to 0)	0 (0 to 0)	0 (0 to 0)	0 (0 to 0)	0 (0 to 0)	0 (0 to 0)	0 (0 to 0)	0 (0 to 0)	0 (0 to 0)	0 (0 to 0)	0 (0 to 0)	0 (0 to 0)	0 (0 to 0)	0 (0 to 0)	0 (0 to 0)	0 (0 to 0)	0 (0 to 0)	0 (0 to 0)	0 (0 to 0)	0.2
Genital herpes	0 (0 to 0)	0 (0 to 0)	0 (0 to 0)	0 (0 to 0)	0 (0 to 0)	0 (0 to 0)	0 (0 to 0)	0 (0 to 0)	0 (0 to 0)	0 (0 to 0)	0 (0 to 0)	0 (0 to 0)	0 (0 to 0)	0 (0 to 0)	0 (0 to 0)	0 (0 to 0)	0 (0 to 0)	0 (0 to 0)	0 (0 to 0)	0 (0 to 0)	0 (0 to 0)	0 (0 to 0)	0 (0 to 0)	0 (0 to 0)	1.3
Other sexually transmitted infections	0 (0 to 0)	0 (0 to 0)	0 (0 to 0)	0 (0 to 0)	0 (0 to 0)	0 (0 to 0)	0 (0 to 0)	0 (0 to 0)	0 (0 to 0)	0 (0 to 0)	0 (0 to 0)	0 (0 to 0)	0 (0 to 0)	0 (0 to 0)	0 (0 to 0)	0 (0 to 0)	0 (0 to 0)	0 (0 to 0)	0 (0 to 0)	0 (0 to 0)	0 (0 to 0)	0 (0 to 0)	0 (0 to 0)	0 (0 to 0)	0.1
Respiratory infections and tuberculosis	4.8 (0.7 to 1.9)	1.4 (1 to 2.1)	7.3 (4.6 to 10.6)	14 (9.9 to 21.4)	8.4 (7.2 to 18.5)	7.4 (5.6 to 13.8)	4.4 (4 to 11.4)	4.1 (3.8 to 12.7)	4.1 (3.6 to 13.1)	4.1 (3.5 to 13.8)	4.1 (3.4 to 14.7)	4.1 (3.3 to 15.5)	4.1 (3.2 to 16)	4.1 (3.1 to 16.5)	4.1 (3 to 16.9)	4.1 (2.9 to 17.2)	4.1 (2.8 to 17.4)	4.1 (2.7 to 17.6)	4.1 (2.6 to 17.7)	4.1 (2.5 to 17.8)	4.1 (2.4 to 17.8)	4.1 (2.4 to 17.8)	4.1 (2.4 to 17.8)	544
Tuberculosis	0 (0 to 0)	0 (0 to 0)	0 (0 to 0)	0 (0 to 0.1)	0 (0 to 0)	0 (0 to 0.1)	0 (0 to 0.1)	0 (0 to 0.1)	0.4 (0 to 0.6)	0.6 (0.4 to 0.7)	0.7 (0.5 to 0.9)	0.7 (0.5 to 1)	0.7 (0.7 to 1.4)	0.7 (0.7 to 1.4)	0.7 (0.7 to 1.4)	0.7 (0.7 to 1.4)	0.7 (0.7 to 1.5)	0.8 (0.6 to 1.6)	0.8 (0.6 to 1.8)	0.8 (0.7 to 1.8)	0.8 (0.6 to 1.2)	0.8 (0.4 to 0.9)	0.8 (0.2 to 0.3)	11.9
Latent tuberculosis infection	0 (0 to 0)	0 (0 to 0)	0 (0 to 0)	0 (0 to 0)	0 (0 to 0)	0 (0 to 0)	0 (0 to 0)	0 (0 to 0)	0 (0 to 0)	0 (0 to 0)	0 (0 to 0)	0 (0 to 0)	0 (0 to 0)	0 (0 to 0)	0 (0 to 0)	0 (0 to 0)	0 (0 to 0)	0 (0 to 0)	0 (0 to 0)	0 (0 to 0)	0 (0 to 0)	0 (0 to 0)	0 (0 to 0)	0 (0 to 0)	0
Drug-susceptible tuberculosis	0 (0 to 0)	0 (0 to 0)	0 (0 to 0)	0 (0 to 0.1)	0 (0 to 0)	0 (0 to 0.1)	0 (0 to 0.1)	0 (0 to 0.1)	0.4 (0 to 0.6)	0.6 (0.4 to 0.7)	0.7 (0.4 to 0.9)	0.7 (0.5 to 1)	0.7 (0.6 to 1.4)	0.7 (0.6 to 1.4)	0.7 (0.7 to 1.5)	0.7 (0.6 to 1.2)	0.7 (0.6 to 1.5)	0.8 (0.6 to 1.6)	0.8 (0.6 to 1.8)	0.8 (0.7 to 1.8)	0.8 (0.6 to 1.2)	0.8 (0.4 to 0.9)	0.8 (0.2 to 0.3)	11.5
Multidrug-resistant tuberculosis without extensive drug-resistance	0 (0 to 0)	0 (0 to 0)	0 (0 to 0)	0 (0 to 0)	0 (0 to 0)	0 (0 to 0)	0 (0 to 0)	0 (0 to 0)	0 (0 to 0)	0 (0 to 0)	0 (0 to 0)	0 (0 to 0)	0 (0 to 0)	0 (0 to 0)	0 (0 to 0)	0 (0 to 0)	0 (0 to 0)	0 (0 to 0)	0 (0 to 0)	0 (0 to 0)	0 (0 to 0)	0 (0 to 0)	0 (0 to 0)	0 (0 to 0)	0.3
Extensively drug-resistant tuberculosis	0 (0 to 0)	0 (0 to 0)	0 (0 to 0)	0 (0 to 0)	0 (0 to 0)	0 (0 to 0)	0 (0 to 0)	0 (0 to 0)	0 (0 to 0)	0 (0 to 0)	0 (0 to 0)	0 (0 to 0)	0 (0 to 0)	0 (0 to 0)	0 (0 to 0)	0 (0 to 0)	0 (0 to 0)	0 (0 to 0)	0 (0 to 0)	0 (0 to 0)	0 (0 to 0)	0 (0 to 0)	0 (0 to 0)	0 (0 to 0)	0.1
Lower respiratory infections	1.1 (0.7 to 1.9)	1.3 (0.9 to 2)	0.1 (2.9 to 8.5)	4.4 (2.5 to 6.2)	0.8 (0.4 to 1.1)	1.3 (0.9 to 1.8)	2.7 (1.8 to 4)	4.1 (2.7 to 5.6)	4.1 (2.7 to 5.6)	4.1 (2.7 to 5.6)	4.1 (2.7 to 5.6)	4.1 (2.7 to 5.6)	4.1 (2.7 to 5.6)	4.1 (2.7 to 5.6)	4.1 (2.7 to 5.6)	4.1 (2.7 to 5.6)	4.1 (2.7 to 5.6)	4.1 (2.7 to 5.6)	4.1 (2.7 to 5.6)	4.1 (2.7 to 5.6)	4.1 (2.7 to 5.6)	4.1 (2.7 to 5.6)	4.1 (2.7 to 5.6)	434
Upper respiratory infections	0 (0 to 0)	0 (0 to 0)	1.9 (1.1 to 3)	8.6 (4.8 to 13.6)	6.6 (4.8 to 11.3)	6.1 (3.4 to 11.3)	4.8 (2.4 to 8.5)	5.2 (2.9 to 9.4)	5.4 (2.9 to 9.7)	5.7 (3.1 to 9.9)	5.7 (3.3 to 9.9)	5.7 (3.3 to 9.9)	5.7 (3.3 to 9.9)	5.7 (3.3 to 9.9)	5.7 (3.3 to 9.9)	5.7 (3.3 to 9.9)	5.7 (3.3 to 9.9)	5.7 (3.3 to 9.9)	5.7 (3.3 to 9.9)	5.7 (3.3 to 9.9)	5.7 (3.3 to 9.9)	5.7 (3.3 to 9.9)	5.7 (3.3 to 9.9)	91.1
Otitis media	0 (0 to 0)	0 (0 to 0)	0.3 (0.1 to 0.5)	1.2 (1 to 2.7)	1.8 (1 to 3.2)	1.1 (0.4 to 3.2)	0.1 (0.1 to 1.7)	0.1 (0.1 to 2.4)	0.1 (0.1 to 2.2)	0.1 (0.1 to 2.1)	0.1 (0.1 to 2.1)	0.1 (0.1 to 2.1)	0.1 (0.1 to 2.1)	0.1 (0.1 to 2.1)	0.1 (0.1 to 2.1)	0.1 (0.1 to 2.1)	0.1 (0.1 to 2.1)	0.1 (0.1 to 2.1)	0.1 (0.1 to 2.1)	0.1 (0.1 to 2.1)	0.1 (0.1 to 2.1)	0.1 (0.1 to 2.1)	0.1 (0.1 to 2.1)	17.5
Enteric infections	0.1 (0.1 to 0.2)	0.5 (0.4 to 0.7)	5.5 (3.6 to 8.6)	3.2 (5.5 to 14.6)	4.4 (3.4 to 7.7)	2.1 (1.6 to 5.3)	2.1 (1.3 to 3.9)	1.9 (1.1 to 3.8)	1.9 (1.2 to 3.8)	1.9 (1.2 to 3.8)	2 (1.2 to 3.9)	2 (1.2 to 3.9)	1.9 (1.1 to 3.9)	1.8 (1.1 to 3.9)	1.8 (1.1 to 3.9)	1.8 (1.1 to 3.9)	1.8 (1.1 to 3.9)	1.8 (1.1 to 3.9)	1.8 (1.1 to 3.9)	1.8 (1.1 to 3.9)	1.8 (1.1 to 3.9)	1.8 (1.1 to 3.9)	1.8 (1.1 to 3.9)	60
Diarrheal diseases	0.1 (0.1 to 0.2)	0.5 (0.4 to 0.7)	5.5 (3.6 to 8.6)	3.2 (5.5 to 14.6)	4.4 (3.4 to 7.7)	2.1 (1.6 to 5.3)	2.1 (1.3 to 3.9)	1.9 (1.1 to 3.8)	1.9 (1.2 to 3.8)	1.9 (1.2 to 3.8)	2 (1.2 to 3.9)	2 (1.2 to 3.9)	1.9 (1.1 to 3.9)	1.8 (1.1 to 3.9)	1.8 (1.1 to 3.9)	1.8 (1.1 to 3.9)	1.8 (1.1 to 3.9)	1.8 (1.1 to 3.9)	1.8 (1.1 to 3.9)	1.8 (1.1 to 3.9)	1.8 (1.1 to 3.9)	1.8 (1.1 to 3.9)	1.8 (1.1 to 3.9)	59.6
Typhoid and paraphoid	0 (0 to 0)	0 (0 to 0)	0 (0 to 0)	0 (0 to 0)	0 (0 to 0)	0 (0 to 0)	0 (0 to 0)	0 (0 to 0)	0 (0 to 0)	0 (0 to 0)	0 (0 to 0)	0 (0 to 0)	0 (0 to 0)	0 (0 to 0)	0 (0 to 0)	0 (0 to 0)	0 (0 to 0)	0 (0 to 0)	0 (0 to 0)	0 (0 to 0)	0 (0 to 0)	0 (0 to 0)	0 (0 to 0)	0 (0 to 0)	0
Typhoid fever	0 (0 to 0)	0 (0 to 0)	0 (0 to 0)	0 (0 to 0)	0 (0 to 0)	0 (0 to 0)	0 (0 to 0)	0 (0 to 0)	0 (0 to 0)	0 (0 to 0)	0 (0 to 0)	0 (0 to 0)	0 (0 to 0)	0 (0 to 0)	0 (0 to 0)	0 (0 to 0)	0 (0 to 0)	0 (0 to 0)	0 (0 to 0)	0 (0 to 0)	0 (0 to 0)	0 (0 to 0)	0 (0 to 0)	0 (0 to 0)	0
Paratyphoid fever	0 (0 to 0)	0 (0 to 0)	0 (0 to 0)	0 (0 to 0)	0 (0 to 0)	0 (0 to 0)	0 (0 to 0)	0 (0 to 0)	0 (0 to 0)	0 (0 to 0)	0 (0 to 0)	0 (0 to 0)	0 (0 to 0)	0 (0 to 0)	0 (0 to 0)	0 (0 to 0)	0 (0 to 0)	0 (0 to 0)	0 (0 to 0)	0 (0 to 0)	0 (0 to 0)	0 (0 to 0)	0 (0 to 0)	0 (0 to 0)	0
Invasive Non-typhoidal Salmonella (iNTS)	0 (0 to 0)	0 (0 to 0)	0 (0 to 0)	0 (0 to 0.1)	0 (0 to 0)	0 (0 to 0)	0 (0 to 0)	0 (0 to 0)	0 (0 to 0)	0 (0 to 0)	0 (0 to 0)	0 (0 to 0)	0 (0 to 0)	0 (0 to 0.1)	0 (0 to 0)	0 (0 to 0.1)	0 (0 to 0)	0 (0 to 0.1)	0 (0 to 0.2)	0 (0 to 0.2)	0 (0 to 0.1)	0 (0 to 0.1)	0 (0 to 0)	0 (0 to 0)	0.3
Other intestinal infectious diseases	0 (0 to 0)	0 (0 to 0)	0 (0 to 0)	0 (0 to 0)	0 (0 to 0)	0 (0 to 0)	0 (0 to 0)	0 (0 to 0)	0 (0 to 0)	0 (0 to 0)	0 (0 to 0)	0 (0 to 0)	0 (0 to 0)	0 (0 to 0)	0 (0 to 0)	0 (0 to 0)	0 (0 to 0)	0 (0 to 0)	0 (0 to 0)	0 (0 to 0)	0 (0 to 0)	0 (0 to 0)	0 (0 to 0)	0 (0 to 0)	0.1
Neglected tropical diseases and malaria	0 (0 to 0)	0 (0 to 0.1)	0 (0 to 0.7)	0.5 (0 to 2.5)	0.6 (0 to 4.4)	0 (0 to 0.3)	0 (0 to 0)	0 (0 to 0.1)	0 (0 to 0.2)	0 (0 to 0.3)	0 (0 to 0.4)	0.1 (0 to 0.5)	0.1 (0 to 0.5)	0.1 (0 to 0.5)	0 (0 to 0.4)	0 (0 to 0.3)	0 (0 to 0.2)	0 (0 to 0.1)	0 (0 to 0.1)	0 (0 to 0.1)	0 (0 to 0.1)	0 (0 to 0)	0 (0 to 0)	0 (0 to 0)	2.3
Malaria	0 (0 to 0)	0 (0 to 0)	0 (0 to 0)	0 (0 to 0)	0 (0 to 0)	0 (0 to 0)	0 (0 to 0)	0 (0 to 0)	0 (0 to 0)	0 (0 to 0)	0 (0 to 0)	0 (0 to 0)	0 (0 to 0)	0 (0 to 0)	0 (0 to 0)	0 (0 to 0)	0 (0 to 0)	0 (0 to 0)	0 (0 to 0)	0 (0 to 0)	0 (0 to 0)	0 (0 to 0)	0 (0 to 0)	0 (0 to 0)	0
Chagas disease	0 (0 to 0)	0 (0 to 0)	0 (0 to 0)	0 (0 to 0)	0 (0 to 0)	0 (0 to 0)	0 (0 to 0)	0 (0 to 0)	0 (0 to 0)	0 (0 to 0)	0 (0 to 0)	0 (0 to 0)	0 (0 to 0)	0 (0 to 0)	0 (0 to 0)	0 (0 to 0)	0 (0 to 0)	0 (0 to 0)	0 (0 to 0)	0 (0 to 0)	0 (0 to 0)	0 (0 to 0)	0 (0 to 0)	0 (0 to 0)	0
Leishmaniasis	0 (0 to 0)	0 (0 to 0)	0 (0 to 0)	0 (0 to 0)	0 (0 to 0)	0 (0 to 0)	0 (0 to 0)	0 (0 to 0)	0 (0 to 0)	0 (0 to 0)	0 (0 to 0)	0 (0 to 0)	0 (0 to 0)	0 (0 to 0)	0 (0 to 0)	0 (0 to 0)	0 (0 to 0)	0 (0 to 0)	0 (0 to 0)	0 (0 to 0)	0 (0 to 0)	0 (0 to 0)	0 (0 to 0)	0 (0 to 0)	0
Visceral leishmaniasis	0 (0 to 0)	0 (0 to 0)	0 (0 to 0)	0 (0 to 0)	0 (0 to 0)	0 (0 to 0)	0 (0 to 0)	0 (0 to 0)	0 (0 to 0)	0 (0 to 0)	0 (0 to 0)	0 (0 to 0)	0 (0 to 0)	0 (0 to 0)	0 (0 to 0)	0 (0 to 0)	0 (0 to 0)	0 (0 to 0)	0 (0 to 0)	0 (0 to 0)	0 (0 to 0)	0 (0 to 0)	0 (0 to 0)	0 (0 to 0)	0
Cutaneous and mucocutaneous leishmaniasis	0 (0 to 0)	0 (0 to 0)	0 (0 to 0)	0 (0 to 0)	0 (0 to 0)	0 (0 to 0)	0 (0 to 0)	0 (0 to 0)	0 (0 to 0)	0 (0 to 0)	0 (0 to 0)	0 (0 to 0)	0 (0 to 0)	0 (0 to 0)	0 (0 to 0)	0 (0 to 0)	0 (0 to 0)	0 (0 to 0)	0 (0 to 0)	0 (0 to 0)	0 (0 to 0)	0 (0 to 0)	0 (0 to 0)	0 (0 to 0)	0
African trypanosomiasis	0 (0 to 0)	0 (0 to 0)	0 (0 to 0)	0 (0 to 0)	0 (0 to 0)	0 (0 to 0)	0 (0 to 0)	0 (0 to 0)	0 (0 to 0)	0 (0 to 0)	0 (0 to 0)	0 (0 to 0)	0 (0 to 0)	0 (0 to 0)	0 (0 to 0)	0 (0 to 0)	0 (0 to 0)	0 (0 to 0)	0 (0 to 0)	0 (0 to 0)	0 (0 to 0)	0 (0 to 0)	0 (0 to 0)	0 (0 to 0)	0
Schistosomiasis	0 (0 to 0)	0 (0 to 0)	0 (0 to 0)	0 (0 to 0)	0 (0 to 0)	0 (0 to 0)	0 (0 to 0)	0 (0 to 0)	0 (0 to 0)	0 (0 to 0)	0 (0 to 0)	0 (0 to 0)	0 (0 to 0)	0 (0 to 0)	0 (0 to 0)	0 (0 to 0)	0 (0 to 0)	0 (0 to 0)	0 (0 to 0)	0 (0 to 0)	0 (0 to 0)	0 (0 to 0)	0 (0 to 0)	0 (0 to 0)	0
Cysticercosis	0 (0 to 0)	0 (0 to 0)	0 (0 to 0)	0 (0 to 0)	0 (0 to 0)	0 (0 to 0)	0 (0 to 0)	0 (0 to 0)	0 (0 to 0)	0 (0 to 0)	0 (0 to 0)	0 (0 to 0)	0 (0 to 0)	0 (0 to 0)	0 (0 to 0)	0 (0 to 0)	0 (0 to 0)	0 (0 to 0)	0 (0 to 0)	0 (0 to 0)	0 (0 to 0)	0 (0 to 0)	0 (0 to 0)	0 (0 to 0)	0
Cystic echinococcosis	0 (0 to 0)	0 (0 to 0)	0 (0 to 0)	0 (0 to 0)	0 (0 to 0)	0 (0 to 0)	0 (0 to 0)	0 (0 to 0)	0 (0 to 0)	0 (0 to 0)	0 (0 to 0)	0 (0 to 0)	0 (0 to 0)	0 (0 to 0)	0 (0 to 0)	0 (0 to 0)	0 (0 to 0)	0 (0 to 0)	0 (0 to 0)	0 (0 to 0)	0 (0 to 0)	0 (0 to 0)	0 (0 to 0)	0 (0 to 0)	0
Lymphatic filariasis	0 (0 to 0)	0 (0 to 0)	0 (0 to 0)	0 (0 to 0)	0 (0 to 0)	0 (0 to 0)	0 (0 to 0)	0 (0 to 0)	0 (0 to 0)	0 (0 to 0)	0 (0 to 0)	0 (0 to 0)	0 (0 to 0)	0 (0 to 0)	0 (0 to 0)	0 (0 to 0)	0 (0 to 0)	0 (0 to 0)	0 (0 to 0)	0 (0 to 0)	0 (0 to 0)	0 (0 to 0)	0 (0 to 0)	0 (0 to 0)	0
Onchocerciasis	0 (0 to 0)	0 (0 to 0)	0 (0 to 0)	0 (0 to 0)	0 (0 to 0)	0 (0 to 0)	0 (0 to 0)	0 (0 to 0)	0 (0 to 0)	0 (0 to 0)	0 (0 to 0)	0 (0 to 0)	0 (0 to 0)	0 (0 to 0)	0 (0 to 0)	0 (0 to 0)	0 (0 to 0)	0 (0 to 0)	0 (0 to 0)	0 (0 to 0)	0 (0 to 0)	0 (0 to 0)	0 (0 to 0)	0 (0 to 0)	0
Trachoma	0 (0 to 0)	0 (0 to 0)	0 (0 to 0)	0 (0 to 0)	0 (0 to 0)	0 (0 to 0)	0 (0 to 0)	0 (0 to 0)	0 (0 to 0)	0 (0 to 0)	0 (0 to 0)	0 (0 to 0)	0 (0 to 0)	0 (0 to 0)	0 (0 to 0)	0 (0 to 0)	0 (0 to 0)	0 (0 to 0)	0 (0 to 0)	0 (0 to 0)	0 (0 to 0)	0 (0 to 0)	0 (0 to 0)	0 (0 to 0)	0
Dengue	0 (0 to 0)	0 (0 to 0)	0 (0 to 0)	0 (0 to 0)	0 (0 to 0)	0 (0 to 0)	0 (0 to 0)	0 (0 to 0)	0 (0 to 0)	0 (0 to 0)	0 (0 to 0)	0 (0 to 0)	0 (0 to 0)	0 (0 to 0)	0 (0 to 0)	0 (0 to 0)	0 (0 to 0)	0 (0 to 0)	0 (0 to 0)	0 (0 to 0)	0 (0 to 0)	0 (0 to 0)	0 (0 to 0)	0 (0 to 0)	0
Yellow fever	0 (0 to 0)	0 (0 to 0)	0 (0 to 0)	0 (0 to 0)	0 (0 to 0)	0 (0 to 0)	0 (0 to 0)	0 (0 to 0)	0 (0 to 0)	0 (0 to 0)	0 (0 to 0)	0 (0 to 0)	0 (0 to 0)	0 (0 to 0)	0 (0 to 0)	0 (0 to 0)	0 (0 to 0)	0 (0 to 0)	0 (0 to 0)	0 (0 to 0)	0 (0 to 0)	0 (0 to 0)	0 (0 to 0)	0 (0 to 0)	0
Rabies	0 (0 to 0)	0 (0 to 0)	0 (0 to 0)	0 (0 to 0)	0 (0 to 0)	0 (0 to 0)	0 (0 to 0)	0 (0 to 0)	0 (0 to 0)	0 (0 to 0)	0 (0 to 0)	0 (0 to 0)	0 (0 to 0)	0 (0 to 0)	0 (0 to 0)	0 (0 to 0)	0 (0 to 0)	0 (0 to 0)	0 (0 to 0)	0 (0 to 0)	0 (0 to 0)	0 (0 to 0)	0 (0 to 0)	0 (0 to 0)	0
Intestinal nematode infections	0 (0 to 0)	0 (0 to 0)	0 (0 to 0)	0 (0 to 0)	0 (0 to 0)	0 (0 to 0)	0 (0 to 0)	0 (0 to 0)	0 (0 to 0)	0 (0 to 0)	0 (0 to 0)	0 (0 to 0)	0 (0 to 0)	0 (0 to 0)	0 (0 to 0)	0 (0 to 0)	0 (0 to 0)	0 (0 to 0)	0 (0 to 0)	0 (0 to 0)	0 (0 to 0)	0 (0 to 0)	0 (0 to 0)	0 (0 to 0)	0
Ascariasis	0 (0 to 0)	0 (0 to 0)	0 (0 to 0)	0 (0 to 0)	0 (0 to 0)	0 (0 to 0)	0 (0 to 0)	0 (0 to 0)	0 (0 to 0)	0 (0 to 0)	0 (0 to 0)	0 (0 to 0)	0 (0 to 0)	0 (0 to 0)	0 (0 to 0)	0 (0 to 0)	0 (0 to 0)	0 (0 to 0)	0 (0 to 0)	0 (0 to 0)	0 (0 to 0)	0 (0 to 0)	0 (0 to 0)	0 (0 to 0)	0
Trichuriasis	0 (0 to 0)	0 (0 to 0)	0 (0 to 0)	0 (0 to 0)	0 (0 to 0)	0 (0 to 0)	0 (0 to 0)	0 (0 to 0)	0 (0 to 0)	0 (0 to 0)	0 (0 to 0)	0 (0 to 0)	0 (0 to 0)	0 (0 to 0)	0 (0 to 0)	0 (0 to 0)	0 (0 to 0)	0 (0 to 0)	0 (0 to 0)	0 (0 to 0)	0 (0 to 0)	0 (0 to 0)	0 (0 to 0)	0 (0 to 0)	0
Hookworm disease	0 (0 to 0)	0 (0 to 0)	0 (0 to 0)	0 (0 to 0)	0 (0 to 0)	0 (0 to 0)	0 (0 to 0)	0 (0 to 0)

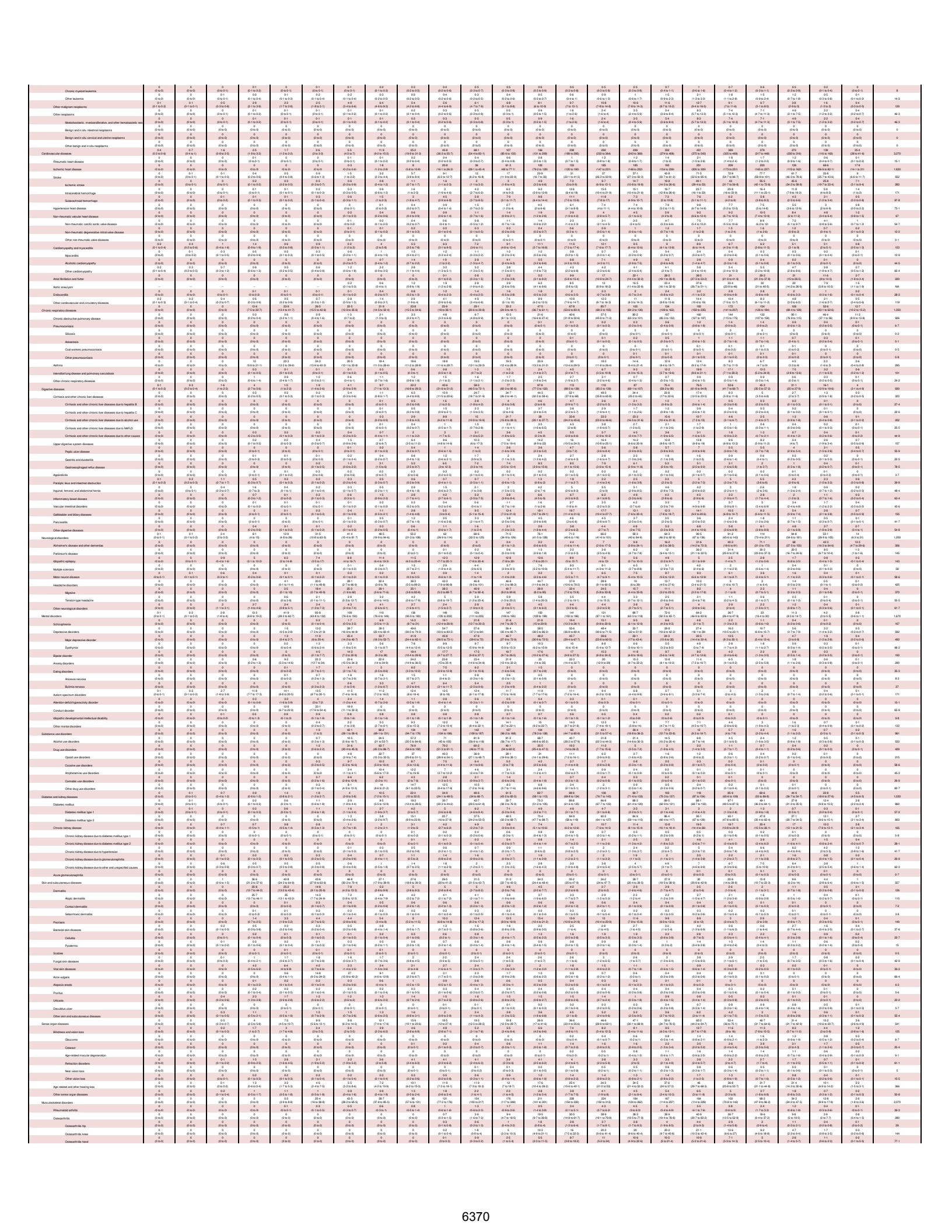

Osteoarthritis other	0 (0 to 0)	0 (0 to 0)	0 (0 to 0)	0 (0 to 0)	0 (0 to 0)	0 (0 to 0)	0 (0 to 0)	0 (0 to 0)	0 (0 to 0)	0 (0 to 0)	0 (0 to 1)	0 (0 to 0.7)	0.3 (0 to 2)	0.9 (0 to 2)	1.9 (0.7 to 4.2)	3 (1.3 to 6.5)	3.9 (1.8 to 8.4)	3.9 (1.8 to 8.5)	3.6 (1.6 to 8.5)	4 (1.9 to 8.5)	4.4 (2.2 to 9.1)	3.1 (1.5 to 6.2)	2.3 (1.2 to 4.7)	1.4 (0.7 to 2.7)	0.6 (0.3 to 1.2)	0.1 (0.1 to 0.3)	29-9
Low back pain	0 (0 to 0)	0 (0 to 0)	0 (0 to 0)	0 (0 to 0)	3.6 (1.7 to 6.5)	17.1 (10 to 27)	29.9 (15.9 to 44.1)	34.2 (20.5 to 52.7)	49.5 (28.6 to 76.7)	62.2 (35.7 to 95.5)	87.4 (45.6 to 117)	107.4 (51.2 to 153)	92.7 (41.4 to 138)	97.4 (44.7 to 156)	107.5 (49.4 to 158)	108 (49.2 to 163)	102 (46.2 to 153)	99.2 (46.2 to 148)	107.5 (49.2 to 118)	99.2 (46.4 to 157)	98.2 (44.4 to 164)	40.3 (24.6 to 61.1)	27 (16.3 to 40.1)	15.2 (9.2 to 19.1)	4.7 (3 to 7)	0.9 (0.5 to 1.3)	971
Neck pain	0 (0 to 0)	0 (0 to 0)	0 (0 to 0)	1.6 (0.5 to 3.4)	7.4 (4.5 to 14.7)	12 (5.7 to 21.4)	15.5 (9.7 to 29.1)	18.9 (9.1 to 39.3)	39.4 (20.6 to 64.1)	50.7 (21.4 to 71.5)	47.6 (24.6 to 64.2)	43.6 (21.3 to 79.6)	39.1 (17.1 to 74.6)	40.9 (17.5 to 75.3)	41.5 (19.1 to 68.2)	42.6 (19.1 to 72.6)	39.2 (19.1 to 63.2)	35.4 (15.1 to 61.8)	38.6 (14.5 to 61.8)	35.4 (13.4 to 66.2)	25.4 (13.9 to 49.2)	14.1 (7.3 to 25.7)	8.9 (4.5 to 16)	4.7 (2.5 to 7.6)	1.6 (0.8 to 3.1)	464
Gout	0 (0 to 0)	0 (0 to 0)	0 (0 to 0)	0 (0 to 0)	0 (0 to 0)	0 (0 to 0)	0 (0 to 0)	0 (0 to 0)	0.1 (0 to 0.1)	0.1 (0 to 0.7)	0.3 (0 to 1.4)	0.2 (0 to 0.7)	0.3 (0 to 2)	0.3 (0 to 2)	0.3 (0 to 1.6)	0.3 (0 to 1.7)	0.3 (0 to 1.6)	0.3 (0 to 1.7)	0.3 (0 to 1.5)	0.3 (0 to 1.7)	0.3 (0 to 2)	0.3 (0 to 1.6)	0.3 (0 to 1.6)	0.3 (0 to 1.6)	0.1 (0 to 0.6)	0 (0 to 0.2)	38.5
Other musculoskeletal disorders	0 (0 to 0)	0 (0 to 0)	0 (0 to 0)	0.1 (0.1 to 0.5)	0.1 (0.1 to 0.5)	4.2 (1.7 to 7.4)	10.2 (5.7 to 19.3)	20.5 (11.5 to 32.3)	27.7 (16.1 to 44.4)	31.2 (18.6 to 48)	33 (19.9 to 54.3)	39.4 (21.5 to 66)	37.4 (20.1 to 58.8)	39.6 (21.4 to 62.6)	34.8 (19.4 to 55.3)	36.6 (14.5 to 63.5)	33.1 (12.4 to 57)	22 (11.4 to 39.3)	14.1 (7.5 to 22.9)	8.9 (3.7 to 15.4)	4.2 (1.9 to 7)	1.6 (0.7 to 2.8)	0.4 (0.1 to 0.4)	229
Other non-communicable diseases	40 (27.6 to 68.6)	22 (15.1 to 38)	47.2 (33.8 to 57.5)	27.7 (20.7 to 47.9)	23.3 (15.4 to 29.6)	19.6 (11.5 to 25.4)	21 (15.8 to 28.2)	26.3 (19.2 to 34.8)	39.2 (22.1 to 60.4)	34.2 (24.9 to 57.5)	40.2 (28.7 to 58.4)	45.4 (31.5 to 66)	39.8 (28.7 to 75.4)	54.9 (36.2 to 86.1)	64.1 (42.2 to 86.1)	73.4 (51 to 99.7)	73.7 (52.4 to 102)	81.4 (52.6 to 120)	88.9 (62.6 to 120)	59.7 (43.9 to 79.1)	44.3 (33.5 to 57.3)	39.3 (26.1 to 56.9)	14.6 (9.2 to 19.6)	3.7 (2.2 to 5)	971
Congenital birth defects	38.4 (29.5 to 57.4)	19 (12.5 to 28.1)	24.7 (21.4 to 34.1)	24.7 (18.4 to 32.7)	10.9 (7.7 to 14.4)	9.9 (7.3 to 13.1)	9.5 (7.2 to 13)	9.1 (6.8 to 12)	8.6 (5.5 to 11.6)	8.6 (4.6 to 12.9)	8.5 (5.3 to 12.9)	8.3 (5.3 to 12.6)	7.8 (5.8 to 10.1)	7.9 (5.4 to 10.6)	7.9 (5.1 to 10.2)	7.6 (5.1 to 10.2)	8.9 (5.1 to 14.4)	7.5 (2.1 to 9.9)	3.4 (2.2 to 4.7)	1.2 (0.6 to 1.8)	0.6 (0.4 to 1)	0.4 (0.2 to 0.6)	0.2 (0.1 to 0.3)	0.1 (0 to 0.1)	0 (0 to 0)	220
Neural tube defects	2.4 (1.6 to 4)	1.5 (0.9 to 2.3)	2.5 (1.9 to 3.3)	2.1 (1.1 to 2.7)	0.5 (0.4 to 0.7)	0.5 (0.3 to 0.7)	0.5 (0.4 to 0.6)	0.5 (0.3 to 0.7)	0.5 (0.3 to 0.6)	0.4 (0.3 to 0.5)	0.3 (0 to 0.5)	0.3 (0 to 0.5)	0.3 (0.2 to 0.4)	0.2 (0.1 to 0.3)	0.1 (0.1 to 0.2)	0.1 (0.1 to 0.2)	0.1 (0.1 to 0.1)	0.1 (0 to 0.1)	0 (0 to 0)	0 (0 to 0)	0 (0 to 0)	0 (0 to 0)	0 (0 to 0)	0 (0 to 0)	0 (0 to 0)	0 (0 to 0)	12-6
Congenital heart anomalies	9.6 (5.5 to 18.2)	8.8 (5.3 to 14.5)	10.2 (5.4 to 19.7)	6.7 (3.4 to 9.6)	1.6 (1.1 to 2.2)	1.6 (1.1 to 2.3)	2.1 (1.3 to 3.5)	2.3 (1.4 to 3.5)	1.9 (1.1 to 3.2)	2 (1.1 to 3.1)	1.9 (1.1 to 2.9)	1.9 (1.1 to 2.8)	1.8 (1.1 to 2.6)	1.8 (1.1 to 2.6)	1.5 (0.8 to 2.4)	1.5 (0.5 to 1.9)	0.8 (0.3 to 1.3)	0.5 (0.2 to 0.9)	0.2 (0.2 to 0.9)	0.5 (0.2 to 0.8)	0.2 (0 to 0.5)	0.1 (0 to 0.1)	0.1 (0 to 0.1)	0 (0 to 0)	0 (0 to 0)	53-8
Orofacial clefts	2 (1 to 3)	0.7 (0.3 to 1.2)	1.1 (0.6 to 1.8)	0.7 (0.2 to 1.2)	0.2 (0.1 to 0.3)	0.2 (0.1 to 0.3)	0.2 (0.1 to 0.3)	0.2 (0.1 to 0.3)	0.2 (0.1 to 0.3)	0.1 (0 to 0.3)	0.1 (0 to 0.3)	0.1 (0 to 0.3)	0.1 (0 to 0.3)	0.1 (0 to 0.3)	0.1 (0 to 0.3)	0.1 (0 to 0.3)	0.1 (0 to 0.2)	0.1 (0 to 0.2)	0.1 (0 to 0.2)	0.1 (0 to 0.1)	0 (0 to 0.1)	0 (0 to 0.1)	0 (0 to 0.1)	0 (0 to 0.1)	0 (0 to 0)	0 (0 to 0)	2-1
Down syndrome	0 (0 to 0.4)	0 (0 to 0.2)	0 (0 to 0.1)	0.9 (0.5 to 1.4)	0.9 (0.5 to 1.4)	0.8 (0.5 to 1.2)	1 (0.7 to 1.5)	1.3 (0.8 to 2)	1.2 (0.8 to 1.8)	1.2 (0.8 to 1.9)	1.3 (0.9 to 1.9)	1.3 (0.9 to 1.9)	1.3 (0.9 to 1.9)	1.3 (0.9 to 1.9)	1.4 (1.2 to 2.4)	2.6 (1.5 to 4.3)	3 (1.4 to 4.6)	3 (1.5 to 3.7)	1.2 (0.5 to 1.9)	0.5 (0 to 0.9)	0.3 (0 to 0.6)	0.1 (0 to 0.3)	0 (0 to 0.1)	0 (0 to 0)	0 (0 to 0)	0 (0 to 0)	25-9
Turner syndrome	0 (0 to 0)	0 (0 to 0)	0 (0 to 0)	0 (0 to 0)	0 (0 to 0)	0 (0 to 0)	0 (0 to 0)	0 (0 to 0)	0 (0 to 0)	0 (0 to 0)	0 (0 to 0)	0 (0 to 0)	0 (0 to 0)	0 (0 to 0)	0 (0 to 0)	0 (0 to 0)	0 (0 to 0)	0 (0 to 0)	0 (0 to 0)	0 (0 to 0)	0 (0 to 0)	0 (0 to 0)	0 (0 to 0)	0 (0 to 0)	0 (0 to 0)	0 (0 to 0)	0
Klinefelter syndrome	0 (0 to 0)	0 (0 to 0)	0 (0 to 0)	0 (0 to 0)	0 (0 to 0)	0 (0 to 0)	0 (0 to 0)	0 (0 to 0)	0 (0 to 0)	0 (0 to 0)	0 (0 to 0)	0 (0 to 0)	0 (0 to 0)	0 (0 to 0)	0 (0 to 0)	0 (0 to 0)	0 (0 to 0)	0 (0 to 0)	0 (0 to 0)	0 (0 to 0)	0 (0 to 0)	0 (0 to 0)	0 (0 to 0)	0 (0 to 0)	0 (0 to 0)	0 (0 to 0)	0-2
Other chromosomal abnormalities	5.2 (3.8 to 10.9)	2.4 (1.6 to 4.4)	3.1 (2.5 to 5.1)	2.3 (1.5 to 3.1)	1.4 (1 to 2.4)	1.4 (0.9 to 2.1)	1.5 (0.9 to 2.2)	1.4 (0.9 to 2.2)	1.2 (0.8 to 1.9)	1.3 (0.8 to 1.8)	1.2 (0.8 to 1.8)	1.1 (0.8 to 1.6)	1.2 (0.8 to 1.6)	1 (0.8 to 1.6)	0.7 (0.6 to 1)	0.4 (0.2 to 0.7)	0.2 (0.1 to 0.4)	0.2 (0.1 to 0.3)	0.2 (0.1 to 0.3)	0.1 (0.1 to 0.2)	0.1 (0 to 0.1)	0.1 (0 to 0.1)	0 (0 to 0)	0 (0 to 0)	0 (0 to 0)	29-4
Congenital musculoskeletal and limb anomalies	1.2 (0.4 to 2.1)	0.5 (0.2 to 1)	4.2 (2.3 to 4.9)	3.6 (2.6 to 5)	2.5 (1.7 to 3.1)	2.6 (1.6 to 4.6)	2.2 (1.1 to 3.1)	2.1 (1.2 to 2.7)	2.1 (1.2 to 2.7)	2.1 (1.2 to 2.7)	2.1 (1.2 to 2.7)	2.1 (1.2 to 2.7)	2.1 (1.2 to 2.7)	2.1 (1.2 to 2.7)	2.1 (1.2 to 2.4)	1.2 (1 to 2.1)	0.6 (1 to 1.5)	0.3 (0.1 to 1.4)	0.2 (0.1 to 1.2)	0.1 (0.1 to 0.7)	0.1 (0.1 to 0.4)	0.1 (0.1 to 0.2)	0.1 (0 to 0.1)	0 (0 to 0)	0 (0 to 0)	41-4
Urogenital congenital anomalies	3.4 (1.4 to 9.7)	0.7 (0.4 to 1.1)	1 (0.6 to 1.6)	0.7 (0.4 to 1.1)	0.4 (0.2 to 0.7)	0.3 (0.2 to 0.4)	0.2 (0.1 to 0.3)	0.1 (0.1 to 0.2)	0.1 (0.1 to 0.2)	0.1 (0.1 to 0.2)	0.1 (0.1 to 0.2)	0.1 (0.1 to 0.2)	0.1 (0.1 to 0.2)	0.1 (0.1 to 0.2)	0.1 (0.1 to 0.2)	0 (0 to 0.1)	0 (0 to 0.1)	0 (0 to 0.1)	0 (0 to 0.1)	0 (0 to 0.1)	0 (0 to 0.1)	0 (0 to 0.1)	0 (0 to 0.1)	0 (0 to 0.1)	0 (0 to 0)	0 (0 to 0)	7-4
Digestive congenital anomalies	4.4 (2.4 to 8.4)	2.2 (1 to 3.4)	1.7 (1 to 2.4)	1.7 (1 to 2.4)	0.9 (0.5 to 1.3)	0.9 (0.5 to 1.2)	0.8 (0.5 to 1.2)	0.8 (0.5 to 1.1)	0.8 (0.5 to 1.1)	0.8 (0.5 to 1.1)	0.8 (0.5 to 1.1)	0.8 (0.5 to 1.1)	0.8 (0.5 to 1.1)	0.8 (0.5 to 1.1)	0.8 (0.5 to 1.1)	0.8 (0.5 to 1.1)	0.8 (0.5 to 1.1)	0.8 (0.5 to 1.1)	0.8 (0.5 to 1.1)	0.8 (0.5 to 1.1)	0.8 (0.5 to 1.1)	0.8 (0.5 to 1.1)	0.8 (0.5 to 1.1)	0.8 (0.5 to 1.1)	0.8 (0.5 to 1.1)	12-1
Other congenital birth defects	10.2 (4.6 to 18.9)	2.7 (1.4 to 4.7)	3.7 (2.4 to 6)	1.6 (1 to 2.5)	1.6 (1 to 2.5)	1.6 (0.9 to 2.1)	1.6 (0.8 to 2.2)	1.6 (0.8 to 1.9)	1.6 (0.8 to 1.9)	1.6 (0.7 to 1.9)	1.6 (0.7 to 1.9)	1.6 (0.6 to 1.9)	1.6 (0.6 to 1.9)	1.6 (0.5 to 1.9)	1.6 (0.5 to 1.9)	1.6 (0.4 to 1.4)	1.6 (0.5 to 2.2)	1.6 (0.5 to 2.2)	1.6 (0.5 to 2.2)	1.6 (0.5 to 2.2)	1.6 (0.5 to 2.2)	1.6 (0.5 to 2.2)	1.6 (0.5 to 2.2)	1.6 (0.5 to 2.2)	1.6 (0.5 to 2.2)	35
Urinary diseases and male infertility	0.1 (0 to 0.1)	0.1 (0 to 0.1)	0.1 (0 to 0.4)	0.2 (0.2 to 0.5)	0.2 (0.1 to 0.3)	0.2 (0.2 to 0.3)	0.3 (0.2 to 0.5)	1.3 (0.4 to 3)	2.3 (1.1 to 4.3)	2.4 (1.4 to 5.5)	2.6 (1.3 to 5.6)	2.6 (1.3 to 5.6)	2.6 (1.3 to 5.6)	2.6 (1.3 to 5.6)	2.6 (1.3 to 5.6)	2.7 (1.3 to 5.6)	2.7 (1.3 to 5.6)	2.7 (1.3 to 5.6)	2.7 (1.3 to 5.6)	2.7 (1.3 to 5.6)	2.7 (1.3 to 5.6)	2.7 (1.3 to 5.6)	2.7 (1.3 to 5.6)	2.7 (1.3 to 5.6)	2.7 (1.3 to 5.6)	168
Urolithiasis	0 (0 to 0)	0 (0 to 0)	0 (0 to 0)	0 (0 to 0)	0 (0 to 0)	0 (0 to 0)	0 (0 to 0)	0 (0 to 0)	0 (0 to 0)	0 (0 to 0)	0 (0 to 0)	0 (0 to 0)	0 (0 to 0)	0 (0 to 0)	0 (0 to 0)	0 (0 to 0)	0 (0 to 0)	0 (0 to 0)	0 (0 to 0)	0 (0 to 0)	0 (0 to 0)	0 (0 to 0)	0 (0 to 0)	0 (0 to 0)	0 (0 to 0)	0 (0 to 0)	0 (0 to 0)	9-6
Benign prostatic hyperplasia	0 (0 to 0)	0 (0 to 0)	0 (0 to 0)	0 (0 to 0)	0 (0 to 0)	0 (0 to 0)	0 (0 to 0)	0 (0 to 0)	0 (0 to 0)	0 (0 to 0)	0 (0 to 0)	0 (0 to 0)	0 (0 to 0)	0 (0 to 0)	0 (0 to 0)	0 (0 to 0)	0 (0 to 0)	0 (0 to 0)	0 (0 to 0)	0 (0 to 0)	0 (0 to 0)	0 (0 to 0)	0 (0 to 0)	0 (0 to 0)	0 (0 to 0)	0 (0 to 0)	0 (0 to 0)	74
Male infertility	0 (0 to 0)	0 (0 to 0)	0 (0 to 0)	0 (0 to 0)	0 (0 to 0)	0 (0 to 0)	0 (0 to 0)	0 (0 to 0)	1.4 (0.2 to 2.5)	1.5 (0.4 to 3.4)	1.8 (0.5 to 4.7)	1.8 (0.5 to 4.7)	1.8 (0.5 to 4.6)	1.8 (0.5 to 4.6)	1 (0.2 to 2.2)	0.5 (0 to 1.5)	0.2 (0 to 0.6)	0.2 (0 to 0.6)	0.2 (0 to 0.6)	0.2 (0 to 0.6)	0.2 (0 to 0.6)	0.2 (0 to 0.6)	0.2 (0 to 0.6)	0.2 (0 to 0.6)	0.2 (0 to 0.6)	0.2 (0 to 0.6)	7-7
Other urinary diseases	0 (0 to 0)	0 (0 to 0.1)	0 (0 to 0.2)	0.1 (0 to 0.3)	0.1 (0 to 0.1)	0.1 (0 to 0.1)	0.1 (0 to 0.1)	0.1 (0 to 0.1)	0.2 (0 to 0.2)	0.2 (0 to 0.4)	0.3 (0 to 0.5)	0.4 (0 to 0.6)	0.5 (0 to 0.8)	0.5 (0 to 0.8)	0.5 (0 to 0.8)	0.5 (0 to 0.8)	0.5 (0 to 0.8)	0.5 (0 to 0.8)	0.5 (0 to 0.8)	0.5 (0 to 0.8)	0.5 (0 to 0.8)	0.5 (0 to 0.8)	0.5 (0 to 0.8)	0.5 (0 to 0.8)	0.5 (0 to 0.8)	0.5 (0 to 0.8)	7-3
Gynecological diseases	0 (0 to 0)	0 (0 to 0)	0 (0 to 0)	0 (0 to 0)	0 (0 to 0)	0 (0 to 0)	0 (0 to 0)	0 (0 to 0)	0 (0 to 0)	0 (0 to 0)	0 (0 to 0)	0 (0 to 0)	0 (0 to 0)	0 (0 to 0)	0 (0 to 0)	0 (0 to 0)	0 (0 to 0)	0 (0 to 0)	0 (0 to 0)	0 (0 to 0)	0 (0 to 0)	0 (0 to 0)	0 (0 to 0)	0 (0 to 0)	0 (0 to 0)	0 (0 to 0)	0 (0 to 0)	0
Uterine fibroids	0 (0 to 0)	0 (0 to 0)	0 (0 to 0)	0 (0 to 0)	0 (0 to 0)	0 (0 to 0)	0 (0 to 0)	0 (0 to 0)	0 (0 to 0)	0 (0 to 0)	0 (0 to 0)	0 (0 to 0)	0 (0 to 0)	0 (0 to 0)	0 (0 to 0)	0 (0 to 0)	0 (0 to 0)	0 (0 to 0)	0 (0 to 0)	0 (0 to 0)	0 (0 to 0)	0 (0 to 0)	0 (0 to 0)	0 (0 to 0)	0 (0 to 0)	0 (0 to 0)	0 (0 to 0)	0
Polycystic ovarian syndrome	..	..	..	..	..	..	..	..	..	..	..	..	..	..	..	..	..	..	..	..	..	..	..	..	..	..	..	NA
Female infertility	..	..	..	..	..	..	..	..	..	..	..	..	..	..	..	..	..	..	..	..	..	..	..	..	..	..	..	NA
Endometriosis	..	..	..	..	..	..	..	..	..	..	..	..	..	..	..	..	..	..	..	..	..	..	..	..	..	..	..	NA
Genital prolapse	0 (0 to 0)	0 (0 to 0)	0 (0 to 0)	0 (0 to 0)	0 (0 to 0)	0 (0 to 0)	0 (0 to 0)	0 (0 to 0)	0 (0 to 0)	0 (0 to 0)	0 (0 to 0)	0 (0 to 0)	0 (0 to 0)	0 (0 to 0)	0 (0 to 0)	0 (0 to 0)	0 (0 to 0)	0 (0 to 0)	0 (0 to 0)	0 (0 to 0)	0 (0 to 0)	0 (0 to 0)	0 (0 to 0)	0 (0 to 0)	0 (0 to 0)	0 (0 to 0)	0 (0 to 0)	0
Premenstrual syndrome	..	..	..	..	..	..	..	..	..	..	..	..	..	..	..	..	..	..	..	..	..	..	..	..	..	..	..	NA
Other gynecological diseases	0 (0 to 0)	0 (0 to 0)	0 (0 to 0)	0 (0 to 0)	0 (0 to 0)	0 (0 to 0)	0 (0 to 0)	0 (0 to 0)	0 (0 to 0)	0 (0 to 0)	0 (0 to 0)	0 (0 to 0)	0 (0 to 0)	0 (0 to 0)	0 (0 to 0)	0 (0 to 0)	0 (0 to 0)	0 (0 to 0)	0 (0 to 0)	0 (0 to 0)	0 (0 to 0)	0 (0 to 0)	0 (0 to 0)	0 (0 to 0)	0 (0 to 0)	0 (0 to 0)	0 (0 to 0)	0
Hemoglobinopathies and hemolytic anemias	0.6 (0.1 to 1.2)	0.3 (0 to 0.8)	0.9 (0.3 to 2.1)	1.2 (0.3 to 3.1)	0.3 (0.2 to 0.6)	0.4 (0.2 to 0.8)	0.6 (0.4 to 1.1)	0.6 (0.4 to 1.1)	0.7 (0.4 to 1.5)	0.7 (0.4 to 1.5)	0.7 (0.3 to 1.6)	0.6 (0.2 to 1.4)	0.5 (0.2 to 1.2)	0.5 (0.2 to 1.2)	0.5 (0.2 to 1.2)	0.4 (0.2 to 1.1)	0.4 (0.2 to 1.1)	0.4 (0.2 to 1.1)	0.4 (0.2 to 1.1)	0.4 (0.2 to 1.1)	0.4 (0.2 to 1.1)	0.4 (0.2 to 1.1)	0.4 (0.2 to 1.1)	0.4 (0.2 to 1.1)	0.4 (0.2 to 1.1)	0.4 (0.2 to 1.1)	12-1
Thalassemias	0 (0 to 0)	0 (0 to 0)	0 (0 to 0)	0 (0 to 0)	0 (0 to 0)	0 (0 to 0)	0 (0 to 0)	0 (0 to 0)	0 (0 to 0)	0 (0 to 0)	0 (0 to 0)	0 (0 to 0)	0 (0 to 0)	0 (0 to 0)	0 (0 to 0)	0 (0 to 0)	0 (0 to 0)	0 (0 to 0)	0 (0 to 0)	0 (0 to 0)	0 (0 to 0)	0 (0 to 0)	0 (0 to 0)	0 (0 to 0)	0 (0 to 0)	0 (0 to 0)	0 (0 to 0)	0-1
Thalassemias trait	0 (0 to 0)	0 (0 to 0)	0.2 (0 to 0.9)	0.2 (0 to 1.4)	0.2 (0 to 0.2)	0.2 (0 to 0.2)	0.2 (0 to 0.2)	0.2 (0 to 0.1)	0.2 (0 to 0.1)	0.2 (0 to 0.1)	0.1 (0 to 0.2)	0.1 (0 to 0.2)	0.1 (0 to 0.2)	0.1 (0 to 0.2)	0.1 (0 to 0.2)	0.1 (0 to 0.2)	0.1 (0 to 0.2)	0.1 (0 to 0.2)	0.1 (0 to 0.2)	0.1 (0 to 0.2)	0.1 (0 to 0.2)	0.1 (0 to 0.2)	0.1 (0 to 0.2)	0.1 (0 to 0.2)	0.1 (0 to 0.2)	0.1 (0 to 0.2)	1-1
Sickle cell disorders	0 (0 to 0)	0 (0 to 0)	0.1 (0 to 0.2)	0.2 (0 to 0.2)	0.2 (0 to 0.2)	0.2 (0 to 0.2)	0.2 (0 to 0.2)	0.2 (0 to 0.2)	0.2 (0 to 0.2)	0.2 (0 to 0.2)	0.2 (0 to 0.2)	0.2 (0 to 0.2)	0.2 (0 to 0.2)	0.2 (0 to 0.2)	0.1 (0 to 0.2)	0.1 (0 to 0.1)	0.1 (0 to 0.1)	0.1 (0 to 0.1)	0.1 (0 to 0.1)	0.1 (0 to 0.1)	0.1 (0 to 0.1)	0.1 (0 to 0.1)	0.1 (0 to 0.1)	0.1 (0 to 0.1)	0.1 (0 to 0.1)	0.1 (0 to 0.1)	2-4
Sickle cell trait	0 (0 to 0)	0 (0 to 0.1)	0.1 (0 to 0.3)	0.2 (0 to 0.6)	0.3 (0 to 0.4)	0.3 (0 to 0.4)	0.3 (0 to 0.4

SR Table 2a: Taiwan (Province of China) DALYS by cause and age group for males with 95% uncertainty intervals, 2019

Cause	Early Neonatal	Late Neonatal	Post Neonatal	1 to 4	5 to 9	10 to 14	15 to 19	20 to 24	25 to 29	30 to 34	35 to 39	40 to 44	45 to 49	50 to 54	55 to 59	60 to 64	65 to 69	70 to 74	75 to 79	80 to 84	85 to 89	90 to 94	95 plus	Total
All causes	15,600 (12,600 to 18,400)	4,490 (3,630 to 5,560)	12,300 (10,000 to 15,300)	18,200 (14,700 to 22,300)	20,700 (16,900 to 26,400)	24,300 (20,200 to 33,200)	43,100 (32,600 to 66,200)	76,400 (62,700 to 97,400)	92,400 (76,600 to 113,000)	113,000 (94,300 to 133,000)	176,000 (146,000 to 210,000)	276,000 (227,000 to 329,000)	237,000 (197,000 to 279,000)	265,000 (220,000 to 315,000)	312,000 (259,000 to 368,000)	366,000 (296,000 to 430,000)	393,000 (316,000 to 469,000)	384,000 (311,000 to 454,000)	392,000 (312,000 to 470,000)	361,000 (278,000 to 439,000)	326,000 (249,000 to 400,000)	190,000 (145,000 to 240,000)	74,600 (56,600 to 94,000)	28,400 (21,600 to 35,700)	3,630,000
Communicable, maternal, neonatal, and nutritional diseases	11,900 (9,650 to 15,000)	2,600 (2,170 to 3,080)	4,990 (3,990 to 6,260)	4,990 (3,750 to 6,490)	2,300 (1,760 to 3,050)	2,310 (1,810 to 3,230)	3,230 (2,320 to 5,060)	4,370 (3,220 to 6,980)	5,270 (4,190 to 8,130)	6,010 (4,800 to 7,290)	8,870 (7,180 to 10,700)	9,610 (7,880 to 11,600)	9,760 (7,720 to 12,000)	11,600 (9,820 to 14,700)	14,200 (10,700 to 18,400)	16,400 (12,400 to 21,000)	18,000 (13,600 to 23,000)	17,100 (12,800 to 22,000)	18,700 (14,200 to 24,000)	17,600 (13,000 to 23,000)	16,400 (12,000 to 22,000)	9,430 (7,060 to 12,700)	4,450 (3,080 to 5,900)	223,000
HIV/AIDS and sexually transmitted infections	2.2 (1.6 to 3.0)	0.6 (0.5 to 0.8)	43.6 (29.0 to 69.2)	57.1 (37.7 to 87.5)	7.5 (5.0 to 11.6)	7.3 (4.8 to 11.2)	30.2 (20.2 to 46.2)	89.5 (59.8 to 136.0)	194.0 (129.7 to 295.0)	324.0 (216.7 to 492.0)	1,240 (829.0 to 1,880)	1,960 (1,320 to 2,980)	1,810 (1,210 to 2,750)	1,970 (1,320 to 2,990)	1,960 (1,310 to 2,980)	1,880 (1,260 to 2,850)	1,610 (1,080 to 2,450)	1,230 (822 to 1,870)	1,000 (668 to 1,520)	774 (517 to 1,180)	554 (370 to 842)	324 (216 to 493)	174 (116 to 265)	8,960
HIV/AIDS	0 (0 to 0)	0 (0 to 0)	0 (0 to 0.1)	0.1 (0.1 to 0.2)	0.1 (0.1 to 0.2)	0.1 (0.1 to 0.2)	0.2 (0.1 to 0.3)	0.5 (0.3 to 0.8)	1.2 (0.7 to 1.8)	2.4 (1.6 to 3.6)	6.1 (4.1 to 9.1)	11.0 (7.5 to 16.0)	14.0 (9.6 to 20.0)	18.0 (12.0 to 26.0)	23.0 (15.0 to 33.0)	29.0 (19.0 to 41.0)	34.0 (22.0 to 48.0)	36.0 (23.0 to 51.0)	36.0 (23.0 to 52.0)	34.0 (22.0 to 50.0)	30.0 (19.0 to 45.0)	20.0 (13.0 to 31.0)	11.0 (7.0 to 17.0)	7,360
HIV/AIDS - Drug-susceptible Tuberculosis	0 (0 to 0)	0 (0 to 0)	0.7 (0.4 to 0.1)	0.6 (0.4 to 1.1)	0.1 (0.1 to 0.1)	0.1 (0.1 to 0.2)	0.2 (0.2 to 0.4)	0.5 (0.3 to 0.9)	1.2 (0.7 to 2.0)	2.4 (1.5 to 3.8)	6.1 (3.9 to 9.5)	11.0 (7.1 to 16.0)	14.0 (9.1 to 20.0)	18.0 (12.0 to 26.0)	23.0 (15.0 to 33.0)	29.0 (19.0 to 41.0)	34.0 (22.0 to 48.0)	36.0 (23.0 to 51.0)	36.0 (23.0 to 52.0)	34.0 (22.0 to 50.0)	30.0 (19.0 to 45.0)	20.0 (13.0 to 31.0)	11.0 (7.0 to 17.0)	1,170
HIV/AIDS - Multidrug-resistant Tuberculosis without extreme drug resistance	0 (0 to 0)	0 (0 to 0)	0 (0 to 0)	0 (0 to 0)	0 (0 to 0)	0 (0 to 0)	0 (0 to 0)	0 (0 to 0)	0 (0 to 0)	0 (0 to 0)	0 (0 to 0)	0 (0 to 0)	0 (0 to 0)	0 (0 to 0)	0 (0 to 0)	0 (0 to 0)	0 (0 to 0)	0 (0 to 0)	0 (0 to 0)	0 (0 to 0)	0 (0 to 0)	0 (0 to 0)	0 (0 to 0)	0 (0 to 0)	0
HIV/AIDS - Extensively drug-resistant Tuberculosis	0 (0 to 0)	0 (0 to 0)	0 (0 to 0.2)	0 (0 to 0.3)	0 (0 to 0.1)	0 (0 to 0.1)	0 (0 to 0.1)	0 (0 to 0.2)	0 (0 to 0.2)	0 (0 to 0.2)	0 (0 to 0.4)	0 (0 to 0.6)	0 (0 to 0.8)	0 (0 to 1.0)	0 (0 to 1.0)	0 (0 to 1.0)	0 (0 to 1.0)	0 (0 to 1.0)	0 (0 to 1.0)	0 (0 to 1.0)	0 (0 to 1.0)	0 (0 to 1.0)	0 (0 to 0.5)	0 (0 to 0.2)	11
HIV/AIDS resulting in other diseases	2.2 (1.6 to 3.0)	0.6 (0.5 to 0.8)	43.0 (28.6 to 68.2)	56.6 (37.4 to 86.8)	7.4 (4.9 to 11.5)	7.2 (4.8 to 11.0)	30.0 (20.1 to 45.9)	89.0 (59.4 to 135.0)	193.0 (129.0 to 293.0)	322.0 (215.0 to 489.0)	1,230 (824.0 to 1,870)	1,950 (1,310 to 2,960)	1,800 (1,200 to 2,730)	1,950 (1,310 to 2,960)	1,940 (1,300 to 2,950)	1,850 (1,240 to 2,810)	1,580 (1,060 to 2,400)	1,190 (797 to 1,810)	964 (644 to 1,470)	740 (496 to 1,130)	524 (350 to 797)	304 (203 to 463)	163 (109 to 248)	8,110
Sexually transmitted infections excluding HIV	2.2 (1.6 to 3.0)	0.6 (0.5 to 0.8)	1.2 (0.8 to 1.7)	0.6 (0.4 to 0.9)	0.4 (0.3 to 0.6)	0.4 (0.3 to 0.6)	0.4 (0.3 to 0.6)	0.8 (0.6 to 1.2)	1.1 (0.8 to 1.6)	1.6 (1.2 to 2.3)	2 (1.4 to 2.8)	1.9 (1.4 to 2.7)	1.3 (0.9 to 1.8)	1.1 (0.8 to 1.6)	0.7 (0.5 to 1.0)	0.4 (0.3 to 0.6)	0.3 (0.2 to 0.4)	0.2 (0.1 to 0.3)	0.1 (0.1 to 0.2)	0.1 (0.1 to 0.2)	0.1 (0.1 to 0.2)	0.1 (0.1 to 0.2)	0.1 (0.1 to 0.2)	11
Syphilis	0.1 (0.1 to 0.2)	0.1 (0.0 to 0.1)	0.5 (0.3 to 0.8)	0.4 (0.3 to 0.6)	0.3 (0.2 to 0.4)	0.3 (0.2 to 0.4)	0.3 (0.2 to 0.4)	0.6 (0.4 to 0.9)	0.8 (0.5 to 1.2)	1.2 (0.8 to 1.7)	1.5 (1.0 to 2.1)	1.4 (1.0 to 2.0)	1.0 (0.7 to 1.4)	0.8 (0.6 to 1.2)	0.5 (0.4 to 0.8)	0.3 (0.2 to 0.4)	0.2 (0.1 to 0.3)	0.1 (0.1 to 0.2)	0.1 (0.1 to 0.1)	0.1 (0.1 to 0.1)	0.1 (0.1 to 0.1)	0.1 (0.1 to 0.1)	0.1 (0.1 to 0.1)	227
Chlamydial infection	0 (0 to 0)	0 (0 to 0)	0 (0 to 0)	0 (0 to 0)	0 (0 to 0)	0 (0 to 0.1)	0.1 (0 to 0.1)	0.2 (0.1 to 0.3)	0.3 (0.2 to 0.5)	0.4 (0.3 to 0.6)	0.5 (0.3 to 0.7)	0.4 (0.3 to 0.6)	0.3 (0.2 to 0.4)	0.2 (0.1 to 0.3)	0.1 (0.1 to 0.2)	0.1 (0.1 to 0.1)	0.1 (0.1 to 0.1)	0 (0 to 0.1)	0 (0 to 0.1)	0 (0 to 0)	0 (0 to 0)	0 (0 to 0)	0 (0 to 0)	0 (0 to 0)	321
Gonococcal infection	0 (0 to 0)	0 (0 to 0)	0 (0 to 0)	0 (0 to 0)	0 (0 to 0)	0 (0 to 0)	0 (0 to 0.1)	0.1 (0 to 0.1)	0.1 (0 to 0.2)	0.2 (0.1 to 0.3)	0.2 (0.1 to 0.3)	0.2 (0.1 to 0.3)	0.1 (0.1 to 0.2)	0.1 (0.1 to 0.2)	0.1 (0.1 to 0.1)	0 (0 to 0.1)	0 (0 to 0.1)	0 (0 to 0.1)	0 (0 to 0.1)	0 (0 to 0)	0 (0 to 0)	0 (0 to 0)	0 (0 to 0)	0 (0 to 0)	103
Trichomoniasis	0 (0 to 0)	0 (0 to 0)	0 (0 to 0)	0 (0 to 0)	0 (0 to 0)	0 (0 to 0)	0 (0 to 0)	0 (0 to 0)	0 (0 to 0)	0 (0 to 0)	0 (0 to 0)	0 (0 to 0)	0 (0 to 0)	0 (0 to 0)	0 (0 to 0)	0 (0 to 0)	0 (0 to 0)	0 (0 to 0)	0 (0 to 0)	0 (0 to 0)	0 (0 to 0)	0 (0 to 0)	0 (0 to 0)	0 (0 to 0)	0
Genital herpes	0 (0 to 0)	0 (0 to 0)	0 (0 to 0)	0 (0 to 0)	0 (0 to 0)	0 (0 to 0)	0 (0 to 0)	0 (0 to 0)	0 (0 to 0)	0 (0 to 0)	0 (0 to 0)	0 (0 to 0)	0 (0 to 0)	0 (0 to 0)	0 (0 to 0)	0 (0 to 0)	0 (0 to 0)	0 (0 to 0)	0 (0 to 0)	0 (0 to 0)	0 (0 to 0)	0 (0 to 0)	0 (0 to 0)	0 (0 to 0)	39
Other sexually transmitted infections	0 (0 to 0)	0 (0 to 0)	0 (0 to 0)	0.1 (0 to 0.2)	0.1 (0 to 0.2)	0.1 (0 to 0.2)	0.1 (0 to 0.2)	0.2 (0.1 to 0.3)	0.3 (0.2 to 0.4)	0.4 (0.3 to 0.6)	0.5 (0.3 to 0.7)	0.4 (0.3 to 0.6)	0.3 (0.2 to 0.4)	0.2 (0.1 to 0.3)	0.1 (0.1 to 0.2)	0.1 (0.1 to 0.1)	0.1 (0.1 to 0.1)	0 (0 to 0.1)	0 (0 to 0.1)	0 (0 to 0)	0 (0 to 0)	0 (0 to 0)	0 (0 to 0)	376
Respiratory infections and tuberculosis	113 (79 to 160)	1,760 (1,360 to 2,270)	1,160 (847 to 1,570)	1,160 (861 to 1,560)	1,010 (753 to 1,360)	1,010 (747 to 1,360)	1,160 (847 to 1,560)	1,300 (951 to 1,760)	1,710 (1,250 to 2,300)	2,350 (1,720 to 3,160)	3,600 (2,640 to 4,850)	4,420 (3,240 to 5,960)	4,750 (3,480 to 6,400)	5,260 (3,850 to 7,080)	6,060 (4,440 to 8,160)	6,870 (4,990 to 9,250)	7,200 (5,230 to 9,690)	6,980 (5,070 to 9,400)	6,750 (4,900 to 9,090)	6,000 (4,350 to 8,080)	5,150 (3,730 to 6,940)	3,020 (2,190 to 4,060)	1,130 (819 to 1,520)	140,000
Tuberculosis	0 (0 to 0)	0 (0 to 0)	0.6 (0.4 to 0.9)	0.6 (0.4 to 0.9)	0.5 (0.3 to 0.7)	0.5 (0.3 to 0.7)	0.6 (0.4 to 0.8)	0.7 (0.5 to 1.0)	0.9 (0.6 to 1.3)	1.2 (0.8 to 1.7)	1.8 (1.2 to 2.6)	2.2 (1.5 to 3.0)	2.4 (1.6 to 3.3)	2.6 (1.8 to 3.6)	3.0 (2.1 to 4.2)	3.4 (2.4 to 4.8)	3.6 (2.5 to 5.0)	3.5 (2.4 to 4.9)	3.4 (2.3 to 4.7)	3.0 (2.1 to 4.2)	2.6 (1.8 to 3.6)	1.5 (1.1 to 2.1)	0.6 (0.4 to 0.8)	70,000
Latent tuberculosis infection	0 (0 to 0)	0 (0 to 0)	0 (0 to 0)	0 (0 to 0)	0 (0 to 0)	0 (0 to 0)	0 (0 to 0)	0 (0 to 0)	0 (0 to 0)	0 (0 to 0)	0 (0 to 0)	0 (0 to 0)	0 (0 to 0)	0 (0 to 0)	0 (0 to 0)	0 (0 to 0)	0 (0 to 0)	0 (0 to 0)	0 (0 to 0)	0 (0 to 0)	0 (0 to 0)	0 (0 to 0)	0 (0 to 0)	0 (0 to 0)	0
Drug-susceptible tuberculosis	0 (0 to 0)	0 (0 to 0)	0.6 (0.4 to 0.9)	0.6 (0.4 to 0.9)	0.5 (0.3 to 0.7)	0.5 (0.3 to 0.7)	0.6 (0.4 to 0.8)	0.7 (0.5 to 1.0)	0.9 (0.6 to 1.3)	1.2 (0.8 to 1.7)	1.8 (1.2 to 2.6)	2.2 (1.5 to 3.0)	2.4 (1.6 to 3.3)	2.6 (1.8 to 3.6)	3.0 (2.1 to 4.2)	3.4 (2.4 to 4.8)	3.6 (2.5 to 5.0)	3.5 (2.4 to 4.9)	3.4 (2.3 to 4.7)	3.0 (2.1 to 4.2)	2.6 (1.8 to 3.6)	1.5 (1.1 to 2.1)	0.6 (0.4 to 0.8)	14,000
Multidrug-resistant tuberculosis without extensive drug resistance	0 (0 to 0)	0 (0 to 0)	0 (0 to 0.1)	0 (0 to 0.1)	0 (0 to 0.1)	0 (0 to 0.1)	0 (0 to 0.1)	0 (0 to 0.1)	0 (0 to 0.1)	0 (0 to 0.1)	0 (0 to 0.1)	0 (0 to 0.1)	0 (0 to 0.1)	0 (0 to 0.1)	0 (0 to 0.1)	0 (0 to 0.1)	0 (0 to 0.1)	0 (0 to 0.1)	0 (0 to 0.1)	0 (0 to 0.1)	0 (0 to 0.1)	0 (0 to 0.1)	0 (0 to 0.1)	0 (0 to 0.1)	677
Extensively drug-resistant tuberculosis	0 (0 to 0)	0 (0 to 0)	0.2 (0 to 0.4)	0.2 (0 to 0.4)	0.1 (0 to 0.2)	0.2 (0 to 0.2)	0.2 (0 to 0.3)	0.2 (0 to 0.3)	0.3 (0 to 0.5)	0.4 (0.1 to 0.7)	0.7 (0.2 to 1.2)	0.9 (0.3 to 1.5)	1.0 (0.3 to 1.7)	1.1 (0.4 to 1.8)	1.3 (0.4 to 2.1)	1.4 (0.5 to 2.3)	1.5 (0.5 to 2.4)	1.5 (0.5 to 2.4)	1.4 (0.5 to 2.3)	1.3 (0.4 to 2.1)	1.1 (0.4 to 1.8)	0.6 (0.2 to 1.0)	0.2 (0.1 to 0.4)	100
Lower respiratory infections	112 (79 to 160)	1,200 (1,000 to 1,500)	609 (444 to 824)	378 (264 to 532)	268 (189 to 380)	267 (187 to 380)	328 (230 to 465)	383 (268 to 542)	483 (339 to 683)	578 (406 to 819)	1,130 (794 to 1,600)	1,260 (885 to 1,790)	1,370 (962 to 1,940)	1,540 (1,080 to 2,180)	1,810 (1,270 to 2,560)	2,060 (1,450 to 2,910)	2,160 (1,520 to 3,050)	2,110 (1,480 to 2,980)	2,060 (1,440 to 2,910)	1,850 (1,300 to 2,610)	1,600 (1,120 to 2,260)	950 (666 to 1,340)	360 (252 to 508)	53,100	116,000
Upper respiratory infections	0 (0 to 1.4)	0 (0 to 0)	0 (0 to 0.1)	0 (0 to 0.1)	0 (0 to 0.1)	0 (0 to 0.1)	0 (0 to 0.1)	0 (0 to 0.1)	0 (0 to 0.1)	0 (0 to 0.1)	0 (0 to 0.1)	0 (0 to 0.1)	0 (0 to 0.1)	0 (0 to 0.1)	0 (0 to 0.1)	0 (0 to 0.1)	0 (0 to 0.1)	0 (0 to 0.1)	0 (0 to 0.1)	0 (0 to 0.1)	0 (0 to 0.1)	0 (0 to 0.1)	0 (0 to 0.1)	0 (0 to 0.1)	0
Otitis media	0 (0 to 0)	0 (0 to 0)	0.2 (0 to 0.4)	0.2 (0 to 0.4)	0.1 (0 to 0.2)	0.1 (0 to 0.2)	0.1 (0 to 0.2)	0.1 (0 to 0.2

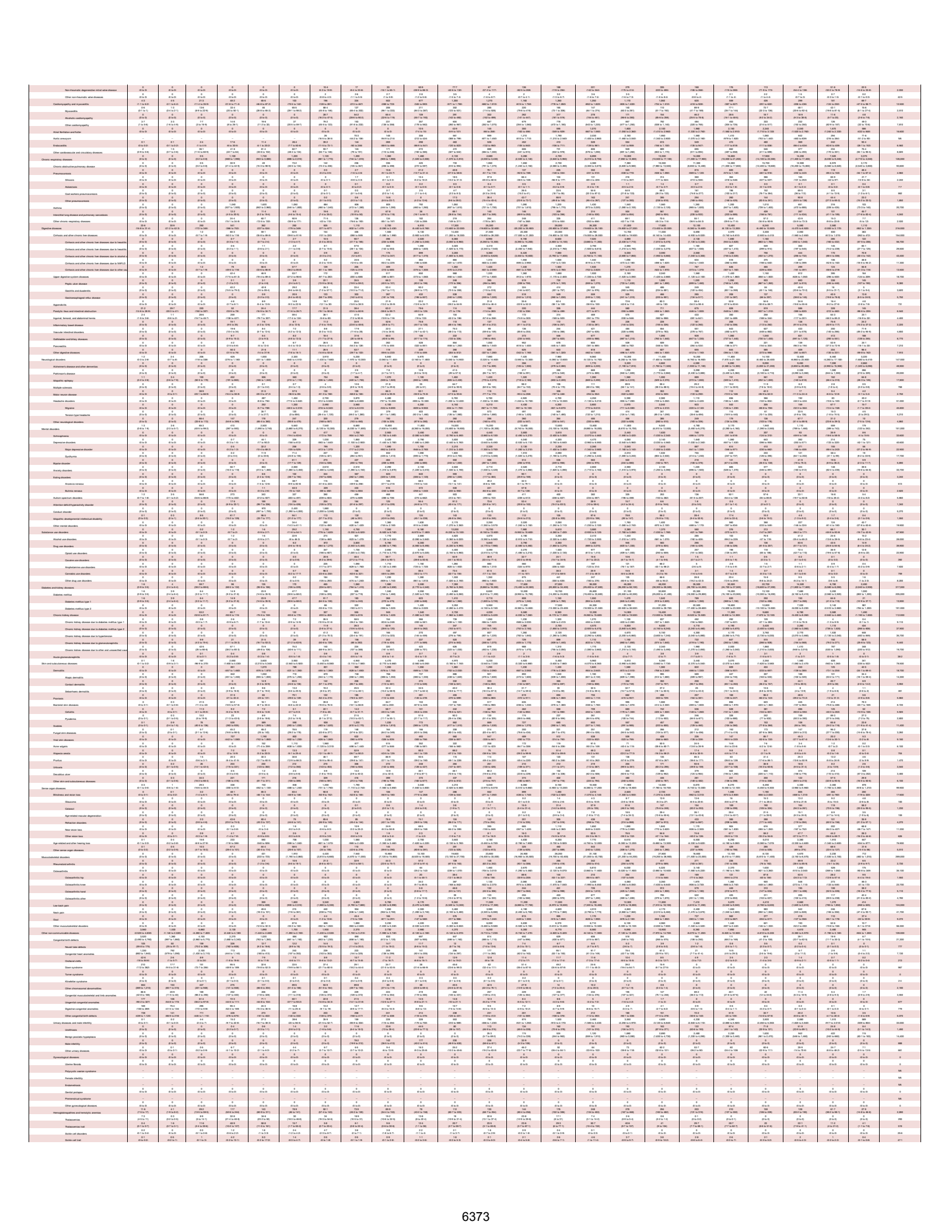

G6PD deficiency	1-4 (0·7 to 2·0)	0-4 (0·1 to 0·9)	1-6 (0·7 to 2·0)	7·1 (3·9 to 12·)	12·9 (8·9 to 21·4)	18·5 (9·6 to 31·2)	32·7 (17·1 to 54·5)	28 (13·9 to 49·4)	34·9 (18·6 to 52·6)	23·4 (12·9 to 39)	29·6 (13·6 to 47·1)	31·3 (18·2 to 48·8)	29·6 (22·9 to 42·1)	50·5 (28·7 to 77·1)	98·9 (51·3 to 47·6)	62·7 (32·2 to 109)	47 (23·2 to 79·3)	27 (10·7 to 59·1)	13·9 (6·6 to 22·8)	9·6 (2·6 to 21)	2·1 (1 to 3·6)	0·5 (0·3 to 0·9)	0·1 (0·1 to 0·2)	0·9
G6PD bat	0 (0 to 0)	0 (0 to 0)	0 (0 to 0)

Causes	Early Neonatal	Late Neonatal	Post-Neonatal	1 to 4	5 to 9	10 to 14	15 to 19	20 to 24	25 to 29	30 to 34	35 to 39	40 to 44	45 to 49	50 to 54	55 to 59	60 to 64	65 to 69	70 to 74	75 to 79	80 to 84	85 to 89	90 to 94	95 plus	Total
All causes	1,542,000	89,100	1,000,000	2,000,000	2,000,000	2,000,000	2,000,000	2,000,000	2,000,000	2,000,000	2,000,000	2,000,000	2,000,000	2,000,000	2,000,000	2,000,000	2,000,000	2,000,000	2,000,000	2,000,000	1,000,000	1,000,000	1,000,000	32,000,000
Communicable, maternal, neonatal, and nutritional diseases	1,542,000	89,100	1,000,000	2,000,000	2,000,000	2,000,000	2,000,000	2,000,000	2,000,000	2,000,000	2,000,000	2,000,000	2,000,000	2,000,000	2,000,000	2,000,000	2,000,000	2,000,000	2,000,000	2,000,000	1,000,000	1,000,000	1,000,000	32,000,000
HIV/AIDS and sexually transmitted infections	1,542,000	89,100	1,000,000	2,000,000	2,000,000	2,000,000	2,000,000	2,000,000	2,000,000	2,000,000	2,000,000	2,000,000	2,000,000	2,000,000	2,000,000	2,000,000	2,000,000	2,000,000	2,000,000	2,000,000	1,000,000	1,000,000	1,000,000	32,000,000
HIV/AIDS	1,542,000	89,100	1,000,000	2,000,000	2,000,000	2,000,000	2,000,000	2,000,000	2,000,000	2,000,000	2,000,000	2,000,000	2,000,000	2,000,000	2,000,000	2,000,000	2,000,000	2,000,000	2,000,000	2,000,000	1,000,000	1,000,000	1,000,000	32,000,000
HIV/AIDS - Drug-susceptible Tuberculosis	1,542,000	89,100	1,000,000	2,000,000	2,000,000	2,000,000	2,000,000	2,000,000	2,000,000	2,000,000	2,000,000	2,000,000	2,000,000	2,000,000	2,000,000	2,000,000	2,000,000	2,000,000	2,000,000	2,000,000	1,000,000	1,000,000	1,000,000	32,000,000
HIV/AIDS - Multidrug-resistant Tuberculosis without extensive drug resistance	1,542,000	89,100	1,000,000	2,000,000	2,000,000	2,000,000	2,000,000	2,000,000	2,000,000	2,000,000	2,000,000	2,000,000	2,000,000	2,000,000	2,000,000	2,000,000	2,000,000	2,000,000	2,000,000	2,000,000	1,000,000	1,000,000	1,000,000	32,000,000
HIV/AIDS - Extensively drug-resistant Tuberculosis	1,542,000	89,100	1,000,000	2,000,000	2,000,000	2,000,000	2,000,000	2,000,000	2,000,000	2,000,000	2,000,000	2,000,000	2,000,000	2,000,000	2,000,000	2,000,000	2,000,000	2,000,000	2,000,000	2,000,000	1,000,000	1,000,000	1,000,000	32,000,000
HIV/AIDS resulting in other diseases	1,542,000	89,100	1,000,000	2,000,000	2,000,000	2,000,000	2,000,000	2,000,000	2,000,000	2,000,000	2,000,000	2,000,000	2,000,000	2,000,000	2,000,000	2,000,000	2,000,000	2,000,000	2,000,000	2,000,000	1,000,000	1,000,000	1,000,000	32,000,000
Sexually transmitted infections, excluding HIV	1,542,000	89,100	1,000,000	2,000,000	2,000,000	2,000,000	2,000,000	2,000,000	2,000,000	2,000,000	2,000,000	2,000,000	2,000,000	2,000,000	2,000,000	2,000,000	2,000,000	2,000,000	2,000,000	2,000,000	1,000,000	1,000,000	1,000,000	32,000,000
Chlamydia	1,542,000	89,100	1,000,000	2,000,000	2,000,000	2,000,000	2,000,000	2,000,000	2,000,000	2,000,000	2,000,000	2,000,000	2,000,000	2,000,000	2,000,000	2,000,000	2,000,000	2,000,000	2,000,000	2,000,000	1,000,000	1,000,000	1,000,000	32,000,000
Gonorrhea	1,542,000	89,100	1,000,000	2,000,000	2,000,000	2,000,000	2,000,000	2,000,000	2,000,000	2,000,000	2,000,000	2,000,000	2,000,000	2,000,000	2,000,000	2,000,000	2,000,000	2,000,000	2,000,000	2,000,000	1,000,000	1,000,000	1,000,000	32,000,000
Syphilis	1,542,000	89,100	1,000,000	2,000,000	2,000,000	2,000,000	2,000,000	2,000,000	2,000,000	2,000,000	2,000,000	2,000,000	2,000,000	2,000,000	2,000,000	2,000,000	2,000,000	2,000,000	2,000,000	2,000,000	1,000,000	1,000,000	1,000,000	32,000,000
Trichomoniasis	1,542,000	89,100	1,000,000	2,000,000	2,000,000	2,000,000	2,000,000	2,000,000	2,000,000	2,000,000	2,000,000	2,000,000	2,000,000	2,000,000	2,000,000	2,000,000	2,000,000	2,000,000	2,000,000	2,000,000	1,000,000	1,000,000	1,000,000	32,000,000
Genital herpes	1,542,000	89,100	1,000,000	2,000,000	2,000,000	2,000,000	2,000,000	2,000,000	2,000,000	2,000,000	2,000,000	2,000,000	2,000,000	2,000,000	2,000,000	2,000,000	2,000,000	2,000,000	2,000,000	2,000,000	1,000,000	1,000,000	1,000,000	32,000,000
Other sexually transmitted infections	1,542,000	89,100	1,000,000	2,000,000	2,000,000	2,000,000	2,000,000	2,000,000	2,000,000	2,000,000	2,000,000	2,000,000	2,000,000	2,000,000	2,000,000	2,000,000	2,000,000	2,000,000	2,000,000	2,000,000	1,000,000	1,000,000	1,000,000	32,000,000
Respiratory infections and tuberculosis	1,542,000	89,100	1,000,000	2,000,000	2,000,000	2,000,000	2,000,000	2,000,000	2,000,000	2,000,000	2,000,000	2,000,000	2,000,000	2,000,000	2,000,000	2,000,000	2,000,000	2,000,000	2,000,000	2,000,000	1,000,000	1,000,000	1,000,000	32,000,000
Tuberculosis	1,542,000	89,100	1,000,000	2,000,000	2,000,000	2,000,000	2,000,000	2,000,000	2,000,000	2,000,000	2,000,000	2,000,000	2,000,000	2,000,000	2,000,000	2,000,000	2,000,000	2,000,000	2,000,000	2,000,000	1,000,000	1,000,000	1,000,000	32,000,000
Latent tuberculosis infection	1,542,000	89,100	1,000,000	2,000,000	2,000,000	2,000,000	2,000,000	2,000,000	2,000,000	2,000,000	2,000,000	2,000,000	2,000,000	2,000,000	2,000,000	2,000,000	2,000,000	2,000,000	2,000,000	2,000,000	1,000,000	1,000,000	1,000,000	32,000,000
Drug-susceptible tuberculosis	1,542,000	89,100	1,000,000	2,000,000	2,000,000	2,000,000	2,000,000	2,000,000	2,000,000	2,000,000	2,000,000	2,000,000	2,000,000	2,000,000	2,000,000	2,000,000	2,000,000	2,000,000	2,000,000	2,000,000	1,000,000	1,000,000	1,000,000	32,000,000
Multidrug-resistant tuberculosis without extensive drug resistance	1,542,000	89,100	1,000,000	2,000,000	2,000,000	2,000,000	2,000,000	2,000,000	2,000,000	2,000,000	2,000,000	2,000,000	2,000,000	2,000,000	2,000,000	2,000,000	2,000,000	2,000,000	2,000,000	2,000,000	1,000,000	1,000,000	1,000,000	32,000,000
Extensively drug-resistant tuberculosis	1,542,000	89,100	1,000,000	2,000,000	2,000,000	2,000,000	2,000,000	2,000,000	2,000,000	2,000,000	2,000,000	2,000,000	2,000,000	2,000,000	2,000,000	2,000,000	2,000,000	2,000,000	2,000,000	2,000,000	1,000,000	1,000,000	1,000,000	32,000,000
Lower respiratory infections	1,542,000	89,100	1,000,000	2,000,000	2,000,000	2,000,000	2,000,000	2,000,000	2,000,000	2,000,000	2,000,000	2,000,000	2,000,000	2,000,000	2,000,000	2,000,000	2,000,000	2,000,000	2,000,000	2,000,000	1,000,000	1,000,000	1,000,000	32,000,000
Upper respiratory infections	1,542,000	89,100	1,000,000	2,000,000	2,000,000	2,000,000	2,000,000	2,000,000	2,000,000	2,000,000	2,000,000	2,000,000	2,000,000	2,000,000	2,000,000	2,000,000	2,000,000	2,000,000	2,000,000	2,000,000	1,000,000	1,000,000	1,000,000	32,000,000
Otitis media	1,542,000	89,100	1,000,000	2,000,000	2,000,000	2,000,000	2,000,000	2,000,000	2,000,000	2,000,000	2,000,000	2,000,000	2,000,000	2,000,000	2,000,000	2,000,000	2,000,000	2,000,000	2,000,000	2,000,000	1,000,000	1,000,000	1,000,000	32,000,000
Enteric infections	1,542,000	89,100	1,000,000	2,000,000	2,000,000	2,000,000	2,000,000	2,000,000	2,000,000	2,000,000	2,000,000	2,000,000	2,000,000	2,000,000	2,000,000	2,000,000	2,000,000	2,000,000	2,000,000	2,000,000	1,000,000	1,000,000	1,000,000	32,000,000
Diarrheal diseases	1,542,000	89,100	1,000,000	2,000,000	2,000,000	2,000,000	2,000,000	2,000,000	2,000,000	2,000,000	2,000,000	2,000,000	2,000,000	2,000,000	2,000,000	2,000,000	2,000,000	2,000,000	2,000,000	2,000,000	1,000,000	1,000,000	1,000,000	32,000,000
Typhoid and paratyphoid fever	1,542,000	89,100	1,000,000	2,000,000	2,000,000	2,000,000	2,000,000	2,000,000	2,000,000	2,000,000	2,000,000	2,000,000	2,000,000	2,000,000	2,000,000	2,000,000	2,000,000	2,000,000	2,000,000	2,000,000	1,000,000	1,000,000	1,000,000	32,000,000
Typhoid fever	1,542,000	89,100	1,000,000	2,000,000	2,000,000	2,000,000	2,000,000	2,000,000	2,000,000	2,000,000	2,000,000	2,000,000	2,000,000	2,000,000	2,000,000	2,000,000	2,000,000	2,000,000	2,000,000	2,000,000	1,000,000	1,000,000	1,000,000	32,000,000
Paratyphoid fever	1,542,000	89,100	1,000,000	2,000,000	2,000,000	2,000,000	2,000,000	2,000,000	2,000,000	2,000,000	2,000,000	2,000,000	2,000,000	2,000,000	2,000,000	2,000,000	2,000,000	2,000,000	2,000,000	2,000,000	1,000,000	1,000,000	1,000,000	32,000,000
Invasive Non-Typhoidal Salmonella (iNTS)	1,542,000	89,100	1,000,000	2,000,000	2,000,000	2,000,000	2,000,000	2,000,000	2,000,000	2,000,000	2,000,000	2,000,000	2,000,000	2,000,000	2,000,000	2,000,000	2,000,000	2,000,000	2,000,000	2,000,000	1,000,000	1,000,000	1,000,000	32,000,000
Other intestinal infectious diseases	1,542,000	89,100	1,000,000	2,000,000	2,000,000	2,000,000	2,000,000	2,000,000	2,000,000	2,000,000	2,000,000	2,000,000	2,000,000	2,000,000	2,000,000	2,000,000	2,000,000	2,000,000	2,000,000	2,000,000	1,000,000	1,000,000	1,000,000	32,000,000
Neglected tropical diseases and malaria	1,542,000	89,100	1,000,000	2,000,000	2,000,000	2,000,000	2,000,000	2,000,000	2,000,000	2,000,000	2,000,000	2,000,000	2,000,000	2,000,000	2,000,000	2,000,000	2,000,000	2,000,000	2,000,000	2,000,000	1,000,000	1,000,000	1,000,000	32,000,000
Malaria	1,542,000	89,100	1,000,000	2,000,000	2,000,000	2,000,000	2,000,000	2,000,000	2,000,000	2,000,000	2,000,000	2,000,000	2,000,000	2,000,000	2,000,000	2,000,000	2,000,000	2,000,000	2,000,000	2,000,000	1,000,000	1,000,000	1,000,000	32,000,000
Chagas disease	1,542,000	89,100	1,000,000	2,000,000	2,000,000	2,000,000	2,000,000	2,000,000	2,000,000	2,000,000	2,000,000	2,000,000	2,000,000	2,000,000	2,000,000	2,000,000	2,000,000	2,000,000	2,000,000	2,000,000	1,000,000	1,000,000	1,000,000	32,000,000
Leishmaniasis	1,542,000	89,100	1,000,000	2,000,000	2,000,000	2,000,000	2,000,000	2,000,000	2,000,000	2,000,000	2,000,000	2,000,000	2,000,000	2,000,000	2,000,000	2,000,000	2,000,000	2,000,000	2,000,000	2,000,000	1,000,000	1,000,000	1,000,000	32,000,000
Visceral leishmaniasis	1,542,000	89,100	1,000,000	2,000,000	2,000,000	2,000,000	2,000,000	2,000,000	2,000,000	2,000,000	2,000,000	2,000,000	2,000,000	2,000,000	2,000,000	2,000,000	2,000,000	2,000,000	2,000,000	2,000,000	1,000,000	1,000,000	1,000,000	32,000,000
Cutaneous and mucocutaneous leishmaniasis	1,542,000	89,100	1,000,000	2,000,000	2,000,000	2,000,000	2,000,000	2,000,000	2,000,000	2,000,000	2,000,000	2,000,000	2,000,000	2,000,000	2,000,000	2,000,000	2,000,000	2,000,000	2,000,000	2,000,000	1,000,000	1,000,000	1,000,000	32,000,000
African trypanosomiasis	1,542,000	89,100	1,000,000	2,000,000	2,000,000	2,000,000	2,000,000	2,000,000	2,000,000	2,000,000	2,000,000	2,000,000	2,000,000	2,000,000	2,000,000	2,000,000	2,000,000	2,000,000	2,000,000	2,000,000	1,000,000	1,000,000	1,000,000	32,000,000
Schistosomiasis	1,542,000	89,100	1,000,000	2,000,000	2,000,000	2,000,000	2,000,000	2,000,000	2,000,000	2,000,000	2,000,000	2,000,000	2,000,000	2,000,000	2,000,000	2,000,000	2,000,000	2,000,000	2,000,000	2,000,000	1,000,000	1,000,000	1,000,000	32,000,000
Cysticercosis	1,542,000	89,100	1,000,000	2,000,000	2,000,000	2,000,000	2,000,000	2,000,000	2,000,000	2,000,000	2,000,000	2,000,000	2,000,000	2,000,000	2,000,000	2,000,000	2,000,000	2,000,000	2,000,000	2,000,000	1,000,000	1,000,000	1,000,000	32,000,000
Cystic echinococcosis	1,542,000	89,100	1,000,000	2,000,000	2,000,000	2,000,000	2,000,000	2,000,000	2,000,000	2,000,000	2,000,000	2,000,000	2,000,000	2,000,000	2,000,000	2,000,000	2,000,000	2,000,000	2,000,000	2,000,000	1,000,000	1,000,000	1,000,000	32,000,000
Lymphatic filariasis	1,542,000	89,100	1,000,000	2,000,000	2,000,000	2,000,000	2,000,000	2,000,000	2,000,000	2,000,000	2,000,000	2,000,000	2,000,000	2,000,000	2,000,000	2,000,000	2,000,000	2,000,000	2,000,000	2,000,000	1,000,000	1,000,000	1,000,000	32,000,000
Onchocerciasis	1,542,000	89,100	1,000,000	2,000,000	2,000,000	2,000,000	2,000,000	2,000,000	2,000,000	2,000,000	2,000,000	2,000,000	2,000,000	2,000,000	2,000,000	2,000,000	2,000,000	2,000,000	2,000,000	2,000,000	1,000,000	1,000,000	1,000,000	32,000,000
Trachoma	1,542,000	89,100	1,000,000	2,000,000	2,000,000	2,000,000	2,000,000	2,000,000	2,000,000	2,000,000	2,000,000	2,000,000	2,000,000	2,000,000	2,000,000	2,000,000	2,000,000	2,000,000	2,000,000	2,000,000	1,000,000	1,000,000	1,000,000	32,000,000
Dengue	1,542,000	89,100	1,000,000	2,000,000	2,000,000	2,000,000	2,000,000	2,000,000	2,000,000	2,000,000	2,000,000	2,000,000	2,000,000	2,000,000	2,000,000	2,000,000	2,000,000	2,000,000	2,000,000	2,000,000	1,000,000	1,000,000	1,000,000	32,000,000
Yellow fever	1,542,000	89,100	1,000,000	2,000,000	2,000,000	2,000,000	2,000,000	2,000,000	2,000,000	2,000,000	2,000,000	2,000,000	2,000,000	2,000,000	2,000,000	2,000,000	2,000,000	2,000,000	2,000,000	2,000,000	1,000,000	1,000,000	1,000,000	32,000,000
Rabies	1,542,000	89,100	1,000,000	2,000,000	2,000,000	2,000,000	2,000,000	2,000,000	2,000,000	2,000,000	2,000,000	2,000,000	2,000,000	2,000,000	2,000,000	2,000,000	2,000,000	2,000,000	2,000,000	2,000,000	1,000,000	1,000,000	1,000,000	32,000,000
Intestinal nematode infections	1,542,000	89,100	1,000,000	2,000,000	2,000,000	2,000,000	2,000,000	2,000,000	2,000,000	2,000,000	2,000,000	2,000,000	2,000,000	2,000,000	2,000,000	2,000,000	2,000,000	2,000,000	2,000,000	2,000,000	1,000,000	1,000,000	1,000,000	32,000,000
Ascariasis	1,542,000	89,100	1,000,000	2,000,000	2,000,000	2,000,000	2,000,000	2,000,000	2,000,000	2,000,000	2,000,000	2,000,000	2,000,000	2,000,000	2,000,000	2,000,000	2,000,000	2,000,000	2,000,000	2,000,000	1,000,000	1,000,000	1,000,000	32,000,000
Trichuriasis	1,542,000	89,100	1,000,000	2,000,000	2,000,000	2,000,000	2,000,000	2,000,000	2,000,000	2,000,000	2,000,000	2,000,000	2,000,000	2,000,000	2,000,000	2,000,000	2,000,000	2,000,000	2,000,000	2,000,000	1,000,000	1,000,000	1,000,000	32,000,000
Hookworm disease	1,542,000	89,100	1,000,000	2,000,000	2,000,000	2,000,000	2,000,000	2,000,000	2,000,000	2,000,000	2,000,000	2,000,000	2,000,000	2,000,000	2,000,000	2,000,000	2,000,000	2,000,000	2,000,000	2,000,000	1,000,000	1,000,000	1,000,000	32,000,000
Food-borne trematodiases	1,542,000	89,100	1,000,000	2,000,000	2,000,000	2,000,000	2,000,000	2,000,000	2,000,000	2,000,000	2,000,000	2,000,000	2,000,000	2,000,000	2,000,000	2,000,000	2,000,000	2,000,000	2,000,000	2,000,000	1,000,000	1,000,000	1,000,000	32,000,000
Leprosy	1,542,000	89,100	1,000,000	2,000,000	2,000,000	2,000,000	2,000,000	2,000,000	2,000,000	2,000,000	2,000,000	2,000,000	2,000,000	2,000,000	2,000,000	2,000,000	2,000,000	2,000,000	2,000,000	2,000,000	1,000,000	1,000,000	1,000,000	32,000,000
Ebola	1,542,000	89,100	1,000,000	2,000,000	2,000,000	2,000,000	2,000,000	2,000,000	2,000,000	2,000,000	2,000,000	2,000,000	2,000,000	2,000,000	2,000,000	2,000,000	2,000,000	2,000,000	2,000,000	2,000,000	1,000,000	1,000,000	1,000,000	32,000,000
Zika virus	1,542,000	89,100	1,000,000	2,000,000	2,000,000	2,000,000	2,000,000	2,000,000	2,000,000	2,000,000	2,000,000	2,000,000	2,000,000	2,000,000	2,000,000	2,000,000	2,000,000	2,000,000	2,000,000	2,000,000	1,000,000	1,000,000	1,000,000	32,000,000
Guinea worm disease	1,542,000	89,100	1,000,000	2,000,000	2,000,000	2,000,000	2,000,000	2,000,000	2,000,000	2,000,000	2,000,000	2,000,000	2,000,000	2,000,000	2,000,000	2,000,000	2,000,000	2,000,000	2,000,000	2,000,000	1,000,000	1,000,000	1,000,000	32,000,000
Other neglected tropical diseases	1,542,000	89,100	1,000,000	2,000,000	2,000,000	2,000,000	2,000,000	2,000,000	2,000,000	2,000,000	2,000,000	2,000,000	2,000,000	2,000,000	2,000,000	2,000,000	2,000,000	2,000,000	2,000,000	2,000,000	1,000,000	1,000,000	1,000,000	32,000,000
Other infectious diseases	1,542,000	89,100	1,000,000	2,000,000	2,000,000	2,000,000	2,000,000	2,000,000	2,000,000	2,000,000	2,000,000	2,000,000	2,000,000	2,000,000	2,000,000	2,000,000	2,000,000	2,000,000	2,000,000	2,000,000	1,000,000	1,000,000	1,000,000	32,000,000
Meningitis	1,542,000	89,100	1,000,000	2,000,000	2,000,000	2,000,000	2,000,000	2,000,000	2,000,000	2,000,000	2,000,000	2,000,000	2,000,000	2,000,000	2,000,000	2,000,000	2,000,000	2,000,000	2,000,000	2,000,000	1,000,000	1,000,000	1,000,000	32,000,000
Encephalitis	1,542,000	89,100	1,000,000	2,000,000	2,000,000	2,000,000	2,000,000	2,000,000	2,000,000	2,000,000	2,000,000	2,000,000	2,000,000	2,000,000	2,000,000	2,000,000	2,000,000	2,000,000	2,000,000	2,000,000	1,000,000	1,000,000	1,000,000	32,000,000
Diphtheria	1,542,000	89,100	1,000,000	2,000,000	2,000,000	2,000,000	2,000,000	2,000,000	2,000,000	2,000,000	2,000,000	2,000,000	2,000,000	2,000,000	2,000,000	2,000,000	2,000,000	2,000,000	2,000,000	2,000,000	1,000,000	1,000,000	1,000,000	32,000,000
Tetanus	1,542,000	89,100	1,000,000	2,000,000	2,000,000	2,000,000	2,000,000	2,000,000	2,000,000	2,000,000	2,000,000	2,000,000	2,000,000	2,000,000	2,000,000	2,000,000	2,000,000	2,000,000	2,000,000	2,000,000	1,000,000	1,000,000	1,000,000	32,000,000
Measles	1,542,000	89,100	1,000,000	2,000,000	2,000,000	2,000,000	2,000,000	2,000,000	2,000,000	2,000,000	2,000,000	2,000,000	2,000,000	2,000,000	2,000,000	2,000,000	2,000,000	2,000,000	2,000,000	2,000,000	1,000,000	1,000,000	1,000,000	32,000,000
Varicella and herpes zoster	1,542,000	89,100	1,000,000	2,000,000	2,000,000	2,000,000	2,000,000	2,000,000	2,000,000	2,000,000	2,000,000	2,000,000	2,000,000	2,000,000	2,000,000	2,000,000	2,000,000	2,000,000	2,000,000	2,000,000	1,000,000	1,000,000	1,000,000	32,000,000
Acute hepatitis	1,542,000	89,100	1,000,000	2,000,000	2,000,000	2,000,000	2,000,000	2,000,000	2,000,000	2,000,000	2,000,000	2,000,000	2,000,000	2,000,000	2,000,000	2,000,000	2,000,000	2,000,000	2,000,000	2,000,000	1,000,000	1,000,000	1,000,000	32,000,000
Acute hepatitis A	1,542,000	89,100	1,000,000	2,000,000	2,000,000	2,000,000	2,000,000	2,000,000	2,000,000	2,000,000	2,000,000	2,000,000	2,000,000	2,000,000	2,000,000	2,000,000	2,000,000	2,000,000	2,000,000	2,000,000	1,000,000	1,000,000	1,000,000	32,000,000
Acute hepatitis B	1,542,000	89,100	1,000,000	2,000,000	2,000,000	2,000,000	2,000,000	2,000,000	2,000,000	2,000,000	2,000,000	2,000,000	2,000,000	2,000,000	2,000,000	2,000,000	2,000,000	2,000,000	2,000,000	2,000,000	1,000,000	1,000,000	1,000,000	32,000,000
Acute hepatitis C	1,542,000	89,100	1,000,000	2,000,000	2,000,000	2,000,000	2,000,000	2,000,000	2,000,000	2,000,000	2,000,000	2,000,000	2,000,000	2,000,000	2,000,000	2,000,000	2,000,000	2,000,000	2,000,000	2,000,000	1,000,000	1,000,000	1,000,000	32,000,000
Acute hepatitis E	1,542,000	89,100	1,000,000	2,000,000	2,000,000	2,000,000	2,000,000	2,000,000	2,000,000	2,000,000	2,000,000	2,000,000	2,000,000	2,000,000	2,000,000	2,000,000	2,000,000	2,000,000	2,000,000	2,000,000	1,000,000	1,000,000	1,000,000	32,000,000
Other unspecified infectious diseases	1,542,000	89,100	1,000,000	2,000,000	2,000,000	2,000,000	2,000,000	2,000,000	2,000,000	2,000,000	2,000,000	2,000,000	2,000,000	2,000,000	2,000,000	2,000,000	2,000,000	2,000,000	2,000,000	2,000,000	1,000,000	1,000,000	1,000,000	32,000,000
Maternal and neonatal disorders	1,542,000	89,100	1,000,000	2,000,000	2,000,000	2,000,000	2,000,000	2,000,000	2,000,000	2,000,000	2,000,000	2,000,000	2,000,000	2,000,000	2,000,000	2,000,000	2,000,000	2,000,000	2,000,000	2,000,000	1,000,000	1,000,000	1,000,000	32,000,000
Maternal disorders	1,542,000	89,100	1,000,000	2,000,000	2,000,000	2,000,000	2,000,000	2,000,000	2,000,000	2,000,000	2,000,000	2,000,000	2,000,000	2,000,000	2,000,000	2,000,000	2,000,000	2,000,000	2,000,000	2,000,000	1,000,000	1,000,000	1,000,000	32,000,000
Maternal hemorrhage	1,542,000	89,100	1,000,000	2,000,000	2,000,000	2,000,000	2,000,000	2,000,000	2,000,000	2,000,000	2,000,000	2,000,000	2,000,000	2,000,000	2,000,000	2,000,000	2,000,000	2,000,000	2,000,000	2,000,000	1,000,000	1,000,000	1,000,000	32,000,000
Maternal sepsis and other maternal infections	1,542,000	89,100	1,000,000	2,000,000	2,000,000	2,000,000	2,000,000	2,000,000	2,000,000	2,000,000	2,000,000	2,000,000	2,000,000	2,000,000	2,000,000	2,000,000	2,000,000	2,000,000	2,000,000	2,000,000	1,000,000	1,000,000	1,000,000	32,000,000
Maternal hypertensive disorders	1,542,000	89,100	1,000,000	2,000,000	2,000,000	2,000,000	2,000,000	2,000,000	2,000,000	2,000,000	2,000,000	2,000,000	2,000,000	2,000,000	2,000,000	2,000,000	2,000,000	2,000,000	2,000,000	2,000,000	1,000,000	1,000,000	1,000,000	32,000,000
Maternal abnormal labor and uterine rupture	1,542,000	89,100	1,000,000	2,000,000	2,000,000	2,000,000	2,000,000	2,000,000	2,000,000	2,000,000	2,000,000	2,000,000	2,000,000	2,000,000	2,000,000	2,000,000	2,000,000	2,000,000	2,000,000	2,000,000	1,000,000	1,000,000	1,000,000	32,000,000
Maternal abortion and miscarriage	1,542,000	89,100	1,000,000	2,000,000	2,000,000	2,000,000	2,000,000	2,000,000	2,000,000	2,000,000	2,000,000	2,000,000	2,000,000	2,000,000	2,000,000	2,000,000	2,000,000	2,000,000	2,000,000	2,000,000	1,000,000	1,000,000	1,000,000	32,000,000
Ectopic pregnancy	1



SR Table 2c: Norfolk DALYS by cause and age group for males with 95% uncertainty intervals, 2019

Cause	Early Neonatal (0-6 days)	Late Neonatal (7-27 days)	Post Neonatal (28-364 days)	1 to 4	5 to 9	10 to 14	15 to 19	20 to 24	25 to 29	30 to 34	35 to 39	40 to 44	45 to 49	50 to 54	55 to 59	60 to 64	65 to 69	70 to 74	75 to 79	80 to 84	85 to 89	90 to 94	95 plus	Total
All causes	1,000 (n.a.-n.a.)	1,000 (n.a.-n.a.)	1,000 (n.a.-n.a.)

Other neoplasms	0-1 (0 to 0.2)	0 (0 to 0.1)	0-2 (0 to 0.4)	0-4 (0.2 to 0.6)	0-4 (0.2 to 0.6)	0-4 (0.2 to 0.6)	0-6 (0.2 to 1)	0-7 (0.3 to 1.1)	1-3 (0.4 to 2)	1-6 (0.7 to 3.2)	2-3 (1 to 3.4)	2-4 (1.4 to 3.7)	2-4 (2.7 to 7.3)	4-4 (1.4 to 7.3)	9-2 (4.9 to 13.9)	15-7 (10.2 to 24.4)	25-6 (17.5 to 39.6)	45 (30.7 to 66)	83-7 (59.6 to 124)	137-9 (97.9 to 194)	89-1 (64.2 to 131)	61-9 (33.7 to 88.9)	28-7 (13.3 to 41.4)	5 (2.3 to 7.7)	
Medulloblastoma, medulloblastoma and other hemangioblastic neoplasms	0 (0 to 0.2)	0 (0 to 0)	0 (0 to 0.4)	0 (0 to 0.4)	0 (0 to 0.1)	0 (0 to 0.4)	0 (0 to 0.6)	0 (0 to 0.1)	0 (0 to 0.2)	0 (0 to 0.2)	0 (0 to 0.2)	0 (0 to 0.3)	0 (0 to 0.2)	0 (0 to 0.2)	0 (0 to 0.2)	0 (0 to 0.2)	0 (0 to 0.2)	0 (0 to 0.2)	0 (0 to 0.2)	0 (0 to 0.2)	0 (0 to 0.2)	0 (0 to 0.2)	0 (0 to 0.2)	0 (0 to 0.2)	0 (0 to 0.2)	467
Meningioma and in situ meninx neoplasms	0 (0 to 0)	0 (0 to 0)	0 (0 to 0)	0 (0 to 0)	0 (0 to 0)	0 (0 to 0)	0 (0 to 0)	0 (0 to 0)	0 (0 to 0)	0 (0 to 0)	0 (0 to 0)	0 (0 to 0)	0 (0 to 0)	0 (0 to 0)	0 (0 to 0)	0 (0 to 0)	0 (0 to 0)	0 (0 to 0)	0 (0 to 0)	0 (0 to 0)	0 (0 to 0)	0 (0 to 0)	0 (0 to 0)	0 (0 to 0)	0 (0 to 0)	
Meningioma and in situ cerebral and uterine neoplasms	0 (0 to 0)	0 (0 to 0)	0 (0 to 0)	0 (0 to 0)	0 (0 to 0)	0 (0 to 0)	0 (0 to 0)	0 (0 to 0)	0 (0 to 0)	0 (0 to 0)	0 (0 to 0)	0 (0 to 0)	0 (0 to 0)	0 (0 to 0)	0 (0 to 0)	0 (0 to 0)	0 (0 to 0)	0 (0 to 0)	0 (0 to 0)	0 (0 to 0)	0 (0 to 0)	0 (0 to 0)	0 (0 to 0)	0 (0 to 0)	0 (0 to 0)	
Other benign and in situ neoplasms	0 (0 to 0)	0 (0 to 0)	0 (0 to 0)	0 (0 to 0)	0 (0 to 0)	0 (0 to 0)	0 (0 to 0)	0 (0 to 0)	0 (0 to 0)	0 (0 to 0)	0 (0 to 0)	0 (0 to 0)	0 (0 to 0)	0 (0 to 0)	0 (0 to 0)	0 (0 to 0)	0 (0 to 0)	0 (0 to 0)	0 (0 to 0)	0 (0 to 0)	0 (0 to 0)	0 (0 to 0)	0 (0 to 0)	0 (0 to 0)	0 (0 to 0)	
Cardiovascular diseases	2-3 (1.5 to 3.2)	1-9 (1.2 to 3)	6-6 (4.1 to 10.8)	9-2 (7.7 to 11)	9-2 (7.9 to 11)	11-1 (8.6 to 14.5)	27-2 (21.5 to 34.3)	62-2 (47.5 to 77.4)	148 (113 to 193)	227 (181 to 277)	262 (211 to 327)	291 (234 to 378)	614 (491 to 766)	1,166 (932 to 1,476)	1,570 (1,283 to 1,992)	2,000 (1,663 to 2,455)	2,530 (2,130 to 2,976)	3,050 (2,495 to 3,610)	4,010 (3,430 to 4,490)	4,120 (3,333 to 4,756)	3,138 (2,670 to 3,800)	1,770 (1,470 to 2,010)	374 (320 to 431)	26,020
Rheumatic heart disease	0 (0 to 0)	0 (0 to 0)	0 (0 to 0.2)	0 (0 to 0.2)	0 (0 to 0.2)	0 (0 to 0.2)	0 (0 to 0.4)	0 (0 to 0.4)	1-2 (0.4 to 2.6)	1-6 (1 to 2.9)	1-6 (1 to 2.6)	1-9 (1 to 2.8)	3-1 (2 to 4.6)	4-6 (2.9 to 6.9)	9-1 (5.9 to 13)	7-3 (4.2 to 9.9)	9-7 (7.3 to 13.1)	19-5 (11.8 to 32.4)	17 (12.4 to 23.1)	19-4 (11.9 to 22)	11-2 (8.9 to 15.4)	6-6 (4.1 to 9.4)	1-1 (0.6 to 1.6)	107
Ischemic heart disease	0 (0 to 0)	0 (0 to 0)	0 (0 to 0)	1-8 (1.1 to 3.1)	9-7 (6.8 to 14.3)	47-3 (34.4 to 60.4)	101 (73.5 to 133)	194 (142 to 253)	265 (192 to 350)	337 (246 to 435)	397 (289 to 514)	514 (384 to 667)	707 (527 to 904)	953 (693 to 1,280)	1,220 (1,228 to 1,760)	1,466 (1,228 to 1,760)	2,220 (1,760 to 2,460)	2,110 (1,760 to 2,460)	2,056 (1,760 to 2,460)	1,596 (1,760 to 2,460)	871 (774 to 1,010)	196 (160 to 233)	14,200
Stroke	0-1 (0 to 0.2)	0-2 (0 to 0.1)	1-1 (0.4 to 1.4)	0-9 (0.3 to 2.4)	3 (1.3 to 4)	8-2 (3.3 to 11.7)	19 (7.9 to 27.4)	36-6 (25 to 49.4)	60 (37.2 to 83.6)	90 (60.2 to 124)	120 (82.5 to 164)	139 (94.9 to 188)	192 (131 to 243)	235 (172 to 315)	282 (211 to 368)	339 (256 to 435)	740 (562 to 898)	831 (648 to 1,030)	998 (803 to 1,200)	937 (807 to 1,030)	504 (397 to 611)	159 (127 to 191)	6,460
Ischemic stroke	0 (0 to 0.1)	0 (0 to 0.2)	0-4 (0.2 to 0.8)	1-4 (0.5 to 2.2)	2-2 (1.2 to 3.2)	2-8 (1.6 to 4.4)	4-2 (2.6 to 6.2)	8-8 (5.4 to 12.5)	14-4 (9.6 to 19.6)	19-5 (14.3 to 26.1)	26-2 (19.3 to 34.3)	41-2 (30.7 to 53.2)	68-8 (51.4 to 88.1)	114 (85.5 to 147)	174 (131 to 226)	228 (172 to 295)	472 (352 to 627)	711 (533 to 868)	940 (708 to 1,261)	1,030 (829 to 1,261)	924 (806 to 1,030)	599 (512 to 692)	3,210
Intracerebral hemorrhage	0 (0 to 0)	0 (0 to 0)	0-2 (0 to 0.4)	0-4 (0 to 0.8)	0-4 (0 to 0.8)	0-4 (0 to 0.8)	1-2 (0.4 to 2.2)	2-4 (0.8 to 4.7)	5-2 (1.9 to 9.4)	8-4 (3.3 to 14.6)	12-6 (5.1 to 21.6)	17-4 (7.3 to 29.4)	30-7 (13.2 to 49.6)	49-6 (22.4 to 74.6)	74-2 (34.2 to 118)	98-4 (47.1 to 146)	157 (82.2 to 197)	211 (115 to 276)	301 (165 to 397)	332 (197 to 397)	192 (129 to 253)	76-4 (54.1 to 103)	1,660
Subarachnoid hemorrhage	0 (0 to 0.1)	0 (0 to 0)	0 (0 to 0.2)	0 (0 to 0.2)	0 (0 to 0.2)	0 (0 to 0.2)	0 (0 to 0.4)	0 (0 to 0.4)	0-1 (0 to 0.7)	0-2 (0 to 1.1)	0-2 (0 to 1.1)	0-2 (0 to 1.1)	0-4 (0 to 2.2)	0-6 (0 to 3.2)	0-8 (0 to 4.3)	0-8 (0 to 4.3)	0-8 (0 to 4.3)	0-8 (0 to 4.3)	0-8 (0 to 4.3)	0-8 (0 to 4.3)	0-8 (0 to 4.3)	0-8 (0 to 4.3)	0-8 (0 to 4.3)	0-8 (0 to 4.3)	603
Hypertensive-heart disease	0 (0 to 0)	0 (0 to 0)	0 (0 to 0)	0 (0 to 0)	0 (0 to 0)	0 (0 to 0)	0 (0 to 0)	0 (0 to 0)	0 (0 to 0)	0 (0 to 0)	0 (0 to 0)	0 (0 to 0)	0 (0 to 0)	0 (0 to 0)	0 (0 to 0)	0 (0 to 0)	0 (0 to 0)	0 (0 to 0)	0 (0 to 0)	0 (0 to 0)	0 (0 to 0)	0 (0 to 0)	0 (0 to 0)	0 (0 to 0)	0 (0 to 0)	
Non-rheumatic valvular heart disease	0 (0 to 0)	0 (0 to 0)	0 (0 to 0)	0 (0 to 0)	0 (0 to 0)	0 (0 to 0)	0 (0 to 0)	0 (0 to 0)	0 (0 to 0)	0 (0 to 0)	0 (0 to 0)	0 (0 to 0)	0 (0 to 0)	0 (0 to 0)	0 (0 to 0)	0 (0 to 0)	0 (0 to 0)	0 (0 to 0)	0 (0 to 0)	0 (0 to 0)	0 (0 to 0)	0 (0 to 0)	0 (0 to 0)	0 (0 to 0)	0 (0 to 0)	
Non-rheumatic calcific aortic valve disease	0 (0 to 0)	0 (0 to 0)	0 (0 to 0)	0 (0 to 0)	0 (0 to 0)	0 (0 to 0)	0 (0 to 0.1)	0 (0 to 0.2)	0 (0 to 0.3)	0 (0 to 0.3)	0 (0 to 0.3)	0 (0 to 0.4)	0 (0 to 0.4)	0 (0 to 0.4)	0 (0 to 0.4)	0 (0 to 0.4)	0 (0 to 0.4)	0 (0 to 0.4)	0 (0 to 0.4)	0 (0 to 0.4)	0 (0 to 0.4)	0 (0 to 0.4)	0 (0 to 0.4)	0 (0 to 0.4)	0 (0 to 0.4)	
Non-rheumatic degenerative mitral valve disease	0 (0 to 0)	0 (0 to 0)	0 (0 to 0)	0 (0 to 0)	0 (0 to 0)	0 (0 to 0)	0 (0 to 0.1)	0 (0 to 0.2)	0 (0 to 0.4)	0 (0 to 0.3)	0 (0 to 0.3)	0 (0 to 0.4)	0 (0 to 0.4)	0 (0 to 0.4)	0 (0 to 0.4)	0 (0 to 0.4)	0 (0 to 0.4)	0 (0 to 0.4)	0 (0 to 0.4)	0 (0 to 0.4)	0 (0 to 0.4)	0 (0 to 0.4)	0 (0 to 0.4)	0 (0 to 0.4)	0 (0 to 0.4)	
Other non-rheumatic valve diseases	0 (0 to 0)	0 (0 to 0)	0 (0 to 0)	0 (0 to 0)	0 (0 to 0)	0 (0 to 0)	0 (0 to 0)	0 (0 to 0)	0 (0 to 0)	0 (0 to 0)	0 (0 to 0)	0 (0 to 0)	0 (0 to 0)	0 (0 to 0)	0 (0 to 0)	0 (0 to 0)	0 (0 to 0)	0 (0 to 0)	0 (0 to 0)	0 (0 to 0)	0 (0 to 0)	0 (0 to 0)	0 (0 to 0)	0 (0 to 0)	0 (0 to 0)	
Cardiomyopathy and myocarditis	1-2 (0.6 to 1.7)	0 (0 to 0.1)	2-7 (1.7 to 3.8)	2-7 (1.5 to 3.5)	3-6 (2.6 to 4.9)	5-4 (3.9 to 7.1)	11-2 (7.9 to 15.3)	20-4 (14.5 to 28.2)	34-2 (24.6 to 46.2)	47 (33.5 to 63.6)	61 (43.8 to 82.7)	77 (53.7 to 102)	107 (74.7 to 142)	141 (97.7 to 191)	183 (129.6 to 247)	227 (159.1 to 306)	301 (214.2 to 406)	385 (272.1 to 520)	465 (329.1 to 628)	544 (385.1 to 734)	581 (411.1 to 784)	552 (390.6 to 745)	1,880
Myocarditis	0 (0 to 0.1)	0 (0 to 0.1)	0 (0 to 0.2)	0-1 (0 to 0.4)	0-1 (0 to 0.4)	0-1 (0 to 0.4)	0-2 (0 to 0.7)	0-3 (0 to 0.9)	0-5 (0 to 1.2)	0-6 (0 to 1.6)	0-7 (0 to 1.9)	0-8 (0 to 2.1)	1-1 (0 to 2.7)	1-5 (0 to 3.5)	1-8 (0 to 4.4)	2-2 (0 to 5.4)	2-8 (0 to 6.9)	3-5 (0 to 8.7)	4-3 (0 to 10.7)	5-1 (0 to 12.6)	5-4 (0 to 13.4)	5-1 (0 to 12.6)	4-3 (0 to 10.7)	1-8 (0 to 4.6)	59
Alcoholic cardiomyopathy	0 (0 to 0)	0 (0 to 0)	0 (0 to 0)	0 (0 to 0)	0 (0 to 0)	0-1 (0 to 0.2)	0-1 (0 to 0.3)	0-2 (0 to 0.6)	0-3 (0 to 0.8)	0-4 (0 to 1.1)	0-5 (0 to 1.3)	0-6 (0 to 1.6)	0-8 (0 to 2.1)	1-1 (0 to 2.7)	1-4 (0 to 3.4)	1-7 (0 to 4.2)	2-2 (0 to 5.3)	2-7 (0 to 6.6)	3-3 (0 to 8.2)	3-9 (0 to 9.6)	4-1 (0 to 10.2)	3-9 (0 to 9.6)	3-3 (0 to 8.2)	1-4 (0 to 3.5)	189
Other cardiomyopathy	1-1 (0.3 to 1.7)	0-9 (0.3 to 1.4)	1-6 (0.4 to 2.6)	1-6 (1 to 2.4)	2-2 (1.4 to 3.2)	2-4 (1.6 to 3.5)	5-2 (3.5 to 7.3)	9-2 (6.4 to 12.6)	15-3 (10.6 to 21.1)	19-8 (14.1 to 27.1)	24-6 (17.5 to 33.6)	31-2 (22.3 to 42.5)	43-2 (31.1 to 57.8)	59-6 (43.1 to 78.2)	77-2 (56.4 to 101)	97-2 (71.4 to 127)	127 (93.7 to 165)	162 (120.1 to 210)	196 (144.9 to 255)	232 (171.1 to 302)	245 (180.7 to 318)	233 (172.1 to 303)	158 (116.6 to 205)	4,320
Atrial fibrillation and flutter	0 (0 to 0)	0 (0 to 0)	0 (0 to 0)	0 (0 to 0)	0 (0 to 0)	0 (0 to 0)	0 (0 to 0)	0-1 (0 to 0.2)	0-1 (0 to 0.3)	0-2 (0 to 0.7)	0-2 (0 to 0.7)	0-3 (0 to 0.9)	0-4 (0 to 1.1)	0-5 (0 to 1.4)	0-7 (0 to 1.9)	0-9 (0 to 2.4)	0-11 (0 to 3.1)	0-14 (0 to 3.9)	0-17 (0 to 4.8)	0-21 (0 to 5.8)	0-23 (0 to 6.4)	0-21 (0 to 5.8)	0-17 (0 to 4.8)	0-9 (0 to 2.5)	1,840
Aortic aneurysm	—	—	—	—	—	—	0-6 (0 to 1.6)	2-5 (0.9 to 3.7)	5-2 (2.3 to 8)	7-3 (3.4 to 11.1)	10 (4.6 to 14.2)	11-9 (5.6 to 17.2)	16-1 (7.6 to 23.4)	19-9 (9.4 to 28.7)	22-7 (10.7 to 32.9)	25-5 (12.1 to 36.9)	28-5 (13.6 to 41.2)	32-3 (15.4 to 46.8)	36-1 (17.2 to 52.3)	39-9 (19.1 to 57.6)	43-7 (20.8 to 63.3)	47-5 (22.6 to 68.8)	51-3 (24.4 to 74.4)	55-1 (26.2 to 79.9)	NA
Endocarditis	0 (0 to 0)	0 (0 to 0)	0 (0 to 0.2)	0 (0 to 0.2)	0 (0 to 0.2)	0 (0 to 0.2)	0 (0 to 0.3)	0 (0 to 0.5)	1-5 (0.6 to 3.2)	3 (1.4 to 4.8)	4-2 (2.1 to 6.7)	4-1 (2.2 to 6.7)	6-1 (3.1 to 9.4)	9-4 (4.9 to 13.9)	14-2 (7.6 to 20.3)	19-3 (10.4 to 27.8)	28-5 (15.8 to 39.4)	39-4 (22.1 to 53.9)	53-2 (30.3 to 70.7)	68-3 (39.2 to 89.4)	85-3 (49.2 to 110)	104 (60.4 to 135)	123 (72.5 to 158)	144 (85.6 to 184)	1,840
Other cardiovascular and circulatory diseases	1-1 (0.6 to 1.4)	0-6 (0.3 to 1.1)	2-4 (0.8 to 3.4)	1-3 (0.7 to 2.1)	3-3 (1.4 to 4.5)	4-5 (2.2 to 6.2)	8-1 (3.2 to 12)	18-6 (12.1 to 26.7)	23-8 (15.7 to 33.3)	34-3 (23.1 to 47.2)	39-4 (26.7 to 54.2)	44-2 (29.8 to 60.3)	64-7 (44.6 to 87.3)	84-7 (59.1 to 113)	98-4 (70.1 to 131)	111 (79.1 to 147)	132 (94.3 to 175)	153 (109.9 to 203)	172 (123.9 to 227)	194 (139.9 to 255)	210 (151.5 to 276)	220 (158.8 to 289)	230 (165.9 to 302)	240 (173.2 to 315)	952
Chronic respiratory diseases	47-1 (34.4 to 63.4)	47-3 (34.6 to 63.6)	94-7 (53.8 to 142)	102 (67.8 to 144)	92-9 (64.1 to 130)	99 (64.1 to 139)	159 (103 to 224)	172 (113 to 243)	173 (111 to 244)	181 (118 to 256)	197 (128 to 278)	197 (128 to 278)	211 (140 to 298)	224 (149 to 316)	234 (156 to 330)	242 (161 to 341)	256 (171 to 361)	269 (179 to 379)	280 (187 to 395)	292 (194 to 412)	304 (203 to 429)	315 (210 to 444)	326 (217 to 460)	337 (225 to 475)	4,000
Chronic obstructive pulmonary disease	0-1 (0 to 0.2)	0-6 (0.3 to 1.1)	2-3 (1.1 to 3.4)	2-1 (1.1 to 3.1)	2-1 (1.1 to 3.1)	2-1 (1.1 to 3.1)	3-3 (1.7 to 4.9)	6-3 (3.4 to 9.1)	11-2 (6.2 to 16.2)	15-3 (8.6 to 22.1)	19-3 (10.9 to 27.8)	23-4 (13.2 to 33.6)	31-6 (17.9 to 45.3)	43-4 (24.6 to 62.1)	57-3 (32.5 to 81.8)	73-2 (41.5 to 104)	94-6 (53.6 to 134)	120 (68.2 to 170)	147 (83.6 to 208)	176 (100 to 249)	204 (116 to 288)	230 (131 to 325)	255 (145 to 360)	279 (159 to 394)	1,860
Pneumoconiosis	0 (0 to 0)	0 (0 to 0)	0 (0 to 0)	0 (0 to 0)	0 (0 to 0)	0 (0 to 0)	0 (0 to 0)	0 (0 to 0)	0 (0 to 0)	0 (0 to 0)	0 (0 to 0)	0 (0 to 0)	0 (0 to 0)	0 (0 to 0)	0 (0 to 0)	0 (0 to 0)	0 (0 to 0)	0 (0 to 0)	0 (0 to 0)	0 (0 to 0)	0 (0 to 0)	0 (0 to 0)	0 (0 to 0)	0 (0 to 0)	0 (0 to 0)	
Silicosis	0 (0 to 0)	0 (0 to 0)	0 (0 to 0)	0 (0 to 0)	0 (0 to 0)	0 (0 to 0)	0 (0 to 0)	0 (0 to 0)	0 (0 to 0)	0 (0 to 0)	0 (0 to 0)	0 (0 to 0)	0 (0 to 0)	0 (0 to 0)	0 (0 to 0)	0 (0 to 0)	0 (0 to 0)	0 (0 to 0)	0 (0 to 0)	0 (0 to 0)	0 (0 to 0)	0 (0 to 0)	0 (0 to 0)	0 (0 to 0)	0 (0 to 0)	
Asbestosis	0 (0 to 0)	0 (0 to 0)	0 (0 to 0)	0 (0 to 0)	0 (0 to 0)	0 (0 to 0)	0 (0 to 0)	0 (0 to 0)	0 (0 to 0)	0 (0 to 0)	0 (0 to 0)	0 (0 to 0)	0 (0 to 0)	0 (0 to 0)	0 (0 to 0)	0 (0 to 0)	0 (0 to 0)	0 (0 to 0)	0 (0 to 0)	0 (0 to 0)	0 (0 to 0)	0 (0 to 0)	0 (0 to 0)	0 (0 to 0)	0 (0 to 0)	
Coal workers pneumoconiosis	0 (0 to 0)	0 (0 to 0)	0 (0 to 0)	0 (0 to 0)	0 (0 to 0)	0 (0 to 0)	0 (0 to 0)	0 (0 to 0)	0 (0 to 0)	0 (0 to 0)	0 (0 to 0)	0 (0 to 0)	0 (0 to 0)	0 (0 to 0)	0 (0 to 0)	0 (0 to 0)	0 (0 to 0)	0 (0 to 0)	0 (0 to 0)	0 (0 to 0)	0 (0 to 0)	0 (0 to 0)	0 (0 to 0)	0 (0 to 0)	0 (0 to 0)	3-1
Other pneumoconiosis	0 (0 to 0)	0 (0 to 0)	0 (0 to 0)	0 (0 to 0)	0 (0 to 0)	0 (0 to 0)	0 (0 to 0)	0 (0 to 0)	0 (0 to 0)	0 (0 to 0)	0 (0 to 0)	0 (0 to 0)	0 (0 to 0)	0 (0 to 0)	0 (0 to 0)	0 (0 to 0)	0 (0 to 0)	0 (0 to 0)	0 (0 to 0)	0 (0 to 0)	0 (0 to 0)	0 (0 to 0)	0 (0 to 0)	0 (0 to 0)	0 (0 to 0)	
Asthma	0 (0 to 0)	0 (0 to 0)	0-6 (0.2 to 0.9)	0-6 (0.3 to 1.1)	0-7 (0.4 to 1.2)	0-8 (0.5 to 1.3)	1-1 (0.6 to 1.8)	1-8 (1 to 2.8)	2-5 (1.4 to 3.8)	3-3 (1.9 to 5.1)	4-2 (2.4 to 6.3)	5-1 (2.9 to 7.6)	6-4 (3.7 to 9.5)	8-2 (4.7 to 12.1)	10-4 (6.1 to 15.2)	13-2 (7.8 to 19.2)	16-8 (9.9 to 24.1)	21-2 (12.7 to 30.3)	26-8 (16.1 to 38.1)	33-2 (20.1 to 46.8)	40-2 (24.5 to 56.2)	47-2 (28.9 to 65.6)	54-2 (33.3 to 74.9)	61-2 (37.7 to 84.3)	1,410
Interstitial lung disease and pulmonary sarcoidosis	0 (0 to 0)	0 (0 to 0)	0 (0 to 0)	0 (0 to 0)	0 (0 to 0)	0 (0 to 0)	0 (0 to 0)	0 (0 to 0)	0 (0 to 0)	0 (0 to 0)	0 (0 to 0)	0 (0 to 0)	0 (0 to 0)	0 (0 to 0)	0 (0 to 0)	0 (0 to 0)	0 (0 to 0)	0 (0 to 0)	0 (0 to 0)	0 (0 to 0)	0 (0 to 0)	0 (0 to 0)	0 (0 to 0)	0 (0 to 0)	0 (0 to 0)	
Other chronic respiratory diseases	0-7 (0.3 to 0.9)	0-8 (0.4 to 1.2)	1-6 (0.7 to 2.6)	1-7 (0.8 to 2.6)	1-7 (0.8 to 2.6)	1-8 (0.9 to 2.7)	3-1 (1.5 to 4.6)	5-1 (2.6 to 7.6)	8-1 (4.2 to 11.7)	11-2 (6.1 to 16.2)	14-2 (8.1 to 20.4)	17-2 (10.1 to 24.5)	22-2 (13.4 to 31.5)	28-2 (17.5 to 39.4)	35-2 (22.2 to 48.5)	43-2 (27.5 to 58.6)	52-2 (33.5 to 70.2)	62-2 (40.2 to 83.1)	73-2 (47.5 to 97.1)	84-2 (54.9 to 112)	95-2 (62.3 to 127)	106 (69.7 to 142)	117 (77.1 to 156)	128 (84.5 to 171)	1,410
Digestive diseases	0-7 (0.3 to 0.9)	0-8 (0.4 to 1.2)	1-6 (0.7 to 2.6)	1-7 (0.8 to 2.6)	1-7 (0.8 to 2.6)	1-8 (0.9 to 2.7)	3-1 (1.5 to 4.6)	5-1 (2.6 to 7.6)	8-1 (4.2 to 11.7)	11-2 (6.1 to 16.2)	14-2 (8.1 to 20.4)	17-2 (10.1 to 24.5)	22-2 (13.4 to 31.5)	28-2 (17.5 to 39.4)	35-2 (22.2 to 48.5)	43-2 (27.5 to 58.6)	52-2 (33.5 to 70.2)	62-2 (40.2 to 83.1)	73-2 (47.5 to 97.1)	84-2 (54.9 to 112)	95-2 (62.3 to 127)	106 (69.7 to 142)	117 (77.1 to 156)	128 (84.5 to 171)	6,490
Cirrhosis and other chronic liver diseases	0 (0 to 0)	0 (0 to 0)	0-4 (0 to 1.1)	1-2 (0.6 to 1.7)	0-6 (0.4 to 1.4)	1-3 (0.7 to 2.1)	2-7 (1.3 to 3.7)	7-2 (4.7 to 10.4)	13-5 (8.7 to 19.2)	19-7 (13.2 to 27.4)	25-7 (17.3 to 35.4)	32-7 (22.3 to 44.3)	42-3 (29.1 to 57.1)	54-3 (37.8 to 72.4)	68-3 (47.9 to 90.1)	84-3 (59.1 to 110)	101 (71.4 to 131)	121 (85.4 to 156)	142 (100.1 to 183)	163 (115.1 to 210)	184 (129.8 to 236)	204 (144.1 to 261)	224 (158.1 to 286)	244 (172.4 to 312)	3,260
Cirrhosis and other chronic liver diseases due to hepatitis B	0 (0 to 0)	0 (0 to 0)	0 (0 to 0.1)	0 (0 to 0.2)	0 (0 to 0.2)	0 (0 to 0.2)	0 (0 to 0.3)	0-1 (0 to 0.6)	0-2 (0 to 1.1)	0-3 (0 to 1.6)	0-4 (0 to 2.1)	0-5 (0 to 2.6)	0-6 (0 to 3.4)	0-8 (0 to 4.4)	0-10 (0 to 5.6)	0-12 (0 to 7.1)	0-15 (0 to 8.9)	0-18 (0 to 10.9)	0-21 (0 to 13.2)	0-24 (0 to 15.7)	0-27 (0 to 18.3)	0-30 (0 to 20.9)	0-33 (0 to 23.5)	0-36 (0 to 26.1)	158
Cirrhosis and other chronic liver diseases due to hepatitis C	0 (0 to 0)	0 (0 to 0)	0 (0 to 0)	0 (0 to 0)	0 (0 to 0)	0 (0 to 0)	0 (0 to 0)	0 (0 to 0)	0 (0 to 0)	0 (0 to 0)	0 (0 to 0)	0 (0 to 0)	0 (0 to 0)	0 (0 to 0)	0 (0 to 0)	0 (0 to 0)	0 (0 to 0)	0 (0 to 0)	0 (0 to 0)	0 (0 to 0)	0 (0 to 0)	0 (0 to 0)	0 (0 to 0)	0 (0 to 0)	0 (0 to 0)	
Cirrhosis and other chronic liver diseases due to alcohol use	0 (0 to 0)	0 (0 to 0)	0 (0 to 0)	0 (0 to 0)	0 (0 to 0)	0 (0 to 0)	0 (0 to 0)	0 (0 to 0)	0 (0 to 0)	0 (0 to 0)	0 (0 to 0)	0 (0 to 0)	0 (0 to 0)	0 (0 to 0)	0 (0 to 0)	0 (0 to 0)	0 (0 to 0)	0 (0 to 0)	0 (0 to 0)	0 (0 to 0)	0 (0 to 0)	0 (0 to 0)	0 (0 to 0)	0 (0 to 0)	0 (0 to 0)	
Cirrhosis and other chronic liver diseases due to NAFLD	0 (0 to 0)	0 (0 to 0)	0 (0 to 0)	0 (0 to 0)	0 (0 to 0)	0 (0 to 0)	0 (0 to 0)	0 (0 to 0)	0 (0 to 0)	0 (0 to 0)	0 (0 to 0)	0 (0 to 0)	0 (0 to 0)	0 (0 to 0)	0 (0 to 0)	0 (0 to 0)	0 (0 to 0)	0 (0 to 0)	0 (0 to 0)	0 (0 to 0)	0 (0 to 0)	0 (0 to 0)	0 (0 to 0)	0 (0 to 0)	0 (0 to 0)	
Cirrhosis and other chronic liver diseases due to other causes	0-7 (0.4 to 1)	0-7 (0.3 to 1.1)	1-2 (0.7 to 2.2)	0-9 (0.6 to 1.7)	1-1 (0.7 to 2.1)	1-2 (0.8 to 2.2)	2-3 (1.4 to 3.5)	3-5 (2.3 to 5.1)	5-2 (3.4 to 7.3)	7-2 (4.7 to 10.1)	9-2 (6.1 to 12.8)	11-2 (7.5 to 15.6)	14-1 (9.6 to 19.4)	17-9 (12.2 to 24.3)	22-9 (15.6 to 30.8)	28-4 (19.5 to 38.1)	34-9 (24.1 to 46.5)	42-4 (29.4 to 55.9)	50-4 (35.1 to 65.8)	58-4 (40.8 to 75.6)	66-4 (46.5 to 85.4)	74-4 (52.2 to 95.2)	82-4 (57.9 to 105)	90-4 (63.6 to 115)	282
Upper digestive system diseases	0-1 (0 to 0.2)	0-7 (0.3 to 1.1)	0-7 (0.3 to 1.1)	0-8 (0.4 to 1.2)	0-8 (0.4 to 1.2)	0-8 (0.4 to 1.2)	0-9 (0.4 to 1.3)	1-2 (0.6 to 1.8)	2-1 (1 to 3.1)	2-9 (1.4 to 4.2)	3-6 (1.8 to 5.2)	4-3 (2.2 to 6.2)	5-4 (2.8 to 7.8)	6-9 (3.6 to 9.8)	8-6 (4.6 to 12.2)	10-7 (5.8 to 15.1)	13-2 (7.3 to 18.6)	16-2 (9.1 to 22.6)	19-4 (11 to 26.7)	22-8 (13 to 31.2)	26-3 (15.1 to 35.8)	29-8 (17.2 to 40.4)	33-4 (19.3 to 45.1)	37-1 (21.4 to 50.1)	983
Peptic ulcer disease	0 (0 to 0)	0 (0 to 0)	0 (0 to 0)	0 (0 to 0)	0 (0 to 0)	0 (0 to 0)	0 (0 to 0)	0 (0 to 0)	0 (0 to 0)	0 (0 to 0)	0 (0 to 0)	0 (0 to 0)	0 (0 to 0)	0 (0 to 0)	0 (0 to 0)	0 (0 to 0)	0 (0 to 0)	0 (0 to 0)	0 (0 to 0)	0 (0 to 0)	0 (0 to 0)	0 (0 to 0)	0 (0 to 0)	0 (0 to 0)	0 (0 to 0)	
Gastritis and duodenitis	0 (0 to 0)	0 (0 to 0)	0 (0 to 0)	0 (0 to 0)	0 (0 to 0)	0 (0 to 0)	0 (0 to 0)	0 (0 to 0)	0 (0 to 0)	0 (0 to 0)	0 (0 to 0)	0 (0 to 0)	0 (0 to 0)	0 (0 to 0)	0 (0 to 0)	0 (0 to 0)	0 (0 to 0)	0 (0 to 0)	0 (0 to 0)	0 (0 to 0)	0 (0 to 0)	0 (0 to 0)	0 (0 to 0)	0 (0 to 0)	0 (0 to 0)	
Gastroesophageal reflex disease	0 (0 to 0)	0 (0 to 0)	0 (0 to 0)	0-1 (0.4 to 1.9)	0-2 (0.6 to 2.4)	0-2 (0.6 to 2.4)	0-3 (0.8 to 3.1)	0-4 (1 to 4.2)	0-5 (1.2 to 5.4)	0-6 (1.5 to 6.8)	0-7 (1.7 to 8.1)	0-8 (1.9 to 9.2)	0-9 (2.2 to 10.4)	0-10 (2.5 to 11.8)	0-11 (2.8 to 13.3)	0-12 (3.1 to 14.8)	0-13 (3.4 to 16.3)	0-14 (3.7 to 17.8)	0-15 (4.1 to 19.4)	0-16 (4.4 to 20.9)	0-17 (4.7 to 22.4)	0-18 (5 to 23.9)	0-19 (5.3 to 25.4)	0-20 (5.6 to 26.9)	447
Appendicitis	0 (0 to 0)	0 (0 to 0)	0 (0 to 0)	0-2 (0.1 to 0.6)	0-2 (0.1 to 0.6)	0-2 (0.1 to 0.6)	0-3 (0.1 to 0.8)	0-4 (0.2 to 1)	0-5 (0.2 to 1.2)	0-6 (0.3 to 1.4)	0-8 (0.4 to 1.8)	0-9 (0.5 to 2.1)	1-1 (0.6 to 2.5)	1-3 (0.7 to 3)	1-5 (0.8 to 3.5)	1-7 (1 to 4)	1-9 (1.1

Congenital birth defects	192 (137 to 256)	60.1 (40.4 to 80.7)	161 (108 to 208)	70.9 (52.4 to 104)	49.7 (39.4 to 64.2)	39.6 (28.2 to 59.7)	42.3 (31.5 to 58)	44.6 (32.4 to 59.3)	42.1 (32.2 to 52.8)	39.3 (29.4 to 50.1)	36.1 (26.2 to 47.3)	31.6 (22.2 to 41.2)	29.7 (24.2 to 47.5)	40.5 (25.4 to 54.6)	48.7 (23.4 to 56)	34.3 (19.2 to 49.6)	29.5 (15.2 to 39.7)	10.2 (9.4 to 13.3)	6.1 (3.7 to 9.4)	3.7 (2.2 to 5.8)	1.6 (1.1 to 2.8)	0.4 (0.4 to 1)	0.1 (0.1 to 0.2)		1,010
Neural tube defects	19.6 (9.4 to 17.9)	3.9 (1.9 to 7.4)	19.3 (4.4 to 22.7)	10.9 (4.3 to 22.1)	1.3 (0.9 to 2)	1.3 (0.9 to 2)	1.5 (1 to 2.1)	1.6 (1.2 to 2)	1.6 (1.2 to 2)	1.6 (0.9 to 2.4)	1.3 (0.7 to 2)	0.9 (0.5 to 1.4)	0.7 (0.4 to 1.1)	0.5 (0.3 to 0.7)	0.3 (0.2 to 0.5)	0.1 (0.1 to 0.2)	0.1 (0 to 0.1)	0.1 (0 to 0.1)	0 (0 to 0.1)	0 (0 to 0.1)	0 (0 to 0.1)	0 (0 to 0.1)	0 (0 to 0.1)		49.1
Congenital heart anomalies	87.1 (57.4 to 89.4)	27.2 (15.9 to 45.4)	72.2 (20.4 to 99.1)	32.1 (9.5 to 74.4)	22.5 (5.3 to 51.2)	17.9 (3.6 to 43.6)	19.2 (5.6 to 45.1)	20.2 (5.9 to 46.1)	19.1 (7.4 to 43.7)	17.8 (7.4 to 39.7)	16.4 (7.4 to 33.2)	14.3 (6.7 to 33.2)	13.5 (6.6 to 32.1)	18.4 (6.9 to 43.5)	22.1 (7.5 to 50.2)	15.6 (7.1 to 37.9)	13.4 (7.1 to 30.2)	4.6 (2.8 to 11.6)	2.8 (1.5 to 7.1)	1.7 (1.1 to 3.8)	0.7 (0.5 to 1.6)	0.2 (0.2 to 0.4)	0 (0 to 0.1)		266
Orofacial clefts	0 (0 to 0.1)	0 (0 to 0.1)	0.4 (0 to 0.9)	0.6 (0.3 to 1.6)	0.6 (0.3 to 1.2)	0.6 (0.3 to 1.2)	0.5 (0.3 to 1.1)	0.6 (0.3 to 1.2)	0.6 (0.3 to 1.3)	0.6 (0.3 to 1.3)	0.6 (0.3 to 1.1)	0.5 (0.3 to 1.1)	0.4 (0.2 to 1)	0.6 (0.3 to 1.4)	0.6 (0.3 to 1.4)	0.6 (0.3 to 1.4)	0.6 (0.3 to 1.4)	0.6 (0.3 to 1.4)	0.4 (0.1 to 0.9)	0.3 (0.1 to 0.8)	0.1 (0 to 0.3)	0.1 (0 to 0.3)	0 (0 to 0.1)		10.2
Down syndrome	7.5 (7.7 to 13.4)	1.9 (0.7 to 3.9)	7.2 (3.4 to 12.9)	3.2 (1.9 to 9.1)	3.6 (2.2 to 5.1)	2.8 (1.6 to 4.3)	3.1 (2 to 4.7)	4.2 (2.9 to 6)	3.4 (2.5 to 7.6)	2.9 (2 to 7)	2.7 (2 to 7.2)	4.5 (2.9 to 6.9)	7.4 (4.9 to 11.1)	14.5 (7.3 to 22.9)	18 (7.9 to 28.4)	19.7 (9.4 to 29.6)	9.2 (3.7 to 14.6)	2.1 (0 to 5)	0.3 (0 to 3)	0.2 (0 to 3)	0.1 (0 to 3)	0 (0 to 3)	0 (0 to 0)		117
Turner syndrome	0 (0 to 0)	0 (0 to 0)	0 (0 to 0)	0 (0 to 0)	0 (0 to 0)	0 (0 to 0)	0 (0 to 0)	0 (0 to 0)	0 (0 to 0)	0 (0 to 0)	0 (0 to 0)	0 (0 to 0)	0 (0 to 0)	0 (0 to 0)	0 (0 to 0)	0 (0 to 0)	0 (0 to 0)	0 (0 to 0)	0 (0 to 0)	0 (0 to 0)	0 (0 to 0)	0 (0 to 0)	0 (0 to 0)		0
Klinefelter syndrome	0 (0 to 0)	0 (0 to 0)	0 (0 to 0.1)	0 (0 to 0.1)	0 (0 to 0.1)	0 (0 to 0.1)	0 (0 to 0.1)	0 (0 to 0.1)	0.1 (0 to 0.2)	0 (0 to 0.2)	0 (0 to 0.2)	0 (0 to 0.1)	0 (0 to 0.1)	0 (0 to 0.1)	0 (0 to 0.1)	0 (0 to 0)	0 (0 to 0)	0 (0 to 0)	0 (0 to 0)	0 (0 to 0)	0 (0 to 0)	0 (0 to 0)	0 (0 to 0)		0.7
Other chromosomal abnormalities	27.7 (19.2 to 50.1)	9 (4.9 to 19.1)	29.2 (14.7 to 44.1)	8.3 (3.3 to 12.8)	7.1 (4.7 to 10.5)	5.6 (3.6 to 8.2)	6.7 (4.5 to 10.2)	7.5 (4 to 11.7)	6.1 (3.4 to 8.8)	5.9 (3.5 to 9)	5.6 (3.5 to 8.6)	4.5 (2.2 to 6.9)	4.9 (2.1 to 7.6)	4 (1.7 to 6.4)	2.9 (1.2 to 4.9)	1.8 (0.7 to 3.4)	1.5 (0.6 to 2.9)	0.5 (0 to 1.2)	0.2 (0 to 0.6)	0.1 (0 to 0.4)	0 (0 to 0.2)	0 (0 to 0.1)	0 (0 to 0.1)		135
Congenital musculoskeletal and limb anomalies	9.1 (3.1 to 12.2)	1.6 (1.1 to 3.7)	17.1 (10.2 to 27.4)	21.4 (12.2 to 34.7)	15.2 (8.4 to 24.4)	15.3 (8.4 to 24.6)	13.2 (7.6 to 20.3)	10.1 (5.4 to 14.9)	9.8 (5.4 to 15.5)	9.8 (5.4 to 15.5)	9.1 (5.3 to 14.2)	8.2 (4.6 to 13)	9.4 (5.4 to 14.6)	9.9 (5.1 to 15.3)	9.5 (4.6 to 12.4)	7.1 (4.1 to 11)	6.1 (3.2 to 9.6)	3.3 (1.8 to 5.5)	1.6 (1 to 2.9)	0.8 (0.4 to 1.3)	0.4 (0.1 to 0.4)	0.2 (0 to 0.2)	0 (0 to 0.1)		193
Urogenital congenital anomalies	13.7 (9.2 to 24.3)	1.6 (0.7 to 3)	4 (2 to 9.6)	2.3 (1.2 to 3.8)	1.9 (1 to 3.2)	1.2 (0.7 to 2.1)	2.2 (1.3 to 3.5)	2.8 (1.6 to 4.2)	2.7 (1.6 to 4.1)	2.4 (1.4 to 3.7)	2.2 (1.3 to 3.5)	2.2 (1.2 to 3.5)	2.3 (0.2 to 5.6)	2.2 (0.2 to 5.6)	0.2 (0.1 to 0.3)	0.1 (0 to 0.2)	0.1 (0 to 0.2)	0.1 (0 to 0.2)	0 (0 to 0)	0 (0 to 0)	0 (0 to 0)	0 (0 to 0)	0 (0 to 0)		29.4
Digestive congenital anomalies	14.1 (10.3 to 23.5)	3.2 (2 to 10.6)	17.1 (9.6 to 29.1)	9.2 (2.6 to 19.2)	6.2 (3.6 to 11.4)	5.2 (2.6 to 11.4)	5.5 (3.1 to 9.1)	5.1 (2.6 to 9.1)	5.1 (2.6 to 9.1)	4.6 (2.6 to 8.2)	4.2 (2.3 to 7.1)	3.5 (1.9 to 6.2)	3.7 (2.3 to 6.7)	3.4 (2.3 to 6.7)	3.4 (2.3 to 6.7)	3.4 (2.3 to 6.7)	3.2 (2.2 to 5.7)	2.2 (1.5 to 4.2)	1.2 (0.9 to 2.1)	0.6 (0.4 to 1.2)	0.2 (0.1 to 0.4)	0.1 (0 to 0.1)	0 (0 to 0.1)		59.2
Other congenital birth defects	32.6 (21.2 to 69.4)	9.6 (5.6 to 17.3)	29.1 (16.5 to 49.9)	8.2 (4.7 to 11.9)	7.6 (4.7 to 11.4)	5.6 (3.3 to 9.2)	5.2 (2.8 to 9.2)	6.7 (4.2 to 10.1)	5.7 (3.5 to 9.3)	5.3 (3.4 to 9.1)	4.7 (2.6 to 7.8)	4.2 (2.3 to 6.9)	4.2 (2.3 to 7.2)	4.2 (2.3 to 7.2)	3.7 (2.3 to 7.1)	3.5 (1.9 to 6.1)	3.5 (1.9 to 6.1)	2.2 (1.4 to 5.6)	1.2 (0.9 to 3.3)	0.7 (0.4 to 2.6)	0.2 (0.2 to 1.4)	0.2 (0.1 to 0.5)	0 (0 to 0.1)		171
Urinary diseases and male infertility	12.2 (8 to 9.2)	2.2 (0.1 to 3.3)	15.3 (0.4 to 1.7)	6.6 (0.4 to 0.9)	1.2 (0 to 0.1)	0.7 (0.7 to 1.4)	1.2 (0.8 to 1.6)	0.5 (0.1 to 1.6)	11.2 (0.5 to 1.6)	10.5 (0.5 to 2.1)	10.2 (7.1 to 24.2)	16.8 (9.7 to 28.4)	31.7 (14.7 to 39.8)	41.5 (24.9 to 59.9)	71.2 (47.5 to 101)	102 (67.8 to 146)	102 (102 to 210)	154 (160 to 336)	276 (149 to 284)	251 (131 to 267)	155 (99 to 210)	104 (59.1 to 149)	15.3 (11.9 to 32.1)		1,390
Urolithiasis	0 (0 to 0)	0 (0 to 0)	0 (0 to 0)	0 (0 to 0.1)	0 (0.1 to 0.2)	0 (0.1 to 0.2)	0 (0.1 to 0.4)	0 (0.2 to 0.6)	0.2 (0.5 to 1.3)	0.2 (0.4 to 3.9)	0.2 (1.2 to 9.3)	0.2 (1.4 to 9.9)	0.2 (1.6 to 9.9)	0.2 (1.9 to 10.7)	0.2 (2.4 to 13.3)	0.2 (2.8 to 12.1)	0.2 (4.2 to 11.6)	0.2 (5.2 to 12.3)	0.2 (3.8 to 10.4)	0.2 (2.3 to 9.4)	0.2 (2.3 to 9.4)	0.1 (1 to 6)	0.2 (0.2 to 0.9)		78.4
Benign prostatic hyperplasia	0 (0 to 0)	0 (0 to 0)	0 (0 to 0)	0 (0 to 0)	0 (0 to 0)	0 (0 to 0)	0 (0 to 0)	0 (0 to 0)	0 (0 to 0)	0 (0 to 0)	0 (0 to 0)	0 (0 to 0)	0 (0 to 0)	7 (3.6 to 11.4)	3.6 (1.9 to 6.4)	22.7 (11.9 to 39.7)	47.2 (27.2 to 75.7)	79.9 (42.4 to 116)	114 (68.7 to 170)	148 (93.4 to 267)	112 (48.4 to 170)	68 (40.1 to 97.4)	29.4 (19.1 to 39.4)		636
Male infertility	0 (0 to 0)	0 (0 to 0)	0 (0 to 0)	0 (0 to 0)	0 (0 to 0)	0 (0 to 0)	0 (0 to 0)	0 (0 to 0)	0.2 (1 to 12.3)	0.2 (1 to 12.3)	7 (1.6 to 17.5)	7.2 (1.8 to 19.1)	7.4 (2.1 to 19.1)	1.4 (0.3 to 4)	0.6 (0 to 0.6)	0.2 (0 to 0.6)	0.2 (0 to 0.6)	0.2 (0 to 0.6)	0.2 (0 to 0.6)	0.2 (0 to 0.6)	0.2 (0 to 0.6)	0.2 (0 to 0.6)	0 (0 to 0.6)		34.9
Other urinary diseases	0.1 (0 to 0.2)	0.1 (0 to 0.2)	0.2 (0.1 to 0.4)	0.5 (0.1 to 0.4)	0.4 (0.4 to 0.7)	0.3 (0.3 to 0.6)	0.3 (0.2 to 0.6)	0.3 (0.3 to 0.6)	0.3 (0.4 to 1.3)	0.3 (0.7 to 2.2)	0.3 (0.8 to 2.4)	0.3 (0.9 to 2.7)	0.3 (1.5 to 4.2)	2.6 (1.7 to 4.8)	2.8 (1.7 to 4.8)	3.3 (2 to 5.5)	3.7 (2.1 to 6.9)	3.6 (2.6 to 7.5)	3.3 (2.8 to 10.3)	3.3 (2.9 to 7.7)	3.2 (2.7 to 7.1)	3.2 (2.7 to 11.4)	2.7 (0.3 to 2.2)		51.2
Gynecological diseases	0 (0 to 0)	0 (0 to 0)	0 (0 to 0)	0 (0 to 0)	0 (0 to 0)	0 (0 to 0)	0 (0 to 0)	0 (0 to 0)	0 (0 to 0)	0 (0 to 0)	0 (0 to 0)	0 (0 to 0)	0 (0 to 0)	0 (0 to 0)	0 (0 to 0)	0 (0 to 0)	0 (0 to 0)	0 (0 to 0)	0 (0 to 0)	0 (0 to 0)	0 (0 to 0)	0 (0 to 0)	0 (0 to 0)		0
Uterine fibroids	0 (0 to 0)	0 (0 to 0)	0 (0 to 0)	0 (0 to 0)	0 (0 to 0)	0 (0 to 0)	0 (0 to 0)	0 (0 to 0)	0 (0 to 0)	0 (0 to 0)	0 (0 to 0)	0 (0 to 0)	0 (0 to 0)	0 (0 to 0)	0 (0 to 0)	0 (0 to 0)	0 (0 to 0)	0 (0 to 0)	0 (0 to 0)	0 (0 to 0)	0 (0 to 0)	0 (0 to 0)	0 (0 to 0)		0
Polycystic ovarian syndrome	..	..	..	..	..	..	..	..	..	..	..	..	..	..	..	..	..	..	..	..	..	..	..	..		NA
Female infertility	..	..	..	..	..	..	..	..	..	..	..	..	..	..	..	..	..	..	..	..	..	..	..	..		NA
Endometriosis	..	..	..	..	..	..	..	..	..	..	..	..	..	..	..	..	..	..	..	..	..	..	..	..		NA
Genital prolapse	0 (0 to 0)	0 (0 to 0)	0 (0 to 0)	0 (0 to 0)	0 (0 to 0)	0 (0 to 0)	0 (0 to 0)	0 (0 to 0)	0 (0 to 0)	0 (0 to 0)	0 (0 to 0)	0 (0 to 0)	0 (0 to 0)	0 (0 to 0)	0 (0 to 0)	0 (0 to 0)	0 (0 to 0)	0 (0 to 0)	0 (0 to 0)	0 (0 to 0)	0 (0 to 0)	0 (0 to 0)	0 (0 to 0)		0
Premenstrual syndrome	..	..	..	..	..	..	..	..	..	..	..	..	..	..	..	..	..	..	..	..	..	..	..	..		NA
Other gynecological diseases	0 (0 to 0)	0 (0 to 0)	0 (0 to 0)	0 (0 to 0)	0 (0 to 0)	0 (0 to 0)	0 (0 to 0)	0 (0 to 0)	0 (0 to 0)	0 (0 to 0)	0 (0 to 0)	0 (0 to 0)	0 (0 to 0)	0 (0 to 0)	0 (0 to 0)	0 (0 to 0)	0 (0 to 0)	0 (0 to 0)	0 (0 to 0)	0 (0 to 0)	0 (0 to 0)	0 (0 to 0)	0 (0 to 0)		0
Hemoglobinopathies and hemolytic anemias	0.1 (0.1 to 0.2)	0.2 (0 to 0.2)	0.5 (0.4 to 2.2)	2.5 (0.4 to 10)	4.4 (1.3 to 17.7)	1.7 (0.7 to 7.2)	1.4 (0.7 to 2.4)	2.7 (1.7 to 4.6)	2.8 (1.6 to 4.5)	3.2 (1.7 to 6.6)	2.7 (1.4 to 6.6)	2.3 (1.2 to 4.9)	2 (1.2 to 4.9)	2 (1.2 to 4.9)	2.1 (1.5 to 6)	4.1 (2.5 to 9)	3.6 (2.2 to 8)	2.9 (2.3 to 7)	4.9 (3.2 to 9.4)	4.2 (2.7 to 9.3)	4.2 (2.7 to 7.1)	2.5 (1.7 to 2.9)	0.7 (0.4 to 0.9)		69.4
Thalassemias	0 (0 to 0)	0 (0 to 0)	0 (0 to 0)	0 (0 to 0.1)	0 (0 to 0.1)	0 (0 to 0.1)	0 (0 to 0.1)	0 (0 to 0)	0 (0 to 0)	0 (0 to 0)	0 (0 to 0)	0 (0 to 0)	0 (0 to 0)	0 (0 to 0)	0 (0 to 0)	0 (0 to 0)	0 (0 to 0)	0 (0 to 0)	0 (0 to 0)	0 (0 to 0)	0 (0 to 0)	0 (0 to 0)	0 (0 to 0)		0.3
Thalassemias trait	0 (0 to 0)	0 (0 to 0)	0 (0 to 0.9)	0.5 (0 to 3.6)	0.5 (0 to 3.6)	0.5 (0 to 3.6

SR Table 2a: Southend-on-Sea DALYS by cause and age group for males with 95% uncertainty intervals. 2019

Cause	Early Neonatal	Late Neonatal	Post Neonatal	1 to 4	5 to 9	10 to 14	15 to 19	20 to 24	25 to 29	30 to 34	35 to 39	40 to 44	45 to 49	50 to 54	55 to 59	60 to 64	65 to 69	70 to 74	75 to 79	80 plus	Total
All causes	1189 (1189 to 1189)	1189 (1189 to 1189)	1189 (1189 to 1189)

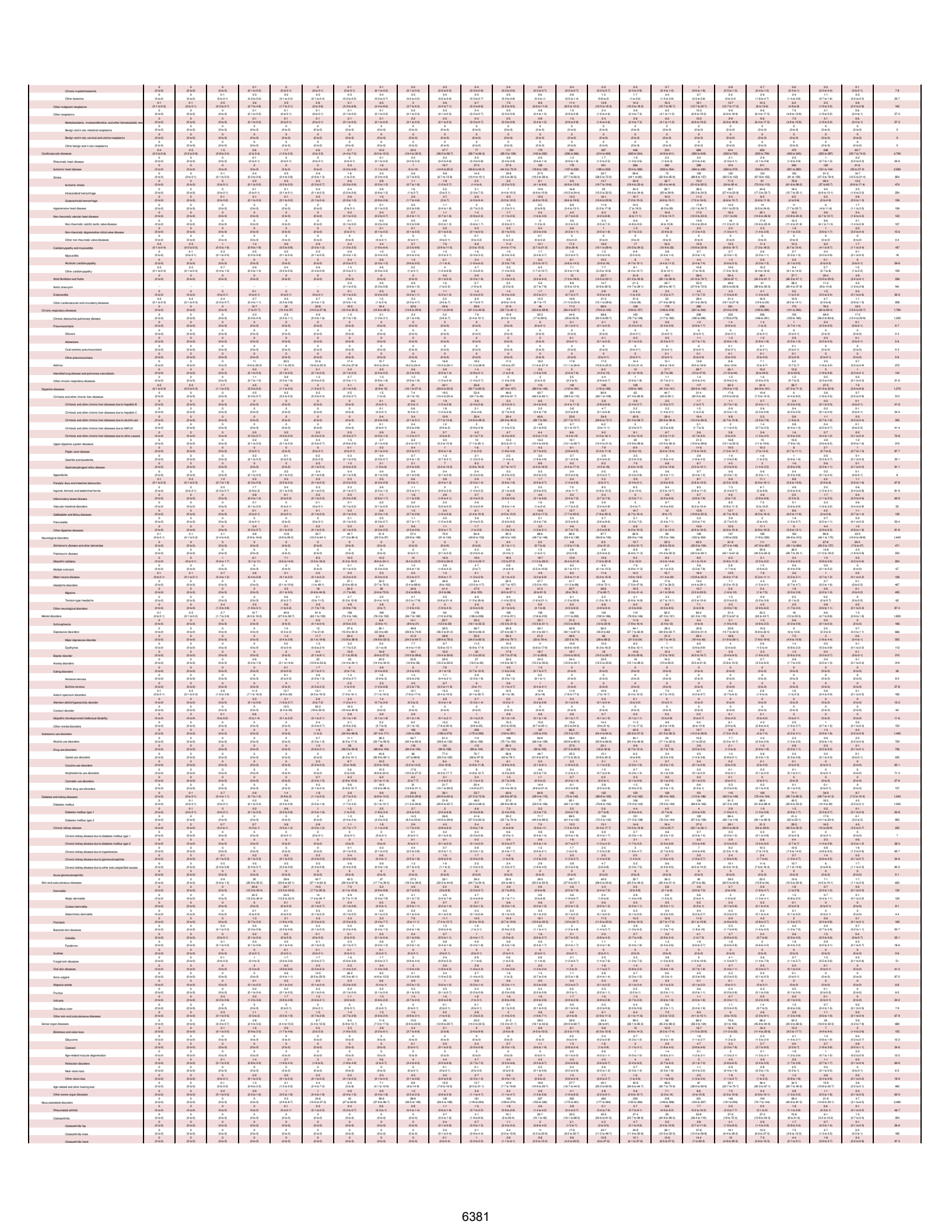

| | | |

SR Table 2a: Peterborough DALYS by cause and age group for males with 95% uncertainty intervals, 2019

Cause	Early Neonatal	Late Neonatal	Post Neonatal	1 to 4	5 to 9	10 to 14	15 to 19	20 to 24	25 to 29	30 to 34	35 to 39	40 to 44	45 to 49	50 to 54	55 to 59	60 to 64	65 to 69	70 to 74	75 to 79	80 to 84	85 plus	Total
All causes	2,556 (2,332-2,776)	1,267 (967-1,553)	1,940 (1,662-2,219)	1,164 (944-1,392)	1,045 (864-1,249)	1,006 (830-1,199)	1,151 (950-1,369)	1,554 (1,316-1,810)	1,966 (1,666-2,310)	2,411 (2,045-2,814)	2,911 (2,469-3,400)	3,511 (2,980-4,102)	4,251 (3,606-4,966)	5,207 (4,417-6,082)	6,347 (5,384-7,420)	7,744 (6,566-9,048)	9,475 (8,035-11,068)	11,447 (9,705-13,375)	13,670 (11,590-15,973)	16,197 (13,730-18,922)	19,030 (16,130-22,233)	129,530
Communicable, maternal, neonatal, and nutritional diseases	1,551 (1,391-1,691)	1,267 (967-1,553)	1,940 (1,662-2,219)	1,164 (944-1,392)	1,045 (864-1,249)	1,006 (830-1,199)	1,151 (950-1,369)	1,554 (1,316-1,810)	1,966 (1,666-2,310)	2,411 (2,045-2,814)	2,911 (2,469-3,400)	3,511 (2,980-4,102)	4,251 (3,606-4,966)	5,207 (4,417-6,082)	6,347 (5,384-7,420)	7,744 (6,566-9,048)	9,475 (8,035-11,068)	11,447 (9,705-13,375)	13,670 (11,590-15,973)	16,197 (13,730-18,922)	19,030 (16,130-22,233)	129,530
HIV/AIDS and sexually transmitted infections	5.7 (1.4 to 12.7)	1.9 (0.5 to 4.3)	2.2 (1.1 to 3.6)	0.5 (0.4 to 0.6)	0.3 (0.2 to 0.5)	0.2 (0.1 to 0.2)	0.2 (0.2 to 0.3)	0.7 (0.4 to 1)	1.9 (1.0 to 3.4)	4.3 (2.3 to 6.7)	5.4 (4.1 to 7.4)	5.2 (3.9 to 6.8)	5.1 (3.9 to 6.8)	3.6 (2.7 to 4.7)	2.6 (2 to 3.4)	2.1 (1.4 to 3)	1.6 (1 to 2.6)	0.7 (0.3 to 1.2)	0.1 (0 to 0.2)	0 (0 to 0)	46.6
HIV/AIDS	0 (0 to 0)	0 (0 to 0)	0.4 (0.3 to 0.5)	0.4 (0.3 to 0.5)	0.2 (0.2 to 0.3)	0.1 (0.1 to 0.2)	0.2 (0.2 to 0.3)	0.5 (0.3 to 0.8)	1.7 (1.3 to 2.3)	3.1 (2.1 to 5.4)	4.1 (2.9 to 6.9)	4.9 (3.7 to 6.5)	4.8 (3.7 to 6.4)	3.3 (2.5 to 4.4)	2.4 (1.9 to 3.1)	1.9 (1.3 to 2.7)	1.5 (1 to 2.4)	0.6 (0.3 to 1.1)	0.1 (0 to 0.2)	0 (0 to 0)	33.4
HIV/AIDS - Drug-susceptible Tuberculosis	0 (0 to 0)	0 (0 to 0)	0 (0 to 0)	0 (0 to 0)	0 (0 to 0)	0 (0 to 0)	0 (0 to 0)	0 (0 to 0)	0 (0 to 0)	0 (0 to 0)	0 (0 to 0)	0 (0 to 0)	0 (0 to 0)	0 (0 to 0)	0 (0 to 0)	0 (0 to 0)	0 (0 to 0)	0 (0 to 0)	0 (0 to 0)	0 (0 to 0)	0 (0 to 0)	0
HIV/AIDS - Multidrug-resistant Tuberculosis without extensive dr...	0 (0 to 0)	0 (0 to 0)	0 (0 to 0)	0 (0 to 0)	0 (0 to 0)	0 (0 to 0)	0 (0 to 0)	0 (0 to 0)	0 (0 to 0)	0 (0 to 0)	0 (0 to 0)	0 (0 to 0)	0 (0 to 0)	0 (0 to 0)	0 (0 to 0)	0 (0 to 0)	0 (0 to 0)	0 (0 to 0)	0 (0 to 0)	0 (0 to 0)	0 (0 to 0)	0
HIV/AIDS - Extensively drug-resistant Tuberculosis	0 (0 to 0)	0 (0 to 0)	0 (0 to 0)	0 (0 to 0)	0 (0 to 0)	0 (0 to 0)	0 (0 to 0)	0 (0 to 0)	0 (0 to 0)	0 (0 to 0)	0 (0 to 0)	0 (0 to 0)	0 (0 to 0)	0 (0 to 0)	0 (0 to 0)	0 (0 to 0)	0 (0 to 0)	0 (0 to 0)	0 (0 to 0)	0 (0 to 0)	0 (0 to 0)	0
HIV/AIDS resulting in other diseases	0 (0 to 0)	0 (0 to 0)	0.3 (0.2 to 0.4)	0.3 (0.2 to 0.4)	0.2 (0.1 to 0.2)	0.1 (0.1 to 0.2)	0.2 (0.1 to 0.2)	0.6 (0.4 to 0.8)	1.6 (1.1 to 2.2)	2.6 (2 to 3.3)	4.6 (3.4 to 6.3)	4.4 (3.2 to 6.1)	4.4 (3.2 to 6.1)	3.3 (2.2 to 4.7)	2.4 (1.5 to 3.5)	1.8 (1.1 to 2.7)	1.4 (0.8 to 2.3)	0.6 (0.3 to 1.1)	0.1 (0 to 0.2)	0 (0 to 0)	30.4
Sexually transmitted infections excluding HIV	5.7 (1.4 to 12.7)	1.9 (0.5 to 4.3)	2.9 (0.8 to 6.4)	0.1 (0 to 0.2)	0 (0 to 0)	0 (0 to 0)	0 (0 to 0.1)	0.1 (0 to 0.2)	0.2 (0 to 0.4)	0.3 (0 to 0.6)	0.3 (0 to 0.6)	0.3 (0 to 0.6)	0.3 (0 to 0.6)	0.2 (0 to 0.5)	0.2 (0 to 0.4)	0.2 (0 to 0.3)	0.1 (0 to 0.3)	0.1 (0 to 0.2)	0 (0 to 0)	0 (0 to 0)	0 (0 to 0)	13.2
Syphilis	5.7 (1.4 to 12.7)	1.9 (0.5 to 4.3)	2.9 (0.8 to 6.4)	0.1 (0 to 0.2)	0 (0 to 0)	0 (0 to 0)	0 (0 to 0)	0.1 (0 to 0.2)	0.2 (0 to 0.4)	0.3 (0 to 0.6)	0.3 (0 to 0.6)	0.3 (0 to 0.6)	0.3 (0 to 0.6)	0.2 (0 to 0.5)	0.2 (0 to 0.4)	0.2 (0 to 0.3)	0.1 (0 to 0.3)	0.1 (0 to 0.2)	0 (0 to 0)	0 (0 to 0)	0 (0 to 0)	11.1
Chlamydial infection	0 (0 to 0)	0 (0 to 0)	0 (0 to 0)	0 (0 to 0)	0 (0 to 0)	0 (0 to 0)	0 (0 to 0)	0 (0 to 0)	0 (0 to 0)	0 (0 to 0)	0 (0 to 0)	0 (0 to 0)	0 (0 to 0)	0 (0 to 0)	0 (0 to 0)	0 (0 to 0)	0 (0 to 0)	0 (0 to 0)	0 (0 to 0)	0 (0 to 0)	0 (0 to 0)	0
Gonococcal infection	0 (0 to 0)	0 (0 to 0)	0 (0 to 0)	0 (0 to 0)	0 (0 to 0)	0 (0 to 0)	0 (0 to 0)	0 (0 to 0)	0 (0 to 0)	0 (0 to 0)	0 (0 to 0)	0 (0 to 0)	0 (0 to 0)	0 (0 to 0)	0 (0 to 0)	0 (0 to 0)	0 (0 to 0)	0 (0 to 0)	0 (0 to 0)	0 (0 to 0)	0 (0 to 0)	0
Trichomoniasis	0 (0 to 0)	0 (0 to 0)	0 (0 to 0)	0 (0 to 0)	0 (0 to 0)	0 (0 to 0)	0 (0 to 0)	0 (0 to 0)	0 (0 to 0)	0 (0 to 0)	0 (0 to 0)	0 (0 to 0)	0 (0 to 0)	0 (0 to 0)	0 (0 to 0)	0 (0 to 0)	0 (0 to 0)	0 (0 to 0)	0 (0 to 0)	0 (0 to 0)	0 (0 to 0)	0
Genital herpes	0 (0 to 0)	0 (0 to 0)	0 (0 to 0)	0 (0 to 0)	0 (0 to 0)	0 (0 to 0)	0 (0 to 0)	0 (0 to 0)	0 (0 to 0)	0 (0 to 0)	0 (0 to 0)	0 (0 to 0)	0 (0 to 0)	0 (0 to 0)	0 (0 to 0)	0 (0 to 0)	0 (0 to 0)	0 (0 to 0)	0 (0 to 0)	0 (0 to 0)	0 (0 to 0)	0
Other sexually transmitted infections	0 (0 to 0)	0 (0 to 0)	0 (0 to 0)	0 (0 to 0)	0 (0 to 0)	0 (0 to 0)	0 (0 to 0)	0 (0 to 0)	0 (0 to 0)	0 (0 to 0)	0 (0 to 0)	0 (0 to 0)	0 (0 to 0)	0 (0 to 0)	0 (0 to 0)	0 (0 to 0)	0 (0 to 0)	0 (0 to 0)	0 (0 to 0)	0 (0 to 0)	0 (0 to 0)	0
Respiratory infections and tuberculosis	1,164 (1,054-1,273)	1,164 (911-1,393)	1,864 (1,611-2,094)	1,111 (913-1,295)	1,031 (852-1,214)	1,000 (826-1,189)	1,147 (947-1,364)	1,547 (1,311-1,802)	1,957 (1,659-2,299)	2,401 (2,038-2,803)	2,901 (2,462-3,388)	3,502 (2,973-4,090)	4,243 (3,600-4,955)	5,203 (4,415-6,076)	6,343 (5,382-7,414)	7,741 (6,565-9,042)	9,472 (8,034-11,062)	11,444 (9,704-13,369)	13,667 (11,590-15,967)	16,193 (13,730-18,915)	19,026 (16,130-22,224)	129,530
Tuberculosis	0 (0 to 0)	0 (0 to 0)	0.3 (0.1 to 0.5)	0.1 (0 to 0.1)	0.1 (0 to 0.1)	0.1 (0 to 0.1)	0.1 (0 to 0.2)	0.3 (0.2 to 0.5)	0.9 (0.5 to 1.2)	1.4 (0.7 to 2.2)	2.1 (1.1 to 3.2)	2.8 (1.5 to 4.1)	3.7 (2.1 to 5.4)	4.4 (2.7 to 6.1)	5.4 (3.4 to 7.5)	6.6 (4.2 to 9.1)	8.1 (5.1 to 11.2)	9.8 (6.2 to 13.5)	11.7 (7.4 to 16.2)	13.9 (8.8 to 19.2)	16.3 (10.3 to 22.5)	110
Latent tuberculosis infection	0 (0 to 0)	0 (0 to 0)	0 (0 to 0)	0 (0 to 0)	0 (0 to 0)	0 (0 to 0)	0 (0 to 0)	0 (0 to 0)	0 (0 to 0)	0 (0 to 0)	0 (0 to 0)	0 (0 to 0)	0 (0 to 0)	0 (0 to 0)	0 (0 to 0)	0 (0 to 0)	0 (0 to 0)	0 (0 to 0)	0 (0 to 0)	0 (0 to 0)	0 (0 to 0)	0
Drug-susceptible tuberculosis	0 (0 to 0)	0 (0 to 0)	0 (0 to 0)	0.1 (0 to 0.1)	0 (0 to 0)	0 (0 to 0)	0 (0 to 0.1)	0.3 (0.2 to 0.5)	0.9 (0.5 to 1.2)	1.4 (0.7 to 2.2)	2.1 (1.1 to 3.2)	2.8 (1.5 to 4.1)	3.7 (2.1 to 5.4)	4.4 (2.7 to 6.1)	5.4 (3.4 to 7.5)	6.6 (4.2 to 9.1)	8.1 (5.1 to 11.2)	9.8 (6.2 to 13.5)	11.7 (7.4 to 16.2)	13.9 (8.8 to 19.2)	16.3 (10.3 to 22.5)	110
Multidrug-resistant tuberculosis without extensive drug-resistance	0 (0 to 0)	0 (0 to 0)	0 (0 to 0)	0 (0 to 0)	0 (0 to 0)	0 (0 to 0)	0 (0 to 0)	0 (0 to 0)	0 (0 to 0)	0 (0 to 0)	0 (0 to 0)	0 (0 to 0)	0 (0 to 0)	0 (0 to 0)	0 (0 to 0)	0 (0 to 0)	0 (0 to 0)	0 (0 to 0)	0 (0 to 0)	0 (0 to 0)	0 (0 to 0)	0
Extensively drug-resistant tuberculosis	0 (0 to 0)	0 (0 to 0)	0 (0 to 0)	0 (0 to 0)	0 (0 to 0)	0 (0 to 0)	0 (0 to 0)	0 (0 to 0)	0 (0 to 0)	0 (0 to 0)	0 (0 to 0)	0 (0 to 0)	0 (0 to 0)	0 (0 to 0)	0 (0 to 0)	0 (0 to 0)	0 (0 to 0)	0 (0 to 0)	0 (0 to 0)	0 (0 to 0)	0 (0 to 0)	0
Lower respiratory infections	2.4 (1.4 to 3.2)	1.9 (1.1 to 2.4)	12.6 (9.3 to 21.2)	8.6 (6.1 to 12.4)	2.2 (1.7 to 3.1)	2.1 (1.4 to 3)	2.1 (1.4 to 3)	4.7 (3.5 to 7.2)	7.2 (4.8 to 10.7)	13.2 (8.6 to 19.1)	11.4 (7.6 to 15.8)	12.9 (9.3 to 18.7)	21.2 (14.2 to 30.4)	29.1 (17.5 to 37.6)	39.1 (24.5 to 43.1)	49.7 (21.9 to 47.4)	66.5 (29.4 to 64)	159 (72.4 to 154)	284 (94.1 to 336)	469 (51.3 to 639.2)	1,271 (12.5 to 231.9)	469
Upper respiratory infections	0 (0 to 0)	0 (0 to 0)	0.1 (0 to 0.2)	0.2 (0.1 to 0.4)	0.1 (0 to 0.2)	0.1 (0 to 0.2)	0.1 (0 to 0.2)	0.1 (0 to 0.2)	0.1 (0 to 0.2)	0.1 (0 to 0.2)	0.1 (0 to 0.2)	0.1 (0 to 0.2)	0.1 (0 to 0.2)	0.1 (0 to 0.2)	0.1 (0 to 0.2)	0.1 (0 to 0.2)	0.1 (0 to 0.2)	0.1 (0 to 0.2)	0.1 (0 to 0.2)	0.1 (0 to 0.2)	0.1 (0 to 0.2)	1
Otitis media	0 (0 to 0)	0 (0 to 0)	0 (0 to 0)	0 (0 to 0.1)	0.4 (0.1 to 0.8)	0.4 (0.1 to 0.8)	0.1 (0 to 0.2)	0.1 (0 to 0.2)	0.1 (0 to 0.2)	0.1 (0 to 0.2)	0.1 (0 to 0.2)	0.1 (0 to 0.2)	0.1 (0 to 0.2)	0.1 (0 to 0.2)	0.1 (0 to 0.2)	0.1 (0 to 0.2)	0.1 (0 to 0.2)	0.1 (0 to 0.2)	0.1 (0 to 0.2)	0.1 (0 to 0.2)	0.1 (0 to 0.2)	1
Enteric infections	0.2 (0 to 0.3)	0.4 (0 to 0.9)	7.9 (5.3 to 11.4)	7.5 (4.9 to 10.5)	2.6 (2 to 3.5)	2.5 (1.6 to 3.4)	2.3 (1.4 to 3.4)	2.7 (1.6 to 4.2)	3 (1.8 to 4.9)	2.2 (1.4 to 3.3)	2.2 (1.4 to 3.3)	2.2 (1.5 to 3.5)	2.2 (1.4 to 3.3)	2.2 (1.4 to 3.3)	2.3 (1.4 to 3.4)	2.3 (1.5 to 3.6)	2.3 (1.4 to 3.3)	2.3 (1.4 to 3.3)	2.3 (1.4 to 3.3)	2.3 (1.4 to 3.3)	87.3
Diarrheal diseases	0.2 (0.1 to 0.3)	0.4 (0.1 to 0.9)	7.9 (5.3 to 11.3)	7.5 (4.9 to 10.4)	2.6 (1.9 to 3.5)	2.5 (1.6 to 3.4)	2.3 (1.4 to 3.4)	2.7 (1.6 to 4.2)	3 (1.8 to 4.9)	2.2 (1.4 to 3.3)	2.2 (1.4 to 3.3)	2.2 (1.5 to 3.5)	2.2 (1.4 to 3.3)	2.2 (1.4 to 3.3)	2.3 (1.4 to 3.4)	2.3 (1.5 to 3.6)	2.3 (1.4 to 3.3)	2.3 (1.4 to 3.3)	2.3 (1.4 to 3.3)	2.3 (1.4 to 3.3)	86.5
Typhoid and paratyphoid	0 (0 to 0)	0 (0 to 0)	0 (0 to 0)	0 (0 to 0)	0 (0 to 0)	0 (0 to 0)	0 (0 to 0)	0 (0 to 0)	0 (0 to 0)	0 (0 to 0)	0 (0 to 0)	0 (0 to 0)	0 (0 to 0)	0 (0 to 0)	0 (0 to 0)	0 (0 to 0)	0 (0 to 0)	0 (0 to 0)	0 (0 to 0)	0 (0 to 0)	0 (0 to 0)	0
Typhoid fever	0 (0 to 0)	0 (0 to 0)	0 (0 to 0)	0 (0 to 0)	0 (0 to 0)	0 (0 to 0)	0 (0 to 0)	0 (0 to 0)	0 (0 to 0)	0 (0 to 0)	0 (0 to 0)	0 (0 to 0)	0 (0 to 0)	0 (0 to 0)	0 (0 to 0)	0 (0 to 0)	0 (0 to 0)	0 (0 to 0)	0 (0 to 0)	0 (0 to 0)	0 (0 to 0)	0
Paratyphoid fever	0 (0 to 0)	0 (0 to 0)	0 (0 to 0)	0 (0 to 0)	0 (0 to 0)	0 (0 to 0)	0 (0 to 0)	0 (0 to 0)	0 (0 to 0)	0 (0 to 0)	0 (0 to 0)	0 (0 to 0)	0 (0 to 0)	0 (0 to 0)	0 (0 to 0)	0 (0 to 0)	0 (0 to 0)	0 (0 to 0)	0 (0 to 0)	0 (0 to 0)	0 (0 to 0)	0
Invasive Non-typhoidal Salmonella (iNTS)	0 (0 to 0)	0 (0 to 0)	0 (0 to 0)	0 (0 to 0)	0 (0 to 0)	0 (0 to 0)	0 (0 to 0)	0 (0 to 0)	0 (0 to 0)	0 (0 to 0)	0 (0 to 0)	0 (0 to 0)	0 (0 to 0)	0 (0 to 0)	0 (0 to 0)	0 (0 to 0)	0 (0 to 0)	0 (0 to 0)	0 (0 to 0)	0 (0 to 0)	0 (0 to 0)	0
Other intestinal infectious diseases	0 (0 to 0)	0 (0 to 0)	0 (0 to 0)	0 (0 to 0)	0 (0 to 0)	0 (0 to 0)	0 (0 to 0)	0 (0 to 0)	0 (0 to 0)	0 (0 to 0)	0 (0 to 0)	0 (0 to 0)	0 (0 to 0)	0 (0 to 0)	0 (0 to 0)	0 (0 to 0)	0 (0 to 0)	0 (0 to 0)	0 (0 to 0)	0 (0 to 0)	0 (0 to 0)	0
Neglected tropical diseases and malaria	0 (0 to 0)	0.1 (0 to 0.2)	0.2 (0 to 1)	0.6 (0 to 2.6)	1.2 (0 to 4.6)	0.1 (0 to 0.4)	0 (0 to 0)	0 (0 to 0.2)	0 (0 to 0.2)	0.1 (0 to 0.5)	0.1 (0 to 0.6)	0.1 (0 to 0.4)	0.1 (0 to 0.4)	0 (0 to 0.2)	0 (0 to 0.2)	0 (0 to 0.2)	0 (0 to 0.2)	0 (0 to 0.2)	0 (0 to 0.1)	0 (0 to 0)	0 (0 to 0)	3.1
Malaria	0 (0 to 0)	0 (0 to 0)	0 (0 to 0)	0 (0 to 0)	0 (0 to 0)	0 (0 to 0)	0 (0 to 0)	0 (0 to 0)	0 (0 to 0)	0 (0 to 0)	0 (0 to 0)	0 (0 to 0)	0 (0 to 0)	0 (0 to 0)	0 (0 to 0)	0 (0 to 0)	0 (0 to 0)	0 (0 to 0)	0 (0 to 0)	0 (0 to 0)	0 (0 to 0)	0
Chagas disease	0 (0 to 0)	0 (0 to 0)	0 (0 to 0)	0 (0 to 0)	0 (0 to 0)	0 (0 to 0)	0 (0 to 0)	0 (0 to 0)	0 (0 to 0)	0 (0 to 0)	0 (0 to 0)	0 (0 to 0)	0 (0 to 0)	0 (0 to 0)	0 (0 to 0)	0 (0 to 0)	0 (0 to 0)	0 (0 to 0)	0 (0 to 0)	0 (0 to 0)	0 (0 to 0)	0
Leishmaniasis	0 (0 to 0)	0 (0 to 0)	0 (0 to 0)	0 (0 to 0)	0 (0 to 0)	0 (0 to 0)	0 (0 to 0)	0 (0 to 0)	0 (0 to 0)	0 (0 to 0)	0 (0 to 0)	0 (0 to 0)	0 (0 to 0)	0 (0 to 0)	0 (0 to 0)	0 (0 to 0)	0 (0 to 0)	0 (0 to 0)	0 (0 to 0)	0 (0 to 0)	0 (0 to 0)	0
Visceral leishmaniasis	0 (0 to 0)	0 (0 to 0)	0 (0 to 0)	0 (0 to 0)	0 (0 to 0)	0 (0 to 0)	0 (0 to 0)	0 (0 to 0)	0 (0 to 0)	0 (0 to 0)	0 (0 to 0)	0 (0 to 0)	0 (0 to 0)	0 (0 to 0)	0 (0 to 0)	0 (0 to 0)	0 (0 to 0)	0 (0 to 0)	0 (0 to 0)	0 (0 to 0)	0 (0 to 0)	0
Cutaneous and mucocutaneous leishmaniasis	0 (0 to 0)	0 (0 to 0)	0 (0 to 0)	0 (0 to 0)	0 (0 to 0)	0 (0 to 0)	0 (0 to 0)	0 (0 to 0)	0 (0 to 0)	0 (0 to 0)	0 (0 to 0)	0 (0 to 0)	0 (0 to 0)	0 (0 to 0)	0 (0 to 0)	0 (0 to 0)	0 (0 to 0)	0 (0 to 0)	0 (0 to 0)	0 (0 to 0)	0 (0 to 0)	0
African trypanosomiasis	0 (0 to 0)	0 (0 to 0)	0 (0 to 0)	0 (0 to 0)	0 (0 to 0)	0 (0 to 0)	0 (0 to 0)	0 (0 to 0)	0 (0 to 0)	0 (0 to 0)	0 (0 to 0)	0 (0 to 0)	0 (0 to 0)	0 (0 to 0)	0 (0 to 0)	0 (0 to 0)	0 (0 to 0)	0 (0 to 0)	0 (0 to 0)	0 (0 to 0)	0 (0 to 0)	0
Schistosomiasis	0 (0 to 0)	0 (0 to 0)	0 (0 to 0)	0 (0 to 0)	0 (0 to 0)	0 (0 to 0)	0 (0 to 0)	0 (0 to 0)	0 (0 to 0)	0 (0 to 0)	0 (0 to 0)	0 (0 to 0)	0 (0 to 0)	0 (0 to 0)	0 (0 to 0)	0 (0 to 0)	0 (0 to 0)	0 (0 to 0)	0 (0 to 0)	0 (0 to 0)	0 (0 to 0)	0
Cysticercosis	0 (0 to 0)	0 (0 to 0)	0 (0 to 0)	0 (0 to 0)	0 (0 to 0)	0 (0 to 0)	0 (0 to 0)	0 (0 to 0)	0 (0 to 0)	0 (0 to 0)	0 (0 to 0)	0 (0 to 0)	0 (0 to 0)	0 (0 to 0)	0 (0 to 0)	0 (0 to 0)	0 (0 to 0)	0 (0 to 0)	0 (0 to 0)	0 (0 to 0)	0 (0 to 0)	0
Cystic echinococcosis	0 (0 to 0)	0 (0 to 0)	0 (0 to 0)	0 (0 to 0)	0 (0 to 0)	0 (0 to 0)	0 (0 to 0)	0 (0 to 0)	0 (0 to 0)	0 (0 to 0)	0 (0 to 0)	0 (0 to 0)	0 (0 to 0)	0 (0 to 0)	0 (0 to 0)	0 (0 to 0)	0 (0 to 0)	0 (0 to 0)	0 (0 to 0)	0 (0 to 0)	0 (0 to 0)	0
Lymphatic filariasis	0 (0 to 0)	0 (0 to 0)	0 (0 to 0)	0 (0 to 0)	0 (0 to 0)	0 (0 to 0)	0 (0 to 0)	0 (0 to 0)	0 (0 to 0)	0 (0 to 0)	0 (0 to 0)	0 (0 to 0)	0 (0 to 0)	0 (0 to 0)	0 (0 to 0)	0 (0 to 0)	0 (0 to 0)	0 (0 to 0)	0 (0 to 0)	0 (0 to 0)	0 (0 to 0)	0
Onchocerciasis	0 (0 to 0)	0 (0 to 0)	0 (0 to 0)	0 (0 to 0)	0 (0 to 0)	0 (0 to 0)	0 (0 to 0)	0 (0 to 0)	0 (0 to 0)	0 (0 to 0)	0 (0 to 0)	0 (0 to 0)	0 (0 to 0)	0 (0 to 0)	0 (0 to 0)	0 (0 to 0)	0 (0 to 0)	0 (0 to 0)	0 (0 to 0)	0 (0 to 0)	0 (0 to 0)	0
Trachoma	0 (0 to 0)	0 (0 to 0)	0 (0 to 0)	0 (0 to 0)	0 (0 to 0)	0 (0 to 0)	0 (0 to 0)	0 (0 to 0)	0 (0 to 0)	0 (0 to 0)	0 (0 to 0)	0 (0 to 0)	0 (0 to 0)	0 (0 to 0)	0 (0 to 0)	0 (0 to 0)	0 (0 to 0)	0 (0 to 0)	0 (0 to 0)	0 (0 to 0)	0 (0 to 0)	0
Dengue	0 (0 to 0)	0 (0 to 0)	0 (0 to 0)	0 (0 to 0)	0 (0 to 0)	0 (0 to 0)	0 (0 to 0)	0 (0 to 0)	0 (0 to 0)	0 (0 to 0)	0 (0 to 0)	0 (0 to 0)	0 (0 to 0)	0 (0 to 0)	0 (0 to 0)	0 (0 to 0)	0 (0 to 0)	0 (0 to 0)	0 (0 to 0)	0 (0 to 0)	0 (0 to 0)	0
Yellow fever	0 (0 to 0)	0 (0 to 0)	0 (0 to 0)	0 (0 to 0)	0 (0 to 0)	0 (0 to 0)	0 (0 to 0)	0 (0 to 0)	0 (0 to 0)	0 (0 to 0)	0 (0 to 0)	0 (0 to 0)	0 (0 to 0)	0 (0 to 0)	0 (0 to 0)	0 (0 to 0)	0 (0 to 0)	0 (0 to 0)	0 (0 to 0)	0 (0 to 0)	0 (0 to 0)	0
Rabies	0 (0 to 0)	0 (0 to 0)	0 (0 to 0)	0 (0 to 0)	0 (0 to 0)	0 (0 to 0)	0 (0 to 0)	0 (0 to 0)	0 (0 to 0)	0 (0 to 0)	0 (0 to 0)	0 (0 to 0)	0 (0 to 0)	0 (0 to 0)	0 (0 to 0)	0 (0 to 0)	0 (0 to 0)	0 (0 to 0)	0 (0 to 0)	0 (0 to 0)	0 (0 to 0)	0
Intestinal nematode infections	0 (0 to 0)	0 (0 to 0)	0 (0 to 0)	0 (0 to 0)	0 (0 to 0)	0 (0 to 0)	0 (0 to 0)	0 (0 to 0)	0 (0 to 0)	0 (0 to 0)	0 (0 to 0)	0 (0 to 0)	0 (0 to 0)	0 (0 to 0)	0 (0 to 0)	0 (0 to 0)	0 (0 to 0)	0 (0 to 0)	0 (0 to 0)	0 (0 to 0)	0 (0 to 0)	0
Ascariasis	0 (0 to 0)	0 (0 to 0)	0 (0 to 0)	0 (0 to 0)	0 (0 to 0)	0 (0 to 0)	0 (0 to 0)	0 (0 to 0)	0 (0 to 0)	0 (0 to 0)	0 (0 to 0)	0 (0 to 0)	0 (0 to 0)	0 (0 to 0)	0 (0 to 0)	0 (0 to 0)	0 (0 to 0)	0 (0 to 0)	0 (0 to 0)	0 (0 to 0)	0 (0 to 0)	0
Trichuriasis	0 (0 to 0)	0 (0 to 0)	0 (0 to 0)	0 (0 to 0)	0 (0 to 0)	0 (0 to 0)	0 (0 to 0)	0 (0 to 0)	0 (0 to 0)	0 (0 to 0)	0 (0 to 0)	0 (0 to 0)	0 (0 to 0)	0 (0 to 0)	0 (0 to 0)	0 (0 to 0)	0 (0 to 0)	0 (0 to 0)	0 (0 to 0)	0 (0 to 0)	0 (0 to 0)	0
Hookworm disease	0 (0 to 0)	0 (0 to 0)	0 (0 to 0)	0 (0 to 0)	0 (0 to 0)	0 (0 to 0)	0 (0 to 0)	0 (0 to 0)	0 (0 to 0)	0 (0 to 0)	0 (0 to 0)	0 (0 to 0)	0 (0 to 0)	0 (0 to 0)	0 (0 to 0)	0 (0 to 0)	0 (0 to 0)	0 (0 to 0)	0 (0 to 0)	0 (0 to 0)	0 (0 to 0)	0
Food-borne trematodiases	0 (0 to 0)	0 (0 to 0)	0 (0 to 0)	0 (0 to 0)	0 (0 to 0)	0 (0 to 0)	0 (0 to 0)	0 (0 to 0)	0 (0 to 0)	0 (0 to 0)	0 (0 to 0)	0 (0 to 0)	0 (0 to 0)	0 (0 to 0)	0 (0 to 0)	0 (0 to 0)	0 (0 to 0)	0 (0 to 0)	0 (0 to 0)	0 (0 to 0)	0 (0 to 0)	0
Leprosy	0 (0 to 0)	0 (0 to 0)	0 (0 to 0)	0 (0 to 0)	0 (0 to 0)	0 (0 to 0)	0 (0 to 0)	0 (0 to 0)	0 (0 to 0)	0 (0 to 0)	0 (0 to 0)	0 (0 to 0)	0 (0 to 0)	0 (0 to 0)	0 (0 to 0)	0 (0 to 0)	0 (0 to 0)	0 (0 to 0)	0 (0 to 0)	0 (0 to 0)	0 (0 to 0)	0
Ebola	0 (0 to 0)	0 (0 to 0)	0 (0 to 0)	0 (0 to 0)	0 (0 to 0)	0 (0 to 0)	0 (0 to 0)	0 (0 to 0)	0 (0 to 0)	0 (0 to 0)	0 (0 to 0)	0 (0 to 0)	0 (0 to 0)	0 (0 to 0)	0 (0 to 0)	0 (0 to 0)	0 (0 to 0)	0 (0 to 0)	0 (0 to 0)	0 (0 to 0)	0 (0 to 0)	0
Zika virus	0 (0 to 0)	0 (0 to 0)	0 (0 to 0)	0 (0 to 0)	0 (0 to 0)	0 (0 to 0)	0 (0 to 0)	0 (0 to 0)	0 (0 to 0)	0 (0 to 0)	0 (0 to 0)	0 (0 to 0)	0 (0 to 0)	0 (0 to 0)	0 (0 to 0)	0 (0 to 0)	0 (0 to 0)	0 (0 to 0)	0 (0 to 0)	0 (0 to 0)	0 (0 to 0)	0
Guinea worm disease	0 (0 to 0)	0 (0 to 0)	0 (0 to 0)	0 (0 to 0)	0 (0 to 0)	0 (0 to 0)	0 (0 to 0)	0 (0 to 0)	0 (0 to 0)	0 (0 to 0)	0 (0 to 0)	0 (0 to 0)	0 (0 to 0)	0 (0 to 0)	0 (0 to 0)	0 (0 to 0)	0 (0 to 0)	0 (0 to 0)	0 (0 to 0)	0 (0 to 0)	0 (0 to 0)	0
Other neglected tropical diseases	0 (0 to 0)	0 (0 to 0)	0 (0 to 1)	0 (0 to 0)	0 (0 to 0)	0 (0 to 0)	0 (0 to 0)	0 (0 to 0)	0 (0 to 0)	0 (0 to 0)	0 (0 to 0)	0 (0 to 0)	0 (0 to 0)	0 (0 to 0)	0 (0 to 0)	0 (0 to 0)	0 (0 to 0)	0 (0 to 0)	0 (0 to 0)	0 (0 to 0)	0 (0 to 0)	0
Other infectious diseases	1 (0.7 to 1.5)	1.9 (1.1 to 3)	9.3 (5.3 to 15.4)	9.6 (4.8 to 15.1)	2.3 (1.2 to 3.8)	2.5 (1.2 to 3.8)	2.6 (1.3 to 4.1)	3.7 (1.8 to 6.1)	4.9 (2.6 to 8.2)	4.2 (2.3 to 6.5)	3.5 (2.1 to

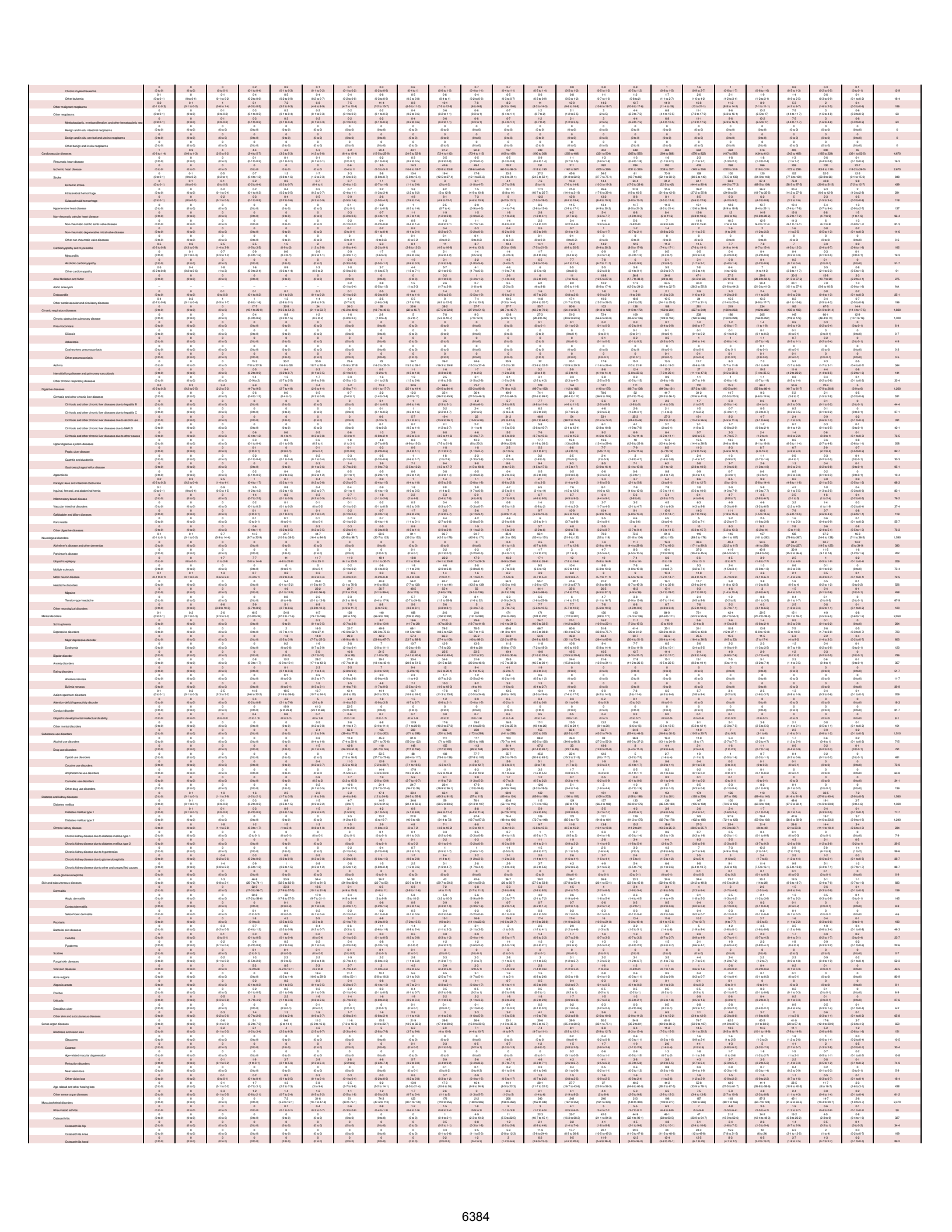

| | | |

Osteoarthritis other	0 (0 to 0)	0 (0 to 0)	0 (0 to 0)	0 (0 to 0)	0 (0 to 0)	0 (0 to 0)	0 (0 to 0)	0 (0 to 0)	0 (0 to 0)	0 (0 to 0)	0 (0 to 1)	0.4 (0.1 to 0.9)	1 (0.4 to 2.4)	2.1 (0.8 to 4.7)	3.3 (1.4 to 7.1)	4.3 (1.9 to 9.3)	4.6 (2.1 to 9.7)	4.8 (2.2 to 10)	5.1 (2.5 to 10.4)	3.6 (1.6 to 7.5)	3 (1.5 to 6.2)	1.6 (0.9 to 3.7)	0.7 (0.3 to 1.4)	0.1 (0.1 to 0.3)	34.9
Low back pain	0 (0 to 0)	0 (0 to 0)	0 (0 to 0)	0 (0 to 0)	4.6 (2 to 9.6)	21.2 (12.5 to 34.1)	31.5 (19.5 to 52.3)	43.3 (25.3 to 69.4)	67.7 (39.4 to 107)	89.9 (52.2 to 139)	108 (64.4 to 161)	102 (60.8 to 157)	116 (70.2 to 179)	116 (70.4 to 175)	116 (70.4 to 175)	109 (68.4 to 159)	99.2 (62.2 to 140)	90.2 (59 to 124)	75.6 (47.3 to 114)	59.2 (39.2 to 79.4)	35 (21.3 to 52.8)	17.6 (10.8 to 25.3)	5.4 (3.4 to 8.3)	0.9 (0.4 to 1.3)	1,160
Neck pain	0 (0 to 0)	0 (0 to 0)	0 (0 to 0)	2.1 (0.4 to 4.5)	9.6 (5.5 to 19)	19.1 (9.7 to 35.4)	17.1 (8.9 to 32.5)	26 (13.2 to 50.7)	36 (19 to 70.5)	43 (20.9 to 79.9)	38 (21.2 to 69.2)	36 (20.7 to 62.9)	44 (25.7 to 69.8)	44 (25.7 to 69.8)	47.5 (28.2 to 73.4)	44 (27.9 to 67.8)	39.5 (25.7 to 60.9)	30.3 (19.8 to 46.2)	27.5 (17.9 to 41.1)	19.4 (12.9 to 28.3)	11.5 (7.9 to 16.5)	6.2 (4.3 to 8.9)	2.1 (1.1 to 3.5)	0.4 (0.2 to 0.7)	467
Gout	0 (0 to 0)	0 (0 to 0)	0 (0 to 0)	0 (0 to 0)	0 (0 to 0)	0 (0 to 0)	0 (0 to 0)	0 (0 to 0)	0 (0 to 0)	0 (0 to 1)	0.1 (0 to 1)	0.4 (0.2 to 0.9)	0.9 (0.3 to 2.4)	1.6 (0.6 to 4.6)	2.5 (0.9 to 6.9)	3.3 (1.3 to 9.3)	3.8 (1.5 to 9.7)	4.1 (1.7 to 9.7)	3.9 (1.6 to 9.3)	3.1 (1.3 to 8.1)	2.1 (1.1 to 4.9)	1.2 (0.7 to 3.1)	0.5 (0.3 to 1.4)	0.1 (0.1 to 0.3)	45.6
Other musculoskeletal disorders	0 (0 to 0)	0 (0 to 0)	0 (0 to 0)	0.2 (0.1 to 0.4)	0.9 (0.2 to 0.9)	4.6 (2 to 9.2)	12.6 (5.9 to 21.3)	28.1 (13.9 to 44.7)	49.3 (23.4 to 72.6)	62.5 (34.9 to 92.6)	68 (41.4 to 92.9)	58.1 (37.4 to 82.9)	62 (39.7 to 87.7)	59.7 (38.2 to 84.1)	71.3 (51.2 to 98.1)	66 (48.2 to 91.6)	58.4 (42.9 to 81.1)	52 (38.2 to 72.1)	49.2 (36.2 to 68.2)	39.2 (28.8 to 54.3)	25.9 (19.2 to 35.8)	15.2 (11.3 to 21.1)	4.7 (3.4 to 6.5)	1.5 (1.1 to 2.1)	399
Other non-communicable diseases	75.6 (52.5 to 115)	29.7 (20.3 to 43.4)	112 (78.8 to 154)	41.1 (46.9 to 76.9)	41.6 (31.3 to 55.2)	30 (20.7 to 46.2)	28.7 (21.3 to 38.1)	36.6 (26.5 to 48.2)	43.9 (31.6 to 57.7)	49.2 (36.5 to 70.4)	52.1 (37.8 to 73.4)	52.1 (37.8 to 73.4)	49.7 (36.7 to 65.4)	49.7 (36.7 to 65.4)	71.3 (51.2 to 98.1)	65 (47.2 to 114)	88.4 (62.5 to 130)	69.4 (46.3 to 107)	102 (73.7 to 136)	71.2 (52.3 to 94.4)	48.5 (40 to 76)	31.3 (26.2 to 54.6)	9.2 (12.1 to 26.9)	4.5 (2.7 to 6.2)	1,200
Congenital birth defects	29 (20.5 to 113)	24.6 (15.6 to 38.5)	66.9 (43.2 to 107)	38.7 (38.9 to 52.2)	20.1 (14.6 to 27.7)	10.9 (11.7 to 21.4)	12.3 (8.4 to 16.4)	13.2 (9.9 to 17.2)	14.1 (10.4 to 18.2)	15 (10.6 to 19.3)	14.1 (10.4 to 18.2)	11.4 (8.5 to 15)	9.5 (7 to 12.1)	7.6 (5.6 to 10.2)	10 (7 to 13.2)	9.3 (6.9 to 12.7)	8.3 (6.2 to 11.5)	6.2 (4.6 to 8.6)	4.3 (3.2 to 5.9)	3 (2.2 to 4.2)	1.3 (0.9 to 1.9)	0.5 (0.3 to 0.7)	0.2 (0.1 to 0.4)	0.1 (0 to 0.1)	354
Neural tube defects	4.3 (2.5 to 7.2)	1.4 (0.4 to 2.7)	3.9 (1.7 to 7.5)	4.2 (2.1 to 7.5)	0.6 (0.4 to 1.1)	0.7 (0.3 to 0.7)	0.5 (0.3 to 0.7)	0.7 (0.4 to 1.1)	0.7 (0.4 to 1.1)	0.7 (0.4 to 1.1)	0.7 (0.4 to 1.1)	0.4 (0.3 to 0.7)	0.3 (0.2 to 0.5)	0.3 (0.2 to 0.5)	0.3 (0.2 to 0.5)	0.2 (0.1 to 0.3)	0.1 (0 to 0.3)	0.1 (0 to 0.2)	0.1 (0 to 0.1)	0 (0 to 0)	0 (0 to 0)	0 (0 to 0)	0 (0 to 0)	0 (0 to 0)	19
Congenital heart anomalies	18.8 (10.4 to 37.4)	11.7 (7 to 20)	24.7 (13.6 to 40.9)	9.6 (5.4 to 17.1)	4.1 (2.4 to 7.6)	3.3 (2 to 6)	2.9 (1.9 to 4.5)	3.9 (2.5 to 5.6)	3.5 (2.3 to 5.4)	2.7 (1.8 to 4)	2.8 (1.8 to 4)	2.6 (1.7 to 3.7)	2.6 (1.7 to 3.7)	2.8 (1.8 to 4.1)	2.4 (1.5 to 3.8)	2.2 (1.4 to 3.4)	2.2 (1.4 to 3.4)	1.2 (0.8 to 2)	1.2 (0.8 to 2)	0.9 (0.6 to 1.5)	0.1 (0 to 0.1)	0.1 (0 to 0.1)	0 (0 to 0)	0 (0 to 0)	152
Orofacial clefts	0.7 (0.4 to 1.2)	0.3 (0.1 to 0.5)	0.1 (0 to 0.4)	0.3 (0.1 to 0.6)	0.2 (0.1 to 0.4)	0.2 (0.1 to 0.4)	0.1 (0 to 0.3)	0.1 (0 to 0.3)	0.2 (0 to 0.4)	0.2 (0 to 0.4)	0.2 (0 to 0.4)	0.2 (0 to 0.4)	0.2 (0 to 0.4)	0.2 (0 to 0.4)	0.1 (0 to 0.3)	0.1 (0 to 0.3)	0.1 (0 to 0.3)	0.1 (0 to 0.2)	0.1 (0 to 0.2)	0.1 (0 to 0.1)	0 (0 to 0)	0 (0 to 0)	0 (0 to 0)	0 (0 to 0)	2.5
Down syndrome	0 (0 to 0)	0 (0 to 0)	0 (0 to 0)	1.4 (0.6 to 3)	1.3 (0.7 to 2.1)	1.2 (0.7 to 1.9)	1.1 (0.6 to 1.5)	1.1 (0.7 to 1.7)	1.4 (0.8 to 2.1)	1.5 (0.9 to 2.2)	1.2 (0.7 to 1.8)	1.1 (0.6 to 1.7)	1.1 (0.6 to 1.7)	1.2 (0.7 to 1.8)	1.2 (0.7 to 1.8)	1.2 (0.7 to 1.8)	1.2 (0.7 to 1.8)	1.2 (0.7 to 1.8)	1.2 (0.7 to 1.8)	1.1 (0.6 to 1.6)	0.7 (0.4 to 1.1)	0.4 (0.2 to 0.6)	0.2 (0.1 to 0.3)	0 (0 to 0)	20.4
Turner syndrome	0 (0 to 0)	0 (0 to 0)	0 (0 to 0)	0 (0 to 0)	0 (0 to 0)	0 (0 to 0)	0 (0 to 0)	0 (0 to 0)	0 (0 to 0)	0 (0 to 0)	0 (0 to 0)	0 (0 to 0)	0 (0 to 0)	0 (0 to 0)	0 (0 to 0)	0 (0 to 0)	0 (0 to 0)	0 (0 to 0)	0 (0 to 0)	0 (0 to 0)	0 (0 to 0)	0 (0 to 0)	0 (0 to 0)	0 (0 to 0)	0 (0 to 0)	0
Klinefelter syndrome	0 (0 to 0)	0 (0 to 0)	0 (0 to 0)	0 (0 to 0)	0 (0 to 0)	0 (0 to 0)	0 (0 to 0)	0 (0 to 0)	0 (0 to 0)	0 (0 to 0)	0 (0 to 0)	0 (0 to 0)	0 (0 to 0)	0 (0 to 0)	0 (0 to 0)	0 (0 to 0)	0 (0 to 0)	0 (0 to 0)	0 (0 to 0)	0 (0 to 0)	0 (0 to 0)	0 (0 to 0)	0 (0 to 0)	0 (0 to 0)	0 (0 to 0)	0.2
Other chromosomal abnormalities	7.7 (3.4 to 17.5)	2.7 (1.1 to 5.2)	9.3 (5.1 to 16)	2.3 (2.1 to 4.6)	2.6 (1.6 to 3.8)	2.1 (1.3 to 3.1)	2.2 (1.4 to 3.2)	2.1 (1.3 to 3.1)	2.3 (1.4 to 3.2)	2 (1.2 to 2.9)	1.5 (0.9 to 2.2)	1.6 (0.9 to 2.4)	1.2 (0.8 to 2)	0.9 (0.5 to 1.4)	0.8 (0.5 to 1.2)	0.6 (0.3 to 0.9)	0.3 (0.2 to 0.5)	0.2 (0.1 to 0.4)	0.1 (0 to 0.2)	0 (0 to 0)	0 (0 to 0)	0 (0 to 0)	0 (0 to 0)	0 (0 to 0)	47.4
Congenital musculoskeletal and limb anomalies	3.5 (1.7 to 7.3)	0.9 (0.5 to 1.5)	7.4 (4.3 to 11.2)	4.7 (4.4 to 11.9)	2.5 (2.6 to 6.7)	2.5 (2.5 to 6.1)	2.7 (1.7 to 4.2)	3.5 (2.2 to 5.4)	3.1 (1.9 to 4.8)	2.9 (1.7 to 4.6)	2.4 (1.4 to 3.8)	2.5 (1.5 to 4)	2.3 (1.3 to 3.6)	1.9 (1.1 to 3.1)	1.7 (0.9 to 2.8)	1.5 (0.8 to 2.3)	1.1 (0.7 to 1.8)	0.8 (0.4 to 1.3)	0.4 (0.2 to 0.8)	0.2 (0.1 to 0.4)	0.1 (0 to 0.2)	0 (0 to 0)	0 (0 to 0)	0 (0 to 0)	57.7
Urogenital congenital anomalies	0.7 (0.4 to 1.2)	0.2 (0.1 to 0.5)	1.6 (0.9 to 2.7)	0.6 (0.5 to 1.5)	0.4 (0.2 to 0.8)	0.4 (0.2 to 0.8)	0.2 (0.1 to 0.5)	0.2 (0.1 to 0.5)	0.2 (0.1 to 0.5)	0.2 (0.1 to 0.5)	0.2 (0.1 to 0.5)	0.2 (0 to 0.5)	0.1 (0 to 0.5)	0.1 (0 to 0.5)	0.1 (0 to 0.5)	0.1 (0 to 0.5)	0.1 (0 to 0.5)	0 (0 to 0.1)	0 (0 to 0.1)	0 (0 to 0.1)	0 (0 to 0)	0 (0 to 0)	0 (0 to 0)	0 (0 to 0)	0 (0 to 0)	11.6
Digestive congenital anomalies	4.8 (4.8 to 17.4)	1.2 (1.2 to 4.8)	2.4 (2.4 to 12.4)	0.6 (1.5 to 4.5)	0.4 (0.4 to 1.6)	0.2 (0.2 to 0.7)	0.1 (0.1 to 0.3)	0.2 (0.2 to 0.4)	0.2 (0.2 to 0.4)	0.2 (0.2 to 0.4)	0.2 (0.2 to 0.4)	0.2 (0.2 to 0.4)	0.2 (0.2 to 0.4)	0.2 (0.2 to 0.4)	0.2 (0.2 to 0.4)	0.2 (0.2 to 0.4)	0.2 (0.2 to 0.4)	0.2 (0.2 to 0.4)	0.2 (0.2 to 0.4)	0.2 (0.2 to 0.4)	0.2 (0.2 to 0.4)	0.2 (0.2 to 0.4)	0.2 (0.2 to 0.4)	0.2 (0.2 to 0.4)	22.1
Other congenital birth defects	13.7 (12.7 to 37.4)	5.6 (2.4 to 7.4)	15.6 (7.7 to 24)	3.7 (4.6 to 15.8)	2.3 (2.3 to 5.8)	1.9 (1.6 to 4.6)	1.7 (1.2 to 2.9)	2.1 (1.3 to 3.3)	2.1 (1.3 to 3.3)	1.9 (1.2 to 3.3)	1.9 (1.2 to 3.3)	1.9 (1.2 to 3.3)	1.9 (1.2 to 3.3)	1.9 (1.2 to 3.3)	1.9 (1.2 to 3.3)	1.9 (1.2 to 3.3)	1.9 (1.2 to 3.3)	1.9 (1.2 to 3.3)	1.9 (1.2 to 3.3)	1.9 (1.2 to 3.3)	1.9 (1.2 to 3.3)	1.9 (1.2 to 3.3)	1.9 (1.2 to 3.3)	1.9 (1.2 to 3.3)	70.9
Urinary diseases and male infertility	0.1 (0 to 0.1)	0.1 (0 to 0.2)	0.6 (0 to 0.9)	0.6 (0.4 to 0.8)	0.6 (0.3 to 0.6)	0.6 (0.2 to 0.5)	1 (0.5 to 2.6)	1.8 (1.7 to 6.2)	2.4 (2.4 to 8.3)	2.5 (2.5 to 9.1)	2.5 (2.5 to 9.1)	2.5 (2.5 to 9.1)	2.5 (2.5 to 9.1)	2.5 (2.5 to 9.1)	2.5 (2.5 to 9.1)	2.5 (2.5 to 9.1)	2.5 (2.5 to 9.1)	2.5 (2.5 to 9.1)	2.5 (2.5 to 9.1)	2.5 (2.5 to 9.1)	2.5 (2.5 to 9.1)	2.5 (2.5 to 9.1)	2.5 (2.5 to 9.1)	2.5 (2.5 to 9.1)	251
Urolithiasis	0 (0 to 0)	0 (0 to 0)	0 (0 to 0)	0 (0 to 0.1)	0.1 (0 to 0.1)	0.1 (0 to 0.1)	0.1 (0 to 0.1)	0.1 (0 to 0.1)	0.2 (0 to 0.6)	0.3 (0 to 0.8)	0.3 (0 to 0.7)	0.3 (0 to 0.7)	0.3 (0 to 0.7)	0.3 (0 to 0.7)	0.3 (0 to 0.7)	0.3 (0 to 0.7)	0.3 (0 to 0.7)	0.3 (0 to 0.7)	0.3 (0 to 0.7)	0.3 (0 to 0.7)	0.3 (0 to 0.7)	0.3 (0 to 0.7)	0.3 (0 to 0.7)	0.3 (0 to 0.7)	0.3 (0 to 0.7)	14.1
Benign prostatic hyperplasia	0 (0 to 0)	0 (0 to 0)	0 (0 to 0)	0 (0 to 0)	0 (0 to 0)	0 (0 to 0)	0 (0 to 0)	0 (0 to 0)	0 (0 to 0)	0 (0 to 0)	0 (0 to 0)	0 (0 to 0)	0 (0 to 0)	0 (0 to 0)	0 (0 to 0)	0 (0 to 0)	0 (0 to 0)	0 (0 to 0)	0 (0 to 0)	0 (0 to 0)	0 (0 to 0)	0 (0 to 0)	0 (0 to 0)	0 (0 to 0)	0 (0 to 0)	0 (0 to 0)	109
Male infertility	0 (0 to 0)	0 (0 to 0)	0 (0 to 0)	0 (0 to 0)	0 (0 to 0)	0 (0 to 0)	0 (0 to 0)	0 (0 to 0)	1.1 (0.2 to 3.2)	2.2 (0.5 to 6.9)	2.2 (0.5 to 6.9)	2.2 (0.5 to 6.9)	2.2 (0.5 to 6.9)	2.2 (0.5 to 6.9)	2.2 (0.5 to 6.9)	2.2 (0.5 to 6.9)	2.2 (0.5 to 6.9)	2.2 (0.5 to 6.9)	2.2 (0.5 to 6.9)	2.2 (0.5 to 6.9)	2.2 (0.5 to 6.9)	2.2 (0.5 to 6.9)	2.2 (0.5 to 6.9)	2.2 (0.5 to 6.9)	2.2 (0.5 to 6.9)	10.1
Other urinary diseases	0.1 (0 to 0.1)	0.1 (0 to 0.1)	0.1 (0 to 0.2)	0.1 (0 to 0.3)	0.1 (0 to 0.3)	0.1 (0 to 0.2)	0.1 (0 to 0.2)	0.1 (0 to 0.2)	0.1 (0 to 0.4)	0.1 (0 to 0.4)	0.1 (0 to 0.4)	0.1 (0 to 0.4)	0.1 (0 to 0.4)	0.1 (0 to 0.4)	0.1 (0 to 0.4)	0.1 (0 to 0.4)	0.1 (0 to 0.4)	0.1 (0 to 0.4)	0.1 (0 to 0.4)	0.1 (0 to 0.4)	0.1 (0 to 0.4)	0.1 (0 to 0.4)	0.1 (0 to 0.4)	0.1 (0 to 0.4)	0.1 (0 to 0.4)	9.2
Gynecological diseases	0 (0 to 0)	0 (0 to 0)	0 (0 to 0)	0 (0 to 0)	0 (0 to 0)	0 (0 to 0)	0 (0 to 0)	0 (0 to 0)	0 (0 to 0)	0 (0 to 0)	0 (0 to 0)	0 (0 to 0)	0 (0 to 0)	0 (0 to 0)	0 (0 to 0)	0 (0 to 0)	0 (0 to 0)	0 (0 to 0)	0 (0 to 0)	0 (0 to 0)	0 (0 to 0)	0 (0 to 0)	0 (0 to 0)	0 (0 to 0)	0 (0 to 0)	0
Uterine fibroids	0 (0 to 0)	0 (0 to 0)	0 (0 to 0)	0 (0 to 0)	0 (0 to 0)	0 (0 to 0)	0 (0 to 0)	0 (0 to 0)	0 (0 to 0)	0 (0 to 0)	0 (0 to 0)	0 (0 to 0)	0 (0 to 0)	0 (0 to 0)	0 (0 to 0)	0 (0 to 0)	0 (0 to 0)	0 (0 to 0)	0 (0 to 0)	0 (0 to 0)	0 (0 to 0)	0 (0 to 0)	0 (0 to 0)	0 (0 to 0)	0 (0 to 0)	0
Polycystic ovarian syndrome	..	..	..	..	..	..	..	..	..	..	..	..	..	..	..	..	..	..	..	..	..	..	..	..	..	NA
Female infertility	..	..	..	..	..	..	..	..	..	..	..	..	..	..	..	..	..	..	..	..	..	..	..	..	..	NA
Endometriosis	..	..	..	..	..	..	..	..	..	..	..	..	..	..	..	..	..	..	..	..	..	..	..	..	..	NA
Genital prolapse	0 (0 to 0)	0 (0 to 0)	0 (0 to 0)	0 (0 to 0)	0 (0 to 0)	0 (0 to 0)	0 (0 to 0)	0 (0 to 0)	0 (0 to 0)	0 (0 to 0)	0 (0 to 0)	0 (0 to 0)	0 (0 to 0)	0 (0 to 0)	0 (0 to 0)	0 (0 to 0)	0 (0 to 0)	0 (0 to 0)	0 (0 to 0)	0 (0 to 0)	0 (0 to 0)	0 (0 to 0)	0 (0 to 0)	0 (0 to 0)	0 (0 to 0)	0
Premenstrual syndrome	..	..	..	..	..	..	..	..	..	..	..	..	..	..	..	..	..	..	..	..	..	..	..	..	..	NA
Other gynecological diseases	0 (0 to 0)	0 (0 to 0)	0 (0 to 0)	0 (0 to 0)	0 (0 to 0)	0 (0 to 0)	0 (0 to 0)	0 (0 to 0)	0 (0 to 0)	0 (0 to 0)	0 (0 to 0)	0 (0 to 0)	0 (0 to 0)	0 (0 to 0)	0 (0 to 0)	0 (0 to 0)	0 (0 to 0)	0 (0 to 0)	0 (0 to 0)	0 (0 to 0)	0 (0 to 0)	0 (0 to 0)	0 (0 to 0)	0 (0 to 0)	0 (0 to 0)	0
Hemoglobinopathies and hemolytic anemias	0.1 (0 to 0.1)	0.1 (0 to 0.2)	0.5 (0.2 to 1.4)	1.5 (0.4 to 3.5)	2.3 (0.6 to 5.8)	0.7 (0.5 to 1.5)	0.4 (0.2 to 0.8)	1 (0.7 to 1.7)	1 (0.6 to 1.6)	1.3 (0.8 to 2.4)	1 (0.5 to 2.3)	0.8 (0.4 to 1.8)	0.7 (0.3 to 1.5)	0.6 (0.4 to 1.4)	0.5 (0.3 to 1.2)	0.4 (0.2 to 1.1)	0.3 (0.2 to 0.8)	0.2 (0.1 to 0.6)	0.1 (0 to 0.4)	0.1 (0 to 0.3)	0.1 (0 to 0.2)	0.1 (0 to 0.2)	0 (0 to 0.1)	0 (0 to 0.1)	18.9
Thalassemias	0 (0 to 0)	0 (0 to 0)	0 (0 to 0)	0 (0 to 0)	0 (0 to 0)	0 (0 to 0)	0 (0 to 0)	0 (0 to 0)	0 (0 to 0)	0 (0 to 0)	0 (0 to 0)	0 (0 to 0)	0 (0 to 0)	0 (0 to 0)	0 (0 to 0)	0 (0 to 0)	0 (0 to 0)	0 (0 to 0)	0 (0 to 0)	0 (0 to 0)	0 (0 to 0)	0 (0 to 0)	0 (0 to 0)	0 (0 to 0)	0 (0 to 0)	0.1
Thalassemias trait	0 (0 to 0)	0 (0 to 0)	0.2 (0 to 1.3)	0.4 (0 to 2.1)	0.4 (0 to 2.3)	0.3 (0 to 2)	0.3 (0 to 2)	0.3 (0 to 2)	0.3 (0 to 2)	0.3 (0 to 2)	0.3 (0 to 2)	0.3 (0 to 2)	0.3 (0 to 2)	0.3 (0 to 2)	0.3 (0 to 2)	0.3 (0 to 2)	0.3 (0 to 2)	0.3 (0 to 2)	0.3 (0 to 2)	0.3 (0 to 2)	0.3 (0 to 2)	0.3 (0 to 2)	0.3 (0 to 2)	0.3 (0 to 2)	0.3 (0 to 2)	1.4
Sickle cell disorders	0 (0 to 0)	0 (0 to 0)	0.3 (0 to 1.3)	0.7 (0.4 to 1.9)	0.5 (0.3 to 1.4)	0.4 (0.2 to 0.9)	0.3 (0.2 to 0.7)	0.4 (0.2 to 0.9)	0.4 (0.2 to 0.9)	0.3 (0.2 to 0.7)	0.3 (0.2 to 0.7)	0.2 (0.1 to 0.5)	0.2 (0.1 to 0.5)	0.1 (0.1 to 0.4)	0.1 (0.1 to 0.4)	0.1 (0.1 to 0.4)	0.1 (0.1 to 0.4)	0.1 (0.1 to 0.3)	0.1 (0.1 to 0.3)	0.1 (0.1 to 0.3)	0.1 (0.1 to 0.3)	0.1 (0.1 to 0.3)	0.1 (0.1 to 0.3)	0.1 (0.1 to 0.3)	4.1
Sickle cell trait	0 (0 to 0)	0 (0 to 0)	0 (0 to 0.4)	0.3 (0 to 1.7)	0.5 (0.2 to 2)	0.5 (0 to 2.1)	0.5 (0 to 2.1)	0.5 (0 to 2.1

SII Table 2a: Luton DALYS by cause and age group for males with 95% uncertainty intervals, 2019

Cause	Early Neonatal	Late Neonatal	Post Neonatal	1 to 4	5 to 9	10 to 14	15 to 19	20 to 24	25 to 29	30 to 34	35 to 39	40 to 44	45 to 49	50 to 54	55 to 59	60 to 64	65 to 69	70 to 74	75 to 79	80 to 84	85 plus	Total
All causes	492 (356 to 630)	492 (366 to 618)	298 (249 to 348)	1,164 (1,000 to 1,329)	1,008 (860 to 1,157)	1,016 (876 to 1,155)	1,107 (957 to 1,257)	1,313 (1,137 to 1,491)	1,463 (1,273 to 1,660)	1,605 (1,400 to 1,809)	1,805 (1,583 to 2,030)	2,044 (1,800 to 2,286)	2,307 (2,044 to 2,580)	2,645 (2,350 to 2,960)	3,111 (2,772 to 3,483)	3,744 (3,350 to 4,183)	4,525 (4,060 to 5,060)	5,429 (4,885 to 6,060)	6,387 (5,760 to 7,110)	7,267 (6,557 to 8,070)	7,267 (6,557 to 8,070)	26,020
Communicable, maternal, neonatal, and nutritional diseases	492 (331 to 676)	492 (349 to 653)	298 (249 to 350)	1,164 (1,000 to 1,329)	1,008 (860 to 1,157)	1,016 (876 to 1,155)	1,107 (957 to 1,257)	1,313 (1,137 to 1,491)	1,463 (1,273 to 1,660)	1,605 (1,400 to 1,809)	1,805 (1,583 to 2,030)	2,044 (1,800 to 2,286)	2,307 (2,044 to 2,580)	2,645 (2,350 to 2,960)	3,111 (2,772 to 3,483)	3,744 (3,350 to 4,183)	4,525 (4,060 to 5,060)	5,429 (4,885 to 6,060)	6,387 (5,760 to 7,110)	7,267 (6,557 to 8,070)	7,267 (6,557 to 8,070)	1,650
HIV/AIDS and sexually transmitted infections	0.2 (0.1 to 0.4)	2.1 (0.4 to 4.4)	6 (1.4 to 9.5)	0.7 (0.4 to 0.9)	0.5 (0.4 to 0.7)	0.3 (0.2 to 0.4)	0.3 (0.2 to 0.4)	1 (0.6 to 1.3)	2.2 (1.4 to 3.2)	4 (2.6 to 5.7)	7 (4.4 to 9.4)	6.4 (4.1 to 8.5)	4.1 (2.5 to 5.5)	2.6 (1.6 to 4.2)	1.2 (0.7 to 2.2)	0.5 (0.3 to 0.9)	0.1 (0.1 to 0.2)	0.1 (0.0 to 0.1)	0.1 (0.0 to 0.2)	0 (0.0 to 0.1)	59.7
HIV/AIDS	0 (0 to 0)	0 (0 to 0)	0.7 (0.5 to 0.8)	0.6 (0.5 to 0.8)	0.5 (0.4 to 0.6)	0.3 (0.2 to 0.4)	0.2 (0.1 to 0.4)	0.9 (0.7 to 1.2)	2.1 (2.0 to 3.4)	3.9 (3.6 to 5.7)	6.7 (4.3 to 7.4)	5.8 (3.9 to 7.8)	3.8 (2.6 to 5.2)	2.2 (1.4 to 3.2)	0.9 (0.6 to 1.4)	0.3 (0.2 to 0.5)	0.1 (0.1 to 0.2)	0.1 (0.0 to 0.2)	0.1 (0.0 to 0.1)	0 (0.0 to 0.1)	45.6
HIV/AIDS - Drug-susceptible Tuberculosis	0 (0 to 0)	0 (0 to 0)	0.1 (0.1 to 0.2)	0.1 (0.1 to 0.1)	0.1 (0.1 to 0.1)	0.1 (0 to 0.1)	0 (0 to 0.1)	0.2 (0.1 to 0.3)	0.4 (0.3 to 0.6)	0.6 (0.4 to 1.1)	0.7 (0.4 to 1.1)	0.6 (0.4 to 1)	0.5 (0.3 to 0.8)	0.4 (0.2 to 0.6)	0.2 (0.1 to 0.3)	0.2 (0.1 to 0.3)	0.1 (0.1 to 0.2)	0 (0 to 0.1)	0 (0 to 0.1)	0 (0 to 0.1)	0 (0 to 0.1)	4.9
HIV/AIDS - Multidrug-resistant Tuberculosis without extensive dr...	0 (0 to 0)	0 (0 to 0)	0 (0 to 0)	0 (0 to 0)	0 (0 to 0)	0 (0 to 0)	0 (0 to 0)	0 (0 to 0)	0 (0 to 0)	0 (0 to 0)	0 (0 to 0)	0 (0 to 0)	0 (0 to 0)	0 (0 to 0)	0 (0 to 0)	0 (0 to 0)	0 (0 to 0)	0 (0 to 0)	0 (0 to 0)	0 (0 to 0)	0 (0 to 0)	0.2
HIV/AIDS - Extensively drug-resistant Tuberculosis	0 (0 to 0)	0 (0 to 0)	0 (0 to 0)	0 (0 to 0)	0 (0 to 0)	0 (0 to 0)	0 (0 to 0)	0 (0 to 0)	0 (0 to 0)	0 (0 to 0)	0 (0 to 0)	0 (0 to 0)	0 (0 to 0)	0 (0 to 0)	0 (0 to 0)	0 (0 to 0)	0 (0 to 0)	0 (0 to 0)	0 (0 to 0)	0 (0 to 0)	0 (0 to 0)	0
HIV/AIDS resulting in other diseases	0 (0 to 0)	0.6 (0.4 to 0.7)	0.5 (0.4 to 0.7)	0.4 (0.3 to 0.5)	0.2 (0.2 to 0.4)	0.2 (0.1 to 0.3)	0.2 (0.1 to 0.3)	0.6 (0.4 to 1.1)	2.6 (1.9 to 3.5)	5 (3.4 to 6.7)	6 (4.4 to 8.2)	5.4 (3.4 to 7.2)	3.8 (2.6 to 5.2)	2.2 (1.4 to 3.2)	0.9 (0.6 to 1.4)	0.3 (0.2 to 0.5)	0.1 (0.1 to 0.2)	0.1 (0.0 to 0.1)	0.1 (0.0 to 0.1)	0 (0.0 to 0.1)	40.5
Sexually transmitted infections excluding HIV	0.2 (1.6 to 13.8)	1.5 (0.4 to 4.4)	0.1 (0 to 7.8)	0.1 (0 to 0.1)	0.1 (0 to 0.1)	0.1 (0 to 0.1)	0.1 (0 to 0.1)	0.1 (0 to 0.2)	0.2 (0.1 to 0.4)	0.3 (0.1 to 0.6)	0.3 (0.1 to 0.6)	0.3 (0.1 to 0.6)	0.2 (0.1 to 0.5)	0.2 (0.1 to 0.5)	0.1 (0.1 to 0.3)	0.1 (0 to 0.2)	0.1 (0 to 0.2)	0.1 (0 to 0.1)	0.1 (0 to 0.1)	0 (0 to 0.1)	0 (0 to 0.1)	14.1
Syphilis	0.2 (1.6 to 13.8)	1.5 (0.4 to 4.4)	0.1 (0 to 7.8)	0.1 (0 to 0.1)	0.1 (0 to 0.1)	0.1 (0 to 0.1)	0.1 (0 to 0.1)	0.1 (0 to 0.2)	0.2 (0.1 to 0.4)	0.3 (0.1 to 0.6)	0.3 (0.1 to 0.6)	0.3 (0.1 to 0.6)	0.2 (0.1 to 0.5)	0.2 (0.1 to 0.5)	0.1 (0.1 to 0.3)	0.1 (0 to 0.2)	0.1 (0 to 0.2)	0.1 (0 to 0.1)	0.1 (0 to 0.1)	0 (0 to 0.1)	0 (0 to 0.1)	12
Chlamydial infection	0 (0 to 0)	0 (0 to 0)	0 (0 to 0)	0 (0 to 0)	0 (0 to 0)	0 (0 to 0)	0 (0 to 0)	0 (0 to 0)	0 (0 to 0)	0 (0 to 0)	0 (0 to 0)	0 (0 to 0)	0 (0 to 0)	0 (0 to 0)	0 (0 to 0)	0 (0 to 0)	0 (0 to 0)	0 (0 to 0)	0 (0 to 0)	0 (0 to 0)	0 (0 to 0)	0
Gonococcal infection	0 (0 to 0)	0 (0 to 0)	0 (0 to 0)	0 (0 to 0)	0 (0 to 0)	0 (0 to 0)	0 (0 to 0)	0 (0 to 0)	0 (0 to 0)	0 (0 to 0)	0 (0 to 0)	0 (0 to 0)	0 (0 to 0)	0 (0 to 0)	0 (0 to 0)	0 (0 to 0)	0 (0 to 0)	0 (0 to 0)	0 (0 to 0)	0 (0 to 0)	0 (0 to 0)	0
Trichomoniasis	0 (0 to 0)	0 (0 to 0)	0 (0 to 0)	0 (0 to 0)	0 (0 to 0)	0 (0 to 0)	0 (0 to 0)	0 (0 to 0)	0 (0 to 0)	0 (0 to 0)	0 (0 to 0)	0 (0 to 0)	0 (0 to 0)	0 (0 to 0)	0 (0 to 0)	0 (0 to 0)	0 (0 to 0)	0 (0 to 0)	0 (0 to 0)	0 (0 to 0)	0 (0 to 0)	0
Genital herpes	0 (0 to 0)	0 (0 to 0)	0 (0 to 0)	0 (0 to 0)	0 (0 to 0)	0 (0 to 0)	0 (0 to 0)	0 (0 to 0)	0 (0 to 0)	0 (0 to 0)	0 (0 to 0)	0 (0 to 0)	0 (0 to 0)	0 (0 to 0)	0 (0 to 0)	0 (0 to 0)	0 (0 to 0)	0 (0 to 0)	0 (0 to 0)	0 (0 to 0)	0 (0 to 0)	0
Other sexually transmitted infections	0 (0 to 0)	0 (0 to 0)	0 (0 to 0)	0 (0 to 0)	0 (0 to 0)	0 (0 to 0)	0 (0 to 0)	0 (0 to 0)	0 (0 to 0)	0 (0 to 0)	0 (0 to 0)	0 (0 to 0)	0 (0 to 0)	0 (0 to 0)	0 (0 to 0)	0 (0 to 0)	0 (0 to 0)	0 (0 to 0)	0 (0 to 0)	0 (0 to 0)	0 (0 to 0)	0.1
Respiratory infections and tuberculosis	3.4 (2.3 to 4.9)	2.3 (1.7 to 3.5)	20.5 (15.1 to 39.1)	25.5 (19.2 to 35.4)	12.3 (9.5 to 20.6)	9.2 (6.6 to 16.2)	8.6 (6.3 to 18.3)	9.5 (6.9 to 19.3)	11.2 (8.1 to 22.6)	14.3 (10.4 to 29.1)	20.6 (14.9 to 42.1)	24 (17.4 to 50.1)	31.1 (21.5 to 65.7)	34 (24.2 to 72.4)	40.2 (28.5 to 84.9)	44.9 (32.3 to 93.2)	52.1 (37.3 to 107.6)	57 (40.9 to 117.8)	57.4 (40.3 to 121.6)	57 (40.7 to 119.3)	806
Tuberculosis	0 (0 to 0)	0 (0 to 0)	0.1 (0.1 to 0.1)	0.2 (0.2 to 0.3)	0.1 (0.1 to 0.2)	0.1 (0.1 to 0.1)	0.2 (0.1 to 0.3)	0.5 (0.2 to 1)	1.1 (0.4 to 1.8)	1.5 (0.6 to 2.2)	2.6 (0.9 to 3.2)	3.1 (1.1 to 3.9)	3.8 (1.2 to 5.2)	3.8 (1.4 to 5.3)	3.8 (1.3 to 5.3)	3.6 (1.2 to 5.2)	3.4 (1.1 to 5.2)	3.1 (1.1 to 5.2)	2.7 (1.1 to 4.7)	2.1 (0.9 to 3.7)	34.1
Latent tuberculosis infection	0 (0 to 0)	0 (0 to 0)	0 (0 to 0)	0 (0 to 0)	0 (0 to 0)	0 (0 to 0)	0 (0 to 0)	0 (0 to 0)	0 (0 to 0)	0 (0 to 0)	0 (0 to 0)	0 (0 to 0)	0 (0 to 0)	0 (0 to 0)	0 (0 to 0)	0 (0 to 0)	0 (0 to 0)	0 (0 to 0)	0 (0 to 0)	0 (0 to 0)	0 (0 to 0)	0
Drug-susceptible tuberculosis	0 (0 to 0)	0 (0 to 0)	0.1 (0.1 to 0.1)	0.2 (0.1 to 0.3)	0.1 (0.1 to 0.2)	0.1 (0.1 to 0.1)	0.2 (0.1 to 0.3)	0.5 (0.2 to 1)	1.1 (0.4 to 1.8)	1.4 (0.6 to 2.2)	2.6 (0.9 to 3.2)	3.1 (1.1 to 3.9)	3.8 (1.2 to 5.2)	3.8 (1.4 to 5.3)	3.8 (1.3 to 5.3)	3.6 (1.2 to 5.2)	3.4 (1.1 to 5.2)	3.1 (1.1 to 5.2)	2.7 (1.1 to 4.7)	2.1 (0.9 to 3.7)	33.4
Multidrug-resistant tuberculosis without extensive drug-resistance	0 (0 to 0)	0 (0 to 0)	0 (0 to 0)	0 (0 to 0)	0 (0 to 0)	0 (0 to 0)	0 (0 to 0)	0 (0 to 0)	0 (0 to 0)	0 (0 to 0)	0 (0 to 0)	0 (0 to 0)	0 (0 to 0)	0 (0 to 0)	0 (0 to 0)	0 (0 to 0)	0 (0 to 0)	0 (0 to 0)	0 (0 to 0)	0 (0 to 0)	0 (0 to 0)	0.6
Extensively drug-resistant tuberculosis	0 (0 to 0)	0 (0 to 0)	0 (0 to 0)	0 (0 to 0)	0 (0 to 0)	0 (0 to 0)	0 (0 to 0)	0 (0 to 0)	0 (0 to 0)	0 (0 to 0)	0 (0 to 0)	0 (0 to 0)	0 (0 to 0)	0 (0 to 0)	0 (0 to 0)	0 (0 to 0)	0 (0 to 0)	0 (0 to 0)	0 (0 to 0)	0 (0 to 0)	0 (0 to 0)	0.1
Lower respiratory infections	3.4 (2.3 to 4.9)	2.3 (1.5 to 3.3)	19.5 (11.5 to 39.4)	25.2 (7 to 34.4)	12.2 (3.4 to 19.4)	9.1 (2.1 to 15.2)	8.4 (1.5 to 17.8)	9.2 (2.2 to 18.2)	10.7 (2.5 to 21.5)	12.9 (3.4 to 27.1)	18 (4.4 to 38.1)	20.9 (5.2 to 47.9)	27.3 (6.9 to 73.1)	30.2 (7.6 to 81.4)	36.4 (9.2 to 97.5)	41.3 (10.4 to 111.2)	48.9 (12.3 to 131.4)	53 (13.4 to 142.4)	53.4 (13.5 to 143.2)	53 (13.4 to 142.1)	750
Upper respiratory infections	0 (0 to 0)	0.1 (0.1 to 0.2)	3.1 (1.9 to 4.7)	7 (1.6 to 19.4)	2.9 (7.2 to 21.5)	1.5 (0.4 to 5.2)	0.8 (0.2 to 3.3)	0.5 (0.1 to 2.1)	0.5 (0.1 to 2.1)	0.5 (0.1 to 2.1)	0.5 (0.1 to 2.1)	0.5 (0.1 to 2.1)	0.5 (0.1 to 2.1)	0.5 (0.1 to 2.1)	0.5 (0.1 to 2.1)	0.5 (0.1 to 2.1)	0.5 (0.1 to 2.1)	0.5 (0.1 to 2.1)	0.5 (0.1 to 2.1)	0.5 (0.1 to 2.1)	0.5 (0.1 to 2.1)	109
Otitis media	0 (0 to 0)	0 (0 to 0)	0.5 (0.4 to 2.1)	2.9 (1.5 to 5.3)	2.7 (1.5 to 4.6)	1.4 (0.8 to 2.3)	1.2 (0.6 to 2.3)	1.2 (0.6 to 2.3)	1.2 (0.6 to 2.3)	1.2 (0.6 to 2.3)	1.2 (0.6 to 2.3)	1.2 (0.6 to 2.3)	1.2 (0.6 to 2.3)	1.2 (0.6 to 2.3)	1.2 (0.6 to 2.3)	1.2 (0.6 to 2.3)	1.2 (0.6 to 2.3)	1.2 (0.6 to 2.3)	1.2 (0.6 to 2.3)	1.2 (0.6 to 2.3)	1.2 (0.6 to 2.3)	23.7
Enteric infections	0.2 (0.2 to 0.3)	0.7 (0.5 to 0.9)	8.9 (6 to 12.7)	12.7 (7.7 to 19.9)	6.8 (3.7 to 11.1)	4.2 (2.2 to 7.4)	2.7 (1.4 to 4.3)	2.5 (1.3 to 3.8)	3.1 (1.7 to 4.7)	3.1 (1.9 to 4.8)	2.8 (1.7 to 4.2)	2.2 (1.4 to 3.4)	2.2 (1.4 to 3.4)	2.1 (1.3 to 3.1)	2.3 (1.3 to 3)	2.3 (1.2 to 2.9)	2.5 (1.4 to 3.1)	2.5 (1.4 to 3.2)	2.5 (1.3 to 3.2)	2.5 (1.4 to 3.6)	83.6
Diarrheal diseases	0.2 (0.2 to 0.3)	0.7 (0.5 to 0.9)	8.9 (5.9 to 12.7)	12.7 (7.6 to 19.9)	6.8 (3.6 to 11)	4.2 (2.2 to 7.4)	2.7 (1.4 to 4.3)	2.5 (1.3 to 3.8)	3.1 (1.7 to 4.7)	3.1 (1.9 to 4.7)	2.8 (1.7 to 4.2)	2.2 (1.4 to 3.4)	2.2 (1.4 to 3.4)	2.1 (1.3 to 3.1)	2.3 (1.3 to 3)	2.3 (1.2 to 2.9)	2.5 (1.4 to 3.1)	2.5 (1.4 to 3.1)	2.5 (1.4 to 3.2)	2.5 (1.4 to 3.6)	82.9
Typhoid and paratyphoid	0 (0 to 0)	0 (0 to 0)	0 (0 to 0)	0 (0 to 0)	0 (0 to 0)	0 (0 to 0)	0 (0 to 0)	0 (0 to 0)	0 (0 to 0)	0 (0 to 0)	0 (0 to 0)	0 (0 to 0)	0 (0 to 0)	0 (0 to 0)	0 (0 to 0)	0 (0 to 0)	0 (0 to 0)	0 (0 to 0)	0 (0 to 0)	0 (0 to 0)	0 (0 to 0)	0
Typhoid fever	0 (0 to 0)	0 (0 to 0)	0 (0 to 0)	0 (0 to 0)	0 (0 to 0)	0 (0 to 0)	0 (0 to 0)	0 (0 to 0)	0 (0 to 0)	0 (0 to 0)	0 (0 to 0)	0 (0 to 0)	0 (0 to 0)	0 (0 to 0)	0 (0 to 0)	0 (0 to 0)	0 (0 to 0)	0 (0 to 0)	0 (0 to 0)	0 (0 to 0)	0 (0 to 0)	0
Paratyphoid fever	0 (0 to 0)	0 (0 to 0)	0 (0 to 0)	0 (0 to 0)	0 (0 to 0)	0 (0 to 0)	0 (0 to 0)	0 (0 to 0)	0 (0 to 0)	0 (0 to 0)	0 (0 to 0)	0 (0 to 0)	0 (0 to 0)	0 (0 to 0)	0 (0 to 0)	0 (0 to 0)	0 (0 to 0)	0 (0 to 0)	0 (0 to 0)	0 (0 to 0)	0 (0 to 0)	0
Invasive Non-typhoidal Salmonella (iNTS)	0 (0 to 0)	0 (0 to 0)	0 (0 to 0.1)	0 (0 to 0.2)	0 (0 to 0.1)	0 (0 to 0.1)	0 (0 to 0.1)	0 (0 to 0.1)	0 (0 to 0.1)	0 (0 to 0.1)	0 (0 to 0.1)	0 (0 to 0.1)	0 (0 to 0.1)	0 (0 to 0.1)	0 (0 to 0.1)	0 (0 to 0.2)	0 (0 to 0.2)	0 (0 to 0.2)	0 (0 to 0.1)	0 (0 to 0.1)	0 (0 to 0.1)	0.5
Other intestinal infectious diseases	0 (0 to 0)	0 (0 to 0)	0.1 (0 to 0.1)	0.1 (0 to 0.1)	0 (0 to 0.1)	0 (0 to 0.1)	0 (0 to 0.1)	0 (0 to 0.1)	0 (0 to 0.1)	0 (0 to 0.1)	0 (0 to 0.1)	0 (0 to 0.1)	0 (0 to 0.1)	0 (0 to 0.1)	0 (0 to 0.1)	0 (0 to 0.1)	0 (0 to 0.1)	0 (0 to 0.1)	0 (0 to 0.1)	0 (0 to 0.1)	0 (0 to 0.1)	0.3
Neglected tropical diseases and malaria	0 (0 to 0)	0.1 (0 to 0.1)	0.2 (0 to 1)	0.7 (0 to 2.7)	1.2 (0 to 7.7)	0.1 (0 to 0.5)	0 (0 to 0.2)	0 (0 to 0.2)	0 (0 to 0.2)	0 (0 to 0.2)	0.1 (0 to 0.4)	0.1 (0 to 0.4)	0.1 (0 to 0.4)	0 (0 to 0.2)	0 (0 to 0.2)	0 (0 to 0.2)	0 (0 to 0.2)	0 (0 to 0.1)	0 (0 to 0.1)	0 (0 to 0.1)	0 (0 to 0.1)	3.3
Malaria	0 (0 to 0)	0 (0 to 0)	0 (0 to 0)	0 (0 to 0)	0 (0 to 0)	0 (0 to 0)	0 (0 to 0)	0 (0 to 0)	0 (0 to 0)	0 (0 to 0)	0 (0 to 0)	0 (0 to 0)	0 (0 to 0)	0 (0 to 0)	0 (0 to 0)	0 (0 to 0)	0 (0 to 0)	0 (0 to 0)	0 (0 to 0)	0 (0 to 0)	0 (0 to 0)	0
Chagas disease	0 (0 to 0)	0 (0 to 0)	0 (0 to 0)	0 (0 to 0)	0 (0 to 0)	0 (0 to 0)	0 (0 to 0)	0 (0 to 0)	0 (0 to 0)	0 (0 to 0)	0 (0 to 0)	0 (0 to 0)	0 (0 to 0)	0 (0 to 0)	0 (0 to 0)	0 (0 to 0)	0 (0 to 0)	0 (0 to 0)	0 (0 to 0)	0 (0 to 0)	0 (0 to 0)	0
Leishmaniasis	0 (0 to 0)	0 (0 to 0)	0 (0 to 0)	0 (0 to 0)	0 (0 to 0)	0 (0 to 0)	0 (0 to 0)	0 (0 to 0)	0 (0 to 0)	0 (0 to 0)	0 (0 to 0)	0 (0 to 0)	0 (0 to 0)	0 (0 to 0)	0 (0 to 0)	0 (0 to 0)	0 (0 to 0)	0 (0 to 0)	0 (0 to 0)	0 (0 to 0)	0 (0 to 0)	0
Visceral leishmaniasis	0 (0 to 0)	0 (0 to 0)	0 (0 to 0)	0 (0 to 0)	0 (0 to 0)	0 (0 to 0)	0 (0 to 0)	0 (0 to 0)	0 (0 to 0)	0 (0 to 0)	0 (0 to 0)	0 (0 to 0)	0 (0 to 0)	0 (0 to 0)	0 (0 to 0)	0 (0 to 0)	0 (0 to 0)	0 (0 to 0)	0 (0 to 0)	0 (0 to 0)	0 (0 to 0)	0
Cutaneous and mucocutaneous leishmaniasis	0 (0 to 0)	0 (0 to 0)	0 (0 to 0)	0 (0 to 0)	0 (0 to 0)	0 (0 to 0)	0 (0 to 0)	0 (0 to 0)	0 (0 to 0)	0 (0 to 0)	0 (0 to 0)	0 (0 to 0)	0 (0 to 0)	0 (0 to 0)	0 (0 to 0)	0 (0 to 0)	0 (0 to 0)	0 (0 to 0)	0 (0 to 0)	0 (0 to 0)	0 (0 to 0)	0
African trypanosomiasis	0 (0 to 0)	0 (0 to 0)	0 (0 to 0)	0 (0 to 0)	0 (0 to 0)	0 (0 to 0)	0 (0 to 0)	0 (0 to 0)	0 (0 to 0)	0 (0 to 0)	0 (0 to 0)	0 (0 to 0)	0 (0 to 0)	0 (0 to 0)	0 (0 to 0)	0 (0 to 0)	0 (0 to 0)	0 (0 to 0)	0 (0 to 0)	0 (0 to 0)	0 (0 to 0)	0
Schistosomiasis	0 (0 to 0)	0 (0 to 0)	0 (0 to 0)	0 (0 to 0)	0 (0 to 0)	0 (0 to 0)	0 (0 to 0)	0 (0 to 0)	0 (0 to 0)	0 (0 to 0)	0 (0 to 0)	0 (0 to 0)	0 (0 to 0)	0 (0 to 0)	0 (0 to 0)	0 (0 to 0)	0 (0 to 0)	0 (0 to 0)	0 (0 to 0)	0 (0 to 0)	0 (0 to 0)	0
Cysticercosis	0 (0 to 0)	0 (0 to 0)	0 (0 to 0)	0 (0 to 0)	0 (0 to 0)	0 (0 to 0)	0 (0 to 0)	0 (0 to 0)	0 (0 to 0)	0 (0 to 0)	0 (0 to 0)	0 (0 to 0)	0 (0 to 0)	0 (0 to 0)	0 (0 to 0)	0 (0 to 0)	0 (0 to 0)	0 (0 to 0)	0 (0 to 0)	0 (0 to 0)	0 (0 to 0)	0
Cystic echinococcosis	0 (0 to 0)	0 (0 to 0)	0 (0 to 0)	0 (0 to 0)	0 (0 to 0)	0 (0 to 0)	0 (0 to 0)	0 (0 to 0)	0 (0 to 0)	0 (0 to 0)	0 (0 to 0)	0 (0 to 0)	0 (0 to 0)	0 (0 to 0)	0 (0 to 0)	0 (0 to 0)	0 (0 to 0)	0 (0 to 0)	0 (0 to 0)	0 (0 to 0)	0 (0 to 0)	0.1
Lymphatic filariasis	0 (0 to 0)	0 (0 to 0)	0 (0 to 0)	0 (0 to 0)	0 (0 to 0)	0 (0 to 0)	0 (0 to 0)	0 (0 to 0)	0 (0 to 0)	0 (0 to 0)	0 (0 to 0)	0 (0 to 0)	0 (0 to 0)	0 (0 to 0)	0 (0 to 0)	0 (0 to 0)	0 (0 to 0)	0 (0 to 0)	0 (0 to 0)	0 (0 to 0)	0 (0 to 0)	0
Onchocerciasis	0 (0 to 0)	0 (0 to 0)	0 (0 to 0)	0 (0 to 0)	0 (0 to 0)	0 (0 to 0)	0 (0 to 0)	0 (0 to 0)	0 (0 to 0)	0 (0 to 0)	0 (0 to 0)	0 (0 to 0)	0 (0 to 0)	0 (0 to 0)	0 (0 to 0)	0 (0 to 0)	0 (0 to 0)	0 (0 to 0)	0 (0 to 0)	0 (0 to 0)	0 (0 to 0)	0
Trachoma	0 (0 to 0)	0 (0 to 0)	0 (0 to 0)	0 (0 to 0)	0 (0 to 0)	0 (0 to 0)	0 (0 to 0)	0 (0 to 0)	0 (0 to 0)	0 (0 to 0)	0 (0 to 0)	0 (0 to 0)	0 (0 to 0)	0 (0 to 0)	0 (0 to 0)	0 (0 to 0)	0 (0 to 0)	0 (0 to 0)	0 (0 to 0)	0 (0 to 0)	0 (0 to 0)	0
Dengue	0 (0 to 0)	0 (0 to 0)	0 (0 to 0)	0 (0 to 0)	0 (0 to 0)	0 (0 to 0)	0 (0 to 0)	0 (0 to 0)	0 (0 to 0)	0 (0 to 0)	0 (0 to 0)	0 (0 to 0)	0 (0 to 0)	0 (0 to 0)	0 (0 to 0)	0 (0 to 0)	0 (0 to 0)	0 (0 to 0)	0 (0 to 0)	0 (0 to 0)	0 (0 to 0)	0
Yellow fever	0 (0 to 0)	0 (0 to 0)	0 (0 to 0)	0 (0 to 0)	0 (0 to 0)	0 (0 to 0)	0 (0 to 0)	0 (0 to 0)	0 (0 to 0)	0 (0 to 0)	0 (0 to 0)	0 (0 to 0)	0 (0 to 0)	0 (0 to 0)	0 (0 to 0)	0 (0 to 0)	0 (0 to 0)	0 (0 to 0)	0 (0 to 0)	0 (0 to 0)	0 (0 to 0)	0
Rabies	0 (0 to 0)	0 (0 to 0)	0 (0 to 0)	0 (0 to 0)	0 (0 to 0)	0 (0 to 0)	0 (0 to 0)	0 (0 to 0)	0 (0 to 0)	0 (0 to 0)	0 (0 to 0)	0 (0 to 0)	0 (0 to 0)	0 (0 to 0)	0 (0 to 0)	0 (0 to 0)	0 (0 to 0)	0 (0 to 0)	0 (0 to 0)	0 (0 to 0)	0 (0 to 0)	0
Intestinal nematode infections	0 (0 to 0)	0 (0 to 0)	0 (0 to 0)	0 (0 to 0)	0 (0 to 0)	0 (0 to 0)	0 (0 to 0)	0 (0 to 0)	0 (0 to 0)	0 (0 to 0)	0 (0 to 0)	0 (0 to 0)	0 (0 to 0)	0 (0 to 0)	0 (0 to 0)	0 (0 to 0)	0 (0 to 0)	0 (0 to 0)	0 (0 to 0)





SR Table 2a: Richmond upon Thames DALYS by cause and age groups for males with 95% uncertainty intervals, 2019

Cause	Early Neonatal	Late Neonatal	Post Neonatal	1 to 4	5 to 9	10 to 14	15 to 19	20 to 24	25 to 29	30 to 34	35 to 39	40 to 44	45 to 49	50 to 54	55 to 59	60 to 64	65 to 69	70 to 74	75 to 79	80 to 84	85 to 89	90 to 94	95 plus	Total
All causes	1,192 (911 to 1,497)	1,192 (911 to 1,497)	2,384 (1,822 to 2,994)	9,538 (7,289 to 11,978)	7,154 (5,467 to 8,984)	5,961 (4,556 to 7,486)	7,154 (5,467 to 8,984)	11,923 (9,112 to 14,973)	16,692 (12,757 to 20,962)	19,077 (14,579 to 23,951)	21,461 (16,402 to 26,947)	26,807 (20,481 to 33,666)	33,942 (25,934 to 42,623)	42,880 (32,767 to 53,846)	52,411 (40,052 to 65,824)	61,941 (47,332 to 77,788)	71,472 (54,612 to 89,751)	77,433 (59,164 to 97,232)	77,433 (59,164 to 97,232)	77,433 (59,164 to 97,232)	77,433 (59,164 to 97,232)	77,433 (59,164 to 97,232)	22,000
Communicable, maternal, neonatal, and nutritional diseases	1,192 (468 to 2,110)	1,192 (468 to 2,110)	2,384 (1,822 to 2,994)	9,538 (7,289 to 11,978)	7,154 (5,467 to 8,984)	5,961 (4,556 to 7,486)	7,154 (5,467 to 8,984)	11,923 (9,112 to 14,973)	16,692 (12,757 to 20,962)	19,077 (14,579 to 23,951)	21,461 (16,402 to 26,947)	26,807 (20,481 to 33,666)	33,942 (25,934 to 42,623)	42,880 (32,767 to 53,846)	52,411 (40,052 to 65,824)	61,941 (47,332 to 77,788)	71,472 (54,612 to 89,751)	77,433 (59,164 to 97,232)	77,433 (59,164 to 97,232)	77,433 (59,164 to 97,232)	77,433 (59,164 to 97,232)	77,433 (59,164 to 97,232)	1,193
HIV/AIDS and sexually transmitted infections	4.41 (1.1 to 9.4)	2.94 (0.4 to 2.4)	0.7 (0.4 to 0.9)	0.4 (0.4 to 0.5)	0.0 (0.2 to 0.2)	0.3 (0.3 to 0.5)	1 (0.6 to 1.2)	2.6 (2.1 to 3.4)	5.8 (4.4 to 7.3)	9.1 (6.6 to 12.2)	10.1 (7.6 to 13.3)	10.6 (8.2 to 13.9)	10.6 (8.2 to 13.9)	8.2 (6.4 to 10.4)	5.8 (4.6 to 7.4)	3.6 (2.9 to 4.7)	2.2 (2.3 to 3.1)	0.6 (0.2 to 1)	0.1 (0.1 to 0.2)	0.1 (0 to 0.1)	0.1 (0 to 0.1)	0.1 (0 to 0.1)	72
HIV/AIDS	0 (0 to 0)	0 (0 to 0)	0.6 (0.4 to 0.9)	0.4 (0.3 to 0.5)	0.2 (0.2 to 0.2)	0.2 (0.2 to 0.4)	0.9 (0.7 to 1.2)	2.6 (2.1 to 3.4)	5.8 (4.3 to 7.3)	8.8 (6.7 to 11.9)	9.6 (7.4 to 13)	10.5 (8.2 to 13.5)	10.5 (8.2 to 13.5)	8.1 (6.3 to 10.3)	5.8 (4.6 to 7.4)	3.7 (2.9 to 4.8)	2.5 (1.9 to 3.3)	1.1 (0.8 to 1.4)	0.5 (0.3 to 0.9)	0.1 (0 to 0.1)	0 (0 to 0)	0 (0 to 0)	64.8
HIV/AIDS - Drug-susceptible Tuberculosis	0 (0 to 0)	0 (0 to 0)	0 (0 to 0)	0 (0 to 0)	0 (0 to 0)	0 (0 to 0)	0 (0 to 0)	0 (0 to 0)	0 (0 to 0)	0 (0 to 0)	0 (0 to 0)	0 (0 to 0)	0 (0 to 0)	0 (0 to 0)	0 (0 to 0)	0 (0 to 0)	0 (0 to 0)	0 (0 to 0)	0 (0 to 0)	0 (0 to 0)	0 (0 to 0)	0 (0 to 0)	0 (0 to 0)	0
HIV/AIDS - Multidrug-resistant Tuberculosis without extensive dr...	0 (0 to 0)	0 (0 to 0)	0 (0 to 0)	0 (0 to 0)	0 (0 to 0)	0 (0 to 0)	0 (0 to 0)	0 (0 to 0)	0 (0 to 0)	0 (0 to 0)	0 (0 to 0)	0 (0 to 0)	0 (0 to 0)	0 (0 to 0)	0 (0 to 0)	0 (0 to 0)	0 (0 to 0)	0 (0 to 0)	0 (0 to 0)	0 (0 to 0)	0 (0 to 0)	0 (0 to 0)	0 (0 to 0)	0
HIV/AIDS - Extensively drug-resistant Tuberculosis	0 (0 to 0)	0 (0 to 0)	0 (0 to 0)	0 (0 to 0)	0 (0 to 0)	0 (0 to 0)	0 (0 to 0)	0 (0 to 0)	0 (0 to 0)	0 (0 to 0)	0 (0 to 0)	0 (0 to 0)	0 (0 to 0)	0 (0 to 0)	0 (0 to 0)	0 (0 to 0)	0 (0 to 0)	0 (0 to 0)	0 (0 to 0)	0 (0 to 0)	0 (0 to 0)	0 (0 to 0)	0 (0 to 0)	0
HIV/AIDS resulting in other diseases	4.41 (1.1 to 9.4)	2.94 (0.4 to 2.4)	0.1 (0 to 0.2)	0 (0 to 0)	0 (0 to 0)	0.1 (0 to 0.1)	0.1 (0 to 0.1)	0 (0 to 0)	0 (0 to 0)	0.2 (0 to 0.4)	0.3 (0 to 0.5)	0.1 (0 to 0.3)	0.1 (0 to 0.3)	0.1 (0 to 0.3)	0 (0 to 0)	0 (0 to 0)	0 (0 to 0)	0 (0 to 0)	0 (0 to 0)	0 (0 to 0)	0 (0 to 0)	0 (0 to 0)	0 (0 to 0)	58.2
Sexually transmitted infections excluding HIV	0 (0 to 0)	0 (0 to 0)	0.1 (0 to 0.2)	0 (0 to 0)	0 (0 to 0)	0 (0 to 0)	0 (0 to 0.1)	0 (0 to 0.1)	0 (0 to 0.1)	0 (0 to 0.2)	0 (0 to 0.2)	0 (0 to 0.2)	0 (0 to 0.2)	0 (0 to 0.2)	0 (0 to 0.2)	0 (0 to 0.2)	0 (0 to 0.2)	0 (0 to 0.2)	0 (0 to 0.2)	0 (0 to 0.2)	0 (0 to 0.1)	0 (0 to 0.1)	0 (0 to 0.1)	10.3
Syphilis	0 (0 to 0)	0 (0 to 0)	0 (0 to 0)	0 (0 to 0)	0 (0 to 0)	0 (0 to 0)	0 (0 to 0)	0 (0 to 0)	0 (0 to 0)	0 (0 to 0)	0 (0 to 0)	0 (0 to 0)	0 (0 to 0)	0 (0 to 0)	0 (0 to 0)	0 (0 to 0)	0 (0 to 0)	0 (0 to 0)	0 (0 to 0)	0 (0 to 0)	0 (0 to 0)	0 (0 to 0)	0 (0 to 0)	8.2
Chlamydial infection	0 (0 to 0)	0 (0 to 0)	0 (0 to 0)	0 (0 to 0)	0 (0 to 0)	0 (0 to 0)	0 (0 to 0)	0 (0 to 0)	0 (0 to 0)	0 (0 to 0)	0 (0 to 0)	0 (0 to 0)	0 (0 to 0)	0 (0 to 0)	0 (0 to 0)	0 (0 to 0)	0 (0 to 0)	0 (0 to 0)	0 (0 to 0)	0 (0 to 0)	0 (0 to 0)	0 (0 to 0)	0 (0 to 0)	0.1
Gonococcal infection	0 (0 to 0)	0 (0 to 0)	0 (0 to 0)	0 (0 to 0)	0 (0 to 0)	0 (0 to 0)	0 (0 to 0)	0 (0 to 0)	0 (0 to 0)	0 (0 to 0)	0 (0 to 0)	0 (0 to 0)	0 (0 to 0)	0 (0 to 0)	0 (0 to 0)	0 (0 to 0)	0 (0 to 0)	0 (0 to 0)	0 (0 to 0)	0 (0 to 0)	0 (0 to 0)	0 (0 to 0)	0 (0 to 0)	0.1
Trichomoniasis	0 (0 to 0)	0 (0 to 0)	0 (0 to 0)	0 (0 to 0)	0 (0 to 0)	0 (0 to 0)	0 (0 to 0)	0 (0 to 0)	0 (0 to 0)	0 (0 to 0)	0 (0 to 0)	0 (0 to 0)	0 (0 to 0)	0 (0 to 0)	0 (0 to 0)	0 (0 to 0)	0 (0 to 0)	0 (0 to 0)	0 (0 to 0)	0 (0 to 0)	0 (0 to 0)	0 (0 to 0)	0 (0 to 0)	0
Genital herpes	0 (0 to 0)	0 (0 to 0)	0 (0 to 0)	0 (0 to 0)	0 (0 to 0)	0 (0 to 0)	0 (0 to 0)	0 (0 to 0)	0 (0 to 0)	0 (0 to 0)	0 (0 to 0)	0 (0 to 0)	0 (0 to 0)	0 (0 to 0)	0 (0 to 0)	0 (0 to 0)	0 (0 to 0)	0 (0 to 0)	0 (0 to 0)	0 (0 to 0)	0 (0 to 0)	0 (0 to 0)	0 (0 to 0)	1.6
Other sexually transmitted infections	0 (0 to 0)	0 (0 to 0)	0 (0 to 0)	0 (0 to 0)	0 (0 to 0)	0 (0 to 0)	0 (0 to 0)	0 (0 to 0)	0 (0 to 0)	0 (0 to 0)	0 (0 to 0)	0 (0 to 0)	0 (0 to 0)	0 (0 to 0)	0 (0 to 0)	0 (0 to 0)	0 (0 to 0)	0 (0 to 0)	0 (0 to 0)	0 (0 to 0)	0 (0 to 0)	0 (0 to 0)	0 (0 to 0)	0.1
Respiratory infections and tuberculosis	0.84 (0.2 to 1.3)	0.7 (0.7 to 1.4)	0.7 (4.4 to 9.6)	0.5 (12.9 to 28.1)	0.4 (7.7 to 20.4)	0.4 (5.6 to 13.3)	0.7 (4.9 to 9.8)	0.7 (4.3 to 10.4)	0.8 (5.6 to 11.7)	0.9 (6.1 to 13.2)	1.1 (7.4 to 15.2)	1.4 (9.4 to 19.2)	1.9 (11.8 to 22.9)	2.6 (16.6 to 27.1)	3.6 (19.6 to 30.5)	4.8 (17.5 to 33.2)	6.4 (19.2 to 39)	8.8 (20.9 to 41.4)	11.9 (34.7 to 68.4)	16.7 (49.7 to 89.8)	22.5 (59.4 to 132)	30.4 (59.4 to 152)	590
Tuberculosis	0 (0 to 0)	0 (0 to 0)	0 (0 to 0)	0.1 (0 to 0.1)	0.1 (0 to 0.1)	0.1 (0 to 0.2)	0.1 (0 to 0.2)	0.3 (0.2 to 0.4)	0.3 (0.2 to 0.5)	0.5 (0.3 to 0.7)	0.6 (0.4 to 0.8)	0.7 (0.5 to 1)	0.8 (0.6 to 1.1)	0.9 (0.6 to 1.2)	1.1 (0.8 to 1.4)	1.2 (0.8 to 1.7)	1.4 (0.9 to 1.9)	1.7 (0.9 to 2.4)	2.1 (0.9 to 3.3)	2.7 (0.9 to 4.4)	3.4 (0.9 to 5.6)	4.1 (0.9 to 6.2)	10.4
Latent tuberculosis infection	0 (0 to 0)	0 (0 to 0)	0 (0 to 0)	0 (0 to 0)	0 (0 to 0)	0 (0 to 0)	0 (0 to 0)	0 (0 to 0)	0 (0 to 0)	0 (0 to 0)	0 (0 to 0)	0 (0 to 0)	0 (0 to 0)	0 (0 to 0)	0 (0 to 0)	0 (0 to 0)	0 (0 to 0)	0 (0 to 0)	0 (0 to 0)	0 (0 to 0)	0 (0 to 0)	0 (0 to 0)	0 (0 to 0)	0
Drug-susceptible tuberculosis	0 (0 to 0)	0 (0 to 0)	0 (0 to 0)	0.1 (0 to 0.1)	0.1 (0 to 0.1)	0.1 (0 to 0.2)	0.1 (0 to 0.1)	0.3 (0.2 to 0.4)	0.3 (0.2 to 0.5)	0.5 (0.3 to 0.7)	0.6 (0.4 to 0.7)	0.7 (0.5 to 1)	0.8 (0.6 to 1.1)	0.9 (0.6 to 1.2)	1.1 (0.8 to 1.4)	1.2 (0.8 to 1.7)	1.4 (0.9 to 1.9)	1.7 (0.9 to 2.4)	2.1 (0.9 to 3.3)	2.7 (0.9 to 4.4)	3.4 (0.9 to 5.6)	4.1 (0.9 to 6.2)	10.2
Multidrug-resistant tuberculosis without extensive drug-resistance	0 (0 to 0)	0 (0 to 0)	0 (0 to 0)	0 (0 to 0)	0 (0 to 0)	0 (0 to 0)	0 (0 to 0)	0 (0 to 0)	0 (0 to 0)	0 (0 to 0)	0 (0 to 0)	0 (0 to 0)	0 (0 to 0)	0 (0 to 0)	0 (0 to 0)	0 (0 to 0)	0 (0 to 0)	0 (0 to 0)	0 (0 to 0)	0 (0 to 0)	0 (0 to 0)	0 (0 to 0)	0 (0 to 0)	0.2
Extensively drug-resistant tuberculosis	0 (0 to 0)	0 (0 to 0)	0 (0 to 0)	0 (0 to 0)	0 (0 to 0)	0 (0 to 0)	0 (0 to 0)	0 (0 to 0)	0 (0 to 0)	0 (0 to 0)	0 (0 to 0)	0 (0 to 0)	0 (0 to 0)	0 (0 to 0)	0 (0 to 0)	0 (0 to 0)	0 (0 to 0)	0 (0 to 0)	0 (0 to 0)	0 (0 to 0)	0 (0 to 0)	0 (0 to 0)	0 (0 to 0)	0.1
Lower respiratory infections	0.8 (0.5 to 1.3)	1 (0.6 to 1.4)	4.2 (2.1 to 6.8)	4.2 (4.2 to 9.1)	0.3 (0.7 to 1.2)	0.3 (0.4 to 0.7)	0.6 (0.4 to 1.3)	1.3 (0.8 to 1.9)	2 (1.3 to 2.9)	3 (2 to 4.3)	3.9 (2.6 to 5.5)	5.1 (3.4 to 7.2)	6.5 (4.4 to 9.1)	8.1 (5.4 to 11.5)	9.8 (6.5 to 14)	11.4 (7.2 to 16.3)	12.6 (7.6 to 18.2)	13.6 (10 to 21.4)	14.2 (11.8 to 26.2)	14.3 (12.3 to 28.7)	14.3 (12.3 to 28.7)	14.3 (12.3 to 28.7)	470
Upper respiratory infections	0 (0 to 0)	0.1 (0 to 0.2)	2.1 (1.2 to 3.2)	0.7 (5.7 to 15.6)	0.8 (5.4 to 14.5)	0.4 (2.4 to 6.7)	0.4 (2.4 to 7.6)	0.5 (2.6 to 8.2)	0.6 (3.1 to 10)	0.7 (3.6 to 11.7)	0.8 (3.7 to 11.7)	0.9 (3.5 to 11.1)	1 (3.5 to 11.1)	0.9 (3.2 to 10.5)	0.8 (3.3 to 9.2)	0.7 (3.5 to 8.1)	0.6 (3.4 to 7.6)	0.5 (3.3 to 7.2)	0.4 (3.2 to 7.1)	0.3 (3.2 to 7.1)	0.3 (3.2 to 7.1)	0.3 (3.2 to 7.1)	90.9
Otitis media	0 (0 to 0)	0 (0 to 0)	0 (0.2 to 0.8)	0.1 (1.1 to 3.5)	0.1 (1.1 to 3.5)	0.1 (0.4 to 0.5)	0.1 (0.4 to 0.6)	0.1 (0.4 to 0.6)	0.1 (0.4 to 0.6)	0.1 (0.4 to 0.6)	0.1 (0.4 to 0.7)	0.1 (0.4 to 0.7)	0.1 (0.4 to 0.7)	0.1 (0.4 to 0.7)	0.1 (0.4 to 0.7)	0.1 (0.4 to 0.6)	0.1 (0.4 to 0.6)	0.1 (0.3 to 0.6)	0.1 (0.3 to 0.6)	0.1 (0.3 to 0.6)	0.1 (0.3 to 0.5)	0.1 (0.3 to 0.5)	0.1 (0.3 to 0.5)	18.8
Enteric infections	0.1 (0.1 to 0.2)	0.1 (0.1 to 0.2)	0.4 (3.4 to 9.4)	2.7 (5.7 to 15.5)	2.8 (3.4 to 7.8)	1.8 (1.5 to 4.7)	1.6 (1.5 to 2.8)	1.6 (1.6 to 2.3)	1.6 (1.6 to 2.3)	1.6 (1.6 to 2.3)	1.7 (1.6 to 2.4)	1.8 (1.7 to 2.5)	1.9 (1.7 to 2.6)	2 (1.7 to 2.8)	2.1 (1.7 to 2.9)	2.2 (1.7 to 3.1)	2.3 (1.7 to 3.2)	2.3 (1.7 to 3.2)	2.3 (1.7 to 3.2)	2.3 (1.7 to 3.2)	2.3 (1.7 to 3.2)	2.3 (1.7 to 3.2)	71.2
Diarrheal diseases	0.1 (0.1 to 0.2)	0.1 (0.1 to 0.2)	0.4 (3.4 to 9.4)	2.7 (5.7 to 15.5)	2.8 (3.4 to 7.8)	1.8 (1.5 to 4.7)	1.6 (1.5 to 2.8)	1.6 (1.6 to 2.3)	1.6 (1.6 to 2.3)	1.6 (1.6 to 2.3)	1.7 (1.6 to 2.4)	1.8 (1.7 to 2.5)	1.9 (1.7 to 2.6)	2 (1.7 to 2.8)	2.1 (1.7 to 2.9)	2.2 (1.7 to 3.1)	2.3 (1.7 to 3.2)	2.3 (1.7 to 3.2)	2.3 (1.7 to 3.2)	2.3 (1.7 to 3.2)	2.3 (1.7 to 3.2)	2.3 (1.7 to 3.2)	70.7
Typhoid and paraphoid	0 (0 to 0)	0 (0 to 0)	0 (0 to 0)	0 (0 to 0)	0 (0 to 0)	0 (0 to 0)	0 (0 to 0)	0 (0 to 0)	0 (0 to 0)	0 (0 to 0)	0 (0 to 0)	0 (0 to 0)	0 (0 to 0)	0 (0 to 0)	0 (0 to 0)	0 (0 to 0)	0 (0 to 0)	0 (0 to 0)	0 (0 to 0)	0 (0 to 0)	0 (0 to 0)	0 (0 to 0)	0 (0 to 0)	0
Typhoid fever	0 (0 to 0)	0 (0 to 0)	0 (0 to 0)	0 (0 to 0)	0 (0 to 0)	0 (0 to 0)	0 (0 to 0)	0 (0 to 0)	0 (0 to 0)	0 (0 to 0)	0 (0 to 0)	0 (0 to 0)	0 (0 to 0)	0 (0 to 0)	0 (0 to 0)	0 (0 to 0)	0 (0 to 0)	0 (0 to 0)	0 (0 to 0)	0 (0 to 0)	0 (0 to 0)	0 (0 to 0)	0 (0 to 0)	0
Paratyphoid fever	0 (0 to 0)	0 (0 to 0)	0 (0 to 0)	0 (0 to 0)	0 (0 to 0)	0 (0 to 0)	0 (0 to 0)	0 (0 to 0)	0 (0 to 0)	0 (0 to 0)	0 (0 to 0)	0 (0 to 0)	0 (0 to 0)	0 (0 to 0)	0 (0 to 0)	0 (0 to 0)	0 (0 to 0)	0 (0 to 0)	0 (0 to 0)	0 (0 to 0)	0 (0 to 0)	0 (0 to 0)	0 (0 to 0)	0
Invasive Non-typhoidal Salmonella (iNTS)	0 (0 to 0)	0 (0 to 0)	0 (0 to 0)	0 (0 to 0.1)	0 (0 to 0)	0 (0 to 0)	0 (0 to 0)	0 (0 to 0)	0 (0 to 0)	0 (0 to 0)	0 (0 to 0)	0 (0 to 0)	0 (0 to 0)	0 (0 to 0)	0 (0 to 0)	0 (0 to 0)	0 (0 to 0)	0 (0 to 0)	0 (0 to 0)	0 (0 to 0)	0 (0 to 0)	0 (0 to 0)	0 (0 to 0)	0.4
Other intestinal infectious diseases	0 (0 to 0)	0 (0 to 0)	0 (0 to 0)	0 (0 to 0)	0 (0 to 0)	0 (0 to 0)	0 (0 to 0)	0 (0 to 0)	0 (0 to 0)	0 (0 to 0)	0 (0 to 0)	0 (0 to 0)	0 (0 to 0)	0 (0 to 0)	0 (0 to 0)	0 (0 to 0)	0 (0 to 0)	0 (0 to 0)	0 (0 to 0)	0 (0 to 0)	0 (0 to 0)	0 (0 to 0)	0 (0 to 0)	0.1
Neglected tropical diseases and malaria	0 (0 to 0)	0 (0 to 0)	0.1 (0 to 0.2)	0.6 (0 to 0.8)	0.4 (0 to 0.2)	0.2 (0 to 0.2)	0.1 (0 to 0.1)	0.1 (0 to 0.2)	0.1 (0 to 0.4)	0.1 (0 to 0.5)	0.2 (0 to 0.6)	0.2 (0 to 0.6)	0.2 (0 to 0.6)	0.2 (0 to 0.6)	0.2 (0 to 0.6)	0.2 (0 to 0.6)	0.2 (0 to 0.6)	0.2 (0 to 0.6)	0.2 (0 to 0.6)	0.2 (0 to 0.6)	0.2 (0 to 0.6)	0.2 (0 to 0.6)	0.2 (0 to 0.6)	1.9
Malaria	0 (0 to 0)	0 (0 to 0)	0 (0 to 0)	0 (0 to 0)	0 (0 to 0)	0 (0 to 0)	0 (0 to 0)	0 (0 to 0)	0 (0 to 0)	0 (0 to 0)	0 (0 to 0)	0 (0 to 0)	0 (0 to 0)	0 (0 to 0)	0 (0 to 0)	0 (0 to 0)	0 (0 to 0)	0 (0 to 0)	0 (0 to 0)	0 (0 to 0)	0 (0 to 0)	0 (0 to 0)	0 (0 to 0)	0
Chagas disease	0 (0 to 0)	0 (0 to 0)	0 (0 to 0)	0 (0 to 0)	0 (0 to 0)	0 (0 to 0)	0 (0 to 0)	0 (0 to 0)	0 (0 to 0)	0 (0 to 0)	0 (0 to 0)	0 (0 to 0)	0 (0 to 0)	0 (0 to 0)	0 (0 to 0)	0 (0 to 0)	0 (0 to 0)	0 (0 to 0)	0 (0 to 0)	0 (0 to 0)	0 (0 to 0)	0 (0 to 0)	0 (0 to 0)	0
Leishmaniasis	0 (0 to 0)	0 (0 to 0)	0 (0 to 0)	0 (0 to 0)	0 (0 to 0)	0 (0 to 0)	0 (0 to 0)	0 (0 to 0)	0 (0 to 0)	0 (0 to 0)	0 (0 to 0)	0 (0 to 0)	0 (0 to 0)	0 (0 to 0)	0 (0 to 0)	0 (0 to 0)	0 (0 to 0)	0 (0 to 0)	0 (0 to 0)	0 (0 to 0)	0 (0 to 0)	0 (0 to 0)	0 (0 to 0)	0
Visceral leishmaniasis	0 (0 to 0)	0 (0 to 0)	0 (0 to 0)	0 (0 to 0)	0 (0 to 0)	0 (0 to 0)	0 (0 to 0)	0 (0 to 0)	0 (0 to 0)	0 (0 to 0)	0 (0 to 0)	0 (0 to 0)	0 (0 to 0)	0 (0 to 0)	0 (0 to 0)	0 (0 to 0)	0 (0 to 0)	0 (0 to 0)	0 (0 to 0)	0 (0 to 0)	0 (0 to 0)	0 (0 to 0)	0 (0 to 0)	0
Cutaneous and mucocutaneous leishmaniasis	0 (0 to 0)	0 (0 to 0)	0 (0 to 0)	0 (0 to 0)	0 (0 to 0)	0 (0 to 0)	0 (0 to 0)	0 (0 to 0)	0 (0 to 0)	0 (0 to 0)	0 (0 to 0)	0 (0 to 0)	0 (0 to 0)	0 (0 to 0)	0 (0 to 0)	0 (0 to 0)	0 (0 to 0)	0 (0 to 0)	0 (0 to 0)	0 (0 to 0)	0 (0 to 0)	0 (0 to 0)	0 (0 to 0)	0
African trypanosomiasis	0 (0 to 0)	0 (0 to 0)	0 (0 to 0)	0 (0 to 0)	0 (0 to 0)	0 (0 to 0)	0 (0 to 0)	0 (0 to 0)	0 (0 to 0)	0 (0 to 0)	0 (0 to 0)	0 (0 to 0)	0 (0 to 0)	0 (0 to 0)	0 (0 to 0)	0 (0 to 0)	0 (0 to 0)	0 (0 to 0)	0 (0 to 0)	0 (0 to 0)	0 (0 to 0)	0 (0 to 0)	0 (0 to 0)	0
Schistosomiasis	0 (0 to 0)	0 (0 to 0)	0 (0 to 0)	0 (0 to 0)	0 (0 to 0)	0 (0 to 0)	0 (0 to 0)	0 (0 to 0)	0 (0 to 0)	0 (0 to 0)	0 (0 to 0)	0 (0 to 0)	0 (0 to 0)	0 (0 to 0)	0 (0 to 0)	0 (0 to 0)	0 (0 to 0)	0 (0 to 0)	0 (0 to 0)	0 (0 to 0)	0 (0 to 0)	0 (0 to 0)	0 (0 to 0)	0
Cysticercosis	0 (0 to 0)	0 (0 to 0)	0 (0 to 0)	0 (0 to 0)	0 (0 to 0)	0 (0 to 0)	0 (0 to 0)	0 (0 to 0)	0 (0 to 0)	0 (0 to 0)	0 (0 to 0)	0 (0 to 0)	0 (0 to 0)	0 (0 to 0)	0 (0 to 0)	0 (0 to 0)	0 (0 to 0)	0 (0 to 0)	0 (0 to 0)	0 (0 to 0)	0 (0 to 0)	0 (0 to 0)	0 (0 to 0)	0
Cystic echinococcosis	0 (0 to 0)	0 (0 to 0)	0 (0 to 0)	0 (0 to 0)	0 (0 to 0)	0 (0 to 0)	0 (0 to 0)	0 (0 to 0)	0 (0 to 0)	0 (0 to 0)	0 (0 to 0)	0 (0 to 0)	0 (0 to 0)	0 (0 to 0)	0 (0 to 0)	0 (0 to 0)	0 (0 to 0)	0 (0 to 0)	0 (0 to 0)	0 (0 to 0)	0 (0 to 0)	0 (0 to 0)	0 (0 to 0)	0.1
Lymphatic filariasis	0 (0 to 0)	0 (0 to 0)	0 (0 to 0)	0 (0 to 0)	0 (0 to 0)	0 (0 to 0)	0 (0 to 0)	0 (0 to 0)	0 (0 to 0)	0 (0 to 0)	0 (0 to 0)	0 (0 to 0)	0 (0 to 0)	0 (0 to 0)	0 (0 to 0)	0 (0 to 0)	0 (0 to 0)	0 (0 to 0)	0 (0 to 0)	0 (0 to 0)	0 (0 to 0)	0 (0 to 0)	0 (0 to 0)	0
Onchocerciasis	0 (0 to 0)	0 (0 to 0)	0 (0 to 0)	0 (0 to 0)	0 (0 to 0)	0 (0 to 0)	0 (0 to 0)	0 (0 to 0)	0 (0 to 0)	0 (0 to 0)	0 (0 to 0)	0 (0 to 0)	0 (0 to 0)	0 (0 to 0)	0 (0 to 0)	0 (0 to 0)	0 (0 to 0)	0 (0 to 0)	0 (0 to 0)	0 (0 to 0)	0 (0 to 0)	0 (0 to 0)	0 (0 to 0)	0
Trachoma	0 (0 to 0)	0 (0 to 0)	0 (0 to 0)	0 (0 to 0)	0 (0 to 0)	0 (0 to 0)	0 (0 to 0)	0 (0 to 0)	0 (0 to 0)	0 (0 to 0)	0 (0 to 0)	0 (0 to 0)	0 (0 to 0)	0 (0 to 0)	0 (0 to 0)	0 (0 to 0)	0 (0 to 0)	0 (0 to 0)	0 (0 to 0)	0 (0 to 0)	0 (0 to 0)	0 (0 to 0)	0 (0 to 0)	0
Dengue	0 (0 to 0)	0 (0 to 0)	0 (0 to 0)	0 (0 to 0)	0 (0 to 0)	0 (0 to 0)	0 (0 to 0)	0 (0 to 0)	0 (0 to 0)	0 (0 to 0)	0 (0 to 0)	0 (0 to 0)	0 (0 to 0)	0 (0 to 0)	0 (0 to 0)	0 (0 to 0)	0 (0 to 0)	0 (0 to 0)	0 (0 to 0)	0 (0 to 0)	0 (0 to 0)	0 (0 to 0)	0 (0 to 0)	0
Yellow fever	0 (0 to 0)	0 (0 to 0)	0 (0 to 0)	0 (0 to 0)	0 (0 to 0)	0 (0 to 0)	0 (0 to 0)	0 (0 to 0)	0 (0 to 0)	0 (0 to 0)	0 (0 to 0)	0 (0 to 0)	0 (0 to 0)	0 (0 to 0)	0 (0 to 0)	0 (0 to 0)	0 (0 to 0)	0 (0 to 0)	0 (0 to 0)	0 (0 to 0)	0 (0 to 0)	0 (0 to 0)	0 (0 to 0)	0
Rabies	0 (0 to 0)	0 (0 to 0)	0 (0 to 0)	0 (0 to 0)	0 (0 to 0)	0 (0 to 0)	0 (0 to 0)	0 (0 to 0)	0 (0 to 0)	0 (0 to 0)	0 (0 to 0)	0 (0 to 0)	0 (0 to 0)	0 (0 to 0)	0 (0 to 0)	0 (0 to 0)	0 (0 to 0)	0 (0 to 0)	0 (0 to 0)	0 (0 to 0)	0 (0 to 0)	0 (0 to 0)	0 (0 to 0)	0
Intestinal nematode infections	0 (0 to 0)	0 (0 to 0)	0 (0 to 0)	0 (0 to 0)	0 (0 to 0)	0 (0 to 0)	0 (0 to 0)	0 (0 to 0)	0 (0 to 0)	0 (0 to 0)	0 (0 to 0)	0 (0 to 0)	0 (0 to 0)	0 (0 to 0)	0 (0 to 0)	0 (0 to 0)	0 (0 to 0)	0 (0 to 0)	0 (0 to 0)	0 (0 to 0)	0 (0 to 0)	0 (0 to 0)	0 (0 to 0)	0
Ascariasis	0 (0 to 0)	0 (0 to 0)	0 (0 to 0)	0 (0 to 0)	0 (0 to 0)	0 (0 to 0)	0 (0 to 0)	0 (0 to 0)	0 (0 to 0)	0 (0 to 0)	0 (0 to 0)	0 (0 to 0)	0 (0 to 0)	0 (0 to 0)	0 (0 to 0)	0 (0 to 0)	0 (0 to 0)	0 (0 to 0)	0 (0 to 0)	0 (0 to 0)	0 (0 to 0)	0 (0 to 0)	0 (0 to 0)	0
Trichuriasis	0 (0 to 0)	0 (0 to 0)	0 (0 to 0)	0 (0 to 0)	0 (0 to 0)	0 (0 to 0)	0 (0 to 0)	0 (0 to 0)	0 (0 to 0)	0 (0 to 0)	0 (0 to 0)	0 (0 to 0)	0 (0 to 0)	0 (0 to 0)	0 (0 to 0)	0 (0 to 0)	0 (0 to 0)	0 (0 to 0)	0 (0 to 0)	0 (0 to 0)	0 (0 to 0)	0 (0 to 0)	0 (0 to 0)	0
Hookworm disease	0 (0 to 0)	0 (0 to 0)	0 (0 to 0)	0 (0 to 0)	0 (0 to 0)	0 (0 to 0)	0 (0 to 0)	0 (0 to 0)	0 (0 to 0)	0 (0 to 0)	0 (0 to 0)	0 (0 to 0)	0 (0 to 0)	0 (0 to 0)	0 (0 to 0)	0 (0 to 0)	0 (0 to 0)	0 (0 to 0)	0 (0 to 0)	0 (0 to 0)	0 (0 to 0)	0 (0 to 0)	0 (0 to 0)	0
Food-borne trematodiases	0 (0 to 0)	0 (0 to 0)	0 (0 to 0)	0 (0 to 0)	0 (0 to 0)	0 (0 to 0)	0 (0 to 0)	0 (0 to 0)	0 (0 to 0)	0 (0 to 0)	0 (0 to 0)	0 (0 to 0)	0 (0 to 0)	0 (0 to 0)	0 (0 to 0)	0 (0 to 0)	0 (0 to 0)	0 (0 to 0)	0 (0 to 0)	0 (0 to 0)	0 (0 to 0)	0 (0 to 0)	0 (0 to 0)	0
Leprosy	0 (0 to 0)	0 (0 to 0)	0 (0 to 0)	0 (0 to 0)	0 (0 to 0)	0 (0 to 0)

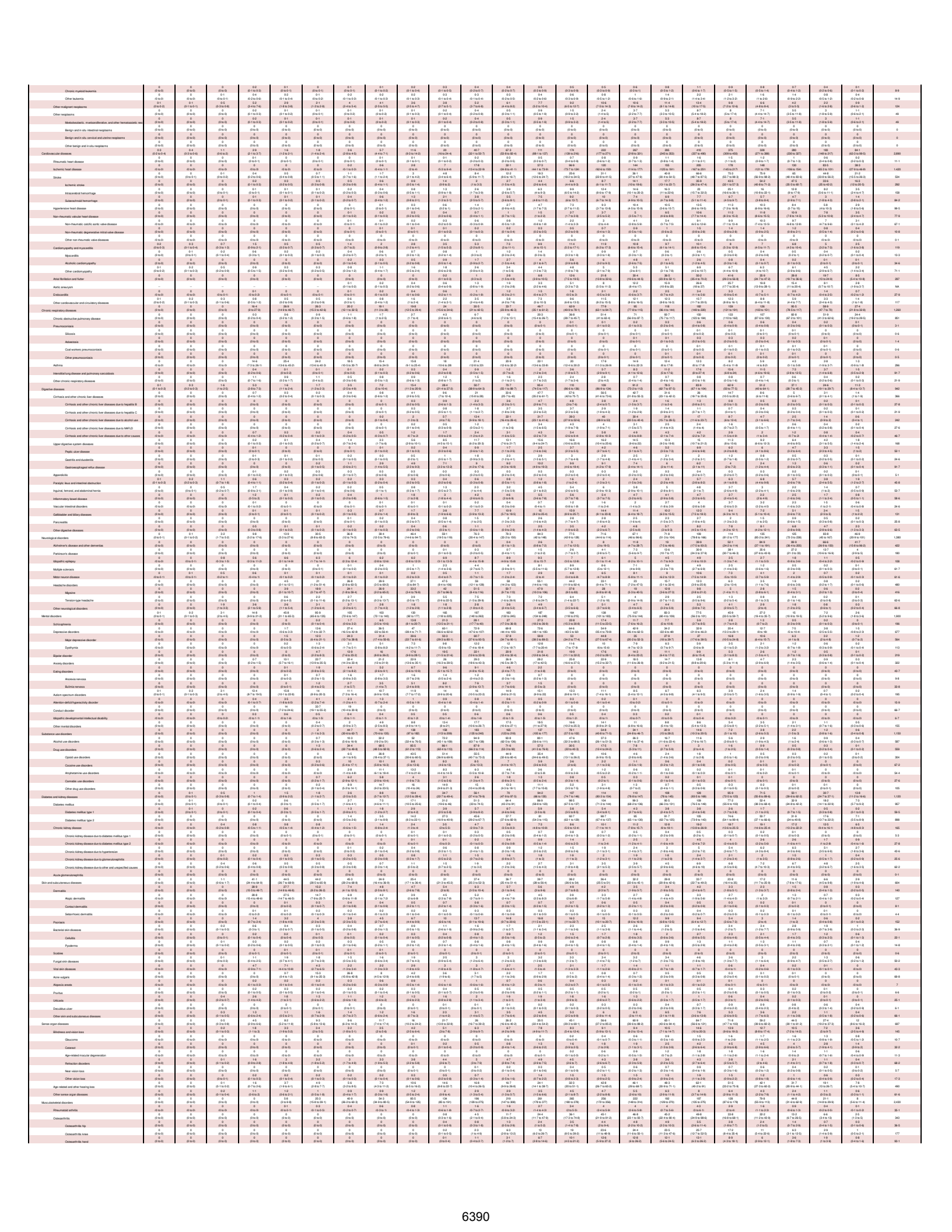

Osteoarthritis other	0 (0 to 0)	0 (0 to 0)	0 (0 to 0)	0 (0 to 0)	0 (0 to 0)	0 (0 to 0)	0 (0 to 0)	0 (0 to 0)	0 (0 to 0)	0 (0 to 0)	0 (0 to 1)	0-3 (0.1 to 0.9)	1-1 (0.4 to 3.4)	2-3 (0.9 to 5)	3-5 (1.6 to 7.5)	4-5 (2.5 to 9.4)	4-6 (2.2 to 9.9)	4-7 (2.2 to 9.8)	5-4 (2.6 to 11.2)	3-9 (1.9 to 7.9)	2-8 (1.4 to 5.6)	1-6 (0.9 to 3.7)	1 (0.5 to 2)	0-4 (0.2 to 0.8)	36-5
Low back pain	0 (0 to 0)	0 (0 to 0)	0 (0 to 0)	0 (0 to 0)	3-9 (1.7 to 7)	16-8 (9.9 to 27.4)	24-8 (14.4 to 40.8)	21-1 (12.2 to 49.4)	45-6 (29.9 to 72.2)	45-9 (30.1 to 106)	66-7 (37.6 to 148)	98-7 (64.8 to 164)	106 (72.6 to 156)	124 (73.6 to 196)	120 (72.4 to 196)	114 (70.4 to 177)	94-2 (57.8 to 143)	77-9 (48.1 to 119)	78-1 (47.9 to 117)	49-5 (30.7 to 72.9)	37-1 (19.4 to 66.7)	27-1 (16.7 to 35.2)	7-8 (5 to 11.5)	2-8 (1.8 to 4.1)	1,110
Neck pain	0 (0 to 0)	0 (0 to 0)	0 (0 to 0)	1-7 (0.4 to 3.6)	4 (1.9 to 14.4)	11-4 (5.3 to 26.9)	12-3 (6 to 23.4)	17-9 (9.6 to 34.5)	28-7 (16.2 to 60.5)	34-7 (20.7 to 62.1)	58-7 (35.7 to 92.1)	58-8 (37.1 to 89.4)	84-6 (57.1 to 126)	84-6 (51.2 to 134)	82-6 (50.3 to 133)	77-5 (47.9 to 121)	36-3 (19.9 to 61.9)	28-9 (16.1 to 49.1)	28-9 (16.4 to 47.1)	17-7 (9.1 to 31.8)	10-5 (5.3 to 19.1)	6-2 (3.2 to 10.7)	(1.4 to 5.1)	0-4 (0.2 to 1.7)	472
Gout	0 (0 to 0)	0 (0 to 0)	0 (0 to 0)	0 (0 to 0)	0 (0 to 0)	0 (0 to 0)	0 (0 to 0)	0 (0 to 0)	0 (0 to 0)	0 (0 to 0)	0 (0 to 0)	0 (0 to 0)	0 (0 to 0)	0 (0 to 0)	0 (0 to 0)	0 (0 to 0)	0 (0 to 0)	0 (0 to 0)	0 (0 to 0)	0 (0 to 0)	0 (0 to 0)	0 (0 to 0)	0 (0 to 0)	0 (0 to 0)	0 (0 to 0)	0
Other musculoskeletal disorders	0 (0 to 0)	0 (0 to 0)	0 (0 to 0)	0-1 (0.1 to 0.7)	0-2 (0.1 to 0.7)	4-3 (1.8 to 7.8)	10-1 (5.4 to 19.3)	20-6 (11.5 to 33.6)	33-5 (18.4 to 52.3)	45-2 (25.1 to 66.1)	44 (25.3 to 71.2)	50-1 (29.7 to 79.8)	49-5 (27.3 to 74.6)	43-2 (25.4 to 68.9)	35-3 (19.3 to 57.3)	29-4 (16.1 to 47.5)	29 (16.1 to 50.4)	19-7 (10.4 to 34.1)	11-5 (5.2 to 19.7)	8-9 (2.5 to 9.9)	2-5 (1.1 to 4.5)	1-2 (0.6 to 2.3)	431
Other non-communicable diseases	29-6 (16.1 to 53.2)	16-9 (11.5 to 26.2)	42-3 (29.2 to 59.9)	44-3 (32.5 to 58.2)	22-7 (13.9 to 33.5)	19-3 (12.5 to 28.8)	17-7 (12.2 to 25.3)	18-4 (13.2 to 24.8)	22-4 (15.7 to 31.1)	21-4 (21.6 to 49.7)	22-5 (26.6 to 64.3)	24-5 (34.6 to 72.4)	23-7 (30.6 to 68.2)	20-9 (47.5 to 94.5)	19-3 (44.3 to 102)	17-4 (40.7 to 93.1)	18-2 (38.6 to 111)	16-4 (34.2 to 106)	9-6 (18.4 to 57.1)	8-1 (16.4 to 48.9)	4-2 (8.2 to 24.9)	2-3 (5.2 to 12.5)	1-3 (2.9 to 7.8)	1,010
Congenital birth defects	28-4 (17.2 to 53.9)	14-6 (9.4 to 28.7)	27-9 (17.2 to 48.3)	26-4 (21.6 to 45.9)	11 (7.7 to 15.2)	8-4 (5.4 to 11.9)	7-7 (5.4 to 10.3)	6-4 (4.7 to 8.5)	7 (5.4 to 9.6)	6-2 (4.2 to 9.2)	7 (4.9 to 10.1)	8-4 (6.2 to 11.4)	6-1 (4.1 to 9.1)	8-4 (5.2 to 10.9)	7-9 (4.6 to 10.3)	7-1 (4.6 to 9.3)	5-4 (3.4 to 7.3)	3-6 (2.2 to 4.9)	1-5 (0.9 to 2.3)	0-8 (0.4 to 1.3)	0-5 (0.3 to 0.7)	0-2 (0.2 to 0.4)	0-1 (0.1 to 0.2)	0-1 (0.1 to 0.1)	189
Neural tube defects	1-7 (0.4 to 3.7)	0-8 (0.2 to 1.8)	1-1 (0.3 to 2.6)	1-1 (0.3 to 2.5)	0-2 (0.1 to 0.4)	0-2 (0.1 to 0.4)	0-2 (0.1 to 0.4)	0-2 (0.1 to 0.4)	0-2 (0.1 to 0.4)	0-2 (0.1 to 0.4)	0-2 (0.1 to 0.4)	0-2 (0.1 to 0.5)	0-2 (0.1 to 0.5)	0-2 (0.1 to 0.5)	0-1 (0.1 to 0.3)	0-1 (0.1 to 0.3)	0-1 (0.1 to 0.3)	0 (0 to 0)	0 (0 to 0)	0 (0 to 0)	0 (0 to 0)	0 (0 to 0)	0 (0 to 0)	0 (0 to 0)	0 (0 to 0)	7
Congenital heart anomalies	5-2 (2.6 to 10.1)	5-3 (3.3 to 12.9)	6-9 (4.3 to 16.4)	6-3 (4.1 to 15.6)	1-3 (0.7 to 2.4)	0-9 (0.6 to 1.7)	1-3 (0.7 to 2.1)	1-1 (0.6 to 1.7)	1-1 (0.6 to 1.9)	1-1 (0.6 to 1.7)	1 (0.6 to 1.7)	1-4 (0.8 to 2.1)	1-5 (0.8 to 2.2)	2-4 (1.4 to 3.9)	1-1 (0.6 to 1.8)	0-9 (0.4 to 1.4)	0-7 (0.3 to 1.1)	0-5 (0.2 to 0.9)	0-1 (0 to 0.3)	0-1 (0 to 0.2)	0-1 (0 to 0.1)	0-1 (0 to 0.1)	0-1 (0 to 0.1)	0 (0 to 0)	38
Orofacial clefts	0 (0 to 0)	0-1 (0 to 0.2)	0-2 (0.1 to 0.5)	0-2 (0.1 to 0.5)	0-2 (0.1 to 0.4)	0-1 (0 to 0.2)	0-1 (0 to 0.2)	0-1 (0 to 0.3)	0-2 (0 to 0.3)	0-2 (0 to 0.4)	0-2 (0 to 0.4)	0-2 (0.1 to 0.5)	0-2 (0.1 to 0.5)	0-2 (0.1 to 0.5)	0-1 (0 to 0.3)	0-1 (0 to 0.3)	0-1 (0 to 0.3)	0-1 (0 to 0.2)	0-1 (0 to 0.2)	0-1 (0 to 0.2)	0-1 (0 to 0.2)	0-1 (0 to 0.2)	0-1 (0 to 0.2)	0 (0 to 0)	2-3
Down syndrome	0-8 (0.2 to 1.8)	0-3 (0.1 to 0.6)	0-9 (0.3 to 2)	1-4 (0.4 to 3.2)	0-7 (0.3 to 0.9)	0-6 (0.3 to 0.9)	0-5 (0.2 to 0.9)	0-6 (0.2 to 0.9)	0-7 (0.4 to 1)	0-7 (0.4 to 1)	0-9 (0.5 to 1.4)	1 (0.6 to 1.4)	1-3 (0.6 to 1.9)	2-1 (1.1 to 3.2)	2-5 (1.4 to 3.8)	2 (1.1 to 3.2)	1 (0.4 to 1.6)	0-9 (0.4 to 1.6)	0-5 (0.2 to 0.9)	0-4 (0.1 to 0.8)	0-3 (0 to 0.5)	0-3 (0 to 0.5)	0-3 (0 to 0.5)	0 (0 to 0)	18
Turner syndrome	0 (0 to 0)	0 (0 to 0)	0 (0 to 0)	0 (0 to 0)	0 (0 to 0)	0 (0 to 0)	0 (0 to 0)	0 (0 to 0)	0 (0 to 0)	0 (0 to 0)	0 (0 to 0)	0 (0 to 0)	0 (0 to 0)	0 (0 to 0)	0 (0 to 0)	0 (0 to 0)	0 (0 to 0)	0 (0 to 0)	0 (0 to 0)	0 (0 to 0)	0 (0 to 0)	0 (0 to 0)	0 (0 to 0)	0 (0 to 0)	0 (0 to 0)	0
Klinefelter syndrome	0 (0 to 0)	0 (0 to 0)	0 (0 to 0)	0 (0 to 0)	0 (0 to 0)	0 (0 to 0)	0 (0 to 0)	0 (0 to 0)	0 (0 to 0)	0 (0 to 0)	0 (0 to 0)	0 (0 to 0)	0 (0 to 0)	0 (0 to 0)	0 (0 to 0)	0 (0 to 0)	0 (0 to 0)	0 (0 to 0)	0 (0 to 0)	0 (0 to 0)	0 (0 to 0)	0 (0 to 0)	0 (0 to 0)	0 (0 to 0)	0 (0 to 0)	0-3
Other chromosomal abnormalities	4-5 (2.5 to 23.6)	2-5 (1.4 to 16.7)	7-3 (3.5 to 38.4)	6-1 (3.2 to 15.5)	2-2 (1.2 to 4.3)	1-6 (0.9 to 3.2)	1-6 (0.9 to 3.2)	1-3 (0.8 to 2.6)	1-2 (0.7 to 2.4)	1-4 (0.8 to 2.6)	1-4 (0.8 to 2.6)	1-6 (1 to 3)	1-5 (0.9 to 2.6)	1-4 (0.8 to 2.6)	1-1 (0.7 to 1.8)	0-7 (0.4 to 1.3)	0-4 (0.2 to 0.7)	0-3 (0.2 to 0.6)	0-2 (0.1 to 0.4)	0-1 (0 to 0.3)	0 (0 to 0)	0 (0 to 0)	0 (0 to 0)	0 (0 to 0)	39-8
Congenital musculoskeletal and limb anomalies	1-2 (0.4 to 2.6)	0-4 (0.2 to 0.9)	0-6 (0.3 to 1.4)	2-5 (1.4 to 4.6)	1-7 (0.8 to 3.2)	2-4 (1.3 to 3.8)	1-7 (1 to 2.9)	1-3 (0.8 to 2.1)	1-8 (1 to 2.9)	2-2 (1.3 to 3.5)	1-3 (0.8 to 2.1)	2-6 (1.4 to 4.1)	2-4 (1.4 to 3.9)	2-5 (1.4 to 4.1)	2-3 (1.3 to 3.4)	1-9 (1.1 to 3.2)	1-5 (0.8 to 2.3)	1-1 (0.6 to 1.8)	0-9 (0.5 to 1.4)	0-4 (0.2 to 0.8)	0-2 (0.1 to 0.4)	0-1 (0 to 0.2)	0-1 (0 to 0.2)	0 (0 to 0)	41-7
Urogenital congenital anomalies	1-4 (0.5 to 7.2)	0-3 (0.1 to 1.2)	0-5 (0.2 to 1.7)	0-7 (0.4 to 1.1)	0-4 (0.2 to 0.7)	0-3 (0.2 to 0.6)	0-2 (0.1 to 0.5)	0-1 (0.1 to 0.4)	0-1 (0.1 to 0.2)	0-1 (0.1 to 0.2)	0-1 (0.1 to 0.2)	0-1 (0 to 0.2)	0-1 (0 to 0.2)	0-1 (0 to 0.2)	0 (0 to 0)	0 (0 to 0)	0 (0 to 0)	0 (0 to 0)	0 (0 to 0)	0 (0 to 0)	0 (0 to 0)	0 (0 to 0)	0 (0 to 0)	0 (0 to 0)	0 (0 to 0)	4-5
Digestive congenital anomalies	0-9 (1 to 4.7)	0-4 (0.2 to 1.8)	0-8 (0.4 to 3.1)	1-3 (0.6 to 3.2)	0-5 (0.2 to 0.7)	0-3 (0.1 to 0.4)	0-2 (0.1 to 0.5)	0-2 (0.1 to 0.5)	0-3 (0.1 to 0.5)	0-3 (0.1 to 0.5)	0-3 (0.1 to 0.5)	0-3 (0.1 to 0.6)	0-3 (0.1 to 0.6)	0-3 (0.1 to 0.6)	0-2 (0.1 to 0.5)	0-2 (0.1 to 0.5)	0-2 (0.1 to 0.5)	0-1 (0 to 0.3)	0-1 (0 to 0.3)	0-1 (0 to 0.3)	0-1 (0 to 0.2)	0-1 (0 to 0.2)	0-1 (0 to 0.2)	0 (0 to 0)	9-2
Other congenital birth defects	1-8-8 (3.4 to 19.6)	1-5-6 (2.4 to 11.4)	1-7-7 (3.1 to 21.8)	1-7 (0.7 to 5.2)	0-7 (0.3 to 1.6)	0-7 (0.7 to 1.6)	0-6 (0.4 to 1.4)	0-5 (0.3 to 1.4)	0-6 (0.4 to 1.3)	0-6 (0.4 to 1.3)	0-6 (0.4 to 1.3)	0-7 (0.5 to 1.8)	0-7 (0.5 to 1.7)	0-6 (0.4 to 2.2)	0-5 (0.3 to 1.7)	0-4 (0.3 to 1.4)	0-3 (0.2 to 1.1)	0-3 (0.2 to 0.9)	0-3 (0.2 to 0.9)	0-4 (0.1 to 1.6)	0-3 (0.1 to 0.9)	0-3 (0.1 to 0.9)	0-3 (0.1 to 0.9)	0-3 (0.1 to 0.9)	38-4
Thalassemias	0 (0 to 0)	0 (0 to 0)	0 (0 to 0)	0 (0 to 0)	0 (0 to 0)	0 (0 to 0)	0 (0 to 0)	0 (0 to 0)	0 (0 to 0)	0 (0 to 0)	0 (0 to 0)	0 (0 to 0)	0 (0 to 0)	0 (0 to 0)	0 (0 to 0)	0 (0 to 0)	0 (0 to 0)	0 (0 to 0)	0 (0 to 0)	0 (0 to 0)	0 (0 to 0)	0 (0 to 0)	0 (0 to 0)	0 (0 to 0)	0 (0 to 0)	0-1
Thalassemias trait	0 (0 to 0)	0 (0 to 0)	0-1 (0 to 0.3)	0-4 (0 to 1.2)	0-2 (0 to 0.5)	0-2 (0 to 0.2)	0-2 (0 to 0.2)	0-2 (0 to 0.2)	0-1 (0 to 0.1)	0-1 (0 to 0.3)	0-1 (0 to 0.3)	0-1 (0 to 0.4)	0-1 (0 to 0.3)	0-1 (0 to 0.3)	0-1 (0 to 0.2)	0-1 (0 to 0.3)	0-1 (0 to 0.2)	0-1 (0 to 0.2)	0-1 (0 to 0.2)	0-1 (0 to 0.2)	0-1 (0 to 0.2)	0-1 (0 to 0.2)	0-1 (0 to 0.1)	0 (0 to 0)	1-5
Sickle cell disorders	0 (0 to 0)	0-1 (0 to 0.2)	0-5 (0.2 to 0.9)	0-3 (0.2 to 0.5)	0-2 (0.1 to 0.3)	0-2 (0.2 to 0.4)	0-2 (0.2 to 0.4)	0-2 (0.2 to 0.4)	0-2 (0.2 to 0.4)	0-3 (0.2 to 0.4)	0-3 (0.2 to 0.4)	0-3 (0.2 to 0.4)	0-3 (0.2 to 0.4)	0-3 (0.2 to 0.4)	0-2 (0.2 to 0.3)	0-2 (0.1 to 0.3)	0-1 (0.1 to 0.2)	0-1 (0.1 to 0.2)	0-1 (0.1 to 0.2)	0-1 (0.1 to 0.2)	0-1 (0.1 to 0.2)	0-1 (0.1 to 0.2)	0-1 (0.1 to 0.2)	0 (0 to 0)	3-8
Sickle cell trait	0 (0 to 0)	0 (0 to 0)	0-1 (0 to 0.3)	0-5 (0 to 1.4)	0-3 (0 to 0.5)	0-3 (0 to 0.2)	0-1 (0 to 0.3)	0-1 (0 to 0.2)	0-1 (0 to 0.4)	0-1 (0 to 0.4)	0-1 (0 to 0.4)	0-1 (0 to 0.4)	0-1 (0 to 0.4)	0-1 (0 to 0.3)	0-1 (0 to 0.3)	0-1 (0 to 0.3)	0-1 (0 to 0.3)	0-1 (0 to 0.3)	0-1 (0 to 0.3)	0-1 (0 to 0.2)	0-1 (0 to 0.2)	0-1 (0 to 0.2)	0-1 (0 to 0.2)	0 (0 to 0)	2
G6PD deficiency	0 (0 to 0)	0 (0 to 0)	0 (0 to 0)	0 (0 to 0)	0 (0 to 0)	0 (0 to 0)	0 (0 to 0)	0 (0 to 0)	0 (0 to 0)	0 (0 to 0)	0 (0 to 0)	0 (0 to 0)	0 (0 to 0)	0 (0 to 0)	0 (0 to 0)	0 (0 to 0)	0 (0 to 0)	0 (0 to 0)	0 (0 to 0)	0 (0 to 0)	0 (0 to 0)	0 (0 to 0)	0 (0 to 0)	0 (0 to 0)	0 (0 to 0)	0
G6PD trait	0 (0 to 0)	0 (0 to 0)	0 (0 to 0)	0 (0 to 0)	0 (0 to 0)	0 (0 to 0)	0 (0 to 0)	0 (0 to 0)	0 (0 to 0)	0 (0 to 0)	0 (0 to 0)	0 (0 to 0)	0 (0 to 0)	0 (0 to 0)	0 (0 to 0)	0 (0 to 0)	0 (0 to 0)	0 (0 to 0)	0 (0 to 0)	0 (0 to 0)	0 (0 to 0)	0 (0 to 0)	0 (0 to 0)	0 (0 to 0)	0 (0 to 0)	0
Other hemoglobinopathies and hemolytic anemias	0 (0 to 0)	0 (0 to 0)	0 (0 to 0)	0-2 (0 to 1.5)	0-2 (0 to 0.6)	0-2 (0 to 0.4)	0-1 (0 to 0.5)	0-1 (0 to 0.3)	0-2 (0 to 0.5)	0-2 (0 to 0.5)	0-2 (0 to 0.5)	0-2 (0 to 0.6)	0-2 (0 to 0.7)	0-1 (0 to 0.5)	0-2 (0 to 0.7)	0-1 (0 to 0.6)	0-1 (0 to 0.5)	0-1 (0 to 0.5)	0-1 (0 to 0.5)	0-1 (0 to 0.4)	0-1 (0 to 0.3)	0-1 (0 to 0.3)	0-1 (0 to 0.2)	0 (0 to 0)	5-5
Endocrine, metabolic, blood, and immune disorders	1-2 (0.4 to 2.1)	1-1 (0.4 to 2)	2-5 (0.9 to 6.6)	1-6 (0.6 to 3.9)	1-3 (0.5 to 2.7)	0-8 (0.4 to 2.1)	0-8 (0.4 to 2.1)	0-8 (0.4 to 2.1)	0-7 (0.3 to 1.9)	0-8 (0.3 to 1.9)	0-8 (0.3 to 1.9)	0-7 (0.3 to 1.9)	0-6 (0.3 to 1.8)	0-5 (0.2 to 1.3)	0-5 (0.2 to 1.3)	0-4 (0.2 to 1.2)	0-4 (0.2 to 1.2)	0-3 (0.1 to 1.1)	0-3 (0.1 to 1.1)	0-3 (0.1 to 1.1)	0-3 (0.1 to 1.1)	0-3 (0.1 to 1.1)	0-3 (0.1 to 1.1)	0-3 (0.1 to 1.1)	315
Oral disorders	1 (0.4 to 2.6)	0-5 (0.2 to 2.3)	1-4 (0.6 to 4.7)	2-8 (1.4 to 5.7)	3-2 (1.9 to 5.7)	3-4 (2.1 to 5.8)	2-6 (1.5 to 4.8)	2-5 (1.4 to 4.6)	3-1 (1.7 to 6)	4-9 (2.9 to 7.6)	5-2 (3.2 to 8.7)	5-4 (3.3 to 8.7)	5-2 (3.2 to 8.6)	4-9 (2.9 to 8.1)	4-5 (2.7 to 7.6)	4-1 (2.5 to 6.9)	3-7 (2.2 to 6.1)	3-4 (2.1 to 5.6)	3-2 (1.9 to 5.2)	2-6 (1.5 to 4.3)	2-3 (1.3 to 3.7)	1-9 (1.1 to 3.2)	1-4 (0.8 to 2.4)	1-2 (0.7 to 2.1)	314
Caries of deciduous teeth	0 (0 to 0)	0 (0 to 0)	0 (0 to 0)	0 (0 to 0.1)	0 (0 to 0.1)	0 (0 to 0)	0 (0 to 0)	0 (0 to 0)	0 (0 to 0)	0 (0 to 0)	0 (0 to 0)	0 (0 to 0)	0 (0 to 0)	0 (0 to 0)	0 (0 to 0)	0 (0 to 0)	0 (0 to 0)	0 (0 to 0)	0 (0 to 0)	0 (0 to 0)	0 (0 to 0)	0 (0 to 0)	0 (0 to 0)	0 (0 to 0)	0 (0 to 0)	0-7
Caries of permanent teeth	0 (0 to 0)	0 (0 to 0)	0 (0 to 0)	0 (0 to 0)	0-2 (0 to 1.1)	1-4 (0.5 to 3.2)	1-6 (0.6 to 3.8)	1-5 (0.6 to 3.2)	1-6 (0.7 to 3.2)	1-6 (0.8 to 3.2)	2-1 (0.9 to 3.7)	2-5 (1.1 to 5.1)	2-3 (1 to 4.8)	2-3 (1 to 4.8)	2-3 (0.9 to 4.3)	1-9 (0.7 to 4)	1-6 (0.5 to 3.1)	1-5 (0.5 to 2.4)	1-3 (0.5 to 2.1)	0-7 (0.3 to 1.4)	0-4 (0.1 to 0.9)	0-2 (0 to 0.6)	0-1 (0 to 0.4)	0-1 (0 to 0.1)	24-8
Periodontal diseases	0 (0 to 0)	0 (0 to 0)	0 (0 to 0)	0 (0 to 0)	0 (0 to 0)	0 (0 to 0.1)	0 (0 to 0.2)	0 (0 to 0.2)	0 (0 to 0.2)	0 (0 to 0.2)	0-2 (0 to 0.2)	0-2 (0.1 to 0.5)	0-2 (0.1 to 0.5)	0-2 (0.1 to 0.5)	0-2 (0.1 to 0.5)	0-2 (0.1 to 0.5)	0-2 (0.1 to 0.5)	0-2 (0.1 to 0.5)	0-2 (0.1 to 0.5)	0-2 (0.1 to 0.5)	0-2 (0.1 to 0.5)	0-2 (0.1 to 0.5)	0-2 (0.1 to 0.5)	0-1 (0 to 0.4)	54-4
Other oral disorders	0 (0 to 0)	0 (0 to 0)	0 (0 to 0)	1-6 (1.3 to 3.4)	1-6 (1 to 3)	1-7 (1 to 3.7)	2-5 (1.3 to 3.3)	2-5 (1.4 to 3.6)	3-4 (2 to 5.4)	4-6 (2.9 to 7.4)	4-6 (2.7 to 7.1)	4-9 (3 to 7.4)	4-6 (2.7 to 6.6)	4-5 (2.6 to 6.5)	3-8 (2.3 to 5.9)	3-3 (1.8 to 4.6)	2-5 (1.4 to 3.5)	2-5 (1.4 to 3.5)	2-3 (1.3 to 3.1)	1-7 (0.9 to 2.7)	1-1 (0.5 to 2.6)	0-7 (0.3 to 1.8)	0-2 (0.1 to 0.4)	1-1 (0.5 to 2.1)	49-9
Sudden infant death syndrome	0-1 (0.4 to 1.4)	0-1 (0.4 to 1.4)	0-1 (0.4 to 1.5)																						NA
Injuries	0-3 (0.2 to 0.4)	0-5 (0.3 to 0.7)	4-7 (2.9 to 7)	27-5 (21.2 to 34.2)	23-6 (17.9 to 30.7)	28-2 (20.7 to 37.8)	61-7 (50.9 to 74.1)	89-6 (75.2 to 107)	98-7 (81.7 to 121)	116 (94 to 146)	150 (120 to 190)	158 (126 to 199)	174 (138 to 220)	155 (121 to 196)	139 (108 to 180)	110 (83 to 144)	92-5 (70 to 119)	100 (76.4 to 130)	75-1 (58.9 to 97.4)	61-4 (48.1 to 77.8)	49-2 (37.7 to 63.4)	31-5 (23.2 to 39.9)	14-4 (11.5 to 18)	1,760
Transport injuries	0 (0 to 0)	0 (0 to 0)	0-3 (0.2 to 0.5)	2-5 (2 to 3.1)	2-4 (2.5 to 4.6)	3-5 (2.8 to 4.7)	4-6 (3.4 to 5.6)	5-2 (4.1 to 6.5)	6-2 (4.9 to 7.8)	7-4 (5.9 to 9.2)	9-6 (7.7 to 12)	10-1 (7.9 to 12.7)	11-2 (8.7 to 14)	10-1 (7.9 to 12.7)	9-2 (7.2 to 11.5)	7-4 (5.8 to 9.3)	6-8 (5.2 to 8.5)	6-5 (5 to 8.2)	4-9 (3.7 to 6.2)	3-9 (2.9 to 5.2)	2-5 (1.9 to 3.2)	1-2 (1 to 1.6)	0-5 (0.4 to 0.7)	0-2 (0.2 to 0.3)	271
Road injuries	0 (0 to 0)	0 (0 to 0)	0-3 (0.1 to 0.5)	2-1 (1.5 to 2.8)	1-8 (1.2 to 2.6)	2-2 (1.4 to 4.1)	3-7 (2.6 to 5.1)	4-1 (2.9 to 5.8)	4-6 (3.1 to 6.2)	5-2 (3.6 to 7.3)	6-6 (4.5 to 9.2)	7-1 (4.9 to 9.8)	7-7 (5.2 to 10.6)	7-1 (4.9 to 9.8)	6-4 (4.3 to 8.6)	5-1 (3.4 to 7.1)	4-6 (3.1 to 6.2)	4-4 (3.1 to 6.1)	3-4 (2.4 to 4.8)	2-7 (1.9 to 3.7)	1-8 (1.3 to 2.5)	0-9 (0.6 to 1.2)	0-3 (0.2 to 0.4)	0-2 (0.1 to 0.3)	245
Pedestrian road injuries	0 (0 to 0)	0 (0 to 0)	0 (0 to 0.1)	0-3 (0.2 to 0.6)	0-3 (0.2 to 0.6)	0-4 (0.3 to 1)	0-8 (0.7 to 1.7)	0-9 (0.7 to 1.8)	1-1 (0.8 to 2.3)	1-3 (0.9 to 2.7)	1-6 (1.1 to 3.2)	1-8 (1.3 to 3.5)	2-1 (1.5 to 4.2)	2-2 (1.6 to 4.6)	2-1 (1.5 to 4.2)	1-8 (1.3 to 3.8)	1-6 (1.1 to 3.2)	1-4 (1 to 2.7)	1-1 (0.8 to 2.3)	0-9 (0.6 to 1.8)	0-7 (0.5 to 1.3)	0-4 (0.3 to 0.8)	0-2 (0.1 to 0.4)	0-1 (0.1 to 0.2)	40-9
Cyclist road injuries	0 (0 to 0)	0 (0 to 0)	0 (0 to 0.1)	0-2 (0.1 to 0.4)	0-2 (0.1 to 0.4)	0-3 (0.2 to 0.6)	0-5 (0.3 to 1)	0-6 (0.4 to 1.2)	0-8 (0.5 to 1.5)	0-9 (0.6 to 1.7)	1-1 (0.7 to 2.1)	1-2 (0.8 to 2.3)	1-3 (0.8 to 2.5)	1-2 (0.8 to 2.3)	1-1 (0.7 to 2.1)	0-9 (0.6 to 1.8)	0-8 (0.5 to 1.6)	0-7 (0.4 to 1.4)	0-6 (0.3 to 1.2)	0-4 (0.3 to 0.9)	0-3 (0.2 to 0.7)	0-2 (0.1 to 0.5)	0-1 (0.1 to 0.3)	0 (0 to 0.1)	40-1
Motorcyclist road injuries	0 (0 to 0)	0 (0 to 0)	0 (0 to 0)	0-1 (0 to 0.3)	0-3 (0.2 to 0.6)	0-4 (0.2 to 0.8)	0-4 (0.3 to 0.9)	0-3 (0.2 to 0.7)	0-3 (0.2 to 0.7)	0-3 (0.2 to 0.7)	0-3 (0.2 to 0.7)	0-3 (0.2 to 0.7)	0-3 (0.2 to 0.7)	0-3 (0.2 to 0.7)	0-2 (0.1 to 0.5)	0-2 (0.1 to 0.4)	0-2 (0.1 to 0.4)	0-2 (0.1 to 0.3)	0-1 (0.1 to 0.3)	0-1 (0.1 to 0.3)	0-1 (0.1 to 0.2)	0-1 (0.1 to 0.2)	0-1 (0.1 to 0.2)	0 (0 to 0.1)	58-2
Motor vehicle road injuries	0 (0 to 0)	0 (0 to 0)	0-2 (0.1 to 0.5)	0-6 (0.4 to 1.5)	0-5 (0.4 to 1.2)	0-6 (0.4 to 1.1)	0-9 (0.6 to 1.5)	1-1 (0.8 to 1.7)	1-3 (0.9 to 1.7)	1-5 (1.1 to 2.1)	1-8 (1.3 to 2.5)	2-1 (1.5 to 2.9)	2-3 (1.7 to 3.2)	2-1 (1.5 to 2.9)	1-8 (1.3 to 2.5)	1-5 (1.1 to 2.1)	1-3 (0.9 to 1.8)	1-2 (0.8 to 1.6)	0-9 (0.7 to 1.3)	0-7 (0.5 to 1.1)	0-5 (0.3 to 0.8)	0-3 (0.2 to 0.5)	0-2 (0.1 to 0.3)	0 (0 to 0.1)	111
Other road injuries	0 (0 to 0)	0 (0 to 0)	0 (0 to 0.2)	0-3 (0.2 to 0.6)	0-3 (0.2 to 0.6)	0-4 (0.2 to 0.8)	0-5 (0.3 to 1)	0-6 (0.4 to 1.2)	0-7 (0.5 to 1.4)	0-8 (0.6 to 1.6)	0-9 (0.7 to 1.8)	1-1 (0.8 to 2.2)	1-2 (0.8 to 2.4)	1-1 (0.8 to 2.2)	0-9 (0.6 to 1.8)	0-8 (0.5 to 1.6)	0-6 (0.4 to 1.3)	0-6 (0.4 to 1.2)	0-5 (0.3 to 1)	0-4 (0.2 to 0.8)	0-3 (0.2 to 0.6)	0-2 (0.1 to 0.4)	0-1 (0.1 to 0.2)	0 (0 to 0)	3-5
Other transport injuries	0-2 (0.1 to 0.3)	0-4 (0.2 to 0.6)	1 (0.5 to 1.6)	2-2 (1.4 to 3.2)	1-8 (1.2 to 2.6)	2-2 (1.5 to 3.1)	2-8 (1.9 to 3.8)	3-2 (2.2 to 4.4)	3-7 (2.5 to 5.1)	4-2 (2.9 to 5.8)	4-8 (3.3 to 6.6)	5-2 (3.6 to 7.2)	5-4 (3.8 to 7.4)	5-1 (3.5 to 7.1)	4-6 (3.2 to 6.4)	4-1 (2.8 to 5.7)	3-6 (2.5 to 5.1)	3-4 (2.3 to 4.8)	2-8 (1.9 to 3.9)	2-3 (1.6 to 3.2)	1-8 (1.2 to 2.6)	1-2 (0.8 to 1.7)	0-6 (0.4 to 0.9)	0-2 (0.1 to 0.3)	25-8
Unintentional injuries	6 (3.5 to 10.3)	4 (2.5 to 6.6)	6 (3.6 to 9.9)	22 (16.4 to 29)	18-8 (13.1 to 26.7)	22-5 (15.6 to 31.7)	26-3 (20.1 to 36.6)	26-2 (20.4 to 36.4)	45 (35.6 to 62)	60 (43.4 to 86.5)	81-9 (59 to 115)	87-4 (64.8 to 121)	99-5 (71.6 to 138)	97-4 (68.9 to 137)	91-3 (64.9 to 127)	78-9 (56.1 to 108)	69-7 (50.1 to 96.2)	79-3 (58.2 to 108)	53-5 (41.4 to 68.3)	43-6 (33.7 to 56.9)	29-3 (22.3 to 38.2)	13-6 (10.6 to 17)	1,130
Falls	0 (0 to 0)	0-5 (0.2 to 0.7)	4-2 (2.9 to 6.1)	7-5 (4.9 to 11.3)	10-4 (6.4 to 16.4)	12-7 (8.6 to 18.4)	15-6 (10.9 to 22.6)	19-5 (14.1 to 27.6)	24-1 (17.4 to 33.6)	28-9 (19.9 to 41.3)	39-2 (27.5 to 55.7)	42-6 (30.1 to 59.7)	50-1 (35.7 to 69.9)	49-3 (34.5 to 67.7)	43-8 (29.9 to 62)	40-5 (28.9 to 54.1)	49 (34.6 to 67.2)	42 (32.1 to 54.4)	39-6 (30.6 to 50.6)	34-9 (26.9 to 43.9)	24-6 (19.4 to 30.7)	11-5 (9.1 to 14.4)	609
Drowning	0 (0 to 0)	0-2 (0.1

SR Table 2a: Kensington and Chelsea DALYS by cause and age arouns for males with 95% uncertainty intervals. 2019

Cause	Early Neonatal	Late Neonatal	Post Neonatal	1 to 4	5 to 9	10 to 14	15 to 19	20 to 24	25 to 29	30 to 34	35 to 39	40 to 44	45 to 49	50 to 54	55 to 59	60 to 64	65 to 69	70 to 74	75 to 79	80 to 84	85 to 89	90 to 94	95 plus	Total
All causes	1,194 (927 to 1,498)	1,194 (930 to 1,493)	1,194 (944 to 1,478)	1,194 (1,194 to 1,194)	1,194 (1,194 to 1,194)	1,194 (1,194 to 1,194)	1,194 (1,194 to 1,194)	1,194 (1,194 to 1,194)	1,194 (1,194 to 1,194)	1,194 (1,194 to 1,194)	1,194 (1,194 to 1,194)	1,194 (1,194 to 1,194)	1,194 (1,194 to 1,194)	1,194 (1,194 to 1,194)	1,194 (1,194 to 1,194)	1,194 (1,194 to 1,194)	1,194 (1,194 to 1,194)	1,194 (1,194 to 1,194)	1,194 (1,194 to 1,194)	1,194 (1,194 to 1,194)	1,194 (1,194 to 1,194)	1,194 (1,194 to 1,194)	16,200
Communicable, maternal, neonatal, and nutritional diseases	1,194 (927 to 1,498)	1,194 (930 to 1,493)	1,194 (944 to 1,478)	1,194 (1,194 to 1,194)	1,194 (1,194 to 1,194)	1,194 (1,194 to 1,194)	1,194 (1,194 to 1,194)	1,194 (1,194 to 1,194)	1,194 (1,194 to 1,194)	1,194 (1,194 to 1,194)	1,194 (1,194 to 1,194)	1,194 (1,194 to 1,194)	1,194 (1,194 to 1,194)	1,194 (1,194 to 1,194)	1,194 (1,194 to 1,194)	1,194 (1,194 to 1,194)	1,194 (1,194 to 1,194)	1,194 (1,194 to 1,194)	1,194 (1,194 to 1,194)	1,194 (1,194 to 1,194)	1,194 (1,194 to 1,194)	1,194 (1,194 to 1,194)	1,033
HIV/AIDS and sexually transmitted infections	3.4 (2.4 to 5)	1.1 (0.3 to 2.4)	2.6 (1.4 to 4.6)	0.6 (0.6 to 1.1)	0.5 (0.4 to 0.6)	0.4 (0.3 to 0.4)	0.6 (0.5 to 0.8)	1.9 (1.5 to 2.5)	6.4 (4.8 to 8.2)	20.2 (15.4 to 25.8)	26.6 (20.7 to 34.9)	26.3 (19.8 to 32.1)	20.3 (16.1 to 25.9)	14.9 (11.4 to 19.3)	10.2 (7.7 to 13.4)	7.4 (5.7 to 10.2)	4.1 (3.3 to 5.3)	2.1 (1.4 to 2.8)	0.7 (0.5 to 1.1)	0.2 (0.1 to 0.3)	0.1 (0.1 to 0.1)	0.1 (0.1 to 0.1)	150
HIV/AIDS	0 (0 to 0)	0 (0 to 0)	1 (0.6 to 1.2)	0.9 (0.7 to 1)	0.5 (0.4 to 0.6)	0.4 (0.3 to 0.4)	0.6 (0.5 to 0.8)	1.8 (1.4 to 2.4)	6.2 (4.7 to 8)	19.8 (15.1 to 25.5)	26.5 (20.6 to 34.4)	26.1 (19.6 to 31.9)	20.1 (15.9 to 25.7)	14.7 (11.3 to 19)	10 (7.6 to 13.4)	7.4 (5.6 to 10.1)	4 (3.2 to 5.4)	2.1 (1.3 to 2.9)	0.7 (0.5 to 1.1)	0.2 (0.1 to 0.3)	0.1 (0.1 to 0.2)	0.1 (0.1 to 0.1)	142
HIV/AIDS - Drug-susceptible Tuberculosis	0 (0 to 0)	0 (0 to 0)	0 (0 to 0)	0 (0 to 0)	0 (0 to 0)	0 (0 to 0)	0 (0 to 0)	0 (0 to 0)	0 (0 to 0)	0 (0 to 0)	0 (0 to 0)	0 (0 to 0)	0 (0 to 0)	0 (0 to 0)	0 (0 to 0)	0 (0 to 0)	0 (0 to 0)	0 (0 to 0)	0 (0 to 0)	0 (0 to 0)	0 (0 to 0)	0 (0 to 0)	0 (0 to 0)	0
HIV/AIDS - Multidrug-resistant Tuberculosis without extensive dr...	0 (0 to 0)	0 (0 to 0)	0 (0 to 0)	0 (0 to 0)	0 (0 to 0)	0 (0 to 0)	0 (0 to 0)	0 (0 to 0)	0 (0 to 0)	0 (0 to 0)	0 (0 to 0)	0 (0 to 0)	0 (0 to 0)	0 (0 to 0)	0 (0 to 0)	0 (0 to 0)	0 (0 to 0)	0 (0 to 0)	0 (0 to 0)	0 (0 to 0)	0 (0 to 0)	0 (0 to 0)	0 (0 to 0)	0
HIV/AIDS - Extensively drug-resistant Tuberculosis	0 (0 to 0)	0 (0 to 0)	0 (0 to 0)	0 (0 to 0)	0 (0 to 0)	0 (0 to 0)	0 (0 to 0)	0 (0 to 0)	0 (0 to 0)	0 (0 to 0)	0 (0 to 0)	0 (0 to 0)	0 (0 to 0)	0 (0 to 0)	0 (0 to 0)	0 (0 to 0)	0 (0 to 0)	0 (0 to 0)	0 (0 to 0)	0 (0 to 0)	0 (0 to 0)	0 (0 to 0)	0 (0 to 0)	0
HIV/AIDS resulting in other diseases	0 (0 to 0)	0 (0 to 0)	0 (0 to 0)	0 (0 to 0)	0 (0 to 0)	0 (0 to 0)	0 (0 to 0)	0 (0 to 0)	0 (0 to 0)	0 (0 to 0)	0 (0 to 0)	0 (0 to 0)	0 (0 to 0)	0 (0 to 0)	0 (0 to 0)	0 (0 to 0)	0 (0 to 0)	0 (0 to 0)	0 (0 to 0)	0 (0 to 0)	0 (0 to 0)	0 (0 to 0)	0 (0 to 0)	0
Sexually transmitted infections excluding HIV	3.4 (2.4 to 5)	1.1 (0.3 to 2.4)	1.6 (0.4 to 3.7)	0.1 (0 to 0.5)	0 (0 to 0)	0 (0 to 0)	0 (0 to 0)	0.1 (0 to 0.3)	0.2 (0.1 to 0.4)	0.4 (0.2 to 0.8)	0.1 (0 to 0.3)	0.3 (0.1 to 0.5)	0.2 (0.1 to 0.5)	0.2 (0.1 to 0.4)	0.2 (0.1 to 0.3)	0.1 (0 to 0.3)	0.1 (0 to 0.2)	0 (0 to 0.1)	0 (0 to 0.1)	0 (0 to 0.1)	0 (0 to 0)	0 (0 to 0)	8.2
Syphilis	3.4 (2.4 to 5)	1.1 (0.3 to 2.4)	1.6 (0.4 to 3.7)	0.1 (0 to 0.5)	0 (0 to 0)	0 (0 to 0)	0 (0 to 0)	0 (0 to 0)	0 (0 to 0)	0 (0 to 0)	0 (0 to 0)	0 (0 to 0)	0 (0 to 0)	0 (0 to 0)	0 (0 to 0)	0 (0 to 0)	0 (0 to 0)	0 (0 to 0)	0 (0 to 0)	0 (0 to 0)	0 (0 to 0)	0 (0 to 0)	0 (0 to 0)	4.6
Chlamydial infection	0 (0 to 0)	0 (0 to 0)	0 (0 to 0)	0 (0 to 0)	0 (0 to 0)	0 (0 to 0)	0 (0 to 0)	0 (0 to 0)	0 (0 to 0)	0 (0 to 0)	0 (0 to 0)	0 (0 to 0)	0 (0 to 0)	0 (0 to 0)	0 (0 to 0)	0 (0 to 0)	0 (0 to 0)	0 (0 to 0)	0 (0 to 0)	0 (0 to 0)	0 (0 to 0)	0 (0 to 0)	0 (0 to 0)	0
Gonococcal infection	0 (0 to 0)	0 (0 to 0)	0 (0 to 0)	0 (0 to 0)	0 (0 to 0)	0 (0 to 0)	0 (0 to 0)	0 (0 to 0)	0 (0 to 0)	0 (0 to 0)	0 (0 to 0)	0 (0 to 0)	0 (0 to 0)	0 (0 to 0)	0 (0 to 0)	0 (0 to 0)	0 (0 to 0)	0 (0 to 0)	0 (0 to 0)	0 (0 to 0)	0 (0 to 0)	0 (0 to 0)	0 (0 to 0)	0
Trichomoniasis	0 (0 to 0)	0 (0 to 0)	0 (0 to 0)	0 (0 to 0)	0 (0 to 0)	0 (0 to 0)	0 (0 to 0)	0 (0 to 0)	0 (0 to 0)	0 (0 to 0)	0 (0 to 0)	0 (0 to 0)	0 (0 to 0)	0 (0 to 0)	0 (0 to 0)	0 (0 to 0)	0 (0 to 0)	0 (0 to 0)	0 (0 to 0)	0 (0 to 0)	0 (0 to 0)	0 (0 to 0)	0 (0 to 0)	0
Genital herpes	0 (0 to 0)	0 (0 to 0)	0 (0 to 0)	0 (0 to 0)	0 (0 to 0)	0 (0 to 0)	0 (0 to 0)	0 (0 to 0)	0 (0 to 0)	0 (0 to 0)	0 (0 to 0)	0 (0 to 0)	0 (0 to 0)	0 (0 to 0)	0 (0 to 0)	0 (0 to 0)	0 (0 to 0)	0 (0 to 0)	0 (0 to 0)	0 (0 to 0)	0 (0 to 0)	0 (0 to 0)	0 (0 to 0)	0
Other sexually transmitted infections	0 (0 to 0)	0 (0 to 0)	0 (0 to 0)	0 (0 to 0)	0 (0 to 0)	0 (0 to 0)	0 (0 to 0)	0 (0 to 0)	0 (0 to 0)	0 (0 to 0)	0 (0 to 0)	0 (0 to 0)	0 (0 to 0)	0 (0 to 0)	0 (0 to 0)	0 (0 to 0)	0 (0 to 0)	0 (0 to 0)	0 (0 to 0)	0 (0 to 0)	0 (0 to 0)	0 (0 to 0)	0 (0 to 0)	0
Respiratory infections and tuberculosis	10.4 (9.1 to 11.7)	3.4 (2.5 to 4.2)	3.4 (1.9 to 5.6)	7.5 (7.1 to 7.9)	4.4 (4.1 to 4.6)	4.4 (2.7 to 7.2)	2.7 (2.1 to 3.4)	1.7 (1.3 to 2.3)	1.4 (1 to 1.9)	1.2 (0.9 to 1.6)	1.2 (0.9 to 1.6)	1.4 (1 to 1.9)	1.7 (1.2 to 2.3)	2.1 (1.5 to 2.8)	2.7 (2 to 3.6)	3.4 (2.5 to 4.5)	4.4 (3.2 to 5.9)	5.6 (4.1 to 7.5)	7.5 (5.5 to 10.1)	10.4 (7.6 to 14)	14.7 (10.7 to 19.9)	20.7 (15.1 to 28)	460
Tuberculosis	0 (0 to 0)	0 (0 to 0)	0 (0 to 0)	0 (0 to 0.2)	0 (0 to 0)	0 (0 to 0)	0 (0 to 0)	0 (0 to 0)	0 (0 to 0.1)	0 (0 to 0.1)	0 (0 to 0.1)	0 (0 to 0.1)	0 (0 to 0.1)	0 (0 to 0.1)	0 (0 to 0.1)	0 (0 to 0.1)	0 (0 to 0.1)	0 (0 to 0.1)	0 (0 to 0.1)	0 (0 to 0.1)	0 (0 to 0.1)	0 (0 to 0.1)	0 (0 to 0.1)	0
Latent tuberculosis infection	0 (0 to 0)	0 (0 to 0)	0 (0 to 0)	0 (0 to 0)	0 (0 to 0)	0 (0 to 0)	0 (0 to 0)	0 (0 to 0)	0 (0 to 0)	0 (0 to 0)	0 (0 to 0)	0 (0 to 0)	0 (0 to 0)	0 (0 to 0)	0 (0 to 0)	0 (0 to 0)	0 (0 to 0)	0 (0 to 0)	0 (0 to 0)	0 (0 to 0)	0 (0 to 0)	0 (0 to 0)	0 (0 to 0)	0
Drug-susceptible tuberculosis	0 (0 to 0)	0 (0 to 0)	0 (0 to 0)	0 (0 to 0.2)	0 (0 to 0)	0 (0 to 0)	0 (0 to 0)	0 (0 to 0)	0 (0 to 0.1)	0 (0 to 0.1)	0 (0 to 0.1)	0 (0 to 0.1)	0 (0 to 0.1)	0 (0 to 0.1)	0 (0 to 0.1)	0 (0 to 0.1)	0 (0 to 0.1)	0 (0 to 0.1)	0 (0 to 0.1)	0 (0 to 0.1)	0 (0 to 0.1)	0 (0 to 0.1)	0 (0 to 0.1)	0
Multidrug-resistant tuberculosis without extensive drug-resistance	0 (0 to 0)	0 (0 to 0)	0 (0 to 0)	0 (0 to 0)	0 (0 to 0)	0 (0 to 0)	0 (0 to 0)	0 (0 to 0)	0 (0 to 0.1)	0 (0 to 0.1)	0 (0 to 0.1)	0 (0 to 0.1)	0 (0 to 0.1)	0 (0 to 0.1)	0 (0 to 0.1)	0 (0 to 0.1)	0 (0 to 0.1)	0 (0 to 0.1)	0 (0 to 0.1)	0 (0 to 0.1)	0 (0 to 0.1)	0 (0 to 0.1)	0 (0 to 0.1)	0
Extensively drug-resistant tuberculosis	0 (0 to 0)	0 (0 to 0)	0 (0 to 0)	0 (0 to 0)	0 (0 to 0)	0 (0 to 0)	0 (0 to 0)	0 (0 to 0)	0 (0 to 0)	0 (0 to 0)	0 (0 to 0)	0 (0 to 0)	0 (0 to 0)	0 (0 to 0)	0 (0 to 0)	0 (0 to 0)	0 (0 to 0)	0 (0 to 0)	0 (0 to 0)	0 (0 to 0)	0 (0 to 0)	0 (0 to 0)	0 (0 to 0)	0
Lower respiratory infections	10.4 (9.1 to 11.7)	3.4 (2.5 to 4.2)	3.4 (1.9 to 5.6)	7.5 (7.1 to 7.9)	4.4 (4.1 to 4.6)	4.4 (2.7 to 7.2)	2.7 (2.1 to 3.4)	1.7 (1.3 to 2.3)	1.4 (1 to 1.9)	1.2 (0.9 to 1.6)	1.2 (0.9 to 1.6)	1.4 (1 to 1.9)	1.7 (1.2 to 2.3)	2.1 (1.5 to 2.8)	2.7 (2 to 3.6)	3.4 (2.5 to 4.5)	4.4 (3.2 to 5.9)	5.6 (4.1 to 7.5)	7.5 (5.5 to 10.1)	10.4 (7.6 to 14)	14.7 (10.7 to 19.9)	20.7 (15.1 to 28)	343
Upper respiratory infections	0 (0 to 0)	0 (0 to 0)	0 (0 to 0.2)	0.6 (0.1 to 0.9)	0.6 (0.1 to 0.9)	3.7 (1.9 to 6.5)	2.2 (0.9 to 4.7)	0.7 (0.3 to 1.5)	0.4 (0.2 to 0.8)	0.3 (0.1 to 0.6)	0.2 (0.1 to 0.4)	0.2 (0.1 to 0.4)	0.2 (0.1 to 0.4)	0.2 (0.1 to 0.4)	0.2 (0.1 to 0.4)	0.2 (0.1 to 0.4)	0.2 (0.1 to 0.4)	0.2 (0.1 to 0.4)	0.2 (0.1 to 0.4)	0.2 (0.1 to 0.4)	0.2 (0.1 to 0.4)	0.2 (0.1 to 0.4)	68.5
Otitis media	0 (0 to 0)	0 (0 to 0)	0 (0 to 0.2)	0.6 (0.1 to 0.9)	0.6 (0.1 to 0.9)	3.7 (1.9 to 6.5)	2.2 (0.9 to 4.7)	0.7 (0.3 to 1.4)	0.4 (0.2 to 0.8)	0.3 (0.1 to 0.6)	0.2 (0.1 to 0.4)	0.2 (0.1 to 0.4)	0.2 (0.1 to 0.4)	0.2 (0.1 to 0.4)	0.2 (0.1 to 0.4)	0.2 (0.1 to 0.4)	0.2 (0.1 to 0.4)	0.2 (0.1 to 0.4)	0.2 (0.1 to 0.4)	0.2 (0.1 to 0.4)	0.2 (0.1 to 0.4)	0.2 (0.1 to 0.4)	12
Enteric infections	0.1 (0.1 to 0.2)	0.4 (0.2 to 0.6)	4.4 (2.6 to 6.4)	3.6 (3.4 to 3.9)	2.6 (1.4 to 4.3)	1.1 (0.7 to 2.1)	1.1 (0.6 to 1.9)	1.1 (0.6 to 2.3)	2 (1.1 to 3.1)	2.4 (1.2 to 3.9)	2.4 (1.2 to 3.9)	2.1 (1.1 to 3.3)	1.4 (0.7 to 2.3)	1.4 (0.7 to 2.2)	1.4 (0.9 to 2.2)	1.4 (0.9 to 2.2)	1.4 (0.9 to 2.2)	1.4 (0.9 to 2.2)	1.4 (0.9 to 2.2)	1.4 (0.9 to 2.2)	1.4 (0.9 to 2.2)	1.4 (0.9 to 2.2)	55.6
Diarrheal diseases	0.1 (0.1 to 0.2)	0.4 (0.2 to 0.5)	4.4 (2.6 to 6.2)	3.6 (3.5 to 3.9)	2.6 (1.4 to 4.3)	1.1 (0.7 to 2.1)	1.1 (0.6 to 1.9)	1.1 (0.6 to 2.3)	2 (1.1 to 3.1)	2.4 (1.2 to 3.9)	2.4 (1.2 to 3.9)	2.1 (1.1 to 3.3)	1.4 (0.7 to 2.3)	1.4 (0.7 to 2.2)	1.4 (0.9 to 2.2)	1.4 (0.9 to 2.2)	1.4 (0.9 to 2.2)	1.4 (0.9 to 2.2)	1.4 (0.9 to 2.2)	1.4 (0.9 to 2.2)	1.4 (0.9 to 2.2)	1.4 (0.9 to 2.2)	59.2
Typhoid and paraty phoid	0 (0 to 0)	0 (0 to 0)	0 (0 to 0)	0 (0 to 0)	0 (0 to 0)	0 (0 to 0)	0 (0 to 0)	0 (0 to 0)	0 (0 to 0)	0 (0 to 0)	0 (0 to 0)	0 (0 to 0)	0 (0 to 0)	0 (0 to 0)	0 (0 to 0)	0 (0 to 0)	0 (0 to 0)	0 (0 to 0)	0 (0 to 0)	0 (0 to 0)	0 (0 to 0)	0 (0 to 0)	0 (0 to 0)	0
Typhoid fever	0 (0 to 0)	0 (0 to 0)	0 (0 to 0)	0 (0 to 0)	0 (0 to 0)	0 (0 to 0)	0 (0 to 0)	0 (0 to 0)	0 (0 to 0)	0 (0 to 0)	0 (0 to 0)	0 (0 to 0)	0 (0 to 0)	0 (0 to 0)	0 (0 to 0)	0 (0 to 0)	0 (0 to 0)	0 (0 to 0)	0 (0 to 0)	0 (0 to 0)	0 (0 to 0)	0 (0 to 0)	0 (0 to 0)	0
Paratyphoid fever	0 (0 to 0)	0 (0 to 0)	0 (0 to 0)	0 (0 to 0)	0 (0 to 0)	0 (0 to 0)	0 (0 to 0)	0 (0 to 0)	0 (0 to 0)	0 (0 to 0)	0 (0 to 0)	0 (0 to 0)	0 (0 to 0)	0 (0 to 0)	0 (0 to 0)	0 (0 to 0)	0 (0 to 0)	0 (0 to 0)	0 (0 to 0)	0 (0 to 0)	0 (0 to 0)	0 (0 to 0)	0 (0 to 0)	0
Invasive Non-typhoidal Salmonella (iNTS)	0 (0 to 0)	0 (0 to 0)	0 (0 to 0)	0 (0 to 0)	0 (0 to 0)	0 (0 to 0)	0 (0 to 0)	0 (0 to 0)	0 (0 to 0)	0 (0 to 0)	0 (0 to 0)	0 (0 to 0)	0 (0 to 0)	0 (0 to 0)	0 (0 to 0)	0 (0 to 0)	0 (0 to 0)	0 (0 to 0)	0 (0 to 0)	0 (0 to 0)	0 (0 to 0)	0 (0 to 0)	0 (0 to 0)	0.3
Other intestinal infectious diseases	0 (0 to 0)	0 (0 to 0)	0 (0 to 0)	0 (0 to 0)	0 (0 to 0)	0 (0 to 0)	0 (0 to 0)	0 (0 to 0)	0 (0 to 0)	0 (0 to 0)	0 (0 to 0)	0 (0 to 0)	0 (0 to 0)	0 (0 to 0)	0 (0 to 0)	0 (0 to 0)	0 (0 to 0)	0 (0 to 0)	0 (0 to 0)	0 (0 to 0)	0 (0 to 0)	0 (0 to 0)	0 (0 to 0)	0.1
Neglected tropical diseases and malaria	0 (0 to 0)	0 (0 to 0)	0 (0 to 0)	0.1 (0 to 0.3)	0.2 (0 to 0.7)	0.2 (0 to 0.7)	0.2 (0 to 0.7)	0.1 (0 to 0.4)	0.1 (0 to 0.4)	0.1 (0 to 0.4)	0.1 (0 to 0.4)	0.1 (0 to 0.4)	0.1 (0 to 0.4)	0.1 (0 to 0.4)	0.1 (0 to 0.4)	0.1 (0 to 0.4)	0.1 (0 to 0.4)	0.1 (0 to 0.4)	0.1 (0 to 0.4)	0.1 (0 to 0.4)	0.1 (0 to 0.4)	0.1 (0 to 0.4)	1.2
Malaria	0 (0 to 0)	0 (0 to 0)	0 (0 to 0)	0 (0 to 0)	0 (0 to 0)	0 (0 to 0)	0 (0 to 0)	0 (0 to 0)	0 (0 to 0)	0 (0 to 0)	0 (0 to 0)	0 (0 to 0)	0 (0 to 0)	0 (0 to 0)	0 (0 to 0)	0 (0 to 0)	0 (0 to 0)	0 (0 to 0)	0 (0 to 0)	0 (0 to 0)	0 (0 to 0)	0 (0 to 0)	0 (0 to 0)	0
Chagas disease	0 (0 to 0)	0 (0 to 0)	0 (0 to 0)	0 (0 to 0)	0 (0 to 0)	0 (0 to 0)	0 (0 to 0)	0 (0 to 0)	0 (0 to 0)	0 (0 to 0)	0 (0 to 0)	0 (0 to 0)	0 (0 to 0)	0 (0 to 0)	0 (0 to 0)	0 (0 to 0)	0 (0 to 0)	0 (0 to 0)	0 (0 to 0)	0 (0 to 0)	0 (0 to 0)	0 (0 to 0)	0 (0 to 0)	0
Leishmaniasis	0 (0 to 0)	0 (0 to 0)	0 (0 to 0)	0 (0 to 0)	0 (0 to 0)	0 (0 to 0)	0 (0 to 0)	0 (0 to 0)	0 (0 to 0)	0 (0 to 0)	0 (0 to 0)	0 (0 to 0)	0 (0 to 0)	0 (0 to 0)	0 (0 to 0)	0 (0 to 0)	0 (0 to 0)	0 (0 to 0)	0 (0 to 0)	0 (0 to 0)	0 (0 to 0)	0 (0 to 0)	0 (0 to 0)	0
Visceral leishmaniasis	0 (0 to 0)	0 (0 to 0)	0 (0 to 0)	0 (0 to 0)	0 (0 to 0)	0 (0 to 0)	0 (0 to 0)	0 (0 to 0)	0 (0 to 0)	0 (0 to 0)	0 (0 to 0)	0 (0 to 0)	0 (0 to 0)	0 (0 to 0)	0 (0 to 0)	0 (0 to 0)	0 (0 to 0)	0 (0 to 0)	0 (0 to 0)	0 (0 to 0)	0 (0 to 0)	0 (0 to 0)	0 (0 to 0)	0
Cutaneous and mucocutaneous leishmaniasis	0 (0 to 0)	0 (0 to 0)	0 (0 to 0)	0 (0 to 0)	0 (0 to 0)	0 (0 to 0)	0 (0 to 0)	0 (0 to 0)	0 (0 to 0)	0 (0 to 0)	0 (0 to 0)	0 (0 to 0)	0 (0 to 0)	0 (0 to 0)	0 (0 to 0)	0 (0 to 0)	0 (0 to 0)	0 (0 to 0)	0 (0 to 0)	0 (0 to 0)	0 (0 to 0)	0 (0 to 0)	0 (0 to 0)	0
African trypanosomiasis	0 (0 to 0)	0 (0 to 0)	0 (0 to 0)	0 (0 to 0)	0 (0 to 0)	0 (0 to 0)	0 (0 to 0)	0 (0 to 0)	0 (0 to 0)	0 (0 to 0)	0 (0 to 0)	0 (0 to 0)	0 (0 to 0)	0 (0 to 0)	0 (0 to 0)	0 (0 to 0)	0 (0 to 0)	0 (0 to 0)	0 (0 to 0)	0 (0 to 0)	0 (0 to 0)	0 (0 to 0)	0 (0 to 0)	0
Schistosomiasis	0 (0 to 0)	0 (0 to 0)	0 (0 to 0)	0 (0 to 0)	0 (0 to 0)	0 (0 to 0)	0 (0 to 0)	0 (0 to 0)	0 (0 to 0)	0 (0 to 0)	0 (0 to 0)	0 (0 to 0)	0 (0 to 0)	0 (0 to 0)	0 (0 to 0)	0 (0 to 0)	0 (0 to 0)	0 (0 to 0)	0 (0 to 0)	0 (0 to 0)	0 (0 to 0)	0 (0 to 0)	0 (0 to 0)	0
Cysticercosis	0 (0 to 0)	0 (0 to 0)	0 (0 to 0)	0 (0 to 0)	0 (0 to 0)	0 (0 to 0)	0 (0 to 0)	0 (0 to 0)	0 (0 to 0)	0 (0 to 0)	0 (0 to 0)	0 (0 to 0)	0 (0 to 0)	0 (0 to 0)	0 (0 to 0)	0 (0 to 0)	0 (0 to 0)	0 (0 to 0)	0 (0 to 0)	0 (0 to 0)	0 (0 to 0)	0 (0 to 0)	0 (0 to 0)	0
Cystic echinococcosis	0 (0 to 0)	0 (0 to 0)	0 (0 to 0)	0 (0 to 0)	0 (0 to 0)	0 (0 to 0)	0 (0 to 0)	0 (0 to 0)	0 (0 to 0)	0 (0 to 0)	0 (0 to 0)	0 (0 to 0)	0 (0 to 0)	0 (0 to 0)	0 (0 to 0)	0 (0 to 0)	0 (0 to 0)	0 (0 to 0)	0 (0 to 0)	0 (0 to 0)	0 (0 to 0)	0 (0 to 0)	0 (0 to 0)	0.1
Lymphatic filariasis	0 (0 to 0)	0 (0 to 0)	0 (0 to 0)	0 (0 to 0)	0 (0 to 0)	0 (0 to 0)	0 (0 to 0)	0 (0 to 0)	0 (0 to 0)	0 (0 to 0)	0 (0 to 0)	0 (0 to 0)	0 (0 to 0)	0 (0 to 0)	0 (0 to 0)	0 (0 to 0)	0 (0 to 0)	0 (0 to 0)	0 (0 to 0)	0 (0 to 0)	0 (0 to 0)	0 (0 to 0)	0 (0 to 0)	0
Onchocerciasis	0 (0 to 0)	0 (0 to 0)	0 (0 to 0)	0 (0 to 0)	0 (0 to 0)	0 (0 to 0)	0 (0 to 0)	0 (0 to 0)	0 (0 to 0)	0 (0 to 0)	0 (0 to 0)	0 (0 to 0)	0 (0 to 0)	0 (0 to 0)	0 (0 to 0)	0 (0 to 0)	0 (0 to 0)	0 (0 to 0)	0 (0 to 0)	0 (0 to 0)	0 (0 to 0)	0 (0 to 0)	0 (0 to 0)	0
Trachoma	0 (0 to 0)	0 (0 to 0)	0 (0 to 0)	0 (0 to 0)	0 (0 to 0)	0 (0 to 0)	0 (0 to 0)	0 (0 to 0)	0 (0 to 0)	0 (0 to 0)	0 (0 to 0)	0 (0 to 0)	0 (0 to 0)	0 (0 to 0)	0 (0 to 0)	0 (0 to 0)	0 (0 to 0)	0 (0 to 0)	0 (0 to 0)	0 (0 to 0)	0 (0 to 0)	0 (0 to 0)	0 (0 to 0)	0
Dengue	0 (0 to 0)	0 (0 to 0)	0 (0 to 0)	0 (0 to 0)	0 (0 to 0)	0 (0 to 0)	0 (0 to 0)	0 (0 to 0)	0 (0 to 0)	0 (0 to 0)	0 (0 to 0)	0 (0 to 0)	0 (0 to 0)	0 (0 to 0)	0 (0 to 0)	0 (0 to 0)	0 (0 to 0)	0 (0 to 0)	0 (0 to 0)	0 (0 to 0)	0 (0 to 0)	0 (0 to 0)	0 (0 to 0)	0
Yellow fever	0 (0 to 0)	0 (0 to 0)	0 (0 to 0)	0 (0 to 0)	0 (0 to 0)	0 (0 to 0)	0 (0 to 0)	0 (0 to 0)	0 (0 to 0)	0 (0 to 0)	0 (0 to 0)	0 (0 to 0)	0 (0 to 0)	0 (0 to 0)	0 (0 to 0)	0 (0 to 0)	0 (0 to 0)	0 (0 to 0)	0 (0 to 0)	0 (0 to 0)	0 (0 to 0)	0 (0 to 0)	0 (0 to 0)	0
Rabies	0 (0 to 0)	0 (0 to 0)	0 (0 to 0)	0 (0 to 0)	0 (0 to 0)	0 (0 to 0)	0 (0 to 0)	0 (0 to 0)	0 (0 to 0)	0 (0 to 0)	0 (0 to 0)	0 (0 to 0)	0 (0 to 0)	0 (0 to 0)	0 (0 to 0)	0 (0 to 0)	0 (0 to 0)	0 (0 to 0)	0 (0 to 0)	0 (0 to 0)	0 (0 to 0)	0 (0 to 0)	0 (0 to 0)	0
Intestinal nematode infections	0 (0 to 0)	0 (0 to 0)	0 (0 to 0)	0 (0 to 0)	0 (0 to 0)	0 (0 to 0)	0 (0 to 0)	0 (0 to 0)	0 (0 to 0)	0 (0 to 0)	0 (0 to 0)	0 (0 to 0)	0 (0 to 0)	0 (0 to 0)	0 (0 to 0)	0 (0 to 0)	0 (0 to 0)	0 (0 to 0)	0 (0 to 0)	0 (0 to 0)	0 (0 to 0)	0 (0 to 0)	0 (0 to 0)	0
Ascariasis	0 (0 to 0)	0 (0 to 0)	0 (0 to 0)	0 (0 to 0)	0 (0 to 0)	0 (0 to 0)	0 (0 to 0)	0 (0 to 0)	0 (0 to 0)	0 (0 to 0)	0 (0 to 0)	0 (0 to 0)	0 (0 to 0)	0 (0 to 0)	0 (0 to 0)	0 (0 to 0)	0 (0 to 0)	0 (0 to 0)	0 (0 to 0)	0 (0 to 0)	0 (0 to 0)	0 (0 to 0)	0 (0 to 0)	0
Trichuriasis	0 (0 to 0)	0 (0 to 0)	0 (0 to 0)	0 (0 to 0)	0 (0 to 0)	0 (0 to 0)	0 (0 to 0)	0 (0 to 0)	0 (0 to 0)	0 (0 to 0)	0 (0 to 0)	0 (0 to 0)	0 (0 to 0)	0 (0 to 0)	0 (0 to 0)	0 (0 to 0)	0 (0 to 0)	0 (0 to 0)	0 (0 to 0)	0 (0 to 0)	0 (0 to 0)	0 (0 to 0)	0 (0 to 0)	0
Hookworm disease	0 (0 to 0)	0 (0 to 0)	0 (0 to 0)	0 (0 to 0)	0 (0 to 0)	0 (0 to 0)	0 (0 to 0)	0 (0 to 0)	0 (0 to 0)	0 (0 to 0)	0 (0 to 0)	0 (0 to 0)	0 (0 to 0)	0 (0 to 0)	0 (0 to 0)	0 (0 to 0)	0 (0 to 0)	0 (0 to 0)	0 (0 to 0)	0 (0 to 0)	0 (0 to 0)	0 (0 to 0)	0 (0 to 0)	0
Food-borne trematodiases	0 (0 to 0)	0 (0 to 0)	0 (0 to 0)	0 (0 to 0)	0 (0 to 0)	0 (0 to 0)	0 (0 to 0)	0 (0 to 0)	0 (0 to 0)	0 (0 to 0)	0 (0 to 0)	0 (0 to 0)	0 (0 to 0)	0 (0 to 0)	0 (0 to 0)	0 (0 to 0)	0 (0 to 0)	0 (0 to 0)	0 (0 to 0)	0 (0 to 0)	0 (0 to 0)	0 (0 to 0)	0 (0 to 0)	0
Leprosy	0 (0 to 0)	0 (0 to 0)	0 (0 to 0)	0 (0 to 0)	0 (0 to 0)	0 (0 to 0)	0 (0 to 0)	0 (0 to 0)	0 (0 to 0)	0 (0 to 0)	0 (0 to 0)	0 (0 to 0)	0 (0 to 0)	0 (0 to 0)	0 (0 to 0)	0 (0 to 0)	0 (0 to 0)	0 (0 to 0)	0 (0 to 0)

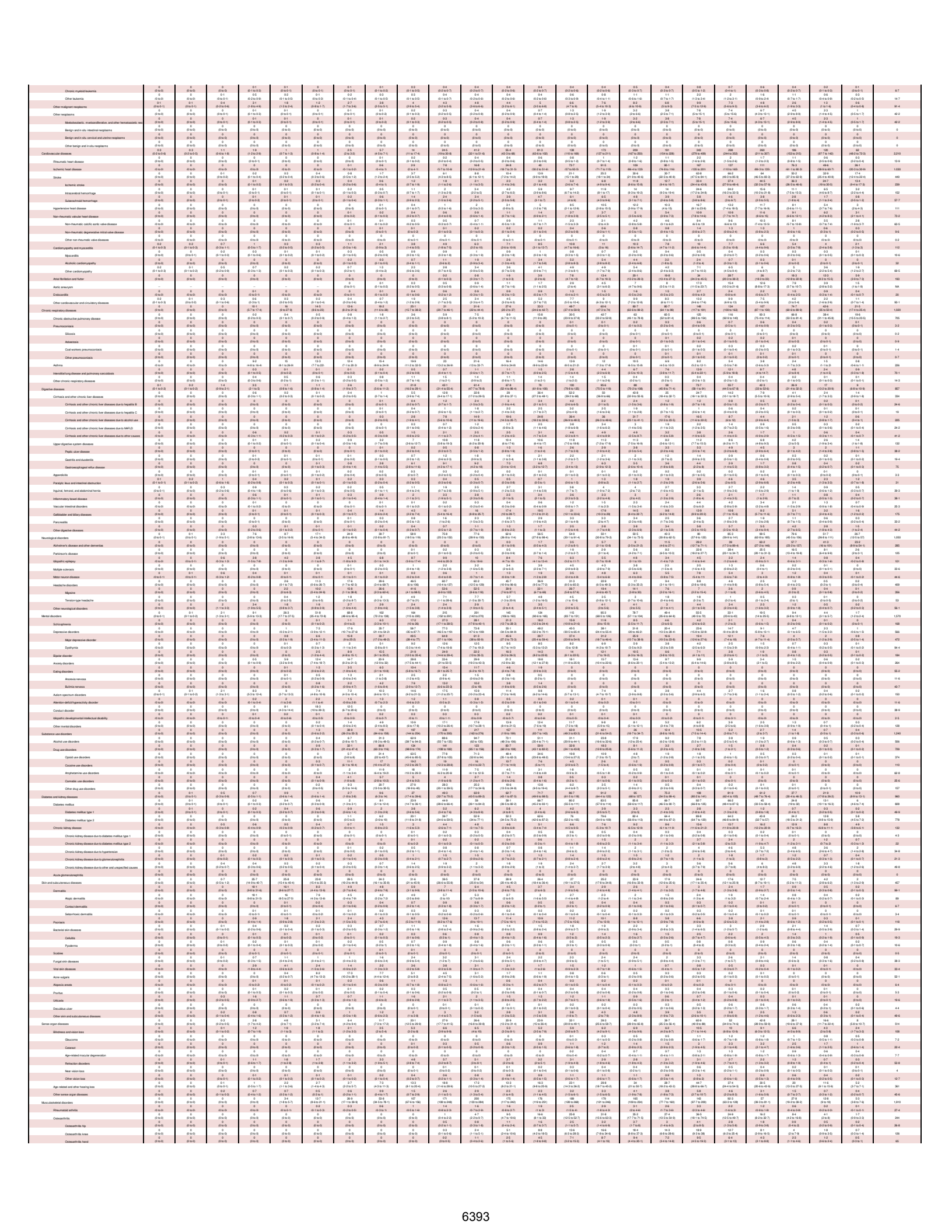

Osteoarthritis other	0 (0 to 0)	0 (0 to 0)	0 (0 to 0)	0 (0 to 0)	0 (0 to 0)	0 (0 to 0)	0 (0 to 0)	0 (0 to 0)	0 (0 to 0)	0 (0 to 0)	0 (0 to 0)	0 (0 to 1)	0.4 (0 to 1)	0.9 (0 to 2)	0.9 (0 to 2)	1.6 (0.4 to 3.4)	2.5 (1.1 to 5.7)	3.2 (1.4 to 7.2)	3.6 (1.6 to 7.8)	2.9 (1.4 to 6)	4 (1.9 to 8.2)	2.9 (1.4 to 6)	2 (1 to 4.2)	1.2 (0.4 to 3.4)	0.6 (0.3 to 1.3)	0.3 (0.1 to 0.4)	26
Low back pain	0 (0 to 0)	0 (0 to 0)	0 (0 to 0)	0 (0 to 0)	0 (0 to 1)	0 (0 to 1)	0 (0 to 0)	0 (0 to 0)	0 (0 to 0)	0 (0 to 0)	0 (0 to 0)	0 (0 to 0)	0 (0 to 0)	0 (0 to 0)	0 (0 to 0)	0 (0 to 0)	0 (0 to 0)	0 (0 to 0)	0 (0 to 0)	0 (0 to 0)	0 (0 to 0)	0 (0 to 0)	0 (0 to 0)	0 (0 to 0)	0 (0 to 0)	0 (0 to 0)	0 (0 to 0)	0 (0 to 0)	0 (0 to 0)	0 (0 to 0)	0 (0 to 0)	0
Neck pain	0 (0 to 0)	0 (0 to 0)	0 (0 to 0)	0 (0 to 0)	0 (0 to 2.1)	0 (0 to 1)	0 (0 to 1.3)	0 (0 to 1)	0 (0 to 1)	0 (0 to 1

SR Table 2a: Barnet DALYS by cause and age group for males with 50% uncertainty intervals. 2019

Cause	Early Neonatal	Late Neonatal	Post Neonatal	1 to 4	5 to 9	10 to 14	15 to 19	20 to 24	25 to 29	30 to 34	35 to 39	40 to 44	45 to 49	50 to 54	55 to 59	60 to 64	65 to 69	70 to 74	75 to 79	80 to 84	85 to 89	90 to 94	95 plus	Total
All causes	2,987 (2,670 to 3,318)	1,189 (1,064 to 1,321)	2,599 (2,310 to 2,894)	1,524 (1,331 to 1,729)	1,048 (910 to 1,196)	1,040 (879 to 1,204)	1,541 (1,344 to 1,750)	1,882 (1,658 to 2,113)	2,175 (1,929 to 2,423)	2,420 (2,148 to 2,695)	2,633 (2,337 to 2,932)	2,910 (2,582 to 3,243)	3,267 (2,900 to 3,642)	3,660 (3,249 to 4,080)	4,109 (3,647 to 4,582)	4,605 (4,089 to 5,134)	5,231 (4,643 to 5,831)	5,977 (5,305 to 6,663)	6,760 (5,977 to 7,535)	7,580 (6,700 to 8,450)	8,440 (7,460 to 9,410)	9,345 (8,260 to 10,420)	43,000
Communicable, maternal, neonatal, and nutritional diseases	2,987 (2,670 to 3,318)	1,189 (1,064 to 1,321)	2,599 (2,310 to 2,894)	1,524 (1,331 to 1,729)	1,048 (910 to 1,196)	1,040 (879 to 1,204)	1,541 (1,344 to 1,750)	1,882 (1,658 to 2,113)	2,175 (1,929 to 2,423)	2,420 (2,148 to 2,695)	2,633 (2,337 to 2,932)	2,910 (2,582 to 3,243)	3,267 (2,900 to 3,642)	3,660 (3,249 to 4,080)	4,109 (3,647 to 4,582)	4,605 (4,089 to 5,134)	5,231 (4,643 to 5,831)	5,977 (5,305 to 6,663)	6,760 (5,977 to 7,535)	7,580 (6,700 to 8,450)	8,440 (7,460 to 9,410)	9,345 (8,260 to 10,420)	3,650
HIV/AIDS and sexually transmitted infections	0.2 (2.4 to 20.7)	2.3 (0.9 to 7.3)	5.6 (2.1 to 12.4)	0.7 (0.4 to 0.9)	0.5 (0.4 to 0.6)	0.3 (0.2 to 0.3)	0.5 (0.4 to 0.6)	1.7 (1.2 to 2.1)	4.4 (3.4 to 5.6)	8.5 (6.3 to 11.2)	13.1 (9.7 to 16.9)	11.6 (8.7 to 15.3)	11.2 (8.4 to 14.8)	9.8 (7.1 to 13.1)	8.6 (6.7 to 11.0)	6.1 (4.6 to 7.8)	4.2 (3.2 to 5.4)	2.9 (2.2 to 3.8)	1.4 (0.8 to 2.2)	0.7 (0.4 to 1.1)	0.2 (0.1 to 0.3)	0.1 (0.1 to 0.3)	59.8
HIV/AIDS	0 (0 to 0)	0 (0 to 0)	0.6 (0.2 to 1.7)	0.6 (0.4 to 0.9)	0.4 (0.3 to 0.5)	0.3 (0.2 to 0.4)	0.4 (0.3 to 0.5)	1.5 (1.1 to 1.9)	4.1 (3.2 to 5.2)	8.3 (5.9 to 10.9)	12.9 (9.2 to 16.8)	11.2 (8.3 to 14.8)	10.7 (8.1 to 14.2)	9.3 (6.8 to 12.5)	8.3 (6.4 to 10.7)	5.9 (4.4 to 7.5)	4.0 (3.1 to 5.1)	2.7 (2.1 to 3.4)	1.2 (0.6 to 2.2)	0.5 (0.2 to 0.9)	0.1 (0 to 0.1)	0.0 (0 to 0)	71.7
HIV/AIDS - Drug-susceptible Tuberculosis	0 (0 to 0)	0 (0 to 0)	0.1 (0 to 0.2)	0.1 (0 to 0.1)	0.1 (0 to 0.1)	0.1 (0 to 0.1)	0.1 (0 to 0.1)	0.2 (0.1 to 0.2)	0.2 (0.2 to 0.3)	0.2 (0.1 to 0.3)	0.3 (0.2 to 0.4)	0.3 (0.2 to 0.4)	0.3 (0.2 to 0.4)	0.3 (0.2 to 0.4)	0.3 (0.2 to 0.4)	0.2 (0.2 to 0.3)	0.2 (0.1 to 0.3)	0.2 (0.1 to 0.3)	0.1 (0 to 0.2)	0.1 (0 to 0.2)	0.0 (0 to 0.1)	0.0 (0 to 0)	4.1
HIV/AIDS - Multidrug-resistant Tuberculosis without extensive dr...	0 (0 to 0)	0 (0 to 0)	0 (0 to 0)	0 (0 to 0)	0 (0 to 0)	0 (0 to 0)	0 (0 to 0)	0 (0 to 0)	0 (0 to 0)	0 (0 to 0)	0 (0 to 0)	0 (0 to 0)	0 (0 to 0)	0 (0 to 0)	0 (0 to 0)	0 (0 to 0)	0 (0 to 0)	0 (0 to 0)	0 (0 to 0)	0 (0 to 0)	0 (0 to 0)	0 (0 to 0)	0 (0 to 0)	0.1
HIV/AIDS - Extensively drug-resistant Tuberculosis	0 (0 to 0)	0 (0 to 0)	0 (0 to 0)	0 (0 to 0)	0 (0 to 0)	0 (0 to 0)	0 (0 to 0)	0 (0 to 0)	0 (0 to 0)	0 (0 to 0)	0 (0 to 0)	0 (0 to 0)	0 (0 to 0)	0 (0 to 0)	0 (0 to 0)	0 (0 to 0)	0 (0 to 0)	0 (0 to 0)	0 (0 to 0)	0 (0 to 0)	0 (0 to 0)	0 (0 to 0)	0 (0 to 0)	0
HIV/AIDS resulting in other diseases	0.2 (0 to 0.7)	2.3 (0.9 to 7.3)	5.0 (1.9 to 11.4)	0.1 (0 to 0.2)	0.1 (0 to 0.2)	0.1 (0 to 0.2)	0.1 (0 to 0.2)	0.2 (0.1 to 0.4)	0.3 (0.1 to 0.4)	0.2 (0.1 to 0.3)	0.2 (0.1 to 0.3)	0.3 (0.2 to 0.4)	0.5 (0.2 to 0.7)	0.5 (0.2 to 0.7)	0.4 (0.2 to 0.6)	0.3 (0.2 to 0.4)	0.2 (0.1 to 0.3)	0.2 (0.1 to 0.3)	0.1 (0 to 0.2)	0.1 (0 to 0.2)	0.0 (0 to 0.1)	0.0 (0 to 0)	22.1
Sexually transmitted infections excluding HIV	0.2 (2.4 to 20.7)	2.3 (0.9 to 7.3)	0.6 (0.2 to 1.4)	0.1 (0 to 0.2)	0.1 (0 to 0.2)	0.1 (0 to 0.1)	0.1 (0 to 0.2)	0.2 (0.1 to 0.4)	0.3 (0.2 to 0.5)	0.2 (0.1 to 0.3)	0.2 (0.1 to 0.3)	0.3 (0.2 to 0.4)	0.5 (0.2 to 0.7)	0.5 (0.2 to 0.7)	0.4 (0.2 to 0.6)	0.3 (0.2 to 0.4)	0.2 (0.1 to 0.3)	0.2 (0.1 to 0.3)	0.1 (0 to 0.2)	0.1 (0 to 0.2)	0.0 (0 to 0.1)	0.0 (0 to 0)	22.1
Syphilis	0.2 (2.4 to 20.7)	2.3 (0.9 to 7.3)	4.8 (1.3 to 11.4)	0.1 (0 to 0.2)	0.1 (0 to 0.2)	0.1 (0 to 0.2)	0.1 (0 to 0.1)	0.1 (0 to 0.1)	0.1 (0 to 0.1)	0.1 (0 to 0.1)	0.1 (0 to 0.1)	0.1 (0 to 0.1)	0.1 (0 to 0.1)	0.1 (0 to 0.1)	0.1 (0 to 0.1)	0.1 (0 to 0.1)	0.1 (0 to 0.1)	0.1 (0 to 0.1)	0.1 (0 to 0.1)	0.1 (0 to 0.1)	0.0 (0 to 0.1)	0.0 (0 to 0)	18.3
Chlamydial infection	0 (0 to 0)	0 (0 to 0)	0 (0 to 0)	0 (0 to 0)	0 (0 to 0)	0 (0 to 0)	0 (0 to 0)	0 (0 to 0)	0 (0 to 0)	0 (0 to 0)	0 (0 to 0)	0 (0 to 0)	0 (0 to 0)	0 (0 to 0)	0 (0 to 0)	0 (0 to 0)	0 (0 to 0)	0 (0 to 0)	0 (0 to 0)	0 (0 to 0)	0 (0 to 0)	0 (0 to 0)	0 (0 to 0)	0.2
Gonococcal infection	0 (0 to 0)	0 (0 to 0)	0 (0 to 0)	0 (0 to 0)	0 (0 to 0)	0 (0 to 0)	0 (0 to 0)	0 (0 to 0)	0 (0 to 0)	0 (0 to 0)	0 (0 to 0)	0 (0 to 0)	0 (0 to 0)	0 (0 to 0)	0 (0 to 0)	0 (0 to 0)	0 (0 to 0)	0 (0 to 0)	0 (0 to 0)	0 (0 to 0)	0 (0 to 0)	0 (0 to 0)	0 (0 to 0)	0.1
Trichomoniasis	0 (0 to 0)	0 (0 to 0)	0 (0 to 0)	0 (0 to 0)	0 (0 to 0)	0 (0 to 0)	0 (0 to 0)	0 (0 to 0)	0 (0 to 0)	0 (0 to 0)	0 (0 to 0)	0 (0 to 0)	0 (0 to 0)	0 (0 to 0)	0 (0 to 0)	0 (0 to 0)	0 (0 to 0)	0 (0 to 0)	0 (0 to 0)	0 (0 to 0)	0 (0 to 0)	0 (0 to 0)	0 (0 to 0)	0.4
Genital herpes	0 (0 to 0)	0 (0 to 0)	0 (0 to 0)	0 (0 to 0)	0 (0 to 0)	0 (0 to 0)	0 (0 to 0)	0 (0 to 0)	0 (0 to 0)	0 (0 to 0)	0 (0 to 0)	0 (0 to 0)	0 (0 to 0)	0 (0 to 0)	0 (0 to 0)	0 (0 to 0)	0 (0 to 0)	0 (0 to 0)	0 (0 to 0)	0 (0 to 0)	0 (0 to 0)	0 (0 to 0)	0 (0 to 0)	2.9
Other sexually transmitted infections	0 (0 to 0)	0 (0 to 0)	0 (0 to 0)	0 (0 to 0)	0 (0 to 0)	0 (0 to 0)	0 (0 to 0)	0 (0 to 0)	0 (0 to 0)	0 (0 to 0)	0 (0 to 0)	0 (0 to 0)	0 (0 to 0)	0 (0 to 0)	0 (0 to 0)	0 (0 to 0)	0 (0 to 0)	0 (0 to 0)	0 (0 to 0)	0 (0 to 0)	0 (0 to 0)	0 (0 to 0)	0 (0 to 0)	0.2
Respiratory infections and tuberculosis	28.3 (1.4 to 3.1)	28.3 (2.2 to 4.2)	28.3 (12.6 to 39.1)	28.4 (20.1 to 48.3)	19.6 (16.9 to 45.4)	12.0 (12.0 to 32.8)	9.7 (10.4 to 36.4)	10.4 (11.6 to 39.2)	10.6 (12.9 to 39.3)	11.2 (14.7 to 41.8)	11.8 (17.3 to 49.1)	12.4 (22.2 to 43.4)	13.1 (30.7 to 46.9)	14.0 (39.4 to 53.9)	15.1 (33.1 to 60.5)	16.2 (39.3 to 72.8)	17.5 (36.4 to 76.4)	18.8 (40.9 to 76.4)	19.9 (40.9 to 76.4)	20.9 (73.2 to 145)	21.7 (67.4 to 164)	22.2 (107 to 194)	1,250
Tuberculosis	0 (0 to 0)	0 (0 to 0)	0.1 (0 to 0.2)	0.2 (0 to 0.2)	0.1 (0 to 0.1)	0.1 (0 to 0.1)	0.2 (0 to 0.2)	0.5 (0.3 to 0.6)	0.8 (0.4 to 1.2)	0.9 (0.4 to 1.2)	1.2 (0.6 to 1.6)	1.4 (0.9 to 1.7)	1.2 (0.9 to 1.7)	1.4 (1.0 to 2.0)	1.5 (1.0 to 2.1)	1.6 (1.0 to 2.3)	2.1 (1.4 to 2.9)	2.5 (1.6 to 3.4)	1.8 (1.1 to 2.7)	2.5 (1.6 to 3.4)	1.8 (1.1 to 2.7)	0.2 (0.2 to 0.3)	25.8
Latent tuberculosis infection	0 (0 to 0)	0 (0 to 0)	0 (0 to 0)	0 (0 to 0)	0 (0 to 0)	0 (0 to 0)	0 (0 to 0)	0 (0 to 0)	0 (0 to 0)	0 (0 to 0)	0 (0 to 0)	0 (0 to 0)	0 (0 to 0)	0 (0 to 0)	0 (0 to 0)	0 (0 to 0)	0 (0 to 0)	0 (0 to 0)	0 (0 to 0)	0 (0 to 0)	0 (0 to 0)	0 (0 to 0)	0 (0 to 0)	0
Drug-susceptible tuberculosis	0 (0 to 0)	0 (0 to 0)	0.1 (0 to 0.2)	0.1 (0 to 0.2)	0.1 (0 to 0.1)	0.1 (0 to 0.1)	0.2 (0 to 0.2)	0.5 (0.3 to 0.6)	0.8 (0.4 to 1.2)	0.9 (0.4 to 1.2)	1.2 (0.6 to 1.6)	1.4 (0.9 to 1.7)	1.2 (0.9 to 1.7)	1.4 (1.0 to 2.0)	1.5 (1.0 to 2.1)	1.6 (1.0 to 2.3)	2.1 (1.4 to 2.9)	2.5 (1.6 to 3.4)	1.8 (1.1 to 2.7)	2.5 (1.6 to 3.4)	1.7 (1.1 to 2.7)	0.2 (0.2 to 0.3)	25.2
Multidrug-resistant tuberculosis without extensive drug-resistance	0 (0 to 0)	0 (0 to 0)	0 (0 to 0)	0 (0 to 0)	0 (0 to 0)	0 (0 to 0)	0 (0 to 0)	0 (0 to 0)	0 (0 to 0)	0 (0 to 0)	0 (0 to 0)	0 (0 to 0)	0 (0 to 0)	0 (0 to 0)	0 (0 to 0)	0 (0 to 0)	0 (0 to 0)	0 (0 to 0)	0 (0 to 0)	0 (0 to 0)	0 (0 to 0)	0 (0 to 0)	0 (0 to 0)	0.4
Extensively drug-resistant tuberculosis	0 (0 to 0)	0 (0 to 0)	0 (0 to 0)	0 (0 to 0)	0 (0 to 0)	0 (0 to 0)	0 (0 to 0)	0 (0 to 0)	0 (0 to 0)	0 (0 to 0)	0 (0 to 0)	0 (0 to 0)	0 (0 to 0)	0 (0 to 0)	0 (0 to 0)	0 (0 to 0)	0 (0 to 0)	0 (0 to 0)	0 (0 to 0)	0 (0 to 0)	0 (0 to 0)	0 (0 to 0)	0 (0 to 0)	0.1
Lower respiratory infections	2.1 (1.4 to 3)	2.7 (1.8 to 3.9)	5.1 (4.5 to 22.8)	4.9 (4.2 to 11.9)	3.2 (1.8 to 3.3)	2.2 (1.5 to 2.7)	2.2 (2.2 to 4.6)	3.8 (2.4 to 5.4)	5.4 (3.6 to 7.9)	6.2 (4.2 to 9.2)	8.2 (6 to 13)	9.2 (6.4 to 13)	10.2 (7.1 to 14)	11.2 (7.9 to 16)	12.2 (8.4 to 19)	13.2 (9.4 to 21.4)	14.4 (10.1 to 24)	15.7 (11.4 to 26.6)	16.9 (11.4 to 26.6)	17.9 (21.5 to 45.6)	18.6 (29.9 to 51.1)	19.1 (47.3 to 64.2)	1,050
Upper respiratory infections	0 (0 to 0.1)	0 (0.1 to 0.4)	4.3 (2.5 to 6.6)	16.6 (10.8 to 33.4)	21.2 (11.7 to 39.2)	15.6 (9.2 to 29.2)	11.4 (6.8 to 20.4)	11.7 (6.2 to 20)	13.5 (7.2 to 21.4)	12.4 (7.3 to 22.4)	10.9 (6.7 to 22.9)	10.9 (5.7 to 19.4)	10.9 (5.2 to 17.5)	11.7 (5.2 to 17.5)	12.5 (4.8 to 19)	13.4 (4.6 to 21)	14.4 (4.5 to 23.2)	15.5 (4.5 to 23.2)	16.6 (4.5 to 23.2)	17.6 (4.5 to 23.2)	18.4 (4.5 to 23.2)	19.1 (4.5 to 23.2)	182
Otitis media	0 (0 to 0)	0 (0 to 0)	0.6 (0.4 to 1.4)	4.6 (2.5 to 8.7)	2.7 (2.5 to 7.6)	2.1 (1.4 to 4.7)	2.3 (1.1 to 3.9)	2.5 (1.3 to 4.6)	2.7 (1.4 to 4.8)	2.7 (1.3 to 5.1)	2.7 (1.2 to 5.2)	2.7 (1.2 to 5.4)	2.6 (1.1 to 5.4)	2.6 (1.1 to 5.4)	2.5 (0.9 to 5.3)	2.4 (0.8 to 5.3)	2.3 (0.8 to 5.3)	2.2 (0.8 to 5.3)	2.1 (0.8 to 5.3)	2.0 (0.8 to 5.3)	1.9 (0.8 to 5.3)	1.8 (0.8 to 5.3)	39.1
Enteric infections	0.2 (0.2 to 0.3)	1.1 (0.6 to 1.5)	19.5 (8 to 19.2)	19.5 (11.2 to 31.5)	10.1 (5.4 to 17.1)	6.4 (3.5 to 11.1)	4.3 (2.5 to 7)	3.9 (2.1 to 6.4)	4.5 (2.5 to 7)	4.2 (2.5 to 6.6)	3.9 (2.5 to 6.2)	3.4 (2.5 to 5.4)	3.4 (2.5 to 5.2)	3.4 (2.5 to 5.2)	3.4 (2.5 to 5.2)	3.4 (2.5 to 5.2)	3.4 (2.5 to 5.2)	3.4 (2.5 to 5.2)	3.4 (2.5 to 5.2)	3.4 (2.5 to 5.2)	3.4 (2.5 to 5.2)	3.4 (2.5 to 5.2)	129
Diarrheal diseases	0.2 (0.2 to 0.3)	1.1 (0.6 to 1.5)	19.5 (7.9 to 19.2)	19.5 (11.1 to 31.4)	10.1 (5.3 to 17)	6.4 (3.5 to 11.1)	4.3 (2.5 to 7)	3.9 (2.1 to 6.4)	4.5 (2.5 to 7)	4.2 (2.5 to 6.6)	3.9 (2.5 to 6.2)	3.4 (2.5 to 5.4)	3.4 (2.5 to 5.1)	3.4 (1.8 to 4.7)	3.4 (1.7 to 4.2)	3.4 (1.7 to 4.2)	3.4 (2.3 to 5)	3.4 (2.3 to 5)	3.4 (2.4 to 5.1)	3.4 (2.5 to 5.2)	3.4 (2.5 to 5.2)	3.4 (2.5 to 5.2)	129
Typhoid and paraphoid	0 (0 to 0)	0 (0 to 0)	0 (0 to 0)	0 (0 to 0)	0 (0 to 0)	0 (0 to 0)	0 (0 to 0)	0 (0 to 0)	0 (0 to 0)	0 (0 to 0)	0 (0 to 0)	0 (0 to 0)	0 (0 to 0)	0 (0 to 0)	0 (0 to 0)	0 (0 to 0)	0 (0 to 0)	0 (0 to 0)	0 (0 to 0)	0 (0 to 0)	0 (0 to 0)	0 (0 to 0)	0 (0 to 0)	0
Typhoid fever	0 (0 to 0)	0 (0 to 0)	0 (0 to 0)	0 (0 to 0)	0 (0 to 0)	0 (0 to 0)	0 (0 to 0)	0 (0 to 0)	0 (0 to 0)	0 (0 to 0)	0 (0 to 0)	0 (0 to 0)	0 (0 to 0)	0 (0 to 0)	0 (0 to 0)	0 (0 to 0)	0 (0 to 0)	0 (0 to 0)	0 (0 to 0)	0 (0 to 0)	0 (0 to 0)	0 (0 to 0)	0 (0 to 0)	0
Paraphoid fever	0 (0 to 0)	0 (0 to 0)	0 (0 to 0)	0 (0 to 0)	0 (0 to 0)	0 (0 to 0)	0 (0 to 0)	0 (0 to 0)	0 (0 to 0)	0 (0 to 0)	0 (0 to 0)	0 (0 to 0)	0 (0 to 0)	0 (0 to 0)	0 (0 to 0)	0 (0 to 0)	0 (0 to 0)	0 (0 to 0)	0 (0 to 0)	0 (0 to 0)	0 (0 to 0)	0 (0 to 0)	0 (0 to 0)	0
Invasive Non-typhoidal Salmonella (iNTS)	0 (0 to 0)	0 (0 to 0)	0 (0 to 0)	0 (0 to 0)	0 (0 to 0)	0 (0 to 0)	0 (0 to 0)	0 (0 to 0)	0 (0 to 0)	0 (0 to 0)	0 (0 to 0)	0 (0 to 0)	0 (0 to 0)	0 (0 to 0)	0 (0 to 0)	0 (0 to 0)	0 (0 to 0)	0 (0 to 0)	0 (0 to 0)	0 (0 to 0)	0 (0 to 0)	0 (0 to 0)	0 (0 to 0)	0.5
Other intestinal infectious diseases	0 (0 to 0)	0 (0 to 0)	0.1 (0 to 0.1)	0.1 (0 to 0.1)	0 (0 to 0)	0 (0 to 0)	0 (0 to 0)	0 (0 to 0)	0 (0 to 0)	0 (0 to 0)	0 (0 to 0)	0 (0 to 0)	0 (0 to 0)	0 (0 to 0)	0 (0 to 0)	0 (0 to 0)	0 (0 to 0)	0 (0 to 0)	0 (0 to 0)	0 (0 to 0)	0 (0 to 0)	0 (0 to 0)	0 (0 to 0)	0.3
Neglected tropical diseases and malaria	0 (0 to 0)	0.1 (0 to 0.4)	0.2 (0 to 1.2)	1.4 (0 to 5.1)	2.9 (0 to 5.1)	0.1 (0 to 0.2)	0.1 (0 to 0.3)	0.2 (0 to 0.4)	0.2 (0 to 0.4)	0.2 (0 to 0.7)	0.2 (0 to 0.7)	0.1 (0 to 0.5)	0.1 (0 to 0.4)	0.1 (0 to 0.4)	0.0 (0 to 0.2)	0.0 (0 to 0.2)	0.0 (0 to 0.2)	0.1 (0 to 0.2)	0.0 (0 to 0.2)	0.0 (0 to 0.1)	0.0 (0 to 0.1)	0.0 (0 to 0)	4.2
Malaria	0 (0 to 0)	0 (0 to 0)	0 (0 to 0)	0 (0 to 0)	0 (0 to 0)	0 (0 to 0)	0 (0 to 0)	0 (0 to 0)	0 (0 to 0)	0 (0 to 0)	0 (0 to 0)	0 (0 to 0)	0 (0 to 0)	0 (0 to 0)	0 (0 to 0)	0 (0 to 0)	0 (0 to 0)	0 (0 to 0)	0 (0 to 0)	0 (0 to 0)	0 (0 to 0)	0 (0 to 0)	0 (0 to 0)	0
Chagas disease	0 (0 to 0)	0 (0 to 0)	0 (0 to 0)	0 (0 to 0)	0 (0 to 0)	0 (0 to 0)	0 (0 to 0)	0 (0 to 0)	0 (0 to 0)	0 (0 to 0)	0 (0 to 0)	0 (0 to 0)	0 (0 to 0)	0 (0 to 0)	0 (0 to 0)	0 (0 to 0)	0 (0 to 0)	0 (0 to 0)	0 (0 to 0)	0 (0 to 0)	0 (0 to 0)	0 (0 to 0)	0 (0 to 0)	0
Leishmaniasis	0 (0 to 0)	0 (0 to 0)	0 (0 to 0)	0 (0 to 0)	0 (0 to 0)	0 (0 to 0)	0 (0 to 0)	0 (0 to 0)	0 (0 to 0)	0 (0 to 0)	0 (0 to 0)	0 (0 to 0)	0 (0 to 0)	0 (0 to 0)	0 (0 to 0)	0 (0 to 0)	0 (0 to 0)	0 (0 to 0)	0 (0 to 0)	0 (0 to 0)	0 (0 to 0)	0 (0 to 0)	0 (0 to 0)	0
Visceral leishmaniasis	0 (0 to 0)	0 (0 to 0)	0 (0 to 0)	0 (0 to 0)	0 (0 to 0)	0 (0 to 0)	0 (0 to 0)	0 (0 to 0)	0 (0 to 0)	0 (0 to 0)	0 (0 to 0)	0 (0 to 0)	0 (0 to 0)	0 (0 to 0)	0 (0 to 0)	0 (0 to 0)	0 (0 to 0)	0 (0 to 0)	0 (0 to 0)	0 (0 to 0)	0 (0 to 0)	0 (0 to 0)	0 (0 to 0)	0
Cutaneous and mucocutaneous leishmaniasis	0 (0 to 0)	0 (0 to 0)	0 (0 to 0)	0 (0 to 0)	0 (0 to 0)	0 (0 to 0)	0 (0 to 0)	0 (0 to 0)	0 (0 to 0)	0 (0 to 0)	0 (0 to 0)	0 (0 to 0)	0 (0 to 0)	0 (0 to 0)	0 (0 to 0)	0 (0 to 0)	0 (0 to 0)	0 (0 to 0)	0 (0 to 0)	0 (0 to 0)	0 (0 to 0)	0 (0 to 0)	0 (0 to 0)	0
African trypanosomiasis	0 (0 to 0)	0 (0 to 0)	0 (0 to 0)	0 (0 to 0)	0 (0 to 0)	0 (0 to 0)	0 (0 to 0)	0 (0 to 0)	0 (0 to 0)	0 (0 to 0)	0 (0 to 0)	0 (0 to 0)	0 (0 to 0)	0 (0 to 0)	0 (0 to 0)	0 (0 to 0)	0 (0 to 0)	0 (0 to 0)	0 (0 to 0)	0 (0 to 0)	0 (0 to 0)	0 (0 to 0)	0 (0 to 0)	0
Schistosomiasis	0 (0 to 0)	0 (0 to 0)	0 (0 to 0)	0 (0 to 0)	0 (0 to 0)	0 (0 to 0)	0 (0 to 0)	0 (0 to 0)	0 (0 to 0)	0 (0 to 0)	0 (0 to 0)	0 (0 to 0)	0 (0 to 0)	0 (0 to 0)	0 (0 to 0)	0 (0 to 0)	0 (0 to 0)	0 (0 to 0)	0 (0 to 0)	0 (0 to 0)	0 (0 to 0)	0 (0 to 0)	0 (0 to 0)	0
Cysticercosis	0 (0 to 0)	0 (0 to 0)	0 (0 to 0)	0 (0 to 0)	0 (0 to 0)	0 (0 to 0)	0 (0 to 0)	0 (0 to 0)	0 (0 to 0)	0 (0 to 0)	0 (0 to 0)	0 (0 to 0)	0 (0 to 0)	0 (0 to 0)	0 (0 to 0)	0 (0 to 0)	0 (0 to 0)	0 (0 to 0)	0 (0 to 0)	0 (0 to 0)	0 (0 to 0)	0 (0 to 0)	0 (0 to 0)	0
Cystic echinococcosis	0 (0 to 0)	0 (0 to 0)	0 (0 to 0)	0 (0 to 0)	0 (0 to 0)	0 (0 to 0)	0 (0 to 0)	0 (0 to 0)	0 (0 to 0)	0 (0 to 0)	0 (0 to 0)	0 (0 to 0)	0 (0 to 0)	0 (0 to 0)	0 (0 to 0)	0 (0 to 0)	0 (0 to 0)	0 (0 to 0)	0 (0 to 0)	0 (0 to 0)	0 (0 to 0)	0 (0 to 0)	0 (0 to 0)	0.1
Lymphatic filariasis	0 (0 to 0)	0 (0 to 0)	0 (0 to 0)	0 (0 to 0)	0 (0 to 0)	0 (0 to 0)	0 (0 to 0)	0 (0 to 0)	0 (0 to 0)	0 (0 to 0)	0 (0 to 0)	0 (0 to 0)	0 (0 to 0)	0 (0 to 0)	0 (0 to 0)	0 (0 to 0)	0 (0 to 0)	0 (0 to 0)	0 (0 to 0)	0 (0 to 0)	0 (0 to 0)	0 (0 to 0)	0 (0 to 0)	0
Onchocerciasis	0 (0 to 0)	0 (0 to 0)	0 (0 to 0)	0 (0 to 0)	0 (0 to 0)	0 (0 to 0)	0 (0 to 0)	0 (0 to 0)	0 (0 to 0)	0 (0 to 0)	0 (0 to 0)	0 (0 to 0)	0 (0 to 0)	0 (0 to 0)	0 (0 to 0)	0 (0 to 0)	0 (0 to 0)	0 (0 to 0)	0 (0 to 0)	0 (0 to 0)	0 (0 to 0)	0 (0 to 0)	0 (0 to 0)	0
Trachoma	0 (0 to 0)	0 (0 to 0)	0 (0 to 0)	0 (0 to 0)	0 (0 to 0)	0 (0 to 0)	0 (0 to 0)	0 (0 to 0)	0 (0 to 0)	0 (0 to 0)	0 (0 to 0)	0 (0 to 0)	0 (0 to 0)	0 (0 to 0)	0 (0 to 0)	0 (0 to 0)	0 (0 to 0)	0 (0 to 0)	0



Osteoarthritis other	0 (0 to 0)	0 (0 to 0)	0 (0 to 0)	0 (0 to 0)	0 (0 to 0)	0 (0 to 0)	0 (0 to 0)	0 (0 to 0)	0 (0 to 0)	0-1 (0 to 0.2)	0-6 (0 to 1.5)	1-8 (0.4 to 4.2)	3-7 (1.5 to 9.3)	5-6 (2.4 to 12.9)	7-4 (3.3 to 16.2)	9-4 (3.9 to 18)	8-3 (3.8 to 17.3)	9 (4.4 to 19.9)	6-3 (3.1 to 12.2)	5 (2.5 to 10.2)	3-7 (1.9 to 7.4)	1-8 (0.9 to 3.5)	0-5 (0.3 to 1.1)		62-3
Low back pain	0 (0 to 0)	0 (0 to 0)	0 (0 to 0)	0 (0 to 0)	0-4 (3.9 to 15.1)	39-3 (22.6 to 62.9)	32-5 (20 to 52.3)	91-9 (46.8 to 139)	134 (72.6 to 197)	107 (67.6 to 240)	104 (72.5 to 160)	104 (69.6 to 160)	106 (70.5 to 162)	104 (69.5 to 162)	104 (70.1 to 165)	104 (72.1 to 165)	104 (72.3 to 165)	104 (72.5 to 165)	104 (72.5 to 165)	104 (72.5 to 165)	104 (72.5 to 165)	104 (72.5 to 165)	104 (72.5 to 165)		2,040
Neck pain	0 (0 to 0)	0 (0 to 0)	0 (0 to 0)	2-7 (1.1 to 6.2)	18-2 (9.9 to 33.3)	29-7 (19.6 to 47.7)	40-3 (25.5 to 61.7)	73-5 (49.3 to 106)	93-6 (66.8 to 132)	90-8 (66.4 to 152)	94-5 (68.3 to 148)	83-9 (62 to 132)	74-3 (55.7 to 122)	64-2 (49.1 to 112)	59-8 (45.9 to 106)	52 (39.9 to 93.5)	48-3 (37.5 to 87.4)	39-6 (29.4 to 81.4)	32-5 (24.1 to 75.3)	28-6 (21.2 to 70.3)	18-8 (14.2 to 66.3)	5-3 (4.1 to 62.1)	1-4 (1.1 to 61.1)		871
Gout	0 (0 to 0)	0 (0 to 0)	0 (0 to 0)	0 (0 to 0)	0 (0 to 0)	0 (0 to 0)	0 (0 to 0)	0 (0 to 0)	0 (0 to 0)	0 (0 to 0)	0 (0 to 0)	0 (0 to 0)	0 (0 to 0)	0 (0 to 0)	0 (0 to 0)	0 (0 to 0)	0 (0 to 0)	0 (0 to 0)	0 (0 to 0)	0 (0 to 0)	0 (0 to 0)	0 (0 to 0)	0 (0 to 0)	0 (0 to 0)		90-6
Other musculoskeletal disorders	0 (0 to 0)	0 (0 to 0)	0 (0 to 0)	0-2 (0.1 to 0.5)	0-4 (0.2 to 1.4)	9-6 (3.5 to 17.7)	25-5 (13.9 to 40.6)	54 (30.6 to 87.6)	73-9 (40 to 114)	78-2 (46.4 to 119)	77-3 (48.6 to 118)	72-3 (47.6 to 110)	78-3 (47 to 122)	77-3 (48.2 to 120)	69-5 (39.2 to 111)	60-3 (32 to 100)	54 (28.4 to 78)	48-4 (22.6 to 73.4)	29-5 (10.5 to 67.6)	18-5 (7.4 to 52.9)	10-4 (4.2 to 17.6)	3-9 (1.6 to 7.5)	1-1 (0.5 to 2.2)		759
Other non-communicable diseases	71-3 (47.5 to 128)	43-1 (31.3 to 63.4)	105 (67.4 to 177)	70-4 (58.9 to 96.7)	52-5 (37.2 to 72.1)	91-5 (72.9 to 118)	59-2 (39.7 to 98.2)	27-4 (16.4 to 78.7)	71-4 (50.3 to 98.4)	84-4 (58.2 to 120)	84-6 (64.9 to 139)	66-7 (47.4 to 107)	67-5 (47.4 to 107)	131 (84.3 to 171)	140 (93.9 to 196)	160 (110 to 221)	170 (119 to 238)	168 (124 to 238)	191 (137 to 277)	155 (97.1 to 277)	86-4 (73.7 to 109)	76-3 (56.3 to 98.9)	91 (69.3 to 120)	10.7 (8.6 to 16.3)	2,190
Congenital birth defects	68-1 (44.4 to 126)	36 (24.6 to 57.3)	79-3 (49.4 to 130)	46-8 (35.4 to 64.7)	24-3 (14.7 to 39.3)	20-8 (13.1 to 32.9)	19-2 (10.9 to 36.3)	16-4 (10.1 to 31.5)	16 (11.5 to 22.4)	16-3 (11.9 to 21.5)	16-2 (11.9 to 21.4)	13-2 (9.7 to 17.2)	14-3 (10.5 to 18.8)	13-5 (9.4 to 18.4)	12-9 (8.7 to 17.3)	10 (6.9 to 13.7)	6-6 (4.5 to 9.1)	6-6 (4.6 to 9.2)	3-4 (2.3 to 4.7)	0-8 (0.5 to 1.5)	0-5 (0.3 to 0.8)	0-2 (0.1 to 0.4)	0-1 (0 to 0.1)		433
Neural tube defects	4-2 (1.5 to 9.7)	2-8 (1.1 to 5.4)	5-6 (2.2 to 11.1)	3-5 (1.4 to 6.8)	0-7 (0.3 to 1.7)	0-6 (0.3 to 1.2)	0-6 (0.3 to 1.2)	0-7 (0.3 to 1.2)	0-7 (0.3 to 1.2)	0-6 (0.4 to 1)	0-6 (0.3 to 0.9)	0-4 (0.2 to 0.6)	0-4 (0.2 to 0.6)	0-2 (0.1 to 0.3)	0-1 (0.1 to 0.2)	0-1 (0.1 to 0.1)	0-1 (0.1 to 0.1)	0-1 (0.1 to 0.1)	0-1 (0.1 to 0.1)	0-1 (0.1 to 0.1)	0-1 (0.1 to 0.1)	0-1 (0.1 to 0.1)	0-1 (0.1 to 0.1)		22-7
Congenital heart anomalies	14-2 (7.7 to 28.5)	14-6 (9.3 to 24.2)	23-1 (12.9 to 44.1)	9 (5.4 to 16)	9-5 (3.2 to 25)	3-2 (1.8 to 6.2)	3-7 (1.7 to 8.4)	2-9 (1.7 to 4.4)	2-7 (1.7 to 4.4)	2-7 (1.7 to 4.4)	2-9 (2 to 4.2)	2-5 (1.5 to 3.5)	2-7 (1.5 to 4.1)	2 (1.3 to 2.7)	1-9 (0.8 to 2.3)	1-3 (0.4 to 2.2)	1-1 (0.4 to 1.8)	0-2 (0.1 to 0.4)	0-1 (0.1 to 0.2)	0-1 (0.1 to 0.1)	0-1 (0.1 to 0.1)	0-1 (0.1 to 0.1)	0-1 (0 to 0.1)		93-9
Orofacial clefts	0 (0 to 0)	0-2 (0.1 to 0.5)	0-5 (0.2 to 1)	0-4 (0.1 to 0.7)	0-3 (0.1 to 0.7)	0-3 (0.1 to 0.6)	0-3 (0.1 to 0.6)	0-3 (0.1 to 0.7)	0-3 (0.1 to 0.7)	0-3 (0.1 to 0.7)	0-3 (0.1 to 0.7)	0-3 (0.1 to 0.6)	0-3 (0.1 to 0.6)	0-2 (0.1 to 0.4)	0-2 (0.1 to 0.4)	0-2 (0.1 to 0.4)	0-2 (0.1 to 0.4)	0-1 (0.1 to 0.3)	0-1 (0.1 to 0.3)	0-1 (0.1 to 0.3)	0-1 (0.1 to 0.3)	0-1 (0.1 to 0.3)	0-1 (0 to 0.1)		4-6
Down syndrome	1-7 (0.4 to 4.1)	0-7 (0.3 to 1.3)	2-2 (1 to 4.3)	2 (1 to 3.3)	1-5 (0.6 to 3.2)	1-4 (0.6 to 3.1)	1-2 (0.6 to 2.6)	1-4 (0.6 to 2.9)	1-6 (1 to 2.4)	1-7 (1 to 2.5)	1-7 (1 to 2.5)	1-5 (1 to 2.2)	2-2 (1 to 3.5)	2-6 (1.4 to 4.5)	4-6 (2.5 to 7.7)	3-7 (1.8 to 6.6)	1-8 (0.8 to 3.8)	0-8 (0.3 to 2.8)	0-3 (0 to 1.6)	0-3 (0 to 1.6)	0-3 (0 to 1.6)	0-3 (0 to 1.6)	0-3 (0 to 1.6)		34-6
Turner syndrome	0 (0 to 0)	0 (0 to 0)	0 (0 to 0)	0 (0 to 0)	0 (0 to 0)	0 (0 to 0)	0 (0 to 0)	0 (0 to 0)	0 (0 to 0)	0 (0 to 0)	0 (0 to 0)	0 (0 to 0)	0 (0 to 0)	0 (0 to 0)	0 (0 to 0)	0 (0 to 0)	0 (0 to 0)	0 (0 to 0)	0 (0 to 0)	0 (0 to 0)	0 (0 to 0)	0 (0 to 0)	0 (0 to 0)	0 (0 to 0)		0
Klinefelter syndrome	0 (0 to 0)	0 (0 to 0)	0 (0 to 0)	0 (0 to 0)	0 (0 to 0)	0 (0 to 0)	0 (0 to 0)	0-1 (0 to 0.1)	0-1 (0 to 0.1)	0-1 (0 to 0.1)	0 (0 to 0)	0 (0 to 0)	0 (0 to 0)	0 (0 to 0)	0 (0 to 0)	0 (0 to 0)	0 (0 to 0)	0 (0 to 0)	0 (0 to 0)	0 (0 to 0)	0 (0 to 0)	0 (0 to 0)	0 (0 to 0)	0 (0 to 0)		0-4
Other chromosomal abnormalities	13-2 (5.4 to 33.4)	6-7 (3.3 to 15.3)	15-7 (8.1 to 32.5)	7-4 (4.5 to 15)	4 (2.5 to 6.8)	3-3 (2.1 to 5.5)	3-4 (2.1 to 5.5)	2-8 (1.7 to 4.4)	2-5 (1.6 to 4.2)	2-7 (1.7 to 4.2)	2-7 (1.8 to 4.2)	2-1 (1.3 to 3.1)	2-3 (1.4 to 3.2)	1-7 (0.9 to 2.3)	1-2 (0.6 to 2.2)	0-7 (0.3 to 1.2)	0-5 (0.2 to 0.8)	0-5 (0.2 to 0.8)	0-3 (0.1 to 0.6)	0-3 (0.1 to 0.6)	0-3 (0.1 to 0.6)	0-3 (0.1 to 0.6)	0-3 (0.1 to 0.6)		72-9
Congenital musculoskeletal and limb anomalies	2 (0.4 to 9.1)	1 (0.2 to 5.2)	0-9 (0.1 to 4.6)	11-6 (4.3 to 18.6)	1-1 (0.2 to 4.3)	1-1 (0.2 to 3.4)	4-7 (2.4 to 7.5)	5-1 (2.5 to 8.1)	5-2 (2.6 to 8.1)	5-1 (2.6 to 8.1)	4-3 (2.4 to 6.8)	2-4 (1.2 to 4.3)	4-3 (2.4 to 6.8)	2-9 (1.2 to 5.4)	2-3 (1.1 to 4.4)	2-1 (1.1 to 3.7)	1-1 (0.6 to 2.2)	0-7 (0.3 to 1.4)	0-4 (0.2 to 0.7)	0-2 (0.1 to 0.4)	0-1 (0.1 to 0.4)	0-1 (0 to 0.2)	0-1 (0 to 0.1)		88-7
Urogenital congenital anomalies	6-1 (2.6 to 18)	1-4 (0.6 to 5)	2-6 (1.2 to 5.6)	1-5 (0.8 to 2.6)	0-6 (0.4 to 1.7)	0-4 (0.2 to 1.1)	0-4 (0.2 to 0.9)	0-3 (0.2 to 0.7)	0-3 (0.2 to 0.7)	0-3 (0.2 to 0.7)	0-3 (0.2 to 0.6)	0-2 (0.1 to 0.3)	0-2 (0.1 to 0.3)	0-2 (0.1 to 0.5)	0-1 (0.1 to 0.3)	0-1 (0.1 to 0.3)	0-1 (0.1 to 0.3)	0-1 (0.1 to 0.3)	0-1 (0.1 to 0.3)	0-1 (0.1 to 0.3)	0-1 (0.1 to 0.3)	0-1 (0.1 to 0.3)	0-1 (0.1 to 0.3)		15-6
Digestive congenital anomalies	5-9 (2.1 to 13)	1-9 (0.5 to 5.6)	2-9 (0.7 to 10.9)	2 (0.9 to 5.7)	0-9 (0.4 to 2.4)	0-8 (0.3 to 2.6)	0-8 (0.2 to 2.6)	0-8 (0.2 to 2.6)	0-8 (0.2 to 2.6)	0-8 (0.2 to 2.6)	0-8 (0.2 to 2.6)	0-6 (0.2 to 2.2)	0-8 (0.2 to 2.6)	0-6 (0.1 to 2.2)	0-5 (0.1 to 2.2)	0-5 (0.1 to 2.2)	0-5 (0.1 to 2.2)	0-5 (0.1 to 2.2)	0-5 (0.1 to 2.2)	0-5 (0.1 to 2.2)	0-5 (0.1 to 2.2)	0-5 (0.1 to 2.2)	0-5 (0.1 to 2.2)		22-4
Other congenital birth defects	2-5 (1.0 to 6.2)	1-3 (0.6 to 2.8)	2-5 (1.1 to 5.7)	1-5 (0.8 to 3.2)	0-8 (0.4 to 2.1)	0-7 (0.3 to 1.8)	0-7 (0.4 to 1.8)	0-6 (0.3 to 1.5)	0-6 (0.3 to 1.5)	0-6 (0.3 to 1.5)	0-6 (0.3 to 1.5)	0-5 (0.2 to 1.3)	0-6 (0.3 to 1.5)	0-5 (0.2 to 1.3)	0-4 (0.2 to 1.1)	0-4 (0.2 to 1.1)	0-4 (0.2 to 1.1)	0-4 (0.2 to 1.1)	0-4 (0.2 to 1.1)	0-4 (0.2 to 1.1)	0-4 (0.2 to 1.1)	0-4 (0.2 to 1.1)	0-4 (0.2 to 1.1)		77-6
Urinary diseases and male infertility	0-1 (0 to 0.1)	0-2 (0 to 0.3)	0-6 (0.2 to 0.7)	0-7 (0.3 to 0.7)	0-5 (0.3 to 0.7)	0-6 (0.4 to 0.8)	0-6 (0.3 to 0.9)	0-6 (0.3 to 0.9)	0-6 (0.4 to 0.9)	0-6 (0.4 to 0.9)	0-6 (0.4 to 0.9)	0-6 (0.4 to 0.9)	0-6 (0.4 to 0.9)	0-5 (0.3 to 0.8)	0-5 (0.3 to 0.8)	0-5 (0.3 to 0.8)	0-5 (0.3 to 0.8)	0-5 (0.3 to 0.8)	0-5 (0.3 to 0.8)	0-5 (0.3 to 0.8)	0-5 (0.3 to 0.8)	0-5 (0.3 to 0.8)	0-5 (0.3 to 0.8)		359
Urolithiasis	0 (0 to 0)	0 (0 to 0)	0 (0 to 0)	0 (0 to 0.1)	0 (0 to 0.1)	0 (0 to 0.1)	0 (0 to 0.2)	0 (0 to 0.2)	0-4 (0.4 to 1.5)	0-4 (0.4 to 2)	0-4 (0.4 to 2)	0-4 (0.4 to 2)	0-4 (0.4 to 2)	0-4 (0.4 to 2)	0-4 (0.4 to 2)	0-4 (0.4 to 2)	0-4 (0.4 to 2)	0-4 (0.4 to 2)	0-4 (0.4 to 2)	0-4 (0.4 to 2)	0-4 (0.4 to 2)	0-4 (0.4 to 2)	0-4 (0.4 to 2)	0-4 (0.4 to 2)		24-5
Benign prostatic hyperplasia	0 (0 to 0)	0 (0 to 0)	0 (0 to 0)	0 (0 to 0)	0 (0 to 0)	0 (0 to 0)	0 (0 to 0)	0 (0 to 0)	0 (0 to 0)	0 (0 to 0)	0 (0 to 0)	0 (0 to 0)	0 (0 to 0)	0 (0 to 0)	0 (0 to 0)	0 (0 to 0)	0 (0 to 0)	0 (0 to 0)	0 (0 to 0)	0 (0 to 0)	0 (0 to 0)	0 (0 to 0)	0 (0 to 0)	0 (0 to 0)		156
Male infertility	0 (0 to 0)	0 (0 to 0)	0 (0 to 0)	0 (0 to 0)	0 (0 to 0)	0 (0 to 0)	2 (0.5 to 9)	2-7 (1 to 9.1)	3-6 (1 to 15.4)	4-3 (1.2 to 17.3)	3-9 (1.2 to 15.2)	3-4 (1 to 14.9)	3-9 (1.1 to 16.8)	3-3 (1 to 14.2)	3-1 (0.9 to 13.7)	2-7 (0.7 to 11.9)	2-4 (0.6 to 10.7)	2-3 (0.6 to 10.4)	2-2 (0.6 to 10.1)	2-2 (0.6 to 10.1)	2-2 (0.6 to 10.1)	2-2 (0.6 to 10.1)	2-2 (0.6 to 10.1)	2-2 (0.6 to 10.1)		18-4
Other urinary diseases	0-1 (0 to 0.1)	0-1 (0 to 0.1)	0-2 (0 to 0.3)	0-2 (0.1 to 0.3)	0-2 (0.1 to 0.3)	0-2 (0.1 to 0.3)	0-2 (0.1 to 0.2)	0-1 (0.1 to 0.2)	0-1 (0.2 to 0.4)	0-6 (0.3 to 1)	0-7 (0.4 to 1.2)	0-7 (0.4 to 1.1)	1-1 (0.6 to 1.8)	1-1 (0.6 to 1.8)	1-1 (0.7 to 1.9)	1-1 (0.7 to 1.9)	1-1 (0.7 to 1.9)	1-1 (0.7 to 1.9)	1-1 (0.7 to 1.9)	1-1 (0.7 to 1.9)	1-1 (0.7 to 1.9)	1-1 (0.7 to 1.9)	1-1 (0.7 to 1.9)		14-7
Gynecological diseases	0 (0 to 0)	0 (0 to 0)	0 (0 to 0)	0 (0 to 0)	0 (0 to 0)	0 (0 to 0)	0 (0 to 0)	0 (0 to 0)	0 (0 to 0)	0 (0 to 0)	0 (0 to 0)	0 (0 to 0)	0 (0 to 0)	0 (0 to 0)	0 (0 to 0)	0 (0 to 0)	0 (0 to 0)	0 (0 to 0)	0 (0 to 0)	0 (0 to 0)	0 (0 to 0)	0 (0 to 0)	0 (0 to 0)	0 (0 to 0)		0
Uterine fibroids	0 (0 to 0)	0 (0 to 0)	0 (0 to 0)	0 (0 to 0)	0 (0 to 0)	0 (0 to 0)	0 (0 to 0)	0 (0 to 0)	0 (0 to 0)	0 (0 to 0)	0 (0 to 0)	0 (0 to 0)	0 (0 to 0)	0 (0 to 0)	0 (0 to 0)	0 (0 to 0)	0 (0 to 0)	0 (0 to 0)	0 (0 to 0)	0 (0 to 0)	0 (0 to 0)	0 (0 to 0)	0 (0 to 0)	0 (0 to 0)		0
Polycystic ovarian syndrome	..	..	..	..	..	..	..	..	..	..	..	..	..	..	..	..	..	..	..	..	..	..	..	..		NA
Female infertility	..	..	..	..	..	..	..	..	..	..	..	..	..	..	..	..	..	..	..	..	..	..	..	..		NA
Endometriosis	..	..	..	..	..	..	..	..	..	..	..	..	..	..	..	..	..	..	..	..	..	..	..	..		NA
Genital prolapse	0 (0 to 0)	0 (0 to 0)	0 (0 to 0)	0 (0 to 0)	0 (0 to 0)	0 (0 to 0)	0 (0 to 0)	0 (0 to 0)	0 (0 to 0)	0 (0 to 0)	0 (0 to 0)	0 (0 to 0)	0 (0 to 0)	0 (0 to 0)	0 (0 to 0)	0 (0 to 0)	0 (0 to 0)	0 (0 to 0)	0 (0 to 0)	0 (0 to 0)	0 (0 to 0)	0 (0 to 0)	0 (0 to 0)	0 (0 to 0)		0
Premenstrual syndrome	..	..	..	..	..	..	..	..	..	..	..	..	..	..	..	..	..	..	..	..	..	..	..	..		NA
Other gynecological diseases	0 (0 to 0)	0 (0 to 0)	0 (0 to 0)	0 (0 to 0)	0 (0 to 0)	0 (0 to 0)	0 (0 to 0)	0 (0 to 0)	0 (0 to 0)	0 (0 to 0)	0 (0 to 0)	0 (0 to 0)	0 (0 to 0)	0 (0 to 0)	0 (0 to 0)	0 (0 to 0)	0 (0 to 0)	0 (0 to 0)	0 (0 to 0)	0 (0 to 0)	0 (0 to 0)	0 (0 to 0)	0 (0 to 0)	0 (0 to 0)		0
Hemoglobinopathies and hemolytic anemias	0-1 (0 to 0.1)	0-1 (0.1 to 0.3)	0-4 (0.2 to 1)	1 (0.5 to 3.2)	3-5 (1.7 to 9.7)	2-3 (0.9 to 6.2)	1-3 (0.6 to 2.8)	1-4 (0.8 to 3)	1-1 (0.7 to 2.3)	1-4 (0.7 to 2.6)	1-4 (0.8 to 2.6)	1-4 (0.8 to 2.6)	2-9 (0.9 to 6.2)	0-5 (0.2 to 2.2)	1-5 (0.4 to 4.1)	1-2 (0.4 to 3.2)	1-2 (0.4 to 3.2)	1-5 (0.5 to 3.9)	1-1 (0.7 to 2)	1 (0.4 to 1.9)	0-9 (0.4 to 1.6)	0-6 (0.4 to 1.6)	0-2 (0.1 to 0.5)		26
Thalassemias	0 (0 to 0)	0 (0 to 0)	0 (0 to 0)	0 (0 to 0)	0 (0 to 0)	0 (0 to 0)	0 (0 to 0)	0 (0 to 0)	0 (0 to 0)	0 (0 to 0)	0 (0 to 0)	0 (0 to 0)	0 (0 to 0)	0 (0 to 0)	0 (0 to 0)	0 (0 to 0)	0 (0 to 0)	0 (0 to 0)	0 (0 to 0)	0 (0 to 0)	0 (0 to 0)	0 (0 to 0)	0 (0 to 0)	0 (0 to 0)		0-1
Thalassemias trait	0 (0 to 0)	0 (0 to 0.2)	0-1 (0 to 0.9)	0 (0 to 0.4)	0-6 (0.2 to 2.6)	0-5 (0.2 to 2.4)	0-1 (0.1 to 0.4)	0-1 (0.1 to 0.5)	0-2 (0.1 to 0.7)	0-2 (0.1 to 0.6)	0-2 (0.1 to 0.6)	0-2 (0.1 to 0.6)	0-1 (0.1 to 0.4)	0-1 (0.1 to 0.4)	0-2 (0.1 to 0.7)	0-2 (0.1 to 0.6)	0-2 (0.1 to 0.5)	0-1 (0.1 to 0.5)	0-1 (0.1 to 0.5)	0-1 (0.1 to 0.5)	0-1 (0.1 to 0.5)	0-1 (0.1 to 0.5)	0-1 (0.1 to 0.5)		3-3
Sickle cell disorders	0 (0 to 0)	0-1 (0 to 0.2)	0-3 (0.2 to 0.5)	0-7 (0.4 to 0.9)	0-8 (0.4 to 1.3)	0-7 (0.4 to 1.1)	0-8 (0.4 to 1.1)	0-8 (0.5 to 1.1)	0-7 (0.5 to 0.9)	0-7 (0.5 to 0.9)	0-7 (0.4 to 0.9)	0-6 (0.4 to 0.9)	0-5 (0.3 to 0.6)	0-4 (0.3 to 0.5)	0-4 (0.2 to 0.5)	0-3 (0.2 to 0.5)	0-3 (0.2 to 0.5)	0-3 (0.2 to 0.5)	0-3 (0.2 to 0.5)	0-3 (0.2 to 0.5)	0-3 (0.2 to 0.5)	0-3 (0.2 to 0.5)	0-3 (0.2 to 0.5)		8-2
Sickle cell trait	0 (0 to 0)	0-1 (0 to 0.2)	0-3 (0.2 to 0.5)	0-2 (0.1 to 0.5)	0-7 (0.3 to 1.2)	0-1 (0.1 to 0.5)	0-2 (0.1 to 0.5)	0-2 (0.1 to 0.5)	0-2 (0.1 to 0.6)	0-2 (0.1 to 0.6)	0-2 (0.1 to 0.6)	0-2 (0.1 to 0.6)	0-1 (0.1 to 0.5)	0-1 (0.1 to 0.5)	0-2 (0.1 to 0.5)	0-2 (0.1 to 0.5)	0-2 (0.1 to 0.5)	0-1 (0.1 to 0.5)	0-1 (0.1 to 0.5)	0-1 (0.1 to 0.5)	0-1 (0.1 to 0.5)	0-1 (0.1 to 0.5)	0-1 (0.1 to 0.5)		4-2
G6PD deficiency	0 (0 to 0)	0 (0 to 0)	0 (0 to 0)	0 (0 to 0)	0 (0 to 0)	0 (0 to 0)	0 (0 to 0)	0 (0 to 0)	0 (0 to 0)	0 (0 to 0)	0 (0 to 0)	0 (0 to 0)	0 (0 to 0)	0 (0 to 0)	0 (0 to 0)	0 (0 to 0)	0 (0 to 0)	0 (0 to 0)	0 (0 to 0)	0 (0 to 0)	0 (0 to 0)	0 (0 to 0)	0 (0 to 0)	0 (0 to 0)		0
G6PD trait	0 (0 to 0)	0 (0 to 0)	0 (0 to 0)	0 (0 to 0)	0 (0 to 0)	0 (0 to 0)	0 (0 to 0)	0 (0 to 0)	0 (0 to 0)	0 (0 to 0)	0 (0 to 0)	0 (0 to 0)	0 (0 to 0)	0 (0 to 0)	0 (0 to 0)	0 (0 to 0)	0 (0 to 0)	0 (0 to 0)	0 (0 to 0)	0 (0 to 0)	0 (0 to 0)	0 (0 to 0)	0 (0 to 0)	0 (0 to 0)		0
Other hemoglobinopathies and hemolytic anemias	0-1 (0 to 0.1)	0-1 (0 to 0.4)	0-1 (0 to 0.4)	0-5 (0.2 to 1.8)	0-4 (0.2 to 1.1)	0-3 (0.1 to 1.1)	0-3 (0.1 to 1.2)	0-2 (0.1 to 0.7)	0-4 (0.1 to 1.5)	0-4 (0.1 to 1.5)	0-3 (0.1 to 1.1)	0-2 (0.1 to 0.8)	0-3 (0.1 to 1.1)	0-3 (0.1 to 1.1)	0-7 (0.2 to 2.1)	0-7 (0.2 to 1.5)	0-9 (0.2 to 1.9)	1-2 (0.4 to 3)	1 (0.7 to 1.5)	0-5 (0.2 to 1.2)	0-3 (0.1 to 0.8)	0-2 (0.1 to 0.5)	0-2 (0.1 to 0.5)		10-2
Endocrine, metabolic, blood, and immune disorders	3 (1.4 to 6.7)	2-1 (1.6 to 4.8)	12-3 (6.5 to 19.9)	22 (15.3 to 30.9)	18 (11.3 to 28.9)	20-7 (13.6 to 31.7)	20-9 (13.9 to 32.4)	24-2 (15.5 to 35.1)	29-9 (19.1 to 44.5)	30-2 (22.1 to 59.1)	42-6 (27.6 to 63.2)	40-2 (27.6 to 66.4)	39-7 (26.6 to 59.2)	48-4 (31.1 to 66.2)	70-2 (44.8 to 106)	71-1 (44.2 to 106)	68 (42.2 to 101)	42-8 (26.7 to 62.5)	27 (17.5 to 46.7)	14-9 (9.4 to 22.2)	5-7 (3.9 to 8.1)	1-4 (1 to 2.1)	773
Oral disorders	0 (0 to 0)	0 (0 to 0)	0-2 (0.1 to 0.9)	0-2 (0.1 to 0.8)	7-1 (2.8 to 12.4)	8-3 (4.7 to 13.6)	9-2 (5.2 to 20.7)	19-1 (10.4 to 31.4)	22-9 (13.4 to 49.4)	28-4 (15.4 to 48.9)	29-9 (16.4 to 52.4)	36-9 (20.7 to 64.2)	44-4 (24.9 to 74.2)	50-6 (28.7 to 88.6)	56 (32.1 to 88.6)	57-5 (34.7 to 90.4)	64-7 (40.2 to 103)	44-6 (27.6 to 67)	22-8 (20.6 to 48.4)	20-2 (13.9 to 32.7)	9-9 (6.2 to 15.1)	2-7 (1.7 to 4.2)	583
Caries of deciduous teeth	0 (0 to 0)	0 (0 to 0)	0 (0 to 0)	0-6 (0.2 to 1.5)	0-5 (0.2 to 2.8)	0 (0 to 0)	0 (0 to 0)	0 (0 to 0)	0 (0 to 0)	0 (0 to 0)	0 (0 to 0)	0 (0 to 0)	0 (0 to 0)	0 (0 to 0)	0 (0 to 0)	0 (0 to 0)	0 (0 to 0)	0 (0 to 0)	0 (0 to 0)	0 (0 to 0)	0 (0 to 0)	0 (0 to 0)	0 (0 to 0)	0 (0 to 0)		1-8
Caries of permanent teeth	0 (0 to 0)	0 (0 to 0)	0 (0 to 0)	0 (0 to 0)	3-2 (0.3 to 2.5)	3-2 (1.2 to 7)	3-1 (1.3 to 6.8)	4-1 (1.6 to 9.2)	4-7 (1.9 to 9.7)	4-7 (1.9 to 9.7)	4-7 (2 to 9.7)	3-8 (1.7 to 7.6)	4-5 (1.9 to 7.6)	3-8 (1.5 to 7.2)	2-5 (1.1 to 4.6)	2-5 (0.9 to 5.1)	2 (0.8 to 4)	1-8 (0.7 to 3.8)	2-7 (0.4 to 2.1)	2-7 (0.3 to 1.4)	2-7 (0.3 to 1.4)	2-7 (0.3 to 1.4)	2-7 (0.3 to 1.4)		48-2
Periodontal diseases	0 (0 to 0)	0 (0 to 0)	0 (0 to 0)	0 (0 to 0)	0 (0 to 0)	0 (0 to 0)	0 (0 to 0.2)	0-2 (0.1 to 0.7)	0-2 (0.2 to 0.8)	0-2 (0.2 to 0.8)	0-2 (0.2 to 0.8)	0-2 (0.2 to 0.8)	0-2 (0.2 to 0.8)	0-2 (0.2 to 0.8)	0-2 (0.2 to 0.8)	0-2 (0.2 to 0.8)	0-2 (0.2 to 0.8)	0-2 (0.2 to 0.8)	0-2 (0.2 to 0.8)	0-2 (0.2 to 0.8)	0-2 (0.2 to 0.8)	0-2 (0.2 to 0.8)	0-2 (0.2 to 0.8)		91-7
Other oral disorders	0 (0 to 0)	0 (0 to 0)	0 (0 to 0)	4-6 (2.4 to 7.2)	4-6 (2.3 to 6.2)	4-5 (2.2 to 6.1)	4-5 (2.3 to 7.8)	6-5 (4 to 10.1)	8-1 (5 to 12.8)	8-1 (5.4 to 14.1)	8-1 (4.7 to 12.3)	7-9 (4.7 to 12)	7-9 (4.5 to 11.2)	7-9 (4.5 to 11.2)	7-9 (3.9 to 9.9)	7-9 (3.9 to 9.2)	7-9 (4 to 9.4)	7-9 (3.9 to 9.2)	7-9 (3.9 to 9.2)	7-9 (3.9 to 9.2)	7-9 (3.9 to 9.2)	7-9 (3.9 to 9.2)	7-9 (3.9 to 9.2)		97-2
Sudden infant death syndrome	2-7 (2.2 to 5.7)	22-2 (18.3 to 54)	..	..	..	..	..	..	..	..	..	..	..	..	..	..	..	..	..	..	..	..	..	..		NA
Injuries	0-8 (0.5 to 1.1)	1-3 (1 to 1.8)	1-8 (1 to 1.9)	38-7 (31 to 47.9)	52-4 (40 to 68)	72-1 (55.2 to 94.3)	169 (143 to 200)	225 (190 to 268)	242 (200 to 298)	279 (226 to 344)	297 (240 to 373)	260 (207 to 329)	310 (250 to 392)	262 (207 to 335)	242 (191 to 306)	194 (150 to 252)	159 (121 to 206)	148 (109 to 205)	122 (84.9 to 193)	101 (70.7 to 158)	90-8 (72.6 to 113)	51-4 (40.6 to 62.6)	17 (13.7 to 20.9)	3,370
Transport injuries	0 (0 to 0.1)	0 (0 to 0.1)	0-5 (0.3 to 1.2)	3-8 (2.8 to 5)	8-5 (6.2 to 11.6)	11-7 (8.6 to 14.9)	38-5 (30.3 to 48.2)	57 (45.4 to 70.7)	64-5 (51.3 to 80.4)	67-7 (54.1 to 82.1)	68-3 (54.7 to 85.4)	56-5 (44.4 to 69.6)	44-4 (34.8 to 55.6)	37-2 (29.3 to 46.4)	29-3 (22.9 to 36.5)	23-3 (17.7 to 32.4)	19-5 (14.6 to 25.9)	20-9 (16.6 to 26.9)	22-2 (16.9 to 29.1)	10-3 (7.9 to 16)	8-6 (7.1 to 10.7)	4-7 (4.3 to 7.1)	2-3 (2 to 3.1)		562
Road injuries	0 (0 to 0)	0 (0 to 0)	0 (0 to 0.1)	3-5 (3.4 to 7.1)	7-9 (5.5 to 10.6)	15-4 (11.7 to 13.3)	52-3 (41.5 to 70.1)	64-2 (52

S8 Table 2a: Westminster DALYS by cause and age group for males with 95% uncertainty intervals, 2019

Cause	Early Neonatal	Late Neonatal	Post Neonatal	1 to 4	5 to 9	10 to 14	15 to 19	20 to 24	25 to 29	30 to 34	35 to 39	40 to 44	45 to 49	50 to 54	55 to 59	60 to 64	65 to 69	70 to 74	75 to 79	80 plus	Total
All causes	1,210 (1,149 to 1,310)	1,210 (1,077 to 1,377)	1,160 (1,010 to 1,360)	1,360 (1,260 to 1,500)	1,360 (1,270 to 1,500)	1,360 (1,250 to 1,500)	1,360 (1,240 to 1,500)	1,360 (1,230 to 1,500)	1,360 (1,220 to 1,500)	1,360 (1,210 to 1,500)	1,360 (1,200 to 1,500)	1,360 (1,190 to 1,500)	1,360 (1,180 to 1,500)	1,360 (1,170 to 1,500)	1,360 (1,160 to 1,500)	1,360 (1,150 to 1,500)	1,360 (1,140 to 1,500)	1,360 (1,130 to 1,500)	1,360 (1,120 to 1,500)	1,360 (1,110 to 1,500)	27,320
Communicable, maternal, neonatal, and nutritional diseases	1,210 (1,149 to 1,310)	1,210 (1,077 to 1,377)	1,160 (1,010 to 1,360)	1,360 (1,260 to 1,500)	1,360 (1,270 to 1,500)	1,360 (1,250 to 1,500)	1,360 (1,240 to 1,500)	1,360 (1,230 to 1,500)	1,360 (1,220 to 1,500)	1,360 (1,210 to 1,500)	1,360 (1,200 to 1,500)	1,360 (1,190 to 1,500)	1,360 (1,180 to 1,500)	1,360 (1,170 to 1,500)	1,360 (1,160 to 1,500)	1,360 (1,150 to 1,500)	1,360 (1,140 to 1,500)	1,360 (1,130 to 1,500)	1,360 (1,120 to 1,500)	1,360 (1,110 to 1,500)	27,320
HIV/AIDS and sexually transmitted infections	0 (0 to 0)	0 (0 to 0)	0 (0 to 0)	0 (0 to 0)	0 (0 to 0)	0 (0 to 0)	0 (0 to 0)	0 (0 to 0)	0 (0 to 0)	0 (0 to 0)	0 (0 to 0)	0 (0 to 0)	0 (0 to 0)	0 (0 to 0)	0 (0 to 0)	0 (0 to 0)	0 (0 to 0)	0 (0 to 0)	0 (0 to 0)	0 (0 to 0)	0
HIV/AIDS	0 (0 to 0)	0 (0 to 0)	0 (0 to 0)	0 (0 to 0)	0 (0 to 0)	0 (0 to 0)	0 (0 to 0)	0 (0 to 0)	0 (0 to 0)	0 (0 to 0)	0 (0 to 0)	0 (0 to 0)	0 (0 to 0)	0 (0 to 0)	0 (0 to 0)	0 (0 to 0)	0 (0 to 0)	0 (0 to 0)	0 (0 to 0)	0 (0 to 0)	0
HIV/AIDS - Drug-susceptible Tuberculosis	0 (0 to 0)	0 (0 to 0)	0 (0 to 0)	0 (0 to 0)	0 (0 to 0)	0 (0 to 0)	0 (0 to 0)	0 (0 to 0)	0 (0 to 0)	0 (0 to 0)	0 (0 to 0)	0 (0 to 0)	0 (0 to 0)	0 (0 to 0)	0 (0 to 0)	0 (0 to 0)	0 (0 to 0)	0 (0 to 0)	0 (0 to 0)	0 (0 to 0)	0
HIV/AIDS - Multidrug-resistant Tuberculosis without extensive dr...	0 (0 to 0)	0 (0 to 0)	0 (0 to 0)	0 (0 to 0)	0 (0 to 0)	0 (0 to 0)	0 (0 to 0)	0 (0 to 0)	0 (0 to 0)	0 (0 to 0)	0 (0 to 0)	0 (0 to 0)	0 (0 to 0)	0 (0 to 0)	0 (0 to 0)	0 (0 to 0)	0 (0 to 0)	0 (0 to 0)	0 (0 to 0)	0 (0 to 0)	0
HIV/AIDS - Extensively drug-resistant Tuberculosis	0 (0 to 0)	0 (0 to 0)	0 (0 to 0)	0 (0 to 0)	0 (0 to 0)	0 (0 to 0)	0 (0 to 0)	0 (0 to 0)	0 (0 to 0)	0 (0 to 0)	0 (0 to 0)	0 (0 to 0)	0 (0 to 0)	0 (0 to 0)	0 (0 to 0)	0 (0 to 0)	0 (0 to 0)	0 (0 to 0)	0 (0 to 0)	0 (0 to 0)	0
HIV/AIDS resulting in other diseases	0 (0 to 0)	0 (0 to 0)	1 (0 to 1.2)	1 (0 to 1.2)	0.5 (0.4 to 0.6)	0.4 (0.3 to 0.5)	0.5 (0.4 to 0.6)	2.4 (1.9 to 3.2)	8.6 (6.4 to 11.9)	18.3 (13.3 to 26.5)	28.6 (19.8 to 39.8)	29.6 (18.4 to 52.1)	21.2 (9.1 to 39.3)	10.7 (3.2 to 19.7)	10.6 (2.9 to 19.4)	6.8 (2.6 to 13.5)	4 (2.2 to 8.5)	2.1 (1.1 to 3.7)	0.9 (0.5 to 1.4)	146
Sexually transmitted infections excluding HIV	0.6 (1.3 to 10.4)	0.6 (0.4 to 3.4)	0.1 (0 to 0.5)	0.2 (0 to 0.7)	0.1 (0 to 0.5)	0.1 (0 to 0.5)	0.1 (0 to 0.5)	0.1 (0 to 0.5)	0.1 (0 to 0.5)	0.1 (0 to 0.5)	0.1 (0 to 0.5)	0.1 (0 to 0.5)	0.1 (0 to 0.5)	0.3 (0.2 to 0.7)	0.2 (0.1 to 0.4)	0.2 (0.1 to 0.4)	0.1 (0 to 0.3)	0.1 (0 to 0.3)	0.1 (0 to 0.3)	0.1 (0 to 0.3)	11.8
Syphilis	0.6 (1.3 to 10.4)	0.6 (0.4 to 3.4)	0.1 (0 to 0.5)	0.2 (0 to 0.7)	0.1 (0 to 0.5)	0.1 (0 to 0.5)	0.1 (0 to 0.5)	0.1 (0 to 0.5)	0.1 (0 to 0.5)	0.1 (0 to 0.5)	0.1 (0 to 0.5)	0.1 (0 to 0.5)	0.1 (0 to 0.5)	0.3 (0.2 to 0.7)	0.2 (0.1 to 0.4)	0.2 (0.1 to 0.4)	0.1 (0 to 0.3)	0.1 (0 to 0.3)	0.1 (0 to 0.3)	0.1 (0 to 0.3)	9.2
Chlamydial infection	0 (0 to 0)	0 (0 to 0)	0 (0 to 0)	0 (0 to 0)	0 (0 to 0)	0 (0 to 0)	0 (0 to 0)	0 (0 to 0)	0 (0 to 0)	0 (0 to 0)	0 (0 to 0)	0 (0 to 0)	0 (0 to 0)	0 (0 to 0)	0 (0 to 0)	0 (0 to 0)	0 (0 to 0)	0 (0 to 0)	0 (0 to 0)	0 (0 to 0)	0
Gonococcal infection	0 (0 to 0)	0 (0 to 0)	0 (0 to 0)	0 (0 to 0)	0 (0 to 0)	0 (0 to 0)	0 (0 to 0)	0 (0 to 0)	0 (0 to 0)	0 (0 to 0)	0 (0 to 0)	0 (0 to 0)	0 (0 to 0)	0 (0 to 0)	0 (0 to 0)	0 (0 to 0)	0 (0 to 0)	0 (0 to 0)	0 (0 to 0)	0 (0 to 0)	0
Trichomoniasis	0 (0 to 0)	0 (0 to 0)	0 (0 to 0)	0 (0 to 0)	0 (0 to 0)	0 (0 to 0)	0 (0 to 0)	0 (0 to 0)	0 (0 to 0)	0 (0 to 0)	0 (0 to 0)	0 (0 to 0)	0 (0 to 0)	0 (0 to 0)	0 (0 to 0)	0 (0 to 0)	0 (0 to 0)	0 (0 to 0)	0 (0 to 0)	0 (0 to 0)	0
Genital herpes	0 (0 to 0)	0 (0 to 0)	0 (0 to 0)	0 (0 to 0)	0 (0 to 0)	0 (0 to 0)	0 (0 to 0)	0 (0 to 0)	0 (0 to 0)	0 (0 to 0)	0 (0 to 0)	0 (0 to 0)	0 (0 to 0)	0 (0 to 0)	0 (0 to 0)	0 (0 to 0)	0 (0 to 0)	0 (0 to 0)	0 (0 to 0)	0 (0 to 0)	0
Other sexually transmitted infections	0 (0 to 0)	0 (0 to 0)	0 (0 to 0)	0 (0 to 0)	0 (0 to 0)	0 (0 to 0)	0 (0 to 0)	0 (0 to 0)	0 (0 to 0)	0 (0 to 0)	0 (0 to 0)	0 (0 to 0)	0 (0 to 0)	0 (0 to 0)	0 (0 to 0)	0 (0 to 0)	0 (0 to 0)	0 (0 to 0)	0 (0 to 0)	0 (0 to 0)	0
Respiratory infections and tuberculosis	0.6 (0.3 to 2)	0.6 (1 to 2)	0.1 (4 to 13.5)	0.6 (11 to 93.2)	0.5 (4.6 to 17.3)	0.4 (4.4 to 12.2)	0.5 (4.6 to 12.5)	0.6 (7.5 to 18.5)	0.5 (11.1 to 23.9)	0.5 (12.9 to 27.9)	0.4 (14.4 to 33.4)	0.4 (16.7 to 31.6)	0.4 (18.6 to 35.1)	0.4 (21.5 to 39.6)	0.4 (22.7 to 42.8)	0.4 (22.9 to 44.2)	0.4 (22.7 to 44.7)	0.4 (23.3 to 52.5)	0.4 (55.8 to 101)	670 (160.2 to 1,190)
Tuberculosis	0 (0 to 0)	0 (0 to 0)	0 (0 to 0.3)	0.1 (0 to 0.3)	0.1 (0 to 0.5)	0.1 (0 to 0.5)	0.2 (0 to 0.5)	0.5 (0.3 to 0.7)	1.1 (0.4 to 1.4)	1.6 (0.5 to 1.8)	1.8 (1 to 2.6)	2.3 (1.4 to 2.9)	2.7 (1.8 to 3.4)	2.8 (1.9 to 4)	2.7 (1.7 to 3.2)	2.3 (1.5 to 2.8)	1.9 (1.1 to 2.2)	1.7 (1 to 2.2)	1.6 (1 to 2.2)	24 (9.7 to 43)	39.9
Latent tuberculosis infection	0 (0 to 0)	0 (0 to 0)	0 (0 to 0)	0 (0 to 0)	0 (0 to 0)	0 (0 to 0)	0 (0 to 0)	0 (0 to 0)	0 (0 to 0)	0 (0 to 0)	0 (0 to 0)	0 (0 to 0)	0 (0 to 0)	0 (0 to 0)	0 (0 to 0)	0 (0 to 0)	0 (0 to 0)	0 (0 to 0)	0 (0 to 0)	0 (0 to 0)	0
Drug-susceptible tuberculosis	0 (0 to 0)	0 (0 to 0)	0 (0 to 0.3)	0.1 (0 to 0.3)	0.1 (0 to 0.5)	0.1 (0 to 0.5)	0.2 (0 to 0.5)	0.5 (0.3 to 0.7)	1.1 (0.4 to 1.4)	1.6 (0.5 to 1.8)	1.8 (1 to 2.6)	2.3 (1.4 to 2.9)	2.7 (1.8 to 3.4)	2.8 (1.9 to 3.9)	2.7 (1.7 to 3.2)	2.3 (1.5 to 2.8)	1.9 (1.1 to 2.2)	1.7 (1 to 2.2)	1.6 (1 to 2.2)	24 (9.7 to 43)	39.1
Multidrug-resistant tuberculosis without extensive drug-resistance	0 (0 to 0)	0 (0 to 0)	0 (0 to 0)	0 (0 to 0)	0 (0 to 0)	0 (0 to 0)	0 (0 to 0)	0 (0 to 0)	0 (0 to 0)	0 (0 to 0)	0 (0 to 0)	0 (0 to 0)	0 (0 to 0)	0 (0 to 0)	0 (0 to 0)	0 (0 to 0)	0 (0 to 0)	0 (0 to 0)	0 (0 to 0)	0 (0 to 0)	0.6
Extensively drug-resistant tuberculosis	0 (0 to 0)	0 (0 to 0)	0 (0 to 0)	0 (0 to 0)	0 (0 to 0)	0 (0 to 0)	0 (0 to 0)	0 (0 to 0)	0 (0 to 0)	0 (0 to 0)	0 (0 to 0)	0 (0 to 0)	0 (0 to 0)	0 (0 to 0)	0 (0 to 0)	0 (0 to 0)	0 (0 to 0)	0 (0 to 0)	0 (0 to 0)	0 (0 to 0)	0.2
Lower respiratory infections	1.4 (0.9 to 2)	1.3 (0.8 to 1.9)	0.7 (0.4 to 1.9)	0.4 (0.4 to 1.4)	0.4 (0.4 to 1.4)	1.3 (0.9 to 1.9)	2.5 (1.6 to 3.8)	4.2 (2.6 to 6.2)	5.9 (3.7 to 8.5)	8.8 (4.4 to 14)	11.9 (7.6 to 17.6)	15.3 (10.2 to 22.6)	19.2 (13.2 to 28.2)	22.7 (15.4 to 32.7)	26.3 (17.5 to 36.4)	27.4 (19.6 to 38.5)	28.1 (20.5 to 39.4)	28.3 (21.7 to 39.7)	28.2 (22.7 to 37.2)	507 (372 to 672)
Upper respiratory infections	0 (0 to 0)	0.1 (0.1 to 0.2)	2 (1.1 to 3.2)	0.3 (4.7 to 13.2)	0.4 (4.5 to 14)	0.4 (3.1 to 10.7)	0.4 (2.6 to 10.2)	0.5 (2.8 to 11)	0.6 (3.2 to 11.8)	0.6 (3.4 to 12)	0.7 (4.4 to 14.2)	0.8 (3.4 to 11.4)	0.8 (3.5 to 9.8)	0.8 (3.4 to 7)	0.8 (3.3 to 6.7)	0.8 (3.3 to 6.7)	0.8 (3.2 to 6.5)	0.8 (3.2 to 6.5)	0.8 (3.2 to 6.5)	0.8 (3.2 to 6.5)	107
Otitis media	0 (0 to 0)	0 (0 to 0)	0.4 (0.2 to 0.6)	2 (1 to 3.8)	1.5 (0.9 to 2.7)	0.6 (0.4 to 1.4)	0.7 (0.3 to 1.2)	1.1 (0.5 to 2.2)	1.2 (0.5 to 2.4)	1.2 (0.6 to 2.4)	1.1 (0.5 to 2.1)	1.1 (0.5 to 2.1)	1.1 (0.5 to 1.8)	1.2 (0.4 to 1.7)	1.2 (0.3 to 1.2)	1.2 (0.2 to 0.9)	1.2 (0.1 to 0.5)	1.2 (0.1 to 0.5)	1.2 (0.1 to 0.5)	1.2 (0.1 to 0.5)	14.6
Enteric infections	0.1 (0.1 to 0.2)	0.1 (0.1 to 0.7)	0.2 (4 to 9)	1.6 (5.3 to 13.9)	1.6 (3.1 to 6.5)	1.6 (1.2 to 2.4)	1.6 (1.2 to 2.3)	1.6 (1.4 to 4.1)	1.6 (2.4 to 5.6)	1.6 (3.2 to 5.4)	1.6 (2.5 to 5.5)	1.6 (2.5 to 5.4)	1.6 (2.5 to 5.4)	1.6 (2.5 to 5.4)	1.6 (2.5 to 5.4)	1.6 (2.5 to 5.4)	1.6 (2.5 to 5.4)	1.6 (2.5 to 5.4)	1.6 (2.5 to 5.4)	1.6 (2.5 to 5.4)	78.3
Diarrheal diseases	0.1 (0.1 to 0.2)	0.5 (0.4 to 0.7)	4.1 (4 to 9)	3.9 (5.3 to 13.9)	2.5 (1.9 to 6.5)	2.5 (1.2 to 2.4)	2.5 (1.2 to 2.3)	2.5 (1.4 to 4.1)	2.5 (2.4 to 5.6)	2.5 (3.2 to 5.4)	2.5 (2.5 to 5.5)	2.5 (2.5 to 5.4)	2.5 (2.5 to 5.4)	2.5 (2.5 to 5.4)	2.5 (2.5 to 5.4)	2.5 (2.5 to 5.4)	2.5 (2.5 to 5.4)	2.5 (2.5 to 5.4)	2.5 (2.5 to 5.4)	2.5 (2.5 to 5.4)	77.6
Typhoid and paratyphoid	0 (0 to 0)	0 (0 to 0)	0 (0 to 0)	0 (0 to 0)	0 (0 to 0)	0 (0 to 0)	0 (0 to 0)	0 (0 to 0)	0 (0 to 0)	0 (0 to 0)	0 (0 to 0)	0 (0 to 0)	0 (0 to 0)	0 (0 to 0)	0 (0 to 0)	0 (0 to 0)	0 (0 to 0)	0 (0 to 0)	0 (0 to 0)	0 (0 to 0)	0
Typhoid fever	0 (0 to 0)	0 (0 to 0)	0 (0 to 0)	0 (0 to 0)	0 (0 to 0)	0 (0 to 0)	0 (0 to 0)	0 (0 to 0)	0 (0 to 0)	0 (0 to 0)	0 (0 to 0)	0 (0 to 0)	0 (0 to 0)	0 (0 to 0)	0 (0 to 0)	0 (0 to 0)	0 (0 to 0)	0 (0 to 0)	0 (0 to 0)	0 (0 to 0)	0
Paratyphoid fever	0 (0 to 0)	0 (0 to 0)	0 (0 to 0)	0 (0 to 0)	0 (0 to 0)	0 (0 to 0)	0 (0 to 0)	0 (0 to 0)	0 (0 to 0)	0 (0 to 0)	0 (0 to 0)	0 (0 to 0)	0 (0 to 0)	0 (0 to 0)	0 (0 to 0)	0 (0 to 0)	0 (0 to 0)	0 (0 to 0)	0 (0 to 0)	0 (0 to 0)	0
Invasive Non-typhoidal Salmonella (iNTS)	0 (0 to 0)	0 (0 to 0)	0 (0 to 0)	0 (0 to 0)	0 (0 to 0)	0 (0 to 0)	0 (0 to 0)	0 (0 to 0)	0 (0 to 0)	0 (0 to 0)	0 (0 to 0)	0 (0 to 0)	0 (0 to 0)	0 (0 to 0)	0 (0 to 0)	0 (0 to 0)	0 (0 to 0)	0 (0 to 0)	0 (0 to 0)	0 (0 to 0)	0.6
Other intestinal infectious diseases	0 (0 to 0)	0 (0 to 0)	0 (0 to 0)	0 (0 to 0)	0 (0 to 0)	0 (0 to 0)	0 (0 to 0)	0 (0 to 0)	0 (0 to 0)	0 (0 to 0)	0 (0 to 0)	0 (0 to 0)	0 (0 to 0)	0 (0 to 0)	0 (0 to 0)	0 (0 to 0)	0 (0 to 0)	0 (0 to 0)	0 (0 to 0)	0 (0 to 0)	0.1
Neglected tropical diseases and malaria	0 (0 to 0)	0.1 (0 to 0.1)	0.1 (0 to 0.2)	0.1 (0 to 0.4)	0.1 (0 to 0.4)	0.1 (0 to 0.4)	0.1 (0 to 0.4)	0.1 (0 to 0.4)	0.1 (0 to 0.4)	0.1 (0 to 0.4)	0.1 (0 to 0.4)	0.1 (0 to 0.4)	0.1 (0 to 0.4)	0.1 (0 to 0.4)	0.1 (0 to 0.4)	0.1 (0 to 0.4)	0.1 (0 to 0.4)	0.1 (0 to 0.4)	0.1 (0 to 0.4)	0.1 (0 to 0.4)	2.2
Malaria	0 (0 to 0)	0 (0 to 0)	0 (0 to 0)	0 (0 to 0)	0 (0 to 0)	0 (0 to 0)	0 (0 to 0)	0 (0 to 0)	0 (0 to 0)	0 (0 to 0)	0 (0 to 0)	0 (0 to 0)	0 (0 to 0)	0 (0 to 0)	0 (0 to 0)	0 (0 to 0)	0 (0 to 0)	0 (0 to 0)	0 (0 to 0)	0 (0 to 0)	0
Chagas disease	0 (0 to 0)	0 (0 to 0)	0 (0 to 0)	0 (0 to 0)	0 (0 to 0)	0 (0 to 0)	0 (0 to 0)	0 (0 to 0)	0 (0 to 0)	0 (0 to 0)	0 (0 to 0)	0 (0 to 0)	0 (0 to 0)	0 (0 to 0)	0 (0 to 0)	0 (0 to 0)	0 (0 to 0)	0 (0 to 0)	0 (0 to 0)	0 (0 to 0)	0
Leishmaniasis	0 (0 to 0)	0 (0 to 0)	0 (0 to 0)	0 (0 to 0)	0 (0 to 0)	0 (0 to 0)	0 (0 to 0)	0 (0 to 0)	0 (0 to 0)	0 (0 to 0)	0 (0 to 0)	0 (0 to 0)	0 (0 to 0)	0 (0 to 0)	0 (0 to 0)	0 (0 to 0)	0 (0 to 0)	0 (0 to 0)	0 (0 to 0)	0 (0 to 0)	0
Visceral leishmaniasis	0 (0 to 0)	0 (0 to 0)	0 (0 to 0)	0 (0 to 0)	0 (0 to 0)	0 (0 to 0)	0 (0 to 0)	0 (0 to 0)	0 (0 to 0)	0 (0 to 0)	0 (0 to 0)	0 (0 to 0)	0 (0 to 0)	0 (0 to 0)	0 (0 to 0)	0 (0 to 0)	0 (0 to 0)	0 (0 to 0)	0 (0 to 0)	0 (0 to 0)	0
Cutaneous and mucocutaneous leishmaniasis	0 (0 to 0)	0 (0 to 0)	0 (0 to 0)	0 (0 to 0)	0 (0 to 0)	0 (0 to 0)	0 (0 to 0)	0 (0 to 0)	0 (0 to 0)	0 (0 to 0)	0 (0 to 0)	0 (0 to 0)	0 (0 to 0)	0 (0 to 0)	0 (0 to 0)	0 (0 to 0)	0 (0 to 0)	0 (0 to 0)	0 (0 to 0)	0 (0 to 0)	0
African trypanosomiasis	0 (0 to 0)	0 (0 to 0)	0 (0 to 0)	0 (0 to 0)	0 (0 to 0)	0 (0 to 0)	0 (0 to 0)	0 (0 to 0)	0 (0 to 0)	0 (0 to 0)	0 (0 to 0)	0 (0 to 0)	0 (0 to 0)	0 (0 to 0)	0 (0 to 0)	0 (0 to 0)	0 (0 to 0)	0 (0 to 0)	0 (0 to 0)	0 (0 to 0)	0
Schistosomiasis	0 (0 to 0)	0 (0 to 0)	0 (0 to 0)	0 (0 to 0)	0 (0 to 0)	0 (0 to 0)	0 (0 to 0)	0 (0 to 0)	0 (0 to 0)	0 (0 to 0)	0 (0 to 0)	0 (0 to 0)	0 (0 to 0)	0 (0 to 0)	0 (0 to 0)	0 (0 to 0)	0 (0 to 0)	0 (0 to 0)	0 (0 to 0)	0 (0 to 0)	0
Cysticercosis	0 (0 to 0)	0 (0 to 0)	0 (0 to 0)	0 (0 to 0)	0 (0 to 0)	0 (0 to 0)	0 (0 to 0)	0 (0 to 0)	0 (0 to 0)	0 (0 to 0)	0 (0 to 0)	0 (0 to 0)	0 (0 to 0)	0 (0 to 0)	0 (0 to 0)	0 (0 to 0)	0 (0 to 0)	0 (0 to 0)	0 (0 to 0)	0 (0 to 0)	0
Cystic echinococcosis	0 (0 to 0)	0 (0 to 0)	0 (0 to 0)	0 (0 to 0)	0 (0 to 0)	0 (0 to 0)	0 (0 to 0)	0 (0 to 0)	0 (0 to 0)	0 (0 to 0)	0 (0 to 0)	0 (0 to 0)	0 (0 to 0)	0 (0 to 0)	0 (0 to 0)	0 (0 to 0)	0 (0 to 0)	0 (0 to 0)	0 (0 to 0)	0 (0 to 0)	0.1
Lymphatic filariasis	0 (0 to 0)	0 (0 to 0)	0 (0 to 0)	0 (0 to 0)	0 (0 to 0)	0 (0 to 0)	0 (0 to 0)	0 (0 to 0)	0 (0 to 0)	0 (0 to 0)	0 (0 to 0)	0 (0 to 0)	0 (0 to 0)	0 (0 to 0)	0 (0 to 0)	0 (0 to 0)	0 (0 to 0)	0 (0 to 0)	0 (0 to 0)	0 (0 to 0)	0
Onchocerciasis	0 (0 to 0)	0 (0 to 0)	0 (0 to 0)	0 (0 to 0)	0 (0 to 0)	0 (0 to 0)	0 (0 to 0)	0 (0 to 0)	0 (0 to 0)	0 (0 to 0)	0 (0 to 0)	0 (0 to 0)	0 (0 to 0)	0 (0 to 0)	0 (0 to 0)	0 (0 to 0)	0 (0 to 0)	0 (0 to 0)	0 (0 to 0)	0 (0 to 0)	0
Trachoma	0 (0 to 0)	0 (0 to 0)	0 (0 to 0)	0 (0 to 0)	0 (0 to 0)	0 (0 to 0)	0 (0 to 0)	0 (0 to 0)	0 (0 to 0)	0 (0 to 0)	0 (0 to 0)	0 (0 to 0)	0 (0 to 0)	0 (0 to 0)	0 (0 to 0)	0 (0 to 0)	0 (0 to 0)	0 (0 to 0)	0 (0 to 0)	0 (0 to 0)	0
Dengue	0 (0 to 0)	0 (0 to 0)	0 (0 to 0)	0 (0 to 0)	0 (0 to 0)	0 (0 to 0)	0 (0 to 0)	0 (0 to 0)	0 (0 to 0)	0 (0 to 0)	0 (0 to 0)	0 (0 to 0)	0 (0 to 0)	0 (0 to 0)	0 (0 to 0)	0 (0 to 0)	0 (0 to 0)	0 (0 to 0)	0 (0 to 0)	0 (0 to 0)	0
Yellow fever	0 (0 to 0)	0 (0 to 0)	0 (0 to 0)	0 (0 to 0)	0 (0 to 0)	0 (0 to 0)	0 (0 to 0)	0 (0 to 0)	0 (0 to 0)	0 (0 to 0)	0 (0 to 0)	0 (0 to 0)	0 (0 to 0)	0 (0 to 0)	0 (0 to 0)	0 (0 to 0)	0 (0 to 0)	0 (0 to 0)	0 (0 to 0)	0 (0 to 0)	0
Rabies	0 (0 to 0)	0 (0 to 0)	0 (0 to 0)	0 (0 to 0)	0 (0 to 0)	0 (0 to 0)	0 (0 to 0)	0 (0 to 0)	0 (0 to 0)	0 (0 to 0)	0 (0 to 0)	0 (0 to 0)	0 (0 to 0)	0 (0 to 0)	0 (0 to 0)	0 (0 to 0)	0 (0 to 0)	0 (0 to 0)	0 (0 to 0)	0 (0 to 0)	0
Intestinal nematode infections	0 (0 to 0)	0 (0 to 0)	0 (0 to 0)	0 (0 to 0)	0 (0 to 0)	0 (0 to 0)	0 (0 to 0)	0 (0 to 0)	0 (0 to 0)	0 (0 to 0)	0 (0 to 0)	0 (0 to 0)	0 (0 to 0)	0 (0 to 0)	0 (0 to 0)	0 (0 to 0)	0 (0 to 0)	0 (0 to 0)	0 (0 to 0)	0 (0 to 0)	0
Ascariasis	0 (0 to 0)	0 (0 to 0)	0 (0 to 0)	0 (0 to 0)	0 (0 to 0)	0 (0 to 0)	0 (0 to 0)	0 (0 to 0)	0 (0 to 0)	0 (0 to 0)	0 (0 to 0)	0 (0 to 0)	0 (0 to 0)	0 (0 to 0)	0 (0 to 0)	0 (0 to 0)	0 (0 to 0)	0 (0 to 0)	0 (0 to 0)	0 (0 to 0)	0
Trichuriasis	0 (0 to 0)	0 (0 to 0)	0 (0 to 0)	0 (0 to 0)	0 (0 to 0)	0 (0 to 0)	0 (0 to 0)	0 (0 to 0)	0 (0 to 0)	0 (0 to 0)	0 (0 to 0)	0 (0 to 0)	0 (0 to 0)	0 (0 to 0)	0 (0 to 0)	0 (0 to 0)	0 (0 to 0)	0 (0 to 0)	0 (0 to 0)	0 (0 to 0)	0
Hookworm disease	0 (0 to 0)	0 (0 to 0)	0 (0 to 0)	0 (0 to 0)	0 (0 to 0)	0 (0 to 0)	0 (0 to 0)	0 (0 to 0)	0 (0 to 0)	0 (0 to 0)	0 (0 to 0)	0 (0 to 0)	0 (0 to 0)	0 (0 to 0)	0 (0 to 0)	0 (0 to 0)	0 (0 to 0)	0 (0 to 0)	0 (0 to 0)	0 (0 to 0)	0
Food-borne trematodiases	0 (0 to 0)	0 (0 to 0)	0 (0 to 0)	0 (0 to 0)	0 (0 to 0)	0 (0 to 0)	0 (0 to 0)	0 (0 to 0)	0 (0 to 0



| | | |

Osteoarthritis other	0 (0 to 0)	0 (0 to 0)	0 (0 to 0)	0 (0 to 0)	0 (0 to 0)	0 (0 to 0)	0 (0 to 0)	0 (0 to 0)	0 (0 to 0)	0 (0 to 0)	0-1 (0 to 2)	0-6 (0 to 1 to 12)	1-4 (0 to 3 to 2)	2-6 (1 to 5 to 4)	2-6 (1 to 7 to 8 to 1)	4-7 (2 to 10 to 2)	4-7 (2 to 10 to)	4 (1 to 8 to 2)	5-1 (2 to 10 to 8)	3-7 (1 to 7 to 8)	2-8 (1 to 5 to 9)	1-6 (0 to 9 to 3 to)	0-9 (0 to 4 to 1 to 7)	0-3 (0 to 2 to 0 to 7)	36-4
Low back pain	0 (0 to 0)	0 (0 to 0)	0 (0 to 0)	0 (0 to 0)	3-4 (1 to 5 to 6 to 1)	10-3 (6 to 16 to 26 to)	29-6 (16 to 46 to 5)	55-4 (32 to 89 to 3)	99 (53 to 1 to 153)	139 (73 to 1 to 196)	157 (94 to 1 to 240)	138 (84 to 1 to 201)	132 (78 to 0 to 207)	127 (77 to 0 to 191)	107 (71 to 1 to 174)	114 (73 to 1 to 172)	99-6 (53 to 1 to 156)	73-5 (38 to 1 to 99 to 6)	49-1 (45 to 1 to 106)	39-2 (28 to 1 to 80 to 1)	29-2 (19 to 1 to 46 to 9)	16-2 (9 to 0 to 23 to 7)	9-5 (4 to 0 to 14 to 3 to 4)	6-5 (1 to 4 to 3 to 4)	1,330
Neck pain	0 (0 to 0)	0 (0 to 0)	1-5 (0 to 4 to 3 to)	7-2 (4 to 13 to 4)	13-2 (6 to 23 to 5)	22-2 (10 to 42 to 4)	38-4 (18 to 72 to 4)	60-9 (30 to 0 to 114)	79-6 (40 to 0 to 131)	88-5 (44 to 0 to 144)	84-3 (43 to 0 to 137)	82-7 (43 to 0 to 136)	63-5 (33 to 0 to 112)	52-7 (28 to 0 to 97 to)	44-4 (21 to 0 to 78 to 4)	34 (17 to 0 to 59 to)	34-4 (19 to 0 to 59 to)	34-5 (14 to 4 to 1 to 1)	19-2 (6 to 2 to 1)	12-4 (5 to 1 to 1 to 9)	8-5 (3 to 1 to 0 to 1)	5-2 (1 to 3 to 4 to 2)	2-5 (0 to 1 to 1 to 1)	272
Gout	0 (0 to 0)	0 (0 to 0)	0 (0 to 0)	0 (0 to 0)	0 (0 to 0)	0 (0 to 0)	0 (0 to 0)	0 (0 to 0)	0 (0 to 0)	0 (0 to 0)	0-1 (0 to 1 to 2)	0-3 (0 to 1 to 1)	0-4 (0 to 2 to 1)	0-3 (0 to 1 to 1)	0-4 (0 to 1 to 2)	0-6 (0 to 2 to 1)	0-5 (0 to 2 to 1)	0-4 (0 to 2 to 1)	0-3 (0 to 1 to 1)	0-3 (0 to 1 to 1)	0-3 (0 to 1 to 1)	0-2 (0 to 1 to 1)	0-2 (0 to 1 to 1)	0-1 (0 to 1 to 1)	50-3
Other musculoskeletal disorders	0 (0 to 0)	0 (0 to 0)	0 (0 to 0)	0-1 (0 to 1 to 2)	0-1 (0 to 1 to 2)	4-6 (2 to 9 to 1)	17-6 (9 to 28 to 7)	44-2 (26 to 71 to 7)	62-1 (35 to 3 to 101)	68-6 (40 to 0 to 107)	57-7 (32 to 1 to 92 to 2)	50-7 (29 to 1 to 84 to)	50-6 (28 to 92 to 1)	43-9 (25 to 0 to 72 to)	32-7 (17 to 54 to 1)	25-2 (12 to 43 to 2)	23 (11 to 37 to 1)	19-5 (8 to 32 to 2)	9-9 (4 to 17 to 1)	4-4 (2 to 7 to 1)	1-9 (1 to 3 to 1)	0-9 (0 to 1 to 1 to 1)	0-3 (0 to 1 to 1 to 1)	509
Other non-communicable diseases	40-4 (26 to 59 to 3)	19-2 (13 to 3 to 29 to)	22-7 (25 to 3 to 77 to 9)	22-2 (20 to 34 to 7)	21-4 (15 to 30)	19 (10 to 34 to 29 to)	22-3 (16 to 39 to 3)	38 (27 to 0 to 51 to 7)	52 (36 to 4 to 76 to 1)	65 (44 to 3 to 94 to 1)	79-1 (52 to 5 to 112)	76-7 (52 to 3 to 109)	69 (52 to 4 to 93)	67-8 (54 to 4 to 83)	64-9 (45 to 1 to 93)	64-8 (42 to 3 to 97)	59-9 (39 to 0 to 85)	77-5 (52 to 5 to 109)	70-5 (51 to 96 to 7)	50-1 (37 to 70 to 2)	40-9 (29 to 0 to 60 to 2)	30-9 (21 to 0 to 43 to 2)	16-4 (10 to 1 to 27 to 3)	7-5 (4 to 0 to 9 to 8)	1,240
Congenital birth defects	38-7 (24 to 0 to 57 to)	16-1 (10 to 26 to 4)	33-4 (21 to 1 to 52 to 3)	27-9 (20 to 1 to 39 to 9)	10-3 (7 to 1 to 14 to 1)	8-2 (5 to 1 to 11 to 2)	9-1 (5 to 1 to 12 to 2)	11-3 (6 to 1 to 15 to 1)	14 (10 to 2 to 19 to 3)	13-6 (9 to 1 to 18 to 1)	13-4 (9 to 1 to 18 to 1)	10-4 (7 to 0 to 13 to 8)	8-9 (5 to 0 to 11 to 9)	8 (5 to 0 to 10 to 7)	6-9 (4 to 0 to 9 to 3)	5 (3 to 0 to 6 to 2)	2-9 (2 to 0 to 3 to 9)	1-3 (0 to 0 to 2)	0-7 (0 to 0 to 1 to 1)	0-5 (0 to 0 to 0 to 7)	0-2 (0 to 0 to 0 to 6)	0-1 (0 to 0 to 0 to 3)	0-1 (0 to 0 to 0 to 1)	241
Neural tube defects	1-5 (0 to 0 to 3)	1 (0 to 0 to 1 to 9)	2-4 (0 to 0 to 6 to 9)	4 (1 to 0 to 7)	0-3 (0 to 0 to 2)	0-3 (0 to 0 to 2)	0-3 (0 to 0 to 2)	0-5 (0 to 0 to 3)	0-5 (0 to 0 to 3)	0-4 (0 to 0 to 3)	0-3 (0 to 0 to 3)	0-3 (0 to 0 to 3)	0-2 (0 to 0 to 2)	0-2 (0 to 0 to 2)	0-1 (0 to 0 to 2)	0-1 (0 to 0 to 1)	0-1 (0 to 0 to 1)	0-1 (0 to 0 to 1)	0 (0 to 0 to 1)	0 (0 to 0 to 1)	0 (0 to 0 to 1)	0 (0 to 0 to 1)	0 (0 to 0 to 1)	12-2
Congenital heart anomalies	8 (4-5 to 16 2)	6-3 (3-8 to 11)	9-4 (5 to 17 to 9)	5-6 (3 to 10 to 2)	1-3 (0 to 6 to 2 to 4)	0-9 (0 to 3 to 1 to 1)	1-6 (1 to 2 to 5)	2-1 (1 to 3 to 1)	2-7 (1 to 3 to 4)	2-7 (1 to 3 to 4)	2-3 (1 to 3 to 3)	2-1 (1 to 2 to 3)	1-8 (0 to 2 to 4)	1-6 (0 to 2 to 4)	1-4 (0 to 2 to 2)	1 (0 to 1 to 2)	0-7 (0 to 2 to 1 to 1)	0-7 (0 to 2 to 1)	0-5 (0 to 0 to 1)	0-1 (0 to 0 to 1)	0-1 (0 to 0 to 1)	0-1 (0 to 0 to 1)	0-1 (0 to 0 to 1)	51-3
Orofacial clefts	0 (0 to 0)	0-1 (0 to 0 to 2)	0-2 (0 to 1 to 0 to 4)	0-2 (0 to 1 to 0 to 3)	0-1 (0 to 0 to 2)	0-1 (0 to 0 to 2)	0-2 (0 to 0 to 4)	0-2 (0 to 0 to 4)	0-3 (0 to 0 to 5)	0-3 (0 to 0 to 4)	0-3 (0 to 1 to 0 to 4)	0-2 (0 to 0 to 4)	0-2 (0 to 0 to 4)	0-1 (0 to 0 to 3)	0-1 (0 to 0 to 3)	0-1 (0 to 0 to 2)	0-1 (0 to 0 to 2)	0-1 (0 to 0 to 2)	0-1 (0 to 0 to 2)	0-1 (0 to 0 to 2)	0-1 (0 to 0 to 2)	0-1 (0 to 0 to 2)	0-1 (0 to 0 to 2)	2-5
Down syndrome	0-4 (0 to 0 to 9)	0-2 (0 to 0 to 4)	0-7 (0 to 1 to 4)	0-9 (0 to 4 to 1 to 2)	0-7 (0 to 4 to 1)	0-6 (0 to 4 to 1)	0-7 (0 to 4 to 1)	1 (0 to 4 to 1 to 6)	1-5 (0 to 4 to 2 to 2)	1-5 (0 to 4 to 2 to 3)	1-5 (0 to 4 to 2 to 3)	1-1 (0 to 2 to 1)	1-1 (0 to 2 to 1)	1-4 (0 to 4 to 2 to 3)	1-4 (0 to 4 to 2 to 3)	1-3 (0 to 4 to 2 to 3)	0-5 (0 to 2 to 2 to 2)	0-5 (0 to 2 to 2)	0 (0 to 0 to 1)	0 (0 to 0 to 1)	0 (0 to 0 to 1)	0 (0 to 0 to 1)	0 (0 to 0 to 1)	16-6
Turner syndrome	0-4 (0 to 0)	0 (0 to 0)	0 (0 to 0)	0 (0 to 0)	0 (0 to 0)	0 (0 to 0)	0 (0 to 0)	0 (0 to 0)	0 (0 to 0)	0 (0 to 0)	0 (0 to 0)	0 (0 to 0)	0 (0 to 0)	0 (0 to 0)	0 (0 to 0)	0 (0 to 0)	0 (0 to 0)	0 (0 to 0)	0 (0 to 0)	0 (0 to 0)	0 (0 to 0)	0 (0 to 0)	0 (0 to 0)	0
Klinefelter syndrome	0 (0 to 0)	0 (0 to 0)	0 (0 to 0)	0 (0 to 0)	0 (0 to 0)	0 (0 to 0)	0 (0 to 0)	0 (0 to 0)	0 (0 to 0)	0 (0 to 0)	0 (0 to 0)	0 (0 to 0)	0 (0 to 0)	0 (0 to 0)	0 (0 to 0)	0 (0 to 0)	0 (0 to 0)	0 (0 to 0)	0 (0 to 0)	0 (0 to 0)	0 (0 to 0)	0 (0 to 0)	0 (0 to 0)	0-3
Other chromosomal abnormalities	7-2 (2 to 0 to 24 to)	2-9 (1 to 10 to 8)	6-5 (3 to 0 to 20 to 3)	4-1 (2 to 0 to 11)	1-8 (1 to 0 to 6)	1-4 (0 to 0 to 2)	1-7 (1 to 0 to 3)	2-1 (1 to 0 to 4 to 1)	2-3 (1 to 0 to 5 to 4)	2-4 (1 to 0 to 4 to 4)	2-5 (1 to 0 to 5 to 3)	1-8 (1 to 1 to 3)	1-5 (0 to 0 to 3)	1-1 (0 to 0 to 3)	0-7 (0 to 0 to 2)	0-4 (0 to 0 to 2)	0-2 (0 to 0 to 1)	0-1 (0 to 0 to 1)	0-1 (0 to 0 to 1)	0-1 (0 to 0 to 1)	0-1 (0 to 0 to 1)	0-1 (0 to 0 to 1)	0-1 (0 to 0 to 1)	49-9
Congenital musculoskeletal and limb anomalies	0-8 (0 to 2 to 9)	0-5 (0 to 2 to 1)	0-4 (0 to 2 to 7 to)	0-4 (0 to 0 to 7)	0 (0 to 1 to 4 to 8)	0-2 (0 to 1 to 5)	0-2 (0 to 1 to 5)	0-3 (0 to 1 to 6)	0-3 (0 to 2 to 6 to 2)	0-4 (0 to 2 to 6 to 2)	0-4 (0 to 2 to 6 to 2)	0-3 (0 to 1 to 5)	0-2 (0 to 1 to 4)	0-2 (0 to 1 to 4)	0-1 (0 to 1 to 3)	0-1 (0 to 1 to 3)	0-1 (0 to 1 to 3)	0-1 (0 to 1 to 3)	0-1 (0 to 1 to 3)	0-1 (0 to 1 to 3)	0-1 (0 to 1 to 3)	0-1 (0 to 1 to 3)	0-1 (0 to 1 to 3)	49-1
Urogenital congenital anomalies	3 (1 to 6 to 1)	0-5 (0 to 2 to 3)	0-9 (0 to 4 to 2)	0-7 (0 to 4 to 1)	0-4 (0 to 1 to 2)	0-2 (0 to 1 to 2)	0-2 (0 to 1 to 4)	0-3 (0 to 2 to 4)	0-3 (0 to 2 to 5)	0-3 (0 to 2 to 5)	0-2 (0 to 1 to 5)	0-1 (0 to 1 to 3)	0-1 (0 to 1 to 3)	0-1 (0 to 1 to 3)	0-1 (0 to 1 to 3)	0-1 (0 to 1 to 3)	0-1 (0 to 1 to 3)	0-1 (0 to 1 to 3)	0-1 (0 to 1 to 3)	0-1 (0 to 1 to 3)	0-1 (0 to 1 to 3)	0-1 (0 to 1 to 3)	0-1 (0 to 1 to 3)	7-3
Digestive congenital anomalies	3-6 (2 to 6 to 4)	1-4 (1 to 3 to 2)	1-4 (0 to 5 to 4)	1-4 (0 to 4 to 3)	0-7 (0 to 2 to 0 to 7)	0-3 (0 to 1 to 5)	0-3 (0 to 2 to 4)	0-4 (0 to 2 to 4)	0-4 (0 to 2 to 5)	0-3 (0 to 2 to 5)	0-3 (0 to 2 to 5)	0-2 (0 to 1 to 4)	0-2 (0 to 1 to 4)	0-2 (0 to 1 to 4)	0-1 (0 to 1 to 3)	0-1 (0 to 1 to 3)	0-1 (0 to 1 to 3)	0-1 (0 to 1 to 3)	0-1 (0 to 1 to 3)	0-1 (0 to 1 to 3)	0-1 (0 to 1 to 3)	0-1 (0 to 1 to 3)	0-1 (0 to 1 to 3)	17-1
Other congenital birth defects	1-2 (0 to 4 to 1 to 2)	0-4 (0 to 1 to 3)	0-5 (0 to 4 to 1 to 2)	1-6 (0 to 4 to 2)	0-6 (0 to 7 to 1)	0-5 (0 to 4 to 2)	0-7 (0 to 4 to 2)	1-1 (0 to 5 to 2)	1-1 (0 to 5 to 2)	1-1 (0 to 5 to 2)	1-1 (0 to 5 to 2)	0-4 (0 to 2 to 4)	0-4 (0 to 2 to 4)	0-4 (0 to 2 to 4)	0-3 (0 to 2 to 4)	0-3 (0 to 1 to 4)	0-2 (0 to 1 to 3)	0-2 (0 to 0 to 2)	0-1 (0 to 0 to 1)	0-1 (0 to 0 to 1)	0-1 (0 to 0 to 1)	0-1 (0 to 0 to 1)	0-1 (0 to 0 to 1)	43-6
Urinary diseases and male infertility	0 (0 to 0 to 1)	0-1 (0 to 0 to 1)	0-1 (0 to 0 to 4)	0 (0 to 0 to 4)	0-2 (0 to 1 to 0)	0-2 (0 to 1 to 0)	0-2 (0 to 0 to 3)	1-8 (0 to 7 to 4)	3-6 (1 to 14 to 8)	3-6 (2 to 14 to 8)	3-4 (2 to 13 to 7)	2-5 (1 to 10 to 7)	2-5 (1 to 10 to 7)	2-6 (1 to 11 to 7)	1-6 (0 to 5 to 4)	1-5 (0 to 5 to 4)	1-3 (0 to 4 to 2)	0-5 (0 to 2 to 2)	0-3 (0 to 1 to 2)	0-3 (0 to 1 to 2)	0-2 (0 to 1 to 2)	0-2 (0 to 1 to 2)	0-2 (0 to 1 to 2)	168
Urolithiasis	0 (0 to 0)	0 (0 to 0)	0 (0 to 0)	0 (0 to 0)	0 (0 to 0)	0 (0 to 0)	0 (0 to 0 to 1)	0 (0 to 1 to 3)	0 (0 to 2 to 3)	0 (0 to 1 to 3)	0 (0 to 1 to 3)	0 (0 to 2 to 4)	0 (0 to 2 to 4)	0-1 (0 to 2 to 4)	0-1 (0 to 4 to 2)	0-1 (0 to 3 to 2)	0-1 (0 to 3 to 1)	0-1 (0 to 3 to 1)	0-1 (0 to 3 to 1)	0-1 (0 to 3 to 1)	0-1 (0 to 3 to 1)	0-1 (0 to 3 to 1)	0-1 (0 to 3 to 1)	10-5
Benign prostatic hyperplasia	0 (0 to 0)	0 (0 to 0)	0 (0 to 0)	0 (0 to 0)	0 (0 to 0)	0 (0 to 0)	0 (0 to 0)	0 (0 to 0)	0 (0 to 0)	0 (0 to 0)	0 (0 to 0)	0 (0 to 0)	0 (0 to 0)	0 (0 to 0)	0 (0 to 0)	0 (0 to 0)	0 (0 to 0)	0 (0 to 0)	0 (0 to 0)	0 (0 to 0)	0 (0 to 0)	0 (0 to 0)	0 (0 to 0)	0 (0 to 0)	67-9
Male infertility	0 (0 to 0)	0 (0 to 0)	0 (0 to 0)	0 (0 to 0)	0 (0 to 0)	0 (0 to 0)	0 (0 to 0)	1-4 (0 to 3 to 4)	2-9 (0 to 7 to 7)	3-3 (0 to 8 to 8)	2-6 (0 to 7 to 7)	2-4 (0 to 6 to 7)	2-5 (1 to 6 to 7)	1-8 (1 to 5 to 6)	1-5 (0 to 5 to 5)	1-1 (0 to 4 to 3)	0-7 (0 to 3 to 2)	0-2 (0 to 1 to 1)	0-1 (0 to 0 to 1)	0-1 (0 to 0 to 1)	0-1 (0 to 0 to 1)	0-1 (0 to 0 to 1)	0-1 (0 to 0 to 1)	14-5
Other urinary diseases	0 (0 to 0)	0 (0 to 0)	0-1 (0 to 0 to 2)	0-1 (0 to 0 to 1)	0-1 (0 to 0 to 1)	0-1 (0 to 0 to 1)	0-1 (0 to 0 to 1)	0-1 (0 to 1 to 1)	0-1 (0 to 1 to 2)	0-3 (0 to 1 to 4)	0-3 (0 to 2 to 5)	0-2 (0 to 2 to 4)	0-2 (0 to 2 to 4)	0-6 (0 to 2 to 5)	0-5 (0 to 3 to 5)	0-3 (0 to 2 to 4)	0-2 (0 to 2 to 1)	0-1 (0 to 2 to 1)	0-1 (0 to 1 to 2)	0-1 (0 to 1 to 2)	0-1 (0 to 1 to 2)	0-1 (0 to 1 to 2)	0-1 (0 to 1 to 2)	7-2
Gynecological diseases	0 (0 to 0)	0 (0 to 0)	0 (0 to 0)	0 (0 to 0)	0 (0 to 0)	0 (0 to 0)	0 (0 to 0)	0 (0 to 0)	0 (0 to 0)	0 (0 to 0)	0 (0 to 0)	0 (0 to 0)	0 (0 to 0)	0 (0 to 0)	0 (0 to 0)	0 (0 to 0)	0 (0 to 0)	0 (0 to 0)	0 (0 to 0)	0 (0 to 0)	0 (0 to 0)	0 (0 to 0)	0 (0 to 0)	0 (0 to 0)	0
Uterine fibroids	0 (0 to 0)	0 (0 to 0)	0 (0 to 0)	0 (0 to 0)	0 (0 to 0)	0 (0 to 0)	0 (0 to 0)	0 (0 to 0)	0 (0 to 0)	0 (0 to 0)	0 (0 to 0)	0 (0 to 0)	0 (0 to 0)	0 (0 to 0)	0 (0 to 0)	0 (0 to 0)	0 (0 to 0)	0 (0 to 0)	0 (0 to 0)	0 (0 to 0)	0 (0 to 0)	0 (0 to 0)	0 (0 to 0)	0 (0 to 0)	0
Polycystic ovarian syndrome	--	--	--	--	--	--	--	--	--	--	--	--	--	--	--	--	--	--	--	--	--	--	--	--	NA
Female infertility	--	--	--	--	--	--	--	--	--	--	--	--	--	--	--	--	--	--	--	--	--	--	--	--	NA
Endometriosis	--	--	--	--	--	--	--	--	--	--	--	--	--	--	--	--	--	--	--	--	--	--	--	--	NA
Genital prolapse	0 (0 to 0)	0 (0 to 0)	0 (0 to 0)	0 (0 to 0)	0 (0 to 0)	0 (0 to 0)	0 (0 to 0)	0 (0 to 0)	0 (0 to 0)	0 (0 to 0)	0 (0 to 0)	0 (0 to 0)	0 (0 to 0)	0 (0 to 0)	0 (0 to 0)	0 (0 to 0)	0 (0 to 0)	0 (0 to 0)	0 (0 to 0)	0 (0 to 0)	0 (0 to 0)	0 (0 to 0)	0 (0 to 0)	0 (0 to 0)	0
Premenstrual syndrome	--	--	--	--	--	--	--	--	--	--	--	--	--	--	--	--	--	--	--	--	--	--	--	--	NA
Other gynecological diseases	0 (0 to 0)	0 (0 to 0)	0 (0 to 0)	0 (0 to 0)	0 (0 to 0)	0 (0 to 0)	0 (0 to 0)	0 (0 to 0)	0 (0 to 0)	0 (0 to 0)	0 (0 to 0)	0 (0 to 0)	0 (0 to 0)	0 (0 to 0)	0 (0 to 0)	0 (0 to 0)	0 (0 to 0)	0 (0 to 0)	0 (0 to 0)	0 (0 to 0)	0 (0 to 0)	0 (0 to 0)	0 (0 to 0)	0 (0 to 0)	0
Hemoglobinopathies and hemolytic anemias	0 (0 to 1)	0-1 (0 to 2)	0-3 (0 to 1 to 7)	0-9 (0 to 3 to 7)	1-5 (0 to 4 to 2)	0-7 (0 to 3 to 1)	1-2 (0 to 4 to 1)	1-1 (0 to 7 to 2)	1-1 (0 to 7 to 2)	1-3 (0 to 8 to 2)	1-3 (0 to 8 to 2)	1 (0 to 5 to 2)	0-8 (0 to 4 to 1)	0-9 (0 to 4 to 1)	1-1 (0 to 5 to 1)	0-8 (0 to 3 to 1)	0-8 (0 to 3 to 1)	1-1 (0 to 7 to 2)	0-9 (0 to 4 to 1)	0-8 (0 to 4 to 1)	0-6 (0 to 4 to 1)	0-4 (0 to 3 to 1)	0-2 (0 to 1 to 1)	18-9
Thalassemias	0 (0 to 0)	0 (0 to 0)	0 (0 to 0)	0 (0 to 0)	0 (0 to 0)	0 (0 to 0)	0 (0 to 0)	0 (0 to 0)	0 (0 to 0)	0 (0 to 0)	0 (0 to 0)	0 (0 to 0)	0 (0 to 0)	0 (0 to 0)	0 (0 to 0)	0 (0 to 0)	0 (0 to 0)	0 (0 to 0)	0 (0 to 0)	0 (0 to 0)	0 (0 to 0)	0 (0 to 0)	0 (0 to 0)	0 (0 to 0)	0-1
Thalassemias trait	0 (0 to 0)	0 (0 to 0)	0 (0 to 0)	0 (0 to 0)	0-2 (0 to 2)	0-2 (0 to 1)	0-2 (0 to 2)	0-1 (0 to 2)	0-1 (0 to 4)	0-1 (0 to 4)	0-1 (0 to 4)	0-1 (0 to 4)	0-1 (0 to 4)	0-1 (0 to 3)	0-1 (0 to 3)	0-1 (0 to 2)	0-1 (0 to 2)	0-1 (0 to 2)	0-1 (0 to 2)	0-1 (0 to 2)	0-1 (0 to 2)	0-1 (0 to 2)	0-1 (0 to 2)	0-1 (0 to 2)	1-7
Sickle cell disorders	0 (0 to 0)	0-2 (0 to 0 to 2)	0-7 (0 to 0 to 4)	0-5 (0 to 3 to 4)	0-3 (0 to 2 to 0 to 4)	0-3 (0 to 2 to 0 to 4)	0-3 (0 to 2 to 0 to 4)	0-6 (0 to 3 to 1)	0-6 (0 to 3 to 1)	0-7 (0 to 4 to 1)	0-7 (0 to 4 to 1)	0-5 (0 to 4 to 1)	0-4 (0 to 4 to 1)	0-4 (0 to 3 to 0 to 5)	0-3 (0 to 3 to 0 to 5)	0-2 (0 to 3 to 0 to 5)	0-1 (0 to 3 to 0 to 5)	0-1 (0 to 2 to 0 to 5)	0-1 (0 to 2 to 0 to 5)	0-1 (0 to 2 to 0 to 5)	0-1 (0 to 2 to 0 to 5)	0-1 (0 to 2 to 0 to 5)	0-1 (0 to 2 to 0 to 5)	6-8
Sickle cell trait	0 (0 to 0)	0 (0 to 0)	0 (0 to 0)	0-1 (0 to 0 to 3)	0-5 (0 to 3 to 3)	0-3 (0 to 1 to 3)	0-1 (0 to 1 to 3)	0-1 (0 to 0 to 2)	0-2 (0 to 0 to 2)	0-2 (0 to 0 to 4)	0-2 (0 to 0 to 4)	0-1 (0 to 0 to 3)	0-1 (0 to 0 to 4)	0-1 (0 to 0 to 4)	0-1 (0 to 0 to 3)	0-1 (0 to 0 to 3)	0-1 (0 to 0 to 3)	0-1 (0 to 0 to 3)	0-1 (0 to 0 to 3)	0-1 (0 to 0 to 3)	0-1 (0 to 0 to 3)	0-1 (0 to 0 to 3)	0-1 (0 to 0 to 3)	2-4
G6PD deficiency	0 (0 to 0)	0 (0 to 0)	0 (0 to 0)	0 (0 to 0)	0 (0 to 0)	0 (0 to 0)	0 (0 to 0)	0 (0 to 0)	0 (0 to 0)	0 (0 to 0)	0 (0 to 0)	0 (0 to 0)	0 (0 to 0)	0 (0 to 0)	0 (0 to 0)	0 (0 to 0)	0 (0 to 0)	0 (0 to 0)	0 (0 to 0)	0 (0 to 0)	0 (0 to 0)	0 (0 to 0)	0 (0 to 0)	0 (0 to 0)	0
G6PD trait	0 (0 to 0)	0 (0 to 0)	0 (0 to 0)	0 (0 to 0)	0 (0 to 0)	0 (0 to 0)	0 (0 to 0)	0 (0 to 0)	0 (0 to 0)	0 (0 to 0)	0 (0 to 0)	0 (0 to 0)	0 (0 to 0)	0 (0 to 0)	0 (0 to 0)	0 (0 to 0)	0 (0 to 0)	0 (0 to 0)	0 (0 to 0)	0 (0 to 0)	0 (0 to 0)	0 (0 to 0)	0 (0 to 0)	0 (0 to 0)	0
Other hemoglobinopathies and hemolytic anemias	0 (0 to 0)	0 (0 to 0)	0 (0 to 0)	0-2 (0 to 1 to 2)	0-3 (0 to 1 to 2)	0-2 (0 to 1 to 0 to 5)	0-2 (0 to 1 to 0 to 4)	0-2 (0 to 1 to 3)	0-2 (0 to 1 to 3)	0-3 (0 to 1 to 2)	0-3 (0 to 1 to 4)	0-3 (0 to 1 to 4)	0-2 (0 to 1 to 4)	0-3 (0 to 1 to 4)	0-3 (0 to 1 to 4)	0-4 (0 to 1 to 4)	0-7 (0 to 1 to 4)	0-1 (0 to 1 to 4)	0-7 (0 to 1 to 5)	0-1 (0 to 1 to 2)	0-8 (0 to 4 to 1)	0-6 (0 to 4 to 1)	0-4 (0 to 3 to 1)	7-8
Endocrine, metabolic, blood, and immune disorders	1-6 (1 to 2 7)	1-5 (0 to 5 to 2 to)	6-3 (3 to 14 to 3)	11-9 (6 to 24 to 9)	6-7 (4 to 15 to 2)	8-1 (5 to 12 to 3)	14-8 (9 to 0 to 22)	20-7 (13 to 1 to 31 to)	25-2 (16 to 35 to)	33-6 (21 to 1 to 50 to 4)	32-2 (20 to 1 to 48 to 4)	36-2 (22 to 1 to 54 to 4)	41-3 (25 to 1 to 61)	44-1 (27 to 1 to 67 to)	46-6 (29 to 1 to 70 to)	41-7 (25 to 1 to 62 to)	33-6 (20 to 1 to 50 to 3)	41-6 (26 to 1 to 62 to 5)	28-2 (16 to 1 to 42 to)	16-1 (9 to 1 to 25 to 4)	5-6 (3 to 0 to 9)	1-7 (1 to 0 to 3)	0-7 (0 to 0 to 1 to 2)	471
Oral disorders	0 (0 to 0)	0-3 (1 to 3 to 7)	2-5 (1 to 4 to 11)	2-9 (1 to 5 to 11)	4-2 (2 to 7 to 1)	6-7 (4 to 9 to 14)	10-3 (6 to 14 to 20)	15-3 (9 to 23 to 34)	20-1 (11 to 3 to 34)	24-7 (13 to 4 to 44)	23-4 (13 to 4 to 42)	25-4 (14 to 4 to 44)	27-8 (15 to 4 to 48)	29-1 (16 to 4 to 50)	27-1 (16 to 4 to 46)	24-6 (14 to 4 to 42)	19-2 (10 to 3 to 34)	16-3 (10 to 3 to 28 to 3)	9-3 (5 to 2 to 16)	4-2 (2 to 1 to 7)	1-6 (1 to 2 to 4)	325
Caries of deciduous teeth	0 (0 to 0)	0 (0 to 0)	0 (0 to 0)	0 (0 to 1 to 2)	0 (0 to 0 to 1)	0 (0 to 0)	0 (0 to 0)	0 (0 to 0)	0 (0 to 0)	0 (0 to 0)	0 (0 to 0)	0 (0 to 0)	0 (0 to 0)	0 (0 to 0)	0 (0 to 0)	0 (0 to 0)	0 (0 to 0)	0 (0 to 0)	0 (0 to 0)	0 (0 to 0)	0 (0 to 0)	0 (0 to 0)	0 (0 to 0)	0 (0 to 0)	0-8
Caries of permanent teeth	0 (0 to 0)	0 (0 to 0)	0 (0 to 0)	0 (0 to 0)	1-5 (0 to 1)	1-6 (0 to 5 to 2 to)	1-6 (0 to 6 to 3 to)	2-5 (0 to 8 to 4)	3-5 (0 to 12 to 6)	4-3 (1 to 14 to 8)	4-3 (1 to 17 to 8)	3-7 (1 to 13 to 7)	3-4 (1 to 12 to 6)	3-1 (1 to 10 to 6)	3-4 (1 to 11 to 6)	2-9 (0 to 9 to 4)	2-4 (0 to 7 to 4)	2-1 (0 to 5 to 3)	1-4 (0 to 4 to 2)	1-1 (0 to 4 to 2)	0-6 (0 to 2 to 1)	0-4 (0 to 2 to 0 to 1)	0-2 (0 to 1 to 0 to 1)	33-3
Periodontal diseases	0 (0 to 0)	0 (0 to 0)	0 (0 to 0)	0 (0 to 0)	0 (0 to 0)	0 (0 to 0)	0 (0 to 0)	0-2 (0 to 1 to 6)	0-5 (0 to 2 to 1)	0-7 (0 to 3 to 1)	0-6 (1 to 5 to 1)	0-5 (0 to 2 to 1)	0-4 (0 to 2 to 1)	0-3 (0 to 2 to 1)	0-3 (0 to 2 to 1)	0-2 (0 to 1 to 1)	0-1 (0 to 1 to 1)	0-1 (0 to 1 to 1)	0-1 (0 to 1 to 1)	0-1 (0 to 1 to 1)	0-1 (0 to 1 to 1)	0-1 (0 to 1 to 1)	0-1 (0 to 1 to 1)	75-2
Other oral disorders	0 (0 to 0)	0 (0 to 0)	0 (0 to 0)	2 (1 to 3 to 2)	1-6 (0 to 9 to 2)	1-6 (0 to 9 to 2)	2-4 (1 to 6 to 7)	4-4 (2 to 6 to 8)	6-7 (4 to 10 to 2)	7-7 (4 to 10 to 8)	7-7 (4 to 10 to 8)	6-3 (3 to 9 to 3)	5-3 (3 to 8 to 2)	4-7 (2 to 8 to 7)	3-8 (2 to 5 to 6)	2-9 (1 to 7 to 4)	2-1 (1 to 3 to 1)	1-1 (1 to 3 to 2)	1 (0 to 3 to 1)	0-6 (0 to 1 to 4)	0-2 (0 to 1 to 2)	0-1 (0 to 0 to 1)	0-1 (0 to 0 to 1)	62-7
Sudden infant death syndrome	12-5 (9 to 0 to 2 4)	1-5 (0 to 5 to 21 4)	--	--	--	--	--	--	--	--	--	--	--	--	--	--	--	--	--	--	--	--	--	--	NA
Injuries	0-6 (0 4 to 0 8)	0-8 (0 4 to 1 1)	7-9 (2 0 to 11 2)	26-2 (16 8 to 39 5)	21-7 (12 6 to 27 8)	27-5 (20 5 to 36 4)	84-9 (70 2 to 101)	176 (144 to 210)	225 (188 to 265)	239 (190 to 298)	266 (215 to 329)	232 (183 to 288)	219 (174 to 274)	193 (151 to 240)	167 (131 to 212)	123

SR Table 2a: Bromley DALYS by cause and age group for males with 95% uncertainty intervals, 2019

Cause	Early Neonatal	Late Neonatal	Post Neonatal	1 to 4	5 to 9	10 to 14	15 to 19	20 to 24	25 to 29	30 to 34	35 to 39	40 to 44	45 to 49	50 to 54	55 to 59	60 to 64	65 to 69	70 to 74	75 to 79	80 to 84	85 to 89	90 to 94	95 plus	Total
All causes	2,700 (2,570 to 2,830)	1,700 (1,610 to 1,790)	1,900 (1,810 to 1,990)	1,900 (1,800 to 2,000)	1,300 (1,230 to 1,370)	1,200 (1,140 to 1,270)	1,200 (1,140 to 1,270)	1,300 (1,240 to 1,370)	1,400 (1,340 to 1,460)	1,500 (1,440 to 1,560)	1,600 (1,540 to 1,670)	1,800 (1,730 to 1,870)	2,000 (1,930 to 2,080)	2,200 (2,120 to 2,290)	2,500 (2,410 to 2,590)	2,900 (2,800 to 3,010)	3,400 (3,280 to 3,520)	3,900 (3,760 to 4,050)	4,300 (4,150 to 4,450)	4,600 (4,440 to 4,760)	4,800 (4,630 to 4,970)	4,900 (4,710 to 5,090)	3,000 (2,840 to 3,170)	40,900
Communicable, maternal, neonatal, and nutritional diseases	1,700 (1,600 to 1,800)	1,000 (941 to 1,060)	1,000 (947 to 1,060)	1,000 (947 to 1,060)	700 (657 to 744)	600 (564 to 636)	600 (564 to 636)	600 (564 to 636)	600 (564 to 636)	600 (564 to 636)	600 (564 to 636)	600 (564 to 636)	600 (564 to 636)	600 (564 to 636)	600 (564 to 636)	600 (564 to 636)	600 (564 to 636)	600 (564 to 636)	600 (564 to 636)	600 (564 to 636)	600 (564 to 636)	600 (564 to 636)	600 (564 to 636)	2,000
HIV/AIDS and sexually transmitted infections	0 (0 to 0)	0 (0 to 0)	0 (0 to 0)	0 (0 to 0)	0 (0 to 0)	0 (0 to 0)	0 (0 to 0)	0 (0 to 0)	0 (0 to 0)	0 (0 to 0)	0 (0 to 0)	0 (0 to 0)	0 (0 to 0)	0 (0 to 0)	0 (0 to 0)	0 (0 to 0)	0 (0 to 0)	0 (0 to 0)	0 (0 to 0)	0 (0 to 0)	0 (0 to 0)	0 (0 to 0)	0 (0 to 0)	0
HIV/AIDS	0 (0 to 0)	0 (0 to 0)	0 (0 to 0)	0 (0 to 0)	0 (0 to 0)	0 (0 to 0)	0 (0 to 0)	0 (0 to 0)	0 (0 to 0)	0 (0 to 0)	0 (0 to 0)	0 (0 to 0)	0 (0 to 0)	0 (0 to 0)	0 (0 to 0)	0 (0 to 0)	0 (0 to 0)	0 (0 to 0)	0 (0 to 0)	0 (0 to 0)	0 (0 to 0)	0 (0 to 0)	0 (0 to 0)	0
HIV/AIDS - Drug-susceptible Tuberculosis	0 (0 to 0)	0 (0 to 0)	0 (0 to 1)	0 (0 to 0)	0 (0 to 0)	0 (0 to 0)	0 (0 to 0)	0 (0 to 0)	0 (0 to 0)	0 (0 to 0)	0 (0 to 0)	0 (0 to 0)	0 (0 to 0)	0 (0 to 0)	0 (0 to 0)	0 (0 to 0)	0 (0 to 0)	0 (0 to 0)	0 (0 to 0)	0 (0 to 0)	0 (0 to 0)	0 (0 to 0)	0 (0 to 0)	0
HIV/AIDS - Multidrug-resistant Tuberculosis without extensive dr...	0 (0 to 0)	0 (0 to 0)	0 (0 to 0)	0 (0 to 0)	0 (0 to 0)	0 (0 to 0)	0 (0 to 0)	0 (0 to 0)	0 (0 to 0)	0 (0 to 0)	0 (0 to 0)	0 (0 to 0)	0 (0 to 0)	0 (0 to 0)	0 (0 to 0)	0 (0 to 0)	0 (0 to 0)	0 (0 to 0)	0 (0 to 0)	0 (0 to 0)	0 (0 to 0)	0 (0 to 0)	0 (0 to 0)	0
HIV/AIDS - Extensively drug-resistant Tuberculosis	0 (0 to 0)	0 (0 to 0)	0 (0 to 0)	0 (0 to 0)	0 (0 to 0)	0 (0 to 0)	0 (0 to 0)	0 (0 to 0)	0 (0 to 0)	0 (0 to 0)	0 (0 to 0)	0 (0 to 0)	0 (0 to 0)	0 (0 to 0)	0 (0 to 0)	0 (0 to 0)	0 (0 to 0)	0 (0 to 0)	0 (0 to 0)	0 (0 to 0)	0 (0 to 0)	0 (0 to 0)	0 (0 to 0)	0
HIV/AIDS resulting in other diseases	0 (0 to 0)	0 (0 to 0)	0 (0 to 0)	0 (0 to 0)	0 (0 to 0)	0 (0 to 0)	0 (0 to 0)	0 (0 to 0)	0 (0 to 0)	0 (0 to 0)	0 (0 to 0)	0 (0 to 0)	0 (0 to 0)	0 (0 to 0)	0 (0 to 0)	0 (0 to 0)	0 (0 to 0)	0 (0 to 0)	0 (0 to 0)	0 (0 to 0)	0 (0 to 0)	0 (0 to 0)	0 (0 to 0)	0
Sexually transmitted infections excluding HIV	0 (0 to 0)	0 (0 to 0)	0 (0 to 0)	0 (0 to 0)	0 (0 to 0)	0 (0 to 0)	0 (0 to 0)	0 (0 to 0)	0 (0 to 0)	0 (0 to 0)	0 (0 to 0)	0 (0 to 0)	0 (0 to 0)	0 (0 to 0)	0 (0 to 0)	0 (0 to 0)	0 (0 to 0)	0 (0 to 0)	0 (0 to 0)	0 (0 to 0)	0 (0 to 0)	0 (0 to 0)	0 (0 to 0)	0
Syphilis	0 (0 to 0)	0 (0 to 0)	0 (0 to 0)	0 (0 to 0)	0 (0 to 0)	0 (0 to 0)	0 (0 to 0)	0 (0 to 0)	0 (0 to 0)	0 (0 to 0)	0 (0 to 0)	0 (0 to 0)	0 (0 to 0)	0 (0 to 0)	0 (0 to 0)	0 (0 to 0)	0 (0 to 0)	0 (0 to 0)	0 (0 to 0)	0 (0 to 0)	0 (0 to 0)	0 (0 to 0)	0 (0 to 0)	0
Chlamydial infection	0 (0 to 0)	0 (0 to 0)	0 (0 to 0)	0 (0 to 0)	0 (0 to 0)	0 (0 to 0)	0 (0 to 0)	0 (0 to 0)	0 (0 to 0)	0 (0 to 0)	0 (0 to 0)	0 (0 to 0)	0 (0 to 0)	0 (0 to 0)	0 (0 to 0)	0 (0 to 0)	0 (0 to 0)	0 (0 to 0)	0 (0 to 0)	0 (0 to 0)	0 (0 to 0)	0 (0 to 0)	0 (0 to 0)	0
Gonococcal infection	0 (0 to 0)	0 (0 to 0)	0 (0 to 0)	0 (0 to 0)	0 (0 to 0)	0 (0 to 0)	0 (0 to 0)	0 (0 to 0)	0 (0 to 0)	0 (0 to 0)	0 (0 to 0)	0 (0 to 0)	0 (0 to 0)	0 (0 to 0)	0 (0 to 0)	0 (0 to 0)	0 (0 to 0)	0 (0 to 0)	0 (0 to 0)	0 (0 to 0)	0 (0 to 0)	0 (0 to 0)	0 (0 to 0)	0
Trichomoniasis	0 (0 to 0)	0 (0 to 0)	0 (0 to 0)	0 (0 to 0)	0 (0 to 0)	0 (0 to 0)	0 (0 to 0)	0 (0 to 0)	0 (0 to 0)	0 (0 to 0)	0 (0 to 0)	0 (0 to 0)	0 (0 to 0)	0 (0 to 0)	0 (0 to 0)	0 (0 to 0)	0 (0 to 0)	0 (0 to 0)	0 (0 to 0)	0 (0 to 0)	0 (0 to 0)	0 (0 to 0)	0 (0 to 0)	0
Genital herpes	0 (0 to 0)	0 (0 to 0)	0 (0 to 0)	0 (0 to 0)	0 (0 to 0)	0 (0 to 0)	0 (0 to 0)	0 (0 to 0)	0 (0 to 0)	0 (0 to 0)	0 (0 to 0)	0 (0 to 0)	0 (0 to 0)	0 (0 to 0)	0 (0 to 0)	0 (0 to 0)	0 (0 to 0)	0 (0 to 0)	0 (0 to 0)	0 (0 to 0)	0 (0 to 0)	0 (0 to 0)	0 (0 to 0)	0
Syphilis	0 (0 to 0)	0 (0 to 0)	0 (0 to 0)	0 (0 to 0)	0 (0 to 0)	0 (0 to 0)	0 (0 to 0)	0 (0 to 0)	0 (0 to 0)	0 (0 to 0)	0 (0 to 0)	0 (0 to 0)	0 (0 to 0)	0 (0 to 0)	0 (0 to 0)	0 (0 to 0)	0 (0 to 0)	0 (0 to 0)	0 (0 to 0)	0 (0 to 0)	0 (0 to 0)	0 (0 to 0)	0 (0 to 0)	0
Other sexually transmitted infections	0 (0 to 0)	0 (0 to 0)	0 (0 to 0)	0 (0 to 0)	0 (0 to 0)	0 (0 to 0)	0 (0 to 0)	0 (0 to 0)	0 (0 to 0)	0 (0 to 0)	0 (0 to 0)	0 (0 to 0)	0 (0 to 0)	0 (0 to 0)	0 (0 to 0)	0 (0 to 0)	0 (0 to 0)	0 (0 to 0)	0 (0 to 0)	0 (0 to 0)	0 (0 to 0)	0 (0 to 0)	0 (0 to 0)	0
Respiratory infections and tuberculosis	1,000 (1,000 to 1,100)	600 (564 to 636)	600 (564 to 636)	600 (564 to 636)	400 (376 to 424)	400 (376 to 424)	400 (376 to 424)	400 (376 to 424)	400 (376 to 424)	400 (376 to 424)	400 (376 to 424)	400 (376 to 424)	400 (376 to 424)	400 (376 to 424)	400 (376 to 424)	400 (376 to 424)	400 (376 to 424)	400 (376 to 424)	400 (376 to 424)	400 (376 to 424)	400 (376 to 424)	400 (376 to 424)	400 (376 to 424)	1,100
Tuberculosis	0 (0 to 0)	0 (0 to 0)	0 (0 to 0)	0 (0 to 0)	0 (0 to 0)	0 (0 to 0)	0 (0 to 0)	0 (0 to 0)	0 (0 to 0)	0 (0 to 0)	0 (0 to 0)	0 (0 to 0)	0 (0 to 0)	0 (0 to 0)	0 (0 to 0)	0 (0 to 0)	0 (0 to 0)	0 (0 to 0)	0 (0 to 0)	0 (0 to 0)	0 (0 to 0)	0 (0 to 0)	0 (0 to 0)	0
Latent tuberculosis infection	0 (0 to 0)	0 (0 to 0)	0 (0 to 0)	0 (0 to 0)	0 (0 to 0)	0 (0 to 0)	0 (0 to 0)	0 (0 to 0)	0 (0 to 0)	0 (0 to 0)	0 (0 to 0)	0 (0 to 0)	0 (0 to 0)	0 (0 to 0)	0 (0 to 0)	0 (0 to 0)	0 (0 to 0)	0 (0 to 0)	0 (0 to 0)	0 (0 to 0)	0 (0 to 0)	0 (0 to 0)	0 (0 to 0)	0
Drug-susceptible tuberculosis	0 (0 to 0)	0 (0 to 0)	0 (0 to 0)	0 (0 to 1)	0 (0 to 0)	0 (0 to 0)	0 (0 to 1)	0 (0 to 0)	0 (0 to 0)	0 (0 to 0)	0 (0 to 0)	0 (0 to 0)	0 (0 to 0)	0 (0 to 0)	0 (0 to 0)	0 (0 to 0)	0 (0 to 0)	0 (0 to 0)	0 (0 to 0)	0 (0 to 0)	0 (0 to 0)	0 (0 to 0)	0 (0 to 0)	0
Multidrug-resistant tuberculosis without extensive drug-resistance	0 (0 to 0)	0 (0 to 0)	0 (0 to 0)	0 (0 to 0)	0 (0 to 0)	0 (0 to 0)	0 (0 to 0)	0 (0 to 0)	0 (0 to 0)	0 (0 to 0)	0 (0 to 0)	0 (0 to 0)	0 (0 to 0)	0 (0 to 0)	0 (0 to 0)	0 (0 to 0)	0 (0 to 0)	0 (0 to 0)	0 (0 to 0)	0 (0 to 0)	0 (0 to 0)	0 (0 to 0)	0 (0 to 0)	0
Extensively drug-resistant tuberculosis	0 (0 to 0)	0 (0 to 0)	0 (0 to 0)	0 (0 to 0)	0 (0 to 0)	0 (0 to 0)	0 (0 to 0)	0 (0 to 0)	0 (0 to 0)	0 (0 to 0)	0 (0 to 0)	0 (0 to 0)	0 (0 to 0)	0 (0 to 0)	0 (0 to 0)	0 (0 to 0)	0 (0 to 0)	0 (0 to 0)	0 (0 to 0)	0 (0 to 0)	0 (0 to 0)	0 (0 to 0)	0 (0 to 0)	0
Lower respiratory infections	1,000 (1,000 to 1,100)	600 (564 to 636)	600 (564 to 636)	600 (564 to 636)	400 (376 to 424)	400 (376 to 424)	400 (376 to 424)	400 (376 to 424)	400 (376 to 424)	400 (376 to 424)	400 (376 to 424)	400 (376 to 424)	400 (376 to 424)	400 (376 to 424)	400 (376 to 424)	400 (376 to 424)	400 (376 to 424)	400 (376 to 424)	400 (376 to 424)	400 (376 to 424)	400 (376 to 424)	400 (376 to 424)	400 (376 to 424)	1,100
Upper respiratory infections	0 (0 to 0)	0 (0 to 0)	0 (0 to 0)	0 (0 to 0)	0 (0 to 0)	0 (0 to 0)	0 (0 to 0)	0 (0 to 0)	0 (0 to 0)	0 (0 to 0)	0 (0 to 0)	0 (0 to 0)	0 (0 to 0)	0 (0 to 0)	0 (0 to 0)	0 (0 to 0)	0 (0 to 0)	0 (0 to 0)	0 (0 to 0)	0 (0 to 0)	0 (0 to 0)	0 (0 to 0)	0 (0 to 0)	0
Otitis media	0 (0 to 0)	0 (0 to 0)	0 (0 to 1)	0 (0 to 0)	0 (0 to 0)	0 (0 to 0)	0 (0 to 0)	0 (0 to 0)	0 (0 to 0)	0 (0 to 0)	0 (0 to 0)	0 (0 to 0)	0 (0 to 0)	0 (0 to 0)	0 (0 to 0)	0 (0 to 0)	0 (0 to 0)	0 (0 to 0)	0 (0 to 0)	0 (0 to 0)	0 (0 to 0)	0 (0 to 0)	0 (0 to 0)	0
Enteric infections	0.2 (0.2 to 0.3)	0.8 (0.6 to 1.1)	10 (9.0 to 11)	10 (9.7 to 11)	4.9 (4.6 to 5.2)	3.5 (3.2 to 3.8)	2.8 (2.5 to 3.1)	2.6 (2.3 to 2.9)	2.6 (2.3 to 2.9)	2.9 (2.5 to 3.2)	3.1 (2.8 to 3.4)	3.1 (2.8 to 3.4)	3.1 (2.8 to 3.4)	3.1 (2.8 to 3.4)	3.1 (2.8 to 3.4)	3.1 (2.8 to 3.4)	3.1 (2.8 to 3.4)	3.1 (2.8 to 3.4)	3.1 (2.8 to 3.4)	3.1 (2.8 to 3.4)	3.1 (2.8 to 3.4)	3.1 (2.8 to 3.4)	3.1 (2.8 to 3.4)	113
Diarrheal diseases	0.2 (0.2 to 0.3)	0.8 (0.6 to 1.1)	10 (9.0 to 11)	10 (9.7 to 11)	4.9 (4.6 to 5.2)	3.5 (3.2 to 3.8)	2.8 (2.5 to 3.1)	2.6 (2.3 to 2.9)	2.6 (2.3 to 2.9)	2.9 (2.5 to 3.2)	3.1 (2.8 to 3.4)	3.1 (2.8 to 3.4)	3.1 (2.8 to 3.4)	3.1 (2.8 to 3.4)	3.1 (2.8 to 3.4)	3.1 (2.8 to 3.4)	3.1 (2.8 to 3.4)	3.1 (2.8 to 3.4)	3.1 (2.8 to 3.4)	3.1 (2.8 to 3.4)	3.1 (2.8 to 3.4)	3.1 (2.8 to 3.4)	3.1 (2.8 to 3.4)	112
Typhoid and paratyphoid	0 (0 to 0)	0 (0 to 0)	0 (0 to 0)	0 (0 to 0)	0 (0 to 0)	0 (0 to 0)	0 (0 to 0)	0 (0 to 0)	0 (0 to 0)	0 (0 to 0)	0 (0 to 0)	0 (0 to 0)	0 (0 to 0)	0 (0 to 0)	0 (0 to 0)	0 (0 to 0)	0 (0 to 0)	0 (0 to 0)	0 (0 to 0)	0 (0 to 0)	0 (0 to 0)	0 (0 to 0)	0 (0 to 0)	0 (0 to 0)	0
Typhoid fever	0 (0 to 0)	0 (0 to 0)	0 (0 to 0)	0 (0 to 0)	0 (0 to 0)	0 (0 to 0)	0 (0 to 0)	0 (0 to 0)	0 (0 to 0)	0 (0 to 0)	0 (0 to 0)	0 (0 to 0)	0 (0 to 0)	0 (0 to 0)	0 (0 to 0)	0 (0 to 0)	0 (0 to 0)	0 (0 to 0)	0 (0 to 0)	0 (0 to 0)	0 (0 to 0)	0 (0 to 0)	0 (0 to 0)	0 (0 to 0)	0
Paratyphoid fever	0 (0 to 0)	0 (0 to 0)	0 (0 to 0)	0 (0 to 0)	0 (0 to 0)	0 (0 to 0)	0 (0 to 0)	0 (0 to 0)	0 (0 to 0)	0 (0 to 0)	0 (0 to 0)	0 (0 to 0)	0 (0 to 0)	0 (0 to 0)	0 (0 to 0)	0 (0 to 0)	0 (0 to 0)	0 (0 to 0)	0 (0 to 0)	0 (0 to 0)	0 (0 to 0)	0 (0 to 0)	0 (0 to 0)	0 (0 to 0)	0
Invasive Non-typhoidal Salmonella (iNTS)	0 (0 to 0)	0 (0 to 0)	0 (0 to 0)	0 (0 to 0)	0 (0 to 0)	0 (0 to 0)	0 (0 to 0)	0 (0 to 0)	0 (0 to 0)	0 (0 to 0)	0 (0 to 0)	0 (0 to 0)	0 (0 to 0)	0 (0 to 0)	0 (0 to 0)	0 (0 to 0)	0 (0 to 0)	0 (0 to 0)	0 (0 to 0)	0 (0 to 0)	0 (0 to 0)	0 (0 to 0)	0 (0 to 0)	0 (0 to 0)	0
Other intestinal infectious diseases	0 (0 to 0)	0 (0 to 0)	0 (0 to 0)	0 (0 to 0)	0 (0 to 0)	0 (0 to 0)	0 (0 to 0)	0 (0 to 0)	0 (0 to 0)	0 (0 to 0)	0 (0 to 0)	0 (0 to 0)	0 (0 to 0)	0 (0 to 0)	0 (0 to 0)	0 (0 to 0)	0 (0 to 0)	0 (0 to 0)	0 (0 to 0)	0 (0 to 0)	0 (0 to 0)	0 (0 to 0)	0 (0 to 0)	0 (0 to 0)	0
Neglected tropical diseases and malaria	0 (0 to 0)	0 (0 to 0)	0 (0 to 0)	0 (0 to 0)	0 (0 to 0)	0 (0 to 0)	0 (0 to 0)	0 (0 to 0)	0 (0 to 0)	0 (0 to 0)	0 (0 to 0)	0 (0 to 0)	0 (0 to 0)	0 (0 to 0)	0 (0 to 0)	0 (0 to 0)	0 (0 to 0)	0 (0 to 0)	0 (0 to 0)	0 (0 to 0)	0 (0 to 0)	0 (0 to 0)	0 (0 to 0)	0 (0 to 0)	0
Malaria	0 (0 to 0)	0 (0 to 0)	0 (0 to 0)	0 (0 to 0)	0 (0 to 0)	0 (0 to 0)	0 (0 to 0)	0 (0 to 0)	0 (0 to 0)	0 (0 to 0)	0 (0 to 0)	0 (0 to 0)	0 (0 to 0)	0 (0 to 0)	0 (0 to 0)	0 (0 to 0)	0 (0 to 0)	0 (0 to 0)	0 (0 to 0)	0 (0 to 0)	0 (0 to 0)	0 (0 to 0)	0 (0 to 0)	0 (0 to 0)	0
Chagas disease	0 (0 to 0)	0 (0 to 0)	0 (0 to 0)	0 (0 to 0)	0 (0 to 0)	0 (0 to 0)	0 (0 to 0)	0 (0 to 0)	0 (0 to 0)	0 (0 to 0)	0 (0 to 0)	0 (0 to 0)	0 (0 to 0)	0 (0 to 0)	0 (0 to 0)	0 (0 to 0)	0 (0 to 0)	0 (0 to 0)	0 (0 to 0)	0 (0 to 0)	0 (0 to 0)	0 (0 to 0)	0 (0 to 0)	0 (0 to 0)	0
Leishmaniasis	0 (0 to 0)	0 (0 to 0)	0 (0 to 0)	0 (0 to 0)	0 (0 to 0)	0 (0 to 0)	0 (0 to 0)	0 (0 to 0)	0 (0 to 0)	0 (0 to 0)	0 (0 to 0)	0 (0 to 0)	0 (0 to 0)	0 (0 to 0)	0 (0 to 0)	0 (0 to 0)	0 (0 to 0)	0 (0 to 0)	0 (0 to 0)	0 (0 to 0)	0 (0 to 0)	0 (0 to 0)	0 (0 to 0)	0 (0 to 0)	0
Visceral leishmaniasis	0 (0 to 0)	0 (0 to 0)	0 (0 to 0)	0 (0 to 0)	0 (0 to 0)	0 (0 to 0)	0 (0 to 0)	0 (0 to 0)	0 (0 to 0)	0 (0 to 0)	0 (0 to 0)	0 (0 to 0)	0 (0 to 0)	0 (0 to 0)	0 (0 to 0)	0 (0 to 0)	0 (0 to 0)	0 (0 to 0)	0 (0 to 0)	0 (0 to 0)	0 (0 to 0)	0 (0 to 0)	0 (0 to 0)	0 (0 to 0)	0
Cutaneous and mucocutaneous leishmaniasis	0 (0 to 0)	0 (0 to 0)	0 (0 to 0)	0 (0 to 0)	0 (0 to 0)	0 (0 to 0)	0 (0 to 0)	0 (0 to 0)	0 (0 to 0)	0 (0 to 0)	0 (0 to 0)	0 (0 to 0)	0 (0 to 0)	0 (0 to 0)	0 (0 to 0)	0 (0 to 0)	0 (0 to 0)	0 (0 to 0)	0 (0 to 0)	0 (0 to 0)	0 (0 to 0)	0 (0 to 0)	0 (0 to 0)	0 (0 to 0)	0
African trypanosomiasis	0 (0 to 0)	0 (0 to 0)	0 (0 to 0)	0 (0 to 0)	0 (0 to 0)	0 (0 to 0)	0 (0 to 0)	0 (0 to 0)	0 (0 to 0)	0 (0 to 0)	0 (0 to 0)	0 (0 to 0)	0 (0 to 0)	0 (0 to 0)	0 (0 to 0)	0 (0 to 0)	0 (0 to 0)	0 (0 to 0)	0 (0 to 0)	0 (0 to 0)	0 (0 to 0)	0 (0 to 0)	0 (0 to 0)	0 (0 to 0)	0
Schistosomiasis	0 (0 to 0)	0 (0 to 0)	0 (0 to 0)	0 (0 to 0)	0 (0 to 0)	0 (0 to 0)	0 (0 to 0)	0 (0 to 0)	0 (0 to 0)	0 (0 to 0)	0 (0 to 0)	0 (0 to 0)	0 (0 to 0)	0 (0 to 0)	0 (0 to 0)	0 (0 to 0)	0 (0 to 0)	0 (0 to 0)	0 (0 to 0)	0 (0 to 0)	0 (0 to 0)	0 (0 to 0)	0 (0 to 0)	0 (0 to 0)	0
Cysticercosis	0 (0 to 0)	0 (0 to 0)	0 (0 to 0)	0 (0 to 0)	0 (0 to 0)	0 (0 to 0)	0 (0 to 0)	0 (0 to 0)	0 (0 to 0)	0 (0 to 0)	0 (0 to 0)	0 (0 to 0)	0 (0 to 0)	0 (0 to 0)	0 (0 to 0)	0 (0 to 0)	0 (0 to 0)	0 (0 to 0)	0 (0 to 0)	0 (0 to 0)	0 (0 to 0)	0 (0 to 0)	0 (0 to 0)	0 (0 to 0)	0
Cystic echinococcosis	0 (0 to 0)	0 (0 to 0)	0 (0 to 0)	0 (0 to 0)	0 (0 to 0)	0 (0 to 0)	0 (0 to 0)	0 (0 to 0)	0 (0 to 0)	0 (0 to 0)	0 (0 to 0)	0 (0 to 0)	0 (0 to 0)	0 (0 to 0)	0 (0 to 0)	0 (0 to 0)	0 (0 to 0)	0 (0 to 0)	0 (0 to 0)	0 (0 to 0)	0 (0 to 0)	0 (0 to 0)	0 (0 to 0)	0 (0 to 0)	0
Lymphatic filariasis	0 (0 to 0)	0 (0 to 0)	0 (0 to 0)	0 (0 to 0)	0 (0 to 0)	0 (0 to 0)	0 (0 to 0)	0 (0 to 0)	0 (0 to 0)	0 (0 to 0)	0 (0 to 0)	0 (0 to 0)	0 (0 to 0)	0 (0 to 0)	0 (0 to 0)	0 (0 to 0)	0 (0 to 0)	0 (0 to 0)	0 (0 to 0)	0 (0 to 0)	0 (0 to 0)	0 (0 to 0)	0 (0 to 0)	0 (0 to 0)	0
Onchocerciasis	0 (0 to 0)	0 (0 to 0)	0 (0 to 0)	0 (0 to 0)	0 (0 to 0)	0 (0 to 0)	0 (0 to 0)	0 (0 to 0)	0 (0 to 0)	0 (0 to 0)	0 (0 to 0)	0 (0 to 0)	0 (0 to 0)	0 (0 to 0)	0 (0 to 0)	0 (0 to 0)	0 (0 to 0)	0 (0 to 0)	0 (0 to 0)	0 (0 to 0)	0 (0 to 0)	0 (0 to 0)	0 (0 to 0)	0 (0 to 0)	0
Trachoma	0 (0 to 0)	0 (0 to 0)	0 (0 to 0)	0 (0 to 0)	0 (0 to 0)	0 (0 to 0)	0 (0 to 0)	0 (0 to 0)	0 (0 to 0)	0 (0 to 0)	0 (0 to 0)	0 (0 to 0)	0 (0 to 0)	0 (0 to 0)	0 (0 to 0)	0 (0 to 0)	0 (0 to 0)	0 (0 to 0)	0 (0 to 0)	0 (0 to 0)	0 (0 to 0)	0 (0 to 0)	0 (0 to 0)	0 (0 to 0)	0
Dengue	0 (0 to 0)	0 (0 to 0)	0 (0 to 0)	0 (0 to 0)	0 (0 to 0)	0 (0 to 0)	0 (0 to 0)	0 (0 to 0)	0 (0 to 0)	0 (0 to 0)	0 (0 to 0)	0 (0 to 0)	0 (0 to 0)	0 (0 to 0)	0 (0 to 0)	0 (0 to 0)	0 (0 to 0)	0 (0 to 0)	0 (0 to 0)	0 (0 to 0)	0 (0 to 0)	0 (0 to 0)	0 (0 to 0)	0 (0 to 0)	0
Yellow fever	0 (0 to 0)	0 (0 to 0)	0 (0 to 0)	0 (0 to 0)	0 (0 to 0)	0 (0 to 0)	0 (0 to 0)	0 (0 to 0)	0 (0 to 0)	0 (0 to 0)	0 (0 to 0)	0 (0 to 0)	0 (0 to 0)	0 (0 to 0)	0 (0 to 0)	0 (0 to 0)	0 (0 to 0)	0 (0 to 0)	0 (0 to 0)	0 (0 to 0)	0 (0 to 0)	0 (0 to 0)	0 (0 to 0)	0 (0 to 0)	0
Rabies	0 (0 to 0)	0 (0 to 0)	0 (0 to 0)	0 (0 to 0)	0 (0 to 0)	0 (0 to 0)	0 (0 to 0)	0 (0 to 0)	0 (0 to 0)	0 (0 to 0)	0 (0 to 0)	0 (0 to 0)	0 (0 to 0)	0 (0 to 0)	0 (0 to 0)	0 (0 to 0)	0 (0 to 0)	0 (0 to 0)	0 (0 to 0)	0 (0 to 0)	0 (0 to 0)	0 (0 to 0)	0 (0 to 0)	0 (0 to 0)	0
Intestinal nematode infections	0 (0 to 0)	0 (0 to 0)	0 (0 to 0)	0 (0 to 0)	0 (0 to 0)	0 (0 to 0)	0 (0 to 0)	0 (0 to 0)	0 (0 to 0)	0 (0 to 0)	0 (0 to 0)	0 (0 to 0)	0 (0 to 0)	0 (0 to 0)	0 (0 to 0)	0 (0 to 0)	0 (0 to 0)	0 (0 to 0)	0 (0 to 0)	0 (0 to 0)	0 (0 to 0)	0 (0 to 0)	0 (0 to 0)	0 (0 to 0)	0
Ascariasis	0 (0 to 0)	0 (0 to 0)	0 (0 to 0)	0 (0 to 0)	0 (0 to 0)	0 (0 to 0)	0 (0 to 0)	0 (0 to 0)	0 (0 to 0)	0 (0 to 0)	0 (0 to 0)	0 (0 to 0)	0 (0 to 0)	0 (0 to 0)	0 (0 to 0)	0 (0 to 0)	0 (0 to 0)	0 (0 to 0)	0 (0 to 0)	0 (0 to 0)	0 (0 to 0)	0 (0 to 0)	0 (0 to 0)	0 (0 to 0)	0
Trichuriasis	0 (0 to 0)	0 (0 to 0)	0 (0 to 0)	0 (0 to 0)	0 (0 to 0)	0 (0 to 0)	0 (0 to 0)	0 (0 to 0)	0 (0 to 0)	0 (0 to 0)	0 (0 to 0)	0 (0 to 0)	0 (0 to 0)	0 (0 to 0)	0 (0 to 0)	0 (0 to 0)	0 (0 to 0)	0 (0 to 0)	0 (0 to 0)	0 (0 to 0)	0 (0 to 0)	0 (0 to 0)	0 (0 to 0)	0 (0 to 0)	0
Hookworm disease	0 (0 to 0)	0 (0 to 0)	0 (0 to 0)	0 (0 to 0)	0 (0 to 0)	0 (0 to 0)	0 (0 to 0)	0 (0 to 0)	0 (0 to 0)	0 (0 to 0)	0 (0 to 0)	0 (0 to 0)	0 (0 to 0)	0 (0 to 0)	0 (0 to 0)	0 (0 to 0)	0 (0 to 0)	0 (0 to 0)	0 (0 to 0)	0 (0 to 0)	0 (0 to 0)	0 (0 to 0)	0 (0 to 0)	0 (0 to 0)	0
Food-borne trematodiases	0 (0 to 0)	0 (0 to 0)	0 (0 to 0)	0 (0 to 0)	0 (0 to 0)	0 (0 to 0)	0 (0 to 0)	0 (0 to 0)	0 (0 to 0)	0 (0 to 0)	0 (0 to 0)	0 (0 to 0)	0 (0 to 0)	0 (0 to 0)	0 (0 to 0)	0 (0 to 0)	0 (0 to 0)	0 (0 to 0)	0 (0 to 0)	0 (0 to 0)	0 (0 to 0)	0 (0 to 0)	0 (0 to 0)	0 (0 to 0)	0
Leprosy	0 (0 to 0)	0 (0 to 0)	0 (0 to 0)	0 (0 to 0)	0 (0 to 0)	0 (0 to 0)	0 (0 to 0)	0 (0 to 0)	0 (0 to 0)	0 (0 to 0)	0 (0 to 0)	0 (0 to 0)	0 (0 to 0)	0 (0 to 0)	0 (0 to 0)	0 (0 to 0)	0 (0 to 0)	0 (0 to 0)	0 (0 to 0)	0 (0 to 0)	0 (0 to 0)	0 (0 to 0)	0 (0 to 0)	0 (0 to 0)	0
Ebola	0 (0 to 0)	0 (0 to 0)	0 (0 to 0)	0 (0 to 0)	0 (0 to 0)	0 (0 to 0)	0 (0 to 0)	0 (0 to 0)	0 (0 to 0)	0 (0 to 0)	0 (0 to 0)	0 (0 to 0)	0 (0 to 0)	0 (0 to 0)	0 (0 to 0)	0 (0 to 0)	0 (0 to 0)	0 (0 to 0)	0 (0 to 0)	0 (0 to 0)	0 (0 to 0)	0 (0 to 0)	0 (0 to 0)	0 (0 to 0)	0
Zika virus	0 (0 to 0)	0 (0 to 0)	0 (0 to 0)	0 (0 to 0)	0 (0 to 0)	0 (0 to



Osteoarthritis other	0 (0 to 0)	0 (0 to 0)	0 (0 to 0)	0 (0 to 0)	0 (0 to 0)	0 (0 to 0)	0 (0 to 0)	0 (0 to 0)	0 (0 to 0)	0 (0 to 0)	0 (0 to 0)	0-1 (0 to 1)	0-5 (0 to 1.2)	1-4 (0 to 3.5)	3-2 (1 to 7.4)	5-7 (2 to 12.4)	7-6 (3 to 16.3)	8-1 (3 to 19.8)	8-5 (4 to 17.5)	9-6 (4.7 to 19.4)	7-2 (3.7 to 15)	5-7 (2 to 11.2)	4 (2 to 9.1)	2-1 (1 to 4.2)	0-7 (0 to 1.5)	64-2
Low back pain	0 (0 to 0)	0 (0 to 0)	0 (0 to 0)	0 (0 to 0)	0-1 (2.7 to 11.2)	29-5 (16 to 46.8)	46-2 (29.7 to 74.9)	37-3 (22 to 57.2)	77-6 (50 to 107.5)	134 (98 to 173.5)	107 (72 to 144.5)	134 (91.1 to 200)	146 (98 to 209)	188 (131 to 259)	179 (122 to 241)	202 (137 to 281)	197 (135 to 268)	192 (131 to 260)	159 (109 to 211)	141 (96 to 214)	141 (98 to 211)	127 (87 to 189)	93 (60 to 147)	38-3 (23.7 to 55.7)	1,830
Neck pain	0 (0 to 0)	0 (0 to 0)	0 (0 to 0)	2-6 (0 to 9.5)	13-4 (5 to 25.2)	21-2 (10 to 39.2)	22-6 (11.2 to 42.3)	17 (8 to 32)	47-7 (23.9 to 89.9)	87 (47 to 157)	74 (35.2 to 113)	89 (39 to 134)	98 (37 to 154)	84 (37 to 134)	63-7 (44 to 147)	84-1 (42.3 to 156)	77-1 (37.6 to 134)	92-3 (51 to 167)	53 (27 to 92)	52-2 (26 to 90.1)	53 (27 to 92)	22 (10 to 39)	12-8 (7 to 23.6)	4-3 (1.1 to 9.8)	782
Gout	0 (0 to 0)	0 (0 to 0)	0 (0 to 0)	0 (0 to 0)	0 (0 to 0)	0 (0 to 0)	0 (0 to 0)	0 (0 to 0)	0-1 (0 to 0.2)	0-1 (0 to 1.1)	0-4 (0 to 2.4)	0-7 (0 to 3.1)	0-9 (0 to 3.5)	1-1 (0 to 4.2)	1-3 (0 to 5.1)	1-4 (0 to 5.9)	1-4 (0 to 5.9)	1-3 (0 to 5.1)	1-1 (0 to 4.5)	1-2 (0 to 5.3)	1-1 (0 to 4.5)	0-7 (0 to 3.7)	0-4 (0 to 2.1)	0-2 (0 to 0.7)	0-2 (0 to 0.7)	80-6
Other musculoskeletal disorders	0 (0 to 0)	0 (0 to 0)	0 (0 to 0)	0-2 (0 to 0.5)	0-2 (0 to 0.5)	7-4 (3 to 13.5)	17-6 (9 to 29.5)	23-3 (13 to 37.7)	46-9 (27.2 to 74.6)	55-7 (31.6 to 88.2)	58-9 (32.3 to 92.3)	68-9 (40.5 to 108)	77-7 (44.4 to 127)	59 (32.9 to 96.5)	67 (36.8 to 107)	59 (32.9 to 97)	57 (31.6 to 93)	49-4 (26.5 to 81)	51-5 (26.3 to 84.1)	49-4 (26.5 to 81)	35-4 (19.1 to 58.1)	23-8 (10.4 to 47.8)	12-7 (6.3 to 22.3)	5-5 (2.4 to 10.1)	1-9 (0.7 to 3.6)	680
Other non-communicable diseases	73-8 (51.2 to 121)	32-5 (22.5 to 48.1)	66-8 (47.1 to 93)	50-2 (36 to 68.4)	35-9 (25.1 to 49.5)	33-6 (23.7 to 45.6)	26-3 (20.3 to 34.5)	39-4 (28.3 to 54.4)	45-3 (31.9 to 62.6)	52-5 (36.8 to 73.1)	66-8 (46.6 to 95.2)	91-9 (62.9 to 131)	107 (74.6 to 149)	94 (64.9 to 137)	139 (96.9 to 197)	166 (116 to 232)	160 (112 to 227)	201 (142 to 284)	176 (123 to 244)	149 (103 to 209)	116 (80.7 to 163)	46-9 (28 to 74.9)	16-7 (11.6 to 24.5)	1,660
Congenital birth defects	29-4 (48.6 to 119)	19-6 (30.5 to 79.4)	46-8 (69.2 to 182.4)	32-1 (47.2 to 126.2)	17-5 (12.4 to 24.2)	14-6 (10.2 to 20.2)	15-2 (11.2 to 20.7)	14-6 (9.4 to 19.9)	11-4 (6.4 to 15.7)	11-2 (6.3 to 15.1)	12-4 (6.9 to 16.5)	10-2 (5.9 to 13.8)	13 (7.4 to 17.1)	14-3 (8.9 to 19)	13-4 (8.5 to 18.1)	10-3 (6.6 to 14.2)	8-1 (5.2 to 11.2)	7 (4.5 to 9.5)	2-7 (1.5 to 4.1)	1-6 (1 to 2.4)	1 (0.6 to 1.5)	0-6 (0.4 to 0.9)	0-2 (0.1 to 0.4)	0-1 (0 to 0.1)	349
Neural tube defects	4-7 (1.8 to 9.6)	1-8 (0.7 to 3.7)	2-6 (0.9 to 5.6)	1-9 (0.8 to 4)	0-5 (0.3 to 0.9)	0-5 (0.3 to 0.9)	0-6 (0.4 to 0.9)	0-6 (0.4 to 0.9)	0-5 (0.3 to 0.9)	0-3 (0.3 to 0.7)	0-4 (0.3 to 0.7)	0-4 (0.3 to 0.7)	0-4 (0.2 to 0.7)	0-3 (0.2 to 0.6)	0-3 (0.2 to 0.6)	0-2 (0.1 to 0.4)	0-2 (0.1 to 0.3)	0-1 (0 to 0.3)	0-1 (0 to 0.3)	0-1 (0 to 0.3)	0 (0 to 0)	0 (0 to 0)	0 (0 to 0)	0 (0 to 0)	16
Congenital heart anomalies	17-5 (10.5 to 31.3)	12-8 (8.4 to 20.7)	14-2 (9.4 to 23.4)	9-2 (7 to 12)	2-6 (1.6 to 4.9)	2 (1.2 to 3.8)	3-2 (2.3 to 4.5)	2-5 (1.6 to 4.2)	2-9 (1.6 to 4.2)	2-5 (1.6 to 4.2)	2-2 (1.4 to 3.2)	2-6 (1.7 to 3.8)	2-6 (1.7 to 4.1)	2-9 (1.8 to 4.1)	2-9 (1.8 to 4.6)	2-6 (1.6 to 4.1)	2-6 (1.3 to 4.3)	2-5 (1.4 to 3.7)	1-6 (0.7 to 3.2)	1-5 (0.8 to 2.4)	0-9 (0.5 to 2.1)	0-6 (0.3 to 1.4)	0-1 (0 to 0.3)	0-1 (0 to 0.1)	83-9
Orofacial clefts	0 (0 to 0)	0-2 (0 to 0.6)	0-4 (0 to 1.2)	0-3 (0 to 0.9)	0-1 (0 to 0.5)	0-2 (0 to 0.6)	0-2 (0 to 0.4)	0-2 (0 to 0.4)	0-2 (0 to 0.5)	0-2 (0 to 0.5)	0-2 (0 to 0.5)	0-2 (0 to 0.5)	0-2 (0 to 0.5)	0-2 (0 to 0.5)	0-2 (0 to 0.5)	0-2 (0 to 0.5)	0-2 (0 to 0.5)	0-2 (0 to 0.5)	0-1 (0 to 0.3)	0-1 (0 to 0.3)	0-1 (0 to 0.3)	0-1 (0 to 0.3)	0-1 (0 to 0.3)	0-1 (0 to 0.3)	0 (0 to 0)	3-7
Down syndrome	1-2 (0.5 to 2.5)	0-4 (0.2 to 0.9)	1-1 (0.5 to 2.2)	1-2 (0.7 to 2.1)	1-1 (0.6 to 1.9)	0-9 (0.6 to 1.5)	0-9 (0.6 to 1.4)	1 (0.6 to 1.4)	1-1 (0.7 to 1.6)	1-1 (0.6 to 1.6)	1-2 (0.8 to 1.8)	1-2 (0.8 to 1.8)	1-7 (1 to 2.4)	2-3 (1.4 to 3.5)	4-1 (2.1 to 6.4)	3-3 (1.9 to 5.5)	2-9 (1.6 to 4.5)	1-6 (0.8 to 2.5)	0-9 (0.5 to 2.1)	0-3 (0 to 0.9)	0-3 (0 to 0.9)	0-3 (0 to 0.9)	0-3 (0 to 0.9)	0-3 (0 to 0.9)	0-3 (0 to 0.9)	26-4
Turner syndrome	0 (0 to 0)	0 (0 to 0)	0 (0 to 0)	0 (0 to 0)	0 (0 to 0)	0 (0 to 0)	0 (0 to 0)	0 (0 to 0)	0 (0 to 0)	0 (0 to 0)	0 (0 to 0)	0 (0 to 0)	0 (0 to 0)	0 (0 to 0)	0 (0 to 0)	0 (0 to 0)	0 (0 to 0)	0 (0 to 0)	0 (0 to 0)	0 (0 to 0)	0 (0 to 0)	0 (0 to 0)	0 (0 to 0)	0 (0 to 0)	0 (0 to 0)	0
Klinefelter syndrome	0 (0 to 0)	0 (0 to 0)	0 (0 to 0)	0 (0 to 0)	0 (0 to 0)	0 (0 to 0)	0 (0 to 0)	0 (0 to 0)	0 (0 to 0)	0 (0 to 0)	0 (0 to 0)	0 (0 to 0)	0 (0 to 0)	0 (0 to 0)	0 (0 to 0)	0 (0 to 0)	0 (0 to 0)	0 (0 to 0)	0 (0 to 0)	0 (0 to 0)	0 (0 to 0)	0 (0 to 0)	0 (0 to 0)	0 (0 to 0)	0 (0 to 0)	0-3
Other chromosomal abnormalities	10-6 (4.7 to 24.4)	4-3 (2 to 11.7)	8-4 (4.3 to 18.1)	4-6 (2.6 to 8.2)	2-8 (1.7 to 4.6)	2-2 (1.4 to 3.2)	2-5 (1.6 to 4.2)	2-1 (1.3 to 3.4)	1-8 (1.1 to 3.1)	1-8 (1.1 to 2.8)	2 (1.2 to 3.1)	2 (1.1 to 3.2)	1-9 (1.1 to 2.7)	1-8 (1.1 to 2.6)	1-8 (1.1 to 2.6)	1-3 (0.8 to 2.1)	0-8 (0.4 to 1.3)	0-5 (0.3 to 0.8)	0-5 (0.3 to 0.8)	0-6 (0.4 to 1)	0-4 (0.2 to 0.7)	0-3 (0 to 0.5)	0-2 (0 to 0.4)	0-1 (0 to 0.2)	51-3
Congenital musculoskeletal and limb anomalies	1-9 (0.4 to 9.4)	0-8 (0.4 to 10.7)	0-6 (0.4 to 8.6)	0-6 (0.4 to 8.3)	0-5 (0.3 to 6.9)	0-5 (0.3 to 6.8)	0-7 (0.4 to 7.2)	0-3 (0.2 to 3.5)	0-5 (0.3 to 4.9)	0-4 (0.2 to 3.7)	0-3 (0.2 to 3.4)	0-7 (0.4 to 5.3)	0-5 (0.3 to 4.4)	0-8 (0.4 to 5.6)	0-8 (0.4 to 5.6)	0-7 (0.3 to 4.9)	0-6 (0.3 to 4.2)	0-7 (0.3 to 4.3)	0-6 (0.3 to 4.2)	0-6 (0.3 to 4.2)	0-5 (0.3 to 3.6)	0-4 (0.2 to 2.8)	0-3 (0.2 to 2.1)	0-2 (0.1 to 1.5)	0-1 (0 to 0.9)	70-4
Urogenital congenital anomalies	3-6 (1.9 to 14.6)	0-6 (0.3 to 2.4)	0-9 (0.4 to 3.1)	0-7 (0.4 to 2.7)	0-6 (0.3 to 2.4)	0-4 (0.2 to 2.1)	0-7 (0.3 to 2.5)	0-2 (0.2 to 0.4)	0-2 (0.1 to 0.3)	0-2 (0.1 to 0.3)	0-2 (0.1 to 0.3)	0-2 (0.1 to 0.3)	0-1 (0.1 to 0.2)	0-1 (0.1 to 0.2)	0-1 (0.1 to 0.2)	0-1 (0.1 to 0.2)	0-1 (0.1 to 0.2)	0-1 (0 to 0.2)	0-1 (0 to 0.2)	0-1 (0 to 0.2)	0-1 (0 to 0.2)	0-1 (0 to 0.2)	0-1 (0 to 0.2)	0-1 (0 to 0.2)	0-1 (0 to 0.2)	8-7
Digestive congenital anomalies	3-4 (2.1 to 13.8)	1-9 (1.2 to 4.6)	1-6 (1 to 4.1)	1-4 (0.9 to 3.6)	0-8 (0.5 to 2.1)	0-6 (0.3 to 2.1)	0-6 (0.3 to 2.1)	0-5 (0.3 to 1.8)	0-5 (0.3 to 1.6)	0-4 (0.2 to 1.4)	0-4 (0.2 to 1.3)	0-5 (0.2 to 1.5)	0-5 (0.2 to 1.5)	0-5 (0.2 to 1.5)	0-5 (0.2 to 1.5)	0-5 (0.2 to 1.5)	0-5 (0.2 to 1.5)	0-5 (0.2 to 1.5)	0-5 (0.2 to 1.5)	0-5 (0.2 to 1.5)	0-5 (0.2 to 1.5)	0-5 (0.2 to 1.5)	0-5 (0.2 to 1.5)	0-5 (0.2 to 1.5)	0-5 (0.2 to 1.5)	18-4
Other congenital birth defects	24-9 (12.2 to 49.9)	13-4 (6.9 to 32)	9-4 (4.4 to 19.9)	7-4 (3.6 to 16.4)	2-8 (1.3 to 5.7)	2-4 (1.1 to 5.4)	2-6 (1.2 to 5.6)	2-3 (1.2 to 5.2)	1-9 (1 to 4.2)	1-8 (1 to 3.8)	1-8 (1 to 3.5)	1-7 (1 to 3.5)	1-7 (1 to 3)	1-8 (1 to 3)	1-8 (1 to 3)	1-6 (0.8 to 2.7)	1-6 (0.8 to 2.7)	1-6 (0.8 to 2.7)	1-6 (0.8 to 2.7)	1-6 (0.8 to 2.7)	1-6 (0.8 to 2.7)	1-6 (0.8 to 2.7)	1-6 (0.8 to 2.7)	1-6 (0.8 to 2.7)	1-6 (0.8 to 2.7)	70-1
Urinary diseases and male infertility	0-1 (0 to 0.1)	0-1 (0 to 0.2)	0-3 (0 to 0.6)	0-3 (0.2 to 0.6)	0-4 (0.2 to 0.8)	0-4 (0.2 to 0.8)	0-4 (0.3 to 0.8)	0-4 (0.2 to 0.8)	0-4 (0.3 to 0.9)	0-4 (0.3 to 0.9)	0-5 (0.3 to 1)	0-5 (0.3 to 1)	0-6 (0.3 to 1.2)	0-6 (0.4 to 1.2)	0-6 (0.4 to 1.2)	0-6 (0.4 to 1.2)	0-6 (0.4 to 1.2)	0-6 (0.4 to 1.2)	0-6 (0.4 to 1.2)	0-6 (0.4 to 1.2)	0-6 (0.4 to 1.2)	0-6 (0.4 to 1.2)	0-6 (0.4 to 1.2)	0-6 (0.4 to 1.2)	0-6 (0.4 to 1.2)	365
Urolithiasis	0 (0 to 0)	0 (0 to 0)	0 (0 to 0)	0 (0 to 0)	0 (0 to 0)	0 (0 to 0)	0 (0 to 0.1)	0 (0 to 0.1)	0 (0 to 0.1)	0 (0 to 0.1)	0 (0 to 0.1)	0 (0 to 0.1)	0 (0 to 0.1)	0 (0 to 0.1)	0 (0 to 0.1)	0 (0 to 0.1)	0 (0 to 0.1)	0 (0 to 0.1)	0 (0 to 0.1)	0 (0 to 0.1)	0 (0 to 0.1)	0 (0 to 0.1)	0 (0 to 0.1)	0 (0 to 0.1)	0 (0 to 0.1)	0 (0 to 0.1)	19-7
Benign prostatic hyperplasia	0 (0 to 0)	0 (0 to 0)	0 (0 to 0)	0 (0 to 0)	0 (0 to 0)	0 (0 to 0)	0 (0 to 0)	0 (0 to 0)	0 (0 to 0)	0 (0 to 0)	0 (0 to 0)	0 (0 to 0)	0 (0 to 0)	0 (0 to 0)	0 (0 to 0)	0 (0 to 0)	0 (0 to 0)	0 (0 to 0)	0 (0 to 0)	0 (0 to 0)	0 (0 to 0)	0 (0 to 0)	0 (0 to 0)	0 (0 to 0)	0 (0 to 0)	0 (0 to 0)	161
Male infertility	0 (0 to 0)	0 (0 to 0)	0 (0 to 0)	0 (0 to 0)	0 (0 to 0)	0 (0 to 0)	0 (0 to 0)	0 (0 to 0)	0-1 (0 to 0.4)	0-2 (0 to 0.7)	0-3 (0.1 to 0.8)	0-3 (0.1 to 0.8)	0-3 (0.1 to 0.8)	0-3 (0.1 to 0.8)	0-3 (0.1 to 0.8)	0-3 (0.1 to 0.8)	0-3 (0.1 to 0.8)	0-3 (0.1 to 0.8)	0-3 (0.1 to 0.8)	0-3 (0.1 to 0.8)	0-3 (0.1 to 0.8)	0-3 (0.1 to 0.8)	0-3 (0.1 to 0.8)	0-3 (0.1 to 0.8)	0-3 (0.1 to 0.8)	12-9
Other urinary diseases	0-1 (0 to 0.1)	0-1 (0 to 0.1)	0-1 (0 to 0.2)	0-1 (0 to 0.2)	0-1 (0 to 0.2)	0-1 (0 to 0.2)	0-1 (0 to 0.2)	0-1 (0 to 0.2)	0-2 (0 to 0.3)	0-2 (0 to 0.3)	0-3 (0.2 to 0.6)	0-3 (0.2 to 0.6)	0-4 (0.2 to 0.7)	0-4 (0.3 to 0.7)	0-4 (0.3 to 0.7)	0-4 (0.3 to 0.7)	0-4 (0.3 to 0.7)	0-4 (0.3 to 0.7)	0-3 (0.2 to 0.6)	0-3 (0.2 to 0.6)	0-3 (0.2 to 0.6)	0-3 (0.2 to 0.6)	0-3 (0.2 to 0.6)	0-3 (0.2 to 0.6)	0-3 (0.2 to 0.6)	13-6
Gynecological diseases	0 (0 to 0)	0 (0 to 0)	0 (0 to 0)	0 (0 to 0)	0 (0 to 0)	0 (0 to 0)	0 (0 to 0)	0 (0 to 0)	0 (0 to 0)	0 (0 to 0)	0 (0 to 0)	0 (0 to 0)	0 (0 to 0)	0 (0 to 0)	0 (0 to 0)	0 (0 to 0)	0 (0 to 0)	0 (0 to 0)	0 (0 to 0)	0 (0 to 0)	0 (0 to 0)	0 (0 to 0)	0 (0 to 0)	0 (0 to 0)	0 (0 to 0)	0 (0 to 0)	0
Uterine fibroids	0 (0 to 0)	0 (0 to 0)	0 (0 to 0)	0 (0 to 0)	0 (0 to 0)	0 (0 to 0)	0 (0 to 0)	0 (0 to 0)	0 (0 to 0)	0 (0 to 0)	0 (0 to 0)	0 (0 to 0)	0 (0 to 0)	0 (0 to 0)	0 (0 to 0)	0 (0 to 0)	0 (0 to 0)	0 (0 to 0)	0 (0 to 0)	0 (0 to 0)	0 (0 to 0)	0 (0 to 0)	0 (0 to 0)	0 (0 to 0)	0 (0 to 0)	0 (0 to 0)	0
Polycystic ovarian syndrome	..	..	..	..	..	..	..	..	..	..	..	..	..	..	..	..	..	..	..	..	..	..	..	..	..	..	NA
Female infertility	..	..	..	..	..	..	..	..	..	..	..	..	..	..	..	..	..	..	..	..	..	..	..	..	..	..	NA
Endometriosis	..	..	..	..	..	..	..	..	..	..	..	..	..	..	..	..	..	..	..	..	..	..	..	..	..	..	NA
Genital prolapse	0 (0 to 0)	0 (0 to 0)	0 (0 to 0)	0 (0 to 0)	0 (0 to 0)	0 (0 to 0)	0 (0 to 0)	0 (0 to 0)	0 (0 to 0)	0 (0 to 0)	0 (0 to 0)	0 (0 to 0)	0 (0 to 0)	0 (0 to 0)	0 (0 to 0)	0 (0 to 0)	0 (0 to 0)	0 (0 to 0)	0 (0 to 0)	0 (0 to 0)	0 (0 to 0)	0 (0 to 0)	0 (0 to 0)	0 (0 to 0)	0 (0 to 0)	0 (0 to 0)	0
Premenstrual syndrome	..	..	..	..	..	..	..	..	..	..	..	..	..	..	..	..	..	..	..	..	..	..	..	..	..	..	NA
Other gynecological diseases	0 (0 to 0)	0 (0 to 0)	0 (0 to 0)	0 (0 to 0)	0 (0 to 0)	0 (0 to 0)	0 (0 to 0)	0 (0 to 0)	0 (0 to 0)	0 (0 to 0)	0 (0 to 0)	0 (0 to 0)	0 (0 to 0)	0 (0 to 0)	0 (0 to 0)	0 (0 to 0)	0 (0 to 0)	0 (0 to 0)	0 (0 to 0)	0 (0 to 0)	0 (0 to 0)	0 (0 to 0)	0 (0 to 0)	0 (0 to 0)	0 (0 to 0)	0 (0 to 0)	0
Hemoglobinopathies and hemolytic anemias	0-1 (0 to 0.1)	0-2 (0 to 0.6)	0-6 (0.3 to 1.9)	2-3 (1.1 to 5.1)	0-5 (0.3 to 0.9)	0-6 (0.3 to 2.2)	1 (0.5 to 2.6)	0-7 (0.4 to 1.5)	0-9 (0.4 to 2.3)	0-9 (0.4 to 2.3)	0-9 (0.4 to 2.2)	0-7 (0.4 to 2)	0-5 (0.3 to 2.4)	1-4 (0.4 to 6)	1-1 (0.3 to 2.6)	1-1 (0.3 to 2.6)	1-1 (0.3 to 2.6)	1-4 (0.7 to 2.6)	1-1 (0.4 to 2.1)	1-1 (0.4 to 2.1)	0-9 (0.4 to 1.8)	0-6 (0.4 to 1.5)	0-2 (0.2 to 0.4)	20-6
Thalassemias	0 (0 to 0)	0 (0 to 0)	0 (0 to 0)	0 (0 to 0)	0 (0 to 0)	0 (0 to 0)	0 (0 to 0)	0 (0 to 0)	0 (0 to 0)	0 (0 to 0)	0 (0 to 0)	0 (0 to 0)	0 (0 to 0)	0 (0 to 0)	0 (0 to 0)	0 (0 to 0)	0 (0 to 0)	0 (0 to 0)	0 (0 to 0)	0 (0 to 0)	0 (0 to 0)	0 (0 to 0)	0 (0 to 0)	0 (0 to 0)	0 (0 to 0)	0 (0 to 0)	0-1
Thalassemias trait	0 (0 to 0)	0 (0 to 0)	0-1 (0 to 0.2)	0-7 (0 to 1.6)	0-4 (0 to 0.9)	0-3 (0 to 0.8)	0-1 (0 to 0.4)	0-1 (0 to 0.4)	0-1 (0 to 0.4)	0-1 (0 to 0.4)	0-1 (0 to 0.4)	0-1 (0 to 0.4)	0-1 (0 to 0.4)	0-2 (0 to 0.5)	0-2 (0 to 0.5)	0-2 (0 to 0.5)	0-2 (0 to 0.5)	0-1 (0 to 0.5)	0-1 (0 to 0.5)	0-1 (0 to 0.5)	0-1 (0 to 0.5)	0-1 (0 to 0.5)	0-1 (0 to 0.5)	0-1 (0 to 0.5)	0-1 (0 to 0.5)	2-7
Sickle cell disorders	0 (0 to 0)	0-1 (0 to 0.2)	0-3 (0 to 0.7)	0-5 (0.2 to 0.7)	0-3 (0.2 to 0.5)	0-3 (0.2 to 0.5)	0-5 (0.4 to 0.7)	0-5 (0.4 to 0.7)	0-5 (0.4 to 0.6)	0-5 (0.3 to 0.6)	0-4 (0.3 to 0.5)	0-4 (0.3 to 0.5)	0-4 (0.3 to 0.5)	0-4 (0.3 to 0.5)	0-4 (0.3 to 0.5)	0-4 (0.3 to 0.5)	0-3 (0.2 to 0.4)	0-2 (0.2 to 0.4)	0-1 (0 to 0.3)	0-1 (0 to 0.3)	0-1 (0 to 0.3)	0-1 (0 to 0.3)	0-1 (0 to 0.3)	0-1 (0 to 0.3)	0-1 (0 to 0.3)	5-4
Sickle cell trait	0 (0 to 0)	0 (0 to 0)	0-1 (0 to 0.2)	0-1 (0 to 0.5)	0-8 (0 to 2.3)	0-5 (0 to 1.5)	0-1 (0 to 0.5)	0-1 (0 to 0.5)	0-1 (0 to 0.3)	0-1 (0 to 0.5)	0-1 (0 to 0.4)	0-1 (0 to 0.4)	0-1 (0 to 0.5)	0-1 (0 to 0.5)	0-1 (0 to 0.5)	0-2 (0 to 0.6)	0-2 (0 to 0.6)	0-1 (0 to 0.5)	0-1 (0 to 0.5)	0-1 (0 to 0.5)	0-1 (0 to 0.4)	0-1 (0 to 0.4)	0-1 (0 to 0.4)	0-1 (0 to 0.4)	0-1 (0 to 0.4)	3-3
G6PD deficiency	0 (0 to 0)	0 (0 to 0)	0 (0 to 0)	0 (0 to 0)	0 (0 to 0)	0 (0 to 0)	0 (0 to 0)	0 (0 to 0)	0 (0 to 0)	0 (0 to 0)	0 (0 to 0)	0 (0 to 0)	0 (0 to 0)	0 (0 to 0)	0 (0 to 0)	0 (0 to 0)	0 (0 to 0)	0 (0 to 0)	0 (0 to 0)	0 (0 to 0)	0 (0 to 0)	0 (0 to 0)	0 (0 to 0)	0 (0 to 0)	0 (0 to 0)	0 (0 to 0)	0
G6PD trait	0 (0 to 0)	0 (0 to 0)	0 (0 to 0)	0 (0 to 0)	0 (0 to 0)	0 (0 to 0)	0 (0 to 0)	0 (0 to 0)	0 (0 to 0)	0 (0 to 0)	0 (0 to 0)	0 (0 to 0)	0 (0 to 0)	0 (0 to 0)	0 (0 to 0)	0 (0 to 0)	0 (0 to 0)	0 (0 to 0)	0 (0 to 0)	0 (0 to 0)	0 (0 to 0)	0 (0 to 0)	0 (0 to 0)	0 (0 to 0)	0 (0 to 0)	0 (0 to 0)	0
Other hemoglobinopathies and hemolytic anemias	0 (0 to 0)	0 (0 to 0)	0-1 (0 to 0.2)	0-3 (0.2 to 0.7)	0-3 (0 to 1.3)	0-3 (0.2 to 0.9)	0-3 (0.1 to 1.1)	0-1 (0 to 0.5)	0-2 (0 to 1)	0-2 (0 to 1)	0-3 (0.1 to 1.3)	0-3 (0.1 to 1.3)	0-5 (0.2 to 1.9)	0-4 (0.2 to 1.7)	0-2 (0.1 to 0.8)	0-4 (0.2 to 1.6)	0-4 (0.2 to 1.6)	0-4 (0.2 to 1.6)	0-3 (0.2 to 1.4)	0-3 (0.2 to 1.4)	0-3 (0.2 to 1.4)	0-3 (0.2 to 1.4)	0-3 (0.2 to 1.4)	0-3 (0.2 to 1.4)	0-3 (0.2 to 1.4)	9-2
Endocrine, metabolic, blood, and immune disorders	2-2 (1.4 to 3.4)	2-1 (1.5 to 3.3)	7-5 (4.5 to 12.3)	13-4 (9 to 19.4)	11-7 (7.6 to 17.2)	12-7 (8.1 to 17.6)	14-6 (9.5 to 21.2)	17-9 (11.7 to 26.4)	20-7 (13.2 to 31.9)	27-5 (17.6 to 40.8)	27-7 (23.4 to 32.7)	32-9 (26.7 to 39.2)	44-5 (34.9 to 57.4)	52-9 (41.5 to 70)	70-3 (54.1 to 93)	73-1 (56.3 to 97.4)	67-5 (51.5 to 90.1)	58-1 (44.1 to 77.9)	47-9 (36.1 to 64.5)	38-1 (28.1 to 52.2)	28-1 (19.1 to 44.1)	14-4 (9.6 to 21.4)	5-4 (3.3 to 8.6)	684
Oral disorders	0 (0 to 0)	0-9 (0.2 to 4.2)	2-2 (0.6 to 6.8)	4-4 (1.2 to 12.7)	2-4 (0.7 to 7.1)	2-4 (0.7 to 6.7)	2-9 (0.7 to 11.1)	3 (0.8 to 9.8)	11-9 (4.6 to 19.6)	15-4 (6.1 to 26.1)	20-6 (11.1 to 35.1)	28-4 (13.2 to 41.7)	32-6 (18.7 to 54.5)	44-8 (26.1 to 74.1)	52-9 (32.1 to 84.1)	54-1 (32.3 to 84.7)	58-6 (35.1 to 92.3)	70-2 (43.1 to 109)	61-7 (32.7 to 91.3)	38-4 (21.1 to 57.2)	24-6 (15.2 to 38.1)	11-8 (7.3 to 17.2)	2-5 (1.4 to 4.6)	547
Caries of deciduous teeth	0 (0 to 0)	0 (0 to 0)	0 (0 to 0)	0-1 (0 to 0.9)	0-3 (0 to 1.7)	0-7 (0 to 0.1)	0-6 (0 to 0.9)	0-5 (0 to 0.9)	0-5 (0 to 0.9)	0-5 (0 to 0.9)	0-5 (0 to 0.9)	0-5 (0 to 0.9)	0-5 (0 to 0.9)	0-5 (0 to 0.9)	0-5 (0 to 0.9)	0-5 (0 to 0.9)	0-5 (0 to 0.9)	0-5 (0 to 0.9)	0-5 (0 to 0.9)	0-5 (0 to 0.9)	0-5 (0 to 0.9)	0-5 (0 to 0.9)	0-5 (0 to 0.9)	0-5 (0 to 0.9)	0-5 (0 to 0.9)	1-1
Caries of permanent teeth	0 (0 to 0)	0 (0 to 0)	0 (0 to 0)	0-9 (0 to 3.9)	2-2 (0 to 6.7)	2-3 (0 to 6.5)	2-5 (1 to 5.9)	2-5 (1 to 5.9)	2-5 (1 to 6.3)	2-5 (1 to 6.3)	2-5 (1 to 6.3)	2-5 (1 to 6.3)	2-5 (1 to 7.4)	2-5 (1 to 7.4)	3-3 (1 to 9.6)	3-3 (1 to 7.2)	3-3 (1 to 7.2)	3-3 (1 to 7.2)	2-3 (1 to 5.4)	2-3 (1 to 5.4)	2-3 (0 to 4.6)	1-3 (0 to 3.3)	0-9 (0 to 2.2)	0-4 (0 to 0.9)	0-1 (0 to 0.1)	42
Periodontal diseases	0 (0 to 0)	0 (0 to 0)	0 (0 to 0)	0 (0 to 0)	0 (0 to 0)	0 (0 to 0)	0 (0 to 0.1)	0 (0 to 0.1)	0-1 (0 to 1.6)	0-1 (0 to 1.6)	0-1 (0 to 2.1)	0-1 (0 to 2.1)	0-1 (0 to 2.1)	0-1 (0 to 2.1)	0-1 (0 to 2.1)	0-1 (0 to 2.1)	0-1 (0 to 2.1)	0-1 (0 to 2.1)	0-1 (0 to 2.1)	0-1 (0 to 2.1)	0-1 (0 to 2.1)	0-1 (0 to 2.1)	0-1 (0 to 2.1)	0-1 (0 to 2.1)	0-1 (0 to 2.1)	85-2
Other oral disorders	0 (0 to 0)	0 (0 to 0)	0 (0 to 0)	3-5 (2 to 5.4)	3-9 (1.4 to 8.4)	3-9 (1.7 to 8.4)	3-9 (2.3 to 8)	4-5 (2.7 to 7.1)	5-2 (3.1 to 8.2)	5-2 (3.4 to 8.9)	5-2 (3.4 to 8.9)	5-2 (3.4 to 8.9)	5-2 (3.4 to 8.9)	5-2 (3.4 to 8.9)	5-2 (3.4 to 8.9)	5-2 (3.4 to 8.9)	5-2 (3.4 to 8.9)	5-2 (3.4 to 8.9)	5-2 (3.4 to 8.9)	5-2 (3.4 to 8.9)	5-2 (3.4 to 8.9)	5-2 (3.4 to 8.9)	5-2 (3.4 to 8.9)	5-2 (3.4 to 8.9)	5-2 (3.4 to 8.9)	80-6
Sudden infant death syndrome	1-8 (1.1 to 2.8)	1-8 (1.1 to 2.8)	1-8 (1.1 to 2.8)	1-8 (1.1 to 2.8)	1-8 (1.1 to 2.8)	1-8 (1.1 to 2.8)	1-8 (1.1 to 2.8)	1-8 (1.1 to 2.8)	1-8 (1.1 to 2.8)	1-8 (1.1 to 2.8)	1-8 (1.1 to 2.8)	1-8 (1.1 to 2.8)	1-8 (1.1 to 2.8)	1-8 (1.1 to 2.8)	1-8 (1.1 to 2.8)	1-8 (1.1 to 2.8)	1-

SR Table 2a: Baseline DALYS by cause and age group for males with 95% uncertainty intervals, 2019

Cause	Early Neonatal	Late Neonatal	Post Neonatal	1 to 4	5 to 9	10 to 14	15 to 19	20 to 24	25 to 29	30 to 34	35 to 39	40 to 44	45 to 49	50 to 54	55 to 59	60 to 64	65 to 69	70 to 74	75 to 79	80 to 84	85 to 89	90 to 94	95 plus	Total
All causes	1 580 (1 410 to 1 744)	1 060 (924 to 1 208)	1 760 (1 570 to 2 011)	2 020 (1 820 to 2 250)	1 020 (910 to 1 140)	1 020 (910 to 1 140)	1 220 (1 070 to 1 380)	1 540 (1 350 to 1 740)	1 820 (1 610 to 2 060)	2 060 (1 840 to 2 310)	2 340 (2 080 to 2 640)	2 660 (2 370 to 3 000)	3 070 (2 730 to 3 470)	3 610 (3 210 to 4 080)	4 320 (3 840 to 4 880)	5 240 (4 650 to 5 910)	6 400 (5 670 to 7 220)	7 920 (7 000 to 8 930)	9 870 (8 710 to 11 130)	12 200 (10 800 to 13 700)	14 900 (13 200 to 16 800)	18 000 (15 900 to 20 300)	18 400 (16 300 to 20 800)	31 200 (27 600 to 35 200)
Communicable, maternal, neonatal, and nutritional diseases	1 580 (1 410 to 1 744)	1 060 (924 to 1 208)	1 760 (1 570 to 2 011)	2 020 (1 820 to 2 250)	1 020 (910 to 1 140)	1 020 (910 to 1 140)	1 220 (1 070 to 1 380)	1 540 (1 350 to 1 740)	1 820 (1 610 to 2 060)	2 060 (1 840 to 2 310)	2 340 (2 080 to 2 640)	2 660 (2 370 to 3 000)	3 070 (2 730 to 3 470)	3 610 (3 210 to 4 080)	4 320 (3 840 to 4 880)	5 240 (4 650 to 5 910)	6 400 (5 670 to 7 220)	7 920 (7 000 to 8 930)	9 870 (8 710 to 11 130)	12 200 (10 800 to 13 700)	14 900 (13 200 to 16 800)	18 000 (15 900 to 20 300)	18 400 (16 300 to 20 800)	1,000
HIV/AIDS and sexually transmitted infections	5.5 (4.6 to 12.7)	2 (0.43 to 4.6)	2.6 (1.2 to 5)	0.5 (0.4 to 0.6)	0.2 (0.2 to 0.4)	0.1 (0.1 to 0.2)	0.2 (0.2 to 0.3)	0.8 (0.4 to 1)	2.1 (1.4 to 2.9)	4.1 (2.1 to 5.5)	4.7 (3.0 to 6.2)	5 (3.8 to 6.7)	5.6 (4.4 to 7.3)	5 (3.9 to 6.4)	3.9 (3 to 5)	2.5 (2 to 3.3)	1.9 (1.4 to 2.6)	0.9 (0.6 to 1.4)	0.4 (0.2 to 0.7)	0.1 (0.1 to 0.2)	0 (0 to 0)	0 (0 to 0)	49.5
HIV/AIDS	0 (0 to 0)	0 (0 to 0)	0.4 (0.3 to 0.6)	0.4 (0.3 to 0.5)	0.2 (0.2 to 0.3)	0.1 (0.1 to 0.2)	0.2 (0.1 to 0.3)	0.6 (0.5 to 0.8)	1.9 (1.4 to 2.5)	3.9 (2.9 to 5.1)	4.4 (3.3 to 5.9)	4.8 (3.7 to 6.3)	5.2 (4.1 to 6.9)	4.7 (3.7 to 6.1)	3.6 (2.8 to 4.6)	2.3 (1.8 to 3.2)	1.7 (1.3 to 2.2)	0.7 (0.4 to 1.3)	0.3 (0.2 to 0.6)	0.1 (0 to 0.1)	0 (0 to 0)	0 (0 to 0)	35.8
HIV/AIDS - Drug-susceptible Tuberculosis	0 (0 to 0)	0 (0 to 0)	0.1 (0 to 0.1)	0 (0 to 0)	0 (0 to 0)	0 (0 to 0)	0 (0 to 0)	0.2 (0.1 to 0.3)	0.5 (0.3 to 0.6)	0.9 (0.6 to 1.2)	1 (0.7 to 1.4)	1 (0.8 to 1.4)	1.1 (0.8 to 1.5)	0.9 (0.7 to 1.3)	0.7 (0.5 to 1)	0.4 (0.3 to 0.6)	0.3 (0.2 to 0.5)	0.1 (0.1 to 0.2)	0.1 (0 to 0.1)	0 (0 to 0)	0 (0 to 0)	0 (0 to 0)	0 (0 to 0)	3.3
HIV/AIDS - Multidrug-resistant Tuberculosis without extensive dr...	0 (0 to 0)	0 (0 to 0)	0 (0 to 0)	0 (0 to 0)	0 (0 to 0)	0 (0 to 0)	0 (0 to 0)	0 (0 to 0)	0 (0 to 0)	0 (0 to 0)	0 (0 to 0)	0 (0 to 0)	0 (0 to 0)	0 (0 to 0)	0 (0 to 0)	0 (0 to 0)	0 (0 to 0)	0 (0 to 0)	0 (0 to 0)	0 (0 to 0)	0 (0 to 0)	0 (0 to 0)	0 (0 to 0)	0.1
HIV/AIDS - Extensively drug-resistant Tuberculosis	0 (0 to 0)	0 (0 to 0)	0 (0 to 0)	0 (0 to 0)	0 (0 to 0)	0 (0 to 0)	0 (0 to 0)	0 (0 to 0)	0 (0 to 0)	0 (0 to 0)	0 (0 to 0)	0 (0 to 0)	0 (0 to 0)	0 (0 to 0)	0 (0 to 0)	0 (0 to 0)	0 (0 to 0)	0 (0 to 0)	0 (0 to 0)	0 (0 to 0)	0 (0 to 0)	0 (0 to 0)	0 (0 to 0)	0
HIV/AIDS resulting in other diseases	0 (0 to 0)	0 (0 to 0)	0.4 (0.3 to 0.4)	0.3 (0.2 to 0.4)	0.2 (0.2 to 0.3)	0.1 (0.1 to 0.1)	0.2 (0.1 to 0.2)	0.6 (0.4 to 0.8)	1.7 (1.2 to 2.4)	3.5 (2.5 to 4.7)	4 (2.9 to 5.3)	4.3 (3.1 to 5.9)	4.8 (3.4 to 6.4)	4.3 (3.2 to 5.8)	3.3 (2.4 to 4.3)	2.1 (1.5 to 2.9)	1.5 (1.1 to 2.1)	0.7 (0.3 to 1.2)	0.3 (0.2 to 0.6)	0.1 (0 to 0.1)	0 (0 to 0)	0 (0 to 0)	0 (0 to 0)	32.3
Sexually transmitted infections excluding HIV	5.5 (1.4 to 12.7)	2 (0.43 to 4.6)	0.2 (0.03 to 1.4)	0.1 (0 to 0.5)	0 (0 to 0)	0 (0 to 0)	0 (0 to 0.1)	0.1 (0.1 to 0.2)	0.2 (0.1 to 0.4)	0.2 (0.1 to 0.5)	0.3 (0.1 to 0.6)	0.3 (0.1 to 0.7)	0.3 (0.1 to 0.6)	0.3 (0.1 to 0.7)	0.2 (0.1 to 0.4)	0.2 (0.1 to 0.4)	0.1 (0 to 0.2)	0.1 (0 to 0.2)	0 (0 to 0.1)	0 (0 to 0.1)	0 (0 to 0)	0 (0 to 0)	0 (0 to 0)	13.8
Syphilis	5.5 (1.4 to 12.7)	2 (0.43 to 4.6)	0.2 (0.03 to 1.4)	0.1 (0 to 0.5)	0 (0 to 0)	0 (0 to 0)	0 (0 to 0.1)	0.1 (0 to 0.2)	0.2 (0.1 to 0.4)	0.2 (0.1 to 0.5)	0.3 (0.1 to 0.6)	0.3 (0.1 to 0.7)	0.3 (0.1 to 0.6)	0.3 (0.1 to 0.7)	0.2 (0.1 to 0.4)	0.2 (0.1 to 0.4)	0.1 (0 to 0.2)	0.1 (0 to 0.2)	0 (0 to 0.1)	0 (0 to 0.1)	0 (0 to 0)	0 (0 to 0)	0 (0 to 0)	11.4
Chlamydial infection	0 (0 to 0)	0 (0 to 0)	0 (0 to 0)	0 (0 to 0)	0 (0 to 0)	0 (0 to 0)	0 (0 to 0)	0 (0 to 0)	0 (0 to 0)	0 (0 to 0)	0 (0 to 0)	0 (0 to 0)	0 (0 to 0)	0 (0 to 0)	0 (0 to 0)	0 (0 to 0)	0 (0 to 0)	0 (0 to 0)	0 (0 to 0)

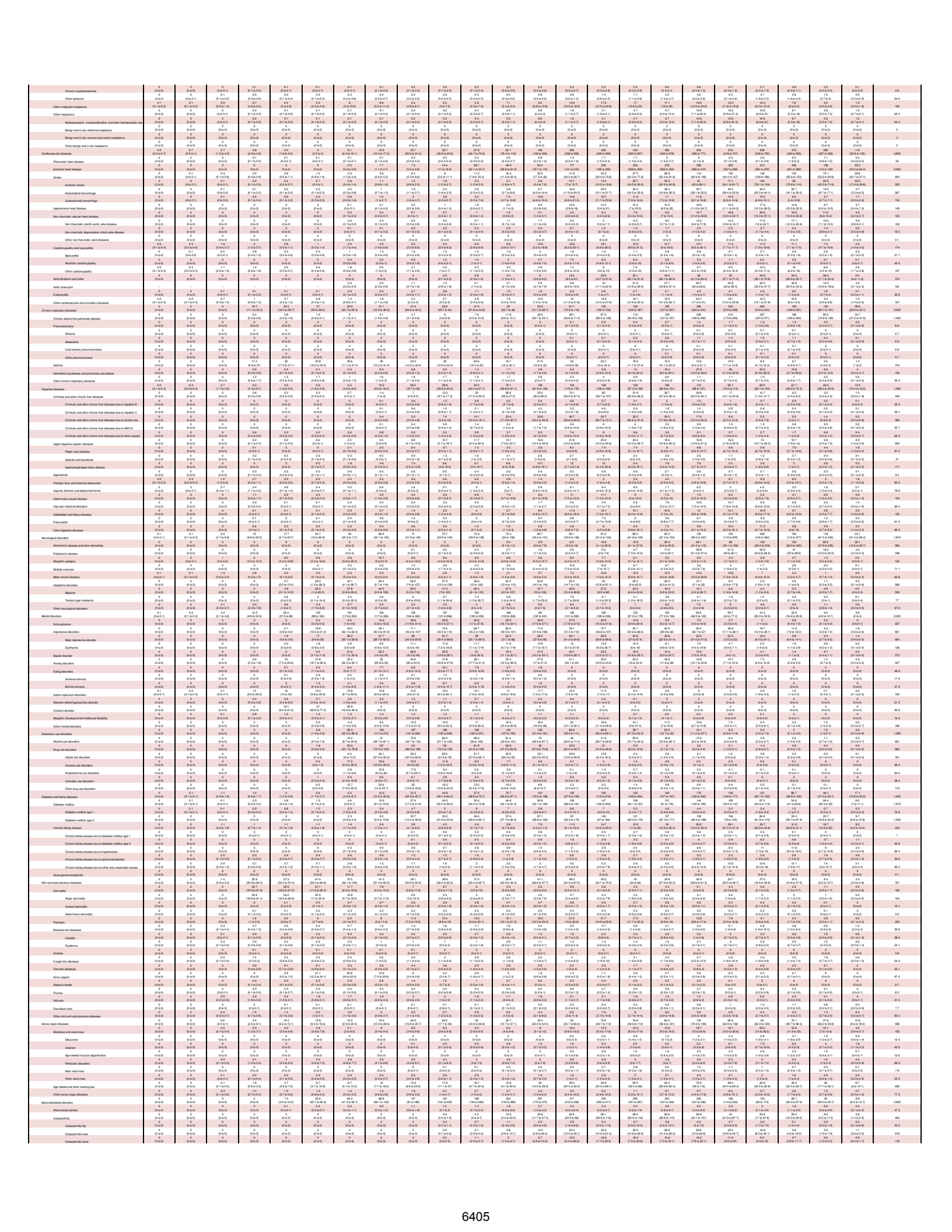

Osteoarthritis other	0 (0 to 0)	0 (0 to 0)	0 (0 to 0)	0 (0 to 0)	0 (0 to 0)	0 (0 to 0)	0 (0 to 0)	0 (0 to 0)	0 (0 to 0)	0 (0 to 0)	0 (0 to 1)	0 (0 to 0)	0 (0 to 1)	0 (0 to 0)	1 (0 to 2)	2 (0 to 5)	4 (1 to 9)	5 (2 to 10)	6 (3 to 13)	5 (2 to 12)	4 (2 to 9)	3 (1 to 8)	2 (1 to 7)	1 (0 to 5)	0.5 (0 to 3)	45-9
Low back pain	0 (0 to 0)	0 (0 to 0)	0 (0 to 0)	0 (0 to 0)	23 (13 to 39)	23 (13 to 39)	23 (13 to 40)	30 (20 to 41)	39 (29 to 51)	49 (40 to 59)	59 (49 to 70)	69 (58 to 80)	78 (66 to 89)	84 (72 to 94)	90 (78 to 100)	91 (79 to 102)	90 (78 to 102)	84 (72 to 96)	74 (63 to 86)	62 (52 to 73)	50 (41 to 60)	39 (31 to 48)	29 (22 to 37)	20 (15 to 28)	13 (9 to 19)	1,360
Neck pain	0 (0 to 0)	0 (0 to 0)	0 (0 to 0)	2.2 (0 to 7.4)	11.2 (5.7 to 20.7)	17.8 (9.5 to 32.5)	25.5 (10 to 39)	33.2 (16 to 51)	39.8 (19.5 to 72.1)	46.8 (24.9 to 78)	53.7 (30.7 to 86.2)	60.1 (35.7 to 92.7)	66.1 (40.3 to 98.1)	71.3 (44.2 to 103)	75.6 (47.5 to 107)	78.5 (49.4 to 110)	79.6 (49.4 to 114)	78.5 (48.2 to 113)	75.8 (46.2 to 110)	71.4 (43.5 to 104)	65.7 (39.9 to 96)	58.7 (35.7 to 86)	50.7 (30.9 to 74)	41.9 (25.4 to 61)	568
Gout	0 (0 to 0)	0 (0 to 0)	0 (0 to 0)	0 (0 to 0)	0 (0 to 0)	0 (0 to 0)	0 (0 to 0)	0 (0 to 0)	0 (0 to 0)	0 (0 to 1)	0 (0 to 1)	0 (0 to 1)	0 (0 to 1)	0 (0 to 1)	0 (0 to 1)	0 (0 to 1)	0 (0 to 1)	0 (0 to 1)	0 (0 to 1)	0 (0 to 1)	0 (0 to 1)	0 (0 to 1)	0 (0 to 1)	0 (0 to 1)	0 (0 to 1)	57
Other musculoskeletal disorders	0 (0 to 0)	0 (0 to 0)	0 (0 to 0)	0 (0 to 0)	0.2 (0 to 0.9)	0.2 (0 to 0.9)	0.3 (0 to 1.4)	0.4 (0 to 2.2)	0.5 (0 to 3)	0.6 (0 to 3.7)	0.7 (0 to 4.5)	0.8 (0 to 5.2)	0.9 (0 to 5.8)	1 (0 to 6.3)	1.1 (0 to 6.7)	1.2 (0 to 7)	1.2 (0 to 7.1)	1.2 (0 to 7.1)	1.1 (0 to 6.9)	1 (0 to 6.5)	0.9 (0 to 5.9)	0.8 (0 to 5.2)	0.7 (0 to 4.5)	0.5 (0 to 3.4)	0.4 (0 to 2.5)	489
Other non-communicable diseases	49.3 (38.5 to 59.8)	34.4 (17.5 to 56.2)	76.4 (49.5 to 111)	54.7 (40.1 to 68.9)	21.8 (16.5 to 45.3)	30.2 (21.7 to 46.8)	32 (22.8 to 42.9)	34.6 (25.4 to 47.1)	36.1 (25.5 to 49.7)	35.6 (25.5 to 49.7)	38.1 (27.2 to 52.9)	40.6 (29.6 to 61.2)	39.4 (34.9 to 71.9)	39 (34.6 to 76)	38.5 (34.2 to 75.2)	38.1 (33.9 to 74.3)	38.4 (34.1 to 74.9)	38.1 (33.9 to 74.3)	37.5 (33.3 to 73.1)	36.7 (32.6 to 71.7)	35.7 (31.7 to 69.8)	34.5 (30.7 to 67.3)	33.1 (29.4 to 64.6)	31.4 (27.9 to 61.2)	1,510
Congenital birth defects	20.9 (14.9 to 30.2)	49 (29.1 to 82.3)	35.7 (24.3 to 49.8)	19.7 (10.5 to 37.2)	12.6 (8.6 to 17.5)	13.2 (9.6 to 18.3)	11.4 (8.5 to 15.1)	10.2 (7.6 to 14)	8.9 (6.5 to 12.5)	8.5 (6.4 to 11.5)	8.1 (5.9 to 10.6)	7.9 (5.9 to 10.6)	8.9 (6.5 to 11.7)	10.2 (7.2 to 14.6)	10.1 (7.2 to 14.5)	9.9 (7.1 to 14.2)	7.4 (4.9 to 10.2)	4.9 (3.1 to 6.7)	1.9 (1.1 to 3)	0.7 (0.4 to 1.1)	0.4 (0.2 to 0.6)	0.2 (0.1 to 0.3)	0.1 (0 to 0.1)	280
Neural tube defects	2.1 (0.7 to 4.5)	1.5 (0.4 to 3.1)	3.7 (1.5 to 7.4)	4.2 (2.1 to 7.5)	0.4 (0.2 to 0.6)	0.4 (0.3 to 0.6)	0.5 (0.3 to 0.7)	0.5 (0.4 to 0.7)	0.4 (0.2 to 0.7)	0.3 (0.2 to 0.5)	0.3 (0.2 to 0.5)	0.2 (0.1 to 0.4)	0.2 (0.1 to 0.5)	0.2 (0.1 to 0.5)	0.2 (0.1 to 0.5)	0.2 (0.1 to 0.5)	0.1 (0.1 to 0.3)	0.1 (0 to 0.1)	0 (0 to 0.1)	0 (0 to 0.1)	0 (0 to 0.1)	0 (0 to 0.1)	0 (0 to 0.1)	0 (0 to 0.1)	0 (0 to 0.1)	14.9
Congenital heart anomalies	10.5 (6.1 to 21.2)	10.1 (6.3 to 17.4)	17.7 (9.2 to 34.2)	9.7 (5.2 to 14.4)	2.4 (1.5 to 4.7)	1.9 (1.2 to 2.9)	2.2 (1.5 to 3.4)	2.6 (1.7 to 4.1)	2.4 (1.6 to 3.8)	2.1 (1.4 to 3.2)	1.8 (1.2 to 2.8)	1.5 (1 to 2.2)	2 (1.3 to 3)	2.1 (1.3 to 3)	2.1 (1.3 to 3.2)	1.9 (1.2 to 3)	1.7 (0.9 to 2.7)	1.2 (0.5 to 2)	0.5 (0.1 to 1.4)	0.1 (0 to 0.3)	0.1 (0 to 0.2)	0.1 (0 to 0.2)	0 (0 to 0.1)	0 (0 to 0.1)	0 (0 to 0.1)	73.8
Orofacial clefts	0 (0 to 0)	0 (0 to 0)	0.1 (0.1 to 0.3)	0.3 (0.1 to 0.6)	0.2 (0.1 to 0.4)	0.2 (0.1 to 0.4)	0.2 (0.1 to 0.4)	0.2 (0 to 0.4)	0.2 (0 to 0.4)	0.2 (0 to 0.4)	0.2 (0 to 0.4)	0.2 (0 to 0.4)	0.2 (0 to 0.4)	0.2 (0 to 0.4)	0.2 (0 to 0.4)	0.2 (0 to 0.4)	0.2 (0 to 0.4)	0.1 (0 to 0.3)	0.1 (0 to 0.2)	0 (0 to 0.1)	0 (0 to 0.1)	0 (0 to 0.1)	0 (0 to 0.1)	0 (0 to 0.1)	0 (0 to 0.1)	2.9
Down syndrome	1 (0.3 to 2.4)	0.4 (0 to 1.3)	1.3 (0.7 to 2.6)	1.4 (0.9 to 2.2)	0.9 (0.6 to 1.4)	0.8 (0.5 to 1.2)	0.9 (0.6 to 1.3)	1.1 (0.8 to 1.4)	1.1 (0.7 to 1.6)	0.9 (0.6 to 1.3)	0.9 (0.6 to 1.3)	0.9 (0.6 to 1.3)	0.9 (0.6 to 1.3)	1.4 (0.9 to 2)	1.4 (0.9 to 2)	1.3 (0.8 to 2)	0.9 (0.5 to 1.5)	0.5 (0.2 to 1)	0.2 (0 to 0.5)	0.1 (0 to 0.3)	0 (0 to 0.1)	0 (0 to 0.1)	0 (0 to 0.1)	0 (0 to 0.1)	0 (0 to 0.1)	23.1
Turner syndrome	0 (0 to 0)	0 (0 to 0)	0 (0 to 0)	0 (0 to 0)	0 (0 to 0)	0 (0 to 0)	0 (0 to 0)	0 (0 to 0)	0 (0 to 0)	0 (0 to 0)	0 (0 to 0)	0 (0 to 0)	0 (0 to 0)	0 (0 to 0)	0 (0 to 0)	0 (0 to 0)	0 (0 to 0)	0 (0 to 0)	0 (0 to 0)	0 (0 to 0)	0 (0 to 0)	0 (0 to 0)	0 (0 to 0)	0 (0 to 0)	0 (0 to 0)	0 (0 to 0)	0
Klinefelter syndrome	0 (0 to 0)	0 (0 to 0)	0 (0 to 0)	0 (0 to 0)	0 (0 to 0)	0 (0 to 0)	0 (0 to 0)	0 (0 to 0)	0 (0 to 0)	0 (0 to 0)	0 (0 to 0)	0 (0 to 0)	0 (0 to 0)	0 (0 to 0)	0 (0 to 0)	0 (0 to 0)	0 (0 to 0)	0 (0 to 0)	0 (0 to 0)	0 (0 to 0)	0 (0 to 0)	0 (0 to 0)	0 (0 to 0)	0 (0 to 0)	0 (0 to 0)	0 (0 to 0)	0.2
Other chromosomal abnormalities	4.6 (1.9 to 14.7)	2.2 (1.1 to 4.5)	6.1 (3.1 to 14.1)	3.9 (2.5 to 5.7)	2 (1.3 to 3.1)	1.7 (1.1 to 2.6)	1.8 (1.1 to 2.8)	1.6 (1 to 2.5)	1.4 (0.8 to 2.2)	1.2 (0.8 to 1.9)	1.2 (0.7 to 1.8)	1 (0.7 to 1.5)	1.1 (0.7 to 1.6)	1 (0.7 to 1.5)	1.1 (0.7 to 1.6)	1 (0.7 to 1.5)	0.8 (0.5 to 1.1)	0.6 (0.3 to 0.9)	0.3 (0.2 to 0.4)	0.2 (0.1 to 0.4)	0.1 (0 to 0.3)	0.1 (0 to 0.2)	0 (0 to 0.1)	0 (0 to 0.1)	0 (0 to 0.1)	32.4
Congenital musculoskeletal and limb anomalies	1.3 (0.4 to 3.2)	0.6 (0.4 to 1.5)	7.6 (3.4 to 20.2)	4.9 (4.2 to 11.8)	2.7 (2.7 to 4.6)	4.1 (2.4 to 6.6)	2.4 (1.7 to 4.7)	1.3 (0.7 to 2.1)	0.7 (0.4 to 1.2)	0.4 (0.2 to 0.8)	0.3 (0.2 to 0.6)	0.2 (0.1 to 0.4)	0.2 (0.1 to 0.4)	0.2 (0.1 to 0.4)	0.2 (0.1 to 0.4)	0.2 (0.1 to 0.4)	0.1 (0.1 to 0.3)	0.1 (0 to 0.2)	0 (0 to 0.1)	0 (0 to 0.1)	0 (0 to 0.1)	0 (0 to 0.1)	0 (0 to 0.1)	0 (0 to 0.1)	0 (0 to 0.1)	56.5
Urogenital congenital anomalies	3.8 (1.4 to 13.4)	0.8 (0.4 to 2.3)	1.7 (0.8 to 4.2)	0.5 (0.4 to 0.8)	0.4 (0.2 to 0.6)	0.3 (0.2 to 0.4)	0.2 (0.1 to 0.4)	0.2 (0.1 to 0.3)	0.2 (0.1 to 0.3)	0.1 (0.1 to 0.2)	0.1 (0.1 to 0.2)	0.1 (0.1 to 0.2)	0.1 (0.1 to 0.2)	0.1 (0.1 to 0.2)	0.1 (0.1 to 0.2)	0.1 (0.1 to 0.2)	0.1 (0.1 to 0.2)	0 (0 to 0.1)	0 (0 to 0.1)	0 (0 to 0.1)	0 (0 to 0.1)	0 (0 to 0.1)	0 (0 to 0.1)	0 (0 to 0.1)	0 (0 to 0.1)	9.7
Digestive congenital anomalies	14 (1.4 to 69.6)	1.5 (1.3 to 7.7)	1.6 (1 to 5.4)	1.3 (0.9 to 4.1)	0.6 (0.5 to 2.7)	0.5 (0.3 to 2.1)	0.5 (0.3 to 2.1)	0.4 (0.3 to 1.8)	0.3 (0.2 to 1.5)	0.3 (0.2 to 1.2)	0.2 (0.1 to 1.1)	0.2 (0.1 to 1)	0.2 (0.1 to 1)	0.2 (0.1 to 1)	0.2 (0.1 to 1)	0.2 (0.1 to 1)	0.2 (0.1 to 1)	0.1 (0 to 0.3)	0.1 (0 to 0.3)	0 (0 to 0.1)	0 (0 to 0.1)	0 (0 to 0.1)	0 (0 to 0.1)	0 (0 to 0.1)	0 (0 to 0.1)	13.7
Other congenital birth defects	13.4 (7.4 to 27.3)	12.7 (2.2 to 7.2)	9.2 (5.1 to 18)	5.2 (4.4 to 10)	1.6 (1.2 to 2.2)	1.4 (1.2 to 2.2)	1.6 (1.1 to 2.6)	1.6 (1.1 to 2.6)	1.6 (1.1 to 2.6)	1.5 (1 to 2.4)	1.5 (1 to 2.4)	1.5 (1 to 2.4)	1.5 (1 to 2.4)	1.5 (1 to 2.4)	1.5 (1 to 2.4)	1.5 (1 to 2.4)	1.4 (0.9 to 2.2)	1.1 (0.7 to 1.7)	0.8 (0.5 to 1.2)	0.5 (0.3 to 1.2)	0.3 (0.2 to 0.7)	0.2 (0.1 to 0.5)	0.1 (0.1 to 0.3)	0.1 (0 to 0.2)	0.1 (0 to 0.2)	52.4
Urinary diseases and male infertility	0 (0 to 0.1)	0 (0 to 0.1)	0.4 (0 to 0.6)	0.6 (0.3 to 0.9)	0.6 (0.2 to 0.4)	0.6 (0.2 to 0.3)	0.6 (0.3 to 0.4)	0.6 (0.3 to 0.4)	0.6 (0.3 to 0.4)	0.6 (0.3 to 0.4)	0.6 (0.3 to 0.4)	0.6 (0.3 to 0.4)	0.6 (0.3 to 0.4)	0.6 (0.3 to 0.4)	0.6 (0.3 to 0.4)	0.6 (0.3 to 0.4)	0.6 (0.3 to 0.4)	0.5 (0.2 to 0.3)	0.3 (0.1 to 0.3)	0.2 (0.1 to 0.2)	0.1 (0 to 0.2)	0.1 (0 to 0.1)	0 (0 to 0.1)	0 (0 to 0.1)	0 (0 to 0.1)	22.1
Urolithiasis	0 (0 to 0)	0 (0 to 0)	0 (0 to 0)	0 (0 to 0.1)	0 (0 to 0)	0 (0 to 0)	0 (0 to 0.1)	0 (0 to 0.1)	0 (0 to 0.1)	0 (0 to 0.1)	0 (0 to 0.1)	0 (0 to 0.1)	0 (0 to 0.1)	0 (0 to 0.1)	0 (0 to 0.1)	0 (0 to 0.1)	0 (0 to 0.1)	0 (0 to 0.1)	0 (0 to 0.1)	0 (0 to 0.1)	0 (0 to 0.1)	0 (0 to 0.1)	0 (0 to 0.1)	0 (0 to 0.1)	0 (0 to 0.1)	0 (0 to 0.1)	15.9
Benign prostatic hyperplasia	0 (0 to 0)	0 (0 to 0)	0 (0 to 0)	0 (0 to 0)	0 (0 to 0)	0 (0 to 0)	0 (0 to 0)	0 (0 to 0)	0 (0 to 0)	0 (0 to 0)	0 (0 to 0)	0 (0 to 0)	0 (0 to 0)	0 (0 to 0)	0 (0 to 0)	0 (0 to 0)	0 (0 to 0)	0 (0 to 0)	0 (0 to 0)	0 (0 to 0)	0 (0 to 0)	0 (0 to 0)	0 (0 to 0)	0 (0 to 0)	0 (0 to 0)	0 (0 to 0)	176
Male infertility	0 (0 to 0)	0 (0 to 0)	0 (0 to 0)	0 (0 to 0)	0 (0 to 0)	0 (0 to 0)	0 (0 to 0)	0 (0 to 0)	2.1 (0.5 to 5.1)	2 (0.5 to 5.4)	2 (0.5 to 5.4)	2 (0.5 to 5.4)	2 (0.5 to 5.4)	2 (0.5 to 5.4)	2 (0.5 to 5.4)	2 (0.5 to 5.4)	1.9 (0.5 to 5.1)	1.4 (0.3 to 3.8)	0.7 (0.2 to 1.9)	0.3 (0.1 to 0.8)	0.1 (0 to 0.3)	0 (0 to 0.1)	0 (0 to 0.1)	0 (0 to 0.1)	0 (0 to 0.1)	0 (0 to 0.1)	10
Other urinary diseases	0 (0 to 0)	0 (0 to 0.1)	0.1 (0 to 0.1)	0.2 (0.1 to 0.3)	0.1 (0.1 to 0.1)	0.1 (0.1 to 0.1)	0.1 (0.1 to 0.2)	0.1 (0.1 to 0.2)	0.2 (0.1 to 0.2)	0.2 (0.1 to 0.2)	0.2 (0.1 to 0.3)	0.2 (0.2 to 0.3)	0.2 (0.2 to 0.3)	0.4 (0.2 to 1)	0.4 (0.2 to 1)	0.4 (0.2 to 1)	0.3 (0.2 to 0.8)	0.2 (0.1 to 0.5)	0.1 (0.1 to 0.3)	0.1 (0.1 to 0.2)	0.1 (0.1 to 0.2)	0.1 (0.1 to 0.2)	0 (0 to 0.1)	0 (0 to 0.1)	0 (0 to 0.1)	10.7
Gynecological diseases	0 (0 to 0)	0 (0 to 0)	0 (0 to 0)	0 (0 to 0)	0 (0 to 0)	0 (0 to 0)	0 (0 to 0)	0 (0 to 0)	0 (0 to 0)	0 (0 to 0)	0 (0 to 0)	0 (0 to 0)	0 (0 to 0)	0 (0 to 0)	0 (0 to 0)	0 (0 to 0)	0 (0 to 0)	0 (0 to 0)	0 (0 to 0)	0 (0 to 0)	0 (0 to 0)	0 (0 to 0)	0 (0 to 0)	0 (0 to 0)	0 (0 to 0)	0 (0 to 0)	0
Uterine fibroids	0 (0 to 0)	0 (0 to 0)	0 (0 to 0)	0 (0 to 0)	0 (0 to 0)	0 (0 to 0)	0 (0 to 0)	0 (0 to 0)	0 (0 to 0)	0 (0 to 0)	0 (0 to 0)	0 (0 to 0)	0 (0 to 0)	0 (0 to 0)	0 (0 to 0)	0 (0 to 0)	0 (0 to 0)	0 (0 to 0)	0 (0 to 0)	0 (0 to 0)	0 (0 to 0)	0 (0 to 0)	0 (0 to 0)	0 (0 to 0)	0 (0 to 0)	0 (0 to 0)	0
Polycystic ovarian syndrome	..	..	..	..	..	..	..	..	..	..	..	..	..	..	..	..	..	..	..	..	..	..	..	..	..	..	NA
Female infertility	..	..	..	..	..	..	..	..	..	..	..	..	..	..	..	..	..	..	..	..	..	..	..	..	..	..	NA
Endometriosis	..	..	..	..	..	..	..	..	..	..	..	..	..	..	..	..	..	..	..	..	..	..	..	..	..	..	NA
Genital prolapse	0 (0 to 0)	0 (0 to 0)	0 (0 to 0)	0 (0 to 0)	0 (0 to 0)	0 (0 to 0)	0 (0 to 0)	0 (0 to 0)	0 (0 to 0)	0 (0 to 0)	0 (0 to 0)	0 (0 to 0)	0 (0 to 0)	0 (0 to 0)	0 (0 to 0)	0 (0 to 0)	0 (0 to 0)	0 (0 to 0)	0 (0 to 0)	0 (0 to 0)	0 (0 to 0)	0 (0 to 0)	0 (0 to 0)	0 (0 to 0)	0 (0 to 0)	0 (0 to 0)	0
Premenstrual syndrome	..	..	..	..	..	..	..	..	..	..	..	..	..	..	..	..	..	..	..	..	..	..	..	..	..	..	NA
Other gynecological diseases	0 (0 to 0)	0 (0 to 0)	0 (0 to 0)	0 (0 to 0)	0 (0 to 0)	0 (0 to 0)	0 (0 to 0)	0 (0 to 0)	0 (0 to 0)	0 (0 to 0)	0 (0 to 0)	0 (0 to 0)	0 (0 to 0)	0 (0 to 0)	0 (0 to 0)	0 (0 to 0)	0 (0 to 0)	0 (0 to 0)	0 (0 to 0)	0 (0 to 0)	0 (0 to 0)	0 (0 to 0)	0 (0 to 0)	0 (0 to 0)	0 (0 to 0)	0 (0 to 0)	0
Hemoglobinopathies and hemolytic anemias	0.1 (0 to 0.2)	0.3 (0.1 to 0.5)	0.8 (0.4 to 2)	2.2 (0.5 to 10.5)	1.4 (0.4 to 6.1)	0.9 (0.5 to 2.1)	1 (0.6 to 2.4)	0.7 (0.5 to 1.6)	0.8 (0.4 to 1.9)	0.7 (0.3 to 1.7)	0.7 (0.4 to 1.7)	0.6 (0.4 to 1.6)	0.6 (0.4 to 1.6)	0.6 (0.3 to 1.5)	1.2 (0.4 to 2.4)	0.5 (0.3 to 2.2)	1 (0.5 to 2.4)	1.1 (0.6 to 2.4)	0.9 (0.4 to 1.9)	0.9 (0.4 to 1.9)	0.8 (0.4 to 1.6)	0.5 (0.2 to 1.2)	0.2 (0.1 to 0.6)	18.5
Thalassemias	0 (0 to 0)	0 (0 to 0)	0 (0 to 0)	0 (0 to 0)	0 (0 to 0)	0 (0 to 0)	0 (0 to 0)	0 (0 to 0)	0 (0 to 0)	0 (0 to 0)	0 (0 to 0)	0 (0 to 0)	0 (0 to 0)	0 (0 to 0)	0 (0 to 0)	0 (0 to 0)	0 (0 to 0)	0 (0 to 0)	0 (0 to 0)	0 (0 to 0)	0 (0 to 0)	0 (0 to 0)	0 (0 to 0)	0 (0 to 0)	0 (0 to 0)	0 (0 to 0)	0.1
Thalassemias trait	0 (0 to 0)	0 (0 to 0)	0 (0 to 0)	0.6 (0 to 2.3)	0.4 (0 to 1.6)	0.2 (0 to 0.5)	0.1 (0 to 0.4)	0.1 (0 to 0.3)	0.1 (0 to 0.3)	0.1 (0 to 0.3)	0.1 (0 to 0.3)	0.1 (0 to 0.3)	0.1 (0 to 0.3)	0.1 (0 to 0.3)	0.2 (0 to 0.5)	0.1 (0 to 0.4)	0.1 (0 to 0.4)	0.1 (0 to 0.4)	0.1 (0 to 0.3)	0.1 (0 to 0.3)	0.1 (0 to 0.3)	0.1 (0 to 0.2)	0 (0 to 0.1)	0 (0 to 0.1)	0 (0 to 0.1)	2.3
Sickle cell disorders	0 (0 to 0)	0.2 (0 to 0.2)	0.5 (0.4 to 0.6)	0.5 (0.4 to 0.7)	0.4 (0.2 to 0.5)	0.4 (0.4 to 0.5)	0.4 (0.4 to 0.5)	0.5 (0.4 to 0.7)	0.5 (0.4 to 0.7)	0.4 (0.3 to 0.5)	0.3 (0.2 to 0.4)	0.3 (0.2 to 0.4)	0.3 (0.2 to 0.4)	0.3 (0.2 to 0.4)	0.3 (0.2 to 0.4)	0.3 (0.2 to 0.4)	0.2 (0.1 to 0.3)	0.1 (0.1 to 0.2)	0.1 (0 to 0.2)	0.1 (0 to 0.2)	0.1 (0 to 0.2)	0.1 (0 to 0.2)	0 (0 to 0.1)	0 (0 to 0.1)	0 (0 to 0.1)	5.5
Sickle cell trait	0 (0 to 0)	0 (0 to 0.1)	0 (0 to 0.2)	0.1 (0 to 0.4)	0.7 (0 to 1.7)	0.4 (0 to 0.9)	0.1 (0 to 0.4)	0.1 (0 to 0.4)	0.1 (0 to 0.3)	0.1 (0 to 0.3)	0.1 (0 to 0.4)	0.1 (0 to 0.4)	0.1 (0 to 0.4)	0.1 (0 to 0.3)	0.2 (0 to 0.5)	0.1 (0 to 0.4)	0.1 (0 to 0.4)	0.1 (0 to 0.4)	0.1 (0 to 0.3)	0.1 (0 to 0.3)	0.1 (0 to 0.3)	0.1 (0 to 0.3)	0 (0 to 0.1)	0 (0 to 0.1)	0 (0 to 0.1)	2.6
G6PD deficiency	0 (0 to 0)	0 (0 to 0)	0 (0 to 0)	0 (0 to 0)	0 (0 to 0)	0 (0 to 0)	0 (0 to 0)	0 (0 to 0)	0 (0 to 0)	0 (0 to 0)	0 (0 to 0)	0 (0 to 0)	0 (0 to 0)	0 (0 to 0)	0 (0 to 0)	0 (0 to 0)	0 (0 to 0)	0 (0 to 0)	0 (0 to 0)	0 (0 to 0)	0 (0 to 0)	0 (0 to 0)	0 (0 to 0)	0 (0 to 0)	0 (0 to 0)	0 (0 to 0)	0
G6PD trait	0 (0 to 0)	0 (0 to 0)	0 (0 to 0)	0 (0 to 0)	0 (0 to 0)	0 (0 to 0)	0 (0 to 0)	0 (0 to 0)	0 (0 to 0)	0 (0 to 0)	0 (0 to 0)	0 (0 to 0)	0 (0 to 0)	0 (0 to 0)	0 (0 to 0)	0 (0 to 0)	0 (0 to 0)	0 (0 to 0)	0 (0 to 0)	0 (0 to 0)	0 (0 to 0)	0 (0 to 0)	0 (0 to 0)	0 (0 to 0)	0 (0 to 0)	0 (0 to 0)	0
Other hemoglobinopathies and hemolytic anemias	0 (0 to 0)	0 (0 to 0)	0.1 (0 to 0.3)	0.3 (0 to 1.2)	0.3 (0 to 1.2)	0.2 (0 to 0.9)	0.2 (0 to 0.9)	0.2 (0 to 0.9)	0.1 (0 to 0.5)	0.2 (0 to 0.8)	0.2 (0 to 1)	0.2 (0 to 1)	0.2 (0 to 1)	0.2 (0 to 1)	0.2 (0 to 1)	0.3 (0 to 1.2)	0.3 (0 to 1.2)	0.3 (0 to 1.4)	0.2 (0 to 1.4)	0.2 (0 to 1.2)	0.2 (0 to 1.2)	0.2 (0 to 1.2)	0.1 (0 to 0.6)	0.1 (0 to 0.5)	0.1 (0 to 0.4)	7.9
Endocrine, metabolic, blood, and immune disorders	1.7 (0.9 to 2.9)	1.7 (1 to 2.7)	7.9 (4.8 to 12.3)	14.5 (9.2 to 22.5)	10.8 (6.9 to 16.6)	11.6 (7.7 to 17.1)	11.8 (7.8 to 17.5)	12.4 (8.1 to 17.7)	11.2 (7.4 to 16.4)	12.4 (8.1 to 18.2)	13.4 (8.8 to 19.2)	15.4 (10.1 to 22.6)	14.3 (9.4 to 21)	16.4 (13.2 to 26.3)	22.6 (13.2 to 26.3)	29.6 (19.6 to 46.4)	27.2 (18.6 to 42.2)	43.7 (28.2 to 66.7)	48 (28.7 to 74.1)	43.4 (28.2 to 66.7)	43.7 (28.5 to 66.2)	29.3 (19.2 to 43.7)	19.6 (12.7 to 29.4)	9.3 (6.1 to 14)	3.4 (2.4 to 4.8)	452
Oral disorders	1.7 (0 to 5)	1.7 (0 to 5)	0.2 (0.1 to 0.5)	1.7 (0.2 to 5)	4.5 (2.4 to 7.4)	2.4 (1.1 to 4.6)	2.1 (0.9 to 4.1)	1.7 (0.7 to 3.5)	1.7 (0.7 to 3.4)	1.6 (0.7 to 3.2)	1.4 (0.6 to 2.8)	1.3 (0.7 to 2.6)	1.2 (0.6 to 2.5)	1.1 (0.6 to 2.3)	1.1 (0.6 to 2.3)	1.1 (0.6 to 2.3)	1.1 (0.6 to 2.3)	1.1 (0.6 to 2.3)	1.1 (0.6 to 2.3)	1.1 (0.6 to 2.3)	1.1 (0.6 to 2.3)	1.1 (0.6 to 2.3)	1.1 (0.6 to 2.3)	1.1 (0.6 to 2.3)	1.1 (0.6 to 2.3)	401
Caries of deciduous teeth	0 (0 to 0)	0 (0 to 0)	0 (0 to 0)	0 (0 to 0.9)	0.3 (0 to 1.8)	0.2 (0 to 0.6)	0.2 (0 to 0.6)	0.2 (0 to 0.6

Sub Table 2a: Lifetime DALYS by cause and age groups for males with 95% uncertainty intervals, 2019

Cause	Early Neonatal	Late Neonatal	Post Neonatal	1 to 5	5 to 9	10 to 14	15 to 19	20 to 24	25 to 29	30 to 34	35 to 39	40 to 44	45 to 49	50 to 54	55 to 59	60 to 64	65 to 69	70 to 74	75 to 79	80 to 84	85 to 89	90 to 94	95 plus	Total
All causes	66,000 (70,700 to 137,000)	12,000 (9,000 to 15,000)	42,000 (37,000 to 50,000)	64,000 (54,000 to 75,000)	66,400 (53,700 to 82,700)	66,200 (53,900 to 82,000)	149,000 (120,000 to 185,000)	379,000 (339,000 to 426,000)	469,000 (412,000 to 532,000)	499,000 (434,000 to 574,000)	729,000 (642,000 to 833,000)	992,000 (882,000 to 1,130,000)	1,300,000 (1,160,000 to 1,480,000)	1,700,000 (1,520,000 to 1,930,000)	2,300,000 (2,060,000 to 2,610,000)	3,000,000 (2,690,000 to 3,400,000)	3,900,000 (3,500,000 to 4,400,000)	4,900,000 (4,400,000 to 5,500,000)	5,900,000 (5,300,000 to 6,600,000)	6,900,000 (6,200,000 to 7,700,000)	7,600,000 (6,800,000 to 8,500,000)	8,000,000 (7,200,000 to 8,900,000)	8,200,000 (7,400,000 to 9,100,000)	8,200,000 (7,400,000 to 9,100,000)	8,200,000 (7,400,000 to 9,100,000)	8,200,000 (7,400,000 to 9,100,000)	8,200,000 (7,400,000 to 9,100,000)	12,000 (10,000 to 14,000)	12,130,000
Communicable, maternal, neonatal, and nutritional diseases	64,400 (69,000 to 134,000)	7,040 (5,900 to 8,700)	15,100 (13,000 to 17,000)	19,700 (16,600 to 23,000)	5,900 (4,900 to 7,400)	6,900 (5,600 to 8,700)	19,200 (15,700 to 24,000)	49,600 (41,000 to 59,000)	59,200 (49,000 to 71,000)	64,000 (53,000 to 77,000)	121,000 (100,000 to 146,000)	174,000 (144,000 to 211,000)	242,000 (201,000 to 294,000)	317,000 (263,000 to 385,000)	428,000 (356,000 to 520,000)	558,000 (464,000 to 678,000)	726,000 (604,000 to 882,000)	911,000 (758,000 to 1,110,000)	1,100,000 (916,000 to 1,340,000)	1,290,000 (1,070,000 to 1,570,000)	1,420,000 (1,180,000 to 1,730,000)	1,500,000 (1,250,000 to 1,820,000)	1,530,000 (1,270,000 to 1,860,000)	1,530,000 (1,270,000 to 1,860,000)	1,530,000 (1,270,000 to 1,860,000)	1,530,000 (1,270,000 to 1,860,000)	2,300,000 (1,900,000 to 2,800,000)	827,000
HIV/AIDS and sexually transmitted infections	0 (0 to 0.0)	0 (0 to 0.0)	670 (562 to 790)	299 (255 to 351)	146 (116 to 190)	146 (116 to 220)	270 (220 to 324)	1,200 (1,010 to 1,400)	2,000 (1,600 to 2,400)	3,000 (2,500 to 3,600)	4,700 (3,900 to 5,600)	6,700 (5,600 to 8,000)	9,000 (7,600 to 11,000)	12,000 (10,000 to 14,000)	16,000 (13,000 to 19,000)	20,000 (16,000 to 24,000)	25,000 (20,000 to 30,000)	30,000 (24,000 to 36,000)	35,000 (28,000 to 42,000)	39,000 (31,000 to 47,000)	42,000 (33,000 to 50,000)	43,000 (34,000 to 52,000)	43,000 (34,000 to 52,000)	43,000 (34,000 to 52,000)	43,000 (34,000 to 52,000)	43,000 (34,000 to 52,000)	43,000 (34,000 to 52,000)	220,000
HIV/AIDS	0 (0 to 0)	0 (0 to 0)	670 (562 to 790)	299 (255 to 351)	146 (116 to 190)	146 (116 to 220)	270 (220 to 324)	1,200 (1,010 to 1,400)	2,000 (1,600 to 2,400)	3,000 (2,500 to 3,600)	4,700 (3,900 to 5,600)	6,700 (5,600 to 8,000)	9,000 (7,600 to 11,000)	12,000 (10,000 to 14,000)	16,000 (13,000 to 19,000)	20,000 (16,000 to 24,000)	25,000 (20,000 to 30,000)	30,000 (24,000 to 36,000)	35,000 (28,000 to 42,000)	39,000 (31,000 to 47,000)	42,000 (33,000 to 50,000)	43,000 (34,000 to 52,000)	43,000 (34,000 to 52,000)	43,000 (34,000 to 52,000)	43,000 (34,000 to 52,000)	43,000 (34,000 to 52,000)	43,000 (34,000 to 52,000)	220,000
HIV/AIDS - Drug-susceptible Tuberculosis	0 (0 to 0)	0 (0 to 0)	21 (17 to 27)	9.6 (8.1 to 12)	5.1 (3.9 to 7.1)	5.1 (3.9 to 8.2)	9.2 (7.5 to 11)	40 (33 to 48)	69 (56 to 82)	110 (90 to 130)	170 (140 to 200)	240 (200 to 290)	330 (270 to 390)	440 (360 to 520)	590 (480 to 700)	740 (610 to 880)	930 (760 to 1,100)	1,100 (900 to 1,300)	1,300 (1,100 to 1,600)	1,500 (1,200 to 1,800)	1,600 (1,300 to 1,900)	1,600 (1,300 to 1,900)	1,600 (1,300 to 1,900)	1,600 (1,300 to 1,900)	1,600 (1,300 to 1,900)	1,600 (1,300 to 1,900)	1,600 (1,300 to 1,900)	7,460
HIV/AIDS - Multidrug-resistant Tuberculosis without extensive drug resistance	0 (0 to 0)	0 (0 to 0)	21 (17 to 27)	9.5 (8 to 12)	5.1 (3.9 to 7.1)	7.8 (6 to 11)	36 (27 to 47)	170 (140 to 210)	410 (330 to 500)	810 (660 to 1,000)	1,400 (1,100 to 1,700)	2,100 (1,700 to 2,600)	3,000 (2,400 to 3,700)	4,000 (3,200 to 4,900)	5,200 (4,200 to 6,400)	6,600 (5,300 to 8,100)	8,200 (6,600 to 10,000)	9,900 (8,000 to 12,000)	11,000 (9,000 to 14,000)	13,000 (10,000 to 16,000)	14,000 (11,000 to 17,000)	14,000 (11,000 to 17,000)	14,000 (11,000 to 17,000)	14,000 (11,000 to 17,000)	14,000 (11,000 to 17,000)	14,000 (11,000 to 17,000)	14,000 (11,000 to 17,000)	7,060
HIV/AIDS - Extensively drug-resistant Tuberculosis	0 (0 to 0)	0 (0 to 0)	0.7 (0.6 to 0.9)	0.3 (0.3 to 0.4)	0.2 (0.1 to 0.2)	0.2 (0.1 to 0.3)	0.4 (0.3 to 0.5)	1.8 (1.5 to 2.1)	3.6 (3 to 4.3)	6.1 (5 to 7.2)	10 (8.3 to 12)	15 (12 to 18)	21 (17 to 25)	28 (23 to 33)	37 (30 to 44)	47 (38 to 56)	59 (48 to 70)	71 (58 to 85)	84 (69 to 100)	97 (79 to 120)	110 (89 to 130)	120 (97 to 140)	120 (97 to 140)	120 (97 to 140)	120 (97 to 140)	120 (97 to 140)	120 (97 to 140)	120 (97 to 140)	3,160
HIV/AIDS resulting in other diseases	0 (0 to 0)	0 (0 to 0)	607 (507 to 710)	283 (236 to 330)	135 (107 to 177)	130 (96 to 190)	220 (170 to 280)	1,000 (849 to 1,200)	1,600 (1,300 to 1,900)	2,000 (1,700 to 2,400)	3,000 (2,500 to 3,600)	4,500 (3,800 to 5,400)	6,000 (5,000 to 7,200)	8,000 (6,700 to 9,600)	11,000 (9,000 to 13,000)	14,000 (11,000 to 17,000)	18,000 (15,000 to 22,000)	23,000 (19,000 to 28,000)	28,000 (23,000 to 34,000)	33,000 (27,000 to 40,000)	37,000 (30,000 to 45,000)	40,000 (33,000 to 48,000)	42,000 (34,000 to 50,000)	42,000 (34,000 to 50,000)	42,000 (34,000 to 50,000)	42,000 (34,000 to 50,000)	42,000 (34,000 to 50,000)	201,000
Sexually transmitted infections excluding HIV	0.2 (0.1 to 0.3)	0 (0 to 0)	0.1 (0 to 0.1)	0.1 (0 to 0.1)	0.1 (0 to 0.2)	0.1 (0 to 0.2)	0.2 (0.1 to 0.4)	0.4 (0.2 to 0.8)	0.7 (0.4 to 1.3)	1.2 (0.7 to 2.1)	2 (1.2 to 3.4)	3.2 (1.9 to 5.4)	4.8 (2.9 to 8.2)	7.1 (4.3 to 12)	10 (6.4 to 17)	15 (9.2 to 25)	21 (13 to 35)	29 (18 to 48)	39 (24 to 64)	51 (32 to 84)	65 (41 to 110)	80 (50 to 130)	96 (60 to 160)	110 (69 to 180)	120 (74 to 200)	130 (81 to 210)	140 (87 to 230)	1,300
Syphilis	0 (0 to 0)	0 (0 to 0)	0.1 (0 to 0)	0 (0 to 0)	0 (0 to 0)	0 (0 to 0.1)	0.1 (0 to 0.1)	0.2 (0.1 to 0.3)	0.4 (0.2 to 0.6)	0.7 (0.4 to 1.1)	1.2 (0.7 to 1.9)	1.9 (1.1 to 3)	2.8 (1.7 to 4.5)	4.2 (2.6 to 6.8)	6.1 (3.8 to 9.8)	8.9 (5.5 to 14)	12 (7.6 to 19)	17 (10 to 27)	23 (14 to 36)	30 (18 to 47)	38 (23 to 59)	47 (28 to 73)	57 (34 to 88)	66 (40 to 100)	72 (43 to 110)	77 (46 to 120)	83 (50 to 130)	86 (52 to 130)	196
Chlamydial infection	0 (0 to 0)	0 (0 to 0)	0 (0 to 0)	0 (0 to 0)	0 (0 to 0)	0 (0 to 0.1)	0 (0 to 0.1)	0.1 (0 to 0.1)	0.2 (0.1 to 0.3)	0.3 (0.2 to 0.5)	0.5 (0.3 to 0.8)	0.8 (0.5 to 1.3)	1.2 (0.7 to 1.9)	1.8 (1.1 to 2.9)	2.6 (1.6 to 4.1)	3.8 (2.3 to 6)	5.1 (3.2 to 8.1)	7.2 (4.4 to 11)	9.8 (6 to 15)	13 (7.7 to 20)	16 (9.6 to 25)	20 (12 to 31)	24 (14 to 37)	28 (17 to 43)	30 (18 to 46)	32 (19 to 49)	34 (21 to 52)	35 (21 to 54)	196
Gonococcal infection	0 (0 to 0)	0 (0 to 0)	0 (0 to 0)	0 (0 to 0)	0 (0 to 0)	0 (0 to 0.1)	0 (0 to 0.1)	0.1 (0 to 0.1)	0.2 (0.1 to 0.3)	0.3 (0.2 to 0.5)	0.5 (0.3 to 0.8)	0.8 (0.5 to 1.3)	1.2 (0.7 to 1.9)	1.8 (1.1 to 2.9)	2.6 (1.6 to 4.1)	3.8 (2.3 to 6)	5.1 (3.2 to 8.1)	7.2 (4.4 to 11)	9.8 (6 to 15)	13 (7.7 to 20)	16 (9.6 to 25)	20 (12 to 31)	24 (14 to 37)	28 (17 to 43)	30 (18 to 46)	32 (19 to 49)	34 (21 to 52)	35 (21 to 54)	196
Trichomoniasis	0 (0 to 0)	0 (0 to 0)	0 (0 to 0)	0 (0 to 0)	0 (0 to 0)	0 (0 to 0)	0 (0 to 0)	0 (0 to 0.1)	0 (0 to 0.1)	0 (0 to 0.1)	0 (0 to 0.1)	0 (0 to 0.1)	0 (0 to 0.1)	0 (0 to 0.1)	0 (0 to 0.1)	0 (0 to 0.1)	0 (0 to 0.1)	0 (0 to 0.1)	0 (0 to 0.1)	0 (0 to 0.1)	0 (0 to 0.1)	0 (0 to 0.1)	0 (0 to 0.1)	0 (0 to 0.1)	0 (0 to 0.1)	0 (0 to 0.1)	0 (0 to 0.1)	0 (0 to 0.1)	0 (0 to 0.1)	0
Genital herpes	0 (0 to 0)	0 (0 to 0)	0 (0 to 0)	0 (0 to 0)	0 (0 to 0)	0 (0 to 0)	0 (0 to 0)



Other transport injuries	1.6 (1.4 to 1.8)	0.8 (0.6 to 1.0)	8.3 (8.0 to 12.4)	1.0 (0.9 to 1.0)	170 (159 to 184)	170 (171 to 181)	564 (180 to 620)	1,212 (727 to 1,590)	2,232 (1,940 to 2,625)	2,512 (1,960 to 3,625)	2,630 (1,820 to 3,240)	2,670 (1,850 to 3,810)	2,300 (1,570 to 3,350)	1,920 (1,230 to 2,770)	1,450 (998 to 2,270)	1,250 (863 to 1,850)	899 (637 to 1,230)	581 (399 to 888)	268 (187 to 391)	171 (120 to 254)	107 (69.9 to 163)	33.7 (20.7 to 44)	10 (7.9 to 13.5)	1.6 (1.4 to 1.9)	21,000
Unintentional injuries	694 (614 to 846)	242 (196 to 309)	5,230 (5,000 to 7,240)	11,000 (9,910 to 12,600)	21,100 (20,100 to 22,600)	14,000 (12,200 to 17,200)	29,200 (23,200 to 35,400)	43,600 (34,600 to 52,600)	63,100 (53,900 to 75,900)	67,300 (76,800 to 126,000)	63,200 (64,600 to 126,000)	59,000 (64,600 to 126,000)	53,000 (51,600 to 125,000)	47,400 (27,600 to 121,000)	37,700 (24,700 to 107,000)	29,200 (27,800 to 106,000)	18,400 (16,800 to 86,300)	12,000 (10,200 to 59,600)	6,910 (11,800 to 39,600)	3,620 (6,990 to 24,000)	1,930 (4,690 to 13,700)	1,020 (2,940 to 8,240)	1,020 (999 to 1,770)	167 (138 to 241)	917,000
Falls	132 (92.2 to 184)	64.6 (29.5 to 99)	499 (356 to 650)	1,200 (997 to 1,570)	1,200 (950 to 1,600)	1,100 (1,110 to 2,060)	2,250 (1,720 to 2,950)	5,070 (4,250 to 7,120)	11,200 (7,800 to 12,700)	15,000 (13,500 to 21,900)	17,200 (21,500 to 34,400)	27,200 (27,500 to 54,400)	31,500 (24,500 to 56,900)	32,400 (23,300 to 67,400)	32,800 (20,700 to 62,000)	31,800 (24,500 to 62,200)	26,000 (24,500 to 57,700)	16,000 (22,900 to 56,900)	8,310 (14,200 to 39,600)	6,310 (9,430 to 19,600)	3,270 (6,230 to 12,900)	1,600 to 5,080)	764 (669 to 1,010)	192 (170 to 241)	310,000
Drowning	64.1 (54.2 to 82.6)	25.6 (13.2 to 37.1)	74 (49.2 to 97)	3,210 (2,410 to 3,960)	6,940 (3,690 to 9,210)	6,340 (4,190 to 7,790)	6,700 (4,300 to 9,500)	11,900 (8,400 to 16,200)	14,800 (11,100 to 19,600)	16,700 (14,400 to 23,500)	16,600 (13,900 to 25,200)	17,600 (13,900 to 25,200)	13,100 (9,660 to 24,600)	10,100 (6,460 to 22,400)	8,360 (4,700 to 20,900)	6,220 (3,890 to 18,900)	3,900 (2,640 to 15,900)	1,130 (980 to 12,200)	951 (2,040 to 9,740)	917 (2,040 to 9,740)	857 (2,040 to 9,740)	857 (2,040 to 9,740)	857 (2,040 to 9,740)	857 (2,040 to 9,740)	145,000
Fire, heat, and hot substances	64.1 (62.6 to 113)	27.7 (12.6 to 57.1)	205 (130 to 311)	2,110 (1,400 to 2,900)	752 (569 to 940)	752 (592 to 930)	752 (597 to 1,330)	1,270 (1,770 to 2,160)	2,270 (3,270 to 3,960)	4,290 (5,000 to 6,780)	4,750 (6,600 to 8,780)	5,670 (6,620 to 12,100)	5,660 (6,660 to 13,800)	6,340 (6,540 to 11,600)	6,340 (6,150 to 11,200)	7,900 (5,460 to 13,100)	6,290 (3,750 to 8,270)	5,230 (1,430 to 2,080)	1,200 (990 to 1,610)	1,200 (782 to 1,230)	990 (398 to 654)	330 (131 to 181)	120 (1.7 to 29.9)	9.7 (1.7 to 29.9)	79,900
Poisonings	29.1 (25.1 to 33.3)	12.9 (5.1 to 19.1)	61 (31.4 to 111)	1,010 (451 to 1,530)	1,010 (332 to 1,810)	1,010 (388 to 1,810)	1,010 (388 to 1,810)	1,010 (388 to 1,810)	1,010 (388 to 1,810)	1,010 (388 to 1,810)	1,010 (388 to 1,810)	1,010 (388 to 1,810)	1,010 (388 to 1,810)	1,010 (388 to 1,810)	1,010 (388 to 1,810)	1,010 (388 to 1,810)	1,010 (388 to 1,810)	1,010 (388 to 1,810)	1,010 (388 to 1,810)	1,010 (388 to 1,810)	1,010 (388 to 1,810)	1,010 (388 to 1,810)	1,010 (388 to 1,810)	1,010 (388 to 1,810)	52,400
Poisoning by exertion-morosidle	19.4 (9.4 to 29.7)	9.4 (3.7 to 16.9)	63.4 (27.9 to 101)	763 (230 to 1,290)	474 (150 to 811)	1,060 (178 to 1,940)	962 (569 to 1,490)	2,140 (1,260 to 3,060)	3,340 (2,220 to 4,640)	7,310 (5,660 to 9,270)	7,310 (5,210 to 9,090)	8,670 (5,670 to 9,850)	6,460 (3,810 to 7,210)	3,380 (2,240 to 5,330)	2,620 (1,660 to 3,550)	1,940 (290 to 746)	1,940 (222 to 600)	1,940 (7,160 to 9,740)	1,940 (7,160 to 9,740)	1,940 (7,160 to 9,740)	1,940 (7,160 to 9,740)	1,940 (7,160 to 9,740)	1,940 (7,160 to 9,740)	1,940 (7,160 to 9,740)	1,940 (7,160 to 9,740)	56,000
Poisoning by other means	9.6 (9.5 to 9.7)	3.1 (1.7 to 5.3)	27.6 (17.2 to 42.7)	256 (105 to 536)	142 (56.7 to 180)	182 (1.9 to 239)	96.9 (62.8 to 140)	137 (96.1 to 196)	266 (1.69 to 298)	196 (1.93 to 278)	156 (1.93 to 261)	176 (1.9 to 238)	141 (94.9 to 202)	136 (90.7 to 190)	143 (99.2 to 202)	128 (88.8 to 179)	69.6 (45.9 to 106)	69.6 (42.5 to 83.4)	69.6 (29.5 to 83.3)	69.6 (27.5 to 81.)	32 (9.1 to 15.3)	3.6 (2.7 to 5.)	0.4 (0.3 to 0.5)	2,410
Exposure to mechanical forces	14 (11.4 to 20.7)	10.1 (6.1 to 11.7)	16.2 (9.1 to 21.)	134 (59.5 to 220)	1,970 (979 to 3,020)	3,210 (1,730 to 4,730)	6,190 (3,120 to 8,610)	7,930 (5,170 to 9,840)	10,000 (7,500 to 12,200)	11,200 (8,130 to 14,900)	10,700 (7,560 to 14,600)	10,100 (7,560 to 14,600)	9,150 (6,460 to 12,600)	6,140 (4,450 to 8,220)	3,940 (2,800 to 5,530)	3,430 (2,330 to 4,670)	2,390 (1,530 to 3,630)	667 (1,220 to 2,670)	250 (1,220 to 2,670)	250 (1,220 to 2,670)	250 (1,220 to 2,670)	250 (1,220 to 2,670)	250 (1,220 to 2,670)	250 (1,220 to 2,670)	26 (1,220 to 2,670)	154,000
Unintentional firearm injuries	3.4 (0.1 to 9.4)	2.2 (0.1 to 8.4)	4.1 (2.6 to 8.2)	32.6 (21.1 to 47.4)	74.4 (28.7 to 166)	74.4 (30 to 269)	474 (252 to 611)	747 (366 to 1,200)	864 (461 to 1,640)	864 (515 to 1,630)	864 (615 to 1,790)	864 (638 to 1,790)	864 (638 to 1,790)	864 (638 to 1,790)	864 (638 to 1,790)	743 (638 to 1,790)	743 (197 to 260)	743 (76.1 to 191)	60.1 (43.3 to 83.4)	60.1 (29.2 to 66.3)	60.1 (19.8 to 38.4)	26 (7.1 to 13.4)	3.4 (2.3 to 4.9)	0.4 (0.4 to 0.7)	5,870
Other exposure to mechanical forces	10.6 (9.9 to 23.4)	7.7 (6.1 to 11.2)	12.4 (11.1 to 19)	102 (53.1 to 169)	1,510 (913 to 2,310)	2,460 (1,390 to 3,690)	4,740 (2,240 to 6,600)	6,080 (3,960 to 7,550)	7,660 (5,740 to 9,350)	8,590 (6,230 to 11,400)	8,210 (7,200 to 11,100)	7,740 (7,200 to 11,100)	6,990 (7,200 to 11,100)	4,710 (7,200 to 11,100)	3,020 (7,200 to 11,100)	2,630 (6,280 to 11,200)	1,830 (5,450 to 11,200)	511 (5,450 to 11,200)	192 (2,210 to 5,450)	192 (2,210 to 5,450)	192 (2,210 to 5,450)	192 (2,210 to 5,450)	192 (2,210 to 5,450)	192 (2,210 to 5,450)	20 (2,210 to 5,450)	84,100
Adverse effects of medical treatment	32.6 (19.7 to 34)	19.1 (9.6 to 24.9)	155 (89.2 to 249)	226 (103 to 329)	136 (74.1 to 195)	216 (93.9 to 326)	192 (100 to 301)	217 (101 to 339)	321 (131 to 737)	869 (343 to 948)	644 (329 to 964)	644 (329 to 964)	576 (302 to 774)	576 (304 to 778)	498 (304 to 778)	396 (262 to 553)	362 (242 to 542)	245 (7.67 to 329)	173 (7.19 to 273)	173 (7.19 to 273)	135 (6.5 to 199)	45.9 (2.6 to 5.3)	12.1 (0.9 to 17.6)	2.9 (0.9 to 4.3)	5,870
Animal contact	9.6 (5.4 to 9.6)	1 (0.9 to 1.6)	16.5 (11.7 to 26.7)	99.6 (62.6 to 134)	141 (96.4 to 203)	150 (130 to 211)	176 (119 to 248)	206 (140 to 312)	313 (220 to 418)	472 (342 to 641)	615 (379 to 889)	474 (342 to 651)	426 (324 to 588)	396 (284 to 544)	373 (270 to 502)	316 (228 to 433)	219 (152 to 309)	126 (89.1 to 177)	69.3 (49.6 to 97.5)	69.3 (49.6 to 97.5)	22.3 (11.4 to 32.4)	7.2 (4.9 to 11.6)	0.7 (0.7 to 1.4)	4,660
Venomous animal contact	0.1 (0.1 to 0.2)	0.2 (0.1 to 0.2)	2.4 (2.1 to 2.4)	39.2 (27.1 to 57.4)	84.7 (59.5 to 117)	84.7 (59.5 to 118)	99.6 (63.2 to 146)	143 (91.2 to 194)	192 (122 to 261)	267 (170 to 380)	350 (222 to 512)	350 (222 to 512)	291 (184 to 427)	194 (124 to 287)	161 (102 to 237)	107 (67.9 to 157)	74.3 (47.2 to 109)	42.8 (27.2 to 63.1)	24.1 (15.3 to 35.4)	24.1 (15.3 to 35.4)	9.6 (6.1 to 14.1)	3.1 (2.1 to 4.6)	0.3 (0.2 to 0.5)	2,470
Non-venomous animal contact	0.5 (0.3 to 0.7)	0.6 (0.4 to 1.3)	13.8 (8.3 to 27.1)	69.6 (36.6 to 79.9)	76.2 (51 to 113)	73.3 (44.6 to 109)	79.1 (47.4 to 114)	87.6 (55.4 to 130)	122 (78.1 to 180)	169 (1.13 to 272)	212 (1.37 to 37.4)	222 (1.52 to 37.6)	222 (152 to 315)	222 (1.59 to 320)	222 (1.59 to 279)	152 (106 to 227)	139 (79.3 to 179)	67.8 (49.3 to 107)	43.8 (32.1 to 69.7)	39.1 (22.5 to 54.2)	12.8 (8.1 to 19.2)	4 (2.6 to 6.3)	0.3 (0.4 to 0.9)	2,160
Foreign body	29.1 (28.1 to 29.1)	14.6 (9.4 to 20.5)	108 (2,000 to 2,170)	1,660 (997 to 2,270)	1,660 (999 to 2,270)	1,660 (1,110 to 2,270)	1,660 (1,110 to 2,270)	2,090 (1,110 to 2,850)	2,090 (1,110 to 2,850)	2,090 (1,110 to 2,850)	2,090 (1,110 to 2,850)	2,090 (1,110 to 2,850)	2,090 (1,110 to 2,850)	2,090 (1,110 to 2,850)	2,090 (1,110 to 2,850)	2,090 (1,110 to 2,850)	2,090 (1,110 to 2,850)	2,090 (1,110 to 2,850)	2,090 (1,110 to 2,850)	2,090 (1,110 to 2,850)	2,090 (1,110 to 2,850)	2,090 (1,110 to 2,850)	2,090 (1,110 to 2,850)	2,090 (1,110 to 2,850)	2,090 (1,110 to 2,850)	60,000
Pulmonary aspiration and foreign body in airway	270 (259 to 279)	1.84 (0.6 to 2.81)	3,440 (2,280 to 3,490)	1,300 (836 to 1,540)	439 (1.1 to 656)	800 (41.1 to 1,210)	1,240 (668 to 1,960)	2,640 (1,640 to 3,720)	4,740 (3,130 to 5,620)	5,630 (4,020 to 7,610)	6,210 (4,510 to 9,200)	5,900 (4,130 to 8,000)	5,440 (3,790 to 7,500)	5,060 (3,500 to 7,200)	5,130 (3,600 to 6,990)	3,370 (2,430 to 4,520)	2,790 (1,950 to 3,510)	627 (439 to 827)	240 (207 to 424)	140 (7.37 to 21.3)	47.5 (29.1 to 69.4)	17.2 (13.7 to 21.2)	2.9 (2 to 3.1)	54,200
Foreign body in eyes	6.1 (5.4 to 21.2)	0.2 (0.1 to 0.3)	22.1 (1.4 to 72.8)	41.7 (7.5 to 109)	79.2 (23.7 to 126)	81.7 (26.7 to 213)	102 (37.5 to 267)	170 (61.1 to 378)	261 (78.9 to 494)	212 (80.7 to 422)	190 (80.4 to 391)	170 (80.1 to 352)	142 (73.4 to 323)	106 (79 to 250)	120 (77.4 to 199)	80 (67.7 to 139)	68.6 (58.8 to 84)	41.1 (29.9 to 60.4)	34.6 (22.1 to 51.)	12.1 (9.4 to 17.8)	4 (2.7 to 6.9)	0.6 (0.6 to 0.9)	2,000
Foreign body in other bodypart	0.4 (0.4 to 1.8)	1.2 (0.7 to 2.3)	19.7 (5.7 to 37.2)	69.9 (42.1 to 101)	90.1 (66.1 to 133)	142 (92.2 to 211)	191 (120 to 264)	179 (120 to 264)	247 (1.57 to 346)	359 (2.22 to 477)	377 (2.52 to 520)	359 (2.52 to 520)	359 (2.52 to 520)	359 (2.52 to 520)	359 (2.52 to 520)	359 (2.52 to 520)	359 (2.52 to 520)	359 (2.52 to 520)	359 (2.52 to 520)	359 (2.52 to 520)	359 (2.52 to 520)	359 (2.52 to 520)	359 (2.52 to 520)	359 (2.52 to 520)	3,840
Environmental heat and cold exposure	32.6 (19.8 to 48.3)	2.7 (2 to 8.5)	147 (71.1 to 195)	338 (219 to 459)	568 (261 to 856)	648 (286 to 767)	648 (1.2 to 1.2)	2,240 (1.2 to 2.4)	2,240 (1.2 to 2.4)	3,600 (2.2 to 5.15)	4,910 (3.1 to 6.73)	12,700 (8.960 to 13,400)	14,600 (9.160 to 15,800)	13,600 (8.110 to 15,500)	12,600 (8.110 to 17,900)	11,600 (7,950 to 13,600)	7,630 (5.310 to 10,700)	6,660 (3.870 to 9,330)	3,660 (1.190 to 2,180)	1,160 (999 to 1,330)	360 (288 to 477)	156 (117 to 206)	40 (27.1 to 60.1)	7.1 (5.9 to 9.2)	151,000
Exposure to forces of nature	0.1 (0 to 0)	0.1 (0 to 0)	0.1 (0 to 0)	0.1 (0 to 0)	0.1 (0.1 to 0.1)	0.1 (0.1 to 0.1)	0.1 (0.1 to 1.)	0.1 (0.1 to 1.)	0.1 (0.1 to 1.)	0.1 (0.1 to 1.)	0.1 (0.1 to 1.)	0.1 (0.1 to 1.)	0.1 (0.1 to 1.)	0.1 (0.1 to 1.)	0.1 (0.1 to 1.)	0.1 (0.1 to 1.)	0.1 (0.1 to 1.)	0.1 (0.1 to 1.)	0.1 (0.1 to 1.)	0.1 (0.1 to 1.)	0.1 (0.1 to 1.)	0.1 (0.1 to 1.)	0.1 (0.1 to 1.)	0.1 (0.1 to 1.)	30.6
Other unintentional injuries	28.6 (28 to 29)	16 (12.6 to 19.6)	147 (108 to 207)	720 (547 to 901)	1,600 (1,230 to 2,210)	1,600 (1,230 to 2,210)	2,200 (2,220 to 3,280)	3,660 (2,820 to 5,210)	4,990 (3,410 to 6,520)	6,240 (4,650 to 8,210)	6,900 (5,010 to 9,430)	6,900 (5,460 to 9,430)	5,290 (3,870 to 7,210)	4,450 (3,270 to 6,210)	3,270 (2,400 to 4,700)	2,580 (2,020 to 3,720)	1,900 (1,750 to 3,060)	1,340 (1,040 to 1,920)	887 (649 to 1,260)	700 (520 to 1,000)	242 (197 to 344)	82.2 (68.1 to 115)	11.1 (8.9 to 16.1)	68,100
Self-harm and interpersonal violence	377 (333 to 566)	67.8 (57.4 to 108)	619 (427 to 879)	1,940 (900 to 2,370)	1,940 (861 to 1,760)	4,770 (3,930 to 6,290)	32,100 (25,100 to 41,200)	69,200 (61,700 to 79,300)	94,800 (77,800 to 118,000)	117,000 (92,700 to 132,000)	110,000 (84,000 to 126,000)	88,100 (66,700 to 110,000)	68,900 (50,500 to 89,600)	61,300 (44,100 to 82,100)	44,200 (33,700 to 57,200)	28,400 (22,200 to 38,300)	16,100 (14,200 to 22,600)	6,130 (9,030 to 12,700)	3,060 (4,540 to 7,190)	1,310 (1,990 to 3,180)	337 (1,190 to 1,770)	49.1 (1,190 to 1,770)	42.6 (39.1 to 52.2)	749,000
Self-harm	0.4 (0.4 to 0)	0.1 (0 to 0)	0.1 (0 to 0)	0.1 (0 to 0)	0.1 (0 to 0)	0.1 (0 to 0)	31,600 (25,100 to 40,800)	69,000 (61,700 to 79,000)	69,800 (56,400 to 86,900)	69,800 (53,300 to 89,000)	76,000 (58,400 to 97,000)	69,600 (53,300 to 89,000)	68,600 (50,500 to 89,000)	39,500 (29,700 to 52,700)	22,300 (22,700 to 31,600)	16,800 (14,700 to 24,200)	7,910 (7,910 to 11,200)	3,210 (4,540 to 7,190)	1,970 (1,990 to 3,180)	1,970 (1,990 to 3,180)	262 (1,190 to 1,770)	49.1 (1,190 to 1,770)	42.6 (39.1 to 52.2)	526,000
Self-harm by firearm	0 (0 to 0)	0 (0 to 0)	0 (0 to 0)	0 (0 to 0)	0 (0 to 0)	68.2 (29 to 122)	1,240 (673 to 2,170)	2,230 (1,170 to 3,950)	2,750 (1,570 to 4,280)	3,290 (2,030 to 5,390)	3,020 (1,830 to 4,770)	2,800 (1,670 to 4,140)	2,800 (1,260 to 3,290)	2,170 (1,010 to 2,600)	1,710 (991 to 2,460)	1,490 (763 to 1,720)	1,190 (479 to 1,060)	761 (299 to 700)	421 (180 to 690)	273 (150 to 256)	160 (32.5 to 75.8)	48.2 (7.4 to 19.5)	12.7 (6.6 to 7.2)	0.3 (0.3 to 1.2)	23,400
Self-harm by other specified means	0 (0 to 0)	0 (0 to 0)	0 (0 to 0)	0 (0 to 0)	0 (0 to 0)	0 (0 to 0)	30,400 (23,700 to 39,700)	67,000 (59,800 to 77,100)	67,000 (54,000 to 84,700)	66,500 (51,300 to 85,900)	73,000 (56,100 to 93,300)	66,800 (51,300 to 85,900)	65,800 (48,500 to 85,900)	37,300 (28,000 to 50,600)	20,600 (21,700 to 30,300)	15,300 (13,900 to 23,200)	6,720 (6,720 to 10,700)	2,450 (4,540 to 7,190)	1,550 (1,990 to 3,180)	1,550 (1,990 to 3,180)	102 (1,190 to 1,770)	1.1 (1,190 to 1,770)	29.5 (29.5 to 29.5)	0.1 (0.1 to 0.1)	503,000
Interpersonal violence	348.9 (21.8 to 548)	64.3 (29 to 105)	564 (388 to 836)	672 (397 to 899)	656 (539 to 824)	1,200 (949 to 1,630)	6,610 (4,720 to 8,940)	14,800 (11,900 to 19,400)	22,700 (18,100 to 33,600)	32,600 (24,200 to 43,700)	33,600 (25,500 to 47,500)	27,900 (20,200 to 39,100)	23,400 (16,700 to 33,600)	19,900 (1,700 to 30,700)	12,700 (9,900 to 19,600)	9,320 (6,490 to 15,500)	4,650 (3,700 to 7,700)	2,110 (1,710 to 3,540)	1,190 (972 to 1,940)	620 (507 to 802)	210 (160 to 271)	49.8 (37.1 to 69.8)	7.9 (7.9 to 9.2)	209,000
Physical violence by firearm	0.6 (0.5 to 1.2)	0.2 (0.1 to 0.3)	2.7 (1.8 to 3.9)	13.9 (7.6 to 19.9)	68.5 (29.1 to 93.6)	68.5 (40.9 to 114)	699 (367 to 942)	1,270 (1,020 to 1,980)	2,270 (1,520 to 3,190)	2,670 (1,820 to 3,670)	2,430 (1,640 to 3,430)	1,880 (1,060 to 2,920)	1,630 (999 to 1,410)	940 (583 to 1,540)	563 (329 to 878)	167 (128 to 272)	69.1 (73 to 104)	39.7 (32.2 to 60.1)	23.7 (17.7 to 33)	9.7 (13.9 to 21.9)	4 (2.3 to 6.4)	0.7 (1.9 to 2.6)	0.1 (0.1 to 0.1)	13,900
Physical violence by sharp object	29 (1.4 to 67.3)	1.3 (0.7 to 2.2)	13 (11.6 to 24.3)	136 (72.1 to 191)	174 (60.7 to 264)	149 (93.2 to 220)	1,870 (1,170 to 2,760)	4,060 (2,710 to 5,600)	7,790 (5,120 to 10,200)	10,200 (6,900 to 13,600)	11,200 (7,700 to 14,800)	7,660 (5,120 to 10,200)	6,620 (3,750 to 9,710)	3,960 (2,540 to 5,100)	2,660 (1,620 to 3,810)	1,420 (1,080 to 2,010)	767 (594 to 1,090)	194 (2,040 to 3,040)	49.9 (1,040 to 1,610)	49.9 (1,040 to 1,610)	49.9 (1,040 to 1,610)	49.9 (1,040 to 1,610)	49.9 (1,040 to 1,610)	49.9 (1,040 to 1,610)	5.4 (1,040 to 1,610)	68,900
Sexual violence	0 (0 to 0)	0 (0 to 0)	0 (0 to 0)	2.8 (1.5 to 4.9)	24 (12.7 to 34.6)	24 (20.5 to 42.2)	24 (22.5 to 39)	78.4 (67.8 to 107)	78.4 (2.43 to 119)	78.4 (1.81 to 126)	78.4 (1.83 to 126)	78.4 (1.83 to 126)	78.4 (1.83 to 126)	78.4 (1.83 to 126)	78.4 (1.83 to 126)	78.4 (1.83 to 126)	78.4 (1.83 to 126)	78.4 (1.83 to 126)	78.4 (1.83 to 126)	78.4 (1.83 to 126)	78.4 (1.83 to 126)	78.4 (1.83 to 126)	78.4 (1.83 to 126)	78.4 (1.83 to 126)	1,900
Physical violence by other means	0.1 (0.1 to 0.5)	0.1 (0.1 to 0.1)	0.1 (0.1 to 0.1)	0.1 (0.1 to 0.1)	0.1 (0.1 to 0.1)	0.1 (0.1 to 0.1)	0.1 (0.1 to 0.1)	0.1 (0.1 to 0.1)	0.1 (0.1 to 0.1)	0.1 (0.1 to 0.1)	0.1 (0.1 to 0.1)	0.1 (0.1 to 0.1)	0.1 (0.1 to 0.1)	0.1 (0.1 to 0.1)	0.1 (0.1 to 0.1)	0.1 (0.1 to 0.1)	0.1 (0.1 to 0.1)	0.1 (0.1 to 0.1)	0.1 (0.1 to 0.1)	0.1 (0.1 to 0.1)	0.1 (0.1 to 0.1)	0.1 (0.1 to 0.1)	0.1 (0.1 to 0.1)	0.1 (0.1 to 0.1)	130,000
Conflict and terrorism	0.5 (0.2 to 1.6)	0.5 (0.4 to 0.6)	3.1 (2.6 to 3.6)	24 (20.5 to 27)	23.6 (20.6 to 28)	23.6 (20.6 to 28)	24.1 (20.6 to 28)	24.1 (20.6 to 28)	24.1 (20.6 to 28)	24.1 (20.6 to 28)	24.1 (20.6 to 28)	24.1 (20.6 to 28)	24.1 (20.6 to 28)	24.1 (20.6 to 28)	24.1 (20.6 to 28)	24.1 (20.6 to 28)	24.1 (20.6 to 28)	24.1 (20.6 to 28)	24.1 (20.6 to 28)	24.1 (20.6 to 28)	24.1 (20.6 to 28)	24.1 (20.6 to 28)	24.1 (20.6 to 28)	24.1 (20.6 to 28)	11,200

SR Table 2a: Redbridge DALYS by cause and age group for males with 95% uncertainty intervals, 2019

Cause	Early Neonatal	Late Neonatal	Post Neonatal	1 to 4	5 to 9	10 to 14	15 to 19	20 to 24	25 to 29	30 to 34	35 to 39	40 to 44	45 to 49	50 to 54	55 to 59	60 to 64	65 to 69	70 to 74	75 to 79	80 to 84	85 to 89	90 to 94	95 plus	Total
All causes	1,000 (2,012 to 435)	1,000 (122 to 73)	2,000 (2,000 to 2,000)	2,000 (946 to 531)	1,000 (383 to 77)	1,000 (510 to 60)	1,000 (740 to 1,200)	1,000 (1,000 to 1,000)	1,000 (1,000 to 1,000)	1,000 (1,000 to 1,000)	1,000 (1,000 to 1,000)	1,000 (1,000 to 1,000)	1,000 (1,000 to 1,000)	1,000 (1,000 to 1,000)	1,000 (2,000 to 1,000)	1,000 (2,000 to 1,000)	1,000 (2,000 to 2,000)	1,000 (2,000 to 2,000)	1,000 (2,000 to 2,000)	1,000 (2,000 to 2,000)	1,000 (1,000 to 1,000)	1,000 (1,000 to 1,000)	1,000 (1,000 to 1,000)	34,600
Communicable, maternal, neonatal, and nutritional diseases	1,000 (998 to 999)	1,000 (70 to 13)	1,000 (1,000 to 1,000)	1,000 (77 to 19)	1,000 (89 to 19)	1,000 (44 to 19)	1,000 (59 to 19)	1,000 (59 to 19)	1,000 (46 to 21)	1,000 (53 to 19)	1,000 (61 to 19)	1,000 (60 to 19)	1,000 (57 to 19)	1,000 (60 to 19)	1,000 (60 to 19)	1,000 (60 to 21)	1,000 (61 to 19)	1,000 (59 to 35)	1,000 (57 to 33)	1,000 (73 to 33)	1,000 (100 to 100)	1,000 (152 to 100)	1,000 (82 to 122)	2,010
HIV/AIDS and sexually transmitted infections	8.7 (2.5 to 19.0)	3.1 (0.6 to 6.9)	0.4 (0.1 to 11.4)	0.7 (0.4 to 1.1)	0.5 (0.4 to 0.6)	0.3 (0.2 to 0.3)	0.5 (0.4 to 0.6)	1.5 (1.1 to 2)	4.1 (3.1 to 5.4)	7.9 (6 to 10.4)	9.8 (7.4 to 13.2)	10.4 (8.2 to 13.9)	10.2 (8.1 to 12.9)	7.3 (5.7 to 9.5)	5.4 (4.2 to 7)	3.7 (2.9 to 4.8)	2.4 (1.8 to 3.2)	1.3 (0.9 to 1.7)	0.5 (0.3 to 0.8)	0.1 (0.1 to 0.2)	0.1 (0 to 0.1)	0.1 (0 to 0.2)	50.8
HIV/AIDS	0 (0 to 0)	0 (0 to 0)	0.6 (0.1 to 9.7)	0.6 (0.3 to 0.7)	0.4 (0.3 to 0.5)	0.3 (0.2 to 0.3)	0.4 (0.3 to 0.5)	1.3 (1 to 1.6)	3.6 (2.9 to 5.1)	7.4 (5.6 to 9.9)	9.3 (7 to 12.6)	10.2 (7.8 to 13.2)	9.9 (7.8 to 12.9)	6.9 (5.4 to 8.8)	5.1 (3.9 to 6.7)	3.4 (2.7 to 4.5)	2.2 (1.7 to 2.9)	1.2 (0.9 to 1.5)	0.6 (0.4 to 0.7)	0.1 (0 to 0.1)	0.1 (0 to 0.1)	0 (0 to 0)	62.6
HIV/AIDS - Drug-susceptible Tuberculosis	0 (0 to 0)	0 (0 to 0.2)	0.1 (0 to 1.2)	0.1 (0 to 0.1)	0.1 (0 to 0.1)	0.1 (0 to 0.1)	0.1 (0 to 0.1)	0.1 (0.1 to 0.2)	0.2 (0.2 to 0.3)	0.3 (0.2 to 0.5)	0.4 (0.3 to 0.5)	0.4 (0.3 to 0.5)	0.4 (0.3 to 0.5)	0.4 (0.3 to 0.5)	0.3 (0.2 to 0.4)	0.3 (0.2 to 0.4)	0.2 (0.1 to 0.3)	0.1 (0.1 to 0.2)	0.1 (0 to 0.1)	0 (0 to 0.1)	0 (0 to 0.1)	0 (0 to 0)	5.5
HIV/AIDS - Multidrug-resistant Tuberculosis without extensive dr...	0 (0 to 0)	0 (0 to 0)	0 (0 to 0)	0 (0 to 0)	0 (0 to 0)	0 (0 to 0)	0 (0 to 0)	0 (0 to 0)	0 (0 to 0)	0 (0 to 0)	0 (0 to 0)	0 (0 to 0)	0 (0 to 0)	0 (0 to 0)	0 (0 to 0)	0 (0 to 0)	0 (0 to 0)	0 (0 to 0)	0 (0 to 0)	0 (0 to 0)	0 (0 to 0)	0 (0 to 0)	0 (0 to 0)	0.1
HIV/AIDS - Extensively drug-resistant Tuberculosis	0 (0 to 0)	0 (0 to 0)	0 (0 to 0)	0 (0 to 0)	0 (0 to 0)	0 (0 to 0)	0 (0 to 0)	0 (0 to 0)	0 (0 to 0)	0 (0 to 0)	0 (0 to 0)	0 (0 to 0)	0 (0 to 0)	0 (0 to 0)	0 (0 to 0)	0 (0 to 0)	0 (0 to 0)	0 (0 to 0)	0 (0 to 0)	0 (0 to 0)	0 (0 to 0)	0 (0 to 0)	0 (0 to 0)	0
HIV/AIDS resulting in other diseases	0 (0 to 0)	0 (0 to 0)	0.8 (0.4 to 0.9)	0.5 (0.4 to 0.7)	0.3 (0.3 to 0.4)	0.2 (0.2 to 0.2)	0.3 (0.3 to 0.4)	0.6 (0.5 to 1)	1.2 (0.9 to 1.4)	2.5 (2.1 to 3.1)	4.7 (3.8 to 6)	6.8 (4.9 to 9.3)	8.5 (6.2 to 11.9)	9.3 (6.9 to 12.4)	8.9 (6.8 to 11.6)	6.3 (4.7 to 8.4)	4.6 (3.4 to 6.2)	3.1 (2.4 to 4.2)	2 (1.5 to 2.8)	1.1 (0.8 to 1.5)	0.4 (0.3 to 0.7)	0.1 (0 to 0.1)	57.9
Sexually transmitted infections excluding HIV	8.7 (2.5 to 19.0)	3.1 (0.6 to 6.9)	4.5 (1.2 to 10.3)	0.1 (0 to 0.2)	0.1 (0 to 0.2)	0.1 (0 to 0.1)	0.2 (0.1 to 0.3)	0.1 (0.1 to 0.2)	0.2 (0.1 to 0.3)	0.3 (0.2 to 0.4)	0.4 (0.2 to 0.6)	0.4 (0.2 to 0.6)	0.4 (0.2 to 0.6)	0.4 (0.2 to 0.6)	0.3 (0.2 to 0.5)	0.2 (0.1 to 0.4)	0.2 (0.1 to 0.4)	0.1 (0.1 to 0.2)	0.1 (0 to 0.2)	0 (0 to 0.1)	0 (0 to 0.1)	0 (0 to 0)	20.3
Syphilis	8.7 (2.5 to 19.0)	3.1 (0.6 to 6.9)	4.5 (1.2 to 10.3)	0.1 (0 to 0.2)	0.1 (0 to 0.2)	0.1 (0 to 0.2)	0.2 (0 to 0.1)	0.1 (0 to 0.1)	0.2 (0 to 0.1)	0.1 (0 to 0.1)	0.1 (0 to 0.1)	0.1 (0 to 0.1)	0.1 (0 to 0.1)	0.1 (0 to 0.1)	0.1 (0 to 0.1)	0.1 (0 to 0.1)	0.1 (0 to 0.1)	0.1 (0 to 0.1)	0.1 (0 to 0.1)	0 (0 to 0.1)	0 (0 to 0.1)	0 (0 to 0)	17.2
Chlamydial infection	0 (0 to 0)	0 (0 to 0)	0 (0 to 0)	0 (0 to 0)	0 (0 to 0)	0 (0 to 0)	0 (0 to 0)	0 (0 to 0)	0 (0 to 0)	0 (0 to 0)	0 (0 to 0)	0 (0 to 0)	0 (0 to 0)	0 (0 to 0)	0 (0 to 0)	0 (0 to 0)	0 (0 to 0)	0 (0 to 0)	0 (0 to 0)	0 (0 to 0)	0 (0 to 0)	0 (0 to 0)	0 (0 to 0)	0
Gonococcal infection	0 (0 to 0)	0 (0 to 0)	0 (0 to 0)	0 (0 to 0)	0 (0 to 0)	0 (0 to 0)	0 (0 to 0)	0 (0 to 0)	0 (0 to 0)	0 (0 to 0)	0 (0 to 0)	0 (0 to 0)	0 (0 to 0)	0 (0 to 0)	0 (0 to 0)	0 (0 to 0)	0 (0 to 0)	0 (0 to 0)	0 (0 to 0)	0 (0 to 0)	0 (0 to 0)	0 (0 to 0)	0 (0 to 0)	0.1
Trichomoniasis	0 (0 to 0)	0 (0 to 0)	0 (0 to 0)	0 (0 to 0)	0 (0 to 0)	0 (0 to 0)	0 (0 to 0)	0 (0 to 0)	0 (0 to 0)	0 (0 to 0)	0 (0 to 0)	0 (0 to 0)	0 (0 to 0)	0 (0 to 0)	0 (0 to 0)	0 (0 to 0)	0 (0 to 0)	0 (0 to 0)	0 (0 to 0)	0 (0 to 0)	0 (0 to 0)	0 (0 to 0)	0 (0 to 0)	0.3
Genital herpes	0 (0 to 0)	0 (0 to 0)	0 (0 to 0)	0 (0 to 0)	0 (0 to 0)	0 (0 to 0)	0 (0 to 0.1)	0 (0 to 0.2)	0.2 (0 to 0.4)	0.2 (0 to 0.4)	0.3 (0.1 to 0.7)	0.3 (0.1 to 0.6)	0.3 (0.1 to 0.6)	0.2 (0.1 to 0.4)	0.2 (0.1 to 0.4)	0.2 (0.1 to 0.4)	0.1 (0 to 0.2)	0.1 (0 to 0.2)	0 (0 to 0.1)	0 (0 to 0.1)	0 (0 to 0.1)	0 (0 to 0)	2.3
Other sexually transmitted infections	0 (0 to 0)	0 (0 to 0)	0 (0 to 0)	0 (0 to 0)	0 (0 to 0)	0 (0 to 0)	0 (0 to 0)	0 (0 to 0)	0 (0 to 0)	0 (0 to 0)	0 (0 to 0)	0 (0 to 0)	0 (0 to 0)	0 (0 to 0)	0 (0 to 0)	0 (0 to 0)	0 (0 to 0)	0 (0 to 0)	0 (0 to 0)	0 (0 to 0)	0 (0 to 0)	0 (0 to 0)	0 (0 to 0)	0.2
Respiratory infections and tuberculosis	3.5 (2.1 to 4.4)	3.2 (2.3 to 4.8)	19.7 (12.4 to 28.8)	12.1 (7.2 to 20.6)	19.1 (11.1 to 31)	17.2 (10.1 to 26.2)	16.1 (10.1 to 24.5)	15.2 (11.2 to 20.4)	16.2 (12.1 to 21.5)	16.8 (14.3 to 20.5)	17.5 (15.9 to 21.4)	19.3 (15.9 to 24)	21.5 (17.9 to 26.2)	23.7 (20.1 to 28.9)	25.2 (21.1 to 29.4)	26.4 (22.2 to 31.2)	27.3 (23.2 to 32.2)	28.2 (23.7 to 33.7)	28.6 (24.2 to 34.2)	28.6 (24.1 to 34.2)	27.3 (23.1 to 33.2)	24.2 (20.3 to 29.5)	354 (296.7 to 419)	1,040
Tuberculosis	0 (0 to 0)	0 (0 to 0)	0.1 (0 to 0.1)	0.1 (0.2 to 0.3)	0.1 (0.1 to 0.1)	0.1 (0.1 to 0.2)	0.2 (0.1 to 0.3)	0.2 (0.1 to 0.2)	0.2 (0.1 to 0.3)	0.2 (0.1 to 0.3)	0.2 (0.1 to 0.3)	0.2 (0.1 to 0.3)	0.2 (0.1 to 0.3)	0.2 (0.1 to 0.3)	0.2 (0.1 to 0.3)	0.2 (0.1 to 0.3)	0.2 (0.1 to 0.3)	0.2 (0.1 to 0.3)	0.2 (0.1 to 0.3)	0.2 (0.1 to 0.3)	0.2 (0.1 to 0.3)	0.2 (0.1 to 0.3)	4.2 (3.2 to 5.4)	22.6
Latent tuberculosis infection	0 (0 to 0)	0 (0 to 0)	0 (0 to 0)	0 (0 to 0)	0 (0 to 0)	0 (0 to 0)	0 (0 to 0)	0 (0 to 0)	0 (0 to 0)	0 (0 to 0)	0 (0 to 0)	0 (0 to 0)	0 (0 to 0)	0 (0 to 0)	0 (0 to 0)	0 (0 to 0)	0 (0 to 0)	0 (0 to 0)	0 (0 to 0)	0 (0 to 0)	0 (0 to 0)	0 (0 to 0)	0 (0 to 0)	0
Drug-susceptible tuberculosis	0 (0 to 0)	0 (0 to 0)	0.1 (0 to 0.1)	0.2 (0.1 to 0.2)	0.1 (0.1 to 0.1)	0.1 (0.1 to 0.2)	0.2 (0.1 to 0.3)	0.2 (0.1 to 0.2)	0.2 (0.1 to 0.3)	0.2 (0.1 to 0.3)	0.2 (0.1 to 0.3)	0.2 (0.1 to 0.3)	0.2 (0.1 to 0.3)	0.2 (0.1 to 0.3)	0.2 (0.1 to 0.3)	0.2 (0.1 to 0.3)	0.2 (0.1 to 0.3)	0.2 (0.1 to 0.3)	0.2 (0.1 to 0.3)	0.2 (0.1 to 0.3)	0.2 (0.1 to 0.3)	0.2 (0.1 to 0.3)	4.6 (3.7 to 5.8)	22.1
Multidrug-resistant tuberculosis without extensive drug-resistance	0 (0 to 0)	0 (0 to 0)	0 (0 to 0)	0 (0 to 0)	0 (0 to 0)	0 (0 to 0)	0 (0 to 0)	0 (0 to 0)	0 (0 to 0)	0 (0 to 0)	0 (0 to 0)	0 (0 to 0)	0 (0 to 0)	0 (0 to 0)	0 (0 to 0)	0 (0 to 0)	0 (0 to 0)	0 (0 to 0)	0 (0 to 0)	0 (0 to 0)	0 (0 to 0)	0 (0 to 0)	0 (0 to 0)	0.4
Extensively drug-resistant tuberculosis	0 (0 to 0)	0 (0 to 0)	0 (0 to 0)	0 (0 to 0)	0 (0 to 0)	0 (0 to 0)	0 (0 to 0)	0 (0 to 0)	0 (0 to 0)	0 (0 to 0)	0 (0 to 0)	0 (0 to 0)	0 (0 to 0)	0 (0 to 0)	0 (0 to 0)	0 (0 to 0)	0 (0 to 0)	0 (0 to 0)	0 (0 to 0)	0 (0 to 0)	0 (0 to 0)	0 (0 to 0)	0 (0 to 0)	0.1
Lower respiratory infections	3 (2.1 to 4.4)	2.2 (2.2 to 4.5)	0.4 (0.5 to 22.9)	11.5 (6.1 to 15.2)	18.1 (9.2 to 31.1)	17.2 (11.5 to 21.1)	2.8 (2.2 to 4.1)	4.3 (2.8 to 6.2)	8.3 (4.2 to 9.1)	13 (5.4 to 13)	16.1 (8.7 to 19.4)	19.1 (10.9 to 22.1)	20 (13.4 to 23.8)	22.1 (17.8 to 27.4)	24.2 (22 to 47)	25.4 (27.7 to 59.3)	26.4 (21.4 to 56.1)	27.3 (4.4 to 57)	27.6 (59.7 to 113)	27.6 (53.6 to 106)	26.3 (132 to 168)	23.3 (75.7 to 132)	325 (424.6 to 71.4)
Upper respiratory infections	0 (0 to 0.1)	0.2 (0.1 to 0.3)	0.7 (2.1 to 6)	16.6 (9.3 to 28)	19.1 (10.5 to 32.2)	10.4 (7.3 to 24.5)	5.4 (5.4 to 18.5)	10.4 (5.4 to 17.8)	11.3 (6.3 to 19)	12 (6.4 to 20.2)	12 (6.4 to 20.4)	9.4 (5 to 17)	7.6 (4.2 to 13.4)	6.7 (3.4 to 11.8)	5.4 (2.9 to 9.9)	4.2 (2.3 to 7.8)	3.3 (1.8 to 6)	1.8 (1 to 3.5)	1.2 (0.6 to 2.1)	0.7 (0.3 to 1.4)	0.3 (0.2 to 0.5)	0.2 (0.1 to 0.2)	154
Otitis media	0 (0 to 0)	0 (0 to 0)	0.2 (2.4 to 8.4)	4.6 (2.7 to 8.3)	2.4 (1.7 to 5)	2.4 (1.4 to 5.4)	2.1 (1.4 to 3.1)	1.6 (0.9 to 4.3)	2.3 (1.1 to 4.5)	2.4 (0.9 to 4.7)	2.4 (1.3 to 4.6)	2.4 (1.3 to 4.5)	2.2 (1.2 to 4.1)	1.8 (0.9 to 3.4)	1.4 (0.8 to 2.6)	1.2 (0.6 to 2.4)	0.9 (0.4 to 1.7)	0.7 (0.4 to 1.3)	0.4 (0.2 to 0.7)	0.2 (0.1 to 0.4)	0.1 (0.1 to 0.2)	0 (0 to 0.1)	37.6
Enteric infections	0.3 (0.2 to 0.4)	1.1 (0.6 to 1.5)	12 (7.6 to 17.4)	16.6 (11.2 to 28.3)	9.7 (5.3 to 16.3)	4.2 (2.4 to 6.4)	4.2 (2.4 to 6.4)	3.6 (2.1 to 5.6)	4.1 (2.5 to 6.5)	4 (2.4 to 6.2)	4 (2.4 to 6.2)	3.2 (2 to 4.8)	2.6 (1.7 to 4.3)	2.5 (1.5 to 3.9)	2.5 (1.5 to 3.9)	2.4 (1.5 to 3.8)	2.3 (1.4 to 3.7)	2.1 (1.3 to 3.4)	1.8 (1.1 to 2.9)	1.4 (0.8 to 2.3)	0.8 (0.4 to 1.4)	0.2 (0.1 to 0.4)	117
Diarrheal diseases	0.3 (0.2 to 0.4)	1.1 (0.6 to 1.5)	12 (7.6 to 17.4)	16.6 (11.2 to 28.3)	9.7 (5.3 to 16.3)	4.2 (2.4 to 6.4)	4.2 (2.4 to 6.4)	3.6 (2.1 to 5.6)	4.1 (2.5 to 6.5)	4 (2.4 to 6.2)	4 (2.4 to 6.2)	3.2 (2 to 4.8)	2.6 (1.7 to 4.3)	2.5 (1.5 to 3.9)	2.5 (1.5 to 3.9)	2.4 (1.5 to 3.8)	2.3 (1.4 to 3.7)	2.1 (1.3 to 3.4)	1.8 (1.1 to 2.9)	1.4 (0.8 to 2.3)	0.8 (0.4 to 1.4)	0.2 (0.1 to 0.4)	116
Typhoid and paraphyoid	0 (0 to 0)	0 (0 to 0)	0 (0 to 0)	0 (0 to 0)	0 (0 to 0)	0 (0 to 0)	0 (0 to 0)	0 (0 to 0)	0 (0 to 0)	0 (0 to 0)	0 (0 to 0)	0 (0 to 0)	0 (0 to 0)	0 (0 to 0)	0 (0 to 0)	0 (0 to 0)	0 (0 to 0)	0 (0 to 0)	0 (0 to 0)	0 (0 to 0)	0 (0 to 0)	0 (0 to 0)	0 (0 to 0)	0
Typhoid fever	0 (0 to 0)	0 (0 to 0)	0 (0 to 0)	0 (0 to 0)	0 (0 to 0)	0 (0 to 0)	0 (0 to 0)	0 (0 to 0)	0 (0 to 0)	0 (0 to 0)	0 (0 to 0)	0 (0 to 0)	0 (0 to 0)	0 (0 to 0)	0 (0 to 0)	0 (0 to 0)	0 (0 to 0)	0 (0 to 0)	0 (0 to 0)	0 (0 to 0)	0 (0 to 0)	0 (0 to 0)	0 (0 to 0)	0
Paratyphoid fever	0 (0 to 0)	0 (0 to 0)	0 (0 to 0)	0 (0 to 0)	0 (0 to 0)	0 (0 to 0)	0 (0 to 0)	0 (0 to 0)	0 (0 to 0)	0 (0 to 0)	0 (0 to 0)	0 (0 to 0)	0 (0 to 0)	0 (0 to 0)	0 (0 to 0)	0 (0 to 0)	0 (0 to 0)	0 (0 to 0)	0 (0 to 0)	0 (0 to 0)	0 (0 to 0)	0 (0 to 0)	0 (0 to 0)	0
Invasive Non-typhoidal Salmonella (iNTS)	0 (0 to 0)	0 (0 to 0)	0 (0 to 0.1)	0 (0 to 0.2)	0 (0 to 0.2)	0 (0 to 0.1)	0 (0 to 0)	0 (0 to 0)	0 (0 to 0)	0 (0 to 0)	0 (0 to 0)	0 (0 to 0)	0 (0 to 0)	0 (0 to 0.1)	0 (0 to 0.1)	0 (0 to 0.2)	0 (0 to 0.2)	0 (0 to 0.2)	0 (0 to 0.2)	0 (0 to 0.1)	0 (0 to 0.1)	0 (0 to 0.1)	0 (0 to 0.1)	0.3
Other intestinal infectious diseases	0 (0 to 0)	0 (0 to 0)	0.1 (0 to 0.1)	0.2 (0 to 0.2)	0.1 (0 to 0.1)	0.1 (0 to 0.1)	0.1 (0 to 0.1)	0 (0 to 0)	0 (0 to 0)	0 (0 to 0)	0 (0 to 0)	0 (0 to 0)	0 (0 to 0)	0 (0 to 0)	0 (0 to 0)	0 (0 to 0)	0 (0 to 0)	0 (0 to 0)	0 (0 to 0)	0 (0 to 0)	0 (0 to 0)	0 (0 to 0)	0 (0 to 0)	0.3
Neglected tropical diseases and malaria	0.1 (0.0 to 0.2)	0 (0 to 0.4)	0.1 (0 to 1.3)	0.3 (0 to 1.3)	1.2 (0.7 to 2.1)	0.4 (0 to 0.1)	0.1 (0 to 0.5)	0.2 (0 to 0.4)	0.2 (0 to 0.4)	0.1 (0 to 0.2)	0.2 (0 to 0.7)	0.2 (0 to 0.6)	0.1 (0 to 0.4)	0.2 (0 to 0.4)	0.1 (0 to 0.4)	0.1 (0 to 0.3)	0.1 (0 to 0.2)	0.1 (0 to 0.2)	0.1 (0 to 0.2)	0.1 (0 to 0.1)	0 (0 to 0.1)	0 (0 to 0.1)	4.2
Malaria	0 (0 to 0)	0 (0 to 0)	0 (0 to 0)	0 (0 to 0)	0 (0 to 0)	0 (0 to 0)	0 (0 to 0)	0 (0 to 0)	0 (0 to 0)	0 (0 to 0)	0 (0 to 0)	0 (0 to 0)	0 (0 to 0)	0 (0 to 0)	0 (0 to 0)	0 (0 to 0)	0 (0 to 0)	0 (0 to 0)	0 (0 to 0)	0 (0 to 0)	0 (0 to 0)	0 (0 to 0)	0 (0 to 0)	0
Chagas disease	0 (0 to 0)	0 (0 to 0)	0 (0 to 0)	0 (0 to 0)	0 (0 to 0)	0 (0 to 0)	0 (0 to 0)	0 (0 to 0)	0 (0 to 0)	0 (0 to 0)	0 (0 to 0)	0 (0 to 0)	0 (0 to 0)	0 (0 to 0)	0 (0 to 0)	0 (0 to 0)	0 (0 to 0)	0 (0 to 0)	0 (0 to 0)	0 (0 to 0)	0 (0 to 0)	0 (0 to 0)	0 (0 to 0)	0
Leishmaniasis	0 (0 to 0)	0 (0 to 0)	0 (0 to 0)	0 (0 to 0)	0 (0 to 0)	0 (0 to 0)	0 (0 to 0)	0 (0 to 0)	0 (0 to 0)	0 (0 to 0)	0 (0 to 0)	0 (0 to 0)	0 (0 to 0)	0 (0 to 0)	0 (0 to 0)	0 (0 to 0)	0 (0 to 0)	0 (0 to 0)	0 (0 to 0)	0 (0 to 0)	0 (0 to 0)	0 (0 to 0)	0 (0 to 0)	0
Visceral leishmaniasis	0 (0 to 0)	0 (0 to 0)	0 (0 to 0)	0 (0 to 0)	0 (0 to 0)	0 (0 to 0)	0 (0 to 0)	0 (0 to 0)	0 (0 to 0)	0 (0 to 0)	0 (0 to 0)	0 (0 to 0)	0 (0 to 0)	0 (0 to 0)	0 (0 to 0)	0 (0 to 0)	0 (0 to 0)	0 (0 to 0)	0 (0 to 0)	0 (0 to 0)	0 (0 to 0)	0 (0 to 0)	0 (0 to 0)	0
Cutaneous and mucocutaneous leishmaniasis	0 (0 to 0)	0 (0 to 0)	0 (0 to 0)	0 (0 to 0)	0 (0 to 0)	0 (0 to 0)	0 (0 to 0)	0 (0 to 0)	0 (0 to 0)	0 (0 to 0)	0 (0 to 0)	0 (0 to 0)	0 (0 to 0)	0 (0 to 0)	0 (0 to 0)	0 (0 to 0)	0 (0 to 0)	0 (0 to 0)	0 (0 to 0)	0 (0 to 0)	0 (0 to 0)	0 (0 to 0)	0 (0 to 0)	0
African trypanosomiasis	0 (0 to 0)	0 (0 to 0)	0 (0 to 0)	0 (0 to 0)	0 (0 to 0)	0 (0 to 0)	0 (0 to 0)	0 (0 to 0)	0 (0 to 0)	0 (0 to 0)	0 (0 to 0)	0 (0 to 0)	0 (0 to 0)	0 (0 to 0)	0 (0 to 0)	0 (0 to 0)	0 (0 to 0)	0 (0 to 0)	0 (0 to 0)	0 (0 to 0)	0 (0 to 0)	0 (0 to 0)	0 (0 to 0)	0
Schistosomiasis	0 (0 to 0)	0 (0 to 0)	0 (0 to 0)	0 (0 to 0)	0 (0 to 0)	0 (0 to 0)	0 (0 to 0)	0 (0 to 0)	0 (0 to 0)	0 (0 to 0)	0 (0 to 0)	0 (0 to 0)	0 (0 to 0)	0 (0 to 0)	0 (0 to 0)	0 (0 to 0)	0 (0 to 0)	0 (0 to 0)	0 (0 to 0)	0 (0 to 0)	0 (0 to 0)	0 (0 to 0)	0 (0 to 0)	0
Cysticercosis	0 (0 to 0)	0 (0 to 0)	0 (0 to 0)	0 (0 to 0)	0 (0 to 0)	0 (0 to 0)	0 (0 to 0)	0 (0 to 0)	0 (0 to 0)	0 (0 to 0)	0 (0 to 0)	0 (0 to 0)	0 (0 to 0)	0 (0 to 0)	0 (0 to 0)	0 (0 to 0)	0 (0 to 0)	0 (0 to 0)	0 (0 to 0)	0 (0 to 0)	0 (0 to 0)	0 (0 to 0)	0 (0 to 0)	0
Cystic echinococcosis	0 (0 to 0)	0 (0 to 0)	0 (0 to 0)	0 (0 to 0)	0 (0 to 0)	0 (0 to 0)	0 (0 to 0)	0 (0 to 0)	0 (0 to 0)	0 (0 to 0)	0 (0 to 0)	0 (0 to 0)	0 (0 to 0)	0 (0 to 0)	0 (0 to 0)	0 (0 to 0)	0 (0 to 0)	0 (0 to 0)	0 (0 to 0)	0 (0 to 0)	0 (0 to 0)	0 (0 to 0)	0 (0 to 0)	0.1
Lymphatic filariasis	0 (0 to 0)	0 (0 to 0)	0 (0 to 0)	0 (0 to 0)	0 (0 to 0)	0 (0 to 0)	0 (0 to 0)	0 (0 to 0)	0 (0 to 0)	0 (0 to 0)	0 (0 to 0)	0 (0 to 0)	0 (0 to 0)	0 (0 to 0)	0 (0 to 0)	0 (0 to 0)	0 (0 to 0)	0 (0 to 0)	0 (0 to 0)	0 (0 to 0)	0 (0 to 0)	0 (0 to 0)	0 (0 to 0)	0
Onchocerciasis	0 (0 to 0)	0 (0 to 0)	0 (0 to 0)	0 (0 to 0)	0 (0 to 0)	0 (0 to 0)	0 (0 to 0)	0 (0 to 0)	0 (0 to 0)	0 (0 to 0)	0 (0 to 0)	0 (0 to 0)	0 (0 to 0)	0 (0 to 0)	0 (0 to 0)	0 (0 to 0)	0 (0 to 0)	0 (0 to 0)	0 (0 to 0)	0 (0 to 0)	0 (0 to 0)	0 (0 to 0)	0 (0 to 0)	0
Trachoma	0 (0 to 0)	0 (0 to 0)	0 (0 to 0)	0 (0 to 0)	0 (0 to 0)	0 (0 to 0)	0 (0 to 0)	0 (0 to 0)	0 (0 to 0)	0 (0 to 0)	0 (0 to 0)	0 (0 to 0)	0 (0 to 0)	0 (0

| | | |

SR Table 2a: Merton DALYS by cause and age group for males with 95% uncertainty intervals. 2019

Cause	Early Neonatal	Late Neonatal	Post Neonatal	1 to 4	5 to 9	10 to 14	15 to 19	20 to 24	25 to 29	30 to 34	35 to 39	40 to 44	45 to 49	50 to 54	55 to 59	60 to 64	65 to 69	70 to 74	75 to 79	80 to 84	85 plus	Total
All causes	686 (579 to 806)	1,060 (54 to 82 0)	1,060 (121 to 247)	1,060 (329 to 340)	1,060 (310 to 397)	1,060 (297 to 459)	1,060 (289 to 416)	1,060 (564 to 651)	1,060 (619 to 1,260)	1,060 (666 to 1,568)	1,060 (1,220 to 1,690)	1,060 (1,160 to 1,770)	1,060 (1,290 to 1,890)	1,060 (1,450 to 2,060)	1,060 (1,520 to 2,140)	1,060 (1,460 to 2,050)	1,060 (1,460 to 2,030)	1,060 (1,300 to 2,290)	1,060 (1,420 to 2,490)	1,060 (1,240 to 2,180)	1,060 (1,240 to 2,180)	23,320
Communicable, maternal, neonatal, and nutritional diseases	686 (519 to 812)	1,060 (30 4 to 52 7)	1,060 (45 1 to 96 0)	1,060 (32 4 to 80 0)	1,060 (33 1 to 107)	1,060 (29 7 to 38 5)	1,060 (29 7 to 38 5)	1,060 (34 9 to 44 5)	1,060 (35 0 to 59)	1,060 (42 0 to 73 1)	1,060 (50 0 to 85 4)	1,060 (46 4 to 75 8)	1,060 (46 1 to 73 1)	1,060 (44 5 to 66 1)	1,060 (45 1 to 66 2)	1,060 (47 1 to 69 1)	1,060 (47 1 to 69 1)	1,060 (46 1 to 69 2)	1,060 (46 1 to 69 2)	1,060 (46 1 to 69 2)	1,060 (46 1 to 69 2)	1,060
HIV/AIDS and sexually transmitted infections	5.6 (1.7 to 13.4)	1.9 (0.4 to 4.4)	2.7 (1.4 to 5.1)	0.6 (0.4 to 0.9)	0.4 (0.3 to 0.5)	0.2 (0.2 to 0.3)	0.3 (0.2 to 0.4)	0.8 (0.4 to 1.1)	2.7 (2.3 to 3.4)	5.4 (4.2 to 7.4)	8.5 (6.4 to 11.2)	9.4 (7.2 to 12.4)	9.7 (7.4 to 12.8)	7.1 (5.7 to 9)	5.3 (4.1 to 6.8)	3.3 (2.4 to 4.2)	2.3 (1.7 to 3)	1.6 (1.4 to 1.8)	0.7 (0.2 to 0.7)	0.1 (0.1 to 0.2)	0.1 (0.0 to 0.1)	69.3
HIV/AIDS	0 (0 to 0)	0 (0 to 0)	0.8 (0.4 to 0.9)	0.7 (0.4 to 0.8)	0.4 (0.3 to 0.4)	0.2 (0.2 to 0.3)	0.2 (0.2 to 0.3)	0.7 (0.4 to 1)	2.5 (1.9 to 3.2)	5.3 (4 to 7)	8.2 (6.2 to 10.7)	9.1 (7.1 to 11.9)	9.4 (7.2 to 11.9)	6.9 (5.5 to 8.7)	5.1 (3.9 to 6.5)	3.2 (2.5 to 4.1)	2.1 (1.6 to 2.8)	0.9 (0.5 to 1.5)	0.4 (0.2 to 0.7)	0.1 (0.1 to 0.2)	0.1 (0.0 to 0.1)	56
HIV/AIDS - Drug-susceptible Tuberculosis	0 (0 to 0)	0 (0 to 0)	0 (0 to 0)	0 (0 to 0)	0 (0 to 0)	0 (0 to 0)	0 (0 to 0)	0 (0 to 0)	0 (0 to 0)	0 (0 to 0)	0 (0 to 0)	0 (0 to 0)	0 (0 to 0)	0 (0 to 0)	0 (0 to 0)	0 (0 to 0)	0 (0 to 0)	0 (0 to 0)	0 (0 to 0)	0 (0 to 0)	0 (0 to 0)	0 (0 to 0)	0
HIV/AIDS - Multidrug-resistant Tuberculosis without extensive dr...	0 (0 to 0)	0 (0 to 0)	0 (0 to 0)	0 (0 to 0)	0 (0 to 0)	0 (0 to 0)	0 (0 to 0)	0 (0 to 0)	0 (0 to 0)	0 (0 to 0)	0 (0 to 0)	0 (0 to 0)	0 (0 to 0)	0 (0 to 0)	0 (0 to 0)	0 (0 to 0)	0 (0 to 0)	0 (0 to 0)	0 (0 to 0)	0 (0 to 0)	0 (0 to 0)	0 (0 to 0)	0
HIV/AIDS - Extensively drug-resistant Tuberculosis	0 (0 to 0)	0 (0 to 0)	0 (0 to 0)	0 (0 to 0)	0 (0 to 0)	0 (0 to 0)	0 (0 to 0)	0 (0 to 0)	0 (0 to 0)	0 (0 to 0)	0 (0 to 0)	0 (0 to 0)	0 (0 to 0)	0 (0 to 0)	0 (0 to 0)	0 (0 to 0)	0 (0 to 0)	0 (0 to 0)	0 (0 to 0)	0 (0 to 0)	0 (0 to 0)	0 (0 to 0)	0
HIV/AIDS resulting in other diseases	5.6 (1.7 to 13.4)	1.9 (0.4 to 4.4)	1.9 (0.4 to 3.7)	0.1 (0 to 0.2)	0 (0 to 0)	0 (0 to 0)	0 (0 to 0.1)	0.1 (0 to 0.2)	0.2 (0 to 0.4)	0.1 (0 to 0.2)	0.3 (0 to 0.7)	0.3 (0 to 0.7)	0.3 (0 to 0.7)	0.2 (0 to 0.5)	0.2 (0 to 0.4)	0.1 (0 to 0.3)	0.1 (0 to 0.2)	0.1 (0 to 0.2)	0 (0 to 0.1)	0 (0 to 0.1)	0 (0 to 0.1)	13.3
Sexually transmitted infections excluding HIV	5.6 (1.7 to 13.4)	1.9 (0.4 to 4.4)	3 (0.6 to 7.3)	0.1 (0 to 0.2)	0 (0 to 0)	0 (0 to 0)	0 (0 to 0.1)	0.1 (0 to 0.2)	0.2 (0.1 to 0.4)	0.1 (0 to 0.2)	0.3 (0.2 to 0.7)	0.3 (0.1 to 0.7)	0.3 (0.1 to 0.6)	0.2 (0 to 0.5)	0.2 (0 to 0.4)	0.1 (0 to 0.3)	0.1 (0 to 0.2)	0 (0 to 0.1)	0 (0 to 0.1)	0 (0 to 0.1)	0 (0 to 0.1)	13.3
Syphilis	5.6 (1.7 to 13.4)	1.9 (0.4 to 4.4)	3 (0.6 to 7.3)	0.1 (0 to 0.2)	0 (0 to 0)	0 (0 to 0)	0 (0 to 0)	0 (0 to 0.1)	0.2 (0.1 to 0.4)	0.1 (0 to 0.2)	0.3 (0.2 to 0.7)	0.3 (0.1 to 0.7)	0.3 (0.1 to 0.6)	0.2 (0 to 0.5)	0.2 (0 to 0.4)	0.1 (0 to 0.3)	0.1 (0 to 0.2)	0 (0 to 0.1)	0 (0 to 0.1)	0 (0 to 0.1)	0 (0 to 0.1)	11.2
Chlamydial infection	0 (0 to 0)	0 (0 to 0)	0 (0 to 0)	0 (0 to 0)	0 (0 to 0)	0 (0 to 0)	0 (0 to 0)	0 (0 to 0)	0 (0 to 0)	0 (0 to 0)	0 (0 to 0)	0 (0 to 0)	0 (0 to 0)	0 (0 to 0)	0 (0 to 0)	0 (0 to 0)	0 (0 to 0)	0 (0 to 0)	0 (0 to 0)	0 (0 to 0)	0 (0 to 0)	0 (0 to 0)	0
Gonococcal infection	0 (0 to 0)	0 (0 to 0)	0 (0 to 0)	0 (0 to 0)	0 (0 to 0)	0 (0 to 0)	0 (0 to 0)	0 (0 to 0)	0 (0 to 0)	0 (0 to 0)	0 (0 to 0)	0 (0 to 0)	0 (0 to 0)	0 (0 to 0)	0 (0 to 0)	0 (0 to 0)	0 (0 to 0)	0 (0 to 0)	0 (0 to 0)	0 (0 to 0)	0 (0 to 0)	0 (0 to 0)	0
Trichomoniasis	0 (0 to 0)	0 (0 to 0)	0 (0 to 0)	0 (0 to 0)	0 (0 to 0)	0 (0 to 0)	0 (0 to 0)	0 (0 to 0)	0 (0 to 0)	0 (0 to 0)	0 (0 to 0)	0 (0 to 0)	0 (0 to 0)	0 (0 to 0)	0 (0 to 0)	0 (0 to 0)	0 (0 to 0)	0 (0 to 0)	0 (0 to 0)	0 (0 to 0)	0 (0 to 0)	0 (0 to 0)	0
Genital herpes	0 (0 to 0)	0 (0 to 0)	0 (0 to 0)	0 (0 to 0)	0 (0 to 0)	0 (0 to 0)	0 (0 to 0)	0 (0 to 0)	0 (0 to 0)	0 (0 to 0)	0 (0 to 0)	0 (0 to 0)	0 (0 to 0)	0 (0 to 0)	0 (0 to 0)	0 (0 to 0)	0 (0 to 0)	0 (0 to 0)	0 (0 to 0)	0 (0 to 0)	0 (0 to 0)	0 (0 to 0)	1.6
Other sexually transmitted infections	0 (0 to 0)	0 (0 to 0)	0 (0 to 0)	0 (0 to 0)	0 (0 to 0)	0 (0 to 0)	0 (0 to 0)	0 (0 to 0)	0 (0 to 0)	0 (0 to 0)	0 (0 to 0)	0 (0 to 0)	0 (0 to 0)	0 (0 to 0)	0 (0 to 0)	0 (0 to 0)	0 (0 to 0)	0 (0 to 0)	0 (0 to 0)	0 (0 to 0)	0 (0 to 0)	0 (0 to 0)	0.1
Respiratory infections and tuberculosis	1.7 (1.1 to 2.4)	1.4 (0.9 to 1.9)	1.4 (7.1 to 17.4)	1.4 (15.5 to 29.7)	1.4 (5.5 to 14.9)	2.6 (4.8 to 12.4)	4.8 (4.8 to 12.4)	5.7 (6.2 to 14.6)	6.3 (6.2 to 15.5)	7.4 (9.3 to 19.5)	9.1 (11 to 23)	11 (14.4 to 27.8)	20.6 (15.2 to 39.4)	29.8 (16.6 to 39.4)	39.7 (19.8 to 34.9)	50.2 (20 to 36.4)	59.3 (20.9 to 39.3)	74.7 (22.1 to 45.9)	94.2 (32.4 to 64.7)	124.3 (33.3 to 78.1)	124.3 (34.3 to 82.2)	613
Tuberculosis	0 (0 to 0)	0 (0 to 0)	0 (0 to 0.2)	0 (0 to 0.1)	0 (0 to 0.1)	0 (0 to 0.1)	0 (0 to 0.2)	0.3 (0.2 to 0.5)	0.6 (0.3 to 1.2)	0.8 (0.4 to 1.4)	1.1 (0.6 to 1.7)	1.4 (0.8 to 1.5)	1.3 (0.9 to 1.6)	1.4 (1 to 2)	1.5 (1 to 2.1)	1.3 (0.9 to 1.8)	1.4 (0.9 to 1.9)	1.4 (1 to 2)	1.4 (1 to 2)	1.4 (1 to 2)	1.4 (1 to 2)	17.3
Latent tuberculosis infection	0 (0 to 0)	0 (0 to 0)	0 (0 to 0)	0 (0 to 0)	0 (0 to 0)	0 (0 to 0)	0 (0 to 0)	0 (0 to 0)	0 (0 to 0)	0 (0 to 0)	0 (0 to 0)	0 (0 to 0)	0 (0 to 0)	0 (0 to 0)	0 (0 to 0)	0 (0 to 0)	0 (0 to 0)	0 (0 to 0)	0 (0 to 0)	0 (0 to 0)	0 (0 to 0)	0 (0 to 0)	0
Drug-susceptible tuberculosis	0 (0 to 0)	0 (0 to 0)	0 (0 to 0.1)	0 (0 to 0.2)	0 (0 to 0.1)	0 (0 to 0.1)	0 (0 to 0.2)	0.3 (0.2 to 0.4)	0.7 (0.3 to 1.2)	0.8 (0.4 to 1.3)	1.1 (0.6 to 1.7)	1.4 (0.8 to 1.5)	1.3 (0.9 to 1.6)	1.4 (1 to 2)	1.5 (1 to 2)	1.3 (0.9 to 1.7)	1.4 (0.9 to 1.9)	1.4 (1 to 2)	1.4 (1 to 2)	1.4 (1 to 1.9)	1.4 (1 to 2)	16.9
Multidrug-resistant tuberculosis without extensive drug-resistance	0 (0 to 0)	0 (0 to 0)	0 (0 to 0)	0 (0 to 0)	0 (0 to 0)	0 (0 to 0)	0 (0 to 0)	0 (0 to 0)	0 (0 to 0)	0 (0 to 0)	0 (0 to 0)	0 (0 to 0)	0 (0 to 0)	0 (0 to 0)	0 (0 to 0)	0 (0 to 0)	0 (0 to 0)	0 (0 to 0)	0 (0 to 0)	0 (0 to 0)	0 (0 to 0)	0 (0 to 0)	0.3
Extensively drug-resistant tuberculosis	0 (0 to 0)	0 (0 to 0)	0 (0 to 0)	0 (0 to 0)	0 (0 to 0)	0 (0 to 0)	0 (0 to 0)	0 (0 to 0)	0 (0 to 0)	0 (0 to 0)	0 (0 to 0)	0 (0 to 0)	0 (0 to 0)	0 (0 to 0)	0 (0 to 0)	0 (0 to 0)	0 (0 to 0)	0 (0 to 0)	0 (0 to 0)	0 (0 to 0)	0 (0 to 0)	0 (0 to 0)	0.1
Lower respiratory infections	1.6 (1.1 to 2.4)	1.2 (0.9 to 1.8)	0.4 (4.2 to 14.1)	0.8 (5.5 to 15.6)	1.2 (1 to 1.8)	0.2 (0.4 to 0.1)	1.4 (1 to 2)	2.5 (1.4 to 3.2)	3.4 (2.7 to 5.6)	4.5 (3.6 to 8.1)	5.6 (4.2 to 10.2)	7.5 (7.7 to 16.7)	11.5 (7.7 to 16.7)	14.4 (9.4 to 20.1)	18.1 (12.2 to 26)	22.3 (14.2 to 31.2)	28.2 (16.4 to 34.2)	40.5 (19.6 to 41.5)	51 (28.9 to 60.5)	72.3 (35.2 to 70.9)	72.3 (50.7 to 96)	477
Upper respiratory infections	0 (0 to 0)	0 (0 to 0.2)	0.5 (1.4 to 6)	0.4 (6.1 to 17.7)	0.2 (3.6 to 12.2)	0.1 (2 to 11.2)	0.3 (2 to 9.4)	0.7 (2.5 to 10)	2.4 (4.2 to 12.4)	3.4 (4.9 to 13.8)	4.6 (4.9 to 14.4)	6.7 (3.6 to 12.1)	9.7 (4.9 to 14)	12.7 (5.7 to 18.2)	16.1 (7.9 to 23.6)	20.1 (10.2 to 29.4)	25.9 (12.1 to 32.2)	37.5 (14.9 to 38.5)	47.6 (21.9 to 57.1)	67.7 (26.2 to 65.2)	67.7 (38.6 to 91)	97.1
Otitis media	0 (0 to 0)	0 (0 to 0)	0.6 (3.3 to 11.1)	0.6 (1.4 to 5)	1.1 (1.3 to 4)	0.1 (0.4 to 2.2)	1.1 (0.5 to 1.8)	1.8 (0.5 to 2.2)	1.3 (0.6 to 2.7)	1.8 (0.7 to 3.1)	1.8 (0.9 to 3.4)	1.8 (0.7 to 3)	1.8 (0.9 to 2.4)	1.7 (0.9 to 2.4)	1.7 (0.9 to 2.4)	1.7 (0.9 to 2.3)	1.7 (0.9 to 2.3)	1.7 (0.9 to 2.3)	1.7 (0.9 to 2.3)	1.7 (1.1 to 2.4)	1.7 (1.1 to 2.4)	21.2
Enteric infections	0.2 (0.1 to 0.2)	0.4 (0.1 to 0.9)	7.5 (4.9 to 10.9)	11.6 (9.9 to 13.9)	3 (2.8 to 3.6)	2 (1.6 to 2.5)	2 (1.5 to 2.3)	2.7 (1.5 to 3.1)	3.7 (1.5 to 4.2)	3.7 (1.6 to 4.2)	3.7 (1.7 to 4.2)	3.7 (1.6 to 4.2)	3.7 (1.4 to 4.2)	3.7 (1.4 to 4.2)	3.7 (1.3 to 4.2)	3.7 (1.3 to 4.2)	3.7 (1.3 to 4.2)	4.1 (2.9 to 5.4)	4.2 (2.9 to 5.4)	4.2 (2.9 to 5.4)	4.2 (2.9 to 5.4)	73.1
Diarrheal diseases	0.2 (0.1 to 0.2)	0.4 (0.1 to 0.9)	7.5 (4.9 to 10.7)	11.6 (9.9 to 13.7)	3 (2.8 to 3.6)	2 (1.6 to 2.5)	2 (1.5 to 2.3)	2.7 (1.5 to 3.1)	3.7 (1.5 to 4.2)	3.7 (1.6 to 4.2)	3.7 (1.6 to 4.2)	3.7 (1.4 to 4.2)	3.7 (1.4 to 4.2)	3.7 (1.3 to 4.2)	3.7 (1.3 to 4.2)	3.7 (1.3 to 4.2)	3.7 (1.3 to 4.2)	4.1 (2.9 to 5.4)	4.2 (2.9 to 5.4)	4.2 (2.9 to 5.4)	4.2 (2.9 to 5.4)	73.6
Typhoid and paraphoid	0 (0 to 0)	0 (0 to 0)	0 (0 to 0)	0 (0 to 0)	0 (0 to 0)	0 (0 to 0)	0 (0 to 0)	0 (0 to 0)	0 (0 to 0)	0 (0 to 0)	0 (0 to 0)	0 (0 to 0)	0 (0 to 0)	0 (0 to 0)	0 (0 to 0)	0 (0 to 0)	0 (0 to 0)	0 (0 to 0)	0 (0 to 0)	0 (0 to 0)	0 (0 to 0)	0 (0 to 0)	0
Typhoid fever	0 (0 to 0)	0 (0 to 0)	0 (0 to 0)	0 (0 to 0)	0 (0 to 0)	0 (0 to 0)	0 (0 to 0)	0 (0 to 0)	0 (0 to 0)	0 (0 to 0)	0 (0 to 0)	0 (0 to 0)	0 (0 to 0)	0 (0 to 0)	0 (0 to 0)	0 (0 to 0)	0 (0 to 0)	0 (0 to 0)	0 (0 to 0)	0 (0 to 0)	0 (0 to 0)	0 (0 to 0)	0
Paraphoid fever	0 (0 to 0)	0 (0 to 0)	0 (0 to 0)	0 (0 to 0)	0 (0 to 0)	0 (0 to 0)	0 (0 to 0)	0 (0 to 0)	0 (0 to 0)	0 (0 to 0)	0 (0 to 0)	0 (0 to 0)	0 (0 to 0)	0 (0 to 0)	0 (0 to 0)	0 (0 to 0)	0 (0 to 0)	0 (0 to 0)	0 (0 to 0)	0 (0 to 0)	0 (0 to 0)	0 (0 to 0)	0
Invasive Non-typhoidal Salmonella (iNTS)	0 (0 to 0)	0 (0 to 0)	0 (0 to 0)	0 (0 to 0)	0 (0 to 0)	0 (0 to 0)	0 (0 to 0)	0 (0 to 0)	0 (0 to 0)	0 (0 to 0)	0 (0 to 0)	0 (0 to 0)	0 (0 to 0)	0 (0 to 0)	0 (0 to 0)	0 (0 to 0)	0 (0 to 0)	0 (0 to 0)	0 (0 to 0)	0 (0 to 0)	0 (0 to 0)	0 (0 to 0)	0.4
Other intestinal infectious diseases	0 (0 to 0)	0 (0 to 0)	0 (0 to 0)	0 (0 to 0)	0 (0 to 0)	0 (0 to 0)	0 (0 to 0)	0 (0 to 0)	0 (0 to 0)	0 (0 to 0)	0 (0 to 0)	0 (0 to 0)	0 (0 to 0)	0 (0 to 0)	0 (0 to 0)	0 (0 to 0)	0 (0 to 0)	0 (0 to 0)	0 (0 to 0)	0 (0 to 0)	0 (0 to 0)	0 (0 to 0)	0.2
Neglected tropical diseases and malaria	0 (0 to 0)	0 (0 to 0)	0 (0 to 0)	0 (0 to 0)	0 (0 to 0)	0 (0 to 0)	0 (0 to 0)	0 (0 to 0)	0 (0 to 0)	0 (0 to 0)	0 (0 to 0)	0 (0 to 0)	0 (0 to 0)	0 (0 to 0)	0 (0 to 0)	0 (0 to 0)	0 (0 to 0)	0 (0 to 0)	0 (0 to 0)	0 (0 to 0)	0 (0 to 0)	0 (0 to 0)	2.4
Malaria	0 (0 to 0)	0 (0 to 0)	0 (0 to 0)	0 (0 to 0)	0 (0 to 0)	0 (0 to 0)	0 (0 to 0)	0 (0 to 0)	0 (0 to 0)	0 (0 to 0)	0 (0 to 0)	0 (0 to 0)	0 (0 to 0)	0 (0 to 0)	0 (0 to 0)	0 (0 to 0)	0 (0 to 0)	0 (0 to 0)	0 (0 to 0)	0 (0 to 0)	0 (0 to 0)	0 (0 to 0)	0
Chagas disease	0 (0 to 0)	0 (0 to 0)	0 (0 to 0)	0 (0 to 0)	0 (0 to 0)	0 (0 to 0)	0 (0 to 0)	0 (0 to 0)	0 (0 to 0)	0 (0 to 0)	0 (0 to 0)	0 (0 to 0)	0 (0 to 0)	0 (0 to 0)	0 (0 to 0)	0 (0 to 0)	0 (0 to 0)	0 (0 to 0)	0 (0 to 0)	0 (0 to 0)	0 (0 to 0)	0 (0 to 0)	0
Leishmaniasis	0 (0 to 0)	0 (0 to 0)	0 (0 to 0)	0 (0 to 0)	0 (0 to 0)	0 (0 to 0)	0 (0 to 0)	0 (0 to 0)	0 (0 to 0)	0 (0 to 0)	0 (0 to 0)	0 (0 to 0)	0 (0 to 0)	0 (0 to 0)	0 (0 to 0)	0 (0 to 0)	0 (0 to 0)	0 (0 to 0)	0 (0 to 0)	0 (0 to 0)	0 (0 to 0)	0 (0 to 0)	0
Visceral leishmaniasis	0 (0 to 0)	0 (0 to 0)	0 (0 to 0)	0 (0 to 0)	0 (0 to 0)	0 (0 to 0)	0 (0 to 0)	0 (0 to 0)	0 (0 to 0)	0 (0 to 0)	0 (0 to 0)	0 (0 to 0)	0 (0 to 0)	0 (0 to 0)	0 (0 to 0)	0 (0 to 0)	0 (0 to 0)	0 (0 to 0)	0 (0 to 0)	0 (0 to 0)	0 (0 to 0)	0 (0 to 0)	0
Cutaneous and mucocutaneous leishmaniasis	0 (0 to 0)	0 (0 to 0)	0 (0 to 0)	0 (0 to 0)	0 (0 to 0)	0 (0 to 0)	0 (0 to 0)	0 (0 to 0)	0 (0 to 0)	0 (0 to 0)	0 (0 to 0)	0 (0 to 0)	0 (0 to 0)	0 (0 to 0)	0 (0 to 0)	0 (0 to 0)	0 (0 to 0)	0 (0 to 0)	0 (0 to 0)	0 (0 to 0)	0 (0 to 0)	0 (0 to 0)	0
African trypanosomiasis	0 (0 to 0)	0 (0 to 0)	0 (0 to 0)	0 (0 to 0)	0 (0 to 0)	0 (0 to 0)	0 (0 to 0)	0 (0 to 0)	0 (0 to 0)	0 (0 to 0)	0 (0 to 0)	0 (0 to 0)	0 (0 to 0)	0 (0 to 0)	0 (0 to 0)	0 (0 to 0)	0 (0 to 0)	0 (0 to 0)	0 (0 to 0)	0 (0 to 0)	0 (0 to 0)	0 (0 to 0)	0
Schistosomiasis	0 (0 to 0)	0 (0 to 0)	0 (0 to 0)	0 (0 to 0)	0 (0 to 0)	0 (0 to 0)	0 (0 to 0)	0 (0 to 0)	0 (0 to 0)	0 (0 to 0)	0 (0 to 0)	0 (0 to 0)	0 (0 to 0)	0 (0 to 0)	0 (0 to 0)	0 (0 to 0)	0 (0 to 0)	0 (0 to 0)	0 (0 to 0)	0 (0 to 0)	0 (0 to 0)	0 (0 to 0)	0
Cysticercosis	0 (0 to 0)	0 (0 to 0)	0 (0 to 0)	0 (0 to 0)	0 (0 to 0)	0 (0 to 0)	0 (0 to 0)	0 (0 to 0)	0 (0 to 0)	0 (0 to 0)	0 (0 to 0)	0 (0 to 0)	0 (0 to 0)	0 (0 to 0)	0 (0 to 0)	0 (0 to 0)	0 (0 to 0)	0 (0 to 0)	0 (0 to 0)	0 (0 to 0)	0 (0 to 0)	0 (0 to 0)	0
Cystic echinococcosis	0 (0 to 0)	0 (0 to 0)	0 (0 to 0)	0 (0 to 0)	0 (0 to 0)	0 (0 to 0)	0 (0 to 0)	0 (0 to 0)	0 (0 to 0)	0 (0 to 0)	0 (0 to 0)	0 (0 to 0)	0 (0 to 0)	0 (0 to 0)	0 (0 to 0)	0 (0 to 0)	0 (0 to 0)	0 (0 to 0)	0 (0 to 0)	0 (0 to 0)	0 (0 to 0)	0 (0 to 0)	0
Lymphatic filariasis	0 (0 to 0)	0 (0 to 0)	0 (0 to 0)	0 (0 to 0)	0 (0 to 0)	0 (0 to 0)	0 (0 to 0)	0 (0 to 0)	0 (0 to 0)	0 (0 to 0)	0 (0 to 0)	0 (0 to 0)	0 (0 to 0)	0 (0 to 0)	0 (0 to 0)	0 (0 to 0)	0 (0 to 0)	0 (0 to 0)	0 (0 to 0)	0 (0 to 0)	0 (0 to 0)	0 (0 to 0)	0
Onchocerciasis	0 (0 to 0)	0 (0 to 0)	0 (0 to 0)	0 (0 to 0)	0 (0 to 0)	0 (0 to 0)	0 (0 to 0)	0 (0 to 0)	0 (0 to 0)	0 (0 to 0)	0 (0 to 0)	0 (0 to 0)	0 (0 to 0)	0 (0 to 0)	0 (0 to 0)	0 (0 to 0)	0 (0 to 0)	0 (0 to 0)	0 (0 to 0)	0 (0 to 0)	0 (0 to 0)	0 (0 to 0)	0
Trachoma	0 (0 to 0)	0 (0 to 0)	0 (0 to 0)	0 (0 to 0)	0 (0 to 0)	0 (0 to 0)	0 (0 to 0)	0 (0 to 0)	0 (0 to 0)	0 (0 to 0)	0 (0 to 0)	0 (0 to 0)	0 (0 to 0)	0 (0 to 0)	0 (0 to 0)	0 (0 to 0)	0 (0 to 0)	0 (0 to 0)	0 (0 to 0)	0 (0 to 0)	0 (0 to 0)	0 (0 to 0)	0
Dengue	0 (0 to 0)	0 (0 to 0)	0 (0 to 0)	0 (0 to 0)	0 (0 to 0)	0 (0 to 0)	0 (0 to 0)	0 (0 to 0)	0 (0 to 0)	0 (0 to 0)	0 (0 to 0)	0 (0 to 0)	0 (0 to 0)	0 (0 to 0)	0 (0 to 0)	0 (0 to 0)	0 (0 to 0)	0 (0 to 0)	0 (0 to 0)	0 (0 to 0)	0 (0 to 0)	0 (0 to 0)	0
Yellow fever	0 (0 to 0)	0 (0 to 0)	0 (0 to 0)	0 (0 to 0)	0 (0 to 0)	0 (0 to 0)	0 (0 to 0)	0 (0 to 0)	0 (0 to 0)	0 (0 to 0)	0 (0 to 0)	0 (0 to 0)	0 (0 to 0)	0 (0 to 0)	0 (0 to 0)	0 (0 to 0)	0 (0 to 0)	0 (0 to 0)	0 (0 to 0)	0 (0 to 0)	0 (0 to 0)	0 (0 to 0)	0
Rabies	0 (0 to 0)	0 (0 to 0)	0 (0 to 0)	0 (0 to 0)	0 (0 to 0)	0 (0 to 0)	0 (0 to 0)	0 (0 to 0)	0 (0 to 0)	0 (0 to 0)	0 (0 to 0)	0 (0 to 0)	0 (0 to 0)	0 (0 to 0)	0 (0 to 0)	0 (0 to 0)	0 (0 to 0)	0 (0 to 0)	0 (0 to 0)	0 (0 to 0)	0 (0 to 0)	0 (0 to 0)	0
Intestinal nematode infections	0 (0 to 0)	0 (0 to 0)	0 (0 to 0)	0 (0 to 0)	0 (0 to 0)	0 (0 to 0)	0 (0 to 0)	0 (0 to 0)	0 (0 to 0)	0 (0 to 0)	0 (0 to 0)	0 (0 to 0)	0 (0 to 0)	0 (0 to 0)	0 (0 to 0)	0 (0 to 0)	0 (0 to 0)	0 (0 to 0)	0 (0 to 0)	0 (0 to 0)	0 (0 to 0)	0 (0 to 0)	0
Ascariasis	0 (0 to 0)	0 (0 to 0)	0 (0 to 0)	0 (0 to 0)	0 (0 to 0)	0 (0 to 0)	0 (0 to 0)	0 (0 to 0)	0 (0 to 0)	0 (0 to 0)	0 (0 to 0)	0 (0 to 0)	0 (0 to 0)	0 (0 to 0)	0 (0 to 0)	0 (0 to 0)	0 (0 to 0)	0 (0 to 0)	0 (0 to 0)	0 (0 to 0)	0 (0 to 0)	0 (0 to 0)	0
Trichuriasis	0 (0 to 0)	0 (0 to 0)	0 (0 to 0)	0 (0 to 0)	0 (0 to 0)	0 (0 to 0)	0 (0 to 0)	0 (0 to 0)	0 (0 to 0)	0 (0 to 0)	0 (0 to 0)	0 (0 to 0)	0 (0 to 0)	0 (0 to 0)	0 (0 to 0)	0 (0 to 0)	0 (0 to 0)	0 (0 to 0)	0 (0 to 0)	0 (0 to 0)	0 (0 to 0)	0 (0 to 0)	0
Hookworm disease	0 (0 to 0)	0 (0 to 0)	0 (0 to 0)	0 (0 to 0)	0 (0 to 0)	0 (0 to 0)	0 (0 to 0)	0 (0 to 0)	0 (0 to 0)	0 (0 to 0)	0 (0 to 0)	0 (0 to 0)	0 (0 to 0)	0 (0 to 0)	0 (0 to 0)	0 (0 to 0)	0 (0 to 0)	0 (0 to 0)	0 (0 to 0)	0 (0 to 0)	0 (0 to 0)	0 (0 to 0)	0
Food-borne trematodiases	0 (0 to 0)	0 (0 to 0)	0 (0 to 0)	0 (0 to 0)	0 (0 to 0)	0 (0 to 0)	0 (0 to 0)	0 (0 to 0)	0 (0 to 0)	0 (0 to 0)	0 (0 to 0)	0 (0 to 0)	0 (0 to 0)	0 (0 to 0)	0 (0 to 0)	0 (0 to 0)	0 (0 to 0)	0 (0 to 0)	0 (0 to 0)	0 (0 to 0)	0 (0 to 0)	0 (0 to 0)	0
Leprosy	0 (0 to 0)	0 (0 to 0)	0 (0 to 0)	0 (0 to 0)	0 (0 to 0)	0 (0 to 0)	0 (0 to 0)	0 (0 to 0)	0 (0 to 0)	0 (0 to 0)	0 (0 to 0)	0 (0 to 0)	0 (0 to 0)	0 (0 to 0)	0 (0 to 0)	0 (0 to 0)	0 (0 to 0)	0 (0 to 0)	0 (0 to 0)	0 (0 to 0)	0 (0 to 0)	0 (0 to 0)	0
Ebola	0 (0 to 0)	0 (0 to 0)	0 (0 to 0)	0 (0 to 0)	0 (0 to 0)	0 (0 to 0)	0 (0 to 0)	0 (0 to 0)	0 (0 to 0)	0 (0 to 0)	0 (0 to 0)	0 (0 to 0)	0 (0 to 0)	0 (0 to 0)	0 (0 to 0)	0 (0 to 0)	0 (0 to 0)	0 (0 to 0)	0 (0 to 0)	0 (0 to 0)	0 (0 to 0)	0 (0 to 0)	0
Zika virus	0 (0 to 0)	0 (0 to 0)	0 (0 to 0)	0 (0 to 0)	0 (0 to 0)	0 (0 to 0)	0 (0 to 0)	0 (0 to 0)	0 (0 to 0)	0 (0 to 0)	0 (0 to 0)	0 (0 to 0)	0 (0 to 0)	0 (0 to 0)	0 (0 to 0)	0 (0 to 0)	0 (0 to 0)	0 (0 to 0)	0 (0 to 0)	0 (0 to 0)	0 (0 to 0)	0 (0 to 0)	0
Guinea worm disease	0 (0 to 0)	0 (0 to 0)	0 (0 to 0)	0 (0 to 0)	0 (0 to 0)	0 (0 to 0)	0

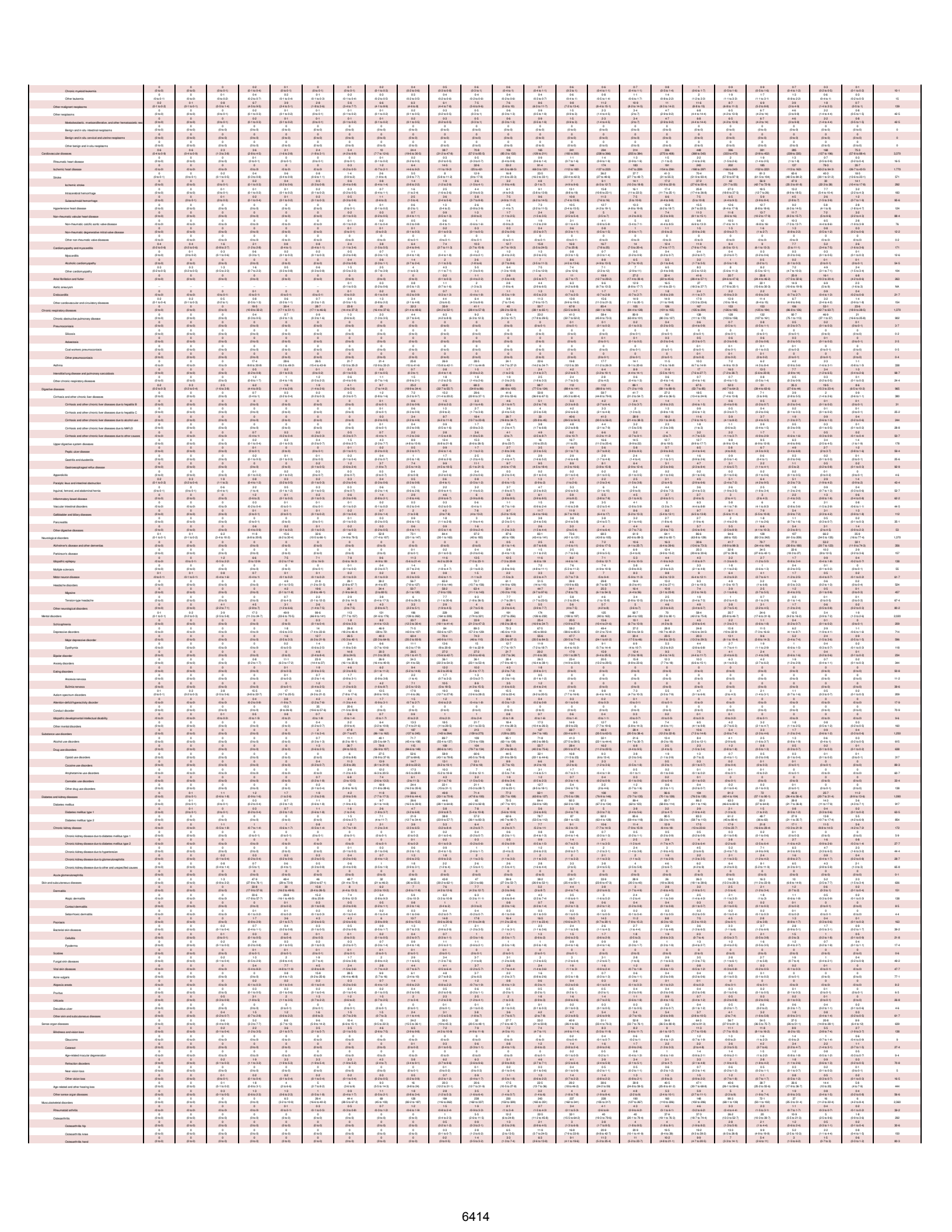

Chronic myeloid leukemia	0 (0 to 0)	0 (0 to 0)	0 (0 to 0)	0.2 (0 to 1)	0.1 (0 to 0)	0.1 (0 to 0)	0.1 (0 to 0)	0.2 (0 to 0)	0.2 (0 to 0)	0.3 (0 to 0)	0.5 (0 to 0)	0.6 (0 to 1)	0.6 (0 to 1)	0.7 (0 to 1)	0.6 (0 to 1)	0.6 (0 to 1)	0.7 (0 to 1)	0.7 (0 to 1)	1 (0 to 1)	0.9 (0 to 1)	0.9 (0 to 1)	0.9 (0 to 1)	0.7 (0 to 1)	0.3 (0 to 0)	0.1 (0 to 0)	10-1
Other leukemia	0 (0 to 0)	0 (0 to 0)	0.4 (0 to 2)	0.2 (0 to 1)	0.4 (0 to 1)	0.3 (0 to 1)	0.3 (0 to 0)	0.4 (0 to 1)	0.4 (0 to 0)	0.4 (0 to 0)	0.4 (0 to 0)	0.4 (0 to 0)	0.4 (0 to 0)	0.3 (0 to 0)	0.4 (0 to 1)	0.5 (0 to 1)	0.4 (0 to 1)	0.4 (0 to 1)	0.7 (0 to 1)	1.9 (1 to 3)	1.7 (1 to 3)	1.3 (1 to 3)	0.6 (0 to 1)	0.4 (0 to 1)	0.6 (0 to 0)	15
Other malignant neoplasms	0.3 (0.1 to 0.6)	0.1 (0 to 0.1)	0.8 (0.5 to 1.4)	0.7 (0.4 to 0.9)	0.8 (0.4 to 1.1)	0.8 (0.4 to 1.3)	0.6 (0.3 to 0.7)	0.7 (0.3 to 0.9)	0.8 (0.4 to 1.1)	0.7 (0.3 to 0.9)	0.7 (0.3 to 0.9)	0.6 (0.3 to 0.8)	0.6 (0.3 to 0.8)	0.6 (0.3 to 0.8)	0.6 (0.3 to 0.7)	0.6 (0.3 to 0.8)	0.6 (0.3 to 0.8)	0.7 (0.3 to 1.1)	1.1 (0.6 to 1.6)	1.0 (0.5 to 1.4)	0.9 (0.5 to 1.3)	0.8 (0.4 to 1.1)	0.5 (0.2 to 0.8)	0.2 (0.1 to 0.4)	0.2 (0.1 to 0.3)	139
Other neoplasms	0 (0 to 0)	0 (0 to 0)	0 (0 to 0)	0 (0 to 0)	0 (0 to 0)	0 (0 to 0)	0 (0 to 0)	0 (0 to 0)	0 (0 to 0)	0 (0 to 0)	0 (0 to 0)	0 (0 to 0)	0 (0 to 0)	0 (0 to 0)	0 (0 to 0)	0 (0 to 0)	0 (0 to 0)	0 (0 to 0)	0 (0 to 0)	0 (0 to 0)	0 (0 to 0)	0 (0 to 0)	0 (0 to 0)	0 (0 to 0)	0 (0 to 0)	0 (0 to 0)	0
Myelodysplastic, myeloproliferative, and other hematopoietic neo	0 (0 to 0)	0 (0 to 0)	0.2 (0 to 1)	0.1 (0 to 0)	0.1 (0 to 0)	0.1 (0 to 0)	0.2 (0 to 0)	0.2 (0 to 0)	0.2 (0 to 0)	0.3 (0 to 1)	0.3 (0 to 1)	0.3 (0 to 1)	0.4 (0 to 1)	0.4 (0 to 1)	0.4 (0 to 1)	0.5 (0 to 1)	0.5 (0 to 1)	0.5 (0 to 1)	0.7 (0 to 1)	0.8 (0 to 1)	0.7 (0 to 1)	0.6 (0 to 1)	0.4 (0 to 1)	0.2 (0 to 0)	0.1 (0 to 0)	0.1 (0 to 0)	42-5
Benign and in situ, intestinal neoplasms	0 (0 to 0)	0 (0 to 0)	0 (0 to 0)	0 (0 to 0)	0 (0 to 0)	0 (0 to 0)	0 (0 to 0)	0 (0 to 0)	0 (0 to 0)	0 (0 to 0)	0 (0 to 0)	0 (0 to 0)	0 (0 to 0)	0 (0 to 0)	0 (0 to 0)	0 (0 to 0)	0 (0 to 0)	0 (0 to 0)	0 (0 to 0)	0 (0 to 0)	0 (0 to 0)	0 (0 to 0)	0 (0 to 0)	0 (0 to 0)	0 (0 to 0)	0 (0 to 0)	0
Benign and in situ, cervical and uterine neoplasms	0 (0 to 0)	0 (0 to 0)	0 (0 to 0)	0 (0 to 0)	0 (0 to 0)	0 (0 to 0)	0 (0 to 0)	0 (0 to 0)	0 (0 to 0)	0 (0 to 0)	0 (0 to 0)	0 (0 to 0)	0 (0 to 0)	0 (0 to 0)	0 (0 to 0)	0 (0 to 0)	0 (0 to 0)	0 (0 to 0)	0 (0 to 0)	0 (0 to 0)	0 (0 to 0)	0 (0 to 0)	0 (0 to 0)	0 (0 to 0)	0 (0 to 0)	0 (0 to 0)	0
Other benign and in situ neoplasms	0 (0 to 0)	0 (0 to 0)	0 (0 to 0)	0 (0 to 0)	0 (0 to 0)	0 (0 to 0)	0 (0 to 0)	0 (0 to 0)	0 (0 to 0)	0 (0 to 0)	0 (0 to 0)	0 (0 to 0)	0 (0 to 0)	0 (0 to 0)	0 (0 to 0)	0 (0 to 0)	0 (0 to 0)	0 (0 to 0)	0 (0 to 0)	0 (0 to 0)	0 (0 to 0)	0 (0 to 0)	0 (0 to 0)	0 (0 to 0)	0 (0 to 0)	0 (0 to 0)	0
Cardiovascular diseases	0.6 (0.4 to 0.9)	0.6 (0.4 to 0.9)	2.3 (1.3 to 3.8)	3.6 (2.8 to 4.5)	2.1 (1.6 to 2.8)	2.4 (1.8 to 3.1)	5.4 (4.2 to 6.7)	7.9 (6.1 to 9.8)	12.6 (9.9 to 15.7)	29.4 (23.1 to 36.5)	39.7 (31.2 to 47.6)	70.6 (57.1 to 82.5)	106 (85.2 to 122)	156 (126 to 181)	195 (157 to 225)	241 (194 to 277)	294 (237 to 339)	356 (283 to 408)	446 (353 to 512)	508 (403 to 582)	396 (313 to 453)	381 (301 to 437)	285 (225 to 332)	168 (132 to 196)	75.2 (57.6 to 88.4)	3,370
Rheumatic heart disease	0 (0 to 0)	0 (0 to 0)	0.1 (0 to 0)	0 (0 to 0)	0 (0 to 0)	0 (0 to 0)	0.1 (0 to 0)	0.2 (0 to 0)	0.2 (0 to 0)	0.3 (0 to 0)	0.5 (0 to 0)	0.7 (0 to 1)	0.9 (0 to 1)	0.9 (0 to 1)	1.1 (0 to 1)	1.4 (0 to 1)	1.3 (0 to 1)	1.5 (1 to 2)	2.2 (1 to 2)	1.9 (1 to 2)	2.1 (1 to 2)	1.9 (1 to 2)	1.3 (1 to 1)	0.7 (0 to 1)	0.3 (0 to 0)	16-5
Ischemic heart disease	0.3 (0.2 to 0.5)	0.2 (0.1 to 0.3)	0.4 (0.2 to 0.6)	0.6 (0.4 to 0.8)	0.4 (0.2 to 0.6)	0.3 (0.2 to 0.5)	0.3 (0.2 to 0.5)	0.3 (0.2 to 0.4)	0.4 (0.2 to 0.6)	0.5 (0.3 to 0.7)	0.6 (0.4 to 0.8)	0.8 (0.5 to 1.1)	1.2 (0.8 to 1.6)	1.6 (1.1 to 2.1)	2.1 (1.5 to 2.8)	2.7 (1.9 to 3.5)	3.4 (2.4 to 4.4)	4.2 (3.0 to 5.4)	5.4 (3.8 to 6.9)	6.4 (4.5 to 8.2)	6.2 (4.4 to 7.9)	5.4 (3.8 to 6.9)	4.1 (2.9 to 5.2)	2.4 (1.7 to 3.1)	1.1 (0.8 to 1.4)	1,770
Stroke	0.2 (0.1 to 0.3)	0.2 (0.1 to 0.2)	0.4 (0.3 to 0.6)	0.6 (0.4 to 0.9)	0.8 (0.6 to 1.1)	1.4 (1.0 to 1.9)	2.6 (1.9 to 3.4)	5.5 (3.9 to 7.1)	9.8 (7.0 to 12.7)	18.5 (13.2 to 23.8)	29.5 (21.1 to 37.9)	49.3 (35.2 to 63.4)	74.3 (53.1 to 95.4)	109 (78.1 to 140)	136 (97.5 to 175)	169 (121 to 217)	205 (147 to 264)	249 (178 to 320)	312 (223 to 401)	354 (253 to 455)	277 (198 to 356)	266 (190 to 342)	199 (142 to 256)	117 (83.9 to 151)	52.5 (37.6 to 67.6)	571
Ischemic stroke	0 (0 to 0)	0 (0 to 0)	0.2 (0 to 0.4)	0.4 (0.2 to 0.6)	0.5 (0.3 to 0.8)	0.8 (0.4 to 1.2)	1.4 (0.8 to 2.1)	3.0 (1.7 to 4.4)	5.4 (3.1 to 7.9)	10.1 (5.8 to 14.7)	16.2 (9.3 to 23.5)	27.1 (15.5 to 39.2)	40.8 (23.4 to 59.1)	59.9 (34.4 to 86.7)	74.6 (42.8 to 108)	92.7 (53.2 to 134)	112 (64.5 to 163)	137 (78.9 to 198)	171 (98.5 to 248)	194 (111 to 281)	152 (87.5 to 220)	146 (84 to 212)	109 (62.8 to 158)	64.2 (36.9 to 93.1)	28.8 (16.6 to 41.8)	314
Intracerebral hemorrhage	0 (0 to 0)	0 (0 to 0)	0.1 (0 to 0.2)	0.1 (0 to 0.2)	0.2 (0 to 0.3)	0.2 (0 to 0.3)	0.7 (0.4 to 1.1)	1.4 (1 to 2.1)	2.6 (1.4 to 3.9)	4.4 (2.4 to 6.3)	6.1 (3.4 to 9.2)	9.1 (4.9 to 13.6)	13.1 (7.1 to 19.5)	15.8 (8.5 to 23.1)	16.7 (9 to 24.5)	17.4 (9.4 to 25.1)	17.1 (9.2 to 25.1)	16.7 (9 to 24.5)	17.4 (9.4 to 25.6)	16.7 (9 to 24.5)	15.9 (8.6 to 23.4)	15.5 (8.4 to 22.7)	12.4 (6.7 to 18.2)	7.3 (3.9 to 10.8)	3.2 (1.7 to 4.7)	183
Subarachnoid hemorrhage	0 (0 to 0)	0 (0 to 0)	0.2 (0 to 0.4)	0.1 (0 to 0.2)	0.2 (0 to 0.3)	0.3 (0 to 0.5)	1.1 (0.6 to 1.6)	2.5 (1.5 to 3.5)	3.6 (2.2 to 4.9)	5.8 (3.6 to 7.9)	7.5 (4.6 to 10.2)	9.6 (5.9 to 13.2)	11.3 (6.9 to 15.5)	12.5 (7.6 to 17.2)	12.9 (7.9 to 17.8)	13.2 (8.1 to 18.2)	13.2 (8.1 to 18.2)	13.2 (8.1 to 18.2)	13.2 (8.1 to 18.2)	13.2 (8.1 to 18.2)	12.9 (7.9 to 17.8)	12.4 (7.6 to 17.1)	9.9 (6.1 to 13.6)	5.9 (3.6 to 8.1)	4.5 (2.8 to 6.2)	2.6 (1.6 to 3.6)	96
Hypertensive heart disease	0 (0 to 0)	0 (0 to 0)	0 (0 to 0)	0 (0 to 0)	0 (0 to 0)	0.1 (0 to 0)	0.2 (0 to 1)	0.4 (0.2 to 0.6)	1.0 (0.6 to 1.4)	2.6 (1.6 to 3.6)	4.5 (2.8 to 6.3)	7.3 (4.5 to 10.2)	10.3 (6.3 to 14.4)	13 (8.1 to 18.2)	15.1 (9.3 to 21.1)	17.2 (10.6 to 24)	19.2 (11.8 to 26.8)	21.2 (13 to 29.6)	23.2 (14.3 to 32.4)	24.2 (14.9 to 33.8)	23.7 (14.6 to 33.1)	22.7 (14 to 31.7)	20.7 (12.7 to 28.9)	16.6 (10.2 to 23.2)	9.2 (5.7 to 12.9)	6.8 (4.2 to 9.5)	124
Non-rheumatic valvular heart disease	0 (0 to 0)	0 (0 to 0)	0 (0 to 0)	0 (0 to 0)	0 (0 to 0)	0 (0 to 0)	0.1 (0 to 0)	0.2 (0 to 0)	0.3 (0 to 1)	0.6 (0 to 1)	1.1 (0 to 1)	1.9 (1 to 2)	3.1 (1.9 to 4.5)	4.6 (2.8 to 6.5)	6.2 (3.8 to 8.8)	7.9 (4.9 to 11.2)	9.7 (6 to 13.7)	11.5 (7.1 to 16.2)	13.2 (8.2 to 18.6)	14.8 (9.2 to 20.8)	15.5 (9.7 to 21.9)	15.7 (9.8 to 22.1)	14.9 (9.3 to 21)	11.8 (7.4 to 16.6)	6.5 (4.1 to 9.2)	4.8 (3 to 6.8)	124
Non-rheumatic aortic valve disease	0 (0 to 0)	0 (0 to 0)	0 (0 to 0)	0 (0 to 0)	0 (0 to 0)	0 (0 to 0)	0 (0 to 0)	0 (0 to 0)	0 (0 to 0)	0 (0 to 0)	0 (0 to 0)	0 (0 to 0)	0 (0 to 0)	0 (0 to 0)	0 (0 to 0)	0 (0 to 0)	0 (0 to 0)	0 (0 to 0)	0 (0 to 0)	0 (0 to 0)	0 (0 to 0)	0 (0 to 0)	0 (0 to 0)	0 (0 to 0)	0 (0 to 0)	0 (0 to 0)	0
Non-rheumatic calcific aortic valve disease	0 (0 to 0)	0 (0 to 0)	0 (0 to 0)	0 (0 to 0)	0 (0 to 0)	0 (0 to 0)	0.1 (0 to 0.4)	0.3 (0 to 0.8)	0.9 (0.4 to 1.6)	2.3 (1.1 to 3.9)	4.1 (2 to 6.8)	6.9 (3.4 to 11.2)	10.3 (5.2 to 16.5)	14.2 (7.2 to 22.5)	18.1 (9.2 to 28.4)	22.1 (11.3 to 34.5)	26.1 (13.4 to 40.5)	30.1 (15.4 to 46.5)	34.1 (17.5 to 52.5)	38.1 (19.5 to 58.5)	42.1 (21.6 to 64.5)	46.1 (23.7 to 70.5)	50.1 (25.8 to 76.5)	54.1 (27.9 to 82.5)	58.1 (30 to 88.5)	76
Non-rheumatic degenerative mitral valve disease	0 (0 to 0)	0 (0 to 0)	0 (0 to 0)	0 (0 to 0)	0 (0 to 0)	0 (0 to 0)	0 (0 to 0)	0 (0 to 0)	0 (0 to 0)	0 (0 to 0)	0 (0 to 0)	0 (0 to 0)	0 (0 to 0)	0 (0 to 0)	0 (0 to 0)	0 (0 to 0)	0 (0 to 0)	0 (0 to 0)	0 (0 to 0)	0 (0 to 0)	0 (0 to 0)	0 (0 to 0)	0 (0 to 0)	0 (0 to 0)	0 (0 to 0)	0 (0 to 0)	12-2
Other non-rheumatic valve diseases	0 (0 to 0)	0 (0 to 0)	0 (0 to 0)	0 (0 to 0)	0 (0 to 0)	0 (0 to 0)	0 (0 to 0)	0 (0 to 0)	0 (0 to 0)	0 (0 to 0)	0 (0 to 0)	0 (0 to 0)	0 (0 to 0)	0 (0 to 0)	0 (0 to 0)	0 (0 to 0)	0 (0 to 0)	0 (0 to 0)	0 (0 to 0)	0 (0 to 0)	0 (0 to 0)	0 (0 to 0)	0 (0 to 0)	0 (0 to 0)	0 (0 to 0)	0 (0 to 0)	0-2
Cardiomyopathy and myocarditis	0.4 (0.2 to 0.6)	0.4 (0.2 to 0.6)	1.6 (0.9 to 2.8)	0.8 (0.4 to 1.5)	0.6 (0.4 to 1.1)	0.8 (0.5 to 1.3)	1.4 (0.9 to 2.1)	3.6 (2.4 to 5.5)	6.4 (4.2 to 9.4)	12.4 (7.7 to 17.7)	19.2 (11.3 to 27.5)	32.4 (17.7 to 47.3)	47.3 (24.7 to 69.9)	67.1 (33.9 to 98.4)	81.2 (39.7 to 119)	96.1 (45.6 to 140)	111 (52.3 to 162)	127 (59.1 to 186)	147 (67.9 to 214)	161 (73.7 to 235)	131 (59.3 to 192)	127 (57.1 to 186)	94.6 (42.1 to 138)	56.2 (24.9 to 82.1)	27.9 (12.3 to 40.8)	171
Myocarditis	0 (0 to 0)	0 (0 to 0)	0.1 (0 to 0.4)	0.1 (0 to 0.3)	0.2 (0 to 0.4)	0.2 (0 to 0.5)	0.7 (0 to 1.3)	1.6 (0 to 3.1)	2.9 (1 to 5.6)	4.4 (1.4 to 8.6)	6.1 (1.9 to 11.9)	9.1 (2.8 to 17.5)	13.1 (4 to 25.1)	15.8 (4.8 to 30.3)	16.7 (5.1 to 32)	17.4 (5.3 to 33.4)	17.1 (5.2 to 32.8)	16.7 (5.1 to 32)	17.4 (5.3 to 33.4)	16.7 (5.1 to 32)	15.9 (4.8 to 30.5)	15.5 (4.7 to 29.7)	12.4 (3.8 to 23.8)	7.3 (2.2 to 14)	3.2 (1 to 6.1)	183
Alcoholic cardiomyopathy	0 (0 to 0)	0 (0 to 0)	0.2 (0 to 0.5)	0.1 (0 to 0.3)	0.2 (0 to 0.4)	0.2 (0 to 0.4)	0.5 (0 to 1.1)	1.1 (0 to 2.4)	2.5 (0.6 to 5.4)	4.4 (1 to 9.4)	6.2 (1.4 to 13.3)	9.2 (2 to 19.6)	12.9 (2.8 to 27.4)	15.8 (3.5 to 33.5)	16.8 (3.7 to 35.6)	17.3 (3.8 to 36.7)	17.1 (3.8 to 36.2)	16.8 (3.7 to 35.6)	17.3 (3.8 to 36.7)	17.1 (3.8 to 36.2)	16.8 (3.7 to 35.6)	16.4 (3.6 to 34.8)	12.9 (2.8 to 27.4)	7.5 (1.7 to 15.9)	3.2 (0.7 to 6.8)	54.5
Other cardiomyopathy	0.3 (0.2 to 0.5)	0.3 (0.2 to 0.5)	1.3 (0.6 to 2.3)	1.6 (0.7 to 2.2)	0.9 (0.3 to 0.8)	0.9 (0.3 to 0.8)	1.5 (0.5 to 2.3)	2.5 (0.7 to 3.6)	3.5 (1 to 5.1)	4.6 (1.3 to 6.6)	5.1 (1.4 to 7.4)	6.4 (1.8 to 9.2)	7.5 (2.1 to 10.8)	7.4 (2 to 10.6)	7.1 (1.9 to 10.2)	6.9 (1.9 to 9.9)	6.5 (1.8 to 9.4)	6.3 (1.7 to 9.1)	5.9 (1.6 to 8.5)	5.6 (1.5 to 8.1)	5.2 (1.4 to 7.5)	4.9 (1.3 to 7.1)	4.2 (1.1 to 6.1)	2.7 (0.7 to 3.9)	104
Atrial fibrillation and flutter	0 (0 to 0)	0 (0 to 0)	0 (0 to 0)	0 (0 to 0)	0 (0 to 0)	0 (0 to 0)	0 (0 to 0)	0 (0 to 0)	0 (0 to 0)	0 (0 to 0)	0 (0 to 0)	0 (0 to 0)	0 (0 to 0)	0 (0 to 0)	0 (0 to 0)	0 (0 to 0)	0 (0 to 0)	0 (0 to 0)	0 (0 to 0)	0 (0 to 0)	0 (0 to 0)	0 (0 to 0)	0 (0 to 0)	0 (0 to 0)	0 (0 to 0)	0 (0 to 0)	0
Aortic aneurysm	– –	– –	– –	– –	– –	0 (0 to 0)	0.1 (0 to 0.2)	0.3 (0 to 0.4)	0.5 (0.2 to 1.2)	1.1 (0.7 to 1.6)	2 (1 to 3)	3.1 (1.9 to 4.6)	4.6 (2.9 to 6.5)	6.3 (4 to 8.8)	8.2 (5.2 to 11.3)	10.2 (6.5 to 14.1)	12.2 (7.8 to 16.9)	14.2 (9 to 19.7)	16.2 (10.3 to 22.4)	18.2 (11.6 to 25.2)	20.2 (12.9 to 28)	22.2 (14.2 to 30.8)	24.2 (15.5 to 33.6)	26.2 (16.8 to 36.3)	28.2 (18 to 39.1)	NA
Endocarditis	0 (0 to 0)	0 (0 to 0)	0 (0 to 0)	0 (0 to 0)	0 (0 to 0)	0 (0 to 0)	0 (0 to 0)	0 (0 to 0)	0 (0 to 0)	0 (0 to 0)	0 (0 to 0)	0 (0 to 0)	0 (0 to 0)	0 (0 to 0)	0 (0 to 0)	0 (0 to 0)	0 (0 to 0)	0 (0 to 0)	0 (0 to 0)	0 (0 to 0)	0 (0 to 0)	0 (0 to 0)	0 (0 to 0)	0 (0 to 0)	0 (0 to 0)	0 (0 to 0)	1-6
Other cardiovascular and circulatory diseases	0.2 (0.1 to 0.4)	0.2 (0.1 to 0.3)	0.6 (0.3 to 1.2)	0.5 (0.3 to 1.1)	0.3 (0.2 to 0.6)	0.3 (0.2 to 0.6)	0.5 (0.3 to 0.9)	0.8 (0.5 to 1.2)	1.1 (0.7 to 1.6)	1.6 (1 to 2.3)	2.1 (1.3 to 3.1)	2.8 (1.7 to 4.1)	3.6 (2.2 to 5.2)	4.4 (2.7 to 6.4)	5.2 (3.2 to 7.6)	6.1 (3.8 to 8.9)	7.1 (4.4 to 10.3)	8.1 (5 to 11.8)	9.1 (5.6 to 13.2)	10.1 (6.3 to 14.7)	11.1 (6.9 to 16.1)	12.1 (7.5 to 17.6)	13.1 (8.1 to 19.1)	14.1 (8.8 to 20.5)	15.1 (9.4 to 22)	154
Chronic respiratory diseases	0 (0 to 0)	0 (0 to 0)	0.4 (0.2 to 0.7)	0.7 (0.4 to 1.1)	1.2 (0.7 to 1.8)	2.3 (1.4 to 3.4)	4.4 (2.7 to 6.4)	8.3 (4.9 to 12.1)	14.2 (8.2 to 20.3)	24.2 (13.7 to 34.5)	34.2 (19.2 to 48.7)	49.2 (27.6 to 69.8)	68.2 (38.1 to 96.9)	84.2 (47.1 to 120)	100 (55.9 to 142)	116 (64.8 to 165)	132 (73.8 to 188)	148 (82.7 to 211)	164 (91.7 to 233)	180 (100 to 256)	196 (110 to 279)	212 (118 to 302)	228 (127 to 324)	244 (136 to 347)	260 (145 to 370)	462
Chronic obstructive pulmonary disease	0 (0 to 0)	0 (0 to 0)	0.4 (0.2 to 0.6)	0.7 (0.4 to 1.1)	1.2 (0.7 to 1.8)	2.3 (1.4 to 3.4)	4.4 (2.7 to 6.4)	8.3 (4.9 to 12.1)	14.2 (8.2 to 20.3)	24.2 (13.7 to 34.5)	34.2 (19.2 to 48.7)	49.2 (27.6 to 69.8)	68.2 (38.1 to 96.9)	84.2 (47.1 to 120)	100 (55.9 to 142)	116 (64.8 to 165)	132 (73.8 to 188)	148 (82.7 to 211)	164 (91.7 to 233)	180 (100 to 256)	196 (110 to 279)	212 (118 to 302)	228 (127 to 324)	244 (136 to 347)	260 (145 to 370)	462
Pneumoconiosis	0 (0 to 0)	0 (0 to 0)	0 (0 to 0)	0 (0 to 0)	0 (0 to 0)	0 (0 to 0)	0 (0 to 0)	0 (0 to 0)	0 (0 to 0)	0 (0 to 0)	0 (0 to 0)	0 (0 to 0)	0 (0 to 0)	0 (0 to 0)	0 (0 to 0)	0 (0 to 0)	0 (0 to 0)	0 (0 to 0)	0 (0 to 0)	0 (0 to 0)	0 (0 to 0)	0 (0 to 0)	0 (0 to 0)	0 (0 to 0)	0 (0 to 0)	0 (0 to 0)	3-7
Silicosis	0 (0 to 0)	0 (0 to 0)	0 (0 to 0)	0 (0 to 0)	0 (0 to 0)	0 (0 to 0)	0 (0 to 0)	0 (0 to 0)	0 (0 to 0)	0 (0 to 0)	0 (0 to 0)	0 (0 to 0)	0 (0 to 0)	0 (0 to 0)	0 (0 to 0)	0 (0 to 0)	0 (0 to 0)	0 (0 to 0)	0 (0 to 0)	0 (0 to 0)	0 (0 to 0)	0 (0 to 0)	0 (0 to 0)	0 (0 to 0)	0 (0 to 0)	0 (0 to 0)	0-2
Asbestosis	0 (0 to 0)	0 (0 to 0)	0 (0 to 0)	0 (0 to 0)	0 (0 to 0)	0 (0 to 0)	0 (0 to 0)	0 (0 to 0)	0 (0 to 0)	0 (0 to 0)	0 (0 to 0)	0 (0 to 0)	0 (0 to 0)	0 (0 to 0)	0 (0 to 0)	0 (0 to 0)	0 (0 to 0)	0 (0 to 0)	0 (0 to 0)	0 (0 to 0)	0 (0 to 0)	0 (0 to 0)	0 (0 to 0)	0 (0 to 0)	0 (0 to 0)	0 (0 to 0)	2-5
Coal workers pneumoconiosis	0 (0 to 0)	0 (0 to 0)	0 (0 to 0)	0 (0 to 0)	0 (0 to 0)	0 (0 to 0)	0 (0 to 0)	0 (0 to 0)	0 (0 to 0)	0 (0 to 0)	0 (0 to 0)	0 (0 to 0)	0 (0 to 0)	0 (0 to 0)	0 (0 to 0)	0 (0 to 0)	0 (0 to 0)	0 (0 to 0)	0 (0 to 0)	0 (0 to 0)	0 (0 to 0)	0 (0 to 0)	0 (0 to 0)	0 (0 to 0)	0 (0 to 0)	0 (0 to 0)	0-5
Other pneumoconiosis	0 (0 to 0)	0 (0 to 0)	0 (0 to 0)	0 (0 to 0)	0 (0 to 0)	0 (0 to 0)	0 (0 to 0)	0 (0 to 0)	0 (0 to 0)	0 (0 to 0)	0 (0 to 0)	0 (0 to 0)	0 (0 to 0)	0 (0 to 0)	0 (0 to 0)	0 (0 to 0)	0 (0 to 0)	0 (0 to 0)	0 (0 to 0)	0 (0 to 0)	0 (0 to 0)	0 (0 to 0)	0 (0 to 0)	0 (0 to 0)	0 (0 to 0)	0 (0 to 0)	0-4
Asthma	17-4 (8.6 to 30.6)	28.6 (15.4 to 49.4)	26.5 (15.2 to 43.2)	21- 7 (12.5 to 33.2)	21- 4 (12.5 to 32.2)	25.6 (15.4 to 39.2)	29.6 (18.1 to 44.2)	34.9 (21.5 to 51.1)	38.5 (23.8 to 56.2)	34- 1 (21.1 to 49.7)	29.6 (17.1 to 44.8)	22.6 (13.1 to 34.1)	19.6 (11.3 to 29.3)	17.7 (10.2 to 26.5)	16.1 (9.3 to 24.1)	15.1 (8.7 to 22.6)	14.2 (8.2 to 21.2)	13.4 (7.8 to 20.1)	12.9 (7.4 to 19.3)	12.5 (7.2 to 18.7)	12.2 (7 to 18.2)	11.9 (6.9 to 17.8)	11.6 (6.7 to 17.3)	11.4 (6.6 to 17)	11.2 (6.5 to 16.8)	338
Interstitial lung disease and pulmonary sarcoidosis	0.5 (0.2 to 0.9)	0.2 (0.1 to 0.4)	0.2 (0.1 to 0.4)	0.2 (0.1 to 0.3)	0.2 (0.1 to 0.3)	0.3 (0.1 to 0.5)	0.7 (0.3 to 1.1)	0.8 (0.4 to 1.4)	1.6 (0.8 to 2.2)	3.1 (1.6 to 4.5)	4.6 (2.4 to 6.6)	6.7 (3.5 to 9.6)	8.9 (4.7 to 12.8)	10.8 (5.7 to 15.4)	12.3 (6.5 to 17.6)	13.8 (7.3 to 19.7)	15.3 (8.1 to 21.9)	16.8 (8.9 to 24)	18.3 (9.7 to 26.1)	19.8 (10.5 to 28.3)	21.3 (11.3 to 30.4)	22.8 (12.1 to 32.6)	24.3 (12.9 to 34.7)	25.8 (13.7 to 36.9)	27.3 (14.5 to 38.9)	98-7
Other chronic respiratory diseases	0 (0 to 0)	0 (0 to 0)	1.2 (0.4 to 1.7)	1.2 (0.4 to 1.6)	0.4 (0.1 to 0.6)	1.1 (0.4 to 1.5)	1.5 (0.7 to 1.4)	1.8 (0.8 to 2.6)	1.9 (0.9 to 2.6)	1.9 (0.9 to 2.6)	2.5 (1.2 to 3.5)	2.4 (1.2 to 3.3)	2.4 (1.2 to 3.3)	2.4 (1.2 to 3.3)	2.4 (1.2 to 3.3)	2.4 (1.2 to 3.3)	2.4 (1.2 to 3.3)	2.4 (1.2 to 3.3)	2.4 (1.2 to 3.3)	2.4 (1.2 to 3.3)	2.4 (1.2 to 3.3)	2.4 (1.2 to 3.3)	2.4 (1.2 to 3.3)	2.4 (1.2 to 3.3)	2.4 (1.2 to 3.3)	24-4
Digestive diseases	0.2 (0.2 to 0.3)	0.3 (0.2 to 0.4)	2.5 (1.4 to 3.8)	6.2 (4.4 to 8.2)	1.9 (1.4 to 2.6)	1.9 (1.4 to 2.5)	9.7 (7.2 to 12.2)	25.2 (19.1 to 32.2)	49.8 (38.1 to 62.4)	92.8 (72.1 to 115.7)	152.1 (119.1 to 189.2)	233.3 (183.6 to 289.4)	344.6 (271.8 to 426.6)	480.5 (379.2 to 593.8)	597.7 (472.1 to 736.9)	712 (562.8 to 875.8)	832 (658.8 to 1,021)	951 (753.8 to 1,166)	1,070 (849.8 to 1,310)	1,189 (944.8 to 1,455)	1,308 (1,040 to 1,600)	1,427 (1,135 to 1,745)	1,546 (1,230 to 1,890)	1,665 (1,325 to 2,035)	1,784 (1,420 to 2,180)	965
Cirrhosis and other chronic liver diseases due to hepatitis B	0 (0 to 0)	0 (0 to 0)	0 (0 to 0)	0 (0 to 0)	0 (0 to 0)	0 (0 to 0)	0 (0 to 0)	0 (0 to 0)	0 (0 to 0)	0 (0 to 0)	0 (0 to 0)	0 (0 to 0)	0 (0 to 0)	0 (0 to 0)	0 (0 to 0)	0 (0 to 0)	0 (0 to 0)	0 (0 to 0)	0 (0 to 0)	0 (0 to 0)	0 (0 to 0)	0 (0 to 0)	0 (0 to 0)	0 (0 to 0)	0 (0 to 0)	0 (0 to 0)	31
Cirrhosis and other chronic liver diseases due to hepatitis C	0 (0 to 0)	0 (0 to 0)	0 (0 to 0)	0 (0 to 0)	0 (0 to 0)	0 (0 to 0)	0 (0 to 0)	0 (0 to 0)	0 (0 to 0)	0 (0 to 0)	0 (0 to 0)	0 (0 to 0)	0 (0 to 0)	0 (0 to 0)	0 (0 to 0)	0 (0 to 0)	0 (0 to 0)	0 (0 to 0)	0 (0 to 0)	0 (0 to 0)	0 (0 to 0)	0 (0 to 0)	0 (0 to 0)	0 (0 to 0)	0 (0 to 0)	0 (0 to 0)	25-2
Cirrhosis and other chronic liver diseases due to alcohol use	0 (0 to 0)	0 (0 to 0)	0 (0 to 0)	0 (0 to 0)	0 (0 to 0)	0 (0 to 0)	0 (0 to 0)	0 (0 to 0)	0 (0 to 0)	0 (0 to 0)	0 (0 to 0)	0 (0 to 0)	0 (0 to 0)	0 (0 to 0)	0 (0 to 0)	0 (0 to 0)	0 (0 to 0)	0 (0 to 0)	0 (0 to 0)	0 (0 to 0)	0 (0 to 0)	0 (0 to 0)	0 (0 to 0)	0 (0 to 0)	0 (0 to 0)	0 (0 to 0)	0-5
Cirrhosis and other chronic liver diseases due to NAFLD	0 (0 to 0)	0 (0 to 0)	0 (0 to 0)	0 (0 to 0)	0 (0 to 0)	0 (0 to 0)	0 (0 to 0)	0 (0 to 0)	0 (0 to 0)	0 (0 to 0)	0 (0 to 0)	0 (0 to 0)	0 (0 to 0)	0 (0 to 0)	0 (0 to 0)	0

Osteoarthritis other	0 (0 to 0)	0 (0 to 0)	0 (0 to 0)	0 (0 to 0)	0 (0 to 0)	0 (0 to 0)	0 (0 to 0)	0 (0 to 0)	0 (0 to 0)	0 (0 to 0)	0 (0 to 1)	0.4 (0 to 1)	1-1 (0 to 2.5)	2-1 (0 to 4.4)	3-1 (1 to 6.6)	4 (1 to 9.7)	4-1 (1 to 9.4)	3-9 (1 to 9.1)	4 (1 to 9.4)	3 (1 to 8.2)	2-5 (1 to 5.2)	1-5 (0 to 3)	0-8 (0 to 1.4)	0-3 (0 to 0.4)	31-1	
Low back pain	0 (0 to 0)	0 (0 to 0)	0 (0 to 0)	0 (0 to 0)	4-2 (1 to 7.8)	17-7 (10 to 28.4)	27 (15 to 45.9)	39-7 (23 to 63.1)	59-2 (39 to 89.1)	69-6 (52 to 91)	92-3 (69 to 120)	119 (89 to 153)	112 (67 to 173)	94-9 (67 to 139)	114 (68 to 192)	116 (68 to 192)	102 (62 to 170)	90-3 (53 to 137)	99-9 (60 to 161)	85-1 (48 to 147)	65-5 (36 to 118)	38-4 (17 to 82.4)	34-3 (8 to 81)	9-9 (3 to 28.8)	2-4 (1 to 9.1)	1,193
Neck pain	0 (0 to 0)	0 (0 to 0)	0 (0 to 0)	1-9 (0 to 6.4)	8-3 (4 to 15.3)	12-4 (6 to 22.1)	16 (7 to 30.2)	27-1 (13 to 50.9)	44-3 (22 to 82.5)	60 (32 to 102)	52-8 (28 to 92.2)	54-9 (28 to 98.2)	54-9 (28 to 98.2)	45-7 (23 to 83.7)	55-7 (29 to 102)	56-7 (29 to 104)	49-8 (25 to 91.6)	44-1 (22 to 80.7)	48-5 (24 to 88.6)	41-6 (20 to 76.6)	31-9 (15 to 59.3)	18-7 (7 to 39.8)	16-8 (4 to 37.7)	4-7 (1 to 20.3)	1-2 (0 to 5.1)	476
Gout	0 (0 to 0)	0 (0 to 0)	0 (0 to 0)	0 (0 to 0)	0 (0 to 0)	0 (0 to 0)	0 (0 to 0)	0 (0 to 0)	0 (0 to 0)	0 (0 to 1.1)	0 (0 to 1.1)	0.4 (0 to 2.1)	1-1 (0 to 3.5)	0 (0 to 0)	0 (0 to 0)	0 (0 to 0)	0 (0 to 0)	0 (0 to 0)	0 (0 to 0)	0 (0 to 0)	0 (0 to 0)	0 (0 to 0)	0 (0 to 0)	0 (0 to 0)	0 (0 to 0)	0 (0 to 0)	41-7
Other musculoskeletal disorders	0 (0 to 0)	0 (0 to 0)	0 (0 to 0)	0-1 (0 to 0.5)	0-2 (0 to 0.6)	4-5 (1 to 9.2)	12-6 (7 to 20.7)	30-4 (17 to 49.3)	44 (25 to 71.1)	60-2 (39 to 77.8)	69-2 (49 to 93.1)	88 (58 to 118)	84-8 (54 to 112)	46-1 (26 to 81.9)	62 (32 to 107)	77 (41 to 129)	72 (37 to 122)	68-2 (35 to 113)	74-5 (39 to 123)	72 (37 to 119)	59-2 (29 to 102)	39-7 (13 to 87.3)	29-6 (10 to 76.2)	9-5 (3 to 32.2)	4-3 (1 to 7.5)	1-8 (0 to 3.1)	0-8 (0 to 1.4)	414
Other non-communicable diseases	60-2 (46 to 84.4)	24-5 (18 to 36.1)	79-5 (59 to 107)	64-3 (46 to 88.4)	28-4 (19 to 37.4)	20-7 (14 to 28.2)	20-6 (13 to 27.3)	25-6 (19 to 35.2)	36-9 (26 to 51.2)	45-9 (32 to 63.5)	58-6 (41 to 81.9)	59-1 (41 to 82.1)	60-4 (42 to 84)	64-5 (44 to 96.5)	75-9 (54 to 106)	74-5 (52 to 103)	72 (51 to 99.2)	59-2 (41 to 84.2)	78-6 (54 to 104)	68-4 (47 to 91.4)	58-6 (36 to 84.4)	46-4 (26 to 76.4)	31-6 (20 to 49.6)	17-6 (9 to 32.7)	8-1 (3 to 19.7)	1,150
Congenital birth defects	57-9 (38 to 83)	20-5 (14 to 32.3)	49-1 (29 to 82.3)	36-2 (21 to 62.2)	13-2 (9 to 18.6)	9-7 (6 to 13.3)	9-6 (7 to 13)	9-4 (6 to 12.3)	10-8 (8 to 14.4)	10-8 (7 to 14.3)	11-6 (8 to 15)	9-7 (7 to 12.7)	9-7 (7 to 12.7)	8-9 (5 to 11.7)	8-1 (5 to 10.1)	7-5 (4 to 10)	5-5 (3 to 7.7)	3-5 (2 to 4.7)	1-1 (0 to 1.7)	0-4 (0 to 1.1)	0-4 (0 to 0.9)	0-2 (0 to 0.3)	0-1 (0 to 0.1)	0 (0 to 0)	0 (0 to 0)	284
Neural tube defects	1-8 (0 to 3.3)	0-6 (0 to 1.3)	2-5 (1 to 5.6)	1-8 (0 to 3.3)	0-4 (0 to 0.9)	0-3 (0 to 0.6)	0-3 (0 to 0.6)	0-2 (0 to 0.5)	0-4 (0 to 0.9)	0-3 (0 to 0.7)	0-3 (0 to 0.6)	0-2 (0 to 0.5)	0-2 (0 to 0.5)	0-1 (0 to 0.3)	0-1 (0 to 0.3)	0-1 (0 to 0.3)	0-1 (0 to 0.3)	0 (0 to 0.1)	0 (0 to 0.1)	0 (0 to 0.1)	0 (0 to 0.1)	0 (0 to 0)	0 (0 to 0)	0 (0 to 0)	0 (0 to 0)	9-6
Congenital heart anomalies	12-3 (9 to 23)	7-9 (4 to 12.2)	14-2 (7 to 27.7)	7-9 (5 to 14.7)	1-8 (1 to 3.2)	1-2 (0.7 to 2.2)	1-6 (1 to 2.4)	1-9 (1 to 2.6)	1-9 (1 to 2.6)	2-1 (1 to 3.4)	1-9 (1 to 3.2)	2-1 (1 to 3.5)	2-1 (1 to 3.5)	1-8 (1 to 2.9)	1-4 (0.7 to 2.2)	1-2 (0.5 to 2.1)	0-9 (0.4 to 1.6)	0-7 (0.2 to 1.1)	0-7 (0.2 to 1.1)	0-1 (0 to 0.7)	0-1 (0 to 0.1)	0 (0 to 0.1)	0 (0 to 0)	0 (0 to 0)	0 (0 to 0)	63-7
Orofacial clefts	0 (0 to 0)	0-1 (0 to 0.2)	0-3 (0 to 0.9)	0-2 (0 to 0.6)	0-1 (0 to 0.2)	0-1 (0 to 0.3)	0-2 (0 to 0.5)	0-1 (0 to 0.3)	0-2 (0 to 0.4)	0-2 (0 to 0.5)	0-2 (0 to 0.4)	0-2 (0 to 0.5)	0-2 (0 to 0.5)	0-1 (0 to 0.3)	0-1 (0 to 0.3)	0-1 (0 to 0.3)	0-1 (0 to 0.2)	0-1 (0 to 0.2)	0-1 (0 to 0.1)	0-1 (0 to 0.1)	0-1 (0 to 0.1)	0 (0 to 0)	0 (0 to 0)	0 (0 to 0)	0 (0 to 0)	2-3
Down syndrome	0 (0 to 0.2)	0-3 (0 to 0.7)	1-1 (0 to 2.2)	1-5 (0 to 3.1)	0-9 (0 to 1.9)	0-7 (0 to 1.4)	0-8 (0 to 1.3)	1-2 (0 to 1.8)	1-2 (0 to 1.9)	1-2 (0 to 1.8)	1-3 (0 to 1.9)	1-1 (0 to 1.7)	1-1 (0 to 1.7)	1-3 (0 to 1.9)	2 (1 to 3.3)	2-4 (1 to 3.7)	2 (0 to 3.2)	0-9 (0 to 1.4)	0-9 (0 to 1.4)	0 (0 to 0)	0 (0 to 0)	0 (0 to 0)	0 (0 to 0)	0 (0 to 0)	0 (0 to 0)	20-5
Turner syndrome	0 (0 to 0)	0 (0 to 0)	0 (0 to 0)	0 (0 to 0)	0 (0 to 0)	0 (0 to 0)	0 (0 to 0)	0 (0 to 0)	0 (0 to 0)	0 (0 to 0)	0 (0 to 0)	0 (0 to 0)	0 (0 to 0)	0 (0 to 0)	0 (0 to 0)	0 (0 to 0)	0 (0 to 0)	0 (0 to 0)	0 (0 to 0)	0 (0 to 0)	0 (0 to 0)	0 (0 to 0)	0 (0 to 0)	0 (0 to 0)	0 (0 to 0)	0
Klinefelter syndrome	0 (0 to 0)	0 (0 to 0)	0 (0 to 0)	0 (0 to 0)	0 (0 to 0)	0 (0 to 0)	0 (0 to 0)	0 (0 to 0)	0 (0 to 0)	0 (0 to 0)	0 (0 to 0)	0 (0 to 0)	0 (0 to 0)	0 (0 to 0)	0 (0 to 0)	0 (0 to 0)	0 (0 to 0)	0 (0 to 0)	0 (0 to 0)	0 (0 to 0)	0 (0 to 0)	0 (0 to 0)	0 (0 to 0)	0 (0 to 0)	0 (0 to 0)	0-2
Other chromosomal abnormalities	12-6 (5 to 29.7)	4-9 (2 to 10.4)	11-6 (5 to 24.9)	7-2 (4 to 15.1)	2-5 (1 to 5.2)	1-7 (1 to 2.9)	2 (1 to 3.2)	2 (1 to 3.1)	2-1 (1 to 3.5)	2-1 (1 to 3.3)	2-3 (1 to 3.5)	1-9 (1 to 2.7)	2-3 (1 to 3.5)	1-7 (1 to 2.5)	1-3 (0.7 to 2.1)	0-9 (0.4 to 1.6)	0-5 (0.2 to 0.9)	0-4 (0.2 to 0.8)	0-5 (0.2 to 0.8)	0 (0 to 0)	0 (0 to 0)	0 (0 to 0)	0 (0 to 0)	0 (0 to 0)	0 (0 to 0)	57-7
Congenital musculoskeletal and limb anomalies	1-6 (0 to 4.1)	0-6 (0 to 1.2)	0-9 (0 to 2.1)	0-1 (0 to 1.1)	0-1 (0 to 0.3)	0-2 (0 to 0.5)	0-2 (0 to 0.4)	0-3 (0 to 0.6)	0-3 (0 to 0.6)	0-3 (0 to 0.7)	0-3 (0 to 0.6)	0-2 (0 to 0.5)	0-2 (0 to 0.5)	0-1 (0 to 0.4)	0-1 (0 to 0.3)	0-1 (0 to 0.3)	0-1 (0 to 0.2)	0-1 (0 to 0.2)	0-1 (0 to 0.2)	0-1 (0 to 0.2)	0-1 (0 to 0.2)	0-1 (0 to 0.2)	0-1 (0 to 0.2)	0 (0 to 0)	0 (0 to 0)	49-6
Urogenital congenital anomalies	2-7 (1 to 5.4)	0-4 (0 to 1.6)	0-8 (0 to 1.9)	0-4 (0 to 1.2)	0-3 (0 to 0.6)	0-2 (0 to 0.5)	0-2 (0 to 0.5)	0-2 (0 to 0.5)	0-2 (0 to 0.5)	0-2 (0 to 0.5)	0-2 (0 to 0.5)	0-2 (0 to 0.5)	0-2 (0 to 0.5)	0-1 (0 to 0.4)	0-1 (0 to 0.3)	0-1 (0 to 0.3)	0 (0 to 0.1)	0 (0 to 0.1)	0 (0 to 0.1)	0 (0 to 0.1)	0 (0 to 0.1)	0 (0 to 0.1)	0 (0 to 0.1)	0 (0 to 0)	0 (0 to 0)	6-7
Digestive congenital anomalies	6-4 (3 to 11.5)	1-5 (0 to 3.2)	2-3 (1 to 7.2)	1-2 (0 to 4.4)	0-5 (0 to 1.2)	0-3 (0 to 0.6)	0-3 (0 to 0.7)	0-3 (0 to 0.6)	0-3 (0 to 0.6)	0-3 (0 to 0.6)	0-3 (0 to 0.6)	0-3 (0 to 0.6)	0-3 (0 to 0.6)	0-2 (0 to 0.5)	0-2 (0 to 0.5)	0-2 (0 to 0.5)	0-2 (0 to 0.5)	0-2 (0 to 0.5)	0-2 (0 to 0.5)	0-2 (0 to 0.5)	0-2 (0 to 0.5)	0-2 (0 to 0.5)	0-2 (0 to 0.5)	0-2 (0 to 0.5)	0-2 (0 to 0.5)	17-5
Other congenital birth defects	1-9 (0.7 to 3.4)	0-9 (0.4 to 1.9)	1-2 (0.4 to 3.6)	0-8 (0.4 to 1.7)	0-3 (0.1 to 0.6)	0-2 (0.1 to 0.5)	0-2 (0.1 to 0.5)	0-2 (0.1 to 0.5

SR Table 2a: Brent DALYS by cause and age group for males with 95% uncertainty intervals, 2019

Cause	Early Neonatal	Late Neonatal	Post Neonatal	1 to 4	5 to 9	10 to 14	15 to 19	20 to 24	25 to 29	30 to 34	35 to 39	40 to 44	45 to 49	50 to 54	55 to 59	60 to 64	65 to 69	70 to 74	75 to 79	80 plus	Total
All causes	1,162 (1,062 to 1,270)	1,162 (1,062 to 1,270)	2,344 (2,060 to 2,668)	2,344 (2,060 to 2,668)	1,264 (1,164 to 1,374)	1,264 (1,164 to 1,374)	1,557 (1,451 to 1,669)	1,557 (1,451 to 1,669)	1,766 (1,656 to 1,880)	1,766 (1,656 to 1,880)	2,110 (1,980 to 2,243)	2,110 (1,980 to 2,243)	2,670 (2,510 to 2,833)	2,670 (2,510 to 2,833)	3,560 (3,349 to 3,780)	3,560 (3,349 to 3,780)	4,644 (4,370 to 4,926)	4,644 (4,370 to 4,926)	5,970 (5,597 to 6,353)	5,970 (5,597 to 6,353)	41,800
Communicable, maternal, neonatal, and nutritional diseases	1,162 (1,062 to 1,270)	1,162 (1,062 to 1,270)	2,344 (2,060 to 2,668)	2,344 (2,060 to 2,668)	1,264 (1,164 to 1,374)	1,264 (1,164 to 1,374)	1,557 (1,451 to 1,669)	1,557 (1,451 to 1,669)	1,766 (1,656 to 1,880)	1,766 (1,656 to 1,880)	2,110 (1,980 to 2,243)	2,110 (1,980 to 2,243)	2,670 (2,510 to 2,833)	2,670 (2,510 to 2,833)	3,560 (3,349 to 3,780)	3,560 (3,349 to 3,780)	4,644 (4,370 to 4,926)	4,644 (4,370 to 4,926)	5,970 (5,597 to 6,353)	5,970 (5,597 to 6,353)	41,800
HIV/AIDS and sexually transmitted infections	9/6 (2.6 to 21.5)	3/4 (1.5 to 7.7)	7/1 (2.2 to 14.1)	1/2 (1.1 to 1.6)	0/9 (0.6 to 1.1)	0/6 (0.5 to 0.7)	0/7 (0.5 to 0.9)	2/2 (1.7 to 2.9)	6/2 (4.6 to 8.1)	10/5 (7.6 to 13.8)	17/4 (12.7 to 22.7)	17 (13.2 to 22.2)	13/2 (9.5 to 18.2)	10/1 (7.1 to 12.9)	7/2 (5.4 to 9.4)	4/2 (3.1 to 5.4)	1/7 (1.0 to 2.7)	0/2 (0.4 to 1.2)	0/1 (0.1 to 0.3)	0/1 (0.1 to 0.3)	131
HIV/AIDS	0/0 (0.0 to 0.0)	0/0 (0.0 to 0.0)	1/9 (1.4 to 3.3)	1/2 (1.1 to 1.6)	0/6 (0.7 to 0.7)	0/5 (0.5 to 0.6)	0/6 (0.5 to 0.7)	2/1 (1.6 to 2.6)	5/6 (4.4 to 7.4)	10/1 (7.5 to 13.1)	16/8 (12.0 to 21.9)	16/5 (12.6 to 21.5)	12/8 (10.2 to 16.2)	9/7 (7.4 to 12.4)	6/3 (5.2 to 9.2)	4/0 (3.2 to 5.3)	1/5 (0.8 to 2.5)	0/6 (0.3 to 1.1)	0/1 (0.1 to 0.2)	0/1 (0.1 to 0.2)	108
HIV/AIDS - Drug-susceptible Tuberculosis	0/0 (0.0 to 0.0)	0/0 (0.0 to 0.0)	0/3 (0.2 to 0.5)	0/2 (0.1 to 0.2)	0/2 (0.1 to 0.2)	0/1 (0.1 to 0.1)	0/1 (0.1 to 0.1)	0/2 (0.1 to 0.3)	0/6 (0.4 to 0.9)	0/9 (0.6 to 1.4)	1/6 (1.1 to 2.7)	1/8 (1.1 to 2.7)	1/4 (0.9 to 2.3)	0/5 (0.4 to 1.5)	0/7 (0.5 to 1.1)	0/4 (0.2 to 0.8)	0/1 (0.0 to 0.2)	0/1 (0.0 to 0.2)	0/0 (0.0 to 0.1)	0/0 (0.0 to 0.1)	11.4
HIV/AIDS - Multidrug-resistant Tuberculosis without extensive dr...	0/0 (0.0 to 0.0)	0/0 (0.0 to 0.0)	0/0 (0.0 to 0.0)	0/0 (0.0 to 0.0)	0/0 (0.0 to 0.0)	0/0 (0.0 to 0.0)	0/0 (0.0 to 0.0)	0/0 (0.0 to 0.1)	0/0 (0.0 to 0.1)	0/0 (0.0 to 0.0)	0/0 (0.0 to 0.0)	0/0 (0.0 to 0.0)	0/0 (0.0 to 0.0)	0/0 (0.0 to 0.1)	0/0 (0.0 to 0.1)	0/0 (0.0 to 0.0)	0/0 (0.0 to 0.0)	0/0 (0.0 to 0.0)	0/0 (0.0 to 0.0)	0/0 (0.0 to 0.0)	0.3
HIV/AIDS - Extensively drug-resistant Tuberculosis	0/0 (0.0 to 0.0)	0/0 (0.0 to 0.0)	0/0 (0.0 to 0.0)	0/0 (0.0 to 0.0)	0/0 (0.0 to 0.0)	0/0 (0.0 to 0.0)	0/0 (0.0 to 0.0)



| | | |

SR Table 2a: Hillimodn DALYS by cause and age group for males with 95% uncertainty intervals, 2019

Cause	Early Neonatal	Late Neonatal	Post Neonatal	1 to 4	5 to 9	10 to 14	15 to 19	20 to 24	25 to 29	30 to 34	35 to 39	40 to 44	45 to 49	50 to 54	55 to 59	60 to 64	65 to 69	70 to 74	75 to 79	80 to 84	85 to 89	90 to 94	95 plus	Total
All causes	598 (549 to 652)	1,004 (922 to 1,094)	1,500 (1,377 to 1,635)	2,997 (2,751 to 3,267)	1,964 (1,804 to 2,140)	1,776 (1,630 to 1,935)	2,165 (1,992 to 2,360)	2,603 (2,396 to 2,837)	3,020 (2,779 to 3,291)	3,473 (3,197 to 3,785)	4,010 (3,693 to 4,370)	4,660 (4,293 to 5,078)	5,440 (5,012 to 5,929)	6,377 (5,875 to 6,950)	7,329 (6,753 to 7,988)	8,249 (7,603 to 8,990)	9,275 (8,551 to 10,109)	10,220 (9,419 to 11,138)	10,902 (10,047 to 11,880)	10,902 (10,047 to 11,880)	9,230 (8,507 to 10,062)	6,145 (5,664 to 6,697)	136,000
Communicable, maternal, neonatal, and nutritional diseases	223 (194 to 259)	79.7 (62.9 to 96.2)	44.5 (27.6 to 66.4)	32 (24.2 to 41.5)	21.6 (12.9 to 29.9)	19.5 (12.9 to 28.3)	18.1 (12.8 to 25)	21.3 (14.9 to 28.7)	24.1 (17.3 to 32.2)	22.9 (16.5 to 32.4)	21.2 (15.3 to 29.1)	17.8 (12.3 to 24.4)	16 (11.5 to 22)	14.7 (10.3 to 19.6)	11.9 (8.2 to 16)	8.4 (5.6 to 11.7)	5 (3.2 to 6.7)	2.8 (2.1 to 3.8)	1 (0.7 to 1.3)	0.2 (0.2 to 0.4)	0.1 (0 to 0.1)	0.1 (0 to 0.2)	616
HIV/AIDS and sexually transmitted infections	8.2 (2.2 to 18.6)	2.9 (0.6 to 6.6)	4.8 (1.7 to 10.7)	0.6 (0.5 to 0.8)	0.4 (0.4 to 0.4)	0.2 (0.2 to 0.3)	0.3 (0.3 to 0.5)	1.2 (0.9 to 1.6)	2.5 (2.4 to 2.6)	3.5 (3.4 to 3.6)	6.6 (6.4 to 6.8)	8.6 (8.5 to 11.3)	8.7 (8.7 to 11.1)	8.2 (8.2 to 10.6)	6.6 (5.1 to 8.4)	4.9 (3.7 to 6.3)	3.3 (2.5 to 4.2)	1 (0.7 to 1.4)	0.1 (0.1 to 0.2)	0 (0 to 0.1)	0 (0 to 0.1)	0 (0 to 0.2)	73.1
HIV/AIDS	0 (0 to 0)	0 (0 to 0)	0.6 (0.4 to 0.8)	0.5 (0.4 to 0.6)	0.4 (0.3 to 0.4)	0.2 (0.2 to 0.3)	0.3 (0.2 to 0.4)	1.1 (0.8 to 1.3)	2.4 (2.3 to 2.5)	3.4 (3.3 to 3.5)	6.4 (6.2 to 6.7)	8.5 (8.2 to 10.9)	8.6 (8.4 to 10.7)	7.9 (8.1 to 10.1)	6.2 (4.9 to 7.8)	4.6 (3.5 to 5.9)	3.1 (2.4 to 4)	2 (1.5 to 2.7)	0.8 (0.5 to 1.1)	0.4 (0.2 to 0.7)	0.1 (0 to 0.1)	0 (0 to 0)	54
HIV/AIDS - Drug-susceptible Tuberculosis	0 (0 to 0)	0 (0 to 0)	0.1 (0 to 0.1)	0.1 (0 to 0.1)	0.1 (0 to 0.1)	0 (0 to 0)	0 (0 to 0)	0.1 (0.1 to 0.1)	0.2 (0.1 to 0.4)	0.4 (0.3 to 0.7)	0.6 (0.4 to 1)	0.6 (0.4 to 1)	0.7 (0.4 to 1.1)	0.7 (0.3 to 0.9)	0.4 (0.2 to 0.6)	0.2 (0.2 to 0.4)	0.2 (0.1 to 0.2)	0.2 (0.1 to 0.2)	0.1 (0.1 to 0.1)	0 (0 to 0)	0 (0 to 0)	0 (0 to 0)	4.3
HIV/AIDS - Multidrug-resistant Tuberculosis without extensive dr...	0 (0 to 0)	0 (0 to 0)	0 (0 to 0)	0 (0 to 0)	0 (0 to 0)	0 (0 to 0)	0 (0 to 0)	0 (0 to 0)	0 (0 to 0)	0 (0 to 0)	0 (0 to 0)	0 (0 to 0)	0 (0 to 0)	0 (0 to 0)	0 (0 to 0)	0 (0 to 0)	0 (0 to 0)	0 (0 to 0)	0 (0 to 0)	0 (0 to 0)	0 (0 to 0)	0 (0 to 0)	0 (0 to 0)	0.1
HIV/AIDS - Extensively drug-resistant Tuberculosis	0 (0 to 0)	0 (0 to 0)	0 (0 to 0)	0 (0 to 0)	0 (0 to 0)	0 (0 to 0)	0 (0 to 0)	0 (0 to 0)	0 (0 to 0)	0 (0 to 0)	0 (0 to 0)	0 (0 to 0)	0 (0 to 0)	0 (0 to 0)	0 (0 to 0)	0 (0 to 0)	0 (0 to 0)	0 (0 to 0)	0 (0 to 0)	0 (0 to 0)	0 (0 to 0)	0 (0 to 0)	0 (0 to 0)	0
HIV/AIDS resulting in other diseases	0 (0 to 0)	0 (0 to 0)	0.5 (0.4 to 0.7)	0.4 (0.3 to 0.5)	0.3 (0.2 to 0.4)	0.2 (0.2 to 0.3)	0.2 (0.2 to 0.3)	0.9 (0.7 to 1.2)	2 (2 to 2)	3.8 (3.7 to 3.9)	7.5 (7.4 to 10.2)	7.6 (7.2 to 10.4)	7.1 (5.3 to 9.4)	6.7 (4.9 to 7.4)	4.2 (3.1 to 5.4)	2.6 (1.9 to 3.7)	1.9 (1.4 to 2.6)	0.8 (0.6 to 1.4)	0.4 (0.2 to 0.7)	0.1 (0 to 0.1)	0 (0 to 0)	0 (0 to 0)	49.6
Sexually transmitted infections excluding HIV	8.2 (2.2 to 18.6)	2.9 (0.6 to 6.6)	4.2 (1.1 to 10.1)	0.1 (0 to 0.2)	0.1 (0 to 0.2)	0.1 (0 to 0.1)	0.1 (0 to 0.1)	0.2 (0.1 to 0.3)	0.5 (0.1 to 0.9)	0.1 (0 to 0.2)	0.1 (0 to 0.2)	0.1 (0 to 0.2)	0.1 (0 to 0.2)	0.4 (0.2 to 0.9)	0.4 (0.2 to 0.9)	0.3 (0.1 to 0.7)	0.2 (0.1 to 0.5)	0.2 (0.1 to 0.4)	0.1 (0 to 0.2)	0.1 (0 to 0.1)	0 (0 to 0.1)	0 (0 to 0)	19.1
Syphilis	8.2 (2.2 to 18.6)	2.9 (0.6 to 6.6)	4.2 (1.1 to 10.1)	0.1 (0 to 0.2)	0.1 (0 to 0.2)	0 (0 to 0)	0 (0 to 0)	0 (0 to 0.1)	0 (0 to 0.1)	0.1 (0 to 0.1)	0.1 (0 to 0.1)	0 (0 to 0.1)	0 (0 to 0.1)	0 (0 to 0.1)	0 (0 to 0.1)	0 (0 to 0.1)	0 (0 to 0.1)	0 (0 to 0.1)	0 (0 to 0.1)	0 (0 to 0.1)	0 (0 to 0)	0 (0 to 0)	0 (0 to 0)	16.1
Chlamydial infection	0 (0 to 0)	0 (0 to 0)	0 (0 to 0)	0 (0 to 0)	0 (0 to 0)	0 (0 to 0)	0 (0 to 0)	0 (0 to 0)	0 (0 to 0)	0 (0 to 0)	0 (0 to 0)	0 (0 to 0)	0 (0 to 0)	0 (0 to 0)	0 (0 to 0)	0 (0 to 0)	0 (0 to 0)	0 (0 to 0)	0 (0 to 0)	0 (0 to 0)	0 (0 to 0)	0 (0 to 0)	0 (0 to 0)	0
Gonococcal infection	0 (0 to 0)	0 (0 to 0)	0 (0 to 0)	0 (0 to 0)	0 (0 to 0)	0 (0 to 0)	0 (0 to 0)	0 (0 to 0)	0 (0 to 0)	0 (0 to 0)	0 (0 to 0)	0 (0 to 0)	0 (0 to 0)	0 (0 to 0)	0 (0 to 0)	0 (0 to 0)	0 (0 to 0)	0 (0 to 0)	0 (0 to 0)	0 (0 to 0)	0 (0 to 0)	0 (0 to 0)	0 (0 to 0)	0
Trichomoniasis	0 (0 to 0)	0 (0 to 0)	0 (0 to 0)	0 (0 to 0)	0 (0 to 0)	0 (0 to 0)	0 (0 to 0)	0 (0 to 0)	0 (0 to 0)	0 (0 to 0)	0 (0 to 0)	0 (0 to 0)	0 (0 to 0)	0 (0 to 0)	0 (0 to 0)	0 (0 to 0)	0 (0 to 0)	0 (0 to 0)	0 (0 to 0)	0 (0 to 0)	0 (0 to 0)	0 (0 to 0)	0 (0 to 0)	0
Genital herpes	0 (0 to 0)	0 (0 to 0)	0 (0 to 0)	0 (0 to 0)	0 (0 to 0)	0 (0 to 0)	0 (0 to 0)	0 (0 to 0)	0 (0 to 0)	0 (0 to 0)	0 (0 to 0)	0 (0 to 0)	0 (0 to 0)	0 (0 to 0)	0 (0 to 0)	0 (0 to 0)	0 (0 to 0)	0 (0 to 0)	0 (0 to 0)	0 (0 to 0)	0 (0 to 0)	0 (0 to 0)	0 (0 to 0)	0
Other sexually transmitted infections	0 (0 to 0)	0 (0 to 0)	0 (0 to 0)	0 (0 to 0)	0 (0 to 0)	0 (0 to 0)	0 (0 to 0)	0 (0 to 0)	0 (0 to 0)	0 (0 to 0)	0 (0 to 0)	0 (0 to 0)	0 (0 to 0)	0 (0 to 0)	0 (0 to 0)	0 (0 to 0)	0 (0 to 0)	0 (0 to 0)	0 (0 to 0)	0 (0 to 0)	0 (0 to 0)	0 (0 to 0)	0 (0 to 0)	0
Respiratory infections and tuberculosis	27.5 (1.7 to 4)	3.3 (2.2 to 4.4)	14.4 (9.2 to 21.5)	27.5 (18 to 39.4)	10.1 (6.1 to 24)	10.1 (6.4 to 23.4)	12.4 (7.8 to 28.6)	17.6 (11.4 to 24.9)	20.1 (13.1 to 29.1)	20.3 (13.5 to 29.3)	20.3 (14.1 to 28.6)	20.3 (14.2 to 28.4)	20.3 (14.2 to 28.4)	20.3 (14.2 to 28.4)	20.3 (14.2 to 28.4)	20.3 (14.2 to 28.4)	20.3 (14.2 to 28.4)	20.3 (14.2 to 28.4)	20.3 (14.2 to 28.4)	20.3 (14.2 to 28.4)	20.3 (14.2 to 28.4)	20.3 (14.2 to 28.4)	1,010
Tuberculosis	0 (0 to 0)	0 (0 to 0)	0 (0 to 0)	0.1 (0 to 0.2)	0.1 (0 to 0.1)	0.1 (0 to 0.1)	0.2 (0.2 to 0.3)	0.5 (0.1 to 1.2)	0.9 (0.4 to 2)	0.9 (0.4 to 1.8)	0.9 (0.4 to 1.8)	0.9 (0.4 to 1.8)	0.9 (0.4 to 1.8)	0.9 (0.4 to 1.8)	0.9 (0.4 to 1.8)	0.9 (0.4 to 1.8)	0.9 (0.4 to 1.8)	0.9 (0.4 to 1.8)	0.9 (0.4 to 1.8)	0.9 (0.4 to 1.8)	0.9 (0.4 to 1.8)	0.9 (0.4 to 1.8)	21.7
Latent tuberculosis infection	0 (0 to 0)	0 (0 to 0)	0 (0 to 0)	0 (0 to 0)	0 (0 to 0)	0 (0 to 0)	0 (0 to 0)	0 (0 to 0)	0 (0 to 0)	0 (0 to 0)	0 (0 to 0)	0 (0 to 0)	0 (0 to 0)	0 (0 to 0)	0 (0 to 0)	0 (0 to 0)	0 (0 to 0)	0 (0 to 0)	0 (0 to 0)	0 (0 to 0)	0 (0 to 0)	0 (0 to 0)	0 (0 to 0)	0
Drug-susceptible tuberculosis	0 (0 to 0)	0 (0 to 0)	0 (0 to 0)	0.1 (0 to 0.2)	0.1 (0 to 0.1)	0.1 (0 to 0.1)	0.2 (0.1 to 0.3)	0.5 (0.1 to 1.2)	0.9 (0.4 to 2)	0.9 (0.4 to 1.8)	0.9 (0.4 to 1.8)	0.9 (0.4 to 1.8)	0.9 (0.4 to 1.8)	0.9 (0.4 to 1.8)	0.9 (0.4 to 1.8)	0.9 (0.4 to 1.8)	0.9 (0.4 to 1.8)	0.9 (0.4 to 1.8)	0.9 (0.4 to 1.8)	0.9 (0.4 to 1.8)	0.9 (0.4 to 1.8)	0.9 (0.4 to 1.8)	21.2
Multidrug-resistant tuberculosis without extensive drug-resistance	0 (0 to 0)	0 (0 to 0)	0 (0 to 0)	0 (0 to 0)	0 (0 to 0)	0 (0 to 0)	0 (0 to 0)	0 (0 to 0)	0 (0 to 0)	0 (0 to 0)	0 (0 to 0)	0 (0 to 0)	0 (0 to 0)	0 (0 to 0)	0 (0 to 0)	0 (0 to 0)	0 (0 to 0)	0 (0 to 0)	0 (0 to 0)	0 (0 to 0)	0 (0 to 0)	0 (0 to 0)	0 (0 to 0)	0.4
Extensively drug-resistant tuberculosis	0 (0 to 0)	0 (0 to 0)	0 (0 to 0)	0 (0 to 0)	0 (0 to 0)	0 (0 to 0)	0 (0 to 0)	0 (0 to 0)	0 (0 to 0)	0 (0 to 0)	0 (0 to 0)	0 (0 to 0)	0 (0 to 0)	0 (0 to 0)	0 (0 to 0)	0 (0 to 0)	0 (0 to 0)	0 (0 to 0)	0 (0 to 0)	0 (0 to 0)	0 (0 to 0)	0 (0 to 0)	0 (0 to 0)	0.1
Lower respiratory infections	27 (1.6 to 4)	3 (2.1 to 4.2)	14 (9 to 21)	27 (18 to 39)	10 (5.7 to 12.2)	10 (6.2 to 23.2)	12 (7.6 to 28.4)	17 (11 to 24.8)	20 (12.9 to 29)	20 (13.3 to 29.1)	20 (13.9 to 28.5)	20 (14 to 28.3)	20 (14 to 28.3)	20 (14 to 28.3)	20 (14 to 28.3)	20 (14 to 28.3)	20 (14 to 28.3)	20 (14 to 28.3)	20 (14 to 28.3)	20 (14 to 28.3)	20 (14 to 28.3)	20 (14 to 28.3)	987
Upper respiratory infections	0.2 (0 to 0.1)	0.2 (0.1 to 0.3)	0.5 (0 to 7)	0.5 (0.3 to 0.8)	0.4 (0.3 to 0.6)	0.4 (0.3 to 0.6)	0.4 (0.3 to 0.6)	0.4 (0.3 to 0.6)	0.4 (0.3 to 0.6)	0.4 (0.3 to 0.6)	0.4 (0.3 to 0.6)	0.4 (0.3 to 0.6)	0.4 (0.3 to 0.6)	0.4 (0.3 to 0.6)	0.4 (0.3 to 0.6)	0.4 (0.3 to 0.6)	0.4 (0.3 to 0.6)	0.4 (0.3 to 0.6)	0.4 (0.3 to 0.6)	0.4 (0.3 to 0.6)	0.4 (0.3 to 0.6)	0.4 (0.3 to 0.6)	166
Otitis media	0 (0 to 0)	0 (0 to 0)	0.5 (0.3 to 1.1)	0.9 (2 to 1.9)	0.4 (0.1 to 1.1)	0.4 (0.1 to 1.1)	0.4 (0.1 to 1.1)	0.4 (0.1 to 1.1)	0.4 (0.1 to 1.1)	0.4 (0.1 to 1.1)	0.4 (0.1 to 1.1)	0.4 (0.1 to 1.1)	0.4 (0.1 to 1.1)	0.4 (0.1 to 1.1)	0.4 (0.1 to 1.1)	0.4 (0.1 to 1.1)	0.4 (0.1 to 1.1)	0.4 (0.1 to 1.1)	0.4 (0.1 to 1.1)	0.4 (0.1 to 1.1)	0.4 (0.1 to 1.1)	0.4 (0.1 to 1.1)	28.1
Enteric infections	0.3 (0.2 to 0.4)	1 (0.6 to 1.4)	0.9 (7.1 to 16.1)	0.6 (10.9 to 29.7)	0.5 (4.3 to 13.4)	0.4 (2.6 to 9.3)	0.4 (2.5 to 9.3)	0.4 (2.5 to 9.3)	0.4 (2.5 to 9.3)	0.4 (2.5 to 9.3)	0.4 (2.5 to 9.3)	0.4 (2.5 to 9.3)	0.4 (2.5 to 9.3)	0.4 (2.5 to 9.3)	0.4 (2.5 to 9.3)	0.4 (2.5 to 9.3)	0.4 (2.5 to 9.3)	0.4 (2.5 to 9.3)	0.4 (2.5 to 9.3)	0.4 (2.5 to 9.3)	0.4 (2.5 to 9.3)	0.4 (2.5 to 9.3)	120
Diarrheal diseases	0.3 (0.2 to 0.4)	1 (0.6 to 1.4)	0.9 (7.1 to 16.1)	0.6 (9.4 to 29.7)	0.5 (4.3 to 13.4)	0.4 (2.6 to 9.3)	0.4 (2.5 to 9.3)	0.4 (2.5 to 9.3)	0.4 (2.5 to 9.3)	0.4 (2.5 to 9.3)	0.4 (2.5 to 9.3)	0.4 (2.5 to 9.3)	0.4 (2.5 to 9.3)	0.4 (2.5 to 9.3)	0.4 (2.5 to 9.3)	0.4 (2.5 to 9.3)	0.4 (2.5 to 9.3)	0.4 (2.5 to 9.3)	0.4 (2.5 to 9.3)	0.4 (2.5 to 9.3)	0.4 (2.5 to 9.3)	0.4 (2.5 to 9.3)	119
Typhoid and paraphoid	0 (0 to 0)	0 (0 to 0)	0 (0 to 0)	0 (0 to 0)	0 (0 to 0)	0 (0 to 0)	0 (0 to 0)	0 (0 to 0)	0 (0 to 0)	0 (0 to 0)	0 (0 to 0)	0 (0 to 0)	0 (0 to 0)	0 (0 to 0)	0 (0 to 0)	0 (0 to 0)	0 (0 to 0)	0 (0 to 0)	0 (0 to 0)	0 (0 to 0)	0 (0 to 0)	0 (0 to 0)	0 (0 to 0)	0
Typhoid fever	0 (0 to 0)	0 (0 to 0)	0 (0 to 0)	0 (0 to 0)	0 (0 to 0)	0 (0 to 0)	0 (0 to 0)	0 (0 to 0)	0 (0 to 0)	0 (0 to 0)	0 (0 to 0)	0 (0 to 0)	0 (0 to 0)	0 (0 to 0)	0 (0 to 0)	0 (0 to 0)	0 (0 to 0)	0 (0 to 0)	0 (0 to 0)	0 (0 to 0)	0 (0 to 0)	0 (0 to 0)	0 (0 to 0)	0
Paratyphoid fever	0 (0 to 0)	0 (0 to 0)	0 (0 to 0)	0 (0 to 0)	0 (0 to 0)	0 (0 to 0)	0 (0 to 0)	0 (0 to 0)	0 (0 to 0)	0 (0 to 0)	0 (0 to 0)	0 (0 to 0)	0 (0 to 0)	0 (0 to 0)	0 (0 to 0)	0 (0 to 0)	0 (0 to 0)	0 (0 to 0)	0 (0 to 0)	0 (0 to 0)	0 (0 to 0)	0 (0 to 0)	0 (0 to 0)	0
Invasive Non-typhoidal Salmonella (iNTS)	0 (0 to 0)	0 (0 to 0)	0 (0 to 0)	0 (0 to 0)	0 (0 to 0)	0 (0 to 0)	0 (0 to 0)	0 (0 to 0)	0 (0 to 0)	0 (0 to 0)	0 (0 to 0)	0 (0 to 0)	0 (0 to 0)	0 (0 to 0)	0 (0 to 0)	0 (0 to 0)	0 (0 to 0)	0 (0 to 0)	0 (0 to 0)	0 (0 to 0)	0 (0 to 0)	0 (0 to 0)	0 (0 to 0)	0.4
Other intestinal infectious diseases	0 (0 to 0)	0 (0 to 0)	0 (0 to 0)	0 (0 to 0)	0 (0 to 0)	0 (0 to 0)	0 (0 to 0)	0 (0 to 0)	0 (0 to 0)	0 (0 to 0)	0 (0 to 0)	0 (0 to 0)	0 (0 to 0)	0 (0 to 0)	0 (0 to 0)	0 (0 to 0)	0 (0 to 0)	0 (0 to 0)	0 (0 to 0)	0 (0 to 0)	0 (0 to 0)	0 (0 to 0)	0 (0 to 0)	0.2
Neglected tropical diseases and malaria	0 (0 to 0)	0 (0 to 0.4)	0.2 (0 to 1.1)	0.1 (0 to 0.7)	0.6 (0 to 0.5)	0.1 (0 to 0.5)	0.2 (0 to 0.5)	0.2 (0 to 0.4)	0.2 (0 to 0.5)	0.2 (0 to 0.7)	0.2 (0 to 0.5)	0.1 (0 to 0.5)	0.1 (0 to 0.4)	0.1 (0 to 0.4)	0.2 (0 to 0.5)	0.2 (0 to 0.5)	0.1 (0 to 0.2)	0.1 (0 to 0.2)	0.1 (0 to 0.1)	0.1 (0 to 0.1)	0 (0 to 0)	0 (0 to 0)	3.6
Malaria	0 (0 to 0)	0 (0 to 0)	0 (0 to 0)	0 (0 to 0)	0 (0 to 0)	0 (0 to 0)	0 (0 to 0)	0 (0 to 0)	0 (0 to 0)	0 (0 to 0)	0 (0 to 0)	0 (0 to 0)	0 (0 to 0)	0 (0 to 0)	0 (0 to 0)	0 (0 to 0)	0 (0 to 0)	0 (0 to 0)	0 (0 to 0)	0 (0 to 0)	0 (0 to 0)	0 (0 to 0)	0 (0 to 0)	0
Chagas disease	0 (0 to 0)	0 (0 to 0)	0 (0 to 0)	0 (0 to 0)	0 (0 to 0)	0 (0 to 0)	0 (0 to 0)	0 (0 to 0)	0 (0 to 0)	0 (0 to 0)	0 (0 to 0)	0 (0 to 0)	0 (0 to 0)	0 (0 to 0)	0 (0 to 0)	0 (0 to 0)	0 (0 to 0)	0 (0 to 0)	0 (0 to 0)	0 (0 to 0)	0 (0 to 0)	0 (0 to 0)	0 (0 to 0)	0
Leishmaniasis	0 (0 to 0)	0 (0 to 0)	0 (0 to 0)	0 (0 to 0)	0 (0 to 0)	0 (0 to 0)	0 (0 to 0)	0 (0 to 0)	0 (0 to 0)	0 (0 to 0)	0 (0 to 0)	0 (0 to 0)	0 (0 to 0)	0 (0 to 0)	0 (0 to 0)	0 (0 to 0)	0 (0 to 0)	0 (0 to 0)	0 (0 to 0)	0 (0 to 0)	0 (0 to 0)	0 (0 to 0)	0 (0 to 0)	0
Visceral leishmaniasis	0 (0 to 0)	0 (0 to 0)	0 (0 to 0)	0 (0 to 0)	0 (0 to 0)	0 (0 to 0)	0 (0 to 0)	0 (0 to 0)	0 (0 to 0)	0 (0 to 0)	0 (0 to 0)	0 (0 to 0)	0 (0 to 0)	0 (0 to 0)	0 (0 to 0)	0 (0 to 0)	0 (0 to 0)	0 (0 to 0)	0 (0 to 0)	0 (0 to 0)	0 (0 to 0)	0 (0 to 0)	0 (0 to 0)	0
Cutaneous and mucocutaneous leishmaniasis	0 (0 to 0)	0 (0 to 0)	0 (0 to 0)	0 (0 to 0)	0 (0 to 0)	0 (0 to 0)	0 (0 to 0)	0 (0 to 0)	0 (0 to 0)	0 (0 to 0)	0 (0 to 0)	0 (0 to 0)	0 (0 to 0)	0 (0 to 0)	0 (0 to 0)	0 (0 to 0)	0 (0 to 0)	0 (0 to 0)	0 (0 to 0)	0 (0 to 0)	0 (0 to 0)	0 (0 to 0)	0 (0 to 0)	0
African trypanosomiasis	0 (0 to 0)	0 (0 to 0)	0 (0 to 0)	0 (0 to 0)	0 (0 to 0)	0 (0 to 0)	0 (0 to 0)	0 (0 to 0)	0 (0 to 0)	0 (0 to 0)	0 (0 to 0)	0 (0 to 0)	0 (0 to 0)	0 (0 to 0)	0 (0 to 0)	0 (0 to 0)	0 (0 to 0)	0 (0 to 0)	0 (0 to 0)	0 (0 to 0)	0 (0 to 0)	0 (0 to 0)	0 (0 to 0)	0
Schistosomiasis	0 (0 to 0)	0 (0 to 0)	0 (0 to 0)	0 (0 to 0)	0 (0 to 0)	0 (0 to 0)	0 (0 to 0)	0 (0 to 0)	0 (0 to 0)	0 (0 to 0)	0 (0 to 0)	0 (0 to 0)	0 (0 to 0)	0 (0 to 0)	0 (0 to 0)	0 (0 to 0)	0 (0 to 0)	0 (0 to 0)	0 (0 to 0)	0 (0 to 0)	0 (0 to 0)	0 (0 to 0)	0 (0 to 0)	0
Cysticercosis	0 (0 to 0)	0 (0 to 0)	0 (0 to 0)	0 (0 to 0)	0 (0 to 0)	0 (0 to 0)	0 (0 to 0)	0 (0 to 0)	0 (0 to 0)	0 (0 to 0)	0 (0 to 0)	0 (0 to 0)	0 (0 to 0)	0 (0 to 0)	0 (0 to 0)	0 (0 to 0)	0 (0 to 0)	0 (0 to 0)	0 (0 to 0)	0 (0 to 0)	0 (0 to 0)	0 (0 to 0)	0 (0 to 0)	0
Cystic echinococcosis	0 (0 to 0)	0 (0 to 0)	0 (0 to 0)	0 (0 to 0)	0 (0 to 0)	0 (0 to 0)	0 (0 to 0)	0 (0 to 0)	0 (0 to 0)	0 (0 to 0)	0 (0 to 0)	0 (0 to 0)	0 (0 to 0)	0 (0 to 0)	0 (0 to 0)	0 (0 to 0)	0 (0 to 0)	0 (0 to 0)	0 (0 to 0)	0 (0 to 0)	0 (0 to 0)	0 (0 to 0)	0 (0 to 0)	0.1
Lymphatic filariasis	0 (0 to 0)	0 (0 to 0)	0 (0 to 0)	0 (0 to 0)	0 (0 to 0)	0 (0 to 0)	0 (0 to 0)	0 (0 to 0)	0 (0 to 0)	0 (0 to 0)	0 (0 to 0)	0 (0 to 0)	0 (0 to 0)	0 (0 to 0)	0 (0 to 0)	0 (0 to 0)	0 (0 to 0)	0 (0 to 0)	0 (0 to 0)	0 (0 to 0)	0 (0 to 0)	0 (0 to 0)	0 (0 to 0)	0
Onchocerciasis	0 (0 to 0)	0 (0 to 0)	0 (0 to 0)	0 (0 to 0)	0 (0 to 0)	0 (0 to 0)	0 (0 to 0)	0 (0 to 0)	0 (0 to 0)	0 (0 to 0)	0 (0 to 0)	0 (0 to 0)	0 (0 to 0)	0 (0 to 0)	0 (0 to 0)	0 (0 to 0)	0 (0 to 0)	0 (0 to 0)	0 (0 to 0)	0 (0 to 0)	0 (0 to 0)	0 (0 to 0)	0 (0 to 0)	0
Trachoma	0 (0 to 0)	0 (0 to 0)	0 (0 to 0)	0 (0 to 0)	0 (0 to 0)	0 (0 to 0)	0 (0 to 0)	0 (0 to 0)	0 (0 to 0)	0 (0 to 0)	0 (0 to 0)	0 (0 to 0)	0 (0 to 0)	0 (0 to 0)	0 (0 to 0)	0 (0 to 0)	0 (0 to 0)	0 (0 to 0)	0 (0 to 0)	0 (0 to 0)	0 (0 to 0)	0 (0 to 0)	0 (0 to 0)	0
Dengue	0 (0 to 0)	0 (0 to 0)	0 (0 to 0)	0 (0 to 0)	0 (0 to 0)	0 (0 to 0)	0 (0 to 0)	0 (0 to 0)	0 (0 to 0)	0 (0 to 0)	0 (0 to 0)	0 (0 to 0)	0 (0 to 0)	0 (0 to 0)	0 (0 to 0)	0 (0 to 0)	0 (0 to 0)	0 (0 to 0)	0 (0 to 0)	0 (0 to 0)	0 (0 to 0)	0 (0 to 0)	0 (0 to 0)	0
Yellow fever	0 (0 to 0)	0 (0 to 0)	0 (0 to 0)	0 (0 to 0)	0 (0 to 0)	0 (0 to 0)	0 (0 to 0)	0 (0 to 0)	0 (0 to 0)	0 (0 to 0)	0 (0 to 0)	0 (0 to 0)	0 (0 to 0)	0 (0 to 0)	0 (0 to 0)	0 (0 to 0)	0 (0 to 0)	0 (0 to 0)	0 (0 to 0)	0 (0 to 0)	0 (0 to 0)	0 (0 to 0)	0 (0 to 0)	0
Rabies	0 (0 to 0)	0 (0 to 0)	0 (0 to 0)	0 (0 to 0)	0 (0 to 0)	0 (0 to 0)	0 (0 to 0)	0 (0 to 0)	0 (0 to 0)	0 (0 to 0)	0 (0 to 0)	0 (0 to 0)	0 (0 to 0)	0 (0 to 0)	0 (0 to 0)	0 (0 to 0)	0 (0 to 0)	0 (0 to 0)	0 (0 to 0)	0 (0 to 0)	0 (0 to 0)	0 (0 to 0)	0 (0 to 0)	0
Intestinal nematode infections	0 (0 to 0)	0 (0 to 0)	0 (0 to 0)	0 (0 to 0)	0 (0 to 0)	0 (0 to 0)	0 (0 to 0)	0 (0 to 0)	0 (0 to 0)	0 (0 to 0)	0 (0 to 0)	0 (0 to 0)	0 (0 to 0)	0 (0 to 0)	0 (0 to 0)	0 (0 to 0)	0 (0 to 0)	0 (0 to 0)	0 (0 to 0)	0 (0 to 0)	0 (0 to 0)	0 (0 to 0)	0 (0 to 0)	0
Ascariasis	0 (0 to 0)	0 (0 to 0)	0 (0 to 0)	0 (0 to 0)	0 (0 to 0)	0 (0 to 0)	0 (0 to 0)	0 (0 to 0)	0 (0 to 0)	0 (0 to 0)	0 (0 to 0)	0 (0 to 0)	0 (0 to 0)	0 (0 to 0)	0 (0 to 0)	0 (0 to 0)	0 (0 to 0)	0 (0 to 0)	0 (0 to 0)	0 (0 to 0)	0 (0 to 0)	0 (0 to 0)	0 (0 to 0)	0
Trichuriasis	0 (0 to 0)	0 (0 to 0)	0 (0 to 0)	0 (0 to 0)	0 (0 to 0)	0 (0 to 0)	0 (0 to 0)	0 (0 to 0)	0 (0 to 0)	0 (0 to 0)	0 (0 to 0)	0 (0 to 0)	0 (0 to 0)	0 (0 to 0)	0 (0 to 0)	0 (0 to 0)	0 (0 to 0)	0 (0 to 0)	0 (0 to 0)	0 (0 to 0)	0 (0 to 0)	0 (0 to 0)	0 (0 to 0)	0
Hookworm disease	0 (0 to 0)	0 (0 to 0)	0 (0 to 0)	0 (0 to 0)	0 (0 to 0)	0 (0 to 0)	0 (0 to 0)	0 (0 to 0)	0 (0 to 0)	0 (0 to 0)	0 (0 to 0)	0 (0 to 0)	0 (0 to 0)	0 (0 to 0)	0 (0 to 0)	0 (0 to 0)	0 (0 to 0)	0 (0 to 0)	0 (0 to 0)	0 (0 to 0)	0 (0 to 0)	0 (0 to 0)	0 (0 to 0)	0
Food-borne trematodiases	0 (0 to 0)	0 (0 to 0)	0 (0 to 0)	0 (0 to 0)	0 (0 to 0)	0 (0 to 0)	0 (0 to 0)	0 (0 to 0)	0 (0 to 0)	0 (0 to 0)	0 (0 to 0)	0 (0 to 0)	0 (0 to 0)	0 (0 to 0)	0 (0 to 0)	0 (0 to 0)	0 (0 to 0)	0 (0 to 0)	0 (0 to 0)	0 (0 to 0)	0 (0 to 0)	0 (0 to 0)

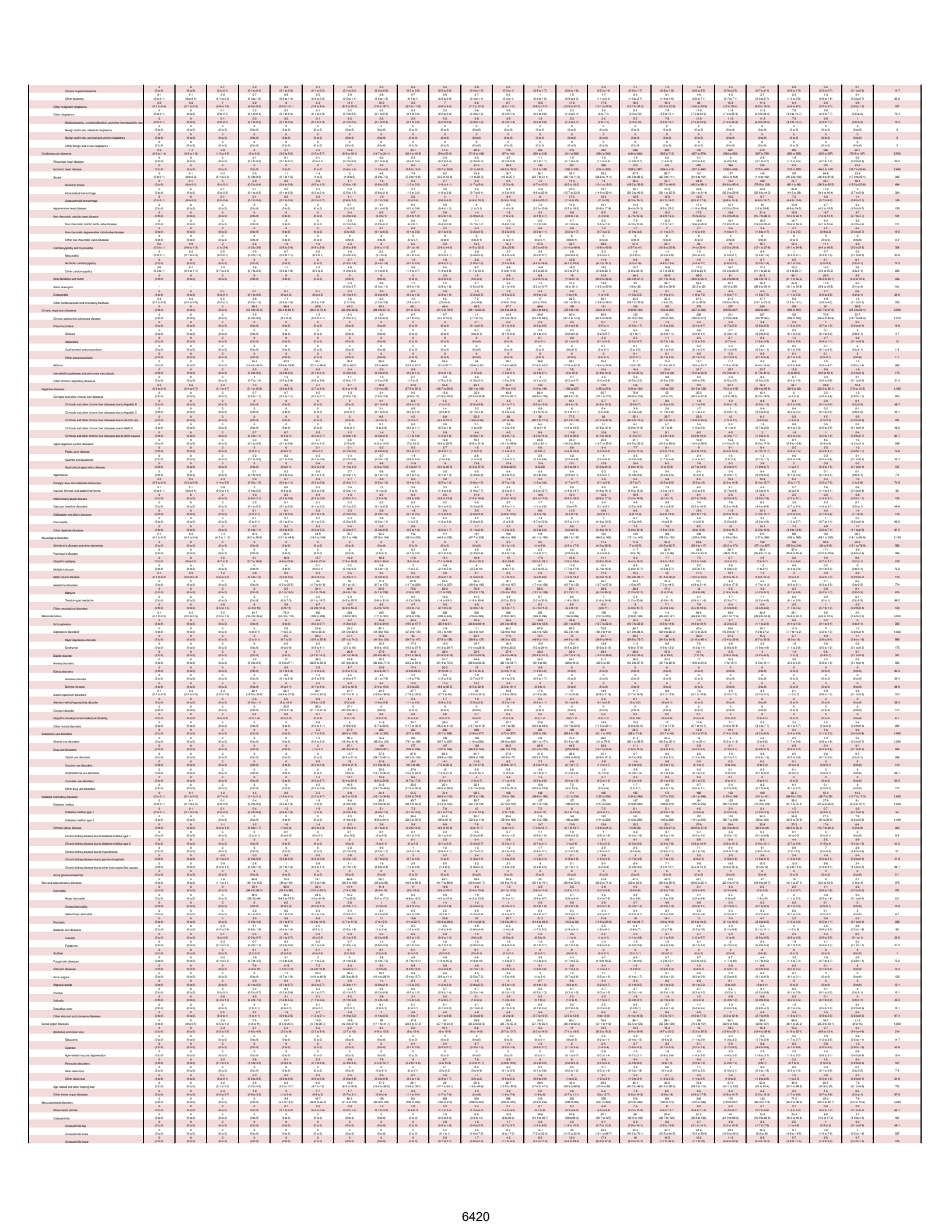

Osteoarthritis other	0 (0 to 0)	0 (0 to 0)	0 (0 to 0)

SR Table 2a: Haverina DALYS by cause and age group for males with 95% uncertainty intervals, 2019

Cause	Early Neonatal	Late Neonatal	Post Neonatal	1 to 4	5 to 9	10 to 14	15 to 19	20 to 24	25 to 29	30 to 34	35 to 39	40 to 44	45 to 49	50 to 54	55 to 59	60 to 64	65 to 69	70 to 74	75 to 79	80 to 84	85 to 89	90 to 94	95 plus	Total
All causes	1,000 (154 to 247)	1,000 (59.7 to 82.9)	1,000 (43.6 to 59.1)	1,000 (32.6 to 43.6)	1,000 (23.7 to 32.2)	1,000 (20.7 to 28.6)	1,000 (22.7 to 32.2)	1,000 (27.1 to 38.7)	1,000 (29.6 to 42.1)	1,000 (30.2 to 42.7)	1,000 (31.2 to 43.9)	1,000 (33.2 to 46.5)	1,000 (36.1 to 49.8)	1,000 (40.1 to 54.2)	1,000 (45.1 to 60.1)	1,000 (51.9 to 68.4)	1,000 (60.1 to 78.1)	1,000 (72.1 to 91.5)	1,000 (87.1 to 107.5)	1,000 (104.3 to 125.6)	1,000 (122.3 to 145.2)	1,000 (137.5 to 163.2)	1,000 (151.5 to 180.1)	35,200
Communicable, maternal, neonatal, and nutritional diseases	1,000 (64.7 to 106)	1,000 (30.4 to 54.6)	1,000 (19.4 to 39.3)	1,000 (35.7 to 100)	1,000 (29.3 to 71.5)	1,000 (27.9 to 61.1)	1,000 (28.3 to 53.4)	1,000 (33.8 to 58.6)	1,000 (34.5 to 59.6)	1,000 (37.5 to 63.4)	1,000 (37.5 to 62.6)	1,000 (37.4 to 61.2)	1,000 (40.1 to 71.9)	1,000 (53.9 to 86.4)	1,000 (63.2 to 110)	1,000 (69.5 to 101)	1,000 (74.8 to 102)	1,000 (82.5 to 112)	1,000 (92.2 to 123)	1,000 (99.8 to 132)	1,000 (107.9 to 131)	1,000 (112.9 to 131)	1,000 (99.1 to 166)	1,810 (39.1 to 64.4)
HIV/AIDS and sexually transmitted infections	5.9 (1.4 to 12.9)	2 (0.4 to 4.6)	0.2 (0 to 7.4)	0.2 (0 to 0.4)	0.2 (0 to 0.5)	0.1 (0.1 to 0.1)	0.1 (0.1 to 0.2)	0.5 (0.2 to 0.4)	1 (0.7 to 1.4)	2.6 (1.6 to 3.5)	2.6 (1.6 to 3.5)	2.6 (1.6 to 3.4)	2.6 (2.2 to 3.7)	2.5 (1.9 to 3.3)	1.4 (1.5 to 2.4)	1.4 (1 to 1.9)	1 (0.7 to 1.4)	0.9 (0.5 to 0.9)	0.9 (0.5 to 0.9)	0.9 (0.5 to 0.9)	0.2 (0.2 to 0.3)	0 (0 to 0)	21.1 (0 to 0)
HIV/AIDS	0 (0 to 0)	0 (0 to 0)	0.2 (0 to 0.2)	0.1 (0 to 0.2)	0.1 (0 to 0.1)	0.1 (0.1 to 0.1)	0.1 (0.1 to 0.1)	0.3 (0.2 to 0.5)	0.6 (0.6 to 1.1)	1.8 (1.3 to 2.3)	2.3 (1.7 to 3)	2.5 (1.7 to 3)	2.5 (1.9 to 3.2)	2.1 (1.6 to 2.8)	1.3 (1.3 to 2.2)	1.1 (1 to 1.7)	0.9 (0.6 to 1.1)	0.8 (0.5 to 1.1)	0.8 (0.4 to 1)	0.8 (0.4 to 1)	0.2 (0.1 to 0.3)	0 (0 to 0)	16.9 (0 to 0)
HIV/AIDS - Drug-susceptible Tuberculosis	0 (0 to 0)	0 (0 to 0)	0 (0 to 0)	0 (0 to 0)	0 (0 to 0)	0 (0 to 0)	0 (0 to 0)	0.1 (0 to 0.1)	0.1 (0 to 0.2)	0.2 (0.1 to 0.3)	0.2 (0.1 to 0.4)	0.2 (0.1 to 0.4)	0.2 (0.2 to 0.4)	0.3 (0.1 to 0.4)	0.1 (0.1 to 0.2)	0.1 (0.1 to 0.1)	0.1 (0.1 to 0.1)	0.1 (0 to 0.1)	0.1 (0 to 0.1)	0.1 (0 to 0.1)	0 (0 to 0)	0 (0 to 0)	1.8 (0 to 0)
HIV/AIDS - Multidrug-resistant Tuberculosis without extensive dr...	0 (0 to 0)	0 (0 to 0)	0 (0 to 0)	0 (0 to 0)	0 (0 to 0)	0 (0 to 0)	0 (0 to 0)	0 (0 to 0)	0 (0 to 0)	0 (0 to 0)	0 (0 to 0)	0 (0 to 0)	0 (0 to 0)	0 (0 to 0)	0 (0 to 0)	0 (0 to 0)	0 (0 to 0)	0 (0 to 0)	0 (0 to 0)	0 (0 to 0)	0 (0 to 0)	0 (0 to 0)	0 (0 to 0)	0
HIV/AIDS - Extensively drug-resistant Tuberculosis	0 (0 to 0)	0 (0 to 0)	0 (0 to 0)	0 (0 to 0)	0 (0 to 0)	0 (0 to 0)	0 (0 to 0)	0 (0 to 0)	0 (0 to 0)	0 (0 to 0)	0 (0 to 0)	0 (0 to 0)	0 (0 to 0)	0 (0 to 0)	0 (0 to 0)	0 (0 to 0)	0 (0 to 0)	0 (0 to 0)	0 (0 to 0)	0 (0 to 0)	0 (0 to 0)	0 (0 to 0)	0 (0 to 0)	0
HIV/AIDS resulting in other diseases	0 (0 to 0)	0 (0 to 0)	0 (0 to 0)	0 (0 to 0)	0 (0 to 0)	0 (0 to 0)	0 (0 to 0)	0 (0 to 0)	0 (0 to 0)	0 (0 to 0)	0 (0 to 0)	0 (0 to 0)	0 (0 to 0)	0 (0 to 0)	0 (0 to 0)	0 (0 to 0)	0 (0 to 0)	0 (0 to 0)	0 (0 to 0)	0 (0 to 0)	0 (0 to 0)	0 (0 to 0)	0 (0 to 0)	15
Sexually transmitted infections excluding HIV	5.9 (1.4 to 12.9)	2 (0.4 to 4.6)	3 (0.8 to 7.1)	0.1 (0 to 0.3)	0 (0 to 0)	0 (0 to 0)	0 (0 to 0.1)	0.1 (0.1 to 0.2)	0.2 (0.1 to 0.4)	0.3 (0.1 to 0.6)	0.3 (0.1 to 0.6)	0.3 (0.1 to 0.6)	0.3 (0.1 to 0.7)	0.3 (0.1 to 0.7)	0.3 (0.1 to 0.7)	0.2 (0.1 to 0.5)	0.2 (0.1 to 0.4)	0.2 (0.1 to 0.4)	0.1 (0.1 to 0.2)	0.1 (0.1 to 0.2)	0 (0 to 0)	0 (0 to 0)	14.2 (0 to 0)
Syphilis	5.9 (1.4 to 12.9)	2 (0.4 to 4.6)	3 (0.8 to 7.1)	0.1 (0 to 0.3)	0 (0 to 0)	0 (0 to 0)	0 (0 to 0)	0 (0 to 0)	0 (0 to 0.1)	0 (0 to 0)	0 (0 to 0)	0 (0 to 0)	0 (0 to 0)	0 (0 to 0)	0 (0 to 0.1)	0 (0 to 0.1)	0 (0 to 0.1)	0 (0 to 0.1)	0 (0 to 0.1)	0 (0 to 0.1)	0 (0 to 0.1)	0 (0 to 0)	0 (0 to 0)	11.7 (0 to 0)
Chlamydial infection	0 (0 to 0)	0 (0 to 0)	0 (0 to 0)	0 (0 to 0)	0 (0 to 0)	0 (0 to 0)	0 (0 to 0)	0 (0 to 0)	0 (0 to 0)	0 (0 to 0)	0 (0 to 0)	0 (0 to 0)	0 (0 to 0)	0 (0 to 0)	0 (0 to 0)	0 (0 to 0)	0 (0 to 0)	0 (0 to 0)	0 (0 to 0)



Osteoarthritis other	0 (0 to 0)	0 (0 to 0)	0 (0 to 0)	0 (0 to 0)	0 (0 to 0)	0 (0 to 0)	0 (0 to 0)	0 (0 to 0)	0 (0 to 0)	0 (0 to 0)	0 (0 to 1)	0 (0 to 0)	0 (0 to 0)	0 (0 to 0)	0 (0 to 0)	0 (0 to 0)	0 (0 to 0)	0 (0 to 0)	0 (0 to 0)	0 (0 to 0)	0 (0 to 0)	0 (0 to 0)	0 (0 to 0)	0 (0 to 0)	0 (0 to 0)	0 (0 to 0)	0 (0 to 0)	0 (0 to 0)	0 (0 to 0)	49-7
Low back pain	0 (0 to 0)	0 (0 to 0)	0 (0 to 0)	0 (0 to 0)	4-8 (2 to 8)	21-0 (12-7 to 35-7)	20 (27-7 to 48-2)	20-4 (30-2 to 52-9)	20 (40 to 112)	27-5 (13-4 to 53-1)	70-7 (48-7 to 109)	84-5 (60-1 to 150)	99-3 (61-2 to 157)	103 (70-1 to 194)	122 (75 to 194)	139 (89-4 to 221)	156 (98 to 251)	168 (98 to 283)	159 (92 to 283)	157 (92 to 283)	168 (92 to 302)	162 (92 to 308)	157 (92 to 308)	158 (92 to 308)	158 (92 to 308)	158 (92 to 308)	158 (92 to 308)	158 (92 to 308)	158 (92 to 308)	1,450
Neck pain	0 (0 to 0)	0 (0 to 0)	0 (0 to 0)	2-1 (0 to 7-4)	10-1 (5 to 19-7)	16-8 (9 to 30-4)	20-4 (9 to 39-1)	27-5 (14 to 53-1)	40-2 (20-1 to 75-3)	49-9 (26 to 86-8)	59-3 (36-7 to 86-3)	53-3 (30 to 106)	60-7 (30-4 to 113)	61-3 (29 to 106)	59-3 (30-2 to 106)	60-3 (29 to 106)	52-4 (26 to 96-9)	40-5 (22-5 to 77)	38-1 (19-3 to 71)	25-3 (11-2 to 54-7)	17 (6 to 42)	14-5 (3 to 74)	11-6 (3 to 74)	11-6 (3 to 74)	11-6 (3 to 74)	11-6 (3 to 74)	11-6 (3 to 74)	11-6 (3 to 74)	11-6 (3 to 74)	594
Gout	0 (0 to 0)	0 (0 to 0)	0 (0 to 0)	0 (0 to 0)	0 (0 to 0)	0 (0 to 0)	0 (0 to 0)	0 (0 to 1-1)	0 (0 to 1-1)	0 (0 to 1-1)	0 (0 to 1-1)	0 (0 to 1-1)	0 (0 to 1-1)	0 (0 to 1-1)	0 (0 to 1-1)	0 (0 to 1-1)	0 (0 to 1-1)	0 (0 to 1-1)	0 (0 to 1-1)	0 (0 to 1-1)	0 (0 to 1-1)	0 (0 to 1-1)	0 (0 to 1-1)	0 (0 to 1-1)	0 (0 to 1-1)	0 (0 to 1-1)	0 (0 to 1-1)	0 (0 to 1-1)	0 (0 to 1-1)	61
Other musculoskeletal disorders	0 (0 to 0)	0 (0 to 0)	0 (0 to 0)	0-1 (0-1 to 0-3)	0-2 (0 to 0-7)	15-2 (8-1 to 25-4)	29-5 (16-8 to 47-3)	39-2 (22-3 to 61-5)	40-2 (22-1 to 62-5)	47-7 (22-5 to 66-1)	43-3 (29-9 to 59-1)	39-4 (21-4 to 62-9)	52-8 (29-2 to 84-7)	45-9 (23-3 to 80-6)	39-4 (22-6 to 77)	38-1 (19-3 to 71)	24-3 (11-7 to 51-8)	15-5 (5-7 to 37-7)	7-6 (3-4 to 16-4)	3 (1-4 to 5-7)	0-8 (0-4 to 1-5)	460
Other non-communicable diseases	54-7 (34-4 to 97-6)	24-9 (16-3 to 37-3)	46-4 (44-5 to 56-9)	24-5 (42-2 to 75-9)	29-6 (21-6 to 41-5)	27-1 (16-5 to 37-4)	31-0 (22-4 to 41-7)	36-7 (26-4 to 48-4)	39-1 (26-1 to 52)	39-1 (29-9 to 59-1)	43-3 (32-5 to 66-1)	43-1 (27-4 to 72-4)	71-9 (51-2 to 98-1)	95-5 (67-9 to 130)	124 (84-9 to 177)	156 (92-5 to 198)	161 (114-9 to 219)	160 (103 to 194)	122 (97-1 to 159)	92-7 (69-7 to 129)	70-9 (46-4 to 97-7)	40-6 (27-5 to 54-9)	14 (7-3 to 19-7)	1,580
Congenital birth defects	52-7 (32-4 to 99-3)	21-4 (15-2 to 34-9)	43-2 (27-1 to 92-4)	36-8 (27-3 to 52-9)	14-7 (10-5 to 20-6)	11-9 (6-4 to 16-3)	13-6 (10-1 to 18-2)	12-4 (9-3 to 16-2)	11-1 (7-5 to 15-1)	9-8 (7-4 to 12-9)	9-1 (6-7 to 11-9)	10 (7-1 to 13-2)	7-1 (4-1 to 10-2)	11-2 (7-6 to 15-2)	11-9 (7-5 to 13-2)	9-4 (5-7 to 13-2)	6-2 (2-8 to 9-6)	2-1 (1-2 to 3)	1-2 (0-7 to 1-9)	0-7 (0-5 to 1-1)	0-4 (0-2 to 0-6)	0-2 (0-1 to 0-3)	0 (0 to 0-1)	300
Neural tube defects	2-9 (1-1 to 5-7)	1-5 (0-5 to 3)	3-5 (1-4 to 7-3)	7-9 (4-2 to 13-9)	0-5 (0-3 to 0-7)	0-5 (0-3 to 0-7)	0-4 (0-2 to 0-6)	0-4 (0-4 to 0-5)	0-5 (0-3 to 0-8)	0-3 (0-2 to 0-4)	0-4 (0-2 to 0-5)	0-3 (0-2 to 0-3)	0-3 (0-2 to 0-4)	0-2 (0-1 to 0-4)	0-2 (0-1 to 0-3)	0-1 (0 to 0-1)	0-1 (0 to 0-3)	0-1 (0 to 0-1)	0-1 (0 to 0-1)	0-1 (0 to 0-1)	0-1 (0 to 0-1)	0-1 (0 to 0-1)	0 (0 to 0)	0 (0 to 0)	20-1
Congenital heart anomalies	13-1 (7 to 25-1)	6-8 (4-3 to 16-3)	14 (7-5 to 28-4)	7-3 (4-3 to 12-3)	2-3 (1-3 to 4-1)	1-7 (1-1 to 2-3)	3-3 (2-1 to 5-3)	3-1 (1-9 to 4-6)	2-6 (1-7 to 4-2)	2-1 (1-1 to 3-2)	2-3 (1-5 to 3-5)	2-4 (1-3 to 3-5)	2-1 (1-2 to 3-4)	2-1 (1-2 to 3-4)	2-1 (1-2 to 3-4)	1-5 (0-9 to 2-8)	1-3 (0-5 to 2-1)	0-2 (0 to 0-3)	0-1 (0 to 0-2)	0-1 (0 to 0-2)	0-1 (0 to 0-1)	0 (0 to 0)	0 (0 to 0)	0 (0 to 0)	73-8
Orofacial clefts	0 (0 to 0)	0-1 (0-1 to 0-3)	0-3 (0-1 to 0-6)	0-2 (0 to 0-4)	0-1 (0 to 0-3)	0-2 (0 to 0-4)	0-2 (0 to 0-4)	0-2 (0 to 0-4)	0-2 (0 to 0-4)	0-2 (0 to 0-4)	0-2 (0 to 0-4)	0-2 (0 to 0-3)	0-2 (0 to 0-3)	0-2 (0 to 0-4)	0-2 (0 to 0-4)	0-2 (0 to 0-3)	0-1 (0 to 0-3)	0-1 (0 to 0-2)	0-1 (0 to 0-1)	0-1 (0 to 0-1)	0-1 (0 to 0-1)	0-1 (0 to 0-1)	0 (0 to 0)	0 (0 to 0)	2-9
Down syndrome	1-3 (0-5 to 2-7)	0-4 (0-2 to 0-9)	1-2 (0-6 to 2-2)	1-4 (0-6 to 3-1)	0-9 (0-5 to 1-3)	0-8 (0-5 to 1-2)	0-9 (0-5 to 1-4)	1 (0-7 to 1-7)	1-1 (0-7 to 1-7)	1-1 (0-7 to 1-5)	1-1 (0-7 to 1-5)	1-1 (0-7 to 1-5)	1-6 (1 to 2-3)	1-6 (1 to 2-3)	2-2 (1-2 to 3-4)	1-8 (1 to 2-8)	1-2 (0-6 to 2-6)	0-6 (0 to 1)	0-3 (0 to 0-5)	0-2 (0 to 0-4)	0-1 (0 to 0-3)	0 (0 to 0)	0 (0 to 0)	0 (0 to 0)	26-9
Turner syndrome	0 (0 to 0)	0 (0 to 0)	0 (0 to 0)	0 (0 to 0)	0 (0 to 0)	0 (0 to 0)	0 (0 to 0)	0 (0 to 0)	0 (0 to 0)	0 (0 to 0)	0 (0 to 0)	0 (0 to 0)	0 (0 to 0)	0 (0 to 0)	0 (0 to 0)	0 (0 to 0)	0 (0 to 0)	0 (0 to 0)	0 (0 to 0)	0 (0 to 0)	0 (0 to 0)	0 (0 to 0)	0 (0 to 0)	0 (0 to 0)	0 (0 to 0)	0
Klinefelter syndrome	0 (0 to 0)	0 (0 to 0)	0 (0 to 0)	0 (0 to 0)	0 (0 to 0)	0 (0 to 0)	0 (0 to 0)	0 (0 to 0)	0 (0 to 0)	0 (0 to 0)	0 (0 to 0)	0 (0 to 0)	0 (0 to 0)	0 (0 to 0)	0 (0 to 0)	0 (0 to 0)	0 (0 to 0)	0 (0 to 0)	0 (0 to 0)	0 (0 to 0)	0 (0 to 0)	0 (0 to 0)	0 (0 to 0)	0 (0 to 0)	0 (0 to 0)	0-2
Other chromosomal abnormalities	6-8 (3-6 to 17-9)	2-7 (1-5 to 6-1)	6-4 (3-4 to 15-2)	4 (2-5 to 9-2)	2-1 (1-4 to 3-1)	1-7 (1-1 to 2-6)	2 (1-3 to 3)	1-9 (1-2 to 2-8)	1-6 (1 to 2-4)	1-5 (0-9 to 2-2)	1-5 (0-9 to 2-1)	1-2 (0-7 to 1-8)	1-3 (0-8 to 2)	1-2 (0-9 to 1-8)	0-9 (0-5 to 1-6)	0-6 (0 to 1-1)	0-4 (0 to 0-9)	0-2 (0 to 0-4)	0-1 (0 to 0-3)	0-1 (0 to 0-2)	0-1 (0 to 0-2)	0 (0 to 0)	0 (0 to 0)	0 (0 to 0)	37-7
Congenital musculoskeletal and limb anomalies	1-7 (0-8 to 4-7)	0-6 (0 to 1-5)	0-7 (0 to 2-2)	1-6 (0 to 4-2)	4-9 (2-7 to 7-6)	2-5 (1 to 4-2)	2 (1 to 3-6)	2-3 (1 to 4-2)	2-3 (1 to 4-4)	2-9 (1 to 4-4)	3 (1 to 4-7)	2-8 (1 to 4-4)	2-5 (1 to 4-1)	2-8 (1 to 4-4)	2-9 (1 to 4-4)	2-2 (1 to 3-5)	1-7 (0 to 2-7)	0-7 (0 to 1-2)	0-4 (0 to 0-7)	0-2 (0 to 0-3)	0-1 (0 to 0-2)	0 (0 to 0)	58-2
Urogenital congenital anomalies	4 (1-7 to 11-2)	0-7 (0 to 2-2)	1-1 (0 to 4-2)	0-9 (0 to 1-6)	0-5 (0 to 0-8)	0-3 (0 to 0-6)	0-2 (0 to 0-4)	0-2 (0 to 0-3)	0-2 (0 to 0-3)	0-2 (0 to 0-3)	0-2 (0 to 0-3)	0-1 (0 to 0-2)	0-1 (0 to 0-2)	0-1 (0 to 0-2)	0-1 (0 to 0-1)	0-1 (0 to 0-1)	0-1 (0 to 0-1)	0-1 (0 to 0-1)	0-1 (0 to 0-1)	0-1 (0 to 0-1)	0-1 (0 to 0-1)	0 (0 to 0)	0 (0 to 0)	0 (0 to 0)	8-9
Digestive congenital anomalies	5-2 (2-6 to 11-5)	2-1 (0-9 to 3-6)	2-1 (1 to 4-1)	1-7 (0-9 to 4-1)	1-2 (0-5 to 2-6)	0-9 (0-5 to 1-7)	0-9 (0-5 to 2-2)	0-8 (0-4 to 2-1)	0-8 (0-4 to 2-1)	0-8 (0-4 to 2-2)	0-8 (0-4 to 2-2)	0-8 (0-4 to 2-2)	0-8 (0-4 to 2-2)	0-8 (0-4 to 2-2)	0-8 (0-4 to 2-2)	0-8 (0-4 to 2-2)	0-8 (0-4 to 2-2)	0-8 (0-4 to 2-2)	0-8 (0-4 to 2-2)	0-8 (0-4 to 2-2)	0-8 (0-4 to 2-2)	0-8 (0-4 to 2-2)	0-8 (0-4 to 2-2)	0-8 (0-4 to 2-2)	14-8
Other congenital birth defects	18-9 (3-3 to 53-2)	3-3 (2-2 to 7)	4-3 (1-4 to 15-5)	3-4 (1-4 to 9-2)	1-4 (1-1 to 2-6)	1-2 (1-1 to 1-9)	1-3 (1-1 to 2-3)	1-1 (1 to 2-1)	1-1 (1 to 2-1)	1-1 (0-9 to 2-3)	1-1 (0-8 to 2-3)	1-1 (0-8 to 2-3)	1-2 (0-7 to 2-1)	1-2 (0-8 to 2-2)	1-2 (0-7 to 2-2)	1-2 (0-7 to 2-2)	0-9 (0-5 to 1-7)	0-7 (0-3 to 1-3)	0-5 (0-2 to 1-1)	0-5 (0 to 1)	0-5 (0 to 1)	0-5 (0 to 1)	0-5 (0 to 1)	0-5 (0 to 1)	56-3
Urinary diseases and male infertility	0-1 (0 to 0-1)	0-1 (0 to 0-2)	0-3 (0 to 0-9)	0-5 (0 to 0-8)	0-3 (0 to 0-4)	0-2 (0 to 0-3)	0-3 (0 to 0-6)	0-3 (0 to 0-6)	0-3 (0 to 0-5)	0-3 (0 to 0-6)	0-3 (0 to 0-6)	0-3 (0 to 0-6)	0-3 (0 to 0-6)	0-3 (0 to 0-6)	0-3 (0 to 0-6)	0-3 (0 to 0-6)	0-3 (0 to 0-6)	0-3 (0 to 0-6)	0-3 (0 to 0-6)	0-3 (0 to 0-6)	0-3 (0 to 0-6)	0-3 (0 to 0-6)	0-3 (0 to 0-6)	0-3 (0 to 0-6)	0-3 (0 to 0-6)	356
Urolithiasis	0 (0 to 0)	0 (0 to 0)	0 (0 to 0)	0 (0 to 0-1)	0 (0 to 0)	0 (0 to 0)	0 (0 to 0-1)	0 (0 to 0-1)	0 (0 to 0-1)	0 (0 to 0-2)	0 (0 to 0-2)	0 (0 to 0-1)	0 (0 to 0-1)	0 (0 to 0-1)	0 (0 to 0-1)	0 (0 to 0-1)	0 (0 to 0-1)	0 (0 to 0-1)	0 (0 to 0-1)	0 (0 to 0-1)	0 (0 to 0-1)	0 (0 to 0-1)	0 (0 to 0-1)	0 (0 to 0-1)	0 (0 to 0-1)	17
Benign prostatic hyperplasia	0 (0 to 0)	0 (0 to 0)	0 (0 to 0)	0 (0 to 0)	0 (0 to 0)	0 (0 to 0)	0 (0 to 0)	0 (0 to 0)	0 (0 to 0)	0 (0 to 0)	0 (0 to 0)	0 (0 to 0)	0 (0 to 0)	0 (0 to 0)	0 (0 to 0)	0 (0 to 0)	0 (0 to 0)	0 (0 to 0)	0 (0 to 0)	0 (0 to 0)	0 (0 to 0)	0 (0 to 0)	0 (0 to 0)	0 (0 to 0)	0 (0 to 0)	137
Male infertility	0 (0 to 0)	0 (0 to 0)	0 (0 to 0)	0 (0 to 0)	0 (0 to 0)	0 (0 to 0)	0 (0 to 0)	2-1 (0 to 3-6)	2-1 (0-5 to 5-1)	2-1 (0-4 to 5-7)	3-3 (0-6 to 6-6)	2-2 (0-4 to 5-5)	2-2 (0-4 to 5-5)	1-3 (0 to 3-1)	1-1 (0 to 2-8)	0-9 (0 to 2-4)	0-6 (0 to 1-6)	0-3 (0 to 0-8)	0-2 (0 to 0-5)	0-1 (0 to 0-3)	0-1 (0 to 0-3)	0-1 (0 to 0-3)	0-1 (0 to 0-3)	0-1 (0 to 0-3)	0-1 (0 to 0-3)	10-3
Other urinary diseases	0 (0 to 0-1)	0 (0 to 0-1)	0 (0 to 0-2)	0-1 (0 to 0-3)	0-1 (0 to 0-1)	0-1 (0 to 0-1)	0-1 (0 to 0-2)	0-1 (0 to 0-2)	0-2 (0 to 0-2)	0-3 (0 to 0-5)	0-4 (0 to 0-7)	0-5 (0 to 0-9)	0-7 (0 to 0-12)	0-5 (0 to 0-9)	0-7 (0 to 0-12)	0-5 (0 to 0-9)	0-3 (0 to 0-6)	0-3 (0 to 0-5)	0-2 (0 to 0-4)	0-2 (0 to 0-3)	0-2 (0 to 0-3)	0-2 (0 to 0-3)	0-2 (0 to 0-3)	0-2 (0 to 0-3)	12-8
Gynecological diseases	0 (0 to 0)	0 (0 to 0)	0 (0 to 0)	0 (0 to 0)	0 (0 to 0)	0 (0 to 0)	0 (0 to 0)	0 (0 to 0)	0 (0 to 0)	0 (0 to 0)	0 (0 to 0)	0 (0 to 0)	0 (0 to 0)	0 (0 to 0)	0 (0 to 0)	0 (0 to 0)	0 (0 to 0)	0 (0 to 0)	0 (0 to 0)	0 (0 to 0)	0 (0 to 0)	0 (0 to 0)	0 (0 to 0)	0 (0 to 0)	0 (0 to 0)	0
Uterine fibroids	0 (0 to 0)	0 (0 to 0)	0 (0 to 0)	0 (0 to 0)	0 (0 to 0)	0 (0 to 0)	0 (0 to 0)	0 (0 to 0)	0 (0 to 0)	0 (0 to 0)	0 (0 to 0)	0 (0 to 0)	0 (0 to 0)	0 (0 to 0)	0 (0 to 0)	0 (0 to 0)	0 (0 to 0)	0 (0 to 0)	0 (0 to 0)	0 (0 to 0)	0 (0 to 0)	0 (0 to 0)	0 (0 to 0)	0 (0 to 0)	0 (0 to 0)	0
Polycystic ovarian syndrome	..	..	..	..	..	..	..	..	..	..	..	..	..	..	..	..	..	..	..	..	..	..	..	..	..	NA
Female infertility	..	..	..	..	..	..	..	..	..	..	..	..	..	..	..	..	..	..	..	..	..	..	..	..	..	NA
Endometriosis	..	..	..	..	..	..	..	..	..	..	..	..	..	..	..	..	..	..	..	..	..	..	..	..	..	NA
Genital prolapse	0 (0 to 0)	0 (0 to 0)	0 (0 to 0)	0 (0 to 0)	0 (0 to 0)	0 (0 to 0)	0 (0 to 0)	0 (0 to 0)	0 (0 to 0)	0 (0 to 0)	0 (0 to 0)	0 (0 to 0)	0 (0 to 0)	0 (0 to 0)	0 (0 to 0)	0 (0 to 0)	0 (0 to 0)	0 (0 to 0)	0 (0 to 0)	0 (0 to 0)	0 (0 to 0)	0 (0 to 0)	0 (0 to 0)	0 (0 to 0)	0 (0 to 0)	0
Premenstrual syndrome	..	..	..	..	..	..	..	..	..	..	..	..	..	..	..	..	..	..	..	..	..	..	..	..	..	NA
Other gynecological diseases	0 (0 to 0)	0 (0 to 0)	0 (0 to 0)	0 (0 to 0)	0 (0 to 0)	0 (0 to 0)	0 (0 to 0)	0 (0 to 0)	0 (0 to 0)	0 (0 to 0)	0 (0 to 0)	0 (0 to 0)	0 (0 to 0)	0 (0 to 0)	0 (0 to 0)	0 (0 to 0)	0 (0 to 0)	0 (0 to 0)	0 (0 to 0)	0 (0 to 0)	0 (0 to 0)	0 (0 to 0)	0 (0 to 0)	0 (0 to 0)	0 (0 to 0)	0
Hemoglobinopathies and hemolytic anemias	0 (0 to 1)	0-1 (0 to 0-2)	0-2 (0 to 0-7)	0-7 (0-4 to 1-8)	1-3 (0 to 3-5)	0-9 (0-5 to 1-7)	0-9 (0-5 to 1-6)	0-8 (0-4 to 2-1)	0-8 (0-5 to 1-7)	0-8 (0-4 to 2-2)	0-8 (0-4 to 2-2)	0-7 (0-4 to 1-7)	0-6 (0-3 to 1-5)	0-6 (0-4 to 2-1)	1-1 (0-4 to 2-6)	1-1 (0-4 to 2-6)	1-3 (0-6 to 2-6)	1 (0-4 to 1-9)	1 (0-4 to 2)	0-6 (0 to 1-5)	0-5 (0 to 1-2)	0-3 (0 to 0-8)	0-2 (0 to 0-5)	19-4
Thalassemias	0 (0 to 0)	0 (0 to 0)	0 (0 to 0)	0 (0 to 0)	0 (0 to 0)	0 (0 to 0)	0 (0 to 0)	0 (0 to 0)	0 (0 to 0)	0 (0 to 0)	0 (0 to 0)	0 (0 to 0)	0 (0 to 0)	0 (0 to 0)	0 (0 to 0)	0 (0 to 0)	0 (0 to 0)	0 (0 to 0)	0 (0 to 0)	0 (0 to 0)	0 (0 to 0)	0 (0 to 0)	0 (0 to 0)	0 (0 to 0)	0 (0 to 0)	0-1
Thalassemias trait	0 (0 to 0)	0 (0 to 0)	0-1 (0 to 0)	0-6 (0 to 1-6)	0-3 (0 to 0-9)	0-1 (0 to 0-2)	0-1 (0 to 0-4)	0-1 (0 to 0-3)	0-1 (0 to 0-4)	0-1 (0 to 0-4)	0-1 (0 to 0-3)	0-1 (0 to 0-3)	0-1 (0 to 0-4)	0-2 (0 to 0-5)	0-2 (0 to 0-5)	0-1 (0 to 0-5)	0-1 (0 to 0-4)	0-1 (0 to 0-3)	0-1 (0 to 0-3)	0-1 (0 to 0-3)	0-1 (0 to 0-3)	0-1 (0 to 0-3)	0-1 (0 to 0-3)	0-1 (0 to 0-3)	0-1 (0 to 0-3)	2-3
Sickle cell disorders	0 (0 to 0)	0-2 (0 to 0-2)	0-5 (0 to 0-7)	0-4 (0 to 0-9)	0-3 (0 to 0-4)	0-5 (0 to 0-6)	0-4 (0 to 0-6)	0-5 (0 to 0-7)	0-4 (0 to 0-5)	0-3 (0 to 0-5)	0-3 (0 to 0-4)	0-3 (0 to 0-4)	0-3 (0 to 0-4)	0-3 (0 to 0-5)	0-3 (0 to 0-5)	0-2 (0 to 0-5)	0-3 (0 to 0-5)	0-2 (0 to 0-5)	0-1 (0 to 0-3)	0-1 (0 to 0-3)	0-1 (0 to 0-3)	0-1 (0 to 0-3)	0-1 (0 to 0-3)	0-1 (0 to 0-3)	0-1 (0 to 0-3)	5-5
Sickle cell trait	0 (0 to 0)	0 (0 to 0-1)	0-1 (0 to 0-2)	0-1 (0 to 0-3)	0-7 (0 to 2-3)	0-4 (0 to 1-2)	0-1 (0 to 0-3)	0-1 (0 to 0-4)	0-1 (0 to 0-3)	0-1 (0 to 0-3)	0-1 (0 to 0-4)	0-1 (0 to 0-3)	0-1 (0 to 0-4)	0-1 (0 to 0-3)	0-2 (0 to 0-5)	0-1 (0 to 0-3)	0-1 (0 to 0-3)	0-1 (0 to 0-3)	0-1 (0 to 0-3)	0-1 (0 to 0-3)	0-1 (0 to 0-3)	0-1 (0 to 0-3)	0-1 (0 to 0-3)	0-1 (0 to 0-3)	0-1 (0 to 0-3)	2-8
G6PD deficiency	0 (0 to 0)	0 (0 to 0)	0 (0 to 0)	0 (0 to 0)	0 (0 to 0)	0 (0 to 0)	0 (0 to 0)	0 (0 to 0)	0 (0 to 0)	0 (0 to 0)	0 (0 to 0)	0 (0 to 0)	0 (0 to 0)	0 (0 to 0)	0 (0 to 0)	0 (0 to 0)	0 (0 to 0)	0 (0 to 0)	0 (0 to 0)	0 (0 to 0)	0 (0 to 0)	0 (0 to 0)	0 (0 to 0)	0 (0 to 0)	0 (0 to 0)	0
G6PD trait	0 (0 to 0)	0 (0 to 0)	0 (0 to 0)	0 (0 to 0)	0 (0 to 0)	0 (0 to 0)	0 (0 to 0)	0 (0 to 0)	0 (0 to 0)	0 (0 to 0)	0 (0 to 0)	0 (0 to 0)	0 (0 to 0)	0 (0 to 0)	0 (0 to 0)	0 (0 to 0)	0 (0 to 0)	0 (0 to 0)	0 (0 to 0)	0 (0 to 0)	0 (0 to 0)	0 (0 to 0)	0 (0 to 0)	0 (0 to 0)	0 (0 to 0)	0
Other hemoglobinopathies and hemolytic anemias	0 (0 to 0)	0 (0 to 0)	0-2 (0 to 0-3)	0-3 (0 to 1-7)	0-2 (0 to 1-1)	0-1 (0 to 0-7)	0-2 (0 to 1)	0-1 (0 to 0-9)	0-2 (0 to 0-9)	0-2 (0 to 1-1)	0-2 (0 to 1-1)	0-2 (0 to 1-1)	0-2 (0 to 1-1)	0-2 (0 to 1-4)	0-2 (0 to 1-4)	0-2 (0 to 1-4)	0-1 (0 to 1-1)	0-1 (0 to 0-7)	0-1 (0 to 0-6)	0-1 (0 to 0-5)	0-1 (0 to 0-4)	0-1 (0 to 0-3)	0-1 (0 to 0-3)	0-1 (0 to 0-3)	0-1 (0 to 0-3)	8-7
Endocrine, metabolic, blood, and immune disorders	1-9 (1-1 to 3-2)	1-7 (0-9 to 2-6)	2-3 (0 to 6-8)	10-3 (6-3 to 18-3)	9-1 (4-6 to 14-3)	11-3 (7 to 16-5)	12-3 (8-3 to 18-2)	12 (8-5 to 19)	14-5 (9-4 to 21-4)	17-2 (11-5 to 25-1)	21-2 (13-4 to 30-9)	21-6 (13-7 to 32-1)	23 (14-5 to 40-1)	26-5 (16-5 to 37)	28-4 (18-9 to 41-1)	30 (20-5 to 46-1)	31-2 (20-6 to 48-1)	32-8 (20-9 to 48-4)	32 (20-5 to 48)	30-7 (19-4 to 44-2)	28-7 (18-4 to 44-2)	28-7 (18-4 to 44-2)	28-7 (18-4 to 44-2)	28-7 (18-4 to 44-2)	462
Oral disorders	1 (1-1 to 1-4)	0-1 (0-1 to 0-2)	0-1 (0-1 to 0-2)	2-5 (1-4 to 4-2)	1-7 (1 to 2-7)	2-3 (1-3 to 3-7)	2-5 (1-4 to 3-7)	3 (1-8 to 4-3)	3 (1-8 to 4-3)	3-1 (1-8 to 4-3)	3-1 (1-8 to 4-3)	3-2 (1-8 to 4-3)	3-2 (1-8 to 4-3)	3-2 (1-8 to 4-3)	3-2 (1-8 to 4-3)	3-2 (1-8 to 4-3)	3-2 (1-8 to 4-3)	3-2 (1-8 to 4-3)	3-2 (1-8 to 4-3)	3-2 (1-8 to 4-3)	3-2 (1-8 to 4-3)	3-2 (1-8 to 4-3)	3-2 (1-8 to 4-3)	3-2 (1-8 to 4-3)	425
Caries of deciduous teeth	0 (0 to 0)	0 (0 to 0)	0 (0 to 0)	0 (0 to 0-7)	0 (0 to 0-1)	0 (0 to 0)	0 (0 to 0)	0 (0 to 0)	0 (0 to 0)	0 (0 to 0)	0 (0 to 0)	0 (0 to 0)	0 (0 to 0)	0 (0 to 0)	0 (0 to 0)	0 (0 to 0)	0 (0 to 0)	0 (0 to 0)	0 (0 to 0)	0 (0 to 0)	0 (0 to 0)	0 (0 to 0)	0 (0 to 0)	0 (0 to 0)	0 (0 to 0)	0-9
Caries of permanent teeth	0 (0 to 0)	0 (0 to 0)	0 (0 to 0)	0-2 (0 to 0)	0-6 (0-2 to 1-4)	0-6 (0-3 to 1-2)	0-6 (0-4 to 1-1)	0-6 (0-4 to 1-2)	0-6 (0-4 to 1-1)	0-6 (0-4 to 1-2)	0-6 (0-4 to 1-1)	0-5 (0-3 to 1-1)	0-5 (0-4 to 1-1)	0-5 (0-3 to 1-1)	0-5 (0-4 to 1-1)	0-5 (0-3 to 1-1)	0-5 (0-3 to 1-1)	0-5 (0-3 to 1-1)	0-5 (0-3 to 1-1)	0-5 (0-3 to 1-1)	0-5 (0-3 to 1-1)	0-5 (0-3 to 1-1)	0-5 (0-3 to 1-1)	0-5 (0-3 to 1-1)	0-5 (0-3 to 1-1)	21-7
Periodontal diseases	0 (0 to 0)	0 (0 to 0)	0 (0 to 0)	0 (0 to 0)	0 (0 to 0)	0 (0 to 0)	0 (0 to 0)	0-2 (0 to 1-4)	0-4 (0 to 2-2)	0-6 (0 to 2-7)	0-7 (0 to 2-7)	0-6 (0 to 2-7)	0-6 (0 to 2-7)	0-6 (0 to 2-7)	0-6 (0 to 2-7)	0-6 (0 to 2-7)	0-6 (0 to 2-7)	0-6 (0 to 2-7)	0-6 (0 to 2-7)	0-6 (0 to 2-7)	0-6 (0 to 2-7)	0-6 (0 to 2-7)	0-6 (0 to 2-7)	0-6 (0 to 2-7)	0-6 (0 to 2-7)	64-6
Other oral disorders	0 (0 to 0)	0 (0 to 0)	0 (0 to 0)	0-4 (0 to 4-6)	2-3 (1 to 3-5)	2-2 (1 to 3-5)	3-1 (1 to 4-8)	4-1 (2 to 6-2)	4-9 (2 to 7-3)	5-2 (3 to 7-5)	4-9 (2 to 7-5)	4-5 (2 to 7-5)	4-5 (2 to 7-6)	4-9 (2 to 7-7)	5-3 (3 to 7-9)	4-4 (2 to 7-1)	3-7 (2 to 5-7)	3-1 (1 to 4-9)	1-6 (1 to 2-4)	0-4 (0 to 1-3)	0-2 (0 to 0-4)	0-1 (0 to 0-2)	0-1 (0 to 0-1)	0-1 (0 to 0-1)	0-1 (0 to 0-1)	63-3
Sudden infant death syndrome	1-7 (1 to 2-6)	0-2 (0 to 0-6)	..	..	..	..	..	..	..	..	..	..	..	..	..	..	..	..	..	..	..	..	..	..	..	NA
Injuries	0-6 (0-4 to 0-8)	0-7 (0-5 to 0-9)	0-8 (0-4 to 0-9)	26-9 (21 to 33-8)	28-3 (24-4 to 34-9)	27-6 (26-5 to 49-9)	112 (50 to 122)	182 (105 to 215)	177 (100 to 212)	166 (106 to 205)	176 (146 to 218)	178 (145 to 221)	206 (166 to 258)	206 (166 to 262)	207 (166 to 262)	211 (169 to 268)	172 (134 to 220)	145 (113 to 186)	150 (117 to 192)	114 (89 to 145)	103 (82 to 130)	82-8 (64 to 101)	47-2 (37-7 to 59-2)	16-3 (13-2 to 20-2)	2,540
Transport injuries	0 (0 to 0-1)	0-1 (0 to 0-1)	0-5 (0 to 0-8)	4-2 (2-7 to 6-7)	4-9 (3-5 to 6-7)	4-1 (2-6 to 7-4)	4-6 (2-9 to 7-6)	6-1 (4 to 8-9)	6-8 (4 to 9-6)	6-3 (3-8 to 9-1)	6-8 (4 to 9-6)	6-8 (4 to 9-6)	7-2 (4 to 10-2)	8-2 (5-2 to 11-4)	8-2 (5-2 to 11-4)	8-2 (5-2 to 11-4)	8-2 (5-2 to 11-4)	8-2 (5-2 to 11-4)	8-2 (5-2 to 11-4)	8-2 (5-2 to 11-4)	8-2 (5-2 to 11-4)	8-2 (5-2 to 11-4)	8-2 (5

SR Table 2a: Kinneton uson Thames DALYS by cause and age aroun for males with 95% uncertainty intervals. 2010

Cause	Early Neonatal	Late Neonatal	Post Neonatal	1 to 4	5 to 9	10 to 14	15 to 19	20 to 24	25 to 29	30 to 34	35 to 39	40 to 44	45 to 49	50 to 54	55 to 59	60 to 64	65 to 69	70 to 74	75 to 79	80 to 84	85 to 89	90 to 94	95 plus	Total
All causes	16 hd (160 to 196)	16 hd (50 To 79	16 hd (95 To 127	16 hd (164 to 200)	16 hd (164 to 296)	16 hd (169 to 391)	16 hd (229 to 512)	16 hd (476 to 765)	16 hd (611 to 972)	16 hd (647 to 1,040)	16 hd (735 to 1,140)	16 hd (863 to 1,300)	16 hd (1,140 to 1,640)	16 hd (1,562 to 1,460)	16 hd (1,040 to 1,340)	16 hd (1,150 to 1,630)	16 hd (1,160 to 1,680)	16 hd (1,210 to 1,680)	16 hd (1,320 to 2,080)	16 hd (1,220 to 2,080)	16 hd (1,080 to 2,410)	16 hd (864 to 2,370)	16 hd (316 to 677)	16 hd (239 to 398)	16,709
Communicable, maternal, neonatal, and nutritional diseases	4-1 (44.3 to 120)	4-1 (28.4 to 66.6)	4-1 (34.8 to 73)	4-1 (55 to 60.2)	4-1 (33.2 to 78.6)	4-1 (42.3 to 61.6)	4-1 (14 to 27.4)	4-1 (19.8 to 33.2)	4-1 (22.2 to 39.2)	4-1 (24.2 to 42.2)	4-1 (30.6 to 56.2)	4-1 (39.6 to 66.1)	4-1 (39.6 to 66.1)	4-1 (31 to 49.5)	4-1 (35.7 to 59)	4-1 (39.3 to 67.2)	4-1 (39.5 to 69.1)	4-1 (38.6 to 73.5)	4-1 (43.4 to 78.1)	4-1 (53.1 to 98.7)	4-1 (48.8 to 83.2)	4-1 (32.6 to 60.1)	4-1 (32.6 to 60.1)	1,043
HIV/AIDS and sexually transmitted infections	4-1 (1.1 to 9.8)	1-5 (0.4 to 3.3)	2-9 (1 to 9)	0-4 (0.3 to 0.6)	0-2 (0.2 to 0.5)	0-1 (0.1 to 0.1)	0-2 (0.1 to 0.2)	0-7 (0.5 to 0.6)	1-7 (1.3 to 2.3)	3-4 (2.6 to 4.4)	4-3 (3.3 to 5.6)	4-8 (3.7 to 6.6)	5-3 (4.2 to 6.9)	4-2 (3.2 to 5.3)	2-9 (2.3 to 3.8)	1-5 (1.1 to 2.1)	1-4 (1 to 1.8)	0-7 (0.4 to 1.1)	0-3 (0.2 to 0.5)	0-1 (0.1 to 0.2)	0-1 (0 to 0.1)	0-1 (0 to 0.1)	0-1 (0 to 0.1)	40-9
HIV/AIDS	0 (0 to 0)	0 (0 to 0)	0-4 (0.4 to 0.5)	0-4 (0.3 to 0.4)	0-2 (0.1 to 0.2)	0-1 (0.1 to 0.1)	0-1 (0.1 to 0.2)	0-6 (0.5 to 0.6)	1-6 (1.2 to 2.1)	3-1 (2.3 to 4.1)	4-1 (2.1 to 5.3)	4-6 (3.5 to 6.3)	5-1 (4 to 6.5)	2-9 (2.1 to 3.5)	2-7 (2.1 to 3.5)	1-8 (1.2 to 2.9)	1-2 (0.9 to 1.6)	0-6 (0.3 to 1)	0-2 (0.1 to 0.4)	0-1 (0 to 0.1)	0-1 (0 to 0.1)	0-1 (0 to 0.1)	0-1 (0 to 0.1)	30-8
HIV/AIDS - Drug-susceptible Tuberculosis	0 (0 to 0)	0 (0 to 0)	0 (0 to 0)	0 (0 to 0)	0 (0 to 0)	0 (0 to 0)	0 (0 to 0)	0 (0 to 0)	0 (0 to 0.1)	0 (0 to 0.1)	0 (0 to 0.2)	0 (0 to 0.2)	0 (0 to 0.3)	0 (0 to 0.2)	0 (0 to 0.2)	0 (0 to 0.2)	0 (0 to 0.2)	0 (0 to 0.2)	0 (0 to 0.1)	0 (0 to 0.1)	0 (0 to 0)	0 (0 to 0)	0 (0 to 0)	0 (0 to 0)	1-9
HIV/AIDS - Multidrug-resistant Tuberculosis without extensive dr...	0 (0 to 0)	0 (0 to 0)	0 (0 to 0)	0 (0 to 0)	0 (0 to 0)	0 (0 to 0)	0 (0 to 0)	0 (0 to 0)	0 (0 to 0)	0 (0 to 0)	0 (0 to 0)	0 (0 to 0)	0 (0 to 0)	0 (0 to 0)	0 (0 to 0)	0 (0 to 0)	0 (0 to 0)	0 (0 to 0)	0 (0 to 0)	0 (0 to 0)	0 (0 to 0)	0 (0 to 0)	0 (0 to 0)	0
HIV/AIDS - Extensively drug-resistant Tuberculosis	0 (0 to 0)	0 (0 to 0)	0 (0 to 0)	0 (0 to 0)	0 (0 to 0)	0 (0 to 0)	0 (0 to 0)	0 (0 to 0)	0 (0 to 0)	0 (0 to 0)	0 (0 to 0)	0 (0 to 0)	0 (0 to 0)	0 (0 to 0)	0 (0 to 0)	0 (0 to 0)	0 (0 to 0)	0 (0 to 0)	0 (0 to 0)	0 (0 to 0)	0 (0 to 0)	0 (0 to 0)	0 (0 to 0)	0
HIV/AIDS resulting in other diseases	0 (0 to 0)	0 (0 to 0)	0-4 (0.3 to 0.5)	0-3 (0.3 to 0.4)	0-2 (0.1 to 0.2)	0-1 (0.1 to 0.1)	0-1 (0.1 to 0.2)	0-6 (0.4 to 0.7)	1-4 (1 to 2)	2-9 (2.1 to 3.9)	3-8 (2.8 to 5.3)	4-3 (3.2 to 6)	4-8 (3.7 to 6.6)	2-7 (2.6 to 4.4)	2-6 (2 to 3.4)	1-7 (1.2 to 2.2)	1-2 (0.9 to 1.4)	0-5 (0.3 to 0.9)	0-2 (0.1 to 0.4)	0-1 (0 to 0.1)	0-1 (0 to 0.1)	0-1 (0 to 0.1)	0-1 (0 to 0.1)	28-9
Sexually transmitted infections excluding HIV	4-1 (1.1 to 9.8)	1-5 (0.4 to 3.3)	2-2 (0.4 to 5.5)	0-1 (0 to 0.2)	0-1 (0 to 0.1)	0-1 (0 to 0.1)	0-1 (0 to 0.1)	0-1 (0 to 0.2)	0-1 (0.1 to 0.2)	0-2 (0.1 to 0.2)	0-2 (0.1 to 0.2)	0-2 (0.1 to 0.2)	0-3 (0.1 to 0.3)	0-2 (0.1 to 0.2)	0-2 (0.1 to 0.2)	0-2 (0.1 to 0.3)	0-2 (0.1 to 0.2)	0-1 (0 to 0.1)	0-1 (0 to 0.1)	0-1 (0 to 0.1)	0-1 (0 to 0.1)	0-1 (0 to 0.1)	0-1 (0 to 0.1)	10-1
Syphilis	4-1 (1.1 to 9.8)	1-5 (0.4 to 3.3)	2-2 (0.4 to 5.5)	0-1 (0 to 0.2)	0-1 (0 to 0.1)	0-1 (0 to 0.1)	0-1 (0 to 0.1)	0-1 (0 to 0.2)	0-1 (0 to 0.2)	0-2 (0.1 to 0.2)	0-2 (0.1 to 0.2)	0-2 (0.1 to 0.2)	0-3 (0.1 to 0.3)	0-2 (0.1 to 0.2)	0-2 (0.1 to 0.2)	0-2 (0.1 to 0.3)	0-2 (0.1 to 0.2)	0-1 (0 to 0.1)	0-1 (0 to 0.1)	0-1 (0 to 0.1)	0-1 (0 to 0.1)	0-1 (0 to 0.1)	0-1 (0 to 0.1)	8-4
Chlamydial infection	0 (0 to 0)	0 (0 to 0)	0 (0 to 0)	0 (0 to 0)	0 (0 to 0)	0 (0 to 0)	0 (0 to 0)	0 (0 to 0)	0 (0 to 0)	0 (0 to 0)	0 (0 to 0)	0 (0 to 0)	0 (0 to 0)	0 (0 to 0)	0 (0 to 0)	0 (0 to 0)	0 (0 to 0)	0 (0 to 0)	0 (0 to 0)	0 (0 to 0)	0 (0 to 0)	0 (0 to 0)	0 (0 to 0)	0-1
Gonococcal infection	0 (0 to 0)	0 (0 to 0)	0 (0 to 0)	0 (0 to 0)	0 (0 to 0)	0 (0 to 0)	0 (0 to 0)	0 (0 to 0)	0 (0 to 0)	0 (0 to 0)	0 (0 to 0)	0 (0 to 0)	0 (0 to 0)	0 (0 to 0)	0 (0 to 0)	0 (0 to 0)	0 (0 to 0)	0 (0 to 0)	0 (0 to 0)	0 (0 to 0)	0 (0 to 0)	0 (0 to 0)	0 (0 to 0)	0-1
Trichomoniasis	0 (0 to 0)	0 (0 to 0)	0 (0 to 0)	0 (0 to 0)	0 (0 to 0)	0 (0 to 0)	0 (0 to 0)	0 (0 to 0)	0 (0 to 0)	0 (0 to 0)	0 (0 to 0)	0 (0 to 0)	0 (0 to 0)	0 (0 to 0)	0 (0 to 0)	0 (0 to 0)	0 (0 to 0)	0 (0 to 0)	0 (0 to 0)	0 (0 to 0)	0 (0 to 0)	0 (0 to 0)	0 (0 to 0)	0-2
Genital herpes	0 (0 to 0)	0 (0 to 0)	0 (0 to 0)	0 (0 to 0)	0 (0 to 0)	0 (0 to 0)	0 (0 to 0)	0 (0 to 0)	0 (0 to 0)	0 (0 to 0)	0 (0 to 0)	0 (0 to 0)	0 (0 to 0)	0 (0 to 0)	0 (0 to 0)	0 (0 to 0)	0 (0 to 0)	0 (0 to 0)	0 (0 to 0)	0 (0 to 0)	0 (0 to 0)	0 (0 to 0)	0 (0 to 0)	1-3
Other sexually transmitted infections	0 (0 to 0)	0 (0 to 0)	0 (0 to 0)	0 (0 to 0)	0 (0 to 0)	0 (0 to 0)	0 (0 to 0)	0 (0 to 0)	0 (0 to 0)	0 (0 to 0)	0 (0 to 0)	0 (0 to 0)	0 (0 to 0)	0 (0 to 0)	0 (0 to 0)	0 (0 to 0)	0 (0 to 0)	0 (0 to 0)	0 (0 to 0)	0 (0 to 0)	0 (0 to 0)	0 (0 to 0)	0 (0 to 0)	0-1
Respiratory infections and tuberculosis	1-5 (0.7 to 1.9)	3-4 (1 to 21)	17-3 (4 to 147)	10-9 (4.1 to 41.2)	7-1 (2.6 to 27.2)	4-1 (1.6 to 11.7)	3-1 (1.3 to 8.5)	3-4 (2.2 to 12.4)	3-5 (2.2 to 9.5)	4-1 (2.3 to 13.8)	4-3 (2.3 to 13.8)	4-5 (2.6 to 16.2)	5-2 (3.1 to 19.9)	4-3 (2.5 to 15.4)	3-4 (1.9 to 12.1)	2-7 (1.6 to 9.2)	2-7 (1.6 to 26.9)	2-3 (1.3 to 28.9)	2-1 (1.2 to 36.5)	1-8 (0.9 to 32.1)	1-5 (0.8 to 36.4)	1-2 (0.6 to 46.7)	1-2 (0.5 to 57.9)	146
Tuberculosis	0 (0 to 0)	0 (0 to 0)	0 (0 to 0)	0 (0 to 1)	0 (0 to 0)	0 (0 to 0)	0 (0 to 0)	0 (0 to 0)	0 (0 to 0)	0 (0 to 0)	0 (0 to 0)	0 (0 to 0)	0 (0 to 0)	0 (0 to 0)	0 (0 to 0)	0 (0 to 0)	0 (0 to 0)	0 (0 to 0)	0 (0 to 0)	0 (0 to 0)	0 (0 to 0)	0 (0 to 0)	0 (0 to 0)	0
Latent tuberculosis infection	0 (0 to 0)	0 (0 to 0)	0 (0 to 0)	0 (0 to 0)	0 (0 to 0)	0 (0 to 0)	0 (0 to 0)	0 (0 to 0)	0 (0 to 0)	0 (0 to 0)	0 (0 to 0)	0 (0 to 0)	0 (0 to 0)	0 (0 to 0)	0 (0 to 0)	0 (0 to 0)	0 (0 to 0)	0 (0 to 0)	0 (0 to 0)	0 (0 to 0)	0 (0 to 0)	0 (0 to 0)	0 (0 to 0)	0
Drug-susceptible tuberculosis	0 (0 to 0)	0 (0 to 0)	0 (0 to 0)	0 (0 to 1)	0 (0 to 0)	0 (0 to 0)	0 (0 to 0)	0 (0 to 0)	0 (0 to 0)	0 (0 to 0)	0 (0 to 0)	0 (0 to 0)	0 (0 to 0)	0 (0 to 0)	0 (0 to 0)	0 (0 to 0)	0 (0 to 0)	0 (0 to 0)	0 (0 to 0)	0 (0 to 0)	0 (0 to 0)	0 (0 to 0)	0 (0 to 0)	0
Multidrug-resistant tuberculosis without extensive drug-resistance	0 (0 to 0)	0 (0 to 0)	0 (0 to 0)	0 (0 to 0)	0 (0 to 0)	0 (0 to 0)	0 (0 to 0)	0 (0 to 0)	0 (0 to 0)	0 (0 to 0)	0 (0 to 0)	0 (0 to 0)	0 (0 to 0)	0 (0 to 0)	0 (0 to 0)	0 (0 to 0)	0 (0 to 0)	0 (0 to 0)	0 (0 to 0)	0 (0 to 0)	0 (0 to 0)	0 (0 to 0)	0 (0 to 0)	0
Extensively drug-resistant tuberculosis	0 (0 to 0)	0 (0 to 0)	0 (0 to 0)	0 (0 to 0)	0 (0 to 0)	0 (0 to 0)	0 (0 to 0)	0 (0 to 0)	0 (0 to 0)	0 (0 to 0)	0 (0 to 0)	0 (0 to 0)	0 (0 to 0)	0 (0 to 0)	0 (0 to 0)	0 (0 to 0)	0 (0 to 0)	0 (0 to 0)	0 (0 to 0)	0 (0 to 0)	0 (0 to 0)	0 (0 to 0)	0 (0 to 0)	0
Lower respiratory infections	1-2 (0.7 to 1.9)	1-4 (0.9 to 2.1)	7-7 (4 to 13.2)	7-5 (4.8 to 11.5)	6-1 (3.4 to 9.6)	3-4 (1.7 to 7.5)	1-1 (0.7 to 1.5)	1-7 (1.1 to 2.5)	2-4 (1.7 to 3.9)	3-3 (2.2 to 4.9)	3-3 (2.3 to 5.2)	3-7 (2.5 to 7.2)	4-4 (2.9 to 11.2)	3-7 (2.5 to 10.4)	2-8 (1.9 to 14.4)	2-2 (1.4 to 20.4)	2-1 (1.3 to 29.2)	1-8 (1 to 33.7)	1-4 (0.8 to 33.4)	1-1 (0.6 to 36.2)	0-8 (0.4 to 33.1)	0-5 (0.3 to 36.2)	437
Upper respiratory infections	0 (0 to 0)	0-1 (0.1 to 0.2)	1-7 (1 to 2.8)	1-7 (1 to 2.8)	0-1 (0.1 to 0.4)	0-1 (0.1 to 0.4)	0-1 (0.1 to 0.3)	0-4 (0.3 to 0.6)	0-5 (0.3 to 0.8)	0-5 (0.3 to 0.9)	0-4 (0.3 to 0.9)	0-4 (0.3 to 0.9)	0-5 (0.3 to 1)	0-4 (0.3 to 0.9)	0-4 (0.3 to 0.8)	0-3 (0.2 to 0.7)	0-3 (0.2 to 0.7)	0-2 (0.1 to 0.5)	0-2 (0.1 to 0.4)	0-1 (0.1 to 0.3)	0-1 (0.1 to 0.2)	0-1 (0.1 to 0.2)	0-1 (0.1 to 0.2)	79-2
Otitis media	0 (0 to 0)	0 (0 to 0)	0-2 (0.2 to 0.4)	0-2 (1 to 2.8)	0-2 (0.9 to 2.9)	0-2 (0.5 to 1.7)	0-1 (0.4 to 1.2)	0-1 (0.4 to 1.2)	0-1 (0.5 to 2)	0-1 (0.4 to 1.9)	0-1 (0.5 to 1.9)	0-1 (0.5 to 1.9)	0-1 (0.5 to 2.2)	0-1 (0.4 to 2.2)	0-1 (0.5 to 2)	0-1 (0.4 to 2.1)	0-1 (0.3 to 2.1)	0-1 (0.3 to 2.7)	0-1 (0.3 to 3.1)	0-1 (0.3 to 3.7)	0-1 (0.3 to 4.1)	0-1 (0.3 to 4.1)	0-1 (0.3 to 4.1)	16-1
Enteric infections	0-1 (0.1 to 0.2)	0-5 (0.3 to 0.7)	0-6 (3.7 to 9.2)	0-4 (0.5 to 13.2)	0-3 (0.1 to 6.4)	0-3 (0.2 to 6.4)	0-2 (0.2 to 4.6)	0-2 (0.1 to 3.9)	0-2 (0.1 to 3.9)	0-2 (0.1 to 3.7)	0-2 (0.1 to 3.4)	0-2 (0.1 to 3.7)	0-2 (0.1 to 3.7)	0-2 (0.1 to 3.6)	0-2 (0.1 to 3.6)	0-2 (0.1 to 3.6)	0-2 (0.1 to 3.6)	0-2 (0.1 to 3.6)	0-2 (0.1 to 3.6)	0-2 (0.1 to 3.6)	0-2 (0.1 to 3.6)	0-2 (0.1 to 3.6)	0-2 (0.1 to 3.6)	91-9
Diarrheal diseases	0-1 (0.1 to 0.2)	0-5 (0.3 to 0.7)	0-6 (3.7 to 9.2)	0-4 (5.1 to 13.2)	0-3 (0.1 to 6.4)	0-3 (0.2 to 6.4)	0-2 (0.2 to 4.6)	0-2 (0.1 to 3.9)	0-2 (0.1 to 3.9)	0-2 (0.1 to 3.7)	0-2 (0.1 to 3.4)	0-2 (0.1 to 3.7)	0-2 (0.1 to 3.7)	0-2 (0.1 to 3.6)	0-2 (0.1 to 3.6)	0-2 (0.1 to 3.6)	0-2 (0.1 to 3.6)	0-2 (0.1 to 3.6)	0-2 (0.1 to 3.6)	0-2 (0.1 to 3.6)	0-2 (0.1 to 3.6)	0-2 (0.1 to 3.6)	0-2 (0.1 to 3.6)	91-5
Typhoid and paraphoid	0 (0 to 0)	0 (0 to 0)	0 (0 to 0)	0 (0 to 0)	0 (0 to 0)	0 (0 to 0)	0 (0 to 0)	0 (0 to 0)	0 (0 to 0)	0 (0 to 0)	0 (0 to 0)	0 (0 to 0)	0 (0 to 0)	0 (0 to 0)	0 (0 to 0)	0 (0 to 0)	0 (0 to 0)	0 (0 to 0)	0 (0 to 0)	0 (0 to 0)	0 (0 to 0)	0 (0 to 0)	0 (0 to 0)	0 (0 to 0)	0
Typhoid fever	0 (0 to 0)	0 (0 to 0)	0 (0 to 0)	0 (0 to 0)	0 (0 to 0)	0 (0 to 0)	0 (0 to 0)	0 (0 to 0)	0 (0 to 0)	0 (0 to 0)	0 (0 to 0)	0 (0 to 0)	0 (0 to 0)	0 (0 to 0)	0 (0 to 0)	0 (0 to 0)	0 (0 to 0)	0 (0 to 0)	0 (0 to 0)	0 (0 to 0)	0 (0 to 0)	0 (0 to 0)	0 (0 to 0)	0 (0 to 0)	0
Paraphoid fever	0 (0 to 0)	0 (0 to 0)	0 (0 to 0)	0 (0 to 0)	0 (0 to 0)	0 (0 to 0)	0 (0 to 0)	0 (0 to 0)	0 (0 to 0)	0 (0 to 0)	0 (0 to 0)	0 (0 to 0)	0 (0 to 0)	0 (0 to 0)	0 (0 to 0)	0 (0 to 0)	0 (0 to 0)	0 (0 to 0)	0 (0 to 0)	0 (0 to 0)	0 (0 to 0)	0 (0 to 0)	0 (0 to 0)	0 (0 to 0)	0
Invasive Non-typhoidal Salmonella (iNTS)	0 (0 to 0)	0 (0 to 0)	0 (0 to 0)	0 (0 to 0)	0 (0 to 0)	0 (0 to 0)	0 (0 to 0)	0 (0 to 0)	0 (0 to 0)	0 (0 to 0)	0 (0 to 0)	0 (0 to 0)	0 (0 to 0)	0 (0 to 0)	0 (0 to 0)	0 (0 to 0)	0 (0 to 0)	0 (0 to 0)	0 (0 to 0)	0 (0 to 0)	0 (0 to 0)	0 (0 to 0)	0 (0 to 0)	0 (0 to 0)	0-2
Other intestinal infectious diseases	0 (0 to 0)	0 (0 to 0)	0 (0 to 0)	0 (0 to 0)	0 (0 to 0)	0 (0 to 0)	0 (0 to 0)	0 (0 to 0)	0 (0 to 0)	0 (0 to 0)	0 (0 to 0)	0 (0 to 0)	0 (0 to 0)	0 (0 to 0)	0 (0 to 0)	0 (0 to 0)	0 (0 to 0)	0 (0 to 0)	0 (0 to 0)	0 (0 to 0)	0 (0 to 0)	0 (0 to 0)	0 (0 to 0)	0 (0 to 0)	0-1
Neglected tropical diseases and malaria	0 (0 to 0)	0 (0 to 0)	0-1 (0 to 0.2)	0-6 (0 to 4)	0-6 (0 to 1.7)	0-4 (0 to 0.2)	0 (0 to 0)	0-2 (0 to 0.2)	0-2 (0 to 0.2)	0-1 (0 to 0.3)	0-1 (0 to 0.3)	0-1 (0 to 0.4)	0-1 (0 to 0.3)	0-1 (0 to 0.3)	0-1 (0 to 0.2)	0-1 (0 to 0.2)	0-1 (0 to 0.2)	0-1 (0 to 0.2)	0-1 (0 to 0.2)	0-1 (0 to 0.2)	0-1 (0 to 0.2)	0-1 (0 to 0.2)	0-1 (0 to 0.2)	1-7
Malaria	0 (0 to 0)	0 (0 to 0)	0 (0 to 0)	0 (0 to 0)	0 (0 to 0)	0 (0 to 0)	0 (0 to 0)	0 (0 to 0)	0 (0 to 0)	0 (0 to 0)	0 (0 to 0)	0 (0 to 0)	0 (0 to 0)	0 (0 to 0)	0 (0 to 0)	0 (0 to 0)	0 (0 to 0)	0 (0 to 0)	0 (0 to 0)	0 (0 to 0)	0 (0 to 0)	0 (0 to 0)	0 (0 to 0)	0 (0 to 0)	0
Chagas disease	0 (0 to 0)	0 (0 to 0)	0 (0 to 0)	0 (0 to 0)	0 (0 to 0)	0 (0 to 0)	0 (0 to 0)	0 (0 to 0)	0 (0 to 0)	0 (0 to 0)	0 (0 to 0)	0 (0 to 0)	0 (0 to 0)	0 (0 to 0)	0 (0 to 0)	0 (0 to 0)	0 (0 to 0)	0 (0 to 0)	0 (0 to 0)	0 (0 to 0)	0 (0 to 0)	0 (0 to 0)	0 (0 to 0)	0 (0 to 0)	0
Leishmaniasis	0 (0 to 0)	0 (0 to 0)	0 (0 to 0)	0 (0 to 0)	0 (0 to 0)	0 (0 to 0)	0 (0 to 0)	0 (0 to 0)	0 (0 to 0)	0 (0 to 0)	0 (0 to 0)	0 (0 to 0)	0 (0 to 0)	0 (0 to 0)	0 (0 to 0)	0 (0 to 0)	0 (0 to 0)	0 (0 to 0)	0 (0 to 0)	0 (0 to 0)	0 (0 to 0)	0 (0 to 0)	0 (0 to 0)	0 (0 to 0)	0
Visceral leishmaniasis	0 (0 to 0)	0 (0 to 0)	0 (0 to 0)	0 (0 to 0)	0 (0 to 0)	0 (0 to 0)	0 (0 to 0)	0 (0 to 0)	0 (0 to 0)	0 (0 to 0)	0 (0 to 0)	0 (0 to 0)	0 (0 to 0)	0 (0 to 0)	0 (0 to 0)	0 (0 to 0)	0 (0 to 0)	0 (0 to 0)	0 (0 to 0)	0 (0 to 0)	0 (0 to 0)	0 (0 to 0)	0 (0 to 0)	0 (0 to 0)	0
Cutaneous and mucocutaneous leishmaniasis	0 (0 to 0)	0 (0 to 0)	0 (0 to 0)	0 (0 to 0)	0 (0 to 0)	0 (0 to 0)	0 (0 to 0)	0 (0 to 0)	0 (0 to 0)	0 (0 to 0)	0 (0 to 0)	0 (0 to 0)	0 (0 to 0)	0 (0 to 0)	0 (0 to 0)	0 (0 to 0)	0 (0 to 0)	0 (0 to 0)	0 (0 to 0)	0 (0 to 0)	0 (0 to 0)	0 (0 to 0)	0 (0 to 0)	0 (0 to 0)	0
African trypanosomiasis	0 (0 to 0)	0 (0 to 0)	0 (0 to 0)	0 (0 to 0)	0 (0 to 0)	0 (0 to 0)	0 (0 to 0)	0 (0 to 0)	0 (0 to 0)	0 (0 to 0)	0 (0 to 0)	0 (0 to 0)	0 (0 to 0)	0 (0 to 0)	0 (0 to 0)	0 (0 to 0)	0 (0 to 0)	0 (0 to 0)	0 (0 to 0)	0 (0 to 0)	0 (0 to 0)	0 (0 to 0)	0 (0 to 0)	0 (0 to 0)	0
Schistosomiasis	0 (0 to 0)	0 (0 to 0)	0 (0 to 0)	0 (0 to 0)	0 (0 to 0)	0 (0 to 0)	0 (0 to 0)	0 (0 to 0)	0 (0 to 0)	0 (0 to 0)	0 (0 to 0)	0 (0 to 0)	0 (0 to 0)	0 (0 to 0)	0 (0 to 0)	0 (0 to 0)	0 (0 to 0)	0 (0 to 0)	0 (0 to 0)	0 (0 to 0)	0 (0 to 0)	0 (0 to 0)	0 (0 to 0)	0 (0 to 0)	0
Cysticercosis	0 (0 to 0)	0 (0 to 0)	0 (0 to 0)	0 (0 to 0)	0 (0 to 0)	0 (0 to 0)	0 (0 to 0)	0 (0 to 0)	0 (0 to 0)	0 (0 to 0)	0 (0 to 0)	0 (0 to 0)	0 (0 to 0)	0 (0 to 0)	0 (0 to 0)	0 (0 to 0)	0 (0 to 0)	0 (0 to 0)	0 (0 to 0)	0 (0 to 0)	0 (0 to 0)	0 (0 to 0)	0 (0 to 0)	0 (0 to 0)	0
Cystic echinococcosis	0 (0 to 0)	0 (0 to 0)	0 (0 to 0)	0 (0 to 0)	0 (0 to 0)	0 (0 to 0)	0 (0 to 0)	0 (0 to 0)	0 (0 to 0)	0 (0 to 0)	0 (0 to 0)	0 (0 to 0)	0 (0 to 0)	0 (0 to 0)	0 (0 to 0)	0 (0 to 0)	0 (0 to 0)	0 (0 to 0)	0 (0 to 0)	0 (0 to 0)	0 (0 to 0)	0 (0 to 0)	0 (0 to 0)	0 (0 to 0)	0
Lymphatic filariasis	0 (0 to 0)	0 (0 to 0)	0 (0 to 0)	0 (0 to 0)	0 (0 to 0)	0 (0 to 0)	0 (0 to 0)	0 (0 to 0)	0 (0 to 0)	0 (0 to 0)	0 (0 to 0)	0 (0 to 0)	0 (0 to 0)	0 (0 to 0)	0 (0 to 0)	0 (0 to 0)	0 (0 to 0)	0 (0 to 0)	0 (0 to 0)	0 (0 to 0)	0 (0 to 0)	0 (0 to 0)	0 (0 to 0)	0 (0 to 0)	0
Onchocerciasis	0 (0 to 0)	0 (0 to 0)	0 (0 to 0)	0 (0 to 0)	0 (0 to 0)	0 (0 to 0)	0 (0 to 0)	0 (0 to 0)	0 (0 to 0)	0 (0 to 0)	0 (0 to 0)	0 (0 to 0)	0 (0 to 0)	0 (0 to 0)	0 (0 to 0)	0 (0 to 0)	0 (0 to 0)	0 (0 to 0)	0 (0 to 0)	0 (0 to 0)	0 (0 to 0)	0 (0 to 0)	0 (0 to 0)	0 (0 to 0)	0
Trachoma	0 (0 to 0)	0 (0 to 0)	0 (0 to 0)	0 (0 to 0)	0 (0 to 0)	0 (0 to 0)	0 (0 to 0)	0 (0 to 0)	0 (0 to 0)	0 (0 to 0)	0 (0 to 0)	0 (0 to 0)	0 (0 to 0)	0 (0 to 0)	0 (0 to 0)	0 (0 to 0)	0 (0 to 0)	0 (0 to 0)	0 (0 to 0)	0 (0 to 0)	0 (0 to 0)	0 (0 to 0)	0 (0 to 0)	0 (0 to 0)	0
Dengue	0 (0 to 0)	0 (0 to 0)	0 (0 to 0)	0 (0 to 0)	0 (0 to 0)	0 (0 to 0)	0 (0 to 0)	0 (0 to 0)	0 (0 to 0)	0 (0 to 0)	0 (0 to 0)	0 (0 to 0)	0 (0 to 0)	0 (0 to 0)	0 (0 to 0)	0 (0 to 0)	0 (0 to 0)	0 (0 to 0)	0 (0 to 0)	0 (0 to 0)	0 (0 to 0)	0 (0 to 0)	0 (0 to 0)	0 (0 to 0)	0
Yellow fever	0 (0 to 0)	0 (0 to 0)	0 (0 to 0)	0 (0 to 0)	0 (0 to 0)	0 (0 to 0)	0 (0 to 0)	0 (0 to 0)	0 (0 to 0)	0 (0 to 0)	0 (0 to 0)	0 (0 to 0)	0 (0 to 0)	0 (0 to 0)	0 (0 to 0)	0 (0 to 0)	0 (0 to 0)	0 (0 to 0)	0 (0 to 0)	0 (0 to 0)	0 (0 to 0)	0 (0 to 0)	0 (0 to 0)	0 (0 to 0)	0
Rabies	0 (0 to 0)	0 (0 to 0)	0 (0 to 0)	0 (0 to 0)	0 (0 to 0)	0 (0 to 0)	0 (0 to 0)	0 (0 to 0)	0 (0 to 0)	0 (0 to 0)	0 (0 to 0)	0 (0 to 0)	0 (0 to 0)	0 (0 to 0)	0 (0 to 0)	0 (0 to 0)	0 (0 to 0)	0 (0 to 0)	0 (0 to 0)	0 (0 to 0)	0 (0 to 0)	0 (0 to 0)	0 (0 to 0)	0 (0 to 0)	0
Intestinal nematode infections	0 (0 to 0)	0 (0 to 0)	0 (0 to 0)	0 (0 to 0)	0 (0 to 0)	0 (0 to 0)	0 (0 to 0)	0 (0 to 0)	0 (0 to 0)	0 (0 to 0)	0 (0 to 0)	0 (0 to 0)	0 (0 to 0)	0 (0 to 0)	0 (0 to 0)	0 (0 to 0)	0 (0 to 0)	0 (0 to 0)	0 (0 to 0)	0 (0 to 0)	0 (0 to 0)	0 (0 to 0)	0 (0 to 0)	0 (0 to 0)	0
Ascariasis	0 (0 to 0)	0 (0 to 0)	0 (0 to 0)	0 (0 to 0)	0 (0 to 0)	0 (0 to 0)	0 (0 to 0)	0 (0 to 0)	0 (0 to 0)	0 (0 to 0)	0 (0 to 0)	0 (0 to 0)	0 (0 to 0)	0 (0 to 0)	0 (0 to 0)	0 (0 to 0)	0 (0 to 0)	0 (0 to 0)	0 (0 to 0)	0 (0 to 0)	0 (0 to 0)	0 (0 to 0)	0 (0 to 0)	0 (0 to 0)	0
Trichuriasis	0 (0 to 0)	0 (0 to 0)	0 (0 to 0)	0 (0 to 0)	0 (0 to 0)	0 (0 to 0)	0 (0 to 0)	0 (0 to 0)	0 (0 to 0)	0 (0 to 0)	0 (0 to 0)	0 (0 to 0)	0 (0 to 0)	0 (0 to 0)	0 (0 to 0)	0 (0 to 0)	0 (0 to 0)	0 (0 to 0)	0 (0 to 0)	0 (0 to 0)	0 (0 to 0)	0 (0 to 0)	0 (0 to 0)	0 (0 to 0)	0
Hookworm disease	0 (0 to 0)	0 (0 to 0)	0 (0 to 0)	0 (0 to 0)	0 (0 to 0)	0 (0 to 0)	0 (0 to 0)	0 (0 to 0)	0 (0 to 0)	0 (0 to 0)	0 (0 to 0)	0 (0 to 0)	0 (0 to 0)	0

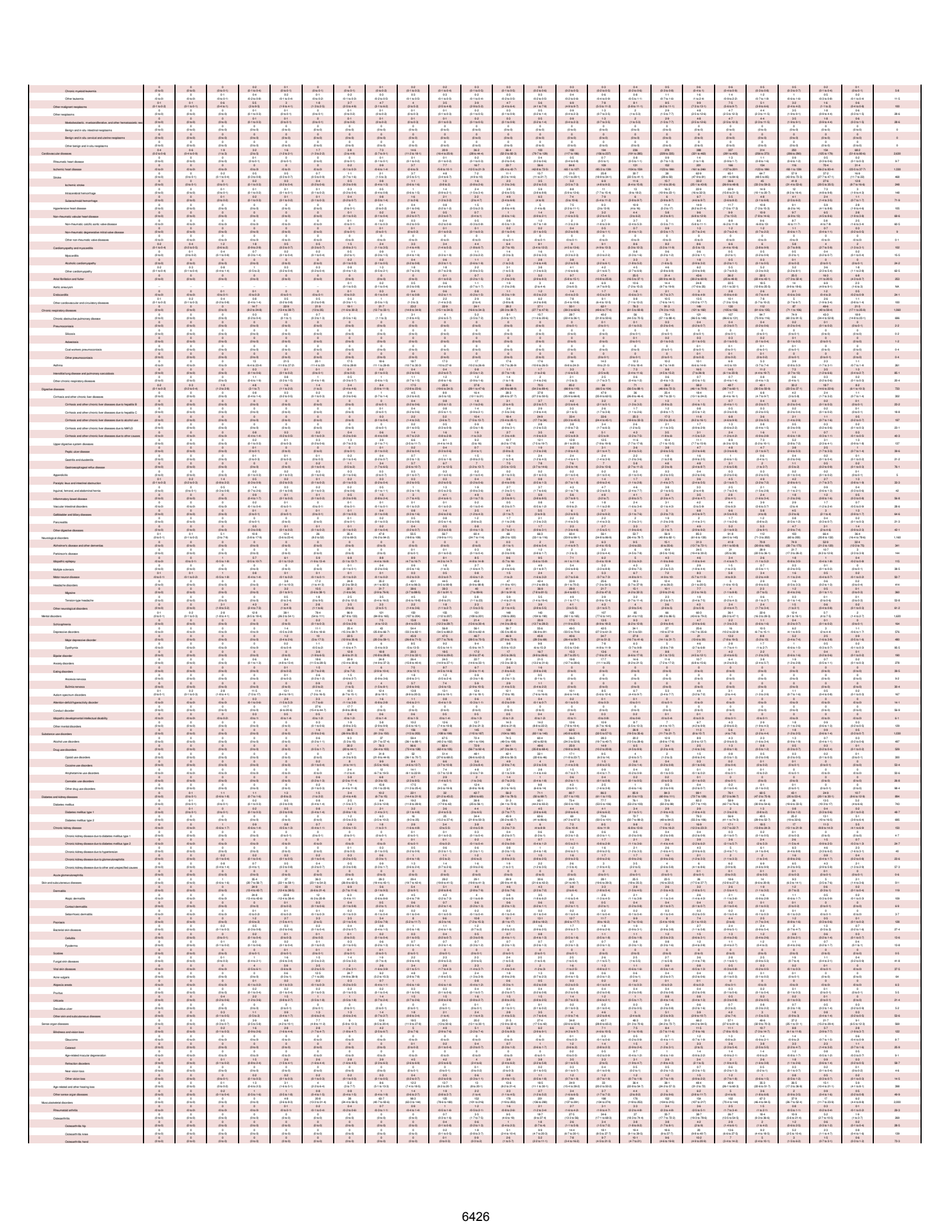

Osteoarthritis other	0 (0 to 0)	0 (0 to 0)	0 (0 to 0)	0 (0 to 0)	0 (0 to 0)	0 (0 to 0)	0 (0 to 0)	0 (0 to 0)	0 (0 to 0)	0 (0 to 0)	0 (0 to 1)	0.3 (0 1 to 0 4)	0.9 (0 3 to 2	1.8 (0 4 to 4	2.7 (1 2 to 5	3.5 (1 4 to 7 5)	3.6 (1 7 to 7 9)	3.7 (1 8 to 7 7)	4.2 (2 1 to 8 9)	3.1 (1 4 to 6 4)	2.3 (1 3 to 4 7)	1.5 (0 8 to 3 1)	0.8 (0 4 to 1 4)	0.3 (0 2 to 0 6)	28 9
Low back pain	0 (0 to 0)	0 (0 to 0)	0 (0 to 0)	0.3 (0 1 to 0 2)	3.3 (1 8 to 5 9)	19.1 (12 to 27 4)	39.4 (21 6 to 59 6)	52.6 (31 to 84 3)	62.6 (35 3 to 99	72.6 (44 3 to 114	75.2 (52 2 to 106	86.3 (59 to 126	90.5 (56 to 146	93.4 (58 to 143	93.4 (57 to 143	93.4 (53 5 to 133	93.4 (49 to 141	87.7 (47 to 136	83.4 (42 to 128	74.7 (37 6 to 116	64.5 (32 6 to 98	54.2 (27 to 84	39.9 (19 6 to 62	26 (12 3 to 39 1	14.2 (6 7 to 23 4)	914
Neck pain	0 (0 to 0)	0 (0 to 0)	0 (0 to 0)	1.4 (0 4 to 3 1)	6.4 (3 3 to 12 3)	10.4 (5 1 to 19 4)	14.7 (7 to 28 4)	20.7 (10 2 to 38 7)	29.9 (15 to 56 3)	37.6 (19 6 to 64 9)	39.9 (21 to 70 2)	46 (25 6 to 79 6)	39.8 (19 2 to 71 2)	34.5 (17 1 to 60 4)	28.7 (14 7 to 50 1)	23.4 (11 6 to 40 7)	22.6 (12 4 to 37 6)	23.4 (12 3 to 37 2)	23.6 (12 1 to 40 2)	19.6 (9 8 to 32 8)	15.7 (7 9 to 25 3)	11.2 (5 6 to 18 5)	8.6 (4 3 to 13 7)	5.1 (2 7 to 8 9)	2.4 (1 2 to 4	389
Gout	0 (0 to 0)	0 (0 to 0)	0 (0 to 0)	0 (0 to 0)	0 (0 to 0)	0 (0 to 0)	0 (0 to 0)	0 (0 to 0)	0 (0 to 0)	0.1 (0 1 to 0 4)	0.3 (0 2 to 1 1)	0.7 (0 3 to 2 5)	1.5 (0 7 to 3 6)	2.6 (1 to 6 5)	3.5 (1 4 to 8 5)	4.2 (1 6 to 10 7)	4.6 (1 8 to 11 7)	4.7 (1 8 to 12 1)	4.7 (1 8 to 12 3)	4.2 (1 6 to 11 2)	3.5 (1 3 to 9 3)	2.7 (1 to 7 3)	1.9 (0 7 to 5 3)	1.1 (0 4 to 3 1)	0.5 (0 2 to 1 4)	37 5
Other musculoskeletal disorders	0 (0 to 0)	0 (0 to 0)	0 (0 to 0)	0.1 (0 1 to 0 3)	0.1 (0 1 to 0 5)	0.1 (0 1 to 0 6)	11.7 (6 4 to 19 4)	23.5 (13 4 to 39	39.3 (17 7 to 68 4)	53.4 (18 7 to 93	56.5 (20 to 97 7)	58.3 (20 7 to 100	28.3 (23 to 60 2)	27.2 (20 3 to 61 2)	23.4 (18 9 to 52 1)	19.4 (15 2 to 46 3)	18.2 (13 to 37 2)	23.6 (12 1 to 45 2)	29.4 (13 to 57 3)	23.6 (12 1 to 45 2)	19.1 (9 8 to 35 6)	13.2 (6 7 to 25 3)	8.5 (4 3 to 16 5)	5.1 (2 7 to 9 7)	2.3 (1 to 4 3)	356
Other non-communicable diseases	35.4 (20 3 to 59 4)	20.2 (13 8 to 30 2)	59.7 (38 to 89 6)	42.8 (29 4 to 65 6)	20.4 (14 to 29 6)	17.3 (12 to 23 7)	17.2 (12 7 to 22 8)	20.3 (15 1 to 26 5)	24.3 (18 to 32 6)	28.2 (19 2 to 39	27.8 (19 2 to 39 4)	33.3 (21 6 to 45 7)	40.4 (28 2 to 56	49.2 (33 to 68 2)	53.5 (37 1 to 72 1)	56.5 (40 5 to 77 6)	61 (42 7 to 85 3)	64.9 (45 6 to 90	73.7 (52 7 to 103)	68.5 (49 to 94 5)	59.5 (43 to 82	41.4 (30 4 to 55 4)	28.2 (20 4 to 38 2)	18.5 (13 2 to 24 9)	7.4 (5 to 9 7)	870
Congenital birth defects	34 (19 to 52 9)	16.9 (10 6 to 27 1)	36.2 (22 3 to 55 9)	29.9 (19 7 to 45 5)	10.6 (7 5 to 14 4)	7.8 (5 4 to 10 7)	7.7 (5 7 to 10 3)	7.9 (5 7 to 10 6)	7.9 (5 6 to 10 6)	8.9 (5 9 to 12	9.4 (5 2 to 15 2)	9.9 (5 to 16 3)	9.4 (5 to 15 8)	8.7 (5 to 13	8.3 (4 5 to 14	8.6 (3 9 to 16	8.4 (3 5 to 15	2.9 (2 to 4	1.2 (0 6 to 1 8)	0.7 (0 4 to 1	0.4 (0 2 to 0 6)	0.2 (0 1 to 0 3)	0.1 (0 to 0 1)	0 (0 to 0 1)	0 (0 to 0 1)	208
Neural tube defects	1.3 (0 4 to 2 5)	0.8 (0 3 to 1 7)	2 (0 7 to 4	2.4 (1 to 4 7)	0.3 (0 2 to 0 6)	0.3 (0 2 to 0 6)	0.3 (0 2 to 0 6)	0.3 (0 2 to 0 5)	0.2 (0 2 to 0 3)	0.2 (0 1 to 0 3)	0.2 (0 1 to 0 3)	0.2 (0 1 to 0 3)	0.2 (0 1 to 0 3)	0.1 (0 1 to 0 1)	0.1 (0 1 to 0 1)	0.1 (0 1 to 0 1)	0.1 (0 to 0 1)	0 (0 to 0 1)	0 (0 to 0 1)	0 (0 to 0 1)	0 (0 to 0 1)	0 (0 to 0 1)	0 (0 to 0 1)	0 (0 to 0 1)	0 (0 to 0 1)	9 1
Congenital heart anomalies	8 (4 5 to 16 6)	7.5 (4 4 to 12 3)	12 (6 5 to 22 3)	7.5 (3 9 to 13 9)	1.6 (1 to 2 8)	1.1 (0 6 to 2 2)	1.5 (0 9 to 2 6)	1.6 (0 9 to 2 6)	1.6 (0 9 to 2 7)	1.2 (0 7 to 2	1.2 (0 6 to 2	1.3 (0 6 to 2	1.5 (0 6 to 2	1.3 (0 7 to 2	1.1 (0 6 to 1 7)	1 (0 4 to 1 6)	0.7 (0 3 to 1 2)	0.7 (0 3 to 1 2)	0.8 (0 3 to 1	0.6 (0 3 to 0	0.6 (0 3 to 0	0.5 (0 2 to 0	0.3 (0 1 to 0	0.2 (0 to 0 5)	0.1 (0 to 0 1)	51 1
Orofacial clefts	0 (0 to 0)	0 (0 to 0)	0.1 (0 to 0 2)	0.2 (0 1 to 0 4)	0.1 (0 to 0 2)	0.1 (0 to 0 2)	0.1 (0 to 0 2)	0.1 (0 to 0 2)	0.1 (0 to 0 3)	0.1 (0 to 0 3)	0.1 (0 to 0 3)	0.1 (0 to 0 3)	0.1 (0 to 0 3)	0.1 (0 to 0 3)	0.1 (0 to 0 3)	0.1 (0 to 0 2)	0.1 (0 to 0 2)	0.1 (0 to 0 2)	0.1 (0 to 0 2)	0.1 (0 to 0 1)	0.1 (0 to 0 1)	0.1 (0 to 0 1)	0.1 (0 to 0 1)	0 (0 to 0 1)	0 (0 to 0 1)	2
Down syndrome	0.4 (0 2 to 1 2)	0.2 (0 1 to 0 4)	0.8 (0 4 to 1 4)	1 (0 6 to 1 6)	0.7 (0 4 to 1 1)	0.6 (0 3 to 0 9)	0.6 (0 3 to 0 9)	0.7 (0 4 to 1 1)	0.8 (0 4 to 1 1)	0.8 (0 5 to 1 2)	0.8 (0 5 to 1 2)	0.8 (0 5 to 1 2)	0.8 (0 5 to 1 2)	0.9 (0 6 to 1 3)	0.9 (0 6 to 1 3)	1.4 (0 8 to 2 1)	1.6 (0 9 to 2 5)	1.3 (0 7 to 2	0.6 (0 3 to 1	0.3 (0 2 to 0	0.2 (0 1 to 0	0.1 (0 to 0	0.1 (0 to 0	0 (0 to 0	0 (0 to 0	14 2
Turner syndrome	0 (0 to 0)	0 (0 to 0)	0 (0 to 0)	0 (0 to 0)	0 (0 to 0)	0 (0 to 0)	0 (0 to 0)	0 (0 to 0)	0 (0 to 0)	0 (0 to 0)	0 (0 to 0)	0 (0 to 0)	0 (0 to 0)	0 (0 to 0)	0 (0 to 0)	0 (0 to 0)	0 (0 to 0)	0 (0 to 0)	0 (0 to 0)	0 (0 to 0)	0 (0 to 0)	0 (0 to 0)	0 (0 to 0)	0 (0 to 0)	0 (0 to 0)	0
Klinefelter syndrome	0 (0 to 0)	0 (0 to 0)	0 (0 to 0)	0 (0 to 0)	0 (0 to 0)	0 (0 to 0)	0 (0 to 0)	0 (0 to 0)	0 (0 to 0)	0 (0 to 0)	0 (0 to 0)	0 (0 to 0)	0 (0 to 0)	0 (0 to 0)	0 (0 to 0)	0 (0 to 0)	0 (0 to 0)	0 (0 to 0)	0 (0 to 0)	0 (0 to 0)	0 (0 to 0)	0 (0 to 0)	0 (0 to 0)	0 (0 to 0)	0 (0 to 0)	0 2
Other chromosomal abnormalities	4.7 (1 6 to 7 7)	2.2 (0 8 to 3 4)	5.4 (2 4 to 7 7)	2.7 (1 to 4 5)	1.6 (0 7 to 2	1.2 (0 7 to 2 2)	1.2 (0 7 to 2 2)	1.2 (0 7 to 2 2)	1.2 (0 7 to 2 2)	1.1 (0 6 to 1 8)	1.1 (0 6 to 1 8)	1.1 (0 6 to 1 8)	1.1 (0 6 to 1 7)	0.9 (0 6 to 1 5)	0.7 (0 5 to 1 1)	0.5 (0 3 to 0 7)	0.3 (0 2 to 0 4)	0.2 (0 1 to 0 3)	0.1 (0 1 to 0 3)	0.1 (0 to 0 2)	0.1 (0 to 0 2)	0 (0 to 0 1)	0 (0 to 0 1)	0 (0 to 0 1)	0 (0 to 0 1)	28 2
Congenital musculoskeletal and limb anomalies	1.1 (0 5 to 2 8)	0.5 (0 2 to 1 2)	0.8 (0 3 to 1 7)	0.8 (0 4 to 1 7)	2.5 (1 to 4 7)	2.5 (1 5 to 4	2.5 (1 3 to 3 7)	2.4 (1 4 to 3 7)	2.4 (1 4 to 3 6)	2.3 (1 4 to 3 4)	2.3 (1 4 to 3 4)	2.2 (1 3 to 3 4)	2.2 (1 3 to 3 4)	2.2 (1 3 to 3 4)	2.1 (1 3 to 3 4)	2.1 (1 3 to 3 4)	1.9 (1 2 to 3	1.7 (1 to 2 7)	1.4 (0 9 to 2 1)	1.1 (0 7 to 1 6)	0.8 (0 5 to 1 2)	0.6 (0 4 to 0 9)	0.4 (0 3 to 0 6)	0.2 (0 1 to 0 3)	0.1 (0 to 0 2)	41 7
Urogenital congenital anomalies	1.9 (0 4 to 6 4)	0.4 (0 2 to 1 4)	0.8 (0 2 to 2	0.7 (0 4 to 1 1)	0.4 (0 2 to 0 8)	0.3 (0 1 to 0 7)	0.2 (0 1 to 0 5)	0.2 (0 1 to 0 5)	0.2 (0 1 to 0 5)	0.1 (0 1 to 0 5)	0.1 (0 1 to 0 5)	0.1 (0 1 to 0 5)	0.1 (0 1 to 0 5)	0.1 (0 1 to 0 5)	0.1 (0 1 to 0 5)	0 (0 to 0 1)	0 (0 to 0 1)	0 (0 to 0 1)	0 (0 to 0 1)	0 (0 to 0 1)	0 (0 to 0 1)	0 (0 to 0 1)	0 (0 to 0 1)	0 (0 to 0 1)	0 (0 to 0 1)	5 2
Digestive congenital anomalies	6.4 (2 8 to 13 1)	2.7 (1 4 to 4 7)	4.7 (2 4 to 8 2)	2.5 (1 2 to 4 5)	0.5 (0 2 to 0 9)	0.4 (0 2 to 0 6)	0.4 (0 2 to 0 6)	0.4 (0 2 to 0 6

SR Table 2a: Sutton DALYS by cause and age group for males with 95% uncertainty intervals, 2019

Cause	Early Neonatal	Late Neonatal	Post Neonatal	1 to 4	5 to 9	10 to 14	15 to 19	20 to 24	25 to 29	30 to 34	35 to 39	40 to 44	45 to 49	50 to 54	55 to 59	60 to 64	65 to 69	70 to 74	75 to 79	80 to 84	85 to 89	90 to 94	95 plus	Total
All causes	1,160 (1411 to 2202)	1,160 (564 to 2018)	1,160 (1149 to 1744)	1,160 (822 to 3044)	1,160 (1164 to 2462)	1,160 (2356 to 4498)	1,160 (2810 to 4264)	1,160 (4064 to 7284)	1,160 (6019 to 9160)	1,160 (6902 to 9138)	1,160 (6964 to 9128)	1,160 (11,020 to 13,520)	1,160 (11,240 to 13,860)	1,160 (13,510 to 16,270)	1,160 (13,770 to 17,040)	1,160 (16,140 to 20,110)	1,160 (14,730 to 18,210)	1,160 (13,760 to 17,410)	1,160 (11,760 to 15,300)	1,160 (8,120 to 10,910)	1,160 (3,520 to 5,060)	1,160 (1,760 to 2,410)	25,000
Communicable, maternal, neonatal, and nutritional diseases	1,160 (868 to 1,47)	1,160 (32 to 5,04 0)	1,160 (83 1 to 95 2)	1,160 (46 7 to 73 3)	1,160 (35 5 to 57 2)	1,160 (24 0 to 53 2)	1,160 (21 1 to 38 4)	1,160 (22 4 to 45)	1,160 (23 4 to 52 7)	1,160 (27 0 to 60 7)	1,160 (34 0 to 68 7)	1,160 (64 0 to 126 7)	1,160 (84 2 to 156 9)	1,160 (96 4 to 181 6)	1,160 (97 1 to 183 6)	1,160 (97 1 to 183 6)	1,160 (97 1 to 183 6)	1,160 (97 1 to 183 6)	1,160 (97 1 to 183 6)	1,160 (97 1 to 183 6)	1,160 (97 1 to 183 6)	1,160 (97 1 to 183 6)	1,160 (97 1 to 183 6)	1,560
HIV/AIDS and sexually transmitted infections	4 5 (1 0 to 10 2)	1 6 (0 0 to 3 3)	2 7 (1 0 to 5 2)	0 2 (0 2 to 0 4)	0 2 (0 1 to 0 5)	0 1 (0 1 to 0 1)	0 2 (0 1 to 0 2)	0 5 (0 2 to 0 4)	1 4 (1 0 to 1 8)	2 6 (2 0 to 3 3)	3 7 (2 8 to 4 9)	4 1 (3 1 to 5 5)	4 2 (3 2 to 5 5)	3 8 (2 9 to 5 2)	2 7 (2 1 to 3 4)	1 7 (1 3 to 2 3)	1 2 (0 9 to 1 6)	0 9 (0 2 to 1)	0 3 (0 2 to 0 5)	0 2 (0 1 to 0 4)	0 1 (0 0 to 0 2)	0 1 (0 0 to 0 1)	0 0 (0 0 to 0 1)	36 1
HIV/AIDS	0 (0 to 0)	0 (0 0 to 0)	0 2 (0 2 to 0 3)	0 2 (0 2 to 0 3)	0 1 (0 1 to 0 1)	0 1 (0 1 to 0 1)	0 4 (0 3 to 0 5)	1 2 (0 9 to 1 4)	2 4 (1 8 to 3 1)	3 5 (2 6 to 4 5)	3 8 (2 9 to 5 2)	3 9 (3 to 5 1)	3 2 (2 5 to 4 1)	2 2 (1 7 to 2 9)	1 4 (1 2 to 2 1)	1 1 (0 8 to 1 4)	0 8 (0 5 to 1 2)	0 2 (0 1 to 0 4)	0 1 (0 0 to 0 2)	0 0 (0 0 to 0 1)	0 0 (0 0 to 0 1)	0 0 (0 0 to 0 1)	0 0 (0 0 to 0 1)	25 1
HIV/AIDS - Drug-susceptible Tuberculosis	0 (0 to 0)	0 (0 0 to 0)	0 (0 to 0)	0 (0 to 0)	0 (0 to 0)	0 (0 to 0)	0 (0 to 0)	0 (0 0 to 0 1)	0 1 (0 1 to 0 2)	0 3 (0 2 to 0 4)	0 4 (0 3 to 0 5)	0 4 (0 3 to 0 7)	0 4 (0 3 to 0 7)	0 3 (0 3 to 0 4)	0 2 (0 1 to 0 3)	0 1 (0 1 to 0 2)	0 1 (0 0 to 0 2)	0 0 (0 0 to 0 1)	0 0 (0 0 to 0 1)	0 0 (0 0 to 0 1)	0 0 (0 0 to 0 1)	0 0 (0 0 to 0 1)	0 0 (0 0 to 0 1)	2 8
HIV/AIDS - Multidrug-resistant Tuberculosis without extensive dr	0 (0 to 0)	0 (0 0 to 0)	0 (0 to 0)	0 (0 to 0)	0 (0 to 0)	0 (0 to 0)	0 (0 to 0)	0 (0 0 to 0)	0 (0 0 to 0)	0 (0 0 to 0)	0 (0 0 to 0)	0 (0 0 to 0)	0 (0 0 to 0)	0 (0 0 to 0)	0 (0 0 to 0)	0 (0 0 to 0)	0 (0 0 to 0)	0 (0 0 to 0)	0 (0 0 to 0)	0 (0 0 to 0)	0 (0 0 to 0)	0 (0 0 to 0)	0 (0 0 to 0)	0 1
HIV/AIDS - Extensively drug-resistant Tuberculosis	0 (0 to 0)	0 (0 0 to 0)	0 (0 to 0)	0 (0 to 0)	0 (0 to 0)	0 (0 to 0)	0 (0 to 0)	0 (0 0 to 0)	0 (0 0 to 0)	0 (0 0 to 0)	0 (0 0 to 0)	0 (0 0 to 0)	0 (0 0 to 0)	0 (0 0 to 0)	0 (0 0 to 0)	0 (0 0 to 0)	0 (0 0 to 0)	0 (0 0 to 0)	0 (0 0 to 0)	0 (0 0 to 0)	0 (0 0 to 0)	0 (0 0 to 0)	0 (0 0 to 0)	0
HIV/AIDS resulting in other diseases	0 (0 to 0)	0 (0 0 to 0)	0 2 (0 2 to 0 3)	0 2 (0 2 to 0 3)	0 1 (0 1 to 0 1)	0 1 (0 1 to 0 1)	0 1 (0 1 to 0 1)	0 3 (0 2 to 0 5)	1 1 (0 8 to 1 5)	2 1 (1 5 to 2 8)	3 1 (2 2 to 4 2)	3 4 (2 4 to 4 6)	3 5 (2 6 to 4 6)	2 8 (2 1 to 3 8)	2 2 (1 6 to 3)	1 4 (1 1 to 1 9)	1 (0 7 to 1 3)	0 4 (0 2 to 0 6)	0 2 (0 1 to 0 4)	0 1 (0 0 to 0 2)	0 0 (0 0 to 0 1)	0 0 (0 0 to 0 1)	0 0 (0 0 to 0 1)	22 2
Sexually transmitted infections excluding HIV	4 5 (1 0 to 10 2)	1 6 (0 0 to 3 3)	2 4 (0 7 to 5 6)	0 1 (0 0 to 0 2)	0 0 (0 0 to 0 1)	0 0 (0 0 to 0 1)	0 0 (0 0 to 0 1)	0 1 (0 0 to 0 2)	0 1 (0 0 to 0 2)	0 2 (0 1 to 0 4)	0 2 (0 1 to 0 5)	0 3 (0 1 to 0 6)	0 3 (0 1 to 0 6)	0 3 (0 1 to 0 6)	0 2 (0 1 to 0 4)	0 2 (0 1 to 0 3)	0 1 (0 1 to 0 2)	0 1 (0 0 to 0 2)	0 0 (0 0 to 0 1)	0 0 (0 0 to 0 1)	0 0 (0 0 to 0 1)	0 0 (0 0 to 0 1)	0 0 (0 0 to 0 1)	11
Syphilis	0 (0 to 0)	0 (0 0 to 0)	0 (0 to 0)	0 (0 to 0)	0 (0 to 0)	0 (0 to 0)	0 (0 to 0)	0 (0 0 to 0)	0 (0 0 to 0)	0 (0 0 to 0)	0 (0 0 to 0)	0 (0 0 to 0)	0 (0 0 to 0)	0 (0 0 to 0)	0 (0 0 to 0)	0 (0 0 to 0)	0 (0 0 to 0)	0 (0 0 to 0)	0 (0 0 to 0)	0 (0 0 to 0)	0 (0 0 to 0)	0 (0 0 to 0)	0 (0 0 to 0)	9 1
Chlamydial infection	0 (0 to 0)	0 (0 0 to 0)	0 (0 to 0)	0 (0 to 0)	0 (0 to 0)	0 (0 to 0)	0 (0 to 0)	0 (0 0 to 0)	0 (0 0 to 0)	0 (0 0 to 0)	0 (0 0 to 0)	0 (0 0 to 0)	0 (0 0 to 0)	0 (0 0 to 0)	0 (0 0 to 0)	0 (0 0 to 0)	0 (0 0 to 0)	0 (0 0 to 0)	0 (0 0 to 0)	0 (0 0 to 0)	0 (0 0 to 0)	0 (0 0 to 0)	0 (0 0 to 0)	0 1
Gonococcal infection	0 (0 to 0)	0 (0 0 to 0)	0 (0 to 0)	0 (0 to 0)	0 (0 to 0)	0 (0 to 0)	0 (0 to 0)	0 (0 0 to 0)	0 (0 0 to 0)	0 (0 0 to 0)	0 (0 0 to 0)	0 (0 0 to 0)	0 (0 0 to 0)	0 (0 0 to 0)	0 (0 0 to 0)	0 (0 0 to 0)	0 (0 0 to 0)	0 (0 0 to 0)	0 (0 0 to 0)	0 (0 0 to 0)	0 (0 0 to 0)	0 (0 0 to 0)	0 (0 0 to 0)	0 1
Trichomoniasis	0 (0 to 0)	0 (0 0 to 0)	0 (0 to 0)	0 (0 to 0)	0 (0 to 0)	0 (0 to 0)	0 (0 0 to 0)	0 (0 0 to 0)	0 (0 0 to 0)	0 (0 0 to 0)	0 (0 0 to 0)	0 (0 0 to 0)	0 (0 0 to 0)	0 (0 0 to 0)	0 (0 0 to 0)	0 (0 0 to 0)	0 (0 0 to 0)	0 (0 0 to 0)	0 (0 0 to 0)	0 (0 0 to 0)	0 (0 0 to 0)	0 (0 0 to 0)	0 (0 0 to 0)	0 2
Genital herpes	0 (0 to 0)	0 (0 0 to 0)	0 (0 to 0)	0 (0 to 0)	0 (0 to 0)	0 (0 0 to 0)	0 (0 0 to 0)	0 (0 0 to 0)	0 (0 0 to 0)	0 (0 0 to 0)	0 (0 0 to 0)	0 (0 0 to 0)	0 (0 0 to 0)	0 (0 0 to 0)	0 (0 0 to 0)	0 (0 0 to 0)	0 (0 0 to 0)	0 (0 0 to 0)	0 (0 0 to 0)	0 (0 0 to 0)	0 (0 0 to 0)	0 (0 0 to 0)	0 (0 0 to 0)	1 6
Other sexually transmitted infections	0 (0 to 0)	0 (0 to 0)	0 (0 to 0)	0 (0 to 0)	0 (0 to 0)	0 (0 to 0)	0 (0 0 to 0)	0 (0 0 to 0)	0 (0 0 to 0)	0 (0 0 to 0)	0 (0 0 to 0)	0 (0 0 to 0)	0 (0 0 to 0)	0 (0 0 to 0)	0 (0 0 to 0)	0 (0 0 to 0)	0 (0 0 to 0)	0 (0 0 to 0)	0 (0 0 to 0)	0 (0 0 to 0)	0 (0 0 to 0)	0 (0 0 to 0)	0 (0 0 to 0)	0 1
Respiratory infections and tuberculosis	1 5 (0 8 to 2 8)	1 6 (1 1 to 2 2)	1 6 (0 8 to 3 6)	1 6 (1 0 to 3 3)	1 6 (1 0 to 2 2)	1 6 (1 0 to 3 3)	1 6 (0 9 to 2 4)	1 6 (0 8 to 3 2)	1 6 (0 8 to 3 3)	1 6 (0 9 to 3 4)	1 6 (0 9 to 3 5)	1 6 (0 9 to 3 5)	1 6 (1 0 to 3 5)	1 6 (1 0 to 3 5)	1 6 (1 0 to 3 5)	1 6 (1 0 to 3 5)	1 6 (1 0 to 3 5)	1 6 (1 0 to 3 5)	1 6 (1 0 to 3 5)	1 6 (1 0 to 3 5)	1 6 (1 0 to 3 5)	1 6 (1 0 to 3 5)	1 6 (1 0 to 3 5)	735
Tuberculosis	0 (0 to 0)	0 (0 to 0)	0 (0 to 0)	0 (0 1 to 0 1)	0 (0 to 0)	0 (0 to 0)	0 (0 1 to 0 1)	0 (0 1 to 0 2)	0 (0 2 to 0 4)	0 (0 3 to 0 4)	0 (0 4 to 0 6)	0 (0 5 to 0 7)	0 (0 7 to 1 4)	0 (0 8 to 1 7)	0 (0 9 to 1 6)	0 (0 8 to 1 5)	0 (0 8 to 1 7)	0 (1 1 to 2 1)	0 (1 1 to 1 9)	0 (0 8 to 1 7)	0 (0 4 to 1 3)	0 (0 3 to 0 6)	0 (0 1 to 0 2)	14 2
Latent tuberculosis infection	0 (0 to 0)	0 (0 to 0)	0 (0 to 0)	0 (0 to 0)	0 (0 to 0)	0 (0 to 0)	0 (0 to 0)	0 (0 0 to 0)	0 (0 0 to 0)	0 (0 0 to 0)	0 (0 0 to 0)	0 (0 0 to 0)	0 (0 0 to 0)	0 (0 0 to 0)	0 (0 0 to 0)	0 (0 0 to 0)	0 (0 0 to 0)	0 (0 0 to 0)	0 (0 0 to 0)	0 (0 0 to 0)	0 (0 0 to 0)	0 (0 0 to 0)	0 (0 0 to 0)	0
Drug-susceptible tuberculosis	0 (0 to 0)	0 (0 to 0)	0 (0 to 0)	0 1 (0 1 to 0 1)	0 (0 to 0)	0 (0 to 0)	0 (0 1 to 0 1)	0 (0 1 to 0 2)	0 (0 2 to 0 4)	0 (0 3 to 0 4)	0 (0 4 to 0 6)	0 (0 5 to 0 7)	0 (0 6 to 1 3)	0 (0 7 to 1 5)	0 (0 8 to 1 5)	0 (0 7 to 1 4)	0 (0 8 to 1 7)	0 (1 1 to 2 1)	0 (1 1 to 1 9)	0 (0 8 to 1 7)	0 (0 4 to 1 3)	0 (0 3 to 0 6)	0 (0 1 to 0 2)	13 8
Multidrug-resistant tuberculosis without extensive drug-resistanc	0 (0 to 0)	0 (0 to 0)	0 (0 to 0)	0 (0 to 0)	0 (0 to 0)	0 (0 to 0)	0 (0 to 0)	0 (0 0 to 0)	0 (0 0 to 0)	0 (0 0 to 0)	0 (0 0 to 0)	0 (0 0 to 0)	0 (0 0 to 0)	0 (0 0 to 0)	0 (0 0 to 0)	0 (0 0 to 0)	0 (0 0 to 0)	0 (0 0 to 0)	0 (0 0 to 0)	0 (0 0 to 0)	0 (0 0 to 0)	0 (0 0 to 0)	0 (0 0 to 0)	0 3
Extensively drug-resistant tuberculosis	0 (0 to 0)	0 (0 to 0)	0 (0 to 0)	0 (0 to 0)	0 (0 to 0)	0 (0 to 0)	0 (0 to 0)	0 (0 0 to 0)	0 (0 0 to 0)	0 (0 0 to 0)	0 (0 0 to 0)	0 (0 0 to 0)	0 (0 0 to 0)	0 (0 0 to 0)	0 (0 0 to 0)	0 (0 0 to 0)	0 (0 0 to 0)	0 (0 0 to 0)	0 (0 0 to 0)	0 (0 0 to 0)	0 (0 0 to 0)	0 (0 0 to 0)	0 (0 0 to 0)	0 1
Lower respiratory infections	1 2 (0 8 to 1 8)	1 4 (1 to 2)	1 6 (0 5 to 3 2)	1 5 (0 9 to 2 7)	1 3 (0 8 to 1 9)	1 3 (0 8 to 1 9)	1 2 (0 8 to 1 7)	1 2 (0 8 to 2)	1 3 (0 9 to 2 1)	1 3 (0 9 to 2 1)	1 4 (1 to 2 2)	1 4 (1 to 2 2)	1 4 (1 to 2 2)	1 4 (1 to 2 2)	1 4 (1 to 2 2)	1 4 (1 to 2 2)	1 4 (1 to 2 2)	1 4 (1 to 2 2)	1 4 (1 to 2 2)	1 4 (1 to 2 2)	1 4 (1 to 2 2)	1 4 (1 to 2 2)	1 4 (1 to 2 2)	611
Upper respiratory infections	0 1 (0 0 to 0 2)	0 1 (0 1 to 0 2)	0 2 (0 1 to 0 3)	0 4 (0 1 to 1 4)	0 4 (0 2 to 0 7)	0 4 (0 2 to 0 7)	0 4 (0 2 to 0 6)	0 4 (0 2 to 0 6)	0 4 (0 3 to 0 6)	0 4 (0 3 to 0 6)	0 4 (0 3 to 0 6)	0 5 (0 3 to 0 7)	0 5 (0 3 to 0 8)	0 5 (0 3 to 0 8)	0 5 (0 3 to 0 8)	0 5 (0 3 to 0 8)	0 5 (0 3 to 0 8)	0 5 (0 3 to 0 8)	0 5 (0 3 to 0 8)	0 5 (0 3 to 0 8)	0 5 (0 3 to 0 8)	0 5 (0 3 to 0 8)	0 5 (0 3 to 0 8)	89 5
Otitis media	0 (0 to 0)	0 (0 to 0)	0 (0 2 to 0 6)	0 2 (1 2 to 3 8)	0 2 (1 2 to 3 8)	0 2 (1 2 to 3 8)	0 2 (0 4 to 2 2)	0 2 (0 5 to 1 8)	0 2 (0 4 to 2 2)	0 2 (0 5 to 2 1)	0 2 (0 4 to 2 1)	0 2 (0 4 to 2 3)	0 2 (0 7 to 2 7)	0 2 (0 8 to 2 7)	0 2 (0 7 to 2 5)	0 2 (0 6 to 2 4)	0 2 (0 4 to 1 7)	0 2 (0 3 to 1)	0 2 (0 2 to 0 9)	0 2 (0 1 to 0 5)	0 2 (0 1 to 0 4)	0 2 (0 1 to 0 5)	0 2 (0 to 0)	26 2
Enteric infections	0 1 (0 1 to 0 2)	0 4 (0 4 to 0 9)	0 4 (0 4 to 0 9)	1 0 (0 6 to 1 6)	2 0 (1 3 to 2 9)	2 1 (1 4 to 3 2)	2 1 (1 2 to 3 4)	1 8 (1 1 to 3 9)	1 9 (1 1 to 3 1)	1 9 (1 1 to 3)	2 1 (1 2 to 3 1)	2 1 (1 2 to 3 9)	2 1 (1 2 to 3 9)	2 1 (1 2 to 3 9)	2 2 (1 2 to 3 1)	2 2 (1 2 to 3 4)	2 2 (1 4 to 3 4)	1 8 (1 to 2 9)	1 5 (0 9 to 2 4)	1 2 (0 7 to 1 9)	0 5 (0 3 to 0 8)	0 2 (0 1 to 0 4)	0 1 (0 0 to 0 2)	73 9
Diarrheal diseases	0 1 (0 1 to 0 2)	0 4 (0 4 to 0 9)	0 4 (0 4 to 0 9)	1 0 (0 6 to 1 6)	2 0 (1 3 to 2 9)	2 1 (1 4 to 3 2)	2 1 (1 2 to 3 4)	1 8 (1 1 to 3 9)	1 9 (1 1 to 3 1)	1 9 (1 1 to 3)	2 1 (1 2 to 3 1)	2 1 (1 2 to 3 9)	2 1 (1 2 to 3 9)	2 1 (1 2 to 3 9)	2 2 (1 2 to 3 1)	2 2 (1 2 to 3 4)	2 2 (1 4 to 3 4)	1 8 (1 to 2 9)	1 5 (0 9 to 2 4)	1 2 (0 7 to 1 9)	0 5 (0 3 to 0 8)	0 2 (0 1 to 0 4)	0 1 (0 0 to 0 2)	73 4
Typhoid and paraphoid	0 (0 to 0)	0 (0 to 0)	0 (0 to 0)	0 (0 to 0)	0 (0 to 0)	0 (0 to 0)	0 (0 to 0)	0 (0 0 to 0)	0 (0 0 to 0)	0 (0 0 to 0)	0 (0 0 to 0)	0 (0 0 to 0)	0 (0 0 to 0)	0 (0 0 to 0)	0 (0 0 to 0)	0 (0 0 to 0)	0 (0 0 to 0)	0 (0 0 to 0)	0 (0 0 to 0)	0 (0 0 to 0)	0 (0 0 to 0)	0 (0 0 to 0)	0 (0 0 to 0)	0 1
Typhoid fever	0 (0 to 0)	0 (0 to 0)	0 (0 to 0)	0 (0 to 0)	0 (0 to 0)	0 (0 to 0)	0 (0 to 0)	0 (0 0 to 0)	0 (0 0 to 0)	0 (0 0 to 0)	0 (0 0 to 0)	0 (0 0 to 0)	0 (0 0 to 0)	0 (0 0 to 0)	0 (0 0 to 0)	0 (0 0 to 0)	0 (0 0 to 0)	0 (0 0 to 0)	0 (0 0 to 0)	0 (0 0 to 0)	0 (0 0 to 0)	0 (0 0 to 0)	0 (0 0 to 0)	0 1
Paraphoid fever	0 (0 to 0)	0 (0 to 0)	0 (0 to 0)	0 (0 to 0)	0 (0 to 0)	0 (0 to 0)	0 (0 to 0)	0 (0 0 to 0)	0 (0 0 to 0)	0 (0 0 to 0)	0 (0 0 to 0)	0 (0 0 to 0)	0 (0 0 to 0)	0 (0 0 to 0)	0 (0 0 to 0)	0 (0 0 to 0)	0 (0 0 to 0)	0 (0 0 to 0)	0 (0 0 to 0)	0 (0 0 to 0)	0 (0 0 to 0)	0 (0 0 to 0)	0 (0 0 to 0)	0 1
Invasive Non-typhoidal Salmonella (iNTS)	0 (0 to 0)	0 (0 to 0)	0 (0 to 0)	0 (0 to 0)	0 (0 to 0)	0 (0 to 0)	0 (0 to 0)	0 (0 0 to 0)	0 (0 0 to 0)	0 (0 0 to 0)	0 (0 0 to 0)	0 (0 0 to 0)	0 (0 0 to 0)	0 (0 0 to 0)	0 (0 0 to 0)	0 (0 0 to 0)	0 (0 0 to 0)	0 (0 0 to 0)	0 (0 0 to 0)	0 (0 0 to 0)	0 (0 0 to 0)	0 (0 0 to 0)	0 (0 0 to 0)	0 2
Other intestinal infectious diseases	0 (0 to 0)	0 (0 to 0)	0 (0 to 0)	0 (0 to 0)	0 (0 to 0)	0 (0 to 0)	0 (0 to 0)	0 (0 0 to 0)	0 (0 0 to 0)	0 (0 0 to 0)	0 (0 0 to 0)	0 (0 0 to 0)	0 (0 0 to 0)	0 (0 0 to 0)	0 (0 0 to 0)	0 (0 0 to 0)	0 (0 0 to 0)	0 (0 0 to 0)	0 (0 0 to 0)	0 (0 0 to 0)	0 (0 0 to 0)	0 (0 0 to 0)	0 (0 0 to 0)	0 2
Neglected tropical diseases and malaria	0 (0 to 0)	0 (0 to 0)	0 1 (0 to 0 2)	0 6 (0 to 2)	0 5 (0 to 2)	0 4 (0 to 2)	0 3 (0 to 2)	0 1 (0 0 to 0 2)	0 1 (0 0 to 0 2)	0 1 (0 0 to 0 2)	0 1 (0 0 to 0 3)	0 1 (0 0 to 0 4)	0 1 (0 0 to 0 3)	0 1 (0 0 to 0 3)	0 1 (0 0 to 0 2)	0 1 (0 0 to 0 2)	0 1 (0 0 to 0 2)	0 1 (0 0 to 0 2)	0 1 (0 0 to 0 2)	0 1 (0 0 to 0 2)	0 1 (0 0 to 0 2)	0 1 (0 0 to 0 2)	0 1 (0 0 to 0 2)	2 2
Malaria	0 (0 to 0)	0 (0 to 0)	0 (0 to 0)	0 (0 to 0)	0 (0 to 0)	0 (0 to 0)	0 (0 to 0)	0 (0 0 to 0)	0 (0 0 to 0)	0 (0 0 to 0)	0 (0 0 to 0)	0 (0 0 to 0)	0 (0 0 to 0)	0 (0 0 to 0)	0 (0 0 to 0)	0 (0 0 to 0)	0 (0 0 to 0)	0 (0 0 to 0)	0 (0 0 to 0)	0 (0 0 to 0)	0 (0 0 to 0)	0 (0 0 to 0)	0 (0 0 to 0)	0
Chagas disease	0 (0 to 0)	0 (0 to 0)	0 (0 to 0)	0 (0 to 0)	0 (0 to 0)	0 (0 to 0)	0 (0 to 0)	0 (0 0 to 0)	0 (0 0 to 0)	0 (0 0 to 0)	0 (0 0 to 0)	0 (0 0 to 0)	0 (0 0 to 0)	0 (0 0 to 0)	0 (0 0 to 0)	0 (0 0 to 0)	0 (0 0 to 0)	0 (0 0 to 0)	0 (0 0 to 0)	0 (0 0 to 0)	0 (0 0 to 0)	0 (0 0 to 0)	0 (0 0 to 0)	0
Leishmaniasis	0 (0 to 0)	0 (0 to 0)	0 (0 to 0)	0 (0 to 0)	0 (0 to 0)	0 (0 to 0)	0 (0 to 0)	0 (0 0 to 0)	0 (0 0 to 0)	0 (0 0 to 0)	0 (0 0 to 0)	0 (0 0 to 0)	0 (0 0 to 0)	0 (0 0 to 0)	0 (0 0 to 0)	0 (0 0 to 0)	0 (0 0 to 0)	0 (0 0 to 0)	0 (0 0 to 0)	0 (0 0 to 0)	0 (0 0 to 0)	0 (0 0 to 0)	0 (0 0 to 0)	0
Visceral leishmaniasis	0 (0 to 0)	0 (0 to 0)	0 (0 to 0)	0 (0 to 0)	0 (0 to 0)	0 (0 to 0)	0 (0 to 0)	0 (0 0 to 0)	0 (0 0 to 0)	0 (0 0 to 0)	0 (0 0 to 0)	0 (0 0 to 0)	0 (0 0 to 0)	0 (0 0 to 0)	0 (0 0 to 0)	0 (0 0 to 0)	0 (0 0 to 0)	0 (0 0 to 0)	0 (0 0 to 0)	0 (0 0 to 0)	0 (0 0 to 0)	0 (0 0 to 0)	0 (0 0 to 0)	0
Cutaneous and mucocutaneous leishmaniasis	0 (0 to 0)	0 (0 to 0)	0 (0 to 0)	0 (0 to 0)	0 (0 to 0)	0 (0 to 0)	0 (0 to 0)	0 (0 0 to 0)	0 (0 0 to 0)	0 (0 0 to 0)	0 (0 0 to 0)	0 (0 0 to 0)	0 (0 0 to 0)	0 (0 0 to 0)	0 (0 0 to 0)	0 (0 0 to 0)	0 (0 0 to 0)	0 (0 0 to 0)	0 (0 0 to 0)	0 (0 0 to 0)	0 (0 0 to 0)	0 (0 0 to 0)	0 (0 0 to 0)	0
African trypanosomiasis	0 (0 to 0)	0 (0 to 0)	0 (0 to 0)	0 (0 to 0)	0 (0 to 0)	0 (0 to 0)	0 (0 to 0)	0 (0 0 to 0)	0 (0 0 to 0)	0 (0 0 to 0)	0 (0 0 to 0)	0 (0 0 to 0)	0 (0 0 to 0)	0 (0 0 to 0)	0 (0 0 to 0)	0 (0 0 to 0)	0 (0 0 to 0)	0 (0 0 to 0)	0 (0 0 to 0)	0 (0 0 to 0)	0 (0 0 to 0)	0 (0 0 to 0)	0 (0 0 to 0)	0
Schistosomiasis	0 (0 to 0)	0 (0 to 0)	0 (0 to 0)	0 (0 to 0)	0 (0 to 0)	0 (0 to 0)	0 (0 to 0)	0 (0 0 to 0)	0 (0 0 to 0)	0 (0 0 to 0)	0 (0 0 to 0)	0 (0 0 to 0)	0 (0 0 to 0)	0 (0 0 to 0)	0 (0 0 to 0)	0 (0 0 to 0)	0 (0 0 to 0)	0 (0 0 to 0)	0 (0 0 to 0)	0 (0 0 to 0)	0 (0 0 to 0)	0 (0 0 to 0)	0 (0 0 to 0)	0
Cysticercosis	0 (0 to 0)	0 (0 to 0)	0 (0 to 0)	0 (0 to 0)	0 (0 to 0)	0 (0 to 0)	0 (0 to 0)	0 (0 0 to 0)	0 (0 0 to 0)	0 (0 0 to 0)	0 (0 0 to 0)	0 (0 0 to 0)	0 (0 0 to 0)	0 (0 0 to 0)	0 (0 0 to 0)	0 (0 0 to 0)	0 (0 0 to 0)	0 (0 0 to 0)	0 (0 0 to 0)	0 (0 0 to 0)	0 (0 0 to 0)	0 (0 0 to 0)	0 (0 0 to 0)	0
Cystic echinococcosis	0 (0 to 0)	0 (0 to 0)	0 (0 to 0)	0 (0 to 0)	0 (0 to 0)	0 (0 to 0)	0 (0 to 0)	0 (0 0 to 0)	0 (0 0 to 0)	0 (0 0 to 0)	0 (0 0 to 0)	0 (0 0 to 0)	0 (0 0 to 0)	0 (0 0 to 0)	0 (0 0 to 0)	0 (0 0 to 0)	0 (0 0 to 0)	0 (0 0

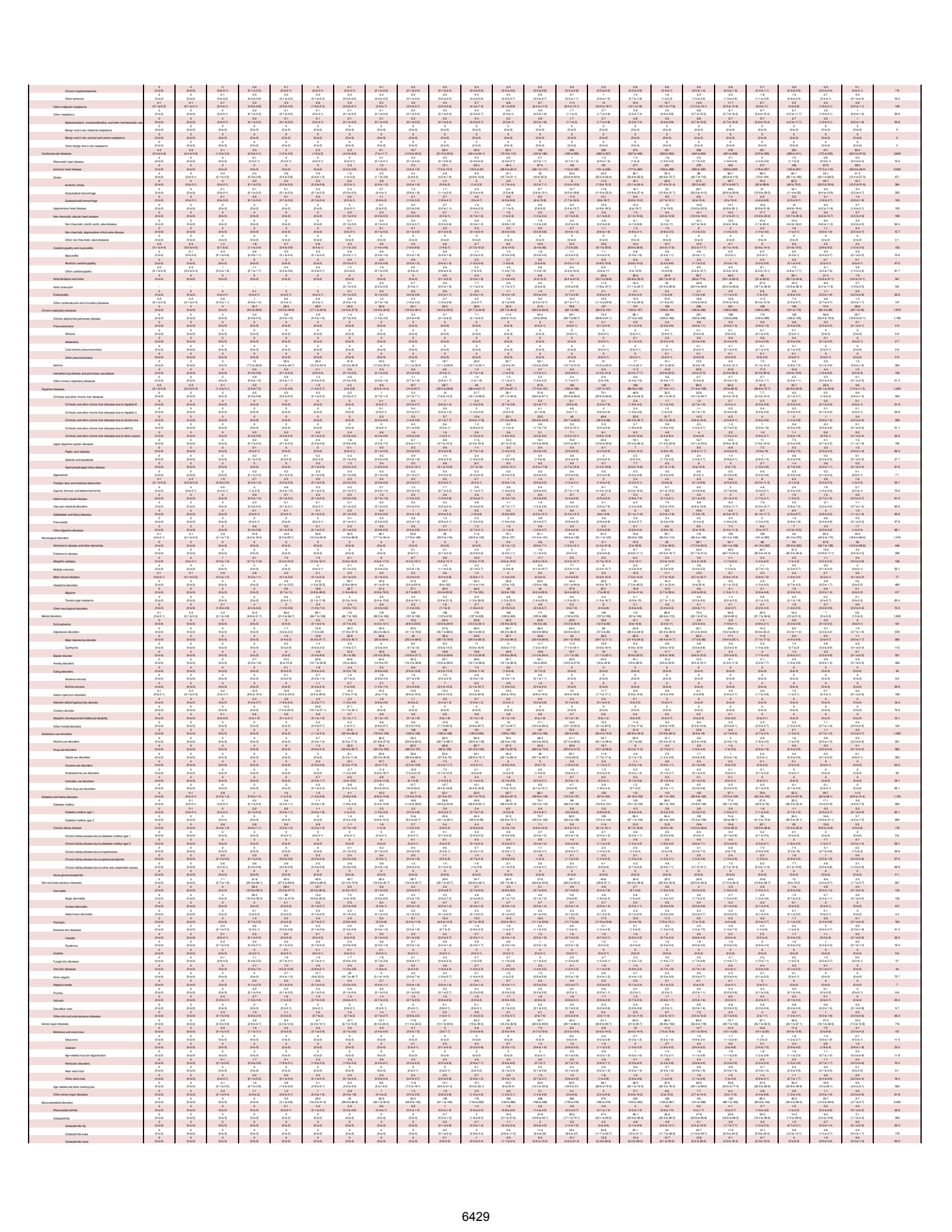

| | | |

Osteoarthritis other	0 (0 to 0)	0 (0 to 0)	0 (0 to 0)	0 (0 to 0)	0 (0 to 0)	0 (0 to 0)	0 (0 to 0)	0 (0 to 0)	0 (0 to 0)	0 (0 to 0)	0 (0 to 1)	0 (0 to 0)	0 (0 to 0)	0 (0 to 0)	0 (0 to 0)	0 (0 to 0)	0 (0 to 0)	0 (0 to 0)	0 (0 to 0)	0 (0 to 0)	0 (0 to 0)	0 (0 to 0)	0 (0 to 0)	0 (0 to 0)	0 (0 to 0)	0 (0 to 0)	36-9
Low back pain	0 (0 to 0)	0 (0 to 0)	0 (0 to 0)	0 (0 to 0)	4 (1.7 to 7.1)	17.6 (10.2 to 28.5)	27.4 (16.1 to 43.9)	36.4 (21.5 to 59.3)	51.6 (29.9 to 91)	64.6 (37.2 to 99.7)	84.6 (53.5 to 133)	98.1 (60.2 to 166)	108 (67.4 to 174)	126 (73.5 to 194)	131 (74.9 to 179)	132 (77.2 to 178)	133 (77.2 to 179)	134 (77.2 to 179)	135 (77.2 to 179)	136 (77.2 to 179)	137 (77.2 to 179)	138 (77.2 to 179)	139 (77.2 to 179)	140 (77.2 to 179)	141 (77.2 to 179)	142 (77.2 to 179)	1,110
Neck pain	0 (0 to 0)	0 (0 to 0)	0 (0 to 0)	1.8 (0.4 to 3.6)	9.3 (4.6 to 15.1)	12.4 (6.9 to 22.5)	16.6 (7 to 27.7)	20.4 (9.6 to 38.1)	23.6 (9.6 to 44.6)	28.1 (12.4 to 53.7)	44.1 (22.6 to 76)	58.1 (34.7 to 92.9)	70.1 (42.2 to 110)	82.8 (50.2 to 128)	92.5 (55.1 to 142)	98.7 (59.1 to 151)	101 (61.2 to 154)	103 (61.2 to 154)	104 (61.2 to 154)	105 (61.2 to 154)	106 (61.2 to 154)	107 (61.2 to 154)	108 (61.2 to 154)	109 (61.2 to 154)	110 (61.2 to 154)	111 (61.2 to 154)	470
Gout	0 (0 to 0)	0 (0 to 0)	0 (0 to 0)	0 (0 to 0)	0 (0 to 0)	0 (0 to 0)	0 (0 to 0)	0 (0 to 0)	0 (0 to 0)	0 (0 to 0)	0 (0 to 0)	0 (0 to 0)	0 (0 to 0)	0 (0 to 0)	0 (0 to 0)	0 (0 to 0)	0 (0 to 0)	0 (0 to 0)	0 (0 to 0)	0 (0 to 0)	0 (0 to 0)	0 (0 to 0)	0 (0 to 0)	0 (0 to 0)	0 (0 to 0)	0 (0 to 0)	0 (0 to 0)	40-6
Other musculoskeletal disorders	0 (0 to 0)	0 (0 to 0)	0 (0 to 0)	0 (0 to 0)	0.1 (0.1 to 0.3)	0.2 (0.1 to 0.4)	4.5 (1.7 to 9.6)	11.2 (6.1 to 19.4)	19.5 (12.3 to 32.6)	22 (13.7 to 37.7)	30 (17.3 to 47.9)	36.1 (21.2 to 58.9)	39.6 (21.9 to 58.9)	41.2 (21.9 to 58.9)	42.1 (21.9 to 58.9)	42.2 (21.9 to 58.9)	42.2 (21.9 to 58.9)	42.2

SR Table 2a: Harrow DALYS by cause and age group for males with 95% uncertainty intervals. 2019

Cause	Early Neonatal	Late Neonatal	Post Neonatal	1 to 4	5 to 9	10 to 14	15 to 19	20 to 24	25 to 29	30 to 34	35 to 39	40 to 44	45 to 49	50 to 54	55 to 59	60 to 64	65 to 69	70 to 74	75 to 79	80 to 84	85 to 89	90 to 94	95 plus	Total
All causes	1,220 (999 to 1,512)	1,160 (1,020 to 1,360)	2,090 (1,910 to 2,350)	3,040 (2,840 to 3,290)	1,220 (1,140 to 1,320)	1,220 (1,140 to 1,320)	1,220 (1,140 to 1,320)	1,220 (1,140 to 1,320)	1,220 (1,140 to 1,320)	1,220 (1,140 to 1,320)	1,220 (1,140 to 1,320)	1,220 (1,140 to 1,320)	1,220 (1,140 to 1,320)	1,220 (1,140 to 1,320)	1,220 (1,140 to 1,320)	1,220 (1,140 to 1,320)	1,220 (1,140 to 1,320)	1,220 (1,140 to 1,320)	1,220 (1,140 to 1,320)	1,220 (1,140 to 1,320)	1,220 (1,140 to 1,320)	1,220 (1,140 to 1,320)	1,220 (1,140 to 1,320)	31,300
Communicable, maternal, neonatal, and nutritional diseases	1,220 (1,010 to 1,500)	1,160 (1,020 to 1,360)	2,090 (1,910 to 2,350)	3,040 (2,840 to 3,290)	1,220 (1,140 to 1,320)	1,220 (1,140 to 1,320)	1,220 (1,140 to 1,320)	1,220 (1,140 to 1,320)	1,220 (1,140 to 1,320)	1,220 (1,140 to 1,320)	1,220 (1,140 to 1,320)	1,220 (1,140 to 1,320)	1,220 (1,140 to 1,320)	1,220 (1,140 to 1,320)	1,220 (1,140 to 1,320)	1,220 (1,140 to 1,320)	1,220 (1,140 to 1,320)	1,220 (1,140 to 1,320)	1,220 (1,140 to 1,320)	1,220 (1,140 to 1,320)	1,220 (1,140 to 1,320)	1,220 (1,140 to 1,320)	1,220 (1,140 to 1,320)	1,640
HIV/AIDS and sexually transmitted infections	7 (2 to 16)	2-5 (0-7 to 0-9)	4-3 (1-0 to 9-3)	0-5 (0-4 to 0-7)	0-2 (0-2 to 0-4)	0-2 (0-2 to 0-3)	0-2 (0-2 to 0-3)	0-6 (0-4 to 1-1)	2 (1-0 to 3-4)	3-8 (2-8 to 5-1)	6 (4-4 to 8)	6 (4-7 to 8)	5-6 (4-4 to 7-1)	4-2 (3-4 to 5-4)	3-4 (2-7 to 4-4)	2-7 (1-9 to 3-2)	1-7 (1-3 to 2-3)	0-7 (0-4 to 1-2)	0-4 (0-2 to 0-7)	0-3 (0-1 to 0-5)	0-1 (0-1 to 0-2)	0-1 (0-0 to 0-1)	0-1 (0-0 to 0-2)	52-6
HIV/AIDS	0 (0 to 0)	0 (0 to 0)	0-6 (0-0 to 0-7)	0-4 (0-3 to 0-5)	0-2 (0-2 to 0-3)	0-2 (0-2 to 0-3)	0-2 (0-2 to 0-3)	0-6 (0-5 to 0-9)	1-6 (1-3 to 2-3)	3-5 (2-6 to 4-9)	5-6 (4-3 to 7-5)	5-4 (4-2 to 6-8)	4-5 (4-2 to 6-6)	3-3 (2-1 to 5-2)	3-3 (2-3 to 4-1)	2-2 (1-7 to 2-9)	1-5 (1-1 to 2-1)	0-6 (0-3 to 1)	0-3 (0-1 to 0-5)	0-1 (0 to 0-1)	0-1 (0-0 to 0-1)	0-0 (0-0 to 0)	0-0 (0-0 to 0)	36
HIV/AIDS - Drug-susceptible Tuberculosis	0 (0 to 0)	0 (0 to 0)	0-1 (0 to 0-2)	0-1 (0 to 0-1)	0-1 (0 to 0-1)	0 (0 to 0)	0 (0 to 0)	0-1 (0 to 0-1)	0-2 (0-1 to 0-3)	0-1 (0 to 0-3)	0-6 (0-4 to 1)	0-6 (0-4 to 1)	0-6 (0-4 to 0-9)	0-4 (0-3 to 0-7)	0-3 (0-2 to 0-5)	0-2 (0-1 to 0-3)	0-2 (0 to 0-2)	0-1 (0 to 0-2)	0-1 (0 to 0-2)	0 (0 to 0)	0 (0 to 0)	0 (0 to 0)	0 (0 to 0)	4
HIV/AIDS - Multidrug-resistant Tuberculosis without extensive dr...	0 (0 to 0)	0 (0 to 0)	0 (0 to 0)	0 (0 to 0)



Osteoarthritis other	0 (0 to 0)	0	0 (0 to 0)	0 (0 to 0)	0 (0 to 0)

SR Table 2a: Enfield DALYS by cause and age group for males with 95% uncertainty intervals. 2019

Cause	Early Neonatal	Late Neonatal	Post Neonatal	1 to 4	5 to 9	10 to 14	15 to 19	20 to 24	25 to 29	30 to 34	35 to 39	40 to 44	45 to 49	50 to 54	55 to 59	60 to 64	65 to 69	70 to 74	75 to 79	80 to 84	85 to 89	90 to 94	95 plus	Total
All causes	2,105 (2,021 to 2,189)	1,196 (1,126 to 1,268)	2,966 (2,820 to 3,112)	3,167 (3,004 to 3,330)	1,746 (1,646 to 1,846)	1,707 (1,597 to 1,820)	2,161 (1,999 to 2,330)	2,127 (1,958 to 2,302)	2,207 (1,999 to 2,420)	2,207 (1,999 to 2,420)	2,102 (1,879 to 2,333)	2,102 (1,879 to 2,333)	2,207 (1,910 to 2,510)	2,207 (1,910 to 2,510)	2,207 (1,910 to 2,510)	2,207 (1,910 to 2,510)	2,207 (1,910 to 2,510)	2,207 (1,910 to 2,510)	2,207 (1,910 to 2,510)	2,207 (1,910 to 2,510)	2,207 (1,910 to 2,510)	2,207 (1,910 to 2,510)	46,100
Communicable, maternal, neonatal, and nutritional diseases	1,997 (1,909 to 2,088)	1,134 (1,066 to 1,204)	2,813 (2,672 to 2,961)	2,999 (2,842 to 3,164)	1,647 (1,547 to 1,751)	1,606 (1,497 to 1,720)	1,999 (1,837 to 2,173)	1,955 (1,785 to 2,134)	1,999 (1,791 to 2,217)	1,999 (1,791 to 2,217)	1,894 (1,671 to 2,130)	1,894 (1,671 to 2,130)	1,999 (1,702 to 2,307)	1,999 (1,702 to 2,307)	1,999 (1,702 to 2,307)	1,999 (1,702 to 2,307)	1,999 (1,702 to 2,307)	1,999 (1,702 to 2,307)	1,999 (1,702 to 2,307)	1,999 (1,702 to 2,307)	1,999 (1,702 to 2,307)	1,999 (1,702 to 2,307)	43,010
HIV/AIDS and sexually transmitted infections	9.7 (2.7 to 22)	3.4 (1.0 to 7.4)	6 (2.3 to 12.3)	9.8 (4.9 to 17)	0.6 (0.3 to 0.7)	0.3 (0.2 to 0.4)	0.6 (0.4 to 0.8)	1.5 (1.1 to 2)	4 (2.5 to 5.2)	7.2 (4.4 to 9.4)	7.4 (4.6 to 9.6)	9.8 (6.1 to 12.7)	10.4 (6.2 to 13.2)	8.7 (4.9 to 11.1)	6.4 (3.5 to 8.4)	4.1 (2.2 to 5.4)	2.7 (1.3 to 3.6)	1.2 (0.7 to 1.6)	0.6 (0.3 to 0.9)	0.2 (0.1 to 0.2)	0.1 (0 to 0.1)	0.1 (0 to 0.1)	98.2
HIV/AIDS	0 (0 to 0)	0 (0 to 0)	1 (0.4 to 1.2)	0.7 (0.5 to 0.9)	0.5 (0.4 to 0.6)	0.3 (0.2 to 0.3)	0.5 (0.3 to 0.7)	1.3 (1 to 1.6)	3.7 (2.8 to 4.6)	6.8 (5.1 to 8.6)	6.9 (4.9 to 8.5)	9.4 (7.2 to 12.7)	9.9 (6.9 to 12.5)	8.3 (5.5 to 10.4)	6.2 (4.2 to 7.8)	3.9 (2.6 to 4.8)	2.5 (1.6 to 3.4)	1.1 (0.7 to 1.7)	0.5 (0.3 to 0.8)	0.1 (0.1 to 0.2)	0 (0 to 0)	0 (0 to 0)	66.1
HIV/AIDS - Drug-susceptible Tuberculosis	0 (0 to 0)	0 (0 to 0)	0 (0 to 0)	0 (0 to 0)	0 (0 to 0)	0 (0 to 0)	0 (0 to 0)	0 (0 to 0)	0 (0 to 0)	0 (0 to 0)	0 (0 to 0)	0 (0 to 0)	0 (0 to 0)	0 (0 to 0)	0 (0 to 0)	0 (0 to 0)	0 (0 to 0)	0 (0 to 0)	0 (0 to 0)	0 (0 to 0)	0 (0 to 0)	0 (0 to 0)	0 (0 to 0)	0
HIV/AIDS - Multidrug-resistant Tuberculosis without extensive dr...	0 (0 to 0)	0 (0 to 0)	0 (0 to 0)	0 (0 to 0)	0 (0 to 0)	0 (0 to 0)	0 (0 to 0)	0 (0 to 0)	0 (0 to 0)	0 (0 to 0)	0 (0 to 0)	0 (0 to 0)	0 (0 to 0)	0 (0 to 0)	0 (0 to 0)	0 (0 to 0)	0 (0 to 0)	0 (0 to 0)	0 (0 to 0)	0 (0 to 0)	0 (0 to 0)	0 (0 to 0)	0 (0 to 0)	0
HIV/AIDS - Extensively drug-resistant Tuberculosis	0 (0 to 0)	0 (0 to 0)	0 (0 to 0)	0 (0 to 0)	0 (0 to 0)	0 (0 to 0)	0 (0 to 0)	0 (0 to 0)	0 (0 to 0)	0 (0 to 0)	0 (0 to 0)	0 (0 to 0)	0 (0 to 0)	0 (0 to 0)	0 (0 to 0)	0 (0 to 0)	0 (0 to 0)	0 (0 to 0)	0 (0 to 0)	0 (0 to 0)	0 (0 to 0)	0 (0 to 0)	0 (0 to 0)	0
HIV/AIDS resulting in other diseases	0.7 (0.7 to 1.1)	0.9 (0.7 to 1.1)	0.6 (0.5 to 0.7)	0.5 (0.4 to 0.6)	0.3 (0.2 to 0.3)	0.4 (0.3 to 0.4)	0.1 (0 to 0.2)	0.2 (0.1 to 0.3)	0.3 (0.2 to 0.4)	0.5 (0.3 to 0.6)	0.5 (0.3 to 0.6)	0.6 (0.4 to 0.8)	0.5 (0.3 to 0.7)	0.4 (0.2 to 0.6)	0.3 (0.2 to 0.4)	0.2 (0.1 to 0.3)	0.1 (0.1 to 0.2)	0.1 (0 to 0.1)	0.1 (0 to 0.1)	0 (0 to 0.1)	0 (0 to 0.1)	0 (0 to 0.1)	62.1
Sexually transmitted infections excluding HIV	9.7 (2.7 to 22.3)	3.4 (1.0 to 7.4)	5 (1.9 to 10.5)	9.1 (4.5 to 16.2)	0.1 (0 to 0.2)	0.1 (0 to 0.1)	0.1 (0 to 0.2)	0.2 (0.1 to 0.3)	0.3 (0.1 to 0.4)	0.4 (0.2 to 0.6)	0.4 (0.2 to 0.6)	0.4 (0.2 to 0.6)	0.4 (0.2 to 0.6)	0.4 (0.2 to 0.6)	0.3 (0.1 to 0.4)	0.2 (0.1 to 0.3)	0.2 (0.1 to 0.4)	0.1 (0 to 0.2)	0.1 (0 to 0.2)	0.1 (0 to 0.1)	0 (0 to 0.1)	0 (0 to 0.1)	22.1
Syphilis	9.7 (2.7 to 22)	3.4 (1.0 to 7.4)	5 (1.9 to 10.4)	9.1 (4.5 to 16.2)	0.1 (0 to 0.2)	0.1 (0 to 0.1)	0.1 (0 to 0.2)	0.2 (0 to 0.3)	0.3 (0.1 to 0.4)	0.4 (0.2 to 0.6)	0.4 (0.2 to 0.6)	0.4 (0.2 to 0.6)	0.4 (0.2 to 0.6)	0.4 (0.2 to 0.6)	0.3 (0.1 to 0.4)	0.2 (0.1 to 0.3)	0.2 (0.1 to 0.4)	0.1 (0 to 0.2)	0.1 (0 to 0.2)	0.1 (0 to 0.1)	0 (0 to 0.1)	0 (0 to 0.1)	18.9
Chlamydial infection	0 (0 to 0)	0 (0 to 0)	0 (0 to 0)	0 (0 to 0)	0 (0 to 0)	0 (0 to 0)	0 (0 to 0)	0 (0 to 0)	0 (0 to 0)	0 (0 to 0)	0 (0 to 0)	0 (0 to 0)	0 (0 to 0)	0 (0 to 0)	0 (0 to 0)	0 (0 to 0)	0 (0 to 0)	0 (0 to 0)	0 (0 to 0)	0 (0 to 0)	0 (0 to 0)	0 (0 to 0)	0 (0 to 0)	0
Gonococcal infection	0 (0 to 0)	0 (0 to 0)	0 (0 to 0)	0 (0 to 0)	0 (0 to 0)	0 (0 to 0)	0 (0 to 0)	0 (0 to 0)	0 (0 to 0)	0 (0 to 0)	0 (0 to 0)	0 (0 to 0)	0 (0 to 0)	0 (0 to 0)	0 (0 to 0)	0 (0 to 0)	0 (0 to 0)	0 (0 to 0)	0 (0 to 0)	0 (0 to 0)	0 (0 to 0)	0 (0 to 0)	0 (0 to 0)	0
Trichomoniasis	0 (0 to 0)	0 (0 to 0)	0 (0 to 0)	0 (0 to 0)	0 (0 to 0)	0 (0 to 0)	0 (0 to 0)	0 (0 to 0)	0 (0 to 0)	0 (0 to 0)	0 (0 to 0)	0 (0 to 0)	0 (0 to 0)	0 (0 to 0)	0 (0 to 0)	0 (0 to 0)	0 (0 to 0)	0 (0 to 0)	0 (0 to 0)	0 (0 to 0)	0 (0 to 0)	0 (0 to 0)	0 (0 to 0)	0
Genital herpes	0 (0 to 0)	0 (0 to 0)	0 (0 to 0)	0 (0 to 0)	0 (0 to 0)	0 (0 to 0)	0 (0 to 0)	0 (0 to 0)	0 (0 to 0)	0 (0 to 0)	0 (0 to 0)	0 (0 to 0)	0 (0 to 0)	0 (0 to 0)	0 (0 to 0)	0 (0 to 0)	0 (0 to 0)	0 (0 to 0)	0 (0 to 0)	0 (0 to 0)	0 (0 to 0)	0 (0 to 0)	0 (0 to 0)	0
Other sexually transmitted infections	0 (0 to 0)	0 (0 to 0)	0 (0 to 0)	0 (0 to 0)	0 (0 to 0)	0 (0 to 0)	0 (0 to 0)	0 (0 to 0)	0 (0 to 0)	0 (0 to 0)	0 (0 to 0)	0 (0 to 0)	0 (0 to 0)	0 (0 to 0)	0 (0 to 0)	0 (0 to 0)	0 (0 to 0)	0 (0 to 0)	0 (0 to 0)	0 (0 to 0)	0 (0 to 0)	0 (0 to 0)	0 (0 to 0)	0
Respiratory infections and tuberculosis	2.7 (2.3 to 3.4)	2.1 (1.8 to 2.5)	34.1 (14.6 to 59.4)	56.7 (20.2 to 99.4)	7.2 (1.7 to 14.2)	10.1 (1.7 to 24.3)	16.4 (2.1 to 39.8)	12.1 (1.6 to 29.1)	9.6 (1.3 to 23.1)	14.6 (1.9 to 35.1)	20.6 (2.7 to 49.8)	22.3 (2.9 to 53.6)	20.6 (2.1 to 49.7)	22.3 (2.3 to 53.6)	20.6 (2.1 to 49.7)	22.3 (2.3 to 53.6)	20.6 (2.1 to 49.7)	22.3 (2.3 to 53.6)	20.6 (2.1 to 49.7)	22.3 (2.3 to 53.6)	20.6 (2.1 to 49.7)	22.3 (2.3 to 53.6)	1,150
Tuberculosis	0 (0 to 0)	0 (0 to 0)	0.1 (0 to 0.1)	0.1 (0 to 0.2)	0.1 (0 to 0.1)	0.1 (0 to 0.2)	0.2 (0 to 0.3)	0.6 (0.4 to 0.8)	0.6 (0.4 to 1.8)	0.9 (0.4 to 1.7)	1.2 (0.7 to 2.1)	1.2 (0.7 to 2.1)	1.2 (0.6 to 1.9)	1.2 (0.6 to 1.9)	1.2 (0.6 to 1.9)	1.2 (0.6 to 1.9)	1.2 (0.6 to 1.9)	1.2 (0.6 to 1.9)	1.2 (0.6 to 1.9)	1.2 (0.6 to 1.9)	1.2 (0.6 to 1.9)	1.2 (0.6 to 1.9)	22
Latent tuberculosis infection	0 (0 to 0)	0 (0 to 0)	0 (0 to 0)	0 (0 to 0)	0 (0 to 0)	0 (0 to 0)	0 (0 to 0)	0 (0 to 0)	0 (0 to 0)	0 (0 to 0)	0 (0 to 0)	0 (0 to 0)	0 (0 to 0)	0 (0 to 0)	0 (0 to 0)	0 (0 to 0)	0 (0 to 0)	0 (0 to 0)	0 (0 to 0)	0 (0 to 0)	0 (0 to 0)	0 (0 to 0)	0 (0 to 0)	0
Drug-susceptible tuberculosis	0 (0 to 0)	0 (0 to 0)	0 (0 to 0)	0.1 (0 to 0.2)	0.1 (0 to 0.1)	0.1 (0 to 0.2)	0.2 (0 to 0.3)	0.5 (0.3 to 0.6)	0.5 (0.4 to 1.6)	0.9 (0.4 to 1.7)	1.2 (0.7 to 2.1)	1.2 (0.7 to 2.1)	1.2 (0.6 to 1.9)	1.2 (0.6 to 1.9)	1.2 (0.6 to 1.9)	1.2 (0.6 to 1.9)	1.2 (0.6 to 1.9)	1.2 (0.6 to 1.9)	1.2 (0.6 to 1.9)	1.2 (0.6 to 1.9)	1.2 (0.6 to 1.9)	1.2 (0.6 to 1.9)	21.4
Multidrug-resistant tuberculosis without extensive drug-resistance	0 (0 to 0)	0 (0 to 0)	0 (0 to 0)	0 (0 to 0)	0 (0 to 0)	0 (0 to 0)	0 (0 to 0)	0 (0 to 0)	0 (0 to 0)	0 (0 to 0)	0 (0 to 0)	0 (0 to 0)	0 (0 to 0)	0 (0 to 0)	0 (0 to 0)	0 (0 to 0)	0 (0 to 0)	0 (0 to 0)	0 (0 to 0)	0 (0 to 0)	0 (0 to 0)	0 (0 to 0)	0 (0 to 0)	0.4
Extensively drug-resistant tuberculosis	0 (0 to 0)	0 (0 to 0)	0 (0 to 0)	0 (0 to 0)	0 (0 to 0)	0 (0 to 0)	0 (0 to 0)	0 (0 to 0)	0 (0 to 0)	0 (0 to 0)	0 (0 to 0)	0 (0 to 0)	0 (0 to 0)	0 (0 to 0)	0 (0 to 0)	0 (0 to 0)	0 (0 to 0)	0 (0 to 0)	0 (0 to 0)	0 (0 to 0)	0 (0 to 0)	0 (0 to 0)	0 (0 to 0)	0.1
Lower respiratory infections	2.7 (2.3 to 3.2)	2.0 (1.8 to 2.3)	34.1 (16.7 to 59.2)	56.7 (29.8 to 98.6)	7.2 (1.7 to 14.2)	10.1 (1.7 to 24.3)	16.4 (2.1 to 39.8)	11.6 (1.6 to 28.1)	9.1 (1.2 to 22.1)	13.7 (1.8 to 33.1)	19.4 (2.6 to 47.1)	21.1 (2.8 to 51.2)	19.4 (2.1 to 47.1)	21.1 (2.3 to 51.2)	19.4 (2.1 to 47.1)	21.1 (2.3 to 51.2)	19.4 (2.1 to 47.1)	21.1 (2.3 to 51.2)	19.4 (2.1 to 47.1)	21.1 (2.3 to 51.2)	19.4 (2.1 to 47.1)	21.1 (2.3 to 51.2)	930
Upper respiratory infections	0 (0 to 0.1)	0.2 (0.1 to 0.3)	4 (2.3 to 6.4)	17.5 (9.9 to 28.6)	20 (10.8 to 34)	11.4 (9.1 to 26.9)	11.5 (5.9 to 20.4)	11.5 (5.9 to 19.2)	11.5 (5.9 to 19.2)	11.5 (5.9 to 19.2)	11.2 (5.6 to 19.2)	11.2 (5.6 to 19.2)	11 (5.4 to 18.4)	11 (5.4 to 18.4)	8.8 (4.7 to 13.6)	8.8 (4.7 to 13.6)	8.2 (4.2 to 14.1)	8.2 (4.2 to 14.1)	3.3 (1.6 to 5.2)	2 (1 to 3.5)	0.7 (0.3 to 1.2)	0.7 (0.3 to 1.2)	162
Otitis media	0 (0 to 0)	0.7 (0.4 to 1.3)	0.7 (0.4 to 1.2)	4.6 (2.4 to 7.5)	2.7 (1.4 to 4.4)	2.7 (1.4 to 4.4)	2.3 (1.1 to 4)	2.3 (1 to 4.7)	2.3 (1 to 4.3)	2.3 (1 to 4.3)	2.3 (1 to 4.3)	2.3 (1 to 4.3)	2.2 (1 to 4.2)	2.2 (1 to 4.2)	2.2 (1 to 4.2)	2.2 (1 to 4.2)	2.2 (1 to 4.2)	2.2 (1 to 4.2)	1.3 (0.6 to 2.5)	0.8 (0.4 to 1.4)	0.4 (0.2 to 0.8)	0.2 (0 to 0.5)	36.1
Enteric infections	0.3 (0.2 to 0.4)	1.1 (0.7 to 1.4)	9.4 (6.4 to 16.3)	16.2 (11.2 to 29.7)	10.1 (6.5 to 17)	6.7 (3.7 to 11.4)	4.6 (2.3 to 7.9)	4.1 (2.5 to 6.2)	3.9 (2.2 to 5.9)	3.9 (2.2 to 5.9)	3.7 (2.2 to 5.8)	3.7 (2.1 to 5.7)	3.1 (1.8 to 4.9)	3.1 (1.8 to 4.9)	3.1 (1.8 to 4.9)	3.1 (1.8 to 4.9)	3.1 (1.8 to 4.9)	3.1 (1.8 to 4.9)	3.1 (1.8 to 4.9)	3.1 (1.8 to 4.9)	3.1 (1.8 to 4.9)	3.1 (1.8 to 4.9)	130
Diarrheal diseases	0.3 (0.2 to 0.4)	1.1 (0.7 to 1.4)	9.4 (6.3 to 16.2)	16.2 (11.2 to 29.7)	10.1 (6.5 to 17)	6.7 (3.7 to 11.4)	4.6 (2.3 to 7.9)	4.1 (2.5 to 6.2)	3.9 (2.2 to 5.9)	3.9 (2.2 to 5.9)	3.7 (2.2 to 5.8)	3.7 (2.1 to 5.7)	3.1 (1.8 to 4.9)	3.1 (1.8 to 4.9)	3.1 (1.8 to 4.9)	3.1 (1.8 to 4.9)	3.1 (1.8 to 4.9)	3.1 (1.8 to 4.9)	3.1 (1.8 to 4.9)	3.1 (1.8 to 4.9)	3.1 (1.8 to 4.9)	3.1 (1.8 to 4.9)	129
Typhoid and paraphoid	0 (0 to 0)	0 (0 to 0)	0 (0 to 0)	0 (0 to 0)	0 (0 to 0)	0 (0 to 0)	0 (0 to 0)	0 (0 to 0)	0 (0 to 0)	0 (0 to 0)	0 (0 to 0)	0 (0 to 0)	0 (0 to 0)	0 (0 to 0)	0 (0 to 0)	0 (0 to 0)	0 (0 to 0)	0 (0 to 0)	0 (0 to 0)	0 (0 to 0)	0 (0 to 0)	0 (0 to 0)	0 (0 to 0)	0
Typhoid fever	0 (0 to 0)	0 (0 to 0)	0 (0 to 0)	0 (0 to 0)	0 (0 to 0)	0 (0 to 0)	0 (0 to 0)	0 (0 to 0)	0 (0 to 0)	0 (0 to 0)	0 (0 to 0)	0 (0 to 0)	0 (0 to 0)	0 (0 to 0)	0 (0 to 0)	0 (0 to 0)	0 (0 to 0)	0 (0 to 0)	0 (0 to 0)	0 (0 to 0)	0 (0 to 0)	0 (0 to 0)	0 (0 to 0)	0
Paratyphoid fever	0 (0 to 0)	0 (0 to 0)	0 (0 to 0)	0 (0 to 0)	0 (0 to 0)	0 (0 to 0)	0 (0 to 0)	0 (0 to 0)	0 (0 to 0)	0 (0 to 0)	0 (0 to 0)	0 (0 to 0)	0 (0 to 0)	0 (0 to 0)	0 (0 to 0)	0 (0 to 0)	0 (0 to 0)	0 (0 to 0)	0 (0 to 0)	0 (0 to 0)	0 (0 to 0)	0 (0 to 0)	0 (0 to 0)	0
Invasive Non-typhoidal Salmonella (iNTS)	0 (0 to 0)	0 (0 to 0)	0 (0 to 0)	0 (0 to 0)	0 (0 to 0)	0 (0 to 0)	0 (0 to 0)	0 (0 to 0)	0 (0 to 0)	0 (0 to 0)	0 (0 to 0)	0 (0 to 0)	0 (0 to 0)	0 (0 to 0)	0 (0 to 0)	0 (0 to 0)	0 (0 to 0)	0 (0 to 0)	0 (0 to 0)	0 (0 to 0)	0 (0 to 0)	0 (0 to 0)	0 (0 to 0)	0.5
Other intestinal infectious diseases	0 (0 to 0)	0 (0 to 0)	0 (0 to 0)	0.1 (0 to 0.1)	0 (0 to 0)	0 (0 to 0)	0 (0 to 0)	0 (0 to 0)	0 (0 to 0)	0 (0 to 0)	0 (0 to 0)	0 (0 to 0)	0 (0 to 0)	0 (0 to 0)	0 (0 to 0)	0 (0 to 0)	0 (0 to 0)	0 (0 to 0)	0 (0 to 0)	0 (0 to 0)	0 (0 to 0)	0 (0 to 0)	0 (0 to 0)	0.3
Neglected tropical diseases and malaria	0 (0 to 0)	0 (0 to 0)	0.2 (0 to 1)	1.3 (0 to 4.6)	0.1 (0 to 0.6)	0.1 (0 to 0.7)	0.2 (0 to 0.7)	0.2 (0 to 0.6)	0.2 (0 to 0.6)	0.2 (0 to 0.7)	0.1 (0 to 0.5)	0.1 (0 to 0.5)	0.1 (0 to 0.4)	0.1 (0 to 0.4)	0.2 (0 to 0.5)	0.2 (0 to 0.5)	0.1 (0 to 0.4)	0.1 (0 to 0.2)	0.1 (0 to 0.2)	0.1 (0 to 0.2)	0.1 (0 to 0.1)	0 (0 to 0.1)	4.2
Malaria	0 (0 to 0)	0 (0 to 0)	0 (0 to 0)	0 (0 to 0)	0 (0 to 0)	0 (0 to 0)	0 (0 to 0)	0 (0 to 0)	0 (0 to 0)	0 (0 to 0)	0 (0 to 0)	0 (0 to 0)	0 (0 to 0)	0 (0 to 0)	0 (0 to 0)	0 (0 to 0)	0 (0 to 0)	0 (0 to 0)	0 (0 to 0)	0 (0 to 0)	0 (0 to 0)	0 (0 to 0)	0 (0 to 0)	0
Chagas disease	0 (0 to 0)	0 (0 to 0)	0 (0 to 0)	0 (0 to 0)	0 (0 to 0)	0 (0 to 0)	0 (0 to 0)	0 (0 to 0)	0 (0 to 0)	0 (0 to 0)	0 (0 to 0)	0 (0 to 0)	0 (0 to 0)	0 (0 to 0)	0 (0 to 0)	0 (0 to 0)	0 (0 to 0)	0 (0 to 0)	0 (0 to 0)	0 (0 to 0)	0 (0 to 0)	0 (0 to 0)	0 (0 to 0)	0
Leishmaniasis	0 (0 to 0)	0 (0 to 0)	0 (0 to 0)	0 (0 to 0)	0 (0 to 0)	0 (0 to 0)	0 (0 to 0)	0 (0 to 0)	0 (0 to 0)	0 (0 to 0)	0 (0 to 0)	0 (0 to 0)	0 (0 to 0)	0 (0 to 0)	0 (0 to 0)	0 (0 to 0)	0 (0 to 0)	0 (0 to 0)	0 (0 to 0)	0 (0 to 0)	0 (0 to 0)	0 (0 to 0)	0 (0 to 0)	0
Visceral leishmaniasis	0 (0 to 0)	0 (0 to 0)	0 (0 to 0)	0 (0 to 0)	0 (0 to 0)	0 (0 to 0)	0 (0 to 0)	0 (0 to 0)	0 (0 to 0)	0 (0 to 0)	0 (0 to 0)	0 (0 to 0)	0 (0 to 0)	0 (0 to 0)	0 (0 to 0)	0 (0 to 0)	0 (0 to 0)	0 (0 to 0)	0 (0 to 0)	0 (0 to 0)	0 (0 to 0)	0 (0 to 0)	0 (0 to 0)	0
Cutaneous and mucocutaneous leishmaniasis	0 (0 to 0)	0 (0 to 0)	0 (0 to 0)	0 (0 to 0)	0 (0 to 0)	0 (0 to 0)	0 (0 to 0)	0 (0 to 0)	0 (0 to 0)	0 (0 to 0)	0 (0 to 0)	0 (0 to 0)	0 (0 to 0)	0 (0 to 0)	0 (0 to 0)	0 (0 to 0)	0 (0 to 0)	0 (0 to 0)	0 (0 to 0)	0 (0 to 0)	0 (0 to 0)	0 (0 to 0)	0 (0 to 0)	0
African trypanosomiasis	0 (0 to 0)	0 (0 to 0)	0 (0 to 0)	0 (0 to 0)	0 (0 to 0)	0 (0 to 0)	0 (0 to 0)	0 (0 to 0)	0 (0 to 0)	0 (0 to 0)	0 (0 to 0)	0 (0 to 0)	0 (0 to 0)	0 (0 to 0)	0 (0 to 0)	0 (0 to 0)	0 (0 to 0)	0 (0 to 0)	0 (0 to 0)	0 (0 to 0)	0 (0 to 0)	0 (0 to 0)	0 (0 to 0)	0
Schistosomiasis	0 (0 to 0)	0 (0 to 0)	0 (0 to 0)	0 (0 to 0)	0 (0 to 0)	0 (0 to 0)	0 (0 to 0)	0 (0 to 0)	0 (0 to 0)	0 (0 to 0)	0 (0 to 0)	0 (0 to 0)	0 (0 to 0)	0 (0 to 0)	0 (0 to 0)	0 (0 to 0)	0 (0 to 0)	0 (0 to 0)	0 (0 to 0)	0 (0 to 0)	0 (0 to 0)	0 (0 to 0)	0 (0 to 0)	0
Cysticercosis	0 (0 to 0)	0 (0 to 0)	0 (0 to 0)	0 (0 to 0)	0 (0 to 0)	0 (0 to 0)	0 (0 to 0)	0 (0 to 0)	0 (0 to 0)	0 (0 to 0)	0 (0 to 0)	0 (0 to 0)	0 (0 to 0)	0 (0 to 0)	0 (0 to 0)	0 (0 to 0)	0 (0 to 0)	0 (0 to 0)	0 (0 to 0)	0 (0 to 0)	0 (0 to 0)	0 (0 to 0)	0 (0 to 0)	0
Cystic echinococcosis	0 (0 to 0)	0 (0 to 0)	0 (0 to 0)	0 (0 to 0)	0 (0 to 0)	0 (0 to 0)	0 (0 to 0)	0 (0 to 0)	0 (0 to 0)	0 (0 to 0)	0 (0 to 0)	0 (0 to 0)	0 (0 to 0)	0 (0 to 0)	0 (0 to 0)	0 (0 to 0)	0 (0 to 0)	0 (0 to 0)	0 (0 to 0)	0 (0 to 0)	0 (0 to 0)	0 (0 to 0)	0 (0 to 0)	0.2
Lymphatic filariasis	0 (0 to 0)	0 (0 to 0)	0 (0 to 0)	0 (0 to 0)	0 (0 to 0)	0 (0 to 0)	0 (0 to 0)	0 (0 to 0)	0 (0 to 0)	0 (0 to 0)	0 (0 to 0)	0 (0 to 0)	0 (0 to 0)	0 (0 to 0)	0 (0 to 0)	0 (0 to 0)	0 (0 to 0)	0 (0 to 0)	0 (0 to 0)	0 (0 to 0)	0 (0 to 0)	0 (0 to 0)	0 (0 to 0)	0
Onchocerciasis	0 (0 to 0)	0 (0 to 0)	0 (0 to 0)	0 (0 to 0)	0 (0 to 0)	0 (0 to 0)	0 (0 to 0)	0 (0 to 0)	0 (0 to 0)	0 (0 to 0)	0 (0 to 0)	0 (0 to 0)	0 (0 to 0)	0 (0 to 0)	0 (0 to 0)	0 (0 to 0)	0 (0 to 0)	0 (0 to 0)	0 (0 to 0)	0 (0 to 0)	0 (0 to 0)	0 (0 to 0)	0 (0 to 0)	0
Trachoma	0 (0 to 0)	0 (0 to 0)	0 (0 to 0)	0 (0 to 0)	0 (0 to 0)	0 (0 to 0)	0 (0 to 0)	0 (0 to 0)	0 (0 to 0)	0 (0 to 0)	0 (0 to 0)	0 (0 to 0)	0 (0 to 0)	0 (0 to 0)	0 (0 to 0)	0 (0 to 0)	0 (0 to 0)	0 (0 to 0)	0 (0 to 0)	0 (0 to 0)	0 (0 to 0)	0 (0 to 0)	0 (0 to 0)	0
Dengue	0 (0 to 0)	0 (0 to 0)	0 (0 to 0)	0 (0 to 0)	0 (0 to 0)	0 (0 to 0)	0 (0 to 0)	0 (0 to 0)	0 (0 to 0)	0 (0 to 0)	0 (0 to 0)	0 (0 to 0)	0 (0 to 0)	0 (0 to 0)	0 (0 to 0)	0 (0 to 0)	0 (0 to 0)	0 (0 to 0)	0 (0 to 0)	0 (0 to 0)	0 (0 to 0)	0 (0 to 0)	0 (0 to 0)	0
Yellow fever	0 (0 to 0)	0 (0 to 0)	0 (0 to 0)	0 (0 to 0)	0 (0 to 0)	0 (0 to 0)	0 (0 to 0)	0 (0 to 0)	0 (0 to 0)	0 (0 to 0)	0 (0 to 0)	0 (0 to 0)	0 (0 to 0)	0 (0 to 0)	0 (0 to 0)	0 (0 to 0)	0 (0 to 0)	0 (0 to 0)	0 (0 to 0)	0 (0 to 0)	0 (0 to 0)	0 (0 to 0)	0 (0 to 0)	0
Rabies	0 (0 to 0)	0 (0 to 0)	0 (0 to 0)	0 (0 to 0)	0 (0 to 0)	0 (0 to 0)	0 (0 to 0)	0 (0 to 0)	0 (0 to 0)	0 (0 to 0)	0 (0 to 0)	0 (0 to 0)	0 (0 to 0)	0 (0 to 0)	0 (0 to 0)	0 (0 to 0)	0 (0 to 0)	0 (0 to 0)	0 (0 to 0)	0 (0 to 0)	0 (0 to 0)	0 (0 to 0)	0 (0 to 0)	0
Intestinal nematode infections	0 (0 to 0)	0 (0 to 0)	0 (0 to 0)	0 (0 to 0)	0 (0 to 0)	0 (0 to 0)	0 (0 to 0)	0 (0 to 0)	0 (0 to 0)	0 (0 to 0)	0 (0 to 0)	0 (0 to 0)	0 (0 to 0)	0 (0 to 0)	0 (0 to 0)	0 (0 to 0)	0 (0 to 0)	0 (0 to 0)	0 (0 to 0)	0 (0 to 0)	0 (0 to 0)	0 (0 to 0)	0 (0 to 0)	0
Ascariasis	0 (0 to 0)	0 (0 to 0)	0 (0 to 0)	0 (0 to 0)	0 (0 to 0)	0 (0 to 0)	0 (0 to 0)	0 (0 to 0)	0 (0 to 0)	0 (0 to 0)	0 (0 to 0)	0 (0 to 0)	0 (0 to 0)	0 (0 to 0)	0 (0 to 0)	0 (0 to 0)	0 (0 to 0)	0 (0 to 0)	0 (0 to 0)	0 (0 to 0)	0 (0 to 0)	0 (0 to 0)	0 (0 to 0)	0
Trichuriasis	0 (0 to 0)	0 (0 to 0)	0 (0 to 0)	0 (0 to 0)	0 (0 to 0)	0 (0 to 0)	0 (0 to 0)	0 (0 to 0)	0 (0 to 0)	0 (0 to 0)	0 (0 to 0)	0 (0 to 0)	0 (0 to 0)	0 (0 to 0)	0 (0 to 0)	0 (0 to 0)	0 (0 to 0)	0 (0 to 0)	0 (0 to 0)	0 (0 to 0)	0 (0 to 0)	0 (0 to 0)	0 (0 to 0)	0
Hookworm disease	0 (0 to 0)	0 (0 to 0)	0 (0 to 0)	0 (0 to 0)	0 (0 to 0)	0 (0 to 0)	0 (0 to 0)	0 (0 to 0)	0 (0 to 0)	0 (0 to 0)	0 (0 to 0)	0 (0 to 0)	0 (0 to 0)	0 (0 to 0)	0 (0 to 0)	0 (0 to 0)	0 (0 to 0)	0 (0 to 0)	0 (0 to 0)	0 (0 to 0)	0 (0 to 0)	0 (0 to 0)	0 (0 to 0)	0
Food-borne trematodiases	0 (0 to 0)	0 (0 to 0)	0 (0 to 0)	0 (0 to 0)	0 (0 to 0)	0 (0 to 0)	0 (0 to 0)	0 (0 to 0)	0 (0 to 0)	0 (0 to 0)	0 (0 to 0)	0 (0 to 0)	0 (0 to 0)	0 (0 to 0)	0 (0 to 0



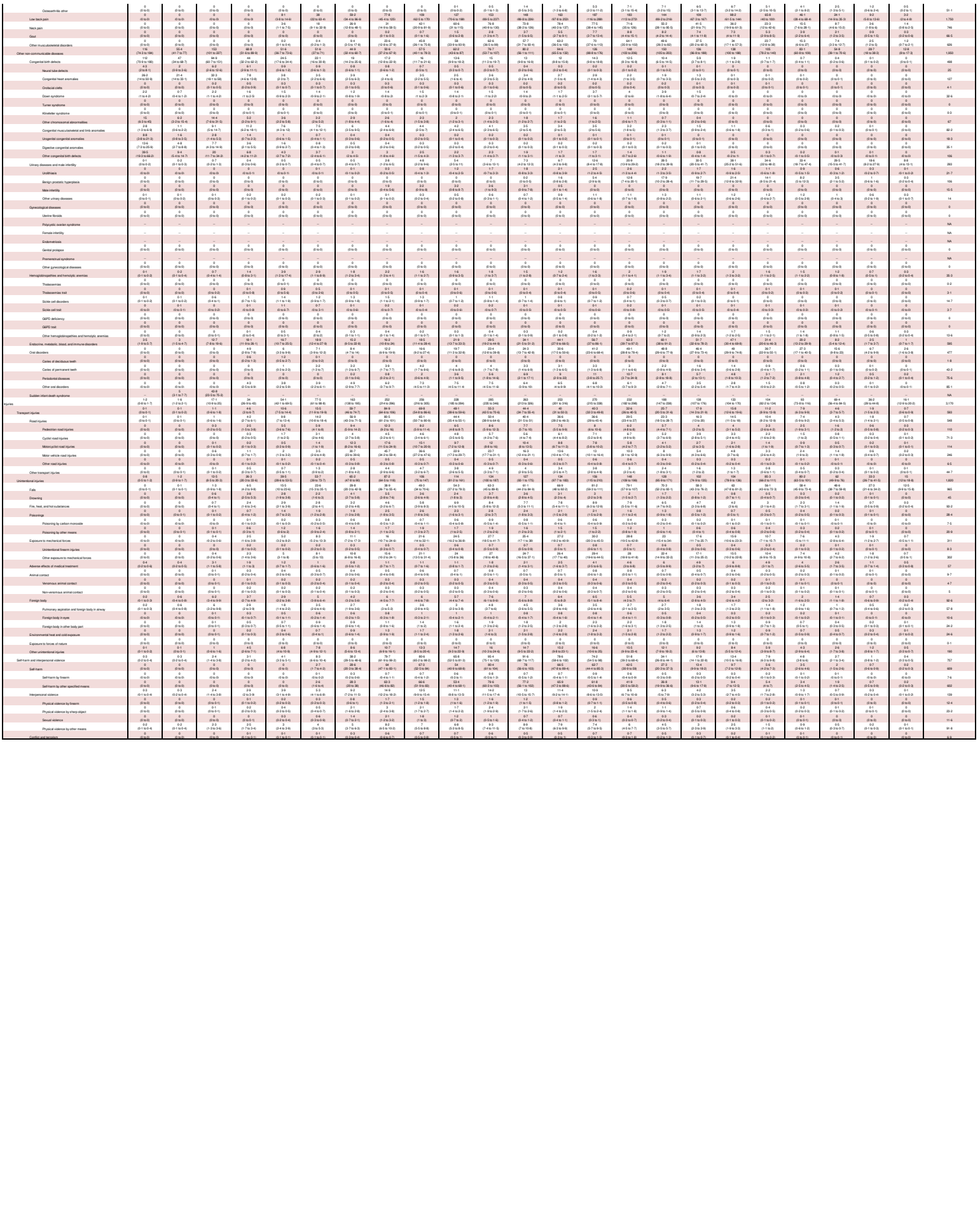

SR Table 2a: Crovden DALYS by cause and age group for males with 95% uncertainty intervals, 2019

Cause	Early Neonatal	Late Neonatal	Post Neonatal	1 to 4	5 to 9	10 to 14	15 to 19	20 to 24	25 to 29	30 to 34	35 to 39	40 to 44	45 to 49	50 to 54	55 to 59	60 to 64	65 to 69	70 to 74	75 to 79	80 to 84	85 to 89	90 to 94	95 plus	Total
All causes	886 (499 to 1,164)	1,160 (1,160 to 1,160)	2,360 (2360 to 2360)	1,160 (1,160 to 1,160)	1,160 (1,160 to 1,160)	1,160 (1,160 to 1,160

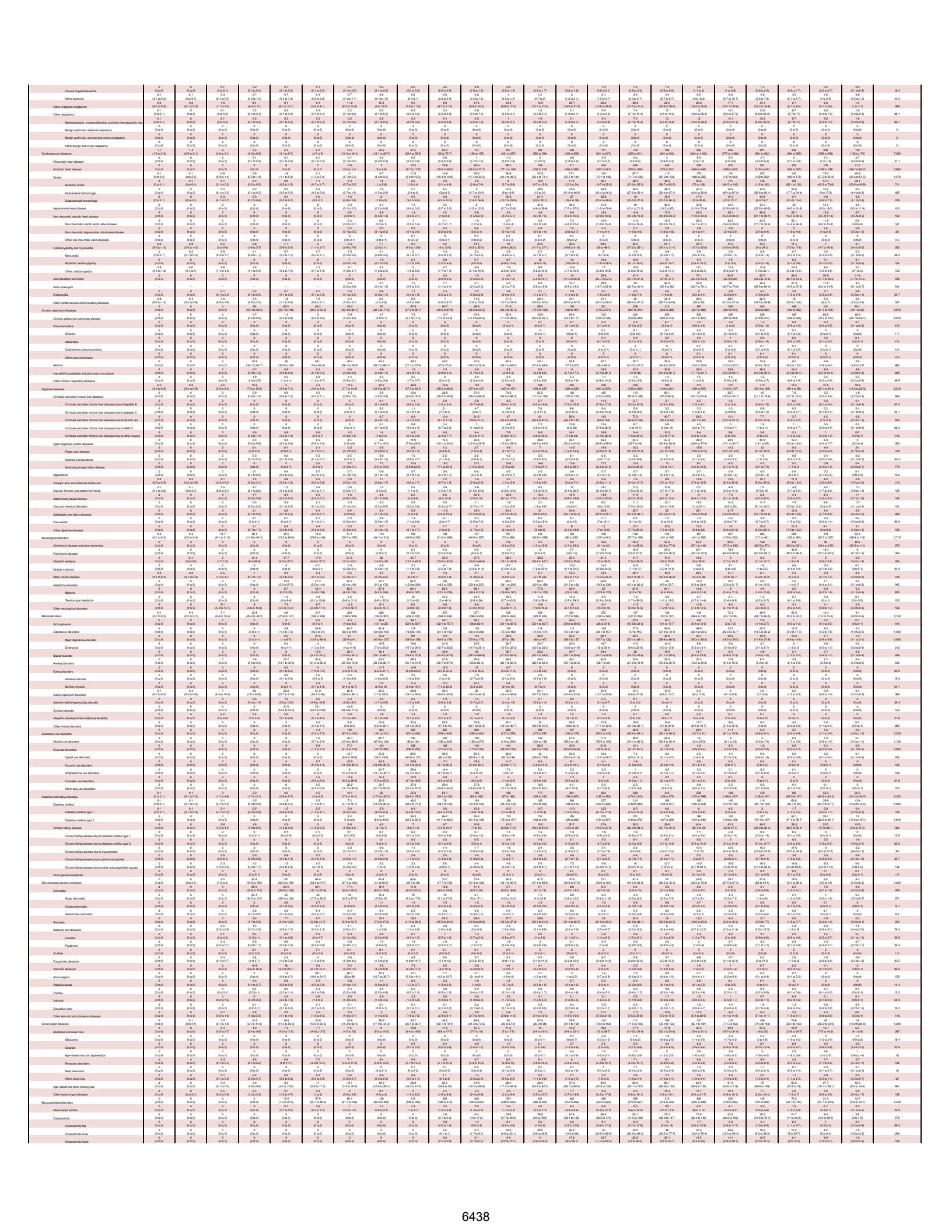

| | | |

Osteoarthritis other	0 (0 to 0)	0 (0 to 0)	0 (0 to 0)	0 (0 to 0)	0 (0 to 0)	0 (0 to 0)	0 (0 to 0)	0 (0 to 0)	0 (0 to 0)	0-1 (0 to 2)	1-5 (0 to 14)	6 (0 to 14)	6 (0 to 14)	1-5 (0 to 14)	2-7 (1 to 9)	6 (1 to 14)	6 (2 to 13)	2 (0 to 12)	8-15 (3 to 19)	7-7 (3 to 15)	7-9 (3 to 19)	6-11 (3 to 12)	3 (1 to 12)	4-9 (2 to 9)	3 (1 to 9)	1-4 (0 to 7)	0-6 (0 to 1)	60-9
Low back pain	0 (0 to 0)	0 (0 to 0)	0 (0 to 0)	0 (0 to 0)	0-8 (1 to 15)	38-4 (22 to 63)	59-6 (38 to 86)	79-5 (45 to 125)	116 (68 to 184)	146 (84 to 228)	185 (115 to 281)	183 (109 to 280)	98 (59 to 159)	68 (37 to 111)	222 (132 to 334)	202 (117 to 307)	170 (97 to 261)	154 (79 to 256)	172 (73 to 308)	139 (73 to 238)	117 (47 to 218)	78-9 (33 to 153)	55-8 (26 to 114)	39 (18 to 81)	114 (72 to 173)	4-3 (2 to 12)	2,040
Neck pain	0 (0 to 0)	0 (0 to 0)	0 (0 to 0)	2-8 (1 to 8)	18-1 (9 to 33)	26-8 (12 to 47)	40-3 (15 to 74)	60-3 (20 to 98)	70-3 (34 to 120)	92-7 (48 to 159)	96-7 (46 to 162)	69 (32 to 120)	55-6 (29 to 93)	40 (19 to 72)	87-4 (42 to 152)	82-4 (40 to 152)	80-6 (34 to 151)	40-1 (16 to 83)	49 (23 to 74)	40-1 (20 to 73)	44 (20 to 74)	18-7 (9 to 33)	16-4 (8 to 29)	14 (5 to 26)	4-4 (2 to 7)	1-3 (0 to 3)	873
Gout	0 (0 to 0)	0 (0 to 0)	0 (0 to 0)	0 (0 to 0)	0 (0 to 0)	0 (0 to 0)	0 (0 to 0)	0 (0 to 0)	0 (0 to 0)	0 (0 to 0)	0-1 (0 to 3)	0-1 (0 to 1)	0-1 (0 to 3)	0-1 (0 to 1)	0-1 (0 to 3)	0-1 (0 to 1)	0-1 (0 to 3)	0-1 (0 to 1)	0-1 (0 to 3)	0-1 (0 to 1)	0-1 (0 to 3)	0-1 (0 to 1)	0-1 (0 to 3)	0-1 (0 to 1)	0-1 (0 to 3)	0-1 (0 to 1)	0-1 (0 to 3)	79-3
Other musculoskeletal disorders	0 (0 to 0)	0 (0 to 0)	0 (0 to 0)	0-4 (0 to 14)	0-5 (0 to 14)	0-6 (0 to 17)	1-5 (0 to 4)	24-1 (13 to 39)	49-5 (29 to 79)	69-3 (39 to 111)	76-7 (44 to 119)	64 (40 to 118)	72-6 (40 to 118)	77-8 (47 to 128)	81-3 (47 to 133)	91-9 (48 to 151)	90-7 (52 to 151)	47-3 (25 to 75)	49-5 (22 to 73)	31-4 (16 to 56)	29-5 (9 to 56)	10-8 (4 to 19)	4-4 (1 to 7)	2-1 (0 to 4)	0-3 (0 to 1)	765
Other non-communicable diseases	154 (103 to 225)	52 (27 to 79)	170 (120 to 235)	69-1 (29 to 117)	66-4 (36 to 96)	51-4 (27 to 89)	59-6 (28 to 96)	58-7 (41 to 75)	63-6 (43 to 87)	72-2 (50 to 101)	64 (34 to 102)	54 (34 to 82)	63 (34 to 102)	34 (24 to 50)	107 (64 to 157)	107 (57 to 200)	200 (147 to 284)	166 (124 to 232)	168 (121 to 232)	180 (121 to 245)	113 (79 to 163)	72-2 (47 to 97)	28-1 (22 to 40)	19-4 (10 to 29)	10-1 (5 to 16)	2,450
Congenital birth defects	150 (103 to 222)	45 (21 to 67)	114 (76 to 171)	40-1 (21 to 62)	31 (22 to 42)	23-1 (14 to 32)	23-1 (17 to 31)	29-2 (15 to 39)	18-5 (10 to 29)	17-1 (12 to 22)	16-5 (9 to 24)	16-8 (12 to 21)	12-4 (9 to 16)	6-6 (4 to 9)	17-8 (11 to 23)	17-8 (11 to 25)	18-5 (12 to 25)	12-9 (7 to 18)	7-7 (4 to 10)	2-2 (1 to 3)	1-3 (0 to 2)	0-8 (0 to 1)	0-4 (0 to 0)	0-2 (0 to 1)	0-1 (0 to 1)	0-1 (0 to 1)	618
Neural tube defects	9-9 (5 to 16)	2-8 (1 to 5)	8-3 (4 to 14)	11-5 (6 to 19)	1-3 (0 to 5)	1-1 (0 to 4)	1-1 (0 to 3)	1-2 (0 to 4)	1-1 (0 to 3)	0-8 (0 to 2)	0-8 (0 to 1)	0-8 (0 to 1)	0-6 (0 to 1)	0-6 (0 to 1)	0-5 (0 to 2)	0-5 (0 to 2)	0-3 (0 to 2)	0-2 (0 to 2)	0-1 (0 to 1)	0-1 (0 to 1)	0-1 (0 to 1)	0-1 (0 to 1)	0-1 (0 to 1)	0-1 (0 to 0)	0-1 (0 to 0)	0-1 (0 to 0)	41-9
Congenital heart anomalies	32-4 (17 to 53)	18-1 (11 to 28)	36-7 (19 to 62)	10-4 (5 to 17)	5-1 (3 to 8)	3-4 (1 to 6)	5-1 (3 to 8)	4-5 (2 to 7)	2-7 (1 to 4)	2-7 (1 to 3)	2-9 (1 to 4)	1-3 (0 to 3)	3-6 (2 to 5)	2-3 (1 to 3)	3-3 (1 to 5)	2-6 (1 to 4)	2-5 (1 to 4)	1-4 (0 to 2)	1-2 (0 to 2)	0-2 (0 to 0)	0-1 (0 to 2)	0-1 (0 to 0)	0-1 (0 to 0)	0-1 (0 to 0)	0-1 (0 to 0)	0-1 (0 to 0)	139
Orofacial clefts	0-1 (0 to 1)	0-3 (0 to 0)	0-5 (0 to 1)	0-4 (0 to 1)	0-3 (0 to 1)	0-3 (0 to 2)	0-3 (0 to 2)	0-3 (0 to 1)	0-3 (0 to 1)	0-3 (0 to 1)	0-3 (0 to 1)	0-3 (0 to 1)	0-3 (0 to 1)	0-3 (0 to 1)	0-3 (0 to 1)	0-2 (0 to 1)	0-2 (0 to 1)	0-2 (0 to 1)	0-2 (0 to 1)	0-1 (0 to 1)	0-1 (0 to 1)	0-1 (0 to 1)	0-1 (0 to 1)	0-1 (0 to 0)	0-1 (0 to 0)	0-1 (0 to 0)	4-5
Down syndrome	4-6 (2 to 9)	1-2 (0 to 2)	4-2 (2 to 7)	2-8 (1 to 4)	2-1 (1 to 3)	1-7 (1 to 3)	1-6 (1 to 2)	1-9 (1 to 2)	2-2 (1 to 2)	2 (1 to 3)	2-3 (1 to 3)	2-3 (1 to 3)	1-9 (1 to 3)	3-2 (1 to 4)	6-1 (3 to 9)	7-9 (4 to 12)	5-9 (3 to 9)	2-7 (1 to 4)	1-9 (1 to 3)	0-9 (0 to 1)	0-5 (0 to 1)	0-3 (0 to 0)	0-3 (0 to 0)	0-3 (0 to 0)	0-3 (0 to 0)	0-3 (0 to 0)	54-8
Turner syndrome	0 (0 to 0)	0 (0 to 0)	0 (0 to 0)	0 (0 to 0)	0 (0 to 0)	0 (0 to 0)	0 (0 to 0)	0 (0 to 0)	0 (0 to 0)	0 (0 to 0)	0 (0 to 0)	0 (0 to 0)	0 (0 to 0)	0 (0 to 0)	0 (0 to 0)	0 (0 to 0)	0 (0 to 0)	0 (0 to 0)	0 (0 to 0)	0 (0 to 0)	0 (0 to 0)	0 (0 to 0)	0 (0 to 0)	0 (0 to 0)	0 (0 to 0)	0 (0 to 0)	0
Klinefelter syndrome	0 (0 to 0)	0 (0 to 0)	0 (0 to 0)	0 (0 to 0)	0 (0 to 0)	0 (0 to 0)	0-1 (0 to 1)	0 (0 to 0)	0-1 (0 to 1)	0-1 (0 to 1)	0 (0 to 0)	0 (0 to 0)	0 (0 to 0)	0 (0 to 0)	0 (0 to 0)	0 (0 to 0)	0 (0 to 0)	0 (0 to 0)	0 (0 to 0)	0 (0 to 0)	0 (0 to 0)	0 (0 to 0)	0 (0 to 0)	0 (0 to 0)	0 (0 to 0)	0 (0 to 0)	0-4
Other chromosomal abnormalities	22 (12 to 32)	7-6 (4 to 14)	20-7 (11 to 37)	8 (4 to 13)	3-5 (2 to 5)	3-6 (2 to 5)	3-5 (2 to 5)	2-9 (1 to 5)	2-9 (1 to 4)	2-8 (1 to 4)	2-8 (1 to 4)	3-1 (1 to 4)	2-6 (1 to 4)	2-6 (1 to 4)	3 (1 to 5)	1-5 (0 to 3)	0-8 (0 to 1)	0-5 (0 to 0)	0-5 (0 to 0)	0-3 (0 to 0)	0-2 (0 to 0)	0-1 (0 to 0)	0-1 (0 to 0)	0-1 (0 to 0)	0-1 (0 to 0)	0-1 (0 to 0)	94-2
Congenital musculoskeletal and limb anomalies	5-1 (3 to 8)	1-3 (0 to 2)	11-4 (6 to 18)	3-3 (1 to 6)	2-1 (1 to 3)	0-4 (0 to 1)	4-8 (2 to 7)	2-6 (1 to 5)	5-1 (2 to 8)	2-3 (1 to 4)	4-5 (2 to 7)	2-5 (1 to 4)	2-4 (1 to 4)	4-5 (2 to 6)	4-3 (2 to 6)	2-5 (1 to 4)	2-6 (1 to 4)	1-9 (1 to 3)	1-3 (0 to 2)	0-7 (0 to 1)	0-4 (0 to 1)	0-2 (0 to 0)	0-2 (0 to 1)	0-1 (0 to 0)	0-1 (0 to 0)	0-1 (0 to 0)	150
Urogenital congenital anomalies	9-6 (4 to 17)	1-2 (0 to 3)	2-7 (1 to 5)	1-5 (0 to 3)	0-8 (0 to 2)	0-5 (0 to 2)	0-6 (0 to 2)	0-4 (0 to 2)	0-3 (0 to 2)	0-3 (0 to 2)	0-3 (0 to 2)	0-2 (0 to 2)	0-2 (0 to 2)	0-2 (0 to 2)	0-2 (0 to 2)	0-1 (0 to 2)	0-1 (0 to 1)	0-1 (0 to 1)	0-1 (0 to 1)	0-1 (0 to 0)	0-1 (0 to 0)	0-1 (0 to 0)	0-1 (0 to 0)	0-1 (0 to 0)	0-1 (0 to 0)	0-1 (0 to 0)	18-7
Digestive congenital anomalies	16-5 (10 to 24)	6-9 (2 to 12)	15-3 (9 to 26)	6-2 (2 to 11)	3-2 (1 to 5)	2-2 (0 to 3)	2-3 (0 to 4)	2-2 (0 to 4)	2-2 (0 to 3)	2-2 (0 to 3)	2-2 (0 to 3)	2-2 (0 to 3)	2-2 (0 to 3)	2-2 (0 to 3)	2-2 (0 to 3)	2-2 (0 to 3)	2-2 (0 to 3)	2-2 (0 to 3)	2-2 (0 to 3)	2-2 (0 to 3)	2-2 (0 to 3)	2-2 (0 to 3)	2-2 (0 to 3)	2-2 (0 to 3)	2-2 (0 to 3)	2-2 (0 to 3)	39-5
Other congenital birth defects	26 (15 to 39)	9-4 (4 to 14)	22-8 (13 to 38)	9-2 (3 to 16)	3-2 (2 to 5)	2-6 (1 to 5)	3-2 (2 to 5)	2-3 (1 to 4)	2-2 (1 to 4)	2-2 (1 to 4)	2-2 (1 to 4)	2-2 (1 to 3)	2-2 (1 to 3)	2-2 (1 to 3)	2-2 (1 to 4)	2-2 (1 to 4)	2-2 (1 to 3)	2-2 (1 to 3)	2-2 (1 to 3)	2-2 (1 to 3)	2-2 (1 to 3)	2-2 (1 to 3)	2-2 (1 to 3)	2-2 (1 to 3)	2-2 (1 to 3)	2-2 (1 to 3)	124
Urinary diseases and male infertility	0-2 (0 to 2)	0-2 (0 to 1)	0-4 (0 to 1)	0-7 (0 to 1)	0-5 (0 to 1)	0-6 (0 to 1)	0-6 (0 to 1)	3-1 (1 to 6)	1-6 (0 to 3)	1-7 (0 to 3)	1-6 (0 to 3)	2-2 (1 to 3)	1-6 (0 to 3)	2-3 (1 to 3)	3-4 (1 to 5)	3-2 (1 to 5)	2-3 (1 to 4)	1-6 (0 to 3)	1-2 (0 to 2)	0-8 (0 to 1)	0-6 (0 to 1)	0-4 (0 to 1)	0-2 (0 to 1)	0-2 (0 to 1)	0-2 (0 to 1)	0-2 (0 to 1)	436
Urolithiasis	0 (0 to 0)	0 (0 to 0)	0 (0 to 0)	0-1 (0 to 1)	0-1 (0 to 1)	0-1 (0 to 2)	0-1 (0 to 2)	0-1 (0 to 2)	0-1 (0 to 2)	0-1 (0 to 2)	0-1 (0 to 2)	0-1 (0 to 2)	0-1 (0 to 2)	0-1 (0 to 2)	0-1 (0 to 2)	0-1 (0 to 2)	0-1 (0 to 2)	0-1 (0 to 2)	0-1 (0 to 2)	0-1 (0 to 2)	0-1 (0 to 2)	0-1 (0 to 2)	0-1 (0 to 2)	0-1 (0 to 2)	0-1 (0 to 2)	0-1 (0 to 2)	27-8
Benign prostatic hyperplasia	0 (0 to 0)	0 (0 to 0)	0 (0 to 0)	0 (0 to 0)	0 (0 to 0)	0 (0 to 0)	0 (0 to 0)	0 (0 to 0)	0 (0 to 0)	0 (0 to 0)	0 (0 to 0)	0 (0 to 0)	0 (0 to 0)	0 (0 to 0)	0 (0 to 0)	0 (0 to 0)	0 (0 to 0)	0 (0 to 0)	0 (0 to 0)	0 (0 to 0)	0 (0 to 0)	0 (0 to 0)	0 (0 to 0)	0 (0 to 0)	0 (0 to 0)	0 (0 to 0)	171
Male infertility	0 (0 to 0)	0 (0 to 0)	0 (0 to 0)	0 (0 to 0)	0 (0 to 0)	0 (0 to 0)	0 (0 to 0)	2 (0 to 5)	0-4 (0 to 5)	0-5 (0 to 5)	0-7 (0 to 3)	0-9 (0 to 3)	0-5 (0 to 2)	0-7 (0 to 3)	0-9 (0 to 3)	1-2 (0 to 5)	1-1 (0 to 4)	0-8 (0 to 3)	0-5 (0 to 2)	0-3 (0 to 1)	0-2 (0 to 1)	0-2 (0 to 1)	0-2 (0 to 1)	0-2 (0 to 1)	0-2 (0 to 1)	0-2 (0 to 1)	17-8
Other urinary diseases	0-1 (0 to 2)	0-1 (0 to 2)	0-1 (0 to 2)	0-2 (0 to 4)	0-2 (0 to 4)	0-2 (0 to 3)	0-2 (0 to 3)	0-3 (0 to 3)	0-3 (0 to 3)	0-3 (0 to 3)	0-3 (0 to 3)	0-3 (0 to 3)	0-3 (0 to 3)	0-4 (0 to 1)	0-4 (0 to 1)	0-4 (0 to 1)	0-4 (0 to 1)	0-3 (0 to 1)	0-3 (0 to 1)	0-2 (0 to 1)	0-2 (0 to 1)	0-2 (0 to 1)	0-2 (0 to 1)	0-2 (0 to 1)	0-2 (0 to 1)	0-2 (0 to 1)	18-9
Gynecological diseases	0 (0 to 0)	0 (0 to 0)	0 (0 to 0)	0 (0 to 0)	0 (0 to 0)	0 (0 to 0)	0 (0 to 0)	0 (0 to 0)	0 (0 to 0)	0 (0 to 0)	0 (0 to 0)	0 (0 to 0)	0 (0 to 0)	0 (0 to 0)	0 (0 to 0)	0 (0 to 0)	0 (0 to 0)	0 (0 to 0)	0 (0 to 0)	0 (0 to 0)	0 (0 to 0)	0 (0 to 0)	0 (0 to 0)	0 (0 to 0)	0 (0 to 0)	0 (0 to 0)	0
Uterine fibroids	0 (0 to 0)	0 (0 to 0)	0 (0 to 0)	0 (0 to 0)	0 (0 to 0)	0 (0 to 0)	0 (0 to 0)	0 (0 to 0)	0 (0 to 0)	0 (0 to 0)	0 (0 to 0)	0 (0 to 0)	0 (0 to 0)	0 (0 to 0)	0 (0 to 0)	0 (0 to 0)	0 (0 to 0)	0 (0 to 0)	0 (0 to 0)	0 (0 to 0)	0 (0 to 0)	0 (0 to 0)	0 (0 to 0)	0 (0 to 0)	0 (0 to 0)	0 (0 to 0)	0
Polycystic ovarian syndrome	..	..	..	..	..	..	..	..	..	..	..	..	..	..	..	..	..	..	..	..	..	..	..	..	..	..	NA
Female infertility	..	..	..	..	..	..	..	..	..	..	..	..	..	..	..	..	..	..	..	..	..	..	..	..	..	..	NA
Endometriosis	..	..	..	..	..	..	..	..	..	..	..	..	..	..	..	..	..	..	..	..	..	..	..	..	..	..	NA
Genital prolapse	0 (0 to 0)	0 (0 to 0)	0 (0 to 0)	0 (0 to 0)	0 (0 to 0)	0 (0 to 0)	0 (0 to 0)	0 (0 to 0)	0 (0 to 0)	0 (0 to 0)	0 (0 to 0)	0 (0 to 0)	0 (0 to 0)	0 (0 to 0)	0 (0 to 0)	0 (0 to 0)	0 (0 to 0)	0 (0 to 0)	0 (0 to 0)	0 (0 to 0)	0 (0 to 0)	0 (0 to 0)	0 (0 to 0)	0 (0 to 0)	0 (0 to 0)	0 (0 to 0)	0
Premenstrual syndrome	..	..	..	..	..	..	..	..	..	..	..	..	..	..	..	..	..	..	..	..	..	..	..	..	..	..	NA
Other gynecological diseases	0 (0 to 0)	0 (0 to 0)	0 (0 to 0)	0 (0 to 0)	0 (0 to 0)	0 (0 to 0)	0 (0 to 0)	0 (0 to 0)	0 (0 to 0)	0 (0 to 0)	0 (0 to 0)	0 (0 to 0)	0 (0 to 0)	0 (0 to 0)	0 (0 to 0)	0 (0 to 0)	0 (0 to 0)	0 (0 to 0)	0 (0 to 0)	0 (0 to 0)	0 (0 to 0)	0 (0 to 0)	0 (0 to 0)	0 (0 to 0)	0 (0 to 0)	0 (0 to 0)	0
Hemoglobinopathies and hemolytic anemias	0-1 (0 to 1)	0-2 (0 to 1)	0-6 (0 to 2)	1-4 (0 to 3)	4-3 (1 to 9)	2-6 (0 to 6)	1-6 (0 to 3)	1-9 (0 to 5)	1-4 (0 to 3)	1-5 (0 to 3)	2-9 (0 to 6)	1-6 (0 to 3)	1-4 (0 to 3)	1-1 (0 to 2)	2-2 (0 to 7)	1-4 (0 to 3)	2-2 (0 to 5)	1-5 (0 to 3)	1-5 (0 to 3)	1-6 (0 to 3)	1-3 (0 to 2)	1-2 (0 to 2)	0-9 (0 to 1)	0-5 (0 to 1)	0-3 (0 to 0)	32-1
Thalassemias	0 (0 to 0)	0 (0 to 0)	0 (0 to 0)	0 (0 to 0)	0 (0 to 0)	0 (0 to 0)	0 (0 to 0)	0 (0 to 0)	0 (0 to 0)	0 (0 to 0)	0 (0 to 0)	0 (0 to 0)	0 (0 to 0)	0 (0 to 0)	0 (0 to 0)	0 (0 to 0)	0 (0 to 0)	0 (0 to 0)	0 (0 to 0)	0 (0 to 0)	0 (0 to 0)	0 (0 to 0)	0 (0 to 0)	0 (0 to 0)	0 (0 to 0)	0 (0 to 0)	0-2
Thalassemias trait	0 (0 to 0)	0 (0 to 0)	0-2 (0 to 1)	1-1 (0 to 4)	0-6 (0 to 2)	0-4 (0 to 1)	0-1 (0 to 1)	0-1 (0 to 1)	0-1 (0 to 1)	0-2 (0 to 1)	0-2 (0 to 1)	0-1 (0 to 1)	0-1 (0 to 1)	0-1 (0 to 1)	0-1 (0 to 1)	0-2 (0 to 1)	0-2 (0 to 1)	0-2 (0 to 1)	0-1 (0 to 1)	0-1 (0 to 1)	0-1 (0 to 1)	0-1 (0 to 1)	0-1 (0 to 1)	0-1 (0 to 1)	0-1 (0 to 1)	0-1 (0 to 1)	3-8
Sickle cell disorders	0-1 (0 to 1)	0-1 (0 to 1)	0-4 (0 to 1)	0-9 (0 to 1)	1-1 (0 to 3)	0-6 (0 to 1)	1-1 (0 to 1)	0-9 (0 to 1)	0-9 (0 to 1)	0-7 (0 to 1)	0-7 (0 to 1)	0-7 (0 to 1)	0-7 (0 to 1)	0-7 (0 to 1)	0-9 (0 to 1)	0-6 (0 to 1)	0-4 (0 to 1)	0-4 (0 to 1)	0-3 (0 to 1)	0-2 (0 to 1)	0-1 (0 to 1)	0-1 (0 to 1)	0-1 (0 to 1)	0-1 (0 to 1)	0-1 (0 to 1)	0-1 (0 to 1)	10-8
Sickle cell trait	0 (0 to 0)	0-1 (0 to 2)	0-1 (0 to 2)	0-2 (0 to 1)	1-5 (0 to 3)	0-8 (0 to 3)	0-2 (0 to 1)	0-2 (0 to 1)	0-2 (0 to 1)	0-2 (0 to 1)	0-2 (0 to 1)	0-2 (0 to 1)	0-2 (0 to 1)	0-2 (0 to 1)	0-1 (0 to 2)	0-2 (0 to 1)	0-2 (0 to 1)	0-2 (0 to 1)	0-1 (0 to 1)	0-1 (0 to 1)	0-1 (0 to 1)	0-1 (0 to 1)	0-1 (0 to 1)	0-1 (0 to 1)	0-1 (0 to 1)	0-1 (0 to 1)	5
G6PD deficiency	0 (0 to 0)	0 (0 to 0)	0 (0 to 0)	0 (0 to 0)	0 (0 to 0)	0 (0 to 0)	0 (0 to 0)	0 (0 to 0)	0 (0 to 0)	0 (0 to 0)	0 (0 to 0)	0 (0 to 0)	0 (0 to 0)	0 (0 to 0)	0 (0 to 0)	0 (0 to 0)	0 (0 to 0)	0 (0 to 0)	0 (0 to 0)	0 (0 to 0)	0 (0 to 0)	0 (0 to 0)	0 (0 to 0)	0 (0 to 0)	0 (0 to 0)	0 (0 to 0)	0
G6PD trait	0 (0 to 0)	0 (0 to 0)	0 (0 to 0)	0 (0 to 0)	0 (0 to 0)	0 (0 to 0)	0 (0 to 0)	0 (0 to 0)	0 (0 to 0)	0 (0 to 0)	0 (0 to 0)	0 (0 to 0)	0 (0 to 0)	0 (0 to 0)	0 (0 to 0)	0 (0 to 0)	0 (0 to 0)	0 (0 to 0)	0 (0 to 0)	0 (0 to 0)	0 (0 to 0)	0 (0 to 0)	0 (0 to 0)	0 (0 to 0)	0 (0 to 0)	0 (0 to 0)	0
Other hemoglobinopathies and hemolytic anemias	0 (0 to 0)	0-1 (0 to 1)	0-6 (0 to 2)	0-4 (0 to 1)	0-5 (0 to 1)	0-4 (0 to 1)	0-2 (0 to 1)	0-3 (0 to 1)	0-4 (0 to 1)	0-5 (0 to 1)	0-5 (0 to 1)	0-4 (0 to 1)	0-3 (0 to 1)	0-5 (0 to 2)	0-3 (0 to 1)	0-5 (0 to 2)	1-1 (0 to 3)	0-5 (0 to 2)	1-1 (0 to 2)	1-4 (0 to 2)	1-2 (0 to 1)	0-7 (0 to 1)	0-3 (0 to 1)	0-4 (0 to 1)	0-2 (0 to 1)	12-2
Endocrine, metabolic, blood, and immune disorders	4-5 (2 to 7)	2-3 (1 to 5)	15-1 (9 to 22)	23-1 (16 to 32)	18-1 (11 to 26)	17-9 (11 to 26)	16-7 (10 to 24)	19-2 (12 to 27)	23-5 (15 to 34)	23-3 (15 to 34)	24-1 (15 to 35)	19-3 (12 to 28)	16 (10 to 24)	18-1 (11 to 26)	28-1 (18 to 39)	24-1 (15 to 35)	28-3 (18 to 40)	20-4 (12 to 30)	19-6 (12 to 28)	19-5 (12 to 28)	20-5 (13 to 30)	14-9 (9 to 21)	7-1 (4 to 11)	3-9 (2 to 6)	1-5 (1 to 2)	756
Oral disorders	0 (0 to 0)	0-6 (0 to 2)	2-5 (1 to 4)	6-4 (3 to 12)	2-3 (1 to 4)	0-4 (0 to 1)	0-4 (0 to 1)	0-4 (0 to 1)	0-4 (0 to 1)	0-4 (0 to 1)	0-4 (0 to 1)	0-4 (0 to 1)	0-4 (0 to 1)	0-4 (0 to 1)	0-4 (0 to 1)	0-4 (0 to 1)	0-4 (0 to 1)	0-4 (0 to 1)	0-4 (0 to 1)	0-4 (0 to 1)	0-4 (0 to 1)	0-4 (0 to 1)	0-4 (0 to 1)	0-4 (0 to 1)	0-4 (0 to 1)	0-4 (0 to 1)	581
Caries of deciduous teeth	0 (0 to 0)	0 (0 to 0)	0 (0 to 0)	0-2 (0 to 1)	0-4 (0 to 2)	0-2 (0 to 1)	0-2 (0 to 1)	0 (0 to 0)	0 (0 to 0)	0 (0 to 0)	0 (0 to 0)	0 (0 to 0)	0 (0 to 0)	0 (0 to 0)	0 (0 to 0)	0 (0 to 0)	0 (0 to 0)	0 (0 to 0)	0 (0 to 0)	0 (0 to 0)	0 (0 to 0)	0 (0 to 0)	0 (0 to 0)	0 (0 to 0)	0 (0 to 0)	0 (0 to 0)	1-8
Caries of permanent teeth	0 (0 to 0)	0 (0 to 0)	0 (0 to 0)	0 (0 to 0)	3-3 (2 to 5)	2-1 (1 to 4)	2-2 (1 to 4)	4-7 (1 to 8)	4-7 (2 to 8)	4-7 (1 to 9)	4-1 (1 to 10)	4-7 (2 to 7)	4-7 (1 to 8)	5-8 (2 to 9)	4-7 (1 to 8)	5-8 (1 to 9)	5-7 (1 to 9)	3-5 (1 to 6)	2-3 (1 to 4)	1-5 (0 to 3)	1-1 (0 to 2)	0-7 (0 to 1)	0-3 (0 to 1)	0-2 (0 to 1)	0-1 (0 to 1)	0-1 (0 to 1)	49-3
Periodontal diseases	0 (0 to 0)	0 (0 to 0)	0 (0 to 0)	0 (0 to 0)	0 (0 to 0)	0 (0 to 0)	0 (0 to 0)	0 (0 to 0)	0 (0 to 0)	0 (0 to 0)	0 (0 to 0)	0 (0 to 0)	0 (0 to 0)	0 (0 to 0)	0 (0 to 0)	0 (0 to 0)	0 (0 to 0)	0 (0 to 0)	0 (0 to 0)	0 (0 to 0)	0 (0 to 0)	0 (0 to 0)	0 (0 to 0)	0 (0 to 0)	0 (0 to 0)	0 (0 to 0)	90-2
Other oral disorders	0 (0 to 0)	0 (0 to 0)	0 (0 to 0)	5 (3 to 8)	4-2 (2 to 6)	3-6 (2 to 5)	4-9 (3 to 7)	6-3 (3 to 9)	6-9 (4 to 10)	7-5 (4 to 12)	8-7 (5 to 13)	6-9 (4 to 9)	6-7 (4 to 11)	7-5 (4 to 12)	6-8 (4 to 11)	7-5 (4 to 12)	6-8 (4 to 11)	5-5 (3 to 9)	4-3 (2 to 6)	3-4 (2 to 5)	1-8 (1 to 3)	0-6 (0 to 1)	0-4 (0 to 0)	0-3 (0 to 1)	0-3 (0 to 1)	97-6
Sudden infant death syndrome	..	39-2 (29 to 53)	39-2 (29 to 53)	..	..	..	..	..	..	..	..	..	..	..	..	..	..	..	..	..	..	..	..	..	..	..	NA
Injuries	1-7 (1 to 2)	1-8 (1 to 3)	2-7 (1 to 3)	46-9 (38 to 57)	61-8 (49 to 77)	74-7 (58 to 97)	167 (129 to 221)	282 (216 to 360)	288 (220 to 327)	271 (220 to 335)	220 (180 to 264)	317 (258 to 391)	238 (209 to 282)	316 (251 to 394)	313 (248 to 394)	222 (175 to 285)	168 (132 to 216)	162 (130 to 205)	129 (103 to 163)	116 (92 to 145)	80-6 (64 to 99)	43-8 (35 to 53)	22-3 (18 to 27)	3,780
Transport injuries	0-1 (0 to 1)	0-1 (0 to 1)	1-1 (0 to 1)	6-4 (4 to 8)	10-6 (8 to 15)	12-6 (9 to 16)	30 (24 to 38)	46 (35 to 61)	34-2 (26 to 43)	32-6 (25 to 41)	27-9 (21 to 35)	37 (29 to 46)	27 (21 to 34)	39-3 (30 to 50)	39-3 (29 to 51)	29-4 (22 to 38)	21-4 (17 to 28)	18-9 (14 to 25)	15-7 (12 to 20)	12-7 (9 to 17)	9-1 (7 to 11)	4-8 (3 to 6)	2 (1 to 3)	0-9 (0 to 1)	0-7 (0 to 1)	649
Road injuries	0-1 (0 to 1)	0-1 (0 to 1)	1 (0 to 1)	5-7 (4 to 8)	10-7 (7 to 14)	11-4 (8 to 16)	29 (22 to 38)	45-1 (30 to 70)	33 (22 to 50)	31-2 (20 to 46)	26-3 (17 to 42)	36-2 (23 to 53)	26-1 (17 to 42)	38-3 (23 to 60)	45-7 (26 to 73)	29-4 (17 to 47)	20-4 (11 to 34)	18-4 (10 to 29)	15-3 (9 to 24)	11-7 (7 to 17)	8-4 (5 to 12)	4-4 (2 to 6)	1-8 (1 to 3)	0-8 (0 to 1)	0-7 (0 to 1)	597
Pedestrian road injuries	0 (0 to 0)	0 (0 to 0)	0 (0 to 0)	2-1 (1 to 4)	4-1 (2 to 6)	4-2 (2 to 6)	11 (7 to 13)	18 (12 to 26)	12-1 (8 to 19)	8-7 (5 to 13)	7-5 (5 to 10)	7-3 (5 to 9)	6-3 (4 to 11)	7-3 (4 to 9)	8-4 (5 to 11)	5-4 (3 to 8)	4-3 (2 to 7)	3-7 (2 to 5)	2-7 (2 to 4)	2-1 (1 to 3)	1-6 (1 to 2)	0-8 (0 to 1)	0-4 (0 to 1)	0-2 (0 to 0)	0-2 (0 to 0)	114
Cyclist road injuries	0 (0 to 0)	0 (0 to 0)	0 (0 to 0)	0-1 (0 to 2)	0-7 (1 to 2)	1-1 (1 to 3)	3-5 (2 to 7)	4-8 (2 to 7)	3-2 (2 to 5)	3-5 (2 to 6)	3-3 (2 to 5)	4-2 (3 to 7)	3-2 (2 to 5)	4-3 (2 to 6)	5-2 (2 to 9)	3-4 (2 to 5)	2-5 (1 to 4)	2-2 (1 to 4)	1-9 (1 to 3)	1-4 (0 to 2)	1-1 (0 to 2)	0-5 (0 to 1)	0-2 (0 to 1)	0-1 (0 to 1)	0-1 (0 to 1)	0-1 (0 to 1)	77-9
Motorcyclist road injuries	0 (0 to 0)	0 (0 to 0)	0-1 (0 to 0)	0-7 (0 to 2)	0-7 (0 to 2)

SR Table 2a: High-income DALYS by cause and age group for males with 95% uncertainty intervals, 2019

Cause	Early Neonatal	Late Neonatal	Post Neonatal	1 to 4	5 to 9	10 to 14	15 to 19	20 to 24	25 to 29	30 to 34	35 to 39	40 to 44	45 to 49	50 to 54	55 to 59	60 to 64	65 to 69	70 to 74	75 to 79	80 to 84	85 to 89	90 to 94	95 plus	Total
All causes	1,180,000 (1,030,000 to 1,350,000)	352,000 (306,000 to 407,000)	883,000 (789,000 to 989,000)	1,090,000 (886,000 to 1,320,000)	1,290,000 (991,000 to 1,650,000)	1,870,000 (1,440,000 to 2,380,000)	3,390,000 (2,770,000 to 4,120,000)	4,810,000 (4,020,000 to 5,640,000)	5,530,000 (4,630,000 to 6,530,000)	5,800,000 (4,850,000 to 6,860,000)	6,410,000 (5,410,000 to 7,540,000)	7,150,000 (6,080,000 to 8,340,000)	8,990,000 (7,770,000 to 10,400,000)	11,200,000 (9,880,000 to 12,900,000)	13,900,000 (12,400,000 to 15,700,000)	15,500,000 (14,000,000 to 17,200,000)	16,300,000 (14,800,000 to 17,900,000)	16,700,000 (15,300,000 to 18,300,000)	14,800,000 (13,700,000 to 16,100,000)	12,600,000 (11,800,000 to 13,600,000)	8,720,000 (8,220,000 to 9,280,000)	4,140,000 (3,930,000 to 4,370,000)	1,320,000 (1,260,000 to 1,390,000)	164,000,000
Communicable, maternal, neonatal, and nutritional diseases	875,000 (749,000 to 1,020,000)	215,000 (182,000 to 251,000)	259,000 (221,000 to 299,000)	236,000 (188,000 to 297,000)	215,000 (161,000 to 290,000)	173,000 (132,000 to 222,000)	170,000 (133,000 to 213,000)	189,000 (151,000 to 233,000)	225,000 (183,000 to 273,000)	249,000 (204,000 to 299,000)	280,000 (234,000 to 337,000)	307,000 (262,000 to 367,000)	349,000 (302,000 to 408,000)	376,000 (328,000 to 435,000)	414,000 (364,000 to 478,000)	428,000 (384,000 to 480,000)	454,000 (415,000 to 501,000)	512,000 (476,000 to 554,000)	555,000 (517,000 to 594,000)	594,000 (527,000 to 634,000)	523,000 (448,000 to 564,000)	296,000 (244,000 to 325,000)	111,000 (85,600 to 124,000)	8,000,000
HIV/AIDS and sexually transmitted infections	2,780 (1,130 to 5,430)	970 (388 to 1,930)	3,120 (2,320 to 4,490)	1,730 (1,630 to 1,890)	1,300 (1,190 to 1,500)	1,420 (1,260 to 1,630)	3,350 (2,880 to 3,980)	12,700 (11,100 to 15,000)	33,300 (28,400 to 40,100)	50,900 (43,400 to 61,100)	67,400 (58,800 to 80,200)	79,900 (70,300 to 94,200)	90,300 (80,200 to 104,000)	80,100 (69,600 to 94,100)	66,400 (55,200 to 82,000)	46,200 (37,100 to 58,300)	30,400 (24,200 to 38,700)	11,300 (7,850 to 15,700)	5,310 (3,660 to 7,410)	1,610 (1,180 to 2,220)	790 (558 to 1,110)	307 (214 to 433)	112 (83·5 to 150)	592,000
HIV/AIDS	0·5 (0·1 to 1·2)	1·7 (0·4 to 4·1)	1,830 (1,770 to 1,890)	1,680 (1,590 to 1,830)	1,280 (1,170 to 1,470)	1,240 (1,120 to 1,420)	2,770 (2,450 to 3,250)	11,600 (10,300 to 13,500)	31,700 (27,200 to 37,800)	48,900 (41,800 to 58,400)	65,200 (57,100 to 77,300)	77,700 (68,600 to 91,600)	87,900 (78,300 to 101,000)	77,800 (67,800 to 91,600)	64,300 (53,600 to 78,900)	44,300 (35,500 to 55,900)	28,700 (22,800 to 36,800)	9,890 (6,690 to 14,200)	4,300 (2,880 to 6,220)	965 (716 to 1,320)	427 (284 to 625)	157 (96·4 to 241)	59·3 (40·2 to 86·4)	563,000
HIV/AIDS - Drug-susceptible Tuberculosis	0 (0 to 0)	0 (0 to 0)	309 (229 to 372)	276 (205 to 332)	207 (155 to 249)	206 (154 to 242)	436 (334 to 501)	1,600 (1,250 to 1,810)	4,070 (3,200 to 4,640)	6,160 (4,830 to 7,040)	8,010 (6,160 to 9,420)	8,920 (6,700 to 10,700)	9,210 (6,900 to 11,100)	6,300 (4,640 to 7,830)	4,100 (3,050 to 5,090)	2,890 (2,160 to 3,590)	1,800 (1,320 to 2,280)	413 (326 to 493)	168 (132 to 205)	55·7 (43·3 to 68·7)	18·6 (14·1 to 23·4)	5·3 (4 to 6·4)	3·1 (2·3 to 3·8)	55,200
HIV/AIDS - Multidrug-resistant Tuberculosis with	0 (0 to 0)	0 (0 to 0)	11·8 (4·1 to 27·7)	10·7 (3·6 to 26)	8·2 (2·9 to 20·1)	8·4 (2·7 to 21·5)	16·7 (5 to 45·3)	58·4 (18·1 to 158)	141 (46·8 to 364)	217 (73 to 544)	283 (94·5 to 713)	317 (107 to 779)	325 (118 to 766)	233 (87·3 to 534)	153 (58·4 to 344)	106 (40·9 to 239)	66·4 (25·9 to 145)	14·2 (5·8 to 30·2)	5·9 (2·5 to 12·3)	2·1 (0·9 to 4·3)	0·6 (0·3 to 1·3)	0·2 (0·1 to 0·3)	0·1 (0 to 0·3)	1,980
HIV/AIDS - Extensively drug-resistant Tuberculo	0 (0 to 0)	0 (0 to 0)	3·1 (1·1 to 7·3)	2·8 (0·9 to 6·8)	2·1 (0·7 to 5·3)	2·2 (0·7 to 5·8)	4·3 (1·2 to 11·8)	15·1 (4·5 to 42·1)	36·6 (11·7 to 98·1)	56·3 (18·2 to 150)	73·7 (23·7 to 189)	82·6 (26·9 to 210)	84·8 (29·3 to 206)	60·6 (21·3 to 142)	39·7 (14·6 to 90·3)	27·5 (10·2 to 62·6)	17·1 (6·7 to 37·4)	3·5 (1·4 to 7·9)	1·4 (0·6 to 3)	0·5 (0·2 to 1·1)	0·2 (0·1 to 0·3)	0 (0 to 0·1)	0 (0 to 0·1)	514
HIV/AIDS resulting in other diseases	0·5 (0·1 to 1·2)	1·7 (0·4 to 4)	1,500 (1,420 to 1,600)	1,390 (1,280 to 1,560)	1,060 (936 to 1,260)	1,020 (895 to 1,210)	2,310 (1,990 to 2,810)	9,930 (8,670 to 11,900)	27,500 (22,900 to 33,600)	42,500 (35,300 to 51,600)	56,800 (48,500 to 68,900)	68,400 (59,000 to 82,100)	78,300 (68,100 to 91,200)	71,200 (61,000 to 84,700)	60,000 (49,300 to 74,400)	41,300 (32,300 to 53,000)	26,800 (20,800 to 34,900)	9,460 (6,200 to 13,800)	4,120 (2,690 to 6,030)	907 (654 to 1,260)	407 (265 to 605)	151 (90·7 to 235)	56·1 (37 to 83·1)	505,000
Sexually transmitted infections excluding HIV	2,780 (1,130 to 5,430)	968 (386 to 1,930)	1,290 (500 to 2,660)	49 (21·4 to 96·4)	23·7 (9 to 49·5)	181 (115 to 291)	580 (350 to 968)	1,050 (570 to 1,910)	1,580 (832 to 3,010)	2,020 (1,030 to 3,950)	2,210 (1,120 to 4,370)	2,230 (1,140 to 4,460)	2,380 (1,240 to 4,690)	2,270 (1,160 to 4,530)	2,170 (1,140 to 4,330)	1,890 (1,050 to 3,650)	1,690 (1,000 to 3,140)	1,400 (860 to 2,490)	1,010 (653 to 1,730)	641 (416 to 1,090)	364 (242 to 583)	151 (104 to 231)	52·7 (37·5 to 74·3)	29,000
Syphilis	2,780 (1,130 to 5,430)	968 (386 to 1,930)	1,290 (500 to 2,660)	49 (21·4 to 96·4)	23·7 (9 to 49·5)	36·4 (25·8 to 52·1)	66·5 (45·2 to 97·3)	116 (77·5 to 189)	195 (137 to 302)	288 (210 to 419)	346 (251 to 486)	372 (276 to 499)	480 (368 to 615)	535 (408 to 683)	633 (489 to 820)	660 (498 to 854)	701 (534 to 910)	653 (497 to 854)	514 (400 to 661)	333 (258 to 428)	208 (161 to 268)	93·6 (71·2 to 120)	37·5 (27·8 to 49·5)	11,400
Chlamydial infection	0 (0 to 0)	0 (0 to 0)	0 (0 to 0)	0 (0 to 0)	0 (0 to 0)	2·2 (0·9 to 4·2)	30·6 (14·9 to 57·4)	99·3 (51·9 to 180)	159 (74·6 to 298)	165 (78·7 to 304)	164 (77·5 to 292)	165 (82·2 to 285)	147 (70·8 to 258)	80·9 (37·8 to 150)	30·5 (14·5 to 57·2)	7·2 (3·5 to 13·6)	2·2 (1 to 4·2)	0 (0 to 0·1)	0 (0 to 0)	0 (0 to 0)	0 (0 to 0)	0 (0 to 0)	0 (0 to 0)	1,050



SR Table 2a: Hammersmith and Fulham DALYS by cause and age arcos for males with 95% uncertainty intervals, 2019

Cause	Early Neonatal	Late Neonatal	Post Neonatal	1 to 4	5 to 9	10 to 14	15 to 19	20 to 24	25 to 29	30 to 34	35 to 39	40 to 44	45 to 49	50 to 54	55 to 59	60 to 64	65 to 69	70 to 74	75 to 79	80 to 84	85 to 89	90 to 94	95 plus	Total
All causes	192 (113 to 269)	192 (65 to 461)	707 (67 to 1162)	1,040 (749 to 1,331)	1,141 (1,040 to 1,242)	1,170 (1,051 to 1,289)	2,031 (1,820 to 2,242)	2,599 (2,329 to 2,869)	3,172 (2,829 to 3,515)	3,732 (3,330 to 4,135)	4,201 (3,729 to 4,665)	4,601 (4,068 to 5,133)	5,001 (4,420 to 5,577)	5,201 (4,599 to 5,801)	5,301 (4,690 to 5,911)	5,401 (4,780 to 6,020)	5,501 (4,870 to 6,130)	5,601 (4,960 to 6,240)	5,701 (5,050 to 6,350)	5,801 (5,140 to 6,460)	5,901 (5,230 to 6,570)	6,001 (5,320 to 6,680)	6,101 (5,410 to 6,790)	6,201 (5,500 to 6,900)	6,301 (5,590 to 7,010)	6,401 (5,680 to 7,120)	6,501 (5,770 to 7,230)	6,601 (5,860 to 7,340)	6,701 (5,950 to 7,450)	6,801 (6,040 to 7,560)	6,901 (6,130 to 7,670)	7,001 (6,220 to 7,780)	7,101 (6,310 to 7,890)	7,201 (6,400 to 7,990)	7,301 (6,490 to 8,100)	7,401 (6,580 to 8,210)	7,501 (6,670 to 8,320)	7,601 (6,760 to 8,430)	7,701 (6,850 to 8,540)	7,801 (6,940 to 8,650)	7,901 (7,030 to 8,760)	8,001 (7,120 to 8,870)	8,101 (7,210 to 8,980)	8,201 (7,300 to 9,090)	8,301 (7,390 to 9,200)	8,401 (7,480 to 9,310)	8,501 (7,570 to 9,420)	8,601 (7,660 to 9,530)	8,701 (7,750 to 9,640)	8,801 (7,840 to 9,750)	8,901 (7,930 to 9,860)	9,001 (8,020 to 9,970)	9,101 (8,110 to 10,080)	9,201 (8,200 to 10,190)	9,301 (8,290 to 10,300)	9,401 (8,380 to 10,410)	9,501 (8,470 to 10,520)	9,601 (8,560 to 10,630)	9,701 (8,650 to 10,740)	9,801 (8,740 to 10,850)	9,901 (8,830 to 10,960)	10,001 (8,920 to 11,070)	10,101 (9,010 to 11,180)	10,201 (9,100 to 11,290)	10,301 (9,190 to 11,400)	10,401 (9,280 to 11,510)	10,501 (9,370 to 11,620)	10,601 (9,460 to 11,730)	10,701 (9,550 to 11,840)	10,801 (9,640 to 11,950)	10,901 (9,730 to 12,060)	11,001 (9,820 to 12,170)	11,101 (9,910 to 12,280)	11,201 (10,000 to 12,390)	11,301 (10,090 to 12,500)	11,401 (10,180 to 12,610)	11,501 (10,270 to 12,720)	11,601 (10,360 to 12,830)	11,701 (10,450 to 12,940)	11,801 (10,540 to 13,050)	11,901 (10,630 to 13,160)	12,001 (10,720 to 13,270)	12,101 (10,810 to 13,380)	12,201 (10,900 to 13,490)	12,301 (10,990 to 13,600)	12,401 (11,080 to 13,710)	12,501 (11,170 to 13,820)	12,601 (11,260 to 13,930)	12,701 (11,350 to 14,040)	12,801 (11,440 to 14,150)	12,901 (11,530 to 14,260)	13,001 (11,620 to 14,370)	13,101 (11,710 to 14,480)	13,201 (11,800 to 14,590)	13,301 (11,890 to 14,700)	13,401 (11,980 to 14,810)	13,501 (12,070 to 14,920)	13,601 (12,160 to 15,030)	13,701 (12,250 to 15,140)	13,801 (12,340 to 15,250)	13,901 (12,430 to 15,360)	14,001 (12,520 to 15,470)	14,101 (12,610 to 15,580)	14,201 (12,700 to 15,690)	14,301 (12,790 to 15,800)	14,401 (12,880 to 15,910)	14,501 (12,970 to 16,020)	14,601 (13,060 to 16,130)	14,701 (13,150 to 16,240)	14,801 (13,240 to 16,350)	14,901 (13,330 to 16,460)	15,001 (13,420 to 16,570)	15,101 (13,510 to 16,680)	15,201 (13,600 to 16,790)	15,301 (13,690 to 16,900)	15,401 (13,780 to 17,010)	15,501 (13,870 to 17,120)	15,601 (13,960 to 17,230)	15,701 (14,050 to 17,340)	15,801 (14,140 to 17,450)	15,901 (14,230 to 17,560)	16,001 (14,320 to 17,670)	16,101 (14,410 to 17,780)	16,201 (14,500 to 17,890)	16,301 (14,590 to 18,000)	16,401 (14,680 to 18,110)	16,501 (14,770 to 18,220)	16,601 (14,860 to 18,330)	16,701 (14,950 to 18,440)	16,801 (15,040 to 18,550)	16,901 (15,130 to 18,660)	17,001 (15,220 to 18,770)	17,101 (15,310 to 18,880)	17,201 (15,400 to 18,990)	17,301 (15,490 to 19,100)	17,401 (15,580 to 19,210)	17,501 (15,670 to 19,320)	17,601 (15,760 to 19,430)	17,701 (15,850 to 19,540)	17,801 (15,940 to 19,650)	17,901 (16,030 to 19,760)	18,001 (16,120 to 19,870)	18,101 (16,210 to 19,980)	18,201 (16,300 to 20,090)	18,301 (16,390 to 20,200)	18,401 (16,480 to 20,310)	18,501 (16,570 to 20,420)	18,601 (16,660 to 20,530)	18,701 (16,750 to 20,640)	18,801 (16,840 to 20,750)	18,901 (16,930 to 20,860)	19,001 (17,020 to 20,970)	19,101 (17,110 to 21,080)	19,201 (17,200 to 21,190)	19,301 (17,290 to 21,300)	19,401 (17,380 to 21,410)	19,501 (17,470 to 21,520)	19,601 (17,560 to 21,630)	19,701 (17,650 to 21,740)	19,801 (17,740 to 21,850)	19,901 (17,830 to 21,960)	20,001 (17,920 to 22,070)	20,101 (18,010 to 22,180)	20,201 (18,100 to 22,290)	20,301 (18,190 to 22,400)	20,401 (18,280 to 22,510)	20,501 (18,370 to 22,620)	20,601 (18,460 to 22,730)	20,701 (18,550 to 22,840)	20,801 (18,640 to 22,950)	20,901 (18,730 to 23,060)	21,001 (18,820 to 23,170)	21,101 (18,910 to 23,280)	21,201 (19,000 to 23,390)	21,301 (19,090 to 23,500)	21,401 (19,180 to 23,610)	21,501 (19,270 to 23,720)	21,601 (19,360 to 23,830)	21,701 (19,450 to 23,940)	21,801 (19,540 to 24,050)	21,901 (19,630 to 24,160)	22,001 (19,720 to 24,270)	22,101 (19,810 to 24,380)	22,201 (19,900 to 24,490)	22,301 (19,990 to 24,600)	22,401 (20,080 to 24,710)	22,501 (20,170 to 24,820)	22,601 (20,260 to 24,930)	22,701 (20,350 to 25,040)	22,801 (20,440 to 25,150)	22,901 (20,530 to 25,260)	23,001 (20,620 to 25,370)	23,101 (20,710 to 25,480)	23,201 (20,800 to 25,590)	23,301 (20,890 to 25,700)	23,401 (20,980 to 25,810)	23,501 (21,070 to 25,920)	23,601 (21,160 to 26,030)	23,701 (21,250 to 26,140)	23,801 (21,340 to 26,250)	23,901 (21,430 to 26,360)	24,001 (21,520 to 26,470)	24,101 (21,610 to 26,580)	24,201 (21,700 to 26,690)	24,301 (21,790 to 26,800)	24,401 (21,880 to 26,910)	24,501 (21,970 to 27,020)	24,601 (22,060 to 27,130)	24,701 (22,150 to 27,240)	24,801 (22,240 to 27,350)	24,901 (22,330 to 27,460)	25,001 (22,420 to 27,570)	25,101 (22,510 to 27,680)	25,201 (22,600 to 27,790)	25,301 (22,690 to 27,900)	25,401 (22,780 to 28,010)	25,501 (22,870 to 28,120)	25,601 (22,960 to 28,230)	25,701 (23,050 to 28,340)	25,801 (23,140 to 28,450)	25,901 (23,230 to 28,560)	26,001 (23,320 to 28,670)	26,101 (23,410 to 28,780)	26,201 (23,500 to 28,890)	26,301 (23,590 to 29,000)	26,401 (23,680 to 29,110)	26,501 (23,770 to 29,220)	26,601 (23,860 to 29,330)	26,701 (23,950 to 29,440)	26,801 (24,040 to 29,550)	26,901 (24,130 to 29,660)	27,001 (24,220 to 29,770)	27,101 (24,310 to 29,880)	27,201 (24,400 to 29,990)	27,301 (24,490 to 30,100)	27,401 (24,580 to 30,210)	27,501 (24,670 to 30,320)	27,601 (24,760 to 30,430)	27,701 (24,850 to 30,540)	27,801 (24,940 to 30,650)	27,901 (25,030 to 30,760)	28,001 (25,120 to 30,870)	28,101 (25,210 to 30,980)	28,201 (25,300 to 31,090)	28,301 (25,390 to 31,200)	28,401 (25,480 to 31,310)	28,501 (25,570 to 31,420)	28,601 (25,660 to 31,530)	28,701 (25,750 to 31,640)	28,801 (25,840 to 31,750)	28,901 (25,930 to 31,860)	29,001 (26,020 to 31,970)	29,101 (26,110 to 32,080)	29,201 (26,200 to 32,190)	29,301 (26,290 to 32,300)	29,401 (26,380 to 32,410)	29,501 (26,470 to 32,520)	29,601 (26,560 to 32,630)	29,701 (26,650 to 32,740)	29,801 (26,740 to 32,850)	29,901 (26,830 to 32,960)	30,001 (26,920 to 33,070)	30,101 (27,010 to 33,180)	30,201 (27,100 to 33,290)	30,301 (27,190 to 33,400)	30,401 (27,280 to 33,510)	30,501 (27,370 to 33,620)	30,601 (27,460 to 33,730)	30,701 (27,550 to 33,840)	30,801 (27,640 to 33,950)	30,901 (27,730 to 34,060)	31,001 (27,820 to 34,170)	31,101 (27,910 to 34,280)	31,201 (28,000 to 34,390)	31,301 (28,090 to 34,500)	31,401 (28,180 to 34,610)	31,501 (28,270 to 34,720)	31,601 (28,360 to 34,830)	31,701 (28,450 to 34,940)	31,801 (28,540 to 35,050)	31,901 (28,630 to 35,160)	32,001 (28,720 to 35,270)	32,101 (28,810 to 35,380)	32,201 (28,900 to 35,490)	32,301 (28,990 to 35,600)	32,401 (29,080 to 35,710)	32,501 (29,170 to 35,820)	32,601 (29,260 to 35,930)	32,701 (29,350 to 36,040)	32,801 (29,440 to 36,150)	32,901 (29,530 to 36,260)	33,001 (29,620 to 36,370)	33,101 (29,710 to 36,480)	33,201 (29,800 to 36,590)	33,301 (29,890 to 36,700)	33,401 (29,980 to 36,810)	33,501 (30,070 to 36,920)	33,601 (30,160 to 37,030)	33,701 (30,250 to 37,140)	33,801 (30,340 to 37,250)	33,901 (30,430 to 37,360)	34,001 (30,520 to 37,470)	34,101 (30,610 to 37,580)	34,201 (30,700 to 37,690)	34,301 (30,790 to 37,800)	34,401 (30,880 to 37,910)	34,501 (30,970 to 38,020)	34,601 (31,060 to 38,130)	34,701 (31,150 to 38,240)	34,801 (31,240 to 38,350)	34,901 (31,330 to 38,460)	35,001 (31,420 to 38,570)	35,101 (31,510 to 38,680)	35,201 (31,600 to 38,790)	35,301 (31,690 to 38,900)	35,401 (31,780 to 39,010)	35,501 (31,870 to 39,120)	35,601 (31,960 to 39,230)	35,701 (32,050 to 39,340)	35,801 (32,140 to 39,450)	35,901 (32,230 to 39,560)	36,001 (32,320 to 39,670)	36,101 (32,410 to 39,780)	36,201 (32,500 to 39,890)	36,301 (32,590 to 40,000)	36,401 (32,680 to 40,110)	36,501 (32,770 to 40,220)	36,601 (32,860 to 40,330)	36,701 (32,950 to 40,440)	36,801 (33,040 to 40,550)	36,901 (33,130 to 40,660)	37,001 (33,220 to 40,770)	37,101 (33,310 to 40,880)	37,201 (33,400 to 40,990)	37,301 (33,490 to 41,100)	37,401 (33,580 to 41,210)	37,501 (33,670 to 41,320)	37,601 (33,760 to 41,430)	37,701 (33,850 to 41,540)	37,801 (33,940 to 41,650)	37,901 (34,030 to 41,760)	38,001 (34,120 to 41,870)	38,101 (34,210 to 41,980)	38,201 (34,300 to 42,090)	38,301 (34,390 to 42,200)	38,401 (34,480 to 42,310)	38,501 (34,570 to 42,420)	38,601 (34,660 to 42,530)	38,701 (34,750 to 42,640)	38,801 (34,840 to 42,750)	38,901 (34,930 to 42,860)	39,001 (35,020 to 42,970)	39,101 (35,110 to 43,080)	39,201 (35,200 to 43,190)	39,301 (35,290 to 43,300)	39,401 (35,380 to 43,410)	39,501 (35,470 to 43,520)	39,601 (35,560 to 43,630)	39,701 (35,650 to 43,740)	39,801 (35,740 to 43,850)	39,901 (35,830 to 43,960)	40,001 (35,920 to 44,070)	40,101 (36,010 to 44,180)	40,201 (36,100 to 44,290)	40,301 (36,190 to 44,400)	40,401 (36,280 to 44,510)	40,501 (36,370 to 44,620)	40,601 (36,460 to 44,730)	40,701 (36,550 to 44,840)	40,801 (36,640 to 44,950)	40,901 (36,730 to 45,060)	41,001 (36,820 to 45,170)	41,101 (36,910 to 45,280)	41,201 (37,000 to 45,390)	41,301 (37,090 to 45,500)	41,401 (37,180 to 45,610)	41,501 (37,270 to 45,720)	41,601 (37,360 to 45,830)	41,701 (37,450 to 45,940)	41,801 (37,540 to 46,050)	41,901 (37,630 to 46,160)	42,001 (37,720 to 46,270)	42,101 (37,810 to 46,380)	42,201 (37,900 to 46,490)	42,301 (37,990 to 46,600)	42,401 (38,080 to 46,710)	42,501 (38,170 to 46,820)	42,601 (38,260 to 46,930)	42,701 (38,350 to 47,040)	42,801 (38,440 to 47,150)	42,901 (38,530 to 47,260)	43,001 (38,620 to 47,370)	43,101 (38,710 to 47,480)	43,201 (38,800 to 47,590)	43,301 (38,890 to 47,700)	43,401 (38,980 to 47,810)	43,501 (39,070 to 47,920)	43,601 (39,160 to 48,030)	43,701 (39,250 to 48,140)	43,801 (39,340 to 48,250)	43,901 (39,430 to 48,360)	44,001 (39,520 to 48,470)	44,101 (39,610 to 48,580)	44,201 (39,700 to 48,690)	44,301 (39,790 to 48,800)	44,401 (39,880 to 48,910)	44,501 (39,970 to 49,020)	44,601 (40,060 to 49,130)	44,701 (40,150 to 49,240)	44,801 (40,240 to 49,350)	44,901 (40,330 to 49,460)	45,001 (40,420 to 49,570)	45,101 (40,510 to 49,680)	45,201 (40,600 to 49,790)	45,301 (40,690 to 49,900)	45,401 (40,780 to 50,010)	45,501 (40,870 to 50,120)	45,601 (40,960 to 50,230)	45,701 (41,050 to 50,340)	45,801 (41,140 to 50,450)	45,901 (41,230 to 50,560)	46,001 (41,320 to 50,670)	46,101 (41,410 to 50,780)	46,201 (41,500 to 50,890)	46,301 (41,590 to 51,000)	46,401 (41,680 to 51,110)	46,501 (41,770 to 51,220)	46,601 (41,860 to 51,330)	46,701 (41,950 to 51,440)	46,801 (42,040 to 51,550)	46,901 (42,130 to 51,660)	47,001 (42,220 to 51,770)	47,101 (42,310 to 51,880)	47,201 (42,400 to 51,990)	47,301 (42,490 to 52,100)	47,401 (42,580 to 52,210)	47,501 (42,670 to 52,320)	47,601 (42,760 to 52,430)	47,701 (42,850 to 52,540)	47,801 (42,940 to 52,650)	47,901 (43,030 to 52,760)	48,001 (43,120 to 52,870)	48,101 (43,210 to 52,980)	48,201 (43,300 to 53,090)	48,301 (43,390 to 53,200)	48,401 (43,480 to 53,310)	48,501 (43,570 to 53,420)	48,601 (43,660 to 53,530)	48,701 (43,750 to 53,640)	48,801 (43,840 to 53,750)	48,901 (43,930 to 53,860)	49,001 (44,020 to 53,970)	49,101 (44,110 to 54,080)	49,201 (44,200 to 54,190)	49,301 (44,290 to 54,300)	49,401 (44,380 to 54,410)	49,501 (44,470 to 54,520)	49,601 (44,560 to 54,630)	49,701 (44,650 to 54,740)	49,801 (44,740 to 54,850)	49,901 (44,830 to 54,960)	50,001 (44,920 to 55,070)	50,101 (45,010 to 55,180)	50,201 (45,100 to 55,290)	50,301 (45,190 to 55,400)	50,401 (45,280 to 55,510)	50,501 (45,370 to 55,620)	50,601 (45,460 to 55,730)	50,701 (45,550 to 55,840)	50,801 (45,640 to 55,950)	50,901 (45,730 to 56,060)	51,001 (45,820 to 56,170)	51,101 (45,910 to 56,280)	51,201 (46,000 to 56,390)	51,301 (46,090 to 56,500)	51,401 (46,180 to 56,610)	51,501 (46,270 to 56,720)	51,601 (46,360 to 56,830)	51,701 (46,450 to 56,940)	51,801 (46,540 to 57,050)	51,901 (46,630 to 57,160)	52,001 (46,720 to 57,270)	52,101 (46,810 to 57,380)	52,201 (46,900 to 57,490)	52,301 (46,990 to 57,600)	52,401 (47,080 to 57,710)	52,501 (47,170 to 57,820)	52,601 (47,260 to 57,930)	52,701 (47,350 to 58,040)	52,801 (47,440 to 58,150)	52,901 (47,530 to 58,260)	53,001 (47,620 to 58,370)	53,101 (47,710 to 58,480)	53,201 (47,800 to 58,590)	53,301 (47,890 to 58,700)	53,401 (47,980 to 58,810)	53,501 (48,070 to 58,920)	53,601 (48,160 to 59,030)	53,701 (48,250 to 59,140)	53,801 (48,340 to 59,250)	53,901 (48,430 to 59,360)	54,001 (48,520 to 59,470)	54,101 (48,610 to 59,580)	54,201 (48,700 to 59,690)	54,301 (48,790 to 59,800)	54,401 (48,880 to 59,910)	54,501 (48,970 to 60,020)	54,601 (49,060 to 60,130)	54,701 (49,150 to 60,240)	54,801 (49,240 to 60,350)	54,901 (49,330 to 60,460)	55,001 (49,420 to 60,570)	55,101 (49,510 to 60,680)	55,201 (49,600 to 60,790)	55,301 (49,690 to 60,900)	55,401 (49,780 to 61,010)	55,501 (49,870 to 61,120)	55,601 (49,960 to 61,230)	55,701 (50,050 to 61,340)	55,801 (50,140 to 61,450)	55,901 (50,230 to 61,560)	56,001 (50,320 to 61,670)	56,101 (50,410 to 61,780)	56,201 (50,500 to 61,890)	56,301 (50,590 to 62,000)	56,401 (50,680 to 62,110)	56,501 (50,770 to 62,220)	56,601 (50,860 to 62,330)	56,701 (50,950 to 62,440)	56,801 (51,040 to 62,550)	56,901 (51,130 to 62,660)	57,001 (51,220 to 62,770)	57,101 (51,310 to 62,880)	57,201 (51,400 to 62,990)	57,301 (51,490 to 63,100)	57,401 (51,580 to 63,210)	57,501 (51,670 to 63,320)	57,601 (51,760 to 63,430)	57,701 (51,850 to 63,540)	57,801 (51,940 to 63,650)	57,901 (52,030 to 63,760)	58,001 (52,120 to 63,870)	58,101 (52,210 to 63,980)	58,201 (52,300 to 64,090)	58,301 (52,390 to 64,200)	58,401 (52,480 to 64,310)	58,501 (52,570 to 64,420)	58,601 (52,660 to 64,530)	58,701 (52,750 to 64,640)	58,801 (52,840 to 64,750)	58,901 (52,930 to 64,860)	59,001 (53,020 to 64,970)	59,101 (53,110 to 65,080)	59,201 (53,200 to 65,190)	59,301 (53,290 to 65,300)	59,401 (53,380 to 65,410)	59,501 (53,470 to 65,520)	59,601 (53,560 to 65,630)	59,701 (53,650 to 65,740)	59,801 (53,740 to 65,850)	59,901 (53,830 to 65,960)	60,001 (53,920 to 66,070)	60,101 (54,010 to 66,180)	60,201 (54,100 to 66,290)	60,301 (54,190 to 66,400)	60,401 (54,280 to 66,510)	60,501 (54,370 to 66,620)	60,601 (54,460 to 66,730)	60,701 (54,550 to 66,840)	60,801 (54,640 to 66,950)	60,901 (54,730 to 67,060)	61,001 (54,820 to 67,170)	61,101 (54,910 to 67,280)	61,201 (55,000 to 67,390)	61,301 (55,090 to 67,500)	61,401 (55,180 to 67,610)	61,501 (55,270 to 67,720)	61,601 (55,360 to 67,830)	61,701 (55,450 to 67,940)	61,801 (55,540 to 68,050)	61,901 (55,630 to 68,160)	62,001 (55,720 to 68,270)	62,101 (55,810 to 68,380)	62,201 (55,900 to 68,490)	62,301 (55,990 to 68,600)	62,401 (56,080 to 68,710)	62,501 (56,170 to 68,820)	62,601 (56,260 to 68,930)	62,701 (56,350 to 69,040)	62,801 (56,440 to 69,150)	62,901 (56,530 to 69,260)	63,001 (56,620 to 69,370)	63,101 (56,710 to 69,480)	63,201 (56,800 to 69,590)	63,301 (56,890 to 69,700)	63,401 (56,980 to 69,810)	63,501 (57,070 to 69,920)	63,601 (57,160 to 70,030)	63,701 (57,250 to 70,140)	63,801 (57,340 to 70,250)	63,901 (57,430 to 70,360)	64,001 (57,520 to 70,470)	64,101 (57,610 to 70,580)	64,201 (57,700 to 70,690)	64,301 (57,790 to 70,800)	64,401 (57,880 to 70,910)	64,501 (57,970 to 71,020)	64,601 (58,060 to 71,130)	64,701 (58,150 to 71,240)	64,801 (58,240 to 71,350)	64,901 (58,330 to 71,460)	65,001 (58,420 to 71,570)	65,101 (58,510 to 71,680)	65,201 (58,600 to 71,790)	65,301 (58,690 to 71,900)	65,401 (58,780 to 72,010)	65,501 (58,870 to 72,120)	65,601 (58,960 to 72,230)	65,701 (59,050 to 72,340)	65,801 (59,140 to 72,450)	65,901 (59,230 to 72,560)	66,001 (59,320 to 72,670)	66,101 (59,410 to 72,780)	66,201 (59,500 to 72,890)	66,301 (59,590 to 73,000)	66,401 (59,680 to 73,110)	66,501 (59,770 to 73,220)	66,601 (59,860 to 73,330)	66,701 (59,950 to 73,440)	66,801 (60,040 to 73,550)	66,901 (60,130 to 73,660)	67,001 (60,220 to 73,770)	67,101 (60,310 to 73,880)	67,201 (60,400 to 73,990)	67,301 (60,490 to 74,100)	67,401 (60,580 to 74,210)	67,501 (60,670 to 74,320)	67,601 (60,760 to 74,430)	67,701 (60,850 to 74,540)	67,801 (60,940 to 74,650)	67,901 (61,030 to 74,760)	68,001 (61,120 to 74,870)	68,101 (61,210 to 74,980)	68,201 (61,300 to 75,090)	68,301 (61,390 to 75,200)	68,401 (61,480 to 75,310)	68,501 (61,570 to 75,420)	68,601 (61,660 to 75,530)	68,701 (61,750 to 75,640)	68,801 (61,840 to 75,750)	68,901 (61,930 to 75,860)	69,001 (62,020 to 75,970)	69,101 (62,110 to 76,080)	69,201 (62,200 to 76,190)	69,301 (62,290 to 76,300)	69,401 (62,380 to 76,410)	69,501 (62,470 to 76,520)	69,601 (62,560 to 76,630)	69,701 (62,650 to 76,740)	69,801 (62,740 to 76,850)	69,901 (62,830 to 76,960)	70,001 (62,920 to 77,070)	70,101 (63,010 to 77,180)	70,201 (63,100 to 77,290)	70,301 (63,190 to 77,400)	70,401 (63,280 to 77,510)	70,501 (63,370 to 77,620)	70,601 (63,460 to 77,730)	70,701 (63,550 to 77,840)	70,801 (63,640 to 77,950)	70,901 (63,730 to 78,060)	71,001 (63,820 to 78,170)	71,101 (63,910 to 78,280)	71,201 (64,000 to 78,390)	71,301 (64,090 to 78,500)	71,401 (64,180 to 78,610)	71,501 (64,270 to 78,720)	71,601 (64,360 to 78,830)	71,701 (64,450 to 78,940)	71,801 (64,540 to 79,050)	71,901 (64,630 to 79,160)	72,001 (64,720 to 79,270)	72,101 (64,810 to 79,380)	72,201 (64,900 to 79,490)	72,301 (64,990 to 79,600)	72,401 (65,080 to 79,710)	72,501 (65,170 to 79,820)	72,601 (65,260 to 79,930)	72,701 (65,350 to 80,040)	72,801 (65,440 to 80,150)	72,901 (65,530 to 80,260)	73,001 (65,620 to 80,370)	73,101 (65,710 to 80,480)	73,201 (65,800 to 80,590)	73,301 (65,890 to 80,700)	73,401 (65,980 to 80,810)	73,501 (66,070 to 80,920)	73,601 (66,160 to 81,030)	73,701 (66,250 to 81,140)	73,801 (66,340 to 81,250)	73,901 (66,430 to 81,360)	74,001 (66,520 to 81,470)	74,101 (66,610 to 81,580)	74,201 (66,700 to 81,690)	74,301 (66,790 to 81,800)	74,401 (66,880 to 81,910)	74,501 (66,970 to 82,020)	74,601 (67,060 to 82,130)	74,701 (67,150 to 82,240)	74,801 (67,240 to 82,350)	74,901 (67,330 to 82,460)	75,001 (67,420 to 82,570)	75,101 (67,510 to 82,680)	75,201 (67,600 to 82,790)	75,301 (67,690 to 82,900)	75,401 (67,780 to 83,010)	75,501 (67,870 to 83,120)	75,601 (67,960 to 83,230)	75,701 (68,050 to 83,340)	75,801 (68,140 to 83,450)	75,901 (68,230 to 83,560)	76,001 (68,320 to 83,670)	76,101 (68,410 to 83,780)	76,201 (68,500 to 83,890)	76,301 (68,590 to 84,000)	76,401 (68,680 to 84,110)	76,501 (68,770 to 84,220)	76,601 (68,860 to 84,330)	76,701 (68,950 to 84,440)	76,801 (69,040 to 84,550)	76,901 (69,130 to 84,660)	77,001 (69,220 to 84,770)	77,101 (69,310 to 84,880)	77,201 (69,400 to 84,990)	77,301 (69,490 to 85,100)	77,401 (69,580 to 85,210)	77,501 (69,670 to 85,320)	77,601 (69,760 to 85,430)	77,701 (69,850 to 85,540)	77,801 (69,940 to 85,650)	77,901 (70,030 to 85,760)	78,001 (70,120 to 85,870)	78,101 (70,210 to 85,980)	78,201 (70,300 to 86,090)	78,301 (70,390 to 86,200)	78,401 (70,480 to 86,310)	78,501 (70,570 to 86,420)	78,601 (70,660 to 86,530)	78,701 (70,750 to 86,640)	78,801 (70,840 to 86,750)	78,901 (70,930 to 86,860)	79,001 (71,020 to 86,970)	79,101 (71,110 to 87,080)	79,201 (71,200 to 87,190)	79,301 (71,290 to 87,300)	79,401 (71,380 to 87,410)	79,501 (71,470 to 87,520)	79,601 (71,560 to 87,630)	79,701 (71,650 to 87,740)	79,801 (71,740 to 87,850)	79,901 (71,830 to 87,960)	80,001 (71,920 to 88,070)	80,101 (72,010 to 88,180)	80,201 (72,100 to 88,290)	80,301 (72,190 to 88,400)	80,401 (72,280 to 88,510)	80,501 (72,370 to 88,620)	80,601 (72,460 to 88,730)	80,701 (72,550 to 88,840)	80,801 (72,640 to 88,950)	80,901 (72,730 to 89,060)	81,001 (72,820 to 89,170)	81,101 (72,910 to 89,280)	81,201 (73,000 to 89,390)	81,301 (73,090 to 89,500)	81,401 (73,180 to 89,610)	81,501 (73,270 to 89,720)	81,601 (73,360 to 89,830)	81,701 (73,450 to 89,940)	81,801 (73,540 to 90,050)	81,901 (73,630 to 90,160)	82,001 (73,720 to 90,270)	82,101 (73,810 to 90,380)	82,201 (73,900 to 90,490)	82,301 (73,990 to 90,600)	82,401 (74,080 to 90,710)	82,501 (74,170 to 90,820)	82,601 (74,260 to 90,930)	82,701 (74,350 to 91,040)	82,801 (74,440 to 91,150)	82,901 (74,530 to 91,260)	83,001 (74,620 to 91,370)	83,101 (74,710 to 91,480)	83,201 (74,800 to 91,590)	83,301 (74,890 to 91,700)	83,401 (74,980 to 91,810)	83,501 (75,070 to 91,920)	83,601 (75,160 to 92,030)	83,701 (75,250 to 92,140)	83,801 (75,340 to 92,250)	83,901 (75,430 to 92,360)	84,001 (75,520 to 92,470)	84,101 (75,610 to 92,580)	84,201 (75,700 to 92,690)	84,301 (75,790 to 92,800)	84,401 (75,880 to 92,910)	84,501 (75,970 to 93,020)	84,601 (76,060 to 93,130)	84,701 (76,150 to 93,240)	84,801 (76,240 to 93,350)	84,901 (76,330 to 93,460)	85,001 (76,420 to 93,570)	85,101 (76,510 to 93,680)	85,201 (76,600 to 93,790)	85,301 (76,690 to 93,900)	85,401 (76,780 to 94,010)	85,501 (76,870 to 94,120)	85,601 (76,960 to 94,230)	85,701 (77,050 to 94,340)	85,801 (77,140 to 94,450)	85,901 (77,230 to 94,560)	86,001 (77,320 to 94,670)	86,101 (77,410 to 94,780)	86,201 (77,500 to 94,890)	86,301 (77,590 to 95,000)	86,401 (77,680 to 95,110)	86,501 (77,770 to 95,220)	86,601 (77,860 to 95,330)	86,701 (77,950 to 95,440)	86,801 (78,040 to 95,550)	86,901 (78,130 to 95,660)	87,001 (78,220 to 95,770)	87,101 (78,310 to 95,880)	87,201 (78,400 to 95,990)	87,301 (78,490 to 96,100)	87,401 (78,580 to 96,210)	87,501 (78,670 to 96,320)	87,601 (78,760 to 96,430)	87,701 (78,850 to 96,540)	87,801 (78,940 to 96,650)	87,901 (79,030 to 96,760)	88,001 (79,120 to 96,870)	88,101 (79,210 to 96,980)	88,201 (79,300 to 97,090)	88,301 (79,390 to 97,200)	88,401 (79,480 to 97,310)	88,501 (79,570 to 97,420)	88,601 (79,660 to 97,530)	88,701 (79,750 to 97,640)	88,801 (79,840 to 97,750)	88,901 (79,930 to 97,860)	89,001 (80,020 to 97,970)	89,101 (80,110 to 98,080)	89,201 (80,200 to 98,190)	89,301 (80,290 to 98,300)	89,401 (80,380 to 98,410)	89,501 (80,470 to 98,520)	89,601 (80,560 to 98,630)	89,701 (80,650 to 98,740)	89,801 (80,740 to 98,850)	89,901 (80,830 to 98,960)	90,001 (80,920 to 99,070)	90,101 (81,010 to 99,180)	90,201 (81,100 to 99,290)	90,301 (81,190 to 99,400)	90,401 (81,280 to 99,510)	90,501 (81,370 to 99,620)	90,601 (81,460 to 99,730)	90,701 (81,550 to 99,840)	90,801 (81,640 to 99,950)	90,901 (81,730 to 100,060)	91,001 (81,820 to 100,170)	91,101 (81,910 to 100,280)	91,201 (82,000 to 100,390)	91,301 (82,090 to 100,500)	91,401 (82,180 to 100,610)	91,501 (82,270 to 100,720)	91,601 (82,360 to 100,830)	91,701 (82,450 to 100,940)	91,801 (82,540 to 101,050)	91,901 (82,630 to 101,160)	92,001 (82,720 to 101,270)	92,101 (82,810 to 101,380)	92,201 (82,900 to 101,490)	92,301 (82,990 to 101,600)	92,401 (83,080 to 101,710)	92,501 (83,170 to 101,820)	92,601 (83,260 to 101,930)	92,701 (83,350 to 102,040)	92,801 (83,440 to 102,150)	92,901 (83,530 to 102,260)	93,001 (83,620 to 102,370)	93,101 (83,710 to 102,480)	93,201 (83,800 to 102,590)	93,301 (83,890 to 102,700)	93,401 (83,980 to 102,810)	93,501 (84,070 to 102,920)	93,601 (84,160 to 103,030)	93,701 (84,250 to 103,140)	93,801 (84,340 to 103,250)	93,901 (84,430 to 103,360)	94,001 (84,520 to 103,470)	94,101 (84,610 to 103,580)	94,201 (84,700 to 103,690)	94,301 (84,790 to 103,800)	94,401 (84,880 to 103,910)	94,501 (84,970 to 104,020)	94,601 (85,060 to 104,130)	94,701 (85,150 to 104,240)	94,801 (85,240 to 104,350)	94,901 (85,330 to 104,460)	95,001 (85,420 to 104,570)	95,101 (85,510 to 104,680)	95,201 (85,600 to 104,790)	95,301 (85,690 to 104,900)	95,401 (85,780 to 105,010)	95,501 (85,870 to 105,120)	95,601 (85,960 to 105,230)	95,701 (86,050 to 105,340)	95,801 (86,140 to 105,450)	95,901 (86,230 to 105,560)	96,001 (86,320 to 105,670)	96,101 (86,410 to 105,780)	96,201 (86,500 to 105,890)

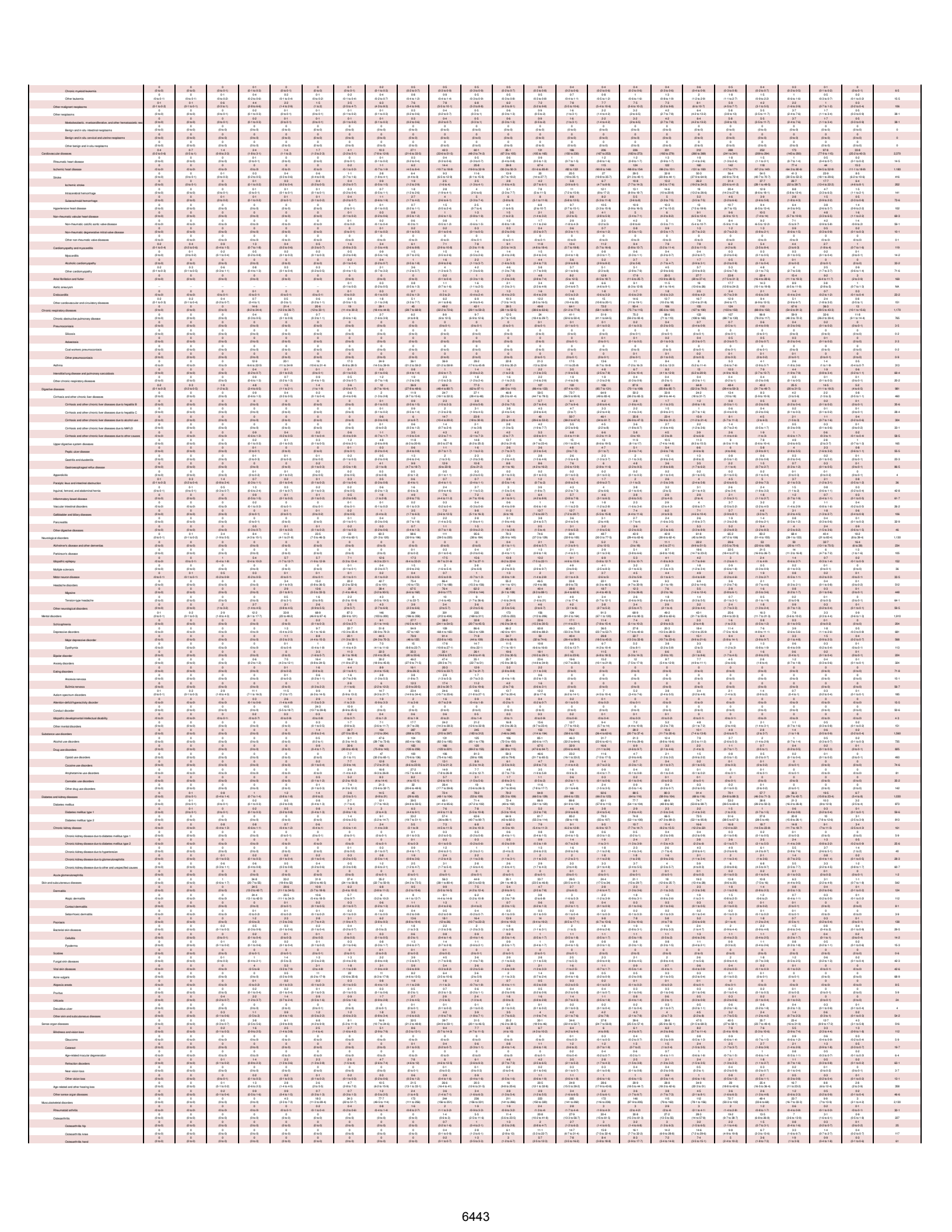

Osteoarthritis other	0 (0 to 0)	0 (0 to 0)	0 (0 to 0)	0 (0 to 0)	0 (0 to 0)	0 (0 to 0)	0 (0 to 0)	0 (0 to 0)	0 (0 to 0)	0 (0 to 0)	0 (0 to 0)	0 (0 to 0)	0 (0 to 0)	0 (0 to 0)	0 (0 to 0)	0 (0 to 0)	0 (0 to 0)	0 (0 to 0)	0 (0 to 0)	0 (0 to 0)	0 (0 to 0)	0 (0 to 0)	0 (0 to 0)	0 (0 to 0)	0 (0 to 0)	0 (0 to 0)	
Low back pain	0 (0 to 0)	0 (0 to 0)	0 (0 to 0)	0 (0 to 0)	2.9 (1.3 to 5.2)	13.2 (7.5 to 20.3)	29.6 (12.1 to 54.1)	44.5 (20.4 to 72.3)	59.7 (32.6 to 89.1)	72 (39.6 to 108)	81.2 (44.6 to 120)	87.1 (49.1 to 127)	91.2 (51.6 to 132)	93.4 (53.1 to 135)	94.8 (53.9 to 137)	95.8 (54.4 to 138)	96.4 (54.7 to 139)	96.8 (54.9 to 140)	97.1 (55.1 to 140)	97.3 (55.2 to 140)	97.4 (55.3 to 140)	97.5 (55.3 to 140)	97.6 (55.4 to 140)	97.7 (55.4 to 140)	97.7 (55.4 to 140)	97.8 (55.4 to 140)	987
Neck pain	0 (0 to 0)	0 (0 to 0)	0 (0 to 0)	1.3 (0.4 to 2.6)	5.6 (2.9 to 10.7)	9.4 (4.5 to 17.1)	17.6 (8.6 to 34.4)	34.2 (16.9 to 68.1)	57.7 (28.9 to 109)	68.4 (31.2 to 98.3)	72.5 (32.7 to 103)	74.3 (33.2 to 105)	75.1 (33.5 to 106)	75.5 (33.7 to 106)	75.7 (33.8 to 106)	75.8 (33.8 to 106)	75.9 (33.8 to 106)	75.9 (33.8 to 106)	75.9 (33.8 to 106)	75.9 (33.8 to 106)	75.9 (33.8 to 106)	75.9 (33.8 to 106)	75.9 (33.8 to 106)	75.9 (33.8 to 106)	75.9 (33.8 to 106)	434
Gout	0 (0 to 0)	0 (0 to 0)	0 (0 to 0)	0 (0 to 0)	0 (0 to 0)	0 (0 to 0)	0 (0 to 0)	0 (0 to 0)	0 (0 to 0)	0 (0 to 0)	0 (0 to 0)	0 (0 to 0)	0 (0 to 0)	0 (0 to 0)	0 (0 to 0)	0 (0 to 0)	0 (0 to 0)	0 (0 to 0)	0 (0 to 0)	0 (0 to 0)	0 (0 to 0)	0 (0 to 0)	0 (0 to 0)	0 (0 to 0)	0 (0 to 0)	0 (0 to 0)	34
Other musculoskeletal disorders	0 (0 to 0)	0 (0 to 0)	0 (0 to 0)	0 (0 to 0)	0.1 (0.1 to 0.2)	0.6 (0.3 to 1.2)	1.6 (0.7 to 3.4)	4.2 (1.7 to 9.2)	9.4 (3.4 to 22.4)	16.2 (5.5 to 44.2)	24.5 (7.7 to 69.3)	32.4 (9.4 to 94.2)	39.7 (10.9 to 107)	45.9 (12.1 to 120)	50.7 (13.1 to 130)	54.4 (13.9 to 137)	57.1 (14.5 to 142)	58.9 (14.9 to 145)	60.2 (15.2 to 147)	61.1 (15.4 to 148)	61.7 (15.5 to 149)	62.1 (15.6 to 149)	62.4 (15.6 to 149)	62.6 (15.6 to 149)	62.7 (15.6 to 149)	62.8 (15.6 to 149)	456
Other non-communicable diseases	38.1 (22.0 to 59.4)	25.5 (17.5 to 35.2)	54.4 (36.0 to 79.6)	56.5 (27.6 to 97.9)	17.4 (12.4 to 24.5)	14.6 (10.6 to 19.8)	16.2 (11.7 to 21.4)	28.1 (21.5 to 38.9)	59.4 (35.7 to 70.1)	67.9 (42.3 to 88.9)	58.5 (41.1 to 82.9)	57 (39.2 to 79.9)	56.9 (38.5 to 79.8)	57.1 (38.5 to 79.9)	57.2 (38.5 to 79.9)	57.2 (38.5 to 79.9)	57.2 (38.5 to 79.9)	57.2 (38.5 to 79.9)	57.2 (38.5 to 79.9)	57.2 (38.5 to 79.9)	57.2 (38.5 to 79.9)	57.2 (38.5 to 79.9)	57.2 (38.5 to 79.9)	57.2 (38.5 to 79.9)	57.2 (38.5 to 79.9)	938
Congenital birth defects	36.3 (21.9 to 53.9)	20.7 (13.0 to 34)	39.1 (18.5 to 64)	22.4 (9.1 to 39.5)	8.5 (4.6 to 11.9)	6.5 (4.6 to 8.5)	7 (4.9 to 9.5)	9.4 (6.6 to 12.4)	13.4 (10.1 to 17.4)	17.4 (12.9 to 22.7)	12.9 (9.4 to 17)	10.2 (7.5 to 13.4)	7.9 (5.8 to 10.4)	6.3 (4.6 to 8.2)	5.1 (3.7 to 6.7)	4.3 (3.1 to 5.6)	3.6 (2.6 to 4.7)	3.2 (2.3 to 4.1)	2.9 (2.1 to 3.7)	2.7 (1.9 to 3.5)	2.5 (1.8 to 3.2)	2.4 (1.7 to 3.1)	2.3 (1.7 to 3)	2.2 (1.6 to 2.9)	2.2 (1.6 to 2.9)	2.1 (1.5 to 2.8)	2.1 (1.5 to 2.8)	2.1 (1.5 to 2.8

SR Table 2a: Eskina DALYS by cause and age group for males with 95% uncertainty intervals, 2019

Cause	Early Neonatal	Late Neonatal	Post Neonatal	1 to 4	5 to 9	10 to 14	15 to 19	20 to 24	25 to 29	30 to 34	35 to 39	40 to 44	45 to 49	50 to 54	55 to 59	60 to 64	65 to 69	70 to 74	75 to 79	80 to 84	85 to 89	90 to 94	95 plus	Total
All causes	2888 (2489 to 3284)	1948 (1746 to 2150)	2688 (2044 to 3411)	3180 (2960 to 3501)	2180 (1896 to 2517)	1880 (1677 to 2117)	2180 (1968 to 2412)	2310 (2087 to 2553)	2310 (2087 to 2553)	2310 (2087 to 2553)	2310 (2087 to 2553)	2310 (2087 to 2553)	2310 (2087 to 2553)	2310 (2087 to 2553)	2310 (2087 to 2553)	2310 (2087 to 2553)	2310 (2087 to 2553)	2310 (2087 to 2553)	2310 (2087 to 2553)	2310 (2087 to 2553)	2310 (2087 to 2553)	2310 (2087 to 2553)	42,500
Communicable, maternal, neonatal, and nutritional diseases	2888 (1890 to 3284)	1948 (1746 to 2150)	2688 (2044 to 3411)	3180 (2960 to 3501)	2180 (1896 to 2517)	1880 (1677 to 2117)	2180 (1968 to 2412)	2310 (2087 to 2553)	2310 (2087 to 2553)	2310 (2087 to 2553)	2310 (2087 to 2553)	2310 (2087 to 2553)	2310 (2087 to 2553)	2310 (2087 to 2553)	2310 (2087 to 2553)	2310 (2087 to 2553)	2310 (2087 to 2553)	2310 (2087 to 2553)	2310 (2087 to 2553)	2310 (2087 to 2553)	2310 (2087 to 2553)	2310 (2087 to 2553)	2,500
HIV/AIDS and sexually transmitted infections	0 (0 to 0)	0 (0 to 0)	0 (0 to 0)	0 (0 to 0)	0 (0 to 0)	0 (0 to 0)	0 (0 to 0)	0 (0 to 0)	0 (0 to 0)	0 (0 to 0)	0 (0 to 0)	0 (0 to 0)	0 (0 to 0)	0 (0 to 0)	0 (0 to 0)	0 (0 to 0)	0 (0 to 0)	0 (0 to 0)	0 (0 to 0)	0 (0 to 0)	0 (0 to 0)	0 (0 to 0)	0 (0 to 0)	0
HIV/AIDS	0 (0 to 0)	0 (0 to 0)	0 (0 to 0)	0 (0 to 0)	0 (0 to 0)	0 (0 to 0)	0 (0 to 0)	0 (0 to 0)	0 (0 to 0)	0 (0 to 0)	0 (0 to 0)	0 (0 to 0)	0 (0 to 0)	0 (0 to 0)	0 (0 to 0)	0 (0 to 0)	0 (0 to 0)	0 (0 to 0)	0 (0 to 0)	0 (0 to 0)	0 (0 to 0)	0 (0 to 0)	0 (0 to 0)	0
HIV/AIDS - Drug-susceptible Tuberculosis	0 (0 to 0.3)	0 (0 to 0.3)	0.2 (0 to 1.3)	0.2 (0 to 1.3)	0.1 (0 to 0.5)	0.1 (0 to 0.5)	0.1 (0 to 0.5)	0.2 (0.1 to 0.3)	0.7 (0.4 to 1.2)	1.1 (0.7 to 1.7)	1.6 (1.1 to 2.7)	2 (1.2 to 3.1)	2 (1.2 to 3.1)	1.3 (0.8 to 2)	0.9 (0.5 to 1.3)	0.6 (0.4 to 1)	0.4 (0.2 to 0.6)	0.3 (0 to 0.5)	0.2 (0 to 0.4)	0.1 (0 to 0.3)	0 (0 to 0.1)	0 (0 to 0.1)	11.7
HIV/AIDS - Multidrug-resistant Tuberculosis without extensive drug resistance	0 (0 to 0)	0 (0 to 0)	0 (0 to 0)	0 (0 to 0)	0 (0 to 0)	0 (0 to 0)	0 (0 to 0)	0 (0 to 0)	0 (0 to 0)	0 (0 to 0)	0 (0 to 0)	0 (0 to 0)	0 (0 to 0)	0 (0 to 0)	0 (0 to 0)	0 (0 to 0)	0 (0 to 0)	0 (0 to 0)	0 (0 to 0)	0 (0 to 0)	0 (0 to 0)	0 (0 to 0)	0 (0 to 0)	0.3
HIV/AIDS - Extensively drug-resistant Tuberculosis	0 (0 to 0)	0 (0 to 0)	0 (0 to 0)	0 (0 to 0)	0 (0 to 0)	0 (0 to 0)	0 (0 to 0)	0 (0 to 0)	0 (0 to 0)	0 (0 to 0)	0 (0 to 0)	0 (0 to 0)	0 (0 to 0)	0 (0 to 0)	0 (0 to 0)	0 (0 to 0)	0 (0 to 0)	0 (0 to 0)	0 (0 to 0)	0 (0 to 0)	0 (0 to 0)	0 (0 to 0)	0 (0 to 0)	0.1
HIV/AIDS resulting in other diseases	0 (0 to 0)	1 (0 to 1.4)	1 (0.6 to 1.3)	1 (0.6 to 1.3)	0.6 (0.4 to 0.7)	0.3 (0.2 to 0.4)	0.4 (0.3 to 0.6)	2.1 (1.4 to 2.8)	5.6 (4 to 7.4)	13.4 (9.6 to 16.5)	17 (12.5 to 22.9)	17 (12.7 to 22.4)	17.1 (12.9 to 23.2)	13.3 (9.7 to 18)	9.1 (6.5 to 12)	6.2 (4.7 to 8.2)	4.1 (2.9 to 5.5)	2.6 (1.8 to 3.6)	1.4 (0.9 to 2)	0.7 (0.4 to 1.3)	0.1 (0 to 0.2)	0 (0 to 0.1)	111
Sexually transmitted infections excluding HIV	0.8 (2.6 to 22.4)	2.2 (0.9 to 7.4)	4.8 (1.3 to 11.4)	0.2 (0 to 0.4)	0.1 (0 to 0.2)	0.1 (0 to 0.1)	0.1 (0 to 0.1)	0.1 (0.1 to 0.4)	0.2 (0.2 to 0.7)	0.2 (0.2 to 1)	0.3 (0.2 to 1.2)	0.4 (0.2 to 1.1)	0.5 (0.2 to 1.1)	0.5 (0.2 to 1)	0.4 (0.2 to 0.9)	0.3 (0.2 to 0.7)	0.2 (0.1 to 0.5)	0.1 (0 to 0.4)	0.1 (0 to 0.2)	0 (0 to 0.1)	0 (0 to 0.2)	0 (0 to 0.1)	22.8
Syphilis	0.8 (2.6 to 22.4)	2.2 (0.9 to 7.4)	4.8 (1.3 to 11.4)	0.2 (0 to 0.4)	0.1 (0 to 0.2)	0.1 (0 to 0.1)	0.1 (0 to 0.1)	0.1 (0 to 0.1)	0.1 (0 to 0.1)	0.1 (0 to 0.2)	0.1 (0 to 0.2)	0.1 (0 to 0.2)	0.1 (0 to 0.1)	0.1 (0 to 0.1)	0.1 (0 to 0.1)	0.1 (0 to 0.1)	0.1 (0 to 0.1)	0 (0 to 0.1)	0 (0 to 0.1)	0 (0 to 0.1)	0 (0 to 0.1)	0 (0 to 0.1)	0 (0 to 0.1)	19.1
Chlamydial infection	0 (0 to 0)	0 (0 to 0)	0 (0 to 0)	0 (0 to 0)	0 (0 to 0)	0 (0 to 0)	0 (0 to 0)	0 (0 to 0)	0 (0 to 0)	0 (0 to 0)	0 (0 to 0)	0 (0 to 0)	0 (0 to 0)	0 (0 to 0)	0 (0 to 0)	0 (0 to 0)	0 (0 to 0)	0 (0 to 0)	0 (0 to 0)	0 (0 to 0)	0 (0 to 0)	0 (0 to 0)	0 (0 to 0)	0
Gonococcal infection	0 (0 to 0)	0 (0 to 0)	0 (0 to 0)	0 (0 to 0)	0 (0 to 0)	0 (0 to 0)	0 (0 to 0)	0 (0 to 0)	0 (0 to 0)	0 (0 to 0)	0 (0 to 0)	0 (0 to 0)	0 (0 to 0)	0 (0 to 0)	0 (0 to 0)	0 (0 to 0)	0 (0 to 0)	0 (0 to 0)	0 (0 to 0)	0 (0 to 0)	0 (0 to 0)	0 (0 to 0)	0 (0 to 0)	0.2
Trichomoniasis	0 (0 to 0)	0 (0 to 0)	0 (0 to 0)	0 (0 to 0)	0 (0 to 0)	0 (0 to 0)	0 (0 to 0)	0 (0 to 0)	0 (0 to 0)	0 (0 to 0)	0 (0 to 0)	0 (0 to 0)	0 (0 to 0)	0 (0 to 0)	0 (0 to 0)	0 (0 to 0)	0 (0 to 0)	0 (0 to 0)	0 (0 to 0)	0 (0 to 0)	0 (0 to 0)	0 (0 to 0)	0 (0 to 0)	0.1
Genital herpes	0 (0 to 0)	0 (0 to 0)	0 (0 to 0)	0 (0 to 0)	0 (0 to 0)	0 (0 to 0)	0 (0 to 0)	0 (0 to 0)	0 (0 to 0)	0 (0 to 0)	0 (0 to 0)	0 (0 to 0)	0 (0 to 0)	0 (0 to 0)	0 (0 to 0)	0 (0 to 0)	0 (0 to 0)	0 (0 to 0)	0 (0 to 0)	0 (0 to 0)	0 (0 to 0)	0 (0 to 0)	0 (0 to 0)	0.4
Other sexually transmitted infections	0 (0 to 0)	0 (0 to 0)	0 (0 to 0)	0 (0 to 0)	0 (0 to 0)	0 (0 to 0)	0 (0 to 0)	0 (0 to 0)	0 (0 to 0)	0 (0 to 0)	0 (0 to 0)	0 (0 to 0)	0 (0 to 0)	0 (0 to 0)	0 (0 to 0)	0 (0 to 0)	0 (0 to 0)	0 (0 to 0)	0 (0 to 0)	0 (0 to 0)	0 (0 to 0)	0 (0 to 0)	0 (0 to 0)	0.2
Respiratory infections and tuberculosis	2.4 (2.2 to 2.9)	2.2 (2 to 2.5)	26 (13.3 to 39.4)	26.5 (24.4 to 33)	19.5 (16.6 to 26.4)	14.1 (11.6 to 20.4)	16.2 (13.5 to 24)	19.5 (12.9 to 28.7)	19.5 (12.9 to 28.7)	19.5 (12.9 to 28.7)	19.5 (12.9 to 28.7)	19.5 (12.9 to 28.7)	19.5 (12.9 to 28.7)	19.5 (12.9 to 28.7)	19.5 (12.9 to 28.7)	19.5 (12.9 to 28.7)	19.5 (12.9 to 28.7)	19.5 (12.9 to 28.7)	19.5 (12.9 to 28.7)	19.5 (12.9 to 28.7)	19.5 (12.9 to 28.7)	19.5 (12.9 to 28.7)	1,250
Tuberculosis	0 (0 to 0)	0 (0 to 0)	0 (0 to 0.2)	0 (0 to 0.2)	0 (0 to 0.2)	0 (0 to 0.2)	0.2 (0 to 0.4)	0.7 (0.2 to 1.5)	1.2 (0.5 to 2.4)	1.6 (0.8 to 3.1)	2 (1 to 3.1)	2 (1.1 to 3.2)	2 (1.1 to 3.2)	2 (1.1 to 3.2)	2 (1.1 to 3.2)	2 (1.1 to 3.2)	2 (1.1 to 3.2)	2 (1.1 to 3.2)	2 (1.1 to 3.2)	2 (1.1 to 3.2)	2 (1.1 to 3.2)	2 (1.1 to 3.2)	2 (1.1 to 3.2)	35.4
Latent tuberculosis infection	0 (0 to 0)	0 (0 to 0)	0 (0 to 0)	0 (0 to 0)	0 (0 to 0)	0 (0 to 0)	0 (0 to 0)	0 (0 to 0)	0 (0 to 0)	0 (0 to 0)	0 (0 to 0)	0 (0 to 0)	0 (0 to 0)	0 (0 to 0)	0 (0 to 0)	0 (0 to 0)	0 (0 to 0)	0 (0 to 0)	0 (0 to 0)	0 (0 to 0)	0 (0 to 0)	0 (0 to 0)	0 (0 to 0)	0
Drug-susceptible tuberculosis	0 (0 to 0)	0 (0 to 0)	0 (0 to 0.1)	0.3 (0 to 0.3)	0.2 (0 to 0.2)	0.2 (0 to 0.2)	0.2 (0 to 0.4)	0.7 (0.2 to 1.4)	1.2 (0.5 to 2.4)	1.7 (0.8 to 3.1)	2 (1 to 3.1)	2 (1.1 to 3.2)	2 (1.1 to 3.2)	2 (1.1 to 3.2)	2 (1.1 to 3.2)	2 (1.1 to 3.2)	2 (1.1 to 3.2)	2 (1.1 to 3.2)	2 (1.1 to 3.2)	2 (1.1 to 3.2)	2 (1.1 to 3.2)	2 (1.1 to 3.2)	2 (1.1 to 3.2)	34.6
Multidrug-resistant tuberculosis without extensive drug resistance	0 (0 to 0)	0 (0 to 0)	0 (0 to 0)	0 (0 to 0)	0 (0 to 0)	0 (0 to 0)	0 (0 to 0)	0 (0 to 0)	0 (0 to 0)	0 (0 to 0)	0 (0 to 0)	0 (0 to 0)	0 (0 to 0)	0 (0 to 0)	0 (0 to 0)	0 (0 to 0)	0 (0 to 0)	0 (0 to 0)	0 (0 to 0)	0 (0 to 0)	0 (0 to 0)	0 (0 to 0)	0 (0 to 0)	0.7
Extensively drug-resistant tuberculosis	0 (0 to 0)	0 (0 to 0)	0 (0 to 0)	0 (0 to 0)	0 (0 to 0)	0 (0 to 0)	0 (0 to 0)	0 (0 to 0)	0 (0 to 0)	0 (0 to 0)	0 (0 to 0)	0 (0 to 0)	0 (0 to 0)	0 (0 to 0)	0 (0 to 0)	0 (0 to 0)	0 (0 to 0)	0 (0 to 0)	0 (0 to 0)	0 (0 to 0)	0 (0 to 0)	0 (0 to 0)	0 (0 to 0)	0.2
Lower respiratory infections	2.4 (2.1 to 4.9)	2.8 (1.9 to 4)	25.3 (9.9 to 24.7)	24.4 (14.6 to 19.2)	19.2 (2.2 to 4.1)	13.8 (1.8 to 2.3)	15.9 (2.3 to 4.6)	18.8 (2.3 to 4.8)	18.8 (5.7 to 13.7)	18.8 (12.7 to 26.1)	18.8 (12.7 to 26.1)	18.8 (12.7 to 26.1)	18.8 (12.7 to 26.1)	18.8 (12.7 to 26.1)	18.8 (12.7 to 26.1)	18.8 (12.7 to 26.1)	18.8 (12.7 to 26.1)	18.8 (12.7 to 26.1)	18.8 (12.7 to 26.1)	18.8 (12.7 to 26.1)	18.8 (12.7 to 26.1)	18.8 (12.7 to 26.1)	1,000
Upper respiratory infections	0 (0 to 0.1)	0.2 (0.1 to 0.4)	3.9 (2.1 to 6.6)	17 (9.5 to 28.5)	10.2 (10.5 to 32.2)	10.2 (7.4 to 24.2)	11 (8 to 19)	11 (7.2 to 22)	14.6 (7.4 to 23)	14.6 (7.4 to 23)	14.6 (7.4 to 23)	11.2 (4.1 to 19.7)	11.2 (4.1 to 19.7)	11.2 (4.1 to 19.7)	11.2 (4.1 to 19.7)	11.2 (4.1 to 19.7)	11.2 (4.1 to 19.7)	11.2 (4.1 to 19.7)	11.2 (4.1 to 19.7)	11.2 (4.1 to 19.7)	11.2 (4.1 to 19.7)	11.2 (4.1 to 19.7)	172
Otitis media	0 (0 to 0)	0 (0 to 0)	0.7 (0.4 to 1.4)	4.5 (2.3 to 8.4)	0.2 (2.3 to 6.6)	2.4 (1.2 to 4.2)	1.9 (1.3 to 3.4)	2.6 (0.9 to 4.3)	2.7 (1.1 to 4.4)	2.7 (1.1 to 4.5)	2.7 (1.1 to 4.5)	2.7 (1.2 to 5)	2.7 (1.2 to 5)	2.6 (1.3 to 4.6)	1.9 (0.9 to 3.2)	1.3 (0.6 to 2.5)	0.9 (0.4 to 1.5)	0.6 (0.2 to 1.1)	0.4 (0.2 to 0.7)	0.2 (0.2 to 0.4)	0.1 (0 to 0.1)	0 (0 to 0.1)	37.2
Enteric infections	0.3 (0.2 to 0.4)	0.5 (0.1 to 1.1)	19 (9.1 to 39.1)	19 (11.2 to 28.3)	4 (3.1 to 10.3)	4 (2.4 to 6.2)	4.6 (2.1 to 8.3)	4.6 (2.7 to 7.2)	4.6 (2 to 8)	4.6 (3 to 7.4)	4.6 (2.6 to 7.4)	3.9 (2.3 to 5.6)	3.9 (2.3 to 5.7)	3.4 (2 to 5)	2.4 (1.3 to 3.5)	1.6 (0.9 to 2.4)	1.1 (0.6 to 1.6)	0.7 (0.3 to 1.1)	0.4 (0.2 to 0.7)	0.2 (0.1 to 0.4)	0.1 (0 to 0.2)	0 (0 to 0.1)	133
Diarrheal diseases	0.3 (0.2 to 0.4)	1 (0.7 to 1.4)	12.4 (9.9 to 19.1)	12.4 (11.1 to 39.4)	4 (3.1 to 10.3)	4 (2.4 to 6.2)	4 (2.1 to 8.3)	4.7 (2.7 to 7.2)	4.7 (2 to 8)	4.7 (3 to 7.4)	4.7 (2.6 to 7.4)	3.9 (2.3 to 5.6)	3.9 (2.3 to 5.7)	3.4 (2 to 5)	2.4 (1.3 to 3.5)	1.6 (0.9 to 2.4)	1.1 (0.6 to 1.6)	0.7 (0.3 to 1.1)	0.4 (0.2 to 0.7)	0.2 (0.1 to 0.4)	0.1 (0 to 0.2)	0 (0 to 0.1)	132
Typhoid and paraphyoid	0 (0 to 0)	0 (0 to 0)	0 (0 to 0)	0 (0 to 0)	0 (0 to 0)	0 (0 to 0)	0 (0 to 0)	0 (0 to 0)	0 (0 to 0)	0 (0 to 0)	0 (0 to 0)	0 (0 to 0)	0 (0 to 0)	0 (0 to 0)	0 (0 to 0)	0 (0 to 0)	0 (0 to 0)	0 (0 to 0)	0 (0 to 0)	0 (0 to 0)	0 (0 to 0)	0 (0 to 0)	0 (0 to 0)	0
Typhoid fever	0 (0 to 0)	0 (0 to 0)	0 (0 to 0)	0 (0 to 0)	0 (0 to 0)	0 (0 to 0)	0 (0 to 0)	0 (0 to 0)	0 (0 to 0)	0 (0 to 0)	0 (0 to 0)	0 (0 to 0)	0 (0 to 0)	0 (0 to 0)	0 (0 to 0)	0 (0 to 0)	0 (0 to 0)	0 (0 to 0)	0 (0 to 0)	0 (0 to 0)	0 (0 to 0)	0 (0 to 0)	0 (0 to 0)	0
Paratyphoid fever	0 (0 to 0)	0 (0 to 0)	0 (0 to 0)	0 (0 to 0)	0 (0 to 0)	0 (0 to 0)	0 (0 to 0)	0 (0 to 0)	0 (0 to 0)	0 (0 to 0)	0 (0 to 0)	0 (0 to 0)	0 (0 to 0)	0 (0 to 0)	0 (0 to 0)	0 (0 to 0)	0 (0 to 0)	0 (0 to 0)	0 (0 to 0)	0 (0 to 0)	0 (0 to 0)	0 (0 to 0)	0 (0 to 0)	0
Invasive Non-typhoidal Salmonella (iNTS)	0 (0 to 0)	0 (0 to 0)	0 (0 to 0)	0 (0 to 0)	0 (0 to 0)	0 (0 to 0)	0 (0 to 0)	0 (0 to 0)	0 (0 to 0)	0 (0 to 0)	0 (0 to 0)	0 (0 to 0)	0 (0 to 0)	0 (0 to 0)	0 (0 to 0)	0 (0 to 0)	0 (0 to 0)	0 (0 to 0)	0 (0 to 0)	0 (0 to 0)	0 (0 to 0)	0 (0 to 0)	0 (0 to 0)	0.4
Other intestinal infectious diseases	0 (0 to 0)	0 (0 to 0)	0.1 (0 to 0.2)	0 (0 to 0)	0 (0 to 0)	0 (0 to 0)	0 (0 to 0)	0 (0 to 0)	0 (0 to 0)	0 (0 to 0)	0 (0 to 0)	0 (0 to 0)	0 (0 to 0)	0 (0 to 0)	0 (0 to 0)	0 (0 to 0)	0 (0 to 0)	0 (0 to 0)	0 (0 to 0)	0 (0 to 0)	0 (0 to 0)	0 (0 to 0)	0 (0 to 0)	0.3
Neglected tropical diseases and malaria	0 (0 to 0)	0 (0 to 0)	0.2 (0 to 1.1)	1.2 (0 to 4.6)	0 (0 to 0)	0.1 (0 to 0.5)	0.1 (0 to 0.6)	0.2 (0 to 0.6)	0.2 (0 to 0.6)	0.1 (0 to 0.4)	0.2 (0 to 0.6)	0.1 (0 to 0.4)	0.1 (0 to 0.4)	0.1 (0 to 0.4)	0.2 (0 to 0.6)	0.2 (0 to 0.6)	0.2 (0 to 0.6)	0.1 (0 to 0.4)	0 (0 to 0.2)	0 (0 to 0.2)	0 (0 to 0.1)	0 (0 to 0.1)	0 (0 to 0.1)	4
Malaria	0 (0 to 0)	0 (0 to 0)	0 (0 to 0)	0 (0 to 0)	0 (0 to 0)	0 (0 to 0)	0 (0 to 0)	0 (0 to 0)	0 (0 to 0)	0 (0 to 0)	0 (0 to 0)	0 (0 to 0)	0 (0 to 0)	0 (0 to 0)	0 (0 to 0)	0 (0 to 0)	0 (0 to 0)	0 (0 to 0)	0 (0 to 0)	0 (0 to 0)	0 (0 to 0)	0 (0 to 0)	0 (0 to 0)	0
Chagas disease	0 (0 to 0)	0 (0 to 0)	0 (0 to 0)	0 (0 to 0)	0 (0 to 0)	0 (0 to 0)	0 (0 to 0)	0 (0 to 0)	0 (0 to 0)	0 (0 to 0)	0 (0 to 0)	0 (0 to 0)	0 (0 to 0)	0 (0 to 0)	0 (0 to 0)	0 (0 to 0)	0 (0 to 0)	0 (0 to 0)	0 (0 to 0)	0 (0 to 0)	0 (0 to 0)	0 (0 to 0)	0 (0 to 0)	0
Leishmaniasis	0 (0 to 0)	0 (0 to 0)	0 (0 to 0)	0 (0 to 0)	0 (0 to 0)	0 (0 to 0)	0 (0 to 0)	0 (0 to 0)	0 (0 to 0)	0 (0 to 0)	0 (0 to 0)	0 (0 to 0)	0 (0 to 0)	0 (0 to 0)	0 (0 to 0)	0 (0 to 0)	0 (0 to 0)	0 (0 to 0)	0 (0 to 0)	0 (0 to 0)	0 (0 to 0)	0 (0 to 0)	0 (0 to 0)	0
Visceral leishmaniasis	0 (0 to 0)	0 (0 to 0)	0 (0 to 0)	0 (0 to 0)	0 (0 to 0)	0 (0 to 0)	0 (0 to 0)	0 (0 to 0)	0 (0 to 0)	0 (0 to 0)	0 (0 to 0)	0 (0 to 0)	0 (0 to 0)	0 (0 to 0)	0 (0 to 0)	0 (0 to 0)	0 (0 to 0)	0 (0 to 0)	0 (0 to 0)	0 (0 to 0)	0 (0 to 0)	0 (0 to 0)	0 (0 to 0)	0
Cutaneous and mucocutaneous leishmaniasis	0 (0 to 0)	0 (0 to 0)	0 (0 to 0)	0 (0 to 0)	0 (0 to 0)	0 (0 to 0)	0 (0 to 0)	0 (0 to 0)	0 (0 to 0)	0 (0 to 0)	0 (0 to 0)	0 (0 to 0)	0 (0 to 0)	0 (0 to 0)	0 (0 to 0)	0 (0 to 0)	0 (0 to 0)	0 (0 to 0)	0 (0 to 0)	0 (0 to 0)	0 (0 to 0)	0 (0 to 0)	0 (0 to 0)	0
African trypanosomiasis	0 (0 to 0)	0 (0 to 0)	0 (0 to 0)	0 (0 to 0)	0 (0 to 0)	0 (0 to 0)	0 (0 to 0)	0 (0 to 0)	0 (0 to 0)	0 (0 to 0)	0 (0 to 0)	0 (0 to 0)	0 (0 to 0)	0 (0 to 0)	0 (0 to 0)	0 (0 to 0)	0 (0 to 0)	0 (0 to 0)	0 (0 to 0)	0 (0 to 0)	0 (0 to 0)	0 (0 to 0)	0 (0 to 0)	0
Schistosomiasis	0 (0 to 0)	0 (0 to 0)	0 (0 to 0)	0 (0 to 0)	0 (0 to 0)	0 (0 to 0)	0 (0 to 0)	0 (0 to 0)	0 (0 to 0)	0 (0 to 0)	0 (0 to 0)	0 (0 to 0)	0 (0 to 0)	0 (0 to 0)	0 (0 to 0)	0 (0 to 0)	0 (0 to 0)	0 (0 to 0)	0 (0 to 0)	0 (0 to 0)	0 (0 to 0)	0 (0 to 0)	0 (0 to 0)	0
Cysticercosis	0 (0 to 0)	0 (0 to 0)	0 (0 to 0)	0 (0 to 0)	0 (0 to 0)	0 (0 to 0)	0 (0 to 0)	0 (0 to 0)	0 (0 to 0)	0 (0 to 0)	0 (0 to 0)	0 (0 to 0)	0 (0 to 0)	0 (0 to 0)	0 (0 to 0)	0 (0 to 0)	0 (0 to 0)	0 (0 to 0)	0 (0 to 0)	0 (0 to 0)	0 (0 to 0)	0 (0 to 0)	0 (0 to 0)	0
Cystic echinococcosis	0 (0 to 0)	0 (0 to 0)	0 (0 to 0)	0 (0 to 0)	0 (0 to 0)	0 (0 to 0)	0 (0 to 0)	0 (0 to 0)	0 (0 to 0)	0 (0 to 0)	0 (0 to 0)	0 (0 to 0)	0 (0 to 0)	0 (0 to 0)	0 (0 to 0)	0 (0 to 0)	0 (0 to 0)	0 (0 to 0)	0 (0 to 0)	0 (0 to 0)	0 (0 to 0)	0 (0 to 0)	0 (0 to 0)	0.1
Lymphatic filariasis	0 (0 to 0)	0 (0 to 0)	0 (0 to 0)	0 (0 to 0)	0 (0 to 0)	0 (0 to 0)	0 (0 to 0)	0 (0 to 0)	0 (0 to 0)	0 (0 to 0)	0 (0 to 0)	0 (0 to 0)	0 (0 to 0)	0 (0 to 0)	0 (0 to 0)	0 (0 to 0)	0 (0 to 0)	0 (0 to 0)	0 (0 to 0)	0 (0 to 0)	0 (0 to 0)	0 (0 to 0)	0 (0 to 0)	0
Onchocerciasis	0 (0 to 0)	0 (0 to 0)	0 (0 to 0)	0 (0 to 0)	0 (0 to 0)	0 (0 to 0)	0 (0 to 0)	0 (0 to 0)	0 (0 to 0)	0 (0 to 0)	0 (0 to 0)	0 (0 to 0)	0 (0 to 0)	0 (0 to 0)	0 (0 to 0)	0 (0 to 0)	0 (0 to 0)	0 (0 to 0)	0 (0 to 0)	0 (0 to 0)	0 (0 to 0)	0 (0 to 0)	0 (0 to 0)	0
Trachoma	0 (0 to 0)	0 (0 to 0)	0 (0 to 0)	0 (0 to 0)	0 (0 to 0)	0 (0 to 0)	0 (0 to 0)	0 (0 to 0)	0 (0 to 0)	0 (0 to 0)	0 (0 to 0)	0 (0 to 0)	0 (0 to 0)	0 (0 to 0)	0 (0 to 0)	0 (0 to 0)	0 (0 to 0)	0 (0 to 0)	0 (0 to 0)	0 (0 to 0)	0 (0 to 0)	0 (0 to 0)	0 (0 to 0)	0
Dengue	0 (0 to 0)	0 (0 to 0)	0 (0 to 0)	0 (0 to 0)	0 (0 to 0)	0 (0 to 0)	0 (0 to 0)	0 (0 to 0)	0 (0 to 0)	0 (0 to 0)	0 (0 to 0)	0 (0 to 0)	0 (0 to 0)	0 (0 to 0)	0 (0 to 0)	0 (0 to 0)	0 (0 to 0)	0 (0 to 0)	0 (0 to 0)	0 (0 to 0)	0 (0 to 0)	0 (0 to 0)	0 (0 to 0)	0
Yellow fever	0 (0 to 0)	0 (0 to 0)	0 (0 to 0)	0 (0 to 0)	0 (0 to 0)	0 (0 to 0)	0 (0 to 0)	0 (0 to 0)	0 (0 to 0)	0 (0 to 0)	0 (0 to 0)	0 (0 to 0)	0 (0 to 0)	0 (0 to 0)	0 (0 to 0)	0 (0 to 0)	0 (0 to 0)	0 (0 to 0)	0 (0 to 0)	0 (0 to 0)	0 (0 to 0)	0 (0 to 0)	0 (0 to 0)	0
Rabies	0 (0 to 0)	0 (0 to 0)	0 (0 to 0)	0 (0 to 0)	0 (0 to 0)	0 (0 to 0)	0 (0 to 0)	0 (0 to 0)	0 (0 to 0)	0 (0 to 0)	0 (0 to 0)	0 (0 to 0)	0 (0 to 0)	0 (0 to 0)	0 (0 to 0)	0 (0 to 0)	0 (0 to 0)	0 (0 to 0)	0 (0 to 0)	0 (0 to 0)	0 (0 to 0)	0 (0 to 0)	0 (0 to 0)	0
Intestinal nematode infections	0 (0 to 0)	0 (0 to 0)	0 (0 to 0)	0 (0 to 0)	0 (0 to 0)	0 (0 to 0)	0 (0 to 0)	0 (0 to 0)	0 (0 to 0)	0 (0 to 0)	0 (0 to 0)	0 (0 to 0)	0 (0 to 0)	0 (0 to 0)	0 (0 to 0)	0 (0 to 0)	0 (0 to 0)	0 (0 to 0)	0 (0 to 0)	0 (0 to 0)	0 (0 to 0)	0 (0 to 0)	0 (0 to 0)	0
Ascariasis	0 (0 to 0)	0 (0 to 0)	0 (0 to 0)	0 (0 to 0)	0 (0 to 0)	0 (0 to 0)	0 (0 to 0)	0 (0 to 0)	0 (0 to 0)	0 (0 to 0)	0 (0 to 0)	0 (0 to 0)	0 (0 to 0)	0 (0 to 0)	0 (0 to 0)	0 (0 to 0)	0 (0 to 0)	0 (0 to 0)	0 (0 to 0)	0 (0 to 0)	0 (0 to 0)	0 (0 to 0)	0 (0 to 0)	0
Trichuriasis	0 (0 to 0)	0 (0 to 0)	0 (0 to 0)	0 (0 to 0)	0 (0 to 0)	0 (0 to 0)	0 (0 to 0)	0 (0 to 0)	0 (0 to 0)	0 (0 to 0)	0 (0 to 0)	0 (0 to 0)	0 (0 to 0)	0 (0 to 0)	0 (0 to 0)	0 (0 to 0)	0 (0 to 0)	0 (0 to 0)	0 (0 to 0)	0 (0 to 0)	0 (0 to 0)	0 (0 to 0)	0 (0 to 0)	0
Hookworm disease	0 (0 to 0)	0 (0 to 0)	0 (0 to 0)	0 (0 to 0)	0 (0 to 0)	0 (0 to 0)	0 (0 to 0)	0 (0 to 0)	0 (0 to 0)	0 (0 to 0)	0 (0 to 0)	0 (0 to 0)	0 (0 to 0)	0 (0 to 0)	0 (0 to 0)	0 (0 to 0)	0 (0 to 0)	0 (0 to 0)	0 (0 to 0)	0 (0 to 0)	0 (0 to 0)	0 (0 to 0)	0 (0 to 0)	0
Food-borne trematodiases	0 (0 to 0)	0 (0 to 0)	0 (0 to 0)	0 (0 to 0)	0 (0 to 0)	0 (0 to 0)	0 (0 to 0)	0 (0 to 0)	0 (0 to 0)	0 (0 to 0)	0 (0 to 0)	0 (0 to 0)	0 (0 to 0)	0 (0 to 0)	0 (0 to 0)	0 (0 to 0)	0 (0 to 0)	0 (0 to 0)	0 (0 to 0)	0 (0 to 0)	0 (0 to 0)	0 (0 to 0)	0 (0 to 0)	0
Leprosy	0 (0 to 0)	0 (0 to 0)	0 (0 to 0)	0 (0 to 0)	0 (0 to 0)	0 (0 to 0)	0 (0 to 0)	0 (0 to 0)	0 (0 to 0)	0 (0 to 0)	0 (0 to 0)	0 (0 to 0)	0 (0 to 0)	0 (0 to 0)	0 (0 to 0)	0 (0 to 0)	0 (0 to 0)	0 (0 to 0)	0 (0 to 0)	0 (0 to 0)	0 (0 to 0)	0 (



| | | |

SR Table 2a: Greenwich DALYS by cause and age arour for males with 95% uncertainty intervals, 2019

Cause	Early Neonatal	Late Neonatal	Post Neonatal	1 to 4	5 to 9	10 to 14	15 to 19	20 to 24	25 to 29	30 to 34	35 to 39	40 to 44	45 to 49	50 to 54	55 to 59	60 to 64	65 to 69	70 to 74	75 to 79	80 to 84	85 plus	Total
All causes	682 (549 to 782)	1,046 (154 to 2,247)	2,041 (1,466 to 2,811)	1,247 (1,003 to 1,577)	1,046 (837 to 1,417)	1,039 (822 to 1,339)	1,284 (1,014 to 1,615)	1,397 (1,098 to 1,777)	1,588 (1,269 to 1,955)	1,810 (1,370 to 2,333)	2,109 (1,579 to 2,800)	2,446 (1,830 to 3,230)	2,967 (2,222 to 3,880)	3,647 (2,748 to 4,720)	4,540 (3,440 to 5,840)	5,539 (4,210 to 7,110)	6,599 (5,017 to 8,350)	7,525 (5,720 to 9,510)	8,290 (6,276 to 10,500)	8,662 (6,556 to 10,900)	8,662 (6,556 to 10,900)	8,662 (6,556 to 10,900

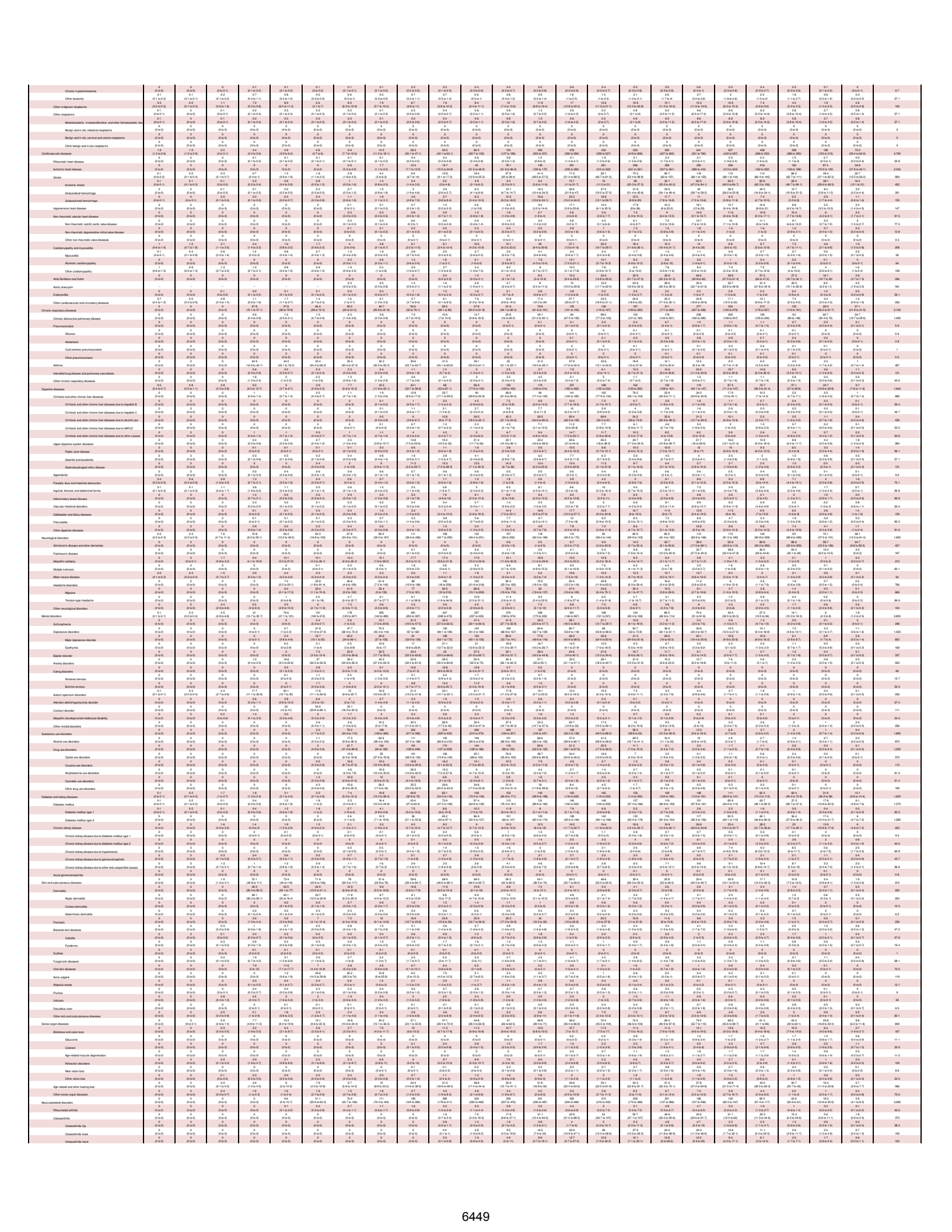

6449

Osteoarthritis other	0 (0 to 0)	0 (0 to 0)	0 (0 to 0)	0 (0 to 0)	0 (0 to 0)	0 (0 to 0)	0 (0 to 0)	0 (0 to 0)	0 (0 to 0)	0 (0 to 0)	0 (0 to 0)	0 (0 to 0)	0 (0 to 1)	0 (0 to 1)	0 (0 to 1)	0 (0 to 1)	0 (0 to 1)	0 (0 to 1)	0 (0 to 1)	0 (0 to 1)	0 (0 to 1)	0 (0 to 1)	0 (0 to 1)	0 (0 to 1)	39-5
Low back pain	0 (0 to 0)	0 (0 to 0)	0 (0 to 0)	0 (0 to 0)	0 (0 to 0)	4 (3 to 11 4)	27 (16 to 44 2)	43 (30 3 to 68 2)	64 (47 3 to 103)	92 (64 to 171)	106 (82 4 to 220)	146 (97 4 to 353)	186 (98 1 to 356)	186 (98 to 356)	148 (94 5 to 331)	140 (90 5 to 333)	132 (85 5 to 333)	111 (68 9 to 168)	82 (51 0 to 124)	72 (45 9 to 107)	64 (39 3 to 71 4)	67 (39 to 71 4)	67 (19 to 66 4)	2 (10 2 to 39 1)	1,550
Neck pain	0 (0 to 0)	0 (0 to 0)	0 (0 to 0)	2-6 (0 4 to 5 6)	12-9 (6 7 to 24 3)	19-9 (9 7 to 35 9)	25 (12 5 to 49 9)	41-3 (20 7 to 78 4)	68 (33 9 to 127)	84 (45 to 160)	82-7 (42 4 to 140)	79 (39 to 140)	77-3 (39 4 to 136)	62-4 (31 4 to 116)	40 (20 7 to 84)	42-7 (21 4 to 73 6)	36-9 (19 5 to 72 4)	31-4 (16 5 to 53 4)	28-5 (14 9 to 49 1)	24 (12 5 to 43 3)	19-6 (9 4 to 38 4)	10-8 (5 5 to 19 4)	0-4 (1 9 to 10 1)	671
Gout	0 (0 to 0)	0 (0 to 0)	0 (0 to 0)	0 (0 to 0)	0 (0 to 0)	0 (0 to 0)	0 (0 to 0)	0 (0 to 0)	0 (0 to 1)	0 (0 to 1)	0 (0 to 1)	0 (0 to 1)	0 (0 to 1)	0 (0 to 1)	0 (0 to 1)	0 (0 to 1)	0 (0 to 1)	0 (0 to 1)	0 (0 to 1)	0 (0 to 1)	0 (0 to 1)	0 (0 to 1)	0 (0 to 1)	0 (0 to 1)	0 (0 to 1)	54-1
Other musculoskeletal disorders	0 (0 to 0)	0 (0 to 0)	0 (0 to 0)	0-3 (0 2 to 0 5)	0-4 (0 2 to 1 1)	7-1 (2 8 to 12 6)	19-6 (10 4 to 32 4)	45-2 (23 4 to 72 4)	66-8 (39 1 to 107)	68-9 (40 2 to 109)	65-6 (39 to 106)	59-4 (33 4 to 97)	59-4 (33 4 to 97)	51-7 (29 1 to 91 6)	40-6 (21 4 to 68)	33-7 (17 1 to 66 2)	30-7 (15 3 to 63 7)	27-6 (13 9 to 60 1)	19-8 (10 4 to 39)	12-3 (5 4 to 32 4)	6-3 (2 6 to 19 4)	2-5 (1 to 14 4)	0-9 (0 3 to 1 5)	589
Other non-communicable diseases	154 (106 to 238)	63-7 (45 5 to 91 5)	107 (76 to 168)	66-8 (52 9 to 92 2)	46-8 (34 9 to 64 9)	39 (27 1 to 56 4)	39-6 (27 1 to 56 4)	41 (28 7 to 56 2)	59-4 (39 6 to 77 3)	59-4 (42 7 to 82 5)	79-2 (51 3 to 107)	84-2 (56 2 to 119)	92 (58 2 to 119)	85-6 (57 to 120)	113 (73 to 156)	134 (87 4 to 177)	122 (81 6 to 172)	115 (81 7 to 156)	98-1 (68 1 to 136)	85-1 (57 4 to 118)	65-4 (47 4 to 86 2)	49-2 (36 9 to 64 6)	20-6 (13 7 to 30 1)	1,760
Congenital birth defects	150 (102 to 224)	64-4 (27 1 to 92 4)	67-2 (43 4 to 107)	47-8 (36 4 to 62 3)	24-4 (17 1 to 34 2)	16-9 (12 to 23 5)	15-8 (11 9 to 20 3)	13-8 (10 2 to 18 5)	19-1 (11 9 to 31 6)	11-4 (7 1 to 18 4)	15-4 (11 1 to 20 8)	14-6 (10 7 to 19 4)	13-6 (9 8 to 17 7)	10-7 (7 2 to 16 7)	13-4 (9 4 to 17 7)	10-3 (6 9 to 14 1)	7-9 (4 9 to 11)	4-7 (2 9 to 6 4)	1-3 (0 8 to 2)	0-8 (0 4 to 1 2)	0-5 (0 3 to 0 7)	0-2 (0 1 to 0 4)	0-1 (0 1 to 0 1)	522
Neural tube defects	7-2 (4 to 11 7)	2-9 (1 to 5 1)	4-3 (1 7 to 8)	3-7 (2 6 to 14 2)	0-6 (0 4 to 0 9)	0-5 (0 3 to 0 7)	0-3 (0 2 to 0 7)	0-5 (0 3 to 0 9)	0-4 (0 2 to 0 9)	0-3 (0 to 0 5)	0-3 (0 2 to 0 5)	0-3 (0 to 0 5)	0-2 (0 1 to 0 5)	0-2 (0 1 to 0 5)	0-1 (0 1 to 0 3)	0-1 (0 to 0 1)	0-1 (0 to 0 1)	0-1 (0 to 0 1)	0-1 (0 to 0)	0-1 (0 to 0)	0-1 (0 to 0)	0-1 (0 to 0)	0-1 (0 to 0)	26-2
Congenital heart anomalies	37-6 (22 1 to 72)	25-3 (16 1 to 39 4)	21-4 (12 1 to 38 9)	9 (5 3 to 15 6)	4-8 (2 8 to 8 2)	2-9 (1 6 to 5 2)	3-7 (2 4 to 5 7)	3 (1 7 to 4 7)	3 (2 to 5 2)	2-5 (1 to 4 3)	2-9 (1 6 to 4 2)	1-7 (1 to 4 3)	2-6 (1 4 to 4 9)	2-2 (1 to 3 6)	1-4 (0 4 to 2 3)	0-9 (0 4 to 1 8)	0-8 (0 3 to 1 4)	0-7 (0 3 to 1 2)	0-6 (0 to 1)	0-1 (0 to 0 1)	0-1 (0 to 0 1)	0-1 (0 to 0 1)	0-1 (0 to 0)	128
Orofacial clefts	5-4 (2 4 to 9 1)	1-5 (0 8 to 2 4)	0-2 (0 1 to 0 5)	0-4 (0 1 to 0 9)	0-3 (0 to 0 6)	0-2 (0 to 0 4)	1-3 (0 5 to 2)	1-5 (0 6 to 2 2)	2-1 (1 to 3 2)	1-3 (0 2 to 2)	2 (1 2 to 3)	1-3 (0 4 to 2 8)	2 (0 9 to 3)	2-7 (1 7 to 3 9)	0-2 (0 to 0 5)	4-4 (2 5 to 7)	3-7 (1 7 to 5 9)	1-7 (0 8 to 2 6)	0-8 (0 to 2 4)	0-3 (0 to 0)	0-3 (0 to 0)	0-2 (0 to 0)	0-1 (0 to 0)	44-1
Turner syndrome	0 (0 to 0)	0 (0 to 0)	0 (0 to 0)	0 (0 to 0)	0 (0 to 0)	0 (0 to 0)	0 (0 to 0)	0 (0 to 0)	0 (0 to 0)	0 (0 to 0)	0 (0 to 0)	0 (0 to 0)

SR Table 2a: Wandsworth DALYS by cause and age arcoss for males with 95% uncertainty intervals. 2019

Cause	Early Neonatal	Late Neonatal	Post Neonatal	1 to 4	5 to 9	10 to 14	15 to 19	20 to 24	25 to 29	30 to 34	35 to 39	40 to 44	45 to 49	50 to 54	55 to 59	60 to 64	65 to 69	70 to 74	75 to 79	80 to 84	85 plus	Total
All causes	492 (310 to 523)	1,104 (106 to 1,109)	1,744 (172 to 382)	1,107 (116 to 1,107)	1,104 (96 to 533)	1,104 (96 to 533)	1,104 (462 to 776)	1,104 (685 to 1,400)	1,104 (1,104 to 1,740)	1,104 (1,740 to 2,760)	1,104 (2,760 to 3,680)	1,104 (3,680 to 5,520)	1,104 (5,520 to 7,360)	1,104 (7,360 to 9,200)	1,104 (9,200 to 11,040)	1,104 (11,040 to 12,880)	1,104 (12,880 to 14,720)	1,104 (14,720 to 16,560)	1,104 (16,560 to 18,400)	1,104 (18,400 to 20,240)	33,400
Communicable, maternal, neonatal, and nutritional diseases	492 (310 to 523)	1,104 (106 to 1,109)	1,744 (172 to 382)	1,107 (116 to 1,107)	1,104 (96 to 533)	1,104 (96 to 533)	1,104 (462 to 776)	1,104 (685 to 1,400)	1,104 (1,104 to 1,740)	1,104 (1,740 to 2,760)	1,104 (2,760 to 3,680)	1,104 (3,680 to 5,520)	1,104 (5,520 to 7,360)	1,104 (7,360 to 9,200)	1,104 (9,200 to 11,040)	1,104 (11,040 to 12,880)	1,104 (12,880 to 14,720)	1,104 (14,720 to 16,560)	1,104 (16,560 to 18,400)	1,104 (18,400 to 20,240)	2,110
HIV/AIDS and sexually transmitted infections	0 (0 to 0)	0 (0 to 0)	0 (0 to 0)	0 (0 to 0)	0 (0 to 0)	0 (0 to 0)	0 (0 to 0)	0 (0 to 0)	0 (0 to 0)	0 (0 to 0)	0 (0 to 0)	0 (0 to 0)	0 (0 to 0)	0 (0 to 0)	0 (0 to 0)	0 (0 to 0)	0 (0 to 0)	0 (0 to 0)	0 (0 to 0)	0 (0 to 0)	0 (0 to 0)	0
HIV/AIDS	0 (0 to 0)	0 (0 to 0)	0 (0 to 0)	0 (0 to 0)	0 (0 to 0)	0 (0 to 0)	0 (0 to 0)	0 (0 to 0)	0 (0 to 0)	0 (0 to 0)	0 (0 to 0)	0 (0 to 0)	0 (0 to 0)	0 (0 to 0)	0 (0 to 0)	0 (0 to 0)	0 (0 to 0)	0 (0 to 0)	0 (0 to 0)	0 (0 to 0)	0 (0 to 0)	0
HIV/AIDS - Drug-susceptible Tuberculosis	0 (0 to 0)	0 (0 to 0)	0 (0 to 0)	0 (0 to 0)	0 (0 to 0)	0 (0 to 0)	0 (0 to 0)	0 (0 to 0)	0 (0 to 0)	0 (0 to 0)	0 (0 to 0)	0 (0 to 0)	0 (0 to 0)	0 (0 to 0)	0 (0 to 0)	0 (0 to 0)	0 (0 to 0)	0 (0 to 0)	0 (0 to 0)	0 (0 to 0)	0 (0 to 0)	0
HIV/AIDS - Multidrug-resistant Tuberculosis without extensive dr...	0 (0 to 0)	0 (0 to 0)	0 (0 to 0)	0 (0 to 0)	0 (0 to 0)	0 (0 to 0)	0 (0 to 0)	0 (0 to 0)	0 (0 to 0)	0 (0 to 0)	0 (0 to 0)	0 (0 to 0)	0 (0 to 0)	0 (0 to 0)	0 (0 to 0)	0 (0 to 0)	0 (0 to 0)	0 (0 to 0)	0 (0 to 0)	0 (0 to 0)	0 (0 to 0)	0
HIV/AIDS - Extensively drug-resistant Tuberculosis	0 (0 to 0)	0 (0 to 0)	0 (0 to 0)	0 (0 to 0)	0 (0 to 0)	0 (0 to 0)	0 (0 to 0)	0 (0 to 0)	0 (0 to 0)	0 (0 to 0)	0 (0 to 0)	0 (0 to 0)	0 (0 to 0)	0 (0 to 0)	0 (0 to 0)	0 (0 to 0)	0 (0 to 0)	0 (0 to 0)	0 (0 to 0)	0 (0 to 0)	0 (0 to 0)	0
HIV/AIDS resulting in other diseases	0 (0 to 0)	0 (0 to 0)	0 (0 to 0)	0 (0 to 0)	0 (0 to 0)	0 (0 to 0)	0 (0 to 0)	0 (0 to 0)	0 (0 to 0)	0 (0 to 0)	0 (0 to 0)	0 (0 to 0)	0 (0 to 0)	0 (0 to 0)	0 (0 to 0)	0 (0 to 0)	0 (0 to 0)	0 (0 to 0)	0 (0 to 0)	0 (0 to 0)	0 (0 to 0)	0
Sexually transmitted infections excluding HIV	0 (0 to 0)	0 (0 to 0)	0 (0 to 0)	0 (0 to 0)	0 (0 to 0)	0 (0 to 0)	0 (0 to 0)	0 (0 to 0)	0 (0 to 0)	0 (0 to 0)	0 (0 to 0)	0 (0 to 0)	0 (0 to 0)	0 (0 to 0)	0 (0 to 0)	0 (0 to 0)	0 (0 to 0)	0 (0 to 0)	0 (0 to 0)	0 (0 to 0)	0 (0 to 0)	0
Syphilis	0 (0 to 0)	0 (0 to 0)	0 (0 to 0)	0 (0 to 0)	0 (0 to 0)	0 (0 to 0)	0 (0 to 0)	0 (0 to 0)	0 (0 to 0)	0 (0 to 0)	0 (0 to 0)	0 (0 to 0)	0 (0 to 0)	0 (0 to 0)	0 (0 to 0)	0 (0 to 0)	0 (0 to 0)	0 (0 to 0)	0 (0 to 0)	0 (0 to 0)	0 (0 to 0)	0
Chlamydial infection	0 (0 to 0)	0 (0 to 0)	0 (0 to 0)	0 (0 to 0)	0 (0 to 0)	0 (0 to 0)	0 (0 to 0)	0 (0 to 0)	0 (0 to 0)	0 (0 to 0)	0 (0 to 0)	0 (0 to 0)	0 (0 to 0)	0 (0 to 0)	0 (0 to 0)	0 (0 to 0)	0 (0 to 0)	0 (0 to 0)	0 (0 to 0)	0 (0 to 0)	0 (0 to 0)	0
Gonococcal infection	0 (0 to 0)	0 (0 to 0)	0 (0 to 0)	0 (0 to 0)	0 (0 to 0)	0 (0 to 0)	0 (0 to 0)	0 (0 to 0)	0 (0 to 0)	0 (0 to 0)	0 (0 to 0)	0 (0 to 0)	0 (0 to 0)	0 (0 to 0)	0 (0 to 0)	0 (0 to 0)	0 (0 to 0)	0 (0 to 0)	0 (0 to 0)	0 (0 to 0)	0 (0 to 0)	0
Trichomoniasis	0 (0 to 0)	0 (0 to 0)	0 (0 to 0)	0 (0 to 0)	0 (0 to 0)	0 (0 to 0)	0 (0 to 0)	0 (0 to 0)	0 (0 to 0)	0 (0 to 0)	0 (0 to 0)	0 (0 to 0)	0 (0 to 0)	0 (0 to 0)	0 (0 to 0)	0 (0 to 0)	0 (0 to 0)	0 (0 to 0)	0 (0 to 0)	0 (0 to 0)	0 (0 to 0)	0
Genital herpes	0 (0 to 0)	0 (0 to 0)	0 (0 to 0)	0 (0 to 0)	0 (0 to 0)	0 (0 to 0)	0 (0 to 0)	0 (0 to 0)	0 (0 to 0)	0 (0 to 0)	0 (0 to 0)	0 (0 to 0)	0 (0 to 0)	0 (0 to 0)	0 (0 to 0)	0 (0 to 0)	0 (0 to 0)	0 (0 to 0)	0 (0 to 0)	0 (0 to 0)	0 (0 to 0)	0
Other sexually transmitted infections	0 (0 to 0)	0 (0 to 0)	0 (0 to 0)	0 (0 to 0)	0 (0 to 0)	0 (0 to 0)	0 (0 to 0)	0 (0 to 0)	0 (0 to 0)	0 (0 to 0)	0 (0 to 0)	0 (0 to 0)	0 (0 to 0)	0 (0 to 0)	0 (0 to 0)	0 (0 to 0)	0 (0 to 0)	0 (0 to 0)	0 (0 to 0)	0 (0 to 0)	0 (0 to 0)	0
Respiratory infections and tuberculosis	3 (2 to 3)	3 (2 to 3)	17 (11 to 26)	29 (21 to 40)	12 (10 to 31)	12 (7 to 19)	11 (6 to 15)	9 (5 to 14)	9 (5 to 14)	9 (5 to 14)	9 (5 to 14)	9 (5 to 14)	9 (5 to 14)	9 (5 to 14)	9 (5 to 14)	9 (5 to 14)	9 (5 to 14)	9 (5 to 14)	9 (5 to 14)	9 (5 to 14)	9 (5 to 14)	833
Tuberculosis	0 (0 to 0)	0 (0 to 0)	0 (0 to 0)	0 (0 to 0)	0 (0 to 0)	0 (0 to 0)	0 (0 to 0)	0 (0 to 0)	0 (0 to 0)	0 (0 to 0)	0 (0 to 0)	0 (0 to 0)	0 (0 to 0)	0 (0 to 0)	0 (0 to 0)	0 (0 to 0)	0 (0 to 0)	0 (0 to 0)	0 (0 to 0)	0 (0 to 0)	0 (0 to 0)	0
Latent tuberculosis infection	0 (0 to 0)	0 (0 to 0)	0 (0 to 0)	0 (0 to 0)	0 (0 to 0)	0 (0 to 0)	0 (0 to 0)	0 (0 to 0)	0 (0 to 0)	0 (0 to 0)	0 (0 to 0)	0 (0 to 0)	0 (0 to 0)	0 (0 to 0)	0 (0 to 0)	0 (0 to 0)	0 (0 to 0)	0 (0 to 0)	0 (0 to 0)	0 (0 to 0)	0 (0 to 0)	0
Drug-susceptible tuberculosis	0 (0 to 0)	0 (0 to 0)	0 (0 to 0)	0 (0 to 0)	0 (0 to 0)	0 (0 to 0)	0 (0 to 0)	0 (0 to 0)	0 (0 to 0)	0 (0 to 0)	0 (0 to 0)	0 (0 to 0)	0 (0 to 0)	0 (0 to 0)	0 (0 to 0)	0 (0 to 0)	0 (0 to 0)	0 (0 to 0)	0 (0 to 0)	0 (0 to 0)	0 (0 to 0)	0
Multidrug-resistant tuberculosis without extensive drug-resistance	0 (0 to 0)	0 (0 to 0)	0 (0 to 0)	0 (0 to 0)	0 (0 to 0)	0 (0 to 0)	0 (0 to 0)	0 (0 to 0)	0 (0 to 0)	0 (0 to 0)	0 (0 to 0)	0 (0 to 0)	0 (0 to 0)	0 (0 to 0)	0 (0 to 0)	0 (0 to 0)	0 (0 to 0)	0 (0 to 0)	0 (0 to 0)	0 (0 to 0)	0 (0 to 0)	0
Extensively drug-resistant tuberculosis	0 (0 to 0)	0 (0 to 0)	0 (0 to 0)	0 (0 to 0)	0 (0 to 0)	0 (0 to 0)	0 (0 to 0)	0 (0 to 0)	0 (0 to 0)	0 (0 to 0)	0 (0 to 0)	0 (0 to 0)	0 (0 to 0)	0 (0 to 0)	0 (0 to 0)	0 (0 to 0)	0 (0 to 0)	0 (0 to 0)	0 (0 to 0)	0 (0 to 0)	0 (0 to 0)	0
Lower respiratory infections	3 (2 to 3)	3 (1 to 4)	16 (9 to 25)	29 (14 to 44)	11 (5 to 29)	11 (4 to 17)	10 (4 to 14)	8 (3 to 12)	8 (3 to 12)	8 (3 to 12)	8 (3 to 12)	8 (3 to 12)	8 (3 to 12)	8 (3 to 12)	8 (3 to 12)	8 (3 to 12)	8 (3 to 12)	8 (3 to 12)	8 (3 to 12)	8 (3 to 12)	8 (3 to 12)	621
Upper respiratory infections	0 (0 to 0)	0 (0 to 0)	0 (0 to 0)	0 (0 to 0)	0 (0 to 0)	0 (0 to 0)	0 (0 to 0)	0 (0 to 0)	0 (0 to 0)	0 (0 to 0)	0 (0 to 0)	0 (0 to 0)	0 (0 to 0)	0 (0 to 0)	0 (0 to 0)	0 (0 to 0)	0 (0 to 0)	0 (0 to 0)	0 (0 to 0)	0 (0 to 0)	0 (0 to 0)	155
Otitis media	0 (0 to 0)	0 (0 to 0)	0 (0 to 1)	0 (0 to 1)	0 (0 to 0)	0 (0 to 0)	0 (0 to 0)	0 (0 to 0)	0 (0 to 0)	0 (0 to 0)	0 (0 to 0)	0 (0 to 0)	0 (0 to 0)	0 (0 to 0)	0 (0 to 0)	0 (0 to 0)	0 (0 to 0)	0 (0 to 0)	0 (0 to 0)	0 (0 to 0)	0 (0 to 0)	0
Enteric infections	0 (0 to 0)	0 (0 to 0)	0 (0 to 0)	0 (0 to 0)	0 (0 to 0)	0 (0 to 0)	0 (0 to 0)	0 (0 to 0)	0 (0 to 0)	0 (0 to 0)	0 (0 to 0)	0 (0 to 0)	0 (0 to 0)	0 (0 to 0)	0 (0 to 0)	0 (0 to 0)	0 (0 to 0)	0 (0 to 0)	0 (0 to 0)	0 (0 to 0)	0 (0 to 0)	0
Diarrheal diseases	0 (0 to 0)	0 (0 to 0)	0 (0 to 0)	0 (0 to 0)	0 (0 to 0)	0 (0 to 0)	0 (0 to 0)	0 (0 to 0)	0 (0 to 0)	0 (0 to 0)	0 (0 to 0)	0 (0 to 0)	0 (0 to 0)	0 (0 to 0)	0 (0 to 0)	0 (0 to 0)	0 (0 to 0)	0 (0 to 0)	0 (0 to 0)	0 (0 to 0)	0 (0 to 0)	0
Typhoid and paraphoid	0 (0 to 0)	0 (0 to 0)	0 (0 to 0)	0 (0 to 0)	0 (0 to 0)	0 (0 to 0)	0 (0 to 0)	0 (0 to 0)	0 (0 to 0)	0 (0 to 0)	0 (0 to 0)	0 (0 to 0)	0 (0 to 0)	0 (0 to 0)	0 (0 to 0)	0 (0 to 0)	0 (0 to 0)	0 (0 to 0)	0 (0 to 0)	0 (0 to 0)	0 (0 to 0)	0
Typhoid fever	0 (0 to 0)	0 (0 to 0)	0 (0 to 0)	0 (0 to 0)	0 (0 to 0)	0 (0 to 0)	0 (0 to 0)	0 (0 to 0)	0 (0 to 0)	0 (0 to 0)	0 (0 to 0)	0 (0 to 0)	0 (0 to 0)	0 (0 to 0)	0 (0 to 0)	0 (0 to 0)	0 (0 to 0)	0 (0 to 0)	0 (0 to 0)	0 (0 to 0)	0 (0 to 0)	0
Paratyphoid fever	0 (0 to 0)	0 (0 to 0)	0 (0 to 0)	0 (0 to 0)	0 (0 to 0)	0 (0 to 0)	0 (0 to 0)	0 (0 to 0)	0 (0 to 0)	0 (0 to 0)	0 (0 to 0)	0 (0 to 0)	0 (0 to 0)	0 (0 to 0)	0 (0 to 0)	0 (0 to 0)	0 (0 to 0)	0 (0 to 0)	0 (0 to 0)	0 (0 to 0)	0 (0 to 0)	0
Invasive Non-typhoidal Salmonella (iNTS)	0 (0 to 0)	0 (0 to 0)	0 (0 to 0)	0 (0 to 0)	0 (0 to 0)	0 (0 to 0)	0 (0 to 0)	0 (0 to 0)	0 (0 to 0)	0 (0 to 0)	0 (0 to 0)	0 (0 to 0)	0 (0 to 0)	0 (0 to 0)	0 (0 to 0)	0 (0 to 0)	0 (0 to 0)	0 (0 to 0)	0 (0 to 0)	0 (0 to 0)	0 (0 to 0)	0
Other intestinal infectious diseases	0 (0 to 0)	0 (0 to 0)	0 (0 to 1)	0 (0 to 0)	0 (0 to 0)	0 (0 to 0)	0 (0 to 0)	0 (0 to 0)	0 (0 to 0)	0 (0 to 0)	0 (0 to 0)	0 (0 to 0)	0 (0 to 0)	0 (0 to 0)	0 (0 to 0)	0 (0 to 0)	0 (0 to 0)	0 (0 to 0)	0 (0 to 0)	0 (0 to 0)	0 (0 to 0)	0
Neglected tropical diseases and malaria	0 (0 to 0)	0 (0 to 0)	0 (0 to 1)	0 (0 to 0)	0 (0 to 0)	0 (0 to 0)	0 (0 to 0)	0 (0 to 0)	0 (0 to 0)	0 (0 to 0)	0 (0 to 0)	0 (0 to 0)	0 (0 to 0)	0 (0 to 0)	0 (0 to 0)	0 (0 to 0)	0 (0 to 0)	0 (0 to 0)	0 (0 to 0)	0 (0 to 0)	0 (0 to 0)	0
Malaria	0 (0 to 0)	0 (0 to 0)	0 (0 to 0)	0 (0 to 0)	0 (0 to 0)	0 (0 to 0)	0 (0 to 0)	0 (0 to 0)	0 (0 to 0)	0 (0 to 0)	0 (0 to 0)	0 (0 to 0)	0 (0 to 0)	0 (0 to 0)	0 (0 to 0)	0 (0 to 0)	0 (0 to 0)	0 (0 to 0)	0 (0 to 0)	0 (0 to 0)	0 (0 to 0)	0
Chagas disease	0 (0 to 0)	0 (0 to 0)	0 (0 to 0)	0 (0 to 0)	0 (0 to 0)	0 (0 to 0)	0 (0 to 0)	0 (0 to 0)	0 (0 to 0)	0 (0 to 0)	0 (0 to 0)	0 (0 to 0)	0 (0 to 0)	0 (0 to 0)	0 (0 to 0)	0 (0 to 0)	0 (0 to 0)	0 (0 to 0)	0 (0 to 0)	0 (0 to 0)	0 (0 to 0)	0
Leishmaniasis	0 (0 to 0)	0 (0 to 0)	0 (0 to 0)	0 (0 to 0)	0 (0 to 0)	0 (0 to 0)	0 (0 to 0)	0 (0 to 0)	0 (0 to 0)	0 (0 to 0)	0 (0 to 0)	0 (0 to 0)	0 (0 to 0)	0 (0 to 0)	0 (0 to 0)	0 (0 to 0)	0 (0 to 0)	0 (0 to 0)	0 (0 to 0)	0 (0 to 0)	0 (0 to 0)	0
Visceral leishmaniasis	0 (0 to 0)	0 (0 to 0)	0 (0 to 0)	0 (0 to 0)	0 (0 to 0)	0 (0 to 0)	0 (0 to 0)	0 (0 to 0)	0 (0 to 0)	0 (0 to 0)	0 (0 to 0)	0 (0 to 0)	0 (0 to 0)	0 (0 to 0)	0 (0 to 0)	0 (0 to 0)	0 (0 to 0)	0 (0 to 0)	0 (0 to 0)	0 (0 to 0)	0 (0 to 0)	0
Cutaneous and mucocutaneous leishmaniasis	0 (0 to 0)	0 (0 to 0)	0 (0 to 0)	0 (0 to 0)	0 (0 to 0)	0 (0 to 0)	0 (0 to 0)	0 (0 to 0)	0 (0 to 0)	0 (0 to 0)	0 (0 to 0)	0 (0 to 0)	0 (0 to 0)	0 (0 to 0)	0 (0 to 0)	0 (0 to 0)	0 (0 to 0)	0 (0 to 0)	0 (0 to 0)	0 (0 to 0)	0 (0 to 0)	0
African trypanosomiasis	0 (0 to 0)	0 (0 to 0)	0 (0 to 0)	0 (0 to 0)	0 (0 to 0)	0 (0 to 0)	0 (0 to 0)	0 (0 to 0)	0 (0 to 0)	0 (0 to 0)	0 (0 to 0)	0 (0 to 0)	0 (0 to 0)	0 (0 to 0)	0 (0 to 0)	0 (0 to 0)	0 (0 to 0)	0 (0 to 0)	0 (0 to 0)	0 (0 to 0)	0 (0 to 0)	0
Schistosomiasis	0 (0 to 0)	0 (0 to 0)	0 (0 to 0)	0 (0 to 0)	0 (0 to 0)	0 (0 to 0)	0 (0 to 0)	0 (0 to 0)	0 (0 to 0)	0 (0 to 0)	0 (0 to 0)	0 (0 to 0)	0 (0 to 0)	0 (0 to 0)	0 (0 to 0)	0 (0 to 0)	0 (0 to 0)	0 (0 to 0)	0 (0 to 0)	0 (0 to 0)	0 (0 to 0)	0
Cysticercosis	0 (0 to 0)	0 (0 to 0)	0 (0 to 0)	0 (0 to 0)	0 (0 to 0)	0 (0 to 0)	0 (0 to 0)	0 (0 to 0)	0 (0 to 0)	0 (0 to 0)	0 (0 to 0)	0 (0 to 0)	0 (0 to 0)	0 (0 to 0)	0 (0 to 0)	0 (0 to 0)	0 (0 to 0)	0 (0 to 0)	0 (0 to 0)	0 (0 to 0)	0 (0 to 0)	0
Cystic echinococcosis	0 (0 to 0)	0 (0 to 0)	0 (0 to 0)	0 (0 to 0)	0 (0 to 0)	0 (0 to 0)	0 (0 to 0)	0 (0 to 0)	0 (0 to 0)	0 (0 to 0)	0 (0 to 0)	0 (0 to 0)	0 (0 to 0)	0 (0 to 0)	0 (0 to 0)	0 (0 to 0)	0 (0 to 0)	0 (0 to 0)	0 (0 to 0)	0 (0 to 0)	0 (0 to 0)	0
Lymphatic filariasis	0 (0 to 0)	0 (0 to 0)	0 (0 to 0)	0 (0 to 0)	0 (0 to 0)	0 (0 to 0)	0 (0 to 0)	0 (0 to 0)	0 (0 to 0)	0 (0 to 0)	0 (0 to 0)	0 (0 to 0)	0 (0 to 0)	0 (0 to 0)	0 (0 to 0)	0 (0 to 0)	0 (0 to 0)	0 (0 to 0)	0 (0 to 0)	0 (0 to 0)	0 (0 to 0)	0
Onchocerciasis	0 (0 to 0)	0 (0 to 0)	0 (0 to 0)	0 (0 to 0)	0 (0 to 0)	0 (0 to 0)	0 (0 to 0)	0 (0 to 0)	0 (0 to 0)	0 (0 to 0)	0 (0 to 0)	0 (0 to 0)	0 (0 to 0)	0 (0 to 0)	0 (0 to 0)	0 (0 to 0)	0 (0 to 0)	0 (0 to 0)	0 (0 to 0)	0 (0 to 0)	0 (0 to 0)	0
Trachoma	0 (0 to 0)	0 (0 to 0)	0 (0 to 0)	0 (0 to 0)	0 (0 to 0)	0 (0 to 0)	0 (0 to 0)	0 (0 to 0)	0 (0 to 0)	0 (0 to 0)	0 (0 to 0)	0 (0 to 0)	0 (0 to 0)	0 (0 to 0)	0 (0 to 0)	0 (0 to 0)	0 (0 to 0)	0 (0 to 0)	0 (0 to 0)	0 (0 to 0)	0 (0 to 0)	0
Dengue	0 (0 to 0)	0 (0 to 0)	0 (0 to 0)	0 (0 to 0)	0 (0 to 0)	0 (0 to 0)	0 (0 to 0)	0 (0 to 0)	0 (0 to 0)	0 (0 to 0)	0 (0 to 0)	0 (0 to 0)	0 (0 to 0)	0 (0 to 0)	0 (0 to 0)	0 (0 to 0)	0 (0 to 0)	0 (0 to 0)	0 (0 to 0)	0 (0 to 0)	0 (0 to 0)	0
Yellow fever	0 (0 to 0)	0 (0 to 0)	0 (0 to 0)	0 (0 to 0)	0 (0 to 0)	0 (0 to 0)	0 (0 to 0)	0 (0 to 0)	0 (0 to 0)	0 (0 to 0)	0 (0 to 0)	0 (0 to 0)	0 (0 to 0)	0 (0 to 0)	0 (0 to 0)	0 (0 to 0)	0 (0 to 0)	0 (0 to 0)	0 (0 to 0)	0 (0 to 0)	0 (0 to 0)	0
Rabies	0 (0 to 0)	0 (0 to 0)	0 (0 to 0)	0 (0 to 0)	0 (0 to 0)	0 (0 to 0)	0 (0 to 0)	0 (0 to 0)	0 (0 to 0)	0 (0 to 0)	0 (0 to 0)	0 (0 to 0)	0 (0 to 0)	0 (0 to 0)	0 (0 to 0)	0 (0 to 0)	0 (0 to 0)	0 (0 to 0)	0 (0 to 0)	0 (0 to 0)	0 (0 to 0)	0
Intestinal nematode infections	0 (0 to 0)	0 (0 to 0)	0 (0 to 0)	0 (0 to 0)	0 (0 to 0)	0 (0 to 0)	0 (0 to 0)	0 (0 to 0)	0 (0 to 0)	0 (0 to 0)	0 (0 to 0)	0 (0 to 0)	0 (0 to 0)	0 (0 to 0)	0 (0 to 0)	0 (0 to 0)	0 (0 to 0)	0 (0 to 0)	0 (0 to 0)	0 (0 to 0)	0 (0 to 0)	0
Ascariasis	0 (0 to 0)	0 (0 to 0)	0 (0 to 0)	0 (0 to 0)	0 (0 to 0)	0 (0 to 0)	0 (0 to 0)	0 (0 to 0)	0 (0 to 0)	0 (0 to 0)	0 (0 to 0)	0 (0 to 0)	0 (0 to 0)	0 (0 to 0)	0 (0 to 0)	0 (0 to 0)	0 (0 to 0)	0 (0 to 0)	0 (0 to 0)	0 (0 to 0)	0 (0 to 0)	0
Trichuriasis	0 (0 to 0)	0 (0 to 0)	0 (0 to 0)	0 (0 to 0)	0 (0 to 0)	0 (0 to 0)	0 (0 to 0)	0 (0 to 0)	0 (0 to 0)	0 (0 to 0)	0 (0 to 0)	0 (0 to 0)	0 (0 to 0)	0 (0 to 0)	0 (0 to 0)	0 (0 to 0)	0 (0 to 0)	0 (0 to 0)	0 (0 to 0)	0 (0 to 0)	0 (0 to 0)	0
Hookworm disease	0 (0 to 0)	0 (0 to 0)	0 (0 to 0)	0 (0 to 0)	0 (0 to 0)	0 (0 to 0)	0 (0 to 0)	0 (0 to 0)	0 (0 to 0)	0 (0 to 0)	0 (0 to 0)	0 (0 to 0)	0 (0 to 0)	0 (0 to 0)	0 (0 to 0)	0 (0 to 0)	0 (0 to 0)	0 (0 to 0)	0 (0 to 0)	0 (0 to 0)	0 (0 to 0)	0
Food-borne trematodiases	0 (0 to 0)	0 (0 to 0)	0 (0 to 0)	0 (0 to 0)	0 (0 to 0)	0 (0 to 0)	0 (0 to 0)	0 (0 to 0)	0 (0 to 0)	0 (0 to 0)	0 (0 to 0)	0 (0 to 0)	0 (0 to 0)	0 (0 to 0)	0 (0 to 0)	0 (0 to 0)	0 (0 to 0)	0 (0 to 0)	0 (0 to 0)	0 (0 to 0)	0 (0 to 0)	0
Leprosy	0 (0 to 0)	0 (0 to 0)	0 (0 to 0)	0 (0 to 0)	0 (0 to 0)	0 (0 to 0)	0 (0 to 0)	0 (0 to 0)	0 (0 to 0)	0 (0 to 0)	0 (0 to 0)	0 (0 to 0)	0 (0 to 0)	0 (0 to 0)	0 (0 to 0)	0 (0 to 0)	0 (0 to 0)	0 (0 to 0)	0 (0 to 0)	0 (0 to 0)	0 (0 to 0)	0
Ebola	0 (0 to 0)	0 (0 to 0)	0 (0 to 0)	0 (0 to 0)	0 (0 to 0)	0 (0 to 0)	0 (0 to 0)	0 (0 to 0)	0 (0 to 0)	0 (0 to 0)	0 (0 to 0)	0 (0 to 0)	0 (0 to 0)	0 (0 to 0)	0 (0 to 0)	0 (0 to 0)	0 (0 to 0)	0 (0 to 0)	0 (0 to 0)	0 (0 to 0)	0 (0 to 0)	0
Zika virus	0 (0 to 0)	0 (0 to 0)	0 (0 to 0)	0 (0 to 0)	0 (0 to 0)	0 (0 to 0)	0 (0 to 0)	0 (0 to 0)	0 (0 to 0)	0 (0 to 0)	0 (0 to 0)	0 (0 to 0)	0 (0 to 0)	0 (0 to 0)	0 (0 to 0)	0 (0 to 0)	0 (0 to 0)	0 (0 to 0)	0 (0 to 0)	0 (0 to 0)	0 (0 to 0)	0
Guinea worm disease	0 (0 to 0)	0 (0 to 0)	0 (0 to 0)	0 (0 to 0)	0 (0 to 0)	0 (0 to 0)	0 (0 to 0)	0 (0 to 0)	0 (0 to 0)	0 (0 to 0)	0 (0 to 0)	0 (0 to 0)	0 (0 to 0)	0 (0 to 0)	0 (0 to 0)	0 (0 to 0)	0 (0 to 0)	0 (0 to 0)	0 (0 to 0)	0 (0 to 0)	0 (0 to 0)	0
Other neglected tropical diseases	0 (0 to 0)	0 (0 to 0)	0 (0 to 1)	0 (0 to 0)	0 (0 to 0)	0 (0 to 0)	0 (0 to 0)	0 (0 to 0)	0 (0 to 0)	0 (0 to 0)	0 (0 to 0)	0 (0 to 0)	0 (0 to 0)	0 (0 to 0)	0 (0 to 0)	0 (0 to 0)	0 (0 to 0)	0 (0 to 0)	0 (0 to 0)	0 (0 to 0)	0 (0 to 0)	0
Other infectious diseases	2 (1 to 3)	4 (1 to 9)	11 (5 to 19)	7 (4 to 11)	2 (1 to 4)	2 (1 to 4)	2 (1 to 4)	4 (2 to 6)	4 (2 to 6)	4 (2 to 6)	4 (2 to 6)	4 (2 to 6)	4 (2 to 6)	4 (2 to 6)	4 (2 to 6)	4 (2 to 6)	4 (2 to 6)	4 (2 to 6)	4 (2 to 6)	4 (2 to 6)	4 (2 to 6)	126
Meningitis	0 (0 to 0)	1 (0 to 2)	5 (2 to 8)	1 (0 to 1)	1 (0 to 2)	1 (0 to 2)	1 (0 to 2)	1 (0 to 2)	2 (1 to 3)	2 (1 to 3)	2 (1 to 3)	2 (1 to 3)	2 (1 to 3)	2 (1 to 3)	2 (1 to 3)	2 (1 to 3)	2 (1 to 3)	2 (1 to 3)	2 (1 to 3)	2 (1 to 3)	2 (1 to 3)	41
Encephalitis	0 (0 to 0)	0 (0 to 0)	1 (0 to 2)	1 (0 to 1)	0 (0 to 0)	0 (0 to 0)	0 (0 to 0)	0 (0 to 0)	0 (0 to 0)	0 (0 to 0)	0 (0 to 0)	0 (0 to 0)	0 (0 to 0)	0 (0 to 0)	0 (0 to 0)	0 (0 to 0)	0 (0 to 0)	0 (0 to 0)	0 (0 to 0)	0 (0 to 0)	0 (0 to 0)	19
Diphtheria	0 (0 to 0)	0 (0 to 0)	0 (0 to 0)	0 (0 to 0)	0 (0 to 0)	0 (0 to 0)	0 (0 to 0)	0 (0 to 0)	0 (0 to 0)	0 (0 to 0)	0 (0 to 0)	0 (0 to 0)	0 (0 to 0)	0 (0 to 0)	0 (0 to 0)	0 (0 to 0)	0 (0 to 0)	0 (0 to 0)	0 (0 to 0)	0 (0 to 0)	0 (0 to 0)	0
Tetanus	0 (0 to 0)	0 (0 to 0)	0 (0 to 0)	0 (0 to 0)	0 (0 to 0)	0 (0 to 0)	0 (0 to 0)	0 (0 to 0)	0 (0 to 0)	0 (0 to 0)	0 (0 to 0)	0 (0 to 0)	0 (0 to 0)	0 (0 to 0)	0 (0 to 0)	0 (0 to 0)	0 (0 to 0)	0 (0 to 0)	0 (0 to 0)	0 (0 to 0)	0 (0 to 0)	0
Measles	0 (0 to 0)	0 (0 to 0)	0 (0 to 1)	0 (0 to 0)	0 (0 to 0)	0 (0 to 0)	0 (0 to 0)	0 (0 to 0)	0 (0 to 0)	0 (0 to 0)	0 (0 to 0)	0 (0 to 0)	0 (0 to 0)	0 (0 to 0)





| | | |

SR Table 2a: Waltham Forest DALYS by cause and age group for males with 95% uncertainty intervals, 2019

Cause	Early Neonatal	Late Neonatal	Post Neonatal	1 to 4	5 to 9	10 to 14	15 to 19	20 to 24	25 to 29	30 to 34	35 to 39	40 to 44	45 to 49	50 to 54	55 to 59	60 to 64	65 to 69	70 to 74	75 to 79	80 to 84	85 to 89	90 to 94	95 plus	Total
All causes	2,867 (2,668 to 3,063)	1,169 (1,063 to 1,282)	1,529 (1,332 to 1,747)	2,276 (2,076 to 2,493)	1,222 (1,103 to 1,344)	1,014 (914 to 1,120)	1,180 (1,064 to 1,300)	1,480 (1,329 to 1,640)	1,760 (1,579 to 1,952)	2,160 (1,930 to 2,397)	2,705 (2,420 to 2,997)	3,760 (3,370 to 4,160)	4,760 (4,268 to 5,270)	6,040 (5,414 to 6,686)	7,610 (6,824 to 8,423)	9,210 (8,258 to 10,200)	11,000 (9,862 to 12,200)	12,900 (11,570 to 14,300)	14,800 (13,270 to 16,400)	16,600 (14,900 to 18,400)	17,900 (16,100 to 19,800)	18,400 (16,600 to 20,400)	18,400 (16,600 to 20,400)	33,000
Communicable, maternal, neonatal, and nutritional diseases	2,867 (2,668 to 3,063)	1,169 (1,063 to 1,282)	1,529 (1,332 to 1,747)	2,276 (2,076 to 2,493)	1,222 (1,103 to 1,344)	1,014 (914 to 1,120)	1,180 (1,064 to 1,300)	1,480 (1,329 to 1,640)	1,760 (1,579 to 1,952)	2,160 (1,930 to 2,397)	2,705 (2,420 to 2,997)	3,760 (3,370 to 4,160)	4,760 (4,268 to 5,270)	6,040 (5,414 to 6,686)	7,610 (6,824 to 8,423)	9,210 (8,258 to 10,200)	11,000 (9,862 to 12,200)	12,900 (11,570 to 14,300)	14,800 (13,270 to 16,400)	16,600 (14,900 to 18,400)	17,900 (16,100 to 19,800)	18,400 (16,600 to 20,400)	2,160
HIV/AIDS and sexually transmitted infections	9.5 (2.5 to 21.8)	2.3 (1.2 to 4.2)	9.8 (3.2 to 13.6)	1.2 (1.1 to 1.3)	1 (0.6 to 1.6)	0.5 (0.4 to 0.6)	9.8 (5.4 to 14)	2.4 (1.6 to 3.2)	7.3 (5.3 to 9.4)	15 (11.4 to 19.2)	19.9 (15.3 to 26.2)	17.9 (13.9 to 22.5)	18.1 (14.4 to 22.6)	13.1 (10.3 to 16.7)	8.9 (6.9 to 11.5)	5.8 (4.6 to 7.4)	3.6 (2.8 to 4.8)	1.5 (0.8 to 2.4)	0.7 (0.4 to 1.2)	0.2 (0.1 to 0.3)	0.1 (0.1 to 0.2)	0 (0 to 0.1)	127
HIV/AIDS	9.4 (2.5 to 21.8)	2.3 (1.2 to 4.2)	9.8 (3.2 to 13.6)	1.1 (0.9 to 1.3)	0.9 (0.6 to 1.5)	0.4 (0.4 to 0.6)	9.7 (5.3 to 13.9)	2.2 (1.5 to 3.1)	7.2 (5.2 to 9.3)	14.5 (11 to 19)	19.4 (14.8 to 25.6)	17.4 (13.5 to 22)	17.6 (14 to 22.1)	12.7 (9.9 to 16.3)	8.6 (6.6 to 11)	5.5 (4.3 to 7.1)	3.4 (2.6 to 4.5)	1.3 (0.7 to 2.2)	0.6 (0.3 to 1)	0.1 (0.1 to 0.2)	0 (0 to 0.1)	0 (0 to 0)	115
HIV/AIDS - Drug-susceptible Tuberculosis	0 (0 to 0)	0 (0 to 0)	0.1 (0.1 to 0.2)	0.1 (0.1 to 0.1)	0.1 (0.1 to 0.1)	0.1 (0.1 to 0.1)	0.1 (0.1 to 0.1)	0.1 (0.1 to 0.1)	0.1 (0.1 to 0.1)	0.2 (0.1 to 0.2)	0.2 (0.1 to 0.2)	0.2 (0.1 to 0.2)	0.2 (0.1 to 0.2)	0.2 (0.1 to 0.2)	0.2 (0.1 to 0.2)	0.2 (0.1 to 0.2)	0.2 (0.1 to 0.2)	0.2 (0.1 to 0.2)	0.1 (0.1 to 0.2)	0 (0 to 0.1)	0 (0 to 0)	0 (0 to 0)	4.5
HIV/AIDS - Multidrug-resistant Tuberculosis without extensive drug resistance	0 (0 to 0)	0 (0 to 0)	0 (0 to 0)	0 (0 to 0)	0 (0 to 0)	0 (0 to 0)	0 (0 to 0)	0 (0 to 0)	0 (0 to 0)	0 (0 to 0)	0 (0 to 0)	0 (0 to 0)	0 (0 to 0)	0 (0 to 0)	0 (0 to 0)	0 (0 to 0)	0 (0 to 0)	0 (0 to 0)	0 (0 to 0)	0 (0 to 0)	0 (0 to 0)	0 (0 to 0)	0 (0 to 0)	0.2
HIV/AIDS - Extensively drug-resistant Tuberculosis	0 (0 to 0)	0 (0 to 0)	0 (0 to 0)	0 (0 to 0)	0 (0 to 0)	0 (0 to 0)	0 (0 to 0)	0 (0 to 0)	0 (0 to 0)	0 (0 to 0)	0 (0 to 0)	0 (0 to 0)	0 (0 to 0)	0 (0 to 0)	0 (0 to 0)	0 (0 to 0)	0 (0 to 0)	0 (0 to 0)	0 (0 to 0)	0 (0 to 0)	0 (0 to 0)	0 (0 to 0)	0 (0 to 0)	0
HIV/AIDS resulting in other diseases	0 (0 to 0)	1.7 (0.3 to 3)	0.6 (0.6 to 1.2)	0.6 (0.4 to 0.8)	0.6 (0.4 to 0.9)	0.1 (0.1 to 0.2)	2.1 (1.4 to 2.7)	6.4 (4.7 to 8.4)	13.7 (10.3 to 18.1)	18.2 (13.8 to 24.3)	19.3 (12.3 to 27.5)	16.6 (13 to 21.3)	16.6 (13 to 21.4)	11.9 (9.3 to 15.4)	8 (6.1 to 10.4)	5.2 (4 to 6.8)	3.2 (2.5 to 4.3)	1.2 (0.7 to 2.1)	0.6 (0.3 to 1)	0.1 (0.1 to 0.2)	0 (0 to 0)	0 (0 to 0)	158
Sexually transmitted infections excluding HIV	0 (2.5 to 21.8)	0 (1.2 to 4.2)	0 (0.3 to 13.6)	0 (0 to 0.3)	0 (0 to 0.2)	0 (0 to 0.1)	0 (0 to 0.1)	0 (0 to 0.2)	0 (0 to 0.1)	0 (0 to 0.2)	0 (0 to 0.1)	0.5 (0 to 1.9)	0.5 (0 to 1.9)	0.4 (0 to 1.5)	0.4 (0.2 to 0.7)	0.4 (0.2 to 0.5)	0.4 (0.2 to 0.5)	0.3 (0 to 0.5)	0.1 (0 to 0.2)	0 (0 to 0.1)	0 (0 to 0.1)	0 (0 to 0)	0 (0 to 0)	22.4
Syphilis	0 (2.5 to 21.8)	0 (1.2 to 4.2)	0 (0 to 13.6)	0 (0 to 0.3)	0 (0 to 0.2)	0 (0 to 0.1)	0 (0 to 0.1)	0 (0 to 0.2)	0 (0 to 0.1)	0 (0 to 0.2)	0 (0 to 0.1)	0 (0 to 1.9)	0 (0 to 1.9)	0 (0 to 1.5)	0 (0 to 1.5)	0 (0 to 0.7)	0 (0 to 0.5)	0 (0 to 0.5)	0 (0 to 0.2)	0 (0 to 0.1)	0 (0 to 0.1)	0 (0 to 0.1)	0 (0 to 0)	19.2
Chlamydial infection	0 (0 to 0)	0 (0 to 0)	0 (0 to 0)	0 (0 to 0)	0 (0 to 0)	0 (0 to 0)	0 (0 to 0)	0 (0 to 0)	0 (0 to 0)	0 (0 to 0)	0 (0 to 0)	0 (0 to 0)	0 (0 to 0)	0 (0 to 0)	0 (0 to 0)	0 (0 to 0)	0 (0 to 0)	0 (0 to 0)	0 (0 to 0)	0 (0 to 0)	0 (0 to 0)	0 (0 to 0)	0 (0 to 0)	0.1
Gonococcal infection	0 (0 to 0)	0 (0 to 0)	0 (0 to 0)	0 (0 to 0)	0 (0 to 0)	0 (0 to 0)	0 (0 to 0)	0 (0 to 0)	0 (0 to 0)	0 (0 to 0)	0 (0 to 0)	0 (0 to 0)	0 (0 to 0)	0 (0 to 0)	0 (0 to 0)	0 (0 to 0)	0 (0 to 0)	0 (0 to 0)	0 (0 to 0)	0 (0 to 0)	0 (0 to 0)	0 (0 to 0)	0 (0 to 0)	0.2
Trichomoniasis	0 (0 to 0)	0 (0 to 0)	0 (0 to 0)	0 (0 to 0)	0 (0 to 0)	0 (0 to 0)	0 (0 to 0)	0 (0 to 0)	0 (0 to 0)	0 (0 to 0)	0 (0 to 0)	0 (0 to 0)	0 (0 to 0)	0 (0 to 0)	0 (0 to 0)	0 (0 to 0)	0 (0 to 0)	0 (0 to 0)	0 (0 to 0)	0 (0 to 0)	0 (0 to 0)	0 (0 to 0)	0 (0 to 0)	0.3
Genital herpes	0 (0 to 0)	0 (0 to 0)	0 (0 to 0)	0 (0 to 0)	0 (0 to 0)	0 (0 to 0)	0 (0 to 0)	0 (0 to 0)	0 (0 to 0)	0.2 (0 to 0.4)	0.3 (0 to 0.6)	0.3 (0 to 0.6)	0.3 (0 to 0.6)	0.3 (0 to 0.6)	0.2 (0 to 0.4)	0.2 (0 to 0.4)	0.2 (0 to 0.4)	0.1 (0 to 0.3)	0.1 (0 to 0.2)	0 (0 to 0.1)	0 (0 to 0)	0 (0 to 0)	0 (0 to 0)	2.2
Other sexually transmitted infections	0 (0 to 0)	0 (0 to 0)	0 (0 to 0)	0 (0 to 0)	0 (0 to 0)	0 (0 to 0)	0 (0 to 0)	0 (0 to 0)	0 (0 to 0)	0 (0 to 0)	0 (0 to 0)	0 (0 to 0)	0 (0 to 0)	0 (0 to 0)	0 (0 to 0)	0 (0 to 0)	0 (0 to 0)	0 (0 to 0)	0 (0 to 0)	0 (0 to 0)	0 (0 to 0)	0 (0 to 0)	0 (0 to 0)	0 (0 to 0)	0
Respiratory infections and tuberculosis	2,345 (2,231 to 2,453)	1,004 (947 to 1,060)	1,164 (1,054 to 1,281)	1,464 (1,364 to 1,564)	1,004 (942 to 1,066)	814 (757 to 873)	1,004 (942 to 1,066)	1,264 (1,164 to 1,364)	1,564 (1,464 to 1,664)	1,964 (1,864 to 2,064)	2,364 (2,264 to 2,464)	2,964 (2,864 to 3,064)	3,564 (3,464 to 3,664)	4,264 (4,164 to 4,364)	5,064 (4,964 to 5,164)	5,964 (5,864 to 6,064)	6,964 (6,864 to 7,064)	7,964 (7,864 to 8,064)	8,964 (8,864 to 9,064)	9,964 (9,864 to 10,064)	10,964 (10,864 to 11,064)	11,964 (11,864 to 12,064)	12,964 (12,864 to 13,064)	974
Tuberculosis	0 (0 to 0)	0 (0 to 0)	0 (0 to 0)	0 (0 to 0)	0 (0 to 0)	0 (0 to 0)	0 (0 to 0)	0 (0 to 0)	0 (0 to 0)	0 (0 to 0)	0 (0 to 0)	0 (0 to 0)	0 (0 to 0)	0 (0 to 0)	0 (0 to 0)	0 (0 to 0)	0 (0 to 0)	0 (0 to 0)	0 (0 to 0)	0 (0 to 0)	0 (0 to 0)	0 (0 to 0)	0 (0 to 0)	0 (0 to 0)	0
Latent tuberculosis infection	0 (0 to 0)	0 (0 to 0)	0 (0 to 0)	0 (0 to 0)	0 (0 to 0)	0 (0 to 0)	0 (0 to 0)	0 (0 to 0)	0 (0 to 0)	0 (0 to 0)	0 (0 to 0)	0 (0 to 0)	0 (0 to 0)	0 (0 to 0)	0 (0 to 0)	0 (0 to 0)	0 (0 to 0)	0 (0 to 0)	0 (0 to 0)	0 (0 to 0)	0 (0 to 0)	0 (0 to 0)	0 (0 to 0)	0
Drug-susceptible tuberculosis	0 (0 to 0)	0 (0 to 0)	0 (0 to 0)	0 (0 to 0)	0 (0 to 0)	0 (0 to 0)	0 (0 to 0)	0 (0 to 0)	0 (0 to 0)	0 (0 to 0)	0 (0 to 0)	0 (0 to 0)	0 (0 to 0)	0 (0 to 0)	0 (0 to 0)	0 (0 to 0)	0 (0 to 0)	0 (0 to 0)	0 (0 to 0)	0 (0 to 0)	0 (0 to 0)	0 (0 to 0)	0 (0 to 0)	0
Multidrug-resistant tuberculosis without extensive drug resistance	0 (0 to 0)	0 (0 to 0)	0 (0 to 0)	0 (0 to 0)	0 (0 to 0)	0 (0 to 0)	0 (0 to 0)	0 (0 to 0)	0 (0 to 0)	0 (0 to 0)	0 (0 to 0)	0 (0 to 0)	0 (0 to 0)	0 (0 to 0)	0 (0 to 0)	0 (0 to 0)	0 (0 to 0)	0 (0 to 0)	0 (0 to 0)	0 (0 to 0)	0 (0 to 0)	0 (0 to 0)	0 (0 to 0)	0.4
Extensively drug-resistant tuberculosis	0 (0 to 0)	0 (0 to 0)	0 (0 to 0)	0 (0 to 0)	0 (0 to 0)	0 (0 to 0)	0 (0 to 0)	0 (0 to 0)	0 (0 to 0)	0 (0 to 0)	0 (0 to 0)	0 (0 to 0)	0 (0 to 0)	0 (0 to 0)	0 (0 to 0)	0 (0 to 0)	0 (0 to 0)	0 (0 to 0)	0 (0 to 0)	0 (0 to 0)	0 (0 to 0)	0 (0 to 0)	0 (0 to 0)	0
Lower respiratory infections	2,345 (2,231 to 2,453)	1,004 (947 to 1,060)	1,164 (1,054 to 1,281)	1,464 (1,364 to 1,564)	1,004 (942 to 1,066)	814 (757 to 873)	1,004 (942 to 1,066)	1,264 (1,164 to 1,364)	1,564 (1,464 to 1,664)	1,964 (1,864 to 2,064)	2,364 (2,264 to 2,464)	2,964 (2,864 to 3,064)	3,564 (3,464 to 3,664)	4,264 (4,164 to 4,364)	5,064 (4,964 to 5,164)	5,964 (5,864 to 6,064)	6,964 (6,864 to 7,064)	7,964 (7,864 to 8,064)	8,964 (8,864 to 9,064)	9,964 (9,864 to 10,064)	10,964 (10,864 to 11,064)	11,964 (11,864 to 12,064)	12,964 (12,864 to 13,064)	774
Upper respiratory infections	0 (0 to 0.1)	0 (0 to 0.1)	0.7 (0.1 to 4.1)	0.1 (0 to 0.4)	0.1 (0 to 0.2)	0.1 (0 to 0.2)	0.2 (0.1 to 0.4)	0.2 (0.1 to 0.4)	0.2 (0.1 to 0.4)	0.2 (0.1 to 0.4)	0.2 (0.1 to 0.4)	0.3 (0.1 to 0.5)	0.3 (0.1 to 0.5)	0.3 (0.1 to 0.5)	0.3 (0.1 to 0.5)	0.3 (0.1 to 0.5)	0.3 (0.1 to 0.5)	0.3 (0.1 to 0.5)	0.2 (0.1 to 0.4)	0.2 (0.1 to 0.4)	0.1 (0.1 to 0.3)	0.1 (0.1 to 0.2)	0 (0 to 0.1)	144
Otitis media	0 (0 to 0)	0 (0 to 0)	0.7 (0.3 to 1.2)	0.1 (0 to 0.7)	0.1 (0 to 0.3)	0.1 (0 to 0.2)	0.2 (0.1 to 0.5)	0.2 (0.1 to 0.5)	0.2 (0.1 to 0.5)	0.2 (0.1 to 0.5)	0.2 (0.1 to 0.5)	0.2 (0.1 to 0.5)	0.2 (0.1 to 0.5)	0.2 (0.1 to 0.5)	0.2 (0.1 to 0.5)	0.2 (0.1 to 0.5)	0.2 (0.1 to 0.5)	0.2 (0.1 to 0.5)	0.1 (0.1 to 0.3)	0.1 (0.1 to 0.2)	0.1 (0.1 to 0.2)	0 (0 to 0.1)	0 (0 to 0.1)	33.4
Enteric infections	0.3 (0.2 to 0.4)	1 (0.7 to 1.3)	11.9 (7.6 to 17)	8.5 (5.1 to 27.5)	5 (3.4 to 14.1)	2.4 (1.6 to 6.5)	2.4 (1.6 to 5.3)	2.4 (1.6 to 5.3)	2.4 (1.6 to 5.3)	2.4 (1.6 to 5.3)	2.4 (1.6 to 5.3)	2.4 (1.6 to 5.3)	2.4 (1.6 to 5.3)	2.4 (1.6 to 5.3)	2.4 (1.6 to 5.3)	2.5 (1.6 to 5.3)	2.5 (1.6 to 5.3)	2.5 (1.6 to 5.3)	2.5 (1.6 to 5.3)	2.5 (1.6 to 5.3)	2.5 (1.6 to 5.3)	0.1 (0 to 0.3)	0.1 (0 to 0.1)	107
Diarrheal diseases	0.3 (0.2 to 0.4)	1 (0.7 to 1.3)	11.9 (7.7 to 17)	8.5 (5.1 to 27.5)	5 (3.4 to 14.1)	2.4 (1.6 to 6.5)	2.4 (1.6 to 5.3)	2.4 (1.6 to 5.3)	2.4 (1.6 to 5.3)	2.4 (1.6 to 5.3)	2.4 (1.6 to 5.3)	2.4 (1.6 to 5.3)	2.4 (1.6 to 5.3)	2.4 (1.6 to 5.3)	2.4 (1.6 to 5.3)	2.5 (1.6 to 5.3)	2.5 (1.6 to 5.3)	2.5 (1.6 to 5.3)	2.5 (1.6 to 5.3)	2.5 (1.6 to 5.3)	2.5 (1.6 to 5.3)	0.1 (0 to 0.3)	0.1 (0 to 0.1)	107
Typhoid and paraphoid	0 (0 to 0)	0 (0 to 0)	0 (0 to 0)	0 (0 to 0)	0 (0 to 0)	0 (0 to 0)	0 (0 to 0)	0 (0 to 0)	0 (0 to 0)	0 (0 to 0)	0 (0 to 0)	0 (0 to 0)	0 (0 to 0)	0 (0 to 0)	0 (0 to 0)	0 (0 to 0)	0 (0 to 0)	0 (0 to 0)	0 (0 to 0)	0 (0 to 0)	0 (0 to 0)	0 (0 to 0)	0 (0 to 0)	0
Typhoid fever	0 (0 to 0)	0 (0 to 0)	0 (0 to 0)	0 (0 to 0)	0 (0 to 0)	0 (0 to 0)	0 (0 to 0)	0 (0 to 0)	0 (0 to 0)	0 (0 to 0)	0 (0 to 0)	0 (0 to 0)	0 (0 to 0)	0 (0 to 0)	0 (0 to 0)	0 (0 to 0)	0 (0 to 0)	0 (0 to 0)	0 (0 to 0)	0 (0 to 0)	0 (0 to 0)	0 (0 to 0)	0 (0 to 0)	0
Paraphoid fever	0 (0 to 0)	0 (0 to 0)	0 (0 to 0)	0 (0 to 0)	0 (0 to 0)	0 (0 to 0)	0 (0 to 0)	0 (0 to 0)	0 (0 to 0)	0 (0 to 0)	0 (0 to 0)	0 (0 to 0)	0 (0 to 0)	0 (0 to 0)	0 (0 to 0)	0 (0 to 0)	0 (0 to 0)	0 (0 to 0)	0 (0 to 0)	0 (0 to 0)	0 (0 to 0)	0 (0 to 0)	0 (0 to 0)	0
Invasive Non-typhoidal Salmonella (iNTS)	0 (0 to 0)	0 (0 to 0)	0 (0 to 0)	0 (0 to 0)	0 (0 to 0)	0 (0 to 0)	0 (0 to 0)	0 (0 to 0)	0 (0 to 0)	0 (0 to 0)	0 (0 to 0)	0 (0 to 0)	0 (0 to 0)	0 (0 to 0)	0 (0 to 0)	0 (0 to 0)	0 (0 to 0)	0 (0 to 0)	0 (0 to 0)	0 (0 to 0)	0 (0 to 0)	0 (0 to 0)	0 (0 to 0)	0.4
Other intestinal infectious diseases	0 (0 to 0)	0 (0 to 0)	0 (0 to 0)	0 (0 to 0)	0 (0 to 0)	0 (0 to 0)	0 (0 to 0)	0 (0 to 0)	0 (0 to 0)	0 (0 to 0)	0 (0 to 0)	0 (0 to 0)	0 (0 to 0)	0 (0 to 0)	0 (0 to 0)	0 (0 to 0)	0 (0 to 0)	0 (0 to 0)	0 (0 to 0)	0 (0 to 0)	0 (0 to 0)	0 (0 to 0)	0 (0 to 0)	0.3
Neglected tropical diseases and malaria	0 (0 to 0)	0 (0 to 0)	0.2 (0 to 0.4)	1.1 (0.6 to 2.1)	0.6 (0.3 to 0.8)	0.2 (0 to 0.5)	0.1 (0 to 0.4)	0.1 (0 to 0.4)	0.2 (0 to 0.6)	0.2 (0 to 0.6)	0.2 (0 to 0.6)	0.1 (0 to 0.4)	0.1 (0 to 0.4)	0.1 (0 to 0.4)	0.2 (0 to 0.7)	0.2 (0 to 0.6)	0.2 (0 to 0.6)	0.1 (0 to 0.4)	0.1 (0 to 0.4)	0 (0 to 0.2)	0 (0 to 0.1)	0 (0 to 0)	0 (0 to 0)	3.7
Malaria	0 (0 to 0)	0 (0 to 0)	0 (0 to 0)	0 (0 to 0)	0 (0 to 0)	0 (0 to 0)	0 (0 to 0)	0 (0 to 0)	0 (0 to 0)	0 (0 to 0)	0 (0 to 0)	0 (0 to 0)	0 (0 to 0)	0 (0 to 0)	0 (0 to 0)	0 (0 to 0)	0 (0 to 0)	0 (0 to 0)	0 (0 to 0)	0 (0 to 0)	0 (0 to 0)	0 (0 to 0)	0 (0 to 0)	0
Chagas disease	0 (0 to 0)	0 (0 to 0)	0 (0 to 0)	0 (0 to 0)	0 (0 to 0)	0 (0 to 0)	0 (0 to 0)	0 (0 to 0)	0 (0 to 0)	0 (0 to 0)	0 (0 to 0)	0 (0 to 0)	0 (0 to 0)	0 (0 to 0)	0 (0 to 0)	0 (0 to 0)	0 (0 to 0)	0 (0 to 0)	0 (0 to 0)	0 (0 to 0)	0 (0 to 0)	0 (0 to 0)	0 (0 to 0)	0
Leishmaniasis	0 (0 to 0)	0 (0 to 0)	0 (0 to 0)	0 (0 to 0)	0 (0 to 0)	0 (0 to 0)	0 (0 to 0)	0 (0 to 0)	0 (0 to 0)	0 (0 to 0)	0 (0 to 0)	0 (0 to 0)	0 (0 to 0)	0 (0 to 0)	0 (0 to 0)	0 (0 to 0)	0 (0 to 0)	0 (0 to 0)	0 (0 to 0)	0 (0 to 0)	0 (0 to 0)	0 (0 to 0)	0 (0 to 0)	0
Visceral leishmaniasis	0 (0 to 0)	0 (0 to 0)	0 (0 to 0)	0 (0 to 0)	0 (0 to 0)	0 (0 to 0)	0 (0 to 0)	0 (0 to 0)	0 (0 to 0)	0 (0 to 0)	0 (0 to 0)	0 (0 to 0)	0 (0 to 0)	0 (0 to 0)	0 (0 to 0)	0 (0 to 0)	0 (0 to 0)	0 (0 to 0)	0 (0 to 0)	0 (0 to 0)	0 (0 to 0)	0 (0 to 0)	0 (0 to 0)	0
Cutaneous and mucocutaneous leishmaniasis	0 (0 to 0)	0 (0 to 0)	0 (0 to 0)	0 (0 to 0)	0 (0 to 0)	0 (0 to 0)	0 (0 to 0)	0 (0 to 0)	0 (0 to 0)	0 (0 to 0)	0 (0 to 0)	0 (0 to 0)	0 (0 to 0)	0 (0 to 0)	0 (0 to 0)	0 (0 to 0)	0 (0 to 0)	0 (0 to 0)	0 (0 to 0)	0 (0 to 0)	0 (0 to 0)	0 (0 to 0)	0 (0 to 0)	0
African trypanosomiasis	0 (0 to 0)	0 (0 to 0)	0 (0 to 0)	0 (0 to 0)	0 (0 to 0)	0 (0 to 0)	0 (0 to 0)	0 (0 to 0)	0 (0 to 0)	0 (0 to 0)	0 (0 to 0)	0 (0 to 0)	0 (0 to 0)	0 (0 to 0)	0 (0 to 0)	0 (0 to 0)	0 (0 to 0)	0 (0 to 0)	0 (0 to 0)	0 (0 to 0)	0 (0 to 0)	0 (0 to 0)	0 (0 to 0)	0
Schistosomiasis	0 (0 to 0)	0 (0 to 0)	0 (0 to 0)	0 (0 to 0)	0 (0 to 0)	0 (0 to 0)	0 (0 to 0)	0 (0 to 0)	0 (0 to 0)	0 (0 to 0)	0 (0 to 0)	0 (0 to 0)	0 (0 to 0)	0 (0 to 0)	0 (0 to 0)	0 (0 to 0)	0 (0 to 0)	0 (0 to 0)	0 (0 to 0)	0 (0 to 0)	0 (0 to 0)	0 (0 to 0)	0 (0 to 0)	0
Cysticercosis	0 (0 to 0)	0 (0 to 0)	0 (0 to 0)	0 (0 to 0)	0 (0 to 0)	0 (0 to 0)	0 (0 to 0)	0 (0 to 0)	0 (0 to 0)	0 (0 to 0)	0 (0 to 0)	0 (0 to 0)	0 (0 to 0)	0 (0 to 0)	0 (0 to 0)	0 (0 to 0)	0 (0 to 0)	0 (0 to 0)	0 (0 to 0)	0 (0 to 0)	0 (0 to 0)	0 (0 to 0)	0 (0 to 0)	0
Cystic echinococcosis	0 (0 to 0)	0 (0 to 0)	0 (0 to 0)	0 (0 to 0)	0 (0 to 0)	0 (0 to 0)	0 (0 to 0)	0 (0 to 0)	0 (0 to 0)	0 (0 to 0)	0 (0 to 0)	0 (0 to 0)	0 (0 to 0)	0 (0 to 0)	0 (0 to 0)	0 (0 to 0)	0 (0 to 0)	0 (0 to 0)	0 (0 to 0)	0 (0 to 0)	0 (0 to 0)	0 (0 to 0)	0 (0 to 0)	0.1
Lymphatic filariasis	0 (0 to 0)	0 (0 to 0)	0 (0 to 0)	0 (0 to 0)	0 (0 to 0)	0 (0 to 0)	0 (0 to 0)	0 (0 to 0)	0 (0 to 0)	0 (0 to 0)	0 (0 to 0)	0 (0 to 0)	0 (0 to 0)	0 (0 to 0)	0 (0 to 0)	0 (0 to 0)	0 (0 to 0)	0 (0 to 0)	0 (0 to 0)	0 (0 to 0)	0 (0 to 0)	0 (0 to 0)	0 (0 to 0)	0
Onchocerciasis	0 (0 to 0)	0 (0 to 0)	0 (0 to 0)	0 (0 to 0)	0 (0 to 0)	0 (0 to 0)	0 (0 to 0)	0 (0 to 0)	0 (0 to 0)	0 (0 to 0)	0 (0 to 0)	0 (0 to 0)	0 (0 to 0)	0 (0 to 0)	0 (0 to 0)	0 (0 to 0)	0 (0 to 0)	0 (0 to 0)	0 (0 to 0)	0 (0 to 0)	0 (0 to 0)	0 (0 to 0)	0 (0 to 0)	0
Trachoma	0 (0 to 0)	0 (0 to 0)	0 (0 to 0)	0 (0 to 0)	0 (0 to 0)	0 (0 to 0)	0 (0 to 0)	0 (0 to 0)	0 (0 to 0)	0 (0 to 0)	0 (0 to 0)	0 (0 to 0)	0 (0 to 0)	0 (0 to 0)	0 (0 to 0)	0 (0 to 0)	0 (0 to 0)	0 (0 to 0)	0 (0 to 0)	0 (0 to 0)	0 (0 to 0)	0 (0 to 0)	0 (0 to 0)	0
Dengue	0 (0 to 0)	0 (0 to 0)	0 (0 to 0)	0 (0 to 0)	0 (0 to 0)	0 (0 to 0)	0 (0 to 0)	0 (0 to 0)	0 (0 to 0)	0 (0 to 0)	0 (0 to 0)	0 (0 to 0)	0 (0 to 0)	0 (0 to 0)	0 (0 to 0)	0 (0 to 0)	0 (0 to 0)	0 (0 to 0)	0 (0 to 0)	0 (0 to 0)	0 (0 to 0)	0 (0 to 0)	0 (0 to 0)	0
Yellow fever	0 (0 to 0)	0 (0 to 0)	0 (0 to 0)	0 (0 to 0)	0 (0 to 0)	0 (0 to 0)	0 (0 to 0)	0 (0 to 0)	0 (0 to 0)	0 (0 to 0)	0 (0 to 0)	0 (0 to 0)	0 (0 to 0)	0 (0 to 0)	0 (0 to 0)	0 (0 to 0)	0 (0 to 0)	0 (0 to 0)	0 (0 to 0)	0 (0 to 0)	0 (0 to 0)	0 (0 to 0)	0 (0 to 0)	0
Rabies	0 (0 to 0)	0 (0 to 0)	0 (0 to 0)	0 (0 to 0)	0 (0 to 0)	0 (0 to 0)	0 (0 to 0)	0 (0 to 0)	0 (0 to 0)	0 (0 to 0)	0 (0 to 0)	0 (0 to 0)	0 (0 to 0)	0 (0 to 0)	0 (0 to 0)	0 (0 to 0)	0 (0 to 0)	0 (0 to 0)	0 (0 to 0)	0 (0 to 0)	0 (0 to 0)	0 (0 to 0)	0 (0 to 0)	0
Intestinal nematode infections	0 (0 to 0)	0 (0 to 0)	0 (0 to 0)	0 (0 to 0)	0 (0 to 0)	0 (0 to 0)	0 (0 to 0)	0 (0 to 0)	0 (0 to 0)	0 (0 to 0)	0 (0 to 0)	0 (0 to 0)	0 (0 to 0)	0 (0 to 0)	0 (0 to 0)	0 (0 to 0)	0 (0 to 0)	0 (0 to 0)	0 (0 to 0)	0 (0 to 0)	0 (0 to 0)	0 (0 to 0)	0 (0 to 0)	0
Ascariasis	0 (0 to 0)	0 (0 to 0)	0 (0 to 0)	0 (0 to 0)	0 (0 to 0)	0 (0 to 0)	0 (0 to 0)	0 (0 to 0)	0 (0 to 0)	0 (0 to 0)	0 (0 to 0)	0 (0 to 0)	0 (0 to 0)	0 (0 to 0)	0 (0 to 0)	0 (0 to 0)	0 (0 to 0)	0 (0 to 0)	0 (0 to 0)	0 (0 to 0)	0 (0 to 0)	0 (0 to 0)	0 (0 to 0)	0
Trichuriasis	0 (0 to 0)	0 (0 to 0)	0 (0 to 0)	0 (0 to 0)	0 (0 to 0)	0 (0 to 0)	0 (0 to 0)	0 (0 to 0)	0 (0 to 0)	0 (0 to 0)	0 (0 to 0)	0 (0 to 0)	0 (0 to 0)	0 (0 to 0)	0 (0 to 0)	0 (0 to 0)	0 (0 to 0)	0 (0 to 0)	0 (0 to 0)	0 (0 to 0)	0 (0 to 0)	0 (0 to 0)	0 (0 to 0)	0
Hookworm disease	0 (0 to 0)	0 (0 to 0)	0 (0 to 0)	0 (0 to 0)	0 (0 to 0)	0 (0 to 0)	0 (0 to 0)	0 (0 to 0)	0 (0 to 0)	0 (0 to 0)	0 (0 to 0)	0 (0 to 0)	0 (0 to 0)	0 (0 to 0)	0 (0 to 0)	0 (0 to 0)	0 (0 to 0)	0 (0 to 0)	0 (0 to 0)	0 (0 to 0)	0 (0 to 0)	0 (0 to 0)	0 (0 to 0)	0
Food-borne trematodiases	0 (0 to 0)	0 (0 to 0)	0 (0 to 0)	0 (0 to 0)	0 (0 to 0)	0 (0 to 0)	0 (0 to 0)	0 (0 to 0)	0 (0 to 0)	0 (0 to 0)	0 (0 to 0)	0 (0 to 0)	0 (0 to 0)	0 (0 to 0)	0 (0 to 0)	0 (0 to 0)	0 (0 to 0



Osteoarthritis other	0 (0 to 0)	0 (0 to 0)	0 (0 to 0)	0 (0 to 0)	0 (0 to 0)	0 (0 to 0)	0 (0 to 0)	0 (0 to 0)	0 (0 to 0)	0-1 (0 to 0.2)	0-1 (0 to 0.2)	0-1 (0 to 0.2)	0-1 (0 to 0.2)	0-1 (0 to 0.2)	0-1 (0 to 0.2)	0-1 (0 to 0.2)	0-1 (0 to 0.2)	0-1 (0 to 0.2)	0-1 (0 to 0.2)	0-1 (0 to 0.2)	0-1 (0 to 0.2)	0-1 (0 to 0.2)	0-1 (0 to 0.2)	0-1 (0 to 0.2)	0-1 (0 to 0.2)	0-1 (0 to 0.2)	0-1 (0 to 0.2)	0-1 (0 to 0.2)	38-9
Low back pain	0 (0 to 0)	0 (0 to 0)	0 (0 to 0)	0 (0 to 0)	4-6 (2-9 to 13)	28 (16 to 46)	40-6 (24-5 to 67)	40-6 (27-2 to 104)	112 (67 to 177)	146 (93 to 223)	170 (102 to 264)	184 (92 to 240)	194 (94 to 253)	194 (95 to 253)	158 (65 to 241)	146 (66 to 208)	111 (68 to 164)	111 (51 to 124)	87-1 (42-3 to 101)	87-1 (27 to 67)	89-7 (29-5 to 53-7)	89-7 (10 to 24-2)	89-7 (3-8 to 8-8)	89-7 (0 to 21-1)	89-7 (3-2 to 10-5)	89-7 (1-2 to 3-9)	89-7 (0 to 2-1)	89-7 (0 to 1-1)	1,550
Neck pain	0 (0 to 0)	0 (0 to 0)	0 (0 to 0)	0 (0 to 0)	2-9 (0 to 9-2)	13-2 (6-7 to 24-6)	13-2 (9-1 to 35-5)	28-1 (12-7 to 49-2)	44 (21-5 to 88-5)	59-1 (29-1 to 107)	76-1 (36-1 to 129)	79-1 (40-2 to 130)	78 (41-6 to 140)	78 (39-2 to 140)	60-6 (33 to 120)	55-2 (27-2 to 96-1)	42-9 (22 to 74-2)	39-8 (16-5 to 52-4)	24-8 (13-6 to 42-3)	15-9 (4-1 to 28-4)	15-9 (3-4 to 20-7)	15-9 (1 to 5-1)	15-9 (0 to 2-6)	15-9 (0 to 1-5)	15-9 (0 to 1-1)	15-9 (0 to 0-8)	15-9 (0 to 0-4)	15-9 (0 to 0-1)	674
Gout	0 (0 to 0)	0 (0 to 0)	0 (0 to 0)	0 (0 to 0)	0 (0 to 0)	0 (0 to 0)	0 (0 to 0)	0 (0 to 0)	0 (0 to 0)	0-1 (0 to 0.2)	0-1 (0 to 0.2)	0-1 (0 to 0.2)	0-1 (0 to 0.2)	0-1 (0 to 0.2)	0-1 (0 to 0.2)	0-1 (0 to 0.2)	0-1 (0 to 0.2)	0-1 (0 to 0.2)	0-1 (0 to 0.2)	0-1 (0 to 0.2)	0-1 (0 to 0.2)	0-1 (0 to 0.2)	0-1 (0 to 0.2)	0-1 (0 to 0.2)	0-1 (0 to 0.2)	0-1 (0 to 0.2)	0-1 (0 to 0.2)	0-1 (0 to 0.2)	53-4
Other musculoskeletal disorders	0 (0 to 0)	0 (0 to 0)	0 (0 to 0)	0-2 (0-1 to 2-1)	0-3 (0-1 to 1-1)	19-6 (10-2 to 32-1)	46-9 (27-2 to 77-2)	66-3 (39-1 to 107)	70-1 (41-4 to 111)	61-5 (35-1 to 101)	63-2 (36-2 to 98-2)	58-3 (32-5 to 96-1)	49-5 (27-4 to 78-4)	49-5 (27-4 to 78-4)	38-2 (19-5 to 63-4)	27-7 (14-9 to 45-4)	23 (11-7 to 40-2)	15-9 (8-1 to 25-7)	11 (4-1 to 19-3)	5-3 (2-4 to 9-2)	1-9 (0-6 to 3-3)	0-5 (0-2 to 0-9)	927
Other non-communicable diseases	98-6 (61-6 to 158)	47-4 (34-9 to 67)	542 (96 to 207)	64-7 (46-1 to 89-2)	41-3 (26-7 to 61-1)	36-4 (26-7 to 48-1)	35-9 (26-3 to 47-4)	46-7 (34-6 to 60-7)	46-1 (47-3 to 68-1)	77-5 (54-9 to 110)	86-2 (59-1 to 120)	92-6 (58-3 to 115)	90-6 (57-6 to 129)	108 (74-9 to 150)	102 (67-9 to 170)	121 (80-4 to 168)	107 (70-9 to 145)	104 (72-1 to 151)	86-7 (58-5 to 107)	69 (48-7 to 89-5)	43-2 (30-5 to 55-7)	20-3 (12-9 to 27-6)	6-6 (2-6 to 9)	1,700
Congenital birth defects	95-1 (58-5 to 158)	90-5 (56-5 to 147)	91-5 (26-3 to 46-9)	41-7 (32-3 to 60-6)	20-5 (14-7 to 28-4)	15-7 (11-1 to 21-9)	15-6 (9-5 to 24-6)	11-4 (7-1 to 20-6)	18-1 (10-2 to 31-6)	19-6 (12-4 to 32-2)	19-7 (12-6 to 32-2)	13-9 (7-3 to 19-2)	13-1 (6-5 to 17-9)	12-2 (6-1 to 16-1)	10-8 (5-3 to 16-2)	7-8 (3-4 to 12-1)	4-4 (2-1 to 6-9)	2-7 (0-8 to 4-1)	0-7 (0-4 to 1-1)	0-5 (0-3 to 0-7)	0-2 (0-1 to 0-4)	0-1 (0 to 0-1)	454
Neural tube defects	3-9 (1 to 7)	2-3 (1-1 to 4-5)	5-1 (2-1 to 10-2)	2-5 (1-1 to 4-1)	0-5 (0-3 to 0-7)	0-4 (0-2 to 0-7)	0-6 (0-4 to 0-9)	0-7 (0-4 to 1-2)	0-7 (0-3 to 0-7)	0-7 (0-3 to 0-7)	0-7 (0-3 to 0-7)	0-3 (0-2 to 0-5)	0-2 (0-1 to 0-4)	0-2 (0-1 to 0-3)	0-1 (0-1 to 0-1)	0-1 (0 to 0-1)	0-1 (0 to 0-1)	0-1 (0 to 0-1)	0-1 (0 to 0-1)	0 (0 to 0)	0 (0 to 0)	0 (0 to 0)	0 (0 to 0)	21-4
Congenital heart anomalies	21 (10-8 to 44)	17-2 (10-3 to 28-6)	29-6 (14-1 to 52-6)	7-4 (4-1 to 13-6)	3-1 (1-2 to 4-2)	2-2 (1-2 to 4-2)	2-6 (1-4 to 5-4)	3-7 (2-1 to 6-3)	4-1 (2-2 to 7-3)	3-4 (2-2 to 5-4)	3-7 (2-4 to 5-1)	2-5 (1-3 to 3-5)	2-1 (1-1 to 3-1)	2-7 (1-3 to 4-1)	2-3 (1-1 to 3-7)	1-6 (0-7 to 2-8)	1-1 (0-4 to 1-7)	0-7 (0-3 to 0-2)	0-1 (0 to 0-1)	0-1 (0 to 0-1)	0 (0 to 0)	0 (0 to 0)	0 (0 to 0)	113
Orofacial clefts	0 (0 to 0)	0 (0 to 0)	0-2 (0-1 to 0-4)	0-4 (0-1 to 0-9)	0-3 (0 to 0-5)	0-2 (0 to 0-4)	0-2 (0 to 0-5)	0-3 (0 to 0-4)	0-3 (0-1 to 0-5)	0-3 (0-1 to 0-7)	0-3 (0-1 to 0-7)	0-2 (0 to 0-5)	0-2 (0 to 0-5)	0-2 (0 to 0-4)	0-2 (0 to 0-3)	0-2 (0 to 0-3)	0-1 (0 to 0-3)	0-1 (0 to 0-2)	0-1 (0 to 0-1)	0 (0 to 0-1)	0 (0 to 0)	0 (0 to 0)	0 (0 to 0)	3-6
Down syndrome	1-1 (0-1 to 2-1)	0-4 (0-2 to 0-9)	1-6 (0-8 to 2-9)	1-3 (0-7 to 1-8)	1-1 (0-6 to 1-5)	0-6 (0-3 to 1-3)	0-9 (0-7 to 1-7)	1-1 (0-5 to 2-4)	1-5 (0-9 to 2-2)	1-5 (0-9 to 2-2)	1-5 (0-9 to 2-2)	1-2 (0-8 to 1-8)	1-4 (1 to 2-1)	2-4 (1-4 to 3-4)	2-9 (1-6 to 4-8)	2-2 (1 to 3-7)	1-6 (0-9 to 2-6)	0-8 (0-5 to 1-4)	0-3 (0-1 to 0-6)	0-1 (0 to 0-2)	0 (0 to 0)	0 (0 to 0)	0 (0 to 0)	24
Turner syndrome	0 (0 to 0)	0 (0 to 0)	0 (0 to 0)	0 (0 to 0)	0 (0 to 0)	0 (0 to 0)	0 (0 to 0)	0 (0 to 0)	0 (0 to 0)	0 (0 to 0)	0 (0 to 0)	0 (0 to 0)	0 (0 to 0)	0 (0 to 0)	0 (0 to 0)	0 (0 to 0)	0 (0 to 0)	0 (0 to 0)	0 (0 to 0)	0 (0 to 0)	0 (0 to 0)	0 (0 to 0)	0 (0 to 0)	0 (0 to 0)	0
Klinefelter syndrome	0 (0 to 0)	0 (0 to 0)	0 (0 to 0-1)	0 (0 to 0-1)	0 (0 to 0-1)	0 (0 to 0-1)	0 (0 to 0-1)	0 (0 to 0-1)	0-1 (0 to 0-1)	0-1 (0 to 0-1)	0-1 (0 to 0-1)	0-1 (0 to 0-1)	0 (0 to 0-1)	0 (0 to 0-1)	0 (0 to 0-1)	0 (0 to 0-1)	0 (0 to 0-1)	0 (0 to 0-1)	0 (0 to 0-1)	0 (0 to 0-1)	0 (0 to 0)	0 (0 to 0)	0 (0 to 0)	0-3
Other chromosomal abnormalities	15-5 (7 to 36-4)	6-5 (4 to 15-4)	10-7 (4-8 to 32-5)	2-7 (1-3 to 9-4)	2-3 (1-1 to 5-6)	2-5 (1-2 to 6-3)	3-7 (1-9 to 9-4)	3-9 (1-8 to 9-4)	3 (1-6 to 6-9)	3 (1-6 to 6-3)	2-8 (1-6 to 6-3)	2-3 (1-4 to 3-4)	2-2 (1-2 to 3-4)	1-8 (0-9 to 2-6)	1-3 (0-6 to 2-2)	0-7 (0-3 to 1-3)	0-4 (0-2 to 0-7)	0-3 (0-1 to 0-5)	0-2 (0 to 0-3)	0-1 (0 to 0-2)	0 (0 to 0)	0 (0 to 0)	0 (0 to 0)	73-1
Congenital musculoskeletal and limb anomalies	2-9 (1 to 6-3)	1-1 (0-4 to 2)	9-1 (5-3 to 14-5)	10-6 (4 to 19-7)	5-6 (2-3 to 9-4)	4-6 (2 to 7-3)	3-9 (2 to 6-1)	2-1 (0 to 7-8)	4-8 (2 to 7-6)	5-1 (2 to 8-4)	4-8 (2 to 7-6)	2-8 (1 to 4-3)	2-5 (1 to 4-3)	3-1 (1 to 4-9)	2-1 (1 to 4-1)	1-9 (1 to 3-6)	1-2 (0 to 2-1)	0-7 (0 to 1-4)	0-4 (0 to 0-6)	0-2 (0 to 0-4)	0 (0 to 0)	0 (0 to 0)	0 (0 to 0)	77
Urogenital congenital anomalies	9-9 (3 to 18-5)	1-2 (0-4 to 3)	2-5 (1 to 5)	1-2 (0 to 3)	0-6 (0 to 0-7)	0-5 (0 to 0-5)	0-5 (0 to 0-6)	0-4 (0 to 0-6)	0-3 (0 to 0-5)	0-2 (0 to 0-4)	0-2 (0 to 0-4)	0-2 (0 to 0-3)	0-2 (0 to 0-3)	0-1 (0 to 0-2)	0-1 (0 to 0-1)	0-1 (0 to 0-1)	0-1 (0 to 0-1)	0 (0 to 0)	0 (0 to 0)	0 (0 to 0)	0 (0 to 0)	0 (0 to 0)	0 (0 to 0)	15
Other gynecological diseases	10-4 (5-3 to 19-8)	5-9 (2-1 to 9-7)	9-1 (4-9 to 16)	10-6 (1-7 to 4-7)	0-5 (0-2 to 0-9)	0-3 (0 to 0-5)	0-4 (0-2 to 0-6)	0-4 (0-2 to 0-6)	0-4 (0-2 to 0-6)	0-3 (0-2 to 0-4)	0-3 (0-2 to 0-4)	0-2 (0-1 to 0-3)	0-2 (0-1 to 0-3)	0-1 (0-1 to 0-2)	0-1 (0-1 to 0-1)	0-1 (0 to 0-1)	0-1 (0 to 0-1)	0-1 (0 to 0-1)	0-1 (0 to 0-1)	0 (0 to 0)	0 (0 to 0)	0 (0 to 0)	0 (0 to 0)	27-9
Digestive congenital anomalies	23-4 (16-2 to 33-8)	9-1 (4-6 to 13-5)	20-1 (11-3 to 34-1)	4-1 (4 to 9-3)	2-3 (2-2 to 5-8)	1-6 (1-5 to 4-5)	1-7 (1-2 to 4-5)	1-7 (1-2 to 4-5)	1-7 (1-2 to 4-5)	1-7 (1-2 to 4-5)	1-7 (1-2 to 4-5)	1-7 (1-3 to 4-1)	1-7 (1-3 to 4-1)	1-6 (1-3 to 3-6)	1-6 (0-9 to 2-9)	1-5 (0-9 to 2-3)	1-3 (0-8 to 2-1)	1-2 (0-7 to 1-7)	1-1 (0-6 to 1-5)	0-9 (0-5 to 1-3)	0-5 (0-3 to 0-9)	0-1 (0 to 0-2)	97-9
Other congenital birth defects	2-5 (0-6 to 6-2)	0-8 (0-2 to 1-4)	0-8 (0-2 to 2-1)	0-5 (0 to 2-2)	0-5 (0-2 to 1-2)	0-5 (0-2 to 1-1)	0-6 (0-2 to 1-2)	0-6 (0-2 to 1-2)	0-6 (0-2 to 1-2)	0-6 (0-2 to 1-2)	0-6 (0-2 to 1-2)	0-5 (0-2 to 1-1)	0-5 (0-2 to 1-1)	0-5 (0-2 to 1-1)	0-4 (0-2 to 1-1)	0-4 (0-2 to 1-1)	0-3 (0-2 to 1-1)	0-3 (0-2 to 1-1)	0-3

S8 Table 2a: Camden DALYS by cause and age group for males with 95% uncertainty intervals, 2019

Cause	Early Neonatal	Late Neonatal	Post Neonatal	1 to 4	5 to 9	10 to 14	15 to 19	20 to 24	25 to 29	30 to 34	35 to 39	40 to 44	45 to 49	50 to 54	55 to 59	60 to 64	65 to 69	70 to 74	75 to 79	80 to 84	85 to 89	90 to 94	95 plus	Total
All causes	192 (98.6 to 291)	192 (53.2 to 419)	192 (113 to 310)	192 (162 to 384)	192 (113 to 310)	192 (93.4 to 402)	192 (92 to 381)	192 (104 to 381)	192 (156 to 1,360)	192 (156 to 1,360)	192 (1,240 to 2,360)	192 (1,430 to 2,360)	192 (1,240 to 2,070)	192 (1,240 to 2,360)	192 (1,860 to 3,890)	192 (1,860 to 3,890)	192 (1,860 to 3,200)	192 (1,510 to 2,160)	192 (1,510 to 2,160)	192 (1,640 to 2,330)	192 (1,860 to 2,330)	192 (1,860 to 2,330)	192 (1,860 to 2,330)	27,400
Communicable, maternal, neonatal, and nutritional diseases	92 (54.4 to 127)	92 (29.5 to 222)	92 (62.1 to 166)	92 (60.6 to 151)	92 (58.1 to 156)	92 (57.2 to 151)	92 (57.2 to 151)	92 (57.2 to 151)	92 (57.2 to 151)	92 (54.9 to 151)	92 (54.9 to 151)	92 (54.9 to 151)	92 (54.9 to 151)	92 (54.9 to 151)	92 (54.9 to 151)	92 (54.9 to 151)	92 (54.9 to 151)	92 (54.9 to 151)	92 (54.9 to 151)	92 (54.9 to 151)	92 (54.9 to 151)	92 (54.9 to 151)	92 (54.9 to 151)	1,550
HIV/AIDS and sexually transmitted infections	5 (1.3 to 11.9)	1-8 (0.5 to 4.1)	2-7 (1.7 to 7.7)	1 (0.8 to 1.2)	0-7 (0.4 to 0.8)	0-3 (0.3 to 0.4)	0-6 (0.5 to 0.8)	2-7 (2.2 to 3.4)	6-9 (4.4 to 10.4)	18 (12.7 to 23.2)	20 (15.5 to 26.7)	19-5 (15.1 to 25.6)	26 (15.5 to 39.2)	19-7 (15.1 to 26.8)	14-8 (11.4 to 19.2)	10-6 (8.1 to 14.5)	7-6 (5.8 to 10.7)	4-3 (3.1 to 6.2)	2-2 (1.6 to 3.2)	1-1 (0.8 to 1.9)	0-2 (0.1 to 0.3)	0-1 (0.1 to 0.3)	143
HIV/AIDS	0 (0 to 0)	0 (0 to 0)	1 (0.9 to 1.2)	0-9 (0.7 to 1)	0-6 (0.5 to 0.8)	0-3 (0.3 to 0.4)	0-6 (0.4 to 0.8)	2-6 (2 to 3.2)	8-1 (6.2 to 10.4)	17 (12.4 to 22.4)	19 (15.1 to 26.2)	19-2 (14.8 to 25.2)	25-7 (15.2 to 38.6)	19-7 (15.1 to 26.8)	14-6 (11.1 to 18.9)	10-6 (7.9 to 14.2)	7-6 (5.7 to 10.4)	4-3 (3 to 6)	2-2 (1.6 to 3.2)	1 (0.8 to 1.9)	0-2 (0.1 to 0.3)	0-1 (0 to 0.1)	131
HIV/AIDS - Drug-susceptible Tuberculosis	0 (0 to 0)	0 (0 to 0)	0-2 (0.1 to 0.2)	0-1 (0.1 to 0.2)	0-1 (0.1 to 0.1)	0-1 (0 to 0.1)	0-1 (0 to 0.1)	0-3 (0.2 to 0.4)	0-8 (0.5 to 1.2)	1-7 (1.1 to 2.7)	1-9 (1.2 to 3)	1-8 (1.1 to 2.8)	1-8 (1.1 to 2.8)	1-9 (1.2 to 3)	1-3 (0.8 to 2)	0-9 (0.6 to 1.4)	0-6 (0.4 to 1)	0-4 (0.2 to 0.6)	0-3 (0.1 to 0.5)	0-1 (0.1 to 0.1)	0 (0 to 0)	0 (0 to 0)	0 (0 to 0)	12-2
HIV/AIDS - Multidrug-resistant Tuberculosis without extensive dr...	0 (0 to 0)	0 (0 to 0)	0 (0 to 0)	0 (0 to 0)	0 (0 to 0)	0 (0 to 0)	0 (0 to 0)	0 (0 to 0)	0 (0 to 0)	0 (0 to 0)	0 (0 to 0)	0 (0 to 0)	0 (0 to 0)	0 (0 to 0)	0 (0 to 0)	0 (0 to 0)	0 (0 to 0)	0 (0 to 0)	0 (0 to 0)	0 (0 to 0)	0 (0 to 0)	0 (0 to 0)	0 (0 to 0)	0-3
HIV/AIDS - Extensively drug-resistant Tuberculosis	0 (0 to 0)	0 (0 to 0)	0 (0 to 0)	0 (0 to 0)	0 (0 to 0)	0 (0 to 0)	0 (0 to 0)	0 (0 to 0)	0 (0 to 0)	0 (0 to 0)	0 (0 to 0)	0 (0 to 0)	0 (0 to 0)	0 (0 to 0)	0 (0 to 0)	0 (0 to 0)	0 (0 to 0)	0 (0 to 0)	0 (0 to 0)	0 (0 to 0)	0 (0 to 0)	0 (0 to 0)	0 (0 to 0)	0-1
HIV/AIDS resulting in other diseases	0 (0 to 0)	0-9 (0.7 to 1)	0-7 (0.4 to 0.9)	0-5 (0.4 to 0.7)	0-3 (0.2 to 0.3)	0-3 (0.2 to 0.4)	0-5 (0.4 to 0.7)	2-3 (1.6 to 3)	7-3 (5.3 to 9.6)	15-8 (11.5 to 20.6)	17-7 (13 to 24.3)	17-3 (12.9 to 22.1)	17-8 (12.9 to 23.7)	13-2 (9.5 to 17.5)	9-7 (7.3 to 12.3)	7 (5 to 9.6)	3-9 (2.7 to 5.4)	2-1 (1.5 to 2.8)	1 (0.7 to 1.7)	0-1 (0.1 to 0.2)	0-1 (0.1 to 0.1)	0 (0 to 0)	118
Sexually transmitted infections excluding HIV	5 (1.3 to 11.9)	1-8 (0.5 to 4.1)	2-7 (1.7 to 7.7)	0-1 (0 to 0.2)	0 (0 to 0)	0 (0 to 0)	0 (0 to 0.1)	0-1 (0.1 to 0.3)	1-2 (0.5 to 2.8)	0-2 (0 to 0.7)	0-3 (0.1 to 0.8)	0-4 (0.2 to 0.7)	0-3 (0.1 to 0.6)	0-3 (0.1 to 0.6)	0-2 (0.1 to 0.4)	0-2 (0.1 to 0.4)	0-2 (0.1 to 0.3)	0-1 (0.1 to 0.2)	0-1 (0.1 to 0.2)	0-1 (0.1 to 0.2)	0 (0 to 0)	0 (0 to 0)	0 (0 to 0)	12-6
Syphilis	0 (0 to 0)	0 (0 to 0)	0 (0 to 0)	0 (0 to 0)	0 (0 to 0)	0 (0 to 0)	0 (0 to 0)	0 (0 to 0)	0 (0 to 0)	0 (0 to 0)	0 (0 to 0)	0 (0 to 0)	0 (0 to 0)	0 (0 to 0)	0 (0 to 0)	0 (0 to 0)	0 (0 to 0)	0 (0 to 0)	0 (0 to 0)	0 (0 to 0)	0 (0 to 0)	0 (0 to 0)	0 (0 to 0)	0 (0 to 0)	10-2
Chlamydial infection	0 (0 to 0)	0 (0 to 0)	0 (0 to 0)	0 (0 to 0)	0 (0 to 0)	0 (0 to 0)	0 (0 to 0)	0 (0 to 0)	0 (0 to 0)	0 (0 to 0)	0 (0 to 0)	0 (0 to 0)	0 (0 to 0)	0 (0 to 0)	0 (0 to 0)	0 (0 to 0)	0 (0 to 0)	0 (0 to 0)	0 (0 to 0)	0 (0 to 0)	0 (0 to 0)	0 (0 to 0)	0 (0 to 0)	0 (0 to 0)	0-1
Gonococcal infection	0 (0 to 0)	0 (0 to 0)	0 (0 to 0)	0 (0 to 0)	0 (0 to 0)	0 (0 to 0)	0 (0 to 0)	0 (0 to 0)	0 (0 to 0)	0 (0 to 0)	0 (0 to 0)	0 (0 to 0)	0 (0 to 0)	0 (0 to 0)	0 (0 to 0)	0 (0 to 0)	0 (0 to 0)	0 (0 to 0)	0 (0 to 0)	0 (0 to 0)	0 (0 to 0)	0 (0 to 0)	0 (0 to 0)	0 (0 to 0)	0-1
Trichomoniasis	0 (0 to 0)	0 (0 to 0)	0 (0 to 0)	0 (0 to 0)	0 (0 to 0)	0 (0 to 0)	0 (0 to 0)	0 (0 to 0)	0 (0 to 0)	0 (0 to 0)	0 (0 to 0)	0 (0 to 0)	0 (0 to 0)	0 (0 to 0)	0 (0 to 0)	0 (0 to 0)	0 (0 to 0)	0 (0 to 0)	0 (0 to 0)	0 (0 to 0)	0 (0 to 0)	0 (0 to 0)	0 (0 to 0)	0 (0 to 0)	0-3
Genital herpes	0 (0 to 0)	0 (0 to 0)	0 (0 to 0)	0 (0 to 0)	0 (0 to 0)	0 (0 to 0)	0 (0 to 0)	0 (0 to 0)	0-1 (0 to 0.2)	0-2 (0 to 0.4)	0-2 (0 to 0.5)	0-2 (0 to 0.5)	0-2 (0 to 0.5)	0-2 (0 to 0.5)	0-2 (0 to 0.5)	0-2 (0 to 0.5)	0-2 (0 to 0.4)	0-2 (0 to 0.4)	0-1 (0 to 0.3)	0-1 (0 to 0.2)	0-1 (0 to 0.1)	0 (0 to 0)	0 (0 to 0)	1-8
Other sexually transmitted infections	0 (0 to 0)	0 (0 to 0)	0 (0 to 0)	0 (0 to 0)	0 (0 to 0)	0 (0 to 0)	0 (0 to 0)	0 (0 to 0)	0 (0 to 0)	0 (0 to 0)	0 (0 to 0)	0 (0 to 0)	0 (0 to 0)	0 (0 to 0)	0 (0 to 0)	0 (0 to 0)	0 (0 to 0)	0 (0 to 0)	0 (0 to 0)	0 (0 to 0)	0 (0 to 0)	0 (0 to 0)	0 (0 to 0)	0-1
Respiratory infections and tuberculosis	1-5 (0.5 to 1.5)	1-5 (1 to 2.1)	1-5 (1.3 to 17.3)	1-6 (1.3 to 3.2)	1-7 (0.9 to 19.1)	1-6 (1.2 to 2.7)	1-5 (1 to 13)	1-5 (0.9 to 2.2)	2-1 (1.3 to 3.6)	2-1 (1.3 to 3.6)	2-1 (1.3 to 3.6)	2-1 (1.3 to 3.6)	2-1 (1.3 to 3.6)	2-1 (1.3 to 3.6)	2-1 (1.3 to 3.6)	2-1 (1.3 to 3.6)	2-1 (1.3 to 3.6)	2-1 (1.3 to 3.6)	2-1 (1.3 to 3.6)	2-1 (1.3 to 3.6)	2-1 (1.3 to 3.6)	2-1 (1.3 to 3.6)	2-1 (1.3 to 3.6)	739
Tuberculosis	0 (0 to 0)	0-1 (0 to 0.1)	0-1 (0 to 0.3)	0-1 (0 to 0.3)	0-1 (0 to 0.1)	0-1 (0 to 0.1)	0-2 (0 to 0.2)	0-4 (0.4 to 0.6)	0-6 (0.6 to 2.2)	1-4 (0.9 to 2.2)	1-7 (1.1 to 2.6)	1-7 (1.2 to 2.4)	1-7 (1.1 to 2.6)	1-3 (0.9 to 2.1)	1-2 (0.7 to 3.4)	1-1 (0.7 to 2.1)	1-1 (0.7 to 2.1)	1-1 (0.7 to 2.1)	1-1 (0.7 to 2.1)	1-1 (0.7 to 2.1)	1-1 (0.7 to 2.1)	1-1 (0.7 to 2.1)	1-1 (0.7 to 2.1)	32-8
Latent tuberculosis infection	0 (0 to 0)	0 (0 to 0)	0 (0 to 0)	0 (0 to 0)	0 (0 to 0)	0 (0 to 0)	0 (0 to 0)	0 (0 to 0)	0 (0 to 0)	0 (0 to 0)	0 (0 to 0)	0 (0 to 0)	0 (0 to 0)	0 (0 to 0)	0 (0 to 0)	0 (0 to 0)	0 (0 to 0)	0 (0 to 0)	0 (0 to 0)	0 (0 to 0)	0 (0 to 0)	0 (0 to 0)	0 (0 to 0)	0 (0 to 0)	0
Drug-susceptible tuberculosis	0 (0 to 0)	0-1 (0 to 0.1)	0-2 (0 to 0.3)	0-1 (0 to 0.1)	0-1 (0 to 0.1)	0-1 (0 to 0.1)	0-2 (0 to 0.2)	0-4 (0.4 to 0.6)	0-6 (0.7 to 2.2)	1-4 (0.9 to 2.2)	1-7 (1.1 to 2.5)	1-7 (1.2 to 2.4)	1-7 (1.1 to 2.5)	1-3 (0.9 to 2.1)	1-2 (0.7 to 3.4)	1-1 (0.7 to 2.1)	1-1 (0.7 to 2.1)	1-1 (0.7 to 2.1)	1-1 (0.7 to 2.1)	1-1 (0.7 to 2.1)	1-1 (0.7 to 2.1)	1-1 (0.7 to 2.1)	1-1 (0.7 to 2.1)	32
Multidrug-resistant tuberculosis without extensive drug-resistance	0 (0 to 0)	0 (0 to 0)	0 (0 to 0)	0 (0 to 0)	0 (0 to 0)	0 (0 to 0)	0 (0 to 0)	0 (0 to 0)	0 (0 to 0)	0 (0 to 0)	0 (0 to 0)	0 (0 to 0)	0 (0 to 0)	0 (0 to 0)	0 (0 to 0)	0 (0 to 0)	0 (0 to 0)	0 (0 to 0)	0 (0 to 0)	0 (0 to 0)	0 (0 to 0)	0 (0 to 0)	0 (0 to 0)	0 (0 to 0)	0-6
Extensively drug-resistant tuberculosis	0 (0 to 0)	0 (0 to 0)	0 (0 to 0)	0 (0 to 0)	0 (0 to 0)	0 (0 to 0)	0 (0 to 0)	0 (0 to 0)	0 (0 to 0)	0 (0 to 0)	0 (0 to 0)	0 (0 to 0)	0 (0 to 0)	0 (0 to 0)	0 (0 to 0)	0 (0 to 0)	0 (0 to 0)	0 (0 to 0)	0 (0 to 0)	0 (0 to 0)	0 (0 to 0)	0 (0 to 0)	0 (0 to 0)	0 (0 to 0)	0-2
Lower respiratory infections	0-9 (0.5 to 1.4)	1-4 (0.9 to 2)	6-4 (4.4 to 12.5)	6-5 (4.2 to 9.1)	1-7 (0.7 to 11.4)	0-8 (0.4 to 0.9)	1-4 (1 to 2.2)	1-3 (0.8 to 1.7)	2-1 (1.5 to 4.9)	3-8 (2.5 to 8.6)	7-5 (5.1 to 11.2)	7-8 (5.2 to 13.9)	9-5 (6.2 to 13.9)	7-5 (5.1 to 10.5)	11-4 (7.4 to 16.5)	10-4 (6.9 to 22.2)	8-1 (5.4 to 28.6)	10-4 (6.9 to 22.2)	8-1 (5.4 to 28.6)	10-4 (6.9 to 22.2)	8-1 (5.4 to 28.6)	10-4 (6.9 to 22.2)	8-1 (5.4 to 28.6)	582
Upper respiratory infections	0 (0 to 0)	0-1 (0.1 to 0.2)	2-6 (1.4 to 3.9)	0-7 (0.4 to 1.4)	0-4 (0.3 to 0.8)	0-5 (0.3 to 0.9)	0-5 (0.3 to 1.1)	0-8 (0.5 to 1.4)	1-3 (0.9 to 1.8)	1-4 (0.9 to 2.3)	1-6 (0.9 to 2.6)	1-7 (1.1 to 2.6)	1-7 (1.1 to 2.6)	1-4 (0.9 to 2.3)	1-3 (0.9 to 2.1)	1-2 (0.8 to 2.1)	1-2 (0.8 to 2.1)	1-2 (0.8 to 2.1)	1-2 (0.8 to 2.1)	1-2 (0.8 to 2.1)	1-2 (0.8 to 2.1)	1-2 (0.8 to 2.1)	1-2 (0.8 to 2.1)	107
Otitis media	0 (0 to 0)	0 (0 to 0)	0-8 (0.2 to 0.8)	0-1 (0.1 to 2.9)	1-7 (0.4 to 9.3)	0-4 (0.4 to 0.5)	0-4 (0.4 to 1.4)	0-4 (0.4 to 2.2)	0-4 (0.4 to 1.4)	0-4 (0.4 to 2.2)	0-4 (0.4 to 2.2)	0-4 (0.4 to 2.2)	0-4 (0.4 to 2.2)	0-4 (0.4 to 2.2)	0-4 (0.4 to 2.2)	0-4 (0.4 to 2.2)	0-4 (0.4 to 2.2)	0-4 (0.4 to 2.2)	0-4 (0.4 to 2.2)	0-4 (0.4 to 2.2)	0-4 (0.4 to 2.2)	0-4 (0.4 to 2.2)	0-4 (0.4 to 2.2)	16-9
Enteric infections	0-1 (0.1 to 0.1)	0-5 (0.3 to 0.9)	2-6 (1.4 to 14.1)	2-1 (1.3 to 4.8)	2-4 (1.2 to 23.2)	2-2 (1.2 to 3.2)	2-2 (1.4 to 4.1)	3-5 (2 to 5.5)	3-5 (2 to 5.5)	3-5 (2 to 5.5)	2-7 (1.6 to 4.2)	2-7 (1.6 to 4.2)	2-1 (1.3 to 3.2)	2-4 (1.6 to 3.8)	2-1 (1.3 to 3.2)	1-9 (1.2 to 3)	1-7 (1.1 to 2.6)	1-6 (1 to 2.3)	1-3 (0.9 to 2.1)	1-1 (0.7 to 1.9)	0-6 (0.3 to 0.9)	0-2 (0.1 to 0.4)	0-2 (0.1 to 0.3)	69-4
Diarrheal diseases	0-1 (0.1 to 0.1)	0-5 (0.3 to 0.7)	2-6 (1.4 to 9.4)	2-4 (1.5 to 14.1)	2-4 (1.5 to 9.7)	2-4 (1.5 to 4.2)	2-2 (1.2 to 3.2)	3-5 (2 to 5.5)	3-5 (2 to 5.5)	3-5 (2 to 5.5)	2-7 (1.6 to 4.2)	2-7 (1.6 to 4.2)	2-1 (1.3 to 3.2)	2-4 (1.6 to 3.8)	2-1 (1.3 to 3.2)	1-9 (1.2 to 3)	1-7 (1.1 to 2.6)	1-6 (1 to 2.3)	1-3 (0.9 to 2.1)	1-1 (0.7 to 1.9)	0-6 (0.3 to 0.9)	0-2 (0.1 to 0.4)	0-2 (0.1 to 0.3)	68-7
Typhoid and paraphoid	0 (0 to 0)	0 (0 to 0)	0 (0 to 0)	0 (0 to 0)	0 (0 to 0)	0 (0 to 0)	0 (0 to 0)	0 (0 to 0)	0 (0 to 0)	0 (0 to 0)	0 (0 to 0)	0 (0 to 0)	0 (0 to 0)	0 (0 to 0)	0 (0 to 0)	0 (0 to 0)	0 (0 to 0)	0 (0 to 0)	0 (0 to 0)	0 (0 to 0)	0 (0 to 0)	0 (0 to 0)	0 (0 to 0)	0 (0 to 0)	0
Typhoid fever	0 (0 to 0)	0 (0 to 0)	0 (0 to 0)	0 (0 to 0)	0 (0 to 0)	0 (0 to 0)	0 (0 to 0)	0 (0 to 0)	0 (0 to 0)	0 (0 to 0)	0 (0 to 0)	0 (0 to 0)	0 (0 to 0)	0 (0 to 0)	0 (0 to 0)	0 (0 to 0)	0 (0 to 0)	0 (0 to 0)	0 (0 to 0)	0 (0 to 0)	0 (0 to 0)	0 (0 to 0)	0 (0 to 0)	0 (0 to 0)	0
Paratyphoid fever	0 (0 to 0)	0 (0 to 0)	0 (0 to 0)	0 (0 to 0)	0 (0 to 0)	0 (0 to 0)	0 (0 to 0)	0 (0 to 0)	0 (0 to 0)	0 (0 to 0)	0 (0 to 0)	0 (0 to 0)	0 (0 to 0)	0 (0 to 0)	0 (0 to 0)	0 (0 to 0)	0 (0 to 0)	0 (0 to 0)	0 (0 to 0)	0 (0 to 0)	0 (0 to 0)	0 (0 to 0)	0 (0 to 0)	0 (0 to 0)	0
Invasive Non-typhoidal Salmonella (iNTS)	0 (0 to 0)	0 (0 to 0)	0 (0 to 0)	0 (0 to 0)	0 (0 to 0)	0 (0 to 0)	0 (0 to 0)	0 (0 to 0)	0 (0 to 0)	0 (0 to 0)	0 (0 to 0)	0 (0 to 0)	0 (0 to 0)	0 (0 to 0)	0 (0 to 0)	0 (0 to 0)	0 (0 to 0)	0 (0 to 0)	0 (0 to 0)	0 (0 to 0)	0 (0 to 0)	0 (0 to 0)	0 (0 to 0)	0 (0 to 0)	0-5
Other intestinal infectious diseases	0 (0 to 0)	0 (0 to 0)	0 (0 to 0)	0 (0 to 0)	0 (0 to 0)	0 (0 to 0)	0 (0 to 0)	0 (0 to 0)	0 (0 to 0)	0 (0 to 0)	0 (0 to 0)	0 (0 to 0)	0 (0 to 0)	0 (0 to 0)	0 (0 to 0)	0 (0 to 0)	0 (0 to 0)	0 (0 to 0)	0 (0 to 0)	0 (0 to 0)	0 (0 to 0)	0 (0 to 0)	0 (0 to 0)	0 (0 to 0)	0-1
Neglected tropical diseases and malaria	0 (0 to 0)	0-1 (0 to 0.2)	0-2 (0 to 0.6)	0-5 (0 to 1.4)	0-4 (0 to 1.1)	0-1 (0 to 0.3)	0-1 (0 to 0.3)	0-2 (0 to 0.6)	0-2 (0 to 0.6)	0-1 (0 to 0.3)	0-1 (0 to 0.3)	0-1 (0 to 0.3)	0-1 (0 to 0.3)	0-1 (0 to 0.3)	0-1 (0 to 0.3)	0-1 (0 to 0.3)	0-1 (0 to 0.3)	0-1 (0 to 0.3)	0-1 (0 to 0.3)	0-1 (0 to 0.3)	0-1 (0 to 0.3)	0-1 (0 to 0.3)	0-1 (0 to 0.3)	2-2
Malaria	0 (0 to 0)	0 (0 to 0)	0 (0 to 0)	0 (0 to 0)	0 (0 to 0)	0 (0 to 0)	0 (0 to 0)	0 (0 to 0)	0 (0 to 0)	0 (0 to 0)	0 (0 to 0)	0 (0 to 0)	0 (0 to 0)	0 (0 to 0)	0 (0 to 0)	0 (0 to 0)	0 (0 to 0)	0 (0 to 0)	0 (0 to 0)	0 (0 to 0)	0 (0 to 0)	0 (0 to 0)	0 (0 to 0)	0 (0 to 0)	0
Chagas disease	0 (0 to 0)	0 (0 to 0)	0 (0 to 0)	0 (0 to 0)	0 (0 to 0)	0 (0 to 0)	0 (0 to 0)	0 (0 to 0)	0 (0 to 0)	0 (0 to 0)	0 (0 to 0)	0 (0 to 0)	0 (0 to 0)	0 (0 to 0)	0 (0 to 0)	0 (0 to 0)	0 (0 to 0)	0 (0 to 0)	0 (0 to 0)	0 (0 to 0)	0 (0 to 0)	0 (0 to 0)	0 (0 to 0)	0 (0 to 0)	0
Leishmaniasis	0 (0 to 0)	0 (0 to 0)	0 (0 to 0)	0 (0 to 0)	0 (0 to 0)	0 (0 to 0)	0 (0 to 0)	0 (0 to 0)	0 (0 to 0)	0 (0 to 0)	0 (0 to 0)	0 (0 to 0)	0 (0 to 0)	0 (0 to 0)	0 (0 to 0)	0 (0 to 0)	0 (0 to 0)	0 (0 to 0)	0 (0 to 0)	0 (0 to 0)	0 (0 to 0)	0 (0 to 0)	0 (0 to 0)	0 (0 to 0)	0
Visceral leishmaniasis	0 (0 to 0)	0 (0 to 0)	0 (0 to 0)	0 (0 to 0)	0 (0 to 0)	0 (0 to 0)	0 (0 to 0)	0 (0 to 0)	0 (0 to 0)	0 (0 to 0)	0 (0 to 0)	0 (0 to 0)	0 (0 to 0)	0 (0 to 0)	0 (0 to 0)	0 (0 to 0)	0 (0 to 0)	0 (0 to 0)	0 (0 to 0)	0 (0 to 0)	0 (0 to 0)	0 (0 to 0)	0 (0 to 0)	0 (0 to 0)	0
Cutaneous and mucocutaneous leishmaniasis	0 (0 to 0)	0 (0 to 0)	0 (0 to 0)	0 (0 to 0)	0 (0 to 0)	0 (0 to 0)	0 (0 to 0)	0 (0 to 0)	0 (0 to 0)	0 (0 to 0)	0 (0 to 0)	0 (0 to 0)	0 (0 to 0)	0 (0 to 0)	0 (0 to 0)	0 (0 to 0)	0 (0 to 0)	0 (0 to 0)	0 (0 to 0)	0 (0 to 0)	0 (0 to 0)	0 (0 to 0)	0 (0 to 0)	0 (0 to 0)	0
African trypanosomiasis	0 (0 to 0)	0 (0 to 0)	0 (0 to 0)	0 (0 to 0)	0 (0 to 0)	0 (0 to 0)	0 (0 to 0)	0 (0 to 0)	0 (0 to 0)	0 (0 to 0)	0 (0 to 0)	0 (0 to 0)	0 (0 to 0)	0 (0 to 0)	0 (0 to 0)	0 (0 to 0)	0 (0 to 0)	0 (0 to 0)	0 (0 to 0)	0 (0 to 0)	0 (0 to 0)	0 (0 to 0)	0 (0 to 0)	0 (0 to 0)	0
Schistosomiasis	0 (0 to 0)	0 (0 to 0)	0 (0 to 0)	0 (0 to 0)	0 (0 to 0)	0 (0 to 0)	0 (0 to 0)	0 (0 to 0)	0 (0 to 0)	0 (0 to 0)	0 (0 to 0)	0 (0 to 0)	0 (0 to 0)	0 (0 to 0)	0 (0 to 0)	0 (0 to 0)	0 (0 to 0)	0 (0 to 0)	0 (0 to 0)	0 (0 to 0)	0 (0 to 0)	0 (0 to 0)	0 (0 to 0)	0 (0 to 0)	0
Cysticercosis	0 (0 to 0)	0 (0 to 0)	0 (0 to 0)	0 (0 to 0)	0 (0 to 0)	0 (0 to 0)	0 (0 to 0)	0 (0 to 0)	0 (0 to 0)	0 (0 to 0)	0 (0 to 0)	0 (0 to 0)	0 (0 to 0)	0 (0 to 0)	0 (0 to 0)	0 (0 to 0)	0 (0 to 0)	0 (0 to 0)	0 (0 to 0)	0 (0 to 0)	0 (0 to 0)	0 (0 to 0)	0 (0 to 0)	0 (0 to 0)	0
Cystic echinococcosis	0 (0 to 0)	0 (0 to 0)	0 (0 to 0)	0 (0 to 0)	0 (0 to 0)	0 (0 to 0)	0 (0 to 0)	0 (0 to 0)	0 (0 to 0)	0 (0 to 0)	0 (0 to 0)	0 (0 to 0)	0 (0 to 0)	0 (0 to 0)	0 (0 to 0)	0 (0 to 0)	0 (0 to 0)	0 (0 to 0)	0 (0 to 0)	0 (0 to 0)	0 (0 to 0)	0 (0 to 0)	0 (0 to 0)	0 (0 to 0)	0
Lymphatic filariasis	0 (0 to 0)	0 (0 to 0)	0 (0 to 0)	0 (0 to 0)	0 (0 to 0)	0 (0 to 0)	0 (0 to 0)	0 (0 to 0)	0 (0 to 0)	0 (0 to 0)	0 (0 to 0)	0 (0 to 0)	0 (0 to 0)	0 (0 to 0)	0 (0 to 0)	0 (0 to 0)	0 (0 to 0)	0 (0 to 0)	0 (0 to 0)	0 (0 to 0)	0 (0 to 0)	0 (0 to 0)	0 (0 to 0)	0 (0 to 0)	0
Onchocerciasis	0 (0 to 0)	0 (0 to 0)	0 (0 to 0)	0 (0 to 0)	0 (0 to 0)	0 (0 to 0)	0 (0 to 0)	0 (0 to 0)	0 (0 to 0)	0 (0 to 0)	0 (0 to 0)	0 (0 to 0)	0 (0 to 0)	0 (0 to 0)	0 (0 to 0)	0 (0 to 0)	0 (0 to 0)	0 (0 to 0)	0 (0 to 0)	0 (0 to 0)	0 (0 to 0)	0 (0 to 0)	0 (0 to 0)	0 (0 to 0)	0
Trachoma	0 (0 to 0)	0 (0 to 0)	0 (0 to 0)	0 (0 to 0)	0 (0 to 0)	0 (0 to 0)	0 (0 to 0)	0 (0 to 0)	0 (0 to 0)	0 (0 to 0)	0 (0 to 0)	0 (0 to 0)	0 (0 to 0)	0 (0 to 0)	0 (0 to 0)	0 (0 to 0)	0 (0 to 0)	0 (0 to 0)	0 (0 to 0)	0 (0 to 0)	0 (0 to 0)	0 (0 to 0)	0 (0 to 0)	0 (0 to 0)	0
Dengue	0 (0 to 0)	0 (0 to 0)	0 (0 to 0)	0 (0 to 0)	0 (0 to 0)	0 (0 to 0)	0 (0 to 0)	0 (0 to 0)	0 (0 to 0)	0 (0 to 0)	0 (0 to 0)	0 (0 to 0)	0 (0 to 0)	0 (0 to 0)	0 (0 to 0)	0 (0 to 0)	0 (0 to 0)	0 (0 to 0)	0 (0 to 0)	0 (0 to 0)	0 (0 to 0)	0 (0 to 0)	0 (0 to 0)	0 (0 to 0)	0
Yellow fever	0 (0 to 0)	0 (0 to 0)	0 (0 to 0)	0 (0 to 0)	0 (0 to 0)	0 (0 to 0)	0 (0 to 0)	0 (0 to 0)	0 (0 to 0)	0 (0 to 0)	0 (0 to 0)	0 (0 to 0)	0 (0 to 0)	0 (0 to 0)	0 (0 to 0)	0 (0 to 0)	0 (0 to 0)	0 (0 to 0)	0 (0 to 0)	0 (0 to 0)	0 (0 to 0)	0 (0 to 0)	0 (0 to 0)	0 (0 to 0)	0
Rabies	0 (0 to 0)	0 (0 to 0)	0 (0 to 0)	0 (0 to 0)	0 (0 to 0)	0 (0 to 0)	0 (0 to 0)	0 (0 to 0)	0 (0 to 0)	0 (0 to 0)	0 (0 to 0)	0 (0 to 0)	0 (0 to 0)	0 (0 to 0)	0 (0 to 0)	0 (0 to 0)	0 (0 to 0)	0 (0 to 0)	0 (0 to 0)	0 (0 to 0)	0 (0 to 0)	0 (0 to 0)	0 (0 to 0)	0 (0 to 0)	0
Intestinal nematode infections	0 (0 to 0)	0 (0 to 0)	0 (0 to 0)	0 (0 to 0)	0 (0 to 0)	0 (0 to 0)	0 (0 to 0)	0 (0 to 0)	0 (0 to 0)	0 (0 to 0)	0 (0 to 0)	0 (0 to 0)	0 (0 to 0)	0 (0 to 0)	0 (0 to 0)	0 (0 to 0)	0 (0 to 0)	0 (0 to 0)	0 (0 to 0)	0 (0 to 0)	0 (0 to 0)	0 (0 to 0)	0 (0 to 0)	0 (0 to 0)	0
Ascariasis	0 (0 to 0)	0 (0 to 0)	0 (0 to 0)	0 (0 to 0)	0 (0 to 0)	0 (0 to 0)	0 (0 to 0)	0 (0 to 0)	0 (0 to 0)	0 (0 to 0)	0 (0 to 0)	0 (0 to 0)	0 (0 to 0)	0 (0 to 0)	0 (0 to 0)	0 (0 to 0)	0 (0 to 0)	0 (0 to 0)	0 (0 to 0)	0 (0 to 0)	0 (0 to 0)	0 (0 to 0)	0 (0 to 0)	0 (0 to 0)	0
Trichuriasis	0 (0 to 0)	0 (0 to 0)	0 (0 to 0)	0 (0 to 0)	0 (0 to 0)	0 (0 to 0)	0 (0 to 0)	0 (0 to 0)	0 (0 to 0)	0 (0 to 0)	0 (0 to 0)	0 (0 to 0)	0 (0 to 0)	0 (0 to 0)	0 (0 to 0)	0 (0 to 0)	0 (0 to 0)	0 (0 to 0)	0 (0 to 0)	0 (0 to 0)	0 (0 to 0)	0 (0 to 0)	0 (0 to 0)	0 (0 to 0)	0
Hookworm disease	0 (

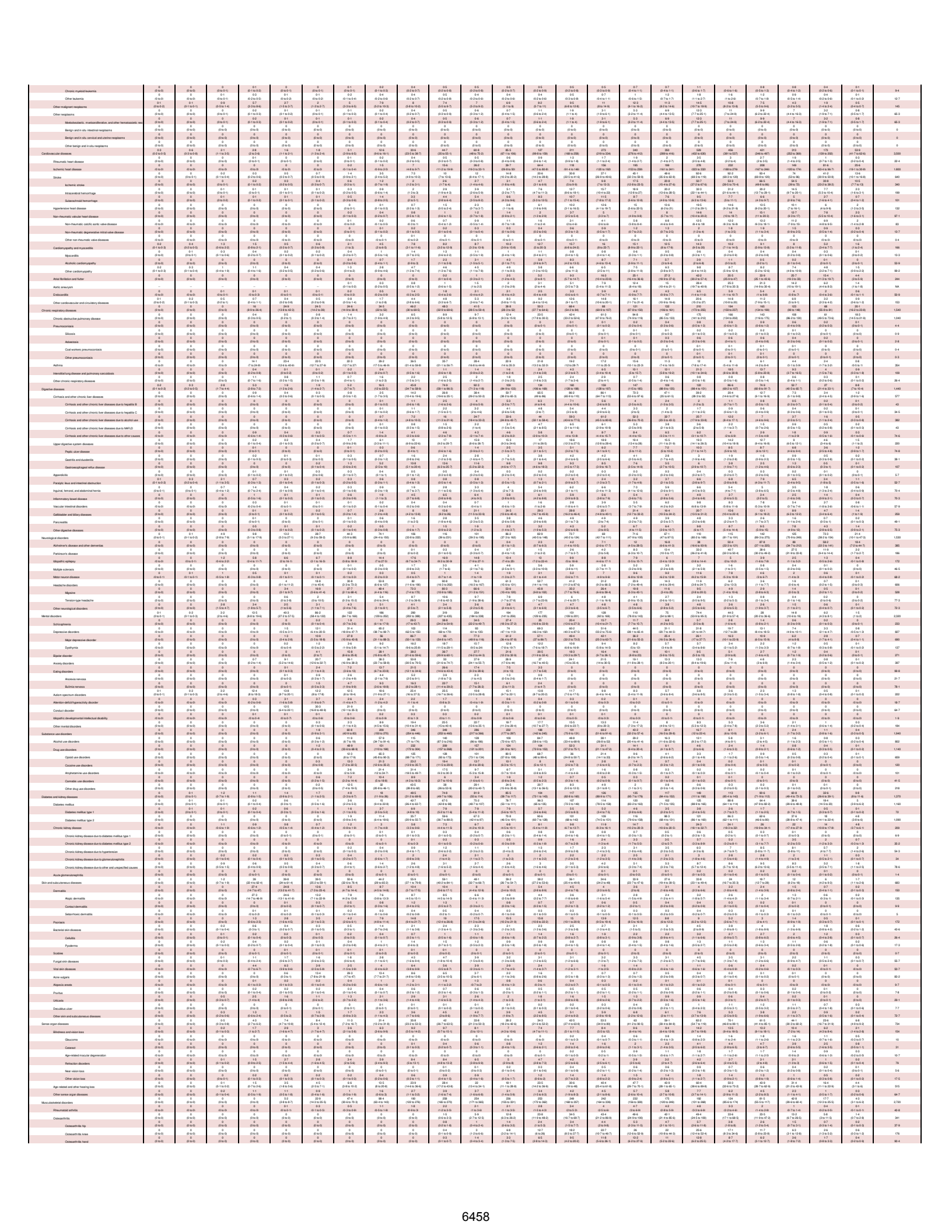

6458

Osteoarthritis other	0 (0 to 0)	0 (0 to 0)	0 (0 to 0)

SR Table 2a: Lambeth DALYS by cause and age group for males with 95% uncertainty intervals, 2019

Cause	Early Neonatal	Late Neonatal	Post Neonatal	1 to 4	5 to 9	10 to 14	15 to 19	20 to 24	25 to 29	30 to 34	35 to 39	40 to 44	45 to 49	50 to 54	55 to 59	60 to 64	65 to 69	70 to 74	75 to 79	80 to 84	85 to 89	90 to 94	95 plus	Total
All causes	462 (340 to 599)	1,160 (1,120 to 1,204)	2,367 (2,284 to 2,444)	3,967 (3,866 to 4,062)	1,967 (1,905 to 2,035)	1,440 (1,396 to 1,488)	2,194 (2,127 to 2,267)	2,911 (2,819 to 3,000)	3,411 (3,309 to 3,521)	3,730 (3,615 to 3,850)	3,892 (3,772 to 4,015)	4,241 (4,110 to 4,377)	4,600 (4,460 to 4,750)	5,041 (4,888 to 5,203)	5,539 (5,372 to 5,716)	6,229 (6,044 to 6,429)	7,229 (7,013 to 7,460)	8,270 (8,028 to 8,530)	9,307 (9,035 to 9,604)	10,241 (9,940 to 10,564)	10,997 (10,676 to 11,346)	11,484 (11,146 to 11,850)	34,700
Communicable, maternal, neonatal, and nutritional diseases	231 (97 to 403)	1,124 (1,079 to 1,174)	2,344 (2,260 to 2,424)	3,944 (3,842 to 4,040)	1,944 (1,882 to 2,013)	1,417 (1,373 to 1,465)	2,170 (2,103 to 2,243)	2,886 (2,794 to 2,976)	3,384 (3,282 to 3,494)	3,708 (3,593 to 3,828)	3,868 (3,748 to 3,991)	4,217 (4,086 to 4,353)	4,576 (4,436 to 4,726)	5,017 (4,864 to 5,179)	5,515 (5,348 to 5,692)	6,205 (6,020 to 6,405)	7,205 (6,989 to 7,436)	8,246 (8,004 to 8,506)	9,283 (9,011 to 9,580)	10,217 (9,916 to 10,540)	10,973 (10,652 to 11,322)	11,460 (11,122 to 11,826)	2,490
HIV/AIDS and sexually transmitted infections	9.2 (2.5 to 21.5)	3.1 (0.9 to 7.2)	8.4 (4.7 to 15)	2.5 (2 to 3)	1.4 (1.1 to 1.7)	1.1 (0.9 to 1.4)	1.5 (1.2 to 2)	5.2 (4 to 6.7)	16.2 (12.4 to 21)	35.2 (26.7 to 45.9)	45.3 (35.4 to 58.9)	49.5 (34.1 to 65)	47.3 (27.9 to 59.8)	34.6 (17.1 to 44.4)	24.5 (8.7 to 33.2)	16.1 (3.4 to 22.1)	11.4 (0.3 to 15.9)	8.1 (0.3 to 11.2)	5.4 (0.2 to 7.4)	3.2 (0.2 to 4.4)	1.6 (0.2 to 2.2)	0.7 (0.1 to 0.9)	210
HIV/AIDS	0 (0 to 0)	0 (0 to 0)	2.6 (2.6 to 2.6)	2.3 (1.9 to 2.8)	1.3 (1 to 1.6)	1.1 (0.9 to 1.4)	1.5 (1.1 to 1.9)	5 (3.9 to 6.5)	15.8 (12.1 to 20.5)	34.6 (26.3 to 45.1)	44.7 (33.9 to 58.1)	49.1 (33.9 to 64.5)	46.6 (27.4 to 59.2)	34.2 (16.8 to 43.8)	24.2 (8.6 to 33.2)	15.9 (3.4 to 22.1)	8.9 (0.1 to 15.9)	3.3 (0.1 to 7.4)	1.4 (0.1 to 4.2)	0.2 (0 to 2.2)	0.1 (0 to 0.9)	0 (0 to 0)	288
HIV/AIDS - Drug-susceptible Tuberculosis	0 (0 to 0)	0 (0 to 0)	0.3 (0 to 0.4)	0.2 (0 to 0.3)	0.1 (0 to 0.2)	0.1 (0 to 0.2)	0.1 (0 to 0.1)	0.3 (0.2 to 0.4)	0.7 (0.4 to 1)	1.5 (1 to 2.3)	2.1 (1.4 to 3.2)	2.3 (1.5 to 3)	2.1 (1.1 to 2.8)	1.7 (1.1 to 2.4)	1.2 (0.7 to 1.7)	0.7 (0.4 to 1.1)	0.4 (0.2 to 0.6)	0.2 (0.1 to 0.3)	0.1 (0.1 to 0.1)	0 (0 to 0)	0 (0 to 0)	0 (0 to 0)	14.2
HIV/AIDS - Multidrug-resistant Tuberculosis without extensive dr...	0 (0 to 0)	0 (0 to 0)	0 (0 to 0)	0 (0 to 0)	0 (0 to 0)	0 (0 to 0)	0 (0 to 0)	0 (0 to 0)	0 (0 to 0)	0 (0 to 0)	0 (0 to 0)	0 (0 to 0)	0 (0 to 0)	0 (0 to 0)	0 (0 to 0)	0 (0 to 0)	0 (0 to 0)	0 (0 to 0)	0 (0 to 0)	0 (0 to 0)	0 (0 to 0)	0 (0 to 0)	0 (0 to 0)	0.3
HIV/AIDS - Extensively drug-resistant Tuberculosis	0 (0 to 0)	0 (0 to 0)	0 (0 to 0)	0 (0 to 0)	0 (0 to 0)	0 (0 to 0)	0 (0 to 0)	0 (0 to 0)	0 (0 to 0)	0 (0 to 0)	0 (0 to 0)	0 (0 to 0)	0 (0 to 0)	0 (0 to 0)	0 (0 to 0)	0 (0 to 0)	0 (0 to 0)	0 (0 to 0)	0 (0 to 0)	0 (0 to 0)	0 (0 to 0)	0 (0 to 0)	0 (0 to 0)	0.1
HIV/AIDS resulting in other diseases	0 (0 to 0)	0 (0 to 0)	3.7 (2.7 to 4.1)	2.2 (1.7 to 2.7)	1.2 (0.9 to 1.5)	1.1 (0.8 to 1.3)	1.4 (1.1 to 1.8)	4.8 (3.4 to 6.2)	15.1 (11.4 to 19.9)	33 (24.5 to 43.4)	42.5 (32.9 to 55.8)	46 (31.8 to 52.4)	44 (24.2 to 54.3)	32.4 (16.2 to 41.7)	22 (7.5 to 30.8)	15.1 (3.1 to 20.8)	8.5 (0.2 to 11.6)	3.2 (0.1 to 6.3)	1.3 (0.1 to 3.2)	0.2 (0 to 0.3)	0.1 (0 to 0.1)	0 (0 to 0)	273
Sexually transmitted infections excluding HIV	2.5 (2.5 to 21.5)	0.1 (0 to 7.2)	4.8 (1.2 to 11.5)	0.1 (0 to 0.2)	0.1 (0 to 0.2)	0.1 (0 to 0.1)	0.1 (0 to 0.1)	0.2 (0.1 to 0.3)	0.5 (0.2 to 1.2)	1.7 (0.8 to 3.8)	2.3 (1 to 5)	2.9 (1.2 to 6.5)	3.5 (1.4 to 7.8)	4.4 (1.8 to 9.8)	5.4 (2.2 to 11.9)	6.6 (2.7 to 14.5)	7.9 (3.2 to 17.3)	9.1 (3.7 to 19.9)	10.2 (4.2 to 22.3)	11.1 (4.6 to 24.3)	11.8 (4.9 to 25.8)	12.1 (5 to 26.5)	21.7
Syphilis	0.2 (0 to 21.5)	0.1 (0 to 7.2)	0.1 (0 to 5.3)	0.1 (0 to 0.2)	0.1 (0 to 0.2)	0 (0 to 0)	0 (0 to 0)	0 (0 to 0.1)	0.1 (0 to 0.1)	0.1 (0 to 0.2)	0.1 (0 to 0.2)	0.1 (0 to 0.2)	0.1 (0 to 0.2)	0.1 (0 to 0.1)	0.1 (0 to 0.1)	0.1 (0 to 0.1)	0.1 (0 to 0.1)	0.1 (0 to 0.1)	0.1 (0 to 0.1)	0.1 (0 to 0.1)	0.1 (0 to 0.1)	0 (0 to 0)	0 (0 to 0)	18.2
Chlamydial infection	0 (0 to 0)	0 (0 to 0)	0 (0 to 0)	0 (0 to 0)	0 (0 to 0)	0 (0 to 0)	0 (0 to 0)	0 (0 to 0)	0 (0 to 0)	0 (0 to 0)	0 (0 to 0)	0 (0 to 0)	0 (0 to 0)	0 (0 to 0)	0 (0 to 0)	0 (0 to 0)	0 (0 to 0)	0 (0 to 0)	0 (0 to 0)	0 (0 to 0)	0 (0 to 0)	0 (0 to 0)	0 (0 to 0)	0.2
Gonococcal infection	0 (0 to 0)	0 (0 to 0)	0 (0 to 0)	0 (0 to 0)	0 (0 to 0)	0 (0 to 0)	0 (0 to 0)	0 (0 to 0)	0 (0 to 0)	0 (0 to 0)	0 (0 to 0)	0 (0 to 0)	0 (0 to 0)	0 (0 to 0)	0 (0 to 0)	0 (0 to 0)	0 (0 to 0)	0 (0 to 0)	0 (0 to 0)	0 (0 to 0)	0 (0 to 0)	0 (0 to 0)	0 (0 to 0)	0.1
Trichomoniasis	0 (0 to 0)	0 (0 to 0)	0 (0 to 0)	0 (0 to 0)	0 (0 to 0)	0 (0 to 0)	0 (0 to 0)	0 (0 to 0)	0 (0 to 0)	0 (0 to 0)	0 (0 to 0)	0 (0 to 0)	0 (0 to 0)	0 (0 to 0)	0 (0 to 0)	0 (0 to 0)	0 (0 to 0)	0 (0 to 0)	0 (0 to 0)	0 (0 to 0)	0 (0 to 0)	0 (0 to 0)	0 (0 to 0)	0.4
Genital herpes	0 (0 to 0)	0 (0 to 0)	0 (0 to 0)	0 (0 to 0)	0 (0 to 0)	0 (0 to 0)	0 (0 to 0)	0.1 (0 to 0.2)	0.2 (0.1 to 0.4)	0.2 (0.1 to 0.4)	0.2 (0.1 to 0.3)	0.4 (0.1 to 0.9)	0.3 (0.1 to 0.7)	0.3 (0.1 to 0.6)	0.2 (0.1 to 0.4)	0.2 (0 to 0.4)	0.1 (0 to 0.3)	0.1 (0 to 0.2)	0.1 (0 to 0.2)	0 (0 to 0.1)	0 (0 to 0.1)	0 (0 to 0)	2.5
Other sexually transmitted infections	0 (0 to 0)	0 (0 to 0)	0 (0 to 0)	0 (0 to 0)	0 (0 to 0)	0 (0 to 0)	0 (0 to 0)	0 (0 to 0)	0 (0 to 0)	0 (0 to 0)	0 (0 to 0)	0 (0 to 0)	0 (0 to 0)	0 (0 to 0)	0 (0 to 0)	0 (0 to 0)	0 (0 to 0)	0 (0 to 0)	0 (0 to 0)	0 (0 to 0)	0 (0 to 0)	0 (0 to 0)	0 (0 to 0)	0.2
Respiratory infections and tuberculosis	4.1 (2.4 to 6.1)	28.1 (17.2 to 42.3)	39.7 (18.5 to 59.1)	14.8 (10.2 to 20.3)	5.2 (3.6 to 7.1)	3.6 (2.7 to 4.8)	4.6 (3.4 to 6.2)	6.5 (4.7 to 9.1)	10.7 (7.7 to 14.9)	14.25 (10.2 to 20.1)	17.9 (12.9 to 25.1)	22.1 (15.7 to 31.4)	27.3 (19.2 to 38.9)	33.2 (23.7 to 46.2)	40.1 (28.2 to 56.2)	49.8 (34.1 to 70)	62.1 (41.9 to 87.2)	76.7 (49.3 to 107.9)	94.7 (57.4 to 132.9)	114.7 (67.1 to 160.9)	133.2 (74.5 to 186.9)	150.3 (80.4 to 210.5)	897
Tuberculosis	0 (0 to 0)	0 (0 to 0)	0.1 (0.1 to 0.2)	0.1 (0 to 0.2)	0.1 (0 to 0.1)	0.1 (0 to 0.2)	0.2 (0.2 to 0.3)	0.6 (0.2 to 1.2)	1.6 (0.6 to 2.8)	2.2 (1.2 to 3.5)	2.7 (1.7 to 4.1)	3.1 (1.7 to 5.3)	3.7 (2.1 to 6.4)	4.1 (2.7 to 5.6)	4.6 (2.8 to 5.4)	5.2 (3.2 to 6.4)	5.8 (3.7 to 7.3)	6.3 (3.9 to 8.1)	6.8 (4.2 to 8.8)	7.2 (4.3 to 9.3)	7.5 (4.5 to 9.6)	7.7 (4.6 to 9.8)	37.5
Latent tuberculosis infection	0 (0 to 0)	0 (0 to 0)	0 (0 to 0)	0 (0 to 0)	0 (0 to 0)	0 (0 to 0)	0 (0 to 0)	0 (0 to 0)	0 (0 to 0)	0 (0 to 0)	0 (0 to 0)	0 (0 to 0)	0 (0 to 0)	0 (0 to 0)	0 (0 to 0)	0 (0 to 0)	0 (0 to 0)	0 (0 to 0)	0 (0 to 0)	0 (0 to 0)	0 (0 to 0)	0 (0 to 0)	0 (0 to 0)	0
Drug-susceptible tuberculosis	0 (0 to 0)	0 (0 to 0)	0.1 (0.1 to 0.2)	0.2 (0.2 to 0.3)	0.1 (0 to 0.1)	0.1 (0 to 0.2)	0.2 (0.2 to 0.3)	0.6 (0.2 to 1.2)	1.6 (0.6 to 2.8)	2.1 (1.2 to 3.4)	2.7 (1.7 to 4)	3.1 (1.7 to 5.3)	3.7 (2.1 to 6.4)	4.1 (2.7 to 5.6)	4.6 (2.8 to 5.4)	5.2 (3.2 to 6.4)	5.8 (3.7 to 7.3)	6.3 (3.9 to 8.1)	6.8 (4.2 to 8.8)	7.2 (4.3 to 9.3)	7.5 (4.5 to 9.6)	7.7 (4.6 to 9.8)	36.6
Multidrug-resistant tuberculosis without extensive drug-resistance	0 (0 to 0)	0 (0 to 0)	0 (0 to 0)	0 (0 to 0)	0 (0 to 0)	0 (0 to 0)	0 (0 to 0)	0 (0 to 0)	0 (0 to 0)	0 (0 to 0)	0 (0 to 0)	0 (0 to 0)	0 (0 to 0)	0 (0 to 0)	0 (0 to 0)	0 (0 to 0)	0 (0 to 0)	0 (0 to 0)	0 (0 to 0)	0 (0 to 0)	0 (0 to 0)	0 (0 to 0)	0 (0 to 0)	0.7
Extensively drug-resistant tuberculosis	0 (0 to 0)	0 (0 to 0)	0 (0 to 0)	0 (0 to 0)	0 (0 to 0)	0 (0 to 0)	0 (0 to 0)	0 (0 to 0)	0 (0 to 0)	0 (0 to 0)	0 (0 to 0)	0 (0 to 0)	0 (0 to 0)	0 (0 to 0)	0 (0 to 0)	0 (0 to 0)	0 (0 to 0)	0 (0 to 0)	0 (0 to 0)	0 (0 to 0)	0 (0 to 0)	0 (0 to 0)	0 (0 to 0)	0.2
Lower respiratory infections	4.1 (2.5 to 6.1)	28.8 (2.5 to 5.4)	39.5 (12.6 to 58.7)	14.7 (9.6 to 12.2)	5.1 (1.9 to 3.7)	3.5 (2.4 to 4.4)	4.5 (2.1 to 4.5)	6.5 (2.5 to 9.1)	10.6 (4.5 to 14.9)	14.2 (5.9 to 19.8)	17.8 (7.5 to 25.1)	22 (9.1 to 31.4)	27.1 (11.6 to 38.9)	33 (14.7 to 46.2)	39.7 (16.9 to 56.7)	49.3 (21.4 to 69.2)	61.4 (26.7 to 86.3)	75.7 (32.9 to 107.9)	93.4 (40.1 to 132.9)	112.9 (48.4 to 160.9)	131.1 (56.4 to 186.9)	147.7 (63.2 to 210.5)	679
Upper respiratory infections	0 (0 to 0.1)	0.2 (0.1 to 0.3)	3.7 (2.1 to 5.9)	14.1 (8.6 to 23.4)	13.5 (7.5 to 22.2)	9.6 (5.1 to 17)	7.4 (3.6 to 13.4)	15.5 (5.3 to 17.2)	15.5 (6.5 to 29.2)	17.2 (9.1 to 29.2)	10.3 (5.4 to 17.9)	9.3 (4.7 to 15.5)	7.6 (4.0 to 12.9)	7.5 (3.2 to 10)	7.2 (2.2 to 7)	7.1 (1.4 to 4.7)	7.1 (1.1 to 3.2)	7.2 (0.4 to 2.2)	7.3 (0.4 to 1.4)	7.4 (0.2 to 0.7)	7.5 (0.1 to 0.3)	7.5 (0 to 0.1)	151
Otitis media	0 (0 to 0)	0 (0 to 0)	0.8 (0.4 to 1.5)	3.6 (1.9 to 5.7)	3.6 (1.9 to 5.5)	2.5 (0.8 to 2.9)	1.3 (0.6 to 2.3)	2.6 (0.6 to 3.7)	2.6 (1.3 to 5.4)	2.3 (1.3 to 5.1)	2.3 (1.4 to 5.3)	2.3 (1.4 to 5.3)	2.3 (1.4 to 5.3)	2.3 (1.4 to 5.3)	2.3 (1.4 to 5.3)	2.3 (1.4 to 5.3)	2.3 (1.4 to 5.3)	2.3 (1.4 to 5.3)	2.3 (1.4 to 5.3)	2.3 (1.4 to 5.3)	2.3 (1.4 to 5.3)	2.3 (1.4 to 5.3)	39.9
Enteric infections	0.2 (0.2 to 0.3)	0.9 (0.7 to 1.3)	14.5 (7 to 15.9)	14.5 (9.4 to 23.3)	6.4 (3.5 to 11)	2.7 (1.1 to 4.2)	2.1 (0.7 to 3.5)	3.3 (1.2 to 5.3)	4.7 (2.6 to 7.3)	5.5 (2.3 to 8.4)	4.7 (2.6 to 7.3)	3.2 (1.4 to 5.1)	2.7 (1.1 to 4.2)	2.7 (1.1 to 4.1)	2.7 (1.1 to 4.1)	2.8 (1.1 to 4.1)	3 (1.1 to 4.1)	3.2 (1.1 to 4.1)	3.4 (1.1 to 4.1)	3.6 (1.1 to 4.1)	3.7 (1.1 to 4.1)	3.8 (1.1 to 4.1)	92.9
Diarrheal diseases	0.2 (0.2 to 0.3)	0.9 (0.7 to 1.3)	10.7 (9.9 to 15.4)	14.4 (9.4 to 23.3)	6.4 (3.5 to 11)	2.7 (1.1 to 4.2)	2.1 (0.7 to 3.5)	3.3 (1.2 to 5.3)	4.7 (2.6 to 7.3)	5.5 (2.3 to 8.4)	4.7 (2.6 to 7.3)	3.2 (1.4 to 5.1)	2.7 (1.1 to 4.2)	2.7 (1.1 to 4.1)	2.7 (1.1 to 4.1)	2.8 (1.1 to 4.1)	3 (1.1 to 4.1)	3.2 (1.1 to 4.1)	3.4 (1.1 to 4.1)	3.6 (1.1 to 4.1)	3.7 (1.1 to 4.1)	3.8 (1.1 to 4.1)	92
Typhoid and paraphoid	0 (0 to 0)	0 (0 to 0)	0 (0 to 0)	0 (0 to 0)	0 (0 to 0)	0 (0 to 0)	0 (0 to 0)	0 (0 to 0)	0 (0 to 0)	0 (0 to 0)	0 (0 to 0)	0 (0 to 0)	0 (0 to 0)	0 (0 to 0)	0 (0 to 0)	0 (0 to 0)	0 (0 to 0)	0 (0 to 0)	0 (0 to 0)	0 (0 to 0)	0 (0 to 0)	0 (0 to 0)	0 (0 to 0)	0
Typhoid fever	0 (0 to 0)	0 (0 to 0)	0 (0 to 0)	0 (0 to 0)	0 (0 to 0)	0 (0 to 0)	0 (0 to 0)	0 (0 to 0)	0 (0 to 0)	0 (0 to 0)	0 (0 to 0)	0 (0 to 0)	0 (0 to 0)	0 (0 to 0)	0 (0 to 0)	0 (0 to 0)	0 (0 to 0)	0 (0 to 0)	0 (0 to 0)	0 (0 to 0)	0 (0 to 0)	0 (0 to 0)	0 (0 to 0)	0
Paratyphoid fever	0 (0 to 0)	0 (0 to 0)	0 (0 to 0)	0 (0 to 0)	0 (0 to 0)	0 (0 to 0)	0 (0 to 0)	0 (0 to 0)	0 (0 to 0)	0 (0 to 0)	0 (0 to 0)	0 (0 to 0)	0 (0 to 0)	0 (0 to 0)	0 (0 to 0)	0 (0 to 0)	0 (0 to 0)	0 (0 to 0)	0 (0 to 0)	0 (0 to 0)	0 (0 to 0)	0 (0 to 0)	0 (0 to 0)	0
Invasive Non-typhoidal Salmonella (iNTS)	0 (0 to 0)	0 (0 to 0)	0 (0 to 0)	0 (0 to 0)	0 (0 to 0)	0 (0 to 0)	0 (0 to 0)	0 (0 to 0)	0 (0 to 0)	0 (0 to 0)	0 (0 to 0)	0 (0 to 0)	0 (0 to 0)	0 (0 to 0)	0 (0 to 0)	0 (0 to 0)	0 (0 to 0)	0 (0 to 0)	0 (0 to 0)	0 (0 to 0)	0 (0 to 0)	0 (0 to 0)	0 (0 to 0)	0.5
Other intestinal infectious diseases	0 (0 to 0)	0 (0 to 0)	0 (0 to 0)	0 (0 to 0)	0 (0 to 0)	0 (0 to 0)	0 (0 to 0)	0 (0 to 0)	0 (0 to 0)	0 (0 to 0)	0 (0 to 0)	0 (0 to 0)	0 (0 to 0)	0 (0 to 0)	0 (0 to 0)	0 (0 to 0)	0 (0 to 0)	0 (0 to 0)	0 (0 to 0)	0 (0 to 0)	0 (0 to 0)	0 (0 to 0)	0 (0 to 0)	0.2
Neglected tropical diseases and malaria	0 (0 to 1)	0.1 (0 to 0.2)	0.7 (0 to 1.9)	0.7 (0 to 1.9)	1.1 (0 to 3.7)	0.6 (0 to 2.1)	0.2 (0 to 0.7)	0.2 (0 to 0.6)	0.3 (0 to 1.1)	0.2 (0 to 0.6)	0.2 (0 to 0.6)	0.2 (0 to 0.6)	0.2 (0 to 0.6)	0.2 (0 to 0.7)	0.2 (0 to 0.6)	0.2 (0 to 0.6)	0.1 (0 to 0.3)	0.1 (0 to 0.2)	0.1 (0 to 0.2)	0.1 (0 to 0.1)	0.1 (0 to 0.1)	0 (0 to 0)	5.9
Malaria	0 (0 to 0)	0 (0 to 0)	0 (0 to 0)	0 (0 to 0)	0 (0 to 0)	0 (0 to 0)	0 (0 to 0)	0 (0 to 0)	0 (0 to 0)	0 (0 to 0)	0 (0 to 0)	0 (0 to 0)	0 (0 to 0)	0 (0 to 0)	0 (0 to 0)	0 (0 to 0)	0 (0 to 0)	0 (0 to 0)	0 (0 to 0)	0 (0 to 0)	0 (0 to 0)	0 (0 to 0)	0 (0 to 0)	0
Chagas disease	0 (0 to 0)	0 (0 to 0)	0 (0 to 0)	0 (0 to 0)	0 (0 to 0)	0 (0 to 0)	0 (0 to 0)	0 (0 to 0)	0 (0 to 0)	0 (0 to 0)	0 (0 to 0)	0 (0 to 0)	0 (0 to 0)	0 (0 to 0)	0 (0 to 0)	0 (0 to 0)	0 (0 to 0)	0 (0 to 0)	0 (0 to 0)	0 (0 to 0)	0 (0 to 0)	0 (0 to 0)	0 (0 to 0)	0
Leishmaniasis	0 (0 to 0)	0 (0 to 0)	0 (0 to 0)	0 (0 to 0)	0 (0 to 0)	0 (0 to 0)	0 (0 to 0)	0 (0 to 0)	0 (0 to 0)	0 (0 to 0)	0 (0 to 0)	0 (0 to 0)	0 (0 to 0)	0 (0 to 0)	0 (0 to 0)	0 (0 to 0)	0 (0 to 0)	0 (0 to 0)	0 (0 to 0)	0 (0 to 0)	0 (0 to 0)	0 (0 to 0)	0 (0 to 0)	0
Visceral leishmaniasis	0 (0 to 0)	0 (0 to 0)	0 (0 to 0)	0 (0 to 0)	0 (0 to 0)	0 (0 to 0)	0 (0 to 0)	0 (0 to 0)	0 (0 to 0)	0 (0 to 0)	0 (0 to 0)	0 (0 to 0)	0 (0 to 0)	0 (0 to 0)	0 (0 to 0)	0 (0 to 0)	0 (0 to 0)	0 (0 to 0)	0 (0 to 0)	0 (0 to 0)	0 (0 to 0)	0 (0 to 0)	0 (0 to 0)	0
Cutaneous and mucocutaneous leishmaniasis	0 (0 to 0)	0 (0 to 0)	0 (0 to 0)	0 (0 to 0)	0 (0 to 0)	0 (0 to 0)	0 (0 to 0)	0 (0 to 0)	0 (0 to 0)	0 (0 to 0)	0 (0 to 0)	0 (0 to 0)	0 (0 to 0)	0 (0 to 0)	0 (0 to 0)	0 (0 to 0)	0 (0 to 0)	0 (0 to 0)	0 (0 to 0)	0 (0 to 0)	0 (0 to 0)	0 (0 to 0)	0 (0 to 0)	0
African trypanosomiasis	0 (0 to 0)	0 (0 to 0)	0 (0 to 0)	0 (0 to 0)	0 (0 to 0)	0 (0 to 0)	0 (0 to 0)	0 (0 to 0)	0 (0 to 0)	0 (0 to 0)	0 (0 to 0)	0 (0 to 0)	0 (0 to 0)	0 (0 to 0)	0 (0 to 0)	0 (0 to 0)	0 (0 to 0)	0 (0 to 0)	0 (0 to 0)	0 (0 to 0)	0 (0 to 0)	0 (0 to 0)	0 (0 to 0)	0
Schistosomiasis	0 (0 to 0)	0 (0 to 0)	0 (0 to 0)	0 (0 to 0)	0 (0 to 0)	0 (0 to 0)	0 (0 to 0)	0 (0 to 0)	0 (0 to 0)	0 (0 to 0)	0 (0 to 0)	0 (0 to 0)	0 (0 to 0)	0 (0 to 0)	0 (0 to 0)	0 (0 to 0)	0 (0 to 0)	0 (0 to 0)	0 (0 to 0)	0 (0 to 0)	0 (0 to 0)	0 (0 to 0)	0 (0 to 0)	0
Cysticercosis	0 (0 to 0)	0 (0 to 0)	0 (0 to 0)	0 (0 to 0)	0 (0 to 0)	0 (0 to 0)	0 (0 to 0)	0 (0 to 0)	0 (0 to 0)	0 (0 to 0)	0 (0 to 0)	0 (0 to 0)	0 (0 to 0)	0 (0 to 0)	0 (0 to 0)	0 (0 to 0)	0 (0 to 0)	0 (0 to 0)	0 (0 to 0)	0 (0 to 0)	0 (0 to 0)	0 (0 to 0)	0 (0 to 0)	0
Cystic echinococcosis	0 (0 to 0)	0 (0 to 0)	0 (0 to 0)	0 (0 to 0)	0 (0 to 0)	0 (0 to 0)	0 (0 to 0)	0 (0 to 0)	0 (0 to 0)	0 (0 to 0)	0 (0 to 0)	0 (0 to 0)	0 (0 to 0)	0 (0 to 0)	0 (0 to 0)	0 (0 to 0)	0 (0 to 0)	0 (0 to 0)	0 (0 to 0)	0 (0 to 0)	0 (0 to 0)	0 (0 to 0)	0 (0 to 0)	0.1
Lymphatic filariasis	0 (0 to 0)	0 (0 to 0)	0 (0 to 0)	0 (0 to 0)	0 (0 to 0)	0 (0 to 0)	0 (0 to 0)	0 (0 to 0)	0 (0 to 0)	0 (0 to 0)	0 (0 to 0)	0 (0 to 0)	0 (0 to 0)	0 (0 to 0)	0 (0 to 0)	0 (0 to 0)	0 (0 to 0)	0 (0 to 0)	0 (0 to 0)	0 (0 to 0)	0 (0 to 0)	0 (0 to 0)	0 (0 to 0)	0
Onchocerciasis	0 (0 to 0)	0 (0 to 0)	0 (0 to 0)	0 (0 to 0)	0 (0 to 0)	0 (0 to 0)	0 (0 to 0)	0 (0 to 0)	0 (0 to 0)	0 (0 to 0)	0 (0 to 0)	0 (0 to 0)	0 (0 to 0)	0 (0 to 0)	0 (0 to 0)	0 (0 to 0)	0 (0 to 0)	0 (0 to 0)	0 (0 to 0)	0 (0 to 0)	0 (0 to 0)	0 (0 to 0)	0 (0 to 0)	0
Trachoma	0 (0 to 0)	0 (0 to 0)	0 (0 to 0)	0 (0 to 0)	0 (0 to 0)	0 (0 to 0)	0 (0 to 0)	0 (0 to 0)	0 (0 to 0)	0 (0 to 0)	0 (0 to 0)	0 (0 to 0)	0 (0 to 0)	0 (0 to 0)	0 (0 to 0)	0 (0 to 0)	0 (0 to 0)	0 (0 to 0)	0 (0 to 0)	0 (0 to 0)	0 (0 to 0)	0 (0 to 0)	0 (0 to 0)	0
Dengue	0 (0 to 0)	0 (0 to 0)	0 (0 to 0)	0 (0 to 0)	0 (0 to 0)	0 (0 to 0)	0 (0 to 0)	0 (0 to 0)	0 (0 to 0)	0 (0 to 0)	0 (0 to 0)	0 (0 to 0)	0 (0 to 0)	0 (0 to 0)	0 (0 to 0)	0 (0 to 0)	0 (0 to 0)	0 (0 to 0)	0 (0 to 0)	0 (0 to 0)	0 (0 to 0)	0 (0 to 0)	0 (0 to 0)	0
Yellow fever	0 (0 to 0)	0 (0 to 0)	0 (0 to 0)	0 (0 to 0)	0 (0 to 0)	0 (0 to 0)	0 (0 to 0)	0 (0 to 0)	0 (0 to 0)	0 (0 to 0)	0 (0 to 0)	0 (0 to 0)	0 (0 to 0)	0 (0 to 0)	0 (0 to 0)	0 (0 to 0)	0 (0 to 0)	0 (0 to 0)	0 (0 to 0)	0 (0 to 0)	0 (0 to 0)	0 (0 to 0)	0 (0 to 0)	0
Rabies	0 (0 to 0)	0 (0 to 0)	0 (0 to 0)	0 (0 to 0)	0 (0 to 0)	0 (0 to 0)	0 (0 to 0)	0 (0 to 0)	0 (0 to 0)	0 (0 to 0)	0 (0 to 0)	0 (0 to 0)	0 (0 to 0)	0 (0 to 0)	0 (0 to 0)	0 (0 to 0)	0 (0 to 0)	0 (0 to 0)	0 (0 to 0)	0 (0 to 0)	0 (0 to 0)	0 (0 to 0)	0 (0 to 0)	0
Intestinal nematode infections	0 (0 to 0)	0 (0 to 0)	0 (0 to 0)	0 (0 to 0)	0 (0 to 0)	0 (0 to 0)	0 (0 to 0)	0 (0 to 0)	0 (0 to 0)	0 (0 to 0)	0 (0 to 0)	0 (0 to 0)	0 (0 to 0)	0 (0 to 0)	0 (0 to 0)	0 (0 to 0)	0 (0 to 0)	0 (0 to 0)	0 (0 to 0)	0 (0 to 0)	0 (0 to 0)	0 (0 to 0)	0 (0 to 0)	0
Ascariasis	0 (0 to 0)	0 (0 to 0)	0 (0 to 0)	0 (0 to 0)	0 (0 to 0)	0 (0 to 0)	0 (0 to 0)	0 (0 to 0)	0 (0 to 0)	0 (0 to 0)	0 (0 to 0)	0 (0 to 0)	0 (0 to 0)	0 (0 to 0)	0 (0 to 0)	0 (0 to 0)	0 (0 to 0)	0 (0 to 0)	0 (0 to 0)	0 (0 to 0)	0 (0 to 0)	0 (0 to 0)	0 (0 to 0)	0
Trichuriasis	0 (0 to 0)	0 (0 to 0)	0 (0 to 0)	0 (0 to 0)	0 (0 to 0)	0 (0 to 0)	0 (0 to 0)	0 (0 to 0)	0 (0 to 0)	0 (0 to 0)	0 (0 to 0)	0 (0 to 0)	0 (0 to 0)	0 (0 to 0)	0 (0 to 0)	0 (0 to 0)	0 (0 to 0)	0 (0 to 0)	0 (0 to 0)	0 (0 to 0)	0 (0 to 0)	0 (0 to 0)	0 (0 to 0)	0
Hookworm disease	0 (0 to 0)	0 (0 to 0)	0 (0 to 0)	0 (0 to 0)	0 (0 to 0)	0 (0 to 0)	0 (0 to 0)	0 (0 to 0)	0 (0 to 0)	0 (0 to 0)	0 (0 to 0)	0 (0 to 0)	0 (0 to 0)	0 (0 to 0)	0 (0 to 0)	0 (0 to 0)	0 (0 to 0)	0 (0 to 0)	0 (0 to 0)	0 (0 to 0)	0 (0 to 0)	0 (0 to 0)	0 (0 to 0)	0
Food-borne trematodiases	0 (0 to 0)	0 (0 to 0)	0 (0 to

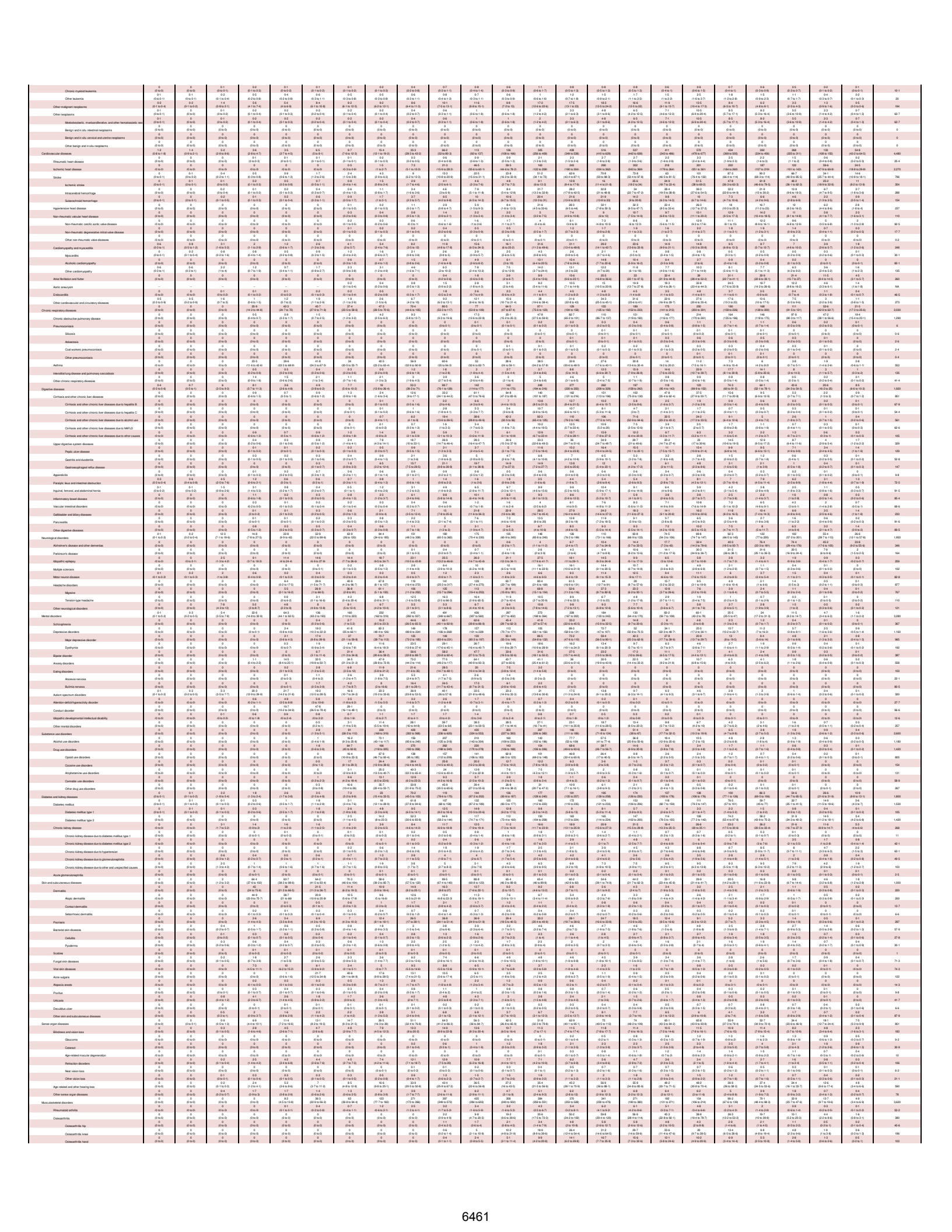

Osteoarthritis other	0 (0 to 0)	0 (0 to 0)	0 (0 to 0)	0 (0 to 0)	0 (0 to 0)	0 (0 to 0)	0 (0 to 0)	0 (0 to 0)	0 (0 to 0)	0 (0 to 0)	0-1 (0 to 0-2)	0-8 (0 to 1-9)	1-6 (0 to 4)	3-4 (1 to 7-4)	4-9 (2 to 10-8)	6 (2 to 12)	5-6 (2 to 12-2)	4-8 (2 to 10-1)	4-2 (2 to 9-9)	3-1 (1 to 8-2)	2-5 (1 to 5-1)	1-4 (0 to 3-9)	0-7 (0 to 1-4)	0-3 (0 to 1-1)	39-6
Low back pain	0 (0 to 0)	0 (0 to 0)	0 (0 to 0)	0 (0 to 0)	5-5 (2 to 9-4)	24 (14 to 39-4)	39-3 (23 to 62)	70-7 (40 to 112)	146 (86-7 to 234)	198 (112 to 308)	210 (122 to 318)	173 (104 to 268)	178 (108 to 277)	199 (122 to 304)	193 (122 to 294)	160 (93 to 256)	116 (70 to 173)	98 (60 to 139)	68 (38 to 91)	39-5 (23 to 57-3)	27-5 (16-7 to 41-1)	19-1 (9 to 29)	11-7 (7 to 17-7)	1-7 (1 to 2-8)	1,710
Neck pain	0 (0 to 0)	0 (0 to 0)	0 (0 to 0)	2-4 (0 to 7-3)	11-4 (5 to 21-3)	17-5 (9 to 31-7)	28-3 (15 to 53-6)	57-1 (29 to 111)	94-5 (48-4 to 176)	109 (57 to 182)	96 (49 to 159)	85-9 (46 to 141)	70-7 (39 to 121)	59-2 (29 to 103)	44-1 (22 to 75-9)	32-5 (15 to 59-4)	22-5 (12 to 39-4)	13-7 (7 to 25-1)	8-3 (4 to 17)	4-9 (2 to 9-2)	3-1 (1 to 6-3)	1-7 (0 to 3-4)	0-4 (0 to 1-2)	762
Gout	0 (0 to 0)	0 (0 to 0)	0 (0 to 0)	0 (0 to 0)	0 (0 to 0)	0 (0 to 0)	0 (0 to 0)	0-1 (0 to 0-3)	0-2 (0 to 2-1)	0-9 (0 to 4-1)	1-7 (0 to 6-4)	2-5 (0 to 7-6)	3-1 (0 to 10-5)	3-4 (0 to 11-4)	3-5 (0 to 12-1)	3-1 (0 to 11-5)	2-4 (0 to 9-3)	1-6 (0 to 6-3)	1-2 (0 to 4-8)	0-8 (0 to 3-1)	0-5 (0 to 2-1)	0-3 (0 to 1-2)	0-1 (0 to 0-4)	0-1 (0 to 0-3)	57-5
Other musculoskeletal disorders	0 (0 to 0)	0 (0 to 0)	0 (0 to 0)	0-2 (0 to 0-4)	0-5 (0 to 1-9)	0-6 (0 to 2-5)	2-3 (0 to 6-5)	6-6 (2 to 12-5)	12-1 (4 to 27-1)	14-6 (5 to 33)	9-7 (3 to 22)	9-1 (3 to 19)	7-9 (3 to 19)	7-4 (2 to 18)	6-7 (2 to 15)	4-7 (1 to 11)	4-2 (1 to 10)	3-8 (1 to 9)	2-9 (1 to 7)	2-2 (0 to 5)	1-6 (0 to 4)	1-2 (0 to 3)	0-7 (0 to 2)	0-2 (0 to 0-6)	0-6 (0 to 1-4)	675
Other non-communicable diseases	113 (72-7 to 179)	53-8 (28-5 to 77-7)	163 (101 to 251)	44-9 (30-9 to 66-3)	39-7 (24-9 to 54-9)	40-9 (24-5 to 55-5)	34-8 (20-1 to 51)	47 (26-9 to 69-6)	76 (52-9 to 106)	106 (70 to 144)	107 (74 to 153)	94-7 (66-2 to 132)	91 (64-8 to 130)	120 (84-5 to 164)	130 (92-8 to 178)	121 (85-6 to 166)	97-7 (70-1 to 133)	69-3 (48-6 to 105)	68 (44-1 to 99-6)	53-8 (34-3 to 73)	31-2 (20-5 to 45-9)	16 (10-2 to 23-4)	4-9 (1-5 to 9-4)	1,790
Congenital birth defects	109 (68 to 176)	44-2 (30-1 to 70)	97-8 (64 to 153)	42-5 (31-4 to 58-8)	19-7 (14-1 to 27-4)	20-2 (14-9 to 28-4)	15-4 (11-5 to 20-2)	11-5 (7-5 to 22-2)	19-9 (14-1 to 26-9)	21 (15-4 to 27-9)	15-4 (10-1 to 23)	13-6 (10-1 to 17-9)	10-5 (7-5 to 14-2)	11-8 (7-5 to 18-3)	9-2 (5-5 to 11-5)	3-9 (2-1 to 5-3)	1-1 (0-7 to 1-7)	0-6 (0 to 1-3)	0-4 (0 to 0-6)	0-2 (0 to 0-3)	0-1 (0 to 0-1)	0-1 (0 to 0-1)	0 (0 to 0)	484
Neural tube defects	4-8 (2-1 to 8-5)	2-4 (1 to 4-3)	5-5 (2-3 to 11-2)	4-2 (1 to 9)	0-7 (0 to 1-7)	0-9 (0 to 2)	0-6 (0 to 1-5)	0-7 (0 to 1-1)	0-9 (0 to 1-2)	0-7 (0 to 1-1)	0-6 (0 to 1-3)	0-6 (0 to 1-4)	0-4 (0 to 0-9)	0-4 (0 to 0-9)	0-2 (0 to 0-6)	0-1 (0 to 0-3)	0-2 (0 to 0-5)	0-1 (0 to 0-3)	0-1 (0 to 0-3)	0-1 (0 to 0-3)	0-1 (0 to 0-3)	0-1 (0 to 0-2)	0 (0 to 0)	23-2
Congenital heart anomalies	22-1 (12-4 to 44-5)	18 (11-4 to 28-1)	30-7 (15-7 to 59-8)	8 (4-7 to 14-3)	4-2 (2-6 to 7-5)	3-5 (2-2 to 5-2)	3 (1-7 to 4-5)	3-4 (2-1 to 5-5)	3-3 (2-2 to 4-4)	3-6 (2-4 to 5-1)	2-6 (1-7 to 4)	2-6 (1-7 to 4)	3-6 (1-9 to 5-5)	2-3 (1-2 to 3-7)	1-8 (0-8 to 2-1)	1-2 (0-6 to 2)	0-7 (0 to 1-2)	0-7 (0 to 1-2)	0-5 (0 to 1)	0-3 (0 to 0-7)	0-2 (0 to 0-5)	0-1 (0 to 0-1)	0 (0 to 0)	116
Orofacial clefts	2-5 (1 to 4-5)	0-9 (0 to 2)	2-7 (1 to 5-1)	1-8 (1 to 2-9)	1-2 (0-7 to 1-9)	1-2 (0-6 to 1-9)	1 (0-4 to 1-5)	1-4 (0-8 to 2)	2-2 (1 to 3-3)	2-3 (1 to 3-3)	2-2 (1 to 3-2)	1-6 (1 to 2-3)	2-8 (1 to 4)	2-3 (1 to 3-3)	4-3 (2 to 6-9)	4-6 (2 to 7)	3-4 (1 to 5-5)	1-1 (0 to 1-8)	0-5 (0 to 1-2)	0-2 (0 to 0-5)	0-1 (0 to 0-3)	0-1 (0 to 0-2)	0 (0 to 0)	37-1
Down syndrome	0 (0 to 0)	0 (0 to 0)	0 (0 to 0)	0 (0 to 0)	0 (0 to 0)	0 (0 to 0)	0 (0 to 0)	0 (0 to 0)	0 (0 to 0)	0 (0 to 0)	0 (0 to 0)	0 (0 to 0)	0 (0 to 0)	0 (0 to 0)	0 (0 to 0)	0 (0 to 0)	0 (0 to 0)	0 (0 to 0)	0 (0 to 0)	0 (0 to 0)	0 (0 to 0)	0 (0 to 0)	0 (0 to 0)	0 (0 to 0)	0
Turner syndrome	0 (0 to 0)	0 (0 to 0)	0 (0 to 0)	0 (0 to 0)	0 (0 to 0)	0 (0 to 0)	0 (0 to 0)	0-1 (0 to 0-1)	0-1 (0 to 0-1)	0-1 (0 to 0-1)	0-1 (0 to 0-1)	0-1 (0 to 0-1)	0 (0 to 0)	0 (0 to 0)	0 (0 to 0)	0 (0 to 0)	0 (0 to 0)	0 (0 to 0)	0 (0 to 0)	0 (0 to 0)	0 (0 to 0)	0 (0 to 0)	0 (0 to 0)	0 (0 to 0)	0
Klinefelter syndrome	0 (0 to 0)	0 (0 to 0)	0 (0 to 0)	0 (0 to 0)	0 (0 to 0)	0 (0 to 0)	0 (0 to 0)	0 (0 to 0)	0 (0 to 0)	0 (0 to 0)	0 (0 to 0)	0 (0 to 0)	0 (0 to 0)	0 (0 to 0)	0 (0 to 0)	0 (0 to 0)	0 (0 to 0)	0 (0 to 0)	0 (0 to 0)	0 (0 to 0)	0 (0 to 0)	0 (0 to 0)	0 (0 to 0)	0 (0 to 0)	0-4
Other chromosomal abnormalities	19-6 (7-7 to 39-4)	8-1 (3-5 to 20-1)	19-4 (8-4 to 38-4)	6-6 (3-6 to 12-6)	2-5 (0-7 to 7-3)	3-6 (0-7 to 11)	2-8 (0-7 to 5-2)	3-3 (0-8 to 7)	3-6 (2-2 to 6-1)	3-6 (2-2 to 5-4)	3-4 (2-1 to 5-9)	2-2 (1-4 to 3-6)	2-6 (1-5 to 4-1)	1-7 (0-9 to 2-8)	1 (0-5 to 1-8)	0-6 (0-3 to 1)	0-3 (0-1 to 0-5)	0-1 (0 to 0-2)	0-1 (0 to 0-2)	0-1 (0 to 0-2)	0 (0 to 0-1)	0 (0 to 0)	0 (0 to 0)	85-4
Congenital musculoskeletal and limb anomalies	2 (0-4 to 5-5)	0-9 (0 to 1-9)	0-3 (0 to 1-1)	0-7 (0 to 1-5)	0-4 (0 to 1-2)	0-4 (0 to 1-1)	0-4 (0 to 1-1)	0-5 (0 to 2)	0-9 (0 to 2-2)	0-9 (0 to 2-2)	0-5 (0 to 1-4)	0-7 (0 to 2)	0-4 (0 to 1-2)	0-8 (0 to 2-4)	0-5 (0 to 1-5)	0-2 (0 to 1-1)	0-3 (0 to 1-2)	0-1 (0 to 0-7)	0-1 (0 to 0-4)	0-1 (0 to 0-3)	0-1 (0 to 0-2)	0-1 (0 to 0-2)	0 (0 to 0)	75-6
Urogenital congenital anomalies	8-5 (4-9 to 17-9)	1-4 (0 to 3-5)	2-9 (1 to 5-4)	1-2 (0 to 2-6)	0-7 (0 to 1-7)	0-5 (0 to 1-2)	0-3 (0 to 0-9)	0-3 (0 to 0-5)	0-4 (0 to 0-9)	0-4 (0 to 0-9)	0-3 (0 to 0-6)	0-3 (0 to 0-6)	0-2 (0 to 0-5)	0-2 (0 to 0-5)	0-1 (0 to 0-3)	0-1 (0 to 0-2)	0-1 (0 to 0-2)	0-1 (0 to 0-2)	0-1 (0 to 0-2)	0-1 (0 to 0-2)	0-1 (0 to 0-2)	0-1 (0 to 0-2)	0 (0 to 0)	17-3
Digestive congenital anomalies	11-5 (6-4 to 21-8)	5-4 (2-7 to 9-8)	9-7 (4-8 to 18-2)	2-9 (1 to 5-4)	1-5 (0-7 to 2-7)	1-5 (0-7 to 3)	1-4 (0-6 to 2-4)	1-5 (0-7 to 2-7)	1-7 (0-8 to 3)	1-6 (0-8 to 2-8)	1-4 (0-7 to 2-4)	1-2 (0-6 to 2-2)	1-2 (0-6 to 2-4)	1-2 (0-6 to 2-4)	1-1 (0-5 to 2-2)	0-8 (0-4 to 1-5)	0-6 (0-3 to 1-2)	0-4 (0-2 to 0-8)	0-3 (0-1 to 0-6)	0-2 (0-1 to 0-5)	0-2 (0-1 to 0-3)	0-1 (0-1 to 0-2)	0 (0 to 0)	31-4
Other congenital birth defects	18-7 (10-1 to 35-2)	8-7 (4-6 to 13-5)	20-5 (11-1 to 35-2)	7-3 (4-6 to 11-7)	4-6 (2-5 to 6-9)	4-5 (2-5 to 6-9)	3-5 (1-6 to 5-7)	3-7 (1-6 to 6-3)	4-5 (2-6 to 6-9)	4-5 (2-6 to 6-9)	3-9 (1-9 to 5-3)	3-3 (1-7 to 4-7)	3-1 (1-5 to 4-3)	3-1 (1-6 to 5-4)	2-5 (1-2 to 3-7)	1-7 (0-9 to 2-7)	1-3 (0-6 to 2-1)	0-9 (0-4 to 1-4)	0-6 (0-3 to 1-1)	0-5 (0-2 to 0-9)	0-3 (0-1 to 0-6)	0-3 (0-1 to 0-5)	0 (0 to 0)	103
Urinary diseases and male infertility	0-1 (0 to 0-2)	0-2 (0 to 0-4)	0-6 (0 to 1-6)	0-6 (0 to 1-3)	0-5 (0 to 0-9)	0-5 (0 to 0-7)	0-4 (0 to 0-7)	0-5 (0 to 1-1)	0-6 (0 to 1-6)	0-7 (0 to 1-2)	0-6 (0 to 1-3)	0-6 (0 to 1-2)	0-5 (0 to 1-1)	0-7 (0 to 1-6)	0-6 (0 to 1-4)	0-5 (0 to 1-2)	0-4 (0 to 1-1)	0-3 (0 to 0-8)	0-3 (0 to 0-7)	0-2 (0 to 0-6)	0-2 (0 to 0-5)	0-2 (0 to 0-4)	0 (0 to 0)	254
Urolithiasis	0 (0 to 0)	0 (0 to 0)	0 (0 to 0)	0 (0 to 0)	0 (0 to 0)	0 (0 to 0)	0 (0 to 0)	0 (0 to 0)	0 (0 to 0)	0 (0 to 0)	0 (0 to 0)	0 (0 to 0)	0 (0 to 0)	0 (0 to 0)	0 (0 to 0)	0 (0 to 0)	0 (0 to 0)	0 (0 to 0)	0 (0 to 0)	0 (0 to 0)	0 (0 to 0)	0 (0 to 0)	0 (0 to 0)	0 (0 to 0)	21-6
Benign prostatic hyperplasia	0 (0 to 0)	0 (0 to 0)	0 (0 to 0)	0 (0 to 0)	0 (0 to 0)	0 (0 to 0)	0 (0 to 0)	0 (0 to 0)	0 (0 to 0)	0 (0 to 0)	0 (0 to 0)	0 (0 to 0)	0 (0 to 0)	0 (0 to 0)	0 (0 to 0)	0 (0 to 0)	0 (0 to 0)	0 (0 to 0)	0 (0 to 0)	0 (0 to 0)	0 (0 to 0)	0 (0 to 0)	0 (0 to 0)	0 (0 to 0)	98-8
Male infertility	1 (0 to 0)	0 (0 to 0)	0 (0 to 0)	0 (0 to 0)	1 (0 to 0)	0 (0 to 0)	0 (0 to 0)	0 (0 to 0)	0 (0 to 0)	0 (0 to 0)	0 (0 to 0)	0 (0 to 0)	0 (0 to 0)	0 (0 to 0)	0 (0 to 0)	0 (0 to 0)	0 (0 to 0)	0 (0 to 0)	0 (0 to 0)	0 (0 to 0)	0 (0 to 0)	0 (0 to 0)	0 (0 to 0)	0 (0 to 0)	20-1
Other urinary diseases	0-1 (0 to 0-2)	0-1 (0 to 0-2)	0-2 (0 to 0-4)	0-1 (0 to 0-2)	0-1 (0 to 0-2)	0-1 (0 to 0-2)	0-1 (0 to 0-2)	0-1 (0 to 0-2)	0-1 (0 to 0-2)	0-3 (0 to 0-5)	0-4 (0 to 1-2)	0-7 (0 to 1-7)	0-7 (0 to 1-6)	1-2 (0 to 2-7)	1-1 (0 to 2-5)	0-7 (0 to 1-5)	0-5 (0 to 2-2)	0-3 (0 to 1-8)	0-3 (0 to 1-6)	0-2 (0 to 1-1)	0-2 (0 to 1-1)	0-1 (0 to 0-7)	0-1 (0 to 0-4)	11-7
Gynecological diseases	0 (0 to 0)	0 (0 to 0)	0 (0 to 0)	0 (0 to 0)	0 (0 to 0)	0 (0 to 0)	0 (0 to 0)	0 (0 to 0)	0 (0 to 0)	0 (0 to 0)	0 (0 to 0)	0 (0 to 0)	0 (0 to 0)	0 (0 to 0)	0 (0 to 0)	0 (0 to 0)	0 (0 to 0)	0 (0 to 0)	0 (0 to 0)	0 (0 to 0)	0 (0 to 0)	0 (0 to 0)	0 (0 to 0)	0 (0 to 0)	0
Uterine fibroids	0 (0 to 0)	0 (0 to 0)	0 (0 to 0)	0 (0 to 0)	0 (0 to 0)	0 (0 to 0)	0 (0 to 0)	0 (0 to 0)	0 (0 to 0)	0 (0 to 0)	0 (0 to 0)	0 (0 to 0)	0 (0 to 0)	0 (0 to 0)	0 (0 to 0)	0 (0 to 0)	0 (0 to 0)	0 (0 to 0)	0 (0 to 0)	0 (0 to 0)	0 (0 to 0)	0 (0 to 0)	0 (0 to 0)	0 (0 to 0)	0
Polycystic ovarian syndrome	..	..	..	..	..	..	..	..	..	..	..	..	..	..	..	..	..	..	..	..	..	..	..	..	NA
Female infertility	..	..	..	..	..	..	..	..	..	..	..	..	..	..	..	..	..	..	..	..	..	..	..	..	NA
Endometriosis	..	..	..	..	..	..	..	..	..	..	..	..	..	..	..	..	..	..	..	..	..	..	..	..	NA
Genital prolapse	0 (0 to 0)	0 (0 to 0)	0 (0 to 0)	0 (0 to 0)	0 (0 to 0)	0 (0 to 0)	0 (0 to 0)	0 (0 to 0)	0 (0 to 0)	0 (0 to 0)	0 (0 to 0)	0 (0 to 0)	0 (0 to 0)	0 (0 to 0)	0 (0 to 0)	0 (0 to 0)	0 (0 to 0)	0 (0 to 0)	0 (0 to 0)	0 (0 to 0)	0 (0 to 0)	0 (0 to 0)	0 (0 to 0)	0 (0 to 0)	0
Premenstrual syndrome	..	..	..	..	..	..	..	..	..	..	..	..	..	..	..	..	..	..	..	..	..	..	..	..	NA
Other gynecological diseases	0 (0 to 0)	0 (0 to 0)	0 (0 to 0)	0 (0 to 0)	0 (0 to 0)	0 (0 to 0)	0 (0 to 0)	0 (0 to 0)	0 (0 to 0)	0 (0 to 0)	0 (0 to 0)	0 (0 to 0)	0 (0 to 0)	0 (0 to 0)	0 (0 to 0)	0 (0 to 0)	0 (0 to 0)	0 (0 to 0)	0 (0 to 0)	0 (0 to 0)	0 (0 to 0)	0 (0 to 0)	0 (0 to 0)	0 (0 to 0)	0
Hemoglobinopathies and hemolytic anemias	0-1 (0 to 0-2)	0-2 (0 to 0-4)	0-8 (0-4 to 1-4)	1-4 (0-8 to 2-7)	2-2 (1 to 3-7)	2-6 (1 to 4-1)	1-6 (1 to 2-7)	1-8 (1 to 2-9)	2-4 (1 to 3-7)	2-4 (1 to 3-5)	1-9 (1 to 3-2)	2-2 (1 to 3-3)	1-7 (1 to 2-6)	1-6 (1 to 2-4)	1-1 (0 to 1-8)	1-2 (0 to 2)	1-4 (1 to 2)	1 (0 to 1-7)	0-9 (0 to 1-4)	0-6 (0 to 1)	0-3 (0 to 0-5)	0-1 (0 to 0-2)	32-5
Thalassemias	0 (0 to 0)	0 (0 to 0)	0 (0 to 0)	0 (0 to 0)	0 (0 to 0)	0 (0 to 0)	0 (0 to 0)	0 (0 to 0)	0 (0 to 0)	0 (0 to 0)	0 (0 to 0)	0 (0 to 0)	0 (0 to 0)	0 (0 to 0)	0 (0 to 0)	0 (0 to 0)	0 (0 to 0)	0 (0 to 0)	0 (0 to 0)	0 (0 to 0)	0 (0 to 0)	0 (0 to 0)	0 (0 to 0)	0 (0 to 0)	0-1
Thalassemias trait	0 (0 to 0)	0 (0 to 0)	0-1 (0 to 0-2)	0-7 (0 to 2-3)	0-4 (0 to 1-6)	0-5 (0 to 2)	0-1 (0 to 0-5)	0-1 (0 to 0-5)	0-2 (0 to 0-6)	0-2 (0 to 0-5)	0-2 (0 to 0-5)	0-2 (0 to 0-6)	0-1 (0 to 0-5)	0-2 (0 to 0-5)	0-2 (0 to 0-6)	0-2 (0 to 0-5)	0-1 (0 to 0-4)	0-1 (0 to 0-3)	0-1 (0 to 0-3)	0-1 (0 to 0-2)	0-1 (0 to 0-2)	0-1 (0 to 0-2)	0 (0 to 0)	2-8
Sickle cell disorders	0-1 (0 to 0-2)	0-1 (0 to 0-2)	0-7 (0 to 1-1)	1-1 (0 to 1-6)	1-2 (0 to 1-7)	1-4 (0 to 2-1)	1-2 (0 to 1-6)	1-3 (0 to 1-9)	1-3 (0 to 1-8)	1-4 (0 to 1-8)	1-2 (0 to 1-6)	1-2 (0 to 1-5)	0-9 (0 to 1-3)	1-2 (0 to 1-6)	0-9 (0 to 1-3)	0-6 (0 to 1-2)	0-5 (0 to 1-1)	0-3 (0 to 0-8)	0-3 (0 to 0-7)	0-2 (0 to 0-5)	0-2 (0 to 0-4)	0-1 (0 to 0-3)	0 (0 to 0)	15
Sickle cell trait	0 (0 to 0)	0-1 (0 to 0-2)	0-2 (0 to 0-5)	0-2 (0 to 1-1)	1 (0 to 1-6)	0-5 (0 to 1-4)	0-1 (0 to 0-5)	0-2 (0 to 0-6)	0-3 (0 to 0-8)	0-3 (0 to 0-8)	0-3 (0 to 1-1)	0-3 (0 to 1-2)	0-3 (0 to 1-1)	0-2 (0 to 0-7)	0-1 (0 to 0-7)	0-1 (0 to 0-5)	0-1 (0 to 0-5)	0-1 (0 to 0-3)	0-1 (0 to 0-3)	0-1 (0 to 0-2)	0-1 (0 to 0-2)	0-1 (0 to 0-2)	0 (0 to 0)	3-9
G6PD deficiency	0 (0 to 0)	0 (0 to 0)	0 (0 to 0)	0 (0 to 0)	0 (0 to 0)	0 (0 to 0)	0 (0 to 0)	0 (0 to 0)	0 (0 to 0)	0 (0 to 0)	0 (0 to 0)	0 (0 to 0)	0 (0 to 0)	0 (0 to 0)	0 (0 to 0)	0 (0 to 0)	0 (0 to 0)	0 (0 to 0)	0 (0 to 0)	0 (0 to 0)	0 (0 to 0)	0 (0 to 0)	0 (0 to 0)	0 (0 to 0)	0
G6PD trait	0 (0 to 0)	0 (0 to 0)	0 (0 to 0)	0 (0 to 0)	0 (0 to 0)	0 (0 to 0)	0 (0 to 0)	0 (0 to 0)	0 (0 to 0)	0 (0 to 0)	0 (0 to 0)	0 (0 to 0)	0 (0 to 0)	0 (0 to 0)	0 (0 to 0)	0 (0 to 0)	0 (0 to 0)	0 (0 to 0)	0 (0 to 0)	0 (0 to 0)	0 (0 to 0)	0 (0 to 0)	0 (0 to 0)	0 (0 to 0)	0
Other hemoglobinopathies and hemolytic anemias	0 (0 to 0)	0 (0 to 0)	0-1 (0 to 0-4)	0-3 (0 to 1-2)	0-3 (0 to 0-9)	0-3 (0 to 1-1)	0-2 (0 to 0-8)	0-2 (0 to 1-1)	0-2 (0 to 1)	0-5 (0 to 2)	0-5 (0 to 1-2)	0-7 (0 to 1-6)	0-3 (0 to 1-2)	0-3 (0 to 1-1)	0-5 (0 to 2-1)	0-3 (0 to 1-2)	0-3 (0 to 1-1)	0-3 (0 to 1-1)	0-4 (0 to 1-1)	0-3 (0 to 1-1)	0-4 (0 to 1-2)	0-3 (0 to 1-1)	0-1 (0 to 0-4)	10-6
Endocrine, metabolic, blood, and immune disorders	3-7 (1-8 to 6-9)	2-1 (1-6 to 2-9)	13-1 (7-4 to 25-1)	16-5 (11-5 to 22-6)	12-3 (8-2 to 18)	15 (10-2 to 21-2)	11-9 (7-7 to 17)	16-9 (10-8 to 22-6)	22-4 (15 to 30-4)	25-6 (18 to 35-4)	27-9 (20-1 to 36-5)	44-7 (32-7 to 58)	37-9 (28-7 to 49)	40-4 (27-2 to 56)	54-2 (37 to 78-7)	52-7 (34-4 to 78-7)	47-1 (30-3 to 72-4)	39-6 (25-7 to 54-1)	29-5 (19-4 to 44-4)	19-7 (12-1 to 27-9)	12-3 (7-6 to 18-9)	4-5 (2 to 7-2)	1-3 (0-8 to 2-1)	555
Oral disorders	0 (0 to 0)	0 (0 to 0)	0-8 (0 to 2-4)	2-3 (1-2 to 4-7)	4-5 (2-4 to 7-7)	5-4 (3 to 9)	5-1 (3 to 9)	11 (6-7 to 19-1)	22-5 (13 to 37-2)	22-9 (13-7 to 38-9)	20-9 (12-7 to 33-6)	22-2 (13-4 to 35-9)	20-1 (12-3 to 32-6)	23-2 (14-2 to 37-5)	36-8 (21-2 to 60-5)	39-5 (22-1 to 64)	37-5 (20-7 to 61-4)	32 (19-2 to 49-3)	29-5 (18-2 to 45-3)	20-9 (13-1 to 31-5)	16 (10-3 to 23-6)	8-3 (5-2 to 12-3)	3-7 (2-2 to 5-4)	1-4 (0-8 to 2-1)	401
Caries of deciduous teeth	0 (0 to 0)	0 (0 to 0)	0 (0 to 0)	0 (0 to 0)	0 (0 to 0)	0 (0 to 0)	0 (0 to 0)	0 (0 to 0)	0 (0 to 0)	0 (0 to 0)	0 (0 to 0)	0 (0 to 0)	0 (0 to 0)	0 (0 to 0)	0 (0 to 0)	0 (0 to 0)	0 (0 to 0)	0 (0 to 0)	0 (0 to 0)	0 (0 to 0)	0 (0 to 0)	0 (0 to 0)	0 (0 to 0)	0 (0 to 0)	1-2
Caries of permanent teeth	0 (0 to 0)	0 (0 to 0)	0 (0 to 0)	0 (0 to 0)	2-1 (0-2 to 5-1)	2-7 (0-8 to 4-2)	3-6 (0-9 to 7)	3-6 (1-0 to 7)	3-6 (2-0 to 7-1)	4-2 (2-0 to 12-5)	4-2 (2-2 to 10-9)	3-7 (1-9 to 7-6)	2-7 (1-3 to 5-7)	3-3 (1-7 to 7-1)	5-4 (1-1 to 9-6)	5-3 (1-2 to 9-5)	5-1 (1-2 to 9-4)	4-7 (1-1 to 8-4)	3-5 (0-9 to 6-4)	3-1 (0-8 to 5-4)	2-1 (0-5 to 3-5)	0-7 (0-1 to 0-3)	0-1 (0 to 0-2)	42-6
Periodontal diseases	0 (0 to 0)	0 (0 to 0)	0 (0 to 0)	0 (0 to 0)	0 (0 to 0)	0 (0 to 0)	0-1 (0 to 0-5)	0-2 (0 to 0-6)	0-3 (0 to 0-8)	0-4 (0 to 1)	0-5 (0 to 1-3)	0-6 (0 to 1-5)	0-5 (0 to 1-3)	0-6 (0 to 1-5)	0-8 (0 to 2-1)	0-8 (0 to 2-1)	0-7 (0 to 1-7)	0-6 (0 to 1-6)	0-4 (0 to 1-1)	0-4 (0 to 1-1)	0-3 (0 to 0-7)	0-2 (0 to 0-6)	0-1 (0 to 0-2)	74-6
Other oral disorders	0 (0 to 0)	0 (0 to 0)	0 (0 to 0)	0 (0 to 0)	0 (0 to 0)	0 (0 to 0)	0 (0 to 0)	1-6 (0 to 4)	3-4 (0 to 8-9)	4-3 (0 to 10)	5-1 (0 to 12)	7-5 (1 to 17)	10-4 (4 to 23)	7-5 (1 to 17)	14-5 (3 to 31)	7-3 (1 to 17)	4-2 (0 to 11)	3-7 (0 to 9)	2-5 (0 to 7)	2-3 (0 to 6)	1-8 (0 to 5)	1-2 (0 to 3)	0-5 (0 to 2)	0-2 (0 to 1)	85
Sudden infant death syndrome	..	36-2 (21-3 to 71-7)	..	..	..	..	..	..	..	..	..	..	..	..	..	..	..	..	..	..	..	..	..	..	NA
Injuries	1-5 (1 to 2-1)	2 (1-4 to 2-7)	22-3 (13-6 to 34-9)	35-7 (26-9 to 43-2)	43-9 (35-7 to 54-5)	72-5 (60-9 to 86-8)	149 (127 to 174)	226 (192 to 267)	290 (246 to 354)	340 (282 to 431)	357 (292 to 444)	274 (222 to 343)	281 (212 to 466)	282 (205 to 346)	233 (168 to 291)	165 (123 to 207)	115 (81-9 to 155)	69-7 (46-4 to 106)	70-6 (54-2 to 89-1)	46-4 (32-5 to 62-3)	46-9 (27-8 to 67-3)	24-8 (16-1 to 33-1)	10-5 (8-3 to 12-8)	3,350
Transport injuries	0-1 (0 to 0-1)	0-1 (0 to 0-1)	0-3 (0 to 1-4)	0-3 (0 to 0-5)	1-3 (0-5 to 1-1)	1-5 (1-1 to 2-6)	4-4 (2-9 to 6)	6-4 (3-1 to 9-2)	8-4 (4-7 to 12-1)	9-7 (4-7 to 14-1)	9-1 (4-7 to 13-9)	8-6 (4-8 to 14-4)	8-5 (4-2 to 14-9)	8-4 (4-2 to 14-1)	7-1 (3-4 to 11-5)	5-1 (2-4 to 8-5)	3-5 (2-0 to 5-3)	2-1 (1-1 to 3-6)	1-4 (0-7 to 2-3)	1-4 (0-7 to 2-1)	0-7 (0-3 to 1-2)	0-3 (0-2 to 0-5)	0-1 (0-1 to 0-2)	519
Road injuries	0 (0 to 0-1)	0 (0 to 0-1)	0-2 (0 to 1-4)	0-4 (0 to 2-2)	7-2 (2 to 15-1)	13-6 (4 to 33-3)	48-9 (19 to 118)	82-3 (36 to 202)	82-3 (47 to 179)	84-6 (47 to 174)	74-4 (43 to 146)	64-8 (37 to 132)	54-8 (32 to 114)	47-6 (28 to 101)	42 (22 to 94)	32 (16 to 76)	23-7 (12 to 59)	18-5 (9 to 45)	12-8 (6 to 32)	8-8 (4 to 22)	6-5 (3 to 16)	3-3 (1 to 8)	1-4 (0 to 3)	472
Pedestrian road injuries	0 (0 to 0)	0 (0 to 0)	0-2 (0 to 0-5)	0-2 (0 to 0-6)	0-4 (0 to 1-4)	0-5 (0 to 1-6)	1-4 (0 to 3-6)	2-2 (0 to 5-4)	2-4 (0 to 6-4)	2-4 (0 to 5-6)	2-1 (0 to 5-1)	1-8 (0 to 4-5)	1-6 (0 to 4-2)	1-5 (0 to 4-1)	1-1 (0 to 3-4)	0-8 (0 to 2-7)	0-6 (0 to 2)	0-4 (0 to 1-5)	0-3 (0 to 1-1)	0-2 (0 to 0-8)	0-2 (0 to 0-6)	0-1 (0 to 0-4)	0 (0 to 0-2)	107
Cyclist road injuries	0 (0 to 0)	0 (0 to 0)	0 (0 to 0)	0-3 (0 to 0-5)	1-4 (0 to 3-2)	3-8 (2 to 6-5)	4-1 (2 to 7-9)	4-4 (2 to 7-9)	3-4 (2 to 6-6)	3-2 (1 to 6)	2-5 (1 to 4-7)	2-1 (1 to 4-1)	1-7 (0 to 3-5)	1-6 (0 to 3-1)	0-9 (0 to 2-1)	0-6 (0 to 1-4)	0-4 (0 to 1-1)	0-3 (0 to 0-8)	0-2 (0 to 0-6)	0-2 (0 to 0-5)	0-1 (0 to 0-4)	0-1 (0 to 0-3)	0 (0 to 0-1)	72
Motorcyclist road injuries	0 (0 to 0)	0 (0 to 0)	0-1 (0 to 0-1)	0-3 (0 to 0-5)	0-3 (0

SR Table 2a: Lewisham DALYS by cause and sex aroup for males with 95% uncertainty intervals, 2019

Cause	Early Neonatal	Late Neonatal	Post Neonatal	1 to 4	5 to 9	10 to 14	15 to 19	20 to 24	25 to 29	30 to 34	35 to 39	40 to 44	45 to 49	50 to 54	55 to 59	60 to 64	65 to 69	70 to 74	75 to 79	80 to 84	85 to 89	90 to 94	95 plus	Total
All causes	466 (463 to 583)	1,146 (1,146 to 1,179)	2,100 (2,100 to 2,100)	1,306 (1,306 to 1,306)	1,306 (1,306 to 1,306)	1,306 (1,306 to 1,306)	1,306 (1,306 to 1,306)	1,306 (1,306 to 1,306)	1,306 (1,306 to 1,306)	1,306 (1,306 to 1,306)	1,306 (1,306 to 1,306)	1,306 (1,306 to 1,306)	1,306 (1,306 to 1,306)	1,306 (1,306 to 1,306)	1,306 (1,306 to 1,306)	1,306 (1,306 to 1,306)	1,306 (1,306 to 1,306)	1,306 (1,306 to 1,306)	1,306 (1,306 to 1,306)	1,306 (1,306 to 1,306)	1,306 (1,306 to 1,306)	1,306 (1,306 to 1,306)	35,100
Communicable, maternal, neonatal, and nutritional diseases	466 (463 to 583)	1,146 (1,146 to 1,179)	2,100 (2,100 to 2,100)	1,306 (1,306 to 1,306)	1,306 (1,306 to 1,306)	1,306 (1,306 to 1,306)	1,306 (1,306 to 1,306)	1,306 (1,306 to 1,306)	1,306 (1,306 to 1,306)	1,306 (1,306 to 1,306)	1,306 (1,306 to 1,306)	1,306 (1,306 to 1,306)	1,306 (1,306 to 1,306)	1,306 (1,306 to 1,306)	1,306 (1,306 to 1,306)	1,306 (1,306 to 1,306)	1,306 (1,306 to 1,306)	1,306 (1,306 to 1,306)	1,306 (1,306 to 1,306)	1,306 (1,306 to 1,306)	1,306 (1,306 to 1,306)	1,306 (1,306 to 1,306)	2,450
HIV/AIDS and sexually transmitted infections	0.8 (2.5 to 19.9)	3 (0.6 to 6.8)	6.4 (2.1 to 12.2)	1.6 (1.2 to 2.3)	0.7 (0.6 to 1.0)	0.7 (0.5 to 0.9)	0.6 (0.5 to 0.9)	2.5 (2.3 to 3.1)	6.5 (5.2 to 8.2)	14.4 (11.1 to 18.4)	21.6 (16.7 to 28.4)	29.9 (19.9 to 30.9)	23.7 (19.3 to 29.5)	19.1 (15.2 to 23.8)	13.7 (10.6 to 17.2)	9.6 (7.2 to 11.1)	8.3 (6.1 to 9.8)	5.3 (4.1 to 6.6)	2.2 (1.3 to 3.7)	1.1 (0.6 to 1.8)	0.2 (0.1 to 0.3)	0.1 (0.1 to 0.1)	165
HIV/AIDS	0 (0 to 0)	0 (0 to 0)	2 (1.7 to 2.4)	1.4 (1.2 to 1.8)	0.6 (0.7 to 1.1)	0.7 (0.6 to 0.8)	0.6 (0.4 to 0.8)	2.3 (1.9 to 3)	6.5 (5.9 to 8)	13.9 (10.7 to 17.4)	21.1 (16.3 to 27.4)	29.4 (19.4 to 30.3)	23.2 (18.6 to 29.2)	18.6 (15.2 to 23.5)	13.4 (10.4 to 17)	9.3 (6.5 to 10.9)	8.2 (5.8 to 9.6)	5.2 (3.9 to 6.5)	2 (1.1 to 3.5)	1 (0.5 to 1.7)	0.2 (0.1 to 0.3)	0.1 (0.1 to 0.1)	145
HIV/AIDS - Drug-susceptible Tuberculosis	0 (0 to 0.2)	0 (0 to 0.2)	0.1 (0 to 1.2)	0.1 (0 to 0.5)	0.1 (0 to 0.1)	0 (0 to 0.1)	0 (0 to 0)	0.1 (0.1 to 0.2)	0.2 (0.2 to 0.3)	0.7 (0.4 to 1.1)	1.1 (0.7 to 1.6)	1.5 (0.9 to 1.8)	1.2 (0.8 to 1.6)	0.7 (0.4 to 1.1)	0.4 (0.3 to 0.6)	0.2 (0.2 to 0.4)	0.2 (0.1 to 0.3)	0.1 (0 to 0.1)	0 (0 to 0.1)	0 (0 to 0)	0 (0 to 0)	0 (0 to 0)	7.5
HIV/AIDS - Multidrug-resistant Tuberculosis without extensive dr...	0 (0 to 0)	0 (0 to 0)	0 (0 to 0)	0 (0 to 0)	0 (0 to 0)	0 (0 to 0)	0 (0 to 0)	0 (0 to 0)	0 (0 to 0)	0 (0 to 0)	0 (0 to 0)	0 (0 to 0)	0 (0 to 0)	0 (0 to 0)	0 (0 to 0)	0 (0 to 0)	0 (0 to 0)	0 (0 to 0)	0 (0 to 0)	0 (0 to 0)	0 (0 to 0)	0 (0 to 0)	0 (0 to 0)	0.2
HIV/AIDS - Extensively drug-resistant Tuberculosis	0 (0 to 0)	0 (0 to 0)	0 (0 to 0)	0 (0 to 0)	0 (0 to 0)	0 (0 to 0)	0 (0 to 0)	0 (0 to 0)	0 (0 to 0)	0 (0 to 0)	0 (0 to 0)	0 (0 to 0)	0 (0 to 0)	0 (0 to 0)	0 (0 to 0)	0 (0 to 0)	0 (0 to 0)	0 (0 to 0)	0 (0 to 0)	0 (0 to 0)	0 (0 to 0)	0 (0 to 0)	0 (0 to 0)	0
HIV/AIDS resulting in other diseases	0 (0 to 0)	1.9 (1.5 to 2.2)	1.3 (1.1 to 1.7)	0.8 (0.5 to 0.9)	0.7 (0.5 to 0.9)	0.4 (0.3 to 0.6)	0.4 (0.3 to 0.6)	2.2 (1.7 to 2.6)	6.2 (4.6 to 8.2)	13.2 (9.9 to 17.1)	20 (15.1 to 26.7)	28.2 (17.1 to 28.9)	22 (17.3 to 28.1)	17.8 (14.5 to 23.3)	12.7 (9.8 to 16.4)	7.6 (5.1 to 10.4)	4.9 (3.7 to 6.5)	2 (1.1 to 3.5)	0.9 (0.5 to 1.7)	0.1 (0.1 to 0.2)	0 (0 to 0)	0 (0 to 0)	138
Sexually transmitted infections excluding HIV	0.8 (2.5 to 19.9)	3 (0.6 to 6.8)	4.4 (1.1 to 10.3)	0.1 (0 to 0.3)	0.1 (0 to 0.2)	0 (0 to 0)	0 (0 to 0.1)	0.1 (0.1 to 0.1)	0.3 (0.2 to 0.5)	0.7 (0.5 to 1.1)	0.5 (0.3 to 0.8)	0.4 (0.2 to 0.6)	0.4 (0.2 to 0.6)	0.3 (0.2 to 0.5)	0.2 (0.1 to 0.4)	0.2 (0.1 to 0.3)	0.1 (0 to 0.2)	0.1 (0 to 0.1)	0.1 (0 to 0.1)	0 (0 to 0.1)	0 (0 to 0)	0 (0 to 0)	20
Syphilis	0.8 (2.5 to 19.9)	3 (0.6 to 6.8)	4.4 (1.1 to 10.3)	0.1 (0 to 0.3)	0.1 (0 to 0.2)	0 (0 to 0)	0 (0 to 0)	0 (0 to 0)	0 (0 to 0.1)	0.1 (0 to 0.1)	0.1 (0 to 0.1)	0.1 (0 to 0.1)	0.1 (0 to 0.1)	0.1 (0 to 0.1)	0.1 (0 to 0.1)	0.1 (0 to 0.1)	0.1 (0 to 0.1)	0 (0 to 0.1)	0 (0 to 0.1)	0 (0 to 0.1)	0 (0 to 0)	0 (0 to 0)	17
Chlamydial infection	0 (0 to 0)	0 (0 to 0)	0 (0 to 0)	0 (0 to 0)	0 (0 to 0)	0 (0 to 0)	0 (0 to 0)	0 (0 to 0)	0 (0 to 0)	0 (0 to 0)	0 (0 to 0)	0 (0 to 0)	0 (0 to 0)	0 (0 to 0)	0 (0 to 0)	0 (0 to 0)	0 (0 to 0)	0 (0 to 0)	0 (0 to 0)	0 (0 to 0)	0 (0 to 0)	0 (0 to 0)	0 (0 to 0)	0
Gonococcal infection	0 (0 to 0)	0 (0 to 0)	0 (0 to 0)	0 (0 to 0)	0 (0 to 0)	0 (0 to 0)	0 (0 to 0)	0 (0 to 0)	0 (0 to 0)	0 (0 to 0)	0 (0 to 0)	0 (0 to 0)	0 (0 to 0)	0 (0 to 0)	0 (0 to 0)	0 (0 to 0)	0 (0 to 0)	0 (0 to 0)	0 (0 to 0)	0 (0 to 0)	0 (0 to 0)	0 (0 to 0)	0 (0 to 0)	0
Trichomoniasis	0 (0 to 0)	0 (0 to 0)	0 (0 to 0)	0 (0 to 0)	0 (0 to 0)	0 (0 to 0)	0 (0 to 0)	0 (0 to 0)	0 (0 to 0)	0 (0 to 0)	0 (0 to 0)	0 (0 to 0)	0 (0 to 0)	0 (0 to 0)	0 (0 to 0)	0 (0 to 0)	0 (0 to 0)	0 (0 to 0)	0 (0 to 0)	0 (0 to 0)	0 (0 to 0)	0 (0 to 0)	0 (0 to 0)	0.1
Genital herpes	0 (0 to 0)	0 (0 to 0)	0 (0 to 0)	0 (0 to 0)	0 (0 to 0)	0 (0 to 0)	0 (0 to 0.1)	0 (0 to 0.2)	0.2 (0 to 0.4)	0.2 (0 to 0.4)	0.2 (0 to 0.4)	0.2 (0 to 0.4)	0.2 (0 to 0.4)	0.2 (0 to 0.4)	0.2 (0 to 0.4)	0.2 (0 to 0.4)	0.1 (0 to 0.3)	0.1 (0 to 0.2)	0 (0 to 0.1)	0 (0 to 0)	0 (0 to 0)	0 (0 to 0)	2.2
Other sexually transmitted infections	0 (0 to 0)	0 (0 to 0)	0 (0 to 0)	0 (0 to 0)	0 (0 to 0)	0 (0 to 0)	0 (0 to 0)	0 (0 to 0)	0 (0 to 0)	0 (0 to 0)	0 (0 to 0)	0 (0 to 0)	0 (0 to 0)	0 (0 to 0)	0 (0 to 0)	0 (0 to 0)	0 (0 to 0)	0 (0 to 0)	0 (0 to 0)	0 (0 to 0)	0 (0 to 0)	0 (0 to 0)	0 (0 to 0)	0.2
Respiratory infections and tuberculosis	4.5 (3.2 to 6.4)	26.5 (13.4 to 39.3)	26.5 (19.4 to 42.7)	14.4 (10.1 to 19.4)	2.7 (2.1 to 3.5)	2.2 (1.6 to 2.7)	2.2 (1.6 to 2.7)	2.2 (1.6 to 2.7)	2.2 (1.6 to 2.7)	2.2 (1.6 to 2.7)	2.2 (1.6 to 2.7)	2.2 (1.6 to 2.7)	2.2 (1.6 to 2.7)	2.2 (1.6 to 2.7)	2.2 (1.6 to 2.7)	2.2 (1.6 to 2.7)	2.2 (1.6 to 2.7)	2.2 (1.6 to 2.7)	2.2 (1.6 to 2.7)	2.2 (1.6 to 2.7)	2.2 (1.6 to 2.7)	2.2 (1.6 to 2.7)	1,040
Tuberculosis	0 (0 to 0)	0 (0 to 0)	0 (0 to 0.2)	0.1 (0 to 0.1)	0.2 (0 to 0.3)	0.2 (0 to 0.3)	0.2 (0 to 0.3)	0.5 (0.3 to 0.6)	1.1 (0.5 to 2)	1.7 (0.9 to 2.6)	1.7 (1 to 2.7)	1.8 (1.3 to 2.5)	2.3 (1.5 to 3.2)	2.6 (1.7 to 3.5)	2.4 (1.6 to 3.2)	2.1 (1.4 to 3)	2 (1.3 to 2.7)	1.8 (1.2 to 2.4)	1.4 (1 to 2)	1 (0.7 to 1.4)	0.6 (0.4 to 0.9)	0.3 (0.2 to 0.5)	39.2
Latent tuberculosis infection	0 (0 to 0)	0 (0 to 0)	0 (0 to 0)	0 (0 to 0)	0 (0 to 0)	0 (0 to 0)	0 (0 to 0)	0 (0 to 0)	0 (0 to 0)	0 (0 to 0)	0 (0 to 0)	0 (0 to 0)	0 (0 to 0)	0 (0 to 0)	0 (0 to 0)	0 (0 to 0)	0 (0 to 0)	0 (0 to 0)	0 (0 to 0)	0 (0 to 0)	0 (0 to 0)	0 (0 to 0)	0 (0 to 0)	0
Drug-susceptible tuberculosis	0 (0 to 0)	0 (0 to 0)	0 (0 to 0.1)	0.2 (0 to 0.2)	0.2 (0 to 0.3)	0.2 (0 to 0.3)	0.2 (0 to 0.3)	0.5 (0.3 to 0.6)	1.1 (0.4 to 2)	1.7 (0.9 to 2.6)	1.7 (1 to 2.7)	1.8 (1.3 to 2.4)	2.3 (1.5 to 3.1)	2.6 (1.7 to 3.4)	2.4 (1.6 to 3.1)	2.1 (1.4 to 2.9)	2 (1.3 to 2.6)	1.8 (1.2 to 2.4)	1.4 (1 to 2)	1 (0.7 to 1.4)	0.6 (0.4 to 0.9)	0.3 (0.2 to 0.5)	25.6
Multidrug-resistant tuberculosis without extensive drug-resistance	0 (0 to 0)	0 (0 to 0)	0 (0 to 0)	0 (0 to 0)	0 (0 to 0)	0 (0 to 0)	0 (0 to 0)	0 (0 to 0)	0 (0 to 0)	0 (0 to 0)	0 (0 to 0)	0 (0 to 0)	0 (0 to 0)	0 (0 to 0)	0 (0 to 0)	0 (0 to 0)	0 (0 to 0)	0 (0 to 0)	0 (0 to 0)	0 (0 to 0)	0 (0 to 0)	0 (0 to 0)	0 (0 to 0)	0.5
Extensively drug-resistant tuberculosis	0 (0 to 0)	0 (0 to 0)	0 (0 to 0)	0 (0 to 0)	0 (0 to 0)	0 (0 to 0)	0 (0 to 0)	0 (0 to 0)	0 (0 to 0)	0 (0 to 0)	0 (0 to 0)	0 (0 to 0)	0 (0 to 0)	0 (0 to 0)	0 (0 to 0)	0 (0 to 0)	0 (0 to 0)	0 (0 to 0)	0 (0 to 0)	0 (0 to 0)	0 (0 to 0)	0 (0 to 0)	0 (0 to 0)	0.1
Lower respiratory infections	4.4 (2.9 to 6.4)	2.3 (2.1 to 4.9)	16 (9.4 to 32.4)	9.2 (4.1 to 12.7)	1.9 (1.4 to 2.5)	1.3 (1 to 1.6)	1.3 (1 to 1.6)	1.3 (1 to 1.6)	1.3 (1 to 1.6)	1.3 (1 to 1.6)	1.3 (1 to 1.6)	1.3 (1 to 1.6)	1.3 (1 to 1.6)	1.3 (1 to 1.6)	1.3 (1 to 1.6)	1.3 (1 to 1.6)	1.3 (1 to 1.6)	1.3 (1 to 1.6)	1.3 (1 to 1.6)	1.3 (1 to 1.6)	1.3 (1 to 1.6)	1.3 (1 to 1.6)	840
Upper respiratory infections	0 (0 to 0.1)	0 (0 to 0.3)	0.7 (0 to 6)	0.7 (0.6 to 29.2)	16 (9.6 to 27.2)	7.4 (4.1 to 13.4)	7.4 (4.1 to 13.4)	7.4 (4.1 to 13.4)	7.4 (4.1 to 13.4)	7.4 (4.1 to 13.4)	7.4 (4.1 to 13.4)	7.4 (4.1 to 13.4)	7.4 (4.1 to 13.4)	7.4 (4.1 to 13.4)	7.4 (4.1 to 13.4)	7.4 (4.1 to 13.4)	7.4 (4.1 to 13.4)	7.4 (4.1 to 13.4)	7.4 (4.1 to 13.4)	7.4 (4.1 to 13.4)	7.4 (4.1 to 13.4)	7.4 (4.1 to 13.4)	140
Otitis media	0 (0 to 0)	0 (0 to 0)	0.7 (0 to 3.5)	0.1 (0 to 2.2)	2.6 (1 to 6)	1.9 (1 to 3.4)	1.9 (1 to 3.4)	1.9 (1 to 3.4)	1.9 (1 to 3.4)	1.9 (1 to 3.4)	1.9 (1 to 3.4)	1.9 (1 to 3.4)	1.9 (1 to 3.4)	1.9 (1 to 3.4)	1.9 (1 to 3.4)	1.9 (1 to 3.4)	1.9 (1 to 3.4)	1.9 (1 to 3.4)	1.9 (1 to 3.4)	1.9 (1 to 3.4)	1.9 (1 to 3.4)	1.9 (1 to 3.4)	32.7
Enteric infections	0.3 (0.2 to 0.4)	0.9 (0.6 to 1.3)	11.3 (7.1 to 16.5)	17.2 (9.9 to 29.3)	4.7 (3.4 to 13.5)	4.7 (2.4 to 9.1)	3.1 (1.9 to 4.9)	3.1 (1.9 to 5)	3.1 (1.9 to 5)	3.1 (1.9 to 5)	3.1 (1.9 to 5)	3.1 (1.9 to 5)	3.1 (1.9 to 5)	3.1 (1.9 to 5)	3.1 (1.9 to 5)	3.1 (1.9 to 5)	3.1 (1.9 to 5)	3.1 (1.9 to 5)	3.1 (1.9 to 5)	3.1 (1.9 to 5)	3.1 (1.9 to 5)	3.1 (1.9 to 5)	101
Diarrheal diseases	0.3 (0.2 to 0.4)	0.9 (0.6 to 1.3)	11.3 (7.1 to 16.5)	17.2 (9.9 to 29.3)	4.7 (3.4 to 13.5)	4.7 (2.4 to 9.1)	3.1 (1.9 to 4.9)	3.1 (1.9 to 5)	3.1 (1.9 to 5)	3.1 (1.9 to 5)	3.1 (1.9 to 5)	3.1 (1.9 to 5)	3.1 (1.9 to 5)	3.1 (1.9 to 5)	3.1 (1.9 to 5)	3.1 (1.9 to 5)	3.1 (1.9 to 5)	3.1 (1.9 to 5)	3.1 (1.9 to 5)	3.1 (1.9 to 5)	3.1 (1.9 to 5)	3.1 (1.9 to 5)	100
Typhoid and paraphoid	0 (0 to 0)	0 (0 to 0)	0 (0 to 0)	0 (0 to 0)	0 (0 to 0)	0 (0 to 0)	0 (0 to 0)	0 (0 to 0)	0 (0 to 0)	0 (0 to 0)	0 (0 to 0)	0 (0 to 0)	0 (0 to 0)	0 (0 to 0)	0 (0 to 0)	0 (0 to 0)	0 (0 to 0)	0 (0 to 0)	0 (0 to 0)	0 (0 to 0)	0 (0 to 0)	0 (0 to 0)	0 (0 to 0)	0
Typhoid fever	0 (0 to 0)	0 (0 to 0)	0 (0 to 0)	0 (0 to 0)	0 (0 to 0)	0 (0 to 0)	0 (0 to 0)	0 (0 to 0)	0 (0 to 0)	0 (0 to 0)	0 (0 to 0)	0 (0 to 0)	0 (0 to 0)	0 (0 to 0)	0 (0 to 0)	0 (0 to 0)	0 (0 to 0)	0 (0 to 0)	0 (0 to 0)	0 (0 to 0)	0 (0 to 0)	0 (0 to 0)	0 (0 to 0)	0
Paratyphoid fever	0 (0 to 0)	0 (0 to 0)	0 (0 to 0)	0 (0 to 0)	0 (0 to 0)	0 (0 to 0)	0 (0 to 0)	0 (0 to 0)	0 (0 to 0)	0 (0 to 0)	0 (0 to 0)	0 (0 to 0)	0 (0 to 0)	0 (0 to 0)	0 (0 to 0)	0 (0 to 0)	0 (0 to 0)	0 (0 to 0)	0 (0 to 0)	0 (0 to 0)	0 (0 to 0)	0 (0 to 0)	0 (0 to 0)	0
Invasive Non-typhoidal Salmonella (iNTS)	0 (0 to 0)	0 (0 to 0)	0 (0 to 0)	0 (0 to 0)	0 (0 to 0)	0 (0 to 0)	0 (0 to 0)	0 (0 to 0)	0 (0 to 0)	0 (0 to 0)	0 (0 to 0)	0 (0 to 0)	0 (0 to 0)	0 (0 to 0)	0 (0 to 0)	0 (0 to 0)	0 (0 to 0)	0 (0 to 0)	0 (0 to 0)	0 (0 to 0)	0 (0 to 0)	0 (0 to 0)	0 (0 to 0)	0.4
Other intestinal infectious diseases	0 (0 to 0)	0 (0 to 0)	0.1 (0 to 0.1)	0 (0 to 0)	0 (0 to 0)	0 (0 to 0)	0 (0 to 0)	0 (0 to 0)	0 (0 to 0)	0 (0 to 0)	0 (0 to 0)	0 (0 to 0)	0 (0 to 0)	0 (0 to 0)	0 (0 to 0)	0 (0 to 0)	0 (0 to 0)	0 (0 to 0)	0 (0 to 0)	0 (0 to 0)	0 (0 to 0)	0 (0 to 0)	0 (0 to 0)	0.2
Neglected tropical diseases and malaria	0 (0 to 0)	0 (0 to 0.1)	0.2 (0 to 1.1)	1.1 (0 to 2.6)	0.6 (0 to 0.9)	0.4 (0 to 0.6)	0.3 (0 to 0.4)	0.2 (0 to 0.4)	0.2 (0 to 0.4)	0.2 (0 to 0.7)	0.2 (0 to 0.6)	0.1 (0 to 0.4)	0.1 (0 to 0.4)	0.1 (0 to 0.4)	0.1 (0 to 0.4)	0.2 (0 to 0.7)	0.2 (0 to 0.6)	0.2 (0 to 0.6)	0.1 (0 to 0.5)	0.1 (0 to 0.1)	0 (0 to 0)	0 (0 to 0)	3.6
Malaria	0 (0 to 0)	0 (0 to 0)	0 (0 to 0)	0 (0 to 0)	0 (0 to 0)	0 (0 to 0)	0 (0 to 0)	0 (0 to 0)	0 (0 to 0)	0 (0 to 0)	0 (0 to 0)	0 (0 to 0)	0 (0 to 0)	0 (0 to 0)	0 (0 to 0)	0 (0 to 0)	0 (0 to 0)	0 (0 to 0)	0 (0 to 0)	0 (0 to 0)	0 (0 to 0)	0 (0 to 0)	0 (0 to 0)	0
Chagas disease	0 (0 to 0)	0 (0 to 0)	0 (0 to 0)	0 (0 to 0)	0 (0 to 0)	0 (0 to 0)	0 (0 to 0)	0 (0 to 0)	0 (0 to 0)	0 (0 to 0)	0 (0 to 0)	0 (0 to 0)	0 (0 to 0)	0 (0 to 0)	0 (0 to 0)	0 (0 to 0)	0 (0 to 0)	0 (0 to 0)	0 (0 to 0)	0 (0 to 0)	0 (0 to 0)	0 (0 to 0)	0 (0 to 0)	0
Leishmaniasis	0 (0 to 0)	0 (0 to 0)	0 (0 to 0)	0 (0 to 0)	0 (0 to 0)	0 (0 to 0)	0 (0 to 0)	0 (0 to 0)	0 (0 to 0)	0 (0 to 0)	0 (0 to 0)	0 (0 to 0)	0 (0 to 0)	0 (0 to 0)	0 (0 to 0)	0 (0 to 0)	0 (0 to 0)	0 (0 to 0)	0 (0 to 0)	0 (0 to 0)	0 (0 to 0)	0 (0 to 0)	0 (0 to 0)	0
Visceral leishmaniasis	0 (0 to 0)	0 (0 to 0)	0 (0 to 0)	0 (0 to 0)	0 (0 to 0)	0 (0 to 0)	0 (0 to 0)	0 (0 to 0)	0 (0 to 0)	0 (0 to 0)	0 (0 to 0)	0 (0 to 0)	0 (0 to 0)	0 (0 to 0)	0 (0 to 0)	0 (0 to 0)	0 (0 to 0)	0 (0 to 0)	0 (0 to 0)	0 (0 to 0)	0 (0 to 0)	0 (0 to 0)	0 (0 to 0)	0
Cutaneous and mucocutaneous leishmaniasis	0 (0 to 0)	0 (0 to 0)	0 (0 to 0)	0 (0 to 0)	0 (0 to 0)	0 (0 to 0)	0 (0 to 0)	0 (0 to 0)	0 (0 to 0)	0 (0 to 0)	0 (0 to 0)	0 (0 to 0)	0 (0 to 0)	0 (0 to 0)	0 (0 to 0)	0 (0 to 0)	0 (0 to 0)	0 (0 to 0)	0 (0 to 0)	0 (0 to 0)	0 (0 to 0)	0 (0 to 0)	0 (0 to 0)	0
African trypanosomiasis	0 (0 to 0)	0 (0 to 0)	0 (0 to 0)	0 (0 to 0)	0 (0 to 0)	0 (0 to 0)	0 (0 to 0)	0 (0 to 0)	0 (0 to 0)	0 (0 to 0)	0 (0 to 0)	0 (0 to 0)	0 (0 to 0)	0 (0 to 0)	0 (0 to 0)	0 (0 to 0)	0 (0 to 0)	0 (0 to 0)	0 (0 to 0)	0 (0 to 0)	0 (0 to 0)	0 (0 to 0)	0 (0 to 0)	0
Schistosomiasis	0 (0 to 0)	0 (0 to 0)	0 (0 to 0)	0 (0 to 0)	0 (0 to 0)	0 (0 to 0)	0 (0 to 0)	0 (0 to 0)	0 (0 to 0)	0 (0 to 0)	0 (0 to 0)	0 (0 to 0)	0 (0 to 0)	0 (0 to 0)	0 (0 to 0)	0 (0 to 0)	0 (0 to 0)	0 (0 to 0)	0 (0 to 0)	0 (0 to 0)	0 (0 to 0)	0 (0 to 0)	0 (0 to 0)	0
Cysticercosis	0 (0 to 0)	0 (0 to 0)	0 (0 to 0)	0 (0 to 0)	0 (0 to 0)	0 (0 to 0)	0 (0 to 0)	0 (0 to 0)	0 (0 to 0)	0 (0 to 0)	0 (0 to 0)	0 (0 to 0)	0 (0 to 0)	0 (0 to 0)	0 (0 to 0)	0 (0 to 0)	0 (0 to 0)	0 (0 to 0)	0 (0 to 0)	0 (0 to 0)	0 (0 to 0)	0 (0 to 0)	0 (0 to 0)	0
Cystic echinococcosis	0 (0 to 0)	0 (0 to 0)	0 (0 to 0)	0 (0 to 0)	0 (0 to 0)	0 (0 to 0)	0 (0 to 0)	0 (0 to 0)	0 (0 to 0)	0 (0 to 0)	0 (0 to 0)	0 (0 to 0)	0 (0 to 0)	0 (0 to 0)	0 (0 to 0)	0 (0 to 0)	0 (0 to 0)	0 (0 to 0)	0 (0 to 0)	0 (0 to 0)	0 (0 to 0)	0 (0 to 0)	0 (0 to 0)	0.1
Lymphatic filariasis	0 (0 to 0)	0 (0 to 0)	0 (0 to 0)	0 (0 to 0)	0 (0 to 0)	0 (0 to 0)	0 (0 to 0)	0 (0 to 0)	0 (0 to 0)	0 (0 to 0)	0 (0 to 0)	0 (0 to 0)	0 (0 to 0)	0 (0 to 0)	0 (0 to 0)	0 (0 to 0)	0 (0 to 0)	0 (0 to 0)	0 (0 to 0)	0 (0 to 0)	0 (0 to 0)	0 (0 to 0)	0 (0 to 0)	0
Onchocerciasis	0 (0 to 0)	0 (0 to 0)	0 (0 to 0)	0 (0 to 0)	0 (0 to 0)	0 (0 to 0)	0 (0 to 0)	0 (0 to 0)	0 (0 to 0)	0 (0 to 0)	0 (0 to 0)	0 (0 to 0)	0 (0 to 0)	0 (0 to 0)	0 (0 to 0)	0 (0 to 0)	0 (0 to 0)	0 (0 to 0)	0 (0 to 0)	0 (0 to 0)	0 (0 to 0)	0 (0 to 0)	0 (0 to 0)	0
Trachoma	0 (0 to 0)	0 (0 to 0)	0 (0 to 0)	0 (0 to 0)	0 (0 to 0)	0 (0 to 0)	0 (0 to 0)	0 (0 to 0)	0 (0 to 0)	0 (0 to 0)	0 (0 to 0)	0 (0 to 0)	0 (0 to 0)	0 (0 to 0)	0 (0 to 0)	0 (0 to 0)	0 (0 to 0)	0 (0 to 0)	0 (0 to 0)	0 (0 to 0)	0 (0 to 0)	0 (0 to 0)	0 (0 to 0)	0
Dengue	0 (0 to 0)	0 (0 to 0)	0 (0 to 0)	0 (0 to 0)	0 (0 to 0)	0 (0 to 0)	0 (0 to 0)	0 (0 to 0)	0 (0 to 0)	0 (0 to 0)	0 (0 to 0)	0 (0 to 0)	0 (0 to 0)	0 (0 to 0)	0 (0 to 0)	0 (0 to 0)	0 (0 to 0)	0 (0 to 0)	0 (0 to 0)	0 (0 to 0)	0 (0 to 0)	0 (0 to 0)	0 (0 to 0)	0
Yellow fever	0 (0 to 0)	0 (0 to 0)	0 (0 to 0)	0 (0 to 0)	0 (0 to 0)	0 (0 to 0)	0 (0 to 0)	0 (0 to 0)	0 (0 to 0)	0 (0 to 0)	0 (0 to 0)	0 (0 to 0)	0 (0 to 0)	0 (0 to 0)	0 (0 to 0)	0 (0 to 0)	0 (0 to 0)	0 (0 to 0)	0 (0 to 0)	0 (0 to 0)	0 (0 to 0)	0 (0 to 0)	0 (0 to 0)	0
Rabies	0 (0 to 0)	0 (0 to 0)	0 (0 to 0)	0 (0 to 0)	0 (0 to 0)	0 (0 to 0)	0 (0 to 0)	0 (0 to 0)	0 (0 to 0)	0 (0 to 0)	0 (0 to 0)	0 (0 to 0)	0 (0 to 0)	0 (0 to 0)	0 (0 to 0)	0 (0 to 0)	0 (0 to 0)	0 (0 to 0)	0 (0 to 0)	0 (0 to 0)	0 (0 to 0)	0 (0 to 0)	0 (0 to 0)	0
Intestinal nematode infections	0 (0 to 0)	0 (0 to 0)	0 (0 to 0)	0 (0 to 0)	0 (0 to 0)	0 (0 to 0)	0 (0 to 0)	0 (0 to 0)	0 (0 to 0)	0 (0 to 0)	0 (0 to 0)	0 (0 to 0)	0 (0 to 0)	0 (0 to 0)	0 (0 to 0)	0 (0 to 0)	0 (0 to 0)	0 (0 to 0)	0 (0 to 0)	0 (0 to 0)	0 (0 to 0)	0 (0 to 0)	0 (0 to 0)	0
Ascariasis	0 (0 to 0)	0 (0 to 0)	0 (0 to 0)	0 (0 to 0)	0 (0 to 0)	0 (0 to 0)	0 (0 to 0)	0 (0 to 0)	0 (0 to 0)	0 (0 to 0)	0 (0 to 0)	0 (0 to 0)	0 (0 to 0)	0 (0 to 0)	0 (0 to 0)	0 (0 to 0)	0 (0 to 0)	0 (0 to 0)	0 (0 to 0)	0 (0 to 0)	0 (0 to 0)	0 (0 to 0)	0 (0 to 0)	0
Trichuriasis	0 (0 to 0)	0 (0 to 0)	0 (0 to 0)	0 (0 to 0)	0 (0 to 0)	0 (0 to 0)	0 (0 to 0)	0 (0 to 0)	0 (0 to 0)	0 (0 to 0)	0 (0 to 0)	0 (0 to 0)	0 (0 to 0)	0 (0 to 0)	0 (0 to 0)	0 (0 to 0)	0 (0 to 0)	0 (0 to 0)	0 (0 to 0)	0 (0 to 0)	0 (0 to 0)	0 (0 to 0)	0 (0 to 0)	0
Hookworm disease	0 (0 to 0)	0 (0 to 0)	0 (0 to 0)	0 (0 to 0)	0 (0 to 0)	0 (0 to 0)	0 (0 to 0)	0 (0 to 0)	0 (0 to 0)	0 (0 to 0)	0 (0 to 0)	0 (0 to 0)	0 (0 to 0)	0 (0 to 0)	0 (0 to 0)	0 (0 to 0)	0 (0 to 0)	0 (0 to 0)	0 (0 to 0)	0 (0 to 0)	0 (0 to 0)	0 (0 to 0)	0 (0 to 0)	0
Food-borne trematodiases	0 (0 to 0)	0 (0 to 0)	0 (0 to 0)	0 (0 to 0)	0 (0 to 0)	0 (0 to 0)	0 (0 to 0)	0 (0 to 0)	0 (0 to 0)	0 (0 to 0)	0 (0 to 0)	0 (0 to 0)	0 (0 to 0)	0 (0 to 0)	0 (0 to 0)	0 (0 to 0)	0 (0 to 0)	0 (0 to 0)	0 (0 to 0)	0 (0 to 0)	0 (0 to 0)	0 (0 to 0)	0



6464

Osteoarthritis other	0 (0 to 0)	0 (0 to 0)	0 (0 to 0)	0 (0 to 0)	0 (0 to 0)	0 (0 to 0)	0 (0 to 0)	0 (0 to 0)	0 (0 to 0)	0 (0 to 0)	0-1 (0 to 2)	0-6 (0 to 1-4)	1-6 (0 to 3-6)	2-9 (1-1 to 4-3)	4-5 (2 to 9-2)	5-5 (2 to 10-1)	5-4 (2 to 11-6)	4-8 (2 to 9-6)	4-6 (2 to 9-5)	3-5 (1 to 7-2)	2-8 (1 to 5-7)	1-6 (0 to 3-2)	0-7 (0 to 1-5)	0-3 (0 to 1-0)		38-9
Low back pain	0 (0 to 0)	0 (0 to 0)	0 (0 to 0)	0 (0 to 0)	6-4 (2 to 11-6)	26-3 (15 to 43-4)	40-1 (22 to 64-4)	40-3 (20 to 67)	0 (0 to 0)	0 (0 to 0)	158 (79 to 272)	172 (102 to 261)	162 (96 to 244)	156 (93 to 232)	158 (95 to 239)	140 (88 to 208)	159 (92 to 230)	154 (92 to 227)	174 (98 to 274)	161 (97 to 251)	154 (97 to 234)	35 (19 to 48)	7 (2 to 22)	1-7 (0 to 8)		1,520
Neck pain	0 (0 to 0)	0 (0 to 0)	0 (0 to 0)	2-6 (0 to 9)	12-4 (5 to 22)	19-5 (9 to 33)	24-7 (13 to 47)	29-4 (19 to 75)	0 (0 to 0)	0 (0 to 0)	65-9 (32 to 122)	86-1 (45 to 147)	80-2 (46 to 134)	74-3 (39 to 134)	78 (39 to 134)	67-4 (32 to 132)	62-3 (30 to 127)	60-2 (27 to 97)	40-3 (21 to 73)	33-2 (16 to 53)	23-2 (12 to 42)	19-2 (9 to 33)	5-4 (2 to 9)	1-3 (0 to 4)		660
Gout	0 (0 to 0)	0 (0 to 0)	0 (0 to 0)	0 (0 to 0)	0 (0 to 0)	0 (0 to 0)	0 (0 to 0)	0 (0 to 0)	0 (0 to 0)	0 (0 to 0)	0 (0 to 0)	0 (0 to 1-5)	0 (0 to 1-5)	0 (0 to 1-5)	0 (0 to 1-5)	0 (0 to 1-5)	0 (0 to 1-5)	0 (0 to 1-5)	0 (0 to 1-5)	0 (0 to 1-5)	0 (0 to 1-5)	0 (0 to 1-4)	0 (0 to 1-4)	0 (0 to 1-3)		53-3
Other musculoskeletal disorders	0 (0 to 0)	0 (0 to 0)	0 (0 to 0)	0-3 (0-3 to 0-4)	0-4 (0-2 to 0-9)	4-7 (2-7 to 10)	18-6 (10-5 to 33-7)	43-8 (23-2 to 71-2)	64-3 (38-3 to 94-5)	71-6 (41-9 to 112)	94-5 (55-2 to 150)	93-3 (56-5 to 150)	91 (54-4 to 144)	52-2 (30-6 to 91-6)	40-4 (22-1 to 64-3)	29-8 (17-1 to 47-4)	29-1 (14-7 to 44)	19-6 (10-4 to 28-8)	12-8 (6-1 to 22-2)	6 (2-7 to 9-8)	2-3 (0-9 to 4-1)	0-9 (0-3 to 1-5)	584
Other non-communicable diseases	111 (74-6 to 168)	44-2 (30-5 to 66-2)	112 (77-9 to 164)	57 (39-7 to 82-3)	43 (30-5 to 60-6)	35-3 (19-5 to 58-7)	33-2 (20-7 to 54-3)	46-5 (31-5 to 67-2)	58-1 (40-9 to 82)	70-5 (49-5 to 99-2)	87-2 (61-1 to 125)	93-9 (64-5 to 132)	105 (73-2 to 146)	119 (82-3 to 169)	125 (82-3 to 178)	124 (87-3 to 170)	114 (82-2 to 157)	115 (82-1 to 154)	86-2 (62-5 to 115)	68-9 (48-1 to 90-4)	59-3 (36-1 to 82-1)	21-2 (11-9 to 29)	9-1 (4-5 to 12-5)	1,720
Congenital birth defects	197 (125 to 295)	39-7 (22-9 to 61-7)	67-4 (41-9 to 119)	49-3 (30-9 to 72)	20-6 (14-6 to 27-5)	10-4 (10-4 to 21-1)	14-5 (10-4 to 30-4)	13-9 (10-2 to 19-6)	15-3 (11-1 to 21-3)	15-2 (11-1 to 22-1)	16-1 (11-9 to 21-7)	13-6 (10-1 to 17-9)	12-5 (9-2 to 16-2)	10-5 (7-6 to 14-1)	10-9 (7-7 to 15-1)	7-7 (5-1 to 10-8)	4-3 (2-6 to 5-9)	1-2 (0-6 to 1-9)	0-7 (0-4 to 1-1)	0-5 (0-3 to 0-7)	0-2 (0-1 to 0-3)	0-1 (0 to 0-1)	0 (0 to 0)		429
Neural tube defects	5-2 (2-6 to 9-3)	2 (0-8 to 4-2)	4-8 (1-9 to 9-9)	0-5 (0 to 1-7)	0-5 (0 to 0-7)	0-5 (0 to 0-7)	0-5 (0 to 0-7)	0-6 (0 to 0-9)	0-6 (0 to 0-9)	0-4 (0 to 0-9)	0-4 (0 to 0-7)	0-4 (0 to 0-7)	0-4 (0 to 0-7)	0-3 (0 to 0-6)	0-2 (0 to 0-6)	0-2 (0 to 0-5)	0-2 (0 to 0-5)	0-1 (0 to 0-3)	0-1 (0 to 0-3)	0-1 (0 to 0-3)	0-1 (0 to 0-3)	0-1 (0 to 0-3)	0-1 (0 to 0-3)	0 (0 to 0)		22-9
Congenital heart anomalies	22-2 (11-7 to 49-3)	14-4 (8-3 to 27-1)	18-9 (9-7 to 40-9)	7 (3-9 to 14-2)	3 (1-7 to 5-6)	2-2 (1-2 to 4-3)	3 (1-9 to 5-3)	2-9 (1-6 to 4-6)	3-2 (2 to 5-1)	3-5 (2 to 6-3)	3-7 (2-1 to 5-3)	3-1 (1-8 to 4-8)	2-7 (1-7 to 4-2)	2-3 (1-3 to 3-6)	2 (1 to 3)	1-4 (0-9 to 2-3)	0-9 (0-5 to 1-6)	0-7 (0-3 to 1-2)	0-5 (0-2 to 1-1)	0-3 (0-1 to 0-7)	0-3 (0-1 to 0-5)	0 (0 to 0)	0 (0 to 0)		95-5
Orofacial clefts	0 (0 to 0)	0-2 (0-1 to 0-4)	0-4 (0-1 to 0-8)	0-3 (0-1 to 0-6)	0-2 (0 to 0-4)	0-2 (0 to 0-4)	0-2 (0 to 0-5)	0-3 (0 to 0-5)	0-3 (0 to 0-6)	0-3 (0-1 to 0-7)	0-3 (0 to 0-7)	0-2 (0 to 0-5)	0-2 (0 to 0-5)	0-2 (0 to 0-4)	0-2 (0 to 0-4)	0-2 (0 to 0-3)	0-1 (0 to 0-3)	0-1 (0 to 0-3)	0-1 (0 to 0-3)	0-1 (0 to 0-3)	0-1 (0 to 0-3)	0-1 (0 to 0-3)	0 (0 to 0)	0 (0 to 0)		3-5
Down syndrome	1-6 (0-6 to 3-1)	0-5 (0-2 to 1)	1-5 (0-6 to 2-9)	1-4 (0-7 to 2-9)	1-2 (0-5 to 1-5)	0-9 (0-5 to 1-4)	1-1 (0-6 to 1-6)	1-4 (0-8 to 2-2)	1-5 (0-9 to 2-3)	1-6 (0-9 to 2)	1-4 (0-9 to 2)	1-6 (1-1 to 2-3)	1-4 (1-1 to 2-1)	1-5 (1-1 to 2-2)	2-6 (1-7 to 4-2)	3-2 (1-9 to 4-9)	2-6 (1-3 to 4-2)	1 (0-5 to 1-6)	0-5 (0-3 to 0-9)	0 (0 to 0)	0 (0 to 0)	0 (0 to 0)	0 (0 to 0)		26-1
Turner syndrome	0 (0 to 0)	0 (0 to 0)	0 (0 to 0)	0 (0 to 0)	0 (0 to 0)	0 (0 to 0)	0 (0 to 0)	0 (0 to 0)	0 (0 to 0)	0 (0 to 0)	0 (0 to 0)	0 (0 to 0)	0 (0 to 0)	0 (0 to 0)	0 (0 to 0)	0 (0 to 0)	0 (0 to 0)	0 (0 to 0)	0 (0 to 0)	0 (0 to 0)	0 (0 to 0)	0 (0 to 0)	0 (0 to 0)	0 (0 to 0)		0
Klinefelter syndrome	0 (0 to 0)	0 (0 to 0)	0 (0 to 0)	0 (0 to 0)	0 (0 to 0)	0 (0 to 0)	0 (0 to 0)	0 (0 to 0)	0 (0 to 0)	0-1 (0 to 0)	0 (0 to 0)	0 (0 to 0)	0 (0 to 0)	0 (0 to 0)	0 (0 to 0)	0 (0 to 0)	0 (0 to 0)	0 (0 to 0)	0 (0 to 0)	0 (0 to 0)	0 (0 to 0)	0 (0 to 0)	0 (0 to 0)	0 (0 to 0)		0-3
Other chromosomal abnormalities	20 (8-3 to 52-5)	7-1 (2-2 to 19-7)	13-8 (7-1 to 28-4)	4-3 (2-6 to 8-1)	2-7 (2-2 to 4-6)	2-6 (1-6 to 4-4)	2-7 (1-6 to 5-5)	2-7 (1-6 to 4-6)	2-6 (1-6 to 4-5)	2-6 (1-6 to 4-5)	2-9 (1-8 to 4-9)	2-3 (1-4 to 3-4)	2-1 (1-3 to 3-2)	1-8 (1-1 to 2-8)	1-2 (0-7 to 2-1)	0-7 (0-3 to 1-2)	0-4 (0-2 to 0-7)	0-3 (0 to 0-5)	0-2 (0 to 0-4)	0-1 (0 to 0-3)	0-1 (0 to 0-2)	0 (0 to 0)	0 (0 to 0)		75-7
Congenital musculoskeletal and limb anomalies	3-7 (1-4 to 8-8)	1 (0-5 to 2-2)	0-4 (0-4 to 0-9)	10-7 (6 to 19-6)	3-6 (1-7 to 7-5)	4-2 (2-4 to 6-9)	3-6 (1-7 to 5-8)	3-2 (1-5 to 5-2)	4-2 (2 to 6-7)	4-7 (2-7 to 7-7)	4-7 (2-7 to 7-4)	3-9 (2-2 to 6-2)	3-5 (1-9 to 5-5)	2-5 (1-3 to 4-1)	3-1 (1-6 to 5)	2-3 (1-2 to 4-1)	1-9 (1 to 2-9)	1-1 (0-6 to 1-8)	0-7 (0-4 to 1-2)	0-4 (0-2 to 0-6)	0-4 (0-1 to 0-4)	0-1 (0 to 0-1)	0 (0 to 0)		73-9
Urogenital congenital anomalies	8-3 (3-6 to 22-2)	1-2 (0-5 to 3-6)	1-9 (1 to 4-4)	1-2 (0-7 to 2-2)	0-8 (0-4 to 1-7)	0-5 (0-2 to 1-2)	0-7 (0-3 to 1-4)	0-5 (0-2 to 1-1)	0-5 (0-2 to 1-2)	0-5 (0-2 to 1-4)	0-5 (0-2 to 1-4)	0-2 (0 to 1-1)	0-2 (0 to 0-6)	0-1 (0 to 0-5)	0-1 (0 to 0-5)	0-1 (0 to 0-3)	0-1 (0 to 0-3)	0 (0 to 0-2)	0 (0 to 0-2)	0 (0 to 0-1)	0 (0 to 0-1)	0 (0 to 0)	0 (0 to 0)		15-8
Digestive congenital anomalies	11-8 (6-4 to 22-9)	2 (1-2 to 4-8)	3-5 (1-7 to 8-6)	1-3 (0-6 to 2-4)	0-6 (0-2 to 1-4)	0-5 (0-2 to 1-2)	0-6 (0-2 to 1-3)	0-5 (0-2 to 1-2)	0-5 (0-2 to 1-2)	0-5 (0-2 to 1-2)	0-5 (0-2 to 1-2)	0-4 (0-2 to 0-9)	0-3 (0-2 to 0-8)	0-3 (0-1 to 0-7)	0-3 (0-1 to 0-6)	0-2 (0-1 to 0-5)	0-2 (0-1 to 0-4)	0-1 (0 to 0-3)	0-1 (0 to 0-3)	0-1 (0 to 0-3)	0-1 (0 to 0-3)	0-1 (0 to 0-3)	0 (0 to 0)	0 (0 to 0)		27-3
Other congenital birth defects	7-8 (4-9 to 20-5)	2-6 (1-4 to 6-3)	3-5 (1-9 to 8-1)	2-5 (1-5 to 4-1)	1-5 (1-0 to 2-6)	1-3 (1-0 to 2-4)	1-3 (1-0 to 2-5)	1-3 (1-0 to 2-3)	1-3 (1-0 to 2-4)	1-3 (1-0 to 2-4)	1-3 (1-0 to 2-4)	1-2 (1-1 to 2-3)	1-2 (1-1 to 2-2)	1-1 (1-1 to 2-2)	1-1 (1-1 to 2-2)	1-1 (1-1 to 2-2)	1-1 (1-1 to 2-2)	1-1 (1-1 to 2-2)	1-1 (1-1 to 2-2)	1-1 (1-1 to 2-2)	1-1 (1-1 to 2-2)	1-1 (1-1 to 2-2)	0 (0 to 0)	0 (0 to 0)		88
Urinary diseases and male infertility	0-2 (0 to 0-3)	0-2 (0 to 0-4)	0-7 (0-3 to 0-9)	0-5 (0-4 to 0-7)	0-4 (0-3 to 0-6)	0-4 (0-3 to 0-6)	0-4 (0-3 to 0-6)	1-1 (0-5 to 2)	1-4 (0-7 to 2-3)	1-5 (0-8 to 2-4)	1-6 (0-9 to 2-4)	1-4 (0-8 to 2-3)	1-4 (0-8 to 2-3)	1-6 (0-9 to 2-4)	1-6 (0-9 to 2-5)	1-4 (0-8 to 2-3)	1-3 (0-7 to 2-2)	1-2 (0-6 to 2-1)	1-1 (0-5 to 1-9)	0-9 (0-5 to 1-6)	0-8 (0-4 to 1-4)	0-6 (0-3 to 1-1)	0-4 (0-2 to 0-8)	0-1 (0 to 0-3)		290
Urolithiasis	0 (0 to 0)	0 (0 to 0)	0 (0 to 0)	0 (0 to 0-1)	0 (0 to 0)	0 (0 to 0-1)	0 (0 to 0-1)	0 (0 to 0-4)	0 (0 to 0-4)	0 (0 to 0-4)	0 (0 to 0-4)	0 (0 to 0-3)	0 (0 to 0-3)	0 (0 to 0-3)	0 (0 to 0-3)	0 (0 to 0-3)	0 (0 to 0-3)	0 (0 to 0-3)	0 (0 to 0-3)	0 (0 to 0-2)	0 (0 to 0-2)	0 (0 to 0-2)	0 (0 to 0-1)	0 (0 to 0-1)		17-8
Benign prostatic hyperplasia	0 (0 to 0)	0 (0 to 0)	0 (0 to 0)	0 (0 to 0)	0 (0 to 0)	0 (0 to 0)	0 (0 to 0)	0 (0 to 0)	0 (0 to 0)	0 (0 to 0)	0 (0 to 0)	0 (0 to 0)	0 (0 to 0)	0 (0 to 0)	0 (0 to 0)	0 (0 to 0)	0 (0 to 0)	0 (0 to 0)	0 (0 to 0)	0 (0 to 0)	0 (0 to 0)	0 (0 to 0)	0 (0 to 0)	0 (0 to 0)		107
Male infertility	1-5 (0 to 5)	0 (0 to 0)	0 (0 to 0)	0 (0 to 0)	0 (0 to 0)	0 (0 to 0)	0 (0 to 0)	1-5 (0 to 4-5)	2 (0 to 5)	2-4 (0-9 to 5-1)	2-5 (1-1 to 5-2)	2-4 (1 to 5-4)	2-4 (1 to 5-2)	2-1 (1 to 4-8)	2 (0 to 5)	1-5 (0 to 4-1)	1-3 (0 to 3)	0-9 (0 to 2-5)	0-7 (0 to 2)	0-5 (0 to 1-5)	0-3 (0 to 1)	0-2 (0 to 0-5)	0-1 (0 to 0-3)	0 (0 to 0)		15-8
Other urinary diseases	0-1 (0 to 0-2)	0-1 (0 to 0-2)	0-1 (0 to 0-3)	0-2 (0 to 0-3)	0-1 (0 to 0-2)	0-1 (0 to 0-2)	0-1 (0 to 0-2)	0-1 (0 to 0-2)	0-1 (0 to 0-2)	0-1 (0 to 0-3)	0-1 (0 to 0-3)	0-1 (0 to 0-2)	0-1 (0 to 0-3)	0-1 (0 to 0-3)	0-1 (0 to 0-3)	0-1 (0 to 0-2)	0-1 (0 to 0-2)	0-1 (0 to 0-2)	0-1 (0 to 0-2)	0-1 (0 to 0-2)	0-1 (0 to 0-2)	0-1 (0 to 0-2)	0-1 (0 to 0-2)	0 (0 to 0)		12
Gynecological diseases	0 (0 to 0)	0 (0 to 0)	0 (0 to 0)	0 (0 to 0)	0 (0 to 0)	0 (0 to 0)	0 (0 to 0)	0 (0 to 0)	0 (0 to 0)	0 (0 to 0)	0 (0 to 0)	0 (0 to 0)	0 (0 to 0)	0 (0 to 0)	0 (0 to 0)	0 (0 to 0)	0 (0 to 0)	0 (0 to 0)	0 (0 to 0)	0 (0 to 0)	0 (0 to 0)	0 (0 to 0)	0 (0 to 0)	0 (0 to 0)		0
Uterine fibroids	0 (0 to 0)	0 (0 to 0)	0 (0 to 0)	0 (0 to 0)	0 (0 to 0)	0 (0 to 0)	0 (0 to 0)	0 (0 to 0)	0 (0 to 0)	0 (0 to 0)	0 (0 to 0)	0 (0 to 0)	0 (0 to 0)	0 (0 to 0)	0 (0 to 0)	0 (0 to 0)	0 (0 to 0)	0 (0 to 0)	0 (0 to 0)	0 (0 to 0)	0 (0 to 0)	0 (0 to 0)	0 (0 to 0)	0 (0 to 0)		0
Polycystic ovarian syndrome	..	..	..	..	..	..	..	..	..	..	..	..	..	..	..	..	..	..	..	..	..	..	..	..		NA
Female infertility	..	..	..	..	..	..	..	..	..	..	..	..	..	..	..	..	..	..	..	..	..	..	..	..		NA
Endometriosis	..	..	..	..	..	..	..	..	..	..	..	..	..	..	..	..	..	..	..	..	..	..	..	..		NA
Genital prolapse	0 (0 to 0)	0 (0 to 0)	0 (0 to 0)	0 (0 to 0)	0 (0 to 0)	0 (0 to 0)	0 (0 to 0)	0 (0 to 0)	0 (0 to 0)	0 (0 to 0)	0 (0 to 0)	0 (0 to 0)	0 (0 to 0)	0 (0 to 0)	0 (0 to 0)	0 (0 to 0)	0 (0 to 0)	0 (0 to 0)	0 (0 to 0)	0 (0 to 0)	0 (0 to 0)	0 (0 to 0)	0 (0 to 0)	0 (0 to 0)		0
Premenstrual syndrome	..	..	..	..	..	..	..	..	..	..	..	..	..	..	..	..	..	..	..	..	..	..	..	..		NA
Other gynecological diseases	0 (0 to 0)	0 (0 to 0)	0 (0 to 0)	0 (0 to 0)	0 (0 to 0)	0 (0 to 0)	0 (0 to 0)	0 (0 to 0)	0 (0 to 0)	0 (0 to 0)	0 (0 to 0)	0 (0 to 0)	0 (0 to 0)	0 (0 to 0)	0 (0 to 0)	0 (0 to 0)	0 (0 to 0)	0 (0 to 0)	0 (0 to 0)	0 (0 to 0)	0 (0 to 0)	0 (0 to 0)	0 (0 to 0)	0 (0 to 0)		0
Hemoglobinopathies and hemolytic anemias	0-1 (0-1 to 0-1)	0-2 (0-1 to 0-4)	0-5 (0-2 to 1-3)	1-3 (0-7 to 2-4)	2-6 (0-9 to 4-4)	2-2 (0-7 to 3-7)	1-3 (0-6 to 2-7)	1-6 (0-8 to 3-2)	1-8 (0-9 to 3-5)	1-8 (0-9 to 3-6)	1-4 (0-8 to 2-6)	1-4 (0-8 to 2-6)	1-1 (0-6 to 2-2)	1-2 (0-6 to 2-1)	1-6 (0-8 to 2-8)	1-3 (0-7 to 2-4)	1-2 (0-7 to 2-2)	1-1 (0-7 to 2-1)	1-2 (0-7 to 2-2)	1-2 (0-6 to 1-7)	1 (0-6 to 1-6)	0-9 (0-5 to 1-5)	0-6 (0-3 to 1-1)	0-3 (0-2 to 0-5)	0-1 (0-1 to 0-2)	27-5
Thalassemias	0 (0 to 0)	0 (0 to 0)	0 (0 to 0)	0 (0 to 0)	0 (0 to 0)	0 (0 to 0)	0 (0 to 0)	0 (0 to 0)	0 (0 to 0)	0 (0 to 0)	0 (0 to 0)	0 (0 to 0)	0 (0 to 0)	0 (0 to 0)	0 (0 to 0)	0 (0 to 0)	0 (0 to 0)	0 (0 to 0)	0 (0 to 0)	0 (0 to 0)	0 (0 to 0)	0 (0 to 0)	0 (0 to 0)	0 (0 to 0)	0 (0 to 0)	0-1
Thalassemias trait	0 (0 to 0)	0 (0 to 0)	0-1 (0 to 0-3)	0-6 (0 to 1-6)	0-4 (0 to 2-1)	0-3 (0 to 0-4)	0-1 (0 to 0-4)	0-1 (0 to 0-5)	0-1 (0 to 0-6)	0-2 (0 to 0-7)	0-2 (0 to 0-7)	0-2 (0 to 0-6)	0-1 (0 to 0-6)	0-1 (0 to 0-6)	0-2 (0 to 0-5)	0-2 (0 to 0-5)	0-2 (0 to 0-4)	0-2 (0 to 0-3)	0-1 (0 to 0-3)	0-1 (0 to 0-3)	0-1 (0 to 0-3)	0-1 (0 to 0-2)	0 (0 to 0-1)	0 (0 to 0)	0 (0 to 0)	2-9
Sickle cell disorders	0-1 (0-1 to 0-1)	0-1 (0-1 to 0-2)	0-4 (0-2 to 0-6)	0-9 (0-4 to 1-3)	1 (0-7 to 1-3)	0-7 (0-4 to 1-1)	0-7 (0-4 to 1-1)	1 (0-7 to 1-4)	1 (0-7 to 1-3)	1 (0-7 to 1-3)	0-8 (0-5 to 1-1)	0-8 (0-4 to 1-1)	0-8 (0-4 to 1-1)	0-8 (0-4 to 1-1)	0-6 (0-4 to 0-9)	0-6 (0-4 to 0-9)	0-4 (0-3 to 0-6)	0-3 (0-2 to 0-5)	0-2 (0-1 to 0-4)	0-1 (0-1 to 0-3)	0-1 (0-1 to 0-3)	0-1 (0-1 to 0-3)	0-1 (0-1 to 0-3)	0 (0 to 0)	0 (0 to 0)	10-2
Sickle cell trait	0 (0 to 0)	0-1 (0 to 0-2)	0-1 (0 to 0-4)	0-2 (0 to 1-2)	1-3 (0-7 to 2-7)	0-7 (0-3 to 2-2)	0-5 (0 to 1-8)	0-6 (0 to 1-8)	0-6 (0 to 1-7)	0-6 (0 to 1-7)	0-3 (0 to 1-2)	0-3 (0 to 1-2)	0-2 (0 to 1)	0-1 (0 to 0-7)	0-1 (0 to 0-6)	0-1 (0 to 0-6)	0-1 (0 to 0-5)	0-1 (0 to 0-4)	0-1 (0 to 0-3)	0-1 (0 to 0-3)	0-1 (0 to 0-3)	0-1 (0 to 0-3)	0-1 (0 to 0-3)	0 (0 to 0)	0 (0 to 0)	4-8
G6PD deficiency	0 (0 to 0)	0 (0 to 0)	0 (0 to 0)	0 (0 to 0)	0 (0 to 0)	0 (0 to 0)	0 (0 to 0)	0 (0 to 0)	0 (0 to 0)	0 (0 to 0)	0 (0 to 0)	0 (0 to 0)	0 (0 to 0)	0 (0 to 0)	0 (0 to 0)	0 (0 to 0)	0 (0 to 0)	0 (0 to 0)	0 (0 to 0)	0 (0 to 0)	0 (0 to 0)	0 (0 to 0)	0 (0 to 0)	0 (0 to 0)	0 (0 to 0)	0
G6PD trait	0 (0 to 0)	0 (0 to 0)	0 (0 to 0)	0 (0 to 0)	0 (0 to 0)	0 (0 to 0)	0 (0 to 0)	0 (0 to 0)	0 (0 to 0)	0 (0 to 0)	0 (0 to 0)	0 (0 to 0)	0 (0 to 0)	0 (0 to 0)	0 (0 to 0)	0 (0 to 0)	0 (0 to 0)	0 (0 to 0)	0 (0 to 0)	0 (0 to 0)	0 (0 to 0)	0 (0 to 0)	0 (0 to 0)	0 (0 to 0)	0 (0 to 0)	0
Other hemoglobinopathies and hemolytic anemias	0 (0 to 0)	0 (0 to 0)	0-1 (0 to 0-4)	0-4 (0 to 2-3)	0-3 (0 to 1-6)	0-3 (0 to 0-9)	0-2 (0 to 1-1)	0-2 (0 to 0-8)	0-4 (0 to 1-4)	0-5 (0 to 1-2)	0-5 (0 to 1-3)	0-3 (0 to 1-3)	0-2 (0 to 1-2)	0-2 (0 to 0-8)	0-4 (0 to 1-5)	0-5 (0 to 1-5)	0-6 (0 to 1-5)	0-5 (0 to 1-4)	0-4 (0 to 1-1)	0-3 (0 to 0-8)	0-3 (0 to 0-7)	0-2 (0 to 0-5)	0-1 (0 to 0-3)	0 (0 to 0)	0-1 (0 to 0-2)	9-5
Endocrine, metabolic, blood, and immune disorders	3-7 (1-7 to 8-8)	2-8 (1-6 to 4-6)	10-3 (6-5 to 15-5)	17-4 (12-2 to 22-5)	13-6 (9-8 to 18-1)	12-5 (9-2 to 16-3)	11-7 (7-4 to 16-3)	14-6 (9-8 to 21-4)	21 (15-3 to 29)	25-7 (18-2 to 35-1)	24-9 (22-1 to 31)	22-5 (17-1 to 28-4)	22-1 (16-5 to 29-3)	22-9 (17-7 to 28-4)	22-7 (16-4 to 29-2)	20-7 (14-3 to 27-1)	18-7 (12-3 to 25-1)	16-2 (10-1 to 22-1)	14-2 (9-2 to 20-1)	12-1 (7-4 to 17-2)	9-7 (5-4 to 13-4)	7-4 (3-7 to 10-4)	3-4 (1-5 to 5-2)	1-8 (0-8 to 2-6)	551
Oral disorders	4-3 (2-5 to 6-7)	2-4 (1-4 to 3-6)	4-7 (2-8 to 7-2)	4-9 (2-9 to 7-3)	2-6 (1-5 to 3-7)	9-7 (5-4 to 15-9)	15-6 (9-7 to 23-7)	15-4 (9-7 to 23-7)	21-5 (12-4 to 33-9)	26-3 (14-5 to 45-1)	28-4 (14-9 to 46-4)	29-6 (17-1 to 51)	34-6 (19-7 to 57)	37-8 (22-1 to 58-3)	37-2 (22-3 to 58-3)	33-6 (19-8 to 52)	34-3 (20-5 to 53)	25-5 (14-1 to 39-2)	19-2 (12-1 to 28-6)	9-6 (4-1 to 14-4)	4-2 (2-0 to 6-1)	1-5 (0-6 to 2-2)	387
Caries of deciduous teeth	0 (0 to 0)	0 (0 to 0)	0 (0 to 0)	0 (0 to 1-1)	0 (0 to 0-7)	0 (0 to 0-1)	0 (0 to 0)	0 (0 to 0)	0 (0 to 0)	0 (0 to 0)	0 (0 to 0)	0 (0 to 0)	0 (0 to 0)	0 (0 to 0)	0 (0 to 0)	0 (0 to 0)	0 (0 to 0)	0 (0 to 0)	0 (0 to 0)	0 (0 to 0)	0 (0 to 0)	0 (0 to 0)	0 (0 to 0)	0 (0 to 0)	0 (0 to 0)	1-4
Caries of permanent teeth	0 (0 to 0)	0 (0 to 0)	0 (0 to 0)	0 (0 to 0)	0-4 (0-2 to 1-7)	0-4 (0-2 to 0-9)	0-4 (0-2 to 0-9)	3-1 (1-3 to 6-2)	4-3 (1-5 to 8)	4-3 (1-6 to 8-8)	4-1 (1-5 to 9-2)	3-5 (1-5 to 7-2)	3-2 (1-2 to 7-2)	3-1 (1-2 to 6-4)	3-7 (1-5 to 7-2)	3-2 (1-4 to 6-5)	2-7 (1-1 to 5-4)	1-9 (0-8 to 4-1)	1-4 (0-5 to 2-8)	0-8 (0-3 to 1-6)	0-4 (0-2 to 0-8)	0-2 (0-1 to 0-4)	0-1 (0 to 0-2)	0 (0 to 0)	37-5
Periodontal diseases	0 (0 to 0)	0 (0 to 0)	0 (0 to 0)	0 (0 to 0)	0 (0 to 0)	0 (0 to 0-1)	0 (0 to 0-4)	0 (0 to 0-6)	0-2 (0 to 1-1)	0-5 (0 to 1-6)	0-5 (0 to 1-5)	0-4 (0 to 1-2)	0-3 (0 to 1-1)	0-3 (0 to 1-1)	0-3 (0 to 1-1)	0-3 (0 to 1-1)	0-3 (0 to 1-1)	0-2 (0 to 0-8)	0-2 (0 to 0-7)	0-1 (0 to 0-5)	0-1 (0 to 0-4)	0-1 (0 to 0-3)	0-1 (0 to 0-2)	0 (0 to 0)	0-1 (0 to 0-2)	62-4
Other oral disorders	0 (0 to 0)	0 (0 to 0)	0 (0 to 0)	0-3 (0 to 0-9)	0-3 (0 to 1-2)	0-4 (0 to 1-4)	0-4 (0 to 1-3)	0-6 (0 to 1-8)	0-7 (0 to 1-7)	0-8 (0 to 1-7)	0-8 (0 to 1-7)	0-6 (0 to 1-5)	0-5 (0 to 1-3)	0-4 (0 to 1-2)	0-4 (0 to 1-2)	0-3 (0 to 1-1)	0-3 (0 to 1-1)	0-2 (0 to 0-8)	0-2 (0 to 0-7)	0-1 (0 to 0-5)	0-1 (0 to 0-4)	0-1 (0 to 0-3)	0-1 (0 to 0-2)	0 (0 to 0)	0 (0 to 0)	75-2
Sudden infant death syndrome	..	4-3 (2-5 to 6-7)	20-6 (11-4 to 35-3)	..	..	..	..	..	..	..	..	..	..	..	..	..	..	..	..	..	..	..	..	..		NA
Injuries	1-2 (0-9 to 1-4)	1-4 (0-9 to 1-9)	12-6 (9-2 to 17-7)	35 (27-9 to 42-9)	47-3 (34-2 to 55-6)	52-2 (40-9 to 67-3)	135 (115 to 160)	219 (189 to 258)	255 (214 to 305)	288 (226 to 330)	318 (258 to 392)	286 (241 to 360)	291 (255 to 356)	245 (197 to 303)	243 (194 to 304)	203 (157 to 262)	148 (119 to 188)	106 (82-7 to 135)	96-5 (76 to 120)	74-3 (59-7 to 90)	66-1 (52-7 to 82-8)	42-3 (34-4 to 52)	22-8 (18-4 to 27-8)	9-6 (7-7 to 11-8)	2,940
Transport injuries	0-1 (0 to 0-1)	0-1 (0 to 0-1)	0-4 (0-4 to 1-2)	2-5 (2-9 to 6-6)	3-4 (2-5 to 10-4)	4-4 (4 to 11-4)	9-6 (6 to 24)	14-6 (9 to 39-1)	22-6 (15-1 to 66-7)	32-5 (20-4 to 79-8)	44-5 (30-1 to 92)	39-6 (29-4 to 82-2)	39-6 (27-5 to 81)	31-7 (20-5 to 69-2)	25-7 (16-3 to 57-1)	22-3 (14-2 to 52-1)	18-2 (11-5 to 42)	14-6 (9-5 to 33-5)	11-7 (7-5 to 26-8)	9-4 (6-1 to 21-5)	7 (4-6 to 16-1)	5-2 (3-5 to 11-9)	3-4 (2-3 to 7-8)	1-6 (1 to 3-6)	494
Road injuries	0 (0 to 0-1)	0 (0 to 0-1)	0-7 (0-4 to 1-1)	4-1 (2-5 to 6-2)	6-8 (4-7 to 9-4)	8 (6 to 10-6)	43-2 (32-4 to 58-4)	82-4 (67-1 to 99-9)	99 (82-2 to 120)	124 (96-8 to 153)	147 (114-2 to 183)	124 (99-7 to 147)	118 (94-6 to 140)	98-4 (77-6 to 120)	94-9 (73-8 to 116)	84 (64-5 to 107)	69-2 (52-3 to 89)	57-2 (42-1 to 77)	46-2 (33-9 to 61)	37-5 (27-3 to 50

SR Table 2a: Hounsfield DALYS by cause and age group for males with 95% uncertainty intervals, 2019

Cause	Early Neonatal	Late Neonatal	Post Neonatal	1 to 4	5 to 9	10 to 14	15 to 19	20 to 24	25 to 29	30 to 34	35 to 39	40 to 44	45 to 49	50 to 54	55 to 59	60 to 64	65 to 69	70 to 74	75 to 79	80 to 84	85 to 89	90 to 94	95 plus	Total
All causes	492 (320 to 691)	1,128 (1,021 to 1,248)	2,686 (2,033 to 3,382)	1,304 (1,012 to 1,615)	1,026 (796 to 1,276)	1,006 (780 to 1,249)	1,124 (871 to 1,391)	1,301 (1,010 to 1,615)	1,365 (1,060 to 1,690)	1,460 (1,135 to 1,820)	1,660 (1,298 to 2,060)	1,880 (1,460 to 2,330)	2,103 (1,630 to 2,603)	2,350 (1,826 to 2,910)	2,640 (2,050 to 3,270)	2,945 (2,294 to 3,646)	3,240 (2,526 to 4,010)	3,540 (2,760 to 4,380)	3,830 (2,990 to 4,740)	4,120 (3,210 to 5,100)	4,400 (3,430 to 5,450)	4,670 (3,640 to 5,780)	33,600
Communicable, maternal, neonatal, and nutritional diseases	492 (340 to 667)	1,128 (1,021 to 1,248)	2,686 (2,033 to 3,382)	1,304 (1,012 to 1,615)	1,026 (796 to 1,276)	1,006 (780 to 1,249)	1,124 (871 to 1,391)	1,301 (1,010 to 1,615)	1,365 (1,060 to 1,690)	1,460 (1,135 to 1,820)	1,660 (1,298 to 2,060)	1,880 (1,460 to 2,330)	2,103 (1,630 to 2,603)	2,350 (1,826 to 2,910)	2,640 (2,050 to 3,270)	2,945 (2,294 to 3,646)	3,240 (2,526 to 4,010)	3,540 (2,760 to 4,380)	3,830 (2,990 to 4,740)	4,120 (3,210 to 5,100)	4,400 (3,430 to 5,450)	4,670 (3,640 to 5,780)	2,100
HIV/AIDS and sexually transmitted infections	8.6 (2.0 to 19)	3 (0.6 to 6.9)	0.7 (0.4 to 1.1)	1.3 (1.0 to 1.5)	0.8 (0.5 to 1)	0.4 (0.4 to 0.5)	0.5 (0.4 to 0.7)	1.8 (1.4 to 2.3)	5.1 (3.8 to 6.7)	11.3 (8.5 to 14.7)	16.5 (12.9 to 21.8)	16.7 (13.2 to 21.5)	16.3 (12.7 to 21.1)	15.9 (12.7 to 20)	16.3 (13 to 20.5)	16.7 (13.4 to 20.8)	16.7 (13.4 to 20.8)	16.7 (13.4 to 20.7)	16.7 (13.4 to 20.8)	16.7 (13.4 to 20.8)	16.7 (13.4 to 20.8)	16.7 (13.4 to 20.8)	121
HIV/AIDS	0 (0 to 0)	0 (0 to 0)	0 (0 to 0)	1 (1 to 1.5)	0.7 (0.4 to 0.9)	0.4 (0.3 to 0.4)	0.4 (0.3 to 0.6)	1.4 (1.0 to 2.1)	4.6 (3.5 to 6.2)	10.6 (8.1 to 14.1)	16 (12.5 to 21.1)	16.2 (12.7 to 21.1)	15.9 (12.5 to 20.8)	15.6 (12.5 to 20.5)	16.1 (12.9 to 20.8)	16.5 (13.2 to 20.6)	16.5 (13.2 to 20.6)	16.5 (13.2 to 20.6)	16.5 (13.2 to 20.6)	16.5 (13.2 to 20.6)	16.5 (13.2 to 20.6)	16.5 (13.2 to 20.6)	101
HIV/AIDS - Drug-susceptible Tuberculosis	0 (0 to 0)	0 (0 to 0)	0.2 (0 to 1.3)	0.1 (0 to 0.2)	0.1 (0 to 0.1)	0.1 (0 to 0.1)	0.1 (0 to 0.1)	0.2 (0.1 to 0.2)	0.4 (0.2 to 0.7)	1 (0.4 to 1.5)	1.4 (0.6 to 2.2)	1.5 (0.6 to 2.2)	1.4 (0.6 to 2.2)	1.4 (0.6 to 2.2)	1.4 (0.6 to 2.2)	1.5 (0.6 to 2.2)	1.5 (0.6 to 2.2)	1.5 (0.6 to 2.2)	1.5 (0.6 to 2.2)	1.5 (0.6 to 2.2)	1.5 (0.6 to 2.2)	1.5 (0.6 to 2.2)	9
HIV/AIDS - Multidrug-resistant Tuberculosis without extensive dr...	0 (0 to 0)	0 (0 to 0)	0 (0 to 0)	0 (0 to 0)	0 (0 to 0)	0 (0 to 0)	0 (0 to 0)	0 (0 to 0)	0 (0 to 0)	0 (0 to 0)	0 (0 to 0)	0 (0 to 0)	0 (0 to 0)	0 (0 to 0)	0 (0 to 0)	0 (0 to 0)	0 (0 to 0)	0 (0 to 0)	0 (0 to 0)	0 (0 to 0)	0 (0 to 0)	0 (0 to 0)	0 (0 to 0)	0.2
HIV/AIDS - Extensively drug-resistant Tuberculosis	0 (0 to 0)	0 (0 to 0)	0 (0 to 0)	0 (0 to 0)	0 (0 to 0)	0 (0 to 0)	0 (0 to 0)	0 (0 to 0)	0 (0 to 0)	0 (0 to 0)	0 (0 to 0)	0 (0 to 0)	0 (0 to 0)	0 (0 to 0)	0 (0 to 0)	0 (0 to 0)	0 (0 to 0)	0 (0 to 0)	0 (0 to 0)	0 (0 to 0)	0 (0 to 0)	0 (0 to 0)	0 (0 to 0)	0.1
HIV/AIDS resulting in other diseases	0 (0 to 0)	1 (0.6 to 1.4)	1 (0.6 to 1.2)	0.6 (0.5 to 0.8)	0.4 (0.3 to 0.5)	0.4 (0.3 to 0.5)	0.4 (0.3 to 0.5)	1.5 (1.1 to 2)	4.3 (3.1 to 5.9)	9.8 (7 to 13.1)	14.5 (10.6 to 19.5)	14.6 (11.1 to 19.3)	14.4 (11 to 19.1)	14.4 (11 to 19.1)	10.7 (8 to 14)	7.8 (5.7 to 9.6)	5 (3.7 to 6.6)	3.6 (2.6 to 4.8)	1.4 (0.9 to 2.1)	0.6 (0.3 to 1.1)	0.1 (0 to 0.2)	0 (0 to 0)	92.1
Sexually transmitted infections excluding HIV	8.6 (2 to 19)	3 (0.6 to 6.9)	0.4 (0.2 to 0.7)	0.1 (0 to 0.2)	0.1 (0 to 0.1)	0 (0 to 0.1)	0.1 (0 to 0.1)	0.3 (0.1 to 0.5)	0.7 (0.3 to 1.2)	1 (0.5 to 1.6)	1.2 (0.5 to 1.9)	0.5 (0.2 to 1.1)	0.4 (0.2 to 0.9)	0.4 (0.2 to 0.9)	0.3 (0.2 to 0.7)	0.2 (0.1 to 0.5)	0.2 (0.1 to 0.5)	0.2 (0.1 to 0.5)	0.1 (0 to 0.3)	0.1 (0 to 0.2)	0 (0 to 0.1)	0 (0 to 0.1)	0 (0 to 0.1)	19.8
Syphilis	8.6 (2.0 to 19)	3 (0.6 to 6.9)	0.4 (0.2 to 0.7)	0.1 (0 to 0.2)	0.1 (0 to 0.1)	0 (0 to 0.1)	0 (0 to 0.1)	0.1 (0 to 0.1)	0.1 (0 to 0.1)	0.1 (0 to 0.1)	0.1 (0 to 0.1)	0.1 (0 to 0.1)	0.1 (0 to 0.1)	0.1 (0 to 0.1)	0.1 (0 to 0.1)	0.1 (0 to 0.1)	0.1 (0 to 0.1)	0.1 (0 to 0.1)	0.1 (0 to 0.1)	0.1 (0 to 0.1)	0.1 (0 to 0.1)	0.1 (0 to 0.1)	0.1 (0 to 0.1)	16.8
Chlamydial infection	0 (0 to 0)	0 (0 to 0)	0 (0 to 0)	0 (0 to 0)	0 (0 to 0)	0 (0 to 0)	0 (0 to 0)	0 (0 to 0)	0 (0 to 0)	0 (0 to 0)	0 (0 to 0)	0 (0 to 0)	0 (0 to 0)	0 (0 to 0)	0 (0 to 0)	0 (0 to 0)	0 (0 to 0)	0 (0 to 0)	0 (0 to 0)	0 (0 to 0)	0 (0 to 0)	0 (0 to 0)	0 (0 to 0)	0 (0 to 0)
Gonococcal infection	0 (0 to 0)	0 (0 to 0)	0 (0 to 0)	0 (0 to 0)	0 (0 to 0)	0 (0 to 0)	0 (0 to 0)	0 (0 to 0)	0 (0 to 0)	0 (0 to 0)	0 (0 to 0)	0 (0 to 0)	0 (0 to 0)	0 (0 to 0)	0 (0 to 0)	0 (0 to 0)	0 (0 to 0)	0 (0 to 0)	0 (0 to 0)	0 (0 to 0)	0 (0 to 0)	0 (0 to 0)	0 (0 to 0)	0 (0 to 0)
Trichomoniasis	0 (0 to 0)	0 (0 to 0)	0 (0 to 0)	0 (0 to 0)	0 (0 to 0)	0 (0 to 0)	0 (0 to 0)	0 (0 to 0)	0 (0 to 0)	0 (0 to 0)	0 (0 to 0)	0 (0 to 0)	0 (0 to 0)	0 (0 to 0)	0 (0 to 0)	0 (0 to 0)	0 (0 to 0)	0 (0 to 0)	0 (0 to 0)	0 (0 to 0)	0 (0 to 0)	0 (0 to 0)	0 (0 to 0)	0 (0 to 0)
Genital herpes	0 (0 to 0)	0 (0 to 0)	0 (0 to 0)	0 (0 to 0)	0 (0 to 0)	0 (0 to 0)	0 (0 to 0)	0 (0 to 0)	0 (0 to 0)	0 (0 to 0)	0 (0 to 0)	0 (0 to 0)	0 (0 to 0)	0 (0 to 0)	0 (0 to 0)	0 (0 to 0)	0 (0 to 0)	0 (0 to 0)	0 (0 to 0)	0 (0 to 0)	0 (0 to 0)	0 (0 to 0)	0 (0 to 0)	0 (0 to 0)
Other sexually transmitted infections	0 (0 to 0)	0 (0 to 0)	0 (0 to 0)	0 (0 to 0)	0 (0 to 0)	0 (0 to 0)	0 (0 to 0)	0 (0 to 0)	0 (0 to 0)	0 (0 to 0)	0 (0 to 0)	0 (0 to 0)	0 (0 to 0)	0 (0 to 0)	0 (0 to 0)	0 (0 to 0)	0 (0 to 0)	0 (0 to 0)	0 (0 to 0)	0 (0 to 0)	0 (0 to 0)	0 (0 to 0)	0 (0 to 0)	0 (0 to 0)
Respiratory infections and tuberculosis	3.6 (2.1 to 5.1)	2.1 (2.0 to 2.2)	2.5 (1.9 to 3.4)	1.6 (1.4 to 1.7)	0.6 (0.5 to 0.7)	0.4 (0.3 to 0.5)	0.5 (0.4 to 0.6)	0.8 (0.7 to 1)	1.2 (0.9 to 1.5)	1.6 (1.2 to 2.1)	2.1 (1.6 to 2.7)	2.6 (2 to 3.4)	3.3 (2.5 to 4.3)	4.2 (3.2 to 5.4)	5.3 (4 to 6.8)	6.6 (5 to 8.4)	8.1 (6.1 to 10.3)	9.8 (7.4 to 12.5)	11.7 (8.8 to 14.9)	13.8 (10.4 to 17.6)	16.1 (12.1 to 20.5)	18.6 (14 to 23.7)	156
Tuberculosis	0 (0 to 0)	0 (0 to 0)	0.1 (0 to 0.2)	0.1 (0 to 0.2)	0.1 (0 to 0.2)	0.1 (0 to 0.2)	0.1 (0 to 0.2)	0.2 (0.2 to 0.2)	0.4 (0.3 to 0.5)	0.6 (0.5 to 0.8)	0.9 (0.7 to 1.2)	1.2 (0.9 to 1.5)	1.6 (1.2 to 2.1)	2.1 (1.6 to 2.7)	2.7 (2 to 3.4)	3.4 (2.5 to 4.3)	4.2 (3.1 to 5.4)	5.1 (3.8 to 6.5)	6.1 (4.6 to 7.8)	7.2 (5.4 to 9.2)	8.4 (6.3 to 10.7)	9.7 (7.3 to 12.4)	81
Latent tuberculosis infection	0 (0 to 0)	0 (0 to 0)	0 (0 to 0)	0 (0 to 0)	0 (0 to 0)	0 (0 to 0)	0 (0 to 0)	0 (0 to 0)	0 (0 to 0)	0 (0 to 0)	0 (0 to 0)	0 (0 to 0)	0 (0 to 0)	0 (0 to 0)	0 (0 to 0)	0 (0 to 0)	0 (0 to 0)	0 (0 to 0)	0 (0 to 0)	0 (0 to 0)	0 (0 to 0)	0 (0 to 0)	0 (0 to 0)	0
Drug-susceptible tuberculosis	0 (0 to 0)	0 (0 to 0)	0.1 (0 to 0.1)	0.2 (0 to 0.2)	0.1 (0 to 0.1)	0.1 (0 to 0.1)	0.1 (0 to 0.1)	0.2 (0.2 to 0.2)	0.4 (0.2 to 0.5)	0.6 (0.4 to 0.8)	0.8 (0.5 to 1)	1.1 (0.7 to 1.4)	1.5 (1 to 2)	2 (1.3 to 2.6)	2.6 (1.7 to 3.4)	3.3 (2.2 to 4.3)	4.1 (2.7 to 5.3)	5 (3.3 to 6.5)	6 (3.9 to 7.8)	7.1 (4.6 to 9.2)	8.3 (5.4 to 10.7)	9.6 (6.2 to 12.4)	29
Multidrug-resistant tuberculosis without extensive drug-resistance	0 (0 to 0)	0 (0 to 0)	0 (0 to 0)	0 (0 to 0)	0 (0 to 0)	0 (0 to 0)	0 (0 to 0)	0 (0 to 0)	0 (0 to 0)	0 (0 to 0)	0 (0 to 0)	0 (0 to 0)	0 (0 to 0)	0 (0 to 0)	0 (0 to 0)	0 (0 to 0)	0 (0 to 0)	0 (0 to 0)	0 (0 to 0)	0 (0 to 0)	0 (0 to 0)	0 (0 to 0)	0 (0 to 0)	0.6
Extensively drug-resistant tuberculosis	0 (0 to 0)	0 (0 to 0)	0 (0 to 0)	0 (0 to 0)	0 (0 to 0)	0 (0 to 0)	0 (0 to 0)	0 (0 to 0)	0 (0 to 0)	0 (0 to 0)	0 (0 to 0)	0 (0 to 0)	0 (0 to 0)	0 (0 to 0)	0 (0 to 0)	0 (0 to 0)	0 (0 to 0)	0 (0 to 0)	0 (0 to 0)	0 (0 to 0)	0 (0 to 0)	0 (0 to 0)	0 (0 to 0)	0.1
Lower respiratory infections	3.6 (2.4 to 5.1)	2.1 (2 to 4.5)	2.5 (1.9 to 3.4)	1.6 (1.4 to 1.7)	0.6 (0.5 to 0.7)	0.4 (0.3 to 0.5)	0.4 (0.3 to 0.5)	0.6 (0.5 to 0.8)	0.8 (0.5 to 1)	1 (0.7 to 1.4)	1.3 (0.9 to 1.8)	1.6 (1.1 to 2.2)	1.9 (1.4 to 2.6)	2.4 (1.7 to 3.2)	3.1 (2.2 to 4.2)	3.9 (2.8 to 5.2)	4.9 (3.5 to 6.5)	6.1 (4.4 to 8.1)	7.4 (5.3 to 9.8)	8.9 (6.4 to 11.8)	10.6 (7.6 to 14)	12.5 (8.9 to 16.5)	68
Upper respiratory infections	0 (0 to 0)	0 (0 to 0)	0.1 (0 to 0.2)	0.2 (0.2 to 0.4)	0.2 (0.2 to 0.3)	0.2 (0.2 to 0.3)	0.2 (0.2 to 0.3)	0.2 (0.2 to 0.3)	0.2 (0.2 to 0.3)	0.2 (0.2 to 0.3)	0.2 (0.2 to 0.3)	0.2 (0.2 to 0.3)	0.2 (0.2 to 0.3)	0.2 (0.2 to 0.3)	0.2 (0.2 to 0.3)	0.2 (0.2 to 0.3)	0.2 (0.2 to 0.3)	0.2 (0.2 to 0.3)	0.2 (0.2 to 0.3)	0.2 (0.2 to 0.3)	0.2 (0.2 to 0.3)	0.2 (0.2 to 0.3)	0.2
Otitis media	0 (0 to 0)	0 (0 to 0)	0.5 (0.2 to 1)	0.7 (1.9 to 0.8)	0.7 (1.7 to 0.5)	0.7 (1.6 to 0.5)	1.4 (3.7 to 2.5)	1.9 (4.6 to 3.1)	2.2 (5.9 to 4.2)	2.4 (6.9 to 4.3)	2.4 (7.1 to 4.4)	2.4 (7.1 to 4.4)	2.4 (7.1 to 4.4)	2.4 (7.1 to 4.4)	2.4 (7.1 to 4.4)	2.4 (7.1 to 4.4)	2.4 (7.1 to 4.4)	2.4 (7.1 to 4.4)	2.4 (7.1 to 4.4)	2.4 (7.1 to 4.4)	2.4 (7.1 to 4.4)	2.4 (7.1 to 4.4)	27.7
Enteric infections	0.3 (0.2 to 0.4)	1 (0.7 to 1.3)	11.5 (7.4 to 16.4)	10.6 (9.3 to 24.6)	7.4 (4.1 to 12.3)	4.4 (2.4 to 7.3)	3 (1.7 to 4.8)	3 (1.7 to 4.8)	3.6 (2.2 to 5.8)	4.4 (2.7 to 6.7)	4.2 (2.6 to 6.2)	3 (1.9 to 4.7)	3.1 (1.9 to 4.7)	3.1 (1.9 to 4.7)	3.2 (1.9 to 4.8)	3.2 (1.9 to 4.8)	3.2 (1.9 to 4.8)	3.2 (1.9 to 4.8)	3.2 (1.9 to 4.8)	3.2 (1.9 to 4.8)	3.2 (1.9 to 4.8)	3.2 (1.9 to 4.8)	111
Diarrheal diseases	0.3 (0.2 to 0.4)	1 (0.7 to 1.3)	11.5 (7.4 to 16.3)	10.6 (9.3 to 24.4)	7.4 (4.1 to 12.2)	4.4 (2.4 to 7.3)	3 (1.7 to 4.8)	3 (1.7 to 4.8)	3.6 (2.2 to 5.8)	4.4 (2.7 to 6.7)	4.2 (2.6 to 6.2)	3 (1.9 to 4.7)	3.1 (1.9 to 4.7)	3.1 (1.9 to 4.7)	3.2 (1.9 to 4.8)	3.2 (1.9 to 4.8)	3.2 (1.9 to 4.8)	3.2 (1.9 to 4.8)	3.2 (1.9 to 4.8)	3.2 (1.9 to 4.8)	3.2 (1.9 to 4.8)	3.2 (1.9 to 4.8)	110
Typhoid and paraphoid	0 (0 to 0)	0 (0 to 0)	0 (0 to 0)	0 (0 to 0)	0 (0 to 0)	0 (0 to 0)	0 (0 to 0)	0 (0 to 0)	0 (0 to 0)	0 (0 to 0)	0 (0 to 0)	0 (0 to 0)	0 (0 to 0)	0 (0 to 0)	0 (0 to 0)	0 (0 to 0)	0 (0 to 0)	0 (0 to 0)	0 (0 to 0)	0 (0 to 0)	0 (0 to 0)	0 (0 to 0)	0 (0 to 0)	0
Typhoid fever	0 (0 to 0)	0 (0 to 0)	0 (0 to 0)	0 (0 to 0)	0 (0 to 0)	0 (0 to 0)	0 (0 to 0)	0 (0 to 0)	0 (0 to 0)	0 (0 to 0)	0 (0 to 0)	0 (0 to 0)	0 (0 to 0)	0 (0 to 0)	0 (0 to 0)	0 (0 to 0)	0 (0 to 0)	0 (0 to 0)	0 (0 to 0)	0 (0 to 0)	0 (0 to 0)	0 (0 to 0)	0 (0 to 0)	0
Paratyphoid fever	0 (0 to 0)	0 (0 to 0)	0 (0 to 0)	0 (0 to 0)	0 (0 to 0)	0 (0 to 0)	0 (0 to 0)	0 (0 to 0)	0 (0 to 0)	0 (0 to 0)	0 (0 to 0)	0 (0 to 0)	0 (0 to 0)	0 (0 to 0)	0 (0 to 0)	0 (0 to 0)	0 (0 to 0)	0 (0 to 0)	0 (0 to 0)	0 (0 to 0)	0 (0 to 0)	0 (0 to 0)	0 (0 to 0)	0
Invasive Non-typhoidal Salmonella (iNTS)	0 (0 to 0)	0 (0 to 0)	0 (0 to 0)	0 (0 to 0)	0 (0 to 0)	0 (0 to 0)	0 (0 to 0)	0 (0 to 0)	0 (0 to 0)	0 (0 to 0)	0 (0 to 0)	0 (0 to 0)	0 (0 to 0)	0 (0 to 0)	0 (0 to 0)	0 (0 to 0)	0 (0 to 0)	0 (0 to 0)	0 (0 to 0)	0 (0 to 0)	0 (0 to 0)	0 (0 to 0)	0 (0 to 0)	0.4
Other intestinal infectious diseases	0 (0 to 0)	0 (0 to 0)	0 (0 to 0)	0 (0 to 0)	0 (0 to 0)	0 (0 to 0)	0 (0 to 0)	0 (0 to 0)	0 (0 to 0)	0 (0 to 0)	0 (0 to 0)	0 (0 to 0)	0 (0 to 0)	0 (0 to 0)	0 (0 to 0)	0 (0 to 0)	0 (0 to 0)	0 (0 to 0)	0 (0 to 0)	0 (0 to 0)	0 (0 to 0)	0 (0 to 0)	0 (0 to 0)	0.2
Neglected tropical diseases and malaria	0 (0 to 0)	0 (0 to 0.4)	0.2 (0 to 1.1)	0.5 (0 to 2.3)	0.6 (0 to 0.4)	0.4 (0 to 0.3)	0.3 (0 to 0.5)	0.3 (0 to 0.6)	0.2 (0 to 0.6)	0.2 (0 to 0.6)	0.2 (0 to 0.6)	0.1 (0 to 0.5)	0.1 (0 to 0.5)	0.1 (0 to 0.5)	0.2 (0 to 0.7)	0.2 (0 to 0.7)	0.2 (0 to 0.7)	0.2 (0 to 0.7)	0.2 (0 to 0.7)	0.2 (0 to 0.7)	0.2 (0 to 0.7)	0.2 (0 to 0.7)	0.2 (0 to 0.7)	3.7
Malaria	0 (0 to 0)	0 (0 to 0)	0 (0 to 0)	0 (0 to 0)	0 (0 to 0)	0 (0 to 0)	0 (0 to 0)	0 (0 to 0)	0 (0 to 0)	0 (0 to 0)	0 (0 to 0)	0 (0 to 0)	0 (0 to 0)	0 (0 to 0)	0 (0 to 0)	0 (0 to 0)	0 (0 to 0)	0 (0 to 0)	0 (0 to 0)	0 (0 to 0)	0 (0 to 0)	0 (0 to 0)	0 (0 to 0)	0
Chagas disease	0 (0 to 0)	0 (0 to 0)	0 (0 to 0)	0 (0 to 0)	0 (0 to 0)	0 (0 to 0)	0 (0 to 0)	0 (0 to 0)	0 (0 to 0)	0 (0 to 0)	0 (0 to 0)	0 (0 to 0)	0 (0 to 0)	0 (0 to 0)	0 (0 to 0)	0 (0 to 0)	0 (0 to 0)	0 (0 to 0)	0 (0 to 0)	0 (0 to 0)	0 (0 to 0)	0 (0 to 0)	0 (0 to 0)	0
Leishmaniasis	0 (0 to 0)	0 (0 to 0)	0 (0 to 0)	0 (0 to 0)	0 (0 to 0)	0 (0 to 0)	0 (0 to 0)	0 (0 to 0)	0 (0 to 0)	0 (0 to 0)	0 (0 to 0)	0 (0 to 0)	0 (0 to 0)	0 (0 to 0)	0 (0 to 0)	0 (0 to 0)	0 (0 to 0)	0 (0 to 0)	0 (0 to 0)	0 (0 to 0)	0 (0 to 0)	0 (0 to 0)	0 (0 to 0)	0
Visceral leishmaniasis	0 (0 to 0)	0 (0 to 0)	0 (0 to 0)	0 (0 to 0)	0 (0 to 0)	0 (0 to 0)	0 (0 to 0)	0 (0 to 0)	0 (0 to 0)	0 (0 to 0)	0 (0 to 0)	0 (0 to 0)	0 (0 to 0)	0 (0 to 0)	0 (0 to 0)	0 (0 to 0)	0 (0 to 0)	0 (0 to 0)	0 (0 to 0)	0 (0 to 0)	0 (0 to 0)	0 (0 to 0)	0 (0 to 0)	0
Cutaneous and mucocutaneous leishmaniasis	0 (0 to 0)	0 (0 to 0)	0 (0 to 0)	0 (0 to 0)	0 (0 to 0)	0 (0 to 0)	0 (0 to 0)	0 (0 to 0)	0 (0 to 0)	0 (0 to 0)	0 (0 to 0)	0 (0 to 0)	0 (0 to 0)	0 (0 to 0)	0 (0 to 0)	0 (0 to 0)	0 (0 to 0)	0 (0 to 0)	0 (0 to 0)	0 (0 to 0)	0 (0 to 0)	0 (0 to 0)	0 (0 to 0)	0
African trypanosomiasis	0 (0 to 0)	0 (0 to 0)	0 (0 to 0)	0 (0 to 0)	0 (0 to 0)	0 (0 to 0)	0 (0 to 0)	0 (0 to 0)	0 (0 to 0)	0 (0 to 0)	0 (0 to 0)	0 (0 to 0)	0 (0 to 0)	0 (0 to 0)	0 (0 to 0)	0 (0 to 0)	0 (0 to 0)	0 (0 to 0)	0 (0 to 0)	0 (0 to 0)	0 (0 to 0)	0 (0 to 0)	0 (0 to 0)	0
Schistosomiasis	0 (0 to 0)	0 (0 to 0)	0 (0 to 0)	0 (0 to 0)	0 (0 to 0)	0 (0 to 0)	0 (0 to 0)	0 (0 to 0)	0 (0 to 0)	0 (0 to 0)	0 (0 to 0)	0 (0 to 0)	0 (0 to 0)	0 (0 to 0)	0 (0 to 0)	0 (0 to 0)	0 (0 to 0)	0 (0 to 0)	0 (0 to 0)	0 (0 to 0)	0 (0 to 0)	0 (0 to 0)	0 (0 to 0)	0
Cysticercosis	0 (0 to 0)	0 (0 to 0)	0 (0 to 0)	0 (0 to 0)	0 (0 to 0)	0 (0 to 0)	0 (0 to 0)	0 (0 to 0)	0 (0 to 0)	0 (0 to 0)	0 (0 to 0)	0 (0 to 0)	0 (0 to 0)	0 (0 to 0)	0 (0 to 0)	0 (0 to 0)	0 (0 to 0)	0 (0 to 0)	0 (0 to 0)	0 (0 to 0)	0 (0 to 0)	0 (0 to 0)	0 (0 to 0)	0
Cystic echinococcosis	0 (0 to 0)	0 (0 to 0)	0 (0 to 0)	0 (0 to 0)	0 (0 to 0)	0 (0 to 0)	0 (0 to 0)	0 (0 to 0)	0 (0 to 0)	0 (0 to 0)	0 (0 to 0)	0 (0 to 0)	0 (0 to 0)	0 (0 to 0)	0 (0 to 0)	0 (0 to 0)	0 (0 to 0)	0 (0 to 0)	0 (0 to 0)	0 (0 to 0)	0 (0 to 0)	0 (0 to 0)	0 (0 to 0)	0.1
Lymphatic filariasis	0 (0 to 0)	0 (0 to 0)	0 (0 to 0)	0 (0 to 0)	0 (0 to 0)	0 (0 to 0)	0 (0 to 0)	0 (0 to 0)	0 (0 to 0)	0 (0 to 0)	0 (0 to 0)	0 (0 to 0)	0 (0 to 0)	0 (0 to 0)	0 (0 to 0)	0 (0 to 0)	0 (0 to 0)	0 (0 to 0)	0 (0 to 0)	0 (0 to 0)	0 (0 to 0)	0 (0 to 0)	0 (0 to 0)	0
Onchocerciasis	0 (0 to 0)	0 (0 to 0)	0 (0 to 0)	0 (0 to 0)	0 (0 to 0)	0 (0 to 0)	0 (0 to 0)	0 (0 to 0)	0 (0 to 0)	0 (0 to 0)	0 (0 to 0)	0 (0 to 0)	0 (0 to 0)	0 (0 to 0)	0 (0 to 0)	0 (0 to 0)	0 (0 to 0)	0 (0 to 0)	0 (0 to 0)	0 (0 to 0)	0 (0 to 0)	0 (0 to 0)	0 (0 to 0)	0
Trachoma	0 (0 to 0)	0 (0 to 0)	0 (0 to 0)	0 (0 to 0)	0 (0 to 0)	0 (0 to 0)	0 (0 to 0)	0 (0 to 0)	0 (0 to 0)	0 (0 to 0)	0 (0 to 0)	0 (0 to 0)	0 (0 to 0)	0 (0 to 0)	0 (0 to 0)	0 (0 to 0)	0 (0 to 0)	0 (0 to 0)	0 (0 to 0)	0 (0 to 0)	0 (0 to 0)	0 (0 to 0)	0 (0 to 0)	0
Dengue	0 (0 to 0)	0 (0 to 0)	0 (0 to 0)	0 (0 to 0)	0 (0 to 0)	0 (0 to 0)	0 (0 to 0)	0 (0 to 0)	0 (0 to 0)	0 (0 to 0)	0 (0 to 0)	0 (0 to 0)	0 (0 to 0)	0 (0 to 0)	0 (0 to 0)	0 (0 to 0)	0 (0 to 0)	0 (0 to 0)	0 (0 to 0)	0 (0 to 0)	0 (0 to 0)	0 (0 to 0)	0 (0 to 0)	0
Yellow fever	0 (0 to 0)	0 (0 to 0)	0 (0 to 0)	0 (0 to 0)	0 (0 to 0)	0 (0 to 0)	0 (0 to 0)	0 (0 to 0)	0 (0 to 0)	0 (0 to 0)	0 (0 to 0)	0 (0 to 0)	0 (0 to 0)	0 (0 to 0)	0 (0 to 0)	0 (0 to 0)	0 (0 to 0)	0 (0 to 0)	0 (0 to 0)	0 (0 to 0)	0 (0 to 0)	0 (0 to 0)	0 (0 to 0)	0
Rabies	0 (0 to 0)	0 (0 to 0)	0 (0 to 0)	0 (0 to 0)	0 (0 to 0)	0 (0 to 0)	0 (0 to 0)	0 (0 to 0)	0 (0 to 0)	0 (0 to 0)	0 (0 to 0)	0 (0 to 0)	0 (0 to 0)	0 (0 to 0)	0 (0 to 0)	0 (0 to 0)	0 (0 to 0)	0 (0 to 0)	0 (0 to 0)	0 (0 to 0)	0 (0 to 0)	0 (0 to 0)	0 (0 to 0)	0
Intestinal nematode infections	0 (0 to 0)	0 (0 to 0)	0 (0 to 0)	0 (0 to 0)	0 (0 to 0)	0 (0 to 0)	0 (0 to 0)	0 (0 to 0)	0 (0 to 0)	0 (0 to 0)	0 (0 to 0)	0 (0 to 0)	0 (0 to 0)	0 (0 to 0)	0 (0 to 0)	0 (0 to 0)	0 (0 to 0)	0 (0 to 0)	0 (0 to 0)	0 (0 to 0)	0 (0 to 0)	0 (0 to 0)	0 (0 to 0)	0
Ascariasis	0 (0 to 0)	0 (0 to 0)	0 (0 to 0)	0 (0 to 0)	0 (0 to 0)	0 (0 to 0)	0 (0 to 0)	0 (0 to 0)	0 (0 to 0)	0 (0 to 0)	0 (0 to 0)	0 (0 to 0)	0 (0 to 0)	0 (0 to 0)	0 (0 to 0)	0 (0 to 0)	0 (0 to 0)	0 (0 to 0)	0 (0 to 0)	0 (0 to 0)	0 (0 to 0)	0 (0 to 0)	0 (0 to 0)	0
Trichuriasis	0 (0 to 0)	0 (0 to 0)	0 (0 to 0)	0 (0 to 0)	0 (0 to 0)	0 (0 to 0)	0 (0 to 0)	0 (0 to 0)	0 (0 to 0)	0 (0 to 0)	0 (0 to 0)	0 (0 to 0)	0 (0 to 0)	0 (0 to 0)	0 (0 to 0)	0 (0 to 0)	0 (0 to 0)	0 (0 to 0)	0 (0 to 0)	0 (0 to 0)	0 (0 to 0)	0 (0 to 0)	0 (0 to 0)	0
Hookworm disease	0 (0 to 0)	0 (0 to 0)	0 (0 to 0)	0 (0 to 0)	0 (0 to 0)	0 (0 to 0)	0 (0 to 0)	0 (0 to 0)	0 (0 to 0)	0 (0 to 0)	0 (0 to 0)	0 (0 to 0)	0 (0 to 0)	0 (0 to 0)	0 (0 to 0)	0 (0 to 0)	0 (0 to 0)	0 (0 to 0)	0 (0 to 0)	0 (0 to 0)	0 (0 to 0)	0 (0 to 0)	0 (0 to 0)	0
Food-borne trematodiases	0 (0 to 0)	0 (0 to 0)	0 (0 to 0)	0 (0 to 0)	0 (0 to 0)	0 (0

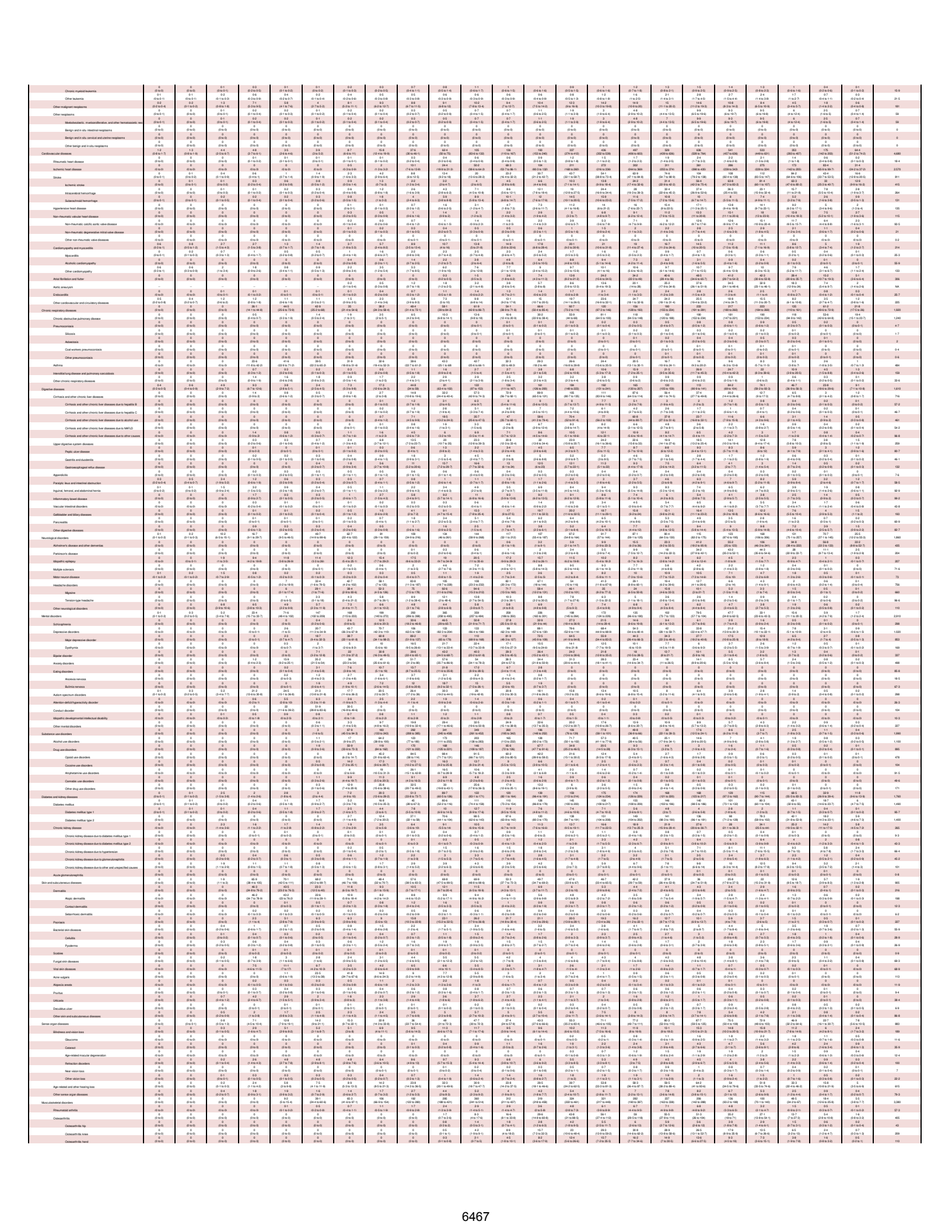



SR Table 2a: Southwark DALYS by cause and age group for males with 95% uncertainty intervals, 2019

Cause	Early Neonatal	Late Neonatal	Post Neonatal	1 to 4	5 to 9	10 to 14	15 to 19	20 to 24	25 to 29	30 to 34	35 to 39	40 to 44	45 to 49	50 to 54	55 to 59	60 to 64	65 to 69	70 to 74	75 to 79	80 to 84	85 to 89	90 to 94	95 plus	Total
All causes	1,460 (1,220–1,720)	1,460 (1,160–1,800)	1,460 (1,010–2,010)	1,460 (907–2,140)	1,460 (862–2,130)	1,460 (900–2,080)	1,460 (922–2,060)	1,460 (1,060–1,940)	1,460 (1,120–1,870)	1,460 (1,160–1,820)	1,460 (1,240–1,760)	1,460 (1,260–1,720)	1,460 (1,270–1,700)	1,460 (1,270–1,700)	1,460 (1,270–1,700)	1,460 (1,260–1,720)	1,460 (1,230–1,730)	1,460 (1,190–1,790)	1,460 (1,120–1,890)	1,460 (1,060–1,930)	1,460 (1,020–1,990)	1,460 (1,000–2,000)	35,200
Communicable, maternal, neonatal, and nutritional diseases	278 (220–343)	90.6 (66.5–118)	58.5 (36.3–86.4)	27.9 (17.3–42.1)	24.5 (15.1–36.7)	21.1 (12.9–32.3)	17.9 (10.8–27.5)	25.6 (15.7–38.5)	39.2 (27.3–52.3)	49 (36.6–63.1)	37 (26.2–49.8)	29.2 (20.3–37.2)	22.7 (16.6–29.6)	18.7 (13.2–25.2)	13.6 (9.6–18.3)	8 (5.7–10.8)	3.7 (2.6–5.2)	1.6 (1.1–2.2)	0.5 (0.4–0.7)	0.1 (0.1–0.2)	0 (0–0.1)	0 (0–0)	869
HIV/AIDS and sexually transmitted infections	9.7 (2.7–22.1)	3.3 (0.9–7.4)	6.7 (2.5–12.5)	1.6 (1.4–2.2)	1.2 (0.9–1.5)	0.6 (0.5–0.9)	0.9 (0.7–1.2)	3.4 (2.7–4.2)	10.7 (8.1–14)	23.2 (18.9–28.7)	31.7 (24.5–42.4)	33 (26.4–42.2)	29.5 (24.7–39.3)	26 (20.6–33.2)	19.6 (14.5–26.1)	12.4 (8.9–17.2)	6.7 (4.4–9.8)	2 (1.2–3.4)	0.9 (0.5–1.5)	0.2 (0.1–0.3)	0 (0–0.1)	0 (0–0)	216
HIV/AIDS	0 (0–0)	0 (0–0)	2.3 (1.6–3.2)	1.6 (1.3–2.1)	1.1 (0.9–1.5)	0.6 (0.5–0.9)	0.8 (0.6–1.1)	3.2 (2.5–4.1)	10.3 (7.8–13.4)	22.6 (17.5–28.4)	31.1 (23.7–41.7)	32 (26.1–42.1)	29.4 (24.2–38.7)	22.4 (17.5–28)	16.2 (12.2–21.7)	10.2 (7.3–13.8)	5.7 (3.8–7.9)	2 (1.1–3.2)	0.8 (0.4–1.4)	0.1 (0.1–0.2)	0 (0–0.1)	0 (0–0)	195
HIV/AIDS - Drug-susceptible Tuberculosis	0 (0–0)	0 (0–0)	0.2 (0.1–0.2)	0.1 (0.1–0.2)	0.1 (0–0.1)	0 (0–0)	0 (0–0.1)	0.1 (0.1–0.2)	0.5 (0.3–0.8)	0.9 (0.7–1.3)	1.1 (0.7–1.8)	1.6 (1.1–2.4)	1.8 (1.1–2.7)	1.5 (0.9–2.2)	0.7 (0.4–1.1)	0.5 (0.3–0.7)	0.3 (0.2–0.4)	0.1 (0–0.1)	0 (0–0)	0 (0–0)	0 (0–0)	0 (0–0)	9.6
HIV/AIDS - Multidrug-resistant Tuberculosis without extensive drug-resistance	0 (0–0)	0 (0–0)	0 (0–0)	0 (0–0)	0 (0–0)	0 (0–0)	0 (0–0)	0 (0–0)	0 (0–0.1)	0 (0–0)	0 (0–0)	0 (0–0)	0 (0–0)	0 (0–0)	0 (0–0)	0 (0–0)	0 (0–0)	0 (0–0)	0 (0–0)	0 (0–0)	0 (0–0)	0 (0–0)	0 (0–0)	0.2
HIV/AIDS - Extensively drug-resistant Tuberculosis	0 (0–0)	0 (0–0)	0 (0–0)	0 (0–0)	0 (0–0)	0 (0–0)	0 (0–0)	0 (0–0)	0 (0–0)	0 (0–0)	0 (0–0)	0 (0–0)	0 (0–0)	0 (0–0)	0 (0–0)	0 (0–0)	0 (0–0)	0 (0–0)	0 (0–0)	0 (0–0)	0 (0–0)	0 (0–0)	0 (0–0)	0.1
HIV/AIDS resulting in other diseases	0 (0–0)	0 (0–0)	2.1 (1.7–2.5)	1.5 (1.2–2)	1.1 (0.8–1.4)	0.6 (0.4–0.9)	0.8 (0.6–1.1)	3 (2.4–3.9)	9.8 (7.3–13.1)	20.5 (16.2–27.9)	29.5 (22.6–40.2)	31.2 (23.9–42.4)	29.1 (22.5–41.2)	21.3 (16.3–28.1)	15.4 (11.4–21)	9.8 (7.2–13.4)	5.5 (3.7–8)	1.9 (1.3–2.8)	0.8 (0.4–1.4)	0.1 (0.1–0.2)	0 (0–0.1)	0 (0–0)	185
Sexually transmitted infections excluding HIV	9.7 (2.7–22.1)	3.3 (0.9–7.4)	4.5 (1.2–9.3)	0.1 (0–0.3)	0.1 (0–0.2)	0 (0–0)	0.1 (0–0.1)	0.2 (0.1–0.3)	0.2 (0.1–0.3)	0.2 (0.1–0.3)	0.6 (0.2–1.1)	0.6 (0.2–1)	0.5 (0.2–0.9)	0.4 (0.2–0.9)	0.3 (0.1–0.8)	0.2 (0.1–0.5)	0.1 (0–0.3)	0 (0–0.1)	0 (0–0.1)	0 (0–0.1)	0 (0–0)	0 (0–0)	21.5
Syphilis	9.7 (2.7–22.1)	3.3 (0.9–7.4)	4.5 (1.2–9.3)	0.1 (0–0.3)	0.1 (0–0.2)	0 (0–0)	0 (0–0.1)	0.1 (0–0.1)	0.1 (0–0.1)	0.1 (0–0.2)	0.1 (0–0.2)	0.1 (0–0.2)	0.1 (0–0.2)	0.1 (0–0.2)	0.1 (0–0.2)	0.1 (0–0.2)	0.1 (0–0.2)	0 (0–0.1)	0 (0–0.1)	0 (0–0.1)	0 (0–0)	0 (0–0)	0 (0–0)	18.3
Chlamydial infection	0 (0–0)	0 (0–0)	0 (0–0)	0 (0–0)	0 (0–0)	0 (0–0)	0 (0–0)	0 (0–0)	0 (0–0)	0 (0–0)	0 (0–0)	0 (0–0)	0 (0–0)	0 (0–0)	0 (0–0)	0 (0–0)	0 (0–0)	0 (0–0)	0 (0–0)	0 (0–0)	0 (0–0)	0 (0–0)	0 (0–0)	0.2
Gonococcal infection	0 (0–0)	0 (0–0)	0 (0–0)	0 (0–0)	0 (0–0)	0 (0–0)	0 (0–0)	0 (0–0)	0 (0–0)	0 (0–0)	0 (0–0)	0 (0–0)	0 (0–0)	0 (0–0)	0 (0–0)	0 (0–0)	0 (0–0)	0 (0–0)	0 (0–0)	0 (0–0)	0 (0–0)	0 (0–0)	0 (0–0)	0.1
Trichomoniasis	0 (0–0)	0 (0–0)	0 (0–0)	0 (0–0)	0 (0–0)	0 (0–0)	0 (0–0)	0 (0–0)	0 (0–0)	0 (0–0.1)	0 (0–0.2)	0 (0–0.1)	0 (0–0.1)	0 (0–0.1)	0 (0–0.1)	0 (0–0.1)	0 (0–0.1)	0 (0–0.1)	0 (0–0.1)	0 (0–0.1)	0 (0–0)	0 (0–0)	0 (0–0)	0.4
Genital herpes	0 (0–0)	0 (0–0)	0 (0–0)	0 (0–0)	0 (0–0)	0 (0–0)	0 (0–0.1)	0.1 (0–0.2)	0.2 (0.1–0.3)	0.2 (0.1–0.3)	0.3 (0.1–0.7)	0.3 (0.1–0.7)	0.3 (0.1–0.7)	0.3 (0.1–0.7)	0.2 (0.1–0.6)	0.2 (0.1–0.4)	0.1 (0–0.3)	0.1 (0–0.2)	0 (0–0.1)	0 (0–0.1)	0 (0–0)	0 (0–0)	0 (0–0)	2.4
Other sexually transmitted infections	0 (0–0)	0 (0–0)	0 (0–0)	0 (0–0)	0 (0–0)	0 (0–0)	0 (0–0)	0 (0–0)	0 (0–0)	0 (0–0)	0 (0–0)	0 (0–0)	0 (0–0)	0 (0–0)	0 (0–0)	0 (0–0)	0 (0–0)	0 (0–0)	0 (0–0)	0 (0–0)	0 (0–0)	0 (0–0)	0 (0–0)	0.2
Respiratory infections and tuberculosis	4.5 (3.6–5.6)	2.6 (2.2–3.4)	19.6 (11.6–27.6)	27.6 (19.4–40)	19.3 (12.5–30.4)	12.3 (7.5–20.1)	9.3 (5.2–17.2)	17.3 (11.6–26.1)	30.7 (22.1–39.2)	39.3 (29.1–49.7)	39.3 (23.1–60.7)	39.3 (29.4–53.5)	39.3 (29.2–53.6)	40.3 (32.2–59)	40.3 (27.3–70.6)	39.6 (26.4–70.2)	40.3 (26.6–70.7)	39.6 (27.1–70.4)	40.3 (26.9–70.7)	39.6 (27.1–70.4)	40.3 (26.9–70.7)	39.6 (27.1–70.4)	833
Tuberculosis	0 (0–0)	0 (0–0)	0.1 (0–0.2)	0.1 (0–0.3)	0.1 (0–0.2)	0.1 (0–0.1)	0.2 (0–0.3)	0.7 (0.3–1.3)	1.7 (0.9–3)	2.6 (1.2–3.2)	2.6 (1.7–3.9)	2.6 (1.9–3.5)	2.6 (2.4–4.4)	2.6 (2.5–4.4)	2.6 (2.3–4.4)	2.6 (2.3–4.4)	2.6 (2.3–4.4)	2.6 (2.3–4.4)	2.6 (2.3–4.4)	2.6 (2.3–4.4)	2.6 (2.3–4.4)	2.6 (2.3–4.4)	34.1
Latent tuberculosis infection	0 (0–0)	0 (0–0)	0 (0–0)	0 (0–0)	0 (0–0)	0 (0–0)	0 (0–0)	0 (0–0)	0 (0–0)	0 (0–0)	0 (0–0)	0 (0–0)	0 (0–0)	0 (0–0)	0 (0–0)	0 (0–0)	0 (0–0)	0 (0–0)	0 (0–0)	0 (0–0)	0 (0–0)	0 (0–0)	0 (0–0)	0
Active tuberculosis	0 (0–0)	0 (0–0)	0.1 (0–0.2)	0.2 (0–0.3)	0.1 (0–0.2)	0.1 (0–0.1)	0.2 (0–0.3)	0.7 (0.3–1.3)	1.7 (0.9–3)	2.6 (1.2–3.2)	2.6 (1.7–3.9)	2.6 (1.9–3.5)	2.6 (2.4–4.4)	2.6 (2.5–4.4)	2.6 (2.3–4.4)	2.6 (2.3–4.4)	2.6 (2.3–4.4)	2.6 (2.3–4.4)	2.6 (2.3–4.4)	2.6 (2.3–4.4)	2.6 (2.3–4.4)	2.6 (2.3–4.4)	33.3
Drug-susceptible tuberculosis	0 (0–0)	0 (0–0)	0.1 (0–0.2)	0.2 (0–0.3)	0.1 (0–0.2)	0.1 (0–0.1)	0.2 (0–0.3)	0.7 (0.3–1.3)	1.6 (0.8–2.9)	2 (1.1–3.2)	2.5 (1.6–3.9)	2.5 (1.8–3.4)	2.5 (2.3–4.7)	2.5 (2.4–4.6)	2.7 (2.3–4.7)	2.5 (2.3–4.6)	2.5 (2.4–4.6)	2.5 (2.3–4.6)	2.5 (2.3–4.6)	2.5 (2.3–4.6)	2.5 (2.3–4.6)	2.5 (2.3–4.6)	31
Multidrug-resistant tuberculosis without extensive drug-resistance	0 (0–0)	0 (0–0)	0 (0–0)	0 (0–0)	0 (0–0)	0 (0–0)	0 (0–0)	0 (0–0.1)	0 (0–0.1)	0 (0–0.2)	0 (0–0.2)	0 (0–0.2)	0 (0–0.3)	0 (0–0.4)	0 (0–0.4)	0 (0–0.4)	0 (0–0.3)	0 (0–0.3)	0 (0–0.3)	0 (0–0.2)	0 (0–0.1)	0 (0–0.1)	0 (0–0)	0.7
Extensively drug-resistant tuberculosis	0 (0–0)	0 (0–0)	0 (0–0)	0 (0–0)	0 (0–0)	0 (0–0)	0 (0–0)	0 (0–0)	0 (0–0)	0 (0–0)	0 (0–0)	0 (0–0)	0 (0–0)	0 (0–0)	0 (0–0)	0 (0–0)	0 (0–0)	0 (0–0)	0 (0–0)	0 (0–0)	0 (0–0)	0 (0–0)	0 (0–0)	0.2
Lower respiratory infections	4.5 (3.6–5.4)	2.6 (2.3–3.2)	14.1 (7.4–22.1)	24.1 (14.4–37.8)	17.3 (14.3–23.2)	11.2 (9.9–17.7)	8.4 (7.7–11.9)	9.9 (5.5–13.7)	13.5 (9.1–19.2)	20.2 (14.1–28.2)	34.5 (19.5–54.3)	36.4 (26.1–54.5)	29.6 (19.6–41.4)	38.3 (29.5–57.4)	38.3 (24.5–62.2)	39.6 (30.9–62.3)	41 (28.1–56.4)	39.6 (26.3–72)	32.7 (24.4–72.1)	39.6 (26.3–72)	32.7 (24.4–72.1)	39.6 (26.3–72)	625
Upper respiratory infections	0 (0–0.1)	0 (0–0.1)	3.7 (2.1–5.9)	14.6 (8.5–24)	16 (7.9–23.7)	7.2 (3.7–12.4)	1.2 (0.6–2.1)	10 (5.3–17.4)	14.2 (7.8–23.9)	15 (8.2–25.1)	14.6 (7.4–24.3)	10.8 (5.8–19.3)	8.4 (4.4–14.5)	7.2 (4–12)	6.4 (3.2–11.9)	5.3 (2.2–9.9)	2.6 (1.4–4.5)	1.9 (1–3.2)	0.7 (0.4–1.2)	0.3 (0.1–0.5)	0.1 (0.1–0.2)	0 (0–0.1)	166
Otitis media	0 (0–0)	0 (0–0)	3.7 (2.2–5.3)	9.5 (1.9–19.6)	1.6 (1.4–2.5)	1.6 (0.7–3.2)	1.6 (0.4–2.1)	1.6 (0.7–3.3)	2.3 (1.1–4.4)	2.3 (1.2–4.4)	2.3 (1.2–3.6)	2.3 (1.2–4.2)	2.3 (1.3–3.4)	1.7 (0.8–3.1)	1.3 (0.7–2.3)	1.3 (0.6–2.4)	0.8 (0.4–1.5)	0.4 (0.2–0.8)	0.2 (0.1–0.3)	0.1 (0.1–0.2)	0 (0–0.1)	0 (0–0)	28
Enteric infections	0.3 (0.2–0.4)	1 (0.7–1.4)	11.4 (7.4–16.5)	10.2 (6.9–24.4)	6.7 (3.8–11.5)	2.7 (2.1–5.4)	2.7 (2.1–4.2)	4.8 (3.2–7.5)	3.3 (2.8–7.5)	4.8 (3.7–7)	4.6 (2.7–7)	3.4 (2.3–5.5)	3.4 (2.9–5.1)	2.6 (1.9–4.4)	2.6 (1.8–4.3)	3.1 (2.4–4.8)	2.6 (1.9–4.3)	3.7 (2.7–5)	4.6 (3.2–6.2)	3.7 (2.6–5.1)	4.6 (3.3–6.4)	3.7 (2.6–5.1)	99.1
Diarrheal diseases	0.3 (0.2–0.4)	1 (0.7–1.4)	11.3 (7.3–16.4)	9.7 (6.9–24.3)	6.7 (3.8–11.5)	2.6 (2.1–5.4)	2.7 (2.1–4.2)	4.7 (3.2–7.5)	3.3 (2.8–7.5)	4.6 (3.7–7)	4.6 (2.7–7)	3.3 (2.2–5.5)	3.3 (2.9–5.1)	2.5 (1.9–4.4)	2.6 (1.8–4.3)	3 (2.4–4.8)	2.6 (1.8–4.3)	3.7 (2.7–5)	4.6 (3.2–6.2)	3.7 (2.6–5.1)	4.6 (3.3–6.4)	3.7 (2.6–5.1)	98.4
Typhoid and paraphoid	0 (0–0)	0 (0–0)	0 (0–0)	0 (0–0)	0 (0–0)	0 (0–0)	0 (0–0)	0 (0–0)	0 (0–0)	0 (0–0)	0 (0–0)	0 (0–0)	0 (0–0)	0 (0–0)	0 (0–0)	0 (0–0)	0 (0–0)	0 (0–0)	0 (0–0)	0 (0–0)	0 (0–0)	0 (0–0)	0 (0–0)	0.2
Typhoid fever	0 (0–0)	0 (0–0)	0 (0–0)	0 (0–0)	0 (0–0)	0 (0–0)	0 (0–0)	0 (0–0)	0 (0–0)	0 (0–0)	0 (0–0)	0 (0–0)	0 (0–0)	0 (0–0)	0 (0–0)	0 (0–0)	0 (0–0)	0 (0–0)	0 (0–0)	0 (0–0)	0 (0–0)	0 (0–0)	0 (0–0)	0.1
Paratyphoid fever	0 (0–0)	0 (0–0)	0 (0–0)	0 (0–0)	0 (0–0)	0 (0–0)	0 (0–0)	0 (0–0)	0 (0–0)	0 (0–0)	0 (0–0)	0 (0–0)	0 (0–0)	0 (0–0)	0 (0–0)	0 (0–0)	0 (0–0)	0 (0–0)	0 (0–0)	0 (0–0)	0 (0–0)	0 (0–0)	0 (0–0)	0
Invasive Non-typhoidal Salmonella (iNTS)	0 (0–0)	0 (0–0)	0 (0–0)	0 (0–0)	0 (0–0)	0 (0–0)	0 (0–0)	0 (0–0)	0 (0–0)	0 (0–0)	0 (0–0)	0 (0–0)	0 (0–0)	0 (0–0)	0 (0–0)	0 (0–0)	0 (0–0)	0 (0–0)	0 (0–0)	0 (0–0)	0 (0–0)	0 (0–0)	0 (0–0)	0.4
Other intestinal infectious diseases	0 (0–0)	0 (0–0)	0.1 (0–0.2)	0 (0–0)	0 (0–0)	0 (0–0)	0 (0–0)	0 (0–0)	0 (0–0)	0 (0–0)	0 (0–0)	0 (0–0)	0 (0–0)	0 (0–0)	0 (0–0)	0 (0–0)	0 (0–0)	0 (0–0)	0 (0–0)	0 (0–0)	0 (0–0)	0 (0–0)	0 (0–0)	0.2
Neglected tropical diseases and malaria	0 (0–0)	0 (0–0)	0.1 (0–0.1)	0.2 (0–0.5)	0.6 (0–1.2)	0.7 (0–1.4)	0.1 (0–0.4)	0.2 (0–0.6)	0.2 (0–0.6)	0.2 (0–0.6)	0.2 (0–0.6)	0.1 (0–0.4)	0.1 (0–0.4)	0.1 (0–0.4)	0.1 (0–0.4)	0.1 (0–0.4)	0.1 (0–0.4)	0.1 (0–0.4)	0.1 (0–0.4)	0.1 (0–0.4)	0.1 (0–0.4)	0.1 (0–0.4)	0.1 (0–0.4)	3.4
Malaria	0 (0–0)	0 (0–0)	0 (0–0)	0 (0–0)	0 (0–0)	0 (0–0)	0 (0–0)	0 (0–0)	0 (0–0)	0 (0–0)	0 (0–0)	0 (0–0)	0 (0–0)	0 (0–0)	0 (0–0)	0 (0–0)	0 (0–0)	0 (0–0)	0 (0–0)	0 (0–0)	0 (0–0)	0 (0–0)	0 (0–0)	0
Chagas disease	0 (0–0)	0 (0–0)	0 (0–0)	0 (0–0)	0 (0–0)	0 (0–0)	0 (0–0)	0 (0–0)	0 (0–0)	0 (0–0)	0 (0–0)	0 (0–0)	0 (0–0)	0 (0–0)	0 (0–0)	0 (0–0)	0 (0–0)	0 (0–0)	0 (0–0)	0 (0–0)	0 (0–0)	0 (0–0)	0 (0–0)	0
Leishmaniasis	0 (0–0)	0 (0–0)	0 (0–0)	0 (0–0)	0 (0–0)	0 (0–0)	0 (0–0)	0 (0–0)	0 (0–0)	0 (0–0)	0 (0–0)	0 (0–0)	0 (0–0)	0 (0–0)	0 (0–0)	0 (0–0)	0 (0–0)	0 (0–0)	0 (0–0)	0 (0–0)	0 (0–0)	0 (0–0)	0 (0–0)	0
Visceral leishmaniasis	0 (0–0)	0 (0–0)	0 (0–0)	0 (0–0)	0 (0–0)	0 (0–0)	0 (0–0)	0 (0–0)	0 (0–0)	0 (0–0)	0 (0–0)	0 (0–0)	0 (0–0)	0 (0–0)	0 (0–0)	0 (0–0)	0 (0–0)	0 (0–0)	0 (0–0)	0 (0–0)	0 (0–0)	0 (0–0)	0 (0–0)	0
Cutaneous and mucocutaneous leishmaniasis	0 (0–0)	0 (0–0)	0 (0–0)	0 (0–0)	0 (0–0)	0 (0–0)	0 (0–0)	0 (0–0)	0 (0–0)	0 (0–0)	0 (0–0)	0 (0–0)	0 (0–0)	0 (0–0)	0 (0–0)	0 (0–0)	0 (0–0)	0 (0–0)	0 (0–0)	0 (0–0)	0 (0–0)	0 (0–0)	0 (0–0)	0
African trypanosomiasis	0 (0–0)	0 (0–0)	0 (0–0)	0 (0–0)	0 (0–0)	0 (0–0)	0 (0–0)	0 (0–0)	0 (0–0)	0 (0–0)	0 (0–0)	0 (0–0)	0 (0–0)	0 (0–0)	0 (0–0)	0 (0–0)	0 (0–0)	0 (0–0)	0 (0–0)	0 (0–0)	0 (0–0)	0 (0–0)	0 (0–0)	0
Schistosomiasis	0 (0–0)	0 (0–0)	0 (0–0)	0 (0–0)	0 (0–0)	0 (0–0)	0 (0–0)	0 (0–0)	0 (0–0)	0 (0–0)	0 (0–0)	0 (0–0)	0 (0–0)	0 (0–0)	0 (0–0)	0 (0–0)	0 (0–0)	0 (0–0)	0 (0–0)	0 (0–0)	0 (0–0)	0 (0–0)	0 (0–0)	0
Cysticercosis	0 (0–0)	0 (0–0)	0 (0–0)	0 (0–0)	0 (0–0)	0 (0–0)	0 (0–0)	0 (0–0)	0 (0–0)	0 (0–0)	0 (0–0)	0 (0–0)	0 (0–0)	0 (0–0)	0 (0–0)	0 (0–0)	0 (0–0)	0 (0–0)	0 (0–0)	0 (0–0)	0 (0–0)	0 (0–0)	0 (0–0)	0
Cystic echinococcosis	0 (0–0)	0 (0–0)	0 (0–0)	0 (0–0)	0 (0–0)	0 (0–0)	0 (0–0)	0 (0–0)	0 (0–0)	0 (0–0)	0 (0–0)	0 (0–0)	0 (0–0)	0 (0–0)	0 (0–0)	0 (0–0)	0 (0–0)	0 (0–0)	0 (0–0)	0 (0–0)	0 (0–0)	0 (0–0)	0 (0–0)	0.1
Lymphatic filariasis	0 (0–0)	0 (0–0)	0 (0–0)	0 (0–0)	0 (0–0)	0 (0–0)	0 (0–0)	0 (0–0)	0 (0–0)	0 (0–0)	0 (0–0)	0 (0–0)	0 (0–0)	0 (0–0)	0 (0–0)	0 (0–0)	0 (0–0)	0 (0–0)	0 (0–0)	0 (0–0)	0 (0–0)	0 (0–0)	0 (0–0)	0
Onchocerciasis	0 (0–0)	0 (0–0)	0 (0–0)	0 (0–0)	0 (0–0)	0 (0–0)	0 (0–0)	0 (0–0)	0 (0–0)	0 (0–0)	0 (0–0)	0 (0–0)	0 (0–0)	0 (0–0)	0 (0–0)	0 (0–0)	0 (0–0)	0 (0–0)	0 (0–0)	0 (0–0)	0 (0–0)	0 (0–0)	0 (0–0)	0
Trachoma	0 (0–0)	0 (0–0)	0 (0–0)	0 (0–0)	0 (0–0)	0 (0–0)	0 (0–0)	0 (0–0)	0 (0–0)	0 (0–0)	0 (0–0)	0 (0–0)	0 (0–0)	0 (0–0)	0 (0–0)	0 (0–0)	0 (0–0)	0 (0–0)	0 (0–0)	0 (0–0)	0 (0–0)	0 (0–0)	0 (0–0)	0
Dengue	0 (0–0)	0 (0–0)	0 (0–0)	0 (0–0)	0 (0–0)	0 (0–0)	0 (0–0)	0 (0–0)	0 (0–0)	0 (0–0)	0 (0–0)	0 (0–0)	0 (0–0)	0 (0–0)	0 (0–0)	0 (0–0)	0 (0–0)	0 (0–0)	0 (0–0)	0 (0–0)	0 (0–0)	0 (0–0)	0 (0–0)	0
Yellow fever	0 (0–0)	0 (0–0)	0 (0–0)	0 (0–0)	0 (0–0)	0 (0–0)	0 (0–0)	0 (0–0)	0 (0–0)	0 (0–0)	0 (0–0)	0 (0–0)	0 (0–0)	0 (0–0)	0 (0–0)	0 (0–0)	0 (0–0)	0 (0–0)	0 (0–0)	0 (0–0)	0 (0–0)	0 (0–0)	0 (0–0)	0
Rabies	0 (0–0)	0 (0–0)	0 (0–0)	0 (0–0)	0 (0–0)	0 (0–0)	0 (0–0)	0 (0–0)	0 (0–0)	0 (0–0)	0 (0–0)	0 (0–0)	0 (0–0)	0 (0–0)	0 (0–0)	0 (0–0)	0 (0–0)	0 (0–0)	0 (0–0)	0 (0–0)	0 (0–0)	0 (0–0)	0 (0–0)	0
Intestinal nematode infections	0 (0–0)	0 (0–0)	0 (0–0)	0 (0–0)	0 (0–0)	0 (0–0)	0 (0–0)	0 (0–0)	0 (0–0)	0 (0–0)	0 (0–0)	0 (0–0)	0 (0–0)	0 (0–0)	0 (0–0)	0 (0–0)	0 (0–0)	0 (0–0)	0 (0–0)	0 (0–0)	0 (0–0)	0 (0–0)	0 (0–0)	0
Ascariasis	0 (0–0)	0 (0–0)	0 (0–0)	0 (0–0)	0 (0–0)	0 (0–0)	0 (0–0)	0 (0–0)	0 (0–0)	0 (0–0)	0 (0–0)	0 (0–0)	0 (0–0)	0 (0–0)	0 (0–0)	0 (0–0)	0 (0–0)	0 (0–0)	0 (0–0)	0 (0–0)	0 (0–0)	0 (0–0)	0 (0–0)	0
Trichuriasis	0 (0–0)	0 (0–0)	0 (0–0)	0 (0–0)	0 (0–0)	0 (0–0)	0 (0–0)	0 (0–0)	0 (0–0)	0 (0–0)	0 (0–0)	0 (0–0)	0 (0–0)	0 (0–0)	0 (0–0)	0 (0–0)	0 (0–0)	0 (0–0)	0 (0–0)	0 (0–0)	0 (0–0)	0 (0–0)	0 (0–0)	0
Hookworm disease	0 (0–0)	0 (0–0)	0 (0–0)	0 (0–0)	0 (0–0)	0 (0–0)	0 (0–0)	0 (0–0)	0 (0–0)	0 (0–0)	0 (0–0)	0 (0–0)	0 (0–0)	0 (0–0)	0 (0–0)	0 (0–0)	0 (0–0)	0 (0–0)	0 (0–0)	0 (0–0)	0 (0–0)	0 (0–0)	0 (0–0)	0
Food-borne trematodoses	0 (0–0)	0 (0–0)	0 (0–0)	0 (0–0)	0 (0–0)	0 (0–0)	0 (0–0)	0 (0–0)	0 (0–0)	0 (0–0)	0 (0–0)	0 (0–0)	0 (0–0)	0 (0–0)	0 (0–0)	0 (0–0)	0 (0–0)	0 (0–0)	0 (0–0)	0 (0–0)	0 (0–0)	0 (0–0)	0 (0–0)	0
Leprosy	0 (0–0)	0 (0–0)	0 (0–0)	0 (0–0)	0 (0–0)	0 (0–0)	0 (0–0)	0 (0–0)	0 (0–0)	0 (0–0)	0 (0–0)	0 (0–0)	0 (0–0)	0 (0–0)	0 (0–0)	0 (0–0)	0 (0–0)	0 (0–0)	0 (0–0)	0 (0–0)	0 (0–0)	0 (0–0)	0 (0–0)	0
Ebola	0 (0–0)	0 (0–0)	0 (0–0)	0 (0–0)	0 (0–0)	0 (0–0)	0 (0–0)	0 (0–0)	0 (0–0)	0 (0–0)	0 (0–0)	0 (0–0)	0 (0–0)	0 (0–0)	0 (0–0)	0 (0–0)	0 (0–0)	0 (0–0)	0 (0–0)	0 (0–0)	0 (0–0)	0 (0–0)	0 (0–0)	0
Zika virus	0 (0–0)	0 (0–0)	0 (0–0)	0 (0–0)	0 (0–0)	0 (0–0)	0 (0–0)	0 (0–0)	0 (0–0)	0 (0–0)	0 (0–0)	0 (0–0)	0 (0–0)	0 (0–0)	0 (0–0)	0 (0–0)	0 (0–0)	0 (0–0)	0 (0–0)	0 (0–0)	0 (0–0)	0 (0–0)	0 (0–0)	0
Guinea worm disease	0 (0–0)	0 (0–0)	0 (0–0)	0 (0–0)	0 (0–0)	0 (0–0)	0 (0–0)	0 (0–0)	0 (0–0)	0 (0–0)	0 (0–0)	0 (0–0)	0 (0–0)	0 (0–0)	0 (0–0)	0 (0–0)	0 (0–0)	0 (0–0)	0 (0–0)	0 (0–0)	0 (0–0)	0 (0–0)	0 (0–0)	0
Other neglected tropical diseases	0 (0–0)	0 (0–0)	0 (0–0)	0 (0–0)	0 (0–0)	0.7 (0.3–1.4)	0 (0–0.1)	0 (0–0.1)	0 (0–0.1)	0.2 (0–0.6)	0.2 (0–0.6)	0 (0–0.1)	0 (0–0.1)	0 (0–0.1)	0 (0–0.1)	0 (0–0.1)	0 (0–0.1)	0 (0–0.1)	0 (0–0.1)	0 (0–0.1)	0 (0–0.1)	0 (0–0.1)	0 (0–0)	3.2
Other infectious diseases	2.4 (1.1–3.7)	5.3 (2.5–10.3)	12.2 (6.3–19.3)	11.5 (7.6–15.5)	5.2 (3.5–9.7)	3.4 (2.4–5.6)	4.2 (2.1–5.5)	5.2 (3.4–9.4)	6.4 (3.5–9.1)	7.2 (5.4–9.3)	8.1 (6.2–10.4)	7.1 (5.4–9.3)	7 (5.1–9.2)	6.7 (4.7–9.4)	7.1 (4.9–9.1)	5.8 (3.9–8.1)	4.5 (2.9–6.7)	3.4 (2.3–4.7)	2.3 (1.5–3.4)	1.7 (1.1–2.4)	0.9 (0.7–1.5)	0.5 (0.3–0.8)	118
Meningitis	0.6 (0.4–0.9)	1.3 (0.9–1.7)	4.4 (2.5–6.7)	0.8 (0.2–1.9)	1.7 (1.2–2.3)	1.1 (0.8–1.5)	1.5 (1.1–2.1)	1.8 (1.3–2.4)	1.9 (1.4–2.6)	2.1 (1.5–2.8)	2.4 (1.8–3.1)	2.1 (1.6–2.8)	2.2 (1.6–3)	1.8 (1.4–2.4)	1.9 (1.4–2.6)	1.6 (1.2–2.2)	1.1 (0.8–1.5)	0.9 (0.6–1.2)	0.6 (0.4–0.7)	0.3 (0.2–0.5)	0.1 (0.1–0.2)	0 (0–0.1)	35.7

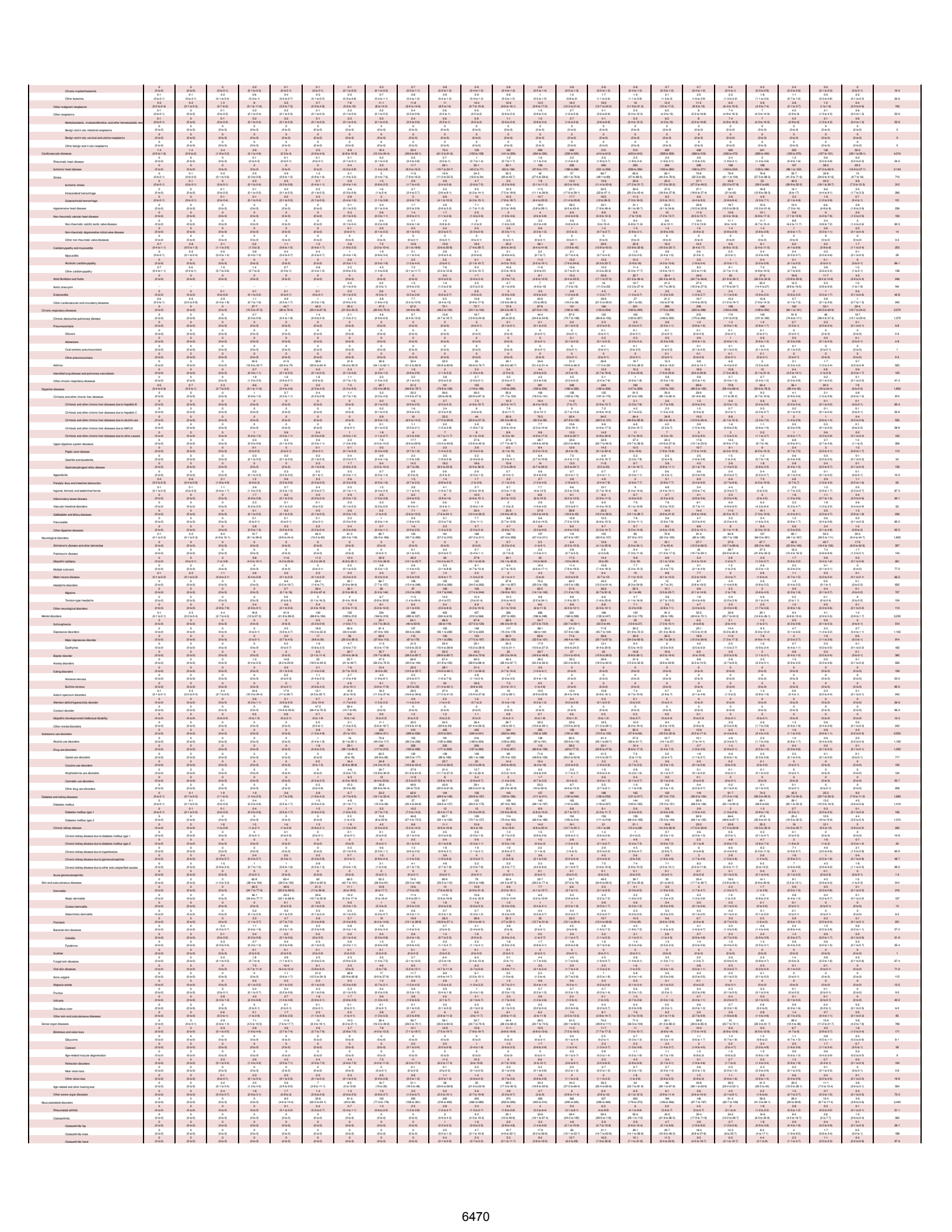

Osteoarthritis other	0 (0 to 0)	0 (0 to 0)	0 (0 to 0)	0 (0 to 0)	0 (0 to 0)	0 (0 to 0)	0 (0 to 0)	0 (0 to 0)	0 (0 to 0)	0-1 (0 to 0-2)	0-7 (0 to 1-7)	1-8 (0 to 4-2)	3-2 (1 to 7-2)	4-9 (2 to 10-7)	6 (2 to 13-2)	5-7 (2 to 11-9)	4-6 (2 to 9-4)	3-9 (1 to 8-9)	2-8 (1 to 5-7)	2-1 (1 to 4-3)	1-2 (0 to 3-2)	0-6 (0 to 1-2)	0-2 (0 to 0-4)	37-6
Low back pain	0 (0 to 0)	0 (0 to 0)	0 (0 to 0)	0 (0 to 0)	0-7 (0 to 15)	20-6 (13 to 29-5)	37-5 (27-4 to 48-6)	79-2 (46 to 113)	177-5 (120 to 262)	299-7 (199 to 392)	412 (312 to 539)	579 (455 to 729)	1 (1 to 1)	1 (1 to 1)	1 (1 to 1)	1 (1 to 1)	1 (1 to 1)	1 (1 to 1)	1 (1 to 1)	1 (1 to 1)	1 (1 to 1)	1 (1 to 1)	1 (1 to 1)	1,620
Neck pain	0 (0 to 0)	0 (0 to 0)	0 (0 to 0)	2-5 (0 to 5-5)	11-2 (5-7 to 20-4)	17 (9 to 29-6)	27-3 (13 to 52)	52-1 (29 to 89-7)	131 (79 to 211)	181 (113 to 271)	264 (173 to 377)	364-7 (246 to 514)	504-4 (351 to 703)	698 (479 to 1,000)	1,000 (684 to 1,400)	1,400 (1,000 to 1,900)	1,900 (1,400 to 2,500)	2,500 (1,900 to 3,200)	3,200 (2,500 to 4,000)	4,000 (3,200 to 4,900)	4,900 (4,000 to 5,900)	5,900 (4,900 to 7,000)	7,000 (5,900 to 8,200)	708
Gout	0 (0 to 0)	0 (0 to 0)	0 (0 to 0)	0 (0 to 0)	0 (0 to 0)	0 (0 to 0)	0 (0 to 0)	0 (0 to 0)	0 (0 to 0)	0 (0 to 0)	0 (0 to 0)	0 (0 to 0)	0 (0 to 0)	0 (0 to 0)	0 (0 to 0)	0 (0 to 0)	0 (0 to 0)	0 (0 to 0)	0 (0 to 0)	0 (0 to 0)	0 (0 to 0)	0 (0 to 0)	0 (0 to 0)	0 (0 to 0)	54-6
Other musculoskeletal disorders	0 (0 to 0)	0 (0 to 0)	0 (0 to 0)	0-2 (0 to 0-5)	0-3 (0 to 0-9)	6-4 (2 to 11-7)	22-5 (12 to 37-2)	60 (34 to 93-2)	84-1 (49 to 133)	87-1 (51 to 134)	70-1 (42 to 102)	59 (41 to 115)	66 (34 to 108)	59-4 (32 to 93-3)	57 (31 to 88-1)	46 (25 to 72)	29-3 (15 to 45)	20-4 (10 to 34-3)	13-5 (7 to 22-8)	8-1 (3 to 14-2)	3-4 (1 to 8-4)	1-5 (0 to 3-4)	0-6 (0 to 0-9)	643
Other non-communicable diseases	117 (78 to 194)	50-2 (30 to 75-8)	121 (84 to 168)	68-4 (52 to 88-5)	29-1 (16 to 51-5)	20 (9 to 40-8)	20-9 (9 to 40-5)	46-4 (26 to 84-1)	76-4 (54 to 104)	101 (72 to 135)	101 (71 to 141)	92 (72 to 118)	71-2 (56 to 92)	58-6 (46 to 76)	47-3 (36 to 62)	36-2 (27 to 48)	27-1 (19 to 36)	19-5 (13 to 26)	14-2 (9 to 19)	9-8 (6 to 13)	6-2 (3 to 8)	3-2 (1 to 4)	1-3 (0 to 2)	0-2 (0 to 0)	1,650
Congenital birth defects	112 (74 to 158)	40-6 (26 to 57)	67-9 (42 to 118)	40-5 (26 to 62)	19-5 (12 to 29)	14-1 (9 to 19-4)	14 (10 to 18-9)	16-7 (12 to 21-7)	21-2 (15 to 28-8)	19-9 (14 to 26-9)	14-1 (10 to 20)	15-4 (11 to 20-2)	13 (9 to 18)	11 (7 to 15)	10-3 (7 to 14)	9 (6 to 12)	7-3 (4 to 9)	5-9 (3 to 8)	4-5 (2 to 6)	3-3 (1 to 5)	2-1 (1 to 3)	1-2 (0 to 2)	0-6 (0 to 1)	0-2 (0 to 0)	453
Neural tube defects	4-3 (2 to 7-3)	2-1 (0 to 4)	3-5 (1 to 7-8)	4-4 (2 to 8-2)	2-5 (1 to 4-8)	0-5 (0 to 1)	0-3 (0 to 0-7)	0-4 (0 to 0-9)	0-6 (0 to 1-1)	0-6 (0 to 0-9)	0-5 (0 to 0-7)	0-3 (0 to 0-5)	0-3 (0 to 0-6)	0-3 (0 to 0-6)	0-2 (0 to 0-5)	0-1 (0 to 0-3)	0-1 (0 to 0-3)	0-1 (0 to 0-2)	0-1 (0 to 0)	0-1 (0 to 0)	0-1 (0 to 0)	0-1 (0 to 0)	0-1 (0 to 0)	0-1 (0 to 0)	19-3
Congenital heart anomalies	29-5 (17-4 to 54-6)	18-9 (11-4 to 31-4)	32-7 (12-3 to 84-9)	9-2 (5-2 to 17-3)	2-8 (1 to 5-3)	2-1 (1 to 3-9)	3-4 (1 to 5-6)	4-1 (2 to 6-9)	5 (3 to 8-5)	4 (2 to 6-7)	4-4 (2 to 7-6)	4-1 (2 to 7-6)	2-7 (1 to 5)	3-5 (1 to 5)	3-4 (1 to 5)	3-3 (1 to 5)	2-1 (0 to 3-9)	1-2 (0 to 3-6)	0-5 (0 to 2)	0-1 (0 to 0-1)	0-1 (0 to 0-1)	0-1 (0 to 0-1)	0-1 (0 to 0)	0-1 (0 to 0)	124
Orofacial clefts	0-2 (0 to 0)	0-2 (0 to 0)	0-4 (0 to 0-9)	0-2 (0 to 0-4)	0-2 (0 to 0-4)	0-2 (0 to 0-4)	0-2 (0 to 0-5)	0-2 (0 to 0-5)	0-3 (0 to 0-6)	0-4 (0 to 0-9)	0-3 (0 to 0-6)	0-3 (0 to 0-6)	0-2 (0 to 0-5)	0-2 (0 to 0-4)	0-2 (0 to 0-4)	0-2 (0 to 0-4)	0-1 (0 to 0-2)	0-1 (0 to 0-2)	0-1 (0 to 0)	0-1 (0 to 0)	0-1 (0 to 0)	0-1 (0 to 0)	0-1 (0 to 0)	0-1 (0 to 0)	3-7
Down syndrome	0-8 (0-4 to 1-5)	0-4 (0-2 to 0-7)	1-2 (0-6 to 2-2)	1-4 (0-8 to 2-8)	1-2 (0-6 to 1-6)	0-6 (0-3 to 1-4)	1-4 (0-8 to 2-1)	2 (1 to 3-2)	2-1 (1 to 3-2)	1-9 (1 to 2-9)	1-4 (0-8 to 2-2)	1-2 (0-6 to 1-8)	1-2 (0-6 to 1-8)	1-6 (0-8 to 2-4)	1-6 (0-8 to 2-4)	1-8 (1 to 2-7)	1-2 (0-6 to 2-3)	0-8 (0-4 to 1-7)	0-5 (0 to 1)	0-3 (0 to 0)	0-3 (0 to 0)	0-2 (0 to 0)	0-2 (0 to 0)	0-2 (0 to 0)	22-1
Turner syndrome	0 (0 to 0)	0 (0 to 0)	0 (0 to 0)	0 (0 to 0)	0 (0 to 0)	0 (0 to 0)	0 (0 to 0)	0 (0 to 0)	0 (0 to 0)	0 (0 to 0)	0 (0 to 0)	0 (0 to 0)	0 (0 to 0)	0 (0 to 0)	0 (0 to 0)	0 (0 to 0)	0 (0 to 0)	0 (0 to 0)	0 (0 to 0)	0 (0 to 0)	0 (0 to 0)	0 (0 to 0)	0 (0 to 0)	0 (0 to 0)	0
Klinefelter syndrome	0 (0 to 0)	0 (0 to 0)	0 (0 to 0)	0 (0 to 0)	0 (0 to 0)	0 (0 to 0)	0 (0 to 0)	0-1 (0 to 0-1)	0-1 (0 to 0-1)	0-1 (0 to 0-1)	0-1 (0 to 0-1)	0 (0 to 0)	0 (0 to 0)	0 (0 to 0)	0 (0 to 0)	0 (0 to 0)	0 (0 to 0)	0 (0 to 0)	0 (0 to 0)	0 (0 to 0)	0 (0 to 0)	0 (0 to 0)	0 (0 to 0)	0 (0 to 0)	0-4
Other chromosomal abnormalities	17-4 (7 to 42-4)	6-1 (2-5 to 16-7)	12 (4-6 to 32-7)	6-2 (2-4 to 15-5)	2-1 (1-1 to 5-4)	2-4 (1-1 to 5-6)	2-5 (1-3 to 4-6)	3 (1-6 to 5-5)	3-6 (2 to 5-8)	3-5 (2 to 5-6)	3-5 (2 to 5-6)	3-3 (2 to 5-4)	2-5 (1 to 4-4)	2-1 (1 to 3-7)	1-8 (1 to 3-7)	1-3 (0 to 2-7)	0-7 (0 to 1-2)	0-3 (0 to 0-6)	0-2 (0 to 0-4)	0-1 (0 to 0-3)	0-1 (0 to 0-2)	0-1 (0 to 0-2)	0-1 (0 to 0-2)	0-1 (0 to 0-2)	71-6
Congenital musculoskeletal and limb anomalies	1-4 (0 to 7-6)	1-1 (0 to 2-1)	0-2 (0 to 0-9)	0-3 (0 to 0-9)	0-1 (0 to 0-6)	0-1 (0 to 0-6)	0-1 (0 to 0-5)	0-1 (0 to 0-5)	0-1 (0 to 0-6)	0-2 (0 to 0-6)	0-2 (0 to 0-6)	0-2 (0 to 0-6)	0-2 (0 to 0-5)	0-2 (0 to 0-5)	0-2 (0 to 0-5)	0-2 (0 to 0-5)	0-1 (0 to 0-4)	0-1 (0 to 0-3)	0-1 (0 to 0-3)	0-1 (0 to 0-2)	0-1 (0 to 0-2)	0-1 (0 to 0-2)	0-1 (0 to 0-2)	0-1 (0 to 0-2)	78-4
Urogenital congenital anomalies	7-4 (2-7 to 22-4)	1-1 (0 to 4-2)	1-7 (0 to 7-4)	1-2 (0 to 3-2)	0-7 (0 to 1-7)	0-4 (0 to 2-4)	0-3 (0 to 2-1)	0-5 (0 to 2-5)	0-4 (0 to 2-6)	0-3 (0 to 2-4)	0-3 (0 to 2-3)	0-2 (0 to 2-3)	0-2 (0 to 2-3)	0-1 (0 to 2-2)	0-1 (0 to 2-2)	0-1 (0 to 2-2)	0-1 (0 to 2-2)	0-1 (0 to 2-2)	0-1 (0 to 2-2)	0-1 (0 to 2-2)	0-1 (0 to 2-2)	0-1 (0 to 2-2)	0-1 (0 to 2-2)	0-1 (0 to 2-2)	14-5
Digestive congenital anomalies	16-7 (9-7 to 27-9)	9-2 (4-6 to 14-8)	9 (3 to 19-9)	2-4 (0 to 6-2)	0-6 (0 to 2-2)	0-5 (0 to 2-6)	0-5 (0 to 2-6)	0-5 (0 to 2-7)	0-4 (0 to 2-6)	0-3 (0 to 2-4)	0-3 (0 to 2-4)	0-2 (0 to 2-4)	0-2 (0 to 2-4)	0-2 (0 to 2-4)	0-2 (0 to 2-4)	0-2 (0 to 2-4)	0-2 (0 to 2-4)	0-2 (0 to 2-4)	0-2 (0 to 2-4)	0-2 (0 to 2-4)	0-2 (0 to 2-4)	0-2 (0 to 2-4)	0-2 (0 to 2-4)	0-2 (0 to 2-4)	36
Other congenital birth defects	32-8 (20-2 to 52-5)	20-2 (12-4 to 31-2)	16-5 (5-4 to 29-9)	9-4 (3-6 to 17-4)	3-7 (1-6 to 9-4)	2-4 (1-2 to 5-2)	2-1 (1-2 to 4-2)	2-6 (1-5 to 5-6)	2-5 (1-5 to 5-4)	2-4 (1-5 to 4-9)	2-3 (1-4 to 4-6)	2-3 (1-4 to 4-3)	2-2 (1-3 to 4-3)	2-2 (1-3 to 4-3)	2-2 (1-3 to 4-3)	2-2 (1-3 to 4-3)	2-2 (1-3 to 4-3)	2-2 (1-3 to 4-3)	2-2 (1-3 to 4-3)	2-2 (1-3 to 4-3)	2-2 (1-3 to 4-3)	2-2 (1-3 to 4-3)	2-2 (1-3 to 4-3)	2-2 (1-3 to 4-3)	83
Urinary diseases and male infertility	0-1 (0 to 0-2)	0-2 (0 to 0-4)	0-6 (0 to 1-1)	0-4 (0 to 0-9)	0-2 (0 to 0-4)	0-3 (0 to 0-6)	0-3 (0 to 0-7)	0-5 (1 to 0-9)	0-7 (1 to 1-2)	0-9 (1 to 1-4)	0-9 (1 to 1-4)	1-1 (1 to 1-6)	1-2 (1 to 1-6)	1-2 (1 to 1-6)	1-3 (0 to 1-6)	1-3 (0 to 1-6)	1-2 (0 to 1-6)	1-2 (0 to 1-6)	1-2 (0 to 1-6)	1-2 (0 to 1-6)	1-2 (0 to 1-6)	1-2 (0 to 1-6)	1-2 (0 to 1-6)	1-2 (0 to 1-6)	10-7
Urolithiasis	0 (0 to 0)	0 (0 to 0)	0 (0 to 0)	0 (0 to 0)	0 (0 to 0)	0 (0 to 0)	0 (0 to 0)	0 (0 to 0)	0 (0 to 0)	0 (0 to 0)	0 (0 to 0)	0 (0 to 0)	0 (0 to 0)	0 (0 to 0)	0 (0 to 0)	0 (0 to 0)	0 (0 to 0)	0 (0 to 0)	0 (0 to 0)	0 (0 to 0)	0 (0 to 0)	0 (0 to 0)	0 (0 to 0)	0 (0 to 0)	0 (0 to 0)
Benign prostatic hyperplasia	0 (0 to 0)	0 (0 to 0)	0 (0 to 0)	0 (0 to 0)	0 (0 to 0)	0 (0 to 0)	0 (0 to 0)	0 (0 to 0)	0 (0 to 0)	0 (0 to 0)	0 (0 to 0)	0 (0 to 0)	0 (0 to 0)	0 (0 to 0)	0 (0 to 0)	0 (0 to 0)	0 (0 to 0)	0 (0 to 0)	0 (0 to 0)	0 (0 to 0)	0 (0 to 0)	0 (0 to 0)	0 (0 to 0)	0 (0 to 0)	0 (0 to 0)
Male infertility	1-7 (0 to 5)	1-1 (0 to 5)	0-3 (0 to 2)	0-3 (0 to 2)	0-3 (0 to 2)	0-4 (0 to 2)	0-5 (0 to 2)	0-7 (0 to 3)	0-9 (0 to 3)	1-1 (0 to 3)	1-1 (0 to 3)	1-2 (0 to 3)	1-2 (0 to 3)	1-2 (0 to 3)	1-2 (0 to 3)	1-2 (0 to 3)	1-2 (0 to 3)	1-2 (0 to 3)	1-2 (0 to 3)	1-2 (0 to 3)	1-2 (0 to 3)	1-2 (0 to 3)	1-2 (0 to 3)	1-2 (0 to 3)	18-9
Other urinary diseases	0-1 (0 to 0-2)	0-1 (0 to 0-2)	0-1 (0 to 0-3)	0-2 (0 to 0-3)	0-2 (0 to 0-3)	0-1 (0 to 0-2)	0-2 (0 to 0-3)	0-2 (0 to 0-3)	0-2 (0 to 0-4)	0-3 (0 to 0-5)	0-3 (0 to 0-5)	0-3 (0 to 0-5)	0-3 (0 to 0-5)	0-3 (0 to 0-5)	0-3 (0 to 0-5)	0-3 (0 to 0-5)	0-3 (0 to 0-5)	0-3 (0 to 0-5)	0-3 (0 to 0-5)	0-3 (0 to 0-5)	0-3 (0 to 0-5)	0-3 (0 to 0-5)	0-3 (0 to 0-5)	0-3 (0 to 0-5)	15-4
Gynecological diseases	0 (0 to 0)	0 (0 to 0)	0 (0 to 0)	0 (0 to 0)	0 (0 to 0)	0 (0 to 0)	0 (0 to 0)	0 (0 to 0)	0 (0 to 0)	0 (0 to 0)	0 (0 to 0)	0 (0 to 0)	0 (0 to 0)	0 (0 to 0)	0 (0 to 0)	0 (0 to 0)	0 (0 to 0)	0 (0 to 0)	0 (0 to 0)	0 (0 to 0)	0 (0 to 0)	0 (0 to 0)	0 (0 to 0)	0 (0 to 0)	0
Uterine fibroids	0 (0 to 0)	0 (0 to 0)	0 (0 to 0)	0 (0 to 0)	0 (0 to 0)	0 (0 to 0)	0 (0 to 0)	0 (0 to 0)	0 (0 to 0)	0 (0 to 0)	0 (0 to 0)	0 (0 to 0)	0 (0 to 0)	0 (0 to 0)	0 (0 to 0)	0 (0 to 0)	0 (0 to 0)	0 (0 to 0)	0 (0 to 0)	0 (0 to 0)	0 (0 to 0)	0 (0 to 0)	0 (0 to 0)	0 (0 to 0)	0
Polycystic ovarian syndrome	..	..	..	..	..	..	..	..	..	..	..	..	..	..	..	..	..	..	..	..	..	..	..	..	NA
Female infertility	..	..	..	..	..	..	..	..	..	..	..	..	..	..	..	..	..	..	..	..	..	..	..	..	NA
Endometriosis	..	..	..	..	..	..	..	..	..	..	..	..	..	..	..	..	..	..	..	..	..	..	..	..	NA
Genital prolapse	0 (0 to 0)	0 (0 to 0)	0 (0 to 0)	0 (0 to 0)	0 (0 to 0)	0 (0 to 0)	0 (0 to 0)	0 (0 to 0)	0 (0 to 0)	0 (0 to 0)	0 (0 to 0)	0 (0 to 0)	0 (0 to 0)	0 (0 to 0)	0 (0 to 0)	0 (0 to 0)	0 (0 to 0)	0 (0 to 0)	0 (0 to 0)	0 (0 to 0)	0 (0 to 0)	0 (0 to 0)	0 (0 to 0)	0 (0 to 0)	0
Premenstrual syndrome	..	..	..	..	..	..	..	..	..	..	..	..	..	..	..	..	..	..	..	..	..	..	..	..	NA
Other gynecological diseases	0 (0 to 0)	0 (0 to 0)	0 (0 to 0)	0 (0 to 0)	0 (0 to 0)	0 (0 to 0)	0 (0 to 0)	0 (0 to 0)	0 (0 to 0)	0 (0 to 0)	0 (0 to 0)	0 (0 to 0)	0 (0 to 0)	0 (0 to 0)	0 (0 to 0)	0 (0 to 0)	0 (0 to 0)	0 (0 to 0)	0 (0 to 0)	0 (0 to 0)	0 (0 to 0)	0 (0 to 0)	0 (0 to 0)	0 (0 to 0)	0
Hemoglobinopathies and hemolytic anemias	0-1 (0 to 0-2)	0-2 (0 to 0-4)	0-7 (0 to 1-6)	1-6 (0 to 3-5)	2-3 (0 to 5-7)	2 (0 to 4-2)	1-4 (0 to 3-6)	2-2 (1 to 4-6)	2-3 (1 to 5-3)	2-4 (1 to 5-6)	2-4 (1 to 5-3)	1-9 (1 to 3-7)	1-4 (0 to 3-3)	1-5 (1 to 3-1)	1-1 (0 to 2-7)	0-8 (0 to 2-3)	0-6 (0 to 2-1)	0-5 (0 to 1-7)	0-4 (0 to 1-5)	0-3 (0 to 1-2)	0-2 (0 to 0-8)	0-2 (0 to 0-5)	0-1 (0 to 0-3)	0-1 (0 to 0-2)	32-1
Thalassemias	0 (0 to 0)	0 (0 to 0)	0 (0 to 0)	0 (0 to 0)	0 (0 to 0)	0 (0 to 0)	0 (0 to 0)	0 (0 to 0)	0 (0 to 0)	0 (0 to 0)	0 (0 to 0)	0 (0 to 0)	0 (0 to 0)	0 (0 to 0)	0 (0 to 0)	0 (0 to 0)	0 (0 to 0)	0 (0 to 0)	0 (0 to 0)	0 (0 to 0)	0 (0 to 0)	0 (0 to 0)	0 (0 to 0)	0 (0 to 0)	0-1
Thalassemias trait	0 (0 to 0)	0 (0 to 0)	0-1 (0 to 0-7)	0-7 (0 to 2-9)	0-4 (0 to 1-7)	0-5 (0 to 1-4)	0-5 (0 to 1-6)	0-1 (0 to 0-6)	0-2 (0 to 0-6)	0-2 (0 to 0-6)	0-2 (0 to 0-5)	0-1 (0 to 0-5)	0-1 (0 to 0-5)	0-2 (0 to 0-5)	0-2 (0 to 0-4)	0-2 (0 to 0-4)	0-1 (0 to 0-3)	0-1 (0 to 0-3)	0-1 (0 to 0-3)	0-1 (0 to 0-3)	0-1 (0 to 0-3)	0-1 (0 to 0-3)	0-1 (0 to 0-3)	0-1 (0 to 0-3)	2-7
Sickle cell disorders	0-1 (0 to 0-2)	0-2 (0 to 0-3)	0-6 (0 to 1-1)	1-2 (0 to 2-6)	1-1 (0 to 2-1)	0-7 (0 to 1-1)	1-1 (0 to 2-1)	1-6 (1 to 2-2)	1-6 (1 to 2-4)	1-5 (1 to 1-9)	1-3 (1 to 1-6)	1-3 (1 to 1-6)	0-9 (0 to 1-2)	0-8 (0 to 1-1)	0-6 (0 to 0-9)	0-6 (0 to 0-9)	0-5 (0 to 0-8)	0-3 (0 to 0-6)	0-3 (0 to 0-5)	0-2 (0 to 0-4)	0-2 (0 to 0-3)	0-1 (0 to 0-3)	0-1 (0 to 0-2)	0-1 (0 to 0-2)	14-9
Sickle cell trait	0 (0 to 0)	0-1 (0 to 0-3)	0-1 (0 to 0-5)	0-2 (0 to 0-7)	0-1 (0 to 0-6)	0-1 (0 to 0-5)	0-2 (0 to 0-6)	0-2 (0 to 0-6)	0-3 (0 to 0-7)	0-3 (0 to 1-1)	0-3 (0 to 1-0)	0-3 (0 to 0-9)	0-2 (0 to 0-9)	0-2 (0 to 0-7)	0-1 (0 to 0-7)	0-2 (0 to 0-7)	0-2 (0 to 0-5)	0-1 (0 to 0-5)	0-1 (0 to 0-4)	0-1 (0 to 0-3)	0-1 (0 to 0-3)	0-1 (0 to 0-3)	0-1 (0 to 0-3)	0-1 (0 to 0-3)	4-1
G6PD deficiency	0 (0 to 0)	0 (0 to 0)	0 (0 to 0)	0 (0 to 0)	0 (0 to 0)	0 (0 to 0)	0 (0 to 0)	0 (0 to 0)	0 (0 to 0)	0 (0 to 0)	0 (0 to 0)	0 (0 to 0)	0 (0 to 0)	0 (0 to 0)	0 (0 to 0)	0 (0 to 0)	0 (0 to 0)	0 (0 to 0)	0 (0 to 0)	0 (0 to 0)	0 (0 to 0)	0 (0 to 0)	0 (0 to 0)	0 (0 to 0)	0
G6PD trait	0 (0 to 0)	0 (0 to 0)	0 (0 to 0)	0 (0 to 0)	0 (0 to 0)	0 (0 to 0)	0 (0 to 0)	0 (0 to 0)	0 (0 to 0)	0 (0 to 0)	0 (0 to 0)	0 (0 to 0)	0 (0 to 0)	0 (0 to 0)	0 (0 to 0)	0 (0 to 0)	0 (0 to 0)	0 (0 to 0)	0 (0 to 0)	0 (0 to 0)	0 (0 to 0)	0 (0 to 0)	0 (0 to 0)	0 (0 to 0)	0
Other hemoglobinopathies and hemolytic anemias	0 (0 to 0)	0-1 (0 to 0-4)	0-4 (0 to 2)	0-3 (0 to 1-2)	0-2 (0 to 0-9)	0-4 (0 to 1-5)	0-3 (0 to 0-9)	0-5 (0 to 1-7)	0-5 (0 to 1-7)	0-4 (0 to 1-2)	0-3 (1 to 1-1)	0-5 (1 to 1-4)	0-5 (1 to 1-4)	0-6 (1 to 1-4)	0-5 (1 to 1-4)	0-5 (1 to 1-4)	0-5 (1 to 1-4)	0-5 (1 to 1-4)	0-5 (1 to 1-4)	0-5 (1 to 1-4)	0-5 (1 to 1-4)	0-5 (1 to 1-4)	0-5 (1 to 1-4)	0-5 (1 to 1-4)	10-2
Endocrine, metabolic, blood, and immune disorders	4-5 (1-9 to 7)	2-7 (1-7 to 4)	12-9 (7-9 to 19-9)	16-6 (10-2 to 25)	15-8 (11 to 21-6)	16-1 (11-1 to 22)	9-6 (6-5 to 13-2)	16-4 (10-9 to 23-8)	29-4 (17-4 to 39-2)	32-5 (21-4 to 50-5)	32-5 (21-4 to 50-5)	40-3 (26-4 to 58-3)	40-3 (26-2 to 57-1)	46-8 (31-2 to 72-7)	49-6 (33-7 to 73-3)	49-6 (33-4 to 73-7)	43-4 (27-1 to 66)	36-8 (21-3 to 57-1)	29-4 (17-1 to 39-4)	17-5 (11-4 to 26)	10-7 (6-9 to 15-9)	4 (2-6 to 6-2)	1-4 (0-9 to 2-2)	0-4 (0-3 to 0-7)	516
Oral disorders	0 (0 to 0)	0-9 (0 to 2-4)	2-3 (0-2 to 6-6)	4-3 (2-7 to 6-7)	2-7 (1-6 to 4-7)	2-5 (1-6 to 4-3)	2-4 (1-6 to 3-7)	4-6 (3-2 to 7-4)	6-7 (4-2 to 10-4)	8-4 (5-2 to 13-3)	8-4 (5-2 to 13-3)	9-2 (5-9 to 14-7)	8-9 (5-6 to 14-4)	9-2 (5-6 to 14-4)	8-9 (5-6 to 14-4)	8-9 (5-6 to 14-4)	8-9 (5-6 to 14-4)	8-9 (5-6 to 14-4)	8-9 (5-6 to 14-4)	8-9 (5-6 to 14-4)	8-9 (5-6 to 14-4)	8-9 (5-6 to 14-4)	8-9 (5-6 to 14-4)	8-9 (5-6 to 14-4)	374
Caries of deciduous teeth	0 (0 to 0)	0 (0 to 0)	0 (0 to 0)	0 (0 to 0)	0 (0 to 0)	0 (0 to 0)	0 (0 to 0)	0 (0 to 0)	0 (0 to 0)	0 (0 to 0)	0 (0 to 0)	0 (0 to 0)	0 (0 to 0)	0 (0 to 0)	0 (0 to 0)	0 (0 to 0)	0 (0 to 0)	0 (0 to 0)	0 (0 to 0)	0 (0 to 0)	0 (0 to 0)	0 (0 to 0)	0 (0 to 0)	0 (0 to 0)	1-1
Caries of permanent teeth	0 (0 to 0)	0 (0 to 0)	0 (0 to 0)	0 (0 to 0)	0-2 (0 to 1-5)	0-7 (0 to 4-2)	0-2 (0 to 0-9)	0-4 (0 to 4-6)	0-5 (0 to 10-3)	0-1 (0 to 10-2)	0-1 (0 to 9)	2-5 (0 to 9)	1-4 (0 to 7-5)	1-2 (0 to 6)	1-2 (1-1 to 5-3)	1-2 (0 to 5-4)	0-7 (0 to 4-3)	0-7 (0 to 3-2)	0-7 (0 to 3-1)	0-6 (0 to 2-7)	0-5 (0 to 2-2)	0-4 (0 to 1-7)	0-3 (0 to 1-5)	0-3 (0 to 1-2)	38-1
Periodontal diseases	0 (0 to 0)	0 (0 to 0)	0 (0 to 0)	0 (0 to 0)	0 (0 to 0)	0 (0 to 0)	0 (0 to 0)	0 (0 to 0)	0 (0 to 0)	0 (0 to 0)	0 (0 to 0)	0 (0 to 0)	0 (0 to 0)	0 (0 to 0)	0 (0 to 0)	0 (0 to 0)	0 (0 to 0)	0 (0 to 0)	0 (0 to 0)	0 (0 to 0)	0 (0 to 0)	0 (0 to 0)	0 (0 to 0)	0 (0 to 0)	74-4
Other oral disorders	0 (0 to 0)	0 (0 to 0)	0 (0 to 0)	0-2 (0 to 5-5)	3-7 (1-5 to 8-2)	2-4 (1-4 to 3-9)	3-1 (1-8 to 4-9)	5-2 (3 to 8-6)	9-8 (5-4 to 16)	10-2 (6-1 to 15-4)	9-8 (5-6 to 15-3)	7-9 (4-6 to 12-3)	6-1 (3-7 to 9-1)	5-4 (3 to 7-7)	4-7 (2-1 to 5-5)	3-9 (1-7 to 5-1)	2-4 (1 to 3-4)	1-6 (0 to 2-4)	1-2 (0 to 2-4)	0-9 (0 to 1-6)	0-7 (0 to 1-2)	0-2 (0 to 0-6)	0-2 (0 to 0-5)	0-1 (0 to 0)	91-1
Sudden infant death syndrome	..	28-6 (19-4 to 40-3)	..	..	..	..	..	..	..	..	..	..	..	..	..	..	..	..	..	..	..	..	..	..	NA
Injuries	1-5 (1-1 to 2-1)	1-9 (1-3 to 2-5)	3-8 (2-5 to 5)	32-4 (21-4 to 47-6)	41-4 (32-9 to 53)	42-6 (35-5 to 59-3)	132 (113 to 155)	272 (234 to 317)	274 (236 to 318)	254 (218 to 297)	250 (209 to 299)	277 (211 to 464)	342 (278 to 417)	321 (256 to 397)	273 (209 to 339)	234 (168 to 291)	167 (109 to 224)	107 (64 to 157)	87-9 (49-8 to 112)	69-8 (42-6 to 93-4)	58-6 (37-6 to 72-4)	38-7 (21 to 47-4)	23-1 (10-6 to 28)	9-1 (7-4 to 10-9)	3,350
Transport injuries	0-1 (0 to 0-1)	0-1 (0 to 0-1)	0-7 (0 to 1-2)	4-9 (2 to 7-7)	7-1 (3 to 9-7)	6-9 (2 to 9-2)	40-3 (21-1 to 56)	74-6 (50-4 to 103)	82-8 (64-6 to 106)	65 (49-7 to 83-2)	57-3 (45-2 to 73-5)	45 (35-4 to 56-2)	45 (30-8 to 61-5)	40-1 (30-8 to 51-5)	34-1 (27-7 to 43)	27-8 (22 to 34-3)	19-6 (15 to 23-3)	12 (9-7 to 15-1)	7-7 (6-8 to 10-9)	5-6 (4 to 7-1)	3-8 (3 to 4-6)	2-6 (1-8 to 3-2)	1-8 (1 to 2-2)	0-8 (0 to 1-1)	566
Road injuries	0 (0 to 0-1)	0 (0 to 0-1)	0-4 (0 to 1-1)	4-4 (2 to 6-7)	6-5 (4 to 9-3)	6-2 (4 to 8-2)	40-1 (29 to 52-3)	75-1 (57 to 97-1)	78-8 (59-1 to 98-2)	62 (46-3 to 79-6)	51-9 (40-7 to 66-2)	40-4 (32-1 to 50-3)	39-1 (27-7 to 46-3)	29-6 (24 to 38-7)	20-6 (14 to 31-1)	16-3 (12 to 20-9)	10-4 (7 to 13-7)	7-1 (4 to 9-5)	5-3 (3 to 6-9)	3-5 (2 to 4-4)	2-7 (1 to 3-3)	1-7 (1 to 2-1)	0-7 (0 to 1-1)	0-2 (0 to 0-3)	500
Pedestrian road injuries	0 (0 to 0)	0 (0 to 0)	0-2 (0 to 0-4)	0-7 (0 to 1-4)	0-7 (0 to 1-5)	0-5 (0 to 1-3)	2-1 (0 to 4-3)	3-5 (1 to 6-7)	3-5 (1 to 6-1)	2-7 (1 to 5-1)	2-1 (0 to 4-3)	1-6 (0 to 3-1)	1-4 (0 to 2-9)	1-1 (0 to 2-3)	0-9 (0 to 1-9)	0-7 (0 to 1-4)	0-4 (0 to 1-1)	0-3 (0 to 0-7)	0-2 (0 to 0-5)	0-2 (0 to 0-4)	0-1 (0 to 0-3)	0-1 (0 to 0-2)	0-1 (0 to 0-2)	0-1 (0 to 0-1)	104
Cyclist road injuries	0 (0 to 0)	0 (0 to 0)	0 (0 to 0)	0 (0 to 0-7)	0-3 (0 to 0-9)	0-3 (0 to 1-2)	0-5 (0 to 2-1)	0-9 (0 to 3-1)





6473

Exposure to forces of nature	2.7 0.0 to 5.7)	< 5 (1.3 to 11.2)	12.7 (11.0 to 14)	44.5 (39.1 to 50.1)	79.7 (71.1 to 87)	113 (102 to 126)	145 (132 to 162)	153 (138 to 172)	159 (142 to 180)	175 (153 to 200)	203 (173 to 240)	228 (192 to 280)	239 (200 to 294)	256 (214 to 312)	229 (190 to 278)	214 (177 to 254)	203 (166 to 242)	202 (165 to 242)	242 (196 to 290)	219 (177 to 263)	192 (153 to 232)	135 (106 to 166)	89.6 (68.9 to 110)	21.5 (13.4 to 29.7)	3,455
Other unintentional injuries	37 (25.2 to 48.3)	13.6 (9.9 to 18.2)	143 (117 to 170)	668 (549 to 1,000)	3,020 (2,669 to 3,390)	1,462 (1,283 to 1,650)	2,940 (2,600 to 3,310)	4,360 (3,856 to 4,910)	6,648 (5,726 to 8,008)	8,710 (6,429 to 9,850)	8,643 (5,663 to 10,140)	10,108 (6,623 to 14,758)	11,040 (8,123 to 13,780)	11,600 (8,124 to 13,780)	11,485 (7,958 to 15,980)	11,485 (7,958 to 15,980)	9,600 (7,128 to 15,480)	9,954 (6,668 to 15,480)	9,265 (6,205 to 13,390)	7,443 (5,265 to 10,640)	4,966 (3,320 to 6,998)	2,782 (1,960 to 4,056)	1,139 (764 to 1,662)	186 (105 to 274)	1,54,000
Self-harm and interpersonal violence	252 (164 to 359)	62.1 (42.1 to 91.3)	779 (611 to 1,010)	1,300 (1,080 to 1,550)	1,940 (1,650 to 2,260)	5,200 (4,450 to 6,010)	20,700 (18,100 to 23,700)	73,900 (65,000 to 83,100)	87,300 (77,100 to 98,600)	96,200 (84,100 to 109,000)	102,000 (87,900 to 117,000)	111,000 (94,100 to 129,000)	118,000 (100,000 to 137,000)	127,000 (107,000 to 147,000)	122,000 (104,000 to 141,000)	94,000 (79,600 to 109,000)	71,500 (59,900 to 83,600)	65,700 (54,600 to 77,400)	49,900 (41,000 to 58,900)	33,400 (27,500 to 39,700)	19,300 (14,900 to 23,900)	8,960 (6,600 to 11,600)	2,920 (2,020 to 3,980)	610 (346 to 1,000)	1,078,000
Self-harm	0 (0 to 0)	0 (0 to 0)	0 (0 to 0)	0 (0 to 0)	0 (0 to 0)	0 (0 to 0)	0 (0 to 0)	0 (0 to 0)	0 (0 to 0)	0 (0 to 0)	0 (0 to 0)	0 (0 to 0)	0 (0 to 0)	0 (0 to 0)	0 (0 to 0)	0 (0 to 0)	0 (0 to 0)	0 (0 to 0)	0 (0 to 0)	0 (0 to 0)	0 (0 to 0)	0 (0 to 0)	0 (0 to 0)	0 (0 to 0)	0 (0 to 0)	0
Self-harm by firearm	0 (0 to 0)	0 (0 to 0)	0 (0 to 0)	0 (0 to 0)	0 (0 to 0)	0 (0 to 0)	0 (0 to 0)	0 (0 to 0)	0 (0 to 0)	0 (0 to 0)	0 (0 to 0)	0 (0 to 0)	0 (0 to 0)	0 (0 to 0)	0 (0 to 0)	0 (0 to 0)	0 (0 to 0)	0 (0 to 0)	0 (0 to 0)	0 (0 to 0)	0 (0 to 0)	0 (0 to 0)	0 (0 to 0)	0 (0 to 0)	0 (0 to 0)	0
Self-harm by other specified means	0 (0 to 0)	0 (0 to 0)	0 (0 to 0)	0 (0 to 0)	0 (0 to 0)	0 (0 to 0)	0 (0 to 0)	0 (0 to 0)	0 (0 to 0)	0 (0 to 0)	0 (0 to 0)	0 (0 to 0)	0 (0 to 0)	0 (0 to 0)	0 (0 to 0)	0 (0 to 0)	0 (0 to 0)	0 (0 to 0)	0 (0 to 0)	0 (0 to 0)	0 (0 to 0)	0 (0 to 0)	0 (0 to 0)	0 (0 to 0)	0 (0 to 0)	0
Interpersonal violence	252 (164 to 359)	62.1 (42.1 to 91.3)	779 (611 to 1,000)	1,300 (1,080 to 1,550)	1,940 (1,650 to 2,260)	5,200 (4,450 to 6,010)	20,700 (18,100 to 23,700)	73,900 (65,000 to 83,100)	87,300 (77,100 to 98,600)	96,200 (84,100 to 109,000)	102,000 (87,900 to 117,000)	111,000 (94,100 to 129,000)	118,000 (100,000 to 137,000)	127,000 (107,000 to 147,000)	122,000 (104,000 to 141,000)	94,000 (79,600 to 109,000)	71,500 (59,900 to 83,600)	65,700 (54,600 to 77,400)	49,900 (41,000 to 58,900)	33,400 (27,500 to 39,700)	19,300 (14,900 to 23,900)	8,960 (6,600 to 11,600)	2,920 (2,020 to 3,980)	610 (346 to 1,000)	1,078,000
Physical violence by firearm	0.8 (0.4 to 1.1)	0.8 (0.6 to 1.2)	6.1 (4.7 to 8.1)	12.6 (9.8 to 16.1)	27.6 (22.6 to 33.4)	59.6 (48.2 to 72.4)	164.0 (137 to 196)	516 (414 to 619)	1,010 (838 to 1,210)	1,740 (1,500 to 2,000)	2,110 (1,820 to 2,440)	2,660 (2,260 to 3,090)	3,040 (2,600 to 3,530)	3,140 (2,690 to 3,650)	3,010 (2,570 to 3,500)	2,870 (2,450 to 3,340)	2,660 (2,270 to 3,100)	2,560 (2,180 to 2,980)	2,420 (2,060 to 2,810)	2,080 (1,770 to 2,420)	1,610 (1,370 to 1,870)	1,060 (900 to 1,230)	615 (523 to 715)	195 (165 to 227)	19,000
Physical violence by close person	21.4 (14.7 to 31.1)	5.1 (3.7 to 7.1)	27.4 (20.1 to 37.1)	49 (36.1 to 66.1)	89.5 (66.1 to 118)	194 (144 to 256)	344 (256 to 456)	484 (360 to 640)	611 (455 to 808)	708 (527 to 937)	753 (561 to 997)	815 (606 to 1,080)	868 (646 to 1,150)	1,000 (744 to 1,320)	1,040 (774 to 1,380)	1,040 (774 to 1,380)	1,010 (751 to 1,340)	1,010 (751 to 1,340)	1,010 (751 to 1,340)	1,010 (751 to 1,340)	1,010 (751 to 1,340)	1,010 (751 to 1,340)	1,010 (751 to 1,340)	1,010 (751 to 1,340)	17,000
Sexual violence	0 (0 to 0)	0 (0 to 0)	0 (0 to 0)	9.4 (5.2 to 14.9)	31.6 (18.9 to 50.1)	103 (66.2 to 157)	497 (370 to 650)	825 (667 to 1,060)	1,140 (918 to 1,510)	1,510 (1,210 to 1,900)	1,670 (1,340 to 2,070)	1,820 (1,460 to 2,260)	1,880 (1,510 to 2,330)	1,850 (1,480 to 2,300)	1,810 (1,450 to 2,250)	1,660 (1,330 to 2,060)	1,470 (1,180 to 1,830)	1,370 (1,090 to 1,710)	1,220 (970 to 1,530)	1,020 (810 to 1,280)	778 (620 to 980)	527 (421 to 666)	312 (248 to 396)	73.6 (58.3 to 113)	19,000
Physical violence by other means	230 (153 to 327)	56.5 (41.1 to 76.7)	706 (551 to 903)	1,130 (884 to 1,400)	1,720 (1,440 to 2,050)	901 (753 to 1,100)	1,060 (1,000 to 1,710)	2,110 (1,710 to 2,570)	2,240 (1,800 to 2,800)	2,530 (2,070 to 3,110)	2,270 (1,820 to 2,820)	2,780 (2,220 to 3,460)	2,530 (2,020 to 3,160)	2,530 (2,020 to 3,160)	2,490 (1,990 to 3,110)	2,490 (1,990 to 3,110)	2,040 (1,630 to 2,560)	2,040 (1,630 to 2,560)	2,040 (1,630 to 2,560)	2,040 (1,630 to 2,560)	2,040 (1,630 to 2,560)	2,040 (1,630 to 2,560)	2,040 (1,630 to 2,560)	2,040 (1,630 to 2,560)	47,000
Conflict and terrorism	0 (0 to 0)	0 (0 to 0)	0 (0 to 0)	0 (0 to 0)	0 (0 to 1.1)	0 (0.1 to 0.5)	0 (0.2 to 1.9)	0 (0.7 to 2)	0 (1.8 to 3.7)	0 (2.9 to 18.4)	0 (2.4 to 17.7)	0 (2 to 17.5)	0 (1.6 to 17.5)	0 (1.6 to 17.5)	0 (1.6 to 17.5)	0 (1.6 to 17.5)	0 (1.6 to 17.5)	0 (1.6 to 17.5)	0 (1.6 to 17.5)	0 (1.6 to 17.5)	0 (1.6 to 17.5)	0 (1.6 to 17.5)	0 (1.6 to 17.5)	0 (1.6 to 17.5)	528

SR Table 2a: Newham DALYS by cause and age group for males with 95% uncertainty intervals, 2019

Cause	Early Neonatal	Late Neonatal	Post Neonatal	1 to 4	5 to 9	10 to 14	15 to 19	20 to 24	25 to 29	30 to 34	35 to 39	40 to 44	45 to 49	50 to 54	55 to 59	60 to 64	65 to 69	70 to 74	75 to 79	80 to 84	85 plus	Total
All causes	4,792 (3,988 to 5,661)	2,762 (1,949 to 3,714)	5,196 (4,604 to 5,790)	1,944 (1,612 to 2,327)	1,268 (1,065 to 1,476)	1,249 (1,050 to 1,464)	1,746 (1,470 to 2,043)	2,704 (2,280 to 3,156)	3,284 (2,809 to 3,770)	3,866 (3,309 to 4,470)	4,268 (3,646 to 4,938)	4,660 (3,980 to 5,400)	5,196 (4,430 to 6,030)	5,732 (4,886 to 6,650)	6,446 (5,494 to 7,480)	7,248 (6,180 to 8,406)	7,879 (6,715 to 9,139)	8,248 (7,030 to 9,566)	8,736 (7,445 to 10,134)	8,961 (7,637 to 10,397)	8,961 (7,637 to 10,397)	39,200
Communicable, maternal, neonatal, and nutritional diseases	4,792 (3,988 to 5,661)	2,762 (1,949 to 3,714)	1,330 (932 to 1,788)	1,944 (1,612 to 2,327)	1,268 (1,065 to 1,476)	1,249 (1,050 to 1,464)	1,746 (1,470 to 2,043)	2,704 (2,280 to 3,156)	3,284 (2,809 to 3,770)	3,866 (3,309 to 4,470)	4,268 (3,646 to 4,938)	4,660 (3,980 to 5,400)	5,196 (4,430 to 6,030)	5,732 (4,886 to 6,650)	6,446 (5,494 to 7,480)	7,248 (6,180 to 8,406)	7,879 (6,715 to 9,139)	8,248 (7,030 to 9,566)	8,736 (7,445 to 10,134)	8,961 (7,637 to 10,397)	8,961 (7,637 to 10,397)	2,630
HIV/AIDS and sexually transmitted infections	12 (3.4 to 28.1)	4.4 (1.2 to 9.7)	10 (4.8 to 22.4)	2.2 (1.0 to 3.7)	1.1 (0.5 to 1.4)	0.6 (0.3 to 0.9)	0.8 (0.4 to 1.2)	2 (0.3 to 3.4)	10.1 (7.7 to 13.4)	23.2 (17.5 to 33.4)	31.5 (24.9 to 39.7)	30.4 (24.3 to 38.7)	26.5 (19.3 to 32.1)	19.5 (12.9 to 25.2)	15 (9.2 to 19.4)	9.9 (7.4 to 12.9)	6.5 (5.0 to 8.3)	3.6 (2.9 to 4.5)	2 (1.6 to 2.5)	0.7 (0.4 to 1.1)	0.2 (0.1 to 0.2)	183
HIV/AIDS	0 (0 to 0)	0 (0 to 0)	2.8 (2.4 to 3.3)	0.2 (0.1 to 0.3)	0.1 (0.1 to 0.2)	0.2 (0.1 to 0.3)	0.4 (0.1 to 0.6)	2.8 (1.3 to 3.4)	9.6 (7.3 to 12.9)	19.4 (14.9 to 28.5)	27.3 (22.3 to 36.4)	26.9 (19.8 to 31.3)	23.9 (17.7 to 28.2)	17.5 (12.1 to 21.6)	14.7 (11.9 to 18.9)	9.7 (7.4 to 12.6)	6.3 (4.9 to 8.2)	3.6 (2.8 to 4.6)	1.9 (1.3 to 2.5)	0.6 (0.3 to 1.1)	0.1 (0.1 to 0.2)	154
HIV/AIDS - Drug-susceptible Tuberculosis	0 (0 to 0)	0.3 (0.2 to 0.4)	0.2 (0.1 to 0.3)	0.1 (0.1 to 0.1)	0.1 (0.0 to 0.1)	0.2 (0.1 to 0.3)	0.4 (0.1 to 0.6)	1.5 (0.9 to 2.3)	2.3 (1.3 to 3.2)	1.7 (1.1 to 2.4)	1.5 (1.0 to 2.1)	1.5 (0.4 to 1.5)	1.2 (0.4 to 1.6)	0.9 (0.3 to 1.2)	0.4 (0.3 to 0.6)	0.2 (0.2 to 0.4)	0.2 (0.2 to 0.3)	0.1 (0.0 to 0.1)	0.1 (0.0 to 0.1)	0.0 (0.0 to 0.0)	0.0 (0.0 to 0.0)	10.5
HIV/AIDS - Multidrug-resistant Tuberculosis without extensive dr...	0 (0 to 0)	0 (0 to 0)	0 (0 to 0)	0 (0 to 0)	0 (0 to 0)	0 (0 to 0)	0 (0 to 0)	0 (0 to 0)	0 (0 to 0)	0 (0 to 0)	0 (0 to 0)	0 (0 to 0)	0 (0 to 0)	0 (0 to 0)	0 (0 to 0)	0 (0 to 0)	0 (0 to 0)	0 (0 to 0)	0 (0 to 0)	0 (0 to 0)	0 (0 to 0)	0 (0 to 0)	0.2
HIV/AIDS - Extensively drug-resistant Tuberculosis	0 (0 to 0)	0 (0 to 0)	0 (0 to 0)	0 (0 to 0)	0 (0 to 0)	0 (0 to 0)	0 (0 to 0)	0 (0 to 0)	0 (0 to 0)	0 (0 to 0)	0 (0 to 0)	0 (0 to 0)	0 (0 to 0)	0 (0 to 0)	0 (0 to 0)	0 (0 to 0)	0 (0 to 0)	0 (0 to 0)	0 (0 to 0)	0 (0 to 0)	0 (0 to 0)	0 (0 to 0)	0.1
HIV/AIDS resulting in other diseases	0 (0 to 0)	2.5 (2 to 3)	1.8 (1.4 to 2.3)	0.9 (0.7 to 1.2)	0.6 (0.4 to 0.8)	0.6 (0.5 to 0.7)	0.7 (0.5 to 1)	2.6 (2 to 3.5)	8.9 (6.5 to 12.2)	20.8 (15.2 to 27.9)	27.7 (21.3 to 36.9)	22.2 (17.1 to 29.7)	20.7 (15.9 to 26.4)	13.7 (10.6 to 17.6)	9.1 (7.1 to 11.9)	5.6 (4.4 to 7.6)	3.4 (2.7 to 4.6)	1.2 (0.7 to 2.1)	0.6 (0.3 to 1.1)	0.1 (0.1 to 0.2)	0.0 (0.0 to 0.1)	144
Sexually transmitted infections excluding HIV	12 (3.4 to 28.1)	4.4 (1.2 to 9.7)	7.3 (1.9 to 17.4)	0.2 (0.1 to 0.5)	0.1 (0.0 to 0.1)	0.1 (0.0 to 0.1)	0.1 (0.0 to 0.1)	0.2 (0.1 to 0.4)	0.5 (0.2 to 1.1)	0.9 (0.4 to 1.8)	0.8 (0.3 to 1.7)	0.5 (0.2 to 1.1)	0.5 (0.2 to 1.1)	0.3 (0.2 to 0.7)	0.3 (0.1 to 0.6)	0.2 (0.1 to 0.4)	0.1 (0.0 to 0.3)	0.1 (0.0 to 0.1)	0.1 (0.0 to 0.1)	0.0 (0.0 to 0.0)	0.0 (0.0 to 0.0)	29.1
Syphilis	12 (3.4 to 28.1)	4.4 (1.2 to 9.7)	7.3 (1.9 to 17.4)	0.2 (0.1 to 0.5)	0.1 (0.0 to 0.1)	0.1 (0.0 to 0.1)	0.1 (0.0 to 0.1)	0.1 (0.0 to 0.1)	0.1 (0.1 to 0.2)	0.1 (0.1 to 0.2)	0.1 (0.1 to 0.2)	0.1 (0.0 to 0.1)	0.1 (0.0 to 0.1)	0.1 (0.0 to 0.1)	0.1 (0.0 to 0.1)	0.1 (0.0 to 0.1)	0.1 (0.0 to 0.1)	0.1 (0.0 to 0.1)	0.1 (0.0 to 0.1)	0.0 (0.0 to 0.0)	0.0 (0.0 to 0.0)	25.2
Chlamydial infection	0 (0 to 0)	0 (0 to 0)	0 (0 to 0)	0 (0 to 0)	0 (0 to 0)	0 (0 to 0)	0 (0 to 0)	0 (0 to 0)	0 (0 to 0)	0 (0 to 0)	0 (0 to 0)	0 (0 to 0)	0 (0 to 0)	0 (0 to 0)	0 (0 to 0)	0 (0 to 0)	0 (0 to 0)	0 (0 to 0)	0 (0 to 0)	0 (0 to 0)	0 (0 to 0)	0 (0 to 0)	0.2
Gonococcal infection	0 (0 to 0)	0 (0 to 0)	0 (0 to 0)	0 (0 to 0)	0 (0 to 0)	0 (0 to 0)	0 (0 to 0)	0 (0 to 0)	0 (0 to 0)	0 (0 to 0)	0 (0 to 0)	0 (0 to 0)	0 (0 to 0)	0 (0 to 0)	0 (0 to 0)	0 (0 to 0)	0 (0 to 0)	0 (0 to 0)	0 (0 to 0)	0 (0 to 0)	0 (0 to 0)	0 (0 to 0)	0.2
Trichomoniasis	0 (0 to 0)	0 (0 to 0)	0 (0 to 0)	0 (0 to 0)	0 (0 to 0)	0 (0 to 0)	0 (0 to 0)	0 (0 to 0)	0 (0 to 0)	0 (0 to 0)	0 (0 to 0)	0 (0 to 0)	0 (0 to 0)	0 (0 to 0)	0 (0 to 0)	0 (0 to 0)	0 (0 to 0)	0 (0 to 0)	0 (0 to 0)	0 (0 to 0)	0 (0 to 0)	0 (0 to 0)	0.5
Genital herpes	0 (0 to 0)	0 (0 to 0)	0 (0 to 0)	0 (0 to 0)	0 (0 to 0)	0 (0 to 0)	0 (0 to 0)	0 (0 to 0)	0 (0 to 0)	0 (0 to 0)	0 (0 to 0)	0 (0 to 0)	0 (0 to 0)	0 (0 to 0)	0 (0 to 0)	0 (0 to 0)	0 (0 to 0)	0 (0 to 0)	0 (0 to 0)	0 (0 to 0)	0 (0 to 0)	0 (0 to 0)	2.6
Other sexually transmitted infections	0 (0 to 0)	0 (0 to 0)	0 (0 to 0)	0 (0 to 0)	0 (0 to 0)	0 (0 to 0)	0 (0 to 0)	0 (0 to 0)	0 (0 to 0)	0 (0 to 0)	0 (0 to 0)	0 (0 to 0)	0 (0 to 0)	0 (0 to 0)	0 (0 to 0)	0 (0 to 0)	0 (0 to 0)	0 (0 to 0)	0 (0 to 0)	0 (0 to 0)	0 (0 to 0)	0 (0 to 0)	0.3
Respiratory infections and tuberculosis	4,780 (3.7 to 5.7)	2,758 (2.9 to 3.6)	3,866 (36.3 to 52.6)	1,942 (28.7 to 35.4)	1,267 (10.4 to 27.7)	1,247 (10.1 to 25.4)	1,744 (10.8 to 24.2)	2,701 (16.4 to 39.2)	3,281 (21.1 to 50.4)	3,862 (42.4 to 60.1)	4,264 (43.7 to 61.2)	4,655 (52.2 to 64.1)	5,192 (54.4 to 61.9)	5,728 (54.6 to 64.6)	6,442 (39.5 to 64.4)	7,244 (34.2 to 64.2)	7,875 (32.3 to 64.7)	8,244 (30.1 to 64.3)	8,732 (47.3 to 68.3)	8,957 (59.4 to 109)	8,957 (60.1 to 99.2)	981
Tuberculosis	0 (0 to 0)	0.2 (0.1 to 0.3)	0.2 (0.3 to 0.5)	0.2 (0.1 to 0.3)	0.1 (0.1 to 0.2)	0.4 (0.2 to 0.5)	0.6 (0.5 to 2.2)	1.1 (1.6 to 5)	2.2 (2.4 to 6.1)	4.2 (7.2 to 9.3)	3.4 (4.2 to 4.4)	3.7 (2.5 to 5.2)	3.5 (2.2 to 4.4)	2.3 (2.2 to 2.9)	2.8 (2.7 to 3.4)	2.3 (1.9 to 2.9)	1.2 (1.2 to 1.5)	0.5 (0.3 to 0.9)	0.3 (0.2 to 0.5)	0.1 (0.1 to 0.1)	0.1 (0.1 to 0.2)	41.7
Latent tuberculosis infection	0 (0 to 0)	0 (0 to 0)	0 (0 to 0)	0 (0 to 0)	0 (0 to 0)	0 (0 to 0)	0 (0 to 0)	0 (0 to 0)	0 (0 to 0)	0 (0 to 0)	0 (0 to 0)	0 (0 to 0)	0 (0 to 0)	0 (0 to 0)	0 (0 to 0)	0 (0 to 0)	0 (0 to 0)	0 (0 to 0)	0 (0 to 0)	0 (0 to 0)	0 (0 to 0)	0 (0 to 0)	0
Drug-susceptible tuberculosis	0 (0 to 0)	0.2 (0.1 to 0.3)	0.2 (0.3 to 0.5)	0.2 (0.1 to 0.3)	0.1 (0.1 to 0.2)	0.4 (0.2 to 0.5)	0.5 (0.5 to 2.1)	1.1 (1.5 to 4.9)	2.2 (2.4 to 6.1)	4.2 (7.2 to 9.3)	3.4 (4.2 to 4.4)	3.7 (2.5 to 5.2)	3.4 (2.1 to 4.4)	2.3 (2.1 to 2.9)	2.7 (1.9 to 3.3)	2.3 (1.9 to 2.9)	1.2 (1.2 to 1.5)	0.5 (0.3 to 0.9)	0.3 (0.2 to 0.5)	0.1 (0.1 to 0.1)	0.1 (0.1 to 0.2)	40.8
Multidrug-resistant tuberculosis without extensive drug-resistance	0 (0 to 0)	0 (0 to 0)	0 (0 to 0)	0 (0 to 0)	0 (0 to 0)	0 (0 to 0)	0 (0 to 0)	0 (0 to 0)	0 (0 to 0)	0 (0 to 0)	0 (0 to 0)	0 (0 to 0)	0 (0 to 0)	0 (0 to 0)	0 (0 to 0)	0 (0 to 0)	0 (0 to 0)	0 (0 to 0)	0 (0 to 0)	0 (0 to 0)	0 (0 to 0)	0 (0 to 0)	0.6
Extensively drug-resistant tuberculosis	0 (0 to 0)	0 (0 to 0)	0 (0 to 0)	0 (0 to 0)	0 (0 to 0)	0 (0 to 0)	0 (0 to 0)	0 (0 to 0)	0 (0 to 0)	0 (0 to 0)	0 (0 to 0)	0 (0 to 0)	0 (0 to 0)	0 (0 to 0)	0 (0 to 0)	0 (0 to 0)	0 (0 to 0)	0 (0 to 0)	0 (0 to 0)	0 (0 to 0)	0 (0 to 0)	0 (0 to 0)	0.2
Lower respiratory infections	4,780 (27.9 to 5.7)	2,754 (2.4 to 3.4)	3,866 (21.4 to 34.2)	1,942 (2.5 to 4.4)	1,267 (1.4 to 2.4)	1,243 (2.7 to 3.7)	1,738 (3.9 to 11.5)	2,690 (7.6 to 19.1)	3,259 (11.1 to 32.2)	3,858 (24.9 to 41.4)	4,260 (19.3 to 36.9)	4,651 (22.1 to 42.5)	5,188 (22.1 to 45.6)	5,726 (21.9 to 45.6)	6,438 (19.8 to 41.9)	7,241 (20.1 to 42.9)	7,871 (25.1 to 52)	8,240 (24.7 to 55.4)	8,728 (28.9 to 59.4)	8,952 (28.2 to 52.2)	8,952 (27.3 to 69.1)	710
Upper respiratory infections	0 (0 to 0.1)	0.2 (0.1 to 0.4)	4.8 (2.7 to 7.7)	10.4 (10.4 to 20)	10.2 (10.4 to 22.6)	10.4 (6.6 to 22)	13.5 (7.2 to 22)	20.4 (11.6 to 34.1)	19.4 (7.2 to 32)	19.7 (10.1 to 32.7)	19.7 (9.3 to 29.7)	11.7 (4.8 to 15.4)	9 (4.8 to 15.4)	6.8 (3.7 to 11.8)	5.2 (2.7 to 8.6)	3.7 (1.9 to 6.1)	2.4 (1.2 to 4.2)	1.8 (1.2 to 2.9)	1.1 (0.6 to 2)	0.8 (0.4 to 1.4)	0.4 (0.2 to 0.6)	189
Otitis media	0 (0 to 0)	0 (0 to 0)	1.9 (1.4 to 1.6)	9.8 (2.5 to 8.9)	10.2 (2.4 to 7.3)	2.3 (1.2 to 4)	2.3 (1.2 to 3.4)	2 (1.2 to 3.4)	1.5 (1.2 to 2.9)	1.4 (1.2 to 2.5)	1.2 (1.1 to 2.1)	1.1 (1.1 to 2)	1.1 (1.1 to 2)	1.1 (1.1 to 2)	1.1 (0.9 to 2.4)	1.1 (0.9 to 2.4)	1.1 (0.7 to 2.2)	0.9 (0.5 to 1.9)	0.5 (0.3 to 0.9)	0.2 (0.1 to 0.4)	0.1 (0.1 to 0.4)	41.9
Enteric infections	0.3 (0.2 to 0.5)	1.2 (0.9 to 1.7)	16 (10.4 to 23.1)	10.4 (10.1 to 23.6)	10 (5.6 to 19.7)	5.8 (3.6 to 9.4)	4.2 (2.5 to 6.4)	4.2 (2.6 to 7.4)	7.5 (4.4 to 11.4)	9.1 (5.5 to 14)	9.1 (4.3 to 15.7)	4.9 (2.4 to 9.5)	4.3 (2.4 to 9.5)	2.9 (2.2 to 5.3)	2.5 (1.6 to 3.7)	2.4 (1.6 to 3.5)	2.4 (1.6 to 3.5)	2.4 (1.6 to 3.5)	2.2 (1.5 to 3.1)	2.2 (1.5 to 3.1)	2.2 (1.5 to 3.1)	130
Diarrheal diseases	0.3 (0.2 to 0.5)	1.2 (0.9 to 1.7)	16 (10.5 to 23)	10 (10.1 to 23.6)	5.8 (3.5 to 19.7)	5.8 (3.6 to 9.4)	4.2 (2.5 to 6.4)	4.2 (2.6 to 7.4)	7.5 (4.4 to 11.4)	9.1 (5.5 to 14)	9.1 (4.3 to 15.7)	4.9 (2.4 to 9.5)	4.3 (2.4 to 9.5)	2.9 (2.2 to 5.3)	2.5 (1.6 to 3.7)	2.4 (1.6 to 3.5)	2.4 (1.6 to 3.5)	2.4 (1.6 to 3.5)	2.2 (1.5 to 3.1)	2.2 (1.5 to 3.1)	2.2 (1.5 to 3.1)	129
Typhoid and paraphoid	0 (0 to 0)	0 (0 to 0)	0 (0 to 0)	0 (0 to 0)	0 (0 to 0)	0 (0 to 0)	0 (0 to 0)	0 (0 to 0)	0 (0 to 0)	0 (0 to 0)	0 (0 to 0)	0 (0 to 0)	0 (0 to 0)	0 (0 to 0)	0 (0 to 0)	0 (0 to 0)	0 (0 to 0)	0 (0 to 0)	0 (0 to 0)	0 (0 to 0)	0 (0 to 0)	0 (0 to 0)	0
Typhoid fever	0 (0 to 0)	0 (0 to 0)	0 (0 to 0)	0 (0 to 0)	0 (0 to 0)	0 (0 to 0)	0 (0 to 0)	0 (0 to 0)	0 (0 to 0)	0 (0 to 0)	0 (0 to 0)	0 (0 to 0)	0 (0 to 0)	0 (0 to 0)	0 (0 to 0)	0 (0 to 0)	0 (0 to 0)	0 (0 to 0)	0 (0 to 0)	0 (0 to 0)	0 (0 to 0)	0 (0 to 0)	0
Paraphoid fever	0 (0 to 0)	0 (0 to 0)	0 (0 to 0)	0 (0 to 0)	0 (0 to 0)	0 (0 to 0)	0 (0 to 0)	0 (0 to 0)	0 (0 to 0)	0 (0 to 0)	0 (0 to 0)	0 (0 to 0)	0 (0 to 0)	0 (0 to 0)	0 (0 to 0)	0 (0 to 0)	0 (0 to 0)	0 (0 to 0)	0 (0 to 0)	0 (0 to 0)	0 (0 to 0)	0 (0 to 0)	0
Invasive Non-typhoidal Salmonella (iNTS)	0 (0 to 0)	0 (0 to 0)	0 (0 to 0)	0 (0 to 0)	0 (0 to 0)	0 (0 to 0)	0 (0 to 0)	0 (0 to 0)	0 (0 to 0)	0 (0 to 0)	0 (0 to 0)	0 (0 to 0)	0 (0 to 0)	0 (0 to 0)	0 (0 to 0)	0 (0 to 0)	0 (0 to 0)	0 (0 to 0)	0 (0 to 0)	0 (0 to 0)	0 (0 to 0)	0 (0 to 0)	0.3
Other intestinal infectious diseases	0 (0 to 0)	0.1 (0 to 0.2)	0.1 (0 to 0.2)	0.1 (0 to 0.2)	0 (0 to 0)	0 (0 to 0)	0 (0 to 0)	0 (0 to 0.1)	0 (0 to 0)	0 (0 to 0)	0 (0 to 0)	0 (0 to 0)	0 (0 to 0)	0 (0 to 0)	0 (0 to 0)	0 (0 to 0)	0 (0 to 0)	0 (0 to 0)	0 (0 to 0)	0 (0 to 0)	0 (0 to 0)	0 (0 to 0)	0.4
Neglected tropical diseases and malaria	0 (0 to 0)	0.2 (0 to 0.5)	0.3 (0 to 1.5)	1.4 (0 to 4.6)	0.1 (0 to 0.5)	0.2 (0 to 0.5)	0.1 (0 to 1.1)	0.2 (0 to 0.7)	0.4 (0 to 1.1)	0.4 (0 to 1.5)	0.2 (0 to 0.9)	0.1 (0 to 0.4)	0.1 (0 to 0.4)	0.1 (0 to 0.4)	0.1 (0 to 0.2)	0.2 (0 to 0.2)	0.1 (0 to 0.2)	0.1 (0 to 0.1)	0.1 (0 to 0.1)	0.1 (0 to 0.1)	0.0 (0 to 0.0)	5
Malaria	0 (0 to 0)	0 (0 to 0)	0 (0 to 0)	0 (0 to 0)	0 (0 to 0)	0 (0 to 0)	0 (0 to 0)	0 (0 to 0)	0 (0 to 0)	0 (0 to 0)	0 (0 to 0)	0 (0 to 0)	0 (0 to 0)	0 (0 to 0)	0 (0 to 0)	0 (0 to 0)	0 (0 to 0)	0 (0 to 0)	0 (0 to 0)	0 (0 to 0)	0 (0 to 0)	0 (0 to 0)	0
Chagas disease	0 (0 to 0)	0 (0 to 0)	0 (0 to 0)	0 (0 to 0)	0 (0 to 0)	0 (0 to 0)	0 (0 to 0)	0 (0 to 0)	0 (0 to 0)	0 (0 to 0)	0 (0 to 0)	0 (0 to 0)	0 (0 to 0)	0 (0 to 0)	0 (0 to 0)	0 (0 to 0)	0 (0 to 0)	0 (0 to 0)	0 (0 to 0)	0 (0 to 0)	0 (0 to 0)	0 (0 to 0)	0
Leishmaniasis	0 (0 to 0)	0 (0 to 0)	0 (0 to 0)	0 (0 to 0)	0 (0 to 0)	0 (0 to 0)	0 (0 to 0)	0 (0 to 0)	0 (0 to 0)	0 (0 to 0)	0 (0 to 0)	0 (0 to 0)	0 (0 to 0)	0 (0 to 0)	0 (0 to 0)	0 (0 to 0)	0 (0 to 0)	0 (0 to 0)	0 (0 to 0)	0 (0 to 0)	0 (0 to 0)	0 (0 to 0)	0
Visceral leishmaniasis	0 (0 to 0)	0 (0 to 0)	0 (0 to 0)	0 (0 to 0)	0 (0 to 0)	0 (0 to 0)	0 (0 to 0)	0 (0 to 0)	0 (0 to 0)	0 (0 to 0)	0 (0 to 0)	0 (0 to 0)	0 (0 to 0)	0 (0 to 0)	0 (0 to 0)	0 (0 to 0)	0 (0 to 0)	0 (0 to 0)	0 (0 to 0)	0 (0 to 0)	0 (0 to 0)	0 (0 to 0)	0
Cutaneous and mucocutaneous leishmaniasis	0 (0 to 0)	0 (0 to 0)	0 (0 to 0)	0 (0 to 0)	0 (0 to 0)	0 (0 to 0)	0 (0 to 0)	0 (0 to 0)	0 (0 to 0)	0 (0 to 0)	0 (0 to 0)	0 (0 to 0)	0 (0 to 0)	0 (0 to 0)	0 (0 to 0)	0 (0 to 0)	0 (0 to 0)	0 (0 to 0)	0 (0 to 0)	0 (0 to 0)	0 (0 to 0)	0 (0 to 0)	0
African trypanosomiasis	0 (0 to 0)	0 (0 to 0)	0 (0 to 0)	0 (0 to 0)	0 (0 to 0)	0 (0 to 0)	0 (0 to 0)	0 (0 to 0)	0 (0 to 0)	0 (0 to 0)	0 (0 to 0)	0 (0 to 0)	0 (0 to 0)	0 (0 to 0)	0 (0 to 0)	0 (0 to 0)	0 (0 to 0)	0 (0 to 0)	0 (0 to 0)	0 (0 to 0)	0 (0 to 0)	0 (0 to 0)	0
Schistosomiasis	0 (0 to 0)	0 (0 to 0)	0 (0 to 0)	0 (0 to 0)	0 (0 to 0)	0 (0 to 0)	0 (0 to 0)	0 (0 to 0)	0 (0 to 0)	0 (0 to 0)	0 (0 to 0)	0 (0 to 0)	0 (0 to 0)	0 (0 to 0)	0 (0 to 0)	0 (0 to 0)	0 (0 to 0)	0 (0 to 0)	0 (0 to 0)	0 (0 to 0)	0 (0 to 0)	0 (0 to 0)	0
Cysticercosis	0 (0 to 0)	0 (0 to 0)	0 (0 to 0)	0 (0 to 0)	0 (0 to 0)	0 (0 to 0)	0 (0 to 0)	0 (0 to 0)	0 (0 to 0)	0 (0 to 0)	0 (0 to 0)	0 (0 to 0)	0 (0 to 0)	0 (0 to 0)	0 (0 to 0)	0 (0 to 0)	0 (0 to 0)	0 (0 to 0)	0 (0 to 0)	0 (0 to 0)	0 (0 to 0)	0 (0 to 0)	0
Cystic echinococcosis	0 (0 to 0)	0 (0 to 0)	0 (0 to 0)	0 (0 to 0)	0 (0 to 0)	0 (0 to 0)	0 (0 to 0)	0 (0 to 0)	0 (0 to 0)	0 (0 to 0)	0 (0 to 0)	0 (0 to 0)	0 (0 to 0)	0 (0 to 0)	0 (0 to 0)	0 (0 to 0)	0 (0 to 0)	0 (0 to 0)	0 (0 to 0)	0 (0 to 0)	0 (0 to 0)	0 (0 to 0)	0.1
Lymphatic filariasis	0 (0 to 0)	0 (0 to 0)	0 (0 to 0)	0 (0 to 0)	0 (0 to 0)	0 (0 to 0)	0 (0 to 0)	0 (0 to 0)	0 (0 to 0)	0 (0 to 0)	0 (0 to 0)	0 (0 to 0)	0 (0 to 0)	0 (0 to 0)	0 (0 to 0)	0 (0 to 0)	0 (0 to 0)	0 (0 to 0)	0 (0 to 0)	0 (0 to 0)	0 (0 to 0)	0 (0 to 0)	0
Onchocerciasis	0 (0 to 0)	0 (0 to 0)	0 (0 to 0)	0 (0 to 0)	0 (0 to 0)	0 (0 to 0)	0 (0 to 0)	0 (0 to 0)	0 (0 to 0)	0 (0 to 0)	0 (0 to 0)	0 (0 to 0)	0 (0 to 0)	0 (0 to 0)	0 (0 to 0)	0 (0 to 0)	0 (0 to 0)	0 (0 to 0)	0 (0 to 0)	0 (0 to 0)	0 (0 to 0)	0 (0 to 0)	0
Trachoma	0 (0 to 0)	0 (0 to 0)	0 (0 to 0)	0 (0 to 0)	0 (0 to 0)	0 (0 to 0)	0 (0 to 0)	0 (0 to 0)	0 (0 to 0)	0 (0 to 0)	0 (0 to 0)	0 (0 to 0)	0 (0 to 0)	0 (0 to 0)	0 (0 to 0)	0 (0 to 0)	0 (0 to 0)	0 (0 to 0)	0 (0 to 0)	0 (0 to 0)	0 (0 to 0)	0 (0 to 0)	0
Dengue	0 (0 to 0)	0 (0 to 0)	0 (0 to 0)	0 (0 to 0)	0 (0 to 0)	0 (0 to 0)	0 (0 to 0)	0 (0 to 0)	0 (0 to 0)	0 (0 to 0)	0 (0 to 0)	0 (0 to 0)	0 (0 to 0)	0 (0 to 0)	0 (0 to 0)	0 (0 to 0)	0 (0 to 0)	0 (0 to 0)	0 (0 to 0)	0 (0 to 0)	0 (0 to 0)	0 (0 to 0)	0
Yellow fever	0 (0 to 0)	0 (0 to 0)	0 (0 to 0)	0 (0 to 0)	0 (0 to 0)	0 (0 to 0)	0 (0 to 0)	0 (0 to 0)	0 (0 to 0)	0 (0 to 0)	0 (0 to 0)	0 (0 to 0)	0 (0 to 0)	0 (0 to 0)	0 (0 to 0)	0 (0 to 0)	0 (0 to 0)	0 (0 to 0)	0 (0 to 0)	0 (0 to 0)	0 (0 to 0)	0 (0 to 0)	0
Rabies	0 (0 to 0)	0 (0 to 0)	0 (0 to 0)	0 (0 to 0)	0 (0 to 0)	0 (0 to 0)	0 (0 to 0)	0 (0 to 0)	0 (0 to 0)	0 (0 to 0)	0 (0 to 0)	0 (0 to 0)	0 (0 to 0)	0 (0 to 0)	0 (0 to 0)	0 (0 to 0)	0 (0 to 0)	0 (0 to 0)	0 (0 to 0)	0 (0 to 0)	0 (0 to 0)	0 (0 to 0)	0
Intestinal nematode infections	0 (0 to 0)	0 (0 to 0)	0 (0 to 0)	0 (0 to 0)	0 (0 to 0)	0 (0 to 0)	0 (0 to 0)	0 (0 to 0)	0 (0 to 0)	0 (0 to 0)	0 (0 to 0)	0 (0 to 0)	0 (0 to 0)	0 (0 to 0)	0 (0 to 0)	0 (0 to 0)	0 (0 to 0)	0 (0 to 0)	0 (0 to 0)	0 (0 to 0)	0 (0 to 0)	0 (0 to 0)	0
Ascariasis	0 (0 to 0)	0 (0 to 0)	0 (0 to 0)	0 (0 to 0)	0 (0 to 0)	0 (0 to 0)	0 (0 to 0)	0 (0 to 0)	0 (0 to 0)	0 (0 to 0)	0 (0 to 0)	0 (0 to 0)	0 (0 to 0)	0 (0 to 0)	0 (0 to 0)	0 (0 to 0)	0 (0 to 0)	0 (0 to 0)	0 (0 to 0)	0 (0 to 0)	0 (0 to 0)	0 (0 to 0)	0
Trichuriasis	0 (0 to 0)	0 (0 to 0)	0 (0 to 0)	0 (0 to 0)	0 (0 to 0)	0 (0 to 0)	0 (0 to 0)	0 (0 to 0)	0 (0 to 0)	0 (0 to 0)	0 (0 to 0)	0 (0 to 0)	0 (0 to 0)	0 (0 to 0)	0 (0 to 0)	0 (0 to 0)	0 (0 to 0)	0 (0 to 0)	0 (0 to 0)	0 (0 to 0)	0 (0 to 0)	0 (0 to 0)	0
Hookworm disease	0 (0 to 0)	0 (0 to 0)	0 (0 to 0)	0 (0 to 0)	0 (0 to 0)	0 (0 to 0)	0 (0 to 0)	0 (0 to 0)	0 (0 to 0)	0 (0 to 0)	0 (0 to 0)	0 (0 to 0)	0 (0 to 0)	0 (0 to 0)	0 (0 to 0)	0 (0 to 0)	0 (0 to 0)	0 (0 to 0)	0 (0 to 0)	0 (0 to 0)	0 (0 to 0)	0 (0 to 0)	0
Food-borne trematodiases	0 (0 to 0)	0 (0 to 0)	0 (0 to 0)	0 (0 to 0)	0 (0 to 0)	0 (0 to 0)	0 (0 to 0)	0 (0 to 0)	0 (0 to 0)	0 (0 to 0)	0 (0 to 0)	0 (0 to 0)	0 (0 to 0)	0 (0 to 0)	0 (0 to 0)	0 (0 to 0)	0 (0 to 0)	0 (0 to 0)	0 (0 to 0)	0 (0 to 0)	0 (0 to 0)	0 (0 to 0)	0
Leprosy	0 (0 to 0)	0 (0 to 0)	0 (0 to 0)	0 (0 to 0)	0 (0 to 0)	0 (0 to 0)	0 (0 to 0)	0 (0 to 0)	0 (0 to 0)	0 (0 to 0)	0 (0 to 0)	0 (0 to 0)	0 (0 to 0)	0 (0 to 0)	0 (0 to 0)	0 (0 to 0)	0 (0 to 0)	0 (0 to 0)	0 (0 to 0)	0 (0 to 0)	0 (0 to 0)	0 (0 to 0)	0
Ebola	0 (0 to 0)	0 (0 to 0)	0 (0 to 0)	0 (0 to 0)	0 (0 to 0)	0 (0 to 0)	0 (0 to 0)	0 (0 to 0)	0 (0 to 0)

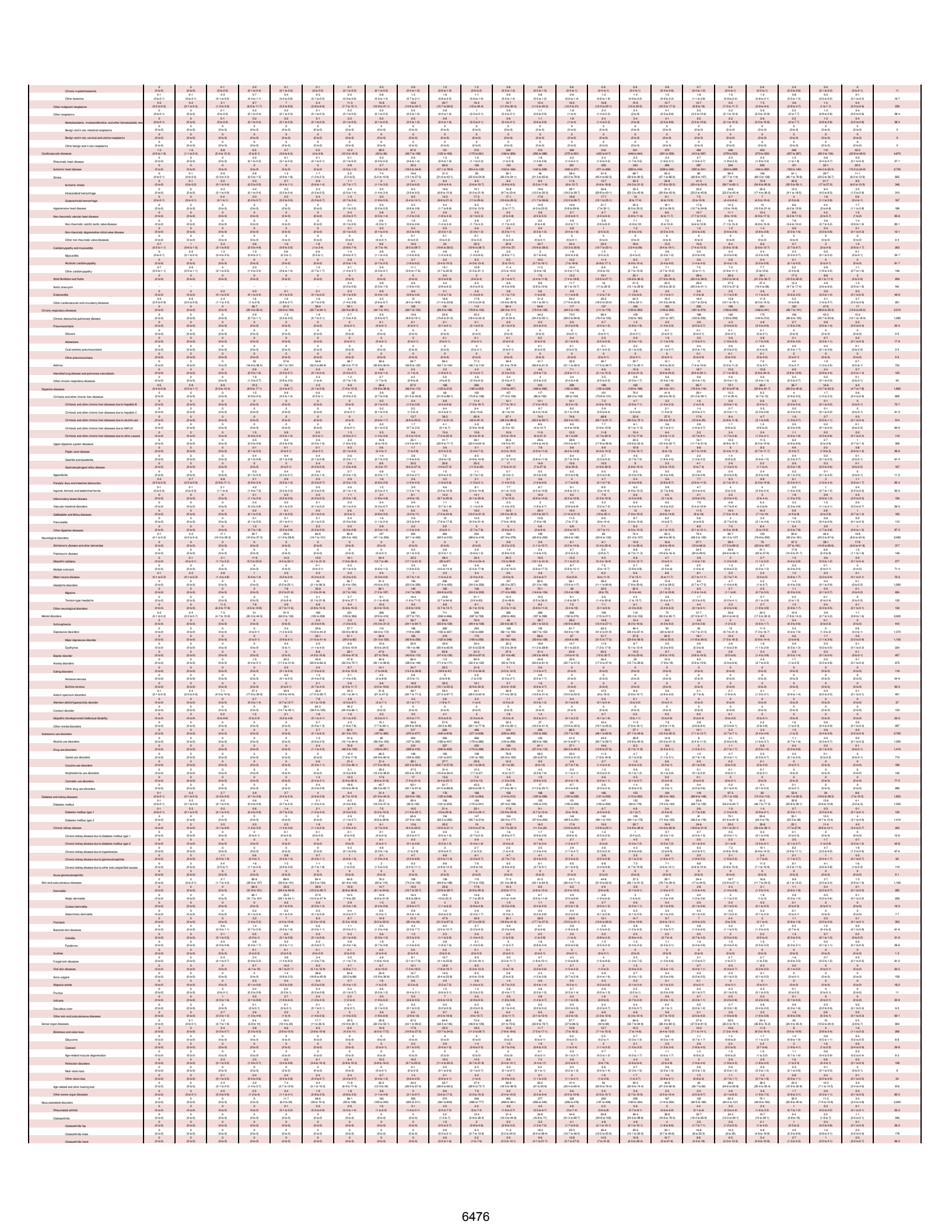

Osteoarthritis other	0 (0 to 0)	0 (0 to 0)	0 (0 to 0)	0 (0 to 0)	0 (0 to 0)	0 (0 to 0)	0 (0 to 0)	0 (0 to 0)	0 (0 to 0)	0.2 (0 to 0.4)	0.9 (0 to 2.4)	2 (0.7 to 4.5)	3.3 (1.4 to 7.4)	4.4 (1.8 to 9.5)	5.1 (2.3 to 11.1)	4.1 (2 to 9.1)	3.6 (1.6 to 7.4)	2.8 (1.4 to 5.9)	2.5 (1.2 to 5)	1.3 (0.7 to 2.7)	0.5 (0.3 to 1.1)	0.2 (0.1 to 0.4)	36
Low back pain	0 (0 to 0)	0 (0 to 0)	0 (0 to 0)	0 (0 to 0)	7.6 (3.5 to 14.3)	32.4 (16.6 to 53.3)	52.4 (31.9 to 84.4)	94.3 (54.6 to 151)	138 (112 to 209)	196 (164 to 447)	273 (140 to 610)	367 (120 to 352)	178 (106 to 278)	156 (92.2 to 234)	154 (89.6 to 193)	152 (83.7 to 153)	152 (82.9 to 153)	152 (82.6 to 156)	152 (82.5 to 151)	152 (77.3 to 42.2)	152 (77.6 to 33)	152 (77.3 to 42.2)	273 (77.6 to 33)	1,910
Neck pain	0 (0 to 0)	0 (0 to 0)	0 (0 to 0)	0.4 (1.2 to 7.5)	15.3 (8.6 to 29.3)	29.2 (11.4 to 43.4)	37.4 (18.2 to 71.6)	74.6 (39.1 to 142)	138 (37.2 to 140)	138 (68.5 to 257)	138 (74.1 to 238)	98.1 (32.4 to 164)	82.6 (44.5 to 146)	64.1 (31.6 to 120)	51.6 (24.4 to 90.4)	39.4 (20.1 to 68.5)	28.7 (12.6 to 45.1)	19.4 (10.4 to 29)	9.6 (4.6 to 22.4)	4.5 (1.7 to 11.4)	1.6 (0.6 to 4.6)	0.2 (0.1 to 0.6)	945
Gout	0 (0 to 0)	0 (0 to 0)	0 (0 to 0)	0 (0 to 0)	0 (0 to 0)	0 (0 to 0)	0.1 (0 to 0.4)	0.2 (0 to 0.6)	1.2 (0.3 to 4.7)	2.9 (0.9 to 8.4)	5.2 (2 to 9.7)	5.2 (2.9 to 9.1)	5.2 (3.3 to 9.1)	5.2 (3.3 to 9.1)	5.2 (3.3 to 9.1)	5.2 (3.3 to 9.1)	5.2 (3.4 to 7.5)	5.2 (3.4 to 7.5)	5.2 (3.4 to 7.5)	5.2 (3.4 to 7.5)	5.2 (3.4 to 7.5)	5.2 (3.4 to 7.5)	54.6
Other musculoskeletal disorders	0 (0 to 0)	0 (0 to 0)	0 (0 to 0)	0.3 (0.2 to 0.5)	0.4 (0.2 to 1.1)	8.6 (3.2 to 16)	29.1 (15.3 to 46.4)	69.2 (47.4 to 120)	134 (77.5 to 210)	116 (47 to 182)	77.6 (41.9 to 129)	69.1 (41 to 107)	57.9 (32.5 to 94.4)	47.3 (27.2 to 73.7)	36 (18.6 to 58.6)	24 (12.9 to 37.7)	19.6 (9.5 to 35.7)	13.4 (7.3 to 21.1)	9.7 (4.2 to 16.7)	2.9 (1.7 to 5.7)	1.2 (0.4 to 3.2)	0.4 (0.2 to 0.7)	729
Other non-communicable diseases	130 (82.1 to 194)	58.4 (41.9 to 82.4)	221 (160 to 311)	151 (81.4 to 156)	58.4 (32.1 to 91.9)	44.4 (24.6 to 68.3)	45.8 (26.4 to 66.3)	68.8 (31.3 to 92.2)	115 (80.4 to 148)	159 (107 to 208)	140 (98.3 to 197)	103 (76.1 to 152)	69 (74.6 to 148)	159 (74.6 to 148)	159 (80 to 150)	112 (78 to 153)	111 (66.3 to 131)	95.4 (62.5 to 116)	68.6 (49.1 to 82.2)	67.6 (49.1 to 82.2)	58.8 (42.4 to 77.1)	31.3 (21.2 to 42.9)	14.5 (9.6 to 19.4)	5.3 (3.6 to 7.3)	2,030
Congenital birth defects	115 (78.1 to 156)	51 (35.1 to 73.3)	158 (101 to 165)	46.4 (36.7 to 64.4)	25.7 (19.3 to 35.5)	18.9 (13.5 to 26.1)	19.8 (14.9 to 26.3)	22.9 (16.9 to 30)	31.2 (22.5 to 42.7)	34.2 (25.2 to 45.7)	27.4 (20.7 to 36.2)	17.8 (13.3 to 23.6)	14.4 (10.3 to 19)	10.2 (7.5 to 14)	10.2 (7.5 to 14)	7.3 (4.3 to 10.2)	3.9 (2.2 to 5.4)	2.3 (0.9 to 4.1)	0.6 (0.2 to 0.9)	0.4 (0.2 to 0.6)	0.2 (0.1 to 0.3)	0.1 (0 to 0.1)	628
Neural tube defects	2.2 (1.7 to 4)	2.3 (1.5 to 4.6)	9 (3.5 to 14.4)	0.7 (0.3 to 11.7)	0.4 (0.2 to 0.9)	0.4 (0.2 to 0.9)	0.4 (0.2 to 0.9)	0.4 (0.2 to 0.9)	0.6 (0.3 to 1.2)	0.6 (0.3 to 1.2)	0.7 (0.4 to 1.1)	0.5 (0.3 to 0.9)	0.3 (0.2 to 0.5)	0.2 (0.1 to 0.3)	0.2 (0.1 to 0.3)	0.1 (0 to 0.1)	0.1 (0 to 0.1)	0.1 (0 to 0.1)	0.1 (0 to 0.1)	0.1 (0 to 0.1)	0.1 (0 to 0.1)	0.1 (0 to 0.1)	0.1 (0 to 0.1)	24.6
Congenital heart anomalies	22.9 (12.1 to 52.4)	20 (9.1 to 36.3)	30.4 (24.3 to 153)	13.3 (7.6 to 24.8)	3.9 (2.3 to 7.4)	2.7 (1.4 to 5.1)	4.3 (2.7 to 7)	5 (3.2 to 7.4)	6.6 (4.3 to 11.2)	6.6 (4.1 to 10.5)	4.2 (2.7 to 6)	4.2 (2.7 to 6)	2.1 (1.1 to 3.4)	2.1 (1.1 to 3.4)	1.7 (0.7 to 2.8)	1.1 (0.5 to 2)	0.5 (0.2 to 1.3)	0.1 (0 to 0.3)	0.1 (0 to 0.1)	0 (0 to 0)	0 (0 to 0)	0 (0 to 0)	0 (0 to 0)	156
Orofacial clefts	0 (0 to 0)	0.3 (0.1 to 0.6)	0.5 (0.1 to 1)	0.3 (0.1 to 0.6)	0.3 (0.1 to 0.6)	0.3 (0.1 to 0.6)	0.3 (0 to 0.5)	0.5 (0.1 to 0.7)	0.5 (0.1 to 1.1)	0.6 (0.1 to 1.4)	0.5 (0.1 to 1)	0.3 (0.1 to 0.7)	0.2 (0 to 0.5)	0.2 (0 to 0.4)	0.2 (0 to 0.5)	0.1 (0 to 0.2)	0.1 (0 to 0.2)	0.1 (0 to 0.2)	0.1 (0 to 0.1)	0 (0 to 0.1)	0 (0 to 0.1)	0 (0 to 0.1)	0 (0 to 0.1)	4.6
Down syndrome	2.2 (1.1 to 4.4)	0.8 (0.4 to 1.4)	3.7 (1.6 to 4.8)	2.5 (1.6 to 3.2)	1.6 (0.9 to 2.2)	1.2 (0.7 to 1.6)	1.2 (0.7 to 1.6)	1.9 (1.1 to 2.6)	3.2 (1.9 to 4.9)	3.6 (2.2 to 5.2)	2.9 (1.8 to 4.2)	2 (1.3 to 2.9)	2.1 (1.4 to 3.2)	3.2 (1.8 to 5)	3.4 (1.8 to 5.7)	2.6 (1.2 to 4.4)	1 (0.5 to 1.7)	0.5 (0 to 1)	0 (0 to 0)	0 (0 to 0)	0 (0 to 0)	0 (0 to 0)	0 (0 to 0)	39.5
Turner syndrome	0 (0 to 0)	0 (0 to 0)	0 (0 to 0)	0 (0 to 0)	0 (0 to 0)	0 (0 to 0)	0 (0 to 0)	0 (0 to 0)	0 (0 to 0)	0 (0 to 0)	0 (0 to 0)	0 (0 to 0)	0 (0 to 0)	0 (0 to 0)	0 (0 to 0)	0 (0 to 0)	0 (0 to 0)	0 (0 to 0)	0 (0 to 0)	0 (0 to 0)	0 (0 to 0)	0 (0 to 0)	0 (0 to 0)	0 (0 to 0)	0
Klinefelter syndrome	0 (0 to 0)	0 (0 to 0)	0 (0 to 0)	0 (0 to 0)	0 (0 to 0)	0 (0 to 0)	0 (0 to 0)	0 (0 to 0)	0 (0 to 0)	0 (0 to 0)	0 (0 to 0)	0 (0 to 0)	0 (0 to 0)	0 (0 to 0)	0 (0 to 0)	0 (0 to 0)	0 (0 to 0)	0 (0 to 0)	0 (0 to 0)	0 (0 to 0)	0 (0 to 0)	0 (0 to 0)	0 (0 to 0)	0 (0 to 0)	0.5
Other chromosomal abnormalities	22.3 (12.2 to 41.3)	10 (5.4 to 16.5)	22.3 (17 to 36.7)	10.7 (4.6 to 16.7)	4.7 (2.7 to 7.2)	3.4 (2.1 to 5.2)	4.8 (2.7 to 7.5)	5.6 (3.7 to 8.4)	6.5 (4.1 to 9.9)	6.5 (4.1 to 9.9)	5.4 (3.1 to 8.2)	3.3 (1.4 to 5.2)	2.7 (1.2 to 4.5)	1.9 (0.7 to 3.3)	1.2 (0.3 to 1.3)	0.7 (0.2 to 1.3)	0.4 (0.1 to 0.7)	0.1 (0 to 0.1)	0 (0 to 0)	0 (0 to 0)	0 (0 to 0)	0 (0 to 0)	0 (0 to 0)	121
Congenital musculoskeletal and limb anomalies	3 (1.5 to 7.7)	1.3 (0.4 to 1.9)	7.9 (7.9 to 21.6)	4.5 (1.4 to 12.4)	0.7 (0.2 to 1.9)	0.4 (0.1 to 1.1)	0.5 (0.1 to 0.6)	0.8 (0.2 to 1.2)	0.9 (0.3 to 1.4)	0.7 (0.2 to 1.1)	0.7 (0.2 to 1.3)	0.8 (0.2 to 1.4)	2.2 (0.6 to 4.7)	2.2 (0.6 to 4.7)	2.2 (0.6 to 4.7)	2.2 (0.6 to 4.7)	2.2 (0.6 to 4.7)	2.2 (0.6 to 4.7)	2.2 (0.6 to 4.7)	2.2 (0.6 to 4.7)	2.2 (0.6 to 4.7)	2.2 (0.6 to 4.7)	2.2 (0.6 to 4.7)	98.6
Urogenital congenital anomalies	6.2 (2.9 to 27.9)	1.1 (0.4 to 2.4)	3.2 (1.4 to 8.4)	1.5 (0.8 to 2.4)	0.9 (0.5 to 1.4)	0.5 (0.3 to 0.8)	0.4 (0.2 to 0.7)	0.4 (0.2 to 0.9)	0.4 (0.2 to 0.9)	0.4 (0.2 to 0.9)	0.3 (0.2 to 0.5)	0.3 (0.2 to 0.5)	0.2 (0.1 to 0.3)	0.1 (0.1 to 0.2)	0.1 (0.1 to 0.2)	0.1 (0.1 to 0.2)	0.1 (0.1 to 0.2)	0.1 (0.1 to 0.2)	0.1 (0.1 to 0.2)	0.1 (0.1 to 0.2)	0.1 (0.1 to 0.2)	0.1 (0.1 to 0.2)	0.1 (0.1 to 0.2)	16.1
Digestive congenital anomalies	16.5 (9.4 to 32.2)	3.5 (1.4 to 10.3)	8.2 (3.2 to 28.3)	2.9 (1.3 to 7.6)	2.9 (1.3 to 6.2)	2.2 (0.9 to 5.1)	2.4 (0.9 to 5.2)	2.5 (0.9 to 5.6)	2.6 (0.9 to 6)	2.6 (0.9 to 6)	2.1 (0.9 to 4.1)	2.1 (0.9 to 4.1)	1.9 (0.8 to 3.6)	1.9 (0.8 to 3.6)	1.9 (0.8 to 3.6)	1.9 (0.8 to 3.6)	1.9 (0.8 to 3.6)	1.9 (0.8 to 3.6)	1.9 (0.8 to 3.6)	1.9 (0.8 to 3.6)	1.9 (0.8 to 3.6)	1.9 (0.8 to 3.6)	1.9 (0.8 to 3.6)	49.1
Other congenital birth defects	9.5 (21.9 to 64.9)	2.6 (1.7 to 5.9)	20.4 (17.4 to 51.4)	9.4 (3.8 to 7.1)	2.8 (1.8 to 4.4)	2.7 (2.3 to 3.6)	3.7 (2.3 to 5.6)	5.6 (3.3 to 8.4)	8.1 (2.8 to 7.7)	8.1 (3.1 to 9.8)	6.3 (1.4 to 4.1)	4.1 (1.1 to 3.2)	2.6 (0.7 to 2.4)	1.6 (0.6 to 2.6)	0.8 (0.3 to 1.3)	0.3 (0.1 to 0.5)	0.2 (0 to 0.4)	0.2 (0 to 0.3)	0.1 (0 to 0.2)	0.1 (0 to 0.1)	0.1 (0 to 0.1)	0.1 (0 to 0.1)	0.1 (0 to 0.1)	129
Urinary diseases and male infertility	0.1 (0 to 0.2)	0.2 (0.1 to 0.4)	1.4 (0.4 to 2.7)	0.6 (0.5 to 1.4)	0.4 (0.4 to 0.8)	0.4 (0.3 to 0.6)	0.7 (0.4 to 0.9)	3.7 (1.7 to 8.5)	9.1 (4.4 to 18.1)	13.2 (6.4 to 25.7)	10.7 (6.4 to 20.2)	9.9 (6.2 to 17.2)	9.9 (6.4 to 14.3)	9.9 (6.2 to 20.4)	9.9 (6.2 to 20.4)	9.9 (6.2 to 20.4)	9.9 (6.2 to 20.4)	9.9 (6.2 to 20.4)	9.9 (6.2 to 20.4)	9.9 (6.2 to 20.4)	9.9 (6.2 to 20.4)	9.9 (6.2 to 20.4)	9.9 (6.2 to 20.4)	257
Urolithiasis	0 (0 to 0)	0 (0 to 0)	0 (0 to 0)	0.1 (0 to 0.1)	0.1 (0 to 0.1)	0.1 (0 to 0.1)	0.1 (0 to 0.1)	0.2 (0 to 0.6)	1.4 (0.7 to 2.4)	1.4 (0.7 to 2.4)	0.9 (0.5 to 1.5)	0.5 (0 to 1.2)	0.3 (0 to 0.9)	0.3 (0 to 0.9)	0.3 (0 to 0.9)	0.3 (0 to 0.9)	0.3 (0 to 0.9)	0.3 (0 to 0.9)	0.3 (0 to 0.9)	0.3 (0 to 0.9)	0.3 (0 to 0.9)	0.3 (0 to 0.9)	0.3 (0 to 0.9)	0.3 (0 to 0.9)	20.4
Benign prostatic hyperplasia	0 (0 to 0)	0 (0 to 0)	0 (0 to 0)	0 (0 to 0)	0 (0 to 0)	0 (0 to 0)	0 (0 to 0)	0 (0 to 0)	0 (0 to 0)	0 (0 to 0)	0 (0 to 0)	0 (0 to 0)	0 (0 to 0)	0 (0 to 0)	0 (0 to 0)	0 (0 to 0)	0 (0 to 0)	0 (0 to 0)	0 (0 to 0)	0 (0 to 0)	0 (0 to 0)	0 (0 to 0)	0 (0 to 0)	0 (0 to 0)	94.6
Male infertility	0 (0 to 0)	0 (0 to 0)	0 (0 to 0)	0 (0 to 0)	0 (0 to 0)	0 (0 to 0)	0 (0 to 0)	2.6 (0.5 to 7)	7.2 (1.5 to 14.5)	7.2 (1.9 to 20)	4.2 (1.4 to 16.3)	4.2 (1.2 to 10.4)	2.4 (0.6 to 8)	0.5 (0.1 to 1.7)	0.2 (0 to 0.7)	0.1 (0 to 0.3)	0.1 (0 to 0.3)	0.1 (0 to 0.3)	0.1 (0 to 0.3)	0.1 (0 to 0.3)	0.1 (0 to 0.3)	0.1 (0 to 0.3)	0.1 (0 to 0.3)	0.1 (0 to 0.3)	26.3
Other urinary diseases	0.1 (0 to 0.2)	0.1 (0 to 0.2)	0.3 (0.1 to 0.7)	0.3 (0.2 to 0.4)	0.1 (0.1 to 0.2)	0.1 (0.1 to 0.2)	0.2 (0.1 to 0.3)	0.2 (0.1 to 0.4)	0.7 (0.3 to 1.1)	1.2 (0.4 to 2.2)	1.2 (0.4 to 2.1)	1.1 (0.4 to 1.8)	1.2 (0.7 to 1.6)	1.2 (0.5 to 1.7)	1.2 (0.5 to 1.7)	1.2 (0.5 to 1.7)	1.2 (0.5 to 1.7)	1.2 (0.5 to 1.7)	1.2 (0.5 to 1.7)	1.2 (0.5 to 1.7)	1.2 (0.5 to 1.7)	1.2 (0.5 to 1.7)	1.2 (0.5 to 1.7)	14.3
Gynecological diseases	0 (0 to 0)	0 (0 to 0)	0 (0 to 0)	0 (0 to 0)	0 (0 to 0)	0 (0 to 0)	0 (0 to 0)	0 (0 to 0)	0 (0 to 0)	0 (0 to 0)	0 (0 to 0)	0 (0 to 0)	0 (0 to 0)	0 (0 to 0)	0 (0 to 0)	0 (0 to 0)	0 (0 to 0)	0 (0 to 0)	0 (0 to 0)	0 (0 to 0)	0 (0 to 0)	0 (0 to 0)	0 (0 to 0)	0 (0 to 0)	0
Uterine fibroids	0 (0 to 0)	0 (0 to 0)	0 (0 to 0)	0 (0 to 0)	0 (0 to 0)	0 (0 to 0)	0 (0 to 0)	0 (0 to 0)	0 (0 to 0)	0 (0 to 0)	0 (0 to 0)	0 (0 to 0)	0 (0 to 0)	0 (0 to 0)	0 (0 to 0)	0 (0 to 0)	0 (0 to 0)	0 (0 to 0)	0 (0 to 0)	0 (0 to 0)	0 (0 to 0)	0 (0 to 0)	0 (0 to 0)	0 (0 to 0)	0
Polycystic ovarian syndrome	..	..	..	..	..	..	..	..	..	..	..	..	..	..	..	..	..	..	..	..	..	..	..	..	NA
Female infertility	..	..	..	..	..	..	..	..	..	..	..	..	..	..	..	..	..	..	..	..	..	..	..	..	NA
Endometriosis	..	..	..	..	..	..	..	..	..	..	..	..	..	..	..	..	..	..	..	..	..	..	..	..	NA
Genital prolapse	0 (0 to 0)	0 (0 to 0)	0 (0 to 0)	0 (0 to 0)	0 (0 to 0)	0 (0 to 0)	0 (0 to 0)	0 (0 to 0)	0 (0 to 0)	0 (0 to 0)	0 (0 to 0)	0 (0 to 0)	0 (0 to 0)	0 (0 to 0)	0 (0 to 0)	0 (0 to 0)	0 (0 to 0)	0 (0 to 0)	0 (0 to 0)	0 (0 to 0)	0 (0 to 0)	0 (0 to 0)	0 (0 to 0)	0 (0 to 0)	0
Premenstrual syndrome	..	..	..	..	..	..	..	..	..	..	..	..	..	..	..	..	..	..	..	..	..	..	..	..	NA
Other gynecological diseases	0 (0 to 0)	0 (0 to 0)	0 (0 to 0)	0 (0 to 0)	0 (0 to 0)	0 (0 to 0)	0 (0 to 0)	0 (0 to 0)	0 (0 to 0)	0 (0 to 0)	0 (0 to 0)	0 (0 to 0)	0 (0 to 0)	0 (0 to 0)	0 (0 to 0)	0 (0 to 0)	0 (0 to 0)	0 (0 to 0)	0 (0 to 0)	0 (0 to 0)	0 (0 to 0)	0 (0 to 0)	0 (0 to 0)	0 (0 to 0)	0
Hemoglobinopathies and hemolytic anemias	0.1 (0.1 to 0.2)	0.2 (0.2 to 0.3)	1.3 (0.7 to 2.3)	2.5 (1.5 to 5.2)	4.9 (1.9 to 18.6)	2.9 (1.9 to 5.2)	2.2 (1.4 to 3.6)	3.4 (2.6 to 5.2)	4.9 (2.9 to 9.3)	2.9 (2.6 to 10.7)	3.7 (2.3 to 7.9)	2.5 (1.5 to 4.6)	1.6 (1 to 2.3)	1.6 (1.1 to 2.4)	1.5 (0.9 to 2.1)	1.5 (0.8 to 2.6)	1.4 (0.8 to 2.4)	1.3 (0.8 to 2.1)	1.1 (0.7 to 1.6)	1.1 (0.7 to 1.7)	0.7 (0.5 to 1.1)	0.3 (0.2 to 0.5)	0.1 (0.1 to 0.2)	45.3
Thalassemias	0 (0 to 0)	0 (0 to 0)	0 (0 to 0)	0 (0 to 0)	0 (0 to 0)	0 (0 to 0)	0.4 (0 to 0.9)	0.2 (0 to 0.5)	0.3 (0 to 0.6)	0.3 (0 to 0.6)	0.3 (0 to 0.6)	0.3 (0 to 0.6)	0.3 (0 to 0.6)	0.3 (0 to 0.6)	0.3 (0 to 0.6)	0.3 (0 to 0.6)	0.3 (0 to 0.6)	0.3 (0 to 0.6)	0.3 (0 to 0.6)	0.3 (0 to 0.6)	0.3 (0 to 0.6)	0.3 (0 to 0.6)	0.3 (0 to 0.6)	0.3 (0 to 0.6)	0.2
Thalassemias trait	0 (0 to 0)	0 (0 to 0)	0.2 (0 to 0.3)	0 (0 to 0.4)	0.6 (0 to 2.7)	0.1 (0 to 0.4)	0.2 (0 to 0.6)	0.1 (0 to 0.6)	0.4 (0 to 1.6)	0.4 (0 to 1.2)	0.2 (0 to 0.7)	0.1 (0 to 0.4)	0.1 (0 to 0.4)	0.1 (0 to 0.4)	0.1 (0 to 0.5)	0.1 (0 to 0.3)	0.1 (0 to 0.3)	0.1 (0 to 0.3)	0.1 (0 to 0.3)	0.1 (0 to 0.3)	0.1 (0 to 0.3)	0.1 (0 to 0.3)	0.1 (0 to 0.3)	0.1 (0 to 0.3)	3.7
Sickle cell disorders	0.1 (0.1 to 0.2)	0.2 (0.1 to 0.3)	1.1 (0.4 to 1.8)	2 (1.4 to 2.7)	1.7 (1.2 to 2.3)	1.1 (0.7 to 1.7)	1.6 (1.1 to 2.2)	2.3 (1.4 to 3.4)	3 (2.1 to 4.2)	3 (2.2 to 4)	2.1 (1.5 to 2.9)	1.6 (1.1 to 2.1)	1 (0.7 to 1.4)	0.6 (0.5 to 1.1)	0.5 (0.3 to 0.8)	0.3 (0.2 to 0.4)	0.1 (0.1 to 0.2)	0.1 (0.1 to 0.2)	0.1 (0.1 to 0.2)	0.1 (0.1 to 0.2)	0.1 (0.1 to 0.2)	0.1 (0.1 to 0.2)	0.1 (0.1 to 0.2)	0.1 (0.1 to 0.2)	22.5
Sickle cell trait	0 (0 to 0)	0.1 (0 to 0.1)	0.1 (0 to 0.4)	0.3 (0.1 to 0.5)	1.7 (0.9 to 3.3)	0.9 (0.5 to 1.4)	0.9 (0.5 to 1.4)	0.9 (0.5 to 1.4)	0.9 (0.5 to 1.4)	0.6 (0 to 1.6)	0.5 (0 to 1.6)	0.2 (0 to 0.7)	0.1 (0 to 0.7)	0.2 (0 to 0.7)	0.2 (0 to 0.7)	0.2 (0 to 0.7)	0.2 (0 to 0.7)	0.2 (0 to 0.7)	0.2 (0 to 0.7)	0.2 (0 to 0.7)	0.2 (0 to 0.7)	0.2 (0 to 0.7)	0.2 (0 to 0.7)	0.2 (0 to 0.7)	6.1
G6PD deficiency	0 (0 to 0)	0 (0 to 0)	0 (0 to 0)	0 (0 to 0)	0 (0 to 0)	0 (0 to 0)	0 (0 to 0)	0 (0 to 0)	0 (0 to 0)	0 (0 to 0)	0 (0 to 0)	0 (0 to 0)	0 (0 to 0)	0 (0 to 0)	0 (0 to 0)	0 (0 to 0)	0 (0 to 0)	0 (0 to 0)	0 (0 to 0)	0 (0 to 0)	0 (0 to 0)	0 (0 to 0)	0 (0 to 0)	0 (0 to 0)	0
G6PD trait	0 (0 to 0)	0 (0 to 0)	0 (0 to 0)	0 (0 to 0)	0 (0 to 0)	0 (0 to 0)	0 (0 to 0)	0 (0 to 0)	0 (0 to 0)	0 (0 to 0)	0 (0 to 0)	0 (0 to 0)	0 (0 to 0)	0 (0 to 0)	0 (0 to 0)	0 (0 to 0)	0 (0 to 0)	0 (0 to 0)	0 (0 to 0)	0 (0 to 0)	0 (0 to 0)	0 (0 to 0)	0 (0 to 0)	0 (0 to 0)	0
Other hemoglobinopathies and hemolytic anemias	0.1 (0 to 0.1)	0.1 (0 to 0.2)	0.1 (0 to 0.6)	0.5 (0.2 to 1.2)	0.4 (0.1 to 1.1)	0.4 (0.1 to 1.1)	0.6 (0.2 to 1.2)	0.4 (0.1 to 1.1)	0.9 (0.2 to 3.8)	0.8 (0.2 to 2.9)	0.5 (0.2 to 1.5)	0.3 (0.2 to 0.6)	0.2 (0.2 to 0.4)	0.2 (0.2 to 0.4)	0.2 (0.2 to 0.4)	0.2 (0.2 to 0.4)	0.2 (0.2 to 0.4)	0.2 (0.2 to 0.4)	0.2 (0.2 to 0.4)	0.2 (0.2 to 0.4)	0.2 (0.2 to 0.4)	0.2 (0.2 to 0.4)	0.2 (0.2 to 0.4)	12.7
Endocrine, metabolic, blood, and immune disorders	4.5 (2 to 7.1)	4.2 (1.6 to 6.4)	21.7 (10.4 to 35.1)	27.4 (18.9 to 37.8)	19.5 (12.3 to 27)	16.1 (10.1 to 22.2)	15.4 (10.1 to 22.8)	22.6 (15.2 to 33.7)	34.6 (22.9 to 52.7)	52.3 (35.5 to 77.9)	53.6 (35.4 to 79.3)	46.6 (29.4 to 68.4)	49.6 (32.4 to 73.9)	45.2 (30.3 to 67.1)	44.1 (29.4 to 67.7)	43.7 (27.7 to 65.2)	39.6 (25.5 to 56.4)	34.6 (19.6 to 44.9)	20.4 (12.8 to 32.1)	4.6 (1.5 to 7.7)	1.4 (0.5 to 2.6)	0.4 (0.2 to 0.6)	0.1 (0 to 0.2)	612
Oral disorders	0 (0 to 0)	0.1 (0 to 0.1)	2.5 (1.5 to 4.1)	0.6 (0.4 to 1.2)	1.7 (1.2 to 10.4)	7.4 (4.7 to 12.6)	15 (9.6 to 24.9)	29.7 (16.8 to 49.4)	42 (26.1 to 76.3)	42 (23.4 to 72.1)	32.3 (18.5 to 54.4)	23.4 (15.2 to 35.5)	19.2 (12.7 to 26.2)	14.1 (9.2 to 20.2)	11.1 (7.2 to 15.9)	8.2 (5.2 to 11.4)	5.6 (3.4 to 8.2)	3.6 (2.1 to 5.2)	2.1 (1.2 to 3.2)	0.9 (0.5 to 1.5)	0.3 (0.2 to 0.5)	0.1 (0 to 0.2)	0.1 (0 to 0.1)	431
Caries of deciduous teeth	0 (0 to 0)	0 (0 to 0)	0 (0 to 0)	0 (0 to 1.2)	0.4 (0.4 to 2.3)	0.3 (0 to 0.7)	0.3 (0 to 0.6)	0.3 (0 to 0.6)	0.3 (0 to 0.6)	0.3 (0 to 0.6)	0.3 (0 to 0.6)	0.3 (0 to 0.6)	0.3 (0 to 0.6)	0.3 (0 to 0.6)	0.3 (0 to 0.6)	0.3 (0 to 0.6)	0.3 (0 to 0.6)	0.3 (0 to 0.6)	0.3 (0 to 0.6)	0.3 (0 to 0.6)	0.3 (0 to 0.6)	0.3 (0 to 0.6)	0.3 (0 to 0.6)	0.3 (0 to 0.6)	1.5
Caries of permanent teeth	0 (0 to 0)	0 (0 to 0)	0 (0 to 0)	0.9 (0.3 to 2.1)	2.7 (1.1 to 6)	2.6 (1.2 to 4)	4.8 (2.1 to 9.6)	7.4 (3.5 to 15.5)	9.1 (3.7 to 18.9)	7.1 (3.5 to 14.6)	4.3 (1.6 to 9)	3.4 (1.4 to 7.3)	3.7 (1.5 to 7.8)	2.2 (0.8 to 3.4)	1.4 (0.5 to 2.1)	0.8 (0.3 to 1.4)	0.5 (0.2 to 1)	0.3 (0.1 to 0.6)	0.1 (0 to 0.2)	0 (0 to 0)	0 (0 to 0)	0 (0 to 0)	0 (0 to 0)	0 (0 to 0)	52.3
Periodontal diseases	0 (0 to 0)	0 (0 to 0)	0 (0 to 0)	0 (0 to 0)	0 (0 to 0)	0 (0 to 0.6)	0.2 (0 to 0.6)	0.2 (0 to 0.6)	0.3 (0 to 0.6)	0.3 (0 to 0.6)	0.3 (0 to 0.6)	0.3 (0 to 0.6)	0.3 (0 to 0.6)	0.3 (0 to 0.6)	0.3 (0 to 0.6)	0.3 (0 to 0.6)	0.3 (0 to 0.6)	0.3 (0 to 0.6)	0.3 (0 to 0.6)	0.3 (0 to 0.6)	0.3 (0 to 0.6)	0.3 (0 to 0.6)	0.3 (0 to 0.6)	0.3 (0 to 0.6)	73.4
Other oral disorders	0 (0 to 0)	0 (0 to 0)	0 (0 to 0)	3.7 (2.1 to 5.8)	3.3 (1.9 to 5.3)	3.4 (2.4 to 7)	4.4 (1.4 to 11.5)	7.4 (4.4 to 11.5)	9.1 (5.6 to 13.9)	9.1 (5.1 to 13.1)	6.6 (3.1 to 11.2)	5.4 (2.9 to 9.1)	4.3 (2.5 to 6.9)	3.3 (2 to 5)	2.3 (1.3 to 3.3)	1.5 (0.9 to 2.3)	0.8 (0.5 to 1.2)	0.2 (0.1 to 0.3)	0.2 (0.1 to 0.3)	0.2 (0.1 to 0.3)	0.2 (0.1 to 0.3)	0.2 (0.1 to 0.3)	0.2 (0.1 to 0.3)	152
Sudden infant death syndrome	..	26.4 (20.2 to 65.2)	..	..	..	..	..	..	..	..	..	..	..	..	..	..	..	..	..	..	..	..	..	..	NA
Injuries	1.2 (0.9 to 1.7)	0.8 (1.3 to 2.4)	39.9 (19.6 to 37.3)	47.2 (32.2 to 55.9)	52.1 (41.5 to 65.5)	59 (45.4 to 77.4)	167 (141 to 195)	231 (284 to 390)	491 (419 to 588)	588 (472 to 698)	498 (411 to 612)	347 (286 to 428)	296 (241 to 371)	224 (180 to 288)	178 (140 to 227)	130 (104 to 165)	88 (68 to 112)	74.7 (59.1 to 94.7)	59.8 (46.6 to 74.3)	59.7 (47 to 73.6)	35.4 (28.6 to 43.6)	17.1 (13.8 to 20.9)	6.2 (5 to 7.4)	3,760
Transport injuries	0.1 (0 to 0.1)	0.1 (0 to 0.1)	1.4 (0.8 to 2.1)	0.7 (2.9 to 8.1)	6.8 (4.5 to 12.2)	9.1 (6.7 to 12.4)	34.2 (41.4 to 72.7)	102 (78 to 133)	134 (98 to 157)	111 (67.2 to 141)	66.1 (41 to 102)	49.4 (28.3 to 81.5)	40.6 (32.1 to 51.1)	30.3 (24.1 to 37.6)	24.1 (18.1 to 28.4)	17.6 (12.2 to 20.4)	12.8 (8.5 to 13.5)	9.2 (6.5 to 10.2)	6.6 (4.5 to 6.9)	1.9 (1.3 to 2.4)	1.9 (1.3 to 2.4)	0.7 (0.5 to 0.9)	0.2 (0.2 to 0.3)	681
Road injuries	0 (0 to 0)	1.2 (0 to 0.1)	0.1 (7 to 1.9)	0.1 (3.4 to 7.3)	2.1 (5.4 to 11.2)	5.2 (5.9 to 11)	19.1 (39.7 to 66)	56.1 (70.9 to 125)	115 (90.1 to 146)	72.1 (78.8 to 139)	42.9

S8 Table 2a: Barking and Dagenham DALYS by cause and age group for males with 95% uncertainty intervals, 2019

Cause	Early Neonatal	Late Neonatal	Post Neonatal	1 to 4	5 to 9	10 to 14	15 to 19	20 to 24	25 to 29	30 to 34	35 to 39	40 to 44	45 to 49	50 to 54	55 to 59	60 to 64	65 to 69	70 to 74	75 to 79	80 to 84	85 to 89	90 to 94	95 plus	Total
All causes	2,899 (2,659 to 3,148)	1,468 (1,362 to 1,591)	1,729 (1,600 to 1,864)	1,264 (1,169 to 1,370)	1,000 (922 to 1,084)	1,000 (924 to 1,077)	1,000 (921 to 1,085)	1,000 (916 to 1,083)	1,000 (924 to 1,080)	1,000 (922 to 1,083)	1,000 (924 to 1,082)	1,000 (922 to 1,082)	1,000 (923 to 1,080)	1,000 (923 to 1,080)	1,000 (923 to 1,080)	1,000 (923 to 1,080)	1,000 (923 to 1,080)	1,000 (923 to 1,080)	1,000 (923 to 1,080)	1,000 (923 to 1,080)	1,000 (923 to 1,080)	1,000 (923 to 1,080)	1,000 (923 to 1,080)	24,300
Communicable, maternal, neonatal, and nutritional diseases	2,899 (2,659 to 3,148)	1,468 (1,362 to 1,591)	1,729 (1,600 to 1,864)	1,264 (1,169 to 1,370)	1,000 (922 to 1,084)	1,000 (924 to 1,077)	1,000 (921 to 1,085)	1,000 (916 to 1,083)	1,000 (924 to 1,080)	1,000 (922 to 1,083)	1,000 (924 to 1,082)	1,000 (922 to 1,082)	1,000 (923 to 1,080)	1,000 (923 to 1,080)	1,000 (923 to 1,080)	1,000 (923 to 1,080)	1,000 (923 to 1,080)	1,000 (923 to 1,080)	1,000 (923 to 1,080)	1,000 (923 to 1,080)	1,000 (923 to 1,080)	1,000 (923 to 1,080)	1,000 (923 to 1,080)	1,650
HIV/AIDS and sexually transmitted infections	7.1 (2.9, 16.1)	2.5 (0.7, 5.5)	4.4 (1.4, 9.4)	0.6 (0.3, 0.9)	0.4 (0.2, 0.7)	0.2 (0.2, 0.3)	0.4 (0.2, 0.7)	1.1 (0.6, 1.4)	2.6 (1.6, 3.2)	4.9 (2.7, 6.4)	7 (3.2, 9.3)	6.7 (3.1, 9.7)	6.5 (3.3, 9.4)	6.8 (3.3, 9.7)	5.2 (2.5, 7.4)	3.7 (1.9, 5.4)	2.3 (1.1, 3.4)	1.5 (0.7, 1.9)	0.9 (0.4, 1.2)	0.3 (0.2, 0.5)	0.1 (0, 0.1)	0 (0, 0)	58.2
HIV/AIDS	0 (0, 0)	0 (0, 0)	0.6 (0.2, 0.8)	0.5 (0.4, 0.6)	0.3 (0.2, 0.4)	0.2 (0.2, 0.2)	0.2 (0.2, 0.3)	1 (0.6, 1.3)	2.3 (1.7, 2.7)	4.6 (3.5, 5.2)	6.7 (5.1, 7.8)	6.4 (4.9, 7.5)	6.5 (5.1, 7.4)	6.5 (3.9, 9.2)	5.2 (2.2, 7.4)	3.6 (1.5, 5.2)	2.2 (1.1, 2.9)	1.4 (0.7, 1.8)	0.9 (0.4, 1.2)	0.2 (0.1, 0.4)	0 (0, 0)	0 (0, 0)	42.4
HIV/AIDS - Drug-susceptible Tuberculosis	0 (0, 0)	0 (0, 0)	0.1 (0, 0.1)	0 (0, 0)	0 (0, 0)	0 (0, 0)	0 (0, 0)	0.1 (0, 0.1)	0.1 (0, 0.2)	0.2 (0.1, 0.4)	0.4 (0.2, 0.7)	0.4 (0.2, 0.6)	0.5 (0.2, 0.7)	0.4 (0.2, 0.6)	0.3 (0.1, 0.5)	0.2 (0.1, 0.3)	0.1 (0, 0.2)	0.1 (0, 0.1)	0 (0, 0.1)	0 (0, 0)	0 (0, 0)	0 (0, 0)	0 (0, 0)	2.9
HIV/AIDS - Multidrug-resistant Tuberculosis without extensive dr...	0 (0, 0)	0 (0, 0)	0 (0, 0)	0 (0, 0)	0 (0, 0)	0 (0, 0)	0 (0, 0)	0 (0, 0)	0 (0, 0)	0 (0, 0)	0 (0, 0)	0 (0, 0)	0 (0, 0)	0 (0, 0)	0 (0, 0)	0 (0, 0)	0 (0, 0)	0 (0, 0)	0 (0, 0)	0 (0, 0)	0 (0, 0)	0 (0, 0)	0 (0, 0)	0.1
HIV/AIDS - Extensively drug-resistant Tuberculosis	0 (0, 0)	0 (0, 0)	0 (0, 0)	0 (0, 0)	0 (0, 0)	0 (0, 0)	0 (0, 0)	0 (0, 0)	0 (0, 0)	0 (0, 0)	0 (0, 0)	0 (0, 0)	0 (0, 0)	0 (0, 0)	0 (0, 0)	0 (0, 0)	0 (0, 0)	0 (0, 0)	0 (0, 0)	0 (0, 0)	0 (0, 0)	0 (0, 0)	0 (0, 0)	0
HIV/AIDS resulting in other diseases	0 (0, 0)	0 (0, 0)	0.6 (0, 0.7)	0.4 (0.3, 0.5)	0.3 (0.2, 0.3)	0.2 (0.1, 0.2)	0.3 (0.2, 0.4)	0.9 (0.7, 1.2)	2.1 (1.6, 2.9)	4.4 (3.2, 5.4)	6.2 (4.6, 8.3)	6 (4.5, 8)	6 (4.5, 7.8)	6 (4.5, 7.5)	4.6 (3.5, 5.9)	3.2 (2.4, 4.2)	2 (1.4, 2.7)	1.3 (1, 1.7)	0.8 (0.5, 1)	0.2 (0.1, 0.3)	0 (0, 0)	0 (0, 0)	0 (0, 0)	39.4
Sexually transmitted infections excluding HIV	7.1 (2.9, 16.1)	2.5 (0.7, 5.5)	3.8 (1, 8.7)	0.1 (0, 0.1)	0 (0, 0)	0 (0, 0)	0.1 (0, 0.1)	0.1 (0, 0.2)	0.2 (0, 0.3)	0.2 (0, 0.3)	0.3 (0, 0.4)	0.3 (0, 0.4)	0.3 (0, 0.4)	0.2 (0, 0.3)	0.2 (0.1, 0.3)	0.1 (0, 0.2)	0.1 (0, 0.2)	0.1 (0, 0.2)	0.1 (0, 0.2)	0.1 (0, 0.1)	0 (0, 0)	0 (0, 0)	0 (0, 0)	15.8
Syphilis	7.1 (2.9, 16.1)	2.5 (0.7, 5.5)	3.8 (1, 8.7)	0.1 (0, 0.2)	0 (0, 0)	0.1 (0, 0.1)	0 (0, 0)	0 (0, 0)	0 (0, 0)	0 (0, 0)	0 (0, 0)	0 (0, 0)	0 (0, 0)	0 (0, 0)	0 (0, 0)	0 (0, 0)	0 (0, 0)	0 (0, 0)	0 (0, 0)	0 (0, 0)	0 (0, 0)	0 (0, 0)	0 (0, 0)	13.9
Chlamydial infection	0 (0, 0)	0 (0, 0)	0 (0, 0)	0 (0, 0)	0 (0, 0)	0 (0, 0)	0 (0, 0)	0 (0, 0)	0 (0, 0)	0 (0, 0)	0 (0, 0)	0 (0, 0)	0 (0, 0)	0 (0, 0)	0 (0, 0)	0 (0, 0)	0 (0, 0)	0 (0, 0)	0 (0, 0)	0 (0, 0)	0 (0, 0)	0 (0, 0)	0 (0, 0)	0.1
Gonococcal infection	0 (0, 0)	0 (0, 0)	0 (0, 0)	0 (0, 0)	0 (0, 0)	0 (0, 0)	0 (0, 0)	0 (0, 0)	0 (0, 0)	0 (0, 0)	0 (0, 0)	0 (0, 0)	0 (0, 0)	0 (0, 0)	0 (0, 0)	0 (0, 0)	0 (0, 0)	0 (0, 0)	0 (0, 0)	0 (0, 0)	0 (0, 0)	0 (0, 0)	0 (0, 0)	0.1
Trichomoniasis	0 (0, 0)	0 (0, 0)	0 (0, 0)	0 (0, 0)	0 (0, 0)	0 (0, 0)	0 (0, 0)	0 (0, 0)	0 (0, 0)	0 (0, 0)	0 (0, 0)	0 (0, 0)	0 (0, 0)	0 (0, 0)	0 (0, 0)	0 (0, 0)	0 (0, 0)	0 (0, 0)	0 (0, 0)	0 (0, 0)	0 (0, 0)	0 (0, 0)	0 (0, 0)	0.2
Genital herpes	0 (0, 0)	0 (0, 0)	0 (0, 0)	0 (0, 0)	0 (0, 0)	0 (0, 0)	0 (0, 0)	0 (0, 0)	0 (0, 0)	0 (0, 0)	0 (0, 0)	0 (0, 0)	0 (0, 0)	0 (0, 0)	0 (0, 0)	0 (0, 0)	0 (0, 0)	0 (0, 0)	0 (0, 0)	0 (0, 0)	0 (0, 0)	0 (0, 0)	0 (0, 0)	1.4
Other sexually transmitted infections	0 (0, 0)	0 (0, 0)	0 (0, 0)	0 (0, 0)	0 (0, 0)	0 (0, 0)	0 (0, 0)	0 (0, 0)	0 (0, 0)	0 (0, 0)	0 (0, 0)	0 (0, 0)	0 (0, 0)	0 (0, 0)	0 (0, 0)	0 (0, 0)	0 (0, 0)	0 (0, 0)	0 (0, 0)	0 (0, 0)	0 (0, 0)	0 (0, 0)	0 (0, 0)	0.1
Respiratory infections and tuberculosis	3.4 (2.3 to 4.8)	2.7 (2 to 3.5)	17 (11 to 24)	28.5 (20.4 to 39.6)	19.8 (14.4 to 34.9)	14.8 (10.6 to 23.7)	14.2 (9.7 to 20.7)	13.2 (9.1 to 19.2)	12.9 (9.1 to 20.3)	12.9 (9.1 to 19.2)	13.2 (9.1 to 19.9)	13.2 (9.1 to 19.9)	13.2 (9.1 to 19.9)	13.2 (9.1 to 19.9)	13.2 (9.1 to 19.9)	13.2 (9.1 to 19.9)	13.2 (9.1 to 19.9)	13.2 (9.1 to 19.9)	13.2 (9.1 to 19.9)	13.2 (9.1 to 19.9)	13.2 (9.1 to 19.9)	13.2 (9.1 to 19.9)	13.2 (9.1 to 19.9)	734
Tuberculosis	0 (0, 0)	0 (0, 0)	0 (0, 0)	0 (0, 0)	0 (0, 0)	0 (0, 0)	0 (0, 0)	0.5 (0.2, 0.9)	0.7 (0.3, 1.3)	0.8 (0.4, 1.3)	1.1 (0.7, 1.6)	1.1 (0.8, 1.4)	1.1 (0.8, 1.4)	1.1 (0.8, 1.4)	1.1 (0.8, 1.4)	1.2 (0.8, 1.6)	1.2 (0.8, 1.6)	1.2 (0.8, 1.6)	1.2 (0.8, 1.6)	0.7 (0.5, 0.9)	0.3 (0.2, 0.4)	0.1 (0, 0.1)	0 (0, 0)	17.4
Latent tuberculosis infection	0 (0, 0)	0 (0, 0)	0 (0, 0)	0 (0, 0)	0 (0, 0)	0 (0, 0)	0 (0, 0)	0 (0, 0)	0 (0, 0)	0 (0, 0)	0 (0, 0)	0 (0, 0)	0 (0, 0)	0 (0, 0)	0 (0, 0)	0 (0, 0)	0 (0, 0)	0 (0, 0)	0 (0, 0)	0 (0, 0)	0 (0, 0)	0 (0, 0)	0 (0, 0)	0 (0, 0)	0
Drug-susceptible tuberculosis	0 (0, 0)	0 (0, 0)	0 (0, 0)	0.2 (0, 0.2)	0.1 (0, 0.1)	0.1 (0, 0.1)	0.1 (0, 0.1)	0.5 (0.2, 0.9)	0.7 (0.3, 1.3)	0.8 (0.3, 1.3)	1.1 (0.7, 1.6)	1.1 (0.8, 1.4)	1.1 (0.8, 1.4)	1.1 (0.8, 1.4)	1.1 (0.8, 1.4)	1.2 (0.8, 1.6)	1.2 (0.8, 1.6)	1.2 (0.8, 1.6)	1.2 (0.8, 1.6)	0.7 (0.5, 0.9)	0.3 (0.2, 0.4)	0.1 (0, 0.1)	0 (0, 0)	17
Multidrug-resistant tuberculosis without extensive drug-resistance	0 (0, 0)	0 (0, 0)	0 (0, 0)	0 (0, 0)	0 (0, 0)	0 (0, 0)	0 (0, 0)	0 (0, 0)	0 (0, 0)	0 (0, 0)	0 (0, 0)	0 (0, 0)	0 (0, 0)	0 (0, 0)	0 (0, 0)	0 (0, 0)	0 (0, 0)	0 (0, 0)	0 (0, 0)	0 (0, 0)	0 (0, 0)	0 (0, 0)	0 (0, 0)	0 (0, 0)	0.3
Extensively drug-resistant tuberculosis	0 (0, 0)	0 (0, 0)	0 (0, 0)	0 (0, 0)	0 (0, 0)	0 (0, 0)	0 (0, 0)	0 (0, 0)	0 (0, 0)	0 (0, 0)	0 (0, 0)	0 (0, 0)	0 (0, 0)	0 (0, 0)	0 (0, 0)	0 (0, 0)	0 (0, 0)	0 (0, 0)	0 (0, 0)	0 (0, 0)	0 (0, 0)	0 (0, 0)	0 (0, 0)	0 (0, 0)	0.1
Lower respiratory infections	3.4 (2.3 to 4.8)	2.7 (1.8 to 3.8)	16.7 (7.4 to 38.2)	28.2 (14.6 to 74.3)	19.6 (9.8 to 52)	14.6 (7.5 to 38.2)	14 (7.4 to 33.3)	12.6 (6.8 to 29.5)	12.2 (6.8 to 28.7)	12.1 (6.8 to 28.7)	12.1 (6.8 to 28.7)	12.1 (6.8 to 28.7)	12.1 (6.8 to 28.7)	12.1 (6.8 to 28.7)	12.1 (6.8 to 28.7)	12.1 (6.8 to 28.7)	12.1 (6.8 to 28.7)	12.1 (6.8 to 28.7)	12.1 (6.8 to 28.7)	12.1 (6.8 to 28.7)	12.1 (6.8 to 28.7)	12.1 (6.8 to 28.7)	12.1 (6.8 to 28.7)	587
Upper respiratory infections	0 (0, 0)	0 (0.1 to 0.3)	0.3 (0 to 4.9)	14.1 (9.1 to 22)	10.2 (6.4 to 26)	7.4 (5.5 to 18.1)	7 (5.7 to 12.6)	6.5 (3.5 to 11.4)	6.4 (3.6 to 11.2)	6.4 (3.6 to 12.1)	7.3 (3.9 to 12.6)	7.4 (3.9 to 12.6)	7.4 (3.9 to 12.6)	7.4 (3.9 to 12.6)	7.4 (3.9 to 12.6)	7.4 (3.9 to 12.6)	7.4 (3.9 to 12.6)	7.4 (3.9 to 12.6)	7.4 (3.9 to 12.6)	7.4 (3.9 to 12.6)	7.4 (3.9 to 12.6)	7.4 (3.9 to 12.6)	7.4 (3.9 to 12.6)	109
Otitis media	0 (0, 0)	0 (0, 0)	0.3 (0.2 to 0.5)	9.6 (1.9 to 9.5)	9.6 (1.8 to 5.4)	7.4 (1.9 to 3.3)	7.4 (0.7 to 2.5)	7.5 (0.4 to 2.9)	7.5 (0.7 to 2.8)	7.5 (0.4 to 2.9)	7.5 (0.4 to 2.9)	7.5 (0.4 to 2.9)	7.5 (0.4 to 2.9)	7.5 (0.4 to 2.9)	7.5 (0.7 to 2.7)	7.5 (0.4 to 2.9)	7.5 (0.4 to 2.9)	7.5 (0.4 to 2.9)	7.5 (0.4 to 2.9)	7.5 (0.4 to 2.9)	7.5 (0.4 to 2.9)	7.5 (0.4 to 2.9)	7.5 (0.4 to 2.9)	23.9
Enteric infections	0.2 (0.2 to 0.3)	0.8 (0.4 to 1.1)	3.2 (4.3 to 13.4)	10.6 (9.5 to 29.8)	8.1 (4.4 to 13.5)	4.8 (2.6 to 7.9)	3 (1.5 to 3.9)	2.5 (1.5 to 3.4)	2.4 (1.5 to 3.1)	2.7 (1.6 to 4.2)	2.7 (1.6 to 4.2)	2.7 (1.6 to 4.2)	2.7 (1.6 to 4.2)	2.7 (1.6 to 4.2)	2.7 (1.6 to 4.2)	2.7 (1.6 to 4.2)	2.7 (1.6 to 4.2)	2.7 (1.6 to 4.2)	2.7 (1.6 to 4.2)	2.7 (1.6 to 4.2)	2.7 (1.6 to 4.2)	2.7 (1.6 to 4.2)	2.7 (1.6 to 4.2)	82
Diarrheal diseases	0.2 (0.2 to 0.3)	0.8 (0.4 to 1.1)	3.2 (4.2 to 13.4)	10.6 (9.4 to 29.6)	8.1 (4.4 to 13.5)	4.8 (2.6 to 7.9)	3 (1.5 to 3.9)	2.5 (1.5 to 3.4)	2.4 (1.5 to 3.1)	2.7 (1.6 to 4.2)	2.7 (1.6 to 4.2)	2.7 (1.6 to 4.2)	2.7 (1.6 to 4.2)	2.7 (1.6 to 4.2)	2.7 (1.6 to 4.2)	2.7 (1.6 to 4.2)	2.7 (1.6 to 4.2)	2.7 (1.6 to 4.2)	2.7 (1.6 to 4.2)	2.7 (1.6 to 4.2)	2.7 (1.6 to 4.2)	2.7 (1.6 to 4.2)	2.7 (1.6 to 4.2)	81.4
Typhoid and paraphoid	0 (0 to 0)	0 (0, 0)	0 (0, 0)	0 (0, 0)	0 (0, 0)	0 (0, 0)	0 (0, 0)	0 (0, 0)	0 (0, 0)	0 (0, 0)	0 (0, 0)	0 (0, 0)	0 (0, 0)	0 (0, 0)	0 (0, 0)	0 (0, 0)	0 (0, 0)	0 (0, 0)	0 (0, 0)	0 (0, 0)	0 (0, 0)	0 (0, 0)	0 (0, 0)	0 (0, 0)	0
Typhoid fever	0 (0 to 0)	0 (0, 0)	0 (0, 0)	0 (0, 0)	0 (0, 0)	0 (0, 0)	0 (0, 0)	0 (0, 0)	0 (0, 0)	0 (0, 0)	0 (0, 0)	0 (0, 0)	0 (0, 0)	0 (0, 0)	0 (0, 0)	0 (0, 0)	0 (0, 0)	0 (0, 0)	0 (0, 0)	0 (0, 0)	0 (0, 0)	0 (0, 0)	0 (0, 0)	0 (0, 0)	0
Paratyphoid fever	0 (0 to 0)	0 (0, 0)	0 (0, 0)	0 (0, 0)	0 (0, 0)	0 (0, 0)	0 (0, 0)	0 (0, 0)	0 (0, 0)	0 (0, 0)	0 (0, 0)	0 (0, 0)	0 (0, 0)	0 (0, 0)	0 (0, 0)	0 (0, 0)	0 (0, 0)	0 (0, 0)	0 (0, 0)	0 (0, 0)	0 (0, 0)	0 (0, 0)	0 (0, 0)	0 (0, 0)	0
Invasive Non-typhoidal Salmonella (iNTS)	0 (0 to 0)	0 (0, 0)	0 (0 to 0.1)	0 (0 to 0.2)	0 (0 to 0.1)	0 (0 to 0.1)	0 (0 to 0.1)	0 (0, 0)	0 (0, 0)	0 (0, 0)	0 (0, 0)	0 (0, 0)	0 (0, 0)	0 (0, 0)	0 (0, 0)	0 (0 to 0.1)	0 (0, 0)	0 (0 to 0.1)	0 (0 to 0.1)	0 (0 to 0.1)	0 (0 to 0.1)	0 (0 to 0.1)	0 (0 to 0.1)	0 (0 to 0.1)	0.3
Other intestinal infectious diseases	0 (0 to 0)	0 (0, 0)	0 (0 to 0.1)	0 (0 to 0.1)	0 (0 to 0.1)	0 (0 to 0.1)	0 (0 to 0.1)	0 (0, 0)	0 (0, 0)	0 (0, 0)	0 (0, 0)	0 (0, 0)	0 (0, 0)	0 (0, 0)	0 (0, 0)	0 (0, 0)	0 (0, 0)	0 (0, 0)	0 (0, 0)	0 (0, 0)	0 (0, 0)	0 (0, 0)	0 (0, 0)	0 (0, 0)	0.2
Neglected tropical diseases and malaria	0 (0, 0)	0 (0 to 0.1)	0.1 (0 to 0.3)	0.2 (0 to 1.2)	0.1 (0 to 0.4)	0.1 (0 to 0.5)	0.1 (0 to 0.3)	0.1 (0 to 0.3)	0.1 (0 to 0.3)	0.1 (0 to 0.3)	0.1 (0 to 0.4)	0.1 (0 to 0.4)	0.1 (0 to 0.4)	0.1 (0 to 0.4)	0.1 (0 to 0.4)	0.1 (0 to 0.4)	0.1 (0 to 0.4)	0.1 (0 to 0.4)	0.1 (0 to 0.4)	0.1 (0 to 0.4)	0.1 (0 to 0.4)	0.1 (0 to 0.4)	0.1 (0 to 0.4)	3.5
Malaria	0 (0, 0)	0 (0, 0)	0 (0, 0)	0 (0, 0)	0 (0, 0)	0 (0, 0)	0 (0, 0)	0 (0, 0)	0 (0, 0)	0 (0, 0)	0 (0, 0)	0 (0, 0)	0 (0, 0)	0 (0, 0)	0 (0, 0)	0 (0, 0)	0 (0, 0)	0 (0, 0)	0 (0, 0)	0 (0, 0)	0 (0, 0)	0 (0, 0)	0 (0, 0)	0 (0, 0)	0
Chagas disease	0 (0, 0)	0 (0, 0)	0 (0, 0)	0 (0, 0)	0 (0, 0)	0 (0, 0)	0 (0, 0)	0 (0, 0)	0 (0, 0)	0 (0, 0)	0 (0, 0)	0 (0, 0)	0 (0, 0)	0 (0, 0)	0 (0, 0)	0 (0, 0)	0 (0, 0)	0 (0, 0)	0 (0, 0)	0 (0, 0)	0 (0, 0)	0 (0, 0)	0 (0, 0)	0 (0, 0)	0
Leishmaniasis	0 (0, 0)	0 (0, 0)	0 (0, 0)	0 (0, 0)	0 (0, 0)	0 (0, 0)	0 (0, 0)	0 (0, 0)	0 (0, 0)	0 (0, 0)	0 (0, 0)	0 (0, 0)	0 (0, 0)	0 (0, 0)	0 (0, 0)	0 (0, 0)	0 (0, 0)	0 (0, 0)	0 (0, 0)	0 (0, 0)	0 (0, 0)	0 (0, 0)	0 (0, 0)	0 (0, 0)	0
Visceral leishmaniasis	0 (0, 0)	0 (0, 0)	0 (0, 0)	0 (0, 0)	0 (0, 0)	0 (0, 0)	0 (0, 0)	0 (0, 0)	0 (0, 0)	0 (0, 0)	0 (0, 0)	0 (0, 0)	0 (0, 0)	0 (0, 0)	0 (0, 0)	0 (0, 0)	0 (0, 0)	0 (0, 0)	0 (0, 0)	0 (0, 0)	0 (0, 0)	0 (0, 0)	0 (0, 0)	0 (0, 0)	0
Cutaneous and mucocutaneous leishmaniasis	0 (0, 0)	0 (0, 0)	0 (0, 0)	0 (0, 0)	0 (0, 0)	0 (0, 0)	0 (0, 0)	0 (0, 0)	0 (0, 0)	0 (0, 0)	0 (0, 0)	0 (0, 0)	0 (0, 0)	0 (0, 0)	0 (0, 0)	0 (0, 0)	0 (0, 0)	0 (0, 0)	0 (0, 0)	0 (0, 0)	0 (0, 0)	0 (0, 0)	0 (0, 0)	0 (0, 0)	0
African trypanosomiasis	0 (0, 0)	0 (0, 0)	0 (0, 0)	0 (0, 0)	0 (0, 0)	0 (0, 0)	0 (0, 0)	0 (0, 0)	0 (0, 0)	0 (0, 0)	0 (0, 0)	0 (0, 0)	0 (0, 0)	0 (0, 0)	0 (0, 0)	0 (0, 0)	0 (0, 0)	0 (0, 0)	0 (0, 0)	0 (0, 0)	0 (0, 0)	0 (0, 0)	0 (0, 0)	0 (0, 0)	0
Schistosomiasis	0 (0, 0)	0 (0, 0)	0 (0, 0)	0 (0, 0)	0 (0, 0)	0 (0, 0)	0 (0, 0)	0 (0, 0)	0 (0, 0)	0 (0, 0)	0 (0, 0)	0 (0, 0)	0 (0, 0)	0 (0, 0)	0 (0, 0)	0 (0, 0)	0 (0, 0)	0 (0, 0)	0 (0, 0)	0 (0, 0)	0 (0, 0)	0 (0, 0)	0 (0, 0)	0 (0, 0)	0
Cysticercosis	0 (0, 0)	0 (0, 0)	0 (0, 0)	0 (0, 0)	0 (0, 0)	0 (0, 0)	0 (0, 0)	0 (0, 0)	0 (0, 0)	0 (0, 0)	0 (0, 0)	0 (0, 0)	0 (0, 0)	0 (0, 0)	0 (0, 0)	0 (0, 0)	0 (0, 0)	0 (0, 0)	0 (0, 0)	0 (0, 0)	0 (0, 0)	0 (0, 0)	0 (0, 0)	0 (0, 0)	0
Cystic echinococcosis	0 (0, 0)	0 (0, 0)	0 (0, 0)	0 (0, 0)	0 (0, 0)	0 (0, 0)	0 (0, 0)	0 (0, 0)	0 (0, 0)	0 (0, 0)	0 (0, 0)	0 (0, 0)	0 (0, 0)	0 (0, 0)	0 (0, 0)	0 (0, 0)	0 (0, 0)	0 (0, 0)	0 (0, 0)	0 (0, 0)	0 (0, 0)	0 (0, 0)	0 (0, 0)	0 (0, 0)	0.1
Lymphatic filariasis	0 (0, 0)	0 (0, 0)	0 (0, 0)	0 (0, 0)	0 (0, 0)	0 (0, 0)	0 (0, 0)	0 (0, 0)	0 (0, 0)	0 (0, 0)	0 (0, 0)	0 (0, 0)	0 (0, 0)	0 (0, 0)	0 (0, 0)	0 (0, 0)	0 (0, 0)	0 (0, 0)	0 (0, 0)	0 (0, 0)	0 (0, 0)	0 (0, 0)	0 (0, 0)	0 (0, 0)	0
Onchocerciasis	0 (0, 0)	0 (0, 0)	0 (0, 0)	0 (0, 0)	0 (0, 0)	0 (0, 0)	0 (0, 0)	0 (0, 0)	0 (0, 0)	0 (0, 0)	0 (0, 0)	0 (0, 0)	0 (0, 0)	0 (0, 0)	0 (0, 0)	0 (0, 0)	0 (0, 0)	0 (0, 0)	0 (0, 0)	0 (0, 0)	0 (0, 0)	0 (0, 0)	0 (0, 0)	0 (0, 0)	0
Trachoma	0 (0, 0)	0 (0, 0)	0 (0, 0)	0 (0, 0)	0 (0, 0)	0 (0, 0)	0 (0, 0)	0 (0, 0)	0 (0, 0)	0 (0, 0)	0 (0, 0)	0 (0, 0)	0 (0, 0)	0 (0, 0)	0 (0, 0)	0 (0, 0)	0 (0, 0)	0 (0, 0)	0 (0, 0)	0 (0, 0)	0 (0, 0)	0 (0, 0)	0 (0, 0)	0 (0, 0)	0
Dengue	0 (0, 0)	0 (0, 0)	0 (0, 0)	0 (0, 0)	0 (0, 0)	0 (0, 0)	0 (0, 0)	0 (0, 0)	0 (0, 0)	0 (0, 0)	0 (0, 0)	0 (0, 0)	0 (0, 0)	0 (0, 0)	0 (0, 0)	0 (0, 0)	0 (0, 0)	0 (0, 0)	0 (0, 0)	0 (0, 0)	0 (0, 0)	0 (0, 0)	0 (0, 0)	0 (0, 0)	0
Yellow fever	0 (0, 0)	0 (0, 0)	0 (0, 0)	0 (0, 0)	0 (0, 0)	0 (0, 0)	0 (0, 0)	0 (0, 0)	0 (0, 0)	0 (0, 0)	0 (0, 0)	0 (0, 0)	0

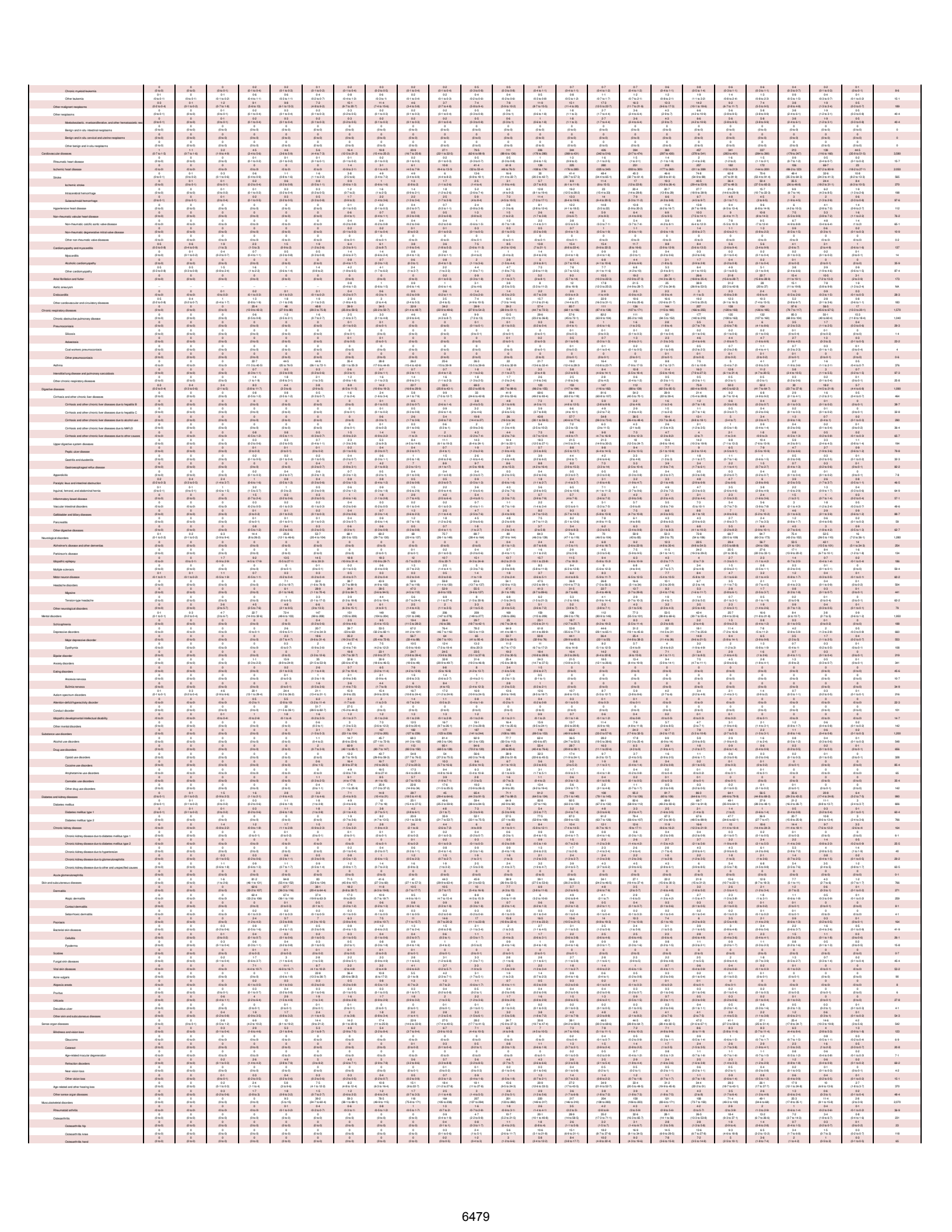

Osteoarthritis other	0 (0 to 0)	0 (0 to 0)	0 (0 to 0)	0 (0 to 0)	0 (0 to 0)	0 (0 to 0)	0 (0 to 0)	0 (0 to 0)	0 (0 to 0)	0 (0 to 0)	0 (0 to 1)	0.4 (0 to 0.9)	1 (0 to 2.3)	1.9 (0.6 to 4.3)	2.6 (1.2 to 4.4)	3.5 (1.4 to 7.5)	3.2 (1.5 to 7.1)	2.9 (1.4 to 6.1)	2.9 (1.4 to 6)	2.1 (1.1 to 4.2)	1.7 (0.8 to 3.5)	1 (0.5 to 2)	0.5 (0.3 to 1.1)	0.1 (0.1 to 0.2)	24.2
Low back pain	0 (0 to 0)	0 (0 to 0)	0 (0 to 0)	0 (0 to 0)	0.2 (2.8 to 11.1)	2.6 (1.1 to 4.2.3)	46.7 (21.5 to 58.9)	36.2 (26.2 to 72.2)	38.8 (26.8 to 103)	46.1 (48 to 139)	44.1 (41.7 to 160)	48.2 (52.2 to 154)	66.4 (64.1 to 194)	64.1 (61.4 to 159)	52.4 (27.8 to 138)	42.4 (42.4 to 102)	31.7 (31.7 to 76.2)	26.8 (26.8 to 64.1)	19.2 (11.6 to 38.8)	14.2 (7.6 to 33.8)	9.6 (4.6 to 13.8)	4.1 (2.6 to 6.1)	0.9 (0.4 to 1.4)	0.2 (0.2 to 0.3)	660
Neck pain	0 (0 to 0)	0 (0 to 0)	0 (0 to 0)	2.7 (0.4 to 5.6)	12.3 (2.9 to 22.8)	16.2 (9.2 to 30.4)	18.2 (8.8 to 34.9)	23.3 (12.5 to 48.7)	40.1 (20.5 to 74.9)	52.5 (28 to 98.1)	66.4 (25.5 to 80.7)	82.5 (34 to 89)	84.3 (84.3 to 89)	82.5 (79.2 to 87)	75.1 (75.1 to 84.6)	75.1 (73.7 to 84.6)	75.1 (73.7 to 84.6)	75.1 (73.7 to 84.6)	75.1 (73.7 to 84.6)	75.1 (73.7 to 84.6)	75.1 (73.7 to 84.6)	75.1 (73.7 to 84.6)	75.1 (73.7 to 84.6)	75.1 (73.7 to 84.6)	429
Gout	0 (0 to 0)	0 (0 to 0)	0 (0 to 0)	0 (0 to 0)	0 (0 to 0)	0 (0 to 0)	0 (0 to 0.2)	0 (0 to 1.1)	0 (0 to 1.1)	0 (0.3 to 1.9)	0 (0.8 to 3.2)	1.1 (1.1 to 4.4)	1.1 (1.7 to 5.6)	1.1 (2.5 to 7)	1.1 (2.5 to 7)	1.1 (2.5 to 7)	1.1 (2.5 to 7)	1.1 (2.5 to 7)	1.1 (2.5 to 7)	1.1 (2.5 to 7)	1.1 (2.5 to 7)	1.1 (2.5 to 7)	1.1 (2.5 to 7)	1.1 (2.5 to 7)	33.2
Other musculoskeletal disorders	0 (0 to 0)	0 (0 to 0)	0 (0 to 0)	0.3 (0.2 to 0.5)	0.4 (0.2 to 1.1)	13.4 (7.2 to 22.5)	29.5 (14.7 to 44.1)	36.9 (21.2 to 58.3)	37.3 (24.6 to 64.3)	41.5 (24.6 to 64.3)	37.3 (20.2 to 62.3)	38.9 (29.7 to 61)	39.5 (29.7 to 61)	39.5 (29.7 to 61)	22 (12.1 to 37.4)	16.9 (9.2 to 29.6)	14.6 (7.5 to 25.4)	9.9 (5.1 to 15.8)	6.6 (2.8 to 11.1)	3.2 (1.2 to 5.4)	1.6 (0.4 to 2.8)	0.4 (0.2 to 0.7)	346
Other non-communicable diseases	64.5 (47.1 to 145)	39.3 (27.8 to 56.7)	59.1 (59.8 to 0.12)	66.1 (36.2 to 93.3)	66 (32.9 to 94.3)	60.2 (32.9 to 93.3)	49.9 (22.3 to 91.3)	36.2 (26.7 to 66.4)	31.3 (22.3 to 63.5)	35.9 (24.7 to 58.8)	47.5 (33.5 to 66.4)	49.3 (34.1 to 76)	49.1 (46.5 to 65.8)	49.8 (46.5 to 66.7)	9.2 (5.7 to 15)	8.4 (5.7 to 15)	5.9 (3.1 to 9.7)	3 (1.6 to 4.2)	0.8 (0.5 to 1.2)	0.4 (0.1 to 0.7)	0.3 (0.1 to 0.4)	0.1 (0.1 to 0.2)	0.1 (0.1 to 0.1)	1.4 (0.4 to 2.8)	1,170
Congenital birth defects	91.9 (64.9 to 142)	33.2 (23.6 to 50.2)	66.4 (42.9 to 102)	46 (34.9 to 61.8)	24.1 (7.4 to 32.8)	18.7 (13.5 to 24.8)	20.1 (10.1 to 34.1)	14.1 (10.4 to 19.2)	9.3 (6.8 to 12.5)	8.7 (5.3 to 11.7)	10.5 (7.9 to 13.8)	8.7 (6.4 to 11.5)	9.4 (6.5 to 12.5)	9.2 (5.4 to 12.6)	8.4 (3.1 to 11.9)	5.6 (2.3 to 9.6)	3 (1.6 to 4.2)	0.8 (0.5 to 1.2)	0.4 (0.3 to 0.7)	0.3 (0.2 to 0.4)	0.1 (0.1 to 0.2)	0.1 (0.1 to 0.1)	0 (0 to 0)	0 (0 to 0)	388
Neural tube defects	5.7 (2.1 to 10.1)	2 (0.9 to 2.7)	4.4 (1.9 to 8.9)	5.8 (3 to 9.9)	3.9 (0.5 to 7.2)	0.9 (0.4 to 1.5)	0.9 (0.4 to 1.5)	0.9 (0.5 to 1.2)	0.4 (0.2 to 0.7)	0.3 (0.2 to 0.5)	0.3 (0.2 to 0.4)	0.3 (0.2 to 0.5)	0.3 (0.1 to 0.4)	0.3 (0.1 to 0.4)	0.1 (0.1 to 0.2)	0.1 (0.1 to 0.1)	0.1 (0.1 to 0.1)	0 (0 to 0)	0 (0 to 0)	0 (0 to 0)	0 (0 to 0)	0 (0 to 0)	0 (0 to 0)	0 (0 to 0)	0 (0 to 0)	23.3
Congenital heart anomalies	21.2 (12.5 to 42.2)	14.3 (9.5 to 26.3)	20.3 (10.7 to 39.1)	9.2 (5.3 to 16.6)	4.2 (2.4 to 6.1)	3.3 (2 to 5.6)	5.9 (2.5 to 9.1)	3.7 (2.1 to 5.5)	1.7 (1.1 to 2.9)	1.3 (0.8 to 2.2)	2.2 (1.2 to 2.8)	1.3 (1.2 to 2.8)	2 (1.1 to 3.3)	2.1 (1.1 to 3.3)	1.1 (0.6 to 2.7)	1.4 (0.5 to 2.3)	0.6 (0.3 to 1.4)	0.2 (0.2 to 1)	0.1 (0 to 0.1)	0 (0 to 0.1)	0 (0 to 0.1)	0 (0 to 0.1)	0 (0 to 0)	0 (0 to 0)	0 (0 to 0)	96
Orofacial clefts	0 (0 to 0)	0 (0 to 0)	0.1 (0 to 0.2)	0.2 (0 to 0.5)	0.2 (0 to 0.4)	0.1 (0.1 to 0.2)	0.1 (0.1 to 0.2)	0.1 (0.1 to 0.2)	0.1 (0.1 to 0.2)	0.1 (0.1 to 0.2)	0.1 (0.1 to 0.2)	0.1 (0.1 to 0.2)	0.1 (0.1 to 0.2)	0.1 (0.1 to 0.2)	0 (0 to 0.1)	0 (0 to 0.1)	0 (0 to 0.1)	0 (0 to 0.1)	0 (0 to 0)	0 (0 to 0)	0 (0 to 0)	0 (0 to 0)	0 (0 to 0)	0 (0 to 0)	0 (0 to 0)	0 (0 to 0)	1.6
Down syndrome	2.3 (1.2 to 4)	0.7 (0.3 to 1.2)	2 (1.1 to 3.9)	2 (1.3 to 3.1)	1.6 (0.7 to 2.6)	1.2 (0.6 to 1.9)	1.3 (0.6 to 1.7)	1.1 (0.6 to 1.7)	1.1 (0.7 to 1.6)	1 (0.6 to 1.5)	1.2 (0.9 to 1.6)	1.1 (0.7 to 1.6)	1.6 (1.6 to 2.4)	1.6 (1.6 to 2.4)	3 (1.6 to 4.6)	3.6 (1.7 to 5.4)	2.7 (1.2 to 4.5)	1 (0.4 to 1.6)	0.4 (0.2 to 0.7)	0.1 (0 to 0.2)	0 (0 to 0)	0 (0 to 0)	0 (0 to 0)	0 (0 to 0)	0 (0 to 0)	28.6
Turner syndrome	0 (0 to 0)	0 (0 to 0)	0 (0 to 0)	0 (0 to 0)	0 (0 to 0)	0 (0 to 0)	0 (0 to 0)	0 (0 to 0)	0 (0 to 0)	0 (0 to 0)	0 (0 to 0)	0 (0 to 0)	0 (0 to 0)	0 (0 to 0)	0 (0 to 0)	0 (0 to 0)	0 (0 to 0)	0 (0 to 0)	0 (0 to 0)	0 (0 to 0)	0 (0 to 0)	0 (0 to 0)	0 (0 to 0)	0 (0 to 0)	0 (0 to 0)	0 (0 to 0)	0
Klinefelter syndrome	0 (0 to 0)	0 (0 to 0)	0 (0 to 0)	0 (0 to 0)	0 (0 to 0)	0 (0 to 0)	0 (0 to 0)	0 (0 to 0)	0 (0 to 0)	0 (0 to 0)	0 (0 to 0)	0 (0 to 0)	0 (0 to 0)	0 (0 to 0)	0 (0 to 0)	0 (0 to 0)	0 (0 to 0)	0 (0 to 0)	0 (0 to 0)	0 (0 to 0)	0 (0 to 0)	0 (0 to 0)	0 (0 to 0)	0 (0 to 0)	0 (0 to 0)	0 (0 to 0)	0.2
Other chromosomal abnormalities	14.2 (7.7 to 29.4)	5.3 (3 to 9.4)	12.1 (7 to 21.1)	9.6 (4.2 to 16.2)	4.2 (2.7 to 6.4)	3.1 (2 to 4.5)	3.6 (2.5 to 4.1)	2.6 (2 to 3.7)	1.5 (0.9 to 2.3)	1.4 (1 to 2.1)	1.8 (1.1 to 2.6)	1.4 (0.8 to 2.1)	1.5 (0.7 to 2.2)	1.2 (0.5 to 2)	0.8 (0.1 to 1.6)	0.4 (0.1 to 0.8)	0.2 (0.1 to 0.4)	0.1 (0 to 0.4)	0 (0 to 0)	0 (0 to 0)	0 (0 to 0)	0 (0 to 0)	0 (0 to 0)	0 (0 to 0)	0 (0 to 0)	62.4
Congenital musculoskeletal and limb anomalies	2.5 (1.3 to 3)	0.9 (0.5 to 1.8)	7.5 (4.2 to 12.2)	10.3 (5.6 to 15.2)	3.9 (2.3 to 5.4)	2.6 (1.4 to 4.4)	2.8 (1.6 to 4.4)	2.7 (1.4 to 4.4)	2.8 (1.4 to 4.4)	1.4 (0.8 to 2.2)	2.9 (1.4 to 3.8)	2.4 (1.4 to 3.8)	2.3 (1.3 to 3.7)	2.1 (1.1 to 3.2)	1.1 (0.7 to 2.1)	1.1 (0.7 to 2.1)	0.7 (0.4 to 1.1)	0.4 (0.2 to 0.7)	0.2 (0.1 to 0.4)	0.1 (0.1 to 0.2)	0.1 (0.1 to 0.2)	0 (0 to 0)	0 (0 to 0)	0 (0 to 0)	0 (0 to 0)	60.3
Urogenital congenital anomalies	4.7 (1.4 to 10.1)	0.7 (0.3 to 2.5)	1.2 (0.4 to 2.4)	1 (0.5 to 1.7)	0.7 (0.4 to 1.1)	0.4 (0.2 to 0.6)	0.2 (0.1 to 0.3)	0.2 (0.1 to 0.3)	0.1 (0.1 to 0.2)	0.1 (0.1 to 0.2)	0.1 (0.1 to 0.2)	0.1 (0.1 to 0.2)	0.1 (0.1 to 0.2)	0.1 (0.1 to 0.2)	0 (0 to 0.1)	0 (0 to 0.1)	0 (0 to 0.1)	0 (0 to 0)	0 (0 to 0)	0 (0 to 0)	0 (0 to 0)	0 (0 to 0)	0 (0 to 0)	0 (0 to 0)	0 (0 to 0)	0 (0 to 0)	9.9
Digestive congenital anomalies	6.1 (3.4 to 10.3)	1.4 (0.8 to 2.6)	2.4 (1.4 to 3.6)	1.8 (0.8 to 4.6)	0.8 (0.7 to 2.1)	0.5 (0.3 to 0.9)	0.5 (0.2 to 0.8)	0.5 (0.2 to 0.8)	0.3 (0.2 to 0.5)	0.3 (0.1 to 0.5)	0.3 (0.1 to 0.5)	0.3 (0.1 to 0.5)	0.3 (0.1 to 0.5)	0.3 (0.1 to 0.5)	0.1 (0.1 to 0.2)	0.1 (0.1 to 0.2)	0.1 (0.1 to 0.2)	0 (0 to 0)	0 (0 to 0)	0 (0 to 0)	0 (0 to 0)	0 (0 to 0)	0 (0 to 0)	0 (0 to 0)	0 (0 to 0)	0 (0 to 0)	23.9
Other congenital birth defects	16.5 (6.6 to 49)	3.4 (3.4 to 10.5)	13.1 (5.1 to 32.6)	7.9 (3.9 to 22.7)	4.2 (2.1 to 6.9)	3.2 (2.1 to 4.9)	2.4 (1.5 to 3.6)	2.4 (1.5 to 3.6)	1.5 (0.9 to 2.4)	1.2 (0.7 to 2.1)	1.2 (0.9 to 2.6)	1.2 (0.7 to 2.1)	1.2 (0.7 to 2.1)	1.2 (0.7 to 2.1)	0.5 (0.3 to 1.8)	0.5 (0.3 to 1.8)	0.4 (0.2 to 0.7)	0.3 (0.2 to 0.7)	0.1 (0.1 to 0.5)	0.1 (0.1 to 0.3)	0.1 (0.1 to 0.3)	0.1 (0.1 to 0.1)	0.1 (0.1 to 0.1)	0.1 (0.1 to 0.1)	0.1 (0.1 to 0.1)	81.9
Urinary diseases and male infertility	0.1 (0.0 to 0.2)	0.2 (0 to 0.3)	0.4 (0.2 to 1.1)	0.7 (0.3 to 1)	0.7 (0.5 to 0.9)	0.6 (0.4 to 0.7)	2.1 (0.5 to 1.2)	2.1 (1.0 to 6.1)	2.1 (1.0 to 6.1)	2.1 (1.4 to 7.1)	2.4 (1.4 to 8.6)	2.4 (1.4 to 8.6)	4.6 (3.9 to 8)	4.6 (3.9 to 8)	5.1 (4.4 to 10.1)	5.1 (4.4 to 10.1)	5.1 (4.4 to 10.1)	5.1 (4.4 to 10.1)	5.1 (4.4 to 10.1)	5.1 (4.4 to 10.1)	5.1 (4.4 to 10.1)	5.1 (4.4 to 10.1)	5.1 (4.4 to 10.1)	5.1 (4.4 to 10.1)	5.1 (4.4 to 10.1)	195
Urolithiasis	0 (0 to 0)	0 (0 to 0)	0 (0 to 0)	0 (0 to 0.1)	0 (0 to 0.1)	0 (0 to 0.1)	0 (0 to 0.1)	0 (0 to 0.1)	0 (0 to 0.1)	0 (0 to 0.1)	0 (0 to 0.1)	0 (0 to 0.1)	0 (0 to 0.1)	0 (0 to 0.1)	0 (0 to 0.2)	0 (0 to 0.2)	0 (0 to 0.2)	0 (0 to 0.2)	0 (0 to 0.2)	0 (0 to 0.2)	0 (0 to 0.2)	0 (0 to 0.2)	0 (0 to 0.2)	0 (0 to 0.2)	0 (0 to 0.2)	0 (0 to 0.2)	11.5
Benign prostatic hyperplasia	0 (0 to 0)	0 (0 to 0)	0 (0 to 0)	0 (0 to 0)	0 (0 to 0)	0 (0 to 0)	0 (0 to 0)	0 (0 to 0)	0 (0 to 0)	0 (0 to 0)	0 (0 to 0)	0 (0 to 0)	0 (0 to 0)	0 (0 to 0)	0 (0 to 0)	0 (0 to 0)	0 (0 to 0)	0 (0 to 0)	0 (0 to 0)	0 (0 to 0)	0 (0 to 0)	0 (0 to 0)	0 (0 to 0)	0 (0 to 0)	0 (0 to 0)	0 (0 to 0)	0
Male infertility	0 (0 to 0)	0 (0 to 0)	0 (0 to 0)	0 (0 to 0)	0 (0 to 0)	0 (0 to 0)	0 (0 to 0)	0 (0 to 0)	0 (0 to 0)	1.1 (0.3 to 3.4)	2.2 (0.5 to 4.9)	2.2 (0.5 to 5.7)	2.1 (0.5 to 5.7)	2.1 (0.5 to 5.2)	0 (0 to 0)	0 (0 to 0)	0 (0 to 0)	0 (0 to 0)	0 (0 to 0)	0 (0 to 0)	0 (0 to 0)	0 (0 to 0)	0 (0 to 0)	0 (0 to 0)	0 (0 to 0)	0 (0 to 0)	10
Other urinary diseases	0.1 (0 to 0.1)	0.1 (0 to 0.2)	0.1 (0 to 0.4)	0.2 (0.1 to 0.4)	0.2 (0.1 to 0.4)	0.2 (0.1 to 0.3)	0.2 (0.1 to 0.3)	0.2 (0.1 to 0.3)	0.2 (0.1 to 0.3)	0.2 (0.1 to 0.3)	0.5 (0.2 to 0.8)	0.5 (0.2 to 0.8)	0.6 (0.4 to 1.3)	0.6 (0.4 to 1.3)	0.6 (0.5 to 1.2)	0.6 (0.5 to 1.2)	0.6 (0.4 to 1.2)	0.6 (0.4 to 1.2)	0.6 (0.4 to 1.2)	0.6 (0.4 to 1.2)	0.6 (0.4 to 1.2)	0.6 (0.4 to 1.2)	0.6 (0.4 to 1.2)	0.6 (0.4 to 1.2)	0.6 (0.4 to 1.2)	11.1
Gynecological diseases	0 (0 to 0)	0 (0 to 0)	0 (0 to 0)	0 (0 to 0)	0 (0 to 0)	0 (0 to 0)	0 (0 to 0)	0 (0 to 0)	0 (0 to 0)	0 (0 to 0)	0 (0 to 0)	0 (0 to 0)	0 (0 to 0)	0 (0 to 0)	0 (0 to 0)	0 (0 to 0)	0 (0 to 0)	0 (0 to 0)	0 (0 to 0)	0 (0 to 0)	0 (0 to 0)	0 (0 to 0)	0 (0 to 0)	0 (0 to 0)	0 (0 to 0)	0 (0 to 0)	0
Uterine fibroids	0 (0 to 0)	0 (0 to 0)	0 (0 to 0)	0 (0 to 0)	0 (0 to 0)	0 (0 to 0)	0 (0 to 0)	0 (0 to 0)	0 (0 to 0)	0 (0 to 0)	0 (0 to 0)	0 (0 to 0)	0 (0 to 0)	0 (0 to 0)	0 (0 to 0)	0 (0 to 0)	0 (0 to 0)	0 (0 to 0)	0 (0 to 0)	0 (0 to 0)	0 (0 to 0)	0 (0 to 0)	0 (0 to 0)	0 (0 to 0)	0 (0 to 0)	0 (0 to 0)	0
Polycystic ovarian syndrome	..	..	..	..	..	..	..	..	..	..	..	..	..	..	..	..	..	..	..	..	..	..	..	..	..	..	NA
Female infertility	..	..	..	..	..	..	..	..	..	..	..	..	..	..	..	..	..	..	..	..	..	..	..	..	..	..	NA
Endometriosis	..	..	..	..	..	..	..	..	..	..	..	..	..	..	..	..	..	..	..	..	..	..	..	..	..	..	NA
Genital prolapse	0 (0 to 0)	0 (0 to 0)	0 (0 to 0)	0 (0 to 0)	0 (0 to 0)	0 (0 to 0)	0 (0 to 0)	0 (0 to 0)	0 (0 to 0)	0 (0 to 0)	0 (0 to 0)	0 (0 to 0)	0 (0 to 0)	0 (0 to 0)	0 (0 to 0)	0 (0 to 0)	0 (0 to 0)	0 (0 to 0)	0 (0 to 0)	0 (0 to 0)	0 (0 to 0)	0 (0 to 0)	0 (0 to 0)	0 (0 to 0)	0 (0 to 0)	0 (0 to 0)	0
Premenstrual syndrome	..	..	..	..	..	..	..	..	..	..	..	..	..	..	..	..	..	..	..	..	..	..	..	..	..	..	NA
Other gynecological diseases	0 (0 to 0)	0 (0 to 0)	0 (0 to 0)	0 (0 to 0)	0 (0 to 0)	0 (0 to 0)	0 (0 to 0)	0 (0 to 0)	0 (0 to 0)	0 (0 to 0)	0 (0 to 0)	0 (0 to 0)	0 (0 to 0)	0 (0 to 0)	0 (0 to 0)	0 (0 to 0)	0 (0 to 0)	0 (0 to 0)	0 (0 to 0)	0 (0 to 0)	0 (0 to 0)	0 (0 to 0)	0 (0 to 0)	0 (0 to 0)	0 (0 to 0)	0 (0 to 0)	0
Hemoglobinopathies and hemolytic anemias	0.1 (0 to 0.1)	0.1 (0.1 to 0.3)	0.4 (0.2 to 0.9)	1.3 (0.7 to 2.3)	3.8 (1.9 to 6)	2.5 (1.1 to 4.2)	1.7 (1.1 to 2.7)	1.5 (0.9 to 2.1)	0.8 (0.7 to 1.7)	0.9 (0.4 to 2.4)	1.1 (0.5 to 2.3)	0.8 (0.5 to 2.3)	0.8 (0.4 to 2.2)	0.9 (0.5 to 1.9)	1.1 (0.4 to 2.4)	0.9 (0.4 to 1.5)	0.7 (0.4 to 1.5)	0.8 (0.4 to 1.5)	0.6 (0.4 to 1.5)	0.6 (0.4 to 1.1)	0.6 (0.4 to 1.1)	0.4 (0.2 to 0.7)	0.3 (0.2 to 0.6)	0.1 (0.1 to 0.1)	22
Thalassemias	0 (0 to 0)	0 (0 to 0)	0 (0 to 0)	0 (0 to 0)	0 (0 to 0)	0 (0 to 0)	0 (0 to 0)	0 (0 to 0)	0 (0 to 0)	0 (0 to 0)	0 (0 to 0)	0 (0 to 0)	0 (0 to 0)	0 (0 to 0)	0 (0 to 0)	0 (0 to 0)	0 (0 to 0)	0 (0 to 0)	0 (0 to 0)	0 (0 to 0)	0 (0 to 0)	0 (0 to 0)	0 (0 to 0)	0 (0 to 0)	0 (0 to 0)	0 (0 to 0)	0.1
Thalassemias trait	0 (0 to 0)	0 (0 to 0.2)	0 (0 to 0.6)	0.6 (0 to 4.5)	0.5 (0 to 2.4)	0.4 (0 to 2.1)	0.1 (0 to 0.5)	0.1 (0 to 0.5)	0.1 (0 to 0.5)	0.1 (0 to 0.5)	0.1 (0 to 0.5)	0.1 (0 to 0.5)	0.1 (0 to 0.4)	0.1 (0 to 0.4)	0 (0 to 0.2)	0 (0 to 0.2)	0 (0 to 0.2)	0 (0 to 0.2)	0 (0 to 0.2)	0 (0 to 0.2)	0 (0 to 0.2)	0 (0 to 0.2)	0 (0 to 0.2)	0 (0 to 0.2)	0 (0 to 0.2)	0 (0 to 0.2)	2.6
Sickle cell disorders	0.1 (0 to 0.1)	0.1 (0 to 0.1)	0.3 (0.2 to 0.5)	0.6 (0.4 to 1.1)	1.2 (0.6 to 1.7)	0.8 (0.4 to 1.2)	1.2 (0.6 to 1.7)	1 (0.7 to 1.4)	0.5 (0.4 to 0.7)	0.4 (0.3 to 0.5)	0.5 (0.3 to 0.6)	0.4 (0.3 to 0.6)	0.4 (0.3 to 0.6)	0.4 (0.3 to 0.6)	0.3 (0.2 to 0.4)	0.3 (0.2 to 0.4)	0.2 (0.2 to 0.3)	0.2 (0.2 to 0.3)	0.1 (0.1 to 0.2)	0 (0 to 0.1)	0 (0 to 0.1)	0 (0 to 0.1)	0 (0 to 0.1)	0 (0 to 0.1)	0 (0 to 0.1)	8.7
Sickle cell trait	0 (0 to 0)	0 (0 to 0.1)	0 (0 to 0.3)	0.2 (0 to 1.1)	1.2 (0.7 to 2)	0.7 (0 to 3.4)	0.1 (0 to 0.4)	0.1 (0 to 0.4)	0 (0 to 0.4)	0 (0 to 0.4)	0.2 (0 to 0.7)	0.1 (0 to 0.4)	0.1 (0 to 0.5)	0.1 (0 to 0.5)	0 (0 to 0.2)	0 (0 to 0.2)	0 (0 to 0.2)	0 (0 to 0.2)	0 (0 to 0.2)	0 (0 to 0.1)	0 (0 to 0.1)	0 (0 to 0.1)	0 (0 to 0.1)	0 (0 to 0.1)	0 (0 to 0.1)	0 (0 to 0.1)	3.7
G6PD deficiency	0 (0 to 0)	0 (0 to 0)	0 (0 to 0)	0 (0 to 0)	0 (0 to 0)	0 (0 to 0)	0 (0 to 0)	0 (0 to 0)	0 (0 to 0)	0 (0 to 0)	0 (0 to 0)	0 (0 to 0)	0 (0 to 0)	0 (0 to 0)	0 (0 to 0)	0 (0 to 0)	0 (0 to 0)	0 (0 to 0)	0 (0 to 0)	0 (0 to 0)	0 (0 to 0)	0 (0 to 0)	0 (0 to 0)	0 (0 to 0)	0 (0 to 0)	0 (0 to 0)	0
G6PD trait	0 (0 to 0)	0 (0 to 0)	0 (0 to 0)	0 (0 to 0)	0 (0 to 0)	0 (0 to 0)	0 (0 to 0)	0 (0 to 0)	0 (0 to 0)	0 (0 to 0)	0 (0 to 0)	0 (0 to 0)	0 (0 to 0)	0 (0 to 0)	0 (0 to 0)	0 (0 to 0)	0 (0 to 0)	0 (0 to 0)	0 (0 to 0)	0 (0 to 0)	0 (0 to 0)	0 (0 to 0)	0 (0 to 0)	0 (0 to 0)	0 (0 to 0)	0 (0 to 0)	0
Other hemoglobinopathies and hemolytic anemias	0 (0 to 0)	0 (0 to 0)	0.1 (0 to 0.2)	0.2 (0 to 0.7)	0.4 (0 to 1.7)	0.2 (0 to 0.6)	0.3 (0 to 1.1)	0.1 (0 to 0.6)	0.2 (0 to 0.6)	0.2 (0 to 1)	0.3 (0 to 1.2)	0.3 (0 to 1.2)	0.5 (0 to 2.2)	0.5 (0 to 2.2)	0.3 (0 to 1.4)	0.3 (0 to 1.4)	0.3 (0 to 1.4)	0.3 (0 to 1.4)	0.3 (0 to 1.4)	0.3 (0 to 1.4)	0.3 (0 to 1.4)	0.3 (0 to 1.4)	0.3 (0 to 1.4)	0.3 (0 to 1.4)	0.3 (0 to 1.4)	0.3 (0 to 1.4)	4.6
Endocrine, metabolic, blood, and immune disorders	2.5 (1.3 to 3.9)	1 (1 to 3.1)	0.1 (0.1 to 10.7)	14.3 (10.2 to 19.6)	13.9 (9.8 to 18.7)	13.6 (9.2 to 19.3)	13 (8.4 to 18.5)	11.3 (8.8 to 16.6)	8 (5.1 to 12)	10.2 (6.1 to 16.4)	11.3 (6.9 to 16.8)	10.2 (6.1 to 16.4)	10.6 (9.6 to 21.2)	10.7 (9.2 to 21.2)	10.7 (10.6 to 28.4)	26.6 (18.9 to 39.5)	26.2 (17.2 to 40.1)	19.7 (10.3 to 28.1)	17.9 (10.3 to 28.1)	17.9 (11.9 to 25.7)	10.6 (7.5 to 15.6)	6.8 (4.6 to 10)	2.7 (1.7 to 4.1)	0.3 (0.2 to 0.4)	287
Oral disorders	0 (0 to 0)	0 (0 to 0)	3.8 (2.2 to 6)	4.6 (2.7 to 7.4)	7.2 (4.2 to 9.5)	6.2 (2.8 to 8.8)	7.3 (4.1 to 12.1)	7.3 (4.9 to 12.1)	10.2 (5.4 to 19.4)	16.2 (8.9 to 27.9)	16.2 (8.9 to 27.9)	16.4 (9.9 to 28.5)	19.6 (11.4 to 33.1)	22.5 (11.4 to 33.1)	24.8 (14.7 to 38)	23.1 (14.9 to 34.5)	21.5 (12.6 to 33.8)	21.6 (12.6 to 33.6)	15.4 (7.3 to 27)	11.5 (7.3 to 17)	6.3 (3.9 to 9.2)	3 (1.9 to 4.4)	0.8 (0.5 to 1.2)	253
Caries of deciduous teeth	0 (0 to 0)	0 (0 to 0)	0.4 (0.1 to 1.1)	1.1 (0.3 to 2.7)	0.9 (0.3 to 1.6)	0.5 (0 to 0.9)	0.5 (0 to 0.9)	0.5 (0 to 0.9

SR Table 2a: Harmony DALYs by cause and age group for males with 95% uncertainty intervals, 2019

Cause	Early Neonatal	Late Neonatal	Post Neonatal	1 to 4	5 to 9	10 to 14	15 to 19	20 to 24	25 to 29	30 to 34	35 to 39	40 to 44	45 to 49	50 to 54	55 to 59	60 to 64	65 to 69	70 to 74	75 to 79	80 to 84	85 to 89	90 to 94	95 plus	Total
All causes	2,660 (2441 to 2,844)	1,660 (1,522 to 1,812)	2,660 (1,660 to 3,910)	2,660 (2,660 to 2,660)	1,660 (1,660 to 1,660)	1,660 (1,660 to 1,660)	1,660 (1,660 to 1,660)	1,660 (1,660 to 1,660)	1,660 (1,660 to 1,660)	1,660 (1,660 to 1,660)	1,660 (1,660 to 1,660)	1,660 (1,660 to 1,660)	1,660 (1,660 to 1,660)	1,660 (1,660 to 1,660)	1,660 (1,660 to 1,660)	1,660 (1,660 to 1,660)	1,660 (1,660 to 1,660)	1,660 (1,660 to 1,660)	1,660 (1,660 to 1,660)	1,660 (1,660 to 1,660)	1,660 (1,660 to 1,660)	1,660 (1,660 to 1,660)	31,300
Communicable, maternal, neonatal, and nutritional diseases	2,660 (1,660 to 2,660)	1,660 (1,660 to 1,660)	2,660 (1,660 to 3,910)	2,660 (2,660 to 2,660)	1,660 (1,660 to 1,660)	1,660 (1,660 to 1,660)	1,660 (1,660 to 1,660)	1,660 (1,660 to 1,660)	1,660 (1,660 to 1,660)	1,660 (1,660 to 1,660)	1,660 (1,660 to 1,660)	1,660 (1,660 to 1,660)	1,660 (1,660 to 1,660)	1,660 (1,660 to 1,660)	1,660 (1,660 to 1,660)	1,660 (1,660 to 1,660)	1,660 (1,660 to 1,660)	1,660 (1,660 to 1,660)	1,660 (1,660 to 1,660)	1,660 (1,660 to 1,660)	1,660 (1,660 to 1,660)	1,660 (1,660 to 1,660)	1,660
HIV/AIDS and sexually transmitted infections	7.4 (7.1 to 16.7)	2.6 (2.6 to 5.6)	0.7 (3.0 to 10.6)	1.6 (1.5 to 2.3)	1.1 (0.9 to 1.3)	1.1 (0.9 to 1.3)	0.7 (0.5 to 0.9)	3.6 (3.3 to 4.9)	21.1 (7.7 to 13.1)	10.2 (7.1 to 13.1)	21.1 (16.1 to 27.2)	20.6 (15.7 to 26.7)	22.1 (16.9 to 28.4)	28.4 (22.1 to 36.3)	21.1 (14.5 to 27.2)	14.6 (11.4 to 18.7)	8.6 (6.8 to 11.3)	5.2 (4.0 to 7.0)	2.2 (1.8 to 3.4)	1.1 (0.8 to 1.7)	0.2 (0.1 to 0.3)	0.1 (0.1 to 0.2)	203
HIV/AIDS	0 (0 to 0)	0 (0 to 0)	2 (1.7 to 2.5)	1.7 (1.4 to 2.1)	0.7 (0.6 to 1.0)	0.7 (0.5 to 0.9)	0.5 (0.4 to 1.4)	3.4 (2.9 to 4.7)	9.9 (7.5 to 12.7)	20.6 (15.7 to 26.7)	32.1 (25.3 to 40.9)	32.6 (25.9 to 42.3)	28 (22.2 to 35.9)	20.7 (16.1 to 26.5)	14.3 (11.2 to 18.4)	8.6 (6.6 to 11.1)	5.1 (3.9 to 6.6)	2.5 (1.9 to 3.5)	0.9 (0.7 to 1.4)	0.2 (0.1 to 0.3)	0.1 (0.0 to 0.1)	0 (0 to 0)	185
HIV/AIDS - Drug-susceptible Tuberculosis	0 (0 to 0)	0 (0 to 0)	0 (0 to 0.1)	0.1 (0 to 0.1)	0.1 (0 to 0.1)	0.1 (0 to 0.1)	0.2 (0.1 to 0.3)	0.4 (0.3 to 0.6)	0.9 (0.6 to 1.4)	1.4 (0.9 to 2.1)	1.5 (0.9 to 2.2)	1.3 (0.8 to 1.9)	0.9 (0.4 to 1.4)	0.6 (0.2 to 0.9)	0.4 (0.2 to 0.5)	0.2 (0.1 to 0.3)	0.1 (0.0 to 0.1)	0.1 (0.0 to 0.1)	0 (0 to 0)	0 (0 to 0)	0 (0 to 0)	0 (0 to 0)	8.2
HIV/AIDS - Multidrug-resistant Tuberculosis without extensive dr...	0 (0 to 0)	0 (0 to 0)	0 (0 to 0)	0 (0 to 0)	0 (0 to 0)	0 (0 to 0)	0 (0 to 0)	0 (0 to 0.1)	0 (0 to 0.1)	0 (0 to 0.1)	0 (0 to 0.2)	0 (0 to 0.2)	0 (0 to 0.2)	0 (0 to 0.2)	0 (0 to 0.1)	0 (0 to 0.1)	0 (0 to 0.1)	0 (0 to 0.1)	0 (0 to 0.1)	0 (0 to 0.1)	0 (0 to 0.1)	0 (0 to 0.1)	0 (0 to 0.1)	0.2
HIV/AIDS - Extensively drug-resistant Tuberculosis	0 (0 to 0)	0 (0 to 0)	0 (0 to 0)	0 (0 to 0)	0 (0 to 0)	0 (0 to 0)	0 (0 to 0)	0 (0 to 0)	0 (0 to 0)	0 (0 to 0)	0 (0 to 0)	0 (0 to 0)	0 (0 to 0)	0 (0 to 0)	0 (0 to 0)	0 (0 to 0)	0 (0 to 0)	0 (0 to 0)	0 (0 to 0)	0 (0 to 0)	0 (0 to 0)	0 (0 to 0)	0 (0 to 0)	0
HIV/AIDS resulting in other diseases	7.4 (7.1 to 16.7)	2.6 (2.6 to 5.6)	0.6 (0.6 to 1.0)	0.6 (0.6 to 1.0)	0.4 (0.4 to 0.6)	0.4 (0.4 to 0.6)	0.1 (0.1 to 0.1)	0.1 (0.1 to 0.3)	0.2 (0.1 to 0.3)	0.1 (0.1 to 0.2)	0.1 (0.1 to 0.1)	0.1 (0.1 to 0.1)	0.1 (0.1 to 0.1)	0.1 (0.1 to 0.1)	0.1 (0.1 to 0.1)	0.1 (0.1 to 0.1)	0.1 (0.1 to 0.1)	0.1 (0.1 to 0.1)	0.1 (0.1 to 0.1)	0.1 (0.1 to 0.1)	0.1 (0.1 to 0.1)	0.1 (0.1 to 0.1)	0.1
Sexually transmitted infections excluding HIV	(2.1 to 16.7)	(0.6 to 5.6)	(1.0 to 8.6)	0.6 (0.5 to 0.9)	0.5 (0.5 to 0.5)	0.5 (0.5 to 0.5)	0.5 (0.5 to 0.5)	0.2 (0.1 to 0.3)	0.1 (0.1 to 0.2)	0.1 (0.1 to 0.2)	0.1 (0.1 to 0.1)	0.1 (0.1 to 0.1)	0.1 (0.1 to 0.1)	0.1 (0.1 to 0.1)	0.2 (0.2 to 0.3)	0.3 (0.2 to 0.4)	0.3 (0.2 to 0.4)	0.2 (0.1 to 0.3)	0.1 (0.1 to 0.2)	0.1 (0.1 to 0.1)	0.1 (0.1 to 0.1)	0.1 (0.1 to 0.1)	17.3
Syphilis	7.4 (2.1 to 16.7)	2.6 (0.6 to 5.6)	3.6 (1.0 to 8.6)	0.1 (0.0 to 0.3)	0.1 (0.0 to 0.3)	0.1 (0.0 to 0.3)	0.1 (0.0 to 0.3)	0.1 (0.0 to 0.1)	0.1 (0.0 to 0.1)	0.1 (0.0 to 0.1)	0.1 (0.0 to 0.1)	0.1 (0.0 to 0.1)	0.1 (0.0 to 0.1)	0.1 (0.0 to 0.1)	0.1 (0.0 to 0.1)	0.1 (0.0 to 0.1)	0.1 (0.0 to 0.1)	0.1 (0.0 to 0.1)	0.1 (0.0 to 0.1)	0.1 (0.0 to 0.1)	0.1 (0.0 to 0.1)	0.1 (0.0 to 0.1)	14.3
Chlamydial infection	0 (0 to 0)	0 (0 to 0)	0 (0 to 0)	0 (0 to 0)	0 (0 to 0)	0 (0 to 0)	0 (0 to 0)	0 (0 to 0)	0 (0 to 0)	0 (0 to 0)	0 (0 to 0)	0 (0 to 0)	0 (0 to 0)	0 (0 to 0)	0 (0 to 0)	0 (0 to 0)	0 (0 to 0)	0 (0 to 0)	0 (0 to 0)	0 (0 to 0)	0 (0 to 0)	0 (0 to 0)	0 (0 to 0)	0
Gonococcal infection	0 (0 to 0)	0 (0 to 0)	0 (0 to 0)	0 (0 to 0)	0 (0 to 0)	0 (0 to 0)	0 (0 to 0)	0 (0 to 0)	0 (0 to 0)	0 (0 to 0)	0 (0 to 0)	0 (0 to 0)	0 (0 to 0)	0 (0 to 0)	0 (0 to 0)	0 (0 to 0)	0 (0 to 0)	0 (0 to 0)	0 (0 to 0)	0 (0 to 0)	0 (0 to 0)	0 (0 to 0)	0 (0 to 0)	0
Trichomoniasis	0 (0 to 0)	0 (0 to 0)	0 (0 to 0)	0 (0 to 0)	0 (0 to 0)	0 (0 to 0)	0 (0 to 0)	0 (0 to 0)	0 (0 to 0.2)	0 (0 to 0)	0 (0 to 0)	0 (0 to 0)	0 (0 to 0)	0 (0 to 0)	0 (0 to 0)	0 (0 to 0)	0 (0 to 0)	0 (0 to 0)	0 (0 to 0)	0 (0 to 0)	0 (0 to 0)	0 (0 to 0)	0 (0 to 0)	0
Genital herpes	0 (0 to 0)	0 (0 to 0)	0 (0 to 0)	0 (0 to 0)	0 (0 to 0)	0 (0 to 0)	0 (0 to 0)	0 (0 to 0.2)	0 (0 to 0.2)	0 (0 to 0.2)	0 (0 to 0.2)	0 (0 to 0.2)	0 (0 to 0.2)	0 (0 to 0.2)	0 (0 to 0.1)	0 (0 to 0.1)	0 (0 to 0.1)	0 (0 to 0.1)	0 (0 to 0.1)	0 (0 to 0.1)	0 (0 to 0.1)	0 (0 to 0.1)	0 (0 to 0.1)	2.2
Other sexually transmitted infections	0 (0 to 0)	0 (0 to 0)	0 (0 to 0)	0 (0 to 0)	0 (0 to 0)	0 (0 to 0)	0 (0 to 0)	0 (0 to 0)	0 (0 to 0)	0 (0 to 0)	0 (0 to 0)	0 (0 to 0)	0 (0 to 0)	0 (0 to 0)	0 (0 to 0)	0 (0 to 0)	0 (0 to 0)	0 (0 to 0)	0 (0 to 0)	0 (0 to 0)	0 (0 to 0)	0 (0 to 0)	0 (0 to 0)	0.2
Respiratory infections and tuberculosis	17.4 (14.9 to 20.9)	17.4 (2.0 to 2.2)	10.3 (10.0 to 39.4)	10.3 (9.6 to 11.2)	10.3 (9.7 to 39.9)	10.3 (9.6 to 39.4)	10.3 (9.6 to 11.2)	10.3 (9.7 to 11.2)	10.3 (9.7 to 11.2)	10.3 (9.7 to 11.2)	10.3 (9.7 to 11.2)	10.3 (9.7 to 11.2)	10.3 (9.7 to 11.2)	10.3 (9.7 to 11.2)	10.3 (9.7 to 11.2)	10.3 (9.7 to 11.2)	10.3 (9.7 to 11.2)	10.3 (9.7 to 11.2)	10.3 (9.7 to 11.2)	10.3 (9.7 to 11.2)	10.3 (9.7 to 11.2)	10.3 (9.7 to 11.2)	824
Tuberculosis	0 (0 to 0)	0 (0 to 0)	0 (0 to 0)	0 (0 to 0)	0 (0 to 0)	0 (0 to 0)	0 (0 to 0)	0.5 (0.2 to 1.1)	1.1 (0.5 to 2)	1.4 (0.7 to 2.4)	1.9 (1.1 to 3)	1.9 (1.1 to 3.2)	1.8 (1.1 to 2.8)	2.2 (1.4 to 3.2)	2.2 (1.5 to 3.1)	1.8 (1.2 to 2.6)	1.7 (1.1 to 2.4)	1.1 (0.8 to 1.6)	1.1 (0.8 to 1.6)	1.1 (0.8 to 1.6)	0.6 (0.4 to 0.9)	0.1 (0.1 to 0.1)	24.4
Latent tuberculosis infection	0 (0 to 0)	0 (0 to 0)	0 (0 to 0)	0 (0 to 0)	0 (0 to 0)	0 (0 to 0)	0 (0 to 0)	0 (0 to 0)	0 (0 to 0)	0 (0 to 0)	0 (0 to 0)	0 (0 to 0)	0 (0 to 0)	0 (0 to 0)	0 (0 to 0)	0 (0 to 0)	0 (0 to 0)	0 (0 to 0)	0 (0 to 0)	0 (0 to 0)	0 (0 to 0)	0 (0 to 0)	0 (0 to 0)	0
Drug-susceptible tuberculosis	0 (0 to 0)	0 (0 to 0)	0 (0 to 0)	0 (0 to 0)	0 (0 to 0)	0 (0 to 0)	0 (0 to 0)	0.5 (0.2 to 1.1)	1.1 (0.5 to 2)	1.3 (0.7 to 2.3)	1.9 (1.1 to 3)	1.9 (1.1 to 3.2)	1.8 (1.1 to 2.8)	2.2 (1.4 to 2.8)	2.2 (1.5 to 3.1)	1.8 (1.2 to 2.4)	1.7 (1.1 to 2.3)	1.1 (0.8 to 1.6)	1.1 (0.8 to 1.6)	1.1 (0.8 to 1.6)	0.6 (0.4 to 0.9)	0.1 (0.1 to 0.1)	23.9
Multidrug-resistant tuberculosis without extensive drug-resistance	0 (0 to 0)	0 (0 to 0)	0 (0 to 0)	0 (0 to 0)	0 (0 to 0)	0 (0 to 0)	0 (0 to 0)	0 (0 to 0.1)	0 (0 to 0.1)	0 (0 to 0.1)	0 (0 to 0.2)	0 (0 to 0.2)	0 (0 to 0.2)	0 (0 to 0.2)	0 (0 to 0.1)	0 (0 to 0.1)	0 (0 to 0.1)	0 (0 to 0.1)	0 (0 to 0.1)	0 (0 to 0.1)	0 (0 to 0.1)	0 (0 to 0.1)	0 (0 to 0.1)	0.4
Extensively drug-resistant tuberculosis	0 (0 to 0)	0 (0 to 0)	0 (0 to 0)	0 (0 to 0)	0 (0 to 0)	0 (0 to 0)	0 (0 to 0)	0 (0 to 0)	0 (0 to 0)	0 (0 to 0)	0 (0 to 0)	0 (0 to 0)	0 (0 to 0)	0 (0 to 0)	0 (0 to 0)	0 (0 to 0)	0 (0 to 0)	0 (0 to 0)	0 (0 to 0)	0 (0 to 0)	0 (0 to 0)	0 (0 to 0)	0 (0 to 0)	0.1
Lower respiratory infections	2.4 (1.6 to 3.4)	2.8 (1.9 to 4)	2.4 (1.5 to 21.5)	1.9 (1.4 to 2.4)	1.3 (1.1 to 1.6)	2.7 (1.8 to 3.8)	4 (2.6 to 6)	6.7 (4.4 to 9.6)	9.7 (6.4 to 14.2)	16.3 (11.1 to 23)	20.5 (13.8 to 29.5)	20.4 (13.4 to 32.1)	20.6 (13.9 to 45.1)	22.4 (23.0 to 45.1)	22.3 (23.1 to 44.9)	32.4 (22.9 to 44.4)	38 (25.7 to 52.3)	37.2 (26.9 to 51.2)	47.1 (32.9 to 64.9)	46.9 (32.9 to 64.9)	68 (49.6 to 112)	68 (49.6 to 112)	623
Upper respiratory infections	0 (0 to 0)	0 (0 to 0.3)	0.4 (2.0 to 5.3)	0.1 (0.1 to 0.2)	0.3 (0.2 to 0.4)	0.4 (0.3 to 0.5)	0.9 (0.6 to 1.2)	1.8 (1.2 to 2.5)	3.2 (2.1 to 4.6)	5.4 (3.6 to 7.9)	7.1 (4.8 to 10.2)	7.1 (4.8 to 10.2)	7.1 (4.8 to 10.2)	7.9 (4.3 to 13.8)	8.8 (4.3 to 13.8)	11.3 (5.9 to 11.5)	13.4 (7.1 to 19.8)	13.4 (7.1 to 19.8)	16.4 (8.3 to 24.5)	16.4 (8.3 to 24.5)	23.7 (12.1 to 35.2)	23.7 (12.1 to 35.2)	137
Otitis media	0 (0 to 0)	0 (0 to 0)	0 (0.3 to 1.1)	0.2 (0.1 to 0.4)	0.2 (0.1 to 0.4)	0.2 (0.1 to 0.4)	0.2 (0.1 to 0.3)	0.3 (0.1 to 0.6)	0.4 (0.1 to 0.8)	0.6 (0.1 to 1.4)	0.8 (0.2 to 1.9)	0.8 (0.2 to 1.9)	0.8 (0.2 to 1.9)	0.9 (0.2 to 2.1)	0.9 (0.2 to 2.1)	1.1 (0.3 to 2.6)	1.4 (0.4 to 3.2)	1.4 (0.4 to 3.2)	1.7 (0.4 to 3.9)	1.7 (0.4 to 3.9)	2.4 (0.6 to 5.5)	2.4 (0.6 to 5.5)	29.6
Enteric infections	0.2 (0.1 to 0.3)	0.8 (0.4 to 1.1)	13.2 (9.4 to 13.4)	8.6 (8.6 to 21.1)	4.5 (3.6 to 11.3)	3.2 (2.4 to 7.4)	3.1 (1.6 to 4.9)	2.8 (2.1 to 3.9)	3.1 (2.3 to 4.1)	3.2 (2.5 to 4.4)	3.4 (2.6 to 4.7)	4.4 (3.4 to 6.1)	3.5 (2.7 to 5.2)	3.5 (2.7 to 5.2)	3.5 (2.7 to 5.2)	3.1 (2.4 to 4.6)	2.6 (1.7 to 4.2)	2.5 (1.7 to 3.9)	3.1 (2.1 to 4.8)	3.5 (2.3 to 5.4)	4.3 (3.0 to 7.0)	4.3 (3.0 to 7.0)	92.4
Diarrheal diseases	0.2 (0.1 to 0.3)	0.8 (0.4 to 1.1)	13.2 (9.4 to 13.4)	8.6 (8.6 to 21.1)	4.5 (3.6 to 11.3)	3.2 (2.4 to 7.4)	3.1 (1.6 to 4.9)	2.8 (2.1 to 3.9)	3.1 (2.3 to 4.1)	3.2 (2.5 to 4.4)	3.4 (2.6 to 4.7)	4.4 (3.4 to 6.1)	3.5 (2.7 to 5.2)	3.5 (2.7 to 5.2)	3.5 (2.7 to 5.2)	3.1 (2.4 to 4.6)	2.6 (1.7 to 4.2)	2.5 (1.7 to 3.9)	3.1 (2.1 to 4.8)	3.5 (2.3 to 5.4)	4.3 (3.0 to 7.0)	4.3 (3.0 to 7.0)	91.8
Typhoid and paratyphoid	0 (0 to 0)	0 (0 to 0)	0 (0 to 0)	0 (0 to 0)	0 (0 to 0)	0 (0 to 0)	0 (0 to 0)	0 (0 to 0)	0 (0 to 0)	0 (0 to 0)	0 (0 to 0)	0 (0 to 0)	0 (0 to 0)	0 (0 to 0)	0 (0 to 0)	0 (0 to 0)	0 (0 to 0)	0 (0 to 0)	0 (0 to 0)	0 (0 to 0)	0 (0 to 0)	0 (0 to 0)	0 (0 to 0)	0
Typhoid fever	0 (0 to 0)	0 (0 to 0)	0 (0 to 0)	0 (0 to 0)	0 (0 to 0)	0 (0 to 0)	0 (0 to 0)	0 (0 to 0)	0 (0 to 0)	0 (0 to 0)	0 (0 to 0)	0 (0 to 0)	0 (0 to 0)	0 (0 to 0)	0 (0 to 0)	0 (0 to 0)	0 (0 to 0)	0 (0 to 0)	0 (0 to 0)	0 (0 to 0)	0 (0 to 0)	0 (0 to 0)	0 (0 to 0)	0
Paratyphoid fever	0 (0 to 0)	0 (0 to 0)	0 (0 to 0)	0 (0 to 0)	0 (0 to 0)	0 (0 to 0)	0 (0 to 0)	0 (0 to 0)	0 (0 to 0)	0 (0 to 0)	0 (0 to 0)	0 (0 to 0)	0 (0 to 0)	0 (0 to 0)	0 (0 to 0)	0 (0 to 0)	0 (0 to 0)	0 (0 to 0)	0 (0 to 0)	0 (0 to 0)	0 (0 to 0)	0 (0 to 0)	0 (0 to 0)	0
Invasive Non-typhoidal Salmonella (iNTS)	0 (0 to 0)	0 (0 to 0)	0 (0 to 0)	0 (0 to 0)	0 (0 to 0)	0 (0 to 0)	0 (0 to 0)	0 (0 to 0)	0 (0 to 0)	0 (0 to 0)	0 (0 to 0)	0 (0 to 0)	0 (0 to 0)	0 (0 to 0)	0 (0 to 0)	0 (0 to 0)	0 (0 to 0)	0 (0 to 0)	0 (0 to 0)	0 (0 to 0)	0 (0 to 0)	0 (0 to 0)	0 (0 to 0)	0.4
Other intestinal infectious diseases	0 (0 to 0)	0 (0 to 0)	0 (0 to 0)	0 (0 to 0)	0 (0 to 0)	0 (0 to 0)	0 (0 to 0)	0 (0 to 0)	0 (0 to 0)	0 (0 to 0)	0 (0 to 0)	0 (0 to 0)	0 (0 to 0)	0 (0 to 0)	0 (0 to 0)	0 (0 to 0)	0 (0 to 0)	0 (0 to 0)	0 (0 to 0)	0 (0 to 0)	0 (0 to 0)	0 (0 to 0)	0 (0 to 0)	0.2
Neglected tropical diseases and malaria	0 (0 to 0)	0 (0 to 0)	0 (0 to 0)	0.6 (0 to 0.9)	0.7 (0 to 0.9)	0.1 (0 to 0.4)	0.1 (0 to 0.5)	0.1 (0 to 0.4)	0.2 (0 to 0.7)	0.2 (0 to 0.6)	0.1 (0 to 0.5)	0.1 (0 to 0.4)	0.1 (0 to 0.3)	0.2 (0 to 0.6)	0.1 (0 to 0.4)	0.2 (0 to 0.6)	0.1 (0 to 0.3)	0.1 (0 to 0.3)	0.1 (0 to 0.3)	0.1 (0 to 0.3)	0.1 (0 to 0.3)	0.1 (0 to 0.3)	3.1
Malaria	0 (0 to 0)	0 (0 to 0)	0 (0 to 0)	0 (0 to 0)	0 (0 to 0)	0 (0 to 0)	0 (0 to 0)	0 (0 to 0)	0 (0 to 0)	0 (0 to 0)	0 (0 to 0)	0 (0 to 0)	0 (0 to 0)	0 (0 to 0)	0 (0 to 0)	0 (0 to 0)	0 (0 to 0)	0 (0 to 0)	0 (0 to 0)	0 (0 to 0)	0 (0 to 0)	0 (0 to 0)	0 (0 to 0)	0
Chagas disease	0 (0 to 0)	0 (0 to 0)	0 (0 to 0)	0 (0 to 0)	0 (0 to 0)	0 (0 to 0)	0 (0 to 0)	0 (0 to 0)	0 (0 to 0)	0 (0 to 0)	0 (0 to 0)	0 (0 to 0)	0 (0 to 0)	0 (0 to 0)	0 (0 to 0)	0 (0 to 0)	0 (0 to 0)	0 (0 to 0)	0 (0 to 0)	0 (0 to 0)	0 (0 to 0)	0 (0 to 0)	0 (0 to 0)	0
Leishmaniasis	0 (0 to 0)	0 (0 to 0)	0 (0 to 0)	0 (0 to 0)	0 (0 to 0)	0 (0 to 0)	0 (0 to 0)	0 (0 to 0)	0 (0 to 0)	0 (0 to 0)	0 (0 to 0)	0 (0 to 0)	0 (0 to 0)	0 (0 to 0)	0 (0 to 0)	0 (0 to 0)	0 (0 to 0)	0 (0 to 0)	0 (0 to 0)	0 (0 to 0)	0 (0 to 0)	0 (0 to 0)	0 (0 to 0)	0
Visceral leishmaniasis	0 (0 to 0)	0 (0 to 0)	0 (0 to 0)	0 (0 to 0)	0 (0 to 0)	0 (0 to 0)	0 (0 to 0)	0 (0 to 0)	0 (0 to 0)	0 (0 to 0)	0 (0 to 0)	0 (0 to 0)	0 (0 to 0)	0 (0 to 0)	0 (0 to 0)	0 (0 to 0)	0 (0 to 0)	0 (0 to 0)	0 (0 to 0)	0 (0 to 0)	0 (0 to 0)	0 (0 to 0)	0 (0 to 0)	0
Cutaneous and mucocutaneous leishmaniasis	0 (0 to 0)	0 (0 to 0)	0 (0 to 0)	0 (0 to 0)	0 (0 to 0)	0 (0 to 0)	0 (0 to 0)	0 (0 to 0)	0 (0 to 0)	0 (0 to 0)	0 (0 to 0)	0 (0 to 0)	0 (0 to 0)	0 (0 to 0)	0 (0 to 0)	0 (0 to 0)	0 (0 to 0)	0 (0 to 0)	0 (0 to 0)	0 (0 to 0)	0 (0 to 0)	0 (0 to 0)	0 (0 to 0)	0
African trypanosomiasis	0 (0 to 0)	0 (0 to 0)	0 (0 to 0)	0 (0 to 0)	0 (0 to 0)	0 (0 to 0)	0 (0 to 0)	0 (0 to 0)	0 (0 to 0)	0 (0 to 0)	0 (0 to 0)	0 (0 to 0)	0 (0 to 0)	0 (0 to 0)	0 (0 to 0)	0 (0 to 0)	0 (0 to 0)	0 (0 to 0)	0 (0 to 0)	0 (0 to 0)	0 (0 to 0)	0 (0 to 0)	0 (0 to 0)	0
Schistosomiasis	0 (0 to 0)	0 (0 to 0)	0 (0 to 0)	0 (0 to 0)	0 (0 to 0)	0 (0 to 0)	0 (0 to 0)	0 (0 to 0)	0 (0 to 0)	0 (0 to 0)	0 (0 to 0)	0 (0 to 0)	0 (0 to 0)	0 (0 to 0)	0 (0 to 0)	0 (0 to 0)	0 (0 to 0)	0 (0 to 0)	0 (0 to 0)	0 (0 to 0)	0 (0 to 0)	0 (0 to 0)	0 (0 to 0)	0
Cysticercosis	0 (0 to 0)	0 (0 to 0)	0 (0 to 0)	0 (0 to 0)	0 (0 to 0)	0 (0 to 0)	0 (0 to 0)	0 (0 to 0)	0 (0 to 0)	0 (0 to 0)	0 (0 to 0)	0 (0 to 0)	0 (0 to 0)	0 (0 to 0)	0 (0 to 0)	0 (0 to 0)	0 (0 to 0)	0 (0 to 0)	0 (0 to 0)	0 (0 to 0)	0 (0 to 0)	0 (0 to 0)	0 (0 to 0)	0
Cystic echinococcosis	0 (0 to 0)	0 (0 to 0)	0 (0 to 0)	0 (0 to 0)	0 (0 to 0)	0 (0 to 0)	0 (0 to 0)	0 (0 to 0)	0 (0 to 0)	0 (0 to 0)	0 (0 to 0)	0 (0 to 0)	0 (0 to 0)	0 (0 to 0)	0 (0 to 0)	0 (0 to 0)	0 (0 to 0)	0 (0 to 0)	0 (0 to 0)	0 (0 to 0)	0 (0 to 0)	0 (0 to 0)	0 (0 to 0)	0.2
Lymphatic filariasis	0 (0 to 0)	0 (0 to 0)	0 (0 to 0)	0 (0 to 0)	0 (0 to 0)	0 (0 to 0)	0 (0 to 0)	0 (0 to 0)	0 (0 to 0)	0 (0 to 0)	0 (0 to 0)	0 (0 to 0)	0 (0 to 0)	0 (0 to 0)	0 (0 to 0)	0 (0 to 0)	0 (0 to 0)	0 (0 to 0)	0 (0 to 0)	0 (0 to 0)	0 (0 to 0)	0 (0 to 0)	0 (0 to 0)	0
Onchocerciasis	0 (0 to 0)	0 (0 to 0)	0 (0 to 0)	0 (0 to 0)	0 (0 to 0)	0 (0 to 0)	0 (0 to 0)	0 (0 to 0)	0 (0 to 0)	0 (0 to 0)	0 (0 to 0)	0 (0 to 0)	0 (0 to 0)	0 (0 to 0)	0 (0 to 0)	0 (0 to 0)	0 (0 to 0)	0 (0 to 0)	0 (0 to 0)	0 (0 to 0)	0 (0 to 0)	0 (0 to 0)	0 (0 to 0)	0
Trachoma	0 (0 to 0)	0 (0 to 0)	0 (0 to 0)	0 (0 to 0)	0 (0 to 0)	0 (0 to 0)	0 (0 to 0)	0 (0 to 0)	0 (0 to 0)	0 (0 to 0)	0 (0 to 0)	0 (0 to 0)	0 (0 to 0)	0 (0 to 0)	0 (0 to 0)	0 (0 to 0)	0 (0 to 0)	0 (0 to 0)	0 (0 to 0)	0 (0 to 0)	0 (0 to 0)	0 (0 to 0)	0 (0 to 0)	0
Dengue	0 (0 to 0)	0 (0 to 0)	0 (0 to 0)	0 (0 to 0)	0 (0 to 0)	0 (0 to 0)	0 (0 to 0)	0 (0 to 0)	0 (0 to 0)	0 (0 to 0)	0 (0 to 0)	0 (0 to 0)	0 (0 to 0)	0 (0 to 0)	0 (0 to 0)	0 (0 to 0)	0 (0 to 0)	0 (0 to 0)	0 (0 to 0)	0 (0 to 0)	0 (0 to 0)	0 (0 to 0)	0 (0 to 0)	0
Yellow fever	0 (0 to 0)	0 (0 to 0)	0 (0 to 0)	0 (0 to 0)	0 (0 to 0)	0 (0 to 0)	0 (0 to 0)	0 (0 to 0)	0 (0 to 0)	0 (0 to 0)	0 (0 to 0)	0 (0 to 0)	0 (0 to 0)	0 (0 to 0)	0 (0 to 0)	0 (0 to 0)	0 (0 to 0)	0 (0 to 0)	0 (0 to 0)	0 (0 to 0)	0 (0 to 0)	0 (0 to 0)	0 (0 to 0)	0
Rabies	0 (0 to 0)	0 (0 to 0)	0 (0 to 0)	0 (0 to 0)	0 (0 to 0)	0 (0 to 0)	0 (0 to 0)	0 (0 to 0)	0 (0 to 0)	0 (0 to 0)	0 (0 to 0)	0 (0 to 0)	0 (0 to 0)	0 (0 to 0)	0 (0 to 0)	0 (0 to 0)	0 (0 to 0)	0 (0 to 0)	0 (0 to 0)	0 (0 to 0)	0 (0 to 0)	0 (0 to 0)	0 (0 to 0)	0
Intestinal nematode infections	0 (0 to 0)	0 (0 to 0)	0 (0 to 0)	0 (0 to 0)	0 (0 to 0)	0 (0 to 0)	0 (0 to 0)	0 (0 to 0)	0 (0 to 0)	0 (0 to 0)	0 (0 to 0)	0 (0 to 0)	0 (0 to 0)	0 (0 to 0)	0 (0 to 0)	0 (0 to 0)	0 (0 to 0)	0 (0 to 0)	0 (0 to 0)	0 (0 to 0)	0 (0 to 0)	0 (0 to 0)	0 (0 to 0)	0
Ascariasis	0 (0 to 0)	0 (0 to 0)	0 (0 to 0)	0 (0 to 0)	0 (0 to 0)	0 (0 to 0)	0 (0 to 0)	0 (0 to 0)	0 (0 to 0)	0 (0 to 0)	0 (0 to 0)	0 (0 to 0)	0 (0 to 0)	0 (0 to 0)	0 (0 to 0)	0 (0 to 0)	0 (0 to 0)	0 (0 to 0)	0 (0 to 0)	0 (0 to 0)	0 (0 to 0)	0 (0 to 0)	0 (0 to 0)	0
Trichuriasis	0 (0 to 0)	0 (0 to 0)	0 (0 to 0)	0 (0 to 0)	0 (0 to 0)	0 (0 to 0)	0 (0 to 0)	0 (0 to 0)	0 (0 to 0)	0 (0 to 0)	0 (0 to 0)	0 (0 to 0)	0 (0 to 0)	0 (0 to 0)	0 (0 to 0)	0 (0 to 0)	0 (0 to 0)	0 (0 to 0)	0 (0 to 0)	0 (0 to 0)	0 (0 to 0)	0 (0 to 0)	0 (0 to 0)	0
Hookworm disease	0 (0 to 0)	0 (0 to 0)	0 (0 to 0)	0 (0 to 0)	0 (0 to 0)	0 (0 to 0)	0 (0 to 0)	0 (0 to 0)	0 (0 to 0)	0 (0 to 0)	0 (0 to 0)	0 (0 to 0)	0 (0 to 0)	0 (0 to 0)	0 (0 to 0)	0 (0 to 0)	0 (0 to 0)	0 (0 to 0)	0 (0 to 0)	0 (0 to

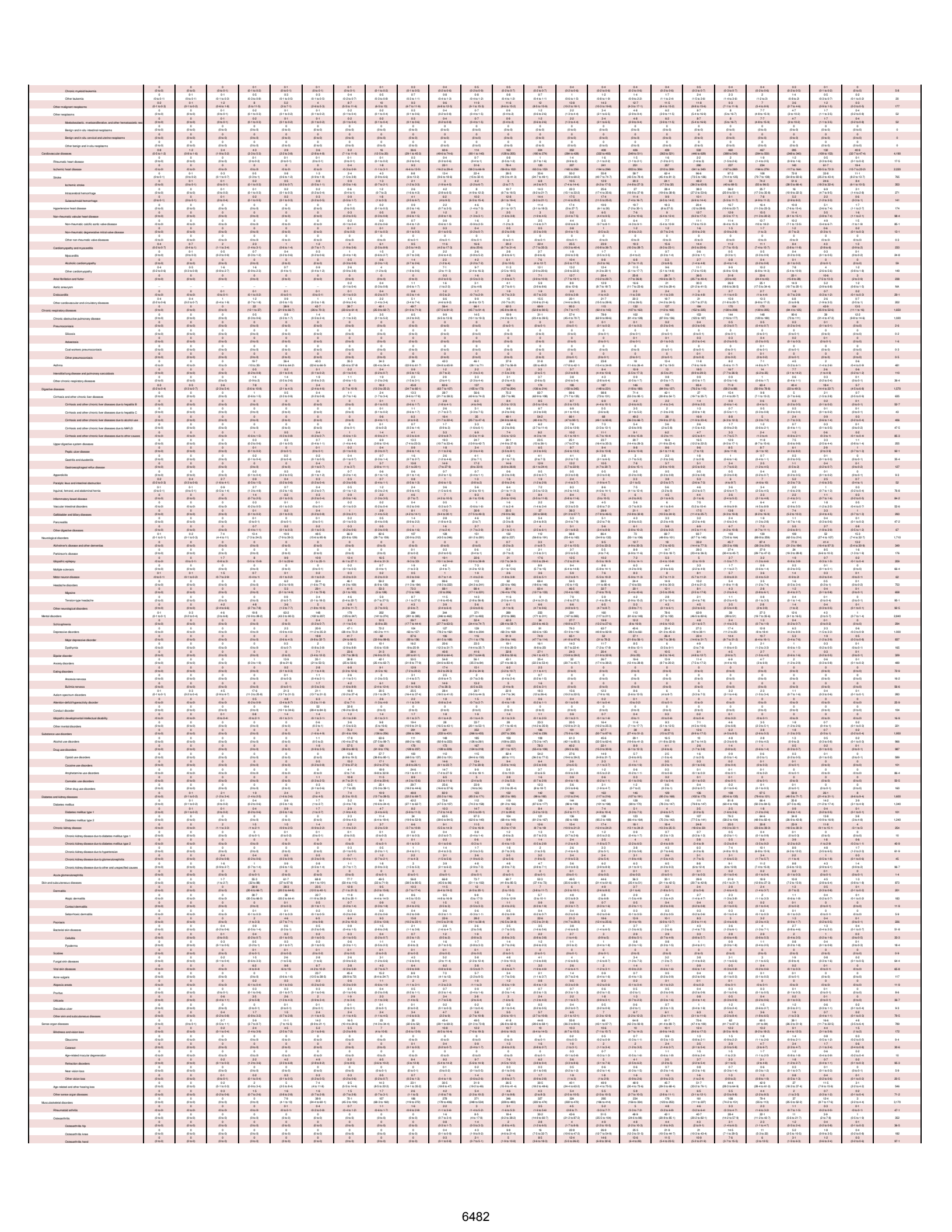

6482

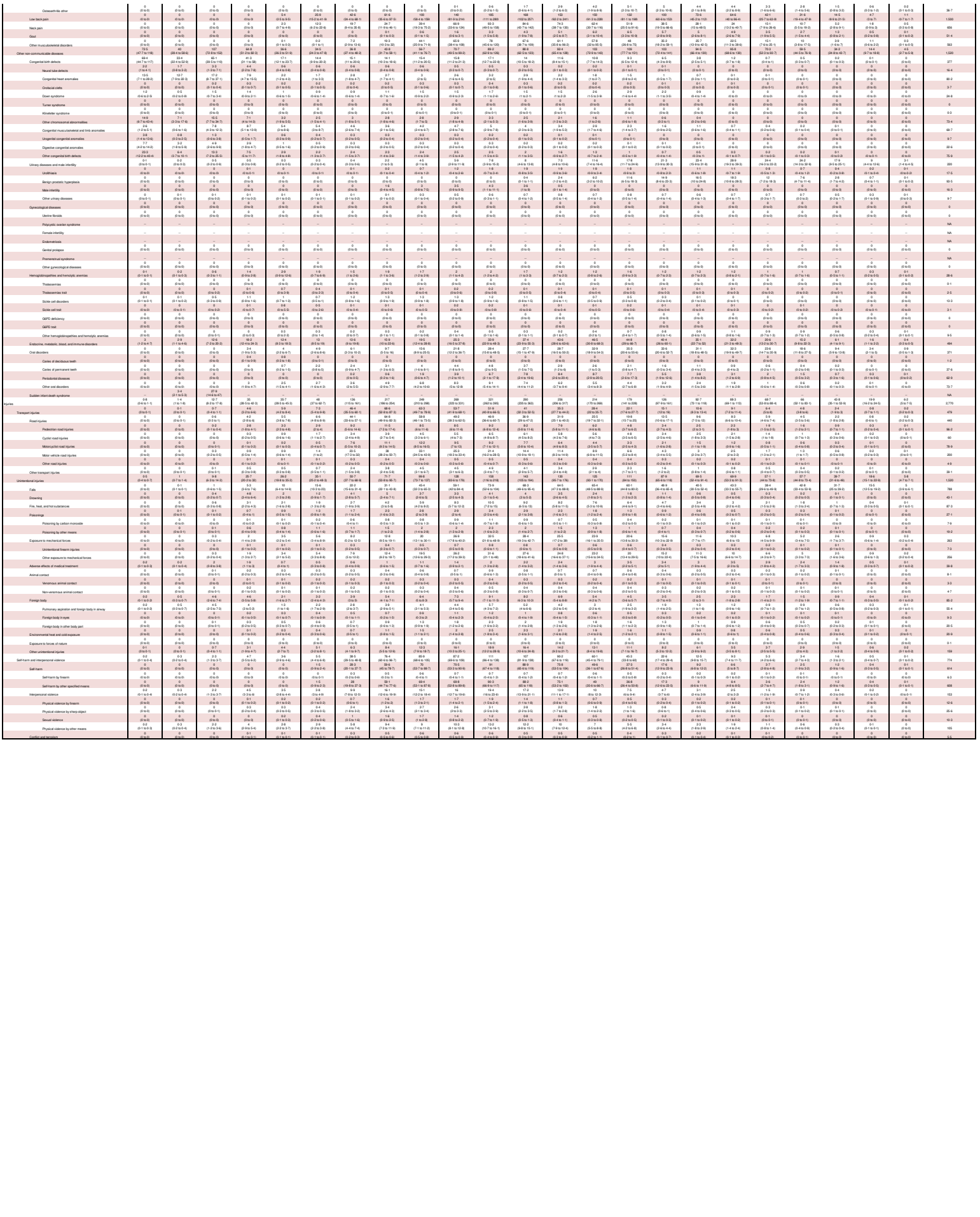

SR Table 2a: Hackney DALYS by cause and age group for males with 95% uncertainty intervals, 2019

Cause	Early Neonatal	Late Neonatal	Post Neonatal	1 to 4	5 to 9	10 to 14	15 to 19	20 to 24	25 to 29	30 to 34	35 to 39	40 to 44	45 to 49	50 to 54	55 to 59	60 to 64	65 to 69	70 to 74	75 to 79	80 to 84	85 to 89	90 to 94	95 plus	Total
All causes	4,626 (4,033-5,223)	1,127 (1,027-1,227)	2,207 (2,011-2,407)	3,010 (2,755-3,266)	2,106 (1,916-2,296)	1,911 (1,744-2,085)	3,116 (2,861-3,374)	5,160 (4,737-5,585)	7,377 (6,777-7,977)	9,110 (8,369-9,852)	11,440 (10,509-12,370)	13,910 (12,777-15,041)	16,910 (15,534-18,281)	20,660 (18,977-22,339)	25,660 (23,574-27,750)	31,660 (29,092-34,263)	38,660 (35,509-41,828)	46,660 (42,826-50,488)	54,660 (50,143-59,176)	62,660 (57,460-67,844)	70,660 (64,777-76,511)	78,660 (72,094-85,178)	32,320
Communicable, maternal, neonatal, and nutritional diseases	2,143 (2,001-2,287)	1,127 (1,027-1,227)	2,207 (2,011-2,407)	2,999 (2,744-3,254)	1,999 (1,809-2,189)	1,804 (1,637-1,978)	2,999 (2,744-3,254)	4,983 (4,560-5,408)	7,200 (6,600-7,800)	8,933 (8,192-9,675)	11,263 (10,332-12,193)	13,733 (12,600-14,864)	16,733 (15,357-18,104)	20,483 (18,800-22,162)	25,483 (23,417-27,573)	31,483 (28,915-34,086)	38,483 (35,332-41,651)	46,483 (42,649-50,311)	54,483 (49,966-58,999)	62,483 (57,283-67,667)	70,483 (64,600-76,334)	78,483 (71,917-85,001)	32,320
HIV/AIDS and sexually transmitted infections	2,143 (2,001-2,287)	1,127 (1,027-1,227)	2,207 (2,011-2,407)	2,999 (2,744-3,254)	1,999 (1,809-2,189)	1,804 (1,637-1,978)	2,999 (2,744-3,254)	4,983 (4,560-5,408)	7,200 (6,600-7,800)	8,933 (8,192-9,675)	11,263 (10,332-12,193)	13,733 (12,600-14,864)	16,733 (15,357-18,104)	20,483 (18,800-22,162)	25,483 (23,417-27,573)	31,483 (28,915-34,086)	38,483 (35,332-41,651)	46,483 (42,649-50,311)	54,483 (49,966-58,999)	62,483 (57,283-67,667)	70,483 (64,600-76,334)	78,483 (71,917-85,001)	32,320
HIV/AIDS	2,143 (2,001-2,287)	1,127 (1,027-1,227)	2,207 (2,011-2,407)	2,999 (2,744-3,254)	1,999 (1,809-2,189)	1,804 (1,637-1,978)	2,999 (2,744-3,254)	4,983 (4,560-5,408)	7,200 (6,600-7,800)	8,933 (8,192-9,675)	11,263 (10,332-12,193)	13,733 (12,600-14,864)	16,733 (15,357-18,104)	20,483 (18,800-22,162)	25,483 (23,417-27,573)	31,483 (28,915-34,086)	38,483 (35,332-41,651)	46,483 (42,649-50,311)	54,483 (49,966-58,999)	62,483 (57,283-67,667)	70,483 (64,600-76,334)	78,483 (71,917-85,001)	32,320
HIV/AIDS - Drug-susceptible Tuberculosis	0 (0-0)	0 (0-0)	0 (0-0)	0 (0-0)	0 (0-0)	0 (0-0)	0 (0-0)	0 (0-0)	0 (0-0)	0 (0-0)	0 (0-0)	0 (0-0)	0 (0-0)	0 (0-0)	0 (0-0)	0 (0-0)	0 (0-0)	0 (0-0)	0 (0-0)	0 (0-0)	0 (0-0)	0 (0-0)	0 (0-0)	0
HIV/AIDS - Multidrug-resistant Tuberculosis without extensive drug-resistance	0 (0-0)	0 (0-0)	0 (0-0)	0 (0-0)	0 (0-0)	0 (0-0)	0 (0-0)	0 (0-0)	0 (0-0)	0 (0-0)	0 (0-0)	0 (0-0)	0 (0-0)	0 (0-0)	0 (0-0)	0 (0-0)	0 (0-0)	0 (0-0)	0 (0-0)	0 (0-0)	0 (0-0)	0 (0-0)	0 (0-0)	0
HIV/AIDS - Extensively drug-resistant Tuberculosis	0 (0-0)	0 (0-0)	0 (0-0)	0 (0-0)	0 (0-0)	0 (0-0)	0 (0-0)	0 (0-0)	0 (0-0)	0 (0-0)	0 (0-0)	0 (0-0)	0 (0-0)	0 (0-0)	0 (0-0)	0 (0-0)	0 (0-0)	0 (0-0)	0 (0-0)	0 (0-0)	0 (0-0)	0 (0-0)	0 (0-0)	0
HIV/AIDS resulting in other diseases	0 (0-0)	0 (0-0)	0 (0-0)	0 (0-0)	0 (0-0)	0 (0-0)	0 (0-0)	0 (0-0)	0 (0-0)	0 (0-0)	0 (0-0)	0 (0-0)	0 (0-0)	0 (0-0)	0 (0-0)	0 (0-0)	0 (0-0)	0 (0-0)	0 (0-0)	0 (0-0)	0 (0-0)	0 (0-0)	0 (0-0)	0
Sexually transmitted infections excluding HIV	2 (1-3)	1 (0-1)	1 (0-1)	0 (0-0)	0 (0-0)	0 (0-0)	0 (0-0)	0 (0-0)	0 (0-0)	0 (0-0)	0 (0-0)	0 (0-0)	0 (0-0)	0 (0-0)	0 (0-0)	0 (0-0)	0 (0-0)	0 (0-0)	0 (0-0)	0 (0-0)	0 (0-0)	0 (0-0)	0 (0-0)	0
Syphilis	2 (1-3)	1 (0-1)	1 (0-1)	0 (0-0)	0 (0-0)	0 (0-0)	0 (0-0)	0 (0-0)	0 (0-0)	0 (0-0)	0 (0-0)	0 (0-0)	0 (0-0)	0 (0-0)	0 (0-0)	0 (0-0)	0 (0-0)	0 (0-0)	0 (0-0)	0 (0-0)	0 (0-0)	0 (0-0)	0 (0-0)	0
Chlamydial infection	0 (0-0)	0 (0-0)	0 (0-0)	0 (0-0)	0 (0-0)	0 (0-0)	0 (0-0)	0 (0-0)	0 (0-0)	0 (0-0)	0 (0-0)	0 (0-0)	0 (0-0)	0 (0-0)	0 (0-0)	0 (0-0)	0 (0-0)	0 (0-0)	0 (0-0)	0 (0-0)	0 (0-0)	0 (0-0)	0 (0-0)	0
Gonococcal infection	0 (0-0)	0 (0-0)	0 (0-0)	0 (0-0)	0 (0-0)	0 (0-0)	0 (0-0)	0 (0-0)	0 (0-0)	0 (0-0)	0 (0-0)	0 (0-0)	0 (0-0)	0 (0-0)	0 (0-0)	0 (0-0)	0 (0-0)	0 (0-0)	0 (0-0)	0 (0-0)	0 (0-0)	0 (0-0)	0 (0-0)	0
Trichomoniasis	0 (0-0)	0 (0-0)	0 (0-0)	0 (0-0)	0 (0-0)	0 (0-0)	0 (0-0)	0 (0-0)	0 (0-0)	0 (0-0)	0 (0-0)	0 (0-0)	0 (0-0)	0 (0-0)	0 (0-0)	0 (0-0)	0 (0-0)	0 (0-0)	0 (0-0)	0 (0-0)	0 (0-0)	0 (0-0)	0 (0-0)	0
Genital herpes	0 (0-0)	0 (0-0)	0 (0-0)	0 (0-0)	0 (0-0)	0 (0-0)	0 (0-0)	0 (0-0)	0 (0-0)	0 (0-0)	0 (0-0)	0 (0-0)	0 (0-0)	0 (0-0)	0 (0-0)	0 (0-0)	0 (0-0)	0 (0-0)	0 (0-0)	0 (0-0)	0 (0-0)	0 (0-0)	0 (0-0)	0
Other sexually transmitted infections	0 (0-0)	0 (0-0)	0 (0-0)	0 (0-0)	0 (0-0)	0 (0-0)	0 (0-0)	0 (0-0)	0 (0-0)	0 (0-0)	0 (0-0)	0 (0-0)	0 (0-0)	0 (0-0)	0 (0-0)	0 (0-0)	0 (0-0)	0 (0-0)	0 (0-0)	0 (0-0)	0 (0-0)	0 (0-0)	0 (0-0)	0
Respiratory infections and tuberculosis	2,143 (2,001-2,287)	1,127 (1,027-1,227)	2,207 (2,011-2,407)	2,999 (2,744-3,254)	1,999 (1,809-2,189)	1,804 (1,637-1,978)	2,999 (2,744-3,254)	4,983 (4,560-5,408)	7,200 (6,600-7,800)	8,933 (8,192-9,675)	11,263 (10,332-12,193)	13,733 (12,600-14,864)	16,733 (15,357-18,104)	20,483 (18,800-22,162)	25,483 (23,417-27,573)	31,483 (28,915-34,086)	38,483 (35,332-41,651)	46,483 (42,649-50,311)	54,483 (49,966-58,999)	62,483 (57,283-67,667)	70,483 (64,600-76,334)	78,483 (71,917-85,001)	32,320
Tuberculosis	0 (0-0)	0 (0-0)	0 (0-0)	0 (0-0)	0 (0-0)	0 (0-0)	0 (0-0)	0 (0-0)	0 (0-0)	0 (0-0)	0 (0-0)	0 (0-0)	0 (0-0)	0 (0-0)	0 (0-0)	0 (0-0)	0 (0-0)	0 (0-0)	0 (0-0)	0 (0-0)	0 (0-0)	0 (0-0)	0 (0-0)	0
Latent tuberculosis infection	0 (0-0)	0 (0-0)	0 (0-0)	0 (0-0)	0 (0-0)	0 (0-0)	0 (0-0)	0 (0-0)	0 (0-0)	0 (0-0)	0 (0-0)	0 (0-0)	0 (0-0)	0 (0-0)	0 (0-0)	0 (0-0)	0 (0-0)	0 (0-0)	0 (0-0)	0 (0-0)	0 (0-0)	0 (0-0)	0 (0-0)	0
Drug-susceptible tuberculosis	0 (0-0)	0 (0-0)	0 (0-0)	0 (0-0)	0 (0-0)	0 (0-0)	0 (0-0)	0 (0-0)	0 (0-0)	0 (0-0)	0 (0-0)	0 (0-0)	0 (0-0)	0 (0-0)	0 (0-0)	0 (0-0)	0 (0-0)	0 (0-0)	0 (0-0)	0 (0-0)	0 (0-0)	0 (0-0)	0 (0-0)	0
Multidrug-resistant tuberculosis without extensive drug-resistance	0 (0-0)	0 (0-0)	0 (0-0)	0 (0-0)	0 (0-0)	0 (0-0)	0 (0-0)	0 (0-0)	0 (0-0)	0 (0-0)	0 (0-0)	0 (0-0)	0 (0-0)	0 (0-0)	0 (0-0)	0 (0-0)	0 (0-0)	0 (0-0)	0 (0-0)	0 (0-0)	0 (0-0)	0 (0-0)	0 (0-0)	0
Extensively drug-resistant tuberculosis	0 (0-0)	0 (0-0)	0 (0-0)	0 (0-0)	0 (0-0)	0 (0-0)	0 (0-0)	0 (0-0)	0 (0-0)	0 (0-0)	0 (0-0)	0 (0-0)	0 (0-0)	0 (0-0)	0 (0-0)	0 (0-0)	0 (0-0)	0 (0-0)	0 (0-0)	0 (0-0)	0 (0-0)	0 (0-0)	0 (0-0)	0
Lower respiratory infections	4 (2-6)	3 (2-4)	2 (2-3)	2 (1-4)	1 (0-2)	1 (0-1)	3 (2-4)	4 (2-6)	6 (4-8)	9 (6-13)	14 (9-19)	22 (15-30)	33 (23-45)	50 (35-68)	74 (53-100)	111 (79-150)	166 (118-224)	248 (176-335)	371 (263-501)	554 (394-748)	828 (588-1,118)	1,237 (879-1,671)	1,848 (1,313-2,495)	585
Upper respiratory infections	0 (0-0)	0 (0-0)	0 (0-0)	0 (0-0)	0 (0-0)	0 (0-0)	0 (0-0)	0 (0-0)	0 (0-0)	0 (0-0)	0 (0-0)	0 (0-0)	0 (0-0)	0 (0-0)	0 (0-0)	0 (0-0)	0 (0-0)	0 (0-0)	0 (0-0)	0 (0-0)	0 (0-0)	0 (0-0)	0 (0-0)	0
Otitis media	0 (0-0)	0 (0-0)	0 (0-0)	0 (0-0)	0 (0-0)	0 (0-0)	0 (0-0)	0 (0-0)	0 (0-0)	0 (0-0)	0 (0-0)	0 (0-0)	0 (0-0)	0 (0-0)	0 (0-0)	0 (0-0)	0 (0-0)	0 (0-0)	0 (0-0)	0 (0-0)	0 (0-0)	0 (0-0)	0 (0-0)	0
Enteric infections	0 (0-0)	1 (0-1)	1 (0-1)	5 (4-6)	3 (2-4)	2 (1-3)	3 (2-4)	4 (3-5)	7 (5-9)	9 (6-12)	14 (9-19)	22 (15-30)	33 (23-45)	50 (35-68)	74 (53-100)	111 (79-150)	166 (118-224)	248 (176-335)	371 (263-501)	554 (394-748)	828 (588-1,118)	1,237 (879-1,671)	1,848 (1,313-2,495)	585
Diarrheal diseases	0 (0-0)	1 (0-1)	1 (0-1)	5 (4-6)	3 (2-4)	2 (1-3)	3 (2-4)	4 (3-5)	7 (5-9)	9 (6-12)	14 (9-19)	22 (15-30)	33 (23-45)	50 (35-68)	74 (53-100)	111 (79-150)	166 (118-224)	248 (176-335)	371 (263-501)	554 (394-748)	828 (588-1,118)	1,237 (879-1,671)	1,848 (1,313-2,495)	585
Typhoid and paraphyoid	0 (0-0)	0 (0-0)	0 (0-0)	0 (0-0)	0 (0-0)	0 (0-0)	0 (0-0)	0 (0-0)	0 (0-0)	0 (0-0)	0 (0-0)	0 (0-0)	0 (0-0)	0 (0-0)	0 (0-0)	0 (0-0)	0 (0-0)	0 (0-0)	0 (0-0)	0 (0-0)	0 (0-0)	0 (0-0)	0 (0-0)	0
Typhoid fever	0 (0-0)	0 (0-0)	0 (0-0)	0 (0-0)	0 (0-0)	0 (0-0)	0 (0-0)	0 (0-0)	0 (0-0)	0 (0-0)	0 (0-0)	0 (0-0)	0 (0-0)	0 (0-0)	0 (0-0)	0 (0-0)	0 (0-0)	0 (0-0)	0 (0-0)	0 (0-0)	0 (0-0)	0 (0-0)	0 (0-0)	0
Paratyphoid fever	0 (0-0)	0 (0-0)	0 (0-0)	0 (0-0)	0 (0-0)	0 (0-0)	0 (0-0)	0 (0-0)	0 (0-0)	0 (0-0)	0 (0-0)	0 (0-0)	0 (0-0)	0 (0-0)	0 (0-0)	0 (0-0)	0 (0-0)	0 (0-0)	0 (0-0)	0 (0-0)	0 (0-0)	0 (0-0)	0 (0-0)	0
Invasive Non-typhoidal Salmonella (iNTS)	0 (0-0)	0 (0-0)	0 (0-0)	0 (0-0)	0 (0-0)	0 (0-0)	0 (0-0)	0 (0-0)	0 (0-0)	0 (0-0)	0 (0-0)	0 (0-0)	0 (0-0)	0 (0-0)	0 (0-0)	0 (0-0)	0 (0-0)	0 (0-0)	0 (0-0)	0 (0-0)	0 (0-0)	0 (0-0)	0 (0-0)	0
Other intestinal infectious diseases	0 (0-0)	0 (0-0)	0 (0-0)	0 (0-0)	0 (0-0)	0 (0-0)	0 (0-0)	0 (0-0)	0 (0-0)	0 (0-0)	0 (0-0)	0 (0-0)	0 (0-0)	0 (0-0)	0 (0-0)	0 (0-0)	0 (0-0)	0 (0-0)	0 (0-0)	0 (0-0)	0 (0-0)	0 (0-0)	0 (0-0)	0
Neglected tropical diseases and malaria	0 (0-0)	0 (0-0)	0 (0-0)	0 (0-0)	0 (0-0)	0 (0-0)	0 (0-0)	0 (0-0)	0 (0-0)	0 (0-0)	0 (0-0)	0 (0-0)	0 (0-0)	0 (0-0)	0 (0-0)	0 (0-0)	0 (0-0)	0 (0-0)	0 (0-0)	0 (0-0)	0 (0-0)	0 (0-0)	0 (0-0)	0
Malaria	0 (0-0)	0 (0-0)	0 (0-0)	0 (0-0)	0 (0-0)	0 (0-0)	0 (0-0)	0 (0-0)	0 (0-0)	0 (0-0)	0 (0-0)	0 (0-0)	0 (0-0)	0 (0-0)	0 (0-0)	0 (0-0)	0 (0-0)	0 (0-0)	0 (0-0)	0 (0-0)	0 (0-0)	0 (0-0)	0 (0-0)	0
Chagas disease	0 (0-0)	0 (0-0)	0 (0-0)	0 (0-0)	0 (0-0)	0 (0-0)	0 (0-0)	0 (0-0)	0 (0-0)	0 (0-0)	0 (0-0)	0 (0-0)	0 (0-0)	0 (0-0)	0 (0-0)	0 (0-0)	0 (0-0)	0 (0-0)	0 (0-0)	0 (0-0)	0 (0-0)	0 (0-0)	0 (0-0)	0
Leishmaniasis	0 (0-0)	0 (0-0)	0 (0-0)	0 (0-0)	0 (0-0)	0 (0-0)	0 (0-0)	0 (0-0)	0 (0-0)	0 (0-0)	0 (0-0)	0 (0-0)	0 (0-0)	0 (0-0)	0 (0-0)	0 (0-0)	0 (0-0)	0 (0-0)	0 (0-0)	0 (0-0)	0 (0-0)	0 (0-0)	0 (0-0)	0
Visceral leishmaniasis	0 (0-0)	0 (0-0)	0 (0-0)	0 (0-0)	0 (0-0)	0 (0-0)	0 (0-0)	0 (0-0)	0 (0-0)	0 (0-0)	0 (0-0)	0 (0-0)	0 (0-0)	0 (0-0)	0 (0-0)	0 (0-0)	0 (0-0)	0 (0-0)	0 (0-0)	0 (0-0)	0 (0-0)	0 (0-0)	0 (0-0)	0
Cutaneous and mucocutaneous leishmaniasis	0 (0-0)	0 (0-0)	0 (0-0)	0 (0-0)	0 (0-0)	0 (0-0)	0 (0-0)	0 (0-0)	0 (0-0)	0 (0-0)	0 (0-0)	0 (0-0)	0 (0-0)	0 (0-0)	0 (0-0)	0 (0-0)	0 (0-0)	0 (0-0)	0 (0-0)	0 (0-0)	0 (0-0)	0 (0-0)	0 (0-0)	0
African trypanosomiasis	0 (0-0)	0 (0-0)	0 (0-0)	0 (0-0)	0 (0-0)	0 (0-0)	0 (0-0)	0 (0-0)	0 (0-0)	0 (0-0)	0 (0-0)	0 (0-0)	0 (0-0)	0 (0-0)	0 (0-0)	0 (0-0)	0 (0-0)	0 (0-0)	0 (0-0)	0 (0-0)	0 (0-0)	0 (0-0)	0 (0-0)	0
Schistosomiasis	0 (0-0)	0 (0-0)	0 (0-0)	0 (0-0)	0 (0-0)	0 (0-0)	0 (0-0)	0 (0-0)	0 (0-0)	0 (0-0)	0 (0-0)	0 (0-0)	0 (0-0)	0 (0-0)	0 (0-0)	0 (0-0)	0 (0-0)	0 (0-0)	0 (0-0)	0 (0-0)	0 (0-0)	0 (0-0)	0 (0-0)	0
Cysticercosis	0 (0-0)	0 (0-0)	0 (0-0)	0 (0-0)	0 (0-0)	0 (0-0)	0 (0-0)	0 (0-0)	0 (0-0)	0 (0-0)	0 (0-0)	0 (0-0)	0 (0-0)	0 (0-0)	0 (0-0)	0 (0-0)	0 (0-0)	0 (0-0)	0 (0-0)	0 (0-0)	0 (0-0)	0 (0-0)	0 (0-0)	0
Cystic echinococcosis	0 (0-0)	0 (0-0)	0 (0-0)	0 (0-0)	0 (0-0)	0 (0-0)	0 (0-0)	0 (0-0)	0 (0-0)	0 (0-0)	0 (0-0)	0 (0-0)	0 (0-0)	0 (0-0)	0 (0-0)	0 (0-0)	0 (0-0)	0 (0-0)	0 (0-0)	0 (0-0)	0 (0-0)	0 (0-0)	0 (0-0)	0
Lymphatic filariasis	0 (0-0)	0 (0-0)	0 (0-0)	0 (0-0)	0 (0-0)	0 (0-0)	0 (0-0)	0 (0-0)	0 (0-0)	0 (0-0)	0 (0-0)	0 (0-0)	0 (0-0)	0 (0-0)	0 (0-0)	0 (0-0)	0 (0-0)	0 (0-0)	0 (0-0)	0 (0-0)	0 (0-0)	0 (0-0)	0 (0-0)	0
Onchocerciasis	0 (0-0)	0 (0-0)	0 (0-0)	0 (0-0)	0 (0-0)	0 (0-0)	0 (0-0)	0 (0-0)	0 (0-0)	0 (0-0)	0 (0-0)	0 (0-0)	0 (0-0)	0 (0-0)	0 (0-0)	0 (0-0)	0 (0-0)	0 (0-0)	0 (0-0)	0 (0-0)	0 (0-0)	0 (0-0)	0 (0-0)	0
Trachoma	0 (0-0)	0 (0-0)	0 (0-0)	0 (0-0)	0 (0-0)	0 (0-0)	0 (0-0)	0 (0-0)	0 (0-0)	0 (0-0)	0 (0-0)	0 (0-0)	0 (0-0)	0 (0-0)	0 (0-0)	0 (0-0)	0 (0-0)	0 (0-0)	0 (0-0)	0 (0-0)	0 (0-0)	0 (0-0)	0 (0-0)	0
Dengue	0 (0-0)	0 (0-0)	0 (0-0)	0 (0-0)	0 (0-0)	0 (0-0)	0 (0-0)	0 (0-0)	0 (0-0)	0 (0-0)	0 (0-0)	0 (0-0)	0 (0-0)	0 (0-0)	0 (0-0)	0 (0-0)	0 (0-0)	0 (0-0)	0 (0-0)	0 (0-0)	0 (0-0)	0 (0-0)	0 (0-0)	0
Yellow fever	0 (0-0)	0 (0-0)	0 (0-0)	0 (0-0)	0 (0-0)	0 (0-0)	0 (0-0)	0 (0-0)	0 (0-0)	0 (0-0)	0 (0-0)	0 (0-0)	0 (0-0)	0 (0-0)	0 (0-0)	0 (0-0)	0 (0-0)	0 (0-0)	0 (0-0)	0 (0-0)	0 (0-0)	0 (0-0)	0 (0-0)	0
Rabies	0 (0-0)	0 (0-0)	0 (0-0)	0 (0-0)	0 (0-0)	0 (0-0)	0 (0-0)	0 (0-0)	0 (0-0)	0 (0-0)	0 (0-0)	0 (0-0)	0 (0-0)	0 (0-0)	0 (0-0)	0 (0-0)	0 (0-0)	0 (0-0)	0 (0-0)	0 (0-0)	0 (0-0)	0 (0-0)	0 (0-0)	0
Intestinal nematode infections	0 (0-0)	0 (0-0)	0 (0-0)	0 (0-0)	0 (0-0)	0 (0-0)	0 (0-0)	0 (0-0)	0 (0-0)	0 (0-0)	0 (0-0)	0 (0-0)	0 (0-0)	0 (0-0)	0 (0-0)	0 (0-0)	0 (0-0)	0 (0-0)	0 (0-0)	0 (0-0)	0 (0-0)	0 (0-0)	0 (0-0)	0
Ascariasis	0 (0-0)	0 (0-0)	0 (0-0)	0 (0-0)	0 (0-0)	0 (0-0)	0 (0-0)	0 (0-0)	0 (0-0)	0 (0-0)	0 (0-0)	0 (0-0)	0 (0-0)	0 (0-0)	0 (0-0)	0 (0-0)	0 (0-0)	0 (0-0)	0 (0-0)	0 (0-0)	0 (0-0)	0 (0-0)	0 (0-0)	0
Trichuriasis	0 (0-0)	0 (0-0)	0 (0-0)	0 (0-0)	0 (0-0)	0 (0-0)	0 (0-0)	0 (0-0)	0 (0-0)	0 (0-0)	0 (0-0)	0 (0-0)	0 (0-0)	0 (0-0)	0 (0-0)	0 (0-0)	0 (0-0)	0 (0-0)	0 (0-0)	0 (0-0)	0 (0-0)	0 (0-0)	0 (0-0)	0
Hookworm disease	0 (0-0)	0 (0-0)	0 (0-0)	0 (0-0)	0 (0-0)	0 (0-0)	0 (0-0)	0 (0-0)	0 (0-0)	0 (0-0)	0 (0-0)	0 (0-0)	0 (0-0)	0 (0-0)	0 (0-0)	0 (0-0)	0 (0-0)	0 (0-0)	0 (0-0)	0 (0-0)	0 (0-0)	0 (0-0)	0 (0-0)	0
Food-borne trematodiases	0 (0-0)	0 (0-0)	0 (0-0)	0 (0-0)	0 (0-0)	0 (0-0)	0 (0-0)	0 (0-0)	0 (0-0)	0 (0-0)	0 (0-0)	0 (0-0)	0 (0-0)	0 (0-0)	0 (0-0)	0 (0-0)	0 (0-0)	0 (0-0)	0 (0-0)	0 (0-0)	0 (0-0)	0 (0-0)	0 (0-0)	0
Leprosy	0 (0-0)	0 (0-0)	0 (0-0)	0 (0-0)	0 (0-0)	0 (0-0)	0 (0-0)	0 (0-0)	0 (0-0)	0 (0-0)	0 (0-0)	0 (0-0)	0 (0-0)	0 (0-0)	0 (0-0)	0 (0-0)	0 (0-0)	0 (0-0)	0 (0-0)	0 (0-0)	0 (0-0)	0 (0-0)	0 (0-0)	0
Ebola	0 (0-0)	0 (0-0)	0 (0-0)	0 (0-0)	0 (0-0)	0 (0-0)	0 (0-0)	0 (0-0)	0 (0-0)	0 (0-0)	0 (0-0)	0 (0-0)	0 (0-0)	0 (0-0)	0 (0-0)	0 (0-0)	0 (0-0)	0 (0-0)	0 (0-0)	0 (0-0)	0 (0-0)	0 (0-0)	0 (0-0)	0
Zika virus	0 (0-0)	0 (0-0)	0 (0-0)	0 (0-0)	0 (0-0)	0 (0-0)	0 (0-0)	0 (0-0)	0 (0-0)	0 (0-0)	0 (0-0)	0 (0-0)	0 (0-0)	0 (0-0)	0 (0-0)	0 (0-0)	0 (0-0)	0 (0-0)	0 (0-0)	0 (0-0)	0 (0-0)	0 (0-0)	0 (0-0)	0
Guinea worm disease	0 (0-0)	0 (0-0)	0 (0-0)	0 (0-0)	0 (0-0)	0 (0-0)	0 (0-0)	0 (0-0)	0 (0-0)	0 (0-0)	0 (0-0)	0 (0-0)	0 (0-0)	0 (0-0)	0 (0-0)	0 (0-0)	0 (0-0)	0 (0-0)	0 (0-0)	0 (0-0)	0 (0-0)	0 (0-0)	0 (0-0)	0
Other neglected tropical diseases	0 (0-0)	0 (0-0)	0 (0-0)	0 (0-0)	0 (0-0)	0 (0-0)	0 (0-0)	0 (0-0)	0 (0-0)	0 (0-0)	0 (0-0)	0 (0-0)	0 (0-0)	0 (0-0)	0 (0-0)	0 (0-0)	0 (0-0)	0 (0-0)	0 (0-0)	0 (0-0)	0 (0-0)	0 (0-0)	0 (0-0)	0
Other infectious diseases	2 (2-3)	1 (2-3)	2 (2-3)	2 (2-3)	1 (1-2)	1 (1-2)	2 (2-3)	3 (2-4)	4 (3-5)	5 (4-6)	7 (5-9)	9 (7-12)	13 (9-17)	18 (13-24)	25 (18-33)	35 (25-46)	49 (35-64)	68 (49-89)	95 (68-124)	133 (95-173)	186 (133-242)	260 (186-339)	364 (260-474)	114
Meningitis	0 (0-1)	0 (0-1)	0 (0-1)	0 (0-1)	0 (0-1)	0 (0-1)	0 (0-1)	0 (0-1)	0 (0-1)	0 (0-1)	0 (0-1)	0 (0-1)	0 (0-1)	0 (0-1)	0 (0-1)	0 (0-1)	0 (0-1)	0 (0-1)	0 (0-1)	0 (0-1)	0 (0-1)	0 (0-1)	0 (0-1)	0
Encephalitis	0 (0-1)	0 (0-1)	0 (0-1)	0 (0-1)	0 (0-1)	0 (0-1)	0 (0-1)	0 (0-1)	0 (0-1)	0 (0-1)	0 (0-1)	0 (0-1)	0 (0-1)	0 (0-1)	0 (0-1)	0 (0-1)	0 (0-1)	0 (0-1)	0 (0-1)	0 (0-1)	0 (0-1)	0 (0-1)	0 (0-1)	0
Diphtheria	0 (0-0)	0 (0-0)	0 (0-0)	0 (0-0)	0 (0-0)	0 (0-0)	0 (0-0)	0 (0-0)	0 (0-0)	0 (0-0)	0 (0-0)	0 (0-0)	0 (0-0)	0 (0-0)	0 (0-0)	0 (0-0)	0 (0-0)	0 (0-0)	0 (0-0)	0 (0-0)	0 (0-0)	0 (0-0)	0 (0-0)	0
Tetanus	0 (0-0)	0 (0-0)	0 (0-0)	0 (0-0)	0 (0-0)	0 (0-0)	0 (0-0)	0 (0-0)	0 (0-0)	0 (0-0)	0 (0-0)	0 (0-0)	0 (0-0)	0 (0-0)	0 (0-0)	0 (0-0)	0 (0-0)	0 (0-0)	0 (0-0)	0 (0-0)	0 (0-0)	0 (0-0)	0 (0-0)	0
Measles	0 (0-0)	0 (0-0)	0 (0-0)	0 (0-0)	0 (0-0)	0 (0-0)	0 (0-0)	0 (0-0)	0 (0-0)	0 (0-0)	0 (0-0)	0 (0-0)	0 (0-0)	0 (0-0)	0 (0-0)	0 (0-0)	0 (0-0)	0 (0-0)	0 (0-0)	0 (0-0)	0 (0-0)	0 (0-0)	0 (0-0)	0
Varicella and herpes zoster	0 (0-0)	0 (0-0)	0 (0-0)	0 (0-0)	0 (0-0)	0 (0-0)	0 (0-0)	0 (0-0)	0 (0-0)	0 (0-0)	0 (0-0)	0 (0-0)	0 (0-0)	0 (0-0)	0 (0-0)	0 (0-0)	0 (0-0)	0 (0-0)	0 (0-0)	0 (0-0)	0 (0-0)	0 (0-0)	0 (0-0)	0
Acute hepatitis	0 (0-0)	0 (0-0)	0 (0-0)	0 (0-0)	0 (0-0)	0 (0-0)	0 (0-0)	0 (0-0)	0 (0-0)	0 (0-0)	0 (0-0)	0 (0-0)	0 (0-0)	0 (0-0)	0 (0-0)	0 (0-0)	0 (0-0)	0 (0-0)	0 (0-0)	0 (0-0)	0 (0-0)	0 (0-0)	0 (0-0)	0
Acute hepatitis A	0 (0-0)	0 (0-0)	0 (0-0)	0 (0-0)	0 (0-0)	0 (0-0)	0 (0-0)	0 (0-0)	0 (0-0)	0 (0-0)	0 (0-0)	0 (0-0)	0 (0-0)	0 (0-0)	0 (0-0)	0 (0-0)	0 (0-0)	0 (0-0)	0 (0-0)	0 (0-0)	0 (0-0)	0 (0-0)	0 (0-0)	0
Acute hepatitis B	0 (0-0)	0 (0-0)	0 (0-0)	0 (0-0)	0 (0-0)	0 (0-0)	0 (0-0)	0 (0-0)	0 (0-0)	0 (0-0)	0 (0-0)	0 (0-0)	0 (0-0)	0 (0-0)	0 (0-0)	0 (0-0)	0 (0-0)	0 (0-0)	0 (0-0)	0 (0-0)	0 (0-0)	0 (0-0)	0 (0-0)	0
Acute hepatitis C	0 (0-0)	0 (0



Osteoarthritis other	0 (0 to 0)	0 (0 to 0)	0 (0 to 0)	0 (0 to 0)	0 (0 to 0)	0 (0 to 0)	0 (0 to 0)	0 (0 to 0)	0 (0 to 0)	0 (0 to 0)	0-1 (0 to 0.2)	0-8 (0 to 1.9)	1-6 (0 to 3.8)	2-6 (1.1 to 5.4)	3-6 (1.6 to 7.6)	4-8 (2 to 9.4)	4 (1.9 to 8.5)	3-6 (1.7 to 7.5)	2-5 (1.3 to 5.2)	1-3 (0.9 to 3.9)	1 (0 to 2.1)	0-5 (0 to 1)	0-2 (0 to 1.4)		31-3
Low back pain	0 (0 to 0)	0 (0 to 0)	0 (0 to 0)	0-2 (0 to 1.3)	0-2 (0 to 2.2)	0-2 (0 to 2.2)	0-2 (0 to 2.2)	0-2 (0 to 2.2)	0-2 (0 to 2.2)	0-2 (0 to 2.2)	0-2 (0 to 2.2)	0-2 (0 to 2.2)	0-2 (0 to 2.2)	0-2 (0 to 2.2)	0-2 (0 to 2.2)	0-2 (0 to 2.2)	0-2 (0 to 2.2)	0-2 (0 to 2.2)	0-2 (0 to 2.2)	0-2 (0 to 2.2)	0-2 (0 to 2.2)	0-2 (0 to 2.2)	0-2 (0 to 2.2)		1,480
Neck pain	0 (0 to 0)	0 (0 to 0)	0 (0 to 0)	2-3 (0.4 to 5)	10-6 (3.3 to 20)	16-7 (8.2 to 30.2)	23-4 (11.4 to 43.4)	49-6 (24.5 to 90.3)	99-9 (50 to 188)	116 (61.2 to 193)	116 (62.1 to 192)	108 (57.4 to 183)	98 (46.4 to 182)	108 (54.3 to 192)	92-5 (45.5 to 172)	82-6 (42.1 to 151)	72-9 (37.5 to 135)	59-7 (29.4 to 111)	46-4 (22.6 to 82.4)	37-4 (17.9 to 67.5)	26-3 (12.5 to 47.2)	19-7 (9.4 to 35.2)	11-2 (5.4 to 20.4)		652
Gout	0 (0 to 0)	0 (0 to 0)	0 (0 to 0)	0 (0 to 0)	0 (0 to 0)	0 (0 to 0)	0 (0 to 0)	0 (0 to 0)	0-1 (0 to 0.2)	0-2 (0 to 1.9)	0-2 (0 to 1.9)	0-2 (0 to 1.9)	0-2 (0 to 1.9)	0-2 (0 to 1.9)	0-2 (0 to 1.9)	0-2 (0 to 1.9)	0-2 (0 to 1.9)	0-2 (0 to 1.9)	0-2 (0 to 1.9)	0-2 (0 to 1.9)	0-2 (0 to 1.9)	0-2 (0 to 1.9)	0-2 (0 to 1.9)		47-5
Other musculoskeletal disorders	0 (0 to 0)	0 (0 to 0)	0 (0 to 0)	0-2 (0 to 0.5)	0-3 (0 to 1.2)	6-1 (2.5 to 11.2)	18-4 (10.2 to 29.4)	55-6 (31.7 to 90.1)	100 (59.1 to 162)	98 (57 to 153)	64-4 (34.6 to 104)	54 (30.2 to 86.2)	46-7 (24.9 to 79.1)	39-7 (22.1 to 63.2)	30-7 (16.3 to 55.1)	23 (12.3 to 39.1)	19-3 (9.2 to 33.6)	7-2 (3.1 to 12.5)	2-9 (1 to 5.3)	1-2 (0.4 to 1.9)	0-6 (0.4 to 1.1)	579
Other non-communicable diseases	122 (66.2 to 198)	53-7 (27.8 to 79.3)	156 (108 to 219)	28-1 (17.2 to 53.1)	21-6 (12.9 to 43.3)	33 (20.3 to 45.1)	44-1 (26.3 to 58.4)	77-9 (52.6 to 106)	132 (80.3 to 174)	137 (88.6 to 181)	30-7 (19.2 to 107)	87-1 (56 to 121)	89-4 (58.1 to 130)	96-4 (64.1 to 132)	89-8 (62.5 to 123)	77-7 (52.6 to 106)	71-9 (52.6 to 95.5)	54-3 (40.7 to 72.4)	42-5 (31.2 to 58.2)	29 (19.4 to 39.2)	19-2 (12.8 to 26.3)	5-7 (3.6 to 8)	1,620
Congenital birth defects	118 (91 to 155)	44-7 (30.1 to 71.4)	94-8 (64.7 to 150)	45-4 (32.4 to 62.3)	17-7 (12.2 to 24.4)	13-6 (7.7 to 19.7)	14-3 (10.4 to 19.4)	14-6 (10.7 to 19.9)	20-1 (14.7 to 27.2)	24-6 (17.7 to 32.5)	12-7 (9.2 to 18.4)	22-2 (16.2 to 29.4)	14 (10 to 18.5)	11-1 (7.5 to 14.7)	9-5 (6.2 to 12.6)	8-4 (5.5 to 11.6)	6 (3.5 to 9.5)	3-5 (1.9 to 6.6)	0-9 (0.5 to 1.3)	0-5 (0.2 to 0.7)	0-3 (0.2 to 0.5)	0-1 (0 to 0.2)	0 (0 to 0)		484
Neural tube defects	4-5 (2.6 to 7.4)	2-1 (0.9 to 4)	4-7 (2.6 to 8.3)	4-5 (2.6 to 8.3)	0-5 (0.3 to 2.6)	0-5 (0.3 to 2.6)	0-5 (0.3 to 2.6)	0-6 (0.4 to 2.6)	0-8 (0.5 to 3.2)	0-8 (0.5 to 3.2)	0-6 (0.4 to 3.1)	0-4 (0.2 to 2.6)	0-2 (0.1 to 2.6)	0-2 (0.1 to 2.6)	0-1 (0.1 to 2.6)	0-1 (0.1 to 2.6)	0-1 (0.1 to 2.6)	0-1 (0.1 to 2.6)	0-1 (0.1 to 2.6)	0-1 (0.1 to 2.6)	0-1 (0.1 to 2.6)	0-1 (0.1 to 2.6)	0-1 (0.1 to 2.6)		21-2
Congenital heart anomalies	27 (15.4 to 54.9)	19-1 (12.1 to 32.4)	20-1 (11.7 to 44.6)	9-7 (5.9 to 19.3)	2-6 (1.4 to 5.1)	1-9 (1.2 to 5.3)	2-3 (1.3 to 5.1)	3-4 (2.2 to 6.1)	2-9 (1.7 to 5.3)	4-5 (2.9 to 7.3)	4-8 (3 to 7.4)	5 (3.1 to 7.7)	3-6 (2.2 to 5.3)	2-9 (1.6 to 4.5)	2-3 (1.3 to 3.6)	2-1 (1.2 to 3.3)	1-4 (0.8 to 2.4)	0-9 (0.4 to 1.5)	0-1 (0 to 0.7)	0-1 (0 to 0.1)	0-1 (0 to 0.1)	0-1 (0 to 0.1)	0-1 (0 to 0.1)		126
Orofacial clefts	0 (0 to 0)	0 (0 to 0)	0-2 (0 to 0.5)	0-4 (0 to 0.7)	0-2 (0 to 0.4)	0-2 (0 to 0.3)	0-2 (0 to 0.4)	0-2 (0 to 0.4)	0-3 (0.1 to 0.7)	0-4 (0.1 to 1)	0-4 (0.1 to 0.9)	0-3 (0 to 0.8)	0-2 (0 to 0.6)	0-2 (0 to 0.6)	0-1 (0 to 0.5)	0-1 (0 to 0.5)	0-1 (0 to 0.5)	0-1 (0 to 0.5)	0-1 (0 to 0.5)	0-1 (0 to 0.5)	0-1 (0 to 0.5)	0-1 (0 to 0.5)	0-1 (0 to 0.5)		3-3
Down syndrome	1-2 (0.4 to 2.1)	0-4 (0.3 to 0.9)	1-5 (0.9 to 2.6)	1-3 (0.4 to 3)	1 (0.4 to 1.6)	0-9 (0.5 to 1.4)	0-9 (0.5 to 1.3)	1-1 (0.6 to 1.6)	1-6 (1 to 2.8)	2-3 (1.4 to 3.7)	2-1 (1.3 to 3.1)	1-3 (0.8 to 1.9)	1-2 (0.7 to 1.7)	0-9 (0.6 to 1.4)	1-7 (0.9 to 2.9)	1-1 (0.6 to 2.1)	0-9 (0.5 to 1.7)	0-6 (0.3 to 1.2)	0-2 (0.1 to 0.6)	0-1 (0 to 0.3)	0-1 (0 to 0.3)	0-1 (0 to 0.3)	0-1 (0 to 0.3)		22-9
Turner syndrome	0 (0 to 0)	0 (0 to 0)	0 (0 to 0)	0 (0 to 0)	0 (0 to 0)	0 (0 to 0)	0 (0 to 0)	0 (0 to 0)	0 (0 to 0)	0 (0 to 0)	0 (0 to 0)	0 (0 to 0)	0 (0 to 0)	0 (0 to 0)	0 (0 to 0)	0 (0 to 0)	0 (0 to 0)	0 (0 to 0)	0 (0 to 0)	0 (0 to 0)	0 (0 to 0)	0 (0 to 0)	0 (0 to 0)	0 (0 to 0)		0
Klinefelter syndrome	0 (0 to 0)	0 (0 to 0)	0 (0 to 0)	0 (0 to 0)	0 (0 to 0)	0 (0 to 0)	0 (0 to 0)	0 (0 to 0)	0-1 (0 to 0.2)	0-1 (0 to 0.2)	0-1 (0 to 0.2)	0-1 (0 to 0.2)	0-1 (0 to 0.2)	0-1 (0 to 0.2)	0-1 (0 to 0.2)	0-1 (0 to 0.2)	0-1 (0 to 0.2)	0-1 (0 to 0.2)	0-1 (0 to 0.2)	0-1 (0 to 0.2)	0-1 (0 to 0.2)	0-1 (0 to 0.2)	0-1 (0 to 0.2)	0-1 (0 to 0.2)		0-4
Other chromosomal abnormalities	21-4 (9.4 to 56.4)	8 (3.4 to 22.5)	19-1 (9.3 to 46.3)	7-1 (4.1 to 14.6)	2-1 (1.9 to 5.4)	2-3 (1.4 to 5.3)	2-7 (1.7 to 4.7)	2-8 (1.7 to 4.7)	3-6 (2.1 to 6.5)	4-5 (2.7 to 7.4)	4-2 (2.5 to 6.7)	2-5 (1.5 to 3.9)	2 (1.1 to 3.1)	1-4 (0.7 to 2.4)	0-7 (0.3 to 1.4)	0-5 (0.2 to 1.1)	0-3 (0.1 to 0.6)	0-1 (0 to 0.4)	0-1 (0 to 0.3)	0-1 (0 to 0.2)	0-1 (0 to 0.2)	0-1 (0 to 0.2)	0-1 (0 to 0.2)		86-5
Congenital musculoskeletal and limb anomalies	2-4 (1.1 to 5.9)	0-9 (0.4 to 2.6)	0-4 (0.4 to 10.9)	0-5 (0.1 to 1.2)	0-4 (0.2 to 1.4)	0-4 (0.2 to 1.4)	0-4 (0.2 to 2.2)	0-5 (0.2 to 2.2)	0-9 (0.4 to 3.2)	0-9 (0.4 to 3.4)	0-7 (0.3 to 3.4)	0-6 (0.3 to 3.2)	0-5 (0.2 to 3.2)	0-4 (0.2 to 3.2)	0-3 (0.2 to 3.2)	0-3 (0.2 to 3.2)	0-2 (0.1 to 3.2)	0-2 (0.1 to 3.2)	0-2 (0.1 to 3.2)	0-2 (0.1 to 3.2)	0-2 (0.1 to 3.2)	0-2 (0.1 to 3.2)	0-2 (0.1 to 3.2)		70-9
Urogenital congenital anomalies	7-7 (3.1 to 20.3)	1-2 (0.5 to 3.2)	2-2 (1.1 to 5.5)	1-1 (0.4 to 1.9)	0-6 (0.3 to 1.7)	0-4 (0.2 to 1.4)	0-3 (0.2 to 1.4)	0-4 (0.2 to 1.4)	0-4 (0.2 to 1.4)	0-3 (0.2 to 1.4)	0-3 (0.2 to 1.4)	0-3 (0.2 to 1.4)	0-2 (0.2 to 1.4)	0-1 (0.1 to 1.4)	0-1 (0.1 to 1.4)	0-1 (0.1 to 1.4)	0-1 (0.1 to 1.4)	0-1 (0.1 to 1.4)	0-1 (0.1 to 1.4)	0-1 (0.1 to 1.4)	0-1 (0.1 to 1.4)	0-1 (0.1 to 1.4)	0-1 (0.1 to 1.4)		15-1
Digestive congenital anomalies	14-8 (8.4 to 28.3)	8-4 (4.6 to 18.8)	9-9 (4.4 to 18)	4-6 (2.3 to 9.6)	2-6 (1.4 to 5.1)	2-6 (1.5 to 5.2)	2-6 (1.5 to 5.2)	2-6 (1.5 to 5.2)	3-3 (1.8 to 5.7)	3-3 (1.8 to 5.7)	3-3 (1.8 to 5.7)	3-3 (1.8 to 5.7)	3-3 (1.8 to 5.7)	3-3 (1.8 to 5.7)	3-3 (1.8 to 5.7)	3-3 (1.8 to 5.7)	3-3 (1.8 to 5.7)	3-3 (1.8 to 5.7)	3-3 (1.8 to 5.7)	3-3 (1.8 to 5.7)	3-3 (1.8 to 5.7)	3-3 (1.8 to 5.7)	3-3 (1.8 to 5.7)		36-1
Other congenital birth defects	29-2 (21.2 to 58.1)	16-5 (11.5 to 32.2)	16-5 (9.4 to 32.9)	5-2 (3.5 to 12)	2-5 (1.9 to 4.4)	2-5 (1.9 to 4.3)	2-6 (1.9 to 4.5)	2-6 (2 to 4.5)	2-6 (1.9 to 4.9)	2-6 (2 to 4.3)	2-6 (1.9 to 4.2)	2-6 (1.9 to 4.2)	2-6 (1.9 to 4.2)	2-6 (1.9 to 4.2)	2-6 (1.9 to 4.2)	2-6 (1.9 to 4.2)	2-6 (1.9 to 4.2)	2-6 (1.9 to 4.2)	2-6 (1.9 to 4.2)	2-6 (1.9 to 4.2)	2-6 (1.9 to 4.2)	2-6 (1.9 to 4.2)	2-6 (1.9 to 4.2)		102
Urinary diseases and male infertility	0-1 (0 to 0.2)	0-2 (0.1 to 0.4)	0-9 (0.3 to 1.4)	0-4 (0.4 to 0.9)	0-4 (0.2 to 0.5)	0-4 (0.2 to 0.6)	0-4 (0.3 to 0.6)	0-5 (0.2 to 0.7)	0-5 (1 to 0.1)	0-7 (0.1 to 1.6)	0-6 (0.1 to 1.4)	0-5 (0.1 to 1.2)	0-4 (0.1 to 1.2)	0-4 (0.1 to 1.2)	0-3 (0.1 to 1.2)	0-3 (0.1 to 1.2)	0-3 (0.1 to 1.2)	0-3 (0.1 to 1.2)	0-3 (0.1 to 1.2)	0-3 (0.1 to 1.2)	0-3 (0.1 to 1.2)	0-3 (0.1 to 1.2)	0-3 (0.1 to 1.2)		172
Urolithiasis	0 (0 to 0)	0 (0 to 0)	0 (0 to 0)	0-1 (0 to 0.1)	0-1 (0 to 0.1)	0-1 (0 to 0.1)	0-1 (0 to 0.1)	0-1 (0 to 0.1)	0-1 (0 to 0.2)	0-1 (0 to 0.2)	0-1 (0 to 0.2)	0-1 (0 to 0.2)	0-1 (0 to 0.2)	0-1 (0 to 0.2)	0-1 (0 to 0.2)	0-1 (0 to 0.2)	0-1 (0 to 0.2)	0-1 (0 to 0.2)	0-1 (0 to 0.2)	0-1 (0 to 0.2)	0-1 (0 to 0.2)	0-1 (0 to 0.2)	0-1 (0 to 0.2)	0-1 (0 to 0.2)		19-6
Benign prostatic hyperplasia	0 (0 to 0)	0 (0 to 0)	0 (0 to 0)	0 (0 to 0)	0 (0 to 0)	0 (0 to 0)	0 (0 to 0)	0 (0 to 0)	0 (0 to 0)	0 (0 to 0)	0 (0 to 0)	0 (0 to 0)	0 (0 to 0)	0 (0 to 0)	0 (0 to 0)	0 (0 to 0)	0 (0 to 0)	0 (0 to 0)	0 (0 to 0)	0 (0 to 0)	0 (0 to 0)	0 (0 to 0)	0 (0 to 0)	0 (0 to 0)		45
Male infertility	0 (0 to 0)	0 (0 to 0)	0 (0 to 0)	0 (0 to 0)	0 (0 to 0)	0 (0 to 0)	0 (0 to 0)	0-1 (0 to 0.3)	0-2 (0 to 1.9)	0-2 (0 to 1.9)	0-2 (0 to 1.4)	0-2 (0 to 1.4)	0-2 (0 to 1.4)	0-2 (0 to 1.4)	0-2 (0 to 1.4)	0-2 (0 to 1.4)	0-2 (0 to 1.4)	0-2 (0 to 1.4)	0-2 (0 to 1.4)	0-2 (0 to 1.4)	0-2 (0 to 1.4)	0-2 (0 to 1.4)	0-2 (0 to 1.4)	0-2 (0 to 1.4)		19-5
Other urinary diseases	0-1 (0 to 0.2)	0-1 (0 to 0.2)	0-2 (0 to 0.4)	0-2 (0 to 0.4)	0-1 (0 to 0.1)	0-1 (0 to 0.1)	0-1 (0 to 0.2)	0-1 (0 to 0.3)	0-2 (0 to 0.7)	0-2 (0 to 0.8)	0-2 (0 to 0.7)	0-2 (0 to 0.6)	0-2 (0 to 0.6)	0-2 (0 to 0.6)	0-2 (0 to 0.6)	0-2 (0 to 0.6)	0-2 (0 to 0.6)	0-2 (0 to 0.6)	0-2 (0 to 0.6)	0-2 (0 to 0.6)	0-2 (0 to 0.6)	0-2 (0 to 0.6)	0-2 (0 to 0.6)	0-2 (0 to 0.6)		12-8
Gynecological diseases	0 (0 to 0)	0 (0 to 0)	0 (0 to 0)	0 (0 to 0)	0 (0 to 0)	0 (0 to 0)	0 (0 to 0)	0 (0 to 0)	0 (0 to 0)	0 (0 to 0)	0 (0 to 0)	0 (0 to 0)	0 (0 to 0)	0 (0 to 0)	0 (0 to 0)	0 (0 to 0)	0 (0 to 0)	0 (0 to 0)	0 (0 to 0)	0 (0 to 0)	0 (0 to 0)	0 (0 to 0)	0 (0 to 0)	0 (0 to 0)		0
Uterine fibroids	0 (0 to 0)	0 (0 to 0)	0 (0 to 0)	0 (0 to 0)	0 (0 to 0)	0 (0 to 0)	0 (0 to 0)	0 (0 to 0)	0 (0 to 0)	0 (0 to 0)	0 (0 to 0)	0 (0 to 0)	0 (0 to 0)	0 (0 to 0)	0 (0 to 0)	0 (0 to 0)	0 (0 to 0)	0 (0 to 0)	0 (0 to 0)	0 (0 to 0)	0 (0 to 0)	0 (0 to 0)	0 (0 to 0)	0 (0 to 0)		0
Polycystic ovarian syndrome	..	..	..	..	..	..	..	..	..	..	..	..	..	..	..	..	..	..	..	..	..	..	..	..		NA
Female infertility	..	..	..	..	..	..	..	..	..	..	..	..	..	..	..	..	..	..	..	..	..	..	..	..		NA
Endometriosis	..	..	..	..	..	..	..	..	..	..	..	..	..	..	..	..	..	..	..	..	..	..	..	..		NA
Genital prolapse	0 (0 to 0)	0 (0 to 0)	0 (0 to 0)	0 (0 to 0)	0 (0 to 0)	0 (0 to 0)	0 (0 to 0)	0 (0 to 0)	0 (0 to 0)	0 (0 to 0)	0 (0 to 0)	0 (0 to 0)	0 (0 to 0)	0 (0 to 0)	0 (0 to 0)	0 (0 to 0)	0 (0 to 0)	0 (0 to 0)	0 (0 to 0)	0 (0 to 0)	0 (0 to 0)	0 (0 to 0)	0 (0 to 0)	0 (0 to 0)		0
Premenstrual syndrome	..	..	..	..	..	..	..	..	..	..	..	..	..	..	..	..	..	..	..	..	..	..	..	..		NA
Other gynecological diseases	0 (0 to 0)	0 (0 to 0)	0 (0 to 0)	0 (0 to 0)	0 (0 to 0)	0 (0 to 0)	0 (0 to 0)	0 (0 to 0)	0 (0 to 0)	0 (0 to 0)	0 (0 to 0)	0 (0 to 0)	0 (0 to 0)	0 (0 to 0)	0 (0 to 0)	0 (0 to 0)	0 (0 to 0)	0 (0 to 0)	0 (0 to 0)	0 (0 to 0)	0 (0 to 0)	0 (0 to 0)	0 (0 to 0)	0 (0 to 0)		0
Hemoglobinopathies and hemolytic anemias	0-2 (0.1 to 0.2)	0-3 (0.1 to 0.4)	0-9 (0.3 to 1.7)	1-8 (1.1 to 3.5)	3-3 (1.7 to 6.6)	2-1 (0.7 to 4.1)	1-6 (1.1 to 2.7)	2-1 (1.3 to 3.1)	2-4 (1.6 to 4.2)	2-2 (1.3 to 3.7)	2-2 (1.3 to 3.5)	1-3 (1.1 to 2.7)	1-3 (1.1 to 2.7)	1-3 (0.8 to 2.4)	1-3 (0.8 to 2.4)	1-2 (0.8 to 2.4)	1-2 (0.8 to 2.4)	1-2 (0.8 to 2.4)	1-2 (0.8 to 2.4)	0-9 (0.7 to 1.7)	0-8 (0.6 to 1.3)	0-5 (0.4 to 0.8)	0-3 (0.2 to 0.4)	0-1 (0.1 to 0.2)	33-4
Thalassemias	0 (0 to 0)	0 (0 to 0)	0 (0 to 0)	0 (0 to 0)	0 (0 to 0)	0 (0 to 0)	0 (0 to 0)	0 (0 to 0)	0 (0 to 0)	0 (0 to 0)	0 (0 to 0)	0 (0 to 0)	0 (0 to 0)	0 (0 to 0)	0 (0 to 0)	0 (0 to 0)	0 (0 to 0)	0 (0 to 0)	0 (0 to 0)	0 (0 to 0)	0 (0 to 0)	0 (0 to 0)	0 (0 to 0)	0 (0 to 0)	0 (0 to 0)	0-1
Thalassemias trait	0 (0 to 0)	0 (0 to 0.2)	0-1 (0 to 0.6)	0-7 (0 to 1.6)	0-4 (0 to 1.2)	0-3 (0 to 0.9)	0-1 (0 to 0.5)	0-1 (0 to 0.5)	0-1 (0 to 0.5)	0-2 (0 to 0.6)	0-1 (0 to 0.5)	0-1 (0 to 0.5)	0-1 (0 to 0.5)	0-1 (0 to 0.4)	0-1 (0 to 0.4)	0-1 (0 to 0.3)	0-1 (0 to 0.3)	0-1 (0 to 0.3)	0-1 (0 to 0.3)	0-1 (0 to 0.3)	0-1 (0 to 0.3)	0-1 (0 to 0.3)	0-1 (0 to 0.3)	0-1 (0 to 0.3)	0-1 (0 to 0.3)	2-6
Sickle cell disorders	0-2 (0.1 to 0.3)	0-2 (0.1 to 0.3)	0-8 (0.3 to 1.2)	1-4 (1 to 2)	1-2 (0.6 to 1.6)	0-8 (0.4 to 1.1)	1-3 (0.7 to 1.1)	1-5 (1 to 2.1)	1-9 (1.1 to 2.6)	2-1 (1.4 to 2.9)	2-1 (1.4 to 2.9)	1-7 (1.1 to 2.3)	1-7 (1.1 to 2.3)	0-9 (0.6 to 1.5)	0-7 (0.5 to 0.9)	0-5 (0.3 to 0.7)	0-2 (0.1 to 0.4)	0-1 (0 to 0.3)	0-1 (0 to 0.2)	0-1 (0 to 0.2)	0-1 (0 to 0.2)	0-1 (0 to 0.2)	0-1 (0 to 0.2)	0-1 (0 to 0.2)	16-6
Sickle cell trait	0 (0 to 0)	0-1 (0 to 0.3)	0-1 (0 to 0.3)	0-2 (0 to 0.5)	1-1 (0.6 to 2.2)	0-6 (0.3 to 1.1)	0-5 (0.3 to 0.9)	0-2 (0.1 to 0.5)	0-2 (0 to 0.6)	0-2 (0 to 0.6)	0-4 (0 to 1.4)	0-4 (0 to 1.4)	0-3 (0 to 0.9)	0-2 (0 to 0.8)	0-1 (0 to 0.6)	0-1 (0 to 0.6)	0-1 (0 to 0.4)	0-1 (0 to 0.3)	0-1 (0 to 0.3)	0-1 (0 to 0.2)	0-1 (0 to 0.2)	0-1 (0 to 0.2)	0-1 (0 to 0.2)	0-1 (0 to 0.2)	4-2
G6PD deficiency	0 (0 to 0)	0 (0 to 0)	0 (0 to 0)	0 (0 to 0)	0 (0 to 0)	0 (0 to 0)	0 (0 to 0)	0 (0 to 0)	0 (0 to 0)	0 (0 to 0)	0 (0 to 0)	0 (0 to 0)	0 (0 to 0)	0 (0 to 0)	0 (0 to 0)	0 (0 to 0)	0 (0 to 0)	0 (0 to 0)	0 (0 to 0)	0 (0 to 0)	0 (0 to 0)	0 (0 to 0)	0 (0 to 0)	0 (0 to 0)	0 (0 to 0)	0
G6PD trait	0 (0 to 0)	0 (0 to 0)	0 (0 to 0)	0 (0 to 0)	0 (0 to 0)	0 (0 to 0)	0 (0 to 0)	0 (0 to 0)	0 (0 to 0)	0 (0 to 0)	0 (0 to 0)	0 (0 to 0)	0 (0 to 0)	0 (0 to 0)	0 (0 to 0)	0 (0 to 0)	0 (0 to 0)	0 (0 to 0)	0 (0 to 0)	0 (0 to 0)	0 (0 to 0)	0 (0 to 0)	0 (0 to 0)	0 (0 to 0)	0 (0 to 0)	0
Other hemoglobinopathies and hemolytic anemias	0 (0 to 0)	0 (0 to 0)	0-1 (0 to 0.4)	0-3 (0 to 0.8)	0-3 (0 to 1.2)	0-3 (0 to 0.7)	0-3 (0.1 to 1.1)	0-3 (0.1 to 1.1)	0-6 (0.1 to 2.1)	0-6 (0.1 to 2.3)	0-5 (0.1 to 1.1)	0-3 (0.1 to 0.9)	0-2 (0.1 to 0.6)	0-2 (0.1 to 0.6)	0-1 (0 to 0.4)	0-1 (0 to 0.4)	0-1 (0 to 0.3)	0-1 (0 to 0.2)	0-1 (0 to 0.2)	0-1 (0 to 0.2)	0-1 (0 to 0.2)	0-1 (0 to 0.2)	0-1 (0 to 0.2)	0-1 (0 to 0.2)	9-8
Endocrine, metabolic, blood, and immune disorders	4-7 (1.7 to 7.5)	3-9 (1.6 to 9.4)	16-5 (8.5 to 28.4)	21-6 (14.9 to 28.1)	13-8 (9.3 to 18.2)	11-5 (7.4 to 16.7)	11-4 (7.6 to 16.6)	16-2 (10.5 to 23.1)	20-2 (13.4 to 30.4)	22-8 (15.2 to 32.6)	22-9 (15.2 to 32.6)	20-8 (14.2 to 29.4)	20-5 (14.2 to 28.9)	20-3 (14.2 to 28.4)	19-1 (13.4 to 26.4)	17-6 (12.3 to 24.3)	15-8 (11 to 21.7)	12-8 (8.9 to 18.4)	9-5 (6.6 to 13.2)	7-4 (5.1 to 10.3)	5-4 (3.7 to 7.5)	3-4 (2.3 to 4.8)	1-4 (1 to 2)	0-5 (0.3 to 0.7)	555
Oral disorders	3-9 (2.2 to 6.6)	3-9 (2.2 to 6.4)	2-9 (1.7 to 5.2)	4-2 (2.7 to 7.2)	5-2 (3.1 to 9.4)	9-1 (5 to 15)	19-5 (10.9 to 32.7)	32-8 (17.6 to 59.4)	35-5 (19.3 to 62.9)	39-4 (20.5 to 71.4)	26-5 (13.9 to 46.4)	25-4 (13.9 to 46)	26-5 (13.9 to 46.4)	27 (15.4 to 45.2)	26-5 (14.5 to 46.4)	24-4 (14.5 to 38.8)	22-5 (13.6 to 34.3)	15-8 (9.5 to 25.2)	11-2 (7.1 to 16.9)	6-5 (4.4 to 9.2)	2-4 (1.5 to 3.6)	0-9 (0.6 to 1.4)	330
Caries of deciduous teeth	0 (0 to 0)	0 (0 to 0)	0 (0 to 0)	0-2 (0 to 1.2)	0-2 (0 to 0.2)	0-2 (0 to 0.2)	0-2 (0 to 0

SR Table 2a: Islington DALYS by cause and age group for males with 95% uncertainty intervals, 2019

Cause	Early Neonatal	Late Neonatal	Post Neonatal	1 to 4	5 to 9	10 to 14	15 to 19	20 to 24	25 to 29	30 to 34	35 to 39	40 to 44	45 to 49	50 to 54	55 to 59	60 to 64	65 to 69	70 to 74	75 to 79	80 to 84	85 to 89	90 to 94	95 plus	Total
All causes	192 (120 to 194)	192 (60 to 0.9 1)	192 (131 to 276)	192 (167 to 298)	192 (162 to 309)	192 (209 to 383)	192 (260 to 500)	192 (261 to 501)	192 (748 to 1 170)	192 (1 469 to 2 330)	192 (1 869 to 2 960)	192 (1 800 to 2 960)	192 (1 850 to 3 110)	192 (1 800 to 3 110)	192 (1 360 to 2 320)	192 (1 400 to 2 060)	192 (1 660 to 2 340)	192 (1 690 to 2 340)	192 (1 600 to 2 240)	192 (1 510 to 2 050)	192 (1 170 to 1 790)	192 (1 060 to 1 620)	192 (1 290 to 1 950)	192 (874 to 1 360)	192 (415 to 646)	192 (158 to 122)	26,800
Communicable, maternal, neonatal, and nutritional diseases	192 (74 to 126)	192 (33 to 0.6 0.1)	192 (51 to 116)	192 (46 to 74 3)	192 (37 to 76 6)	192 (55 to 0 4 6)	192 (55 to 0 4 6)	192 (55 to 0 4

Osteoarthritis other	0 (0 to 0)	0 (0 to 0)	0 (0 to 0)	0 (0 to 0)	0 (0 to 0)	0 (0 to 0)	0 (0 to 0)	0 (0 to 0)	0 (0 to 0)	0 (0 to 0)	0-1 (0 to 2)	0-6 (0 to 1 to 1 to 5)	1-2 (0 to 2 to 3 to 7)	2-1 (0 to 6 to 4 to 7)	3-4 (1 to 5 to 7 to 7)	4 (1 to 3 to 6 to 6)	4 (1 to 3 to 6 to 6)	3-5 (1 to 7 to 7 to 7)	3-6 (1 to 8 to 7 to 8)	2-7 (1 to 3 to 5 to 4)	2-2 (1 to 1 to 4 to 4)	1-3 (0 to 4 to 2 to 5)	0-6 (0 to 3 to 1 to 6)	0-1 (0 to 1 to 0 to 2)	29-2
Low back pain	0 (0 to 0)	0 (0 to 0)	0 (0 to 0)	0 (0 to 0)	3-4 (1 to 4 to 6 to 3)	14-4 (8 to 23 to 23 to 7)	20-1 (14 to 34 to 40 to 2)	20-4 (9 to 39 to 39 to 8)	116 (68 to 4 to 183)	146 (94 to 9 to 252)	182 (94 to 72 to 268)	170 (71 to 23 to 170)	158 (67 to 6 to 175)	134 (68 to 6 to 175)	111 (68 to 6 to 175)	98-4 (49 to 1 to 146)	77 (49 to 2 to 117)	57-4 (30 to 4 to 87 to 3)	51-6 (32 to 3 to 78 to 1)	39-4 (20 to 1 to 60 to 7)	29-6 (14 to 4 to 39 to 4)	22-4 (7 to 2 to 17 to 2)	19-6 (3 to 2 to 46 to 1)	14-2 (5 to 5 to 1 to 2)	1,240
Neck pain	0 (0 to 0)	0 (0 to 0)	0 (0 to 0)	1-5 (0 to 5 to 2 to 3)	6-6 (0 to 4 to 12 to 7)	11-4 (5 to 5 to 20 to 2)	20-4 (10 to 39 to 29 to 1)	40-7 (20 to 88 to 29 to 1)	78-9 (39 to 7 to 147)	80-9 (39 to 7 to 147)	82-5 (42 to 13 to 136)	58-1 (29 to 6 to 97 to 2)	54-6 (28 to 9 to 95 to 2)	47-1 (23 to 4 to 89 to 3)	39-6 (19 to 9 to 67 to 7)	29-4 (15 to 5 to 51 to 3)	19-9 (11 to 4 to 37 to 2)	21-6 (11 to 4 to 37 to 2)	18-9 (10 to 4 to 31 to 7)	11-9 (6 to 1 to 21 to 4)	7-6 (4 to 1 to 14 to 3)	4-7 (2 to 3 to 7 to 1)	1-6 (0 to 4 to 2 to 1)	329
Gout	0 (0 to 0)	0 (0 to 0)	0 (0 to 0)	0 (0 to 0)	0 (0 to 0)	0 (0 to 0)	0 (0 to 0)	0 (0 to 0)	0 (0 to 1 to 0)	0 (0 to 1 to 0)	0 (0 to 1 to 1)	0 (0 to 1 to 1)	0 (0 to 1 to 1)	0 (0 to 1 to 1)	0 (0 to 1 to 1)	0 (0 to 1 to 1)	0 (0 to 1 to 1)	0 (0 to 1 to 1)	0 (0 to 1 to 1)	0 (0 to 1 to 1)	0 (0 to 1 to 1)	0 (0 to 1 to 1)	0 (0 to 1 to 1)	0 (0 to 1 to 1)	40-3
Other musculoskeletal disorders	0 (0 to 0)	0 (0 to 0)	0 (0 to 0)	0-1 (0 to 1 to 0 to 2)	0-2 (0 to 1 to 0 to 4)	4-4 (1 to 3 to 7 to 7)	16-5 (9 to 26 to 1 to 1)	53-6 (30 to 7 to 82 to 4)	90-9 (47 to 6 to 132)	87-9 (47 to 6 to 132)	79-6 (41 to 9 to 110)	48-9 (27 to 4 to 75 to 1)	44-8 (25 to 4 to 72 to 1)	37 (21 to 3 to 59 to 1)	29-6 (14 to 1 to 46 to 4)	19-2 (10 to 3 to 32 to 4)	13-1 (6 to 3 to 19 to 7)	7-9 (3 to 1 to 12 to 4)	3-4 (1 to 0 to 5 to 1)	1-2 (0 to 0 to 2 to 1)	0-3 (0 to 1 to 0 to 1)	494
Other non-communicable diseases	39-6 (24 to 1 to 70 to 4)	24-6 (17 to 3 to 46 to 4)	22-7 (12 to 3 to 39 to 3)	25-5 (15 to 1 to 39 to 5)	21-2 (10 to 1 to 37 to 3)	21-7 (10 to 1 to 37 to 3)	26-6 (26 to 2 to 47 to 4)	49-1 (47 to 5 to 91 to 1)	69-1 (67 to 5 to 131)	87-3 (81 to 1 to 174)	84-1 (58 to 5 to 130)	65-7 (45 to 4 to 92)	71-2 (49 to 5 to 99 to 2)	81-9 (57 to 6 to 110)	65-1 (50 to 5 to 118)	52-4 (32 to 5 to 116)	38-2 (22 to 5 to 74 to 1)	75-2 (52 to 3 to 155)	76-5 (54 to 5 to 154)	54-7 (40 to 3 to 73 to 4)	40-7 (21 to 3 to 55)	35-8 (19 to 3 to 52)	19-2 (8 to 1 to 15 to 5)	3-2 (2 to 0 to 4)	1,200
Congenital birth defects	38 (22 to 1 to 69 to 1)	20-5 (13 to 1 to 32 to 4)	21-3 (9 to 2 to 41 to 3)	20-1 (7 to 3 to 41 to 3)	8-1 (3 to 1 to 11 to 1)	9-3 (7 to 1 to 23)	12 (5 to 1 to 15 to 7)	19-2 (13 to 1 to 34 to 1)	13-6 (13 to 0 to 28 to 7)	10-5 (5 to 0 to 22 to 4)	15-2 (11 to 2 to 33 to 4)	11-3 (7 to 2 to 13 to 1)	9-3 (7 to 2 to 13 to 1)	8-7 (5 to 2 to 11 to 4)	8-5 (5 to 1 to 11 to 4)	7-3 (4 to 1 to 10 to 1)	5-3 (3 to 1 to 7 to 4)	3-1 (1 to 0 to 4 to 2)	3-9 (2 to 0 to 1 to 4)	0-5 (0 to 0 to 2 to 3)	0-3 (0 to 0 to 2 to 1)	0-2 (0 to 1 to 0 to 2)	0-1 (0 to 0 to 1 to 1)	0-1 (0 to 0 to 0 to 1)	276
Neural tube defects	1-4 (0 to 4 to 3)	0-9 (0 to 3 to 1 to 8)	3-2 (1 to 0 to 6 to 8)	4-4 (2 to 2 to 7 to 3)	2-3 (0 to 1 to 6 to 2)	0-2 (0 to 2 to 0 to 4)	2-3 (0 to 2 to 5 to 4)	0-4 (0 to 2 to 0 to 4)	0-6 (0 to 4 to 0 to 9)	0-5 (0 to 3 to 0 to 8)	0-5 (0 to 2 to 0 to 4)	0-2 (0 to 1 to 0 to 4)	0-2 (0 to 1 to 0 to 3)	0-1 (0 to 1 to 0 to 2)	0-1 (0 to 1 to 0 to 2)	0-1 (0 to 1 to 0 to 2)	0-1 (0 to 1 to 0 to 1)	0 (0 to 0 to 0 to 1)	0 (0 to 0 to 0 to 1)	0 (0 to 0 to 0 to 1)	0 (0 to 0 to 0 to 1)	0 (0 to 0 to 0 to 1)	0 (0 to 0 to 0 to 1)	0 (0 to 0 to 0 to 1)	13-1
Congenital heart anomalies	8 (4 to 16 4)	8-3 (5 to 14 1)	15-6 (8 to 31 2)	5-9 (2 to 4 to 19)	1-3 (0 to 6 to 2 to 5)	1-1 (0 to 4 to 1 to 4)	2-1 (1 to 2 to 3 to 2)	2-7 (2 to 7 to 4 to 1)	4-2 (2 to 7 to 9 to 1)	2-7 (0 to 5 to 7 to 1)	3-5 (2 to 2 to 11 to 4)	3-2 (2 to 4 to 7)	2-4 (1 to 4 to 3 to 5)	2 (1 to 3)	1-7 (0 to 6 to 2 to 3)	1-4 (0 to 4 to 2 to 2)	0-7 (0 to 2 to 1 to 4)	0-7 (0 to 2 to 1 to 1)	0-3 (0 to 0 to 1 to 1)	0 (0 to 0 to 1 to 1)	0 (0 to 0 to 0 to 1)	0 (0 to 0 to 0 to 1)	0 (0 to 0 to 0 to 1)	0 (0 to 0 to 0 to 1)	65-2
Orofacial clefts	0 (0 to 0)	0-2 (0 to 1 to 0 to 2)	0-3 (0 to 1 to 0 to 5)	0-1 (0 to 0 to 2)	0-1 (0 to 0 to 2)	0-1 (0 to 0 to 2)	0-2 (0 to 0 to 4)	0-3 (0 to 0 to 7)	0-3 (0 to 1 to 0 to 6)	0-4 (0 to 1 to 0 to 9)	0-3 (0 to 1 to 0 to 6)	0-2 (0 to 1 to 0 to 4)	0-2 (0 to 0 to 0 to 4)	0-2 (0 to 0 to 0 to 4)	0-2 (0 to 0 to 0 to 4)	0-1 (0 to 0 to 0 to 2)	0-1 (0 to 0 to 0 to 1)	0-1 (0 to 0 to 0 to 1)	0-1 (0 to 0 to 0 to 1)	0 (0 to 0 to 0 to 1)	0 (0 to 0 to 0 to 1)	0 (0 to 0 to 0 to 1)	0 (0 to 0 to 0 to 1)	0 (0 to 0 to 0 to 1)	2-7
Down syndrome	0-7 (0 to 1 to 1 7)	0-3 (0 to 1 to 0 4)	1-1 (0 to 0 to 2 3)	1 (0 to 1 to 0 to 2)	0-6 (0 to 3 to 0 to 1)	0-5 (0 to 3 to 0 to 1)	0-6 (0 to 4 to 1 to 1)	1 (0 to 4 to 1 to 1)	1-6 (1 to 1 to 2 7)	1-9 (1 to 2 to 3 7)	1-6 (1 to 2 to 3 6)	1-1 (0 to 2 to 1 to 5)	1-2 (0 to 2 to 1 to 6)	2-1 (1 to 3 to 4 to 1)	1-6 (0 to 3 to 1 to 6)	2-5 (1 to 4 to 4 to 1)	1-6 (0 to 3 to 2 to 1)	0-7 (0 to 2 to 1 to 2)	0-6 (0 to 2 to 1 to 1)	0-3 (0 to 1 to 0 to 1)	0-3 (0 to 1 to 0 to 1)	0-3 (0 to 1 to 0 to 1)	0-3 (0 to 1 to 0 to 1)	0-3 (0 to 1 to 0 to 1)	20-7
Turner syndrome	0 (0 to 0)	0 (0 to 0)	0 (0 to 0)	0 (0 to 0)	0 (0 to 0)	0 (0 to 0)	0 (0 to 0)	0 (0 to 0)	0 (0 to 0)	0 (0 to 0)

SR Table 2a: Tower Hamlets DALYS by cause and age group for males with 95% uncertainty intervals, 2019

Cause	Early Neonatal	Late Neonatal	Post Neonatal	1 to 4	5 to 9	10 to 14	15 to 19	20 to 24	25 to 29	30 to 34	35 to 39	40 to 44	45 to 49	50 to 54	55 to 59	60 to 64	65 to 69	70 to 74	75 to 79	80 to 84	85 to 89	90 to 94	95 plus	Total
All causes	1,660 (1,520 to 1,800)	1,140 (1,060 to 1,230)	2,110 (1,970 to 2,260)	1,020 (957 to 1,090)	1,020 (960 to 1,080)	1,020 (962 to 1,080)	1,020 (962 to 1,080)	1,020 (962 to 1,080)	1,020 (962 to 1,080)	1,020 (962 to 1,080)	1,020 (962 to 1,080)	1,020 (962 to 1,080)	1,020 (962 to 1,080)	1,020 (962 to 1,080)	1,020 (962 to 1,080)	1,020 (962 to 1,080)	1,020 (962 to 1,080)	1,020 (962 to 1,080)	1,020 (962 to 1,080)	1,020 (962 to 1,080)	1,020 (962 to 1,080)	1,020 (962 to 1,080)	31,100
Communicable, maternal, neonatal, and nutritional diseases	1,660 (1,520 to 1,800)	1,140 (1,060 to 1,230)	2,110 (1,970 to 2,260)	1,020 (957 to 1,090)	1,020 (960 to 1,080)	1,020 (962 to 1,080)	1,020 (962 to 1,080)	1,020 (962 to 1,080)	1,020 (962 to 1,080)	1,020 (962 to 1,080)	1,020 (962 to 1,080)	1,020 (962 to 1,080)	1,020 (962 to 1,080)	1,020 (962 to 1,080)	1,020 (962 to 1,080)	1,020 (962 to 1,080)	1,020 (962 to 1,080)	1,020 (962 to 1,080)	1,020 (962 to 1,080)	1,020 (962 to 1,080)	1,020 (962 to 1,080)	1,020 (962 to 1,080)	2,050
HIV/AIDS and sexually transmitted infections	0 (0 to 0)	0 (0 to 0)	0 (0 to 0)	0 (0 to 0)	0 (0 to 0)	0 (0 to 0)	0 (0 to 0)	0 (0 to 0)	0 (0 to 0)	0 (0 to 0)	0 (0 to 0)	0 (0 to 0)	0 (0 to 0)	0 (0 to 0)	0 (0 to 0)	0 (0 to 0)	0 (0 to 0)	0 (0 to 0)	0 (0 to 0)	0 (0 to 0)	0 (0 to 0)	0 (0 to 0)	0 (0 to 0)	136
HIV/AIDS	0 (0 to 0)	0 (0 to 0)	0 (0 to 0)	0 (0 to 0)	0 (0 to 0)	0 (0 to 0)	0 (0 to 0)	0 (0 to 0)	0 (0 to 0)	0 (0 to 0)	0 (0 to 0)	0 (0 to 0)	0 (0 to 0)	0 (0 to 0)	0 (0 to 0)	0 (0 to 0)	0 (0 to 0)	0 (0 to 0)	0 (0 to 0)	0 (0 to 0)	0 (0 to 0)	0 (0 to 0)	0 (0 to 0)	113
HIV/AIDS - Drug-susceptible Tuberculosis	0 (0 to 0.3)	0 (0 to 0.2)	0 (0 to 1)	0 (0 to 1)	0 (0 to 1)	0 (0 to 0.1)	0 (0 to 0.1)	0 (0 to 0.1)	0 (0 to 0.1)	0 (0 to 0.1)	0 (0 to 0.1)	0 (0 to 0.1)	0 (0 to 0.1)	0 (0 to 0.1)	0 (0 to 0.1)	0 (0 to 0.1)	0 (0 to 0.1)	0 (0 to 0.1)	0 (0 to 0.1)	0 (0 to 0.1)	0 (0 to 0.1)	0 (0 to 0.1)	0 (0 to 0.1)	9
HIV/AIDS - Multidrug-resistant Tuberculosis without extensive drug-resistance	0 (0 to 0)	0 (0 to 0)	0 (0 to 0)	0 (0 to 0)	0 (0 to 0)	0 (0 to 0)	0 (0 to 0)	0 (0 to 0)	0 (0 to 0)	0 (0 to 0)	0 (0 to 0)	0 (0 to 0)	0 (0 to 0)	0 (0 to 0)	0 (0 to 0)	0 (0 to 0)	0 (0 to 0)	0 (0 to 0)	0 (0 to 0)	0 (0 to 0)	0 (0 to 0)	0 (0 to 0)	0 (0 to 0)	0.2
HIV/AIDS - Extensively drug-resistant Tuberculosis	0 (0 to 0)	0 (0 to 0)	0 (0 to 0)	0 (0 to 0)	0 (0 to 0)	0 (0 to 0)	0 (0 to 0)	0 (0 to 0)	0 (0 to 0)	0 (0 to 0)	0 (0 to 0)	0 (0 to 0)	0 (0 to 0)	0 (0 to 0)	0 (0 to 0)	0 (0 to 0)	0 (0 to 0)	0 (0 to 0)	0 (0 to 0)	0 (0 to 0)	0 (0 to 0)	0 (0 to 0)	0 (0 to 0)	0.1
HIV/AIDS resulting in other diseases	0 (0 to 0)	0 (0 to 0)	0 (0 to 0)	0 (0 to 0)	0 (0 to 0)	0 (0 to 0)	0 (0 to 0)	0 (0 to 0)	0 (0 to 0)	0 (0 to 0)	0 (0 to 0)	0 (0 to 0)	0 (0 to 0)	0 (0 to 0)	0 (0 to 0)	0 (0 to 0)	0 (0 to 0)	0 (0 to 0)	0 (0 to 0)	0 (0 to 0)	0 (0 to 0)	0 (0 to 0)	0 (0 to 0)	104
Sexually transmitted infections excluding HIV	10 (9 to 12)	3 (3 to 4)	5 (4 to 6)	0 (0 to 0)	0 (0 to 0)	0 (0 to 0)	0 (0 to 0)	0 (0 to 0)	0 (0 to 0)	0 (0 to 0)	0 (0 to 0)	0 (0 to 0)	0 (0 to 0)	0 (0 to 0)	0 (0 to 0)	0 (0 to 0)	0 (0 to 0)	0 (0 to 0)	0 (0 to 0)	0 (0 to 0)	0 (0 to 0)	0 (0 to 0)	0 (0 to 0)	22.7
Syphilis	10 (9 to 12)	3 (3 to 4)	5 (4 to 6)	0 (0 to 0)	0 (0 to 0)	0 (0 to 0)	0 (0 to 0)	0 (0 to 0)	0 (0 to 0)	0 (0 to 0)	0 (0 to 0)	0 (0 to 0)	0 (0 to 0)	0 (0 to 0)	0 (0 to 0)	0 (0 to 0)	0 (0 to 0)	0 (0 to 0)	0 (0 to 0)	0 (0 to 0)	0 (0 to 0)	0 (0 to 0)	0 (0 to 0)	19.5
Chlamydial infection	0 (0 to 0)	0 (0 to 0)	0 (0 to 0)	0 (0 to 0)	0 (0 to 0)	0 (0 to 0)	0 (0 to 0)	0 (0 to 0)	0 (0 to 0)	0 (0 to 0)	0 (0 to 0)	0 (0 to 0)	0 (0 to 0)	0 (0 to 0)	0 (0 to 0)	0 (0 to 0)	0 (0 to 0)	0 (0 to 0)	0 (0 to 0)	0 (0 to 0)	0 (0 to 0)	0 (0 to 0)	0 (0 to 0)	0.2
Gonococcal infection	0 (0 to 0)	0 (0 to 0)	0 (0 to 0)	0 (0 to 0)	0 (0 to 0)	0 (0 to 0)	0 (0 to 0)	0 (0 to 0)	0 (0 to 0)	0 (0 to 0)	0 (0 to 0)	0 (0 to 0)	0 (0 to 0)	0 (0 to 0)	0 (0 to 0)	0 (0 to 0)	0 (0 to 0)	0 (0 to 0)	0 (0 to 0)	0 (0 to 0)	0 (0 to 0)	0 (0 to 0)	0 (0 to 0)	0.1
Trichomoniasis	0 (0 to 0)	0 (0 to 0)	0 (0 to 0)	0 (0 to 0)	0 (0 to 0)	0 (0 to 0)	0 (0 to 0)	0 (0 to 0)	0 (0 to 0)	0 (0 to 0)	0 (0 to 0)	0 (0 to 0)	0 (0 to 0)	0 (0 to 0)	0 (0 to 0)	0 (0 to 0)	0 (0 to 0)	0 (0 to 0)	0 (0 to 0)	0 (0 to 0)	0 (0 to 0)	0 (0 to 0)	0 (0 to 0)	0.4
Genital herpes	0 (0 to 0)	0 (0 to 0)	0 (0 to 0)	0 (0 to 0)	0 (0 to 0)	0 (0 to 0)	0 (0 to 0)	0 (0 to 0)	0 (0 to 0)	0 (0 to 0)	0 (0 to 0)	0 (0 to 0)	0 (0 to 0)	0 (0 to 0)	0 (0 to 0)	0 (0 to 0)	0 (0 to 0)	0 (0 to 0)	0 (0 to 0)	0 (0 to 0)	0 (0 to 0)	0 (0 to 0)	0 (0 to 0)	2.3
Other sexually transmitted infections	0 (0 to 0)	0 (0 to 0)	0 (0 to 0)	0 (0 to 0)	0 (0 to 0)	0 (0 to 0)	0 (0 to 0)	0 (0 to 0)	0 (0 to 0)	0 (0 to 0)	0 (0 to 0)	0 (0 to 0)	0 (0 to 0)	0 (0 to 0)	0 (0 to 0)	0 (0 to 0)	0 (0 to 0)	0 (0 to 0)	0 (0 to 0)	0 (0 to 0)	0 (0 to 0)	0 (0 to 0)	0 (0 to 0)	0.2
Respiratory infections and tuberculosis	3,440 (3,210 to 3,710)	2,150 (1,940 to 2,370)	1,260 (1,140 to 1,390)	1,020 (957 to 1,090)	1,020 (960 to 1,080)	1,020 (962 to 1,080)	1,020 (962 to 1,080)	1,020 (962 to 1,080)	1,020 (962 to 1,080)	1,020 (962 to 1,080)	1,020 (962 to 1,080)	1,020 (962 to 1,080)	1,020 (962 to 1,080)	1,020 (962 to 1,080)	1,020 (962 to 1,080)	1,020 (962 to 1,080)	1,020 (962 to 1,080)	1,020 (962 to 1,080)	1,020 (962 to 1,080)	1,020 (962 to 1,080)	1,020 (962 to 1,080)	1,020 (962 to 1,080)	684
Tuberculosis	0 (0 to 0.2)	0 (0 to 0.2)	0 (0 to 0.2)	0 (0 to 0.1)	0 (0 to 0.1)	0 (0 to 0.1)	0 (0 to 0.1)	0 (0 to 0.1)	0 (0 to 0.1)	0 (0 to 0.1)	0 (0 to 0.1)	0 (0 to 0.1)	0 (0 to 0.1)	0 (0 to 0.1)	0 (0 to 0.1)	0 (0 to 0.1)	0 (0 to 0.1)	0 (0 to 0.1)	0 (0 to 0.1)	0 (0 to 0.1)	0 (0 to 0.1)	0 (0 to 0.1)	0 (0 to 0.1)	35.3
Latent tuberculosis infection	0 (0 to 0)	0 (0 to 0)	0 (0 to 0)	0 (0 to 0)	0 (0 to 0)	0 (0 to 0)	0 (0 to 0)	0 (0 to 0)	0 (0 to 0)	0 (0 to 0)	0 (0 to 0)	0 (0 to 0)	0 (0 to 0)	0 (0 to 0)	0 (0 to 0)	0 (0 to 0)	0 (0 to 0)	0 (0 to 0)	0 (0 to 0)	0 (0 to 0)	0 (0 to 0)	0 (0 to 0)	0 (0 to 0)	0
Drug-susceptible tuberculosis	0 (0 to 0.2)	0 (0 to 0.1)	0 (0 to 0.3)	0 (0 to 0.1)	0 (0 to 0.1)	0 (0 to 0.1)	0 (0 to 0.1)	0 (0 to 0.1)	0 (0 to 0.1)	0 (0 to 0.1)	0 (0 to 0.1)	0 (0 to 0.1)	0 (0 to 0.1)	0 (0 to 0.1)	0 (0 to 0.1)	0 (0 to 0.1)	0 (0 to 0.1)	0 (0 to 0.1)	0 (0 to 0.1)	0 (0 to 0.1)	0 (0 to 0.1)	0 (0 to 0.1)	0 (0 to 0.1)	34.4
Multidrug-resistant tuberculosis without extensive drug-resistance	0 (0 to 0)	0 (0 to 0)	0 (0 to 0)	0 (0 to 0)	0 (0 to 0)	0 (0 to 0)	0 (0 to 0)	0 (0 to 0)	0 (0 to 0)	0 (0 to 0)	0 (0 to 0)	0 (0 to 0)	0 (0 to 0)	0 (0 to 0)	0 (0 to 0)	0 (0 to 0)	0 (0 to 0)	0 (0 to 0)	0 (0 to 0)	0 (0 to 0)	0 (0 to 0)	0 (0 to 0)	0 (0 to 0)	0.7
Extensively drug-resistant tuberculosis	0 (0 to 0)	0 (0 to 0)	0 (0 to 0)	0 (0 to 0)	0 (0 to 0)	0 (0 to 0)	0 (0 to 0)	0 (0 to 0)	0 (0 to 0)	0 (0 to 0)	0 (0 to 0)	0 (0 to 0)	0 (0 to 0)	0 (0 to 0)	0 (0 to 0)	0 (0 to 0)	0 (0 to 0)	0 (0 to 0)	0 (0 to 0)	0 (0 to 0)	0 (0 to 0)	0 (0 to 0)	0 (0 to 0)	0.2
Lower respiratory infections	3,440 (3,210 to 3,710)	2,150 (1,940 to 2,370)	1,260 (1,140 to 1,390)	1,020 (957 to 1,090)	1,020 (960 to 1,080)	1,020 (962 to 1,080)	1,020 (962 to 1,080)	1,020 (962 to 1,080)	1,020 (962 to 1,080)	1,020 (962 to 1,080)	1,020 (962 to 1,080)	1,020 (962 to 1,080)	1,020 (962 to 1,080)	1,020 (962 to 1,080)	1,020 (962 to 1,080)	1,020 (962 to 1,080)	1,020 (962 to 1,080)	1,020 (962 to 1,080)	1,020 (962 to 1,080)	1,020 (962 to 1,080)	1,020 (962 to 1,080)	1,020 (962 to 1,080)	484
Upper respiratory infections	0 (0 to 0.1)	0 (0 to 0.3)	2.8 (2.2 to 6.2)	14.9 (9.5 to 24.8)	14.2 (7.6 to 24.1)	7.4 (4.1 to 13.4)	7.4 (4.1 to 13.7)	10.5 (5.6 to 19.2)	17.3 (9.2 to 28.7)	21 (11.1 to 33.9)	21 (11.2 to 34.2)	21 (11.1 to 33.6)	20.1 (10.7 to 32.5)	19.7 (10.4 to 32.2)	19.1 (9.9 to 31.4)	18.6 (9.6 to 30.4)	18.2 (9.4 to 29.8)	17.8 (9.2 to 29.1)	17.5 (9.1 to 28.6)	17.3 (9.1 to 28.3)	17.2 (9.1 to 28.1)	17.2 (9.1 to 28.1)	149
Otitis media	0 (0 to 0)	0 (0 to 0)	0.9 (0.4 to 1.9)	3.8 (2 to 7)	3.6 (1.5 to 4.9)	1.9 (0.7 to 2.4)	1.9 (0.5 to 2)	2.6 (0.8 to 3.4)	4.3 (1.3 to 5.6)	5.2 (1.5 to 6.8)	5.2 (1.5 to 6.8)	5.2 (1.5 to 6.8)	5 (1.4 to 6.6)	4.9 (1.4 to 6.5)	4.8 (1.4 to 6.3)	4.6 (1.3 to 6.1)	4.5 (1.3 to 6)	4.4 (1.3 to 5.9)	4.3 (1.2 to 5.8)	4.3 (1.2 to 5.8)	4.3 (1.2 to 5.8)	4.3 (1.2 to 5.8)	25.1
Enteric infections	0.4 (0.2 to 0.5)	0.7 (0.7 to 1.4)	0.7 (0.4 to 1.7)	16.8 (9.5 to 29.9)	6.9 (3.8 to 11.6)	3.6 (2 to 6.7)	3 (1.6 to 4.6)	3.7 (2.1 to 5.6)	3.7 (2 to 5.6)	4 (2.2 to 6.1)	4 (2.2 to 6.1)	4 (2.2 to 6.1)	3.9 (2.1 to 5.9)	3.8 (2.1 to 5.8)	3.7 (2 to 5.6)	3.6 (2 to 5.5)	3.5 (1.9 to 5.4)	3.4 (1.9 to 5.2)	3.4 (1.9 to 5.2)	3.4 (1.9 to 5.2)	3.4 (1.9 to 5.2)	3.4 (1.9 to 5.2)	97.9
Diarrheal diseases	0.4 (0.2 to 0.5)	0.7 (0.7 to 1.4)	0.7 (0.4 to 1.7)	16.8 (9.5 to 29.9)	6.9 (3.8 to 11.6)	3.6 (2 to 6.7)	3 (1.6 to 4.6)	3.7 (2.1 to 5.6)	3.7 (2 to 5.6)	4 (2.2 to 6.1)	4 (2.2 to 6.1)	4 (2.2 to 6.1)	3.9 (2.1 to 5.9)	3.8 (2.1 to 5.8)	3.7 (2 to 5.6)	3.6 (2 to 5.5)	3.5 (1.9 to 5.4)	3.4 (1.9 to 5.2)	3.4 (1.9 to 5.2)	3.4 (1.9 to 5.2)	3.4 (1.9 to 5.2)	3.4 (1.9 to 5.2)	97
Typhoid and paratyphoid	0 (0 to 0)	0 (0 to 0)	0 (0 to 0)	0 (0 to 0)	0 (0 to 0)	0 (0 to 0)	0 (0 to 0)	0 (0 to 0)	0 (0 to 0)	0 (0 to 0)	0 (0 to 0)	0 (0 to 0)	0 (0 to 0)	0 (0 to 0)	0 (0 to 0)	0 (0 to 0)	0 (0 to 0)	0 (0 to 0)	0 (0 to 0)	0 (0 to 0)	0 (0 to 0)	0 (0 to 0)	0 (0 to 0)	0.2
Typhoid fever	0 (0 to 0)	0 (0 to 0)	0 (0 to 0)	0 (0 to 0)	0 (0 to 0)	0 (0 to 0)	0 (0 to 0)	0 (0 to 0)	0 (0 to 0)	0 (0 to 0)	0 (0 to 0)	0 (0 to 0)	0 (0 to 0)	0 (0 to 0)	0 (0 to 0)	0 (0 to 0)	0 (0 to 0)	0 (0 to 0)	0 (0 to 0)	0 (0 to 0)	0 (0 to 0)	0 (0 to 0)	0 (0 to 0)	0
Paratyphoid fever	0 (0 to 0)	0 (0 to 0)	0 (0 to 0)	0 (0 to 0)	0 (0 to 0)	0 (0 to 0)	0 (0 to 0)	0 (0 to 0)	0 (0 to 0)	0 (0 to 0)	0 (0 to 0)	0 (0 to 0)	0 (0 to 0)	0 (0 to 0)	0 (0 to 0)	0 (0 to 0)	0 (0 to 0)	0 (0 to 0)	0 (0 to 0)	0 (0 to 0)	0 (0 to 0)	0 (0 to 0)	0 (0 to 0)	0.2
Invasive Non-typhoidal Salmonella (iNTS)	0 (0 to 0)	0 (0 to 0)	0 (0 to 0)	0 (0 to 0)	0 (0 to 0)	0 (0 to 0)	0 (0 to 0)	0 (0 to 0)	0 (0 to 0)	0 (0 to 0)	0 (0 to 0)	0 (0 to 0)	0 (0 to 0)	0 (0 to 0)	0 (0 to 0)	0 (0 to 0)	0 (0 to 0)	0 (0 to 0)	0 (0 to 0)	0 (0 to 0)	0 (0 to 0)	0 (0 to 0)	0 (0 to 0)	0.4
Other intestinal infectious diseases	0 (0 to 0)	0 (0 to 0)	0 (0 to 0)	0 (0 to 0)	0 (0 to 0)	0 (0 to 0)	0 (0 to 0)	0 (0 to 0)	0 (0 to 0)	0 (0 to 0)	0 (0 to 0)	0 (0 to 0)	0 (0 to 0)	0 (0 to 0)	0 (0 to 0)	0 (0 to 0)	0 (0 to 0)	0 (0 to 0)	0 (0 to 0)	0 (0 to 0)	0 (0 to 0)	0 (0 to 0)	0 (0 to 0)	0.2
Neglected tropical diseases and malaria	0 (0 to 0)	0 (0 to 0)	0 (0 to 0)	0 (0 to 0)	0 (0 to 0)	0 (0 to 0)	0 (0 to 0)	0 (0 to 0)	0 (0 to 0)	0 (0 to 0)	0 (0 to 0)	0 (0 to 0)	0 (0 to 0)	0 (0 to 0)	0 (0 to 0)	0 (0 to 0)	0 (0 to 0)	0 (0 to 0)	0 (0 to 0)	0 (0 to 0)	0 (0 to 0)	0 (0 to 0)	0 (0 to 0)	3.5
Malaria	0 (0 to 0)	0 (0 to 0)	0 (0 to 0)	0 (0 to 0)	0 (0 to 0)	0 (0 to 0)	0 (0 to 0)	0 (0 to 0)	0 (0 to 0)	0 (0 to 0)	0 (0 to 0)	0 (0 to 0)	0 (0 to 0)	0 (0 to 0)	0 (0 to 0)	0 (0 to 0)	0 (0 to 0)	0 (0 to 0)	0 (0 to 0)	0 (0 to 0)	0 (0 to 0)	0 (0 to 0)	0 (0 to 0)	0
Chagas disease	0 (0 to 0)	0 (0 to 0)	0 (0 to 0)	0 (0 to 0)	0 (0 to 0)	0 (0 to 0)	0 (0 to 0)	0 (0 to 0)	0 (0 to 0)	0 (0 to 0)	0 (0 to 0)	0 (0 to 0)	0 (0 to 0)	0 (0 to 0)	0 (0 to 0)	0 (0 to 0)	0 (0 to 0)	0 (0 to 0)	0 (0 to 0)	0 (0 to 0)	0 (0 to 0)	0 (0 to 0)	0 (0 to 0)	0
Leishmaniasis	0 (0 to 0)	0 (0 to 0)	0 (0 to 0)	0 (0 to 0)	0 (0 to 0)	0 (0 to 0)	0 (0 to 0)	0 (0 to 0)	0 (0 to 0)	0 (0 to 0)	0 (0 to 0)	0 (0 to 0)	0 (0 to 0)	0 (0 to 0)	0 (0 to 0)	0 (0 to 0)	0 (0 to 0)	0 (0 to 0)	0 (0 to 0)	0 (0 to 0)	0 (0 to 0)	0 (0 to 0)	0 (0 to 0)	0
Visceral leishmaniasis	0 (0 to 0)	0 (0 to 0)	0 (0 to 0)	0 (0 to 0)	0 (0 to 0)	0 (0 to 0)	0 (0 to 0)	0 (0 to 0)	0 (0 to 0)	0 (0 to 0)	0 (0 to 0)	0 (0 to 0)	0 (0 to 0)	0 (0 to 0)	0 (0 to 0)	0 (0 to 0)	0 (0 to 0)	0 (0 to 0)	0 (0 to 0)	0 (0 to 0)	0 (0 to 0)	0 (0 to 0)	0 (0 to 0)	0
Cutaneous and mucocutaneous leishmaniasis	0 (0 to 0)	0 (0 to 0)	0 (0 to 0)	0 (0 to 0)	0 (0 to 0)	0 (0 to 0)	0 (0 to 0)	0 (0 to 0)	0 (0 to 0)	0 (0 to 0)	0 (0 to 0)	0 (0 to 0)	0 (0 to 0)	0 (0 to 0)	0 (0 to 0)	0 (0 to 0)	0 (0 to 0)	0 (0 to 0)	0 (0 to 0)	0 (0 to 0)	0 (0 to 0)	0 (0 to 0)	0 (0 to 0)	0
African trypanosomiasis	0 (0 to 0)	0 (0 to 0)	0 (0 to 0)	0 (0 to 0)	0 (0 to 0)	0 (0 to 0)	0 (0 to 0)	0 (0 to 0)	0 (0 to 0)	0 (0 to 0)	0 (0 to 0)	0 (0 to 0)	0 (0 to 0)	0 (0 to 0)	0 (0 to 0)	0 (0 to 0)	0 (0 to 0)	0 (0 to 0)	0 (0 to 0)	0 (0 to 0)	0 (0 to 0)	0 (0 to 0)	0 (0 to 0)	0
Schistosomiasis	0 (0 to 0)	0 (0 to 0)	0 (0 to 0)	0 (0 to 0)	0 (0 to 0)	0 (0 to 0)	0 (0 to 0)	0 (0 to 0)	0 (0 to 0)	0 (0 to 0)	0 (0 to 0)	0 (0 to 0)	0 (0 to 0)	0 (0 to 0)	0 (0 to 0)	0 (0 to 0)	0 (0 to 0)	0 (0 to 0)	0 (0 to 0)	0 (0 to 0)	0 (0 to 0)	0 (0 to 0)	0 (0 to 0)	0
Cysticercosis	0 (0 to 0)	0 (0 to 0)	0 (0 to 0)	0 (0 to 0)	0 (0 to 0)	0 (0 to 0)	0 (0 to 0)	0 (0 to 0)	0 (0 to 0)	0 (0 to 0)	0 (0 to 0)	0 (0 to 0)	0 (0 to 0)	0 (0 to 0)	0 (0 to 0)	0 (0 to 0)	0 (0 to 0)	0 (0 to 0)	0 (0 to 0)	0 (0 to 0)	0 (0 to 0)	0 (0 to 0)	0 (0 to 0)	0
Cystic echinococcosis	0 (0 to 0)	0 (0 to 0)	0 (0 to 0)	0 (0 to 0)	0 (0 to 0)	0 (0 to 0)	0 (0 to 0)	0 (0 to 0)	0 (0 to 0)	0 (0 to 0)	0 (0 to 0)	0 (0 to 0)	0 (0 to 0)	0 (0 to 0)	0 (0 to 0)	0 (0 to 0)	0 (0 to 0)	0 (0 to 0)	0 (0 to 0)	0 (0 to 0)	0 (0 to 0)	0 (0 to 0)	0 (0 to 0)	0.1
Lymphatic filariasis	0 (0 to 0)	0 (0 to 0)	0 (0 to 0)	0 (0 to 0)	0 (0 to 0)	0 (0 to 0)	0 (0 to 0)	0 (0 to 0)	0 (0 to 0)	0 (0 to 0)	0 (0 to 0)	0 (0 to 0)	0 (0 to 0)	0 (0 to 0)	0 (0 to 0)	0 (0 to 0)	0 (0 to 0)	0 (0 to 0)	0 (0 to 0)	0 (0 to 0)	0 (0 to 0)	0 (0 to 0)	0 (0 to 0)	0
Onchocerciasis	0 (0 to 0)	0 (0 to 0)	0 (0 to 0)	0 (0 to 0)	0 (0 to 0)	0 (0 to 0)	0 (0 to 0)	0 (0 to 0)	0 (0 to 0)	0 (0 to 0)	0 (0 to 0)	0 (0 to 0)	0 (0 to 0)	0 (0 to 0)	0 (0 to 0)	0 (0 to 0)	0 (0 to 0)	0 (0 to 0)	0 (0 to 0)	0 (0 to 0)	0 (0 to 0)	0 (0 to 0)	0 (0 to 0)	0
Trachoma	0 (0 to 0)	0 (0 to 0)	0 (0 to 0)	0 (0 to 0)	0 (0 to 0)	0 (0 to 0)	0 (0 to 0)	0 (0 to 0)	0 (0 to 0)	0 (0 to 0)	0 (0 to 0)	0 (0 to 0)	0 (0 to 0)	0 (0 to 0)	0 (0 to 0)	0 (0 to 0)	0 (0 to 0)	0 (0 to 0)	0 (0 to 0)	0 (0 to 0)	0 (0 to 0)	0 (0 to 0)	0 (0 to 0)	0
Dengue	0 (0 to 0)	0 (0 to 0)	0 (0 to 0)	0 (0 to 0)	0 (0 to 0)	0 (0 to 0)	0 (0 to 0)	0 (0 to 0)	0 (0 to 0)	0 (0 to 0)	0 (0 to 0)	0 (0 to 0)	0 (0 to 0)	0 (0 to 0)	0 (0 to 0)	0 (0 to 0)	0 (0 to 0)	0 (0 to 0)	0 (0 to 0)	0 (0 to 0)	0 (0 to 0)	0 (0 to 0)	0 (0 to 0)	0
Yellow fever	0 (0 to 0)	0 (0 to 0)	0 (0 to 0)	0 (0 to 0)	0 (0 to 0)	0 (0 to 0)	0 (0 to 0)	0 (0 to 0)	0 (0 to 0)	0 (0 to 0)	0 (0 to 0)	0 (0 to 0)	0 (0 to 0)	0 (0 to 0)	0 (0 to 0)	0 (0 to 0)	0 (0 to 0)	0 (0 to 0)	0 (0 to 0)	0 (0 to 0)	0 (0 to 0)	0 (0 to 0)	0 (0 to 0)	0
Rabies	0 (0 to 0)	0 (0 to 0)	0 (0 to 0)	0 (0 to 0)	0 (0 to 0)	0 (0 to 0)	0 (0 to 0)	0 (0 to 0)	0 (0 to 0)	0 (0 to 0)	0 (0 to 0)	0 (0 to 0)	0 (0 to 0)	0 (0 to 0)	0 (0 to 0)	0 (0 to 0)	0 (0 to 0)	0 (0 to 0)	0 (0 to 0)	0 (0 to 0)	0 (0 to 0)	0 (0 to 0)	0 (0 to 0)	0
Intestinal nematode infections	0 (0 to 0)	0 (0 to 0)	0 (0 to 0)	0 (0 to 0)	0 (0 to 0)	0 (0 to 0)	0 (0 to 0)	0 (0 to 0)	0 (0 to 0)	0 (0 to 0)	0 (0 to 0)	0 (0 to 0)	0 (0 to 0)	0 (0 to 0)	0 (0 to 0)	0 (0 to 0)	0 (0 to 0)	0 (0 to 0)	0 (0 to 0)	0 (0 to 0)	0 (0 to 0)	0 (0 to 0)	0 (0 to 0)	0
Ascariasis	0 (0 to 0)	0 (0 to 0)	0 (0 to 0)	0 (0 to 0)	0 (0 to 0)	0 (0 to 0)	0 (0 to 0)	0 (0 to 0)	0 (0 to 0)	0 (0 to 0)	0 (0 to 0)	0 (0 to 0)	0 (0 to 0)	0 (0 to 0)	0 (0 to 0)	0 (0 to 0)	0 (0 to 0)	0 (0 to 0)	0 (0 to 0)	0 (0 to 0)	0 (0 to 0)	0 (0 to 0)	0 (0 to 0)	0
Trichuriasis	0 (0 to 0)	0 (0 to 0)	0 (0 to 0)	0 (0 to 0)	0 (0 to 0)	0 (0 to 0)	0 (0 to 0)	0 (0 to 0)	0 (0 to 0)	0 (0 to 0)	0 (0 to 0)	0 (0 to 0)	0 (0 to 0)	0 (0 to 0)	0 (0 to 0)	0 (0 to 0)	0 (0 to 0)	0 (0 to 0)	0 (0 to 0)	0 (0 to 0)	0 (0 to 0)	0 (0 to 0)	0 (0 to 0)	0
Hookworm disease	0 (0 to 0)	0 (0 to 0)	0 (0 to 0)	0 (0 to 0)	0 (0 to 0)	0 (0 to 0)	0 (0 to 0)	0 (0 to 0)	0 (0 to 0)	0 (0 to 0)	0 (0 to 0)	0 (0 to 0)	0 (0 to 0)	0 (0 to 0)	0 (0 to 0)	0 (0 to 0)	0 (0 to 0)	0 (0 to 0)	0 (0 to 0)	0 (0 to 0)	0 (0 to 0)	0 (0 to 0)	0 (0 to 0)	0
Food-borne trematodiases	0 (0 to 0)	0 (0 to 0)	0 (0 to 0)	0 (0 to 0)	0 (0 to 0)	0 (0 to 0)	0 (0 to 0)	0 (0 to 0)	0 (0 to 0)	0 (0 to 0)	0 (0 to 0)	0 (0 to 0)	0 (0 to 0)	0 (0 to 0)	0 (0 to 0)	0 (0 to 0)	0 (0 to 0)	0 (0 to 0)	0 (0 to 0)	0 (0 to 0)	0 (0 to 0)	0 (0 to 0)	0 (0 to 0)	0
Leprosy	0 (0 to 0)	0 (0 to 0)	0 (0 to 0)	0 (0 to 0)	0 (0 to 0)	0 (0 to 0)	0 (0 to 0)	0 (0 to 0)	0 (0 to 0)	0 (0 to 0)	0 (0 to 0)	0 (0 to 0)	0 (0 to 0)	0 (0 to 0)	0 (0 to 0)	0 (0 to 0)	0 (0 to 0)	0 (0 to 0)	0 (0 to 0)	0 (0 to 0)	0 (0 to 0)	0 (0 to 0)	0 (0 to 0)	0
Ebola	0 (0 to 0)	0 (0 to 0)	0 (0 to 0)	0 (0 to 0)	0 (0 to 0)	0 (0 to 0)	0 (0 to 0)	0 (0 to 0)	0 (0 to 0)	0 (0 to 0)	0 (0 to 0)	0 (0 to 0)	0 (0 to 0)	0 (0 to 0)	0 (0 to 0)	0 (0 to 0)	0 (0 to 0)	0 (0 to 0)	0 (0 to 0)	0 (0 to 0)	0 (0 to 0)	0 (0 to 0)	0 (0 to 0)	0
Zika virus	0 (0 to 0)	0 (0 to 0)	0 (0 to 0)	0 (0 to 0)	0 (0 to 0)	0 (0 to 0)	0 (0 to 0)	0 (0 to 0)	0 (0 to 0)	0 (0 to 0)	0 (0 to 0)	0 (0 to 0)	0 (0 to



Osteoarthritis other	0 (0 to 0)	0 (0 to 0)	0 (0 to 0)	0 (0 to 0)	0 (0 to 0)	0 (0 to 0)	0 (0 to 0)	0 (0 to 0)	0 (0 to 0)	0-1 (0 to 0.4)	0-8 (0 to 2)	1-8 (0.4 to 4.3)	2-9 (1.1 to 6.5)	3-5 (1.5 to 7.7)	4-1 (1.8 to 9.7)	4-1 (1.9 to 9)	3-3 (1.4 to 8.4)	2-5 (1.2 to 5)	1-9 (1 to 4)	1-7 (0.9 to 3.5)	1 (0.5 to 2)	0-4 (0.2 to 2.4)	0-2 (0.1 to 0.3)	28-3
Low back pain	0 (0 to 0)	0 (0 to 0)	0 (0 to 0)	0 (0 to 0)	0-8 (2.5 to 10.6)	2-8 (12.4 to 39.2)	4-1 (22.4 to 64.9)	7 (44.2 to 118)	19 (96.9 to 258)	29-1 (159 to 367)	37 (172 to 334)	29 (104 to 264)	24 (99.7 to 238)	19 (72 to 183)	16 (62.3 to 157)	15 (61.4 to 133)	12 (52.6 to 98)	9 (32.6 to 82.9)	8 (21.8 to 53.7)	6 (14.7 to 39.1)	5 (11.4 to 28.3)	5 (5.7 to 13.1)	4 (2.1 to 5.1)	1 (0.4 to 1.5)	1,540
Neck pain	0 (0 to 0)	0 (0 to 0)	0 (0 to 0)	0-5 (0.4 to 5.5)	11-1 (1.5 to 20.5)	19-4 (2.6 to 32.6)	29-7 (4.3 to 54.6)	43-5 (6.2 to 81.2)	62-9 (9.1 to 134)	109 (21.5 to 234)	164 (57.4 to 314)	84-4 (42.4 to 141)	71-9 (38.2 to 126)	49-5 (24.4 to 89.4)	39-7 (19.6 to 70.2)	35-6 (15.5 to 62.9)	28-3 (12.6 to 49.2)	20-3 (9.6 to 35.1)	12-6 (7.1 to 21.7)	8-1 (4.5 to 15.4)	3-2 (1.3 to 11.3)	1-3 (0.6 to 3.2)	0-4 (0.2 to 0.8)	679
Gout	0 (0 to 0)	0 (0 to 0)	0 (0 to 0)	0 (0 to 0)	0 (0 to 0)	0 (0 to 0)	0 (0 to 0)	0 (0 to 0)	0 (0 to 0)	0 (0 to 0.2)	0 (0 to 0.2)	0 (0 to 0.4)	0 (0 to 0.7)	0 (0 to 0.6)	0 (0 to 0.3)	0 (0 to 0.3)	0 (0 to 0.3)	0 (0 to 0.4)	0 (0 to 0.4)	0 (0 to 0.3)	0 (0 to 0.3)	0 (0 to 0.2)	0 (0 to 0.1)	0 (0 to 0.1)	0 (0 to 0.1)	44-5
Other musculoskeletal disorders	0 (0 to 0)	0 (0 to 0)	0 (0 to 0)	0-2 (0.1 to 0.5)	0-5 (0.1 to 0.9)	23-6 (3.2 to 39.5)	72 (10.4 to 145)	114 (20.5 to 192)	63-9 (34.2 to 140)	99-6 (39.1 to 153)	90 (40.2 to 151)	46-5 (20.1 to 79.3)	27-4 (11.7 to 58.4)	28-9 (15.9 to 56.3)	19-2 (10.3 to 31)	19-2 (9.4 to 32.4)	13-5 (6.9 to 22.5)	9-3 (4.6 to 16.4)	6-5 (2.5 to 11.3)	2-6 (1.2 to 4.6)	1-1 (0.5 to 1.8)	0-4 (0.2 to 0.7)	685
Other non-communicable diseases	142 (98.9 to 215)	49-4 (33.3 to 64.2)	144 (102 to 201)	71-9 (57 to 96.8)	41-3 (29.2 to 57.9)	20-1 (14.3 to 28.1)	25-3 (18.6 to 34.7)	33-2 (25.6 to 43.2)	94-5 (67.3 to 136)	136 (98.6 to 177)	107 (73.8 to 153)	30-1 (22.2 to 39)	49-4 (34.7 to 68)	66-2 (41.5 to 102)	89-1 (52.2 to 132)	82-8 (38 to 115)	66-2 (46.4 to 90.7)	50-1 (36.2 to 67.7)	38-8 (28.3 to 51.5)	34-3 (25.6 to 46.4)	20-2 (15.2 to 26.6)	10-2 (7.6 to 13.2)	3-9 (2.6 to 5.1)	1,560
Congenital birth defects	138 (94.7 to 211)	39-9 (27.7 to 57.4)	93-8 (62.1 to 140)	46 (34.9 to 62.8)	19-9 (14.5 to 26.7)	14-3 (10.3 to 19.2)	15-9 (11.9 to 20.7)	18-6 (13.9 to 24.3)	29 (19.1 to 34.3)	36 (23.2 to 38.4)	28-4 (20.1 to 36.6)	21-5 (16.2 to 28.5)	16-2 (12.1 to 20.6)	15-3 (11.5 to 19.6)	12-4 (9.4 to 16.4)	9-3 (6.9 to 12.9)	8 (4.9 to 10.9)	5-6 (3.5 to 8.4)	3 (1.8 to 4.2)	0-6 (0.4 to 1)	0-4 (0.2 to 0.9)	0-1 (0.1 to 0.2)	0 (0 to 0.1)	0 (0 to 0)	558
Neural tube defects	4-4 (2.4 to 7.3)	1-6 (0.7 to 2.8)	4-6 (1.9 to 9.1)	0-7 (0.3 to 1.5)	0-6 (0.3 to 0.7)	0-5 (0.3 to 0.8)	0-5 (0.4 to 0.8)	0-6 (0.3 to 1.1)	1 (0.7 to 1.5)	0-9 (0.4 to 1.2)	0-8 (0.4 to 0.9)	0-4 (0.2 to 0.6)	0-4 (0.1 to 0.9)	0-2 (0.1 to 0.4)	0-1 (0.1 to 0.2)	0-1 (0.1 to 0.1)	0-1 (0.1 to 0.1)	0-1 (0.1 to 0.1)	0-1 (0 to 0)	0-1 (0 to 0)	0-1 (0 to 0)	0-1 (0 to 0)	0 (0 to 0)	0 (0 to 0)	22
Congenital heart anomalies	30-9 (16.2 to 69.3)	16-6 (10.5 to 27.6)	29-7 (16.4 to 52.5)	6-7 (3.5 to 15.6)	3-1 (1.8 to 5.6)	2-1 (1.2 to 3.6)	3-7 (2.4 to 5.6)	4-5 (2.7 to 6.6)	7-4 (3.9 to 9.5)	6 (3.4 to 9.5)	5-8 (3.4 to 8.1)	5 (3.2 to 7.2)	4-1 (2.4 to 6)	3-3 (1.7 to 5)	2-4 (1.3 to 3.9)	2-2 (1.2 to 3.4)	1-6 (0.9 to 2.7)	0-9 (0.3 to 1.4)	0-7 (0.3 to 1)	0-5 (0.1 to 1)	0-3 (0 to 0.9)	0-3 (0 to 0.6)	0-1 (0 to 0.2)	0 (0 to 0)	131
Orofacial clefts	1-1 (0.5 to 2)	0-4 (0.2 to 0.9)	1-7 (0.9 to 3.1)	1-3 (0.6 to 1.9)	0-6 (0.4 to 1.7)	0-8 (0.5 to 1.3)	0-5 (0.4 to 1.2)	0-7 (0.7 to 1.6)	1-2 (1.2 to 3.2)	2-1 (1.4 to 3.9)	2-5 (1.6 to 3.8)	1-8 (1.1 to 2.7)	1-2 (0.8 to 1.9)	1-1 (0.7 to 1.6)	0-7 (0.7 to 1.4)	1-3 (0.7 to 2.2)	1-6 (0.9 to 2.5)	0-8 (0.2 to 0.7)	0-4 (0.2 to 0.7)	0-3 (0 to 0.5)	0-3 (0 to 0.5)	0-2 (0 to 0.3)	0-1 (0 to 0.1)	0 (0 to 0)	21-7
Down syndrome	0 (0 to 0)	0 (0 to 0)	0 (0 to 0)	0 (0 to 0)	0 (0 to 0)	0 (0 to 0)	0 (0 to 0)	0 (0 to 0)	0 (0 to 0)	0 (0 to 0)	0 (0 to 0)	0 (0 to 0)	0 (0 to 0)	0 (0 to 0)	0 (0 to 0)	0 (0 to 0)	0 (0 to 0)	0 (0 to 0)	0 (0 to 0)	0 (0 to 0)	0 (0 to 0)	0 (0 to 0)	0 (0 to 0)	0 (0 to 0)	0 (0 to 0)	0
Turner syndrome	0 (0 to 0)	0 (0 to 0)	0 (0 to 0)	0 (0 to 0)	0 (0 to 0)	0 (0 to 0)	0 (0 to 0)	0 (0 to 0)	0 (0 to 0)	0 (0 to 0)	0 (0 to 0)	0 (0 to 0)	0 (0 to 0)	0 (0 to 0)	0 (0 to 0)	0 (0 to 0)	0 (0 to 0)	0 (0 to 0)	0 (0 to 0)	0 (0 to 0)	0 (0 to 0)	0 (0 to 0)	0 (0 to 0)	0 (0 to 0)	0 (0 to 0)	0
Klinefelter syndrome	0 (0 to 0)	0 (0 to 0)	0 (0 to 0)	0 (0 to 0)	0 (0 to 0)	0 (0 to 0)	0 (0 to 0)	0 (0 to 0)	0 (0 to 0)	0 (0 to 0)	0 (0 to 0)	0 (0 to 0)	0 (0 to 0)	0 (0 to 0)	0 (0 to 0)	0 (0 to 0)	0 (0 to 0)	0 (0 to 0)	0 (0 to 0)	0 (0 to 0)	0 (0 to 0)	0 (0 to 0)	0 (0 to 0)	0 (0 to 0)	0 (0 to 0)	0-4
Other chromosomal abnormalities	17-9 (7.9 to 54.1)	5-8 (2.6 to 13.5)	16 (8.1 to 38.2)	5-9 (2.7 to 13.2)	2-1 (1 to 4.4)	2-2 (1.1 to 4.2)	2-6 (1.4 to 4.1)	3-2 (2.2 to 4.9)	4-1 (2.5 to 6.5)	4-6 (3 to 6.8)	3-6 (2.4 to 5.2)	2-4 (1.4 to 3.4)	1-9 (1 to 3.1)	1-3 (0.9 to 2.2)	0-9 (0.7 to 1.7)	0-5 (0.3 to 1.5)	0-3 (0.1 to 0.5)	0-4 (0.1 to 0.8)	0-2 (0.1 to 0.5)	0-1 (0 to 0.2)	0-1 (0 to 0.1)	0 (0 to 0)	0 (0 to 0)	0 (0 to 0)	76-4
Congenital musculoskeletal and limb anomalies	3-4 (1.4 to 9.8)	1 (0.4 to 1.9)	3-3 (1.5 to 10.5)	10-4 (5.4 to 19.4)	3-7 (1.9 to 6.2)	2-7 (1.4 to 4.2)	4-4 (2.5 to 6.6)	6-8 (3.8 to 11.4)	8-1 (4.7 to 13)	6 (3.4 to 9.7)	4-1 (2.4 to 6.2)	3-3 (1.9 to 5.1)	2-3 (1.4 to 3.4)	1-9 (1.1 to 3.2)	1-3 (0.8 to 2.2)	0-9 (0.5 to 2.1)	0-8 (0.4 to 1.2)	0-6 (0.3 to 1.1)	0-4 (0.2 to 0.9)	0-2 (0.1 to 0.3)	0-1 (0.1 to 0.2)	0-1 (0 to 0.1)	0 (0 to 0)	0 (0 to 0)	79-4
Urogenital congenital anomalies	11-8 (5.4 to 26.2)	1-3 (0.7 to 2.7)	2-7 (1.4 to 5.2)	1-2 (0.7 to 1.9)	0-7 (0.4 to 1.1)	0-4 (0.2 to 0.8)	0-5 (0.2 to 0.9)	0-4 (0.2 to 0.7)	0-5 (0.3 to 0.9)	0-3 (0.2 to 0.7)	0-3 (0.2 to 0.5)	0-2 (0.1 to 0.3)	0-1 (0.1 to 0.2)	0-1 (0.1 to 0.2)	0-1 (0.1 to 0.1)	0-1 (0 to 0.1)	0-1 (0 to 0.1)	0-1 (0 to 0.1)	0-1 (0 to 0.1)	0-1 (0 to 0.1)	0-1 (0 to 0.1)	0-1 (0 to 0.1)	0 (0 to 0)	0 (0 to 0)	20-6
Digestive congenital anomalies	19-5 (11.7 to 33.4)	3-2 (2.1 to 5.7)	4-5 (2.7 to 8.5)	1-6 (0.9 to 3.2)	0-8 (0.5 to 1.6)	0-6 (0.3 to 0.9)	0-7 (0.2 to 0.9)	0-6 (0.3 to 0.9)	0-6 (0.4 to 1.1)	0-6 (0.4 to 1.1)	0-5 (0.3 to 1.1)	0-3 (0.2 to 0.7)	0-3 (0.2 to 0.5)	0-2 (0.2 to 0.5)	0-2 (0.2 to 0.4)	0-2 (0.1 to 0.3)	0-1 (0 to 0.3)	0-1 (0 to 0.2)	0-1 (0 to 0.2)	0-1 (0 to 0.2)	0-1 (0 to 0.1)	0-1 (0 to 0.1)	0 (0 to 0)	0 (0 to 0)	42-1
Other congenital birth defects	28-7 (20 to 70)	8-7 (4.4 to 13.7)	20-5 (12.2 to 35.9)	9-4 (5.4 to 12.4)	5-4 (3.4 to 8.5)	3-4 (2.1 to 5.3)	4-1 (2.7 to 6.4)	5-4 (3.5 to 8.1)	7-3 (4.4 to 9.9)	8-1 (4.9 to 12.7)	6-4 (3.9 to 9.4)	4-5 (2.9 to 7.4)	3-4 (2.1 to 5.5)	2-7 (1.7 to 4.1)	2-1 (1.3 to 3.7)	1-8 (1.1 to 3.1)	1-2 (0.7 to 2.2)	0-9 (0.5 to 1.7)	0-6 (0.3 to 1.2)	0-5 (0.2 to 0.9)	0-4 (0.1 to 0.7)	0-3 (0.1 to 0.5)	0-1 (0 to 0.2)	0-1 (0 to 0.1)	121
Urinary diseases and male infertility	0-1 (0 to 0.2)	0 (0 to 0)	0-7 (0.3 to 0.7)	0-2 (0.1 to 0.3)	0-5 (0.2 to 0.4)	0-5 (0.3 to 0.6)	0-5 (0.3 to 0.6)	0-6 (0.3 to 1.2)	0-8 (0.5 to 1.6)	1-1 (0.6 to 2.1)	1-2 (0.7 to 2.3)	0-9 (0.5 to 1.6)	0-8 (0.4 to 1.7)	0-6 (0.4 to 1.3)	0-5 (0.3 to 1.1)	0-4 (0.2 to 0.9)	0-3 (0.2 to 0.7)	0-3 (0.2 to 0.6)	0-2 (0.1 to 0.5)	0-2 (0.1 to 0.4)	0-1 (0 to 0.3)	0-1 (0 to 0.2)	0-1 (0 to 0.1)	0 (0 to 0)	156
Urolithiasis	0 (0 to 0)	0 (0 to 0)	0 (0 to 0)	0 (0 to 0.1)	0 (0 to 0.1)	0 (0 to 0)	0 (0 to 0.1)	0 (0 to 0.1)	0 (0 to 0.2)	0 (0 to 0.5)	0 (0 to 0.6)	0 (0 to 0.7)	0 (0 to 0.7)	0 (0 to 0.6)	0 (0 to 0.3)	0 (0 to 0.2)	0 (0 to 0.2)	0 (0 to 0.1)	0 (0 to 0.1)	0 (0 to 0.1)	0 (0 to 0.1)	0 (0 to 0.1)	0 (0 to 0.1)	0 (0 to 0.1)	0 (0 to 0.1)	15-2
Benign prostatic hyperplasia	0 (0 to 0)	0 (0 to 0)	0 (0 to 0)	0 (0 to 0)	0 (0 to 0)	0 (0 to 0)	0 (0 to 0)	0 (0 to 0)	0 (0 to 0)	0 (0 to 0)	0 (0 to 0)	0 (0 to 0)	0 (0 to 0)	0 (0 to 0)	0 (0 to 0)	0 (0 to 0)	0 (0 to 0)	0 (0 to 0)	0 (0 to 0)	0 (0 to 0)	0 (0 to 0)	0 (0 to 0)	0 (0 to 0)	0 (0 to 0)	0 (0 to 0)	48-9
Male infertility	0 (0 to 0)	0 (0 to 0)	0 (0 to 0)	0 (0 to 0)	0 (0 to 0)	0 (0 to 0)	0 (0 to 0)	0 (0 to 0)	1-9 (0.4 to 5.4)	4-6 (1.3 to 12.6)	4-6 (1.6 to 16.4)	3-5 (1.4 to 12.9)	2-5 (1 to 8.7)	2-2 (0.9 to 7.1)	1-7 (0.7 to 5.2)	1-5 (0.6 to 4.1)	1-2 (0.5 to 3.5)	0-9 (0.4 to 2.6)	0-7 (0.3 to 2.1)	0-5 (0.2 to 1.5)	0-4 (0.2 to 1.1)	0-3 (0.1 to 0.9)	0-2 (0.1 to 0.6)	0-1 (0 to 0.3)	0-1 (0 to 0.3)	21-8
Other urinary diseases	0-1 (0 to 0.1)	0-1 (0 to 0.1)	0-1 (0 to 0.2)	0-2 (0.1 to 0.3)	0-2 (0.1 to 0.2)	0-1 (0.1 to 0.2)	0-1 (0.1 to 0.2)	0-1 (0.1 to 0.2)	0-2 (0.2 to 0.4)	0-4 (0.2 to 0.8)	0-4 (0.2 to 1)	0-3 (0.2 to 0.7)	0-3 (0.2 to 0.7)	0-2 (0.1 to 0.4)	0-2 (0.1 to 0.3)	0-2 (0.1 to 0.3)	0-2 (0.1 to 0.3)	0-2 (0.1 to 0.3)	0-2 (0.1 to 0.3)	0-2 (0.1 to 0.3)	0-2 (0.1 to 0.3)	0-1 (0.1 to 0.1)	0-1 (0.1 to 0.2)	0-1 (0.1 to 0.2)	8-2
Gynecological diseases	0 (0 to 0)	0 (0 to 0)	0 (0 to 0)	0 (0 to 0)	0 (0 to 0)	0 (0 to 0)	0 (0 to 0)	0 (0 to 0)	0 (0 to 0)	0 (0 to 0)	0 (0 to 0)	0 (0 to 0)	0 (0 to 0)	0 (0 to 0)	0 (0 to 0)	0 (0 to 0)	0 (0 to 0)	0 (0 to 0)	0 (0 to 0)	0 (0 to 0)	0 (0 to 0)	0 (0 to 0)	0 (0 to 0)	0 (0 to 0)	0 (0 to 0)	0
Uterine fibroids	0 (0 to 0)	0 (0 to 0)	0 (0 to 0)	0 (0 to 0)	0 (0 to 0)	0 (0 to 0)	0 (0 to 0)	0 (0 to 0)	0 (0 to 0)	0 (0 to 0)	0 (0 to 0)	0 (0 to 0)	0 (0 to 0)	0 (0 to 0)	0 (0 to 0)	0 (0 to 0)	0 (0 to 0)	0 (0 to 0)	0 (0 to 0)	0 (0 to 0)	0 (0 to 0)	0 (0 to 0)	0 (0 to 0)	0 (0 to 0)	0 (0 to 0)	0
Polycystic ovarian syndrome	..	..	..	..	..	..	..	..	..	..	..	..	..	..	..	..	..	..	..	..	..	..	..	..	..	NA
Female infertility	..	..	..	..	..	..	..	..	..	..	..	..	..	..	..	..	..	..	..	..	..	..	..	..	..	NA
Endometriosis	..	..	..	..	..	..	..	..	..	..	..	..	..	..	..	..	..	..	..	..	..	..	..	..	..	NA
Genital prolapse	0 (0 to 0)	0 (0 to 0)	0 (0 to 0)	0 (0 to 0)	0 (0 to 0)	0 (0 to 0)	0 (0 to 0)	0 (0 to 0)	0 (0 to 0)	0 (0 to 0)	0 (0 to 0)	0 (0 to 0)	0 (0 to 0)	0 (0 to 0)	0 (0 to 0)	0 (0 to 0)	0 (0 to 0)	0 (0 to 0)	0 (0 to 0)	0 (0 to 0)	0 (0 to 0)	0 (0 to 0)	0 (0 to 0)	0 (0 to 0)	0 (0 to 0)	0
Premenstrual syndrome	..	..	..	..	..	..	..	..	..	..	..	..	..	..	..	..	..	..	..	..	..	..	..	..	..	NA
Other gynecological diseases	0 (0 to 0)	0 (0 to 0)	0 (0 to 0)	0 (0 to 0)	0 (0 to 0)	0 (0 to 0)	0 (0 to 0)	0 (0 to 0)	0 (0 to 0)	0 (0 to 0)	0 (0 to 0)	0 (0 to 0)	0 (0 to 0)	0 (0 to 0)	0 (0 to 0)	0 (0 to 0)	0 (0 to 0)	0 (0 to 0)	0 (0 to 0)	0 (0 to 0)	0 (0 to 0)	0 (0 to 0)	0 (0 to 0)	0 (0 to 0)	0 (0 to 0)	0
Hemoglobinopathies and hemolytic anemias	0-1 (0 to 0.1)	0-1 (0.1 to 0.3)	0-4 (0.2 to 1)	0-9 (0.4 to 2.4)	2-8 (0.9 to 7.5)	1-5 (0.4 to 3.4)	1-4 (0.6 to 3.7)	1-7 (1.1 to 3.5)	2-4 (1.2 to 6.2)	1-8 (0.8 to 4.9)	1-2 (0.6 to 3)	0-8 (0.4 to 2)	0-7 (0.4 to 1.6)	0-4 (0.2 to 1.4)	0-3 (0.2 to 1.1)	0-3 (0.2 to 0.9)	0-2 (0.1 to 0.6)	0-2 (0.1 to 0.5)	0-1 (0.1 to 0.4)	0-1 (0.1 to 0.3)	0-1 (0.1 to 0.2)	0-1 (0.1 to 0.2)	0-1 (0 to 0.1)	0-1 (0 to 0.1)	21-1
Thalassemias	0 (0 to 0)	0 (0 to 0)	0 (0 to 0)	0 (0 to 0)	0 (0 to 0)	0 (0 to 0)	0 (0 to 0)	0 (0 to 0)	0 (0 to 0)	0 (0 to 0)	0 (0 to 0)	0 (0 to 0)	0 (0 to 0)	0 (0 to 0)	0 (0 to 0)	0 (0 to 0)	0 (0 to 0)	0 (0 to 0)	0 (0 to 0)	0 (0 to 0)	0 (0 to 0)	0 (0 to 0)	0 (0 to 0)	0 (0 to 0)	0 (0 to 0)	0-1
Thalassemias trait	0 (0 to 0)	0 (0 to 0)	0-1 (0 to 0.7)	0-7 (0 to 4)	0-4 (0 to 1.7)	0-1 (0 to 0.4)	0-1 (0 to 0.4)	0-3 (0 to 0.9)	0-1 (0 to 1.2)	0-3 (0 to 0.5)	0-2 (0 to 0.6)	0-3 (0 to 0.5)	0-1 (0 to 0.4)	0-1 (0 to 0.2)	0-1 (0 to 0.4)	0-1 (0 to 0.2)	0-1 (0 to 0.2)	0-1 (0 to 0.2)	0-1 (0 to 0.2)	0-1 (0 to 0.1)	0-1 (0 to 0.1)	0-1 (0 to 0.1)	0-1 (0 to 0.1)	0-1 (0 to 0.1)	0 (0 to 0)	2-6
Sickle cell disorders	0-1 (0 to 0.1)	0-1 (0 to 0.1)	0-3 (0.2 to 0.5)	0-6 (0.4 to 0.9)	0-4 (0.3 to 0.6)	0-4 (0.3 to 0.6)	0-4 (0.3 to 0.6)	0-6 (0.4 to 1.2)	0-8 (0.5 to 1.5)	1-1 (0.6 to 1.5)	1-1 (0.6 to 1.5)	0-7 (0.5 to 1)	0-6 (0.4 to 0.9)	0-4 (0.3 to 0.6)	0-3 (0.2 to 0.4)	0-3 (0.2 to 0.5)	0-2 (0.1 to 0.3)	0-1 (0.1 to 0.2)	0-1 (0.1 to 0.2)	0-1 (0.1 to 0.2)	0-1 (0.1 to 0.2)	0-1 (0.1 to 0.1)	0-1 (0 to 0.1)	0 (0 to 0)	8-2
Sickle cell trait	0 (0 to 0)	0-1 (0 to 0.1)	0-1 (0 to 0.3)	0-1 (0 to 0.1)	0-1 (0 to 0.3)	0-5 (0 to 2.4)	0-1 (0 to 0.5)	0-2 (0 to 0.8)	0-2 (0 to 0.8)	0-3 (0 to 1.5)	0-3 (0 to 1.2)	0-2 (0 to 0.7)	0-1 (0 to 0.5)	0-1 (0 to 0.4)	0-1 (0 to 0.3)	0-1 (0 to 0.3)	0-1 (0 to 0.3)	0-1 (0 to 0.3)	0-1 (0 to 0.3)	0-1 (0 to 0.1)	0-1 (0 to 0.1)	0-1 (0 to 0.1)	0-1 (0 to 0.1)	0-1 (0 to 0.1)	0 (0 to 0)	3-6
G6PD deficiency	0 (0 to 0)	0 (0 to 0)	0 (0 to 0)	0 (0 to 0)	0 (0 to 0)	0 (0 to 0)	0 (0 to 0)	0 (0 to 0)	0 (0 to 0)	0 (0 to 0)	0 (0 to 0)	0 (0 to 0)	0 (0 to 0)	0 (0 to 0)	0 (0 to 0)	0 (0 to 0)	0 (0 to 0)	0 (0 to 0)	0 (0 to 0)	0 (0 to 0)	0 (0 to 0)	0 (0 to 0)	0 (0 to 0)	0 (0 to 0)	0 (0 to 0)	0
G6PD trait	0 (0 to 0)	0 (0 to 0)	0 (0 to 0)	0 (0 to 0)	0 (0 to 0)	0 (0 to 0)	0 (0 to 0)	0 (0 to 0)	0 (0 to 0)	0 (0 to 0)	0 (0 to 0)	0 (0 to 0)	0 (0 to 0)	0 (0 to 0)	0 (0 to 0)	0 (0 to 0)	0 (0 to 0)	0 (0 to 0)	0 (0 to 0)	0 (0 to 0)	0 (0 to 0)	0 (0 to 0)	0 (0 to 0)	0 (0 to 0)	0 (0 to 0)	0
Other hemoglobinopathies and hemolytic anemias	0 (0 to 0)	0 (0 to 0.1)	0-1 (0 to 0.4)	0-4 (0 to 2.2)	0-3 (0 to 1.2)	0-2 (0 to 0.9)	0-4 (0.1 to 1.5)	0-3 (0.1 to 1.1)	0-6 (0.1 to 2.5)	0-6 (0.1 to 2.2)	0-6 (0.1 to 2)	0-5 (0.1 to 1.8)	0-2 (0.1 to 0.7)	0-4 (0.1 to 1.6)	0-3 (0.1 to 1.2)	0-3 (0.1 to 1.1)	0-4 (0.1 to 1.5)	0-4 (0.1 to 1.4)	0-4 (0.1 to 1.4)	0-3 (0.2 to 0.5)	0-3 (0.2 to 0.5)	0-2 (0.2 to 0.3)	0-1 (0.1 to 0.2)	0-1 (0.1 to 0.1)	6-4
Endocrine, metabolic, blood, and immune disorders	4-3 (1.6 to 9.9)	2-2 (1.1 to 5.1)	10-9 (6.7 to 20.1)	20-3 (14.1 to 27.4)	16 (9.2 to 26.2)	12-4 (7.2 to 19.3)	12-3 (8.5 to 17.4)	18-6 (12.2 to 26.4)	34-2 (22.1 to 49.6)	47-4 (29.6 to 71.2)	40-6 (24.4 to 58.4)	27-6 (22.2 to 35.2)	23-5 (20.6 to 27.3)	28-2 (15.2 to 38.2)	28-2 (14.8 to 48.7)	26 (14.8 to 43.1)	24-7 (12.4 to 39.9)	20-2 (10.4 to 40.4)	12-5 (7.4 to 18.9)	8-8 (5.7 to 15.2)	3-5 (2.3 to 5.4)	1-1 (0.7 to 1.7)	0-2 (0.2 to 0.4)	553
Oral disorders	0 (0 to 0)	0 (0 to 0)	4-2 (2.5 to 7.7)	4-3 (2.7 to 7.2)	4-5 (2.7 to 7.6)	2-2 (1.2 to 3.6)	11-6 (6.4 to 19.1)	20-2 (11.2 to 31.7)	37-4 (21.1 to 57.7)	22-6 (12.3 to 36.1)	28-2 (15.2 to 39.3)	19-4 (10.4 to 28.7)	26 (14.8 to 43.1)	24-7 (12.4 to 39.9)	20-2 (10.4 to 40.4)	12-5 (7.4 to 18.9)	8-8 (5.7 to 15.2)	5-4 (3.4 to 8.8)	3-2 (1.4 to 5.3)	2-3 (1.1 to 3.5)	1-4 (0.7 to 2.1)	0-8 (0.5 to 1.3)	0-2 (0.1 to 0.3)	329
Caries of deciduous teeth	0 (0 to 0)	0 (0 to 0)	0 (0 to 0)	0 (0 to 0.2)	0 (0 to 0.2)	0 (0 to 0.1)	0 (0 to 0)	0 (0 to 0)	0 (0 to 0)	0 (0 to 0)	0 (0 to 0)	0 (0 to 0)	0 (0 to 0)	0 (0 to 0)	0 (0 to 0)	0 (0 to 0)	0 (0 to 0)	0 (0 to 0)	0 (0 to 0)	0 (0 to 0)	0 (0 to 0)	0 (0 to 0)	0 (0 to 0)	0 (0 to 0)	0 (0 to 0)	1-4
Caries of permanent teeth	0 (0 to 0)	0 (0 to 0)	0 (0 to 0)	0 (0 to 0)	0-7 (0.2 to 1.7)	0-7 (0.3 to 1.4)	2-2 (0.9 to 4.5)	2-5 (0.9 to 5.6)	3-6 (1.4 to 7.2)	3-7 (1.5 to 8.2)	4-5 (2.1 to 9.2)	3-5 (1.7 to 7.9)	3-1 (1.4 to 7.6)	2-7 (1.2 to 6.5)	2-3 (1.1 to 5.4)	1-8 (0.8 to 4.6)	1-5 (0.6 to 3.8)	1-2 (0.5 to 3.1)	0-9 (0.4 to 2.7)	0-7 (0.3 to 2.1)	0-5 (0.2 to 1.5)	0-3 (0.1 to 0.9)	0-1 (0 to 0.3)	0-1 (0 to 0.2)	42
Periodontal diseases	0 (0 to 0)	0 (0 to 0)	0 (0 to 0)	0 (0 to 0)	0 (0 to 0.1)	0 (0 to 0.1)	0 (0 to 0.1)	0 (0 to 0.2)	0-1 (0 to 0.4)	0-2 (0 to 0.7)	0-3 (0 to 0.9)	0-2 (0 to 0.6)	0-2 (0 to 0.5)	0-2 (0 to 0.4)	0-1 (0 to 0.3)	0-1 (0 to 0.3)	0-1 (0 to 0.3)	0-1 (0 to 0.2)	0-1 (0 to 0.2)	0-1 (0 to 0.2)	0-1 (0 to 0.2)	0-1 (0 to 0.2)	0-1 (0 to 0.2)	0-1 (0 to 0.2)	0 (0 to 0)	71-4
Other oral disorders	0 (0 to 0)	0 (0 to 0)	0 (0 to 0)	0-7 (0.2 to 0.9)	0-7 (0.1 to 0.9)	0-4 (0.1 to 0.6)	0-4 (0.1 to 0.6)	0-5 (0.2 to 0.8)	0-6 (0.3 to 0.9)	0-6 (0.2 to 0.9)	0-5 (0.2 to 0.8)	0-4 (0.1 to 0.6)	0-3 (0.1 to 0.5)	0-3 (0.1 to 0.5)	0-2 (0.1 to 0.4)	0-2 (0.1 to 0.4)	0-2 (0.1 to 0.3)	0-2 (0.1 to 0.3)	0-1 (0.1 to 0.2)	0-1 (0.1 to 0.2)	0-1 (0.1 to 0.2)	0-1 (0.1 to 0.2)	0-1 (0.1 to 0.2)	0-1 (0 to 0)	0 (0 to 0)	81-6
Sudden infant death syndrome	..	39-4 (19.2 to 72.7)	..	..	..	..	..	..	..	..	..	..	..	..	..	..	..	..	..	..	..	..	..	..	..	NA
Injuries	1-5 (1.1 to 2.1)	1-5 (1.1 to 2)	38-3 (31 to 45.9)	43-1 (34.3 to 54.5)	46-2 (36.1 to 59.4)	138 (110 to 163)	275 (224 to 322)	415 (332 to 493)	482 (396 to 591)	453 (333 to 488)	314 (261 to 368)	271 (216 to 338)	219 (169 to 288)	184 (146 to 228)	150 (119 to 189)	111 (87.2 to 141)	73-6 (58.1 to 93.5)	52-4 (41.5 to 66)	43-5 (34.7 to 54.4)	34-6 (26.2 to 56.5)	27-4 (20.7 to 36.2)	25-6 (20.4 to 39.1)	17-1 (13.6 to 20.9)	6-4 (5.2 to 7.7)	3,160
Transport injuries	0-1 (0 to 0.1)	0-1 (0 to 0.1)	3-3 (2.5 to 4.4)	3-6 (2.9 to 4.6)	3-8 (2.9 to 5)	9-8 (7.6 to 12.5)	20-1 (15.4 to 25.6)	29-4 (22.1 to 37.5)	39-5 (29.3 to 50.6)	38-5 (27.6 to 52.1)	30-7 (22.9 to 41.5)	25-4 (19.1 to 33.2)	20-7 (15.5 to 27.1)	17-1 (12.9 to 22.6)	14-1 (10.3 to 18.4)	10-4 (7.6 to 13.6)	7-2 (5.2 to 9.5)	5-1 (3.6 to 6.9)	4-1 (2.9 to 5

SR Table 2a: Wokingham DALYS by cause and age group for males with 95% uncertainty intervals, 2019

Cause	Early Neonatal	Late Neonatal	Post Neonatal	1 to 4	5 to 9	10 to 14	15 to 19	20 to 24	25 to 29	30 to 34	35 to 39	40 to 44	45 to 49	50 to 54	55 to 59	60 to 64	65 to 69	70 to 74	75 to 79	80 to 84	85 to 89	90 to 94	95 plus	Total
All causes	1,192 (1,029 to 1,417)	1,192 (994 to 1,424)	1,192 (1,031 to 1,391)	1,192 (1,046 to 1,410)	1,192 (1,047 to 1,394)	1,192 (1,029 to 1,407)	1,192 (1,031 to 1,422)	1,192 (1,031 to 1,422)	1,192 (1,031 to 1,422)	1,192 (1,031 to 1,422)	1,192 (1,031 to 1,422)	1,192 (1,031 to 1,422)	1,192 (1,031 to 1,422)	1,192 (1,031 to 1,422)	1,192 (1,031 to 1,422)	1,192 (1,031 to 1,422)	1,192 (1,031 to 1,422)	1,192 (1,031 to 1,422)	1,192 (1,031 to 1,422)	1,192 (1,031 to 1,422)	1,192 (1,031 to 1,422)	1,192 (1,031 to 1,422)	19,600
Communicable, maternal, neonatal, and nutritional diseases	1,192 (1,029 to 1,417)	1,192 (994 to 1,424)	1,192 (1,031 to 1,391)	1,192 (1,046 to 1,410)	1,192 (1,047 to 1,394)	1,192 (1,029 to 1,407)	1,192 (1,031 to 1,422)	1,192 (1,031 to 1,422)	1,192 (1,031 to 1,422)	1,192 (1,031 to 1,422)	1,192 (1,031 to 1,422)	1,192 (1,031 to 1,422)	1,192 (1,031 to 1,422)	1,192 (1,031 to 1,422)	1,192 (1,031 to 1,422)	1,192 (1,031 to 1,422)	1,192 (1,031 to 1,422)	1,192 (1,031 to 1,422)	1,192 (1,031 to 1,422)	1,192 (1,031 to 1,422)	1,192 (1,031 to 1,422)	1,192 (1,031 to 1,422)	973
HIV/AIDS and sexually transmitted infections	2.8 (2.6 to 3.2)	1 (0.9 to 2.2)	1-5 (1-5 to 3.3)	0-1 (0-1 to 0.5)	0-1 (0-1 to 0.5)	0-1 (0-1 to 0.5)	0-1 (0-1 to 0.5)	0-3 (0-2 to 0.4)	0-6 (0-4 to 0.8)	1 (0.7 to 1.2)	1-2 (0.9 to 1.7)	1-5 (1-2 to 2.1)	1-8 (1-4 to 2.6)	1-6 (1-2 to 2.1)	1-4 (1-2 to 1.9)	1 (0.7 to 1.5)	0-3 (0-2 to 1.2)	0-2 (0-1 to 0.7)	0-1 (0-1 to 0.2)	0-1 (0-1 to 0.2)	0-1 (0-1 to 0.2)	0-1 (0-1 to 0.2)	17.7
HIV/AIDS	0 (0 to 0)	0 (0 to 0)	0-1 (0-1 to 0.1)	0-1 (0-1 to 0.1)	0-1 (0-1 to 0.1)	0-1 (0-1 to 0.1)	0-2 (0-1 to 0.3)	0-5 (0-3 to 0.6)	0-9 (0-6 to 1.1)	0-7 (0-5 to 1.4)	1-2 (1 to 1.8)	1-3 (1-2 to 2.1)	1-6 (1-4 to 2.6)	1-3 (1 to 1.8)	1-3 (1 to 1.7)	0-8 (0-6 to 1.1)	0-7 (0-4 to 1.1)	0-4 (0-3 to 0.6)	0-2 (0-1 to 0.3)	0-1 (0-1 to 0.2)	0-1 (0-1 to 0.2)	0-1 (0-1 to 0.2)	10-5
HIV/AIDS - Drug-susceptible Tuberculosis	0 (0 to 0)	0 (0 to 0)	0 (0 to 0)	0 (0 to 0)	0 (0 to 0)	0 (0 to 0)	0 (0 to 0)	0 (0 to 0)	0-1 (0 to 0.1)	0-1 (0-1 to 0.2)	0-2 (0-1 to 0.3)	0-2 (0-1 to 0.3)	0-3 (0-2 to 0.4)	0-2 (0-1 to 0.3)	0-1 (0-1 to 0.2)	0-1 (0-1 to 0.2)	0-1 (0-1 to 0.2)	0-1 (0-1 to 0.2)	0-1 (0-1 to 0.2)	0-1 (0-1 to 0.2)	0-1 (0-1 to 0.2)	0-1 (0-1 to 0.2)	1-1
HIV/AIDS - Multidrug-resistant Tuberculosis without extensive dr...	0 (0 to 0)	0 (0 to 0)	0 (0 to 0)	0 (0 to 0)	0 (0 to 0)	0 (0 to 0)	0 (0 to 0)	0 (0 to 0)	0 (0 to 0)	0 (0 to 0)	0 (0 to 0)	0 (0 to 0)	0 (0 to 0)	0 (0 to 0)	0 (0 to 0)	0 (0 to 0)	0 (0 to 0)	0 (0 to 0)	0 (0 to 0)	0 (0 to 0)	0 (0 to 0)	0 (0 to 0)	0 (0 to 0)	0
HIV/AIDS - Extensively drug-resistant Tuberculosis	0 (0 to 0)	0 (0 to 0)	0 (0 to 0)	0 (0 to 0)	0 (0 to 0)	0 (0 to 0)	0 (0 to 0)	0 (0 to 0)	0 (0 to 0)	0 (0 to 0)	0 (0 to 0)	0 (0 to 0)	0 (0 to 0)	0 (0 to 0)	0 (0 to 0)	0 (0 to 0)	0 (0 to 0)	0 (0 to 0)	0 (0 to 0)	0 (0 to 0)	0 (0 to 0)	0 (0 to 0)	0 (0 to 0)	0
HIV/AIDS resulting in other diseases	0 (0 to 0)	0 (0 to 0)	0-1 (0-1 to 0.1)	0-1 (0-1 to 0.1)	0-1 (0 to 0.1)	0-1 (0 to 0.1)	0-2 (0-1 to 0.3)	0-4 (0-3 to 0.6)	0-7 (0-5 to 1)	0-9 (0-6 to 1.3)	1-1 (0-8 to 1.7)	1-1 (0-8 to 1.7)	1-4 (1 to 2)	1-2 (0-8 to 1.6)	0-9 (0-7 to 1.5)	0-6 (0-5 to 1.2)	0-5 (0-4 to 1.2)	0-4 (0-3 to 0.8)	0-2 (0-1 to 0.3)	0-1 (0-1 to 0.2)	0-1 (0-1 to 0.2)	0-1 (0-1 to 0.2)	9-3
Sexually transmitted infections excluding HIV	2.8 (2.6 to 3.2)	1 (0.9 to 2.2)	1-4 (0-4 to 3.1)	0-1 (0-1 to 0.5)	0 (0 to 0)	0 (0 to 0)	0-1 (0-1 to 0.1)	0-1 (0-1 to 0.2)	0-1 (0-1 to 0.2)	0-1 (0-1 to 0.2)	0-2 (0-1 to 0.3)	0-2 (0-1 to 0.4)	0-2 (0-1 to 0.4)	0-2 (0-1 to 0.3)	0-2 (0-1 to 0.3)	0-2 (0-1 to 0.4)	0-1 (0-1 to 0.3)	0-1 (0-1 to 0.3)	0-1 (0-1 to 0.2)	0-1 (0-1 to 0.2)	0-1 (0-1 to 0.2)	0-1 (0-1 to 0.2)	7-2
Syphilis	2.8 (2.6 to 3.2)	1 (0.9 to 2.2)	1-4 (0-4 to 3.1)	0 (0 to 0)	0 (0 to 0)	0 (0 to 0)	0 (0 to 0)	0 (0 to 0)	0 (0 to 0)	0 (0 to 0)	0 (0 to 0)	0 (0 to 0)	0 (0 to 0)	0 (0 to 0)	0 (0 to 0)	0 (0 to 0)	0 (0 to 0)	0 (0 to 0)	0 (0 to 0)	0 (0 to 0)	0 (0 to 0)	0 (0 to 0)	0 (0 to 0)	5-6
Chlamydial infection	0 (0 to 0)	0 (0 to 0)	0 (0 to 0)	0 (0 to 0)	0 (0 to 0)	0 (0 to 0)	0 (0 to 0)	0 (0 to 0)	0 (0 to 0)	0 (0 to 0)	0 (0 to 0)	0 (0 to 0)	0 (0 to 0)	0 (0 to 0)	0 (0 to 0)	0 (0 to 0)	0 (0 to 0)	0 (0 to 0)	0 (0 to 0)	0 (0 to 0)	0 (0 to 0)	0 (0 to 0)	0 (0 to 0)	0
Gonococcal infection	0 (0 to 0)	0 (0 to 0)	0 (0 to 0)	0 (0 to 0)	0 (0 to 0)	0 (0 to 0)	0 (0 to 0)	0 (0 to 0)	0 (0 to 0)	0 (0 to 0)	0 (0 to 0)	0 (0 to 0)	0 (0 to 0)	0 (0 to 0)	0 (0 to 0)	0 (0 to 0)	0 (0 to 0)	0 (0 to 0)	0 (0 to 0)	0 (0 to 0)	0 (0 to 0)	0 (0 to 0)	0 (0 to 0)	0-1
Trichomoniasis	0 (0 to 0)	0 (0 to 0)	0 (0 to 0)	0 (0 to 0)	0 (0 to 0)	0 (0 to 0)	0 (0 to 0)	0 (0 to 0)	0 (0 to 0)	0 (0 to 0)	0 (0 to 0)	0 (0 to 0)	0 (0 to 0)	0 (0 to 0)	0 (0 to 0)	0 (0 to 0)	0 (0 to 0)	0 (0 to 0)	0 (0 to 0)	0 (0 to 0)	0 (0 to 0)	0 (0 to 0)	0 (0 to 0)	0-2
Genital herpes	0 (0 to 0)	0 (0 to 0)	0 (0 to 0)	0 (0 to 0)	0 (0 to 0)	0 (0 to 0)	0 (0 to 0)	0 (0 to 0)	0 (0 to 0)	0 (0 to 0)	0 (0 to 0)	0 (0 to 0)	0 (0 to 0)	0 (0 to 0)	0 (0 to 0)	0 (0 to 0)	0 (0 to 0)	0 (0 to 0)	0 (0 to 0)	0 (0 to 0)	0 (0 to 0)	0 (0 to 0)	0 (0 to 0)	1-3
Other sexually transmitted infections	0 (0 to 0)	0 (0 to 0)	0 (0 to 0)	0 (0 to 0)	0 (0 to 0)	0 (0 to 0)	0 (0 to 0)	0 (0 to 0)	0 (0 to 0)	0 (0 to 0)	0 (0 to 0)	0 (0 to 0)	0 (0 to 0)	0 (0 to 0)	0 (0 to 0)	0 (0 to 0)	0 (0 to 0)	0 (0 to 0)	0 (0 to 0)	0 (0 to 0)	0 (0 to 0)	0 (0 to 0)	0 (0 to 0)	0-1
Respiratory infections and tuberculosis	0 (0 to 1.4)	0-1 (0-2 to 1.5)	0-7 (4 to 29.1)	0-6 (3 to 19.5)	0-6 (4 to 13.2)	0-5 (3 to 10.4)	0-5 (3 to 9.2)	0-5 (3 to 9.2)	0-5 (3 to 9.2)	0-5 (3 to 9.2)	0-5 (3 to 9.2)	0-5 (3 to 9.2)	0-5 (3 to 9.2)	0-5 (3 to 9.2)	0-5 (3 to 9.2)	0-5 (3 to 9.2)	0-5 (3 to 9.2)	0-5 (3 to 9.2)	0-5 (3 to 9.2)	0-5 (3 to 9.2)	0-5 (3 to 9.2)	0-5 (3 to 9.2)	526
Tuberculosis	0 (0 to 0)	0 (0 to 0)	0 (0 to 0)	0 (0 to 0)	0 (0 to 0)	0 (0 to 0)	0 (0 to 0)	0 (0 to 0)	0 (0 to 0)	0 (0 to 0)	0 (0 to 0)	0 (0 to 0)	0 (0 to 0)	0 (0 to 0)	0 (0 to 0)	0 (0 to 0)	0 (0 to 0)	0 (0 to 0)	0 (0 to 0)	0 (0 to 0)	0 (0 to 0)	0 (0 to 0)	0 (0 to 0)	8-3
Latent tuberculosis infection	0 (0 to 0)	0 (0 to 0)	0 (0 to 0)	0 (0 to 0)	0 (0 to 0)	0 (0 to 0)	0 (0 to 0)	0 (0 to 0)	0 (0 to 0)	0 (0 to 0)	0 (0 to 0)	0 (0 to 0)	0 (0 to 0)	0 (0 to 0)	0 (0 to 0)	0 (0 to 0)	0 (0 to 0)	0 (0 to 0)	0 (0 to 0)	0 (0 to 0)	0 (0 to 0)	0 (0 to 0)	0 (0 to 0)	0
Drug-susceptible tuberculosis	0 (0 to 0)	0 (0 to 0)	0 (0 to 0)	0 (0 to 0)	0 (0 to 0)	0 (0 to 0)	0 (0 to 0)	0 (0 to 0)	0 (0 to 0)	0 (0 to 0)	0 (0 to 0)	0 (0 to 0)	0 (0 to 0)	0 (0 to 0)	0 (0 to 0)	0 (0 to 0)	0 (0 to 0)	0 (0 to 0)	0 (0 to 0)	0 (0 to 0)	0 (0 to 0)	0 (0 to 0)	0 (0 to 0)	0
Multidrug-resistant tuberculosis without extensive drug-resistance	0 (0 to 0)	0 (0 to 0)	0 (0 to 0)	0 (0 to 0)	0 (0 to 0)	0 (0 to 0)	0 (0 to 0)	0 (0 to 0)	0 (0 to 0)	0 (0 to 0)	0 (0 to 0)	0 (0 to 0)	0 (0 to 0)	0 (0 to 0)	0 (0 to 0)	0 (0 to 0)	0 (0 to 0)	0 (0 to 0)	0 (0 to 0)	0 (0 to 0)	0 (0 to 0)	0 (0 to 0)	0 (0 to 0)	0
Extensively drug-resistant tuberculosis	0 (0 to 0)	0 (0 to 0)	0 (0 to 0)	0 (0 to 0)	0 (0 to 0)	0 (0 to 0)	0 (0 to 0)	0 (0 to 0)	0 (0 to 0)	0 (0 to 0)	0 (0 to 0)	0 (0 to 0)	0 (0 to 0)	0 (0 to 0)	0 (0 to 0)	0 (0 to 0)	0 (0 to 0)	0 (0 to 0)	0 (0 to 0)	0 (0 to 0)	0 (0 to 0)	0 (0 to 0)	0 (0 to 0)	0
Lower respiratory infections	1 (0.7 to 1.4)	0-7 (0-4 to 1)	5-1 (2 to 9.2)	6-5 (3 to 13.1)	4-2 (2 to 8.4)	3-4 (2 to 6.9)	2-1 (1 to 4.2)	2-1 (1 to 4.2)	2-1 (1 to 4.2)	2-1 (1 to 4.2)	2-1 (1 to 4.2)	2-1 (1 to 4.2)	2-1 (1 to 4.2)	2-1 (1 to 4.2)	2-1 (1 to 4.2)	2-1 (1 to 4.2)	2-1 (1 to 4.2)	2-1 (1 to 4.2)	2-1 (1 to 4.2)	2-1 (1 to 4.2)	2-1 (1 to 4.2)	2-1 (1 to 4.2)	432
Upper respiratory infections	0 (0 to 0)	0-1 (0 to 0.1)	1-4 (0-4 to 2.1)	6-5 (3-7 to 10.8)	4-7 (2 to 13.2)	4-2 (2 to 11.1)	3-9 (2 to 9.6)	3-4 (2 to 7)	3-5 (2 to 7.4)	3-6 (1 to 8.5)	3-9 (2 to 9.6)	4-4 (2 to 11.1)	4-4 (2 to 11.1)	4-4 (2 to 11.1)	4-6 (2 to 9.6)	3-5 (2 to 7.9)	2-5 (1 to 5.4)	1-6 (1 to 4.2)	0-9 (0 to 1.8)	0-3 (0 to 0.9)	0-2 (0 to 0.6)	0-2 (0 to 0.6)	71
Otitis media	0 (0 to 0)	0 (0 to 0)	0-1 (0 to 0.4)	1-7 (0 to 2.8)	1-6 (0 to 2.8)	1-7 (0 to 2.8)	1-6 (0 to 2.5)	1-6 (0 to 2.5)	1-4 (0 to 2.1)	1-4 (0 to 2.1)	1-4 (0 to 2.1)	1-4 (0 to 2.1)	1-4 (0 to 2.1)	1-4 (0 to 2.1)	1-4 (0 to 2.1)	1-2 (0 to 1.4)	0-7 (0 to 1.2)	0-4 (0 to 0.8)	0-2 (0 to 0.4)	0-2 (0 to 0.4)	0-2 (0 to 0.4)	0-2 (0 to 0.4)	14-2
Enteric infections	0-1 (0 to 0.1)	0-3 (0 to 0.4)	4 (2 to 5.6)	6-8 (4 to 10.4)	3-6 (1 to 6.1)	2-5 (1 to 3.4)	1-8 (1 to 2.7)	1-3 (0.7 to 2.1)	1-1 (0.7 to 1.8)	1-1 (0.7 to 1.7)	1-1 (0.7 to 1.7)	1-1 (0.6 to 1.9)	1-2 (0.8 to 2.2)	1-4 (0.8 to 2.2)	1-6 (1 to 2.4)	1-3 (1 to 2.3)	1-3 (0.9 to 2.4)	1-2 (0.8 to 2.4)	1-3 (0.9 to 3.9)	0-9 (0.5 to 2.7)	0-5 (0.3 to 1.6)	0-2 (0.2 to 0.5)	59-6
Diarrheal diseases	0-1 (0.1 to 0.1)	0-3 (0.2 to 0.4)	3 (2.4 to 3.6)	4-5 (3.6 to 6)	2-6 (1.9 to 4.1)	2-3 (1.6 to 3.2)	1-4 (1 to 2.7)	1-1 (0.7 to 2)	1-1 (0.7 to 1.8)	1-1 (0.7 to 1.7)	1-1 (0.7 to 1.7)	1-1 (0.8 to 1.9)	1-1 (0.8 to 2.2)	1-4 (1 to 2.6)	1-6 (1 to 2.3)	1-4 (0.9 to 2.3)	1-4 (0.9 to 2.3)	1-3 (0.8 to 2.4)	1-2 (0.7 to 2.7)	1-1 (0.9 to 3.9)	0-6 (0.3 to 2.5)	0-2 (0.2 to 0.5)	58-2
Typhoid and paraphyoid	0 (0 to 0)	0 (0 to 0)	0 (0 to 0)	0 (0 to 0)	0 (0 to 0)	0 (0 to 0)	0 (0 to 0)	0 (0 to 0)	0 (0 to 0)	0 (0 to 0)	0 (0 to 0)	0 (0 to 0)	0 (0 to 0)	0 (0 to 0)	0 (0 to 0)	0 (0 to 0)	0 (0 to 0)	0 (0 to 0)	0 (0 to 0)	0 (0 to 0)	0 (0 to 0)	0 (0 to 0)	0 (0 to 0)	0
Typhoid fever	0 (0 to 0)	0 (0 to 0)	0 (0 to 0)	0 (0 to 0)	0 (0 to 0)	0 (0 to 0)	0 (0 to 0)	0 (0 to 0)	0 (0 to 0)	0 (0 to 0)	0 (0 to 0)	0 (0 to 0)	0 (0 to 0)	0 (0 to 0)	0 (0 to 0)	0 (0 to 0)	0 (0 to 0)	0 (0 to 0)	0 (0 to 0)	0 (0 to 0)	0 (0 to 0)	0 (0 to 0)	0 (0 to 0)	0
Paratyphoid fever	0 (0 to 0)	0 (0 to 0)	0 (0 to 0)	0 (0 to 0)	0 (0 to 0)	0 (0 to 0)	0 (0 to 0)	0 (0 to 0)	0 (0 to 0)	0 (0 to 0)	0 (0 to 0)	0 (0 to 0)	0 (0 to 0)	0 (0 to 0)	0 (0 to 0)	0 (0 to 0)	0 (0 to 0)	0 (0 to 0)	0 (0 to 0)	0 (0 to 0)	0 (0 to 0)	0 (0 to 0)	0 (0 to 0)	0
Invasive Non-typhoidal Salmonella (iNTS)	0 (0 to 0)	0 (0 to 0)	0 (0 to 0)	0 (0 to 0)	0 (0 to 0)	0 (0 to 0)	0 (0 to 0)	0 (0 to 0)	0 (0 to 0)	0 (0 to 0)	0 (0 to 0)	0 (0 to 0)	0 (0 to 0)	0 (0 to 0)	0 (0 to 0)	0 (0 to 0)	0 (0 to 0)	0 (0 to 0)	0 (0 to 0)	0 (0 to 0)	0 (0 to 0)	0 (0 to 0)	0 (0 to 0)	0-3
Other intestinal infectious diseases	0 (0 to 0)	0 (0 to 0)	0 (0 to 0)	0 (0 to 0)	0 (0 to 0)	0 (0 to 0)	0 (0 to 0)	0 (0 to 0)	0 (0 to 0)	0 (0 to 0)	0 (0 to 0)	0 (0 to 0)	0 (0 to 0)	0 (0 to 0)	0 (0 to 0)	0 (0 to 0)	0 (0 to 0)	0 (0 to 0)	0 (0 to 0)	0 (0 to 0)	0 (0 to 0)	0 (0 to 0)	0 (0 to 0)	0-1
Neglected tropical diseases and malaria	0 (0 to 0)	0-1 (0 to 0.2)	0-2 (0 to 1.2)	0-9 (0 to 4.4)	0-5 (0 to 2.5)	0-3 (0 to 1.5)	0-3 (0 to 1.5)	0-3 (0 to 1.5)	0-3 (0 to 1.5)	0-3 (0 to 1.5)	0-3 (0 to 1.5)	0-3 (0 to 1.5)	0-3 (0 to 1.5)	0-3 (0 to 1.5)	0-3 (0 to 1.5)	0-3 (0 to 1.5)	0-3 (0 to 1.5)	0-3 (0 to 1.5)	0-3 (0 to 1.5)	0-3 (0 to 1.5)	0-3 (0 to 1.5)	0-3 (0 to 1.5)	2-3
Malaria	0 (0 to 0)	0 (0 to 0)	0 (0 to 0)	0 (0 to 0)	0 (0 to 0)	0 (0 to 0)	0 (0 to 0)	0 (0 to 0)	0 (0 to 0)	0 (0 to 0)	0 (0 to 0)	0 (0 to 0)	0 (0 to 0)	0 (0 to 0)	0 (0 to 0)	0 (0 to 0)	0 (0 to 0)	0 (0 to 0)	0 (0 to 0)	0 (0 to 0)	0 (0 to 0)	0 (0 to 0)	0 (0 to 0)	0
Chagas disease	0 (0 to 0)	0 (0 to 0)	0 (0 to 0)	0 (0 to 0)	0 (0 to 0)	0 (0 to 0)	0 (0 to 0)	0 (0 to 0)	0 (0 to 0)	0 (0 to 0)	0 (0 to 0)	0 (0 to 0)	0 (0 to 0)	0 (0 to 0)	0 (0 to 0)	0 (0 to 0)	0 (0 to 0)	0 (0 to 0)	0 (0 to 0)	0 (0 to 0)	0 (0 to 0)	0 (0 to 0)	0 (0 to 0)	0
Leishmaniasis	0 (0 to 0)	0 (0 to 0)	0 (0 to 0)	0 (0 to 0)	0 (0 to 0)	0 (0 to 0)	0 (0 to 0)	0 (0 to 0)	0 (0 to 0)	0 (0 to 0)	0 (0 to 0)	0 (0 to 0)	0 (0 to 0)	0 (0 to 0)	0 (0 to 0)	0 (0 to 0)	0 (0 to 0)	0 (0 to 0)	0 (0 to 0)	0 (0 to 0)	0 (0 to 0)	0 (0 to 0)	0 (0 to 0)	0
Visceral leishmaniasis	0 (0 to 0)	0 (0 to 0)	0 (0 to 0)	0 (0 to 0)	0 (0 to 0)	0 (0 to 0)	0 (0 to 0)	0 (0 to 0)	0 (0 to 0)	0 (0 to 0)	0 (0 to 0)	0 (0 to 0)	0 (0 to 0)	0 (0 to 0)	0 (0 to 0)	0 (0 to 0)	0 (0 to 0)	0 (0 to 0)	0 (0 to 0)	0 (0 to 0)	0 (0 to 0)	0 (0 to 0)	0 (0 to 0)	0
Cutaneous and mucocutaneous leishmaniasis	0 (0 to 0)	0 (0 to 0)	0 (0 to 0)	0 (0 to 0)	0 (0 to 0)	0 (0 to 0)	0 (0 to 0)	0 (0 to 0)	0 (0 to 0)	0 (0 to 0)	0 (0 to 0)	0 (0 to 0)	0 (0 to 0)	0 (0 to 0)	0 (0 to 0)	0 (0 to 0)	0 (0 to 0)	0 (0 to 0)	0 (0 to 0)	0 (0 to 0)	0 (0 to 0)	0 (0 to 0)	0 (0 to 0)	0
African trypanosomiasis	0 (0 to 0)	0 (0 to 0)	0 (0 to 0)	0 (0 to 0)	0 (0 to 0)	0 (0 to 0)	0 (0 to 0)	0 (0 to 0)	0 (0 to 0)	0 (0 to 0)	0 (0 to 0)	0 (0 to 0)	0 (0 to 0)	0 (0 to 0)	0 (0 to 0)	0 (0 to 0)	0 (0 to 0)	0 (0 to 0)	0 (0 to 0)	0 (0 to 0)	0 (0 to 0)	0 (0 to 0)	0 (0 to 0)	0
Schistosomiasis	0 (0 to 0)	0 (0 to 0)	0 (0 to 0)	0 (0 to 0)	0 (0 to 0)	0 (0 to 0)	0 (0 to 0)	0 (0 to 0)	0 (0 to 0)	0 (0 to 0)	0 (0 to 0)	0 (0 to 0)	0 (0 to 0)	0 (0 to 0)	0 (0 to 0)	0 (0 to 0)	0 (0 to 0)	0 (0 to 0)	0 (0 to 0)	0 (0 to 0)	0 (0 to 0)	0 (0 to 0)	0 (0 to 0)	0
Cysticercosis	0 (0 to 0)	0 (0 to 0)	0 (0 to 0)	0 (0 to 0)	0 (0 to 0)	0 (0 to 0)	0 (0 to 0)	0 (0 to 0)	0 (0 to 0)	0 (0 to 0)	0 (0 to 0)	0 (0 to 0)	0 (0 to 0)	0 (0 to 0)	0 (0 to 0)	0 (0 to 0)	0 (0 to 0)	0 (0 to 0)	0 (0 to 0)	0 (0 to 0)	0 (0 to 0)	0 (0 to 0)	0 (0 to 0)	0
Cystic echinococcosis	0 (0 to 0)	0 (0 to 0)	0 (0 to 0)	0 (0 to 0)	0 (0 to 0)	0 (0 to 0)	0 (0 to 0)	0 (0 to 0)	0 (0 to 0)	0 (0 to 0)	0 (0 to 0)	0 (0 to 0)	0 (0 to 0)	0 (0 to 0)	0 (0 to 0)	0 (0 to 0)	0 (0 to 0)	0 (0 to 0)	0 (0 to 0)	0 (0 to 0)	0 (0 to 0)	0 (0 to 0)	0 (0 to 0)	0
Lymphatic filariasis	0 (0 to 0)	0 (0 to 0)	0 (0 to 0)	0 (0 to 0)	0 (0 to 0)	0 (0 to 0)	0 (0 to 0)	0 (0 to 0)	0 (0 to 0)	0 (0 to 0)	0 (0 to 0)	0 (0 to 0)	0 (0 to 0)	0 (0 to 0)	0 (0 to 0)	0 (0 to 0)	0 (0 to 0)	0 (0 to 0)	0 (0 to 0)	0 (0 to 0)	0 (0 to 0)	0 (0 to 0)	0 (0 to 0)	0
Onchocerciasis	0 (0 to 0)	0 (0 to 0)	0 (0 to 0)	0 (0 to 0)	0 (0 to 0)	0 (0 to 0)	0 (0 to 0)	0 (0 to 0)	0 (0 to 0)	0 (0 to 0)	0 (0 to 0)	0 (0 to 0)	0 (0 to 0)	0 (0 to 0)	0 (0 to 0)	0 (0 to 0)	0 (0 to 0)	0 (0 to 0)	0 (0 to 0)	0 (0 to 0)	0 (0 to 0)	0 (0 to 0)	0 (0 to 0)	0
Trachoma	0 (0 to 0)	0 (0 to 0)	0 (0 to 0)	0 (0 to 0)	0 (0 to 0)	0 (0 to 0)	0 (0 to 0)	0 (0 to 0)	0 (0 to 0)	0 (0 to 0)	0 (0 to 0)	0 (0 to 0)	0 (0 to 0)	0 (0 to 0)	0 (0 to 0)	0 (0 to 0)	0 (0 to 0)	0 (0 to 0)	0 (0 to 0)	0 (0 to 0)	0 (0 to 0)	0 (0 to 0)	0 (0 to 0)	0
Dengue	0 (0 to 0)	0 (0 to 0)	0 (0 to 0)	0 (0 to 0)	0 (0 to 0)	0 (0 to 0)	0 (0 to 0)	0 (0 to 0)	0 (0 to 0)	0 (0 to 0)	0 (0 to 0)	0 (0 to 0)	0 (0 to 0)	0 (0 to 0)	0 (0 to 0)	0 (0 to 0)	0 (0 to 0)	0 (0 to 0)	0 (0 to 0)	0 (0 to 0)	0 (0 to 0)	0 (0 to 0)	0 (0 to 0)	0
Yellow fever	0 (0 to 0)	0 (0 to 0)	0 (0 to 0)	0 (0 to 0)	0 (0 to 0)	0 (0 to 0)	0 (0 to 0)	0 (0 to 0)	0 (0 to 0)	0 (0 to 0)	0 (0 to 0)	0 (0 to 0)	0 (0 to 0)	0 (0 to 0)	0 (0 to 0)	0 (0 to 0)	0 (0 to 0)	0 (0 to 0)	0 (0 to 0)	0 (0 to 0)	0 (0 to 0)	0 (0 to 0)	0 (0 to 0)	0
Rabies	0 (0 to 0)	0 (0 to 0)	0 (0 to 0)	0 (0 to 0)	0 (0 to 0)	0 (0 to 0)	0 (0 to 0)	0 (0 to 0)	0 (0 to 0)	0 (0 to 0)	0 (0 to 0)	0 (0 to 0)	0 (0 to 0)	0 (0 to 0)	0 (0 to 0)	0 (0 to 0)	0 (0 to 0)	0 (0 to 0)	0 (0 to 0)	0 (0 to 0)	0 (0 to 0)	0 (0 to 0)	0 (0 to 0)	0
Intestinal nematode infections	0 (0 to 0)	0 (0 to 0)	0 (0 to 0)	0 (0 to 0)	0 (0 to 0)	0 (0 to 0)	0 (0 to 0)	0 (0 to 0)	0 (0 to 0)	0 (0 to 0)	0 (0 to 0)	0 (0 to 0)	0 (0 to 0)	0 (0 to 0)	0 (0 to 0)	0 (0 to 0)	0 (0 to 0)	0 (0 to 0)	0 (0 to 0)	0 (0 to 0)	0 (0 to 0)	0 (0 to 0)	0 (0 to 0)	0
Ascariasis	0 (0 to 0)	0 (0 to 0)	0 (0 to 0)	0 (0 to 0)	0 (0 to 0)	0 (0 to 0)	0 (0 to 0)	0 (0 to 0)	0 (0 to 0)	0 (0 to 0)	0 (0 to 0)	0 (0 to 0)	0 (0 to 0)	0 (0 to 0)	0 (0 to 0)	0 (0 to 0)	0 (0 to 0)	0 (0 to 0)	0 (0 to 0)	0 (0 to 0)	0 (0 to 0)	0 (0 to 0)	0 (0 to 0)	0
Trichuriasis	0 (0 to 0)	0 (0 to 0)	0 (0 to 0)	0 (0 to 0)	0 (0 to 0)	0 (0 to 0)	0 (0 to 0)	0 (0 to 0)	0 (0 to 0)	0 (0 to 0)	0 (0 to 0)	0 (0 to 0)	0 (0 to 0)	0 (0 to 0)	0 (0 to 0)	0 (0 to 0)	0 (0 to 0)	0 (0 to 0)	0 (0 to 0)	0 (0 to 0)	0 (0 to 0)	0 (0 to 0)	0 (0 to 0)	0
Hookworm disease	0 (0 to 0)	0 (0 to 0)	0 (0 to 0)	0 (0 to 0)	0 (0 to 0)	0 (0 to 0)	0 (0 to 0)	0 (0 to 0)	0 (0 to 0)	0 (0 to 0)	0 (0 to 0)	0 (0 to 0)	0 (0 to 0)	0 (0 to 0)	0 (0 to 0)	0 (0 to 0)	0 (0 to 0)	0 (0 to 0)	0 (0 to 0)	0 (0 to 0)	0 (0 to 0)	0 (0 to 0)	0 (0 to 0)	0
Food-borne trematodiases	0 (0 to 0)	0 (0 to 0)	0 (0 to 0)	0 (0 to 0)	0 (0 to 0)	0 (0 to 0)	0 (0 to 0)	0 (0 to 0)	0 (0 to 0)	0 (0 to 0)	0 (0 to 0)	0 (0 to 0)	0 (0 to 0)	0 (0 to 0)	0 (0 to 0)	0 (0 to 0)	0 (0 to 0)	0 (0 to 0)	0 (0 to 0)	0 (0 to 0)	0 (0 to 0)	0 (0 to 0)	0 (0 to 0)	0
Leprosy	0 (0 to 0)	0 (0 to 0)	0 (0 to 0)	0 (0 to 0)	0 (0 to 0)	0 (0 to 0)	0 (0 to 0)	0 (0 to 0)	0 (0 to 0)	0 (0 to 0)	0 (0 to 0)	0 (0 to 0)	0 (0 to 0)	0 (0 to 0)	0 (0 to 0)	0 (0 to 0)	0 (0 to 0)	0 (0 to 0)	0 (0 to 0)	0 (0 to 0)	0 (0 to 0)	0

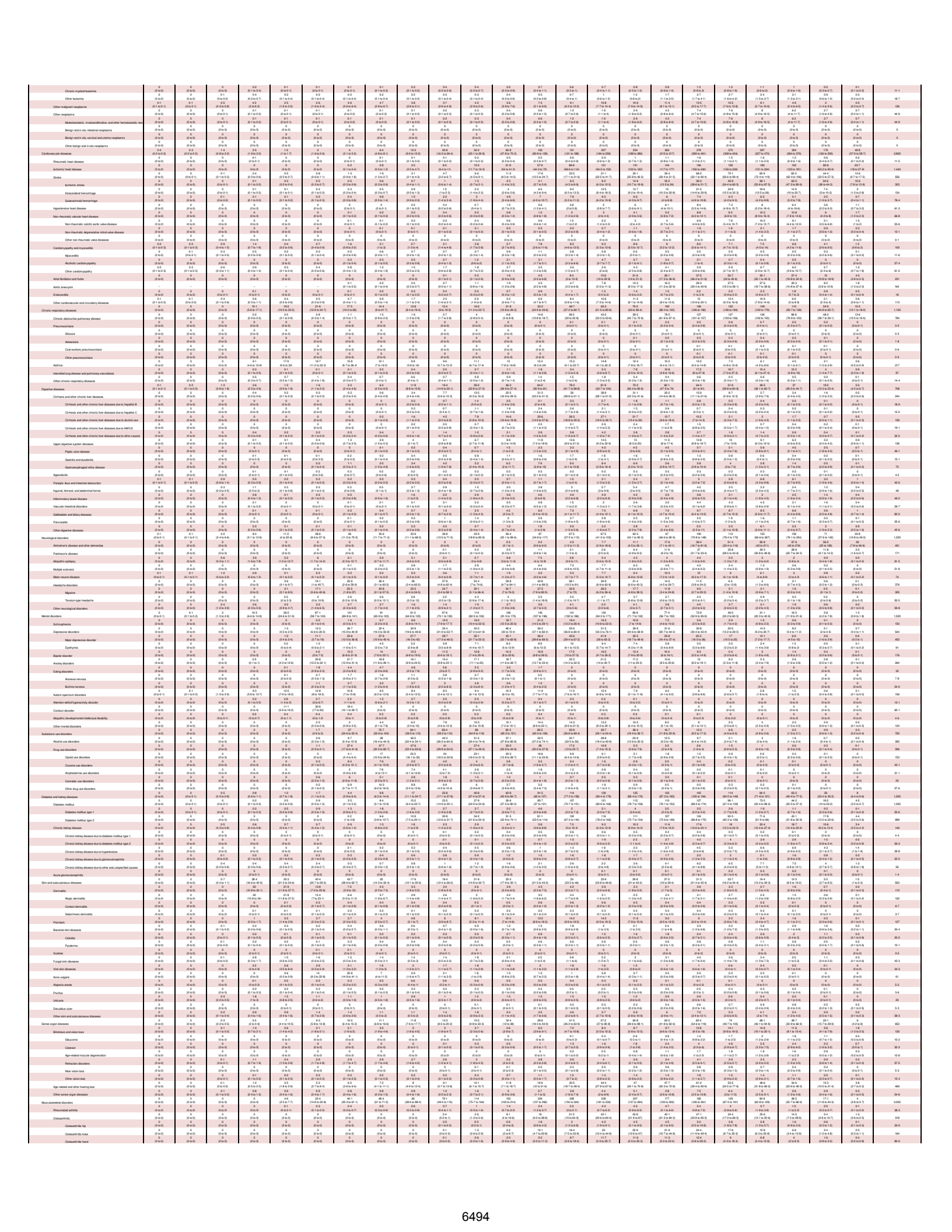

Osteoarthritis other	0 (0 to 0)	0 (0 to 0)	0 (0 to 0)	0 (0 to 0)	0 (0 to 0)	0 (0 to 0)	0 (0 to 0)	0 (0 to 0)	0 (0 to 0)	0 (0 to 1)	0.2 (0 to 5)	0.7 (0 to 1.9)	1.8 (0.7 to 4.1)	3 (1.3 to 6.4)	4.2 (1.8 to 9)	4.6 (2 to 9.6)	4.4 (2.1 to 9.2)	5.1 (2.5 to 10.8)	4 (2 to 9.3)	3.2 (1.4 to 6.5)	2 (1 to 4.1)	0.8 (0.4 to 1.7)	0.2 (0.1 to 0.4)	34.2
Low back pain	0 (0 to 0)	0 (0 to 0)	0 (0 to 0)	0 (0 to 0)	3.1 (1.3 to 5.7)	15.7 (9.1 to 26)	28.1 (16.5 to 45.1)	39.5 (22.6 to 62.6)	46.2 (26.5 to 72.9)	51.6 (34.6 to 88.6)	57.1 (44.9 to 114)	74.5 (47.9 to 114)	94.2 (57 to 166)	106 (64.6 to 163)	107 (63.6 to 167)	102 (58.6 to 157)	96 (54 to 137)	94 (46.7 to 154)	79 (31 to 134)	74 (32.6 to 124)	56 (21.8 to 98)	27.7 (9.9 to 53)	6.5 (2.9 to 12)	1.4 (0.9 to 2.1)	1,104
Neck pain	0 (0 to 0)	0 (0 to 0)	0 (0 to 0)	1.4 (0.4 to 3)	7.3 (3.9 to 13.5)	19.6 (9.6 to 33)	31.1 (15.3 to 51.7)	41.5 (20.5 to 70.4)	49.6 (25.1 to 84.2)	56.4 (28.4 to 96.9)	64.6 (33.7 to 111)	80.4 (43.6 to 137)	98.2 (55.7 to 166)	109 (62.6 to 169)	111 (63.6 to 169)	106 (59.2 to 161)	99 (54.1 to 150)	97.2 (47.9 to 157)	82 (34.5 to 134)	76.6 (32.6 to 126)	57.9 (21.8 to 101)	28.6 (9.9 to 55)	6.7 (2.9 to 12)	1.4 (0.9 to 2.1)	1,142
Gout	0 (0 to 0)	0 (0 to 0)	0 (0 to 0)	0 (0 to 0)	0 (0 to 0)	0 (0 to 0)	0 (0 to 0)	0 (0 to 0)	0 (0 to 0)	0 (0 to 0)	0 (0 to 0)	0 (0 to 0)	0 (0 to 0)	0 (0 to 0)	0 (0 to 0)	0 (0 to 0)	0 (0 to 0)	0 (0 to 0)	0 (0 to 0)	0 (0 to 0)	0 (0 to 0)	0 (0 to 0)	0 (0 to 0)	0 (0 to 0)	0
Other musculoskeletal disorders	0 (0 to 0)	0 (0 to 0)	0 (0 to 0)	0.1 (0 to 0.5)	0.1 (0 to 0.5)	4 (1.5 to 7.5)	9.6 (4.7 to 14.8)	14.2 (8 to 22.9)	18.9 (10.9 to 33.4)	24.2 (12.7 to 37.8)	29.8 (16.2 to 46.9)	37.7 (22.2 to 60)	47.2 (27.6 to 73.2)	54.7 (32.2 to 86.4)	69.5 (47.8 to 98.1)	71.7 (48.5 to 100)	71.6 (47.2 to 100)	69.4 (37.2 to 114)	56.1 (27.2 to 94)	47.5 (21.1 to 81.6)	29.2 (9.9 to 58.3)	11.1 (4.3 to 19.9)	1.7 (0.8 to 3.1)	0.5 (0.3 to 0.9)	553
Other non-communicable diseases	33.7 (22.1 to 51.3)	12.5 (8.6 to 18.1)	45.9 (30.4 to 67.5)	34.6 (27 to 44.1)	17.8 (12.7 to 24.6)	16.4 (12.2 to 24.6)	17.9 (12.9 to 24)	18.1 (13.1 to 25)	18 (12.9 to 24.7)	19.6 (12.9 to 27.3)	25.3 (17.4 to 36)	34.9 (22.7 to 50.3)	47.2 (32.2 to 66.2)	59.7 (39.2 to 86.4)	69.5 (47.8 to 98.1)	71.7 (48.5 to 100)	71.6 (47.2 to 100)	69.4 (37.2 to 114)	62.7 (44.7 to 92.1)	46.2 (35.7 to 62.9)	31.9 (24 to 42)	10.7 (7.7 to 15.3)	4.3 (2.9 to 6.2)	859
Congenital birth defects	32.7 (25 to 50.5)	10.7 (7.1 to 16.1)	38.9 (18.7 to 82.3)	24.6 (9.6 to 52.3)	9.4 (4.9 to 17.5)	8.8 (4.3 to 11.9)	7.9 (4.5 to 9.4)	6.3 (4.1 to 9.4)	5.4 (4 to 7.3)	5.2 (3.8 to 6.9)	5.6 (4.3 to 7.5)	6.4 (4.7 to 8.4)	7.2 (5.1 to 9.4)	7.1 (5 to 9.4)	9.9 (7.1 to 9.2)	5.3 (3.4 to 7.3)	3.5 (2.3 to 4.8)	1.6 (1 to 2.4)	1 (0.4 to 1.5)	0.6 (0.4 to 1)	0.4 (0.2 to 0.6)	0.1 (0 to 0.2)	0 (0 to 0)	186
Neural tube defects	1.2 (0.5 to 2.1)	0.4 (0.1 to 0.9)	2 (0.7 to 4.3)	1 (0.2 to 2.8)	0.2 (0.1 to 0.5)	0.1 (0.1 to 0.3)	0.2 (0.1 to 0.3)	0.2 (0.1 to 0.3)	0.2 (0.1 to 0.3)	0.1 (0.1 to 0.2)	0.1 (0.1 to 0.2)	0.2 (0.1 to 0.3)	0.1 (0.1 to 0.2)	0.1 (0.1 to 0.2)	0.1 (0.1 to 0.2)	0.1 (0 to 0.1)	0 (0 to 0.1)	0 (0 to 0)	0 (0 to 0)	0 (0 to 0)	0 (0 to 0)	0 (0 to 0)	0 (0 to 0)	0 (0 to 0)	10.2
Congenital heart anomalies	9.8 (4.2 to 15.1)	5.6 (3.5 to 8.7)	11.2 (6.4 to 19.4)	5.6 (2.7 to 9.6)	1.5 (1 to 2.2)	1.5 (0.9 to 2.4)	1.7 (1 to 2.9)	1.5 (0.9 to 2.2)	1.3 (0.8 to 2.1)	1.2 (0.7 to 1.8)	1.2 (0.7 to 1.8)	1.5 (0.9 to 2.2)	1.4 (0.8 to 2.1)	1.4 (0.5 to 1.4)	0.9 (0.4 to 1.5)	0.4 (0.3 to 1.1)	0.5 (0.2 to 0.9)	0.1 (0 to 0.3)	0.1 (0 to 0.1)	0.1 (0 to 0.1)	0 (0 to 0)	0 (0 to 0)	0 (0 to 0)	0 (0 to 0)	48.8
Orofacial clefts	1.4 (0.4 to 2.4)	0.1 (0.1 to 0.3)	0.1 (0.0 to 0.2)	0.2 (0 to 0.3)	0.1 (0 to 0.2)	0.1 (0 to 0.1)	0.1 (0 to 0.1)	0.1 (0 to 0.1)	0.1 (0 to 0.1)	0.1 (0 to 0.1)	0.1 (0 to 0.1)	0.1 (0 to 0.1)	0.1 (0 to 0.1)	0.1 (0 to 0.2)	0.1 (0 to 0.1)	0.1 (0 to 0.2)	0.1 (0 to 0.1)	0.1 (0 to 0.2)	0.1 (0 to 0.1)	0 (0 to 0)	0 (0 to 0)	0 (0 to 0)	0 (0 to 0)	0 (0 to 0)	1.5
Down syndrome	0.4 (0.2 to 0.6)	0.3 (0.1 to 0.5)	1.4 (0.6 to 2.1)	1.4 (0.4 to 3.1)	0.7 (0.4 to 1.1)	0.7 (0.4 to 1.1)	0.7 (0.4 to 1.1)	0.7 (0.4 to 1.1)	0.7 (0.4 to 1.1)	0.7 (0.5 to 1.1)	0.7 (0.5 to 1.1)	0.9 (0.6 to 1.3)	1.3 (0.8 to 1.9)	2.1 (1.2 to 3.1)	2.5 (1.2 to 3.7)	2 (0.9 to 3.2)	1 (0.5 to 1.6)	0.6 (0 to 1)	0.3 (0 to 0.5)	0.1 (0 to 0.3)	0 (0 to 0)	0 (0 to 0)	0 (0 to 0)	0 (0 to 0)	19
Turner syndrome	0 (0 to 0)	0 (0 to 0)	0 (0 to 0)	0 (0 to 0)	0 (0 to 0)	0 (0 to 0)	0 (0 to 0)	0 (0 to 0)	0 (0 to 0)	0 (0 to 0)	0 (0 to 0)	0 (0 to 0)	0 (0 to 0)	0 (0 to 0)	0 (0 to 0)	0 (0 to 0)	0 (0 to 0)	0 (0 to 0)	0 (0 to 0)	0 (0 to 0)	0 (0 to 0)	0 (0 to 0)	0 (0 to 0)	0 (0 to 0)	0
Klinefelter syndrome	0 (0 to 0)	0 (0 to 0)	0 (0 to 0)	0 (0 to 0)	0 (0 to 0)	0 (0 to 0)	0 (0 to 0)	0 (0 to 0)	0 (0 to 0)	0 (0 to 0)	0 (0 to 0)	0 (0 to 0)	0 (0 to 0)	0 (0 to 0)	0 (0 to 0)	0 (0 to 0)	0 (0 to 0)	0 (0 to 0)	0 (0 to 0)	0 (0 to 0)	0 (0 to 0)	0 (0 to 0)	0 (0 to 0)	0 (0 to 0)	0-1
Other chromosomal abnormalities	4 (1.4 to 10.7)	1.2 (0.5 to 4.4)	2.9 (1.4 to 10.4)	2.5 (1.4 to 5.3)	1.3 (0.8 to 2.2)	1.2 (0.7 to 2)	1.1 (0.7 to 1.9)	0.9 (0.5 to 1.5)	0.7 (0.4 to 1.4)	0.7 (0.4 to 1.2)	0.8 (0.5 to 1.2)	0.8 (0.5 to 1.2)	0.8 (0.5 to 1.2)	0.6 (0.4 to 0.9)	0.4 (0.2 to 0.6)	0.2 (0.1 to 0.4)	0.2 (0.1 to 0.2)	0.1 (0.1 to 0.2)	0 (0 to 0)	0 (0 to 0)	0 (0 to 0)	0 (0 to 0)	0 (0 to 0)	0 (0 to 0)	21-4
Congenital musculoskeletal and limb anomalies	0.8 (0.4 to 1.9)	0.3 (0.1 to 0.4)	0.7 (0.1 to 4.4)	0.9 (0.2 to 2.9)	0.2 (0 to 0.6)	0.3 (0.1 to 0.8)	0.3 (0.1 to 0.8)	0.3 (0.1 to 0.8)	0.3 (0.1 to 1)	0.3 (0.1 to 1)	0.3 (0.1 to 1)	0.5 (0.2 to 1.2)	0.7 (0.3 to 1.7)	0.7 (0.3 to 1.7)	0.8 (0.3 to 2)	0.4 (0.1 to 1.2)	0.3 (0.1 to 1.2)	0.2 (0.1 to 1.7)	0.2 (0.1 to 0.9)	0.1 (0.1 to 0.4)	0.1 (0.1 to 0.3)	0.1 (0.1 to 0.2)	0 (0 to 0)	0 (0 to 0)	33-3
Urogenital congenital anomalies	2.1 (1 to 4.3)	0.3 (0.1 to 0.9)	0.6 (0.2 to 2.3)	0.6 (0.2 to 2.4)	0.3 (0.2 to 0.4)	0.3 (0.2 to 0.4)	0.2 (0.1 to 0.4)	0.1 (0.1 to 0.2)	0.1 (0.1 to 0.2)	0.1 (0.1 to 0.1)	0.1 (0.1 to 0.1)	0.1 (0.1 to 0.1)	0.1 (0.1 to 0.1)	0.1 (0.1 to 0.1)	0.1 (0.1 to 0.2)	0 (0 to 0.1)	0 (0 to 0.1)	0 (0 to 0)	0 (0 to 0)	0 (0 to 0)	0 (0 to 0)	0 (0 to 0)	0 (0 to 0)	0 (0 to 0)	5
Other gynecological diseases	0 (0 to 0)	0 (0 to 0)	0 (0 to 0)	0 (0 to 0)	0 (0 to 0)	0 (0 to 0)	0 (0 to 0)	0 (0 to 0)	0 (0 to 0)	0 (0 to 0)	0 (0 to 0)	0 (0 to 0)	0 (0 to 0)	0 (0 to 0)	0 (0 to 0)	0 (0 to 0)	0 (0 to 0)	0 (0 to 0)	0 (0 to 0)	0 (0 to 0)	0 (0 to 0)	0 (0 to 0)	0 (0 to 0)	0 (0 to 0)	0
Digestive congenital anomalies	2.4 (0.6 to 9)	0.3 (0.1 to 1.8)	1.2 (0.4 to 4.3)	0.2 (0 to 1.2)	0.1 (0.4 to 0.1)	0.1 (0.2 to 0.4)	0.1 (0.1 to 0.2)	0.1 (0.1 to 0.1)	0.1 (0.1 to 0.1)	0.1 (0.1 to 0.1)	0.1 (0.1 to 0.1)	0.1 (0.1 to 0.1)	0.1 (0.1 to 0.1)	0.1 (0.1 to 0.1)	0.1 (0.1 to 0.1)	0 (0 to 0.1)	0 (0 to 0.1)	0 (0 to 0)	0 (0 to 0)	0 (0 to 0)	0 (0 to 0)	0 (0 to 0)	0 (0 to 0)	0 (0 to 0)	11-3
Other congenital birth defects	9.4 (5.7 to 14.9)	1.7 (1 to 3)	3.5 (2 to 8.7)	1.7 (0.9 to 2.8)	0.5 (0.2 to 0.9)	0.7 (0.4 to 1.2)	0.7 (0.4 to 1.2)	0.6 (0.4 to 1)	0.6 (0.4 to 1)	0.6 (0.4 to 1)	0.6 (0.4 to 1)	0.6 (0.4 to 1)	0.6 (0.4 to 1)	0.5 (0.4 to 1)	0.5 (0.4 to 0.8)	0.3 (0.2 to 0.6)	0.3 (0.2 to 0.5)	0.2 (0.1 to 0.4)	0.2 (0.1 to 0.3)	0.1 (0.1 to 0.2)	0.1 (0.1 to 0.2)	0.1 (0.1 to 0.2)	0.1 (0.1 to 0.2)	0.1 (0.1 to 0.2)	34-9
Urinary diseases and male infertility	0 (0 to 0)	0 (0 to 0)	0 (0 to 0.2)	0 (0 to 0.2)	0 (0 to 0.2)	0 (0 to 0.2)	0 (0 to 0.2)	0 (0 to 0.2)	0 (0 to 0.2)	0 (0 to 0.3)	0 (0 to 0.4)	0 (0 to 0.5)	0 (0 to 0.6)	0 (0 to 0.6)	0 (0 to 0.5)	0 (0 to 0.5)	0 (0 to 0.5)	0 (0 to 0.5)	0 (0 to 0.5)	0 (0 to 0.5)	0 (0 to 0.5)	0 (0 to 0.5)	0 (0 to 0.5)	0 (0 to 0.5)	127
Urolithiasis	0 (0 to 0)	0 (0 to 0)	0 (0 to 0)	0 (0 to 0)	0 (0 to 0)	0 (0 to 0)	0 (0 to 0)	0 (0 to 0)	0 (0 to 0)	0 (0 to 0)	0 (0 to 0)	0 (0 to 0)	0 (0 to 0)	0 (0 to 0)	0 (0 to 0)	0 (0 to 0)	0 (0 to 0)	0 (0 to 0)	0 (0 to 0)	0 (0 to 0)	0 (0 to 0)	0 (0 to 0)	0 (0 to 0)	0 (0 to 0)	7
Benign prostatic hyperplasia	0 (0 to 0)	0 (0 to 0)	0 (0 to 0)	0 (0 to 0)	0 (0 to 0)	0 (0 to 0)	0 (0 to 0)	0 (0 to 0)	0 (0 to 0)	0 (0 to 0)	0 (0 to 0)	0 (0 to 0)	0 (0 to 0)	0 (0 to 0)	0 (0 to 0)	0 (0 to 0)	0 (0 to 0)	0 (0 to 0)	0 (0 to 0)	0 (0 to 0)	0 (0 to 0)	0 (0 to 0)	0 (0 to 0)	0 (0 to 0)	47
Male infertility	0 (0 to 0)	0 (0 to 0)	0 (0 to 0)	0 (0 to 0)	0 (0 to 0)	0 (0 to 0)	0 (0 to 0)	0.7 (0 to 2.2)	0.7 (0 to 2.2)	0.7 (0 to 2.2)	0.7 (0 to 2.3)	0.8 (0 to 2.3)	0.8 (0 to 2.3)	0.8 (0 to 2.3)	0.8 (0 to 2.3)	0.6 (0 to 1.6)	0.4 (0 to 1.2)	0.2 (0 to 0.8)	0.2 (0 to 0.6)	0.1 (0 to 0.2)	0 (0 to 0)	0 (0 to 0)	0 (0 to 0)	0 (0 to 0)	5.8
Other urinary diseases	0 (0 to 0)	0 (0 to 0)	0 (0 to 0)	0 (0 to 0.1)	0 (0 to 0.1)	0 (0 to 0.1)	0 (0 to 0.1)	0 (0 to 0.1)	0 (0 to 0.1)	0 (0 to 0.1)	0 (0 to 0.2)	0 (0 to 0.2)	0 (0 to 0.2)	0 (0 to 0.2)	0 (0 to 0.2)	0 (0 to 0.2)	0 (0 to 0.2)	0 (0 to 0.2)	0 (0 to 0.2)	0 (0 to 0.1)	0 (0 to 0.1)	0 (0 to 0.1)	0 (0 to 0.1)	0 (0 to 0.1)	7.2
Gynecological diseases	0 (0 to 0)	0 (0 to 0)	0 (0 to 0)	0 (0 to 0)	0 (0 to 0)	0 (0 to 0)	0 (0 to 0)	0 (0 to 0)	0 (0 to 0)	0 (0 to 0)	0 (0 to 0)	0 (0 to 0)	0 (0 to 0)	0 (0 to 0)	0 (0 to 0)	0 (0 to 0)	0 (0 to 0)	0 (0 to 0)	0 (0 to 0)	0 (0 to 0)	0 (0 to 0)	0 (0 to 0)	0 (0 to 0)	0 (0 to 0)	0
Uterine fibroids	0 (0 to 0)	0 (0 to 0)	0 (0 to 0)	0 (0 to 0)	0 (0 to 0)	0 (0 to 0)	0 (0 to 0)	0 (0 to 0)	0 (0 to 0)	0 (0 to 0)	0 (0 to 0)	0 (0 to 0)	0 (0 to 0)	0 (0 to 0)	0 (0 to 0)	0 (0 to 0)	0 (0 to 0)	0 (0 to 0)	0 (0 to 0)	0 (0 to 0)	0 (0 to 0)	0 (0 to 0)	0 (0 to 0)	0 (0 to 0)	0
Polycystic ovarian syndrome	..	..	..	..	..	..	..	..	..	..	..	..	..	..	..	..	..	..	..	..	..	..	..	..	NA
Female infertility	..	..	..	..	..	..	..	..	..	..	..	..	..	..	..	..	..	..	..	..	..	..	..	..	NA
Endometriosis	..	..	..	..	..	..	..	..	..	..	..	..	..	..	..	..	..	..	..	..	..	..	..	..	NA
Genital prolapse	0 (0 to 0)	0 (0 to 0)	0 (0 to 0)	0 (0 to 0)	0 (0 to 0)	0 (0 to 0)	0 (0 to 0)	0 (0 to 0)	0 (0 to 0)	0 (0 to 0)	0 (0 to 0)	0 (0 to 0)	0 (0 to 0)	0 (0 to 0)	0 (0 to 0)	0 (0 to 0)	0 (0 to 0)	0 (0 to 0)	0 (0 to 0)	0 (0 to 0)	0 (0 to 0)	0 (0 to 0)	0 (0 to 0)	0 (0 to 0)	0
Premenstrual syndrome	..	..	..	..	..	..	..	..	..	..	..	..	..	..	..	..	..	..	..	..	..	..	..	..	NA
Other gynecological diseases	0 (0 to 0)	0 (0 to 0)	0 (0 to 0)	0 (0 to 0)	0 (0 to 0)	0 (0 to 0)	0 (0 to 0)	0 (0 to 0)	0 (0 to 0)	0 (0 to 0)	0 (0 to 0)	0 (0 to 0)	0 (0 to 0)	0 (0 to 0)	0 (0 to 0)	0 (0 to 0)	0 (0 to 0)	0 (0 to 0)	0 (0 to 0)	0 (0 to 0)	0 (0 to 0)	0 (0 to 0)	0 (0 to 0)	0 (0 to 0)	0
Hemoglobinopathies and hemolytic anemias	0 (0 to 0)	0 (0 to 0)	0.1 (0 to 0.3)	0.5 (0.2 to 1.3)	0.9 (0.4 to 2.3)	0.6 (0.2 to 1.6)	0.3 (0.2 to 0.7)	0.3 (0.2 to 0.5)	0.3 (0.2 to 0.6)	0.3 (0.2 to 0.7)	0.3 (0.2 to 0.7)	0.3 (0.2 to 0.6)	0.3 (0.2 to 0.7)	0.3 (0.2 to 0.6)	0.3 (0.2 to 0.6)	0.4 (0.2 to 1.1)	0.5 (0.2 to 1.2)	0.6 (0.4 to 1.2)	0.5 (0.3 to 0.9)	0.5 (0.3 to 1)	0.4 (0.2 to 0.8)	0.3 (0.2 to 0.4)	0.1 (0.1 to 0.2)	8.5
Thalassemias	0 (0 to 0)	0 (0 to 0)	0 (0 to 0)	0 (0 to 0)	0 (0 to 0)	0 (0 to 0)	0 (0 to 0)	0 (0 to 0)	0 (0 to 0)	0 (0 to 0)	0 (0 to 0)	0 (0 to 0)	0 (0 to 0)	0 (0 to 0)	0 (0 to 0)	0 (0 to 0)	0 (0 to 0)	0 (0 to 0)	0 (0 to 0)	0 (0 to 0)	0 (0 to 0)	0 (0 to 0)	0 (0 to 0)	0 (0 to 0)	0-1
Thalassemias trait	0 (0 to 0)	0 (0 to 0)	0 (0 to 0)	0.2 (0 to 0.6)	0.1 (0 to 0.3)	0.1 (0 to 0.3)	0.1 (0 to 0.3)	0.1 (0 to 0.3)	0.1 (0 to 0.3)	0.1 (0 to 0.3)	0.1 (0 to 0.3)	0.1 (0 to 0.3)	0.1 (0 to 0.3)	0 (0 to 0.1)	0 (0 to 0.2)	0 (0 to 0.1)	0 (0 to 0.1)	0 (0 to 0.1)	0 (0 to 0.1)	0 (0 to 0.1)	0 (0 to 0.1)	0 (0 to 0.1)	0 (0 to 0.1)	0 (0 to 0)	0-7
Sickle cell disorders	0 (0 to 0)	0 (0 to 0)	0.1 (0 to 0.1)	0.2 (0 to 0.5)	0.1 (0 to 0.2)	0.1 (0 to 0.2)	0.1 (0 to 0.1)	0.1 (0 to 0.1)	0.1 (0 to 0.1)	0.1 (0 to 0.1)	0.1 (0 to 0.1)	0.1 (0 to 0.1)	0.1 (0 to 0.1)	0.1 (0 to 0.1)	0.1 (0 to 0.2)	0 (0 to 0.1)	0 (0 to 0.1)	0 (0 to 0.1)	0 (0 to 0.1)	0 (0 to 0.1)	0 (0 to 0.1)	0 (0 to 0.1)	0 (0 to 0.1)	0 (0 to 0)	0-8
Sickle cell trait	0 (0 to 0)	0 (0 to 0)	0 (0 to 0)	0 (0 to 0.2)	0 (0 to 0.2)	0 (0 to 0.1)	0 (0 to 0.1)	0 (0 to 0.1)	0 (0 to 0.1)	0 (0 to 0.1)	0 (0 to 0.1)	0 (0 to 0.1)	0 (0 to 0.1)	0 (0 to 0.1)	0 (0 to 0.1)	0 (0 to 0.1)	0 (0 to 0.1)	0 (0 to 0.1)	0 (0 to 0.1)	0 (0 to 0.1)	0 (0 to 0.1)	0 (0 to 0.1)	0 (0 to 0.1)	0 (0 to 0)	0-6
G6PD deficiency	0 (0 to 0)	0 (0 to 0)	0 (0 to 0)	0.1 (0 to 0.3)	0.1 (0 to 0.3)	0.1 (0 to 0.3)	0.1 (0 to 0.2)	0.1 (0 to 0.2)	0.1 (0 to 0.2)	0.1 (0 to 0.2)	0.1 (0 to 0.2)	0.1 (0 to 0.1)	0.1 (0 to 0.2)	0.1 (0 to 0.2)	0.1 (0 to 0.2)	0.1 (0 to 0.2)	0.1 (0 to 0.2)	0.1 (0 to 0.1)	0.1 (0 to 0.1)	0.1 (0 to 0.1)	0.1 (0 to 0.1)	0.1 (0 to 0.1)	0.1 (0 to 0.1)	0 (0 to 0)	1-6
G6PD trait	0 (0 to 0)	0 (0 to 0)	0 (0 to 0)	0 (0 to 0)	0 (0 to 0)	0 (0 to 0)	0 (0 to 0)	0 (0 to 0)	0 (0 to 0)	0 (0 to 0)	0 (0 to 0)	0 (0 to 0)	0 (0 to 0)	0 (0 to 0)	0 (0 to 0)	0 (0 to 0)	0 (0 to 0)	0 (0 to 0)	0 (0 to 0)	0 (0 to 0)	0 (0 to 0)	0 (0 to 0)	0 (0 to 0)	0 (0 to 0)	0
Other hemoglobinopathies and hemolytic anemias	0 (0 to 0)	0 (0 to 0)	0 (0 to 0)	0.3 (0 to 1.4)	0.2 (0 to 0.6)	0.2 (0 to 0.6)	0.1 (0 to 0.2)	0.1 (0 to 0.4)	0.1 (0 to 0.3)	0.1 (0 to 0.3)	0.2 (0 to 0.5)	0.2 (0 to 0.6)	0.1 (0 to 0.5)	0.2 (0 to 0.6)	0.1 (0 to 0.4)	0.2 (0 to 0.5)	0.3 (0 to 0.8)	0.4 (0 to 0.9)	0.5 (0 to 1)	0.4 (0 to 0.9)	0.5 (0 to 0.9)	0.4 (0 to 0.7)	0.2 (0 to 0.4)	0.1 (0 to 0.2)	4-8
Endocrine, metabolic, blood, and immune disorders	0.9 (0.4 to 1.9)	0.7 (0.4 to 1.3)	2.6 (2.2 to 7.2)	7.5 (5.2 to 10.9)	2.2 (2 to 2.5)	4.1 (2.9 to 5.2)	2.1 (2.6 to 2.9)	2.1 (2.9 to 3.2)	2.1 (2.9 to 3.4)	2.1 (2.9 to 3.4)	2.1 (2.9 to 3.4)	2.1 (2.9 to 3.4)	2.1 (2.9 to 3.4)	2.1 (2.9 to 3.4)	2.1 (2.9 to 3.4)	2.1 (2.9 to 3.4)	2.1 (2.9 to 3.4)	2.1 (2.9 to 3.4)	2.1 (2.9 to 3.4)	2.1 (2.9 to 3.4)	2.1 (2.9 to 3.4)	2.1 (2.9 to 3.4)	2.1 (2.9 to 3.4)	248
Oral disorders	0 (0 to 0)	0 (0 to 0)	1.6 (0.4 to 7.2)	2.1 (1.2 to 3.4)	2.6 (1.4 to 5.8)	1.5 (1.2 to 3.4)	4.3 (2.2 to 9.4)	4.3 (2.6 to 9.4)	4.3 (2.6 to 8.1)	6.1 (3.5 to 10.3)	8.6 (4.7 to 14.8)	12 (6.5 to 21)	17.9 (10.1 to 30.7)	23.2 (13.2 to 39.6)	28.4 (16.7 to 47.4)	30.1 (17.8 to 47)	30.1 (17.8 to 47)	27.3 (17.1 to 41.1)	20.7 (12.3 to 34.6)	11.8 (7.4 to 17.3)	4.5 (2.8 to 6.4)	1.1 (0.7 to 1.7)	0.2 (0.1 to 0.4)	276
Caries of deciduous teeth	0 (0 to 0)	0 (0 to 0)	0 (0 to 0)	0 (0 to 0.2)	0 (0 to 0.4)	0 (0 to 0)	0 (0 to 0)	0 (0 to 0)	0 (0 to 0)	0 (0 to 0)	0 (0 to 0)	0 (0 to 0)	0 (0 to 0)	0 (0 to 0)	0 (0 to 0)	0 (0 to 0)	0 (0 to 0)	0 (0 to 0)	0 (0 to 0)	0 (0 to 0)	0 (0 to 0)	0 (0 to 0)	0 (0 to 0)	0 (0 to 0)	0-4
Caries of permanent teeth	0 (0 to 0)	0 (0 to 0)	0 (0 to 0)	0 (0 to 0)	0.6 (0 to 0.8)	1.2 (0.5 to 2.9)	1.3 (0.6 to 2.7)	1.4 (0.6 to 2.7)	1.4 (0.6 to 2.6)	1.5 (0.6 to 2.6)	1.6 (0.6 to 2.5)	1.6 (0.6 to 2.6)	1.6 (0.6 to 2.6)	1.7 (0.7 to 3.6)	1.7 (0.7 to 3.7)	1.7 (0.7 to 3.7)	1.7 (0.7 to 3.7)	1.7 (0.7 to 3.7)	1.7 (0.7 to 3.7)	1.7 (0.7 to 3.7)	1.7 (0.7 to 3.7)	1.7 (0.7 to 3.7)	1.7 (0.7 to 3.7)	1.7 (0.7 to 3.7)	19-1
Periodontal diseases	0 (0 to 0)	0 (0 to 0)	0 (0 to 0)	0 (0 to 0)	0.3 (0 to 0.6)	1.1 (0.6 to 2.1)	1.3 (0.6 to 2.6)	1.4 (0.6 to 2.6)	1.4 (0.6 to 2.6)	1.4 (0.6 to 2.6)	1.4 (0.6 to 2.6)	1.4 (0.6 to 2.6)	1.4 (0.6 to 2.6)	1.4 (0.6 to 2.6)	1.4 (0.6 to 2.6)	1.4 (0.6 to 2.6)	1.4 (0.6 to 2.6)	1.4 (0.6 to 2.6)	1.4 (0.6 to 2.6)	1.4 (0.6 to 2.6)	1.4 (0.6 to 2.6)	1.4 (0.6 to 2.6)	1.4 (0.6 to 2.6)	1.4 (0.6 to 2.6)	46-9
Other oral disorders	0 (0 to 0)	0 (0 to 0)	0 (0 to 0)	1.5 (0.6 to 2.3)	1.6 (0.8 to 2.3)	1.6 (0.9 to 2.5)	2 (1 to 3.2)	2 (1 to 3.4)	2 (1 to 3.4)	2 (1.4 to 3.7)	2.6 (1.6 to 4.3)	3.2 (1.9 to 4.9)	3.8 (2.3 to 5.8)	3.8 (2.3 to 5.7)	3.8 (2.1 to 5.4)	3.3 (1.7 to 4.9)	3.3 (1.4 to 3.5)	3.1 (1.3 to 3.2)	1.1 (0.7 to 1.7)	0.4 (0.4 to 1)	0.2 (0.2 to 0.4)	0.1 (0.1 to 0.1)	0 (0 to 0)	39-9
Sudden infant death syndrome	..	12.9 (4.6 to 1.7)	12.9 (4.7 to 22)	..	..	..	..	..	..	..	..	..	..	..	..	..	..	..	..	..	..	..	..	..	NA
Injuries	0.3 (0.2 to 0.4)	0.3 (0.2 to 0.4)	19 (3.1 to 6.6)	15 (10.3 to 23.3)	18.9 (14.2 to 24.9)	28.5 (21.5 to 37.4)	91.3 (64.7 to 80)	86 (77 to 108)	91.1 (79.9 to 102)	75.6 (75.6 to 110)	101 (80.9 to 126)	124 (99 to 155)	144 (99 to 155)	139 (109 to 177)	133 (104 to 172)	109 (81.7 to 139)	88.9 (67.9 to 115)	67.3 (74.9 to 106)	78.7 (60.9 to 101)	74.2 (57.7 to 92.5)	57.2 (45.4 to 70.6)	28.6 (22.9 to 35.1)	6.3 (4.9 to 10.3)	1,590
Transport injuries	0 (0 to 0)	0 (0 to 0)	0.7 (0.2 to 0.4)	2.4 (0.4 to 5.2)	3.4 (2.5 to 4.7)	5.2 (4 to 6.9)	24.6 (16.7 to 30.9)	30 (20 to 40)	23.7 (19.6 to 29.4)	19.6 (15.1 to 24.1)	17.9 (12.7 to 22.8)	16.9 (11.9 to 22.8)	20.9 (14.3 to 28)	21.9 (19.1 to 27.1)	17.3 (13.9 to 22.2)	13.9 (10.5 to 18.3)	12.2 (9.2 to 15.5)	9.6 (7.2 to 12.5)	8.6 (6.9 to 10.7)	7.7 (5.8 to 9.7)	6.4 (2.9 to 9.6)	3.7 (1.3 to 7.1)	1.4 (0.3 to 3.1)	278
Road injuries	0 (0 to 0)	0 (0 to 0)	0.4 (0.2 to 0.4)	2.3 (2.2 to 4.9)	4.7 (3.5 to 6.2)	7.3 (5.6 to 9.2)	22.9 (17.5 to 29.2)	30.1 (23.3 to 39.2)	23.9 (17.2 to 27.2)	21.9 (16.8 to 32.1)	17.9 (12.5 to 24)	16.2 (12.3 to 20.8)	18.8 (14.6 to 23.5)	19.8 (15.5 to 25)	22.3 (14.1 to 22.6)	17.2 (11.1 to 17.4)	14.1 (9.9 to 14.2)	11.3 (8.8 to 13.9)

SII Table 2a: Buckinghamshire DALYS by cause and age group for males with 95% uncertainty intervals. 2019

Cause	Early Neonatal	Late Neonatal	Post Neonatal	1 to 4	5 to 9	10 to 14	15 to 19	20 to 24	25 to 29	30 to 34	35 to 39	40 to 44	45 to 49	50 to 54	55 to 59	60 to 64	65 to 69	70 to 74	75 to 79	80 to 84	85 to 89	90 to 94	95 plus	Total
All causes	1,188 (924 to 1,510)	1,166 (1,114 to 1,222)	2,067 (2,016 to 2,117)	2,377 (2,177 to 2,600)	1,586 (1,454 to 1,730)	1,284 (1,177 to 1,397)	1,377 (1,264 to 1,500)	1,210 (1,210 to 1,970)	1,210 (1,209 to 2,170)	1,210 (1,209 to 2,170)	1,210 (1,209 to 2,170)	1,210 (1,209 to 2,170)	1,210 (1,209 to 2,170)	1,210 (1,209 to 2,170)	1,210 (1,209 to 2,170)	1,210 (1,209 to 2,170)	1,210 (1,209 to 2,170)	1,210 (1,209 to 2,170)	1,210 (1,209 to 2,170)	1,210 (1,209 to 2,170)	1,210 (1,209 to 2,170)	1,210 (1,209 to 2,170)	67,700
Communicable, maternal, neonatal, and nutritional diseases	1,188 (924 to 1,510)	1,166 (1,114 to 1,222)	2,067 (2,016 to 2,117)	2,377 (2,177 to 2,600)	1,586 (1,454 to 1,730)	1,284 (1,177 to 1,397)	1,377 (1,264 to 1,500)	1,210 (1,209 to 1,970)	1,210 (1,209 to 2,170)	1,210 (1,209 to 2,170)	1,210 (1,209 to 2,170)	1,210 (1,209 to 2,170)	1,210 (1,209 to 2,170)	1,210 (1,209 to 2,170)	1,210 (1,209 to 2,170)	1,210 (1,209 to 2,170)	1,210 (1,209 to 2,170)	1,210 (1,209 to 2,170)	1,210 (1,209 to 2,170)	1,210 (1,209 to 2,170)	1,210 (1,209 to 2,170)	1,210 (1,209 to 2,170)	3,600
HIV/AIDS and sexually transmitted infections	10 (3 to 22)	3 (1 to 9)	5 (3 to 11)	0 (0 to 1)	0 (0 to 0)	0 (0 to 0)	0 (0 to 1)	3 (1 to 7)	9 (3 to 24)	14 (5 to 34)	7 (2 to 17)	5 (2 to 12)	3 (1 to 8)	2 (1 to 5)	1 (0 to 3)	1 (0 to 2)	1 (0 to 2)	1 (0 to 2)	0 (0 to 1)	0 (0 to 1)	0 (0 to 0)	0 (0 to 0)	0 (0 to 0)	69
HIV/AIDS	0 (0 to 0)	0 (0 to 0)	0 (0 to 0)	0 (0 to 0)	0 (0 to 0)	0 (0 to 0)	0 (0 to 0)	1 (0 to 3)	3 (1 to 9)	5 (2 to 14)	3 (1 to 8)	2 (1 to 6)	1 (0 to 3)	1 (0 to 2)	0 (0 to 1)	0 (0 to 1)	0 (0 to 1)	0 (0 to 1)	0 (0 to 0)	0 (0 to 0)	0 (0 to 0)	0 (0 to 0)	0 (0 to 0)	28
HIV/AIDS - Drug-susceptible Tuberculosis	0 (0 to 0)	0 (0 to 0)	0 (0 to 1)	0 (0 to 1)	0 (0 to 0)	0 (0 to 0)	0 (0 to 0)	0 (0 to 1)	0 (0 to 1)	0 (0 to 2)	0 (0 to 1)	0 (0 to 1)	0 (0 to 1)	0 (0 to 1)	0 (0 to 1)	0 (0 to 1)	0 (0 to 1)	0 (0 to 1)	0 (0 to 1)	0 (0 to 1)	0 (0 to 0)	0 (0 to 0)	0 (0 to 0)	5
HIV/AIDS - Multidrug-resistant Tuberculosis without extensive dr...	0 (0 to 0)	0 (0 to 0)	0 (0 to 0)	0 (0 to 0)	0 (0 to 0)	0 (0 to 0)	0 (0 to 0)	0 (0 to 0)	0 (0 to 0)	0 (0 to 0)	0 (0 to 0)	0 (0 to 0)	0 (0 to 0)	0 (0 to 0)	0 (0 to 0)	0 (0 to 0)	0 (0 to 0)	0 (0 to 0)	0 (0 to 0)	0 (0 to 0)	0 (0 to 0)	0 (0 to 0)	0 (0 to 0)	0
HIV/AIDS - Extensively drug-resistant Tuberculosis	0 (0 to 0)	0 (0 to 0)	0 (0 to 0)	0 (0 to 0)	0 (0 to 0)	0 (0 to 0)	0 (0 to 0)	0 (0 to 0)	0 (0 to 0)	0 (0 to 0)	0 (0 to 0)	0 (0 to 0)	0 (0 to 0)	0 (0 to 0)	0 (0 to 0)	0 (0 to 0)	0 (0 to 0)	0 (0 to 0)	0 (0 to 0)	0 (0 to 0)	0 (0 to 0)	0 (0 to 0)	0 (0 to 0)	0
HIV/AIDS resulting in other diseases	0 (0 to 0)	0 (0 to 0)	0 (0 to 0)	0 (0 to 0)	0 (0 to 0)	0 (0 to 0)	0 (0 to 0)	1 (0.7 to 1.3)	2 (1 to 5.1)	2 (1 to 5.1)	2 (1 to 4.6)	2 (1 to 4.6)	1 (0 to 3)	1 (0 to 2)	0 (0 to 1)	0 (0 to 1)	0 (0 to 1)	0 (0 to 1)	0 (0 to 0)	0 (0 to 0)	0 (0 to 0)	0 (0 to 0)	0 (0 to 0)	53
Sexually transmitted infections excluding HIV	10 (3 to 22)	3 (1 to 9)	5 (3 to 11)	0 (0 to 1)	0 (0 to 0)	0 (0 to 0)	0 (0 to 1)	2 (0.7 to 4)	6 (1 to 19)	9 (2 to 24)	5 (1 to 14)	3 (1 to 8)	2 (0 to 5)	1 (0 to 3)	0 (0 to 1)	0 (0 to 1)	0 (0 to 1)	0 (0 to 1)	0 (0 to 0)	0 (0 to 0)	0 (0 to 0)	0 (0 to 0)	0 (0 to 0)	25
Syphilis	10 (3 to 22)	3 (1 to 9)	5 (3 to 11)	0 (0 to 1)	0 (0 to 0)	0 (0 to 0)	0 (0 to 1)	2 (0.7 to 4)	6 (1 to 19)	9 (2 to 24)	5 (1 to 14)	3 (1 to 8)	2 (0 to 5)	1 (0 to 3)	0 (0 to 1)	0 (0 to 1)	0 (0 to 1)	0 (0 to 1)	0 (0 to 0)	0 (0 to 0)	0 (0 to 0)	0 (0 to 0)	0 (0 to 0)	20
Chlamydial infection	0 (0 to 0)	0 (0 to 0)	0 (0 to 0)	0 (0 to 0)	0 (0 to 0)	0 (0 to 0)	0 (0 to 0)	0 (0 to 0)	0 (0 to 0)	0 (0 to 0)	0 (0 to 0)	0 (0 to 0)	0 (0 to 0)	0 (0 to 0)	0 (0 to 0)	0 (0 to 0)	0 (0 to 0)	0 (0 to 0)	0 (0 to 0)	0 (0 to 0)	0 (0 to 0)	0 (0 to 0)	0 (0 to 0)	0
Gonococcal infection	0 (0 to 0)	0 (0 to 0)	0 (0 to 0)	0 (0 to 0)	0 (0 to 0)	0 (0 to 0)	0 (0 to 0)	0 (0 to 0)	0 (0 to 0)	0 (0 to 0)	0 (0 to 0)	0 (0 to 0)	0 (0 to 0)	0 (0 to 0)	0 (0 to 0)	0 (0 to 0)	0 (0 to 0)	0 (0 to 0)	0 (0 to 0)	0 (0 to 0)	0 (0 to 0)	0 (0 to 0)	0 (0 to 0)	0
Trichomoniasis	0 (0 to 0)	0 (0 to 0)	0 (0 to 0)	0 (0 to 0)	0 (0 to 0)	0 (0 to 0)	0 (0 to 0)	0 (0 to 0)	0 (0 to 0)	0 (0 to 0)	0 (0 to 0)	0 (0 to 0)	0 (0 to 0)	0 (0 to 0)	0 (0 to 0)	0 (0 to 0)	0 (0 to 0)	0 (0 to 0)	0 (0 to 0)	0 (0 to 0)	0 (0 to 0)	0 (0 to 0)	0 (0 to 0)	0
Genital herpes	0 (0 to 0)	0 (0 to 0)	0 (0 to 0)	0 (0 to 0)	0 (0 to 0)	0 (0 to 0)	0 (0 to 1)	0 (0 to 0)	0 (0 to 0)	0 (0 to 0)	0 (0 to 0)	0 (0 to 0)	0 (0 to 0)	0 (0 to 0)	0 (0 to 0)	0 (0 to 0)	0 (0 to 0)	0 (0 to 0)	0 (0 to 0)	0 (0 to 0)	0 (0 to 0)	0 (0 to 0)	0 (0 to 0)	0
Other sexually transmitted infections	0 (0 to 0)	0 (0 to 0)	0 (0 to 0)	0 (0 to 0)	0 (0 to 0)	0 (0 to 0)	0 (0 to 0)	0 (0 to 0)	0 (0 to 0)	0 (0 to 0)	0 (0 to 0)	0 (0 to 0)	0 (0 to 0)	0 (0 to 0)	0 (0 to 0)	0 (0 to 0)	0 (0 to 0)	0 (0 to 0)	0 (0 to 0)	0 (0 to 0)	0 (0 to 0)	0 (0 to 0)	0 (0 to 0)	0
Respiratory infections and tuberculosis	4 (3 to 5)	4 (3 to 6)	18 (12 to 27)	32 (26 to 43)	4 (3 to 6)	3 (2 to 4)	5 (4 to 6)	6 (4 to 9)	8 (5 to 12)	9 (6 to 13)	10 (7 to 14)	12 (8 to 17)	14 (9 to 20)	16 (10 to 23)	19 (12 to 27)	23 (14 to 33)	29 (17 to 42)	36 (21 to 51)	46 (27 to 66)	57 (33 to 81)	70 (41 to 100)	84 (49 to 120)	102 (59 to 146)	1,030
Tuberculosis	0 (0 to 0)	0 (0 to 0)	0 (0 to 1)	0 (0 to 1)	0 (0 to 0)	0 (0 to 0)	0 (0 to 0)	0 (0 to 0)	0 (0 to 1)	0 (0 to 1)	0 (0 to 1)	0 (0 to 1)	0 (0 to 1)	0 (0 to 1)	0 (0 to 1)	0 (0 to 1)	0 (0 to 1)	0 (0 to 1)	0 (0 to 1)	0 (0 to 1)	0 (0 to 1)	0 (0 to 1)	0 (0 to 1)	0
Latent tuberculosis infection	0 (0 to 0)	0 (0 to 0)	0 (0 to 0)	0 (0 to 0)	0 (0 to 0)	0 (0 to 0)	0 (0 to 0)	0 (0 to 0)	0 (0 to 0)	0 (0 to 0)	0 (0 to 0)	0 (0 to 0)	0 (0 to 0)	0 (0 to 0)	0 (0 to 0)	0 (0 to 0)	0 (0 to 0)	0 (0 to 0)	0 (0 to 0)	0 (0 to 0)	0 (0 to 0)	0 (0 to 0)	0 (0 to 0)	0
Drug-susceptible tuberculosis	0 (0 to 0)	0 (0 to 0)	0 (0 to 1)	0 (0 to 1)	0 (0 to 0)	0 (0 to 0)	0 (0 to 0)	0 (0 to 0)	0 (0 to 1)	0 (0 to 1)	0 (0 to 1)	0 (0 to 1)	0 (0 to 1)	0 (0 to 1)	0 (0 to 1)	0 (0 to 1)	0 (0 to 1)	0 (0 to 1)	0 (0 to 1)	0 (0 to 1)	0 (0 to 1)	0 (0 to 1)	0 (0 to 1)	0
Multidrug-resistant tuberculosis without extensive drug-resistance	0 (0 to 0)	0 (0 to 0)	0 (0 to 0)	0 (0 to 0)	0 (0 to 0)	0 (0 to 0)	0 (0 to 0)	0 (0 to 0)	0 (0 to 0)	0 (0 to 0)	0 (0 to 0)	0 (0 to 0)	0 (0 to 0)	0 (0 to 0)	0 (0 to 0)	0 (0 to 0)	0 (0 to 0)	0 (0 to 0)	0 (0 to 0)	0 (0 to 0)	0 (0 to 0)	0 (0 to 0)	0 (0 to 0)	0
Extensively drug-resistant tuberculosis	0 (0 to 0)	0 (0 to 0)	0 (0 to 0)	0 (0 to 0)	0 (0 to 0)	0 (0 to 0)	0 (0 to 0)	0 (0 to 0)	0 (0 to 0)	0 (0 to 0)	0 (0 to 0)	0 (0 to 0)	0 (0 to 0)	0 (0 to 0)	0 (0 to 0)	0 (0 to 0)	0 (0 to 0)	0 (0 to 0)	0 (0 to 0)	0 (0 to 0)	0 (0 to 0)	0 (0 to 0)	0 (0 to 0)	0
Lower respiratory infections	4 (3 to 4)	4 (3 to 5)	17 (11 to 26)	29 (24 to 40)	3 (2 to 4)	2 (1 to 3)	3 (2 to 4)	4 (2 to 6)	6 (3 to 9)	7 (4 to 10)	8 (5 to 11)	10 (6 to 14)	12 (7 to 17)	14 (8 to 20)	17 (10 to 24)	21 (12 to 30)	27 (15 to 39)	33 (19 to 48)	43 (24 to 62)	54 (30 to 77)	66 (37 to 94)	80 (45 to 114)	96 (54 to 137)	964
Upper respiratory infections	0 (0 to 0)	0 (0 to 0)	1 (1 to 1)	3 (2 to 4)	1 (0 to 1)	1 (0 to 1)	1 (0 to 2)	2 (1 to 3)	2 (1 to 4)	2 (1 to 4)	2 (1 to 4)	2 (1 to 4)	2 (1 to 4)	2 (1 to 4)	2 (1 to 4)	2 (1 to 4)	2 (1 to 4)	3 (1 to 4)	3 (1 to 4)	3 (1 to 4)	3 (1 to 4)	3 (1 to 4)	3 (1 to 4)	47
Otitis media	0 (0 to 0)	0 (0 to 0)	0 (0 to 1)	0 (0 to 1)	0 (0 to 0)	0 (0 to 0)	0 (0 to 0)	0 (0 to 0)	0 (0 to 0)	0 (0 to 0)	0 (0 to 0)	0 (0 to 0)	0 (0 to 0)	0 (0 to 0)	0 (0 to 0)	0 (0 to 0)	0 (0 to 0)	0 (0 to 0)	0 (0 to 0)	0 (0 to 0)	0 (0 to 0)	0 (0 to 0)	0 (0 to 0)	0
Enteric infections	4 (0 to 0.9)	4 (1 to 1.9)	14 (9 to 20.9)	22 (13 to 37)	5 (2 to 9.5)	3 (1 to 6)	4 (2 to 7.7)	4 (2 to 7.7)	4 (2 to 7.7)	4 (2 to 7.7)	4 (2 to 7.7)	4 (2 to 7.7)	4 (2 to 7.7)	4 (2 to 7.7)	4 (2 to 7.7)	4 (2 to 7.7)	4 (2 to 7.7)	4 (2 to 7.7)	4 (2 to 7.7)	4 (2 to 7.7)	4 (2 to 7.7)	4 (2 to 7.7)	4 (2 to 7.7)	168
Diarrheal diseases	4 (0 to 0.9)	4 (1 to 1.9)	14 (9 to 20.9)	22 (13 to 36.9)	5 (2 to 9.5)	3 (1 to 6)	4 (2 to 7.7)	4 (2 to 7.7)	4 (2 to 7.7)	4 (2 to 7.7)	4 (2 to 7.7)	4 (2 to 7.7)	4 (2 to 7.7)	4 (2 to 7.7)	4 (2 to 7.7)	4 (2 to 7.7)	4 (2 to 7.7)	4 (2 to 7.7)	4 (2 to 7.7)	4 (2 to 7.7)	4 (2 to 7.7)	4 (2 to 7.7)	4 (2 to 7.7)	167
Typhoid and paraphoid	0 (0 to 0)	0 (0 to 0)	0 (0 to 0)	0 (0 to 0)	0 (0 to 0)	0 (0 to 0)	0 (0 to 0)	0 (0 to 0)	0 (0 to 0)	0 (0 to 0)	0 (0 to 0)	0 (0 to 0)	0 (0 to 0)	0 (0 to 0)	0 (0 to 0)	0 (0 to 0)	0 (0 to 0)	0 (0 to 0)	0 (0 to 0)	0 (0 to 0)	0 (0 to 0)	0 (0 to 0)	0 (0 to 0)	0
Typhoid fever	0 (0 to 0)	0 (0 to 0)	0 (0 to 0)	0 (0 to 0)	0 (0 to 0)	0 (0 to 0)	0 (0 to 0)	0 (0 to 0)	0 (0 to 0)	0 (0 to 0)	0 (0 to 0)	0 (0 to 0)	0 (0 to 0)	0 (0 to 0)	0 (0 to 0)	0 (0 to 0)	0 (0 to 0)	0 (0 to 0)	0 (0 to 0)	0 (0 to 0)	0 (0 to 0)	0 (0 to 0)	0 (0 to 0)	0
Paratyphoid fever	0 (0 to 0)	0 (0 to 0)	0 (0 to 0)	0 (0 to 0)	0 (0 to 0)	0 (0 to 0)	0 (0 to 0)	0 (0 to 0)	0 (0 to 0)	0 (0 to 0)	0 (0 to 0)	0 (0 to 0)	0 (0 to 0)	0 (0 to 0)	0 (0 to 0)	0 (0 to 0)	0 (0 to 0)	0 (0 to 0)	0 (0 to 0)	0 (0 to 0)	0 (0 to 0)	0 (0 to 0)	0 (0 to 0)	0
Invasive Non-typhoidal Salmonella (iNTS)	0 (0 to 0)	0 (0 to 0)	0 (0 to 0)	0 (0 to 0)	0 (0 to 0)	0 (0 to 0)	0 (0 to 0)	0 (0 to 0)	0 (0 to 0)	0 (0 to 0)	0 (0 to 0)	0 (0 to 0)	0 (0 to 0)	0 (0 to 0)	0 (0 to 0)	0 (0 to 0)	0 (0 to 0)	0 (0 to 0)	0 (0 to 0)	0 (0 to 0)	0 (0 to 0)	0 (0 to 0)	0 (0 to 0)	0
Other intestinal infectious diseases	0 (0 to 0)	0 (0 to 0)	0 (0 to 1)	0 (0 to 1)	0 (0 to 0)	0 (0 to 0)	0 (0 to 0)	0 (0 to 0)	0 (0 to 0)	0 (0 to 0)	0 (0 to 0)	0 (0 to 0)	0 (0 to 0)	0 (0 to 0)	0 (0 to 0)	0 (0 to 0)	0 (0 to 0)	0 (0 to 0)	0 (0 to 0)	0 (0 to 0)	0 (0 to 0)	0 (0 to 0)	0 (0 to 0)	0
Neglected tropical diseases and malaria	0 (0 to 0)	0 (0 to 0)	0 (0 to 1)	0 (0 to 1)	0 (0 to 0)	0 (0 to 0)	0 (0 to 0)	0 (0 to 0)	0 (0 to 0)	0 (0 to 0)	0 (0 to 0)	0 (0 to 0)	0 (0 to 0)	0 (0 to 0)	0 (0 to 0)	0 (0 to 0)	0 (0 to 0)	0 (0 to 0)	0 (0 to 0)	0 (0 to 0)	0 (0 to 0)	0 (0 to 0)	0 (0 to 0)	0
Malaria	0 (0 to 0)	0 (0 to 0)	0 (0 to 0)	0 (0 to 0)	0 (0 to 0)	0 (0 to 0)	0 (0 to 0)	0 (0 to 0)	0 (0 to 0)	0 (0 to 0)	0 (0 to 0)	0 (0 to 0)	0 (0 to 0)	0 (0 to 0)	0 (0 to 0)	0 (0 to 0)	0 (0 to 0)	0 (0 to 0)	0 (0 to 0)	0 (0 to 0)	0 (0 to 0)	0 (0 to 0)	0 (0 to 0)	0
Chagas disease	0 (0 to 0)	0 (0 to 0)	0 (0 to 0)	0 (0 to 0)	0 (0 to 0)	0 (0 to 0)	0 (0 to 0)	0 (0 to 0)	0 (0 to 0)	0 (0 to 0)	0 (0 to 0)	0 (0 to 0)	0 (0 to 0)	0 (0 to 0)	0 (0 to 0)	0 (0 to 0)	0 (0 to 0)	0 (0 to 0)	0 (0 to 0)	0 (0 to 0)	0 (0 to 0)	0 (0 to 0)	0 (0 to 0)	0
Leishmaniasis	0 (0 to 0)	0 (0 to 0)	0 (0 to 0)	0 (0 to 0)	0 (0 to 0)	0 (0 to 0)	0 (0 to 0)	0 (0 to 0)	0 (0 to 0)	0 (0 to 0)	0 (0 to 0)	0 (0 to 0)	0 (0 to 0)	0 (0 to 0)	0 (0 to 0)	0 (0 to 0)	0 (0 to 0)	0 (0 to 0)	0 (0 to 0)	0 (0 to 0)	0 (0 to 0)	0 (0 to 0)	0 (0 to 0)	0
Visceral leishmaniasis	0 (0 to 0)	0 (0 to 0)	0 (0 to 0)	0 (0 to 0)	0 (0 to 0)	0 (0 to 0)	0 (0 to 0)	0 (0 to 0)	0 (0 to 0)	0 (0 to 0)	0 (0 to 0)	0 (0 to 0)	0 (0 to 0)	0 (0 to 0)	0 (0 to 0)	0 (0 to 0)	0 (0 to 0)	0 (0 to 0)	0 (0 to 0)	0 (0 to 0)	0 (0 to 0)	0 (0 to 0)	0 (0 to 0)	0
Cutaneous and mucocutaneous leishmaniasis	0 (0 to 0)	0 (0 to 0)	0 (0 to 0)	0 (0 to 0)	0 (0 to 0)	0 (0 to 0)	0 (0 to 0)	0 (0 to 0)	0 (0 to 0)	0 (0 to 0)	0 (0 to 0)	0 (0 to 0)	0 (0 to 0)	0 (0 to 0)	0 (0 to 0)	0 (0 to 0)	0 (0 to 0)	0 (0 to 0)	0 (0 to 0)	0 (0 to 0)	0 (0 to 0)	0 (0 to 0)	0 (0 to 0)	0
African trypanosomiasis	0 (0 to 0)	0 (0 to 0)	0 (0 to 0)	0 (0 to 0)	0 (0 to 0)	0 (0 to 0)	0 (0 to 0)	0 (0 to 0)	0 (0 to 0)	0 (0 to 0)	0 (0 to 0)	0 (0 to 0)	0 (0 to 0)	0 (0 to 0)	0 (0 to 0)	0 (0 to 0)	0 (0 to 0)	0 (0 to 0)	0 (0 to 0)	0 (0 to 0)	0 (0 to 0)	0 (0 to 0)	0 (0 to 0)	0
Schistosomiasis	0 (0 to 0)	0 (0 to 0)	0 (0 to 0)	0 (0 to 0)	0 (0 to 0)	0 (0 to 0)	0 (0 to 0)	0 (0 to 0)	0 (0 to 0)	0 (0 to 0)	0 (0 to 0)	0 (0 to 0)	0 (0 to 0)	0 (0 to 0)	0 (0 to 0)	0 (0 to 0)	0 (0 to 0)	0 (0 to 0)	0 (0 to 0)	0 (0 to 0)	0 (0 to 0)	0 (0 to 0)	0 (0 to 0)	0
Cysticercosis	0 (0 to 0)	0 (0 to 0)	0 (0 to 0)	0 (0 to 0)	0 (0 to 0)	0 (0 to 0)	0 (0 to 0)	0 (0 to 0)	0 (0 to 0)	0 (0 to 0)	0 (0 to 0)	0 (0 to 0)	0 (0 to 0)	0 (0 to 0)	0 (0 to 0)	0 (0 to 0)	0 (0 to 0)	0 (0 to 0)	0 (0 to 0)	0 (0 to 0)	0 (0 to 0)	0 (0 to 0)	0 (0 to 0)	0
Cystic echinococcosis	0 (0 to 0)	0 (0 to 0)	0 (0 to 0)	0 (0 to 0)	0 (0 to 0)	0 (0 to 0)	0 (0 to 0)	0 (0 to 0)	0 (0 to 0)	0 (0 to 0)	0 (0 to 0)	0 (0 to 0)	0 (0 to 0)	0 (0 to 0)	0 (0 to 0)	0 (0 to 0)	0 (0 to 0)	0 (0 to 0)	0 (0 to 0)	0 (0 to 0)	0 (0 to 0)	0 (0 to 0)	0 (0 to 0)	0
Lymphatic filariasis	0 (0 to 0)	0 (0 to 0)	0 (0 to 0)	0 (0 to 0)	0 (0 to 0)	0 (0 to 0)	0 (0 to 0)	0 (0 to 0)	0 (0 to 0)	0 (0 to 0)	0 (0 to 0)	0 (0 to 0)	0 (0 to 0)	0 (0 to 0)	0 (0 to 0)	0 (0 to 0)	0 (0 to 0)	0 (0 to 0)	0 (0 to 0)	0 (0 to 0)	0 (0 to 0)	0 (0 to 0)	0 (0 to 0)	0
Onchocerciasis	0 (0 to 0)	0 (0 to 0)	0 (0 to 0)	0 (0 to 0)	0 (0 to 0)	0 (0 to 0)	0 (0 to 0)	0 (0 to 0)	0 (0 to 0)	0 (0 to 0)	0 (0 to 0)	0 (0 to 0)	0 (0 to 0)	0 (0 to 0)	0 (0 to 0)	0 (0 to 0)	0 (0 to 0)	0 (0 to 0)	0 (0 to 0)	0 (0 to 0)	0 (0 to 0)	0 (0 to 0)	0 (0 to 0)	0
Trachoma	0 (0 to 0)	0 (0 to 0)	0 (0 to 0)	0 (0 to 0)	0 (0 to 0)	0 (0 to 0)	0 (0 to 0)	0 (0 to 0)	0 (0 to 0)	0 (0 to 0)	0 (0 to 0)	0 (0 to 0)	0 (0 to 0)	0 (0 to 0)	0 (0 to 0)	0 (0 to 0)	0 (0 to 0)	0 (0 to 0)	0 (0 to 0)	0 (0 to 0)	0 (0 to 0)	0 (0 to 0)	0 (0 to 0)	0
Dengue	0 (0 to 0)	0 (0 to 0)	0 (0 to 0)	0 (0 to 0)	0 (0 to 0)	0 (0 to 0)	0 (0 to 0)	0 (0 to 0)	0 (0 to 0)	0 (0 to 0)	0 (0 to 0)	0 (0 to 0)	0 (0 to 0)	0 (0 to 0)	0 (0 to 0)	0 (0 to 0)	0 (0 to 0)	0 (0 to 0)	0 (0 to 0)	0 (0 to 0)	0 (0 to 0)	0 (0 to 0)	0 (0 to 0)	0
Yellow fever	0 (0 to 0)	0 (0 to 0)	0 (0 to 0)	0 (0 to 0)	0 (0 to 0)	0 (0 to 0)	0 (0 to 0)	0 (0 to 0)	0 (0 to 0)	0 (0 to 0)	0 (0 to 0)	0 (0 to 0)	0 (0 to 0)	0 (0 to 0)	0 (0 to 0)	0 (0 to 0)	0 (0 to 0)	0 (0 to 0)	0 (0 to 0)	0 (0 to 0)	0 (0 to 0)	0 (0 to 0)	0 (0 to 0)	0
Rabies	0 (0 to 0)	0 (0 to 0)	0 (0 to 0)	0 (0 to 0)	0 (0 to 0)	0 (0 to 0)	0 (0 to 0)	0 (0 to 0)	0 (0 to 0)	0 (0 to 0)	0 (0 to 0)	0 (0 to 0)	0 (0 to 0)	0 (0 to 0)	0 (0 to 0)	0 (0 to 0)	0 (0 to 0)	0 (0 to 0)	0 (0 to 0)	0 (0 to 0)	0 (0 to 0)	0 (0 to 0)	0 (0 to 0)	0
Intestinal nematode infections	0 (0 to 0)	0 (0 to 0)	0 (0 to 0)	0 (0 to 0)	0 (0 to 0)	0 (0 to 0)	0 (0 to 0)	0 (0 to 0)	0 (0 to 0)	0 (0 to 0)	0 (0 to 0)	0 (0 to 0)	0 (0 to 0)	0 (0 to 0)	0 (0 to 0)	0 (0 to 0)	0 (0 to 0)	0 (0 to 0)	0 (0 to 0)	0 (0 to 0)	0 (0 to 0)	0 (0 to 0)	0 (0 to 0)	0
Ascariasis	0 (0 to 0)	0 (0 to 0)	0 (0 to 0)	0 (0 to 0)	0 (0 to 0)	0 (0 to 0)	0 (0 to 0)	0 (0 to 0)	0 (0 to 0)	0 (0 to 0)	0 (0 to 0)	0 (0 to 0)	0 (0 to 0)	0 (0 to 0)	0 (0 to 0)	0 (0 to 0)	0 (0 to 0)	0 (0 to 0)	0 (0 to 0)	0 (0 to 0)	0 (0 to 0)	0 (0 to 0)	0 (0 to 0)	0
Trichuriasis	0 (0 to 0)	0 (0 to 0)	0 (0 to 0)	0 (0 to 0)	0 (0 to 0)	0 (0 to 0)	0 (0 to 0)	0 (0 to 0)	0 (0 to 0)	0 (0 to 0)	0 (0 to 0)	0 (0 to 0)	0 (0 to 0)	0 (0 to 0)	0 (0 to 0)	0 (0 to 0)	0 (0 to 0)	0 (0 to 0)	0 (0 to 0)	0 (0 to 0)	0 (0 to 0)	0 (0 to 0)	0 (0 to 0)	0
Hookworm disease	0 (0 to 0)	0 (0 to 0)	0 (0 to 0)	0 (0 to 0)	0 (0 to 0)	0 (0 to 0)	0 (0 to 0)	0 (0 to 0)	0 (0 to 0)	0 (0 to 0)	0 (0 to 0)	0 (0 to 0)	0 (0 to 0)	0 (0 to 0)	0 (0 to 0)	0 (0 to 0)	0 (0 to 0)	0 (0 to 0)	0 (0 to 0)	0 (0 to 0)	0 (0 to 0)	0 (0 to 0)	0 (0 to 0)	0
Food-borne trematodiases	0 (0 to 0)	0 (0 to 0)	0 (0 to 0)	0 (0 to 0)	0 (0 to 0)	0 (0 to 0)	0 (0 to 0)	0 (0 to 0)	0 (0 to 0)	0 (0 to 0)	0 (0 to 0)	0 (0 to 0)	0 (0 to 0)	0 (0 to 0)	0 (0 to 0)	0 (0 to 0)	0 (0 to 0)	0 (0 to 0)	0 (0 to 0)	0 (0 to 0)	0 (0 to 0)	0 (0 to 0)	0 (0 to 0)	0
Leprosy	0 (0 to 0)	0 (0 to 0)	0 (0 to 0)	0 (0 to 0)	0 (0 to 0)	0 (0 to 0)	0 (0 to 0)	0 (0 to 0)	0 (0 to 0)	0 (0 to 0)	0 (0 to 0)	0 (0 to 0)	0 (0 to 0)	0 (0 to 0)	0 (0 to 0)	0 (0 to 0)	0 (0 to 0)	0 (0 to 0)	0 (0 to 0)	0 (0 to 0)	0 (0 to 0)	0 (0 to 0)	0 (0 to 0)	0
Ebola	0 (0 to 0)	0 (0 to 0)	0 (0 to 0)	0 (0 to 0)	0 (0 to 0)	0 (0 to 0)	0 (0 to 0)	0 (0 to 0)	0 (0 to 0)	0 (0 to 0)	0 (0 to 0)	0 (0 to 0)	0 (0 to 0)	0 (0 to 0)	0 (0 to 0)	0 (0 to 0)	0 (0 to 0)	0 (0 to 0)	0 (0 to 0)	0 (0 to 0)	0 (0 to 0)	0 (0 to 0)	0 (0 to 0)	0
Zika virus	0 (0 to 0)	0 (0 to 0)	0 (0 to 0)	0 (0 to 0)	0 (0 to 0)	0 (0 to 0)	0 (0 to 0)	0 (0 to 0)	0 (0 to 0)	0 (0 to 0)	0 (0 to 0)	0 (0 to 0)	0 (0 to 0)	0 (0 to 0)	0 (0 to 0)	0 (0 to 0)	0 (0 to 0)	0 (0 to 0)	0 (0 to 0)	0 (0 to 0)	0 (0 to 0)	0 (0 to 0)	0 (0 to 0)	0
Guinea worm disease	0 (0 to 0)	0 (0 to 0)	0 (0 to 0)	0 (0 to 0)	0 (0 to 0)	0 (0 to 0)	0 (0 to 0)	0 (0 to 0)	0 (0 to 0)	0 (0 to 0)	0 (0 to 0)	0 (0 to 0)	0 (0 to 0)	0 (0 to 0)	0 (0 to 0)	0 (0 to 0)	0 (0 to 0)	0 (0 to 0)	0 (0 to 0)	0 (0 to 0)	0 (0 to 0)	0 (0 to 0)	0 (0 to 0)	0
Other neglected tropical diseases	0 (0 to 0)	0 (0 to 0)	0 (0 to 1)	0 (0 to 1)	0 (0 to 0)	0 (0 to 0)	0 (0 to 0)	0 (0 to 0)	0 (0 to 0)	0 (0 to 0)	0 (0 to 0)	0 (0 to 0)	0 (0 to 0)	0 (0 to 0)	0 (0 to 0)	0 (0 to 0)	0 (0 to

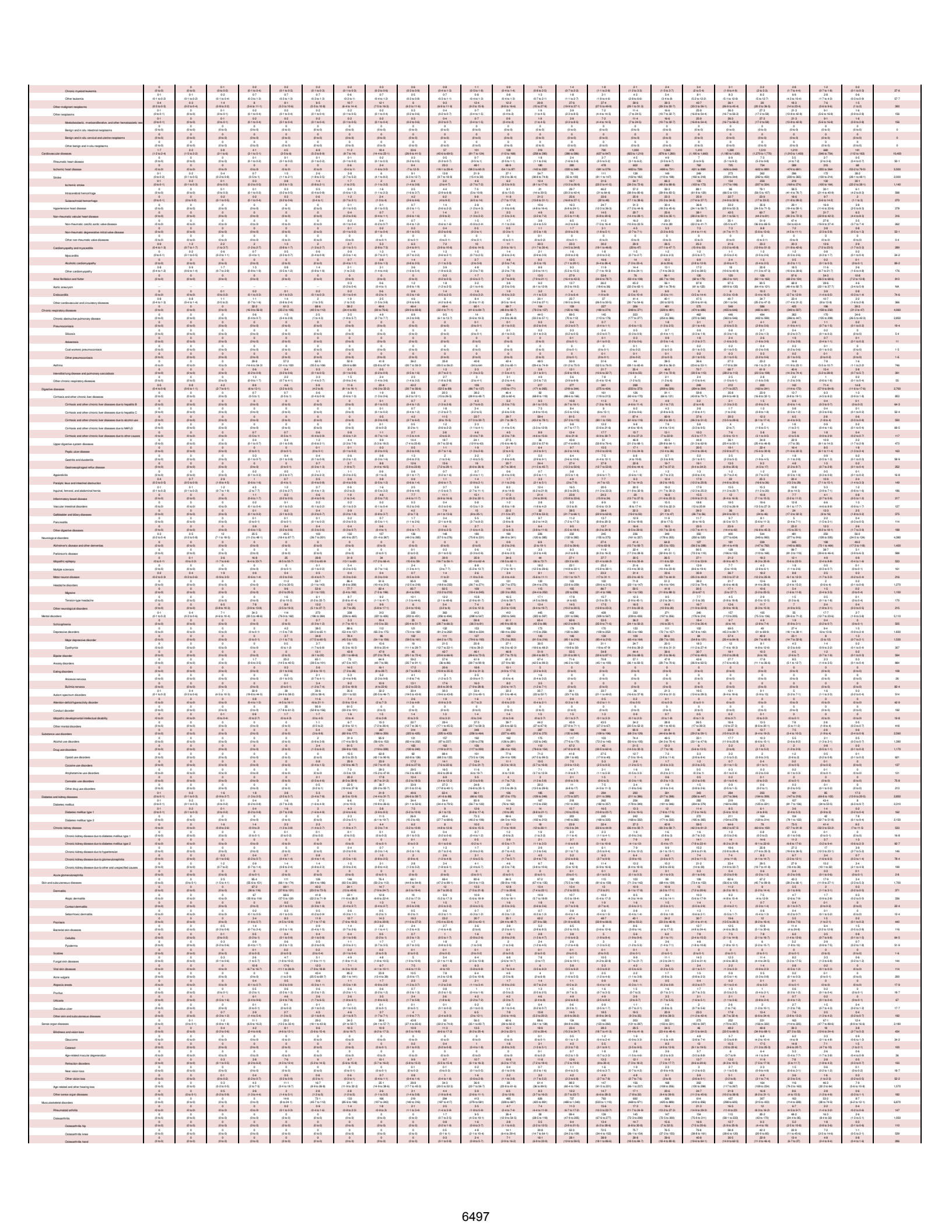

Osteoarthritis other	0 (0 to 0)	0 (0 to 0)	0 (0 to 0)	0 (0 to 0)	0 (0 to 0)	0 (0 to 0)	0 (0 to 0)	0 (0 to 0)	0 (0 to 0)	0·1 (0 to 0·2)	0·7 (0·2 to 1·8)	2·4 (0·8 to 5·8)	5·5 (2·3 to 12·6)	9·7 (4·1 to 20·6)	13·7 (6·2 to 28·8)	14·8 (6·8 to 31·6)	15·3 (7·2 to 32·3)	16·7 (8·1 to 34·2)	13·3 (6·5 to 27·7)	10·7 (5·3 to 21·9)	6·6 (3·3 to 13·2)	2·5 (1·2 to 5)	0·4 (0·2 to 0·9)	112
Low back pain	0 (0 to 0)	0 (0 to 0)	0 (0 to 0)	0 (0 to 0)	9·9 (4·6 to 17·8)	49 (28·7 to 79·8)	81·5 (48·2 to 132)	97 (56 to 154)	119 (70·8 to 189)	149 (86·8 to 227)	208 (124 to 314)	243 (145 to 370)	295 (173 to 460)	343 (207 to 525)	358 (221 to 530)	298 (185 to 442)	259 (165 to 392)	248 (155 to 372)	173 (106 to 264)	123 (74·9 to 185)	64·2 (39 to 93·6)	19·6 (12·2 to 28·9)	2·9 (1·8 to 4·3)	3,140
Neck pain	0 (0 to 0)	0 (0 to 0)	0 (0 to 0)	0 (0 to 0)	4·3 (1·5 to 9·1)	22·7 (11·3 to 42·8)	36·9 (17·6 to 66·2)	38·1 (18·4 to 72·6)	46 (22·8 to 89)	69·9 (34·8 to 133)	103 (55·1 to 175)	120 (60·7 to 199)	141 (72·9 to 250)	140 (71·4 to 259)	138 (66·9 to 237)	113 (57·2 to 196)	96·7 (51·2 to 168)	89·9 (48·8 to 152)	60·5 (31·6 to 109)	40·6 (20·7 to 73)	22·7 (11·9 to 39·6)	7·5 (3·8 to 12·7)	1·2 (0·7 to 2·2)	1,290
Gout	0 (0 to 0)	0 (0 to 0)	0 (0 to 0)	0 (0 to 0)	0 (0 to 0)	0 (0 to 0)	0 (0 to 0·1)	0·2 (0·1 to 0·4)	0·8 (0·1 to 1·8)	1·8 (0·6 to 3·6)	3·8 (1·8 to 6·8)	6·3 (2·7 to 11)	10·2 (5·1 to 17·5)	14·5 (7·3 to 25)	17·6 (9·4 to 29·4)	17·2 (8·6 to 30·7)	17·3 (9·4 to 29·2)	18·7 (10 to 30)	14·2 (7·7 to 22·5)	10·5 (5·6 to 17·1)	5·8 (3·3 to 9·2)	1·9 (1·1 to 3·2)	0·3 (0·2 to 0·5)	141
Other musculoskeletal disorders	0 (0 to 0)	0 (0 to 0)	0 (0 to 0)	0 (0 to 0)	0·2 (0·1 to 0·5)	0·4 (0·2 to 1·6)	12·9 (4·9 to 25)	29·4 (15·8 to 47·7)	51·4 (28·6 to 83·6)	69·2 (39·6 to 111)	85·8 (49·9 to 133)	95·5 (53·1 to 153)	115 (65·7 to 178)	129 (72·4 to 210)	126 (70·1 to 201)	102 (52·5 to 168)	86·2 (44·4 to 139)	81·4 (38·5 to 145)	57·5 (29·6 to 96·6)	35·8 (13·1 to 64·9)	15·6 (6·8 to 29)	5·8 (2·9 to 10·2)	1·2 (0·6 to 2)	1,100
Other non-communicable diseases	158 (114 to 229)	77·2 (53·6 to 107)	130 (91·6 to 187)	86·6 (66·2 to 111)	64·2 (46·9 to 89·8)	64·9 (47·4 to 86·8)	60 (43·9 to 80·5)	63·2 (45·6 to 86)	66·3 (47·1 to 91·9)	76·4 (53·2 to 107)	101 (69·6 to 143)	121 (82·7 to 172)	167 (117 to 232)	218 (152 to 307)	275 (192 to 383)	273 (191 to 376)	278 (197 to 386)	300 (209 to 408)	237 (174 to 318)	195 (147 to 252)	132 (97·7 to 171)	65·3 (43·3 to 86·4)	13·6 (8·5 to 18·9)	3,220
Congenital birth defects	152 (109 to 225)	65·9 (43·9 to 95·5)	82·6 (53·8 to 136)	53·9 (40·2 to 73·5)	30·4 (21·4 to 41·4)	28·1 (20 to 37·9)	24·5 (17·5 to 33·3)	20·2 (14·5 to 26·7)	17·3 (12·8 to 23·4)	17 (12·5 to 22·9)	19·1 (14 to 25·3)	18 (12·9 to 24·2)	21·8 (15·7 to 29·2)	23 (15·7 to 31·3)	24·4 (15·7 to 33·2)	19·5 (11·9 to 26·8)	13·1 (8·2 to 18·1)	5·3 (3 to 8·2)	3·2 (1·9 to 4·9)	2·1 (1·2 to 3·3)	1·1 (0·6 to 1·8)	0·3 (0·2 to 0·6)	0·1 (0 to 0·1)	643
Neural tube defects	8 (4·3 to 13·4)	3·9 (1·8 to 7·2)	5·9 (2·2 to 12·8)	7·8 (3·4 to 14·1)	0·7 (0·4 to 1)	0·8 (0·5 to 1·1)	0·7 (0·5 to 1·1)	0·7 (0·4 to 1·1)	0·6 (0·4 to 1)	0·5 (0·3 to 0·8)	0·5 (0·3 to 0·8)	0·4 (0·2 to 0·6)	0·4 (0·2 to 0·6)	0·3 (0·2 to 0·4)	0·2 (0·1 to 0·3)	0·2 (0·1 to 0·2)	0·1 (0·1 to 0·2)	0·1 (0 to 0·1)	0 (0 to 0·1)	0 (0 to 0)	0 (0 to 0)	0 (0 to 0)	0 (0 to 0)	31·7
Congenital heart anomalies	39·5 (24·4 to 68·5)	32·3 (19 to 48·9)	27·8 (15·5 to 53·6)	9·6 (5·9 to 17·1)	4·7 (2·9 to 8)	4·4 (2·9 to 7·4)	4·5 (2·7 to 7·6)	4·2 (2·5 to 6·4)	3·5 (2·3 to 5·7)	3·3 (2·1 to 4·9)	3·9 (2·5 to 5·8)	3·5 (2 to 5·2)	4·6 (2·3 to 6·8)	4·1 (1·8 to 6·4)	4·3 (1·7 to 6·8)	3·3 (1·3 to 5·6)	2·6 (1 to 4·3)	0·4 (0·1 to 0·8)	0·2 (0·1 to 0·5)	0·2 (0 to 0·4)	0·1 (0 to 0·2)	0 (0 to 0·1)	0 (0 to 0)	161
Orofacial clefts	0 (0 to 0·1)	0 (0 to 0)	0·3 (0·1 to 0·6)	0·6 (0·2 to 1·1)	0·4 (0·1 to 0·9)	0·4 (0·1 to 0·9)	0·4 (0·1 to 0·8)	0·3 (0·1 to 0·7)	0·3 (0·1 to 0·7)	0·3 (0·1 to 0·7)	0·3 (0·1 to 0·8)	0·4 (0·1 to 0·8)	0·4 (0·1 to 0·9)	0·4 (0·1 to 0·9)	0·4 (0·1 to 0·9)	0·3 (0 to 0·7)	0·3 (0·1 to 0·6)	0·2 (0 to 0·5)	0·2 (0 to 0·4)	0·1 (0 to 0·3)	0·1 (0 to 0·2)	0 (0 to 0)	0 (0 to 0)	6·1
Down syndrome	2·9 (1·5 to 5·1)	0·9 (0·5 to 1·5)	2 (0·9 to 4·2)	1·9 (1·2 to 3)	1·8 (1·2 to 2·7)	1·8 (1·1 to 2·6)	1·6 (1 to 2·4)	1·6 (1 to 2·4)	1·7 (1·1 to 2·6)	1·6 (1·1 to 2·5)	1·9 (1·2 to 2·7)	1·9 (1·2 to 2·8)	2·8 (1·8 to 4·2)	5·2 (2·7 to 8)	7·5 (3·5 to 11·5)	6·5 (2·8 to 10·6)	2·9 (1·3 to 4·8)	0 (0 to 0)	0 (0 to 0)	0 (0 to 0)	0 (0 to 0)	0 (0 to 0)	0 (0 to 0)	46·7
Turner syndrome	0 (0 to 0)	0 (0 to 0)	0 (0 to 0)	0 (0 to 0)	0 (0 to 0)	0 (0 to 0)	0 (0 to 0)	0 (0 to 0)	0 (0 to 0)	0 (0 to 0)	0 (0 to 0)	0 (0 to 0)	0 (0 to 0)	0 (0 to 0)	0 (0 to 0)	0 (0 to 0)	0 (0 to 0)	0 (0 to 0)	0 (0 to 0)	0 (0 to 0)	0 (0 to 0)	0 (0 to 0)	0 (0 to 0)	0
Klinefelter syndrome	0 (0 to 0)	0 (0 to 0)	0 (0 to 0)	0 (0 to 0·1)	0 (0 to 0·1)	0 (0 to 0·1)	0 (0 to 0·1)	0·1 (0 to 0·2)	0·1 (0 to 0·1)	0·1 (0 to 0·1)	0·1 (0 to 0·1)	0·1 (0 to 0·1)	0·1 (0 to 0·1)	0 (0 to 0)	0 (0 to 0)	0 (0 to 0)	0 (0 to 0)	0 (0 to 0)	0 (0 to 0)	0 (0 to 0)	0 (0 to 0)	0 (0 to 0)	0 (0 to 0)	0·5
Other chromosomal abnormalities	16·9 (7·7 to 55)	6·8 (3·1 to 20·2)	11·4 (6 to 26·3)	6·1 (3·7 to 10·8)	4·3 (2·7 to 7)	3·9 (2·4 to 6·1)	3·5 (2·2 to 5·4)	2·9 (1·8 to 4·4)	2·4 (1·4 to 3·7)	2·4 (1·5 to 3·7)	2·7 (1·7 to 3·9)	2·3 (1·5 to 3·6)	2·7 (1·8 to 3·9)	2·2 (1·5 to 3·2)	1·8 (1·1 to 2·7)	1·1 (0·6 to 1·8)	0·7 (0·4 to 1·1)	0 (0 to 0)	0 (0 to 0)	0 (0 to 0)	0 (0 to 0)	0 (0 to 0)	0 (0 to 0)	74·1
Congenital musculoskeletal and limb anomalies	4·1 (2·2 to 8)	1·3 (0·8 to 2·4)	10·1 (5·5 to 17·2)	13·5 (7·4 to 21·9)	9·6 (5·3 to 15·3)	9·8 (5·3 to 15·5)	8·4 (4·6 to 13·4)	5·5 (3 to 8·7)	4·8 (2·7 to 7·5)	4·9 (2·7 to 7·7)	5·5 (3·1 to 9)	5·6 (3·1 to 8·7)	6·3 (3·5 to 10·1)	6·5 (3·7 to 10·3)	6·1 (3·5 to 9·8)	4·8 (2·7 to 7·5)	3·7 (2·1 to 5·9)	2·8 (1·4 to 4·6)	1·5 (0·8 to 2·5)	0·9 (0·5 to 1·5)	0·4 (0·2 to 0·7)	0·1 (0·1 to 0·2)	0 (0 to 0)	116
Urogenital congenital anomalies	13·5 (7 to 24·4)	2·5 (1·3 to 4·3)	2·6 (1·2 to 5·4)	1·7 (0·9 to 2·8)	1·2 (0·7 to 2)	0·8 (0·5 to 1·3)	0·5 (0·3 to 0·9)	0·4 (0·2 to 0·6)	0·3 (0·2 to 0·5)	0·3 (0·2 to 0·4)	0·3 (0·2 to 0·4)	0·2 (0·1 to 0·3)	0·2 (0·1 to 0·3)	0·2 (0·1 to 0·2)	0·1 (0·1 to 0·2)	0·1 (0 to 0·2)	0 (0 to 0·1)	0 (0 to 0)	0 (0 to 0)	0 (0 to 0)	0 (0 to 0)	0 (0 to 0)	0 (0 to 0)	25
Digestive congenital anomalies	18·9 (11·2 to 32·9)	6·8 (3·7 to 12·3)	6·6 (3·8 to 12·9)	4·5 (2·8 to 7·2)	2 (1·1 to 3·4)	0·9 (0·5 to 1·6)	0·6 (0·3 to 1·1)	0·5 (0·3 to 0·7)	0·3 (0·2 to 0·5)	0·3 (0·2 to 0·4)	0·3 (0·2 to 0·5)	0·3 (0·2 to 0·4)	0·3 (0·2 to 0·5)	0·3 (0·2 to 0·4)	0·3 (0·2 to 0·5)	0·3 (0·2 to 0·5)	0·3 (0·1 to 0·4)	0·1 (0 to 0·1)	0·1 (0 to 0·1)	0 (0 to 0·1)	0 (0 to 0)	0 (0 to 0)	0 (0 to 0)	43·9
Other congenital birth defects	48 (27 to 70·9)	11·4 (6·7 to 17·1)	15·8 (8·9 to 31·8)	8·1 (5·2 to 12·8)	5·8 (3·5 to 9·3)	5·2 (3 to 8·6)	4·3 (2·4 to 6·9)	4 (2·2 to 6·6)	3·3 (1·7 to 5·9)	3·4 (1·8 to 6·1)	3·6 (1·9 to 6·4)	3·4 (1·6 to 6·7)	3·9 (2 to 7·1)	3·8 (1·8 to 7·2)	3·6 (1·6 to 6·9)	2·9 (1·3 to 5·5)	2·5 (1·1 to 4·7)	1·8 (0·6 to 3·8)	1·2 (0·4 to 2·5)	0·9 (0·3 to 1·8)	0·5 (0·2 to 1)	0·2 (0·1 to 0·4)	0 (0 to 0·1)	138
Urinary diseases and male infertility	0·1 (0 to 0·2)	0·3 (0·1 to 0·5)	0·5 (0·2 to 0·9)	0·5 (0·3 to 0·7)	0·5 (0·4 to 0·8)	0·6 (0·4 to 0·8)	0·5 (0·4 to 0·7)	3·2 (1·4 to 7·8)	5 (2·3 to 10·4)	6·1 (2·9 to 12·6)	8·1 (3·8 to 15·9)	9·5 (5·1 to 17·4)	9·8 (6·4 to 14·3)	16·2 (10·9 to 22·7)	28·6 (19·1 to 39·4)	39·2 (26·1 to 53·9)	52·3 (35·5 to 70·7)	73·4 (50·7 to 100)	70·5 (48·8 to 95·8)	75·8 (47·1 to 105)	69·9 (40·4 to 99·9)	43·9 (21·6 to 63·2)	9·9 (4·9 to 14·8)	525
Urolithiasis	0 (0 to 0)	0 (0 to 0)	0 (0 to 0)	0 (0 to 0·1)	0 (0 to 0·1)	0·1 (0 to 0·1)	0·1 (0·1 to 0·2)	0·3 (0·2 to 0·5)	0·7 (0·3 to 1·2)	1·2 (0·4 to 2·4)	1·8 (0·6 to 3·5)	2·2 (0·7 to 4·1)	3 (1·2 to 5·4)	3·6 (1·6 to 6·5)	3·9 (1·8 to 6·6)	3·2 (1·6 to 5·4)	2·8 (1·5 to 4·9)	2·8 (1·5 to 4·7)	2 (1·1 to 3·2)	1·8 (1 to 3)	1·2 (0·7 to 2·4)	0·6 (0·3 to 1·3)	0·1 (0·1 to 0·3)	31·5
Benign prostatic hyperplasia	0 (0 to 0)	0 (0 to 0)	0 (0 to 0)	0 (0 to 0)	0 (0 to 0)	0 (0 to 0)	0 (0 to 0)	0 (0 to 0)	0 (0 to 0)	0 (0 to 0)	0 (0 to 0)	0·3 (0 to 0·7)	2·1 (1 to 3·9)	6·9 (3·6 to 11·5)	15·7 (8·9 to 24·8)	23·5 (13·4 to 36·9)	33·6 (19·9 to 51·1)	43·8 (25·2 to 67·7)	32·6 (19·6 to 49·9)	20·8 (12·9 to 31·1)	9·4 (5·7 to 14)	2·3 (1·4 to 3·6)	0·3 (0·2 to 0·4)	191
Male infertility	0 (0 to 0)	0 (0 to 0)	0 (0 to 0)	0 (0 to 0)	0 (0 to 0)	0 (0 to 0)	0 (0 to 0)	2·4 (0·6 to 7·1)	3·5 (0·9 to 8·9)	3·6 (1 to 9·9)	4·7 (1·3 to 12·3)	5·1 (1·4 to 12·5)	0·9 (0·2 to 2·6)	0 (0 to 0)	0 (0 to 0)	0 (0 to 0)	0 (0 to 0)	0 (0 to 0)	0 (0 to 0)	0 (0 to 0)	0 (0 to 0)	0 (0 to 0)	0 (0 to 0)	20·2
Other urinary diseases	0·1 (0 to 0·2)	0·1 (0 to 0·2)	0·1 (0 to 0·2)	0·2 (0·1 to 0·3)	0·2 (0·1 to 0·4)	0·2 (0·1 to 0·3)	0·1 (0·1 to 0·2)	0·2 (0·1 to 0·2)	0·3 (0·2 to 0·4)	0·5 (0·2 to 0·9)	0·7 (0·3 to 1·1)	0·8 (0·4 to 1·3)	1·4 (0·8 to 2·2)	1·4 (0·8 to 2·4)	1·9 (1·1 to 3·1)	2 (1·2 to 3·5)	2 (1·1 to 4·1)	2·5 (1·3 to 5·1)	2·4 (1·2 to 5·7)	2·9 (1·3 to 6·9)	2·4 (1 to 7)	1·5 (0·6 to 4·7)	0·3 (0·1 to 1)	24·4
Gynecological diseases	0 (0 to 0)	0 (0 to 0)	0 (0 to 0)	0 (0 to 0)	0 (0 to 0)	0 (0 to 0)	0 (0 to 0)	0 (0 to 0)	0 (0 to 0)	0 (0 to 0)	0 (0 to 0)	0 (0 to 0)	0 (0 to 0)	0 (0 to 0)	0 (0 to 0)	0 (0 to 0)	0 (0 to 0)	0 (0 to 0)	0 (0 to 0)	0 (0 to 0)	0 (0 to 0)	0 (0 to 0)	0 (0 to 0)	0
Uterine fibroids	0 (0 to 0)	0 (0 to 0)	0 (0 to 0)	0 (0 to 0)	0 (0 to 0)	0 (0 to 0)	0 (0 to 0)	0 (0 to 0)	0 (0 to 0)	0 (0 to 0)	0 (0 to 0)	0 (0 to 0)	0 (0 to 0)	0 (0 to 0)	0 (0 to 0)	0 (0 to 0)	0 (0 to 0)	0 (0 to 0)	0 (0 to 0)	0 (0 to 0)	0 (0 to 0)	0 (0 to 0)	0 (0 to 0)	0
Polycystic ovarian syndrome	--	--	--	--	--	--	--	--	--	--	--	--	--	--	--	--	--	--	--	--	--	--	--	NA
Female infertility	--	--	--	--	--	--	--	--	--	--	--	--	--	--	--	--	--	--	--	--	--	--	--	NA
Endometriosis	--	--	--	--	--	--	--	--	--	--	--	--	--	--	--	--	--	--	--	--	--	--	--	NA
Genital prolapse	0 (0 to 0)	0 (0 to 0)	0 (0 to 0)	0 (0 to 0)	0 (0 to 0)	0 (0 to 0)	0 (0 to 0)	0 (0 to 0)	0 (0 to 0)	0 (0 to 0)	0 (0 to 0)	0 (0 to 0)	0 (0 to 0)	0 (0 to 0)	0 (0 to 0)	0 (0 to 0)	0 (0 to 0)	0 (0 to 0)	0 (0 to 0)	0 (0 to 0)	0 (0 to 0)	0 (0 to 0)	0 (0 to 0)	0
Premenstrual syndrome	--	--	--	--	--	--	--	--	--	--	--	--	--	--	--	--	--	--	--	--	--	--	--	NA
Other gynecological diseases	0 (0 to 0)	0 (0 to 0)	0 (0 to 0)	0 (0 to 0)	0 (0 to 0)	0 (0 to 0)	0 (0 to 0)	0 (0 to 0)	0 (0 to 0)	0 (0 to 0)	0 (0 to 0)	0 (0 to 0)	0 (0 to 0)	0 (0 to 0)	0 (0 to 0)	0 (0 to 0)	0 (0 to 0)	0 (0 to 0)	0 (0 to 0)	0 (0 to 0)	0 (0 to 0)	0 (0 to 0)	0 (0 to 0)	0
Hemoglobinopathies and hemolytic anemias	0·1 (0·1 to 0·1)	0·2 (0·1 to 0·4)	0·4 (0·1 to 1·1)	1·2 (0·4 to 4)	3·1 (0·6 to 12·3)	1·9 (0·6 to 6·4)	0·7 (0·4 to 1·7)	1 (0·5 to 2·1)	0·8 (0·4 to 1·6)	1 (0·5 to 2·6)	1·1 (0·5 to 3·3)	0·9 (0·4 to 2·6)	0·9 (0·5 to 2·3)	1·1 (0·6 to 2·8)	2 (0·9 to 5·5)	1·7 (0·9 to 3·6)	1·8 (1 to 3·8)	2·1 (1·2 to 4)	1·8 (1·2 to 3·2)	1·9 (1·2 to 3·3)	1·6 (1 to 2·8)	0·9 (0·6 to 1·4)	0·2 (0·1 to 0·4)	28·3
Thalassemias	0 (0 to 0)	0 (0 to 0)	0 (0 to 0)	0 (0 to 0)	0 (0 to 0·1)	0 (0 to 0)	0 (0 to 0)	0 (0 to 0)	0 (0 to 0)	0 (0 to 0)	0 (0 to 0)	0 (0 to 0)	0 (0 to 0)	0 (0 to 0)	0 (0 to 0)	0 (0 to 0)	0 (0 to 0)	0 (0 to 0)	0 (0 to 0)	0 (0 to 0)	0 (0 to 0)	0 (0 to 0)	0 (0 to 0)	0·1
Thalassemias trait	0 (0 to 0)	0 (0 to 0)	0 (0 to 0·2)	0·2 (0 to 1)	0·7 (0 to 3·1)	0·4 (0 to 1·7)	0 (0 to 0·2)	0 (0 to 0·2)	0 (0 to 0·2)	0·1 (0 to 0·3)	0·1 (0 to 0·4)	0·1 (0 to 0·3)	0·1 (0 to 0·3)	0·1 (0 to 0·3)	0·1 (0 to 0·6)	0·1 (0 to 0·3)	0·1 (0 to 0·3)	0·1 (0 to 0·3)	0·1 (0 to 0·3)	0·1 (0 to 0·3)	0·1 (0 to 0·2)	0 (0 to 0·1)	0 (0 to 0)	2·4
Sickle cell disorders	0·1 (0 to 0·1)	0·1 (0 to 0·1)	0·2 (0·1 to 0·4)	0·5 (0·3 to 0·6)	0·4 (0·3 to 0·6)	0·3 (0·2 to 0·4)	0·2 (0·1 to 0·4)	0·3 (0·1 to 0·4)	0·2 (0·1 to 0·3)	0·2 (0·1 to 0·3)	0·1 (0·1 to 0·2)	0·1 (0·1 to 0·2)	0·1 (0·1 to 0·2)	0·1 (0 to 0·2)	0·1 (0 to 0·1)	0 (0 to 0·1)	0 (0 to 0)	0 (0 to 0)	0 (0 to 0)	0 (0 to 0)	0 (0 to 0)	0 (0 to 0)	0 (0 to 0)	3
Sickle cell trait	0 (0 to 0)	0 (0 to 0·1)	0 (0 to 0·2)	0·2 (0 to 0·8)	0·6 (0 to 2·8)	0·3 (0 to 1·4)	0 (0 to 0·2)	0 (0 to 0·2)	0 (0 to 0·1)	0·1 (0 to 0·3)	0·1 (0 to 0·3)	0·1 (0 to 0·2)	0 (0 to 0·2)	0·1 (0 to 0·3)	0·1 (0 to 0·5)	0·1 (0 to 0·3)	0·1 (0 to 0·3)	0·1 (0 to 0·3)	0·1 (0 to 0·2)	0·1 (0 to 0·2)	0·1 (0 to 0·2)	0 (0 to 0·1)	0 (0 to 0)	2·1
G6PD deficiency	0 (0 to 0)	0 (0 to 0)	0 (0 to 0)	0 (0 to 0·1)	0·2 (0·1 to 0·3)	0·2 (0·1 to 0·4)	0·2 (0·1 to 0·4)	0·3 (0·1 to 0·5)	0·3 (0·2 to 0·4)	0·3 (0·2 to 0·4)	0·3 (0·2 to 0·4)	0·2 (0·1 to 0·4)	0·3 (0·2 to 0·4)	0·3 (0·2 to 0·5)	0·4 (0·3 to 0·7)	0·4 (0·2 to 0·6)	0·3 (0·1 to 0·4)	0·2 (0·1 to 0·3)	0·1 (0·1 to 0·2)	0·1 (0 to 0·1)	0 (0 to 0)	0 (0 to 0)	0 (0 to 0)	4·2
G6PD trait	0 (0 to 0)	0 (0 to 0)	0 (0 to 0)	0 (0 to 0)	0 (0 to 0)	0 (0 to 0)	0 (0 to 0)	0 (0 to 0)	0 (0 to 0)	0 (0 to 0)	0 (0 to 0)	0 (0 to 0)	0 (0 to 0)	0 (0 to 0)	0 (0 to 0)	0 (0 to 0)	0 (0 to 0)	0 (0 to 0)	0 (0 to 0)	0 (0 to 0)	0 (0 to 0)	0 (0 to 0)	0 (0 to 0)	0
Other hemoglobinopathies and hemolytic anemias	0 (0 to 0)	0 (0 to 0·1)	0·1 (0 to 0·4)	0·3 (0 to 1·6)	1·2 (0 to 5·3)	0·7 (0 to 2·9)	0·2 (0 to 0·9)	0·3 (0·1 to 1·2)	0·2 (0·1 to 0·8)	0·4 (0·1 to 1·7)	0·5 (0·1 to 2·2)	0·4 (0·1 to 1·6)	0·4 (0·1 to 1·4)	0·6 (0·2 to 1·8)	1·3 (0·5 to 4·1)	1·1 (0·6 to 2·6)	1·4 (0·7 to 2·9)	1·7 (1·1 to 3·1)	1·6 (1 to 2·6)	1·7 (1·1 to 2·8)	1·4 (1 to 2·3)	0·9 (0·6 to 1·3)	0·2 (0·1 to 0·3)	16·6
Endocrine, metabolic, blood, and immune disorders	5·6 (2·8 to 8·8)	4·4 (2·2 to 7·1)	15·5 (9·5 to 25·2)	25·4 (17·3 to 36·1)	23·3 (15 to 35)	25·3 (17·1 to 36·4)	22·6 (14·7 to 33·5)	23·9 (15·1 to 34·6)	25·2 (15·9 to 37·6)	29·6 (19·4 to 44·6)	41 (26·8 to 60)	52·8 (32·8 to 78·4)	79·4 (50·9 to 117)	104 (65·4 to 154)	126 (80·3 to 189)	116 (74 to 175)	106 (67·8 to 160)	101 (64·8 to 149)	69·3 (43·6 to 103)	45·3 (28·8 to 67·4)	19·7 (13·1 to 30·8)	6·5 (4·5 to 10·2)	1·1 (0·8 to 1·8)	1,070
Oral disorders	0 (0 to 0)	0 (0 to 0)	0 (0 to 0)	5·6 (3·2 to 8·9)	6·8 (3·8 to 11·3)	8·9 (4·7 to 15·6)	11·5 (6·6 to 19·3)	14·9 (8·4 to 24·8)	18·1 (10·2 to 29·8)	22·7 (12·6 to 38·1)	31·3 (17·6 to 53·7)	39·4 (22·1 to 68·8)	54·7 (30·9 to 94·5)	74·2 (43·1 to 123)	93·6 (55·1 to 148)	97·5 (58·1 to 155)	105 (62·6 to 166)	119 (72·8 to 182)	92·4 (57·3 to 140)	69·4 (43·1 to 102)	39·5 (24·5 to 57·9)	13·7 (8·4 to 20)	2·3 (1·4 to 3·4)	921
Caries of deciduous teeth	0 (0 to 0)	0 (0 to 0)	0 (0 to 0)	0·5 (0·1 to 1·1)	1·1 (0·4 to 2·5)	0·1 (0 to 0·2)	0 (0 to 0)	0 (0 to 0)	0 (0 to 0)	0 (0 to 0)	0 (0 to 0)	0 (0 to 0)	0 (0 to 0)	0 (0 to 0)	0 (0 to 0)	0 (0 to 0)	0 (0 to 0)	0 (0 to 0)	0 (0 to 0)	0 (0 to 0)	0 (0 to 0)	0 (0 to 0)	0 (0 to 0)	1·6
Caries of permanent teeth	0 (0 to 0)	0 (0 to 0)	0 (0 to 0)	0 (0 to 0)	1·1 (0·4 to 2·6)	4 (1·5 to 8·9)	4·4 (1·8 to 8·8)	4·8 (2 to 9·9)	4·6 (1·8 to 9·4)	4·5 (1·9 to 9·3)	5·2 (2·1 to 10·4)	5·1 (2·2 to 11·1)	5·4 (2·2 to 11·6)	5·7 (2·2 to 12·3)	5·5 (2·1 to 12·3)	4·4 (1·5 to 9·6)	3·7 (1·5 to 7·5)	3·4 (1·4 to 7·2)	2·2 (0·9 to 4·4)	1·4 (0·6 to 3)	0·7 (0·3 to 1·4)	0·2 (0·1 to 0·4)	0 (0 to 0·1)	66·6
Periodontal diseases	0 (0 to 0)	0 (0 to 0)	0 (0 to 0)	0 (0 to 0)	0 (0 to 0)	0 (0 to 0)	0·3 (0·1 to 0·9)	1 (0·3 to 2·7)	2·3 (0·7 to 5·6)	4·3 (1·3 to 11·2)	7·8 (2·4 to 20·6)	11·7 (3·6 to 28·5)	17 (5·4 to 40·9)	21 (7·2 to 49·7)	21·8 (7·5 to 49·9)	17·3 (6·1 to 39·2)	14 (5 to 30·1)	12·4 (4·6 to 27·5)	8·4 (3·3 to 19)	5·9 (2·2 to 13·4)	3·3 (1·2 to 7·6)	1·1 (0·4 to 2·6)	0·2 (0·1 to 0·4)	150
Other oral disorders	0 (0 to 0)	0 (0 to 0)	0 (0 to 0)	5·1 (3 to 8·2)	4·6 (2·6 to 7·2)	4·9 (2·8 to 7·8)	6·8 (3·9 to 10·5)	7·6 (4·5 to 11·8)	8 (4·8 to 12·3)	8·7 (5·2 to 13)	10 (5·8 to 15·2)	10·5 (6·2 to 16)	11·7 (7·1 to 18·2)	12·3 (7·3 to 19·1)	11·7 (7·1 to 18)	9·4 (5·7 to 14·3)	8·2 (5 to 12·5)	7 (4·2 to 10·6)	3·8 (2·3 to 5·7)	2·1 (1·3 to 3·2)	0·9 (0·6 to 1·4)	0·3 (0·2 to 0·4)	0 (0 to 0·1)	134
Sudden infant death syndrome	--	6·4 (3·9 to 9·9)	31·4 (15·9 to 52·7)	--	--	--	--	--	--	--	--	--	--	--	--	--	--	--	--	--	--	--	--	NA
Injuries	1·6 (1·2 to 2·1)	2·4 (1·8 to 3·1)	14·6 (9·5 to 21)	41·5 (32·7 to 51·4)	65·1 (50·7 to 83·2)	95·2 (73·6 to 123)	188 (155 to 225)	275 (230 to 324)	253 (210 to 305)	282 (233 to 347)	332 (269 to 414)	332 (264 to 423)	453 (362 to 569)	438 (344 to 562)	458 (363 to 581)	367 (287 to 472)	312 (242 to 405)	319 (247 to 410)	269 (213 to 343)	262 (209 to 327)	209 (169 to 259)	100 (81·5 to 122)	20·3 (16·1 to 24·7)	5,090
Transport injuries	0·1 (0·1 to 0·2)	0·2 (0·1 to 0·3)	1·1 (0·6 to 1·8)	6·7 (4·5 to 10)	14·5 (10·8 to 19·1)	19·9 (15·5 to 25·4)	61·3 (46·8 to 78·1)	89·1 (68·5 to 112)	60·7 (47·8 to 75·4)	56·9 (44·5 to 71)	60·2 (47·1 to 75·2)	53·3 (42·3 to 65·9)	74·4 (58 to 95·4)	67 (52·9 to 82·9)	66·1 (52·6 to 81·5)	51·1 (40·3 to 63·3)	41·2 (32·6 to 51·6)	38·8 (30·5 to 47·8)	29·1 (23 to 35·6)	22·4 (17·7 to 27·9)	13·4 (10·6 to 16·5)	5 (4 to 6·1)	0·9 (0·7 to 1·1)	834
Road injuries	0·1 (0·1 to 0·1)	0·1 (0·1 to 0·2)	1 (0·6 to 1·6)	6 (4 to 9·1)	13·4 (9·9 to 17·9)	18 (13·9 to 23·1)	57·8 (43·9 to 74·1)	83·9 (64·2 to 106)	56·2 (44·2 to 70·1)	52·1 (40·8 to 65·8)	54·5 (42·7 to 68·2)	48·2 (37·9 to 59·9)	67·8 (52·4 to 87·3)	60·4 (47·7 to 74·9)	59·5 (47 to 73·7)	46 (36·2 to 57·1)	37·4 (29·5 to 46·6)	35·6 (27·7 to 43·7)	27 (21·2 to 33)	20·9 (16·6 to 25·7)	12·6 (10 to 15·6)	4·7 (3·7 to 5·7)	0·8 (0·6 to 1)	764
Pedestrian road injuries	0 (0 to 0)	0 (0 to 0)	0·2 (0·1 to 0·3)	2·8 (1·8 to 4·3)	5·7 (3·6 to 8·3)	5·2 (3·8 to 6·9)	6·2 (4·4 to 7·9)	8·2 (5·6 to 10·9)	5·6 (4·3 to 7·2)	6·1 (4·6 to 8)	6·6 (4·8 to 8·9)	6 (4·6 to 7·8)	9·7 (6·7 to 13·8)	8·9 (6·9 to 11·3)	9 (6·5 to 12·1)	7·7 (6 to 9·5)	6·5 (5·1 to 8)	6·9 (5·4 to 8·6)	6 (4·8 to 7·5)	5 (3·9 to 6·5)	3·4 (2·4 to 4·5)	1·4 (1·1 to 1·7)	0·3 (0·2 to 0·3)	117
Cyclist road injuries	0 (0 to 0)	0 (0 to 0)	0 (0 to 0)	0·5 (0·3 to 0·8)	2·5 (1·6 to 3·6)	4·4 (2·9 to 6·5)	4·5 (3·1 to 6·4)	5 (3·6 to 6·8)	5 (3·6 to 6·7)	5·8 (4·3 to 7·6)	7·2 (5·2 to 9·6)	8·1 (5·7 to 10·7)	10·9 (7·9 to 14·5)	12·5 (9·1 to 16·6)	13·1 (9·6 to 17·3)	10·5 (7·6 to 14)	9·1 (6·6 to 12·1)	8·4 (6·1 to 11·3)	5·8 (4·2 to 7·7)	4 (2·8 to 5·3)	2·1 (1·5 to 2·8)	0·7 (0·5 to 1)	0·1 (0·1 to 0·1)	120
Motorcyclist road injuries	0 (0 to 0)	0 (0 to 0)	0·1 (0·1 to 0·2)	0·3 (0·2 to 0·5)	0·9 (0·6 to 1·3)	2 (1·5 to 2·7)	13 (9·1 to 17·3)	18·3 (12·2 to 25·9)	13·4 (10·3 to 17·3)	13 (9 to 18·2)	14·2 (10·2 to 19·6)	12·6 (9·1 to 16·8)	17 (12·7 to 22·5)	13·4 (10·5 to 16·6)	12·1 (9·4 to 15·6)	8·3 (6·4 to 10·6)	6·3 (4·7 to 8·3)	5·4 (4 to 7·2)	3·7 (2·6 to 5)	2·5 (1·8 to 3·5)	1·4 (0·9 to 1·9)	0·5 (0·3 to 0·7)	0·1 (0·1 to 0·1)	159
Motor vehicle road injuries	0 (0 to 0·1)	0·1 (0 to 0·1)	0·7 (0·4 to 1·1)	2·1 (1·4 to 3·3)	4·2 (2·7 to 5·9)	6·1 (4·5 to 8·1)	33·7 (24·7 to 44)	51·9 (38·5 to 67·3)	31·7 (24·3 to 40·4)	26·7 (20·2 to 34·8)	25·8 (19 to 34·4)	20·9 (16 to 26·7)	29·4 (22·1 to 39·4)	24·7 (19·2 to 31)	24·2 (18·7 to 30·5)	18·8 (15 to 23·4)	14·8 (11·8 to 18·5)	14·1 (11·1 to 17·5)	10·9 (8·6 to 13·4)	9 (7·1 to 11·2)	5·6 (4·3 to 7·1)	2·1 (1·6 to 2·5)	0·4 (0·3 to 0·5)	358
Other road injuries	0 (0 to 0)	0 (0 to 0)	0 (0 to 0·1)	0·2 (0·1 to 0·3)	0·2 (0·1 to 0·3)	0·3 (0·2 to 0·5)	0·4 (0·3 to 0·7)	0·5 (0·3 to 0·8)	0·5 (0·3 to 0·7)	0·5 (0·4 to 0·7)	0·6 (0·4 to 0·8)	0·6 (0·5 to 0·9)	0·8 (0·6 to 1·2)	1 (0·7 to 1·4)	1 (0·7 to 1·4)	0·8 (0·6 to 1·1)	0·7 (0·5 to 1)	0·7 (0·5 to 0·9)	0·5 (0·3 to 0·7)	0·3 (0·2 to 0·5)	0·2 (0·1 to 0·2)	0·1 (0 to 0·1)	0 (0 to 0)	10·2
Other transport injuries	0 (0 to 0·1)	0·1 (0 to 0·1)	0·1 (0·1 to 0·2)	0·6 (0·4 to 1·1)	1 (0·7 to 1·5)	1·8 (1·2 to 2·7)	3·5 (2·3 to 5·2)	5·2 (3·5 to 7·7)	4·5 (3·1 to 6·5)	4·8 (3·3 to 6·7)	5·7 (4 to 8)	5·1 (3·7 to 6·8)	6·7 (4·7 to 9·1)	6·6 (4·8 to 8·7)	6·6 (5·1 to 8·5)	5·1 (3·8 to 6·7)	3·8 (2·9 to 4·8)	3·3 (2·5 to 4·2)	2·2 (1·6 to 2·9)	1·5 (1·1 to 2)	0·8 (0·6 to 1)	0·3 (0·2 to 0·4)	0·1 (0 to 0·1)	69·4
Unintentional injuries	1·2 (0·9 to 1·6)	2 (1·4 to 2·7)	12·6 (8·1 to 18·4)	32·7 (25·4 to 42·2)	47·8 (34·6 to 65·4)	67·4 (48·1 to 93·9)	84·7 (60·8 to 119)	103 (74·2 to 141)	112 (80·6 to 156)	134 (97 to 190)	170 (123 to 240)	185 (132 to 258)	236 (171 to 325)	265 (194 to 366)	284 (211 to 382)	252 (189 to 342)	231 (171 to 309)	250 (189 to 326)	221 (171 to 288)	226 (177 to 286)	188 (151 to 234)	92·5 (74·8 to 112)	18·9 (14·9 to 23·2)	3,220
Falls	0·1 (0·1 to 0·1)	0·2 (0·1 to 0·2)	1·4 (0·9 to 2·1)	8·1 (5·4 to 12·4)	18·9 (12·2 to 28·7)	29·6 (19·6 to 43·4)	39·7 (26·9 to 57·4)	46·8 (32·5 to 65·6)	52·9 (37·4 to 75·1)	62·7 (44 to 89·4)	81 (57·1 to 114)	90·3 (63·9 to 127)	117 (84·4 to 161)	137 (101 to 188)	151 (114 to 202)	138 (103 to 184)	132 (99·7 to 175)	151 (115 to 195)	148 (115 to 188)	169 (131 to 212)	153 (121 to 191)	78·5 (62·7 to 95·5)	16·3 (12·8 to 20·2)	1,820
Drowning	0 (0 to 0)	0 (0 to 0·1)	0·5 (0·3 to 0·8)	4·6 (3·1 to 6·1)	3·1 (2·2 to 4·3)	2·4 (1·8 to 3·2)	4·1 (2·7 to 5·8)	5·2 (3·4 to 7·2)	3 (2·1 to 4)	3 (2·2 to 3·9)	3·5 (2·7 to 4·5)	3 (2·3 to 3·9)	4·8 (3·6 to 6·2)	3·7 (2·7 to 4·9)	3·6 (2·7 to 4·7)	2·9 (2·2 to 3·8)	2·1 (1·6 to 2·7)	1·8 (1·4 to 2·2)	1·2 (0·9 to 1·5)	0·8 (0·6 to 1·1)	0·4 (0·3 to 0·6)	0·2 (0·1 to 0·2)	0 (0 to 0)	54
Fire, heat, and hot substances	0 (0 to 0)	0 (0 to 0)	0·4 (0·2 to 0·5)	2·4 (1·7 to 3·2)	2·8 (2 to 4)	3·1 (2 to 4·8)	3·8 (2·4 to 5·9)	4·7 (3·1 to 7·1)	5·5 (3·7 to 8·2)	7·5 (4·8 to 11·3)	9·5 (6·1 to 14·3)	9·9 (6·2 to 15·4)	12·2 (7·8 to 18·3)	13·4 (8·5 to 19·8)	13·6 (8·8 to 20·2)	11·2 (7·3 to 17)	9·4 (6·2 to 14)	8·9 (5·9 to 13·3)	6·5 (4·4 to 9·4)	5·2 (3·6 to 7·3)	3·2 (2·3 to 4·4)	1·4 (1 to 1·8)	0·2 (0·2 to 0·3)	135
Poisonings	0 (0 to 0)	0·1 (0 to 0·1)	0·1 (0·1 to 0·2)	0·9 (0·5 to 1·4)	1·6 (0·9 to 2·7)	2·3 (1·4 to 3·5)	2·4 (1·6 to 3·5)	2·8 (2 to 3·9)	2·8 (1·9 to 3·9)	2·8 (1·9 to 3·8)	3·2 (2·3 to 4·4)	3 (2·1 to 4·2)	3·6 (2·5 to 4·9)	3·3 (2·3 to 4·6)	3·1 (2·1 to 4·4)	2·4 (1·6 to 3·4)	1·8 (1·2 to 2·6)	1·7 (1·1 to 2·5)	1·2 (0·8 to 1·7)	0·9 (0·6 to 1·3)	0·5 (0·4 to 0·8)	0·2 (0·1 to 0·3)	0 (0 to 0)	41
Poisoning by carbon monoxide	0 (0 to 0)	0 (0 to 0)	0 (0 to 0·1)	0·1 (0·1 to 0·2)	0·2 (0·2 to 0·4)	0·5 (0·3 to 0·8)	0·8 (0·5 to 1·2)	1·1 (0·7 to 1·5)	0·9 (0·6 to 1·4)	1 (0·6 to 1·4)	1·2 (0·8 to 1·7)	1 (0·7 to 1·4)	1·3 (0·8 to 1·8)	1 (0·7 to 1·4)	0·9 (0·6 to 1·3)	0·7 (0·5 to 1)	0·4 (0·3 to 0·6)	0·4 (0·3 to 0·5)	0·3 (0·2 to 0·4)	0·2 (0·2 to 0·3)	0·2 (0·1 to 0·2)	0·1 (0 to 0·1)	0 (0 to 0)	12·3
Poisoning by other means	0 (0 to 0)	0·1 (0 to 0·1)	0·1 (0 to 0·1)	0·7 (0·4 to 1·2)	1·4 (0·7 to 2·4)	1·8 (1 to 2·8)	1·6 (0·9 to 2·6)	1·8 (1·1 to 2·7)	1·8 (1·1 to 2·8)	1·8 (1·1 to 2·7)	2 (1·3 to 3·1)	2 (1·2 to 3·1)	2·3 (1·4 to 3·5)	2·3 (1·4 to 3·5)	2·2 (1·4 to 3·4)	1·7 (1·1 to 2·6)	1·4 (0·9 to 2·1)	1·3 (0·8 to 2)	0·9 (0·6 to 1·4)	0·7 (0·4 to 1)	0·4 (0·2 to 0·6)	0·1 (0·1 to 0·2)	0 (0 to 0)	28·7
Exposure to mechanical forces	0 (0 to 0·1)	0·1 (0 to 0·1)	0·5 (0·3 to 0·7)	3·2 (2 to 4·8)	6·5 (4·1 to 10·4)	10·7 (6·6 to 17)	14·9 (9·5 to 23·1)	19·5 (12·8 to 30)	23·1 (15 to 34·8)	28·4 (18·6 to 43·1)	36·4 (23·9 to 55·1)	40·4 (26·7 to 60·9)	49·5 (33·2 to 74·3)	55·1 (36·9 to 82·5)	56·9 (38·7 to 84·7)	47·8 (32·3 to 70·7)	41·9 (27·7 to 61·5)	40·4 (27 to 58·9)	28·5 (18·9 to 41·4)	20·5 (13·5 to 29·8)	11·6 (7·7 to 17)	4·1 (2·8 to 5·9)	0·7 (0·5 to 1)	541
Unintentional firearm injuries	0 (0 to 0)	0 (0 to 0)	0 (0 to 0·1)	0·2 (0·1 to 0·3)	0·2 (0·1 to 0·3)	0·3 (0·2 to 0·4)	0·4 (0·3 to 0·6)	0·6 (0·4 to 0·8)	0·6 (0·4 to 0·8)	0·7 (0·5 to 0·9)	0·9 (0·6 to 1·2)	1 (0·7 to 1·4)	1·3 (0·9 to 1·7)	1·4 (1 to 1·9)	1·5 (1·1 to 2)	1·2 (0·9 to 1·6)	1·1 (0·8 to 1·5)	1·1 (0·7 to 1·4)	0·8 (0·5 to 1)	0·6 (0·4 to 0·8)	0·3 (0·2 to 0·5)	0·1 (0·1 to 0·2)	0 (0 to 0)	14·3
Other exposure to mechanical forces	0 (0 to 0·1)	0 (0 to 0·1)	0·4 (0·3 to 0·7)	3 (1·9 to 4·6)	6·3 (3·9 to 10·1)	10·4 (6·4 to 16·6)	14·5 (9·2 to 22·6)	18·9 (12·3 to 29·2)	22·5 (14·6 to 34)	27·7 (18·1 to 42·2)	35·5 (23·2 to 54·2)	39·4 (25·9 to 59·6)	48·2 (32·3 to 72·9)	53·7 (35·9 to 80·7)	55·4 (37·4 to 82·9)	46·6 (31·2 to 69)	40·8 (26·9 to 60)	39·3 (26 to 57·3)	27·7 (18·3 to 40·6)	19·9 (13·1 to 29·1)	11·3 (7·4 to 16·6)	4 (2·7 to 5·8)	0·7 (0·5 to 1)	526
Adverse effects of medical treatment	0·5 (0·3 to 0·7)	0·5 (0·3 to 0·7)	2·8 (1·2 to 5·2)	2·4 (1·4 to 3·6)	1·4 (0·8 to 2)	1·2 (0·7 to 1·8)	0·9 (0·6 to 1·3)	1·3 (0·8 to 2)	1·3 (0·8 to 2)	1·7 (1·1 to 2·5)	2·1 (1·4 to 3·1)	2·2 (1·4 to 3·3)	4·2 (2·6 to 6·3)	5·8 (3·6 to 8·7)	8·7 (5·6 to 12·9)	10·3 (6·4 to 15)	9·9 (6·6 to 13·7)	12·6 (8 to 18)	11·3 (7 to 16·1)	10·5 (6·8 to 14·7)	7·1 (4·7 to 9·6)	3 (2 to 4·1)	0·6 (0·4 to 0·9)	102
Animal contact	0 (0 to 0)	0 (0 to 0·1)	0·1 (0·1 to 0·2)	0·5 (0·3 to 0·6)	0·5 (0·3 to 0·8)	0·6 (0·4 to 0·9)	0·6 (0·4 to 0·8)	0·7 (0·5 to 1)	0·7 (0·5 to 1)	0·8 (0·6 to 1·2)	1 (0·7 to 1·4)	1·1 (0·7 to 1·5)	1·4 (1 to 1·9)	1·5 (1·1 to 2·1)	1·6 (1·1 to 2·2)	1·4 (1 to 2)	1·2 (0·9 to 1·8)	1·1 (0·8 to 1·6)	0·9 (0·6 to 1·2)	0·6 (0·4 to 0·9)	0·4 (0·3 to 0·5)	0·2 (0·1 to 0·2)	0 (0 to 0)	17
Venomous animal contact	0 (0 to 0)	0 (0 to 0)	0 (0 to 0·1)	0·2 (0·1 to 0·2)	0·2 (0·1 to 0·4)	0·3 (0·2 to 0·5)	0·3 (0·2 to 0·5)	0·3 (0·2 to 0·5)	0·3 (0·2 to 0·5)	0·4 (0·2 to 0·5)	0·4 (0·3 to 0·6)	0·4 (0·3 to 0·6)	0·5 (0·4 to 0·8)	0·6 (0·4 to 0·8)	0·6 (0·4 to 0·8)	0·5 (0·3 to 0·7)	0·4 (0·3 to 0·6)	0·3 (0·2 to 0·5)	0·2 (0·2 to 0·3)	0·2 (0·1 to 0·2)	0·1 (0·1 to 0·1)	0 (0 to 0·1)	0 (0 to 0)	6·4
Non-venomous animal contact	0 (0 to 0)	0 (0 to 0·1)	0·1 (0 to 0·1)	0·3 (0·2 to 0·4)	0·3 (0·2 to 0·5)	0·3 (0·2 to 0·5)	0·3 (0·2 to 0·4)	0·3 (0·2 to 0·5)	0·4 (0·2 to 0·6)	0·5 (0·3 to 0·7)	0·6 (0·4 to 0·9)	0·6 (0·4 to 0·9)	0·9 (0·6 to 1·3)	1 (0·7 to 1·4)	1 (0·7 to 1·4)	0·9 (0·6 to 1·3)	0·8 (0·5 to 1·2)	0·8 (0·5 to 1·1)	0·6 (0·4 to 0·9)	0·5 (0·3 to 0·7)	0·3 (0·2 to 0·4)	0·1 (0·1 to 0·2)	0 (0 to 0)	10·6
Foreign body	0·4 (0·3 to 0·5)	1·1 (0·7 to 1·5)	5·6 (3 to 9·3)	5 (3·7 to 6·4)	3·8 (2·9 to 5)	6·7 (5·1 to 8·6)	5·3 (4 to 7)	7 (5·3 to 9·1)	6·8 (5·1 to 8·6)	7·6 (5·7 to 9·9)	9·2 (7·2 to 11·6)	8·8 (6·7 to 11)	11·5 (9 to 14·4)	10·6 (8·2 to 13·5)	11 (8·7 to 13·7)	9·7 (7·6 to 12·2)	8 (6·2 to 10)	8 (6·3 to 10)	6·3 (5 to 7·9)	5·6 (4·4 to 7)	4 (3·1 to 4·8)	1·9 (1·6 to 2·3)	0·4 (0·3 to 0·5)	144
Pulmonary aspiration and foreign body in airway	0·4 (0·3 to 0·5)	1 (0·7 to 1·5)	5·5 (2·9 to 9·1)	4·1 (3 to 5·3)	2·4 (1·9 to 3)	4·8 (3·7 to 6·2)	3·2 (2·4 to 4·3)	4·6 (3·4 to 6)	4·1 (3 to 5·3)	4·5 (3·3 to 5·9)	5·4 (4·2 to 6·8)	4·5 (3·6 to 5·7)	6·5 (4·9 to 8·3)	5·1 (3·7 to 6·8)	5·4 (4·1 to 6·8)	4·9 (3·7 to 6·5)	3·7 (2·7 to 4·9)	3·7 (2·8 to 4·9)	3·2 (2·4 to 4·1)	3·3 (2·5 to 4·4)	2·7 (2 to 3·4)	1·4 (1·1 to 1·8)	0·3 (0·2 to 0·4)	84·8
Foreign body in eyes	0 (0 to 0)	0 (0 to 0)	0·1 (0 to 0·1)	0·3 (0·1 to 0·8)	0·6 (0·2 to 1·3)	0·7 (0·2 to 1·7)	0·9 (0·3 to 2)	1 (0·3 to 2·3)	1·1 (0·4 to 2·3)	1·2 (0·4 to 2·4)	1·3 (0·5 to 2·8)	1·4 (0·6 to 2·7)	1·5 (0·7 to 2·8)	1·4 (0·7 to 2·5)	1·2 (0·7 to 2)	1 (0·6 to 1·5)	0·8 (0·5 to 1·2)	0·8 (0·5 to 1·2)	0·6 (0·4 to 0·9)	0·4 (0·3 to 0·6)	0·2 (0·2 to 0·4)	0·1 (0·1 to 0·1)	0 (0 to 0)	16·6
Foreign body in other body part	0 (0 to 0)	0 (0 to 0)	0·1 (0·1 to 0·2)	0·6 (0·4 to 0·8)	0·9 (0·5 to 1·3)	1·1 (0·7 to 1·7)	1·2 (0·8 to 1·9)	1·4 (0·9 to 2)	1·6 (1·1 to 2·2)	1·9 (1·3 to 2·8)	2·5 (1·7 to 3·5)	2·8 (2 to 4)	3·5 (2·5 to 5)	4·2 (2·9 to 5·8)	4·3 (3 to 6)	3·8 (2·6 to 5·3)	3·4 (2·4 to 4·7)	3·5 (2·4 to 4·8)	2·5 (1·8 to 3·5)	1·9 (1·3 to 2·6)	1·1 (0·8 to 1·5)	0·4 (0·3 to 0·6)	0·1 (0·1 to 0·1)	42·8
Environmental heat and cold exposure	0 (0 to 0)	0 (0 to 0)	0 (0 to 0·1)	0·2 (0·1 to 0·3)	0·5 (0·3 to 0·7)	0·8 (0·5 to 1·2)	1·2 (0·8 to 1·8)	1·6 (1 to 2·2)	1·8 (1·2 to 2·5)	2·1 (1·4 to 3)	2·7 (1·8 to 3·7)	2·9 (2 to 4)	3·7 (2·7 to 5)	3·9 (2·8 to 5·4)	4 (2·9 to 5·3)	3·2 (2·3 to 4·4)	2·8 (2 to 3·8)	2·8 (2 to 3·7)	2·1 (1·5 to 2·8)	1·7 (1·2 to 2·2)	1·2 (0·9 to 1·6)	0·6 (0·4 to 0·7)	0·1 (0·1 to 0·2)	39·8
Exposure to forces of nature	0 (0 to 0)	0 (0 to 0)	0 (0 to 0)	0 (0 to 0)	0 (0 to 0)	0 (0 to 0)	0 (0 to 0)	0 (0 to 0)	0 (0 to 0)	0 (0 to 0)	0 (0 to 0)	0 (0 to 0)	0 (0 to 0)	0 (0 to 0)	0 (0 to 0)	0 (0 to 0)	0 (0 to 0)	0 (0 to 0)	0 (0 to 0)	0 (0 to 0)	0 (0 to 0)	0 (0 to 0)	0 (0 to 0)	0·1
Other unintentional injuries	0·2 (0·1 to 0·3)	0·1 (0 to 0·1)	1·2 (0·7 to 1·9)	5·6 (3·3 to 9·1)	8·5 (5·1 to 13·5)	10 (6·2 to 16·2)	11·8 (7·4 to 19·1)	13 (8·3 to 20·3)	14·5 (9·2 to 22·1)	17·2 (10·9 to 26·9)	21·3 (13·4 to 32·8)	23·4 (14·9 to 35·7)	27·6 (17·8 to 42·4)	30·2 (19·2 to 46)	30·4 (19·3 to 45·9)	25 (16·1 to 37·6)	21·8 (14·2 to 32·6)	21·2 (13·8 to 31·4)	15·5 (10·1 to 23)	11·6 (7·7 to 16·9)	6·9 (4·6 to 10)	2·5 (1·7 to 3·6)	0·5 (0·3 to 0·6)	320
Self-harm and interpersonal violence	0·3 (0·2 to 0·4)	0·2 (0·1 to 0·3)	0·9 (0·5 to 1·3)	2·1 (1·6 to 2·7)	2·9 (2·3 to 3·6)	8 (6·2 to 10·3)	42·3 (32·3 to 52·8)	83 (65·8 to 105)	79·7 (63·3 to 98·7)	91·5 (73 to 115)	102 (80 to 128)	93·8 (72·2 to 120)	143 (107 to 188)	107 (81 to 139)	108 (82·6 to 140)	63·9 (49 to 81·6)	38·9 (30·7 to 48·1)	30·5 (23·9 to 38·2)	19·2 (15·3 to 23·5)	13·4 (10·6 to 16·5)	7·6 (5·9 to 9·5)	2·7 (2·2 to 3·4)	0·5 (0·4 to 0·6)	1,040
Self-harm	0 (0 to 0)	0 (0 to 0)	0 (0 to 0)	0 (0 to 0)	0 (0 to 0)	3·6 (2·2 to 5·5)	34·8 (25·4 to 45·2)	72·4 (55·3 to 93·7)	70 (54·2 to 88·7)	81·1 (62·6 to 104)	89·7 (68·2 to 116)	81·4 (60·8 to 108)	128 (92·7 to 173)	92 (66·9 to 124)	93·1 (68·2 to 124)	52·7 (38·2 to 69·6)	29·9 (22·4 to 38·6)	22·4 (16·4 to 29·6)	13·8 (10·3 to 17·7)	9·9 (7·5 to 13)	5·7 (4·3 to 7·5)	2·1 (1·6 to 2·6)	0·3 (0·3 to 0·4)	883
Self-harm by firearm	0 (0 to 0)	0 (0 to 0)	0 (0 to 0)	0 (0 to 0)	0 (0 to 0)	0·1 (0·1 to 0·2)	1·3 (0·7 to 2·3)	2·2 (1·2 to 4)	1·6 (0·9 to 2·6)	1·8 (1·1 to 3)	2·3 (1·3 to 3·9)	2·1 (1·1 to 3·5)	3·8 (2·2 to 6·5)	3·6 (2 to 6)	3·7 (2·2 to 6)	2·6 (1·4 to 4·2)	1·7 (0·9 to 2·9)	1·5 (0·7 to 2·4)	1 (0·5 to 1·6)	0·8 (0·4 to 1·3)	0·4 (0·2 to 0·6)	0·1 (0·1 to 0·2)	0 (0 to 0)	30·6
Self-harm by other specified means	0 (0 to 0)	0 (0 to 0)	0 (0 to 0)	0 (0 to 0)	0 (0 to 0)	3·5 (2·1 to 5·3)	33·6 (24·4 to 43·4)	70·2 (54 to 90·7)	68·4 (53·1 to 86·8)	79·3 (61·4 to 102)	87·4 (66·3 to 113)	79·3 (59·3 to 104)	124 (89·8 to 169)	88·4 (64 to 119)	89·4 (65·5 to 119)	50·1 (36·4 to 66·4)	28·2 (21 to 36·5)	20·9 (15·5 to 27·6)	12·8 (9·4 to 16·6)	9·1 (6·8 to 11·9)	5·3 (4 to 7)	2 (1·5 to 2·5)	0·3 (0·2 to 0·4)	853
Interpersonal violence	0·3 (0·2 to 0·4)	0·2 (0·1 to 0·3)	0·8 (0·5 to 1·3)	1·9 (1·4 to 2·5)	2·8 (2·2 to 3·5)	4·2 (3·2 to 5·5)	7·3 (5·6 to 9·5)	10·5 (8·3 to 12·9)	9·4 (7·4 to 11·8)	9·8 (7·7 to 12·4)	11·6 (9·2 to 14·6)	11·7 (9·1 to 15)	14·1 (10·9 to 17·7)	13·7 (10·4 to 17·7)	13·1 (9·9 to 17)	10·1 (7·6 to 13·3)	8·3 (6·2 to 11)	7·7 (5·7 to 10·2)	5·2 (3·8 to 6·9)	3·4 (2·5 to 4·6)	1·8 (1·3 to 2·5)	0·6 (0·5 to 0·9)	0·1 (0·1 to 0·2)	149
Physical violence by firearm	0 (0 to 0)	0 (0 to 0)	0 (0 to 0)	0·1 (0·1 to 0·2)	0·2 (0·2 to 0·3)	0·3 (0·2 to 0·4)	0·4 (0·3 to 0·6)	0·6 (0·5 to 0·8)	0·7 (0·5 to 0·9)	0·7 (0·6 to 1)	0·9 (0·6 to 1·1)	0·8 (0·6 to 1·1)	1 (0·7 to 1·3)	1 (0·7 to 1·3)	0·9 (0·7 to 1·2)	0·7 (0·5 to 1)	0·6 (0·4 to 0·8)	0·6 (0·4 to 0·8)	0·4 (0·3 to 0·5)	0·3 (0·2 to 0·4)	0·2 (0·1 to 0·2)	0·1 (0 to 0·1)	0 (0 to 0)	10·5
Physical violence by sharp object	0 (0 to 0)	0 (0 to 0)	0 (0 to 0·1)	0·2 (0·1 to 0·3)	0·3 (0·2 to 0·5)	0·4 (0·3 to 0·7)	0·9 (0·6 to 1·2)	1·2 (0·9 to 1·6)	1·2 (0·8 to 1·5)	1·3 (1 to 1·8)	1·6 (1·2 to 2·1)	1·6 (1·2 to 2·3)	2 (1·4 to 2·6)	2·1 (1·5 to 2·9)	2 (1·4 to 2·8)	1·6 (1·2 to 2·2)	1·4 (1 to 1·9)	1·3 (0·9 to 1·7)	0·9 (0·7 to 1·3)	0·6 (0·4 to 0·9)	0·4 (0·2 to 0·5)	0·1 (0·1 to 0·2)	0 (0 to 0·1)	21·2
Sexual violence	0 (0 to 0)	0 (0 to 0)	0 (0 to 0)	0 (0 to 0·1)	0·3 (0·2 to 0·5)	0·7 (0·4 to 1·1)	1·8 (1 to 2·9)	2·5 (1·5 to 3·9)	2 (1·1 to 3·2)	1·4 (0·8 to 2·3)	1·3 (0·7 to 2·1)	1·2 (0·7 to 1·9)	1·2 (0·7 to 2)	1·1 (0·6 to 1·8)	0·8 (0·5 to 1·4)	0·6 (0·4 to 0·9)	0·5 (0·3 to 0·7)	0·4 (0·3 to 0·6)	0·3 (0·2 to 0·4)	0·2 (0·1 to 0·3)	0·1 (0 to 0·1)	0 (0 to 0)	0 (0 to 0)	16·5
Physical violence by other means	0·3 (0·2 to 0·4)	0·2 (0·1 to 0·3)	0·8 (0·4 to 1·2)	1·5 (1·1 to 2)	1·9 (1·5 to 2·5)	2·8 (2·1 to 3·8)	4·2 (3·1 to 5·5)	6·1 (4·8 to 7·8)	5·6 (4·1 to 7·3)	6·3 (4·9 to 8·2)	7·9 (6·1 to 10·2)	8·1 (6·1 to 10·6)	9·9 (7·6 to 12·8)	9·5 (7·1 to 12·5)	9·3 (6·9 to 12·4)	7·2 (5·3 to 9·7)	5·9 (4·2 to 7·9)	5·4 (3·9 to 7·2)	3·6 (2·6 to 4·9)	2·3 (1·6 to 3·2)	1·2 (0·8 to 1·7)	0·4 (0·3 to 0·6)	0·1 (0·1 to 0·1)	101
Conflict and terrorism	0 (0 to 0)	0 (0 to 0)	0 (0 to 0)	0 (0 to 0)	0 (0 to 0)	0 (0 to 0·1)	0·1 (0 to 0·1)	0·1 (0·1 to 0·2)	0·2 (0·1 to 0·4)	0·5 (0·3 to 0·9)	0·7 (0·4 to 1·2)	0·7 (0·4 to 1·2)	0·7 (0·4 to 1·4)	1 (0·5 to 2·2)	1·3 (0·6 to 3·4)	1·1 (0·4 to 2·8)	0·6 (0·3 to 1·6)	0·4 (0·2 to 0·9)	0·2 (0·1 to 0·4)	0·1 (0 to 0·2)	0·1 (0 to 0·1)	0 (0 to 0)	0 (0 to 0)	7·8

SR Table 2c: Surrey DALYS by cause and age group for males with 95% uncertainty intervals, 2019

Cause	Early Neonatal (0-6 days)	Late Neonatal (7-27 days)	Post Neonatal (28-364 days)	1 to 4	5 to 9	10 to 14	15 to 19	20 to 24	25 to 29	30 to 34	35 to 39	40 to 44	45 to 49	50 to 54	55 to 59	60 to 64	65 to 69	70 to 74	75 to 79	80 to 84	85 to 89	90 to 94	95 plus	Total
All causes	774 (719 to 1,132)	1,106 (1,028 to 1,618)	1,284 (1,192 to 1,878)	1,369 (1,272 to 2,002)	1,569 (1,454 to 2,293)	1,809 (1,681 to 2,644)	2,254 (2,092 to 3,296)	2,744 (2,551 to 4,012)	3,166 (2,943 to 4,630)	3,729 (3,470 to 5,454)	4,339 (4,033 to 6,344)	5,040 (4,685 to 7,369)	5,813 (5,403 to 8,499)	6,813 (6,333 to 9,965)	8,270 (7,686 to 12,093)	9,882 (9,182 to 14,453)	11,329 (10,529 to 16,563)	12,469 (11,587 to 18,232)	13,449 (12,497 to 19,658)	14,029 (13,037 to 20,513)	13,995 (13,002 to 20,466)	9,922 (9,222 to 14,509)	164,020
Communicable, maternal, neonatal, and nutritional diseases	674 (636 to 940)	168 (159 to 197)	239 (226 to 320)	202 (192 to 286)	276 (259 to 374)	209 (196 to 293)	160 (150 to 218)	176 (165 to 238)	169 (158 to 229)	203 (190 to 262)	222 (208 to 283)	247 (232 to 310)	268 (251 to 330)	302 (283 to 369)	331 (311 to 397)	336 (316 to 403)	339 (318 to 406)	376 (355 to 450)	344 (326 to 416)	378 (358 to 456)	376 (356 to 454)	362 (343 to 437)	6,302
HIV/AIDS and sexually transmitted infections	22 (9 to 41)	7 (4 to 11)	11 (5 to 24)	9 (5 to 14)	9 (5 to 14)	8 (5 to 11)	7 (5 to 11)	3 (2 to 5)	6 (4 to 9)	7 (5 to 11)	9 (6 to 13)	12 (8 to 17)	13 (9 to 18)	14 (10 to 20)	15 (10 to 22)	16 (10 to 23)	17 (11 to 24)	17 (11 to 25)	16 (10 to 24)	11 (6 to 17)	7 (4 to 11)	3 (2 to 5)	1 (0 to 2)	203
HIV/AIDS	0 (0 to 0)	0 (0 to 0)	1 (0 to 1)	0 (0 to 0)	0 (0 to 0)	0 (0 to 0)	0 (0 to 0)	2 (1 to 3)	6 (3 to 9)	7 (5 to 9)	10 (6 to 14)	13 (8 to 18)	16 (10 to 22)	19 (12 to 26)	21 (13 to 29)	18 (11 to 25)	15 (9 to 21)	11 (7 to 16)	8 (5 to 12)	6 (3 to 9)	3 (2 to 5)	1 (0 to 2)	0 (0 to 0)	146
HIV/AIDS - Drug-susceptible Tuberculosis	0 (0 to 0)	0 (0 to 0)	0 (0 to 0)	0 (0 to 0)	0 (0 to 0)	0 (0 to 0)	0 (0 to 0)	0 (0 to 0)	0 (0 to 0)	0 (0 to 0)	0 (0 to 0)	1 (0 to 2)	1 (0 to 2)	1 (0 to 2)	1 (0 to 2)	1 (0 to 2)	1 (0 to 2)	1 (0 to 2)	1 (0 to 2)	0 (0 to 1)	0 (0 to 0)	0 (0 to 0)	0 (0 to 0)	12
HIV/AIDS - Multidrug-resistant Tuberculosis without extensive drug resistance	0 (0 to 0)	0 (0 to 0)	0 (0 to 0)	0 (0 to 0)	0 (0 to 0)	0 (0 to 0)	0 (0 to 0)	0 (0 to 0)	0 (0 to 0)	0 (0 to 0)	0 (0 to 0)	0 (0 to 0)	0 (0 to 0)	0 (0 to 0)	0 (0 to 0)	0 (0 to 0)	0 (0 to 0)	0 (0 to 0)	0 (0 to 0)	0 (0 to 0)	0 (0 to 0)	0 (0 to 0)	0 (0 to 0)	0
HIV/AIDS - Extensively drug-resistant Tuberculosis	0 (0 to 0)	0 (0 to 0)	0 (0 to 0)	0 (0 to 0)	0 (0 to 0)	0 (0 to 0)	0 (0 to 0)	0 (0 to 0)	0 (0 to 0)	0 (0 to 0)	0 (0 to 0)	0 (0 to 0)	0 (0 to 0)	0 (0 to 0)	0 (0 to 0)	0 (0 to 0)	0 (0 to 0)	0 (0 to 0)	0 (0 to 0)	0 (0 to 0)	0 (0 to 0)	0 (0 to 0)	0 (0 to 0)	0
HIV/AIDS resulting in other diseases	0 (0 to 0)	0 (0 to 0)	0 (0 to 1)	0 (0 to 0)	0 (0 to 0)	0 (0 to 0)	0 (0 to 0)	0 (0 to 0)	0 (0 to 0)	0 (0 to 0)	0 (0 to 0)	0 (0 to 0)	0 (0 to 0)	0 (0 to 0)	0 (0 to 0)	0 (0 to 0)	0 (0 to 0)	0 (0 to 0)	0 (0 to 0)	0 (0 to 0)	0 (0 to 0)	0 (0 to 0)	0 (0 to 0)	0
Sexually transmitted infections excluding HIV	22 (9 to 41)	7 (4 to 11)	10 (4 to 24)	9 (4 to 13)	9 (4 to 13)	8 (5 to 11)	7 (5 to 11)	1 (0 to 2)	0 (0 to 1)	0 (0 to 1)	0 (0 to 1)	0 (0 to 1)	0 (0 to 1)	0 (0 to 1)	0 (0 to 1)	0 (0 to 1)	0 (0 to 1)	0 (0 to 1)	0 (0 to 1)	0 (0 to 1)	0 (0 to 1)	0 (0 to 1)	0 (0 to 0)	99
Syphilis	0 (0 to 0)	0 (0 to 0)	0 (0 to 0)	0 (0 to 0)	0 (0 to 0)	0 (0 to 0)	0 (0 to 0)	0 (0 to 0)	0 (0 to 0)	0 (0 to 0)	0 (0 to 0)	0 (0 to 0)	0 (0 to 0)	0 (0 to 0)	0 (0 to 0)	0 (0 to 0)	0 (0 to 0)	0 (0 to 0)	0 (0 to 0)	0 (0 to 0)	0 (0 to 0)	0 (0 to 0)	0 (0 to 0)	0
Chlamydial infection	0 (0 to 0)	0 (0 to 0)	0 (0 to 0)	0 (0 to 0)	0 (0 to 0)	0 (0 to 0)	0 (0 to 0)	0 (0 to 0)	0 (0 to 0)	0 (0 to 0)	0 (0 to 0)	0 (0 to 0)	0 (0 to 0)	0 (0 to 0)	0 (0 to 0)	0 (0 to 0)	0 (0 to 0)	0 (0 to 0)	0 (0 to 0)	0 (0 to 0)	0 (0 to 0)	0 (0 to 0)	0 (0 to 0)	0
Gonococcal infection	0 (0 to 0)	0 (0 to 0)	0 (0 to 0)	0 (0 to 0)	0 (0 to 0)	0 (0 to 0)	0 (0 to 0)	0 (0 to 0)	0 (0 to 0)	0 (0 to 0)	0 (0 to 0)	0 (0 to 0)	0 (0 to 0)	0 (0 to 0)	0 (0 to 0)	0 (0 to 0)	0 (0 to 0)	0 (0 to 0)	0 (0 to 0)	0 (0 to 0)	0 (0 to 0)	0 (0 to 0)	0 (0 to 0)	0
Trichomoniasis	0 (0 to 0)	0 (0 to 0)	0 (0 to 0)	0 (0 to 0)	0 (0 to 0)	0 (0 to 0)	0 (0 to 0)	0 (0 to 0)	0 (0 to 0)	0 (0 to 0)	0 (0 to 0)	0 (0 to 0)	0 (0 to 0)	0 (0 to 0)	0 (0 to 0)	0 (0 to 0)	0 (0 to 0)	0 (0 to 0)	0 (0 to 0)	0 (0 to 0)	0 (0 to 0)	0 (0 to 0)	0 (0 to 0)	0
Genital herpes	0 (0 to 0)	0 (0 to 0)	0 (0 to 0)	0 (0 to 0)	0 (0 to 0)	0 (0 to 1)	0 (0 to 0)	0 (0 to 1)	0 (0 to 1)	0 (0 to 1)	0 (0 to 1)	0 (0 to 1)	0 (0 to 1)	0 (0 to 1)	0 (0 to 1)	0 (0 to 1)	0 (0 to 1)	0 (0 to 1)	0 (0 to 1)	0 (0 to 1)	0 (0 to 1)	0 (0 to 1)	0 (0 to 0)	2
Other sexually transmitted infections	0 (0 to 0)	0 (0 to 0)	0 (0 to 0)	0 (0 to 0)	0 (0 to 0)	0 (0 to 0)	0 (0 to 0)	0 (0 to 0)	0 (0 to 0)	0 (0 to 0)	0 (0 to 0)	0 (0 to 0)	0 (0 to 0)	0 (0 to 0)	0 (0 to 0)	0 (0 to 0)	0 (0 to 0)	0 (0 to 0)	0 (0 to 0)	0 (0 to 0)	0 (0 to 0)	0 (0 to 0)	0 (0 to 0)	0
Respiratory infections and tuberculosis	7 (4 to 10)	3 (2 to 7)	42 (29 to 61)	74 (52 to 103)	84 (59 to 117)	46 (32 to 63)	28 (19 to 40)	29 (19 to 42)	29 (19 to 41)	29 (19 to 41)	31 (20 to 44)	34 (22 to 48)	39 (25 to 55)	46 (30 to 64)	53 (34 to 73)	71 (46 to 97)	99 (64 to 135)	142 (92 to 192)	179 (116 to 242)	208 (135 to 281)	244 (161 to 329)	249 (164 to 336)	1,607 (1,130 to 2,152)	5,075
Tuberculosis	7 (4 to 10)	3 (2 to 7)	42 (29 to 61)	74 (52 to 103)	84 (59 to 117)	46 (32 to 63)	28 (19 to 40)	29 (19 to 42)	29 (19 to 41)	29 (19 to 41)	31 (20 to 44)	34 (22 to 48)	39 (25 to 55)	46 (30 to 64)	53 (34 to 73)	71 (46 to 97)	99 (64 to 135)	142 (92 to 192)	179 (116 to 242)	208 (135 to 281)	244 (161 to 329)	249 (164 to 336)	1,607 (1,130 to 2,152)	5,075
Latent tuberculosis infection	0 (0 to 0)	0 (0 to 0)	0 (0 to 0)	0 (0 to 0)	0 (0 to 0)	0 (0 to 0)	0 (0 to 0)	0 (0 to 0)	0 (0 to 0)	0 (0 to 0)	0 (0 to 0)	0 (0 to 0)	0 (0 to 0)	0 (0 to 0)	0 (0 to 0)	0 (0 to 0)	0 (0 to 0)	0 (0 to 0)	0 (0 to 0)	0 (0 to 0)	0 (0 to 0)	0 (0 to 0)	0 (0 to 0)	0
Drug-susceptible tuberculosis	0 (0 to 0)	0 (0 to 0)	0 (0 to 0)	0 (0 to 0)	0 (0 to 0)	0 (0 to 0)	0 (0 to 0)	0 (0 to 0)	0 (0 to 0)	0 (0 to 0)	0 (0 to 0)	0 (0 to 0)	0 (0 to 0)	0 (0 to 0)	0 (0 to 0)	0 (0 to 0)	0 (0 to 0)	0 (0 to 0)	0 (0 to 0)	0 (0 to 0)	0 (0 to 0)	0 (0 to 0)	0 (0 to 0)	0
Multidrug-resistant tuberculosis without extensive drug resistance	0 (0 to 0)	0 (0 to 0)	0 (0 to 0)	0 (0 to 0)	0 (0 to 0)	0 (0 to 0)	0 (0 to 0)	0 (0 to 0)	0 (0 to 0)	0 (0 to 0)	0 (0 to 0)	0 (0 to 0)	0 (0 to 0)	0 (0 to 0)	0 (0 to 0)	0 (0 to 0)	0 (0 to 0)	0 (0 to 0)	0 (0 to 0)	0 (0 to 0)	0 (0 to 0)	0 (0 to 0)	0 (0 to 0)	0
Extensively drug-resistant tuberculosis	0 (0 to 0)	0 (0 to 0)	0 (0 to 0)	0 (0 to 0)	0 (0 to 0)	0 (0 to 0)	0 (0 to 0)	0 (0 to 0)	0 (0 to 0)	0 (0 to 0)	0 (0 to 0)	0 (0 to 0)	0 (0 to 0)	0 (0 to 0)	0 (0 to 0)	0 (0 to 0)	0 (0 to 0)	0 (0 to 0)	0 (0 to 0)	0 (0 to 0)	0 (0 to 0)	0 (0 to 0)	0 (0 to 0)	0
Lower respiratory infections	7 (4 to 10)	3 (2 to 6)	29 (19 to 42)	14 (9 to 20)	6 (4 to 9)	5 (3 to 7)	4 (2 to 6)	5 (3 to 7)	5 (3 to 7)	5 (3 to 7)	5 (3 to 7)	5 (3 to 7)	5 (3 to 7)	5 (3 to 7)	5 (3 to 7)	5 (3 to 7)	5 (3 to 7)	5 (3 to 7)	5 (3 to 7)	5 (3 to 7)	5 (3 to 7)	5 (3 to 7)	5 (3 to 7)	538
Upper respiratory infections	0 (0 to 1)	0 (0 to 0)	0 (0 to 0)	0 (0 to 1)	0 (0 to 0)	0 (0 to 0)	0 (0 to 0)	0 (0 to 0)	0 (0 to 0)	0 (0 to 0)	0 (0 to 0)	0 (0 to 0)	0 (0 to 0)	0 (0 to 0)	0 (0 to 0)	0 (0 to 0)	0 (0 to 0)	0 (0 to 0)	0 (0 to 0)	0 (0 to 0)	0 (0 to 0)	0 (0 to 0)	0 (0 to 0)	0
Otitis media	0 (0 to 0)	0 (0 to 0)	2 (1 to 3)	12 (5 to 22)	13 (7 to 21)	7 (3 to 12)	3 (2 to 5)	2 (1 to 3)	2 (1 to 3)	2 (1 to 3)	2 (1 to 3)	2 (1 to 3)	2 (1 to 3)	2 (1 to 3)	2 (1 to 3)	2 (1 to 3)	2 (1 to 3)	2 (1 to 3)	2 (1 to 3)	1 (1 to 2)	1 (0 to 1)	0 (0 to 0)	0 (0 to 0)	110
Enteric infections	0 (0 to 1)	2 (1 to 4)	2 (1 to 4)	2 (1 to 3)	2 (1 to 3)	2 (1 to 3)	2 (1 to 3)	2 (1 to 3)	2 (1 to 3)	2 (1 to 3)	2 (1 to 3)	2 (1 to 3)	2 (1 to 3)	2 (1 to 3)	2 (1 to 3)	2 (1 to 3)	2 (1 to 3)	2 (1 to 3)	2 (1 to 3)	2 (1 to 3)	2 (1 to 3)	2 (1 to 3)	2 (1 to 3)	39
Diarrhoeal diseases	0 (0 to 1)	2 (1 to 4)	2 (1 to 4)	2 (1 to 3)	2 (1 to 3)	2 (1 to 3)	2 (1 to 3)	2 (1 to 3)	2 (1 to 3)	2 (1 to 3)	2 (1 to 3)	2 (1 to 3)	2 (1 to 3)	2 (1 to 3)	2 (1 to 3)	2 (1 to 3)	2 (1 to 3)	2 (1 to 3)	2 (1 to 3)	2 (1 to 3)	2 (1 to 3)	2 (1 to 3)	2 (1 to 3)	39
Typhoid and paratyphoid	0 (0 to 0)	0 (0 to 0)	0 (0 to 0)	0 (0 to 0)	0 (0 to 0)	0 (0 to 0)	0 (0 to 0)	0 (0 to 0)	0 (0 to 0)	0 (0 to 0)	0 (0 to 0)	0 (0 to 0)	0 (0 to 0)	0 (0 to 0)	0 (0 to 0)	0 (0 to 0)	0 (0 to 0)	0 (0 to 0)	0 (0 to 0)	0 (0 to 0)	0 (0 to 0)	0 (0 to 0)	0 (0 to 0)	0
Typhoid fever	0 (0 to 0)	0 (0 to 0)	0 (0 to 0)	0 (0 to 0)	0 (0 to 0)	0 (0 to 0)	0 (0 to 0)	0 (0 to 0)	0 (0 to 0)	0 (0 to 0)	0 (0 to 0)	0 (0 to 0)	0 (0 to 0)	0 (0 to 0)	0 (0 to 0)	0 (0 to 0)	0 (0 to 0)	0 (0 to 0)	0 (0 to 0)	0 (0 to 0)	0 (0 to 0)	0 (0 to 0)	0 (0 to 0)	0
Paratyphoid fever	0 (0 to 0)	0 (0 to 0)	0 (0 to 0)	0 (0 to 0)	0 (0 to 0)	0 (0 to 0)	0 (0 to 0)	0 (0 to 0)	0 (0 to 0)	0 (0 to 0)	0 (0 to 0)	0 (0 to 0)	0 (0 to 0)	0 (0 to 0)	0 (0 to 0)	0 (0 to 0)	0 (0 to 0)	0 (0 to 0)	0 (0 to 0)	0 (0 to 0)	0 (0 to 0)	0 (0 to 0)	0 (0 to 0)	0
Other sexually transmitted infections	0 (0 to 0)	0 (0 to 0)	0 (0 to 0)	0 (0 to 0)	0 (0 to 0)	0 (0 to 0)	0 (0 to 0)	0 (0 to 0)	0 (0 to 0)	0 (0 to 0)	0 (0 to 0)	0 (0 to 0)	0 (0 to 0)	0 (0 to 0)	0 (0 to 0)	0 (0 to 0)	0 (0 to 0)	0 (0 to 0)	0 (0 to 0)	0 (0 to 0)	0 (0 to 0)	0 (0 to 0)	0 (0 to 0)	0
Invasive Non-typhoidal Salmonella (iNTS)	0 (0 to 0)	0 (0 to 0)	0 (0 to 0)	0 (0 to 0)	0 (0 to 0)	0 (0 to 0)	0 (0 to 0)	0 (0 to 0)	0 (0 to 0)	0 (0 to 0)	0 (0 to 0)	0 (0 to 0)	0 (0 to 0)	0 (0 to 0)	0 (0 to 0)	0 (0 to 0)	0 (0 to 0)	0 (0 to 0)	0 (0 to 0)	0 (0 to 0)	0 (0 to 0)	0 (0 to 0)	0 (0 to 0)	0
Other intestinal infectious diseases	0 (0 to 0)	0 (0 to 0)	0 (0 to 0)	0 (0 to 0)	0 (0 to 0)	0 (0 to 0)	0 (0 to 0)	0 (0 to 0)	0 (0 to 0)	0 (0 to 0)	0 (0 to 0)	0 (0 to 0)	0 (0 to 0)	0 (0 to 0)	0 (0 to 0)	0 (0 to 0)	0 (0 to 0)	0 (0 to 0)	0 (0 to 0)	0 (0 to 0)	0 (0 to 0)	0 (0 to 0)	0 (0 to 0)	0
Neglected tropical diseases and malaria	0 (0 to 0)	0 (0 to 0)	2 (0 to 5)	2 (1 to 3)	2 (1 to 3)	2 (1 to 3)	2 (1 to 3)	2 (1 to 3)	2 (1 to 3)	2 (1 to 3)	2 (1 to 3)	2 (1 to 3)	2 (1 to 3)	2 (1 to 3)	2 (1 to 3)	2 (1 to 3)	2 (1 to 3)	2 (1 to 3)	2 (1 to 3)	2 (1 to 3)	2 (1 to 3)	2 (1 to 3)	2 (1 to 3)	74
Malaria	0 (0 to 0)	0 (0 to 0)	0 (0 to 0)	0 (0 to 0)	0 (0 to 0)	0 (0 to 0)	0 (0 to 0)	0 (0 to 0)	0 (0 to 0)	0 (0 to 0)	0 (0 to 0)	0 (0 to 0)	0 (0 to 0)	0 (0 to 0)	0 (0 to 0)	0 (0 to 0)	0 (0 to 0)	0 (0 to 0)	0 (0 to 0)	0 (0 to 0)	0 (0 to 0)	0 (0 to 0)	0 (0 to 0)	0
Chagas disease	0 (0 to 0)	0 (0 to 0)	0 (0 to 0)	0 (0 to 0)	0 (0 to 0)	0 (0 to 0)	0 (0 to 0)	0 (0 to 0)	0 (0 to 0)	0 (0 to 0)	0 (0 to 0)	0 (0 to 0)	0 (0 to 0)	0 (0 to 0)	0 (0 to 0)	0 (0 to 0)	0 (0 to 0)	0 (0 to 0)	0 (0 to 0)	0 (0 to 0)	0 (0 to 0)	0 (0 to 0)	0 (0 to 0)	0
Leishmaniasis	0 (0 to 0)	0 (0 to 0)	0 (0 to 0)	0 (0 to 0)	0 (0 to 0)	0 (0 to 0)	0 (0 to 0)	0 (0 to 0)	0 (0 to 0)	0 (0 to 0)	0 (0 to 0)	0 (0 to 0)	0 (0 to 0)	0 (0 to 0)	0 (0 to 0)	0 (0 to 0)	0 (0 to 0)	0 (0 to 0)	0 (0 to 0)	0 (0 to 0)	0 (0 to 0)	0 (0 to 0)	0 (0 to 0)	0
Visceral leishmaniasis	0 (0 to 0)	0 (0 to 0)	0 (0 to 0)	0 (0 to 0)	0 (0 to 0)	0 (0 to 0)	0 (0 to 0)	0 (0 to 0)	0 (0 to 0)	0 (0 to 0)	0 (0 to 0)	0 (0 to 0)	0 (0 to 0)	0 (0 to 0)	0 (0 to 0)	0 (0 to 0)	0 (0 to 0)	0 (0 to 0)	0 (0 to 0)	0 (0 to 0)	0 (0 to 0)	0 (0 to 0)	0 (0 to 0)	0
Cutaneous and mucocutaneous leishmaniasis	0 (0 to 0)	0 (0 to 0)	0 (0 to 0)	0 (0 to 0)	0 (0 to 0)	0 (0 to 0)	0 (0 to 0)	0 (0 to 0)	0 (0 to 0)	0 (0 to 0)	0 (0 to 0)	0 (0 to 0)	0 (0 to 0)	0 (0 to 0)	0 (0 to 0)	0 (0 to 0)	0 (0 to 0)	0 (0 to 0)	0 (0 to 0)	0 (0 to 0)	0 (0 to 0)	0 (0 to 0)	0 (0 to 0)	0
African trypanosomiasis	0 (0 to 0)	0 (0 to 0)	0 (0 to 0)	0 (0 to 0)	0 (0 to 0)	0 (0 to 0)	0 (0 to 0)	0 (0 to 0)	0 (0 to 0)	0 (0 to 0)	0 (0 to 0)	0 (0 to 0)	0 (0 to 0)	0 (0 to 0)	0 (0 to 0)	0 (0 to 0)	0 (0 to 0)	0 (0 to 0)	0 (0 to 0)	0 (0 to 0)	0 (0 to 0)	0 (0 to 0)	0 (0 to 0)	0
Schistosomiasis	0 (0 to 0)	0 (0 to 0)	0 (0 to 0)	0 (0 to 0)	0 (0 to 0)	0 (0 to 0)	0 (0 to 0)	0 (0 to 0)	0 (0 to 0)	0 (0 to 0)	0 (0 to 0)	0 (0 to 0)	0 (0 to 0)	0 (0 to 0)	0 (0 to 0)	0 (0 to 0)	0 (0 to 0)	0 (0 to 0)	0 (0 to 0)	0 (0 to 0)	0 (0 to 0)	0 (0 to 0)	0 (0 to 0)	0
Cysticercosis	0 (0 to 0)	0 (0 to 0)	0 (0 to 0)	0 (0 to 0)	0 (0 to 0)	0 (0 to 0)	0 (0 to 0)	0 (0 to 0)	0 (0 to 0)	0 (0 to 0)	0 (0 to 0)	0 (0 to 0)	0 (0 to 0)	0 (0 to 0)	0 (0 to 0)	0 (0 to 0)	0 (0 to 0)	0 (0 to 0)	0 (0 to 0)	0 (0 to 0)	0 (0 to 0)	0 (0 to 0)	0 (0 to 0)	0
Cystic echinococcosis	0 (0 to 0)	0 (0 to 0)	0 (0 to 0)	0 (0 to 0)	0 (0 to 0)	0 (0 to 1)	0 (0 to 0)	0 (0 to 0)	0 (0 to 0)	0 (0 to 0)	0 (0 to 0)	0 (0 to 0)	0 (0 to 0)	0 (0 to 0)	0 (0 to 0)	0 (0 to 0)	0 (0 to 0)	0 (0 to 0)	0 (0 to 0)	0 (0 to 0)	0 (0 to 0)	0 (0 to 0)	0 (0 to 0)	0
Lymphatic filariasis	0 (0 to 0)	0 (0 to 0)	0 (0 to 0)	0 (0 to 0)	0 (0 to 0)	0 (0 to 0)	0 (0 to 0)	0 (0 to 0)	0 (0 to 0)	0 (0 to 0)	0 (0 to 0)	0 (0 to 0)	0 (0 to 0)	0 (0 to 0)	0 (0 to 0)	0 (0 to 0)	0 (0 to 0)	0 (0 to 0)	0 (0 to 0)	0 (0 to 0)	0 (0 to 0)	0 (0 to 0)	0 (0 to 0)	0
Onchocerciasis	0 (0 to 0)	0 (0 to 0)	0 (0 to 0)	0 (0 to 0)	0 (0 to 0)	0 (0 to 0)	0 (0 to 0)	0 (0 to 0)	0 (0 to 0)	0 (0 to 0)	0 (0 to 0)	0 (0 to 0)	0 (0 to 0)	0 (0 to 0)	0 (0 to 0)	0 (0 to 0)	0 (0 to 0)	0 (0 to 0)	0 (0 to 0)	0 (0 to 0)	0 (0 to 0)	0 (0 to 0)	0 (0 to 0)	0
Trachoma	0 (0 to 0)	0 (0 to 0)	0 (0 to 0)	0 (0 to 0)	0 (0 to 0)	0 (0 to 0)	0 (0 to 0)	0 (0 to 0)	0 (0 to 0)	0 (0 to 0)	0 (0 to 0)	0 (0 to 0)	0 (0 to 0)	0 (0 to 0)	0 (0 to 0)	0 (0 to 0)	0 (0 to 0)	0 (0 to 0)	0 (0 to 0)	0 (0 to 0)	0 (0 to 0)	0 (0 to 0)	0 (0 to 0)	0
Dengue	0 (0 to 0)	0 (0 to 0)	0 (0 to 0)	0 (0 to 0)	0 (0 to 0)	0 (0 to 0)	0 (0 to 0)	0 (0 to 0)	0 (0 to 0)	0 (0 to 0)	0 (0 to 0)	0 (0 to 0)	0 (0 to 0)	0 (0 to 0)	0 (0 to 0)	0 (0 to 0)	0 (0 to 0)	0 (0 to 0)	0 (0 to 0)	0 (0 to 0)	0 (0 to 0)	0 (0 to 0)	0 (0 to 0)	0
Yellow fever	0 (0 to 0)	0 (0 to 0)	0 (0 to 0)	0 (0 to 0)	0 (0 to 0)	0 (0 to 0)	0 (0 to 0)	0 (0 to 0)	0 (0 to 0)	0 (0 to 0)	0 (0 to 0)	0 (0 to 0)	0 (0 to 0)	0 (0 to 0)	0 (0 to 0)	0 (0 to 0)	0 (0 to 0)	0 (0 to 0)	0 (0 to 0)	0 (0 to 0)	0 (0 to 0)	0 (0 to 0)	0 (0 to 0)	0
Rabies	0 (0 to 0)	0 (0 to 0)	0 (0 to 0)	0 (0 to 0)	0 (0 to 0)	0 (0 to 0)	0 (0 to 0)	0 (0 to 0)	0 (0 to 0)	0 (0 to 0)	0 (0 to 0)	0 (0 to 0)	0 (0 to 0)	0 (0 to 0)	0 (0 to 0)	0 (0 to 0)	0 (0 to 0)	0 (0 to 0)	0 (0 to 0)	0 (0 to 0)	0 (0 to 0)	0 (0 to 0)	0 (0 to 0)	0
Intestinal nematode infections	0 (0 to 0)	0 (0 to 0)	0 (0 to 0)	0 (0 to 0)	0 (0 to 0)	0 (0 to 0)	0 (0 to 0)	0 (0 to 0)	0 (0 to 0)	0 (0 to 0)	0 (0 to 0)	0 (0 to 0)	0 (0 to 0)	0 (0 to 0)	0 (0 to 0)	0 (0 to 0)	0 (0 to 0)	0 (0 to 0)	0 (0 to 0)	0 (0 to 0)	0 (0 to 0)	0 (0 to 0)	0 (0 to 0)	0
Ascariasis	0 (0 to 0)	0 (0 to 0)	0 (0 to 0)	0 (0 to 0)	0 (0 to 0)	0 (0 to 0)	0 (0 to 0)	0 (0 to 0)	0 (0 to 0)	0 (0 to 0)	0 (0 to 0)	0 (0 to 0)	0 (0 to 0)	0 (0 to 0)	0 (0 to 0)	0 (0 to 0)	0 (0 to 0)	0 (0 to 0)	0 (0 to 0)	0 (0 to 0)	0 (0 to 0)	0 (0 to 0)	0 (0 to 0)	0
Trichuriasis	0 (0 to 0)	0 (0 to 0)	0 (0 to 0)	0 (0 to 0)	0 (0 to 0)	0 (0 to 0)	0 (0 to 0)	0 (0 to 0)	0 (0 to 0)	0 (0 to 0)	0 (0 to 0)	0 (0 to 0)	0 (0 to 0)	0 (0 to 0)	0 (0 to 0)	0 (0 to 0)	0 (0 to 0)	0 (0 to 0)	0 (0 to 0)	0 (0 to 0)	0 (0 to 0)	0 (0 to 0)	0 (0 to 0)	0
Hookworm disease	0 (0 to 0)	0 (0 to 0)	0 (0 to 0)	0 (0 to 0)	0 (0 to 0)	0 (0 to 0)	0 (0 to 0)	0 (0 to 0)	0 (0 to 0)	0 (0 to 0)	0 (0 to 0)	0 (0 to 0)	0 (0 to 0)	0 (0 to 0)	0 (0 to 0)	0 (0 to 0)	0 (0 to 0)	0 (0 to 0)	0 (0 to 0)	0 (0 to 0)	0 (0 to 0)	0 (0 to 0)	0 (0 to 0)	0
Food-borne trematodiases	0 (0 to 0)	0 (0 to 0)	0 (0 to 0)	0 (0 to 0)	0 (0 to 0)	0 (0 to 0)	0 (0 to 0)	0 (0 to 0)	0 (0 to 0)	0 (0 to 0)	0 (0 to 0)	0 (0 to 0)	0 (0 to 0)	0 (0 to 0)	0 (0 to 0)	0 (0 to 0)	0 (0 to 0)	0 (0 to 0)	0 (0 to 0)	0 (0 to 0)	0 (0 to 0)	0 (0 to 0)	0 (0 to 0)	0
Leprosy	0 (0 to 0)	0 (0 to 0)	0 (0 to 0)	0 (0 to 0)	0 (0 to 0)	0 (0 to 0)	0 (0 to 0)	0 (0 to 0)	0 (0 to 0)	0 (0 to 0)	0 (0 to 0)	0 (0 to 0)	0 (0 to 0)	0 (0 to 0)	0 (0 to 0)	0 (0 to 0)	0 (0 to 0)	0 (0 to 0)	0 (0 to 0)	0 (0 to 0)	0 (0 to 0)	0 (0 to 0)	0 (0 to 0)	0
Ebola	0 (0 to 0)	0 (0 to 0)	0 (0 to 0)	0 (0 to 0)	0 (0 to 0)	0 (0 to 0)	0 (0 to 0)	0 (0 to 0)	0 (0 to 0)	0 (0 to 0)	0 (0 to 0)	0 (0 to 0)	0 (0 to 0)	0 (0 to 0)	0 (0 to 0)	0 (0 to 0)	0 (0 to 0)	0 (0 to 0)	0 (0 to 0)	0 (0 to 0)	0 (0 to 0)	0 (0 to 0)	0 (0 to 0)	0
Zika virus	0 (0 to 0)	0 (0 to 0)	0 (0 to 0)	0 (0 to 0)	0 (0 to 0)	0 (0 to 0)	0 (0 to 0)	0 (0 to 0)	0 (0 to 0)	0 (0 to 0)	0 (0 to 0)	0 (0 to 0)	0 (0 to 0)	0 (0 to 0)	0 (0 to 0)	0 (0 to 0)	0 (0 to 0)	0 (0 to 0)	0 (0 to 0)	0 (0 to 0)	0 (0 to 0)	0 (0 to 0)	0 (0 to 0)	0
Guinea worm disease	0 (0 to 0)	0 (0 to 0)	0 (0 to 0)	0 (0 to 0)	0 (0 to 0)	0 (0 to 0)	0 (0 to 0)	0 (0 to 0)	0 (0 to 0)	0 (0 to 0)	0 (0 to 0)	0 (0 to 0)	0 (0 to 0)	0 (0 to 0)	0 (0 to 0)	0 (0 to 0)	0 (0 to 0)	0 (0 to 0)	0 (0 to 0)	0 (0 to 0)	0 (0 to 0)	0 (0 to 0)	0 (0 to 0)	0
Other neglected tropical diseases	0 (0 to 0)	0 (0 to 0)	0 (0 to 1)	0 (0 to 0)	0 (0 to 0)	0 (0 to 0)	0 (0 to 0)	0 (0 to 0)	0 (0 to 0)	0 (0 to 0)	0

Other neoplasms	0-1 (0 to 0.2)	0 (0 to 0.1)	0-2 (0 to 1.9)	0-4 (0.2 to 0.9)	0-6 (0.0 to 1)	0-6 (0.0 to 1.3)	0-6 (0.2 to 1.3)	0-7 (0.4 to 1.4)	1-1 (0.7 to 2)	1-4 (0.6 to 2.4)	2 (1 to 3.4)	3 (1.7 to 5.2)	3-2 (2.5 to 9)	5-2 (3 to 10.4)	10-4 (9 to 23.4)	18 (11.4 to 33.7)	27-7 (19.1 to 52.6)	42-4 (28.7 to 77.4)	68-4 (49.5 to 129)	73-2 (49 to 141)	72-1 (47.6 to 139)	68-1 (37.8 to 153)	28-2 (19.6 to 46.6)	9-6 (3.1 to 9.7)	419
Medulloblastoma, medulloblastoma, and other hemangioblastoma	0 (0 to 0.2)	0 (0 to 0)	0 (0 to 0.9)	0 (0 to 0.9)	0 (0 to 0.1)	0 (0 to 0.1)	0 (0 to 0.1)	0 (0 to 0.2)	0 (0 to 0.2)	0 (0 to 0.2)	0 (0 to 0.4)	0 (0 to 0.1)	0 (0 to 0.2)	0 (0 to 0.2)	0 (0 to 0.2)	0 (0 to 0.2)	0 (0 to 0.2)	0 (0 to 0.2)	0 (0 to 0.2)	0 (0 to 0.2)	0 (0 to 0.2)	0 (0 to 0.2)	0 (0 to 0.2)	0 (0 to 0.2)	0 (0 to 0.1)	418
Benign and in situ endocrine neoplasms	0 (0 to 0)	0 (0 to 0)	0 (0 to 0)	0 (0 to 0)	0 (0 to 0)	0 (0 to 0)	0 (0 to 0)	0 (0 to 0)	0 (0 to 0)	0 (0 to 0)	0 (0 to 0)	0 (0 to 0)	0 (0 to 0)	0 (0 to 0)	0 (0 to 0)	0 (0 to 0)	0 (0 to 0)	0 (0 to 0)	0 (0 to 0)	0 (0 to 0)	0 (0 to 0)	0 (0 to 0)	0 (0 to 0)	0 (0 to 0)	0 (0 to 0)	
Benign and in situ cervical and uterine neoplasms	0 (0 to 0)	0 (0 to 0)	0 (0 to 0)	0 (0 to 0)	0 (0 to 0)	0 (0 to 0)	0 (0 to 0)	0 (0 to 0)	0 (0 to 0)	0 (0 to 0)	0 (0 to 0)	0 (0 to 0)	0 (0 to 0)	0 (0 to 0)	0 (0 to 0)	0 (0 to 0)	0 (0 to 0)	0 (0 to 0)	0 (0 to 0)	0 (0 to 0)	0 (0 to 0)	0 (0 to 0)	0 (0 to 0)	0 (0 to 0)	0 (0 to 0)	
Other benign and in situ neoplasms	0 (0 to 0)	0 (0 to 0)	0 (0 to 0)	0 (0 to 0)	0 (0 to 0)	0 (0 to 0)	0 (0 to 0)	0 (0 to 0)	0 (0 to 0)	0 (0 to 0)	0 (0 to 0)	0 (0 to 0)	0 (0 to 0)	0 (0 to 0)	0 (0 to 0)	0 (0 to 0)	0 (0 to 0)	0 (0 to 0)	0 (0 to 0)	0 (0 to 0)	0 (0 to 0)	0 (0 to 0)	0 (0 to 0)	0 (0 to 0)	0 (0 to 0)	
Cardiovascular diseases	2-6 (1.9 to 3.4)	2-3 (1.4 to 3.2)	7-2 (4.6 to 9.6)	10-9 (6.3 to 16.2)	19-6 (11.7 to 28.1)	26-6 (15.6 to 39.4)	63-6 (44.8 to 91.2)	128 (99.7 to 167)	178 (149 to 218)	224 (203 to 249)	446 (412 to 484)	636 (512 to 791)	1,150 (943 to 1,400)	1,700 (1,400 to 2,050)	2,990 (2,660 to 3,410)	2,290 (1,930 to 2,730)	3,210 (2,720 to 3,800)	3,160 (2,750 to 3,680)	2,460 (2,090 to 2,890)	2,902 (2,410 to 3,340)	1,740 (1,420 to 1,990)	438 (342 to 507)	23,800
Rheumatic heart disease	0 (0 to 0)	0 (0 to 0.4)	0 (0 to 0.6)	0 (0 to 0.6)	0 (0 to 0.4)	0 (0 to 0.3)	0 (0 to 0.4)	0 (0 to 0.5)	1-5 (0.2 to 2.9)	1-7 (0.6 to 3.2)	2-6 (1.1 to 3.9)	3-9 (1.7 to 5.9)	6-7 (2.6 to 9.8)	9-7 (3.9 to 15)	16-7 (6.9 to 12.9)	11-3 (6.2 to 19.2)	17-7 (12.1 to 23.9)	18-1 (12.1 to 26.4)	16 (10.1 to 26.4)	7-6 (3.9 to 10.9)	1-8 (1.2 to 2.3)	133
Ischemic heart disease	0 (0 to 0)	0 (0 to 0)	0 (0 to 0)	0 (0 to 0)	1-3 (0.3 to 2.6)	8-6 (3.7 to 13.4)	29-6 (24.4 to 36.3)	71-9 (59.5 to 86.3)	107 (89.5 to 128)	219 (197 to 244)	324 (294 to 361)	465 (420 to 516)	762 (691 to 843)	1,150 (1,040 to 1,280)	874 (787 to 1,070)	1,130 (1,010 to 1,470)	1,220 (1,030 to 1,430)	1,600 (1,370 to 1,870)	1,540 (1,240 to 1,870)	1,230 (1,100 to 1,390)	760 (622 to 907)	204 (156 to 239)	11,800
Stroke	0-1 (0 to 0.2)	0-2 (0 to 1.4)	0-7 (0 to 1.6)	3-6 (2.4 to 4.7)	5-5 (3.6 to 7.7)	17-6 (11.1 to 25.6)	29-8 (23.2 to 38.4)	39-9 (27.3 to 52.6)	47-8 (32.4 to 63.9)	68-2 (48.4 to 93)	111 (79.3 to 150)	179 (134 to 236)	258 (191 to 334)	291 (217 to 383)	365 (277 to 473)	562 (448 to 706)	654 (524 to 804)	669 (539 to 824)	716 (581 to 1,010)	457 (346 to 668)	122 (94 to 160)	4,760
Ischemic stroke	0-1 (0 to 0.1)	0-1 (0 to 0.2)	0-2 (0 to 0.9)	1-2 (0.5 to 2.1)	2-1 (1.1 to 3.4)	2-7 (1.6 to 4.7)	4-7 (2.7 to 7.4)	6-3 (4.3 to 9.6)	10-3 (7.2 to 14.6)	19-4 (15.1 to 24.8)	29-7 (23.7 to 39.2)	49-7 (39.5 to 63.1)	71-6 (59.2 to 89.2)	119 (99.2 to 144)	193 (157.3 to 239)	314 (257 to 391)	397 (327 to 491)	373 (316 to 456)	530 (416 to 686)	351 (266 to 466)	99 (77.2 to 130)	2,710
Intracerebral hemorrhage	0 (0 to 0.2)	0 (0 to 0.2)	0 (0 to 0.1)	0 (0 to 0.1)	0-1 (0 to 0.5)	0-2 (0 to 0.7)	0-3 (0 to 1.1)	0-5 (0.2 to 1.4)	0-7 (0.3 to 1.7)	1-1 (0.6 to 2.1)	1-7 (0.9 to 2.8)	2-6 (1.5 to 4.1)	3-3 (2.1 to 5.1)	4-5 (2.9 to 6.7)	6-3 (4.1 to 9.3)	7-9 (5.1 to 11.6)	9-2 (6.1 to 13.7)	9-2 (6.1 to 13.7)	7-2 (4.5 to 10.6)	3-2 (1.9 to 4.8)	1-1 (0.7 to 1.6)	1,420
Subarachnoid hemorrhage	0 (0 to 0.2)	0 (0 to 0)	0-1 (0 to 1.1)	0-1 (0 to 1.2)	0-2 (0.4 to 2.2)	0-3 (1.4 to 4.6)	1-1 (4.5 to 13.2)	1-4 (9.4 to 22.8)	2-2 (14.9 to 33.9)	3-4 (23.9 to 52.6)	4-4 (34.8 to 69.2)	5-7 (52.7 to 97.6)	7-5 (74.5 to 120)	9-2 (91.8 to 156)	11-4 (113.1 to 193)	12-7 (127.8 to 220)	13-4 (132.8 to 230)	12-7 (125.8 to 218)	10-4 (103.1 to 179)	6-3 (62.5 to 108)	2-1 (21.3 to 36.5)	651
Hypertensive heart disease	0 (0 to 0.2)	0 (0 to 0)	0 (0 to 0)	0 (0 to 0)	0 (0 to 0)	0-1 (0 to 0.4)	0-2 (0.2 to 0.9)	0-3 (0.2 to 1.1)	0-5 (0.3 to 1.6)	0-8 (0.5 to 1.9)	1-2 (0.7 to 2.6)	1-7 (1.1 to 3.4)	2-4 (1.6 to 4.6)	3-2 (2.1 to 6.1)	4-6 (3.2 to 8.2)	5-7 (3.9 to 10.7)	6-7 (4.6 to 11.5)	7-2 (4.9 to 12.5)	5-7 (3.9 to 10.2)	2-5 (1.7 to 4.5)	0-8 (0.5 to 1.5)	349
Non-rheumatic valvular heart disease	0 (0 to 0)	0 (0 to 0)	0 (0 to 0)	0 (0 to 0)	0 (0 to 0)	0-1 (0.1 to 0.5)	0-1 (0.1 to 0.9)	0-2 (0.1 to 1.4)	0-3 (0.2 to 2.3)	0-5 (0.3 to 2.9)	0-7 (0.5 to 3.9)	1-1 (0.7 to 5.2)	1-7 (1.1 to 7.2)	2-2 (1.5 to 9.2)	2-7 (1.9 to 10.2)	3-4 (2.3 to 12.1)	3-7 (2.6 to 12.9)	4-1 (2.8 to 13.7)	3-4 (2.3 to 11.9)	1-7 (1.1 to 6.1)	0-5 (0.3 to 1.7)	738
Non-rheumatic calcific aortic valve disease	0 (0 to 0)	0 (0 to 0)	0 (0 to 0)	0 (0 to 0)	0 (0 to 0)	0 (0 to 0.1)	0-1 (0 to 0.4)	0-1 (0 to 0.7)	0-2 (0 to 1.1)	0-3 (0 to 1.7)	0-4 (0 to 2.5)	0-7 (0 to 3.9)	1-1 (0.6 to 5.6)	1-6 (0.9 to 7.1)	2-3 (1.4 to 9.1)	2-7 (1.7 to 10.2)	3-2 (2.1 to 12.1)	3-4 (2.2 to 12.9)	2-7 (1.7 to 10.2)	1-4 (0.9 to 5.6)	0-5 (0.3 to 1.8)	594
Non-rheumatic degenerative mitral valve disease	0 (0 to 0)	0 (0 to 0)	0 (0 to 0)	0 (0 to 0)	0 (0 to 0)	0 (0 to 0.1)	0 (0 to 0.1)	0-1 (0 to 0.3)	0-1 (0 to 0.6)	0-1 (0 to 0.9)	0-2 (0 to 1.3)	0-3 (0 to 2.3)	0-4 (0 to 3.1)	0-5 (0 to 4.2)	0-7 (0 to 5.4)	1-1 (0 to 6.1)	1-2 (0 to 7.1)	1-3 (0 to 7.6)	1-1 (0 to 6.1)	0-6 (0 to 3.6)	0-2 (0 to 1.2)	132
Other non-rheumatic valve diseases	0 (0 to 0)	0 (0 to 0)	0 (0 to 0)	0 (0 to 0)	0 (0 to 0)	0 (0 to 0.1)	0 (0 to 0.1)	0 (0 to 0.2)	0 (0 to 0.2)	0 (0 to 0.3)	0 (0 to 0.4)	0 (0 to 0.6)	0 (0 to 0.8)	0 (0 to 1.1)	0 (0 to 1.4)	0 (0 to 1.7)	0 (0 to 1.9)	0 (0 to 2.1)	0 (0 to 1.7)	0 (0 to 1.1)	0 (0 to 0.6)	0 (0 to 0.2)	0-1 (0 to 0.5)	0-1 (0 to 0.4)	0-1 (0 to 0.3)	0-7
Cardiomyopathy and myocarditis	1-4 (0.7 to 2.2)	2-2 (0.8 to 2.1)	3-4 (2.0 to 5.1)	3-4 (1.9 to 4.6)	2-6 (2.0 to 3.9)	3-4 (2.6 to 4.6)	5-4 (3.9 to 7.1)	7-4 (5.6 to 9.6)	9-2 (7.1 to 12.1)	11-7 (9.2 to 15.1)	16-4 (12.9 to 21.1)	20-7 (16.6 to 26.1)	28-6 (23.1 to 35.5)	39-3 (32.2 to 48.3)	49-5 (41.1 to 60.1)	59-7 (49.6 to 72.2)	69-9 (58.1 to 84.9)	72-2 (59.3 to 87.6)	69-9 (56.3 to 86.1)	64-2 (51.6 to 79.3)	46-2 (36.6 to 57.9)	998
Myocarditis	0 (0 to 0.2)	0 (0 to 0.1)	0 (0 to 0.1)	0 (0 to 0.1)	0 (0 to 0.1)	0-1 (0 to 0.4)	0-1 (0 to 0.4)	0-2 (0.1 to 0.7)	0-3 (0.1 to 0.9)	0-4 (0.2 to 1.2)	0-5 (0.3 to 1.5)	0-7 (0.4 to 2.1)	0-9 (0.5 to 2.7)	1-1 (0.6 to 3.3)	1-4 (0.8 to 4.2)	1-7 (1 to 5.1)	1-9 (1.1 to 5.6)	2-1 (1.2 to 6.1)	1-7 (1 to 5.1)	1-1 (0.6 to 3.3)	0-4 (0.2 to 1.4)	243
Alcoholic cardiomyopathy	0 (0 to 0)	0 (0 to 0)	0 (0 to 0)	0 (0 to 0)	0 (0 to 0)	0 (0 to 0.1)	0 (0 to 0.1)	0 (0 to 0.2)	0 (0 to 0.2)	0 (0 to 0.3)	0 (0 to 0.4)	0 (0 to 0.6)	0 (0 to 0.8)	0 (0 to 1.1)	0 (0 to 1.4)	0 (0 to 1.7)	0 (0 to 1.9)	0 (0 to 2.1)	0 (0 to 1.7)	0 (0 to 1.1)	0 (0 to 0.6)	0 (0 to 0.2)	0-1 (0 to 0.5)	0-1 (0 to 0.4)	0-1 (0 to 0.3)	0-7
Other cardiomyopathy	1-6 (0.9 to 3.1)	1-1 (0.6 to 1.9)	1-8 (1.1 to 3.4)	2-5 (1.1 to 5.1)	2-1 (1.1 to 3.5)	3-6 (2.4 to 4.8)	4-8 (3.4 to 6.5)	6-6 (4.9 to 8.7)	8-4 (6.4 to 11.2)	11-4 (8.7 to 14.9)	14-4 (11.3 to 18.4)	17-8 (14.2 to 22.2)	20-1 (16.1 to 25.1)	22-3 (17.9 to 28.1)	24-5 (19.6 to 30.5)	26-2 (21.1 to 32.5)	26-9 (21.7 to 33.3)	27-2 (21.9 to 33.7)	25-3 (20.4 to 31.5)	21-8 (17.5 to 27.1)	16-4 (13.1 to 20.5)	1,010
Atrial fibrillation and flutter	0 (0 to 0)	0 (0 to 0)	0 (0 to 0)	0 (0 to 0)	0 (0 to 0)	0 (0 to 0)	0 (0 to 0)	0 (0 to 0)	0 (0 to 0)	0 (0 to 0)	0 (0 to 0)	0 (0 to 0)	0 (0 to 0)	0 (0 to 0)	0 (0 to 0)	0 (0 to 0)	0 (0 to 0)	0 (0 to 0)	0 (0 to 0)	0 (0 to 0)	0 (0 to 0)	0 (0 to 0)	0 (0 to 0)	0 (0 to 0)	0 (0 to 0)	0 (0 to 0)	2,160
Aortic aneurysm	—	—	—	—	—	0-6 (0.2 to 1.3)	2-3 (1.4 to 3.9)	4-7 (2.9 to 7.1)	6-8 (4.5 to 9.9)	7-7 (5.1 to 11.4)	9-2 (6.1 to 13.4)	13-2 (8.9 to 18.9)	20 (13.6 to 28.4)	23-9 (16.1 to 33.7)	32-7 (22.7 to 45.1)	44-2 (31.1 to 59.9)	57 (40.1 to 77.2)	64-9 (44.9 to 88.1)	106 (74.4 to 143)	74-4 (51.9 to 102)	213 (150.1 to 286)	134 (94.9 to 181)	215 (151.3 to 288)	184 (127.9 to 251)	29-7 (20.7 to 40.1)	NA
Endocarditis	0 (0 to 0)	0 (0 to 0)	0 (0 to 0.4)	0 (0 to 0.4)	0 (0 to 0.3)	0-5 (0.2 to 1.2)	1-9 (0.9 to 3.2)	3-2 (1.7 to 5.2)	4-2 (2.4 to 6.4)	4-4 (2.6 to 6.8)	6-2 (3.7 to 9.4)	7-1 (4.2 to 11.4)	9-3 (5.5 to 14.1)	11-4 (6.8 to 17.2)	12-8 (7.6 to 19.4)	14-1 (8.4 to 21.2)	14-9 (8.8 to 22.3)	15-4 (9.1 to 23.1)	13-6 (8.1 to 20.4)	11-6 (6.9 to 17.4)	8-6 (5.1 to 12.9)	428
Other cardiovascular and circulatory diseases	1-1 (0.5 to 1.9)	0-7 (0.3 to 1.2)	2-1 (1.0 to 3.6)	1-9 (0.9 to 3.3)	3-5 (1.6 to 5.6)	4-4 (2.2 to 7.1)	6-2 (3.2 to 9.6)	8-8 (5.1 to 13.4)	11-3 (6.7 to 17.1)	19-5 (12.1 to 28.1)	21-2 (13.7 to 30.7)	40-8 (29.1 to 53.9)	59-9 (44.6 to 77.2)	84-3 (64.1 to 107)	99-8 (77.1 to 126)	89-1 (72.4 to 110)	72-4 (59.1 to 88.1)	108 (83.4 to 140)	134 (94.8 to 187)	115 (77.5 to 166)	94-7 (64.8 to 140)	63-8 (47.7 to 84.1)	32-6 (22.9 to 44.2)	7-8 (3.7 to 12.1)	978
Chronic respiratory diseases	0 (0 to 0)	0 (0 to 0)	70-9 (59.6 to 84.2)	137 (117.3 to 163)	132 (112.3 to 156)	138 (117.6 to 164)	118 (97.7 to 145)	117 (93.7 to 145)	127 (96.6 to 162)	168 (121.9 to 223)	234 (170.9 to 304)	379 (276.9 to 492)	556 (406.2 to 722)	695 (507.7 to 902)	1,030 (752.6 to 1,340)	1,340 (979.1 to 1,740)	1,340 (979.1 to 1,740)	1,260 (921.1 to 1,630)	1,020 (745.1 to 1,320)	585 (427.5 to 760)	203 (148.3 to 263)	8,460
Chronic obstructive pulmonary disease	0 (0 to 0)	0 (0 to 0.1)	0-1 (0 to 1.4)	0-5 (0.1 to 2.2)	0-6 (0.2 to 2.7)	1-2 (0.7 to 3.7)	1-7 (0.9 to 4.9)	2-3 (1.3 to 6.5)	3-2 (1.8 to 8.4)	5-2 (3.1 to 12.1)	7-6 (4.6 to 17.6)	10-4 (6.3 to 24.1)	15-3 (9.2 to 35.4)	19-1 (11.5 to 44.2)	28-3 (17.1 to 65.4)	36-8 (22.2 to 85.1)	49-5 (29.9 to 114)	69-1 (41.7 to 159)	98-6 (59.5 to 227)	94-9 (57.3 to 219)	68-1 (41.1 to 157)	24-1 (14.5 to 55.7)	3-3 (1.9 to 7.6)	1,210
Pneumoconiosis	0 (0 to 0)	0 (0 to 0)	0 (0 to 0)	0 (0 to 0)	0 (0 to 0)	0 (0 to 0)	0 (0 to 0.1)	0 (0 to 0.1)	0 (0 to 0.1)	0 (0 to 0.1)	0 (0 to 0.2)	0 (0 to 0.3)	0 (0 to 0.4)	0 (0 to 0.5)	0 (0 to 0.6)	0 (0 to 0.8)	0 (0 to 0.9)	0 (0 to 1)	0 (0 to 0.8)	0 (0 to 0.6)	0 (0 to 0.4)	0 (0 to 0.2)	0 (0 to 0.1)	0 (0 to 0.1)	0 (0 to 0.1)	0 (0 to 0.1)	4,760
Silicosis	0 (0 to 0)	0 (0 to 0)	0 (0 to 0)	0 (0 to 0)	0 (0 to 0)	0 (0 to 0)	0 (0 to 0)	0 (0 to 0)	0 (0 to 0)	0 (0 to 0)	0 (0 to 0)	0 (0 to 0)	0 (0 to 0)	0 (0 to 0)	0 (0 to 0)	0 (0 to 0)	0 (0 to 0)	0 (0 to 0)	0 (0 to 0)	0 (0 to 0)	0 (0 to 0)	0 (0 to 0)	0 (0 to 0)	0 (0 to 0)	0 (0 to 0)	0 (0 to 0)	5-6
Asbestosis	0 (0 to 0)	0 (0 to 0)	0 (0 to 0)	0 (0 to 0)	0 (0 to 0)	0 (0 to 0)	0 (0 to 0)	0 (0 to 0)	0 (0 to 0)	0 (0 to 0)	0 (0 to 0)	0 (0 to 0)	0 (0 to 0)	0 (0 to 0)	0 (0 to 0)	0 (0 to 0)	0 (0 to 0)	0 (0 to 0)	0 (0 to 0)	0 (0 to 0)	0 (0 to 0)	0 (0 to 0)	0 (0 to 0)	0 (0 to 0)	0 (0 to 0)	0 (0 to 0)	391
Coal workers pneumoconiosis	0 (0 to 0)	0 (0 to 0)	0 (0 to 0)	0 (0 to 0)	0 (0 to 0)	0 (0 to 0)	0 (0 to 0)	0 (0 to 0)	0 (0 to 0)	0 (0 to 0)	0 (0 to 0)	0 (0 to 0)	0 (0 to 0)	0 (0 to 0)	0 (0 to 0)	0 (0 to 0)	0 (0 to 0)	0 (0 to 0)	0 (0 to 0)	0 (0 to 0)	0 (0 to 0)	0 (0 to 0)	0 (0 to 0)	0 (0 to 0)	0 (0 to 0)	0 (0 to 0)	7-1
Other pneumoconiosis	0 (0 to 0)	0 (0 to 0)	0 (0 to 0)	0 (0 to 0)	0 (0 to 0)	0 (0 to 0)	0 (0 to 0)	0 (0 to 0)	0 (0 to 0)	0 (0 to 0)	0 (0 to 0)	0 (0 to 0)	0 (0 to 0)	0 (0 to 0)	0 (0 to 0)	0 (0 to 0)	0 (0 to 0)	0 (0 to 0)	0 (0 to 0)	0 (0 to 0)	0 (0 to 0)	0 (0 to 0)	0 (0 to 0)	0 (0 to 0)	0 (0 to 0)	0 (0 to 0)	
Asthma	0 (0 to 0)	0-5 (0.2 to 1.2)	3-6 (2.1 to 5.2)	8-6 (5.3 to 12.5)	15-5 (9.9 to 22.6)	26-7 (17.1 to 38.5)	41-7 (29.1 to 57.6)	61-8 (44.1 to 85.1)	85-7 (62.9 to 116)	114 (86.1 to 150)	149 (113 to 196)	189 (142 to 250)	234 (175 to 309)	284 (212 to 376)	335 (251 to 444)	384 (287 to 509)	423 (316 to 561)	453 (339 to 601)	473 (354 to 627)	484 (362 to 641)	488 (365 to 647)	482 (361 to 639)	469 (351 to 622)	453 (339 to 601)	434 (325 to 575)	6,460
Interstitial lung disease and pulmonary sarcoidosis	0 (0 to 0)	0 (0 to 0)	0 (0 to 0)	0 (0 to 0)	0 (0 to 0)	0 (0 to 0)	0 (0 to 0)	0 (0 to 0)	0 (0 to 0)	0 (0 to 0)	0 (0 to 0)	0 (0 to 0)	0 (0 to 0)	0 (0 to 0)	0 (0 to 0)	0 (0 to 0)	0 (0 to 0)	0 (0 to 0)	0 (0 to 0)	0 (0 to 0)	0 (0 to 0)	0 (0 to 0)	0 (0 to 0)	0 (0 to 0)	0 (0 to 0)	0 (0 to 0)	1,460
Other chronic respiratory diseases	0 (0 to 0)	0 (0 to 0)	0 (0 to 0)	0 (0 to 0)	0 (0 to 0)	0 (0 to 0)	0 (0 to 0)	0 (0 to 0)	0 (0 to 0)	0 (0 to 0)	0 (0 to 0)	0 (0 to 0)	0 (0 to 0)	0 (0 to 0)	0 (0 to 0)	0 (0 to 0)	0 (0 to 0)	0 (0 to 0)	0 (0 to 0)	0 (0 to 0)	0 (0 to 0)	0 (0 to 0)	0 (0 to 0)	0 (0 to 0)	0 (0 to 0)	0 (0 to 0)	0
Digestive diseases	0-9 (0.7 to 1.3)	1-2 (0.8 to 1.6)	2-2 (1.6 to 3.1)	1-9 (1.7 to 2.7)	1-9 (1.5 to 2.5)	2-3 (1.7 to 3.1)	2-9 (2.1 to 3.8)	3-7 (2.7 to 4.8)	4-5 (3.4 to 5.9)	5-7 (4.3 to 7.4)	7-1 (5.4 to 9.3)	8-7 (6.6 to 11.3)	10-5 (8.1 to 13.6)	12-4 (9.6 to 16.1)	14-3 (11.1 to 18.6)	16-1 (12.5 to 20.9)	17-3 (13.4 to 22.4)	17-9 (13.8 to 23.1)	17-4 (13.5 to 22.6)	15-9 (12.3 to 20.5)	13-2 (10.2 to 17.1)	4-7 (3.6 to 6.1)	0-9 (0.7 to 1.2)	0-1 (0 to 0.2)	0-1 (0 to 0.1)	0-1 (0 to 0.1)	0-1 (0 to 0.1

Congenital birth defects	248 (174 to 387)	80·2 (56·2 to 122)	185 (122 to 287)	109 (62·2 to 191)	71 (51·6 to 94)	64·6 (47·2 to 87·4)	55·6 (45·6 to 70·1)	58·4 (44·1 to 79·3)	50·5 (37·8 to 66·2)	49·1 (34·1 to 59·7)	44·9 (30·1 to 48·3)	49·2 (35·4 to 64·1)	51·3 (36·7 to 67·9)	54 (39·6 to 74·2)	54·6 (34·1 to 74·4)	42·9 (25·5 to 59·3)	39·6 (18·6 to 42·3)	12·2 (7·3 to 19·5)	7·6 (4·6 to 11·6)	4·7 (2·7 to 7·4)	2·6 (1·5 to 4·2)	0·9 (0·5 to 1·6)	0·2 (0·1 to 0·3)		1,320
Neural tube defects	9·3 (6·8 to 38·4)	9·7 (2·3 to 18·6)	12·6 (4·6 to 28)	7·7 (2·3 to 14·6)	2 (1·4 to 2·8)	2·3 (1·4 to 3·2)	2·1 (1·4 to 3·2)	2·6 (1·6 to 3·4)	2·2 (1·4 to 3·4)	1·7 (1·1 to 2·4)	1·3 (0·8 to 2)	1·3 (0·8 to 2)	2 (1·3 to 3·1)	2·7 (1·8 to 4·1)	2·5 (1·5 to 4·1)	2·1 (1·3 to 3·5)	2·3 (1·4 to 3·9)	0·3 (0·1 to 0·5)	0·2 (0·1 to 0·3)	0·1 (0·1 to 0·2)	0·1 (0·1 to 0·2)	0 (0 to 0·1)	0 (0 to 0)		69·6
Congenital heart anomalies	29·4 (20·4 to 108)	23 (15·5 to 57·4)	17·6 (9·4 to 39·6)	7·3 (3·7 to 16·4)	4·5 (2·7 to 7·1)	4·1 (2·6 to 6·7)	3·6 (2·3 to 5·6)	3·7 (2·4 to 5·5)	3·2 (2·1 to 4·7)	3·1 (2·1 to 4·5)	2·8 (1·9 to 4·1)	3·1 (2·1 to 4·5)	3·2 (2·1 to 4·7)	3·4 (2·3 to 4·9)	3·4 (2·3 to 4·9)	2·7 (1·8 to 4·1)	2·5 (1·6 to 3·9)	0·8 (0·5 to 1·2)	0·5 (0·3 to 0·7)	0·3 (0·2 to 0·4)	0·2 (0·1 to 0·3)	0·1 (0·1 to 0·1)	0 (0 to 0)		335
Orofacial clefts	0·1 (0·1 to 0·2)	0·1 (0 to 0·1)	0·6 (0·3 to 1·3)	1·3 (0·6 to 2·6)	0·9 (0·6 to 2·2)	0·9 (0·6 to 2·1)	0·8 (0·5 to 1·6)	0·7 (0·5 to 1·4)	0·6 (0·3 to 1·6)	0·8 (0·5 to 1·8)	0·6 (0·3 to 1·6)	0·8 (0·5 to 1·9)	0·9 (0·5 to 2·3)	0·9 (0·5 to 2·1)	0·9 (0·5 to 2·1)	0·7 (0·4 to 1·6)	0·6 (0·3 to 1·5)	0·5 (0·3 to 1·1)	0·4 (0·2 to 0·8)	0·2 (0·1 to 0·4)	0·1 (0·1 to 0·2)	0·1 (0·1 to 0·1)	0 (0 to 0)		13·9
Down syndrome	10·4 (4·5 to 19·7)	2·5 (1 to 4·5)	8·7 (2·7 to 17·4)	6·5 (2·5 to 11·6)	5·4 (2·2 to 9·2)	5·1 (2·2 to 7·8)	4·9 (2·2 to 8·4)	5·8 (2·8 to 9·4)	6·6 (2·2 to 9·7)	5·8 (2·6 to 9·4)	5·6 (2·6 to 9·4)	7·1 (4·1 to 10·1)	9·8 (5·7 to 16)	17·1 (8·6 to 29·3)	22 (9·9 to 34·4)	18·5 (7·5 to 31)	9·9 (4·1 to 16·1)	4 (2·1 to 6·7)	2·1 (0·9 to 3·4)	0·9 (0 to 1·5)	0·5 (0 to 0·8)	0·2 (0 to 0·4)	0 (0 to 0)		151
Turner syndrome	0 (0 to 0)	0 (0 to 0)	0 (0 to 0)	0 (0 to 0)	0 (0 to 0)	0 (0 to 0)	0 (0 to 0)	0 (0 to 0)	0 (0 to 0)	0 (0 to 0)	0 (0 to 0)	0 (0 to 0)	0 (0 to 0)	0 (0 to 0)	0 (0 to 0)	0 (0 to 0)	0 (0 to 0)	0 (0 to 0)	0 (0 to 0)	0 (0 to 0)	0 (0 to 0)	0 (0 to 0)	0 (0 to 0)	0 (0 to 0)		0
Klinefelter syndrome	0 (0 to 0)	0 (0 to 0)	0 (0 to 0·1)	0 (0 to 0·1)	0 (0 to 0·1)	0 (0 to 0·1)	0 (0 to 0·1)	0 (0 to 0·2)	0 (0 to 0·2)	0 (0 to 0·2)	0 (0 to 0·2)	0 (0 to 0·1)	0·1 (0 to 0·2)	0 (0 to 0·1)	0 (0 to 0·1)	0 (0 to 0·1)	0 (0 to 0·1)	0 (0 to 0·1)	0 (0 to 0·1)	0 (0 to 0·1)	0 (0 to 0·1)	0 (0 to 0·1)	0 (0 to 0·1)	0 (0 to 0)		0·7
Other chromosomal abnormalities	28·3 (19·4 to 114)	11·9 (5·9 to 20)	31·5 (19·4 to 72·2)	14·1 (8·6 to 22·9)	10·1 (6·2 to 17)	9·1 (5·4 to 14·1)	8·2 (5·3 to 13·3)	8·9 (5·4 to 13·6)	6·9 (4·3 to 12·3)	6·6 (4·1 to 9·8)	6·4 (4·1 to 9·5)	6·5 (4·1 to 9·5)	6·4 (4·1 to 9·1)	6·8 (3·9 to 7·1)	3·5 (2·3 to 5·4)	2 (1 to 3·3)	1·6 (0·8 to 2·5)	0·8 (0 to 1·4)	0 (0 to 0)	0 (0 to 0)	0 (0 to 0)	0 (0 to 0)	0 (0 to 0)		177
Congenital musculoskeletal and limb anomalies	7·6 (4·1 to 13·9)	2·6 (1·4 to 4·5)	22·7 (12·9 to 37·1)	30·3 (19·5 to 48·4)	21·2 (11·6 to 33·6)	21·7 (11·7 to 34·7)	17·6 (9·7 to 27·6)	12·6 (7·1 to 20·1)	12 (6·8 to 19·1)	12·9 (7·1 to 21·1)	13·6 (7·6 to 21·1)	14·6 (8·3 to 23·2)	14·3 (8·2 to 22·3)	13·1 (7·4 to 21·2)	11 (5·8 to 19·3)	8 (4 to 12·7)	4·4 (1·9 to 10·4)	3·5 (1·6 to 5·7)	1·9 (0·9 to 3·2)	0·9 (0·5 to 1·4)	0·3 (0·2 to 0·5)	0·2 (0 to 0·3)	0 (0 to 0·1)		248
Urogenital congenital anomalies	19·5 (7·9 to 42·9)	2 (1 to 5·6)	6·4 (2·4 to 16·3)	3·5 (1·6 to 8·4)	2·3 (1·4 to 3·6)	1·7 (1·1 to 2·6)	1·1 (0·7 to 1·8)	1 (0·6 to 1·5)	0·8 (0·5 to 1·2)	0·7 (0·4 to 1·2)	0·6 (0·4 to 0·9)	0·5 (0·3 to 0·8)	0·6 (0·4 to 0·9)	0·3 (0·2 to 0·6)	0·2 (0·1 to 0·5)	0·1 (0 to 0·3)	0·1 (0 to 0·3)	0 (0 to 0·1)	0 (0 to 0·1)	0 (0 to 0·1)	0 (0 to 0·1)	0 (0 to 0·1)	0 (0 to 0·1)		39·6
Digestive congenital anomalies	34·4 (14·2 to 62·2)	5·9 (4·2 to 13·3)	15·9 (9·4 to 44·1)	6·7 (4·1 to 14·4)	4·4 (2·7 to 6·9)	3·7 (1·9 to 6·6)	3·2 (1·7 to 5·2)	3·3 (2 to 5·1)	2·9 (1·6 to 4·5)	2·6 (1·5 to 4·1)	2·5 (1·5 to 4·1)	2·5 (1·5 to 4·1)	2·5 (1·5 to 4·1)	2·6 (1·5 to 4·1)	2·1 (1·2 to 3·6)	1·5 (0·8 to 2·7)	1·1 (0·5 to 2·2)	0·6 (0·3 to 1·2)	0·4 (0·2 to 0·8)	0·2 (0·1 to 0·5)	0·1 (0 to 0·2)	0·1 (0 to 0·1)	0 (0 to 0)		77·6
Other congenital birth defects	60·4 (29·6 to 109)	17·6 (9·7 to 39·6)	39·3 (19·4 to 97·6)	19·1 (10·6 to 29·5)	13 (8 to 20·5)	11·3 (6·4 to 18)	9·2 (5·1 to 15·2)	7·5 (5·6 to 18·2)	5·6 (4·6 to 14·6)	7·9 (4·6 to 14·6)	7·9 (4·3 to 14·2)	8·6 (3·8 to 15·1)	9·4 (3·7 to 14·7)	9·6 (3·6 to 15·7)	6·1 (2·5 to 12·4)	4·1 (1·6 to 9·7)	2·8 (1·1 to 6·7)	1·4 (0·6 to 3·2)	0·8 (0·3 to 1·8)	0·3 (0·1 to 0·8)	0·2 (0·1 to 0·4)	0·1 (0 to 0·2)	0 (0 to 0)		246
Urinary diseases and male infertility	0·2 (0 to 0·4)	0·2 (0·1 to 0·5)	1·3 (0·4 to 3·3)	1·5 (0·6 to 1·9)	1·5 (1 to 2)	1·3 (1 to 1·8)	1·3 (0·8 to 1·9)	1·2 (0·8 to 1·8)	1·2 (0·8 to 2)	1·6 (1·1 to 2·3)	1·6 (1·1 to 2·3)	1·9 (1·2 to 2·7)	2·1 (1·4 to 3·1)	1·7 (1·1 to 2·6)	1·4 (0·9 to 2·1)	1·1 (0·7 to 1·7)	0·8 (0·5 to 1·3)	0·5 (0·3 to 0·8)	0·3 (0·2 to 0·5)	0·2 (0·1 to 0·3)	0·1 (0 to 0·2)	0·1 (0 to 0·1)	0 (0 to 0·1)		1,450
Urolithiasis	0 (0 to 0)	0 (0 to 0)	0 (0 to 0)	0·1 (0 to 0·1)	0·1 (0·1 to 0·2)	0·2 (0·1 to 0·3)	0·2 (0·1 to 0·4)	0·4 (0·2 to 0·6)	0·5 (0·3 to 1·4)	0·6 (0·3 to 1·2)	0·7 (0·4 to 1·5)	0·8 (0·4 to 1·6)	0·9 (0·4 to 1·6)	0·8 (0·4 to 1·5)	0·6 (0·3 to 1·3)	0·5 (0·2 to 1·1)	0·3 (0·1 to 0·8)	0·2 (0·1 to 0·5)	0·1 (0 to 0·3)	0·1 (0 to 0·2)	0·1 (0 to 0·2)	0 (0 to 0·1)	0 (0 to 0)		84·4
Benign prostatic hyperplasia	0 (0 to 0)	0 (0 to 0)	0 (0 to 0)	0 (0 to 0)	0 (0 to 0)	0 (0 to 0)	0 (0 to 0)	0 (0 to 0)	0 (0 to 0)	0 (0 to 0)	0 (0 to 0)	0 (0 to 0)	0 (0 to 0)	0 (0 to 0)	0 (0 to 0)	0 (0 to 0)	0 (0 to 0)	0 (0 to 0)	0 (0 to 0)	0 (0 to 0)	0 (0 to 0)	0 (0 to 0)	0 (0 to 0)	0 (0 to 0)		0
Male infertility	0 (0 to 0)	0 (0 to 0)	0 (0 to 0)	0 (0 to 0)	0 (0 to 0)	0 (0 to 0)	0 (0 to 0)	0 (0 to 0)	0 (0 to 0)	1·3 (0 to 1·9)	1·3 (0 to 1·9)	2·2 (1·2 to 3·2)	2·9 (1·6 to 4·3)	3·2 (1·7 to 4·8)	3·1 (1·6 to 4·6)	2·6 (1·4 to 4·1)	2·1 (1·1 to 3·5)	1·4 (0·7 to 2·5)	0·9 (0·5 to 1·6)	0·5 (0·2 to 0·9)	0·3 (0·1 to 0·6)	0·1 (0 to 0·3)	0 (0 to 0·1)		67·6
Other urinary diseases	0·2 (0 to 0·2)	0·1 (0 to 0·3)	0·2 (0·1 to 0·4)	0·6 (0·2 to 0·9)	0·6 (0·4 to 0·9)	0·6 (0·4 to 0·9)	0·6 (0·3 to 0·9)	0·5 (0·3 to 1·3)	0·6 (0·3 to 2)	0·8 (0·4 to 2·1)	0·9 (0·4 to 2·1)	1·2 (0·6 to 2·7)	1·3 (0·7 to 3·2)	1·3 (0·7 to 3·2)	1·1 (0·6 to 3)	0·9 (0·4 to 2·4)	0·7 (0·3 to 2·1)	0·4 (0·2 to 1·1)	0·3 (0·1 to 0·8)	0·2 (0·1 to 0·5)	0·1 (0 to 0·3)	0·1 (0 to 0·2)	0 (0 to 0·1)		59·2
Gynecological diseases	0 (0 to 0)	0 (0 to 0)	0 (0 to 0)	0 (0 to 0)	0 (0 to 0)	0 (0 to 0)	0 (0 to 0)	0 (0 to 0)	0 (0 to 0)	0 (0 to 0)	0 (0 to 0)	0 (0 to 0)	0 (0 to 0)	0 (0 to 0)	0 (0 to 0)	0 (0 to 0)	0 (0 to 0)	0 (0 to 0)	0 (0 to 0)	0 (0 to 0)	0 (0 to 0)	0 (0 to 0)	0 (0 to 0)	0 (0 to 0)		NA
Uterine fibroids	0 (0 to 0)	0 (0 to 0)	0 (0 to 0)	0 (0 to 0)	0 (0 to 0)	0 (0 to 0)	0 (0 to 0)	0 (0 to 0)	0 (0 to 0)	0 (0 to 0)	0 (0 to 0)	0 (0 to 0)	0 (0 to 0)	0 (0 to 0)	0 (0 to 0)	0 (0 to 0)	0 (0 to 0)	0 (0 to 0)	0 (0 to 0)	0 (0 to 0)	0 (0 to 0)	0 (0 to 0)	0 (0 to 0)	0 (0 to 0)		NA
Polycystic ovarian syndrome	..	..	..	..	..	..	..	..	..	..	..	..	..	..	..	..	..	..	..	..	..	..	..	..		NA
Female infertility	..	..	..	..	..	..	..	..	..	..	..	..	..	..	..	..	..	..	..	..	..	..	..	..		NA
Endometriosis	..	..	..	..	..	..	..	..	..	..	..	..	..	..	..	..	..	..	..	..	..	..	..	..		NA
Genital prolapse	0 (0 to 0)	0 (0 to 0)	0 (0 to 0)	0 (0 to 0)	0 (0 to 0)	0 (0 to 0)	0 (0 to 0)	0 (0 to 0)	0 (0 to 0)	0 (0 to 0)	0 (0 to 0)	0 (0 to 0)	0 (0 to 0)	0 (0 to 0)	0 (0 to 0)	0 (0 to 0)	0 (0 to 0)	0 (0 to 0)	0 (0 to 0)	0 (0 to 0)	0 (0 to 0)	0 (0 to 0)	0 (0 to 0)	0 (0 to 0)		0
Premenstrual syndrome	..	..	..	..	..	..	..	..	..	..	..	..	..	..	..	..	..	..	..	..	..	..	..	..		NA
Other gynecological diseases	0 (0 to 0)	0 (0 to 0)	0 (0 to 0)	0 (0 to 0)	0 (0 to 0)	0 (0 to 0)	0 (0 to 0)	0 (0 to 0)	0 (0 to 0)	0 (0 to 0)	0 (0 to 0)	0 (0 to 0)	0 (0 to 0)	0 (0 to 0)	0 (0 to 0)	0 (0 to 0)	0 (0 to 0)	0 (0 to 0)	0 (0 to 0)	0 (0 to 0)	0 (0 to 0)	0 (0 to 0)	0 (0 to 0)	0 (0 to 0)		0
Hemoglobinopathies and hemolytic anemias	0·7 (0·1 to 2·2)	0·2 (0 to 0·7)	2·5 (0·4 to 7·7)	2·6 (1 to 5·3)	2·7 (1·3 to 4·6)	1·7 (1 to 2·6)	1·2 (0·8 to 2·1)	2·4 (1·2 to 3·9)	2·5 (1·3 to 4·1)	2·4 (1·3 to 4·1)	2·5 (1·3 to 4·1)	2·5 (1·3 to 4·6)	2·5 (1·3 to 4·6)	2·6 (1·4 to 4·1)	2·2 (1·2 to 3·7)	2·1 (1·1 to 3·5)	1·7 (0·9 to 2·7)	1·4 (0·8 to 2·1)	0·9 (0·5 to 1·4)	0·6 (0·3 to 1·1)	0·3 (0·2 to 0·6)	0·2 (0·1 to 0·3)	0·1 (0 to 0·1)		44·2
Thalassemias	0 (0 to 0)	0 (0 to 0)	0 (0 to 0·1)	0 (0 to 0·2)	0 (0 to 0·1)	0 (0 to 0·1)	0 (0 to 0·1)	0 (0 to 0·1)	0 (0 to 0)	0 (0 to 0)	0 (0 to 0)	0 (0 to 0)	0 (0 to 0)	0 (0 to 0)	0 (0 to 0)	0 (0 to 0)	0 (0 to 0)	0 (0 to 0)	0 (0 to 0)	0 (0 to 0)	0 (0 to 0)	0 (0 to 0)	0 (0 to 0)	0 (0 to 0)		0·4
Thalassemias trait	0 (0 to 0·1)	0 (0 to 0·1)	0·1 (0 to 0·4)	0·1 (0 to 0·4)	0·1 (0 to 0·4)	0·1 (0 to 0·5)	0·1 (0 to 0·3)	0·1 (0 to 0·2)	0·1 (0 to 0·3)	0·1 (0 to 0·4)	0·1 (0 to 0·3)	0·1 (0 to 0·3)	0·1 (0 to 0·3)	0·1 (0 to 0·3)	0·1 (0 to 0·3)	0·1 (0 to 0·3)	0·1 (0 to 0·3)	0·1 (0 to 0·2)	0·1 (0 to 0·2)	0·1 (0 to 0·2)	0·1 (0 to 0·2)	0·1 (0 to 0·2)	0·1 (0 to 0·1)	0 (0 to 0·1)		4·2
Sickle cell disorders	0·1 (0 to 0·1)	0·1 (0 to 0·1)	0·3 (0·2 to 0·6)	0·6 (0·3 to 0·8)	0·7 (0·4 to 1·1)	0·8 (0·2 to 0·9)	0·8 (0·2 to 0·7)	0·8 (0·2 to 0·7)	0·8 (0·2 to 0·7)	0·8 (0·2 to 1·1)	0·8 (0·2 to 0·9)	0·8 (0·1 to 0·9)	0·8 (0·1 to 0·9)	0·8 (0·1 to 0·9)	0·8 (0·1 to 0·9)	0·8 (0·1 to 0·9)	0·8 (0·1 to 0·9)	0·8 (0·1 to 0·9)	0·8 (0·1 to 0·9)	0·8 (0·1 to 0·9)	0·8 (0·1 to 0·9)	0·8 (0·1 to 0·9)	0·8 (0·1 to 0·9)	0·8 (0·1 to 0·9)		4·7
Sickle cell trait	0 (0 to 0)	0 (0 to 0·1)	0·1 (0 to 0·4)	0·3 (0 to 0·5)	0·4 (0·2 to 0·8)	0·5 (0·1 to 0·6)	0·5 (0 to 0·5)	0·5 (0 to 0·5)	0·5 (0 to 0·5)	0·5 (0 to 0·5)	0·5 (0 to 0·5)	0·5 (0 to 0·5)	0·5 (0 to 0·5)	0·5 (0 to 0·5)	0·5 (0 to 0·5)	0·5 (0 to 0·5)	0·5 (0 to 0·5)	0·5 (0 to 0·5)	0·5 (0 to 0·5)	0·5 (0 to 0·5)	0·5 (0 to 0·5)	0·5 (0 to 0·5)	0·5 (0 to 0·5)	0·5 (0 to 0·5)		3·9
G6PD deficiency	0 (0 to 0)	0·1 (0 to 0·1)	0·2 (0 to 0·2)	0·4 (0·1 to 0·6)	0·4 (0·3 to 0·6)	0·4 (0·4 to 1)	0·3 (0·4 to 1·1)	0·3 (0·2 to 1)	1·2 (0·4 to 1·9)	1·2 (0·4 to 1·9)	1·1 (0·4 to 1·8)	0·9 (0·4 to 1·4)	0·8 (0·4 to 1·1)	0·8 (0·3 to 1·2)	0·9 (0·4 to 1·4)	0·8 (0·3 to 1·2)	0·6 (0·3 to 1·1)	0·3 (0·1 to 0·6)	0·2 (0·1 to 0·4)	0·1 (0·1 to 0·2)	0·1 (0·1 to 0·2)	0·1 (0 to 0·1)	0 (0 to 0·1)		12·6
G6PD trait	0 (0 to 0)	0 (0 to 0)	0 (0 to 0)	0 (0 to 0)	0 (0 to 0)	0 (0 to 0)	0 (0 to 0)	0 (0 to 0)	0 (0 to 0)	0 (0 to 0)	0 (0 to 0)	0 (0 to 0)	0 (0 to 0)	0 (0 to 0)	0 (0 to 0)	0 (0 to 0)	0 (0 to 0)	0 (0 to 0)	0 (0 to 0)	0 (0 to 0)	0 (0 to 0)	0 (0 to 0)	0 (0 to 0)	0 (0 to 0)		0
Other hemoglobinopathies and hemolytic anemias	0·3 (0 to 0·1)	0·1 (0 to 0·3)	0·3 (0 to 1·1)	0·5 (0 to 1·6)	0·6 (0·1 to 0·9)	0·5 (0·1 to 1·7)	0·5 (0·1 to 1·3)	0·4 (0 to 1·2)	0·5 (0·1 to 1·4)	0·3 (0·1 to 1·3)	0·4 (0·2 to 1·4)	0·4 (0·1 to 1·2)	0·5 (0·3 to 2·7)	0·5 (0·2 to 2·1)	0·5 (0·2 to 2)	0·4 (0·2 to 1·9)	0·3 (0·1 to 1·5)	0·2 (0·1 to 1·1)	0·2 (0·1 to 0·8)	0·1 (0·1 to 0·5)	0·1 (0 to 0·3)	0·1 (0 to 0·2)	0 (0 to 0·1)		39·6
Endocrine, metabolic, blood, and immune disorders	49·8 (12·9 to 139)	3·9 (3·3 to 10·1)	30·4 (17·7 to 79·4)	9·6 (2·9 to 29·9)	5·3 (1·9 to 19·2)	2·7 (1·3 to 7·6)	1·7 (1·1 to 2·7)	2·4 (1·6 to 3·5)	2·5 (1·6 to 3·7)	2·4 (1·5 to 3·6)	2·5 (1·5 to 3·6)	2·5 (1·5 to 3·6)	2·5 (1·5 to 3·6)	2·5 (1·5 to 3·6)	2·1 (1·3 to 3·1)	1·7 (1·1 to 2·6)	1·4 (0·9 to 2·1)	1·1 (0·7 to 1·6)	0·8 (0·5 to 1·2)	0·5 (0·3 to 0·8)	0·3 (0·2 to 0·5)	0·2 (0·1 to 0·3)	0·1 (0 to 0·2)		2,230
Oral disorders	0 (0 to 0)	0 (0 to 0)	0 (0 to 0)	0 (0 to 0)	0 (0 to 0)	0 (0 to 0)	0 (0 to 0)	0 (0 to 0)	0 (0 to 0)	0 (0 to 0)	0 (0 to 0)	0 (0 to 0)	0 (0 to 0)	0 (0 to 0)	0 (0 to 0)	0 (0 to 0)	0 (0 to 0)	0 (0 to 0)	0 (0 to 0)	0 (0 to 0)	0 (0 to 0)	0 (0 to 0)	0 (0 to 0)	0 (0 to 0)		2,282
Caries of deciduous teeth	0 (0 to 0)	0 (0 to 0)	0 (0 to 0·1)	0·1 (0 to 0·3)	0·2 (0 to 0·6)	0·2 (0 to 0·6)	0·2 (0 to 0·5)	0·2 (0 to 0·5)	0 (0 to 0·5)	0 (0 to 0·5)	0 (0 to 0·5)	0 (0 to 0·5)	0 (0 to 0·5)	0 (0 to 0·5)	0 (0 to 0·5)	0 (0 to 0·5)	0 (0 to 0·5)	0 (0 to 0·5)	0 (0 to 0·5)	0 (0 to 0·5)	0 (0 to 0·5)	0 (0 to 0·5)	0 (0 to 0·5)	0 (0 to 0·5)		0·5
Caries of permanent teeth	0 (0 to 0)	0 (0 to 0)	0·3 (0 to 0·9)	2·5 (0·9 to 5·9)	2·5 (0·9 to 6·4)	2·6 (1 to 6·2)	2·3 (0·9 to 5·4)	2·2 (0·8 to 5·2)	2·3 (0·8 to 5·4)	2·2 (0·8 to 5·2)	2·2 (0·8 to 5·2)	2·2 (0·8 to 5·2)	2·2 (0·8 to 5·2)	2·2 (0·8 to 5·2)	2·2 (0·8 to 5·2)	2·2 (0·8 to 5·2)	2·2 (0·8 to 5·2)	2·2 (0·8 to 5·2)	2·2 (0·8 to 5·2)	2·2 (0·8 to 5·2)	2·2 (0·8 to 5·2)	2·2 (0·8 to 5·2)	2·2 (0·8 to 5·2)	2·2 (0·8 to 5·2)		147
Periodontal diseases	0 (0 to 0)	0 (0 to 0)	0 (0 to 0)	0 (0 to 0)	0 (0 to 0)	0 (0 to 0)	0 (0 to 0)	0 (0 to 0)	0 (0 to 0)	0 (0 to 0)	0 (0 to 0)	0 (0 to 0)	0 (0 to 0)	0 (0 to 0)	0 (0 to 0)	0 (0 to 0)	0 (0 to 0)	0 (0 to 0)	0 (0 to 0)	0 (0 to 0)	0 (0 to 0)	0 (0 to 0)	0 (0 to 0)	0 (0 to 0)	0 (0 to 0)		0
Other oral disorders	0 (0 to 0)	0 (0 to 0)	11·6 (6·7 to 19·4)	9·7 (5·6 to 16·5)	10·4 (6·4 to 16·5)	9·8 (5·7 to 15·4)	14·4 (8·4 to 22·9)	17·9 (10·1 to 27·2)	19·3 (11·1 to 28·7)	21·4 (12·7 to 32·6)	23·2 (12·9 to 35·2)	25·9 (14·6 to 37·4)	28·9 (16·1 to 40·9)	27·3 (14·9 to 41·2)	24·9 (13·5 to 38·6)	19·5 (9·8 to 32·9)	17·9 (8·9 to 31·2)	15·9 (8·4 to 24·3)	8·5 (3·4 to 12·9)	4·7 (2·7 to 7·1)	2·7 (1·2 to 3·2)	0·7 (0·1 to 0·9)	0·1 (0·1 to 0·2)		332
Sudden infant death syndrome	..	7·9 (2·3 to 11·7)	12·9 (2·7 to 17)	..	..	..	..	..	..	..	..	..	..	..	..	..	..	..	..	..	..	..	..	..		NA
Injuries	2·5 (1·6 to 3·2)	2·5 (1·6 to 3·4)	29·3 (19·4 to 41·2)	92·5 (62·6 to 155)	146 (110 to 187)	213 (166 to 270)	406 (303 to 517)	630 (471 to 824)	762 (547 to 913)	735 (497 to 1,000)	729 (469 to 920)	931 (749 to 1,130)	1,050 (839 to 1,253)	986 (788 to 1,260)	901 (726 to 1,222)	760 (570 to 968)	661 (494 to 859)	707 (537 to 933)	566 (418 to 764)	339 (238 to 476)	423 (308 to 574)	232 (169 to 320)	99·2 (69·9 to 140)	11,800
Transport injuries	0·2 (0·1 to 0·2)	0·2 (0·1 to 0·3)	2·3 (1·5 to 3·4)	11·9 (7·7 to 16·9)	29·7 (21·1 to 39·4)	51·7 (38·2 to 67·1)	142 (104 to 183)	284 (222 to 358)	356 (264 to 455)	413 (292 to 543)	457 (311 to 592)	530 (370 to 694)	617 (431 to 797)	591 (427 to 805)	541 (391 to 746)	466 (316 to 665)	396 (272 to 553)	356 (242 to 504)	247 (164 to 364)	147 (96 to 214)	89·3 (59·2 to 134)	49·2 (32·3 to 74·6)	20·3 (13·2 to 30·1)	2,640
Road injuries	0·1 (0·1 to 0·2)	0·1 (0·1 to 0·2)	1·6 (1·1 to 2·3)	8·5 (5·9 to 12·1)	21·2 (15·1 to 28·4)	37·3 (26·4 to 47·9)	102 (74 to 132)	210 (153 to 270)	266 (192 to 332)	310 (214 to 407)	346 (233 to 445)	398 (279 to 521)	465 (316 to 599)	445 (296 to 606)	407 (264 to 561)	350 (214 to 499)	298 (184 to 415)	268 (164 to 380)	186 (111 to 274)	110 (65 to 161)	67·1 (39·8 to 101)	36·9 (21·6 to 54·7)	15·2 (8·9 to 22·5)	1,980
Pedestrian road injuries	0·1 (0 to 0·1)	0·1 (0 to 0)	0·4 (0·2 to 0·7)	2·7 (2·8 to 7·1)	7·1 (8 to 19·6)	11·2 (7·6 to 15·4)	31·2 (19·6 to 44·2)	74·2 (51·5 to 97·3)	93·4 (64·8 to 122)	103·4 (69·2 to 140)	111·5 (72·3 to 153)	132·6 (77·1 to 181·4)	151·1 (87·5 to 206·4)	146·1 (87·5 to 203·2)	134·4 (77·1 to 189·2)	116·4 (67·1 to 164·6)	97·7 (52·1 to 139·7)	87·9 (47·1 to 126·4)	61·3 (32·1 to 87·3)	36·8 (19·2 to 52·3)	16·5 (8·1 to 23·3)	7·4 (3·7 to 10·3)	2·6 (1·3 to 3·6)	486
Cyclist road injuries	0 (0 to 0)	0 (0 to 0)	0·1 (0 to 0·1)	0·4 (0·2 to 0·9)	1·1 (0·6 to 1·4)	1·7 (1·2 to 2·1)	4·6 (3·7 to 5·9)	9·6 (7·7 to 11·8)	12·1 (9·6 to 14·6)	13·4 (10·2 to 16·5)	14·5 (10·4 to 18·2)	16·5 (11·1 to 19·4)	19·4 (13·4 to 23·1)	18·7 (13·1 to 23·1)	17·1 (11·8 to 21·1)	14·8 (10·2 to 18·2)	12·4 (8·3 to 15·3)	11·2 (7·3 to 13·8)	7·8 (4·9 to 9·6)	4·7 (2·9 to 5·8)	2·1 (1·3 to 2·6)	0·9 (0·6 to 1·1)	0·3 (0·2 to 0·4)	62
Motorcyclist road injuries	0 (0 to 0)	0 (0 to 0)	0·1 (0 to 0·2)	0·6 (0·3 to 0·9)	1·6 (1·3 to 2·4)	4·4 (3·1 to 6·1)	16·7 (11·2 to 23·4)	49·2 (34·5 to 66·4)	77·2 (54·5 to 97·7)	94·6 (64·9 to 120·7)	107·9 (72·7 to 136·9)	129·8 (86·9 to 162·6)	154·1 (102·4 to 192·5)	149·2 (99·2 to 187·2)	137·5 (91·3 to 172·9)	118·9 (78·1 to 149·2)	99·8 (64·3 to 125·2)	89·8 (57·5 to 112·7)	62·6 (39·1 to 78·5)	37·6 (23·1 to 47·2)	16·9 (9·9 to 21·2)	7·6 (4·2 to 9·5)	2·7 (1·5 to 3·4)	427
Motor vehicle road injuries	0 (0 to 0·1)	0 (0 to 0·1)	1·3 (0·7 to 2·1)	3·8 (2·2 to 5·9)	8·9 (4·7 to 14·3)	10·1 (5·1 to 16·4)	15·7 (8·8 to 24·3)	25·2 (14·5 to 38)	32·2 (18·5 to 48·2)	40·8 (23·1 to 60·1)	43·9 (24·1 to 64·8)	52·5 (27·9 to 77·2)	61·4 (31·2 to 84·9)	54·6 (27·9 to 84·9)	49·9 (24·9 to 77·1)	39·2 (19·5 to 61·1)	29·7 (14·1 to 46·9)	23·6 (10·9 to 39·4)	15·9 (6·9 to 23·7)	9·3 (3·9 to 13·9)	4·2 (1·7 to 6·1)	1·8 (0·7 to 2·7)	0·4 (0·1 to 0·6)	804
Other road injuries	0 (0 to 0)	0 (0 to 0)	0·1 (0 to 0·1)	0·4 (0·2 to 0·6)	0·4 (0·4 to 1·1)	0·7 (0·7 to 1·8)	1·2 (1·1 to 2·9)	1·2 (1·1 to 2·9)	1·4 (1·1 to 2·8)	1·4 (1·1 to 2·8)	1·4 (1·1 to 2·8)	1·6 (1·1 to 2·9)	1·8 (1·4 to 2·8)	2 (1·4 to 2·8)	1·7 (1·2 to 2·5)	1·6 (1·1 to 2·3)	1·4 (0·9 to 2·1)	1·1 (0·8 to 1·6)	0·8 (0·5 to 1·1)	0·5 (0·3 to 0·8)	0·2 (0·1 to 0·3)	0·1 (0 to 0·2)	0 (0 to 0·1)	25
Other transport injuries	0·1 (0·1 to 0·1)	0·1 (0·

SR Table 2a: Windsor and Maidenhead DALYS by cause and age group for males with 95% uncertainty intervals. 2019:

Cause	Early Neonatal	Late Neonatal	Post Neonatal	1 to 4	5 to 9	10 to 14	15 to 19	20 to 24	25 to 29	30 to 34	35 to 39	40 to 44	45 to 49	50 to 54	55 to 59	60 to 64	65 to 69	70 to 74	75 to 79	80 to 84	85 to 89	90 to 94	95 plus	Total
All causes	192 (72 to 514)	192 (99 to 502)	96 (65 to 123)	96 (72 to 148)	96 (104 to 260)	96 (70 to 288)	96 (220 to 520)	96 (221 to 521)	96 (301 to 668)	96 (369 to 808)	96 (469 to 1,002)	96 (562 to 1,215)	96 (670 to 1,440)	96 (761 to 1,760)	96 (768 to 1,760)	96 (1,000 to 2,400)	96 (988 to 2,490)	96 (1,158 to 3,070)	96 (1,292 to 3,330)	96 (1,270 to 3,660)	96 (1,276 to 3,720)	96 (1,466 to 3,900)	96 (1,528 to 2,960)	19,600
Communicable, maternal, neonatal, and nutritional diseases	192 (48 to 505)	192 (81 to 504)	96 (59 to 135)	96 (51 to 264)	96 (51 to 264)	96 (56 to 263)	96 (154 to 372)	96 (161 to 376)	96 (174 to 394)	96 (194 to 424)	96 (211 to 464)	96 (231 to 513)	96 (254 to 567)	96 (275 to 631)	96 (294 to 687)	96 (326 to 772)	96 (354 to 847)	96 (384 to 931)	96 (414 to 1,000)	96 (441 to 1,060)	96 (464 to 1,120)	96 (484 to 1,160)	96 (502 to 1,200)	1,650
HIV/AIDS and sexually transmitted infections	2.9 (0.6 to 6.8)	1 (0.3 to 2.2)	1.6 (0.4 to 3.5)	0.2 (0.2 to 0.3)	0.1 (0.1 to 0.1)	0.1 (0.1 to 0.1)	0.2 (0.1 to 0.2)	0.2 (0.2 to 0.4)	1.3 (1 to 1.7)	2.5 (1.8 to 3.2)	3.3 (2.5 to 4.4)	3.6 (2.8 to 4.8)	4.2 (3.2 to 5.6)	3.5 (2.5 to 4.4)	2.3 (1.7 to 3.1)	2.7 (1.9 to 3.7)	1.8 (1.4 to 2.5)	1.1 (1 to 1.7)	0.5 (0.5 to 0.9)	0.1 (0.1 to 0.2)	0.1 (0.1 to 0.2)	0.1 (0.1 to 0.2)	33.2
HIV/AIDS	0 (0 to 0)	0 (0 to 0)	0.2 (0.2 to 0.2)	0.2 (0.2 to 0.2)	0.1 (0.1 to 0.1)	0.1 (0.1 to 0.1)	0.1 (0.1 to 0.1)	0.4 (0.3 to 0.5)	1.2 (0.9 to 1.5)	2.3 (1.7 to 3.1)	3.1 (2.3 to 4.1)	3.4 (2.6 to 4.6)	4 (3.1 to 5.3)	3.4 (2.5 to 4.4)	2.1 (1.6 to 2.9)	2.5 (1.8 to 3.4)	1.6 (1.2 to 2.3)	1.4 (1 to 2.1)	0.4 (0.3 to 0.7)	0.1 (0.1 to 0.2)	0.1 (0.1 to 0.2)	0.1 (0.1 to 0.2)	25.7
HIV/AIDS - Drug-susceptible Tuberculosis	0 (0 to 0)	0 (0 to 0)	0 (0 to 0)	0 (0 to 0)	0 (0 to 0)	0 (0 to 0)	0 (0 to 0)	0 (0 to 0.1)	0.1 (0.1 to 0.2)	0.2 (0.1 to 0.4)	0.3 (0.2 to 0.5)	0.3 (0.2 to 0.5)	0.4 (0.2 to 0.6)	0.3 (0.2 to 0.5)	0.2 (0.1 to 0.4)	0.2 (0.1 to 0.3)	0.1 (0.1 to 0.2)	0.1 (0.1 to 0.2)	0.1 (0 to 0.1)	0 (0 to 0)	0 (0 to 0)	0 (0 to 0)	0 (0 to 0)	2.2
HIV/AIDS - Multidrug-resistant Tuberculosis without extensive dr...	0 (0 to 0)	0 (0 to 0)	0 (0 to 0)	0 (0 to 0)	0 (0 to 0)	0 (0 to 0)	0 (0 to 0)	0 (0 to 0)	0 (0 to 0)	0 (0 to 0)	0 (0 to 0)	0 (0 to 0)	0 (0 to 0)	0 (0 to 0)	0 (0 to 0)	0 (0 to 0)	0 (0 to 0)	0 (0 to 0)	0 (0 to 0)	0 (0 to 0)	0 (0 to 0)	0 (0 to 0)	0 (0 to 0)	0.1
HIV/AIDS - Extensively drug-resistant Tuberculosis	0 (0 to 0)	0 (0 to 0)	0 (0 to 0)	0 (0 to 0)	0 (0 to 0)	0 (0 to 0)	0 (0 to 0)	0 (0 to 0)	0 (0 to 0)	0 (0 to 0)	0 (0 to 0)	0 (0 to 0)	0 (0 to 0)	0 (0 to 0)	0 (0 to 0)	0 (0 to 0)	0 (0 to 0)	0 (0 to 0)	0 (0 to 0)	0 (0 to 0)	0 (0 to 0)	0 (0 to 0)	0 (0 to 0)	0
HIV/AIDS resulting in other diseases	0 (0 to 0)	0 (0 to 0)	0.2 (0.1 to 0.2)	0.2 (0.1 to 0.2)	0.1 (0.1 to 0.1)	0.1 (0.1 to 0.1)	0.1 (0.1 to 0.1)	0.2 (0.2 to 0.5)	1.1 (0.7 to 1.4)	2.1 (1.5 to 2.8)	2.8 (2 to 3.8)	3.1 (2.2 to 4.2)	3.6 (2.6 to 4.8)	2.9 (2.1 to 3.9)	1.9 (1.3 to 2.6)	2.3 (1.5 to 3.2)	1.7 (1.1 to 2.4)	1.5 (0.9 to 2.5)	0.6 (0.4 to 1.4)	0.4 (0.1 to 0.7)	0.1 (0.1 to 0.2)	0.1 (0.1 to 0.2)	23.4
Sexually transmitted infections excluding HIV	2.9 (0.6 to 6.8)	1 (0.3 to 2.2)	1.4 (0.4 to 3.3)	0 (0 to 0)	0 (0 to 0)	0 (0 to 0)	0 (0 to 0.1)	0 (0 to 0.1)	0 (0 to 0.2)	0 (0 to 0.3)	0 (0 to 0.3)	0 (0 to 0.4)	0.2 (0 to 0.4)	0.2 (0.1 to 0.5)	0.2 (0.1 to 0.5)	0.2 (0.1 to 0.5)	0.2 (0.1 to 0.5)	0.1 (0 to 0.3)	0.1 (0 to 0.2)	0 (0 to 0.1)	0 (0 to 0.1)	0 (0 to 0.1)	0 (0 to 0.1)	7.4
Syphilis	2.9 (0.6 to 6.8)	1 (0.3 to 2.2)	1.4 (0.4 to 3.3)	0 (0 to 0)	0 (0 to 0)	0 (0 to 0)	0 (0 to 0)	0 (0 to 0)	0 (0 to 0)	0 (0 to 0)	0 (0 to 0)	0 (0 to 0)	0 (0 to 0)	0 (0 to 0)	0 (0 to 0)	0 (0 to 0)	0 (0 to 0)	0 (0 to 0)	0 (0 to 0)	0 (0 to 0)	0 (0 to 0)	0 (0 to 0)	0 (0 to 0)	5.8
Chlamydial infection	0 (0 to 0)	0 (0 to 0)	0 (0 to 0)	0 (0 to 0)	0 (0 to 0)	0 (0 to 0)	0 (0 to 0)	0 (0 to 0)	0 (0 to 0)	0 (0 to 0)	0 (0 to 0)	0 (0 to 0)	0 (0 to 0)	0 (0 to 0)	0 (0 to 0)	0 (0 to 0)	0 (0 to 0)	0 (0 to 0)	0 (0 to 0)	0 (0 to 0)	0 (0 to 0)	0 (0 to 0)	0 (0 to 0)	0.1
Gonococcal infection	0 (0 to 0)	0 (0 to 0)	0 (0 to 0)	0 (0 to 0)	0 (0 to 0)	0 (0 to 0)	0 (0 to 0)	0 (0 to 0)	0 (0 to 0)	0 (0 to 0)	0 (0 to 0)	0 (0 to 0)	0 (0 to 0)	0 (0 to 0)	0 (0 to 0)	0 (0 to 0)	0 (0 to 0)	0 (0 to 0)	0 (0 to 0)	0 (0 to 0)	0 (0 to 0)	0 (0 to 0)	0 (0 to 0)	0.1
Trichomoniasis	0 (0 to 0)	0 (0 to 0)	0 (0 to 0)	0 (0 to 0)	0 (0 to 0)	0 (0 to 0)	0 (0 to 0)	0 (0 to 0)	0 (0 to 0.1)	0 (0 to 0.1)	0 (0 to 0.1)	0 (0 to 0.1)	0 (0 to 0.1)	0 (0 to 0.1)	0 (0 to 0.1)	0 (0 to 0.1)	0 (0 to 0.1)	0 (0 to 0.1)	0 (0 to 0.1)	0 (0 to 0.1)	0 (0 to 0.1)	0 (0 to 0.1)	0 (0 to 0.1)	0.2
Genital herpes	0 (0 to 0)	0 (0 to 0)	0 (0 to 0)	0 (0 to 0)	0 (0 to 0)	0 (0 to 0)	0 (0 to 0)	0 (0 to 0.1)	0 (0 to 0.1)	0 (0 to 0.2)	0 (0 to 0.2)	0 (0 to 0.2)	0 (0 to 0.2)	0 (0 to 0.2)	0 (0 to 0.2)	0 (0 to 0.2)	0 (0 to 0.2)	0 (0 to 0.2)	0 (0 to 0.1)	0 (0 to 0.1)	0 (0 to 0.1)	0 (0 to 0.1)	0 (0 to 0.1)	1.2
Other sexually transmitted infections	0 (0 to 0)	0 (0 to 0)	0 (0 to 0)	0 (0 to 0)	0 (0 to 0)	0 (0 to 0)	0 (0 to 0)	0 (0 to 0)	0 (0 to 0)	0 (0 to 0)	0 (0 to 0)	0 (0 to 0)	0 (0 to 0)	0 (0 to 0)	0 (0 to 0)	0 (0 to 0)	0 (0 to 0)	0 (0 to 0)	0 (0 to 0)	0 (0 to 0)	0 (0 to 0)	0 (0 to 0)	0 (0 to 0)	0.1
Respiratory infections and tuberculosis	0.3 (0.2 to 1.4)	0.4 (0.4 to 1.4)	0.4 (0.4 to 0.6)	0.6 (0.6 to 1.7)	0.7 (0.4 to 1.2)	0.6 (0.4 to 1.2)	0.6 (0.5 to 1.2)	0.6 (0.5 to 1.2)	0.6 (0.5 to 1.2)	0.7 (0.5 to 1.3)	0.8 (0.6 to 1.5)	0.9 (0.7 to 1.7)	1.1 (0.8 to 2.1)	1.4 (1 to 2.6)	1.7 (1.2 to 3.2)	2.4 (1.7 to 4.4)	3.6 (2.6 to 6.5)	5.4 (3.9 to 9.8)	8.4 (6.1 to 15.1)	12.5 (9.1 to 22.3)	17.5 (12.7 to 31.2)	23.2 (16.7 to 41.2)	106
Tuberculosis	0 (0 to 0)	0 (0 to 0)	0 (0 to 0)	0 (0 to 0.1)	0 (0 to 0)	0 (0 to 0)	0 (0 to 0.1)	0 (0 to 0.1)	0 (0.2 to 0.4)	0 (0.3 to 0.5)	0 (0.3 to 0.5)	0 (0.4 to 0.7)	0 (0.5 to 0.9)	0 (0.6 to 1.1)	0 (0.6 to 1.2)	0 (0.6 to 1.3)	0 (0.6 to 1.3)	0 (0.6 to 1.3)	0 (0.6 to 1.3)	0 (0.6 to 1.3)	0 (0.6 to 1.3)	0 (0.6 to 1.3)	11
Latent tuberculosis infection	0 (0 to 0)	0 (0 to 0)	0 (0 to 0)	0 (0 to 0)	0 (0 to 0)	0 (0 to 0)	0 (0 to 0)	0 (0 to 0)	0 (0 to 0)	0 (0 to 0)	0 (0 to 0)	0 (0 to 0)	0 (0 to 0)	0 (0 to 0)	0 (0 to 0)	0 (0 to 0)	0 (0 to 0)	0 (0 to 0)	0 (0 to 0)	0 (0 to 0)	0 (0 to 0)	0 (0 to 0)	0 (0 to 0)	0
Drug-susceptible tuberculosis	0 (0 to 0)	0 (0 to 0)	0 (0 to 0)	0 (0 to 0.1)	0 (0 to 0)	0 (0 to 0)	0 (0 to 0.1)	0 (0 to 0.1)	0 (0.2 to 0.4)	0 (0.2 to 0.5)	0 (0.3 to 0.6)	0 (0.4 to 0.7)	0 (0.5 to 0.9)	0 (0.6 to 1.1)	0 (0.6 to 1.2)	0 (0.6 to 1.3)	0 (0.6 to 1.3)	0 (0.6 to 1.3)	0 (0.6 to 1.3)	0 (0.6 to 1.3)	0 (0.6 to 1.3)	0 (0.6 to 1.3)	10.7
Multidrug-resistant tuberculosis without extensive drug-resistance	0 (0 to 0)	0 (0 to 0)	0 (0 to 0)	0 (0 to 0)	0 (0 to 0)	0 (0 to 0)	0 (0 to 0)	0 (0 to 0)	0 (0 to 0)	0 (0 to 0)	0 (0 to 0)	0 (0 to 0)	0 (0 to 0)	0 (0 to 0)	0 (0 to 0)	0 (0 to 0)	0 (0 to 0)	0 (0 to 0)	0 (0 to 0)	0 (0 to 0)	0 (0 to 0)	0 (0 to 0)	0 (0 to 0)	0.2
Extensively drug-resistant tuberculosis	0 (0 to 0)	0 (0 to 0)	0 (0 to 0)	0 (0 to 0)	0 (0 to 0)	0 (0 to 0)	0 (0 to 0)	0 (0 to 0)	0 (0 to 0)	0 (0 to 0)	0 (0 to 0)	0 (0 to 0)	0 (0 to 0)	0 (0 to 0)	0 (0 to 0)	0 (0 to 0)	0 (0 to 0)	0 (0 to 0)	0 (0 to 0)	0 (0 to 0)	0 (0 to 0)	0 (0 to 0)	0 (0 to 0)	0.1
Lower respiratory infections	0.6 (0.5 to 1.3)	1.1 (0.7 to 1.5)	4.8 (2.5 to 7.6)	4.6 (1.1 to 6.6)	0.7 (0.5 to 0.9)	0.7 (0.5 to 0.9)	1.1 (0.8 to 1.6)	1.6 (1.3 to 2.4)	2.7 (2 to 3.5)	4.3 (2.8 to 6.2)	5.5 (3.8 to 7.8)	8 (5.5 to 11.4)	10.9 (7.5 to 15.6)	14 (7.5 to 19.4)	11.4 (7.5 to 16.6)	20.7 (11.1 to 25.4)	26.9 (13.9 to 39.4)	39.4 (17.6 to 56.3)	60.3 (26.9 to 86.2)	84.4 (39.9 to 119.6)	84.4 (38.7 to 120.1)	45.6 (19.4 to 111)	512 (74.3 to 132)
Upper respiratory infections	0 (0 to 0)	0 (0 to 0)	1.4 (0.8 to 2.2)	4.4 (3.7 to 10.3)	7.1 (3.1 to 10.5)	4.6 (3.1 to 6.6)	3.7 (2.5 to 5.2)	2.6 (2 to 3.6)	3.2 (2.4 to 4.2)	4.2 (2.9 to 5.7)	4.7 (3.2 to 6.4)	4.7 (3.2 to 6.5)	4.5 (3.1 to 6.1)	4.5 (2.9 to 6.1)	4.3 (2.9 to 5.8)	3.7 (2.5 to 5.1)	2.8 (1.9 to 4.1)	2.4 (1.5 to 4)	1.5 (1 to 2.6)	0.5 (0.3 to 0.9)	0.2 (0.1 to 0.4)	0.1 (0 to 0.1)	70.2
Otitis media	0 (0 to 0)	0 (0 to 0)	0.2 (0.1 to 0.4)	1.5 (0.9 to 2.8)	1.5 (0.9 to 2.7)	1.1 (0.5 to 1.7)	0.7 (0.4 to 1.4)	0.6 (0.3 to 1.2)	0.7 (0.3 to 1.4)	0.9 (0.3 to 1.6)	1 (0.4 to 1.9)	1 (0.4 to 1.8)	1 (0.4 to 1.9)	1 (0.5 to 1.9)	1 (0.5 to 2)	0.9 (0.4 to 1.7)	0.6 (0.3 to 1.1)	0.4 (0.2 to 0.7)	0.2 (0.2 to 0.7)	0.1 (0.1 to 0.3)	0.1 (0.1 to 0.2)	0.1 (0 to 0.1)	13.7
Enteric infections	0.1 (0.1 to 0.1)	0.3 (0.2 to 0.5)	3.9 (2.4 to 5.6)	6.4 (3.6 to 10.1)	2.3 (1.7 to 3.7)	2.4 (1.2 to 4.1)	1.7 (0.9 to 2.7)	1.3 (0.7 to 2)	1.3 (0.7 to 2)	1.4 (0.8 to 2.2)	1.5 (0.9 to 2.2)	1.4 (0.8 to 2.2)	1.6 (1 to 2.4)	1.4 (1 to 2.2)	1.4 (0.9 to 2.2)	1.4 (0.9 to 2.2)	1.2 (0.7 to 2)	1.1 (0.7 to 2)	0.7 (0.4 to 1.3)	0.3 (0.2 to 0.7)	0.2 (0.1 to 0.5)	0.1 (0 to 0.2)	61
Diarrheal diseases	0.1 (0.1 to 0.1)	0.3 (0.2 to 0.5)	3.9 (2.4 to 5.6)	6.4 (3.6 to 10.1)	2.3 (1.7 to 3.7)	2.4 (1.2 to 4.1)	1.7 (0.9 to 2.7)	1.3 (0.7 to 1.9)	1.3 (0.7 to 2)	1.4 (0.8 to 2.2)	1.5 (0.9 to 2.2)	1.4 (0.8 to 2.2)	1.6 (1 to 2.4)	1.4 (1 to 2.2)	1.4 (0.9 to 2.2)	1.4 (0.9 to 2.2)	1.2 (0.7 to 2)	1.1 (0.7 to 2)	0.7 (0.4 to 1.3)	0.3 (0.2 to 0.7)	0.2 (0.1 to 0.5)	0.1 (0 to 0.2)	60.8
Typhoid and paraphyoid	0 (0 to 0)	0 (0 to 0)	0 (0 to 0)	0 (0 to 0)	0 (0 to 0)	0 (0 to 0)	0 (0 to 0)	0 (0 to 0)	0 (0 to 0)	0 (0 to 0)	0 (0 to 0)	0 (0 to 0)	0 (0 to 0)	0 (0 to 0)	0 (0 to 0)	0 (0 to 0)	0 (0 to 0)	0 (0 to 0)	0 (0 to 0)	0 (0 to 0)	0 (0 to 0)	0 (0 to 0)	0 (0 to 0)	0
Typhoid fever	0 (0 to 0)	0 (0 to 0)	0 (0 to 0)	0 (0 to 0)	0 (0 to 0)	0 (0 to 0)	0 (0 to 0)	0 (0 to 0)	0 (0 to 0)	0 (0 to 0)	0 (0 to 0)	0 (0 to 0)	0 (0 to 0)	0 (0 to 0)	0 (0 to 0)	0 (0 to 0)	0 (0 to 0)	0 (0 to 0)	0 (0 to 0)	0 (0 to 0)	0 (0 to 0)	0 (0 to 0)	0 (0 to 0)	0
Paratyphoid fever	0 (0 to 0)	0 (0 to 0)	0 (0 to 0)	0 (0 to 0)	0 (0 to 0)	0 (0 to 0)	0 (0 to 0)	0 (0 to 0)	0 (0 to 0)	0 (0 to 0)	0 (0 to 0)	0 (0 to 0)	0 (0 to 0)	0 (0 to 0)	0 (0 to 0)	0 (0 to 0)	0 (0 to 0)	0 (0 to 0)	0 (0 to 0)	0 (0 to 0)	0 (0 to 0)	0 (0 to 0)	0 (0 to 0)	0
Invasive Non-typhoidal Salmonella (iNTS)	0 (0 to 0)	0 (0 to 0)	0 (0 to 0)	0 (0 to 0)	0 (0 to 0)	0 (0 to 0)	0 (0 to 0)	0 (0 to 0)	0 (0 to 0)	0 (0 to 0)	0 (0 to 0)	0 (0 to 0)	0 (0 to 0)	0 (0 to 0)	0 (0 to 0)	0 (0 to 0)	0 (0 to 0)	0 (0 to 0)	0 (0 to 0)	0 (0 to 0)	0 (0 to 0)	0 (0 to 0)	0 (0 to 0)	0.2
Other intestinal infectious diseases	0 (0 to 0)	0 (0 to 0)	0 (0 to 0)	0 (0 to 0)	0 (0 to 0)	0 (0 to 0)	0 (0 to 0)	0 (0 to 0)	0 (0 to 0)	0 (0 to 0)	0 (0 to 0)	0 (0 to 0)	0 (0 to 0)	0 (0 to 0)	0 (0 to 0)	0 (0 to 0)	0 (0 to 0)	0 (0 to 0)	0 (0 to 0)	0 (0 to 0)	0 (0 to 0)	0 (0 to 0)	0 (0 to 0)	0.1
Neglected tropical diseases and malaria	0 (0 to 0)	0.1 (0 to 0.1)	0.2 (0 to 0.1)	0.9 (0 to 0.2)	0.5 (0 to 0.1)	0.5 (0 to 0.1)	0.2 (0 to 0.1)	0.1 (0 to 0.2)	0.1 (0 to 0.1)	0.1 (0 to 0.2)	0.1 (0 to 0.2)	0.1 (0 to 0.3)	0.1 (0 to 0.4)	0.1 (0 to 0.3)	0.1 (0 to 0.2)	0.1 (0 to 0.2)	0.1 (0 to 0.1)	0.1 (0 to 0.1)	0.1 (0 to 0.1)	0 (0 to 0)	0 (0 to 0)	0 (0 to 0)	2.4
Malaria	0 (0 to 0)	0 (0 to 0)	0 (0 to 0)	0 (0 to 0)	0 (0 to 0)	0 (0 to 0)	0 (0 to 0)	0 (0 to 0)	0 (0 to 0)	0 (0 to 0)	0 (0 to 0)	0 (0 to 0)	0 (0 to 0)	0 (0 to 0)	0 (0 to 0)	0 (0 to 0)	0 (0 to 0)	0 (0 to 0)	0 (0 to 0)	0 (0 to 0)	0 (0 to 0)	0 (0 to 0)	0 (0 to 0)	0
Chagas disease	0 (0 to 0)	0 (0 to 0)	0 (0 to 0)	0 (0 to 0)	0 (0 to 0)	0 (0 to 0)	0 (0 to 0)	0 (0 to 0)	0 (0 to 0)	0 (0 to 0)	0 (0 to 0)	0 (0 to 0)	0 (0 to 0)	0 (0 to 0)	0 (0 to 0)	0 (0 to 0)	0 (0 to 0)	0 (0 to 0)	0 (0 to 0)	0 (0 to 0)	0 (0 to 0)	0 (0 to 0)	0 (0 to 0)	0
Leishmaniasis	0 (0 to 0)	0 (0 to 0)	0 (0 to 0)	0 (0 to 0)	0 (0 to 0)	0 (0 to 0)	0 (0 to 0)	0 (0 to 0)	0 (0 to 0)	0 (0 to 0)	0 (0 to 0)	0 (0 to 0)	0 (0 to 0)	0 (0 to 0)	0 (0 to 0)	0 (0 to 0)	0 (0 to 0)	0 (0 to 0)	0 (0 to 0)	0 (0 to 0)	0 (0 to 0)	0 (0 to 0)	0 (0 to 0)	0
Visceral leishmaniasis	0 (0 to 0)	0 (0 to 0)	0 (0 to 0)	0 (0 to 0)	0 (0 to 0)	0 (0 to 0)	0 (0 to 0)	0 (0 to 0)	0 (0 to 0)	0 (0 to 0)	0 (0 to 0)	0 (0 to 0)	0 (0 to 0)	0 (0 to 0)	0 (0 to 0)	0 (0 to 0)	0 (0 to 0)	0 (0 to 0)	0 (0 to 0)	0 (0 to 0)	0 (0 to 0)	0 (0 to 0)	0 (0 to 0)	0
Cutaneous and mucocutaneous leishmaniasis	0 (0 to 0)	0 (0 to 0)	0 (0 to 0)	0 (0 to 0)	0 (0 to 0)	0 (0 to 0)	0 (0 to 0)	0 (0 to 0)	0 (0 to 0)	0 (0 to 0)	0 (0 to 0)	0 (0 to 0)	0 (0 to 0)	0 (0 to 0)	0 (0 to 0)	0 (0 to 0)	0 (0 to 0)	0 (0 to 0)	0 (0 to 0)	0 (0 to 0)	0 (0 to 0)	0 (0 to 0)	0 (0 to 0)	0
African trypanosomiasis	0 (0 to 0)	0 (0 to 0)	0 (0 to 0)	0 (0 to 0)	0 (0 to 0)	0 (0 to 0)	0 (0 to 0)	0 (0 to 0)	0 (0 to 0)	0 (0 to 0)	0 (0 to 0)	0 (0 to 0)	0 (0 to 0)	0 (0 to 0)	0 (0 to 0)	0 (0 to 0)	0 (0 to 0)	0 (0 to 0)	0 (0 to 0)	0 (0 to 0)	0 (0 to 0)	0 (0 to 0)	0 (0 to 0)	0
Schistosomiasis	0 (0 to 0)	0 (0 to 0)	0 (0 to 0)	0 (0 to 0)	0 (0 to 0)	0 (0 to 0)	0 (0 to 0)	0 (0 to 0)	0 (0 to 0)	0 (0 to 0)	0 (0 to 0)	0 (0 to 0)	0 (0 to 0)	0 (0 to 0)	0 (0 to 0)	0 (0 to 0)	0 (0 to 0)	0 (0 to 0)	0 (0 to 0)	0 (0 to 0)	0 (0 to 0)	0 (0 to 0)	0 (0 to 0)	0
Cysticercosis	0 (0 to 0)	0 (0 to 0)	0 (0 to 0)	0 (0 to 0)	0 (0 to 0)	0 (0 to 0)	0 (0 to 0)	0 (0 to 0)	0 (0 to 0)	0 (0 to 0)	0 (0 to 0)	0 (0 to 0)	0 (0 to 0)	0 (0 to 0)	0 (0 to 0)	0 (0 to 0)	0 (0 to 0)	0 (0 to 0)	0 (0 to 0)	0 (0 to 0)	0 (0 to 0)	0 (0 to 0)	0 (0 to 0)	0
Cystic echinococcosis	0 (0 to 0)	0 (0 to 0)	0 (0 to 0)	0 (0 to 0)	0 (0 to 0)	0 (0 to 0)	0 (0 to 0)	0 (0 to 0)	0 (0 to 0)	0 (0 to 0)	0 (0 to 0)	0 (0 to 0)	0 (0 to 0)	0 (0 to 0)	0 (0 to 0)	0 (0 to 0)	0 (0 to 0)	0 (0 to 0)	0 (0 to 0)	0 (0 to 0)	0 (0 to 0)	0 (0 to 0)	0 (0 to 0)	0
Lymphatic filariasis	0 (0 to 0)	0 (0 to 0)	0 (0 to 0)	0 (0 to 0)	0 (0 to 0)	0 (0 to 0)	0 (0 to 0)	0 (0 to 0)	0 (0 to 0)	0 (0 to 0)	0 (0 to 0)	0 (0 to 0)	0 (0 to 0)	0 (0 to 0)	0 (0 to 0)	0 (0 to 0)	0 (0 to 0)	0 (0 to 0)	0 (0 to 0)	0 (0 to 0)	0 (0 to 0)	0 (0 to 0)	0 (0 to 0)	0
Onchocerciasis	0 (0 to 0)	0 (0 to 0)	0 (0 to 0)	0 (0 to 0)	0 (0 to 0)	0 (0 to 0)	0 (0 to 0)	0 (0 to 0)	0 (0 to 0)	0 (0 to 0)	0 (0 to 0)	0 (0 to 0)	0 (0 to 0)	0 (0 to 0)	0 (0 to 0)	0 (0 to 0)	0 (0 to 0)	0 (0 to 0)	0 (0 to 0)	0 (0 to 0)	0 (0 to 0)	0 (0 to 0)	0 (0 to 0)	0
Trachoma	0 (0 to 0)	0 (0 to 0)	0 (0 to 0)	0 (0 to 0)	0 (0 to 0)	0 (0 to 0)	0 (0 to 0)	0 (0 to 0)	0 (0 to 0)	0 (0 to 0)	0 (0 to 0)	0 (0 to 0)	0 (0 to 0)	0 (0 to 0)	0 (0 to 0)	0 (0 to 0)	0 (0 to 0)	0 (0 to 0)	0 (0 to 0)	0 (0 to 0)	0 (0 to 0)	0 (0 to 0)	0 (0 to 0)	0
Dengue	0 (0 to 0)	0 (0 to 0)	0 (0 to 0)	0 (0 to 0)	0 (0 to 0)	0 (0 to 0)	0 (0 to 0)	0 (0 to 0)	0 (0 to 0)	0 (0 to 0)	0 (0 to 0)	0 (0 to 0)	0 (0 to 0)	0 (0 to 0)	0 (0 to 0)	0 (0 to 0)	0 (0 to 0)	0 (0 to 0)	0 (0 to 0)	0 (0 to 0)	0 (0 to 0

Osteoarthritis other	0 (0 to 0)	0 (0 to 0)	0 (0 to 0)	0 (0 to 0)	0 (0 to 0)	0 (0 to 0)	0 (0 to 0)	0 (0 to 0)	0 (0 to 0)	0 (0 to 0)	0 (0 to 1)	0.2 (0 to 0.6)	0.7 (0 to 1.9)	1.7 (0.7 to 3.6)	2.6 (1.2 to 4.2)	3.8 (1.6 to 6.4)	4 (1.9 to 6.3)	4.2 (2 to 6.7)	4.9 (2.4 to 10.1)	3.7 (1.9 to 7.7)	3 (1.5 to 5.9)	1.9 (1 to 3.8)	0.9 (0.4 to 1.8)	0.2 (0.1 to 0.4)	22
Low back pain	0 (0 to 0)	0 (0 to 0)	0 (0 to 0)	0.9 (1.3 to 5.3)	10.1 (8.6 to 24.8)	24 (14.2 to 38.2)	39.7 (15.4 to 43)	39.1 (21.5 to 55.6)	49.6 (28 to 73.8)	60.5 (40.2 to 89.5)	75.4 (45.3 to 119)	93.1 (53.9 to 146)	99.5 (61.1 to 153)	99.6 (59.6 to 143)	99.5 (49.4 to 121)	99.6 (46.6 to 108)	99.9 (46 to 108)	99.9 (29.4 to 71.9)	100 (25.7 to 59.1)	100 (11.2 to 36.9)	100 (4.3 to 15)	100 (0.8 to 2)	911
Neck pain	0 (0 to 0)	0 (0 to 0)	0 (0 to 0)	1.2 (0.4 to 2.7)	7.7 (3.5 to 13.1)	10.6 (5.2 to 19.4)	10.2 (5.2 to 19.7)	10.6 (4.6 to 28.2)	22.9 (11.4 to 42.7)	32.3 (17.2 to 53.7)	39.9 (19.8 to 62.4)	54.2 (32.7 to 79)	64.2 (39.4 to 89.1)	60.9 (39.4 to 77)	27 (18.4 to 44)	20.9 (14 to 31.9)	26.1 (14 to 42.4)	36.2 (19.1 to 62.5)	18.9 (9.7 to 32.3)	8.5 (3.4 to 16.1)	2.6 (0.9 to 5.1)	0.4 (0.2 to 1)	377
Gout	0 (0 to 0)	0 (0 to 0)	0 (0 to 0)	0 (0 to 0)	0 (0 to 0)	0 (0 to 0)	0 (0 to 0)	0 (0 to 0)	0 (0 to 0)	0 (0 to 0)	0 (0 to 1)	0.1 (0 to 0.3)	0.3 (0 to 1)	0.7 (0.1 to 1.4)	1.1 (0.3 to 2.5)	1.7 (0.7 to 3.4)	2.1 (0.7 to 4.6)	2.5 (0.8 to 7.6)	2.3 (0.8 to 6)	1.6 (0.4 to 4.7)	0.9 (0.2 to 2.6)	0.3 (0.1 to 1.1)	0.1 (0 to 0.2)	40.6
Other musculoskeletal disorders	0 (0 to 0)	0 (0 to 0)	0 (0 to 0)	0.1 (0 to 0.5)	1.4 (1.4 to 7.4)	8.4 (4.6 to 13.9)	15.9 (9.1 to 25.4)	23.2 (13.3 to 39.4)	27.6 (16.3 to 43.5)	30.3 (17.1 to 49.9)	27.8 (20.5 to 49.3)	39.6 (21.4 to 59.8)	49.3 (29.1 to 68.7)	44.9 (27.1 to 64.2)	34.7 (19.5 to 55.2)	28 (14.7 to 46.7)	25.1 (12.4 to 53.2)	24.8 (13.1 to 61.2)	17.2 (8.7 to 37.8)	8 (3.9 to 21.4)	1.8 (0.9 to 3.4)	0.4 (0.2 to 0.9)	222
Other non-communicable diseases	28.2 (17.1 to 47.3)	16.2 (11.6 to 22.7)	44.1 (29.3 to 64.9)	40.8 (22.9 to 62.8)	17.2 (10.1 to 32.7)	16.7 (10.4 to 25.5)	17.4 (12 to 23.9)	19.9 (14.3 to 27.4)	24.3 (17.2 to 34.4)	29.5 (20.7 to 42)	35.6 (24.4 to 50.7)	49.3 (31 to 68.7)	60.3 (41.7 to 84.2)	68.3 (47.1 to 95.5)	65.4 (45.2 to 91.8)	58.3 (40.7 to 84.4)	61.6 (43.5 to 92.9)	61.6 (40.5 to 92.9)	48.8 (36.7 to 69.1)	34.8 (25.4 to 49.4)	19.6 (13.1 to 29.6)	7.3 (2.9 to 9.8)	863
Congenital birth defects	27.3 (16.1 to 49.4)	13.7 (9.5 to 20.3)	36.1 (16.2 to 62.1)	21.4 (16.1 to 28.1)	9.6 (6.2 to 17)	9.6 (6.2 to 12)	9 (5.9 to 15.9)	9.2 (5.5 to 15.1)	9.4 (4.6 to 19.2)	6.3 (4.6 to 8.2)	6.5 (4.6 to 8.6)	6.5 (4.6 to 8.6)	6.5 (4.6 to 8.6)	7.1 (5.1 to 9.4)	6.9 (4.9 to 9.2)	6.3 (4.5 to 8.6)	4.6 (2.9 to 6.9)	3.5 (2.2 to 4.8)	1.5 (0.9 to 2.3)	0.9 (0.4 to 1.4)	0.3 (0.2 to 0.5)	0.1 (0 to 0.2)	177
Neural tube defects	0.7 (0.2 to 1.4)	0.6 (0.2 to 1.1)	1 (0.3 to 2.2)	1.6 (0.9 to 2.3)	0.2 (0.2 to 0.2)	0.2 (0.2 to 0.2)	0.2 (0.1 to 0.2)	0.2 (0.1 to 0.2)	0.2 (0.1 to 0.2)	0.2 (0.1 to 0.2)	0.1 (0.1 to 0.2)	0.1 (0.1 to 0.2)	0.1 (0.1 to 0.2)	0.1 (0.1 to 0.1)	0.1 (0.1 to 0.1)	0.1 (0.1 to 0.1)	0.1 (0.1 to 0.1)	0.1 (0 to 0.1)	0.1 (0 to 0.1)	0.1 (0 to 0.1)	0.1 (0 to 0.1)	0 (0 to 0)	5.9
Congenital heart anomalies	6.3 (3.4 to 12.2)	6.2 (4.1 to 9.4)	8.5 (4.7 to 15.2)	5.1 (2.2 to 9.1)	1.2 (7 to 2)	1.3 (0.8 to 2)	1.6 (0.9 to 2.6)	1.3 (0.7 to 2)	1.2 (0.8 to 2.1)	1.2 (0.8 to 2)	1.3 (0.9 to 1.9)	1.5 (0.9 to 2.1)	1.4 (0.7 to 2)	1.1 (0.5 to 1.8)	0.9 (0.4 to 1.4)	0.7 (0.3 to 1.2)	0.6 (0.2 to 1)	0.7 (0.2 to 1.2)	0.1 (0 to 0.2)	0.1 (0 to 0.1)	0 (0 to 0)	0 (0 to 0)	41.8
Orofacial clefts	0 (0 to 0)	0.1 (0 to 0.2)	0.1 (0 to 0.3)	0.1 (0 to 0.2)	0.1 (0.1 to 0.2)	0.1 (0 to 0.1)	0.1 (0 to 0.1)	0.1 (0 to 0.1)	0.1 (0 to 0.1)	0.1 (0 to 0.1)	0.1 (0 to 0.1)	0.1 (0 to 0.1)	0.1 (0 to 0.1)	0.1 (0 to 0.1)	0.1 (0 to 0.2)	0.1 (0 to 0.1)	0.1 (0 to 0.1)	0.1 (0 to 0.1)	0 (0 to 0)	0 (0 to 0)	0 (0 to 0)	0 (0 to 0)	0 (0 to 0)	1.5
Down syndrome	0.6 (0.2 to 1.2)	0.2 (0.1 to 0.4)	0.7 (0.3 to 1.5)	0.9 (0.4 to 1.5)	0.5 (0.3 to 0.9)	0.6 (0.3 to 0.9)	0.6 (0.3 to 0.8)	0.5 (0.2 to 0.8)	0.6 (0.4 to 0.9)	0.6 (0.4 to 0.9)	0.7 (0.5 to 1.1)	0.7 (0.5 to 1.1)	0.7 (0.4 to 1.1)	1.1 (0.7 to 2.1)	1.8 (1 to 3.1)	2 (1.1 to 3.5)	1.7 (0.8 to 3.7)	0.9 (0.4 to 1.4)	0.6 (0.2 to 1)	0.3 (0 to 0.5)	0.1 (0 to 0.3)	0 (0 to 0)	14.7
Turner syndrome	0 (0 to 0)	0 (0 to 0)	0 (0 to 0)	0 (0 to 0)	0 (0 to 0)	0 (0 to 0)	0 (0 to 0)	0 (0 to 0)	0 (0 to 0)	0 (0 to 0)	0 (0 to 0)	0 (0 to 0)	0 (0 to 0)	0 (0 to 0)	0 (0 to 0)	0 (0 to 0)	0 (0 to 0)	0 (0 to 0)	0 (0 to 0)	0 (0 to 0)	0 (0 to 0)	0 (0 to 0)	0 (0 to 0)	0
Klinefelter syndrome	0 (0 to 0)	0 (0 to 0)	0 (0 to 0)	0 (0 to 0)	0 (0 to 0)	0 (0 to 0)	0 (0 to 0)	0 (0 to 0)	0 (0 to 0)	0 (0 to 0)	0 (0 to 0)	0 (0 to 0)	0 (0 to 0)	0 (0 to 0)	0 (0 to 0)	0 (0 to 0)	0 (0 to 0)	0 (0 to 0)	0 (0 to 0)	0 (0 to 0)	0 (0 to 0)	0 (0 to 0)	0 (0 to 0)	0
Other chromosomal abnormalities	4 (1.4 to 14.4)	1.9 (0.6 to 5.9)	4.3 (2.1 to 11.4)	2.7 (1.5 to 6)	1.2 (0.6 to 2.1)	1.2 (0.7 to 2.1)	1.2 (0.7 to 2.1)	1 (0.4 to 1.7)	0.9 (0.5 to 1.4)	0.9 (0.4 to 1.6)	1 (0.4 to 1.6)	0.9 (0.4 to 1.4)	0.9 (0.4 to 1.4)	0.7 (0.3 to 1)	0.5 (0.3 to 0.7)	0.3 (0.1 to 0.5)	0.2 (0.1 to 0.3)	0.2 (0.1 to 0.3)	0.1 (0 to 0.2)	0 (0 to 0)	0 (0 to 0)	0 (0 to 0)	23.8
Congenital musculoskeletal and limb anomalies	1.2 (0.4 to 3.7)	0.4 (0.2 to 0.7)	2.2 (1.1 to 5.1)	2.7 (2.3 to 4.4)	1.3 (1 to 2.3)	2.1 (1.6 to 3.8)	1.8 (0.9 to 2.4)	1.6 (0.9 to 2.4)	1.7 (0.9 to 2.6)	1.8 (0.9 to 2.6)	1.6 (1 to 2.6)	1.6 (1 to 2.2)	2 (1.2 to 2.2)	1.6 (1.1 to 2.1)	1.1 (1 to 2.4)	1.1 (0.7 to 2)	0.9 (0.6 to 1.4)	0.4 (0.2 to 0.7)	0.2 (0.1 to 0.4)	0.1 (0 to 0.2)	0 (0 to 0)	0 (0 to 0)	35.1
Urogenital congenital anomalies	1.7 (0.7 to 4.1)	0.4 (0.2 to 0.9)	0.6 (0.3 to 1.6)	0.5 (0.3 to 0.9)	0.3 (0.2 to 0.5)	0.2 (0.1 to 0.3)	0.2 (0.1 to 0.3)	0.1 (0.1 to 0.2)	0.1 (0.1 to 0.2)	0.1 (0.1 to 0.2)	0.1 (0.1 to 0.1)	0.1 (0.1 to 0.1)	0.1 (0.1 to 0.1)	0.1 (0.1 to 0.1)	0 (0 to 0.1)	0 (0 to 0.1)	0 (0 to 0.1)	0 (0 to 0)	0 (0 to 0)	0 (0 to 0)	0 (0 to 0)	0 (0 to 0)	0 (0 to 0)	4.5
Digestive congenital anomalies	3.6 (1.3 to 9.5)	1.2 (0.4 to 2.4)	1.6 (0.6 to 3.8)	1.6 (0.9 to 3.1)	0.7 (0.1 to 0.9)	0.6 (0.1 to 0.9)	0.5 (0.1 to 0.9)	0.5 (0.1 to 0.9)	0.5 (0.1 to 0.9)	0.5 (0.1 to 0.9)	0.5 (0.1 to 0.9)	0.5 (0.1 to 0.9)	0.5 (0.1 to 0.9)	0.5 (0.1 to 0.9)	0.5 (0.1 to 0.9)	0.5 (0.1 to 0.9)	0.5 (0.1 to 0.9)	0.5 (0.1 to 0.9)	0.5 (0.1 to 0.9)	0.5 (0.1 to 0.9)	0.5 (0.1 to 0.9)	0.5 (0.1 to 0.9)	9.2
Other congenital birth defects	10.1 (4.5 to 17.4)	4.6 (2.9 to 6.7)	3.6 (1.2 to 11)	3.6 (1.5 to 7.8)	1.6 (0.9 to 2.5)	1.6 (0.9 to 2.5)	1.6 (0.7 to 2)	1.6 (0.9 to 2)	1.6 (0.9 to 2.1)	1.6 (0.9 to 2.1)	1.6 (0.9 to 2)	1.6 (0.9 to 2)	1.6 (0.9 to 2)	1.6 (0.7 to 2.2)	1.6 (0.5 to 2.1)	1.6 (0.5 to 2.1)	1.6 (0.5 to 2.1)	1.6 (0.5 to 2.1)	1.6 (0.5 to 2.1)	1.6 (0.5 to 2.1)	1.6 (0.5 to 2.1)	1.6 (0.5 to 2.1)	46.7
Urinary diseases and male infertility	0.1 (0 to 0.1)	0.1 (0 to 0.2)	0.3 (0.2 to 0.4)	0.3 (0 to 0.2)	0.2 (0 to 0.2)	0.2 (0 to 0.2)	0.2 (0 to 0.2)	1.6 (0.4 to 2.2)	1.6 (0.7 to 3.2)	2.4 (1.2 to 5.2)	2.1 (1.2 to 5.2)	2.1 (1.2 to 5.2)	2.1 (1.2 to 5.2)	2.1 (1.2 to 5.2)	2.1 (1.2 to 5.2)	2.1 (1.2 to 5.2)	2.1 (1.2 to 5.2)	2.1 (1.2 to 5.2)	2.1 (1.2 to 5.2)	2.1 (1.2 to 5.2)	2.1 (1.2 to 5.2)	2.1 (1.2 to 5.2)	143
Urolithiasis	0 (0 to 0)	0 (0 to 0)	0 (0 to 0)	0 (0 to 0.1)	0 (0 to 0)	0 (0 to 0)	0 (0 to 0)	0 (0 to 0.1)	0 (0 to 0.4)	0 (0 to 0.4)	0 (0 to 0.4)	0 (0 to 0.4)	0 (0 to 0.4)	0 (0 to 0.4)	0 (0 to 0.4)	0 (0 to 0.4)	0 (0 to 0.4)	0 (0 to 0.4)	0 (0 to 0.4)	0 (0 to 0.4)	0 (0 to 0.4)	0 (0 to 0.4)	0 (0 to 0.4)	9.9
Benign prostatic hyperplasia	0 (0 to 0)	0 (0 to 0)	0 (0 to 0)	0 (0 to 0)	0 (0 to 0)	0 (0 to 0)	0 (0 to 0)	0 (0 to 0)	0 (0 to 0)	0 (0 to 0)	0 (0 to 0)	0 (0 to 0)	0 (0 to 0)	0 (0 to 0)	0 (0 to 0)	0 (0 to 0)	0 (0 to 0)	0 (0 to 0)	0 (0 to 0)	0 (0 to 0)	0 (0 to 0)	0 (0 to 0)	0 (0 to 0)	51.2
Male infertility	0.7 (0 to 0)	0 (0 to 0)	0 (0 to 0)	0 (0 to 0)	0 (0 to 0)	0 (0 to 0)	0 (0 to 0)	0.7 (0.2 to 1.9)	1.6 (0.3 to 2.7)	1.6 (0.3 to 3.3)	1.5 (0.4 to 3.9)	1.6 (0.5 to 4)	0.3 (0.1 to 0.6)	0.3 (0 to 0.5)	0 (0 to 0)	0 (0 to 0)	0 (0 to 0)	0 (0 to 0)	0 (0 to 0)	0 (0 to 0)	0 (0 to 0)	0 (0 to 0)	0 (0 to 0)	6.3
Other urinary diseases	0 (0 to 0)	0 (0 to 0)	0 (0 to 0.1)	0 (0 to 0.1)	0 (0 to 0.1)	0 (0 to 0.1)	0 (0 to 0.1)	0 (0 to 0.1)	0 (0 to 0.1)	0.2 (0.1 to 0.3)	0.2 (0 to 0.4)	0.3 (0.2 to 0.4)	0.4 (0.2 to 0.6)	0.4 (0.2 to 0.6)	0.4 (0.2 to 0.7)	0.3 (0.1 to 0.6)	0.5 (0.2 to 1.4)	0.6 (0.3 to 1.4)	0.7 (0.3 to 1.5)	0.7 (0.3 to 1.7)	0.6 (0.2 to 1.9)	0.4 (0.2 to 1.4)	6.4
Gynecological diseases	0 (0 to 0)	0 (0 to 0)	0 (0 to 0)	0 (0 to 0)	0 (0 to 0)	0 (0 to 0)	0 (0 to 0)	0 (0 to 0)	0 (0 to 0)	0 (0 to 0)	0 (0 to 0)	0 (0 to 0)	0 (0 to 0)	0 (0 to 0)	0 (0 to 0)	0 (0 to 0)	0 (0 to 0)	0 (0 to 0)	0 (0 to 0)	0 (0 to 0)	0 (0 to 0)	0 (0 to 0)	0 (0 to 0)	0
Uterine fibroids	0 (0 to 0)	0 (0 to 0)	0 (0 to 0)	0 (0 to 0)	0 (0 to 0)	0 (0 to 0)	0 (0 to 0)	0 (0 to 0)	0 (0 to 0)	0 (0 to 0)	0 (0 to 0)	0 (0 to 0)	0 (0 to 0)	0 (0 to 0)	0 (0 to 0)	0 (0 to 0)	0 (0 to 0)	0 (0 to 0)	0 (0 to 0)	0 (0 to 0)	0 (0 to 0)	0 (0 to 0)	0 (0 to 0)	0
Polycystic ovarian syndrome	..	..	..	..	..	..	..	..	..	..	..	..	..	..	..	..	..	..	..	..	..	..	..	NA
Female infertility	..	..	..	..	..	..	..	..	..	..	..	..	..	..	..	..	..	..	..	..	..	..	..	NA
Endometriosis	..	..	..	..	..	..	..	..	..	..	..	..	..	..	..	..	..	..	..	..	..	..	..	NA
Genital prolapse	0 (0 to 0)	0 (0 to 0)	0 (0 to 0)	0 (0 to 0)	0 (0 to 0)	0 (0 to 0)	0 (0 to 0)	0 (0 to 0)	0 (0 to 0)	0 (0 to 0)	0 (0 to 0)	0 (0 to 0)	0 (0 to 0)	0 (0 to 0)	0 (0 to 0)	0 (0 to 0)	0 (0 to 0)	0 (0 to 0)	0 (0 to 0)	0 (0 to 0)	0 (0 to 0)	0 (0 to 0)	0 (0 to 0)	0
Premenstrual syndrome	..	..	..	..	..	..	..	..	..	..	..	..	..	..	..	..	..	..	..	..	..	..	..	NA
Other gynecological diseases	0 (0 to 0)	0 (0 to 0)	0 (0 to 0)	0 (0 to 0)	0 (0 to 0)	0 (0 to 0)	0 (0 to 0)	0 (0 to 0)	0 (0 to 0)	0 (0 to 0)	0 (0 to 0)	0 (0 to 0)	0 (0 to 0)	0 (0 to 0)	0 (0 to 0)	0 (0 to 0)	0 (0 to 0)	0 (0 to 0)	0 (0 to 0)	0 (0 to 0)	0 (0 to 0)	0 (0 to 0)	0 (0 to 0)	0
Hemoglobinopathies and hemolytic anemias	0 (0 to 0)	0.1 (0 to 0.1)	0.5 (0.2 to 1.3)	0.9 (0.4 to 2.4)	0.6 (0.2 to 1.6)	0.3 (0.2 to 0.6)	0.4 (0.2 to 0.6)	0.3 (0.2 to 0.6)	0.4 (0.2 to 0.6)	0.4 (0.2 to 0.8)	0.4 (0.2 to 0.8)	0.3 (0.2 to 0.7)	0.4 (0.2 to 0.8)	0.3 (0.1 to 1.4)	0.5 (0.2 to 1.1)	0.5 (0.2 to 1.1)	0.5 (0.1 to 1.2)	0.7 (0.4 to 1.3)	0.6 (0.4 to 1)	0.6 (0.4 to 1)	0.5 (0.2 to 0.8)	0.3 (0.2 to 0.5)	9.4
Thalassemias	0 (0 to 0)	0 (0 to 0)	0 (0 to 0)	0 (0 to 0)	0 (0 to 0)	0 (0 to 0)	0 (0 to 0)	0 (0 to 0)	0 (0 to 0)	0 (0 to 0)	0 (0 to 0)	0 (0 to 0)	0 (0 to 0)	0 (0 to 0)	0 (0 to 0)	0 (0 to 0)	0 (0 to 0)	0 (0 to 0)	0 (0 to 0)	0 (0 to 0)	0 (0 to 0)	0 (0 to 0)	0 (0 to 0)	0.1
Thalassemias trait	0 (0 to 0)	0 (0 to 0)	0.1 (0 to 0.3)	0.2 (0 to 0.6)	0.1 (0 to 0.4)	0 (0 to 0)	0 (0 to 0.1)	0 (0 to 0.1)	0 (0 to 0.1)	0 (0 to 0.1)	0 (0 to 0.1)	0 (0 to 0.1)	0 (0 to 0.1)	0 (0 to 0.1)	0 (0 to 0.1)	0 (0 to 0.1)	0 (0 to 0.1)	0 (0 to 0.1)	0 (0 to 0.1)	0 (0 to 0.1)	0 (0 to 0.1)	0 (0 to 0.1)	0 (0 to 0.1)	0.7
Sickle cell disorders	0 (0 to 0)	0 (0 to 0)	0.1 (0 to 0.1)	0.2 (0 to 0.5)	0.1 (0 to 0.3)	0.1 (0 to 0.1)	0.1 (0 to 0.1)	0.1 (0 to 0.1)	0.1 (0 to 0.1)	0.1 (0 to 0.1)	0.1 (0 to 0.1)	0.1 (0 to 0.1)	0.1 (0 to 0.1)	0.1 (0 to 0.1)	0.1 (0 to 0.1)	0.1 (0 to 0.1)	0.1 (0 to 0.1)	0.1 (0 to 0.1)	0.1 (0 to 0.1)	0.1 (0 to 0.1)	0.1 (0 to 0.1)	0.1 (0 to 0.1)	0.9
Sickle cell trait	0 (0 to 0)	0 (0 to 0)	0 (0 to 0.2)	0 (0 to 0.2)	0 (0 to 0.4)	0 (0 to 0)	0 (0 to 0)	0 (0 to 0)	0 (0 to 0)	0 (0 to 0)	0 (0 to 0)	0 (0 to 0)	0 (0 to 0)	0 (0 to 0)	0 (0 to 0)	0 (0 to 0)	0 (0 to 0)	0 (0 to 0)	0 (0 to 0)	0 (0 to 0)	0 (0 to 0)	0 (0 to 0)	0 (0 to 0)	0.6
G6PD deficiency	0 (0 to 0)	0 (0 to 0)	0.1 (0 to 0.4)	0.1 (0 to 0.4)	0.1 (0 to 0.4)	0.1 (0 to 0.2)	0.2 (0.1 to 0.2)	0.2 (0.1 to 0.3)	0.2 (0.1 to 0.3)	0.2 (0.1 to 0.3)	0.1 (0.1 to 0.2)	0.1 (0.1 to 0.2)	0.1 (0.1 to 0.2)	0.1 (0.1 to 0.1)	0.1 (0.1 to 0.2)	0.1 (0.1 to 0.2)	0.1 (0.1 to 0.2)	0.1 (0 to 0.1)	0.1 (0 to 0.1)	0.1 (0 to 0.1)	0.1 (0 to 0.1)	0.1 (0 to 0.1)	1.8
G6PD trait	0 (0 to 0)	0 (0 to 0)	0 (0 to 0)	0 (0 to 0)	0 (0 to 0)	0 (0 to 0)	0 (0 to 0)	0 (0 to 0)	0 (0 to 0)	0 (0 to 0)	0 (0 to 0)	0 (0 to 0)	0 (0 to 0)	0 (0 to 0)	0 (0 to 0)	0 (0 to 0)	0 (0 to 0)	0 (0 to 0)	0 (0 to 0)	0 (0 to 0)	0 (0 to 0)	0 (0 to 0)	0 (0 to 0)	0
Other hemoglobinopathies and hemolytic anemias	0 (0 to 0)	0 (0 to 0)	0.1 (0 to 0.4)	0.3 (0 to 1.8)	0.2 (0 to 0.6)	0.1 (0 to 0.2)	0.1 (0 to 0.3)	0.2 (0 to 0.4)	0.2 (0 to 0.3)	0.2 (0 to 0.7)	0.2 (0 to 0.5)	0.1 (0 to 0.4)	0.1 (0 to 0.4)	0.2 (0 to 0.6)	0.1 (0 to 0.2)	0.2 (0 to 0.7)	0.4 (0 to 0.9)	0.6 (0 to 1.3)	0.5 (0 to 0.9)	0.4 (0 to 0.7)	0.3 (0 to 0.7)	0.2 (0 to 0.4)	5.3
Endocrine, metabolic, blood, and immune disorders	0.9 (0.5 to 1.4)	0.8 (0.5 to 1.4)	2.7 (2.1 to 7.3)	5.1 (4.9 to 10.3)	6.6 (4.5 to 9.6)	6.4 (4.1 to 9.7)	6.5 (4.1 to 9.1)	6.5 (4.1 to 9.3)	8.2 (5.1 to 12.6)	10.2 (6.2 to 15.8)	13.3 (7.9 to 20.2)	20.6 (12.5 to 29.8)	26.7 (16.9 to 41.4)	28.5 (16.2 to 44.6)	29.5 (16.8 to 46.6)	29.5 (17.7 to 47.2)	29.5 (16.8 to 39.6)	15.7 (9.3 to 26.4)	4.3 (2.5 to 7.8)	1.5 (0.9 to 2.6)	0.3 (0.2 to 0.7)	253
Oral disorders	7 (4.9 to 10.2)	1.6 (1.1 to 2.3)	2.9 (1.4 to 4.9)	3.4 (2.1 to 5.6)	4.1 (2.3 to 6.7)	5.5 (3.1 to 9)	7.5 (4.3 to 12.4)	9.9 (5.5 to 17.2)	12.3 (6.6 to 21.4)	17.4 (10 to 29.7)	21.7 (12.3 to 34.4)	25.2 (14.1 to 40.2)	26.4 (15.1 to 41.3)	29.6 (17.1 to 44.9)	34.9 (21.2 to 52.7)	35.4 (16.2 to 58.7)	69.9 (11.9 to 28)	11.3 (7 to 19.7)	4.7 (2.9 to 7.3)	1.1 (0.6 to 2.1)	264
Caries of deciduous teeth	0 (0 to 0)	0 (0 to 0)	0 (0 to 0)	0.3 (0 to 0.7)	0.1 (0 to 0.1)	0 (0 to 0)	0 (0 to 0)	0 (0 to 0)	0 (0 to 0)	0 (0 to 0)	0 (0 to 0)	0 (0 to 0)	0 (0 to 0)	0 (0 to 0)	0 (0 to 0)	0 (0 to 0)	0 (0 to 0)	0 (0 to 0)	0 (0 to 0)	0 (0 to 0)	0 (0 to 0)	0 (0 to 0)	0 (0 to 0)	0.4
Caries of permanent teeth	0 (0 to 0)	0 (0 to 0)	0 (0 to 0)	1.6 (0 to 6.8)	1.5 (0.5 to 2.9)	1.5 (0.6 to 2.8)	1.4 (0.6 to 2.7)	1.4 (0.6 to 2.9)	1.5 (0.6 to 3.1)	1.7 (0.7 to 3.4)	1.7 (0.7 to 3.4)	1.8 (0.7 to 3.7)	1.8 (0.7 to 3.7)	1.8 (0.7 to 3.7)	1.8 (0.7 to 3.7)	1.8 (0.7 to 3.7)	1.8 (0.7 to 3.7)	1.8 (0.7 to 3.7)	1.8 (0.7 to 3.7)	1.8 (0.7 to 3.7)	1.8 (0.7 to 3.7)	1.8 (0.7 to 3.7)	20.5
Periodontal diseases	0 (0 to 0)	0 (0 to 0)	0 (0 to 0)	0 (0 to 0)	0 (0 to 0)	0 (0 to 0.2)	0.1 (0 to 0.6)	0.2 (0 to 1.7)	0.3 (0.1 to 1.7)	0.4 (0.1 to 2.2)	0.4 (0.1 to 2.2)	0.4 (0.1 to 2.2)	0.4 (0.1 to 2.2)	0.4 (0.1 to 2.2)	0.4 (0.1 to 2.2)	0.4 (0.1 to 2.2)	0.4 (0.1 to 2.2)	0.4 (0.1 to 2.2)	0.4 (0.1 to 2.2)	0.4 (0.1 to 2.2)	0.4 (0.1 to 2.2)	0.4 (0.1 to 2.2)	4.6
Other oral disorders	0 (0 to 0)	0 (0 to 0)	0 (0 to 0)	1.3 (0.6 to 2.3)	1.6 (0.9 to 2.4)	2 (1.2 to 3.1)	2.1 (1.2 to 3.2)	2.4 (1.4 to 3.7)	2.7 (1.5 to 4.4)	3.2 (1.9 to 4.9)	3.2 (1.9 to 5)	3.2 (2.2 to 5.6)	3.6 (2.2 to 5.5)	2.5 (1.6 to 4.2)	2.5 (1.5 to 3.6)	2.2 (1.3 to 3.4)	1.1 (0.7 to 1.6)	0.7 (0.3 to 0.9)	0.3 (0.2 to 0.4)	0.1 (0.1 to 0.1)	0 (0 to 0)	0 (0 to 0)	39.2
Sudden infant death syndrome	..	1.6 (1 to 2.4)	1.4 (1.5 to 2.2)	..	..	..	..	..	..	..	..	..	..	..	..	..	..	..	..	..	..	..	..	NA
Injuries	0.3 (0.2 to 0.4)	0.5 (0.3 to 0.6)	1.2 (0.4 to 6.2)	17.3 (13.6 to 21.4)	17 (12.7 to 22.2)	27.7 (21.1 to 36.7)	65.5 (53.7 to 78.2)	89.5 (74.2 to 104)	94.4 (79.1 to 113)	110 (91.9 to 133)	114 (92.8 to 140)	127 (102 to 157)	145 (114 to 182)	131 (103 to 166)	119 (92 to 152)	94.4 (72.5 to 122)	85.2 (64.9 to 111)	63.6 (71.9 to 120)	74.3 (58.1 to 95.8)	67.7 (53.6 to 86.3)	53.1 (42 to 65.6)	28.6 (23.1 to 34.7)	7.5 (6.2 to 9.2)	1,570
Transport injuries	0 (0 to 0)	0 (0 to 0)	0 (0 to 0.5)	1.2 (0.9 to 4.2)	2.2 (2.9 to 6.7)	2.8 (4.9 to 28.4)	29.7 (22.5 to 39.3)	29.7 (24.6 to 37)	29.7 (19.2 to 31.1)	29.7 (17.2 to 28.2)	29.7 (16.4 to 26.4)	29.7 (16 to 26.4)	29.7 (18.9 to 29.9)	29.7 (15.4 to 24.7)	29.7 (10.4 to 16.1)	29.7 (9.9 to 14.1)	29.7 (8.8 to 14.1)	29.7 (9.3 to 14.1)	29.7 (4.6 to 7.3)	29.7 (2.8 to 4.4)	29.7 (1.2 to 1.8)	29.7 (0.3 to 0.4)	267
Road injuries	0 (0 to 0)	0 (0 to 0)	0 (0 to 0.5)	0.3 (1.7 to 3.8)	2.6 (2 to 3.8)	4.7 (3.4 to 6.2)	21.4 (15.6 to 27.4)	27.6 (21 to 36.2)	27.6 (20.7 to 36.2)	23.7 (17.7 to 28.9)	20.5 (15.4 to 25.7)	17.6 (13.4 to 22.7)	19 (15 to 23.6)	21.4 (16.4 to 27.1)	18 (14.1 to 22.2)	15.4 (12 to 19)	13.4 (9.1 to 18.6)	10.4 (8.1 to 12.6)	7.3 (5.8 to 9)	3.3 (2.4 to 4.1)	1.4 (1.1 to 1.7)	0.4 (0.2 to 0.4)	245
Pedestrian road injuries	0 (0 to 0)	0 (0 to 0)	0 (0 to 0)	0.1 (0.8 to 1.8)	0.7 (0.7 to 1.5)	1.2 (0.8 to 1.6)	2.5 (1.5 to 2.7)	2.5 (1.6 to 3.3)	2.5 (1.5 to 2.7)	2.2 (1.7 to 2.8)	2 (1.5 to 2.7)	2 (1.7 to 2.6)	2.2 (1.9 to 2.8)	2.2 (1.8 to 2.8)	1.8 (1.3 to 2.2)	1.6 (1.3 to 2)	1.5 (1.3 to 2)	1.5 (1.4 to 2.4)	1.2 (1.1 to 1.5)	0.6 (0.5 to 0.8)	0.2 (0.2 to 0.3)	0.1 (0.1 to 0.1)	33
Cyclist road injuries	0 (0 to 0)	0 (0 to 0)	0 (0 to 0)	0.3 (0.2 to 0.5)	0.3 (0.5 to 1.2)	0.6 (1.1 to 2.3)	2.1 (1.4 to 3.1)	2.1 (1.4 to 2.8)	2.1 (1.5 to 2.8)	2.7 (1.8 to 3.2)	2.7 (2 to 3.4)	3.1 (2.3 to 4.2)	3.9 (2.9 to 5.2)	3.9 (2.8 to 5.2)	4.1 (3 to 5.4)	3.9 (2.8 to 5.2)	3.3 (2.2 to 4)	2.7 (2 to 3.9)	2.3 (2 to 3.3

SR Table 2a: Brunei Darussalam DALYs by cause and age group for males with 95% uncertainty intervals, 2019

Cause	Early Neonatal	Late Neonatal	Post Neonatal	1 to 4	5 to 9	10 to 14	15 to 19	20 to 24	25 to 29	30 to 34	35 to 39	40 to 44	45 to 49	50 to 54	55 to 59	60 to 64	65 to 69	70 to 74	75 to 79	80 to 84	85 to 89	90 to 94	95 plus	Total
All causes	1,160 (884 to 1,506)	1,060 (316 to 2,900)	2,060 (1,190 to 3,230)	5,060 (4,240 to 6,020)	3,060 (2,540 to 3,660)	3,060 (2,660 to 3,640)	4,060 (3,510 to 4,720)	5,060 (4,460 to 5,590)	5,060 (4,610 to 5,590)	5,060 (4,660 to 5,600)	5,060 (4,660 to 5,660)	5,060 (4,660 to 5,660)	5,060 (4,660 to 5,660)	5,060 (4,660 to 5,660)	5,060 (4,660 to 5,660)	4,060 (3,770 to 4,100)	4,060 (3,540 to 4,060)	3,060 (3,060 to 3,540)	3,060 (2,660 to 3,540)	2,060 (1,660 to 2,540)	1,060 (1,060 to 2,310)	1,060 (1,230 to 2,440)	1,060 (358 to 2,590)	1,060 (41 to 4,610)	1,060 (60 to 3,440)	52,600
Communicable, maternal, neonatal, and nutritional diseases	1,160 (884 to 1,506)	1,060 (316 to 2,900)	2,060 (1,190 to 3,230)	5,060 (4,240 to 6,020)	3,060 (2,540 to 3,660)	3,060 (2,660 to 3,640)	4,060 (3,510 to 4,720)	5,060 (4,460 to 5,590)	5,060 (4,610 to 5,590)	5,060 (4,660 to 5,600)	5,060 (4,660 to 5,660)	5,060 (4,660 to 5,660)	5,060 (4,660 to 5,660)	5,060 (4,660 to 5,660)	5,060 (4,660 to 5,660)	4,060 (3,770 to 4,100)	4,060 (3,540 to 4,060)	3,060 (3,060 to 3,540)	3,060 (2,660 to 3,540)	2,060 (1,660 to 2,540)	1,060 (1,060 to 2,310)	1,060 (1,230 to 2,440)	1,060 (358 to 2,590)	1,060 (41 to 4,610)	1,060 (60 to 3,440)	4,650
HIV/AIDS and sexually transmitted infections	12-4 (3.3 to 28.8)	3-7 (1 to 9.6)	13-5 (9.2 to 20.7)	9-9 (2.1 to 41.9)	2-9 (2.3 to 3.4)	2-9 (2.3 to 3.4)	5-3 (4.2 to 6.7)	12 (9.3 to 13.5)	29-7 (17.4 to 39.3)	23-5 (20.4 to 43.2)	33-4 (3.6 to 2.2)	29-7 (22 to 37.7)	22-3 (17.7 to 28)	20-2 (14 to 25.1)	16-8 (13.2 to 21)	10-3 (8.1 to 12.9)	8-2 (6.5 to 10.1)	2 (1.6 to 2.5)	0-7 (0.1 to 0.2)	0-2 (0.1 to 0.2)	0 (0 to 0)	0 (0 to 0)	257
HIV/AIDS	0 (0 to 0)	0 (0 to 0)	0-7 (0.4 to 1.1)	2-9 (2 to 4.7)	2-7 (2.6 to 3.4)	2-7 (2.6 to 3.4)	4-8 (3.7 to 6.2)	11-2 (8.5 to 14.6)	21-6 (16 to 28)	19-2 (14.3 to 41.4)	32 (24.5 to 41.4)	24-5 (22.1 to 36.3)	19-2 (15.2 to 24.6)	16-6 (12.2 to 21.5)	13-2 (10.2 to 17.2)	8-2 (6.2 to 10.7)	6-2 (4.7 to 8.1)	1-6 (1.2 to 2.1)	0-6 (0.1 to 0.2)	0-1 (0.1 to 0.2)	0 (0 to 0)	0 (0 to 0)	225
HIV/AIDS - Drug-susceptible Tuberculosis	0 (0 to 0)	0-5 (0 to 0.8)	0-2 (0.1 to 0.3)	0-2 (0.1 to 0.3)	0-2 (0.1 to 0.2)	0-2 (0.1 to 0.2)	0-5 (0.3 to 0.7)	1 (0.7 to 1.5)	1 (1 to 2.3)	1-6 (1.1 to 2.5)	1-5 (1 to 2.3)	1-2 (0.8 to 1.6)	0-9 (0.6 to 1.4)	0-8 (0.5 to 1.3)	0-4 (0.3 to 0.7)	0-3 (0.2 to 0.4)	0-3 (0.2 to 0.5)	0-1 (0 to 0.1)	0 (0 to 0)	0 (0 to 0)	0 (0 to 0)	0 (0 to 0)	11-3
HIV/AIDS - Multidrug-resistant Tuberculosis without extensive dr...	0 (0 to 0)	0 (0 to 0)	0 (0 to 0)	0 (0 to 0)	0 (0 to 0)	0 (0 to 0)	0 (0 to 0)	0 (0 to 0)	0 (0 to 0)	0 (0 to 0)	0 (0 to 0)	0 (0 to 0)	0 (0 to 0)	0 (0 to 0)	0 (0 to 0)	0 (0 to 0)	0 (0 to 0)	0 (0 to 0)	0 (0 to 0)	0 (0 to 0)	0 (0 to 0)	0 (0 to 0)	0 (0 to 0)	0-1
HIV/AIDS - Extensively drug-resistant Tuberculosis	0 (0 to 0)	0 (0 to 0)	0 (0 to 0)	0 (0 to 0)	0 (0 to 0)	0 (0 to 0)	0 (0 to 0)	0 (0 to 0)	0 (0 to 0)	0 (0 to 0)	0 (0 to 0)	0 (0 to 0)	0 (0 to 0)	0 (0 to 0)	0 (0 to 0)	0 (0 to 0)	0 (0 to 0)	0 (0 to 0)	0 (0 to 0)	0 (0 to 0)	0 (0 to 0)	0 (0 to 0)	0 (0 to 0)	0
HIV/AIDS resulting in other diseases	12-4 (3.3 to 28.8)	3-7 (1 to 9.6)	8-2 (6.1 to 10.5)	3-5 (2.7 to 4.5)	2-7 (2.1 to 3.5)	2-5 (2 to 3.2)	4-6 (3.5 to 6.4)	10-7 (7.9 to 14.1)	20-6 (15.4 to 27)	18-5 (13.6 to 39.5)	30-4 (22.5 to 39.4)	23 (20.5 to 35.2)	18-2 (14.3 to 23.5)	15-3 (11.5 to 20.1)	12-3 (9.4 to 16.2)	7-6 (5.9 to 9.9)	5-7 (4.3 to 7.5)	1-7 (1.1 to 2.2)	0-6 (0.1 to 0.2)	0-1 (0.1 to 0.2)	0 (0 to 0)	0 (0 to 0)	214
Sexually transmitted infections excluding HIV	12-4 (3.3 to 28.8)	3-7 (1 to 9.6)	4-8 (3.2 to 11.4)	0-2 (0 to 0.3)	0-1 (0 to 0.2)	0-2 (0 to 0.3)	0-5 (0.3 to 0.8)	0-8 (0.6 to 1.1)	1-1 (0.8 to 1.5)	1-2 (0.9 to 2.3)	1-4 (0.9 to 2.2)	1-2 (0.9 to 2.1)	1-1 (0.6 to 1.7)	0-7 (0.4 to 1.1)	0-5 (0.3 to 0.8)	0-4 (0.2 to 0.6)	0-3 (0.2 to 0.5)	0-2 (0.1 to 0.3)	0-1 (0 to 0.2)	0-1 (0 to 0.2)	0 (0 to 0)	0 (0 to 0)	21-4
Syphilis	12-4 (3.3 to 28.8)	3-7 (1 to 9.6)	4-8 (3.2 to 11.4)	0-2 (0 to 0.3)	0-1 (0 to 0.2)	0-1 (0 to 0.2)	0-5 (0.3 to 0.8)	0-8 (0.6 to 1.1)	1-1 (0.8 to 1.5)	1-2 (0.9 to 2.3)	1-4 (0.9 to 2.2)	1-2 (0.9 to 2.1)	1-1 (0.6 to 1.7)	0-7 (0.4 to 1.1)	0-5 (0.3 to 0.8)	0-4 (0.2 to 0.6)	0-3 (0.2 to 0.5)	0-2 (0.1 to 0.3)	0-1 (0 to 0.2)	0-1 (0 to 0.2)	0 (0 to 0)	0 (0 to 0)	24-7
Chlamydial infection	0 (0 to 0)	0 (0 to 0)	0 (0 to 0)	0 (0 to 0)	0 (0 to 0)	0 (0 to 0)	0 (0 to 0.1)	0 (0 to 0.1)	0 (0 to 0.2)	0 (0 to 0.2)	0 (0 to 0.2)	0 (0 to 0.2)	0 (0 to 0.1)	0 (0 to 0.1)	0 (0 to 0.1)	0 (0 to 0.1)	0 (0 to 0.1)	0 (0 to 0.1)	0 (0 to 0.1)	0 (0 to 0.1)	0 (0 to 0)	0 (0 to 0)	0-8
Gonococcal infection	0 (0 to 0)	0 (0 to 0)	0 (0 to 0)	0 (0 to 0)	0 (0 to 0)	0 (0 to 0)	0 (0 to 0.1)	0 (0 to 0.1)	0 (0 to 0.2)	0 (0 to 0.2)	0 (0 to 0.2)	0 (0 to 0.2)	0 (0 to 0.1)	0 (0 to 0.1)	0 (0 to 0.1)	0 (0 to 0.1)	0 (0 to 0.1)	0 (0 to 0.1)	0 (0 to 0.1)	0 (0 to 0.1)	0 (0 to 0)	0 (0 to 0)	1
Trichomoniasis	0 (0 to 0)	0 (0 to 0)	0 (0 to 0)	0 (0 to 0)	0 (0 to 0)	0 (0 to 0)	0 (0 to 0)	0 (0 to 0)	0 (0 to 0)	0 (0 to 0)	0 (0 to 0)	0 (0 to 0)	0 (0 to 0)	0 (0 to 0)	0 (0 to 0)	0 (0 to 0)	0 (0 to 0)	0 (0 to 0)	0 (0 to 0)	0 (0 to 0)	0 (0 to 0)	0 (0 to 0)	0 (0 to 0)	0-5
Genital herpes	0 (0 to 0)	0 (0 to 0)	0 (0 to 0)	0 (0 to 0)	0 (0 to 0)	0 (0 to 0)	0 (0 to 0.2)	0 (0 to 0.1)	0 (0 to 0.4)	0 (0 to 0.1)	0 (0 to 0.1)	0 (0 to 0.1)	0-4 (0 to 1.1)	0-3 (0 to 0.8)	0-2 (0 to 0.4)	0-2 (0 to 0.4)	0-1 (0 to 0.3)	0-1 (0 to 0.3)	0 (0 to 0)	0 (0 to 0)	0 (0 to 0)	0 (0 to 0)	3-1
Other sexually transmitted infections	0 (0 to 0)	0 (0 to 0)	0 (0 to 0)	0 (0 to 0)	0 (0 to 0.1)	0 (0 to 0.1)	0 (0 to 0.1)	0 (0 to 0.1)	0 (0 to 0.2)	0 (0 to 0.2)	0 (0 to 0.2)	0 (0 to 0.2)	0 (0 to 0.1)	0 (0 to 0.1)	0 (0 to 0.1)	0 (0 to 0.1)	0 (0 to 0.1)	0 (0 to 0.1)	0 (0 to 0.1)	0 (0 to 0.1)	0 (0 to 0)	0 (0 to 0)	1-2
Respiratory infections and tuberculosis	29-2 (15.5 to 41.3)	24-8 (15.5 to 37.5)	58-1 (41.4 to 149)	124-5 (58 to 131)	31-6 (24.6 to 42.2)	31-6 (21.4 to 46.4)	42-2 (32.4 to 59.4)	52-6 (43 to 69.4)	52-6 (36.7 to 69)	52-6 (38.4 to 72.1)	52-6 (38.8 to 72.1)	52-6 (39.2 to 72.9)	52-6 (39.2 to 72.9)	52-6 (39.2 to 72.9)	52-6 (39.2 to 72.9)	42-2 (39.2 to 43.6)	42-2 (37.5 to 42.2)	31-6 (27.5 to 35.4)	31-6 (25.6 to 35.4)	21-1 (15.6 to 27.5)	10-6 (7.6 to 14.2)	10-6 (7.6 to 14.2)	1,060 (74.7 to 133)	1,060 (22.4 to 257.1)
Tuberculosis	0 (0 to 0)	0 (0 to 0)	0-2 (1 to 3.5)	1-5 (1.4 to 3.3)	0-9 (0.9 to 2.5)	1-5 (1.3 to 2.4)	4-2 (2.4 to 6.9)	9-9 (5.3 to 14.2)	19-1 (10.7 to 32.9)	21-6 (15.5 to 39.5)	21-6 (16.9 to 35.4)	20-3 (21.2 to 44.7)	15-6 (12.2 to 21)	12-6 (9.2 to 17.1)	9-7 (7.2 to 13.1)	7-5 (5.6 to 10.1)	6-1 (4.6 to 8.2)	3-1 (2.3 to 4.2)	1-5 (1.1 to 2.1)	0-7 (0.5 to 1.1)	0-3 (0.2 to 0.5)	0-2 (0.1 to 0.3)	363
Latent tuberculosis infection	0 (0 to 0)	0 (0 to 0)	0 (0 to 0)	0 (0 to 0)	0 (0 to 0)	0 (0 to 0)	0 (0 to 0)	0 (0 to 0)	0 (0 to 0)	0 (0 to 0)	0 (0 to 0)	0 (0 to 0)	0 (0 to 0)	0 (0 to 0)	0 (0 to 0)	0 (0 to 0)	0 (0 to 0)	0 (0 to 0)	0 (0 to 0)	0 (0 to 0)	0 (0 to 0)	0 (0 to 0)	0 (0 to 0)	0
Drug-susceptible tuberculosis	0 (0 to 0)	0 (0 to 0)	0-2 (1 to 3.5)	1-4 (1.4 to 3.3)	0-9 (0.9 to 2.5)	1-4 (1.3 to 2.3)	4-2 (2.3 to 6.9)	9-8 (5.2 to 14.1)	19-1 (10.5 to 32.8)	21-5 (15.4 to 39.4)	21-5 (16.7 to 35.3)	20-2 (21.2 to 44.5)	15-6 (12.1 to 20.9)	12-5 (9.2 to 17)	9-6 (7.1 to 13.1)	7-5 (5.6 to 10.1)	6-1 (4.6 to 8.2)	3-1 (2.3 to 4.2)	1-5 (1.1 to 2.1)	0-7 (0.5 to 1.1)	0-3 (0.2 to 0.5)	0-2 (0.1 to 0.3)	360
Multidrug-resistant tuberculosis without extensive drug-resistance	0 (0 to 0)	0 (0 to 0)	0 (0 to 0.1)	0 (0 to 0.1)	0 (0 to 0)	0 (0 to 0.1)	0 (0 to 0.1)	0 (0 to 0.2)	0 (0 to 0.5)	0 (0 to 0.6)	0 (0 to 0.6)	0 (0 to 0.7)	0 (0 to 0.5)	0 (0 to 0.4)	0 (0 to 0.3)	0 (0 to 0.3)	0 (0 to 0.2)	0 (0 to 0.1)	0 (0 to 0.1)	0 (0 to 0.1)	0 (0 to 0.1)	0 (0 to 0.1)	0 (0 to 0.1)	2-4
Extensively drug-resistant tuberculosis	0 (0 to 0)	0 (0 to 0)	0 (0 to 0)	0 (0 to 0)	0 (0 to 0)	0 (0 to 0)	0 (0 to 0)	0 (0 to 0)	0 (0 to 0)	0 (0 to 0)	0 (0 to 0)	0 (0 to 0)	0 (0 to 0)	0 (0 to 0)	0 (0 to 0)	0 (0 to 0)	0 (0 to 0)	0 (0 to 0)	0 (0 to 0)	0 (0 to 0)	0 (0 to 0)	0 (0 to 0)	0 (0 to 0)	0-6
Lower respiratory infections	29-2 (15.8 to 41.3)	24-5 (15.5 to 37.2)	56-5 (54.4 to 139)	121 (57 to 128)	27 (15.5 to 38.4)	22-4 (13.2 to 33.9)	29-4 (17.1 to 46)	43-1 (27.1 to 66)	33-1 (23 to 64.2)	30-7 (24.1 to 46.6)	31-6 (24.6 to 77.2)	32-3 (24.9 to 78.4)	36-7 (28.5 to 88.4)	39-1 (30.1 to 96.4)	39-6 (30.5 to 124)	33-7 (26.1 to 82)	33-2 (25.7 to 81.1)	25-1 (19.1 to 61)	24-5 (18.6 to 59.2)	16-1 (11.9 to 39.1)	8-5 (5.9 to 20.6)	4-7 (3.2 to 9.6)	1,060 (29.3 to 264)
Upper respiratory infections	0-3 (0 to 0.1)	0-3 (0.1 to 0.4)	4-8 (2.7 to 7.6)	21 (11.7 to 34.6)	22-4 (13.1 to 39.1)	17-6 (9.1 to 31)	18-7 (9.4 to 33.1)	19-7 (10.5 to 33.4)	19-6 (10.5 to 33)	19-6 (11.4 to 33.2)	21 (10.1 to 33.4)	19-7 (9.6 to 27.5)	12-1 (6.3 to 20.9)	7-2 (4.9 to 15.5)	4-8 (2.6 to 9.1)	3 (1.6 to 5.1)	1-5 (0.8 to 2.6)	0-7 (0.4 to 1.2)	0-3 (0.1 to 0.5)	0-2 (0 to 0.1)	0 (0 to 0)	0 (0 to 0)	220
Otitis media	0 (0 to 0)	0 (0 to 0)	0 (0.3 to 1.2)	2-5 (2.3 to 7.4)	2-5 (2.2 to 6.8)	2-5 (1.2 to 4.4)	2-7 (1.3 to 4.8)	2-7 (1.3 to 5.1)	2-6 (1.2 to 5.2)	2-6 (1.2 to 5.2)	2-6 (1.3 to 5.5)	2-7 (1.2 to 5.2)	2-3 (1.1 to 4.1)	1-8 (0.8 to 3.4)	1-3 (0.6 to 2.3)	1-1 (0.5 to 2.1)	0-8 (0.4 to 1.5)	0-4 (0.2 to 0.7)	0-1 (0.1 to 0.4)	0-1 (0 to 0.2)	0 (0 to 0)	0 (0 to 0)	35-5
Enteric infections	1 (0.5 to 1.7)	2-2 (1.1 to 4.1)	13-4 (9.2 to 24.2)	6-5 (3.2 to 9.3)	2-5 (1.4 to 4.1)	1-6 (0.9 to 2.6)	1-6 (1 to 3.1)	4-9 (1.2 to 3.6)	7-4 (4.7 to 11.1)	9-7 (6.4 to 14.3)	11 (7.4 to 15.9)	7-4 (7.4 to 15.9)	6-6 (4.5 to 9.5)	5-2 (3.7 to 7.5)	4-2 (2.9 to 6.1)	3-1 (2.1 to 4.4)	2-4 (1.6 to 3.5)	1-5 (1.1 to 2.1)	0-9 (0.6 to 1.4)	0-4 (0.3 to 0.6)	0-2 (0.1 to 0.3)	0-2 (0.1 to 0.3)	121
Diarrheal diseases	1 (0.5 to 1.7)	2-2 (1.1 to 4.1)	13-4 (9.1 to 23.9)	6-5 (3.2 to 9.3)	2-5 (1.4 to 4.1)	1-6 (0.9 to 2.6)	1-6 (1 to 3.1)	4-9 (1.2 to 3.6)	7-4 (4.7 to 11.1)	9-7 (6.4 to 14.3)	11 (7.4 to 15.9)	7-4 (7.4 to 15.9)	6-6 (4.5 to 9.5)	5-2 (3.7 to 7.5)	4-2 (2.9 to 6.1)	3-1 (2.1 to 4.4)	2-4 (1.6 to 3.5)	1-5 (1.1 to 2.1)	0-9 (0.6 to 1.4)	0-4 (0.3 to 0.6)	0-2 (0.1 to 0.3)	0-2 (0.1 to 0.3)	119
Typhoid and paratyphoid	0 (0 to 0)	0 (0 to 0)	0 (0 to 0)	0 (0 to 0)	0 (0 to 0)	0 (0 to 0)	0 (0 to 0)	0 (0 to 0)	0 (0 to 0)	0 (0 to 0)	0 (0 to 0)	0 (0 to 0)	0 (0 to 0)	0 (0 to 0)	0 (0 to 0)	0 (0 to 0)	0 (0 to 0)	0 (0 to 0)	0 (0 to 0)	0 (0 to 0)	0 (0 to 0)	0 (0 to 0)	0 (0 to 0)	0
Typhoid fever	0 (0 to 0)	0 (0 to 0)	0 (0 to 0)	0 (0 to 0)	0 (0 to 0)	0 (0 to 0)	0 (0 to 0)	0 (0 to 0)	0 (0 to 0)	0 (0 to 0)	0 (0 to 0)	0 (0 to 0)	0 (0 to 0)	0 (0 to 0)	0 (0 to 0)	0 (0 to 0)	0 (0 to 0)	0 (0 to 0)	0 (0 to 0)	0 (0 to 0)	0 (0 to 0)	0 (0 to 0)	0 (0 to 0)	0
Paratyphoid fever	0 (0 to 0)	0 (0 to 0)	0 (0 to 0)	0 (0 to 0)	0 (0 to 0)	0 (0 to 0)	0 (0 to 0)	0 (0 to 0)	0 (0 to 0)	0 (0 to 0)	0 (0 to 0)	0 (0 to 0)	0 (0 to 0)	0 (0 to 0)	0 (0 to 0)	0 (0 to 0)	0 (0 to 0)	0 (0 to 0)	0 (0 to 0)	0 (0 to 0)	0 (0 to 0)	0 (0 to 0)	0 (0 to 0)	0
Invasive Non-typhoidal Salmonella (iNTS)	0 (0 to 0)	0 (0 to 0)	0-2 (0.1 to 0.5)	0-2 (0 to 0.4)	0-2 (0 to 0.4)	0-2 (0 to 0.4)	0-1 (0 to 0.3)	0-2 (0 to 0.3)	0-2 (0 to 0.5)	0-2 (0 to 0.5)	0-1 (0 to 0.3)	0-1 (0 to 0.3)	0-1 (0 to 0.3)	0-1 (0 to 0.3)	0-1 (0 to 0.3)	0-1 (0 to 0.3)	0-1 (0 to 0.3)	0-1 (0 to 0.3)	0-1 (0 to 0.3)	0-1 (0 to 0.3)	0 (0 to 0)	0 (0 to 0)	1-4
Other intestinal infectious diseases	0 (0 to 0)	0-1 (0 to 0.1)	0-1 (0 to 0.3)	0-1 (0 to 0.3)	0-1 (0 to 0.1)	0-1 (0 to 0.1)	0-1 (0 to 0.1)	0-1 (0 to 0.1)	0-1 (0 to 0.1)	0-1 (0 to 0.1)	0-1 (0 to 0.1)	0-1 (0 to 0.1)	0-1 (0 to 0.1)	0-1 (0 to 0.1)	0-1 (0 to 0.1)	0-1 (0 to 0.1)	0-1 (0 to 0.1)	0-1 (0 to 0.1)	0-1 (0 to 0.1)	0-1 (0 to 0.1)	0 (0 to 0)	0 (0 to 0)	0-5
Neglected tropical diseases and malaria	0-1 (0 to 0.2)	0-4 (0.1 to 0.7)	1-1 (0.4 to 2.2)	3-6 (1.1 to 8.3)	13-9 (7 to 23.5)	14-6 (7.3 to 25.2)	15-2 (7.9 to 26.8)	19-3 (9.8 to 34.6)	23-3 (11.9 to 39.5)	27-3 (14.6 to 47.4)	27-2 (13.5 to 49)	21-1 (11.5 to 32.9)	16-8 (8.9 to 28.1)	13-9 (7.5 to 24.1)	11-7 (6.4 to 20.1)	8-5 (4.7 to 14.4)	6-5 (3.6 to 10.8)	3-3 (1.8 to 5.4)	2-1 (1.1 to 3.4)	1 (0.5 to 1.5)	0-2 (0.1 to 0.3)	0-2 (0 to 0.3)	230
Malaria	0 (0 to 0)	0 (0 to 0)	0 (0 to 0)	0 (0 to 0)	0 (0 to 0)	0 (0 to 0)	0 (0 to 0)	0 (0 to 0)	0 (0 to 0)	0 (0 to 0)	0 (0 to 0)	0 (0 to 0)	0 (0 to 0)	0 (0 to 0)	0 (0 to 0)	0 (0 to 0)	0 (0 to 0)	0 (0 to 0)	0 (0 to 0)	0 (0 to 0)	0 (0 to 0)	0 (0 to 0)	0 (0 to 0)	0
Chagas disease	0 (0 to 0)	0 (0 to 0)	0 (0 to 0)	0 (0 to 0)	0 (0 to 0)	0 (0 to 0)	0 (0 to 0)	0 (0 to 0)	0 (0 to 0)	0 (0 to 0)	0 (0 to 0)	0 (0 to 0)	0 (0 to 0)	0 (0 to 0)	0 (0 to 0)	0 (0 to 0)	0 (0 to 0)	0 (0 to 0)	0 (0 to 0)	0 (0 to 0)	0 (0 to 0)	0 (0 to 0)	0 (0 to 0)	0
Leishmaniasis	0 (0 to 0)	0 (0 to 0)	0 (0 to 0)	0 (0 to 0)	0 (0 to 0)	0 (0 to 0)	0 (0 to 0)	0 (0 to 0)	0 (0 to 0)	0 (0 to 0)	0 (0 to 0)	0 (0 to 0)	0 (0 to 0)	0 (0 to 0)	0 (0 to 0)	0 (0 to 0)	0 (0 to 0)	0 (0 to 0)	0 (0 to 0)	0 (0 to 0)	0 (0 to 0)	0 (0 to 0)	0 (0 to 0)	0
Visceral leishmaniasis	0 (0 to 0)	0 (0 to 0)	0 (0 to 0)	0 (0 to 0)	0 (0 to 0)	0 (0 to 0)	0 (0 to 0)	0 (0 to 0)	0 (0 to 0)	0 (0 to 0)	0 (0 to 0)	0 (0 to 0)	0 (0 to 0)	0 (0 to 0)	0 (0 to 0)	0 (0 to 0)	0 (0 to 0)	0 (0 to 0)	0 (0 to 0)	0 (0 to 0)	0 (0 to 0)	0 (0 to 0)	0 (0 to 0)	0
Cutaneous and mucocutaneous leishmaniasis	0 (0 to 0)	0 (0 to 0)	0 (0 to 0)	0 (0 to 0)	0 (0 to 0)	0 (0 to 0)	0 (0 to 0)	0 (0 to 0)	0 (0 to 0)	0 (0 to 0)	0 (0 to 0)	0 (0 to 0)	0 (0 to 0)	0 (0 to 0)	0 (0 to 0)	0 (0 to 0)	0 (0 to 0)	0 (0 to 0)	0 (0 to 0)	0 (0 to 0)	0 (0 to 0)	0 (0 to 0)	0 (0 to 0)	0
African trypanosomiasis	0 (0 to 0)	0 (0 to 0)	0 (0 to 0)	0 (0 to 0)	0 (0 to 0)	0 (0 to 0)	0 (0 to 0)	0 (0 to 0)	0 (0 to 0)	0 (0 to 0)	0 (0 to 0)	0 (0 to 0)	0 (0 to 0)	0 (0 to 0)	0 (0 to 0)	0 (0 to 0)	0 (0 to 0)	0 (0 to 0)	0 (0 to 0)	0 (0 to 0)	0 (0 to 0)	0 (0 to 0)	0 (0 to 0)	0
Schistosomiasis	0 (0 to 0)	0 (0 to 0)	0 (0 to 0)	0 (0 to 0)	0 (0 to 0)	0 (0 to 0)	0 (0 to 0)	0 (0 to 0)	0 (0 to 0)	0 (0 to 0)	0 (0 to 0)	0 (0 to 0)	0 (0 to 0)	0 (0 to 0)	0 (0 to 0)	0 (0 to 0)	0 (0 to 0)	0 (0 to 0)	0 (0 to 0)	0 (0 to 0)	0 (0 to 0)	0 (0 to 0)	0 (0 to 0)	0
Cysticercosis	0 (0 to 0)	0 (0 to 0)	0 (0 to 0)	0 (0 to 0)	0 (0 to 0)	0 (0 to 0)	0 (0 to 0.1)	0 (0 to 0.1)	0 (0 to 0.2)	0 (0 to 0.2)	0 (0 to 0.2)	0 (0 to 0.2)	0 (0 to 0.1)	0 (0 to 0.1)	0 (0 to 0.1)	0 (0 to 0.1)	0 (0 to 0.1)	0 (0 to 0.1)	0 (0 to 0.1)	0 (0 to 0.1)	0 (0 to 0)	0 (0 to 0)	2-1
Cystic echinococcosis	0 (0 to 0)	0 (0 to 0)	0 (0 to 0)	0 (0 to 0)	0 (0 to 0)	0 (0 to 0)	0 (0 to 0)	0 (0 to 0)	0 (0 to 0)	0 (0 to 0)	0 (0 to 0)	0 (0 to 0)	0 (0 to 0)	0 (0 to 0)	0 (0 to 0)	0 (0 to 0)	0 (0 to 0)	0 (0 to 0)	0 (0 to 0)	0 (0 to 0)	0 (0 to 0)	0 (0 to 0)	0 (0 to 0)	0-1
Lymphatic filariasis	0 (0 to 0)	0 (0 to 0)	0 (0 to 0)	0 (0 to 0)	0 (0 to 0)	0 (0 to 0)	0 (0 to 0)	0 (0 to 0)	0 (0 to 0)	0 (0 to 0)	0 (0 to 0)	0 (0 to 0)	0 (0 to 0)	0 (0 to 0)	0 (0 to 0)	0 (0 to 0)	0 (0 to 0)	0 (0 to 0)	0 (0 to 0)	0 (0 to 0)	0 (0 to 0)	0 (0 to 0)	0 (0 to 0)	0
Onchocerciasis	0 (0 to 0)	0 (0 to 0)	0 (0 to 0)	0 (0 to 0)	0 (0 to 0)	0 (0 to 0)	0 (0 to 0)	0 (0 to 0)	0 (0 to 0)	0 (0 to 0)	0 (0 to 0)	0 (0 to 0)	0 (0 to 0)	0 (0 to 0)	0 (0



Osteoarthritis other	0 (0 to 0)	0 (0 to 0)	0 (0 to 0)	0 (0 to 0)	0 (0 to 0)	0 (0 to 0)	0 (0 to 0)	0 (0 to 0)	0 (0 to 0)	0 (0 to 0)	0 (0 to 0)	0 (0 to 0)	0 (0 to 0)	0 (0 to 0)	0 (0 to 0)	0 (0 to 0)	0 (0 to 0)	0 (0 to 0)	0 (0 to 0)	0 (0 to 0)	0 (0 to 0)	0 (0 to 0)	0 (0 to 0)	0 (0 to 0)	33.9
Low back pain	0 (0 to 0)	0 (0 to 0)	0 (0 to 0)	0 (0 to 0)	7.6 (3.1 to 13.7)	39.4 (21.6 to 62.4)	89.8 (48.9 to 137)	122 (71.8 to 200)	199 (99.8 to 299)	222 (120 to 340)	241 (140 to 369)	216 (122 to 334)	190 (112 to 299)	146 (86.6 to 234)	107 (63.2 to 162)	75 (45.2 to 112)	48 (27.1 to 73.2)	32 (16.9 to 52.1)	8.1 (3.9 to 15.2)	1.1 (0.5 to 2.2)	0 (0 to 0)	0 (0 to 0)	0 (0 to 0)	1,853
Neck pain	0 (0 to 0)	0 (0 to 0)	0 (0 to 0)	0.6 (0.2 to 1.4)	3.4 (1.1 to 6.8)	7.4 (3 to 13.9)	11.4 (4.9 to 23.7)	19.1 (8.3 to 38.4)	33.1 (15.5 to 62.7)	42.2 (21.6 to 71)	46.9 (23.2 to 82.1)	40.5 (23.2 to 63.7)	39.5 (17.7 to 69.5)	29.7 (14 to 57.2)	22.4 (10.9 to 40.4)	14.2 (7.3 to 24.4)	7.7 (4.2 to 13.1)	3.8 (1.9 to 7.2)	1.4 (0.7 to 2.8)	0.2 (0 to 0.4)	0 (0 to 0)	0 (0 to 0)	339
Gout	0 (0 to 0)	0 (0 to 0)	0 (0 to 0)	0 (0 to 0)	0 (0 to 0)	0 (0 to 0)	0 (0 to 0)	0 (0 to 0)	0 (0 to 0)	0 (0 to 0)	0 (0 to 0)	0 (0 to 0)	0 (0 to 0)	0 (0 to 0)	0 (0 to 0)	0 (0 to 0)	0 (0 to 0)	0 (0 to 0)	0 (0 to 0)	0 (0 to 0)	0 (0 to 0)	0 (0 to 0)	0 (0 to 0)	0 (0 to 0)	78.2
Other musculoskeletal disorders	0 (0 to 0)	0 (0 to 0)	0 (0 to 0)	0.3 (0.2 to 0.6)	7.3 (2.7 to 13.9)	62.9 (27.4 to 91.4)	99.9 (56.4 to 157)	137 (80 to 214)	153 (105 to 273)	172 (109 to 263)	152 (84 to 246)	138 (74.7 to 222)	101 (57.7 to 167)	79.8 (43.2 to 125)	57 (29.1 to 96.4)	38.1 (20.1 to 62)	22.4 (11.6 to 36.6)	12.3 (6.2 to 20.2)	5.1 (2.6 to 9.2)	1 (0.5 to 1.4)	0.1 (0 to 0.3)	0 (0 to 0)	0 (0 to 0)	1,240
Other non-communicable diseases	340 (217 to 492)	159 (106 to 219)	372 (272 to 505)	173 (124 to 232)	99.9 (74.9 to 128)	166.4 (127 to 205)	168 (132 to 210)	119 (90.3 to 158)	146 (109 to 192)	149 (109 to 206)	172 (125 to 229)	161 (120 to 208)	161 (120 to 207)	152 (114 to 207)	139 (97 to 186)	112 (77.9 to 153)	89.1 (60.9 to 132)	69.3 (51.9 to 93.3)	49.7 (36.3 to 66.9)	32.2 (22.4 to 46.9)	8.1 (5.6 to 11.1)	1.5 (1 to 2.1)	0.3 (0.2 to 0.5)	2,930
Congenital birth defects	336 (197 to 504)	155 (89.1 to 257)	264 (166 to 374)	114 (64.5 to 182)	69.4 (34.9 to 114)	69.4 (36.4 to 114)	43.5 (20.8 to 84.9)	32.1 (21.9 to 51.3)	29.7 (21.9 to 39.5)	24.4 (16.3 to 37.9)	19.6 (12.5 to 32.9)	15.2 (9.5 to 25.9)	14.7 (11.9 to 19.7)	9.7 (6.9 to 13)	6.7 (4.7 to 9.2)	5.2 (3.7 to 7.1)	3.6 (2.5 to 5.6)	2.6 (1.8 to 3.8)	2.1 (1.5 to 3.4)	0.6 (0.4 to 0.9)	0.3 (0.2 to 0.4)	0 (0 to 0.1)	0 (0 to 0)	1,130
Neural tube defects	22.8 (11.6 to 33.3)	9.4 (3.3 to 18.5)	18.5 (5.4 to 41.9)	20.9 (5.2 to 50.6)	2.6 (1.4 to 4.4)	2.6 (1.7 to 4)	2.2 (1.4 to 3.2)	2.1 (1.4 to 3)	1.6 (1.1 to 2.1)	1.2 (0.8 to 1.8)	0.7 (0.5 to 1)	0.5 (0.4 to 0.7)	0.4 (0.2 to 0.6)	0.2 (0.2 to 0.3)	0.2 (0.1 to 0.2)	0.2 (0.1 to 0.2)	0.1 (0.1 to 0.2)	0.1 (0 to 0.2)	0.1 (0 to 0.1)	0 (0 to 0)	0 (0 to 0)	0 (0 to 0)	0 (0 to 0)	97.5
Congenital heart anomalies	79.5 (34.2 to 132)	49.1 (25.3 to 79.4)	71.9 (27.9 to 120)	17.9 (7 to 31)	7.6 (4.7 to 11.9)	7.4 (4.7 to 11.5)	5.2 (2.6 to 8.5)	3.5 (2.3 to 5.4)	5.4 (3.4 to 8.4)	4.2 (2.4 to 6.9)	4.2 (2.4 to 6.2)	3.6 (2.2 to 5.4)	2.5 (1.9 to 3.7)	1.8 (1.3 to 2.7)	1.4 (0.9 to 2.1)	1.1 (0.6 to 1.7)	0.8 (0.5 to 1.2)	0.5 (0.3 to 0.8)	0.3 (0.2 to 0.5)	0.1 (0 to 0.1)	0 (0 to 0)	0 (0 to 0)	0 (0 to 0)	267
Orofacial clefts	0.1 (0 to 0.4)	0.3 (0 to 1.2)	0.6 (0.1 to 1.5)	0.3 (0.1 to 0.7)	0.3 (0.1 to 0.7)	0.4 (0.1 to 0.9)	0.4 (0.2 to 0.6)	0.4 (0.2 to 0.6)	0.5 (0.3 to 0.7)	0.4 (0.2 to 0.6)	0.3 (0.2 to 0.5)	0.3 (0.2 to 0.4)	0.2 (0.1 to 0.3)	0.2 (0.1 to 0.3)	0.2 (0.1 to 0.2)	0.1 (0.1 to 0.2)	0.1 (0 to 0.1)	0.1 (0 to 0.2)	0 (0 to 0.1)	0 (0 to 0)	0 (0 to 0)	0 (0 to 0)	0 (0 to 0)	5.1
Down syndrome	21.7 (9.9 to 44.2)	11.3 (5.3 to 21.4)	33.9 (15.4 to 64.9)	9.7 (4.6 to 19.3)	4.2 (2.2 to 7.2)	5.1 (3 to 7.2)	4.7 (3 to 7.4)	5.1 (3.2 to 7.4)	4.5 (2.8 to 6.8)	4.5 (2.9 to 6.4)	2.5 (1.5 to 3.8)	1.8 (1.1 to 2.8)	1.1 (0.7 to 1.7)	0.6 (0.3 to 1)	0.3 (0.1 to 0.5)	0.1 (0 to 0.2)	0 (0 to 0.1)	0 (0 to 0)	0 (0 to 0)	0 (0 to 0)	0 (0 to 0)	0 (0 to 0)	0 (0 to 0)	111
Turner syndrome	0 (0 to 0)	0 (0 to 0)	0 (0 to 0)	0 (0 to 0)	0 (0 to 0)	0 (0 to 0)	0 (0 to 0)	0 (0 to 0)	0 (0 to 0)	0 (0 to 0)	0 (0 to 0)	0 (0 to 0)	0 (0 to 0)	0 (0 to 0)	0 (0 to 0)	0 (0 to 0)	0 (0 to 0)	0 (0 to 0)	0 (0 to 0)	0 (0 to 0)	0 (0 to 0)	0 (0 to 0)	0 (0 to 0)	0
Klinefelter syndrome	0 (0 to 0)	0 (0 to 0)	0 (0 to 0)	0 (0 to 0)	0 (0 to 0)	0 (0 to 0)	0 (0 to 0)	0 (0 to 0)	0 (0 to 0)	0 (0 to 0)	0 (0 to 0)	0 (0 to 0)	0 (0 to 0)	0 (0 to 0)	0 (0 to 0)	0 (0 to 0)	0 (0 to 0)	0 (0 to 0)	0 (0 to 0)	0 (0 to 0)	0 (0 to 0)	0 (0 to 0)	0 (0 to 0)	0
Other chromosomal abnormalities	47 (28.6 to 134)	31.4 (14.7 to 58)	68.2 (34.6 to 113)	16.7 (8.4 to 29.8)	9 (4.7 to 12.3)	5.7 (3.5 to 8.4)	6.2 (3.9 to 9.5)	6.4 (4.9 to 9.3)	6.4 (3.9 to 9.4)	3.9 (2.2 to 6)	3.2 (1.6 to 4.8)	1.4 (0.8 to 2.5)	0.7 (0.4 to 1.3)	0.1 (0.1 to 0.3)	0.2 (0.1 to 0.5)	0.1 (0 to 0.1)	0.1 (0 to 0.2)	0 (0 to 0)	0 (0 to 0)	0 (0 to 0)	0 (0 to 0)	0 (0 to 0)	0 (0 to 0)	222
Congenital musculoskeletal and limb anomalies	29.9 (11.7 to 53.4)	7.9 (3 to 13.9)	21.3 (13.2 to 32.4)	25.6 (15 to 40.4)	21.4 (12.2 to 32.4)	20.8 (10.5 to 38.8)	19.7 (9.4 to 41.9)	7.4 (4.8 to 11.9)	5.5 (3.2 to 8.5)	5.7 (3.2 to 9.2)	5.2 (2.9 to 8.6)	4.4 (2.5 to 7.1)	3.5 (1.9 to 7.1)	2.7 (1.5 to 4.4)	2.1 (1.2 to 3.5)	1.4 (0.7 to 2.3)	0.9 (0.4 to 1.5)	0.5 (0.2 to 0.9)	0.1 (0 to 0.2)	0 (0 to 0.1)	0 (0 to 0)	0 (0 to 0)	184
Urogenital congenital anomalies	9.4 (4.6 to 18.4)	2.3 (1 to 4.9)	3.1 (1.2 to 6.9)	2.3 (0.8 to 5.4)	1.6 (0.7 to 3.1)	1.2 (0.7 to 1.9)	1.1 (0.6 to 1.6)	0.9 (0.5 to 1.4)	0.8 (0.5 to 1.2)	0.7 (0.4 to 1)	0.5 (0.3 to 0.9)	0.3 (0.2 to 0.5)	0.2 (0.1 to 0.3)	0.1 (0.1 to 0.2)	0.1 (0 to 0.2)	0 (0 to 0.1)	0 (0 to 0.1)	0 (0 to 0)	0 (0 to 0)	0 (0 to 0)	0 (0 to 0)	0 (0 to 0)	0 (0 to 0)	24.4
Digestive congenital anomalies	16.2 (6.4 to 30.5)	6.3 (2.4 to 9.8)	7.1 (2.4 to 15.4)	4.3 (1.4 to 9.5)	2.9 (0.9 to 6.6)	2.4 (0.9 to 5.4)	2.1 (0.9 to 4.6)	1.6 (0.6 to 3.2)	1.2 (0.5 to 2.3)	0.9 (0.3 to 2)	0.6 (0.2 to 1.5)	0.4 (0.1 to 1.1)	0.3 (0.1 to 0.8)	0.2 (0.1 to 0.5)	0.1 (0 to 0.3)	0.1 (0 to 0.2)	0 (0 to 0.1)	0 (0 to 0.1)	0 (0 to 0.1)	0 (0 to 0)	0 (0 to 0)	0 (0 to 0)	0 (0 to 0)	37.5
Other congenital birth defects	68.2 (35.9 to 116)	19.6 (9.4 to 39.9)	38.2 (20.4 to 70.5)	10.1 (4.5 to 19.4)	6.9 (4.5 to 10.4)	6.9 (3.6 to 8.2)	6.2 (3.7 to 9.4)	5.6 (2.5 to 8.4)	4.2 (2.3 to 6.1)	3.2 (1.2 to 5.9)	2.2 (1.2 to 4)	1.2 (0.6 to 2.3)	0.7 (0.3 to 1.5)	0.3 (0.1 to 0.8)	0.2 (0.1 to 0.4)	0.1 (0 to 0.2)	0.1 (0 to 0.2)	0 (0 to 0.1)	0 (0 to 0)	0 (0 to 0)	0 (0 to 0)	0 (0 to 0)	0 (0 to 0)	181
Urinary diseases and male infertility	0.1 (0.1 to 0.2)	0.1 (0 to 0.4)	1.5 (0.4 to 3.2)	1.7 (0.5 to 3.6)	1.6 (1.1 to 2.4)	1.6 (1 to 2.2)	1.4 (1 to 2.2)	1.2 (0.8 to 2)	0.8 (0.6 to 1.2)	0.6 (0.4 to 0.8)	0.5 (0.3 to 0.7)	0.4 (0.2 to 0.6)	0.3 (0.2 to 0.5)	0.2 (0.1 to 0.3)	0.1 (0.1 to 0.2)	0.1 (0 to 0.1)	0 (0 to 0.1)	0 (0 to 0.1)	0 (0 to 0.1)	0 (0 to 0)	0 (0 to 0)	0 (0 to 0)	0 (0 to 0)	3.2
Urolithiasis	0 (0 to 0)	0 (0 to 0)	0 (0 to 0)	0 (0 to 0)	0 (0 to 0.1)	0.1 (0 to 0.2)	0.1 (0 to 0.4)	0.2 (0 to 0.6)	0.1 (0 to 0.4)	0.1 (0 to 0.6)	0.1 (0 to 0.4)	0.1 (0 to 0.5)	0.1 (0 to 0.4)	0.1 (0 to 0.4)	0.1 (0 to 0.3)	0.1 (0 to 0.3)	0.1 (0 to 0.2)	0.1 (0 to 0.2)	0.1 (0 to 0.2)	0.1 (0 to 0.2)	0 (0 to 0.1)	0 (0 to 0.1)	0 (0 to 0)	19.1
Benign prostatic hyperplasia	0 (0 to 0)	0 (0 to 0)	0 (0 to 0)	0 (0 to 0)	0 (0 to 0)	0 (0 to 0)	0 (0 to 0)	0 (0 to 0)	0 (0 to 0)	0 (0 to 0)	0 (0 to 0)	0 (0 to 0)	0 (0 to 0)	0 (0 to 0)	0 (0 to 0)	0 (0 to 0)	0 (0 to 0)	0 (0 to 0)	0 (0 to 0)	0 (0 to 0)	0 (0 to 0)	0 (0 to 0)	0 (0 to 0)	0 (0 to 0)	30.6
Male infertility	0.1 (0 to 0.5)	0.1 (0 to 0.5)	0.5 (0 to 2.1)	0.5 (0 to 2.3)	0.6 (0 to 2.5)	0.6 (0 to 2.1)	0.6 (0 to 1.5)	0.6 (0 to 1.6)	0.5 (0 to 1.4)	0.4 (0 to 1.2)	0.3 (0 to 1)	0.2 (0 to 0.7)	0.2 (0 to 0.7)	0.1 (0 to 0.4)	0.1 (0 to 0.3)	0.1 (0 to 0.2)	0.1 (0 to 0.2)	0 (0 to 0.1)	0 (0 to 0.1)	0 (0 to 0.1)	0 (0 to 0)	0 (0 to 0)	0 (0 to 0)	11.9
Other urinary diseases	0.1 (0 to 0.2)	0.1 (0 to 0.3)	0.3 (0.2 to 1.1)	0.3 (0.2 to 0.9)	0.3 (0.2 to 0.5)	0.3 (0.2 to 0.5)	0.3 (0.2 to 0.5)	0.3 (0.2 to 0.4)	0.2 (0.1 to 0.4)	0.2 (0.1 to 0.3)	0.1 (0.1 to 0.3)	0.1 (0.1 to 0.2)	0.1 (0.1 to 0.2)	0.1 (0 to 0.2)	0.1 (0 to 0.2)	0 (0 to 0.1)	0 (0 to 0.1)	0 (0 to 0.1)	0 (0 to 0.1)	0 (0 to 0.1)	0 (0 to 0)	0 (0 to 0)	0 (0 to 0)	49.7
Gynecological diseases	0 (0 to 0)	0 (0 to 0)	0 (0 to 0)	0 (0 to 0)	0 (0 to 0)	0 (0 to 0)	0 (0 to 0)	0 (0 to 0)	0 (0 to 0)	0 (0 to 0)	0 (0 to 0)	0 (0 to 0)	0 (0 to 0)	0 (0 to 0)	0 (0 to 0)	0 (0 to 0)	0 (0 to 0)	0 (0 to 0)	0 (0 to 0)	0 (0 to 0)	0 (0 to 0)	0 (0 to 0)	0 (0 to 0)	0 (0 to 0)	0
Uterine fibroids	0 (0 to 0)	0 (0 to 0)	0 (0 to 0)	0 (0 to 0)	0 (0 to 0)	0 (0 to 0)	0 (0 to 0)	0 (0 to 0)	0 (0 to 0)	0 (0 to 0)	0 (0 to 0)	0 (0 to 0)	0 (0 to 0)	0 (0 to 0)	0 (0 to 0)	0 (0 to 0)	0 (0 to 0)	0 (0 to 0)	0 (0 to 0)	0 (0 to 0)	0 (0 to 0)	0 (0 to 0)	0 (0 to 0)	0 (0 to 0)	0
Polycystic ovarian syndrome	..	..	..	..	..	..	..	..	..	..	..	..	..	..	..	..	..	..	..	..	..	..	..	..	NA
Female infertility	..	..	..	..	..	..	..	..	..	..	..	..	..	..	..	..	..	..	..	..	..	..	..	..	NA
Endometriosis	..	..	..	..	..	..	..	..	..	..	..	..	..	..	..	..	..	..	..	..	..	..	..	..	NA
Genital prolapse	0 (0 to 0)	0 (0 to 0)	0 (0 to 0)	0 (0 to 0)	0 (0 to 0)	0 (0 to 0)	0 (0 to 0)	0 (0 to 0)	0 (0 to 0)	0 (0 to 0)	0 (0 to 0)	0 (0 to 0)	0 (0 to 0)	0 (0 to 0)	0 (0 to 0)	0 (0 to 0)	0 (0 to 0)	0 (0 to 0)	0 (0 to 0)	0 (0 to 0)	0 (0 to 0)	0 (0 to 0)	0 (0 to 0)	0 (0 to 0)	0
Premenstrual syndrome	..	..	..	..	..	..	..	..	..	..	..	..	..	..	..	..	..	..	..	..	..	..	..	..	NA
Other gynecological diseases	0 (0 to 0)	0 (0 to 0)	0 (0 to 0)	0 (0 to 0)	0 (0 to 0)	0 (0 to 0)	0 (0 to 0)	0 (0 to 0)	0 (0 to 0)	0 (0 to 0)	0 (0 to 0)	0 (0 to 0)	0 (0 to 0)	0 (0 to 0)	0 (0 to 0)	0 (0 to 0)	0 (0 to 0)	0 (0 to 0)	0 (0 to 0)	0 (0 to 0)	0 (0 to 0)	0 (0 to 0)	0 (0 to 0)	0 (0 to 0)	0
Hemoglobinopathies and hemolytic anemias	0.6 (0.4 to 1.1)	0.4 (0.2 to 0.7)	3.1 (1.7 to 5.2)	4.3 (2.5 to 7.5)	4.9 (2.8 to 8.6)	8.2 (4.9 to 12.5)	7.1 (4.6 to 10.9)	11 (6.6 to 16.8)	9.2 (5.6 to 13.9)	7.9 (5.1 to 11.9)	6.8 (4.4 to 10.1)	5.9 (3.7 to 8.9)	5.2 (2.9 to 8.8)	4.6 (2.5 to 7.8)	3.2 (1.6 to 7.4)	4.9 (2.2 to 9.6)	2.2 (1.1 to 4.2)	2.7 (1.5 to 3.8)	1.9 (1.1 to 2.5)	0.5 (0.2 to 0.8)	0.1 (0 to 0.1)	0 (0 to 0)	104
Thalassemias	0.5 (0.2 to 0.8)	0.3 (0.1 to 0.4)	2.5 (1.2 to 4.3)	2.6 (1.4 to 4.2)	2.9 (1.6 to 4.4)	6 (2.4 to 9.3)	3.7 (2.2 to 5.8)	1.5 (0.9 to 2.4)	0.9 (0.5 to 1.4)	0.4 (0.2 to 0.9)	0.1 (0 to 0.3)	0 (0 to 0)	0 (0 to 0)	0 (0 to 0)	0 (0 to 0)	0 (0 to 0)	0 (0 to 0)	0 (0 to 0)	0 (0 to 0)	0 (0 to 0)	0 (0 to 0)	0 (0 to 0)	0 (0 to 0)	34.2
Thalassemias trait	0 (0 to 0)	0 (0 to 0)	0.1 (0 to 0.1)	0.2 (0 to 0.2)	0.2 (0 to 0.3)	0.2 (0 to 0.4)	0.1 (0 to 0.3)	0.1 (0 to 0.2)	0.1 (0 to 0.1)	0.1 (0 to 0.1)	0.1 (0 to 0.1)	0.1 (0 to 0.1)	0.1 (0 to 0.1)	0.1 (0 to 0.1)	0.1 (0 to 0.2)	0.1 (0 to 0.1)	0.1 (0 to 0.1)	0.1 (0 to 0.1)	0.1 (0 to 0.1)	0.1 (0 to 0.1)	0 (0 to 0)	0 (0 to 0)	0 (0 to 0)	1.3
Sickle cell disorders	0 (0 to 0)	0 (0 to 0)	0.2 (0 to 0.4)	0.1 (0 to 0.2)	0.1 (0 to 0.2)	0.1 (0 to 0.2)	0.1 (0 to 0.2)	0.2 (0 to 0.4)	0.1 (0 to 0.4)	0.1 (0 to 0.3)	0.1 (0 to 0.2)	0.1 (0 to 0.2)	0.1 (0 to 0.1)	0.1 (0 to 0.1)	0.1 (0 to 0.1)	0 (0 to 0)	0 (0 to 0)	0 (0 to 0)	0 (0 to 0)	0 (0 to 0)	0 (0 to 0)	0 (0 to 0)	0 (0 to 0)	0 (0 to 0)	1.8
Sickle cell trait	0 (0 to 0)	0 (0 to 0)	0 (0 to 0.1)	0 (0 to 0.2)	0 (0 to 0.2)	0.1 (0 to 0.3)	0.1 (0 to 0.3)	0.1 (0 to 0.4)	0.1 (0 to 0.3)	0.1 (0 to 0.3)	0.1 (0 to 0.3)	0.1 (0 to 0.2)	0.1 (0 to 0.2)	0.1 (0 to 0.1)	0.1 (0 to 0.1)	0 (0 to 0.1)	0 (0 to 0.1)	0 (0 to 0.1)	0 (0 to 0.1)	0 (0 to 0.1)	0 (0 to 0)	0 (0 to 0)	0 (0 to 0)	0 (0 to 0)	1.2
G6PD deficiency	0 (0 to 0)	0 (0 to 0)	0 (0 to 0.1)	0 (0 to 0.1)	0.1 (0 to 0.2)	0.2 (0 to 0.5)	0.2 (0 to 0.6)	0.3 (0 to 1.1)	0.3 (0 to 1.1)	0.3 (0 to 1.1)	0.3 (0 to 1.1)	0.3 (0 to 1.2)	0.3 (0 to 1.2)	0.3 (0 to 1.2)	0.3 (0 to 1.2)	0.3 (0 to 1.2)	0.3 (0 to 1.2)	0.3 (0 to 1.2)	0.3 (0 to 1.2)	0.3 (0 to 1.2)	0.3 (0 to 1.2)	0.3 (0 to 1.2)	0.3 (0 to 1.2)	17.1
G6PD trait	0 (0 to 0)	0 (0 to 0)	0 (0 to 0)	0 (0 to 0)	0 (0 to 0)	0 (0 to 0)	0 (0 to 0)	0 (0 to 0)	0 (0 to 0)	0 (0 to 0)	0 (0 to 0)	0 (0 to 0)	0 (0 to 0)	0 (0 to 0)	0 (0 to 0)	0 (0 to 0)	0 (0 to 0)	0 (0 to 0)	0 (0 to 0)	0 (0 to 0)	0 (0 to 0)	0 (0 to 0)	0 (0 to 0)	0 (0 to 0)	0
Other hemoglobinopathies and hemolytic anemias	0.1 (0 to 0.1)	0.1 (0 to 0.2)	0.3 (0.1 to 0.6)	1.2 (0.3 to 2.3)	1.4 (0.4 to 2.6)	1.4 (0.4 to 2.6)	2.4 (1.1 to 4.7)	4.5 (2.4 to 7.1)	4.5 (2.4 to 7.1)	4.5 (2.4 to 7.2)	4.3 (2.4 to 6.9)	4.2 (2.5 to 6.6)	4.4 (2.7 to 6.7)	3.7 (2.1 to 5.4)	4.5 (2.6 to 6.7)	4.4 (2.6 to 6.7)	4.6 (2.6 to 6.7)	3.8 (2.2 to 5.3)	2.6 (1.6 to 3.7)	1.8 (1.2 to 2.5)	0.4 (0.2 to 0.5)	0.1 (0 to 0.1)	59.6
Endocrine, metabolic, blood, and immune disorders	20.4 (10.2 to 35)	17.6 (10.1 to 28.5)	59.4 (35.4 to 96.7)	45.7 (26.3 to 72.3)	28.2 (16.9 to 44)	30.3 (20.8 to 44.8)	34.1 (22.7 to 50.1)	49.4 (32.9 to 73.4)	69.6 (46.3 to 102)	89.4 (58.1 to 132)	98.4 (61.9 to 157)	99.3 (56.5 to 159)	77.8 (44.6 to 134)	58.8 (34.5 to 96.6)	37.5 (21.1 to 62)	46.4 (27.1 to 68.8)	21.5 (12.5 to 32.3)	14.7 (8.2 to 23.9)	13.5 (8.3 to 19.4)	7.3 (4.5 to 10.9)	1.6 (0.9 to 2.4)	0.3 (0.1 to 0.6)	939
Oral disorders	0 (0 to 0)	0 (0 to 0)	7.9 (4.4 to 13.4)	4.6 (2.7 to 7.5)	8.2 (4.7 to 13.6)	8.6 (5.2 to 12.9)	14.5 (9.2 to 22.2)	20.2 (13.2 to 30.2)	30.9 (17.3 to 51.5)	43.5 (22.6 to 77.9)	52.3 (27.4 to 95.8)	51.6 (28.2 to 102)	39.4 (21.6 to 69.4)	30.3 (16.7 to 58.7)	19.4 (10.4 to 38.5)	24.1 (12.9 to 43.2)	11.2 (6.1 to 20.1)	7.6 (4.1 to 14.5)	6.9 (3.8 to 12.1)	4 (2.2 to 6.8)	0.8 (0.4 to 1.3)	0.1 (0 to 0.2)	484
Caries of deciduous teeth	0 (0 to 0)	0 (0 to 0)	0 (0 to 0)	1.6 (0.5 to 3.2)	2.3 (0.9 to 4.2)	2.6 (0.9 to 5.4)	3.2 (0.9 to 7.1)	3.2 (0.9 to 7.1)	3.2 (0.9 to 7.1)	3.2 (0.9 to 7.1)	3.2 (0.9 to 7.1)	3.2 (0.9 to 7.1)	3.2 (0.9 to 7.1)	3.2 (0.9 to 7.1)	3.2 (0.9 to 7.1)	3.2 (0.9 to 7.1)	3.2 (0.9 to 7.1)	3.2 (0.9 to 7.1)	3.2 (0.9 to 7.1)	3.2 (0.9 to 7.1)	3.2 (0.9 to 7.1)	3.2 (0.9 to 7.1)	3.2 (0.9 to 7.1)	5.2
Caries of permanent teeth	0 (0 to 0)	0 (0 to 0)	0 (0 to 0)	3.6 (1.4 to 6.9)	5.2 (2.2 to 11.4)	7.1 (2.9 to 13.7)	7.3 (3 to 13.7)	7.3 (2.9 to 14.9)	7.4 (3 to 16.1)	7.4 (2.9 to 14.9)	7.2 (2.9 to 14.9)	7.2 (2.9 to 14.9)	7.2 (2.9 to 14.9)	7.2 (2.9 to 14.9)	7.2 (2.9 to 14.9)	7.2 (2.9 to 14.9)	7.2 (2.9 to 14.9)	7.2 (2.9 to 14.9)	7.2 (2.9 to 14.9)	7.2 (2.9 to 14.9)	7.2 (2.9 to 14.9)	7.2 (2.9 to 14.9)	7.2 (2.9 to 14.9)	60
Periodontal diseases	0 (0 to 0)	0 (0 to 0)	0 (0 to 0)	0 (0 to 0)	0 (0 to 0)	0 (0 to 0)	0 (0 to 0)	1.6 (0.7 to 3.4)	4 (1.7 to 9.4)	3.3 (1.4 to 8.2)	2.6 (1.1 to 5.9)	1.9 (0.8 to 4.2)	1.4 (0.6 to 3.2)	1.1 (0.5 to 2.4)	0.8 (0.3 to 1.8)	0.6 (0.3 to 1.4)	0.4 (0.2 to 0.9)	0.3 (0.1 to 0.6)	0.2 (0.1 to 0.4)	0.1 (0 to 0.2)	0 (0 to 0)	0 (0 to 0)	0 (0 to 0)	169
Other oral disorders	0 (0 to 0)	0 (0 to 0)	0 (0 to 0)	4.5 (2.2 to 8.1)	4.7 (2.4 to 7.7)	6.2 (2.7 to 7.5)	10.8 (4.6 to 12.8)	15.8 (8.4 to 19.8)	13.4 (7.4 to 18.7)	14.1 (8.5 to 21.7)	13.2 (7.4 to 20.3)	11.3 (6.7 to 17.9)	11.3 (5.7 to 14.5)	9.5 (4.6 to 11.3)	7.6 (3.5 to 9.1)	4.2 (2.5 to 6.4)	2.7 (1.6 to 4.1)	1.3 (0.6 to 2)	0.5 (0.3 to 0.8)	0.3 (0.1 to 0.5)	0 (0 to 0)	0 (0 to 0)	0 (0 to 0)	117
Sudden infant death syndrome	44.3 (1.1 to 132.7)	..	..	..	..	..	..	..	..	..	..	..	..	..	..	..	..	..	..	..	..	..	..	..	NA
Injuries	11.6 (7.6 to 17.4)	8.7 (5.4 to 12.9)	39.7 (49.3 to 110)	156 (107 to 266)	155 (108 to 185)	165 (103 to 202)	365 (321 to 462)	814 (699 to 938)	981 (856 to 1,120)	927 (799 to 1,068)	844 (689 to 993)	751 (624 to 900)	675 (547 to 812)	466 (380 to 573)	400 (324 to 490)	293 (247 to 372)	214 (178 to 268)	130 (108 to 158)	60.2 (47 to 96.3)	42.1 (35.6 to 49.4)	7.7 (6.5 to 9)	1.2 (1 to 1.4)	0.2 (0.1 to 0.2)	7,590
Transport injuries	1.9 (0.7 to 4.5)	1.4 (0.6 to 2.9)	9.3 (4.5 to 18.1)	52.2 (30.7 to 89.9)	58.8 (34.4 to 70.2)	64.8 (29.2 to 81.2)	260 (115 to 343)	459 (284 to 510)	341 (202 to 545)	276 (159 to 478)	228 (122 to 372)	203 (101 to 299)	212 (97.6 to 381)	134 (68.8 to 156)	110 (49.7 to 182)	84 (47.6 to 120)	45.5 (30.1 to 53.4)	46.6 (47.6 to 91.9)	24.4 (17.9 to 34.1)	2 (1.3 to 2.7)	0.2 (0 to 0.3)	0.2 (0 to 0.2)	2,670
Road injuries	1.7 (0.4 to 4.1)	1.2 (0.5 to 2.5)	9.7 (5.1 to 17.1)	47.9 (28.2 to 74.5)	47 (21.9 to 65.4)	37.6 (25.5 to 56.1)	159 (108 to 232)	356 (261 to 476)	362 (262 to 483)	273 (207 to 361)	307 (230 to 413)	247 (178 to 340)	213 (156 to 287)	159 (105 to 256)	159 (86.1 to 192)	107 (74.3 to 136)	78.9 (58.6 to 107)	57.7 (41.2 to 80)	34.6 (25.6 to 46.1)	21.4 (15.6 to 28.7)	1.6 (1.3 to 2.5)	0.2 (0.2 to 0.2)	0.2 (0.2 to 0.3)	2,420
Pedestrian road injuries	0.4 (0.2 to 2.1)	0.3 (0.2 to 1.1)	2.6 (1.5 to 6.6)	28.1 (15.4 to 45.4)	26.4 (17.5 to 43.7)	17.1 (8.6 to 24.4)	43.7 (9.6 to 29.9)	82.3 (24.6 to 76.9)	60.2 (20.7 to 82.3)	43.1 (15.3 to 59.9)	55.7 (20.2 to 84.4)	52.3 (23.1 to 81.9)	51.3 (32.2 to 77.3)	34.5 (22.2 to 52.2)	29.6 (19.1 to 44.4)	19.4 (9.6 to 37.7)	12.4 (12.2 to 29.4)	8.1 (8.1 to 19.4)	5.4 (5.9 to 13.7)	1.1 (3.7 to 8.1)	0.1 (0.7 to 1.4)	0 (0.1 to 0.2)	560
Cyclist road injuries	0 (0 to 0)	0 (0 to 0)	0.2 (0 to 0.5)	6.8 (2.6 to 9.6)	6.8 (4 to 10.9)	6.8 (4 to 9.6)	15.4 (5 to 13.4)	15.4 (9.5 to 23.4)	20.3 (12.7 to 31.2)	21.4 (14.3 to 31.1)	19.9 (12.3 to 29.6)	18.4

SR Table 2a: West Berkshire DALYS by cause and sex aroup for males with 95% uncertainty intervals, 2019

Cause	Early Neonatal	Late Neonatal	Post Neonatal	1 to 4	5 to 9	10 to 14	15 to 19	20 to 24	25 to 29	30 to 34	35 to 39	40 to 44	45 to 49	50 to 54	55 to 59	60 to 64	65 to 69	70 to 74	75 to 79	80 to 84	85 to 89	90 to 94	95 plus	Total
All causes	1,792 (1,773 to 1,809)	1,792 (1,773 to 1,809)	2,687 (2,670 to 2,703)	7,168 (7,150 to 7,186)	5,381 (5,363 to 5,398)	5,381 (5,363 to 5,398)	5,381 (5,363 to 5,398)	5,381 (5,363 to 5,398)	5,381 (5,363 to 5,398)	5,381 (5,363 to 5,398)	5,381 (5,363 to 5,398)	5,381 (5,363 to 5,398)	5,381 (5,363 to 5,398)	5,381 (5,363 to 5,398)	5,381 (5,363 to 5,398)	5,381 (5,363 to 5,398)	5,381 (5,363 to 5,398)	5,381 (5,363 to 5,398)	5,381 (5,363 to 5,398)	5,381 (5,363 to 5,398)	5,381 (5,363 to 5,398)	5,381 (5,363 to 5,398)	21,400
Communicable, maternal, neonatal, and nutritional diseases	1,792 (1,773 to 1,809)	1,792 (1,773 to 1,809)	2,687 (2,670 to 2,703)	7,168 (7,150 to 7,186)	5,381 (5,363 to 5,398)	5,381 (5,363 to 5,398)	5,381 (5,363 to 5,398)	5,381 (5,363 to 5,398)	5,381 (5,363 to 5,398)	5,381 (5,363 to 5,398)	5,381 (5,363 to 5,398)	5,381 (5,363 to 5,398)	5,381 (5,363 to 5,398)	5,381 (5,363 to 5,398)	5,381 (5,363 to 5,398)	5,381 (5,363 to 5,398)	5,381 (5,363 to 5,398)	5,381 (5,363 to 5,398)	5,381 (5,363 to 5,398)	5,381 (5,363 to 5,398)	5,381 (5,363 to 5,398)	5,381 (5,363 to 5,398)	1,033
HIV/AIDS and sexually transmitted infections	0 (0 to 0)	0 (0 to 0)	1 (0 to 2)	6 (0 to 13)	0 (0 to 0)	0 (0 to 0)	1 (0 to 2)	3 (1 to 5)	11 (6 to 17)	19 (11 to 28)	24 (14 to 34)	27 (16 to 38)	33 (20 to 46)	28 (17 to 37)	23 (14 to 31)	17 (11 to 23)	14 (9 to 20)	9 (6 to 13)	6 (4 to 8)	3 (2 to 5)	1 (0 to 2)	0 (0 to 0)	0 (0 to 0)	28.9
HIV/AIDS	0 (0 to 0)	0 (0 to 0)	1 (0 to 2)	6 (0 to 13)	0 (0 to 0)	0 (0 to 0)	1 (0 to 2)	3 (0 to 5)	11 (6 to 17)	19 (11 to 28)	24 (14 to 34)	27 (16 to 38)	33 (20 to 46)	28 (17 to 37)	23 (14 to 31)	17 (11 to 23)	14 (9 to 20)	9 (6 to 13)	6 (4 to 8)	3 (2 to 5)	1 (0 to 2)	0 (0 to 0)	0 (0 to 0)	21.6
HIV/AIDS - Drug-susceptible Tuberculosis	0 (0 to 0)	0 (0 to 0)	0 (0 to 0)	0 (0 to 0)	0 (0 to 0)	0 (0 to 0)	0 (0 to 0)	0 (0 to 0)	0 (0 to 1)	0 (0 to 1)	0 (0 to 1)	0 (0 to 1)	0 (0 to 1)	0 (0 to 1)	0 (0 to 1)	0 (0 to 1)	0 (0 to 1)	0 (0 to 0)	0 (0 to 0)	0 (0 to 0)	0 (0 to 0)	0 (0 to 0)	0 (0 to 0)	0.9
HIV/AIDS - Multidrug-resistant Tuberculosis without extensive dr...	0 (0 to 0)	0 (0 to 0)	0 (0 to 0)	0 (0 to 0)	0 (0 to 0)	0 (0 to 0)	0 (0 to 0)	0 (0 to 0)	0 (0 to 0)	0 (0 to 0)	0 (0 to 0)	0 (0 to 0)	0 (0 to 0)	0 (0 to 0)	0 (0 to 0)	0 (0 to 0)	0 (0 to 0)	0 (0 to 0)	0 (0 to 0)	0 (0 to 0)	0 (0 to 0)	0 (0 to 0)	0 (0 to 0)	0
HIV/AIDS - Extensively drug-resistant Tuberculosis	0 (0 to 0)	0 (0 to 0)	0 (0 to 0)	0 (0 to 0)	0 (0 to 0)	0 (0 to 0)	0 (0 to 0)	0 (0 to 0)	0 (0 to 0)	0 (0 to 0)	0 (0 to 0)	0 (0 to 0)	0 (0 to 0)	0 (0 to 0)	0 (0 to 0)	0 (0 to 0)	0 (0 to 0)	0 (0 to 0)	0 (0 to 0)	0 (0 to 0)	0 (0 to 0)	0 (0 to 0)	0 (0 to 0)	0
HIV/AIDS resulting in other diseases	0 (0 to 0)	0 (0 to 0)	0 (0 to 0)	0 (0 to 0)	0 (0 to 0)	0 (0 to 0)	0 (0 to 0)	0 (0 to 0)	0 (0 to 1)	0 (0 to 1)	0 (0 to 1)	0 (0 to 1)	0 (0 to 1)	0 (0 to 1)	0 (0 to 1)	0 (0 to 1)	0 (0 to 1)	0 (0 to 0)	0 (0 to 0)	0 (0 to 0)	0 (0 to 0)	0 (0 to 0)	0 (0 to 0)	20.6
Sexually transmitted infections excluding HIV	2.9 (0.4 to 6.4)	1.1 (0.3 to 2.4)	1.4 (0.4 to 3.4)	0 (0 to 0)	0 (0 to 0)	0 (0 to 0)	0 (0 to 0)	0.1 (0 to 0.1)	0 (0 to 0)	0 (0 to 0)	0 (0 to 0)	0.2 (0 to 0.4)	0.2 (0 to 0.4)	0.2 (0 to 0.5)	0.2 (0 to 0.5)	0.2 (0 to 0.5)	0.1 (0 to 0.3)	0.1 (0 to 0.2)	0.1 (0 to 0.2)	0 (0 to 0)	0 (0 to 0)	0 (0 to 0)	0 (0 to 0)	7.3
Syphilis	2.9 (0.4 to 6.4)	1.1 (0.3 to 2.4)	1.4 (0.4 to 3.4)	0 (0 to 0)	0 (0 to 0)	0 (0 to 0)	0 (0 to 0)	0 (0 to 0)	0 (0 to 0)	0 (0 to 0)	0 (0 to 0)	0 (0 to 0)	0 (0 to 0)	0 (0 to 0)	0 (0 to 0)	0 (0 to 0)	0 (0 to 0)	0 (0 to 0)	0 (0 to 0)	0 (0 to 0)	0 (0 to 0)	0 (0 to 0)	0 (0 to 0)	5.7
Chlamydial infection	0 (0 to 0)	0 (0 to 0)	0 (0 to 0)	0 (0 to 0)	0 (0 to 0)	0 (0 to 0)	0 (0 to 0)	0 (0 to 0)	0 (0 to 0)	0 (0 to 0)	0 (0 to 0)	0 (0 to 0)	0 (0 to 0)	0 (0 to 0)	0 (0 to 0)	0 (0 to 0)	0 (0 to 0)	0 (0 to 0)	0 (0 to 0)	0 (0 to 0)	0 (0 to 0)	0 (0 to 0)	0 (0 to 0)	0.1
Gonococcal infection	0 (0 to 0)	0 (0 to 0)	0 (0 to 0)	0 (0 to 0)	0 (0 to 0)	0 (0 to 0)	0 (0 to 0)	0 (0 to 0)	0 (0 to 0)	0 (0 to 0)	0 (0 to 0)	0 (0 to 0)	0 (0 to 0)	0 (0 to 0)	0 (0 to 0)	0 (0 to 0)	0 (0 to 0)	0 (0 to 0)	0 (0 to 0)	0 (0 to 0)	0 (0 to 0)	0 (0 to 0)	0 (0 to 0)	0
Trichomoniasis	0 (0 to 0)	0 (0 to 0)	0 (0 to 0)	0 (0 to 0)	0 (0 to 0)	0 (0 to 0)	0 (0 to 0)	0 (0 to 0)	0 (0 to 0)	0 (0 to 0)	0 (0 to 0)	0 (0 to 0)	0 (0 to 0)	0 (0 to 0)	0 (0 to 0)	0 (0 to 0)	0 (0 to 0)	0 (0 to 0)	0 (0 to 0)	0 (0 to 0)	0 (0 to 0)	0 (0 to 0)	0 (0 to 0)	0
Genital herpes	0 (0 to 0)	0 (0 to 0)	0 (0 to 0)	0 (0 to 0)	0 (0 to 0)	0 (0 to 0)	0 (0 to 0)	0 (0 to 0)	0 (0 to 0)	0 (0 to 0)	0 (0 to 0)	0 (0 to 0)	0 (0 to 0)	0 (0 to 0)	0 (0 to 0)	0 (0 to 0)	0 (0 to 0)	0 (0 to 0)	0 (0 to 0)	0 (0 to 0)	0 (0 to 0)	0 (0 to 0)	0 (0 to 0)	0.2
Other sexually transmitted infections	0 (0 to 0)	0 (0 to 0)	0 (0 to 0)	0 (0 to 0)	0 (0 to 0)	0 (0 to 0)	0 (0 to 0)	0 (0 to 0)	0 (0 to 0)	0 (0 to 0)	0 (0 to 0)	0 (0 to 0)	0 (0 to 0)	0 (0 to 0)	0 (0 to 0)	0 (0 to 0)	0 (0 to 0)	0 (0 to 0)	0 (0 to 0)	0 (0 to 0)	0 (0 to 0)	0 (0 to 0)	0 (0 to 0)	0.1
Respiratory infections and tuberculosis	2.7 (0.6 to 7.1)	1.4 (0.4 to 3.6)	3.4 (1.7 to 6.2)	7.9 (4.2 to 15.2)	3.6 (1.9 to 6.5)	4.6 (2.5 to 8.1)	5.4 (2.9 to 9.5)	6.2 (3.4 to 11.1)	7.6 (4.2 to 13.5)	9.2 (5.1 to 16.2)	10.4 (5.8 to 18.4)	12.4 (7.0 to 21.6)	15.4 (9.1 to 27.6)	17.4 (10.2 to 29.9)	20.2 (12.0 to 34.2)	24.0 (15.4 to 38.2)	28.2 (17.8 to 43.4)	33.4 (19.9 to 52.3)	38.8 (22.3 to 60.3)	45.4 (25.2 to 69.9)	52.4 (27.2 to 80.9)	62.4 (30.4 to 97.2)	580
Tuberculosis	0 (0 to 0)	0 (0 to 0)	0 (0 to 0)	0 (0 to 0)	0 (0 to 0)	0 (0 to 0)	0 (0 to 0)	0 (0 to 0)	0 (0 to 0)	0 (0 to 0)	0 (0 to 0)	0 (0 to 0)	0 (0 to 0)	0 (0 to 0)	0 (0 to 0)	0 (0 to 0)	0 (0 to 0)	0 (0 to 0)	0 (0 to 0)	0 (0 to 0)	0 (0 to 0)	0 (0 to 0)	0 (0 to 0)	5.4
Latent tuberculosis infection	0 (0 to 0)	0 (0 to 0)	0 (0 to 0)	0 (0 to 0)	0 (0 to 0)	0 (0 to 0)	0 (0 to 0)	0 (0 to 0)	0 (0 to 0)	0 (0 to 0)	0 (0 to 0)	0 (0 to 0)	0 (0 to 0)	0 (0 to 0)	0 (0 to 0)	0 (0 to 0)	0 (0 to 0)	0 (0 to 0)	0 (0 to 0)	0 (0 to 0)	0 (0 to 0)	0 (0 to 0)	0 (0 to 0)	0
Drug-susceptible tuberculosis	0 (0 to 0)	0 (0 to 0)	0 (0 to 0)	0 (0 to 0)	0 (0 to 0)	0 (0 to 0)	0 (0 to 0)	0 (0 to 0)	0 (0 to 1)	0 (0 to 0)	0 (0 to 0)	0 (0 to 0)	0 (0 to 0)	0 (0 to 0)	0 (0 to 0)	0 (0 to 0)	0 (0 to 0)	0 (0 to 0)	0 (0 to 0)	0 (0 to 0)	0 (0 to 0)	0 (0 to 0)	0 (0 to 0)	5.3
Multidrug-resistant tuberculosis without extensive drug-resistance	0 (0 to 0)	0 (0 to 0)	0 (0 to 0)	0 (0 to 0)	0 (0 to 0)	0 (0 to 0)	0 (0 to 0)	0 (0 to 0)	0 (0 to 0)	0 (0 to 0)	0 (0 to 0)	0 (0 to 0)	0 (0 to 0)	0 (0 to 0)	0 (0 to 0)	0 (0 to 0)	0 (0 to 0)	0 (0 to 0)	0 (0 to 0)	0 (0 to 0)	0 (0 to 0)	0 (0 to 0)	0 (0 to 0)	0.1
Extensively drug-resistant tuberculosis	0 (0 to 0)	0 (0 to 0)	0 (0 to 0)	0 (0 to 0)	0 (0 to 0)	0 (0 to 0)	0 (0 to 0)	0 (0 to 0)	0 (0 to 0)	0 (0 to 0)	0 (0 to 0)	0 (0 to 0)	0 (0 to 0)	0 (0 to 0)	0 (0 to 0)	0 (0 to 0)	0 (0 to 0)	0 (0 to 0)	0 (0 to 0)	0 (0 to 0)	0 (0 to 0)	0 (0 to 0)	0 (0 to 0)	0
Lower respiratory infections	2.7 (0.6 to 7.1)	1.1 (0.3 to 1.5)	4.2 (2.2 to 6.7)	4.8 (4.4 to 5.4)	2.7 (0.5 to 5.5)	2.7 (0.5 to 5.5)	1.1 (0.7 to 1.7)	1.7 (1.1 to 2.5)	2.5 (1.7 to 3.6)	3.9 (2.6 to 5.7)	5.1 (3.4 to 7.1)	7.5 (4.9 to 10.7)	11.2 (7.2 to 16.9)	13.2 (8.5 to 22.0)	16.1 (10.1 to 27.6)	20.2 (12.7 to 32.7)	24.6 (14.1 to 39.2)	29.8 (15.9 to 48.9)	35.4 (17.1 to 59.7)	42.3 (18.4 to 70.7)	49.3 (20.8 to 83.6)	59.3 (25.4 to 101)	488
Upper respiratory infections	0 (0 to 0)	0 (0 to 1)	1.4 (0.4 to 2.2)	2.4 (0.7 to 10.5)	0.8 (0.2 to 3.5)	1.9 (0.5 to 8.7)	4.1 (1.1 to 7.2)	3.8 (1.0 to 6.4)	2.6 (0.7 to 4.6)	1.4 (0.4 to 2.6)	0.8 (0.2 to 1.4)	0.4 (0.1 to 0.7)	0.2 (0.1 to 0.4)	0.2 (0.1 to 0.4)	0.2 (0.1 to 0.4)	0.2 (0.1 to 0.4)	0.2 (0.1 to 0.4)	0.2 (0.1 to 0.4)	0.2 (0.1 to 0.4)	0.2 (0.1 to 0.4)	0.2 (0.1 to 0.4)	0.2 (0.1 to 0.4)	72.7
Otitis media	0 (0 to 0)	0 (0 to 0)	0.4 (0.1 to 0.4)	1.6 (0.4 to 3.3)	1.6 (0.4 to 3.3)	1.6 (0.3 to 3.1)	1.6 (0.4 to 1.4)	1.4 (0.3 to 1.2)	1.2 (0.3 to 1.2)	1.2 (0.3 to 1.2)	1.2 (0.3 to 1.5)	1.2 (0.3 to 1.5)	1.2 (0.4 to 1.6)	1.1 (0.5 to 1.9)	1.1 (0.5 to 2.2)	1.1 (0.4 to 2.1)	1.1 (0.3 to 2.2)	0.9 (0.3 to 2.2)	0.9 (0.3 to 2.2)	0.9 (0.3 to 2.2)	0.9 (0.3 to 2.2)	0.9 (0.3 to 2.2)	13.6
Enteric infections	0.1 (0.1 to 0.1)	0.4 (0.3 to 0.5)	4 (2.4 to 6.4)	4 (4 to 10.7)	2.6 (2 to 6)	2.6 (1.2 to 4.4)	1.8 (1.1 to 2.8)	1.4 (0.8 to 2.2)	1.3 (0.7 to 2.1)	1.3 (0.8 to 2.1)	1.4 (0.9 to 2.1)	1.4 (0.8 to 2.1)	1.6 (1 to 2.5)	1.6 (1 to 2.5)	1.7 (1 to 2.6)	1.7 (1 to 2.6)	1.8 (1 to 2.9)	2 (1.1 to 3.2)	2.1 (1.1 to 3.5)	2.3 (1.2 to 3.8)	2.4 (1.1 to 4.1)	2.5 (1.1 to 4.5)	58
Diarrheal diseases	0.1 (0.1 to 0.1)	0.4 (0.3 to 0.5)	4 (2.4 to 6.4)	4 (4 to 10.6)	2.6 (2 to 6)	2.6 (1.2 to 4.4)	1.8 (1.1 to 2.8)	1.4 (0.8 to 2.2)	1.3 (0.7 to 2.1)	1.3 (0.8 to 2.1)	1.4 (0.9 to 2.1)	1.4 (0.8 to 2.1)	1.6 (1 to 2.5)	1.6 (1 to 2.5)	1.7 (1 to 2.6)	1.7 (1 to 2.6)	1.8 (1 to 2.9)	2 (1.1 to 3.2)	2.1 (1.1 to 3.5)	2.3 (1.2 to 3.8)	2.4 (1.1 to 4.1)	2.5 (1.1 to 4.5)	57.6
Typhoid and paraphoid	0 (0 to 0)	0 (0 to 0)	0 (0 to 0)	0 (0 to 0)	0 (0 to 0)	0 (0 to 0)	0 (0 to 0)	0 (0 to 0)	0 (0 to 0)	0 (0 to 0)	0 (0 to 0)	0 (0 to 0)	0 (0 to 0)	0 (0 to 0)	0 (0 to 0)	0 (0 to 0)	0 (0 to 0)	0 (0 to 0)	0 (0 to 0)	0 (0 to 0)	0 (0 to 0)	0 (0 to 0)	0 (0 to 0)	0
Typhoid fever	0 (0 to 0)	0 (0 to 0)	0 (0 to 0)	0 (0 to 0)	0 (0 to 0)	0 (0 to 0)	0 (0 to 0)	0 (0 to 0)	0 (0 to 0)	0 (0 to 0)	0 (0 to 0)	0 (0 to 0)	0 (0 to 0)	0 (0 to 0)	0 (0 to 0)	0 (0 to 0)	0 (0 to 0)	0 (0 to 0)	0 (0 to 0)	0 (0 to 0)	0 (0 to 0)	0 (0 to 0)	0 (0 to 0)	0
Paratyphoid fever	0 (0 to 0)	0 (0 to 0)	0 (0 to 0)	0 (0 to 0)	0 (0 to 0)	0 (0 to 0)	0 (0 to 0)	0 (0 to 0)	0 (0 to 0)	0 (0 to 0)	0 (0 to 0)	0 (0 to 0)	0 (0 to 0)	0 (0 to 0)	0 (0 to 0)	0 (0 to 0)	0 (0 to 0)	0 (0 to 0)	0 (0 to 0)	0 (0 to 0)	0 (0 to 0)	0 (0 to 0)	0 (0 to 0)	0
Invasive Non-typhoidal Salmonella (iNTS)	0 (0 to 0)	0 (0 to 0)	0 (0 to 0)	0 (0 to 0)	0 (0 to 0)	0 (0 to 0)	0 (0 to 0)	0 (0 to 0)	0 (0 to 0)	0 (0 to 0)	0 (0 to 0)	0 (0 to 0)	0 (0 to 0)	0 (0 to 0)	0 (0 to 0)	0 (0 to 0)	0 (0 to 0)	0 (0 to 0)	0 (0 to 0)	0 (0 to 0)	0 (0 to 0)	0 (0 to 0)	0 (0 to 0)	0.3
Other intestinal infectious diseases	0 (0 to 0)	0 (0 to 0)	0 (0 to 0)	0 (0 to 0)	0 (0 to 0)	0 (0 to 0)	0 (0 to 0)	0 (0 to 0)	0 (0 to 0)	0 (0 to 0)	0 (0 to 0)	0 (0 to 0)	0 (0 to 0)	0 (0 to 0)	0 (0 to 0)	0 (0 to 0)	0 (0 to 0)	0 (0 to 0)	0 (0 to 0)	0 (0 to 0)	0 (0 to 0)	0 (0 to 0)	0 (0 to 0)	0.1
Neglected tropical diseases and malaria	0 (0 to 0)	0 (0 to 0)	0.1 (0 to 0.3)	0.2 (0 to 1.3)	0.2 (0 to 0.9)	0.2 (0 to 0.5)	0.2 (0 to 0.5)	0.2 (0 to 0.5)	0.1 (0 to 0.3)	0.1 (0 to 0.3)	0.1 (0 to 0.3)	0.1 (0 to 0.3)	0.1 (0 to 0.3)	0.1 (0 to 0.3)	0.1 (0 to 0.3)	0.1 (0 to 0.3)	0.1 (0 to 0.3)	0.1 (0 to 0.3)	0.1 (0 to 0.3)	0.1 (0 to 0.3)	0.1 (0 to 0.3)	0.1 (0 to 0.3)	0.1 (0 to 0.3)	2.4
Malaria	0 (0 to 0)	0 (0 to 0)	0 (0 to 0)	0 (0 to 0)	0 (0 to 0)	0 (0 to 0)	0 (0 to 0)	0 (0 to 0)	0 (0 to 0)	0 (0 to 0)	0 (0 to 0)	0 (0 to 0)	0 (0 to 0)	0 (0 to 0)	0 (0 to 0)	0 (0 to 0)	0 (0 to 0)	0 (0 to 0)	0 (0 to 0)	0 (0 to 0)	0 (0 to 0)	0 (0 to 0)	0 (0 to 0)	0
Chagas disease	0 (0 to 0)	0 (0 to 0)	0 (0 to 0)	0 (0 to 0)	0 (0 to 0)	0 (0 to 0)	0 (0 to 0)	0 (0 to 0)	0 (0 to 0)	0 (0 to 0)	0 (0 to 0)	0 (0 to 0)	0 (0 to 0)	0 (0 to 0)	0 (0 to 0)	0 (0 to 0)	0 (0 to 0)	0 (0 to 0)	0 (0 to 0)	0 (0 to 0)	0 (0 to 0)	0 (0 to 0)	0 (0 to 0)	0
Leishmaniasis	0 (0 to 0)	0 (0 to 0)	0 (0 to 0)	0 (0 to 0)	0 (0 to 0)	0 (0 to 0)	0 (0 to 0)	0 (0 to 0)	0 (0 to 0)	0 (0 to 0)	0 (0 to 0)	0 (0 to 0)	0 (0 to 0)	0 (0 to 0)	0 (0 to 0)	0 (0 to 0)	0 (0 to 0)	0 (0 to 0)	0 (0 to 0)	0 (0 to 0)	0 (0 to 0)	0 (0 to 0)	0 (0 to 0)	0
Visceral leishmaniasis	0 (0 to 0)	0 (0 to 0)	0 (0 to 0)	0 (0 to 0)	0 (0 to 0)	0 (0 to 0)	0 (0 to 0)	0 (0 to 0)	0 (0 to 0)	0 (0 to 0)	0 (0 to 0)	0 (0 to 0)	0 (0 to 0)	0 (0 to 0)	0 (0 to 0)	0 (0 to 0)	0 (0 to 0)	0 (0 to 0)	0 (0 to 0)	0 (0 to 0)	0 (0 to 0)	0 (0 to 0)	0 (0 to 0)	0
Cutaneous and mucocutaneous leishmaniasis	0 (0 to 0)	0 (0 to 0)	0 (0 to 0)	0 (0 to 0)	0 (0 to 0)	0 (0 to 0)	0 (0 to 0)	0 (0 to 0)	0 (0 to 0)	0 (0 to 0)	0 (0 to 0)	0 (0 to 0)	0 (0 to 0)	0 (0 to 0)	0 (0 to 0)	0 (0 to 0)	0 (0 to 0)	0 (0 to 0)	0 (0 to 0)	0 (0 to 0)	0 (0 to 0)	0 (0 to 0)	0 (0 to 0)	0
African trypanosomiasis	0 (0 to 0)	0 (0 to 0)	0 (0 to 0)	0 (0 to 0)	0 (0 to 0)	0 (0 to 0)	0 (0 to 0)	0 (0 to 0)	0 (0 to 0)	0 (0 to 0)	0 (0 to 0)	0 (0 to 0)	0 (0 to 0)	0 (0 to 0)	0 (0 to 0)	0 (0 to 0)	0 (0 to 0)	0 (0 to 0)	0 (0 to 0)	0 (0 to 0)	0 (0 to 0)	0 (0 to 0)	0 (0 to 0)	0
Schistosomiasis	0 (0 to 0)	0 (0 to 0)	0 (0 to 0)	0 (0 to 0)	0 (0 to 0)	0 (0 to 0)	0 (0 to 0)	0 (0 to 0)	0 (0 to 0)	0 (0 to 0)	0 (0 to 0)	0 (0 to 0)	0 (0 to 0)	0 (0 to 0)	0 (0 to 0)	0 (0 to 0)	0 (0 to 0)	0 (0 to 0)	0 (0 to 0)	0 (0 to 0)	0 (0 to 0)	0 (0 to 0)	0 (0 to 0)	0
Cysticercosis	0 (0 to 0)	0 (0 to 0)	0 (0 to 0)	0 (0 to 0)	0 (0 to 0)	0 (0 to 0)	0 (0 to 0)	0 (0 to 0)	0 (0 to 0)	0 (0 to 0)	0 (0 to 0)	0 (0 to 0)	0 (0 to 0)	0 (0 to 0)	0 (0 to 0)	0 (0 to 0)	0 (0 to 0)	0 (0 to 0)	0 (0 to 0)	0 (0 to 0)	0 (0 to 0)	0 (0 to 0)	0 (0 to 0)	0
Cystic echinococcosis	0 (0 to 0)	0 (0 to 0)	0 (0 to 0)	0 (0 to 0)	0 (0 to 0)	0 (0 to 0)	0 (0 to 0)	0 (0 to 0)	0 (0 to 0)	0 (0 to 0)	0 (0 to 0)	0 (0 to 0)	0 (0 to 0)	0 (0 to 0)	0 (0 to 0)	0 (0 to 0)	0 (0 to 0)	0 (0 to 0)	0 (0 to 0)	0 (0 to 0)	0 (0 to 0)	0 (0 to 0)	0 (0 to 0)	0
Lymphatic filariasis	0 (0 to 0)	0 (0 to 0)	0 (0 to 0)	0 (0 to 0)	0 (0 to 0)	0 (0 to 0)	0 (0 to 0)	0 (0 to 0)	0 (0 to 0)	0 (0 to 0)	0 (0 to 0)	0 (0 to 0)	0 (0 to 0)	0 (0 to 0)	0 (0 to 0)	0 (0 to 0)	0 (0 to 0)	0 (0 to 0)	0 (0 to 0)	0 (0 to 0)	0 (0 to 0)	0 (0 to 0)	0 (0 to 0)	0
Onchocerciasis	0 (0 to 0)	0 (0 to 0)	0 (0 to 0)	0 (0 to 0)	0 (0 to 0)	0 (0 to 0)	0 (0 to 0)	0 (0 to 0)	0 (0 to 0)	0 (0 to 0)	0 (0 to 0)	0 (0 to 0)	0 (0 to 0)	0 (0 to 0)	0 (0 to 0)	0 (0 to 0)	0 (0 to 0)	0 (0 to 0)	0 (0 to 0)	0 (0 to 0)	0 (0 to 0)	0 (0 to 0)	0 (0 to 0)	0
Trachoma	0 (0 to 0)	0 (0 to 0)	0 (0 to 0)	0 (0 to 0)	0 (0 to 0)	0 (0 to 0)	0 (0 to 0)	0 (0 to 0)	0 (0 to 0)	0 (0 to 0)	0 (0 to 0)	0 (0 to 0)	0 (0 to 0)	0 (0 to 0)	0 (0 to 0)	0 (0 to 0)	0 (0 to 0)	0 (0 to 0)	0 (0 to 0)	0 (0 to 0)	0 (0 to 0)	0 (0 to 0)	0 (0 to 0)	0
Dengue	0 (0 to 0)	0 (0 to 0)	0 (0 to 0)	0 (0 to 0)	0 (0 to 0)	0 (0 to 0)	0 (0 to 0)	0 (0 to 0)	0 (0 to 0)	0 (0 to 0)	0 (0 to 0)	0 (0 to 0)	0 (0 to 0)	0 (0 to 0)	0 (0 to 0)	0 (0 to 0)	0 (0 to 0)	0 (0 to 0)	0 (0 to 0)	0 (0 to 0)	0 (0 to 0)	0 (0 to 0)	0 (0 to 0)	0
Yellow fever	0 (0 to 0)	0 (0 to 0)	0 (0 to 0)	0 (0 to 0)	0 (0 to 0)	0 (0 to 0)	0 (0 to 0)	0 (0 to 0)	0 (0 to 0)	0 (0 to 0)	0 (0 to 0)	0 (0 to 0)	0 (0 to 0)	0 (0 to 0)	0 (0 to 0)	0 (0 to 0)	0 (0 to 0)	0 (0 to 0)	0 (0 to 0)	0 (0 to 0)	0 (0 to 0)	0 (0 to 0)	0 (0 to 0)	0
Rabies	0 (0 to 0)	0 (0 to 0)	0 (0 to 0)	0 (0 to 0)	0 (0 to 0)	0 (0 to 0)	0 (0 to 0)	0 (0 to 0)	0 (0 to 0)	0 (0 to 0)	0 (0 to 0)	0 (0 to 0)	0 (0 to 0)	0 (0 to 0)	0 (0 to 0)	0 (0 to 0)	0 (0 to 0)	0 (0 to 0)	0 (0 to 0)	0 (0 to 0)	0 (0 to 0)	0 (0 to 0)	0 (0 to 0)	0
Intestinal nematode infections	0 (0 to 0)	0 (0 to 0)	0 (0 to 0)	0 (0 to 0)	0 (0 to 0)	0 (0 to 0)	0 (0 to 0)	0 (0 to 0)	0 (0 to 0)	0 (0 to 0)	0 (0 to 0)	0 (0 to 0)	0 (0 to 0)	0 (0 to 0)	0 (0 to 0)	0 (0 to 0)	0 (0 to 0)	0 (0 to 0)	0 (0 to 0)	0 (0 to 0)	0 (0 to 0)	0 (0 to 0)	0 (0 to 0)	0
Ascariasis	0 (0 to 0)	0 (0 to 0)	0 (0 to 0)	0 (0 to 0)	0 (0 to 0)	0 (0 to 0)	0 (0 to 0)	0 (0 to 0)	0 (0 to 0)	0 (0 to 0)	0 (0 to 0)	0 (0 to 0)	0 (0 to 0)	0 (0 to 0)	0 (0 to 0)	0 (0 to 0)	0 (0 to 0)	0 (0 to 0)	0 (0 to 0)	0 (0 to 0)	0 (0 to 0)	0 (0 to 0)	0 (0 to 0)	0
Trichuriasis	0 (0 to 0)	0 (0 to 0)	0 (0 to 0)	0 (0 to 0)	0 (0 to 0)	0 (0 to 0)	0 (0 to 0)	0 (0 to 0)	0 (0 to 0)	0 (0 to 0)	0 (0 to 0)	0 (0 to 0)	0 (0 to 0)	0 (0 to 0)	0 (0 to 0)	0 (0 to 0)	0 (0 to 0)	0 (0 to 0)	0 (0 to 0)	0 (0 to 0)	0 (0 to 0)	0 (0 to 0)	0 (0 to 0)	0
Hookworm disease	0 (0 to 0)	0 (0 to 0)	0 (0 to 0)	0 (0 to 0)	0 (0 to 0)	0 (0 to 0)	0 (0 to 0)	0 (0 to 0)	0 (0 to 0)	0 (0 to 0)	0 (0 to 0)	0 (0 to 0)	0 (0 to 0)	0 (0 to 0)	0 (0 to 0)	0 (0 to 0)	0 (0 to 0)	0 (0 to 0)	0 (0 to 0)	0 (0 to 0)	0 (0 to 0)	0 (0 to 0)	0 (0 to 0)	0
Food-borne trematodiases	0 (0 to 0)	0 (0 to 0)	0 (0 to 0)	0 (0 to 0)	0 (0 to 0)	0 (0 to 0)	0 (0 to 0)	0 (0 to 0)	0 (0 to 0)	0 (0 to 0)	0 (0 to 0)	0 (0 to 0)	0 (0 to 0)	0 (0 to 0)	0 (0 to 0)	0 (0 to 0)	0 (0 to 0)	0 (0 to 0)	0 (0 to 0)	0 (0 to 0)	0 (0 to 0)	0 (0 to 0)	0 (0 to 0)	0
Leprosy	0 (0 to 0)	0 (0 to 0)	0 (0 to 0)	0 (0 to 0)	0 (0 to 0)	0 (0 to 0)	0 (0 to 0)	0 (0 to 0)	0 (0 to 0)	0 (0 to 0)	0 (0 to 0)	0 (0 to 0)	0 (0 to 0)	0 (0 to 0)	0 (0 to 0)	0 (0 to 0)	0 (0 to 0)	0 (0 to 0)	0 (0 to 0)	0 (0 to 0)	0 (0 to 0)	0 (0 to 0)	0 (0 to 0)	0
Ebola	0 (0 to 0)	0 (0 to 0)	0 (0 to 0)	0 (0 to 0)	0 (0 to 0)	0 (0 to 0)	0 (0 to 0)	0 (0 to 0)	0 (0 to 0)	0 (0 to 0)	0 (0 to 0)	0 (0 to 0)	0 (0 to 0)	0 (0 to 0)	0 (0 to 0)	0 (0 to 0)	0 (0 to 0)	0 (0 to 0)	0 (0 to 0)	0 (0 to 0)	0 (0 to 0)	0 (0 to

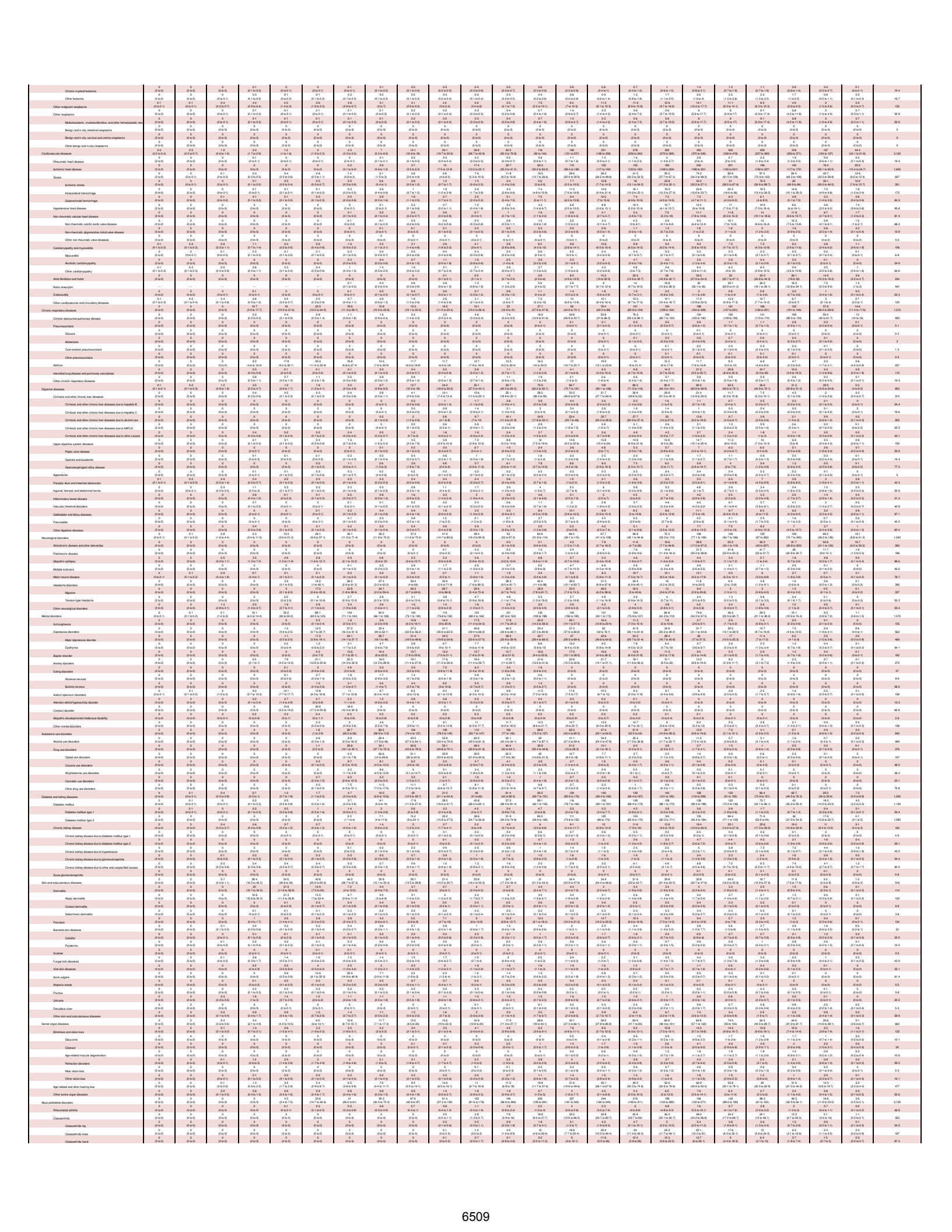

Osteoarthritis other	0 (0 to 0)	0 (0 to 0)	0 (0 to 0)	0 (0 to 0)	0 (0 to 0)	0 (0 to 0)	0 (0 to 0)	0 (0 to 0)	0 (0 to 0)	0 (0 to 0)	0 (0 to 1)	0.2 (0 to 0.9)	0.2 (0 to 0.9)	0.7 (0 to 1.6)	1.6 (0.7 to 4)	1.6 (0.9 to 3.1)	2.1 (1.3 to 4.8)	4.3 (1.9 to 9.1)	4.7 (2.1 to 10)	4.8 (2.2 to 10.1)	5.2 (2.5 to 11)	4 (1.9 to 8.2)	3 (1.5 to 6.2)	1.6 (0.9 to 3.7)	0.8 (0.4 to 1.5)	0.2 (0.1 to 0.4)	34-7
Low back pain	0 (0 to 0)	0 (0 to 0)	0 (0 to 0)	0 (0 to 0)	3.1 (1.4 to 5.7)	15.8 (9 to 25.6)	26 (14.7 to 40.4)	39.2 (19.6 to 65.9)	37 (21.1 to 58.3)	46.3 (26.6 to 70.9)	37.5 (20.7 to 59.8)	30.5 (17.2 to 53.9)	26.1 (14.1 to 50.2)	21.6 (12.1 to 39.6)	9.4 (5.2 to 17.5)	6.4 (3.6 to 11.6)	4.6 (2.7 to 7.7)	3.2 (1.9 to 5.3)	2.9 (1.7 to 4.8)	2.6 (1.5 to 4.3)	2.2 (1.3 to 3.6)	1.6 (0.9 to 2.7)	1.2 (0.7 to 2.1)	0.8 (0.5 to 1.4)	0.2 (0.1 to 0.4)	968
Neck pain	0 (0 to 0)	0 (0 to 0)	0 (0 to 0)	1.3 (0.4 to 2.9)	7.3 (3.7 to 13.7)	11.3 (5.5 to 20.2)	11.5 (5.5 to 22.5)	14.1 (6.7 to 28.4)	15.7 (7.5 to 29.5)	20.5 (10.6 to 40.3)	21.7 (10.5 to 42.5)	30.5 (16.1 to 52.4)	29.7 (16.1 to 56.2)	25.6 (13.8 to 48.6)	22.1 (12.1 to 39.7)	20.2 (11.2 to 36.2)	18.2 (10.2 to 32.1)	16.2 (9.1 to 28.7)	14.2 (8.1 to 24.6)	12.4 (7.1 to 21.5)	10.7 (6.1 to 18.5)	9.1 (5.1 to 16.1)	7.7 (4.3 to 13.6)	6.2 (3.5 to 10.9)	0.3 (0.2 to 0.5)	397
Gout	0 (0 to 0)	0 (0 to 0)	0 (0 to 0)	0 (0 to 0)	0 (0 to 0)	0 (0 to 0)	0 (0 to 0)	0 (0 to 0)	0 (0 to 0)	0 (0 to 0)	0 (0 to 0)	0 (0 to 0)	0 (0 to 0)	0 (0 to 0)	0 (0 to 0)	0 (0 to 0)	0 (0 to 0)	0 (0 to 0)	0 (0 to 0)	0 (0 to 0)	0 (0 to 0)	0 (0 to 0)	0 (0 to 0)	0 (0 to 0)	0 (0 to 0)	0 (0 to 0)	43-5
Other musculoskeletal disorders	0 (0 to 0)	0 (0 to 0)	0 (0 to 0)	0 (0 to 0)	0.1 (0.1 to 0.1)	0.2 (0.1 to 0.5)	4.1 (1.7 to 7.8)	9 (4.9 to 14.3)	15.7 (9.9 to 23)	21.4 (12.6 to 34)	25.7 (15.2 to 39.9)	28.4 (16.5 to 45.6)	29.5 (16.2 to 48.6)	27.4 (22.9 to 58.6)	41.5 (33.2 to 66.6)	39 (31.1 to 61.4)	32.5 (26.1 to 51.3)	27.7 (22.1 to 43.6)	24.4 (19.2 to 38)	19.3 (14.9 to 29.4)	11.6 (12.4 to 24.6)	6.7 (7.7 to 20.2)	2.1 (3.4 to 16.9)	0.5 (0.2 to 0.9)	247
Other non-communicable diseases	29.9 (20.3 to 43.9)	19.6 (14.5 to 25.6)	44.5 (28.9 to 64.9)	20.1 (16.2 to 26.8)	17.7 (12.5 to 24.8)	18.6 (12.5 to 25)	19.1 (12.6 to 28.8)	18.8 (11.9 to 28.8)	20.2 (14.9 to 27.3)	22.9 (14.9 to 31.5)	27.1 (19.2 to 39)	28.4 (22.5 to 37.1)	30.5 (22.6 to 40.6)	49.5 (37.2 to 68.1)	44.1 (42.9 to 67.1)	71.3 (55.3 to 99.6)	76 (52.7 to 106)	80.4 (56.9 to 112)	85.7 (60.3 to 118)	66.2 (47.9 to 92.5)	59.8 (38.9 to 87.1)	49.2 (35.4 to 62.8)	16.7 (12.9 to 21.6)	4.5 (3.6 to 5.6)	887
Congenital birth defects	29 (19.4 to 40.1)	16.6 (12.2 to 22.5)	27.1 (16.4 to 42.2)	22.4 (16.2 to 30.9)	9.1 (6.5 to 12)	9.1 (6.7 to 12.2)	8.8 (6.5 to 11.7)	7.3 (5.2 to 9.7)	6.4 (4.6 to 8.6)	6.4 (4.7 to 8.3)	6.4 (4.7 to 8.5)	7 (5.1 to 9.5)	8.7 (6.4 to 8.8)	7.7 (5.3 to 10.3)	8.1 (5.2 to 11)	7.9 (4.9 to 11)	6.4 (3.7 to 9.1)	4.4 (2.6 to 6)	2.6 (1.5 to 3.7)	1.7 (1 to 2.4)	1 (0.5 to 1.5)	0.6 (0.4 to 0.9)	0.3 (0.2 to 0.5)	0.1 (0.1 to 0.2)	0 (0 to 0)	194
Neural tube defects	0.7 (0.3 to 1.4)	0.8 (0.3 to 1.4)	1 (0.4 to 2.2)	0.9 (0.5 to 1.5)	0.2 (0.1 to 0.3)	0.2 (0.2 to 0.3)	0.2 (0.2 to 0.3)	0.2 (0.1 to 0.3)	0.2 (0.1 to 0.3)	0.1 (0.1 to 0.2)	0.1 (0.1 to 0.2)	0.1 (0.1 to 0.2)	0.1 (0.1 to 0.2)	0.1 (0.1 to 0.2)	0.1 (0.1 to 0.2)	0.1 (0.1 to 0.2)	0.1 (0.1 to 0.1)	0 (0 to 0)	0 (0 to 0)	0 (0 to 0)	0 (0 to 0)	0 (0 to 0)	0 (0 to 0)	0 (0 to 0)	0 (0 to 0)	0 (0 to 0)	5-1
Congenital heart anomalies	8.5 (5.5 to 12.9)	8.7 (5.9 to 11.9)	10.5 (5.4 to 18.3)	7.3 (5 to 10)	1.4 (0.9 to 2.2)	1.6 (1 to 2.6)	2.2 (1.2 to 3.2)	2 (1.1 to 3)	1.6 (1 to 2.4)	1.6 (0.9 to 2.2)	1.5 (0.9 to 2.2)	1.7 (0.9 to 2.5)	1.5 (0.8 to 2.4)	1.5 (0.8 to 2.3)	0.9 (0.4 to 1.6)	0.9 (0.4 to 1.6)	0.7 (0.2 to 1.2)	0.4 (0.2 to 1.1)	0.3 (0.1 to 0.9)	0.2 (0.1 to 0.6)	0.1 (0 to 0.3)	0.1 (0 to 0.1)	0 (0 to 0)	0 (0 to 0)	0 (0 to 0)	53-5
Orofacial clefts	0 (0 to 0)	0.1 (0 to 0.2)	0 (0 to 0)	0.1 (0 to 0.3)	0.1 (0 to 0.2)	0.1 (0 to 0.2)	0.1 (0 to 0.2)	0.1 (0 to 0.2)	0.1 (0 to 0.2)	0.1 (0 to 0.2)	0.1 (0 to 0.2)	0.1 (0 to 0.2)	0.1 (0 to 0.2)	0.1 (0 to 0.3)	0.1 (0 to 0.2)	0.1 (0 to 0.2)	0.1 (0 to 0.2)	0.1 (0 to 0.2)	0.1 (0 to 0.2)	0.1 (0 to 0.2)	0.1 (0 to 0.2)	0.1 (0 to 0.1)	0 (0 to 0)	0 (0 to 0)	0 (0 to 0)	0 (0 to 0)	1-7
Down syndrome	1.8 (0.7 to 3.5)	0.6 (0.3 to 1)	1.9 (0.7 to 3.9)	2 (1 to 3)	0.8 (0.5 to 1.2)	0.8 (0.5 to 1.2)	0.9 (0.5 to 1.3)	1 (0.6 to 1.4)	1.1 (0.7 to 1.5)	1 (0.7 to 1.5)	1.1 (0.7 to 1.6)	1.2 (0.8 to 1.7)	1.9 (1.1 to 2.9)	2.1 (1.5 to 3.4)	1.5 (1.2 to 2.9)	3.5 (2.4 to 5.6)	3 (1.7 to 4.9)	1.6 (0.9 to 2.6)	0.6 (0.3 to 1)	0.3 (0.1 to 0.5)	0.1 (0 to 0.3)	0 (0 to 0)	0 (0 to 0)	0 (0 to 0)	0 (0 to 0)	27-3
Turner syndrome	0 (0 to 0)	0 (0 to 0)	0 (0 to 0)	0 (0 to 0)	0 (0 to 0)	0 (0 to 0)	0 (0 to 0)	0 (0 to 0)	0 (0 to 0)	0 (0 to 0)	0 (0 to 0)	0 (0 to 0)	0 (0 to 0)	0 (0 to 0)	0 (0 to 0)	0 (0 to 0)	0 (0 to 0)	0 (0 to 0)	0 (0 to 0)	0 (0 to 0)	0 (0 to 0)	0 (0 to 0)	0 (0 to 0)	0 (0 to 0)	0 (0 to 0)	0 (0 to 0)	0
Klinefelter syndrome	0 (0 to 0)	0 (0 to 0)	0 (0 to 0)	0 (0 to 0)	0 (0 to 0)	0 (0 to 0)	0 (0 to 0)	0 (0 to 0)	0 (0 to 0)	0 (0 to 0)	0 (0 to 0)	0 (0 to 0)	0 (0 to 0)	0 (0 to 0)	0 (0 to 0)	0 (0 to 0)	0 (0 to 0)	0 (0 to 0)	0 (0 to 0)	0 (0 to 0)	0 (0 to 0)	0 (0 to 0)	0 (0 to 0)	0 (0 to 0)	0 (0 to 0)	0 (0 to 0)	0-1
Other chromosomal abnormalities	2.9 (1.9 to 10.3)	1.4 (0.4 to 4.4)	3.2 (1.4 to 8.1)	2.3 (1.4 to 4.4)	1.2 (0.8 to 1.8)	1.2 (0.8 to 1.8)	1.1 (0.7 to 1.7)	0.9 (0.6 to 1.4)	0.8 (0.5 to 1.2)	0.8 (0.5 to 1.2)	0.8 (0.5 to 1.2)	0.7 (0.4 to 1.1)	0.8 (0.5 to 1.1)	0.5 (0.3 to 0.8)	0.3 (0.2 to 0.5)	0.2 (0.1 to 0.3)	0.1 (0.1 to 0.2)	0.1 (0.1 to 0.2)	0.1 (0.1 to 0.2)	0.1 (0.1 to 0.2)	0.1 (0.1 to 0.1)	0 (0 to 0)	0 (0 to 0)	0 (0 to 0)	0 (0 to 0)	19-2
Congenital musculoskeletal and limb anomalies	0.5 (0.3 to 1.8)	0.3 (0.1 to 0.7)	2.7 (1.5 to 4.7)	0.9 (0.2 to 2.2)	2.5 (1.6 to 4.5)	2.5 (1.6 to 3.9)	2.5 (1.6 to 3.6)	1.6 (1.1 to 2.4)	1.4 (0.9 to 2.1)	1.5 (1 to 2.4)	1.6 (1 to 2.4)	1.6 (1 to 2.4)	1.6 (1 to 2.4)	2 (1.1 to 3.1)	1.1 (1.1 to 3.2)	1.9 (1.1 to 3.8)	1.3 (0.6 to 2.6)	1.1 (0.6 to 1.8)	0.9 (0.5 to 1.4)	0.5 (0.3 to 0.8)	0.2 (0.1 to 0.4)	0.1 (0.1 to 0.2)	0 (0 to 0)	0 (0 to 0)	0 (0 to 0)	33-6
Urogenital congenital anomalies	2 (0.9 to 5.4)	0.5 (0.2 to 0.9)	0.7 (0.3 to 1.6)	0.6 (0.3 to 0.9)	0.3 (0.2 to 0.5)	0.2 (0.1 to 0.4)	0.1 (0.1 to 0.2)	0.1 (0.1 to 0.2)	0.1 (0.1 to 0.2)	0.1 (0.1 to 0.1)	0.1 (0.1 to 0.1)	0.1 (0.1 to 0.1)	0.1 (0.1 to 0.1)	0.1 (0.1 to 0.1)	0.1 (0.1 to 0.1)	0 (0 to 0.1)	0 (0 to 0)	0 (0 to 0)	0 (0 to 0)	0 (0 to 0)	0 (0 to 0)	0 (0 to 0)	0 (0 to 0)	0 (0 to 0)	0 (0 to 0)	0 (0 to 0)	5
Digestive congenital anomalies	2.5 (2.5 to 9.6)	2.8 (1.5 to 5.2)	1.7 (0.7 to 5.4)	1.4 (0.4 to 3.6)	0.9 (0.4 to 1.1)	1 (0.4 to 2.6)	0.9 (0.2 to 2.6)	0.7 (0.2 to 2.4)	0.6 (0.2 to 2.4)	0.6 (0.2 to 2.4)	0.6 (0.2 to 2.4)	0.6 (0.2 to 2.4)	0.6 (0.2 to 2.4)	0.6 (0.2 to 2.4)	0.6 (0.2 to 2.4)	0.6 (0.2 to 2.4)	0.6 (0.2 to 2.4)	0.6 (0.2 to 2.4)	0.6 (0.2 to 2.4)	0.6 (0.2 to 2.4)	0.6 (0.2 to 2.4)	0.6 (0.2 to 2.4)	0.6 (0.2 to 2.4)	0.6 (0.2 to 2.4)	0.6 (0.2 to 2.4)	16-1
Other congenital birth defects	7.2 (4.1 to 11.9)	4 (2.2 to 7.3)	4 (2 to 7.1)	3.7 (2.4 to 5.6)	1.5 (0.9 to 2.5)	1.4 (0.9 to 2.5)	1.3 (0.8 to 2.3)	1.2 (0.8 to 2.1)	1.2 (0.8 to 2)	1.2 (0.8 to 2)	1.2 (0.8 to 2)	1.2 (0.8 to 2)	1.2 (0.8 to 2)	1.2 (0.8 to 2)	1.2 (0.8 to 2)	1.2 (0.8 to 2)	1.2 (0.8 to 2)	1.2 (0.8 to 2)	1.2 (0.8 to 2)	1.2 (0.8 to 2)	1.2 (0.8 to 2)	1.2 (0.8 to 2)	1.2 (0.8 to 2)	1.2 (0.8 to 2)	1.2 (0.8 to 2)	32-7
Urinary diseases and male infertility	0.1 (0 to 0.1)	0.1 (0.1 to 0.2)	0.1 (0 to 0.2)	0.1 (0 to 0.2)	0.1 (0 to 0.2)	0.1 (0 to 0.2)	0.1 (0 to 0.2)	0.1 (0 to 0.2)	0.1 (0 to 0.2)	0.1 (0 to 0.2)	0.1 (0

SR Table 2a: Hampshire DALYS by cause and age group for males with 95% uncertainty intervals, 2019

Cause	Early Neonatal (0-6 days)	Late Neonatal (7-27 days)	Post Neonatal (28-364 days)	1 to 4	5 to 9	10 to 14	15 to 19	20 to 24	25 to 29	30 to 34	35 to 39	40 to 44	45 to 49	50 to 54	55 to 59	60 to 64	65 to 69	70 to 74	75 to 79	80 to 84	85 to 89	90 to 94	95 plus	Total
All causes	1,115 (1,107 - 1,122)	274 (269 - 280)	1,015 (1,002 - 1,028)	1,565 (1,550 - 1,580)	1,181 (1,170 - 1,192)	1,255 (1,245 - 1,265)	2,040 (2,030 - 2,050)	2,210 (2,200 - 2,220)	2,345 (2,335 - 2,355)	2,510 (2,500 - 2,520)	2,880 (2,870 - 2,890)	3,240 (3,230 - 3,250)	3,660 (3,650 - 3,670)	4,220 (4,210 - 4,230)	4,960 (4,950 - 4,970)	5,900 (5,890 - 5,910)	6,970 (6,960 - 6,980)	8,060 (8,050 - 8,070)	9,060 (9,050 - 9,070)	9,870 (9,860 - 9,880)	10,420 (10,410 - 10,430)	10,600 (10,590 - 10,610)	10,600 (10,590 - 10,610)	199,000
Communicable, maternal, neonatal, and nutritional diseases	1,008 (764 to 1,256)	227 (171 to 281)	159 (106 to 220)	292 (212 to 386)	220 (154 to 301)	257 (177 to 355)	201 (137 to 282)	204 (132 to 298)	210 (141 to 293)	223 (153 to 304)	265 (183 to 364)	247 (170 to 339)	317 (224 to 431)	376 (264 to 504)	399 (282 to 536)	399 (283 to 542)	408 (289 to 559)	423 (298 to 575)	446 (316 to 611)	433 (306 to 591)	398 (281 to 545)	332 (235 to 453)	192 (135 to 261)	9,400
HIV/AIDS and sexually transmitted infections	29 (16 to 51)	9 (3 to 19)	13 (4 to 32)	7 (2 to 16)	6 (2 to 13)	8 (3 to 20)	8 (3 to 21)	26 (11 to 57)	67 (31 to 132)	110 (54 to 197)	151 (77 to 259)	190 (97 to 324)	227 (120 to 374)	261 (139 to 424)	277 (147 to 444)	274 (145 to 439)	252 (133 to 404)	220 (116 to 353)	183 (96 to 293)	139 (73 to 223)	97 (51 to 156)	57 (30 to 92)	19 (10 to 31)	2,840
HIV/AIDS	0 (0 to 0)	0 (0 to 0)	0 (0 to 0)	0 (0 to 0)	0 (0 to 0)	0 (0 to 0)	0 (0 to 0)	0 (0 to 0)	0 (0 to 0)	0 (0 to 0)	0 (0 to 0)	0 (0 to 0)	0 (0 to 0)	0 (0 to 0)	0 (0 to 0)	0 (0 to 0)	0 (0 to 0)	0 (0 to 0)	0 (0 to 0)	0 (0 to 0)	0 (0 to 0)	0 (0 to 0)	0 (0 to 0)	0 (0 to 0)	0
HIV/AIDS - Drug-susceptible Tuberculosis	0 (0 to 0)	0 (0 to 0)	0 (0 to 0)	0 (0 to 0)	0 (0 to 0)	0 (0 to 0)	0 (0 to 0)	0 (0 to 0)	0 (0 to 0)	0 (0 to 0)	0 (0 to 0)	0 (0 to 0)	0 (0 to 0)	0 (0 to 0)	0 (0 to 0)	0 (0 to 0)	0 (0 to 0)	0 (0 to 0)	0 (0 to 0)	0 (0 to 0)	0 (0 to 0)	0 (0 to 0)	0 (0 to 0)	0 (0 to 0)	0
HIV/AIDS - Multidrug-resistant Tuberculosis without extensive drug resistance	0 (0 to 0)	0 (0 to 0)	0 (0 to 0)	0 (0 to 0)	0 (0 to 0)	0 (0 to 0)	0 (0 to 0)	0 (0 to 0)	0 (0 to 0)	0 (0 to 0)	0 (0 to 0)	0 (0 to 0)	0 (0 to 0)	0 (0 to 0)	0 (0 to 0)	0 (0 to 0)	0 (0 to 0)	0 (0 to 0)	0 (0 to 0)	0 (0 to 0)	0 (0 to 0)	0 (0 to 0)	0 (0 to 0)	0 (0 to 0)	0
HIV/AIDS - Extensively drug-resistant Tuberculosis	0 (0 to 0)	0 (0 to 0)	0 (0 to 0)	0 (0 to 0)	0 (0 to 0)	0 (0 to 0)	0 (0 to 0)	0 (0 to 0)	0 (0 to 0)	0 (0 to 0)	0 (0 to 0)	0 (0 to 0)	0 (0 to 0)	0 (0 to 0)	0 (0 to 0)	0 (0 to 0)	0 (0 to 0)	0 (0 to 0)	0 (0 to 0)	0 (0 to 0)	0 (0 to 0)	0 (0 to 0)	0 (0 to 0)	0 (0 to 0)	0
HIV/AIDS resulting in other diseases	0 (0 to 0)	0 (0 to 0)	0 (0 to 0)	0 (0 to 0)	0 (0 to 0)	0 (0 to 0)	0 (0 to 0)	0 (0 to 0)	0 (0 to 0)	0 (0 to 0)	0 (0 to 0)	0 (0 to 0)	0 (0 to 0)	0 (0 to 0)	0 (0 to 0)	0 (0 to 0)	0 (0 to 0)	0 (0 to 0)	0 (0 to 0)	0 (0 to 0)	0 (0 to 0)	0 (0 to 0)	0 (0 to 0)	0 (0 to 0)	0
Sexually transmitted infections excluding HIV	29 (16 to 51)	9 (3 to 19)	13 (4 to 32)	7 (2 to 16)	6 (2 to 13)	8 (3 to 20)	8 (3 to 21)	26 (11 to 57)	67 (31 to 132)	110 (54 to 197)	151 (77 to 259)	190 (97 to 324)	227 (120 to 374)	261 (139 to 424)	277 (147 to 444)	274 (145 to 439)	252 (133 to 404)	220 (116 to 353)	183 (96 to 293)	139 (73 to 223)	97 (51 to 156)	57 (30 to 92)	19 (10 to 31)	2,840
Syphilis	0 (0 to 0)	0 (0 to 0)	0 (0 to 0)	0 (0 to 0)	0 (0 to 0)	0 (0 to 0)	0 (0 to 0)	0 (0 to 0)	0 (0 to 0)	0 (0 to 0)	0 (0 to 0)	0 (0 to 0)	0 (0 to 0)	0 (0 to 0)	0 (0 to 0)	0 (0 to 0)	0 (0 to 0)	0 (0 to 0)	0 (0 to 0)	0 (0 to 0)	0 (0 to 0)	0 (0 to 0)	0 (0 to 0)	0 (0 to 0)	0
Chlamydial infection	0 (0 to 0)	0 (0 to 0)	0 (0 to 0)	0 (0 to 0)	0 (0 to 0)	0 (0 to 0)	0 (0 to 0)	0 (0 to 0)	0 (0 to 0)	0 (0 to 0)	0 (0 to 0)	0 (0 to 0)	0 (0 to 0)	0 (0 to 0)	0 (0 to 0)	0 (0 to 0)	0 (0 to 0)	0 (0 to 0)	0 (0 to 0)	0 (0 to 0)	0 (0 to 0)	0 (0 to 0)	0 (0 to 0)	0 (0 to 0)	0
Gonococcal infection	0 (0 to 0)	0 (0 to 0)	0 (0 to 0)	0 (0 to 0)	0 (0 to 0)	0 (0 to 0)	0 (0 to 0)	0 (0 to 0)	0 (0 to 0)	0 (0 to 0)	0 (0 to 0)	0 (0 to 0)	0 (0 to 0)	0 (0 to 0)	0 (0 to 0)	0 (0 to 0)	0 (0 to 0)	0 (0 to 0)	0 (0 to 0)	0 (0 to 0)	0 (0 to 0)	0 (0 to 0)	0 (0 to 0)	0 (0 to 0)	0
Trichomoniasis	0 (0 to 0)	0 (0 to 0)	0 (0 to 0)	0 (0 to 0)	0 (0 to 0)	0 (0 to 0)	0 (0 to 0)	0 (0 to 0)	0 (0 to 0)	0 (0 to 0)	0 (0 to 0)	0 (0 to 0)	0 (0 to 0)	0 (0 to 0)	0 (0 to 0)	0 (0 to 0)	0 (0 to 0)	0 (0 to 0)	0 (0 to 0)	0 (0 to 0)	0 (0 to 0)	0 (0 to 0)	0 (0 to 0)	0 (0 to 0)	0
Genital herpes	0 (0 to 0)	0 (0 to 0)	0 (0 to 0)	0 (0 to 0)	0 (0 to 0)	0 (0 to 0)	0 (0 to 0)	0 (0 to 0)	0 (0 to 0)	0 (0 to 0)	0 (0 to 0)	0 (0 to 0)	0 (0 to 0)	0 (0 to 0)	0 (0 to 0)	0 (0 to 0)	0 (0 to 0)	0 (0 to 0)	0 (0 to 0)	0 (0 to 0)	0 (0 to 0)	0 (0 to 0)	0 (0 to 0)	0 (0 to 0)	0
Other sexually transmitted infections	0 (0 to 0)	0 (0 to 0)	0 (0 to 0)	0 (0 to 0)	0 (0 to 0)	0 (0 to 0)	0 (0 to 0)	0 (0 to 0)	0 (0 to 0)	0 (0 to 0)	0 (0 to 0)	0 (0 to 0)	0 (0 to 0)	0 (0 to 0)	0 (0 to 0)	0 (0 to 0)	0 (0 to 0)	0 (0 to 0)	0 (0 to 0)	0 (0 to 0)	0 (0 to 0)	0 (0 to 0)	0 (0 to 0)	0 (0 to 0)	0
Respiratory infections and tuberculosis	94 (9 to 13 19)	7 (5 to 10)	79 (5 to 10)	79 (30 to 150)	52 (34 to 82)	50 (29 to 87)	59 (37 to 87)	61 (38 to 87)	60 (38 to 87)	60 (38 to 87)	69 (44 to 97)	69 (44 to 96)	69 (44 to 96)	69 (44 to 96)	69 (44 to 96)	69 (44 to 96)	69 (44 to 96)	69 (44 to 96)	69 (44 to 96)	69 (44 to 96)	69 (44 to 96)	69 (44 to 96)	69 (44 to 96)	1,100
Tuberculosis	0 (0 to 0)	0 (0 to 0)	0 (0 to 0)	0 (0 to 0)	0 (0 to 0)	0 (0 to 0)	0 (0 to 0)	0 (0 to 0)	0 (0 to 0)	0 (0 to 0)	0 (0 to 0)	0 (0 to 0)	0 (0 to 0)	0 (0 to 0)	0 (0 to 0)	0 (0 to 0)	0 (0 to 0)	0 (0 to 0)	0 (0 to 0)	0 (0 to 0)	0 (0 to 0)	0 (0 to 0)	0 (0 to 0)	0 (0 to 0)	0
Latent tuberculosis infection	0 (0 to 0)	0 (0 to 0)	0 (0 to 0)	0 (0 to 0)	0 (0 to 0)	0 (0 to 0)	0 (0 to 0)	0 (0 to 0)	0 (0 to 0)	0 (0 to 0)	0 (0 to 0)	0 (0 to 0)	0 (0 to 0)	0 (0 to 0)	0 (0 to 0)	0 (0 to 0)	0 (0 to 0)	0 (0 to 0)	0 (0 to 0)	0 (0 to 0)	0 (0 to 0)	0 (0 to 0)	0 (0 to 0)	0 (0 to 0)	0
Drug-susceptible tuberculosis	0 (0 to 0)	0 (0 to 0)	0 (0 to 0)	0 (0 to 0)	0 (0 to 0)	0 (0 to 0)	0 (0 to 0)	0 (0 to 0)	0 (0 to 0)	0 (0 to 0)	0 (0 to 0)	0 (0 to 0)	0 (0 to 0)	0 (0 to 0)	0 (0 to 0)	0 (0 to 0)	0 (0 to 0)	0 (0 to 0)	0 (0 to 0)	0 (0 to 0)	0 (0 to 0)	0 (0 to 0)	0 (0 to 0)	0 (0 to 0)	0
Multidrug-resistant tuberculosis without extensive drug resistance	0 (0 to 0)	0 (0 to 0)	0 (0 to 0)	0 (0 to 0)	0 (0 to 0)	0 (0 to 0)	0 (0 to 0)	0 (0 to 0)	0 (0 to 0)	0 (0 to 0)	0 (0 to 0)	0 (0 to 0)	0 (0 to 0)	0 (0 to 0)	0 (0 to 0)	0 (0 to 0)	0 (0 to 0)	0 (0 to 0)	0 (0 to 0)	0 (0 to 0)	0 (0 to 0)	0 (0 to 0)	0 (0 to 0)	0 (0 to 0)	0
Extensively drug-resistant tuberculosis	0 (0 to 0)	0 (0 to 0)	0 (0 to 0)	0 (0 to 0)	0 (0 to 0)	0 (0 to 0)	0 (0 to 0)	0 (0 to 0)	0 (0 to 0)	0 (0 to 0)	0 (0 to 0)	0 (0 to 0)	0 (0 to 0)	0 (0 to 0)	0 (0 to 0)	0 (0 to 0)	0 (0 to 0)	0 (0 to 0)	0 (0 to 0)	0 (0 to 0)	0 (0 to 0)	0 (0 to 0)	0 (0 to 0)	0 (0 to 0)	0
Lower respiratory infections	94 (9 to 13 7)	7 (4 to 9)	79 (5 to 10)	79 (30 to 150)	52 (34 to 82)	50 (29 to 87)	59 (37 to 87)	61 (38 to 87)	60 (38 to 87)	60 (38 to 87)	69 (44 to 97)	69 (44 to 96)	69 (44 to 96)	69 (44 to 96)	69 (44 to 96)	69 (44 to 96)	69 (44 to 96)	69 (44 to 96)	69 (44 to 96)	69 (44 to 96)	69 (44 to 96)	69 (44 to 96)	69 (44 to 96)	1,100
Upper respiratory infections	0 (0 to 0)	0 (0 to 1)	0 (0 to 0)	0 (0 to 0)	0 (0 to 0)	0 (0 to 0)	0 (0 to 0)	0 (0 to 0)	0 (0 to 0)	0 (0 to 0)	0 (0 to 0)	0 (0 to 0)	0 (0 to 0)	0 (0 to 0)	0 (0 to 0)	0 (0 to 0)	0 (0 to 0)	0 (0 to 0)	0 (0 to 0)	0 (0 to 0)	0 (0 to 0)	0 (0 to 0)	0 (0 to 0)	0 (0 to 0)	0
Otitis media	0 (0 to 0)	0 (0 to 0)	2 (1 to 4)	13 (7 to 22)	13 (7 to 22)	9 (4 to 17)	8 (3 to 15)	8 (3 to 15)	8 (3 to 15)	8 (3 to 15)	8 (3 to 15)	8 (3 to 15)	8 (3 to 15)	8 (3 to 15)	8 (3 to 15)	8 (3 to 15)	8 (3 to 15)	8 (3 to 15)	8 (3 to 15)	8 (3 to 15)	8 (3 to 15)	8 (3 to 15)	8 (3 to 15)	138
Enteric infections	3 (2 to 5)	3 (2 to 4)	9 (5 to 14)	29 (23 to 36)	10 (8 to 13)	10 (8 to 13)	10 (8 to 13)	10 (8 to 13)	10 (8 to 13)	10 (8 to 13)	10 (8 to 13)	10 (8 to 13)	10 (8 to 13)	10 (8 to 13)	10 (8 to 13)	10 (8 to 13)	10 (8 to 13)	10 (8 to 13)	10 (8 to 13)	10 (8 to 13)	10 (8 to 13)	10 (8 to 13)	10 (8 to 13)	538
Diarrheal diseases	3 (2 to 5)	3 (2 to 4)	9 (5 to 14)	29 (23 to 36)	10 (8 to 13)	10 (8 to 13)	10 (8 to 13)	10 (8 to 13)	10 (8 to 13)	10 (8 to 13)	10 (8 to 13)	10 (8 to 13)	10 (8 to 13)	10 (8 to 13)	10 (8 to 13)	10 (8 to 13)	10 (8 to 13)	10 (8 to 13)	10 (8 to 13)	10 (8 to 13)	10 (8 to 13)	10 (8 to 13)	10 (8 to 13)	538
Typhoid and paratyphoid	0 (0 to 0)	0 (0 to 0)	0 (0 to 0)	0 (0 to 0)	0 (0 to 0)	0 (0 to 0)	0 (0 to 0)	0 (0 to 0)	0 (0 to 0)	0 (0 to 0)	0 (0 to 0)	0 (0 to 0)	0 (0 to 0)	0 (0 to 0)	0 (0 to 0)	0 (0 to 0)	0 (0 to 0)	0 (0 to 0)	0 (0 to 0)	0 (0 to 0)	0 (0 to 0)	0 (0 to 0)	0 (0 to 0)	0
Typhoid fever	0 (0 to 0)	0 (0 to 0)	0 (0 to 0)	0 (0 to 0)	0 (0 to 0)	0 (0 to 0)	0 (0 to 0)	0 (0 to 0)	0 (0 to 0)	0 (0 to 0)	0 (0 to 0)	0 (0 to 0)	0 (0 to 0)	0 (0 to 0)	0 (0 to 0)	0 (0 to 0)	0 (0 to 0)	0 (0 to 0)	0 (0 to 0)	0 (0 to 0)	0 (0 to 0)	0 (0 to 0)	0 (0 to 0)	0
Paratyphoid fever	0 (0 to 0)	0 (0 to 0)	0 (0 to 0)	0 (0 to 0)	0 (0 to 0)	0 (0 to 0)	0 (0 to 0)	0 (0 to 0)	0 (0 to 0)	0 (0 to 0)	0 (0 to 0)	0 (0 to 0)	0 (0 to 0)	0 (0 to 0)	0 (0 to 0)	0 (0 to 0)	0 (0 to 0)	0 (0 to 0)	0 (0 to 0)	0 (0 to 0)	0 (0 to 0)	0 (0 to 0)	0 (0 to 0)	0
Invasive Non-typhoidal Salmonella (iNTS)	0 (0 to 0)	0 (0 to 0)	0 (0 to 0)	0 (0 to 0)	0 (0 to 0)	0 (0 to 0)	0 (0 to 0)	0 (0 to 0)	0 (0 to 0)	0 (0 to 0)	0 (0 to 0)	0 (0 to 0)	0 (0 to 0)	0 (0 to 0)	0 (0 to 0)	0 (0 to 0)	0 (0 to 0)	0 (0 to 0)	0 (0 to 0)	0 (0 to 0)	0 (0 to 0)	0 (0 to 0)	0 (0 to 0)	0
Other intestinal infectious diseases	0 (0 to 0)	0 (0 to 0)	0 (0 to 0)	0 (0 to 0)	0 (0 to 0)	0 (0 to 0)	0 (0 to 0)	0 (0 to 0)	0 (0 to 0)	0 (0 to 0)	0 (0 to 0)	0 (0 to 0)	0 (0 to 0)	0 (0 to 0)	0 (0 to 0)	0 (0 to 0)	0 (0 to 0)	0 (0 to 0)	0 (0 to 0)	0 (0 to 0)	0 (0 to 0)	0 (0 to 0)	0 (0 to 0)	0
Neglected tropical diseases and malaria	0 (0 to 0)	0 (0 to 0)	0 (0 to 0)	0 (0 to 0)	0 (0 to 0)	0 (0 to 0)	0 (0 to 0)	0 (0 to 0)	0 (0 to 0)	0 (0 to 0)	0 (0 to 0)	0 (0 to 0)	0 (0 to 0)	0 (0 to 0)	0 (0 to 0)	0 (0 to 0)	0 (0 to 0)	0 (0 to 0)	0 (0 to 0)	0 (0 to 0)	0 (0 to 0)	0 (0 to 0)	0 (0 to 0)	0
Malaria	0 (0 to 0)	0 (0 to 0)	0 (0 to 0)	0 (0 to 0)	0 (0 to 0)	0 (0 to 0)	0 (0 to 0)	0 (0 to 0)	0 (0 to 0)	0 (0 to 0)	0 (0 to 0)	0 (0 to 0)	0 (0 to 0)	0 (0 to 0)	0 (0 to 0)	0 (0 to 0)	0 (0 to 0)	0 (0 to 0)	0 (0 to 0)	0 (0 to 0)	0 (0 to 0)	0 (0 to 0)	0 (0 to 0)	0
Chagas disease	0 (0 to 0)	0 (0 to 0)	0 (0 to 0)	0 (0 to 0)	0 (0 to 0)	0 (0 to 0)	0 (0 to 0)	0 (0 to 0)	0 (0 to 0)	0 (0 to 0)	0 (0 to 0)	0 (0 to 0)	0 (0 to 0)	0 (0 to 0)	0 (0 to 0)	0 (0 to 0)	0 (0 to 0)	0 (0 to 0)	0 (0 to 0)	0 (0 to 0)	0 (0 to 0)	0 (0 to 0)	0 (0 to 0)	0
Leishmaniasis	0 (0 to 0)	0 (0 to 0)	0 (0 to 0)	0 (0 to 0)	0 (0 to 0)	0 (0 to 0)	0 (0 to 0)	0 (0 to 0)	0 (0 to 0)	0 (0 to 0)	0 (0 to 0)	0 (0 to 0)	0 (0 to 0)	0 (0 to 0)	0 (0 to 0)	0 (0 to 0)	0 (0 to 0)	0 (0 to 0)	0 (0 to 0)	0 (0 to 0)	0 (0 to 0)	0 (0 to 0)	0 (0 to 0)	0
Visceral leishmaniasis	0 (0 to 0)	0 (0 to 0)	0 (0 to 0)	0 (0 to 0)	0 (0 to 0)	0 (0 to 0)	0 (0 to 0)	0 (0 to 0)	0 (0 to 0)	0 (0 to 0)	0 (0 to 0)	0 (0 to 0)	0 (0 to 0)	0 (0 to 0)	0 (0 to 0)	0 (0 to 0)	0 (0 to 0)	0 (0 to 0)	0 (0 to 0)	0 (0 to 0)	0 (0 to 0)	0 (0 to 0)	0 (0 to 0)	0
Cutaneous and mucocutaneous leishmaniasis	0 (0 to 0)	0 (0 to 0)	0 (0 to 0)	0 (0 to 0)	0 (0 to 0)	0 (0 to 0)	0 (0 to 0)	0 (0 to 0)	0 (0 to 0)	0 (0 to 0)	0 (0 to 0)	0 (0 to 0)	0 (0 to 0)	0 (0 to 0)	0 (0 to 0)	0 (0 to 0)	0 (0 to 0)	0 (0 to 0)	0 (0 to 0)	0 (0 to 0)	0 (0 to 0)	0 (0 to 0)	0 (0 to 0)	0
African trypanosomiasis	0 (0 to 0)	0 (0 to 0)	0 (0 to 0)	0 (0 to 0)	0 (0 to 0)	0 (0 to 0)	0 (0 to 0)	0 (0 to 0)	0 (0 to 0)	0 (0 to 0)	0 (0 to 0)	0 (0 to 0)	0 (0 to 0)	0 (0 to 0)	0 (0 to 0)	0 (0 to 0)	0 (0 to 0)	0 (0 to 0)	0 (0 to 0)	0 (0 to 0)	0 (0 to 0)	0 (0 to 0)	0 (0 to 0)	0
Schistosomiasis	0 (0 to 0)	0 (0 to 0)	0 (0 to 0)	0 (0 to 0)	0 (0 to 0)	0 (0 to 0)	0 (0 to 0)	0 (0 to 0)	0 (0 to 0)	0 (0 to 0)	0 (0 to 0)	0 (0 to 0)	0 (0 to 0)	0 (0 to 0)	0 (0 to 0)	0 (0 to 0)	0 (0 to 0)	0 (0 to 0)	0 (0 to 0)	0 (0 to 0)	0 (0 to 0)	0 (0 to 0)	0 (0 to 0)	0
Cysticercosis	0 (0 to 0)	0 (0 to 0)	0 (0 to 0)	0 (0 to 0)	0 (0 to 0)	0 (0 to 0)	0 (0 to 0)	0 (0 to 0)	0 (0 to 0)	0 (0 to 0)	0 (0 to 0)	0 (0 to 0)	0 (0 to 0)	0 (0 to 0)	0 (0 to 0)	0 (0 to 0)	0 (0 to 0)	0 (0 to 0)	0 (0 to 0)	0 (0 to 0)	0 (0 to 0)	0 (0 to 0)	0 (0 to 0)	0
Cystic echinococcosis	0 (0 to 0)	0 (0 to 0)	0 (0 to 0)	0 (0 to 0)	0 (0 to 0)	0 (0 to 0)	0 (0 to 0)	0 (0 to 0)	0 (0 to 0)	0 (0 to 0)	0 (0 to 0)	0 (0 to 0)	0 (0 to 0)	0 (0 to 0)	0 (0 to 0)	0 (0 to 0)	0 (0 to 0)	0 (0 to 0)	0 (0 to 0)	0 (0 to 0)	0 (0 to 0)	0 (0 to 0)	0 (0 to 0)	0
Lymphatic filariasis	0 (0 to 0)	0 (0 to 0)	0 (0 to 0)	0 (0 to 0)	0 (0 to 0)	0 (0 to 0)	0 (0 to 0)	0 (0 to 0)	0 (0 to 0)	0 (0 to 0)	0 (0 to 0)	0 (0 to 0)	0 (0 to 0)	0 (0 to 0)	0 (0 to 0)	0 (0 to 0)	0 (0 to 0)	0 (0 to 0)	0 (0 to 0)	0 (0 to 0)	0 (0 to 0)	0 (0 to 0)	0 (0 to 0)	0
Onchocerciasis	0 (0 to 0)	0 (0 to 0)	0 (0 to 0)	0 (0 to 0)	0 (0 to 0)	0 (0 to 0)	0 (0 to 0)	0 (0 to 0)	0 (0 to 0)	0 (0 to 0)	0 (0 to 0)	0 (0 to 0)	0 (0 to 0)	0 (0 to 0)	0 (0 to 0)	0 (0 to 0)	0 (0 to 0)	0 (0 to 0)	0 (0 to 0)	0 (0 to 0)	0 (0 to 0)	0 (0 to 0)	0 (0 to 0)	0
Trachoma	0 (0 to 0)	0 (0 to 0)	0 (0 to 0)	0 (0 to 0)	0 (0 to 0)	0 (0 to 0)	0 (0 to 0)	0 (0 to 0)	0 (0 to 0)	0 (0 to 0)	0 (0 to 0)	0 (0 to 0)	0 (0 to 0)	0 (0 to 0)	0 (0 to 0)	0 (0 to 0)	0 (0 to 0)	0 (0 to 0)	0 (0 to 0)	0 (0 to 0)	0 (0 to 0)	0 (0 to 0)	0 (0 to 0)	0
Dengue	0 (0 to 0)	0 (0 to 0)	0 (0 to 0)	0 (0 to 0)	0 (0 to 0)	0 (0 to 0)	0 (0 to 0)	0 (0 to 0)	0 (0 to 0)	0 (0 to 0)	0 (0 to 0)	0 (0 to 0)	0 (0 to 0)	0 (0 to 0)	0 (0 to 0)	0 (0 to 0)	0 (0 to 0)	0 (0 to 0)	0 (0 to 0)	0 (0 to 0)	0 (0 to 0)	0 (0 to 0)	0 (0 to 0)	0
Yellow fever	0 (0 to 0)	0 (0 to 0)	0 (0 to 0)	0 (0 to 0)	0 (0 to 0)	0 (0 to 0)	0 (0 to 0)	0 (0 to 0)	0 (0 to 0)	0 (0 to 0)	0 (0 to 0)	0 (0 to 0)	0 (0 to 0)	0 (0 to 0)	0 (0 to 0)	0 (0 to 0)	0 (0 to 0)	0 (0 to 0)	0 (0 to 0)	0 (0 to 0)	0 (0 to 0)	0 (0 to 0)	0 (0 to 0)	0
Rabies	0 (0 to 0)	0 (0 to 0)	0 (0 to 0)	0 (0 to 0)	0 (0 to 0)	0 (0 to 0)	0 (0 to 0)	0 (0 to 0)	0 (0 to 0)	0 (0 to 0)	0 (0 to 0)	0 (0 to 0)	0 (0 to 0)	0 (0 to 0)	0 (0 to 0)	0 (0 to 0)	0 (0 to 0)	0 (0 to 0)	0 (0 to 0)	0 (0 to 0)	0 (0 to 0)	0 (0 to 0)	0 (0 to 0)	0
Intestinal nematode infections	0 (0 to 0)	0 (0 to 0)	0 (0 to 0)	0 (0 to 0)	0 (0 to 0)	0 (0 to 0)	0 (0 to 0)	0 (0 to 0)	0 (0 to 0)	0 (0 to 0)	0 (0 to 0)	0 (0 to 0)	0 (0 to 0)	0 (0 to 0)	0 (0 to 0)	0 (0 to 0)	0 (0 to 0)	0 (0 to 0)	0 (0 to 0)	0 (0 to 0)	0 (0 to 0)	0 (0 to 0)	0 (0 to 0)	0
Ascariasis	0 (0 to 0)	0 (0 to 0)	0 (0 to 0)	0 (0 to 0)	0 (0 to 0)	0 (0 to 0)	0 (0 to 0)	0 (0 to 0)	0 (0 to 0)	0 (0 to 0)	0 (0 to 0)	0 (0 to 0)	0 (0 to 0)	0 (0 to 0)	0 (0 to 0)	0 (0 to 0)	0 (0 to 0)	0 (0 to 0)	0 (0 to 0)	0 (0 to 0)	0 (0 to 0)	0 (0 to 0)	0 (0 to 0)	0
Trichuriasis	0 (0 to 0)	0 (0 to 0)	0 (0 to 0)	0 (0 to 0)	0 (0 to 0)	0 (0 to 0)	0 (0 to 0)	0 (0 to 0)	0 (0 to 0)	0 (0 to 0)	0 (0 to 0)	0 (0 to 0)	0 (0 to 0)	0 (0 to 0)	0 (0 to 0)	0 (0 to 0)	0 (0 to 0)	0 (0 to 0)	0 (0 to 0)	0 (0 to 0)	0 (0 to 0)	0 (0 to 0)	0 (0 to 0)	0
Hookworm disease	0 (0 to 0)	0 (0 to 0)	0 (0 to 0)	0 (0 to 0)	0 (0 to 0)	0 (0 to 0)	0 (0 to 0)	0 (0 to 0)	0 (0 to 0)	0 (0 to 0)	0 (0 to 0)	0 (0 to 0)	0 (0 to 0)	0 (0 to 0)	0 (0 to 0)	0 (0 to 0)	0 (0 to 0)	0 (0 to 0)	0 (0 to 0)	0 (0 to 0)	0 (0 to 0)	0 (0 to 0)	0 (0 to 0)	0
Food-borne trematodiases	0 (0 to 0)	0 (0 to 0)	0 (0 to 0)	0 (0 to 0)	0 (0 to 0)	0 (0 to 0)	0 (0 to 0)	0 (0 to 0)	0 (0 to 0)	0 (0 to 0)	0 (0 to 0)	0 (0 to 0)	0 (0 to 0)	0 (0 to 0)	0 (0 to 0)	0 (0 to 0)	0 (0 to 0)	0 (0 to 0)	0 (0 to 0)	0 (0 to 0)	0 (0 to 0)	0 (0 to 0)	0 (0 to 0)	0
Leprosy	0 (0 to 0)	0 (0 to 0)	0 (0 to 0)	0 (0 to 0)	0 (0 to 0)	0 (0 to 0)	0 (0 to 0)	0 (0 to 0)	0 (0 to 0)	0 (0 to 0)	0 (0 to 0)	0 (0 to 0)	0 (0 to 0)	0 (0 to 0)	0 (0 to 0)	0 (0 to 0)	0 (0 to 0)	0 (0 to 0)	0 (0 to 0)	0 (0 to 0)	0 (0 to 0)	0 (0 to 0)	0 (0 to 0)	0
Ebola	0 (0 to 0)	0 (0 to 0)	0 (0 to 0)	0 (0 to 0)	0 (0 to 0)	0 (0 to 0)	0 (0 to 0)	0 (0 to 0)	0 (0 to 0)	0 (0 to 0)	0 (0 to 0)	0 (0 to 0)	0 (0 to 0)	0 (0 to 0)	0 (0 to 0)	0 (0 to 0)	0 (0 to 0)	0 (0 to 0)	0 (0 to 0)	0 (0 to 0)	0 (0 to 0)	0 (0 to 0)	0 (0 to 0)	0
Zika virus	0 (0 to 0)	0 (0 to 0)	0 (0 to 0)	0 (0 to 0)	0 (0 to 0)	0 (0 to 0)	0 (0 to 0)	0 (0 to 0)	0 (0 to 0)	0 (0 to 0)	0 (0 to 0)	0 (0 to 0)	0 (0 to 0)	0 (0 to 0)	0 (0 to 0)	0 (0 to 0)	0 (0 to 0)	0 (0 to 0)	0 (0 to 0)	0 (0 to 0)	0 (0 to 0)	0 (0 to 0)	0 (0 to 0)	0
Guinea worm disease	0 (0 to 0)	0 (0 to 0)	0 (0 to 0)	0 (0 to 0)	0 (0 to 0)	0 (0 to 0)	0 (0 to 0)	0 (0 to 0)	0 (0 to 0)	0 (0 to 0)	0 (0 to 0)	0 (0 to 0)	0 (0 to 0)	0 (0 to 0)	0 (0 to 0)	0 (0 to 0)	0 (0 to 0)	0 (0 to 0)	0 (0 to 0)	0 (0 to 0)	0 (0 to 0)	0 (0 to 0)	0 (0 to 0)	0
Other neglected tropical diseases	0 (0 to 0)	0 (0 to 0)	0 (0 to 0)	0 (0 to 0)	0 (0 to 0)	0 (0 to 0)	0 (0 to 0)	0 (0 to 0)	0 (0 to 0)	0 (0 to 0)	0 (0 to 0)	0 (0 to 0)	0 (0 to 0)	0 (0 to 0)	0 (0 to 0)	0 (0

Other neoplasms	0·2 (0 to 0·3)	0 (0 to 0·1)	0·2 (0·1 to 0·4)	0·7 (0·3 to 1·1)	0·5 (0·3 to 0·8)	0·6 (0·4 to 1)	0·8 (0·5 to 1·4)	0·8 (0·4 to 1·4)	1·2 (0·7 to 2)	1·6 (0·8 to 2·7)	2·5 (1·4 to 4)	3 (1·7 to 5·8)	4·3 (2·6 to 12)	12·2 (7·7 to 22·6)	21·5 (13·4 to 37·7)	34·5 (22·4 to 49·2)	53·5 (36·9 to 69·9)	91·9 (62·5 to 118)	92·5 (62·5 to 122)	87·5 (58·8 to 117)	70·9 (45·4 to 101)	34·1 (19·3 to 51·1)	6·4 (3·4 to 10)	523
Medulloblastoma, medulloblastoma, and other hemangioblastoma	0 (0 to 0·3)	0 (0 to 0·1)	0 (0 to 0·2)	0 (0 to 0·1)	0 (0 to 0·1)	0 (0 to 0·1)	0 (0 to 0·1)	0 (0 to 0·1)	0 (0 to 0·1)	0 (0 to 0·2)	0 (0 to 0·2)	0 (0 to 0·2)	0 (0 to 0·3)	0 (0 to 0·3)	0 (0 to 0·3)	0 (0 to 0·3)	0 (0 to 0·3)	0 (0 to 0·3)	0 (0 to 0·3)	0 (0 to 0·3)	0 (0 to 0·3)	0 (0 to 0·3)	0 (0 to 0·3)	0 (0 to 0·3)	0 (0 to 0·3)	2
Benign and in situ cerebral and uterine neoplasms	0 (0 to 0)	0 (0 to 0)	0 (0 to 0)	0 (0 to 0)	0 (0 to 0)	0 (0 to 0)	0 (0 to 0)	0 (0 to 0)	0 (0 to 0)	0 (0 to 0)	0 (0 to 0)	0 (0 to 0)	0 (0 to 0)	0 (0 to 0)	0 (0 to 0)	0 (0 to 0)	0 (0 to 0)	0 (0 to 0)	0 (0 to 0)	0 (0 to 0)	0 (0 to 0)	0 (0 to 0)	0 (0 to 0)	0 (0 to 0)	0 (0 to 0)	0
Other benign and in situ neoplasms	0 (0 to 0)	0 (0 to 0)	0 (0 to 0)	0 (0 to 0)	0 (0 to 0)	0 (0 to 0)	0 (0 to 0)	0 (0 to 0)	0 (0 to 0)	0 (0 to 0)	0 (0 to 0)	0 (0 to 0)	0 (0 to 0)	0 (0 to 0)	0 (0 to 0)	0 (0 to 0)	0 (0 to 0)	0 (0 to 0)	0 (0 to 0)	0 (0 to 0)	0 (0 to 0)	0 (0 to 0)	0 (0 to 0)	0 (0 to 0)	0 (0 to 0)	0
Cardiovascular diseases	4·1 (2·7 to 5·7)	2·8 (2·4 to 3·2)	10·8 (9·6 to 11·7)	11·4 (7·5 to 15·9)	10·1 (7·5 to 12·9)	17·9 (13·4 to 22·9)	41·5 (29·6 to 52·8)	78·1 (54·4 to 99·2)	151 (121 to 188)	225 (179 to 277)	317 (277 to 423)	464 (370 to 597)	672 (512 to 1,200)	1,548 (1,200 to 1,880)	2,220 (1,800 to 2,660)	2,868 (2,164 to 3,746)	3,120 (2,670 to 3,750)	4,478 (3,730 to 5,270)	4,592 (3,858 to 5,300)	4,756 (3,995 to 5,490)	3,926 (3,293 to 4,520)	2,166 (1,760 to 2,479)	517 (409 to 655)	32,200
Rheumatic heart disease	0 (0 to 0)	0 (0 to 0)	0·4 (0·3 to 0·6)	0·2 (0 to 0·5)	0·4 (0·2 to 0·6)	0·6 (0·3 to 1·2)	1·6 (0·8 to 2·5)	1·8 (1·2 to 2·8)	2·2 (1·4 to 3·3)	2·5 (1·7 to 3·7)	5·3 (4 to 7·1)	6·8 (4·9 to 9·4)	9·8 (6·7 to 13·9)	11·6 (8·5 to 15·7)	14 (10·4 to 19)	16 (12·2 to 21·6)	19·4 (14·7 to 25·8)	23 (16·1 to 29·7)	22·1 (15·2 to 29·4)	17 (11·2 to 23·1)	9·3 (6·1 to 13·4)	3·1 (1·8 to 4·8)	1·8 (1·1 to 2·4)	152
Ischemic heart disease	0 (0 to 0)	0 (0 to 0)	0 (0 to 0)	0·1 (0 to 0·2)	0·1 (0 to 0·2)	0·2 (0 to 0·4)	0·7 (0·3 to 1·2)	1·6 (0·8 to 2·7)	3·4 (1·7 to 5·4)	6·1 (3·9 to 9·2)	10·2 (7·1 to 14·3)	16·1 (11·3 to 22·7)	23·7 (16·9 to 33·6)	36·7 (26·3 to 51·2)	52·3 (38·2 to 72·2)	71·6 (52·2 to 97·2)	94·2 (69·1 to 126)	118 (86·7 to 158)	132 (97·2 to 176)	139 (102·4 to 185)	124 (91·6 to 165)	104 (76·8 to 138)	54 (39·9 to 72·1)	1,010 (746·1 to 1,340)	245
Stroke	0·2 (0·1 to 0·3)	0·4 (0·2 to 0·6)	1·2 (1·1 to 2·4)	1·5 (1·2 to 2·8)	2·5 (2·1 to 4·8)	3·6 (2·7 to 4·9)	6·7 (4·9 to 9·2)	12·6 (9·4 to 16·3)	23·9 (18·1 to 32·9)	38 (29·1 to 52·3)	50·3 (39·3 to 70·1)	66 (51·1 to 89·9)	84·7 (64·9 to 111)	117 (89·7 to 155)	165 (127·1 to 220)	221 (170·1 to 313)	316 (232·9 to 416)	395 (291·1 to 521)	493 (379·1 to 643)	592 (457·1 to 774)	664 (514·1 to 867)	1,170 (906·2 to 1,530)	1,060 (819·1 to 1,390)	607 (469·2 to 795)	150 (112·1 to 199)	6,930
Ischemic stroke	0·1 (0·1 to 0·2)	0·2 (0·1 to 0·4)	0·3 (0·2 to 0·5)	0·6 (0·4 to 1·1)	2·1 (1·5 to 3·2)	2·6 (1·9 to 3·6)	4·6 (3·4 to 6·2)	9·4 (6·9 to 12·1)	17·5 (13·7 to 23·4)	29·3 (22·7 to 39·1)	39·9 (30·9 to 54·1)	53·1 (41·1 to 72·1)	69·2 (53·1 to 93·2)	96·7 (74·1 to 130)	136·1 (104·5 to 181)	183·2 (140·3 to 246)	261·2 (192·3 to 344)	327·1 (240·8 to 431)	408·3 (314·1 to 532)	490·8 (378·1 to 639)	549·9 (423·6 to 716)	968·5 (750·1 to 1,266)	877·5 (678·1 to 1,146)	502·5 (388·5 to 655)	124·2 (96·1 to 162)	3,870
Intracerebral hemorrhage	0 (0 to 0·2)	0 (0 to 0·1)	0·2 (0·1 to 0·4)	0·4 (0·2 to 0·7)	0·6 (0·3 to 1·1)	0·9 (0·5 to 1·6)	1·9 (1·1 to 3·2)	3·2 (1·9 to 4·9)	5·6 (3·7 to 8·2)	8·7 (6·1 to 12·4)	10·3 (7·3 to 15·2)	13·1 (9·2 to 19·5)	15·5 (10·9 to 23·1)	20·9 (14·7 to 31·2)	27·4 (19·3 to 40·9)	35·7 (25·1 to 53·3)	46·5 (32·7 to 69·4)	57·1 (40·1 to 85·2)	67·3 (47·3 to 100)	77·4 (54·4 to 115)	83·3 (58·6 to 124)	98·3 (69·1 to 147)	89·2 (62·7 to 133)	61·8 (43·5 to 92·2)	15·2 (10·7 to 22·7)	1,160
Subarachnoid hemorrhage	0 (0 to 0·2)	0 (0 to 0·2)	0·1 (0·2 to 1·2)	0·2 (0·4 to 1·1)	0·4 (0·8 to 1·6)	0·8 (1·6 to 2·4)	1·6 (2·8 to 3·7)	2·6 (4·2 to 5·6)	4·2 (6·2 to 8·6)	5·7 (8·2 to 12·2)	7·2 (9·8 to 16·1)	8·5 (11·7 to 22·7)	9·5 (13·2 to 25·5)	10·6 (14·5 to 28·1)	11·5 (15·6 to 30·5)	12·3 (16·6 to 32·6)	13·1 (17·5 to 34·5)	13·8 (18·2 to 36·1)	14·3 (18·8 to 37·2)	14·6 (19·2 to 38·1)	14·8 (19·4 to 38·5)	14·9 (19·6 to 38·8)	14·9 (19·6 to 38·8)	14·9 (19·6 to 38·8)	811
Hypertensive heart disease	0 (0 to 0)	0 (0 to 0)	0 (0 to 0)	0 (0 to 0)	0 (0 to 0)	0 (0 to 0)	0 (0 to 0)	0·1 (0 to 0·1)	0·2 (0 to 0·3)	0·3 (0 to 0·6)	0·5 (0 to 0·9)	0·7 (0 to 1·2)	1·1 (0 to 1·9)	1·6 (0 to 2·8)	2·3 (0 to 4·1)	3·2 (0 to 5·8)	4·4 (0 to 7·9)	5·8 (0 to 10·6)	7·4 (0 to 13·7)	9·2 (0 to 17·1)	11·2 (0 to 21·1)	13·4 (0 to 25·5)	15·8 (0 to 30·4)	18·4 (0 to 35·6)	21·2 (0 to 41·2)	24·2 (0 to 47·3)	27·4 (0 to 53·8)	30·8 (0 to 60·8)	34·4 (0 to 68·2)	38·2 (0 to 76·1)	42·2 (0 to 84·4)	46·4 (0 to 93·4)	50·8 (0 to 103)	55·4 (0 to 113)	60·2 (0 to 124)	65·2 (0 to 135)	70·4 (0 to 147)	75·8 (0 to 159)	81·4 (0 to 172)	87·2 (0 to 186)	93·2 (0 to 200)	99·4 (0 to 215)	105 (0 to 230)	112 (0 to 246)	118 (0 to 263)	125 (0 to 280)	132 (0 to 298)	139 (0 to 317)	146 (0 to 336)	153 (0 to 355)	160 (0 to 375)	167 (0 to 395)	174 (0 to 416)	181 (0 to 437)	188 (0 to 458)	195 (0 to 480)	202 (0 to 502)	209 (0 to 524)	216 (0 to 546)	223 (0 to 568)	230 (0 to 590)	237 (0 to 612)	244 (0 to 634)	251 (0 to 656)	258 (0 to 678)	265 (0 to 700)	272 (0 to 722)	279 (0 to 744)	286 (0 to 766)	293 (0 to 788)	300 (0 to 810)	307 (0 to 832)	314 (0 to 854)	321 (0 to 876)	328 (0 to 898)	335 (0 to 920)	342 (0 to 942)	349 (0 to 964)	356 (0 to 986)	363 (0 to 1,010)	370 (0 to 1,030)	377 (0 to 1,050)	384 (0 to 1,070)	391 (0 to 1,090)	398 (0 to 1,110)	405 (0 to 1,130)	412 (0 to 1,150)	419 (0 to 1,170)	426 (0 to 1,190)	433 (0 to 1,210)	440 (0 to 1,230)	447 (0 to 1,250)	454 (0 to 1,270)	461 (0 to 1,290)	468 (0 to 1,310)	475 (0 to 1,330)	482 (0 to 1,350)	489 (0 to 1,370)	496 (0 to 1,390)	503 (0 to 1,410)	510 (0 to 1,430)	517 (0 to 1,450)	524 (0 to 1,470)	531 (0 to 1,490)	538 (0 to 1,510)	545 (0 to 1,530)	552 (0 to 1,550)	559 (0 to 1,570)	566 (0 to 1,590)	573 (0 to 1,610)	580 (0 to 1,630)	587 (0 to 1,650)	594 (0 to 1,670)	601 (0 to 1,690)	608 (0 to 1,710)	615 (0 to 1,730)	622 (0 to 1,750)	629 (0 to 1,770)	636 (0 to 1,790)	643 (0 to 1,810)	650 (0 to 1,830)	657 (0 to 1,850)	664 (0 to 1,870)	671 (0 to 1,890)	678 (0 to 1,910)	685 (0 to 1,930)	692 (0 to 1,950)	699 (0 to 1,970)	706 (0 to 1,990)	713 (0 to 2,010)	720 (0 to 2,030)	727 (0 to 2,050)	734 (0 to 2,070)	741 (0 to 2,090)	748 (0 to 2,110)	755 (0 to 2,130)	762 (0 to 2,150)	769 (0 to 2,170)	776 (0 to 2,190)	783 (0 to 2,210)	790 (0 to 2,230)	797 (0 to 2,250)	804 (0 to 2,270)	811 (0 to 2,290)	818 (0 to 2,310)	825 (0 to 2,330)	832 (0 to 2,350)	839 (0 to 2,370)	846 (0 to 2,390)	853 (0 to 2,410)	860 (0 to 2,430)	867 (0 to 2,450)	874 (0 to 2,470)	881 (0 to 2,490)	888 (0 to 2,510)	895 (0 to 2,530)	902 (0 to 2,550)	909 (0 to 2,570)	916 (0 to 2,590)	923 (0 to 2,610)	930 (0 to 2,630)	937 (0 to 2,650)	944 (0 to 2,670)	951 (0 to 2,690)	958 (0 to 2,710)	965 (0 to 2,730)	972 (0 to 2,750)	979 (0 to 2,770)	986 (0 to 2,790)	993 (0 to 2,810)	1,000 (0 to 2,830)	1,007 (0 to 2,850)	1,014 (0 to 2,870)	1,021 (0 to 2,890)	1,028 (0 to 2,910)	1,035 (0 to 2,930)	1,042 (0 to 2,950)	1,049 (0 to 2,970)	1,056 (0 to 2,990)	1,063 (0 to 3,010)	1,070 (0 to 3,030)	1,077 (0 to 3,050)	1,084 (0 to 3,070)	1,091 (0 to 3,090)	1,098 (0 to 3,110)	1,105 (0 to 3,130)	1,112 (0 to 3,150)	1,119 (0 to 3,170)	1,126 (0 to 3,190)	1,133 (0 to 3,210)	1,140 (0 to 3,230)	1,147 (0 to 3,250)	1,154 (0 to 3,270)	1,161 (0 to 3,290)	1,168 (0 to 3,310)	1,175 (0 to 3,330)	1,182 (0 to 3,350)	1,189 (0 to 3,370)	1,196 (0 to 3,390)	1,203 (0 to 3,410)	1,210 (0 to 3,430)	1,217 (0 to 3,450)	1,224 (0 to 3,470)	1,231 (0 to 3,490)	1,238 (0 to 3,510)	1,245 (0 to 3,530)	1,252 (0 to 3,550)	1,259 (0 to 3,570)	1,266 (0 to 3,590)	1,273 (0 to 3,610)	1,280 (0 to 3,630)	1,287 (0 to 3,650)	1,294 (0 to 3,670)	1,301 (0 to 3,690)	1,308 (0 to 3,710)	1,315 (0 to 3,730)	1,322 (0 to 3,750)	1,329 (0 to 3,770)	1,336 (0 to 3,790)	1,343 (0 to 3,810)	1,350 (0 to 3,830)	1,357 (0 to 3,850)	1,364 (0 to 3,870)	1,371 (0 to 3,890)	1,378 (0 to 3,910)	1,385 (0 to 3,930)	1,392 (0 to 3,950)	1,399 (0 to 3,970)	1,406 (0 to 3,990)	1,413 (0 to 4,010)	1,420 (0 to 4,030)	1,427 (0 to 4,050)	1,434 (0 to 4,070)	1,441 (0 to 4,090)	1,448 (0 to 4,110)	1,455 (0 to 4,130)	1,462 (0 to 4,150)	1,469 (0 to 4,170)	1,476 (0 to 4,190)	1,483 (0 to 4,210)	1,490 (0 to 4,230)	1,497 (0 to 4,250)	1,504 (0 to 4,270)	1,511 (0 to 4,290)	1,518 (0 to 4,310)	1,525 (0 to 4,330)	1,532 (0 to 4,350)	1,539 (0 to 4,370)	1,546 (0 to 4,390)	1,553 (0 to 4,410)	1,560 (0 to 4,430)	1,567 (0 to 4,450)	1,574 (0 to 4,470)	1,581 (0 to 4,490)	1,588 (0 to 4,510)	1,595 (0 to 4,530)	1,602 (0 to 4,550)	1,609 (0 to 4,570)	1,616 (0 to 4,590)	1,623 (0 to 4,610)	1,630 (0 to 4,630)	1,637 (0 to 4,650)	1,644 (0 to 4,670)	1,651 (0 to 4,690)	1,658 (0 to 4,710)	1,665 (0 to 4,730)	1,672 (0 to 4,750)	1,679 (0 to 4,770)	1,686 (0 to 4,790)	1,693 (0 to 4,810)	1,700 (0 to 4,830)	1,707 (0 to 4,850)	1,714 (0 to 4,870)	1,721 (0 to 4,890)	1,728 (0 to 4,910)	1,735 (0 to 4,930)	1,742 (0 to 4,950)	1,749 (0 to 4,970)	1,756 (0 to 4,990)	1,763 (0 to 5,010)	1,770 (0 to 5,030)	1,777 (0 to 5,050)	1,784 (0 to 5,070)	1,791 (0 to 5,090)	1,798 (0 to 5,110)	1,805 (0 to 5,130)	1,812 (0 to 5,150)	1,819 (0 to 5,170)	1,826 (0 to 5,190)	1,833 (0 to 5,210)	1,840 (0 to 5,230)	1,847 (0 to 5,250)	1,854 (0 to 5,270)	1,861 (0 to 5,290)	1,868 (0 to 5,310)	1,875 (0 to 5,330)	1,882 (0 to 5,350)	1,889 (0 to 5,370)	1,896 (0 to 5,390)	1,903 (0 to 5,410)	1,910 (0 to 5,430)	1,917 (0 to 5,450)	1,924 (0 to 5,470)	1,931 (0 to 5,490)	1,938 (0 to 5,510)	1,945 (0 to 5,530)	1,952 (0 to 5,550)	1,959 (0 to 5,570)	1,966 (0 to 5,590)	1,973 (0 to 5,610)	1,980 (0 to 5,630)	1,987 (0 to 5,650)	1,994 (0 to 5,670)	2,001 (0 to 5,690)	2,008 (0 to 5,710)	2,015 (0 to 5,730)	2,022 (0 to 5,750)	2,029 (0 to 5,770)	2,036 (0 to 5,790)	2,043 (0 to 5,810)	2,050 (0 to 5,830)	2,057 (0 to 5,850)	2,064 (0 to 5,870)	2,071 (0 to 5,890)	2,078 (0 to 5,910)	2,085 (0 to 5,930)	2,092 (0 to 5,950)	2,099 (0 to 5,970)	2,106 (0 to 5,990)	2,113 (0 to 6,010)	2,120 (0 to 6,030)	2,127 (0 to 6,050)	2,134 (0 to 6,070)	2,141 (0 to 6,090)	2,148 (0 to 6,110)	2,155 (0 to 6,130)	2,162 (0 to 6,150)	2,169 (0 to 6,170)	2,176 (0 to 6,190)	2,183 (0 to 6,210)	2,190 (0 to 6,230)	2,197 (0 to 6,250)	2,204 (0 to 6,270)	2,211 (0 to 6,290)	2,218 (0 to 6,310)	2,225 (0 to 6,330)	2,232 (0 to 6,350)	2,239 (0 to 6,370)	2,246 (0 to 6,390)	2,253 (0 to 6,410)	2,260 (0 to 6,430)	2,267 (0 to 6,450)	2,274 (0 to 6,470)	2,281 (0 to 6,490)	2,288 (0 to 6,510)	2,295 (0 to 6,530)	2,302 (0 to 6,550)	2,309 (0 to 6,570)	2,316 (0 to 6,590)	2,323 (0 to 6,610)	2,330 (0 to 6,630)	2,337 (0 to 6,650)	2,344 (0 to 6,670)	2,351 (0 to 6,690)	2,358 (0 to 6,710)	2,365 (0 to 6,730)	2,372 (0 to 6,750)	2,379 (0 to 6,770)	2,386 (0 to 6,790)	2,393 (0 to 6,810)	2,400 (0 to 6,830)	2,407 (0 to 6,850)	2,414 (0 to 6,870)	2,421 (0 to 6,890)	2,428 (0 to 6,910)	2,435 (0 to 6,930)	2,442 (0 to 6,950)	2,449 (0 to 6,970)	2,456 (0 to 6,990)	2,463 (0 to 7,010)	2,470 (0 to 7,030)	2,477 (0 to 7,050)	2,484 (0 to 7,070)	2,491 (0 to 7,090)	2,498 (0 to 7,110)	2,505 (0 to 7,130)	2,512 (0 to 7,150)	2,519 (0 to 7,170)	2,526 (0 to 7,190)	2,533 (0 to 7,210)	2,540 (0 to 7,230)	2,547 (0 to 7,250)	2,554 (0 to 7,270)	2,561 (0 to 7,290)	2,568 (0 to 7,310)	2,575 (0 to 7,330)	2,582 (0 to 7,350)	2,589 (0 to 7,370)	2,596 (0 to 7,390)	2,603 (0 to 7,410)	2,610 (0 to 7,430)	2,617 (0 to 7,450)	2,624 (0 to 7,470)	2,631 (0 to 7,490)	2,638 (0 to 7,510)	2,645 (0 to 7,530)	2,652 (0 to 7,550)	2,659 (0 to 7,570)	2,666 (0 to 7,590)	2,673 (0 to 7,610)	2,680 (0 to 7,630)	2,687 (0 to 7,650)	2,694 (0 to 7,670)	2,701 (0 to 7,690)	2,708 (0 to 7,710)	2,715 (0 to 7,730)	2,722 (0 to 7,750)	2,729 (0 to 7,770)	2,736 (0 to 7,790)	2,743 (0 to 7,810)	2,750 (0 to 7,830)	2,757 (0 to 7,850)	2,764 (0 to 7,870)	2,771 (0 to 7,890)	2,778 (0 to 7,910)	2,785 (0 to 7,930)	2,792 (0 to 7,950)	2,799 (0 to 7,970)	2,806 (0 to 7,990)	2,813 (0 to 8,010)	2,820 (0 to 8,030)	2,827 (0 to 8,050)	2,834 (0 to 8,070)	2,841 (0 to 8,090)	2,848 (0 to 8,110)	2,855 (0 to 8,130)	2,862 (0 to 8,150)	2,869 (0 to 8,170)	2,876 (0 to 8,190)	2,883 (0 to 8,210)	2,890 (0 to 8,230)	2,897 (0 to 8,250)	2,904 (0 to 8,270)	2,911 (0 to 8,290)	2,918 (0 to 8,310)	2,925 (0 to 8,330)	2,932 (0 to 8,350)	2,939 (0 to 8,370)	2,946 (0 to 8,390)	2,953 (0 to 8,410)	2,960 (0 to 8,430)	2,967 (0 to 8,450)	2,974 (0 to 8,470)	2,981 (0 to 8,490)	2,988 (0 to 8,510)	2,995 (0 to 8,530)	3,002 (0 to 8,550)	3,009 (0 to 8,570)	3,016 (0 to 8,590)	3,023 (0 to 8,610)	3,030 (0 to 8,630)	3,037 (0 to 8,650)	3,044 (0 to 8,670)	3,051 (0 to 8,690)	3,058 (0 to 8,710)	3,065 (0 to 8,730)	3,072 (0 to 8,750)	3,079 (0 to 8,770)	3,086 (0 to 8,790)	3,093 (0 to 8,810)	3,100 (0 to 8,830)	3,107 (0 to 8,850)	3,114 (0 to 8,870)	3,121 (0 to 8,890)	3,128 (0 to 8,910)	3,135 (0 to 8,930)	3,142 (0 to 8,950)	3,149 (0 to 8,970)	3,156 (0 to 8,990)	3,163 (0 to 9,010)	3,170 (0 to 9,030)	3,177 (0 to 9,050)	3,184 (0 to 9,070)	3,191 (0 to 9,090)	3,198 (0 to 9,110)	3,205 (0 to 9,130)	3,212 (0 to 9,150)	3,219 (0 to 9,170)	3,226 (0 to 9,190)	3,233 (0 to 9,210)	3,240 (0 to 9,230)	3,247 (0 to 9,250)	3,254 (0 to 9,270)	3,261 (0 to 9,290)	3,268 (0 to 9,310)	3,275 (0 to 9,330)	3,282 (0 to 9,350)	3,289 (0 to 9,370)	3,296 (0 to 9,390)	3,303 (0 to 9,410)	3,310 (0 to 9,430)	3,317 (0 to 9,450)	3,324 (0 to 9,470)	3,331 (0 to 9,490)	3,338 (0 to 9,510)	3,345 (0 to 9,530)	3,352 (0 to 9,550)	3,359 (0 to 9,570)	3,366 (0 to 9,590)	3,373 (0 to 9,610)	3,380 (0 to 9,630)	3,387 (0 to 9,650)	3,394 (0 to 9,670)	3,401 (0 to 9,690)	3,408 (0 to 9,710)	3,415 (0 to 9,730)	3,422 (0 to 9,750)	3,429 (0 to 9,770)	3,436 (0 to 9,790)	3,443 (0 to 9,810)	3,450 (0 to 9,830)	3,457 (0 to 9,850)	3,464 (0 to 9,870)	3,471 (0 to 9,890)	3,478 (0 to 9,910)	3,485 (0 to 9,930)	3,492 (0 to 9,950)	3,499 (0 to 9,970)	3,506 (0 to 9,990)	3,513 (0 to 10,010)	3,520 (0 to 10,030)	3,527 (0 to 10,050)	3,534 (0 to 10,070)	3,541 (0 to 10,090)	3,548 (0 to 10,110)	3,555 (0 to 10,130)	3,562 (0 to 10,150)	3,569 (0 to 10,170)	3,576 (0 to 10,190)	3,583 (0 to 10,210)	3,590 (0 to 10,230)	3,597 (0 to 10,250)	3,604 (0 to 10,270)	3,611 (0 to 10,290)	3,618 (0 to 10,310)	3,625 (0 to 10,330)	3,632 (0 to 10,350)	3,639 (0 to 10,370)	3,646 (0 to 10,390)	3,653 (0 to 10,410)	3,660 (0 to 10,430)	3,667 (0 to 10,450)	3,674 (0 to 10,470)	3,681 (0 to 10,490)	3,688 (0 to 10,510)	3,695 (0 to 10,530)	3,702 (0 to 10,550)	3,709 (0 to 10,570)	3,716 (0 to 10,590)	3,723 (0 to 10,610)	3,730 (0 to 10,630)	3,737 (0 to 10,650)	3,744 (0 to 10,670)	3,751 (0 to 10,690)	3,758 (0 to 10,710)	3,765 (0 to 10,730)	3,772 (0 to 10,750)	3,779 (0 to 10,770)	3,786 (0 to 10,790)	3,793 (0 to 10,810)	3,800 (0 to 10,830)	3,807 (0 to 10,850)	3,814 (0 to 10,870)	3,821 (0 to 10,890)	3,828 (0 to 10,910)	3,835 (0 to 10,930)	3,842 (0 to 10,950)	3,849 (0 to 10,970)	3,856 (0 to 10,990)	3,863 (0 to 11,010)	3,870 (0 to 11,030)	3,877 (0 to 11,050)	3,884 (0 to 11,070)	3,891 (0 to 11,090)	3,898 (0 to 11,110)	3,905 (0 to 11,130)	3,912 (0 to 11,150)	3,919 (0 to 11,170)	3,926 (0 to 11,190)	3,933 (0 to 11,210)	3,940 (0 to 11,230)	3,947 (0 to 11,250)	3,954 (0 to 11,270)	3,961 (0 to 11,290)	3,968 (0 to 11,310)	3,975 (0 to 11,330)	3,982 (0 to 11,350)	3,989 (0 to 11,370)	3,996 (0 to 11,390)	4,003 (0 to 11,410)	4,010 (0 to 11,430)	4,017 (0 to 11,450)	4,024 (0 to 11,470)	4,031 (0 to 11,490)	4,038 (0 to 11,510)	4,045 (0 to 11,530)	4,052 (0 to 11,550)	4,059 (0 to 11,570)	4,066 (0 to 11,590)	4,073 (0 to 11,610)	4,080 (0 to 11,630)	4,087 (0 to 11,650)	4,094 (0 to 11,670)	4,101 (0 to 11,690)	4,108 (0 to 11,710)	4,115 (0 to 11,730)	4,122 (0 to 11,750)	4,129 (0 to 11,770)	4,136 (0 to 11,790)	4,143 (0 to 11,810)	4,150 (0 to 11,830)	4,157 (0 to 11,850)	4,164 (0 to 11,870)	4,171 (0 to 11,890)	4,178 (0 to 11,910)	4,185 (0 to 11,930)	4,192 (0 to 11,950)	4,199 (0 to 11,970)	4,206 (0 to 11,990)	4,213 (0 to 12,010)	4,220 (0 to 12,030)	4,227 (0 to 12,050)	4,234 (0 to 12,070)	4,241 (0 to 12,090)	4,248 (0 to 12,110)	4,255 (0 to 12,130)	4,262 (0 to 12,150)	4,269 (0 to 12,170)	4,276 (0 to 12,190)	4,283 (0 to 12,210)	4,290 (0 to 12,230)	4,297 (0 to 12,250)	4,304 (0 to 12,270)	4,311 (0 to 12,290)	4,318 (0 to 12,310)	4,325 (0 to 12,330)	4,332 (0 to 12,350)	4,339 (0 to 12,370)	4,346 (0 to 12,390)	4,353 (0 to 12,410)	4,360 (0 to 12,430)	4,367 (0 to 12,450)	4,374 (0 to 12,470)	4,381 (0 to 12,490)	4,388 (0 to 12,510)	4,395 (0 to 12,530)	4,402 (0 to 12,550)	4,409 (0 to 12,570)	4,416 (0 to 12,590)	4,423 (0 to 12,610)	4,430 (0 to 12,630)	4,437 (0 to 12,650)	4,444 (0 to 12,670)	4,451 (0 to 12,690)	4,458 (0 to 12,710)	4,465 (0 to 12,730)	4,472 (0 to 12,750)	4,479 (0 to 12,770)	4,486 (0 to 12,790)	4,493 (0 to 12,810)	4,500 (0 to 12,830)	4,507 (0 to 12,850)	4,514 (0 to 12,870)	4,521 (0 to 12,890)	4,528 (0 to 12,910)	4,535 (0 to 12,930)	4,542 (0 to 12,950)	4,549 (0 to 12,970)	4,556 (0 to 12,990)	4,563 (0 to 13,010)	4,570 (0 to 13,030)	4,577 (0 to 13,050)	4,584 (0 to 13,070)	4,591 (0 to 13,090)	4,598 (0 to 13,110)	4,605 (0 to 13,130)	4,612 (0 to 13,150)	4,619 (0 to 13,170)	4,626 (0 to 13,190)	4,633 (0 to 13,210)	4,640 (0 to 13,230)	4,647 (0 to 13,250)	4,654 (0 to 13,270)	4,661 (0 to 13,290)	4,668 (0 to 13,310)	4,675 (0 to 13,330)	4,682 (0 to 13,350)	4,689 (0 to 13,370)	4,696 (0 to 13,390)	4,703 (0 to 13,410)	4,710 (0 to 13,430)	4,717 (0 to 13,450)	4,724 (0 to 13,470)	4,731 (0 to 13,490)	4,738 (0 to 13,510)	4,745 (0 to 13,530)	4,752 (0 to 13,550)	4,759 (0 to 13,570)	4,766 (0 to 13,590)	4,773 (0 to 13,610)	4,780 (0 to 13,630)	4,787 (0 to 13,650)	4,794 (0 to 13,670)	4,801 (0 to 13,690)	4,808 (0 to 13,710)	4,815 (0 to 13,730)	4,822 (0 to 13,750)	4,829 (0 to 13,770)	4,836 (0 to 13,790)	4,843 (0 to 13,810)	4,850 (0 to 13,830)	4,857 (0 to 13,850)	4,864 (0 to 13,870)	4,871 (0 to 13,890)	4,878 (0 to 13,910)	4,885 (0 to 13,930)	4,892 (0 to 13,950)	4,899 (0 to 13,970)	4,906 (0 to 13,990)	4,913 (0 to 14,010)	4,920 (0 to 14,030)	4,927 (0 to 14,050)	4,934 (0 to 14,070)	4,941 (0 to 14,090)	4,948 (0 to 14,110)	4,955 (0 to 14,130)	4,962 (0 to 14,150)	4,969 (0 to 14,170)	4,976 (0 to 14,190)	4,983 (0 to 14,210)	4,990 (0 to 14,230)	4,997 (0 to 14,250)	5,004 (0 to 14,270)	5,011 (0 to 14,290)	5,018 (0 to 14,310)	5,025 (0 to 14,330)	5,032 (0 to 14,350)	5,039 (0 to 14,370)	5,046 (0 to 14,390)	5,053 (0 to 14,410)	5,060 (0 to 14,430)	5,067 (0 to 14,450)	5,074 (0 to 14,470)	5,081 (0 to 14,490)	5,088 (0 to 14,510)	5,095 (0 to 14,530)	5,102 (0 to 14,550)	5,109 (0 to 14,570)	5,116 (0 to 14,590)	5,123 (0 to 14,610)	5,130 (0 to 14,630)	5,137 (0 to 14,650)	5,144 (0 to 14,670)	5,151 (0 to 14,690)	5,158 (0 to 14,710)	5,165 (0 to 14,730)	5,172 (0 to 14,750)	5,179 (0 to 14,770)	5,186 (0 to 14,790)	5,193 (0 to 14,810)	5,200 (0 to 14,830)	5,207 (0 to 14,850)	5,214 (0 to 14,870)	5,221 (0 to 14,890)	5,228 (0 to 14,910)	5,235 (0 to 14,930)	5,242 (0 to 14,950)	5,249 (0 to 14,970)	5,256 (0 to 14,990)	5,263 (0 to 15,010)	5,270 (0 to 15,030)	5,277 (0 to 15,050)	5,284 (0 to 15,070)	5,291 (0 to 15,090)	5,298 (0 to 15,110)	5,305 (0 to 15,130)	5,312 (0 to 15,150)	5,319 (0 to 15,170)	5,326 (0 to 15,190)	5,333 (0 to 15,210)	5,340 (0 to 15,230)	5,347 (0 to 15,250)	5,354 (0 to 15,270)	5,361 (0 to 15,290)	5,368 (0 to 15,310)	5,375 (0 to 15,330)	5,382 (0 to 15,350)	5,389 (0 to 15,370)	5,396 (0 to 15,390)	5,403 (0 to 15,410)	5,410 (0 to 15,430)	5,417 (0 to 15,450)	5,424 (0 to 15,470)	5,431 (0 to 15,490)	5,438 (0 to 15,510)	5,445 (0 to 15,530)	5,452 (0 to 15,550)	5,459 (0 to 15,570)	5,466 (0 to 15,

Congenital birth defects	317 (211 to 512)	104 (74 to 161)	203 (126 to 356)	127 (93 to 192)	67.7 (49.7 to 93.4)	68.0 (48.1 to 99.3)	67.7 (48.9 to 90.4)	61.7 (49.7 to 81.9)	52 (39.4 to 70.1)	49.2 (39.4 to 63.4)	49.6 (39.4 to 65.1)	49.6 (33.6 to 62.3)	47 (41.5 to 75.2)	38.8 (31.4 to 79.7)	61.5 (49.4 to 83.4)	61.5 (49.4 to 83.4)	59.2 (32.4 to 69.7)	39 (23.2 to 52.1)	19.3 (9.9 to 24.7)	9.8 (5.6 to 13.4)	6.1 (3.4 to 10)	3.3 (1.6 to 5.2)	1.1 (0.6 to 1.9)	0.2 (0.1 to 0.3)	1,320
Neural tube defects	29.1 (13.6 to 64.2)	9.6 (4.2 to 18.2)	19.5 (10.1 to 49.6)	23.6 (13.1 to 49.6)	2.1 (1.4 to 3.2)	2.1 (1.7 to 2.8)	2.7 (2.3 to 3.6)	3.1 (2.5 to 4.5)	2.4 (1.6 to 4.5)	2.9 (1.7 to 5.2)	2.2 (1.2 to 4.2)	2 (1.2 to 3.2)	1.6 (0.9 to 2.5)	1.1 (0.6 to 2.1)	0.7 (0.4 to 1.5)	0.9 (0.4 to 1.6)	1 (0.4 to 1.7)	0.7 (0.3 to 0.9)	0.3 (0.1 to 0.5)	0.1 (0.1 to 0.2)	0.1 (0.1 to 0.2)	0 (0 to 0.1)	0 (0 to 0)	0 (0 to 0)	103
Congenital heart anomalies	61.2 (31.1 to 105)	19.7 (10.4 to 35.6)	41.5 (22.6 to 120)	27.1 (11.5 to 56.4)	14.2 (5.7 to 31.3)	14.3 (5.9 to 28.9)	14.1 (6.7 to 32.1)	12.9 (5.9 to 22.2)	11.1 (7.5 to 18.2)	6.2 (4.1 to 11.6)	6.1 (3.7 to 9.5)	6.1 (3.7 to 9.5)	5.1 (2.9 to 8.3)	3.7 (1.9 to 6.1)	2.5 (1.4 to 4.5)	2.5 (1.4 to 4.5)	2.2 (1.2 to 3.9)	1.5 (0.8 to 2.6)	0.7 (0.4 to 1.2)	0.3 (0.2 to 0.6)	0.2 (0.1 to 0.4)	0.1 (0.1 to 0.2)	0 (0 to 0.1)	0 (0 to 0)	348
Orofacial clefts	0.1 (0.1 to 0.2)	0.1 (0 to 0.1)	0.7 (0.3 to 1.5)	1.5 (0.6 to 3)	1.1 (0.6 to 2.2)	1.1 (0.5 to 2.1)	1.1 (0.6 to 2.1)	0.9 (0.6 to 2.1)	0.9 (0.6 to 2)	0.9 (0.5 to 2)	0.9 (0.5 to 2)	0.9 (0.5 to 2)	0.9 (0.5 to 2)	1.1 (0.6 to 2.1)	1.2 (0.6 to 2.3)	1.1 (0.6 to 2.1)	0.9 (0.5 to 2)	0.8 (0.4 to 1.6)	0.4 (0.2 to 0.8)	0.1 (0.1 to 0.3)	0.1 (0.1 to 0.4)	0 (0 to 0.1)	0 (0 to 0.1)	0 (0 to 0)	17.6
Down syndrome	6.8 (3.7 to 11.7)	1.6 (1 to 3.1)	6.6 (2.9 to 17.4)	4.6 (2.9 to 7.4)	4.3 (2.7 to 6.7)	4.3 (2.6 to 6.9)	4.9 (2.8 to 8.9)	4.8 (3.1 to 7.2)	5.3 (3.2 to 7.8)	4.8 (3.1 to 7)	5.1 (3.3 to 7.4)	5.1 (3.3 to 7.4)	5.2 (3.4 to 7.6)	6.4 (3.6 to 12.2)	10.1 (6.3 to 22.9)	29.6 (10.4 to 51.5)	17.3 (8.1 to 28)	9.8 (4.1 to 14.2)	0 (0 to 0)	0 (0 to 0)	0 (0 to 0)	0 (0 to 0)	0 (0 to 0)	0 (0 to 0)	128
Turner syndrome	0 (0 to 0)	0 (0 to 0)	0 (0 to 0)	0 (0 to 0)	0 (0 to 0)	0 (0 to 0)	0 (0 to 0)	0 (0 to 0)	0 (0 to 0)	0 (0 to 0)	0 (0 to 0)	0 (0 to 0)	0 (0 to 0)	0 (0 to 0)	0 (0 to 0)	0 (0 to 0)	0 (0 to 0)	0 (0 to 0)	0 (0 to 0)	0 (0 to 0)	0 (0 to 0)	0 (0 to 0)	0 (0 to 0)	0 (0 to 0)	0 (0 to 0)	0
Klinefelter syndrome	0 (0 to 0)	0 (0 to 0)	0 (0 to 0)	0.1 (0 to 0.1)	0.1 (0 to 0.2)	0 (0 to 0.1)	0 (0 to 0.1)	0.2 (0.1 to 0.3)	0.1 (0 to 0.3)	0.1 (0 to 0.3)	0.1 (0 to 0.3)	0.1 (0 to 0.3)	0.1 (0 to 0.2)	0.1 (0 to 0.2)	0.1 (0 to 0.2)	0.1 (0 to 0.2)	0.1 (0 to 0.2)	0 (0 to 0.1)	0 (0 to 0.1)	0 (0 to 0)	0 (0 to 0)	0 (0 to 0)	0 (0 to 0)	0 (0 to 0)	0 (0 to 0)	1
Other chromosomal abnormalities	20.9 (13.5 to 102)	10.1 (4.9 to 29.1)	29.2 (13.9 to 98.5)	12.3 (7.3 to 29.4)	8.6 (5.6 to 13.1)	8.7 (5.2 to 12.9)	8.9 (5.7 to 15)	8.1 (5.1 to 11.9)	6.4 (4.5 to 9.6)	6.1 (4.5 to 9)	6.2 (4.5 to 9.6)	9.5 (5.6 to 8.3)	23.6 (5.9 to 9.6)	6.5 (4.2 to 9.5)	9.2 (3.4 to 13.7)	2.9 (2.4 to 5.8)	2.5 (1.6 to 3.9)	1.9 (1.5 to 2.8)	0.8 (0.5 to 1.2)	0.4 (0.3 to 0.6)	0.3 (0.2 to 0.5)	0.1 (0.1 to 0.2)	0 (0 to 0.1)	0 (0 to 0)	157
Congenital musculoskeletal and limb anomalies	9.6 (4.2 to 18.8)	2.7 (1 to 7)	5.4 (2.1 to 17.1)	3.1 (1.2 to 9.2)	2.2 (1.1 to 4.2)	2.2 (1.1 to 4.2)	2.6 (1.3 to 5.2)	2.4 (1.3 to 4.2)	1.9 (1.2 to 3.4)	1.3 (0.8 to 2.4)	1.3 (0.7 to 2.2)	1.3 (0.7 to 2.2)	1.2 (0.7 to 2.1)	1.1 (0.6 to 2.1)	1.3 (0.7 to 2.4)	1.3 (0.7 to 2.4)	1.2 (0.6 to 2.2)	0.9 (0.4 to 1.7)	0.5 (0.2 to 1)	0.2 (0.1 to 0.4)	0.1 (0.1 to 0.2)	0.1 (0.1 to 0.2)	0 (0 to 0.1)	0 (0 to 0)	289
Urogenital congenital anomalies	29.2 (12.9 to 68.8)	3.4 (1.6 to 8.1)	5.8 (2.7 to 16.6)	4 (1.7 to 7.1)	2.9 (1.7 to 4.6)	2.1 (1.2 to 3.4)	1.5 (0.9 to 2.6)	1.2 (0.7 to 1.9)	0.9 (0.6 to 1.5)	0.8 (0.4 to 1.5)	0.7 (0.4 to 1.1)	0.6 (0.4 to 1)	0.5 (0.3 to 0.8)	0.5 (0.3 to 0.9)	0.4 (0.2 to 0.7)	0.3 (0.2 to 0.5)	0.2 (0.1 to 0.4)	0.1 (0.1 to 0.3)	0 (0 to 0.2)	0 (0 to 0.1)	0 (0 to 0.1)	0 (0 to 0.1)	0 (0 to 0.1)	0 (0 to 0)	50.7
Digestive congenital anomalies	19.9 (9.5 to 39.5)	7.3 (3.2 to 16.6)	13.5 (7.1 to 32.1)	8.3 (3.7 to 19.6)	4.3 (2.2 to 8.6)	4.3 (2.2 to 8.6)	3.9 (2.1 to 6.8)	3.5 (1.9 to 5.6)	3.1 (1.9 to 5.2)	2.4 (1.5 to 3.7)	2.3 (1.4 to 3.6)	2.3 (1.4 to 3.6)	2.1 (1.3 to 3.3)	2.1 (1.2 to 3.5)	2.1 (1.2 to 3.5)	2.1 (1.2 to 3.5)	1.9 (1.1 to 3.2)	1.7 (0.9 to 2.8)	0.8 (0.4 to 1.3)	0.3 (0.2 to 0.6)	0.1 (0.1 to 0.2)	0.1 (0.1 to 0.2)	0 (0 to 0.1)	0 (0 to 0)	106
Other congenital birth defects	59.7 (9.6 to 159)	19.2 (1.3 to 30.7)	39.3 (20 to 79.4)	17.6 (10.7 to 29.1)	12.8 (7.3 to 21)	12.8 (7.3 to 20.2)	12.4 (7.1 to 19.2)	9.7 (5.4 to 16.7)	8.6 (5.4 to 16.7)	8.2 (5.4 to 16)	8.6 (4.8 to 16.8)	8.6 (4.2 to 15.4)	8.6 (4.7 to 16.4)	8.6 (4.6 to 18.2)	8.6 (4.1 to 17.4)	8.6 (4.1 to 17.4)	7.9 (3.6 to 14.6)	7.9 (3.1 to 13.1)	3.1 (1.6 to 11.6)	1.2 (1.1 to 8.2)	0.6 (0.6 to 5.6)	0.3 (0.3 to 2.2)	0.1 (0.1 to 0.2)	0 (0 to 0.2)	315
Urinary diseases and male infertility	5.3 (1.1 to 9.5)	0.4 (0.1 to 0.7)	1.4 (0.4 to 3.2)	1.6 (0.9 to 2.9)	1.3 (0.8 to 1.8)	1.7 (1.1 to 2.3)	1.9 (1.3 to 2.5)	2.3 (1.4 to 2.1)	1.4 (0.9 to 2.1)	1.3 (0.9 to 2.1)	1.6 (0.9 to 2.6)	2.6 (1.6 to 4.2)	3.2 (2.2 to 5.2)	3.5 (2.2 to 5.6)	4.2 (2.5 to 7.1)	4.2 (2.5 to 7.1)	3.9 (2.2 to 6.7)	3.5 (1.9 to 6.2)	1.7 (0.9 to 3.1)	0.7 (0.4 to 1.3)	0.3 (0.2 to 0.6)	0.1 (0.1 to 0.2)	0 (0 to 0.1)	0 (0 to 0)	32.4
Urolithiasis	0 (0 to 0)	0 (0 to 0)	0 (0 to 0)	0 (0 to 0)	0 (0 to 0.1)	0 (0 to 0.1)	0 (0 to 0.1)	0 (0 to 0.1)	0 (0 to 0.1)	0 (0 to 0.1)	0 (0 to 0.1)	0 (0 to 0.1)	0 (0 to 0.1)	0 (0 to 0.1)	0 (0 to 0.1)	0 (0 to 0.1)	0 (0 to 0.1)	0 (0 to 0.1)	0 (0 to 0.1)	0 (0 to 0.1)	0 (0 to 0.1)	0 (0 to 0.1)	0 (0 to 0.1)	0 (0 to 0.1)	0 (0 to 0)	1
Benign prostatic hyperplasia	0 (0 to 0)	0 (0 to 0)	0 (0 to 0)	0 (0 to 0)	0 (0 to 0)	0 (0 to 0)	0 (0 to 0)	0 (0 to 0)	0 (0 to 0)	0 (0 to 0)	0 (0 to 0)	0 (0 to 0)	0 (0 to 0)	0.3 (0 to 0.9)	2.9 (1.4 to 5.3)	2.9 (1.4 to 5.3)	2.9 (1.4 to 5.3)	2.9 (1.4 to 5.3)	1.2 (0.6 to 2.2)	0.4 (0.2 to 0.8)	0.1 (0.1 to 0.2)	0 (0 to 0.1)	0 (0 to 0.1)	0 (0 to 0)	9.72
Male infertility	0 (0 to 0)	0 (0 to 0)	0 (0 to 0)	0 (0 to 0)	0 (0 to 0)	0 (0 to 0)	0 (0 to 0)	0 (1.4 to 19.4)	0 (2.5 to 23.6)	0 (2.5 to 23.6)	0 (2.5 to 29.2)	0 (2.5 to 29.2)	0 (2.5 to 29.2)	0 (2.5 to 29.2)	0 (2.5 to 29.2)	0 (2.5 to 29.2)	0 (2.5 to 29.2)	0 (2.5 to 29.2)	0 (2.5 to 29.2)	0 (2.5 to 29.2)	0 (2.5 to 29.2)	0 (2.5 to 29.2)	0 (2.5 to 29.2)	0 (2.5 to 29.2)	0 (2.5 to 29.2)	51.2
Other urinary diseases	0.2 (0 to 0.4)	0.2 (0.1 to 0.4)	0.3 (0.1 to 0.6)	0.7 (0.3 to 0.9)	0.7 (0.4 to 0.9)	0.7 (0.5 to 1)	0.7 (0.4 to 0.9)	0.7 (0.4 to 0.9)	0.7 (0.5 to 1)	0.7 (0.4 to 1)	0.7 (0.3 to 1)	0.7 (0.3 to 1)	0.7 (0.3 to 1)	1.4 (0.7 to 2.2)	1.8 (0.9 to 2.9)	2.1 (0.9 to 3.4)	2.1 (0.9 to 3.4)	2.1 (0.9 to 3.4)	1.9 (0.9 to 3.3)	0.9 (0.4 to 1.7)	0.4 (0.2 to 0.8)	0.2 (0.1 to 0.4)	0.1 (0.1 to 0.2)	0 (0 to 0)	71.2
Gynecological diseases	0 (0 to 0)	0 (0 to 0)	0 (0 to 0)	0 (0 to 0)	0 (0 to 0)	0 (0 to 0)	0 (0 to 0)	0 (0 to 0)	0 (0 to 0)	0 (0 to 0)	0 (0 to 0)	0 (0 to 0)	0 (0 to 0)	0 (0 to 0)	0 (0 to 0)	0 (0 to 0)	0 (0 to 0)	0 (0 to 0)	0 (0 to 0)	0 (0 to 0)	0 (0 to 0)	0 (0 to 0)	0 (0 to 0)	0 (0 to 0)	0 (0 to 0)	0
Uterine fibroids	0 (0 to 0)	0 (0 to 0)	0 (0 to 0)	0 (0 to 0)	0 (0 to 0)	0 (0 to 0)	0 (0 to 0)	0 (0 to 0)	0 (0 to 0)	0 (0 to 0)	0 (0 to 0)	0 (0 to 0)	0 (0 to 0)	0 (0 to 0)	0 (0 to 0)	0 (0 to 0)	0 (0 to 0)	0 (0 to 0)	0 (0 to 0)	0 (0 to 0)	0 (0 to 0)	0 (0 to 0)	0 (0 to 0)	0 (0 to 0)	0 (0 to 0)	0
Polycystic ovarian syndrome	--	--	--	--	--	--	--	--	--	--	--	--	--	--	--	--	--	--	--	--	--	--	--	--	--	NA
Female infertility	--	--	--	--	--	--	--	--	--	--	--	--	--	--	--	--	--	--	--	--	--	--	--	--	--	NA
Endometriosis	--	--	--	--	--	--	--	--	--	--	--	--	--	--	--	--	--	--	--	--	--	--	--	--	--	NA
Genital prolapse	0 (0 to 0)	0 (0 to 0)	0 (0 to 0)	0 (0 to 0)	0 (0 to 0)	0 (0 to 0)	0 (0 to 0)	0 (0 to 0)	0 (0 to 0)	0 (0 to 0)	0 (0 to 0)	0 (0 to 0)	0 (0 to 0)	0 (0 to 0)	0 (0 to 0)	0 (0 to 0)	0 (0 to 0)	0 (0 to 0)	0 (0 to 0)	0 (0 to 0)	0 (0 to 0)	0 (0 to 0)	0 (0 to 0)	0 (0 to 0)	0 (0 to 0)	0
Premenstrual syndrome	--	--	--	--	--	--	--	--	--	--	--	--	--	--	--	--	--	--	--	--	--	--	--	--	--	NA
Other gynecological diseases	0 (0 to 0)	0 (0 to 0)	0 (0 to 0)	0 (0 to 0)	0 (0 to 0)	0 (0 to 0)	0 (0 to 0)	0 (0 to 0)	0 (0 to 0)	0 (0 to 0)	0 (0 to 0)	0 (0 to 0)	0 (0 to 0)	0 (0 to 0)	0 (0 to 0)	0 (0 to 0)	0 (0 to 0)	0 (0 to 0)	0 (0 to 0)	0 (0 to 0)	0 (0 to 0)	0 (0 to 0)	0 (0 to 0)	0 (0 to 0)	0 (0 to 0)	0
Hemoglobinopathies and hemolytic anemias	0.2 (0.1 to 0.4)	0.4 (0.3 to 0.7)	1.1 (0.4 to 3.2)	3.1 (1.6 to 6.2)	7.2 (1.9 to 23)	2.6 (1.6 to 4.6)	2.6 (1.6 to 4.1)	2.3 (2.3 to 3.4)	2.3 (1.7 to 2.9)	2.4 (1.7 to 3.4)	3.2 (1.9 to 6.6)	2.8 (1.9 to 6.6)	3 (1.9 to 6.6)	3 (1.9 to 6.6)	3.6 (2.1 to 8.2)	3.6 (2.1 to 8.2)	3.9 (2.3 to 9.2)	3.6 (2.1 to 8.4)	2.1 (1.2 to 4.7)	0.9 (0.4 to 1.7)	0.4 (0.2 to 0.8)	0.1 (0.1 to 0.3)	0.1 (0.1 to 0.2)	0.1 (0.1 to 0.2)	0.9
Thalassemias	0 (0 to 0)	0 (0 to 0)	0 (0 to 0)	0 (0 to 0.1)	0 (0 to 0.1)	0 (0 to 0.1)	0 (0 to 0.1)	0 (0 to 0)	0 (0 to 0)	0 (0 to 0)	0 (0 to 0)	0 (0 to 0)	0 (0 to 0)	0 (0 to 0)	0 (0 to 0)	0 (0 to 0)	0 (0 to 0)	0 (0 to 0)	0 (0 to 0)	0 (0 to 0)	0 (0 to 0)	0 (0 to 0)	0 (0 to 0)	0 (0 to 0)	0 (0 to 0)	0.4
Thalassemias trait	0 (0 to 0)	0 (0 to 0)	0 (0 to 0)	0.6 (0 to 1.9)	1.6 (0 to 7.5)	0.7 (0 to 2.3)	0.7 (0 to 2.3)	0.7 (0 to 2.3)	0.5 (0 to 0.9)	0.5 (0 to 0.9)	0.5 (0 to 0.9)	0.5 (0 to 0.9)	0.5 (0 to 0.9)	0.5 (0 to 0.9)	0.5 (0 to 0.9)	0.5 (0 to 0.9)	0.5 (0 to 1.2)	0.5 (0 to 1.2)	0.5 (0 to 1)	0.2 (0 to 0.5)	0.1 (0 to 0.2)	0 (0 to 0.1)	0 (0 to 0.1)	0 (0 to 0.1)	0 (0 to 0)	5.5
Sickle cell disorders	0.2 (0.1 to 0.3)	0.2 (0.1 to 0.3)	0.7 (0.4 to 1.3)	1.5 (1 to 2.2)	0.9 (0.5 to 1.3)	0.9 (0.4 to 1.1)	1.1 (0.6 to 1.6)	0.7 (0.3 to 1)	1.1 (0.7 to 2.1)	0.7 (0.4 to 1.4)	0.7 (0.4 to 1.2)	0.4 (0.3 to 0.6)	0.4 (0.2 to 0.7)	0.5 (0.3 to 0.8)	0.5 (0.3 to 0.8)	0.5 (0.2 to 0.8)	0.5 (0.2 to 0.8)	0.1 (0.1 to 0.2)	0.1 (0.1 to 0.2)	0 (0 to 0.1)	0 (0 to 0.1)	0 (0 to 0.1)	0 (0 to 0.1)	0 (0 to 0.1)	0 (0 to 0)	10.3
Sickle cell trait	0 (0 to 0)	0 (0 to 0)	0.1 (0 to 0.3)	0.4 (0 to 0.5)	1.5 (0.6 to 1.9)	0.7 (0.3 to 1.1)	0.7 (0.4 to 1.1)	0.6 (0.3 to 0.9)	0.5 (0.3 to 0.9)	0.5 (0.3 to 0.9)	0.5 (0.3 to 0.9)	0.5 (0.3 to 0.9)	0.5 (0.3 to 0.9)	0.5 (0.3 to 0.9)	0.5 (0.3 to 0.9)	0.5 (0.3 to 0.9)	0.5 (0.3 to 0.9)	0.5 (0.3 to 0.9)	0.5 (0.3 to 0.9)	0.2 (0.1 to 0.4)	0.1 (0.1 to 0.2)	0 (0 to 0.1)	0 (0 to 0.1)	0 (0 to 0.1)	0 (0 to 0)	5.1
G6PD deficiency	0 (0 to 0)	0 (0 to 0)	0 (0 to 0)	0 (0 to 0.2)	0.5 (0.3 to 0.8)	0.2 (0.1 to 0.4)	0.2 (0.1 to 0.4)	0.2 (0.1 to 0.5)	0.2 (0.1 to 0.4)	0.2 (0.1 to 0.4)	0.2 (0.1 to 0.4)	0.2 (0.1 to 0.4)	0.2 (0.1 to 0.4)	0.2 (0.1 to 0.4)	0.2 (0.1 to 0.4)	0.2 (0.1 to 0.4)	0.2 (0.1 to 0.4)	0.2 (0.1 to 0.4)	0.2 (0.1 to 0.4)	0.1 (0.1 to 0.2)	0.1 (0.1 to 0.2)	0.1 (0.1 to 0.2)	0.1 (0.1 to 0.2)	0.1 (0.1 to 0.2)	0 (0 to 0)	19.9
G6PD trait	0 (0 to 0)	0 (0 to 0)	0 (0 to 0)	0 (0 to 0)	0 (0 to 0)	0 (0 to 0)	0 (0 to 0)	0 (0 to 0)	0 (0 to 0)	0 (0 to 0)	0 (0 to 0)	0 (0 to 0)	0 (0 to 0)	0 (0 to 0)	0 (0 to 0)	0 (0 to 0)	0 (0 to 0)	0 (0 to 0)	0 (0 to 0)	0 (0 to 0)	0 (0 to 0)	0 (0 to 0)	0 (0 to 0)	0 (0 to 0)	0 (0 to 0)	0	0
Other hemoglobinopathies and hemolytic anemias	0.7 (0 to 0.9)	0.7 (0 to 0.9)	2.7 (0 to 0.9)	2.7 (0.1 to 13.4)	1.6 (0.2 to 9.7)	1.6 (0.2 to 1.8)	1.1 (0.3 to 1.8)	0.7 (0.3 to 2.2)	1.1 (0.3 to 4.3)	1.1 (0.4 to 4.9)	1.1 (0.4 to 4.9)	1.1 (0.4 to 3.3)	1.1 (0.5 to 3.3)	1.1 (0.5 to 3.3)	1.8 (0.8 to 5.5)	1.8 (0.8 to 5.5)	3.3 (1.4 to 9.3)	3.3 (1.4 to 9.3)	3.3 (1.4 to 9.3)	2.4 (1 to 6.7)	1.1 (0.4 to 3)	0.3 (0.1 to 0.9)	0.1 (0.1 to 0.2)	0.1 (0.1 to 0.2)	0.1 (0.1 to 0.2)	54.3
Endocrine, metabolic, blood, and immune disorders	19.7 (4.6 to 12.5)	7.6 (2.1 to 9.1)	24.4 (4.9 to 59.1)	3.1 (0.2 to 7.5)	2.6 (0.2 to 7.1)	2.6 (0.2 to 7.1)	2.6 (0.2 to 7.1

SR Table 2a: Bracine8 Forest DALYS by cause and age arcus for males with 95% uncertainty intervals, 2019

Cause	Early Neonatal	Late Neonatal	Post Neonatal	1 to 4	5 to 9	10 to 14	15 to 19	20 to 24	25 to 29	30 to 34	35 to 39	40 to 44	45 to 49	50 to 54	55 to 59	60 to 64	65 to 69	70 to 74	75 to 79	80 to 84	85 to 89	90 to 94	95 plus	Total
All causes	2,000 (1,800 to 2,200)	1,200 (1,000 to 1,400)	1,600 (1,400 to 1,800)	3,200 (2,900 to 3,500)	1,200 (1,100 to 1,300)	1,100 (1,000 to 1,200)	1,200 (1,100 to 1,300)	1,300 (1,200 to 1,400)	1,400 (1,300 to 1,500)	1,400 (1,300 to 1,500)	1,500 (1,400 to 1,600)	1,600 (1,500 to 1,700)	1,800 (1,700 to 1,900)	2,000 (1,900 to 2,200)	2,200 (2,100 to 2,400)	2,500 (2,300 to 2,700)	2,800 (2,600 to 3,000)	3,100 (2,900 to 3,300)	3,400 (3,200 to 3,600)	3,600 (3,400 to 3,800)	3,800 (3,600 to 4,000)	3,900 (3,600 to 4,200)	14,200
Communicable, maternal, neonatal, and nutritional diseases	1,900 (1,700 to 2,100)	1,100 (950 to 1,300)	1,500 (1,300 to 1,700)	3,000 (2,700 to 3,300)	1,000 (900 to 1,100)	900 (800 to 1,000)	1,000 (900 to 1,100)	1,000 (900 to 1,100)	1,000 (900 to 1,100)	1,000 (900 to 1,100)	1,000 (900 to 1,100)	1,000 (900 to 1,100)	1,000 (900 to 1,100)	1,000 (900 to 1,100)	1,000 (900 to 1,100)	1,000 (900 to 1,100)	1,000 (900 to 1,100)	1,000 (900 to 1,100)	1,000 (900 to 1,100)	1,000 (900 to 1,100)	1,000 (900 to 1,100)	1,000 (900 to 1,100)	717
HIV/AIDS and sexually transmitted infections	2.2 (0.4 to 5.1)	0.8 (0.2 to 1.7)	1.2 (0.4 to 2.7)	0.1 (0.1 to 0.1)	0.1 (0.1 to 0.1)	0.1 (0.1 to 0.1)	0.1 (0.1 to 0.1)	0.2 (0.2 to 0.2)	0.5 (0.5 to 0.6)	1.1 (0.8 to 1.5)	1.4 (1.1 to 1.9)	1.4 (1.1 to 1.9)	1.8 (1.4 to 2.4)	1.5 (1.1 to 2.1)	1.3 (0.9 to 1.7)	1 (0.7 to 1.4)	0.8 (0.5 to 1.2)	0.4 (0.2 to 0.6)	0.2 (0.1 to 0.3)	0.1 (0 to 0.1)	0 (0 to 0)	0 (0 to 0)	16.5
HIV/AIDS	0 (0 to 0)	0 (0 to 0)	0.1 (0 to 0.1)	0.1 (0 to 0.1)	0.1 (0 to 0.1)	0.1 (0 to 0.1)	0.1 (0 to 0.1)	0.2 (0.1 to 0.3)	0.5 (0.4 to 0.7)	1 (0.7 to 1.3)	1.3 (1 to 1.7)	1.2 (1 to 1.6)	1.7 (1.3 to 2.2)	1.4 (1 to 1.8)	1.1 (0.8 to 1.5)	0.8 (0.5 to 1.2)	0.7 (0.4 to 1.1)	0.3 (0.1 to 0.7)	0.1 (0 to 0.3)	0 (0 to 0)	0 (0 to 0)	0 (0 to 0)	10.9
HIV/AIDS - Drug-susceptible Tuberculosis	0 (0 to 0)	0 (0 to 0)	0 (0 to 0)	0 (0 to 0)	0 (0 to 0)	0 (0 to 0)	0 (0 to 0)	0 (0 to 0)	0 (0 to 0)	0 (0 to 0)	0 (0 to 0)	0 (0 to 0)	0 (0 to 0)	0 (0 to 0)	0 (0 to 0)	0 (0 to 0)	0 (0 to 0)	0 (0 to 0)	0 (0 to 0)	0 (0 to 0)	0 (0 to 0)	0 (0 to 0)	0 (0 to 0)	0.8
HIV/AIDS - Multidrug-resistant Tuberculosis without extensive dr...	0 (0 to 0)	0 (0 to 0)	0 (0 to 0)	0 (0 to 0)	0 (0 to 0)	0 (0 to 0)	0 (0 to 0)	0 (0 to 0)	0 (0 to 0)	0 (0 to 0)	0 (0 to 0)	0 (0 to 0)	0 (0 to 0)	0 (0 to 0)	0 (0 to 0)	0 (0 to 0)	0 (0 to 0)	0 (0 to 0)	0 (0 to 0)	0 (0 to 0)	0 (0 to 0)	0 (0 to 0)	0 (0 to 0)	0
HIV/AIDS - Extensively drug-resistant Tuberculosis	0 (0 to 0)	0 (0 to 0)	0 (0 to 0)	0 (0 to 0)	0 (0 to 0)	0 (0 to 0)	0 (0 to 0)	0 (0 to 0)	0 (0 to 0)	0 (0 to 0)	0 (0 to 0)	0 (0 to 0)	0 (0 to 0)	0 (0 to 0)	0 (0 to 0)	0 (0 to 0)	0 (0 to 0)	0 (0 to 0)	0 (0 to 0)	0 (0 to 0)	0 (0 to 0)	0 (0 to 0)	0 (0 to 0)	0
HIV/AIDS resulting in other diseases	0 (0 to 0)	0 (0 to 0)	0 (0 to 0)	0 (0 to 0)	0 (0 to 0)	0 (0 to 0)	0 (0 to 0)	0.1 (0 to 0.1)	0.1 (0 to 0.2)	0.1 (0 to 0.2)	0.1 (0 to 0.2)	0.1 (0 to 0.2)	0.1 (0 to 0.2)	0.1 (0 to 0.2)	0.1 (0 to 0.2)	0.1 (0 to 0.2)	0.1 (0 to 0.2)	0.1 (0 to 0.2)	0 (0 to 0.1)	0 (0 to 0)	0 (0 to 0)	0 (0 to 0)	0 (0 to 0)	0
Sexually transmitted infections excluding HIV	2.2 (0.4 to 5.1)	0.8 (0.2 to 1.7)	1.1 (0.3 to 2.6)	0 (0 to 0)	0 (0 to 0)	0 (0 to 0)	0 (0 to 0)	0 (0 to 0)	0 (0 to 0)	0 (0 to 0)	0 (0 to 0)	0 (0 to 0)	0 (0 to 0)	0 (0 to 0)	0 (0 to 0)	0 (0 to 0)	0 (0 to 0)	0 (0 to 0)	0 (0 to 0)	0 (0 to 0)	0 (0 to 0)	0 (0 to 0)	0 (0 to 0)	0 (0 to 0)	0 (0 to 0)	5.5
Syphilis	2.2 (0.4 to 5.1)	0.8 (0.2 to 1.7)	1.1 (0.3 to 2.6)	0 (0 to 0)	0 (0 to 0)	0 (0 to 0)	0 (0 to 0)	0 (0 to 0)	0 (0 to 0)	0 (0 to 0)	0 (0 to 0)	0 (0 to 0)	0 (0 to 0)	0 (0 to 0)	0 (0 to 0)	0 (0 to 0)	0 (0 to 0)	0 (0 to 0)	0 (0 to 0)	0 (0 to 0)	0 (0 to 0)	0 (0 to 0)	0 (0 to 0)	4.4
Chlamydial infection	0 (0 to 0)	0 (0 to 0)	0 (0 to 0)	0 (0 to 0)	0 (0 to 0)	0 (0 to 0)	0 (0 to 0)	0 (0 to 0)	0 (0 to 0)	0 (0 to 0)	0 (0 to 0)	0 (0 to 0)	0 (0 to 0)	0 (0 to 0)	0 (0 to 0)	0 (0 to 0)	0 (0 to 0)	0 (0 to 0)	0 (0 to 0)	0 (0 to 0)	0 (0 to 0)	0 (0 to 0)	0 (0 to 0)	0
Gonococcal infection	0 (0 to 0)	0 (0 to 0)	0 (0 to 0)	0 (0 to 0)	0 (0 to 0)	0 (0 to 0)	0 (0 to 0)	0 (0 to 0)	0 (0 to 0)	0 (0 to 0)	0 (0 to 0)	0 (0 to 0)	0 (0 to 0)	0 (0 to 0)	0 (0 to 0)	0 (0 to 0)	0 (0 to 0)	0 (0 to 0)	0 (0 to 0)	0 (0 to 0)	0 (0 to 0)	0 (0 to 0)	0 (0 to 0)	0
Trichomoniasis	0 (0 to 0)	0 (0 to 0)	0 (0 to 0)	0 (0 to 0)	0 (0 to 0)	0 (0 to 0)	0 (0 to 0)	0 (0 to 0)	0 (0 to 0)	0 (0 to 0)	0 (0 to 0)	0 (0 to 0)	0 (0 to 0)	0 (0 to 0)	0 (0 to 0)	0 (0 to 0)	0 (0 to 0)	0 (0 to 0)	0 (0 to 0)	0 (0 to 0)	0 (0 to 0)	0 (0 to 0)	0 (0 to 0)	0
Genital herpes	0 (0 to 0)	0 (0 to 0)	0 (0 to 0)	0 (0 to 0)	0 (0 to 0)	0 (0 to 0)	0 (0 to 0)	0 (0 to 0)	0 (0 to 0)	0 (0 to 0)	0 (0 to 0)	0 (0 to 0)	0 (0 to 0)	0 (0 to 0)	0 (0 to 0)	0 (0 to 0)	0 (0 to 0)	0 (0 to 0)	0 (0 to 0)	0 (0 to 0)	0 (0 to 0)	0 (0 to 0)	0 (0 to 0)	0.9
Other sexually transmitted infections	0 (0 to 0)	0 (0 to 0)	0 (0 to 0)	0 (0 to 0)	0 (0 to 0)	0 (0 to 0)	0 (0 to 0)	0 (0 to 0)	0 (0 to 0)	0 (0 to 0)	0 (0 to 0)	0 (0 to 0)	0 (0 to 0)	0 (0 to 0)	0 (0 to 0)	0 (0 to 0)	0 (0 to 0)	0 (0 to 0)	0 (0 to 0)	0 (0 to 0)	0 (0 to 0)	0 (0 to 0)	0 (0 to 0)	0.1
Respiratory infections and tuberculosis	9.4 (4.3 to 17.7)	4.3 (2.2 to 7.7)	7.3 (3.2 to 14.4)	5.2 (4.3 to 11.8)	4.7 (3.2 to 8.9)	2.7 (2.4 to 7.4)	2.5 (2.2 to 6.9)	2.7 (2.5 to 6.8)	3.1 (2.8 to 6.9)	3.7 (3.2 to 7.1)	4.7 (3.7 to 9.3)	5.8 (4.3 to 11.9)	7.7 (5.7 to 14.3)	10.6 (8.7 to 19.6)	15.5 (12.5 to 27.9)	22.9 (19.4 to 36.2)	32.8 (28.2 to 47.2)	39.4 (34.1 to 52.8)	39.7 (32.8 to 52.3)	33.8 (28.5 to 45.2)	27.6 (23.2 to 36.9)	20.7 (17.2 to 28.2)	394
Tuberculosis	0 (0 to 0)	0 (0 to 0)	0 (0 to 0)	0 (0 to 0.1)	0 (0 to 0)	0 (0 to 0)	0 (0 to 0)	0.1 (0 to 0.2)	0.1 (0 to 0.2)	0.2 (0.2 to 0.4)	0.3 (0.2 to 0.5)	0.4 (0.3 to 0.6)	0.5 (0.3 to 0.7)	0.6 (0.4 to 0.9)	0.8 (0.5 to 1.2)	1 (0.6 to 1.6)	1.2 (0.7 to 1.9)	1.4 (0.8 to 2.2)	1.4 (0.8 to 2.2)	1.2 (0.7 to 1.9)	0.9 (0.5 to 1.5)	0.6 (0.3 to 1.1)	9.7
Latent tuberculosis infection	0 (0 to 0)	0 (0 to 0)	0 (0 to 0)	0 (0 to 0)	0 (0 to 0)	0 (0 to 0)	0 (0 to 0)	0 (0 to 0)	0 (0 to 0)	0 (0 to 0)	0 (0 to 0)	0 (0 to 0)	0 (0 to 0)	0 (0 to 0)	0 (0 to 0)	0 (0 to 0)	0 (0 to 0)	0 (0 to 0)	0 (0 to 0)	0 (0 to 0)	0 (0 to 0)	0 (0 to 0)	0 (0 to 0)	0
Drug-susceptible tuberculosis	0 (0 to 0)	0 (0 to 0)	0 (0 to 0)	0 (0 to 0)	0 (0 to 0)	0 (0 to 0)	0 (0 to 0)	0 (0 to 0)	0 (0 to 0)	0 (0 to 0)	0 (0 to 0)	0 (0 to 0)	0 (0 to 0)	0 (0 to 0)	0 (0 to 0)	0 (0 to 0)	0 (0 to 0)	0 (0 to 0)	0 (0 to 0)	0 (0 to 0)	0 (0 to 0)	0 (0 to 0)	0 (0 to 0)	0
Multidrug-resistant tuberculosis without extensive drug-resistance	0 (0 to 0)	0 (0 to 0)	0 (0 to 0)	0 (0 to 0)	0 (0 to 0)	0 (0 to 0)	0 (0 to 0)	0 (0 to 0)	0 (0 to 0)	0 (0 to 0)	0 (0 to 0)	0 (0 to 0)	0 (0 to 0)	0 (0 to 0)	0 (0 to 0)	0 (0 to 0)	0 (0 to 0)	0 (0 to 0)	0 (0 to 0)	0 (0 to 0)	0 (0 to 0)	0 (0 to 0)	0 (0 to 0)	0
Extensively drug-resistant tuberculosis	0 (0 to 0)	0 (0 to 0)	0 (0 to 0)	0 (0 to 0)	0 (0 to 0)	0 (0 to 0)	0 (0 to 0)	0 (0 to 0)	0 (0 to 0)	0 (0 to 0)	0 (0 to 0)	0 (0 to 0)	0 (0 to 0)	0 (0 to 0)	0 (0 to 0)	0 (0 to 0)	0 (0 to 0)	0 (0 to 0)	0 (0 to 0)	0 (0 to 0)	0 (0 to 0)	0 (0 to 0)	0 (0 to 0)	0
Lower respiratory infections	9.4 (2.3 to 0.7)	4.4 (0.3 to 0.4)	7.2 (1.4 to 4.2)	5.2 (2.5 to 5.2)	4.7 (2.3 to 0.4)	2.7 (2.3 to 0.4)	2.5 (2.5 to 1.2)	2.5 (0.9 to 2.2)	3.1 (1.7 to 3.7)	3.7 (2.7 to 5.4)	4.7 (3.7 to 6.5)	5.8 (4.3 to 8.2)	7.7 (5.7 to 10.2)	10.6 (8.7 to 13.2)	15.5 (12.5 to 18.6)	22.9 (19.4 to 26.4)	32.8 (28.2 to 37.6)	39.4 (34.1 to 44.6)	39.7 (32.8 to 45.9)	33.8 (28.5 to 39.4)	27.6 (23.2 to 32.6)	20.7 (17.2 to 24.6)	323
Upper respiratory infections	0 (0 to 0)	0 (0 to 1)	1.1 (0.7 to 1.6)	0.3 (0.3 to 0.4)	0.6 (0.3 to 0.8)	4.2 (2.2 to 7.4)	2.3 (1.7 to 3.8)	3.3 (1.6 to 5.5)	3.4 (1.8 to 5.5)	3.7 (2.5 to 5.4)	3.7 (2.5 to 5.4)	3.7 (2.5 to 5.4)	3.4 (1.8 to 5.5)	3.4 (1.7 to 5.5)	3.2 (1.7 to 5.1)	2.2 (1.2 to 3.7)	1.7 (0.9 to 3)	1.5 (0.8 to 2.4)	0.9 (0.5 to 1.5)	0.6 (0.3 to 1)	0.4 (0.2 to 0.5)	0.3 (0.1 to 0.5)	53.4
Otitis media	0 (0 to 0)	0 (0 to 0)	0.2 (0.1 to 0.3)	1.2 (0.7 to 2.1)	0.7 (0.7 to 2.1)	0.7 (0.3 to 1.2)	0.4 (0.3 to 1.1)	0.4 (0.2 to 1.2)	0.4 (0.3 to 1.1)	0.4 (0.3 to 1.2)	0.7 (0.3 to 1.3)	0.7 (0.3 to 1.3)	0.8 (0.4 to 1.5)	0.8 (0.4 to 1.5)	0.7 (0.3 to 1.2)	0.5 (0.2 to 0.9)	0.3 (0.1 to 0.6)	0.2 (0.1 to 0.4)	0.1 (0.1 to 0.3)	0.1 (0.1 to 0.2)	0 (0 to 0.1)	0 (0 to 0.1)	10.9
Enteric infections	0.1 (0 to 0.1)	0.2 (0.2 to 0.3)	0.5 (0.2 to 0.8)	2.7 (1.5 to 4.6)	1.8 (0.9 to 3.3)	1.3 (0.7 to 2.2)	1.2 (0.6 to 1.8)	1.1 (0.7 to 1.8)	1.2 (0.8 to 1.9)	1.2 (0.7 to 1.8)	1.2 (0.8 to 1.9)	1.2 (0.7 to 1.8)	1.1 (0.6 to 1.6)	1.2 (0.7 to 1.8)	1.1 (0.7 to 1.7)	1.4 (0.7 to 2)	2 (1.1 to 2.7)	2.6 (1.4 to 3.7)	3.1 (1.7 to 4.2)	3.1 (2.0 to 4.1)	2.6 (1.9 to 3.7)	1.4 (1.0 to 2)	40.4
Diarrheal diseases	0.1 (0 to 0.1)	0.2 (0.2 to 0.3)	0.5 (0.2 to 0.8)	2.7 (1.5 to 4.6)	1.8 (0.9 to 3.3)	1.3 (0.7 to 2.2)	1.2 (0.6 to 1.7)	1.1 (0.7 to 1.8)	1.2 (0.8 to 1.9)	1.2 (0.7 to 1.8)	1.2 (0.8 to 1.9)	1.2 (0.7 to 1.8)	1.1 (0.6 to 1.6)	1.2 (0.7 to 1.8)	1.1 (0.7 to 1.7)	1.4 (0.7 to 2)	2 (1.1 to 2.7)	2.6 (1.4 to 3.7)	3.1 (1.7 to 4.2)	3.1 (2.0 to 4.1)	2.6 (1.9 to 3.7)	1.4 (1.0 to 2)	40.1
Typhoid and paratyphoid	0 (0 to 0)	0 (0 to 0)	0 (0 to 0)	0 (0 to 0)	0 (0 to 0)	0 (0 to 0)	0 (0 to 0)	0 (0 to 0)	0 (0 to 0)	0 (0 to 0)	0 (0 to 0)	0 (0 to 0)	0 (0 to 0)	0 (0 to 0)	0 (0 to 0)	0 (0 to 0)	0 (0 to 0)	0 (0 to 0)	0 (0 to 0)	0 (0 to 0)	0 (0 to 0)	0 (0 to 0)	0 (0 to 0)	0
Typhoid fever	0 (0 to 0)	0 (0 to 0)	0 (0 to 0)	0 (0 to 0)	0 (0 to 0)	0 (0 to 0)	0 (0 to 0)	0 (0 to 0)	0 (0 to 0)	0 (0 to 0)	0 (0 to 0)	0 (0 to 0)	0 (0 to 0)	0 (0 to 0)	0 (0 to 0)	0 (0 to 0)	0 (0 to 0)	0 (0 to 0)	0 (0 to 0)	0 (0 to 0)	0 (0 to 0)	0 (0 to 0)	0 (0 to 0)	0
Paratyphoid fever	0 (0 to 0)	0 (0 to 0)	0 (0 to 0)	0 (0 to 0)	0 (0 to 0)	0 (0 to 0)	0 (0 to 0)	0 (0 to 0)	0 (0 to 0)	0 (0 to 0)	0 (0 to 0)	0 (0 to 0)	0 (0 to 0)	0 (0 to 0)	0 (0 to 0)	0 (0 to 0)	0 (0 to 0)	0 (0 to 0)	0 (0 to 0)	0 (0 to 0)	0 (0 to 0)	0 (0 to 0)	0 (0 to 0)	0
Invasive Non-typhoidal Salmonella (iNTS)	0 (0 to 0)	0 (0 to 0)	0 (0 to 0)	0 (0 to 0)	0 (0 to 0)	0 (0 to 0)	0 (0 to 0)	0 (0 to 0)	0 (0 to 0)	0 (0 to 0)	0 (0 to 0)	0 (0 to 0)	0 (0 to 0)	0 (0 to 0)	0 (0 to 0)	0 (0 to 0)	0 (0 to 0)	0 (0 to 0)	0 (0 to 0)	0 (0 to 0)	0 (0 to 0)	0 (0 to 0)	0 (0 to 0)	0.2
Other intestinal infectious diseases	0 (0 to 0)	0 (0 to 0)	0 (0 to 0)	0 (0 to 0)	0 (0 to 0)	0 (0 to 0)	0 (0 to 0)	0 (0 to 0)	0 (0 to 0)	0 (0 to 0)	0 (0 to 0)	0 (0 to 0)	0 (0 to 0)	0 (0 to 0)	0 (0 to 0)	0 (0 to 0)	0 (0 to 0)	0 (0 to 0)	0 (0 to 0)	0 (0 to 0)	0 (0 to 0)	0 (0 to 0)	0 (0 to 0)	0.1
Neglected tropical diseases and malaria	0 (0 to 0)	0 (0 to 0)	0 (0 to 0)	0.2 (0 to 0.3)	0.7 (0 to 1.7)	0.4 (0 to 0.9)	0 (0 to 0)	0 (0 to 0)	0 (0 to 0)	0 (0 to 0)	0 (0 to 0)	0 (0 to 0)	0 (0 to 0)	0 (0 to 0)	0 (0 to 0)	0 (0 to 0)	0 (0 to 0)	0 (0 to 0)	0 (0 to 0)	0 (0 to 0)	0 (0 to 0)	0 (0 to 0)	0 (0 to 0)	2
Malaria	0 (0 to 0)	0 (0 to 0)	0 (0 to 0)	0 (0 to 0)	0 (0 to 0)	0 (0 to 0)	0 (0 to 0)	0 (0 to 0)	0 (0 to 0)	0 (0 to 0)	0 (0 to 0)	0 (0 to 0)	0 (0 to 0)	0 (0 to 0)	0 (0 to 0)	0 (0 to 0)	0 (0 to 0)	0 (0 to 0)	0 (0 to 0)	0 (0 to 0)	0 (0 to 0)	0 (0 to 0)	0 (0 to 0)	0
Chagas disease	0 (0 to 0)	0 (0 to 0)	0 (0 to 0)	0 (0 to 0)	0 (0 to 0)	0 (0 to 0)	0 (0 to 0)	0 (0 to 0)	0 (0 to 0)	0 (0 to 0)	0 (0 to 0)	0 (0 to 0)	0 (0 to 0)	0 (0 to 0)	0 (0 to 0)	0 (0 to 0)	0 (0 to 0)	0 (0 to 0)	0 (0 to 0)	0 (0 to 0)	0 (0 to 0)	0 (0 to 0)	0 (0 to 0)	0
Leishmaniasis	0 (0 to 0)	0 (0 to 0)	0 (0 to 0)	0 (0 to 0)	0 (0 to 0)	0 (0 to 0)	0 (0 to 0)	0 (0 to 0)	0 (0 to 0)	0 (0 to 0)	0 (0 to 0)	0 (0 to 0)	0 (0 to 0)	0 (0 to 0)	0 (0 to 0)	0 (0 to 0)	0 (0 to 0)	0 (0 to 0)	0 (0 to 0)	0 (0 to 0)	0 (0 to 0)	0 (0 to 0)	0 (0 to 0)	0
Visceral leishmaniasis	0 (0 to 0)	0 (0 to 0)	0 (0 to 0)	0 (0 to 0)	0 (0 to 0)	0 (0 to 0)	0 (0 to 0)	0 (0 to 0)	0 (0 to 0)	0 (0 to 0)	0 (0 to 0)	0 (0 to 0)	0 (0 to 0)	0 (0 to 0)	0 (0 to 0)	0 (0 to 0)	0 (0 to 0)	0 (0 to 0)	0 (0 to 0)	0 (0 to 0)	0 (0 to 0)	0 (0 to 0)	0 (0 to 0)	0
Cutaneous and mucocutaneous leishmaniasis	0 (0 to 0)	0 (0 to 0)	0 (0 to 0)	0 (0 to 0)	0 (0 to 0)	0 (0 to 0)	0 (0 to 0)	0 (0 to 0)	0 (0 to 0)	0 (0 to 0)	0 (0 to 0)	0 (0 to 0)	0 (0 to 0)	0 (0 to 0)	0 (0 to 0)	0 (0 to 0)	0 (0 to 0)	0 (0 to 0)	0 (0 to 0)	0 (0 to 0)	0 (0 to 0)	0 (0 to 0)	0 (0 to 0)	0
African trypanosomiasis	0 (0 to 0)	0 (0 to 0)	0 (0 to 0)	0 (0 to 0)	0 (0 to 0)	0 (0 to 0)	0 (0 to 0)	0 (0 to 0)	0 (0 to 0)	0 (0 to 0)	0 (0 to 0)	0 (0 to 0)	0 (0 to 0)	0 (0 to 0)	0 (0 to 0)	0 (0 to 0)	0 (0 to 0)	0 (0 to 0)	0 (0 to 0)	0 (0 to 0)	0 (0 to 0)	0 (0 to 0)	0 (0 to 0)	0
Schistosomiasis	0 (0 to 0)	0 (0 to 0)	0 (0 to 0)	0 (0 to 0)	0 (0 to 0)	0 (0 to 0)	0 (0 to 0)	0 (0 to 0)	0 (0 to 0)	0 (0 to 0)	0 (0 to 0)	0 (0 to 0)	0 (0 to 0)	0 (0 to 0)	0 (0 to 0)	0 (0 to 0)	0 (0 to 0)	0 (0 to 0)	0 (0 to 0)	0 (0 to 0)	0 (0 to 0)	0 (0 to 0)	0 (0 to 0)	0
Cysticercosis	0 (0 to 0)	0 (0 to 0)	0 (0 to 0)	0 (0 to 0)	0 (0 to 0)	0 (0 to 0)	0 (0 to 0)	0 (0 to 0)	0 (0 to 0)	0 (0 to 0)	0 (0 to 0)	0 (0 to 0)	0 (0 to 0)	0 (0 to 0)	0 (0 to 0)	0 (0 to 0)	0 (0 to 0)	0 (0 to 0)	0 (0 to 0)	0 (0 to 0)	0 (0 to 0)	0 (0 to 0)	0 (0 to 0)	0
Cystic echinococcosis	0 (0 to 0)	0 (0 to 0)	0 (0 to 0)	0 (0 to 0)	0 (0 to 0)	0 (0 to 0)	0 (0 to 0)	0 (0 to 0)	0 (0 to 0)	0 (0 to 0)	0 (0 to 0)	0 (0 to 0)	0 (0 to 0)	0 (0 to 0)	0 (0 to 0)	0 (0 to 0)	0 (0 to 0)	0 (0 to 0)	0 (0 to 0)	0 (0 to 0)	0 (0 to 0)	0 (0 to 0)	0 (0 to 0)	0
Lymphatic filariasis	0 (0 to 0)	0 (0 to 0)	0 (0 to 0)	0 (0 to 0)	0 (0 to 0)	0 (0 to 0)	0 (0 to 0)	0 (0 to 0)	0 (0 to 0)	0 (0 to 0)	0 (0 to 0)	0 (0 to 0)	0 (0 to 0)	0 (0 to 0)	0 (0 to 0)	0 (0 to 0)	0 (0 to 0)	0 (0 to 0)	0 (0 to 0)	0 (0 to 0)	0 (0 to 0)	0 (0 to 0)	0 (0 to 0)	0
Onchocerciasis	0 (0 to 0)	0 (0 to 0)	0 (0 to 0)	0 (0 to 0)	0 (0 to 0)	0 (0 to 0)	0 (0 to 0)	0 (0 to 0)	0 (0 to 0)	0 (0 to 0)	0 (0 to 0)	0 (0 to 0)	0 (0 to 0)	0 (0 to 0)	0 (0 to 0)	0 (0 to 0)	0 (0 to 0)	0 (0 to 0)	0 (0 to 0)	0 (0 to 0)	0 (0 to 0)	0 (0 to 0)	0 (0 to 0)	0
Trachoma	0 (0 to 0)	0 (0 to 0)	0 (0 to 0)	0 (0 to 0)	0 (0 to 0)	0 (0 to 0)	0 (0 to 0)	0 (0 to 0)	0 (0 to 0)	0 (0 to 0)	0 (0 to 0)	0 (0 to 0)	0 (0 to 0)	0 (0 to 0)	0 (0 to 0)	0 (0 to 0)	0 (0 to 0)	0 (0 to 0)	0 (0 to 0)	0 (0 to 0)	0 (0 to 0)	0 (0 to 0)	0 (0 to 0)	0
Dengue	0 (0 to 0)	0 (0 to 0)	0 (0 to 0)	0 (0 to 0)	0 (0 to 0)	0 (0 to 0)	0 (0 to 0)	0 (0 to 0)	0 (0 to 0)	0 (0 to 0)	0 (0 to 0)	0 (0 to 0)	0 (0 to 0)	0 (0 to 0)	0 (0 to 0)	0 (0 to 0)	0 (0 to 0)	0 (0 to 0)	0 (0 to 0)	0 (0 to 0)	0 (0 to 0)	0 (0 to 0)	0 (0 to 0)	0
Yellow fever	0 (0 to 0)	0 (0 to 0)	0 (0 to 0)	0 (0 to 0)	0 (0 to 0)	0 (0 to 0)	0 (0 to 0)	0 (0 to 0)	0 (0 to 0)	0 (0 to 0)	0 (0 to 0)	0 (0 to 0)	0 (0 to 0)	0 (0 to 0)	0 (0 to 0)	0 (0 to 0)	0 (0 to 0)	0 (0 to 0)	0 (0 to 0)	0 (0 to 0)	0 (0 to 0)	0 (0 to 0)	0 (0 to 0)	0
Rabies	0 (0 to 0)	0 (0 to 0)	0 (0 to 0)	0 (0 to 0)	0 (0 to 0)	0 (0 to 0)	0 (0 to 0)	0 (0 to 0)	0 (0 to 0)	0 (0 to 0)	0 (0 to 0)	0 (0 to 0)	0 (0 to 0)	0 (0 to 0)	0 (0 to 0)	0 (0 to 0)	0 (0 to 0)	0 (0 to 0)	0 (0 to 0)	0 (0 to 0)	0 (0 to 0)	0 (0 to 0)	0 (0 to 0)	0
Intestinal nematode infections	0 (0 to 0)	0 (0 to 0)	0 (0 to 0)	0 (0 to 0)	0 (0 to 0)	0 (0 to 0)	0 (0 to 0)	0 (0 to 0)	0 (0 to 0)	0 (0 to 0)	0 (0 to 0)	0 (0 to 0)	0 (0 to 0)	0 (0 to 0)	0 (0 to 0)	0 (0 to 0)	0 (0 to 0)	0 (0 to 0)	0 (0 to 0)	0 (0 to 0)	0 (0 to 0)	0 (0 to 0)	0 (0 to 0)	0
Ascariasis	0 (0 to 0)	0 (0 to 0)	0 (0 to 0)	0 (0 to 0)	0 (0 to 0)	0 (0 to 0)	0 (0 to 0)	0 (0 to 0)	0 (0 to 0)	0 (0 to 0)	0 (0 to 0)	0 (0 to 0)	0 (0 to 0)	0 (0 to 0)	0 (0 to 0)	0 (0 to 0)	0 (0 to 0)	0 (0 to 0)	0 (0 to 0)	0 (0 to 0)	0 (0 to 0)	0 (0 to 0)	0 (0 to 0)	0
Trichuriasis	0 (0 to 0)	0 (0 to 0)	0 (0 to 0)	0 (0 to 0)	0 (0 to 0)	0 (0 to 0)	0 (0 to 0)	0 (0 to 0)	0 (0 to 0)	0 (0 to 0)	0 (0 to 0)	0 (0 to 0)	0 (0 to 0)	0 (0 to 0)	0 (0 to 0)	0 (0 to 0)	0 (0 to 0)	0 (0 to 0)	0 (0 to 0)	0 (0 to 0)	0 (0 to 0)	0 (0 to 0)	0 (0 to 0)	0
Hookworm disease	0 (0 to 0)	0 (0 to 0)	0 (0 to 0)	0 (0 to 0)	0 (0 to 0)	0 (0 to 0)	0 (0 to 0)	0 (0 to 0)	0 (0 to 0)	0 (0 to 0)	0 (0 to 0)	0 (0 to 0)	0 (0 to 0)	0 (0 to 0)	0 (0 to 0)	0 (0 to 0)	0 (0 to 0)	0 (0 to 0)	0 (0 to 0)	0 (0 to 0)	0 (0 to 0)	0 (0 to 0)	0 (0 to 0)	0
Food-borne trematodiases	0 (0 to 0)	0 (0 to 0)	0 (0 to 0)	0 (0 to 0)	0 (0 to 0)	0 (0 to 0)	0 (0 to 0)	0 (0 to 0)	0 (0 to 0)	0 (0 to 0)	0 (0 to 0)	0 (0 to 0)	0 (0 to 0)	0 (0 to 0)	0 (0 to 0)	0 (0 to 0)	0 (0 to 0)	0 (0 to 0)	0 (0 to 0)	0 (0 to 0)	0 (0 to 0)	0 (0 to 0)	0 (0 to 0)	0
Leprosy	0 (0 to 0)	0 (0 to 0)	0 (0 to 0)	0 (0 to 0)	0 (0 to 0)	0 (0 to 0)	0 (0 to 0)	0 (0 to 0)	0 (0 to 0)	0 (0 to 0)	0 (0 to 0)	0 (0 to 0)	0 (0 to 0)	0 (0 to 0)	0 (0 to 0)	0 (0 to 0)	0 (0 to 0)	0 (0 to 0)	0 (0 to 0)	0 (0 to 0)	0 (0 to 0)	0 (0 to 0)	0 (0 to 0)	0
Ebola	0 (0 to 0)	0 (0 to 0)	0 (0 to 0)	0 (0 to 0)	0 (0 to 0)	0

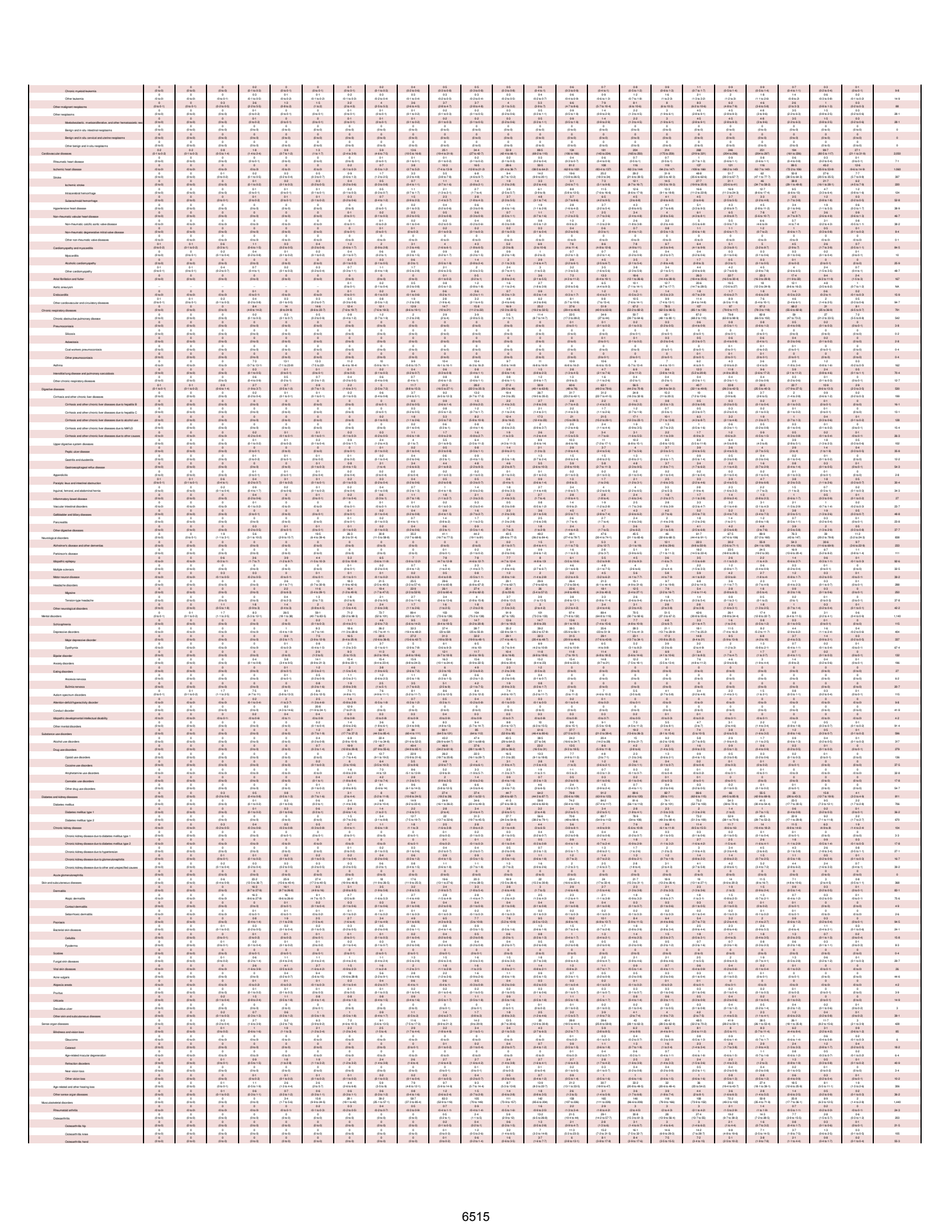

Osteoarthritis other	0 (0 to 0)	0 (0 to 0)	0 (0 to 0)	0 (0 to 0)	0 (0 to 0)	0 (0 to 0)	0 (0 to 0)	0 (0 to 0)	0 (0 to 0)	0 (0 to 0)	0 (0 to 1)	0.2 (0 to 0.6)	0.5 (0 to 1.2)	1.3 (0.5 to 2.6)	2.1 (0.9 to 4.4)	2.9 (1.3 to 6.1)	3.1 (1.5 to 6.6)	2.9 (1.3 to 5.9)	3 (1.4 to 6.1)	2.2 (1.1 to 4.3)	1.8 (0.9 to 3.6)	1.1 (0.5 to 2.2)	0.4 (0.2 to 0.9)	0.1 (0.1 to 0.2)	21.7
Low back pain	0 (0 to 0)	0 (0 to 0)	0 (0 to 0)	0 (0 to 0)	2.3 (1.1 to 4.2)	10.6 (4.2 to 17.4)	17.2 (10.5 to 27.8)	22.9 (13.2 to 36.8)	30 (18.3 to 50.4)	32.5 (20.1 to 52.2)	40.3 (24.6 to 63.2)	52.8 (31.7 to 82)	55 (33.4 to 86.3)	67.2 (40.1 to 105)	74 (44.9 to 113)	74.5 (46.1 to 112)	76 (39.1 to 97)	49 (30.7 to 74.7)	46 (22 to 84.1)	30.2 (17.6 to 53.7)	29.4 (12.4 to 51.2)	29.4 (12.9 to 51)	9.2 (4.2 to 19.9)	3.4 (2.1 to 5.1)	0.7 (0.4 to 1)	671
Neck pain	0 (0 to 0)	0 (0 to 0)	0 (0 to 0)	0 (0 to 0)	4.9 (2.5 to 9.2)	20 (9.2 to 35.1)	7.9 (3.7 to 14)	8.9 (4.2 to 16.9)	12.3 (6.1 to 23.2)	16.6 (9.1 to 28.1)	19.6 (10.3 to 36.8)	26 (13.6 to 43.4)	30.1 (16.2 to 49.6)	32.2 (16.7 to 54.6)	30.2 (15.2 to 53.4)	28.9 (14.1 to 50.6)	22.9 (12.4 to 41.3)	18.3 (9.7 to 32.1)	15.9 (8.9 to 27.1)	10.1 (5.2 to 18)	6.8 (3.4 to 12.2)	3.4 (1.9 to 6.2)	1.3 (0.7 to 2.3)	0.3 (0.2 to 0.5)	278
Gout	0 (0 to 0)	0 (0 to 0)	0 (0 to 0)	0 (0 to 0)	0 (0 to 0)	0 (0 to 0)	0 (0 to 0)	0 (0 to 0)	0 (0 to 0)	0 (0 to 0)	0 (0 to 0)	0 (0 to 0)	0 (0 to 0)	0 (0 to 0)	0 (0 to 0)	0 (0 to 0)	0 (0 to 0)	0 (0 to 0)	0 (0 to 0)	0 (0 to 0)	0 (0 to 0)	0 (0 to 0)	0 (0 to 0)	0 (0 to 0)	0 (0 to 0)	27.9
Other musculoskeletal disorders	0 (0 to 0)	0 (0 to 0)	0 (0 to 0)	0 (0 to 0)	0 (0 to 0)	0 (0 to 0)	2.6 (1 to 5.2)	7 (3.7 to 11.4)	13.7 (7.9 to 21.6)	19.6 (11.2 to 31)	23.7 (12.9 to 38.5)	21.7 (12.4 to 34.5)	20.4 (11.5 to 32.2)	26.9 (15.2 to 41)	27.5 (14.9 to 45.6)	29.1 (14.5 to 51.5)	29.5 (11 to 55.7)	16.4 (8.3 to 29.4)	14.5 (8.8 to 24.6)	9.6 (4.7 to 15.8)	2.5 (2 to 11.1)	0.8 (0.4 to 1.6)	0.2 (0.1 to 0.4)	227
Other non-communicable diseases	17.5 (10.9 to 26.4)	9.3 (4.4 to 12)	31.6 (21.6 to 44.9)	36.6 (26.9 to 52.9)	12.7 (9.6 to 18)	12.4 (9.6 to 17)	12.6 (9.4 to 16.9)	14.6 (11 to 19.7)	19.2 (13.9 to 24.8)	22.2 (15.9 to 31.1)	24.5 (17.3 to 33.4)	25.9 (18.6 to 36)	25.9 (18.2 to 36.3)	23.1 (16.1 to 33.3)	49.6 (36.7 to 67.2)	51.5 (36.4 to 71)	55.7 (38.9 to 77.6)	52.7 (37.1 to 72.6)	51.9 (37.5 to 70.5)	37.7 (27.9 to 50.1)	36.2 (22.7 to 56.8)	20 (14.5 to 28.3)	9.9 (6.8 to 13.1)	2.1 (1.6 to 2.7)	903
Congenital birth defects	16.9 (10.4 to 24.9)	7.1 (2.2 to 11)	19.5 (12.7 to 29.9)	18.2 (13.6 to 22.6)	6.4 (4.4 to 8.6)	5.9 (4.3 to 8)	5.9 (4.4 to 7.9)	5.7 (4.1 to 7.5)	5.6 (4.2 to 7.4)	6.2 (4.7 to 7.9)	6.8 (4.7 to 7.3)	6.7 (4.6 to 7.7)	5.1 (3.4 to 6.7)	5.1 (3.4 to 7)	5.5 (3.5 to 7.7)	5.5 (3.5 to 7.7)	4.3 (2.6 to 6.1)	2.7 (1.4 to 3.7)	3.9 (2.1 to 5.4)	0.5 (0.1 to 0.9)	0.4 (0.1 to 0.9)	0.2 (0.1 to 0.3)	0.1 (0 to 0.1)	0 (0 to 0)	133
Neural tube defects	1.1 (0.3 to 2.1)	0.4 (0.1 to 0.8)	0.6 (0.2 to 1.4)	0.6 (0.2 to 1.3)	0.1 (0 to 0.3)	0.2 (0.1 to 0.4)	0.2 (0.1 to 0.4)	0.3 (0.1 to 0.7)	0.3 (0.1 to 0.6)	0.2 (0.1 to 0.5)	0.2 (0.1 to 0.5)	0.2 (0 to 0.3)	0.2 (0 to 0.3)	0.1 (0 to 0.2)	0.1 (0 to 0.1)	0 (0 to 0.1)	0 (0 to 0.1)	0 (0 to 0)	0 (0 to 0)	0 (0 to 0)	0 (0 to 0)	0 (0 to 0)	0 (0 to 0)	0 (0 to 0)	0 (0 to 0)	4.6
Congenital heart anomalies	3.3 (1.6 to 6.8)	2.8 (1.6 to 4.5)	5.8 (3.6 to 10.6)	4.2 (2.4 to 7.1)	0.8 (0.4 to 1.5)	0.6 (0.3 to 1.1)	1.2 (0.7 to 1.8)	1.2 (0.7 to 1.8)	1.1 (0.7 to 1.7)	1.1 (0.7 to 1.6)	1.1 (0.6 to 1.6)	1.1 (0.6 to 1.5)	1 (0.6 to 1.5)	0.9 (0.4 to 1.4)	0.9 (0.3 to 1)	0.6 (0.3 to 1)	0.5 (0.2 to 0.7)	0.3 (0.1 to 0.6)	0.3 (0.1 to 0.6)	0.1 (0 to 0.1)	0 (0 to 0.1)	0 (0 to 0)	0 (0 to 0)	0 (0 to 0)	0 (0 to 0)	27.2
Orofacial clefts	0 (0 to 0)	0 (0 to 0)	0.1 (0 to 0.1)	0.1 (0 to 0.3)	0.1 (0 to 0.2)	0.1 (0 to 0.2)	0.1 (0 to 0.2)	0.1 (0 to 0.2)	0.1 (0 to 0.2)	0.1 (0 to 0.2)	0.1 (0 to 0.2)	0.1 (0 to 0.2)	0.1 (0 to 0.2)	0.1 (0 to 0.2)	0.1 (0 to 0.2)	0.1 (0 to 0.2)	0.1 (0 to 0.1)	0.1 (0 to 0.1)	0 (0 to 0)	0 (0 to 0)	0 (0 to 0)	0 (0 to 0)	0 (0 to 0)	0 (0 to 0)	0 (0 to 0)	1.4
Down syndrome	0.8 (0.3 to 2.3)	0.3 (0.1 to 0.6)	1.2 (0.5 to 2.8)	1.5 (0.3 to 3.9)	0.5 (0.3 to 0.9)	0.5 (0.3 to 0.7)	0.6 (0.4 to 1)	0.7 (0.4 to 1.1)	0.9 (0.6 to 1.3)	0.9 (0.6 to 1.3)	0.9 (0.6 to 1.3)	0.9 (0.6 to 1.2)	0.9 (0.6 to 1.2)	1.4 (0.8 to 2)	2.1 (1.1 to 3.3)	2.5 (1 to 4)	2 (0.8 to 3.3)	1 (0.4 to 1.6)	0.7 (0.3 to 1.4)	0.3 (0 to 0.6)	0.3 (0 to 0.6)	0.1 (0 to 0.3)	0 (0 to 0.1)	0 (0 to 0)	0 (0 to 0)	18.9
Turner syndrome	0 (0 to 0)	0 (0 to 0)	0 (0 to 0)	0 (0 to 0)	0 (0 to 0)	0 (0 to 0)	0 (0 to 0)	0 (0 to 0)	0 (0 to 0)	0 (0 to 0)	0 (0 to 0)	0 (0 to 0)	0 (0 to 0)	0 (0 to 0)	0 (0 to 0)	0 (0 to 0)	0 (0 to 0)	0 (0 to 0)	0 (0 to 0)	0 (0 to 0)	0 (0 to 0)	0 (0 to 0)	0 (0 to 0)	0 (0 to 0)	0 (0 to 0)	0
Klinefelter syndrome	0 (0 to 0)	0 (0 to 0)	0 (0 to 0)	0 (0 to 0)	0 (0 to 0)	0 (0 to 0)	0 (0 to 0)	0 (0 to 0)	0 (0 to 0)	0 (0 to 0)	0 (0 to 0)	0 (0 to 0)	0 (0 to 0)	0 (0 to 0)	0 (0 to 0)	0 (0 to 0)	0 (0 to 0)	0 (0 to 0)	0 (0 to 0)	0 (0 to 0)	0 (0 to 0)	0 (0 to 0)	0 (0 to 0)	0 (0 to 0)	0 (0 to 0)	0-1
Other chromosomal abnormalities	2.2 (1.1 to 4)	1 (0.5 to 2.1)	2.3 (1.6 to 4)	2.6 (1.6 to 4.1)	2.9 (2.4 to 4.1)	2.8 (2.5 to 3.2)	3.5 (2.9 to 4.3)	3.6 (2.9 to 4.3)	3.6 (2.9 to 4.3)	3.6 (2.9 to 4.3)	3.8 (2.9 to 4.3)	3.8 (2.9 to 4.3)	3.8 (2.9 to 4.3)	3.7 (2.9 to 4.3)	3.7 (2.9 to 4.3)	3.7 (2.9 to 4.3)	3.7 (2.9 to 4.3)	3.7 (2.9 to 4.3)	3.7 (2.9 to 4.3)	3.7 (2.9 to 4.3)	3.7 (2.9 to 4.3)	3.7 (2.9 to 4.3)	3.7 (2.9 to 4.3)	3.7 (2.9 to 4.3)	17.5
Congenital musculoskeletal and limb anomalies	0.4 (0.2 to 0.7)	0.2 (0.1 to 0.5)	0.4 (0.2 to 1)	0.4 (0.2 to 0.9)	0.2 (0.2 to 0.3)	0.3 (0.2 to 0.4)	0.3 (0.2 to 0.4)	0.3 (0.2 to 0.4

SR Table 2a: West Sussex DALYS by cause and age group for males with 95% uncertainty intervals, 2019

Cause	Early Neonatal	Late Neonatal	Post Neonatal	1 to 4	5 to 9	10 to 14	15 to 19	20 to 24	25 to 29	30 to 34	35 to 39	40 to 44	45 to 49	50 to 54	55 to 59	60 to 64	65 to 69	70 to 74	75 to 79	80 to 84	85 to 89	90 to 94	95 plus	Total
All causes	4,693 (3,993 to 5,421)	1,766 (1,506 to 2,056)	3,502 (3,002 to 3,997)	1,924 (1,674 to 2,194)	1,569 (1,374 to 1,788)	1,687 (1,480 to 1,908)	2,114 (1,856 to 2,379)	2,212 (1,948 to 2,513)	2,324 (2,053 to 2,620)	2,503 (2,203 to 2,827)	2,966 (2,606 to 3,346)	3,407 (2,997 to 3,842)	3,745 (3,297 to 4,232)	4,163 (3,670 to 4,710)	4,750 (4,177 to 5,381)	5,511 (4,844 to 6,240)	6,377 (5,604 to 7,210)	7,191 (6,317 to 8,124)	8,017 (7,049 to 9,060)	8,249 (7,253 to 9,322)	7,284 (6,408 to 8,233)	5,211 (4,582 to 5,890)	3,463 (3,045 to 3,914)	1,272 (1,119 to 1,438)	1,272 (1,119 to 1,438)	1,272 (1,119 to 1,438)	1,272 (1,119 to 1,438)	1,272 (1,119 to 1,438)	1,272 (1,119 to 1,438)	130,059
Communicable, maternal, neonatal, and nutritional diseases	3,961 (3,361 to 4,614)	1,724 (1,464 to 2,022)	1,172 (781 to 1,618)	1,166 (1,013 to 1,332)	1,004 (871 to 1,158)	1,166 (1,021 to 1,328)	1,117 (977 to 1,284)	1,117 (977 to 1,284)	1,148 (1,004 to 1,316)	1,168 (1,021 to 1,336)	1,168 (1,019 to 1,335)	1,163 (1,009 to 1,339)	1,163 (1,009 to 1,339)	1,163 (1,009 to 1,339)	1,163 (1,009 to 1,339)	1,163 (1,009 to 1,339)	1,163 (1,009 to 1,339)	1,163 (1,009 to 1,339)	1,163 (1,009 to 1,339)	1,163 (1,009 to 1,339)	1,163 (1,009 to 1,339)	1,163 (1,009 to 1,339)	1,163 (1,009 to 1,339)	1,163 (1,009 to 1,339)	1,163 (1,009 to 1,339)	1,163 (1,009 to 1,339)	1,163 (1,009 to 1,339)	1,163 (1,009 to 1,339)	8,260
HIV/AIDS and sexually transmitted infections	19 (9 to 33)	5 (4 to 12)	8 (3 to 18)	2 (0 to 5)	0 (0 to 1)	0 (0 to 2)	0 (0 to 2)	0 (0 to 2)	0 (0 to 2)	0 (0 to 2)	0 (0 to 2)	0 (0 to 2)	0 (0 to 2)	0 (0 to 2)	0 (0 to 2)	0 (0 to 2)	0 (0 to 2)	0 (0 to 2)	0 (0 to 2)	0 (0 to 2)	0 (0 to 2)	0 (0 to 2)	0 (0 to 2)	0 (0 to 2)	0 (0 to 2)	0 (0 to 2)	0 (0 to 2)	0 (0 to 2)	0 (0 to 2)	0 (0 to 2)	0 (0 to 2)	147
HIV/AIDS	19 (9 to 33)	5 (4 to 12)	8 (3 to 18)	2 (0 to 5)	0 (0 to 1)	0 (0 to 2)	0 (0 to 2)	0 (0 to 2)	0 (0 to 2)	0 (0 to 2)	0 (0 to 2)	0 (0 to 2)	0 (0 to 2)	0 (0 to 2)	0 (0 to 2)	0 (0 to 2)	0 (0 to 2)	0 (0 to 2)	0 (0 to 2)	0 (0 to 2)	0 (0 to 2)	0 (0 to 2)	0 (0 to 2)	0 (0 to 2)	0 (0 to 2)	0 (0 to 2)	0 (0 to 2)	0 (0 to 2)	0 (0 to 2)	0 (0 to 2)	0 (0 to 2)	147
HIV/AIDS - Drug-susceptible Tuberculosis	0 (0 to 0)	0 (0 to 0)	0 (0 to 2)	0 (0 to 0)	0 (0 to 0)	0 (0 to 0

Other neoplasms	0-1 (0 to 0.2)	0 (0 to 0.1)	0-2 (0 to 0.3)	0-4 (0.2 to 0.6)	0-5 (0.2 to 0.7)	0-4 (0.3 to 0.7)	0-6 (0.4 to 1)	0-6 (0.3 to 1)	1-1 (0.6 to 1.6)	1-6 (0.7 to 2.5)	2-2 (1.4 to 3.4)	2-3 (1.6 to 3.6)	1-7 (1.7 to 4.5)	3-1 (2.2 to 5.3)	10-6 (6.9 to 16.2)	19-6 (13.2 to 27.7)	39-2 (26 to 47.5)	61-9 (35.2 to 78.1)	81-6 (37.2 to 126)	79-6 (54.7 to 126)	74-9 (52.4 to 122)	59-8 (39.1 to 99.4)	27-4 (15.4 to 39.6)	6-2 (3.1 to 9.4)	453
Medulloblastoma, medulloblastoma, and other hemangioblastoma	0 (0 to 0)	0 (0 to 0)	0 (0 to 0)	0 (0 to 0.2)	0 (0 to 0.2)	0 (0 to 0.2)	0 (0 to 0.2)	0 (0 to 0.2)	0 (0 to 0.2)	0 (0 to 0.2)	0 (0 to 0.2)	0 (0 to 0.2)	0 (0 to 0.2)	0 (0 to 0.2)	0 (0 to 0.2)	0 (0 to 0.2)	0 (0 to 0.2)	0 (0 to 0.2)	0 (0 to 0.2)	0 (0 to 0.2)	0 (0 to 0.2)	0 (0 to 0.2)	0 (0 to 0.2)	0 (0 to 0.2)	0 (0 to 0.2)	0 (0 to 0.2)	0
Benign and in situ intestinal neoplasms	0 (0 to 0)	0 (0 to 0)	0 (0 to 0)	0 (0 to 0)	0 (0 to 0)	0 (0 to 0)	0 (0 to 0)	0 (0 to 0)	0 (0 to 0)	0 (0 to 0)	0 (0 to 0)	0 (0 to 0)	0 (0 to 0)	0 (0 to 0)	0 (0 to 0)	0 (0 to 0)	0 (0 to 0)	0 (0 to 0)	0 (0 to 0)	0 (0 to 0)	0 (0 to 0)	0 (0 to 0)	0 (0 to 0)	0 (0 to 0)	0 (0 to 0)	0 (0 to 0)	0
Benign and in situ cervical and uterine neoplasms	0 (0 to 0)	0 (0 to 0)	0 (0 to 0)	0 (0 to 0)	0 (0 to 0)	0 (0 to 0)	0 (0 to 0)	0 (0 to 0)	0 (0 to 0)	0 (0 to 0)	0 (0 to 0)	0 (0 to 0)	0 (0 to 0)	0 (0 to 0)	0 (0 to 0)	0 (0 to 0)	0 (0 to 0)	0 (0 to 0)	0 (0 to 0)	0 (0 to 0)	0 (0 to 0)	0 (0 to 0)	0 (0 to 0)	0 (0 to 0)	0 (0 to 0)	0 (0 to 0)	0
Other benign and in situ neoplasms	0 (0 to 0)	0 (0 to 0)	0 (0 to 0)	0 (0 to 0)	0 (0 to 0)	0 (0 to 0)	0 (0 to 0)	0 (0 to 0)	0 (0 to 0)	0 (0 to 0)	0 (0 to 0)	0 (0 to 0)	0 (0 to 0)	0 (0 to 0)	0 (0 to 0)	0 (0 to 0)	0 (0 to 0)	0 (0 to 0)	0 (0 to 0)	0 (0 to 0)	0 (0 to 0)	0 (0 to 0)	0 (0 to 0)	0 (0 to 0)	0 (0 to 0)	0 (0 to 0)	0
Cardiovascular diseases	2-1 (1.4 to 2.9)	2-1 (1.3 to 3.1)	6-6 (3.4 to 10.3)	9-8 (5.3 to 16.7)	10-7 (6.3 to 17.5)	22 (9.6 to 33.9)	30-9 (20.9 to 45)	103 (81.1 to 139)	166 (132.5 to 205)	232 (189 to 281)	339 (272 to 412)	440 (408 to 482)	1,040 (968 to 1,200)	1,468 (1,168 to 1,790)	1,766 (1,478 to 2,140)	2,260 (1,975 to 2,810)	2,240 (2,072 to 2,850)	3,340 (2,845 to 3,910)	2,300 (2,067 to 2,900)	2,720 (2,290 to 3,340)	1,520 (1,292 to 1,920)	478 (334 to 684)	22,765
Rheumatic heart disease	0 (0 to 0)	0 (0 to 0.1)	0 (0 to 0.2)	0 (0 to 0.1)	0 (0 to 0.2)	0 (0 to 0.2)	0 (0 to 0.2)	0 (0 to 0.2)	0 (0 to 0.2)	0 (0 to 0.2)	1-1 (0.7 to 1.7)	1-1 (0.7 to 2)	1-6 (1 to 2.6)	2-1 (1.5 to 3.2)	4-1 (2.8 to 6.1)	6-3 (4 to 9.4)	5-9 (4 to 8.2)	6-7 (4.1 to 9.5)	14-2 (10.2 to 20)	16-7 (11.2 to 23.3)	14-2 (10.6 to 18.8)	10-9 (8.1 to 14.3)	5-3 (3.9 to 7)	1-4 (1 to 1.7)	99-7
Ischemic heart disease	0 (0 to 0)	0 (0 to 0)	0 (0 to 0)	0 (0 to 0)	1-5 (0.7 to 3.1)	4-4 (2.1 to 7.3)	9-6 (4.9 to 17.3)	69-2 (39.7 to 102.8)	156 (119.1 to 200.2)	287 (223.3 to 346)	168 (132.9 to 210)	230 (189.6 to 281)	631 (572.3 to 703)	875 (796.5 to 1,075)	1,076 (969.5 to 1,310)	1,203 (1,060.1 to 1,560)	1,203 (1,060.1 to 1,560)	1,710 (1,423.5 to 2,200)	1,490 (1,315.9 to 2,000)	1,260 (1,060.1 to 1,560)	702 (566.5 to 1,000)	196 (159.1 to 232)	11,860
Stroke	0-1 (0.1 to 0.2)	0 (0 to 0.1)	0-5 (0.2 to 1.4)	0-4 (0.4 to 1.1)	1-1 (0.4 to 3)	1-2 (0.4 to 3.7)	2-1 (0.7 to 5.1)	22-6 (14.1 to 32.8)	34-9 (24.1 to 48.6)	45-4 (31.7 to 62.8)	37 (26.5 to 49.5)	58-9 (41.1 to 80.3)	98-4 (77.6 to 124)	158 (127.1 to 213)	208 (172.2 to 263)	232 (173.9 to 297)	358 (270.1 to 468)	597 (437.1 to 736)	690 (537.9 to 858)	779 (622.1 to 968)	665 (524.1 to 859)	293 (207.2 to 402)	113 (80.1 to 144)	4,450
Ischemic stroke	0 (0 to 0.1)	0-1 (0 to 0.1)	0-3 (0.2 to 0.7)	1-3 (0.5 to 2.1)	2-1 (1.2 to 3.5)	2-4 (1.4 to 4.6)	3-2 (1.9 to 5.1)	4-6 (2.4 to 8.6)	6-6 (4.1 to 9.3)	9-4 (6.7 to 13.2)	12 (7.3 to 17.9)	22-3 (16.9 to 28.8)	40-3 (32.3 to 49.5)	58-2 (45.2 to 78.9)	69-3 (53.7 to 92)	104 (77.5 to 128)	164 (122.3 to 203)	268 (203.5 to 367)	263 (208.5 to 346)	322 (255.1 to 422)	322 (255.1 to 422)	203 (160.9 to 267)	90-2 (66.5 to 119)	2,560
Intracerebral hemorrhage	0 (0 to 0)	0 (0 to 0.1)	0-2 (0.1 to 0.4)	0-4 (0.2 to 0.8)	0-5 (0.2 to 1.1)	0-6 (0.2 to 1.2)	0-8 (0.3 to 1.7)	1-4 (0.7 to 3.2)	1-6 (0.7 to 3.5)	2-4 (1.2 to 4.7)	3-1 (1.7 to 5.2)	3-6 (2.2 to 5.5)	5-6 (3.6 to 8.2)	8-1 (5.6 to 12.1)	9-4 (6.4 to 13.5)	11-1 (7.5 to 16.3)	16-3 (11.1 to 23.5)	23-1 (15.9 to 33.5)	23-9 (16.3 to 34.5)	24-6 (17.2 to 35.2)	19-2 (13.2 to 27.6)	11-1 (7.6 to 16.1)	4-2 (2.8 to 6.1)	1,360
Subarachnoid hemorrhage	0 (0 to 0.1)	0 (0 to 0)	0-1 (0 to 0.2)	0-2 (0.1 to 0.4)	0-3 (0.1 to 0.6)	0-3 (0.1 to 0.7)	0-4 (0.2 to 0.9)	0-7 (0.3 to 1.7)	1-2 (0.6 to 2.9)	1-7 (0.9 to 3.9)	2-2 (1.2 to 4.7)	3-2 (2.1 to 5.3)	5-4 (3.4 to 8.2)	7-6 (5.1 to 11.4)	9-3 (6.3 to 14.2)	12-4 (8.3 to 18.3)	17-6 (11.9 to 25.9)	25-2 (17.1 to 36.9)	25-5 (17.2 to 37.2)	26-3 (17.8 to 38.4)	20-5 (13.9 to 29.9)	11-9 (8.1 to 17.2)	4-5 (3.2 to 6.5)	539
Hypertensive heart disease	0 (0 to 0)	0 (0 to 0)	0 (0 to 0)	0 (0 to 0)	0 (0 to 0)	0 (0 to 0)	0 (0 to 0)	0 (0 to 0)	0 (0 to 0)	0 (0 to 0)	0 (0 to 0)	0 (0 to 0)	0 (0 to 0)	0 (0 to 0)	0 (0 to 0)	0 (0 to 0)	0 (0 to 0)	0 (0 to 0)	0 (0 to 0)	0 (0 to 0)	0 (0 to 0)	0 (0 to 0)	0 (0 to 0)	0 (0 to 0)	0 (0 to 0)	0
Non-rheumatic valvular heart disease	0 (0 to 0)	0 (0 to 0)	0 (0 to 0)	0 (0 to 0)	0-1 (0 to 0.1)	0-2 (0 to 0.2)	0-3 (0 to 0.3)	1-2 (0.7 to 1.7)	1-7 (0.9 to 2.8)	2-3 (1.4 to 3.5)	2-9 (1.9 to 3.9)	3-7 (2.4 to 5.2)	6-2 (4.1 to 8.2)	9-2 (6.1 to 12.2)	11-7 (7.2 to 15.4)	15-4 (9.7 to 21.1)	24-7 (17.7 to 34.9)	39-9 (24.7 to 47.4)	49-5 (29.9 to 72.3)	54-5 (34.5 to 79.4)	49-7 (34.3 to 116)	29-2 (20.1 to 42.6)	12-6 (8.1 to 17.5)	525
Non-rheumatic calcific aortic valve disease	0 (0 to 0)	0 (0 to 0)	0 (0 to 0)	0 (0 to 0)	0 (0 to 0)	0-1 (0 to 0.2)	0-2 (0 to 0.3)	0-3 (0 to 0.5)	0-5 (0 to 0.9)	0-8 (0 to 1.4)	1-1 (0 to 1.7)	1-2 (0 to 2.1)	2-1 (1.4 to 3.1)	3-2 (2.1 to 4.5)	4-4 (2.9 to 6.1)	5-8 (3.9 to 8.1)	8-3 (5.5 to 11.4)	12-4 (8.1 to 17.2)	14-2 (9.2 to 19.5)	15-4 (9.8 to 21.5)	14-4 (9.8 to 20.4)	9-1 (6.1 to 13.1)	3-8 (2.5 to 5.4)	171
Non-rheumatic degenerative mitral valve disease	0 (0 to 0)	0 (0 to 0)	0 (0 to 0)	0 (0 to 0)	0 (0 to 0)	0 (0 to 0)	0-1 (0 to 0.1)	0-1 (0 to 0.2)	0-2 (0 to 0.3)	0-3 (0 to 0.5)	0-5 (0 to 0.8)	0-7 (0 to 1.1)	1-2 (0.6 to 2)	1-8 (1 to 3)	2-3 (1.6 to 3.3)	3-2 (2.1 to 4.5)	4-6 (3.1 to 6.1)	6-9 (4.3 to 9.1)	8-9 (5.3 to 13.1)	10-5 (6.9 to 14.9)	9-1 (6.1 to 13.1)	5-2 (3.5 to 7.3)	2-3 (1.6 to 3.4)	167
Other non-rheumatic valve diseases	0 (0 to 0)	0 (0 to 0)	0 (0 to 0)	0 (0 to 0)	0 (0 to 0)	0 (0 to 0)	0 (0 to 0)	0 (0 to 0)	0 (0 to 0)	0 (0 to 0)	0 (0 to 0)	0 (0 to 0)	0 (0 to 0)	0 (0 to 0)	0 (0 to 0)	0 (0 to 0)	0 (0 to 0)	0 (0 to 0)	0 (0 to 0)	0 (0 to 0)	0 (0 to 0)	0 (0 to 0)	0 (0 to 0)	0 (0 to 0)	0 (0 to 0)	0
Cardiomyopathy and myocarditis	1-2 (0.7 to 1.9)	0-9 (0.6 to 2.1)	2-1 (1.3 to 7.4)	1-6 (1.1 to 5.9)	2-3 (1.4 to 8.1)	2-5 (1.5 to 9.7)	3-1 (2.1 to 9.2)	3-6 (2.5 to 9.8)	4-5 (3.2 to 9.5)	5-3 (3.6 to 9.8)	6-2 (4.4 to 12)	7-2 (5.2 to 12.7)	8-7 (6.4 to 14.5)	11-2 (8.2 to 17.9)	12-4 (9.2 to 20.2)	14-2 (9.8 to 22.9)	20-4 (14.1 to 31.5)	29-2 (21.2 to 42.9)	29-4 (21.7 to 43.1)	30-3 (21.7 to 44.1)	29-4 (21.7 to 43.1)	20-4 (14.1 to 31.5)	8-7 (6.4 to 12.7)	309
Myocarditis	0 (0 to 0.1)	0 (0 to 0.1)	0-1 (0 to 0.3)	0-2 (0.1 to 0.6)	0-3 (0.1 to 0.7)	0-3 (0.1 to 0.8)	0-4 (0.2 to 1)	0-5 (0.2 to 1.2)	0-7 (0.3 to 1.6)	0-9 (0.4 to 2.1)	1-1 (0.6 to 2.6)	1-3 (0.7 to 3)	1-6 (1 to 3.7)	2-1 (1.3 to 4.7)	2-5 (1.6 to 5.6)	3-1 (2 to 6.8)	4-1 (2.6 to 9.1)	5-6 (3.6 to 12.1)	5-9 (3.7 to 12.7)	6-1 (3.9 to 13.1)	5-6 (3.7 to 12.1)	3-8 (2.4 to 8.2)	1-5 (1 to 3.2)	65-2
Alcoholic cardiomyopathy	0 (0 to 0)	0 (0 to 0)	0 (0 to 0)	0 (0 to 0)	0 (0 to 0)	0 (0 to 0)	0 (0 to 0)	0 (0 to 0)	0 (0 to 0)	0 (0 to 0)	0 (0 to 0)	0 (0 to 0)	0 (0 to 0)	0 (0 to 0)	0 (0 to 0)	0 (0 to 0)	0 (0 to 0)	0 (0 to 0)	0 (0 to 0)	0 (0 to 0)	0 (0 to 0)	0 (0 to 0)	0 (0 to 0)	0 (0 to 0)	0 (0 to 0)	0
Other cardiomyopathy	1-2 (0.8 to 1.9)	0-9 (0.6 to 1.7)	1-9 (1.2 to 3.5)	2-3 (1.5 to 4.5)	2-5 (1.6 to 5.2)	3-1 (2.1 to 6.4)	3-6 (2.4 to 7.2)	4-2 (2.9 to 7.9)	4-9 (3.5 to 8.7)	5-6 (3.9 to 9.8)	6-5 (4.7 to 11.7)	7-5 (5.2 to 13.7)	8-9 (6.4 to 15.5)	11-7 (8.1 to 19.9)	13-2 (9.2 to 22.4)	14-9 (9.9 to 24.5)	20-9 (14.4 to 33.6)	30-2 (20.5 to 47.8)	30-3 (20.5 to 47.8)	31-4 (21.5 to 49.6)	30-3 (20.5 to 47.8)	20-9 (14.4 to 33.6)	8-9 (6.4 to 14.2)	414
Atrial fibrillation and flutter	0 (0 to 0)	0 (0 to 0)	0 (0 to 0)	0 (0 to 0)	0 (0 to 0)	0 (0 to 0)	0 (0 to 0)	0 (0 to 0)	0 (0 to 0)	0 (0 to 0)	0 (0 to 0)	0 (0 to 0)	0 (0 to 0)	0 (0 to 0)	0 (0 to 0)	0 (0 to 0)	0 (0 to 0)	0 (0 to 0)	0 (0 to 0)	0 (0 to 0)	0 (0 to 0)	0 (0 to 0)	0 (0 to 0)	0 (0 to 0)	0 (0 to 0)	0
Aortic aneurysm	—	—	—	—	—	—	—	—	—	—	—	—	—	—	—	—	—	—	—	—	—	—	—	—	—	—
Endocarditis	0 (0 to 0)	0-1 (0 to 0.2)	0-2 (0 to 0.5)	0-2 (0.1 to 0.5)	0-3 (0 to 0.6)	0-3 (0 to 0.6)	0-4 (0.2 to 0.9)	0-5 (0.2 to 1.1)	0-7 (0.3 to 1.5)	0-9 (0.4 to 2)	1-1 (0.6 to 2.5)	1-3 (0.7 to 3)	1-6 (1 to 3.5)	2-1 (1.3 to 4.4)	2-5 (1.6 to 5.6)	3-1 (2 to 6.8)	4-1 (2.6 to 9.1)	5-6 (3.6 to 12.1)	5-9 (3.7 to 12.7)	6-1 (3.9 to 13.1)	5-6 (3.7 to 12.1)	3-8 (2.4 to 8.2)	1-5 (1 to 3.2)	65-2
Other cardiovascular and circulatory diseases	0-7 (0.4 to 1.2)	0-6 (0.3 to 1)	1-2 (0.6 to 2.4)	1-3 (0.7 to 2.7)	1-9 (1 to 3.6)	2-5 (1.3 to 4.6)	3-4 (1.9 to 6.2)	5-2 (3 to 9.2)	7-3 (4.2 to 12.7)	11-2 (7 to 17)	15-5 (10.1 to 22.1)	18-3 (12.7 to 25.1)	27-6 (19.4 to 37.2)	37-1 (27.1 to 49.5)	39-4 (29.6 to 52.2)	56-1 (39.9 to 71.7)	69-6 (49.1 to 93.2)	73 (54.1 to 93.9)	98-8 (74.3 to 125)	72-3 (51.9 to 97.1)	51-1 (39.6 to 67.1)	22-9 (17.7 to 29.2)	4-4 (3.4 to 5.8)	796
Chronic respiratory diseases	0 (0 to 0)	0 (0 to 0)	134 (98.9 to 180.7)	117 (88.1 to 156)	98-9 (68.1 to 136)	90-6 (64.1 to 124)	92-3 (62.8 to 128)	133 (97.5 to 177)	172 (127.3 to 227)	132 (98.7 to 174)	191 (132 to 258)	202 (132.4 to 288)	402 (264.5 to 570)	587 (386.1 to 832)	786 (517.1 to 1,080)	1,340 (1,115 to 1,770)	1,340 (1,115 to 1,770)	1,760 (1,466 to 2,330)	671 (560.3 to 885)	429 (358.1 to 566)	115 (96.1 to 152)	6,120 (5,110 to 8,080)	6,120 (5,110 to 8,080)
Chronic obstructive pulmonary disease	0 (0 to 0)	0 (0 to 0)	0-3 (0.2 to 0.7)	0-3 (0.2 to 0.8)	0-4 (0.2 to 1)	0-4 (0.2 to 1)	0-5 (0.3 to 1.2)	0-7 (0.4 to 1.7)	0-9 (0.5 to 2.1)	1-2 (0.7 to 2.8)	1-5 (0.9 to 3.5)	1-7 (1.1 to 4.1)	2-3 (1.5 to 5.3)	3-1 (2.1 to 7.1)	3-6 (2.5 to 8.2)	4-6 (3.1 to 10.3)	6-4 (4.3 to 14.2)	8-6 (5.8 to 19.1)	9-2 (6.2 to 20.5)	9-5 (6.4 to 21.2)	8-6 (5.8 to 19.1)	5-5 (3.7 to 12.3)	2-3 (1.6 to 5.1)	6,190
Pneumoconiosis	0 (0 to 0)	0 (0 to 0)	0 (0 to 0)	0 (0 to 0)	0 (0 to 0)	0 (0 to 0)	0 (0 to 0)	0 (0 to 0)	0 (0 to 0)	0 (0 to 0)	0 (0 to 0)	0 (0 to 0)	0 (0 to 0)	0 (0 to 0)	0-1 (0 to 0.2)	0-2 (0 to 0.4)	0-2 (0 to 0.5)	0-3 (0 to 0.6)	0-4 (0 to 0.9)	0-4 (0 to 0.9)	0-4 (0 to 0.9)	0-3 (0 to 0.7)	0-2 (0 to 0.4)	0-2 (0 to 0.5)	328
Silicosis	0 (0 to 0)	0 (0 to 0)	0 (0 to 0)	0 (0 to 0)	0 (0 to 0)	0 (0 to 0)	0 (0 to 0)	0 (0 to 0)	0 (0 to 0)	0 (0 to 0)	0 (0 to 0)	0 (0 to 0)	0 (0 to 0)	0 (0 to 0)	0 (0 to 0)	0 (0 to 0)	0-1 (0 to 0.1)	0-1 (0 to 0.2)	0-3 (0 to 0.6)	0-3 (0 to 0.6)	0-4 (0 to 0.8)	0-2 (0 to 0.5)	0-1 (0 to 0.2)	0-1 (0 to 0.2)	3-1
Asbestosis	0 (0 to 0)	0 (0 to 0)	0 (0 to 0)	0 (0 to 0)	0 (0 to 0)	0 (0 to 0)	0 (0 to 0)	0 (0 to 0)	0 (0 to 0)	0 (0 to 0)	0 (0 to 0)	0 (0 to 0)	0 (0 to 0)	0 (0 to 0)	0 (0 to 0)	0-1 (0 to 0.2)	0-2 (0 to 0.4)	0-3 (0 to 0.6)	0-3 (0 to 0.6)	0-4 (0 to 0.8)	0-4 (0 to 0.8)	0-3 (0 to 0.6)	0-2 (0 to 0.4)	0-2 (0 to 0.4)	23
Coal workers pneumoconiosis	0 (0 to 0)	0 (0 to 0)	0 (0 to 0)	0 (0 to 0)	0 (0 to 0)	0 (0 to 0)	0 (0 to 0)	0 (0 to 0)	0 (0 to 0)	0 (0 to 0)	0 (0 to 0)	0 (0 to 0)	0 (0 to 0)	0 (0 to 0)	0 (0 to 0)	0 (0 to 0)	0 (0 to 0)	0 (0 to 0)	0 (0 to 0)	0 (0 to 0)	0 (0 to 0)	0 (0 to 0)	0 (0 to 0)	0 (0 to 0)	0 (0 to 0)	0
Other pneumoconiosis	0 (0 to 0)	0 (0 to 0)	0 (0 to 0)	0 (0 to 0)	0 (0 to 0)	0 (0 to 0)	0 (0 to 0)	0 (0 to 0)	0 (0 to 0)	0 (0 to 0)	0 (0 to 0)	0 (0 to 0)	0 (0 to 0)	0 (0 to 0)	0 (0 to 0)	0 (0 to 0)	0 (0 to 0)	0 (0 to 0)	0 (0 to 0)	0 (0 to 0)	0 (0 to 0)	0 (0 to 0)	0 (0 to 0)	0 (0 to 0)	0 (0 to 0)	0
Asthma	0 (0 to 0)	0 (0 to 0)	0-7 (0.3 to 0.9)	0-7 (0.3 to 0.9)	108 (60.3 to 179)	81-3 (52.1 to 149)	79-9 (49.4 to 132)	72-9 (43.7 to 116)	73-7 (44.6 to 116)	74-7 (49.1 to 120)	83 (49.4 to 133)	83 (49.6 to 135)	85 (54.4 to 132)	77-1 (50.9 to 126)	77-5 (49.4 to 115)	77-5 (49.6 to 111)	77-5 (49.6 to 111)	33 (29.4 to 39.2)	77-6 (29.6 to 79.4)	33 (22.4 to 42.6)	69 (12.4 to 22.7)	1,360 (23.9 to 44.6)
Interstitial lung disease and pulmonary sarcoidosis	0 (0 to 0)	0 (0 to 0.1)	0 (0 to 0.1)	0 (0 to 0.2)	0 (0 to 0.2)	0 (0 to 0.2)	0 (0 to 0.2)	0 (0 to 0.2)	0 (0 to 0.2)	0 (0 to 0.2)	0 (0 to 0.2)	0 (0 to 0.2)	0 (0 to 0.2)	0 (0 to 0.2)	0 (0 to 0.2)	0 (0 to 0.2)	0 (0 to 0.2)	0 (0 to 0.2)	0 (0 to 0.2)	0 (0 to 0.2)	0 (0 to 0.2)	0 (0 to 0.2)	0 (0 to 0.2)	0 (0 to 0.2)	0 (0 to 0.2)	0
Other chronic respiratory diseases	0 (0 to 0)	0 (0 to 0)	0 (0 to 0.2)	0 (0 to 0.2)	0 (0 to 0.2)	0 (0 to 0.2)	0 (0 to 0.2)	0 (0 to 0.2)	0 (0 to 0.2)	0 (0 to 0.2)	0 (0 to 0.2)	0 (0 to 0.2)	0 (0 to 0.2)	0 (0 to 0.2)	0 (0 to 0.2)	0 (0 to 0.2)	0 (0 to 0.2)	0 (0 to 0.2)	0 (0 to 0.2)	0 (0 to 0.2)	0 (0 to 0.2)	0 (0 to 0.2)	0 (0 to 0.2)	0 (0 to 0.2)	0 (0 to 0.2)	0
Digestive diseases	0-9 (0.5 to 1.8)	0-9 (0.6 to 1.2)	4-8 (2.9 to 8.1)	5-9 (4.2 to 9.9)	6-8 (4.7 to 11.5)	8-3 (5.8 to 14.2)	12-9 (9.1 to 19.2)	49-9 (36.7 to 71.7)	91-4 (72.1 to 118)	146 (118.1 to 186)	177 (143.1 to 219)	222 (179.9 to 284)	270 (212.4 to 339)	337 (272.5 to 429)	399 (322.1 to 509)	541 (436.9 to 694)	605 (488.5 to 771)	1,040 (840.1 to 1,330)	1,040 (840.1 to 1,330)	1,040 (840.1 to 1,330)	432 (347.1 to 554)	247 (198.1 to 316)	5,300
Cirrhosis and other chronic liver diseases	0 (0 to 0)	0 (0 to 0)	0-9 (0.4 to 1.7)	0-9 (0.4 to 1.7)	2-2 (1.1 to 3.3)	2-7 (1.3 to 4.2)	3-6 (1.7 to 5.7)	29-1 (20.1 to 41.1)	59-2 (44.2 to 77.1)	87-9 (68.1 to 114)	109 (86.1 to 139)	139 (110.1 to 178)	189 (149.1 to 236)	249 (200.3 to 307)	306 (243.1 to 387)	272 (213.1 to 346)	221 (171.1 to 284)	169 (131.1 to 215)	169 (131.1 to 215)	169 (131.1 to 215)	86 (66.1 to 111)	39-4 (28.1 to 56.6)	19-6 (13.1 to 28.2)	2,700
Cirrhosis and other chronic liver diseases due to hepatitis B	0 (0 to 0)	0 (0 to 0)	0 (0 to 0)	0 (0 to 0)	0 (0 to 0.1)	0-2 (0.1 to 0.5)	0-3 (0.1 to 0.6)	0-9 (0.4 to 1.9)	0-9 (0.4 to 1.9)	1-3 (0.7 to 2.8)	1-4 (0.8 to 3.2)	1-6 (0.9 to 3.6)	1-9 (1.1 to 4.2)	2-4 (1.5 to 5.3)	2-9 (1.9 to 6.4)	3-4 (2.2 to 7.6)	4-3 (2.8 to 9.8)	5-2 (3.4 to 11.9)	5-2 (3.4 to 11.9)	5-2 (3.4 to 11.9)	4-3 (2.8 to 9.8)	2-4 (1.6 to 5.5)	1-2 (0.7 to 1.8)	0-2 (0.2 to 0.4)	147
Cirrhosis and other chronic liver diseases due to hepatitis C	0 (0 to 0)	0 (0 to 0)	0 (0 to 0)	0 (0 to 0)	0 (0 to 0.1)	0-2 (0.1 to 0.4)	0-3 (0.1 to 0.6)	0-8 (0.3 to 1.7)	0-8 (0.3 to 1.7)	1-3 (0.6 to 2.6)	1-4 (0.8 to 3.1)	1-6 (0.9 to 3.5)	1-9 (1.1 to 4.1)	2-4 (1.5 to 5.2)	2-9 (1.9 to 6.3)	3-4 (2.2 to 7.5)	4-3 (2.8 to 9.7)	5-2 (3.4 to 11.8)	5-2 (3.4 to 11.8)	5-2 (3.4 to 11.8)	4-3 (2.8 to 9.7)	2-4 (1.6 to 5.5)	1-2 (0.7 to 1.8)	0-2 (0.2 to 0.4)	147
Cirrhosis and other chronic liver diseases due to alcohol use	0 (0 to 0)	0 (0 to 0)	0 (0 to 0)	0 (0 to 0)	0 (0 to 0.1)	0-1 (0 to 0.3)	0-2 (0 to 0.4)	0-5 (0.2 to 1.1)	0-5 (0.2 to 1.1)	0-7 (0.3 to 1.6)	0-9 (0.4 to 2)	1-1 (0.6 to 2.5)	1-4 (0.8 to 3.1)	1-9 (1.1 to 4.2)	2-3 (1.5 to 5.2)	2-8 (1.9 to 6.3)	3-5 (2.4 to 7.9)	4-2 (2.8 to 9.5)	4-2 (2.8 to 9.5)	4-2 (2.8 to 9.5)	3-5 (2.4 to 7.9)	1-9 (1.3 to 4.4)	0-9 (0.6 to 2.1)	0-2 (0.1 to 0.4)	1,220
Cirrhosis and other chronic liver diseases due to NAFLD	0 (0 to 0)	0 (0 to 0)	0 (0 to 0)	0 (0 to 0)	0-1 (0 to 0.3)	0-3 (0.1 to 0.6)	0-3 (0.1 to 0.7)	1-7 (0.8 to 3.7)	2-5 (1.2 to 5.2)	5-2 (2.7 to 9.5)	7-7 (3.7 to 13.5)	14-5 (7.1 to 25.1)	21-7 (11.9 to 35.2)	24-9 (14.2 to 38.2)	31-1 (19.1 to 46.2)	21-2 (13.1 to 31.4)	19-4 (12.1 to 28.4)	16-7 (10.1 to 25.1)	7-2 (4.4 to 10.7)	4-6 (2.8 to 6.7)	2-4 (1.4 to 3.7)	0-7 (0.4 to 1.1)	160
Cirrhosis and other chronic liver diseases due to other causes	0 (0 to 0)	0 (0 to 0)	0-9 (0.4 to 1.8)	0-9 (0.4 to 1.8)	2-6 (1.2 to 4.2)	2-7 (1.3 to 4.5)	3-3 (1.8 to 5.6)	9-9 (5.7 to 16.1)	16-7 (10.1 to 26.1)	23-6 (15.1 to 35.2)	11-9 (7.5 to 17.5)	19-6 (12.5 to 28.5)	27-3 (17.5 to 37.9)	39-1 (25.1 to 54.2)	39-1 (25.1 to 54.2)	29-2 (19.1 to 41.4)	29-2 (19.1 to 41.4)	20-7 (13.1 to 29.4)	20-7 (13.1 to 29.4)	13-9 (8.8 to 19.7)	5-2 (3.4 to 7.4)	4-6 (2.9 to 6.5)	1-3 (0.8 to 1.9)	273
Upper digestive system diseases	0-1 (0.1 to 0.2)	0 (0 to 0.1)	0-4 (0.2 to 0.9)	0-5 (0.2 to 1.1)	0-6 (0.3 to 1.3)	0-8 (0.4 to 1.8)	1-2 (0.6 to 2.6)	4-6 (2.9 to 7.2)	7-2 (4.6 to 11.2)	10-3 (6.6 to 16.1)	13-4 (8.6 to 20.7)	16-8 (11.1 to 25.1)	24-8 (16.9 to 35.2)	33-9 (23.7 to 47.1)	43-6 (30.1 to 60.7)	56-2 (39.1 to 77.4)	77-2 (53.1 to 106)	95-2 (65.1 to 126)	126 (86.1 to 167)	126 (86.1 to 167)	126 (86.1 to 167)	79-4 (54.1 to 105)	40-4 (27.1 to 53.6)	879
Peptic ulcer disease	0 (0 to 0)	0 (0 to 0)	0 (0 to 0.1)	0 (0 to 0.1)	0-1 (0 to 0.2)	0-2 (0.1 to 0.4)	0-3 (0.1 to 0.6)	0-5 (0.2 to 1.1)	0-6 (0.3 to 1.2)	0-9 (0.4 to 1.7)	1-1 (0.6 to 2.2)	1-3 (0.7 to 2.7)	1-7 (0.9 to 3.4)	2-2 (1.4 to 4.2)	2-7 (1.8 to 5.2)	3-3 (2.2 to 6.5)	4-2 (2.8 to 8.2)	5-1 (3.4 to 9.9)	6-2 (4.1 to 12)	6-2 (4.1 to 12)	5-1 (3.4 to 9.9)	3-3 (2.2 to 6.5)	1-4 (0.9 to 2.7)	0-6 (0.4 to 1.2)	345
Gastritis and duodenitis	0 (0 to 0)	0 (0 to 0)	0 (0 to 0.1)	0 (0 to 0.2)	0 (0 to 0.2)	0 (0 to 0.3)	0 (0 to 0.3)	0-1 (0 to 0.4)	0-1 (0 to 0.4)	0-2 (0 to 0.7)	0-2 (0 to 0.8)	0-3 (0 to 1.1)	0-4 (0 to 1.4)	0-5 (0 to 1.8)	0-6 (0 to 2.1)	0-7 (0 to 2.5)	0-8 (0 to 2.9)	0-9 (0 to 3.4)	1-1 (0 to 4.1)	1-1 (0 to 4.1)	0-9 (0 to 3.4)	0-6 (0 to 2.3)	0-3 (0 to 1.1)	0-1 (0 to 0.4)	123
Gastroesophageal reflex disease	0 (0 to 0)	0 (0 to 0)	0 (0 to 0)	0 (0 to 0.1)	0 (0 to 0.2)	0-1 (0 to 0.2)	0-1 (0 to 0.



6519

SR Table 2a: Oxfordshire DALYS by cause and age group for males with 95% uncertainty intervals. 2019

Cause	Early Neonatal	Late Neonatal	Post Neonatal	1 to 4	5 to 9	10 to 14	15 to 19	20 to 24	25 to 29	30 to 34	35 to 39	40 to 44	45 to 49	50 to 54	55 to 59	60 to 64	65 to 69	70 to 74	75 to 79	80 to 84	85 to 89	90 to 94	95 plus	Total
All causes	8,762 (7,410 to 10,232)	2,547 (202 to 3,222)	1,948 (332 to 3,660)	1,647 (534 to 2,974)	1,276 (688 to 1,940)	1,276 (687 to 1,936)	1,776 (1,167 to 2,362)	2,587 (1,696 to 3,477)	2,696 (2,020 to 3,220)	2,870 (2,010 to 3,560)	3,070 (2,060 to 4,310)	3,264 (2,140 to 4,648)	3,470 (2,260 to 4,930)	3,870 (2,520 to 5,450)	4,313 (2,810 to 6,030)	4,713 (3,070 to 6,550)	5,264 (3,430 to 7,230)	5,796 (3,800 to 7,930)	6,736 (4,260 to 9,590)	6,736 (4,260 to 9,590)	7,299 (4,620 to 10,300)	7,299 (4,620 to 10,300)	7,299 (4,620 to 10,300)	68,924 (44,000 to 97,440)	93,170 (59,700 to 132,000)	99,935 (64,000 to 141,000)	95,494 (61,000 to 135,000)	99,000
Communicable, maternal, neonatal, and nutritional diseases	2,547 (2,084 to 3,054)	1,948 (1,114 to 2,804)	1,776 (1,167 to 2,362)	1,276 (687 to 1,936)	1,276 (687 to 1,936)	1,276 (687 to 1,936)	1,776 (1,167 to 2,362)	2,587 (1,696 to 3,477)	2,696 (2,020 to 3,220)	2,870 (2,010 to 3,560)	3,070 (2,060 to 4,310)	3,264 (2,140 to 4,648)	3,470 (2,260 to 4,930)	3,870 (2,520 to 5,450)	4,313 (2,810 to 6,030)	4,713 (3,070 to 6,550)	5,264 (3,430 to 7,230)	5,796 (3,800 to 7,930)	6,736 (4,260 to 9,590)	6,736 (4,260 to 9,590)	7,299 (4,620 to 10,300)	7,299 (4,620 to 10,300)	7,299 (4,620 to 10,300)	68,924 (44,000 to 97,440)	93,170 (59,700 to 132,000)	99,935 (64,000 to 141,000)	95,494 (61,000 to 135,000)	99,000
HIV/AIDS and sexually transmitted infections	14 (4 to 31)	5 (1 to 11)	7 (3 to 16)	6 (1 to 15)	4 (1 to 9)	3 (0 to 7)	5 (1 to 12)	14 (3 to 31)	18 (5 to 41)	24 (6 to 54)	32 (8 to 74)	41 (10 to 93)	52 (13 to 118)	65 (16 to 147)	80 (20 to 180)	97 (24 to 218)	116 (29 to 260)	135 (34 to 303)	156 (39 to 350)	156 (39 to 350)	156 (39 to 350)	156 (39 to 350)	156 (39 to 350)	1,400 (350 to 3,150)	1,900 (480 to 4,270)	2,000 (500 to 4,500)	1,900 (480 to 4,300)	2,000
HIV/AIDS	14 (4 to 31)	5 (1 to 11)	7 (3 to 16)	6 (1 to 15)	4 (1 to 9)	3 (0 to 7)	5 (1 to 12)	14 (3 to 31)	18 (5 to 41)	24 (6 to 54)	32 (8 to 74)	41 (10 to 93)	52 (13 to 118)	65 (16 to 147)	80 (20 to 180)	97 (24 to 218)	116 (29 to 260)	135 (34 to 303)	156 (39 to 350)	156 (39 to 350)	156 (39 to 350)	156 (39 to 350)	156 (39 to 350)	1,400 (350 to 3,150)	1,900 (480 to 4,270)	2,000 (500 to 4,500)	1,900 (480 to 4,300)	2,000
HIV/AIDS - Drug-susceptible Tuberculosis	0 (0 to 0)	0 (0 to 0)	0 (0 to 1)	0 (0 to 1)	0 (0 to 1)	0 (0 to 1)	0 (0 to 1)	0 (0 to 1)	0 (0 to 1)	0 (0 to 1)	0 (0 to 1)	0 (0 to 1)	0 (0 to 1)	0 (0 to 1)	0 (0 to 1)	0 (0 to 1)	0 (0 to 1)	0 (0 to 1)	0 (0 to 1)	0 (0 to 1)	0 (0 to 1)	0 (0 to 1)	0 (0 to 1)	0 (0 to 1)	0 (0 to 1)	0 (0 to 1)	0 (0 to 1)	0 (0 to 1)	0
HIV/AIDS - Multidrug-resistant Tuberculosis without extensive dr...	0 (0 to 0)	0 (0 to 0)	0 (0 to 0)



Osteoarthritis other	0 (0 to 0)	0 (0 to 0)	0 (0 to 0)

SR Table 2a: Readino DALYS by cause and age aroup for males with 95% uncertainty intervals, 2019

Cause	Early Neonatal	Late Neonatal	Post Neonatal	1 to 4	5 to 9	10 to 14	15 to 19	20 to 24	25 to 29	30 to 34	35 to 39	40 to 44	45 to 49	50 to 54	55 to 59	60 to 64	65 to 69	70 to 74	75 to 79	80 to 84	85 to 89	90 to 94	95 plus	Total
All causes	197 (167 to 236)	197 (55 to 607)	198 (149 to 268)	1,100 (760 to 1,500)	1,100 (774 to 1,500)	1,100 (774 to 1,500)	1,100 (774 to 1,500)	1,100 (774 to 1,500)	1,100 (774 to 1,500)	1,100 (774 to 1,500)	1,100 (774 to 1,500)	1,100 (774 to 1,500)	1,100 (774 to 1,500)	1,100 (774 to 1,500)	1,100 (774 to 1,500)	1,100 (774 to 1,500)	1,100 (774 to 1,500)	1,100 (774 to 1,500)	1,100 (774 to 1,500)	1,100 (774 to 1,500)	1,100 (774 to 1,500)	1,100 (774 to 1,500)	21,300
Communicable, maternal, neonatal, and nutritional diseases	197 (164 to 236)	197 (32.4 to 536.1)	198 (46.1 to 90.2)	1,100 (91.1 to 76.1)	1,100 (89.8 to 150.1)	1,100 (91.2 to 54.3)	1,100 (87.2 to 43.4)	1,100 (82.3 to 39.2)	1,100 (77.5 to 37.2)	1,100 (72.9 to 36.1)	1,100 (68.7 to 35.5)	1,100 (64.9 to 35.2)	1,100 (61.5 to 35.2)	1,100 (58.6 to 35.4)	1,100 (56.2 to 35.8)	1,100 (54.2 to 36.4)	1,100 (52.7 to 37.1)	1,100 (51.7 to 38.1)	1,100 (51.2 to 39.4)	1,100 (51.1 to 40.8)	1,100 (51.5 to 42.5)	1,100 (52.4 to 44.5)	1,093 (53.9 to 22.8)	1,093
HIV/AIDS and sexually transmitted infections	4.4 (1.0 to 9.8)	1.6 (0.4 to 3.5)	2.6 (1.0 to 5.4)	0.5 (0.4 to 0.6)	0.3 (0.2 to 0.4)	0.2 (0.2 to 0.3)	0.2 (0.2 to 0.4)	0.6 (0.4 to 1.1)	2.2 (1.6 to 3.1)	4.7 (3.6 to 6.1)	9 (4.9 to 9)	15 (6.1 to 9.7)	24 (7.5 to 9.7)	36 (8.5 to 9.6)	53 (9.2 to 9.5)	74 (9.6 to 9.4)	98 (9.8 to 9.3)	126 (9.9 to 9.2)	156 (9.9 to 9.1)	189 (9.9 to 9.1)	224 (9.9 to 9.1)	262 (9.9 to 9.1)	302 (9.9 to 9.1)	302.3
HIV/AIDS	0 (0 to 0)	0 (0 to 0)	0.4 (0.2 to 0.5)	0.3 (0.3 to 0.3)	0.2 (0.1 to 0.2)	0.2 (0.2 to 0.3)	0.2 (0.2 to 0.3)	0.7 (0.6 to 1)	2.2 (1.7 to 2.9)	4.6 (3.5 to 5.8)	7.7 (4.9 to 7.7)	11 (6.1 to 9.4)	16 (7.5 to 9.6)	22 (8.4 to 9.6)	29 (9.1 to 9.5)	37 (9.5 to 9.4)	46 (9.8 to 9.3)	56 (9.9 to 9.2)	67 (9.9 to 9.1)	79 (9.9 to 9.1)	92 (9.9 to 9.1)	107 (9.9 to 9.1)	123 (9.9 to 9.1)	123.2
HIV/AIDS - Drug-susceptible Tuberculosis	0 (0 to 0)	0 (0 to 0)	0 (0 to 0)	0 (0 to 0)	0 (0 to 0)	0 (0 to 0)	0 (0 to 0)	0 (0 to 0.1)	0.1 (0.1 to 0.2)	0.3 (0.2 to 0.5)	0.6 (0.2 to 0.6)	0.9 (0.2 to 0.6)	1.4 (0.2 to 0.6)	2 (0.2 to 0.6)	2.6 (0.2 to 0.6)	3.3 (0.2 to 0.6)	4.1 (0.1 to 0.5)	5 (0.1 to 0.5)	6 (0.1 to 0.5)	7.1 (0.1 to 0.5)	8.3 (0.1 to 0.5)	9.6 (0.1 to 0.5)	11 (0.1 to 0.5)	11.1
HIV/AIDS - Multidrug-resistant Tuberculosis without extensive dr...	0 (0 to 0)	0 (0 to 0)	0 (0 to 0)	0 (0 to 0)	0 (0 to 0)	0 (0 to 0)	0 (0 to 0)	0 (0 to 0)	0 (0 to 0)	0 (0 to 0)	0 (0 to 0)	0 (0 to 0)	0 (0 to 0)	0 (0 to 0)	0 (0 to 0)	0 (0 to 0)	0 (0 to 0)	0 (0 to 0)	0 (0 to 0)	0 (0 to 0)	0 (0 to 0)	0 (0 to 0)	0 (0 to 0)	0.1
HIV/AIDS - Extensively drug-resistant Tuberculosis	0 (0 to 0)	0 (0 to 0)	0 (0 to 0)	0 (0 to 0)	0 (0 to 0)	0 (0 to 0)	0 (0 to 0)	0 (0 to 0)	0 (0 to 0)	0 (0 to 0)	0 (0 to 0)	0 (0 to 0)	0 (0 to 0)	0 (0 to 0)	0 (0 to 0)	0 (0 to 0)	0 (0 to 0)	0 (0 to 0)	0 (0 to 0)	0 (0 to 0)	0 (0 to 0)	0 (0 to 0)	0 (0 to 0)	0
HIV/AIDS resulting in other diseases	0 (0 to 0)	0.4 (0 to 0.4)	0.4 (0.3 to 0.5)	0.2 (0.2 to 0.3)	0.2 (0.1 to 0.3)	0.2 (0.2 to 0.3)	0.2 (0.1 to 0.3)	0.7 (0.5 to 0.9)	2 (1.5 to 2.7)	4.2 (3.1 to 5.2)	6.9 (4.4 to 7.2)	10 (5.4 to 8.9)	14 (6.7 to 9.2)	20 (7.5 to 9.4)	26 (8.2 to 9.4)	33 (8.6 to 9.3)	41 (8.9 to 9.2)	50 (9.1 to 9.1)	60 (9.1 to 9.1)	71 (9.1 to 9.1)	83 (9.1 to 9.1)	96 (9.1 to 9.1)	110 (9.1 to 9.1)	37.6
Sexually transmitted infections excluding HIV	4.4 (1.0 to 9.8)	1.6 (0.4 to 3.5)	2.1 (0.6 to 5)	0.1 (0 to 0.1)	0 (0 to 0)	0 (0 to 0)	0 (0 to 0)	0.1 (0 to 0.2)	0.1 (0.1 to 0.2)	0.2 (0.2 to 0.3)	0.2 (0.2 to 0.4)	0.2 (0.1 to 0.5)	0.2 (0.1 to 0.4)	0.2 (0.1 to 0.4)	0.2 (0.1 to 0.4)	0.1 (0.1 to 0.3)	0.1 (0.1 to 0.3)	0.1 (0.1 to 0.3)	0.1 (0.1 to 0.3)	0.1 (0.1 to 0.3)	0.1 (0.1 to 0.3)	0.1 (0.1 to 0.3)	0.1 (0.1 to 0.3)	10.1
Syphilis	4.4 (1.0 to 9.8)	1.6 (0.4 to 3.5)	2.1 (0.6 to 5)	0.1 (0 to 0.1)	0 (0 to 0)	0 (0 to 0)	0 (0 to 0)	0.1 (0 to 0.2)	0.1 (0 to 0.2)	0.2 (0.2 to 0.3)	0.2 (0.2 to 0.4)	0.2 (0.1 to 0.5)	0.2 (0.1 to 0.4)	0.2 (0.1 to 0.4)	0.2 (0.1 to 0.4)	0.1 (0.1 to 0.3)	0.1 (0.1 to 0.3)	0.1 (0.1 to 0.3)	0.1 (0.1 to 0.3)	0.1 (0.1 to 0.3)	0.1 (0.1 to 0.3)	0.1 (0.1 to 0.3)	0.1 (0.1 to 0.3)	8.5
Chlamydial infection	0 (0 to 0)	0 (0 to 0)	0 (0 to 0)	0 (0 to 0)	0 (0 to 0)	0 (0 to 0)	0 (0 to 0)	0 (0 to 0)	0 (0 to 0)	0 (0 to 0)	0 (0 to 0)	0 (0 to 0)	0 (0 to 0)	0 (0 to 0)	0 (0 to 0)	0 (0 to 0)	0 (0 to 0)	0 (0 to 0)	0 (0 to 0)

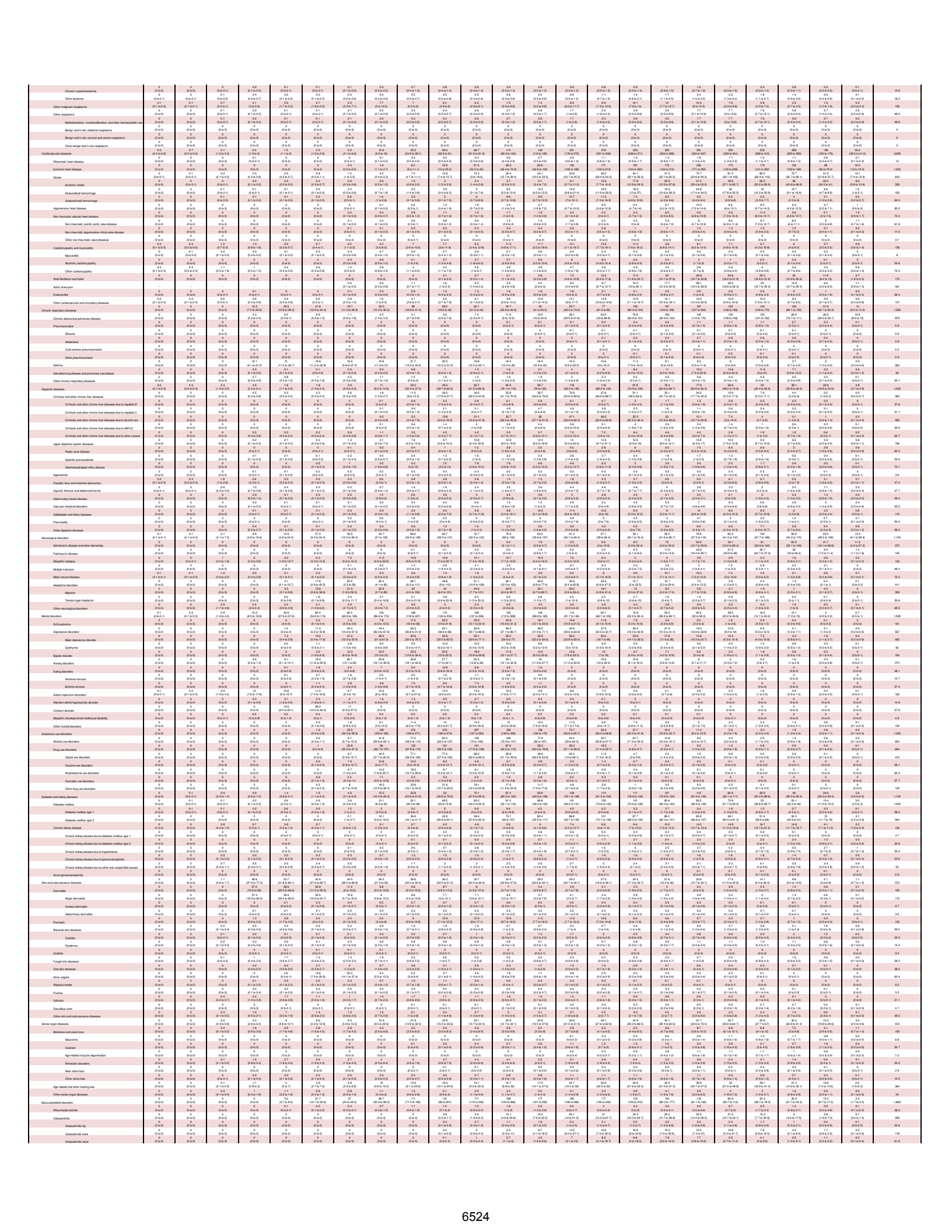

Osteoarthritis other	0 (0 to 0)	0 (0 to 0)	0 (0 to 0)	0 (0 to 0)	0 (0 to 0)	0 (0 to 0)	0 (0 to 0)	0 (0 to 0)	0 (0 to 0)	0 (0 to 0)	0 (0 to 0)	0 (0 to 0)	0 (0 to 0)	0 (0 to 0)	0 (0 to 0)	0 (0 to 0)	0 (0 to 0)	0 (0 to 0)	0 (0 to 0)	0 (0 to 0)	0 (0 to 0)	0 (0 to 0)	0 (0 to 0)	0 (0 to 0)	0 (0 to 0)	0 (0 to 0)	24-2
Low back pain	0 (0 to 0)	0 (0 to 0)	0 (0 to 0)	0 (0 to 0)	3-5 (1 to 6)	14-5 (8 to 23)	22-6 (13 to 36)	39-8 (22 to 62)	60-1 (34 to 95)	71-5 (40 to 110)	82-5 (53 to 129)	82-2 (52 to 130)	69-8 (43 to 108)	63-2 (37 to 101)	59-1 (33 to 96)	49-1 (27 to 77)	39-2 (20 to 61)	31-2 (15 to 52)	21-6 (7 to 37)	11-8 (2 to 22)	4-5 (0 to 11)	0-8 (0 to 2)	0-2 (0 to 0)	0-0 (0 to 0)	0-0 (0 to 0)	0-0 (0 to 0)	869
Neck pain	0 (0 to 0)	0 (0 to 0)	0 (0 to 0)	1-5 (0 to 3)	5-7 (3 to 12)	15-2 (7 to 29)	23-1 (11 to 44)	33-5 (16 to 62)	42-1 (22 to 78)	45 (22 to 76)	44-5 (22 to 76)	39-4 (20 to 70)	32-1 (16 to 64)	23-8 (11 to 54)	16-2 (6 to 39)	11 (3 to 29)	7-2 (2 to 19)	4-2 (1 to 11)	1-7 (0 to 4)	0-7 (0 to 2)	0-2 (0 to 0)	0-0 (0 to 0)	0-0 (0 to 0)	0-0 (0 to 0)	0-0 (0 to 0)	0-0 (0 to 0)	367
Gout	0 (0 to 0)	0 (0 to 0)	0 (0 to 0)	0 (0 to 0)	0 (0 to 0)	0 (0 to 0)	0 (0 to 0)	0 (0 to 0)	0 (0 to 0)	0 (0 to 0)	0 (0 to 0)	0 (0 to 0)	0 (0 to 0)	0 (0 to 0)	0 (0 to 0)	0 (0 to 0)	0 (0 to 0)	0 (0 to 0)	0 (0 to 0)	0 (0 to 0)	0 (0 to 0)	0 (0 to 0)	0 (0 to 0)	0 (0 to 0)	0 (0 to 0)	0 (0 to 0)	30-8
Other musculoskeletal disorders	0 (0 to 0)	0 (0 to 0)	0 (0 to 0)	0-1 (0 to 0)	0-2 (0 to 0)	3-8 (1 to 7)	12-1 (5 to 24)	24-1 (13 to 41)	33-5 (19 to 54)	39-8 (23 to 59)	36-2 (21 to 58)	30-8 (20 to 50)	22-4 (14 to 39)	16-1 (9 to 29)	11 (5 to 19)	7-3 (3 to 13)	4-2 (1 to 8)	2-1 (0 to 4)	0-9 (0 to 2)	0-3 (0 to 1)	0-1 (0 to 0)	0-0 (0 to 0)	0-0 (0 to 0)	0-0 (0 to 0)	0-0 (0 to 0)	0-0 (0 to 0)	321
Other non-communicable diseases	52-6 (37 to 76-7)	34-5 (17 to 53)	69-6 (49 to 98-5)	41-9 (28 to 59-2)	22-9 (13 to 34)	16-5 (10 to 24)	18-6 (12 to 28)	28-1 (20 to 37-5)	35-7 (26 to 49-4)	38-5 (28 to 52-2)	40-8 (30 to 56-2)	33-5 (25 to 46)	26-9 (19 to 37)	22-7 (15 to 32)	17-4 (10 to 26)	12-5 (6 to 19)	8-2 (3 to 13)	5-1 (2 to 8)	2-5 (1 to 4)	1-2 (0 to 2)	0-4 (0 to 1)	0-2 (0 to 0)	0-0 (0 to 0)	0-0 (0 to 0)	0-0 (0 to 0)	0-0 (0 to 0)	961
Congenital birth defects	59-2 (39 to 74-9)	20-5 (14 to 29-2)	49-2 (28 to 69-5)	27 (21 to 34-8)	10-9 (6 to 17)	9-8 (5 to 15)	8-8 (5 to 11-5)	10-4 (7 to 13-5)	7-3 (5 to 11-4)	11 (7 to 15-1)	10-1 (7 to 13-1)	7-5 (5 to 11)	9-2 (6 to 12-1)	6-9 (4 to 9-2)	7-3 (4 to 9-3)	7-1 (4 to 9-1)	6-5 (3 to 8-7)	5 (2 to 7-1)	3-1 (1 to 4-3)	1 (0 to 1-5)	0-6 (0 to 0-9)	0-4 (0 to 0-6)	0-2 (0 to 0-2)	0-1 (0 to 0-1)	0-0 (0 to 0)	0-0 (0 to 0)	250
Neural tube defects	1-5 (0 to 2-6)	0-7 (0 to 1-4)	2-5 (1 to 5-1)	1-6 (0 to 3-7)	0-2 (0 to 0-5)	0-2 (0 to 0-5)	0-3 (0 to 0-6)	0-3 (0 to 0-6)	0-2 (0 to 0-4)	0-2 (0 to 0-4)	0-2 (0 to 0-3)	0-2 (0 to 0-3)	0-2 (0 to 0-3)	0-2 (0 to 0-3)	0-1 (0 to 0-2)	0-1 (0 to 0-1)	0-1 (0 to 0-1)	0-1 (0 to 0-1)	0-1 (0 to 0-1)	0-1 (0 to 0-1)	0-0 (0 to 0)	0-0 (0 to 0)	0-0 (0 to 0)	0-0 (0 to 0)	0-0 (0 to 0)	0-0 (0 to 0)	11-5
Congenital heart anomalies	13-1 (7-8 to 22-2)	9-7 (5 to 15)	14-9 (8-5 to 26-3)	5-5 (3-5 to 8-7)	1-6 (1 to 2-6)	1-4 (0-9 to 2-4)	2-2 (1-4 to 3-1)	2-8 (1-7 to 4-1)	3 (2 to 4-3)	3-2 (1-9 to 4-7)	2-3 (1-4 to 3-4)	2-3 (1-3 to 3-7)	2-5 (1-5 to 3-7)	1-9 (0-9 to 2-8)	1-2 (0-5 to 2-2)	0-9 (0-3 to 1-7)	0-7 (0-2 to 1-2)	0-5 (0-2 to 1-2)	0-3 (0 to 0-9)	0-1 (0 to 0-1)	0-0 (0 to 0)	0-0 (0 to 0)	0-0 (0 to 0)	0-0 (0 to 0)	0-0 (0 to 0)	68
Orofacial clefts	0-1 (0 to 0)	0-1 (0 to 0)	0-2 (0 to 0-5)	0-1 (0 to 0-2)	0-1 (0 to 0-2)	0-1 (0 to 0-2)	0-1 (0 to 0-3)	0-2 (0 to 0-3)	0-2 (0 to 0-3)	0-2 (0 to 0-3)	0-2 (0 to 0-3)	0-2 (0 to 0-3)	0-1 (0 to 0-3)	0-1 (0 to 0-2)	0-1 (0 to 0-2)	0-1 (0 to 0-2)	0-1 (0 to 0-2)	0-1 (0 to 0-2)	0-1 (0 to 0-1)	0-0 (0 to 0)	0-0 (0 to 0)	0-0 (0 to 0)	0-0 (0 to 0)	0-0 (0 to 0)	0-0 (0 to 0)	0-0 (0 to 0)	2
Down syndrome	1-1 (0-6 to 2-1)	0-3 (0 to 0-7)	1-1 (0-4 to 2-3)	0-9 (0 to 1-4)	0-7 (0 to 1-4)	0-5 (0 to 1-2)	0-5 (0 to 0-9)	0-5 (0 to 1-2)	1-1 (0-7 to 1-6)	0-9 (0 to 1-4)	0-9 (0 to 1-4)	0-9 (0 to 1-4)	0-9 (0 to 1-4)	1 (0-6 to 1-5)	0-8 (0 to 1-2)	0-8 (0 to 1-3)	0-6 (0 to 1-3)	0-5 (0 to 1-3)	0-3 (0 to 1-2)	0-2 (0 to 0-8)	0-0 (0 to 0)	0-0 (0 to 0)	0-0 (0 to 0)	0-0 (0 to 0)	0-0 (0 to 0)	0-0 (0 to 0)	17-6
Turner syndrome	0 (0 to 0)	0 (0 to 0)	0 (0 to 0)	0 (0 to 0)	0 (0 to 0)	0 (0 to 0)	0 (0 to 0)	0 (0 to 0)	0 (0 to 0)	0 (0 to 0)	0 (0 to 0)	0 (0 to 0)	0 (0 to 0)	0 (0 to 0)	0 (0 to 0)	0 (0 to 0)	0 (0 to 0)	0 (0 to 0)	0 (0 to 0)	0 (0 to 0)	0 (0 to 0)	0 (0 to 0)	0 (0 to 0)	0 (0 to 0)	0 (0 to 0)	0 (0 to 0)	0
Klinefelter syndrome	0 (0 to 0)	0 (0 to 0)	0 (0 to 0)	0 (0 to 0)	0 (0 to 0)	0 (0 to 0)	0 (0 to 0)	0 (0 to 0)	0 (0 to 0)	0 (0 to 0)	0 (0 to 0)	0 (0 to 0)	0 (0 to 0)	0 (0 to 0)	0 (0 to 0)	0 (0 to 0)	0 (0 to 0)	0 (0 to 0)	0 (0 to 0)	0 (0 to 0)	0 (0 to 0)	0 (0 to 0)	0 (0 to 0)	0 (0 to 0)	0 (0 to 0)	0 (0 to 0)	0-2
Other chromosomal abnormalities	7-9 (4-5 to 17-1)	2-1 (1-7 to 5-9)	7-8 (4-4 to 15-4)	2-3 (1-5 to 5-1)	1-7 (1 to 2-4)	1-4 (0-8 to 2)	1-8 (1 to 2-7)	1-7 (1 to 2-5)	1-7 (1 to 2-5)	1-6 (1 to 2-4)	1-5 (0-9 to 2-2)	1-4 (0-7 to 2-1)	1-1 (0-6 to 1-6)	0-9 (0-5 to 1-5)	0-6 (0 to 1-1)	0-3 (0 to 0-7)	0-2 (0 to 0-5)	0-1 (0 to 0-4)	0-0 (0 to 0-2)	0-0 (0 to 0)	0-0 (0 to 0)	0-0 (0 to 0)	0-0 (0 to 0)	0-0 (0 to 0)	0-0 (0 to 0)	0-0 (0 to 0)	37-5
Congenital musculoskeletal and limb anomalies	1-4 (0-7 to 2-9)	0-5 (0 to 0-9)	4-6 (2 to 7-4)	5-8 (3 to 9-2)	3-6 (1-7 to 6)	2-5 (1 to 3-9)	1-9 (1 to 2-9)	1-2 (0 to 2-4)	1-1 (0 to 2-1)	1-1 (0 to 2-1)	1-1 (0 to 2-1)	1-1 (0 to 2-1)	1-1 (0 to 2-1)	1-1 (0 to 2-1)	1-2 (0 to 2-8)	1-2 (0 to 2-8)	1-1 (0 to 2-7)	0-9 (0 to 2-1)	0-7 (0 to 1-7)	0-4 (0 to 1-1)	0-1 (0 to 0-2)	0-1 (0 to 0-1)	0-0 (0 to 0)	0-0 (0 to 0)	0-0 (0 to 0)	0-0 (0 to 0)	40-5
Urogenital congenital anomalies	3-1 (1-4 to 5-3)	0-5 (0 to 0-9)	0-9 (0 to 2-1)	0-6 (0 to 1-1)	0-4 (0 to 0-8)	0-2 (0 to 0-5)	0-2 (0 to 0-5)	0-2 (0 to 0-5)	0-2 (0 to 0-5)	0-1 (0 to 0-5)	0-1 (0 to 0-5)	0-1 (0 to 0-5)	0-1 (0 to 0-5)	0-1 (0 to 0-5)	0-1 (0 to 0-5)	0-1 (0 to 0-5)	0 (0 to 0-1)	0 (0 to 0)	0 (0 to 0)	0 (0 to 0)	0 (0 to 0)	0 (0 to 0)	0 (0 to 0)	0 (0 to 0)	0 (0 to 0)	0 (0 to 0)	4-7
Digestive congenital anomalies	7-9 (4-7 to 12-7)	2-7 (1-4 to 4-2)	4-2 (2 to 7-4)	1-9 (1 to 3-2)	0-9 (0 to 1-5)	0-7 (0 to 1-2)	0-5 (0 to 1-1)	0-6 (0 to 1-2)	0-6 (0 to 1-2)	0-5 (0 to 1-2)	0-5 (0 to 1-2)	0-5 (0 to 1-2)	0-5 (0 to 1-2)	0-5 (0 to 1-2)	0-5 (0 to 1-2)	0-5 (0 to 1-2)	0-4 (0 to 1-1)	0-4 (0 to 1-1)	0-3 (0 to 0-9)	0-2 (0 to 0-6)	0-1 (0 to 0-3)	0-1 (0 to 0-2)	0-0 (0 to 0)	0-0 (0 to 0)	0-0 (0 to 0)	0-0 (0 to 0)	19-5
Other congenital birth defects	14-4 (8-4 to 27-9)	7-2 (3-9 to 12-9)	7-2 (2-4 to 19-6)	1-9 (1-2 to 3-1)	0-9 (0 to 2-1)	0-6 (0 to 2-1)	0-6 (0 to 2-1)	0-7 (0 to 2-3)	0-7 (0 to 2-1)	0-7 (0 to 2-1)	0-6 (0 to 2-1)	0-6 (0 to 2-1)	0-6 (0 to 2-1)	0-6 (0 to 2-1)	0-6 (0 to 2-1)	0-6 (0 to 2-1)	0-5 (0 to 1-9)	0-4 (0 to 1-8)	0-3 (0 to 1-2)	0-3 (0 to 1-1)	0-2 (0 to 0-9)	0-1 (0 to 0-5)	0-0 (0 to 0-3)	0-0 (0 to 0-1)	0-0 (0 to 0-1)	0-0 (0 to 0-1)	46-9
Urinary diseases and male infertility	0-1 (0 to 0-1)	0-1 (0 to 0)	0-1 (0 to 0-5)	0-2 (0 to 0-4)	0-5 (0 to 1-3)	0-5 (0 to 1-2)	0-6 (0 to 2-2)	1-4 (0 to 3-1)	2-7 (1 to 5-3)	2-2 (1 to 4-1)	1-7 (1 to 3-7)	1-4 (0 to 3-1)	1-2 (0 to 2-7)	0-9 (0 to 2-1)	0-7 (0 to 1-7)	0-5 (0 to 1-4)	0-4 (0 to 1-1)	0-3 (0 to 0-9)	0-2 (0 to 0-6)	0-1 (0 to 0-3)	0-0 (0 to 0-1)	0-0 (0 to 0)	0-0 (0 to 0)	0-0 (0 to 0)	0-0 (0 to 0)	0-0 (0 to 0)	119
Urolithiasis	0 (0 to 0)	0 (0 to 0)	0 (0 to 0)	0 (0 to 0)	0 (0 to 0)	0 (0 to 0)	0 (0 to 0)	0 (0 to 0)	0 (0 to 0)	0 (0 to 0)	0 (0 to 0)	0 (0 to 0)	0 (0 to 0)	0 (0 to 0)	0 (0 to 0)	0 (0 to 0)	0 (0 to 0)	0 (0 to 0)	0 (0 to 0)	0 (0 to 0)	0 (0 to 0)	0 (0 to 0)	0 (0 to 0)	0 (0 to 0)	0 (0 to 0)	0 (0 to 0)	6-7
Benign prostatic hyperplasia	0 (0 to 0)	0 (0 to 0)	0 (0 to 0)	0 (0 to 0)	0 (0 to 0)	0 (0 to 0)	0 (0 to 0)	0 (0 to 0)	0 (0 to 0)	0 (0 to 0)	0 (0 to 0)	0 (0 to 0)	0 (0 to 0)	0 (0 to 0)	0 (0 to 0)	0 (0 to 0)	0 (0 to 0)	0 (0 to 0)	0 (0 to 0)	0 (0 to 0)	0 (0 to 0)	0 (0 to 0)	0 (0 to 0)	0 (0 to 0)	0 (0 to 0)	0 (0 to 0)	30-8
Male infertility	0 (0 to 0)	0 (0 to 0)	0 (0 to 0)	0 (0 to 0)	0 (0 to 0)	0 (0 to 0)	0 (0 to 0)	0 (0 to 0)	1-7 (0-2 to 2-6)	1-7 (0-5 to 4-2)	1-6 (0-5 to 4-7)	1-3 (0-5 to 3-5)	1-1 (0-4 to 4-8)	0-9 (0-3 to 2-5)	0-6 (0-1 to 3-6)	0-5 (0 to 3-3)	0-3 (0 to 2-1)	0-3 (0 to 1-5)	0-2 (0 to 1-1)	0-1 (0 to 0-6)	0-0 (0 to 0-2)	0-0 (0 to 0-1)	0-0 (0 to 0)	0-0 (0 to 0)	0-0 (0 to 0)	0-0 (0 to 0)	8-6
Other urinary diseases	0 (0 to 0-1)	0 (0 to 0-1)	0 (0 to 0-1)	0 (0 to 0-2)	0 (0 to 0-1)	0 (0 to 0-1)	0 (0 to 0-1)	0 (0 to 0-1)	0 (0 to 0-1)	0 (0 to 0-2)	0 (0 to 0-2)	0 (0 to 0-2)	0 (0 to 0-2)	0 (0 to 0-2)	0 (0 to 0-2)	0 (0 to 0-2)	0 (0 to 0-2)	0 (0 to 0-2)	0 (0 to 0-2)	0 (0 to 0-2)	0 (0 to 0-2)	0 (0 to 0-1)	0 (0 to 0-1)	0 (0 to 0-1)	0 (0 to 0-1)	0 (0 to 0-1)	4-8
Gynecological diseases	0 (0 to 0)	0 (0 to 0)	0 (0 to 0)	0 (0 to 0)	0 (0 to 0)	0 (0 to 0)	0 (0 to 0)	0 (0 to 0)	0 (0 to 0)	0 (0 to 0)	0 (0 to 0)	0 (0 to 0)	0 (0 to 0)	0 (0 to 0)	0 (0 to 0)	0 (0 to 0)	0 (0 to 0)	0 (0 to 0)	0 (0 to 0)	0 (0 to 0)	0 (0 to 0)	0 (0 to 0)	0 (0 to 0)	0 (0 to 0)	0 (0 to 0)	0 (0 to 0)	0
Uterine fibroids	0 (0 to 0)	0 (0 to 0)	0 (0 to 0)	0 (0 to 0)	0 (0 to 0)	0 (0 to 0)	0 (0 to 0)	0 (0 to 0)	0 (0 to 0)	0 (0 to 0)	0 (0 to 0)	0 (0 to 0)	0 (0 to 0)	0 (0 to 0)	0 (0 to 0)	0 (0 to 0)	0 (0 to 0)	0 (0 to 0)	0 (0 to 0)	0 (0 to 0)	0 (0 to 0)	0 (0 to 0)	0 (0 to 0)	0 (0 to 0)	0 (0 to 0)	0 (0 to 0)	0
Polycystic ovarian syndrome	..	..	..	..	..	..	..	..	..	..	..	..	..	..	..	..	..	..	..	..	..	..	..	..	..	..	NA
Female infertility	..	..	..	..	..	..	..	..	..	..	..	..	..	..	..	..	..	..	..	..	..	..	..	..	..	..	NA
Endometriosis	..	..	..	..	..	..	..	..	..	..	..	..	..	..	..	..	..	..	..	..	..	..	..	..	..	..	NA
Genital prolapse	0 (0 to 0)	0 (0 to 0)	0 (0 to 0)	0 (0 to 0)	0 (0 to 0)	0 (0 to 0)	0 (0 to 0)	0 (0 to 0)	0 (0 to 0)	0 (0 to 0)	0 (0 to 0)	0 (0 to 0)	0 (0 to 0)	0 (0 to 0)	0 (0 to 0)	0 (0 to 0)	0 (0 to 0)	0 (0 to 0)	0 (0 to 0)	0 (0 to 0)	0 (0 to 0)	0 (0 to 0)	0 (0 to 0)	0 (0 to 0)	0 (0 to 0)	0 (0 to 0)	0
Premenstrual syndrome	..	..	..	..	..	..	..	..	..	..	..	..	..	..	..	..	..	..	..	..	..	..	..	..	..	..	NA
Other gynecological diseases	0 (0 to 0)	0 (0 to 0)	0 (0 to 0)	0 (0 to 0)	0 (0 to 0)	0 (0 to 0)	0 (0 to 0)	0 (0 to 0)	0 (0 to 0)	0 (0 to 0)	0 (0 to 0)	0 (0 to 0)	0 (0 to 0)	0 (0 to 0)	0 (0 to 0)	0 (0 to 0)	0 (0 to 0)	0 (0 to 0)	0 (0 to 0)	0 (0 to 0)	0 (0 to 0)	0 (0 to 0)	0 (0 to 0)	0 (0 to 0)	0 (0 to 0)	0 (0 to 0)	0
Hemoglobinopathies and hemolytic anemias	0-1 (0 to 1)	0-3 (0 to 0-9)	0-6 (0-1 to 1-5)	1-3 (0-3 to 2-8)	0-7 (0-3 to 2-2)	0-5 (0 to 1-6)	0-9 (0 to 1-5)	1 (0-6 to 1-5)	0-9 (0 to 1-5)	0-9 (0 to 1-5)	0-8 (0 to 1-5)	0-8 (0 to 1-5)	0-5 (0 to 1-4)	0-6 (0 to 1-5)	0-6 (0 to 1-7)	0-7 (0 to 1-2)	0-7 (0 to 1-5)	0-8 (0 to 1-2)	0-7 (0 to 1-5)	0-6 (0 to 1-6)	0-5 (0 to 1-6)	0-3 (0 to 0-9)	0-1 (0 to 0-1)	14-5
Thalassemias	0 (0 to 0)	0 (0 to 0)	0 (0 to 0)	0 (0 to 0)	0 (0 to 0)	0 (0 to 0)	0 (0 to 0)	0 (0 to 0)	0 (0 to 0)	0 (0 to 0)	0 (0 to 0)	0 (0 to 0)	0 (0 to 0)	0 (0 to 0)	0 (0 to 0)	0 (0 to 0)	0 (0 to 0)	0 (0 to 0)	0 (0 to 0)	0 (0 to 0)	0 (0 to 0)	0 (0 to 0)	0 (0 to 0)	0 (0 to 0)	0 (0 to 0)	0 (0 to 0)	0-1
Thalassemias trait	0 (0 to 0)	0 (0 to 0)	0-1 (0 to 0-3)	0-3 (0 to 0-9)	0-3 (0 to 0-9)	0-2 (0 to 0-5)	0-1 (0 to 0-1)	0-2 (0 to 0-5)	0-2 (0 to 0-5)	0-2 (0 to 0-5)	0-2 (0 to 0-5)	0-2 (0 to 0-5)	0-1 (0 to 0-5)	0-1 (0 to 0-5)	0-1 (0 to 0-5)	0-1 (0 to 0-5)	0-1 (0 to 0-2)	0-1 (0 to 0-2)	0-1 (0 to 0-1)	0-1 (0 to 0-1)	0-0 (0 to 0-1)	0-0 (0 to 0)	0-0 (0 to 0)	0-0 (0 to 0)	0-0 (0 to 0)	0-0 (0 to 0)	0-9
Sickle cell disorders	0 (0 to 0)	0-2 (0 to 0-3)	0-4 (0 to 0-9)	0-2 (0 to 0-5)	0-1 (0 to 0-2)	0-1 (0 to 0-2)	0-2 (0 to 0-3)	0-2 (0 to 0-3)	0-2 (0 to 0-3)	0-1 (0 to 0-2)	0-1 (0 to 0-2)	0-1 (0 to 0-2)	0-1 (0 to 0-2)	0-1 (0 to 0-2)	0-1 (0 to 0-1)	0-1 (0 to 0-1)	0-1 (0 to 0-2)	0-1 (0 to 0-2)	0-1 (0 to 0-1)	0-1 (0 to 0-1)	0-0 (0 to 0-1)	0-0 (0 to 0)	0-0 (0 to 0)	0-0 (0 to 0)	0-0 (0 to 0)	0-0 (0 to 0)	1-8
Sickle cell trait	0 (0 to 0)	0 (0 to 0)	0 (0 to 0)	0-1 (0 to 0-4)	0-3 (0 to 0-9)	0-3 (0 to 0-9)	0-3 (0 to 0-9)	0-3 (0 to 0-9)	0-3 (0 to 0-9)	0-3 (0 to 0-9)	0-3 (0 to 0-9)	0-3 (0 to 0-9)	0-3 (0 to 0-9)	0-3 (0 to 0-9)	0-3 (0 to 0-9)	0-3 (0 to 0-9)	0-3 (0 to 0-9)	0-3 (0 to 0-9)	0-3 (0 to 0-9)	0-3 (0 to 0-9)	0-2 (0 to 0-8)	0-1 (0 to 0-5)	0-0 (0 to 0-1)	0-0 (0 to 0-1)	0-0 (0 to 0-1)	0-0 (0 to 0-1)	0-8
G6PD deficiency	0 (0 to 0)	0 (0 to 0)	0-1 (0 to 0-2)	0-1 (0 to 0-3)	0-1 (0 to 0-2)	0-1 (0 to 0-2)	0-2 (0 to 0-4)	0-4 (0 to 0-7)	0-5 (0 to 0-7)	0-5 (0 to 0-8)	0-5 (0 to 0-8)	0-5 (0 to 0-8)	0-3 (0 to 0-6)	0-3 (0 to 0-6)	0-2 (0 to 0-5)	0-2 (0 to 0-3)	0-2 (0 to 0-3)	0-2 (0 to 0-3)	0-1 (0 to 0-2)	0-1 (0 to 0-2)	0-1 (0 to 0-1)	0-0 (0 to 0-1)	0-0 (0 to 0)	0-0 (0 to 0)	0-0 (0 to 0)	0-0 (0 to 0)	3-8
G6PD trait	0 (0 to 0)	0 (0 to 0)	0 (0 to 0)	0 (0 to 0)	0 (0 to 0)	0 (0 to 0)	0 (0 to 0)	0 (0 to 0)	0 (0 to 0)	0 (0 to 0)	0 (0 to 0)	0 (0 to 0)	0 (0 to 0)	0 (0 to 0)	0 (0 to 0)	0 (0 to 0)	0 (0 to 0)	0 (0 to 0)	0 (0 to 0)	0 (0 to 0)	0 (0 to 0)	0 (0 to 0)	0 (0 to 0)	0 (0 to 0)	0 (0 to 0)	0 (0 to 0)	0
Other hemoglobinopathies and hemolytic anemias	0 (0 to 0)	0 (0 to 0)	0-1 (0 to 0-7)	0-4 (0 to 2-1)	0-2 (0 to 0-6)	0-1 (0 to 0-3)	0-3 (0 to 0-7)	0-2 (0 to 0-6)	0-3 (0 to 0-8)	0-3 (0 to 1-1)	0-3 (0 to 1-1)	0-3 (0 to 1-1)	0-3 (0 to 0-8)	0-3 (0 to 0-8)	0-2 (0 to 0-5)	0-2 (0 to 0-5)	0-2 (0 to 0-5)	0-2 (0 to 0-5)	0-1 (0 to 0-3)	0-1 (0 to 0-3)	0-0 (0 to 0-1)	0-0 (0 to 0)	0-0 (0 to 0)	0-0 (0 to 0)	0-0 (0 to 0)	0-0 (0 to 0)	7-1
Endocrine, metabolic, blood, and immune disorders	2-2 (1-1 to 3-5)	1-9 (0-9 to 2-9)	7-9 (4-5 to 13)	11-5 (6-1 to 19-4)	7-5 (4-5 to 11)	6-1 (3-7 to 8-5)	5-9 (3-5 to 8-3)	7-2 (4-5 to 10-7)	9-5 (5-5 to 13-8)	12 (7-5 to 17-4)	13-4 (8-5 to 18-5)	16-2 (10-1 to 22-4)	21-8 (13-8 to 31-7)	22-2 (13-7 to 32-1)	24-2 (14-5 to 35-4)	23-6 (14-3 to 34-2)	20-5 (12-3 to 29-8)	15-3 (8-8 to 22-5)	10-8 (5-7 to 16-2)	7-3 (3-5 to 11-4)	4-2 (1-9 to 7-1)	1-9 (0-7 to 3-1)	0-6 (0-2 to 1-2)	0-2 (0-1 to 0-4)	0-2 (0-1 to 0-4)	274
Oral disorders	0 (0 to 0)	0-2 (0 to 2-5)	2-2 (1 to 4-2)	2-5 (1-4 to 4-1)	2-2 (1-7 to 3-2)	3-2 (1-7 to 5-2)	4 (2-3 to 6-4)	5-1 (2-7 to 8-1)	9-1 (5-1 to 13-1)	10-9 (6-2 to 16)	12-9 (7-3 to 22-2)	14-6 (8-2 to 26-3)	15-2 (8-6 to 26-6)	15-3 (8-6 to 26-5)	19-5 (10-9 to 34-1)	20-5 (11-3 to 35-9)	21-2 (12-3 to 33-3)	20-5 (12-1 to 31-9)	22-2 (13-4 to 34-4)	19-6 (10-4 to 33-1)	13-2 (7-4 to 18-2)	7-2 (4-2 to 10-7)	3-1 (1-9 to 4-5)	0-6 (0-4 to 1-2)	0-4 (0-2 to 0-8)	222
Caries of deciduous teeth	0 (0 to 0)	0 (0 to 0)	0 (0 to 0)	0 (0 to 0-1)	0 (0 to 0)	0 (0 to 0)	0 (0 to 0)	0 (0 to 0)	0 (0 to 0)	0 (0 to 0)	0 (0 to 0)	0 (0 to 0)	0 (0 to 0)	0 (0 to 0)	0 (0 to 0)	0 (0 to 0)	0 (0 to 0)	0 (0 to 0)	0 (0 to 0)	0 (0 to 0)	0 (0 to 0)	0 (0 to 0)	0 (0 to 0)	0 (0 to 0)	0 (0 to 0)	0 (0 to 0)	0-6
Caries of permanent teeth	0 (0 to 0)	0 (0 to 0)	0 (0 to 0)	0 (0 to 0)	1-2 (0 to 1-9)	1-2 (0 to 2-5)	1-5 (0 to 2-5)	1-8 (0 to 2-6)	2-2 (0 to 3-1)	2-2 (0 to 3-1)	2-2 (0 to 3-1)	2-2 (0 to 3-1)	1-9 (0 to 3-1)	1-5 (0 to 2-6)	1-4 (0 to 2-2)	1-2 (0 to 2-1)	0-9 (0 to 1-7)	0-7 (0 to 1-5)	0-4 (0 to 1-1)	0-2 (0 to 0-8)	0-1 (0 to 0-5)	0-1 (0 to 0-3)	0-0 (0 to 0-1)	0-0 (0 to 0-1)	0-0 (0 to 0-1)	0-0 (0 to 0-1)	20-8
Periodontal diseases	0 (0 to 0)	0 (0 to 0)	0 (0 to 0)	0 (0 to 0)	0 (0 to 0)	0 (0 to 0)	0 (0 to 0)	0 (0 to 0)	0-1 (0 to 0-2)	0-1 (0 to 0-3)	0-2 (0 to 0-4)	0-2 (0 to 0-5)	0-2 (0 to 0-4)	0-2 (0 to 0-4)	0-2 (0 to 0-4)	0-2 (0 to 0-4)	0-2 (0 to 0-4)	0-2 (0 to 0-4)	0-1 (0 to 0-4)	0-1 (0 to 0-3)	0-1 (0 to 0-2)	0-1 (0 to 0-2)	0-0 (0 to 0-1)	0-0 (0 to 0-1)	0-0 (0 to 0-1)	0-0 (0 to 0-1)	40
Other oral disorders	0 (0 to 0)	0 (0 to 0)	0 (0 to 0)	2 (1 to 3-1)	1-6 (0 to 2-6)	1-5 (0 to 2-4)	1-8 (1 to 2-9)	2-1 (1 to 3-4)	3 (1 to 4-9)	3-4 (2 to 5-2)	4-1 (2 to 6-3)	3-9 (2 to 5-9)	3-3 (2 to 5-1)	2-7 (1 to 4-7)	2-1 (1 to 3-2)	1-6 (1 to 2-4)	1-3 (1 to 2)	0-7 (0 to 1-1)	0-4 (0 to 0-8)	0-2 (0 to 0-4)	0-1 (0 to 0-3)	0-0 (0 to 0)	0-0 (0 to 0)	0-0 (0 to 0)	0-0 (0 to 0)	0-0 (0 to 0)	41-6
Sudden infant death syndrome	..	1-8 (1-2 to 2-2)	3-6 (2-4 to 5-2)	..	..	..	..	..	..	..	..	..	..	..	..	..	..	..	..	..	..	..	..	..	..	..	NA
Injuries	6-5 (5-3 to 8-4)	6-6 (4-4 to 9-4)	8-5 (4-4 to 14-4)	20-3 (16-5 to 24-7)	21 (16-5 to 27-2)	28-7 (22-4 to 36-5)	76-9 (64-5 to 90-4)	160 (134 to 189)	182 (155 to 212)	194 (163 to 231)	174 (145 to 209)	148 (121 to 184)	166 (131 to 204)	140 (107 to 184)	127 (92 to 176)	119 (84 to 168)	92-4 (59-2 to 134)	70-9 (42 to 110)	54-6 (27-3 to 91-2)	37-1 (16 to 67)	21-9 (6 to 46-3)	9-4 (2 to 21)	3-1 (0 to 7)	0-9 (0 to 2)	0-2 (0 to 0-5)	0-2 (0 to 0-5)	1,870
Transport injuries	0 (0 to 0)	0 (0 to 0)	0 (0 to 0-6)	0 (0 to 0-8)	3 (1 to 4-3)	2-7 (1 to 4-4)	26-4 (18 to 36-1)	46-7 (36 to 64-4)	43-3 (32 to 64-4)	33-6 (25 to 53-2)	26-5 (20 to 33-4)	27-1 (21 to 34-3)	27-1 (20 to 34-2)	22-9 (17 to 28-7)	18-7 (14 to 23-2)

SR Table 2c: Kenti DALYS by cause and age group for males with 95% uncertainty intervals, 2019

Cause	Early Neonatal	Late Neonatal	Post Neonatal	1 to 4	5 to 9	10 to 14	15 to 19	20 to 24	25 to 29	30 to 34	35 to 39	40 to 44	45 to 49	50 to 54	55 to 59	60 to 64	65 to 69	70 to 74	75 to 79	80 to 84	85 to 89	90 to 94	95 plus	Total
All causes	1,358 (1,358 to 1,362)	1,358 (441 to 1,358)	1,358 (1,358 to 1,358)	1,358 (997 to 1,360)	1,358 (1,349 to 1,360)	1,358 (1,358 to 1,358)	1,358 (1,358 to 1,358)	1,358 (1,358 to 1,358)	1,358 (1,358 to 1,358)	1,358 (1,358 to 1,358)	1,358 (1,358 to 1,358)	1,358 (1,358 to 1,358)	1,358 (1,358 to 1,358)	1,358 (1,358 to 1,358)	1,358 (1,358 to 1,358)	1,358 (1,358 to 1,358)	1,358 (1,358 to 1,358)	1,358 (1,358 to 1,358)	1,358 (1,358 to 1,358)	1,358 (1,358 to 1,358)	1,358 (1,358 to 1,358)	1,358 (1,358 to 1,358)	231,092
Communicable, maternal, neonatal, and nutritional diseases	1,299 (810 to 1,878)	353 (253 to 674)	424 (267 to 664)	312 (208 to 436)	287 (208 to 533)	255 (201 to 528)	239 (176 to 316)	264 (191 to 338)	274 (206 to 352)	293 (220 to 373)	293 (221 to 387)	290 (208 to 392)	282 (206 to 382)	286 (206 to 384)	441 (304 to 649)	452 (327 to 630)	492 (353 to 681)	460 (336 to 636)	780 (574 to 1,055)	644 (428 to 1,026)	1,096 (777 to 1,540)	1,096 (801 to 1,370)	781 (543 to 998)	11,750
HIV/AIDS and sexually transmitted infections	32 (9 to 72)	11 (4 to 29)	17 (4 to 38)	1 (1 to 1)	0 (0 to 1)	0 (0 to 2)	1 (0 to 3)	4 (1 to 7)	9 (3 to 16)	19 (7 to 32)	29 (14 to 47)	39 (19 to 61)	43 (21 to 67)	46 (23 to 69)	46 (23 to 69)	41 (21 to 63)	36 (19 to 54)	29 (15 to 43)	22 (11 to 32)	14 (6 to 22)	7 (3 to 11)	3 (1 to 5)	0 (0 to 1)	370
HIV/AIDS	0 (0 to 0)	0 (0 to 0)	0 (0 to 1)	0 (0 to 1)	0 (0 to 1)	0 (0 to 1)	0 (0 to 1)	2 (1 to 4)	9 (4 to 15)	17 (8 to 30)	27 (13 to 44)	36 (18 to 58)	41 (20 to 64)	44 (22 to 66)	44 (22 to 66)	39 (20 to 60)	34 (18 to 52)	27 (14 to 41)	21 (10 to 31)	13 (6 to 20)	7 (3 to 10)	3 (1 to 4)	0 (0 to 1)	359
HIV/AIDS - Drug-susceptible Tuberculosis	0 (0 to 0)	0 (0 to 0)	0 (0 to 0)	0 (0 to 0)	0 (0 to 0)	0 (0 to 0)	0 (0 to 0)	0 (0 to 0)	1 (0 to 2)	1 (0 to 3)	2 (1 to 3)	2 (1 to 4)	2 (1 to 4)	2 (1 to 4)	2 (1 to 4)	2 (1 to 4)	1 (1 to 3)	1 (0 to 2)	1 (0 to 2)	1 (0 to 1)	0 (0 to 1)	0 (0 to 0)	0 (0 to 0)	18
HIV/AIDS - Multidrug-resistant Tuberculosis without extensive drug resistance	0 (0 to 0)	0 (0 to 0)	0 (0 to 0)	0 (0 to 0)	0 (0 to 0)	0 (0 to 0)	0 (0 to 0)	0 (0 to 0)	0 (0 to 0)	0 (0 to 0)	0 (0 to 0)	0 (0 to 0)	0 (0 to 0)	0 (0 to 0)	0 (0 to 0)	0 (0 to 0)	0 (0 to 0)	0 (0 to 0)	0 (0 to 0)	0 (0 to 0)	0 (0 to 0)	0 (0 to 0)	0 (0 to 0)	0
HIV/AIDS - Extensively drug-resistant Tuberculosis	0 (0 to 0)	0 (0 to 0)	0 (0 to 0)	0 (0 to 0)	0 (0 to 0)	0 (0 to 0)	0 (0 to 0)	0 (0 to 0)	0 (0 to 0)	0 (0 to 0)	0 (0 to 0)	0 (0 to 0)	0 (0 to 0)	0 (0 to 0)	0 (0 to 0)	0 (0 to 0)	0 (0 to 0)	0 (0 to 0)	0 (0 to 0)	0 (0 to 0)	0 (0 to 0)	0 (0 to 0)	0 (0 to 0)	0
HIV/AIDS resulting in other diseases	0 (0 to 0)	0 (0 to 0)	1 (0 to 2)	0 (0 to 0)	0 (0 to 0)	0 (0 to 0)	0 (0 to 0)	2 (1 to 3)	0 (0 to 1)	1 (0 to 2)	1 (0 to 2)	1 (0 to 2)	1 (0 to 2)	1 (0 to 2)	1 (0 to 2)	1 (0 to 2)	1 (0 to 2)	1 (0 to 2)	1 (0 to 2)	0 (0 to 1)	0 (0 to 0)	0 (0 to 0)	0 (0 to 0)	170
Sexually transmitted infections excluding HIV	32 (9 to 72)	11 (4 to 29)	17 (4 to 37)	1 (0 to 1)	0 (0 to 1)	0 (0 to 2)	0 (0 to 2)	2 (0 to 5)	8 (3 to 15)	18 (7 to 32)	28 (13 to 46)	36 (17 to 58)	41 (20 to 63)	43 (21 to 65)	43 (21 to 65)	38 (19 to 59)	33 (17 to 50)	27 (14 to 40)	20 (10 to 30)	13 (6 to 20)	7 (3 to 10)	3 (1 to 4)	0 (0 to 1)	350
Syphilis	0 (0 to 0)	0 (0 to 0)	0 (0 to 0)	0 (0 to 0)	0 (0 to 0)	0 (0 to 0)	0 (0 to 0)	0 (0 to 0)	0 (0 to 0)	0 (0 to 0)	0 (0 to 0)	0 (0 to 0)	0 (0 to 0)	0 (0 to 0)	0 (0 to 0)	0 (0 to 0)	0 (0 to 0)	0 (0 to 0)	0 (0 to 0)	0 (0 to 0)	0 (0 to 0)	0 (0 to 0)	0 (0 to 0)	66
Chlamydial infection	0 (0 to 0)	0 (0 to 0)	0 (0 to 0)	0 (0 to 0)	0 (0 to 0)	0 (0 to 0)	0 (0 to 0)	0 (0 to 0)	0 (0 to 0)	0 (0 to 0)	0 (0 to 0)	0 (0 to 0)	0 (0 to 0)	0 (0 to 0)	0 (0 to 0)	0 (0 to 0)	0 (0 to 0)	0 (0 to 0)	0 (0 to 0)	0 (0 to 0)	0 (0 to 0)	0 (0 to 0)	0 (0 to 0)	0
Gonococcal infection	0 (0 to 0)	0 (0 to 0)	0 (0 to 0)	0 (0 to 0)	0 (0 to 0)	0 (0 to 0)	0 (0 to 0)	0 (0 to 0)	0 (0 to 0)	0 (0 to 0)	0 (0 to 0)	0 (0 to 0)	0 (0 to 0)	0 (0 to 0)	0 (0 to 0)	0 (0 to 0)	0 (0 to 0)	0 (0 to 0)	0 (0 to 0)	0 (0 to 0)	0 (0 to 0)	0 (0 to 0)	0 (0 to 0)	0
Trichomoniasis	0 (0 to 0)	0 (0 to 0)	0 (0 to 0)	0 (0 to 0)	0 (0 to 0)	0 (0 to 0)	0 (0 to 0)	0 (0 to 0)	0 (0 to 0)	0 (0 to 0)	0 (0 to 0)	0 (0 to 0)	0 (0 to 0)	0 (0 to 0)	0 (0 to 0)	0 (0 to 0)	0 (0 to 0)	0 (0 to 0)	0 (0 to 0)	0 (0 to 0)	0 (0 to 0)	0 (0 to 0)	0 (0 to 0)	0
Genital herpes	0 (0 to 0)	0 (0 to 0)	0 (0 to 0)	0 (0 to 0)	0 (0 to 0)	0 (0 to 0)	0 (0 to 0)	0 (0 to 0)	0 (0 to 0)	0 (0 to 0)	0 (0 to 0)	0 (0 to 0)	0 (0 to 0)	0 (0 to 0)	0 (0 to 0)	0 (0 to 0)	0 (0 to 0)	0 (0 to 0)	0 (0 to 0)	0 (0 to 0)	0 (0 to 0)	0 (0 to 0)	0 (0 to 0)	0
Other sexually transmitted infections	0 (0 to 0)	0 (0 to 0)	0 (0 to 0)	0 (0 to 0)	0 (0 to 0)	0 (0 to 0)	0 (0 to 0)	0 (0 to 0)	0 (0 to 0)	0 (0 to 0)	0 (0 to 0)	0 (0 to 0)	0 (0 to 0)	0 (0 to 0)	0 (0 to 0)	0 (0 to 0)	0 (0 to 0)	0 (0 to 0)	0 (0 to 0)	0 (0 to 0)	0 (0 to 0)	0 (0 to 0)	0 (0 to 0)	0
Respiratory infections and tuberculosis	12 (9 to 19)	12 (8 to 18)	79 (50 to 109)	99 (61 to 165)	94 (49 to 158)	66 (40 to 127)	60 (34 to 107)	59 (32 to 114)	61 (32 to 120)	69 (34 to 134)	77 (38 to 150)	85 (42 to 164)	94 (47 to 180)	107 (53 to 204)	125 (63 to 236)	158 (81 to 295)	206 (107 to 378)	228 (119 to 419)	300 (158 to 545)	412 (218 to 745)	599 (316 to 1,039)	1,029 (669 to 1,293)	1,029 (789 to 1,296)	6,930
Tuberculosis	12 (9 to 19)	12 (8 to 18)	79 (50 to 109)	99 (61 to 165)	94 (49 to 158)	66 (40 to 127)	60 (34 to 107)	59 (32 to 114)	61 (32 to 120)	69 (34 to 134)	77 (38 to 150)	85 (42 to 164)	94 (47 to 180)	107 (53 to 204)	125 (63 to 236)	158 (81 to 295)	206 (107 to 378)	228 (119 to 419)	300 (158 to 545)	412 (218 to 745)	599 (316 to 1,039)	1,029 (669 to 1,293)	1,029 (789 to 1,296)	6,930
Latent tuberculosis infection	0 (0 to 0)	0 (0 to 0)	0 (0 to 0)	0 (0 to 0)	0 (0 to 0)	0 (0 to 0)	0 (0 to 0)	0 (0 to 0)	0 (0 to 0)	0 (0 to 0)	0 (0 to 0)	0 (0 to 0)	0 (0 to 0)	0 (0 to 0)	0 (0 to 0)	0 (0 to 0)	0 (0 to 0)	0 (0 to 0)	0 (0 to 0)	0 (0 to 0)	0 (0 to 0)	0 (0 to 0)	0 (0 to 0)	0
Drug-susceptible tuberculosis	0 (0 to 0)	0 (0 to 0)	0 (0 to 0)	0 (0 to 0)	0 (0 to 0)	0 (0 to 0)	0 (0 to 0)	0 (0 to 0)	0 (0 to 0)	0 (0 to 0)	0 (0 to 0)	0 (0 to 0)	0 (0 to 0)	0 (0 to 0)	0 (0 to 0)	0 (0 to 0)	0 (0 to 0)	0 (0 to 0)	0 (0 to 0)	0 (0 to 0)	0 (0 to 0)	0 (0 to 0)	0 (0 to 0)	0
Multidrug-resistant tuberculosis without extensive drug resistance	0 (0 to 0)	0 (0 to 0)	0 (0 to 0)	0 (0 to 0)	0 (0 to 0)	0 (0 to 0)	0 (0 to 0)	0 (0 to 0)	0 (0 to 0)	0 (0 to 0)	0 (0 to 0)	0 (0 to 0)	0 (0 to 0)	0 (0 to 0)	0 (0 to 0)	0 (0 to 0)	0 (0 to 0)	0 (0 to 0)	0 (0 to 0)	0 (0 to 0)	0 (0 to 0)	0 (0 to 0)	0 (0 to 0)	0
Extensively drug-resistant tuberculosis	0 (0 to 0)	0 (0 to 0)	0 (0 to 0)	0 (0 to 0)	0 (0 to 0)	0 (0 to 0)	0 (0 to 0)	0 (0 to 0)	0 (0 to 0)	0 (0 to 0)	0 (0 to 0)	0 (0 to 0)	0 (0 to 0)	0 (0 to 0)	0 (0 to 0)	0 (0 to 0)	0 (0 to 0)	0 (0 to 0)	0 (0 to 0)	0 (0 to 0)	0 (0 to 0)	0 (0 to 0)	0 (0 to 0)	0
Lower respiratory infections	12 (9 to 19)	11 (7 to 17)	79 (49 to 108)	98 (60 to 164)	93 (48 to 157)	65 (39 to 126)	59 (33 to 106)	58 (31 to 113)	60 (31 to 119)	68 (33 to 133)	76 (37 to 149)	84 (41 to 163)	93 (46 to 179)	106 (52 to 203)	124 (62 to 235)	157 (80 to 294)	205 (106 to 376)	226 (118 to 417)	298 (156 to 542)	409 (216 to 740)	595 (314 to 1,032)	1,023 (665 to 1,286)	1,023 (784 to 1,289)	6,892
Upper respiratory infections	0 (0 to 0)	0 (0 to 0)	0 (0 to 0)	0 (0 to 0)	0 (0 to 0)	0 (0 to 0)	0 (0 to 0)	0 (0 to 0)	0 (0 to 0)	0 (0 to 0)	0 (0 to 0)	0 (0 to 0)	0 (0 to 0)	0 (0 to 0)	0 (0 to 0)	0 (0 to 0)	0 (0 to 0)	0 (0 to 0)	0 (0 to 0)	0 (0 to 0)	0 (0 to 0)	0 (0 to 0)	0 (0 to 0)	0
Otitis media	0 (0 to 0)	0 (0 to 0)	0 (0 to 0)	0 (0 to 0)	0 (0 to 0)	0 (0 to 0)	0 (0 to 0)	0 (0 to 0)	0 (0 to 0)	0 (0 to 0)	0 (0 to 0)	0 (0 to 0)	0 (0 to 0)	0 (0 to 0)	0 (0 to 0)	0 (0 to 0)	0 (0 to 0)	0 (0 to 0)	0 (0 to 0)	0 (0 to 0)	0 (0 to 0)	0 (0 to 0)	0 (0 to 0)	0
Enteric infections	1 (0 to 1)	0 (0 to 0)	4 (2 to 6)	4 (2 to 6)	3 (2 to 5)	2 (1 to 4)	2 (1 to 3)	2 (1 to 3)	2 (1 to 3)	2 (1 to 3)	2 (1 to 3)	2 (1 to 3)	2 (1 to 3)	2 (1 to 3)	2 (1 to 3)	2 (1 to 3)	2 (1 to 3)	2 (1 to 3)	2 (1 to 3)	2 (1 to 3)	2 (1 to 3)	2 (1 to 3)	2 (1 to 3)	39
Diarrheal diseases	1 (0 to 1)	0 (0 to 0)	4 (2 to 6)	4 (2 to 6)	3 (2 to 5)	2 (1 to 4)	2 (1 to 3)	2 (1 to 3)	2 (1 to 3)	2 (1 to 3)	2 (1 to 3)	2 (1 to 3)	2 (1 to 3)	2 (1 to 3)	2 (1 to 3)	2 (1 to 3)	2 (1 to 3)	2 (1 to 3)	2 (1 to 3)	2 (1 to 3)	2 (1 to 3)	2 (1 to 3)	2 (1 to 3)	39
Typhoid and paratyphoid	0 (0 to 0)	0 (0 to 0)	0 (0 to 0)	0 (0 to 0)	0 (0 to 0)	0 (0 to 0)	0 (0 to 0)	0 (0 to 0)	0 (0 to 0)	0 (0 to 0)	0 (0 to 0)	0 (0 to 0)	0 (0 to 0)	0 (0 to 0)	0 (0 to 0)	0 (0 to 0)	0 (0 to 0)	0 (0 to 0)	0 (0 to 0)	0 (0 to 0)	0 (0 to 0)	0 (0 to 0)	0 (0 to 0)	0
Typhoid fever	0 (0 to 0)	0 (0 to 0)	0 (0 to 0)	0 (0 to 0)	0 (0 to 0)	0 (0 to 0)	0 (0 to 0)	0 (0 to 0)	0 (0 to 0)	0 (0 to 0)	0 (0 to 0)	0 (0 to 0)	0 (0 to 0)	0 (0 to 0)	0 (0 to 0)	0 (0 to 0)	0 (0 to 0)	0 (0 to 0)	0 (0 to 0)	0 (0 to 0)	0 (0 to 0)	0 (0 to 0)	0 (0 to 0)	0
Paratyphoid fever	0 (0 to 0)	0 (0 to 0)	0 (0 to 0)	0 (0 to 0)	0 (0 to 0)	0 (0 to 0)	0 (0 to 0)	0 (0 to 0)	0 (0 to 0)	0 (0 to 0)	0 (0 to 0)	0 (0 to 0)	0 (0 to 0)	0 (0 to 0)	0 (0 to 0)	0 (0 to 0)	0 (0 to 0)	0 (0 to 0)	0 (0 to 0)	0 (0 to 0)	0 (0 to 0)	0 (0 to 0)	0 (0 to 0)	0
Invasive Non-typhoidal Salmonella (iNTS)	0 (0 to 0)	0 (0 to 1)	0 (0 to 0)	0 (0 to 0)	0 (0 to 0)	0 (0 to 0)	0 (0 to 1)	0 (0 to 1)	0 (0 to 1)	0 (0 to 1)	0 (0 to 1)	0 (0 to 1)	0 (0 to 1)	0 (0 to 1)	0 (0 to 1)	0 (0 to 1)	0 (0 to 1)	0 (0 to 1)	0 (0 to 1)	0 (0 to 1)	0 (0 to 1)	0 (0 to 1)	0 (0 to 1)	3
Other intestinal infectious diseases	0 (0 to 0)	0 (0 to 0)	0 (0 to 0)	0 (0 to 0)	0 (0 to 0)	0 (0 to 0)	0 (0 to 0)	0 (0 to 0)	0 (0 to 0)	0 (0 to 0)	0 (0 to 0)	0 (0 to 0)	0 (0 to 0)	0 (0 to 0)	0 (0 to 0)	0 (0 to 0)	0 (0 to 0)	0 (0 to 0)	0 (0 to 0)	0 (0 to 0)	0 (0 to 0)	0 (0 to 0)	0 (0 to 0)	1
Neglected tropical diseases and malaria	0 (0 to 0)	0 (0 to 0)	0 (0 to 1)	0 (0 to 1)	0 (0 to 1)	0 (0 to 1)	0 (0 to 1)	0 (0 to 2)	0 (0 to 1)	0 (0 to 2)	0 (0 to 2)	0 (0 to 2)	0 (0 to 2)	0 (0 to 2)	0 (0 to 2)	0 (0 to 2)	0 (0 to 2)	0 (0 to 2)	0 (0 to 2)	0 (0 to 2)	0 (0 to 2)	0 (0 to 2)	0 (0 to 2)	26
Malaria	0 (0 to 0)	0 (0 to 0)	0 (0 to 0)	0 (0 to 0)	0 (0 to 0)	0 (0 to 0)	0 (0 to 0)	0 (0 to 0)	0 (0 to 0)	0 (0 to 0)	0 (0 to 0)	0 (0 to 0)	0 (0 to 0)	0 (0 to 0)	0 (0 to 0)	0 (0 to 0)	0 (0 to 0)	0 (0 to 0)	0 (0 to 0)	0 (0 to 0)	0 (0 to 0)	0 (0 to 0)	0 (0 to 0)	0
Chagas disease	0 (0 to 0)	0 (0 to 0)	0 (0 to 0)	0 (0 to 0)	0 (0 to 0)	0 (0 to 0)	0 (0 to 0)	0 (0 to 0)	0 (0 to 0)	0 (0 to 0)	0 (0 to 0)	0 (0 to 0)	0 (0 to 0)	0 (0 to 0)	0 (0 to 0)	0 (0 to 0)	0 (0 to 0)	0 (0 to 0)	0 (0 to 0)	0 (0 to 0)	0 (0 to 0)	0 (0 to 0)	0 (0 to 0)	0
Leishmaniasis	0 (0 to 0)	0 (0 to 0)	0 (0 to 0)	0 (0 to 0)	0 (0 to 0)	0 (0 to 0)	0 (0 to 0)	0 (0 to 0)	0 (0 to 0)	0 (0 to 0)	0 (0 to 0)	0 (0 to 0)	0 (0 to 0)	0 (0 to 0)	0 (0 to 0)	0 (0 to 0)	0 (0 to 0)	0 (0 to 0)	0 (0 to 0)	0 (0 to 0)	0 (0 to 0)	0 (0 to 0)	0 (0 to 0)	0
Visceral leishmaniasis	0 (0 to 0)	0 (0 to 0)	0 (0 to 0)	0 (0 to 0)	0 (0 to 0)	0 (0 to 0)	0 (0 to 0)	0 (0 to 0)	0 (0 to 0)	0 (0 to 0)	0 (0 to 0)	0 (0 to 0)	0 (0 to 0)	0 (0 to 0)	0 (0 to 0)	0 (0 to 0)	0 (0 to 0)	0 (0 to 0)	0 (0 to 0)	0 (0 to 0)	0 (0 to 0)	0 (0 to 0)	0 (0 to 0)	0
Cutaneous and mucocutaneous leishmaniasis	0 (0 to 0)	0 (0 to 0)	0 (0 to 0)	0 (0 to 0)	0 (0 to 0)	0 (0 to 0)	0 (0 to 0)	0 (0 to 0)	0 (0 to 0)	0 (0 to 0)	0 (0 to 0)	0 (0 to 0)	0 (0 to 0)	0 (0 to 0)	0 (0 to 0)	0 (0 to 0)	0 (0 to 0)	0 (0 to 0)	0 (0 to 0)	0 (0 to 0)	0 (0 to 0)	0 (0 to 0)	0 (0 to 0)	0
African trypanosomiasis	0 (0 to 0)	0 (0 to 0)	0 (0 to 0)	0 (0 to 0)	0 (0 to 0)	0 (0 to 0)	0 (0 to 0)	0 (0 to 0)	0 (0 to 0)	0 (0 to 0)	0 (0 to 0)	0 (0 to 0)	0 (0 to 0)	0 (0 to 0)	0 (0 to 0)	0 (0 to 0)	0 (0 to 0)	0 (0 to 0)	0 (0 to 0)	0 (0 to 0)	0 (0 to 0)	0 (0 to 0)	0 (0 to 0)	0
Schistosomiasis	0 (0 to 0)	0 (0 to 0)	0 (0 to 0)	0 (0 to 0)	0 (0 to 0)	0 (0 to 0)	0 (0 to 0)	0 (0 to 0)	0 (0 to 0)	0 (0 to 0)	0 (0 to 0)	0 (0 to 0)	0 (0 to 0)	0 (0 to 0)	0 (0 to 0)	0 (0 to 0)	0 (0 to 0)	0 (0 to 0)	0 (0 to 0)	0 (0 to 0)	0 (0 to 0)	0 (0 to 0)	0 (0 to 0)	0
Cysticercosis	0 (0 to 0)	0 (0 to 0)	0 (0 to 0)	0 (0 to 0)	0 (0 to 0)	0 (0 to 0)	0 (0 to 0)	0 (0 to 0)	0 (0 to 0)	0 (0 to 0)	0 (0 to 0)	0 (0 to 0)	0 (0 to 0)	0 (0 to 0)	0 (0 to 0)	0 (0 to 0)	0 (0 to 0)	0 (0 to 0)	0 (0 to 0)	0 (0 to 0)	0 (0 to 0)	0 (0 to 0)	0 (0 to 0)	0
Cystic echinococcosis	0 (0 to 0)	0 (0 to 0)	0 (0 to 0)	0 (0 to 0)	0 (0 to 0)	0 (0 to 0)	0 (0 to 0)	0 (0 to 0)	0 (0 to 0)	0 (0 to 0)	0 (0 to 0)	0 (0 to 0)	0 (0 to 0)	0 (0 to 0)	0 (0 to 0)	0 (0 to 0)	0 (0 to 0)	0 (0 to 0)	0 (0 to 0)	0 (0 to 0)	0 (0 to 0)	0 (0 to 0)	0 (0 to 0)	0
Lymphatic filariasis	0 (0 to 0)	0 (0 to 0)	0 (0 to 0)	0 (0 to 0)	0 (0 to 0)	0 (0 to 0)	0 (0 to 0)	0 (0 to 0)	0 (0 to 0)	0 (0 to 0)	0 (0 to 0)	0 (0 to 0)	0 (0 to 0)	0 (0 to 0)	0 (0 to 0)	0 (0 to 0)	0 (0 to 0)	0 (0 to 0)	0 (0 to 0)	0 (0 to 0)	0 (0 to 0)	0 (0 to 0)	0 (0 to 0)	0
Onchocerciasis	0 (0 to 0)	0 (0 to 0)	0 (0 to 0)	0 (0 to 0)	0 (0 to 0)	0 (0 to 0)	0 (0 to 0)	0 (0 to 0)	0 (0 to 0)	0 (0 to 0)	0 (0 to 0)	0 (0 to 0)	0 (0 to 0)	0 (0 to 0)	0 (0 to 0)	0 (0 to 0)	0 (0 to 0)	0 (0 to 0)	0 (0 to 0)	0 (0 to 0)	0 (0 to 0)	0 (0 to 0)	0 (0 to 0)	0
Trachoma	0 (0 to 0)	0 (0 to 0)	0 (0 to 0)	0 (0 to 0)	0 (0 to 0)	0 (0 to 0)	0 (0 to 0)	0 (0 to 0)	0 (0 to 0)	0 (0 to 0)	0 (0 to 0)	0 (0 to 0)	0 (0 to 0)	0 (0 to 0)	0 (0 to 0)	0 (0 to 0)	0 (0 to 0)	0 (0 to 0)	0 (0 to 0)	0 (0 to 0)	0 (0 to 0)	0 (0 to 0)	0 (0 to 0)	0
Dengue	0 (0 to 0)	0 (0 to 0)	0 (0 to 0)	0 (0 to 0)	0 (0 to 0)	0 (0 to 0)	0 (0 to 0)	0 (0 to 0)	0 (0 to 0)	0 (0 to 0)	0 (0 to 0)	0 (0 to 0)	0 (0 to 0)	0 (0 to 0)	0 (0 to 0)	0 (0 to 0)	0 (0 to 0)	0 (0 to 0)	0 (0 to 0)	0 (0 to 0)	0 (0 to 0)	0 (0 to 0)	0 (0 to 0)	0
Yellowfever	0 (0 to 0)	0 (0 to 0)	0 (0 to 0)	0 (0 to 0)	0 (0 to 0)	0 (0 to 0)	0 (0 to 0)	0 (0 to 0)	0 (0 to 0)	0 (0 to 0)	0 (0 to 0)	0 (0 to 0)	0 (0 to 0)	0 (0 to 0)	0 (0 to 0)	0 (0 to 0)	0 (0 to 0)	0 (0 to 0)	0 (0 to 0)	0 (0 to 0)	0 (0 to 0)	0 (0 to 0)	0 (0 to 0)	0
Rabies	0 (0 to 0)	0 (0 to 0)	0 (0 to 0)	0 (0 to 0)	0 (0 to 0)	0 (0 to 0)	0 (0 to 0)	0 (0 to 0)	0 (0 to 0)	0 (0 to 0)	0 (0 to 0)	0 (0 to 0)	0 (0 to 0)	0 (0 to 0)	0 (0 to 0)	0 (0 to 0)	0 (0 to 0)	0 (0 to 0)	0 (0 to 0)	0 (0 to 0)	0 (0 to 0)	0 (0 to 0)	0 (0 to 0)	0
Intestinal nematode infections	0 (0 to 0)	0 (0 to 0)	0 (0 to 0)	0 (0 to 0)	0 (0 to 0)	0 (0 to 0)	0 (0 to 0)	0 (0 to 0)	0 (0 to 0)	0 (0 to 0)	0 (0 to 0)	0 (0 to 0)	0 (0 to 0)	0 (0 to 0)	0 (0 to 0)	0 (0 to 0)	0 (0 to 0)	0 (0 to 0)	0 (0 to 0)	0 (0 to 0)	0 (0 to 0)	0 (0 to 0)	0 (0 to 0)	0
Ascariasis	0 (0 to 0)	0 (0 to 0)	0 (0 to 0)	0 (0 to 0)	0 (0 to 0)	0 (0 to 0)	0 (0 to 0)	0 (0 to 0)	0 (0 to 0)	0 (0 to 0)	0 (0 to 0)	0 (0 to 0)	0 (0 to 0)	0 (0 to 0)	0 (0 to 0)	0 (0 to 0)	0 (0 to 0)	0 (0 to 0)	0 (0 to 0)	0 (0 to 0)	0 (0 to 0)	0 (0 to 0)	0 (0 to 0)	0
Trichuriasis	0 (0 to 0)	0 (0 to 0)	0 (0 to 0)	0 (0 to 0)	0 (0 to 0)	0 (0 to 0)	0 (0 to 0)	0 (0 to 0)	0 (0 to 0)	0 (0 to 0)	0 (0 to 0)	0 (0 to 0)	0 (0 to 0)	0 (0 to 0)	0 (0 to 0)	0 (0 to 0)	0 (0 to 0)	0 (0 to 0)	0 (0 to 0)	0 (0 to 0)	0 (0 to 0)	0 (0 to 0)	0 (0 to 0)	0
Hookworm disease	0 (0 to 0)	0 (0 to 0)	0 (0 to 0)	0 (0 to 0)	0 (0 to 0)	0 (0 to 0)	0 (0 to 0)	0 (0 to 0)	0 (0 to 0)	0 (0 to 0)	0 (0 to 0)	0 (0 to 0)	0 (0 to 0)	0 (0 to 0)	0 (0 to 0)	0 (0 to 0)	0 (0 to 0)	0 (0 to 0)	0 (0 to 0)	0 (0 to 0)	0 (0 to 0)	0 (0 to 0)	0 (0 to 0)	0
Food-borne trematodiases	0 (0 to 0)	0 (0 to 0)	0 (0 to 0)	0 (0 to 0)	0 (0 to 0)	0 (0 to 0)	0 (0 to 0)	0 (0 to 0)	0 (0 to 0)	0 (0 to 0)	0 (0 to 0)	0 (0 to 0)	0 (0 to 0)	0 (0 to 0)	0 (0 to 0)	0 (0 to 0)	0 (0 to 0)	0 (0 to 0)	0 (0 to 0)	0 (0 to 0)	0 (0 to 0)	0 (0 to 0)	0 (0 to 0)	0
Leprosy	0 (0 to 0)	0 (0 to 0)	0 (0 to 0)	0 (0 to 0)	0 (0 to 0)	0 (0 to 0)	0 (0 to 0)	0 (0 to 0)	0 (0 to 0)	0 (0 to 0)	0 (0 to 0)	0 (0 to 0)	0 (0 to 0)	0 (0 to 0)	0 (0 to 0)	0 (0 to 0)	0 (0 to 0)	0 (0 to 0)	0 (0 to 0)	0 (0 to 0)	0 (0 to 0)	0 (0 to 0)	0 (0 to 0)	0
Ebola	0 (0 to 0)	0 (0 to 0)	0 (0 to 0)	0 (0 to 0)	0 (0 to 0)	0 (0 to 0)	0 (0 to 0)	0 (0 to 0)	0 (0 to 0)	0 (0 to 0)	0 (0 to 0)	0 (0 to 0)	0 (0 to 0)	0 (0 to 0)	0 (0 to 0)	0 (0 to 0)	0 (0 to 0)	0 (0 to 0)	0 (0 to 0)	0 (0 to 0)	0 (0 to 0)	0 (0 to 0)	0 (0 to 0)	0
Zika virus	0 (0 to 0)	0 (0 to 0)	0 (0 to 0)	0 (0 to 0)	0 (0 to 0)	0 (0 to 0)	0 (0 to 0)	0 (0 to 0)	0 (0 to 0)	0 (0 to 0)	0 (0 to 0)	0 (0 to 0)	0 (0 to 0)	0 (0 to 0)	0 (0 to 0)	0 (0 to 0)	0 (0 to 0)	0 (0 to 0)	0 (0 to 0)	0 (0 to 0)	0 (0 to 0)	0 (0 to 0)	0 (0 to 0)	0
Guinea worm disease	0 (0 to 0)	0 (0 to 0)	0 (0 to 0)	0 (0 to 0)	0 (0 to 0)	0 (0 to 0)	0 (0 to 0)	0 (0 to 0)	0 (0 to 0)	0 (0 to 0)	0 (0 to 0)	0 (0 to 0)	0 (0 to 0)	0 (0 to 0)	0 (0 to 0)	0 (0 to 0)	0 (0 to 0)	0 (0 to 0)	0 (0 to 0)	0 (0 to 0)	0 (0 to 0)	0 (0 to 0)	0 (0 to 0)	0
Other neglected tropical diseases	0 (0 to 0)	0 (0 to 0)	3 (1 to 5)	3 (1 to 5)	2 (1 to 4)	2 (1 to 3)	2 (1 to 3)	2 (1 to 3)	2 (1 to 3)	2 (1 to 3)	2 (1 to 3)	2 (1 to 3)	2 (1 to 3)	2 (1 to 3)	2 (1 to 3)	2 (1 to 3)	2 (1 to 3)	2 (1 to 3)	2 (1 to 3)	2 (1 to 3)	2 (1 to 3)	2 (1 to 3)	2 (1 to 3)	26
Other infectious diseases	0 (0 to 0)	0 (0 to 0)	0 (0 to 0)	0 (0 to 0)	0 (0 to 0)	0 (0 to 0)	0 (0 to 0)	0 (0 to 0)	0

Other neoplasms	0·2 (0 to 0·3)	0·1 (0 to 0·1)	0·3 (0·1 to 0·6)	0·5 (0·2 to 1)	0·6 (0·4 to 1·1)	0·6 (0·4 to 1·2)	0·9 (0·6 to 2)	1 (0·5 to 1·9)	1·6 (1·2 to 2·6)	2·2 (1·1 to 3·4)	2·6 (1·7 to 3)	3·7 (2·2 to 7·1)	6·7 (3·9 to 13·1)	3·7 (2·1 to 7·1)	14·3 (8·9 to 26·3)	23·6 (15·3 to 43)	36·1 (23·1 to 49·9)	57·9 (39·5 to 78·5)	94·9 (62·9 to 132)	94·1 (60·5 to 164)	89 (59·4 to 147)	66 (43·4 to 114)	27·6 (17·7 to 48·7)	5·1 (3 to 8·7)	520
Medulloblastoma, medulloblastoma, and other hemangioblastoma	0 (0 to 0·3)	0 (0 to 0·1)	0 (0·1 to 0·6)	0 (0 to 0·1)	0 (0·1 to 0·2)	0 (0·1 to 0·2)	0 (0·1 to 0·2)	0 (0 to 0·1)	0 (0·1 to 0·2)	0 (0 to 0·1)	0 (0 to 0·1)	0 (0 to 0·1)	0 (0 to 0·1)	0 (0 to 0·1)	0 (0 to 0·1)	0 (0 to 0·1)	0 (0 to 0·1)	0 (0 to 0·1)	0 (0 to 0·1)	0 (0 to 0·1)	0 (0 to 0·1)	0 (0 to 0·1)	0 (0 to 0·1)	0 (0 to 0·1)	0 (0 to 0·1)	0
Meningioma and other cranial and spinal neoplasms	0 (0 to 0·1)	0 (0 to 0·1)	0 (0 to 0·1)	0 (0 to 0·1)	0 (0 to 0·1)	0 (0 to 0·1)	0 (0 to 0·1)	0 (0 to 0·1)	0 (0 to 0·1)	0 (0 to 0·1)	0 (0 to 0·1)	0 (0 to 0·1)	0 (0 to 0·1)	0 (0 to 0·1)	0 (0 to 0·1)	0 (0 to 0·1)

Congenital birth defects	409 (274 to 668)	168 (109 to 255)	311 (208 to 466)	137 (99 to 200)	82-6 (58 to 118)	83 (59 to 119)	86-1 (62 to 115)	83-4 (61 to 110)	73-4 (55 to 97.2)	66-6 (49.7 to 88.2)	61-2 (46 to 80.1)	59 (42 to 79.8)	66-1 (49 to 89.1)	76-4 (59.7 to 103)	77-4 (60 to 104)	58-9 (39.4 to 83.8)	43-5 (29.7 to 61.2)	17 (10 to 27.1)	10-1 (5 to 15.7)	6-2 (3 to 9.9)	3-1 (1 to 5.4)	1-1 (0.4 to 1.9)	0-2 (0.1 to 0.3)		1,890
Neural tube defects	39 (19 to 59.2)	13-9 (8 to 23.2)	29-2 (21.7 to 50.5)	20-1 (12 to 40.7)	2-5 (1 to 6.4)	3-7 (2 to 9.7)	3-7 (2 to 9.7)	4-6 (2 to 9.4)	3-2 (1 to 8.5)	2-4 (1 to 5.5)	2 (1 to 4.6)	2 (1 to 3.3)	1-6 (0.9 to 2.7)	1-1 (0.7 to 1.8)	0-7 (0 to 1.1)	0-1 (0 to 0.8)	0-1 (0 to 0.4)	0-2 (0 to 0.5)	0-1 (0 to 0.1)	0-1 (0 to 0.2)	0-1 (0 to 0.1)	0-1 (0 to 0.1)	0-1 (0 to 0.1)		119
Congenital heart anomalies	223 (139 to 354)	96 (62 to 154)	172 (104 to 281)	79-1 (54 to 126)	46-3 (32 to 71.2)	47 (32 to 72.2)	50 (33 to 75.2)	47-5 (32 to 69.8)	41-3 (28 to 60.5)	37-5 (26 to 53.2)	34 (24 to 48)	33-5 (23 to 47.2)	37-5 (26 to 53.2)	43-3 (30 to 61.4)	44-3 (31 to 62.2)	33-2 (22 to 49.2)	24-5 (16 to 36.2)	9-9 (6 to 14.7)	5-6 (3 to 8.7)	2-4 (1 to 3.9)	1-7 (1 to 3.1)	0-6 (0.3 to 1.2)	0-1 (0 to 0.2)		459
Orofacial clefts	9-2 (5.1 to 9.3)	6-1 (3.3 to 7.8)	6-8 (3.3 to 13.6)	1-9 (0.9 to 3.4)	1-2 (0.5 to 2.6)	1-2 (0.6 to 2.6)	1-3 (0.7 to 2.3)	1-1 (0.5 to 2.3)	0-7 (0.3 to 2.3)	0-7 (0.2 to 2.3)	0-7 (0.2 to 2.1)	0-7 (0.2 to 2.1)	1-1 (0.5 to 2.5)	1-2 (0.7 to 2.5)	1-1 (0.5 to 2.3)	0-9 (0.2 to 2.3)	0-7 (0.2 to 1.8)	0-6 (0.2 to 1.7)	0-3 (0.1 to 1.2)	0-4 (0.1 to 0.9)	0-2 (0 to 0.5)	0-1 (0 to 0.2)	0-1 (0 to 0.2)		18-4
Down syndrome	13-3 (4.9 to 22.4)	4 (2.2 to 8.9)	12-3 (6.5 to 22.4)	6-3 (2.7 to 11.9)	2-9 (0.9 to 6.9)	2-1 (0.8 to 5.2)	4-9 (2 to 10.2)	3-1 (1.3 to 7.2)	2-1 (0.9 to 5.1)	1-7 (0.7 to 3.9)	1-4 (0.6 to 3.2)	1-2 (0.5 to 3.1)	1-7 (0.7 to 3.9)	1-4 (0.6 to 3.2)	1-2 (0.5 to 3.1)	1-2 (0.5 to 3.1)	0-9 (0.3 to 2.5)	0-7 (0.2 to 2.1)	0-3 (0.1 to 1.2)	0-3 (0.1 to 1.2)	0-2 (0 to 0.7)	0-1 (0 to 0.4)	0-1 (0 to 0.2)		205
Turner syndrome	0 (0 to 0)	0 (0 to 0)	0 (0 to 0)	0 (0 to 0)	0 (0 to 0)	0 (0 to 0)	0 (0 to 0)	0 (0 to 0)	0 (0 to 0)	0 (0 to 0)	0 (0 to 0)	0 (0 to 0)	0 (0 to 0)	0 (0 to 0)	0 (0 to 0)	0 (0 to 0)	0 (0 to 0)	0 (0 to 0)	0 (0 to 0)	0 (0 to 0)	0 (0 to 0)	0 (0 to 0)	0 (0 to 0)		0
Klinefelter syndrome	0 (0 to 0)	0 (0 to 0)	0 (0 to 0.1)	0 (0 to 0.1)	0 (0 to 0.1)	0 (0 to 0.1)	0 (0 to 0.1)	0 (0 to 0.2)	0-1 (0 to 0.2)	0-1 (0 to 0.2)	0-1 (0 to 0.2)	0 (0 to 0.2)	0-1 (0 to 0.1)	0-1 (0 to 0.1)	0 (0 to 0)	0 (0 to 0)	0 (0 to 0)	0 (0 to 0)	0 (0 to 0)	0 (0 to 0)	0 (0 to 0)	0 (0 to 0)	0 (0 to 0)	0 (0 to 0)		0-6
Other chromosomal abnormalities	44-7 (22.9 to 109)	17-8 (9.4 to 36)	41-6 (24.1 to 77.1)	14 (8.6 to 22)	10-6 (6.4 to 16.3)	10-5 (6.4 to 15.9)	11-6 (7.4 to 17.2)	11-9 (7.4 to 17.3)	9-2 (5.4 to 12.5)	8-7 (5.7 to 13)	8-2 (5.1 to 12.2)	7-2 (4.3 to 10.9)	7-8 (4.6 to 12.2)	6-8 (3.8 to 10.2)	6-1 (2.6 to 9.6)	2-9 (1.5 to 4.9)	2-2 (1.1 to 3.6)	1-2 (0.5 to 2.5)	0-8 (0.3 to 1.8)	0-5 (0.2 to 1.2)	0-3 (0 to 0.8)	0-2 (0 to 0.5)	0-1 (0 to 0.3)		220
Congenital musculoskeletal and limb anomalies	9-7 (4.4 to 24.3)	3-6 (2 to 7.4)	21-9 (11.7 to 52.6)	41 (22.4 to 66.4)	28-9 (18.6 to 49.2)	26-5 (17 to 47)	25-5 (14.4 to 39.4)	18 (10.9 to 27.9)	16-9 (9.4 to 26.2)	16-3 (9.2 to 25.4)	15-2 (8.4 to 23.4)	15-3 (8.9 to 23.2)	17-4 (10.1 to 27.6)	19-4 (11.4 to 29.4)	17-1 (9.7 to 26.6)	13-4 (7.2 to 21.5)	10-9 (6.1 to 17.5)	8-7 (4 to 15.9)	4-6 (2.4 to 7.5)	2-5 (1.4 to 4.2)	1-1 (0.4 to 2.5)	0-4 (0.2 to 0.8)	0-1 (0 to 0.1)		348
Urogenital congenital anomalies	22 (11.3 to 73.4)	5 (2.4 to 11.5)	9-2 (4.2 to 17.4)	4-4 (2.2 to 7.8)	3-2 (1.4 to 6.7)	2-3 (1 to 5.2)	1-7 (0.8 to 3.7)	1-4 (0.6 to 3.2)	1-2 (0.6 to 2.6)	0-9 (0.4 to 1.8)	0-8 (0.3 to 1.7)	0-9 (0.4 to 1.8)	0-8 (0.3 to 1.7)	0-9 (0.4 to 1.8)	0-5 (0.2 to 0.9)	0-3 (0.1 to 0.7)	0-1 (0 to 0.5)	0-2 (0 to 0.5)	0-1 (0 to 0.3)	0-1 (0 to 0.3)	0-1 (0 to 0.2)	0-1 (0 to 0.1)	0-1 (0 to 0.1)		61-4
Digestive congenital anomalies	164 (99 to 304)	71-1 (41 to 135)	117 (72.2 to 202)	73 (52 to 116)	41-2 (28.1 to 70.1)	41-1 (28.1 to 67.1)	41-1 (28.1 to 67.1)	39-5 (26.9 to 64.5)	33-5 (22.9 to 54.7)	32-5 (22.2 to 53.1)	30-1 (20.6 to 49.2)	29-1 (19.9 to 47.5)	31-1 (21.2 to 50.8)	34-5 (23.5 to 56.3)	30-5 (20.8 to 49.8)	23-8 (16.2 to 38.9)	19-1 (13 to 31.2)	7-7 (5.3 to 12.6)	4-1 (2.8 to 6.7)	2-5 (1.7 to 4.1)	1-8 (1.2 to 2.9)	0-7 (0.5 to 1.2)	0-3 (0.2 to 0.6)		144
Other congenital birth defects	139 (99.2 to 213)	58-2 (41.5 to 87.3)	92-2 (65.7 to 140)	38-9 (27.7 to 59.2)	19-3 (13.7 to 29.4)	19-4 (13.8 to 29.5)	19-7 (14 to 29.9)	19-2 (13.7 to 29.2)	16-5 (11.8 to 25.1)	15-9 (11.3 to 24.1)	14-8 (10.5 to 22.5)	14-5 (10.3 to 22)	15-3 (10.9 to 23.3)	16-8 (11.9 to 25.5)	14-9 (10.5 to 22.5)	11-5 (8.2 to 17.5)	9-3 (6.6 to 14.2)	3-4 (2.4 to 5.2)	2-4 (1.7 to 3.6)	1-6 (1.1 to 2.4)	1-2 (0.8 to 1.8)	0-5 (0.3 to 0.7)	0-2 (0.1 to 0.3)		405
Urinary diseases and male infertility	6-4 (1.1 to 9.4)	0-5 (0 to 3.1)	0-1 (0 to 3.3)	1-7 (0.6 to 5.1)	1-4 (0.5 to 3.8)	0-6 (0.2 to 2.5)	2-3 (1 to 5.1)	1-8 (0.6 to 3.7)	1-2 (0.4 to 3.2)	0-9 (0.3 to 2.5)	0-7 (0.2 to 2.1)	0-7 (0.2 to 2.1)	0-8 (0.3 to 2.2)	0-7 (0.2 to 2.1)	0-6 (0.2 to 1.8)	0-4 (0.1 to 1.2)	0-3 (0.1 to 1.1)	0-2 (0 to 0.8)	0-2 (0 to 0.7)	0-1 (0 to 0.5)	0-1 (0 to 0.3)	0-1 (0 to 0.2)	0-1 (0 to 0.2)		1,830
Urolithiasis	0 (0 to 0)	0 (0 to 0)	0 (0 to 0)	0 (0 to 0.2)	0 (0 to 0.5)	0 (0 to 0.5)	0 (0 to 0.4)	0 (0 to 0.4)	0 (0 to 0.4)	0 (0 to 0.4)	0 (0 to 0.4)	0 (0 to 0.4)	0 (0 to 0.4)	0 (0 to 0.4)	0 (0 to 0.4)	0 (0 to 0.4)	0 (0 to 0.4)	0 (0 to 0.4)	0 (0 to 0.4)	0 (0 to 0.4)	0 (0 to 0.4)	0 (0 to 0.4)	0 (0 to 0.4)	0 (0 to 0.4)		122
Benign prostatic hyperplasia	0 (0 to 0)	0 (0 to 0)	0 (0 to 0)	0 (0 to 0)	0 (0 to 0)	0 (0 to 0)	0 (0 to 0)	0 (0 to 0)	0 (0 to 0)	0 (0 to 0)	0 (0 to 0)	0 (0 to 0)	1-3 (0 to 3.3)	0-9 (0 to 2.9)	1-3 (0 to 3.7)	0-9 (0 to 2.9)	0-6 (0 to 1.9)	0-2 (0 to 0.8)	0-2 (0 to 0.8)	0-2 (0 to 0.8)	0-2 (0 to 0.8)	0-2 (0 to 0.8)	0-1 (0 to 0.7)	0-1 (0 to 0.7)		782
Male infertility	0 (0 to 0)	0 (0 to 0)	0 (0 to 0)	0 (0 to 0)	0 (0 to 0)	0 (0 to 0)	0 (0 to 0)	7-4 (1.8 to 22.9)	1-3 (0.2 to 30.3)	2 (0.3 to 33.2)	1-7 (0.2 to 32.4)	1-7 (0.2 to 32.4)	1-7 (0.2 to 32.4)	1-7 (0.2 to 32.4)	1-4 (0.2 to 30)	0-9 (0 to 30)	0-6 (0 to 30)	0-5 (0 to 30)	0-5 (0 to 30)	0-5 (0 to 30)	0-5 (0 to 30)	0-5 (0 to 30)	0-5 (0 to 30)	0-5 (0 to 30)		62
Other urinary diseases	0-3 (0 to 0.9)	0-3 (0.1 to 0.9)	0-6 (0.2 to 0.9)	0-6 (0.3 to 0.7)	0-4 (0.1 to 0.9)	0-4 (0.1 to 0.9)	0-4 (0.1 to 1.1)	0-5 (0.1 to 1.9)	0-6 (0.1 to 3.1)	0-7 (0.2 to 3.1)	0-7 (0.2 to 3.1)	0-7 (0.2 to 3.1)	0-7 (0.2 to 3.1)	0-7 (0.2 to 3.1)	0-6 (0.2 to 2.9)	0-4 (0.1 to 2.9)	0-4 (0.1 to 2.9)	0-4 (0.1 to 2.9)	0-4 (0.1 to 2.9)	0-4 (0.1 to 2.9)	0-4 (0.1 to 2.9)	0-4 (0.1 to 2.9)	0-4 (0.1 to 2.9)		78-4
Gynecological diseases	0 (0 to 0)	0 (0 to 0)	0 (0 to 0)	0 (0 to 0)	0 (0 to 0)	0 (0 to 0)	0 (0 to 0)	0 (0 to 0)	0 (0 to 0)	0 (0 to 0)	0 (0 to 0)	0 (0 to 0)	0 (0 to 0)	0 (0 to 0)	0 (0 to 0)	0 (0 to 0)	0 (0 to 0)	0 (0 to 0)	0 (0 to 0)	0 (0 to 0)	0 (0 to 0)	0 (0 to 0)	0 (0 to 0)	0 (0 to 0)		NA
Uterine fibroids	0 (0 to 0)	0 (0 to 0)	0 (0 to 0)	0 (0 to 0)	0 (0 to 0)	0 (0 to 0)	0 (0 to 0)	0 (0 to 0)	0 (0 to 0)	0 (0 to 0)	0 (0 to 0)	0 (0 to 0)	0 (0 to 0)	0 (0 to 0)	0 (0 to 0)	0 (0 to 0)	0 (0 to 0)	0 (0 to 0)	0 (0 to 0)	0 (0 to 0)	0 (0 to 0)	0 (0 to 0)	0 (0 to 0)	0 (0 to 0)		0
Polycystic ovarian syndrome	..	..	..	..	..	..	..	..	..	..	..	..	..	..	..	..	..	..	..	..	..	..	..	..		NA
Female infertility	..	..	..	..	..	..	..	..	..	..	..	..	..	..	..	..	..	..	..	..	..	..	..	..		NA
Endometriosis	..	..	..	..	..	..	..	..	..	..	..	..	..	..	..	..	..	..	..	..	..	..	..	..		NA
Genital prolapse	0 (0 to 0)	0 (0 to 0)	0 (0 to 0)	0 (0 to 0)	0 (0 to 0)	0 (0 to 0)	0 (0 to 0)	0 (0 to 0)	0 (0 to 0)	0 (0 to 0)	0 (0 to 0)	0 (0 to 0)	0 (0 to 0)	0 (0 to 0)	0 (0 to 0)	0 (0 to 0)	0 (0 to 0)	0 (0 to 0)	0 (0 to 0)	0 (0 to 0)	0 (0 to 0)	0 (0 to 0)	0 (0 to 0)	0 (0 to 0)		0
Premenstrual syndrome	..	..	..	..	..	..	..	..	..	..	..	..	..	..	..	..	..	..	..	..	..	..	..	..		NA
Other gynecological diseases	0 (0 to 0)	0 (0 to 0)	0 (0 to 0)	0 (0 to 0)	0 (0 to 0)	0 (0 to 0)	0 (0 to 0)	0 (0 to 0)	0 (0 to 0)	0 (0 to 0)	0 (0 to 0)	0 (0 to 0)	0 (0 to 0)	0 (0 to 0)	0 (0 to 0)	0 (0 to 0)	0 (0 to 0)	0 (0 to 0)	0 (0 to 0)	0 (0 to 0)	0 (0 to 0)	0 (0 to 0)	0 (0 to 0)	0 (0 to 0)		0
Hemoglobinopathies and hemolytic anemias	0-2 (0.1 to 0.3)	0-5 (0.2 to 1.2)	1-4 (0.6 to 3.4)	2-4 (0.9 to 6.4)	0-9 (0.4 to 2.1)	2-7 (1.4 to 5.1)	2-4 (1.3 to 4.4)	2-5 (1.2 to 4.6)	2-3 (1.1 to 4.2)	3-9 (1.7 to 8.3)	3-1 (1.7 to 6.8)	3-1 (1.7 to 6.8)	2-7 (1.5 to 5.3)	2-7 (1.5 to 5.3)	2-9 (1.6 to 5.2)	2-1 (1.2 to 3.9)	1-5 (0.9 to 3.1)	0-8 (0.4 to 1.7)	0-4 (0.2 to 0.9)	0-3 (0.1 to 0.7)	0-1 (0 to 0.4)	0-1 (0 to 0.3)	0-1 (0 to 0.3)		89-9
Thalassemias	0 (0 to 0)	0 (0 to 0)	0 (0 to 0.1)	0 (0 to 0.2)	0 (0 to 0.1)	0 (0 to 0.1)	0 (0 to 0.1)	0 (0 to 0.1)	0 (0 to 0.1)	0 (0 to 0.1)	0 (0 to 0.1)	0 (0 to 0.1)	0 (0 to 0.1)	0 (0 to 0.1)	0 (0 to 0.1)	0 (0 to 0.1)	0 (0 to 0.1)	0 (0 to 0.1)	0 (0 to 0.1)	0 (0 to 0.1)	0 (0 to 0.1)	0 (0 to 0.1)	0 (0 to 0.1)	0 (0 to 0.1)		0-4
Thalassemias trait	0 (0 to 0)	0 (0 to 0)	0 (0 to 0)	0 (0 to 0)	0 (0 to 0.4)	0 (0 to 0.4)	0 (0 to 0.6)	0 (0 to 0.6)	0 (0 to 0.6)	0 (0 to 0.6)	0 (0 to 0.6)	0 (0 to 0.6)	0 (0 to 0.6)	0 (0 to 0.7)	0 (0 to 0.7)	0 (0 to 0.7)	0 (0 to 0.6)	0 (0 to 0.6)	0 (0 to 0.6)	0 (0 to 0.6)	0 (0 to 0.6)	0 (0 to 0.6)	0 (0 to 0.6)	0 (0 to 0.6)		7-4
Sickle cell disorders	0-3 (0.1 to 0.3)	0-2 (0.1 to 0.3)	0-7 (0.4 to 1.1)	0-5 (0.4 to 1.1)	0-3 (0.3 to 0.9)	0-2 (0.3 to 0.8)	0-7 (0.4 to 1.2)	0-5 (0.3 to 1.1)	0-7 (0.4 to 1.2)	0-5 (0.3 to 0.9)	0-3 (0.2 to 0.6)	0-3 (0.2 to 0.6)	0-3 (0.2 to 0.6)	0-3 (0.1 to 0.5)	0-3 (0.1 to 0.6)	0-3 (0.1 to 0.4)	0-3 (0.1 to 0.6)	0-3 (0.1 to 0.6)	0-3 (0.1 to 0.6)	0-3 (0.1 to 0.6)	0-3 (0.1 to 0.6)	0-3 (0.1 to 0.6)	0-3 (0.1 to 0.6)		7-1
Sickle cell trait	0 (0 to 0)	0-1 (0 to 0.2)	0-2 (0 to 0.7)	0-2 (0 to 0.6)	0-1 (0 to 0.4)	0-1 (0 to 0.4)	0-2 (0 to 0.6)	0-1 (0 to 0.5)	0-2 (0 to 0.6)	0-1 (0 to 0.5)	0-1 (0 to 0.5)	0-1 (0 to 0.5)	0-1 (0 to 0.5)	0-1 (0 to 0.5)	0-2 (0 to 0.7)	0-2 (0 to 0.7)	0-2 (0 to 0.6)	0-2 (0 to 0.6)	0-2 (0 to 0.6)	0-2 (0 to 0.6)	0-2 (0 to 0.6)	0-2 (0 to 0.6)	0-2 (0 to 0.6)	0-2 (0 to 0.6)		5-9
G6PD deficiency	0 (0 to 0)	0 (0 to 0)	0 (0 to 0.1)	0-2 (0 to 0.6)	0-5 (0.1 to 1.3)	0-7 (0.4 to 1.7)	0-7 (0.4 to 1.7)	1-7 (0.2 to 1.6)	1-7 (0.2 to 1.6)	1-5 (0.9 to 2.2)	1-5 (0.8 to 1.6)	1-5 (0.7 to 1.6)	1-5 (0.8 to 1.6)	1-5 (0.7 to 1.6)	1-3 (0.8 to 2)	0-9 (0.4 to 1.6)	0-7 (0.4 to 1.1)	0-4 (0.2 to 0.6)	0-3 (0.1 to 0.5)	0-2 (0.1 to 0.4)	0-1 (0 to 0.1)	0-1 (0 to 0.1)	0-1 (0 to 0.1)	0-1 (0 to 0.1)		19-3
G6PD trait	0 (0 to 0)	0 (0 to 0)	0 (0 to 0)	0 (0 to 0.5)	0 (0 to 0.5)	0 (0 to 0.5)	0 (0 to 0.5)	0 (0 to 0.5)	0 (0 to 0.5)	0 (0 to 0.5)	0 (0 to 0.5)	0 (0 to 0.5)	0 (0 to 0.5)	0 (0 to 0.5)	0 (0 to 0.5)	0 (0 to 0.5)	0 (0 to 0.5)	0 (0 to 0.5)	0 (0 to 0.5)	0 (0 to 0.5)	0 (0 to 0.5)	0 (0 to 0.5)	0 (0 to 0.5)	0 (0 to 0.5)		0
Other hemoglobinopathies and hemolytic anemias	0-1 (0 to 0.2)	0 (0 to 0.4)	0-3 (0 to 1.4)	2-4 (0.1 to 17.9)	0-7 (0.2 to 9.4)	2-7 (0.2 to 2.4)	0-7 (0.1 to 4.3)	0-6 (0.1 to 3)	0-6 (0.1 to 2)	0-5 (0.1 to 2.3)	0-5 (0.1 to 2.3)	0-5 (0.1 to 2.4)	1-1 (0.1 to 4.4)	0-9 (0.1 to 3.7)	0-9 (0.1 to 3.2)	0-6 (0.1 to 2.7)	0-5 (0.1 to 2.1)	0-3 (0.1 to 1.4)	0-3 (0.1 to 1.2)	0-2 (0.1 to 0.9)	0-2 (0.1 to 0.8)	0-2 (0.1 to 0.8)	0-2 (0.1 to 0.8)	0-2 (0.1 to 0.8)		52-7
Endocrine, metabolic, blood, and immune disorders	19-1 (7.3 to 33.7)	11 (4 to 19)	49 (20.3 to 90.6)	32-5 (14.1 to 60.2)	37-5 (16.4 to 66.9)	32-2 (14.6 to 58)	30-6 (13.2 to 53.2)	30 (13.2 to 52.1)	28-1 (12.1 to 49.1)	27 (11.6 to 47.1)	26 (11.2 to 45.1)	25-7 (11.1 to 44.5)	27-7 (11.9 to 48.1)	28-9 (12.4 to 50.2)	27-3 (11.6 to 47.6)	21-1 (8.9 to 37.3)	16-9 (7.1 to 29.7)	8-2 (3.4 to 14.5)	4-9 (2 to 8.5)	3-1 (1.3 to 5.5)	2-1 (0.9 to 3.7)	1-4 (0.6 to 2.5)	0-7 (0.3 to 1.2)	0-3 (0.1 to 0.5)		3,140
Oral disorders	0 (0 to 0)	0 (0 to 0)	0 (0 to 0)	0-1 (0 to 2.9)	0-1 (0 to 2.9)	0-1 (0 to 2.9

S8 Table 2a: Brighton and Hove DALYS by cause and age group for males with 95% uncertainty intervals, 2019

Cause	Early Neonatal	Late Neonatal	Post Neonatal	1 to 4	5 to 9	10 to 14	15 to 19	20 to 24	25 to 29	30 to 34	35 to 39	40 to 44	45 to 49	50 to 54	55 to 59	60 to 64	65 to 69	70 to 74	75 to 79	80 to 84	85 to 89	90 to 94	95 plus	Total
All causes	880 (227 to 2,038)	1,196 (423 to 2,748)	1,788 (1,044 to 2,836)	1,252 (964 to 1,656)	1,000 (814 to 1,407)	1,000 (821 to 1,387)	1,000 (821 to 1,333)	1,000 (821 to 1,333)	1,000 (821 to 1,333)	1,000 (821 to 1,333)	1,000 (821 to 1,333)	1,000 (821 to 1,333)	1,000 (821 to 1,333)	1,000 (821 to 1,333)	1,000 (821 to 1,333)	1,000 (821 to 1,333)	1,000 (821 to 1,333)	1,000 (821 to 1,333)	1,000 (821 to 1,333)	1,000 (821 to 1,333)	1,000 (821 to 1,333)	1,000 (821 to 1,333)	1,000 (821 to 1,333)	39,600
Communicable, maternal, neonatal, and nutritional diseases	880 (227 to 2,038)	1,196 (423 to 2,748)	1,788 (1,044 to 2,836)	1,252 (964 to 1,656)	1,000 (814 to 1,407)	1,000 (821 to 1,387)	1,000 (821 to 1,333)	1,000 (821 to 1,333)	1,000 (821 to 1,333)	1,000 (821 to 1,333)	1,000 (821 to 1,333)	1,000 (821 to 1,333)	1,000 (821 to 1,333)	1,000 (821 to 1,333)	1,000 (821 to 1,333)	1,000 (821 to 1,333)	1,000 (821 to 1,333)	1,000 (821 to 1,333)	1,000 (821 to 1,333)	1,000 (821 to 1,333)	1,000 (821 to 1,333)	1,000 (821 to 1,333)	1,000 (821 to 1,333)	2,133
HIV/AIDS and sexually transmitted infections	5.6 (1.7 to 12.9)	1.9 (0.4 to 4.5)	4.4 (2.0 to 8.1)	1.6 (1.2 to 1.9)	1.3 (1.1 to 1.5)	0.8 (0.6 to 1.1)	1.5 (1.1 to 2.0)	5.7 (4.0 to 7.5)	19.9 (14.5 to 24.5)	39.3 (27.9 to 49.4)	35.2 (27.5 to 44.8)	40.3 (30.4 to 52.4)	43.1 (34.1 to 53.7)	39.2 (27.7 to 49.2)	23.5 (18.7 to 31.7)	18.6 (12.9 to 26.3)	7.5 (3.1 to 14.2)	2.9 (1.2 to 5.4)	0.4 (0.2 to 0.7)	0.2 (0.1 to 0.3)	0.1 (0.0 to 0.1)	0.0 (0.0 to 0.0)	353
HIV/AIDS	0 (0 to 0)	0 (0 to 0)	1.8 (1.0 to 1.8)	1.6 (1.2 to 1.9)	1.2 (1.0 to 1.4)	0.8 (0.6 to 1.1)	1.4 (1.1 to 2.0)	5.5 (4.0 to 7.3)	19.5 (14.3 to 23.8)	38.9 (27.5 to 48.9)	34.6 (27.0 to 44.4)	39.9 (30.2 to 51.7)	43.7 (34.0 to 53.1)	38.8 (27.5 to 48.6)	23.6 (18.6 to 31.2)	18.3 (12.8 to 26.2)	7.3 (3.0 to 13.9)	2.8 (1.1 to 5.3)	0.3 (0.2 to 0.6)	0.2 (0.1 to 0.3)	0.1 (0.0 to 0.1)	0.0 (0.0 to 0.0)	288
HIV/AIDS - Drug-susceptible Tuberculosis	0 (0 to 0)	0 (0 to 0)	0 (0 to 0)	0 (0 to 0)	0 (0 to 0)	0 (0 to 0)	0 (0 to 0)	0 (0 to 0)	0 (0 to 0)	0 (0 to 0)	0 (0 to 0)	0 (0 to 0)	0 (0 to 0)	0 (0 to 0)	0 (0 to 0)	0 (0 to 0)	0 (0 to 0)	0 (0 to 0)	0 (0 to 0)	0 (0 to 0)	0 (0 to 0)	0 (0 to 0)	0 (0 to 0)	0
HIV/AIDS - Multidrug-resistant Tuberculosis without extensive drug-resistance	0 (0 to 0)	0 (0 to 0)	0 (0 to 0)	0 (0 to 0)	0 (0 to 0)	0 (0 to 0)	0 (0 to 0)	0 (0 to 0)	0 (0 to 0)	0 (0 to 0)	0 (0 to 0)	0 (0 to 0)	0 (0 to 0)	0 (0 to 0)	0 (0 to 0)	0 (0 to 0)	0 (0 to 0)	0 (0 to 0)	0 (0 to 0)	0 (0 to 0)	0 (0 to 0)	0 (0 to 0)	0 (0 to 0)	0
HIV/AIDS - Extensively drug-resistant Tuberculosis	0 (0 to 0)	0 (0 to 0)	0 (0 to 0)	0 (0 to 0)	0 (0 to 0)	0 (0 to 0)	0 (0 to 0)	0 (0 to 0)	0 (0 to 0)	0 (0 to 0)	0 (0 to 0)	0 (0 to 0)	0 (0 to 0)	0 (0 to 0)	0 (0 to 0)	0 (0 to 0)	0 (0 to 0)	0 (0 to 0)	0 (0 to 0)	0 (0 to 0)	0 (0 to 0)	0 (0 to 0)	0 (0 to 0)	0
HIV/AIDS resulting in other diseases	0 (0 to 0)	0 (0 to 0)	1.7 (1.4 to 2)	1.4 (1.1 to 1.7)	1.1 (0.9 to 1.4)	0.8 (0.6 to 1.1)	1.4 (1.1 to 1.9)	5.2 (4.0 to 6.8)	17.7 (13.4 to 23.1)	34.3 (26.0 to 44.3)	33.3 (25.4 to 43.6)	37.9 (28.4 to 50.1)	41.9 (31.7 to 53.3)	36.4 (27.4 to 46.9)	22.2 (17.5 to 29.6)	17.3 (12.1 to 25.4)	6.9 (2.9 to 13.4)	2.7 (1.1 to 5.3)	0.3 (0.2 to 0.6)	0.2 (0.1 to 0.3)	0.1 (0.0 to 0.1)	0.0 (0.0 to 0.0)	277
Sexually transmitted infections excluding HIV	5.6 (1.7 to 12.9)	1.9 (0.4 to 4.5)	2.7 (0.7 to 6.2)	0.1 (0.0 to 0.2)	0 (0 to 0)	0 (0 to 0)	0 (0 to 0.1)	0.1 (0.1 to 0.4)	2.4 (0.2 to 5.7)	0.4 (0.2 to 0.7)	1.9 (0.2 to 5.6)	0.4 (0.2 to 0.9)	0.1 (0.1 to 0.4)	2.4 (0.2 to 6.9)	1.3 (0.2 to 4.1)	1.3 (0.2 to 4.1)	0.6 (0.1 to 2.3)	0.2 (0.1 to 0.5)	0.1 (0.1 to 0.2)	0.1 (0.1 to 0.2)	0.1 (0.0 to 0.1)	0.0 (0.0 to 0.0)	14.3
Syphilis	5.6 (1.7 to 12.9)	1.9 (0.4 to 4.5)	2.7 (0.7 to 6.2)	0.1 (0.0 to 0.2)	0 (0 to 0)	0 (0 to 0)	0 (0 to 0.1)	0.1 (0.1 to 0.4)	2.4 (0.2 to 5.7)	0.4 (0.2 to 0.7)	1.9 (0.2 to 5.6)	0.4 (0.2 to 0.9)	0.1 (0.1 to 0.4)	2.4 (0.2 to 6.9)	1.3 (0.2 to 4.1)	1.3 (0.2 to 4.1)	0.6 (0.1 to 2.3)	0.2 (0.1 to 0.5)	0.1 (0.1 to 0.2)	0.1 (0.1 to 0.2)	0.1 (0.0 to 0.1)	0.0 (0.0 to 0.0)	11.1
Chlamydial infection	0 (0 to 0)	0 (0 to 0)	0 (0 to 0)	0 (0 to 0)	0 (0 to 0)	0 (0 to 0)	0 (0 to 0)	0 (0 to 0)	0 (0 to 0)	0 (0 to 0)	0 (0 to 0)	0 (0 to 0)	0 (0 to 0)	0 (0 to 0)	0 (0 to 0)	0 (0 to 0)	0 (0 to 0)	0 (0 to 0)	0 (0 to 0)	0 (0 to 0)	0 (0 to 0)	0 (0 to 0)	0 (0 to 0)	0
Gonococcal infection	0 (0 to 0)	0 (0 to 0)	0 (0 to 0)	0 (0 to 0)	0 (0 to 0)	0 (0 to 0)	0 (0 to 0)	0 (0 to 0)	0 (0 to 0)	0 (0 to 0)	0 (0 to 0)	0 (0 to 0)	0 (0 to 0)	0 (0 to 0)	0 (0 to 0)	0 (0 to 0)	0 (0 to 0)	0 (0 to 0)	0 (0 to 0)	0 (0 to 0)	0 (0 to 0)	0 (0 to 0)	0 (0 to 0)	0
Trichomoniasis	0 (0 to 0)	0 (0 to 0)	0 (0 to 0)	0 (0 to 0)	0 (0 to 0)	0 (0 to 0)	0 (0 to 0)	0 (0 to 0)	0 (0 to 0)	0 (0 to 0)	0 (0 to 0)	0 (0 to 0)	0 (0 to 0)	0 (0 to 0)	0 (0 to 0)	0 (0 to 0)	0 (0 to 0)	0 (0 to 0)	0 (0 to 0)	0 (0 to 0)	0 (0 to 0)	0 (0 to 0)	0 (0 to 0)	0
Genital herpes	0 (0 to 0)	0 (0 to 0)	0 (0 to 0)	0 (0 to 0)	0 (0 to 0)	0 (0 to 0)	0 (0 to 0)	0 (0 to 0)	0 (0 to 0)	0 (0 to 0)	0 (0 to 0)	0 (0 to 0)	0 (0 to 0)	0 (0 to 0)	0 (0 to 0)	0 (0 to 0)	0 (0 to 0)	0 (0 to 0)	0 (0 to 0)	0 (0 to 0)	0 (0 to 0)	0 (0 to 0)	0 (0 to 0)	0
Other sexually transmitted infections	0 (0 to 0)	0 (0 to 0)	0 (0 to 0)	0 (0 to 0)	0 (0 to 0)	0 (0 to 0)	0 (0 to 0)	0 (0 to 0)	0 (0 to 0)	0 (0 to 0)	0 (0 to 0)	0 (0 to 0)	0 (0 to 0)	0 (0 to 0)	0 (0 to 0)	0 (0 to 0)	0 (0 to 0)	0 (0 to 0)	0 (0 to 0)	0 (0 to 0)	0 (0 to 0)	0 (0 to 0)	0 (0 to 0)	0
Respiratory infections and tuberculosis	16.6 (1.5 to 52.1)	11.5 (1.2 to 2.6)	16.6 (7.5 to 56.9)	11.4 (11.1 to 24)	6.7 (6.7 to 18.6)	2.7 (2.7 to 19.4)	2.2 (1.7 to 19.4)	23.2 (12.4 to 29.1)	28.7 (15.1 to 37.9)	29.2 (21.2 to 40.3)	28.7 (18.4 to 34.8)	29.3 (22.6 to 39.8)	27.6 (27.7 to 50.6)	37.6 (34.1 to 62.2)	46.7 (37.9 to 65.2)	55.1 (39.4 to 78.9)	64.6 (54.7 to 107)	102 (82.4 to 153)	144.2 (98.3 to 215)	203.2 (131.1 to 316)	284.6 (165.5 to 458)	963
Tuberculosis	0 (0 to 0)	0 (0 to 0)	0 (0 to 0)	0.5 (0.1 to 0.9)	0 (0 to 0)	0 (0 to 0.1)	0.1 (0.1 to 0.2)	0.5 (0.3 to 0.7)	1.1 (0.8 to 1.4)	1.7 (0.9 to 1.7)	1.3 (0.8 to 1.4)	1.2 (0.9 to 1.5)	1.4 (1.0 to 1.8)	1.8 (1.2 to 2.5)	1.5 (1.0 to 1.4)	1.8 (1.2 to 2.5)	1.1 (1.2 to 2.6)	1.2 (1.3 to 2.8)	1.2 (1.6 to 3)	1.2 (1.6 to 2.9)	0.5 (0.9 to 1.6)	0.1 (0.1 to 0.2)	23.2
Latent tuberculosis infection	0 (0 to 0)	0 (0 to 0)	0 (0 to 0)	0 (0 to 0)	0 (0 to 0)	0 (0 to 0)	0 (0 to 0)	0 (0 to 0)	0 (0 to 0)	0 (0 to 0)	0 (0 to 0)	0 (0 to 0)	0 (0 to 0)	0 (0 to 0)	0 (0 to 0)	0 (0 to 0)	0 (0 to 0)	0 (0 to 0)	0 (0 to 0)	0 (0 to 0)	0 (0 to 0)	0 (0 to 0)	0 (0 to 0)	0
Drug-susceptible tuberculosis	0 (0 to 0)	0 (0 to 0)	0 (0 to 0)	0.5 (0.1 to 0.9)	0 (0 to 0)	0 (0 to 0.1)	0.1 (0.1 to 0.2)	0.5 (0.3 to 0.7)	1.1 (0.8 to 1.4)	1.7 (0.9 to 1.7)	1.3 (0.8 to 1.4)	1.2 (0.9 to 1.5)	1.4 (1.0 to 1.8)	1.7 (1.2 to 2.5)	1.5 (1.0 to 1.4)	1.7 (1.2 to 2.5)	1.1 (1.2 to 2.6)	1.2 (1.3 to 2.8)	1.2 (1.6 to 3)	1.2 (1.6 to 2.9)	0.5 (0.9 to 1.6)	0.1 (0.1 to 0.2)	22.6
Multidrug-resistant tuberculosis without extensive drug-resistance	0 (0 to 0)	0 (0 to 0)	0 (0 to 0)	0 (0 to 0)	0 (0 to 0)	0 (0 to 0)	0 (0 to 0)	0 (0 to 0)	0 (0 to 0)	0 (0 to 0)	0 (0 to 0)	0 (0 to 0)	0 (0 to 0)	0 (0 to 0)	0 (0 to 0)	0 (0 to 0)	0 (0 to 0)	0 (0 to 0)	0 (0 to 0)	0 (0 to 0)	0 (0 to 0)	0 (0 to 0)	0 (0 to 0)	0.5
Extensively drug-resistant tuberculosis	0 (0 to 0)	0 (0 to 0)	0 (0 to 0)	0 (0 to 0)	0 (0 to 0)	0 (0 to 0)	0 (0 to 0)	0 (0 to 0)	0 (0 to 0)	0 (0 to 0)	0 (0 to 0)	0 (0 to 0)	0 (0 to 0)	0 (0 to 0)	0 (0 to 0)	0 (0 to 0)	0 (0 to 0)	0 (0 to 0)	0 (0 to 0)	0 (0 to 0)	0 (0 to 0)	0 (0 to 0)	0 (0 to 0)	0.1
Lower respiratory infections	2.2 (1.5 to 3.1)	1.7 (1.1 to 2.5)	8.6 (4.9 to 13.7)	4.6 (3.6 to 11.6)	1.2 (0.8 to 1.6)	2.4 (1.7 to 3.5)	5.7 (3.7 to 8.4)	15.1 (9.7 to 14.4)	13.5 (9.2 to 19.4)	12.6 (8.2 to 18.2)	18 (12.1 to 25.4)	20.3 (13.4 to 29.3)	19.3 (12.6 to 27.4)	23.4 (16.6 to 37.4)	30.1 (23.4 to 49.2)	40.3 (25.7 to 56.2)	49.8 (32.2 to 70.4)	79.9 (53.6 to 109)	114 (63 to 153)	160.3 (91.5 to 231)	224.2 (129.9 to 342)	779
Upper respiratory infections	0 (0 to 0)	0 (0 to 0.2)	2.3 (1.3 to 3.7)	9.6 (5.4 to 15.4)	10.6 (6.5 to 19.1)	6.2 (4.2 to 14.7)	4.2 (4.2 to 15)	13.4 (7.3 to 22.1)	11.6 (6.5 to 20.4)	9.9 (5.5 to 16.2)	9.9 (6.7 to 15.6)	8.9 (6.7 to 15.6)	9.9 (6.5 to 15.2)	11.6 (6.5 to 21.2)	8.1 (4.6 to 13.5)	4.5 (2.3 to 10.5)	3.7 (2.4 to 7.5)	1.3 (1.9 to 4.2)	0.7 (1.3 to 2.2)	0.4 (0.7 to 1.2)	0.2 (0.4 to 1.1)	0.0 (0.0 to 0.1)	134
Otitis media	0 (0 to 0)	0 (0 to 0)	0.5 (0.2 to 0.9)	0.5 (1.3 to 4.4)	0.5 (1.2 to 4.2)	1.0 (0.8 to 2.7)	2.3 (0.7 to 2.8)	2.3 (1.5 to 4.7)	2.3 (1.2 to 4.9)	2.1 (1.1 to 4.4)	2.1 (1.3 to 3.9)	2.1 (1.3 to 3.9)	2.1 (1.3 to 3.9)	2.1 (1.1 to 4.1)	2.3 (1.3 to 3.9)	1.4 (0.8 to 2.8)	1.1 (0.5 to 2.1)	0.7 (0.4 to 1.4)	0.5 (0.2 to 1.1)	0.4 (0.2 to 0.7)	0.2 (0.1 to 0.4)	0.0 (0.0 to 0.1)	29.2
Enteric infections	0.2 (0.1 to 0.3)	0.6 (0.4 to 0.9)	7 (4.5 to 10.3)	10 (5.6 to 16)	3.6 (2.6 to 6.5)	3.1 (1.9 to 5.1)	3.1 (1.8 to 4.8)	4.6 (2.7 to 7.2)	4.6 (2.4 to 6.9)	4.1 (2.1 to 6.4)	4.1 (1.9 to 6.4)	4.1 (1.8 to 6.2)	4.1 (1.8 to 6.2)	2.9 (1.8 to 4.5)	2.9 (1.7 to 4.4)	2.6 (1.4 to 3.9)	2.6 (1.3 to 3.9)	2.6 (1.4 to 3.7)	2.6 (1.5 to 3.8)	2.6 (1.5 to 3.8)	2.6 (1.5 to 3.8)	0.9 (0.5 to 1.4)	95.4
Diarrheal diseases	0.2 (0.1 to 0.2)	0.6 (0.4 to 0.8)	6.9 (4.5 to 10.2)	9.9 (5.6 to 15.9)	3.6 (2.6 to 6.5)	3.1 (1.9 to 5.1)	3.1 (1.8 to 4.8)	4.6 (2.5 to 6.9)	4.6 (2.7 to 7.2)	4.1 (2.1 to 6.4)	4.1 (1.9 to 6.4)	4.1 (1.8 to 6.2)	4.1 (1.8 to 6.2)	2.9 (1.7 to 4.2)	2.9 (1.7 to 4.4)	2.6 (1.4 to 3.9)	2.6 (1.3 to 3.9)	2.6 (1.4 to 3.7)	2.6 (1.5 to 3.8)	2.6 (1.5 to 3.8)	2.6 (1.5 to 3.8)	0.9 (0.5 to 1.4)	94.8
Typhoid and paraphyoid	0 (0 to 0)	0 (0 to 0)	0 (0 to 0)	0 (0 to 0)	0 (0 to 0)	0 (0 to 0)	0 (0 to 0)	0 (0 to 0)	0 (0 to 0)	0 (0 to 0)	0 (0 to 0)	0 (0 to 0)	0 (0 to 0)	0 (0 to 0)	0 (0 to 0)	0 (0 to 0)	0 (0 to 0)	0 (0 to 0)	0 (0 to 0)	0 (0 to 0)	0 (0 to 0)	0 (0 to 0)	0 (0 to 0)	0
Typhoid fever	0 (0 to 0)	0 (0 to 0)	0 (0 to 0)	0 (0 to 0)	0 (0 to 0)	0 (0 to 0)	0 (0 to 0)	0 (0 to 0)	0 (0 to 0)	0 (0 to 0)	0 (0 to 0)	0 (0 to 0)	0 (0 to 0)	0 (0 to 0)	0 (0 to 0)	0 (0 to 0)	0 (0 to 0)	0 (0 to 0)	0 (0 to 0)	0 (0 to 0)	0 (0 to 0)	0 (0 to 0)	0 (0 to 0)	0
Paratyphoid fever	0 (0 to 0)	0 (0 to 0)	0 (0 to 0)	0 (0 to 0)	0 (0 to 0)	0 (0 to 0)	0 (0 to 0)	0 (0 to 0)	0 (0 to 0)	0 (0 to 0)	0 (0 to 0)	0 (0 to 0)	0 (0 to 0)	0 (0 to 0)	0 (0 to 0)	0 (0 to 0)	0 (0 to 0)	0 (0 to 0)	0 (0 to 0)	0 (0 to 0)	0 (0 to 0)	0 (0 to 0)	0 (0 to 0)	0
Invasive Non-typhoidal Salmonella (iNTS)	0 (0 to 0)	0 (0 to 0)	0 (0 to 0)	0 (0 to 0)	0 (0 to 0)	0 (0 to 0)	0 (0 to 0)	0 (0 to 0)	0 (0 to 0)	0 (0 to 0)	0 (0 to 0)	0 (0 to 0)	0 (0 to 0)	0 (0 to 0)	0 (0 to 0)	0 (0 to 0)	0 (0 to 0)	0 (0 to 0)	0 (0 to 0)	0 (0 to 0)	0 (0 to 0)	0 (0 to 0)	0 (0 to 0)	0.4
Other intestinal infectious diseases	0 (0 to 0)	0 (0 to 0)	0 (0 to 0)	0 (0 to 0)	0 (0 to 0)	0 (0 to 0)	0 (0 to 0)	0 (0 to 0)	0 (0 to 0)	0 (0 to 0)	0 (0 to 0)	0 (0 to 0)	0 (0 to 0)	0 (0 to 0)	0 (0 to 0)	0 (0 to 0)	0 (0 to 0)	0 (0 to 0)	0 (0 to 0)	0 (0 to 0)	0 (0 to 0)	0 (0 to 0)	0 (0 to 0)	0.2
Neglected tropical diseases and malaria	0 (0 to 0)	0 (0 to 0)	0.1 (0 to 0.7)	0.4 (0 to 1.8)	1.4 (0 to 7.2)	0.6 (0 to 2.2)	0.2 (0 to 0.6)	0.1 (0 to 0.4)	0.1 (0 to 0.4)	0.2 (0 to 0.6)	0.2 (0 to 0.6)	0.1 (0 to 0.6)	0.1 (0 to 0.6)	0.1 (0 to 0.4)	0.2 (0 to 0.6)	0.2 (0 to 0.6)	0.2 (0 to 0.6)	0.1 (0 to 0.6)	0.1 (0 to 0.6)	0.1 (0 to 0.6)	0.1 (0 to 0.6)	0.1 (0 to 0.6)	0.0 (0 to 0.0)	4.2
Malaria	0 (0 to 0)	0 (0 to 0)	0 (0 to 0)	0 (0 to 0)	0 (0 to 0)	0 (0 to 0)	0 (0 to 0)	0 (0 to 0)	0 (0 to 0)	0 (0 to 0)	0 (0 to 0)	0 (0 to 0)	0 (0 to 0)	0 (0 to 0)	0 (0 to 0)	0 (0 to 0)	0 (0 to 0)	0 (0 to 0)	0 (0 to 0)	0 (0 to 0)	0 (0 to 0)	0 (0 to 0)	0 (0 to 0)	0
Chagas disease	0 (0 to 0)	0 (0 to 0)	0 (0 to 0)	0 (0 to 0)	0 (0 to 0)	0 (0 to 0)	0 (0 to 0)	0 (0 to 0)	0 (0 to 0)	0 (0 to 0)	0 (0 to 0)	0 (0 to 0)	0 (0 to 0)	0 (0 to 0)	0 (0 to 0)	0 (0 to 0)	0 (0 to 0)	0 (0 to 0)	0 (0 to 0)	0 (0 to 0)	0 (0 to 0)	0 (0 to 0)	0 (0 to 0)	0
Leishmaniasis	0 (0 to 0)	0 (0 to 0)	0 (0 to 0)	0 (0 to 0)	0 (0 to 0)	0 (0 to 0)	0 (0 to 0)	0 (0 to 0)	0 (0 to 0)	0 (0 to 0)	0 (0 to 0)	0 (0 to 0)	0 (0 to 0)	0 (0 to 0)	0 (0 to 0)	0 (0 to 0)	0 (0 to 0)	0 (0 to 0)	0 (0 to 0)	0 (0 to 0)	0 (0 to 0)	0 (0 to 0)	0 (0 to 0)	0
Visceral leishmaniasis	0 (0 to 0)	0 (0 to 0)	0 (0 to 0)	0 (0 to 0)	0 (0 to 0)	0 (0 to 0)	0 (0 to 0)	0 (0 to 0)	0 (0 to 0)	0 (0 to 0)	0 (0 to 0)	0 (0 to 0)	0 (0 to 0)	0 (0 to 0)	0 (0 to 0)	0 (0 to 0)	0 (0 to 0)	0 (0 to 0)	0 (0 to 0)	0 (0 to 0)	0 (0 to 0)	0 (0 to 0)	0 (0 to 0)	0
Cutaneous and mucocutaneous leishmaniasis	0 (0 to 0)	0 (0 to 0)	0 (0 to 0)	0 (0 to 0)	0 (0 to 0)	0 (0 to 0)	0 (0 to 0)	0 (0 to 0)	0 (0 to 0)	0 (0 to 0)	0 (0 to 0)	0 (0 to 0)	0 (0 to 0)	0 (0 to 0)	0 (0 to 0)	0 (0 to 0)	0 (0 to 0)	0 (0 to 0)	0 (0 to 0)	0 (0 to 0)	0 (0 to 0)	0 (0 to 0)	0 (0 to 0)	0
African trypanosomiasis	0 (0 to 0)	0 (0 to 0)	0 (0 to 0)	0 (0 to 0)	0 (0 to 0)	0 (0 to 0)	0 (0 to 0)	0 (0 to 0)	0 (0 to 0)	0 (0 to 0)	0 (0 to 0)	0 (0 to 0)	0 (0 to 0)	0 (0 to 0)	0 (0 to 0)	0 (0 to 0)	0 (0 to 0)	0 (0 to 0)	0 (0 to 0)	0 (0 to 0)	0 (0 to 0)	0 (0 to 0)	0 (0 to 0)	0
Schistosomiasis	0 (0 to 0)	0 (0 to 0)	0 (0 to 0)	0 (0 to 0)	0 (0 to 0)	0 (0 to 0)	0 (0 to 0)	0 (0 to 0)	0 (0 to 0)	0 (0 to 0)	0 (0 to 0)	0 (0 to 0)	0 (0 to 0)	0 (0 to 0)	0 (0 to 0)	0 (0 to 0)	0 (0 to 0)	0 (0 to 0)	0 (0 to 0)	0 (0 to 0)	0 (0 to 0)	0 (0 to 0)	0 (0 to 0)	0
Cysticercosis	0 (0 to 0)	0 (0 to 0)	0 (0 to 0)	0 (0 to 0)	0 (0 to 0)	0 (0 to 0)	0 (0 to 0)	0 (0 to 0)	0 (0 to 0)	0 (0 to 0)	0 (0 to 0)	0 (0 to 0)	0 (0 to 0)	0 (0 to 0)	0 (0 to 0)	0 (0 to 0)	0 (0 to 0)	0 (0 to 0)	0 (0 to 0)	0 (0 to 0)	0 (0 to 0)	0 (0 to 0)	0 (0 to 0)	0
Cystic echinococcosis	0 (0 to 0)	0 (0 to 0)	0 (0 to 0)	0 (0 to 0)	0 (0 to 0)	0 (0 to 0)	0 (0 to 0)	0 (0 to 0)	0 (0 to 0)	0 (0 to 0)	0 (0 to 0)	0 (0 to 0)	0 (0 to 0)	0 (0 to 0)	0 (0 to 0)	0 (0 to 0)	0 (0 to 0)	0 (0 to 0)	0 (0 to 0)	0 (0 to 0)	0 (0 to 0)	0 (0 to 0)	0 (0 to 0)	0.1
Lymphatic filariasis	0 (0 to 0)	0 (0 to 0)	0 (0 to 0)	0 (0 to 0)	0 (0 to 0)	0 (0 to 0)	0 (0 to 0)	0 (0 to 0)	0 (0 to 0)	0 (0 to 0)	0 (0 to 0)	0 (0 to 0)	0 (0 to 0)	0 (0 to 0)	0 (0 to 0)	0 (0 to 0)	0 (0 to 0)	0 (0 to 0)	0 (0 to 0)	0 (0 to 0)	0 (0 to 0)	0 (0 to 0)	0 (0 to 0)	0
Onchocerciasis	0 (0 to 0)	0 (0 to 0)	0 (0 to 0)	0 (0 to 0)	0 (0 to 0)	0 (0 to 0)	0 (0 to 0)	0 (0 to 0)	0 (0 to 0)	0 (0 to 0)	0 (0 to 0)	0 (0 to 0)	0 (0 to 0)	0 (0 to 0)	0 (0 to 0)	0 (0 to 0)	0 (0 to 0)	0 (0 to 0)	0 (0 to 0)	0 (0 to 0)	0 (0 to 0)	0 (0 to 0)	0 (0 to 0)	0
Trachoma	0 (0 to 0)	0 (0 to 0)	0 (0 to 0)	0 (0 to 0)	0 (0 to 0)	0 (0 to 0)	0 (0 to 0)	0 (0 to 0)	0 (0 to 0)	0 (0 to 0)	0 (0 to 0)	0 (0 to 0)	0 (0 to 0)	0 (0 to 0)	0 (0 to 0)	0 (0 to 0)	0 (0 to 0)	0 (0 to 0)	0 (0 to 0)	0 (0 to 0)	0 (0 to 0)	0 (0 to 0)	0 (0 to 0)	0
Dengue	0 (0 to 0)	0 (0 to 0)	0 (0 to 0)	0 (0 to 0)	0 (0 to 0)	0 (0 to 0)	0 (0 to 0)	0 (0 to 0)	0 (0 to 0)	0 (0 to 0)	0 (0 to 0)	0 (0 to 0)	0 (0 to 0)	0 (0 to 0)	0 (0 to 0)	0 (0 to 0)	0 (0 to 0)	0 (0 to 0)	0 (0 to 0)	0 (0 to 0)	0 (0 to 0)	0 (0 to 0)	0 (0 to 0)	0
Yellow fever	0 (0 to 0)	0 (0 to 0)	0 (0 to 0)	0 (0 to 0)	0 (0 to 0)	0 (0 to 0)	0 (0 to 0)	0 (0 to 0)	0 (0 to 0)	0 (0 to 0)	0 (0 to 0)	0 (0 to 0)	0 (0 to 0)	0 (0 to 0)	0 (0 to 0)	0 (0 to 0)	0 (0 to 0)	0 (0 to 0)	0 (0 to 0)	0 (0 to 0)	0 (0 to 0)	0 (0 to 0)	0 (0 to 0)	0
Rabies	0 (0 to 0)	0 (0 to 0)	0 (0 to 0)	0 (0 to 0)	0 (0 to 0)	0 (0 to 0)	0 (0 to 0)	0 (0 to 0)	0 (0 to 0)	0 (0 to 0)	0 (0 to 0)	0 (0 to 0)	0 (0 to 0)	0 (0 to 0)	0 (0 to 0)	0 (0 to 0)	0 (0 to 0)	0 (0 to 0)	0 (0 to 0)	0 (0 to 0)	0 (0 to 0)	0 (0 to 0)	0 (0 to 0)	0
Intestinal nematode infections	0 (0 to 0)	0 (0 to 0)	0 (0 to 0)	0 (0 to 0)	0 (0 to 0)	0 (0 to 0)	0 (0 to 0)	0 (0 to 0)	0 (0 to 0)	0 (0 to 0)	0 (0 to 0)	0 (0 to 0)	0 (0 to 0)	0 (0 to 0)	0 (0 to 0)	0 (0 to 0)	0 (0 to 0)	0 (0 to 0)	0 (0 to 0)	0 (0 to 0)	0 (0 to 0)	0 (0 to 0)	0 (0 to 0)	0
Ascariasis	0 (0 to 0)	0 (0 to 0)	0 (0 to 0)	0 (0 to 0)	0 (0 to 0)	0 (0 to 0)	0 (0 to 0)	0 (0 to 0)	0 (0 to 0)	0 (0 to 0)	0 (0 to 0)	0 (0 to 0)	0 (0 to 0)	0 (0 to 0)	0 (0 to 0)	0 (0 to 0)	0 (0 to 0)	0 (0 to 0)	0 (0 to 0)	0 (0 to 0)	0 (0 to 0)	0 (0 to 0)	0 (0 to 0)	0
Trichuriasis	0 (0 to 0)	0 (0 to 0)	0 (0 to 0)	0 (0 to 0)	0 (0 to 0)	0 (0 to 0)	0 (0 to 0)	0 (0 to 0)	0 (0 to 0)	0 (0 to 0)	0 (0 to 0)	0 (0 to 0)	0 (0 to 0)	0 (0 to 0)	0 (0 to 0)	0 (0 to 0)	0 (0 to 0)	0 (0 to 0)	0 (0 to 0)	0 (0 to 0)	0 (0 to 0)	0 (0 to 0)	0 (0 to 0)	0
Hookworm disease	0 (0 to 0)	0 (0 to 0)	0 (0 to 0)	0 (0 to 0)	0 (0 to 0)	0 (0 to 0)	0 (0 to 0)	0 (0 to 0)	0 (0 to 0)	0 (0 to 0)	0 (0 to 0)	0 (0 to 0)	0 (0 to 0)	0 (0 to 0)	0 (0 to 0)	0 (0 to 0)	0 (0 to 0)	0 (0 to 0)	0 (0 to 0)	0 (0 to 0)	0 (0 to 0)	0 (0 to 0)	0 (0 to 0)	0
Food-borne trematodiases	0 (0 to 0)	0 (0 to 0)	0 (0 to 0)	0 (0 to 0)	0 (0 to 0)	0 (0 to 0)	0 (0 to 0)	0 (0 to 0)	0 (0 to 0)	0 (0 to 0)	0 (0 to 0)	0 (0 to 0)	0 (0 to 0)	0 (0 to 0)	0 (0 to 0)	0 (0 to 0)	0 (0 to 0)	0 (0 to 0)



| | | |

SR Table 2a: Medway DALYS by cause and age group for males with 95% uncertainty intervals, 2019

Cause	Early Neonatal	Late Neonatal	Post Neonatal	1 to 4	5 to 9	10 to 14	15 to 19	20 to 24	25 to 29	30 to 34	35 to 39	40 to 44	45 to 49	50 to 54	55 to 59	60 to 64	65 to 69	70 to 74	75 to 79	80 to 84	85 to 89	90 to 94	95 plus	Total
All causes	2,705 (2,509 to 2,940)	1,373 (1,163 to 1,616)	1,768 (1,549 to 2,027)	1,555 (1,355 to 1,791)	1,041 (877 to 1,210)	1,011 (844 to 1,213)	1,211 (1,022 to 1,444)	1,618 (1,389 to 1,906)	1,918 (1,658 to 2,230)	1,999 (1,729 to 2,317)	2,107 (1,826 to 2,410)	2,207 (1,909 to 2,553)	2,307 (1,992 to 2,670)	2,407 (2,092 to 2,780)	2,507 (2,200 to 2,930)	2,607 (2,269 to 3,060)	2,707 (2,339 to 3,246)	2,807 (2,409 to 3,440)	2,907 (2,480 to 3,746)	3,007 (2,550 to 4,060)	3,107 (2,620 to 4,386)	3,207 (2,691 to 4,713)	39,500
Communicable, maternal, neonatal, and nutritional diseases	2,705 (2,509 to 2,940)	1,373 (1,163 to 1,616)	1,768 (1,549 to 2,027)	1,555 (1,355 to 1,791)	1,041 (877 to 1,210)	1,011 (844 to 1,213)	1,211 (1,022 to 1,444)	1,618 (1,389 to 1,906)	1,918 (1,658 to 2,230)	1,999 (1,729 to 2,317)	2,107 (1,826 to 2,410)	2,207 (1,909 to 2,553)	2,307 (1,992 to 2,670)	2,407 (2,092 to 2,780)	2,507 (2,200 to 2,930)	2,607 (2,269 to 3,060)	2,707 (2,339 to 3,246)	2,807 (2,409 to 3,440)	2,907 (2,480 to 3,746)	3,007 (2,550 to 4,060)	3,107 (2,620 to 4,386)	3,207 (2,691 to 4,713)	1,660
HIV/AIDS and sexually transmitted infections	6.5 (1.6 to 14.0)	2.2 (0.4 to 5)	0.4 (1 to 7.7)	0.2 (0.2 to 0.4)	0.2 (0.1 to 0.3)	0.2 (0.1 to 0.2)	0.2 (0.2 to 0.3)	0.2 (0.2 to 0.3)	1.9 (1.4 to 2.4)	3.7 (2.9 to 5)	3.9 (2.9 to 5.1)	4.5 (3.3 to 6.1)	4.6 (3.3 to 6)	4.7 (3.4 to 6.3)	4.8 (3.5 to 6.5)	3.2 (2.4 to 4.4)	2.1 (1.7 to 3.5)	1.2 (0.9 to 2.4)	0.6 (0.3 to 1)	0.5 (0.1 to 1.2)	0.1 (0 to 0.3)	0.1 (0 to 0.2)	47.3
HIV/AIDS	0 (0 to 0)	0 (0 to 0)	0.2 (0.2 to 0.3)	0.2 (0.2 to 0.3)	0.1 (0.1 to 0.2)	0.1 (0.1 to 0.2)	0.1 (0.1 to 0.2)	0.1 (0.1 to 0.2)	1.7 (1.2 to 2.2)	3.4 (2.6 to 4.3)	3.6 (2.5 to 4.6)	4.2 (3.2 to 5.6)	4.3 (3.2 to 5.6)	4.4 (3.2 to 5.8)	4.5 (3.3 to 5.9)	2.7 (2.1 to 4)	1.8 (1.4 to 3.1)	1.1 (0.8 to 2.3)	0.5 (0.2 to 1)	0.4 (0.1 to 1.1)	0.1 (0 to 0.3)	0 (0 to 0)	31.6
HIV/AIDS - Drug-susceptible Tuberculosis	0 (0 to 0)	0 (0 to 0)	0 (0 to 0)	0 (0 to 0)	0 (0 to 0)	0 (0 to 0)	0 (0 to 0)	0 (0 to 0)	0.1 (0 to 0.1)	0.3 (0.2 to 0.5)	0.3 (0.2 to 0.5)	0.5 (0.3 to 0.7)	0.5 (0.3 to 0.7)	0.4 (0.2 to 0.6)	0.4 (0.2 to 0.6)	0.3 (0.2 to 0.5)	0.2 (0.1 to 0.3)	0.1 (0.1 to 0.2)	0 (0 to 0)	0 (0 to 0)	0 (0 to 0)	0 (0 to 0)	2.9
HIV/AIDS - Multidrug-resistant Tuberculosis without extensive dr...	0 (0 to 0)	0 (0 to 0)	0 (0 to 0)	0 (0 to 0)	0 (0 to 0)	0 (0 to 0)	0 (0 to 0)	0 (0 to 0)	0 (0 to 0)	0 (0 to 0)	0 (0 to 0)	0 (0 to 0)	0 (0 to 0)	0 (0 to 0)	0 (0 to 0)	0 (0 to 0)	0 (0 to 0)	0 (0 to 0)	0 (0 to 0)	0 (0 to 0)	0 (0 to 0)	0 (0 to 0)	0 (0 to 0)	0.1
HIV/AIDS - Extensively drug-resistant Tuberculosis	0 (0 to 0)	0 (0 to 0)	0 (0 to 0)	0 (0 to 0)	0 (0 to 0)	0 (0 to 0)	0 (0 to 0)	0 (0 to 0)	0 (0 to 0)	0 (0 to 0)	0 (0 to 0)	0 (0 to 0)	0 (0 to 0)	0 (0 to 0)	0 (0 to 0)	0 (0 to 0)	0 (0 to 0)	0 (0 to 0)	0 (0 to 0)	0 (0 to 0)	0 (0 to 0)	0 (0 to 0)	0 (0 to 0)	0
HIV/AIDS resulting in other diseases	0 (0 to 0)	0 (0 to 0)	0.2 (0 to 0.2)	0.2 (0 to 0.2)	0.1 (0 to 0.2)	0.1 (0 to 0.2)	0.1 (0 to 0.2)	0.5 (0.2 to 0.7)	1.5 (1.1 to 2.1)	3 (2.2 to 4.2)	4.1 (2.9 to 5.5)	3.8 (2.7 to 5.2)	3.9 (2.8 to 5.4)	3.3 (2.3 to 4.4)	2.7 (1.9 to 3.7)	1.9 (1.3 to 2.7)	1.7 (1.4 to 2.1)	1 (0.7 to 1.4)	0.4 (0.1 to 0.8)	0.1 (0 to 0.2)	0 (0 to 0.1)	0 (0 to 0)	28.6
Sexually transmitted infections excluding HIV	6.5 (1.6 to 14.0)	2.2 (0.4 to 5)	0.1 (0 to 0.1)	0.1 (0 to 0.1)	0 (0 to 0)	0 (0 to 0)	0 (0 to 0.1)	0.1 (0.1 to 0.2)	0.2 (0.1 to 0.3)	0.2 (0.2 to 0.3)	0.2 (0.2 to 0.3)	0.2 (0.2 to 0.3)	0.4 (0.2 to 0.6)	0.4 (0.2 to 0.6)	0.3 (0.2 to 0.5)	0.3 (0.1 to 0.4)	0.2 (0.1 to 0.4)	0.1 (0 to 0.2)	0.1 (0 to 0.2)	0 (0 to 0.1)	0 (0 to 0.1)	0 (0 to 0.2)	15.6
Syphilis	6.5 (1.6 to 14.0)	2.2 (0.4 to 5)	0.1 (0 to 0.1)	0.1 (0 to 0.1)	0 (0 to 0)	0 (0 to 0)	0 (0 to 0)	0 (0 to 0)	0 (0 to 0.1)	0.1 (0 to 0.1)	0.1 (0 to 0.1)	0.1 (0 to 0.1)	0.1 (0 to 0.1)	0.1 (0 to 0.1)	0.1 (0 to 0.1)	0.1 (0 to 0.1)	0 (0 to 0.1)	0 (0 to 0.1)	0 (0 to 0.1)	0 (0 to 0.1)	0 (0 to 0.1)	0 (0 to 0.1)	12.8
Chlamydial infection	0 (0 to 0)	0 (0 to 0)	0 (0 to 0)	0 (0 to 0)	0 (0 to 0)	0 (0 to 0)	0 (0 to 0)	0 (0 to 0)	0 (0 to 0)	0 (0 to 0)	0 (0 to 0)	0 (0 to 0)	0 (0 to 0)	0 (0 to 0)	0 (0 to 0)	0 (0 to 0)	0 (0 to 0)	0 (0 to 0)	0 (0 to 0)	0 (0 to 0)	0 (0 to 0)	0 (0 to 0)	0 (0 to 0)	0
Gonococcal infection	0 (0 to 0)	0 (0 to 0)	0 (0 to 0)	0 (0 to 0)	0 (0 to 0)	0 (0 to 0)	0 (0 to 0)	0 (0 to 0)	0 (0 to 0)	0 (0 to 0)	0 (0 to 0)	0 (0 to 0)	0 (0 to 0)	0 (0 to 0)	0 (0 to 0)	0 (0 to 0)	0 (0 to 0)	0 (0 to 0)	0 (0 to 0)	0 (0 to 0)	0 (0 to 0)	0 (0 to 0)	0 (0 to 0)	0.1
Trichomoniasis	0 (0 to 0)	0 (0 to 0)	0 (0 to 0)	0 (0 to 0)	0 (0 to 0)	0 (0 to 0)	0 (0 to 0)	0 (0 to 0)	0 (0 to 0)	0 (0 to 0)	0 (0 to 0)	0 (0 to 0)	0 (0 to 0)	0 (0 to 0)	0 (0 to 0)	0 (0 to 0)	0 (0 to 0)	0 (0 to 0)	0 (0 to 0)	0 (0 to 0)	0 (0 to 0)	0 (0 to 0)	0 (0 to 0)	0.3
Genital herpes	0 (0 to 0)	0 (0 to 0)	0 (0 to 0)	0 (0 to 0)	0 (0 to 0)	0 (0 to 0)	0 (0 to 0)	0 (0 to 0)	0 (0 to 0)	0 (0 to 0)	0 (0 to 0)	0 (0 to 0)	0 (0 to 0)	0 (0 to 0)	0 (0 to 0)	0 (0 to 0)	0 (0 to 0)	0 (0 to 0)	0 (0 to 0)	0 (0 to 0)	0 (0 to 0)	0 (0 to 0)	0 (0 to 0)	2.2
Other sexually transmitted infections	0 (0 to 0)	0 (0 to 0)	0 (0 to 0)	0 (0 to 0)	0 (0 to 0)	0 (0 to 0)	0 (0 to 0)	0 (0 to 0)	0 (0 to 0)	0 (0 to 0)	0 (0 to 0)	0 (0 to 0)	0 (0 to 0)	0 (0 to 0)	0 (0 to 0)	0 (0 to 0)	0 (0 to 0)	0 (0 to 0)	0 (0 to 0)	0 (0 to 0)	0 (0 to 0)	0 (0 to 0)	0 (0 to 0)	0.1
Respiratory infections and tuberculosis	2,694 (2,504 to 2,927)	1,371 (1,162 to 1,613)	1,767 (1,548 to 2,025)	1,552 (1,353 to 1,788)	1,040 (876 to 1,208)	1,010 (843 to 1,211)	1,210 (1,021 to 1,442)	1,616 (1,387 to 1,903)	1,916 (1,656 to 2,227)	1,997 (1,727 to 2,314)	2,105 (1,824 to 2,407)	2,205 (1,907 to 2,550)	2,304 (1,989 to 2,667)	2,404 (2,089 to 2,776)	2,504 (2,197 to 2,926)	2,604 (2,266 to 3,056)	2,704 (2,336 to 3,242)	2,804 (2,406 to 3,436)	2,904 (2,477 to 3,741)	3,004 (2,547 to 4,054)	3,104 (2,617 to 4,379)	3,204 (2,687 to 4,706)	990
Tuberculosis	0 (0 to 0)	0 (0 to 0)	0 (0 to 0)	0 (0 to 0.1)	0 (0 to 0)	0 (0 to 0.1)	0 (0 to 0.1)	0 (0 to 0.2)	0.2 (0.2 to 0.5)	0.4 (0.4 to 0.9)	0.7 (0.5 to 1)	0.8 (0.6 to 1.1)	0.8 (0.6 to 1.1)	0.9 (0.7 to 1.4)	1.3 (0.9 to 1.8)	1.4 (1 to 2.1)	1.4 (1 to 2.1)	1.4 (1 to 2.2)	1.5 (1.1 to 2.3)	1.5 (1.1 to 2.4)	1.4 (1 to 2.4)	1.3 (0.9 to 2.4)	16.8
Latent tuberculosis infection	0 (0 to 0)	0 (0 to 0)	0 (0 to 0)	0 (0 to 0)	0 (0 to 0)	0 (0 to 0)	0 (0 to 0)	0 (0 to 0)	0 (0 to 0)	0 (0 to 0)	0 (0 to 0)	0 (0 to 0)	0 (0 to 0)	0 (0 to 0)	0 (0 to 0)	0 (0 to 0)	0 (0 to 0)	0 (0 to 0)	0 (0 to 0)	0 (0 to 0)	0 (0 to 0)	0 (0 to 0)	0 (0 to 0)	0
Drug-susceptible tuberculosis	0 (0 to 0)	0 (0 to 0)	0 (0 to 0)	0 (0 to 0)	0 (0 to 0)	0 (0 to 0)	0 (0 to 0.1)	0 (0 to 0.2)	0.2 (0.2 to 0.4)	0.4 (0.4 to 0.9)	0.7 (0.5 to 1)	0.8 (0.6 to 1.1)	0.8 (0.6 to 1.1)	0.9 (0.7 to 1.4)	1.3 (0.9 to 1.8)	1.4 (1 to 2.1)	1.4 (1 to 2.1)	1.4 (1 to 2.2)	1.5 (1.1 to 2.3)	1.5 (1.1 to 2.4)	1.4 (1 to 2.4)	1.3 (0.9 to 2.4)	16.3
Multidrug-resistant tuberculosis without extensive drug-resistance	0 (0 to 0)	0 (0 to 0)	0 (0 to 0)	0 (0 to 0)	0 (0 to 0)	0 (0 to 0)	0 (0 to 0)	0 (0 to 0)	0 (0 to 0)	0 (0 to 0)	0 (0 to 0)	0 (0 to 0)	0 (0 to 0)	0 (0 to 0)	0 (0 to 0)	0 (0 to 0)	0 (0 to 0)	0 (0 to 0)	0 (0 to 0)	0 (0 to 0)	0 (0 to 0)	0 (0 to 0)	0 (0 to 0)	0.4
Extensively drug-resistant tuberculosis	0 (0 to 0)	0 (0 to 0)	0 (0 to 0)	0 (0 to 0)	0 (0 to 0)	0 (0 to 0)	0 (0 to 0)	0 (0 to 0)	0 (0 to 0)	0 (0 to 0)	0 (0 to 0)	0 (0 to 0)	0 (0 to 0)	0 (0 to 0)	0 (0 to 0)	0 (0 to 0)	0 (0 to 0)	0 (0 to 0)	0 (0 to 0)	0 (0 to 0)	0 (0 to 0)	0 (0 to 0)	0 (0 to 0)	0.1
Lower respiratory infections	2,694 (2,504 to 2,927)	1,371 (1,162 to 1,613)	1,767 (1,548 to 2,025)	1,552 (1,353 to 1,788)	1,040 (876 to 1,208)	1,010 (843 to 1,211)	1,210 (1,021 to 1,442)	1,616 (1,387 to 1,903)	1,916 (1,656 to 2,227)	1,997 (1,727 to 2,314)	2,105 (1,824 to 2,407)	2,205 (1,907 to 2,550)	2,304 (1,989 to 2,667)	2,404 (2,089 to 2,776)	2,504 (2,197 to 2,926)	2,604 (2,266 to 3,056)	2,704 (2,336 to 3,242)	2,804 (2,406 to 3,436)	2,904 (2,477 to 3,741)	3,004 (2,547 to 4,054)	3,104 (2,617 to 4,379)	3,204 (2,687 to 4,706)	852
Upper respiratory infections	0 (0 to 0)	0 (0 to 0.2)	3 (0.1 to 4.9)	12.8 (7.5 to 20.5)	13.3 (7.2 to 22.7)	10 (5.3 to 17.5)	8.4 (4.5 to 14.9)	8.7 (4.6 to 15.1)	9.3 (5.2 to 15.7)	9.2 (5.1 to 15.5)	8.8 (4.9 to 14.9)	7.4 (4.1 to 13.1)	7.3 (3.9 to 12.6)	7.5 (4.2 to 13)	7.6 (4.2 to 13)	7.5 (3.7 to 11.2)	7.4 (3.9 to 12.7)	7.4 (3.7 to 12.6)	7.4 (3.7 to 12.8)	7.4 (3.7 to 12.9)	7.4 (3.7 to 12.9)	7.4 (3.7 to 12.9)	132
Otitis media	0 (0 to 0)	0 (0 to 0)	0 (0 to 0.1)	0.3 (1.7 to 9.6)	0.3 (1.7 to 9.1)	1.8 (1 to 3.3)	1.7 (0.9 to 3)	2 (0.9 to 3.6)	2 (0.9 to 3.7)	1.9 (0.8 to 3.5)	1.9 (0.8 to 3.5)	1.9 (0.8 to 3.5)	2 (0.9 to 3.5)	2.1 (1 to 3.6)	2.2 (1 to 3.9)	1.2 (0.5 to 2.4)	1.3 (0.6 to 2.4)	0.9 (0.4 to 1.7)	0.7 (0.3 to 1.2)	0.5 (0.2 to 0.9)	0.3 (0.2 to 0.6)	0.1 (0 to 0.2)	39.3
Enteric infections	0.2 (0 to 0.3)	0.7 (0 to 3.1)	9.4 (5 to 15.5)	10.7 (7.6 to 21.9)	6.8 (3.8 to 11.9)	4.5 (2.3 to 7.9)	3.4 (2.2 to 5.3)	3.4 (2 to 5.2)	3.4 (2 to 5.2)	3.4 (2 to 5.2)	3.5 (2 to 5.2)	3 (1.8 to 4.6)	3.2 (1.9 to 4.9)	3.3 (2 to 4.8)	3.3 (2 to 4.8)	2.7 (1.7 to 4.2)	2.6 (1.6 to 3.9)	2.6 (1.6 to 3.9)	2.6 (1.6 to 3.9)	2.6 (1.6 to 3.9)	2.6 (1.6 to 3.9)	2.6 (1.6 to 3.9)	99
Diarrheal diseases	0.2 (0 to 0.3)	0.7 (0.5 to 1)	9.4 (5.5 to 15.4)	10.7 (7.6 to 21.9)	6.8 (3.7 to 11.9)	4.5 (2.2 to 7.9)	3.4 (2 to 5.2)	3.4 (2 to 5.2)	3.4 (2 to 5.2)	3.4 (2 to 5.2)	3.5 (2 to 5.2)	3 (1.8 to 4.6)	3.2 (1.9 to 4.9)	3.3 (2 to 4.8)	3.3 (2 to 4.8)	2.7 (1.7 to 4.2)	2.6 (1.6 to 3.9)	2.6 (1.6 to 3.9)	2.6 (1.6 to 3.9)	2.6 (1.6 to 3.9)	2.6 (1.6 to 3.9)	2.6 (1.6 to 3.9)	98.2
Typhoid and paraphoid	0 (0 to 0)	0 (0 to 0)	0 (0 to 0)	0 (0 to 0)	0 (0 to 0)	0 (0 to 0)	0 (0 to 0)	0 (0 to 0)	0 (0 to 0)	0 (0 to 0)	0 (0 to 0)	0 (0 to 0)	0 (0 to 0)	0 (0 to 0)	0 (0 to 0)	0 (0 to 0)	0 (0 to 0)	0 (0 to 0)	0 (0 to 0)	0 (0 to 0)	0 (0 to 0)	0 (0 to 0)	0 (0 to 0)	0
Typhoid fever	0 (0 to 0)	0 (0 to 0)	0 (0 to 0)	0 (0 to 0)	0 (0 to 0)	0 (0 to 0)	0 (0 to 0)	0 (0 to 0)	0 (0 to 0)	0 (0 to 0)	0 (0 to 0)	0 (0 to 0)	0 (0 to 0)	0 (0 to 0)	0 (0 to 0)	0 (0 to 0)	0 (0 to 0)	0 (0 to 0)	0 (0 to 0)	0 (0 to 0)	0 (0 to 0)	0 (0 to 0)	0 (0 to 0)	0
Paratyphoid fever	0 (0 to 0)	0 (0 to 0)	0 (0 to 0)	0 (0 to 0)	0 (0 to 0)	0 (0 to 0)	0 (0 to 0)	0 (0 to 0)	0 (0 to 0)	0 (0 to 0)	0 (0 to 0)	0 (0 to 0)	0 (0 to 0)	0 (0 to 0)	0 (0 to 0)	0 (0 to 0)	0 (0 to 0)	0 (0 to 0)	0 (0 to 0)	0 (0 to 0)	0 (0 to 0)	0 (0 to 0)	0 (0 to 0)	0
Invasive Non-typhoidal Salmonella (iNTS)	0 (0 to 0)	0 (0 to 0)	0 (0 to 0.1)	0 (0 to 0)	0 (0 to 0)	0 (0 to 0)	0 (0 to 0)	0 (0 to 0)	0 (0 to 0)	0 (0 to 0)	0 (0 to 0)	0 (0 to 0)	0 (0 to 0)	0 (0 to 0)	0 (0 to 0)	0 (0 to 0)	0 (0 to 0)	0 (0 to 0)	0 (0 to 0)	0 (0 to 0)	0 (0 to 0)	0 (0 to 0)	0 (0 to 0)	0.5
Other intestinal infectious diseases	0 (0 to 0)	0 (0 to 0)	0 (0 to 0.1)	0 (0 to 0)	0 (0 to 0.1)	0 (0 to 0)	0 (0 to 0)	0 (0 to 0)	0 (0 to 0)	0 (0 to 0)	0 (0 to 0)	0 (0 to 0)	0 (0 to 0)	0 (0 to 0)	0 (0 to 0)	0 (0 to 0)	0 (0 to 0)	0 (0 to 0)	0 (0 to 0)	0 (0 to 0)	0 (0 to 0)	0 (0 to 0)	0 (0 to 0)	0.3
Neglected tropical diseases and malaria	0 (0 to 0)	0.1 (0 to 0.2)	0.2 (0 to 0.6)	0.5 (0.1 to 0.9)	0.8 (0.2 to 1.6)	0.5 (0 to 4.4)	0.1 (0 to 0.2)	0.1 (0 to 0.2)	0.1 (0 to 0.3)	0.2 (0 to 0.7)	0.2 (0 to 0.7)	0.1 (0 to 0.3)	0.1 (0 to 0.3)	0.1 (0 to 0.3)	0.1 (0 to 0.3)	0.2 (0 to 0.6)	0.1 (0 to 0.3)	0.1 (0 to 0.2)	0.1 (0 to 0.2)	0.1 (0 to 0.2)	0.1 (0 to 0.1)	0 (0 to 0)	4.8
Malaria	0 (0 to 0)	0 (0 to 0)	0 (0 to 0)	0 (0 to 0)	0 (0 to 0)	0 (0 to 0)	0 (0 to 0)	0 (0 to 0)	0 (0 to 0)	0 (0 to 0)	0 (0 to 0)	0 (0 to 0)	0 (0 to 0)	0 (0 to 0)	0 (0 to 0)	0 (0 to 0)	0 (0 to 0)	0 (0 to 0)	0 (0 to 0)	0 (0 to 0)	0 (0 to 0)	0 (0 to 0)	0 (0 to 0)	0
Chagas disease	0 (0 to 0)	0 (0 to 0)	0 (0 to 0)	0 (0 to 0)	0 (0 to 0)	0 (0 to 0)	0 (0 to 0)	0 (0 to 0)	0 (0 to 0)	0 (0 to 0)	0 (0 to 0)	0 (0 to 0)	0 (0 to 0)	0 (0 to 0)	0 (0 to 0)	0 (0 to 0)	0 (0 to 0)	0 (0 to 0)	0 (0 to 0)	0 (0 to 0)	0 (0 to 0)	0 (0 to 0)	0 (0 to 0)	0
Leishmaniasis	0 (0 to 0)	0 (0 to 0)	0 (0 to 0)	0 (0 to 0)	0 (0 to 0)	0 (0 to 0)	0 (0 to 0)	0 (0 to 0)	0 (0 to 0)	0 (0 to 0)	0 (0 to 0)	0 (0 to 0)	0 (0 to 0)	0 (0 to 0)	0 (0 to 0)	0 (0 to 0)	0 (0 to 0)	0 (0 to 0)	0 (0 to 0)	0 (0 to 0)	0 (0 to 0)	0 (0 to 0)	0 (0 to 0)	0
Visceral leishmaniasis	0 (0 to 0)	0 (0 to 0)	0 (0 to 0)	0 (0 to 0)	0 (0 to 0)	0 (0 to 0)	0 (0 to 0)	0 (0 to 0)	0 (0 to 0)	0 (0 to 0)	0 (0 to 0)	0 (0 to 0)	0 (0 to 0)	0 (0 to 0)	0 (0 to 0)	0 (0 to 0)	0 (0 to 0)	0 (0 to 0)	0 (0 to 0)	0 (0 to 0)	0 (0 to 0)	0 (0 to 0)	0 (0 to 0)	0
Cutaneous and mucocutaneous leishmaniasis	0 (0 to 0)	0 (0 to 0)	0 (0 to 0)	0 (0 to 0)	0 (0 to 0)	0 (0 to 0)	0 (0 to 0)	0 (0 to 0)	0 (0 to 0)	0 (0 to 0)	0 (0 to 0)	0 (0 to 0)	0 (0 to 0)	0 (0 to 0)	0 (0 to 0)	0 (0 to 0)	0 (0 to 0)	0 (0 to 0)	0 (0 to 0)	0 (0 to 0)	0 (0 to 0)	0 (0 to 0)	0 (0 to 0)	0
African trypanosomiasis	0 (0 to 0)	0 (0 to 0)	0 (0 to 0)	0 (0 to 0)	0 (0 to 0)	0 (0 to 0)	0 (0 to 0)	0 (0 to 0)	0 (0 to 0)	0 (0 to 0)	0 (0 to 0)	0 (0 to 0)	0 (0 to 0)	0 (0 to 0)	0 (0 to 0)	0 (0 to 0)	0 (0 to 0)	0 (0 to 0)	0 (0 to 0)	0 (0 to 0)	0 (0 to 0)	0 (0 to 0)	0 (0 to 0)	0
Schistosomiasis	0 (0 to 0)	0 (0 to 0)	0 (0 to 0)	0 (0 to 0)	0 (0 to 0)	0 (0 to 0)	0 (0 to 0)	0 (0 to 0)	0 (0 to 0)	0 (0 to 0)	0 (0 to 0)	0 (0 to 0)	0 (0 to 0)	0 (0 to 0)	0 (0 to 0)	0 (0 to 0)	0 (0 to 0)	0 (0 to 0)	0 (0 to 0)	0 (0 to 0)	0 (0 to 0)	0 (0 to 0)	0 (0 to 0)	0
Cysticercosis	0 (0 to 0)	0 (0 to 0)	0 (0 to 0)	0 (0 to 0)	0 (0 to 0)	0 (0 to 0)	0 (0 to 0)	0 (0 to 0)	0 (0 to 0)	0 (0 to 0)	0 (0 to 0)	0 (0 to 0)	0 (0 to 0)	0 (0 to 0)	0 (0 to 0)	0 (0 to 0)	0 (0 to 0)	0 (0 to 0)	0 (0 to 0)	0 (0 to 0)	0 (0 to 0)	0 (0 to 0)	0 (0 to 0)	0
Cystic echinococcosis	0 (0 to 0)	0 (0 to 0)	0 (0 to 0)	0 (0 to 0)	0 (0 to 0)	0 (0 to 0)	0 (0 to 0)	0 (0 to 0)	0 (0 to 0)	0 (0 to 0)	0 (0 to 0)	0 (0 to 0)	0 (0 to 0)	0 (0 to 0)	0 (0 to 0)	0 (0 to 0)	0 (0 to 0)	0 (0 to 0)	0 (0 to 0)	0 (0 to 0)	0 (0 to 0)	0 (0 to 0)	0 (0 to 0)	0.1
Lymphatic filariasis	0 (0 to 0)	0 (0 to 0)	0 (0 to 0)	0 (0 to 0)	0 (0 to 0)	0 (0 to 0)	0 (0 to 0)	0 (0 to 0)	0 (0 to 0)	0 (0 to 0)	0 (0 to 0)	0 (0 to 0)	0 (0 to 0)	0 (0 to 0)	0 (0 to 0)	0 (0 to 0)	0 (0 to 0)	0 (0 to 0)	0 (0 to 0)	0 (0 to 0)	0 (0 to 0)	0 (0 to 0)	0 (0 to 0)	0
Onchocerciasis	0 (0 to 0)	0 (0 to 0)	0 (0 to 0)	0 (0 to 0)	0 (0 to 0)	0 (0 to 0)	0 (0 to 0)	0 (0 to 0)	0 (0 to 0)	0 (0 to 0)	0 (0 to 0)	0 (0 to 0)	0 (0 to 0)	0 (0 to 0)	0 (0 to 0)	0 (0 to 0)	0 (0 to 0)	0 (0 to 0)	0 (0 to 0)	0 (0 to 0)	0 (0 to 0)	0 (0 to 0)	0 (0 to 0)	0
Trachoma	0 (0 to 0)	0 (0 to 0)	0 (0 to 0)	0 (0 to 0)	0 (0 to 0)	0 (0 to 0)	0 (0 to 0)	0 (0 to 0)	0 (0 to 0)	0 (0 to 0)	0 (0 to 0)	0 (0 to 0)	0 (0 to 0)	0 (0 to 0)	0 (0 to 0)	0 (0 to 0)	0 (0 to 0)	0 (0 to 0)	0 (0 to 0)	0 (0 to 0)	0 (0 to 0)	0 (0 to 0)	0 (0 to 0)	0
Dengue	0 (0 to 0)	0 (0 to 0)	0 (0 to 0)	0 (0 to 0)	0 (0 to 0)	0 (0 to 0)	0 (0 to 0)	0 (0 to 0)	0 (0 to 0)	0 (0 to 0)	0 (0 to 0)	0 (0 to 0)



Osteoarthritis other	0 (0 to 0)	0 (0 to 0)	0 (0 to 0)

SR Table 2c: East Sussex DALYS by cause and age group for males with 95% uncertainty intervals, 2019

Cause	Early Neonatal (0-6 days)	Late Neonatal (7-27 days)	Post Neonatal (28-364 days)	1 to 4	5 to 9	10 to 14	15 to 19	20 to 24	25 to 29	30 to 34	35 to 39	40 to 44	45 to 49	50 to 54	55 to 59	60 to 64	65 to 69	70 to 74	75 to 79	80 to 84	85 to 89	90 to 94	95 plus	Total
All causes	2,777 (2,712-2,834)	1,621 (1,567-1,680)	1,777 (1,727-1,828)	1,007 (957 to 1,070)	1,021 (947 to 1,101)	1,047 (971 to 1,130)	1,179 (1,112 to 1,253)	1,479 (1,404 to 1,552)	1,852 (1,800 to 1,905)	2,140 (2,083 to 2,193)	2,523 (2,469 to 2,577)	2,959 (2,904 to 3,013)	3,444 (3,387 to 3,501)	4,060 (4,000 to 4,120)	4,665 (4,600 to 4,730)	5,409 (5,337 to 5,482)	6,329 (6,249 to 6,410)	7,189 (7,096 to 7,282)	7,786 (7,686 to 7,885)	8,022 (7,920 to 8,123)	8,329 (8,227 to 8,432)	8,252 (8,149 to 8,356)	93,160
Communicable, maternal, neonatal, and nutritional diseases	209 (165 to 278)	123 (90 to 181)	78.1 (56.5 to 108)	103 (71.7 to 152)	122 (72.1 to 209)	97.6 (52.9 to 175)	77.6 (37.5 to 153)	78.6 (38.5 to 155)	80.1 (39.5 to 154)	91.7 (47.5 to 170)	107 (56.7 to 196)	131 (70.6 to 236)	151 (82.1 to 260)	191 (107 to 308)	198 (110 to 320)	197 (109 to 319)	237 (136 to 378)	295 (182 to 451)	375 (236 to 576)	441 (287 to 662)	466 (307 to 692)	322 (211 to 482)	4,376
HIV/AIDS and sexually transmitted infections	9.2 (7.7 to 22.3)	3.6 (1.9 to 7.8)	6.6 (1.7 to 15.2)	0.7 (0.3 to 2.6)	0.6 (0.3 to 0.9)	0.6 (0.4 to 0.9)	0.7 (0.5 to 1)	2.3 (1.6 to 3)	6.3 (4.7 to 8.3)	11.2 (8.5 to 14.6)	15.1 (11.4 to 19.9)	15 (11.3 to 19.4)	18.1 (14.3 to 22.7)	18.2 (14.4 to 22.1)	16.8 (12.9 to 22)	14.2 (10.2 to 19.4)	10.9 (7.3 to 15.3)	10.1 (6.3 to 15.6)	8.1 (4.9 to 11.9)	7.6 (4.1 to 11.4)	6.3 (2.3 to 9.9)	0.3 (0.2 to 0.5)	149
HIV/AIDS	0 (0 to 0)	0 (0 to 0)	0.7 (0.4 to 0.9)	0.5 (0.3 to 0.6)	0.6 (0.3 to 0.7)	0.5 (0.4 to 0.6)	0.6 (0.4 to 0.8)	2.1 (1.7 to 2.4)	6 (4.4 to 8)	10.7 (8.1 to 14.1)	14.5 (11.2 to 18.9)	14.4 (10.9 to 19.4)	17.4 (13.4 to 22)	17.5 (13.7 to 21.2)	16 (12.1 to 21.2)	13.6 (9.6 to 19.1)	10 (6.6 to 14.4)	9.6 (5.1 to 15.1)	7.6 (3.8 to 12.1)	7.2 (3.6 to 11.4)	6 (2.1 to 9.5)	0.2 (0.1 to 0.3)	125
HIV/AIDS - Drug-susceptible Tuberculosis	0 (0 to 0)	0 (0 to 0)	0.1 (0 to 0.1)	0 (0 to 0)	0.1 (0 to 0.1)	0 (0 to 0)	0.1 (0 to 0.1)	0.2 (0.1 to 0.3)	0.5 (0.3 to 0.7)	0.9 (0.6 to 1.2)	1 (0.8 to 1.5)	1 (0.8 to 1.5)	1.1 (0.7 to 1.7)	1.2 (0.8 to 1.7)	0.9 (0.5 to 1.4)	0.6 (0.3 to 0.9)	0.4 (0.2 to 0.6)	0.3 (0.1 to 0.5)	0.2 (0.1 to 0.4)	0.2 (0.1 to 0.4)	0.1 (0 to 0.2)	0 (0 to 0)	9.2
HIV/AIDS - Multidrug-resistant Tuberculosis without extensive drug resistance	0 (0 to 0)	0 (0 to 0)	0 (0 to 0)	0 (0 to 0)	0 (0 to 0)	0 (0 to 0)	0 (0 to 0)	0 (0 to 0)	0 (0 to 0)	0 (0 to 0)	0 (0 to 0)	0 (0 to 0)	0 (0 to 0)	0 (0 to 0)	0 (0 to 0)	0 (0 to 0)	0 (0 to 0)	0 (0 to 0)	0 (0 to 0)	0 (0 to 0)	0 (0 to 0)	0 (0 to 0)	0 (0 to 0)	0.2
HIV/AIDS - Extensively drug-resistant Tuberculosis	0 (0 to 0)	0 (0 to 0)	0 (0 to 0)	0 (0 to 0)	0 (0 to 0)	0 (0 to 0)	0 (0 to 0)	0 (0 to 0)	0 (0 to 0)	0 (0 to 0)	0 (0 to 0)	0 (0 to 0)	0 (0 to 0)	0 (0 to 0)	0 (0 to 0)	0 (0 to 0)	0 (0 to 0)	0 (0 to 0)	0 (0 to 0)	0 (0 to 0)	0 (0 to 0)	0 (0 to 0)	0 (0 to 0)	0.1
HIV/AIDS resulting in other diseases	0 (0 to 0)	0.6 (0.3 to 0.7)	0.5 (0.3 to 0.7)	0.5 (0.3 to 0.6)	0.4 (0.2 to 0.6)	0.4 (0.2 to 0.6)	0.5 (0.3 to 0.7)	1.9 (1.5 to 2.4)	5.5 (4.1 to 7.5)	9.8 (7.2 to 13.1)	13.5 (10.1 to 17.9)	13.4 (9.9 to 18.1)	16.2 (12.1 to 21.7)	16.6 (12.5 to 21.2)	15 (10.9 to 20.1)	12.6 (8.7 to 17.1)	9.4 (6.1 to 13.9)	9.4 (5.3 to 14.7)	7.3 (3.9 to 11.7)	6.8 (3.2 to 11.2)	5.7 (2.2 to 9.4)	0.2 (0.1 to 0.3)	117
Sexually transmitted infections excluding HIV	9.2 (7.7 to 22.3)	3.6 (1.9 to 7.8)	5.9 (1.1 to 14.6)	0.2 (0 to 2.1)	0 (0 to 0.3)	0.1 (0 to 0.2)	0.1 (0 to 0.2)	0.2 (0 to 0.5)	0.3 (0 to 0.7)	0.5 (0.2 to 1)	1 (0.5 to 1.7)	1.5 (0.7 to 2.5)	1.7 (0.9 to 2.8)	1.6 (0.8 to 2.6)	1.8 (0.9 to 3)	1.6 (0.7 to 2.8)	1.5 (0.6 to 2.8)	0.7 (0.3 to 1.5)	0.9 (0.3 to 2.1)	0.9 (0.2 to 2.7)	0.6 (0.1 to 2.2)	0 (0 to 0.1)	24
Syphilis	0 (0 to 0)	0.1 (0 to 1.9)	0.1 (0 to 0.3)	0 (0 to 0.2)	0 (0 to 0)	0 (0 to 0)	0 (0 to 0)	0.1 (0 to 0.1)	0.1 (0 to 0.1)	0.1 (0 to 0.2)	0.2 (0 to 0.3)	0.2 (0 to 0.3)	0.2 (0 to 0.3)	0.2 (0 to 0.3)	0.1 (0 to 0.2)	0.1 (0 to 0.2)	0.1 (0 to 0.2)	0.1 (0 to 0.2)	0.1 (0 to 0.2)	0.1 (0 to 0.2)	0 (0 to 0.1)	0 (0 to 0)	1.9
Chlamydial infection	0 (0 to 0)	0 (0 to 0)	0 (0 to 0)	0 (0 to 0)	0 (0 to 0)	0 (0 to 0)	0 (0 to 0)	0 (0 to 0)	0 (0 to 0)	0 (0 to 0)	0 (0 to 0)	0 (0 to 0)	0 (0 to 0)	0 (0 to 0)	0 (0 to 0)	0 (0 to 0)	0 (0 to 0)	0 (0 to 0)	0 (0 to 0)	0 (0 to 0)	0 (0 to 0)	0 (0 to 0)	0 (0 to 0)	0.2
Gonococcal infection	0 (0 to 0)	0 (0 to 0)	0 (0 to 0)	0 (0 to 0)	0 (0 to 0)	0 (0 to 0)	0 (0 to 0)	0 (0 to 0)	0 (0 to 0)	0 (0 to 0)	0 (0 to 0)	0 (0 to 0)	0 (0 to 0)	0 (0 to 0)	0 (0 to 0)	0 (0 to 0)	0 (0 to 0)	0 (0 to 0)	0 (0 to 0)	0 (0 to 0)	0 (0 to 0)	0 (0 to 0)	0 (0 to 0)	0.2
Trichomoniasis	0 (0 to 0)	0 (0 to 0)	0 (0 to 0)	0 (0 to 0)	0 (0 to 0)	0 (0 to 0)	0 (0 to 0)	0 (0 to 0)	0 (0 to 0)	0.1 (0 to 0.2)	0.2 (0 to 0.3)	0.2 (0 to 0.3)	0.2 (0 to 0.3)	0.2 (0 to 0.3)	0.1 (0 to 0.2)	0.1 (0 to 0.2)	0.1 (0 to 0.1)	0.1 (0 to 0.1)	0.1 (0 to 0.1)	0.1 (0 to 0.1)	0 (0 to 0.1)	0 (0 to 0)	0.5
Genital herpes	0 (0 to 0)	0 (0 to 0)	0 (0 to 0)	0 (0 to 0)	0 (0 to 0)	0 (0 to 0.1)	0 (0 to 0.2)	0.2 (0.1 to 0.5)	0.2 (0.1 to 0.5)	0.3 (0.1 to 0.7)	0.3 (0.1 to 0.8)	0.3 (0.1 to 0.8)	0.4 (0.2 to 1.1)	0.4 (0.2 to 1.1)	0.4 (0.2 to 1.1)	0.4 (0.1 to 1.1)	0.4 (0.1 to 1.1)	0.3 (0.1 to 1)	0.2 (0.1 to 0.6)	0.2 (0.1 to 0.6)	0.1 (0 to 0.4)	0 (0 to 0.1)	4.5
Other sexually transmitted infections	0 (0 to 0)	0 (0 to 0)	0 (0 to 0)	0 (0 to 0)	0 (0 to 0)	0 (0 to 0)	0 (0 to 0)	0 (0 to 0)	0 (0 to 0)	0 (0 to 0)	0 (0 to 0)	0 (0 to 0)	0 (0 to 0)	0 (0 to 0)	0 (0 to 0)	0 (0 to 0)	0 (0 to 0)	0 (0 to 0)	0 (0 to 0)	0 (0 to 0)	0 (0 to 0)	0 (0 to 0)	0 (0 to 0)	0.2
Respiratory infections and tuberculosis	2.3 (2.2 to 4.4)	4.4 (3.9 to 5)	12.9 (9.1 to 18.2)	29.4 (19.9 to 39.4)	29.3 (19.4 to 39.3)	22.7 (14.4 to 29.2)	22.4 (14.3 to 29.3)	29.1 (19.9 to 36.9)	39.1 (28.6 to 46.4)	39.1 (28.4 to 46.6)	39.1 (23.2 to 49.5)	39.1 (26.7 to 48.9)	39.6 (28.3 to 52.9)	39.6 (28.5 to 52.9)	39.1 (41.4 to 79.4)	39.6 (59.9 to 109)	39.6 (71.8 to 140)	39.1 (87.5 to 159)	39.6 (122 to 220)	39.1 (160 to 300)	39.6 (209 to 421)	39.1 (249 to 478)	1,000 (79.4 to 1,934)
Tuberculosis	0 (0 to 0)	0 (0 to 0)	0 (0 to 0)	0 (0 to 0)	0 (0 to 0.1)	0 (0 to 0.1)	0 (0 to 0.1)	0 (0 to 0.2)	0 (0 to 0.4)	0 (0 to 0.6)	0 (0 to 0.8)	0 (0 to 1)	0 (0 to 1.3)	0 (0 to 1.6)	0 (0 to 1.9)	0 (0 to 2.1)	0 (0 to 2.5)	0 (0 to 3)	0 (0 to 3.7)	0 (0 to 4.1)	0 (0 to 4.2)	0 (0 to 3.7)	0 (0 to 2.1)	20
Latent tuberculosis infection	0 (0 to 0)	0 (0 to 0)	0 (0 to 0)	0 (0 to 0)	0 (0 to 0)	0 (0 to 0)	0 (0 to 0)	0 (0 to 0)	0 (0 to 0)	0 (0 to 0)	0 (0 to 0)	0 (0 to 0)	0 (0 to 0)	0 (0 to 0)	0 (0 to 0)	0 (0 to 0)	0 (0 to 0)	0 (0 to 0)	0 (0 to 0)	0 (0 to 0)	0 (0 to 0)	0 (0 to 0)	0 (0 to 0)	0
Drug-susceptible tuberculosis	0 (0 to 0)	0 (0 to 0)	0 (0 to 0)	0 (0 to 0)	0 (0 to 0)	0 (0 to 0)	0 (0 to 0)	0 (0 to 0)	0 (0 to 0)	0 (0 to 0)	0 (0 to 0)	0 (0 to 0)	0 (0 to 0)	0 (0 to 0)	0 (0 to 0)	0 (0 to 0)	0 (0 to 0)	0 (0 to 0)	0 (0 to 0)	0 (0 to 0)	0 (0 to 0)	0 (0 to 0)	0 (0 to 0)	0
Multidrug-resistant tuberculosis without extensive drug resistance	0 (0 to 0)	0 (0 to 0)	0 (0 to 0)	0 (0 to 0)	0 (0 to 0)	0 (0 to 0)	0 (0 to 0)	0 (0 to 0)	0 (0 to 0)	0 (0 to 0)	0 (0 to 0)	0 (0 to 0)	0 (0 to 0)	0 (0 to 0)	0 (0 to 0)	0 (0 to 0)	0 (0 to 0)	0 (0 to 0)	0 (0 to 0)	0 (0 to 0)	0 (0 to 0)	0 (0 to 0)	0 (0 to 0)	0
Extensively drug-resistant tuberculosis	0 (0 to 0)	0 (0 to 0)	0 (0 to 0)	0 (0 to 0)	0 (0 to 0)	0 (0 to 0)	0 (0 to 0)	0 (0 to 0)	0 (0 to 0)	0 (0 to 0)	0 (0 to 0)	0 (0 to 0)	0 (0 to 0)	0 (0 to 0)	0 (0 to 0)	0 (0 to 0)	0 (0 to 0)	0 (0 to 0)	0 (0 to 0)	0 (0 to 0)	0 (0 to 0)	0 (0 to 0)	0 (0 to 0)	0.2
Lower respiratory infections	2.3 (2.2 to 4.4)	4.2 (3.8 to 5.9)	9 (4.9 to 14.9)	7.1 (4.7 to 9.8)	2.2 (1.4 to 3.3)	1.5 (1 to 2.1)	1.5 (1 to 2.3)	6.7 (4.3 to 10.1)	12 (7.9 to 17.3)	14.1 (9.4 to 20.2)	16.5 (10.3 to 26.4)	22.7 (15.5 to 33.2)	27.4 (20.2 to 33.7)	32.5 (24.7 to 39.8)	38.6 (28.7 to 51.4)	60.7 (72.9 to 139)	102 (72.9 to 143)	151 (99.3 to 210)	240 (154 to 327)	316 (203 to 421)	363 (228 to 504)	409 (265 to 584)	328 (245 to 434)	2,370
Upper respiratory infections	0 (0 to 0.1)	0 (0 to 0.4)	0 (0 to 0.4)	19.6 (12 to 27.1)	22 (12 to 37.1)	17.6 (9.3 to 29.6)	16.5 (8.2 to 27.2)	17.3 (7.9 to 33.4)	13.4 (7.3 to 22.6)	13.6 (7.3 to 22.4)	13.6 (7.3 to 22.4)	11.6 (6.4 to 21.1)	12.6 (7.2 to 23.2)	16.9 (9.1 to 29.4)	11.4 (7.4 to 23.2)	11.5 (6.3 to 19.1)	11.3 (6.3 to 19.1)	7.1 (2.7 to 11.9)	4.6 (1.7 to 8.1)	2.4 (0.7 to 4.5)	1.1 (0.4 to 1.7)	0.2 (0.1 to 0.3)	235
Otitis media	0 (0 to 0)	0.9 (0.7 to 1.1)	2.7 (1.7 to 3.8)	2.3 (1.4 to 3.2)	2.6 (1.6 to 3.7)	2.6 (1.6 to 3.6)	2.6 (1.6 to 3.6)	2.6 (1.6 to 3.6)	2.6 (1.6 to 3.6)	2.6 (1.6 to 3.6)	3.1 (1.9 to 4.3)	3.1 (1.9 to 4.3)	3.1 (1.9 to 4.3)	4 (2.5 to 5.7)	4.4 (2.7 to 6.1)	3.6 (2.2 to 5.1)	2.5 (1.4 to 3.6)	2.1 (1.2 to 3.1)	1.5 (0.8 to 2.3)	1.1 (0.6 to 2.1)	0.7 (0.4 to 1.2)	0.1 (0.1 to 0.2)	55
Enteric infections	2.3 (2.2 to 2.4)	1.2 (1.1 to 1.4)	1.4 (1.4 to 1.5)	3.6 (3.4 to 3.8)	11.2 (10.7 to 11.7)	6.1 (5.8 to 6.4)	4.6 (4.3 to 4.9)	4.6 (4.3 to 4.9)	4.6 (4.3 to 4.9)	4.6 (4.3 to 4.9)	4.6 (4.3 to 4.9)	4.6 (4.3 to 4.9)	4.1 (3.9 to 4.4)	3.7 (3.5 to 4)	3.1 (2.9 to 3.3)	2.5 (2.3 to 2.7)	2.1 (1.9 to 2.3)	1.6 (1.4 to 1.8)	1.1 (0.9 to 1.2)	0.7 (0.6 to 0.8)	0.3 (0.2 to 0.4)	0.1 (0 to 0.1)	104
Salmonella	0.2 (0.2 to 0.4)	0.2 (0.1 to 0.3)	0.2 (0.1 to 0.3)	0.7 (0.6 to 0.8)	2.1 (1.9 to 2.3)	1.1 (1 to 1.2)	0.8 (0.7 to 0.9)	0.8 (0.7 to 0.9)	0.8 (0.7 to 0.9)	0.8 (0.7 to 0.9)	0.8 (0.7 to 0.9)	0.8 (0.7 to 0.9)	0.7 (0.7 to 0.8)	0.7 (0.6 to 0.8)	0.6 (0.5 to 0.6)	0.5 (0.4 to 0.5)	0.4 (0.3 to 0.4)	0.3 (0.2 to 0.3)	0.2 (0.1 to 0.2)	0.1 (0.1 to 0.2)	0 (0 to 0.1)	0 (0 to 0)	19
Shigella	0 (0 to 0)	0 (0 to 0)	0 (0 to 0)	0 (0 to 0)	0 (0 to 0)	0 (0 to 0)	0 (0 to 0)	0 (0 to 0)	0 (0 to 0)	0 (0 to 0)	0 (0 to 0)	0 (0 to 0)	0 (0 to 0)	0 (0 to 0)	0 (0 to 0)	0 (0 to 0)	0 (0 to 0)	0 (0 to 0)	0 (0 to 0)	0 (0 to 0)	0 (0 to 0)	0 (0 to 0)	0 (0 to 0)	0
Campylobacter	0 (0 to 0)	0 (0 to 0)	0 (0 to 0)	0 (0 to 0)	0 (0 to 0)	0 (0 to 0)	0 (0 to 0)	0 (0 to 0)	0 (0 to 0)	0 (0 to 0)	0 (0 to 0)	0 (0 to 0)	0 (0 to 0)	0 (0 to 0)	0 (0 to 0)	0 (0 to 0)	0 (0 to 0)	0 (0 to 0)	0 (0 to 0)	0 (0 to 0)	0 (0 to 0)	0 (0 to 0)	0 (0 to 0)	0
Yersinia	0 (0 to 0)	0 (0 to 0)	0 (0 to 0)	0 (0 to 0)	0 (0 to 0)	0 (0 to 0)	0 (0 to 0)	0 (0 to 0)	0 (0 to 0)	0 (0 to 0)	0 (0 to 0)	0 (0 to 0)	0 (0 to 0)	0 (0 to 0)	0 (0 to 0)	0 (0 to 0)	0 (0 to 0)	0 (0 to 0)	0 (0 to 0)	0 (0 to 0)	0 (0 to 0)	0 (0 to 0)	0 (0 to 0)	0
Cryptosporidiosis	0 (0 to 0)	0 (0 to 0)	0 (0 to 0)	0 (0 to 0)	0 (0 to 0)	0 (0 to 0)	0 (0 to 0)	0 (0 to 0)	0 (0 to 0)	0 (0 to 0)	0 (0 to 0)	0 (0 to 0)	0 (0 to 0)	0 (0 to 0)	0 (0 to 0)	0 (0 to 0)	0 (0 to 0)	0 (0 to 0)	0 (0 to 0)	0 (0 to 0)	0 (0 to 0)	0 (0 to 0)	0 (0 to 0)	0
Giardiasis	0 (0 to 0)	0 (0 to 0)	0 (0 to 0)	0 (0 to 0)	0 (0 to 0)	0 (0 to 0)	0 (0 to 0)	0 (0 to 0)	0 (0 to 0)	0 (0 to 0)	0 (0 to 0)	0 (0 to 0)	0 (0 to 0)	0 (0 to 0)	0 (0 to 0)	0 (0 to 0)	0 (0 to 0)	0 (0 to 0)	0 (0 to 0)	0 (0 to 0)	0 (0 to 0)	0 (0 to 0)	0 (0 to 0)	0
Amoebiasis	0 (0 to 0)	0 (0 to 0)	0 (0 to 0)	0 (0 to 0)	0 (0 to 0)	0 (0 to 0)	0 (0 to 0)	0 (0 to 0)	0 (0 to 0)	0 (0 to 0)	0 (0 to 0)	0 (0 to 0)	0 (0 to 0)	0 (0 to 0)	0 (0 to 0)	0 (0 to 0)	0 (0 to 0)	0 (0 to 0)	0 (0 to 0)	0 (0 to 0)	0 (0 to 0)	0 (0 to 0)	0 (0 to 0)	0
Cyclosporiasis	0 (0 to 0)	0 (0 to 0)	0 (0 to 0)	0 (0 to 0)	0 (0 to 0)	0 (0 to 0)	0 (0 to 0)	0 (0 to 0)	0 (0 to 0)	0 (0 to 0)	0 (0 to 0)	0 (0 to 0)	0 (0 to 0)	0 (0 to 0)	0 (0 to 0)	0 (0 to 0)	0 (0 to 0)	0 (0 to 0)	0 (0 to 0)	0 (0 to 0)	0 (0 to 0)	0 (0 to 0)	0 (0 to 0)	0
Cystic echinococcosis	0 (0 to 0)	0 (0 to 0)	0 (0 to 0)	0 (0 to 0)	0 (0 to 0)	0 (0 to 0)	0 (0 to 0)	0 (0 to 0)	0 (0 to 0)	0 (0 to 0)	0 (0 to 0)	0 (0 to 0)	0 (0 to 0)	0 (0 to 0)	0 (0 to 0)	0 (0 to 0)	0 (0 to 0)	0 (0 to 0)	0 (0 to 0)	0 (0 to 0)	0 (0 to 0)	0 (0 to 0)	0 (0 to 0)	0.1
Lymphatic filariasis	0 (0 to 0)	0 (0 to 0)	0 (0 to 0)	0 (0 to 0)	0 (0 to 0)	0 (0 to 0)	0 (0 to 0)	0 (0 to 0)	0 (0 to 0)	0 (0 to 0)	0 (0 to 0)	0 (0 to 0)	0 (0 to 0)	0 (0 to 0)	0 (0 to 0)	0 (0 to 0)	0 (0 to 0)	0 (0 to 0)	0 (0 to 0)	0 (0 to 0)	0 (0 to 0)	0 (0 to 0)	0 (0 to 0)	0
Onchocerciasis	0 (0 to 0)	0 (0 to 0)	0 (0 to 0)	0 (0 to 0)	0 (0 to 0)	0 (0 to 0)	0 (0 to 0)	0 (0 to 0)	0 (0 to 0)	0 (0 to 0)	0 (0 to 0)	0 (0 to 0)	0 (0 to 0)	0 (0 to 0)	0 (0 to 0)	0 (0 to 0)	0 (0 to 0)	0 (0 to 0)	0 (0 to 0)	0 (0 to 0)	0 (0 to 0)	0 (0 to 0)	0 (0 to 0)	0
Trachoma	0 (0 to 0)	0 (0 to 0)	0 (0 to 0)	0 (0 to 0)	0 (0 to 0)	0 (0 to 0)	0 (0 to 0)	0 (0 to 0)	0 (0 to 0)	0 (0 to 0)	0 (0 to 0)	0 (0 to 0)	0 (0 to 0)	0 (0 to 0)	0 (0 to 0)	0 (0 to 0)	0 (0 to 0)	0 (0 to 0)	0 (0 to 0)	0 (0 to 0)	0 (0 to 0)	0 (0 to 0)	0 (0 to 0)	0
Dengue	0 (0 to 0)	0 (0 to 0)	0 (0 to 0)	0 (0 to 0)	0 (0 to 0)	0 (0 to 0)	0 (0 to 0)	0 (0 to 0)	0 (0 to 0)	0 (0 to 0)	0 (0 to 0)	0 (0 to 0)	0 (0 to 0)	0 (0 to 0)	0 (0 to 0)	0 (0 to 0)	0 (0 to 0)	0 (0 to 0)	0 (0 to 0)	0 (0 to 0)	0 (0 to 0)	0 (0 to 0)	0 (0 to 0)	0
Yellow fever	0 (0 to 0)	0 (0 to 0)	0 (0 to 0)	0 (0 to 0)	0 (0 to 0)	0 (0 to 0)	0 (0 to 0)	0 (0 to 0)	0 (0 to 0)	0 (0 to 0)	0 (0 to 0)	0 (0 to 0)	0 (0 to 0)	0 (0 to 0)	0 (0 to 0)	0 (0 to 0)	0 (0 to 0)	0 (0 to 0)	0 (0 to 0)	0 (0 to 0)	0 (0 to 0)	0 (0 to 0)	0 (0 to 0)	0
Rabies	0 (0 to 0)	0 (0 to 0)	0 (0 to 0)	0 (0 to 0)	0 (0 to 0)	0 (0 to 0)	0 (0 to 0)	0 (0 to 0)	0 (0 to 0)	0 (0 to 0)	0 (0 to 0)	0 (0 to 0)	0 (0 to 0)	0 (0 to 0)	0 (0 to 0)	0 (0 to 0)	0 (0 to 0)	0 (0 to 0)	0 (0 to 0)	0 (0 to 0)	0 (0 to 0)	0 (0 to 0)	0 (0 to 0)	0
Intestinal nematode infections	0 (0 to 0)	0 (0 to 0)	0 (0 to 0)	0 (0 to 0)	0 (0 to 0)	0 (0 to 0)	0 (0 to 0)	0 (0 to 0)	0 (0 to 0)	0 (0 to 0)	0 (0 to 0)	0 (0 to 0)	0 (0 to 0)	0 (0 to 0)	0 (0 to 0)	0 (0 to 0)	0 (0 to 0)	0 (0 to 0)	0 (0 to 0)	0 (0 to 0)	0 (0 to 0)	0 (0 to 0)	0 (0 to 0)	0
Ascariasis	0 (0 to 0)	0 (0 to 0)	0 (0 to 0)	0 (0 to 0)	0 (0 to 0)	0 (0 to 0)	0 (0 to 0)	0 (0 to 0)	0 (0 to 0)	0 (0 to 0)	0 (0 to 0)	0 (0 to 0)	0 (0 to 0)	0 (0 to 0)	0 (0 to 0)	0 (0 to 0)	0 (0 to 0)	0 (0 to 0)	0 (0 to 0)	0 (0 to 0)	0 (0 to 0)	0 (0 to 0)	0 (0 to 0)	0
Trichuriasis	0 (0 to 0)	0 (0 to 0)	0 (0 to 0)	0 (0 to 0)	0 (0 to 0)	0 (0 to 0)	0 (0 to 0)	0 (0 to 0)	0 (0 to 0)	0 (0 to 0)	0 (0 to 0)	0 (0 to 0)	0 (0 to 0)	0 (0 to 0)	0 (0 to 0)	0 (0 to 0)	0 (0 to 0)	0 (0 to 0)	0 (0 to 0)	0 (0 to 0)	0 (0 to 0)	0 (0 to 0)	0 (0 to 0)	0
Hookworm disease	0 (0 to 0)	0 (0 to 0)	0 (0 to 0)	0 (0 to 0)	0 (0 to 0)	0 (0 to 0)	0 (0 to 0)	0 (0 to 0)	0 (0 to 0)	0 (0 to 0)	0 (0 to 0)	0 (0 to 0)	0 (0 to 0)	0 (0 to 0)	0 (0 to 0)	0 (0 to 0)	0 (0 to 0)	0 (0 to 0)	0 (0 to 0)	0 (0 to 0)	0 (0 to 0)	0 (0 to 0)	0 (0 to 0)	0
Food-borne trematodiases	0 (0 to 0)	0 (0 to 0)	0 (0 to 0)	0 (0 to 0)	0 (0 to 0)	0 (0 to 0)	0 (0 to 0)	0 (0 to 0)	0 (0 to 0)	0 (0 to 0)	0 (0 to 0)	0 (0 to 0)	0 (0 to 0)	0 (0 to 0)	0 (0 to 0)	0 (0 to 0)	0 (0 to 0)	0 (0 to 0)	0 (0 to 0)	0 (0 to 0)	0 (0 to 0)	0 (0 to 0)	0 (0 to 0)	0
Leprosy	0 (0 to 0)	0 (0 to 0)	0 (0 to 0)	0 (0 to 0)	0 (0 to 0)	0 (0 to 0)	0 (0 to 0)	0 (0 to 0)	0 (0 to 0)	0 (0 to 0)	0 (0 to 0)	0 (0 to 0)	0 (0 to 0)	0 (0 to 0)	0 (0 to 0)	0 (0 to 0)	0 (0 to 0)	0 (0 to 0)	0 (0 to 0)	0 (0 to 0)	0 (0 to 0)	0 (0 to 0)	0 (0 to 0)	0
Ebola	0 (0 to 0)	0 (0 to 0)	0 (0 to 0)	0 (0 to 0)	0 (0 to 0)	0 (0 to 0)	0 (0 to 0)	0 (0 to 0)	0 (0 to 0)	0 (0 to 0)	0 (0 to 0)	0 (0 to 0)	0 (0 to 0)	0 (0 to 0)	0 (0 to 0)	0 (0 to 0)	0 (0 to 0)	0 (0 to 0)	0 (0 to 0)	0 (0 to 0)	0 (0 to 0)	0 (0 to 0)	0 (0 to 0)	0
Zika virus	0 (0 to 0)	0 (0 to 0)	0 (0 to 0)	0 (0 to 0)	0 (0 to 0)	0 (0 to 0)	0 (0 to 0)	0 (0 to 0)	0 (0 to 0)	0 (0 to 0)	0 (0 to 0)	0 (0 to 0)	0 (0 to 0)	0 (0 to 0)	0 (0 to 0)	0 (0 to 0)	0 (0 to 0)	0 (0 to 0)	0 (0 to 0)	0 (0 to 0)	0 (0 to 0)	0 (0 to 0)	0 (0 to 0)	0
Guinea worm disease	0 (0 to 0)	0 (0 to 0)	0 (0 to 0)	0 (0 to 0)	0 (0 to 0)	0 (0 to 0)	0 (0 to 0)	0 (0 to 0)	0 (0 to 0)	0 (0 to 0)	0 (0 to 0)	0 (0 to 0)	0 (0 to 0)	0 (0 to 0)	0 (0 to 0)	0 (0 to 0)	0 (0 to 0)	0 (0 to 0)	0 (0 to 0)	0 (0 to 0)	0 (0 to 0)	0 (0 to 0)	0 (0 to 0)	0
Other neglected tropical diseases	0 (0 to 0)	0 (0 to 0)	0 (0 to 0)	0 (0 to 0)	0 (0 to 0)	0 (0 to 0)	0 (0 to 0)	0 (0 to 0)	0 (0 to 0)	0 (0 to 0)	0 (0 to 0)	0 (0 to 0)	0 (0 to 0)	0 (0 to 0)	0 (0 to 0)	0 (0 to 0)	0 (0 to 0)	0 (0 to 0)	0 (0 to 0)	0 (0 to 0)	0 (0 to 0)	0 (0 to 0)	0 (0 to 0)	0
Other infectious diseases	0.3 (0.3 to 0.7)	1.7 (1.5 to 2.4)	4.6 (4.5 to 11.9)	6.7 (6.7 to 12.5)	6.1 (4.3 to 10.5)	3.6 (1.5 to 9.2)	2.1 (1.1 to 5.4)	2.1 (1.1 to 5.4)	2.1 (1.1 to 5.4)	2.1 (1.1 to 5.4)	2.1 (1.1 to 5.4)	2.1 (1.1 to 5.4)	2.1 (1.1 to 5.4)	2.1 (1.1 to 5.4)	2.1 (1.1 to 5.4)	2.1 (1.1 to 5.4)	2.1 (1.1 to 5.4)	2.1 (1.1 to 5.4)	2.1 (1.1 to 5.4)	2.1 (1.1 to 5.4)	2.1 (1.1 to 5.4)	2.1 (1.1 to 5.4)	49.2
Meningitis	0.3 (0.3 to 0.7)	1.7 (1.5 to 2.7)	4.6 (4.5 to 5.7)	2.1 (2.3 to 9.9)	2.1 (1.9 to 2.7)	2.1 (1.4 to 2.6)	2.1 (2.7 to 3.4)	2.1 (1.9 to 3.4)	2.1 (1.7 to 3.1)	2.1 (1.7 to 3.1)	2.1 (1.9 to 3.4)	2.1 (1.9 to 3.4)	2.1 (1.7 to 3.2)	2.1 (2.3 to 4.2)	2.1 (2.3 to 4.2)	2.1 (2.4 to 4.7)	2.1 (2.5)

Other neoplasms	0·1 (0 to 0·1)	0 (0 to 0)	0·1 (0 to 0·1)	0·2 (0·1 to 0·4)	0·2 (0·1 to 0·3)	0·2 (0·1 to 0·4)	0·4 (0·2 to 0·8)	0·3 (0·2 to 0·6)	0·6 (0·3 to 0·9)	0·7 (0·4 to 1·2)	1 (0·6 to 1·5)	1·1 (0·7 to 1·8)	1·1 (0·7 to 1·9)	2·1 (1·3 to 3·4)	3·1 (1·9 to 4·9)	4·6 (2·9 to 7·3)	6·6 (4·1 to 10·4)	9·4 (5·9 to 15·1)	13·2 (7·7 to 21·3)	18·1 (10·4 to 29·4)	221
Medulloblastoma, medulloblastoma, and other hemangioblastoma	0·1 (0 to 0·1)	0 (0 to 0)	0·1 (0 to 0·1)	0·2 (0·1 to 0·4)	0·2 (0·2 to 0·3)	0·2 (0·2 to 0·3)	0·4 (0·2 to 0·6)	0·3 (0·2 to 0·5)	0·6 (0·4 to 1·0)	0·7 (0·4 to 1·2)	1·1 (0·6 to 1·6)	1·1 (0·7 to 1·9)	2·1 (1·3 to 3·4)	3·1 (1·9 to 4·9)	4·6 (2·9 to 7·3)	6·6 (4·1 to 10·4)	9·4 (5·9 to 15·1)	13·2 (7·7 to 21·3)	18·1 (10·4 to 29·4)	221
Benign and in situ intestinal neoplasms	0 (0 to 0)	0 (0 to 0)	0 (0 to 0)	0 (0 to 0)	0 (0 to 0)	0 (0 to 0)	0 (0 to 0)	0 (0 to 0)	0 (0 to 0)	0 (0 to 0)	0 (0 to 0)	0 (0 to 0)	0 (0 to 0)	0 (0 to 0)	0 (0 to 0)	0 (0 to 0)	0 (0 to 0)	0 (0 to 0)	0 (0 to 0)	0 (0 to 0)	0
Benign and in situ cervical and uterine neoplasms	0 (0 to 0)	0 (0 to 0)	0 (0 to 0)	0 (0 to 0)	0 (0 to 0)	0 (0 to 0)	0 (0 to 0)	0 (0 to 0)	0 (0 to 0)	0 (0 to 0)	0 (0 to 0)	0 (0 to 0)	0 (0 to 0)	0 (0 to 0)	0 (0 to 0)	0 (0 to 0)	0 (0 to 0)	0 (0 to 0)	0 (0 to 0)	0 (0 to 0)	0
Other benign and in situ neoplasms	0 (0 to 0)	0 (0 to 0)	0 (0 to 0)	0 (0 to 0)	0 (0 to 0)	0 (0 to 0)	0 (0 to 0)	0 (0 to 0)	0 (0 to 0)	0 (0 to 0)	0 (0 to 0)	0 (0 to 0)	0 (0 to 0)	0 (0 to 0)	0 (0 to 0)	0 (0 to 0)	0 (0 to 0)	0 (0 to 0)	0 (0 to 0)	0 (0 to 0)	0
Cardiovascular diseases	1·3 (0·9 to 1·9)	2·1 (1·4 to 3)	3·9 (2·6 to 5·6)	2·8 (2·0 to 4)	4·9 (3·4 to 7)	5·5 (3·9 to 7·9)	10·7 (7·5 to 15·4)	9·3 (6·5 to 13·4)	16·3 (11·4 to 23·4)	15·1 (10·5 to 21·8)	23·1 (16·1 to 33·2)	21·1 (14·7 to 30·4)	32·1 (22·3 to 46·2)	29·1 (20·2 to 41·9)	44·1 (30·6 to 63·5)	40·1 (27·8 to 57·8)	60·1 (41·7 to 86·5)	54·1 (37·5 to 77·9)	81·2 (56·3 to 116·9)	74·1 (51·4 to 106·7)	1,010
Rheumatic heart disease	0 (0 to 0)	0 (0 to 0)	0 (0 to 0)	0 (0 to 0)	0·1 (0 to 0·1)	0·1 (0 to 0·1)	0·1 (0 to 0·2)	0·1 (0 to 0·2)	0·2 (0 to 0·3)	0·2 (0 to 0·3)	0·3 (0 to 0·5)	0·3 (0 to 0·5)	0·4 (0 to 0·6)	0·4 (0 to 0·6)	0·6 (0 to 0·9)	0·6 (0 to 0·9)	0·9 (0 to 1·3)	0·8 (0 to 1·2)	1·2 (0 to 1·7)	1·1 (0 to 1·6)	81·2
Ischemic heart disease	0·1 (0 to 0·1)	0 (0 to 0)	0·1 (0 to 0·1)	0·1 (0 to 0·2)	0·2 (0 to 0·4)	0·2 (0 to 0·4)	0·4 (0 to 0·8)	0·3 (0 to 0·7)	0·6 (0 to 1·0)	0·6 (0 to 1·1)	0·9 (0 to 1·5)	0·8 (0 to 1·4)	1·3 (0 to 2·1)	1·1 (0 to 1·9)	1·8 (0 to 2·9)	1·6 (0 to 2·6)	2·4 (0 to 3·8)	2·1 (0 to 3·4)	3·2 (0 to 5·1)	2·9 (0 to 4·6)	7,810
Stroke	0·1 (0 to 0·1)	0·2 (0 to 0·3)	0·2 (0 to 0·4)	0·2 (0 to 0·3)	0·3 (0 to 0·7)	0·3 (0 to 0·7)	0·6 (0 to 1·2)	0·4 (0 to 1·0)	0·8 (0 to 1·6)	0·7 (0 to 1·5)	1·1 (0 to 2·1)	1·0 (0 to 2·0)	1·6 (0 to 3·0)	1·4 (0 to 2·6)	2·2 (0 to 4·1)	2·0 (0 to 3·7)	3·0 (0 to 5·5)	2·6 (0 to 4·8)	4·0 (0 to 7·3)	3·6 (0 to 6·5)	9·1 (3·7 to 18·1)	3,050
Ischemic stroke	0 (0 to 0·1)	0 (0 to 0·1)	0·2 (0 to 0·3)	0·2 (0 to 0·3)	0·3 (0 to 0·6)	0·3 (0 to 0·6)	0·5 (0 to 1·1)	0·4 (0 to 0·9)	0·7 (0 to 1·4)	0·6 (0 to 1·3)	1·0 (0 to 1·9)	0·9 (0 to 1·7)	1·4 (0 to 2·6)	1·2 (0 to 2·3)	1·9 (0 to 3·5)	1·7 (0 to 3·1)	2·6 (0 to 4·6)	2·2 (0 to 4·1)	3·4 (0 to 6·2)	3·1 (0 to 5·6)	7,760
Intracerebral hemorrhage	0 (0 to 0·1)	0 (0 to 0·1)	0 (0 to 0·2)	0 (0 to 0·2)	0·1 (0 to 0·3)	0·1 (0 to 0·3)	0·2 (0 to 0·6)	0·2 (0 to 0·5)	0·3 (0 to 0·8)	0·3 (0 to 0·8)	0·5 (0 to 1·2)	0·4 (0 to 1·1)	0·7 (0 to 1·7)	0·6 (0 to 1·5)	0·9 (0 to 2·3)	0·8 (0 to 2·1)	1·2 (0 to 3·1)	1·1 (0 to 2·8)	1·6 (0 to 4·1)	1·4 (0 to 3·7)	932
Subarachnoid hemorrhage	0 (0 to 0·1)	0 (0 to 0·1)	0 (0 to 0·1)	0 (0 to 0·1)	0·1 (0 to 0·2)	0·1 (0 to 0·2)	0·2 (0 to 0·4)	0·1 (0 to 0·3)	0·3 (0 to 0·6)	0·2 (0 to 0·5)	0·4 (0 to 0·8)	0·3 (0 to 0·7)	0·5 (0 to 1·0)	0·4 (0 to 0·9)	0·6 (0 to 1·3)	0·5 (0 to 1·1)	0·8 (0 to 1·7)	0·7 (0 to 1·5)	1·0 (0 to 2·2)	0·9 (0 to 2·0)	356
Hypertensive heart disease	0 (0 to 0)	0 (0 to 0)	0 (0 to 0)	0 (0 to 0)	0 (0 to 0)	0 (0 to 0)	0·1 (0 to 0·1)	0·1 (0 to 0·1)	0·1 (0 to 0·2)	0·1 (0 to 0·2)	0·2 (0 to 0·3)	0·2 (0 to 0·3)	0·3 (0 to 0·4)	0·2 (0 to 0·4)	0·3 (0 to 0·5)	0·3 (0 to 0·5)	0·4 (0 to 0·6)	0·4 (0 to 0·6)	0·5 (0 to 0·8)	0·5 (0 to 0·8)	444
Non-rheumatic valvular heart disease	0 (0 to 0)	0 (0 to 0)	0 (0 to 0)	0 (0 to 0)	0 (0 to 0)	0 (0 to 0)	0·1 (0 to 0·1)	0·1 (0 to 0·1)	0·1 (0 to 0·2)	0·1 (0 to 0·2)	0·2 (0 to 0·3)	0·2 (0 to 0·3)	0·3 (0 to 0·5)	0·2 (0 to 0·4)	0·4 (0 to 0·6)	0·3 (0 to 0·5)	0·5 (0 to 0·8)	0·4 (0 to 0·7)	0·6 (0 to 1·0)	0·5 (0 to 0·9)	547
Non-rheumatic calcific aortic valve disease	0 (0 to 0)	0 (0 to 0)	0 (0 to 0)	0 (0 to 0)	0 (0 to 0)	0 (0 to 0)	0·1 (0 to 0·1)	0·1 (0 to 0·2)	0·1 (0 to 0·2)	0·1 (0 to 0·2)	0·2 (0 to 0·3)	0·2 (0 to 0·3)	0·3 (0 to 0·4)	0·2 (0 to 0·4)	0·3 (0 to 0·5)	0·3 (0 to 0·5)	0·4 (0 to 0·7)	0·4 (0 to 0·6)	0·5 (0 to 0·8)	0·5 (0 to 0·8)	452
Non-rheumatic degenerative mitral valve disease	0 (0 to 0)	0 (0 to 0)	0 (0 to 0)	0 (0 to 0)	0 (0 to 0)	0 (0 to 0)	0 (0 to 0·1)	0 (0 to 0·1)	0·1 (0 to 0·1)	0·1 (0 to 0·1)	0·1 (0 to 0·2)	0·1 (0 to 0·2)	0·2 (0 to 0·3)	0·1 (0 to 0·3)	0·2 (0 to 0·4)	0·2 (0 to 0·3)	0·3 (0 to 0·4)	0·3 (0 to 0·4)	0·4 (0 to 0·5)	0·4 (0 to 0·5)	96·9
Other non-rheumatic valve diseases	0 (0 to 0)	0 (0 to 0)	0 (0 to 0)	0 (0 to 0)	0 (0 to 0)	0 (0 to 0)	0 (0 to 0)	0 (0 to 0)	0 (0 to 0·1)	0 (0 to 0·1)	0 (0 to 0·1)	0 (0 to 0·1)	0·1 (0 to 0·1)	0·1 (0 to 0·1)	0·1 (0 to 0·2)	0·1 (0 to 0·2)	0·1 (0 to 0·2)	0·1 (0 to 0·2)	0·2 (0 to 0·2)	0·2 (0 to 0·2)	0·4
Cardiomyopathy and myocarditis	1 (0·6 to 1·4)	1·7 (0·9 to 2·3)	3·5 (1·9 to 5·2)	2·4 (1·4 to 3·6)	4·4 (2·6 to 6·7)	4·8 (2·9 to 7·1)	9·2 (5·5 to 13·7)	7·8 (4·6 to 11·8)	13·7 (8·1 to 20·7)	12·4 (7·3 to 18·8)	19·1 (11·2 to 28·9)	17·2 (10·1 to 26·1)	26·1 (15·3 to 39·7)	23·5 (13·8 to 35·7)	35·7 (21·0 to 54·2)	32·3 (19·0 to 49·1)	48·5 (28·5 to 73·7)	43·6 (25·6 to 66·2)	65·5 (38·5 to 99·5)	1,130
Myocarditis	0 (0 to 0·1)	0 (0 to 0·1)	0·1 (0 to 0·1)	0·1 (0 to 0·1)	0·1 (0 to 0·2)	0·1 (0 to 0·2)	0·2 (0 to 0·4)	0·2 (0 to 0·3)	0·3 (0 to 0·6)	0·3 (0 to 0·5)	0·4 (0 to 0·8)	0·4 (0 to 0·7)	0·6 (0 to 1·0)	0·5 (0 to 0·9)	0·8 (0 to 1·4)	0·7 (0 to 1·2)	1·1 (0 to 1·9)	0·9 (0 to 1·7)	1·4 (0 to 2·5)	1·3 (0 to 2·3)	91·3
Alcoholic cardiomyopathy	1·1 (0·6 to 1·6)	1·6 (0·9 to 2·2)	3·2 (1·8 to 4·8)	2·2 (1·3 to 3·3)	4·1 (2·4 to 6·2)	4·4 (2·7 to 6·6)	8·4 (5·0 to 12·5)	7·1 (4·2 to 10·7)	12·4 (7·4 to 18·8)	11·2 (6·7 to 17·0)	17·3 (10·2 to 26·2)	15·6 (9·2 to 23·7)	23·7 (13·9 to 36·0)	21·3 (12·5 to 32·3)	32·4 (19·2 to 49·1)	29·3 (17·2 to 44·5)	44·0 (25·9 to 66·8)	39·5 (23·2 to 60·0)	59·4 (34·9 to 90·1)	193
Other cardiomyopathy	0 (0 to 0·1)	0 (0 to 0·2)	0 (0 to 0·2)	0 (0 to 0·1)	0·1 (0 to 0·2)	0·1 (0 to 0·2)	0·2 (0 to 0·4)	0·2 (0 to 0·3)	0·3 (0 to 0·6)	0·3 (0 to 0·5)	0·4 (0 to 0·8)	0·4 (0 to 0·7)	0·6 (0 to 1·0)	0·5 (0 to 0·9)	0·8 (0 to 1·4)	0·7 (0 to 1·2)	1·1 (0 to 1·9)	0·9 (0 to 1·7)	1·4 (0 to 2·5)	1·3 (0 to 2·3)	866
Atrial fibrillation and flutter	0 (0 to 0·1)	0 (0 to 0·1)	0 (0 to 0·1)	0 (0 to 0·1)	0·1 (0 to 0·2)	0·1 (0 to 0·2)	0·2 (0 to 0·4)	0·2 (0 to 0·3)	0·3 (0 to 0·6)	0·3 (0 to 0·5)	0·4 (0 to 0·8)	0·4 (0 to 0·7)	0·5 (0 to 1·0)	0·4 (0 to 0·9)	0·7 (0 to 1·3)	0·6 (0 to 1·2)	0·9 (0 to 1·7)	0·8 (0 to 1·5)	1·2 (0 to 2·2)	1·1 (0 to 2·0)	1,260
Aortic aneurysm	—	—	—	—	—	—	0·4 (0 to 1·0)	0·3 (0 to 0·8)	0·6 (0 to 1·5)	0·6 (0 to 1·4)	0·9 (0 to 2·1)	0·8 (0 to 1·9)	1·2 (0 to 2·9)	1·1 (0 to 2·6)	1·7 (0 to 4·1)	1·5 (0 to 3·6)	2·3 (0 to 5·5)	2·1 (0 to 5·0)	3·1 (0 to 7·4)	2·8 (0 to 6·7)	NA
Endocarditis	0 (0 to 0·1)	0 (0 to 0·1)	0 (0 to 0·1)	0 (0 to 0·1)	0·1 (0 to 0·2)	0·1 (0 to 0·2)	0·2 (0 to 0·4)	0·1 (0 to 0·3)	0·3 (0 to 0·6)	0·2 (0 to 0·5)	0·4 (0 to 0·8)	0·3 (0 to 0·7)	0·5 (0 to 1·0)	0·4 (0 to 0·9)	0·6 (0 to 1·3)	0·5 (0 to 1·1)	0·8 (0 to 1·7)	0·7 (0 to 1·5)	1·0 (0 to 2·2)	0·9 (0 to 2·0)	105
Other cardiovascular and circulatory diseases	1·1 (0·7 to 1·6)	1·6 (0·9 to 2·3)	3·3 (2·0 to 5·1)	2·3 (1·3 to 3·5)	4·2 (2·5 to 6·5)	4·5 (2·8 to 7·1)	8·7 (5·2 to 13·5)	7·4 (4·4 to 11·6)	12·9 (7·6 to 20·1)	11·7 (6·9 to 18·2)	18·1 (10·6 to 28·1)	16·3 (9·6 to 25·4)	24·8 (14·5 to 38·5)	22·2 (13·0 to 34·5)	33·8 (19·8 to 52·5)	30·5 (17·9 to 47·4)	45·8 (26·9 to 71·1)	40·9 (24·0 to 63·6)	61·7 (36·2 to 95·8)	514
Chronic respiratory diseases	31·2 (26·1 to 36·5)	42·2 (35·6 to 49·3)	72·1 (62·3 to 83·2)	66·4 (57·6 to 76·6)	92·6 (80·7 to 106·5)	92·6 (81·1 to 106·2)	142·6 (126·0 to 161·2)	122·9 (108·7 to 138·9)	169·9 (150·1 to 192·1)	151·6 (134·0 to 171·4)	197·4 (174·4 to 223·1)	167·6 (147·9 to 189·4)	220·6 (194·7 to 249·3)	179·5 (158·4 to 202·9)	230·9 (203·8 to 261·0)	183·2 (161·6 to 207·1)	237·2 (209·3 to 268·1)	183·2 (161·6 to 207·1)	244·9 (216·1 to 276·8)	183·2 (161·6 to 207·1)	6,870
Chronic obstructive pulmonary disease	31·2 (26·1 to 36·5)	42·2 (35·6 to 49·3)	72·1 (62·3 to 83·2)	66·4 (57·6 to 76·6)	92·6 (80·7 to 106·5)	92·6 (81·1 to 106·2)	142·6 (126·0 to 161·2)	122·9 (108·7 to 138·9)	169·9 (150·1 to 192·1)	151·6 (134·0 to 171·4)	197·4 (174·4 to 223·1)	167·6 (147·9 to 189·4)	220·6 (194·7 to 249·3)	179·5 (158·4 to 202·9)	230·9 (203·8 to 261·0)	183·2 (161·6 to 207·1)	237·2 (209·3 to 268·1)	183·2 (161·6 to 207·1)	244·9 (216·1 to 276·8)	183·2 (161·6 to 207·1)	4,270
Pneumoconiosis	0 (0 to 0)	0 (0 to 0)	0 (0 to 0)	0 (0 to 0)	0 (0 to 0)	0 (0 to 0)	0 (0 to 0)	0 (0 to 0)	0 (0 to 0)	0 (0 to 0)	0 (0 to 0·1)	0 (0 to 0·1)	0·1 (0 to 0·1)	0·1 (0 to 0·1)	0·2 (0 to 0·3)	0·1 (0 to 0·2)	0·2 (0 to 0·3)	0·2 (0 to 0·3)	0·3 (0 to 0·4)	0·2 (0 to 0·3)	29·6
Silicosis	0 (0 to 0)	0 (0 to 0)	0 (0 to 0)	0 (0 to 0)	0 (0 to 0)	0 (0 to 0)	0 (0 to 0)	0 (0 to 0)	0 (0 to 0)	0 (0 to 0)	0 (0 to 0)	0 (0 to 0)	0 (0 to 0·1)	0 (0 to 0·1)	0 (0 to 0·1)	0 (0 to 0·1)	0 (0 to 0·2)	0 (0 to 0·1)	0 (0 to 0·2)	0 (0 to 0·1)	1
Asbestosis	0 (0 to 0)	0 (0 to 0)	0 (0 to 0)	0 (0 to 0)	0 (0 to 0)	0 (0 to 0)	0 (0 to 0)	0 (0 to 0)	0 (0 to 0)	0 (0 to 0)	0 (0 to 0)	0 (0 to 0)	0 (0 to 0)	0 (0 to 0)	0 (0 to 0·1)	0 (0 to 0·1)	0 (0 to 0·1)	0 (0 to 0·1)	0 (0 to 0·1)	0 (0 to 0·1)	23·5
Coal workers pneumoconiosis	0 (0 to 0)	0 (0 to 0)	0 (0 to 0)	0 (0 to 0)	0 (0 to 0)	0 (0 to 0)	0 (0 to 0)	0 (0 to 0)	0 (0 to 0)	0 (0 to 0)	0 (0 to 0)	0 (0 to 0)	0 (0 to 0)	0 (0 to 0)	0 (0 to 0)	0 (0 to 0)	0 (0 to 0)	0 (0 to 0)	0 (0 to 0)	0 (0 to 0)	3·1
Other pneumoconiosis	0 (0 to 0)	0 (0 to 0)	0 (0 to 0)	0 (0 to 0)	0 (0 to 0)	0 (0 to 0)	0 (0 to 0)	0 (0 to 0)	0 (0 to 0)	0 (0 to 0)	0 (0 to 0)	0 (0 to 0)	0 (0 to 0)	0 (0 to 0)	0 (0 to 0)	0 (0 to 0)	0 (0 to 0)	0 (0 to 0)	0 (0 to 0)	0 (0 to 0)	2
Asthma	59·6 (14 to 59·9)	67·3 (22·4 to 101)	68·6 (37·6 to 109)	49·4 (26·4 to 99·2)	69·4 (37·1 to 81·7)	52·1 (31·5 to 81·7)	44·1 (29·4 to 79·2)	44·1 (29·6 to 79·3)	52·2 (34·7 to 82·7)	50·2 (34·2 to 80·1)	56·2 (39·2 to 90·4)	56·2 (40·9 to 91·3)	60·9 (41·9 to 97·3)	61·2 (39·2 to 92·6)	66·3 (39·7 to 93·7)	63·6 (37·1 to 92·3)	72·4 (39·9 to 97·1)	70·1 (39·9 to 97·1)	78·4 (42·9 to 98·7)	923
Interstitial lung disease and pulmonary sarcoidosis	0·3 (0 to 0·5)	0·3 (0 to 0·5)	0·7 (0·1 to 0·9)	0·5 (0 to 0·6)	0·7 (0·2 to 0·9)	0·8 (0·3 to 0·9)	1·1 (0·5 to 2·9)	1·1 (0·5 to 2·8)	1·5 (0·7 to 3·6)	1·4 (0·7 to 3·4)	1·8 (0·9 to 4·2)	1·7 (0·8 to 4·1)	2·1 (1·0 to 5·1)	2·0 (0·9 to 4·8)	2·5 (1·1 to 6·1)	2·3 (1·0 to 5·6)	2·9 (1·3 to 7·1)	2·7 (1·2 to 6·7)	3·4 (1·5 to 8·3)	2
Other chronic respiratory diseases	0·9 (0·6 to 1·4)	1·4 (0·8 to 1·9)	2·7 (1·7 to 3·7)	2·1 (1·3 to 2·7)	3·2 (2·0 to 4·3)	3·4 (2·2 to 4·5)	6·2 (4·0 to 8·4)	5·2 (3·4 to 7·2)	8·9 (5·8 to 12·1)	8·1 (5·2 to 11·0)	12·1 (7·8 to 16·5)	11·1 (7·2 to 15·2)	15·8 (10·2 to 21·7)	14·4 (9·3 to 19·8)	20·9 (13·5 to 28·8)	19·1 (12·3 to 26·3)	27·1 (17·5 to 37·3)	25·2 (16·2 to 34·7)	34·8 (22·5 to 47·9)	193
Digestive diseases	9·8 (7·3 to 12·5)	9·8 (7·3 to 12·5)	21·2 (15·8 to 27·1)	14·6 (10·9 to 18·6)	26·3 (19·7 to 33·7)	27·0 (20·2 to 34·6)	48·4 (36·2 to 61·9)	39·2 (29·4 to 50·2)	67·9 (50·9 to 87·0)	60·3 (45·2 to 77·3)	89·3 (66·9 to 114·5)	83·3 (62·4 to 106·7)	121·4 (90·9 to 155·5)	107·1 (80·2 to 137·2)	166·2 (124·5 to 212·9)	147·1 (110·2 to 188·4)	228·1 (170·9 to 292·3)	201·4 (150·9 to 258·0)	312·1 (233·8 to 399·8)	4,690
Cirrhosis and other chronic liver diseases	0·5 (0·4 to 0·6)	0·6 (0·4 to 0·8)	1·4 (0·9 to 1·8)	0·9 (0·6 to 1·2)	1·8 (1·2 to 2·3)	1·8 (1·2 to 2·3)	3·5 (2·3 to 4·5)	2·7 (1·8 to 3·5)	4·8 (3·2 to 6·2)	4·2 (2·8 to 5·4)	6·4 (4·3 to 8·2)	5·8 (3·9 to 7·5)	8·6 (5·8 to 11·1)	7·6 (5·1 to 9·8)	11·8 (7·9 to 15·2)	10·4 (7·0 to 13·4)	16·1 (10·8 to 20·8)	14·2 (9·6 to 18·4)	22·1 (14·8 to 28·6)	1,540
Cirrhosis and other chronic liver diseases due to hepatitis B	0 (0 to 0)	0 (0 to 0)	0 (0 to 0·1)	0 (0 to 0·1)	0 (0 to 0·1)	0 (0 to 0·1)	0·1 (0 to 0·2)	0·1 (0 to 0·2)	0·2 (0 to 0·3)	0·2 (0 to 0·3)	0·3 (0 to 0·4)	0·2 (0 to 0·4)	0·3 (0 to 0·5)	0·3 (0 to 0·4)	0·4 (0 to 0·6)	0·4 (0 to 0·5)	0·5 (0 to 0·8)	0·5 (0 to 0·7)	0·7 (0 to 1·0)	0·6 (0 to 0·9)	119
Cirrhosis and other chronic liver diseases due to hepatitis C	0 (0 to 0)	0 (0 to 0)	0 (0 to 0)	0 (0 to 0)	0 (0 to 0)	0 (0 to 0)	0·1 (0 to 0·1)	0·1 (0 to 0·1)	0·1 (0 to 0·2)	0·1 (0 to 0·2)	0·2 (0 to 0·3)	0·2 (0 to 0·3)	0·3 (0 to 0·4)	0·2 (0 to 0·4)	0·3 (0 to 0·5)	0·3 (0 to 0·4)	0·4 (0 to 0·6)	0·4 (0 to 0·5)	0·5 (0 to 0·8)	0·5 (0 to 0·7)	99·7
Cirrhosis and other chronic liver diseases due to alcohol use	0 (0 to 0)	0 (0 to 0)	0 (0 to 0)	0 (0 to 0)	0 (0 to 0)	0 (0 to 0)	0·1 (0 to 0·1)	0·1 (0 to 0·1)	0·2 (0 to 0·3)	0·1 (0 to 0·2)	0·2 (0 to 0·4)	0·2 (0 to 0·3)	0·3 (0 to 0·5)	0·2 (0 to 0·4)	0·4 (0 to 0·6)	0·3 (0 to 0·5)	0·5 (0 to 0·8)	0·4 (0 to 0·7)	0·6 (0 to 1·0)	0·5 (0 to 0·9)	977
Cirrhosis and other chronic liver diseases due to NAFLD	0 (0 to 0)	0 (0 to 0)	0 (0 to 0)	0 (0 to 0)	0 (0 to 0)	0 (0 to 0)	0·1 (0 to 0·1)	0·1 (0 to 0·2)	0·2 (0 to 0·3)	0·2 (0 to 0·3)	0·3 (0 to 0·5)	0·3 (0 to 0·4)	0·4 (0 to 0·6)	0·3 (0 to 0·5)	0·5 (0 to 0·7)	0·4 (0 to 0·6)	0·6 (0 to 0·9)	0·5 (0 to 0·8)	0·8 (0 to 1·1)	0·7 (0 to 1·0)	127
Cirrhosis and other chronic liver diseases due to other causes	0·4 (0 to 0·5)	0·5 (0 to 0·6)	1·1 (0·6 to 1·4)	0·7 (0·4 to 0·9)	1·4 (0·9 to 1·8)	1·4 (0·9 to 1·8)	2·7 (1·8 to 3·5)	2·1 (1·4 to 2·8)	3·7 (2·5 to 4·8)	3·2 (2·2 to 4·2)	4·9 (3·3 to 6·4)	4·5 (3·0 to 5·9)	6·6 (4·4 to 8·6)	5·8 (3·9 to 7·6)	8·9 (6·0 to 11·6)	8·0 (5·4 to 10·4)	12·3 (8·3 to 16·0)	10·9 (7·4 to 14·2)	16·9 (11·4 to 22·0)	219
Upper digestive system diseases	0·5 (0·3 to 0·7)	0·6 (0·4 to 0·8)	1·3 (0·8 to 1·7)	0·9 (0·6 to 1·2)	1·7 (1·1 to 2·2)	1·7 (1·1 to 2·2)	3·3 (2·2 to 4·3)	2·6 (1·7 to 3·4)	4·5 (3·0 to 5·9)	3·9 (2·6 to 5·1)	5·9 (4·0 to 7·7)	5·4 (3·6 to 7·1)	8·1 (5·4 to 10·6)	7·1 (4·7 to 9·3)	10·9 (7·3 to 14·2)	9·8 (6·5 to 12·8)	14·9 (9·9 to 19·5)	13·2 (8·8 to 17·3)	20·5 (13·6 to 26·8)	716
Peptic ulcer disease	0 (0 to 0·1)	0 (0 to 0·1)	0·1 (0 to 0·1)	0·1 (0 to 0·2)	0·2 (0·1 to 0·3)	0·2 (0·1 to 0·3)	0·3 (0 to 0·6)	0·2 (0 to 0·5)	0·4 (0 to 0·8)	0·4 (0 to 0·7)	0·6 (0 to 1·0)	0·5 (0 to 0·9)	0·8 (0 to 1·4)	0·7 (0 to 1·2)	1·0 (0 to 1·7)	0·9 (0 to 1·5)	1·4 (0 to 2·3)	1·2 (0 to 2·0)	1·9 (0 to 3·1)	1·7 (0 to 2·8)	290
Gastritis and duodenitis	0 (0 to 0)	0 (0 to 0)	0 (0 to 0)	0 (0 to 0)	0 (0 to 0)	0 (0 to 0)	0·1 (0 to 0·1)	0·1 (0 to 0·1)	0·1 (0 to 0·2)	0·1 (0 to 0·2)	0·2 (0 to 0·3)	0·2 (0 to 0·3)	0·3 (0 to 0·4)	0·2 (0 to 0·4)	0·3 (0 to 0·5)	0·3 (0 to 0·5)	0·4 (0 to 0·6)	0·4 (0 to 0·6)	0·5 (0 to 0·8)	0·5 (0 to 0·8)	152
Gastroesophageal reflux disease	0 (0 to 0)	0 (0 to 0)	0 (0 to 0)	0 (0 to 0)	0 (0 to 0·1)	0 (0 to 0·1)	0·1 (0 to 0·2)	0·1 (0 to 0·2)	0·2 (0 to 0·4)	0·2 (0 to 0·3)	0·3 (0 to 0·5)	0·3 (0 to 0·4)	0·4 (0 to 0·6)	0·3 (0 to 0·5)	0·5 (0 to 0·7)	0·4 (0 to 0·6)	0·6 (0 to 0·9)	0·5 (0 to 0·8)	0·8 (0 to 1·1)	0·7 (0 to 1·0)	273
Appendicitis	0 (0 to 0)	0 (0 to 0)	0 (0 to 0)	0 (0 to 0)	0 (0 to 0·1)	0 (0 to 0·1)	0·1 (0 to 0·2)	0·1 (0 to 0·1)	0·1 (0 to 0·2)	0·1 (0 to 0·2)	0·2 (0 to 0·3)	0·2 (0 to 0·3)	0·3 (0 to 0·4)	0·2 (0 to 0·4)	0·3 (0 to 0·5)	0·3 (0 to 0·4)	0·4 (0 to 0·6)	0·4 (0 to 0·5)	0·5 (0 to 0·8)	0·5 (0 to 0·7)	22
Paralytic ileus and intestinal obstruction	0·3 (0·2 to 0·4)	0·4 (0·3 to 0·5)	0·8 (0·4 to 1·1)	0·6 (0·4 to 0·8)	1·1 (0·6 to 1·5)	1·2 (0·7 to 1·6)	2·4 (1·4 to 3·2)	2·1 (1·2 to 2·9)	3·7 (2·2 to 5·1)	3·4 (2·0 to 4·7)	5·1 (3·0 to 7·1)	4·7 (2·8 to 6·5)	6·9 (4·1 to 9·5)	6·2 (3·7 to 8·6)	9·2 (5·5 to 12·8)	8·3 (4·9 to 11·5)	12·1 (7·2 to 16·8)	10·9 (6·5 to 15·2)	16·4 (9·7 to 22·8)	171
Inguinal, femoral, and abdominal hernia	0·1 (0 to 0·1)	0·1 (0·1 to 0·2)	0·2 (0·1 to 0·3)	0·2 (0·1 to 0·3)	0·3 (0·2 to 0·4)	0·3 (0·2 to 0·4)	0·6 (0·4 to 0·8)	0·5 (0·3 to 0·7)	0·9 (0·6 to 1·2)	0·8 (0·5 to 1·1)	1·2 (0·8 to 1·6)	1·1 (0·7 to 1·5)	1·6 (1·0 to 2·2)	1·4 (0·9 to 2·0)	2·2 (1·4 to 3·1)	2·0 (1·2 to 2·8)	2·9 (1·8 to 4·1)	2·6 (1·6 to 3·7)	3·9 (2·4 to 5·5)	259
Inflammatory bowel disease	0 (0 to 0)	0 (0 to 0)	0 (0 to 0·1)	0 (0 to 0·1)	0 (0 to 0·1)	0 (0 to 0·1)	0·1 (0 to 0·2)	0·1 (0 to 0·2)	0·2 (0 to 0·3)	0·2 (0 to 0·3)	0·3 (0 to 0·4)	0·2 (0 to 0·4)	0·3 (0 to 0·5)	0·3 (0 to 0·4)	0·4 (0 to 0·6)	0·4 (0 to 0·5)	0·5 (0 to 0·8)	0·5 (0 to 0·7)	0·7 (0 to 1·0)	0·6 (0 to 0·9)	262
Vascular intestinal disorders	0·2 (0 to 0·3)	0·2 (0 to 0·3)	0·5 (0 to 0·6)	0·3 (0 to 0·5)	0·5 (0 to 0·7)	0·5 (0 to 0·7)	1·0 (0·6 to 1·4)	0·8 (0·5 to 1·1)	1·4 (0·9 to 2·0)	1·2 (0·8 to 1·7)	1·8 (1·2 to 2·5)	1·6 (1·0 to 2·3)	2·4 (1·5 to 3·4)	2·1 (1·3 to 3·0)	3·2 (2·0 to 4·6)	2·9 (1·8 to 4·2)	4·3 (2·6 to 6·2)	3·9 (2·4 to 5·6)	5·8 (3·5 to 8·3)	227
Gallbladder and biliary diseases	0 (0 to 0)	0 (0 to 0)	0 (0 to 0·1)	0 (0 to 0·1)	0·1 (0 to 0·2)	0·1 (0 to 0·2)	0·2 (0 to 0·4)	0·2 (0 to 0·3)	0·3 (0 to 0·6)	0·3 (0

Congenital birth defects	126 (6.9 to 178)	66.3 (45.5 to 90.8)	70.6 (47.9 to 119)	53.2 (40.4 to 73.1)	29.1 (21.4 to 39.4)	29.5 (21.6 to 39.4)	33.8 (24.8 to 45.2)	27.7 (19.5 to 37.2)	26.8 (20.4 to 34.3)	23.2 (17.2 to 30)	22.5 (16.2 to 29.2)	20.1 (13.9 to 27.1)	24.6 (16.2 to 33.3)	30.1 (19.2 to 41.5)	31.8 (17.9 to 49.2)	26.3 (14.4 to 39)	20.9 (11.4 to 29.6)	7.2 (4.3 to 11)	4.4 (2.4 to 7)	2.7 (1.4 to 4.4)	1.4 (0.8 to 2.4)	0.6 (0.3 to 0.9)	0.1 (0.1 to 0.2)	679
Neural tube defects	9.3 (3.9 to 18.9)	3.9 (1.9 to 7.1)	4.4 (1.7 to 10)	3.1 (1.9 to 5.1)	2.6 (1.9 to 3.4)	1.1 (0.7 to 1.6)	1.3 (0.8 to 1.9)	1.2 (0.8 to 1.8)	1.2 (0.9 to 1.6)	0.9 (0.6 to 1.2)	0.7 (0.4 to 1.2)	0.5 (0.3 to 0.9)	0.4 (0.3 to 0.8)	0.3 (0.2 to 0.6)	0.3 (0.2 to 0.4)	0.2 (0.1 to 0.5)	0.2 (0.1 to 0.5)	0.1 (0.1 to 0.3)	0 (0 to 0.1)	0 (0 to 0.1)	0 (0 to 0.1)	0 (0 to 0.1)	0 (0 to 0)	0 (0 to 0)	32.1
Congenital heart anomalies	19.2 (10.3 to 31.7)	7.9 (3.8 to 15.6)	8.2 (3.2 to 18.2)	6.2 (3.7 to 10.2)	4.2 (2.9 to 6.2)	3.2 (2.1 to 4.8)	3.6 (2.4 to 5.2)	3.3 (2.1 to 5.1)	3.2 (2.3 to 4.5)	2.8 (1.9 to 4.1)	2.6 (1.7 to 3.8)	2.3 (1.4 to 3.6)	2.7 (1.5 to 4.2)	3.5 (1.7 to 6.1)	3.4 (1.5 to 6.5)	2.9 (1.2 to 6.2)	2.3 (1 to 5.3)	0.8 (0.3 to 1.8)	0.5 (0.2 to 1.1)	0.3 (0.1 to 0.7)	0.1 (0.1 to 0.4)	0.1 (0 to 0.2)	0 (0 to 0.1)	0 (0 to 0.1)	163
Orofacial clefts	1.4 (0.5 to 3.1)	0.6 (0.1 to 2.3)	0.6 (0.1 to 2.6)	0.6 (0.1 to 1.8)	0.4 (0.1 to 0.8)	0.4 (0.1 to 0.9)	0.3 (0.1 to 0.7)	0.3 (0.1 to 0.7)	0.3 (0.1 to 0.7)	0.3 (0.1 to 0.7)	0.3 (0.1 to 0.7)	0.3 (0.1 to 0.7)	0.4 (0.1 to 0.9)	0.4 (0.1 to 0.9)	0.4 (0.1 to 0.9)	0.3 (0.1 to 0.7)	0.3 (0.1 to 0.7)	0.2 (0.1 to 0.5)	0.2 (0 to 0.5)	0.1 (0 to 0.3)	0.2 (0 to 0.5)	0.1 (0 to 0.3)	0 (0 to 0.1)	0 (0 to 0.1)	9.3
Down syndrome	4.1 (2.2 to 7.3)	1.4 (0.6 to 2.9)	2.6 (1.1 to 5.8)	2.5 (1.5 to 3.7)	2 (1.2 to 3)	2.1 (1.3 to 3.1)	2.3 (1.5 to 3.1)	2.5 (1.6 to 3.6)	2.3 (1.6 to 3.2)	2.8 (1.9 to 4.1)	2.6 (1.8 to 4.2)	2.7 (1.7 to 4)	4.7 (2.4 to 7.2)	4.7 (2.1 to 8)	10.3 (5.2 to 16.5)	13.6 (6 to 27.5)	11.8 (4.4 to 19.9)	6.9 (2.6 to 11.1)	0 (0 to 0)	0 (0 to 0)	0 (0 to 0)	0 (0 to 0)	0 (0 to 0)	0 (0 to 0)	78.7
Turner syndrome	0 (0 to 0)	0 (0 to 0)	0 (0 to 0)	0 (0 to 0)	0 (0 to 0)	0 (0 to 0)

DALYs by cause, age and sex

Cause	Early Neonatal	Late Neonatal	Post Neonatal	1 to 4	5 to 9	10 to 14	15 to 19	20 to 24	25 to 29	30 to 34	35 to 39	40 to 44	45 to 49	50 to 54	55 to 59	60 to 64	65 to 69	70 to 74	75 to 79	80 to 84	85 plus	Total
All causes	20,550	10,556	47,566	89,330	105,852	148,059	223,660	288,230	321,500	350,561	396,052	502,550	623,450	839,550	1,158,450	1,598,356	1,950,000	2,350,000	2,550,000	2,550,000	1,950,000	784,355	357,550	19,600,000
	(19,000 to 22,000)	(9,900 to 11,000)	(44,000 to 51,000)	(82,000 to 96,000)	(97,000 to 114,000)	(136,000 to 160,000)	(205,000 to 242,000)	(265,000 to 312,000)	(296,000 to 347,000)	(323,000 to 378,000)	(365,000 to 427,000)	(463,000 to 542,000)	(574,000 to 672,000)	(773,000 to 905,000)	(1,067,000 to 1,249,000)	(1,472,000 to 1,724,000)	(1,796,000 to 2,104,000)	(2,164,000 to 2,535,000)	(2,348,000 to 2,752,000)	(2,348,000 to 2,752,000)	(1,795,000 to 2,105,000)	(722,000 to 846,000)	(329,000 to 386,000)	(18,000,000 to 21,000,000)
Communicable, maternal, neonatal, and nutritional diseases	19,000	9,800	44,000	82,000	97,000	136,000	205,000	265,000	296,000	323,000	365,000	463,000	574,000	773,000	1,067,000	1,472,000	1,796,000	2,164,000	2,348,000	2,348,000	1,795,000	722,000	329,000	18,000,000
	(17,000 to 21,000)	(9,100 to 10,000)	(41,000 to 47,000)	(75,000 to 89,000)	(89,000 to 105,000)	(125,000 to 148,000)	(188,000 to 223,000)	(243,000 to 288,000)	(272,000 to 321,000)	(297,000 to 350,000)	(335,000 to 395,000)	(426,000 to 502,000)	(528,000 to 622,000)	(711,000 to 838,000)	(982,000 to 1,157,000)	(1,354,000 to 1,596,000)	(1,652,000 to 1,948,000)	(1,991,000 to 2,347,000)	(2,160,000 to 2,547,000)	(2,160,000 to 2,547,000)	(1,651,000 to 1,947,000)	(664,000 to 783,000)	(303,000 to 357,000)	(16,000,000 to 19,000,000)
HIV/AIDS and sexually transmitted infections	1,100	600	2,000	3,000	3,000	3,000	4,000	5,000	6,000	7,000	8,000	9,000	10,000	11,000	12,000	13,000	14,000	15,000	16,000	16,000	12,000	5,000	2,000	160,000
	(1,000 to 1,200)	(500 to 700)	(1,700 to 2,300)	(2,600 to 3,400)	(2,600 to 3,400)	(2,600 to 3,400)	(3,500 to 4,500)	(4,400 to 5,600)	(5,200 to 6,600)	(6,100 to 7,800)	(7,000 to 8,900)	(8,000 to 10,000)	(9,000 to 11,000)	(10,000 to 12,000)	(11,000 to 13,000)	(12,000 to 14,000)	(13,000 to 15,000)	(14,000 to 16,000)	(15,000 to 17,000)	(15,000 to 17,000)	(11,000 to 13,000)	(4,600 to 5,400)	(1,900 to 2,200)	(140,000 to 180,000)
HIV/AIDS	1,100	600	2,000	3,000	3,000	3,000	4,000	5,000	6,000	7,000	8,000	9,000	10,000	11,000	12,000	13,000	14,000	15,000	16,000	16,000	12,000	5,000	2,000	160,000
	(1,000 to 1,200)	(500 to 700)	(1,700 to 2,300)	(2,600 to 3,400)	(2,600 to 3,400)	(2,600 to 3,400)	(3,500 to 4,500)	(4,400 to 5,600)	(5,200 to 6,600)	(6,100 to 7,800)	(7,000 to 8,900)	(8,000 to 10,000)	(9,000 to 11,000)	(10,000 to 12,000)	(11,000 to 13,000)	(12,000 to 14,000)	(13,000 to 15,000)	(14,000 to 16,000)	(15,000 to 17,000)	(15,000 to 17,000)	(11,000 to 13,000)	(4,600 to 5,400)	(1,900 to 2,200)	(140,000 to 180,000)
HIV/AIDS - Drug-susceptible Tuberculosis	0	0	0	0	0	0	0	0	0	0	0	0	0	0	0	0	0	0	0	0	0	0	0	0
	(0 to 0)	(0 to 0)	(0 to 0)	(0 to 0)	(0 to 0)	(0 to 0)	(0 to 0)	(0 to 0)	(0 to 0)	(0 to 0)	(0 to 0)	(0 to 0)	(0 to 0)	(0 to 0)	(0 to 0)	(0 to 0)	(0 to 0)	(0 to 0)	(0 to 0)	(0 to 0)	(0 to 0)	(0 to 0)	(0 to 0)	(0 to 0)
HIV/AIDS - Multidrug-resistant Tuberculosis without extensive drug resistance	0	0	0	0	0	0	0	0	0	0	0	0	0	0	0	0	0	0	0	0	0	0	0	0
	(0 to 0)	(0 to 0)	(0 to 0)	(0 to 0)	(0 to 0)	(0 to 0)	(0 to 0)	(0 to 0)	(0 to 0)	(0 to 0)	(0 to 0)	(0 to 0)	(0 to 0)	(0 to 0)	(0 to 0)	(0 to 0)	(0 to 0)	(0 to 0)	(0 to 0)	(0 to 0)	(0 to 0)	(0 to 0)	(0 to 0)	(0 to 0)
HIV/AIDS - Extensively drug-resistant Tuberculosis	0	0	0	0	0	0	0	0	0	0	0	0	0	0	0	0	0	0	0	0	0	0	0	0
	(0 to 0)	(0 to 0)	(0 to 0)	(0 to 0)	(0 to 0)	(0 to 0)	(0 to 0)	(0 to 0)	(0 to 0)	(0 to 0)	(0 to 0)	(0 to 0)	(0 to 0)	(0 to 0)	(0 to 0)	(0 to 0)	(0 to 0)	(0 to 0)	(0 to 0)	(0 to 0)	(0 to 0)	(0 to 0)	(0 to 0)	(0 to 0)
HIV/AIDS resulting in other diseases	1,100	600	2,000	3,000	3,000	3,000	4,000	5,000	6,000	7,000	8,000	9,000	10,000	11,000	12,000	13,000	14,000	15,000	16,000	16,000	12,000	5,000	2,000	160,000
	(1,000 to 1,200)	(500 to 700)	(1,700 to 2,300)	(2,600 to 3,400)	(2,600 to 3,400)	(2,600 to 3,400)	(3,500 to 4,500)	(4,400 to 5,600)	(5,200 to 6,600)	(6,100 to 7,800)	(7,000 to 8,900)	(8,000 to 10,000)	(9,000 to 11,000)	(10,000 to 12,000)	(11,000 to 13,000)	(12,000 to 14,000)	(13,000 to 15,000)	(14,000 to 16,000)	(15,000 to 17,000)	(15,000 to 17,000)	(11,000 to 13,000)	(4,600 to 5,400)	(1,900 to 2,200)	(140,000 to 180,000)
Sexually transmitted infections, excluding HIV	0	0	0	0	0	0	0	0	0	0	0	0	0	0	0	0	0	0	0	0	0	0	0	0
	(0 to 0)	(0 to 0)	(0 to 0)	(0 to 0)	(0 to 0)	(0 to 0)	(0 to 0)	(0 to 0)	(0 to 0)	(0 to 0)	(0 to 0)	(0 to 0)	(0 to 0)	(0 to 0)	(0 to 0)	(0 to 0)	(0 to 0)	(0 to 0)	(0 to 0)	(0 to 0)	(0 to 0)	(0 to 0)	(0 to 0)	(0 to 0)
Syphilis	(0 to 0)	(0 to 0)	(0 to 0)	(0 to 0)	(0 to 0)	(0 to 0)	(0 to 0)	(0 to 0)	(0 to 0)	(0 to 0)	(0 to 0)	(0 to 0)	(0 to 0)	(0 to 0)	(0 to 0)	(0 to 0)	(0 to 0)	(0 to 0)	(0 to 0)	(0 to 0)	(0 to 0)	(0 to 0)	(0 to 0)	(0 to 0)
Chlamydial infection	0	0	0	0	0	0	0	0	0	0	0	0	0	0	0	0	0	0	0	0	0	0	0	0
	(0 to 0)	(0 to 0)	(0 to 0)	(0 to 0)	(0 to 0)	(0 to 0)	(0 to 0)	(0 to 0)	(0 to 0)	(0 to 0)	(0 to 0)	(0 to 0)	(0 to 0)	(0 to 0)	(0 to 0)	(0 to 0)	(0 to 0)	(0 to 0)	(0 to 0)	(0 to 0)	(0 to 0)	(0 to 0)	(0 to 0)	(0 to 0)
Gonorrheal infection	0	0	0	0	0	0	0	0	0	0	0	0	0	0	0	0	0	0	0	0	0	0	0	0
	(0 to 0)	(0 to 0)	(0 to 0)	(0 to 0)	(0 to 0)	(0 to 0)	(0 to 0)	(0 to 0)	(0 to 0)	(0 to 0)	(0 to 0)	(0 to 0)	(0 to 0)	(0 to 0)	(0 to 0)	(0 to 0)	(0 to 0)	(0 to 0)	(0 to 0)	(0 to 0)	(0 to 0)	(0 to 0)	(0 to 0)	(0 to 0)
Trichomoniasis	0	0	0	0	0	0	0	0	0	0	0	0	0	0	0	0	0	0	0	0	0	0	0	0
	(0 to 0)	(0 to 0)	(0 to 0)	(0 to 0)	(0 to 0)	(0 to 0)	(0 to 0)	(0 to 0)	(0 to 0)	(0 to 0)	(0 to 0)	(0 to 0)	(0 to 0)	(0 to 0)	(0 to 0)	(0 to 0)	(0 to 0)	(0 to 0)	(0 to 0)	(0 to 0)	(0 to 0)	(0 to 0)	(0 to 0)	(0 to 0)
Genital herpes	0	0	0	0	0	0	0	0	0	0	0	0	0	0	0	0	0	0	0	0	0	0	0	0
	(0 to 0)	(0 to 0)	(0 to 0)	(0 to 0)	(0 to 0)	(0 to 0)	(0 to 0)	(0 to 0)	(0 to 0)	(0 to 0)	(0 to 0)	(0 to 0)	(0 to 0)	(0 to 0)	(0 to 0)	(0 to 0)	(0 to 0)	(0 to 0)	(0 to 0)	(0 to 0)	(0 to 0)	(0 to 0)	(0 to 0)	(0 to 0)
Other sexually transmitted infections	0	0	0	0	0	0	0	0	0	0	0	0	0	0	0	0	0	0	0	0	0	0	0	0
	(0 to 0)	(0 to 0)	(0 to 0)	(0 to 0)	(0 to 0)	(0 to 0)	(0 to 0)	(0 to 0)	(0 to 0)	(0 to 0)	(0 to 0)	(0 to 0)	(0 to 0)	(0 to 0)	(0 to 0)	(0 to 0)	(0 to 0)	(0 to 0)	(0 to 0)	(0 to 0)	(0 to 0)	(0 to 0)	(0 to 0)	(0 to 0)
Respiratory infections and tuberculosis	1,100	600	2,000	3,000	3,000	3,000	4,000	5,000	6,000	7,000	8,000	9,000	10,000	11,000	12,000	13,000	14,000	15,000	16,000	16,000	12,000	5,000	2,000	160,000
	(1,000 to 1,200)	(500 to 700)	(1,700 to 2,300)	(2,600 to 3,400)	(2,600 to 3,400)	(2,600 to 3,400)	(3,500 to 4,500)	(4,400 to 5,600)	(5,200 to 6,600)	(6,100 to 7,800)	(7,000 to 8,900)	(8,000 to 10,000)	(9,000 to 11,000)	(10,000 to 12,000)	(11,000 to 13,000)	(12,000 to 14,000)	(13,000 to 15,000)	(14,000 to 16,000)	(15,000 to 17,000)	(15,000 to 17,000)	(11,000 to 13,000)	(4,600 to 5,400)	(1,900 to 2,200)	(140,000 to 180,000)
Tuberculosis	0	0	14.7	29.9	7.3	7.2	33.4	485.9	545	595	696	834	1,035	1,394	1,924	2,655	3,239	3,903	4,235	4,235	3,237	1,302	594	32,000
	(0 to 0)	(0 to 0)	(11.2 to 17.2)	(23.1 to 35.6)	(5.6 to 8.6)	(5.5 to 8.5)	(25.8 to 39.8)	(375.4 to 578.4)	(421.2 to 649.2)	(459.8 to 708.2)	(538.1 to 829.1)	(644.7 to 993.3)	(800.1 to 1,232.9)	(1,077.5 to 1,660.5)	(1,486.9 to 2,291.1)	(2,052.1 to 3,161.9)	(2,503.6 to 3,857.4)	(3,016.1 to 4,648.1)	(3,273.5 to 5,044.5)	(3,273.5 to 5,044.5)	(2,501.6 to 3,854.4)	(1,006.7 to 1,551.3)	(459.1 to 707.5)	(24,700 to 38,000)
Latent tuberculosis infection	0	0	0	0	0	0	0	0	0	0	0	0	0	0	0	0	0	0	0	0	0	0	0	0
	(0 to 0)	(0 to 0)	(0 to 0)	(0 to 0)	(0 to 0)	(0 to 0)	(0 to 0)	(0 to 0)	(0 to 0)	(0 to 0)	(0 to 0)	(0 to 0)	(0 to 0)	(0 to 0)	(0 to 0)	(0 to 0)	(0 to 0)	(0 to 0)	(0 to 0)	(0 to 0)	(0 to 0)	(0 to 0)	(0 to 0)	(0 to 0)
Drug-susceptible tuberculosis	14.4	8.6	14.4	29.5	7.3	7.2	33.4	485.9	545	595	696	834	1,035	1,394	1,924	2,655	3,239	3,903	4,235	4,235	3,237	1,302	594	32,000
	(11.0 to 18.0)	(6.6 to 10.7)	(11.0 to 18.0)	(22.5 to 36.5)	(5.6 to 9.1)	(5.5 to 9.0)	(25.5 to 41.3)	(371.0 to 601.4)	(416.3 to 674.7)	(454.4 to 736.4)	(531.8 to 861.8)	(637.1 to 1,032.3)	(790.8 to 1,281.2)	(1,065.0 to 1,725.8)	(1,469.9 to 2,381.1)	(2,028.0 to 3,285.8)	(2,474.8 to 4,009.2)	(2,981.8 to 4,830.2)	(3,235.9 to 5,242.1)	(3,235.9 to 5,242.1)	(2,473.1 to 4,006.9)	(995.3 to 1,612.7)	(453.8 to 735.2)	(24,400 to 39,500)
Multidrug-resistant tuberculosis without extensive drug resistance	0	0	0	0	0	0	0	0	0	0	0	0	0	0	0	0	0	0	0	0	0	0	0	0
	(0 to 0)	(0 to 0)	(0 to 0)	(0 to 0)	(0 to 0)	(0 to 0)	(0 to 0)	(0 to 0)	(0 to 0)	(0 to 0)	(0 to 0)	(0 to 0)	(0 to 0)	(0 to 0)	(0 to 0)	(0 to 0)	(0 to 0)	(0 to 0)	(0 to 0)	(0 to 0)	(0 to 0)	(0 to 0)	(0 to 0)	(0 to 0)
Extensively drug-resistant tuberculosis	0	0	0	0	0	0	0	0	0	0	0	0	0	0	0	0	0	0	0	0	0	0	0	0
	(0 to 0)	(0 to 0)	(0 to 0)	(0 to 0)	(0 to 0)	(0 to 0)	(0 to 0)	(0 to 0)	(0 to 0)	(0 to 0)	(0 to 0)	(0 to 0)	(0 to 0)	(0 to 0)	(0 to 0)	(0 to 0)	(0 to 0)	(0 to 0)	(0 to 0)	(0 to 0)	(0 to 0)	(0 to 0)	(0 to 0)	(0 to 0)
Lower respiratory infections	1,100	600	2,000	3,000	3,000	3,000	4,000	5,000	6,000	7,000	8,000	9,000	10,000	11,000	12,000	13,000	14,000	15,000	16,000	16,000	12,000	5,000	2,000	160,000
	(1,000 to 1,200)	(500 to 700)	(1,700 to 2,300)	(2,600 to 3,400)	(2,600 to 3,400)	(2,600 to 3,400)	(3,500 to 4,500)	(4,400 to 5,600)	(5,200 to 6,600)	(6,100 to 7,800)	(7,000 to 8,900)	(8,000 to 10,000)	(9,000 to 11,000)	(10,000 to 12,000)	(11,000 to 13,000)	(12,000 to 14,000)	(13,000 to 15,000)	(14,000 to 16,000)	(15,000 to 17,000)	(15,000 to 17,000)	(11,000 to 13,000)	(4,600 to 5,400)	(1,900 to 2,200)	(140,000 to 180,000)
Upper respiratory infections	0	0	0	0	0	0	0	0	0	0	0	0	0	0	0	0	0	0	0	0	0	0	0	0
	(0 to 0)	(0 to 0)	(0 to 0)	(0 to 0)	(0 to 0)	(0 to 0)	(0 to 0)	(0 to 0)	(0 to 0)	(0 to 0)	(0 to 0)	(0 to 0)	(0 to 0)	(0 to 0)	(0 to 0)	(0 to 0)	(0 to 0)	(0 to 0)	(0 to 0)	(0 to 0)	(0 to 0)	(0 to 0)	(0 to 0)	(0 to 0)
Otitis media	1,100	600	2,000	3,000	3,000	3,000	4,000	5,000	6,000	7,000	8,000	9,000	10,000	11,000	12,000	13,000	14,000	15,000	16,000	16,000	12,000	5,000	2,000	160,000
	(1,000 to 1,200)	(500 to 700)	(1,700 to 2,300)	(2,600 to 3,400)	(2,600 to 3,400)	(2,600 to 3,400)	(3,500 to 4,500)	(4,400 to 5,600)	(5,200 to 6,600)	(6,100 to 7,800)	(7,000 to 8,900)	(8,000 to 10,000)	(9,000 to 11,000)	(10,000 to 12,000)	(11,000 to 13,000)	(12,000 to 14,000)	(13,000 to 15,000)	(14,000 to 16,000)	(15,000 to 17,000)	(15,000 to 17,000)	(11,000 to 13,000)	(4,600 to 5,400)	(1,900 to 2,200)	(140,000 to 180,000)
Enteric infections	2,900	1,500	6,900	12,000	14,000	19,000	29,000	37,000	41,000	45,000	51,000	65,000	80,000	108,000	149,000	206,000	251,000	303,000	329,000	329,000	251,000	101,000	46,000	2,500,000
	(2,600 to 3,200)	(1,400 to 1,600)	(6,400 to 7,500)	(11,000 to 13,000)	(13,000 to 15,000)	(17,000 to 21,000)	(26,000 to 32,000)	(34,000 to 41,000)	(38,000 to 46,000)	(41,000 to 50,000)	(47,000 to 57,000)	(60,000 to 72,000)	(74,000 to 89,000)	(99,000 to 120,000)	(137,000 to 166,000)	(190,000 to 230,000)	(232,000 to 280,000)	(280,000 to 337,000)	(304,000 to 366,000)	(304,000 to 366,000)	(232,000 to 280,000)	(93,000 to 112,000)	(42,000 to 51,000)	(2,300,000 to 2,800,000)
Diarrheal diseases	1,900	1,000	4,500	8,000	9,000	12,000	19,000	24,000	27,000	29,000	33,000	42,000	52,000	70,000	97,000	134,000	163,000	197,000	214,000	214,000	163,000	66,000	30,000	1,600,000
	(1,700 to 2,100)	(900 to 1,100)	(4,200 to 4,900)	(7,200 to 8,800)	(8,400 to 9,900)	(11,000 to 14,000)	(17,000 to 21,000)	(22,000 to 27,000)	(25,000 to 30,000)	(27,000 to 32,000)	(31,000 to 37,000)	(39,000 to 47,000)	(48,000 to 58,000)	(65,000 to 78,000)	(90,000 to 108,000)	(124,000 to 149,000)	(151,000 to 181,000)	(183,000 to 219,000)	(198,000 to 238,000)	(198,000 to 238,000)	(151,000 to 181,000)	(61,000 to 74,000)	(28,000 to 33,000)	(1,500,000 to 1,800,000)
Typhoid fever	0	0	0	0	0	0	0	0	0	0	0	0	0	0	0	0	0	0	0	0	0	0	0	0
	(0 to 0)	(0 to 0)	(0 to 0)	(0 to 0)	(0 to 0)	(0 to 0)	(0 to 0)	(0 to 0)	(0 to 0)	(0 to 0)	(0 to 0)	(0 to 0)	(0 to 0)	(0 to 0)	(0 to 0)	(0 to 0)	(0 to 0)	(0 to 0)	(0 to 0)	(0 to 0)	(0 to 0)	(0 to 0)	(0 to 0)	(0 to 0)
Paratyphoid fever	0	0	0	0	0	0	0	0	0	0	0	0	0	0	0	0	0	0	0	0	0	0	0	0
	(0 to 0)	(0 to 0)	(0 to 0)	(0 to 0)	(0 to 0)	(0 to 0)	(0 to 0)	(0 to 0)	(0 to 0)	(0 to 0)	(0 to 0)	(0 to 0)	(0 to 0)	(0 to 0)	(0 to 0)	(0 to 0)	(0 to 0)	(0 to 0)	(0 to 0)	(0 to 0)	(0 to 0)	(0 to 0)	(0 to 0)	(0 to 0)
Invasive Non-typhoidal Salmonella (NTS)	0	0	0	0	0	0	0	0	0	0	0	0	0	0	0	0	0	0	0	0	0	0	0	0
	(0 to 0)	(0 to 0)	(0 to 0)	(0 to 0)	(0 to 0)	(0 to 0)	(0 to 0)	(0 to 0)	(0 to 0)	(0 to 0)	(0 to 0)	(0 to 0)	(0 to 0)	(0 to 0)	(0 to 0)	(0 to 0)	(0 to 0)	(0 to 0)	(0 to 0)	(0 to 0)	(0 to 0)	(0 to 0)	(0 to 0)	(0 to 0)
Other intestinal infectious diseases	0	0	0	0	0	0	0	0	0	0	0	0	0	0	0	0	0	0	0	0	0	0	0	0
	(0 to 0)	(0 to 0)	(0 to 0)	(0 to 0)	(0 to 0)	(0 to 0)	(0 to 0)	(0 to 0)	(0 to 0)	(0 to 0)	(0 to 0)	(0 to 0)	(0 to 0)	(0 to 0)	(0 to 0)	(0 to 0)	(0 to 0)	(0 to 0)	(0 to 0)	(0 to 0)	(0 to 0)	(0 to 0)	(0 to 0)	(0 to 0)
Neglected tropical diseases and malaria	0	0	0	0	0	0	0	0	0	0	0	0	0	0	0	0	0	0	0	0	0	0	0	0
	(0 to 0)	(0 to 0)	(0 to 0)	(0 to 0)	(0 to 0)	(0 to 0)	(0 to 0)	(0 to 0)	(0 to 0)	(0 to 0)	(0 to 0)	(0 to 0)	(0 to 0)	(0 to 0)	(0 to 0)	(0 to 0)	(0 to 0)	(0 to 0)	(0 to 0)	(0 to 0)	(0 to 0)	(0 to 0)	(0 to 0)	(0 to 0)
Malaria	0	0	0	0	0	0	0	0	0	0	0	0	0	0	0	0	0	0	0	0	0	0	0	0
	(0 to 0)	(0 to 0)	(0 to 0)	(0 to 0)	(0 to 0)	(0 to 0)	(0 to 0)	(0 to 0)	(0 to 0)	(0 to 0)	(0 to 0)	(0 to 0)	(0 to 0)	(0 to 0)	(0 to 0)	(0 to 0)	(0 to 0)	(0 to 0)	(0 to 0)	(0 to 0)	(0 to 0)	(0 to 0)	(0 to 0)	(0 to 0)
Chagas disease	0	0	0	0	0	0	0	0	0	0	0	0	0	0	0	0	0	0	0	0	0	0	0	0
	(0 to 0)	(0 to 0)	(0 to 0)	(0 to 0)	(0 to 0)	(0 to 0)	(0 to 0)	(0 to 0)	(0 to 0)	(0 to 0)	(0 to 0)	(0 to 0)	(0 to 0)	(0 to 0)	(0 to 0)	(0 to 0)	(0 to 0)	(0 to 0)	(0 to 0)	(0 to 0)	(0 to 0)	(0 to 0)	(0 to 0)	(0 to 0)
Leishmaniasis	0	0	0	0	0	0	0	0	0	0	0	0	0	0	0	0	0	0	0	0	0	0	0	0
	(0 to 0)	(0 to 0)	(0 to 0)	(0 to 0)	(0 to 0)	(0 to 0)	(0 to 0)	(0 to 0)	(0 to 0)	(0 to 0)	(0 to 0)	(0 to 0)	(0 to 0)	(0 to 0)	(0 to 0)	(0 to 0)	(0 to 0)	(0 to 0)	(0 to 0)	(0 to 0)	(0 to 0)	(0 to 0)	(0 to 0)	(0 to 0)
African trypanosomiasis	0	0	0	0	0	0	0	0	0	0	0	0	0	0	0	0	0	0	0	0	0	0	0	0
	(0 to 0)	(0 to 0)	(0 to 0)	(0 to 0)	(0 to 0)	(0 to 0)	(0 to 0)	(0 to 0)	(0 to 0)	(0 to 0)	(0 to 0)	(0 to 0)	(0 to 0)	(0 to 0)	(0 to 0)	(0 to 0)	(0 to 0)	(0 to 0)	(0 to 0)	(0 to 0)	(0 to 0)	(0 to 0)	(0 to 0)	(0 to 0)
Schistosomiasis	0	0	0	0	0	0	0	0	0	0	0	0	0	0	0	0	0	0	0	0	0	0	0	0
	(0 to 0)	(0 to 0)	(0 to 0)	(0 to 0)	(0 to 0)	(0 to 0)	(0 to 0)	(0 to 0)	(0 to 0)	(0 to 0)	(0 to 0)	(0 to 0)	(0 to 0)	(0 to 0)	(0 to 0)	(0 to 0)	(0 to 0)	(0 to 0)	(0 to 0)	(0 to 0)	(0 to 0)	(0 to 0)	(0 to 0)	(0 to 0)
Cysticercosis	0	0	0	0	0	0	0	0	0	0	0	0	0	0	0	0	0	0	0	0	0	0	0	0
	(0 to 0)	(0 to 0)	(0 to 0)	(0 to 0)	(0 to 0)	(0 to 0)	(0 to 0)	(0 to 0)	(0 to 0)	(0 to 0)	(0 to 0)	(0 to 0)	(0 to 0)	(0 to 0)	(0 to 0)	(0 to 0)	(0 to 0)	(0 to 0)	(0 to 0)	(0 to 0)	(0 to 0)	(0 to 0)	(0 to 0)	(0 to 0)
Cystic echinococcosis	0	0	0	0	0	0	0	0	0	0	0	0	0	0	0	0	0	0	0	0	0	0	0	0
	(0 to 0)	(0 to 0)	(0 to 0)	(0 to 0)	(0 to 0)	(0 to 0)	(0 to 0)	(0 to 0)	(0 to 0)	(0 to 0)	(0 to 0)	(0 to 0)	(0 to 0)	(0 to 0)	(0 to 0)	(0 to 0)	(0 to 0)	(0 to 0)	(0 to 0)	(0 to 0)	(0 to 0)	(0 to 0)	(0 to 0)	(0 to 0)
Lymphatic filariasis	0	0	0	0	0	0	0	0	0	0	0	0	0	0	0	0	0	0	0	0	0	0	0	0
	(0 to 0)	(0 to 0)	(0 to 0)	(0 to 0)	(0 to 0)	(0 to 0)	(0 to 0)	(0 to 0)	(0 to 0)	(0 to 0)	(0 to 0)	(0 to 0)	(0 to 0)	(0 to 0)	(0 to 0)	(0 to 0)	(0 to 0)	(0 to 0)	(0 to 0)	(0 to 0)	(0 to 0)	(0 to 0)	(0 to 0)	(0 to 0)
Onchocerciasis	0	0	0	0	0	0	0	0	0	0	0	0	0	0	0	0	0	0	0	0	0	0	0	0
	(0 to 0)	(0 to 0)	(0 to 0)	(0 to 0)	(0 to 0)	(0 to 0)	(0 to 0)	(0 to 0)	(0 to 0)	(0 to 0)	(0 to 0)	(0 to 0)	(0 to 0)	(0 to 0)	(0 to 0)	(0 to 0)	(0 to 0)	(0 to 0)	(0 to 0)	(0 to 0)	(0 to 0)	(0 to 0)	(0 to 0)	(0 to 0)
Trachoma	0	0	0	0	0	0	0	0	0	0	0	0	0	0	0	0	0	0	0	0	0	0	0	0
	(0 to 0)	(0 to 0)	(0 to 0)	(0 to 0)	(0 to 0)	(0 to 0)	(0 to 0)	(0 to 0)	(0 to 0)	(0 to 0)	(0 to 0)	(0 to 0)	(0 to 0)	(0 to 0)	(0 to 0)	(0 to 0)	(0 to 0)	(0 to 0)	(0 to 0)	(0 to 0)	(0 to 0)	(0 to 0)	(0 to 0)	(0 to 0)
Dengue	0	0	0	0	0	0	0	0	0	0	0	0	0	0	0	0	0	0	0	0	0	0	0	0
	(0 to 0)	(0 to 0)	(0 to 0)	(0 to 0)	(0 to 0)	(0 to 0)	(0 to 0)	(0 to 0)	(0 to 0)	(0 to 0)	(0 to 0)	(0 to 0)	(0 to 0)	(0 to 0)	(0 to 0)	(0 to 0)	(0 to 0)	(0 to 0)	(0 to 0)	(0 to 0)	(0 to 0)	(0 to 0)	(0 to 0)	(0 to 0)
Yellow fever	0	0	0	0	0	0	0	0	0	0	0	0	0	0	0	0	0	0	0	0	0	0	0	0
	(0 to 0)	(0 to 0)	(0 to 0)	(0 to 0)	(0 to 0)	(0 to 0)	(0 to 0)	(0 to 0)	(0 to 0)	(0 to 0)	(0 to 0)	(0 to 0)	(0 to 0)	(0 to 0)	(0 to 0)	(0 to 0)	(0 to 0)	(0 to 0)	(0 to 0)	(0 to 0)	(0 to 0)	(0 to 0)	(0 to 0)	(0 to 0)
Rabies	0	0	0	0	0	0	0	0	0	0	0	0	0	0	0	0	0	0	0	0	0	0	0	0
	(0 to 0)	(0 to 0)	(0 to 0)	(0 to 0)	(0 to 0)	(0 to 0)	(0 to 0)	(0 to 0)	(0 to 0)	(0 to 0)	(0 to 0)	(0 to 0)	(0 to 0)	(0 to 0)	(0 to 0)	(0 to 0)	(0 to 0)	(0 to 0)	(0 to 0)	(0 to 0)	(0 to 0)	(0 to 0)	(0 to 0)	(0 to 0)
Intestinal nematode infections	0	0	0	0	0	0	0	0	0	0	0	0	0	0	0	0	0	0	0	0	0	0	0	0
	(0 to 0)	(0 to 0)	(0 to 0)	(0 to 0)	(0 to 0)	(0 to 0)	(0 to 0)	(0 to 0)	(0 to 0)	(0 to 0)	(0 to 0)	(0 to 0)	(0 to 0)	(0 to 0)	(0 to 0)	(0 to 0)	(0 to 0)	(0 to 0)	(0 to 0)	(0 to 0)	(0 to 0)	(0 to 0)	(0 to 0)	(0 to 0)
Ascariasis	0	0	0	0	0	0	0	0	0	0	0	0	0	0	0	0	0	0	0	0	0	0	0	0
	(0 to 0)	(0 to 0)	(0 to 0)	(0 to 0)	(0 to 0)	(0 to 0)	(0 to 0)	(0 to 0)	(0 to 0)	(0 to 0)	(0 to 0)	(0 to 0)	(0 to 0)	(0 to 0)	(0 to 0)	(0 to 0)	(0 to 0)	(0 to 0)	(0 to 0)	(0 to 0)	(0 to 0)	(0 to



Exposure to forces of nature	2.7 (0.0 to 2.7)	1.5 (1.4 to 1.6)	12.7 (11.7 to 14)	64.3 (58.4 to 70.7)	78.4 (70.9 to 86.7)	113 (101 to 126)	142 (128 to 158)	144 (130 to 161)	143 (129 to 157)	142 (128 to 156)	152 (138 to 170)	170 (154 to 190)	196 (177 to 220)	205 (179 to 230)	189 (155 to 219)	168 (140 to 200)	191 (159 to 224)	205 (169 to 242)	224 (177 to 264)	247 (193 to 298)	178 (132 to 231)	128 (92.1 to 173)	66 (48.3 to 92.5)	21.5 (15.7 to 30.3)	3,020
Other unintentional injuries	33.7 (31.2 to 36)	6.1 (5.6 to 6.5)	102 (93.5 to 109)	486 (446 to 519)	668 (598 to 741)	1,150 (1,040 to 1,300)	1,680 (1,520 to 1,850)	2,060 (1,870 to 2,260)	2,450 (2,220 to 2,720)	2,610 (2,360 to 2,870)	2,940 (2,660 to 3,270)	3,360 (3,040 to 3,690)	3,960 (3,570 to 4,360)	4,230 (3,790 to 4,700)	4,280 (3,780 to 4,800)	4,290 (3,720 to 4,850)	4,610 (3,970 to 5,300)	4,640 (3,930 to 5,410)	4,660 (3,830 to 5,460)	5,460 (4,420 to 6,480)	5,870 (4,630 to 7,060)	4,350 (3,370 to 5,530)	1,910 (1,370 to 2,620)	286 (203 to 394)	74,100
Self-harm and interpersonal violence	556 (556 to 556)	40.6 (27.1 to 60.9)	550 (367 to 826)	691 (461 to 1,040)	844 (563 to 1,270)	3,040 (2,030 to 4,560)	5,730 (3,830 to 8,600)	10,100 (6,760 to 15,200)	15,400 (10,300 to 23,100)	17,200 (11,500 to 25,800)	19,900 (13,300 to 29,900)	24,200 (16,200 to 36,300)	29,700 (19,900 to 44,600)	34,200 (22,900 to 51,300)	37,400 (25,000 to 56,100)	39,500 (26,400 to 59,300)	40,000 (26,700 to 60,000)	39,000 (26,000 to 58,500)	39,500 (26,400 to 59,300)	35,000 (23,400 to 52,500)	31,000 (20,700 to 46,500)	4,260 (2,840 to 6,390)	2,170 (1,450 to 3,260)	169 (113 to 254)	668,000
Self-harm	0 (0 to 0)	0 (0 to 0)	0 (0 to 0)	0 (0 to 0)	0 (0 to 0)	2,800 (2,800 to 2,800)	5,730 (5,730 to 5,730)	10,100 (10,100 to 10,100)	15,400 (15,400 to 15,400)	17,200 (17,200 to 17,200)	19,900 (19,900 to 19,900)	24,200 (24,200 to 24,200)	29,700 (29,700 to 29,700)	34,200 (34,200 to 34,200)	37,400 (37,400 to 37,400)	39,500 (39,500 to 39,500)	40,000 (40,000 to 40,000)	39,000 (39,000 to 39,000)	39,500 (39,500 to 39,500)	35,000 (35,000 to 35,000)	31,000 (31,000 to 31,000)	4,260 (4,260 to 4,260)	2,170 (2,170 to 2,170)	169 (169 to 169)	668,000
Self-harm by firearm	0 (0 to 0)	0 (0 to 0)	0 (0 to 0)	0 (0 to 0)	0 (0 to 0)	2,800 (2,800 to 2,800)	5,730 (5,730 to 5,730)	10,100 (10,100 to 10,100)	15,400 (15,400 to 15,400)	17,200 (17,200 to 17,200)	19,900 (19,900 to 19,900)	24,200 (24,200 to 24,200)	29,700 (29,700 to 29,700)	34,200 (34,200 to 34,200)	37,400 (37,400 to 37,400)	39,500 (39,500 to 39,500)	40,000 (40,000 to 40,000)	39,000 (39,000 to 39,000)	39,500 (39,500 to 39,500)	35,000 (35,000 to 35,000)	31,000 (31,000 to 31,000)	4,260 (4,260 to 4,260)	2,170 (2,170 to 2,170)	169 (169 to 169)	668,000
Self-harm by other specified means	0 (0 to 0)	0 (0 to 0)	0 (0 to 0)	0 (0 to 0)	0 (0 to 0)	2,800 (2,800 to 2,800)	5,730 (5,730 to 5,730)	10,100 (10,100 to 10,100)	15,400 (15,400 to 15,400)	17,200 (17,200 to 17,200)	19,900 (19,900 to 19,900)	24,200 (24,200 to 24,200)	29,700 (29,700 to 29,700)	34,200 (34,200 to 34,200)	37,400 (37,400 to 37,400)	39,500 (39,500 to 39,500)	40,000 (40,000 to 40,000)	39,000 (39,000 to 39,000)	39,500 (39,500 to 39,500)	35,000 (35,000 to 35,000)	31,000 (31,000 to 31,000)	4,260 (4,260 to 4,260)	2,170 (2,170 to 2,170)	169 (169 to 169)	668,000
Self-harm	556 (556 to 556)	40.6 (27.1 to 60.9)	550 (367 to 826)	691 (461 to 1,040)	844 (563 to 1,270)	240 (160 to 360)	0 (0 to 0)	0 (0 to 0)	0 (0 to 0)	0 (0 to 0)	0 (0 to 0)	0 (0 to 0)	0 (0 to 0)	0 (0 to 0)	0 (0 to 0)	0 (0 to 0)	0 (0 to 0)	0 (0 to 0)	0 (0 to 0)	0 (0 to 0)	0 (0 to 0)	0 (0 to 0)	0 (0 to 0)	0 (0 to 0)	0 (0 to 0)	0
Interpersonal violence	556 (556 to 556)	40.6 (27.1 to 60.9)	550 (367 to 826)	691 (461 to 1,040)	844 (563 to 1,270)	240 (160 to 360)	0 (0 to 0)	0 (0 to 0)	0 (0 to 0)	0 (0 to 0)	0 (0 to 0)	0 (0 to 0)	0 (0 to 0)	0 (0 to 0)	0 (0 to 0)	0 (0 to 0)	0 (0 to 0)	0 (0 to 0)	0 (0 to 0)	0 (0 to 0)	0 (0 to 0)	0 (0 to 0)	0 (0 to 0)	0 (0 to 0)	0 (0 to 0)	0
Physical violence by firearm	0.4 (0.3 to 0.5)	0.4 (0.3 to 0.5)	0.4 (0.3 to 0.5)	21.8 (19.6 to 25.3)	33 (29 to 39.1)	48.5 (42.6 to 57.1)	54.2 (47.6 to 64.1)	71.5 (62.8 to 84.7)	86.7 (76.2 to 103)	110 (96.7 to 130)	140 (123 to 166)	170 (149 to 201)	176 (154 to 208)	183 (160 to 216)	210 (184 to 248)	194 (170 to 230)	194 (170 to 230)	196 (172 to 232)	194 (170 to 230)	178 (156 to 211)	164 (144 to 194)	79.9 (70 to 94.4)	45.7 (39.9 to 53.9)	8.2 (7.2 to 9.7)	1,640
Physical violence by sharp object	0 (0 to 0)	0 (0 to 0)	0 (0 to 0)	0.1 (0 to 0.1)	0.1 (0 to 0.1)	0.1 (0 to 0.1)	0.1 (0 to 0.1)	0.1 (0 to 0.1)	0.1 (0 to 0.1)	0.1 (0 to 0.1)	0.1 (0 to 0.1)	0.1 (0 to 0.1)	0.1 (0 to 0.1)	0.1 (0 to 0.1)	0.1 (0 to 0.1)	0.1 (0 to 0.1)	0.1 (0 to 0.1)	0.1 (0 to 0.1)	0.1 (0 to 0.1)	0.1 (0 to 0.1)	0.1 (0 to 0.1)	0.1 (0 to 0.1)	0.1 (0 to 0.1)	0.1 (0 to 0.1)	5.310
Sexual violence	0 (0 to 0)	0 (0 to 0)	0 (0 to 0)	0.1 (0 to 0.1)	50.4 (29.9 to 79.1)	112 (62.1 to 179)	318 (173 to 510)	516 (284 to 779)	648 (352 to 1,000)	452 (252 to 728)	371 (205 to 592)	241 (130 to 393)	228 (118 to 398)	220 (108 to 413)	201 (101 to 401)	176 (100 to 364)	143 (87.4 to 237)	104 (66.3 to 158)	142 (89.6 to 226)	150 (87.2 to 253)	63.6 (38.5 to 99.8)	26 (15.8 to 42.9)	4.8 (2.8 to 7.7)	0.5 (0.1 to 0.7)	3,890
Physical violence by other means	552 (157 to 765)	39.7 (27.1 to 60)	537 (357 to 821)	779 (498 to 1,180)	806 (511 to 1,271)	999 (651 to 1,490)	990 (726 to 1,320)	1,400 (1,020 to 1,900)	1,460 (1,060 to 1,950)	1,470 (1,070 to 1,950)	1,760 (1,280 to 2,390)	2,150 (1,540 to 2,930)	2,440 (1,690 to 3,450)	2,800 (1,770 to 4,150)	2,930 (1,720 to 4,520)	2,960 (1,720 to 4,740)	3,170 (1,770 to 5,110)	3,150 (1,710 to 5,220)	3,460 (1,810 to 5,150)	3,170 (1,660 to 4,740)	2,770 (1,450 to 4,140)	1,470 (1,000 to 2,150)	724 (501 to 1,040)	97.8 (71.1 to 133)	27,500
Conflict and terrorism	12.4 (12.4 to 12)	0.2 (0.2 to 0)	0.2 (0.2 to 0)	0.2 (0.2 to 0.3)	0.2 (0.1 to 0.3)	0.2 (0.1 to 0.3)	0.2 (0.2 to 0.3)	0.2 (0.2 to 0.3)	0.2 (0.2 to 0.3)	0.2 (0.2 to 0.3)	0.2 (0.2 to 0.3)	0.2 (0.1 to 0.3)	0.2 (0.1 to 0.3)	0.2 (0.1 to 0.3)	0.2 (0.2 to 0.3)	0.2 (0.2 to 0.3)	0.2 (0.2 to 0.3)	0.2 (0.2 to 0.3)	0.2 (0.2 to 0.3)	0.2 (0.2 to 0.3)	0.2 (0.2 to 0.3)	0.2 (0.2 to 0.3)	0.2 (0.2 to 0.3)	0.2 (0.2 to 0.3)	32.2

SR Table 2a: Portsmouth DALYS by cause and age group for males with 95% uncertainty intervals, 2019

Cause	Early Neonatal	Late Neonatal	Post Neonatal	1 to 4	5 to 9	10 to 14	15 to 19	20 to 24	25 to 29	30 to 34	35 to 39	40 to 44	45 to 49	50 to 54	55 to 59	60 to 64	65 to 69	70 to 74	75 to 79	80 to 84	85 to 89	90 to 94	95 plus	Total
All causes	1,192 (1,151 to 1,233)	1,166 (1,126 to 1,206)	1,197 (1,156 to 1,238)	1,264 (1,220 to 1,308)	1,170 (1,129 to 1,211)	1,170 (1,129 to 1,211)	1,197 (1,156 to 1,238)	1,264 (1,220 to 1,308)	1,170 (1,129 to 1,211)	1,197 (1,156 to 1,238)	1,264 (1,220 to 1,308)	1,170 (1,129 to 1,211)	1,197 (1,156 to 1,238)	1,264 (1,220 to 1,308)	1,170 (1,129 to 1,211)	1,197 (1,156 to 1,238)	1,264 (1,220 to 1,308)	1,170 (1,129 to 1,211)	1,197 (1,156 to 1,238)	1,264 (1,220 to 1,308)	1,170 (1,129 to 1,211)	1,197 (1,156 to 1,238)	29,400
Communicable, maternal, neonatal, and nutritional diseases	448 (418 to 480)	448 (418 to 480)	448 (418 to 480)	448 (418 to 480)	448 (418 to 480)	448 (418 to 480)	448 (418 to 480)	448 (418 to 480)	448 (418 to 480)	448 (418 to 480)	448 (418 to 480)	448 (418 to 480)	448 (418 to 480)	448 (418 to 480)	448 (418 to 480)	448 (418 to 480)	448 (418 to 480)	448 (418 to 480)	448 (418 to 480)	448 (418 to 480)	448 (418 to 480)	448 (418 to 480)	1,450
HIV/AIDS and sexually transmitted infections	4.8 (1.2 to 11.4)	1.6 (0.5 to 4)	2.8 (0.9 to 6.2)	0.2 (0.2 to 0.4)	0.2 (0.1 to 0.3)	0.1 (0.1 to 0.2)	0.3 (0.2 to 0.4)	0.9 (0.7 to 1.2)	2.4 (2 to 2.9)	3.5 (2.8 to 4.2)	5 (4 to 6.2)	5.4 (4.1 to 7.1)	5.1 (3.9 to 6.7)	5.2 (3.9 to 6.9)	4.7 (3.5 to 6.3)	3.1 (2.3 to 4.2)	2.1 (1.5 to 2.8)	1.2 (0.8 to 1.6)	0.5 (0.2 to 1)	0.1 (0 to 0.2)	0 (0 to 0.1)	0 (0 to 0.1)	50
HIV/AIDS	0 (0 to 0)	0 (0 to 0)	0.2 (0.2 to 0.3)	0.1 (0.1 to 0.1)	0.1 (0.1 to 0.1)	0.1 (0.1 to 0.1)	0.2 (0.1 to 0.3)	0.6 (0.5 to 1.1)	2.1 (1.8 to 2.6)	3.2 (2.6 to 3.9)	4.7 (3.8 to 5.7)	4.9 (3.8 to 6.3)	4.7 (3.7 to 6.4)	4.9 (3.7 to 6.6)	4.4 (3.4 to 5.7)	2.9 (2.2 to 3.8)	1.9 (1.4 to 2.5)	1.1 (0.8 to 1.5)	0.4 (0.2 to 0.6)	0.1 (0 to 0.2)	0 (0 to 0)	0 (0 to 0)	38
HIV/AIDS - Drug-susceptible Tuberculosis	0 (0 to 0)	0 (0 to 0)	0 (0 to 0)	0 (0 to 0)	0 (0 to 0)	0 (0 to 0)	0 (0 to 0)	0 (0 to 0)	0 (0 to 0)	0 (0 to 0)	0 (0 to 0)	0 (0 to 0)	0 (0 to 0)	0 (0 to 0)	0 (0 to 0)	0 (0 to 0)	0 (0 to 0)	0 (0 to 0)	0 (0 to 0)	0 (0 to 0)	0 (0 to 0)	0 (0 to 0)	0 (0 to 0)	0
HIV/AIDS - Multidrug-resistant Tuberculosis without extensive dr...	0 (0 to 0)	0 (0 to 0)	0 (0 to 0)	0 (0 to 0)	0 (0 to 0)	0 (0 to 0)	0 (0 to 0)	0 (0 to 0)	0 (0 to 0)	0 (0 to 0)	0 (0 to 0)	0 (0 to 0)	0 (0 to 0)	0 (0 to 0)	0 (0 to 0)	0 (0 to 0)	0 (0 to 0)	0 (0 to 0)	0 (0 to 0)	0 (0 to 0)	0 (0 to 0)	0 (0 to 0)	0 (0 to 0)	0
HIV/AIDS - Extensively drug-resistant Tuberculosis	0 (0 to 0)	0 (0 to 0)	0 (0 to 0)	0 (0 to 0)	0 (0 to 0)	0 (0 to 0)	0 (0 to 0)	0 (0 to 0)	0 (0 to 0)	0 (0 to 0)	0 (0 to 0)	0 (0 to 0)	0 (0 to 0)	0 (0 to 0)	0 (0 to 0)	0 (0 to 0)	0 (0 to 0)	0 (0 to 0)	0 (0 to 0)	0 (0 to 0)	0 (0 to 0)	0 (0 to 0)	0 (0 to 0)	0
HIV/AIDS resulting in other diseases	0 (0 to 0)	0 (0 to 0)	0 (0 to 0)	0 (0 to 0)	0 (0 to 0)	0 (0 to 0)	0 (0 to 0)	0.7 (0.5 to 1)	2.2 (1.5 to 3)	3 (2.1 to 3.7)	4.7 (3.4 to 6.3)	4.5 (3.2 to 6.2)	4.5 (3.2 to 6.2)	4.8 (3.4 to 6.5)	4.1 (2.9 to 5.7)	3.1 (2.2 to 4.3)	2.1 (1.4 to 3.4)	1.2 (0.8 to 1.7)	0.4 (0.2 to 0.6)	0.1 (0 to 0.2)	0 (0 to 0)	0 (0 to 0)	35.1
Sexually transmitted infections excluding HIV	4.8 (1.2 to 11.4)	1.6 (0.5 to 4)	2.5 (0.7 to 5.9)	0.1 (0 to 0.2)	0 (0 to 0)	0 (0 to 0)	0.1 (0 to 0.1)	0.2 (0.1 to 0.3)	0.3 (0.1 to 0.5)	0.3 (0.2 to 0.7)	0.3 (0.1 to 0.5)	0.3 (0.1 to 0.5)	0.3 (0.1 to 0.5)	0.3 (0.1 to 0.5)	0.3 (0.1 to 0.5)	0.2 (0.1 to 0.3)	0.1 (0 to 0.2)	0.1 (0 to 0.1)	0.1 (0 to 0.2)	0.1 (0 to 0.1)	0 (0 to 0.1)	0 (0 to 0.1)	12
Syphilis	4.8 (1.2 to 11.4)	1.6 (0.5 to 4)	2.5 (0.7 to 5.9)	0.1 (0 to 0.2)	0 (0 to 0)	0 (0 to 0)	0 (0 to 0)	0 (0 to 0.1)	0 (0 to 0.1)	0 (0 to 0.1)	0 (0 to 0.1)	0 (0 to 0.1)	0 (0 to 0.1)	0 (0 to 0.1)	0 (0 to 0.1)	0 (0 to 0.1)	0 (0 to 0.1)	0 (0 to 0.1)	0 (0 to 0.1)	0 (0 to 0.1)	0 (0 to 0.1)	0 (0 to 0.1)	0 (0 to 0.1)	9.7
Chlamydial infection	0 (0 to 0)	0 (0 to 0)	0 (0 to 0)	0 (0 to 0)	0 (0 to 0)	0 (0 to 0)	0 (0 to 0)	0 (0 to 0)	0 (0 to 0)	0 (0 to 0)	0 (0 to 0)	0 (0 to 0)	0 (0 to 0)	0 (0 to 0)	0 (0 to 0)	0 (0 to 0)	0 (0 to 0)	0 (0 to 0)	0 (0 to 0)	0 (0 to 0)	0 (0 to 0)	0 (0 to 0)	0 (0 to 0)	0
Gonococcal infection	0 (0 to 0)	0 (0 to 0)	0 (0 to 0)	0 (0 to 0)	0 (0 to 0)	0 (0 to 0)	0 (0 to 0)	0 (0 to 0)	0 (0 to 0)	0 (0 to 0)	0 (0 to 0)	0 (0 to 0)	0 (0 to 0)	0 (0 to 0)	0 (0 to 0)	0 (0 to 0)	0 (0 to 0)	0 (0 to 0)	0 (0 to 0)	0 (0 to 0)	0 (0 to 0)	0 (0 to 0)	0 (0 to 0)	0
Trichomoniasis	0 (0 to 0)	0 (0 to 0)	0 (0 to 0)	0 (0 to 0)	0 (0 to 0)	0 (0 to 0)	0 (0 to 0)	0 (0 to 0)	0 (0 to 0)	0 (0 to 0)	0 (0 to 0)	0 (0 to 0)	0 (0 to 0)	0 (0 to 0)	0 (0 to 0)	0 (0 to 0)	0 (0 to 0)	0 (0 to 0)	0 (0 to 0)	0 (0 to 0)	0 (0 to 0)	0 (0 to 0)	0 (0 to 0)	0.1
Genital herpes	0 (0 to 0)	0 (0 to 0)	0 (0 to 0)	0 (0 to 0)	0 (0 to 0)	0 (0 to 0)	0 (0 to 0)	0 (0 to 0)	0 (0 to 0)	0 (0 to 0)	0 (0 to 0)	0 (0 to 0)	0 (0 to 0)	0 (0 to 0)	0 (0 to 0)	0 (0 to 0)	0 (0 to 0)	0 (0 to 0)	0 (0 to 0)	0 (0 to 0)	0 (0 to 0)	0 (0 to 0)	0 (0 to 0)	0.2
Other sexually transmitted infections	0 (0 to 0)	0 (0 to 0)	0 (0 to 0)	0 (0 to 0)	0 (0 to 0)	0 (0 to 0)	0 (0 to 0)	0 (0 to 0)	0 (0 to 0)	0 (0 to 0)	0 (0 to 0)	0 (0 to 0)	0 (0 to 0)	0 (0 to 0)	0 (0 to 0)	0 (0 to 0)	0 (0 to 0)	0 (0 to 0)	0 (0 to 0)	0 (0 to 0)	0 (0 to 0)	0 (0 to 0)	0 (0 to 0)	0.1
Respiratory infections and tuberculosis	1.7 (0.4 to 1.5)	1.7 (1.1 to 2.3)	1.8 (1.2 to 2.6)	1.7 (1.2 to 2.2)	1.7 (1.2 to 2.2)	1.7 (1.2 to 2.2)	1.8 (1.2 to 2.6

Chronic myeloid leukemia	0 (0 to 0)	0 (0 to 0)	0 (0 to 0)	0-1 (0 to 1)	0 (0 to 0)	0-1 (0 to 0)	0-1 (0 to 0)	0-1 (0 to 0)	0-4 (0 to 0)	0-4 (0 to 0-7)	0-4 (0 to 0-7)	0-3 (0 to 0)	0-3 (0 to 0)	0-4 (0 to 0)	0-4 (0 to 0)	0-4 (0 to 0)	0-4 (0 to 0)	0-4 (0 to 0)	0-5 (0 to 0)	0-6 (0 to 0)	0-5 (0 to 0)	0-6 (0 to 0)	0-2 (0 to 0)	0 (0 to 0)	6-4
Other leukemia	0 (0 to 0)	0-1 (0 to 0)	0-5 (0 to 1)	0-3 (0 to 0)	0-5 (0 to 0)	0-3 (0 to 0)	0-3 (0 to 0-7)	0-4 (0 to 1)	0-7 (0 to 4)	0-7 (0 to 4)	0-8 (0 to 5)	0-5 (0 to 0)	0-5 (0 to 3)	0-5 (0 to 0)	0-6 (0 to 0)	0-5 (0 to 3)	0-6 (0 to 1)	0-7 (0 to 2)	0-5 (0 to 1)	0-7 (0 to 4)	0-5 (0 to 1)	2-8 (1 to 3)	0-4 (0 to 1)	0-7 (0 to 1)	21-4
Other malignant neoplasms	0-1 (0 to 0-2)	0-1 (0 to 0-2)	1 (0 to 1)	0-2 (0 to 1)	2-5 (1 to 4)	0-3 (0 to 1)	2-6 (1 to 4)	3-10 (1 to 5)	11-15 (6 to 17)	9-16 (4 to 19)	7-16 (3 to 19)	7-16 (3 to 19)	9-16 (4 to 20)	10-16 (5 to 20)	10-16 (5 to 20)	10-16 (5 to 20)	10-16 (5 to 20)	10-16 (5 to 20)	11-16 (5 to 20)	11-16 (5 to 20)	11-16 (5 to 20)	11-16 (5 to 20)	11-16 (5 to 20)	11-16 (5 to 20)	182
Other neoplasms	0 (0 to 0)	0 (0 to 0)	0 (0 to 1)	0 (0 to 0)	0 (0 to 1)	0 (0 to 0)	0 (0 to 0)	0 (0 to 0)	0 (0 to 0)	0 (0 to 0)	0 (0 to 0)	0 (0 to 0)	0 (0 to 0)	0 (0 to 0)	0 (0 to 0)	0 (0 to 0)	0 (0 to 0)	0 (0 to 0)	0 (0 to 0)	0 (0 to 0)	0 (0 to 0)	0 (0 to 0)	0 (0 to 0)	0 (0 to 0)	86
Myelodysplastic, myeloproliferative, and other hematopoietic neo	0 (0 to 0)	0 (0 to 0)	0-1 (0 to 1)	0-2 (0 to 1)	0-1 (0 to 1)	0-1 (0 to 1)	0-2 (0 to 2)	0-2 (0 to 0-6)	0-6 (0 to 3)	0-7 (0 to 4)	0-7 (0 to 4)	0-7 (0 to 4)	0-7 (0 to 4)	0-8 (0 to 4)	0-8 (0 to 4)	0-8 (0 to 4)	0-8 (0 to 4)	0-8 (0 to 4)	0-8 (0 to 4)	0-8 (0 to 4)	0-8 (0 to 4)	0-8 (0 to 4)	0-5 (0 to 3)	0-5 (0 to 3)	86
Benign and in situ, intestinal neoplasms	0 (0 to 0)	0 (0 to 0)	0 (0 to 0)	0 (0 to 0)	0 (0 to 0)	0 (0 to 0)	0 (0 to 0)	0 (0 to 0)	0 (0 to 0)	0 (0 to 0)	0 (0 to 0)	0 (0 to 0)	0 (0 to 0)	0 (0 to 0)	0 (0 to 0)	0 (0 to 0)	0 (0 to 0)	0 (0 to 0)	0 (0 to 0)	0 (0 to 0)	0 (0 to 0)	0 (0 to 0)	0 (0 to 0)	0 (0 to 0)	6
Benign and in situ, cervical and uterine neoplasms	0 (0 to 0)	0 (0 to 0)	0 (0 to 0)	0 (0 to 0)	0 (0 to 0)	0 (0 to 0)	0 (0 to 0)	0 (0 to 0)	0 (0 to 0)	0 (0 to 0)	0 (0 to 0)	0 (0 to 0)	0 (0 to 0)	0 (0 to 0)	0 (0 to 0)	0 (0 to 0)	0 (0 to 0)	0 (0 to 0)	0 (0 to 0)	0 (0 to 0)	0 (0 to 0)	0 (0 to 0)	0 (0 to 0)	0 (0 to 0)	
Other benign and in situ neoplasms	0 (0 to 0)	0 (0 to 0)	0 (0 to 0)	0 (0 to 0)	0 (0 to 0)	0 (0 to 0)	0 (0 to 0)	0 (0 to 0)	0 (0 to 0)	0 (0 to 0)	0 (0 to 0)	0 (0 to 0)	0 (0 to 0)	0 (0 to 0)	0 (0 to 0)	0 (0 to 0)	0 (0 to 0)	0 (0 to 0)	0 (0 to 0)	0 (0 to 0)	0 (0 to 0)	0 (0 to 0)	0 (0 to 0)	0 (0 to 0)	0
Cardiovascular diseases	0-4 (0 to 0-6)	0-8 (0 to 1-1)	2-9 (1 to 4-8)	2-9 (2 to 3-5)	3-2 (1 to 5-2)	2-9 (2 to 4-1)	5-9 (1 to 11-4)	20-7 (7 to 28-9)	50-4 (20 to 62-2)	60-7 (40 to 72-2)	59-4 (39 to 70-5)	76-2 (59 to 85-5)	87-10 (67 to 103)	111 (87 to 129)	179 (142 to 205)	260 (206 to 298)	367 (296 to 422)	448 (372 to 524)	463 (376 to 529)	537 (457 to 604)	532 (463 to 604)	541 (523 to 608)	398 (332 to 458)	206 (169 to 235)	56-7 (44 to 65-5)	4,430
Rheumatic heart disease	0 (0 to 0)	0 (0 to 0)	0-1 (0 to 1)	0 (0 to 0)	0 (0 to 0)	0-1 (0 to 0-1)	0-2 (0 to 1)	0-3 (0 to 1)	0-4 (0 to 2)	0-4 (0 to 2)	0-4 (0 to 2)	0-5 (0 to 2)	0-7 (0 to 3)	0-7 (0 to 4)	0-7 (0 to 4)	1-3 (0 to 4)	1-3 (0 to 4)	1-5 (0 to 4)	2-5 (1 to 5)	2-5 (1 to 5)	2-5 (1 to 5)	2-5 (1 to 5)	2-1 (1 to 3)	1-9 (0 to 3)	1-3 (0 to 2)	4-6 (1 to 6)	16-3
Ischemic heart disease	0 (0 to 0)	0 (0 to 0)	0-1 (0 to 0)	0 (0 to 0)	0-1 (0 to 0)	0-4 (0 to 0-9)	0-6 (0 to 2)	0-6 (0 to 2)	3-3 (1 to 5)	2-5 (1 to 4)	1-5 (0 to 3)	1-5 (0 to 3)	2-6 (1 to 4)	2-6 (1 to 4)	3-7 (1 to 5)	4-8 (2 to 6)	5-9 (2 to 7)	5-9 (2 to 7)	5-9 (2 to 7)	5-9 (2 to 7)	5-9 (2 to 7)	5-9 (2 to 7)	4-8 (2 to 6)	4-8 (2 to 6)	3-5 (1 to 4)	2,330
Stroke	0 (0 to 0)	0-1 (0 to 0)	0-4 (0 to 0)	0-5 (0 to 0-7)	0-6 (0 to 1)	1-1 (0 to 1)	2-6 (1 to 3-7)	4-8 (1 to 9)	9-17 (4 to 19)	10-16 (5 to 23)	8-16 (4 to 23)	10-16 (5 to 23)	10-16 (5 to 23)	10-16 (5 to 23)	10-16 (5 to 23)	10-16 (5 to 23)	10-16 (5 to 23)	10-16 (5 to 23)	10-16 (5 to 23)	10-16 (5 to 23)	10-16 (5 to 23)	10-16 (5 to 23)	10-16 (5 to 23)	10-16 (5 to 23)	872
Ischemic stroke	0 (0 to 0)	0 (0 to 0)	0-2 (0 to 0)	0-4 (0 to 0)	0-6 (0 to 1)	0-6 (0 to 1)	2-6 (1 to 3)	2-6 (1 to 3)	3-9 (1 to 4)	3-9 (1 to 4)	2-9 (1 to 4)	3-9 (1 to 4)	3-9 (1 to 4)	4-9 (2 to 5)	4-9 (2 to 5)	4-9 (2 to 5)	4-9 (2 to 5)	4-9 (2 to 5)	4-9 (2 to 5)	4-9 (2 to 5)	4-9 (2 to 5)	4-9 (2 to 5)	4-9 (2 to 5)	4-9 (2 to 5)	471
Intracerebral hemorrhage	0 (0 to 0)	0 (0 to 0)	0-1 (0 to 0)	0-1 (0 to 0)	0-2 (0 to 0)	0-2 (0 to 0)	0-7 (0 to 1)	2-1 (1 to 3)	2-5 (1 to 4)	2-5 (1 to 4)	2-6 (1 to 3)	2-6 (1 to 3)	2-6 (1 to 3)	2-6 (1 to 3)	2-6 (1 to 3)	2-6 (1 to 3)	2-6 (1 to 3)	2-6 (1 to 3)	2-6 (1 to 3)	2-6 (1 to 3)	2-6 (1 to 3)	2-6 (1 to 3)	2-6 (1 to 3)	2-6 (1 to 3)	276
Subarachnoid hemorrhage	0 (0 to 0)	0 (0 to 0)	0-2 (0 to 0)	0-1 (0 to 0)	0-3 (0 to 0)	0-1 (0 to 0)	0-7 (0 to 1)	3-1 (1 to 4)	2-5 (1 to 4)	2-5 (1 to 4)	2-5 (1 to 4)	2-5 (1 to 4)	2-5 (1 to 4)	2-5 (1 to 4)	2-5 (1 to 4)	2-5 (1 to 4)	2-5 (1 to 4)	2-5 (1 to 4)	2-5 (1 to 4)	2-5 (1 to 4)	2-5 (1 to 4)	2-5 (1 to 4)	2-5 (1 to 4)	2-5 (1 to 4)	124
Hypertensive heart disease	0 (0 to 0)	0 (0 to 0)	0 (0 to 0)	0 (0 to 0)	0 (0 to 0)	0 (0 to 0)	0 (0 to 0)	0-1 (0 to 0)	0-2 (0 to 0)	1-2 (0 to 1)	2-3 (1 to 3)	2-4 (1 to 4)	4-3 (1 to 4)	5-1 (2 to 7)	7-1 (3 to 11)	11-5 (7 to 17)	14-3 (9 to 21)	17-2 (11 to 24)	15-4 (10 to 22)	18-9 (12 to 25)	19-6 (13 to 26)	14-8 (10 to 20)	10-9 (7 to 13)	5-8 (3 to 8)	1-9 (1 to 2)	144
Non-rheumatic valvular heart disease	0 (0 to 0)	0 (0 to 0)	0 (0 to 0)	0 (0 to 0)	0 (0 to 0)	0 (0 to 0)	0-1 (0 to 1)	0-2 (0 to 1)	1-2 (0 to 1)	1-3 (0 to 1)	1-3 (0 to 1)	1-4 (0 to 1)	1-5 (0 to 2)	2-5 (1 to 2)	2-6 (1 to 3)	3-7 (1 to 4)	3-8 (1 to 4)	4-8 (2 to 5)	4-8 (2 to 5)	4-8 (2 to 5)	4-8 (2 to 5)	4-8 (2 to 5)	3-7 (1 to 4)	2-5 (1 to 3)	2-2 (1 to 3)	123
Non-rheumatic calcific aortic valve disease	0 (0 to 0)	0 (0 to 0)	0 (0 to 0)	0 (0 to 0)	0 (0 to 0)	0 (0 to 0)	0-1 (0 to 0)	0-2 (0 to 1)	0-7 (0 to 1)	0-9 (0 to 2)	0-7 (0 to 1)	0-9 (0 to 2)	0-9 (0 to 2)	0-9 (0 to 2)	1-10 (0 to 3)	1-13 (0 to 5)	2-15 (0 to 7)	3-16 (1 to 8)	3-16 (1 to 8)	3-16 (1 to 8)	3-16 (1 to 8)	3-16 (1 to 8)	3-16 (1 to 8)	3-16 (1 to 8)	3-16 (1 to 8)	104
Non-rheumatic degenerative mitral valve disease	0 (0 to 0)	0 (0 to 0)	0 (0 to 0)	0 (0 to 0)	0 (0 to 0)	0 (0 to 0)	0-1 (0 to 0)	0-2 (0 to 0)	0-2 (0 to 0)	0-3 (0 to 0)	0-4 (0 to 0)	0-5 (0 to 2)	0-5 (0 to 2)	0-5 (0 to 2)	0-6 (0 to 2)	0-6 (0 to 2)	0-6 (0 to 2)	0-6 (0 to 2)	0-6 (0 to 2)	0-6 (0 to 2)	0-6 (0 to 2)	0-6 (0 to 2)	0-6 (0 to 2)	0-6 (0 to 2)	0-6 (0 to 2)	104
Other non-rheumatic valve diseases	0 (0 to 0)	0 (0 to 0)	0 (0 to 0)	0 (0 to 0)	0 (0 to 0)	0 (0 to 0)	0 (0 to 0)	0 (0 to 0)	0 (0 to 0)	0 (0 to 0)	0 (0 to 0)	0 (0 to 0)	0 (0 to 0)	0 (0 to 0)	0 (0 to 0)	0 (0 to 0)	0 (0 to 0)	0 (0 to 0)	0 (0 to 0)	0 (0 to 0)	0 (0 to 0)	0 (0 to 0)	0 (0 to 0)	0 (0 to 0)	0 (0 to 0)	0-2
Cardiomyopathy and myocarditis	0-4 (0 to 0-2)	0-4 (0 to 0-4)	1-4 (0 to 2)	1-4 (0 to 2)	0-5 (0 to 2)	0-6 (0 to 2)	0-6 (0 to 2)	1-7 (0 to 4-5)	2-8 (0 to 5)	4-9 (1 to 6)	4-10 (2 to 6)	4-10 (2 to 6)	4-10 (2 to 6)	4-10 (2 to 6)	5-11 (2 to 6)	6-12 (3 to 16)	6-13 (3 to 16)	6-13 (3 to 16)	6-13 (3 to 16)	6-13 (3 to 16)	6-13 (3 to 16)	6-13 (3 to 16)	6-13 (3 to 16)	6-13 (3 to 16)	137
Myocarditis	0 (0 to 0)	0 (0 to 0)	0-4 (0 to 0-6)	0-5 (0 to 0)	0-2 (0 to 0)	0-2 (0 to 0)	0-5 (0 to 1)	0-6 (0 to 1)	1-6 (0 to 3)	1-6 (0 to 3)	1-6 (0 to 3)	1-6 (0 to 3)	1-6 (0 to 3)	1-6 (0 to 3)	1-6 (0 to 3)	1-6 (0 to 3)	1-6 (0 to 3)	1-6 (0 to 3)	1-6 (0 to 3)	1-6 (0 to 3)	1-6 (0 to 3)	1-6 (0 to 3)	1-6 (0 to 3)	1-6 (0 to 3)	15-5
Alcoholic cardiomyopathy	0 (0 to 0)	0 (0 to 0)	0 (0 to 0)	0 (0 to 0)	0 (0 to 0)	0 (0 to 0)	0-3 (0 to 0)	0-4 (0 to 1)	1-7 (0 to 3)	2-8 (1 to 4)	2-8 (1 to 4)	2-8 (1 to 4)	2-8 (2 to 5)	2-8 (2 to 5)	2-8 (2 to 7)	2-8 (2 to 7)	4-9 (2 to 9)	4-9 (2 to 9)	4-9 (2 to 9)	4-9 (2 to 9)	4-9 (2 to 9)	4-9 (2 to 9)	4-9 (2 to 9)	4-9 (2 to 9)	45-4
Other cardiomyopathy	0-2 (0 to 0-2)	0-3 (0 to 0-5)	1-2 (0 to 2)	0-9 (0 to 2)	0-9 (0 to 2)	1-9 (0 to 4)	1-9 (0 to 4)	0-9 (0 to 2)	2-5 (1 to 7)	2-5 (1 to 7)	2-5 (1 to 6)	2-5 (1 to 6)	2-5 (1 to 6)	3-5 (1 to 6)	3-5 (2 to 6)	3-5 (2 to 6)	4-6 (2 to 9)	4-6 (2 to 9)	4-6 (2 to 9)	4-7 (2 to 9)	4-7 (2 to 9)	4-7 (2 to 9)	4-6 (2 to 9)	3-5 (1 to 4)	79-2
Atrial fibrillation and flutter	0 (0 to 0)	0 (0 to 0)	0 (0 to 0)	0 (0 to 0)	0 (0 to 0)	0 (0 to 0)	0 (0 to 0)	0 (0 to 0)	0 (0 to 0)	0 (0 to 0)	0 (0 to 0)	0 (0 to 0)	0 (0 to 0)	0-1 (0 to 0)	0-1 (0 to 0)	0-1 (0 to 0)	0-1 (0 to 0)	0-1 (0 to 0)	0-1 (0 to 0)	0-1 (0 to 0)	0-1 (0 to 0)	0-1 (0 to 0)	0-1 (0 to 0)	0-1 (0 to 0)	281
Aortic aneurysm	–	–	–	–	–	0-1	0-2 (0 to 0)	0-3 (0 to 0-5)	0-4 (0 to 1-4)	1-3 (0 to 3-1)	1-3 (0 to 3)	2-3 (0 to 4-8)	2-5 (1 to 7)	3-5 (1 to 7)	3-6 (1 to 7)	3-6 (1 to 7)	3-6 (1 to 7)	3-6 (1 to 7)	3-6 (1 to 7)	3-6 (1 to 7)	3-6 (1 to 7)	3-6 (1 to 7)	3-6 (1 to 7)	3-6 (1 to 7)	NA
Endocarditis	0 (0 to 0)	0 (0 to 0)	0-1 (0 to 0)	0-1 (0 to 0)	0 (0 to 0)	0-1 (0 to 0)	0-1 (0 to 0)	0-1 (0 to 0)	1-3 (0 to 2)	1-3 (0 to 2)	1-3 (0 to 2)	1-3 (0 to 2)	1-4 (0 to 2)	1-4 (0 to 2)	2-4 (0 to 2)	2-4 (0 to 2)	2-4 (0 to 2)	2-4 (0 to 2)	2-4 (0 to 2)	2-4 (0 to 2)	2-4 (0 to 2)	2-4 (0 to 2)	2-4 (0 to 2)	2-4 (0 to 2)	32-3
Other cardiovascular and circulatory diseases	0-3 (0 to 0-3)	0-3 (0 to 0-5)	0-5 (0 to 1-1)	0-5 (0 to 1)	0-5 (0 to 1)	0-5 (0 to 1-1)	1-7 (0 to 3)	2-7 (0 to 5)	3-11 (1 to 7)	4-12 (2 to 8)	4-12 (2 to 8)	5-13 (2 to 8)	5-14 (2 to 8)	6-14 (3 to 8)	6-14 (3 to 8)	6-14 (3 to 8)	6-14 (3 to 8)	6-14 (3 to 8)	6-14 (3 to 8)	6-14 (3 to 8)	6-14 (3 to 8)	6-14 (3 to 8)	6-14 (3 to 8)	6-14 (3 to 8)	215
Chronic respiratory diseases	0-3 (0 to 0-3)	0-3 (0 to 0-5)	0-5 (0 to 1-1)	0-5 (0 to 1)	0-5 (0 to 1)	0-5 (0 to 1-1)	0-7 (0 to 3)	0-7 (0 to 5)	0-9 (0 to 5)	0-10 (0 to 6)	0-10 (0 to 6)	0-10 (0 to 6)	0-10 (0 to 6)	0-10 (0 to 6)	0-10 (0 to 6)	0-10 (0 to 6)	0-10 (0 to 6)	0-10 (0 to 6)	0-10 (0 to 6)	0-10 (0 to 6)	0-10 (0 to 6)	0-10 (0 to 6)	0-10 (0 to 6)	0-10 (0 to 6)	1,850
Chronic obstructive pulmonary disease	0 (0 to 0)	0 (0 to 0)	0-2 (0 to 0)	0-6 (0 to 1)	0-6 (0 to 1)	1-6 (0 to 2)	4-1 (1 to 6)	6-7 (2 to 9)	8-9 (4 to 12)	8-11 (4 to 13)	8-11 (4 to 13)	8-11 (4 to 13)	8-11 (4 to 13)	8-11 (4 to 13)	8-11 (4 to 13)	8-11 (4 to 13)	8-11 (4 to 13)	8-11 (4 to 13)	8-11 (4 to 13)	8-11 (4 to 13)	8-11 (4 to 13)	8-11 (4 to 13)	8-11 (4 to 13)	8-11 (4 to 13)	1,240
Pneumoconiosis	0 (0 to 0)	0 (0 to 0)	0 (0 to 0)	0 (0 to 0)	0 (0 to 0)	0 (0 to 0)	0 (0 to 0)	0 (0 to 0)	0 (0 to 0)	0 (0 to 0)	0 (0 to 0)	0 (0 to 0)	0 (0 to 0)	0 (0 to 0)	0 (0 to 0)	0 (0 to 0)	0 (0 to 0)	0 (0 to 0)	0 (0 to 0)	0 (0 to 0)	0 (0 to 0)	0 (0 to 0)	0 (0 to 0)	0 (0 to 0)	16-7
Silicosis	0 (0 to 0)	0 (0 to 0)	0 (0 to 0)	0 (0 to 0)	0 (0 to 0)	0 (0 to 0)	0 (0 to 0)	0 (0 to 0)	0 (0 to 0)	0 (0 to 0)	0 (0 to 0)	0 (0 to 0)	0 (0 to 0)	0 (0 to 0)	0 (0 to 0)	0 (0 to 0)	0 (0 to 0)	0 (0 to 0)	0 (0 to 0)	0 (0 to 0)	0 (0 to 0)	0 (0 to 0)	0 (0 to 0)	0 (0 to 0)	0-3
Asbestosis	0 (0 to 0)	0 (0 to 0)	0 (0 to 0)	0 (0 to 0)	0 (0 to 0)	0 (0 to 0)	0 (0 to 0)	0 (0 to 0)	0 (0 to 0)	0 (0 to 0)	0 (0 to 0)	0 (0 to 0)	0 (0 to 0)	0-1 (0 to 0)	0-2 (0 to 0)	0-3 (0 to 0)	0-4 (0 to 0)	0-5 (0 to 0)	1-2 (0 to 1)	2-6 (1 to 3)	1-7 (0 to 3)	3 (1 to 6)	1-8 (0 to 4)	0-7 (0 to 1)	13-4
Coal workers pneumoconiosis	0 (0 to 0)	0 (0 to 0)	0 (0 to 0)	0 (0 to 0)	0 (0 to 0)	0 (0 to 0)	0 (0 to 0)	0 (0 to 0)	0 (0 to 0)	0 (0 to 0)	0 (0 to 0)	0 (0 to 0)	0 (0 to 0)	0 (0 to 0)	0-1 (0 to 0)	0-1 (0 to 0)	0-1 (0 to 0)	0-1 (0 to 0)	0-1 (0 to 0)	0-1 (0 to 0)	0-1 (0 to 0)	0-1 (0 to 0)	0-1 (0 to 0)	0-1 (0 to 0)	2
Other pneumoconiosis	0 (0 to 0)	0 (0 to 0)	0 (0 to 0)	0 (0 to 0)	0 (0 to 0)	0 (0 to 0)	0 (0 to 0)	0 (0 to 0)	0 (0 to 0)	0 (0 to 0)	0 (0 to 0)	0 (0 to 0)	0 (0 to 0)	0 (0 to 0)	0 (0 to 0)	0 (0 to 0)	0 (0 to 0)	0 (0 to 0)	0 (0 to 0)	0 (0 to 0)	0 (0 to 0)	0 (0 to 0)	0 (0 to 0)	0 (0 to 0)	1
Asthma	13-8 (6 to 20)	24-4 (14 to 32)	25-3 (14 to 41)	25-7 (14 to 41)	30-6 (16 to 41)	32-9 (17 to 41)	37-6 (19 to 47)	39-3 (20 to 49)	22-2 (13 to 29)	19-3 (12 to 26)	20-2 (11 to 28)	19-5 (10 to 27)	16-2 (9 to 23)	13-5 (7 to 20)	12-6 (6 to 18)	9-1 (4 to 14)	8-8 (4 to 13)	6-9 (3 to 11)	6-9 (3 to 11)	4-8 (2 to 8)	4-8 (2 to 8)	4-8 (2 to 8)	3-5 (1 to 6)	3-6 (1 to 6)	349
Interstitial lung disease and pulmonary sarcoidosis	0-4 (0 to 0)	0-4 (0 to 0)	0-5 (0 to 1)	0-5 (0 to 1)	0-5 (0 to 1)	0-6 (0 to 1)	1-6 (0 to 3)	1-6 (0 to 3)	1-8 (0 to 4)	1-8 (0 to 4)	1-8 (0 to 4)	1-8 (1 to 3)	2-9 (1 to 7)	2-9 (1 to 7)	2-9 (1 to 7)	2-9 (1 to 7)	2-9 (1 to 7)	2-9 (1 to 7)	2-9 (1 to 7)	2-9 (1 to 7)	2-9 (1 to 7)	2-9 (1 to 7)	2-9 (1 to 7)	2-9 (1 to 7)	148
Other chronic respiratory diseases	0-1 (0 to 0)	0-7 (0 to 1-5)	1-4 (0 to 4-6)	1-4 (0 to 5)	1-4 (0 to 5)	2-3 (1 to 5)	2-6 (1 to 5)	2-7 (1 to 6)	2-9 (1 to 7)	2-9 (1 to 8)	2-9 (1 to 8)	2-9 (1 to 8)	2-9 (1 to 8)	2-9 (1 to 8)	2-9 (1 to 8)	2-9 (1 to 8)	2-9 (1 to 8)	2-9 (1 to 8)	2-9 (1 to 8)	2-9 (1 to 8)	2-9 (1 to 8)	2-9 (1 to 8)	2-9 (1 to 8)	2-9 (1 to 8)	33-8
Digestive diseases	0-2 (0 to 0-2)	0-3 (0 to 0-3)	0-7 (0 to 1-4)	1-4 (0 to 4)	2-2 (0 to 4)	4-1 (1 to 6)	6-8 (2 to 9)	15-9 (5 to 25)	44-9 (20 to 57)	68-1 (35 to 87)	71-4 (54 to 87)	68-2 (50 to 81)	91-3 (70 to 110)	119 (92 to 140)	159 (122 to 190)	154 (119 to 186)	182 (142 to 217)	141 (110 to 174)	102 (80 to 126)	111 (86 to 136)	79-2 (62 to 96)	46-3 (36 to 56)	23-9 (18 to 29)	6-7 (5 to 8)	1,350
Cirrhosis and other chronic liver diseases	0-2 (0 to 0)	0-3 (0 to 0)	0-4 (0 to 0-6)	0-4 (0 to 0-6)	0-3 (0 to 0)	0-3 (0 to 0-4)	0-4 (0 to 0-6)	0-7 (0 to 2)	1-14 (0 to 6)	2-19 (0 to 9)	2-19 (0 to 9)	3-21 (0 to 10)	3-22 (0 to 10)	4-23 (0 to 10)	4-23 (0 to 10)	4-23 (0 to 10)	4-23 (0 to 10)	4-23 (0 to 10)	4-23 (0 to 10)	4-23 (0 to 10)	4-23 (0 to 10)	4-23 (0 to 10)	4-23 (0 to 10)	4-23 (0 to 10)	617
Cirrhosis and other chronic liver diseases due to hepatitis B	0 (0 to 0)	0 (0 to 0)	0 (0 to 0)	0 (0 to 0)	0 (0 to 0)	0 (0 to 0)	0-2 (0 to 0)	0-2 (0 to 1)	1-5 (0 to 3)	2-6 (0 to 3)	2-6 (0 to 3)	2-6 (0 to 3)	2-6 (0 to 3)	2-6 (0 to 3)	2-6 (0 to 3)	2-6 (0 to 3)	2-6 (0 to 3)	2-6 (0 to 3)	2-6 (0 to 3)	2-6 (0 to 3)	2-6 (0 to 3)	2-6 (0 to 3)	2-6 (0 to 3)	2-6 (0 to 3)	49-4
Cirrhosis and other chronic liver diseases due to hepatitis C	0 (0 to 0)	0 (0 to 0)	0 (0 to 0)	0 (0 to 0)	0 (0 to 0)	0 (0 to 0)	0 (0 to 0)	0 (0 to 0)	0-1 (0 to 0)	0-2 (0 to 0)	0-2 (0 to 0)	0-2 (0 to 0)	0-2 (0 to 0)	0-2 (0 to 0)	0-2 (0 to 0)	0-2 (0 to 0)	0-2 (0 to 0)	0-2 (0 to 0)	0-2 (0 to 0)	0-2 (0 to 0)	0-2 (0 to 0)	0-2 (0 to 0)	0-2 (0 to 0)	0-2 (0 to 0)	41-5
Cirrhosis and other chronic liver diseases due to alcohol use	0 (0 to 0)	0 (0 to 0)	0 (0 to 0)	0 (0 to 0)	0 (0 to 0)	0 (0 to 0)	0-1 (0 to 0)	0-2 (0 to 0)	0-4 (0 to 1)	0-5 (0 to 2)	0-5 (0 to 2)	0-5 (0 to 2)	0-5 (0 to 2)	0-5 (0 to 2)	0-5 (0 to 2)	0-5 (0 to 2)	0-5 (0 to 2)	0-5 (0 to 2)	0-5 (0 to 2)	0-5 (0 to 2)	0-5 (0 to 2)	0-5 (0 to 2)	0-5 (0 to 2)	0-5 (0 to 2)	390
Cirrhosis and other chronic liver diseases due to NAFLD	0 (0 to 0)	0 (0 to 0)	0 (0 to 0)	0 (0 to 0)	0 (0 to 0)	0 (0 to 0)	0-1 (0 to 0)	0-4 (0 to 2)	0-11 (0 to 3)	0-12 (0 to 4)	0-12 (0 to 4)	0-12 (0 to 4)	0-12 (0 to 4)	0-12 (0 to 4)	0-12 (0 to 4)	0-12 (0 to 4)	0-12 (0 to 4)	0-12 (0 to 4)	0-12 (0 to 4)	0-12 (0 to 4)	0-12 (0 to 4)	0-12 (0 to 4)	0-12 (0 to 4)	0-12 (0 to 4)	48-2
Cirrhosis and other chronic liver diseases due to other causes	0 (0 to 0)	0 (0 to 0)	0-4 (0 to 0)	0-5 (0 to 0-5)	0-3 (0 to 0-3)	0-5 (0 to 1)	0-6 (0 to 1-9)	0-8 (0 to 2)	0-13 (0 to 5)	0-14 (0 to 6)	0-15 (0 to 6)	0-15 (0 to 6)	0-15 (0 to 6)	0-15 (0 to 6)	0-15 (0 to 6)	0-15 (0 to 6)	0-15 (0 to 6)	0-15 (0 to 6)	0-15 (0 to 6)	0-15 (0 to 6)	0-15 (0 to 6)	0-15 (0 to 6)	0-15 (0 to 6)	0-15 (0 to 6)	88-7
Upper digestive system diseases	0 (0 to 0)	0 (0 to 0)	0-2 (0 to 0)	0-1 (0 to 0)	0-3 (0 to 0)	0-2 (0 to 0)	0-7 (0 to 1-3)	1-4 (0 to 3-9)	3-9 (1 to 12)	4-13 (2 to 16)	4-13 (2 to 16)	4-13 (2 to 16)	4-13 (2 to 16)	4-13 (2 to 16)	4-13 (2 to 16)	4-13 (2 to 16)	4-13 (2 to 16)	4-13 (2 to 16)	4-13 (2 to 16)	4-13 (2 to 16)	4-13 (2 to 16)	4-13 (2 to 16)	4-13 (2 to 16)	4-13 (2 to 16)	213
Peptic ulcer disease	0 (0 to 0)	0 (0 to 0)	0 (0 to 0)	0 (0 to 0)	0 (0 to 0)	0 (0 to 0)	0-1 (0 to 0)	0-2 (0 to 0)	0-4 (0 to 1)	0-5 (0 to 2)	0-5 (0 to 2)	0-5 (0 to 2)	0-6 (0 to 2)	0-6 (0 to 2)	0-6 (0 to 2)	1-6 (1 to 2)	1-6 (1 to 2)	1-6 (1 to 2)	1-6 (1 to 2)	1-6 (1 to 2)	1-6 (1 to 2)	1-6 (1 to 2)	1-6 (1 to 2)	1-6 (1 to 2)	81-9
Gastritis and duodenitis	0 (0 to 0)	0 (0 to 0)	0 (0 to 0)	0-1 (0 to 0)	0-1 (0 to 0)	0-1 (0 to 0)	0-1 (0 to 0)	0-1 (0 to 0)	0-3 (0 to 1)	0-4 (0 to 1)	0-4 (0 to 1)	0-4 (0 to 1)	0-4 (0 to 1)	0-4 (0 to 1)	0-4 (0 to 1)	0-4 (0 to 1)	0-4 (0 to 1)	0-4 (0 to 1)	0-4 (0 to 1)	0-4 (0 to 1)	0-4 (0 to 1)	0-4 (0 to 1)	0-4 (0 to 1)	0-4 (0 to 1)	29-1
Gastroesophageal reflux disease	0 (0 to 0)	0 (0 to 0)	0 (0 to 0)	0 (0 to 0)	0 (0 to 0)	0 (0 to 0)	0-1 (0 to 0)	0-1 (0 to 0)	0-2 (0 to 0)	0-3 (0 to 1)	0-3 (0 to 1)	0-3 (0 to 1)	0-3 (0 to 1)	0-3 (0 to 1)	0-3 (0 to 1)	0-3 (0 to 1)	0-3 (0 to 1)	0-3 (0 to 1)	0-3 (0 to 1)	0-3 (0 to 1)	0-3 (0 to 1)	0-3 (0 to 1)	0-3 (0 to 1)	0-3 (0 to 1)	102
Appendicitis	0 (0 to 0)	0 (0 to 0)	0 (0 to 0)	0-2 (0 to 0)	0-1 (0 to 0)	0-1 (0 to 0)	0-2 (0 to 1)	0-2 (0 to 1)	0-4 (0 to 1)	0-4 (0 to 0-9)	0-4 (0 to 0-9)



Osteoarthritis other	0 (0 to 0)	0 (0 to 0)	0 (0 to 0)	0 (0 to 0)	0 (0 to 0)	0 (0 to 0)	0 (0 to 0)	0 (0 to 0)	0 (0 to 0)	0 (0 to 0)	0 (0 to 1)	0 (0 to 0)	0 (0 to 0)	1 (0 to 2)	2 (0 to 4)	3 (1 to 7)	4 (2 to 8)	5 (2 to 10)	5 (2 to 11)	6 (3 to 12)	7 (3 to 14)	8 (4 to 16)	9 (4 to 18)	10 (5 to 20)	11 (5 to 22)	12 (6 to 24)	13 (6 to 26)	14 (7 to 28)	15 (7 to 30)	16 (8 to 32)	35.4
Low back pain	0 (0 to 0)	0 (0 to 0)	0 (0 to 0)	0 (0 to 0)	4 (2 to 8)	19 (11 to 29)	36 (20 to 54)	67 (38 to 100)	107 (58 to 159)	164 (92 to 242)	240 (132 to 353)	340 (183 to 498)	469 (253 to 681)	620 (337 to 893)	804 (434 to 1158)	1026 (554 to 1472)	1284 (694 to 1837)	1581 (857 to 2259)	1921 (1042 to 2741)	2305 (1250 to 3284)	2734 (1483 to 3892)	3210 (1742 to 4567)	3734 (2026 to 5312)	4307 (2337 to 6123)	4929 (2675 to 7006)	5601 (3040 to 7960)	6324 (3432 to 8988)	7098 (3852 to 10085)	7923 (4301 to 11259)	8798 (4777 to 12501)	1,230
Neck pain	0 (0 to 0)	0 (0 to 0)	0 (0 to 0)	0 (0 to 0)	1 (0 to 2)	6 (4 to 9)	16 (9 to 25)	34 (18 to 53)	64 (34 to 100)	111 (60 to 173)	179 (96 to 279)	274 (147 to 426)	396 (213 to 616)	548 (295 to 852)	741 (399 to 1152)	977 (526 to 1518)	1259 (678 to 1956)	1587 (855 to 2465)	1966 (1059 to 3054)	2396 (1291 to 3721)	2877 (1550 to 4469)	3408 (1836 to 5292)	3987 (2149 to 6191)	4612 (2486 to 7161)	5282 (2847 to 8203)	5997 (3232 to 9312)	6755 (3640 to 10488)	7555 (4072 to 11732)	8396 (4525 to 13035)	9277 (5000 to 14403)	514
Gout	0 (0 to 0)	0 (0 to 0)	0 (0 to 0)	0 (0 to 0)	0 (0 to 0)	0 (0 to 0)	0 (0 to 0)	0 (0 to 0)	0 (0 to 0)	0 (0 to 1)	0 (0 to 1)	0 (0 to 1)	0 (0 to 1)	0 (0 to 1)	0 (0 to 1)	0 (0 to 1)	0 (0 to 1)	0 (0 to 1)	0 (0 to 1)	0 (0 to 1)	0 (0 to 1)	0 (0 to 1)	0 (0 to 1)	0 (0 to 1)	0 (0 to 1)	0 (0 to 1)	0 (0 to 1)	0 (0 to 1)	0 (0 to 1)	0 (0 to 1)	0 (0 to 1)	46.5
Other musculoskeletal disorders	0 (0 to 0)	0 (0 to 0)	0 (0 to 0)	0 (0 to 0)	0 (0 to 1)	0 (0 to 1)	0 (0 to 1)	20.6 (11.3 to 34.4)	41.4 (23.7 to 65.4)	69.8 (39.1 to 73.9)	41.7 (24.7 to 68.3)	38.1 (21.2 to 62.2)	42.6 (24.3 to 67)	45.4 (25.9 to 74.1)	41.1 (23.3 to 64.2)	34.9 (19.7 to 57.4)	29.4 (14.4 to 52.5)	27 (13.7 to 49.3)	18.5 (9.9 to 28.7)	0 (0 to 0)	0 (0 to 0)	0 (0 to 0)	0 (0 to 0)	0 (0 to 0)	0 (0 to 0)	0 (0 to 0)	0 (0 to 0)	0 (0 to 0)	0 (0 to 0)	0 (0 to 0)	452
Other non-communicable diseases	37.0 (22.0 to 59.2)	39.7 (19.6 to 72.9)	91.2 (52.3 to 135)	65 (36.3 to 96.4)	24.8 (14.9 to 39.3)	24.7 (14.5 to 38.3)	39.1 (22.8 to 59.1)	49.6 (26.8 to 84.2)	58 (30.5 to 75.2)	54.6 (29.5 to 75.2)	47.7 (22.7 to 82.8)	39.5 (24.7 to 58.4)	47.9 (27.9 to 69.7)	47.4 (26.2 to 81.7)	79.6 (27.8 to 116)	85.4 (51.1 to 117)	78.4 (38.3 to 167)	63.2 (27.6 to 136)	72.6 (32.1 to 92.8)	82.6 (39.5 to 98.5)	92.8 (34.5 to 51.5)	0 (0 to 0)	0 (0 to 0)	0 (0 to 0)	0 (0 to 0)	0 (0 to 0)	0 (0 to 0)	0 (0 to 0)	0 (0 to 0)	1,160
Congenital birth defects	35.4 (21.5 to 57.9)	21.6 (14.6 to 32.1)	59.3 (39.4 to 93.9)	29 (21.6 to 39.2)	14 (9.6 to 18.6)	11.5 (8.3 to 15.5)	13.5 (10.2 to 17.6)	17.3 (12.4 to 22.8)	19.5 (12.4 to 31.6)	14 (10.4 to 18.1)	10.2 (7.4 to 13.7)	7.4 (5.4 to 11.6)	8.9 (6.3 to 12)	9.2 (6.2 to 12.6)	8.6 (5.1 to 11.7)	6.8 (4.2 to 9.7)	4.1 (2.5 to 5.7)	1.5 (0.9 to 2.4)	0.9 (0.5 to 1.6)	0.5 (0.3 to 0.8)	0.3 (0.2 to 0.4)	0.1 (0 to 0.2)	0 (0 to 0)	0 (0 to 0)	0 (0 to 0)	0 (0 to 0)	0 (0 to 0)	0 (0 to 0)	0 (0 to 0)	0 (0 to 0)	281
Neural tube defects	2.3 (0.6 to 4.9)	1.6 (0.7 to 3)	4 (1.7 to 8.5)	4.1 (2.2 to 7.7)	2.6 (1.3 to 4.6)	0.3 (0.2 to 0.5)	0.4 (0.3 to 0.6)	0.6 (0.3 to 1.4)	0.9 (0.5 to 1.4)	0.7 (0.4 to 1.1)	0.4 (0.2 to 0.7)	0.3 (0.2 to 0.5)	0.3 (0.1 to 0.5)	0.2 (0.1 to 0.3)	0.1 (0.1 to 0.2)	0.1 (0.1 to 0.1)	0 (0 to 0.1)	0 (0 to 0)	0 (0 to 0)	0 (0 to 0)	0 (0 to 0)	0 (0 to 0)	0 (0 to 0)	0 (0 to 0)	0 (0 to 0)	0 (0 to 0)	0 (0 to 0)	0 (0 to 0)	0 (0 to 0)	0 (0 to 0)	17.1
Congenital heart anomalies	8.3 (4 to 17)	10.1 (6.1 to 16.4)	17.9 (9.5 to 34.1)	6.2 (3.7 to 10.8)	1.8 (1.2 to 3)	1.9 (1.2 to 3)	3.3 (2.2 to 5.1)	4.5 (2.9 to 6.8)	4.3 (2.6 to 6.8)	2.9 (2.2 to 4.1)	2.5 (1.7 to 3.4)	1.4 (1.1 to 2.1)	2.4 (1.5 to 3.5)	2.3 (1.1 to 3.5)	2.1 (0.9 to 3.3)	1.4 (0.7 to 2.7)	1.1 (0.4 to 1.8)	0.1 (0 to 0.3)	0.1 (0 to 0.1)	0 (0 to 0)	0 (0 to 0)	0 (0 to 0)	0 (0 to 0)	0 (0 to 0)	0 (0 to 0)	0 (0 to 0)	0 (0 to 0)	0 (0 to 0)	0 (0 to 0)	0 (0 to 0)	76.4
Orofacial clefts	0.4 (0 to 0.1)	0.2 (0 to 0.2)	0.8 (0.4 to 1.6)	0.6 (0.3 to 1.2)	0.7 (0.4 to 1.1)	0.6 (0.4 to 1.2)	0.7 (0.4 to 1.2)	1.1 (0.7 to 1.6)	1.3 (0.8 to 2)	1.1 (0.7 to 1.7)	0.9 (0.5 to 1.1)	0.7 (0.5 to 1.1)	0.9 (0.5 to 1.2)	1.7 (1 to 2.4)	2.1 (1.1 to 3.3)	1.8 (0.8 to 3)	0.7 (0.3 to 1.1)	0.3 (0 to 0.6)	0.1 (0 to 0.3)	0 (0 to 0)	0 (0 to 0)	0 (0 to 0)	0 (0 to 0)	0 (0 to 0)	0 (0 to 0)	0 (0 to 0)	0 (0 to 0)	0 (0 to 0)	0 (0 to 0)	0 (0 to 0)	2.8
Down syndrome	0.4 (0.1 to 0.9)	0.2 (0.1 to 0.4)	0.8 (0.4 to 1.6)	0.6 (0.3 to 1.2)	0.7 (0.4 to 1.1)	0.6 (0.4 to 1.2)	0.7 (0.4 to 1.2)	1.1 (0.7 to 1.6)	1.3 (0.8 to 2)	1.1 (0.7 to 1.7)	0.9 (0.5 to 1.1)	0.7 (0.5 to 1.1)	0.9 (0.5 to 1.2)	1.7 (1 to 2.4)	2.1 (1.1 to 3.3)	1.8 (0.8 to 3)	0.7 (0.3 to 1.1)	0.3 (0 to 0.6)	0.1 (0 to 0.3)	0 (0 to 0)	0 (0 to 0)	0 (0 to 0)	0 (0 to 0)	0 (0 to 0)	0 (0 to 0)	0 (0 to 0)	0 (0 to 0)	0 (0 to 0)	0 (0 to 0)	0 (0 to 0)	16.6
Turner syndrome	0 (0 to 0)	0 (0 to 0)	0 (0 to 0)	0 (0 to 0)	0 (0 to 0)	0 (0 to 0)	0 (0 to 0)	0 (0 to 0)	0 (0 to 0)	0 (0 to 0)	0 (0 to 0)	0 (0 to 0)	0 (0 to 0)

SR Table 2a: Isle of Wight DALYS by cause and age groups for males with 95% uncertainty intervals. 2019

Cause	Early Neonatal	Late Neonatal	Post Neonatal	1 to 4	5 to 9	10 to 14	15 to 19	20 to 24	25 to 29	30 to 34	35 to 39	40 to 44	45 to 49	50 to 54	55 to 59	60 to 64	65 to 69	70 to 74	75 to 79	80 to 84	85 to 89	90 to 94	95 plus	Total
All causes	2,979 (2,737-3,212)	1,102 (1,044-1,227)	1,662 (1,491-1,875)	1,844 (1,686-2,028)	1,268 (1,159-1,392)	1,284 (1,164-1,393)	1,556 (1,397-1,706)	1,870 (1,679-2,055)	2,185 (1,960-2,414)	2,546 (2,284-2,814)	3,010 (2,702-3,318)	3,660 (3,282-4,060)	4,391 (3,947-4,858)	5,264 (4,710-5,790)	6,284 (5,599-6,917)	7,437 (6,599-8,196)	8,675 (7,659-9,580)	9,405 (8,268-10,340)	9,742 (8,479-10,708)	9,440 (8,042-10,420)	8,206 (6,864-9,170)	4,870 (3,880-5,570)	104,000 (94,600-114,000)
Communicable, maternal, neonatal, and nutritional diseases	2,911 (2,674-3,144)	1,102 (1,044-1,227)	1,662 (1,491-1,875)	1,844 (1,686-2,028)	1,268 (1,159-1,392)	1,284 (1,164-1,393)	1,556 (1,397-1,706)	1,870 (1,679-2,055)	2,185 (1,960-2,414)	2,546 (2,284-2,814)	3,010 (2,702-3,318)	3,660 (3,282-4,060)	4,391 (3,947-4,858)	5,264 (4,710-5,790)	6,284 (5,599-6,917)	7,437 (6,599-8,196)	8,675 (7,659-9,580)	9,405 (8,268-10,340)	9,742 (8,479-10,708)	9,440 (8,042-10,420)	8,206 (6,864-9,170)	4,870 (3,880-5,570)	1,050
HIV/AIDS and sexually transmitted infections	2.2 (0.4-5.2)	0.8 (0.2-2.1)	1.1 (0.2-3.2)	0.1 (0.1-0.3)	0.1 (0.1-0.3)	0.1 (0.1-0.3)	0.1 (0.1-0.3)	0.3 (0.2-0.4)	0.6 (0.4-1.1)	1.5 (1.1-2.1)	1.8 (1.3-2.4)	1.9 (1.3-2.5)	2.2 (1.7-3.3)	2.1 (1.4-3.2)	1.8 (1.3-2.4)	1.3 (0.9-2.2)	0.9 (0.4-1.4)	0.4 (0.2-0.8)	0.1 (0.1-0.2)	0.1 (0.0-0.1)	0.1 (0.0-0.1)	0.0 (0.0-0.0)	20.7
HIV/AIDS	0 (0-0.0)	0 (0-0.0)	0.1 (0.1-0.1)	0.1 (0.1-0.1)	0 (0-0.0)	0 (0-0.0)	0.1 (0.0-0.1)	0.3 (0.2-0.3)	0.7 (0.5-0.9)	1.4 (1.0-1.8)	1.6 (1.2-2.2)	1.8 (1.3-2.3)	2.1 (1.6-2.7)	1.9 (1.4-2.5)	1.6 (1.1-2.1)	1.2 (0.8-1.7)	0.8 (0.3-1.4)	0.3 (0.2-0.6)	0.1 (0.1-0.2)	0.1 (0.0-0.1)	0.0 (0.0-0.0)	0.0 (0.0-0.0)	14.8
HIV/AIDS - Drug-susceptible Tuberculosis	0 (0-0.0)	0 (0-0.0)	0 (0-0.0)	0 (0-0.0)	0 (0-0.0)	0 (0-0.0)	0 (0.0-0.1)	0 (0.0-0.1)	0.1 (0.1-0.1)	0.2 (0.1-0.3)	0.2 (0.2-0.3)	0.2 (0.2-0.3)	0.2 (0.1-0.3)	0.2 (0.1-0.4)	0.2 (0.1-0.4)	0.1 (0.1-0.3)	0.1 (0.1-0.1)	0.1 (0.1-0.1)	0 (0.0-0.0)	0 (0.0-0.0)	0 (0.0-0.0)	0 (0.0-0.0)	0 (0.0-0.0)	1.6
HIV/AIDS - Multidrug-resistant Tuberculosis without extensive dr...	0 (0-0.0)	0 (0-0.0)	0 (0-0.0)	0 (0-0.0)	0 (0-0.0)	0 (0-0.0)	0 (0-0.0)	0 (0-0.0)	0 (0-0.0)	0 (0-0.0)	0 (0-0.0)	0 (0-0.0)	0 (0-0.0)	0 (0-0.0)	0 (0-0.0)	0 (0-0.0)	0 (0-0.0)	0 (0-0.0)	0 (0-0.0)	0 (0-0.0)	0 (0-0.0)	0 (0-0.0)	0 (0-0.0)	0
HIV/AIDS - Extensively drug-resistant Tuberculosis	0 (0-0.0)	0 (0-0.0)	0 (0-0.0)	0 (0-0.0)	0 (0-0.0)	0 (0-0.0)	0 (0-0.0)	0 (0-0.0)	0 (0-0.0)	0 (0-0.0)	0 (0-0.0)	0 (0-0.0)	0 (0-0.0)	0 (0-0.0)	0 (0-0.0)	0 (0-0.0)	0 (0-0.0)	0 (0-0.0)	0 (0-0.0)	0 (0-0.0)	0 (0-0.0)	0 (0-0.0)	0 (0-0.0)	0
HIV/AIDS resulting in other diseases	0 (0-0.0)	0 (0-0.0)	0 (0-0.0)	0 (0-0.0)	0 (0-0.0)	0 (0-0.0)	0 (0.0-0.1)	0 (0.0-0.2)	0.6 (0.4-0.9)	1.2 (0.8-1.6)	1.4 (1.0-1.9)	1.6 (1.1-2.1)	1.8 (1.3-2.5)	1.7 (1.2-2.3)	1.4 (1.0-1.9)	1.1 (0.8-1.6)	0.7 (0.3-1.2)	0.3 (0.1-0.5)	0.1 (0.0-0.2)	0 (0.0-0.1)	0 (0.0-0.0)	0 (0.0-0.0)	13.2
Sexually transmitted infections excluding HIV	2.2 (0.4-5.2)	0.8 (0.2-2.1)	1 (0.2-3.2)	0 (0-0.1)	0 (0-0.1)	0 (0-0.1)	0 (0.0-0.1)	0 (0-0.1)	0 (0.0-0.2)	0 (0-0.1)	0 (0-0.1)	0 (0-0.1)	0 (0-0.2)	0 (0-0.1)	0 (0-0.1)	0 (0-0.1)	0 (0-0.1)	0 (0-0.1)	0 (0-0.1)	0 (0-0.1)	0 (0-0.1)	0 (0-0.1)	0 (0-0.0)	5.9
Syphilis	2.2 (0.4-5.2)	0.8 (0.2-2.1)	1 (0.2-3.2)	0 (0-0.1)	0 (0-0.1)	0 (0-0.1)	0 (0-0.1)	0 (0-0.1)	0 (0-0.2)	0 (0-0.1)	0 (0-0.1)	0 (0-0.1)	0 (0-0.2)	0 (0-0.1)	0 (0-0.1)	0 (0-0.1)	0 (0-0.1)	0 (0-0.1)	0 (0-0.1)	0 (0-0.1)	0 (0-0.1)	0 (0-0.1)	0 (0-0.0)	4.4
Chlamydial infection	0 (0-0.0)	0 (0-0.0)	0 (0-0.0)	0 (0-0.0)	0 (0-0.0)	0 (0-0.0)	0 (0-0.0)	0 (0-0.0)	0 (0-0.0)	0 (0-0.0)	0 (0-0.0)	0 (0-0.0)	0 (0-0.0)	0 (0-0.0)	0 (0-0.0)	0 (0-0.0)	0 (0-0.0)	0 (0-0.0)	0 (0-0.0)	0 (0-0.0)	0 (0-0.0)	0 (0-0.0)	0 (0-0.0)	0
Gonococcal infection	0 (0-0.0)	0 (0-0.0)	0 (0-0.0)	0 (0-0.0)	0 (0-0.0)	0 (0-0.0)	0 (0-0.0)	0 (0-0.0)	0 (0-0.0)	0 (0-0.0)	0 (0-0.0)	0 (0-0.0)	0 (0-0.0)	0 (0-0.0)	0 (0-0.0)	0 (0-0.0)	0 (0-0.0)	0 (0-0.0)	0 (0-0.0)	0 (0-0.0)	0 (0-0.0)	0 (0-0.0)	0 (0-0.0)	0
Trichomoniasis	0 (0-0.0)	0 (0-0.0)	0 (0-0.0)	0 (0-0.0)	0 (0-0.0)	0 (0-0.0)	0 (0-0.0)	0 (0-0.0)	0 (0-0.0)	0 (0-0.0)	0 (0-0.0)	0 (0-0.0)	0 (0-0.0)	0 (0-0.0)	0 (0-0.0)	0 (0-0.0)	0 (0-0.0)	0 (0-0.0)	0 (0-0.0)	0 (0-0.0)	0 (0-0.0)	0 (0-0.0)	0 (0-0.0)	0
Genital herpes	0 (0-0.0)	0 (0-0.0)	0 (0-0.0)	0 (0-0.0)	0 (0-0.0)	0 (0-0.0)	0 (0.0-0.1)	0 (0-0.0)	0 (0.0-0.1)	0 (0-0.0)	0 (0-0.0)	0 (0-0.0)	0.1 (0.0-0.2)	0 (0-0.0)	0 (0-0.0)	0 (0-0.0)	0 (0-0.0)	0 (0-0.0)	0 (0-0.0)	0 (0-0.0)	0 (0-0.0)	0 (0-0.0)	0 (0-0.0)	1.2
Other sexually transmitted infections	0 (0-0.0)	0 (0-0.0)	0 (0-0.0)	0 (0-0.0)	0 (0-0.0)	0 (0-0.0)	0 (0-0.0)	0 (0-0.0)	0 (0-0.0)	0 (0-0.0)	0 (0-0.0)	0 (0-0.0)	0 (0-0.0)	0 (0-0.0)	0 (0-0.0)	0 (0-0.0)	0 (0-0.0)	0 (0-0.0)	0 (0-0.0)	0 (0-0.0)	0 (0-0.0)	0 (0-0.0)	0 (0-0.0)	0.1
Respiratory infections and tuberculosis	2.64 (0.5-6.6)	0.9 (0.2-2.5)	2.1 (0.7-4.5)	6.7 (4.1-9.5)	5.4 (3.2-8.2)	5.6 (3.5-8.8)	6.6 (4.1-9.5)	8.2 (5.2-11.2)	9.6 (6.4-13.2)	11.2 (7.2-15.1)	13.2 (8.4-18.2)	16.1 (10.2-22.3)	19.3 (12.2-26.6)	23.2 (14.7-32.1)	27.7 (17.6-38.4)	32.8 (20.7-45.3)	38.2 (24.1-52.8)	41.4 (26.1-57.3)	42.9 (27.1-59.4)	41.6 (26.3-57.6)	36.2 (22.9-50.1)	21.5 (13.6-29.8)	483 (306-670)
Tuberculosis	0 (0-0.0)	0 (0-0.0)	0 (0-0.0)	0 (0-0.0)	0 (0-0.0)	0 (0-0.0)	0 (0.0-0.1)	0 (0.1-0.2)	0 (0.1-0.3)	0 (0.2-0.3)	0 (0.2-0.3)	0 (0.2-0.4)	0 (0.2-0.4)	0.6 (0.3-0.9)	0.6 (0.4-0.9)	0.7 (0.5-0.9)	0.9 (0.6-1.2)	1.2 (0.9-1.7)	1.2 (0.8-1.6)	1.2 (0.7-1.6)	0.9 (0.6-1.3)	0.3 (0.2-0.4)	9.6 (0.6-0.1)	9.6
Latent tuberculosis infection	0 (0-0.0)	0 (0-0.0)	0 (0-0.0)	0 (0-0.0)	0 (0-0.0)	0 (0-0.0)	0 (0-0.0)	0 (0-0.0)	0 (0-0.0)	0 (0-0.0)	0 (0-0.0)	0 (0-0.0)	0 (0-0.0)	0 (0-0.0)	0 (0-0.0)	0 (0-0.0)	0 (0-0.0)	0 (0-0.0)	0 (0-0.0)	0 (0-0.0)	0 (0-0.0)	0 (0-0.0)	0 (0-0.0)	0
Drug-susceptible tuberculosis	0 (0-0.0)	0 (0-0.0)	0 (0-0.0)	0 (0-0.0)	0 (0-0.0)	0 (0-0.0)	0 (0.0-0.1)	0 (0.1-0.2)	0 (0.1-0.2)	0 (0.2-0.3)	0 (0.2-0.3)	0 (0.2-0.4)	0 (0.2-0.4)	0.6 (0.3-0.9)	0.6 (0.4-0.9)	0.6 (0.4-0.9)	0.9 (0.6-1.2)	1.2 (0.9-1.7)	1.2 (0.8-1.6)	1.2 (0.7-1.6)	0.9 (0.6-1.3)	0.3 (0.2-0.4)	9.6
Multidrug-resistant tuberculosis without extensive drug-resistance	0 (0-0.0)	0 (0-0.0)	0 (0-0.0)	0 (0-0.0)	0 (0-0.0)	0 (0-0.0)	0 (0.0-0.1)	0 (0.1-0.2)	0 (0.1-0.3)	0 (0.2-0.3)	0 (0.2-0.4)	0 (0.2-0.4)	0 (0.2-0.5)	0 (0.3-0.6)	0 (0.3-0.6)	0 (0.3-0.6)	0 (0.3-0.6)	0 (0.3-0.6)	0 (0.3-0.6)	0 (0.3-0.6)	0 (0.3-0.6)	0 (0.3-0.6)	0 (0.0-0.0)	0.2
Extensively drug-resistant tuberculosis	0 (0-0.0)	0 (0-0.0)	0 (0-0.0)	0 (0-0.0)	0 (0-0.0)	0 (0-0.0)	0 (0.0-0.1)	0 (0.0-0.1)	0 (0.0-0.1)	0 (0.0-0.1)	0 (0.0-0.1)	0 (0.0-0.1)	0 (0.0-0.1)	0 (0.0-0.1)	0 (0.0-0.1)	0 (0.0-0.1)	0 (0.0-0.1)	0 (0.0-0.1)	0 (0.0-0.1)	0 (0.0-0.1)	0 (0.0-0.1)	0 (0.0-0.1)	0 (0.0-0.0)	0
Lower respiratory infections	2.64 (0.2-6.6)	0.9 (0.2-2.5)	2.1 (0.7-4.5)	6.7 (4.1-9.5)	5.4 (3.2-8.2)	5.6 (3.5-8.8)	6.6 (4.1-9.5)	8.2 (5.2-11.2)	9.6 (6.4-13.2)	11.2 (7.2-15.1)	13.2 (8.4-18.2)	16.1 (10.2-22.3)	19.3 (12.2-26.6)	23.2 (14.7-32.1)	27.7 (17.6-38.4)	32.8 (20.7-45.3)	38.2 (24.1-52.8)	41.4 (26.1-57.3)	42.9 (27.1-59.4)	41.6 (26.3-57.6)	36.2 (22.9-50.1)	21.5 (13.6-29.8)	483 (306-670)
Upper respiratory infections	0 (0-0.1)	0 (0.0-0.1)	1 (0.4-3.1)	4.6 (2.4-7.4)	0.2 (0.2-0.3)	0.2 (0.2-0.3)	0.3 (0.2-0.4)	0.5 (0.3-0.7)	0.7 (0.4-1.1)	0.9 (0.5-1.3)	1.2 (0.6-1.8)	1.5 (0.8-2.2)	1.8 (0.9-2.6)	2.1 (1.0-3.1)	2.4 (1.1-3.4)	2.7 (1.2-3.8)	3.1 (1.4-4.3)	3.3 (1.7-5.2)	3.3 (1.6-5.1)	3.1 (1.5-4.9)	2.4 (1.1-3.9)	1.3 (0.7-2.1)	60.4 (32.0-91.4)
Otitis media	0 (0-0.0)	0 (0-0.0)	0.2 (0.1-0.3)	1.2 (0.4-2.2)	1.2 (0.4-2.2)	1.2 (0.4-2.2)	0.8 (0.4-1.4)	0.7 (0.4-1.3)	0.6 (0.3-1.2)	0.5 (0.2-1.0)	0.4 (0.1-0.9)	0.3 (0.1-0.7)	0.2 (0.1-0.5)	0.2 (0.1-0.4)	0.2 (0.1-0.4)	0.2 (0.1-0.4)	0.2 (0.1-0.4)	0.3 (0.2-0.5)	0.3 (0.2-0.5)	0.4 (0.2-0.6)	0.3 (0.2-0.5)	0.1 (0.0-0.1)	14
Enteric infections	0.1 (0.0-0.1)	0.2 (0.0-0.3)	3 (2.0-4.4)	2 (0.1-3.9)	2 (1.1-3.3)	1.4 (0.9-2.4)	1.3 (0.6-2.1)	1.3 (0.7-2.2)	1.3 (0.8-2.2)	1.2 (0.7-2.0)	1.2 (0.7-1.8)	1.1 (0.7-1.6)	1.1 (0.6-1.6)	1.1 (0.6-1.6)	1.1 (0.6-1.6)	1.1 (0.6-1.6)	1.1 (0.6-1.6)	1.1 (0.6-1.6)	1.1 (0.6-1.6)	1.1 (0.6-1.6)	1.1 (0.6-1.6)	0.6 (0.3-0.9)	91.1
Diarrheal diseases	0.1 (0.0-0.1)	0.2 (0.0-0.3)	3 (2.0-4.4)	2 (0.1-3.9)	2 (1.1-3.3)	1.4 (0.9-2.4)	1.3 (0.6-2.1)	1.3 (0.7-2.2)	1.3 (0.8-2.2)	1.2 (0.7-2.0)	1.2 (0.7-1.8)	1.1 (0.7-1.6)	1.1 (0.6-1.6)	1.1 (0.6-1.6)	1.1 (0.6-1.6)	1.1 (0.6-1.6)	1.1 (0.6-1.6)	1.1 (0.6-1.6)	1.1 (0.6-1.6)	1.1 (0.6-1.6)	1.1 (0.6-1.6)	0.6 (0.3-0.9)	90.9
Typhoid and paratyphoid	0 (0-0.0)	0 (0-0.0)	0 (0-0.0)	0 (0-0.0)	0 (0-0.0)	0 (0-0.0)	0 (0-0.0)	0 (0-0.0)	0 (0-0.0)	0 (0-0.0)	0 (0-0.0)	0 (0-0.0)	0 (0-0.0)	0 (0-0.0)	0 (0-0.0)	0 (0-0.0)	0 (0-0.0)	0 (0-0.0)	0 (0-0.0)	0 (0-0.0)	0 (0-0.0)	0 (0-0.0)	0 (0-0.0)	0
Typhoid fever	0 (0-0.0)	0 (0-0.0)	0 (0-0.0)	0 (0-0.0)	0 (0-0.0)	0 (0-0.0)	0 (0-0.0)	0 (0-0.0)	0 (0-0.0)	0 (0-0.0)	0 (0-0.0)	0 (0-0.0)	0 (0-0.0)	0 (0-0.0)	0 (0-0.0)	0 (0-0.0)	0 (0-0.0)	0 (0-0.0)	0 (0-0.0)	0 (0-0.0)	0 (0-0.0)	0 (0-0.0)	0 (0-0.0)	0
Paratyphoid fever	0 (0-0.0)	0 (0-0.0)	0 (0-0.0)	0 (0-0.0)	0 (0-0.0)	0 (0-0.0)	0 (0-0.0)	0 (0-0.0)	0 (0-0.0)	0 (0-0.0)	0 (0-0.0)	0 (0-0.0)	0 (0-0.0)	0 (0-0.0)	0 (0-0.0)	0 (0-0.0)	0 (0-0.0)	0 (0-0.0)	0 (0-0.0)	0 (0-0.0)	0 (0-0.0)	0 (0-0.0)	0 (0-0.0)	0
Invasive Non-typhoidal Salmonella (iNTS)	0 (0-0.0)	0 (0-0.0)	0 (0-0.0)	0 (0-0.0)	0 (0-0.0)	0 (0-0.0)	0 (0-0.0)	0 (0-0.0)	0 (0-0.0)	0 (0-0.0)	0 (0-0.0)	0 (0-0.0)	0 (0-0.0)	0 (0-0.0)	0 (0-0.0)	0 (0-0.0)	0 (0-0.0)	0 (0-0.0)	0 (0-0.0)	0 (0-0.0)	0 (0-0.0)	0 (0-0.0)	0 (0-0.0)	0.3
Other intestinal infectious diseases	0 (0-0.0)	0 (0-0.0)	0 (0-0.0)	0 (0-0.0)	0 (0-0.0)	0 (0-0.0)	0 (0-0.0)	0 (0-0.0)	0 (0-0.0)	0 (0-0.0)	0 (0-0.0)	0 (0-0.0)	0 (0-0.0)	0 (0-0.0)	0 (0-0.0)	0 (0-0.0)	0 (0-0.0)	0 (0-0.0)	0 (0-0.0)	0 (0-0.0)	0 (0-0.0)	0 (0-0.0)	0 (0-0.0)	0.1
Neglected tropical diseases and malaria	0 (0-0.0)	0 (0.0-0.1)	0.1 (0.0-0.3)	0.2 (0.0-0.3)	0.7 (0.0-1.6)	0.4 (0.0-1.0)	0.2 (0.0-0.5)	0.1 (0.0-0.2)	0.1 (0.0-0.1)	0.1 (0.0-0.2)	0.1 (0.0-0.2)	0.1 (0.0-0.2)	0.1 (0.0-0.2)	0.1 (0.0-0.2)	0.1 (0.0-0.2)	0.1 (0.0-0.2)	0.1 (0.0-0.2)	0.1 (0.0-0.2)	0.1 (0.0-0.2)	0.1 (0.0-0.2)	0.1 (0.0-0.2)	0.1 (0.0-0.1)	2
Malaria	0 (0-0.0)	0 (0-0.0)	0 (0-0.0)	0 (0-0.0)	0 (0-0.0)	0 (0-0.0)	0 (0-0.0)	0 (0-0.0)	0 (0-0.0)	0 (0-0.0)	0 (0-0.0)	0 (0-0.0)	0 (0-0.0)	0 (0-0.0)	0 (0-0.0)	0 (0-0.0)	0 (0-0.0)	0 (0-0.0)	0 (0-0.0)	0 (0-0.0)	0 (0-0.0)	0 (0-0.0)	0 (0-0.0)	0
Chagas disease	0 (0-0.0)	0 (0-0.0)	0 (0-0.0)	0 (0-0.0)	0 (0-0.0)	0 (0-0.0)	0 (0-0.0)	0 (0-0.0)	0 (0-0.0)	0 (0-0.0)	0 (0-0.0)	0 (0-0.0)	0 (0-0.0)	0 (0-0.0)	0 (0-0.0)	0 (0-0.0)	0 (0-0.0)	0 (0-0.0)	0 (0-0.0)	0 (0-0.0)	0 (0-0.0)	0 (0-0.0)	0 (0-0.0)	0
Leishmaniasis	0 (0-0.0)	0 (0-0.0)	0 (0-0.0)	0 (0-0.0)	0 (0-0.0)	0 (0-0.0)	0 (0-0.0)	0 (0-0.0)	0 (0-0.0)	0 (0-0.0)	0 (0-0.0)	0 (0-0.0)	0 (0-0.0)	0 (0-0.0)	0 (0-0.0)	0 (0-0.0)	0 (0-0.0)	0 (0-0.0)	0 (0-0.0)	0 (0-0.0)	0 (0-0.0)	0 (0-0.0)	0 (0-0.0)	0
Visceral leishmaniasis	0 (0-0.0)	0 (0-0.0)	0 (0-0.0)	0 (0-0.0)	0 (0-0.0)	0 (0-0.0)	0 (0-0.0)	0 (0-0.0)	0 (0-0.0)	0 (0-0.0)	0 (0-0.0)	0 (0-0.0)	0 (0-0.0)	0 (0-0.0)	0 (0-0.0)	0 (0-0.0)	0 (0-0.0)	0 (0-0.0)	0 (0-0.0)	0 (0-0.0)	0 (0-0.0)	0 (0-0.0)	0 (0-0.0)	0
Cutaneous and mucocutaneous leishmaniasis	0 (0-0.0)	0 (0-0.0)	0 (0-0.0)	0 (0-0.0)	0 (0-0.0)	0 (0-0.0)	0 (0-0.0)	0 (0-0.0)	0 (0-0.0)	0 (0-0.0)	0 (0-0.0)	0 (0-0.0)	0 (0-0.0)	0 (0-0.0)	0 (0-0.0)	0 (0-0.0)	0 (0-0.0)	0 (0-0.0)	0 (0-0.0)	0 (0-0.0)	0 (0-0.0)	0 (0-0.0)	0 (0-0.0)	0
African trypanosomiasis	0 (0-0.0)	0 (0-0.0)	0 (0-0.0)	0 (0-0.0)	0 (0-0.0)	0 (0-0.0)	0 (0-0.0)	0 (0-0.0)	0 (0-0.0)	0 (0-0.0)	0 (0-0.0)	0 (0-0.0)	0 (0-0.0)	0 (0-0.0)	0 (0-0.0)	0 (0-0.0)	0 (0-0.0)	0 (0-0.0)	0 (0-0.0)	0 (0-0.0)	0 (0-0.0)	0 (0-0.0)	0 (0-0.0)	0
Schistosomiasis	0 (0-0.0)	0 (0-0.0)	0 (0-0.0)	0 (0-0.0)	0 (0-0.0)	0 (0-0.0)	0 (0-0.0)	0 (0-0.0)	0 (0-0.0)	0 (0-0.0)	0 (0-0.0)	0 (0-0.0)	0 (0-0.0)	0 (0-0.0)	0 (0-0.0)	0 (0-0.0)	0 (0-0.0)	0 (0-0.0)	0 (0-0.0)	0 (0-0.0)	0 (0-0.0)	0 (0-0.0)	0 (0-0.0)	0
Cysticercosis	0 (0-0.0)	0 (0-0.0)	0 (0-0.0)	0 (0-0.0)	0 (0-0.0)	0 (0-0.0)	0 (0-0.0)	0 (0-0.0)	0 (0-0.0)	0 (0-0.0)	0 (0-0.0)	0 (0-0.0)	0 (0-0.0)	0 (0-0.0)	0 (0-0.0)	0 (0-0.0)	0 (0-0.0)	0 (0-0.0)	0 (0-0.0)	0 (0-0.0)	0 (0-0.0)	0 (0-0.0)	0 (0-0.0)	0
Cystic echinococcosis	0 (0-0.0)	0 (0-0.0)	0 (0-0.0)	0 (0-0.0)	0 (0-0.0)	0 (0-0.0)	0 (0-0.0)	0 (0-0.0)	0 (0-0.0)	0 (0-0.0)	0 (0-0.0)	0 (0-0.0)	0 (0-0.0)	0 (0-0.0)	0 (0-0.0)	0 (0-0.0)	0 (0-0.0)	0 (0-0.0)	0 (0-0.0)	0 (0-0.0)	0 (0-0.0)	0 (0-0.0)	0 (0-0.0)	0
Lymphatic filariasis	0 (0-0.0)	0 (0-0.0)	0 (0-0.0)	0 (0-0.0)	0 (0-0.0)	0 (0-0.0)	0 (0-0.0)	0 (0-0.0)	0 (0-0.0)	0 (0-0.0)	0 (0-0.0)	0 (0-0.0)	0 (0-0.0)	0 (0-0.0)	0 (0-0.0)	0 (0-0.0)	0 (0-0.0)	0 (0-0.0)	0 (0-0.0)	0 (0-0.0)	0 (0-0.0)	0 (0-0.0)	0 (0-0.0)	0
Onchocerciasis	0 (0-0.0)	0 (0-0.0)	0 (0-0.0)	0 (0-0.0)	0 (0-0.0)	0 (0-0.0)	0 (0-0.0)	0 (0-0.0)	0 (0-0.0)	0 (0-0.0)	0 (0-0.0)	0 (0-0.0)	0 (0-0.0)	0 (0-0.0)	0 (0-0.0)	0 (0-0.0)	0 (0-0.0)	0 (0-0.0)	0 (0-0.0)	0 (0-0.0)	0 (0-0.0)	0 (0-0.0)	0 (0-0.0)	0
Trachoma	0 (0-0.0)	0 (0-0.0)	0 (0-0.0)	0 (0-0.0)	0 (0-0.0)	0 (0-0.0)	0 (0-0.0)	0 (0-0.0)	0 (0-0.0)	0 (0-0.0)	0 (0-0.0)	0 (0-0.0)	0 (0-0.0)	0 (0-0.0)	0 (0-0.0)	0 (0-0.0)	0 (0-0.0)	0 (0-0.0)	0 (0-0.0)	0 (0-0.0)	0 (0-0.0)	0 (0-0.0)	0 (0-0.0)	0
Dengue	0 (0-0.0)	0 (0-0.0)	0 (0-0.0)	0 (0-0.0)	0 (0-0.0)	0 (0-0.0)	0 (0-0.0)	0 (0-0.0)	0 (0-0.0)	0 (0-0.0)	0 (0-0.0)	0 (0-0.0)	0 (0-0.0)	0 (0-0.0)	0 (0-0.0)	0 (0-0.0)	0 (0-0.0)	0 (0-0.0)	0 (0-0.0)	0 (0-0.0)	0 (0-0.0)	0 (0-0.0)	0 (0-0.0)	0
Yellow fever	0 (0-0.0)	0 (0-0.0)	0 (0-0.0)	0 (0-0.0)	0 (0-0.0)	0 (0-0.0)	0 (0-0.0)	0 (0-0.0)	0 (0-0.0)	0 (0-0.0)	0 (0-0.0)	0 (0-0.0)	0 (0-0.0)	0 (0-0.0)	0 (0-0.0)	0 (0-0.0)	0 (0-0.0)	0 (0-0.0)	0 (0-0.0)	0 (0-0.0)	0



6545

Osteoarthritis other	0 (0 to 0)	0 (0 to 0)	0 (0 to 0)	0 (0 to 0)	0 (0 to 0)	0 (0 to 0)	0 (0 to 0)	0 (0 to 0)	0 (0 to 0)	0 (0 to 0)	0 (0 to 0)	0 (0 to 1)	0 (0 to 0)	0.2 (0 to 0.4)	0.5 (0 to 1.1)	0.5 (0 to 1.1)	1.2 (0.5 to 2.4)	2.5 (1.1 to 5.3)	3.6 (1.6 to 7.9)	4.2 (2 to 8.4)	5.1 (2.5 to 10.4)	6.4 (3.1 to 13.2)	5.3 (2.7 to 10.8)	3.8 (2 to 7.4)	2.3 (1.1 to 4.4)	1 (0 to 2)	0.2 (0.1 to 0.5)		36.3
Low back pain	0 (0 to 0)	0 (0 to 0)	0 (0 to 0)	0 (0 to 0)	0 (0 to 0)	2.1 (0.9 to 3.8)	1.1 (0.2 to 17.4)	0.6 (0.1 to 7.3)	0.2 (0 to 1.2)	0.2 (0 to 1.2)	0.2 (0 to 1.2)	0.2 (0 to 1.2)	0.2 (0 to 1.2)	0.2 (0 to 1.2)	0.2 (0 to 1.2)	0.2 (0 to 1.2)	0.2 (0 to 1.2)	0.2 (0 to 1.2)	0.2 (0 to 1.2)	0.2 (0 to 1.2)	0.2 (0 to 1.2)	0.2 (0 to 1.2)	0.2 (0 to 1.2)	0.2 (0 to 1.2)	0.2 (0 to 1.2)	0.2 (0 to 1.2)	0.2 (0 to 1.2)		0.2
Neck pain	0 (0 to 0)	0 (0 to 0)	0 (0 to 0)	0 (0 to 0)	0 (0 to 0)	0.6 (0 to 2.3)	5.1 (2.6 to 9.4)	8.6 (4 to 15.9)	19 (9.9 to 19.4)	19 (9.9 to 19.4)	19 (9.9 to 19.4)	19 (9.9 to 19.4)	19 (9.9 to 19.4)	19 (9.9 to 19.4)	19 (9.9 to 19.4)	19 (9.9 to 19.4)	19 (9.9 to 19.4)	19 (9.9 to 19.4)	19 (9.9 to 19.4)	19 (9.9 to 19.4)	19 (9.9 to 19.4)	19 (9.9 to 19.4)	19 (9.9 to 19.4)	19 (9.9 to 19.4)	19 (9.9 to 19.4)	19 (9.9 to 19.4)	19 (9.9 to 19.4)		362
Gout	0 (0 to 0)	0 (0 to 0)	0 (0 to 0)	0 (0 to 0)	0 (0 to 0)	0 (0 to 0)	0 (0 to 0)	0 (0 to 0)	0 (0 to 0)	0 (0 to 0)	0 (0 to 0)

SR Table 2a: Milton Keynes DALYS by cause and age groups for males with 95% uncertainty intervals, 2019

Cause	Early Neonatal	Late Neonatal	Post Neonatal	1 to 4	5 to 9	10 to 14	15 to 19	20 to 24	25 to 29	30 to 34	35 to 39	40 to 44	45 to 49	50 to 54	55 to 59	60 to 64	65 to 69	70 to 74	75 to 79	80 to 84	85 to 89	90 to 94	95 plus	Total
All causes	1,100 (256 to 3,623)	1,100 (155 to 747)	1,100 (160 to 350)	1,100 (276 to 436)	1,100 (207 to 316)	1,100 (197 to 292)	1,100 (189 to 340)	860 (229 to 1,940)	860 (199 to 1,870)	860 (214 to 1,930)	860 (214 to 1,900)	860 (214 to 1,900)	2,200 (1,800 to 2,660)	2,200 (1,900 to 2,660)	2,200 (2,010 to 2,910)	2,200 (1,900 to 2,720)	2,200 (2,370 to 3,340)	2,200 (2,620 to 3,810)	2,200 (2,160 to 2,910)	2,200 (1,800 to 2,340)	2,200 (1,210 to 1,490)	2,200 (1,100 to 1,190)	33,600
Communicable, maternal, neonatal, and nutritional diseases	1,100 (217 to 401)	1,100 (80.4 to 96.0)	1,100 (68 to 141)	1,100 (70.1 to 120)	1,100 (56.2 to 165)	1,100 (45.1 to 119)	1,100 (33.5 to 91.1)	860 (32.1 to 83.2)	860 (40.0 to 85.0)	860 (52.8 to 96.4)	860 (55.2 to 110)	860 (64.2 to 96.4)	2,200 (64.3 to 99)	2,200 (64.3 to 99)	2,200 (60.7 to 103)	2,200 (59.7 to 94.5)	2,200 (44.3 to 139)	2,200 (39.4 to 174)	2,200 (38.7 to 166)	2,200 (37.7 to 116)	2,200 (38.7 to 116)	2,200 (15.4 to 31.4)	2,090
HIV/AIDS and sexually transmitted infections	7 (2.to 16.4)	2.4 (0.7 to 5.4)	3.8 (1.4 to 9.4)	0.6 (0.5 to 0.9)	0.5 (0.5 to 0.7)	0.2 (0.2 to 0.3)	0.4 (0.2 to 0.5)	1.1 (0.6 to 1.5)	2.9 (2.2 to 3.8)	5.1 (3.8 to 6.6)	7.7 (5.4 to 10.1)	8.1 (6.3 to 10.6)	9.2 (6.3 to 10.4)	6.2 (4.7 to 8.2)	3.8 (2.5 to 4.5)	3.2 (2.4 to 4.8)	1.7 (0.8 to 3.2)	0.7 (0.2 to 1.2)	0.2 (0.1 to 0.3)	0.1 (0.0 to 0.1)	0.1 (0.0 to 0.1)	0.1 (0.0 to 0.1)	68.7
HIV/AIDS	0 (0 to 0)	0 (0 to 0)	0.5 (0.4 to 0.6)	0.5 (0.4 to 0.6)	0.5 (0.5 to 0.7)	0.2 (0.2 to 0.3)	0.3 (0.2 to 0.4)	0.9 (0.6 to 1.4)	2.7 (2.1 to 3.2)	4.8 (3.6 to 6.3)	7.3 (5.1 to 9.6)	7.7 (5.9 to 10.2)	7.9 (5.9 to 10.1)	5.4 (4.4 to 7.1)	3.2 (2.3 to 4.1)	2.8 (2.1 to 4.5)	1.5 (0.6 to 2.9)	0.6 (0.2 to 1.1)	0.1 (0.0 to 0.2)	0.0 (0.0 to 0.1)	0.0 (0.0 to 0.1)	0.0 (0.0 to 0.0)	52.5
HIV/AIDS - Drug-susceptible Tuberculosis	0 (0 to 0)	0 (0 to 0)	0.1 (0 to 0.1)	0.1 (0 to 0.1)	0.1 (0 to 0.1)	0.1 (0 to 0.1)	0 (0 to 0)	0.1 (0 to 0.1)	0.3 (0.2 to 0.4)	0.4 (0.3 to 0.7)	0.6 (0.4 to 1)	0.7 (0.4 to 1.1)	0.7 (0.4 to 1.1)	0.5 (0.3 to 0.7)	0.3 (0.2 to 0.5)	0.2 (0.1 to 0.4)	0.2 (0.1 to 0.3)	0.1 (0 to 0.1)	0 (0 to 0)	0 (0 to 0)	0 (0 to 0)	0 (0 to 0)	0 (0 to 0)	4.3
HIV/AIDS - Multidrug-resistant Tuberculosis without extensive drug resistance	0 (0 to 0)	0 (0 to 0)	0 (0 to 0)	0 (0 to 0)	0 (0 to 0)	0 (0 to 0)	0 (0 to 0)	0 (0 to 0)	0 (0 to 0)	0 (0 to 0)	0 (0 to 0)	0 (0 to 0)	0 (0 to 0)	0 (0 to 0)	0 (0 to 0)	0 (0 to 0)	0 (0 to 0)	0 (0 to 0)	0 (0 to 0)	0 (0 to 0)	0 (0 to 0)	0 (0 to 0)	0 (0 to 0)	0.1
HIV/AIDS - Extensively drug-resistant Tuberculosis	0 (0 to 0)	0 (0 to 0)	0 (0 to 0)	0 (0 to 0)	0 (0 to 0)	0 (0 to 0)	0 (0 to 0)	0 (0 to 0)	0 (0 to 0)	0 (0 to 0)	0 (0 to 0)	0 (0 to 0)	0 (0 to 0)	0 (0 to 0)	0 (0 to 0)	0 (0 to 0)	0 (0 to 0)	0 (0 to 0)	0 (0 to 0)	0 (0 to 0)	0 (0 to 0)	0 (0 to 0)	0 (0 to 0)	0
HIV/AIDS resulting in other diseases	0 (0 to 0)	0 (0 to 0)	0.5 (0.4 to 0.6)	0.4 (0.3 to 0.5)	0.3 (0.3 to 0.4)	0.1 (0.1 to 0.2)	0.2 (0.2 to 0.3)	0.9 (0.7 to 1.3)	2.5 (1.9 to 3.2)	4.4 (3.1 to 6)	6.6 (4.7 to 8.9)	6.6 (5.2 to 8.4)	7 (5.2 to 9.4)	5.1 (3.9 to 6.7)	2.9 (2.2 to 4.2)	2.3 (1.6 to 4.3)	1.3 (0.5 to 2.8)	0.5 (0.2 to 1.1)	0.1 (0.0 to 0.2)	0.0 (0.0 to 0.1)	0.0 (0.0 to 0.1)	0.0 (0.0 to 0.0)	48
Sexually transmitted infections excluding HIV	7 (2.to 16.4)	2.4 (0.7 to 5.4)	2.3 (0.9 to 8)	0.1 (0 to 0.2)	0.1 (0 to 0.1)	0.1 (0 to 0.1)	0.1 (0 to 0.1)	0.1 (0 to 0.2)	0.2 (0.1 to 0.3)	0.3 (0.1 to 0.7)	0.4 (0.2 to 0.9)	0.4 (0.2 to 0.9)	0.4 (0.2 to 0.9)	0.3 (0.1 to 0.6)	0.3 (0.1 to 0.6)	0.2 (0.1 to 0.5)	0.2 (0.1 to 0.5)	0.1 (0 to 0.2)	0.1 (0 to 0.2)	0.1 (0 to 0.1)	0.1 (0 to 0.1)	0.1 (0 to 0.1)	0.1 (0 to 0.1)	19.2
Syphilis	7 (2.to 16.4)	2.4 (0.7 to 5.4)	2.3 (0.9 to 8)	0.1 (0 to 0.2)	0.1 (0 to 0.1)	0.1 (0 to 0.1)	0.1 (0 to 0.1)	0.1 (0 to 0.2)	0.2 (0.1 to 0.3)	0.3 (0.1 to 0.7)	0.4 (0.2 to 0.9)	0.4 (0.2 to 0.9)	0.4 (0.2 to 0.9)	0.3 (0.1 to 0.6)	0.3 (0.1 to 0.6)	0.2 (0.1 to 0.5)	0.2 (0.1 to 0.5)	0.1 (0 to 0.2)	0.1 (0 to 0.2)	0.1 (0 to 0.1)	0.1 (0 to 0.1)	0.1 (0 to 0.1)	0.1 (0 to 0.1)	13.5
Chlamydial infection	0 (0 to 0)	0 (0 to 0)	0 (0 to 0)	0 (0 to 0)	0 (0 to 0)	0 (0 to 0)	0 (0 to 0)	0 (0 to 0)	0 (0 to 0)	0 (0 to 0)	0 (0 to 0)	0 (0 to 0)	0 (0 to 0)	0 (0 to 0)	0 (0 to 0)	0 (0 to 0)	0 (0 to 0)	0 (0 to 0)	0 (0 to 0)	0 (0 to 0)	0 (0 to 0)	0 (0 to 0)	0 (0 to 0)	0
Gonococcal infection	0 (0 to 0)	0 (0 to 0)	0 (0 to 0)	0 (0 to 0)	0 (0 to 0)	0 (0 to 0)	0 (0 to 0)	0 (0 to 0)	0 (0 to 0)	0 (0 to 0)	0 (0 to 0)	0 (0 to 0)	0 (0 to 0)	0 (0 to 0)	0 (0 to 0)	0 (0 to 0)	0 (0 to 0)	0 (0 to 0)	0 (0 to 0)	0 (0 to 0)	0 (0 to 0)	0 (0 to 0)	0 (0 to 0)	0
Trichomoniasis	0 (0 to 0)	0 (0 to 0)	0 (0 to 0)	0 (0 to 0)	0 (0 to 0)	0 (0 to 0)	0 (0 to 0)	0 (0 to 0)	0 (0 to 0)	0 (0 to 0)	0 (0 to 0)	0 (0 to 0)	0 (0 to 0)	0 (0 to 0)	0 (0 to 0)	0 (0 to 0)	0 (0 to 0)	0 (0 to 0)	0 (0 to 0)	0 (0 to 0)	0 (0 to 0)	0 (0 to 0)	0 (0 to 0)	0
Genital herpes	0 (0 to 0)	0 (0 to 0)	0 (0 to 0)	0 (0 to 0)	0 (0 to 0)	0 (0 to 0)	0 (0 to 0)	0 (0 to 0)	0 (0 to 0)	0 (0 to 0)	0 (0 to 0)	0 (0 to 0)	0 (0 to 0)	0 (0 to 0)	0 (0 to 0)	0 (0 to 0)	0 (0 to 0)	0 (0 to 0)	0 (0 to 0)	0 (0 to 0)	0 (0 to 0)	0 (0 to 0)	0 (0 to 0)	0
Other sexually transmitted infections	0 (0 to 0)	0 (0 to 0)	0 (0 to 0)	0 (0 to 0)	0 (0 to 0)	0 (0 to 0)	0 (0 to 0)	0 (0 to 0)	0 (0 to 0)	0 (0 to 0)	0 (0 to 0)	0 (0 to 0)	0 (0 to 0)	0 (0 to 0)	0 (0 to 0)	0 (0 to 0)	0 (0 to 0)	0 (0 to 0)	0 (0 to 0)	0 (0 to 0)	0 (0 to 0)	0 (0 to 0)	0 (0 to 0)	0
Respiratory infections and tuberculosis	27.0 (2.2 to 57)	2.2 (2.2 to 4.5)	16.1 (12.0 to 28.4)	27.6 (19.6 to 38.9)	2.6 (1.5 to 3.4)	1.6 (1.5 to 2.6)	1.6 (1.5 to 2.5)	1.6 (1.5 to 2.6)	1.7 (1.5 to 3.1)	2.2 (1.6 to 3.8)	2.7 (1.9 to 4.5)	3.2 (2.3 to 5.3)	3.5 (2.5 to 5.8)	3.7 (2.7 to 6.1)	4.2 (2.9 to 6.9)	4.6 (3.2 to 7.5)	5.1 (3.5 to 8.4)	5.6 (3.7 to 9.2)	6.2 (4.2 to 10.1)	6.9 (4.5 to 11.2)	7.7 (4.9 to 12.6)	8.6 (5.3 to 14.1)	17.6 (10.3 to 33.3)	169
Tuberculosis	0 (0 to 0)	0 (0 to 0)	0.1 (0 to 0.2)	0.2 (0.1 to 0.3)	0.1 (0 to 0.1)	0.1 (0 to 0.2)	0.1 (0 to 0.2)	0.2 (0 to 0.5)	0.5 (0.1 to 1)	0.8 (0.2 to 1.5)	1.2 (0.3 to 2.2)	1.4 (0.4 to 2.6)	1.6 (0.4 to 2.9)	1.7 (0.5 to 3.1)	2.0 (0.5 to 3.6)	2.2 (0.6 to 4)	2.7 (0.7 to 4.9)	3.0 (0.8 to 5.4)	3.4 (0.9 to 6.2)	3.8 (1.0 to 6.9)	4.3 (1.1 to 7.8)	4.8 (1.2 to 8.8)	9.8 (2.5 to 18.4)	35
Latent tuberculosis infection	0 (0 to 0)	0 (0 to 0)	0 (0 to 0)	0 (0 to 0)	0 (0 to 0)	0 (0 to 0)	0 (0 to 0)	0 (0 to 0)	0 (0 to 0)	0 (0 to 0)	0 (0 to 0)	0 (0 to 0)	0 (0 to 0)	0 (0 to 0)	0 (0 to 0)	0 (0 to 0)	0 (0 to 0)	0 (0 to 0)	0 (0 to 0)	0 (0 to 0)	0 (0 to 0)	0 (0 to 0)	0 (0 to 0)	0 (0 to 0)	0
Drug-susceptible tuberculosis	0 (0 to 0)	0 (0 to 0)	0.1 (0 to 0.2)	0.2 (0.1 to 0.3)	0.1 (0 to 0.1)	0.1 (0 to 0.2)	0.1 (0 to 0.2)	0.2 (0 to 0.5)	0.5 (0.1 to 1)	0.8 (0.2 to 1.5)	1.1 (0.3 to 2.2)	1.4 (0.4 to 2.6)	1.6 (0.4 to 2.9)	1.7 (0.5 to 3.1)	1.9 (0.5 to 3.6)	2.1 (0.6 to 4)	2.6 (0.7 to 4.9)	2.9 (0.8 to 5.4)	3.3 (0.9 to 6.2)	3.7 (1 to 6.9)	4.1 (1.1 to 7.8)	4.6 (1.2 to 8.8)	9.4 (2.5 to 18.4)	24.3
Multidrug-resistant tuberculosis without extensive drug resistance	0 (0 to 0)	0 (0 to 0)	0 (0 to 0)	0 (0 to 0)	0 (0 to 0)	0 (0 to 0)	0 (0 to 0)	0 (0 to 0)	0 (0 to 0)	0 (0 to 0)	0 (0 to 0)	0 (0 to 0)	0 (0 to 0)	0 (0 to 0)	0 (0 to 0)	0 (0 to 0)	0 (0 to 0)	0 (0 to 0)	0 (0 to 0)	0 (0 to 0)	0 (0 to 0)	0 (0 to 0)	0 (0 to 0)	0.6
Extensively drug-resistant tuberculosis	0 (0 to 0)	0 (0 to 0)	0 (0 to 0)	0 (0 to 0)	0 (0 to 0)	0 (0 to 0)	0 (0 to 0)	0 (0 to 0)	0 (0 to 0)	0 (0 to 0)	0 (0 to 0)	0 (0 to 0)	0 (0 to 0)	0 (0 to 0)	0 (0 to 0)	0 (0 to 0)	0 (0 to 0)	0 (0 to 0)	0 (0 to 0)	0 (0 to 0)	0 (0 to 0)	0 (0 to 0)	0 (0 to 0)	0.1
Lower respiratory infections	3.8 (2.3 to 5.7)	2.1 (2.1 to 4.4)	15.5 (9.9 to 24.2)	25.8 (17.3 to 34.2)	2.2 (1.4 to 2.7)	1.2 (1.1 to 2.3)	1.2 (1.1 to 2.3)	1.2 (1.1 to 2.3)	1.2 (1.1 to 2.4)	1.4 (1.1 to 2.7)	1.6 (1.2 to 3.1)	1.8 (1.3 to 3.5)	1.9 (1.4 to 3.6)	2.0 (1.5 to 3.8)	2.2 (1.6 to 4.2)	2.4 (1.7 to 4.6)	2.6 (1.8 to 5.1)	2.8 (1.9 to 5.5)	3.0 (2 to 5.9)	3.3 (2.1 to 6.4)	3.6 (2.3 to 7)	3.9 (2.4 to 7.6)	7.8 (4.7 to 14.7)	788
Upper respiratory infections	0 (0 to 0)	0 (0 to 0)	0.1 (0 to 0.3)	0.8 (0.1 to 2.3)	0.8 (0.7 to 2.7)	0.1 (0.1 to 1)	0.1 (0 to 0.3)	0.2 (0 to 0.6)	0.2 (0 to 0.6)	0.2 (0 to 0.6)	0.2 (0 to 0.6)	0.2 (0 to 0.6)	0.2 (0 to 0.6)	0.2 (0 to 0.6)	0.2 (0 to 0.6)	0.2 (0 to 0.6)	0.2 (0 to 0.6)	0.2 (0 to 0.6)	0.2 (0 to 0.6)	0.2 (0 to 0.6)	0.2 (0 to 0.6)	0.2 (0 to 0.6)	0.2 (0 to 0.6)	130
Otitis media	0 (0 to 0)	0 (0 to 0)	0 (0 to 0.6)	0.6 (0.1 to 1.6)	0.6 (0.1 to 1.5)	0.1 (0 to 0.9)	0.1 (0 to 0.4)	0.1 (0 to 0.4)	0.2 (0.1 to 0.5)	0.2 (0.1 to 0.6)	0.3 (0.2 to 0.7)	0.3 (0.2 to 0.8)	0.4 (0.2 to 0.9)	0.4 (0.2 to 0.9)	0.4 (0.2 to 0.9)	0.4 (0.2 to 1)	0.5 (0.2 to 1.1)	0.5 (0.2 to 1.2)	0.6 (0.2 to 1.3)	0.6 (0.2 to 1.4)	0.7 (0.2 to 1.5)	0.7 (0.2 to 1.6)	0.7 (0.2 to 1.6)	25.4
Enteric infections	0.2 (0.2 to 3.3)	0.8 (0.4 to 1.1)	5 (4.4 to 13.4)	3.1 (2.6 to 4.1)	0.8 (0.6 to 2.3)	0.5 (0.4 to 1.2)	0.5 (0.4 to 1.2)	0.6 (0.4 to 1.4)	0.8 (0.5 to 1.9)	1.1 (0.6 to 2.7)	1.4 (0.8 to 3.5)	1.7 (0.9 to 4.3)	1.9 (1.1 to 4.8)	2.1 (1.2 to 5.3)	2.4 (1.3 to 6)	2.6 (1.4 to 6.5)	2.9 (1.5 to 7.3)	3.2 (1.6 to 8)	3.5 (1.8 to 8.8)	3.9 (1.9 to 9.7)	4.3 (2.1 to 10.7)	4.8 (2.3 to 11.9)	9.7 (4.6 to 24.2)	102
Diarrheal diseases	0.2 (0.2 to 0.3)	0.8 (0.4 to 1.1)	5 (4.3 to 13.3)	3.1 (2.6 to 4.1)	0.8 (0.7 to 2.3)	0.5 (0.4 to 1.2)	0.5 (0.4 to 1.2)	0.6 (0.4 to 1.4)	0.8 (0.5 to 1.9)	1.1 (0.6 to 2.7)	1.4 (0.8 to 3.5)	1.7 (0.9 to 4.3)	1.9 (1.1 to 4.8)	2.1 (1.2 to 5.3)	2.4 (1.3 to 6)	2.6 (1.4 to 6.5)	2.9 (1.5 to 7.3)	3.2 (1.6 to 8)	3.5 (1.8 to 8.8)	3.9 (1.9 to 9.7)	4.3 (2.1 to 10.7)	4.8 (2.3 to 11.9)	9.7 (4.6 to 24.2)	101
Typhoid and paraphyoid	0 (0 to 0)	0 (0 to 0)	0 (0 to 0)	0 (0 to 0)	0 (0 to 0)	0 (0 to 0)	0 (0 to 0)	0 (0 to 0)	0 (0 to 0)	0 (0 to 0)	0 (0 to 0)	0 (0 to 0)	0 (0 to 0)	0 (0 to 0)	0 (0 to 0)	0 (0 to 0)	0 (0 to 0)	0 (0 to 0)	0 (0 to 0)	0 (0 to 0)	0 (0 to 0)	0 (0 to 0)	0 (0 to 0)	0
Typhoid fever	0 (0 to 0)	0 (0 to 0)	0 (0 to 0)	0 (0 to 0)	0 (0 to 0)	0 (0 to 0)	0 (0 to 0)	0 (0 to 0)	0 (0 to 0)	0 (0 to 0)	0 (0 to 0)	0 (0 to 0)	0 (0 to 0)	0 (0 to 0)	0 (0 to 0)	0 (0 to 0)	0 (0 to 0)	0 (0 to 0)	0 (0 to 0)	0 (0 to 0)	0 (0 to 0)	0 (0 to 0)	0 (0 to 0)	0
Paratyphoid fever	0 (0 to 0)	0 (0 to 0)	0 (0 to 0)	0 (0 to 0)	0 (0 to 0)	0 (0 to 0)	0 (0 to 0)	0 (0 to 0)	0 (0 to 0)	0 (0 to 0)	0 (0 to 0)	0 (0 to 0)	0 (0 to 0)	0 (0 to 0)	0 (0 to 0)	0 (0 to 0)	0 (0 to 0)	0 (0 to 0)	0 (0 to 0)	0 (0 to 0)	0 (0 to 0)	0 (0 to 0)	0 (0 to 0)	0
Invasive Non-typhoidal Salmonella (iNTS)	0 (0 to 0)	0 (0 to 0)	0 (0 to 0)	0 (0 to 0)	0 (0 to 0)	0 (0 to 0)	0 (0 to 0)	0 (0 to 0)	0 (0 to 0)	0 (0 to 0)	0 (0 to 0)	0 (0 to 0)	0 (0 to 0)	0 (0 to 0)	0 (0 to 0)	0 (0 to 0)	0 (0 to 0)	0 (0 to 0)	0 (0 to 0)	0 (0 to 0)	0 (0 to 0)	0 (0 to 0)	0 (0 to 0)	0.6
Other intestinal infectious diseases	0 (0 to 0)	0 (0 to 0)	0 (0 to 0)	0.1 (0 to 0.1)	0 (0 to 0)	0 (0 to 0)	0 (0 to 0)	0 (0 to 0)	0 (0 to 0)	0 (0 to 0)	0 (0 to 0)	0 (0 to 0)	0 (0 to 0)	0 (0 to 0)	0 (0 to 0)	0 (0 to 0)	0 (0 to 0)	0 (0 to 0)	0 (0 to 0)	0 (0 to 0)	0 (0 to 0)	0 (0 to 0)	0 (0 to 0)	0.2
Neglected tropical diseases and malaria	0 (0 to 0)	0.1 (0 to 0.2)	0.2 (0 to 0.6)	0.5 (0 to 2.4)	0.2 (0 to 0.9)	1 (0 to 2)	0.1 (0 to 0.3)	0.2 (0 to 0.6)	0.1 (0 to 0.3)	0.2 (0 to 0.6)	0.1 (0 to 0.5)	0.2 (0 to 0.6)	0.1 (0 to 0.3)	0.1 (0 to 0.3)	0.2 (0 to 0.7)	0.2 (0 to 0.6)	0.2 (0 to 0.6)	0.2 (0 to 0.6)	0.2 (0 to 0.6)	0.2 (0 to 0.6)	0.2 (0 to 0.6)	0.2 (0 to 0.6)	0.2 (0 to 0.6)	4.6
Malaria	0 (0 to 0)	0 (0 to 0)	0 (0 to 0)	0 (0 to 0)	0 (0 to 0)	0 (0 to 0)	0 (0 to 0)	0 (0 to 0)	0 (0 to 0)	0 (0 to 0)	0 (0 to 0)	0 (0 to 0)	0 (0 to 0)	0 (0 to 0)	0 (0 to 0)	0 (0 to 0)	0 (0 to 0)	0 (0 to 0)	0 (0 to 0)	0 (0 to 0)	0 (0 to 0)	0 (0 to 0)	0 (0 to 0)	0
Chagas disease	0 (0 to 0)	0 (0 to 0)	0 (0 to 0)	0 (0 to 0)	0 (0 to 0)	0 (0 to 0)	0 (0 to 0)	0 (0 to 0)	0 (0 to 0)	0 (0 to 0)	0 (0 to 0)	0 (0 to 0)	0 (0 to 0)	0 (0 to 0)	0 (0 to 0)	0 (0 to 0)	0 (0 to 0)	0 (0 to 0)	0 (0 to 0)	0 (0 to 0)	0 (0 to 0)	0 (0 to 0)	0 (0 to 0)	0
Leishmaniasis	0 (0 to 0)	0 (0 to 0)	0 (0 to 0)	0 (0 to 0)	0 (0 to 0)	0 (0 to 0)	0 (0 to 0)	0 (0 to 0)	0 (0 to 0)	0 (0 to 0)	0 (0 to 0)	0 (0 to 0)	0 (0 to 0)	0 (0 to 0)	0 (0 to 0)	0 (0 to 0)	0 (0 to 0)	0 (0 to 0)	0 (0 to 0)	0 (0 to 0)	0 (0 to 0)	0 (0 to 0)	0 (0 to 0)	0
Visceral leishmaniasis	0 (0 to 0)	0 (0 to 0)	0 (0 to 0)	0 (0 to 0)	0 (0 to 0)	0 (0 to 0)	0 (0 to 0)	0 (0 to 0)	0 (0 to 0)	0 (0 to 0)	0 (0 to 0)	0 (0 to 0)	0 (0 to 0)	0 (0 to 0)	0 (0 to 0)	0 (0 to 0)	0 (0 to 0)	0 (0 to 0)	0 (0 to 0)	0 (0 to 0)	0 (0 to 0)	0 (0 to 0)	0 (0 to 0)	0
Cutaneous and mucocutaneous leishmaniasis	0 (0 to 0)	0 (0 to 0)	0 (0 to 0)	0 (0 to 0)	0 (0 to 0)	0 (0 to 0)	0 (0 to 0)	0 (0 to 0)	0 (0 to 0)	0 (0 to 0)	0 (0 to 0)	0 (0 to 0)	0 (0 to 0)	0 (0 to 0)	0 (0 to 0)	0 (0 to 0)	0 (0 to 0)	0 (0 to 0)	0 (0 to 0)	0 (0 to 0)	0 (0 to 0)	0 (0 to 0)	0 (0 to 0)	0
African trypanosomiasis	0 (0 to 0)	0 (0 to 0)	0 (0 to 0)	0 (0 to 0)	0 (0 to 0)	0 (0 to 0)	0 (0 to 0)	0 (0 to 0)	0 (0 to 0)	0 (0 to 0)	0 (0 to 0)	0 (0 to 0)	0 (0 to 0)	0 (0 to 0)	0 (0 to 0)	0 (0 to 0)	0 (0 to 0)	0 (0 to 0)	0 (0 to 0)	0 (0 to 0)	0 (0 to 0)	0 (0 to 0)	0 (0 to 0)	0
Schistosomiasis	0 (0 to 0)	0 (0 to 0)	0 (0 to 0)	0 (0 to 0)	0 (0 to 0)	0 (0 to 0)	0 (0 to 0)	0 (0 to 0)	0 (0 to 0)	0 (0 to 0)	0 (0 to 0)	0 (0 to 0)	0 (0 to 0)	0 (0 to 0)	0 (0 to 0)	0 (0 to 0)	0 (0 to 0)	0 (0 to 0)	0 (0 to 0)	0 (0 to 0)	0 (0 to 0)	0 (0 to 0)	0 (0 to 0)	0
Cysticercosis	0 (0 to 0)	0 (0 to 0)	0 (0 to 0)	0 (0 to 0)	0 (0 to 0)	0 (0 to 0)	0 (0 to 0)	0 (0 to 0)	0 (0 to 0)	0 (0 to 0)	0 (0 to 0)	0 (0 to 0)	0 (0 to 0)	0 (0 to 0)	0 (0 to 0)	0 (0 to 0)	0 (0 to 0)	0 (0 to 0)	0 (0 to 0)	0 (0 to 0)	0 (0 to 0)	0 (0 to 0)	0 (0 to 0)	0
Cystic echinococcosis	0 (0 to 0)	0 (0 to 0)	0 (0 to 0)	0 (0 to 0)	0 (0 to 0)	0 (0 to 0)	0 (0 to 0)	0 (0 to 0)	0 (0 to 0)	0 (0 to 0)	0 (0 to 0)	0 (0 to 0)	0 (0 to 0)	0 (0 to 0)	0 (0 to 0)	0 (0 to 0)	0 (0 to 0)	0 (0 to 0)	0 (0 to 0)	0 (0 to 0)	0 (0 to 0)	0 (0 to 0)	0 (0 to 0)	0.1
Lymphatic filariasis	0 (0 to 0)	0 (0 to 0)	0 (0 to 0)	0 (0 to 0)	0 (0 to 0)	0 (0 to 0)	0 (0 to 0)	0 (0 to 0)	0 (0 to 0)	0 (0 to 0)	0 (0 to 0)	0 (0 to 0)	0 (0 to 0)	0 (0 to 0)	0 (0 to 0)	0 (0 to 0)	0 (0 to 0)	0 (0 to 0)	0 (0 to 0)	0 (0 to 0)	0 (0 to 0)	0 (0 to 0)	0 (0 to 0)	0
Onchocerciasis	0 (0 to 0)	0 (0 to 0)	0 (0 to 0)	0 (0 to 0)	0 (0 to 0)	0 (0 to 0)	0 (0 to 0)	0 (0 to 0)	0 (0 to 0)	0 (0 to 0)	0 (0 to 0)	0 (0 to 0)	0 (0 to 0)	0 (0 to 0)	0 (0 to 0)	0 (0 to 0)	0 (0 to 0)	0 (0 to 0)	0 (0 to 0)	0 (0 to 0)	0 (0 to 0)	0 (0 to 0)	0 (0 to 0)	0
Trachoma	0 (0 to 0)	0 (0 to 0)	0 (0 to 0)	0 (0 to 0)	0 (0 to 0)	0 (0 to 0)	0 (0 to 0)	0 (0 to 0)	0 (0 to 0)	0 (0 to 0)	0 (0 to 0)	0 (0 to 0)	0 (0 to 0)	0 (0 to 0)	0 (0 to 0)	0 (0 to 0)	0 (0 to 0)	0 (0 to 0)	0 (0 to 0)	0 (0 to 0)	0 (0 to 0)	0 (0 to 0)	0 (0 to 0)	0
Dengue	0 (0 to 0)	0 (0 to 0)	0 (0 to 0)	0 (0 to 0)	0 (0 to 0)	0 (0 to 0)	0 (0 to 0)	0 (0 to 0)	0 (0 to 0)	0 (0 to 0)	0 (0 to 0)	0 (0 to 0)	0 (0 to 0)	0 (0 to 0)	0 (0 to 0)	0 (0 to 0)	0 (0 to 0)	0 (0 to 0)	0 (0 to 0)	0 (0 to 0)	0 (0 to 0)	0 (0 to 0)	0 (0 to 0)	0
Yellow fever	0 (0 to 0)	0 (0 to 0)	0 (0 to 0)	0 (0 to 0)	0 (0 to 0)	0 (0 to 0)	0 (0 to 0)	0 (0 to 0)	0 (0 to 0)	0 (0 to 0)	0 (0 to 0)	0 (0 to 0)	0 (0 to 0)	0 (0 to 0)	0 (0 to 0)	0 (0 to 0)	0 (0 to 0)	0 (0 to 0)	0 (0 to 0)	0 (0 to 0)	0 (0 to 0)	0 (0 to 0)	0 (0 to 0)	0
Rabies	0 (0 to 0)	0 (0 to 0)	0 (0 to 0)	0 (0 to 0)	0 (0 to 0)	0 (0 to 0)	0 (0 to 0)	0 (0 to 0)	0 (0 to 0)	0 (0 to 0)	0 (0 to 0)	0 (0 to 0)	0 (0 to 0)	0 (0 to 0)	0 (0 to 0)	0 (0 to 0)	0 (0 to 0)	0 (0 to 0)	0 (0 to 0)	0 (0 to 0)	0 (0 to 0)	0 (0 to 0)	0 (0 to 0)	0
Intestinal nematode infections	0 (0 to 0)	0 (0 to 0)	0 (0 to 0)	0 (0 to 0)	0 (0 to 0)	0 (0 to 0)	0 (0 to 0)	0 (0 to 0)	0 (0 to 0)	0 (0 to 0)	0 (0 to 0)	0 (0 to 0)	0 (0 to 0)	0 (0 to 0)	0 (0 to 0)	0 (0 to 0)	0 (0 to 0)	0 (0 to 0)	0 (0 to 0)	0 (0 to 0)	0 (0 to 0)	0 (0 to 0)	0 (0 to 0)	0
Ascariasis	0 (0 to 0)	0 (0 to 0)	0 (0 to 0)	0 (0 to 0)	0 (0 to 0)	0 (0 to 0)	0 (0 to 0)	0 (0 to 0)	0 (0 to 0)	0 (0 to 0)	0 (0 to 0)	0 (0 to 0)	0 (0 to 0)	0 (0 to 0)	0 (0 to 0)	0 (0 to 0)	0 (0 to 0)	0 (0 to 0)	0 (0 to 0)	0 (0 to 0)	0 (0 to 0)	0 (0 to 0)	0 (0 to 0)	0
Trichuriasis	0 (0 to 0)	0 (0 to 0)	0 (0 to 0)	0 (0 to 0)	0 (0 to 0)	0 (0 to 0)	0 (0 to 0)	0 (0 to 0)	0 (0 to 0)	0 (0 to 0)	0 (0 to 0)	0 (0 to 0)	0 (0 to 0)	0 (0 to 0)	0 (0 to 0)	0 (0 to 0)	0 (0 to 0)	0 (0 to 0)	0 (0 to 0)	0 (0 to 0)	0 (0 to 0)	0 (0 to 0)	0 (0 to 0)	0
Hookworm disease	0 (0 to 0)	0 (0 to 0)	0 (0 to 0)	0 (0 to 0)	0 (0 to 0)	0 (0 to 0)	0 (0 to 0)	0 (0 to 0)	0 (0 to 0)	0 (0 to 0)	0 (0 to 0)	0 (0 to 0)	0 (0 to 0)	0 (0 to 0)	0 (0 to 0)	0 (0 to 0)	0 (0 to 0)	0 (0 to 0)	0 (0 to 0)	0 (0 to 0)	0 (0 to 0)	0 (0 to 0)	0 (0 to 0)	0
Food



Chronic myeloid leukemia	0 (0 to 0)	0 (0 to 0)	0 (0 to 0.5)	0·1 (0·1 to 0·2)	0·1 (0·1 to 0·2)	0·1 (0·1 to 0·2)	0·1 (0·1 to 0·1)	0·1 (0·1 to 0·2)	0·2 (0·2 to 0·4)	0·4 (0·3 to 0·6)	0·5 (0·4 to 0·6)	0·5 (0·3 to 0·8)	0·5 (0·3 to 0·8)	0·5 (0·3 to 0·8)	0·5 (0·3 to 0·8)	0·5 (0·3 to 0·8)	0·5 (0·3 to 0·8)	0·6 (0·4 to 1·)	0·7 (0·4 to 1·2)	0·6 (0·3 to 1·)	0·5 (0·3 to 0·9)	0·4 (0·2 to 0·6)	0 (0·1 to 0·1)	7·3
Other leukemia	0 (0·0 to 0·1)	0·2 (0·1 to 0·3)	0·4 (0·4 to 1·1)	0·5 (0·2 to 0·9)	0·4 (0·2 to 0·7)	0·5 (0·3 to 0·7)	0·5 (0·3 to 0·8)	0·7 (0·4 to 1·1)	0·7 (0·4 to 1·)	0·7 (0·5 to 1·2)	0·8 (0·5 to 1·2)	0·8 (0·5 to 1·2)	0·8 (0·5 to 1·2)	0·8 (0·5 to 1·2)	1·1 (0·9 to 2·1)	1·6 (1·1 to 2·9)	2·6 (1·6 to 3·9)	3·3 (2·1 to 5·)	3 (1·8 to 5·)	2·6 (1·6 to 4·)	1·6 (1·1 to 2·)	0·7 (0·5 to 1·)	0 (0·1 to 0·3)	24·1
Other malignant neoplasms	0·3 (0·2 to 0·4)	0·4 (0·3 to 0·6)	1·1 (0·7 to 1·6)	1·3 (0·9 to 1·8)	0·8 (0·5 to 1·2)	0·7 (0·5 to 1·)	0·7 (0·5 to 1·)	0·8 (0·5 to 1·1)	0·9 (0·6 to 1·2)	1·1 (0·7 to 1·6)	1·2 (0·8 to 1·7)	1·2 (0·8 to 1·7)	1·3 (0·8 to 1·8)	1·3 (0·8 to 1·8)	1·5 (1·1 to 1·9)	1·7 (1·3 to 2·2)	2·1 (1·6 to 2·8)	2·5 (1·9 to 3·2)	2·8 (2·1 to 3·6)	2·9 (2·1 to 3·8)	2·8 (2·1 to 3·7)	2·5 (1·9 to 3·3)	1·9 (1·4 to 2·5)	215
Other neoplasms	0 (0 to 0·1)	0 (0 to 0)	0·1 (0·0 to 0·1)	0·1 (0·1 to 0·2)	0·1 (0·1 to 0·2)	0·1 (0·1 to 0·2)	0·1 (0·1 to 0·2)	0·2 (0·1 to 0·3)	0·3 (0·2 to 0·4)	0·4 (0·3 to 0·5)	0·5 (0·3 to 0·6)	0·5 (0·3 to 0·7)	0·5 (0·3 to 0·7)	0·5 (0·3 to 0·7)	0·6 (0·4 to 0·8)	0·7 (0·5 to 0·9)	0·8 (0·6 to 1·)	0·9 (0·6 to 1·2)	1·1 (0·7 to 1·4)	1·1 (0·8 to 1·5)	1·1 (0·8 to 1·4)	1·1 (0·8 to 1·4)	0·9 (0·7 to 1·2)	68·9
Meningioma, mesenchymal tumors, and other hematopoietic neo	0 (0 to 0·1)	0 (0 to 0·1)	0·1 (0·0 to 0·1)	0·2 (0·1 to 0·3)	0·2 (0·1 to 0·3)	0·2 (0·1 to 0·3)	0·2 (0·1 to 0·3)	0·2 (0·2 to 0·3)	0·3 (0·2 to 0·4)	0·4 (0·3 to 0·5)	0·5 (0·4 to 0·6)	0·6 (0·4 to 0·7)	0·6 (0·4 to 0·8)	0·7 (0·5 to 0·8)	0·8 (0·6 to 1·)	1·2 (0·9 to 1·5)	1·6 (1·2 to 2·)	2·2 (1·6 to 2·8)	2·6 (1·9 to 3·4)	3·4 (2·5 to 4·3)	3·6 (2·7 to 4·6)	3·6 (2·7 to 4·6)	3·2 (2·4 to 4·1)	68·9
Benign and in situ, intestinal neoplasms	0 (0 to 0)	0 (0 to 0)	0 (0 to 0)	0 (0 to 0)	0 (0 to 0)	0 (0 to 0)	0 (0 to 0)	0 (0 to 0)	0 (0 to 0)	0 (0 to 0)	0 (0 to 0)	0 (0 to 0)	0 (0 to 0)	0 (0 to 0)	0 (0 to 0)	0 (0 to 0)	0 (0 to 0)	0 (0 to 0)	0 (0 to 0)	0 (0 to 0)	0 (0 to 0)	0 (0 to 0)	0 (0 to 0)	0 (0 to 0)	0
Benign and in situ, cervical and uterine neoplasms	0 (0 to 0)	0 (0 to 0)	0 (0 to 0)	0 (0 to 0)	0 (0 to 0)	0 (0 to 0)	0 (0 to 0)	0 (0 to 0)	0 (0 to 0)	0 (0 to 0)	0 (0 to 0)	0 (0 to 0)	0 (0 to 0)	0 (0 to 0)	0 (0 to 0)	0 (0 to 0)	0 (0 to 0)	0 (0 to 0)	0 (0 to 0)	0 (0 to 0)	0 (0 to 0)	0 (0 to 0)	0 (0 to 0)	0 (0 to 0)	0
Other benign and in situ neoplasms	0 (0 to 0)	0 (0 to 0)	0 (0 to 0)	0 (0 to 0)	0 (0 to 0)	0 (0 to 0)	0 (0 to 0)	0 (0 to 0)	0 (0 to 0)	0 (0 to 0)	0 (0 to 0)	0 (0 to 0)	0 (0 to 0)	0 (0 to 0)	0 (0 to 0)	0 (0 to 0)	0 (0 to 0)	0 (0 to 0)	0 (0 to 0)	0 (0 to 0)	0 (0 to 0)	0 (0 to 0)	0 (0 to 0)	0 (0 to 0)	0
Cardiovascular diseases	1·2 (0·7 to 1·8)	1·2 (0·8 to 1·7)	2·7 (1·9 to 3·6)	4·2 (2·9 to 5·7)	3·5 (2·4 to 4·7)	2·5 (1·8 to 3·5)	2·5 (1·8 to 3·5)	3·2 (2·3 to 4·5)	4·1 (2·9 to 5·6)	5·2 (3·7 to 7·)	6·4 (4·6 to 8·5)	7·5 (5·4 to 9·8)	8·6 (6·2 to 11·)	9·6 (6·9 to 12·)	10·6 (7·6 to 13·)	11·5 (8·3 to 14·)	12·1 (8·8 to 15·)	12·4 (9·1 to 15·)	12·5 (9·2 to 15·)	12·4 (9·2 to 15·)	12·2 (9·1 to 15·)	11·9 (8·9 to 15·)	11·6 (8·7 to 14·)	4,790
Rheumatic heart disease	0 (0 to 0·1)	0 (0 to 0·1)	0·1 (0·1 to 0·1)	0·1 (0·1 to 0·1)	0·1 (0·1 to 0·1)	0·1 (0·1 to 0·1)	0·1 (0·1 to 0·2)	0·2 (0·2 to 0·2)	0·2 (0·2 to 0·3)	0·3 (0·2 to 0·4)	0·3 (0·3 to 0·4)	0·4 (0·3 to 0·5)	0·4 (0·3 to 0·6)	0·5 (0·4 to 0·6)	0·6 (0·4 to 0·7)	0·7 (0·5 to 0·9)	0·8 (0·6 to 1·)	0·9 (0·7 to 1·1)	1·1 (0·8 to 1·4)	1·2 (0·9 to 1·5)	1·2 (0·9 to 1·5)	1·2 (0·9 to 1·5)	1·1 (0·8 to 1·4)	17·4
Ischemic heart disease	0 (0 to 0·1)	0 (0 to 0·1)	0·1 (0·1 to 0·2)	0·2 (0·1 to 0·3)	0·2 (0·1 to 0·3)	0·2 (0·1 to 0·3)	0·2 (0·1 to 0·3)	0·3 (0·2 to 0·4)	0·4 (0·3 to 0·5)	0·5 (0·4 to 0·7)	0·7 (0·5 to 0·9)	0·8 (0·6 to 1·)	0·9 (0·7 to 1·2)	1·1 (0·8 to 1·4)	1·2 (0·9 to 1·5)	1·3 (0·9 to 1·6)	1·4 (1·1 to 1·8)	1·5 (1·1 to 1·9)	1·5 (1·1 to 1·9)	1·5 (1·1 to 1·9)	1·5 (1·1 to 1·9)	1·4 (1·1 to 1·8)	1·3 (1·0 to 1·7)	2,370
Stroke	0 (0 to 0·1)	0·4 (0·2 to 0·7)	0·6 (0·4 to 0·9)	1 (0·7 to 1·4)	1·4 (1·0 to 2·1)	2·5 (1·7 to 3·4)	2·6 (1·8 to 3·6)	3·5 (2·4 to 4·7)	4·6 (3·2 to 6·2)	5·7 (3·9 to 7·7)	6·9 (4·6 to 9·3)	8·1 (5·4 to 11·)	9·2 (6·1 to 12·)	10·2 (6·8 to 13·)	11·1 (7·4 to 14·)	11·8 (7·9 to 15·)	12·3 (8·2 to 15·)	12·5 (8·4 to 15·)	12·5 (8·4 to 15·)	12·4 (8·3 to 15·)	12·2 (8·2 to 15·)	11·9 (8·1 to 15·)	11·6 (7·9 to 14·)	652
Ischemic stroke	0 (0 to 0·1)	0 (0 to 0·1)	0·2 (0·1 to 0·3)	0·3 (0·2 to 0·5)	0·3 (0·2 to 0·5)	0·4 (0·3 to 0·5)	0·4 (0·3 to 0·5)	0·5 (0·4 to 0·7)	0·7 (0·5 to 0·9)	0·9 (0·7 to 1·2)	1·1 (0·8 to 1·4)	1·3 (0·9 to 1·7)	1·5 (1·1 to 1·9)	1·7 (1·2 to 2·2)	1·8 (1·3 to 2·3)	1·9 (1·4 to 2·4)	2·1 (1·5 to 2·7)	2·2 (1·6 to 2·8)	2·2 (1·6 to 2·8)	2·2 (1·6 to 2·8)	2·1 (1·6 to 2·7)	2·1 (1·5 to 2·7)	1·9 (1·4 to 2·5)	487
Intracerebral hemorrhage	0 (0 to 0·2)	0·1 (0 to 0·2)	0·1 (0·1 to 0·2)	0·2 (0·2 to 0·4)	0·2 (0·1 to 0·4)	0·2 (0·1 to 0·4)	0·1 (0·1 to 0·3)	0·2 (0·1 to 0·3)	0·3 (0·2 to 0·5)	0·4 (0·3 to 0·6)	0·6 (0·4 to 0·8)	0·8 (0·5 to 1·)	0·9 (0·6 to 1·2)	1·1 (0·7 to 1·5)	1·3 (0·8 to 1·7)	1·4 (0·9 to 1·8)	1·5 (1·1 to 2·)	1·6 (1·1 to 2·1)	1·6 (1·1 to 2·1)	1·6 (1·1 to 2·1)	1·6 (1·1 to 2·1)	1·5 (1·1 to 2·)	1·4 (1·0 to 1·9)	265
Subarachnoid hemorrhage	0 (0 to 0·1)	0·2 (0·1 to 0·4)	0·3 (0·2 to 0·6)	0·4 (0·3 to 0·7)	0·4 (0·3 to 0·7)	0·4 (0·3 to 0·6)	0·4 (0·3 to 0·6)	0·5 (0·4 to 0·7)	0·6 (0·4 to 0·8)	0·8 (0·6 to 1·)	0·9 (0·7 to 1·2)	1·1 (0·8 to 1·4)	1·2 (0·9 to 1·6)	1·4 (1·1 to 1·8)	1·5 (1·2 to 1·9)	1·6 (1·2 to 2·)	1·7 (1·3 to 2·1)	1·8 (1·4 to 2·2)	1·8 (1·4 to 2·2)	1·8 (1·4 to 2·2)	1·8 (1·4 to 2·2)	1·7 (1·3 to 2·1)	1·6 (1·2 to 2·)	67
Hypertensive heart disease	0 (0 to 0·1)	0 (0 to 0)	0 (0 to 0)	0 (0 to 0·1)	0 (0 to 0·1)	0·1 (0 to 0·1)	0·1 (0·1 to 0·2)	0·1 (0 to 0·1)	0·2 (0·1 to 0·3)	0·2 (0·1 to 0·3)	0·3 (0·2 to 0·4)	0·4 (0·2 to 0·5)	0·4 (0·3 to 0·5)	0·5 (0·3 to 0·6)	0·5 (0·3 to 0·6)	0·6 (0·4 to 0·7)	0·6 (0·4 to 0·8)	0·7 (0·5 to 0·9)	0·8 (0·6 to 1·)	0·9 (0·6 to 1·1)	0·9 (0·6 to 1·1)	0·9 (0·6 to 1·1)	0·8 (0·6 to 1·)	134
Non-rheumatic valvular heart disease	0 (0 to 0·1)	0 (0 to 0)	0 (0 to 0)	0 (0 to 0)	0 (0 to 0)	0 (0 to 0)	0 (0 to 0·1)	0 (0 to 0·1)	0 (0 to 0·2)	0 (0 to 0·2)	0 (0 to 0·3)	0 (0 to 0·3)	0 (0 to 0·4)	0 (0 to 0·4)	0 (0 to 0·5)	0 (0 to 0·5)	0 (0 to 0·6)	0 (0 to 0·6)	0 (0 to 0·7)	0 (0 to 0·7)	0 (0 to 0·7)	0 (0 to 0·7)	0 (0 to 0·6)	0 (0 to 0·6)	23
Non-rheumatic calcific aortic valve disease	0 (0 to 0)	0 (0 to 0)	0 (0 to 0)	0 (0 to 0)	0 (0 to 0)	0 (0 to 0)	0 (0 to 0·1)	0 (0 to 0·1)	0 (0 to 0·2)	0 (0 to 0·3)	0 (0 to 0·4)	0 (0 to 0·5)	0 (0 to 0·6)	0 (0 to 0·7)	0 (0 to 0·8)	0 (0 to 0·9)	0 (0 to 1·)	0 (0 to 1·1)	0 (0 to 1·2)	0 (0 to 1·2)	0 (0 to 1·2)	0 (0 to 1·2)	0 (0 to 1·1)	0 (0 to 1·1)	131
Non-rheumatic degenerative mitral valve disease	0 (0 to 0)	0 (0 to 0)	0 (0 to 0)	0 (0 to 0)	0 (0 to 0)	0 (0 to 0)	0 (0 to 0)	0 (0 to 0)	0 (0 to 0)	0 (0 to 0)	0 (0 to 0)	0 (0 to 0)	0 (0 to 0)	0 (0 to 0)	0 (0 to 0)	0 (0 to 0)	0 (0 to 0)	0 (0 to 0)	0 (0 to 0)	0 (0 to 0)	0 (0 to 0)	0 (0 to 0)	0 (0 to 0)	0 (0 to 0)	107
Other non-rheumatic valve diseases	0 (0 to 0)	0 (0 to 0)	0 (0 to 0)	0 (0 to 0)	0 (0 to 0)	0 (0 to 0)	0 (0 to 0)	0 (0 to 0)	0 (0 to 0)	0 (0 to 0)	0 (0 to 0)	0 (0 to 0)	0 (0 to 0)	0 (0 to 0)	0 (0 to 0)	0 (0 to 0)	0 (0 to 0)	0 (0 to 0)	0 (0 to 0)	0 (0 to 0)	0 (0 to 0)	0 (0 to 0)	0 (0 to 0)	0 (0 to 0)	22
Cardiomyopathy and myocarditis	0·5 (0·3 to 0·8)	0·6 (0·4 to 0·9)	1·6 (1·2 to 2·2)	1·1 (0·8 to 1·6)	1·4 (0·9 to 1·8)	1·6 (1·1 to 2·1)	1·7 (1·2 to 2·2)	1·9 (1·3 to 2·6)	2·2 (1·6 to 3·)	2·6 (1·9 to 3·5)	3·1 (2·3 to 4·1)	3·6 (2·6 to 4·7)	4·1 (3·1 to 5·3)	4·6 (3·4 to 5·9)	5·1 (3·8 to 6·5)	5·5 (4·1 to 7·)	5·8 (4·3 to 7·4)	6·1 (4·5 to 7·8)	6·2 (4·6 to 7·9)	6·2 (4·6 to 7·9)	6·1 (4·5 to 7·7)	5·9 (4·4 to 7·5)	5·6 (4·2 to 7·1)	161
Myocarditis	0·2 (0·1 to 0·3)	0·2 (0·1 to 0·3)	0·6 (0·4 to 1·)	0·4 (0·2 to 0·6)	0·5 (0·2 to 0·7)	0·6 (0·3 to 0·8)	0·6 (0·3 to 0·8)	0·7 (0·4 to 1·)	0·9 (0·5 to 1·2)	1·1 (0·6 to 1·5)	1·3 (0·8 to 1·8)	1·5 (0·9 to 2·1)	1·8 (1·1 to 2·4)	2·1 (1·3 to 2·8)	2·3 (1·4 to 3·1)	2·5 (1·5 to 3·4)	2·6 (1·6 to 3·5)	2·7 (1·7 to 3·6)	2·8 (1·7 to 3·7)	2·8 (1·7 to 3·7)	2·7 (1·7 to 3·6)	2·6 (1·6 to 3·5)	2·4 (1·5 to 3·2)	217
Alcoholic cardiomyopathy	0 (0 to 0)	0 (0 to 0)	0 (0 to 0)	0 (0 to 0)	0 (0 to 0)	0 (0 to 0)	0 (0 to 0)	0 (0 to 0)	0 (0 to 0)	0 (0 to 0)	0 (0 to 0)	0 (0 to 0)	0 (0 to 0)	0 (0 to 0)	0 (0 to 0)	0 (0 to 0)	0 (0 to 0)	0 (0 to 0)	0 (0 to 0)	0 (0 to 0)	0 (0 to 0)	0 (0 to 0)	0 (0 to 0)	0 (0 to 0)	0
Other cardiomyopathy	0·5 (0·3 to 0·8)	0·4 (0·3 to 0·6)	1·4 (0·7 to 2·4)	1·1 (0·7 to 1·7)	1·1 (0·7 to 1·6)	1·1 (0·8 to 1·6)	1·1 (0·8 to 1·6)	1·2 (0·8 to 1·7)	1·4 (0·9 to 2·)	1·7 (1·1 to 2·4)	2·1 (1·4 to 2·9)	2·5 (1·7 to 3·4)	2·9 (1·9 to 3·9)	3·2 (2·1 to 4·3)	3·4 (2·3 to 4·6)	3·6 (2·4 to 4·8)	3·7 (2·5 to 4·9)	3·8 (2·6 to 5·)	3·8 (2·6 to 5·)	3·8 (2·6 to 5·)	3·7 (2·5 to 4·9)	3·5 (2·4 to 4·7)	3·3 (2·3 to 4·4)	89·3
Atrial fibrillation and flutter	0 (0 to 0)	0 (0 to 0)	0 (0 to 0)	0 (0 to 0)	0 (0 to 0)	0 (0 to 0)	0 (0 to 0)	0 (0 to 0)	0 (0 to 0)	0 (0 to 0)	0 (0 to 0)	0 (0 to 0)	0 (0 to 0)	0 (0 to 0)	0 (0 to 0)	0 (0 to 0)	0 (0 to 0)	0 (0 to 0)	0 (0 to 0)	0 (0 to 0)	0 (0 to 0)	0 (0 to 0)	0 (0 to 0)	0 (0 to 0)	0
Aortic aneurysm	1·2 (0·8 to 1·6)	1·3 (0·9 to 1·8)	2·7 (1·9 to 3·6)	3·7 (2·6 to 5·)	3·2 (2·2 to 4·4)	2·7 (1·9 to 3·7)	2·7 (1·9 to 3·7)	3·1 (2·2 to 4·2)	3·6 (2·5 to 4·9)	4·2 (2·9 to 5·7)	4·8 (3·3 to 6·5)	5·3 (3·6 to 7·2)	5·8 (3·9 to 7·8)	6·2 (4·2 to 8·4)	6·5 (4·4 to 8·8)	6·8 (4·6 to 9·2)	7·1 (4·8 to 9·5)	7·2 (4·9 to 9·6)	7·2 (4·9 to 9·6)	7·2 (4·9 to 9·6)	7·1 (4·8 to 9·5)	6·9 (4·7 to 9·2)	6·6 (4·5 to 8·8)	215
Endocarditis	0 (0 to 0)	0 (0 to 0·1)	0·1 (0·1 to 0·2)	0·1 (0·1 to 0·2)	0·1 (0·1 to 0·2)	0·1 (0·1 to 0·2)	0·1 (0·1 to 0·2)	0·2 (0·1 to 0·2)	0·2 (0·2 to 0·3)	0·3 (0·2 to 0·4)	0·4 (0·3 to 0·5)	0·5 (0·3 to 0·6)	0·5 (0·4 to 0·7)	0·6 (0·4 to 0·8)	0·7 (0·5 to 0·9)	0·8 (0·6 to 1·)	0·9 (0·7 to 1·1)	1·1 (0·8 to 1·4)	1·2 (0·9 to 1·5)	1·3 (0·9 to 1·6)	1·3 (0·9 to 1·6)	1·3 (0·9 to 1·6)	1·2 (0·9 to 1·5)	25·3
Other cardiovascular and circulatory diseases	0·6 (0·3 to 1·)	0·6 (0·4 to 0·9)	1·9 (1·3 to 2·6)	1·9 (1·3 to 2·7)	1·9 (1·2 to 2·7)	1·7 (1·1 to 2·4)	1·6 (1·1 to 2·3)	1·8 (1·2 to 2·5)	2·1 (1·4 to 3·)	2·5 (1·7 to 3·5)	3·1 (2·1 to 4·3)	3·7 (2·5 to 5·2)	4·3 (2·9 to 6·)	4·8 (3·2 to 6·7)	5·2 (3·5 to 7·2)	5·5 (3·7 to 7·6)	5·8 (3·9 to 7·9)	5·9 (4·1 to 8·1)	6·1 (4·2 to 8·2)	6·1 (4·2 to 8·2)	6·1 (4·2 to 8·2)	5·9 (4·1 to 8·)	5·7 (3·9 to 7·8)	271
Chronic respiratory diseases	0·2 (0·2 to 0·4)	0·3 (0·2 to 0·4)	0·6 (0·4 to 0·8)	0·8 (0·6 to 1·1)	0·8 (0·6 to 1·1)	0·8 (0·6 to 1·1)	0·8 (0·6 to 1·1)	0·9 (0·7 to 1·2)	1·1 (0·8 to 1·4)	1·3 (0·9 to 1·7)	1·5 (1·1 to 2·)	1·7 (1·2 to 2·2)	1·9 (1·4 to 2·5)	2·1 (1·5 to 2·7)	2·2 (1·6 to 2·9)	2·3 (1·7 to 3·)	2·4 (1·8 to 3·1)	2·5 (1·8 to 3·2)	2·5 (1·8 to 3·2)	2·5 (1·8 to 3·2)	2·4 (1·8 to 3·1)	2·3 (1·7 to 3·)	2·1 (1·6 to 2·8)	1,370
Chronic obstructive pulmonary disease	0·2 (0·1 to 0·3)	0·3 (0·2 to 0·4)	0·7 (0·5 to 1·)	1·0 (0·7 to 1·3)	1·0 (0·7 to 1·3)	0·9 (0·7 to 1·2)	0·9 (0·7 to 1·2)	1·1 (0·8 to 1·4)	1·3 (0·9 to 1·7)	1·6 (1·1 to 2·1)	1·9 (1·3 to 2·5)	2·2 (1·5 to 2·9)	2·5 (1·7 to 3·3)	2·8 (1·9 to 3·6)	3·1 (2·1 to 4·)	3·3 (2·2 to 4·3)	3·4 (2·3 to 4·4)	3·5 (2·4 to 4·5)	3·5 (2·4 to 4·5)	3·5 (2·4 to 4·5)	3·4 (2·3 to 4·4)	3·2 (2·2 to 4·2)	2·9 (2·0 to 3·8)	1,360
Pneumoconiosis	0 (0 to 0)	0 (0 to 0)	0 (0 to 0)	0 (0 to 0)	0 (0 to 0)	0 (0 to 0)	0 (0 to 0)	0 (0 to 0)	0 (0 to 0)	0 (0 to 0)	0 (0 to 0)	0 (0 to 0)	0 (0 to 0)	0 (0 to 0)	0 (0 to 0)	0 (0 to 0)	0 (0 to 0)	0 (0 to 0)	0 (0 to 0)	0 (0 to 0)	0 (0 to 0)	0 (0 to 0)	0 (0 to 0)	0 (0 to 0)	12·1
Silicosis	0 (0 to 0)	0 (0 to 0)	0 (0 to 0)	0 (0 to 0)	0 (0 to 0)	0 (0 to 0)	0 (0 to 0)	0 (0 to 0)	0 (0 to 0)	0 (0 to 0)	0 (0 to 0)	0 (0 to 0)	0 (0 to 0)	0 (0 to 0)	0 (0 to 0)	0 (0 to 0)	0 (0 to 0)	0 (0 to 0)	0 (0 to 0)	0 (0 to 0)	0 (0 to 0)	0 (0 to 0)	0 (0 to 0)	0 (0 to 0)	0·3
Asbestosis	0 (0 to 0)	0 (0 to 0)	0 (0 to 0)	0 (0 to 0)	0 (0 to 0)	0 (0 to 0)	0 (0 to 0)	0 (0 to 0)	0 (0 to 0)	0 (0 to 0)	0 (0 to 0)	0 (0 to 0)	0 (0 to 0)	0 (0 to 0)	0 (0 to 0)	0 (0 to 0)	0 (0 to 0)	0 (0 to 0)	0 (0 to 0)	0 (0 to 0)	0 (0 to 0)	0 (0 to 0)	0 (0 to 0)	0 (0 to 0)	8·7
Coal workers pneumoconiosis	0 (0 to 0)	0 (0 to 0)	0 (0 to 0)	0 (0 to 0)	0 (0 to 0)	0 (0 to 0)	0 (0 to 0)	0 (0 to 0)	0 (0 to 0)	0 (0 to 0)	0 (0 to 0)	0 (0 to 0)	0 (0 to 0)	0 (0 to 0)	0 (0 to 0)	0 (0 to 0)	0 (0 to 0)	0 (0 to 0)	0 (0 to 0)	0 (0 to 0)	0 (0 to 0)	0 (0 to 0)	0 (0 to 0)	0 (0 to 0)	2·7
Other pneumoconiosis	0 (0 to 0)	0 (0 to 0)	0 (0 to 0)	0 (0 to 0)	0 (0 to 0)	0 (0 to 0)	0 (0 to 0)	0 (0 to 0)	0 (0 to 0)	0 (0 to 0)	0 (0 to 0)	0 (0 to 0)	0 (0 to 0)	0 (0 to 0)	0 (0 to 0)	0 (0 to 0)	0 (0 to 0)	0 (0 to 0)	0 (0 to 0)	0 (0 to 0)	0 (0 to 0)	0 (0 to 0)	0 (0 to 0)	0 (0 to 0)	0·4
Asthma	16·7 (10·1 to 24·9)	39·6 (27·1 to 53·)	39·7 (25·2 to 55·3)	29·3 (19·5 to 41·)	23·5 (14·4 to 35·6)	24·5 (14·7 to 37·)	27·4 (16·7 to 39·8)	29·2 (17·5 to 42·)	29·6 (18·0 to 41·7)	30·4 (18·5 to 43·)	29·5 (18·0 to 41·)	27·4 (17·1 to 40·)	25·1 (16·0 to 36·7)	23·1 (14·5 to 33·)	20·7 (12·9 to 30·)	17·2 (10·7 to 25·)	11·5 (7·0 to 17·)	9·5 (5·8 to 13·)	7·3 (4·5 to 10·)	5·5 (3·4 to 7·6)	3·9 (2·4 to 5·)	2·8 (1·7 to 3·)	0·7 (0·4 to 1·)	438
Interstitial lung disease and pulmonary sarcoidosis	0·6 (0·3 to 1·)	0·6 (0·4 to 0·9)	0·8 (0·5 to 1·2)	0·8 (0·5 to 1·2)	0·8 (0·5 to 1·2)	0·8 (0·5 to 1·2)	0·8 (0·5 to 1·2)	0·9 (0·6 to 1·3)	1·1 (0·7 to 1·6)	1·3 (0·8 to 1·9)	1·6 (1·1 to 2·3)	2·0 (1·3 to 2·8)	2·4 (1·6 to 3·4)	2·8 (1·8 to 3·9)	3·2 (2·1 to 4·4)	3·5 (2·3 to 4·8)	3·8 (2·5 to 5·2)	4·1 (2·7 to 5·6)	4·3 (2·8 to 5·8)	4·4 (2·9 to 6·)	4·4 (2·9 to 6·)	4·3 (2·8 to 5·9)	4·1 (2·7 to 5·6)	182
Other digestive diseases	1·2 (0·6 to 2·)	1·5 (0·9 to 2·)	2·1 (1·3 to 3·)	2·5 (1·6 to 3·6)	2·3 (1·4 to 3·4)	2·1 (1·3 to 3·)	2·1 (1·3 to 3·)	2·5 (1·6 to 3·6)	3·2 (2·1 to 4·6)	4·4 (2·9 to 6·4)	6·1 (4·0 to 8·6)	8·1 (5·3 to 11·)	10·2 (6·7 to 14·)	12·1 (7·9 to 16·)	13·7 (8·9 to 18·)	14·9 (9·7 to 19·)	15·7 (10·2 to 20·)	16·1 (10·4 to 20·)	16·1 (10·4 to 20·)	15·9 (10·3 to 20·)	15·5 (10·1 to 20·)	14·9 (9·7 to 19·)	14·1 (9·2 to 18·)	438
Digestive diseases	0·3 (0·2 to 0·4)	0·4 (0·3 to 0·6)	2·3 (1·5 to 3·)	3·1 (2·1 to 4·3)	3·4 (2·3 to 4·6)	4·2 (2·8 to 5·8)	4·5 (3·1 to 6·2)	5·7 (3·8 to 7·8)	6·9 (4·6 to 9·5)	8·4 (5·6 to 11·)	9·9 (6·6 to 13·)	11·2 (7·5 to 15·)	12·3 (8·2 to 16·)	13·2 (8·8 to 17·)	13·9 (9·3 to 18·)	14·4 (9·6 to 18·)	14·7 (9·8 to 19·)	14·8 (9·9 to 19·)	14·8 (9·9 to 19·)	14·7 (9·8 to 19·)	14·5 (9·7 to 19·)	14·2 (9·5 to 18·)	13·8 (9·2 to 18·)	1,370
Cirrhosis and other chronic liver diseases	2·3 (1·5 to 3·)	2·7 (1·8 to 3·5)	3·1 (2·1 to 4·3)	3·4 (2·3 to 4·6)	3·2 (2·2 to 4·4)	3·2 (2·2 to 4·2)	3·2 (2·2 to 4·2)	3·5 (2·4 to 4·7)	3·9 (2·7 to 5·2)	4·4 (3·1 to 5·9)	4·9 (3·4 to 6·5)	5·4 (3·8 to 7·2)	5·8 (4·1 to 7·7)	6·2 (4·3 to 8·2)	6·4 (4·5 to 8·5)	6·6 (4·6 to 8·7)	6·7 (4·7 to 8·8)	6·7 (4·7 to 8·8)	6·7 (4·7 to 8·8)	6·6 (4·6 to 8·7)	6·5 (4·5 to 8·6)	6·3 (4·4 to 8·3)	6·0 (4·2 to 8·)	538
Cirrhosis and other chronic liver diseases due to hepatitis B	0 (0 to 0)	0 (0 to 0)	0 (0 to 0)	0 (0 to 0)	0 (0 to 0)	0 (0 to 0)	0 (0 to 0·1)	0 (0 to 0·1)	0 (0 to 0·2)	0 (0 to 0·3)	0 (0 to 0·4)	0 (0 to 0·5)	0 (0 to 0·6)	0 (0 to 0·7)	0 (0 to 0·8)	0 (0 to 0·9)	0 (0 to 1·)	0 (0 to 1·1)	0 (0 to 1·2)	0 (0 to 1·2)	0 (0 to 1·2)	0 (0 to 1·2)	0 (0 to 1·1)	0 (0 to 1·1)	44·2
Cirrhosis and other chronic liver diseases due to hepatitis C	0 (0 to 0)	0 (0 to 0)	0 (0 to 0)	0 (0 to 0)	0 (0 to 0)	0 (0 to 0)	0 (0 to 0)	0 (0 to 0·1)	0 (0 to 0·1)	0 (0 to 0·2)	0 (0 to 0·3)	0 (0 to 0·4)	0 (0 to 0·5)	0 (0 to 0·6)	0 (0 to 0·7)	0 (0 to 0·8)	0 (0 to 0·9)	0 (0 to 1·)	0 (0 to 1·1)	0 (0 to 1·1)	0 (0 to 1·1)	0 (0 to 1·1)	0 (0 to 1·)	0 (0 to 1·)	39·3
Cirrhosis and other chronic liver diseases due to alcohol use	0 (0 to 0)	0 (0 to 0)	0 (0 to 0)	0 (0 to 0)	0 (0 to 0)	0 (0 to 0)	0·1 (0 to 0·1)	0·1 (0 to 0·2)	0·2 (0 to 0·3)	0·3 (0 to 0·4)	0·4 (0 to 0·5)	0·5 (0 to 0·6)	0·6 (0 to 0·7)	0·7 (0 to 0·8)	0·8 (0 to 0·9)	0·8 (0 to 1·)	0·9 (0 to 1·1)	0·9 (0 to 1·1)	0·9 (0 to 1·1)	0·9 (0 to 1·1)	0·9 (0 to 1·1)	0·9 (0 to 1·1)	0·8 (0 to 1·)	0·8 (0 to 1·)	343
Cirrhosis and other chronic liver diseases due to NAFLD	0 (0 to 0)	0 (0 to 0)	0 (0 to 0)	0 (0 to 0)	0 (0 to 0)	0 (0 to 0)	0 (0 to 0·1)	0 (0 to 0·1)	0 (0 to 0·2)	0 (0 to 0·3)	0 (0 to 0·4)	0 (0 to 0·5)	0 (0 to 0·6)	0 (0 to 0·7)	0 (0 to 0·8)	0 (0 to 0·9)	0 (0 to 1·)	0 (0 to 1·1)	0 (0 to 1·2)	0 (0 to 1·2)	0 (0 to 1·2)	0 (0 to 1·2)	0 (0 to 1·1)	0 (0 to 1·1)	42
Cirrhosis and other chronic liver diseases due to other causes	0 (0 to 0)	0 (0 to 0)

Osteoarthritis other	0 (0 to 0)	0 (0 to 0)	0 (0 to 0)

SR Table 2a: Southampton DALYS by cause and age group for males with 95% uncertainty intervals, 2019

Cause	Early Neonatal	Late Neonatal	Post Neonatal	1 to 4	5 to 9	10 to 14	15 to 19	20 to 24	25 to 29	30 to 34	35 to 39	40 to 44	45 to 49	50 to 54	55 to 59	60 to 64	65 to 69	70 to 74	75 to 79	80 to 84	85 to 89	90 to 94	95 plus	Total
All causes	992 (920 to 427)	2,067 (1,648 to 2,519)	1,792 (1,131 to 2,541)	3,021 (2,644 to 3,502)	1,788 (1,554 to 2,064)	1,844 (1,602 to 2,144)	3,048 (2,647 to 3,497)	3,766 (3,269 to 4,364)	3,884 (3,381 to 4,462)	3,889 (3,382 to 4,460)	3,889 (3,382 to 4,460)	3,889 (3,382 to 4,460)	4,220 (3,670 to 4,820)	4,220 (3,670 to 4,820)	4,220 (3,670 to 4,820)	4,220 (3,670 to 4,820)	4,220 (3,670 to 4,820)	4,220 (3,670 to 4,820)	4,220 (3,670 to 4,820)	4,220 (3,670 to 4,820)	4,220 (3,670 to 4,820)	4,220 (3,670 to 4,820)	33,100 (29,100 to 37,500)
Communicable, maternal, neonatal, and nutritional diseases	992 (920 to 427)	2,067 (1,648 to 2,519)	1,792 (1,131 to 2,541)	3,021 (2,644 to 3,502)	1,788 (1,554 to 2,064)	1,844 (1,602 to 2,144)	3,048 (2,647 to 3,497)	3,766 (3,269 to 4,364)	3,884 (3,381 to 4,462)	3,889 (3,382 to 4,460)	3,889 (3,382 to 4,460)	3,889 (3,382 to 4,460)	4,220 (3,670 to 4,820)	4,220 (3,670 to 4,820)	4,220 (3,670 to 4,820)	4,220 (3,670 to 4,820)	4,220 (3,670 to 4,820)	4,220 (3,670 to 4,820)	4,220 (3,670 to 4,820)	4,220 (3,670 to 4,820)	4,220 (3,670 to 4,820)	4,220 (3,670 to 4,820)	33,100 (29,100 to 37,500)
HIV/AIDS and sexually transmitted infections	6.3 (1.8 to 14.3)	2.1 (0.4 to 4.8)	2.2 (1.1 to 4.6)	0.4 (0.2 to 0.7)	0.2 (0.1 to 0.3)	0.1 (0.1 to 0.2)	0.2 (0.2 to 0.4)	0.9 (0.7 to 1.2)	2.4 (1.8 to 3.2)	4.8 (3.7 to 6.2)	3.2 (2.5 to 4.3)	4.8 (3.7 to 6.2)	5.9 (4.5 to 7.9)	6.8 (5.2 to 8.9)	6.2 (4.8 to 8.2)	4.9 (3.6 to 6.9)	3.9 (2.8 to 5.2)	3 (2.1 to 4.2)	2.3 (1.4 to 3.5)	1.2 (0.6 to 2.3)	0.6 (0.2 to 1)	0.1 (0 to 0.2)	52.6 (40.5 to 68.2)
HIV/AIDS	0 (0 to 0)	0 (0 to 0)	0.3 (0.2 to 0.5)	0.2 (0.2 to 0.3)	0.1 (0.1 to 0.2)	0.1 (0.1 to 0.2)	0.1 (0.1 to 0.2)	0.7 (0.5 to 1.1)	2.1 (1.5 to 2.9)	4.4 (3.4 to 5.8)	2.9 (2.2 to 3.9)	4.4 (3.4 to 5.8)	5.6 (4.3 to 7.5)	6.4 (5 to 8.4)	5.9 (4.6 to 7.6)	4.6 (3.4 to 6.5)	3.6 (2.6 to 4.9)	2.6 (1.9 to 3.6)	2.1 (1.3 to 3.1)	1.2 (0.6 to 2.2)	0.5 (0.2 to 0.9)	0.1 (0 to 0.1)	41 (31.6 to 53.1)
HIV/AIDS - Drug-susceptible Tuberculosis	0 (0 to 0)	0 (0 to 0)	0 (0 to 0)	0 (0 to 0)	0 (0 to 0)	0 (0 to 0)	0 (0 to 0)	0 (0 to 0)	0.1 (0.1 to 0.1)	0.2 (0.1 to 0.4)	0.1 (0.1 to 0.3)	0.2 (0.1 to 0.4)	0.3 (0.2 to 0.5)	0.4 (0.3 to 0.6)	0.3 (0.2 to 0.5)	0.2 (0.1 to 0.4)	0.2 (0.1 to 0.3)	0.1 (0.1 to 0.2)	0.1 (0 to 0.2)	0.1 (0 to 0.2)	0 (0 to 0.1)	0 (0 to 0)	0 (0 to 0)	3.9 (2.9 to 5.2)
HIV/AIDS - Multidrug-resistant Tuberculosis without extensive dr...	0 (0 to 0)	0 (0 to 0)	0 (0 to 0)	0 (0 to 0)	0 (0 to 0)	0 (0 to 0)	0 (0 to 0)	0 (0 to 0)



Osteoarthritis other	0 (0 to 0)	0 (0 to 0)	0 (0 to 0)	0 (0 to 0)	0 (0 to 0)	0 (0 to 0)	0 (0 to 0)	0 (0 to 0)	0 (0 to 0)	0 (0 to 0)	0 (0 to 1)	0 (0 to 1)	0 (0 to 1)	0.4 (0 to 1.1)	1-2 (0 to 2.9)	2-3 (0 to 5)	3-5 (1.5 to 7.7)	4-7 (2 1 to 10.3)	5-2 (2 4 to 11.2)	5 (2 4 to 10.4)	5-6 (2 7 to 11.8)	4-2 (2 1 to 8.8)	3-2 (1 4 to 6.4)	2 (1 to 3.8)	0-9 (0 4 to 1.8)	0-2 (0 1 to 0.4)	
Low back pain	0 (0 to 0)	0 (0 to 0)	0 (0 to 0)	0 (0 to 0)	4-7 (2 1 to 8.6)	20-5 (11 8 to 33.9)	39-6 (22 9 to 62.9)	77-6 (46 7 to 121)	124 (84 6 to 187)	160 (107 to 241)	133 (72 7 to 183)	127 (74 6 to 166)	107 (73 7 to 139)	122 (77 4 to 159)	106 (73 5 to 139)	133 (77 4 to 169)	106 (73 5 to 139)	133 (77 4 to 169)	106 (74 4 to 151)	133 (83 3 to 223)	106 (64 3 to 223)	133 (84 2 to 231)	106 (63 9 to 224)	133 (85 3 to 231)	106 (63 9 to 224)	1,360
Neck pain	0 (0 to 0)	0 (0 to 0)	0 (0 to 0)	2 (0 7 to 4.4)	9-5 (4 7 to 17.5)	17-2 (9 2 to 31)	30-4 (16 9 to 57.1)	58-5 (34 6 to 97.2)	38-9 (19 2 to 75.2)	49-5 (25 to 91.9)	60-3 (32 6 to 101)	52-1 (31 7 to 104)	27-9 (20 2 to 52)	27-9 (20 2 to 52)	47-2 (26 7 to 91.1)	36-7 (26 2 to 77.1)	43 (27 5 to 97.2)	36-7 (18 6 to 59.7)	28-5 (13 to 45)	28-5 (14 1 to 47.3)	19-1 (10 3 to 31)	11-6 (4 8 to 20.9)	8-5 (2 4 to 9.9)	16-1 (9 2 to 32.2)	2-2 (1 1 to 3.8)	582
Gout	0 (0 to 0)	0 (0 to 0)	0 (0 to 0)	0 (0 to 0)	0-1 (0 1 to 0.5)	0-2 (0 1 to 0.6)	2-4 (1 2 to 11.3)	23-4 (12 4 to 37.3)	43-8 (24 to 68)	49-3 (28 4 to 74.4)	50-1 (29 3 to 78.8)	49-8 (29 3 to 77.7)	47-3 (28 3 to 74.8)	46-7 (28 2 to 77.1)	43 (25 2 to 67.2)	36-7 (18 6 to 59.7)	28-5 (13 to 45)	19-1 (10 3 to 31)	11-6 (4 8 to 20.9)	8-5 (2 4 to 9.9)	2-2 (1 1 to 3.8)	0-6 (0 3 to 0.9)	489
Other musculoskeletal disorders	64-4 (40 5 to 136)	33-7 (23 6 to 61.1)	67 (52 4 to 120)	55 (40 4 to 72.3)	39 (29 7 to 55.5)	26-7 (19 9 to 38.1)	30-4 (22 8 to 42.6)	37-4 (26 1 to 52.3)	69-2 (44 2 to 90.4)	58-7 (40 8 to 79.2)	90-2 (62 7 to 122.1)	70-1 (49 1 to 97.5)	72-9 (53 2 to 106)	85-5 (61 1 to 118)	103 (72 1 to 144)	105 (74 2 to 144)	97 (68 3 to 134)	109 (78 4 to 147)	82-5 (47 4 to 99.4)	90-1 (56 1 to 122.2)	83-7 (41 7 to 111)	82-5 (47 4 to 99.4)	70 (14 7 to 97.4)	0-9 (0 3 to 0.9)	1,450
Congenital birth defects	91-3 (62 to 133)	27-6 (18 5 to 40.5)	49-9 (34 9 to 66.9)	36-1 (24 9 to 49.6)	14-2 (9 to 19.5)	12-3 (9 to 16.5)	14-7 (10 4 to 19.4)	20-4 (15 3 to 26.4)	19-2 (12 8 to 24)	14-7 (11 to 18.7)	13-1 (9 4 to 17.1)	13-2 (9 8 to 16.1)	3 (1 6 to 4.4)	2-4 (1 3 to 3.6)	10-7 (7 4 to 14.2)	10-3 (6 to 14)	9-9 (5 to 12.7)	7-2 (4 to 11.2)	4-9 (2 9 to 7)	1-7 (1 to 2.9)	1 (0 4 to 1.5)	0-6 (0 3 to 0.9)	0-3 (0 2 to 0.5)	0-1 (0 to 0.2)	372
Neural tube defects	0-3 (2 0 to 0.9)	1-2 (0 5 to 2.4)	3 (1 2 to 6.4)	2-5 (1 2 to 4.9)	0-4 (0 2 to 0.9)	0-4 (0 2 to 0.9)	0-4 (0 2 to 0.9)	1 (0 4 to 1.4)	0-6 (0 2 to 1.4)	0-6 (0 4 to 1)	0-5 (0 3 to 0.9)	0-5 (0 3 to 0.9)	0-4 (0 2 to 0.7)	0-3 (0 1 to 0.5)	0-3 (0 1 to 0.5)	0-2 (0 1 to 0.5)	0-1 (0 to 0.1)	0-1 (0 to 0.1)	0-1 (0 to 0.1)	0-1 (0 to 0.1)	0-1 (0 to 0.1)	0-1 (0 to 0.1)	0-1 (0 to 0.2)	0-1 (0 to 0.2)	17-6
Congenital heart anomalies	19-7 (10 2 to 44.4)	11-7 (6 4 to 19.4)	14-9 (8 1 to 28.4)	8 (4 7 to 14.3)	2 (1 to 3.4)	2 (1 to 3.4)	3-4 (1 5 to 8.2)	5 (2 2 to 7)	4-2 (2 2 to 8.2)	3-2 (2 to 4.1)	2-9 (1 4 to 4.4)	3 (1 6 to 4.4)	2-4 (1 3 to 3.6)	1-8 (0 8 to 2.8)	1-6 (0 8 to 2.6)	1-2 (0 4 to 2.1)	0-9 (0 3 to 1.6)	0-1 (0 to 0.3)	0-1 (0 to 0.2)	0-1 (0 to 0.1)	0-1 (0 to 0.1)	0 (0 to 0)	0 (0 to 0)	0 (0 to 0)	88-1
Orofacial clefts	0 (0 to 0)	0-2 (0 1 to 0.5)	0-3 (0 1 to 0.7)	0-2 (0 to 0.4)	0-2 (0 to 0.4)	0-2 (0 to 0.4)	0-2 (0 1 to 0.4)	0-3 (0 1 to 0.6)	0-3 (0 1 to 0.6)	0-2 (0 to 0.5)	0-2 (0 to 0.5)	0-2 (0 to 0.4)	0-2 (0 to 0.4)	0-2 (0 to 0.4)	0-2 (0 to 0.4)	0-1 (0 to 0.3)	0-1 (0 to 0.2)	0-1 (0 to 0.2)	0-1 (0 to 0.2)	0-1 (0 to 0.1)	0-1 (0 to 0.1)	0-1 (0 to 0.1)	0 (0 to 0)	0 (0 to 0)	0 (0 to 0)	3-3
Down syndrome	1-9 (1 to 3.3)	0-5 (0 2 to 0.9)	1-4 (0 7 to 3.1)	1-5 (1 to 2.3)	0-9 (0 5 to 1.4)	0-8 (0 5 to 1.4)	0-9 (0 6 to 1.4)	1-6 (1 to 2.3)	1-9 (1 2 to 2.8)	1-5 (1 to 2.1)	1-4 (0 9 to 2)	1-4 (0 9 to 2)	1-7 (1 to 2.6)	3 (1 6 to 4.4)	3 (1 to 4.4)	3-7 (1 7 to 5.9)	3-1 (1 3 to 5.3)	1-4 (0 6 to 2.4)	0-9 (0 3 to 2.1)	0-5 (0 to 1.3)	0-5 (0 to 1.3)	0-5 (0 to 1.3)	0 (0 to 0)	0 (0 to 0)	0 (0 to 0)	28-7
Turner syndrome	0 (0 to 0)	0 (0 to 0)	0 (0 to 0)	0 (0 to 0)	0 (0 to 0)	0 (0 to 0)	0 (0 to 0)	0 (0 to 0)	0 (0 to 0)	0 (0 to 0)	0 (0 to 0)	0 (0 to 0)	0 (0 to 0)	0 (0 to 0)	0 (0 to 0)	0 (0 to 0)	0 (0 to 0)	0 (0 to 0)	0 (0 to 0)	0 (0 to 0)	0 (0 to 0)	0 (0 to 0)	0 (0 to 0)	0 (0 to 0)	0 (0 to 0)	0
Klinefelter syndrome	0 (0 to 0)	0 (0 to 0)	0 (0 to 0)	0 (0 to 0)	0 (0 to 0)	0 (0 to 0)	0 (0 to 0)	0-1 (0 to 0.1)	0 (0 to 0)	0 (0 to 0)	0 (0 to 0)	0 (0 to 0)	0 (0 to 0)	0 (0 to 0)	0 (0 to 0)	0 (0 to 0)	0 (0 to 0)	0 (0 to 0)	0 (0 to 0)	0 (0 to 0)	0 (0 to 0)	0 (0 to 0)	0 (0 to 0)	0 (0 to 0)	0 (0 to 0)	0-3
Other chromosomal abnormalities	8-2 (4 1 to 22.1)	2-9 (1 6 to 5.9)	6-5 (4 8 to 11.5)	4-1 (2 4 to 9.4)	1-9 (1 2 to 2.9)	1-6 (1 to 2.5)	2-2 (1 3 to 3)	2-8 (1 8 to 4.2)	1-5 (1 to 2.2)	1-3 (1 to 2)	1-7 (1 1 to 2.4)	1-5 (0 9 to 2.2)	1-3 (0 7 to 1.8)	0-9 (0 5 to 1.4)	0-7 (0 4 to 1.2)	0-4 (0 2 to 0.7)	0-3 (0 1 to 0.4)	0-3 (0 1 to 0.6)	0-2 (0 1 to 0.4)	0-2 (0 1 to 0.4)	0-2 (0 1 to 0.4)	0-2 (0 1 to 0.4)	0-2 (0 1 to 0.4)	0-2 (0 1 to 0.4)	41-1
Congenital musculoskeletal and limb anomalies	4-2 (1 9 to 7.7)	1-1 (0 4 to 2.1)	0-1 (0 to 0.2)	0-1 (0 to 0.2)	0-2 (0 1 to 0.4)	0-2 (0 1 to 0.4)	0-2 (0 1 to 0.4)	0-2 (0 1 to 0.4)	0-2 (0 1 to 0.4)	0-2 (0 1 to 0.4

SR Table 2a: Slouch DALYS by cause and age group for males with 95% uncertainty intervals. 2019

Cause	Early Neonatal	Late Neonatal	Post Neonatal	1 to 4	5 to 9	10 to 14	15 to 19	20 to 24	25 to 29	30 to 34	35 to 39	40 to 44	45 to 49	50 to 54	55 to 59	60 to 64	65 to 69	70 to 74	75 to 79	80 to 84	85 to 89	90 to 94	95 plus	Total
All causes	284 (269 to 300)	241 (91.2 to 134)	1,060 (1,040 to 1,080)	2,150 (2,120 to 2,180)	1,540 (1,520 to 1,560)	1,440 (1,420 to 1,460)	2,010 (1,980 to 2,040)	2,540 (2,500 to 2,580)	3,170 (3,120 to 3,220)	3,960 (3,900 to 4,020)	4,980 (4,900 to 5,060)	6,210 (6,110 to 6,310)	7,810 (7,680 to 7,930)	9,660 (9,500 to 9,810)	11,900 (11,700 to 12,100)	14,600 (14,400 to 14,800)	17,900 (17,600 to 18,200)	21,900 (21,500 to 22,200)	26,800 (26,300 to 27,200)	32,800 (32,200 to 33,300)	40,100 (39,400 to 40,700)	49,000 (48,200 to 49,800)	59,900 (58,900 to 60,800)	62,400 to 73,200 (61,400 to 74,300)	16,200
Communicable, maternal, neonatal, and nutritional diseases	284 (269 to 300)	241 (91.2 to 134)	1,060 (1,040 to 1,080)	2,150 (2,120 to 2,180)	1,540 (1,520 to 1,560)	1,440 (1,420 to 1,460)	2,010 (1,980 to 2,040)	2,540 (2,500 to 2,580)	3,170 (3,120 to 3,220)	3,960 (3,900 to 4,020)	4,980 (4,900 to 5,060)	6,210 (6,110 to 6,310)	7,810 (7,680 to 7,930)	9,660 (9,500 to 9,810)	11,900 (11,700 to 12,100)	14,600 (14,400 to 14,800)	17,900 (17,600 to 18,200)	21,900 (21,500 to 22,200)	26,800 (26,300 to 27,200)	32,800 (32,200 to 33,300)	40,100 (39,400 to 40,700)	49,000 (48,200 to 49,800)	59,900 (58,900 to 60,800)	62,400 to 73,200 (61,400 to 74,300)	1,270
HIV/AIDS and sexually transmitted infections	4.7 (1.3 to 10.4)	1.6 (0.5 to 3.7)	2.9 (1.1 to 6.2)	0.5 (0.4 to 0.6)	0.3 (0.3 to 0.4)	0.3 (0.2 to 0.4)	0.3 (0.2 to 0.4)	0.7 (0.5 to 0.9)	1.7 (1.3 to 2.2)	3.4 (2.6 to 4.5)	4.4 (3.4 to 5.9)	5.1 (3.9 to 6.8)	5.2 (3.9 to 6.9)	5.2 (3.9 to 6.9)	5.2 (3.9 to 6.9)	5.2 (3.9 to 6.9)	5.2 (3.9 to 6.9)	5.2 (3.9 to 6.9)	5.2 (3.9 to 6.9)	5.2 (3.9 to 6.9)	5.2 (3.9 to 6.9)	5.2 (3.9 to 6.9)	5.2 (3.9 to 6.9)	5.2 (3.9 to 6.9)	41.6
HIV/AIDS	0 (0 to 0)	0 (0 to 0)	0.4 (0.2 to 0.5)	0.4 (0.3 to 0.5)	0.3 (0.2 to 0.4)	0.3 (0.2 to 0.4)	0.3 (0.2 to 0.4)	0.6 (0.5 to 0.8)	1.6 (1.2 to 2.1)	3.2 (2.5 to 4.2)	4.2 (3.2 to 5.6)	4.9 (3.8 to 6.5)	5.0 (3.8 to 6.6)	5.0 (3.8 to 6.6)	5.0 (3.8 to 6.6)	5.0 (3.8 to 6.6)	5.0 (3.8 to 6.6)	5.0 (3.8 to 6.6)	5.0 (3.8 to 6.6)	5.0 (3.8 to 6.6)	5.0 (3.8 to 6.6)	5.0 (3.8 to 6.6)	5.0 (3.8 to 6.6)	5.0 (3.8 to 6.6)	39.9
HIV/AIDS - Drug-susceptible Tuberculosis	0 (0 to 0)	0 (0 to 0)	0 (0 to 0)	0 (0 to 0)	0 (0 to 0)	0 (0 to 0)	0 (0 to 0)	0 (0 to 0)	0 (0 to 0)	0 (0 to 0)	0 (0 to 0)	0 (0 to 0)	0 (0 to 0)	0 (0 to 0)	0 (0 to 0)	0 (0 to 0)	0 (0 to 0)	0 (0 to 0)	0 (0 to 0)	0 (0 to 0)	0 (0 to 0)	0 (0 to 0)	0 (0 to 0)	0 (0 to 0)	0 (0 to 0)	3
HIV/AIDS - Multidrug-resistant Tuberculosis without extensive dr...	0 (0 to 0)	0 (0 to 0)	0 (0 to 0)	0 (0 to 0)	0 (0 to 0)	0 (0 to 0)	0 (0 to 0)	0 (0 to 0)	0 (0 to 0)	0 (0 to 0)	0 (0 to 0)	0 (0 to 0)	0 (0 to 0)	0 (0 to 0)	0 (0 to 0)	0 (0 to 0)	0 (0 to 0)	0 (0 to 0)	0 (0 to 0)	0 (0 to 0)	0 (0 to 0)	0 (0 to 0)	0 (0 to 0)	0 (0 to 0)	0 (0 to 0)	0.1
HIV/AIDS - Extensively drug-resistant Tuberculosis	0 (0 to 0)	0 (0 to 0)	0 (0 to 0)	0 (0 to 0)	0 (0 to 0)	0 (0 to 0)	0 (0 to 0)	0 (0 to 0)	0 (0 to 0)	0 (0 to 0)	0 (0 to 0)	0 (0 to 0)	0 (0 to 0)	0 (0 to 0)	0 (0 to 0)	0 (0 to 0)	0 (0 to 0)	0 (0 to 0)	0 (0 to 0)	0 (0 to 0)	0 (0 to 0)	0 (0 to 0)	0 (0 to 0)	0 (0 to 0)	0 (0 to 0)	0
HIV/AIDS resulting in other diseases	0 (0 to 0)	0 (0 to 0)	0.3 (0.2 to 0.4)	0.3 (0.2 to 0.4)	0.2 (0.2 to 0.3)	0.2 (0.2 to 0.4)	0.2 (0.2 to 0.4)	0.6 (0.4 to 0.8)	1.4 (1.1 to 1.8)	2.9 (2.3 to 3.6)	3.8 (2.7 to 5.3)	4.4 (3.1 to 6.2)	4.4 (3.2 to 6.4)	4.4 (3.2 to 6.4)	4.4 (3.2 to 6.4)	4.4 (3.2 to 6.4)	4.4 (3.2 to 6.4)	4.4 (3.2 to 6.4)	4.4 (3.2 to 6.4)	4.4 (3.2 to 6.4)	4.4 (3.2 to 6.4)	4.4 (3.2 to 6.4)	4.4 (3.2 to 6.4)	4.4 (3.2 to 6.4)	27.9
Sexually transmitted infections excluding HIV	4.7 (1.3 to 10.4)	1.6 (0.5 to 3.7)	2.4 (0.7 to 5.6)	0.1 (0 to 0.2)	0 (0 to 0)	0 (0 to 0)	0 (0 to 0)	0.1 (0 to 0.1)	0.1 (0 to 0.2)	0.2 (0.1 to 0.3)	0.2 (0.1 to 0.3)	0.2 (0.1 to 0.3)	0.2 (0.1 to 0.3)	0.2 (0.1 to 0.3)	0.2 (0.1 to 0.3)	0.2 (0.1 to 0.3)	0.2 (0.1 to 0.3)	0.2 (0.1 to 0.3)	0.2 (0.1 to 0.3)	0.2 (0.1 to 0.3)	0.2 (0.1 to 0.3)	0.2 (0.1 to 0.3)	0.2 (0.1 to 0.3)	0.2 (0.1 to 0.3)	10.7
Syphilis	4.7 (1.3 to 10.4)	1.6 (0.5 to 3.7)	2.4 (0.7 to 5.6)	0.1 (0 to 0.2)	0 (0 to 0)	0 (0 to 0)	0 (0 to 0)	0.1 (0 to 0.1)	0.1 (0 to 0.2)	0.2 (0.1 to 0.3)	0.2 (0.1 to 0.3)	0.2 (0.1 to 0.3)	0.2 (0.1 to 0.3)	0.2 (0.1 to 0.3)	0.2 (0.1 to 0.3)	0.2 (0.1 to 0.3)	0.2 (0.1 to 0.3)	0.2 (0.1 to 0.3)	0.2 (0.1 to 0.3)	0.2 (0.1 to 0.3)	0.2 (0.1 to 0.3)	0.2 (0.1 to 0.3)	0.2 (0.1 to 0.3)	0.2 (0.1 to 0.3)	9.2
Chlamydial infection	0 (0 to 0)	0 (0 to 0)	0 (0 to 0)	0 (0 to 0)	0 (0 to 0)	0 (0 to 0)	0 (0 to 0)	0 (0 to 0)	0 (0 to 0)	0 (0 to 0)	0 (0 to 0)	0 (0 to 0)	0 (0 to 0)	0 (0 to 0)	0 (0 to 0)	0 (0 to 0)	0 (0 to 0)	0 (0 to 0)	0 (0 to 0)	0 (0 to 0)	0 (0 to 0)	0 (0 to 0)	0 (0 to 0)	0 (0 to 0)	0 (0 to 0)	0
Gonococcal infection	0 (0 to 0)	0 (0 to 0)	0 (0 to 0)	0 (0 to 0)	0 (0 to 0)	0 (0 to 0)	0 (0 to 0)	0 (0 to 0)	0 (0 to 0)	0 (0 to 0)	0 (0 to 0)	0 (0 to 0)	0 (0 to 0)	0 (0 to 0)	0 (0 to 0)	0 (0 to 0)	0 (0 to 0)	0 (0 to 0)	0 (0 to 0)	0 (0 to 0)	0 (0 to 0)	0 (0 to 0)	0 (0 to 0)	0 (0 to 0)	0 (0 to 0)	0
Trichomoniasis	0 (0 to 0)	0 (0 to 0)	0 (0 to 0)	0 (0 to 0)	0 (0 to 0)	0 (0 to 0)	0 (0 to 0)	0 (0 to 0)	0 (0 to 0)	0 (0 to 0)	0 (0 to 0)	0 (0 to 0)	0 (0 to 0)	0 (0 to 0)	0 (0 to 0)	0 (0 to 0)	0 (0 to 0)	0 (0 to 0)	0 (0 to 0)	0 (0 to 0)	0 (0 to 0)	0 (0 to 0)	0 (0 to 0)	0 (0 to 0)	0 (0 to 0)	0.1
Genital herpes	0 (0 to 0)	0 (0 to 0)	0 (0 to 0)	0 (0 to 0)	0 (0 to 0)	0 (0 to 0)	0 (0 to 0)	0 (0 to 0)	0 (0 to 0)	0 (0 to 0)	0 (0 to 0)	0 (0 to 0)	0 (0 to 0)	0 (0 to 0)	0 (0 to 0)	0 (0 to 0)	0 (0 to 0)	0 (0 to 0)	0 (0 to 0)	0 (0 to 0)	0 (0 to 0)	0 (0 to 0)	0 (0 to 0)	0 (0 to 0)	0 (0 to 0)	0.2
Other sexually transmitted infections	0 (0 to 0)	0 (0 to 0)	0 (0 to 0)	0 (0 to 0)	0 (0 to 0)	0 (0 to 0)	0 (0 to 0)	0 (0 to 0)	0 (0 to 0)	0 (0 to 0)	0 (0 to 0)	0 (0 to 0)	0 (0 to 0)	0 (0 to 0)	0 (0 to 0)	0 (0 to 0)	0 (0 to 0)	0 (0 to 0)	0 (0 to 0)	0 (0 to 0)	0 (0 to 0)	0 (0 to 0)	0 (0 to 0)	0 (0 to 0)	0 (0 to 0)	0.1
Respiratory infections and tuberculosis	3.4 (2.3 to 4.7)	2.7 (1.9 to 3.6)	19.5 (10.9 to 31.7)	16.3 (15.5 to 25.5)	7.2 (6.9 to 19.3)	2.3 (2.2 to 12.6)	2.3 (2.2 to 12.6)	2.4 (2.3 to 12.9)	2.5 (2.4 to 13.3)	2.6 (2.5 to 13.7)	2.7 (2.6 to 14.2)	2.8 (2.7 to 14.9)	3.0 (2.8 to 15.9)	3.2 (3.1 to 16.7)	3.4 (3.2 to 17.8)	3.6 (3.4 to 19.1)	3.8 (3.6 to 20.2)	4.0 (3.8 to 21.4)	4.2 (4 to 22.4)	4.4 (4.2 to 23.4)	4.6 (4.4 to 24.5)	4.8 (4.6 to 25.6)	5.0 (4.8 to 26.7)	5.2 (4.9 to 27.8)	524
Tuberculosis	0 (0 to 0)	0 (0 to 0)	0 (0 to 0)	0 (0 to 0)	0 (0 to 0)	0 (0 to 0)	0 (0 to 0)	0 (0 to 0)	0 (0 to 0)	0.3 (0.2 to 0.4)	0.6 (0.5 to 0.8)	0.8 (0.6 to 1.1)	0.9 (0.7 to 1.4)	1.1 (0.8 to 1.6)	1.3 (0.9 to 1.8)	1.5 (1.1 to 2.1)	1.7 (1.2 to 2.4)	1.9 (1.3 to 2.7)	2.1 (1.4 to 3.1)	2.3 (1.5 to 3.4)	2.5 (1.6 to 3.7)	2.7 (1.7 to 4.1)	2.9 (1.8 to 4.4)	3.1 (1.9 to 4.7)	12.9
Latent tuberculosis infection	0 (0 to 0)	0 (0 to 0)	0 (0 to 0)	0 (0 to 0)	0 (0 to 0)	0 (0 to 0)	0 (0 to 0)	0 (0 to 0)	0 (0 to 0)	0 (0 to 0)	0 (0 to 0)	0 (0 to 0)	0 (0 to 0)	0 (0 to 0)	0 (0 to 0)	0 (0 to 0)	0 (0 to 0)	0 (0 to 0)	0 (0 to 0)	0 (0 to 0)	0 (0 to 0)	0 (0 to 0)	0 (0 to 0)	0 (0 to 0)	0 (0 to 0)	0
Drug-susceptible tuberculosis	0 (0 to 0)	0 (0 to 0)	0 (0 to 0)	0 (0 to 0)	0 (0 to 0)	0 (0 to 0)	0 (0 to 0)	0 (0 to 0)	0 (0 to 0)	0.3 (0.2 to 0.4)	0.6 (0.5 to 0.8)	0.8 (0.6 to 1.1)	0.9 (0.7 to 1.4)	1.1 (0.8 to 1.6)	1.3 (0.9 to 1.8)	1.5 (1.1 to 2.1)	1.7 (1.2 to 2.4)	1.9 (1.3 to 2.7)	2.1 (1.4 to 3.1)	2.3 (1.5 to 3.4)	2.5 (1.6 to 3.7)	2.7 (1.7 to 4.1)	2.9 (1.8 to 4.4)	3.1 (1.9 to 4.7)	12.6
Multidrug-resistant tuberculosis without extensive drug-resistance	0 (0 to 0)	0 (0 to 0)	0 (0 to 0)	0 (0 to 0)	0 (0 to 0)	0 (0 to 0)	0 (0 to 0)	0 (0 to 0)	0 (0 to 0)	0 (0 to 0)	0 (0 to 0)	0 (0 to 0)	0 (0 to 0)	0 (0 to 0)	0 (0 to 0)	0 (0 to 0)	0 (0 to 0)	0 (0 to 0)	0 (0 to 0)	0 (0 to 0)	0 (0 to 0)	0 (0 to 0)	0 (0 to 0)	0 (0 to 0)	0 (0 to 0)	0.3
Extensively drug-resistant tuberculosis	0 (0 to 0)	0 (0 to 0)	0 (0 to 0)	0 (0 to 0)	0 (0 to 0)	0 (0 to 0)	0 (0 to 0)	0 (0 to 0)	0 (0 to 0)	0 (0 to 0)	0 (0 to 0)	0 (0 to 0)	0 (0 to 0)	0 (0 to 0)	0 (0 to 0)	0 (0 to 0)	0 (0 to 0)	0 (0 to 0)	0 (0 to 0)	0 (0 to 0)	0 (0 to 0)	0 (0 to 0)	0 (0 to 0)	0 (0 to 0)	0 (0 to 0)	0.1
Lower respiratory infections	3.3 (2.3 to 4.7)	2.7 (1.9 to 3.6)	12.6 (7.4 to 19.3)	9.8 (9.3 to 13.2)	2.7 (2.7 to 5.7)	2.3 (2.3 to 5.4)	2.3 (2.3 to 5.4)	3.3 (2.1 to 5.2)	4.4 (2.9 to 6.8)	6.1 (4.1 to 9.3)	7.5 (5.1 to 11.5)	9.1 (6.1 to 14.1)	10.4 (6.9 to 16.2)	11.6 (7.7 to 18.2)	12.8 (8.4 to 20.2)	13.9 (9.1 to 22.1)	14.9 (9.7 to 23.8)	15.8 (10.2 to 25.4)	16.7 (10.7 to 26.9)	17.5 (11.2 to 28.2)	18.2 (11.6 to 29.4)	18.9 (12.1 to 30.5)	19.5 (12.4 to 31.5)	20.1 (12.8 to 32.4)	419
Upper respiratory infections	0 (0 to 0)	0 (0.1 to 0.2)	1.9 (1.1 to 3)	6.6 (4.6 to 14.1)	10.3 (5.4 to 17.6)	7.3 (4.5 to 12.7)	4.8 (2.5 to 8.5)	4.3 (2.3 to 7.5)	3.9 (2.1 to 6.9)	3.7 (2.1 to 6.4)	3.6 (2.1 to 6.2)	3.6 (2.1 to 6.2)	3.6 (2.1 to 6.2)	3.6 (2.1 to 6.2)	3.6 (2.1 to 6.2)	3.6 (2.1 to 6.2)	3.6 (2.1 to 6.2)	3.6 (2.1 to 6.2)	3.6 (2.1 to 6.2)	3.6 (2.1 to 6.2)	3.6 (2.1 to 6.2)	3.6 (2.1 to 6.2)	3.6 (2.1 to 6.2)	3.6 (2.1 to 6.2)	79.9
Otitis media	0 (0 to 0)	0 (0 to 0)	0.4 (0.2 to 1.1)	2.4 (1.3 to 4.3)	3.8 (1.2 to 3.9)	1.2 (0.4 to 2.2)	0.6 (0.2 to 1.1)	0.5 (0.2 to 1.4)	0.5 (0.2 to 1.4)	0.6 (0.2 to 1.4)	0.6 (0.2 to 1.4)	0.6 (0.2 to 1.4)	0.6 (0.2 to 1.4)	0.6 (0.2 to 1.4)	0.6 (0.2 to 1.4)	0.6 (0.2 to 1.4)	0.6 (0.2 to 1.4)	0.6 (0.2 to 1.4)	0.6 (0.2 to 1.4)	0.6 (0.2 to 1.4)	0.6 (0.2 to 1.4)	0.6 (0.2 to 1.4)	0.6 (0.2 to 1.4)	0.6 (0.2 to 1.4)	15.7
Enteric infections	0.2 (0.1 to 0.3)	0.4 (0.4 to 0.7)	3.3 (4.1 to 9)	3.6 (5.7 to 15.4)	3.4 (3.9 to 8.8)	2.6 (1.8 to 5.6)	2 (1.2 to 3.1)	1.9 (0.9 to 2.4)	1.9 (1.1 to 3)	2.2 (1.2 to 3.3)	2.2 (1.3 to 3.3)	2.2 (1.3 to 3.3)	1.9 (1.1 to 2.9)	1.6 (0.9 to 2.4)	1.4 (0.8 to 2.1)	1.2 (0.7 to 1.9)	1 (0.6 to 1.7)	0.9 (0.5 to 1.5)	0.8 (0.4 to 1.3)	0.7 (0.4 to 1.1)	0.6 (0.3 to 1)	0.5 (0.3 to 0.8)	0.5 (0.3 to 0.8)	0.5 (0.3 to 0.8)	55
Diarrheal diseases	0.2 (0.1 to 0.3)	0.4 (0.4 to 0.7)	3.3 (4.1 to 9)	3.4 (5.4 to 15.3)	3.3 (3.9 to 8.7)	2.5 (1.8 to 5.6)	1.9 (1.1 to 3)	1.8 (0.9 to 2.4)	1.8 (1.1 to 3)	2.1 (1.2 to 3.3)	2.1 (1.3 to 3.3)	2.1 (1.3 to 3.3)	1.9 (1.1 to 2.9)	1.6 (0.9 to 2.4)	1.4 (0.8 to 2.1)	1.2 (0.7 to 1.9)	1 (0.6 to 1.7)	0.9 (0.5 to 1.5)	0.8 (0.4 to 1.3)	0.7 (0.4 to 1.1)	0.6 (0.3 to 1)	0.5 (0.3 to 0.8)	0.5 (0.3 to 0.8)	0.5 (0.3 to 0.8)	54.5
Typhoid and paraphoid	0 (0 to 0)	0 (0 to 0)	0 (0 to 0)	0 (0 to 0)	0 (0 to 0)	0 (0 to 0)	0 (0 to 0)	0 (0 to 0)	0 (0 to 0)	0 (0 to 0)	0 (0 to 0)	0 (0 to 0)	0 (0 to 0)	0 (0 to 0)	0 (0 to 0)	0 (0 to 0)	0 (0 to 0)	0 (0 to 0)	0 (0 to 0)	0 (0 to 0)	0 (0 to 0)	0 (0 to 0)	0 (0 to 0)	0 (0 to 0)	0 (0 to 0)	0.2
Typhoid fever	0 (0 to 0)	0 (0 to 0)	0 (0 to 0)	0 (0 to 0)	0 (0 to 0)	0 (0 to 0)	0 (0 to 0)	0 (0 to 0)	0 (0 to 0)	0 (0 to 0)	0 (0 to 0)	0 (0 to 0)	0 (0 to 0)	0 (0 to 0)	0 (0 to 0)	0 (0 to 0)	0 (0 to 0)	0 (0 to 0)	0 (0 to 0)	0 (0 to 0)	0 (0 to 0)	0 (0 to 0)	0 (0 to 0)	0 (0 to 0)	0 (0 to 0)	0.2
Paratyphoid fever	0 (0 to 0)	0 (0 to 0)	0 (0 to 0)	0 (0 to 0)	0 (0 to 0)	0 (0 to 0)	0 (0 to 0)	0 (0 to 0)	0 (0 to 0)	0 (0 to 0)	0 (0 to 0)	0 (0 to 0)	0 (0 to 0)	0 (0 to 0)	0 (0 to 0)	0 (0 to 0)	0 (0 to 0)	0 (0 to 0)	0 (0 to 0)	0 (0 to 0)	0 (0 to 0)	0 (0 to 0)	0 (0 to 0)	0 (0 to 0)	0 (0 to 0)	0.2
Invasive Non-typhoidal Salmonella (iNTS)	0 (0 to 0)	0 (0 to 0)	0 (0 to 0)	0 (0 to 0)	0 (0 to 0)	0 (0 to 0)	0 (0 to 0)	0 (0 to 0)	0 (0 to 0)	0 (0 to 0)	0 (0 to 0)	0 (0 to 0)	0 (0 to 0)	0 (0 to 0)	0 (0 to 0)	0 (0 to 0)	0 (0 to 0)	0 (0 to 0)	0 (0 to 0)	0 (0 to 0)	0 (0 to 0)	0 (0 to 0)	0 (0 to 0)	0 (0 to 0)	0 (0 to 0)	0.1
Other intestinal infectious diseases	0 (0 to 0)	0 (0 to 0)	0 (0 to 0)	0 (0 to 0)	0 (0 to 0)	0 (0 to 0)	0 (0 to 0)	0 (0 to 0)	0 (0 to 0)	0 (0 to 0)	0 (0 to 0)	0 (0 to 0)	0 (0 to 0)	0 (0 to 0)	0 (0 to 0)	0 (0 to 0)	0 (0 to 0)	0 (0 to 0)	0 (0 to 0)	0 (0 to 0)	0 (0 to 0)	0 (0 to 0)	0 (0 to 0)	0 (0 to 0)	0 (0 to 0)	0.2
Neglected tropical diseases and malaria	0 (0 to 0)	0 (0 to 0.1)	0.4 (0 to 1.6)	1.3 (0.6 to 2.6)	0.7 (0.3 to 2.1)	0.3 (0 to 0.9)	0.2 (0 to 0.6)	0.1 (0 to 0.4)	0.1 (0 to 0.4)	0.1 (0 to 0.4)	0.1 (0 to 0.4)	0.1 (0 to 0.4)	0.1 (0 to 0.4)	0.1 (0 to 0.4)	0.1 (0 to 0.4)	0.1 (0 to 0.4)	0.1 (0 to 0.4)	0.1 (0 to 0.4)	0.1 (0 to 0.4)	0.1 (0 to 0.4)	0.1 (0 to 0.4)	0.1 (0 to 0.4)	0.1 (0 to 0.4)	0.1 (0 to 0.4)	3.3
Malaria	0 (0 to 0)	0 (0 to 0)	0 (0 to 0)	0 (0 to 0)	0 (0 to 0)	0 (0 to 0)	0 (0 to 0)	0 (0 to 0)	0 (0 to 0)	0 (0 to 0)	0 (0 to 0)	0 (0 to 0)	0 (0 to 0)	0 (0 to 0)	0 (0 to 0)	0 (0 to 0)	0 (0 to 0)	0 (0 to 0)	0 (0 to 0)	0 (0 to 0)	0 (0 to 0)	0 (0 to 0)	0 (0 to 0)	0 (0 to 0)	0 (0 to 0)	0
Chagas disease	0 (0 to 0)	0 (0 to 0)	0 (0 to 0)	0 (0 to 0)	0 (0 to 0)	0 (0 to 0)	0 (0 to 0)	0 (0 to 0)	0 (0 to 0)	0 (0 to 0)	0 (0 to 0)	0 (0 to 0)	0 (0 to 0)	0 (0 to 0)	0 (0 to 0)	0 (0 to 0)	0 (0 to 0)	0 (0 to 0)	0 (0 to 0)	0 (0 to 0)	0 (0 to 0)	0 (0 to 0)	0 (0 to 0)	0 (0 to 0)	0 (0 to 0)	0
Leishmaniasis	0 (0 to 0)	0 (0 to 0)	0 (0 to 0)	0 (0 to 0)	0 (0 to 0)	0 (0 to 0)	0 (0 to 0)	0 (0 to 0)	0 (0 to 0)	0 (0 to 0)	0 (0 to 0)	0 (0 to 0)	0 (0 to 0)	0 (0 to 0)	0 (0 to 0)	0 (0 to 0)	0 (0 to 0)	0 (0 to 0)	0 (0 to 0)	0 (0 to 0)	0 (0 to 0)	0 (0 to 0)	0 (0 to 0)	0 (0 to 0)	0 (0 to 0)	0
Visceral leishmaniasis	0 (0 to 0)	0 (0 to 0)	0 (0 to 0)	0 (0 to 0)	0 (0 to 0)	0 (0 to 0)	0 (0 to 0)	0 (0 to 0)	0 (0 to 0)	0 (0 to 0)	0 (0 to 0)	0 (0 to 0)	0 (0 to 0)	0 (0 to 0)	0 (0 to 0)	0 (0 to 0)	0 (0 to 0)	0 (0 to 0)	0 (0 to 0)	0 (0 to 0)	0 (0 to 0)	0 (0 to 0)	0 (0 to 0)	0 (0 to 0)	0 (0 to 0)	0
Cutaneous and mucocutaneous leishmaniasis	0 (0 to 0)	0 (0 to 0)	0 (0 to 0)	0 (0 to 0)	0 (0 to 0)	0 (0 to 0)	0 (0 to 0)	0 (0 to 0)	0 (0 to 0)	0 (0 to 0)	0 (0 to 0)	0 (0 to 0)	0 (0 to 0)	0 (0 to 0)	0 (0 to 0)	0 (0 to 0)	0 (0 to 0)	0 (0 to 0)	0 (0 to 0)	0 (0 to 0)	0 (0 to 0)	0 (0 to 0)	0 (0 to 0)	0 (0 to 0)	0 (0 to 0)	0
African trypanosomiasis	0 (0 to 0)	0 (0 to 0)	0 (0 to 0)	0 (0 to 0)	0 (0 to 0)	0 (0 to 0)	0 (0 to 0)	0 (0 to 0)	0 (0 to 0)	0 (0 to 0)	0 (0 to 0)	0 (0 to 0)	0 (0 to 0)	0 (0 to 0)	0 (0 to 0)	0 (0 to 0)	0 (0 to 0)	0 (0 to 0)	0 (0 to 0)	0 (0 to 0)	0 (0 to 0)	0 (0 to 0)	0 (0 to 0)	0 (0 to 0)	0 (0 to 0)	0
Schistosomiasis	0 (0 to 0)	0 (0 to 0)	0 (0 to 0)	0 (0 to 0)	0 (0 to 0)	0 (0 to 0)	0 (0 to 0)	0 (0 to 0)	0 (0 to 0)	0 (0 to 0)	0 (0 to 0)	0 (0 to 0)	0 (0 to 0)	0 (0 to 0)	0 (0 to 0)	0 (0 to 0)	0 (0 to 0)	0 (0 to 0)	0 (0 to 0)	0 (0 to 0)	0 (0 to 0)	0 (0 to 0)	0 (0 to 0)	0 (0 to 0)	0 (0 to 0)	0
Cysticercosis	0 (0 to 0)	0 (0 to 0)	0 (0 to 0)	0 (0 to 0)	0 (0 to 0)	0 (0 to 0)	0 (0 to 0)	0 (0 to 0)	0 (0 to 0)	0 (0 to 0)	0 (0 to 0)	0 (0 to 0)	0 (0 to 0)	0 (0 to 0)	0 (0 to 0)	0 (0 to 0)	0 (0 to 0)	0 (0 to 0)	0 (0 to 0)	0 (0 to 0)	0 (0 to 0)	0 (0 to 0)	0 (0 to 0)	0 (0 to 0)	0 (0 to 0)	0
Cystic echinococcosis	0 (0 to 0)	0 (0 to 0)	0 (0 to 0)	0 (0 to 0)	0 (0 to 0)	0 (0 to 0)	0 (0 to 0)	0 (0 to 0)	0 (0 to 0)	0 (0 to 0)	0 (0 to 0)	0 (0 to 0)	0 (0 to 0)	0 (0 to 0)	0 (0 to 0)	0 (0 to 0)	0 (0 to 0)	0 (0 to 0)	0 (0 to 0)	0 (0 to 0)	0 (0 to 0)	0 (0 to 0)	0 (0 to 0)	0 (0 to 0)	0 (0 to 0)	0
Lymphatic filariasis	0 (0 to 0)	0 (0 to 0)	0 (0 to 0)	0 (0 to 0)	0 (0 to 0)	0 (0 to 0)	0 (0 to 0)	0 (0 to 0)	0 (0 to 0)	0 (0 to 0)	0 (0 to 0)	0 (0 to 0)	0 (0 to 0)	0 (0 to 0)	0 (0 to 0)	0 (0 to 0)	0 (0 to 0)	0 (0 to 0)	0 (0 to 0)	0 (0 to 0)	0 (0 to 0)	0 (0 to 0)	0 (0 to 0)	0 (0 to 0)	0 (0 to 0)	0
Onchocerciasis	0 (0 to 0)	0 (0 to 0)	0 (0 to 0)	0 (0 to 0)	0 (0 to 0)	0 (0 to 0)	0 (0 to 0)	0 (0 to 0)	0 (0 to 0)	0 (0 to 0)	0 (0 to 0)	0 (0 to 0)	0 (0 to 0)	0 (0 to 0)	0 (0 to 0)	0 (0 to 0)	0 (0 to 0)	0 (0 to 0)	0 (0 to 0)	0 (0 to 0)	0 (0 to 0)	0 (0 to 0)	0 (0 to 0)	0 (0 to 0)	0 (0 to 0)	0
Trachoma	0 (0 to 0)	0 (0 to 0)	0 (0 to 0)	0 (0 to 0)	0 (0 to 0)	0 (0 to 0)	0 (0 to 0)	0 (0 to 0)	0 (0 to 0)	0 (0 to 0)	0 (0 to 0)	0 (0 to 0)	0 (0 to 0)	0 (0 to 0)	0 (0 to 0)	0 (0 to 0)	0 (0 to 0)	0 (0 to 0)	0 (0 to 0)	0 (0 to 0)	0 (0 to 0)	0 (0 to 0)	0 (0 to 0)	0 (0 to 0)	0 (0 to 0)	0
Dengue	0 (0 to 0)	0 (0 to 0)	0 (0 to 0)	0 (0 to 0)	0 (0 to 0)	0 (0 to 0)	0 (0 to 0)	0 (0 to 0)	0 (0 to 0)	0 (0 to 0)	0 (0 to 0)	0 (0 to 0)	0 (0 to 0)	0 (0 to 0)	0 (0 to 0)	0 (0 to 0)	0 (0 to 0)	0 (0 to 0)	0 (0 to 0)	0 (0 to 0)	0 (0 to 0)	0 (0 to 0)	0 (0 to 0)	0 (0 to 0)	0 (0 to 0)	0
Yellow fever	0 (0 to 0)	0 (0 to 0)	0 (0 to 0)	0 (0 to 0)	0 (0 to 0)	0 (0 to 0)	0 (0 to 0)	0 (0 to 0)	0 (0 to 0)	0 (0 to 0)	0 (0 to 0)	0 (0 to 0)	0 (0 to 0)	0 (0 to 0)	0 (0 to 0)	0 (0 to 0)	0 (0 to 0)	0 (0 to 0)	0 (0 to 0)	0 (0 to 0)	0 (0 to 0)	0 (0 to 0)	0 (0 to 0)	0 (0 to 0)	0 (0 to 0)	0
Rabies	0 (0 to 0)	0 (0 to 0)	0 (0 to 0)	0 (0 to 0)	0 (0 to 0)	0 (0 to 0)	0 (0 to 0)	0 (0 to 0)	0 (0 to 0)	0 (0 to 0)	0 (0 to 0)	0 (0 to 0)	0 (0 to 0)	0 (0 to 0)	0 (0 to 0)	0 (0 to 0)	0 (0 to 0)	0 (0 to 0)	0 (0 to 0)	0 (0 to 0)	0 (0 to 0)	0 (0 to 0)	0 (0 to 0)	0 (0 to 0)	0 (0 to 0)	0
Intestinal nematode infections	0 (0 to 0

Osteoarthritis other	0 (0 to 0)	0 (0 to 0)	0 (0 to 0)	0 (0 to 0)	0 (0 to 0)	0 (0 to 0)	0 (0 to 0)	0 (0 to 0)	0 (0 to 0)	0 (0 to 0)	0 (0 to 1)	0 (0 to 0)	0 (0 to 0)	0 (0 to 0)	0 (0 to 0)	0 (0 to 0)	0 (0 to 0)	0 (0 to 0)	0 (0 to 0)	0 (0 to 0)	0 (0 to 0)	0 (0 to 0)	0 (0 to 0)	0 (0 to 0)	0 (0 to 0)	0 (0 to 0)	0 (0 to 0)	0 (0 to 0)	0 (0 to 0)	0 (0 to 0)	19-9
Low back pain	0 (0 to 0)	0 (0 to 0)	0 (0 to 0)	0 (0 to 0)	4.0 (1.9 to 7.8)	19.0 (11.2 to 31)	20.6 (12.3 to 41.1)	20 (16.4 to 49.4)	20 (29.1 to 79.4)	49.6 (42 to 110)	54 (51 to 137)	60.2 (53.6 to 78.1)	66.7 (62.2 to 77.7)	68.8 (62.3 to 136)	70 (63.2 to 138)	70.6 (65.6 to 156)	73.6 (68.9 to 155)	74 (64.9 to 85.3)	76 (67.7 to 84.7)	75.7 (68.9 to 155)	76 (68.9 to 155)	76.7 (68.9 to 155)	77.2 (68.9 to 155)	77.2 (68.9 to 155)	77.2 (68.9 to 155)	77.2 (68.9 to 155)	77.2 (68.9 to 155)	77.2 (68.9 to 155)	77.2 (68.9 to 155)	799
Neck pain	0 (0 to 0)	0 (0 to 0)	0 (0 to 0)	1.6 (0 to 4.6)	8.6 (4.5 to 19.7)	15.6 (9.5 to 21.1)	17.6 (9.8 to 23.3)	19.1 (9.2 to 39.2)	23.4 (16.7 to 44.3)	40.2 (33.6 to 78.1)	45.3 (39.6 to 89.3)	50.2 (45.1 to 104)	52.1 (46.9 to 104)	53.1 (47.8 to 104)	53.6 (48.5 to 104)	54.1 (48.9 to 104)	54.6 (49.4 to 104)	55.1 (49.9 to 104)	55.6 (50.4 to 104)	56.1 (50.9 to 104)	56.6 (51.4 to 104)	57.1 (51.9 to 104)	57.6 (52.4 to 104)	58.1 (52.9 to 104)	58.6 (53.4 to 104)	59.1 (53.9 to 104)	59.6 (54.4 to 104)	60.1 (54.9 to 104)	60.6 (55.4 to 104)	342
Gout	0 (0 to 0)	0 (0 to 0)	0 (0 to 0)	0 (0 to 0)	0 (0 to 0)	0 (0 to 0)	0 (0 to 0)	0 (0 to 0)	0 (0 to 0)	0 (0 to 0)	0 (0 to 0)	0 (0 to 0)	0 (0 to 0)	0 (0 to 0)	0 (0 to 0)	0 (0 to 0)	0 (0 to 0)	0 (0 to 0)	0 (0 to 0)

SII Table 2a: South Gloucestershire DALYS by cause and age groups for males with 95% uncertainty intervals, 2019

Cause	Early Neonatal 0to6	Late Neonatal 7to27	Post Neonatal 28to364	1to4	5to9	10to14	15to19	20to24	25to29	30to34	35to39	40to44	45to49	50to54	55to59	60to64	65to69	70to74	75to79	80to84	85to89	90to94	95plus	Total
All causes	1,610 (1,423-1,824)	1,274 (1,124-1,419)	2,109 (1,859-2,379)	3,964 (3,564-4,393)	3,944 (3,554-4,356)	4,004 (3,597-4,439)	4,164 (3,744-4,597)	4,184 (3,774-4,618)	4,184 (3,766-4,596)	4,184 (3,766-4,596)	4,184 (3,766-4,596)	4,184 (3,766-4,596)	4,184 (3,766-4,596)	4,184 (3,766-4,596)	4,184 (3,766-4,596)	4,184 (3,766-4,596)	4,184 (3,766-4,596)	4,184 (3,766-4,596)	4,184 (3,766-4,596)	4,184 (3,766-4,596)	4,184 (3,766-4,596)	4,184 (3,766-4,596)	35,800
Communicable, maternal, neonatal, and nutritional diseases	1,609 (1,422-1,823)	1,273 (1,123-1,418)	2,108 (1,858-2,378)	3,963 (3,563-4,392)	3,943 (3,553-4,355)	4,003 (3,596-4,438)	4,163 (3,743-4,596)	4,183 (3,773-4,617)	4,183 (3,765-4,595)	4,183 (3,765-4,595)	4,183 (3,765-4,595)	4,183 (3,765-4,595)	4,183 (3,765-4,595)	4,183 (3,765-4,595)	4,183 (3,765-4,595)	4,183 (3,765-4,595)	4,183 (3,765-4,595)	4,183 (3,765-4,595)	4,183 (3,765-4,595)	4,183 (3,765-4,595)	4,183 (3,765-4,595)	4,183 (3,765-4,595)	1,660
HIV/AIDS and sexually transmitted infections	5.2 (1.5-11.7)	1.9 (0.5-4.2)	2.7 (0.8-5.9)	0.2 (0.2-0.3)	0.2 (0.1-0.3)	0.2 (0.1-0.3)	0.2 (0.1-0.3)	0.5 (0.4-0.6)	1.5 (1.1-2.2)	2.2 (1.7-3.1)	2.9 (2.2-3.9)	3 (2.2-4)	2.9 (2.2-3.9)	3.2 (2.5-4.4)	2.1 (1.4-3.1)	2.5 (1.6-3.5)	1.6 (1.2-2.4)	1 (1-2)	0.5 (0.2-0.9)	0.2 (0.1-0.3)	0.1 (0-0.1)	0 (0-0)	25
HIV/AIDS	0 (0-0)	0 (0-0)	0.2 (0.1-0.3)	0.2 (0.1-0.3)	0.1 (0.1-0.1)	0.1 (0.1-0.1)	0.1 (0.1-0.2)	0.4 (0.3-0.6)	0.9 (0.6-1.7)	1.2 (0.9-2.2)	2.6 (1.9-3.5)	2.9 (2.2-3.8)	2.8 (2.2-3.8)	2.9 (2.2-3.8)	2.1 (1.5-3.1)	2.4 (1.6-3.5)	1.6 (1.1-2.4)	1 (0.7-1.5)	0.5 (0.2-0.8)	0.2 (0.1-0.3)	0.1 (0-0.1)	0 (0-0)	21.9
HIV/AIDS - Drug-susceptible Tuberculosis	0 (0-0)	0 (0-0)	0 (0-0)	0 (0-0)	0 (0-0)	0 (0-0)	0 (0-0)	0 (0-0)	0 (0-0)	0 (0-0)	0 (0-0)	0 (0-0)	0 (0-0)	0 (0-0)	0 (0-0)	0 (0-0)	0 (0-0)	0 (0-0)	0 (0-0)	0 (0-0)	0 (0-0)	0 (0-0)	0 (0-0)	0
HIV/AIDS - Multidrug-resistant Tuberculosis without extensive dr...	0 (0-0)	0 (0-0)	0 (0-0)	0 (0-0)	0 (0-0)	0 (0-0)	0 (0-0)	0 (0-0)	0 (0-0)	0 (0-0)	0 (0-0)	0 (0-0)	0 (0-0)	0 (0-0)	0 (0-0)	0 (0-0)	0 (0-0)	0 (0-0)	0 (0-0)	0 (0-0)	0 (0-0)	0 (0-0)	0 (0-0)	0
HIV/AIDS - Extensively drug-resistant Tuberculosis	0 (0-0)	0 (0-0)	0 (0-0)	0 (0-0)	0 (0-0)	0 (0-0)	0 (0-0)	0 (0-0)	0 (0-0)	0 (0-0)	0 (0-0)	0 (0-0)	0 (0-0)	0 (0-0)	0 (0-0)	0 (0-0)	0 (0-0)	0 (0-0)	0 (0-0)	0 (0-0)	0 (0-0)	0 (0-0)	0 (0-0)	0
HIV/AIDS resulting in other diseases	0 (0-0)	0 (0-0)	0 (0-0)	0 (0-0)	0 (0-0)	0 (0-0)	0 (0-0)	0 (0-0)	0 (0-0)	0 (0-0)	0 (0-0)	0 (0-0)	0 (0-0)	0 (0-0)	0 (0-0)	0 (0-0)	0 (0-0)	0 (0-0)	0 (0-0)	0 (0-0)	0 (0-0)	0 (0-0)	0 (0-0)	0
Sexually transmitted infections excluding HIV	5.2 (1.5-11.7)	1.9 (0.5-4.2)	2.5 (0.7-5.8)	0.1 (0-0.2)	0 (0-0.1)	0 (0-0.1)	0 (0-0.1)	0.1 (0.1-0.2)	0.6 (0.1-0.9)	1 (0.2-1.6)	0.3 (0-0.8)	0.1 (0-0.3)	0.1 (0-0.3)	0.4 (0.2-0.9)	0.1 (0-0.4)	0.1 (0-0.5)	0.1 (0-0.3)	0.1 (0-0.2)	0 (0-0.1)	0 (0-0.1)	0 (0-0.1)	0 (0-0)	0 (0-0)	13.1
Syphilis	5.2 (1.5-11.7)	1.9 (0.5-4.2)	2.5 (0.7-5.8)	0.1 (0-0.2)	0 (0-0.1)	0 (0-0)	0 (0-0)	0 (0-0)	0 (0-0.1)	0 (0-0.1)	0 (0-0)	0 (0-0)	0 (0-0)	0 (0-0.1)	0 (0-0.1)	0 (0-0.1)	0 (0-0)	0 (0-0)	0 (0-0)	0 (0-0)	0 (0-0)	0 (0-0)	0 (0-0)	10.3
Chlamydial infection	0 (0-0)	0 (0-0)	0 (0-0)	0 (0-0)	0 (0-0)	0 (0-0)	0 (0-0)	0 (0-0)	0 (0-0)	0 (0-0)	0 (0-0)	0 (0-0)	0 (0-0)	0 (0-0)	0 (0-0)	0 (0-0)	0 (0-0)	0 (0-0)	0 (0-0)	0 (0-0)	0 (0-0)	0 (0-0)	0 (0-0)	0
Gonococcal infection	0 (0-0)	0 (0-0)	0 (0-0)	0 (0-0)	0 (0-0)	0 (0-0)	0 (0-0)	0 (0-0)	0 (0-0)	0 (0-0)	0 (0-0)	0 (0-0)	0 (0-0)	0 (0-0)	0 (0-0)	0 (0-0)	0 (0-0)	0 (0-0)	0 (0-0)	0 (0-0)	0 (0-0)	0 (0-0)	0 (0-0)	0
Trichomoniasis	0 (0-0)	0 (0-0)	0 (0-0)	0 (0-0)	0 (0-0)	0 (0-0)	0 (0-0)	0 (0-0)	0 (0-0)	0 (0-0)	0 (0-0)	0 (0-0)	0 (0-0)	0 (0-0)	0 (0-0)	0 (0-0)	0 (0-0)	0 (0-0)	0 (0-0)	0 (0-0)	0 (0-0)	0 (0-0)	0 (0-0)	0
Genital herpes	0 (0-0)	0 (0-0)	0 (0-0)	0 (0-0)	0 (0-0)	0 (0-0)	0 (0-0)	0 (0-0)	0 (0-0)	0 (0-0)	0 (0-0)	0 (0-0)	0 (0-0)	0 (0-0)	0 (0-0)	0 (0-0)	0 (0-0)	0 (0-0)	0 (0-0)	0 (0-0)	0 (0-0)	0 (0-0)	0 (0-0)	0
Other sexually transmitted infections	0 (0-0)	0 (0-0)	0 (0-0)	0 (0-0)	0 (0-0)	0 (0-0)	0 (0-0)	0 (0-0)	0 (0-0)	0 (0-0)	0 (0-0)	0 (0-0)	0 (0-0)	0 (0-0)	0 (0-0)	0 (0-0)	0 (0-0)	0 (0-0)	0 (0-0)	0 (0-0)	0 (0-0)	0 (0-0)	0 (0-0)	0
Respiratory infections and tuberculosis	1,604 (1,418-1,818)	1,268 (1,118-1,413)	1,104 (1,102-3,272.5)	1,117 (1,115-3,285.5)	1,116 (1,114-3,284.9)	1,116 (1,114-3,284.9)	1,116 (1,114-3,284.9)	1,116 (1,114-3,284.9)	1,116 (1,114-3,284.9)	1,116 (1,114-3,284.9)	1,116 (1,114-3,284.9)	1,116 (1,114-3,284.9)	1,116 (1,114-3,284.9)	1,116 (1,114-3,284.9)	1,116 (1,114-3,284.9)	1,116 (1,114-3,284.9)	1,116 (1,114-3,284.9)	1,116 (1,114-3,284.9)	1,116 (1,114-3,284.9)	1,116 (1,114-3,284.9)	1,116 (1,114-3,284.9)	1,116 (1,114-3,284.9)	893
Tuberculosis	0 (0-0)	0 (0-0)	0 (0-0)	0 (0-0)	0 (0-0.1)	0 (0-0)	0 (0-0.1)	0 (0-0.4)	0 (0-0.9)	0 (0-1.2)	0 (0-1.5)	0 (0-1.7)	0 (0-1.6)	0 (0-1.8)	0 (0-1.2)	0 (0-1.4)	0 (0-1.1)	0 (0-0.8)	0 (0-0.5)	0 (0-0.3)	0 (0-0.1)	0 (0-0)	0 (0-0)	15.6
Latent tuberculosis infection	0 (0-0)	0 (0-0)	0 (0-0)	0 (0-0)	0 (0-0)	0 (0-0)	0 (0-0)	0 (0-0)	0 (0-0)	0 (0-0)	0 (0-0)	0 (0-0)	0 (0-0)	0 (0-0)	0 (0-0)	0 (0-0)	0 (0-0)	0 (0-0)	0 (0-0)	0 (0-0)	0 (0-0)	0 (0-0)	0 (0-0)	0
Drug-susceptible tuberculosis	0 (0-0)	0 (0-0)	0 (0-0)	0 (0-0)	0 (0-0.1)	0 (0-0)	0 (0-0.1)	0 (0-0.4)	0 (0-0.7)	0 (0-1.2)	0 (0-1.5)	0 (0-1.7)	0 (0-1.6)	0 (0-1.8)	0 (0-1.2)	0 (0-1.4)	0 (0-1.1)	0 (0-0.8)	0 (0-0.5)	0 (0-0.3)	0 (0-0.1)	0 (0-0)	0 (0-0)	15.2
Multidrug-resistant tuberculosis without extensive drug-resistance	0 (0-0)	0 (0-0)	0 (0-0)	0 (0-0)	0 (0-0)	0 (0-0)	0 (0-0)	0 (0-0)	0 (0-0.1)	0 (0-0.1)	0 (0-0.1)	0 (0-0.1)	0 (0-0.1)	0 (0-0.1)	0 (0-0.1)	0 (0-0.1)	0 (0-0)	0 (0-0)	0 (0-0)	0 (0-0)	0 (0-0)	0 (0-0)	0 (0-0)	0.3
Extensively drug-resistant tuberculosis	0 (0-0)	0 (0-0)	0 (0-0)	0 (0-0)	0 (0-0)	0 (0-0)	0 (0-0)	0 (0-0)	0 (0-0)	0 (0-0)	0 (0-0)	0 (0-0)	0 (0-0)	0 (0-0)	0 (0-0)	0 (0-0)	0 (0-0)	0 (0-0)	0 (0-0)	0 (0-0)	0 (0-0)	0 (0-0)	0 (0-0)	0.1
Lower respiratory infections	1.2 (0.8-1.9)	1.2 (0.8-1.8)	4.5 (2.5-6.7)	4.5 (2.7-6.7)	2.7 (1.5-4.1)	2.8 (1.6-4.1)	2.7 (1.7-4.1)	2.7 (1.6-4.1)	2.7 (1.6-4.1)	2.7 (1.6-4.1)	2.7 (1.6-4.1)	2.7 (1.6-4.1)	2.7 (1.6-4.1)	2.7 (1.6-4.1)	2.7 (1.6-4.1)	2.7 (1.6-4.1)	2.7 (1.6-4.1)	2.7 (1.6-4.1)	2.7 (1.6-4.1)	2.7 (1.6-4.1)	2.7 (1.6-4.1)	2.7 (1.6-4.1)	727
Upper respiratory infections	0 (0-0)	0 (0-1)	2.5 (1.5-3.4)	11.3 (9.5-13.4)	11.9 (9.9-14.2)	9.3 (6.6-20.2)	7.7 (4.1-13.3)	7.4 (4.1-14.1)	8.1 (4.5-13.4)	8.1 (4.5-13.7)	8 (4.5-13.2)	7.9 (3.8-12.2)	7.4 (3.6-13.7)	7.6 (4.3-13.4)	7.6 (4.3-13.4)	7 (3.7-11.4)	5.3 (2.8-9.8)	4.5 (2.4-7.8)	3 (1.5-5.5)	1.8 (1-3.1)	1 (0.5-1.6)	0.4 (0.2-0.6)	125
Otitis media	0 (0-0)	0.4 (0-2.5)	2.8 (1.4-5.3)	2.8 (1.3-5.4)	1.5 (0.8-2.6)	1.4 (0.7-2.4)	1.5 (0.7-2.9)	1.5 (0.6-3.2)	1.5 (0.7-2.9)	1.4 (0.6-3.2)	1.4 (0.7-2.9)	1.4 (0.7-3.9)	1.4 (0.7-3.9)	1.8 (0.9-3.2)	1.1 (0.5-2.2)	0.9 (0.4-1.5)	0.6 (0.3-1.4)	0.4 (0.2-1.1)	0.3 (0.2-0.5)	0.2 (0.1-0.4)	0.1 (0.1-0.2)	0 (0-0)	25.2
Enteric infections	0.2 (0.1-0.2)	0.7 (0.5-0.9)	7.5 (5.9-11)	11.9 (7.5-19.4)	5.8 (2.2-12)	4 (2.5-6.6)	3 (1.7-4.6)	2.7 (1.6-4.2)	2.9 (1.7-4.4)	2.9 (1.6-4.3)	2.6 (1.6-3.9)	2.4 (1.4-3.6)	2.3 (1.4-3.4)	2.6 (1.7-4)	2.4 (1.6-3.7)	2.6 (1.7-3.9)	2.3 (1.4-3.4)	2.5 (1.5-3.8)	2.3 (1.4-3.5)	1.9 (1.1-2.9)	1.1 (0.6-1.7)	0.4 (0.2-0.6)	113
Diarrhoeal diseases	0.2 (0.1-0.2)	0.7 (0.5-0.9)	7.5 (6.1-10.9)	11.8 (7.5-19.2)	5.8 (2.2-12)	4 (1.9-6.4)	3 (1.7-4.6)	2.7 (1.6-4.2)	2.9 (1.7-4.4)	2.9 (1.6-4.3)	2.6 (1.6-3.9)	2.4 (1.4-3.6)	2.3 (1.4-3.4)	2.6 (1.7-4)	2.4 (1.6-3.7)	2.6 (1.7-3.9)	2.3 (1.4-3.4)	2.5 (1.5-3.8)	2.3 (1.4-3.5)	1.9 (1.1-2.9)	1.1 (0.6-1.7)	0.4 (0.2-0.6)	112
Typhoid and paraphyoid	0 (0-0)	0 (0-0)	0 (0-0)	0 (0-0)	0 (0-0)	0 (0-0)	0 (0-0)	0 (0-0)	0 (0-0)	0 (0-0)	0 (0-0)	0 (0-0)	0 (0-0)	0 (0-0)	0 (0-0)	0 (0-0)	0 (0-0)	0 (0-0)	0 (0-0)	0 (0-0)	0 (0-0)	0 (0-0)	0 (0-0)	0
Typhoid fever	0 (0-0)	0 (0-0)	0 (0-0)	0 (0-0)	0 (0-0)	0 (0-0)	0 (0-0)	0 (0-0)	0 (0-0)	0 (0-0)	0 (0-0)	0 (0-0)	0 (0-0)	0 (0-0)	0 (0-0)	0 (0-0)	0 (0-0)	0 (0-0)	0 (0-0)	0 (0-0)	0 (0-0)	0 (0-0)	0 (0-0)	0
Paratyphoid fever	0 (0-0)	0 (0-0)	0 (0-0)	0 (0-0)	0 (0-0)	0 (0-0)	0 (0-0)	0 (0-0)	0 (0-0)	0 (0-0)	0 (0-0)	0 (0-0)	0 (0-0)	0 (0-0)	0 (0-0)	0 (0-0)	0 (0-0)	0 (0-0)	0 (0-0)	0 (0-0)	0 (0-0)	0 (0-0)	0 (0-0)	0
Invasive Non-typhoidal Salmonella (iNTS)	0 (0-0)	0 (0-0)	0 (0-0)	0 (0-0)	0 (0-0)	0 (0-0)	0 (0-0)	0 (0-0)	0 (0-0)	0 (0-0)	0 (0-0)	0 (0-0)	0 (0-0)	0 (0-0)	0 (0-0)	0 (0-0)	0 (0-0)	0 (0-0)	0 (0-0)	0 (0-0)	0 (0-0)	0 (0-0)	0 (0-0)	0.3
Other intestinal infectious diseases	0 (0-0)	0 (0-0)	0 (0-0)	0 (0-0)	0 (0-0)	0 (0-0)	0 (0-0)	0 (0-0)	0 (0-0)	0 (0-0)	0 (0-0)	0 (0-0)	0 (0-0)	0 (0-0)	0 (0-0)	0 (0-0)	0 (0-0)	0 (0-0)	0 (0-0)	0 (0-0)	0 (0-0)	0 (0-0)	0 (0-0)	0.2
Neglected tropical diseases and malaria	0 (0-0)	0 (0-0)	0.3 (0-0.7)	0.9 (0.1-1.9)	1.4 (0.1-3.4)	0.3 (0-0.9)	0.1 (0-0.4)	0.1 (0-0.4)	0.1 (0-0.3)	0.1 (0-0.4)	0.1 (0-0.7)	0.1 (0-0.4)	0.1 (0-0.4)	0.1 (0-0.3)	0.2 (0-0.6)	0.2 (0-0.5)	0.1 (0-0.4)	0.1 (0-0.3)	0.1 (0-0.4)	0.1 (0-0.3)	0.1 (0-0.2)	0 (0-0)	4.4
Malaria	0 (0-0)	0 (0-0)	0 (0-0)	0 (0-0)	0 (0-0)	0 (0-0)	0 (0-0)	0 (0-0)	0 (0-0)	0 (0-0)	0 (0-0)	0 (0-0)	0 (0-0)	0 (0-0)	0 (0-0)	0 (0-0)	0 (0-0)	0 (0-0)	0 (0-0)	0 (0-0)	0 (0-0)	0 (0-0)	0 (0-0)	0
Chagas disease	0 (0-0)	0 (0-0)	0 (0-0)	0 (0-0)	0 (0-0)	0 (0-0)	0 (0-0)	0 (0-0)	0 (0-0)	0 (0-0)	0 (0-0)	0 (0-0)	0 (0-0)	0 (0-0)	0 (0-0)	0 (0-0)	0 (0-0)	0 (0-0)	0 (0-0)	0 (0-0)	0 (0-0)	0 (0-0)	0 (0-0)	0
Leishmaniasis	0 (0-0)	0 (0-0)	0 (0-0)	0 (0-0)	0 (0-0)	0 (0-0)	0 (0-0)	0 (0-0)	0 (0-0)	0 (0-0)	0 (0-0)	0 (0-0)	0 (0-0)	0 (0-0)	0 (0-0)	0 (0-0)	0 (0-0)	0 (0-0)	0 (0-0)	0 (0-0)	0 (0-0)	0 (0-0)	0 (0-0)	0
Visceral leishmaniasis	0 (0-0)	0 (0-0)	0 (0-0)	0 (0-0)	0 (0-0)	0 (0-0)	0 (0-0)	0 (0-0)	0 (0-0)	0 (0-0)	0 (0-0)	0 (0-0)	0 (0-0)	0 (0-0)	0 (0-0)	0 (0-0)	0 (0-0)	0 (0-0)	0 (0-0)	0 (0-0)	0 (0-0)	0 (0-0)	0 (0-0)	0
Cutaneous and mucocutaneous leishmaniasis	0 (0-0)	0 (0-0)	0 (0-0)	0 (0-0)	0 (0-0)	0 (0-0)	0 (0-0)	0 (0-0)	0 (0-0)	0 (0-0)	0 (0-0)	0 (0-0)	0 (0-0)	0 (0-0)	0 (0-0)	0 (0-0)	0 (0-0)	0 (0-0)	0 (0-0)	0 (0-0)	0 (0-0)	0 (0-0)	0 (0-0)	0
African trypanosomiasis	0 (0-0)	0 (0-0)	0 (0-0)	0 (0-0)	0 (0-0)	0 (0-0)	0 (0-0)	0 (0-0)	0 (0-0)	0 (0-0)	0 (0-0)	0 (0-0)	0 (0-0)	0 (0-0)	0 (0-0)	0 (0-0)	0 (0-0)	0 (0-0)	0 (0-0)	0 (0-0)	0 (0-0)	0 (0-0)	0 (0-0)	0
Schistosomiasis	0 (0-0)	0 (0-0)	0 (0-0)	0 (0-0)	0 (0-0)	0 (0-0)	0 (0-0)	0 (0-0)	0 (0-0)	0 (0-0)	0 (0-0)	0 (0-0)	0 (0-0)	0 (0-0)	0 (0-0)	0 (0-0)	0 (0-0)	0 (0-0)	0 (0-0)	0 (0-0)	0 (0-0)	0 (0-0)	0 (0-0)	0
Cysticercosis	0 (0-0)	0 (0-0)	0 (0-0)	0 (0-0)	0 (0-0)	0 (0-0)	0 (0-0)	0 (0-0)	0 (0-0)	0 (0-0)	0 (0-0)	0 (0-0)	0 (0-0)	0 (0-0)	0 (0-0)	0 (0-0)	0 (0-0)	0 (0-0)	0 (0-0)	0 (0-0)	0 (0-0)	0 (0-0)	0 (0-0)	0
Cystic echinococcosis	0 (0-0)	0 (0-0)	0 (0-0)	0 (0-0)	0 (0-0)	0 (0-0)	0 (0-0)	0 (0-0)	0 (0-0)	0 (0-0)	0 (0-0)	0 (0-0)	0 (0-0)	0 (0-0)	0 (0-0)	0 (0-0)	0 (0-0)	0 (0-0)	0 (0-0)	0 (0-0)	0 (0-0)	0 (0-0)	0 (0-0)	0.1
Lymphatic filariasis	0 (0-0)	0 (0-0)	0 (0-0)	0 (0-0)	0 (0-0)	0 (0-0)	0 (0-0)	0 (0-0)	0 (0-0)	0 (0-0)	0 (0-0)	0 (0-0)	0 (0-0)	0 (0-0)	0 (0-0)	0 (0-0)	0 (0-0)	0 (0-0)	0 (0-0)	0 (0-0)	0 (0-0)	0 (0-0)	0 (0-0)	0
Onchocerciasis	0 (0-0)	0 (0-0)	0 (0-0)	0 (0-0)	0 (0-0)	0 (0-0)	0 (0-0)	0 (0-0)	0 (0-0)	0 (0-0)	0 (0-0)	0 (0-0)	0 (0-0)	0 (0-0)	0 (0-0)	0 (0-0)	0 (0-0)	0 (0-0)	0 (0-0)	0 (0-0)	0 (0-0)	0 (0-0)	0 (0-0)	0
Trachoma	0 (0-0)	0 (0-0)	0 (0-0)	0 (0-0)	0 (0-0)	0 (0-0)	0 (0-0)	0 (0-0)	0 (0-0)	0 (0-0)	0 (0-0)	0 (0-0)	0 (0-0)	0 (0-0)	0 (0-0)	0 (0-0)	0 (0-0)	0 (0-0)	0 (0-0)	0 (0-0)	0 (0-0)	0 (0-0)	0 (0-0)	0
Dengue	0 (0-0)	0 (0-0)	0 (0-0)	0 (0-0)	0 (0-0)	0 (0-0)	0 (0-0)	0 (0-0)	0 (0-0)	0 (0-0)	0 (0-0)	0 (0-0)	0 (0-0)	0 (0-0)	0 (0-0)	0 (0-0)	0 (0-0)	0 (0-0)	0 (0-0)	0 (0-0)	0 (0-0)	0 (0-0)	0 (0-0)	0
Yellow fever	0 (0-0)	0 (0-0)	0 (0-0)	0 (0-0)	0 (0-0)	0 (0-0)	0 (0-0)	0 (0-0)	0 (0-0)	0 (0-0)	0 (0-0)	0 (0-0)	0 (0-0)	0 (0-0)	0 (0-0)	0 (0-0)	0 (0-0)	0 (0-0)	0 (0-0)	0 (0-0)	0 (0-0)	0 (0-0)	0 (0-0)	0
Rabies	0 (0-0)	0 (0-0)	0 (0-0)	0 (0-0)	0 (0-0)	0 (0-0)	0 (0-0)	0 (0-0)	0 (0-0)	0 (0-0)	0 (0-0)	0 (0-0)	0 (0-0)	0 (0-0)	0 (0-0)	0 (0-0)	0 (0-0)	0 (0-0)	0 (0-0)	0 (0-0)	0 (0-0)	0 (0-0)	0 (0-0)	0
Intestinal nematode infections	0 (0-0)	0 (0-0)	0 (0-0)	0 (0-0)	0 (0-0)	0 (0-0)	0 (0-0)	0 (0-0)	0 (0-0)	0 (0-0)	0 (0-0)	0 (0-0)	0 (0-0)	0 (0-0)	0 (0-0)	0 (0-0)	0 (0-0)	0 (0-0)	0 (0-0)	0 (0-0)	0 (0-0)	0 (0-0)	0 (0-0)	0
Ascariasis	0 (0-0)	0 (0-0)	0 (0-0)	0 (0-0)	0 (0-0)	0 (0-0)	0 (0-0)	0 (0-0)	0 (0-0)	0 (0-0)	0 (0-0)	0 (0-0)	0 (0-0)	0 (0-0)	0 (0-0)	0 (0-0)	0 (0-0)	0 (0-0)	0 (0-0)	0 (0-0)	0 (0-0)	0 (0-0)	0 (0-0)	0
Trichuriasis	0 (0-0)	0 (0-0)	0 (0-0)	0 (0-0)	0 (0-0)	0 (0-0)	0 (0-0)	0 (0-0)	0 (0-0)	0 (0-0)	0 (0-0)	0 (0-0)	0 (0-0)	0 (0-0)	0 (0-0)	0 (0-0)	0 (0-0)	0 (0-0)	0 (0-0)	0 (0-0)	0 (0-0)	0 (0-0)	0 (0-0)	0
Hookworm disease	0 (0-0)	0 (0-0)	0 (0-0)	0 (0-0)	0 (0-0)	0 (0-0)	0 (0-0)	0 (0-0)	0 (0-0)	0 (0-0)	0 (0-0)	0 (0-0)	0 (0-0)	0 (0-0)	0 (0-0)	0 (0-0)	0 (0-0)	0 (0-0)	0 (0-0)	0 (0-0)	0 (0-0)	0 (0-0)	0 (0-0)	0
Food-borne trematodiases	0 (0-0)	0 (0-0)	0 (0-0)	0 (0-0)	0 (0-0)	0 (0-0)	0 (0-0)	0 (0-0)	0 (0-0)	0 (0-0)	0 (0-0)	0 (0-0)	0 (0-0)	0 (0-0)	0 (0-0)	0 (0-0)	0 (0-0)	0 (0-0)	0 (0-0)	0 (0-0)	0 (0-0)	0 (0-0)	0 (0-0)	0
Leprosy	0 (0-0)	0 (0-0)	0 (0-0)	0 (0-0)	0 (0-0)	0 (0-0)	0 (0-0)	0 (0-0)	0 (0-0)	0 (0-0)	0 (0-0)	0 (0-0)	0 (0-0)	0 (0-0)	0 (0-0)	0 (0-0)	0 (0-0)	0 (0-0)	0 (0-0)	0 (0-0)	0 (0-0)	0 (0-0)	0 (0-0)	0
Ebola	0 (0-0)	0 (0-0)	0 (0-0)	0 (0-0)	0 (0-0)	0 (0-0)	0 (0-0)	0 (0-0)	0 (0-0)	0 (0-0)	0 (0-0)	0 (0-0)	0 (0-0)	0 (0-0)	0 (0-0)	0 (0-0)	0 (0-0)	0 (0-0)	0 (0-0)	0 (0-0)	0 (0-0)	0 (0-0)	0 (0-0)	0
Zika virus	0 (0-0)	0 (0-0)	0 (0-0)	0 (0-0)	0 (0-0)	0 (0-0)	0 (0-0)	0 (0-0)	0 (0-0)	0 (0-0)	0 (0-0)	0 (0-0)	0 (0-0)	0 (0-0)	0 (0-0)	0 (0-0)	0 (0-0)	0 (0-0)	0 (0-0)	0 (0-0)	0 (0-0)	0 (0-0)	0 (0-0)	0
Guinea worm disease	0 (0-0)	0 (0-0)	0 (0-0)	0 (0-0)	0 (0-0)	0 (0-0)	0 (0-0)	0 (0-0)	0 (0-0)	0 (0-0)	0 (0-0)	0 (0-0)	0 (0-0)	0 (0-0)	0 (0-0)	0 (0-0)	0 (0-0)	0 (0-0)	0 (0-0)	0 (0-0)	0 (0-0)	0 (0-0)	0 (0-0)	0
Other neglected tropical diseases	0 (0-0)	0 (0-0)	0.3 (0-0.7)	0.9 (0.1-1.9)	1.4 (0.1-3.4)	0.3 (0-0.9)	0.1 (0-0.4)	0.1 (0-0.4)	0.1 (0-0.3)	0.1 (0-0.4)	0.1 (0-0.7)	0.1 (0-0.4)	0.1 (0-0.4)	0.1 (0-0.3)	0.2 (0-0.6)	0.2 (0-0.5)	0.1 (0-0.4)	0.1 (0-0.3)	0.1 (0-0.4)	0.1 (0-0.3)	0.1 (0-0.2)	0 (0-0)	4.3
Other infectious diseases	0.7 (0.6-1.2)	1.5 (0.9-2.4)	4.6 (2.6-7.2)	2.9 (1.6-4.9)	2.3 (1.7-3.2)	2.3 (1.7-3.2)	2.6 (2.2-3.4)	3.1 (2.4-4)	3.4 (2.6-4.3)	3.8 (2.9-5.2)	3.8 (2.9-5.2)	3.6 (2.7-4.8)	3.6 (2.7-4.8)	4.4 (3.2-6.1)	4.6 (3.4-6.4)	5.3 (3.6-7.6)	4.5 (3.2-7.2)	4.9 (3.4-7.5)	5.1 (3.6-7.5)	4.8 (3.4-7.2)	3 (2.1-5.2)	2.1 (1.5-3)	83
Meningitis	0.2 (0.1-0.2)	0.4 (0.3-0.4)	1.5 (0.8-2.4)	0.9 (0.2-2.3)	0.4 (0.1-1.1)	0.1 (0-0.3)	0.1 (0-0.3)	0.1 (0-0.3)	0.1 (0-0.3)	0.1 (0-0.3)	0.1 (0-0.3)	0.1 (0-0.3)	0.1 (0-0.3)	0.1 (0-0.3)	1.2 (0.6-1.9)	1.2 (0.6-1.9)	0.7 (0.4-1.1)	0.6 (0.4-0.9)	0.5 (0.3-0.8)	0.4 (0.2-0.6)	0.2 (0.1-0.3)	0.1 (0-0.2)	20.6
Encephalitis	0 (0-0)	0.1 (0-0.1)	0.3 (0.1-0.6)	0.6 (0.2-1.5)	0.2 (0.2-0.3)	0.2 (0.2-0.4)	0.5 (0.2-0.7)	0.5 (0.2-0.7)	0.5 (0.2-0.7)	0.5 (0.2-0.7)	0.5 (0.2-0.7)	0.5 (0.2-0.7)	0.5 (0.2-0.7)	0.5 (0.2-0.7)	0.6 (0.4-0.9)	0.6 (0.4-0.9)	0.4 (0.4-0.6)	0.4 (0.4-0.6)	0.4 (0.4-0.6)	0.4 (0.4-0.6)	0.5 (0.3-0.6)	0.4 (0.2-0.5)	9.6
Diphtheria	0 (0-0)	0 (0-0)	0 (0-0)	0 (0-0)	0 (0-0)	0 (0-0)	0 (0-0)	0 (0-0)	0 (0-0)	0 (0-0)	0 (0-0)	0 (0-0)	0 (0-0)	0 (0-0)	0 (0-0)	0 (0-0)	0 (0-0)	0 (0-0)	0 (0-0)	0 (0-0)	0 (0-0)	0 (0-0)	0 (0-0)	0
Tetanus	0 (0-0)	0 (0-0)	0 (0-0)	0 (0-0)	0 (0-0)	0 (0-0)	0 (0-0)	0 (0-0)	0 (0-0)	0 (0-0)	0 (0-0)	0 (0-0)	0 (0-0)	0 (0-0)	0 (0-0)	0 (0-



Osteoarthritis other	0 (0 to 0)	0 (0 to 0)	0 (0 to 0)	0 (0 to 0)	0 (0 to 0)	0 (0 to 0)	0 (0 to 0)	0 (0 to 0)	0 (0 to 0)	0 (0 to 0)	0 (0 to 0)	0-1 (0 to 1)	0-4 (0 to 0-9)	1-2 (0 to 3-8)	2-8 (1-2 to 6-4)	5-1 (2-2 to 11-2)	7 (3 to 15-2)	7-3 (3 to 15-6)	7-9 (3-8 to 16-2)	9-1 (4 to 19 to 0)	7-5 (3 to 15-4)	5-6 (2 to 11 to 0)	3-5 (1 to 7)	1-4 (0 to 7 to 24)	0-3 (0 to 2 to 0 7)	
Low back pain	0 (0 to 0)	0 (0 to 0)	0 (0 to 0)	0 (0 to 0)	4-9 (2 to 9 to 7)	23-6 (13 6 to 38 2)	40-6 (22 to 66 6)	59-8 (33 to 89 7)	79-5 (47 3 to 124)	96-1 (53 to 140)	113 (65 to 174)	119 (72 6 to 183)	146 (89 5 to 235)	152 (112 to 226)	146 (111 to 270)	147 (91 6 to 222)	135 (85 3 to 201)	135 (84 7 to 205)	132 (83 to 197)	135 (84 to 201)	137 (84 to 203)	94-5 (56 to 96 9)	90-4 (56 to 83 8)	114 (73 to 17)	2-2 (1 4 to 3 4)	1,470
Neck pain	0 (0 to 0)	0 (0 to 0)	0 (0 to 0)	2-1 (0 7 to 4 4)	10-8 (5 to 20 4)	19-3 (9 6 to 33 3)	22 (10 5 to 41 7)	30-3 (14 9 to 58 3)	44 (22 4 to 79 7)	52-3 (26 to 93 6)	70 (35 to 127)	75 (37 1 to 132)	76 (39 7 to 134)	74 (39 to 136)	69-7 (37 to 133)	55-4 (28 to 95 5)	49-4 (25 6 to 84 4)	48-7 (24 9 to 82 7)	23-7 (11 5 to 41 9)	20-1 (9 6 to 37)	11-8 (4 2 to 19 4)	4-3 (1 3 to 7 6)	0-5 to 1 7	680
Gout	0 (0 to 0)	0 (0 to 0)	0 (0 to 0)	0 (0 to 0)	0 (0 to 0)	0 (0 to 0)	0 (0 to 0)	0 (0 to 0)	0 (0 to 0)	0 (0 to 0)	0 (0 to 0)

SR Table 2a: Dorset DALYS by cause and age group for males with 50% uncertainty intervals. 2019

Cause	Early Neonatal	Late Neonatal	Post Neonatal	1 to 4	5 to 9	10 to 14	15 to 19	20 to 24	25 to 29	30 to 34	35 to 39	40 to 44	45 to 49	50 to 54	55 to 59	60 to 64	65 to 69	70 to 74	75 to 79	80 to 84	85 to 89	90 to 94	95 plus	Total
All causes	692 (241 to 2,00)	1,042 (104 to 1,02)	1,766 (1,04 to 2,66)	1,764 (916 to 2,66)	1,164 (913 to 1,56)	1,164 (967 to 1,53)	1,164 (969 to 1,33)	1,164 (1,020 to 1,54)	1,164 (1,100 to 1,75)	1,164 (1,208 to 1,87)	1,164 (1,276 to 2,07)	1,164 (1,276 to 2,07)	1,164 (1,710 to 2,64)	1,164 (2,366 to 3,51)	1,164 (3,090 to 4,39)	1,164 (3,970 to 5,66)	1,164 (4,655 to 6,49)	1,164 (5,160 to 6,90)	1,164 (5,160 to 6,90)	1,164 (7,360 to 10,80)	1,164 (7,160 to 9,38)	1,164 (4,750 to 6,81)	1,164 (1,570 to 4,68)	70,300
Communicable, maternal, neonatal, and nutritional diseases	692 (157 to 2,00)	1,042 (90 to 1,02)	1,766 (46 to 66.2)	1,764 (51 to 1,76)	1,164 (40 to 2,66)	1,164 (51 to 1,76)	1,164 (40 to 2,66)	1,164 (77 to 1,76)	1,164 (44 to 2,66)	1,164 (45 to 2,66)	1,164 (46 to 2,66)	1,164 (46 to 2,66)	1,164 (46 to 2,66)	1,164 (77 to 1,53)	1,164 (84 to 1,53)	1,164 (84 to 1,53)	1,164 (89 to 1,53)	1,164 (119 to 1,97)	1,164 (171 to 2,91)	1,164 (160 to 2,53)	1,164 (255 to 4,63)	1,164 (260 to 4,66)	3,100 (227 to 2,72)
HIV/AIDS and sexually transmitted infections	0.4 (1.6 to 14)	2.3 (0.4 to 2.3)	2.2 (1.7 to 7.2)	0.0 (0.2 to 0.2)	0.2 (0.2 to 0.2)	0.2 (0.2 to 0.2)	0.2 (0.2 to 0.4)	1 (0.6 to 1.4)	2.4 (1.6 to 3.2)	4.6 (2.4 to 5.8)	5.7 (4.3 to 7.4)	6.5 (5.2 to 8.3)	5.7 (4.3 to 7.4)	6.5 (5.2 to 8.3)	6.6 (5.1 to 9.1)	5.9 (4.3 to 8.1)	4.3 (3.3 to 7)	3.9 (3 to 5.5)	1.3 (0.4 to 3.4)	0.4 (0.2 to 0.7)	0.2 (0.1 to 0.4)	0.1 (0 to 0.3)	68.2
HIV/AIDS	0 (0 to 0)	0 (0 to 0)	0.2 (0.2 to 0.3)	0.2 (0.2 to 0.3)	0.2 (0.2 to 0.3)	0.2 (0.1 to 0.2)	0.2 (0.2 to 0.3)	9.9 (7.7 to 11.1)	2.2 (1.6 to 2.9)	1.9 (2.1 to 5.4)	0.4 (0.2 to 0.7)	0.3 (0.2 to 0.7)	0.4 (0.2 to 0.7)	0.3 (0.2 to 0.7)	7.5 (4.7 to 9.3)	4.3 (2.9 to 7.2)	5.4 (3.9 to 9.4)	4.3 (2.5 to 6.6)	4.1 (2.5 to 6.1)	2.4 (1.5 to 5.1)	0.2 (0.1 to 0.3)	0.1 (0 to 0.1)	51.1
HIV/AIDS - Drug-susceptible Tuberculosis	0 (0 to 0)	0 (0 to 0)	0.1 (0 to 0.1)	0 (0 to 0)	0 (0 to 0)	0 (0 to 0.1)	0 (0 to 0.1)	0.1 (0.1 to 0.2)	0.2 (0.2 to 0.3)	0.4 (0.3 to 0.7)	0.3 (0.2 to 0.5)	0.3 (0.2 to 0.5)	0.3 (0.2 to 0.5)	0.3 (0.2 to 0.5)	0.4 (0.3 to 0.7)	0.4 (0.3 to 0.7)	0.4 (0.3 to 0.7)	0.3 (0.2 to 0.6)	0.3 (0.2 to 0.6)	0.1 (0 to 0.1)	0 (0 to 0)	0 (0 to 0)	5.7
HIV/AIDS - Multidrug-resistant Tuberculosis without extensive dr...	0 (0 to 0)	0 (0 to 0)	0 (0 to 0)	0 (0 to 0)	0 (0 to 0)	0 (0 to 0)	0 (0 to 0)	0 (0 to 0)	0 (0 to 0)	0 (0 to 0)	0 (0 to 0)	0 (0 to 0)	0 (0 to 0)	0 (0 to 0)	0 (0 to 0)	0 (0 to 0)	0 (0 to 0)	0 (0 to 0)	0 (0 to 0)	0 (0 to 0)	0 (0 to 0)	0 (0 to 0)	0 (0 to 0)	0.2
HIV/AIDS - Extensively drug-resistant Tuberculosis	0 (0 to 0)	0 (0 to 0)	0 (0 to 0)	0 (0 to 0)	0 (0 to 0)	0 (0 to 0)	0 (0 to 0)	0 (0 to 0)	0 (0 to 0)	0 (0 to 0)	0 (0 to 0)	0 (0 to 0)	0 (0 to 0)	0 (0 to 0)	0 (0 to 0)	0 (0 to 0)	0 (0 to 0)	0 (0 to 0)	0 (0 to 0)	0 (0 to 0)	0 (0 to 0)	0 (0 to 0)	0 (0 to 0)	0
HIV/AIDS resulting in other diseases	0 (0 to 0)	0.2 (0 to 0.3)	0.2 (0.1 to 0.3)	0.2 (0.1 to 0.3)	0.1 (0.1 to 0.2)	0.2 (0.2 to 0.3)	0.2 (0 to 0.1)	0.6 (0.5 to 1.1)	1.9 (1.3 to 2.4)	3.7 (2.4 to 5.3)	4.6 (3.1 to 6.3)	5.3 (3.8 to 7.3)	4.6 (4.4 to 6.6)	5.4 (4.1 to 7.7)	4.7 (3.2 to 6.4)	3.6 (2.5 to 5.1)	2.3 (1.6 to 3.4)	1.9 (1.3 to 3.2)	1 (0.6 to 2.3)	0.2 (0.1 to 0.3)	0.1 (0 to 0.2)	0 (0 to 0.1)	45.1
Sexually transmitted infections excluding HIV	0.4 (1.6 to 14)	2.3 (0.4 to 2.3)	0.2 (0.2 to 0.4)	0.1 (0 to 0.1)	0.1 (0 to 0.1)	0.1 (0 to 0.1)	0.1 (0 to 0.2)	0.2 (0.1 to 0.3)	0.2 (0.1 to 0.3)	0.3 (0.2 to 0.7)	0.4 (0.2 to 0.8)	0.4 (0.2 to 0.9)	0.4 (0.2 to 0.9)	0.4 (0.2 to 0.9)	0.5 (0.2 to 1.2)	0.5 (0.2 to 1.1)	0.5 (0.2 to 1)	0.5 (0.2 to 1)	0.5 (0.2 to 1.1)	0.2 (0.1 to 0.4)	0.1 (0 to 0.2)	0.1 (0 to 0.1)	17.1
Syphilis	0.4 (1.6 to 14)	2.3 (0.4 to 2.3)	2.9 (0.4 to 6.6)	0.1 (0 to 0.1)	0.1 (0 to 0.1)	0.1 (0 to 0.1)	0.1 (0 to 0.1)	0.1 (0 to 0.1)	0.1 (0 to 0.1)	0.1 (0 to 0.1)	0.1 (0 to 0.1)	0.1 (0 to 0.1)	0.1 (0 to 0.1)	0.1 (0 to 0.1)	0.1 (0 to 0.1)	0.1 (0 to 0.1)	0.1 (0 to 0.1)	0.1 (0 to 0.1)	0.1 (0 to 0.1)	0.1 (0 to 0.1)	0 (0 to 0)	0 (0 to 0)	12.7
Chlamydial infection	0 (0 to 0)	0 (0 to 0)	0 (0 to 0)	0 (0 to 0)	0 (0 to 0)	0 (0 to 0)	0 (0 to 0)	0 (0 to 0)	0 (0 to 0)	0 (0 to 0)	0 (0 to 0)	0 (0 to 0)	0 (0 to 0)	0 (0 to 0)	0 (0 to 0)	0 (0 to 0)	0 (0 to 0)	0 (0 to 0)	0 (0 to 0)	0 (0 to 0)	0 (0 to 0)	0 (0 to 0)	0 (0 to 0)	0
Gonococcal infection	0 (0 to 0)	0 (0 to 0)	0 (0 to 0)	0 (0 to 0)	0 (0 to 0)	0 (0 to 0)	0 (0 to 0)	0 (0 to 0)	0 (0 to 0)	0 (0 to 0)	0 (0 to 0)	0 (0 to 0)	0 (0 to 0)	0 (0 to 0)	0 (0 to 0)	0 (0 to 0)	0 (0 to 0)	0 (0 to 0)	0 (0 to 0)	0 (0 to 0)	0 (0 to 0)	0 (0 to 0)	0 (0 to 0)	0
Trichomoniasis	0 (0 to 0)	0 (0 to 0)	0 (0 to 0)	0 (0 to 0)	0 (0 to 0)	0 (0 to 0)	0 (0 to 0)	0 (0 to 0)	0 (0 to 0)	0 (0 to 0)	0 (0 to 0)	0 (0 to 0)	0 (0 to 0)	0 (0 to 0)	0 (0 to 0)	0 (0 to 0)	0 (0 to 0)	0 (0 to 0)	0 (0 to 0)	0 (0 to 0)	0 (0 to 0)	0 (0 to 0)	0 (0 to 0)	0
Genital herpes	0 (0 to 0)	0 (0 to 0)	0 (0 to 0)	0 (0 to 0)	0 (0 to 0)	0 (0 to 0)	0 (0 to 0)	0 (0 to 0)	0 (0 to 0)	0 (0 to 0)	0 (0 to 0)	0 (0 to 0)	0 (0 to 0)	0 (0 to 0)	0 (0 to 0)	0 (0 to 0)	0 (0 to 0)	0 (0 to 0)	0 (0 to 0)	0 (0 to 0)	0 (0 to 0)	0 (0 to 0)	0 (0 to 0)	0
Other sexually transmitted infections	0 (0 to 0)	0 (0 to 0)	0 (0 to 0)	0 (0 to 0)	0 (0 to 0)	0 (0 to 0)	0 (0 to 0)	0 (0 to 0)	0 (0 to 0)	0 (0 to 0)	0 (0 to 0)	0 (0 to 0)	0 (0 to 0)	0 (0 to 0)	0 (0 to 0)	0 (0 to 0)	0 (0 to 0)	0 (0 to 0)	0 (0 to 0)	0 (0 to 0)	0 (0 to 0)	0 (0 to 0)	0 (0 to 0)	0.2
Respiratory infections and tuberculosis	2.4 (1.2 to 2.9)	2.4 (1.4 to 3.4)	5.9 (5.4 to 13)	10.6 (10.4 to 29.6)	7.2 (10.5 to 33.7)	6.2 (10.2 to 27.9)	6.2 (9.5 to 25.4)	6.2 (10.5 to 24.4)	6.2 (11.8 to 24.6)	6.2 (13.4 to 27.4)	20.3 (14.2 to 27.8)	27.2 (18.7 to 35.4)	27.2 (27.3 to 51.1)	27.2 (35.3 to 64.2)	27.2 (42.9 to 80.4)	27.2 (54.8 to 96.3)	27.2 (68.7 to 133)	27.2 (119 to 226)	27.2 (146 to 277)	27.2 (222 to 409)	27.2 (267 to 458)	27.2 (213 to 354)	1,900
Tuberculosis	0 (0 to 0)	0 (0 to 0)	0 (0 to 0)	0.1 (0 to 0.1)	0.1 (0 to 0.1)	0.1 (0 to 0.1)	0.1 (0 to 0.2)	0.4 (0.2 to 0.5)	0.6 (0.4 to 0.8)	0.8 (0.6 to 1.1)	0.7 (0.5 to 0.9)	0.7 (0.4 to 1.2)	0.6 (0.4 to 1)	0.6 (0.3 to 1)	0.6 (0.3 to 1.2)	0.6 (0.3 to 1.2)	0.6 (0.3 to 1.2)	0.6 (0.3 to 1.2)	0.6 (0.3 to 1.2)	0.6 (0.3 to 1.2)	0.6 (0.3 to 1.2)	0.3 (0.2 to 0.6)	28.8
Latent tuberculosis infection	0 (0 to 0)	0 (0 to 0)	0 (0 to 0)	0 (0 to 0)	0 (0 to 0)	0 (0 to 0)	0 (0 to 0)	0 (0 to 0)	0 (0 to 0)	0 (0 to 0)	0 (0 to 0)	0 (0 to 0)	0 (0 to 0)	0 (0 to 0)	0 (0 to 0)	0 (0 to 0)	0 (0 to 0)	0 (0 to 0)	0 (0 to 0)	0 (0 to 0)	0 (0 to 0)	0 (0 to 0)	0 (0 to 0)	0
Drug-susceptible tuberculosis	0 (0 to 0)	0 (0 to 0)	0 (0 to 0)	0.1 (0 to 0.1)	0.1 (0 to 0.1)	0.1 (0 to 0.1)	0.1 (0 to 0.2)	0.3 (0.2 to 0.5)	0.6 (0.4 to 0.8)	0.8 (0.6 to 1.1)	0.7 (0.4 to 0.9)	0.6 (0.4 to 1)	0.6 (0.3 to 1)	0.6 (0.3 to 1)	0.6 (0.3 to 1.2)	0.6 (0.3 to 1.2)	0.6 (0.3 to 1.2)	0.6 (0.3 to 1.2)	0.6 (0.3 to 1.2)	0.6 (0.3 to 1.2)	0.6 (0.3 to 1.2)	0.3 (0.2 to 0.6)	28
Multidrug-resistant tuberculosis without extensive drug-resistance	0 (0 to 0)	0 (0 to 0)	0 (0 to 0)	0 (0 to 0)	0 (0 to 0)	0 (0 to 0)	0 (0 to 0)	0 (0 to 0)	0 (0 to 0)	0 (0 to 0)	0 (0 to 0)	0 (0 to 0)	0 (0 to 0)	0 (0 to 0)	0 (0 to 0)	0 (0 to 0)	0 (0 to 0)	0 (0 to 0)	0 (0 to 0)	0 (0 to 0)	0 (0 to 0)	0 (0 to 0)	0 (0 to 0)	0.7
Extensively drug-resistant tuberculosis	0 (0 to 0)	0 (0 to 0)	0 (0 to 0)	0 (0 to 0)	0 (0 to 0)	0 (0 to 0)	0 (0 to 0)	0 (0 to 0)	0 (0 to 0)	0 (0 to 0)	0 (0 to 0)	0 (0 to 0)	0 (0 to 0)	0 (0 to 0)	0 (0 to 0)	0 (0 to 0)	0 (0 to 0)	0 (0 to 0)	0 (0 to 0)	0 (0 to 0)	0 (0 to 0)	0 (0 to 0)	0 (0 to 0)	0.2
Lower respiratory infections	1.8 (1.2 to 2.9)	2.3 (1.5 to 3.3)	5.8 (3.2 to 9.1)	9.8 (9.5 to 5.2)	7.1 (10.1 to 33.3)	6.1 (10.1 to 27.4)	6 (9.1 to 24.9)	5.9 (9.4 to 5.4)	5.9 (10.5 to 7.7)	5.9 (12.7 to 9.7)	19.6 (13.4 to 12.3)	26.4 (9.2 to 19.4)	26.4 (15.2 to 22.6)	26.4 (21.1 to 46)	26.4 (29.9 to 62.2)	26.4 (41.9 to 91.9)	26.4 (62.4 to 124)	26.4 (57.1 to 119)	26.4 (102 to 220)	26.4 (160 to 299)	26.4 (123 to 264)	26.4 (210 to 401)	1,640
Upper respiratory infections	0 (0 to 0)	0 (0.1 to 0.2)	2.8 (1.7 to 4.5)	10.5 (7.4 to 20.8)	10.5 (8.4 to 29.1)	10.5 (7.2 to 22.7)	10.5 (7.1 to 20.1)	10.1 (5.4 to 17.2)	9.3 (5.1 to 15.7)	9.3 (5.0 to 15.8)	9.2 (4.6 to 15.2)	9.2 (4.9 to 16.2)	10.4 (5.4 to 19.2)	11.2 (6.6 to 19.2)	10.4 (6.6 to 19)	9.7 (5.1 to 15.9)	10 (5 to 17.2)	9.5 (5.4 to 16.8)	9.5 (3.5 to 11.1)	4.3 (2.2 to 7.2)	2.3 (1.3 to 3.9)	1 (0.4 to 1.7)	180
Otitis media	0 (0 to 0)	0.4 (0 to 0)	0.4 (0.2 to 0.6)	0.2 (1.4 to 5.4)	0.2 (1.8 to 5.7)	0.2 (1.2 to 4.2)	0.2 (1.1 to 3.9)	0.2 (0.9 to 4.1)	0.2 (1.1 to 4.6)	0.2 (0.8 to 3.5)	0.2 (0.7 to 3.2)	0.2 (0.9 to 3.5)	0.2 (1.1 to 4.4)	0.2 (1.4 to 4.6)	0.2 (1.5 to 4)	0.2 (1.1 to 4.4)	0.2 (1.1 to 4.6)	0.2 (0.8 to 3.5)	0.2 (0.6 to 2.3)	0.2 (0.4 to 1.9)	0.2 (0.3 to 1.1)	0.2 (0.1 to 0.5)	39.5
Enteric infections	0.2 (0.1 to 0.3)	0.8 (0 to 0.9)	8.5 (5.5 to 19.7)	19.9 (9.1 to 22.3)	7.8 (4.1 to 13.4)	4.4 (3.1 to 10.1)	4.4 (2.7 to 7.3)	3.4 (2.1 to 5.7)	3.4 (2 to 5.3)	3.4 (2 to 5.2)	3 (1.8 to 4.6)	3 (1.8 to 4.6)	3.7 (2.4 to 5.6)	4.1 (2.5 to 6.2)	4.3 (2.6 to 6.7)	4.3 (2.6 to 6.7)	4.3 (2.6 to 6.7)	4.3 (2.6 to 6.7)	4.3 (2.6 to 6.7)	4.3 (2.6 to 6.7)	4.3 (2.6 to 6.7)	2.3 (1.4 to 3.6)	171
Diarrheal diseases	0.2 (0.1 to 0.3)	0.8 (0 to 0.9)	8.5 (5.4 to 19.4)	19.9 (9.1 to 22.2)	7.8 (4.1 to 13.4)	4.4 (3.1 to 10)	4.4 (2.7 to 7.2)	3.4 (2.1 to 5.7)	3.4 (2 to 5.3)	3.4 (2 to 5.2)	3 (1.8 to 4.6)	3 (1.8 to 4.6)	3.7 (2.4 to 5.6)	4.1 (2.5 to 6.2)	4.3 (2.6 to 6.7)	4.3 (2.6 to 6.7)	4.3 (2.6 to 6.7)	4.3 (2.6 to 6.7)	4.3 (2.6 to 6.7)	4.3 (2.6 to 6.7)	4.3 (2.6 to 6.7)	2.3 (1.4 to 3.6)	159
Typhoid and paraphyoid	0 (0 to 0)	0 (0 to 0)	0 (0 to 0)	0 (0 to 0)	0 (0 to 0)	0 (0 to 0)	0 (0 to 0)	0 (0 to 0)	0 (0 to 0)	0 (0 to 0)	0 (0 to 0)	0 (0 to 0)	0 (0 to 0)	0 (0 to 0)	0 (0 to 0)	0 (0 to 0)	0 (0 to 0)	0 (0 to 0)	0 (0 to 0)	0 (0 to 0)	0 (0 to 0)	0 (0 to 0)	0 (0 to 0)	0
Typhoid fever	0 (0 to 0)	0 (0 to 0)	0 (0 to 0)	0 (0 to 0)	0 (0 to 0)	0 (0 to 0)	0 (0 to 0)	0 (0 to 0)	0 (0 to 0)	0 (0 to 0)	0 (0 to 0)	0 (0 to 0)	0 (0 to 0)	0 (0 to 0)	0 (0 to 0)	0 (0 to 0)	0 (0 to 0)	0 (0 to 0)	0 (0 to 0)	0 (0 to 0)	0 (0 to 0)	0 (0 to 0)	0 (0 to 0)	0
Paraphoid fever	0 (0 to 0)	0 (0 to 0)	0 (0 to 0)	0 (0 to 0)	0 (0 to 0)	0 (0 to 0)	0 (0 to 0)	0 (0 to 0)	0 (0 to 0)	0 (0 to 0)	0 (0 to 0)	0 (0 to 0)	0 (0 to 0)	0 (0 to 0)	0 (0 to 0)	0 (0 to 0)	0 (0 to 0)	0 (0 to 0)	0 (0 to 0)	0 (0 to 0)	0 (0 to 0)	0 (0 to 0)	0 (0 to 0)	0
Invasive Non-typhoidal Salmonella (iNTS)	0 (0 to 0)	0 (0 to 0)	0 (0 to 0)	0 (0 to 0)	0 (0 to 0)	0 (0 to 0)	0 (0 to 0)	0 (0 to 0)	0 (0 to 0)	0 (0 to 0)	0 (0 to 0)	0 (0 to 0)	0 (0 to 0)	0 (0 to 0)	0 (0 to 0)	0 (0 to 0)	0 (0 to 0)	0 (0 to 0)	0 (0 to 0)	0 (0 to 0)	0 (0 to 0)	0 (0 to 0)	0 (0 to 0)	1.2
Other intestinal infectious diseases	0 (0 to 0)	0 (0 to 0)	0 (0 to 0)	0 (0 to 0)	0 (0 to 0)	0 (0 to 0)	0 (0 to 0)	0 (0 to 0)	0 (0 to 0)	0 (0 to 0)	0 (0 to 0)	0 (0 to 0)	0 (0 to 0)	0 (0 to 0)	0 (0 to 0)	0 (0 to 0)	0 (0 to 0)	0 (0 to 0)	0 (0 to 0)	0 (0 to 0)	0 (0 to 0)	0 (0 to 0)	0 (0 to 0)	0.3
Neglected tropical diseases and malaria	0 (0 to 0.1)	0.1 (0 to 1.6)	0.5 (0 to 1.5)	1.3 (0.1 to 5.3)	2.2 (0.1 to 9.2)	0.6 (0 to 2.7)	0.2 (0 to 0.7)	0.2 (0 to 0.7)	0.2 (0 to 0.7)	0.2 (0 to 0.7)	0.2 (0 to 0.6)	0.2 (0 to 0.6)	0.2 (0 to 0.6)	0.2 (0 to 0.6)	0.5 (0.1 to 1.5)	0.2 (0 to 0.5)	0.2 (0 to 0.7)	0.2 (0 to 0.7)	0.2 (0 to 0.6)	0.1 (0 to 0.4)	0.1 (0 to 0.4)	0.1 (0 to 0.3)	7.7
Malaria	0 (0 to 0)	0 (0 to 0)	0 (0 to 0)	0 (0 to 0)	0 (0 to 0)	0 (0 to 0)	0 (0 to 0)	0 (0 to 0)	0 (0 to 0)	0 (0 to 0)	0 (0 to 0)	0 (0 to 0)	0 (0 to 0)	0 (0 to 0)	0 (0 to 0)	0 (0 to 0)	0 (0 to 0)	0 (0 to 0)	0 (0 to 0)	0 (0 to 0)	0 (0 to 0)	0 (0 to 0)	0 (0 to 0)	0
Chagas disease	0 (0 to 0)	0 (0 to 0)	0 (0 to 0)	0 (0 to 0)	0 (0 to 0)	0 (0 to 0)	0 (0 to 0)	0 (0 to 0)	0 (0 to 0)	0 (0 to 0)	0 (0 to 0)	0 (0 to 0)	0 (0 to 0)	0 (0 to 0)	0 (0 to 0)	0 (0 to 0)	0 (0 to 0)	0 (0 to 0)	0 (0 to 0)	0 (0 to 0)	0 (0 to 0)	0 (0 to 0)	0 (0 to 0)	0
Leishmaniasis	0 (0 to 0)	0 (0 to 0)	0 (0 to 0)	0 (0 to 0)	0 (0 to 0)	0 (0 to 0)	0 (0 to 0)	0 (0 to 0)	0 (0 to 0)	0 (0 to 0)	0 (0 to 0)	0 (0 to 0)	0 (0 to 0)	0 (0 to 0)	0 (0 to 0)	0 (0 to 0)	0 (0 to 0)	0 (0 to 0)	0 (0 to 0)	0 (0 to 0)	0 (0 to 0)	0 (0 to 0)	0 (0 to 0)	0
Visceral leishmaniasis	0 (0 to 0)	0 (0 to 0)	0 (0 to 0)	0 (0 to 0)	0 (0 to 0)	0 (0 to 0)	0 (0 to 0)	0 (0 to 0)	0 (0 to 0)	0 (0 to 0)	0 (0 to 0)	0 (0 to 0)	0 (0 to 0)	0 (0 to 0)	0 (0 to 0)	0 (0 to 0)	0 (0 to 0)	0 (0 to 0)	0 (0 to 0)	0 (0 to 0)	0 (0 to 0)	0 (0 to 0)	0 (0 to 0)	0
Cutaneous and mucocutaneous leishmaniasis	0 (0 to 0)	0 (0 to 0)	0 (0 to 0)	0 (0 to 0)	0 (0 to 0)	0 (0 to 0)	0 (0 to 0)	0 (0 to 0)	0 (0 to 0)	0 (0 to 0)	0 (0 to 0)	0 (0 to 0)	0 (0 to 0)	0 (0 to 0)	0 (0 to 0)	0 (0 to 0)	0 (0 to 0)	0 (0 to 0)	0 (0 to 0)	0 (0 to 0)	0 (0 to 0)	0 (0 to 0)	0 (0 to 0)	0
African trypanosomiasis	0 (0 to 0)	0 (0 to 0)	0 (0 to 0)	0 (0 to 0)	0 (0 to 0)	0 (0 to 0)	0 (0 to 0)	0 (0 to 0)	0 (0 to 0)	0 (0 to 0)	0 (0 to 0)	0 (0 to 0)	0 (0 to 0)	0 (0 to 0)	0 (0 to 0)	0 (0 to 0)	0 (0 to 0)	0 (0 to 0)	0 (0 to 0)	0 (0 to 0)	0 (0 to 0)	0 (0 to 0)	0 (0 to 0)	0
Schistosomiasis	0 (0 to 0)	0 (0 to 0)	0 (0 to 0)	0 (0 to 0)	0 (0 to 0)	0 (0 to 0)	0 (0 to 0)	0 (0 to 0)	0 (0 to 0)	0 (0 to 0)	0 (0 to 0)	0 (0 to 0)	0 (0 to 0)	0 (0 to 0)	0 (0 to 0)	0 (0 to 0)	0 (0 to 0)	0 (0 to 0)	0 (0 to 0)	0 (0 to 0)	0 (0 to 0)	0 (0 to 0)	0 (0 to 0)	0
Cysticercosis	0 (0 to 0)	0 (0 to 0)	0 (0 to 0)	0 (0 to 0)	0 (0 to 0)	0 (0 to 0)	0 (0 to 0)	0 (0 to 0)	0 (0 to 0)	0 (0 to 0)	0 (0 to 0)	0 (0 to 0)	0 (0 to 0)	0 (0 to 0)	0 (0 to 0)	0 (0 to 0)	0 (0 to 0)	0 (0 to 0)	0 (0 to 0)	0 (0 to 0)	0 (0 to 0)	0 (0 to 0)	0 (0 to 0)	0
Cystic echinococcosis	0 (0 to 0)	0 (0 to 0)	0 (0 to 0)	0 (0 to 0)	0 (0 to 0)	0 (0 to 0)	0 (0 to 0)	0 (0 to 0)	0 (0 to 0)	0 (0 to 0)	0 (0 to 0)	0 (0 to 0)	0 (0 to 0)	0 (0 to 0)	0 (0 to 0)	0 (0 to 0)	0 (0 to 0)	0 (0 to 0)	0 (0 to 0)	0 (0 to 0)	0 (0 to 0)	0 (0 to 0)	0 (0 to 0)	0.1
Lymphatic filariasis	0 (0 to 0)	0 (0 to 0)	0 (0 to 0)	0 (0 to 0)	0 (0 to 0)	0 (0 to 0)	0 (0 to 0)	0 (0 to 0)	0 (0 to 0)	0 (0 to 0)	0 (0 to 0)	0 (0 to 0)	0 (0 to 0)	0 (0 to 0)	0 (0 to 0)	0 (0 to 0)	0 (0 to 0)	0 (0 to 0)	0 (0 to 0)	0 (0 to 0)	0 (0 to 0)	0 (0 to 0)	0 (0 to 0)	0
Onchocerciasis	0 (0 to 0)	0 (0 to 0)	0 (0 to 0)	0 (0 to 0)	0 (0 to 0)	0 (0 to 0)	0 (0 to 0)	0 (0 to 0)	0 (0 to 0)	0 (0 to 0)	0 (0 to 0)	0 (0 to 0)	0 (0 to 0)	0 (0 to 0)	0 (0 to 0)	0 (0 to 0)	0 (0 to 0)	0 (0 to 0)	0 (0 to 0)	0 (0 to 0)	0 (0 to 0)	0 (0 to 0)	0 (0 to 0)	0
Trachoma	0 (0 to 0)	0 (0 to 0)	0 (0 to 0)	0 (0 to 0)	0 (0 to 0)	0 (0 to 0)	0 (0 to 0)	0 (0 to 0)	0 (0 to 0)	0 (0 to 0)	0 (0 to 0)	0 (0 to 0)	0 (0 to 0)	0 (0 to 0)	0 (0 to 0)	0 (0 to 0)	0 (0 to 0)	0 (0 to 0)	0 (0 to 0)	0 (0 to 0)	0 (0 to 0)	0 (0 to 0)	0 (0 to 0)	0
Dengue	0 (0 to 0)	0 (0 to 0)	0 (0 to



Osteoarthritis other	0 (0 to 0)	0 (0 to 0)	0 (0 to 0)	0 (0 to 0)	0 (0 to 0)	0 (0 to 0)	0 (0 to 0)	0 (0 to 0)	0 (0 to 0)	0 (0 to 0)	0-1 (0 to 0.2)	0-4 (0 to 1.1)	1-5 (0 to 3.4)	3-8 (1.5 to 8.6)	7-12 (3.1 to 15.5)	10-19 (4.9 to 23.1)	13-1 (6.1 to 27)	16-2 (7.7 to 34.4)	20-2 (9.6 to 41.9)	19-4 (9.1 to 34)	12-9 (6.4 to 26.2)	8-3 (4.2 to 16.4)	3-8 (2 to 7.4)	0-9 (0.5 to 1.6)	116
Low back pain	0 (0 to 0)	0 (0 to 0)	0 (0 to 0)	0 (0 to 0)	0-4 (2.7 to 11.6)	34-2 (20.2 to 58.5)	72-6 (39.9 to 98.9)	64 (40.6 to 116)	99-5 (52.4 to 141)	111 (63.4 to 168)	109 (76.5 to 159)	106 (86.2 to 209)	106 (72.5 to 327)	99-8 (162 to 393)	106 (162 to 426)	111 (192 to 472)	102 (173 to 427)	104 (168 to 404)	110 (173 to 427)	104 (139 to 324)	75 (66.3 to 223)	29-4 (50.2 to 118)	11-4 (50.2 to 119)	2-7 (19.2 to 44.4)	0-4 (3.9 to 9.7)	2,760
Neck pain	0 (0 to 0)	0 (0 to 0)	0 (0 to 0)	2-7 (0.9 to 5.6)	15-7 (7.7 to 29)	27 (12.9 to 48.8)	38-2 (12.6 to 53.1)	34-2 (16.7 to 66.4)	51 (25.4 to 86.1)	63-1 (33.6 to 108)	76-8 (38.6 to 130)	84 (39.8 to 130)	111 (52.4 to 197)	111 (64.5 to 195)	111 (72.6 to 202)	102 (81.9 to 179)	104 (84.7 to 178)	110 (90.7 to 185)	110 (96.5 to 185)	104 (94.7 to 178)	75 (69.4 to 129)	29-4 (44.7 to 48.3)	11-4 (5.4 to 19.2)	2-7 (1.5 to 4.6)	63-1 (5.4 to 19.2)	1,100
Gout	0 (0 to 0)	0 (0 to 0)	0 (0 to 0)	0 (0 to 0)	0 (0 to 0)	0 (0 to 0)	0 (0 to 0)	0 (0 to 0)	0-1 (0 to 1.3)	0-4 (0 to 2.2)	1-5 (0.4 to 5.2)	3-4 (1.5 to 7.6)	3-8 (1.7 to 7)	6-12 (3.1 to 15)	7-12 (3.7 to 20.3)	9-17 (4.9 to 27.6)	9-17 (5.4 to 29.1)	9-17 (5.4 to 27.4)	9-17 (5.4 to 27.4)	9-17 (5.4 to 27.4)	9-17 (5.4 to 27.4)	9-17 (5.4 to 27.4)	9-17 (5.4 to 27.4)	9-17 (5.4 to 27.4)	9-17 (5.4 to 27.4)	137
Other musculoskeletal disorders	0 (0 to 0)	0 (0 to 0)	0 (0 to 0)	0-2 (0.1 to 0.5)	0-3 (0.2 to 1.2)	9-5 (3.9 to 17.7)	21-3 (11.9 to 34.7)	37-3 (21.5 to 59.4)	49-1 (28.7 to 73.9)	51-6 (30.3 to 80.4)	59-3 (32.4 to 94.3)	78-9 (44.9 to 136)	94-3 (52.2 to 155)	99-4 (55.5 to 159)	89-3 (46.7 to 147)	92-3 (49.1 to 154)	101 (48.4 to 181)	97-6 (47.2 to 121)	47-6 (19.7 to 84)	24-1 (10.2 to 45.4)	10-2 (4.2 to 17.5)	2-6 (1.1 to 4.7)	942
Other non-communicable diseases	74-1 (52 to 113)	43-5 (21.5 to 69.6)	74-1 (52.7 to 104)	49-6 (28.9 to 65.3)	27-5 (16.9 to 39.9)	40-3 (24.5 to 58.4)	47-6 (26.5 to 68.9)	51-4 (27.5 to 70.7)	52-7 (30.3 to 70.6)	49-1 (29.9 to 77.3)	55-6 (32.5 to 88.1)	60 (34.1 to 112)	76 (51.4 to 156)	76 (51.4 to 156)	66 (115 to 202)	220 (160 to 370)	264 (222 to 453)	308 (220 to 453)	407 (260 to 592)	335 (230 to 634)	239 (179 to 372)	158 (120 to 263)	79-8 (60.2 to 152)	16-9 (9.9 to 28.7)	3,000
Congenital birth defects	71 (48.7 to 113)	35-3 (24.5 to 51.4)	62-1 (37.3 to 79.9)	30-3 (20.2 to 45.4)	18-7 (13.1 to 24.8)	19-8 (13.5 to 28.1)	16-1 (11.9 to 20.8)	13-9 (10.5 to 18.5)	12-8 (9.4 to 16.7)	11-6 (8.9 to 15.8)	12-5 (9.2 to 16.2)	12-6 (9.2 to 16.2)	10-2 (10.9 to 22.1)	10-9 (11.8 to 22.4)	18 (14.9 to 24.3)	19-3 (15.9 to 22.2)	19-3 (16.2 to 23)	19-3 (16.2 to 23)	19-3 (16.2 to 23)	19-4 (16.2 to 23)	5-3 (2.9 to 8.2)	3-3 (2.1 to 5.2)	1-1 (0.6 to 1.7)	0-4 (0.2 to 0.6)	393
Neural tube defects	3-9 (1.6 to 6.8)	2-4 (1.1 to 4.3)	3-4 (1.5 to 8.2)	4-4 (1.9 to 9.4)	0-8 (0.5 to 1.7)	0-9 (0.4 to 1.3)	0-9 (0.4 to 1.2)	0-6 (0.4 to 1.2)	0-7 (0.5 to 1.1)	0-6 (0.4 to 0.9)	0-4 (0.3 to 0.6)	0-4 (0.3 to 0.6)	0-4 (0.2 to 0.6)	0-4 (0.2 to 0.6)	0-3 (0.2 to 0.4)	0-3 (0.1 to 0.3)	0-2 (0.1 to 0.2)	0-2 (0.1 to 0.2)	0-1 (0.1 to 0.1)	0-1 (0.1 to 0.1)	0-1 (0.1 to 0.1)	0-1 (0.1 to 0.1)	0-1 (0.1 to 0.1)	0-1 (0.1 to 0.1)	21-3
Congenital heart anomalies	20-4 (12.4 to 33.3)	16-3 (12 to 27.4)	14-4 (7.9 to 28.9)	5-6 (3.3 to 10.9)	3-9 (1.9 to 6.6)	3-1 (2 to 5.2)	4-2 (2.4 to 7)	3-6 (2.1 to 5.7)	2-7 (1.6 to 4.3)	3-1 (1.9 to 5.2)	2-9 (1.6 to 4.3)	3-4 (2.2 to 4.8)	3-9 (2 to 8)	3-6 (1.7 to 7.5)	3-6 (1.5 to 6.8)	3-2 (1.2 to 5.5)	3 (1 to 7)	3-4 (1.1 to 9.4)	3-3 (1.1 to 9.4)	3-3 (1.1 to 9.7)	0-2 (0.1 to 0.5)	0-1 (0 to 0.3)	0-3 (0 to 0.9)	0-3 (0 to 0.9)	105
Orofacial clefts	0 (0 to 0)	0 (0 to 0)	0-2 (0 to 0.4)	0-4 (0 to 0.7)	0-3 (0 to 0.6)	0-3 (0 to 0.6)	0-3 (0 to 0.6)	0-3 (0 to 0.5)	0-3 (0 to 0.5)	0-3 (0 to 0.5)	0-2 (0 to 0.5)	0-3 (0 to 0.6)	0-3 (0 to 0.6)	0-3 (0 to 0.7)	0-3 (0 to 0.6)	0-3 (0 to 0.6)	0-3 (0 to 0.7)	0-3 (0 to 0.6)	0-3 (0 to 0.7)	0-2 (0 to 0.5)	0-2 (0 to 0.5)	0-1 (0 to 0.3)	0-2 (0 to 0.5)	0-1 (0 to 0.3)	0-1 (0 to 0.3)	5-2
Down syndrome	1-3 (0.4 to 2.5)	0-4 (0.2 to 0.7)	1 (0.4 to 2.3)	1-1 (0.7 to 2)	1-2 (0.7 to 2)	1-2 (0.7 to 2)	1-3 (0.8 to 1.9)	1-4 (0.9 to 2.1)	1-3 (0.9 to 1.8)	1-2 (0.9 to 1.6)	1-4 (0.9 to 1.9)	1-4 (0.9 to 2.2)	2 (1.2 to 3.9)	2-6 (1.2 to 5.1)	5-3 (2.7 to 9.1)	5 (2.7 to 8.6)	2-7 (1.4 to 4.4)	0 (0 to 0)	0 (0 to 0)	0 (0 to 0)	0 (0 to 0)	0 (0 to 0)	0 (0 to 0)	0 (0 to 0)	0 (0 to 0)	33
Turner syndrome	0 (0 to 0)	0 (0 to 0)	0 (0 to 0)	0 (0 to 0)	0 (0 to 0)	0 (0 to 0)	0 (0 to 0)	0 (0 to 0)	0 (0 to 0)	0 (0 to 0)	0 (0 to 0)	0 (0 to 0)	0 (0 to 0)	0 (0 to 0)	0 (0 to 0)	0 (0 to 0)	0 (0 to 0)	0 (0 to 0)	0 (0 to 0)	0 (0 to 0)	0 (0 to 0)	0 (0 to 0)	0 (0 to 0)	0 (0 to 0)	0 (0 to 0)	0
Klinefelter syndrome	0 (0 to 0)	0 (0 to 0)	0 (0 to 0)	0 (0 to 0)	0 (0 to 0)	0 (0 to 0)	0 (0 to 0)	0 (0 to 0)	0 (0 to 0)	0 (0 to 0)	0 (0 to 0)	0 (0 to 0)	0 (0 to 0)	0 (0 to 0)	0 (0 to 0)	0 (0 to 0)	0 (0 to 0)	0 (0 to 0)	0 (0 to 0)	0 (0 to 0)	0 (0 to 0)	0 (0 to 0)	0 (0 to 0)	0 (0 to 0)	0 (0 to 0)	0-3
Other chromosomal abnormalities	8-8 (4.6 to 20.4)	2-9 (2.1 to 7.8)	6-1 (4.5 to 11.1)	3-5 (2.2 to 5.6)	2-6 (1.6 to 3.6)	2-7 (1.7 to 3.9)	2-8 (1.8 to 4.2)	2-5 (1.5 to 3.8)	2 (1.3 to 3)	1-9 (1.2 to 2.8)	1-8 (1.1 to 2.6)	1-8 (1.1 to 2.6)	2-1 (1.2 to 3.2)	1-9 (1.1 to 2.8)	1-5 (0.9 to 2.2)	1-1 (0.6 to 1.7)	0-9 (0.5 to 1.4)	(0.5 to 1.4)	0-9 (0.5 to 1.4)	0-9 (0.5 to 1.4)	0-9 (0.5 to 1.4)	0-9 (0.5 to 1.4)	0-9 (0.5 to 1.4)	0-9 (0.5 to 1.4)	47-9
Congenital musculoskeletal and limb anomalies	2-4 (1.2 to 5.1)	1-8 (0.9 to 4.1)	3-9 (2.3 to 10.1)	2-3 (1.4 to 5.2)	1-6 (0.9 to 3.6)	1-7 (0.9 to 3.6)	1-7 (0.9 to 3.6)	4-1 (2.3 to 6.5)	3-7 (2.1 to 5.7)	3-6 (2.1 to 5.4)	3-6 (2.1 to 5.4)	2-6 (1.4 to 4.6)	4-4 (2.6 to 7.4)	4-8 (2.8 to 7.7)	2-6 (1.4 to 4.3)	4-3 (2.5 to 6.7)	3-4 (1.9 to 5.5)	3-4 (1.9 to 5.5)	1-9 (1 to 3.3)	1-1 (0.6 to 1.8)	0-5 (0.3 to 0.8)	0-2 (0.1 to 0.3)	0-2 (0.1 to 0.3)	0-2 (0.1 to 0.3)	84-7
Urogenital congenital anomalies	3-9 (1.5 to 14.4)	0-8 (0.4 to 3.3)	0-9 (0.5 to 3.6)	0-9 (0.5 to 3.6)	0-6 (0.4 to 2.7)	0-5 (0.3 to 2.6)	0-5 (0.3 to 2.6)	0-2 (0.2 to 0.4)	0-2 (0.2 to 0.4)	0-2 (0.1 to 0.3)	0-2 (0.1 to 0.3)	0-2 (0.1 to 0.3)	0-1 (0.1 to 0.2)	0-1 (0.1 to 0.2)	0-1 (0.1 to 0.2)	0-1 (0.1 to 0.2)	0-1 (0.1 to 0.2)	0-1 (0.1 to 0.2)	0-1 (0.1 to 0.2)	0-1 (0.1 to 0.2)	0-1 (0.1 to 0.2)	0-1 (0.1 to 0.2)	0-1 (0.1 to 0.2)	0-1 (0.1 to 0.2)	9-5
Other gynecological diseases	0 (0 to 0)	0 (0 to 0)	0 (0 to 0)	0 (0 to 0)	0 (0 to 0)	0 (0 to 0)	0 (0 to 0)	0 (0 to 0)	0 (0 to 0)	0 (0 to 0)	0 (0 to 0)	0 (0 to 0)	0 (0 to 0)	0 (0 to 0)	0 (0 to 0)	0 (0 to 0)	0 (0 to 0)	0 (0 to 0)	0 (0 to 0)	0 (0 to 0)	0 (0 to 0)	0 (0 to 0)	0 (0 to 0)	0 (0 to 0)	0 (0 to 0)	0
Digestive congenital anomalies	4-5 (2 to 10)	1-9 (0.7 to 4.6)	1-7 (1 to 4.6)	1 (0.3 to 3.7)	0-7 (0.3 to 2.6)	0-7 (0.2 to 2.6)	0-6 (0.2 to 2.6)	0-4 (0.2 to 1.5)	0-4 (0.2 to 1.4)	0-3 (0.1 to 1.2)	0-3 (0.1 to 1.2)	0-3 (0.1 to 1.2)	0-3 (0.1 to 1.2)	0-3 (0.1 to 1.2)	0-3 (0.1 to 1.2)	0-3 (0.1 to 1.2)	0-3 (0.1 to 1.2)	0-3 (0.1 to 1.2)	0-3 (0.1 to 1.2)	0-3 (0.1 to 1.2)	0-3 (0.1 to 1.2)	0-3 (0.1 to 1.2)	0-3 (0.1 to 1.2)	0-3 (0.1 to 1.2)	21-2
Other congenital birth defects	12-8 (2.9 to 39)	3-6 (0.5 to 9.6)	2-1 (0.4 to 5.2)	2-3 (0.4 to 6.4)	1-4 (0.3 to 3.6)	1-4 (0.3 to 3.6)	1-4 (0.3 to 3.6)	1-2 (0.3 to 2.5)	1-2 (0.3 to 2.5)	1-2 (0.3 to 2.5)	1-2 (0.3 to 2.5)	1-2 (0.3 to 2.5)	1-2 (0.3 to 2.5)	1-2 (0.3 to 2.5)	1-2 (0.3 to 2.5)	1-2 (0.3 to 2.5)	1-2 (0.3 to 2.5)	1-2 (0.3 to 2.5)	1-2 (0.3 to 2.5)	1-2 (0.3 to 2.5)	1-2 (0.3 to 2.5)	1-2 (0.3 to 2.5)	1-2 (0.3 to 2.5)	1-2 (0.3 to 2.5)	65
Urinary diseases and male infertility	0 (0 to 0)	0-2 (0 to 0)	0 (0 to 0)	0-3 (0 to 0.5)	0-4 (0 to 0.6)	0-4 (0 to 0.6)	0-4 (0 to 0.6)	2-4 (1 to 5.6)	3-6 (1.6 to 7.6)	4-5 (2.2 to 9.1)	5-1 (2.4 to 9.6)	6-6 (3.6 to 12.1)	7-1 (3.6 to 12.1)	8-6 (4.5 to 15.1)	8-6 (4.5 to 15.1)	8-6 (4.5 to 15.1)	8-6 (4.5 to 15.1)	8-6 (4.5 to 15.1)	8-6 (4.5 to 15.1)	8-6 (4.5 to 15.1)	8-6 (4.5 to 15.1)	8-6 (4.5 to 15.1)	8-6 (4.5 to 15.1)	8-6 (4.5 to 15.1)	698
Urolithiasis	0 (0 to 0)	0 (0 to 0)	0 (0 to 0)	0 (0 to 0)	0 (0 to 0.1)	0 (0 to 0.1)	0 (0 to 0.1)	0 (0 to 0.4)	0 (0 to 0.6)	0 (0 to 0.5)	0 (0 to 0.5)	0 (0 to 0.5)	0 (0 to 0.5)	0 (0 to 0.5)	0 (0 to 0.5)	0 (0 to 0.5)	0 (0 to 0.5)	0 (0 to 0.5)	0 (0 to 0.5)	0 (0 to 0.5)	0 (0 to 0.5)	0 (0 to 0.5)	0 (0 to 0.5)	0 (0 to 0.5)	0 (0 to 0.5)	28-6
Benign prostatic hyperplasia	0 (0 to 0)	0 (0 to 0)	0 (0 to 0)	0 (0 to 0)	0 (0 to 0)	0 (0 to 0)	0 (0 to 0)	0 (0 to 0)	0 (0 to 0)	0 (0 to 0)	0 (0 to 0)	0 (0 to 0)	0 (0 to 0)	0 (0 to 0)	0 (0 to 0)	0 (0 to 0)	0 (0 to 0)	0 (0 to 0)	0 (0 to 0)	0 (0 to 0)	0 (0 to 0)	0 (0 to 0)	0 (0 to 0)	0 (0 to 0)	0 (0 to 0)	388
Male infertility	1-8 (0 to 5)	0 (0 to 0)	0 (0 to 0)	0 (0 to 0)	2-4 (0 to 6)	2-7 (0 to 6)	2-5 (0 to 6)	2-5 (0.4 to 5.1)	2 (0.7 to 6.6)	2-7 (0.7 to 7.2)	2-7 (0.7 to 7.2)	2-9 (0.8 to 7.6)	2-2 (0.8 to 5.6)	2-2 (0.8 to 5.6)	2-2 (0.8 to 5.6)	2-2 (0.8 to 5.6)	2-2 (0.8 to 5.6)	2-2 (0.8 to 5.6)	2-2 (0.8 to 5.6)	2-2 (0.8 to 5.6)	2-2 (0.8 to 5.6)	2-2 (0.8 to 5.6)	2-2 (0.8 to 5.6)	2-2 (0.8 to 5.6)	13-8
Other urinary diseases	0-1 (0 to 1)	0-1 (0 to 1)	0-1 (0 to 1)	0-1 (0 to 1.2)	0-1 (0 to 1.2)	0-1 (0 to 1.2)	0-1 (0 to 1.2)	0-1 (0 to 0.2)	0-2 (0 to 0.3)	0-2 (0 to 0.3)	0-2 (0 to 0.4)	0-2 (0 to 0.7)	0-3 (0 to 0.9)	0-4 (0 to 0.9)	0-4 (0 to 0.9)	0-4 (0 to 1.1)	0-4 (0 to 1.1)	0-4 (0 to 1.1)	0-4 (0 to 1.1)	0-4 (0 to 1.1)	0-4 (0 to 1.1)	0-4 (0 to 1.1)	0-4 (0 to 1.1)	0-4 (0 to 1.1)	0-4 (0 to 1.1)	20-9
Gynecological diseases	0 (0 to 0)	0 (0 to 0)	0 (0 to 0)	0 (0 to 0)	0 (0 to 0)	0 (0 to 0)	0 (0 to 0)	0 (0 to 0)	0 (0 to 0)	0 (0 to 0)	0 (0 to 0)	0 (0 to 0)	0 (0 to 0)	0 (0 to 0)	0 (0 to 0)	0 (0 to 0)	0 (0 to 0)	0 (0 to 0)	0 (0 to 0)	0 (0 to 0)	0 (0 to 0)	0 (0 to 0)	0 (0 to 0)	0 (0 to 0)	0 (0 to 0)	0
Uterine fibroids	0 (0 to 0)	0 (0 to 0)	0 (0 to 0)	0 (0 to 0)	0 (0 to 0)	0 (0 to 0)	0 (0 to 0)	0 (0 to 0)	0 (0 to 0)	0 (0 to 0)	0 (0 to 0)	0 (0 to 0)	0 (0 to 0)	0 (0 to 0)	0 (0 to 0)	0 (0 to 0)	0 (0 to 0)	0 (0 to 0)	0 (0 to 0)	0 (0 to 0)	0 (0 to 0)	0 (0 to 0)	0 (0 to 0)	0 (0 to 0)	0 (0 to 0)	0
Polycystic ovarian syndrome	..	..	..	..	..	..	..	..	..	..	..	..	..	..	..	..	..	..	..	..	..	..	..	..	..	NA
Female infertility	..	..	..	..	..	..	..	..	..	..	..	..	..	..	..	..	..	..	..	..	..	..	..	..	..	NA
Endometriosis	..	..	..	..	..	..	..	..	..	..	..	..	..	..	..	..	..	..	..	..	..	..	..	..	..	NA
Genital prolapse	0 (0 to 0)	0 (0 to 0)	0 (0 to 0)	0 (0 to 0)	0 (0 to 0)	0 (0 to 0)	0 (0 to 0)	0 (0 to 0)	0 (0 to 0)	0 (0 to 0)	0 (0 to 0)	0 (0 to 0)	0 (0 to 0)	0 (0 to 0)	0 (0 to 0)	0 (0 to 0)	0 (0 to 0)	0 (0 to 0)	0 (0 to 0)	0 (0 to 0)	0 (0 to 0)	0 (0 to 0)	0 (0 to 0)	0 (0 to 0)	0 (0 to 0)	0
Premenstrual syndrome	..	..	..	..	..	..	..	..	..	..	..	..	..	..	..	..	..	..	..	..	..	..	..	..	..	NA
Other gynecological diseases	0 (0 to 0)	0 (0 to 0)	0 (0 to 0)	0 (0 to 0)	0 (0 to 0)	0 (0 to 0)	0 (0 to 0)	0 (0 to 0)	0 (0 to 0)	0 (0 to 0)	0 (0 to 0)	0 (0 to 0)	0 (0 to 0)	0 (0 to 0)	0 (0 to 0)	0 (0 to 0)	0 (0 to 0)	0 (0 to 0)	0 (0 to 0)	0 (0 to 0)	0 (0 to 0)	0 (0 to 0)	0 (0 to 0)	0 (0 to 0)	0 (0 to 0)	0
Hemoglobinopathies and hemolytic anemias	0-1 (0 to 0.1)	0-3 (0.1 to 1.1)	1 (0.2 to 3.9)	1 (0.4 to 6.7)	0-7 (0.3 to 2.5)	0-7 (0.3 to 2.5)	0-9 (0.4 to 2.1)	0-7 (0.4 to 1.4)	0-8 (0.4 to 1.9)	0-7 (0.3 to 1.8)	0-7 (0.3 to 1.6)	0-7 (0.4 to 1.7)	0-7 (0.5 to 2.2)	1-6 (0.7 to 4)	1-4 (0.7 to 3.2)	1-9 (1 to 4.7)	2-5 (1.1 to 5.1)	2-3 (1.1 to 5.1)	2-2 (1.1 to 5.1)	1-8 (1.1 to 3.1)	1-1 (0.6 to 1.8)	0-4 (0.2 to 0.7)	20-2
Thalassemias	0 (0 to 0)	0 (0 to 0)	0 (0 to 0)	0 (0 to 0)	0 (0 to 0)	0 (0 to 0)	0 (0 to 0)	0 (0 to 0)	0 (0 to 0)	0 (0 to 0)	0 (0 to 0)	0 (0 to 0)	0 (0 to 0)	0 (0 to 0)	0 (0 to 0)	0 (0 to 0)	0 (0 to 0)	0 (0 to 0)	0 (0 to 0)	0 (0 to 0)	0 (0 to 0)	0 (0 to 0)	0 (0 to 0)	0 (0 to 0)	0 (0 to 0)	0-1
Thalassemias trait	0 (0 to 0)	0-1 (0 to 0.3)	0-2 (0 to 1.7)	0-4 (0 to 0.5)	0-1 (0 to 0.5)	0-1 (0 to 0.5)	0-1 (0 to 0.2)	0-1 (0 to 0.2)	0-1 (0 to 0.2)	0-1 (0 to 0.2)	0-1 (0 to 0.2)	0-1 (0 to 0.2)	0-1 (0 to 0.2)	0-1 (0 to 0.2)	0-1 (0 to 0.2)	0-1 (0 to 0.4)	0-1 (0 to 0.4)	0-1 (0 to 0.4)	0-1 (0 to 0.4)	0-1 (0 to 0.4)	0-1 (0 to 0.4)	0-1 (0 to 0.4)	0-1 (0 to 0.4)	0-1 (0 to 0.4)	0-1 (0 to 0.4)	1-7
Sickle cell disorders	0 (0 to 0)	0-1 (0 to 0.1)	0-1 (0 to 0.3)	0-1 (0 to 0.2)	0-1 (0 to 0.1)	0-1 (0 to 0.1)	0-1 (0 to 0.2)	0-1 (0 to 0.2)	0-1 (0 to 0.2)	0-1 (0 to 0.1)	0-1 (0 to 0.1)	0-1 (0 to 0.1)	0-1 (0 to 0.1)	0-1 (0 to 0.1)	0-1 (0 to 0.1)	0-1 (0 to 0.1)	0-1 (0 to 0.1)	0-1 (0 to 0.1)	0-1 (0 to 0.1)	0-1 (0 to 0.1)	0-1 (0 to 0.1)	0-1 (0 to 0.1)	0-1 (0 to 0.1)	0-1 (0 to 0.1)	0-1 (0 to 0.1)	0-9
Sickle cell trait	0 (0 to 0)	0 (0 to 0)	0 (0 to 0)	0-2 (0 to 0.7)	0-3 (0 to 1.1)	0-3 (0 to 1.1)	0-3 (0 to 1.1

SR Table 2a: Wiltshire DALYs by cause and age group for males with 95% uncertainty intervals, 2019

Cause	Early Neonatal	Late Neonatal	Post Neonatal	1 to 4	5 to 9	10 to 14	15 to 19	20 to 24	25 to 29	30 to 34	35 to 39	40 to 44	45 to 49	50 to 54	55 to 59	60 to 64	65 to 69	70 to 74	75 to 79	80 to 84	85 to 89	90 to 94	95 plus	Total
All causes	288 (269 to 309)	1,164 (1,100 to 1,230)	2,144 (1,999 to 2,294)	1,004 (944 to 1,067)	696 (654 to 739)	600 (563 to 641)	1,033 (969 to 1,100)	1,731 (1,629 to 1,837)	2,183 (2,060 to 2,310)	2,773 (2,619 to 2,931)	3,313 (3,130 to 3,500)	3,923 (3,708 to 4,144)	4,599 (4,350 to 4,860)	5,446 (5,150 to 5,756)	6,440 (6,090 to 6,808)	7,511 (7,102 to 7,939)	8,429 (7,969 to 8,909)	9,529 (9,000 to 10,077)	10,400 (9,823 to 11,000)	11,203 (10,583 to 11,850)	11,772 (11,120 to 12,450)	12,107 (11,440 to 12,806)	71,100
Communicable, maternal, neonatal, and nutritional diseases	288 (269 to 309)	1,164 (1,100 to 1,230)	1,144 (1,067 to 1,225)	1,004 (944 to 1,067)	696 (654 to 739)	600 (563 to 641)	1,033 (969 to 1,100)	1,731 (1,629 to 1,837)	2,183 (2,060 to 2,310)	2,773 (2,619 to 2,931)	3,313 (3,130 to 3,500)	3,923 (3,708 to 4,144)	4,599 (4,350 to 4,860)	5,446 (5,150 to 5,756)	6,440 (6,090 to 6,808)	7,511 (7,102 to 7,939)	8,429 (7,969 to 8,909)	9,529 (9,000 to 10,077)	10,400 (9,823 to 11,000)	11,203 (10,583 to 11,850)	11,772 (11,120 to 12,450)	12,107 (11,440 to 12,806)	3,540
HIV/AIDS and sexually transmitted infections	9/6	3/4	4/8	0/4	0/2	0/2	0/4	1/1	4/5	4/5	2/4	4/6	3/4	5/4	4/7	4/9	3/5	2/2	1/1	0/3	0/2	0/1	0/0	66
HIV/AIDS	0	0	0	0	0	0	0	0	2	4	2	4	3	4	5	5	3	2	1	0	0	0	0	42
HIV/AIDS - Drug-susceptible Tuberculosis	0	0	0	0	0	0	0	0	0	0	0	0	0	0	0	0	0	0	0	0	0	0	0	3
HIV/AIDS - Multidrug-resistant Tuberculosis without extensive drug-resistance	0	0	0	0	0	0	0	0	0	0	0	0	0	0	0	0	0	0	0	0	0	0	0	0
HIV/AIDS - Extensively drug-resistant Tuberculosis	0	0	0	0	0	0	0	0	0	0	0	0	0	0	0	0	0	0	0	0	0	0	0	0
HIV/AIDS resulting in other diseases	0/6	0/3	0/2	0/1	0/1	0/1	0/2	0/2	2	3/7	4/4	4/5	5/5	4/6	4/8	3/9	2/5	2/8	1/7	0/4	0/1	0/1	0/1	39
Sexually transmitted infections excluding HIV	9/6	3/4	4/5	0/1	0/2	0/1	0/1	0/1	2/3	0/4	0/5	0/5	0/7	0/7	0/7	0/6	0/4	0/4	0/2	0/2	0/1	0/1	0/1	23
Syphilis	9/6	3/4	4/5	0/1	0/1	0/1	0/1	0/1	0/1	0/1	0/1	0/1	0/1	0/1	0/1	0/1	0/1	0/1	0/1	0/1	0/1	0/1	0/1	18
Chlamydial infection	0	0	0	0	0	0	0	0	0	0	0	0	0	0	0	0	0	0	0	0	0	0	0	0
Gonococcal infection	0	0	0	0	0	0	0	0	0	0	0	0	0	0	0	0	0	0	0	0	0	0	0	0
Trichomoniasis	0	0	0	0	0	0	0	0	0	0	0	0	0	0	0	0	0	0	0	0	0	0	0	0
Genital herpes	0	0	0	0	0	0	0	0	0	0	0	0	0	0	0	0	0	0	0	0	0	0	0	0
Other sexually transmitted infections	0	0	0	0	0	0	0	0	0	0	0	0	0	0	0	0	0	0	0	0	0	0	0	0
Respiratory infections and tuberculosis	1/1	1/1	1/1	2/3	1/2	1/2	2/3	3/4	3/4	3/4	3/4	3/4	3/4	3/4	3/4	3/4	3/4	3/4	3/4	3/4	3/4	3/4	3/4	4
Tuberculosis	1/1	1/1	1/1	2/3	1/2	1/2	2/3	3/4	3/4	3/4	3/4	3/4	3/4	3/4	3/4	3/4	3/4	3/4	3/4	3/4	3/4	3/4	3/4	4
Latent tuberculosis infection	0/0	0/0	0/0	0/0	0/0	0/0	0/0	0/0	0/0	0/0	0/0	0/0	0/0	0/0	0/0	0/0	0/0	0/0	0/0	0/0	0/0	0/0	0/0	0
Active tuberculosis	1/1	1/1	1/1	2/3	1/2	1/2	2/3	3/4	3/4	3/4	3/4	3/4	3/4	3/4	3/4	3/4	3/4	3/4	3/4	3/4	3/4	3/4	3/4	4
Drug-susceptible tuberculosis	0/0	0/0	0/0	0/1	0/1	0/1	0/1	0/1	0/1	0/1	0/1	0/1	0/1	0/1	0/1	0/1	0/1	0/1	0/1	0/1	0/1	0/1	0/1	0
Multidrug-resistant tuberculosis without extensive drug-resistance	0/0	0/0	0/0	0/0	0/0	0/0	0/0	0/0	0/0	0/0	0/0	0/0	0/0	0/0	0/0	0/0	0/0	0/0	0/0	0/0	0/0	0/0	0/0	0
Extensively drug-resistant tuberculosis	0/0	0/0	0/0	0/0	0/0	0/0	0/0	0/0	0/0	0/0	0/0	0/0	0/0	0/0	0/0	0/0	0/0	0/0	0/0	0/0	0/0	0/0	0/0	0
Lower respiratory infections	2/8	2/9	4/4	2/2	2/2	2/1	2/1	3/1	7	13	14/8	19/8	22/8	30/8	40/8	60/8	87	126	170	206	227	228	203	1,760
Upper respiratory infections	0	0	0	0	0	0	0	0	0	0	0	0	0	0	0	0	0	0	0	0	0	0	0	0
Otitis media	0/0	0/0	0/0	0/0	0/0	0/0	0/0	0/0	0/0	0/0	0/0	0/0	0/0	0/0	0/0	0/0	0/0	0/0	0/0	0/0	0/0	0/0	0/0	0
Enteric infections	0/3	1/1	2/7	2/6	1/1	1/1	1/1	1/1	1/1	1/1	1/1	1/1	1/1	1/1	1/1	1/1	1/1	1/1	1/1	1/1	1/1	1/1	1/1	7
Diarrheal diseases	0/3	1/1	2/7	2/6	1/1	1/1	1/1	1/1	1/1	1/1	1/1	1/1	1/1	1/1	1/1	1/1	1/1	1/1	1/1	1/1	1/1	1/1	1/1	7
Typhoid and paraphoid	0	0	0	0	0	0	0	0	0	0	0	0	0	0	0	0	0	0	0	0	0	0	0	0
Typhoid fever	0	0	0	0	0	0	0	0	0	0	0	0	0	0	0	0	0	0	0	0	0	0	0	0
Paraphoid fever	0	0	0	0	0	0	0	0	0	0	0	0	0	0	0	0	0	0	0	0	0	0	0	0
Invasive Non-typhoidal Salmonella (iNTS)	0	0	0	0	0	0	0	0	0	0	0	0	0	0	0	0	0	0	0	0	0	0	0	0
Other intestinal infectious diseases	0/3	0/1	0/1	0/1	0/1	0/1	0/1	0/1	0/1	0/1	0/1	0/1	0/1	0/1	0/1	0/1	0/1	0/1	0/1	0/1	0/1	0/1	0/1	0
Neglected tropical diseases and malaria	0/1	0/4	1/5	2/6	0/6	0/1	0/1	0/2	0/1	0/2	0/2	0/1	0/1	0/2	0/2	0/1	0/1	0/1	0/1	0/1	0/1	0/1	0/1	7
Malaria	0	0	0	0	0	0	0	0	0	0	0	0	0	0	0	0	0	0	0	0	0	0	0	0
Chagas disease	0	0	0	0	0	0	0	0	0	0	0	0	0	0	0	0	0	0	0	0	0	0	0	0
Leishmaniasis	0	0	0	0	0	0	0	0	0	0	0	0	0	0	0	0	0	0	0	0	0	0	0	0
Visceral leishmaniasis	0	0	0	0	0	0	0	0	0	0	0	0	0	0	0	0	0	0	0	0	0	0	0	0
Cutaneous and mucocutaneous leishmaniasis	0	0	0	0	0	0	0	0	0	0	0	0	0	0	0	0	0	0	0	0	0	0	0	0
African trypanosomiasis	0	0	0	0	0	0	0	0	0	0	0	0	0	0	0	0	0	0	0	0	0	0	0	0
Schistosomiasis	0	0	0	0	0	0	0	0	0	0	0	0	0	0	0	0	0	0	0	0	0	0	0	0
Cysticercosis	0	0	0	0	0	0	0	0	0	0	0	0	0	0	0	0	0	0	0	0	0	0	0	0
Cystic echinococcosis	0	0	0	0	0	0	0	0	0	0	0	0	0	0	0	0	0	0	0	0	0	0	0	0
Lymphatic filariasis	0	0	0	0	0	0	0	0	0	0	0	0	0	0	0	0	0	0	0	0	0	0	0	0
Onchocerciasis	0	0	0	0	0	0	0	0	0	0	0	0	0	0	0	0	0	0	0	0	0	0	0	0
Trachoma	0	0	0	0	0	0	0	0	0	0	0	0	0	0	0	0	0	0	0	0	0	0	0	0
Dengue	0	0	0	0	0	0	0	0	0	0	0	0	0	0	0	0	0	0	0	0	0	0	0	0
Yellow fever	0	0	0	0	0	0	0	0	0	0	0	0	0	0	0	0	0	0	0	0	0	0	0	0
Rabies	0	0	0	0	0	0	0	0	0	0	0	0	0	0	0	0	0	0	0	0	0	0	0	0
Intestinal nematode infections	0	0	0	0	0	0	0	0	0	0	0	0	0	0	0	0	0	0	0	0	0	0	0	0
Ascariasis	0	0	0	0	0	0	0	0	0	0	0	0	0	0	0	0	0	0	0	0	0	0	0	0
Trichuriasis	0	0	0	0	0	0	0	0	0	0	0	0	0	0	0	0	0	0	0	0	0	0	0	0
Hookworm disease	0	0	0	0	0	0	0	0	0	0	0	0	0	0	0	0	0	0	0	0	0	0	0	0
Food-borne trematodoses	0	0	0	0	0	0	0	0	0	0	0	0	0	0	0	0	0	0	0	0	0	0	0	0
Leprosy	0	0	0	0	0	0	0	0	0	0	0	0	0	0	0	0	0	0	0	0	0	0	0	0
Ebola	0	0	0	0	0	0	0	0	0	0	0	0	0	0	0	0	0	0	0	0	0	0	0	0
Zika virus	0	0	0	0	0	0	0	0	0	0	0	0	0	0	0	0	0	0	0	0	0	0	0	0
Guinea worm disease	0	0	0	0	0	0	0	0	0	0	0	0	0	0	0	0	0	0	0	0	0	0	0	0
Other neglected tropical diseases	0/1	0/4	0/4	0/6	0/6	0/1	0/1	0/2	0/1	0/2	0/2	0/1	0/1	0/2	0/2	0/1	0/1	0/1	0/1	0/1	0/1	0/1	0/1	7
Other infectious diseases	1/6	2/8	1/4	2/6	1/5	1/1	1/1	1/2	1/2	1/2	1/2	1/2	1/2	1/2	1/2	1/2	1/2	1/2	1/2	1/2	1/2	1/2	1/2	178
Meningitis	0/5	1/4	4/4	2/6	2/3	2/1	2/1	3/1	2/1	2/1	2/1	2/1	2/1	2/1	2/1	2/1	2/1	2/1	2/1	2/1	2/1	2/1	2/1	55
Encephalitis	0/1	0/3	1/2	1/8	0/9	0/7	0/8	1/4	1/3	1/3	1/3	1/2	1/2	1/6	1/7	1/9	1/5	1/3	2/5	1/4	1/8	1/4	0/5	20
Diphtheria	0	0	0	0	0	0	0	0	0	0	0	0	0	0	0	0	0	0	0	0	0	0	0	0
Tetanus	0/0	0/0	0/0	0/0	0/0	0/0	0/0	0/0	0/0	0/0	0/0	0/0	0/0	0/0	0/0	0/0	0/0	0/0	0/0	0/0	0/0	0/0	0/0	0
Measles	0/1	0/1	0/1	0/1	0/1	0/1	0/1	0/1	0/1	0/1	0/1	0/1	0/1	0/1	0/1	0/1	0/1	0/1	0/1	0/1	0/1	0/1	0/1	0
Varicella and herpes zoster	0/1	0/1	0/4	0/2	0/3	0/2	0/2	0/2	0/2	0/2	0/2	0/2	0/2	0/2	0/2	0/2	0/2	0/2	0/2	0/2	0/2	0/2	0/2	0
Acute hepatitis	0/0	0/0	0/0	0/1	0/1	0/1	0/1	0/1	0/1	0/1	0/1	0/1	0/1	0/1	0/1	0/1	0/1	0/1	0/1	0/1	0/1	0/1	0/1	0
Acute hepatitis A	0/0	0/0	0/0	0/1	0/1	0/1	0/1	0/1	0/1	0/1	0/1	0/1	0/1	0/1	0/1	0/1	0/1	0/1	0/1	0/1	0/1	0/1	0/1	0
Acute hepatitis B	0/0	0/0	0/0	0/1	0/1	0/1	0/1	0/1	0/1	0/1	0/1	0/1	0/1	0/1	0/1	0/1	0/1	0/1	0/1	0/1	0/1	0/1	0/1	0
Acute hepatitis C	0/0	0/0	0/0	0/0	0/0	0/0	0/0	0/0	0/0	0/0	0/0	0/0	0/0	0/0	0/0	0/0	0/0	0/0	0/0	0/0	0/0	0/0	0/0	0
Acute hepatitis E	0/0	0/0	0/0	0/1	0/1	0/1	0/1	0/1	0/1	0/1	0/1	0/1	0/1	0/1	0/1	0/1	0/1	0/1	0/1	0/1	0/1	0/1	0/1	0
Other unspecified infectious diseases	0/5 to 1/8	0/7 to 2/7	1/4 to 5/4	1/2 to 6/4	0/2 to 1/6	1/1 to 3/1	0/1 to 2/3	1/1 to 2/6	1/2 to 2/6	1/2 to 2/6	1/3 to 3/4	1/3 to 3/6	1/4 to 3/8	1/4 to 3/8	1/5 to 3/8	1/5 to 3/8	1/5 to 3/8	1/5 to 3/8	1/5 to 3/8	1/5 to 3/8	1/5 to 3/8	1/5 to 3/8	1/5 to 3/8	61
Maternal and neonatal disorders	244 (194 to 307)	713 (537 to 941)	465 (255 to 727)	22 (20 to 42)	25 (7 to 55)	25 (7 to 57)	24 (7 to 54)	26 (7 to 54)	25 (7 to 51)	24 (6 to 52)	24 (6 to 52)	24 (6 to 52)	24 (6 to 52)	24 (6 to 52)	24 (6 to 52)	24 (6 to 52)	24 (6 to 52)	24 (6 to 52)	24 (6 to 52)	24 (6 to 52)	24 (6 to 52)	24 (6 to 52)	24 (6 to 52)	687
Maternal disorders	0	0	0	0	0	0	0	0	0	0	0	0	0	0	0	0	0	0	0	0	0	0	0	0
Maternal hemorrhage	0	0	0	0	0	0	0	0	0	0	0	0	0	0	0	0	0	0	0	0	0	0	0	0
Maternal sepsis and other maternal infections	0	0	0	0	0	0	0	0	0	0	0	0	0	0	0	0	0	0	0	0	0	0	0	0
Maternal hypertensive disorders	0	0	0	0	0	0	0	0	0	0	0	0	0	0	0	0	0	0	0	0	0	0	0	0
Maternal obstructed labor and uterine rupture	–	–	–	–	–	–	–	–	–	–	–	–	–	–	–	–	–	–	–	–	–	–	–	NA
Maternal abortion and miscarriage	–	–	–	–	–	–	–	–	–	–	–	–	–	–	–	–	–	–	–	–	–	–	–	NA
Ectopic pregnancy	–	–	–	–	–	–	–	–	–	–	–	–	–	–	–	–	–	–	–	–	–	–	–	NA
Indirect maternal deaths	–	–	–	–	–	–	–	–	–	–	–	–	–	–	–	–	–	–	–	–	–	–	–	NA
Late maternal deaths	–	–	–	–	–	–	–	–	–	–	–	–	–	–	–	–	–	–	–	–	–	–	–	NA
Maternal deaths aggravated by HIV/AIDS	–	–	–	–	–	–	–	–	–	–	–	–	–	–	–	–	–	–	–	–	–	–	–	NA
Neonatal disorders	244 (194 to 307)	713 (537 to 941)	465 (255 to 727)	22 (20 to 42)	25 (7 to 55)	25 (7 to 57)	24 (7 to 54)	26 (7 to 54)	25 (7 to 51)	24 (6 to 52)	24 (6 to 52)	24 (6 to 52)	24 (6 to 52)	24 (6 to 52)	24 (6 to 52)	24 (6 to 52)	24 (6 to 52)	24 (6 to 52)	24 (6 to 52)	24 (6 to 52)	24 (6 to 52)	24 (6 to 52)	24 (6 to 52)	687
Neonatal preterm birth	182 (147 to 245)	542 (403 to 751)	88.7 (37 to 41.9)	16.3 (11 to 32.2)	17.5 (5 to 39)	18.2 (5 to 41)	16.8 (5 to 38.2)	16.6 (5 to 38.4)	17 (5 to 39)	16.5 (5 to 38.2)	15.9 (5 to 37)	15.9 (5 to 37)	15.9 (5 to 37)	16.4 (5 to 37)	17.4 (5 to 37)	17.8 (5 to 37)	18.2 (5 to 37)	18.1 (5 to 37)	17.7 (5 to 37)	17.4 (5 to 37)	16.9 (5 to 37)	16.2 (5 to 37)	15.4 (5 to 37)	499
Neonatal encephalopathy due to birth asphyxia and trauma	22.1 (20.6 to 51.3)	7.3 (4.5 to 11.3)	4.6 (2.5 to 7.7)	7.3 (3.9 to 11.5)	7.7 (4.5 to 12.4)	7.7 (4.5 to 12.4)	7.3 (4.3 to 11.4)	7.3 (4.1 to 11.5)	7.5 (4.1 to 11.8)	7.3 (4.1 to 11.5)	6.8 (3.7 to 10.9)	6.8 (3.7 to 10.9)	6.2 (3.4 to 10.2)	7.6 (4.2 to 12.3)	8.3 (4.5 to 13.2)	8.9 (4.9 to 14.1)	9.3 (5.1 to 14.7)	9.5 (5.2 to 15.1)	9.6 (5.2 to 15.2)	9.5 (5.1 to 15.2)	9.3 (5.1 to 15.1)	8.9 (4.8 to 14.4)	144
Neonatal sepsis and other neonatal infections	3.8 (2.3 to 5.8)	3.6 (2.1 to 5.7)	2 (1.1 to 3.1)	0.4 (0.2 to 0.7)	0.4 (0.2 to 0.6)	0.4 (0.2 to 0.6)	0.4 (0.2 to 0.6)	0.4 (0.2 to 0.6)	0.4 (0.2 to 0.6)	0.4 (0.2 to 0.6)	0.4 (0.2 to 0.6)	0.4 (0.2 to 0.7)	0.5 (0.2 to 0.7)	0.5 (0.2 to 0.7)	0.5 (0.2 to 0.7)	0.5 (0.2 to 0.8)	0.5 (0.2 to 0.8)	0.5 (0.2 to 0.8)	0.5 (0.2 to 0.8)	0.5 (0.2 to 0.8)	0.5 (0.2 to 0.8)	0.5 (0.2 to 0.8)	15.7
Hemolytic disease and other neonatal jaundice	0.3 (0.1 to 0.5)	0.1 (0.1 to 0.2)	0.1 (0 to 0.1)	0.3 (0.2 to 0.5)	0.3 (0.2 to 0.4)	0.3 (0.2 to 0.4)	0.2 (0.2 to 0.4)	0.2 (0.2 to 0.4)	0.3 (0.2 to 0.4)	0.3 (0.2 to 0.4)	0.3 (0.2 to 0.4)	0.3 (0.2 to 0.4)	0.3 (0.2 to 0.4)	0.3 (0.2 to 0.4)	0.3 (0.2 to 0.4)	0.3 (0.2 to 0.4)	0.2 (0.2 to 0.3)	0.2 (0.1 to 0.2)	0.2 (0.1 to 0.2)	0.1 (0.1 to 0.2)	0.1 (0.1 to 0.2)	0.1 (0 to 0.1)	4.6
Other neonatal disorders	14.4 (9.4 to 23)	5.9 (3.6 to 9.3)	3.1 (1.2 to 7.1)	0.1 (0 to 0.5)	0.1 (0 to 0.5)	0.1 (0 to 0.5



Osteoarthritis other	0 (0 to 0)	0 (0 to 0)	0 (0 to 0)	0 (0 to 0)	0 (0 to 0)	0 (0 to 0)	0 (0 to 0)	0 (0 to 0)	0 (0 to 0)	0 (0 to 0)	0-1 (0 to 2)	0-6 (0 to 14)	1-9 (0 to 43)	4-8 (2 to 10)	9-1 (3 to 19)	12-8 (5 to 28)	14-6 (6 to 30)	15-6 (7 to 31)	18-4 (9 to 39)	14 (6 to 28)	10-8 (5 to 22)	6-5 (3 to 13)	2-9 (1 to 5)	0-7 (0 to 1)	113							
Low back pain	0 (0 to 0)	0 (0 to 0)	0 (0 to 0)	0 (0 to 0)	9-1 (4 to 17)	44-8 (24 to 73)	70-4 (44 to 101)	101 (59 to 160)	107 (72 to 210)	108 (61 to 240)	107 (64 to 240)	96 (57 to 213)	86 (51 to 179)	96 (58 to 203)	98 (60 to 211)	108 (66 to 229)	135 (83 to 222)	136 (83 to 220)	139 (85 to 215)	103 (63 to 161)	84 (51 to 131)	54 (32 to 85)	34 (20 to 53)	21 (12 to 33)	1,680							
Neck pain	0 (0 to 0)	0 (0 to 0)	0 (0 to 0)	2-9 (1-2 to 6-5)	20-7 (10-4 to 39-1)	39-8 (19-2 to 81-5)	39-4 (19-3 to 73-4)	50-6 (26 to 97)	73-9 (38-7 to 136)	91-9 (49-1 to 153)	95 (49-1 to 167)	106 (55-1 to 222)	136 (66 to 249)	139 (63 to 255)	112 (57 to 198)	89-6 (52 to 171)	89-2 (54 to 170)	82-5 (52 to 141)	40-9 (21 to 72)	22-4 (12 to 39)	8-3 (4 to 15)	1-1 (0 to 3)	0-1 (0 to 0)	1,250							
Gout	0 (0 to 0)	0 (0 to 0)	0 (0 to 0)	0 (0 to 0)	0 (0 to 1)	0 (0 to 1)	0 (0 to 1)	0 (0 to 1)	0 (0 to 1)	0 (0 to 1)	0 (0 to 1)	0 (0 to 1)	0 (0 to 1)	0 (0 to 1)	0 (0 to 1)	0 (0 to 1)	0 (0 to 1)	0 (0 to 1)	0 (0 to 1)	0 (0 to 1)	0 (0 to 1)	0 (0 to 1)	0 (0 to 1)	0 (0 to 0)	139							
Other musculoskeletal disorders	0 (0 to 0)	0 (0 to 0)	0 (0 to 0)	0-4 (0 to 0-7)	0-7 (0 to 1-7)	12-4 (5-1 to 22-9)	32-6 (17-7 to 51-1)	39-6 (20-7 to 66)	64-2 (32-7 to 105)	73-7 (42-5 to 115)	76-6 (44-3 to 130)	76-1 (42-6 to 132)	102 (59 to 182)	103 (71 to 165)	101 (68-5 to 161)	97-4 (59-4 to 155)	102 (54-2 to 171)	97-4 (52-6 to 155)	75-7 (42-5 to 116)	35 (24-7 to 57)	15-2 (12 to 22-5)	4-1 (1 to 6-8)	1,160							
Other non-communicable diseases	103 (70 to 156)	52-9 (39-5 to 72-4)	114 (81-4 to 161)	92-3 (62-7 to 156)	53 (29-1 to 71-9)	53-6 (28-6 to 78-2)	54-3 (28-6 to 78-3)	66-7 (46-8 to 89-4)	71-6 (51-9 to 97-8)	80-2 (57-6 to 112)	88-2 (61-7 to 124)	95-1 (66-2 to 139)	142 (100 to 198)	200 (140 to 281)	247 (175 to 344)	268 (183 to 367)	340 (234 to 471)	287 (203 to 396)	264 (184 to 371)	200 (137 to 281)	133 (92 to 192)	66-3 (45 to 97-4)	16-7 (12-3 to 24-7)	3,080							
Congenital birth defects	69-8 (48-7 to 102)	44-3 (32-6 to 62)	68-5 (45-4 to 110)	54-4 (36-9 to 73-2)	29-8 (19-4 to 37-7)	20-2 (9-4 to 34-9)	23-9 (11-7 to 37-1)	24-2 (10-1 to 37-4)	21-2 (10-1 to 32-1)	19-4 (10-1 to 32-2)	14-5 (7-2 to 22-2)	16-2 (7-2 to 26-6)	17-5 (7-2 to 32-1)	19-6 (7-2 to 36-2)	22-5 (7-6 to 39-6)	22-4 (7-6 to 39-4)	18-4 (7-5 to 33-2)	13 (7-5 to 18)	4-9 (2-1 to 7-2)	2-8 (1-1 to 3)	1-7 (1 to 2-6)	0-6 (0 to 1-3)	0-3 (0 to 0-5)	0-1 (0 to 0-1)	548							
Neural tube defects	9-1 (4-3 to 15-9)	3-1 (1-6 to 6-2)	4-6 (1-7 to 9-8)	3-3 (1 to 11-5)	2-1 (0-7 to 7-7)	1-2 (0-6 to 4-1)	0-9 (0 to 3-2)	1-0 (0 to 2-4)	1-6 (0 to 2-2)	1-1 (0 to 2-4)	0-9 (0 to 2-1)	0-9 (0 to 1-4)	0-7 (0 to 1-5)	0-7 (0 to 1-5)	0-6 (0 to 1-4)	0-4 (0 to 1-2)	0-3 (0 to 0-9)	0-2 (0 to 0-7)	0-1 (0 to 0-5)	0-1 (0 to 0-3)	0-1 (0 to 0-3)	0-1 (0 to 0-3)	0-1 (0 to 0)	0-1 (0 to 0)	34-3							
Congenital heart anomalies	25-2 (15-2 to 44-2)	21 (14 to 31-5)	22-3 (12-6 to 42-2)	11-7 (7-4 to 19-2)	4-2 (2-5 to 6-1)	4-1 (2-4 to 6-9)	2-5 (1-7 to 3-5)	6-2 (3-7 to 9-1)	3-7 (2-1 to 7-1)	5 (2-4 to 8-2)	4-3 (2-4 to 6-5)	2-4 (1-3 to 5-3)	3-8 (1-5 to 6-5)	3-9 (2-3 to 5-7)	3-2 (1-4 to 5)	2-9 (1-4 to 4-6)	2-2 (0-9 to 3-8)	2-1 (0-7 to 3-5)	0-9 (0-4 to 1-7)	0-4 (0-1 to 0-9)	0-2 (0 to 0-4)	0-1 (0 to 0-3)	0-1 (0 to 0-2)	0-1 (0 to 0)	132							
Orofacial clefts	0 (0 to 0-1)	0-3 (0-1 to 0-5)	0-5 (0-2 to 1-1)	0-4 (0-1 to 0-9)	0-4 (0-1 to 0-9)	0-4 (0-1 to 0-8)	0-4 (0-1 to 0-8)	0-4 (0-1 to 0-9)	0-4 (0-1 to 0-9)	0-4 (0-1 to 0-9)	0-4 (0-1 to 0-9)	0-4 (0-1 to 0-9)	0-4 (0-1 to 0-9)	0-4 (0-1 to 0-9)	0-4 (0-1 to 0-9)	0-4 (0-1 to 0-9)	0-3 (0-1 to 0-7)	0-3 (0-1 to 0-7)	0-3 (0-1 to 0-7)	0-3 (0-1 to 0-6)	0-2 (0 to 0-4)	0-1 (0 to 0-3)	0-1 (0 to 0-2)	0-1 (0 to 0)	6-4							
Down syndrome	4-5 (1-6 to 8-5)	1-4 (0-7 to 2-3)	3-5 (1-4 to 6-3)	3-3 (1-2 to 5-4)	2-1 (1-2 to 3-1)	2 (1-2 to 3-1)	2 (1-4 to 3-6)	2-6 (1-3 to 4-2)	2-9 (1-3 to 4-2)	2-7 (1-3 to 4-2)	2-5 (1-2 to 3-7)	2-5 (1-2 to 3-7)	4-3 (2-1 to 6-3)	8 (4-2 to 12)	9-7 (4-5 to 15-1)	8-4 (3-7 to 13-8)	7-5 (3-4 to 12-2)	4-6 (2 to 7-2)	2-6 (1 to 4-3)	1-3 (0 to 2-1)	0-6 (0 to 1-1)	0-3 (0 to 0-5)	0-2 (0 to 0-4)	0-1 (0 to 0)	67-1							
Turner syndrome	0 (0 to 0)	0 (0 to 0)	0 (0 to 0)	0 (0 to 0)	0 (0 to 0)	0 (0 to 0)	0 (0 to 0)	0 (0 to 0)	0 (0 to 0)	0 (0 to 0)	0 (0 to 0)	0 (0 to 0)	0 (0 to 0)	0 (0 to 0)	0 (0 to 0)	0 (0 to 0)	0 (0 to 0)	0 (0 to 0)	0 (0 to 0)	0 (0 to 0)	0 (0 to 0)	0 (0 to 0)	0 (0 to 0)	0 (0 to 0)	0							
Klinefelter syndrome	0 (0 to 0)	0 (0 to 0)	0 (0 to 0)	0 (0 to 0)	0 (0 to 0)	0 (0 to 0)	0 (0 to 0)	0-1 (0 to 0-1)	0-1 (0 to 0-1)	0-1 (0 to 0-1)	0-1 (0 to 0-1)	0-1 (0 to 0-1)	0-1 (0 to 0-1)	0 (0 to 0)	0 (0 to 0)	0 (0 to 0)	0 (0 to 0)	0 (0 to 0)	0 (0 to 0)	0 (0 to 0)	0 (0 to 0)	0 (0 to 0)	0 (0 to 0)	0 (0 to 0)	0-4							
Other chromosomal abnormalities	11-7 (6-3 to 20-7)	5 (2-5 to 10-2)	10-1 (5-7 to 18-2)	6-4 (4-1 to 10-2)	2-8 (1-5 to 4-2)	3-6 (2-3 to 5-2)	3-5 (2-3 to 5-4)	3-6 (2-3 to 5-4)	2-9 (1-9 to 4-2)	2-8 (1-8 to 4-1)	2-5 (1-6 to 3-7)	2-1 (1-3 to 3-2)	2-5 (1-5 to 3-6)	2-1 (1-2 to 3-2)	1-5 (0-9 to 1-5)	0-9 (0-5 to 1-5)	0-7 (0-4 to 1-1)	0-5 (0-3 to 0-9)	0-3 (0 to 0-5)	0-2 (0 to 0-3)	0-1 (0 to 0-2)	0-1 (0 to 0-2)	0-1 (0 to 0)	0-1 (0 to 0)	65-5							
Congenital musculoskeletal and limb anomalies	3-4 (1-7 to 6-5)	1-2 (0-7 to 2-2)	0-5 (0 to 1-6)	12-5 (7-2 to 22-2)	8-8 (4-7 to 14-5)	7-7 (3-9 to 12-1)	5-7 (2-7 to 9)	5-7 (2-7 to 9-3)	5-3 (2-7 to 8-2)	5-1 (2-6 to 8-3)	3-8 (2-1 to 6-2)	4-5 (2-3 to 7)	5-5 (2-7 to 8-6)	5-5 (2-7 to 8-6)	5-6 (2-7 to 8-6)	5-4 (2-7 to 8-2)	4-6 (2-3 to 7-3)	3-6 (1-7 to 5-3)	2-1 (1 to 3-2)	1-1 (0 to 1-7)	0-8 (0 to 1-2)	0-4 (0 to 0-7)	0-2 (0 to 0-3)	0-1 (0 to 0)	109							
Urogenital congenital anomalies	5 (1-9 to 10-1)	1-1 (0-4 to 2-3)	1-4 (0-7 to 2-6)	1-4 (0-7 to 2-6)	0-9 (0-4 to 1-7)	0-7 (0-3 to 0-7)	0-4 (0-2 to 0-8)	0-4 (0-2 to 0-8)	0-4 (0-2 to 0-8)	0-3 (0-2 to 0-6)	0-2 (0 to 0-3)	0-2 (0 to 0-3)	0-2 (0 to 0-3)	0-2 (0 to 0-3)	0-1 (0 to 0-2)	0-1 (0 to 0-2)	0-1 (0 to 0-2)	0-1 (0 to 0-1)	0-1 (0 to 0-1)	0-1 (0 to 0-1)	0-1 (0 to 0-1)	0-1 (0 to 0-1)	0-1 (0 to 0-1)	0-1 (0 to 0)	12-7							
Digestive congenital anomalies	13-3 (8-7 to 20-2)	6-2 (3-1 to 9-8)	7-1 (3-4 to 11-7)	5-1 (2-6 to 8-3)	3-1 (1 to 5-3)	2-6 (1-4 to 4-6)	2-1 (0-9 to 3-6)	2-4 (1-1 to 3-9)	2-4 (1-1 to 3-9)	2-4 (1-1 to 3-9)	2-4 (1-1 to 3-9)	2-4 (1-1 to 3-9)	2-4 (1-1 to 3-9)	2-4 (1-1 to 3-9)	2-4 (1-1 to 3-9)	2-4 (1-1 to 3-9)	2-4 (1-1 to 3-9)	2-4 (1-1 to 3-9)	2-4 (1-1 to 3-9)	2-4 (1-1 to 3-9)	2-4 (1-1 to 3-9)	2-4 (1-1 to 3-9)	2-4 (1-1 to 3-9)	2-4 (1-1 to 3-9)	36-4							
Other congenital birth defects	16-6 (4-5 to 37-3)	4-6 (1-3 to 9-3)	10-1 (3-4 to 22-4)	4-7 (1-7 to 12-2)	2-1 (0-9 to 5)	2-5 (1-1 to 5-2)	2-1 (1-1 to 4-4)	2-3 (1-2 to 4-8)	2-4 (1-2 to 4-9)	2-3 (1-2 to 4-6)	1-7 (1 to 3-4)	1-6 (1 to 3-3)	2-1 (1 to 4-2)	2-1 (1 to 4-3)	1-9 (1 to 3-7)	1-6 (1 to 3-1)	1-3 (0-7 to 2-6)	1-1 (0-6 to 2-2)	0-8 (0-4 to 1-6)	0-4 (0-2 to 0-8)	0-3 (0-1 to 0-6)	0-2 (0 to 0-4)	0-1 (0 to 0-3)	0-1 (0 to 0-1)	84-4							
Urinary diseases and male infertility	0-1 (0 to 0-1)	0-2 (0 to 0-1)	0-4 (0 to 0-6)	0-6 (0 to 0-9)	0-6 (0 to 0-8)	0-6 (0 to 0-8)	0-6 (0 to 0-8)	0-6 (0 to 0-7)	0-6 (0 to 0-8)	0-6 (0 to 0-8)	0-5 (0 to 0-7)	0-5 (0 to 0-7)	0-5 (0 to 0-7)	0-5 (0 to 0-7)	0-5 (0 to 0-7)	0-5 (0 to 0-7)	0-4 (0 to 0-6)	0-4 (0 to 0-6)	0-3 (0 to 0-5)	0-3 (0 to 0-4)	0-2 (0 to 0-3)	0-2 (0 to 0-3)	0-1 (0 to 0-2)	0-1 (0 to 0-1)	572							
Urolithiasis	0 (0 to 0)	0 (0 to 0)	0 (0 to 0)	0-1 (0 to 0-1)	0-1 (0 to 0-1)	0-1 (0 to 0-2)	0-1 (0 to 0-2)	0-2 (0 to 0-5)	0-4 (0 to 0-9)	0-4 (0 to 1-4)	0-3 (0 to 0-9)	0-3 (0 to 0-9)	0-4 (0 to 1-1)	0-7 (0 to 2-2)	0-7 (0 to 2-2)	0-7 (0 to 2-2)	0-6 (0 to 2-1)	0-5 (0 to 1-9)	0-4 (0 to 1-5)	0-3 (0 to 1-2)	0-2 (0 to 0-8)	0-2 (0 to 0-5)	0-1 (0 to 0-4)	0-1 (0 to 0-2)	32-4							
Benign prostatic hyperplasia	0 (0 to 0)	0 (0 to 0)	0 (0 to 0)	0 (0 to 0)	0 (0 to 0)	0 (0 to 0)	0 (0 to 0)	0 (0 to 0)	0 (0 to 0)	0 (0 to 0)	0 (0 to 0)	0 (0 to 0)	0 (0 to 0)	0 (0 to 0)	0 (0 to 0)	0 (0 to 0)	0 (0 to 0)	0 (0 to 0)	0 (0 to 0)	0 (0 to 0)	0 (0 to 0)	0 (0 to 0)	0 (0 to 0)	0 (0 to 0)	0 (0 to 0)	221							
Male infertility	0 (0 to 0)	0 (0 to 0)	0 (0 to 0)	0 (0 to 0)	0 (0 to 0)	0 (0 to 0)	0 (0 to 0)	2-5 (0-6 to 7-5)	2-9 (1 to 9-5)	2-6 (1 to 10-4)	2-3 (1-2 to 10-5)	2-3 (1 to 9-5)	2-6 (1 to 10-4)	2-5 (1 to 10-2)	2-4 (1-2 to 10-1)	2-3 (1 to 9-5)	2-1 (1 to 8-5)	1-9 (0-9 to 7-5)	1-7 (0-8 to 6-9)	1-5 (0-7 to 6-2)	1-1 (0-5 to 4-5)	0-7 (0-3 to 2-9)	0-4 (0 to 1-7)	0-2 (0 to 0-7)	19-2							
Other urinary diseases	0-1 (0 to 0-1)	0-1 (0 to 0-1)	0-1 (0 to 0-2)	0-2 (0 to 0-3)	0-2 (0-2 to 0-3)	0-2 (0-1 to 0-3)	0-2 (0-1 to 0-3)	0-4 (0-2 to 0-6)	0-4 (0 to 0-6)	0-4 (0-3 to 1)	0-3 (0 to 0-9)	0-3 (0 to 0-9)	0-4 (0-2 to 1-1)	0-5 (0-2 to 1-2)	0-4 (0-2 to 1-1)	0-4 (0-2 to 1-1)	0-3 (0 to 0-9)	0-3 (0 to 0-8)	0-2 (0 to 0-7)	0-2 (0 to 0-6)	0-1 (0 to 0-4)	0-1 (0 to 0-3)	0-1 (0 to 0-2)	0-1 (0 to 0)	25-4							
Gynecological diseases	0 (0 to 0)	0 (0 to 0)	0 (0 to 0)	0 (0 to 0)	0 (0 to 0)	0 (0 to 0)	0 (0 to 0)	0 (0 to 0)	0 (0 to 0)	0 (0 to 0)	0 (0 to 0)	0 (0 to 0)	0 (0 to 0)	0 (0 to 0)	0 (0 to 0)	0 (0 to 0)	0 (0 to 0)	0 (0 to 0)	0 (0 to 0)	0 (0 to 0)	0 (0 to 0)	0 (0 to 0)	0 (0 to 0)	0 (0 to 0)	0 (0 to 0)	0							
Uterine fibroids	0 (0 to 0)	0 (0 to 0)	0 (0 to 0)	0 (0 to 0)	0 (0 to 0)	0 (0 to 0)	0 (0 to 0)	0 (0 to 0)	0 (0 to 0)	0 (0 to 0)	0 (0 to 0)	0 (0 to 0)	0 (0 to 0)	0 (0 to 0)	0 (0 to 0)	0 (0 to 0)	0 (0 to 0)	0 (0 to 0)	0 (0 to 0)	0 (0 to 0)	0 (0 to 0)	0 (0 to 0)	0 (0 to 0)	0 (0 to 0)	0 (0 to 0)	0							
Polycystic ovarian syndrome	..	..	..	..	..	..	..	..	..	..	..	..	..	..	..	..	..	..	..	..	..	..	..	..	..	NA							
Female infertility	..	..	..	..	..	..	..	..	..	..	..	..	..	..	..	..	..	..	..	..	..	..	..	..	..	NA							
Endometriosis	..	..	..	..	..	..	..	..	..	..	..	..	..	..	..	..	..	..	..	..	..	..	..	..	..	NA							
Genital prolapse	0 (0 to 0)	0 (0 to 0)	0 (0 to 0)	0 (0 to 0)	0 (0 to 0)	0 (0 to 0)	0 (0 to 0)	0 (0 to 0)	0 (0 to 0)	0 (0 to 0)	0 (0 to 0)	0 (0 to 0)	0 (0 to 0)	0 (0 to 0)	0 (0 to 0)	0 (0 to 0)	0 (0 to 0)	0 (0 to 0)	0 (0 to 0)	0 (0 to 0)	0 (0 to 0)	0 (0 to 0)	0 (0 to 0)	0 (0 to 0)	0 (0 to 0)	0							
Premenstrual syndrome	..	..	..	..	..	..	..	..	..	..	..	..	..	..	..	..	..	..	..	..	..	..	..	..	..	NA							
Other gynecological diseases	0 (0 to 0)	0 (0 to 0)	0 (0 to 0)	0 (0 to 0)	0 (0 to 0)	0 (0 to 0)	0 (0 to 0)	0 (0 to 0)	0 (0 to 0)	0 (0 to 0)	0 (0 to 0)	0 (0 to 0)	0 (0 to 0)	0 (0 to 0)	0 (0 to 0)	0 (0 to 0)	0 (0 to 0)	0 (0 to 0)	0 (0 to 0)	0 (0 to 0)	0 (0 to 0)	0 (0 to 0)	0 (0 to 0)	0 (0 to 0)	0 (0 to 0)	0							
Hemoglobinopathies and hemolytic anemias	0-1 (0 to 0-1)	0-1 (0-1 to 0-4)	0-4 (0-1 to 1-4)	1-5 (0-4 to 5-6)	2-2 (0-8 to 8-8)	0-9 (0-3 to 2-8)	0-7 (0-4 to 2-4)	0-6 (0-3 to 1-7)	0-8 (0-3 to 2-1)	1 (0-5 to 2-7)	0-9 (0-3 to 2-1)	0-8 (0-3 to 2-1)	0-8 (0-4 to 2-1)	1-1 (0-5 to 2-7)	1-7 (0-7 to 4-2)	1-4 (0-5 to 3-7)	1-7 (0-9 to 4)	1-4 (0-6 to 3-5)	2 (1-1 to 4-2)	1-8 (1 to 3-2)	1-6 (1 to 2-8)	1-2 (0-8 to 2-2)	0-7 (0-5 to 1-3)	0-3 (0-1 to 0-5)	24-7							
Thalassemias	0 (0 to 0)	0 (0 to 0)	0 (0 to 0)	0 (0 to 0)	0 (0 to 0)	0 (0 to 0)	0 (0 to 0)	0 (0 to 0)	0 (0 to 0)	0 (0 to 0)	0 (0 to 0)	0 (0 to 0)	0 (0 to 0)	0 (0 to 0)	0 (0 to 0)	0 (0 to 0)	0 (0 to 0)	0 (0 to 0)	0 (0 to 0)	0 (0 to 0)	0 (0 to 0)	0 (0 to 0)	0 (0 to 0)	0 (0 to 0)	0 (0 to 0)	0-1							
Thalassemias trait	0 (0 to 0)	0 (0 to 0)	0-1 (0 to 0-4)	0-5 (0 to 2-2)	0-5 (0 to 2-2)	0-1 (0 to 0-1)	0-1 (0 to 0-2)	0-1 (0 to 0-2)	0-1 (0 to 0-3)	0-1 (0 to 0-3)	0-1 (0 to 0-4)	0-1 (0 to 0-4)	0-1 (0 to 0-4)	0-1 (0 to 0-4)	0-1 (0 to 0-4)	0-1 (0 to 0-3)	0-1 (0 to 0-3)	0-1 (0 to 0-3)	0-1 (0 to 0-3)	0-1 (0 to 0-3)	0-1 (0 to 0-3)	0-1 (0 to 0-3)	0-1 (0 to 0-3)	0-1 (0 to 0-3)	0 (0 to 0)	2							
Sickle cell disorders	0 (0 to 0)	0 (0 to 0)	0-1 (0 to 0-1)	0-2 (0 to 0-6)	0-1 (0 to 0-2)	0-1 (0 to 0-2)	0-1 (0 to 0-2)	0-1 (0 to 0-2)	0-1 (0 to 0-3)	0-1 (0 to 0-3)	0-1 (0 to 0-3)	0-1 (0 to 0-4)	0-1 (0 to 0-4)	0-1 (0 to 0-4)	0-1 (0 to 0-4)	0-1 (0 to 0-4)	0-1 (0 to 0-3)	0-1 (0 to 0-3)	0-1 (0 to 0-3)	0-1 (0 to 0-3)	0-1 (0 to 0-3)	0-1 (0 to 0-3)	0-1 (0 to 0-3)	0-1 (0 to 0-3)	0 (0 to 0)	1-2							
Sickle cell trait	0 (0 to 0)	0 (0 to 0)	0-1 (0 to 0-3)	0-2 (0 to 1-1)	0-4 (0 to 1-7)	0-5 (0 to 2-1)	0-5 (0 to 2-1)	0-5 (0 to 2-1)	0-5 (0 to 2-1)	0-5 (0 to 2-1)	0-5 (0 to 2-1)	0-5 (0 to 2-1)	0-5 (0 to 2-1)	0-5 (0 to 2-1)	0-5 (0 to 2-1)	0-5 (0 to 2-1)	0-5 (0 to 2-1)	0-5 (0 to 2-1)	0-5 (0 to 2-1)	0-5 (0 to 2-1)	0-5 (0 to 2-1)	0-5 (0 to 2-1)	0-5 (0 to 2-1)	0-5 (0 to 2-1)	0 (0 to 0)	1-5							
G6PD deficiency	0 (0 to 0)	0 (0 to 0)	0-1 (0 to 0-3)	0-2 (0 to 1-1)	0-4 (0 to 1-7)	0-5 (0 to 2-1)	0-5 (0 to 2-1)	0-5 (0 to 2-1)	0-5 (0 to 2-1)	0-5 (0 to 2-1)	0-5 (0 to 2-1)	0-5 (0 to 2-1)	0-5 (0 to 2-1)	0-5 (0 to 2-1)	0-5 (0 to 2-1)	0-5 (0 to 2-1)	0-5 (0 to 2-1)	0-5 (0 to 2-1)	0-5 (0 to 2-1)	0-5 (0 to 2-1)	0-5 (0 to 2-1)	0-5 (0 to 2-1)	0-5 (0 to 2-1)	0-5 (0 to 2-1)	0 (0 to 0)	4-4							
G6PD trait	0 (0 to 0)	0 (0 to 0)	0 (0 to 0)	0 (0 to 0)	0 (0 to 0)	0 (0 to 0)	0 (0 to 0)	0 (0 to 0)	0 (0 to 0)	0 (0 to 0)	0 (0 to 0)	0 (0 to 0)	0 (0 to 0)	0 (0 to 0)	0 (0 to 0)	0 (0 to 0)	0 (0 to 0)	0 (0 to 0)	0 (0 to 0)	0 (0 to 0)	0 (0 to 0)	0 (0 to 0)	0 (0 to 0)	0 (0 to 0)	0 (0 to 0)	0							
Other hemoglobinopathies and hemolytic anemias	0 (0 to 0)	0 (0 to 0)	0-5 (0 to 2-7)	0-5 (0 to 2-8)	0-6 (0 to 4-8)	0-3 (0 to 1-6)	0-3 (0 to 1-1)	0-3 (0 to 1-4)	0-3 (0 to 0-9)	0-3 (0 to 1-1)	0-5 (0 to 1-8)	0-5 (0 to 2-1)	0-6 (0 to 2-1)	0-6 (0 to 2-4)	0-4 (0 to 1-9)	0-4 (0 to 1-6)	0-3 (0 to 1-2)	0-3 (0 to 1-1)	0-2 (0 to 0-9)	0-2 (0 to 0-8)	0-2 (0 to 0-7)	0-1 (0 to 0-5)	0-1 (0 to 0-3)	0-1 (0 to 0-2)	0 (0 to 0)	4-4							
Endocrine, metabolic, blood, and immune disorders	3-3 (2-5 to 5-3)	2-9 (1-6 to 4-7)	11-3 (6-7 to 19-9)	20-9 (14-2 to 30-2)	17-1 (10-7 to 26-1)	18-6 (12-1 to 27-6)	19-4 (12-7 to 28-1)	22-2 (15 to 31-5)	23-6 (15-5 to 34-4)	24-1 (16-3 to 43)	24-1 (16-3 to 42)	28-3 (20-4 to 50-2)	34 (22-4 to 58-2)	29-5 (20-5 to 57-9)	29-1 (20-1 to 55-3)	28-1 (19-4 to 53)	27-4 (18-9 to 52)	26-1 (18-1 to 49)	25-1 (17-5 to 46-6)	23-1 (16-2 to 43-1)	20-1 (14-2 to 37-8)	16-3 (11-5 to 29-7)	11-5 (8-1 to 20-5)	6-3 (4-2 to 10-5)	960							
Oral disorders	0 (0 to 0)	4-9 (2-9 to 7-8)	2-9 (1-7 to 4-6)	4-3 (2-5 to 7-1)	3-5 (1-9 to 6-1)	8-4 (4-3 to 14-4)	10-5 (5-5 to 17-7)	15-6 (8-8 to 25-6)	20-6 (11 to 32-9)	23-1 (13-7 to 39-6)	23-6 (13-8 to 40-3)	25-5 (15-6 to 43-3)	29-1 (17-4 to 54-3)	49-1 (27-6 to 93-8)	71-4 (41-6 to 117)	89-2 (52-7 to 147)	98-4 (59-6 to 157)	111 (66-7 to 175)	134 (83-5 to 206)	131 (82-1 to 206)	71-8 (45-7 to 109)	40-2 (25-2 to 62-3)	15-6 (9-6 to 23-6)	3-1 (2-2 to 4-5)	936							
Caries of deciduous teeth	0 (0 to 0)	0 (0 to 0)	0 (0 to 0)	0-1 (0 to 0-9)	0-4 (0 to 2-2)	0 (0 to 0)	0 (0 to 0)	0 (0 to 0)	0 (0 to 0)	0 (0 to 0)	0 (0 to 0)	0 (0 to 0)	0 (0 to 0)	0 (0 to 0)	0 (0 to 0)	0 (0 to 0)	0 (0 to 0)	0 (0 to 0)	0 (0 to 0)	0 (0 to 0)	0 (0 to 0)	0 (0 to 0)	0 (0 to 0)	0 (0 to 0)	0 (0 to 0)	1-4							
Caries of permanent teeth	0 (0 to 0)	0 (0 to 0)	0 (0 to 0)	0 (0 to 0)	3-4 (0 to 4-24)	4-3 (1-5 to 8-1)	4-3 (1-7 to 8-5)	5-2 (1-5 to 10-1)	5-2 (1-6 to 10-4)	5-2 (1-6 to 10-3)	5-2 (1-6 to 10-2)	5-2 (1-6 to 10-2)	5-2 (1-6 to 10-2)	5-2 (1-6 to 10-2)	5-2 (1-6 to 10-2)	5-2 (1-6 to 10-2)	5-2 (1-6 to 10-2)	5-2 (1-6 to 10-2)	5-2 (1-6 to 10-2)	5-2 (1-6 to 10-2)	5-2 (1-6 to 10-2)	5-2 (1-6 to 10-2)	5-2 (1-6 to 10-2)	5-2 (1-6 to 10-2)	68-9							
Periodontal diseases	0 (0 to 0)	0 (0 to 0)	0 (0 to 0)	0 (0 to 0)	0 (0 to 0)	0 (0 to 0)	0 (0 to 0)	0 (0 to 0)	0 (0 to 0)	0-1 (0 to 0-1)	0-1 (0 to 0-1)	0-1 (0 to 0-1)	0-1 (0 to 0-1)	0-1 (0 to 0-1)	0-1 (0 to 0-1)	0-1 (0 to 0-1)	0-1 (0 to 0-1)	0-1 (0 to 0-1)	0-1 (0 to 0-1)	0-1 (0 to 0-1)	0-1 (0 to 0-1)	0-1 (0 to 0-1)	0-1 (0 to 0-1)	0-1 (0 to 0-1)	0 (0 to 0)	140							
Other oral disorders	0 (0 to 0)	0 (0 to 0)	0 (0 to 0)	4-5 (2-7 to 7)	4-2 (2-4 to 6-7)	4-5 (2-5 to 7)	4-3 (2-6 to 6-9)	7-6 (4-7 to 12-3)	9-1 (5-2 to 13-6)	9-1 (5-4 to 14-3)	8-3 (5-3 to 14)	8-3 (5-3 to 13-6)	10-4 (6-3 to 16-2)	11-7 (7-1 to 18)	11-7 (6-5 to 18-9)	11-6 (5-7 to 18-4)	9-5 (5-1 to 13)	7-7 (4-2 to 11)	6-4 (3-3 to 9-2)	5-2 (2-5 to 8-1)	3-7 (1-9 to 5-7)	2-3 (0-9 to 4-1)	0-9 (0 to 2-1)	0-3 (0 to 0-7)	129							
Sudden infant death syndrome	0-4 (2-5 to 6-2)	0-4 (2-5 to 6-2)	0-4 (1-9 to 5-9)	..	..	..	..	..	..	..	..	..	..	..	..	..	..	..	..	..	..	..	..	..	NA							
Injuries	0-9 (0-7 to 1-2)	1-4 (1 to 1-9)	10-5 (7-2 to 14-1)	44-6 (35-9 to 56)	59-3 (45-6 to 79-7)	90-8 (71-4 to 116)	214 (161 to 264)	401 (340 to 470)	378 (322 to 442)	372 (315 to 443)	341 (270 to 420)	349 (286 to 422)	408 (372 to 456)	430 (358 to 502)	431 (346 to 547)	353 (277 to 450)	312 (243 to 400)	340 (268 to 438)	268 (210 to 338)	235 (188 to 284)	169 (133 to 211)	82-7 (66-9 to 102)	23-2 (18-7 to 28-7)	5,390							
Transport injuries	0-1 (0 to 0-1)	0-1 (0 to 0-1)	0-3 (0-1 to 0-7)	9-7 (4-6 to 13-4)	14-6 (10-4 to 19-6)	22-1 (16-7 to 28-3)	58-1 (50-1 to 67-1)	104 (92-1 to 116)	104 (92-6 to 116)	102 (90-8

SR Table 2a: North Somerset DALYS by cause and age group for males with 95% uncertainty intervals, 2019

Cause	Early Neonatal	Late Neonatal	Post Neonatal	1 to 4	5 to 9	10 to 14	15 to 19	20 to 24	25 to 29	30 to 34	35 to 39	40 to 44	45 to 49	50 to 54	55 to 59	60 to 64	65 to 69	70 to 74	75 to 79	80 to 84	85 to 89	90 to 94	95 plus	Total
All causes	1,158 (1,062 to 1,276)	1,170 (1,040 to 1,322)	1,169 (1,039 to 1,324)	1,167 (1,047 to 1,299)	1,166 (1,047 to 1,298)	1,166 (1,047 to 1,298)	1,166 (1,047 to 1,298)	1,166 (1,047 to 1,298)	1,166 (1,047 to 1,298)	1,166 (1,047 to 1,298)	1,166 (1,047 to 1,298)	1,166 (1,047 to 1,298)	1,166 (1,047 to 1,298)	1,166 (1,047 to 1,298)	1,166 (1,047 to 1,298)	1,166 (1,047 to 1,298)	1,166 (1,047 to 1,298)	1,166 (1,047 to 1,298)	1,166 (1,047 to 1,298)	1,166 (1,047 to 1,298)	1,166 (1,047 to 1,298)	1,166 (1,047 to 1,298)	1,166 (1,047 to 1,298)	34,700
Communicable, maternal, neonatal, and nutritional diseases	1,158 (1,062 to 1,276)	1,170 (1,040 to 1,322)	1,169 (1,039 to 1,324)	1,167 (1,047 to 1,299)	1,166 (1,047 to 1,298)	1,166 (1,047 to 1,298)	1,166 (1,047 to 1,298)	1,166 (1,047 to 1,298)	1,166 (1,047 to 1,298)	1,166 (1,047 to 1,298)	1,166 (1,047 to 1,298)	1,166 (1,047 to 1,298)	1,166 (1,047 to 1,298)	1,166 (1,047 to 1,298)	1,166 (1,047 to 1,298)	1,166 (1,047 to 1,298)	1,166 (1,047 to 1,298)	1,166 (1,047 to 1,298)	1,166 (1,047 to 1,298)	1,166 (1,047 to 1,298)	1,166 (1,047 to 1,298)	1,166 (1,047 to 1,298)	1,166 (1,047 to 1,298)	1,550
HIV/AIDS and sexually transmitted infections	3.9 (1.1 to 9.1)	1.2 (0.4 to 3)	1.9 (0.6 to 4.3)	0.2 (0.1 to 0.5)	0.1 (0.1 to 0.1)	0.1 (0.1 to 0.1)	0.1 (0.1 to 0.2)	0.3 (0.2 to 0.4)	0.9 (0.7 to 1.2)	1.7 (1.3 to 2.2)	2.3 (1.8 to 3.1)	2.4 (1.8 to 3.3)	2.8 (2.1 to 3.6)	2.2 (1.7 to 3.1)	1.8 (1.3 to 2.4)	1.4 (0.9 to 2.1)	1.2 (0.8 to 1.8)	0.9 (0.6 to 1.7)	0.4 (0.2 to 0.8)	0.1 (0.1 to 0.2)	0.1 (0 to 0.1)	0 (0 to 0)	0 (0 to 0)	26.6
HIV/AIDS	0 (0 to 0)	0 (0 to 0)	0 (0 to 0.1)	0 (0 to 0.1)	0 (0 to 0.1)	0 (0 to 0.1)	0 (0 to 0.1)	0.3 (0.2 to 0.4)	0.8 (0.6 to 1.1)	1.5 (1.1 to 2.1)	2.1 (1.6 to 2.8)	2.2 (1.6 to 2.9)	2.5 (1.9 to 3.2)	1.9 (1.5 to 2.7)	1.2 (0.9 to 1.8)	0.8 (0.5 to 1.3)	0.6 (0.3 to 1.1)	0.3 (0.2 to 0.6)	0.1 (0 to 0.2)	0 (0 to 0.1)	0 (0 to 0)	0 (0 to 0)	0 (0 to 0)	16.7
HIV/AIDS - Drug-susceptible Tuberculosis	0 (0 to 0)	0 (0 to 0)	0 (0 to 0)



Osteoarthritis other	0 (0 to 0)	0 (0 to 0)	0 (0 to 0)	0 (0 to 0)	0 (0 to 0)	0 (0 to 0)	0 (0 to 0)	0 (0 to 0)	0 (0 to 0)	0 (0 to 0)	0 (0 to 1)	0 (0 to 0)	0.3 (0.1 to 0.7)	0.6 (0.3 to 2)	2.1 (0.9 to 4.7)	3.6 (1.6 to 8.1)	5.2 (2.3 to 11.4)	7 (3.1 to 15)	7 (3.4 to 15)	8.7 (4.2 to 17.9)	7 (3.5 to 14.2)	5.1 (2.4 to 10.4)	3 (1.5 to 5.9)	1.3 (0.4 to 2.4)	0.3 (0.1 to 0.4)		59.1
Low back pain	0 (0 to 0)	0 (0 to 0)	0 (0 to 0)	0 (0 to 0)	3.6 (1.4 to 8.8)	18.5 (10.6 to 30.1)	29.4 (17.4 to 47.1)	34.1 (19.6 to 54.9)	45 (26.9 to 71.6)	62 (36.2 to 95.9)	83.6 (50.4 to 130)	92.4 (51.7 to 154)	87.3 (47.8 to 152)	116 (63.4 to 209)	137 (72.9 to 239)	128 (67.2 to 236)	117 (71.2 to 178)	107 (70.7 to 164)	109 (60.9 to 184)	154 (92.2 to 249)	139 (85.5 to 207.7)	98.4 (61.7 to 157)	54 (32.1 to 89.6)	19.1 (9.2 to 34.8)	1.9 (1.2 to 2.9)		1,350
Neck pain	0 (0 to 0)	0 (0 to 0)	0 (0 to 0)	1.6 (0.5 to 3.4)	8.6 (4.4 to 16.4)	13.2 (6.2 to 23.8)	13.3 (6.4 to 25.2)	17.1 (8.4 to 32.9)	28.9 (14.5 to 54.6)	41.1 (22.9 to 69.1)	52.4 (31.7 to 79.7)	54.1 (31.2 to 89.1)	52.3 (27.4 to 99.2)	72.1 (37.3 to 131)	84.1 (42.1 to 151)	77.1 (39.5 to 140)	70.1 (37.3 to 131)	64.1 (34.5 to 112)	66.6 (32.4 to 120)	91.9 (49.2 to 170)	84.1 (46.4 to 137.3)	59.2 (32.5 to 97.3)	32.1 (16.7 to 54.6)	11.4 (5.3 to 21.9)	1.1 (0.5 to 2.1)		528
Gout	0 (0 to 0)	0 (0 to 0)	0 (0 to 0)	0 (0 to 0)	0 (0 to 0)	0 (0 to 0)	0 (0 to 0)	0 (0 to 0)	0 (0 to 0)	0 (0 to 0)	0 (0 to 0)	0 (0 to 0)	0 (0 to 0)	0 (0 to 0)	0 (0 to 0)	0 (0 to 0)	0 (0 to 0)	0 (0 to 0)	0 (0 to 0)	0 (0 to 0)	0 (0 to 0)	0 (0 to 0)	0 (0 to 0)	0 (0 to 0)	0 (0 to 0)	0 (0 to 0)		0
Other musculoskeletal disorders	0 (0 to 0)	0 (0 to 0)	0 (0 to 0)	0.2 (0.1 to 0.5)	0.3 (0.1 to 0.9)	0.5 (0.2 to 0.8)	0.6 (0.3 to 1.4)	19.4 (10.9 to 31.7)	29.1 (17.1 to 46.4)	34.9 (20.4 to 53.2)	34.8 (20.7 to 57.2)	40.5 (21.7 to 71.5)	52 (24.4 to 92.4)	49.4 (26.7 to 79)	45.4 (26.2 to 69.5)	42.9 (23.3 to 68.1)	51.1 (28.1 to 82.9)	40.3 (22.6 to 66.4)	27.2 (11.6 to 43)	16.9 (5.5 to 27.3)	7.3 (1.9 to 12.3)	1.6 (0.4 to 3.1)	0.2 (0 to 0.3)		324
Other non-communicable diseases	40.4 (26.1 to 61.6)	19.8 (14.6 to 25.6)	25.6 (27.5 to 89.7)	56 (36.9 to 80.9)	21.8 (15.4 to 29.4)	22.6 (17.7 to 28.4)	24.7 (17.7 to 32.9)	25.8 (19.9 to 34.5)	26.9 (19.9 to 36.5)	33.6 (24.1 to 46.7)	40.2 (29.6 to 56.2)	46 (32.2 to 64.1)	44.6 (30.1 to 66.2)	67.2 (41.6 to 101)	108 (77.4 to 153)	118 (82.6 to 161)	143 (96.7 to 198)	172 (103 to 256)	137 (90.1 to 193)	88.8 (73.2 to 109)	49.1 (47.2 to 51.6)	32.5 (31.9 to 44)	8.6 (5.5 to 11.6)		1,430
Congenital birth defects	39.3 (25.1 to 59.8)	15.5 (11.5 to 22.7)	20.8 (20.7 to 53)	24.4 (18.1 to 32.6)	11.3 (8.2 to 15.5)	11.1 (8.2 to 14.9)	10.6 (7.9 to 14)	9.4 (6.7 to 12.1)	9.2 (6.2 to 13.4)	8.5 (4.9 to 11.1)	8.9 (4.8 to 11.8)	9.5 (5.8 to 11.2)	10.2 (5.4 to 13.9)	11 (5.6 to 15.2)	10.8 (5.2 to 16.3)	9.8 (4.9 to 12.7)	9 (3.8 to 9.6)	2.2 (1.3 to 3.3)	1.4 (0.4 to 2.1)	0.8 (0.5 to 1.2)	0.4 (0.2 to 0.6)	0.1 (0.1 to 0.2)		240
Neural tube defects	3.3 (1.2 to 6.1)	0.8 (0.3 to 1.4)	1.7 (0.4 to 3.7)	2.3 (0.9 to 4.5)	0.4 (0.2 to 0.7)	0.5 (0.3 to 0.8)	0.5 (0.3 to 0.8)	0.5 (0.2 to 0.9)	0.5 (0.3 to 0.8)	0.5 (0.3 to 0.7)	0.4 (0.2 to 0.7)	0.3 (0.2 to 0.5)	0.3 (0.1 to 0.6)	0.1 (0.1 to 0.2)	0.1 (0.1 to 0.1)	0.1 (0.1 to 0.1)	0.1 (0.1 to 0.1)	0.1 (0.1 to 0.1)	0.1 (0.1 to 0.1)	0.1 (0.1 to 0.1)	0.1 (0.1 to 0.1)	0.1 (0.1 to 0.1)		12.4
Congenital heart anomalies	11.1 (6.4 to 18.1)	7.8 (5.4 to 11.9)	11.8 (9.3 to 22)	5.9 (3.9 to 9.4)	1.8 (1.1 to 3.1)	2 (1.3 to 3.1)	2.6 (1.5 to 4)	2.6 (1.9 to 3.6)	2.1 (1.2 to 3.1)	2.1 (1.2 to 3)	2.2 (1.1 to 3.3)	2.3 (1.1 to 3.5)	2.3 (1.1 to 3.5)	1.6 (0.8 to 2.7)	1.3 (0.4 to 2.3)	1 (0.3 to 1.9)	0.2 (0.1 to 0.4)	0.1 (0.1 to 0.3)	0.1 (0.1 to 0.2)	0.1 (0.1 to 0.1)	0.1 (0.1 to 0.1)	0.1 (0.1 to 0.1)		62.2
Orofacial clefts	0 (0 to 0)	0.1 (0.0 to 0.2)	0.2 (0.1 to 0.4)	0.1 (0 to 0.2)	0.1 (0 to 0.2)	0.1 (0 to 0.2)	0.1 (0 to 0.2)	0.1 (0 to 0.2)	0.1 (0 to 0.3)	0.1 (0 to 0.3)	0.1 (0 to 0.3)	0.1 (0 to 0.3)	0.1 (0 to 0.3)	0.2 (0.1 to 0.4)	0.2 (0.1 to 0.4)	0.1 (0 to 0.3)	0.1 (0 to 0.3)	0.1 (0 to 0.3)	0.1 (0 to 0.3)	0.1 (0 to 0.1)	0.1 (0 to 0.1)	0.1 (0 to 0.1)		2.3
Down syndrome	2.5 (0.6 to 5.2)	0.6 (0.3 to 1.2)	2 (0.6 to 4.2)	1.9 (1.1 to 3.2)	1.1 (0.4 to 1.5)	1 (0.4 to 1.5)	1.3 (0.4 to 1.5)	1.4 (0.7 to 1.7)	1.3 (0.6 to 2)	1.4 (0.6 to 2.1)	1.5 (1 to 2.2)	1.6 (1.0 to 2.4)	2.7 (1.3 to 4.7)	4.7 (2.3 to 7.2)	5.5 (2.4 to 8.7)	4.7 (1.9 to 7.7)	3 (1.1 to 4.8)	1.1 (0.3 to 2)	0.3 (0 to 0.5)	0.3 (0 to 0.5)	0.3 (0 to 0.5)	0.3 (0 to 0.5)		37.8
Turner syndrome	0 (0 to 0)	0 (0 to 0)	0 (0 to 0)	0 (0 to 0)	0 (0 to 0)	0 (0 to 0)	0 (0 to 0)	0 (0 to 0)	0 (0 to 0)	0 (0 to 0)	0 (0 to 0)	0 (0 to 0)	0 (0 to 0)	0 (0 to 0)	0 (0 to 0)	0 (0 to 0)	0 (0 to 0)	0 (0 to 0)	0 (0 to 0)	0 (0 to 0)	0 (0 to 0)	0 (0 to 0)	0 (0 to 0)	0 (0 to 0)		0
Klinefelter syndrome	0 (0 to 0)	0 (0 to 0)	0 (0 to 0)	0 (0 to 0)	0 (0 to 0)	0 (0 to 0)	0 (0 to 0)	0 (0 to 0)	0 (0 to 0)	0 (0 to 0)	0 (0 to 0)	0 (0 to 0)	0 (0 to 0)	0 (0 to 0)	0 (0 to 0)	0 (0 to 0)	0 (0 to 0)	0 (0 to 0)	0 (0 to 0)	0 (0 to 0)	0 (0 to 0)	0 (0 to 0)	0 (0 to 0)	0 (0 to 0)		0.2
Other chromosomal abnormalities	5.2 (2.4 to 11.9)	2 (1.1 to 4.1)	3.1 (2.6 to 8.6)	1.7 (1.1 to 2.6)	1.6 (1.0 to 2.4)	1.6 (1.1 to 2.4)	1.6 (1.1 to 2.4)	1.4 (0.9 to 2.1)	1.1 (0.7 to 1.4)	1.2 (0.8 to 1.9)	1.3 (0.8 to 2)	1.1 (0.7 to 1.7)	1.3 (0.7 to 2)	1 (0.5 to 1.5)	0.7 (0.4 to 1.1)	0.4 (0.2 to 0.7)	0.3 (0.2 to 0.4)	0.1 (0.1 to 0.2)	0.1 (0.1 to 0.1)	0.1 (0.1 to 0.1)	0.1 (0.1 to 0.1)	0.1 (0.1 to 0.1)		30.1
Congenital musculoskeletal and limb anomalies	0.7 (0.3 to 1.4)	0.4 (0.1 to 0.9)	3.6 (1.6 to 6.2)	5.3 (2.9 to 9.1)	3 (1.7 to 4.8)	3 (1.7 to 4.8)	1.9 (1.1 to 3.1)	1.8 (1.1 to 2.7)	1.2 (0.8 to 1.9)	1.2 (0.8 to 1.9)	2.2 (1.1 to 3.1)	2 (1.1 to 3.1)	2.4 (1.3 to 3.7)	2.5 (1.4 to 3.7)	1.4 (0.7 to 2.2)	1.6 (1.1 to 2.6)	1.6 (1.1 to 2.6)	1.4 (0.8 to 2.3)	0.8 (0.4 to 1.3)	0.4 (0.2 to 0.7)	0.2 (0.1 to 0.3)	0.1 (0 to 0.2)		43.8
Urogenital congenital anomalies	1.8 (0.4 to 7.7)	0.3 (0.1 to 1.1)	0.6 (0.2 to 1.4)	0.6 (0.2 to 1.5)	0.4 (0.2 to 0.8)	0.3 (0.2 to 0.6)	0.2 (0.1 to 0.5)	0.1 (0.1 to 0.3)	0.1 (0.1 to 0.2)	0.1 (0.1 to 0.3)	0.1 (0.1 to 0.2)	0.1 (0.1 to 0.2)	0.1 (0.1 to 0.3)	0.1 (0.1 to 0.1)	0 (0 to 0.1)	0 (0 to 0.1)	0 (0 to 0.1)	0 (0 to 0.1)	0 (0 to 0.1)	0 (0 to 0.1)	0 (0 to 0.1)	0 (0 to 0.1)	0 (0 to 0.1)		4.9
Digestive congenital anomalies	4.6 (2.4 to 8.1)	2.6 (1.2 to 4.8)	3.2 (1.1 to 9.2)	1.8 (0.9 to 3.2)	1.2 (0.6 to 2.1)	1.2 (0.6 to 2.1)	1.2 (0.6 to 2.1)	1.2 (0.6 to 2.1)	1.2 (0.6 to 2.1)	1.2 (0.6 to 2.1)	1.2 (0.6 to 2.1)	1.2 (0.6 to 2.1)	1.2 (0.6 to 2.1)	1.2 (0.6 to 2.1)	1.2 (0.6 to 2.1)	1.2 (0.6 to 2.1)	1.2 (0.6 to 2.1)	1.2 (0.6 to 2.1)	1.2 (0.6 to 2.1)	1.2 (0.6 to 2.1)	1.2 (0.6 to 2.1)	1.2 (0.6 to 2.1)		12.5
Other congenital birth defects	10.3 (5.4 to 17.1)	4.7 (3.3 to 6.5)	6.7 (2.4 to 9.1)	1.4 (0.9 to 2.4)	0.9 (0.6 to 2.1)	0.8 (0.5 to 2.1)	0.7 (0.7 to 1.9)	0.6 (0.7 to 1.6)	0.6 (0.7 to 1.4)	0.6 (0.7 to 1.4)	0.6 (0.5 to 1.5)	0.6 (0.4 to 1.4)	0.6 (0.5 to 1.6)	0.7 (0.5 to 1.6)	0.6 (0.4 to 1.4)	0.6 (0.3 to 1.2)	0.6 (0.3 to 1.2)	0.6 (0.3 to 1.2)	0.6 (0.3 to 1.2)	0.6 (0.3 to 1.2)	0.6 (0.3 to 1.2)	0.6 (0.3 to 1.2)		33.4
Urinary diseases and male infertility	0.1 (0 to 0.1)	0.1 (0 to 0.1)	0.1 (0 to 0.4)	0.2 (0.2 to 0.4)	0.3 (0.1 to 0.5)	0.3 (0.2 to 0.5)	0.3 (0.2 to 0.4)	1.3 (0.4 to 2.6)	2.4 (1.1 to 5.2)	3.4 (1.7 to 6.7)	3.4 (1.7 to 6.7)	4 (2 to 8.6)	3.4 (1.4 to 7.5)	3.4 (1.4 to 7.5)	3.4 (1.4 to 7.5)	3.4 (1.4 to 7.5)	3.4 (1.4 to 7.5)	3.4 (1.4 to 7.5)	3.4 (1.4 to 7.5)	3.4 (1.4 to 7.5)	3.4 (1.4 to 7.5)	3.4 (1.4 to 7.5)		37.3
Urolithiasis	0 (0 to 0)	0 (0 to 0)	0 (0 to 0)	0 (0 to 0)	0 (0 to 0)	0 (0 to 0.1)	0 (0 to 0.1)	0.1 (0 to 0.4)	0.1 (0 to 0.4)	0.1 (0 to 0.4)	0.2 (0 to 0.5)	0.2 (0 to 1.3)	0.2 (0.1 to 0.5)	0.2 (0.1 to 0.6)	0.2 (0.1 to 0.6)	0.2 (0.1 to 0.6)	0.2 (0.1 to 0.6)	0.2 (0.1 to 0.6)	0.2 (0.1 to 0.6)	0.2 (0.1 to 0.6)	0.2 (0.1 to 0.6)	0.2 (0.1 to 0.6)	0.2 (0.1 to 0.6)		17.3
Benign prostatic hyperplasia	0 (0 to 0)	0 (0 to 0)	0 (0 to 0)	0 (0 to 0)	0 (0 to 0)	0 (0 to 0)	0 (0 to 0)	0 (0 to 0)	0 (0 to 0)	0 (0 to 0)	0 (0 to 0)	0 (0 to 0)	0 (0 to 0)	0 (0 to 0)	0 (0 to 0)	0 (0 to 0)	0 (0 to 0)	0 (0 to 0)	0 (0 to 0)	0 (0 to 0)	0 (0 to 0)	0 (0 to 0)	0 (0 to 0)	0 (0 to 0)		126
Male infertility	0 (0 to 0)	0 (0 to 0)	0 (0 to 0)	0 (0 to 0)	0 (0 to 0)	0 (0 to 0)	0 (0 to 0)	0 (0 to 0.2)	0.1 (0 to 0.3)	0.2 (0 to 0.4)	0.2 (0 to 0.5)	0.2 (0 to 0.5)	0.2 (0 to 0.5)	0.2 (0 to 0.5)	0.2 (0 to 0.5)	0.2 (0 to 0.5)	0.2 (0 to 0.5)	0.2 (0 to 0.5)	0.2 (0 to 0.5)	0.2 (0 to 0.5)	0.2 (0 to 0.5)	0.2 (0 to 0.5)	0.2 (0 to 0.5)	0.2 (0 to 0.5)		7.7
Other urinary diseases	0 (0 to 0)	0 (0 to 0)	0 (0 to 0)	0 (0 to 0.1)	0.1 (0 to 0.1)	0.1 (0 to 0.1)	0.1 (0 to 0.1)	0.1 (0 to 0.1)	0.1 (0 to 0.2)	0.2 (0.1 to 0.4)	0.2 (0.1 to 0.5)	0.4 (0.2 to 0.9)	0.4 (0.2 to 0.9)	0.7 (0.4 to 1.5)	0.7 (0.4 to 1.5)	0.7 (0.4 to 1.7)	0.7 (0.4 to 1.7)	0.7 (0.4 to 1.7)	0.7 (0.4 to 1.7)	0.7 (0.4 to 1.7)	0.7 (0.4 to 1.7)	0.7 (0.4 to 1.7)	0.7 (0.4 to 1.7)	0.2 (0.1 to 0.6)		13.3
Gynecological diseases	0 (0 to 0)	0 (0 to 0)	0 (0 to 0)	0 (0 to 0)	0 (0 to 0)	0 (0 to 0)	0 (0 to 0)	0 (0 to 0)	0 (0 to 0)	0 (0 to 0)	0 (0 to 0)	0 (0 to 0)	0 (0 to 0)	0 (0 to 0)	0 (0 to 0)	0 (0 to 0)	0 (0 to 0)	0 (0 to 0)	0 (0 to 0)	0 (0 to 0)	0 (0 to 0)	0 (0 to 0)	0 (0 to 0)	0 (0 to 0)	0 (0 to 0)		0
Uterine fibroids	0 (0 to 0)	0 (0 to 0)	0 (0 to 0)	0 (0 to 0)	0 (0 to 0)	0 (0 to 0)	0 (0 to 0)	0 (0 to 0)	0 (0 to 0)	0 (0 to 0)	0 (0 to 0)	0 (0 to 0)	0 (0 to 0)	0 (0 to 0)	0 (0 to 0)	0 (0 to 0)	0 (0 to 0)	0 (0 to 0)	0 (0 to 0)	0 (0 to 0)	0 (0 to 0)	0 (0 to 0)	0 (0 to 0)	0 (0 to 0)	0 (0 to 0)		0
Polycystic ovarian syndrome	..	..	..	..	..	..	..	..	..	..	..	..	..	..	..	..	..	..	..	..	..	..	..	..	..		NA
Female infertility	..	..	..	..	..	..	..	..	..	..	..	..	..	..	..	..	..	..	..	..	..	..	..	..	..		NA
Endometriosis	..	..	..	..	..	..	..	..	..	..	..	..	..	..	..	..	..	..	..	..	..	..	..	..	..		NA
Genital prolapse	0 (0 to 0)	0 (0 to 0)	0 (0 to 0)	0 (0 to 0)	0 (0 to 0)	0 (0 to 0)	0 (0 to 0)	0 (0 to 0)	0 (0 to 0)	0 (0 to 0)	0 (0 to 0)	0 (0 to 0)	0 (0 to 0)	0 (0 to 0)	0 (0 to 0)	0 (0 to 0)	0 (0 to 0)	0 (0 to 0)	0 (0 to 0)	0 (0 to 0)	0 (0 to 0)	0 (0 to 0)	0 (0 to 0)	0 (0 to 0)	0 (0 to 0)		0
Premenstrual syndrome	..	..	..	..	..	..	..	..	..	..	..	..	..	..	..	..	..	..	..	..	..	..	..	..	..		NA
Other gynecological diseases	0 (0 to 0)	0 (0 to 0)	0 (0 to 0)	0 (0 to 0)	0 (0 to 0)	0 (0 to 0)	0 (0 to 0)	0 (0 to 0)	0 (0 to 0)	0 (0 to 0)	0 (0 to 0)	0 (0 to 0)	0 (0 to 0)	0 (0 to 0)	0 (0 to 0)	0 (0 to 0)	0 (0 to 0)	0 (0 to 0)	0 (0 to 0)	0 (0 to 0)	0 (0 to 0)	0 (0 to 0)	0 (0 to 0)	0 (0 to 0)	0 (0 to 0)		0
Hemoglobinopathies and hemolytic anemias	0 (0 to 0)	0.1 (0 to 0.2)	0.2 (0 to 0.6)	0.7 (0.2 to 2.2)	0.2 (0.2 to 0.7)	0.4 (0.1 to 1.1)	0.4 (0.2 to 0.9)	0.4 (0.2 to 1.1)	0.5 (0.2 to 1.3)	0.5 (0.2 to 1.3)	0.5 (0.2 to 1.3)	0.4 (0.2 to 1.1)	0.4 (0.2 to 1.1)	0.4 (0.2 to 0.8)	0.5 (0.4 to 0.8)	0.7 (0.4 to 1.7)	0.9 (0.5 to 2.1)	1.2 (0.7 to 2.3)	1.2 (0.4 to 1.7)	1 (0.4 to 1.7)	0.9 (0.4 to 1.6)	0.7 (0.4 to 1.2)	0.4 (0.2 to 0.7)	0.1 (0.1 to 0.2)		12.4
Thalassemias	0 (0 to 0)	0 (0 to 0)	0 (0 to 0)	0 (0 to 0)	0 (0 to 0)	0 (0 to 0)	0 (0 to 0)	0 (0 to 0)	0 (0 to 0)	0 (0 to 0)	0 (0 to 0)	0 (0 to 0)	0 (0 to 0)	0 (0 to 0)	0 (0 to 0)	0 (0 to 0)	0 (0 to 0)	0 (0 to 0)	0 (0 to 0)	0 (0 to 0)	0 (0 to 0)	0 (0 to 0)	0 (0 to 0)	0 (0 to 0)	0 (0 to 0)		0.1
Thalassemias trait	0 (0 to 0)	0 (0 to 0)	0 (0 to 0)	0.2 (0 to 0.7)	0.1 (0 to 0.3)	0.1 (0 to 0.3)	0.1 (0 to 0.1)	0 (0 to 0.1)	0 (0 to 0.1)	0 (0 to 0.1)	0 (0 to 0.1)	0 (0 to 0.1)	0 (0 to 0.1)	0 (0 to 0.1)	0 (0 to 0.1)	0 (0 to 0.2)	0 (0 to 0.2)	0 (0 to 0.2)	0 (0 to 0.2)	0 (0 to 0.2)	0 (0 to 0.2)	0 (0 to 0.1)	0 (0 to 0.1)	0 (0 to 0.1)	0 (0 to 0.1)		0.9
Sickle cell disorders	0 (0 to 0)	0 (0 to 0)	0 (0 to 0)	0.1 (0 to 0.3)	0.1 (0 to 0.3)	0 (0 to 0.1)	0 (0 to 0.1)	0 (0 to 0.1)	0 (0 to 0.1)	0 (0 to 0.1)	0 (0 to 0.1)	0 (0 to 0.1)	0 (0 to 0.1)	0 (0 to 0.1)	0 (0 to 0.1)	0 (0 to 0.1)	0 (0 to 0.1)	0 (0 to 0.1)	0 (0 to 0.1)	0 (0 to 0.1)	0 (0 to 0.1)	0 (0 to 0.1)	0 (0 to 0.1)	0 (0 to 0.1)	0 (0 to 0.1)		0.5
Sickle cell trait	0 (0 to 0)	0 (0 to 0)	0 (0 to 0)	0.1 (0 to 0.4)	0.1 (0 to 0.4)	0 (0 to 0.2)	0 (0 to 0.2)	0 (0 to 0.1)	0 (0 to 0.1)	0 (0 to 0.1)	0 (0 to 0.1)	0 (0 to 0.1)	0 (0 to 0.1)	0 (0 to 0.1)	0 (0 to 0.1)	0 (0 to 0.1)	0 (0 to 0.1)	0 (0 to 0.1)	0 (0 to 0.1)	0 (0 to 0.1)	0 (0 to 0.1)	0 (0 to 0.1)	0 (0 to 0.1)	0 (0 to 0.1)	0 (0 to 0.1)		0.6
G6PD deficiency	0 (0 to 0)	0 (0 to 0)	0 (0 to 0)	0.1 (0 to 0.3)	0.1 (0 to 0.3)	0.1 (0 to 0.2)	0.1 (0 to 0.3)	0.2 (0.1 to 0.3)	0.2 (0.1 to 0.3)	0.2 (0.1 to 0.3)	0.2 (0.1 to 0.3)	0.2 (0.1 to 0.3)	0.2 (0.1 to 0.3)	0.2 (0.1 to 0.3)	0.2 (0.1 to 0.3)	0.2 (0.1 to 0.3)	0.2 (0.1 to 0.3)	0.2 (0.1 to 0.3)	0.2 (0.1 to 0.3)	0.2 (0.1 to 0.3)	0.2 (0.1 to 0.3)	0.2 (0.1 to 0.3)	0.2 (0.1 to 0.3)	0.2 (0.1 to 0.3)		2.3
G6PD trait	0 (0 to 0)	0 (0 to 0)	0 (0 to 0)	0 (0 to 0)	0 (0 to 0)	0 (0 to 0)	0 (0 to 0)	0 (0 to 0)	0 (0 to 0)	0 (0 to 0)	0 (0 to 0)	0 (0 to 0)	0 (0 to 0)	0 (0 to 0)	0 (0 to 0)	0 (0 to 0)	0 (0 to 0)	0 (0 to 0)	0 (0 to 0)	0 (0 to 0)	0 (0 to 0)	0 (0 to 0)	0 (0 to 0)	0 (0 to 0)	0 (0 to 0)		0
Other hemoglobinopathies and hemolytic anemias	0 (0 to 0)	0 (0 to 0)	0.2 (0 to 1.2)	0.5 (0 to 2)	0.1 (0 to 0.4)	0.1 (0 to 0.5)	0.2 (0.1 to 0.7)	0.1 (0 to 0.4)	0.2 (0.1 to 0.9)	0.2 (0.1 to 0.9)	0.2 (0.1 to 0.9)	0.2 (0.1 to 0.8)	0.2 (0.1 to 0.9)	0.3 (0.1 to 0.9)	0.3 (0.1 to 0.9)	0.5 (0.2 to 1.2)	0.6 (0.3 to 1.3)	0.7 (0.4 to 1.7)	1 (0.4 to 1.9)	0.9 (0.4 to 1.5)	0.8 (0.3 to 1.3)	0.6 (0.4 to 1)	0.4 (0.2 to 0.6)	0.1 (0.1 to 0.2)		8
Endocrine, metabolic, blood, and immune disorders	11.1 (5.5 to 20)	0.9 (0.5 to 1.7)	4.3 (2.5 to 8.7)	9.5 (5.4 to 13.7)	6.6 (4.9 to 9.5)	7.1 (4.9 to 11.3)	8.7 (5.4 to 12.7)	9.4 (5.3 to 14.2)	9.6 (5.4 to 14.1)	12.5 (6.9 to 19.4)	16.8 (11.0 to 26.7)	19 (12.1 to 28.8)	27.7 (17.7 to 41.7)	36.5 (23.1 to 56)	45.4 (27.7 to 69.3)	54.8 (34.5 to 81.9)	69.2 (42.3 to 102.1)	74 (47.5 to 109)	2.6 (1.4 to 4.4)	0.5 (0.3 to 1.1)	431
Oral disorders	2.1 (1.2 to 3.3)	2.1 (1.2 to 3.3)	2.6 (1.4 to 4.4)	3.5 (1.9 to 6.2)	4.2 (2.2 to 7.2)	5.2 (2.5 to 8.7)	5.8 (3.4 to 9.1)	9.5 (5.4 to 15.4)	12.6 (6.4 to 21.8)	14.1 (7.7 to 24.2)	21.2 (12.1 to 35)	29.4 (15.2 to 48)	35.3 (20.3 to 57.4)	38.7 (22.7 to 61.3)	50 (28.4 to 79.3)	63.1 (36.1 to 97.5)	59.1 (31.2 to 94.7)	22.7 (11.3 to 40.4)	18 (11.1 to 28.4)	7.2 (4.5 to 10.6)	1.5 (0.9 to 2.3)	459
Caries of deciduous teeth	0 (0 to 0)	0 (0 to 0)	0 (0 to 0)	0 (0 to 0.2)	0 (0 to 0.6)	0 (0 to 0.1)	0 (0 to 0.6)	0 (0 to 0.2)	0 (0 to 0.2)	0 (0 to 0.2)	0 (0 to 0.2)	0 (0 to 0.2)	0 (0 to 0.2)	0 (0 to 0.2)	0 (0 to 0.2)	0 (0 to 0.2)	0 (0 to 0.2)	0 (0 to 0.2)	0 (0 to 0.2)	0 (0 to 0.2)	0 (0 to 0.2)	0 (0 to 0.2)	0 (0 to 0.2)	0 (0 to 0.2)	0 (0 to 0.2)		0.5
Caries of permanent teeth	0 (0 to 0)	0 (0 to 0)	0 (0 to 0)	0.5 (0.2 to 1.1)	1.6 (0.4 to 3.4)	1.6 (0.7 to 3.3)	1.7 (0.7 to 3.5)	1.7 (0.7 to 3.5)	1.8 (0.7 to 3.7)	1.8 (0.8 to 4.1)	2.2 (0.9 to 4.4)	1.6 (0.6 to 4)	1.6 (0.6 to 4)	1.8 (0.6 to 4.2)	1.9 (0.7 to 4.6)	1.9 (0.6 to 3.9)	1.9 (0.7 to 3.9)	1.9 (0.6 to 3.9)	1.9 (0.6 to 3.9)	1.9 (0.6 to 3.9)	1.9 (0.6 to 3.9)	1.9 (0.6 to 3.9)	1.9 (0.6 to 3.9)	1.9 (0.6 to 3.9)		28.3
Periodontal diseases	0 (0 to 0)	0 (0 to 0)	0 (0 to 0)	0 (0 to 0)	0 (0 to 0)	0 (0 to 0)	0 (0 to 0)	0 (0 to 0)	0 (0 to 0)	0.2 (0 to 0.5)	0.3 (0.1 to 0.6)	0.4 (0.2 to 0.9)	0.4 (0.2 to 0.9)	0.4 (0.2 to 0.9)	0.4 (0.2 to 0.9)	0.4 (0.2 to 0.9)	0.4 (0.2 to 0.9)	0.4 (0.2 to 0.9)	0.4 (0.2 to 0.9)	0.4 (0.2 to 0.9)	0.4 (0.2 to 0.9)	0.4 (0.2 to 0.9)	0.4 (0.2 to 0.9)	0.4 (0.2 to 0.9)		59.7
Other oral disorders	0 (0 to 0)	0 (0 to 0)	0 (0 to 0)	1 (0.2 to 3.1)	1.6 (1.1 to 2.3)	1.6 (1.4 to 3.8)	2.4 (1.6 to 4)	2.6 (1.6 to 4)	3 (1.8 to 4.5)	3.4 (2.2 to 5.4)	3.7 (2.2 to 5.7)	3.7 (2.2 to 5.7)	4 (2.3 to 6.1)	3.7 (2.1 to 5.9)	3.4 (2.1 to 5.4)	3.4 (2.1 to 5.4)	3.4 (2.1 to 5.4)	3.4 (2.1 to 5.4)	3.4 (2.1 to 5.4)	3.4 (2.1 to 5.4)	3.4 (2.1 to 5.4)	3.4 (2.1 to 5.4)	3.4 (2.1 to 5.4)	3.4 (2.1 to 5.4)		53.4
Sudden infant death syndrome	..	19.1 (14.9 to 39.5)	..	..	..	..	..	..	..	..	..	..	..	..	..	..	..	..	..	..	..	..	..	..	..		NA
Injuries	0.3 (0.2 to 0.4)	0.4 (0.3 to 0.6)	4.6 (3 to 6.6)	17.4 (10.7 to 27.4)	22.5 (16.6 to 29.4)	25.5 (27.6 to 45.4)	85 (70.7 to 101)	135 (114 to 158)	129 (108 to 151)	152 (125 to 182)	162 (134 to 194)	168 (136 to 206)	211 (170 to 260)	199 (159 to 251)	183 (146 to 231)	148 (117 to 187)	166 (117 to 160)	171 (136 to 216)	141 (111 to 178)	116 (91.3 to 145)	85.5 (64.6 to 101)	41.5 (33.5 to 51.3)	10.6 (8.6 to 13.1)		2,360
Transport injuries	0 (0 to 0)	0 (0 to 0)	0.3 (0.2 to 0.5)	2.7 (1.7 to 3.9)	4.1 (2.9 to 5.6)	4.7 (4.9 to 8.6)	26 (21.7 to 37.7)	39 (31.7 to 55.8)	39.5 (29.6 to 58.9)	47.7 (35.3 to 65.5)	49.6 (37.2 to 67.5)	51.3 (38.4 to 70.4)	65.5 (49.8 to 92.4)	61.3 (47.7 to 82.2)	56.7 (42.4 to 84.4)	45.7 (33.9 to 64.2)	52.7 (39.3 to 71.6)	43.5 (32.3 to 61.3)	35.9 (26.1 to 51.2)	26.4 (18.9 to 36.1)	12.8 (9.2 to 18.4)	3.3 (2.4 to 4.6)		374
Road injuries	0 (0 to 0)	0 (0 to 0)	0.3 (0.1 to 0.5)	2.4 (1.5 to 3.6)	3.8 (2.7 to 5.2)	4.1 (4.5 to 7.9)	27.6 (20.4 to 36.3)	40.4 (30.1 to 53.4)	39

SR Table 2a: Devon DALYS by cause and age group for males with 95% uncertainty intervals, 2019

Cause	Early Neonatal (0-6 days)	Late Neonatal (7-27 days)	Post Neonatal (28-364 days)	1 to 4	5 to 9	10 to 14	15 to 19	20 to 24	25 to 29	30 to 34	35 to 39	40 to 44	45 to 49	50 to 54	55 to 59	60 to 64	65 to 69	70 to 74	75 to 79	80 to 84	85 to 89	90 to 94	95 plus	Total
All causes	2,369 (2,369 to 2,369)	1,313 (1,313 to 1,314)	1,006 (1,006 to 1,006)	1,766 (1,766 to 1,766)	1,967 (1,967 to 1,968)	2,122 (2,122 to 2,122)	2,450 (2,450 to 2,450)	2,744 (2,744 to 2,744)	3,012 (2,992 to 3,032)	3,305 (3,285 to 3,325)	3,622 (3,602 to 3,642)	3,955 (3,935 to 3,975)	4,302 (4,282 to 4,322)	4,660 (4,640 to 4,680)	5,030 (5,010 to 5,050)	5,412 (5,392 to 5,432)	5,806 (5,786 to 5,826)	6,211 (6,191 to 6,231)	6,628 (6,608 to 6,648)	7,056 (7,036 to 7,076)	7,495 (7,475 to 7,515)	7,945 (7,925 to 7,965)	8,406 (8,386 to 8,426)	8,877 (8,857 to 8,897)	9,359 (9,339 to 9,379)	9,852 (9,832 to 9,872)	10,355 (10,335 to 10,375)	10,868 (10,848 to 10,888)	11,390 (11,370 to 11,410)	11,921 (11,901 to 11,941)	12,460 (12,440 to 12,480)	13,007 (12,987 to 13,027)	13,562 (13,542 to 13,582)	14,124 (14,104 to 14,144)	14,693 (14,673 to 14,713)	15,268 (15,248 to 15,288)	15,849 (15,829 to 15,869)	16,436 (16,416 to 16,456)	17,028 (17,008 to 17,048)	17,625 (17,605 to 17,645)	18,227 (18,207 to 18,247)	18,833 (18,813 to 18,853)	19,443 (19,423 to 19,463)	20,057 (20,037 to 20,077)	20,674 (20,654 to 20,694)	21,294 (21,274 to 21,314)	21,917 (21,897 to 21,937)	22,543 (22,523 to 22,563)	23,171 (23,151 to 23,191)	23,802 (23,782 to 23,822)	24,435 (24,415 to 24,455)	25,070 (25,050 to 25,090)	25,707 (25,687 to 25,727)	26,346 (26,326 to 26,366)	26,987 (26,967 to 27,007)	27,630 (27,610 to 27,650)	28,275 (28,255 to 28,295)	28,922 (28,902 to 28,942)	29,571 (29,551 to 29,591)	30,222 (30,202 to 30,242)	30,875 (30,855 to 30,895)	31,530 (31,510 to 31,550)	32,187 (32,167 to 32,207)	32,846 (32,826 to 32,866)	33,507 (33,487 to 33,527)	34,170 (34,150 to 34,190)	34,835 (34,815 to 34,855)	35,502 (35,482 to 35,522)	36,171 (36,151 to 36,191)	36,842 (36,822 to 36,862)	37,515 (37,495 to 37,535)	38,190 (38,170 to 38,210)	38,867 (38,847 to 38,887)	39,546 (39,526 to 39,566)	40,227 (40,207 to 40,247)	40,910 (40,890 to 40,930)	41,595 (41,575 to 41,615)	42,282 (42,262 to 42,302)	42,971 (42,951 to 42,991)	43,662 (43,642 to 43,682)	44,355 (44,335 to 44,375)	45,050 (45,030 to 45,070)	45,747 (45,727 to 45,767)	46,446 (46,426 to 46,466)	47,147 (47,127 to 47,167)	47,850 (47,830 to 47,870)	48,555 (48,535 to 48,575)	49,262 (49,242 to 49,282)	49,971 (49,951 to 49,991)	50,682 (50,662 to 50,702)	51,395 (51,375 to 51,415)	52,110 (52,090 to 52,130)	52,827 (52,807 to 52,847)	53,546 (53,526 to 53,566)	54,267 (54,247 to 54,287)	54,990 (54,970 to 55,010)	55,715 (55,695 to 55,735)	56,442 (56,422 to 56,462)	57,171 (57,151 to 57,191)	57,902 (57,882 to 57,922)	58,635 (58,615 to 58,655)	59,370 (59,350 to 59,390)	60,107 (60,087 to 60,127)	60,846 (60,826 to 60,866)	61,587 (61,567 to 61,607)	62,330 (62,310 to 62,350)	63,075 (63,055 to 63,095)	63,822 (63,802 to 63,842)	64,571 (64,551 to 64,591)	65,322 (65,302 to 65,342)	66,075 (66,055 to 66,095)	66,830 (66,810 to 66,850)	67,587 (67,567 to 67,607)	68,346 (68,326 to 68,366)	69,107 (69,087 to 69,127)	69,870 (69,850 to 69,890)	70,635 (70,615 to 70,655)	71,402 (71,382 to 71,422)	72,171 (72,151 to 72,191)	72,942 (72,922 to 72,962)	73,715 (73,695 to 73,735)	74,490 (74,470 to 74,510)	75,267 (75,247 to 75,287)	76,046 (76,026 to 76,066)	76,827 (76,807 to 76,847)	77,610 (77,590 to 77,630)	78,395 (78,375 to 78,415)	79,182 (79,162 to 79,202)	79,971 (79,951 to 79,991)	80,762 (80,742 to 80,782)	81,555 (81,535 to 81,575)	82,350 (82,330 to 82,370)	83,147 (83,127 to 83,167)	83,946 (83,926 to 83,966)	84,747 (84,727 to 84,767)	85,550 (85,530 to 85,570)	86,355 (86,335 to 86,375)	87,162 (87,142 to 87,182)	87,971 (87,951 to 87,991)	88,782 (88,762 to 88,802)	89,595 (89,575 to 89,615)	90,410 (90,390 to 90,430)	91,227 (91,207 to 91,247)	92,046 (92,026 to 92,066)	92,867 (92,847 to 92,887)	93,690 (93,670 to 93,710)	94,515 (94,495 to 94,535)	95,342 (95,322 to 95,362)	96,171 (96,151 to 96,191)	97,002 (96,982 to 97,022)	97,835 (97,815 to 97,855)	98,670 (98,650 to 98,690)	99,507 (99,487 to 99,527)	100,346 (100,326 to 100,366)	101,187 (101,167 to 101,207)	102,030 (102,010 to 102,050)	102,875 (102,855 to 102,895)	103,722 (103,702 to 103,742)	104,571 (104,551 to 104,591)	105,422 (105,402 to 105,442)	106,275 (106,255 to 106,295)	107,130 (107,110 to 107,150)	107,987 (107,967 to 108,007)	108,846 (108,826 to 108,866)	109,707 (109,687 to 109,727)	110,570 (110,550 to 110,590)	111,435 (111,415 to 111,455)	112,302 (112,282 to 112,322)	113,171 (113,151 to 113,191)	114,042 (114,022 to 114,062)	114,915 (114,895 to 114,935)	115,790 (115,770 to 115,810)	116,667 (116,647 to 116,687)	117,546 (117,526 to 117,566)	118,427 (118,407 to 118,447)	119,310 (119,290 to 119,330)	120,195 (120,175 to 120,215)	121,082 (121,062 to 121,102)	121,971 (121,951 to 121,991)	122,862 (122,842 to 122,882)	123,755 (123,735 to 123,775)	124,650 (124,630 to 124,670)	125,547 (125,527 to 125,567)	126,446 (126,426 to 126,466)	127,347 (127,327 to 127,367)	128,250 (128,230 to 128,270)	129,155 (129,135 to 129,175)	130,062 (130,042 to 130,082)	130,971 (130,951 to 130,991)	131,882 (131,862 to 131,902)	132,795 (132,775 to 132,815)	133,710 (133,690 to 133,730)	134,627 (134,607 to 134,647)	135,546 (135,526 to 135,566)	136,467 (136,447 to 136,487)	137,390 (137,370 to 137,410)	138,315 (138,295 to 138,335)	139,242 (139,222 to 139,262)	140,171 (140,151 to 140,191)	141,102 (141,082 to 141,122)	142,035 (142,015 to 142,055)	142,970 (142,950 to 142,990)	143,907 (143,887 to 143,927)	144,846 (144,826 to 144,866)	145,787 (145,767 to 145,807)	146,730 (146,710 to 146,750)	147,675 (147,655 to 147,695)	148,622 (148,602 to 148,642)	149,571 (149,551 to 149,591)	150,522 (150,502 to 150,542)	151,475 (151,455 to 151,495)	152,430 (152,410 to 152,450)	153,387 (153,367 to 153,407)	154,346 (154,326 to 154,366)	155,307 (155,287 to 155,327)	156,270 (156,250 to 156,290)	157,235 (157,215 to 157,255)	158,202 (158,182 to 158,222)	159,171 (159,151 to 159,191)	160,142 (160,122 to 160,162)	161,115 (161,095 to 161,135)	162,090 (162,070 to 162,110)	163,067 (163,047 to 163,087)	164,046 (164,026 to 164,066)	165,027 (165,007 to 165,047)	166,010 (165,990 to 166,030)	166,995 (166,975 to 167,015)	167,982 (167,962 to 168,002)	168,971 (168,951 to 168,991)	169,962 (169,942 to 169,982)	170,955 (170,935 to 170,975)	171,950 (171,930 to 171,970)	172,947 (172,927 to 172,967)	173,946 (173,926 to 173,966)	174,947 (174,927 to 174,967)	175,950 (175,930 to 175,970)	176,955 (176,935 to 176,975)	177,962 (177,942 to 177,982)	178,971 (178,951 to 178,991)	179,982 (179,962 to 180,002)	180,995 (180,975 to 181,015)	182,010 (181,990 to 182,030)	183,027 (183,007 to 183,047)	184,046 (184,026 to 184,066)	185,067 (185,047 to 185,087)	186,090 (186,070 to 186,110)	187,115 (187,095 to 187,135)	188,142 (188,122 to 188,162)	189,171 (189,151 to 189,191)	190,202 (190,182 to 190,222)	191,235 (191,215 to 191,255)	192,270 (192,250 to 192,290)	193,307 (193,287 to 193,327)	194,346 (194,326 to 194,366)	195,387 (195,367 to 195,407)	196,430 (196,410 to 196,450)	197,475 (197,455 to 197,495)	198,522 (198,502 to 198,542)	199,571 (199,551 to 199,591)	200,622 (200,602 to 200,642)	201,675 (201,655 to 201,695)	202,730 (202,710 to 202,750)	203,787 (203,767 to 203,807)	204,846 (204,826 to 204,866)	205,907 (205,887 to 205,927)	206,970 (206,950 to 206,990)	208,035 (208,015 to 208,055)	209,102 (209,082 to 209,122)	210,171 (210,151 to 210,191)	211,242 (211,222 to 211,262)	212,315 (212,295 to 212,335)	213,390 (213,370 to 213,410)	214,467 (214,447 to 214,487)	215,546 (215,526 to 215,566)	216,627 (216,607 to 216,647)	217,710 (217,690 to 217,730)	218,795 (218,775 to 218,815)	219,882 (219,862 to 219,902)	220,971 (220,951 to 220,991)	222,062 (222,042 to 222,082)	223,155 (223,135 to 223,175)	224,250 (224,230 to 224,270)	225,347 (225,327 to 225,367)	226,446 (226,426 to 226,466)	227,547 (227,527 to 227,567)	228,650 (228,630 to 228,670)	229,755 (229,735 to 229,775)	230,862 (230,842 to 230,882)	231,971 (231,951 to 231,991)	233,082 (233,062 to 233,102)	234,195 (234,175 to 234,215)	235,310 (235,290 to 235,330)	236,427 (236,407 to 236,447)	237,546 (237,526 to 237,566)	238,667 (238,647 to 238,687)	239,790 (239,770 to 239,810)	240,915 (240,895 to 240,935)	242,042 (242,022 to 242,062)	243,171 (243,151 to 243,191)	244,302 (244,282 to 244,322)	245,435 (245,415 to 245,455)	246,570 (246,550 to 246,590)	247,707 (247,687 to 247,727)	248,846 (248,826 to 248,866)	249,987 (249,967 to 250,007)	251,130 (251,110 to 251,150)	252,275 (252,255 to 252,295)	253,422 (253,402 to 253,442)	254,571 (254,551 to 254,591)	255,722 (255,702 to 255,742)	256,875 (256,855 to 256,895)	258,030 (258,010 to 258,050)	259,187 (259,167 to 259,207)	260,346 (260,326 to 260,366)	261,507 (261,487 to 261,527)	262,670 (262,650 to 262,690)	263,835 (263,815 to 263,855)	265,002 (264,982 to 265,022)	266,171 (266,151 to 266,191)	267,342 (267,322 to 267,362)	268,515 (268,495 to 268,535)	269,690 (269,670 to 269,710)	270,867 (270,847 to 270,887)	272,046 (272,026 to 272,066)	273,227 (273,207 to 273,247)	274,410 (274,390 to 274,430)	275,595 (275,575 to 275,615)	276,782 (276,762 to 276,802)	277,971 (277,951 to 277,991)	279,162 (279,142 to 279,182)	280,355 (280,335 to 280,375)	281,550 (281,530 to 281,570)	282,747 (282,727 to 282,767)	283,946 (283,926 to 283,966)	285,147 (285,127 to 285,167)	286,350 (286,330 to 286,370)	287,555 (287,535 to 287,575)	288,762 (288,742 to 288,782)	289,971 (289,951 to 289,991)	291,182 (291,162 to 291,202)	292,395 (292,375 to 292,415)	293,610 (293,590 to 293,630)	294,827 (294,807 to 294,847)	296,046 (296,026 to 296,066)	297,267 (297,247 to 297,287)	298,490 (298,470 to 298,510)	299,715 (299,695 to 299,735)	300,942 (300,922 to 300,962)	302,171 (302,151 to 302,191)	303,402 (303,382 to 303,422)	304,635 (304,615 to 304,655)	305,870 (305,850 to 305,890)	307,107 (307,087 to 307,127)	308,346 (308,326 to 308,366)	309,587 (309,567 to 309,607)	310,830 (310,810 to 310,850)	312,075 (312,055 to 312,095)	313,322 (313,302 to 313,342)	314,571 (314,551 to 314,591)	315,822 (315,802 to 315,842)	317,075 (317,055 to 317,095)	318,330 (318,310 to 318,350)	319,587 (319,567 to 319,607)	320,846 (320,826 to 320,866)	322,107 (322,087 to 322,127)	323,370 (323,350 to 323,390)	324,635 (324,615 to 324,655)	325,902 (325,882 to 325,922)	327,171 (327,151 to 327,191)	328,442 (328,422 to 328,462)	329,715 (329,695 to 329,735)	330,990 (330,970 to 331,010)	332,267 (332,247 to 332,287)	333,546 (333,526 to 333,566)	334,827 (334,807 to 334,847)	336,110 (336,090 to 336,130)	337,395 (337,375 to 337,415)	338,682 (338,662 to 338,702)	339,971 (339,951 to 339,991)	341,262 (341,242 to 341,282)	342,555 (342,535 to 342,575)	343,850 (343,830 to 343,870)	345,147 (345,127 to 345,167)	346,446 (346,426 to 346,466)	347,747 (347,727 to 347,767)	349,050 (349,030 to 349,070)	350,355 (350,335 to 350,375)	351,662 (351,642 to 351,682)	352,971 (352,951 to 352,991)	354,282 (354,262 to 354,302)	355,595 (355,575 to 355,615)	356,910 (356,890 to 356,930)	358,227 (358,207 to 358,247)	359,546 (359,526 to 359,566)	360,867 (360,847 to 360,887)	362,190 (362,170 to 362,210)	363,515 (363,495 to 363,535)	364,842 (364,822 to 364,862)	366,171 (366,151 to 366,191)	367,502 (367,482 to 367,522)	368,835 (368,815 to 368,855)	370,170 (370,150 to 370,190)	371,507 (371,487 to 371,527)	372,846 (372,826 to 372,866)	374,187 (374,167 to 374,207)	375,530 (375,510 to 375,550)	376,875 (376,855 to 376,895)	378,222 (378,202 to 378,242)	379,571 (379,551 to 379,591)	380,922 (380,902 to 380,942)	382,275 (382,255 to 382,295)	383,630 (383,610 to 383,650)	384,987 (384,967 to 385,007)	386,346 (386,326 to 386,366)	387,707 (387,687 to 387,727)	389,070 (389,050 to 389,090)	390,435 (390,415 to 390,455)	391,802 (391,782 to 391,822)	393,171 (393,151 to 393,191)	394,542 (394,522 to 394,562)	395,915 (395,895 to 395,935)	397,290 (397,270 to 397,310)	398,667 (398,647 to 398,687)	400,046 (400,026 to 400,066)	401,427 (401,407 to 401,447)	402,810 (402,790 to 402,830)	404,195 (404,175 to 404,215)	405,582 (405,562 to 405,602)	406,971 (406,951 to 406,991)	408,362 (408,342 to 408,382)	409,755 (409,735 to 409,775)	411,150 (411,130 to 411,170)	412,547 (412,527 to 412,567)	413,946 (413,926 to 413,966)	415,347 (415,327 to 415,367)	416,750 (416,730 to 416,770)	418,155 (418,135 to 418,175)	419,562 (419,542 to 419,582)	420,971 (420,951 to 420,991)	422,382 (422,362 to 422,402)	423,795 (423,775 to 423,815)	425,210 (425,190 to 425,230)	426,627 (426,607 to 426,647)	428,046 (428,026 to 428,066)	429,467 (429,447 to 429,487)	430,890 (430,870 to 430,910)	432,315 (432,295 to 432,335)	433,742 (433,722 to 433,762)	435,171 (435,151 to 435,191)	436,602 (436,582 to 436,622)	438,035 (438,015 to 438,055)	439,470 (439,450 to 439,490)	440,907 (440,887 to 440,927)	442,346 (442,326 to 442,366)	443,787 (443,767 to 443,807)	445,230 (445,210 to 445,250)	446,675 (446,655 to 446,695)	448,122 (448,102 to 448,142)	449,571 (449,551 to 449,591)	451,022 (451,002 to 451,042)	452,475 (452,455 to 452,495)	453,930 (453,910 to 453,950)	455,387 (455,367 to 455,407)	456,846 (456,826 to 456,866)	458,307 (458,287 to 458,327)	459,770 (459,750 to 459,790)	461,235 (461,215 to 461,255)	462,702 (462,682 to 462,722)	464,171 (464,151 to 464,191)	465,642 (465,622 to 465,662)	467,115 (467,095 to 467,135)	468,590 (468,570 to 468,610)	470,067 (470,047 to 470,087)	471,546 (471,526 to 471,566)	473,027 (473,007 to 473,047)	474,510 (474,490 to 474,530)	475,995 (475,975 to 476,015)	477,482 (477,462 to 477,502)	478,971 (478,951 to 478,991)	480,462 (480,442 to 480,482)	481,955 (481,935 to 481,975)	483,450 (483,430 to 483,470)	484,947 (484,927 to 484,967)	486,446 (486,426 to 486,466)	487,947 (487,927 to 487,967)	489,450 (489,430 to 489,470)	490,955 (490,935 to 490,975)	492,462 (492,442 to 492,482)	493,971 (493,951 to 493,991)	495,482 (495,462 to 495,502)	496,995 (496,975 to 497,015)	498,510 (498,490 to 498,530)	500,027 (500,007 to 500,047)	501,546 (501,526 to 501,566)	503,067 (503,047 to 503,087)	504,590 (504,570 to 504,610)	506,115 (506,095 to 506,135)	507,642 (507,622 to 507,662)	509,171 (509,151 to 509,191)	510,702 (510,682 to 510,722)	512,235 (512,215 to 512,255)	513,770 (513,750 to 513,790)	515,307 (515,287 to 515,327)	516,846 (516,826 to 516,866)	518,387 (518,367 to 518,407)	519,930 (519,910 to 519,950)	521,475 (521,455 to 521,495)	523,022 (523,002 to 523,042)	524,571 (524,551 to 524,591)	526,122 (526,102 to 526,142)	527,675 (527,655 to 527,695)	529,230 (529,210 to 529,250)	530,787 (530,767 to 530,807)	532,346 (532,326 to 532,366)	533,907 (533,887 to 533,927)	535,470 (535,450 to 535,490)	537,035 (537,015 to 537,055)	538,602 (538,582 to 538,622)	540,171 (540,151 to 540,191)	541,742 (541,722 to 541,762)	543,315 (543,295 to 543,335)	544,890 (544,870 to 544,910)	546,467 (546,447 to 546,487)	548,046 (548,026 to 548,066)	549,627 (549,607 to 549,647)	551,210 (551,190 to 551,230)	552,795 (552,775 to 552,815)	554,382 (554,362 to 554,402)	555,971 (555,951 to 555,991)	557,562 (557,542 to 557,582)	559,155 (559,135 to 559,175)	560,750 (560,730 to 560,770)	562,347 (562,327 to 562,367)	563,946 (563,926 to 563,966)	565,547 (565,527 to 565,567)	567,150 (567,130 to 567,170)	568,755 (568,735 to 568,775)	570,362 (570,342 to 570,382)	571,971 (571,951 to 571,991)	573,582 (573,562 to 573,602)	575,195 (575,175 to 575,215)	576,810 (576,790 to 576,830)	578,427 (578,407 to 578,447)	580,046 (580,026 to 580,066)	581,667 (581,647 to 581,687)	583,290 (583,270 to 583,310)	584,915 (584,895 to 584,935)	586,542 (586,522 to 586,562)	588,171 (588,151 to 588,191)	589,802 (589,782 to 589,822)	591,435 (591,415 to 591,455)	593,070 (593,050 to 593,090)	594,707 (594,687 to 594,727)	596,346 (596,326 to 596,366)	597,987 (597,967 to 598,007)	599,630 (599,610 to 599,650)	601,275 (601,255 to 601,295)	602,922 (602,902 to 602,942)	604,571 (604,551 to 604,591)	606,222 (606,202 to 606,242)	607,875 (607,855 to 607,895)	609,530 (609,510 to 609,550)	611,187 (611,167 to 611,207)	612,846 (612,826 to 612,866)	614,507 (614,487 to 614,527)	616,170 (616,150 to 616,190)	617,835 (617,815 to 617,855)	619,502 (619,482 to 619,522)	621,171 (621,151 to 621,191)	622,842 (622,822 to 622,862)	624,515 (624,495 to 624,535)	626,190 (626,170 to 626,210)	627,867 (627,847 to 627,887)	629,546 (629,526 to 629,566)	631,227 (631,207 to 631,247)	632,910 (632,890 to 632,930)	634,595 (634,575 to 634,615)	636,282 (636,262 to 636,302)	637,971 (637,951 to 637,991)	639,662 (639,642 to 639,682)	641,355 (641,335 to 641,375)	643,050 (643,030 to 643,070)	644,747 (644,727 to 644,767)	646,446 (646,426 to 646,466)	648,147 (648,127 to 648,167)	649,850 (649,830 to 649,870)	651,555 (651,535 to 651,575)	653,262 (653,242 to 653,282)	654,971 (654,951 to 654,991)	656,682 (656,662 to 656,702)	658,395 (658,375 to 658,415)	660,110 (660,090 to 660,130)	661,827 (661,807 to 661,847)	663,546 (663,526 to 663,566)	665,267 (665,247 to 665,287)	666,990 (666,970 to 667,010)	668,715 (668,695 to 668,735)	670,442 (670,422 to 670,462)	672,171 (672,151 to 672,191)	673,902 (673,882 to 673,922)	675,635 (675,615 to 675,655)	677,370 (677,350 to 677,390)	679,107 (679,087 to 679,127)	680,846 (680,826 to 680,866)	682,587 (682,567 to 682,607)	684,330 (684,310 to 684,350)	686,075 (686,055 to 686,095)	687,822 (687,802 to 687,842)	689,571 (689,551 to 689,591)	691,322 (691,302 to 691,342)	693,075 (693,055 to 693,095)	694,830 (694,810 to 694,850)	696,587 (696,567 to 696,607)	698,346 (698,326 to 698,366)	700,107 (700,087 to 700,127)	701,870 (701,850 to 701,890)	703,635 (703,615 to 703,655)	705,402 (705,382 to 705,422)	707,171 (707,151 to 707,191)	708,942 (708,922 to 708,962)	710,715 (710,695 to 710,735)	712,490 (712,470 to 712,510)	714,267 (714,247 to 714,287)	716,046 (716,026 to 716,066)	717,827 (717,807 to 717,847)	719,610 (719,590 to 719,630)	721,395 (721,375 to 721,415)	723,182 (723,162 to 723,202)	724,971 (724,951 to 724,991)	726,762 (726,742 to 726,782)	728,555 (728,535 to 728,575)	730,350 (730,330 to 730,370)	732,147 (732,127 to 732,167)	733,946 (733,926 to 733,966)	735,747 (735,727 to 735,767)	737,550 (737,530 to 737,570)	739,355 (739,335 to 739,375)	741,162 (741,142 to 741,182)	742,971 (742,951 to 742,991)	744,782 (744,762 to 744,802)	746,595 (746,575 to 746,615)	748,410 (748,390 to 748,430)	750,227 (750,207 to 750,247)	752,046 (752,026 to 752,066)	753,867 (753,847 to 753,887)	755,690 (755,670 to 755,710)	757,515 (757,495 to 757,535)	759,342 (759,322 to 759,362)	761,171 (761,151 to 761,191)	763,002 (762,982 to 763,022)	764,835 (764,815 to 764,855)	766,670 (766,650 to 766,690)	768,507 (768,487 to 768,527)	770,346 (770,326 to 770,366)	772,187 (772,167 to 772,207)	774,030 (774,010 to 774,050)	775,875 (775,855 to 775,895)	777,722 (777,702 to 777,742)	779,571 (779,551 to 779,591)	781,422 (781,402 to 781,442)	783,275 (783,255 to 783,295)	785,130 (785,110 to 785,150)	786,987 (786,967 to 787,007)	788,846 (788,826 to 788,866)	790,707 (790,687 to 790,727)	792,570 (792,550 to 792,590)	794,435 (794,415 to 794,455)	796,302 (796,282 to 796,322)	798,171 (798,151 to 798,191)	800,042 (800,022 to 800,062)	801,915 (801,895 to 801,935)	803,790 (803,770 to 803,810)	805,667 (805,647 to 805,687)	807,546 (807,526 to 807,566)	809,427 (809,407 to 809,447)	811,310 (811,290 to 811,330)	813,195 (813,175 to 813,215)	815,082 (815,062 to 815,102)	816,971 (816,951 to 816,991)	818,862 (818,842 to 818,882)	820,755 (820,735 to 820,775)	822,650 (822,630 to 822,670)	824,547 (824,527 to 824,567)	826,446 (826,426 to 826,466)	828,347 (828,327 to 828,367)	830,250 (830,230 to 830,270)	832,155 (832,135 to 832,175)	834,062 (834,042 to 834,082)	835,971 (835,951 to 835,991)	837,882 (837,862 to 837,902)	839,795 (839,775 to 839,815)	841,710 (841,690 to 841,730)	843,627 (843,607 to 843,647)	845,546 (845,526 to 845,566)	847,467 (847,447 to 847,487)	849,390 (849,370 to 849,410)	851,315 (851,295 to 851,335)	853,242 (853,222 to 853,262)	855,171 (855,151 to 855,191)	857,102 (857,082 to 857,122)	859,035 (859,015 to 859,055)	860,970 (860,950 to 860,990)	862,907 (862,887 to 862,927)	864,846 (864,826 to 864,866)	866,787 (866,767 to 866,807)	868,730 (868,710 to 868,750)	870,675 (870,655 to 870,695)	872,622 (872,602 to 872,642)	874,571 (874,551 to 874,591)	876,522 (876,502 to 876,542)	878,475 (878,455 to 878,495)	880,430 (880,410 to 880,450)	882,387 (882,367 to 882,407)	884,346 (884,326 to 884,366)	886,307 (886,287 to 886,327)	888,270 (888,250 to 888,290)	890,235 (890,215 to 890,255)	892,202 (892,182 to 892,222)	894,171 (894,151 to 894,191)	896,142 (896,122 to 896,162)	898,115 (898,095 to 898,135)	900,090 (900,070 to 900,110)	902,067 (902,047 to 902,087)	904,046 (904,026 to 904,066)	906,027 (906,007 to 906,047)	908,010 (907,990 to 908,030)	909,995 (909,975 to 910,015)	911,982 (911,962 to 912,002)	913,971 (913,951 to 913,991)	915,962 (915,942 to 915,982)	917,955 (917,935 to 917,975)	919,950 (919,930 to 919,970)	921,947 (921,927 to 921,967)	923,946 (923,926 to 923,966)	925,947 (925,927 to 925,967)	927,950 (927,930 to 927,970)	929,955 (929,935 to 929,975)	931,962 (931,942 to 931,982)	933,971 (933,951 to 933,991)	935,982 (935,962 to 936,002)	937,995 (937,975 to 938,015)	940,010 (939,990 to 940,030)	942,027 (942,007 to 942,047)	944,046 (944,026 to 944,066)	946,067 (946,047 to 946,087)	948,090 (948,070 to 948,110)	950,115 (950,095 to 950,135)	952,142 (952,122 to 952,162)	954,171 (954,151 to 954,191)	956,202 (956,182 to 956,222)	958,235 (958,215 to 958,255)	960,270 (960,250 to 960,290)	962,307 (962,287 to 962,327)	964,346 (964,326 to 964,366)	966,387 (966,367 to 966,407)	968,430 (968,410 to 968,450)	970,475 (970,455 to 970,495)	972,522 (972,502 to 972,542)	974,571 (974,551 to 974,591)	976,622 (976,602 to 976,642)	978,675 (978,655 to 978,695)	980,730 (980,710 to 980,750)	982,787 (982,767 to 982,807)	984,846 (984,826 to 984,866)	986,907 (986,887 to 986,927)	988,970 (988,950 to 988,990)	991,035 (991,015 to 991,055)	993,102 (993,082 to 993,122)	995,171 (995,151 to 995,191)	997,242 (997,222 to 997,262)	999,315 (999,295 to 999,335)	1,001,390 (1,001,370 to 1,001,410)	1,003,467 (1,003,447 to 1,003,487)	1,005,546 (1,005,526 to 1,005,566)	1,007,627 (1,007,607 to 1,007,647)	1,009,710 (1,009,690 to 1,009,730)	1,011,795 (1,011,775 to 1,011,815)	1,013,882 (1,013,862 to 1,013,902)	1,015,971 (1,015,951 to 1,015,991)	1,018,062 (1,018,042 to 1,018,082)	1,020,155 (1,020,135 to 1,020,175)	1,022,250 (1,022,230 to 1,022,270)	1,024,347 (1,024,327 to 1,024,367)	1,026,446 (1,026,426 to 1,026,466)	1,028,547 (1,028,527 to 1,028,567)	1,030,650 (1,030,630 to 1,030,670)	1,032,755 (1,032,735 to 1,032,775)	1,034,862 (1,034,842 to 1,034,882)	1,036,971 (1,036,951 to 1,036,991)	1,039,082 (1,039,062 to 1,039,102)	1,041,195 (1,041,175 to 1,041,215)	1,043,310 (1,043,290 to 1,043,330)	1,045,427 (1,045,407 to 1,045,447)	1,047,546 (1,047,526 to 1,047,566)	1,049,667 (1,049,647 to 1,049,687)	1,051,790 (1,051,770 to 1,051,810)	1,053,915 (1,053,895 to 1,053,935)	1,056,042 (1,056,022 to 1,056,062)	1,058,171 (1,058,151 to 1,058,191)	1,060,302 (1,060,282 to 1,060,322)	1,062,435 (1,062,415 to 1,062,455)	1,064,570 (1,064,550 to 1,064,590)	1,066,707 (1,066,687 to 1,066,727)	1,068,846 (1,068,826 to 1,068,866)	1,070,987 (1,070,967 to 1,071,007)	1,073,130 (1,073,110 to 1,073,150)	1,075,275 (1,075,255 to 1,075,295)	1,077,422 (1,077,402 to 1,077,442)	1,079,571 (1,079,551 to 1,079,591)	1,081,722 (1,081,702 to 1,081,742)	1,083,875 (1,083,855 to 1,083,895)	1,086,030 (1,086,010 to 1,086,050)	1,088,187 (1,088,167 to 1,088,207)	1,090,346 (1,090,326 to 1,090,366)	1,092,507 (1,092,487 to 1,092,527)	1,094,670 (1,094,650 to 1,094,690)	1,096,835 (1,096,815 to 1,096,855)	1,099,002 (1,098,982 to 1,099,022)	1,101,171 (1,101,151 to 1,101,191)	1,103,342 (1,103,322 to 1,103,362)	1,105,515 (1,105,495 to 1,105,535)	1,107,690 (1,107,670 to 1,107,710)	1,109,867 (1,109,847 to 1,109,887)	1,112,046 (1,112,026 to 1,112,066)	1,114,227 (1,114,207 to 1,114,247)	1,116,410 (1,116,390 to 1,116,430)	1,118,595 (1,118,575 to 1,118,615)	1,120,782 (1,120,762 to 1,120,802)	1,122,971 (1,122,951 to 1,122,991)	1,125,162 (1,125,142 to 1,125,182)	1,127,355 (1,127,335 to 1,127,375)	1,129,550 (1,129,530 to 1,129,570)	1,131,747 (1,131,727 to 1,131,767)	1,133,946 (1,133,926 to 1,133,966)	1,136,147 (1,136,127 to 1,136,167)	1,138,350 (1,138,330 to 1,138,370)	1,140,555 (1,140,535 to 1,140,575)	1,142,762 (1,142,742 to 1,142,782)	1,144,971 (1,144,951 to 1,144,991)	1,147,182 (1,147,162 to 1,147,202)	1,149,395 (1,149,375 to 1,149,415)	1,151,610 (1,151,590 to 1,151,630)	1,153,827 (1,153,807 to 1,153,847)	1,156,046 (1,156,026 to 1,156,066)	1,158,267 (1,158,247 to 1,158,287)	1,160,490 (1,160,470 to 1,160,510)	1,162,715 (1,162,695 to 1,162,735)	1,164,942 (1,164,922 to 1,164,962)	1,167,171 (1,167,151 to 1,167,191)	1,169,402 (1,169,382 to 1,169,422)	1,171,635 (1,171,615 to 1,171,655)	1,173,870 (1,173,850 to 1,173,890)	1,176,107 (1,176,087 to 1,176,127)	1,178,346 (1,178,326 to 1,178,366)	1,180,587 (1,180,567 to 1,180,607)	1,182,830 (1,182,810 to 1,182,850)	1,185,075 (1,185,055 to 1,185,095)	1,187,322 (1,187,302 to 1,187,342)	1,189,571 (1,189,551 to 1,189,591)	1,191,822 (1,191,802 to 1,191,842)	1,194,075 (1,194,055 to 1,194,095)	1,196,330 (1,196,310 to 1,196,350)	1,198,587 (1,198,567 to 1,198,607)	1,200,846 (1,200,826 to 1,200,866)	1,203,107 (1,203,087 to 1,203,127)	1,205,370 (1,205,350 to 1,205,390)	1,207,635 (1,207,615 to 1,207,655)	1,209,902 (1,209,882 to 1,209,922)	1,212,171 (1,212,151 to 1,212,191)	1,214,442 (1,214,422 to 1,214,462)	1,216,715 (1,216,695 to 1,216,735)	1,218,990 (1,218,970 to 1,219,010)	1,221,267 (1,221,247 to 1,221,287)	1,223,546 (1,223,526 to 1,223,566)	1,225,827 (1,225,807 to 1,225,847)	1,228,110 (1,228,090 to 1,228,130)	1,230,395 (1,230,375 to 1,230,415)	1,232,682 (1,232,662 to 1,232,702)	1,234,971 (1,234,951 to 1,234,991)	1,237,262 (1,237,242 to 1,237,282)	1,239,555 (1,239,535 to 1,239,575)	1,241,850 (1,241,830 to 1,241,870)	1,244,147 (1,244,127 to 1





All Table 2a: Results of Kore DALYS by cause and age group for males with 95% uncertainty intervals, 2019

Cause	Early Neonatal	Late Neonatal	Post Neonatal	1 to 4	5 to 9	10 to 14	15 to 19	20 to 24	25 to 29	30 to 34	35 to 39	40 to 44	45 to 49	50 to 54	55 to 59	60 to 64	65 to 69	70 to 74	75 to 79	80 to 84	85 to 89	90 to 94	95 plus	Total
All causes	1,9,259 (1,9,259 to 21,429)	6,659 (6,160 to 7,303)	24,259 (20,900 to 28,000)	39,660 (37,600 to 42,000)	66,960 (64,200 to 69,300)	60,650 (58,200 to 63,000)	1,98,800 (1,92,300 to 1,04,300)	1,43,500 (1,37,600 to 1,49,300)	2,11,500 (1,72,600 to 2,51,800)	2,03,500 (1,63,600 to 2,54,200)	3,07,500 (2,56,600 to 3,66,900)	3,69,500 (3,13,600 to 4,33,300)	4,63,500 (3,93,600 to 5,39,000)	5,17,500 (4,43,600 to 5,99,300)	6,12,500 (5,23,600 to 7,01,200)	7,23,500 (6,28,600 to 8,31,000)	7,58,500 (6,63,600 to 8,82,000)	8,68,500 (7,63,600 to 10,04,000)	9,68,500 (8,53,600 to 11,39,000)	10,03,500 (8,73,600 to 11,93,000)	10,03,500 (8,73,600 to 12,03,000)	9,68,500 (8,43,600 to 11,93,000)	4,03,500 (3,73,600 to 4,31,400)	2,68,500 (2,43,600 to 2,91,000)	2,68,500 (2,43,600 to 2,91,000)	66,500 (61,200 to 71,400)	16,700 (16,200 to 17,100)	
Communicable, maternal, neonatal, and nutritional diseases	1,43,627 (1,43,627 to 1,43,627)	6,043 (6,043 to 6,043)	19,043 (19,043 to 19,043)	36,000 (36,000 to 36,000)	7,200 (7,200 to 7,200)	7,200 (6,700 to 7,700)	8,600 (8,600 to 8,600)	8,600 (8,600 to 8,600)	9,600 (9,600 to 9,600)	9,600 (9,600 to 9,600)	10,100 (10,100 to 10,100)	10,100 (10,100 to 10,100)	10,100 (10,100 to 10,100)	10,100 (10,100 to 10,100)	10,100 (10,100 to 10,100)	10,100 (10,100 to 10,100)	10,100 (10,100 to 10,100)	10,100 (10,100 to 10,100)	10,100 (10,100 to 10,100)	10,100 (10,100 to 10,100)	10,100 (10,100 to 10,100)	10,100 (10,100 to 10,100)	7,218 (7,218 to 7,218)	1,948 (1,948 to 1,948)	1,948 (1,948 to 1,948)	1,948 (1,948 to 1,948



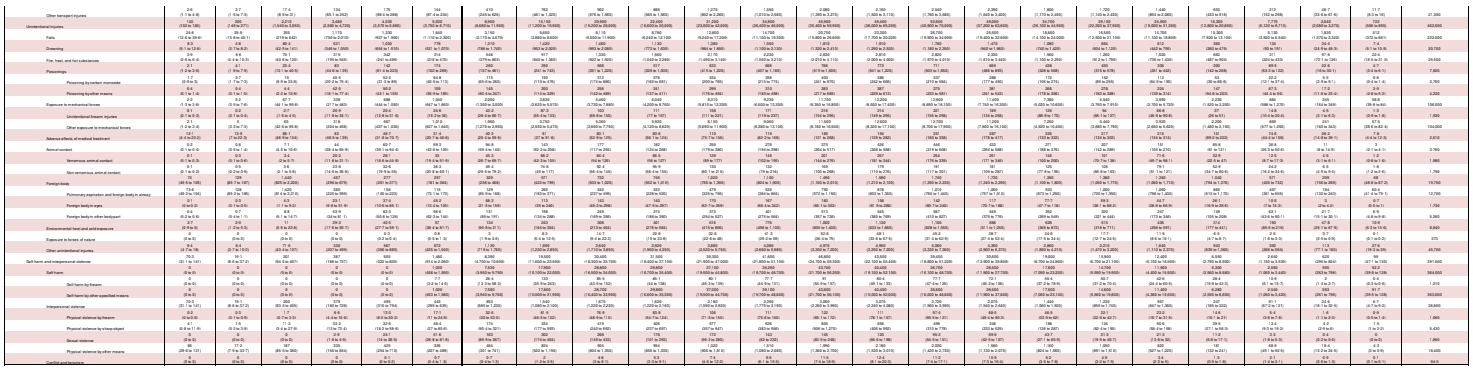

SR Table 2a: Poole DALYS by cause and age group for males with 95% uncertainty intervals, 2019

Cause	Early Neonatal	Late Neonatal	Post Neonatal	1 to 4	5 to 9	10 to 14	15 to 19	20 to 24	25 to 29	30 to 34	35 to 39	40 to 44	45 to 49	50 to 54	55 to 59	60 to 64	65 to 69	70 to 74	75 to 79	80 to 84	85 to 89	90 to 94	95 plus	Total
All causes	1,010 (922 to 1,100)	1,010 (944 to 1,080)	1,010 (924 to 1,100)	1,010 (940 to 1,080)	1,010 (944 to 1,080)	1,010 (944 to 1,080)	1,010 (944 to 1,080)	1,010 (944 to 1,080)	1,010 (944 to 1,080)	1,010 (944 to 1,080)	1,010 (944 to 1,080)	1,010 (944 to 1,080)	1,010 (944 to 1,080)	1,010 (944 to 1,080)	1,010 (944 to 1,080)	1,010 (944 to 1,080)	1,010 (944 to 1,080)	1,010 (944 to 1,080)	1,010 (944 to 1,080)	1,010 (944 to 1,080)	1,010 (944 to 1,080)	1,010 (944 to 1,080)	22,200
Communicable, maternal, neonatal, and nutritional diseases	1,010 (922 to 1,100)	1,010 (944 to 1,080)	1,010 (924 to 1,100)	1,010 (940 to 1,080)	1,010 (944 to 1,080)	1,010 (944 to 1,080)	1,010 (944 to 1,080)	1,010 (944 to 1,080)	1,010 (944 to 1,080)	1,010 (944 to 1,080)	1,010 (944 to 1,080)	1,010 (944 to 1,080)	1,010 (944 to 1,080)	1,010 (944 to 1,080)	1,010 (944 to 1,080)	1,010 (944 to 1,080)	1,010 (944 to 1,080)	1,010 (944 to 1,080)	1,010 (944 to 1,080)	1,010 (944 to 1,080)	1,010 (944 to 1,080)	1,010 (944 to 1,080)	1,050
HIV/AIDS and sexually transmitted infections	2.6 (2.4 to 2.9)	0.9 (0.3 to 2.1)	1.6 (0.4 to 3.4)	0.2 (0.2 to 0.4)	0.2 (0.1 to 0.3)	0.1 (0.1 to 0.1)	0.2 (0.1 to 0.3)	0.4 (0.2 to 0.6)	1.7 (1.0 to 3.2)	3.5 (2.7 to 4.6)	4.6 (3.6 to 5.7)	4.9 (3.8 to 6.3)	4.9 (3.7 to 6.4)	4.6 (3.7 to 6.1)	4 (3.2 to 5.4)	3 (2.1 to 4.7)	2.8 (1.8 to 4.5)	2.7 (1.7 to 4.4)	1.6 (0.7 to 3.2)	0.7 (0.3 to 1.4)	0.2 (0.1 to 0.3)	0.1 (0.0 to 0.1)	0 (0 to 0)	44.7
HIV/AIDS	0 (0 to 0)	0 (0 to 0)	0.2 (0.2 to 0.3)	0.2 (0.2 to 0.3)	0.1 (0.1 to 0.2)	0.1 (0.1 to 0.1)	0.2 (0.1 to 0.2)	0.5 (0.4 to 0.7)	1.6 (1.0 to 2.1)	3.4 (2.5 to 4.4)	4.6 (3.5 to 5.6)	4.8 (3.8 to 6.4)	4.8 (3.6 to 6.2)	4.5 (3.6 to 5.9)	3.9 (3.1 to 5.2)	2.9 (2.1 to 4.4)	2.7 (1.7 to 4.4)	2.6 (1.6 to 4.3)	1.5 (0.6 to 3.1)	0.6 (0.2 to 1.2)	0.2 (0.1 to 0.3)	0 (0 to 0)	0 (0 to 0)	37.8
HIV/AIDS - Drug-susceptible Tuberculosis	0 (0 to 0)	0 (0 to 0)	0 (0 to 0)	0 (0 to 0)	0 (0 to 0)	0 (0 to 0)	0 (0 to 0)	0 (0 to 0)	0.2 (0.1 to 0.2)	0.3 (0.2 to 0.5)	0.4 (0.2 to 0.6)	0.4 (0.2 to 0.6)	0.5 (0.3 to 0.7)	0.4 (0.2 to 0.5)	0.3 (0.2 to 0.5)	0.2 (0.1 to 0.3)	0.2 (0.1 to 0.3)	0.2 (0.1 to 0.3)	0 (0 to 0)	0 (0 to 0)	0 (0 to 0)	0 (0 to 0)	0 (0 to 0)	2.9
HIV/AIDS - Multidrug-resistant Tuberculosis without extensive dr...	0 (0 to 0)	0 (0 to 0)	0 (0 to 0)	0 (0 to 0)	0 (0 to 0)	0 (0 to 0)	0 (0 to 0)	0 (0 to 0)	0 (0 to 0)	0 (0 to 0)	0 (0 to 0)	0 (0 to 0)	0 (0 to 0)	0 (0 to 0)	0 (0 to 0)	0 (0 to 0)	0 (0 to 0)	0 (0 to 0)	0 (0 to 0)	0 (0 to 0)	0 (0 to 0)	0 (0 to 0)	0 (0 to 0)	0 (0 to 0)	0
HIV/AIDS - Extensively drug-resistant Tuberculosis	0 (0 to 0)	0 (0 to 0)	0 (0 to 0)	0 (0 to 0)	0 (0 to 0)	0 (0 to 0)	0 (0 to 0)	0 (0 to 0)	0 (0 to 0)	0 (0 to 0)	0 (0 to 0)	0 (0 to 0)	0 (0 to 0)	0 (0 to 0)	0 (0 to 0)	0 (0 to 0)	0 (0 to 0)	0 (0 to 0)	0 (0 to 0)	0 (0 to 0)	0 (0 to 0)	0 (0 to 0)	0 (0 to 0)	0
HIV/AIDS resulting in other diseases	0 (0 to 0)	0 (0 to 0)	0.2 (0.2 to 0.3)	0.2 (0.2 to 0.3)	0.1 (0.1 to 0.2)	0.1 (0.1 to 0.1)	0.1 (0.1 to 0.2)	0.4 (0.2 to 0.6)	1.4 (1.0 to 2.1)	3 (2.2 to 4.1)	4.2 (3.2 to 5.4)	4.5 (3.2 to 6.2)	4.5 (3.2 to 6.1)	4.2 (3.1 to 5.7)	3.5 (2.5 to 4.9)	2.7 (1.8 to 4.2)	2.5 (1.6 to 4.3)	2.5 (1.5 to 4.2)	1.5 (0.6 to 3.1)	0.6 (0.2 to 1.2)	0.2 (0.1 to 0.3)	0 (0 to 0)	0 (0 to 0)	34.9
Sexually transmitted infections excluding HIV	2.6 (2.4 to 2.9)	0.9 (0.3 to 2.1)	1.3 (0.3 to 3.1)	0 (0 to 0)	0 (0 to 0)	0 (0 to 0)	0 (0 to 0)	0 (0 to 0)	0 (0 to 0)	0 (0 to 0)	0 (0 to 0)	0 (0 to 0)	0 (0 to 0)	0.2 (0.1 to 0.4)	0.2 (0.1 to 0.5)	0.2 (0.1 to 0.5)	0.2 (0.1 to 0.5)	0.1 (0.1 to 0.3)	0.1 (0.1 to 0.3)	0 (0 to 0)	0 (0 to 0)	0 (0 to 0)	0 (0 to 0)	6.6
Syphilis	2.6 (2.4 to 2.9)	0.9 (0.3 to 2.1)	1.3 (0.3 to 3.1)	0 (0 to 0)	0 (0 to 0)	0 (0 to 0)	0 (0 to 0)	0 (0 to 0)	0 (0 to 0)	0 (0 to 0)	0 (0 to 0)	0 (0 to 0)	0 (0 to 0)	0 (0 to 0)	0 (0 to 0)	0 (0 to 0)	0 (0 to 0)	0 (0 to 0)	0 (0 to 0)	0 (0 to 0)	0 (0 to 0)	0 (0 to 0)	0 (0 to 0)	5.2
Chlamydial infection	0 (0 to 0)	0 (0 to 0)	0 (0 to 0)	0 (0 to 0)	0 (0 to 0)	0 (0 to 0)	0 (0 to 0)	0 (0 to 0)	0 (0 to 0)	0 (0 to 0)	0 (0 to 0)	0 (0 to 0)	0 (0 to 0)	0 (0 to 0)	0 (0 to 0)	0 (0 to 0)	0 (0 to 0)	0 (0 to 0)	0 (0 to 0)	0 (0 to 0)	0 (0 to 0)	0 (0 to 0)	0 (0 to 0)	0
Gonococcal infection	0 (0 to 0)	0 (0 to 0)	0 (0 to 0)	0 (0 to 0)	0 (0 to 0)	0 (0 to 0)	0 (0 to 0)	0 (0 to 0)	0 (0 to 0)	0 (0 to 0)	0 (0 to 0)	0 (0 to 0)	0 (0 to 0)	0 (0 to 0)	0 (0 to 0)	0 (0 to 0)	0 (0 to 0)	0 (0 to 0)	0 (0 to 0)	0 (0 to 0)	0 (0 to 0)	0 (0 to 0)	0 (0 to 0)	0
Trichomoniasis	0 (0 to 0)	0 (0 to 0)	0 (0 to 0)	0 (0 to 0)	0 (0 to 0)	0 (0 to 0)	0 (0 to 0)	0 (0 to 0)	0 (0 to 0)	0 (0 to 0)	0 (0 to 0)	0 (0 to 0)	0 (0 to 0)	0 (0 to 0)	0 (0 to 0)	0 (0 to 0)	0 (0 to 0)	0 (0 to 0)	0 (0 to 0)	0 (0 to 0)	0 (0 to 0)	0 (0 to 0)	0 (0 to 0)	0
Genital herpes	0 (0 to 0)	0 (0 to 0)	0 (0 to 0)	0 (0 to 0)	0 (0 to 0)	0 (0 to 0)	0 (0 to 0)	0 (0 to 0)	0 (0 to 0)	0 (0 to 0)	0 (0 to 0)	0 (0 to 0)	0 (0 to 0)	0 (0 to 0)	0 (0 to 0)	0 (0 to 0)	0 (0 to 0)	0 (0 to 0)	0 (0 to 0)	0 (0 to 0)	0 (0 to 0)	0 (0 to 0)	0 (0 to 0)	0
Other sexually transmitted infections	0 (0 to 0)	0 (0 to 0)	0 (0 to 0)	0 (0 to 0)	0 (0 to 0)	0 (0 to 0)	0 (0 to 0)	0 (0 to 0)	0 (0 to 0)	0 (0 to 0)	0 (0 to 0)	0 (0 to 0)	0 (0 to 0)	0 (0 to 0)	0 (0 to 0)	0 (0 to 0)	0 (0 to 0)	0 (0 to 0)	0 (0 to 0)	0 (0 to 0)	0 (0 to 0)	0 (0 to 0)	0 (0 to 0)	0
Respiratory infections and tuberculosis	3.6 (3.2 to 4.1)	4.4 (3.8 to 5.1)	4.7 (2.4 to 7.8)	5.4 (3.6 to 10.9)	4.7 (3.6 to 6.2)	5.4 (3.9 to 8.9)	5.4 (3.8 to 8.2)	5.4 (3.8 to 8.2)	5.4 (3.8 to 8.2)	5.4 (3.8 to 8.2)	5.4 (3.8 to 8.2)	5.4 (3.8 to 8.2)	5.4 (3.8 to 8.2)	5.4 (3.8 to 8.2)	5.4 (3.8 to 8.2)	5.4 (3.8 to 8.2)	5.4 (3.8 to 8.2)	5.4 (3.8 to 8.2)	5.4 (3.8 to 8.2)	5.4 (3.8 to 8.2)	5.4 (3.8 to 8.2)	5.4 (3.8 to 8.2)	5.4 (3.8 to 8.2)	115
Tuberculosis	0 (0 to 0)	0 (0 to 0)	0 (0 to 0)	0 (0 to 0)	0 (0 to 0)	0 (0 to 0)	0 (0 to 0)	0 (0 to 0)	0 (0 to 0)	0 (0 to 0)	0 (0 to 0)	0 (0 to 0)	0 (0 to 0)	0 (0 to 0)	0 (0 to 0)	0 (0 to 0)	0 (0 to 0)	0 (0 to 0)	0 (0 to 0)	0 (0 to 0)	0 (0 to 0)	0 (0 to 0)	0 (0 to 0)	0 (0 to 0)	0
Latent tuberculosis infection	0 (0 to 0)	0 (0 to 0)	0 (0 to 0)	0 (0 to 0)	0 (0 to 0)	0 (0 to 0)	0 (0 to 0)	0 (0 to 0)	0 (0 to 0)	0 (0 to 0)	0 (0 to 0)	0 (0 to 0)	0 (0 to 0)	0 (0 to 0)	0 (0 to 0)	0 (0 to 0)	0 (0 to 0)	0 (0 to 0)	0 (0 to 0)	0 (0 to 0)	0 (0 to 0)	0 (0 to 0)	0 (0 to 0)	0 (0 to 0)	0
Drug-susceptible tuberculosis	0 (0 to 0)	0 (0 to 0)	0 (0 to 0)	0 (0 to 0)	0 (0 to 0)	0 (0 to 0)	0 (0 to 0)	0 (0 to 0)	0 (0 to 0)	0 (0 to 0)	0 (0 to 0)	0 (0 to 0)	0 (0 to 0)	0 (0 to 0)	0 (0 to 0)	0 (0 to 0)	0 (0 to 0)	0 (0 to 0)	0 (0 to 0)	0 (0 to 0)	0 (0 to 0)	0 (0 to 0)	0 (0 to 0)	0 (0 to 0)	0
Multidrug-resistant tuberculosis without extensive drug-resistance	0 (0 to 0)	0 (0 to 0)	0 (0 to 0)	0 (0 to 0)	0 (0 to 0)	0 (0 to 0)	0 (0 to 0)	0 (0 to 0)	0 (0 to 0)	0 (0 to 0)	0 (0 to 0)	0 (0 to 0)	0 (0 to 0)	0 (0 to 0)	0 (0 to 0)	0 (0 to 0)	0 (0 to 0)	0 (0 to 0)	0 (0 to 0)	0 (0 to 0)	0 (0 to 0)	0 (0 to 0)	0 (0 to 0)	0 (0 to 0)	0
Extensively drug-resistant tuberculosis	0 (0 to 0)	0 (0 to 0)	0 (0 to 0)	0 (0 to 0)	0 (0 to 0)	0 (0 to 0)	0 (0 to 0)	0 (0 to 0)	0 (0 to 0)	0 (0 to 0)	0 (0 to 0)	0 (0 to 0)	0 (0 to 0)	0 (0 to 0)	0 (0 to 0)	0 (0 to 0)	0 (0 to 0)	0 (0 to 0)	0 (0 to 0)	0 (0 to 0)	0 (0 to 0)	0 (0 to 0)	0 (0 to 0)	0 (0 to 0)	0
Lower respiratory infections	3.5 (3.2 to 3.7)	3.5 (3.3 to 3.7)	3.1 (1.4 to 5.4)	3.2 (2.7 to 3.7)	3.7 (3.5 to 3.9)	3.7 (3.5 to 3.9)	3.7 (3.5 to 3.9)	3.7 (3.5 to 3.9)	3.7 (3.5 to 3.9)	3.7 (3.5 to 3.9)	3.7 (3.5 to 3.9)	3.7 (3.5 to 3.9)	3.7 (3.5 to 3.9)	3.7 (3.5 to 3.9)	3.7 (3.5 to 3.9)	3.7 (3.5 to 3.9)	3.7 (3.5 to 3.9)	3.7 (3.5 to 3.9)	3.7 (3.5 to 3.9)	3.7 (3.5 to 3.9)	3.7 (3.5 to 3.9)	3.7 (3.5 to 3.9)	3.7 (3.5 to 3.9)	109
Upper respiratory infections	0 (0 to 0)	0 (0 to 0)	0 (0 to 0)	0.2 (0.2 to 0.3)	0.7 (0.4 to 1.1)	1.4 (0.9 to 2.1)	1.7 (1.1 to 2.7)	2.5 (1.6 to 3.7)	3.4 (2.2 to 4.7)	4.1 (2.8 to 5.8)	4.9 (3.3 to 7.1)	4.9 (3.3 to 7.3)	4.9 (3.3 to 7.3)	4.9 (3.3 to 7.3)	4.9 (3.3 to 7.3)	4.9 (3.3 to 7.3)	4.9 (3.3 to 7.3)	4.9 (3.3 to 7.3)	4.9 (3.3 to 7.3)	4.9 (3.3 to 7.3)	4.9 (3.3 to 7.3)	4.9 (3.3 to 7.3)	4.9 (3.3 to 7.3)	69.4
Otitis media	0 (0 to 0)	0 (0 to 0)	0 (0 to 0)	0.2 (0.1 to 0.4)	0.2 (0.1 to 0.4)	0.2 (0.1 to 0.4





| | | |

SR Table 2a: Bath and North East Somerset DALYS by cause and age group for males with 95% uncertainty intervals, 2019

Cause	Early Neonatal	Late Neonatal	Post Neonatal	1 to 4	5 to 9	10 to 14	15 to 19	20 to 24	25 to 29	30 to 34	35 to 39	40 to 44	45 to 49	50 to 54	55 to 59	60 to 64	65 to 69	70 to 74	75 to 79	80 to 84	85 to 89	90 to 94	95 plus	Total
All causes	1,702 (1,462 to 1,962)	1,284 (1,107 to 1,479)	2,307 (2,007 to 2,617)	1,964 (1,699 to 2,250)	1,101 (951 to 1,247)	1,003 (869 to 1,151)	1,170 (1,016 to 1,323)	1,403 (1,220 to 1,591)	1,615 (1,405 to 1,840)	1,782 (1,550 to 2,027)	1,966 (1,705 to 2,232)	2,161 (1,875 to 2,460)	2,407 (2,090 to 2,737)	2,667 (2,316 to 3,040)	2,997 (2,603 to 3,417)	3,329 (2,889 to 3,797)	3,776 (3,277 to 4,309)	4,230 (3,669 to 4,829)	4,710 (4,085 to 5,376)	5,210 (4,516 to 5,945)	5,710 (4,950 to 6,514)	6,210 (5,384 to 7,083)	6,710 (5,818 to 7,656)	6,710 (5,818 to 7,656)	6,710 (5,818 to 7,656

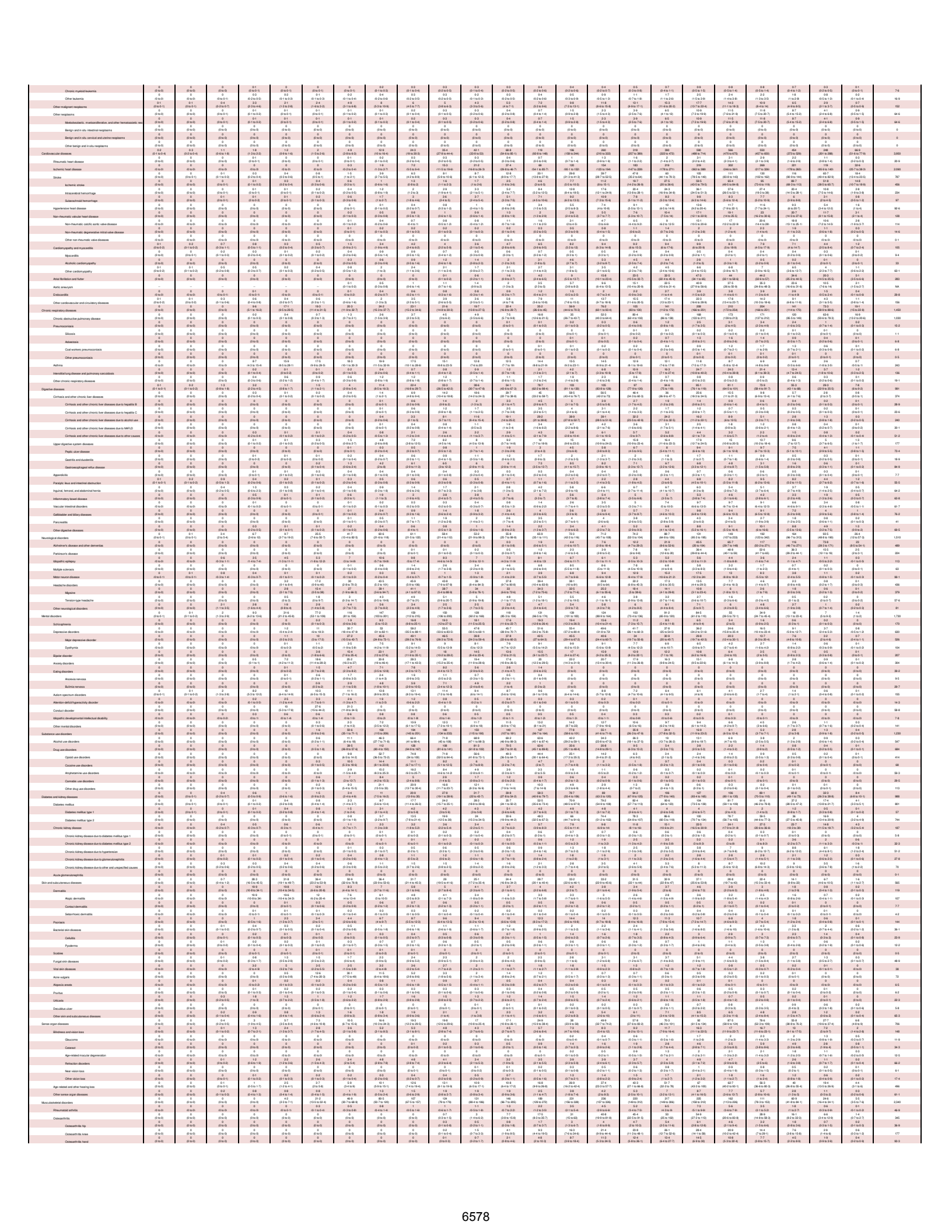



SR Table 2a: Gloucestershire DALY'S by cause and age group for males with 95% uncertainty intervals, 2019

Cause	Early Neonatal	Late Neonatal	Post Neonatal	1 to 4	5 to 9	10 to 14	15 to 19	20 to 24	25 to 29	30 to 34	35 to 39	40 to 44	45 to 49	50 to 54	55 to 59	60 to 64	65 to 69	70 to 74	75 to 79	80 to 84	85 to 89	90 to 94	95 plus	Total
All causes	3396 (2852 to 3947)	1326 (1126 to 1550)	2744 (2379 to 3162)	1364 (1180 to 1566)	1019 (884 to 1164)	1009 (874 to 1160)	1270 (1107 to 1460)	1774 (1,547 to 2,013)	2,033 (1,777 to 2,302)	2,264 (2,000 to 2,550)	2,523 (2,232 to 2,840)	2,753 (2,443 to 3,078)	3,020 (2,687 to 3,360)	3,292 (2,940 to 3,650)	3,599 (3,218 to 3,992)	4,011 (3,588 to 4,447)	4,477 (4,000 to 4,970)	4,977 (4,450 to 5,530)	5,477 (4,879 to 6,093)	5,977 (5,317 to 6,650)	6,477 (5,755 to 7,208)	6,977 (6,192 to 7,765)	7,477 (6,629 to 8,322)	40,942 (36,341 to 45,741)
Communicable, maternal, neonatal, and nutritional diseases	2336 (2032 to 2672)	904 (786 to 1031)	1,234 (1,050 to 1,431)	530 (450 to 620)	137 (97 to 189)	99.0 (67 to 139)	97.6 (70 to 135)	97.9 (70 to 132)	98.0 (70 to 134)	111 (80 to 149)	122 (87 to 166)	132 (92 to 184)	151 (105 to 206)	166 (116 to 227)	178 (126 to 239)	192 (135 to 258)	209 (145 to 282)	228 (158 to 309)	248 (172 to 341)	265 (183 to 368)	281 (193 to 388)	296 (203 to 410)	5,592
HIV/AIDS and sexually transmitted infections	11.9 (7.4 to 20.4)	4.1 (1.2 to 9.2)	6.4 (2.1 to 14.1)	0.0 (0.0 to 0.7)	0.0 (0.0 to 0.6)	0.2 (0.0 to 0.5)	0.9 (0.4 to 0.7)	1.7 (1.0 to 2.3)	2.7 (2.0 to 3.5)	4.1 (3.0 to 5.3)	5.5 (4.0 to 6.9)	7.0 (5.2 to 8.8)	8.7 (6.4 to 11.0)	10.6 (7.9 to 13.4)	11.6 (8.6 to 14.6)	9.8 (7.4 to 12.1)	7.6 (5.6 to 10.1)	6.1 (4.2 to 8.6)	4.6 (2.6 to 6.8)	3.3 (1.5 to 5.2)	1.5 (0.7 to 2.9)	0.2 (0.1 to 0.4)	0.0 (0.0 to 0.1)	105
HIV/AIDS	0 (0 to 0)	0 (0 to 0)	0.6 (0.0 to 0.5)	0.4 (0.0 to 0.4)	0.3 (0.0 to 0.4)	0.2 (0.0 to 0.5)	0.4 (0.2 to 0.6)	1.5 (1.1 to 2)	3.7 (2.8 to 4.9)	6.9 (5.1 to 9.1)	9.6 (7.3 to 12.9)	10.1 (7.4 to 13.7)	10.8 (8.2 to 14.5)	9.8 (7.4 to 11.9)	7 (5.1 to 9.4)	5.6 (3.7 to 8.1)	4.6 (2.9 to 6.9)	2.7 (1.5 to 4.5)	1.7 (0.8 to 2.9)	0.9 (0.3 to 2.1)	0.2 (0.1 to 0.4)	0.0 (0.0 to 0.1)	74.4
HIV/AIDS - Drug-susceptible Tuberculosis	0 (0 to 0)	0 (0 to 0)	0.1 (0.0 to 0.1)	0 (0 to 0)	0 (0 to 0)	0 (0 to 0)	0 (0 to 0)	0.2 (0.1 to 0.3)	0.4 (0.2 to 0.6)	0.7 (0.4 to 1)	0.9 (0.6 to 1.4)	1 (0.6 to 1.6)	1 (0.6 to 1.6)	0.9 (0.6 to 1.3)	0.6 (0.4 to 0.9)	0.5 (0.3 to 0.7)	0.3 (0.2 to 0.5)	0.2 (0.1 to 0.3)	0.1 (0.1 to 0.2)	0.1 (0.0 to 0.2)	0 (0.0 to 0.1)	0 (0.0 to 0.1)	6.7
HIV/AIDS - Multidrug-resistant Tuberculosis without extensive	0 (0 to 0)	0 (0 to 0)	0 (0 to 0)	0 (0 to 0)	0 (0 to 0)	0 (0 to 0)	0 (0 to 0)	0 (0 to 0)	0 (0 to 0)	0 (0 to 0)	0 (0 to 0)	0 (0 to 0)	0 (0 to 0)	0 (0 to 0)	0 (0 to 0)	0 (0 to 0)	0 (0 to 0)	0 (0 to 0)	0 (0 to 0)	0 (0 to 0)	0 (0 to 0)	0 (0 to 0)	0 (0 to 0)	0.2
HIV/AIDS - Extensively drug-resistant Tuberculosis	0 (0 to 0)	0 (0 to 0)	0 (0 to 0)	0 (0 to 0)	0 (0 to 0)	0 (0 to 0)	0 (0 to 0)	0 (0 to 0)	0 (0 to 0)	0 (0 to 0)	0 (0 to 0)	0 (0 to 0)	0 (0 to 0)	0 (0 to 0)	0 (0 to 0)	0 (0 to 0)	0 (0 to 0)	0 (0 to 0)	0 (0 to 0)	0 (0 to 0)	0 (0 to 0)	0 (0 to 0)	0 (0 to 0)	0
HIV/AIDS resulting in other diseases	0 (0 to 0)	0 (0 to 0)	0.5 (0.0 to 0.4)	0.0 (0.0 to 0.4)	0.0 (0.0 to 0.2)	0.0 (0.0 to 0.2)	0.0 (0.0 to 0.3)	1.3 (0.9 to 1.8)	3.3 (2.4 to 4.5)	6.2 (4.5 to 8.2)	8.6 (6.3 to 12.1)	9.1 (6.6 to 12.7)	9.7 (7.1 to 13.3)	8.7 (6.5 to 10.9)	6.1 (4.4 to 8.1)	4.8 (3.2 to 7.1)	4.0 (2.5 to 6.2)	2.4 (1.3 to 4.1)	1.4 (0.7 to 2.5)	0.8 (0.3 to 1.8)	0.2 (0.1 to 0.4)	0.0 (0.0 to 0.1)	67.7
Sexually transmitted infections excluding HIV	11.9 (7.4 to 20.4)	4.1 (1.2 to 9.2)	5.8 (2.0 to 13.7)	0.0 (0.0 to 0.3)	0.0 (0.0 to 0.2)	0.0 (0.0 to 0.1)	0.5 (0.1 to 0.2)	0.2 (0.0 to 0.5)	0.2 (0.0 to 0.6)	0.2 (0.0 to 0.6)	0.2 (0.0 to 0.6)	0.2 (0.0 to 0.6)	0.2 (0.0 to 0.6)	0.2 (0.0 to 0.6)	0.2 (0.0 to 0.7)	0.2 (0.0 to 0.6)	0.2 (0.0 to 0.6)	0.2 (0.0 to 0.6)	0.2 (0.0 to 0.6)	0.2 (0.0 to 0.6)	0.2 (0.0 to 0.6)	0.2 (0.0 to 0.6)	0.2 (0.0 to 0.6)	39.2
Syphilis	0 (0 to 0)	0 (0 to 0)	0.1 (0.0 to 0.6)	0 (0 to 0)	0 (0 to 0)	0 (0 to 0)	0 (0 to 0)	0 (0 to 0)	0 (0 to 0)	0 (0 to 0)	0 (0 to 0)	0 (0 to 0)	0 (0 to 0)	0 (0 to 0)	0 (0 to 0)	0 (0 to 0)	0 (0 to 0)	0 (0 to 0)	0 (0 to 0)	0 (0 to 0)	0 (0 to 0)	0 (0 to 0)	0 (0 to 0)	23.7
Chlamydial infection	0 (0 to 0)	0 (0 to 0)	0 (0 to 0)	0 (0 to 0)	0 (0 to 0)	0 (0 to 0)	0 (0 to 0)	0 (0 to 0)	0 (0 to 0)	0 (0 to 0)	0 (0 to 0)	0 (0 to 0)	0 (0 to 0)	0 (0 to 0)	0 (0 to 0)	0 (0 to 0)	0 (0 to 0)	0 (0 to 0)	0 (0 to 0)	0 (0 to 0)	0 (0 to 0)	0 (0 to 0)	0 (0 to 0)	0
Gonococcal infection	0 (0 to 0)	0 (0 to 0)	0 (0 to 0)	0 (0 to 0)	0 (0 to 0)	0 (0 to 0)	0 (0 to 0)	0 (0 to 0)	0 (0 to 0)	0 (0 to 0)	0 (0 to 0)	0 (0 to 0)	0 (0 to 0)	0 (0 to 0)	0 (0 to 0)	0 (0 to 0)	0 (0 to 0)	0 (0 to 0)	0 (0 to 0)	0 (0 to 0)	0 (0 to 0)	0 (0 to 0)	0 (0 to 0)	0.2
Trichomoniasis	0 (0 to 0)	0 (0 to 0)	0 (0 to 0)	0 (0 to 0)	0 (0 to 0)	0 (0 to 0)	0 (0 to 0)	0 (0 to 0)	0 (0 to 0)	0 (0 to 0)	0 (0 to 0)	0 (0 to 0)	0 (0 to 0)	0 (0 to 0)	0 (0 to 0)	0 (0 to 0)	0 (0 to 0)	0 (0 to 0)	0 (0 to 0)	0 (0 to 0)	0 (0 to 0)	0 (0 to 0)	0 (0 to 0)	0.6
Genital herpes	0 (0 to 0)	0 (0 to 0)	0 (0 to 0)	0 (0 to 0)	0 (0 to 0)	0 (0 to 0)	0 (0 to 0)	0 (0 to 0)	0 (0 to 0)	0 (0 to 0)	0 (0 to 0)	0 (0 to 0)	0 (0 to 0)	0 (0 to 0)	0 (0 to 0)	0 (0 to 0)	0 (0 to 0)	0 (0 to 0)	0 (0 to 0)	0 (0 to 0)	0 (0 to 0)	0 (0 to 0)	0 (0 to 0)	0.1
Other sexually transmitted infections	0 (0 to 0)	0 (0 to 0)	0 (0 to 0)	0 (0 to 0)	0 (0 to 0)	0 (0 to 0)	0 (0 to 0)	0 (0 to 0)	0 (0 to 0)	0 (0 to 0)	0 (0 to 0)	0 (0 to 0)	0 (0 to 0)	0 (0 to 0)	0 (0 to 0)	0 (0 to 0)	0 (0 to 0)	0 (0 to 0)	0 (0 to 0)	0 (0 to 0)	0 (0 to 0)	0 (0 to 0)	0 (0 to 0)	0.3
Respiratory infections and tuberculosis	2.3 (2.0 to 4.9)	2.2 (1.9 to 3.2)	22.7 (14.9 to 32.4)	39.6 (23.4 to 58)	28.6 (20.5 to 38.2)	29 (19.2 to 39.4)	28 (19.4 to 40.2)	29 (19.3 to 39.4)	30.9 (22.2 to 40)	33.6 (24.5 to 50.2)	36.1 (26.9 to 48.1)	39.1 (28.9 to 53.7)	42.3 (30.9 to 58.9)	46.1 (34.1 to 63.6)	50.3 (37.3 to 69.2)	56.1 (41.7 to 77.1)	62.6 (46.5 to 86.1)	69.7 (52.1 to 95.8)	77.8 (58.2 to 107)	86.9 (64.9 to 119)	96.7 (72.2 to 133)	107 (79.9 to 147)	1,256
Tuberculosis	0 (0 to 0)	0 (0 to 0)	0 (0 to 0)	0 (0 to 0)	0 (0 to 0)	0 (0 to 0)	0 (0 to 0)	0 (0 to 0)	0 (0 to 0)	0 (0 to 0)	0 (0 to 0)	0 (0 to 0)	0 (0 to 0)	0 (0 to 0)	0 (0 to 0)	0 (0 to 0)	0 (0 to 0)	0 (0 to 0)	0 (0 to 0)	0 (0 to 0)	0 (0 to 0)	0 (0 to 0)	0 (0 to 0)	0
Latent tuberculosis infection	0 (0 to 0)	0 (0 to 0)	0 (0 to 0)	0 (0 to 0)	0 (0 to 0)	0 (0 to 0)	0 (0 to 0)	0 (0 to 0)	0 (0 to 0)	0 (0 to 0)	0 (0 to 0)	0 (0 to 0)	0 (0 to 0)	0 (0 to 0)	0 (0 to 0)	0 (0 to 0)	0 (0 to 0)	0 (0 to 0)	0 (0 to 0)	0 (0 to 0)	0 (0 to 0)	0 (0 to 0)	0 (0 to 0)	0
Drug-susceptible tuberculosis	0 (0 to 0)	0 (0 to 0)	0 (0 to 0)	0 (0 to 0)	0 (0 to 0)	0 (0 to 0)	0 (0 to 0)	0 (0 to 0)	0 (0 to 0)	0 (0 to 0)	0 (0 to 0)	0 (0 to 0)	0 (0 to 0)	0 (0 to 0)	0 (0 to 0)	0 (0 to 0)	0 (0 to 0)	0 (0 to 0)	0 (0 to 0)	0 (0 to 0)	0 (0 to 0)	0 (0 to 0)	0 (0 to 0)	0
Multidrug-resistant tuberculosis without extensive drug-resista	0 (0 to 0)	0 (0 to 0)	0 (0 to 0)	0 (0 to 0)	0 (0 to 0)	0 (0 to 0)	0 (0 to 0)	0 (0 to 0)	0 (0 to 0)	0 (0 to 0)	0 (0 to 0)	0 (0 to 0)	0 (0 to 0)	0 (0 to 0)	0 (0 to 0)	0 (0 to 0)	0 (0 to 0)	0 (0 to 0)	0 (0 to 0)	0 (0 to 0)	0 (0 to 0)	0 (0 to 0)	0 (0 to 0)	0
Extensively drug-resistant tuberculosis	0 (0 to 0)	0 (0 to 0)	0 (0 to 0)	0 (0 to 0)	0 (0 to 0)	0 (0 to 0)	0 (0 to 0)	0 (0 to 0)	0 (0 to 0)	0 (0 to 0)	0 (0 to 0)	0 (0 to 0)	0 (0 to 0)	0 (0 to 0)	0 (0 to 0)	0 (0 to 0)	0 (0 to 0)	0 (0 to 0)	0 (0 to 0)	0 (0 to 0)	0 (0 to 0)	0 (0 to 0)	0 (0 to 0)	0
Lower respiratory infections	2.4 (2.0 to 4.9)	2 (2 to 3)	19.5 (11.7 to 29.2)	7.6 (3.1 to 16.2)	2.2 (1.6 to 3)	2.5 (1.8 to 3.3)	4.3 (2.9 to 6.1)	8.9 (5.4 to 12.7)	11.8 (8.1 to 16.2)	13.9 (9.7 to 20.2)	16.7 (12 to 22.4)	22.4 (16.1 to 30.2)	32.6 (23.1 to 47.2)	45.2 (32 to 64)	58.1 (41.2 to 82.4)	74 (49.4 to 106)	106 (67.4 to 158)	139 (82.5 to 221)	218 (116 to 372)	274 (116 to 512)	407 (208 to 727)	471 (266 to 836)	345 (197 to 578)	2,330
Upper respiratory infections	0 (0 to 0.1)	0 (0 to 0.1)	2.2 (1.5 to 3.1)	22.8 (13.6 to 44.2)	26.9 (12.6 to 44.2)	20.3 (10.7 to 33.5)	16.7 (8.6 to 28)	16.6 (8.6 to 28)	16.7 (9.1 to 28.3)	17.2 (9.2 to 28.7)	17.4 (9.7 to 27)	16.7 (9.3 to 26.2)	14.7 (8.5 to 23.7)	13.4 (7.8 to 21.5)	11.7 (6.9 to 20.7)	10.4 (6.2 to 17.5)	9.1 (5.4 to 15.2)	7.9 (4.6 to 13.2)	6.8 (3.9 to 11.4)	5.8 (3.2 to 9.8)	4.8 (2.4 to 8.7)	2.1 (1.1 to 3.9)	0.8 (0.4 to 1.5)	274
Otitis media	0 (0 to 0)	0 (0 to 0)	0 (0 to 0.1)	0.5 (0.2 to 1.1)	0.5 (0.2 to 0.9)	0.4 (0.2 to 0.8)	0.3 (0.1 to 0.6)	0.3 (0.1 to 0.6)	0.3 (0.1 to 0.6)	0.3 (0.1 to 0.6)	0.3 (0.1 to 0.6)	0.3 (0.1 to 0.6)	0.3 (0.1 to 0.6)	0.3 (0.1 to 0.6)	0.3 (0.1 to 0.6)	0.3 (0.1 to 0.6)	0.3 (0.1 to 0.6)	0.3 (0.1 to 0.6)	0.3 (0.1 to 0.6)	0.3 (0.1 to 0.6)	0.3 (0.1 to 0.6)	0.2 (0.1 to 0.4)	0.2 (0.1 to 0.4)	5
Enteric infections	1.1 (0.9 to 2.5)	1.1 (0.9 to 1.6)	3.4 (1.9 to 5.2)	12.9 (7.1 to 24.9)	6.4 (4.5 to 8.7)	4.4 (3.1 to 6.2)	4.4 (3.1 to 6.2)	4.4 (3.1 to 6.2)	4.4 (3.1 to 6.2)	4.4 (3.1 to 6.2)	4.4 (3.1 to 6.2)	4.4 (3.1 to 6.2)	4.4 (3.1 to 6.2)	4.4 (3.1 to 6.2)	4.4 (3.1 to 6.2)	4.4 (3.1 to 6.2)	4.4 (3.1 to 6.2)	4.4 (3.1 to 6.2)	4.4 (3.1 to 6.2)	4.4 (3.1 to 6.2)	4.4 (3.1 to 6.2)	4.4 (3.1 to 6.2)	4.4 (3.1 to 6.2)	255
Cholera	0 (0 to 0.2)	0 (0 to 0)	1.3 (1 to 1.8)	7.6 (3.4 to 23.2)	1.5 (1.1 to 2.1)	0.6 (0.4 to 0.9)	0.6 (0.4 to 0.9)	0.6 (0.4 to 0.9)	0.6 (0.4 to 0.9)	0.6 (0.4 to 0.9)	0.6 (0.4 to 0.9)	0.6 (0.4 to 0.9)	0.6 (0.4 to 0.9)	0.6 (0.4 to 0.9)	0.6 (0.4 to 0.9)	0.6 (0.4 to 0.9)	0.6 (0.4 to 0.9)	0.6 (0.4 to 0.9)	0.6 (0.4 to 0.9)	0.6 (0.4 to 0.9)	0.6 (0.4 to 0.9)	0.6 (0.4 to 0.9)	0.6 (0.4 to 0.9)	9
Diarrheal diseases	0.9 (0.5 to 2.3)	1.1 (0.9 to 1.6)	1.9 (1.1 to 3.2)	4.8 (2.4 to 10.4)	4.8 (3.4 to 6.5)	3.4 (2.4 to 4.8)	3.4 (2.4 to 4.8)	3.4 (2.4 to 4.8)	3.4 (2.4 to 4.8)	3.4 (2.4 to 4.8)	3.4 (2.4 to 4.8)	3.4 (2.4 to 4.8)	3.4 (2.4 to 4.8)	3.4 (2.4 to 4.8)	3.4 (2.4 to 4.8)	3.4 (2.4 to 4.8)	3.4 (2.4 to 4.8)	3.4 (2.4 to 4.8)	3.4 (2.4 to 4.8)	3.4 (2.4 to 4.8)	3.4 (2.4 to 4.8)	3.4 (2.4 to 4.8)	3.4 (2.4 to 4.8)	254
Typhoid and paratyphoid	0 (0 to 0)	0 (0 to 0)	0 (0 to 0)	0 (0 to 0)	0 (0 to 0)	0 (0 to 0)	0 (0 to 0)	0 (0 to 0)	0 (0 to 0)	0 (0 to 0)	0 (0 to 0)	0 (0 to 0)	0 (0 to 0)	0 (0 to 0)	0 (0 to 0)	0 (0 to 0)	0 (0 to 0)	0 (0 to 0)	0 (0 to 0)	0 (0 to 0)	0 (0 to 0)	0 (0 to 0)	0 (0 to 0)	0
Typhoid fever	0 (0 to 0)	0 (0 to 0)	0 (0 to 0)	0 (0 to 0)	0 (0 to 0)	0 (0 to 0)	0 (0 to 0)	0 (0 to 0)	0 (0 to 0)	0 (0 to 0)	0 (0 to 0)	0 (0 to 0)	0 (0 to 0)	0 (0 to 0)	0 (0 to 0)	0 (0 to 0)	0 (0 to 0)	0 (0 to 0)	0 (0 to 0)	0 (0 to 0)	0 (0 to 0)	0 (0 to 0)	0 (0 to 0)	0
Paratyphoid fever	0 (0 to 0)	0 (0 to 0)	0 (0 to 0)	0 (0 to 0)	0 (0 to 0)	0 (0 to 0)	0 (0 to 0)	0 (0 to 0)	0 (0 to 0)	0 (0 to 0)	0 (0 to 0)	0 (0 to 0)	0 (0 to 0)	0 (0 to 0)	0 (0 to 0)	0 (0 to 0)	0 (0 to 0)	0 (0 to 0)	0 (0 to 0)	0 (0 to 0)	0 (0 to 0)	0 (0 to 0)	0 (0 to 0)	0
Other enteric infections	0 (0 to 0)	0 (0 to 0)	0 (0 to 0)	0 (0 to 0)	0 (0 to 0)	0 (0 to 0)	0 (0 to 0)	0 (0 to 0)	0 (0 to 0)	0 (0 to 0)	0 (0 to 0)	0 (0 to 0)	0 (0 to 0)	0 (0 to 0)	0 (0 to 0)	0 (0 to 0)	0 (0 to 0)	0 (0 to 0)	0 (0 to 0)	0 (0 to 0)	0 (0 to 0)	0 (0 to 0)	0 (0 to 0)	0
Invasive Non-typhoidal Salmonella (iNTS)	0 (0 to 0)	0 (0 to 0)	0 (0 to 0)	0 (0 to 0)	0 (0 to 0)	0 (0 to 0)	0 (0 to 0)	0 (0 to 0)	0 (0 to 0)	0 (0 to 0)	0 (0 to 0)	0 (0 to 0)	0 (0 to 0)	0 (0 to 0)	0 (0 to 0)	0 (0 to 0)	0 (0 to 0)	0 (0 to 0)	0 (0 to 0)	0 (0 to 0)	0 (0 to 0)	0 (0 to 0)	0 (0 to 0)	0
Other intestinal infectious diseases	0 (0 to 0)	0 (0 to 0)	0 (0 to 0)	0 (0 to 0)	0 (0 to 0)	0 (0 to 0)	0 (0 to 0)	0 (0 to 0)	0 (0 to 0)	0 (0 to 0)	0 (0 to 0)	0 (0 to 0)	0 (0 to 0)	0 (0 to 0)	0 (0 to 0)	0 (0 to 0)	0 (0 to 0)	0 (0 to 0)	0 (0 to 0)	0 (0 to 0)	0 (0 to 0)	0 (0 to 0)	0 (0 to 0)	0
Neglected tropical diseases and malaria	0.1 (0 to 0.2)	0 (0 to 0.1)	0.7 (0.1 to 2.4)	2.1 (0.1 to 15.9)	0.3 (0.2 to 0.4)	0.2 (0.2 to 0.3)	0.2 (0.2 to 0.3)	0.2 (0.2 to 0.3)	0.2 (0.2 to 0.3)	0.2 (0.2 to 0.3)	0.2 (0.2 to 0.3)	0.2 (0.2 to 0.3)	0.2 (0.2 to 0.3)	0.2 (0.2 to 0.3)	0.2 (0.2 to 0.3)	0.2 (0.2 to 0.3)	0.2 (0.2 to 0.3)	0.2 (0.2 to 0.3)	0.2 (0.2 to 0.3)	0.2 (0.2 to 0.3)	0.2 (0.2 to 0.3)	0.2 (0.2 to 0.3)	0.2 (0.2 to 0.3)	3
Malaria	0 (0 to 0)	0 (0 to 0)	0 (0 to 0)	0 (0 to 0)	0 (0 to 0)	0 (0 to 0)	0 (0 to 0)	0 (0 to 0)	0 (0 to 0)	0 (0 to 0)	0 (0 to 0)	0 (0 to 0)	0 (0 to 0)	0 (0 to 0)	0 (0 to 0)	0 (0 to 0)	0 (0 to 0)	0 (0 to 0)	0 (0 to 0)	0 (0 to 0)	0 (0 to 0)	0 (0 to 0)	0 (0 to 0)	0
Chagas disease	0 (0 to 0)	0 (0 to 0)	0 (0 to 0)	0 (0 to 0)	0 (0 to 0)	0 (0 to 0)	0 (0 to 0)	0 (0 to 0)	0 (0 to 0)	0 (0 to 0)	0 (0 to 0)	0 (0 to 0)	0 (0 to 0)	0 (0 to 0)	0 (0 to 0)	0 (0 to 0)	0 (0 to 0)	0 (0 to 0)	0 (0 to 0)	0 (0 to 0)	0 (0 to 0)	0 (0 to 0)	0 (0 to 0)	0
Leishmaniasis	0 (0 to 0)	0 (0 to 0)	0 (0 to 0)	0 (0 to 0)	0 (0 to 0)	0 (0 to 0)	0 (0 to 0)	0 (0 to 0)	0 (0 to 0)	0 (0 to 0)	0 (0 to 0)	0 (0 to 0)	0 (0 to 0)	0 (0 to 0)	0 (0 to 0)	0 (0 to 0)	0 (0 to 0)	0 (0 to 0)	0 (0 to 0)	0 (0 to 0)	0 (0 to 0)	0 (0 to 0)	0 (0 to 0)	0
Visceral leishmaniasis	0 (0 to 0)	0 (0 to 0)	0 (0 to 0)	0 (0 to 0)	0 (0 to 0)	0 (0 to 0)	0 (0 to 0)	0 (0 to 0)	0 (0 to 0)	0 (0 to 0)	0 (0 to 0)	0 (0 to 0)	0 (0 to 0)	0 (0 to 0)	0 (0 to 0)	0 (0 to 0)	0 (0 to 0)	0 (0 to 0)	0 (0 to 0)	0 (0 to 0)	0 (0 to 0)	0 (0 to 0)	0 (0 to 0)	0
Cutaneous and mucocutaneous leishmaniasis	0 (0 to 0)	0 (0 to 0)	0 (0 to 0)	0 (0 to 0)	0 (0 to 0)	0 (0 to 0)	0 (0 to 0)	0 (0 to 0)	0 (0 to 0)	0 (0 to 0)	0 (0 to 0)	0 (0 to 0)	0 (0 to 0)	0 (0 to 0)	0 (0 to 0)	0 (0 to 0)	0 (0 to 0)	0 (0 to 0)	0 (0 to 0)	0 (0 to 0)	0 (0 to 0)	0 (0 to 0)	0 (0 to 0)	0
African trypanosomiasis	0 (0 to 0)	0 (0 to 0)	0 (0 to 0)	0 (0 to 0)	0 (0 to 0)	0 (0 to 0)	0 (0 to 0)	0 (0 to 0)	0 (0 to 0)	0 (0 to 0)	0 (0 to 0)	0 (0 to 0)	0 (0 to 0)	0 (0 to 0)	0 (0 to 0)	0 (0 to 0)	0 (0 to 0)	0 (0 to 0)	0 (0 to 0)	0 (0 to 0)	0 (0 to 0)	0 (0 to 0)	0 (0 to 0)	0
Schistosomiasis	0 (0 to 0)	0 (0 to 0)	0 (0 to 0)	0 (0 to 0)	0 (0 to 0)	0 (0 to 0)	0 (0 to 0)	0 (0 to 0)	0 (0 to 0)	0 (0 to 0)	0 (0 to 0)	0 (0 to 0)	0 (0 to 0)	0 (0 to 0)	0 (0 to 0)	0 (0 to 0)	0 (0 to 0)	0 (0 to 0)	0 (0 to 0)	0 (0 to 0)	0 (0 to 0)	0 (0 to 0)	0 (0 to 0)	0
Cysticercosis	0 (0 to 0)	0 (0 to 0)	0 (0 to 0)	0 (0 to 0)	0 (0 to 0)	0 (0 to 0)	0 (0 to 0)	0 (0 to 0)	0 (0 to 0)	0 (0 to 0)	0 (0 to 0)	0 (0 to 0)	0 (0 to 0)	0 (0 to 0)	0 (0 to 0)	0 (0 to 0)	0 (0 to 0)	0 (0 to 0)	0 (0 to 0)	0 (0 to 0)	0 (0 to 0)	0 (0 to 0)	0 (0 to 0)	0
Cystic echinococcosis	0 (0 to 0)	0 (0 to 0)	0 (0 to 0)	0 (0 to 0)	0 (0 to 0)	0 (0 to 0)	0 (0 to 0)	0 (0 to 0)	0 (0 to 0)	0 (0 to 0)	0 (0 to 0)	0 (0 to 0)	0 (0 to 0)	0 (0 to 0)	0 (0 to 0)	0 (0 to 0)	0 (0 to 0)	0 (0 to 0)	0 (0 to 0)	0 (0 to 0)	0 (0 to 0)	0 (0 to 0)	0 (0 to 0)	0
Lymphatic filariasis	0 (0 to 0)	0 (0 to 0)	0 (0 to 0)	0 (0 to 0)	0 (0 to 0)	0 (0 to 0)	0 (0 to 0)	0 (0 to 0)	0 (0 to 0)	0 (0 to 0)	0 (0 to 0)	0 (0 to 0)	0 (0 to 0)	0 (0 to 0)	0 (0 to 0)	0 (0 to 0)	0 (0 to 0)	0 (0 to 0)	0 (0 to 0)	0 (0 to 0)	0 (0 to 0)	0 (0 to 0)	0 (0 to 0)	0
Onchocerciasis	0 (0 to 0)	0 (0 to 0)	0 (0 to 0)	0 (0 to 0)	0 (0 to 0)	0 (0 to 0)	0 (0 to 0)	0 (0 to 0)	0 (0 to 0)	0 (0 to 0)	0 (0 to 0)	0 (0 to 0)	0 (0 to 0)	0 (0 to 0)	0 (0 to 0)	0 (0 to 0)	0 (0 to 0)	0 (0 to 0)	0 (0 to 0)	0 (0 to 0)	0 (0 to 0)	0 (0 to 0)	0 (0 to 0)	0
Trachoma	0 (0 to 0)	0 (0 to 0)	0 (0 to 0)	0 (0 to 0)	0 (0 to 0)	0 (0 to 0)	0 (0 to 0)	0 (0 to 0)	0 (0 to 0)	0 (0 to 0)	0 (0 to 0)	0 (0 to 0)	0 (0 to 0)	0 (0 to 0)	0 (0 to 0)	0 (0 to 0)	0 (0 to 0)	0 (0 to 0)	0 (0 to 0)	0 (0 to 0)	0 (0 to 0)	0 (0 to 0)	0 (0 to 0)	0
Dengue	0 (0 to 0)	0 (0 to 0)	0 (0 to 0)	0 (0 to 0)	0 (0 to 0)	0 (0 to 0)	0 (0 to 0)	0 (0 to 0)	0 (0 to 0)	0 (0 to 0)	0 (0 to 0)	0 (0 to 0)	0 (0 to 0)	0 (0 to 0)	0 (0 to 0)	0 (0 to 0)	0 (0 to 0)	0 (0 to 0)	0 (0 to 0)	0 (0 to 0)	0 (0 to 0)	0 (0 to 0)	0 (0 to 0)	0
Yellow fever	0 (0 to 0)	0 (0 to 0)	0 (0 to 0)	0 (0 to 0)	0 (0 to 0)	0 (0 to 0)	0 (0 to 0)	0 (0 to 0)	0 (0 to 0)	0 (0 to 0)	0 (0 to 0)	0 (0 to 0)	0 (0 to 0)	0 (0 to 0)	0 (0 to 0)	0 (0 to 0)	0 (0 to 0)	0 (0 to 0)	0 (0 to 0)	0 (0 to 0)	0 (0 to 0)	0 (0 to 0)	0 (0 to 0)	0
Rabies	0 (0 to 0)	0 (0 to 0)	0 (0 to 0)	0 (0 to 0)	0 (0 to 0)	0 (0 to 0)	0 (0 to 0)	0 (0 to 0)	0 (0 to 0)	0 (0 to 0)	0 (0 to 0)	0 (0 to 0)	0 (0 to 0)	0 (0 to 0)	0 (0 to 0)	0 (0 to 0)	0 (0 to 0)	0 (0 to 0)	0 (0 to 0)	0 (0 to 0)	0 (0 to 0)	0 (0 to 0)	0 (0 to 0)	0
Intestinal nematode infections	0 (0 to 0)	0 (0 to 0)	0 (0 to 0)	0 (0 to 0)	0 (0 to 0)	0 (0 to 0)	0 (0 to 0)	0 (0 to 0)	0 (0 to 0)	0 (0 to 0)	0 (0 to 0)	0 (0 to 0)	0 (0 to 0)	0 (0 to 0)	0 (0 to 0)	0 (0 to 0)	0 (0 to 0)	0 (0 to 0)	0 (0 to 0)	0 (0 to 0)	0 (0 to 0)	0 (0 to 0)	0 (0 to 0)	0
Ascariasis	0 (0 to 0)	0 (0 to 0)	0 (0 to 0)	0 (0 to 0)	0 (0 to 0)	0 (0 to 0)	0 (0 to 0)	0 (0 to 0)	0 (0 to 0)	0 (0 to 0)	0 (0 to 0)	0 (0 to 0)	0 (0 to 0)	0 (0 to 0)	0 (0 to 0)	0 (0 to 0)	0 (0 to 0)	0 (0 to 0)	0 (0 to 0)	0 (0 to 0)	0 (0 to 0)	0 (0 to 0)	0 (0 to 0)	0
Trichuriasis	0 (0 to 0)	0 (0 to 0)	0 (0 to 0)	0 (0 to 0)	0 (0 to 0)	0 (0 to 0)	0 (0 to 0)	0 (0 to 0)	0 (0 to 0)	0 (0 to 0)	0 (0 to 0)	0 (0 to 0)	0 (0 to 0)	0 (0 to 0)	0 (0 to 0)	0 (0 to 0)	0

Other neoplasms	0-1 (0 to 0.1)	0 (0 to 0)	0-1 (0 to 0.2)	0-3 (0.1 to 0.4)	0-3 (0.1 to 0.4)	0-3 (0.2 to 0.5)	0-4 (0.2 to 0.7)	0-4 (0.2 to 0.6)	0-7 (0.4 to 1.1)	0-9 (0.4 to 1.4)	1-4 (0.7 to 2.3)	1-7 (1 to 2.6)	2-9 (1.6 to 3.5)	3-9 (2 to 3.9)	5-9 (3 to 3.9)	9-13 (4 to 5.5)	10-14 (4 to 5.2)	15-4 (9 to 22.4)	23-9 (17 to 42.1)	31-6 (27 to 70.6)	41-6 (29 to 74.2)	44-1 (29 to 74.2)	42-5 (27.7 to 71.3)	32-9 (20 to 52.1)	14-8 (7 to 23.3)	2-6 (1 to 4.4)	244
Medulloblastoma, medulloblastovirus, and other hemangioblastic neoplasms	0 (0 to 0.1)	0 (0 to 0)	0-1 (0 to 0.2)	0 (0 to 0.1)	0 (0 to 0.1)	0 (0 to 0.1)	0 (0 to 0.2)	0 (0 to 0.1)	0 (0 to 0.1)	0 (0 to 0.1)	0 (0 to 0.2)	0 (0 to 0.2)	0 (0 to 0.2)	0 (0 to 0.2)	0 (0 to 0.2)	0 (0 to 0.2)	0 (0 to 0.2)	0 (0 to 0.2)	0 (0 to 0.2)	0 (0 to 0.2)	0 (0 to 0.2)	0 (0 to 0.2)	0 (0 to 0.2)	0 (0 to 0.2)	0 (0 to 0.2)	0 (0 to 0.2)	0
Benign and in situ intestinal neoplasms	0 (0 to 0)	0 (0 to 0)	0 (0 to 0)

Congenital birth defects	122 (99·6 to 150)	48 (33·8 to 71·2)	101 (67·9 to 142)	64·6 (39·6 to 93)	29·7 (20·9 to 42·7)	29·6 (21·3 to 40·4)	30·9 (22·4 to 43)	30·9 (22·4 to 43)	26·8 (20·4 to 34·4)	23·4 (17·4 to 30·4)	29·4 (19·2 to 33)	24·4 (17·2 to 31·7)	29·7 (19·2 to 39·1)	27·3 (19·9 to 36·5)	27·3 (19·4 to 37·3)	22·5 (13·1 to 32)	19·8 (9·9 to 23·7)	5·9 (3·4 to 9·8)	5·9 (3·5 to 9·6)	3·5 (2·2 to 5·4)	2·1 (1·3 to 3·2)	0·3 (0·2 to 0·5)	0·1 (0 to 0·1)		681
Neural tube defects	19·2 (9·9 to 19·9)	3·3 (1·3 to 9·4)	7·7 (3·5 to 19·4)	6·3 (3·5 to 16·4)	1·4 (0·4 to 2·2)	1·7 (1·1 to 2·5)	1·5 (1 to 2·7)	2·3 (1·4 to 3·4)	2 (1·3 to 2·9)	1·4 (0·9 to 2·1)	1·4 (0·6 to 2·2)	1·2 (0·7 to 1·9)	2·2 (0·9 to 1·9)	0·9 (0·4 to 1·6)	0·4 (0·2 to 0·8)	0·3 (0·2 to 0·4)	0·2 (0·2 to 0·4)	0·1 (0 to 0·1)	0·1 (0 to 0·1)	0 (0 to 0·1)	0·1 (0 to 0·1)	0 (0 to 0)	0 (0 to 0)		49·4
Congenital heart anomalies	71·2 (51·2 to 93·1)	29·1 (14·4 to 34·7)	61·2 (39 to 91·6)	38·1 (21·1 to 56·2)	17·2 (11·4 to 25·5)	17·2 (12·4 to 24·6)	18·2 (13·1 to 25·6)	18·2 (13·1 to 25·6)	15·7 (11·7 to 21·7)	13·7 (9·8 to 19·2)	17·2 (10·7 to 20·2)	14·3 (9·5 to 21·3)	17·4 (10·7 to 24·5)	16·1 (11·6 to 24·6)	16·1 (11·4 to 24·6)	13·2 (7·5 to 19·3)	11·6 (5·7 to 15·4)	3·5 (2·1 to 5·1)	3·5 (2·1 to 5·1)	2·1 (1·3 to 3·2)	1·2 (0·7 to 1·9)	0·2 (0·1 to 0·3)	0·1 (0 to 0·1)		165
Orofacial clefts	0 (0 to 0·1)	0 (0 to 0)	0·3 (0·1 to 0·9)	0·6 (0·1 to 0·9)	0·4 (0·1 to 0·6)	0·4 (0·1 to 0·6)	0·4 (0·1 to 0·6)	0·4 (0·1 to 0·6)	0·4 (0·1 to 0·6)	0·4 (0·1 to 0·6)	0·4 (0·1 to 1·1)	0·4 (0·1 to 0·7)	0·6 (0·1 to 1·1)	0·6 (0·1 to 1·1)	0·4 (0·1 to 0·9)	0·3 (0·1 to 0·6)	0·3 (0·1 to 0·7)	0·2 (0·1 to 0·5)	0·2 (0·1 to 0·5)	0·1 (0 to 0·3)	0·2 (0·1 to 0·5)	0·1 (0 to 0·1)	0 (0 to 0)		7·1
Down syndrome	4·3 (1·9 to 4·6)	1·3 (0·4 to 2·3)	4·1 (2 to 7·6)	2·6 (1·5 to 4·7)	2·2 (1·2 to 3·4)	2·2 (1·3 to 3·4)	2·4 (1·5 to 3·5)	3 (1·9 to 4·3)	3·4 (2·2 to 5·1)	3 (2·5 to 4·4)	3·4 (2·2 to 5·6)	3·6 (2·2 to 5·3)	3·6 (2·4 to 5·1)	3·4 (2·4 to 5·4)	3·2 (2·1 to 4·7)	3·2 (1·9 to 4·7)	2·7 (1·4 to 4·1)	1·2 (0·7 to 1·9)	1·2 (0·7 to 1·9)	0·7 (0·4 to 1·1)	0·4 (0·2 to 0·6)	0·1 (0 to 0·2)	0 (0 to 0)		77·1
Turner syndrome	0 (0 to 0)	0 (0 to 0)	0 (0 to 0)	0 (0 to 0)	0 (0 to 0)	0 (0 to 0)	0 (0 to 0)	0 (0 to 0)	0 (0 to 0)	0 (0 to 0)	0 (0 to 0)	0 (0 to 0)	0 (0 to 0)	0 (0 to 0)	0 (0 to 0)	0 (0 to 0)	0 (0 to 0)	0 (0 to 0)	0 (0 to 0)	0 (0 to 0)	0 (0 to 0)	0 (0 to 0)	0 (0 to 0)		0
Klinefelter syndrome	0 (0 to 0)	0 (0 to 0)	0 (0 to 0·1)	0 (0 to 0·1)	0 (0 to 0·1)	0 (0 to 0·1)	0 (0 to 0·1)	0 (0 to 0·2)	0·1 (0 to 0·2)	0·1 (0 to 0·1)	0·1 (0 to 0·1)	0·1 (0 to 0·1)	0 (0 to 0·1)	0 (0 to 0·1)	0 (0 to 0)	0 (0 to 0)	0 (0 to 0)	0 (0 to 0)	0 (0 to 0)	0 (0 to 0)	0 (0 to 0)	0 (0 to 0)	0 (0 to 0)		0·4
Other chromosomal abnormalities	13·9 (9·8 to 39·7)	9·4 (2·7 to 12·1)	13·8 (7·9 to 28·9)	9·1 (4·5 to 20·1)	4·1 (2·6 to 6·3)	4·1 (2·6 to 6·4)	4·4 (2·8 to 6·4)	4·6 (2·9 to 6·7)	3·8 (2·5 to 5·3)	3·3 (2·2 to 4·6)	3·8 (2·5 to 5·4)	3·2 (1·9 to 4·7)	3·4 (2·5 to 5·3)	2·5 (1·5 to 3·7)	1·8 (1 to 2·8)	1·1 (0·6 to 1·6)	0·9 (0·4 to 1·4)	0·4 (0·2 to 0·6)	0·3 (0·2 to 0·5)	0·2 (0·1 to 0·3)	0·1 (0 to 0·2)	0 (0 to 0)	0 (0 to 0)		79·5
Congenital musculoskeletal and limb anomalies	3·4 (1·7 to 8)	1·3 (0·7 to 2·5)	11·5 (6·2 to 19·9)	10·1 (4·7 to 24·2)	10·5 (5·7 to 16·7)	10·7 (5·9 to 17)	9·4 (5·3 to 15)	9·8 (5·4 to 15·7)	9·1 (5·2 to 14·5)	8·5 (4·7 to 14·6)	9·6 (5·6 to 17·7)	9·2 (5·3 to 15·9)	7 (3·9 to 11·2)	7·4 (4·2 to 11·7)	6·8 (3·9 to 11·2)	5·5 (2·9 to 8·9)	4·6 (2·4 to 7·4)	3·7 (2·1 to 5·6)	3·2 (1·7 to 3·4)	1·1 (0·6 to 1·8)	0·5 (0·2 to 0·8)	0·1 (0·1 to 0·2)	0 (0 to 0·1)		133
Urogenital congenital anomalies	9·2 (3·8 to 23·1)	1·3 (0·7 to 2·5)	2·6 (0·9 to 2·6)	1·1 (0·5 to 2·6)	1·1 (0·5 to 1·8)	0·9 (0·5 to 1·6)	0·8 (0·4 to 1·6)	0·9 (0·5 to 1·6)	0·8 (0·4 to 1·6)	0·4 (0·2 to 0·8)	0·8 (0·4 to 1·7)	0·3 (0·2 to 0·6)	0·3 (0·2 to 0·6)	0·2 (0·1 to 0·4)	0·1 (0·1 to 0·4)	0·2 (0·1 to 0·3)	0·1 (0 to 0·1)	0·1 (0 to 0·1)	0·1 (0 to 0·1)	0 (0 to 0·1)	0 (0 to 0·1)	0 (0 to 0)	0 (0 to 0)		18·9
Digestive congenital anomalies	15·2 (7·2 to 27·4)	4·9 (2·4 to 9·9)	9·3 (5·5 to 17·1)	6·1 (2·4 to 7)	2·6 (1·5 to 3·2)	2·6 (0·6 to 1·8)	2·6 (0·4 to 1·2)	2·6 (0·4 to 1·2)	2·4 (0·4 to 1·1)	2·2 (0·3 to 0·8)	2·4 (0·3 to 0·7)	2·2 (0·3 to 0·6)	2·2 (0·3 to 0·6)	1·9 (0·3 to 0·6)	1·7 (0·2 to 0·5)	1·4 (0·2 to 0·4)	1·2 (0·2 to 0·4)	0·6 (0·1 to 0·2)	0·6 (0·1 to 0·2)	0·3 (0·1 to 0·1)	0·2 (0 to 0·1)	0·1 (0 to 0·1)	0 (0 to 0)		41·3
Other congenital birth defects	37 (20·4 to 60·5)	8·1 (4·9 to 13·2)	19·2 (10·5 to 34·4)	9·8 (4·3 to 11·8)	4 (2·6 to 6·6)	4 (2·6 to 6·2)	4·2 (2·7 to 7)	4·6 (2·9 to 6·5)	3·8 (2·4 to 5·5)	3·3 (1·8 to 5·1)	3·8 (1·8 to 5)	2·7 (1·4 to 4·7)	2·7 (1·4 to 4·1)	2·6 (1·4 to 4)	2·5 (1·2 to 4)	1·6 (1·1 to 4·1)	1·3 (0·9 to 3·7)	0·6 (0·3 to 2·1)	0·6 (0·3 to 2·1)	0·3 (0·2 to 1·4)	0·2 (0·1 to 0·7)	0·1 (0 to 0·2)	0 (0 to 0)		113
Urinary diseases and male infertility	5·1 (2·9 to 9·2)	0·2 (0·1 to 0·3)	0·6 (0·3 to 1·1)	0·5 (0·3 to 0·7)	0·4 (0·2 to 0·6)	0·4 (0·2 to 0·6)	0·7 (0·5 to 1·1)	0·3 (0·2 to 0·5)	1·2 (0·7 to 1·9)	0·5 (0·2 to 1·1)	1·2 (0·7 to 1·9)	1·2 (0·7 to 1·9)	1·2 (0·7 to 1·9)	1·2 (0·7 to 1·9)	1·2 (0·7 to 1·9)	0·9 (0·5 to 1·4)	0·8 (0·4 to 1·3)	0·5 (0·3 to 0·9)	0·5 (0·3 to 0·9)	0·3 (0·2 to 0·6)	0·2 (0·1 to 0·4)	0·1 (0 to 0·2)	0 (0 to 0)		623
Urolithiasis	0 (0 to 0)	0 (0 to 0)	0 (0 to 0)	0 (0 to 0)	0 (0 to 0)	0 (0·1 to 0·1)	0 (0·1 to 0·2)	0 (0·2 to 0·3)	0 (0·1 to 0·2)	0 (0·1 to 0·1)	0 (0·2 to 0·4)	0 (0·1 to 0·3)	0 (0·2 to 0·4)	0 (0·1 to 0·3)	0 (0·1 to 0·3)	0 (0·1 to 0·3)	0 (0·1 to 0·3)	0 (0·1 to 0·3)	0 (0·1 to 0·3)	0 (0·1 to 0·3)	0 (0·1 to 0·3)	0 (0·1 to 0·2)	0 (0 to 0)		39·4
Benign prostatic hyperplasia	0 (0 to 0)	0 (0 to 0)	0 (0 to 0)	0 (0 to 0)	0 (0 to 0)	0 (0 to 0)	0 (0 to 0)	0 (0 to 0)	0 (0 to 0)	0 (0 to 0)	0 (0 to 0)	0 (0 to 0)	0 (0 to 0)	2 (0·9 to 3·4)	0 (0 to 0·1)	0 (0 to 0·1)	0 (0 to 0·1)	0 (0 to 0·1)	0 (0 to 0·1)	0 (0 to 0·1)	0 (0 to 0·1)	0 (0 to 0·1)	0 (0 to 0)		222
Male infertility	0 (0 to 0)	0 (0 to 0)	0 (0 to 0)	0 (0 to 0)	0 (0 to 0)	0 (0 to 0)	0 (0 to 0)	0 (0 to 0)	0 (0·7 to 0·9)	0 (1·2 to 1·9)	0 (1·3 to 1·9)	0 (1·4 to 1·7)	0 (1·4 to 1·7)	0 (1·4 to 1·7)	0 (2 to 3)	0 (0 to 0)	0 (0 to 0)	0 (0 to 0)	0 (0 to 0)	0 (0 to 0)	0 (0 to 0)	0 (0 to 0)	0 (0 to 0)		29·4
Other urinary diseases	0·1 (0 to 0·1)	0·1 (0 to 0·1)	0·1 (0·1 to 0·2)	0·2 (0·1 to 0·3)	0·2 (0·1 to 0·3)	0·2 (0·2 to 0·4)	0·2 (0·1 to 0·4)	0·2 (0·2 to 0·4)	0·3 (0·1 to 0·7)	0·2 (0 to 0·5)	0·3 (0·1 to 0·6)	0·4 (0·2 to 1·1)	0·4 (0·2 to 1·1)	1·6 (0·9 to 2·7)	1·9 (1 to 3·1)	2·2 (1·3 to 3·4)	2·6 (1·4 to 3·7)	1·3 (0·7 to 1·9)	1·4 (0·7 to 2·1)	0·8 (0·4 to 1·2)	0·3 (0·1 to 0·6)	0·1 (0·1 to 0·2)	0 (0 to 0·1)		29·7
Gynecological diseases	0 (0 to 0)	0 (0 to 0)	0 (0 to 0)	0 (0 to 0)	0 (0 to 0)	0 (0 to 0)	0 (0 to 0)	0 (0 to 0)	0 (0 to 0)	0 (0 to 0)	0 (0 to 0)	0 (0 to 0)	0 (0 to 0)	0 (0 to 0)	0 (0 to 0)	0 (0 to 0)	0 (0 to 0)	0 (0 to 0)	0 (0 to 0)	0 (0 to 0)	0 (0 to 0)	0 (0 to 0)	0 (0 to 0)		0
Uterine fibroids	0 (0 to 0)	0 (0 to 0)	0 (0 to 0)	0 (0 to 0)	0 (0 to 0)	0 (0 to 0)	0 (0 to 0)	0 (0 to 0)	0 (0 to 0)	0 (0 to 0)	0 (0 to 0)	0 (0 to 0)	0 (0 to 0)	0 (0 to 0)	0 (0 to 0)	0 (0 to 0)	0 (0 to 0)	0 (0 to 0)	0 (0 to 0)	0 (0 to 0)	0 (0 to 0)	0 (0 to 0)	0 (0 to 0)		0
Polycystic ovarian syndrome	..	..	..	..	..	..	..	..	..	..	..	..	..	..	..	..	..	..	..	..	..	..	..	..		NA
Female infertility	..	..	..	..	..	..	..	..	..	..	..	..	..	..	..	..	..	..	..	..	..	..	..	..		NA
Endometriosis	..	..	..	..	..	..	..	..	..	..	..	..	..	..	..	..	..	..	..	..	..	..	..	..		NA
Genital prolapse	0 (0 to 0)	0 (0 to 0)	0 (0 to 0)	0 (0 to 0)	0 (0 to 0)	0 (0 to 0)	0 (0 to 0)	0 (0 to 0)	0 (0 to 0)	0 (0 to 0)	0 (0 to 0)	0 (0 to 0)	0 (0 to 0)	0 (0 to 0)	0 (0 to 0)	0 (0 to 0)	0 (0 to 0)	0 (0 to 0)	0 (0 to 0)	0 (0 to 0)	0 (0 to 0)	0 (0 to 0)	0 (0 to 0)		0
Premenstrual syndrome	..	..	..	..	..	..	..	..	..	..	..	..	..	..	..	..	..	..	..	..	..	..	..	..		NA
Other gynecological diseases	0 (0 to 0)	0 (0 to 0)	0 (0 to 0)	0 (0 to 0)	0 (0 to 0)	0 (0 to 0)	0 (0 to 0)	0 (0 to 0)	0 (0 to 0)	0 (0 to 0)	0 (0 to 0)	0 (0 to 0)	0 (0 to 0)	0 (0 to 0)	0 (0 to 0)	0 (0 to 0)	0 (0 to 0)	0 (0 to 0)	0 (0 to 0)	0 (0 to 0)	0 (0 to 0)	0 (0 to 0)	0 (0 to 0)		0
Hemoglobinopathies and hemolytic anemias	0·1 (0 to 0·1)	0·2 (0 to 0·2)	0·5 (0·2 to 1·6)	1·6 (0·4 to 6)	2·6 (0·4 to 10·1)	2·8 (0·5 to 10·1)	2·5 (0·4 to 9·2)	2·5 (0·4 to 9·2)	2·1 (0·4 to 7·6)	1·9 (0·4 to 6·4)	2·1 (0·4 to 7·6)	1·2 (0·4 to 3·2)	1·1 (0·4 to 2·8)	1·3 (0·4 to 3·2)	2·1 (0·8 to 5·5)	1·8 (0·6 to 4·5)	2·1 (0·7 to 5·4)	2·2 (0·8 to 5·2)	2·2 (0·8 to 5·2)	1·7 (0·7 to 4·1)	1·1 (0·4 to 2·6)	0·3 (0·2 to 0·6)	0 (0 to 0·1)		21·7
Thalassemias	0 (0 to 0)	0 (0 to 0)	0 (0 to 0)	0 (0 to 0)	0 (0 to 0)	0 (0 to 0)	0 (0 to 0·1)	0 (0 to 0)	0 (0 to 0)	0 (0 to 0)	0 (0 to 0)	0 (0 to 0)	0 (0 to 0)	0 (0 to 0)	0 (0 to 0)	0 (0 to 0)	0 (0 to 0)	0 (0 to 0)	0 (0 to 0)	0 (0 to 0)	0 (0 to 0)	0 (0 to 0)	0 (0 to 0)		0·1
Thalassemia trait	0 (0 to 0·1)	0 (0 to 0)	0 (0·1 to 0·3)	0 (0·2 to 0·6)	0·1 (0·1 to 0·3)	0·2 (0·1 to 0·4)	0·2 (0·1 to 0·4)	0·2 (0·1 to 0·4)	0·2 (0·1 to 0·4)	0·2 (0·1 to 0·3)	0·2 (0·1 to 0·4)	0·1 (0·1 to 0·2)	0·1 (0·1 to 0·2)	0·1 (0·1 to 0·2)	0·1 (0·1 to 0·3)	0·1 (0·1 to 0·3)	0·1 (0·1 to 0·3)	0·1 (0·1 to 0·3)	0·1 (0·1 to 0·3)	0·1 (0·1 to 0·3)	0·1 (0·1 to 0·3)	0·1 (0 to 0·1)	0 (0 to 0)		1·8
Sickle cell disease	0 (0 to 0·1)	0 (0 to 0·1)	0·1 (0·1 to 0·3)	0·2 (0·2 to 0·6)	0·2 (0·1 to 0·3)	0·2 (0·1 to 0·4)	0·2 (0·1 to 0·4)	0·2 (0·1 to 0·4)	0·2 (0·1 to 0·4)	0·2 (0·1 to 0·3)	0·2 (0·1 to 0·3)	0·2 (0·1 to 0·3)	0·2 (0·1 to 0·3)	0·2 (0·1 to 0·3)	0·2 (0·1 to 0·3)	0·2 (0·1 to 0·3)	0·2 (0·1 to 0·3)	0·1 (0·1 to 0·3)	0·1 (0·1 to 0·3)	0·1 (0·1 to 0·3)	0·1 (0·1 to 0·3)	0·1 (0 to 0·1)	0 (0 to 0)		1·8
Sickle cell trait	0 (0 to 0)	0 (0 to 0·1)	0·1 (0 to 0·3)	0·2 (0·1 to 0·5)	0·2 (0·1 to 0·3)	0·2 (0·1 to 0·4)	0·2 (0·1 to 0·4)	0·2 (0·1 to 0·4)	0·2 (0·1 to 0·4)	0·2 (0·1 to 0·3)	0·2 (0·1 to 0·3)	0·2 (0·1 to 0·3)	0·2 (0·1 to 0·3)	0·2 (0·1 to 0·3)	0·2 (0·1 to 0·3)	0·2 (0·1 to 0·3)	0·2 (0·1 to 0·3)	0·2 (0·1 to 0·3)	0·2 (0·1 to 0·3)	0·2 (0·1 to 0·3)	0·2 (0·1 to 0·3)	0·1 (0 to 0·1)	0 (0 to 0)		1·8
G6PD deficiency	0 (0 to 0)	0 (0·1 to 0·1)	0·1 (0 to 0·2)	0·2 (0·1 to 0·5)	0·2 (0·1 to 0·3)	0·2 (0·1 to 0·4)	0·2 (0·2 to 0·4)	0·3 (0·2 to 0·4)	0·3 (0·2 to 0·4)	0·3 (0·2 to 0·4)	0·3 (0·2 to 0·4)	0·3 (0·2 to 0·4)	0·4 (0·2 to 0·6)	0·4 (0·2 to 0·6)	0·4 (0·2 to 0·6)	0·4 (0·2 to 0·6)	0·4 (0·2 to 0·7)	0·4 (0·2 to 0·7)	0·4 (0·2 to 0·6)	0·4 (0·2 to 0·6)	0·4 (0·2 to 0·5)	0·1 (0 to 0·1)	0 (0 to 0)		0·4
G6PD trait	0 (0 to 0)	0 (0 to 0)	0 (0 to 0)	0 (0 to 0)	0 (0 to 0)	0 (0 to 0)	0 (0 to 0)	0 (0 to 0)	0 (0 to 0)	0 (0 to 0)	0 (0 to 0)	0 (0 to 0)	0 (0 to 0)	0 (0 to 0)	0 (0 to 0)	0 (0 to 0)	0 (0 to 0)	0 (0 to 0)	0 (0 to 0)	0 (0 to 0)	0 (0 to 0)	0 (0 to 0)	0 (0 to 0)		0
Other hemoglobinopathies and hemolytic anemias	0 (0 to 0)	0·1 (0 to 0·2)	0·2 (0 to 0·6)	0·4 (0 to 2·3)	1·2 (0 to 5·2)	0·3 (0·1 to 1·3)	0·4 (0·1 to 1·7)	0·5 (0·2 to 1·9)	0·5 (0·2 to 1·7)	0·6 (0·2 to 1·9)	0·5 (0·1 to 1·7)	0·5 (0·2 to 2·1)	0·5 (0·2 to 2·1)	0·7 (0·2 to 1·6)	1·4 (0·5 to 4·1)	1·6 (0·5 to 4·1)	2·2 (0·9 to 5·6)	2 (0·9 to 5·1)	2 (1·3 to 3·4)	2 (1·3 to 3·3)	1·6 (1 to 2·5)	0·6 (0·4 to 1·4)	0 (0 to 0·1)		19·4
Endocrine, metabolic, blood, and immune disorders	4·1 (2·5 to 6·7)	3·4 (2 to 5·4)	7·5 (4·1 to 27)	20·5 (10·9 to 38·3)	22·8 (12·4 to 31·3)	22 (11·9 to 33·2)	20·4 (10·4 to 32·4)	20·4 (10·5 to 33·4)	20·4 (9·5 to 31·7)	20·1 (9·9 to 32·8)	20·1 (9·7 to 32·7)	19·1 (9·2 to 32·8)	20·1 (9·2 to 32·7)	19·1 (9·2 to 32·7)	19·1 (9·1 to 32·7)	16·1 (7·1 to 26·1)	13·5 (5·4 to 22·1)	5·6 (2·3 to 9·2)	5·6 (2·3 to 9·2)	4·2 (1·7 to 7·1)	2·2 (0·9 to 3·8)	0·6 (0·2 to 1·1)	0·1 (0 to 0·2)		1·4
Cod disorders	0 (0 to 0)	0 (0 to 0)	0 (0 to 0)	0·1 (0·1 to 0·3)	0·1 (0 to 0·1)	0·1 (0·1 to 0·2)	0·1 (0·1 to 0·4)	0·1 (0·1 to 0·4)	0·1 (0·1 to 0·4)	0·1 (0·1 to 0·3)	0·1 (0·1 to 0·4)	0·1 (0·1 to 0·3)	0·1 (0·1 to 0·3)	0·1 (0·1 to 0·3)	0·1 (0·1 to 0·3)	0·1 (0·1 to 0·3)	0·1 (0·1 to 0·3)	0·1 (0·1 to 0·3)	0·1 (0·1 to 0·3)	0·1 (0·1 to 0·3)	0·1 (0·1 to 0·3)	0·1 (0 to 0·1)	0 (0 to 0)		1·1
Caries of deciduous teeth	0 (0 to 0)	0 (0 to 0)	0·1 (0·1 to 0·3)	0·3 (0·1 to 0·8)	0·2 (0·1 to 0·4)	0·2 (0·1 to 0·4)	0·2 (0·1 to 0·4)	0·2 (0·1 to 0·4)	0·2 (0·1 to 0·4)	0·2 (0·1 to 0·4)	0·2 (0·1 to 0·4)	0·2 (0·1 to 0·4)	0·2 (0·1 to 0·4)	0·2 (0·1 to 0·4)	0·2 (0·1 to 0·4)	0·2 (0·1 to 0·4)	0·2 (0·1 to 0·4)	0·2 (0·1 to 0·4)	0·2 (0·1 to 0·4)	0·2 (0·1 to 0·4)	0·2 (0·1 to 0·4)	0·2 (0·1 to 0·3)	0 (0 to 0)		1·6
Caries of permanent teeth	0 (0 to 0)	0 (0 to 0)	0·2 (0·1 to 0·6)	1·2 (0·4 to 2·8)	0·8 (0·4 to 1·4)	0·7 (0·4 to 1·3)	0·8 (0·4 to 1·7)	0·9 (0·4 to 1·7)	0·9 (0·4 to 1·7)	0·9 (0·4 to 1·7)	0·9 (0·4 to 1·7)	0·9 (0·4 to 1·7)	0·9 (0·4 to 1·7)	0·9 (0·4 to 1·7)	0·9 (0·4 to 1·7)	0·9 (0·4 to 1·7)	0·9 (0·4 to 1·7)	0·9 (0·4 to 1·7)	0·9 (0·4 to 1·7)	0·9 (0·4 to 1·7)	0·9 (0·4 to 1·7)	0·9 (0·4 to 1·7)	0·4 (0·1 to 0·9)		78·6
Periodontal diseases	0 (0 to 0)	0 (0 to 0)	0 (0 to 0)	0 (0 to 0)	0 (0 to 0)	0·4 (0·1 to 0·9)	0·4 (0·1 to 0·9)	1·2 (0·4 to 3·1)	2·3 (0·9 to 7·3)	3·6 (1·7 to 7·7)	2·3 (0·9 to 5·4)	12·5 (3·9 to 31·9)	3·9 (1·6 to 9·1)	18·8 (4·1 to 65·1)	4·1 (1·4 to 10·1)	20 (3·9 to 36·2)	3·2 (1·1 to 9·6)	17·6 (3·6 to 38)	3·6 (1·2 to 9·6)	16·4 (3·6 to 35·4)	3·2 (1·1 to 8·1)	7·3 (2·6 to 19·5)	3·8 (1·3 to 9·4)	1·4 (0·5 to 3·1)	0·2 (0·1 to 0·5)	177
Other oral disorders	0 (0 to 0)	0 (0 to 0·1)	0·6 (0·3 to 0·8)	4·9 (2·6 to 7·9)	6·1 (3·5 to 9·2)	7·2 (4·2 to 11·2)	9·2 (5·4 to 13·9)	5·4 (3·2 to 8·1)	10·7 (6·2 to 16·3)	11·5 (7·3 to 17·6)	11·9 (7·1 to 18·4)	11·5 (6·9 to 17·4)	13·4 (8·2 to 20·7)	14·4 (8·9 to 21·6)	13·3 (7·9 to 20·1)	11·3 (6·4 to 17·3)	10·7 (6·5 to 16)	5·2 (2·7 to 8·2)	5·2 (2·7 to 7·8)	2·7 (1·4 to 4)	1·1 (0·6 to 1·7)	0·3 (0·2 to 0·5)	0·1 (0 to 0·1)		159
Sudden infant death syndrome	..	9·8 (3·5 to 9·8)	22·3 (7·7 to 31·6)	..	..	..	..	..	..	..	..	..	..	..	..	..	..	..	..	..	..	..	..		NA
Injuries	1·2 (0·9 to 1·4)	1·6 (1·1 to 2·1)	19·8 (11·4 to 23·2)	42·4 (22·1 to 53·2)	62 (46·9 to 81·1)	101 (79·7 to 131)	261 (209 to 323)	510 (433 to 596)	467 (381 to 557)	417 (347 to 501)	547 (477 to 623)	566 (489 to 656)	534 (434 to 646)	496 (424 to 586)	547 (457 to 650)	451 (351 to 573)	420 (323 to 542)	429 (336 to 544)	372 (283 to 474)	336 (270 to 419)	252 (202 to 307)	129 (105 to 157)	39·4 (29·9 to 48·6)		7,140
Transport injuries	0·1 (0·1 to 0·1)	0·1 (0·1 to 0·2)	1·4 (0·8 to 2·2)	6·4 (3·1 to 9·1)	11·9 (8·5 to 15·4)	21·6 (16·7 to 27·5)	102 (77·7 to 131)	170 (137 to 215)	111 (86·4 to 139)	81 (62·5 to 102)	91·4 (73·5 to 116)	99·9 (75·1 to 122)	109 (84·9 to 138)	89·7 (64·9 to 120)	79·2 (54·2 to 97·9)	54·7 (40·2 to 69·1)	44·9 (32·5 to 58·1)	34·1 (25·4 to 42·8)	40·4 (29·4 to 50·4)	29·4 (22·7 to 39·6)	18·9 (13·5 to 26·7)	4·4 (3·2 to 7·6)	1·2 (1 to 1·5)		1,240
Road injuries	0·1 (0·1 to 0·1)	0·1 (0·1 to 0·2)	1·1 (0·7 to 2)	5·1 (2·7 to 7·4)	10·1 (7·1 to 13·4)	19·2 (14·6 to 25)	90·2 (68·3 to 124)	152 (122 to 207)	97·1 (81 to 121)	69·1 (56·4 to 87·1)	84·7 (69·2 to 109)	90·1 (68·7 to 114)	102 (79·4 to 128)	83 (63·3 to 109)	71·9 (51·7 to 93·1)	50·1 (37·1 to 67·1)	39·8 (29·4 to 54·4)	31·2 (23·2 to 42·6)	37·1 (26·1 to 48·2)	26·9 (20·2 to 36·9)	17·1 (12·4 to 24·1)	4·1 (2·9 to 6·1)	1·1 (0·8 to 1·4)		1,150
Pedestrian road injuries	0 (0 to 0)	0 (0 to 0)	0·2 (0

SR Table 2a: Somerset DALYS by cause and age group for males with 95% uncertainty intervals, 2019

Cause	Early Neonatal (0-6 days)	Late Neonatal (7-27 days)	Post Neonatal (28-364 days)	1 to 4	5 to 9	10 to 14	15 to 19	20 to 24	25 to 29	30 to 34	35 to 39	40 to 44	45 to 49	50 to 54	55 to 59	60 to 64	65 to 69	70 to 74	75 to 79	80 to 84	85 to 89	90 to 94	95 plus	Total
All causes	3,826 (3,562 to 4,092)	1,784 (1,616 to 1,951)	1,102 (1,002 to 1,206)	1,369 (1,268 to 1,474)	1,139 (1,054 to 1,224)	1,164 (1,079 to 1,250)	1,167 (1,067 to 1,268)	1,406 (1,292 to 1,524)	1,773 (1,626 to 1,926)	1,962 (1,797 to 2,131)	2,320 (2,120 to 2,543)	2,743 (2,501 to 3,000)	3,170 (2,881 to 3,474)	3,656 (3,322 to 4,000)	4,284 (3,894 to 4,688)	5,078 (4,615 to 5,560)	6,107 (5,548 to 6,692)	7,222 (6,557 to 7,915)	8,170 (7,396 to 8,978)	7,988 (7,062 to 8,966)	6,748 (5,797 to 7,864)	4,966 (3,986 to 6,186)	67,920
Communicable, maternal, neonatal, and nutritional diseases	329 (258 to 409)	102 (77 to 131)	49.9 (39.1 to 63)	128 (99 to 163)	128 (98 to 163)	94.1 (68 to 132)	89.5 (64.9 to 119)	89.1 (64.5 to 122)	92 (66.7 to 127)	97 (70.8 to 136)	99.2 (72.3 to 137)	99.2 (71.5 to 139)	89.9 (61.7 to 126)	116 (81.7 to 166)	146 (103 to 213)	166 (108 to 253)	192 (120 to 305)	220 (126 to 356)	274 (132 to 466)	276 (98 to 536)	435 (120 to 1,044)	516 (144 to 1,387)	99.1 (46.1 to 172)	3,996
HIV/AIDS and sexually transmitted infections	10.2 (7.5 to 12.4)	3.7 (1.5 to 7.1)	0.9 (0.3 to 0.4)	0.4 (0.2 to 0.6)	0.2 (0.2 to 0.3)	0.2 (0.2 to 0.3)	0.4 (0.3 to 0.5)	1.1 (0.9 to 1.3)	2.9 (2.5 to 3.4)	5.3 (4.7 to 6)	6.3 (5.7 to 6.9)	6.3 (5.7 to 6.9)	6.7 (6.1 to 7.4)	7.4 (6.7 to 8.1)	6.8 (6.1 to 7.5)	6 (5.3 to 6.8)	4.7 (4.1 to 5.4)	3.4 (2.9 to 3.9)	1.2 (0.9 to 1.5)	0.4 (0.3 to 0.6)	0.2 (0.1 to 0.4)	0.1 (0 to 0.1)	76.1
HIV/AIDS	0 (0 to 0)	0 (0 to 0)	0.2 (0.2 to 0.3)	0.1 (0 to 0.2)	0.2 (0.1 to 0.2)	0.2 (0.2 to 0.3)	0.2 (0.2 to 0.3)	0.6 (0.5 to 0.7)	2.5 (2.1 to 2.9)	4.8 (4.2 to 5.4)	5.8 (5.2 to 6.5)	5.8 (5.2 to 6.5)	6.1 (5.4 to 6.8)	6.8 (6.1 to 7.5)	6.1 (5.4 to 6.8)	5.3 (4.6 to 6)	3.9 (3.4 to 4.5)	2.8 (2.3 to 3.3)	0.9 (0.7 to 1.2)	0.3 (0.2 to 0.5)	0.1 (0.1 to 0.3)	0 (0 to 0)	58.3
HIV/AIDS - Drug-susceptible Tuberculosis	0 (0 to 0)	0 (0 to 0)	0.1 (0 to 0.1)	0 (0 to 0.1)	0 (0 to 0.1)	0 (0 to 0.1)	0 (0 to 0.1)	0.2 (0.2 to 0.3)	0.6 (0.5 to 0.7)	0.7 (0.6 to 0.8)	0.7 (0.6 to 0.8)	0.7 (0.6 to 0.8)	0.8 (0.6 to 1)	0.8 (0.6 to 1)	0.7 (0.5 to 0.9)	0.6 (0.4 to 0.8)	0.4 (0.3 to 0.6)	0.3 (0.2 to 0.4)	0.1 (0 to 0.2)	0 (0 to 0.1)	0 (0 to 0.1)	0 (0 to 0)	5.4
HIV/AIDS - Multidrug-resistant Tuberculosis without extensive drug resistance	0 (0 to 0)	0 (0 to 0)	0 (0 to 0)	0 (0 to 0)	0 (0 to 0)	0 (0 to 0)	0 (0 to 0)	0 (0 to 0)	0 (0 to 0)	0 (0 to 0)	0 (0 to 0)	0 (0 to 0)	0 (0 to 0)	0 (0 to 0)	0 (0 to 0)	0 (0 to 0)	0 (0 to 0)	0 (0 to 0)	0 (0 to 0)	0 (0 to 0)	0 (0 to 0)	0 (0 to 0)	0 (0 to 0)	0.1
HIV/AIDS - Extensively drug-resistant Tuberculosis	0 (0 to 0)	0 (0 to 0)	0 (0 to 0)	0 (0 to 0)	0 (0 to 0)	0 (0 to 0)	0 (0 to 0)	0 (0 to 0)	0 (0 to 0)	0 (0 to 0)	0 (0 to 0)	0 (0 to 0)	0 (0 to 0)	0 (0 to 0)	0 (0 to 0)	0 (0 to 0)	0 (0 to 0)	0 (0 to 0)	0 (0 to 0)	0 (0 to 0)	0 (0 to 0)	0 (0 to 0)	0 (0 to 0)	0
HIV/AIDS resulting in other diseases	0 (0 to 0)	0 (0 to 0)	0.2 (0.2 to 0.3)	0.2 (0.1 to 0.2)	0.1 (0.1 to 0.2)	0.1 (0.1 to 0.2)	0.2 (0.2 to 0.3)	0.6 (0.5 to 0.7)	2.2 (1.9 to 2.5)	4.2 (3.8 to 4.7)	5.1 (4.6 to 5.7)	5.1 (4.6 to 5.7)	5 (4.5 to 5.6)	5.7 (5.1 to 6.4)	5.1 (4.5 to 5.7)	4.7 (4.2 to 5.4)	3.5 (3.1 to 4.1)	2.6 (2.2 to 3)	0.7 (0.5 to 0.9)	0.2 (0.2 to 0.4)	0.1 (0 to 0.2)	0 (0 to 0)	44.7
Sexually transmitted infections excluding HIV	10.2 (7.5 to 12.4)	3.7 (1.5 to 7.1)	0.6 (0.2 to 0.9)	0.3 (0.1 to 0.5)	0.1 (0 to 0.2)	0.1 (0 to 0.2)	0.2 (0.1 to 0.3)	0.5 (0.3 to 0.7)	0.7 (0.5 to 0.9)	0.5 (0.3 to 0.7)	0.3 (0.2 to 0.5)	0.5 (0.3 to 0.7)	0.8 (0.5 to 1.1)	0.6 (0.3 to 1.1)	0.6 (0.3 to 1.1)	0.4 (0.2 to 0.8)	0.3 (0.1 to 0.6)	0.2 (0.1 to 0.5)	0.2 (0.1 to 0.5)	0.1 (0 to 0.3)	0.1 (0 to 0.3)	0 (0 to 0)	25.6
Syphilis	2.7 (1.9 to 3.4)	0.9 (0.2 to 1.9)	0.2 (0.1 to 0.3)	0.1 (0 to 0.2)	0 (0 to 0)	0 (0 to 0)	0 (0 to 0)	0 (0 to 0.1)	0 (0 to 0.1)	0 (0 to 0.1)	0 (0 to 0.1)	0 (0 to 0.1)	0 (0 to 0.1)	0 (0 to 0.1)	0 (0 to 0.1)	0 (0 to 0.1)	0 (0 to 0.1)	0 (0 to 0.1)	0 (0 to 0.1)	0 (0 to 0.1)	0 (0 to 0.1)	0 (0 to 0)	0 (0 to 0)	20.1
Chlamydial infection	0 (0 to 0)	0 (0 to 0)	0 (0 to 0)	0 (0 to 0)	0 (0 to 0)	0 (0 to 0)	0 (0 to 0)	0 (0 to 0)	0 (0 to 0)	0 (0 to 0)	0 (0 to 0)	0 (0 to 0)	0 (0 to 0)	0 (0 to 0)	0 (0 to 0)	0 (0 to 0)	0 (0 to 0)	0 (0 to 0)	0 (0 to 0)	0 (0 to 0)	0 (0 to 0)	0 (0 to 0)	0 (0 to 0)	0.2
Gonococcal infection	0 (0 to 0)	0 (0 to 0)	0 (0 to 0)	0 (0 to 0)	0 (0 to 0)	0 (0 to 0)	0 (0 to 0)	0 (0 to 0)	0 (0 to 0)	0 (0 to 0)	0 (0 to 0)	0 (0 to 0)	0 (0 to 0)	0 (0 to 0)	0 (0 to 0)	0 (0 to 0)	0 (0 to 0)	0 (0 to 0)	0 (0 to 0)	0 (0 to 0)	0 (0 to 0)	0 (0 to 0)	0 (0 to 0)	0.2
Trichomoniasis	0 (0 to 0)	0 (0 to 0)	0 (0 to 0)	0 (0 to 0)	0 (0 to 0)	0 (0 to 0)	0 (0 to 0)	0 (0 to 0)	0 (0 to 0)	0.1 (0 to 0.2)	0.2 (0.1 to 0.3)	0.2 (0.1 to 0.3)	0.2 (0.1 to 0.3)	0.2 (0.1 to 0.3)	0.1 (0 to 0.2)	0.1 (0 to 0.2)	0.1 (0 to 0.2)	0.1 (0 to 0.2)	0 (0 to 0.1)	0 (0 to 0.1)	0 (0 to 0.1)	0 (0 to 0)	0 (0 to 0)	0.5
Genital herpes	0 (0 to 0)	0 (0 to 0)	0 (0 to 0)	0 (0 to 0)	0 (0 to 0)	0 (0 to 0)	0 (0 to 0.1)	0 (0 to 0.2)	0.2 (0.1 to 0.3)	0.3 (0.1 to 0.6)	0.3 (0.1 to 0.7)	0.3 (0.1 to 0.6)	0.4 (0.1 to 1.1)	0.4 (0.2 to 1.3)	0.4 (0.2 to 1.3)	0.3 (0.1 to 1.2)	0.3 (0.1 to 1.1)	0.4 (0.1 to 1.5)	0.2 (0.1 to 0.6)	0.2 (0.1 to 0.6)	0.2 (0.1 to 0.6)	0 (0 to 0)	4.6
Other sexually transmitted infections	0 (0 to 0)	0 (0 to 0)	0 (0 to 0)	0 (0 to 0)	0 (0 to 0)	0 (0 to 0)	0 (0 to 0)	0 (0 to 0)	0 (0 to 0)	0 (0 to 0)	0 (0 to 0)	0 (0 to 0)	0 (0 to 0)	0 (0 to 0)	0 (0 to 0)	0 (0 to 0)	0 (0 to 0)	0 (0 to 0)	0 (0 to 0)	0 (0 to 0)	0 (0 to 0)	0 (0 to 0)	0 (0 to 0)	0.2
Respiratory infections and tuberculosis	2.1 (1.5 to 4)	3.4 (2.3 to 4.9)	12.4 (9.6 to 16)	27.7 (22.7 to 33.4)	39.2 (32.9 to 47.1)	29.4 (17.8 to 39.4)	22.7 (14.2 to 29.9)	27.9 (15.5 to 34.9)	33 (19.5 to 38.1)	29.1 (21.5 to 33.6)	28.5 (21.6 to 33.1)	29.5 (22.4 to 34.2)	29.6 (22.5 to 34.3)	30.1 (22.9 to 34.9)	29.6 (22.5 to 34.3)	29.1 (22.1 to 33.7)	28.2 (21.5 to 32.6)	28.1 (21.5 to 32.6)	28.1 (21.5 to 32.6)	28.1 (21.5 to 32.6)	28.1 (21.5 to 32.6)	28.1 (21.5 to 32.6)	286
Tuberculosis	0 (0 to 0)	0 (0 to 0)	0 (0 to 0)	0 (0 to 0)	0 (0 to 0)	0 (0 to 0)	0 (0 to 0)	0 (0 to 0)	0 (0 to 0)	0 (0 to 0)	0 (0 to 0)	0 (0 to 0)	0 (0 to 0)	0 (0 to 0)	0 (0 to 0)	0 (0 to 0)	0 (0 to 0)	0 (0 to 0)	0 (0 to 0)	0 (0 to 0)	0 (0 to 0)	0 (0 to 0)	0 (0 to 0)	0
Latent tuberculosis infection	0 (0 to 0)	0 (0 to 0)	0 (0 to 0)	0 (0 to 0)	0 (0 to 0)	0 (0 to 0)	0 (0 to 0)	0 (0 to 0)	0 (0 to 0)	0 (0 to 0)	0 (0 to 0)	0 (0 to 0)	0 (0 to 0)	0 (0 to 0)	0 (0 to 0)	0 (0 to 0)	0 (0 to 0)	0 (0 to 0)	0 (0 to 0)	0 (0 to 0)	0 (0 to 0)	0 (0 to 0)	0 (0 to 0)	0
Drug-susceptible tuberculosis	0 (0 to 0)	0 (0 to 0)	0 (0 to 0)	0 (0 to 0)	0 (0 to 0)	0 (0 to 0)	0 (0 to 0)	0 (0 to 0)	0 (0 to 0)	0 (0 to 0)	0 (0 to 0)	0 (0 to 0)	0 (0 to 0)	0 (0 to 0)	0 (0 to 0)	0 (0 to 0)	0 (0 to 0)	0 (0 to 0)	0 (0 to 0)	0 (0 to 0)	0 (0 to 0)	0 (0 to 0)	0 (0 to 0)	0
Multidrug-resistant tuberculosis without extensive drug resistance	0 (0 to 0)	0 (0 to 0)	0 (0 to 0)	0 (0 to 0)	0 (0 to 0)	0 (0 to 0)	0 (0 to 0)	0 (0 to 0)	0 (0 to 0)	0 (0 to 0)	0 (0 to 0)	0 (0 to 0)	0 (0 to 0)	0 (0 to 0)	0 (0 to 0)	0 (0 to 0)	0 (0 to 0)	0 (0 to 0)	0 (0 to 0)	0 (0 to 0)	0 (0 to 0)	0 (0 to 0)	0 (0 to 0)	0
Extensively drug-resistant tuberculosis	0 (0 to 0)	0 (0 to 0)	0 (0 to 0)	0 (0 to 0)	0 (0 to 0)	0 (0 to 0)	0 (0 to 0)	0 (0 to 0)	0 (0 to 0)	0 (0 to 0)	0 (0 to 0)	0 (0 to 0)	0 (0 to 0)	0 (0 to 0)	0 (0 to 0)	0 (0 to 0)	0 (0 to 0)	0 (0 to 0)	0 (0 to 0)	0 (0 to 0)	0 (0 to 0)	0 (0 to 0)	0 (0 to 0)	0
Lower respiratory infections	2.1 (1.5 to 4)	3.1 (2.1 to 4.8)	8 (4.5 to 12.4)	6 (3.7 to 11)	2.4 (1.6 to 3.2)	2.5 (1.6 to 3.4)	4.4 (2.6 to 5.9)	6.5 (3.8 to 8.1)	10.4 (6.6 to 12.2)	13.2 (8.6 to 15.3)	16.4 (10.8 to 20.2)	18.4 (12.1 to 23.1)	20.8 (13.5 to 26.3)	23.8 (15.4 to 30.1)	24.1 (15.7 to 30.5)	24.1 (15.7 to 30.5)	24.1 (15.7 to 30.5)	24.1 (15.7 to 30.5)	24.1 (15.7 to 30.5)	24.1 (15.7 to 30.5)	24.1 (15.7 to 30.5)	24.1 (15.7 to 30.5)	1,992
Upper respiratory infections	0 (0 to 0.1)	0.2 (0.1 to 0.4)	2.6 (1.7 to 3.7)	20.4 (12.5 to 29.4)	22.8 (12.5 to 34.4)	18.6 (9.6 to 27.4)	15.5 (7.9 to 23.1)	13.8 (7.4 to 20.6)	13.9 (7.5 to 20.9)	13.9 (7.5 to 20.9)	13.4 (7.2 to 20.2)	11.6 (6.2 to 17.5)	13.5 (7.2 to 20.1)	12.5 (6.7 to 18.8)	15.5 (8.4 to 23.4)	14.8 (8.1 to 22.2)	12.3 (6.8 to 18.2)	11.9 (6.6 to 17.5)	11.4 (6.4 to 16.6)	11.3 (6.4 to 16.5)	11.3 (6.4 to 16.5)	11.3 (6.4 to 16.5)	243
Otitis media	0 (0 to 0)	0 (0 to 0)	0.6 (0.4 to 1.4)	4.9 (2.9 to 9.2)	4.9 (2.9 to 8.5)	2.3 (1.4 to 3.8)	1.4 (0.8 to 2.3)	2.9 (1.7 to 4.7)	2.8 (1.7 to 4.5)	2.7 (1.6 to 4.3)	2.6 (1.6 to 4.2)	2.6 (1.6 to 4.2)	2.7 (1.6 to 4.3)	2.7 (1.6 to 4.3)	4.3 (2.6 to 6.8)	3.6 (2.2 to 5.7)	3 (1.8 to 4.8)	2.4 (1.5 to 3.8)	1.4 (0.9 to 2.2)	1.1 (0.7 to 1.7)	0.6 (0.4 to 0.9)	0.3 (0.2 to 0.5)	53.9
Enteric infections	1.2 (0.9 to 1.4)	1.2 (0.9 to 1.4)	10.9 (9.7 to 12.1)	11.9 (10.2 to 14.1)	11.9 (9.9 to 14.2)	6.4 (5.2 to 8.1)	3.7 (2.9 to 4.7)	3.7 (2.9 to 4.7)	3.7 (2.9 to 4.7)	3.7 (2.9 to 4.7)	4.6 (3.6 to 5.8)	5.7 (4.4 to 7.3)	6.5 (5.1 to 8.3)	7.3 (5.7 to 9.3)	8.1 (6.3 to 10.3)	8.7 (6.7 to 11.1)	9.1 (6.9 to 11.8)	9.2 (7 to 12)	9.2 (7 to 12)	9.2 (7 to 12)	9.2 (7 to 12)	9.2 (7 to 12)	240
Diarrheal diseases	2.3 (2.2 to 2.4)	1.2 (0.9 to 1.4)	10.9 (9.7 to 12.1)	11.9 (10.2 to 14.1)	11.9 (9.9 to 14.2)	6.4 (5.2 to 8.1)	3.7 (2.9 to 4.7)	3.7 (2.9 to 4.7)	3.7 (2.9 to 4.7)	3.7 (2.9 to 4.7)	4.6 (3.6 to 5.8)	5.7 (4.4 to 7.3)	6.5 (5.1 to 8.3)	7.3 (5.7 to 9.3)	8.1 (6.3 to 10.3)	8.7 (6.7 to 11.1)	9.1 (6.9 to 11.8)	9.2 (7 to 12)	9.2 (7 to 12)	9.2 (7 to 12)	9.2 (7 to 12)	9.2 (7 to 12)	240
Typhoid and paratyphoid	0 (0 to 0)	0 (0 to 0)	0 (0 to 0)	0 (0 to 0)	0 (0 to 0)	0 (0 to 0)	0 (0 to 0)	0 (0 to 0)	0 (0 to 0)	0 (0 to 0)	0 (0 to 0)	0 (0 to 0)	0 (0 to 0)	0 (0 to 0)	0 (0 to 0)	0 (0 to 0)	0 (0 to 0)	0 (0 to 0)	0 (0 to 0)	0 (0 to 0)	0 (0 to 0)	0 (0 to 0)	0 (0 to 0)	0
Typhoid fever	0 (0 to 0)	0 (0 to 0)	0 (0 to 0)	0 (0 to 0)	0 (0 to 0)	0 (0 to 0)	0 (0 to 0)	0 (0 to 0)	0 (0 to 0)	0 (0 to 0)	0 (0 to 0)	0 (0 to 0)	0 (0 to 0)	0 (0 to 0)	0 (0 to 0)	0 (0 to 0)	0 (0 to 0)	0 (0 to 0)	0 (0 to 0)	0 (0 to 0)	0 (0 to 0)	0 (0 to 0)	0 (0 to 0)	0
Paratyphoid fever	0 (0 to 0)	0 (0 to 0)	0 (0 to 0)	0 (0 to 0)	0 (0 to 0)	0 (0 to 0)	0 (0 to 0)	0 (0 to 0)	0 (0 to 0)	0 (0 to 0)	0 (0 to 0)	0 (0 to 0)	0 (0 to 0)	0 (0 to 0)	0 (0 to 0)	0 (0 to 0)	0 (0 to 0)	0 (0 to 0)	0 (0 to 0)	0 (0 to 0)	0 (0 to 0)	0 (0 to 0)	0 (0 to 0)	0
Invasive Non-typhoidal Salmonella (iNTS)	0 (0 to 0)	0 (0 to 0.1)	0 (0 to 0.2)	0 (0 to 0.1)	0 (0 to 0.1)	0 (0 to 0.1)	0 (0 to 0.1)	0 (0 to 0.1)	0 (0 to 0.1)	0 (0 to 0.1)	0 (0 to 0.1)	0 (0 to 0.1)	0 (0 to 0.1)	0 (0 to 0.1)	0 (0 to 0.2)	0 (0 to 0.4)	0 (0 to 0.6)	0 (0 to 1)	0 (0 to 1)	0 (0 to 0.7)	0 (0 to 0.4)	0 (0 to 0.1)	1.3
Other intestinal infectious diseases	0 (0 to 0)	0 (0 to 0)	0 (0 to 0.1)	0 (0 to 0.1)	0 (0 to 0.1)	0 (0 to 0.1)	0 (0 to 0.1)	0 (0 to 0.1)	0 (0 to 0.1)	0 (0 to 0.1)	0 (0 to 0.1)	0 (0 to 0.1)	0 (0 to 0.1)	0 (0 to 0.1)	0 (0 to 0.1)	0 (0 to 0.1)	0 (0 to 0.1)	0 (0 to 0.1)	0 (0 to 0.1)	0 (0 to 0.1)	0 (0 to 0.1)	0 (0 to 0.1)	0 (0 to 0.1)	0.4
Neglected tropical diseases and malaria	0 (0 to 0.1)	0 (0 to 0)	1.9 (0.1 to 2.3)	2.9 (0.2 to 3.6)	2.9 (0.2 to 3.6)	0.2 (0.1 to 0.3)	0.2 (0.1 to 0.3)	0.2 (0.1 to 0.3)	0.2 (0.1 to 0.3)	0.2 (0.1 to 0.3)	0.2 (0.1 to 0.3)	0.2 (0.1 to 0.3)	0.2 (0.1 to 0.3)	0.2 (0.1 to 0.3)	0.2 (0.1 to 0.3)	0.2 (0.1 to 0.3)	0.2 (0.1 to 0.3)	0.2 (0.1 to 0.3)	0.2 (0.1 to 0.3)	0.2 (0.1 to 0.3)	0.2 (0.1 to 0.3)	0.2 (0.1 to 0.3)	10.1
Malaria	0 (0 to 0)	0 (0 to 0)	0 (0 to 0)	0 (0 to 0)	0 (0 to 0)	0 (0 to 0)	0 (0 to 0)	0 (0 to 0)	0 (0 to 0)	0 (0 to 0)	0 (0 to 0)	0 (0 to 0)	0 (0 to 0)	0 (0 to 0)	0 (0 to 0)	0 (0 to 0)	0 (0 to 0)	0 (0 to 0)	0 (0 to 0)	0 (0 to 0)	0 (0 to 0)	0 (0 to 0)	0 (0 to 0)	0
Chagas disease	0 (0 to 0)	0 (0 to 0)	0 (0 to 0)	0 (0 to 0)	0 (0 to 0)	0 (0 to 0)	0 (0 to 0)	0 (0 to 0)	0 (0 to 0)	0 (0 to 0)	0 (0 to 0)	0 (0 to 0)	0 (0 to 0)	0 (0 to 0)	0 (0 to 0)	0 (0 to 0)	0 (0 to 0)	0 (0 to 0)	0 (0 to 0)	0 (0 to 0)	0 (0 to 0)	0 (0 to 0)	0 (0 to 0)	0
Leishmaniasis	0 (0 to 0)	0 (0 to 0)	0 (0 to 0)	0 (0 to 0)	0 (0 to 0)	0 (0 to 0)	0 (0 to 0)	0 (0 to 0)	0 (0 to 0)	0 (0 to 0)	0 (0 to 0)	0 (0 to 0)	0 (0 to 0)	0 (0 to 0)	0 (0 to 0)	0 (0 to 0)	0 (0 to 0)	0 (0 to 0)	0 (0 to 0)	0 (0 to 0)	0 (0 to 0)	0 (0 to 0)	0 (0 to 0)	0
Visceral leishmaniasis	0 (0 to 0)	0 (0 to 0)	0 (0 to 0)	0 (0 to 0)	0 (0 to 0)	0 (0 to 0)	0 (0 to 0)	0 (0 to 0)	0 (0 to 0)	0 (0 to 0)	0 (0 to 0)	0 (0 to 0)	0 (0 to 0)	0 (0 to 0)	0 (0 to 0)	0 (0 to 0)	0 (0 to 0)	0 (0 to 0)	0 (0 to 0)	0 (0 to 0)	0 (0 to 0)	0 (0 to 0)	0 (0 to 0)	0
Cutaneous and mucocutaneous leishmaniasis	0 (0 to 0)	0 (0 to 0)	0 (0 to 0)	0 (0 to 0)	0 (0 to 0)	0 (0 to 0)	0 (0 to 0)	0 (0 to 0)	0 (0 to 0)	0 (0 to 0)	0 (0 to 0)	0 (0 to 0)	0 (0 to 0)	0 (0 to 0)	0 (0 to 0)	0 (0 to 0)	0 (0 to 0)	0 (0 to 0)	0 (0 to 0)	0 (0 to 0)	0 (0 to 0)	0 (0 to 0)	0 (0 to 0)	0
African trypanosomiasis	0 (0 to 0)	0 (0 to 0)	0 (0 to 0)	0 (0 to 0)	0 (0 to 0)	0 (0 to 0)	0 (0 to 0)	0 (0 to 0)	0 (0 to 0)	0 (0 to 0)	0 (0 to 0)	0 (0 to 0)	0 (0 to 0)	0 (0 to 0)	0 (0 to 0)	0 (0 to 0)	0 (0 to 0)	0 (0 to 0)	0 (0 to 0)	0 (0 to 0)	0 (0 to 0)	0 (0 to 0)	0 (0 to 0)	0
Schistosomiasis	0 (0 to 0)	0 (0 to 0)	0 (0 to 0)	0 (0 to 0)	0 (0 to 0)	0 (0 to 0)	0 (0 to 0)	0 (0 to 0)	0 (0 to 0)	0 (0 to 0)	0 (0 to 0)	0 (0 to 0)	0 (0 to 0)	0 (0 to 0)	0 (0 to 0)	0 (0 to 0)	0 (0 to 0)	0 (0 to 0)	0 (0 to 0)	0 (0 to 0)	0 (0 to 0)	0 (0 to 0)	0 (0 to 0)	0
Cysticercosis	0 (0 to 0)	0 (0 to 0)	0 (0 to 0)	0 (0 to 0)	0 (0 to 0)	0 (0 to 0)	0 (0 to 0)	0 (0 to 0)	0 (0 to 0)	0 (0 to 0)	0 (0 to 0)	0 (0 to 0)	0 (0 to 0)	0 (0 to 0)	0 (0 to 0)	0 (0 to 0)	0 (0 to 0)	0 (0 to 0)	0 (0 to 0)	0 (0 to 0)	0 (0 to 0)	0 (0 to 0)	0 (0 to 0)	0
Cystic echinococcosis	0 (0 to 0)	0 (0 to 0)	0 (0 to 0)	0 (0 to 0)	0 (0 to 0)	0 (0 to 0)	0 (0 to 0)	0 (0 to 0)	0 (0 to 0)	0 (0 to 0)	0 (0 to 0)	0 (0 to 0)	0 (0 to 0)	0 (0 to 0)	0 (0 to 0)	0 (0 to 0)	0 (0 to 0)	0 (0 to 0)	0 (0 to 0)	0 (0 to 0)	0 (0 to 0)	0 (0 to 0)	0 (0 to 0)	0
Lymphatic filariasis	0 (0 to 0)	0 (0 to 0)	0 (0 to 0)	0 (0 to 0)	0 (0 to 0)	0 (0 to 0)	0 (0 to 0)	0 (0 to 0)	0 (0 to 0)	0 (0 to 0)	0 (0 to 0)	0 (0 to 0)	0 (0 to 0)	0 (0 to 0)	0 (0 to 0)	0 (0 to 0)	0 (0 to 0)	0 (0 to 0)	0 (0 to 0)	0 (0 to 0)	0 (0 to 0)	0 (0 to 0)	0 (0 to 0)	0
Onchocerciasis	0 (0 to 0)	0 (0 to 0)	0 (0 to 0)	0 (0 to 0)	0 (0 to 0)	0 (0 to 0)	0 (0 to 0)	0 (0 to 0)	0 (0 to 0)	0 (0 to 0)	0 (0 to 0)	0 (0 to 0)	0 (0 to 0)	0 (0 to 0)	0 (0 to 0)	0 (0 to 0)	0 (0 to 0)	0 (0 to 0)	0 (0 to 0)	0 (0 to 0)	0 (0 to 0)	0 (0 to 0)	0 (0 to 0)	0
Trachoma	0 (0 to 0)	0 (0 to 0)	0 (0 to 0)	0 (0 to 0)	0 (0 to 0)	0 (0 to 0)	0 (0 to 0)	0 (0 to 0)	0 (0 to 0)	0 (0 to 0)	0 (0 to 0)	0 (0 to 0)	0 (0 to 0)	0 (0 to 0)	0 (0 to 0)	0 (0 to 0)	0 (0 to 0)	0 (0 to 0)	0 (0 to 0)	0 (0 to 0)	0 (0 to 0)	0 (0 to 0)	0 (0 to 0)	0
Dengue	0 (0 to 0)	0 (0 to 0)	0 (0 to 0)	0 (0 to 0)	0 (0 to 0)	0 (0 to 0)	0 (0 to 0)	0 (0 to 0)	0 (0 to 0)	0 (0 to 0)	0 (0 to 0)	0 (0 to 0)	0 (0 to 0)	0 (0 to 0)	0 (0 to 0)	0 (0 to 0)	0 (0 to 0)	0 (0 to 0)	0 (0 to 0)	0 (0 to 0)	0 (0 to 0)	0 (0 to 0)	0 (0 to 0)	0
Yellow fever	0 (0 to 0)	0 (0 to 0)	0 (0 to 0)	0 (0 to 0)	0 (0 to 0)	0 (0 to 0)	0 (0 to 0)	0 (0 to 0)	0 (0 to 0)	0 (0 to 0)	0 (0 to 0)	0 (0 to 0)	0 (0 to 0)	0 (0 to 0)	0 (0 to 0)	0 (0 to 0)	0 (0 to 0)	0 (0 to 0)	0 (0 to 0)	0 (0 to 0)	0 (0 to 0)	0 (0 to 0)	0 (0 to 0)	0
Rabies	0 (0 to 0)	0 (0 to 0)	0 (0 to 0)	0 (0 to 0)	0 (0 to 0)	0 (0 to 0)	0 (0 to 0)	0 (0 to 0)	0 (0 to 0)	0 (0 to 0)	0 (0 to 0)	0 (0 to 0)	0 (0 to 0)	0 (0 to 0)	0 (0 to 0)	0 (0 to 0)	0 (0 to 0)	0 (0 to 0)	0 (0 to 0)	0 (0 to 0)	0 (0 to 0)	0 (0 to 0)	0 (0 to 0)	0
Intestinal nematode infections	0 (0 to 0)	0 (0 to 0)	0 (0 to 0)	0 (0 to 0)	0 (0 to 0)	0 (0 to 0)	0 (0 to 0)	0 (0 to 0)	0 (0 to 0)	0 (0 to 0)	0 (0 to 0)	0 (0 to 0)	0 (0 to 0)	0 (0 to 0)	0 (0 to 0)	0 (0 to 0)	0 (0 to 0)	0 (0 to 0)	0 (0 to 0)	0 (0 to 0)	0 (0 to 0)	0 (0 to 0)	0 (0 to 0)	0
Ascariasis	0 (0 to 0)	0 (0 to 0)	0 (0 to 0)	0 (0 to 0)	0 (0 to 0)	0 (0 to 0)	0 (0 to 0)	0 (0 to 0)	0 (0 to 0)	0 (0 to 0)	0 (0 to 0)	0 (0 to 0)	0 (0 to 0)	0 (0 to 0)	0 (0 to 0)	0 (0 to 0)	0 (0 to 0)	0 (0 to 0)	0 (0 to 0)	0 (0 to 0)	0 (0 to 0)	0 (0 to 0)	0 (0 to 0)	0
Trichuriasis	0 (0 to 0)	0 (0 to 0)	0 (0 to 0)	0 (0 to 0)	0 (0 to 0)	0 (0 to 0)	0 (0 to 0)	0 (0 to 0)	0 (0 to 0)	0 (0 to 0)	0 (0 to 0)	0 (0 to 0)	0 (0 to 0)	0 (0 to 0)	0 (0 to 0)	0 (0 to 0)	0 (0 to 0)	0 (0 to 0)	0 (0 to 0)	0 (0 to 0)	0 (0 to 0)	0 (0 to 0)	0 (0 to 0)	0
Hookworm disease	0 (0 to 0)	0 (0 to 0)	0 (0 to 0)	0 (0 to 0)	0 (0 to 0)	0 (0 to 0)	0 (0 to 0)	0 (0 to 0)	0 (0 to 0)	0 (0 to 0)	0 (0 to 0)	0 (0 to 0)	0 (0 to 0)	0 (0 to 0)	0 (0 to 0)	0 (0 to 0)	0 (0 to 0)	0 (0 to 0)	0 (0 to 0)	0 (0 to 0)	0 (0 to 0)	0 (0 to 0)	0 (0 to 0)	0
Food-borne trematodiases	0 (0 to 0)	0 (0 to 0)	0 (0 to 0)	0 (0 to 0)	0 (0 to 0)	0 (0 to 0)	0 (0 to 0)	0 (0 to 0)	0 (0 to 0)	0 (0 to 0)	0 (0 to 0)	0 (0 to 0)	0 (0 to 0)	0 (0 to

Other neoplasms	0-1 (0 to 0.1)	0 (0 to 0)	0-1 (0 to 0.1)	0-3 (0.1 to 0.4)	0-3 (0.1 to 0.4)	0-3 (0.1 to 0.4)	0-4 (0.2 to 0.7)	0-2 (0.2 to 0.4)	0-7 (0.2 to 1)	0-9 (0.4 to 1.4)	1-6 (0.5 to 1.4)	1-2 (0.7 to 1.9)	2-2 (1.4 to 3.4)	3-3 (2.3 to 5.8)	9-1 (5.6 to 14.4)	15-4 (10.0 to 24.4)	27-2 (19.1 to 43.2)	49-4 (35.4 to 73.3)	46-2 (35.4 to 73.4)	48-8 (38.9 to 71.8)	34-4 (19.8 to 52.1)	19-1 (9.5 to 33.4)	3-3 (1.4 to 5.2)	258
Medulloblastoma, medulloblastoma, and other hemangioblastic neoplasms	0-1 (0 to 0.1)	0 (0 to 0)	0-1 (0 to 0.1)	0-3 (0 to 0.4)	0-3 (0.1 to 0.4)	0-3 (0.1 to 0.4)	0-4 (0.2 to 0.7)	0-2 (0.2 to 0.4)	0-7 (0.2 to 1)	0-9 (0.4 to 1.4)	1-6 (0.5 to 1.4)	1-2 (0.7 to 1.9)	2-2 (1.4 to 3.4)	3-3 (2.3 to 5.8)	9-1 (5.6 to 14.4)	15-4 (10.0 to 24.4)	27-2 (19.1 to 43.2)	49-4 (35.4 to 73.4)	46-2 (35.4 to 73.4)	48-8 (38.9 to 71.8)	34-4 (19.8 to 52.1)	19-1 (9.5 to 33.4)	3-3 (1.4 to 5.2)	258
Meningioma and in situ intracranial neoplasms	0 (0 to 0)	0 (0 to 0)	0 (0 to 0)	0 (0 to 0)	0 (0 to 0)	0 (0 to 0)	0 (0 to 0)	0 (0 to 0)	0 (0 to 0)	0 (0 to 0)	0 (0 to 0)	0 (0 to 0)	0 (0 to 0)	0 (0 to 0)	0 (0 to 0)	0 (0 to 0)	0 (0 to 0)	0 (0 to 0)	0 (0 to 0)	0 (0 to 0)	0 (0 to 0)	0 (0 to 0)	0 (0 to 0)	0 (0 to 0)	0
Benign and in situ cerebral and uterine neoplasms	0 (0 to 0)	0 (0 to 0)	0 (0 to 0)	0 (0 to 0)	0 (0 to 0)	0 (0 to 0)	0 (0 to 0)	0 (0 to 0)	0 (0 to 0)	0 (0 to 0)	0 (0 to 0)	0 (0 to 0)	0 (0 to 0)	0 (0 to 0)	0 (0 to 0)	0 (0 to 0)	0 (0 to 0)	0 (0 to 0)	0 (0 to 0)	0 (0 to 0)	0 (0 to 0)	0 (0 to 0)	0 (0 to 0)	0 (0 to 0)	0
Benign and in situ cerebral and uterine neoplasms	0 (0 to 0)	0 (0 to 0)	0 (0 to 0)	0 (0 to 0)	0 (0 to 0)	0 (0 to 0)	0 (0 to 0)	0 (0 to 0)	0 (0 to 0)	0 (0 to 0)	0 (0 to 0)	0 (0 to 0)	0 (0 to 0)	0 (0 to 0)	0 (0 to 0)	0 (0 to 0)	0 (0 to 0)	0 (0 to 0)	0 (0 to 0)	0 (0 to 0)	0 (0 to 0)	0 (0 to 0)	0 (0 to 0)	0 (0 to 0)	0
Other benign and in situ neoplasms	0 (0 to 0)	0 (0 to 0)	0 (0 to 0)	0 (0 to 0)	0 (0 to 0)	0 (0 to 0)	0 (0 to 0)	0 (0 to 0)	0 (0 to 0)	0 (0 to 0)	0 (0 to 0)	0 (0 to 0)	0 (0 to 0)	0 (0 to 0)	0 (0 to 0)	0 (0 to 0)	0 (0 to 0)	0 (0 to 0)	0 (0 to 0)	0 (0 to 0)	0 (0 to 0)	0 (0 to 0)	0 (0 to 0)	0 (0 to 0)	0
Cardiovascular diseases	1-8 (0.9 to 2)	1-18 (1.1 to 2.5)	2-9 (2.0 to 3.4)	4-7 (2.0 to 3.6)	4-9 (2.0 to 3.8)	7-7 (3.6 to 6.7)	16-1 (8.0 to 22.8)	22 (9.7 to 41.7)	33-7 (17.3 to 66.7)	102 (61.4 to 156)	133 (93.5 to 184)	196 (139.5 to 247)	349 (271.1 to 455)	664 (521.8 to 818)	946 (764.5 to 1,175)	1,223 (988.3 to 1,513)	1,620 (1,290.3 to 1,993)	2,202 (1,805.9 to 2,745)	2,250 (1,812.5 to 2,855)	2,270 (1,829.3 to 2,839)	1,830 (1,508.3 to 2,298)	1,025 (837.9 to 1,319)	262 (206.3 to 335)	15,300
Rheumatic heart disease	0 (0 to 0)	0 (0 to 0)	0 (0 to 0)	0 (0 to 0)	0 (0 to 0)	0 (0 to 0)	0-2 (0.1 to 0.2)	0-4 (0.2 to 0.6)	0-3 (0 to 0.5)	0-9 (0.3 to 1.1)	0-7 (0.2 to 1.5)	1-6 (0.7 to 1.9)	1-8 (1.0 to 2.2)	2-9 (2.0 to 3.9)	4-2 (2.9 to 5.7)	5-9 (4.1 to 7.8)	7-1 (5.1 to 9.6)	10-8 (7.8 to 14.1)	10-7 (8.0 to 14.1)	7-3 (5.4 to 9.8)	3-5 (2.4 to 4.6)	0-8 (0.4 to 1.1)	0-2 (0.1 to 0.3)	68-2
Ischemic heart disease	0 (0 to 0)	0 (0 to 0)	0 (0 to 0)	0 (0 to 0)	0-1 (0 to 0.2)	1-2 (0.4 to 0.7)	3-5 (1.4 to 4)	22-2 (17.1 to 30.8)	67-9 (52.1 to 89.4)	103 (82.6 to 132)	156 (126.2 to 200)	199 (161.2 to 247)	401 (327.1 to 497)	540 (451.3 to 657)	718 (582.9 to 870)	929 (757.1 to 1,120)	1,283 (1,045.2 to 1,545)	1,138 (915.4 to 1,410)	1,140 (915.1 to 1,415)	898 (720.5 to 1,112)	496 (401.9 to 624)	129 (102.5 to 158)	8,140
Stroke	0-1 (0 to 0.2)	0-2 (0.1 to 0.4)	0-3 (0.1 to 0.5)	1-5 (0.6 to 1.2)	2-8 (1.1 to 2.1)	5-4 (2.6 to 3.7)	9-8 (4.7 to 6.7)	18-4 (12.1 to 26.6)	23-2 (15.9 to 33.2)	27-3 (19.1 to 38.3)	29-2 (20.4 to 41.3)	39-2 (28.5 to 53.3)	49-3 (41.4 to 62.8)	102 (87.4 to 119)	146 (126.1 to 169)	183 (157.3 to 213)	254 (218.2 to 295)	406 (352.3 to 470)	485 (421.4 to 563)	548 (475.4 to 633)	479 (415.1 to 553)	282 (244.7 to 327)	74-3 (64.2 to 86.1)	3,190
Ischemic stroke	0 (0 to 0.1)	0-1 (0.1 to 0.2)	0-1 (0.1 to 0.2)	0-4 (0.2 to 0.6)	0-6 (0.3 to 0.8)	1-4 (0.7 to 1.8)	1-9 (1.1 to 2.7)	2-3 (1.3 to 3.3)	4-3 (2.5 to 6.1)	6-9 (4.3 to 9.6)	9-9 (6.4 to 13.2)	13-6 (9.9 to 17.9)	26-8 (20.1 to 34.6)	47-9 (38.6 to 59.7)	77-1 (64.7 to 91.6)	114 (96.2 to 135)	224 (187.2 to 266)	299 (251.5 to 355)	366 (312.1 to 430)	367 (312.1 to 430)	229 (194.6 to 267)	60-5 (51.5 to 70.1)	1,860
Intracerebral hemorrhage	0 (0 to 0.2)	0 (0 to 0.2)	0-2 (0.1 to 0.3)	0-5 (0.2 to 0.6)	0-6 (0.3 to 0.8)	0-9 (0.4 to 1.1)	1-5 (0.7 to 1.9)	2-2 (1.2 to 3.2)	3-2 (1.9 to 4.5)	5-2 (3.3 to 7.2)	6-5 (4.3 to 9.2)	9-2 (6.5 to 12.3)	13-8 (10.1 to 18.2)	20-5 (15.7 to 26.5)	33-5 (26.9 to 41.7)	42 (33.7 to 52.4)	49-5 (39.6 to 62.1)	63-2 (52.2 to 76.9)	72-5 (60.1 to 88.1)	74-2 (62.1 to 89.1)	57-2 (48.1 to 69.1)	30-2 (25.1 to 36.4)	8-1 (6.7 to 9.8)	497
Subarachnoid hemorrhage	0 (0 to 0.1)	0 (0 to 0)	0 (0 to 0.1)	0-1 (0 to 0.2)	0-2 (0.1 to 0.3)	0-4 (0.2 to 0.5)	0-6 (0.3 to 0.8)	1-2 (0.7 to 1.7)	1-7 (0.9 to 1.9)	3-1 (1.9 to 4.3)	3-7 (2.4 to 5.2)	5-2 (3.7 to 7.2)	7-7 (5.5 to 10)	12-1 (9.5 to 15.2)	18-7 (14.9 to 23.2)	23-3 (18.9 to 28.7)	27-6 (22.6 to 33.9)	31-9 (27.1 to 38.1)	33-6 (27.9 to 40.3)	32-1 (26.9 to 38.7)	23-1 (19.3 to 27.9)	12-3 (10.2 to 14.9)	3-2 (2.6 to 3.9)	365
Hypertensive heart disease	0 (0 to 0)	0 (0 to 0)	0 (0 to 0)	0 (0 to 0)	0 (0 to 0)	0-1 (0 to 0.1)	0-2 (0.1 to 0.3)	0-5 (0.2 to 0.6)	0-4 (0.2 to 0.5)	0-9 (0.4 to 1.1)	1-5 (0.6 to 1.6)	2-2 (0.9 to 2.9)	3-5 (2.0 to 4.7)	6-1 (4.7 to 7.5)	9-2 (7.1 to 11.5)	12-3 (9.5 to 15.7)	20-4 (16.1 to 25.2)	29-3 (24.1 to 35.7)	47-1 (39.1 to 57.2)	52-3 (44.1 to 63.2)	46-2 (39.1 to 55.8)	32-5 (27.1 to 39.2)	10-4 (8.4 to 12.8)	364
Non-rheumatic valvular heart disease	0 (0 to 0)	0 (0 to 0)	0 (0 to 0)	0 (0 to 0)	0 (0 to 0)	0-1 (0.1 to 0.2)	0-2 (0.1 to 0.3)	0-5 (0.2 to 0.6)	0-5 (0.2 to 0.6)	0-9 (0.4 to 1.2)	1-4 (0.7 to 1.8)	2-1 (1.1 to 2.7)	3-3 (2.0 to 4.1)	5-5 (3.9 to 6.9)	8-5 (6.9 to 10.4)	11-6 (9.2 to 14.2)	17-5 (14.0 to 21.5)	27-2 (22.3 to 33.6)	40-8 (34.7 to 49.5)	45-2 (38.6 to 53.9)	40-9 (34.6 to 48.4)	27-9 (23.2 to 33.7)	10-2 (8.4 to 12.4)	495
Non-rheumatic calcific aortic valve disease	0 (0 to 0)	0 (0 to 0)	0 (0 to 0)	0 (0 to 0)	0 (0 to 0)	0-1 (0.1 to 0.2)	0-3 (0.2 to 0.4)	0-5 (0.3 to 0.6)	0-7 (0.3 to 0.9)	1-3 (0.7 to 1.8)	1-9 (1.1 to 2.6)	2-6 (1.6 to 3.4)	4-5 (3.2 to 5.9)	7-5 (6.1 to 9.3)	11-3 (9.3 to 13.9)	15-3 (12.6 to 18.6)	21-3 (17.8 to 25.9)	31-5 (26.9 to 37.2)	41-2 (35.2 to 48.9)	43-6 (37.2 to 51.6)	38-2 (32.5 to 45.1)	23-7 (19.9 to 28.1)	8-6 (7.1 to 10.4)	431
Non-rheumatic degenerative mitral valve disease	0 (0 to 0)	0 (0 to 0)	0 (0 to 0)	0 (0 to 0)	0 (0 to 0)	0 (0 to 0)	0-1 (0.1 to 0.1)	0-2 (0.1 to 0.2)	0-3 (0.2 to 0.3)	0-5 (0.3 to 0.7)	0-8 (0.5 to 1.1)	1-1 (0.8 to 1.5)	1-9 (1.4 to 2.5)	3-1 (2.5 to 3.9)	4-4 (3.6 to 5.4)	5-8 (4.8 to 7.1)	7-7 (6.3 to 9.3)	9-8 (8.1 to 11.8)	11-9 (9.7 to 14.2)	12-4 (10.2 to 14.9)	10-7 (8.7 to 12.9)	6-7 (5.4 to 8.1)	2-4 (1.9 to 2.9)	63-4
Other non-rheumatic valve diseases	0 (0 to 0)	0 (0 to 0)	0 (0 to 0)	0 (0 to 0)	0 (0 to 0)	0 (0 to 0)	0 (0 to 0)	0-1 (0 to 0.2)	0-1 (0 to 0.2)	0-2 (0 to 0.3)	0-3 (0 to 0.4)	0-4 (0 to 0.5)	0-6 (0 to 0.8)	0-9 (0.1 to 1.2)	1-2 (0.8 to 1.6)	1-5 (1 to 2)	2-1 (1.5 to 2.8)	2-9 (2.1 to 3.8)	3-5 (2.6 to 4.6)	3-6 (2.7 to 4.8)	3-2 (2.4 to 4.2)	2-1 (1.6 to 2.8)	0-7 (0.5 to 0.9)	0-2 (0.1 to 0.3)	6-6
Cardiomyopathy and myocarditis	0-7 (0.4 to 1.1)	0-9 (0.6 to 1.4)	1-3 (0.7 to 2.2)	1-8 (1.0 to 3.2)	2-7 (1.6 to 4.5)	3-7 (2.0 to 6.2)	7-6 (3.9 to 9.2)	16 (9.3 to 24.1)	13 (8.3 to 19.7)	22 (14.1 to 32.8)	29-8 (20.2 to 41.4)	43-2 (32.1 to 57.2)	68-6 (54.1 to 85.2)	109 (87.1 to 134)	154 (127.1 to 186)	229 (189.2 to 276)	299 (248.9 to 354)	418 (344.6 to 494)	471 (387.7 to 557)	429 (353.2 to 506)	329 (271.3 to 387)	176 (144.7 to 208)	33-7 (27.6 to 40.1)	416
Myocarditis	0 (0 to 0.1)	0 (0 to 0.1)	0 (0 to 0.1)	0 (0 to 0.1)	0-1 (0.1 to 0.2)	0-2 (0.1 to 0.3)	0-4 (0.2 to 0.5)	0-6 (0.3 to 0.8)	0-5 (0.3 to 0.7)	0-8 (0.4 to 1.1)	1-2 (0.7 to 1.6)	1-7 (1.1 to 2.4)	2-6 (1.7 to 3.6)	4-4 (3.4 to 5.7)	6-4 (5.1 to 8.1)	8-3 (6.7 to 10.2)	10-3 (8.4 to 12.5)	12-4 (10.2 to 15.1)	13-2 (10.8 to 16.1)	11-6 (9.4 to 14.2)	8-8 (7.1 to 10.8)	4-7 (3.8 to 5.8)	1-3 (1.1 to 1.7)	124
Alcoholic cardiomyopathy	0 (0 to 0)	0 (0 to 0)	0 (0 to 0)	0 (0 to 0)	0 (0 to 0)	0 (0 to 0)	0 (0 to 0)	0 (0 to 0)	0 (0 to 0)	0 (0 to 0)	0 (0 to 0)	0 (0 to 0)	0 (0 to 0)	0 (0 to 0)	0 (0 to 0)	0 (0 to 0)	0 (0 to 0)	0 (0 to 0)	0 (0 to 0)	0 (0 to 0)	0 (0 to 0)	0 (0 to 0)	0 (0 to 0)	0 (0 to 0)	0
Other cardiomyopathy	0-7 (0.3 to 1.1)	0-7 (0.3 to 1.1)	1-3 (0.6 to 2.2)	1-5 (0.7 to 2.6)	1-8 (0.8 to 3.1)	1-7 (0.9 to 3.2)	3-9 (2.0 to 6.1)	6-1 (3.2 to 9.2)	5-8 (3.2 to 8.7)	7-1 (4.1 to 11.2)	7-4 (4.5 to 11.2)	7-4 (4.5 to 11.2)	9-2 (6.4 to 13.3)	11-3 (8.4 to 15.3)	12-6 (9.5 to 16.7)	13-2 (9.9 to 17.6)	14-2 (10.7 to 18.8)	15-3 (11.4 to 20.4)	15-9 (11.7 to 21.3)	14-2 (10.5 to 19.4)	11-2 (8.2 to 15.2)	6-2 (4.5 to 8.4)	2-1 (1.5 to 2.8)	259
Atrial fibrillation and flutter	—	—	—	—	—	—	—	—	—	—	—	—	—	—	—	—	—	—	—	—	—	—	—	—	1,140
Aortic aneurysm	—	—	—	—	—	—	—	—	—	—	—	—	—	—	—	—	—	—	—	—	—	—	—	—	—
Endocarditis	0 (0 to 0)	0 (0 to 0)	0 (0 to 0)	0-1 (0.1 to 0.2)	0-1 (0.1 to 0.2)	0-2 (0.1 to 0.4)	0-4 (0.2 to 0.6)	1-1 (0.5 to 1.4)	1-7 (0.8 to 2.1)	2-1 (1.1 to 3.2)	2-4 (1.4 to 3.3)	3-2 (2.1 to 4.5)	5-1 (3.6 to 6.9)	6-9 (5.1 to 9.1)	8-1 (6.3 to 10.2)	9-4 (7.3 to 12.1)	13-4 (10.3 to 17.3)	13-7 (10.5 to 17.9)	13-4 (10.3 to 17.6)	9-9 (7.6 to 13.1)	4-9 (3.7 to 6.5)	1-3 (0.9 to 1.7)	97-3
Other cardiovascular and circulatory diseases	0-6 (0.3 to 1.1)	0-6 (0.4 to 1.1)	0-8 (0.5 to 1.6)	1-2 (0.6 to 2.1)	1-5 (0.7 to 2.3)	2-4 (1.2 to 3.7)	3-8 (2.1 to 5.6)	4-2 (2.2 to 6.2)	6-7 (3.7 to 11.4)	9-3 (5.2 to 15.7)	10-2 (6.1 to 15.9)	14-9 (10.4 to 20.6)	20-8 (15.5 to 27.2)	32-5 (25.1 to 41.2)	44-9 (35.4 to 56.2)	51-2 (41.1 to 63.2)	69-2 (57.1 to 82.3)	81-8 (67.9 to 97.2)	77-7 (64.1 to 92.3)	66 (54.1 to 79.2)	48-2 (38.2 to 60.2)	12-7 (9.7 to 16.2)	3-3 (2.5 to 4.4)	502
Chronic respiratory diseases	0-6 (0.3 to 1.1)	0-7 (0.4 to 1.2)	0-7 (0.4 to 1.2)	0-9 (0.5 to 1.5)	0-9 (0.5 to 1.5)	1-1 (0.6 to 1.7)	1-6 (0.9 to 2.5)	2-2 (1.2 to 3.4)	3-1 (1.7 to 4.8)	4-5 (2.5 to 7.1)	5-1 (2.8 to 8.1)	6-7 (3.8 to 10.5)	9-1 (5.2 to 14.2)	13-2 (7.9 to 20.5)	17-8 (10.8 to 27.5)	20-4 (12.4 to 31.6)	27-8 (17.1 to 42.9)	32-4 (20.1 to 49.8)	30-7 (19.1 to 47.1)	26-4 (16.5 to 40.5)	19-2 (12.1 to 29.3)	4-8 (3.1 to 7.3)	1-3 (0.8 to 2)	5,780
Chronic obstructive pulmonary disease	0 (0 to 0)	0 (0 to 0)	0-1 (0 to 0.1)	0-4 (0.2 to 0.6)	0-5 (0.2 to 0.7)	0-8 (0.4 to 1.1)	1-3 (0.7 to 1.8)	2-1 (1.1 to 3.1)	3-1 (1.6 to 4.5)	4-6 (2.5 to 6.7)	5-2 (3.1 to 7.6)	6-8 (4.2 to 9.8)	9-2 (6.1 to 13.4)	13-3 (9.2 to 18.7)	17-9 (12.6 to 24.7)	20-4 (14.2 to 28.1)	27-8 (19.6 to 38.2)	32-4 (23.2 to 44.1)	30-7 (22.0 to 41.6)	26-4 (19.0 to 36.1)	19-2 (13.9 to 26.2)	4-8 (3.5 to 6.6)	1-3 (0.9 to 1.8)	4,330
Pneumoconiosis	0 (0 to 0)	0 (0 to 0)	0 (0 to 0)	0 (0 to 0)	0 (0 to 0)	0 (0 to 0)	0 (0 to 0)	0 (0 to 0)	0 (0 to 0)	0 (0 to 0)	0 (0 to 0)	0 (0 to 0)	0 (0 to 0)	0 (0 to 0)	0 (0 to 0)	0 (0 to 0)	0 (0 to 0)	0 (0 to 0)	0 (0 to 0)	0 (0 to 0)	0 (0 to 0)	0 (0 to 0)	0 (0 to 0)	0 (0 to 0)	0
Silicosis	0 (0 to 0)	0 (0 to 0)	0 (0 to 0)	0 (0 to 0)	0 (0 to 0)	0 (0 to 0)	0 (0 to 0)	0 (0 to 0)	0 (0 to 0)	0 (0 to 0)	0 (0 to 0)	0 (0 to 0)	0 (0 to 0)	0 (0 to 0)	0 (0 to 0)	0 (0 to 0)	0 (0 to 0)	0 (0 to 0)	0 (0 to 0)	0 (0 to 0)	0 (0 to 0)	0 (0 to 0)	0 (0 to 0)	0 (0 to 0)	1-1
Asbestosis	0 (0 to 0)	0 (0 to 0)	0 (0 to 0)	0 (0 to 0)	0 (0 to 0)	0 (0 to 0)	0 (0 to 0)	0 (0 to 0)	0 (0 to 0)	0 (0 to 0)	0 (0 to 0)	0 (0 to 0)	0 (0 to 0)	0 (0 to 0)	0 (0 to 0)	0 (0 to 0)	0 (0 to 0)	0 (0 to 0)	0 (0 to 0)	0 (0 to 0)	0 (0 to 0)	0 (0 to 0)	0 (0 to 0)	0 (0 to 0)	18-6
Coal workers pneumoconiosis	0 (0 to 0)	0 (0 to 0)	0 (0 to 0)	0 (0 to 0)	0 (0 to 0)	0 (0 to 0)	0 (0 to 0)	0 (0 to 0)	0 (0 to 0)	0 (0 to 0)	0 (0 to 0)	0 (0 to 0)	0 (0 to 0)	0 (0 to 0)	0 (0 to 0)	0 (0 to 0)	0 (0 to 0)	0 (0 to 0)	0 (0 to 0)	0 (0 to 0)	0 (0 to 0)	0 (0 to 0)	0 (0 to 0)	0 (0 to 0)	6-4
Other pneumoconiosis	0 (0 to 0)	0 (0 to 0)	0 (0 to 0)	0 (0 to 0)	0 (0 to 0)	0 (0 to 0)	0 (0 to 0)	0 (0 to 0)	0 (0 to 0)	0 (0 to 0)	0 (0 to 0)	0 (0 to 0)	0 (0 to 0)	0 (0 to 0)	0 (0 to 0)	0 (0 to 0)	0 (0 to 0)	0 (0 to 0)	0 (0 to 0)	0 (0 to 0)	0 (0 to 0)	0 (0 to 0)	0 (0 to 0)	0 (0 to 0)	0
Asthma	0-3 (0 to 0.5)	0-3 (0.2 to 0.6)	0-3 (0.2 to 0.6)	0-4 (0.2 to 0.7)	0-4 (0.2 to 0.7)	0-5 (0.2 to 0.8)	0-7 (0.3 to 1.1)	0-4 (0.2 to 0.7)	0-6 (0.3 to 0.9)	0-7 (0.3 to 1.1)	0-8 (0.4 to 1.2)	0-9 (0.4 to 1.4)	1-2 (0.6 to 1.8)	1-6 (0.9 to 2.4)	2-2 (1.3 to 3.3)	2-8 (1.7 to 4.1)	3-4 (2.1 to 5.1)	4-2 (2.6 to 6.3)	4-4 (2.7 to 6.6)	4-2 (2.6 to 6.3)	3-4 (2.1 to 5.1)	1-8 (1.1 to 2.7)	0-4 (0.2 to 0.6)	64-2
Interstitial lung disease and pulmonary sarcoidosis	0 (0 to 0)	0 (0 to 0)	0 (0 to 0)	0 (0 to 0)	0 (0 to 0)	0 (0 to 0)	0 (0 to 0)	0 (0 to 0)	0 (0 to 0)	0 (0 to 0)	0 (0 to 0)	0 (0 to 0)	0 (0 to 0)	0 (0 to 0)	0 (0 to 0)	0 (0 to 0)	0 (0 to 0)	0 (0 to 0)	0 (0 to 0)	0 (0 to 0)	0 (0 to 0)	0 (0 to 0)	0 (0 to 0)	0 (0 to 0)	0
Other chronic respiratory diseases	0-4 (0.2 to 0.6)	0-7 (0.3 to 1.1)	0-9 (0.5 to 1.4)	1-4 (0.6 to 2.2)	1-5 (0.7 to 2.4)	2-1 (1.1 to 3.2)	4-2 (2.2 to 6.2)	6-5 (3.4 to 9.5)	6-6 (3.5 to 9.6)	9-2 (5.1 to 13.2)	10-2 (6.1 to 14.4)	13-2 (8.7 to 18.5)	17-6 (12.1 to 24.1)	24-6 (17.9 to 33.1)	32-6 (24.1 to 43.1)	37-5 (27.9 to 49.1)	43-5 (32.7 to 56.6)	49-6 (37.9 to 64.1)	47-9 (36.7 to 61.9)	43-2 (33.1 to 55.7)	34-5 (26.7 to 44.1)	16-7 (12.9 to 21.3)	4-2 (3.2 to 5.4)	261
Digestive diseases	0-7 (0.3 to 0.9)	0-8 (0.4 to 1.1)	0-9 (0.4 to 1.2)	1-2 (0.6 to 1.7)	1-3 (0.6 to 1.8)	2-2 (1.1 to 3.1)	4-2 (2.2 to 5.8)	6-5 (3.4 to 8.9)	6-6 (3.5 to 9.1)	9-2 (5.1 to 13.2)	10-2 (6.1 to 14.4)	13-2 (8.7 to 18.5)	17-6 (12.1 to 24.1)	24-6 (17.9 to 33.1)	32-6 (24.1 to 43.1)	37-5 (27.9 to 49.1)	43-5 (32.7 to 56.6)	49-6 (37.9 to 64.1)	47-9 (36.7 to 61.9)	43-2 (33.1 to 55.7)	34-5 (26.7 to 44.1)	16-7 (12.9 to 21.3)	4-2 (3.2 to 5.4)	1,290
Chronic and other chronic liver diseases due to hepatitis B	0 (0 to 0.1)	0 (0 to 0.1)	0 (0 to 0.1)	0 (0 to 0.1)

Congenital birth defects	120 (60·9 to 182)	52·9 (39·1 to 73·7)	64·2 (43·4 to 109)	56 (43·1 to 76·4)	29 (21·1 to 43·2)	28·6 (21·0 to 39·1)	30·3 (22·3 to 40·1)	29·5 (19·2 to 34·9)	26 (19·4 to 32·4)	21·4 (16·2 to 27·4)	18·6 (14·5 to 24·3)	17 (12·5 to 22·4)	20·6 (14·1 to 27·4)	20·6 (14·7 to 27·5)	25·4 (19·5 to 34·9)	29·8 (19·4 to 37)	23 (12·6 to 33·1)	17·6 (10·2 to 24·7)	9 (3·6 to 9·2)	3·5 (2·1 to 5·4)	2·1 (1·2 to 3·3)	1 (0·4 to 1·4)	0·4 (0·2 to 0·6)	0·1 (0 to 0·1)		621
Neural tube defects	19·4 (9·6 to 17·7)	3·9 (1·7 to 9·2)	3·7 (2·5 to 7)	4·4 (2·5 to 10·2)	1·3 (0·6 to 1·9)	1·6 (1·1 to 2·3)	1·6 (1·2 to 2·3)	1·6 (1·1 to 2·1)	1·6 (1·1 to 2·1)	1·4 (0·9 to 2·1)	1 (0·6 to 1·6)	0·8 (0·4 to 1·4)	1 (0·4 to 2·1)	0·7 (0·3 to 1·7)	0·6 (0·2 to 2·1)	0·3 (0·1 to 0·8)	0·2 (0·1 to 0·6)	0·1 (0 to 0·4)	0 (0 to 0·1)	0 (0 to 0·1)	0 (0 to 0·1)	0 (0 to 0·1)	0 (0 to 0·1)	0 (0 to 0·1)		42·7
Congenital heart anomalies	0 (19·4 to 53·6)	0 (14·7 to 37·2)	0 (10·4 to 27·4)	0 (9·7 to 17·7)	0 (5·4 to 9·2)	0 (5·4 to 8·3)	0 (5·6 to 8·3)	0 (3·5 to 5·1)	0 (3·7 to 5·2)	0 (3·4 to 4·7)	0 (2·8 to 4·2)	0 (2·4 to 4·4)	0 (2·4 to 4·6)	0 (1·6 to 4·9)	0 (1·6 to 4·6)	0 (1·4 to 4·5)	0 (1·5 to 4·5)	0 (1·3 to 3·7)	0 (1·1 to 3·1)	0 (1·1 to 3·1)	0 (1·2 to 3·5)	0 (1·1 to 3·1)	0 (1·0 to 3·1)	0 (1·0 to 3·1)		152
Orofacial clefts	0 (0 to 0)	0 (0 to 0)	0·2 (0·1 to 0·5)	0 (0·2 to 1)	0·4 (0·1 to 0·9)	0·4 (0·1 to 0·9)	0·4 (0·1 to 0·9)	0·3 (0·1 to 0·7)	0·3 (0·1 to 0·7)	0·3 (0·1 to 0·7)	0·3 (0·1 to 0·7)	0·3 (0·1 to 0·6)	0·4 (0·1 to 0·9)	0·4 (0·1 to 0·9)	0·4 (0·1 to 0·9)	0·3 (0·1 to 0·8)	0·3 (0·1 to 0·8)	0·3 (0·1 to 0·8)	0·2 (0·1 to 0·6)	0·2 (0·1 to 0·5)	0·2 (0·1 to 0·5)	0·1 (0·1 to 0·3)	0·1 (0·1 to 0·3)	0 (0 to 0·1)		6·3
Down syndrome	4·6 (2·3 to 4·4)	1·4 (0·8 to 2·4)	2·6 (1·6 to 4·6)	2·9 (1·8 to 4·6)	2·2 (1·3 to 3·4)	2·2 (1·4 to 3·4)	2·4 (1·5 to 3·6)	2·7 (1·7 to 4·1)	3·2 (2·1 to 4·8)	2·9 (1·9 to 4·2)	2·6 (1·7 to 3·8)	2·6 (1·7 to 3·7)	4·4 (2·8 to 6·6)	5 (3·3 to 7·4)	11·6 (7·1 to 19·3)	10·4 (4·2 to 17·4)	6·3 (2·5 to 12·2)	0 (0 to 0)	0 (0 to 0)	0 (0 to 0)	0 (0 to 0)	0 (0 to 0)	0 (0 to 0)	0 (0 to 0)		74·4
Turner syndrome	0 (0 to 0)	0 (0 to 0)	0 (0 to 0)	0 (0 to 0)	0 (0 to 0)	0 (0 to 0)	0 (0 to 0)	0 (0 to 0)	0 (0 to 0)	0 (0 to 0)	0 (0 to 0)	0 (0 to 0)	0 (0 to 0)	0 (0 to 0)	0 (0 to 0)	0 (0 to 0)	0 (0 to 0)	0 (0 to 0)	0 (0 to 0)	0 (0 to 0)	0 (0 to 0)	0 (0 to 0)	0 (0 to 0)	0 (0 to 0)		0
Klinefelter syndrome	0 (0 to 0)	0 (0 to 0)	0 (0 to 0·1)	0 (0 to 0·1)	0 (0 to 0·1)	0 (0 to 0·1)	0 (0 to 0·1)	0 (0 to 0·1)	0·1 (0 to 0·1)	0·1 (0 to 0·1)	0·1 (0 to 0·1)	0 (0 to 0·1)	0 (0 to 0·1)	0 (0 to 0·1)	0 (0 to 0)	0 (0 to 0)	0 (0 to 0)	0 (0 to 0)	0 (0 to 0)	0 (0 to 0)	0 (0 to 0)	0 (0 to 0)	0 (0 to 0)	0 (0 to 0)	0 (0 to 0)		0·5
Other chromosomal abnormalities	11·2 (6·9 to 27·4)	4·5 (2·4 to 9·8)	8 (4·8 to 14·5)	3·9 (2·6 to 9·8)	4 (2·4 to 5·9)	4 (2·5 to 5·9)	4·2 (2·6 to 6·1)	3·6 (2·3 to 5·2)	3 (2 to 4·5)	2·9 (1·9 to 4·2)	2·5 (1·6 to 3·6)	2·1 (1·3 to 3·1)	2·5 (1·4 to 3·6)	2·2 (1·4 to 3·3)	1·6 (1 to 2·3)	0·8 (0·4 to 1·3)	0·6 (0·3 to 1·2)	0 (0 to 0)	0 (0 to 0)	0 (0 to 0)	0 (0 to 0)	0 (0 to 0)	0 (0 to 0)	0 (0 to 0)		44·2
Congenital musculoskeletal and limb anomalies	3·6 (2 to 7·1)	1·2 (0·2 to 1·9)	9·6 (5·2 to 18·5)	13·2 (9·9 to 21·2)	9·2 (5·1 to 16·4)	8·7 (4·9 to 13·9)	8·7 (4·9 to 13·7)	5·7 (3·4 to 9·1)	5·4 (3·2 to 8·3)	5·3 (3·1 to 8·6)	4·5 (2·6 to 7)	4·5 (2·5 to 7)	5·7 (3·2 to 8·9)	6·5 (2·7 to 10·4)	6·4 (2·9 to 10·2)	5·5 (2·6 to 9·5)	4·7 (2·6 to 7·4)	2·6 (1·1 to 3·4)	1·1 (0·5 to 1·6)	0·5 (0·1 to 1·2)	0·3 (0·1 to 0·5)	0 (0 to 0)	0 (0 to 0)	0 (0 to 0)		119·8
Urogenital congenital anomalies	4 (2·3 to 19·4)	1·1 (0·4 to 2·1)	1·3 (0·7 to 4·5)	1·5 (0·9 to 1·6)	1 (0·6 to 1·6)	0·7 (0·4 to 1·1)	0·6 (0·3 to 1)	0·4 (0·2 to 0·6)	0·3 (0·2 to 0·6)	0·3 (0·2 to 0·5)	0·2 (0·1 to 0·3)	0·2 (0·1 to 0·3)	0·2 (0·1 to 0·3)	0·2 (0·1 to 0·3)	0·2 (0·1 to 0·3)	0·1 (0·1 to 0·2)	0·1 (0·1 to 0·2)	0·1 (0·1 to 0·1)	0 (0 to 0·1)	0 (0 to 0)	0 (0 to 0)	0 (0 to 0)	0 (0 to 0)	0 (0 to 0)		14·2
Digestive congenital anomalies	12 (9·6 to 34·1)	4 (4·6 to 11·6)	3 (3·6 to 12)	3 (3·9 to 7·6)	1 (1·5 to 3·4)	1·1 (0·4 to 3·1)	1·1 (0·4 to 3·1)	1 (0·3 to 2·7)	0·9 (0·3 to 2·3)	0·9 (0·3 to 2·4)	0·8 (0·2 to 2·1)	0·7 (0·2 to 1·9)	0·9 (0·2 to 2·4)	0·9 (0·2 to 2·4)	0·8 (0·2 to 2·4)	0·7 (0·2 to 2·2)	0·6 (0·2 to 2·2)	0·4 (0·1 to 1·7)	0·2 (0·1 to 0·7)	0·1 (0·1 to 0·4)	0·1 (0·1 to 0·3)	0·1 (0·1 to 0·2)	0·1 (0·1 to 0·2)	0·1 (0·1 to 0·2)		48·1
Other congenital birth defects	37·3 (20·7 to 99·6)	9·6 (4·2 to 13)	10·9 (6·5 to 21·2)	7·4 (4·6 to 11·4)	4·2 (2·7 to 6·9)	3·8 (2·4 to 6·3)	3·7 (2·5 to 6·2)	2·9 (2·0 to 4·3)	2·6 (1·8 to 4·6)	2·5 (1·6 to 4·7)	2·2 (1·5 to 3·6)	1·9 (1·3 to 3·3)	2·2 (1·5 to 4·7)	2·2 (1·5 to 4·7)	2·2 (1·5 to 4·7)	1·7 (1·2 to 4·3)	1·2 (0·9 to 3·7)	0·8 (0·4 to 2·8)	0·3 (0·2 to 1·3)	0·2 (0·1 to 0·8)	0·1 (0·1 to 0·4)	0·1 (0·1 to 0·3)	0·1 (0·1 to 0·3)	0·1 (0·1 to 0·1)		103
Urinary diseases and male infertility	5·1 (2·5 to 9·2)	0·2 (0·1 to 0·3)	0·4 (0·1 to 0·7)	0·6 (0·4 to 0·9)	0·6 (0·4 to 0·8)	0·7 (0·5 to 1)	0·8 (0·6 to 1·1)	0·7 (0·5 to 1)	0·7 (0·5 to 1)	0·8 (0·5 to 1·1)	0·7 (0·5 to 1)	0·7 (0·5 to 1)	1·4 (0·9 to 1·9)	0·7 (0·5 to 1·1)	1·3 (0·9 to 1·8)	0·9 (0·6 to 1·4)	0·7 (0·4 to 1·1)	0·4 (0·2 to 0·8)	0·2 (0·1 to 0·4)	0·1 (0·1 to 0·3)	0·1 (0·1 to 0·2)	0·1 (0·1 to 0·2)	0·1 (0·1 to 0·2)	0·1 (0·1 to 0·2)		29·8
Urolithiasis	0 (0 to 0)	0 (0 to 0)	0 (0 to 0)	0 (0 to 0·1)	0·1 (0·1 to 0·1)	0·1 (0·1 to 0·2)	0·1 (0·1 to 0·2)	0·1 (0·1 to 0·2)	0·1 (0·1 to 0·2)	0·1 (0·1 to 0·2)	0·1 (0·1 to 0·2)	0·1 (0·1 to 0·2)	0·1 (0·1 to 0·2)	0·1 (0·1 to 0·2)	0·1 (0·1 to 0·2)	0·1 (0·1 to 0·2)	0·1 (0·1 to 0·2)	0·1 (0·1 to 0·2)	0·1 (0·1 to 0·2)	0·1 (0·1 to 0·2)	0·1 (0·1 to 0·2)	0·1 (0·1 to 0·2)	0·1 (0·1 to 0·2)	0·1 (0·1 to 0·2)		42·7
Benign prostatic hyperplasia	0 (0 to 0)	0 (0 to 0)	0 (0 to 0)	0 (0 to 0)	0 (0 to 0)	0 (0 to 0)	0 (0 to 0)	0 (0 to 0)	0 (0 to 0)	0 (0 to 0)	0 (0 to 0)	0 (0 to 0)	0 (0 to 0)	0 (0 to 0)	0 (0 to 0)	0 (0 to 0)	0 (0 to 0)	0 (0 to 0)	0 (0 to 0)	0 (0 to 0)	0 (0 to 0)	0 (0 to 0)	0 (0 to 0)	0 (0 to 0)	0 (0 to 0)		282
Male infertility	0 (0 to 0)	0 (0 to 0)	0 (0 to 0)	0 (0 to 0)	0 (0 to 0)	0 (0 to 0)	0 (0 to 0)	2·4 (0·6 to 5·7)	2·4 (0·6 to 5·7)	2·3 (1·9 to 4·6)	2·2 (1·5 to 3·9)	2·2 (1·5 to 3·9)	2·2 (1·5 to 3·9)	2·2 (1·5 to 3·9)	2·2 (1·5 to 3·9)	2·2 (1·5 to 3·9)	2·2 (1·5 to 3·9)	2·2 (1·5 to 3·9)	2·2 (1·5 to 3·9)	2·2 (1·5 to 3·9)	2·2 (1·5 to 3·9)	2·2 (1·5 to 3·9)	2·2 (1·5 to 3·9)	2·2 (1·5 to 3·9)		19·1
Other urinary diseases	0·1 (0 to 0·1)	0·1 (0 to 0·2)	0·1 (0 to 0·1)	0·2 (0 to 0·3)	0·2 (0·2 to 0·4)	0·2 (0·2 to 0·4)	0·2 (0·1 to 0·4)	0·2 (0·1 to 0·4)	0·2 (0·2 to 0·4)	0·2 (0·2 to 0·3)	0·2 (0·1 to 0·3)	0·2 (0·1 to 0·3)	0·2 (0·1 to 0·3)	0·2 (0·1 to 0·3)	0·2 (0·1 to 0·3)	0·2 (0·1 to 0·3)	0·2 (0·1 to 0·3)	0·2 (0·1 to 0·3)	0·2 (0·1 to 0·3)	0·2 (0·1 to 0·3)	0·2 (0·1 to 0·3)	0·2 (0·1 to 0·3)	0·2 (0·1 to 0·3)	0·2 (0·1 to 0·3)		31·1
Gynecological diseases	0 (0 to 0)	0 (0 to 0)	0 (0 to 0)	0 (0 to 0)	0 (0 to 0)	0 (0 to 0)	0 (0 to 0)	0 (0 to 0)	0 (0 to 0)	0 (0 to 0)	0 (0 to 0)	0 (0 to 0)	0 (0 to 0)	0 (0 to 0)	0 (0 to 0)	0 (0 to 0)	0 (0 to 0)	0 (0 to 0)	0 (0 to 0)	0 (0 to 0)	0 (0 to 0)	0 (0 to 0)	0 (0 to 0)	0 (0 to 0)	0 (0 to 0)		0
Uterine fibroids	0 (0 to 0)	0 (0 to 0)	0 (0 to 0)	0 (0 to 0)	0 (0 to 0)	0 (0 to 0)	0 (0 to 0)	0 (0 to 0)	0 (0 to 0)	0 (0 to 0)	0 (0 to 0)	0 (0 to 0)	0 (0 to 0)	0 (0 to 0)	0 (0 to 0)	0 (0 to 0)	0 (0 to 0)	0 (0 to 0)	0 (0 to 0)	0 (0 to 0)	0 (0 to 0)	0 (0 to 0)	0 (0 to 0)	0 (0 to 0)	0 (0 to 0)		0
Polycystic ovarian syndrome	..	..	..	..	..	..	..	..	..	..	..	..	..	..	..	..	..	..	..	..	..	..	..	..	..		NA
Female infertility	..	..	..	..	..	..	..	..	..	..	..	..	..	..	..	..	..	..	..	..	..	..	..	..	..		NA
Endometriosis	..	..	..	..	..	..	..	..	..	..	..	..	..	..	..	..	..	..	..	..	..	..	..	..	..		NA
Genital prolapse	0 (0 to 0)	0 (0 to 0)	0 (0 to 0)	0 (0 to 0)	0 (0 to 0)	0 (0 to 0)	0 (0 to 0)	0 (0 to 0)	0 (0 to 0)	0 (0 to 0)	0 (0 to 0)	0 (0 to 0)	0 (0 to 0)	0 (0 to 0)	0 (0 to 0)	0 (0 to 0)	0 (0 to 0)	0 (0 to 0)	0 (0 to 0)	0 (0 to 0)	0 (0 to 0)	0 (0 to 0)	0 (0 to 0)	0 (0 to 0)	0 (0 to 0)		0
Premenstrual syndrome	..	..	..	..	..	..	..	..	..	..	..	..	..	..	..	..	..	..	..	..	..	..	..	..	..		NA
Other gynecological diseases	0 (0 to 0)	0 (0 to 0)	0 (0 to 0)	0 (0 to 0)	0 (0 to 0)	0 (0 to 0)	0 (0 to 0)	0 (0 to 0)	0 (0 to 0)	0 (0 to 0)	0 (0 to 0)	0 (0 to 0)	0 (0 to 0)	0 (0 to 0)	0 (0 to 0)	0 (0 to 0)	0 (0 to 0)	0 (0 to 0)	0 (0 to 0)	0 (0 to 0)	0 (0 to 0)	0 (0 to 0)	0 (0 to 0)	0 (0 to 0)	0 (0 to 0)		0
Hemoglobinopathies and hemolytic anemias	0·1 (0 to 0·1)	0·2 (0·1 to 0·4)	0·4 (0·1 to 0·9)	1·6 (0·4 to 6·2)	2·5 (0·5 to 8·8)	1·1 (0·4 to 2·2)	1·5 (0·6 to 3)	1·2 (0·5 to 2·3)	1·2 (0·5 to 2·3)	1·3 (0·5 to 2·5)	1·1 (0·5 to 2·3)	0·9 (0·5 to 2·2)	0·9 (0·5 to 2·2)	0·9 (0·5 to 2·2)	1·3 (0·5 to 3·2)	2·2 (1·0 to 5·4)	1·6 (0·7 to 4·2)	2 (0·8 to 5·4)	2·1 (0·8 to 5·2)	1·9 (0·8 to 4·2)	1·3 (0·5 to 3·5)	0·4 (0·2 to 1·2)	0·2 (0·1 to 0·5)	0·1 (0·1 to 0·2)		33·8
Thalassemias	0 (0 to 0)	0 (0 to 0)	0 (0 to 0)	0 (0 to 0·1)	0 (0 to 0·1)	0 (0 to 0)	0 (0 to 0)	0 (0 to 0)	0 (0 to 0)	0 (0 to 0)	0 (0 to 0)	0 (0 to 0)	0 (0 to 0)	0 (0 to 0)	0 (0 to 0)	0 (0 to 0)	0 (0 to 0)	0 (0 to 0)	0 (0 to 0)	0 (0 to 0)	0 (0 to 0)	0 (0 to 0)	0 (0 to 0)	0 (0 to 0)	0 (0 to 0)		0·2
Thalassemias trait	0 (0 to 0)	0 (0 to 0)	0 (0 to 0·1)	0·1 (0 to 0·2)	0·1 (0 to 0·3)	0·1 (0 to 0·2)	0·1 (0 to 0·2)	0·1 (0 to 0·2

S8 Table 2a: Swindon DALYS by cause and age group for males with 95% uncertainty intervals, 2019

Cause	Early Neonatal	Late Neonatal	Post Neonatal	1 to 4	5 to 9	10 to 14	15 to 19	20 to 24	25 to 29	30 to 34	35 to 39	40 to 44	45 to 49	50 to 54	55 to 59	60 to 64	65 to 69	70 to 74	75 to 79	80 to 84	85 to 89	90 to 94	95 plus	Total
All causes	192 (160 to 228)	192 (162 to 224)	192 (139 to 182)	196 (169 to 224)	160 (122 to 199)	200 (155 to 259)	1,100 (852 to 1,400)	1,900 (1,500 to 2,400)	1,900 (1,500 to 2,400)	1,900 (1,500 to 2,400)	1,900 (1,500 to 2,400)	2,000 (1,600 to 2,500)	2,000 (1,600 to 2,500)	2,000 (1,600 to 2,500)	2,000 (1,600 to 2,500)	2,000 (1,600 to 2,500)	2,000 (1,600 to 2,500)	2,000 (1,600 to 2,500)	2,000 (1,600 to 2,500)	2,000 (1,600 to 2,500)	2,000 (1,600 to 2,500)	2,000 (1,600 to 2,500)	2,000 (1,600 to 2,500)	30,400
Communicable, maternal, neonatal, and nutritional diseases	192 (67.4 to 171)	192 (33.3 to 59.4)	192 (37.9 to 72.8)	196 (49.5 to 103)	160 (35.4 to 141)	200 (27.6 to 66.4)	1,100 (24.5 to 63.4)	1,900 (26.5 to 47.4)	1,900 (33.7 to 57.3)	1,900 (40.5 to 69.2)	1,900 (46.3 to 78.1)	2,000 (49.4 to 78.7)	2,000 (50.9 to 80.5)	2,000 (55.0 to 86.7)	2,000 (59.3 to 94.1)	2,000 (64.2 to 99.9)	2,000 (68.0 to 107)	2,000 (69.0 to 107)	2,000 (68.0 to 107)	2,000 (66.8 to 105)	2,000 (64.6 to 103)	2,000 (62.4 to 100)	1,600
HIV/AIDS and sexually transmitted infections	5.6 (1.6 to 12.3)	2 (0.4 to 4.4)	3 (1.0 to 6.6)	0.2 (0.2 to 0.4)	0.2 (0.1 to 0.3)	0.1 (0.1 to 0.2)	0.2 (0.1 to 0.3)	0.7 (0.3 to 0.9)	1.9 (1.0 to 2.5)	3.4 (2.0 to 4.3)	4.7 (3.0 to 6.0)	5.1 (3.4 to 6.8)	5.5 (3.7 to 7.1)	4.5 (3.0 to 5.3)	3.4 (2.4 to 4.1)	2.1 (1.4 to 2.7)	1.1 (0.8 to 1.2)	0.5 (0.2 to 0.9)	0.1 (0.1 to 0.2)	0.1 (0.0 to 0.1)	0.1 (0.0 to 0.1)	0.1 (0.0 to 0.1)	46.5
HIV/AIDS	0 (0 to 0)	0 (0 to 0)	0.2 (0.2 to 0.2)	0.2 (0.1 to 0.3)	0.1 (0.1 to 0.1)	0.1 (0.1 to 0.1)	0.4 (0.4 to 0.7)	1.7 (1.3 to 2.3)	3.1 (2.3 to 4.1)	4.3 (3.2 to 5.8)	5.7 (4.3 to 7.6)	6.7 (5.0 to 8.4)	6.7 (5.0 to 8.7)	5.1 (3.8 to 6.4)	3.7 (2.8 to 4.8)	2.3 (1.6 to 3.2)	1.2 (1.0 to 1.6)	0.6 (0.4 to 0.9)	0.1 (0.1 to 0.2)	0.1 (0.0 to 0.1)	0.1 (0.0 to 0.1)	0.1 (0.0 to 0.1)	32.8
HIV/AIDS - Drug-susceptible Tuberculosis	0 (0 to 0)	0 (0 to 0)	0 (0 to 0)	0 (0 to 0)	0 (0 to 0)	0 (0 to 0)	0 (0 to 0)	0 (0 to 0.1)	0.2 (0.1 to 0.3)	0.3 (0.2 to 0.4)	0.3 (0.2 to 0.5)	0.4 (0.2 to 0.6)	0.4 (0.2 to 0.6)	0.3 (0.2 to 0.4)	0.2 (0.1 to 0.3)	0.1 (0.1 to 0.2)	0.1 (0.1 to 0.1)	0.1 (0.0 to 0.2)	0 (0 to 0)	0 (0 to 0)	0 (0 to 0)	0 (0 to 0)	2.4
HIV/AIDS - Multidrug-resistant Tuberculosis without extensive dr...	0 (0 to 0)	0 (0 to 0)	0 (0 to 0)	0 (0 to 0)	0 (0 to 0)	0 (0 to 0)	0 (0 to 0)	0 (0 to 0)	0 (0 to 0)	0 (0 to 0)	0 (0 to 0)	0 (0 to 0)	0 (0 to 0)	0 (0 to 0)	0 (0 to 0)	0 (0 to 0)	0 (0 to 0)	0 (0 to 0)	0 (0 to 0)	0 (0 to 0)	0 (0 to 0)	0 (0 to 0)	0 (0 to 0)	0.1
HIV/AIDS - Extensively drug-resistant Tuberculosis	0 (0 to 0)	0 (0 to 0)	0 (0 to 0)	0 (0 to 0)	0 (0 to 0)	0 (0 to 0)	0 (0 to 0)	0 (0 to 0)	0 (0 to 0)	0 (0 to 0)	0 (0 to 0)	0 (0 to 0)	0 (0 to 0)	0 (0 to 0)	0 (0 to 0)	0 (0 to 0)	0 (0 to 0)	0 (0 to 0)	0 (0 to 0)	0 (0 to 0)	0 (0 to 0)	0 (0 to 0)	0 (0 to 0)	0
HIV/AIDS resulting in other diseases	0 (0 to 0)	0.2 (0.2 to 0.3)	0.2 (0.1 to 0.3)	0.1 (0.1 to 0.1)	0.1 (0.1 to 0.1)	0.1 (0.1 to 0.2)	0.5 (0.4 to 0.7)	1.6 (1.1 to 2.1)	2.8 (2.0 to 3.8)	4 (2.9 to 5.3)	4.3 (3.2 to 5.1)	4.7 (3.5 to 6.2)	4.7 (3.4 to 6.2)	3.4 (2.5 to 4.4)	2.6 (1.9 to 3.4)	1.6 (1.1 to 2.1)	1.0 (0.7 to 1.3)	0.4 (0.3 to 0.6)	0.1 (0.1 to 0.1)	0.1 (0.0 to 0.1)	0.1 (0.0 to 0.1)	0.1 (0.0 to 0.1)	30.3
Sexually transmitted infections excluding HIV	5.6 (1.6 to 12.3)	2 (0.4 to 4.4)	2.7 (0.8 to 6.4)	0.1 (0.0 to 0.2)	0.1 (0.0 to 0.1)	0.1 (0.0 to 0.1)	0.1 (0.0 to 0.2)	0.1 (0.0 to 0.2)	0.1 (0.0 to 0.2)	0.2 (0.0 to 0.2)	0.2 (0.0 to 0.2)	0.3 (0.2 to 0.7)	0.4 (0.2 to 0.7)	0.3 (0.2 to 0.5)	0.3 (0.1 to 0.5)	0.2 (0.1 to 0.4)	0.1 (0.1 to 0.2)	0.1 (0.0 to 0.2)	0.1 (0.0 to 0.2)	0.1 (0.0 to 0.1)	0.1 (0.0 to 0.1)	0.1 (0.0 to 0.1)	13.7
Syphilis	5.6 (1.6 to 12.3)	2 (0.4 to 4.4)	2.7 (0.8 to 6.4)	0.1 (0.0 to 0.2)	0.1 (0.0 to 0.1)	0 (0 to 0)	0 (0 to 0)	0 (0 to 0)	0 (0 to 0.1)	0 (0 to 0.1)	0 (0 to 0.1)	0 (0 to 0.1)	0.1 (0 to 0.1)	0 (0 to 0.1)	0 (0 to 0.1)	0 (0 to 0.1)	0 (0 to 0.1)	0 (0 to 0.1)	0 (0 to 0.1)	0 (0 to 0.1)	0 (0 to 0.1)	0 (0 to 0.1)	0 (0 to 0.1)	11.2
Chlamydial infection	0 (0 to 0)	0 (0 to 0)	0 (0 to 0)	0 (0 to 0)	0 (0 to 0)	0 (0 to 0)	0 (0 to 0)	0 (0 to 0)	0 (0 to 0)	0 (0 to 0)	0 (0 to 0)	0 (0 to 0)	0 (0 to 0)	0 (0 to 0)	0 (0 to 0)	0 (0 to 0)	0 (0 to 0)	0 (0 to 0)	0 (0 to 0)	0 (0 to 0)	0 (0 to 0)	0 (0 to 0)	0 (0 to 0)	0.1
Gonococcal infection	0 (0 to 0)	0 (0 to 0)	0 (0 to 0)	0 (0 to 0)	0 (0 to 0)	0 (0 to 0)	0 (0 to 0)	0 (0 to 0)	0 (0 to 0)	0 (0 to 0)	0 (0 to 0)	0 (0 to 0)	0 (0 to 0)	0 (0 to 0)	0 (0 to 0)	0 (0 to 0)	0 (0 to 0)	0 (0 to 0)	0 (0 to 0)	0 (0 to 0)	0 (0 to 0)	0 (0 to 0)	0 (0 to 0)	0.1
Trichomoniasis	0 (0 to 0)	0 (0 to 0)	0 (0 to 0)	0 (0 to 0)	0 (0 to 0)	0 (0 to 0)	0 (0 to 0)	0 (0 to 0)	0 (0 to 0)	0 (0 to 0)	0 (0 to 0)	0 (0 to 0)	0 (0 to 0)	0 (0 to 0)	0 (0 to 0)	0 (0 to 0)	0 (0 to 0)	0 (0 to 0)	0 (0 to 0)	0 (0 to 0)	0 (0 to 0)	0 (0 to 0)	0 (0 to 0)	0.3
Genital herpes	0 (0 to 0)	0 (0 to 0)	0 (0 to 0)	0 (0 to 0)	0 (0 to 0)	0 (0 to 0)	0 (0 to 0)	0 (0 to 0)	0 (0 to 0)	0 (0 to 0)	0 (0 to 0)	0 (0 to 0)	0 (0 to 0)	0 (0 to 0)	0 (0 to 0)	0 (0 to 0)	0 (0 to 0)	0 (0 to 0)	0 (0 to 0)	0 (0 to 0)	0 (0 to 0)	0 (0 to 0)	0 (0 to 0)	1.9
Other sexually transmitted infections	0 (0 to 0)	0 (0 to 0)	0 (0 to 0)	0 (0 to 0)	0 (0 to 0)	0 (0 to 0)	0 (0 to 0)	0 (0 to 0)	0 (0 to 0)	0 (0 to 0)	0 (0 to 0)	0 (0 to 0)	0 (0 to 0)	0 (0 to 0)	0 (0 to 0)	0 (0 to 0)	0 (0 to 0)	0 (0 to 0)	0 (0 to 0)	0 (0 to 0)	0 (0 to 0)	0 (0 to 0)	0 (0 to 0)	0.1
Respiratory infections and tuberculosis	1.7 (1.1 to 2.4)	1.9 (1.2 to 2.8)	10.6 (4.4 to 25.1)	10.4 (4.6 to 24.8)	4.8 (2.6 to 8.6)	3.4 (1.8 to 6.1)	4.6 (2.6 to 8.2)	5.6 (3.2 to 9.6)	7.3 (4.2 to 12.5)	9.2 (5.2 to 15.7)	12.4 (7.1 to 21.1)	16.3 (9.2 to 27.7)	20.4 (11.5 to 34.7)	25.3 (14.2 to 43.2)	30.4 (16.9 to 51.8)	36.3 (20.1 to 61.9)	42.6 (23.4 to 72.6)	49.2 (26.9 to 83.9)	56.1 (30.4 to 95.7)	63.2 (34.1 to 107)	70.6 (37.8 to 120)	78.2 (41.7 to 133)	884
Tuberculosis	0 (0 to 0)	0 (0 to 0)	0 (0 to 0)	0 (0 to 0)	0 (0 to 0)	0 (0 to 0)	0.1 (0 to 0.1)	0.4 (0 to 0.6)	0.4 (0.3 to 0.6)	0.5 (0.4 to 0.8)	0.6 (0.5 to 0.9)	0.7 (0.7 to 1.4)	0.7 (0.7 to 1.4)	0.7 (0.7 to 1.5)	0.7 (0.7 to 1.4)	0.7 (0.7 to 1.4)	0.7 (0.7 to 1.4)	0.7 (0.7 to 1.4)	0.7 (0.7 to 1.4)	0.7 (0.7 to 1.4)	0.7 (0.7 to 1.4)	0.7 (0.7 to 1.2)	12.1
Latent tuberculosis infection	0 (0 to 0)	0 (0 to 0)	0 (0 to 0)	0 (0 to 0)	0 (0 to 0)	0 (0 to 0)	0 (0 to 0)	0 (0 to 0)	0 (0 to 0)	0 (0 to 0)	0 (0 to 0)	0 (0 to 0)	0 (0 to 0)	0 (0 to 0)	0 (0 to 0)	0 (0 to 0)	0 (0 to 0)	0 (0 to 0)	0 (0 to 0)	0 (0 to 0)	0 (0 to 0)	0 (0 to 0)	0 (0 to 0)	0
Drug-susceptible tuberculosis	0 (0 to 0)	0 (0 to 0)	0 (0 to 0)	0.1 (0 to 0.1)	0 (0 to 0)	0 (0 to 0)	0.1 (0 to 0.1)	0.4 (0 to 0.6)	0.4 (0.3 to 0.6)	0.5 (0.4 to 0.7)	0.6 (0.5 to 0.9)	0.7 (0.5 to 1.3)	0.7 (0.6 to 1.4)	0.7 (0.7 to 1.5)	0.7 (0.7 to 1.3)	0.7 (0.7 to 1.4)	0.7 (0.7 to 1.4)	0.7 (0.7 to 1.4)	0.7 (0.7 to 1.4)	0.7 (0.7 to 1.4)	0.7 (0.7 to 1.4)	0.7 (0.7 to 1.2)	11.8
Multidrug-resistant tuberculosis without extensive drug-resistance	0 (0 to 0)	0 (0 to 0)	0 (0 to 0)	0 (0 to 0)	0 (0 to 0)	0 (0 to 0)	0 (0 to 0)	0 (0 to 0)	0 (0 to 0)	0 (0 to 0)	0 (0 to 0)	0 (0 to 0)	0 (0 to 0)	0 (0 to 0)	0 (0 to 0)	0 (0 to 0)	0 (0 to 0)	0 (0 to 0)	0 (0 to 0)	0 (0 to 0)	0 (0 to 0)	0 (0 to 0)	0 (0 to 0)	0.2
Extensively drug-resistant tuberculosis	0 (0 to 0)	0 (0 to 0)	0 (0 to 0)	0 (0 to 0)	0 (0 to 0)	0 (0 to 0)	0 (0 to 0)	0 (0 to 0)	0 (0 to 0)	0 (0 to 0)	0 (0 to 0)	0 (0 to 0)	0 (0 to 0)	0 (0 to 0)	0 (0 to 0)	0 (0 to 0)	0 (0 to 0)	0 (0 to 0)	0 (0 to 0)	0 (0 to 0)	0 (0 to 0)	0 (0 to 0)	0 (0 to 0)	0.1
Lower respiratory infections	1.7 (1 to 2.4)	1.9 (1.1 to 2.8)	7.3 (4.2 to 11.4)	5.1 (3.5 to 7)	1.4 (1 to 1.9)	1.2 (0.9 to 1.6)	1.4 (1.1 to 2.4)	3.2 (2.1 to 4.8)	3.2 (2.1 to 4.8)	3.5 (2.4 to 7.9)	5.7 (3.7 to 12.7)	8.7 (5.7 to 12.7)	11.7 (7.9 to 16.5)	16.3 (10.8 to 22.4)	22.9 (15.2 to 33.2)	29.6 (17.5 to 39.2)	36.2 (22.1 to 47)	42.1 (27.9 to 53.3)	48.5 (29.1 to 61.9)	54.4 (30 to 68)	60.7 (32.1 to 76.4)	67.4 (34.1 to 85.1)	715
Upper respiratory infections	0 (0 to 0)	0 (0 to 0)	2.7 (1.6 to 4.2)	10.9 (4.5 to 17.7)	11.5 (6.4 to 19.7)	8.7 (4.8 to 15.2)	6.4 (3.4 to 11.4)	1.1 (0.6 to 2.1)	1.2 (0.6 to 2.3)	1.3 (0.6 to 2.5)	1.4 (0.7 to 2.7)	1.5 (0.7 to 2.9)	1.6 (0.8 to 3.1)	1.7 (0.8 to 3.3)	1.8 (0.9 to 3.2)	1.9 (0.9 to 3.2)	1.9 (0.9 to 3.2)	1.9 (0.9 to 3.2)	1.9 (0.9 to 3.2)	1.9 (0.9 to 3.2)	1.9 (0.9 to 3.2)	1.9 (0.9 to 3.2)	114
Otitis media	0 (0 to 0)	0 (0 to 0)	0.4 (0.2 to 0.7)	2.5 (1.3 to 4.2)	2.4 (1.3 to 4.2)	1.4 (0.7 to 2.2)	1.1 (0.6 to 2.1)	1.3 (0.6 to 2.5)	1.3 (0.6 to 2.4)	1.4 (0.6 to 2.7)	1.5 (0.6 to 3)	1.7 (0.8 to 3.2)	1.8 (0.8 to 3.3)	1.8 (0.8 to 3.3)	1.8 (0.7 to 3.2)	1.8 (0.8 to 3.2)	1.8 (0.8 to 3.2)	1.8 (0.8 to 3.2)	1.8 (0.8 to 3.2)	1.8 (0.8 to 3.2)	1.8 (0.8 to 3.2)	1.8 (0.8 to 3.2)	22.6
Enteric infections	0.2 (0.1 to 0.2)	0.4 (0.1 to 0.9)	4.9 (4.0 to 9.9)	11 (4.7 to 17.4)	5.8 (3.1 to 9.7)	3.9 (2.0 to 6.6)	2.5 (1.0 to 5.4)	2.5 (1.0 to 5.3)	2.5 (1.0 to 5.4)	2.6 (1.0 to 5.6)	2.7 (1.0 to 6.2)	2.8 (1.0 to 6.6)	2.9 (1.0 to 6.9)	2.9 (1.0 to 6.9)	2.9 (1.0 to 6.9)	2.9 (1.0 to 6.9)	2.9 (1.0 to 6.9)	2.9 (1.0 to 6.9)	2.9 (1.0 to 6.9)	2.9 (1.0 to 6.9)	2.9 (1.0 to 6.9)	2.9 (1.0 to 6.9)	99.9
Diarrheal diseases	0.2 (0.1 to 0.2)	0.4 (0.1 to 0.9)	4.9 (4.0 to 9.9)	11 (4.6 to 17.3)	5.8 (3.1 to 9.7)	3.9 (2.0 to 6.6)	2.5 (1.0 to 5.4)	2.5 (1.0 to 5.3)	2.5 (1.0 to 5.4)	2.6 (1.0 to 5.6)	2.7 (1.0 to 6.2)	2.8 (1.0 to 6.6)	2.9 (1.0 to 6.9)	2.9 (1.0 to 6.9)	2.9 (1.0 to 6.9)	2.9 (1.0 to 6.9)	2.9 (1.0 to 6.9)	2.9 (1.0 to 6.9)	2.9 (1.0 to 6.9)	2.9 (1.0 to 6.9)	2.9 (1.0 to 6.9)	2.9 (1.0 to 6.9)	99.2
Typhoid and paraphoid	0 (0 to 0)	0 (0 to 0)	0 (0 to 0)	0 (0 to 0)	0 (0 to 0)	0 (0 to 0)	0 (0 to 0)	0 (0 to 0)	0 (0 to 0)	0 (0 to 0)	0 (0 to 0)	0 (0 to 0)	0 (0 to 0)	0 (0 to 0)	0 (0 to 0)	0 (0 to 0)	0 (0 to 0)	0 (0 to 0)	0 (0 to 0)	0 (0 to 0)	0 (0 to 0)	0 (0 to 0)	0 (0 to 0)	0
Typhoid fever	0 (0 to 0)	0 (0 to 0)	0 (0 to 0)	0 (0 to 0)	0 (0 to 0)	0 (0 to 0)	0 (0 to 0)	0 (0 to 0)	0 (0 to 0)	0 (0 to 0)	0 (0 to 0)	0 (0 to 0)	0 (0 to 0)	0 (0 to 0)	0 (0 to 0)	0 (0 to 0)	0 (0 to 0)	0 (0 to 0)	0 (0 to 0)	0 (0 to 0)	0 (0 to 0)	0 (0 to 0)	0 (0 to 0)	0
Paratyphoid fever	0 (0 to 0)	0 (0 to 0)	0 (0 to 0)	0 (0 to 0)	0 (0 to 0)	0 (0 to 0)	0 (0 to 0)	0 (0 to 0)	0 (0 to 0)	0 (0 to 0)	0 (0 to 0)	0 (0 to 0)	0 (0 to 0)	0 (0 to 0)	0 (0 to 0)	0 (0 to 0)	0 (0 to 0)	0 (0 to 0)	0 (0 to 0)	0 (0 to 0)	0 (0 to 0)	0 (0 to 0)	0 (0 to 0)	0
Invasive Non-typhoidal Salmonella (iNTS)	0 (0 to 0)	0 (0 to 0)	0 (0 to 0)	0 (0 to 0)	0 (0 to 0)	0 (0 to 0)	0 (0 to 0)	0 (0 to 0)	0 (0 to 0)	0 (0 to 0)	0 (0 to 0)	0 (0 to 0)	0 (0 to 0)	0 (0 to 0)	0 (0 to 0)	0 (0 to 0)	0 (0 to 0)	0 (0 to 0)	0 (0 to 0)	0 (0 to 0)	0 (0 to 0)	0 (0 to 0)	0 (0 to 0)	0.4
Other intestinal infectious diseases	0 (0 to 0)	0 (0 to 0)	0 (0 to 0)	0 (0 to 0)	0 (0 to 0)	0 (0 to 0)	0 (0 to 0)	0 (0 to 0)	0 (0 to 0)	0 (0 to 0)	0 (0 to 0)	0 (0 to 0)	0 (0 to 0)	0 (0 to 0)	0 (0 to 0)	0 (0 to 0)	0 (0 to 0)	0 (0 to 0)	0 (0 to 0)	0 (0 to 0)	0 (0 to 0)	0 (0 to 0)	0 (0 to 0)	0.2
Neglected tropical diseases and malaria	0 (0 to 0)	0.1 (0 to 1.3)	0.4 (0 to 1.8)	1.1 (0 to 4.2)	1.7 (0 to 6.8)	0.4 (0 to 1.6)	0.1 (0 to 0.5)	0.1 (0 to 0.5)	0.1 (0 to 0.5)	0.2 (0 to 0.7)	0.1 (0 to 0.7)	0.1 (0 to 0.6)	0.1 (0 to 0.4)	0.1 (0 to 0.4)	0.1 (0 to 0.4)	0.3 (0 to 0.9)	0.2 (0 to 0.5)	0.1 (0 to 0.3)	0.1 (0 to 0.2)	0.1 (0 to 0.1)	0.1 (0 to 0.1)	0.1 (0 to 0.1)	5.3
Malaria	0 (0 to 0)	0 (0 to 0)	0 (0 to 0)	0 (0 to 0)	0 (0 to 0)	0 (0 to 0)	0 (0 to 0)	0 (0 to 0)	0 (0 to 0)	0 (0 to 0)	0 (0 to 0)	0 (0 to 0)	0 (0 to 0)	0 (0 to 0)	0 (0 to 0)	0 (0 to 0)	0 (0 to 0)	0 (0 to 0)	0 (0 to 0)	0 (0 to 0)	0 (0 to 0)	0 (0 to 0)	0 (0 to 0)	0
Chagas disease	0 (0 to 0)	0 (0 to 0)	0 (0 to 0)	0 (0 to 0)	0 (0 to 0)	0 (0 to 0)	0 (0 to 0)	0 (0 to 0)	0 (0 to 0)	0 (0 to 0)	0 (0 to 0)	0 (0 to 0)	0 (0 to 0)	0 (0 to 0)	0 (0 to 0)	0 (0 to 0)	0 (0 to 0)	0 (0 to 0)	0 (0 to 0)	0 (0 to 0)	0 (0 to 0)	0 (0 to 0)	0 (0 to 0)	0
Leishmaniasis	0 (0 to 0)	0 (0 to 0)	0 (0 to 0)	0 (0 to 0)	0 (0 to 0)	0 (0 to 0)	0 (0 to 0)	0 (0 to 0)	0 (0 to 0)	0 (0 to 0)	0 (0 to 0)	0 (0 to 0)	0 (0 to 0)	0 (0 to 0)	0 (0 to 0)	0 (0 to 0)	0 (0 to 0)	0 (0 to 0)	0 (0 to 0)	0 (0 to 0)	0 (0 to 0)	0 (0 to 0)	0 (0 to 0)	0
Visceral leishmaniasis	0 (0 to 0)	0 (0 to 0)	0 (0 to 0)	0 (0 to 0)	0 (0 to 0)	0 (0 to 0)	0 (0 to 0)	0 (0 to 0)	0 (0 to 0)	0 (0 to 0)	0 (0 to 0)	0 (0 to 0)	0 (0 to 0)	0 (0 to 0)	0 (0 to 0)	0 (0 to 0)	0 (0 to 0)	0 (0 to 0)	0 (0 to 0)	0 (0 to 0)	0 (0 to 0)	0 (0 to 0)	0 (0 to 0)	0
Cutaneous and mucocutaneous leishmaniasis	0 (0 to 0)	0 (0 to 0)	0 (0 to 0)	0 (0 to 0)	0 (0 to 0)	0 (0 to 0)	0 (0 to 0)	0 (0 to 0)	0 (0 to 0)	0 (0 to 0)	0 (0 to 0)	0 (0 to 0)	0 (0 to 0)	0 (0 to 0)	0 (0 to 0)	0 (0 to 0)	0 (0 to 0)	0 (0 to 0)	0 (0 to 0)	0 (0 to 0)	0 (0 to 0)	0 (0 to 0)	0 (0 to 0)	0
African trypanosomiasis	0 (0 to 0)	0 (0 to 0)	0 (0 to 0)	0 (0 to 0)	0 (0 to 0)	0 (0 to 0)	0 (0 to 0)	0 (0 to 0)	0 (0 to 0)	0 (0 to 0)	0 (0 to 0)	0 (0 to 0)	0 (0 to 0)	0 (0 to 0)	0 (0 to 0)	0 (0 to 0)	0 (0 to 0)	0 (0 to 0)	0 (0 to 0)	0 (0 to 0)	0 (0 to 0)	0 (0 to 0)	0 (0 to 0)	0
Schistosomiasis	0 (0 to 0)	0 (0 to 0)	0 (0 to 0)	0 (0 to 0)	0 (0 to 0)	0 (0 to 0)	0 (0 to 0)	0 (0 to 0)	0 (0 to 0)	0 (0 to 0)	0 (0 to 0)	0 (0 to 0)	0 (0 to 0)	0 (0 to 0)	0 (0 to 0)	0 (0 to 0)	0 (0 to 0)	0 (0 to 0)	0 (0 to 0)	0 (0 to 0)	0 (0 to 0)	0 (0 to 0)	0 (0 to 0)	0
Cysticercosis	0 (0 to 0)	0 (0 to 0)	0 (0 to 0)	0 (0 to 0)	0 (0 to 0)	0 (0 to 0)	0 (0 to 0)	0 (0 to 0)	0 (0 to 0)	0 (0 to 0)	0 (0 to 0)	0 (0 to 0)	0 (0 to 0)	0 (0 to 0)	0 (0 to 0)	0 (0 to 0)	0 (0 to 0)	0 (0 to 0)	0 (0 to 0)	0 (0 to 0)	0 (0 to 0)	0 (0 to 0)	0 (0 to 0)	0
Cystic echinococcosis	0 (0 to 0)	0 (0 to 0)	0 (0 to 0)	0 (0 to 0)	0 (0 to 0)	0 (0 to 0)	0 (0 to 0)	0 (0 to 0)	0 (0 to 0)	0 (0 to 0)	0 (0 to 0)	0 (0 to 0)	0 (0 to 0)	0 (0 to 0)	0 (0 to 0)	0 (0 to 0)	0 (0 to 0)	0 (0 to 0)	0 (0 to 0)	0 (0 to 0)	0 (0 to 0)	0 (0 to 0)	0 (0 to 0)	0.1
Lymphatic filariasis	0 (0 to 0)	0 (0 to 0)	0 (0 to 0)	0 (0 to 0)	0 (0 to 0)	0 (0 to 0)	0 (0 to 0)	0 (0 to 0)	0 (0 to 0)	0 (0 to 0)	0 (0 to 0)	0 (0 to 0)	0 (0 to 0)	0 (0 to 0)	0 (0 to 0)	0 (0 to 0)	0 (0 to 0)	0 (0 to 0)	0 (0 to 0)	0 (0 to 0)	0 (0 to 0)	0 (0 to 0)	0 (0 to 0)	0
Onchocerciasis	0 (0 to 0)	0 (0 to 0)	0 (0 to 0)	0 (0 to 0)	0 (0 to 0)	0 (0 to 0)	0 (0 to 0)	0 (0 to 0)	0 (0 to 0)	0 (0 to 0)	0 (0 to 0)	0 (0 to 0)	0 (0 to 0)	0 (0 to 0)	0 (0 to 0)	0 (0 to 0)	0 (0 to 0)	0 (0 to 0)	0 (0 to 0)	0 (0 to 0)	0 (0 to 0)	0 (0 to 0)	0 (0 to 0)	0
Trachoma	0 (0 to 0)	0 (0 to 0)	0 (0 to 0)	0 (0 to 0)	0 (0 to 0)	0 (0 to 0)	0 (0 to 0)	0 (0 to 0)	0 (0 to 0)	0 (0 to 0)	0 (0 to 0)	0 (0 to 0)	0 (0 to 0)	0 (0 to 0)	0 (0 to 0)	0 (0 to 0)	0 (0 to 0)	0 (0 to 0)	0 (0 to 0)	0 (0 to 0)	0 (0 to 0)	0 (0 to 0)	0 (0 to 0)	0
Dengue	0 (0 to 0)	0 (0 to 0)	0 (0 to 0)	0 (0 to 0)	0 (0 to 0)	0 (0 to 0)	0 (0 to 0)	0 (0 to 0)	0 (0 to 0)	0 (0 to 0)	0 (0 to 0)	0 (0 to 0)	0 (0 to 0)	0 (0 to 0)	0 (0 to 0)	0 (0 to 0)	0 (0 to 0)	0 (0 to 0)	0 (0 to 0)	0 (0 to 0)	0 (0 to 0)	0 (0 to 0)	0 (0 to 0)	0
Yellow fever	0 (0 to 0)	0 (0 to 0)	0 (0 to 0)	0 (0 to 0)	0 (0 to 0)	0 (0 to 0)	0 (0 to 0)	0 (0 to 0)	0 (0 to 0)	0 (0 to 0)	0 (0 to 0)	0 (0 to 0)	0 (0 to 0)	0 (0 to 0)	0 (0 to 0)	0 (0 to 0)	0 (0 to 0)	0 (0 to 0)	0 (0 to 0)	0 (0 to 0)	0 (0 to 0)	0 (0 to 0)	0 (0 to 0)	0
Rabies	0 (0 to 0)	0 (0 to 0)	0 (0 to 0)	0 (0 to 0)	0 (0 to 0)	0 (0 to 0)	0 (0 to 0)	0 (0 to 0)	0 (0 to 0)	0 (0 to 0)	0 (0 to 0)	0 (0 to 0)	0 (0 to 0)	0 (0 to 0)	0 (0 to 0)	0 (0 to 0)	0 (0 to 0)	0 (0 to 0)	0 (0 to 0)	0 (0 to 0)	0 (0 to 0)	0 (0 to 0)	0 (0 to 0)	0
Intestinal nematode infections	0 (0 to 0)	0 (0 to 0)	0 (0 to 0)	0 (0 to 0)	0 (0 to 0)	0 (0 to 0)	0 (0 to 0)	0 (0 to 0)	0 (0 to 0)	0 (0 to 0)	0 (0 to 0)	0 (0 to 0)	0 (0 to 0)	0 (0 to 0)	0 (0 to 0)	0 (0 to 0)	0 (0 to 0)	0 (0 to 0)	0 (0 to 0)	0 (0 to 0)	0 (0 to 0)	0 (0 to 0)	0 (0 to 0)	0
Ascariasis	0 (0 to 0)	0 (0 to 0)	0 (0 to 0)	0 (0 to 0)	0 (0 to 0)	0 (0 to 0)	0 (0 to 0)	0 (0 to 0)	0 (0 to 0)	0 (0 to 0)	0 (0 to 0)	0 (0 to 0)	0 (0 to 0)	0 (0 to 0)	0 (0 to 0)	0 (0 to 0)	0 (0 to 0)	0 (0 to 0)	0 (0 to 0)	0 (0 to 0)	0 (0 to 0)	0 (0 to 0)	0 (0 to 0)	0
Trichuriasis	0 (0 to 0)	0 (0 to 0)	0 (0 to 0)	0 (0 to 0)	0 (0 to 0)	0 (0 to 0)	0 (0 to 0)	0 (0 to 0)	0 (0 to 0)	0 (0 to 0)	0 (0 to 0)	0 (0 to 0)	0 (0 to 0)	0 (0 to 0)	0 (0 to 0)	0 (0 to 0)	0 (0 to 0)	0 (0 to 0)	0 (0 to 0)	0 (0 to 0)	0 (0 to 0)	0 (0 to 0)	0 (0 to 0)	0
Hookworm disease	0 (0 to 0)	0 (0 to 0)	0 (0 to 0)	0 (0 to 0)	0 (0 to 0)	0 (0 to 0)	0 (0 to 0)	0 (0 to 0)	0 (0 to 0)	0 (0 to 0)	0 (0 to 0)	0 (0 to 0)	0 (0 to 0)	0 (0 to 0)	0 (0 to 0)	0 (0 to 0)	0 (0 to 0)	0 (0 to 0)	0 (0 to 0)	0 (0 to 0)	0 (0 to 0)	0 (0 to 0)	0 (0 to 0)	0
Food-borne trematodiases	0 (0 to 0)	0 (0 to 0)	0 (0 to 0)	0 (0 to 0)	0 (0 to 0)	0 (0 to 0)	0 (0 to 0)	0 (0 to 0)	0 (0 to 0)	0 (0 to 0)	0 (0 to 0)	0 (0 to 0)	0 (0 to

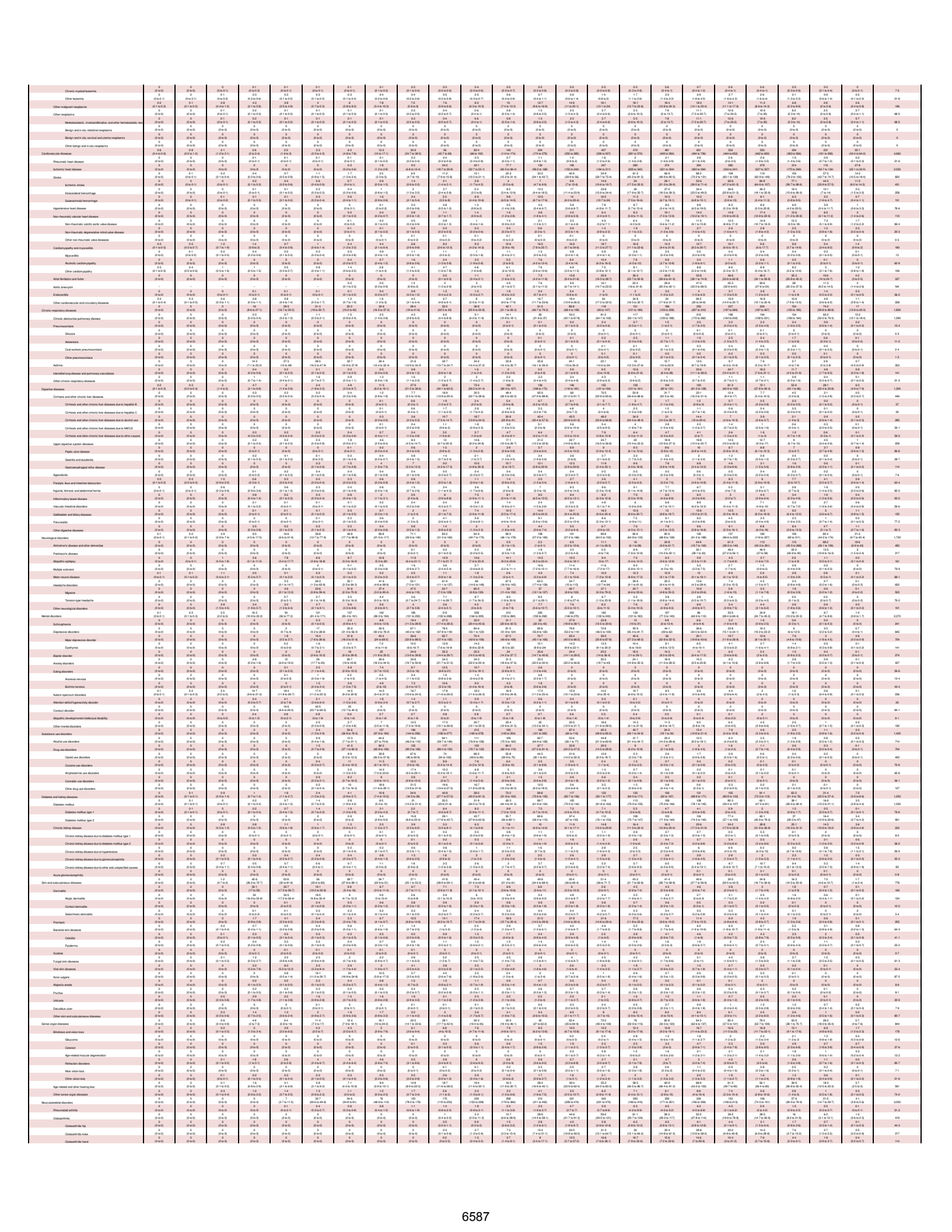

Osteoarthritis other	0 (0 to 0)	0 (0 to 0)	0 (0 to 0)	0 (0 to 0)	0 (0 to 0)	0 (0 to 0)	0 (0 to 0)	0 (0 to 0)	0 (0 to 0)	0 (0 to 0)	0 (0 to 1)	0.4 (0 to 1)	1-2 (0 to 3)	2-3 (1 to 4)	4-3 (1 to 9)	5-9 (2 to 12)	6-2 (2 to 13)	6 (2 to 12)	6 (2 to 12)	6 (2 to 12)	4-6 (2 to 9)	3-6 (1 to 7)	2-2 (1 to 4)	0-9 (0 to 1)	0-2 (0 to 1)		44-4
Low back pain	0 (0 to 0)	0 (0 to 0)	0 (0 to 0)	0 (0 to 0)	4-7 (2 to 9)	21-9 (12 to 34)	29-5 (19 to 43)	46-1 (33 to 62)	67-5 (50 to 87)	85-7 (67 to 106)	104-5 (84 to 128)	116 (91 to 142)	127 (97 to 160)	148 (99 to 202)	155 (95 to 226)	155 (95 to 226)	156 (97 to 227)	156 (97 to 227)	156 (97 to 227)	156 (97 to 227)	156 (97 to 227)	156 (97 to 227)	156 (97 to 227)	156 (97 to 227)	156 (97 to 227)		1,410
Neck pain	0 (0 to 0)	0 (0 to 0)	0 (0 to 0)	0 (0 to 0)	2 (0 to 4)	10-2 (5 to 16)	15 (7 to 27)	27 (9 to 53)	40 (13 to 74)	55-5 (20 to 96)	71-5 (30 to 116)	84 (36 to 136)	91-6 (37 to 150)	99 (39 to 162)	94 (34 to 164)	94 (34 to 164)	95 (34 to 165)	95 (34 to 165)	95 (34 to 165)	95 (34 to 165)	95 (34 to 165)	95 (34 to 165)	95 (34 to 165)	95 (34 to 165)	95 (34 to 165)		584
Gout	0 (0 to 0)	0 (0 to 0)	0 (0 to 0)	0 (0 to 0)	0 (0 to 0)	0 (0 to 0)	0 (0 to 0)	0 (0 to 0)	0 (0 to 0)	0 (0 to 0)	0 (0 to 0)	0 (0 to 0)	0 (0 to 0)	0 (0 to 0)	0 (0 to 0)	0 (0 to 0)	0 (0 to 0)	0 (0 to 0)	0 (0 to 0)	0 (0 to 0)	0 (0 to 0)	0 (0 to 0)	0 (0 to 0)	0 (0 to 0)	0 (0 to 0)		58
Other musculoskeletal disorders	0 (0 to 0)	0 (0 to 0)	0 (0 to 0)	0 (0 to 0)	0-2 (0 to 0)	0-5 (0 to 1)	13-6 (7 to 22)	28-5 (16 to 46)	46 (24 to 69)	47-9 (27 to 77)	49-9 (27 to 79)	50-8 (27 to 80)	57 (34 to 86)	59 (32 to 94)	58 (32 to 94)	55-7 (31 to 87)	45 (23 to 74)	27-4 (21 to 37)	23-9 (16 to 34)	23-9 (16 to 34)	23-9 (16 to 34)	16-7 (7 to 27)	9-7 (4 to 15)	3-9 (1 to 7)	0-8 (0 to 1)		329
Other non-communicable diseases	52-4 (35 to 69)	27-2 (19 to 37)	66-3 (47 to 91)	92 (67 to 121)	86 (59 to 117)	24-1 (17 to 32)	22-9 (16 to 30)	28-3 (20 to 37)	35-6 (25 to 47)	43-6 (31 to 58)	52-3 (36 to 74)	60-8 (40 to 86)	69-2 (45 to 99)	77-2 (50 to 111)	94-2 (56 to 132)	112 (77 to 156)	110 (76 to 152)	108 (75 to 149)	108 (77 to 148)	108 (77 to 148)	108 (77 to 148)	86-1 (64 to 112)	45-4 (32 to 59)	23-4 (17 to 31)	5-6 (3 to 8)		1,200
Congenital birth defects	59-5 (33 to 88)	22-9 (13 to 34)	40-1 (27 to 61)	27-2 (15 to 41)	13 (6 to 23)	11-5 (6 to 18)	10-2 (5 to 17)	10 (5 to 17)	10-3 (7 to 15)	10-6 (6 to 15)	10-3 (7 to 15)	10-7 (7 to 15)	10-3 (7 to 15)	10-6 (7 to 14)	10-1 (6 to 17)	9-8 (5 to 15)	7-4 (4 to 10)	4-8 (2 to 8)	1-5 (0 to 2)	0-5 (0 to 1)	0-5 (0 to 1)	0-3 (0 to 1)	0-1 (0 to 1)	0 (0 to 0)		273
Neural tube defects	2-4 (1 to 4)	1-3 (0 to 2)	1-7 (0 to 3)	1-1 (0 to 2)	0-2 (0 to 1)	0-3 (0 to 1)	0-3 (0 to 1)	0-3 (0 to 1)	0-4 (0 to 1)	0-4 (0 to 1)	0-3 (0 to 1)	0-3 (0 to 1)	0-2 (0 to 1)	0-2 (0 to 1)	0-1 (0 to 1)	0-1 (0 to 1)	0-1 (0 to 1)	0-1 (0 to 1)	0-1 (0 to 1)	0-1 (0 to 1)	0-1 (0 to 1)	0-1 (0 to 1)	0-1 (0 to 1)	0 (0 to 0)	0 (0 to 0)		9-4
Congenital heart anomalies	13 (7 to 21)	10-7 (6 to 17)	13-4 (7 to 22)	6-4 (3 to 11)	1-9 (1 to 3)	2-2 (1 to 4)	2-6 (1 to 5)	2-8 (1 to 5)	2-8 (1 to 5)	2-6 (1 to 4)	2-7 (1 to 4)	2-7 (1 to 4)	2-9 (1 to 4)	2-9 (1 to 4)	2-2 (1 to 3)	2-1 (1 to 3)	1-6 (0 to 2)	1-1 (0 to 1)	0-1 (0 to 0)	0-1 (0 to 1)	0-1 (0 to 1)	0-1 (0 to 1)	0-1 (0 to 1)	0 (0 to 0)	0 (0 to 0)		73-4
Orofacial clefts	0 (0 to 0)	0-1 (0 to 0)	0-3 (0 to 1)	0-2 (0 to 1)	0-2 (0 to 1)	0-2 (0 to 1)	0-1 (0 to 0)	0-2 (0 to 0)	0-2 (0 to 0)	0-2 (0 to 0)	0-2 (0 to 0)	0-2 (0 to 0)	0-2 (0 to 0)	0-2 (0 to 0)	0-2 (0 to 0)	0-2 (0 to 0)	0-2 (0 to 0)	0-1 (0 to 0)	0-2 (0 to 0)	0-1 (0 to 0)	0-1 (0 to 0)	0-1 (0 to 0)	0-1 (0 to 0)	0 (0 to 0)	0 (0 to 0)		2-8
Down syndrome	0-7 (0 to 1)	0-3 (0 to 0)	0-8 (0 to 1)	0-9 (0 to 1)	0-6 (0 to 1)	0-7 (0 to 1)	0-7 (0 to 1)	0-7 (0 to 1)	0-9 (0 to 1)	1 (0 to 1)	1 (0 to 1)	1 (0 to 1)	1 (0 to 1)	1-3 (0 to 3)	2-1 (1 to 3)	2-7 (1 to 3)	2-2 (1 to 3)	0-9 (0 to 1)	0-5 (0 to 1)	0-5 (0 to 1)	0-5 (0 to 1)	0-5 (0 to 1)	0-5 (0 to 1)	0-2 (0 to 1)	0 (0 to 0)		18-9
Turner syndrome	0 (0 to 0)	0 (0 to 0)	0 (0 to 0)	0 (0 to 0)	0 (0 to 0)	0 (0 to 0)	0 (0 to 0)	0 (0 to 0)	0 (0 to 0)	0 (0 to 0)	0 (0 to 0)	0 (0 to 0)	0 (0 to 0)	0 (0 to 0)	0 (0 to 0)	0 (0 to 0)	0 (0 to 0)	0 (0 to 0)	0 (0 to 0)	0 (0 to 0)	0 (0 to 0)	0 (0 to 0)	0 (0 to 0)	0 (0 to 0)	0 (0 to 0)		0
Klinefelter syndrome	0 (0 to 0)	0 (0 to 0)	0 (0 to 0)	0 (0 to 0)	0 (0 to 0)	0 (0 to 0)	0 (0 to 0)	0 (0 to 0)	0 (0 to 0)	0 (0 to 0)	0 (0 to 0)	0 (0 to 0)	0 (0 to 0)	0 (0 to 0)	0 (0 to 0)	0 (0 to 0)	0 (0 to 0)	0 (0 to 0)	0 (0 to 0)	0 (0 to 0)	0 (0 to 0)	0 (0 to 0)	0 (0 to 0)	0 (0 to 0)	0 (0 to 0)		0-2
Other chromosomal abnormalities	7-1 (3 to 13)	3 (1 to 5)	6-5 (3 to 11)	3-9 (2 to 6)	2 (1 to 3)	1-5 (1 to 2)	1-7 (1 to 3)	1-7 (1 to 3)	1-8 (1 to 3)	1-7 (1 to 3)	1-7 (1 to 3)	1-6 (1 to 3)	1-6 (1 to 3)	1-7 (1 to 3)	1-3 (0 to 3)	1 (0 to 2)	0-8 (0 to 1)	0-4 (0 to 1)	0-1 (0 to 0)	0-1 (0 to 0)	0-1 (0 to 0)	0-1 (0 to 0)	0-1 (0 to 0)	0 (0 to 0)	0 (0 to 0)		39-1
Congenital musculoskeletal and limb anomalies	1-6 (0 to 3)	0-9 (0 to 2)	0-2 (0 to 3)	4-6 (2 to 7)	3-4 (2 to 5)	2-5 (1 to 3)	2-7 (1 to 3)	2-7 (1 to 3)	2-9 (1 to 4)	2-9 (1 to 4)	3-1 (1 to 4)	2-9 (1 to 4)	2-9 (1 to 4)	3-1 (1 to 4)	2-5 (1 to 4)	2-4 (1 to 4)	2-3 (1 to 3)	1-4 (0 to 2)	1-1 (0 to 1)	0-5 (0 to 1)	0-5 (0 to 1)	0-3 (0 to 1)	0-1 (0 to 0)	0 (0 to 0)	0 (0 to 0)		54-5
Urogenital congenital anomalies	2-5 (0 to 5)	0-5 (0 to 2)	0-8 (0 to 2)	0-8 (0 to 2)	0-5 (0 to 2)	0-4 (0 to 2)	0-2 (0 to 1)	0-2 (0 to 1)	0-2 (0 to 1)	0-2 (0 to 1)	0-2 (0 to 1)	0-1 (0 to 1)	0-1 (0 to 1)	0-1 (0 to 1)	0-1 (0 to 1)	0-1 (0 to 1)	0-1 (0 to 1)	0-1 (0 to 1)	0-1 (0 to 1)	0-1 (0 to 1)	0-1 (0 to 1)	0-1 (0 to 1)	0-1 (0 to 1)	0 (0 to 0)	0 (0 to 0)		6-7
Digestive congenital anomalies	4-1 (1 to 13.7)	1-6 (0 to 4.8)	2-3 (0 to 7.2)	1-3 (0 to 4)	0-5 (0 to 1.6)	0-5 (0 to 1.6)	0-5 (0 to 1.6)	0-5 (0 to 1.6)	0-2 (0 to 0.4)	0-2 (0 to 0.4)	0-2 (0 to 0.3)	0-2 (0 to 0.3)	0-2 (0 to 0.3)	0-2 (0 to 0.3)	0-1 (0 to 0.3)	0-1 (0 to 0.3)	0-1 (0 to 0.3)	0-1 (0 to 0.3)	0-1 (0 to 0.3)	0-1 (0 to 0.3)	0-1 (0 to 0.3)	0-1 (0 to 0.3)	0-1 (0 to 0.3)	0 (0 to 0)	0 (0 to 0)		20-3
Other congenital birth defects	1-8 (0 to 3.8)	0-8 (0 to 2.3)	1-4 (0 to 4.7)	1-5 (0 to 3.7)	1-3 (0 to 2.6)	1-3 (0 to 2.6)	1-3 (0 to 2.6)	1-3 (0 to 2.6)	1-3 (0 to 2.6)	1-3 (0 to 2.6)	1-3 (0 to 2.6)	1-3 (0 to 2.6)	1-3 (0 to 2.6)	1-3 (0 to 2.6)	1-3 (0 to 2.6)	1-3 (0 to 2.6)	1-3 (0 to 2.6)	1-3 (0 to 2.6)	1-3 (0 to 2.6)	1-3 (0 to 2.6)	1-3 (0 to 2.6)	1-3 (0 to 2.6)	1-3 (0 to 2.6)	0 (0 to 0)	0 (0 to 0)		48-2
Urinary diseases and male infertility	0-1 (0 to 0.1)	0-1 (0 to 0.2)	0-3 (0 to 0.5)	0-3 (0 to 0.5)	0-3 (0 to 0.4)	0-3 (0 to 0.4)	0-4 (0 to 0.4)	0-4 (0 to 0.7)	1-5 (0 to 0.7)	1-5 (0 to 0.6)	1-6 (0 to 0.8)	1-6 (0 to 0.8)	1-6 (0 to 0.8)	1-6 (0 to 0.8)	1-6 (0 to 0.8)	1-6 (0 to 0.8)	1-6 (0 to 0.8)	1-6 (0 to 0.8)	1-6 (0 to 0.8)	1-6 (0 to 0.8)	1-6 (0 to 0.8)	1-6 (0 to 0.8)	1-6 (0 to 0.8)	1-6 (0 to 0.8)	1-6 (0 to 0.8)		256
Urolithiasis	0 (0 to 0)	0 (0 to 0)	0 (0 to 0)	0 (0 to 0.1)	0 (0 to 0)	0 (0 to 0.1)	0 (0 to 0.1)	0 (0 to 0.1)	0 (0 to 0.1)	0 (0 to 0.1)	0 (0 to 0.1)	0 (0 to 0.1)	0 (0 to 0.1)	0 (0 to 0.1)	0 (0 to 0.1)	0 (0 to 0.1)	0 (0 to 0.1)	0 (0 to 0.1)	0 (0 to 0.1)	0 (0 to 0.1)	0 (0 to 0.1)	0 (0 to 0.1)	0 (0 to 0.1)	0 (0 to 0.1)	0 (0 to 0.1)	0 (0 to 0.1)		1-7
Benign prostatic hyperplasia	0 (0 to 0)	0 (0 to 0)	0 (0 to 0)	0 (0 to 0)	0 (0 to 0)	0 (0 to 0)	0 (0 to 0)	0 (0 to 0)	0 (0 to 0)	0 (0 to 0)	0 (0 to 0)	0 (0 to 0)	0 (0 to 0)	0 (0 to 0)	0 (0 to 0)	0 (0 to 0)	0 (0 to 0)	0 (0 to 0)	0 (0 to 0)	0 (0 to 0)	0 (0 to 0)	0 (0 to 0)	0 (0 to 0)	0 (0 to 0)	0 (0 to 0)	0 (0 to 0)		92-3
Male infertility	0 (0 to 0)	0 (0 to 0)	0 (0 to 0)	0 (0 to 0)	0 (0 to 0)	0 (0 to 0)	0 (0 to 0)	0 (0 to 0)	1-2 (0 to 3.2)	2-2 (0 to 5.5)	2-6 (0 to 6.9)	2-6 (0 to 6.9)	2-6 (0 to 6.9)	2-6 (0 to 6.9)	2-4 (0 to 6.5)	2-4 (0 to 6.5)	2-4 (0 to 6.5)	2-4 (0 to 6.5)	2-4 (0 to 6.5)	2-4 (0 to 6.5)	2-4 (0 to 6.5)	2-4 (0 to 6.5)	2-4 (0 to 6.5)	2-4 (0 to 6.5)	2-4 (0 to 6.5)		10-8
Other urinary diseases	0-1 (0 to 0.1)	0-1 (0 to 0.1)	0-1 (0 to 0.2)	0-1 (0 to 0.2)	0-1 (0 to 0.1)	0-1 (0 to 0.1)	0-1 (0 to 0.1)	0-1 (0 to 0.2)	0-4 (0 to 0.7)	0-5 (0 to 0.8)	0-5 (0 to 0.9)	0-5 (0 to 0.9)	0-5 (0 to 0.9)	0-5 (0 to 0.9)	0-5 (0 to 0.9)	0-5 (0 to 0.9)	0-5 (0 to 0.9)	0-5 (0 to 0.9)	0-5 (0 to 0.9)	0-5 (0 to 0.9)	0-5 (0 to 0.9)	0-5 (0 to 0.9)	0-5 (0 to 0.9)	0-2 (0 to 0.4)	0-2 (0 to 0.4)		12-9
Gynecological diseases	0 (0 to 0)	0 (0 to 0)	0 (0 to 0)	0 (0 to 0)	0 (0 to 0)	0 (0 to 0)	0 (0 to 0)	0 (0 to 0)	0 (0 to 0)	0 (0 to 0)	0 (0 to 0)	0 (0 to 0)	0 (0 to 0)	0 (0 to 0)	0 (0 to 0)	0 (0 to 0)	0 (0 to 0)	0 (0 to 0)	0 (0 to 0)	0 (0 to 0)	0 (0 to 0)	0 (0 to 0)	0 (0 to 0)	0 (0 to 0)	0 (0 to 0)	0 (0 to 0)		0
Uterine fibroids	0 (0 to 0)	0 (0 to 0)	0 (0 to 0)	0 (0 to 0)	0 (0 to 0)	0 (0 to 0)	0 (0 to 0)	0 (0 to 0)	0 (0 to 0)	0 (0 to 0)	0 (0 to 0)	0 (0 to 0)	0 (0 to 0)	0 (0 to 0)	0 (0 to 0)	0 (0 to 0)	0 (0 to 0)	0 (0 to 0)	0 (0 to 0)	0 (0 to 0)	0 (0 to 0)	0 (0 to 0)	0 (0 to 0)	0 (0 to 0)	0 (0 to 0)	0 (0 to 0)		0
Polycystic ovarian syndrome	..	..	..	..	..	..	..	..	..	..	..	..	..	..	..	..	..	..	..	..	..	..	..	..	..	..		NA
Female infertility	..	..	..	..	..	..	..	..	..	..	..	..	..	..	..	..	..	..	..	..	..	..	..	..	..	..		NA
Endometriosis	..	..	..	..	..	..	..	..	..	..	..	..	..	..	..	..	..	..	..	..	..	..	..	..	..	..		NA
Genital prolapse	0 (0 to 0)	0 (0 to 0)	0 (0 to 0)	0 (0 to 0)	0 (0 to 0)	0 (0 to 0)	0 (0 to 0)	0 (0 to 0)	0 (0 to 0)	0 (0 to 0)	0 (0 to 0)	0 (0 to 0)	0 (0 to 0)	0 (0 to 0)	0 (0 to 0)	0 (0 to 0)	0 (0 to 0)	0 (0 to 0)	0 (0 to 0)	0 (0 to 0)	0 (0 to 0)	0 (0 to 0)	0 (0 to 0)	0 (0 to 0)	0 (0 to 0)	0 (0 to 0)		0
Premenstrual syndrome	..	..	..	..	..	..	..	..	..	..	..	..	..	..	..	..	..	..	..	..	..	..	..	..	..	..		NA
Other gynecological diseases	0 (0 to 0)	0 (0 to 0)	0 (0 to 0)	0 (0 to 0)	0 (0 to 0)	0 (0 to 0)	0 (0 to 0)	0 (0 to 0)	0 (0 to 0)	0 (0 to 0)	0 (0 to 0)	0 (0 to 0)	0 (0 to 0)	0 (0 to 0)	0 (0 to 0)	0 (0 to 0)	0 (0 to 0)	0 (0 to 0)	0 (0 to 0)	0 (0 to 0)	0 (0 to 0)	0 (0 to 0)	0 (0 to 0)	0 (0 to 0)	0 (0 to 0)	0 (0 to 0)		0
Hemoglobinopathies and hemolytic anemias	0 (0 to 0)	0-1 (0 to 0.2)	0-3 (0 to 1)	0-9 (0 to 2)	1-4 (0 to 5.1)	0-5 (0 to 1.6)	0-4 (0 to 1.4)	0-6 (0 to 1.9)	0-5 (0 to 1.1)	0-4 (0 to 1.9)	0-7 (0 to 1.9)	0-6 (0 to 1.6)	0-5 (0 to 1.2)	0-6 (0 to 1.4)	0-3 (0 to 1.3)	0-6 (0 to 1.4)	0-7 (0 to 1.7)	0-7 (0 to 1.7)	0-8 (0 to 1.6)	0-8 (0 to 1.6)	0-7 (0 to 1.5)	0-6 (0 to 1.2)	0-5 (0 to 1.2)	0-3 (0 to 0.8)	0-1 (0 to 0.2)		13-1
Thalassemias	0 (0 to 0)	0 (0 to 0)	0 (0 to 0)	0 (0 to 0)	0 (0 to 0)	0 (0 to 0)	0 (0 to 0)	0 (0 to 0)	0 (0 to 0)	0 (0 to 0)	0 (0 to 0)	0 (0 to 0)	0 (0 to 0)	0 (0 to 0)	0 (0 to 0)	0 (0 to 0)	0 (0 to 0)	0 (0 to 0)	0 (0 to 0)	0 (0 to 0)	0 (0 to 0)	0 (0 to 0)	0 (0 to 0)	0 (0 to 0)	0 (0 to 0)	0 (0 to 0)		0-1
Thalassemias trait	0 (0 to 0)	0 (0 to 0.2)	0-2 (0 to 0.8)	0-3 (0 to 1)	0-3 (0 to 0.9)	0-1 (0 to 0.4)	0-1 (0 to 0.1)	0-1 (0 to 0.1)	0-1 (0 to 0.1)	0-1 (0 to 0.2)	0-2 (0 to 0.2)	0-2 (0 to 0.2)	0-2 (0 to 0.2)	0-2 (0 to 0.2)	0-2 (0 to 0.2)	0-1 (0 to 0.2)	0-2 (0 to 0.2)	0-2 (0 to 0.2)	0-2 (0 to 0.2)	0-2 (0 to 0.2)	0-2 (0 to 0.2)	0-2 (0 to 0.2)	0-2 (0 to 0.2)	0-1 (0 to 0.1)	0-1 (0 to 0.1)	0 (0 to 0)	1-1
Sickle cell disorders	0 (0 to 0)	0 (0 to 0)	0-2 (0 to 0.2)	0-1 (0 to 0.2)	0-2 (0 to 0.1)	0-1 (0 to 0.1)	0-1 (0 to 0.1)	0-1 (0 to 0.1)	0-1 (0 to 0.1)	0-2 (0 to 0.1)	0-2 (0 to 0.1)	0-2 (0 to 0.1)	0-2 (0 to 0.1)	0-2 (0 to 0.1)	0-2 (0 to 0.1)	0-2 (0 to 0.1)	0-2 (0 to 0.1)	0-2 (0 to 0.1)	0-2 (0 to 0.1)	0-2 (0 to 0.1)	0-2 (0 to 0.1)	0-2 (0 to 0.1)	0-2 (0 to 0.1)	0-2 (0 to 0.1)	0-2 (0 to 0.1)	0 (0 to 0)	0-8
Sickle cell trait	0 (0 to 0)	0 (0 to 0)	0 (0 to 0)	0-1 (0 to 0.2)	0-2 (0 to 0.2)	0-2 (0 to 0.2)	0-2 (0 to 0.1)	0-2 (0 to 0.1)	0-2 (0 to 0.1)	0-2 (0 to 0.1)	0-2 (0 to 0.1)	0-2 (0 to 0.1)	0-2 (0 to 0.1)	0-2 (0 to 0.1)	0-2 (0 to 0.1)	0-2 (0 to 0.1)	0-2 (0 to 0.1)	0-2 (0 to 0.1)	0-2 (0 to 0.1)	0-2 (0 to 0.1)	0-2 (0 to 0.1)	0-2 (0 to 0.1)	0-2 (0 to 0.1)	0-2 (0 to 0.1)	0-2 (0 to 0.1)	0 (0 to 0)	0-7
G6PD deficiency	0 (0 to 0)	0 (0 to 0)	0-1 (0 to 0.1)	0-1 (0 to 0.2)	0-1 (0 to 0.2)	0-1 (0 to 0.2)	0-2 (0 to 0.1)	0-3 (0 to 0.4)	0-3 (0 to 0.4)	0-3 (0 to 0.4)	0-3 (0 to 0.4)	0-3 (0 to 0.4)	0-2 (0 to 0.3)	0-2 (0 to 0.3)	0-2 (0 to 0.3)	0-2 (0 to 0.3)	0-2 (0 to 0.3)	0-1 (0 to 0.3)	0-1 (0 to 0.3)	0-1 (0 to 0.3)	0-1 (0 to 0.3)	0-1 (0 to 0.3)	0-1 (0 to 0.3)	0 (0 to 0)	0 (0 to 0)		2-9
G6PD trait	0 (0 to 0)	0 (0 to 0)	0 (0 to 0)	0 (0 to 0)	0 (0 to 0)	0 (0 to 0)	0 (0 to 0)	0 (0 to 0)	0 (0 to 0)	0 (0 to 0)	0 (0 to 0)	0 (0 to 0)	0 (0 to 0)	0 (0 to 0)	0 (0 to 0)	0 (0 to 0)	0 (0 to 0)	0 (0 to 0)	0 (0 to 0)	0 (0 to 0)	0 (0 to 0)	0 (0 to 0)	0 (0 to 0)	0 (0 to 0)	0 (0 to 0)	0 (0 to 0)		0
Other hemoglobinopathies and hemolytic anemias	0 (0 to 0)	0-1 (0 to 0.1)	0-3 (0 to 1.1)	0-6 (0 to 2.8)	0-4 (0 to 0.7)	0-1 (0 to 0.4)	0-1 (0 to 0.4)	0-2 (0 to 0.6)	0-2 (0 to 0.6)	0-2 (0 to 0.4)	0-3 (0 to 1.2)	0-4 (0 to 1.3)	0-4 (0 to 1.1)	0-6 (0 to 1.6)	0-2 (0 to 1.1)	0-4 (0 to 1.2)	0-4 (0 to 1.3)	0-4 (0 to 1.3)	0-4 (0 to 1.3)	0-4 (0 to 1.3)	0-4 (0 to 1.3)	0-4 (0 to 1.3)	0-4 (0 to 1.3)	0-2 (0 to 0.5)	0-2 (0 to 0.5)		7-6
Endocrine, metabolic, blood, and immune disorders	1-8 (1 to 3.1)	1-7 (1 to 2.8)	10-8 (5 to 16.4)	7-1 (4 to 10.4)	7-3 (4 to 11.4)	7-2 (4 to 10.7)	9-2 (5 to 13.7)	11-8 (6 to 17.2)	14-8 (9 to 20.2)	18-9 (12 to 27.4)	22-9 (15 to 30.2)	24-5 (16 to 32.3)	24-5 (16 to 32.3)	24-2 (16 to 31.8)	46-3 (34 to 60.7)	44-1 (27 to 67.9)	39-7 (25 to 56.7)	32-4 (20 to 52.2)	31-9 (19 to 47.2)	32 (19 to 47.2)	32 (19 to 47.2)	32 (19 to 47.2)	32 (19 to 47.2)	32 (19 to 47.2)	32 (19 to 47.2)		387
Oral disorders	4-7 (1 to 9.5)	2-7 (1 to 6.2)	3-4 (1 to 8.1)	4-1 (2 to 7.2)	4-7 (2 to 7.9)	6-8 (3 to 11.5)	10-1 (5 to 15.4)	13-5 (7 to 23)	17-3 (9 to 26.4)	20-3 (11 to 30.2)	27-3 (15 to 40.2)	33-2 (19 to 49)	40 (23 to 58.1)	46 (27 to 63.6)	40-6 (24 to 60.2)	41-7 (25 to 62.1)	42-7 (26 to 63.6)	43-7 (27 to 64.7)	43-7 (27 to 64.7)	43-7 (27 to 64.7)	43-7 (27 to 64.7)	43-7 (27 to 64.7)	43-7 (27 to 64.7)	43-7 (27 to 64.7)	43-7 (27 to 64.7)		383
Caries of deciduous teeth	0 (0 to 0)	0 (0 to 0)	0 (0 to 0)	0 (0 to 0.7)	0 (0 to 0.4)	0 (0 to 0.1)	0 (0 to 0)	0 (0 to 0)	0 (0 to 0)	0 (0 to 0)	0 (0 to 0)	0 (0 to 0)	0 (0 to 0)	0 (0 to 0)	0 (0 to 0)	0 (0 to 0)	0 (0 to 0)	0 (0 to 0)	0 (0 to 0)	0 (0 to 0)	0 (0 to 0)	0 (0 to 0)	0 (0 to 0)	0 (0 to 0)	0 (0 to 0)	0 (0 to 0)		0-9
Caries of permanent teeth	0 (0 to 0)	0 (0 to 0)	0 (0 to 0)	0 (0 to 0)	1-6 (0 to 3.3)	1-6 (0 to 3.7)	2-3 (1 to 4.5)	2-7 (1 to 5.2)	2-7 (1 to 5.7)	2-5 (1 to 5.6)	2-7 (1 to 5.5)	2-7 (1 to 5.6)	2-7 (1 to 5.5)	2-7 (1 to 5.5)	2-5 (1 to 5.5)	2-4 (0 to 5.2)	1-5 (0 to 3.6)	1-5 (0 to 3.6)	1-5 (0 to 3.6)	1-5 (0 to 3.6)	1-5 (0 to 3.6)	1-5 (0 to 3.6)	1-5 (0 to 3.6)	0-8 (0 to 1.6)	0-8 (0 to 1.6)	0 (0 to 0)	21-7
Periodontal diseases	0 (0 to 0)	0 (0 to 0)	0 (0 to 0)	0 (0 to 0)	0 (0 to 0)	0 (0 to 0)	0-5 (0 to 1.1)	0-5 (0 to 1.2)	0-4 (0 to 2.1)	0-6 (0 to 1.9)	0-4 (0 to 1.1)	0-4 (0 to 1.1)	0-5 (0 to 1.2)	0-5 (0 to 1.2)	0-5 (2 to 22.2)	0-5 (2 to 21.4)	0-5 (2 to 19.8)	0-5 (2 to 12.3)	0-5 (2 to 12.3)	0-5 (2 to 12.3)	0-5 (2 to 12.3)	0-5 (2 to 12.3)	0-5 (2 to 12.3)	0-4 (0 to 1.2)	0-4 (0 to 1.1)	0 (0 to 0)	66-1
Other oral disorders	0 (0 to 0)	0 (0 to 0)	0 (0 to 0)	0-3 (1 to 3.9)	0-2 (1 to 2.5)	0-2 (1 to 3.4)	0-3 (1 to 4.4)	0-5 (2 to 6.3)	0-5 (2 to 6.4)	0-5 (2 to 6.9)	0-5 (3 to 7.4)	0-5 (3 to 8.4)	0-5 (3 to 8.2)	0-5 (3 to 8.9)	0-5 (3 to 8.9)	0-5 (3 to 7.7)	0-4 (2 to 6.1)	0-3 (2 to 4.9)	0-3 (1 to 3.8)	0-3 (1 to 3.8)	0-3 (1 to 3.8)	0-3 (1 to 3.8)	0-3 (1 to 3.8)	0-2 (0 to 0.5)	0-2 (0 to 0.5)	0 (0 to 0)	62-1
Sudden infant death syndrome	..	0-4 (1 to 3.7)	19-6 (10 to 33.4)	..	..	..	..	..	..	..	..	..	..	..	..	..	..	..	..	..	..	..	..	..	..	..		NA
Injuries	0-5 (0 to 0.7)	0-9 (0 to 1.2)	7-1 (4 to 10.2)	22 (17 to 28.6)	28-8 (22 to 37.6)	41-6 (32 to 53.4)	92-4 (77 to 110)	167 (140 to 196)	189 (160 to 220)	210 (175 to 252)	218 (181 to 268)	221 (186 to 261)	227 (188 to 267)	257 (205 to 316)	211 (167 to 266)	197 (153 to 255)	152 (118 to 195)	123 (94 to 157)	103 (67 to 144)	79-6 (62 to 96.7)	67-4 (49 to 111)	78-6 (62 to 96.7)	58-8 (46 to 73.3)	29-8 (23 to 39.2)	6-9 (5 to 9.5)	2,020
Transport injuries	0 (0 to 0)	0-1 (0 to 0.1)	0-3 (0 to 0.8)	0-5 (0 to 2.5)	0-9 (0 to 3.2)	1-1 (0 to 4.2)	3-4 (1 to 7.2)	5-6 (3 to 8.4)	7-4 (4 to 11.2)	9-2 (5 to 14.2)	10-3 (6 to 15.2)	10-4 (6 to 15.2)	10-4 (6 to 15.2)	10-4 (6 to 15.2)	8-1 (4 to 12.5)	7-1 (3 to 11.2)	5-7 (2 to 9.1)	4-1 (1 to 6.9)	3-1 (1 to 5.3)	2-5 (1 to 4.2)	2-5 (1 to 4.2)	2-5 (1 to 4.2)	2-5 (1 to 4.2)	1-1 (0 to 2.2)	0-3 (0 to 0.8)	452
Road injuries	0 (0 to 0)	0 (0 to 0)	0 (0 to 0)	0-5 (0 to 2.5)	0-5 (0 to 2.4)	0-6 (0 to 2.7)	2-1 (0 to 5.6)	3-2 (0 to 7.4)	4-1 (0 to 9.2)	4-6 (0 to 10.7)	5-1 (0 to 11.7)	5-2 (0 to 11.8)	5-2 (0 to 11.8)	5-2 (0 to 11.8)	4-2 (0 to 9.8)	3-7 (0 to 8.5)	2-8 (0 to 6.5)	2-2 (0 to 5.1)	1-8 (0 to 4.1)	1-5 (0 to 3.5)	1-5 (0 to 3.5)	1-5 (0 to 3.5)	1-5 (0 to 3.5)	0-6 (0 to 1.5)	0-2 (0 to 0.4)	400
Pedestrian road injuries	0 (0 to 0)	0 (0 to 0)	0 (0 to 0.2)	0-1 (0 to 0.2)	0-2 (0 to 0.6)	0-3 (0 to 0.8)	0-6 (0 to 1.5)	0-9 (0 to 2.3)	1-1 (0 to 2.6)	1-3 (0 to 3.2)	1-4 (0 to 3.5)	1-4 (0 to 3.

SR Table 2a: Torbay DALYS by cause and age group for males with 95% uncertainty intervals. 2019

Cause	Early Neonatal	Late Neonatal	Post Neonatal	1 to 4	5 to 9	10 to 14	15 to 19	20 to 24	25 to 29	30 to 34	35 to 39	40 to 44	45 to 49	50 to 54	55 to 59	60 to 64	65 to 69	70 to 74	75 to 79	80 to 84	85 to 89	90 to 94	95 plus	Total
All causes	1,161 (1,064 to 1,253)	1,161 (33 to 46.7)	1,161 (45.2 to 66)	1,161 (112 to 170)	1,161 (106 to 157)	1,161 (164 to 234)	1,161 (160 to 215)	1,161 (202 to 304)	1,161 (349 to 520)	1,161 (467 to 700)	1,161 (578 to 820)	1,161 (582 to 830)	1,161 (587 to 1,080)	1,161 (1,210 to 1,700)	1,161 (1,546 to 2,260)	1,161 (1,760 to 2,470)	1,161 (1,760 to 2,470)	1,161 (2,160 to 3,000)	1,161 (2,880 to 3,930)	1,161 (3,910 to 5,480)	1,161 (3,270 to 5,650)	1,161 (1,480 to 3,690)	1,161 (966 to 1,330)	1,161 (21 to 946)	25,000
Communicable, maternal, neonatal, and nutritional diseases	1,161 (48.6 to 60.1)	1,161 (17.5 to 28.3)	1,161 (14.7 to 29)	1,161 (39.7 to 55.6)	1,161 (19.3 to 46.4)	1,161 (15.5 to 33.4)	1,161 (14.5 to 25.7)	1,161 (14.9 to 34.4)	1,161 (17.1 to 37.6)	1,161 (18.5 to 39.6)	1,161 (19.9 to 32)	1,161 (20.2 to 31.6)	1,161 (27.5 to 43.3)	1,161 (33.2 to 54.5)	1,161 (27.3 to 52.2)	1,161 (40.2 to 66.1)	1,161 (1.7 to 128)	1,161 (1.8 to 3.2)	1,161 (1.9 to 3.5)	1,161 (2.1 to 4.2)	1,161 (2.1 to 4.2)	1,161 (1.9 to 3.5)	1,161 (1.9 to 3.5)	1,220
HIV/AIDS and sexually transmitted infections	2.5 (0.7 to 5.7)	0.9 (0.3 to 2)	1.1 (0.4 to 2.5)	0.2 (0.1 to 0.3)	0.1 (0 to 0.1)	0.1 (0 to 0.1)	0.2 (0.1 to 0.2)	0.4 (0.2 to 0.5)	1.1 (0.6 to 1.4)	2.1 (1.4 to 2.7)	2.8 (2.1 to 3.7)	3 (2.4 to 4.1)	3.9 (3 to 5.1)	2.4 (1.6 to 4.4)	2.9 (1.7 to 4)	2.1 (1.4 to 3.4)	2.2 (1.4 to 3.4)	1.4 (0.8 to 2.4)	0.6 (0.3 to 1.1)	0.1 (0.1 to 0.2)	0 (0 to 0)	0 (0 to 0)	20.2
HIV/AIDS	0 (0 to 0)	0 (0 to 0)	0.1 (0.1 to 0.2)	0.1 (0.1 to 0.2)	0 (0 to 0.1)	0 (0 to 0.1)	0 (0 to 0.1)	0.4 (0.3 to 0.5)	1.1 (0.8 to 1.3)	2 (1.5 to 2.4)	2.7 (2 to 3.4)	2.9 (2.2 to 3.8)	3.7 (2.8 to 4.8)	2.2 (1.5 to 4.2)	2.7 (1.5 to 3.9)	2 (1.3 to 3.2)	2 (1.3 to 3.2)	1.2 (0.6 to 2.1)	0.5 (0.2 to 1)	0.1 (0 to 0.1)	0 (0 to 0)	0 (0 to 0)	20.1
HIV/AIDS - Drug-susceptible Tuberculosis	0 (0 to 0)	0 (0 to 0)	0 (0 to 0)	0 (0 to 0)	0 (0 to 0)	0 (0 to 0)	0 (0 to 0)	0 (0 to 0.1)	0.1 (0.1 to 0.2)	0.2 (0.1 to 0.3)	0.2 (0.1 to 0.4)	0.2 (0.1 to 0.4)	0.3 (0.2 to 0.4)	0.2 (0.1 to 0.3)	0.2 (0.1 to 0.3)	0.2 (0.1 to 0.3)	0.1 (0.1 to 0.2)	0.1 (0 to 0.2)	0 (0 to 0.1)	0 (0 to 0)	0 (0 to 0)	0 (0 to 0)	2.1
HIV/AIDS - Multidrug-resistant Tuberculosis without extensive dr...	0 (0 to 0)	0 (0 to 0)	0 (0 to 0)	0 (0 to 0)	0 (0 to 0)	0 (0 to 0)	0 (0 to 0)	0 (0 to 0)	0 (0 to 0)	0 (0 to 0)	0 (0 to 0)	0 (0 to 0)	0 (0 to 0)	0 (0 to 0)	0 (0 to 0)	0 (0 to 0)	0 (0 to 0)	0 (0 to 0)	0 (0 to 0)	0 (0 to 0)	0 (0 to 0)	0 (0 to 0)	0 (0 to 0)	0.1
HIV/AIDS - Extensively drug-resistant Tuberculosis	0 (0 to 0)	0 (0 to 0)	0 (0 to 0)	0 (0 to 0)	0 (0 to 0)	0 (0 to 0)	0 (0 to 0)	0 (0 to 0)	0 (0 to 0)	0 (0 to 0)	0 (0 to 0)	0 (0 to 0)	0 (0 to 0)	0 (0 to 0)	0 (0 to 0)	0 (0 to 0)	0 (0 to 0)	0 (0 to 0)	0 (0 to 0)	0 (0 to 0)	0 (0 to 0)	0 (0 to 0)	0 (0 to 0)	0
HIV/AIDS resulting in other diseases	0 (0 to 0)	0.1 (0 to 0.1)	0.1 (0 to 0.2)	0.1 (0 to 0.2)	0 (0 to 0.1)	0 (0 to 0.1)	0.1 (0 to 0.2)	0.2 (0.2 to 0.3)	0.6 (0.5 to 1.2)	1.8 (1.3 to 2.4)	2.4 (1.7 to 3.3)	2.7 (2 to 3.7)	3.4 (2.5 to 4.4)	2.9 (2.2 to 3.9)	2.5 (1.9 to 3.1)	2 (1.3 to 3.1)	1.9 (1.1 to 3.1)	1.2 (0.6 to 2.4)	0.5 (0.2 to 1)	0.1 (0 to 0.1)	0 (0 to 0)	0 (0 to 0)	22.9
Sexually transmitted infections excluding HIV	2.5 (0.7 to 5.7)	0.9 (0.3 to 2)	1 (0.3 to 2.4)	0 (0 to 0.1)	0 (0 to 0)	0 (0 to 0)	0 (0 to 0)	0 (0 to 0.1)	0 (0 to 0.2)	0 (0 to 0.2)	0 (0 to 0.3)	0 (0 to 0.2)	0 (0 to 0.2)	0 (0.1 to 0.4)	0.2 (0.1 to 0.4)	0.1 (0 to 0.3)	0.1 (0 to 0.3)	0.1 (0 to 0.2)	0 (0 to 0.1)	0 (0 to 0.1)	0 (0 to 0.2)	0 (0 to 0)	0 (0 to 0)	6.2
Syphilis	2.5 (0.7 to 5.7)	0.9 (0.3 to 2)	1 (0.3 to 2.4)	0 (0 to 0.1)	0 (0 to 0)	0 (0 to 0)	0 (0 to 0)	0 (0 to 0)	0 (0 to 0)	0 (0 to 0)	0 (0 to 0)	0 (0 to 0)	0 (0 to 0)	0 (0 to 0)	0 (0 to 0)	0 (0 to 0)	0 (0 to 0)	0 (0 to 0)	0 (0 to 0)	0 (0 to 0)	0 (0 to 0)	0 (0 to 0)	0 (0 to 0)	4.9
Chlamydial infection	0 (0 to 0)	0 (0 to 0)	0 (0 to 0)	0 (0 to 0)	0 (0 to 0)	0 (0 to 0)	0 (0 to 0)	0 (0 to 0)	0 (0 to 0)	0 (0 to 0)	0 (0 to 0)	0 (0 to 0)	0 (0 to 0)	0 (0 to 0)	0 (0 to 0)	0 (0 to 0)	0 (0 to 0)	0 (0 to 0)	0 (0 to 0)	0 (0 to 0)	0 (0 to 0)	0 (0 to 0)	0 (0 to 0)	0
Gonococcal infection	0 (0 to 0)	0 (0 to 0)	0 (0 to 0)	0 (0 to 0)	0 (0 to 0)	0 (0 to 0)	0 (0 to 0)	0 (0 to 0)	0 (0 to 0)	0 (0 to 0)	0 (0 to 0)	0 (0 to 0)	0 (0 to 0)	0 (0 to 0)	0 (0 to 0)	0 (0 to 0)	0 (0 to 0)	0 (0 to 0)	0 (0 to 0)	0 (0 to 0)	0 (0 to 0)	0 (0 to 0)	0 (0 to 0)	0
Trichomoniasis	0 (0 to 0)	0 (0 to 0)	0 (0 to 0)	0 (0 to 0)	0 (0 to 0)	0 (0 to 0)	0 (0 to 0)	0 (0 to 0)	0 (0 to 0)	0 (0 to 0)	0 (0 to 0)	0 (0 to 0)	0 (0 to 0)	0 (0 to 0)	0 (0 to 0)	0 (0 to 0)	0 (0 to 0)	0 (0 to 0)	0 (0 to 0)	0 (0 to 0)	0 (0 to 0)	0 (0 to 0)	0 (0 to 0)	0.1
Genital herpes	0 (0 to 0)	0 (0 to 0)	0 (0 to 0)	0 (0 to 0)	0 (0 to 0)	0 (0 to 0)	0 (0 to 0)	0 (0 to 0.1)	0 (0 to 0.1)	0 (0 to 0.1)	0 (0 to 0.1)	0 (0 to 0.1)	0 (0 to 0.2)	0 (0 to 0.2)	0 (0 to 0.2)	0 (0 to 0.2)	0 (0 to 0.1)	0 (0 to 0.2)	0 (0 to 0.1)	0 (0 to 0.1)	0 (0 to 0.1)	0 (0 to 0)	0 (0 to 0)	1.1
Other sexually transmitted infections	0 (0 to 0)	0 (0 to 0)	0 (0 to 0)	0 (0 to 0)	0 (0 to 0)	0 (0 to 0)	0 (0 to 0)	0 (0 to 0)	0 (0 to 0)	0 (0 to 0)	0 (0 to 0)	0 (0 to 0)	0 (0 to 0)	0 (0 to 0)	0 (0 to 0)	0 (0 to 0)	0 (0 to 0)	0 (0 to 0)	0 (0 to 0)	0 (0 to 0)	0 (0 to 0)	0 (0 to 0)	0 (0 to 0)	0.1
Respiratory infections and tuberculosis	6.7 (4.4 to 9.1)	6.7 (4.5 to 9.1)	6.7 (2.2 to 5.1)	6.7 (4.2 to 11.4)	6.7 (3.2 to 9.8)	6.7 (3.2 to 7.9)	6.7 (3.8 to 9.2)	6.7 (4.6 to 9.9)	6.7 (5.3 to 10.4)	6.7 (5.3 to 9.2)	6.7 (7.1 to 13.7)	6.7 (7.1 to 13.7)	6.7 (11.5 to 21.4)	6.7 (15.2 to 30.4)	6.7 (19.9 to 37.3)	6.7 (24.9 to 45.9)	6.7 (33.4 to 65.9)	6.7 (54.2 to 108)	6.7 (68.2 to 137)	6.7 (100 to 175)	6.7 (109 to 181)	6.7 (73.7 to 126)	797
Tuberculosis	0 (0 to 0)	0 (0 to 0)	0 (0 to 0)	0 (0 to 0.1)	0 (0 to 0)	0 (0 to 0)	0 (0 to 0.1)	0 (0 to 0.1)	0.2 (0.2 to 0.3)	0.3 (0.2 to 0.4)	0.4 (0.3 to 0.5)	0.4 (0.3 to 0.5)	0.7 (0.4 to 0.9)	0.7 (0.5 to 1.1)	0.8 (0.5 to 1.2)	0.8 (0.6 to 1.2)	1.1 (0.7 to 1.5)	1.2 (1 to 1.5)	1.4 (1 to 1.9)	1.4 (0.9 to 1.4)	0.9 (0.2 to 1.4)	0.2 (0.2 to 0.5)	10.9
Latent tuberculosis infection	0 (0 to 0)	0 (0 to 0)	0 (0 to 0)	0 (0 to 0)	0 (0 to 0)	0 (0 to 0)	0 (0 to 0)	0 (0 to 0)	0 (0 to 0)	0 (0 to 0)	0 (0 to 0)	0 (0 to 0)	0 (0 to 0)	0 (0 to 0)	0 (0 to 0)	0 (0 to 0)	0 (0 to 0)	0 (0 to 0)	0 (0 to 0)	0 (0 to 0)	0 (0 to 0)	0 (0 to 0)	0 (0 to 0)	0
Drug-susceptible tuberculosis	0 (0 to 0)	0 (0 to 0)	0 (0 to 0)	0 (0 to 0.1)	0 (0 to 0)	0 (0 to 0)	0 (0 to 0.1)	0 (0 to 0.1)	0 (0 to 0.2)	0 (0 to 0.3)	0 (0 to 0.4)	0 (0 to 0.4)	0 (0 to 0.5)	0 (0.4 to 0.6)	0 (0.5 to 0.8)	0 (0.6 to 1.2)	0 (0.7 to 1.5)	0 (1 to 2)	0 (1.4 to 1.9)	0 (0.9 to 1.4)	0 (0.4 to 1.2)	0 (0.2 to 0.5)	10.6
Multidrug-resistant tuberculosis without extensive drug-resistance	0 (0 to 0)	0 (0 to 0)	0 (0 to 0)	0 (0 to 0)	0 (0 to 0)	0 (0 to 0)	0 (0 to 0)	0 (0 to 0)	0 (0 to 0)	0 (0 to 0)	0 (0 to 0)	0 (0 to 0)	0 (0 to 0)	0 (0 to 0.1)	0 (0 to 0.1)	0 (0 to 0.1)	0 (0 to 0.1)	0 (0 to 0.2)	0 (0 to 0.2)	0 (0 to 0.1)	0 (0 to 0.1)	0 (0 to 0.1)	0 (0 to 0)	0.2
Extensively drug-resistant tuberculosis	0 (0 to 0)	0 (0 to 0)	0 (0 to 0)	0 (0 to 0)	0 (0 to 0)	0 (0 to 0)	0 (0 to 0)	0 (0 to 0)	0 (0 to 0)	0 (0 to 0)	0 (0 to 0)	0 (0 to 0)	0 (0 to 0)	0 (0 to 0)	0 (0 to 0)	0 (0 to 0)	0 (0 to 0)	0 (0 to 0)	0 (0 to 0)	0 (0 to 0)	0 (0 to 0)	0 (0 to 0)	0 (0 to 0)	0.1
Lower respiratory infections	0.7 (0.4 to 1)	0.7 (0.5 to 1.1)	2.2 (1.1 to 3.7)	6.6 (2.8 to 5.4)	6.6 (3.4 to 9.6)	6.6 (3.5 to 8.6)	6.6 (3.7 to 7.5)	6.6 (3.5 to 7.8)	6.6 (3.6 to 9.2)	6.6 (3.4 to 9.3)	6.6 (4.3 to 9.3)	6.6 (4.1 to 9.8)	6.6 (2.9 to 9.6)	6.6 (1.4 to 11.4)	6.6 (1.5 to 10.5)	6.6 (0.8 to 24.1)	6.6 (0.9 to 24.1)	6.6 (1.2 to 22)	6.6 (2.4 to 29.4)	6.6 (2.5 to 40.1)	6.6 (1.4 to 45.9)	6.6 (1.3 to 12.2)	172 (9.2 to 374)
Upper respiratory infections	0 (0 to 0)	0.1 (0 to 0.1)	1.1 (0.4 to 1.7)	4.6 (2.9 to 7)	0.2 (0 to 0.9)	4.1 (2.1 to 7.1)	2.3 (1.7 to 3.8)	3.1 (1.6 to 5.4)	3.1 (1.7 to 5.1)	3.1 (1.7 to 5.2)	2.7 (1.4 to 4.7)	2.7 (1.4 to 4.7)	3.2 (1.7 to 5.7)	3.5 (1.9 to 6.1)	2.5 (1.3 to 4.7)	2.5 (1.3 to 4.7)	1.9 (1 to 3.1)	1.1 (0.4 to 2)	0.4 (0.1 to 1)	0.1 (0 to 0.4)	0.4 (0 to 0.1)	0.1 (0 to 0.1)	56.2
Otitis media	0 (0 to 0)	0 (0 to 0)	0.2 (0.1 to 0.3)	1.2 (0.4 to 2.1)	1.2 (0.7 to 2)	0.7 (0.4 to 1.2)	0.6 (0.3 to 1)	0.7 (0.3 to 1.2)	0.7 (0.3 to 1.2)	0.7 (0.3 to 1.2)	0.7 (0.3 to 1.2)	0.7 (0.3 to 1.2)	0.7 (0.4 to 1.4)	0.9 (0.4 to 1.6)	0.7 (0.4 to 1.3)	0.7 (0.3 to 1.5)	0.5 (0.2 to 1)	0.4 (0.2 to 0.7)	0.4 (0.2 to 0.7)	0.3 (0.1 to 0.5)	0.2 (0.1 to 0.3)	0 (0 to 0.1)	12.9
Enteric infections	0.1 (0 to 0.1)	0.2 (0.2 to 0.4)	2.6 (2 to 3.4)	2.6 (2.2 to 3.5)	1.9 (1.5 to 2.7)	1.4 (1 to 2.2)	1.4 (0.9 to 2.1)	1.1 (0.7 to 1.8)	1.2 (0.7 to 1.8)	1.1 (0.7 to 1.8)	1 (0.6 to 1.6)	1 (0.6 to 1.5)	1.2 (0.8 to 1.8)	1.4 (0.9 to 2.1)	1.2 (0.8 to 1.8)	1.4 (0.9 to 2.1)	0.8 (0.5 to 1.3)	0.8 (0.3 to 1.7)	0.6 (0.3 to 1.4)	0.3 (0.1 to 0.8)	0.2 (0.1 to 0.6)	0 (0 to 0.1)	55.4
Diarrheal diseases	0.1 (0 to 0.1)	0.3 (0.2 to 0.4)	3.1 (1.9 to 4.6)	2.6 (2.2 to 3.4)	1.9 (1.5 to 2.7)	1.4 (1 to 2.2)	1.4 (0.9 to 2.1)	1.1 (0.7 to 1.8)	1.2 (0.7 to 1.8)	1.1 (0.7 to 1.8)	1 (0.6 to 1.6)	1 (0.6 to 1.5)	1.2 (0.8 to 1.8)	1.4 (0.9 to 2.1)	1.2 (0.8 to 1.8)	1.4 (0.9 to 2.1)	0.8 (0.5 to 1.3)	0.8 (0.3 to 1.7)	0.6 (0.3 to 1.4)	0.3 (0.1 to 0.8)	0.2 (0.1 to 0.6)	0 (0 to 0.1)	59.1
Typhoid and paraphyoid	0 (0 to 0)	0 (0 to 0)	0 (0 to 0)	0 (0 to 0)	0 (0 to 0)	0 (0 to 0)	0 (0 to 0)	0 (0 to 0)	0 (0 to 0)	0 (0 to 0)	0 (0 to 0)	0 (0 to 0)	0 (0 to 0)	0 (0 to 0)	0 (0 to 0)	0 (0 to 0)	0 (0 to 0)	0 (0 to 0)	0 (0 to 0)	0 (0 to 0)	0 (0 to 0)	0 (0 to 0)	0 (0 to 0)	0
Typhoid fever	0 (0 to 0)	0 (0 to 0)	0 (0 to 0)	0 (0 to 0)	0 (0 to 0)	0 (0 to 0)	0 (0 to 0)	0 (0 to 0)	0 (0 to 0)	0 (0 to 0)	0 (0 to 0)	0 (0 to 0)	0 (0 to 0)	0 (0 to 0)	0 (0 to 0)	0 (0 to 0)	0 (0 to 0)	0 (0 to 0)	0 (0 to 0)	0 (0 to 0)	0 (0 to 0)	0 (0 to 0)	0 (0 to 0)	0
Paratyphoid fever	0 (0 to 0)	0 (0 to 0)	0 (0 to 0)	0 (0 to 0)	0 (0 to 0)	0 (0 to 0)	0 (0 to 0)	0 (0 to 0)	0 (0 to 0)	0 (0 to 0)	0 (0 to 0)	0 (0 to 0)	0 (0 to 0)	0 (0 to 0)	0 (0 to 0)	0 (0 to 0)	0 (0 to 0)	0 (0 to 0)	0 (0 to 0)	0 (0 to 0)	0 (0 to 0)	0 (0 to 0)	0 (0 to 0)	0
Invasive Non-typhoidal Salmonella (iNTS)	0 (0 to 0)	0 (0 to 0)	0 (0 to 0)	0 (0 to 0.1)	0 (0 to 0)	0 (0 to 0)	0 (0 to 0)	0 (0 to 0)	0 (0 to 0)	0 (0 to 0)	0 (0 to 0)	0 (0 to 0)	0 (0 to 0)	0 (0 to 0.1)	0 (0 to 0.1)	0 (0 to 0.1)	0 (0 to 0.2)	0 (0 to 0.3)	0 (0 to 0.3)	0 (0 to 0.2)	0 (0 to 0.1)	0 (0 to 0)	0 (0 to 0)	0.2
Other intestinal infectious diseases	0 (0 to 0)	0 (0 to 0)	0 (0 to 0)	0 (0 to 0)	0 (0 to 0)	0 (0 to 0)	0 (0 to 0)	0 (0 to 0)	0 (0 to 0)	0 (0 to 0)	0 (0 to 0)	0 (0 to 0)	0 (0 to 0)	0 (0 to 0)	0 (0 to 0)	0 (0 to 0)	0 (0 to 0)	0 (0 to 0)	0 (0 to 0)	0 (0 to 0)	0 (0 to 0)	0 (0 to 0)	0 (0 to 0)	0.1
Neglected tropical diseases and malaria	0 (0 to 0)	0.1 (0 to 0.4)	0.5 (0 to 1.8)	0.7 (0.2 to 2.4)	0 (0 to 0.1)	0 (0 to 0.1)	0 (0 to 0.2)	0 (0 to 0.1)	0 (0 to 0.1)	0 (0 to 0.2)	0 (0 to 0.2)	0 (0 to 0.2)	0 (0 to 0.2)	0 (0 to 0.2)	0 (0 to 0.2)	0 (0 to 0.2)	0 (0 to 0.2)	0 (0 to 0.2)	0 (0 to 0.2)	0 (0 to 0.1)	0 (0 to 0.1)	0 (0 to 0)	0 (0 to 0)	2.3
Malaria	0 (0 to 0)	0 (0 to 0)	0 (0 to 0)	0 (0 to 0)	0 (0 to 0)	0 (0 to 0)	0 (0 to 0)	0 (0 to 0)	0 (0 to 0)	0 (0 to 0)	0 (0 to 0)	0 (0 to 0)	0 (0 to 0)	0 (0 to 0)	0 (0 to 0)	0 (0 to 0)	0 (0 to 0)	0 (0 to 0)	0 (0 to 0)	0 (0 to 0)	0 (0 to 0)	0 (0 to 0)	0 (0 to 0)	0
Chagas disease	0 (0 to 0)	0 (0 to 0)	0 (0 to 0)	0 (0 to 0)	0 (0 to 0)	0 (0 to 0)	0 (0 to 0)	0 (0 to 0)	0 (0 to 0)	0 (0 to 0)	0 (0 to 0)	0 (0 to 0)	0 (0 to 0)	0 (0 to 0)	0 (0 to 0)	0 (0 to 0)	0 (0 to 0)	0 (0 to 0)	0 (0 to 0)	0 (0 to 0)	0 (0 to 0)	0 (0 to 0)	0 (0 to 0)	0
Leishmaniasis	0 (0 to 0)	0 (0 to 0)	0 (0 to 0)	0 (0 to 0)	0 (0 to 0)	0 (0 to 0)	0 (0 to 0)	0 (0 to 0)	0 (0 to 0)	0 (0 to 0)	0 (0 to 0)	0 (0 to 0)	0 (0 to 0)	0 (0 to 0)	0 (0 to 0)	0 (0 to 0)	0 (0 to 0)	0 (0 to 0)	0 (0 to 0)	0 (0 to 0)	0 (0 to 0)	0 (0 to 0)	0 (0 to 0)	0
Visceral leishmaniasis	0 (0 to 0)	0 (0 to 0)	0 (0 to 0)	0 (0 to 0)	0 (0 to 0)	0 (0 to 0)	0 (0 to 0)	0 (0 to 0)	0 (0 to 0)	0 (0 to 0)	0 (0 to 0)	0 (0 to 0)	0 (0 to 0)	0 (0 to 0)	0 (0 to 0)	0 (0 to 0)	0 (0 to 0)	0 (0 to 0)	0 (0 to 0)	0 (0 to 0)	0 (0 to 0)	0 (0 to 0)	0 (0 to 0)	0
Cutaneous and mucocutaneous leishmaniasis	0 (0 to 0)	0 (0 to 0)	0 (0 to 0)	0 (0 to 0)	0 (0 to 0)	0 (0 to 0)	0 (0 to 0)	0 (0 to 0)	0 (0 to 0)	0 (0 to 0)	0 (0 to 0)	0 (0 to 0)	0 (0 to 0)	0 (0 to 0)	0 (0 to 0)	0 (0 to 0)	0 (0 to 0)	0 (0 to 0)	0 (0 to 0)	0 (0 to 0)	0 (0 to 0)	0 (0 to 0)	0 (0 to 0)	0
African trypanosomiasis	0 (0 to 0)	0 (0 to 0)	0 (0 to 0)	0 (0 to 0)	0 (0 to 0)	0 (0 to 0)	0 (0 to 0)	0 (0 to 0)	0 (0 to 0)	0 (0 to 0)	0 (0 to 0)	0 (0 to 0)	0 (0 to 0)	0 (0 to 0)	0 (0 to 0)	0 (0 to 0)	0 (0 to 0)	0 (0 to 0)	0 (0 to 0)	0 (0 to 0)	0 (0 to 0)	0 (0 to 0)	0 (0 to 0)	0
Schistosomiasis	0 (0 to 0)	0 (0 to 0)	0 (0 to 0)	0 (0 to 0)	0 (0 to 0)	0 (0 to 0)	0 (0 to 0)	0 (0 to 0)	0 (0 to 0)	0 (0 to 0)	0 (0 to 0)	0 (0 to 0)	0 (0 to 0)	0 (0 to 0)	0 (0 to 0)	0 (0 to 0)	0 (0 to 0)	0 (0 to 0)	0 (0 to 0)	0 (0 to 0)	0 (0 to 0)	0 (0 to 0)	0 (0 to 0)	0
Cysticercosis	0 (0 to 0)	0 (0 to 0)	0 (0 to 0)	0 (0 to 0)	0 (0 to 0)	0 (0 to 0)	0 (0 to 0)	0 (0 to 0)	0 (0 to 0)	0 (0 to 0)	0 (0 to 0)	0 (0 to 0)	0 (0 to 0)	0 (0 to 0)	0 (0 to 0)	0 (0 to 0)	0 (0 to 0)	0 (0 to 0)	0 (0 to 0)	0 (0 to 0)	0 (0 to 0)	0 (0 to 0)	0 (0 to 0)	0
Cystic echinococcosis	0 (0 to 0)	0 (0 to 0)	0 (0 to 0)	0 (0 to 0)	0 (0 to 0)	0 (0 to 0)	0 (0 to 0)	0 (0 to 0)	0 (0 to 0)	0 (0 to 0)	0 (0 to 0)	0 (0 to 0)	0 (0 to 0)	0 (0 to 0)	0 (0 to 0)	0 (0 to 0)	0 (0 to 0)	0 (0 to 0)	0 (0 to 0)	0 (0 to 0)	0 (0 to 0)	0 (0 to 0)	0 (0 to 0)	0
Lymphatic filariasis	0 (0 to 0)	0 (0 to 0)	0 (0 to 0)	0 (0 to 0)	0 (0 to 0)	0 (0 to 0)	0 (0 to 0)	0 (0 to 0)	0 (0 to 0)	0 (0 to 0)	0 (0 to 0)	0 (0 to 0)	0 (0 to 0)	0 (0 to 0)	0 (0 to 0)	0 (0 to 0)	0 (0 to 0)	0 (0 to 0)	0 (0 to 0)	0 (0 to 0)	0 (0 to 0)	0 (0 to 0)	0 (0 to 0)	0
Onchocerciasis	0 (0 to 0)	0 (0 to 0)	0 (0 to 0)	0 (0 to 0)	0 (0 to 0)	0 (0 to 0)	0 (0 to 0)	0 (0 to 0)	0 (0 to 0)	0 (0 to 0)	0 (0 to 0)	0 (0 to 0)	0 (0 to 0)	0 (0 to 0)	0 (0 to 0)	0 (0 to 0)	0 (0 to 0)	0 (0 to 0)	0 (0 to 0)	0 (0 to 0)	0 (0 to 0)	0 (0 to 0)	0 (0 to 0)	0
Trachoma	0 (0 to 0)	0 (0 to 0)	0 (0 to 0)	0 (0 to 0)	0 (0 to 0)	0 (0 to 0)	0 (0 to 0)	0 (0 to 0)	0 (0 to 0)	0 (0 to 0)	0 (0 to 0)	0 (0 to 0)	0 (0 to 0)	0 (0 to 0)	0 (0 to 0)	0 (0 to 0)	0 (0 to 0)	0 (0 to 0)	0 (0 to 0)	0 (0 to 0)	0 (0 to 0)	0 (0 to 0)	0 (0 to 0)	0
Dengue	0 (0 to 0)	0 (0 to 0)	0 (0 to 0)	0 (0 to 0)	0 (0 to 0)	0 (0 to 0)	0 (0 to 0)	0 (0 to 0)	0 (0 to 0)	0 (0 to 0)	0 (0 to 0)	0 (0 to 0)	0 (0 to 0)	0 (0 to 0)	0 (0 to 0)	0 (0 to 0



Osteoarthritis other	0 (0 to 0)	0 (0 to 0)	0 (0 to 0)	0 (0 to 0)	0 (0 to 0)	0 (0 to 0)	0 (0 to 0)	0 (0 to 0)	0 (0 to 0)	0 (0 to 0)	0 (0 to 0)	0 (0 to 0)	0 (0 to 0)	0-1 (0 to 0-4)	0-4 (0 to 1)	0-4 (0 to 1)	1-2 (0-5 to 2-7)	2-2 (1 to 4-7)	3-3 (1-5 to 7-4)	3-9 (1 to 9-3)	4-7 (2 to 9-7)	5-7 (2 to 11-3)	4-6 (2 to 9-2)	3-4 (1 to 7)	2-1 (1 to 4-3)	0-9 (0 to 1-9)	0-2 (0 to 0-4)	32-9
Low back pain	0 (0 to 0)	0 (0 to 0)	0 (0 to 0)	0 (0 to 0)	2-2 (1 to 4)	10-5 (4 to 16-7)	17-6 (10-5 to 28)	22 (13 to 35)	39-7 (17-6 to 66-9)	36-2 (20-6 to 53-7)	40 (24 to 63-4)	20-7 (9 to 37)	25-3 (9 to 47-3)	29-2 (9 to 58-3)	64-3 (27 to 115)	81-2 (32 to 122)	68-4 (24 to 122)	54-3 (20 to 100)	49 (19 to 121)	52 (21 to 122)	43-2 (16 to 109)	41-5 (17 to 91-2)	37 (14 to 91)	21 (7 to 58)	7-6 (1 to 27)	1-4 (0 to 5-1)	820
Neck pain	0 (0 to 0)	0 (0 to 0)	0 (0 to 0)	0-6 (0 to 3)	4-8 (2-5 to 9-1)	7-9 (3-7 to 14)	19-7 (9 to 37)	11-3 (5-4 to 21-2)	16-9 (8-4 to 31-4)	10-7 (4 to 20)	20-7 (10 to 39-4)	22-1 (11 to 37)	20-4 (10-4 to 33-4)	22-2 (10-7 to 41)	33-2 (16-7 to 61-3)	30-5 (15-7 to 52-5)	30-2 (14 to 51)	21-3 (10 to 38-3)	12-1 (5 to 24)	7-4 (3 to 14)	2-9 (1 to 5-4)	0-4 (0 to 1-4)	0-4 (0 to 1-3)	0-4 (0 to 1-1)	0-1 (0 to 0-3)	0-1 (0 to 0-1)	338
Gout	0 (0 to 0)	0 (0 to 0)	0 (0 to 0)	0 (0 to 0)	0 (0 to 0)	0 (0 to 0)	0 (0 to 0)	0 (0 to 0)	0 (0 to 0)	0 (0 to 0)	0 (0 to 0)	0 (0 to 0)	0 (0 to 0)	0 (0 to 0)	0 (0 to 0)	0 (0 to 0)	0 (0 to 0)	0 (0 to 0)	0 (0 to 0)	0 (0 to 0)	0 (0 to 0)	0 (0 to 0)	0 (0 to 0)	0 (0 to 0)	0 (0 to 0)	0 (0 to 0)	0 (0 to 0)	0
Other musculoskeletal disorders	0 (0 to 0)	0 (0 to 0)	0 (0 to 0)	0-1 (0 to 0-3)	2-7 (1 to 4-9)	4-5 (2-3 to 10-4)	13-2 (7 to 19-6)	16 (9-3 to 25-4)	16-5 (9 to 28-7)	16-7 (9-8 to 29-7)	16-7 (9-8 to 29-7)	20-4 (10-7 to 37-1)	28-4 (14 to 47-1)	29 (15-6 to 46-4)	25-9 (12 to 42-1)	29-3 (13 to 46)	19-4 (9 to 33)	11-5 (4 to 23)	5-7 (2 to 13-3)	2-4 (1 to 5-4)	0-6 (0 to 1-1)	269
Other non-communicable diseases	27-5 (18-5 to 44-8)	15-7 (11-5 to 21-4)	23-2 (22-1 to 46-3)	28-1 (22-9 to 34-5)	12-9 (5-4 to 17-6)	13-8 (10-6 to 17-7)	14-8 (10-1 to 19-3)	16-2 (11-5 to 21-9)	19-7 (12-3 to 32-9)	19-1 (13-8 to 28)	20-6 (14-6 to 28-5)	21-8 (15-2 to 30-9)	22-4 (22-2 to 45-6)	24-2 (16-7 to 36-4)	47-1 (32-2 to 64-6)	60-1 (44-9 to 86-1)	70 (52-7 to 96-4)	87 (62-2 to 118)	155 (75-1 to 143)	89-2 (42-9 to 113)	66 (46-7 to 86-2)	85-8 (62-9 to 113)	46-4 (32-9 to 62-4)	22-9 (16-2 to 30-6)	5-8 (3-9 to 7-8)	872
Congenital birth defects	29-4 (17-9 to 53-6)	13-2 (8-1 to 18)	16-6 (10-4 to 27-4)	19-4 (15-1 to 25)	6-8 (3-5 to 9-6)	9-8 (5 to 9-9)	6-8 (3-4 to 9-2)	6-2 (3-4 to 9-2)	5-4 (2-9 to 8-7)	4-9 (2-6 to 8-3)	3-3 (2-3 to 5-5)	4-4 (2-1 to 6-8)	5-8 (2-8 to 8-1)	6-8 (4-3 to 9-4)	7-2 (4-2 to 10-3)	6-2 (2-4 to 9-9)	4-8 (2-7 to 6-8)	1-5 (0-5 to 2-9)	0-5 (0 to 0-9)	0-3 (0-2 to 0-6)	0-1 (0 to 0-2)	154
Neural tube defects	2-3 (1 to 4-2)	0-7 (0-3 to 1-3)	0-9 (0 to 2-1)	2-1 (1-7 to 5-1)	0-3 (0 to 0-6)	0-4 (0 to 0-6)	0-4 (0 to 0-7)	0-4 (0 to 0-6)	0-3 (0 to 0-5)	0-3 (0 to 0-5)	0-3 (0 to 0-5)	0-2 (0 to 0-4)	0-2 (0 to 0-5)	0-2 (0 to 0-5)	0-1 (0 to 0-2)	0-1 (0 to 0-2)	0-1 (0 to 0-1)	0-1 (0 to 0-1)	0-1 (0 to 0-1)	0-1 (0 to 0-2)	0-1 (0 to 0-1)	0-1 (0 to 0-2)	0-1 (0 to 0-1)	0-1 (0 to 0-1)	0-1 (0 to 0-1)	0-1 (0 to 0-1)	10-2
Congenital heart anomalies	7-2 (4-1 to 12-6)	6-2 (4-2 to 9-4)	5-7 (3 to 10-9)	5 (2-2 to 7-4)	1-1 (0-7 to 2-1)	1-3 (0-9 to 2-1)	1-8 (1 to 2-7)	1-8 (1 to 2-6)	1-5 (1 to 2-1)	1-2 (0-7 to 1-8)	1-2 (0-7 to 1-7)	1-3 (0-7 to 1-8)	1-4 (0-8 to 2-4)	1-1 (0-5 to 1-9)	1-1 (0-6 to 1-9)	0-8 (0-3 to 1-5)	0-9 (0-3 to 1-5)	0-9 (0 to 2)	0-1 (0 to 0-3)	0-1 (0 to 0-1)	0-1 (0 to 0-1)	0-1 (0 to 0-2)	0-1 (0 to 0-1)	0-1 (0 to 0-1)	0-1 (0 to 0-1)	0-1 (0 to 0-1)	40-8
Orofacial clefts	1-2 (0-4 to 2-4)	0-4 (0-2 to 0-6)	0-7 (0-3 to 1-6)	1-2 (0-7 to 1-8)	0-6 (0-3 to 0-9)	0-5 (0-3 to 0-9)	0-6 (0-3 to 0-9)	0-7 (0-4 to 1)	0-6 (0-3 to 1-1)	0-6 (0-3 to 1)	0-7 (0-3 to 1)	0-7 (0-3 to 1)	1-4 (0-7 to 2-1)	0-9 (0-5 to 1-5)	1-1 (0-6 to 2-1)	0-8 (0-3 to 1-5)	0-9 (0-3 to 1-5)	0-4 (0 to 1)	0-2 (0 to 0-5)	0-1 (0 to 0-3)	0-1 (0 to 0-2)	0-1 (0 to 0-2)	0-1 (0 to 0-2)	0-1 (0 to 0-2)	0-1 (0 to 0-2)	0-1 (0 to 0-2)	1-7
Down syndrome	0 (0 to 0)	0 (0 to 0)	0 (0 to 0)	0 (0 to 0)	0-6 (0 to 0-9)	0-5 (0 to 0-9)	0-6 (0 to 0-9)	0-7 (0 to 1)	0-6 (0 to 1-1)	0-7 (0 to 1)	0-7 (0 to 1)	0-7 (0 to 1)	1-4 (0 to 2-1)	1-3 (0 to 2-1)	2-7 (1 to 4-3)	3-5 (1 to 5-2)	3-1 (1 to 5-2)	2 (0 to 3-2)	0-9 (0 to 2-5)	0-3 (0 to 1)	0-3 (0 to 0-9)	0-2 (0 to 0-6)	0-2 (0 to 0-6)	0-2 (0 to 0-6)	0-2 (0 to 0-6)	0-2 (0 to 0-6)	21-2
Turner syndrome	0 (0 to 0)	0 (0 to 0)	0 (0 to 0)	0 (0 to 0)	0 (0 to 0)	0 (0 to 0)	0 (0 to 0)	0 (0 to 0)	0 (0 to 0)	0 (0 to 0)	0 (0 to 0)	0 (0 to 0)	0 (0 to 0)	0 (0 to 0)	0 (0 to 0)	0 (0 to 0)	0 (0 to 0)	0 (0 to 0)	0 (0 to 0)	0 (0 to 0)	0 (0 to 0)	0 (0 to 0)	0 (0 to 0)	0 (0 to 0)	0 (0 to 0)	0 (0 to 0)	0
Klinefelter syndrome	0 (0 to 0)	0 (0 to 0)	0 (0 to 0)	0 (0 to 0)	0 (0 to 0)	0 (0 to 0)	0 (0 to 0)	0 (0 to 0)	0 (0 to 0)	0 (0 to 0)	0 (0 to 0)	0 (0 to 0)	0 (0 to 0)	0 (0 to 0)	0 (0 to 0)	0 (0 to 0)	0 (0 to 0)	0 (0 to 0)	0 (0 to 0)	0 (0 to 0)	0 (0 to 0)	0 (0 to 0)	0 (0 to 0)	0 (0 to 0)	0 (0 to 0)	0 (0 to 0)	0-1
Other chromosomal abnormalities	2-8 (1-4 to 4-4)	1-2 (0-7 to 2-4)	2-3 (1 to 3-9)	2 (1 to 3-1)	1 (0-4 to 1-5)	0-9 (0-4 to 1-3)	0-9 (0-4 to 1-4)	0-9 (0-5 to 1-3)	0-7 (0-3 to 1)	0-7 (0-4 to 1)	0-8 (0-4 to 0-9)	0-5 (0 to 0-8)	0-7 (0-4 to 1-1)	0-6 (0 to 0-9)	0-6 (0 to 0-9)	0-4 (0 to 0-7)	0-3 (0 to 0-5)	0-2 (0 to 0-4)	0-1 (0 to 0-3)	0-1 (0 to 0-2)	0-1 (0 to 0-2)	0-1 (0 to 0-2)	0-1 (0 to 0-2)	0-1 (0 to 0-2)	0-1 (0 to 0-2)	0-1 (0 to 0-2)	16-8
Congenital musculoskeletal and limb anomalies	0-9 (0-4 to 2-2)	0-3 (0 to 0-8)	2-5 (1 to 4-11)	3-4 (2 to 5-2)	2-2 (1-2 to 3-3)	2-2 (1-2 to 3-3)	1-9 (1 to 2-9)	1-3 (0-7 to 2)	1-2 (0-7 to 1-9)	1-2 (0-7 to 1-9)	1-1 (0-6 to 1-7)	1-1 (0-6 to 1-7)	1-4 (0-8 to 2-2)	1-2 (0-6 to 2-1)	2-5 (1 to 3-6)	1-6 (0-8 to 2-4)	1-3 (0-7 to 2)	0-9 (0-5 to 1-5)	0-5 (0-2 to 0-8)	0-3 (0 to 0-4)	0-1 (0 to 0-2)	0-1 (0 to 0-2)	0-1 (0 to 0-2)	0-1 (0 to 0-2)	0-1 (0 to 0-2)	0-1 (0 to 0-2)	27-9
Urogenital congenital anomalies	1-4 (0-7 to 2-5)	0-3 (0 to 0-6)	0-4 (0-2 to 0-7)	0-3 (0 to 0-6)	0-2 (0 to 0-3)	0-2 (0 to 0-3)	0-1 (0 to 0-2)	0-1 (0 to 0-2)	0-1 (0 to 0-1)	0-1 (0 to 0-1)	0-1 (0 to 0-1)	0-1 (0 to 0-1)	0-1 (0 to 0-1)	0-1 (0 to 0-1)	0-1 (0 to 0-1)	0 (0 to 0-1)	0 (0 to 0-1)	0 (0 to 0-1)	0 (0 to 0-1)	0 (0 to 0-1)	0 (0 to 0-1)	0 (0 to 0-1)	0 (0 to 0-1)	0 (0 to 0-1)	0 (0 to 0-1)	0 (0 to 0-1)	3-4
Digestive congenital anomalies	2 (3 to 4-2)	1-1 (0-4 to 2-3)	2-3 (0-7 to 3-8)	1-6 (0-9 to 2-7)	0-7 (0-2 to 0-7)	0-7 (0-1 to 0-4)	0-6 (0-2 to 0-8)	0-5 (0-1 to 0-8)	0-5 (0-1 to 0-7)	0-5 (0-1 to 0-7)	0-5 (0-1 to 0-7)	0-5 (0-1 to 0-7)	0-5 (0-2 to 0-8)	0-5 (0-2 to 0-8)	0-5 (0-1 to 0-7)	0-5 (0-1 to 0-7)	0-5 (0-1 to 0-7)	0-5 (0-1 to 0-7)	0-5 (0-1 to 0-7)	0-5 (0-1 to 0-7)	0-5 (0-1 to 0-7)	0-5 (0-1 to 0-7)	0-5 (0-1 to 0-7)	0-5 (0-1 to 0-7)	0-5 (0-1 to 0-7)	9-2
Other congenital birth defects	1-3 (0-7 to 4-1)	1-1 (0-4 to 2-7)	2-7 (1-3 to 5-3)	2-7 (1-7 to 4)	2-2 (0-8 to 3-1)	2-2 (0-8 to 3-1)	2-2 (0-8 to 3-1

SR Table 2a: Bristol. City of DALYS by cause and sex aroun for males with 95% uncertainty intervals, 2019

Cause	Early Neonatal	Late Neonatal	Post Neonatal	1 to 4	5 to 9	10 to 14	15 to 19	20 to 24	25 to 29	30 to 34	35 to 39	40 to 44	45 to 49	50 to 54	55 to 59	60 to 64	65 to 69	70 to 74	75 to 79	80 to 84	85 plus	Total
All causes	4,600 (3,900 to 5,300)	2,100 (1,700 to 2,600)	2,600 (2,000 to 3,200)	1,100 (900 to 1,400)	1,000 (800 to 1,200)	1,000 (800 to 1,200)	1,200 (1,000 to 1,500)	1,700 (1,400 to 2,000)	2,100 (1,800 to 2,500)	2,300 (1,900 to 2,700)	2,600 (2,200 to 3,000)	3,000 (2,500 to 3,500)	3,400 (2,900 to 4,000)	3,900 (3,300 to 4,500)	4,600 (3,900 to 5,300)	5,400 (4,600 to 6,200)	6,200 (5,300 to 7,100)	6,900 (5,900 to 8,000)	7,700 (6,600 to 8,900)	8,000 (6,800 to 9,200)	61,800
Communicable, maternal, neonatal, and nutritional diseases	4,600 (3,900 to 5,300)	2,100 (1,700 to 2,600)	2,600 (2,000 to 3,200)	1,100 (900 to 1,400)	1,000 (800 to 1,200)	1,000 (800 to 1,200)	1,200 (1,000 to 1,500)	1,700 (1,400 to 2,000)	2,100 (1,800 to 2,500)	2,300 (1,900 to 2,700)	2,600 (2,200 to 3,000)	3,000 (2,500 to 3,500)	3,400 (2,900 to 4,000)	3,900 (3,300 to 4,500)	4,600 (3,900 to 5,300)	5,400 (4,600 to 6,200)	6,200 (5,300 to 7,100)	6,900 (5,900 to 8,000)	7,700 (6,600 to 8,900)	8,000 (6,800 to 9,200)	61,800
HIV/AIDS and sexually transmitted infections	11 (3 to 26)	4.1 (1.2 to 9.2)	6.3 (2.3 to 12.9)	0.7 (0.5 to 0.9)	0.3 (0.2 to 0.4)	0.3 (0.2 to 0.4)	0.5 (0.4 to 0.6)	1.7 (1.3 to 2.4)	5.2 (4 to 7)	11.1 (8.5 to 14.4)	19.4 (15 to 24.6)	32 (24.7 to 40.7)	43.2 (33.2 to 55.2)	59.4 (45.5 to 75.9)	77.5 (59.3 to 98.9)	97.3 (74.5 to 124.2)	118.6 (90.8 to 151.4)	140.2 (107.4 to 178.9)	158.2 (121.2 to 201.9)	159.2 (122 to 203.2)	1,000
HIV/AIDS	0 (0 to 0)	0 (0 to 0)	0 (0 to 0)	0 (0 to 0)	0 (0 to 0)	0 (0 to 0)	0 (0 to 0)	1.5 (1.1 to 2)	4.6 (3.6 to 6.2)	9.8 (7.5 to 12.5)	17.1 (13.2 to 22)	28.1 (21.7 to 36)	38 (29.2 to 48.5)	52.1 (40 to 66.5)	67.8 (52.1 to 86.5)	85.3 (65.6 to 108.8)	103.9 (79.9 to 132.6)	122.8 (94.4 to 156.7)	138.6 (106.6 to 176.9)	139.5 (107.2 to 178.1)	876
HIV/AIDS - Drug-susceptible Tuberculosis	0 (0 to 0.2)	0 (0 to 0.1)	0 (0 to 0.1)	0 (0 to 0)	0 (0 to 0)	0 (0 to 0)	0 (0 to 0)	0 (0 to 0.1)	0.1 (0 to 0.2)	0.2 (0.1 to 0.4)	0.4 (0.2 to 0.6)	0.8 (0.5 to 1.2)	1.1 (0.7 to 1.7)	1.7 (1 to 2.5)	2.4 (1.5 to 3.5)	3.2 (2 to 4.6)	4.1 (2.6 to 5.9)	5.1 (3.3 to 7.3)	6.1 (3.9 to 8.7)	6.2 (4 to 8.9)	43
HIV/AIDS - Multidrug-resistant Tuberculosis without extensive drug-resistance	0 (0 to 0)	0 (0 to 0)	0 (0 to 0)	0 (0 to 0)	0 (0 to 0)	0 (0 to 0)	0 (0 to 0)	0 (0 to 0)	0 (0 to 0.1)	0 (0 to 0.1)	0 (0 to 0.1)	0 (0 to 0.2)	0 (0 to 0.2)	0 (0 to 0.3)	0 (0 to 0.4)	0 (0 to 0.5)	0 (0 to 0.6)	0 (0 to 0.8)	0 (0 to 0.9)	0 (0 to 0.9)	0 (0 to 0.9)	5
HIV/AIDS - Extensively drug-resistant Tuberculosis	0 (0 to 0)	0 (0 to 0)	0 (0 to 0)	0 (0 to 0)	0 (0 to 0)	0 (0 to 0)	0 (0 to 0)	0 (0 to 0)	0 (0 to 0)	0 (0 to 0)	0 (0 to 0)	0 (0 to 0)	0 (0 to 0)	0 (0 to 0)	0 (0 to 0)	0 (0 to 0)	0 (0 to 0)	0 (0 to 0)	0 (0 to 0)	0 (0 to 0)	0 (0 to 0)	0
HIV/AIDS resulting in other diseases	0.7 (0.4 to 0.9)	0.5 (0.4 to 0.6)	0.2 (0.2 to 0.3)	0.2 (0.2 to 0.2)	0.3 (0.2 to 0.5)	0.3 (0.2 to 0.5)	1.4 (1 to 1.9)	4.5 (3.2 to 6.1)	9.6 (7 to 12.7)	11.7 (8.6 to 16.1)	12.4 (9.1 to 17.5)	11.8 (8.7 to 16.7)	11.8 (8.7 to 15.7)	9.6 (7 to 12.9)	8.3 (6.1 to 11.2)	5 (3.3 to 7.7)	4.1 (2.6 to 6.5)	2.2 (1.4 to 3.4)	0.8 (0.5 to 1.2)	0.1 (0 to 0.1)	82.2
Sexually transmitted infections excluding HIV	11 (3 to 26)	4.1 (1.2 to 9.2)	6.3 (2.3 to 12.9)	0.7 (0.5 to 0.9)	0.3 (0.2 to 0.4)	0.3 (0.2 to 0.4)	0.5 (0.4 to 0.6)	0.2 (0.1 to 0.3)	0.5 (0.2 to 1)	1.4 (0.7 to 2.5)	2 (1 to 3.5)	3.2 (1.6 to 5.7)	4.3 (2.1 to 7.7)	5.7 (2.8 to 10.2)	7.5 (3.7 to 13.4)	9.4 (4.6 to 16.8)	11.5 (5.6 to 20.5)	13.6 (6.7 to 24.2)	15.3 (7.5 to 27.2)	15.4 (7.6 to 27.4)	97
Syphilis	11 (3 to 26)	4.1 (1.2 to 9.2)	6.3 (2.3 to 12.9)	0.7 (0.5 to 0.9)	0.3 (0.2 to 0.4)	0.3 (0.2 to 0.4)	0.5 (0.4 to 0.6)	0.2 (0 to 0.3)	0.5 (0.2 to 1)	1.4 (0.7 to 2.5)	2 (1 to 3.5)	3.2 (1.6 to 5.7)	4.3 (2.1 to 7.7)	5.7 (2.8 to 10.2)	7.5 (3.7 to 13.4)	9.4 (4.6 to 16.8)	11.5 (5.6 to 20.5)	13.6 (6.7 to 24.2)	15.3 (7.5 to 27.2)	15.4 (7.6 to 27.4)	97
Chlamydial infection	0 (0 to 0)	0 (0 to 0)	0 (0 to 0)	0 (0 to 0)	0 (0 to 0)	0 (0 to 0)	0 (0 to 0)	0 (0 to 0.1)	0 (0 to 0.1)	0 (0 to 0.1)	0 (0 to 0.1)	0 (0 to 0.1)	0 (0 to 0.1)	0 (0 to 0.1)	0 (0 to 0.1)	0 (0 to 0.1)	0 (0 to 0.1)	0 (0 to 0.1)	0 (0 to 0.1)	0 (0 to 0.1)	0 (0 to 0.1)	0
Gonococcal infection	0 (0 to 0)	0 (0 to 0)	0 (0 to 0)	0 (0 to 0)	0 (0 to 0)	0 (0 to 0)	0 (0 to 0)	0 (0 to 0.1)	0 (0 to 0.1)	0 (0 to 0.1)	0 (0 to 0.1)	0 (0 to 0.1)	0 (0 to 0.1)	0 (0 to 0.1)	0 (0 to 0.1)	0 (0 to 0.1)	0 (0 to 0.1)	0 (0 to 0.1)	0 (0 to 0.1)	0 (0 to 0.1)	0 (0 to 0.1)	0
Trichomoniasis	0 (0 to 0)	0 (0 to 0)	0 (0 to 0)	0 (0 to 0)	0 (0 to 0)	0 (0 to 0)	0 (0 to 0)	0 (0 to 0.1)	0 (0 to 0.1)	0 (0 to 0.1)	0 (0 to 0.1)	0 (0 to 0.1)	0 (0 to 0.1)	0 (0 to 0.1)	0 (0 to 0.1)	0 (0 to 0.1)	0 (0 to 0.1)	0 (0 to 0.1)	0 (0 to 0.1)	0 (0 to 0.1)	0 (0 to 0.1)	0.5
Genital herpes	0 (0 to 0)	0 (0 to 0)	0 (0 to 0)	0 (0 to 0)	0 (0 to 0)	0 (0 to 0)	0 (0 to 0)	0 (0 to 0.1)	0 (0 to 0.2)	0.3 (0.1 to 0.7)	0.4 (0.1 to 1)	0.4 (0.1 to 1)	0.4 (0.1 to 1)	0.4 (0.1 to 0.9)	0.3 (0.1 to 0.7)	0.2 (0.1 to 0.5)	0.2 (0.1 to 0.4)	0.1 (0 to 0.3)	0.1 (0 to 0.2)	0 (0 to 0.1)	3.6
Other sexually transmitted infections	0 (0 to 0)	0 (0 to 0)	0 (0 to 0)	0 (0 to 0)	0 (0 to 0)	0 (0 to 0)	0 (0 to 0)	0 (0 to 0.1)	0 (0 to 0.1)	0 (0 to 0.1)	0 (0 to 0)	0 (0 to 0)	0 (0 to 0)	0 (0 to 0)	0 (0 to 0)	0 (0 to 0)	0 (0 to 0)	0 (0 to 0)	0 (0 to 0)	0 (0 to 0)	0 (0 to 0)	0.3
Respiratory infections and tuberculosis	2,300 (2,000 to 2,600)	1,400 (1,200 to 1,600)	1,900 (1,600 to 2,200)	1,000 (800 to 1,200)	900 (700 to 1,100)	900 (700 to 1,100)	1,000 (800 to 1,200)	1,100 (900 to 1,300)	1,200 (1,000 to 1,400)	1,300 (1,100 to 1,500)	1,400 (1,200 to 1,700)	1,600 (1,300 to 1,900)	1,800 (1,500 to 2,100)	2,000 (1,700 to 2,400)	2,300 (1,900 to 2,700)	2,600 (2,200 to 3,100)	3,000 (2,500 to 3,500)	3,300 (2,800 to 3,900)	3,600 (3,000 to 4,200)	3,600 (3,000 to 4,200)	30,000
Tuberculosis	0 (0 to 0)	0 (0 to 0)	0 (0 to 0.1)	0 (0 to 0.1)	0 (0 to 0.1)	0 (0 to 0.1)	0 (0 to 0.2)	0.5 (0.3 to 0.8)	1.6 (1 to 2.3)	3.2 (2 to 4.6)	5.1 (3.4 to 7.3)	7.6 (5.1 to 10.7)	10.3 (7 to 14.3)	13.6 (9.3 to 18.6)	17.5 (12 to 23.7)	21.8 (15 to 29.3)	26.5 (18 to 35.4)	31.4 (21.7 to 41.7)	36.1 (25.1 to 47.6)	36.2 (25.2 to 47.7)	296
Latent tuberculosis infection	0 (0 to 0)	0 (0 to 0)	0 (0 to 0)	0 (0 to 0)	0 (0 to 0)	0 (0 to 0)	0 (0 to 0)	0 (0 to 0)	0 (0 to 0)	0 (0 to 0)	0 (0 to 0)	0 (0 to 0)	0 (0 to 0)	0 (0 to 0)	0 (0 to 0)	0 (0 to 0)	0 (0 to 0)	0 (0 to 0)	0 (0 to 0)	0 (0 to 0)	0 (0 to 0)	0
Drug-susceptible tuberculosis	0 (0 to 0)	0 (0 to 0)	0 (0 to 0.1)	0 (0 to 0.2)	0 (0 to 0.1)	0 (0 to 0.1)	0 (0 to 0.2)	0.5 (0.3 to 0.8)	1.6 (1 to 2.3)	3.2 (2 to 4.6)	5.1 (3.4 to 7.3)	7.6 (5.1 to 10.7)	10.3 (7 to 14.3)	13.6 (9.3 to 18.6)	17.5 (12 to 23.7)	21.8 (15 to 29.3)	26.5 (18 to 35.4)	31.4 (21.7 to 41.7)	36.1 (25.1 to 47.6)	36.2 (25.2 to 47.7)	296
Multidrug-resistant tuberculosis without extensive drug-resistance	0 (0 to 0)	0 (0 to 0)	0 (0 to 0)	0 (0 to 0)	0 (0 to 0)	0 (0 to 0)	0 (0 to 0)	0 (0 to 0.1)	0 (0 to 0.1)	0 (0 to 0.2)	0 (0 to 0.3)	0 (0 to 0.4)	0 (0 to 0.5)	0 (0 to 0.6)	0 (0 to 0.8)	0 (0 to 0.9)	0 (0 to 1)	0 (0 to 1.2)	0 (0 to 1.3)	0 (0 to 1.3)	0 (0 to 1.3)	4.1
Extensively drug-resistant tuberculosis	0 (0 to 0)	0 (0 to 0)	0 (0 to 0)	0 (0 to 0)	0 (0 to 0)	0 (0 to 0)	0 (0 to 0)	0 (0 to 0.1)	0 (0 to 0.1)	0 (0 to 0.1)	0 (0 to 0.1)	0 (0 to 0.2)	0 (0 to 0.2)	0 (0 to 0.3)	0 (0 to 0.4)	0 (0 to 0.5)	0 (0 to 0.6)	0 (0 to 0.7)	0 (0 to 0.8)	0 (0 to 0.8)	0 (0 to 0.8)	3.6
Lower respiratory infections	2,300 (2,000 to 2,600)	1,400 (1,200 to 1,600)	1,900 (1,600 to 2,200)	1,000 (800 to 1,200)	900 (700 to 1,100)	900 (700 to 1,100)	1,000 (800 to 1,200)	1,100 (900 to 1,300)	1,200 (1,000 to 1,400)	1,300 (1,100 to 1,500)	1,400 (1,200 to 1,700)	1,600 (1,300 to 1,900)	1,800 (1,500 to 2,100)	2,000 (1,700 to 2,400)	2,300 (1,900 to 2,700)	2,600 (2,200 to 3,100)	3,000 (2,500 to 3,500)	3,300 (2,800 to 3,900)	3,600 (3,000 to 4,200)	3,600 (3,000 to 4,200)	30,000
Upper respiratory infections	0.3 (0.2 to 0.4)	0.3 (0.2 to 0.4)	0.4 (0.3 to 0.6)	0.2 (0.2 to 0.3)	0.2 (0.2 to 0.3)	0.2 (0.2 to 0.3)	0.2 (0.2 to 0.3)	0.2 (0.2 to 0.3)	0.2 (0.2 to 0.3)	0.2 (0.2 to 0.3)	0.2 (0.2 to 0.3)	0.2 (0.2 to 0.3)	0.2 (0.2 to 0.3)	0.2 (0.2 to 0.3)	0.2 (0.2 to 0.3)	0.2 (0.2 to 0.3)	0.2 (0.2 to 0.3)	0.2 (0.2 to 0.3)	0.2 (0.2 to 0.3)	0.2 (0.2 to 0.3)	2.9
Otitis media	0 (0 to 0)	0 (0 to 0)	0 (0 to 0.1)	0.2 (0.1 to 0.4)	0.2 (0.1 to 0.4)	0.2 (0.1 to 0.4)	0.2 (0.1 to 0.4)	0.2 (0.1 to 0.4)	0.2 (0.1 to 0.4)	0.2 (0.1 to 0.4)	0.2 (0.1 to 0.4)	0.2 (0.1 to 0.4)	0.2 (0.1 to 0.4)	0.2 (0.1 to 0.4)	0.2 (0.1 to 0.4)	0.2 (0.1 to 0.4)	0.2 (0.1 to 0.4)	0.2 (0.1 to 0.4)	0.2 (0.1 to 0.4)	0.2 (0.1 to 0.4)	2.9
Enteric infections	0.3 (0.2 to 0.5)	0.1 (0 to 0.2)	0.1 (0 to 0.2)	0.2 (0.1 to 0.3)	0.2 (0.1 to 0.3)	0.2 (0.1 to 0.3)	0.2 (0.1 to 0.3)	0.2 (0.1 to 0.3)	0.2 (0.1 to 0.3)	0.2 (0.1 to 0.3)	0.2 (0.1 to 0.3)	0.2 (0.1 to 0.3)	0.2 (0.1 to 0.3)	0.2 (0.1 to 0.3)	0.2 (0.1 to 0.3)	0.2 (0.1 to 0.3)	0.2 (0.1 to 0.3)	0.2 (0.1 to 0.3)	0.2 (0.1 to 0.3)	0.2 (0.1 to 0.3)	2.9
Diarrheal diseases	0.3 (0.2 to 0.5)	0.1 (0 to 0.2)	0.1 (0 to 0.2)	0.2 (0.1 to 0.3)	0.2 (0.1 to 0.3)	0.2 (0.1 to 0.3)	0.2 (0.1 to 0.3)	0.2 (0.1 to 0.3)	0.2 (0.1 to 0.3)	0.2 (0.1 to 0.3)	0.2 (0.1 to 0.3)	0.2 (0.1 to 0.3)	0.2 (0.1 to 0.3)	0.2 (0.1 to 0.3)	0.2 (0.1 to 0.3)	0.2 (0.1 to 0.3)	0.2 (0.1 to 0.3)	0.2 (0.1 to 0.3)	0.2 (0.1 to 0.3)	0.2 (0.1 to 0.3)	2.9
Typhoid and paratyphoid	0 (0 to 0)	0 (0 to 0)	0 (0 to 0)	0 (0 to 0)	0 (0 to 0)	0 (0 to 0)	0 (0 to 0)	0 (0 to 0)	0 (0 to 0)	0 (0 to 0)	0 (0 to 0)	0 (0 to 0)	0 (0 to 0)	0 (0 to 0)	0 (0 to 0)	0 (0 to 0)	0 (0 to 0)	0 (0 to 0)	0 (0 to 0)	0 (0 to 0)	0 (0 to 0)	0
Typhoid fever	0 (0 to 0)	0 (0 to 0)	0 (0 to 0)	0 (0 to 0)	0 (0 to 0)	0 (0 to 0)	0 (0 to 0)	0 (0 to 0)	0 (0 to 0)	0 (0 to 0)	0 (0 to 0)	0 (0 to 0)	0 (0 to 0)	0 (0 to 0)	0 (0 to 0)	0 (0 to 0)	0 (0 to 0)	0 (0 to 0)	0 (0 to 0)	0 (0 to 0)	0 (0 to 0)	0
Paratyphoid fever	0 (0 to 0)	0 (0 to 0)	0 (0 to 0)	0 (0 to 0)	0 (0 to 0)	0 (0 to 0)	0 (0 to 0)	0 (0 to 0)	0 (0 to 0)	0 (0 to 0)	0 (0 to 0)	0 (0 to 0)	0 (0 to 0)	0 (0 to 0)	0 (0 to 0)	0 (0 to 0)	0 (0 to 0)	0 (0 to 0)	0 (0 to 0)	0 (0 to 0)	0 (0 to 0)	0
Invasive Non-typhoidal Salmonella (iNTS)	0 (0 to 0)	0 (0 to 0)	0 (0 to 0)	0 (0 to 0)	0 (0 to 0)	0 (0 to 0)	0 (0 to 0)	0 (0 to 0)	0 (0 to 0)	0 (0 to 0)	0 (0 to 0)	0 (0 to 0)	0 (0 to 0)	0 (0 to 0)	0 (0 to 0)	0 (0 to 0)	0 (0 to 0)	0 (0 to 0)	0 (0 to 0)	0 (0 to 0)	0 (0 to 0)	0
Other intestinal infectious diseases	0.1 (0 to 0.2)	0.1 (0 to 0.2)	0.1 (0 to 0.2)	0.2 (0 to 0.3)	0.2 (0 to 0.3)	0.2 (0 to 0.3)	0.2 (0 to 0.3)	0.2 (0 to 0.3)	0.2 (0 to 0.3)	0.2 (0 to 0.3)	0.2 (0 to 0.3)	0.2 (0 to 0.3)	0.2 (0 to 0.3)	0.2 (0 to 0.3)	0.2 (0 to 0.3)	0.2 (0 to 0.3)	0.2 (0 to 0.3)	0.2 (0 to 0.3)	0.2 (0 to 0.3)	0.2 (0 to 0.3)	2.9
Neglected tropical diseases and malaria	0.2 (0 to 0.6)	0.6 (0.1 to 0.8)	1.9 (0.2 to 3.6)	2.1 (0.2 to 4.1)	0.6 (0 to 0.5)	0.4 (0 to 0.3)	0.2 (0 to 0.2)	0.2 (0 to 0.2)	0.2 (0 to 0.2)	0.3 (0 to 0.4)	0.3 (0 to 0.5)	0.2 (0 to 0.4)	0.2 (0 to 0.4)	0.1 (0 to 0.3)	0.2 (0 to 0.4)	0.3 (0 to 0.5)	0.3 (0 to 0.5)	0.3 (0 to 0.5)	0.3 (0 to 0.5)	0.3 (0 to 0.5)	8.7
Malaria	0 (0 to 0)	0 (0 to 0)	0 (0 to 0)	0 (0 to 0)	0 (0 to 0)	0 (0 to 0)	0 (0 to 0)	0 (0 to 0)	0 (0 to 0)	0 (0 to 0)	0 (0 to 0)	0 (0 to 0)	0 (0 to 0)	0 (0 to 0)	0 (0 to 0)	0 (0 to 0)	0 (0 to 0)	0 (0 to 0)	0 (0 to 0)	0 (0 to 0)	0 (0 to 0)	0
Chagas disease	0 (0 to 0)	0 (0 to 0)	0 (0 to 0)	0 (0 to 0)	0 (0 to 0)	0 (0 to 0)	0 (0 to 0)	0 (0 to 0)	0 (0 to 0)	0 (0 to 0)	0 (0 to 0)	0 (0 to 0)	0 (0 to 0)	0 (0 to 0)	0 (0 to 0)	0 (0 to 0)	0 (0 to 0)	0 (0 to 0)	0 (0 to 0)	0 (0 to 0)	0 (0 to 0)	0
Leishmaniasis	0 (0 to 0)	0 (0 to 0)	0 (0 to 0)	0 (0 to 0)	0 (0 to 0)	0 (0 to 0)	0 (0 to 0)	0 (0 to 0)	0 (0 to 0)	0 (0 to 0)	0 (0 to 0)	0 (0 to 0)	0 (0 to 0)	0 (0 to 0)	0 (0 to 0)	0 (0 to 0)	0 (0 to 0)	0 (0 to 0)	0 (0 to 0)	0 (0 to 0)	0 (0 to 0)	0
Visceral leishmaniasis	0 (0 to 0)	0 (0 to 0)	0 (0 to 0)	0 (0 to 0)	0 (0 to 0)	0 (0 to 0)	0 (0 to 0)	0 (0 to 0)	0 (0 to 0)	0 (0 to 0)	0 (0 to 0)	0 (0 to 0)	0 (0 to 0)	0 (0 to 0)	0 (0 to 0)	0 (0 to 0)	0 (0 to 0)	0 (0 to 0)	0 (0 to 0)	0 (0 to 0)	0 (0 to 0)	0
Cutaneous and mucocutaneous leishmaniasis	0 (0 to 0)	0 (0 to 0)	0 (0 to 0)	0 (0 to 0)	0 (0 to 0)	0 (0 to 0)	0 (0 to 0)	0 (0 to 0)	0 (0 to 0)	0 (0 to 0)	0 (0 to 0)	0 (0 to 0)	0 (0 to 0)	0 (0 to 0)	0 (0 to 0)	0 (0 to 0)	0 (0 to 0)	0 (0 to 0)	0 (0 to 0)	0 (0 to 0)	0 (0 to 0)	0
African trypanosomiasis	0 (0 to 0)	0 (0 to 0)	0 (0 to 0)	0 (0 to 0)	0 (0 to 0)	0 (0 to 0)	0 (0 to 0)	0 (0 to 0)	0 (0 to 0)	0 (0 to 0)	0 (0 to 0)	0 (0 to 0)	0 (0 to 0)	0 (0 to 0)	0 (0 to 0)	0 (0 to 0)	0 (0 to 0)	0 (0 to 0)	0 (0 to 0)	0 (0 to 0)	0 (0 to 0)	0
Schistosomiasis	0 (0 to 0)	0 (0 to 0)	0 (0 to 0)	0 (0 to 0)	0 (0 to 0)	0 (0 to 0)	0 (0 to 0)	0 (0 to 0)	0 (0 to 0)	0 (0 to 0)	0 (0 to 0)	0 (0 to 0)	0 (0 to 0)	0 (0 to 0)	0 (0 to 0)	0 (0 to 0)	0 (0 to 0)	0 (0 to 0)	0 (0 to 0)	0 (0 to 0)	0 (0 to 0)	0
Cysticercosis	0 (0 to 0)	0 (0 to 0)	0 (0 to 0)	0 (0 to 0)	0 (0 to 0)	0 (0 to 0)	0 (0 to 0)	0 (0 to 0)	0 (0 to 0)	0 (0 to 0)	0 (0 to 0)	0 (0 to 0)	0 (0 to 0)	0 (0 to 0)	0 (0 to 0)	0 (0 to 0)	0 (0 to 0)	0 (0 to 0)	0 (0 to 0)	0 (0 to 0)	0 (0 to 0)	0
Cystic echinococcosis	0 (0 to 0)	0 (0 to 0)	0 (0 to 0)	0 (0 to 0)	0 (0 to 0)	0 (0 to 0)	0 (0 to 0)	0 (0 to 0)	0 (0 to 0)	0 (0 to 0)	0 (0 to 0)	0 (0 to 0)	0 (0 to 0)	0 (0 to 0)	0 (0 to 0)	0 (0 to 0)	0 (0 to 0)	0 (0 to 0)	0 (0 to 0)	0 (0 to 0)	0 (0 to 0)	0.1
Lymphatic filariasis	0 (0 to 0)	0 (0 to 0)	0 (0 to 0)	0 (0 to 0)	0 (0 to 0)	0 (0 to 0)	0 (0 to 0)	0 (0 to 0)	0 (0 to 0)	0 (0 to 0)	0 (0 to 0)	0 (0 to 0)	0 (0 to 0)	0 (0 to 0)	0 (0 to 0)	0 (0 to 0)	0 (0 to 0)	0 (0 to 0)	0 (0 to 0)	0 (0 to 0)	0 (0 to 0)	0
Onchocerciasis	0 (0 to 0)	0 (0 to 0)	0 (0 to 0)	0 (0 to 0)	0 (0 to 0)	0 (0 to 0)	0 (0 to 0)	0 (0 to 0)	0 (0 to 0)	0 (0 to 0)	0 (0 to 0)	0 (0 to 0)	0 (0 to 0)	0 (0 to 0)	0 (0 to 0)	0 (0 to 0)	0 (0 to 0)	0 (0 to 0)	0 (0 to 0)	0 (0 to 0)	0 (0 to 0)	0
Trachoma	0 (0 to 0)	0 (0 to 0)	0 (0 to 0)	0 (0 to 0)	0 (0 to 0)	0 (0 to 0)	0 (0 to 0)	0 (0 to 0)	0 (0 to 0)	0 (0 to 0)	0 (0 to 0)	0 (0 to 0)	0 (0 to 0)	0 (0 to 0)	0 (0 to 0)	0 (0 to 0)	0 (0 to 0)	0 (0 to 0)	0 (0 to 0)	0 (0 to 0)	0 (0 to 0)	0
Dengue	0 (0 to 0)	0 (0 to 0)	0 (0 to 0)	0 (0 to 0)	0 (0 to 0)	0 (0 to 0)	0 (0 to 0)	0 (0 to 0)	0 (0 to 0)	0 (0 to 0)	0 (0 to 0)	0 (0 to 0)	0 (0 to 0)	0 (0 to 0)	0 (0 to 0)	0 (0 to 0)	0 (0 to 0)	0 (0 to 0)	0 (0 to 0)	0 (0 to 0)	0 (0 to 0)	0
Yellow fever	0 (0 to 0)	0 (0 to 0)	0 (0 to 0)	0 (0 to 0)	0 (0 to 0)	0 (0 to 0)	0 (0 to 0)	0 (0 to 0)	0 (0 to 0)	0 (0 to 0)	0 (0 to 0)	0 (0 to 0)	0 (0 to 0)	0 (0 to 0)	0 (0 to 0)	0 (0 to 0)	0 (0 to 0)	0 (0 to 0)	0 (0 to 0)	0 (0 to 0)	0 (0 to 0)	0
Rabies	0 (0 to 0)	0 (0 to 0)	0 (0 to 0)	0 (0 to 0)	0 (0 to 0)	0 (0 to 0)	0 (0 to 0)	0 (0 to 0)	0 (0 to 0)	0 (0 to 0)	0 (0 to 0)	0 (0 to 0)	0 (0 to 0)	0 (0 to 0)	0 (0 to 0)	0 (0 to 0)	0 (0 to 0)	0 (0 to 0)	0 (0 to 0)	0 (0 to 0)	0 (0 to 0)	0
Intestinal nematode infections	0 (0 to 0)	0 (0 to 0)	0 (0 to 0)	0 (0 to 0)	0 (0 to 0)	0 (0 to 0)	0 (0 to 0)	0 (0 to 0)	0 (0 to 0)	0 (0 to 0)	0 (0 to 0)	0 (0 to 0)	0 (0 to 0)	0 (0 to 0)	0 (0 to 0)	0 (0 to 0)	0 (0 to 0)	0 (0 to 0)	0 (0 to 0)	0 (0 to 0)	0 (0 to 0)	0
Ascariasis	0 (0 to 0)	0 (0 to 0)	0 (0 to 0)	0 (0 to 0)	0 (0 to 0)	0 (0 to 0)	0 (0 to 0)	0 (0 to 0)	0 (0 to 0)	0 (0 to 0)	0 (0 to 0)	0 (0 to 0)	0 (0 to 0)	0 (0 to 0)	0 (0 to 0)	0 (0 to 0)	0 (0 to 0)	0 (0 to 0)	0 (0 to 0)	0 (0 to 0)	0 (0 to 0)	0
Trichuriasis	0 (0 to 0)	0 (0 to 0)	0 (0 to 0)	0 (0 to 0)	0 (0 to 0)	0 (0 to 0)	0 (0 to 0)	0 (0 to 0)	0 (0 to 0)	0 (0 to 0)	0 (0 to 0)	0 (0 to 0)	0 (0 to 0)	0 (0 to 0)	0 (0 to 0)	0 (0 to 0)	0 (0 to 0)	0 (0 to 0)	0 (0 to 0)	0 (0 to 0)	0 (0 to 0)	0
Hookworm disease	0 (0 to 0)	0 (0 to 0)	0 (0 to 0)	0 (0 to 0)	0 (0 to 0)	0 (0 to 0)	0 (0 to 0)	0 (0 to 0)	0 (0 to 0)	0 (0 to 0)	0 (0 to 0)	0 (0 to 0)	0 (0 to 0)	0 (0 to 0)	0 (0 to 0)	0 (0 to 0)	0 (0 to 0)	0 (0 to 0)	0 (0 to 0)	0 (0 to 0)	0 (0 to 0)	0
Food-borne trematodiases	0 (0 to 0)	0 (0 to 0)	0 (0 to 0)	0 (0 to 0)	0 (0 to 0)	0 (0 to 0)	0 (0 to 0)	0 (0 to 0)	0 (0 to 0)	0 (0 to 0)	0 (0 to 0)	0 (0 to 0)	0 (0 to 0)	0 (0 to 0)	0 (0 to 0)	0 (0 to 0)	0 (0 to 0)	0 (0 to 0)	0 (0 to 0)	0 (0 to 0)	0 (0 to 0)	0
Leprosy	0 (0 to 0)	0 (0 to 0)	0 (0 to 0)	0 (0 to 0)	0 (0 to 0)	0 (0 to 0)	0 (0 to 0)	0 (0 to 0)	0 (0 to 0)	0 (0 to 0)	0 (0 to 0)	0 (0 to 0)	0 (0 to 0)	0 (0 to 0)	0 (0 to 0)	0 (0 to 0)	0 (0 to 0)	0 (0 to 0)	0 (0 to 0)	0 (0 to 0)	0 (0 to 0)	0
Ebola	0 (0 to 0)	0 (0 to 0)	0 (0 to 0)	0 (0 to 0)	0 (0 to 0)	0 (0 to 0)	0 (0 to 0)	0 (0 to 0)	0 (0 to 0)	0 (0 to 0)	0 (0 to 0)	0 (0 to 0)	0 (0 to 0)	0 (0 to 0)	0 (0 to 0)	0 (0 to 0)	0 (0 to 0)	0 (0 to 0)	0 (0 to 0)	0 (0 to 0)	0 (0 to 0)	0
Zika virus	0 (0 to 0)	0 (0 to 0)	0 (0 to 0)	0 (0 to 0)	0 (0 to 0)	0 (0 to 0)	0 (0 to 0)	0 (0 to 0)	0 (0 to 0)	0 (0 to 0)	0 (0 to 0)	0 (0 to 0)	0 (0 to 0)	0 (0 to 0)	0 (0 to 0)	0 (0 to 0)	0 (0 to 0)	0 (0 to 0)	0 (0 to 0)	0 (0 to 0)	0 (0 to 0)	0
Guinea worm disease	0 (0 to 0)	0 (0 to 0)	0 (0 to 0)	0 (0 to 0)	0 (0 to 0)	0 (0 to 0)	0 (0 to 0)	0 (0 to 0)	0 (0 to 0)	0 (0 to 0)	0 (0 to 0)	0 (0 to 0)	0 (0 to 0)	0 (0 to 0)	0 (0 to 0)	0 (0 to 0)	0 (0 to 0)	0

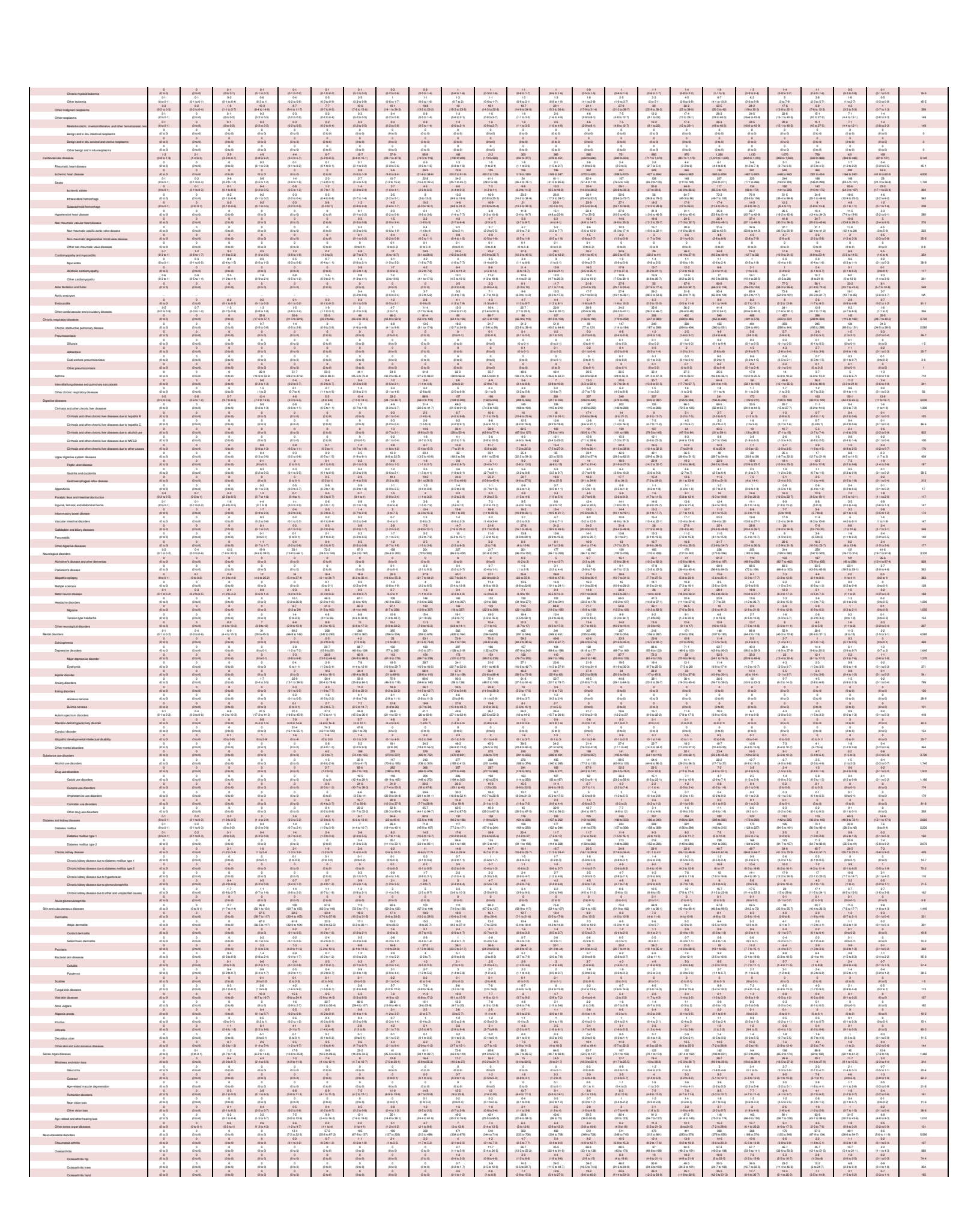

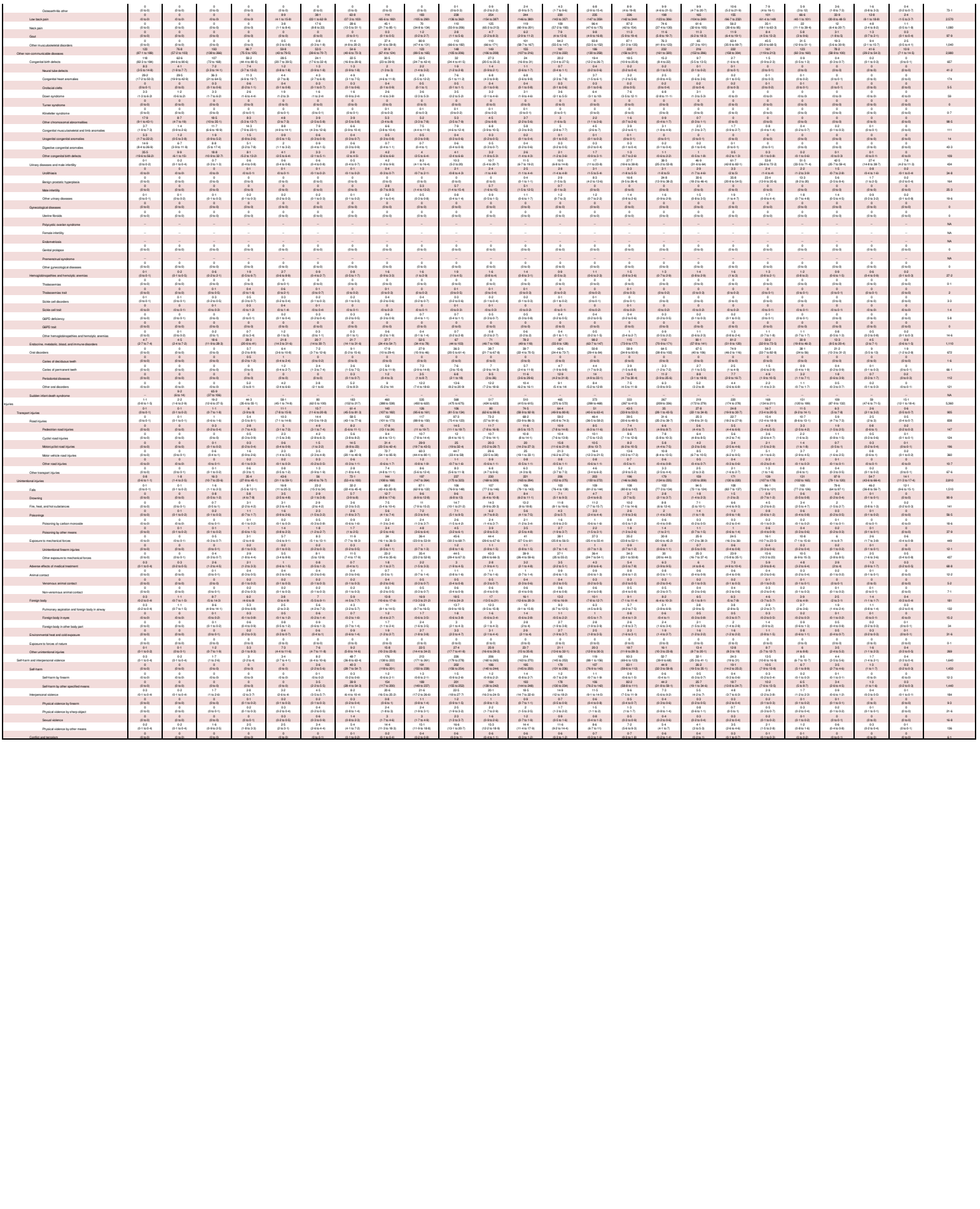

Osteoarthritis other	0 (0 to 0)	0 (0 to 0)	0 (0 to 0)	0 (0 to 0)	0 (0 to 0)	0 (0 to 0)	0 (0 to 0)	0 (0 to 0)	0 (0 to 0)	0 (0 to 0)	0-1 (0 to 2)	0-9 (0 to 2.2)	2-4 (0 to 5.7)	4-3 (1.7 to 9.4)	6-6 (2.9 to 15.4)	8-9 (4.5 to 19.4)	9-6 (4.6 to 21.5)	9-9 (4.7 to 20.7)	10-6 (5.2 to 21.9)	7-9 (4.0 to 16.1)	5-9 (3.0 to 12)	3-6 (1.6 to 7.3)	1-6 (0.8 to 3.3)	0-4 (0.2 to 0.7)	73-1
Low back pain	0 (0 to 0)	0 (0 to 0)	0 (0 to 0)	0 (0 to 0)	9-9 (4.1 to 15.6)	39-1 (22.1 to 62.9)	63-8 (37.2 to 103)	114 (66.4 to 182)	193 (103 to 292)	238 (126 to 362)	254 (134 to 387)	244 (129 to 380)	211 (110 to 327)	158 (74.5 to 259)	95-4 (47 to 159)	64-2 (29.6 to 112)	45-7 (20.6 to 79.4)	42-2 (18.6 to 73.6)	22 (9.6 to 38.8)	16-1 (6.9 to 28.4)	9-6 (4.1 to 17.1)	5-4 (2.3 to 9.6)	2-4 (1.1 to 4.2)	0-4 (0.2 to 0.7)	2,570
Neck pain	0 (0 to 0)	0 (0 to 0)	0 (0 to 0)	2-8 (1.1 to 6.4)	17-6 (9.6 to 33)	29-6 (15.5 to 51.1)	45-7 (21.7 to 85.1)	70 (34.9 to 134)	115 (55.9 to 209)	135 (65.3 to 213)	134 (64.1 to 213)	119 (56.1 to 189)	108 (50.2 to 172)	90-4 (41.4 to 151)	64-4 (27.4 to 116)	67-2 (29.1 to 124)	74-4 (32.3 to 134)	61-6 (26.4 to 115)	22 (9.5 to 41.2)	20-1 (8.7 to 38.2)	11-9 (5.2 to 22.4)	6-6 (2.9 to 12.4)	4-8 (2.1 to 9.1)	0-5 (0.2 to 0.9)	1,080
Gout	0 (0 to 0)	0 (0 to 0)	0 (0 to 0)	0-5 (0.3 to 0.6)	0-9 (0.3 to 1.6)	1-6 (0.6 to 2.9)	2-4 (0.9 to 4.2)	3-2 (1.2 to 5.6)	4-2 (1.5 to 7.2)	4-7 (1.7 to 8.4)	5-1 (1.8 to 8.9)	4-8 (1.7 to 8.3)	4-3 (1.5 to 7.5)	3-6 (1.3 to 6.4)	2-6 (0.9 to 4.6)	2-7 (0.9 to 4.7)	2-9 (1 to 5)	2-4 (0.8 to 4.2)	0-9 (0.3 to 1.6)	0-8 (0.3 to 1.4)	0-6 (0.2 to 1.1)	0-4 (0.1 to 0.7)	0-3 (0.1 to 0.6)	0-2 (0 to 0.3)	97-9
Other musculoskeletal disorders	0 (0 to 0)	0 (0 to 0)	0 (0 to 0)	0-5 (0.3 to 0.6)	0-9 (0.3 to 1.6)	11-4 (4.9 to 20.2)	27-4 (11.4 to 54.6)	60-9 (27.4 to 121)	113 (49.6 to 192)	119 (49 to 171)	101 (39.7 to 167)	94-2 (35.5 to 167)	93-8 (33.2 to 152)	76-3 (25.9 to 135)	67-1 (21.3 to 133)	65 (20.7 to 131)	63-4 (20.7 to 130)	59-2 (20.5 to 124)	29-5 (10.9 to 61.1)	19-3 (6.9 to 39.8)	13-4 (5.4 to 28.9)	9-4 (3.1 to 19.7)	2-5 (0.5 to 4.1)	1,040
Other non-communicable diseases	122 (67.1 to 199)	76-6 (37.2 to 153)	102 (39.5 to 192)	56-7 (25.6 to 120)	59-9 (26.9 to 79.5)	53-5 (24.1 to 78.7)	54-6 (26.6 to 73.3)	91-9 (47.4 to 124)	148 (85.5 to 195)	149 (105 to 204)	148 (106 to 208)	155 (107 to 216)	151 (112 to 202)	186 (138 to 252)	220 (156 to 311)	232 (161 to 330)	232 (157 to 332)	216 (150 to 304)	222 (159 to 304)	160 (119 to 213)	123 (92.3 to 160)	78-2 (58.9 to 102)	41-6 (29.2 to 54.3)	10-9 (7.1 to 14.5)	2,980
Congenital birth defects	118 (62.1 to 194)	62-6 (44.1 to 80.4)	107 (72 to 158)	66-2 (44.4 to 93.5)	28-5 (20.7 to 38.2)	24-1 (17.4 to 32.4)	22-5 (16.3 to 29.6)	20-5 (12.3 to 29.9)	20-7 (12.7 to 32.4)	24 (14.4 to 41.5)	28 (16.4 to 39.2)	27-3 (20.5 to 35.2)	24 (16.6 to 33)	20-2 (13.4 to 27.5)	19-4 (12.2 to 26.7)	18-5 (11.5 to 25.6)	19-2 (11.5 to 26.2)	17 (10.2 to 23.5)	3-5 (1.9 to 5.1)	2-7 (1.6 to 4)	1-5 (0.9 to 2.3)	0-9 (0.5 to 1.5)	0-4 (0.2 to 0.7)	0-2 (0.1 to 0.3)	627
Neural tube defects	8-3 (2.5 to 14.6)	4-1 (1.9 to 7.7)	7-2 (3.3 to 14.1)	7-4 (3.7 to 13.3)	1-2 (0.6 to 1.8)	1-3 (0.6 to 1.9)	1-3 (0.6 to 1.8)	2 (1.3 to 3)	2-2 (1.4 to 3.2)	1-9 (1.2 to 2.8)	1-1 (0.6 to 2.1)	1-1 (0.6 to 1.7)	0-7 (0.4 to 1.1)	0-4 (0.2 to 0.6)	0-4 (0.2 to 0.6)	0-2 (0.1 to 0.4)	0-2 (0.1 to 0.5)	0-1 (0 to 0.3)	0-1 (0 to 0.2)	0-1 (0 to 0.2)	0-1 (0 to 0.2)	0-1 (0 to 0.2)	0-1 (0 to 0.2)	0-1 (0 to 0.2)	41-2
Congenital heart anomalies	29-2 (17.2 to 50.3)	29-5 (19.9 to 42.9)	36-3 (21.5 to 61)	11-3 (6.6 to 19.7)	4-4 (2.7 to 6)	4-3 (2.7 to 6.6)	4-9 (3.1 to 7.5)	8 (4.6 to 11.9)	8-3 (5.1 to 11.2)	5-5 (3.5 to 7.6)	7-6 (4.3 to 11.1)	6-8 (4.3 to 9.8)	5-4 (3.4 to 8.6)	5 (2.9 to 7.6)	2-7 (1.5 to 4.1)	3-2 (1.9 to 4.5)	2-5 (1.6 to 4.5)	2 (1.2 to 3.4)	0-2 (0.1 to 0.5)	0-1 (0 to 0.2)	0-1 (0 to 0.2)	0-1 (0 to 0.2)	0-1 (0 to 0.2)	0-1 (0 to 0.2)	174
Orofacial clefts	0-3 (0 to 1)	0-3 (0 to 0.6)	0-6 (0.2 to 1.1)	0-4 (0.1 to 0.7)	0-3 (0.1 to 0.6)	0-3 (0.1 to 0.6)	0-4 (0.1 to 0.9)	0-5 (0.1 to 1)	0-5 (0.1 to 1.1)	0-5 (0.1 to 1)	0-4 (0.1 to 0.9)	0-4 (0.1 to 0.9)	0-3 (0.1 to 0.6)	0-3 (0.1 to 0.6)	0-3 (0.1 to 0.6)	0-2 (0 to 0.4)	0-2 (0 to 0.4)	0-2 (0 to 0.4)	0-1 (0 to 0.3)	0-1 (0 to 0.3)	0-1 (0 to 0.3)	0-1 (0 to 0.3)	0-1 (0 to 0.3)	0-1 (0 to 0.3)	5-5
Down syndrome	3-3 (1.3 to 6.3)	1-2 (0.4 to 2)	3-3 (1.7 to 6.2)	2-6 (1.2 to 4.4)	1-9 (1 to 2.9)	1-6 (0.9 to 2.4)	1-6 (1.4 to 3.6)	2-6 (2.2 to 5.2)	3-5 (2.2 to 5.2)	3-2 (2.1 to 4.6)	3-1 (1.9 to 4.6)	3-6 (2.1 to 5.5)	6-4 (3.1 to 10)	7-6 (3.5 to 13.1)	6-8 (3.1 to 11.1)	7-1 (3.3 to 12.3)	6-8 (3.1 to 11.1)	3-1 (1.3 to 5.3)	2-1 (0.9 to 3.6)	1-5 (0.6 to 2.6)	0-9 (0.3 to 1.6)	0-5 (0.2 to 0.9)	0-3 (0.1 to 0.5)	0-1 (0 to 0.2)	59
Turner syndrome	0 (0 to 0)	0 (0 to 0)	0 (0 to 0)	0 (0 to 0)	0 (0 to 0)	0 (0 to 0)	0 (0 to 0)	0 (0 to 0)	0 (0 to 0)	0 (0 to 0)	0 (0 to 0)	0 (0 to 0)	0 (0 to 0)	0 (0 to 0)	0 (0 to 0)	0 (0 to 0)	0 (0 to 0)	0 (0 to 0)	0 (0 to 0)	0 (0 to 0)	0 (0 to 0)	0 (0 to 0)	0 (0 to 0)	0 (0 to 0)	0 (0 to 0)	0
Klinefelter syndrome	0 (0 to 0)	0 (0 to 0)	0 (0 to 0)	0 (0 to 0.1)	0 (0 to 0.1)	0 (0 to 0.1)	0 (0 to 0.1)	0 (0 to 0.2)	0-1 (0 to 0.3)	0-1 (0 to 0.2)	0-1 (0 to 0.2)	0-1 (0 to 0.2)	0-1 (0 to 0.2)	0 (0 to 0.1)	0 (0 to 0.1)	0 (0 to 0.1)	0 (0 to 0.1)	0 (0 to 0.1)	0 (0 to 0.1)	0 (0 to 0.1)	0 (0 to 0.1)	0 (0 to 0.1)	0 (0 to 0.1)	0 (0 to 0.1)	0 (0 to 0.1)	0-7
Other chromosomal abnormalities	17-6 (9.1 to 42.1)	8-7 (4.7 to 19)	18-5 (10.6 to 35.1)	9-3 (5.3 to 23.7)	4-8 (2.7 to 7.3)	3-9 (2.5 to 5.6)	3-9 (2.5 to 5.6)	5-2 (3.4 to 8)	5-3 (3.5 to 7.9)	5-3 (3.5 to 7.9)	4-5 (2.9 to 6.6)	3-7 (2.2 to 5.4)	3 (1.8 to 5)	2-2 (1.1 to 3.4)	1-8 (0.9 to 3.2)	0-8 (0.4 to 1.7)	0-7 (0.3 to 1.1)	0-5 (0.2 to 1)	0-3 (0.1 to 0.7)	0-2 (0 to 0.5)	0-1 (0 to 0.3)	0-1 (0 to 0.2)	0-1 (0 to 0.2)	0-1 (0 to 0.2)	98-5
Congenital musculoskeletal and limb anomalies	3-7 (1.1 to 7.3)	1-4 (0.4 to 2.6)	11-7 (6.4 to 18.9)	14-3 (7.9 to 22.5)	8-8 (4.9 to 13.7)	9-6 (4.9 to 15.4)	6-8 (3.6 to 10.4)	7-5 (4.4 to 12.4)	7-9 (4.6 to 12.4)	6-9 (4.2 to 10.7)	5-3 (3.2 to 8.2)	5 (2.8 to 7.7)	4-5 (2.5 to 7)	3-1 (1.6 to 5)	2-3 (1.2 to 3.7)	2-3 (1.2 to 3.7)	1-7 (0.9 to 2.7)	0-8 (0.4 to 1.4)	0-4 (0.2 to 0.7)	0-2 (0 to 0.3)	0-1 (0 to 0.2)	0-1 (0 to 0.2)	0-1 (0 to 0.1)	0-1 (0 to 0.2)	111
Urogenital congenital anomalies	2-3 (1.1 to 22.2)	1-2 (0.4 to 5.8)	1-9 (0.8 to 6.2)	1-5 (0.6 to 5.1)	0-9 (0.3 to 3.1)	0-8 (0.3 to 2.7)	0-8 (0.3 to 2.7)	0-9 (0.3 to 3)	0-9 (0.3 to 3)	0-9 (0.3 to 3)	0-8 (0.3 to 2.7)	0-8 (0.3 to 2.7)	0-7 (0.3 to 2.2)	0-5 (0.2 to 1.6)	0-4 (0.1 to 1.4)	0-4 (0.1 to 1.4)	0-3 (0.1 to 1.1)	0-3 (0.1 to 1)	0-2 (0 to 0.7)	0-2 (0 to 0.6)	0-1 (0 to 0.4)	0-1 (0 to 0.3)	0-1 (0 to 0.3)	0-1 (0 to 0.3)	14
Digestive congenital anomalies	14-9 (8.4 to 24.9)	8-4 (3.9 to 17.9)	9-5 (5.1 to 17.4)	5-4 (2.9 to 7.6)	2-7 (1.5 to 3.2)	2-6 (1.5 to 3.2)	2-6 (1.5 to 3.6)	2-9 (1.6 to 4.1)	3-1 (1.7 to 4.6)	2-9 (1.6 to 4.1)	2-5 (1.3 to 3.7)	2-5 (1.3 to 3.7)	2-2 (1.1 to 3.2)	1-7 (0.8 to 2.6)	1-4 (0.6 to 2.2)	1-4 (0.6 to 2.2)	1-2 (0.5 to 1.9)	0-9 (0.4 to 1.4)	0-5 (0.2 to 0.8)	0-4 (0.2 to 0.7)	0-3 (0.1 to 0.5)	0-3 (0.1 to 0.5)	0-2 (0.1 to 0.4)	0-2 (0.1 to 0.3)	43-3
Other congenital birth defects	28-5 (19.4 to 58.2)	14-3 (6.1 to 33.7)	19-8 (10.9 to 32.7)	10-2 (5.2 to 13.2)	3-4 (2.1 to 5.1)	3-4 (2.1 to 5.1)	4-2 (2.6 to 6.6)	4-5 (2.9 to 6.6)	4-5 (2.9 to 6.6)	4-2 (2.5 to 6.4)	3-7 (2.3 to 5.6)	3-5 (2.1 to 5.3)	3-2 (1.9 to 4.9)	2-7 (1.4 to 4.2)	2-1 (1.2 to 3.4)	2-1 (1.2 to 3.4)	1-7 (0.9 to 3.1)	1-2 (0.6 to 2.1)	0-7 (0.3 to 1.2)	0-5 (0.2 to 0.9)	0-3 (0.1 to 0.6)	0-3 (0.1 to 0.5)	0-2 (0.1 to 0.4)	0-2 (0.1 to 0.4)	109
Urinary diseases and male infertility	0-1 (0 to 0.2)	0-2 (0.1 to 0.4)	0-7 (0.3 to 1.3)	0-6 (0.4 to 0.9)	0-6 (0.4 to 0.8)	0-6 (0.4 to 0.8)	0-5 (0.4 to 0.7)	0-7 (0.4 to 0.9)	4-3 (1.6 to 9.6)	10-3 (5.2 to 20)	10-7 (5.4 to 20.7)	11-5 (6.7 to 19.2)	10-5 (6.8 to 14.6)	17 (11.1 to 23)	11-3 (6.8 to 16.7)	10-5 (6.2 to 15.9)	9-8 (5.2 to 13.8)	8-6 (4.6 to 12.1)	3-1 (1.7 to 5.3)	2-4 (1.3 to 3.9)	1-5 (0.9 to 2.6)	0-9 (0.5 to 1.3)	0-3 (0.1 to 0.6)	0-2 (0 to 0.4)	434
Urolithiasis	0 (0 to 0)	0 (0 to 0)	0 (0 to 0)	0-1 (0 to 0.1)	0-1 (0 to 0.1)	0-1 (0 to 0.2)	0-1 (0 to 0.2)	0-1 (0 to 0.2)	0-1 (0 to 0.3)	0-1 (0 to 0.2)	0-1 (0 to 0.2)	0-2 (0 to 0.7)	0-2 (0 to 0.6)	0-2 (0 to 0.6)	0-2 (0 to 0.6)	0-2 (0 to 0.6)	0-2 (0 to 0.6)	0-2 (0 to 0.6)	0-2 (0 to 0.6)	0-1 (0 to 0.4)	0-1 (0 to 0.3)	0-1 (0 to 0.3)	0-1 (0 to 0.3)	0-1 (0 to 0.3)	0-1 (0 to 0.3)	34-8
Benign prostatic hyperplasia	0 (0 to 0)	0 (0 to 0)	0 (0 to 0)	0 (0 to 0)	0 (0 to 0)	0 (0 to 0)	0 (0 to 0)	0 (0 to 0)	0 (0 to 0)	0 (0 to 0)	0 (0 to 0)	0-1 (0 to 0.3)	0-1 (0 to 0.3)	0-1 (0 to 0.3)	0-1 (0 to 0.3)	0-1 (0 to 0.3)	0-1 (0 to 0.3)	0-1 (0 to 0.3)	0-1 (0 to 0.3)	0-1 (0 to 0.3)	0-1 (0 to 0.3)	0-1 (0 to 0.3)	0-1 (0 to 0.3)	0-1 (0 to 0.3)	0-1 (0 to 0.3)	164
Male infertility	0 (0 to 0)	0 (0 to 0)	0 (0 to 0)	0 (0 to 0)	0 (0 to 0)	0 (0 to 0)	0 (0 to 0)	0 (0 to 0)	0-1 (0 to 2.8)	0-2 (0.7 to 6.3)	0-2 (0.7 to 5.7)	0-2 (1.4 to 13.2)	0-2 (1.4 to 15.5)	0-1 (0 to 4.1)	0-1 (0 to 3.7)	0-1 (0 to 3.7)	0-1 (0 to 3.7)	0-1 (0 to 3.7)	0-1 (0 to 3.7)	0-1 (0 to 3.7)	0-1 (0 to 3.7)	0-1 (0 to 3.7)	0-1 (0 to 3.7)	0-1 (0 to 3.7)	0-1 (0 to 3.7)	25-3
Other urinary diseases	0-1 (0 to 0.1)	0-1 (0 to 0.2)	0-1 (0 to 0.3)	0-2 (0 to 0.3)	0-2 (0 to 0.3)	0-2 (0 to 0.3)	0-2 (0 to 0.4)	0-3 (0 to 0.6)	0-3 (0 to 0.8)	0-4 (0 to 1.4)	0-5 (0 to 1.5)	0-4 (0 to 1.7)	0-4 (0 to 1.7)	0-2 (0 to 1.2)	0-2 (0 to 0.7)	0-2 (0 to 0.8)	0-2 (0 to 0.8)	0-2 (0 to 0.8)	0-1 (0 to 0.4)	0-1 (0 to 0.4)	0-1 (0 to 0.4)	0-1 (0 to 0.4)	0-1 (0 to 0.4)	0-1 (0 to 0.4)	0-1 (0 to 0.4)	19-6
Gynecological diseases	0 (0 to 0)	0 (0 to 0)	0 (0 to 0)	0 (0 to 0)	0 (0 to 0)	0 (0 to 0)	0 (0 to 0)	0 (0 to 0)	0 (0 to 0)	0 (0 to 0)	0 (0 to 0)	0 (0 to 0)	0 (0 to 0)	0 (0 to 0)	0 (0 to 0)	0 (0 to 0)	0 (0 to 0)	0 (0 to 0)	0 (0 to 0)	0 (0 to 0)	0 (0 to 0)	0 (0 to 0)	0 (0 to 0)	0 (0 to 0)	0 (0 to 0)	0
Uterine fibroids	0 (0 to 0)	0 (0 to 0)	0 (0 to 0)	0 (0 to 0)	0 (0 to 0)	0 (0 to 0)	0 (0 to 0)	0 (0 to 0)	0 (0 to 0)	0 (0 to 0)	0 (0 to 0)	0 (0 to 0)	0 (0 to 0)	0 (0 to 0)	0 (0 to 0)	0 (0 to 0)	0 (0 to 0)	0 (0 to 0)	0 (0 to 0)	0 (0 to 0)	0 (0 to 0)	0 (0 to 0)	0 (0 to 0)	0 (0 to 0)	0 (0 to 0)	0
Polycystic ovarian syndrome	..	..	..	..	..	..	..	..	..	..	..	..	..	..	..	..	..	..	..	..	..	..	..	..	..	NA
Female infertility	..	..	..	..	..	..	..	..	..	..	..	..	..	..	..	..	..	..	..	..	..	..	..	..	..	NA
Endometriosis	..	..	..	..	..	..	..	..	..	..	..	..	..	..	..	..	..	..	..	..	..	..	..	..	..	NA
Genital prolapse	0 (0 to 0)	0 (0 to 0)	0 (0 to 0)	0 (0 to 0)	0 (0 to 0)	0 (0 to 0)	0 (0 to 0)	0 (0 to 0)	0 (0 to 0)	0 (0 to 0)	0 (0 to 0)	0 (0 to 0)	0 (0 to 0)	0 (0 to 0)	0 (0 to 0)	0 (0 to 0)	0 (0 to 0)	0 (0 to 0)	0 (0 to 0)	0 (0 to 0)	0 (0 to 0)	0 (0 to 0)	0 (0 to 0)	0 (0 to 0)	0 (0 to 0)	0
Premenstrual syndrome	..	..	..	..	..	..	..	..	..	..	..	..	..	..	..	..	..	..	..	..	..	..	..	..	..	NA
Other gynecological diseases	0 (0 to 0)	0 (0 to 0)	0 (0 to 0)	0 (0 to 0)	0 (0 to 0)	0 (0 to 0)	0 (0 to 0)	0 (0 to 0)	0 (0 to 0)	0 (0 to 0)	0 (0 to 0)	0 (0 to 0)	0 (0 to 0)	0 (0 to 0)	0 (0 to 0)	0 (0 to 0)	0 (0 to 0)	0 (0 to 0)	0 (0 to 0)	0 (0 to 0)	0 (0 to 0)	0 (0 to 0)	0 (0 to 0)	0 (0 to 0)	0 (0 to 0)	0
Hemoglobinopathies and hemolytic anemias	0-1 (0 to 0.1)	0-2 (0.1 to 0.5)	0-6 (0.2 to 2.1)	1-9 (0.5 to 6.7)	2-7 (0.4 to 9.8)	0-9 (0.5 to 1.7)	0-8 (0.4 to 1.7)	1-6 (0.9 to 3.2)	1-9 (1 to 5.6)	1-6 (0.8 to 5.1)	1-4 (0.8 to 3.1)	1-4 (0.8 to 3.1)	0-9 (0.5 to 2.3)	1-1 (0.6 to 2.3)	0-8 (0.4 to 2.1)	1-3 (0.7 to 2.6)	1-4 (0.8 to 2.9)	1-6 (0.8 to 3.2)	1-3 (0.6 to 2.6)	1-2 (0.6 to 2.2)	0-9 (0.4 to 1.5)	0-6 (0.3 to 1.2)	0-2 (0.1 to 0.3)	27-2
Thalassemias	0 (0 to 0)	0 (0 to 0)	0 (0 to 0)	0 (0 to 0)	0 (0 to 0)	0 (0 to 0)	0 (0 to 0)	0 (0 to 0)	0 (0 to 0)	0 (0 to 0)	0 (0 to 0)	0 (0 to 0)	0 (0 to 0)	0 (0 to 0)	0 (0 to 0)	0 (0 to 0)	0 (0 to 0)	0 (0 to 0)	0 (0 to 0)	0 (0 to 0)	0 (0 to 0)	0 (0 to 0)	0 (0 to 0)	0 (0 to 0)	0 (0 to 0)	0-1
Thalassemias trait	0 (0 to 0)	0 (0 to 0)	0-1 (0 to 0.6)	0-4 (0 to 1.6)	0-6 (0.2 to 2.1)	0-5 (0 to 1.7)	0-5 (0 to 2.2)	0-6 (0 to 2.5)	0-7 (0 to 2.5)	0-7 (0 to 2.5)	0-6 (0 to 2.1)	0-5 (0 to 1.9)	0-4 (0 to 1.6)	0-3 (0 to 1.2)	0-2 (0 to 0.8)	0-2 (0 to 0.8)	0-2 (0 to 0.8)	0-2 (0 to 0.8)	0-1 (0 to 0.5)	0-1 (0 to 0.5)	0-1 (0 to 0.5)	0-1 (0 to 0.5)	0-1 (0 to 0.5)	0-1 (0 to 0.5)	0-1 (0 to 0.5)	2
Sickle cell disorders	0-1 (0 to 0.1)	0-1 (0 to 0.1)	0-3 (0 to 0.5)	0-5 (0 to 0.7)	0-3 (0 to 0.7)	0-2 (0 to 0.4)	0-2 (0 to 0.4)	0-4 (0 to 0.7)	0-3 (0 to 0.6)	0-3 (0 to 0.6)	0-2 (0 to 0.4)	0-2 (0 to 0.4)	0-2 (0 to 0.3)	0-1 (0 to 0.2)	0-1 (0 to 0.2)	0-1 (0 to 0.2)	0-1 (0 to 0.2)	0-1 (0 to 0.2)	0-1 (0 to 0.2)	0-1 (0 to 0.2)	0-1 (0 to 0.2)	0-1 (0 to 0.2)	0-1 (0 to 0.2)	0-1 (0 to 0.2)	0-1 (0 to 0.2)	3-3
Sickle cell trait	0 (0 to 0)	0 (0 to 0)	0-1 (0 to 0.3)	0-3 (0 to 1.3)	0-4 (0 to 1.4)	0-4 (0 to 1.4)	0-5 (0 to 1.5)	0-6 (0 to 1.8)	0-7 (0 to 1.8)	0-7 (0 to 1.8)	0-6 (0 to 1.5)	0-5 (0 to 1.3)	0-4 (0 to 1.1)	0-3 (0 to 0.8)	0-2 (0 to 0.6)	0-2 (0 to 0.6)	0-2 (0 to 0.6)	0-2 (0 to 0.6)	0-1 (0 to 0.4)	0-1 (0 to 0.4)	0-1 (0 to 0.4)	0-1 (0 to 0.4)	0-1 (0 to 0.4)	0-1 (0 to 0.4)	0-1 (0 to 0.4)	1-4
G6PD deficiency	0 (0 to 0)	0 (0 to 0)	0 (0 to 0)	0 (0 to 0)	0-2 (0 to 0.6)	0-3 (0 to 0.8)	0-3 (0.2 to 0.9)	0-4 (0.2 to 0.9)	0-4 (0.2 to 1.1)	0-5 (0.2 to 1.2)	0-5 (0.2 to 1.2)	0-5 (0.2 to 1.2)	0-4 (0.2 to 1.1)	0-4 (0.2 to 0.9)	0-3 (0.2 to 0.8)	0-3 (0.2 to 0.8)	0-3 (0.2 to 0.8)	0-2 (0.1 to 0.7)	0-2 (0.1 to 0.5)	0-2 (0.1 to 0.5)	0-2 (0.1 to 0.5)	0-2 (0.1 to 0.5)	0-2 (0.1 to 0.5)	0-2 (0.1 to 0.5)	5-9
G6PD trait	0 (0 to 0)	0 (0 to 0)	0 (0 to 0)	0 (0 to 0)	0 (0 to 0)	0 (0 to 0)	0 (0 to 0)	0 (0 to 0)	0 (0 to 0)	0 (0 to 0)	0 (0 to 0)	0 (0 to 0)	0 (0 to 0)	0 (0 to 0)	0 (0 to 0)	0 (0 to 0)	0 (0 to 0)	0 (0 to 0)	0 (0 to 0)	0 (0 to 0)	0 (0 to 0)	0 (0 to 0)	0 (0 to 0)	0 (0 to 0)	0 (0 to 0)	0
Other hemoglobinopathies and hemolytic anemias	0-1 (0 to 0.2)	0-2 (0 to 1)	0-7 (0.2 to 2.4)	1-2 (0.5 to 3.5)	0-3 (0 to 1.1)	0-3 (0 to 1.6)	0-4 (0.2 to 1.6)	0-4 (0.1 to 1.4)	0-7 (0.2 to 2.8)	0-8 (0.2 to 2.7)	0-6 (0.2 to 2)	0-6 (0.2 to 2)	0-4 (0.1 to 1.1)	0-5 (0.2 to 1.4)	0-3 (0.1 to 1)	0-3 (0.1 to 1)	0-4 (0.2 to 1.2)	0-3 (0.1 to 1.1)	0-2 (0.1 to 0.6)	0-2 (0.1 to 0.6)	0-2 (0.1 to 0.6)	0-2 (0.1 to 0.6)	0-2 (0.1 to 0.6)	0-2 (0.1 to 0.6)	14-6
Endocrine, metabolic, blood, and immune disorders	4-7 (2.7 to 7.4)	4-5 (2.4 to 7.2)	18-6 (11.9 to 28.3)	26-2 (20.6 to 33.1)	21-8 (14.3 to 30.1)	20-7 (14.1 to 29.7)	21-7 (14.1 to 31.4)	27-7 (18.4 to 54.7)	52-5 (34.4 to 78)	59-5 (39.4 to 79)	67 (44.1 to 103)	69-4 (44.7 to 106)	72 (46.1 to 108)	69 (43.1 to 108)	67 (39.6 to 108)	59-5 (34.1 to 97)	57 (32.1 to 94)	52-2 (29.1 to 87)	32-2 (18.1 to 53.9)	28-9 (16.5 to 46.2)	20-3 (11.5 to 33.4)	14-5 (8.2 to 23.5)	4-5 (2.5 to 7.5)	0-9 (0.5 to 1.5)	1,110
Oral disorders	0 (0 to 0)	0 (0 to 0)	0-7 (0.2 to 2.6)	0-4 (0.1 to 1.6)	0-4 (0.1 to 1.6)	0-4 (0.1 to 1.6)	0-4 (0.1 to 1.6)	0-5 (0.1 to 1.8)	0-6 (0.2 to 2.1)	0-6 (0.2 to 2.1)	0-5 (0.2 to 1.8)	0-5 (0.2 to 1.8)	0-4 (0.1 to 1.5)	0-3 (0.1 to 1.1)	0-2 (0.1 to 0.8)	0-2 (0.1 to 0.8)	0-2 (0.1 to 0.8)	0-2 (0.1 to 0.8)	0-1 (0 to 0.5)	0-1 (0 to 0.5)	0-1 (0 to 0.5)	0-1 (0 to 0.5)	0-1 (0 to 0.5)	0-1 (0 to 0.5)	1-9
Caries of deciduous teeth	0 (0 to 0)	0 (0 to 0)	0 (0 to 0)	0-2 (0.1 to 0.4)	0-4 (0.2 to 0.9)	0-3 (0 to 0.6)	0-3 (0 to 0.6)	0-3 (0 to 0.6

SR Table 2a: Bournemouth DALYS by cause and age group for males with 95% uncertainty intervals, 2019

Cause	Early Neonatal	Late Neonatal	Post Neonatal	1 to 4	5 to 9	10 to 14	15 to 19	20 to 24	25 to 29	30 to 34	35 to 39	40 to 44	45 to 49	50 to 54	55 to 59	60 to 64	65 to 69	70 to 74	75 to 79	80 to 84	85 to 89	90 to 94	95 plus	Total
All causes	1,190 (1,049 to 1,330)	1,190 (1,049 to 1,330)	1,190 (1,049 to 1,330)



Osteoarthritis other	0 (0 to 0)	0 (0 to 0)	0 (0 to 0)	0 (0 to 0)	0 (0 to 0)	0 (0 to 0)	0 (0 to 0)	0 (0 to 0)	0 (0 to 0)	0 (0 to 0)	0-1 (0 to 1)	0-4 (0 to 0-9)	1-1 (0 to 3-7)	2-1 (0 to 8-4)	3-4 (1 to 7-5)	4-4 (2 to 9-4)	4-6 (1 to 10-1)	4-9 (2 to 10 to 3)	5-8 (2 to 12)	4-5 (2 to 9-1)	3-5 (1 to 7-1)	2-3 (1 to 4-6)	1-1 (0 to 2 to)	0-3 (0 to 1 to 0 to)	
Low back pain	0 (0 to 0)	0 (0 to 0)	0 (0 to 0)	0 (0 to 0)	3-3 (1 to 6)	13-7 (8 to 22 3)	24-5 (14 to 38 4)	47-3 (27 to 75 1)	75-2 (44 to 120)	109 (64 to 169)	139 (84 to 210)	171 (107 to 260)	118 (72 to 177)	116 (74 to 169)	114 (73 to 170)	99-2 (62 to 147)	122 (82 to 179)	133 (92 to 186)	115 (84 to 157)	98-4 (72 to 127)	84-4 (64 to 108)	57-1 (44 to 75)	38-4 (29 to 49)	1,230
Neck pain	0 (0 to 0)	0 (0 to 0)	0 (0 to 0)	1-4 (0 to 4-3)	6-3 (1 to 11)	10-4 (5 to 17)	18-4 (9 to 34 2)	28-6 (14 to 54)	44-3 (22 to 82)	63-5 (35 to 118)	84-3 (48 to 140)	107 (64 to 165)	77-1 (46 to 120)	69 (41 to 109)	44 (25 to 70)	35-4 (19 to 60)	30-5 (16 to 52)	26-6 (14 to 46)	20-3 (10 to 36)	17-3 (8 to 30)	13-3 (6 to 23)	7-9 (4 to 13)	7-4 (3 to 13)	510
Gout	0 (0 to 0)	0 (0 to 0)	0 (0 to 0)	0 (0 to 0)	0 (0 to 0)	0 (0 to 0)	0 (0 to 0)	0 (0 to 0)	0-1 (0 to 1)	0-2 (0 to 1-1)	0-3 (0 to 2)	0-3 (0 to 2)	0-3 (0 to 1)	0-3 (0 to 1)	0-3 (0 to 1)	0-4 (0 to 1)	0-4 (0 to 1)	0-4 (0 to 1)	0-3 (0 to 1)	0-3 (0 to 1)	0-3 (0 to 1)	0-3 (0 to 1)	0-3 (0 to 1)	49-6
Other musculoskeletal disorders	0 (0 to 0)	0 (0 to 0)	0 (0 to 0)	0-1 (0 to 0-3)	4 (1 to 9-7)	14-5 (8 to 25)	32-1 (19 to 51-6)	43-9 (26 to 73-5)	45 (26 to 73 1)	46 (28 to 76)	45-1 (28 to 69 3)	44-5 (29 to 69 2)	32-7 (20 to 46 2)	28-6 (18 to 39)	20-4 (11 to 32 9)	13-2 (5 to 22 2)	9-1 (2 to 16 3)	6-8 (1 to 12 3)	5-3 (1 to 9 3)	4-2 (1 to 7 3)	3-1 (1 to 5 5)	2-1 (0 to 4 3)	0-8 (0 to 1 to 2)	451
Other non-communicable diseases	34-6 (24 to 50 7)	19-8 (13 7 to 26 5)	32-5 (26 7 to 39)	39-5 (31 8 to 48 8)	32 (24 to 42 2)	17-1 (10 7 to 26 4)	19-2 (11 6 to 30 4)	34-2 (22 to 49 7)	40-8 (31 2 to 52 1)	53-6 (42 2 to 68 9)	64-9 (50 to 82 3)	76 (60 2 to 95)	79 (62 7 to 98 4)	79 (62 7 to 97)	69-1 (53 8 to 87 3)	56-4 (41 to 73 2)	51-1 (38 to 67 1)	44-1 (34 to 59)	37-2 (28 to 49 2)	29-4 (21 to 38 2)	21-2 (15 to 28 3)	15-2 (10 to 20 3)	8-3 (5 1 to 11 3)	1,230
Congenital birth defects	33 (22 to 57 3)	15-8 (10 to 22 7)	26-2 (18 4 to 35 3)	25-2 (18 4 to 33 2)	9-7 (5 4 to 17 7)	8 (3 4 to 15 4)	8-4 (4 2 to 13 4)	12 (6 to 19 4)	19-5 (10 to 30 2)	17-2 (9 2 to 27 3)	16 (8 2 to 25 9)	10-9 (5 2 to 17 9)	8-5 (3 7 to 14 2)	6-9 (3 4 to 12 6)	9-5 (4 2 to 13)	6-9 (3 to 10)	4-7 (2 6 to 8 4)	3-4 (1 4 to 6 2)	2-8 (1 to 5 3)	2-1 (0 to 4 3)	1-5 (0 to 3 6)	0-9 (0 to 2 to 1)	0-1 (0 to 0 to 2)	227
Neural tube defects	1 (0 4 to 1 9)	0-8 (0 4 to 1 4)	2-5 (0 9 to 5 5)	3-5 (1 6 to 6 2)	1-2 (0 6 to 3 5)	0-2 (0 to 1 3)	0-2 (0 to 1 3)	0-3 (0 2 to 0 5)	0-3 (0 2 to 0 5)	0-3 (0 2 to 0 4)	0-3 (0 2 to 0 4)	0-2 (0 1 to 0 3)	0-2 (0 1 to 0 3)	0-1 (0 1 to 0 2)	0-1 (0 to 0 1)	0-1 (0 to 0 1)	0-1 (0 to 0 1)	0-1 (0 to 0 1)	0-1 (0 to 0)	0-1 (0 to 0)	0-1 (0 to 0)	0-1 (0 to 0)	0-1 (0 to 0)	10
Congenital heart anomalies	8-3 (4 6 to 13 1)	7-4 (4 7 to 11 5)	11-5 (6 3 to 21 9)	5-5 (3 4 to 8 9)	1-5 (0 8 to 2 2)	1-3 (0 8 to 2 2)	2 (1 3 to 3)	3-3 (2 1 to 4 8)	3-2 (2 2 to 4 4)	2-9 (2 to 4 4)	3 (2 to 4 4)	2-7 (1 7 to 3 9)	1-7 (1 to 3 4)	2-3 (1 to 3 7)	1-7 (0 7 to 2 6)	1-4 (0 5 to 2 4)	0-9 (0 4 to 1 9)	0-9 (0 3 to 1 5)	0-1 (0 to 0 3)	0-1 (0 to 0 2)	0-1 (0 to 0 1)	0-1 (0 to 0 1)	0-1 (0 to 0)	60-4
Orofacial clefts	0 (0 to 0)	0-1 (0 to 0 2)	0-2 (0 1 to 0 4)	0-1 (0 to 0 2)	0-2 (0 to 0 2)	0-1 (0 to 0 2)	0-2 (0 to 0 3)	0-1 (0 to 0 3)	0-2 (0 to 0 4)	0-2 (0 to 0 4)	0-2 (0 to 0 4)	0-2 (0 to 0 4)	0-2 (0 to 0 4)	0-1 (0 to 0 3)	0-1 (0 to 0 3)	0-1 (0 to 0 3)	0-1 (0 to 0 2)	0-1 (0 to 0 2)	0-1 (0 to 0 2)	0-1 (0 to 0 1)	0-1 (0 to 0 1)	0-1 (0 to 0 1)	0-1 (0 to 0 1)	2-3
Down syndrome	1-1 (0 4 to 2 5)	0-3 (0 2 to 0 6)	1-2 (0 5 to 2 7)	1-2 (0 4 to 1 9)	0-7 (0 4 to 1 4)	0-6 (0 4 to 1)	1-2 (0 6 to 1 7)	1-6 (1 to 2 3)	1-5 (1 to 2 2)	1-4 (0 9 to 2 1)	1-5 (1 to 2 2)	1-9 (1 to 2 9)	2-3 (1 7 to 3 3)	3-2 (1 9 to 4 9)	1-6 (1 to 2 5)	1-7 (0 7 to 2 7)	1-1 (0 to 2)	0-9 (0 to 1 7)	0-8 (0 to 1 4)	0-7 (0 to 1 3)	0-6 (0 to 1 2)	0-5 (0 to 1)	0-3 (0 to 0 2)	27
Turner syndrome	0 (0 to 0)	0 (0 to 0)	0 (0 to 0)	0 (0 to 0)	0 (0 to 0)	0 (0 to 0)	0 (0 to 0)	0 (0 to 0)	0 (0 to 0)	0 (0 to 0)	0 (0 to 0)	0 (0 to 0)	0 (0 to 0)	0 (0 to 0)	0 (0 to 0)	0 (0 to 0)	0 (0 to 0)	0 (0 to 0)	0 (0 to 0)	0 (0 to 0)	0 (0 to 0)	0 (0 to 0)	0 (0 to 0)	0
Klinefelter syndrome	0 (0 to 0)	0 (0 to 0)	0 (0 to 0)	0 (0 to 0)	0 (0 to 0)	0 (0 to 0)	0 (0 to 0)	0 (0 to 0)	0 (0 to 0-1)	0 (0 to 0)	0 (0 to 0)	0 (0 to 0-1)	0 (0 to 0)	0 (0 to 0)	0 (0 to 0)	0 (0 to 0)	0 (0 to 0)	0 (0 to 0)	0 (0 to 0)	0 (0 to 0)	0 (0 to 0)	0 (0 to 0)	0 (0 to 0)	0-2
Other chromosomal abnormalities	5 (3 4 to 11 2)	2-3 (1 3 to 4 4)	3-8 (2 2 to 6 9)	3-2 (2 to 5)	1-5 (0 8 to 3 1)	1-3 (0 8 to 3 1)	1-4 (0 9 to 3 1)	2-1 (1 3 to 3 1)	2 (1 2 to 2 9)	2 (1 3 to 2 9)	1-8 (1 1 to 2 6)	1-6 (0 9 to 2 5)	1-4 (0 7 to 2 3)	1-1 (0 5 to 1 7)	0-7 (0 3 to 1 2)	0-6 (0 2 to 0 7)	0-3 (0 1 to 0 5)	0-3 (0 1 to 0 5)	0-3 (0 to 0 5)	0-3 (0 to 0 4)	0-2 (0 to 0 3)	0-2 (0 to 0)	39-7
Congenital musculoskeletal and limb anomalies	1-6 (0 7 to 3 3)	0-5 (0 3 to 0 9)	4-7 (2 4 to 7 7)	3-6 (2 to 5 3)	2-9 (1 4 to 4 4)	2-7 (1 3 to 4 2)	3-6 (1 6 to 4 4)	2-9 (1 4 to 4 2)	3-2 (1 9 to 4 2)	3-3 (1 7 to 4 7)	3 (1 7 to 4 7)	2-3 (1 to 4 4)	2-5 (1 4 to 3 6)	2-3 (1 3 to 3 7)	2 (1 2 to 3 1)	1-7 (1 to 2 7)	1-2 (0 6 to 1 8)	0-9 (0 5 to 1 5)	0-7 (0 3 to 1 3)	0-5 (0 2 to 0 8)	0-3 (0 1 to 0 5)	0-1 (0 to 0 2)	0-1 (0 to 0)	47-7
Urogenital congenital anomalies	1-9 (0 7 to 3 3)	0-4 (0 2 to 0 9)	0-7 (0 3 to 1 5)	0-6 (0 2 to 1 3)	0-3 (0 1 to 0 8)	0-2 (0 1 to 0 6)	0-2 (0 1 to 0 5)	0-3 (0 1 to 0 5)	0-2 (0 1 to 0 5)	0-2 (0 1 to 0 5)	0-2 (0 1 to 0 5)	0-2 (0 1 to 0 5)	0-1 (0 1 to 0 5)	0-1 (0 1 to 0 4)	0-1 (0 to 0 1)	0-1 (0 to 0 1)	0-1 (0 to 0 1)	0-1 (0 to 0 1)	0-1 (0 to 0)	0-1 (0 to 0)	0-1 (0 to 0)	0-1 (0 to 0)	0-1 (0 to 0)	5-3
Digestive congenital anomalies	4-4 (2 6 to 6 4)	2-1 (1 to 3 1)	3-1 (1 4 to 5 4)	2-6 (1 2 to 3 2)	1-3 (0 to 1 5)	0-9 (0 1 to 1 5)	0-9 (0 2 to 1 4)	0-9 (0 2 to 1 4)	0-9 (0 2 to 1 4)	0-9 (0 2 to 1 4)	0-9 (0 2 to 1 4)	0-9 (0 1 to 1 3)	0-8 (0 1 to 1 2)	0-7 (0 1 to 1 1)	0-6 (0 1 to 1 1)	0-5 (0 1 to 0 9)	0-5 (0 1 to 0 8)	0-4 (0 to 0 7)	0-4 (0 to 0 6)	0-3 (0 to 0 5)	0-3 (0 to 0 5)	0-3 (0 to 0 5)	0-3 (0 to 0)	13-8
Other congenital birth defects	9-4 (5 7 to 17 9)	5-5 (3 3 to 10 1)	10-5 (6 6 to 16 4)	9-2 (6 4 to 13 7)	3-5 (2 to 5 5)	2-5 (1 7 to 3 7)	3-2 (1 to 5 2)	3-5 (1 9 to 5 2)	3-5 (2 to 5 2)	3-5 (2 to 5 2)	3-5 (2 to 5 2)	3-5 (2 to 5 2)	3-2 (1 to 5 2)	3-1 (1 to 4 2)	2-6 (1 4 to 3 5)	2-3 (1 to 3 4)	1-8 (1 to 2 6)	1-5 (0 9 to 2 3)	1-3 (0 8 to 2 1)	1-2 (0 8 to 1 9)	1-1 (0 7 to 1 7)	0-9 (0 to 0 3)	0-5 (0 to 0 2)	36-4
Urinary diseases and male infertility	0 (0 to 0 1)	0-1 (0 to 0 1)	0-2 (0 1 to 0 4)	0-2 (0 2 to 0 5)	0-2 (0 1 to 0 3)	0-2 (0 2 to 0 3)	0-2 (0 to 0 3)	0-3 (0 to 0 3)	0-3 (0 1 to 0 7)	0-3 (0 2 to 0 6)	0-3 (0 2 to 0 6)	0-3 (0 2 to 0 6)	0-3 (0 2 to 0 5)	0-2 (0 2 to 0 5)	0-2 (0 2 to 0 5)	0-2 (0 2 to 0 5)	0-2 (0 2 to 0 5)	0-2 (0 2 to 0 5)	0-2 (0 2 to 0 5)	0-2 (0 2 to 0 5)	0-2 (0 2 to 0 5)	0-2 (0 2 to 0 5)	0-2 (0 to 0 1)	211
Urolithiasis	0 (0 to 0)	0 (0 to 0)	0 (0 to 0)	0 (0 to 0 1)	0 (0 to 0)	0 (0 to 0)	0 (0 to 0 1)	0 (0 to 0 1)	0 (0 to 0 3)	0 (0 to 0 3)	0 (0 to 0 3)	0 (0 to 0 3)	0 (0 to 0 2)	0 (0 to 0 2)	0 (0 to 0 2)	0 (0 to 0 2)	0 (0 to 0 2)	0 (0 to 0 2)	0 (0 to 0 2)	0 (0 to 0 2)	0 (0 to 0 2)	0 (0 to 0 2)	0 (0 to 0 1)	16-2
Benign prostatic hyperplasia	0 (0 to 0)	0 (0 to 0)	0 (0 to 0)	0 (0 to 0)	0 (0 to 0)	0 (0 to 0)	0 (0 to 0)	0 (0 to 0)	0 (0 to 0)	0 (0 to 0)	0 (0 to 0)	0 (0 to 0)	0 (0 to 0)	0 (0 to 0)	0 (0 to 0)	0 (0 to 0)	0 (0 to 0)	0 (0 to 0)	0 (0 to 0)	0 (0 to 0)	0 (0 to 0)	0 (0 to 0)	0 (0 to 0)	49-7
Male infertility	0 (0 to 0)	0 (0 to 0)	0 (0 to 0)	0 (0 to 0)	0 (0 to 0)	0 (0 to 0)	0 (0 to 0)	0 (0 to 0)	0 (0 to 0)	0 (0 to 0)	0 (0 to 0)	0 (0 to 0)	0 (0 to 0)	0 (0 to 0)	0 (0 to 0)	0 (0 to 0)	0 (0 to 0)	0 (0 to 0)	0 (0 to 0)	0 (0 to 0)	0 (0 to 0)	0 (0 to 0)	0 (0 to 0)	10-9
Other urinary diseases	0 (0 to 0)	0 (0 to 0)	0 (0 to 0 1)	0 (0 to 0 2)	0 (0 to 0 1)	0 (0 to 0 1)	0 (0 to 0 1)	0 (0 to 0 1)	0 (0 to 0 2)	0 (0 to 0 2)	0 (0 to 0 2)	0 (0 to 0 2)	0 (0 to 0 2)	0 (0 to 0 2)	0 (0 to 0 1)	0 (0 to 0 1)	0 (0 to 0 1)	0 (0 to 0 1)	0 (0 to 0 1)	0 (0 to 0 1)	0 (0 to 0 1)	0 (0 to 0 1)	0 (0 to 0)	10
Gynecological diseases	0 (0 to 0)	0 (0 to 0)	0 (0 to 0)	0 (0 to 0)	0 (0 to 0)	0 (0 to 0)	0 (0 to 0)	0 (0 to 0)	0 (0 to 0)	0 (0 to 0)	0 (0 to 0)	0 (0 to 0)	0 (0 to 0)	0 (0 to 0)	0 (0 to 0)	0 (0 to 0)	0 (0 to 0)	0 (0 to 0)	0 (0 to 0)	0 (0 to 0)	0 (0 to 0)	0 (0 to 0)	0 (0 to 0)	0
Uterine fibroids	0 (0 to 0)	0 (0 to 0)	0 (0 to 0)	0 (0 to 0)	0 (0 to 0)	0 (0 to 0)	0 (0 to 0)	0 (0 to 0)	0 (0 to 0)	0 (0 to 0)	0 (0 to 0)	0 (0 to 0)	0 (0 to 0)	0 (0 to 0)	0 (0 to 0)	0 (0 to 0)	0 (0 to 0)	0 (0 to 0)	0 (0 to 0)	0 (0 to 0)	0 (0 to 0)	0 (0 to 0)	0 (0 to 0)	0
Polycystic ovarian syndrome	.. ..	.. ..	.. ..	.. ..	.. ..	.. ..	.. ..	.. ..	.. ..	.. ..	.. ..	.. ..	.. ..	.. ..	.. ..	.. ..	.. ..	.. ..	.. ..	.. ..	.. ..	.. ..	.. ..	NA
Female infertility	.. ..	.. ..	.. ..	.. ..	.. ..	.. ..	.. ..	.. ..	.. ..	.. ..	.. ..	.. ..	.. ..	.. ..	.. ..	.. ..	.. ..	.. ..	.. ..	.. ..	.. ..	.. ..	.. ..	NA
Endometriosis	.. ..	.. ..	.. ..	.. ..	.. ..	.. ..	.. ..	.. ..	.. ..	.. ..	.. ..	.. ..	.. ..	.. ..	.. ..	.. ..	.. ..	.. ..	.. ..	.. ..	.. ..	.. ..	.. ..	NA
Genital prolapse	0 (0 to 0)	0 (0 to 0)	0 (0 to 0)	0 (0 to 0)	0 (0 to 0)	0 (0 to 0)	0 (0 to 0)	0 (0 to 0)	0 (0 to 0)	0 (0 to 0)	0 (0 to 0)	0 (0 to 0)	0 (0 to 0)	0 (0 to 0)	0 (0 to 0)	0 (0 to 0)	0 (0 to 0)	0 (0 to 0)	0 (0 to 0)	0 (0 to 0)	0 (0 to 0)	0 (0 to 0)	0 (0 to 0)	0
Premenstrual syndrome	.. ..	.. ..	.. ..	.. ..	.. ..	.. ..	.. ..	.. ..	.. ..	.. ..	.. ..	.. ..	.. ..	.. ..	.. ..	.. ..	.. ..	.. ..	.. ..	.. ..	.. ..	.. ..	.. ..	NA
Other gynecological diseases	0 (0 to 0)	0 (0 to 0)	0 (0 to 0)	0 (0 to 0)	0 (0 to 0)	0 (0 to 0)	0 (0 to 0)	0 (0 to 0)	0 (0 to 0)	0 (0 to 0)	0 (0 to 0)	0 (0 to 0)	0 (0 to 0)	0 (0 to 0)	0 (0 to 0)	0 (0 to 0)	0 (0 to 0)	0 (0 to 0)	0 (0 to 0)	0 (0 to 0)	0 (0 to 0)	0 (0 to 0)	0 (0 to 0)	0
Hemoglobinopathies and hemolytic anemias	0-1 (0 to 0 2)	0-2 (0 1 to 0 6)	0-2 (0 2 to 0 6)	0-4 (0 2 to 0 9)	0-4 (0 1 to 0 7)	0-4 (0 2 to 0 7)	0-7 (0 4 to 1 4)	0-8 (0 4 to 1 3)	0-8 (0 4 to 1 2)	0-7 (0 3 to 1 3)	0-6 (0 3 to 1 2)	0-5 (0 2 to 1 1)	0-5 (0 2 to 1 1)	0-5 (0 2 to 1 2)	0-4 (0 1 to 1 1)	0-4 (0 1 to 1 1)	0-4 (0 1 to 1 1)	0-4 (0 1 to 1 1)	0-4 (0 1 to 1 1)	0-4 (0 1 to 1 1)	0-4 (0 1 to 1 1)	0-4 (0 1 to 1 1)	0-1 (0 1 to 0 2)	12
Thalassemias	0 (0 to 0)	0 (0 to 0)	0 (0 to 0)	0 (0 to 0)	0 (0 to 0)	0 (0 to 0)	0 (0 to 0)	0 (0 to 0)	0 (0 to 0)	0 (0 to 0)	0 (0 to 0)	0 (0 to 0)	0 (0 to 0)	0 (0 to 0)	0 (0 to 0)	0 (0 to 0)	0 (0 to 0)	0 (0 to 0)	0 (0 to 0)	0 (0 to 0)	0 (0 to 0)	0 (0 to 0)	0 (0 to 0)	0
Thalassemias trait	0 (0 to 0)	0 (0 to 0)	0 (0 to 0)	0-2 (0 to 0 4)	0-2 (0 to 0 2)	0-2 (0 to 0 1)	0-2 (0 to 0 1)	0-2 (0 to 0 1)	0-2 (0 to 0 1)	0-2 (0 to 0 1)	0-2 (0 to 0 1)	0-2 (0 to 0 1)	0-2 (0 to 0 1)	0-2 (0 to 0 1)	0-2 (0 to 0 1)	0-2 (0 to 0 1)	0-2 (0 to 0 1)	0-2 (0 to 0 1)	0-2 (0 to 0 1)	0-2 (0 to 0 1)	0-2 (0 to 0 1)	0-2 (0 to 0 1)	0-2 (0 to 0 1)	0-8
Sickle cell disorders	0 (0 to 0)	0-1 (0 1 to 0 2)	0-3 (0 2 to 0 4)	0-1 (0 1 to 0 2)	0-1 (0 to 0 1)	0-1 (0 1 to 0 2)	0-2 (0 1 to 0 4)	0-2 (0 2 to 0 4)	0-2 (0 2 to 0 4)	0-2 (0 1 to 0 3)	0-2 (0 1 to 0 3)	0-1 (0 1 to 0 2)	0-1 (0 1 to 0 2)	0-1 (0 1 to 0 2)	0-1 (0 to 0 1)	0-1 (0 to 0 1)	0-1 (0 to 0 2)	0-1 (0 to 0 2)	0-1 (0 to 0 2)	0-1 (0 to 0 2)	0-1 (0 to 0 2)	0-1 (0 to 0 2)	0-1 (0 to 0)	1-9
Sickle cell trait	0 (0 to 0)	0 (0 to 0 1)	0-1 (0 to 0 4)	0-1 (0 to 0 4)	0-1 (0 to 0 2)	0-1 (0 to 0 2)	0-1 (0 to 0 2)	0-1 (0 to 0 2)	0-1 (0 to 0 2)	0-1 (0 to 0 2)	0-1 (0 to 0 2)	0-1 (0 to 0 2)	0-1 (0 to 0 2)	0-1 (0 to 0 2)	0-1 (0 to 0 1)	0-1 (0 to 0 1)	0-1 (0 to 0 1)	0-1 (0 to 0 1)	0-1 (0 to 0 1)	0-1 (0 to 0 1)	0-1 (0 to 0 1)	0-1 (0 to 0 1)	0-1 (0 to 0)	0-5
G6PD deficiency	0 (0 to 0)	0 (0 to 0)	0 (0 to 0)	0-1 (0 to 0 2)	0-1 (0 to 0 1)	0-1 (0 to 0 1)	0-2 (0 1 to 0 3)	0-2 (0 1 to 0 3)	0-2 (0 1 to 0 4)	0-2 (0 1 to 0 3)	0-2 (0 1 to 0 3)	0-2 (0 1 to 0 2)	0-2 (0 1 to 0 3)	0-2 (0 1 to 0 3)	0-2 (0 1 to 0 3)	0-2 (0 1 to 0 3)	0-2 (0 1 to 0 3)	0-1 (0 1 to 0 2)	0-1 (0 1 to 0 2)	0-1 (0 1 to 0 1)	0-1 (0 1 to 0 1)	0-1 (0 1 to 0 1)	0-1 (0 to 0)	2-2
G6PD trait	0 (0 to 0)	0 (0 to 0)	0 (0 to 0)	0 (0 to 0)	0 (0 to 0)	0 (0 to 0)	0 (0 to 0)	0 (0 to 0)	0 (0 to 0)	0 (0 to 0)	0 (0 to 0)	0 (0 to 0)	0 (0 to 0)	0 (0 to 0)	0 (0 to 0)	0 (0 to 0)	0 (0 to 0)	0 (0 to 0)	0 (0 to 0)	0 (0 to 0)	0 (0 to 0)	0 (0 to 0)	0 (0 to 0)	0
Other hemoglobinopathies and hemolytic anemias	0 (0 to 0)	0-1 (0 to 0 4)	0-2 (0 to 1 2)	0-4 (0 to 1 8)	0-4 (0 to 1 4)	0-4 (0 to 1 4)	0-5 (0 to 1 4)	0-2 (0 to 0 5)	0-2 (0 1 to 0 7)	0-3 (0 1 to 1 3)	0-3 (0 1 to 1 3)	0-3 (0 1 to 0 9)	0-2 (0 1 to 0 8)	0-2 (0 1 to 0 6)	0-3 (0 1 to 0 8)	0-3 (0 2 to 1 2)	0-4 (0 2 to 1 2)	0-6 (0 2 to 1 2)	0-8 (0 3 to 1 4)	0-7 (0 3 to 1 1)	0-7 (0 3 to 1 1)	0-6 (0 4 to 1 1)	0-4 (0 3 to 0 9)	7-4
Endocrine, metabolic, blood, and immune disorders	1-5 (0 4 to 2 4)	1-3 (0 4 to 2 2)	0-6 (0 4 to 1 1)	11-1 (6 to 19 2)	0-9 (0 5 to 1 6)	6-7 (4 1 to 9 7)	6-8 (4 5 to 9 4)	12-4 (7 4 to 17 4)	14-9 (9 2 to 20 9)	18-6 (12 2 to 27 1)	24 (15 4 to 34 8)	22-7 (21 2 to 46 4)	26-2 (20 6 to 33)	26 (21 1 to 32 6)	27-7 (21 to 36 3)	24-1 (18 1 to 32 6)	24-7 (18 to 32 7)	24-5 (18 5 to 32 3)	23-8 (18 4 to 30 5)	23-4 (18 4 to 29 5)	17 (11 to 24 9)	7-9 (5 2 to 11 8)	3-7 (2 1 to 6 4)	415
Oral disorders	0 (0 to 0)	2-1 (1 2 to 3 2)	2-3 (1 3 to 3 4)	2-3 (1 3 to 4 5)	2-6 (1 4 to 5 8)	3-7 (1 7 to 6 4)	11-5 (6 4 to 19 3)	6-4 (3 4 to 10 3)	6-1 (3 4 to 9 4)	16-5 (9 2 to 28 2)	19 (10 4 to 32)	20-6 (12 to 29 4)	26-1 (16 to 37)	30 (19 to 43 7)	31 (19 to 48 7)	26-4 (16 to 42)	23-3 (14 to 38 4)	22-3 (14 to 36 4)	20-4 (13 to 32)	19-2 (12 to 30 4)	14-2 (8 to 23 1)	6-4 (3 to 12 1)	1-4 (0 7 to 3 2)	341
Caries of deciduous teeth	0 (0 to 0)	0 (0 to 0)	0 (0 to 0)	0 (0 1 to 0 6)	0 (0 to 0 1)	0 (0 to 0)	0 (0 to 0)	0 (0 to 0)	0 (0 to 0)	0 (0 to 0)	0 (0 to 0)	0 (0 to 0)	0 (0 to 0)	0 (0 to 0)	0 (0 to 0)	0 (0 to 0)	0 (0 to 0)	0 (0 to 0)	0 (0 to 0)	0 (0 to 0)	0 (0 to 0)	0 (0 to 0)	0 (0 to 0)	0-6
Caries of permanent teeth	0 (0 to 0)	0 (0 to 0)	0 (0 to 0)	0 (0 to 0)	0 (0 1 to 1)	1-2 (0 5 to 2 7)	2-4 (0 8 to 5)	2-4 (1 to 5)	2-5 (1 2 to 4 1)	2-6 (1 3 to 4 4)	2-9 (1 4 to 4 7)	2-9 (1 3 to 5)	2-5 (1 1 to 5 7)	2-2 (0 9 to 4 8)	1-8 (0 8 to 4 1)	1-5 (0 6 to 3 8)	1-3 (0 5 to 2 8)	1-3 (0 5 to 2 7)	0-8 (0 3 to 1 9)	0-6 (0 2 to 1 5)	0-5 (0 2 to 1 1)	0-3 (0 1 to 0 9)	0-2 (0 to 0 2)	29-4
Periodontal diseases	0 (0 to 0)	0 (0 to 0)	0 (0 to 0)	0 (0 to 0)	0 (0 to 0)	0 (0 to 0)	0 (0 to 0)	0 (0 to 0)	0 (0 to 0)	0 (0 to 0)	0 (0 to 0)	0

SR Table 2a: Cormeal DALYs by cause and age group for males with 95% uncertainty intervals, 2019

Cause	Early Neonatal (0-6 days)	Late Neonatal (7-27 days)	Post Neonatal (28-364 days)	1 to 4	5 to 9	10 to 14	15 to 19	20 to 24	25 to 29	30 to 34	35 to 39	40 to 44	45 to 49	50 to 54	55 to 59	60 to 64	65 to 69	70 to 74	75 to 79	80 to 84	85 to 89	90 to 94	95 plus	Total
All causes	2,451 (432 to 4 419)	1,116 (717 to 1 585)	1,183 (782 to 1 607)	1,564 (951 to 2 175)	1,599 (1 009 to 2 227)	1,627 (1 044 to 2 260)	1,705 (1 097 to 2 402)	1,837 (1 202 to 2 552)	2,000 (1 299 to 2 800)	2,222 (1 442 to 3 077)	2,509 (1 629 to 3 509)	2,913 (1 879 to 4 090)	3,450 (2 205 to 4 870)	4,124 (2 623 to 5 850)	4,966 (3 145 to 7 060)	5,977 (3 777 to 8 500)	7,124 (4 500 to 10 140)	8,450 (5 332 to 12 000)	9,911 (6 252 to 14 000)	11,500 (7 226 to 16 100)	13,200 (8 224 to 18 500)	14,900 (9 174 to 20 900)	16,600 (10 000 to 23 300)	90,000 (40 to 439)
Communicable, maternal, neonatal, and nutritional diseases	391 (302 to 499)	89.9 (64 5 to 113)	66.4 (45 2 to 117)	113 (75 5 to 191)	120 (75 2 to 204)	72.7 (38 6 to 135)	77.5 (37 4 to 151)	84.0 (43 2 to 170)	89.9 (46 1 to 174)	99.5 (56 4 to 182)	101 (56 2 to 192)	104 (60 5 to 192)	119 (66 9 to 196)	119 (72 1 to 189)	151 (77 8 to 198)	166 (108 to 218)	163 (106 to 209)	201 (130 to 259)	214 (135 to 311)	227 (140 to 329)	215 (131 to 327)	227 (141 to 339)	473 (271 to 727)	4,146 (361 to 9 266)
HIV/AIDS and sexually transmitted infections	10.6 (3 to 26 1)	3.7 (1 1 to 9 8)	1.3 (0 4 to 3 7)	0.4 (0 2 to 0 8)	0.3 (0 2 to 0 6)	0.2 (0 2 to 0 5)	0.4 (0 2 to 0 8)	1.4 (0 7 to 2 7)	3.5 (1 8 to 6 4)	7 (3 3 to 9)	9 (4 4 to 11 1)	9 (4 9 to 12 1)	10.6 (5 2 to 13 7)	8.7 (4 3 to 11 4)	7.3 (3 2 to 10 1)	5.5 (2 3 to 8 6)	3.3 (1 3 to 5 6)	2.6 (1 1 to 4 4)	1.5 (0 7 to 2 6)	0.4 (0 2 to 0 8)	0.2 (0 1 to 0 4)	0.1 (0 0 to 0 3)	93.5 (0 to 0)
HIV/AIDS	0 (0 to 0)	0 (0 to 0)	0.4 (0 2 to 0 4)	0.3 (0 2 to 0 4)	0.2 (0 2 to 0 3)	0.2 (0 1 to 0 3)	0.3 (0 2 to 0 4)	1.2 (0 6 to 1 4)	3.1 (2 to 4 1)	6.5 (4 9 to 8 6)	7.9 (6 to 10 4)	8.4 (6 4 to 11 4)	9.8 (7 4 to 12 9)	8.2 (6 to 10 5)	6.9 (4 7 to 9 1)	4.7 (2 9 to 7 1)	2.8 (1 7 to 4 4)	1.1 (0 4 to 2 4)	0.2 (0 1 to 0 5)	0.1 (0 0 to 0 2)	0.0 (0 0 to 0 1)	0.0 (0 0 to 0 1)	66.7 (0 to 0)
HIV/AIDS - Drug-susceptible Tuberculosis	0 (0 to 0)	0 (0 to 0)	0.1 (0 to 0 1)	0.1 (0 to 0 1)	0 (0 to 0 1)	0 (0 to 0 1)	0 (0 to 0 1)	0.1 (0 to 0 2)	0.5 (0 2 to 0 9)	0.9 (0 5 to 1 4)	1.1 (0 7 to 1 6)	1.2 (0 7 to 2)	1.3 (0 8 to 2)	1.1 (0 6 to 1 7)	0.7 (0 4 to 1 2)	0.5 (0 3 to 0 9)	0.4 (0 2 to 0 7)	0.1 (0 1 to 0 3)	0 (0 0 to 0 1)	0 (0 0 to 0 1)	0 (0 0 to 0 1)	0 (0 0 to 0 1)	9.5 (0 to 0)
HIV/AIDS - Multidrug-resistant Tuberculosis without extensive drug resistance	0 (0 to 0)	0 (0 to 0)	0 (0 to 0)	0 (0 to 0)	0 (0 to 0)	0 (0 to 0)	0 (0 to 0)	0 (0 to 0)	0 (0 to 0)	0 (0 to 0)	0 (0 to 0)	0 (0 to 0)	0 (0 to 0)	0 (0 to 0)	0 (0 to 0)	0 (0 to 0)	0 (0 to 0)	0 (0 to 0)	0 (0 to 0)	0 (0 to 0)	0 (0 to 0)	0 (0 to 0)	0 (0 to 0)	0.2 (0 to 0)
HIV/AIDS - Extensively drug-resistant Tuberculosis	0 (0 to 0)	0 (0 to 0)	0 (0 to 0)	0 (0 to 0)	0 (0 to 0)	0 (0 to 0)	0 (0 to 0)	0 (0 to 0)	0 (0 to 0)	0 (0 to 0)	0 (0 to 0)	0 (0 to 0)	0 (0 to 0)	0 (0 to 0)	0 (0 to 0)	0 (0 to 0)	0 (0 to 0)	0 (0 to 0)	0 (0 to 0)	0 (0 to 0)	0 (0 to 0)	0 (0 to 0)	0 (0 to 0)	0.1 (0 to 0)
HIV/AIDS resulting in other diseases	0 (0 to 0)	0 (0 to 0)	0.3 (0 2 to 0 4)	0.2 (0 1 to 0 3)	0.2 (0 1 to 0 2)	0.1 (0 1 to 0 2)	0.2 (0 1 to 0 3)	0.7 (0 3 to 1 4)	2.6 (1 4 to 3 8)	5.5 (3 7 to 7 9)	6.7 (4 7 to 9 2)	7.1 (4 9 to 10 1)	8.6 (6 2 to 11 7)	6.9 (4 8 to 9 4)	5.8 (3 8 to 8 2)	4.2 (2 8 to 7 4)	2.7 (1 7 to 4 6)	1.1 (0 6 to 2 4)	0.2 (0 1 to 0 5)	0.1 (0 0 to 0 2)	0.0 (0 0 to 0 1)	0.0 (0 0 to 0 1)	58 (0 to 0)
Sexually transmitted infections excluding HIV	10.6 (3 to 26 1)	3.7 (1 1 to 9 8)	1.0 (0 2 to 3)	0.3 (0 to 0 8)	0.1 (0 to 0 3)	0.1 (0 to 0 2)	0.1 (0 to 0 2)	0.2 (0 to 0 5)	0.4 (0 1 to 1)	0.5 (0 2 to 1 2)	0.6 (0 2 to 1 5)	0.5 (0 2 to 1 4)	0.6 (0 2 to 1 6)	0.5 (0 2 to 1 4)	0.5 (0 2 to 1 4)	0.3 (0 1 to 1 2)	0.3 (0 1 to 1 2)	0.2 (0 1 to 0 8)	0.1 (0 0 to 0 5)	0.1 (0 0 to 0 3)	0.0 (0 0 to 0 2)	0.0 (0 0 to 0 1)	29.8 (0 to 0)
Syphilis	0 (0 to 26 1)	0 (1 1 to 9 8)	0.6 (0 2 to 1 7)	0.3 (0 to 0 8)	0.1 (0 to 0 2)	0 (0 to 0)	0 (0 to 0)	0 (0 to 0 1)	0 (0 to 0 1)	0 (0 to 0 2)	0 (0 to 0 1)	0 (0 to 0 1)	0 (0 1 to 0 2)	0 (0 1 to 0 2)	0 (0 1 to 0 2)	0 (0 1 to 0 2)	0 (0 1 to 0 2)	0 (0 1 to 0 2)	0 (0 1 to 0 2)	0 (0 to 0 1)	0 (0 to 0 1)	0 (0 to 0 1)	0 (0 to 0)	21.1 (0 to 0)
Chlamydial infection	0 (0 to 0)	0 (0 to 0)	0 (0 to 0)	0 (0 to 0)	0 (0 to 0)	0 (0 to 0)	0 (0 to 0)	0 (0 to 0)	0 (0 to 0)	0 (0 to 0)	0 (0 to 0)	0 (0 to 0)	0 (0 to 0)	0 (0 to 0)	0 (0 to 0)	0 (0 to 0)	0 (0 to 0)	0 (0 to 0)	0 (0 to 0)	0 (0 to 0)	0 (0 to 0)	0 (0 to 0)	0 (0 to 0)	0.2 (0 to 0)
Gonococcal infection	0 (0 to 0)	0 (0 to 0)	0 (0 to 0)	0 (0 to 0)	0 (0 to 0)	0 (0 to 0)	0 (0 to 0)	0 (0 to 0)	0 (0 to 0)	0 (0 to 0)	0 (0 to 0)	0 (0 to 0)	0 (0 to 0)	0 (0 to 0)	0 (0 to 0)	0 (0 to 0)	0 (0 to 0)	0 (0 to 0)	0 (0 to 0)	0 (0 to 0)	0 (0 to 0)	0 (0 to 0)	0 (0 to 0)	0.2 (0 to 0)
Trichomoniasis	0 (0 to 0)	0 (0 to 0)	0 (0 to 0)	0 (0 to 0)	0 (0 to 0)	0 (0 to 0)	0 (0 to 0)	0 (0 to 0)	0 (0 to 0)	0 (0 to 0)	0 (0 to 0)	0 (0 to 0)	0 (0 to 0)	0 (0 to 0)	0 (0 to 0)	0 (0 to 0)	0 (0 to 0)	0 (0 to 0)	0 (0 to 0)	0 (0 to 0)	0 (0 to 0)	0 (0 to 0)	0 (0 to 0)	0.5 (0 to 0)
Genital herpes	0 (0 to 0)	0 (0 to 0)	0 (0 to 0)	0 (0 to 0)	0 (0 to 0)	0 (0 to 0)	0 (0 to 0)	0 (0 to 0)	0.1 (0 to 0)	0.2 (0 to 0)	0.3 (0 to 0)	0.4 (0 1 to 0 9)	0.6 (0 to 1 3)	0.4 (0 2 to 1 3)	0.3 (0 1 to 1 1)	0.2 (0 1 to 1)	0.1 (0 to 0 7)	0.1 (0 to 0 4)	0.0 (0 to 0 2)	0.0 (0 to 0 1)	0.0 (0 to 0 1)	0.0 (0 to 0 1)	4.9 (0 to 0)
Other sexually transmitted infections	0 (0 to 0)	0 (0 to 0)	0 (0 to 0)	0 (0 to 0)	0 (0 to 0)	0 (0 to 0)	0 (0 to 0)	0 (0 to 0)	0 (0 to 0)	0 (0 to 0)	0 (0 to 0)	0 (0 to 0)	0 (0 to 0)	0 (0 to 0)	0 (0 to 0)	0 (0 to 0)	0 (0 to 0)	0 (0 to 0)	0 (0 to 0)

Other neoplasms	0-1 (0 to 0.1)	0 (0 to 0)	0-1 (0 to 0.2)	0-3 (0.1 to 0.4)	0-2 (0.1 to 0.4)	0-4 (0.2 to 0.6)	0-4 (0.2 to 0.6)	0-2 (0.2 to 0.7)	0-9 (0.4 to 1.3)	0-9 (0.4 to 1.7)	1-3 (0.7 to 2.1)	1-6 (1.1 to 2.5)	2-6 (1.7 to 4.3)	4-9 (4.0 to 10)	10-13 (9.9 to 15.4)	17-17 (13.1 to 20)	29-6 (20.2 to 49.6)	52 (39.5 to 81.7)	90 (73.4 to 116)	66-9 (59.5 to 73.4)	36-1 (29.4 to 51.2)	26-12 (19.6 to 32.7)	2-5 (1.1 to 3.6)	
Medulloblastoma, medulloblastoma, and other hemangioblastic neoplasms	0 (0 to 0.1)	0 (0 to 0)	0-1 (0 to 0.2)	0 (0 to 0.1)	0-2 (0 to 0.4)	0-2 (0.2 to 0.6)	0-2 (0.2 to 0.6)	0-2 (0.2 to 0.7)	0-3 (0.4 to 1.3)	0-3 (0.4 to 1.7)	0-3 (0.7 to 2.1)	1-6 (1.1 to 2.5)	1-5 (1.7 to 4.3)	4-7 (4.0 to 10)	6-10 (9.9 to 15.4)	10-13 (13.1 to 20)	20-6 (20.2 to 49.6)	32 (39.5 to 81.7)	50 (73.4 to 116)	39-6 (59.5 to 73.4)	20-6 (29.4 to 51.2)	12-6 (19.6 to 32.7)	1-2 (1.1 to 3.6)	277
Benign and in situ cranial nerve neoplasms	0 (0 to 0)	0 (0 to 0)	0 (0 to 0)	0 (0 to 0)	0 (0 to 0)	0 (0 to 0)	0 (0 to 0)	0 (0 to 0)	0 (0 to 0)	0 (0 to 0)	0 (0 to 0)	0 (0 to 0)	0 (0 to 0)	0 (0 to 0)	0 (0 to 0)	0 (0 to 0)	0 (0 to 0)	0 (0 to 0)	0 (0 to 0)	0 (0 to 0)	0 (0 to 0)	0 (0 to 0)	0 (0 to 0)	0 (0 to 0)	
Benign and in situ cervical and uterine neoplasms	0 (0 to 0)	0 (0 to 0)	0 (0 to 0)	0 (0 to 0)	0 (0 to 0)	0 (0 to 0)	0 (0 to 0)	0 (0 to 0)	0 (0 to 0)	0 (0 to 0)	0 (0 to 0)	0 (0 to 0)	0 (0 to 0)	0 (0 to 0)	0 (0 to 0)	0 (0 to 0)	0 (0 to 0)	0 (0 to 0)	0 (0 to 0)	0 (0 to 0)	0 (0 to 0)	0 (0 to 0)	0 (0 to 0)	0 (0 to 0)	
Benign and in situ neoplasms, other	0 (0 to 0)	0 (0 to 0)	0 (0 to 0)	0 (0 to 0)	0 (0 to 0)	0 (0 to 0)	0 (0 to 0)	0 (0 to 0)	0 (0 to 0)	0 (0 to 0)	0 (0 to 0)	0 (0 to 0)	0 (0 to 0)	0 (0 to 0)	0 (0 to 0)	0 (0 to 0)	0 (0 to 0)	0 (0 to 0)	0 (0 to 0)	0 (0 to 0)	0 (0 to 0)	0 (0 to 0)	0 (0 to 0)	0 (0 to 0)	
Cardiovascular diseases	1-7 (1.1 to 2.4)	1-6 (1.1 to 2.3)	3-2 (2.0 to 5.1)	4-5 (2.4 to 8.1)	7-2 (3.4 to 9.7)	17-6 (9.4 to 20.4)	41-9 (23.3 to 52.4)	88 (68 to 110)	116 (91.8 to 146)	192 (154 to 233)	262 (209 to 322)	371 (292 to 460)	808 (647 to 1,000)	1,222 (1,000 to 1,500)	1,268 (1,110 to 1,430)	1,760 (1,460 to 2,110)	2,662 (2,220 to 3,150)	2,622 (2,150 to 3,210)	2,452 (2,090 to 2,840)	1,900 (1,580 to 2,260)	1,222 (940 to 1,570)	199 (150 to 259)	16,800
Rheumatic heart disease	0 (0 to 0)	0 (0 to 0)	0 (0 to 0.2)	0 (0 to 0.1)	0-1 (0 to 0.1)	0-2 (0 to 0.4)	0-4 (0 to 0.9)	0-7 (0 to 1.6)	0-9 (0 to 1.2)	0-7 (0 to 1.4)	1-3 (0 to 2.1)	1-8 (1 to 2.4)	3-2 (2 to 4.3)	4 (2.7 to 5.7)	3-7 (3 to 4.6)	5-9 (4 to 7.7)	10-9 (7.9 to 13.5)	11 (8.1 to 14.6)	9-6 (7.2 to 13.5)	5-1 (3.9 to 6.4)	2-4 (1.6 to 3.4)	0-6 (0 to 0.9)	68-5	
Ischemic heart disease	0 (0 to 0)	0 (0 to 0)	0 (0 to 0)	0-1 (0 to 0.2)	1-1 (0.2 to 1.7)	4-3 (1.3 to 6.4)	20-5 (11.3 to 27.4)	50-6 (34.6 to 66.2)	84-6 (66.6 to 106)	140 (109 to 176)	209 (158 to 266)	301 (230 to 390)	618 (489 to 767)	825 (661 to 1,002)	1,040 (861 to 1,230)	1,302 (1,050 to 1,536)	1,502 (1,210 to 1,826)	1,290 (1,020 to 1,626)	1,220 (1,000 to 1,460)	912 (742 to 1,076)	490 (399 to 578)	99-2 (75 to 121)	9,020	
Stroke	0-1 (0 to 0.2)	0-1 (0 to 0.2)	0-4 (0 to 1.1)	1-4 (0.4 to 3.4)	2-6 (1.1 to 5.2)	12-1 (5.2 to 17.5)	31-2 (21.3 to 41.2)	70-7 (51.7 to 92.2)	117 (87.2 to 149)	172 (129 to 221)	247 (187 to 324)	339 (257 to 440)	474 (362 to 614)	606-9 (466 to 767)	720 (557 to 893)	752 (594 to 914)	778 (619 to 944)	732 (577 to 894)	546 (429 to 674)	402 (320 to 494)	542 (427 to 666)	302 (239 to 376)	58-8 (43 to 73.7)	3,470
Ischemic stroke	0 (0 to 0.1)	0-1 (0 to 0.2)	0-1 (0 to 0.2)	0-2 (0.2 to 0.6)	0-8 (0.2 to 1.2)	1-8 (0.6 to 2.6)	2-5 (1.2 to 3.6)	3-9 (2.3 to 5.1)	4-6 (3.2 to 6.7)	5-7 (3.9 to 8.1)	8-6 (5.9 to 12)	13 (10.2 to 17.1)	30-2 (24.2 to 37.2)	49-2 (39.9 to 60.1)	83 (68.1 to 100)	121 (99.4 to 145)	234 (189.1 to 284)	222 (179.2 to 271)	147 (118.1 to 180)	433 (346.1 to 527)	398 (320.6 to 484)	46 (36.6 to 56.2)	2,046	
Intracerebral hemorrhage	0 (0 to 0)	0 (0 to 0)	0 (0 to 0.2)	0-3 (0.1 to 0.6)	0-5 (0.2 to 0.9)	0-6 (0.4 to 1.2)	1-2 (0.6 to 2.2)	2-3 (1.3 to 3.2)	3-2 (2.1 to 4.3)	4-3 (2.9 to 5.9)	5-3 (3.9 to 7.2)	7-2 (5.4 to 9.3)	13-6 (10.4 to 17.7)	19-4 (15.7 to 24.1)	26-2 (21.9 to 31.2)	34-9 (29.7 to 41.2)	45-3 (38.4 to 53.9)	49-5 (41.9 to 59.2)	39-6 (33.5 to 47.3)	29-5 (24.9 to 35.4)	20-4 (17.2 to 24.5)	3-5 (2.9 to 4.2)	0-6 (0.5 to 0.7)	1,030
Subarachnoid hemorrhage	0 (0 to 0.1)	0 (0 to 0)	0 (0 to 0.2)	0 (0 to 0.2)	0-2 (0.2 to 0.5)	0-3 (0.4 to 1.1)	0-6 (0.2 to 2.3)	1-2 (0.4 to 3.6)	1-3 (0.7 to 4.6)	1-6 (1.1 to 6.1)	2-3 (1.7 to 7.1)	3-2 (2.4 to 8.2)	5-2 (4.1 to 9.6)	7-2 (5.8 to 12.4)	9-2 (7.6 to 15.3)	11-4 (9.4 to 18.6)	13-2 (10.9 to 21.5)	14-4 (11.9 to 23.4)	15-2 (12.6 to 24.5)	14-2 (11.8 to 23.1)	12-4 (10.3 to 20.1)	2-3 (1.9 to 3.7)	0-3 (0.2 to 0.5)	379
Hypertensive heart disease	0 (0 to 0)	0 (0 to 0)	0 (0 to 0)	0 (0 to 0)	0 (0 to 0)	0-1 (0 to 0.2)	0-1 (0.1 to 0.3)	0-1 (0 to 0.4)	0-1 (0 to 0.3)	0-1 (0 to 0.7)	0-1 (0.2 to 0.9)	0-2 (0.4 to 1.3)	0-3 (0.7 to 2.1)	0-4 (0.9 to 2.8)	0-5 (1.1 to 3.5)	0-6 (1.3 to 4.2)	0-7 (1.5 to 4.8)	0-7 (1.6 to 5.1)	0-7 (1.6 to 5.1)	0-6 (1.5 to 4.8)	0-5 (1.2 to 3.9)	0-4 (0.9 to 3.1)	0-2 (0.2 to 1.9)	292
Non-rheumatic valvular heart disease	0 (0 to 0)	0 (0 to 0)	0 (0 to 0)	0 (0 to 0)	0 (0 to 0)	0-1 (0.4 to 1.1)	0-4 (1.1 to 2.9)	0-9 (1.7 to 4.7)	0-13 (1.9 to 4.6)	0-16 (2.2 to 5.4)	0-19 (2.7 to 6.5)	0-21 (3.1 to 7.1)	0-21 (4.5 to 8)	0-21 (5.2 to 7.9)	0-19 (4.5 to 7.1)	0-16 (3.6 to 6.2)	0-13 (2.9 to 5.1)	0-10 (2.4 to 4.1)	0-8 (1.9 to 3.2)	0-6 (1.4 to 2.5)	0-5 (1.1 to 2.1)	0-3 (0.7 to 1.4)	0-1 (0.2 to 0.6)	494
Non-rheumatic aortic aortic valve disease	0 (0 to 0)	0 (0 to 0)	0 (0 to 0)	0 (0 to 0)	0 (0 to 0)	0-1 (0 to 0.4)	0-2 (0 to 0.9)	0-3 (0.7 to 2.2)	0-4 (1 to 3.9)	0-5 (1.6 to 5.3)	0-6 (2 to 7.1)	0-7 (2.5 to 8.6)	0-8 (3.2 to 7.6)	0-9 (4.1 to 7.1)	0-11 (5.2 to 8.7)	0-12 (6.3 to 10.1)	0-13 (7.5 to 11.7)	0-14 (8.7 to 13.7)	0-15 (9.6 to 15.2)	0-15 (10.2 to 15.8)	0-14 (9.8 to 15.2)	0-11 (7.5 to 11.6)	0-3 (2.1 to 3.3)	421
Non-rheumatic degenerative mitral valve disease	0 (0 to 0)	0 (0 to 0)	0 (0 to 0)	0 (0 to 0)	0 (0 to 0)	0 (0 to 0.4)	0-1 (0 to 0.6)	0-2 (0.3 to 0.9)	0-3 (0.4 to 1.1)	0-3 (0.5 to 1.3)	0-4 (0.6 to 1.5)	0-4 (0.8 to 1.8)	0-5 (0.9 to 1.8)	0-6 (1.1 to 2.3)	0-7 (1.3 to 2.6)	0-8 (1.5 to 3.1)	0-9 (1.7 to 3.5)	0-10 (1.9 to 3.8)	0-10 (2.1 to 4.1)	0-10 (2.2 to 4.2)	0-9 (1.9 to 3.8)	0-7 (1.5 to 3.1)	0-2 (0.4 to 0.9)	72-2
Other non-rheumatic valve diseases	0 (0 to 0)	0 (0 to 0)	0 (0 to 0)	0 (0 to 0)	0 (0 to 0)	0 (0 to 0)	0-1 (0 to 0.2)	0-1 (0 to 0.3)	0-1 (0 to 0.3)	0-1 (0 to 0.5)	0-1 (0 to 0.5)	0-1 (0 to 0.5)	0-1 (0 to 0.5)	0-1 (0 to 0.5)	0-1 (0 to 0.5)	0-1 (0 to 0.5)	0-1 (0 to 0.5)	0-1 (0 to 0.5)	0-1 (0 to 0.5)	0-1 (0 to 0.5)	0-1 (0 to 0.5)	0-1 (0 to 0.5)	0-1 (0 to 0.5)	0-1 (0 to 0.5)	0-5
Cardiomyopathy and myocarditis	0-4 (0.3 to 1.3)	0-4 (0.4 to 1.3)	0-4 (0.4 to 2.3)	0-5 (0.6 to 2.7)	1-3 (0.9 to 3.6)	2-2 (0.9 to 5.7)	3-3 (1.4 to 7.7)	4-5 (2.2 to 9.7)	5-7 (3.1 to 12)	7-8 (4.2 to 14)	9-6 (5.7 to 16)	12 (8.1 to 20)	20-5 (13.4 to 34.4)	29-5 (20.3 to 42.6)	36-5 (26.5 to 50.6)	39-6 (29.5 to 52.8)	39-2 (29.9 to 52.3)	36-5 (28.1 to 48.2)	31-2 (24.1 to 41.3)	25-3 (19.5 to 33.4)	19-6 (15.1 to 25.9)	2-9 (2.2 to 3.8)	0-3 (0.2 to 0.5)	420
Myocarditis	0 (0 to 0.1)	0 (0 to 0.2)	0 (0 to 0.2)	0 (0 to 0.2)	0-1 (0.1 to 0.4)	0-2 (0.2 to 0.7)	0-3 (0.4 to 1.1)	0-4 (0.6 to 1.6)	0-5 (0.8 to 2.1)	0-6 (1 to 2.6)	0-7 (1.2 to 3.1)	0-8 (1.4 to 3.6)	0-9 (1.7 to 4.1)	0-10 (2.1 to 4.6)	0-11 (2.4 to 5.1)	0-12 (2.7 to 5.6)	0-13 (3 to 6.2)	0-14 (3.3 to 6.7)	0-14 (3.5 to 7.1)	0-13 (3.5 to 6.9)	0-11 (2.9 to 6.1)	0-9 (2.3 to 4.8)	0-3 (0.2 to 0.6)	131
Alcoholic cardiomyopathy	0 (0 to 0)	0 (0 to 0)	0 (0 to 0)	0 (0 to 0)	0 (0 to 0)	0 (0 to 0.1)	0-1 (0 to 0.2)	0-1 (0 to 0.3)	0-1 (0 to 0.4)	0-1 (0 to 0.5)	0-1 (0 to 0.6)	0-1 (0 to 0.8)	0-2 (0.1 to 0.9)	0-2 (0.1 to 1.1)	0-2 (0.1 to 1.2)	0-2 (0.1 to 1.3)	0-2 (0.1 to 1.4)	0-2 (0.1 to 1.4)	0-2 (0.1 to 1.4)	0-2 (0.1 to 1.3)	0-2 (0.1 to 1.2)	0-1 (0.1 to 1.1)	0-1 (0 to 0.2)	0-1 (0 to 0.2)	131
Other cardiomyopathy	0-8 (0.4 to 1.2)	0-7 (0.4 to 1.1)	1-5 (0.4 to 2.3)	1-3 (0.6 to 3.1)	0-8 (0.4 to 2.1)	1-5 (0.4 to 3.1)	2-7 (1.0 to 4.5)	7-9 (2.9 to 13)	9-4 (3.2 to 15.3)	7-5 (2.9 to 13)	6-8 (2.6 to 11)	5-6 (2.1 to 9.6)	9-6 (3.6 to 16.9)	10-5 (4.1 to 17.7)	8-2 (3.2 to 14.2)	14-9 (6.1 to 23.6)	20-5 (8.1 to 32.4)	31-1 (12.4 to 48.4)	31-1 (12.6 to 48.2)	29-6 (12.3 to 45.1)	24-3 (10.2 to 36.8)	14-9 (6.2 to 22.3)	3-3 (1.2 to 4.8)	297
Atrial fibrillation and flutter	—	—	—	—	—	0-5 (0.2 to 1.6)	1-6 (0.5 to 3.2)	3-2 (1.1 to 6.4)	4-6 (1.7 to 8.9)	6-4 (2.4 to 12)	8-2 (3.1 to 15.2)	9-5 (3.7 to 17.2)	10-8 (4.1 to 18.9)	21-3 (8.5 to 32.3)	30-9 (12.5 to 43.7)	39-4 (16.1 to 53.9)	45-9 (19.1 to 62.8)	101 (42.9 to 138)	149 (64.4 to 194)	152 (67.2 to 196)	139 (62.3 to 177)	102 (46.9 to 129)	21-7 (9.8 to 27.5)	1,200
Aortic aneurysm	—	—	—	—	—	0-5 (0.2 to 1.6)	1-6 (0.5 to 3.2)	3-2 (1.1 to 6.4)	4-6 (1.7 to 8.9)	6-4 (2.4 to 12)	8-2 (3.1 to 15.2)	9-5 (3.7 to 17.2)	10-8 (4.1 to 18.9)	21-3 (8.5 to 32.3)	30-9 (12.5 to 43.7)	39-4 (16.1 to 53.9)	45-9 (19.1 to 62.8)	101 (42.9 to 138)	149 (64.4 to 194)	152 (67.2 to 196)	139 (62.3 to 177)	102 (46.9 to 129)	21-7 (9.8 to 27.5)	NA
Endocarditis	0 (0 to 0.1)	0 (0 to 0.1)	0-1 (0 to 0.2)	0-1 (0.1 to 0.2)	0-2 (0.2 to 0.4)	0-2 (0.2 to 0.5)	1-2 (0.4 to 1.2)	2-3 (0.9 to 2.2)	2-6 (0.9 to 3.1)	3-7 (1.1 to 4.7)	3-9 (1.2 to 5.7)	5-4 (1.7 to 7.3)	6-4 (2.1 to 8.6)	7-3 (2.5 to 9.8)	6-3 (2.2 to 8.5)	10-7 (3.7 to 14.3)	16-8 (5.9 to 23.6)	19-8 (6.9 to 28.7)	15-7 (5.6 to 22.8)	12-3 (4.4 to 17.9)	8-8 (3.2 to 12.9)	1-1 (0.4 to 1.6)	120	
Other cardiovascular and circulatory diseases	0-8 (0.4 to 1.2)	0-5 (0.3 to 0.9)	0-9 (0.4 to 1.7)	1-7 (0.7 to 3.1)	2-4 (1.0 to 4.2)	3-3 (1.3 to 5.8)	5-9 (2.3 to 9.7)	12-3 (5.3 to 17.3)	13-4 (6.3 to 17.3)	16-3 (7.9 to 21.2)	20-4 (9.7 to 26.4)	29-4 (13.7 to 38.2)	50-9 (24.1 to 66.1)	68-8 (32.4 to 89.4)	79-1 (38.1 to 102)	110 (52.3 to 142)	89-9 (44.1 to 117)	49-8 (23.7 to 64.7)	39-3 (19.4 to 51.1)	17-8 (8.8 to 23.1)	11-4 (5.5 to 14.8)	2-3 (1.1 to 3.1)	699	
Chronic respiratory diseases	0 (0 to 0)	0 (0 to 0)	59-5 (19.5 to 56.1)	58-6 (21.5 to 51.1)	42-9 (19.8 to 81)	59-7 (29.8 to 87.1)	58-3 (29.4 to 87.1)	40 (20.1 to 59.4)	54-6 (28.2 to 89.3)	75 (39.6 to 106)	104-6 (56.9 to 146)	144-3 (79.1 to 203)	274 (150.2 to 386)	413 (222.3 to 587)	427 (230.1 to 604)	1,043 (562 to 1,482)	992 (818.9 to 1,180)	819 (675.2 to 1,000)	570 (470.2 to 696)	452 (372.8 to 552)	364 (300.2 to 444)	46-4 (38.3 to 56.6)	5,870	
Chronic obstructive pulmonary disease	0 (0 to 0)	0 (0 to 0)	0-7 (0.2 to 1.7)	1-4 (0.3 to 3.6)	2-3 (0.7 to 5.4)	3-6 (1.1 to 8.6)	6-4 (1.9 to 15)	14-3 (4.1 to 32)	16-7 (5.4 to 37)	19-2 (6.4 to 43)	23-6 (8.1 to 52)	29-6 (10.2 to 65)	42-1 (15.1 to 93)	56-2 (20.1 to 124)	66-7 (24.1 to 146)	77-8 (28.2 to 170)	88-3 (32.3 to 193)	96-9 (35.7 to 211)	101 (37.6 to 220)	101 (37.8 to 220)	97-2 (36.6 to 211)	87-2 (32.8 to 189)	20-3 (7.6 to 44)	1,360
Pneumoconiosis	0 (0 to 0)	0 (0 to 0)	0 (0 to 0)	0 (0 to 0)	0 (0 to 0)	0 (0 to 0.1)	0 (0 to 0.1)	0 (0 to 0.1)	0 (0 to 0.1)	0-1 (0 to 0.1)	0-1 (0.1 to 0.2)	0-1 (0.2 to 0.4)	0-2 (0.3 to 0.6)	0-2 (0.4 to 0.8)	0-3 (0.5 to 1.1)	0-3 (0.7 to 1.5)	0-4 (0.8 to 1.7)	0-4 (0.9 to 1.9)	0-4 (0.9 to 1.9)	0-4 (0.9 to 1.8)	0-3 (0.8 to 1.7)	0-3 (0.6 to 1.4)	0-1 (0.1 to 0.3)	0-1 (0 to 0.3)	80-2
Silicosis	0 (0 to 0)	0 (0 to 0)	0 (0 to 0)	0 (0 to 0)	0 (0 to 0)	0 (0 to 0)	0 (0 to 0)	0 (0 to 0)	0 (0 to 0)	0 (0 to 0)	0 (0 to 0)	0 (0 to 0)	0-1 (0 to 0.2)	0-1 (0 to 0.2)	0-1 (0 to 0.3)	0-2 (0 to 0.4)	0-2 (0 to 0.4)	0-2 (0 to 0.5)	0-2 (0 to 0.5)	0-2 (0 to 0.4)	0-2 (0 to 0.4)	0-1 (0 to 0.4)	0-1 (0 to 0.3)	0-1 (0 to 0.3)	19-2
Asbestosis	0 (0 to 0)	0 (0 to 0)	0 (0 to 0)	0 (0 to 0)	0 (0 to 0)	0 (0 to 0)	0 (0 to 0)	0 (0 to 0)	0 (0 to 0)	0 (0 to 0)	0 (0 to 0)	0 (0 to 0)	0 (0 to 0)	0 (0 to 0)	0-1 (0 to 0.2)	0-1 (0 to 0.3)	0-1 (0 to 0.3)	0-1 (0 to 0.4)	0-1 (0 to 0.4)	0-1 (0 to 0.3)	0-1 (0 to 0.3)	0-1 (0 to 0.3)	0-1 (0 to 0.2)	0-1 (0 to 0.2)	53-6
Coal workers pneumoconiosis	0 (0 to 0)	0 (0 to 0)	0 (0 to 0)	0 (0 to 0)	0 (0 to 0)	0 (0 to 0)	0 (0 to 0)	0 (0 to 0)	0 (0 to 0)	0 (0 to 0)	0 (0 to 0)	0 (0 to 0)	0 (0 to 0)	0 (0 to 0)	0-1 (0 to 0.1)	0-1 (0 to 0.1)	0-1 (0 to 0.2)	0-1 (0 to 0.2)	0-2 (0 to 0.2)	0-1 (0 to 0.2)	0-1 (0 to 0.2)	0-1 (0 to 0.2)	0-1 (0 to 0.1)	0-1 (0 to 0.1)	7-9
Other pneumoconiosis	0 (0 to 0)	0 (0 to 0)	0 (0 to 0)	0 (0 to 0)	0 (0 to 0)	0 (0 to 0)	0 (0 to 0)	0 (0 to 0)	0 (0 to 0)	0 (0 to 0)	0 (0 to 0)	0 (0 to 0)	0 (0 to 0)	0 (0 to 0)	0 (0 to 0)	0 (0 to 0)	0 (0 to 0)	0 (0 to 0)	0 (0 to 0)	0 (0 to 0)	0 (0 to 0)	0 (0 to 0)	0 (0 to 0)	0 (0 to 0)	2-4
Asthma	0 (0 to 0)	0-7 (3.2 to 47.7)	50-9 (27.6 to 69.1)	47-3 (32.2 to 64.5)	37-3 (26.4 to 49.4)	32-1 (23.6 to 42.6)	48-4 (29.6 to 74.9)	41 (29.3 to 56.2)	29-5 (20.4 to 40.4)	23-5 (16.6 to 32.1)	19-5 (13.8 to 26.4)	16-2 (11.5 to 22.1)	13-7 (9.7 to 18.4)	11-4 (8.1 to 15.4)	47-8 (34.6 to 65.2)	54-1 (39.5 to 73.4)	49-5 (34.8 to 67.5)	39-3 (27.6 to 53.6)	30-5 (21.4 to 41.6)	24-3 (17.1 to 33.1)	9-3 (6.5 to 12.7)	1-8 (1.3 to 2.4)	812	
Interstitial lung disease and pulmonary sarcoidosis	0 (0 to 0)	0 (0 to 0)	0 (0 to 0)	0 (0 to 0)	0 (0 to 0)	0 (0 to 0)	0 (0 to 0)	0 (0 to 0)	0 (0 to 0)	0 (0 to 0)	0 (0 to 0)	0 (0 to 0)	0 (0 to 0)	0 (0 to 0)	0 (0 to 0)	0 (0 to 0)	0 (0 to 0)	0 (0 to 0)	0 (0 to 0)	0 (0 to 0)	0 (0 to 0)	0 (0 to 0)	0 (0 to 0)	0 (0 to 0)	2-4
Other chronic respiratory diseases	0-4 (0.2 to 0.8)	0-6 (0.3 to 1.1)	0-9 (0.4 to 1.7)	0-7 (0.4 to 1.5)	0-6 (0.3 to 1.4)	0-9 (0.4 to 2.1)	1-4 (0.6 to 3.3)	2-1 (0.9 to 4.8)	2-7 (1.1 to 6.1)	3-3 (1.4 to 7.5)	4-4 (1.9 to 9.7)	5-7 (2.4 to 12)	9-3 (4.1 to 19)	13-2 (5.8 to 26)	16-2 (7.2 to 32)	19-2 (8.5 to 37)	21-7 (9.6 to 41)	23-5 (10.4 to 44)	24-2 (10.7 to 45)	23-8 (10.5 to 44)	22-2 (9.8 to 41)	19-7 (8.7 to 36)	4-6 (2 to 8.5)	812
Digestive diseases	0-9 (0.3 to 0.9)	0-8 (0.4 to 0.9)	0-9 (0.3 to 1.1)	0-7 (0.3 to 1.1)	0-6 (0.3 to 1.1)	0-9 (0.4 to 1.5)	1-2 (0.5 to 2.2)	2-3 (1.1 to 3.4)	2-8 (1.3 to 4.2)	3-3 (1.5 to 5.1)	4-3 (2 to 6.5)	5-2 (2.4 to 7.9)	8-3 (3.8 to 12)	11-4 (5.3 to 17)	14-2 (6.6 to 21)	16-8 (7.8 to 25)	18-9 (8.8 to 28)	20-4 (9.5 to 30)	21-1 (9.8 to 31)	20-8 (9.6 to 30)	19-3 (8.9 to 28)	17-1 (7.9 to 25)	3-9 (1.8 to 5.6)	3,890
Cirrhosis and other chronic liver diseases	0 (0 to 0)	0 (0 to 0)	0-6 (0.4 to 0.8)	0-6 (0.4 to 0.8)	0-6 (0.4 to 0.8)	1-3 (0.8 to 1.9)	4-2 (2.6 to 6.1)	7-2 (4.5 to 10)	9-3 (5.8 to 13)	11 (7.2 to 15)	13-2 (8.8 to 18)	16-2 (11 to 22)	23-2 (16.1 to 31)	29-6 (21.1 to 39)	33-6 (24.1 to 44)	36-2 (26.1 to 47)	36-8 (26.7 to 47)	35-6 (25.9 to 46)	32-6 (23.8 to 42)	28-2 (20.7 to 36)	23-2 (17.1 to 30)	19-2 (14.2 to 25)	3-4 (2.5 to 4.4)	1,290
Cirrhosis and other chronic liver diseases due to hepatitis B	0 (0 to 0)	0 (0 to 0)	0 (0 to 0)	0 (0 to 0)	0 (0 to 0)	0 (0 to 0.1)	0-2 (0 to 0.4)	0-3 (0.1 to 0.7)	0-4 (0.2 to 0.9)	0-5 (0.2 to 1.1)	0-6 (0.3 to 1.4)	0-8 (0.4 to 1.8)	0-9 (0.5 to 2.1)	0-11 (0.6 to 2.5)	0-12 (0.7 to 2.8)	0-13 (0.8 to 3.1)	0-14 (0.8 to 3.3)	0-15 (0.9 to 3.5)	0-15 (0.9 to 3.5)	0-15 (0.9 to 3.5)	0-14 (0.8 to 3.3)	0-12 (0.7 to 2.8)	0-3 (0.2 to 0.7)	0-1 (0 to 0.2)	99-4
Cirrhosis and other chronic liver diseases due to hepatitis C	0 (0 to 0)	0 (0 to 0)	0 (0 to 0)	0 (0 to 0)	0 (0 to 0)	0 (0 to 0)	0-2 (0 to 0.1)	0-3 (0.1 to 0.2)	0-5 (0.2 to 0.3)	0-6 (0.2 to 0.4)	0-8 (0.3 to 0.5)	0-9 (0.4 to 0.6)	0-11 (0.5 to 0.7)	0-13 (0.6 to 0.8)	0-15 (0.7 to 0.9)	0-17 (0.8 to 1)	0-18 (0.8 to 1.1)	0-19 (0.9 to 1.1)	0-19 (0.9 to 1.1)	0-19 (0.9 to 1.1)	0-18 (0.8 to 1.1)	0-15 (0.7 to 0.9)	0-4 (0.2 to 0.2)	0-1 (0 to 0.2)	91
Cirrhosis and other chronic liver diseases due to alcohol use	0 (0 to 0)	0 (0 to 0)	0 (0 to 0)	0 (0 to 0)	0 (0 to 0)	0 (0 to 0)	0-1 (0 to 0.1)	0-1 (0 to 0.2)	0-2 (0 to 0.3)	0-2 (0 to 0.4)	0-3 (0.1 to 0.5)	0-4 (0.1 to 0.6)	0-5 (0.2 to 0.7)	0-6 (0.2 to 0.8)	0-7 (0.3 to 0.9)	0-8 (0.3 to 1)	0-8 (0.3 to 1)	0-9 (0.3 to 1.1)	0-9 (0.3 to 1.1)	0-9 (0.3 to 1.1)	0-8 (0.3 to 1)	0-7 (0.3 to 0.9)	0-2 (0 to 0.2)	0-1 (0 to 0.1)	809
Cirrhosis and other chronic liver diseases due to NAFLD	0 (0 to 0)	0 (0 to 0)	0 (0 to 0)	0 (0 to 0)	0 (0 to 0)	0 (0 to 0)	0-2 (0 to 0.1)	0-2 (0 to 0.2)	0-3 (0.1 to 0.4)	0-4 (0.2 to 0.5)	0-5 (0.2 to 0.6)	0-6 (0.3 to 0.8)	0-7 (0.3 to 0.9)	0-9 (0.4 to 1.1)	0-10 (0.5 to 1.2)	0-11 (0.5 to 1.3)	0-12 (0.6 to 1.4)	0-13 (0.6 to 1.5)	0-13 (0.6 to 1.5)	0-13 (0.6 to 1.5)	0-12 (0.6 to 1.4)	0-10 (0.5 to 1.2)	0-2 (0 to 0.3)	0-1 (0 to 0.2)	109
Cirrhosis and other chronic liver diseases due to other causes	0 (0 to 0)	0 (0 to 0)	0-5 (0.2 to 0.6)	0-5 (0.2 to 0.6)	0-6 (0.3 to 0.8)	1-2 (0.5 to 1.6)	2-4 (1.1 to 3.2)	3-9 (1.9 to 5.4)	5-4 (2.7 to 7.6)	7-1 (3.7 to 9.8)	8-5 (4.6 to 12)	10-4 (5.7 to 14)	12-2 (7.1 to 17)	13-7 (8.2 to 19)	14-7 (8.9 to 20)	15-7 (9.6 to 21)	16-5 (10.1 to 22)	17-2 (10.6 to 23)	17-6 (10.8 to 23)	17-6 (10.8 to 23)	17-3 (10.6 to 23)	15-7 (9.6 to 21)	3-5 (2.1 to 4.7)	1-2 (0.5 to 1.6)	181
Upper digestive system diseases	0 (0 to 0)	0 (0 to 0)	0 (0 to 0)	0 (0 to 0)	0 (0 to 0)	0 (0 to 0.1)	0-1 (0 to 0.2)	0-1 (0 to 0.3)	0-2 (0 to 0.4)	0-2 (0 to 0.5)	0-3 (0.1 to 0.6)	0-4 (0.1 to 0.7)	0-5 (0.2 to 0.8)	0-6 (0.2 to 0.9)	0-7 (0.2 to 1)	0-8 (0.3 to 1.1)	0-8 (0.3 to 1.2)	0-9 (0.3 to 1.2)	0-9 (0.3 to 1.2)	0-9 (0.3 to 1.2)	0-8 (0.3 to 1.1)	0-7 (0.3 to 1)	0-2 (0 to 0.3)	0-1 (0 to 0.2)	640
Peptic ulcer disease	0 (0 to 0)	0 (0 to 0)	0 (0 to 0)	0 (0 to 0)	0 (0 to 0)	0 (0 to 0)	0-1 (0 to 0.1)	0-1 (0 to 0.1)	0-1 (0 to 0.2)	0-2 (0 to 0.2)	0-2 (0 to 0.3)	0-3 (0.1 to 0.4)	0-4 (0.1 to 0.5)	0-5 (0.2 to 0.6)	0-6 (0.2 to 0.7)	0-7 (0.2 to 0.8)	0-8 (0.2 to 0.9)	0-8 (0.2 to 0.9)	0-8 (0.2 to 0.9)	0-8 (0.2 to 0.9)	0-8 (0.2 to 0.9)	0-7 (0.2 to 0.8)	0-2 (0 to 0.2)	0-1 (0 to 0.1)	273
Gastritis and duodenitis	0 (0 to 0)	0 (0 to 0)	0 (0 to 0)	0 (0 to 0)	0 (0 to 0)	0-

Congenital birth defects	133 (97.1 to 197)	43.7 (29.9 to 64.4)	66.2 (43.4 to 117)	48 (33.5 to 71.1)	29.7 (19.9 to 39.6)	25 (17.4 to 34.4)	26.9 (20.1 to 39.1)	27.7 (20.4 to 39.4)	26.3 (19.4 to 31.7)	20.6 (15.6 to 27.1)	20.2 (15 to 26)	19.7 (14.4 to 23.4)	20.9 (14.7 to 27.4)	25.7 (18.6 to 34.6)	24.9 (15.7 to 34.1)	21.8 (12.6 to 31.7)	19.7 (10.3 to 23.2)	6.3 (3.6 to 9.4)	3.6 (2.2 to 5.5)	2.1 (1.3 to 3.3)	1 (0.6 to 1.4)	0.3 (0.2 to 0.5)	0 (0 to 0.1)	693
Neural tube defects	9.1 (4.9 to 18.1)	2.5 (1.1 to 4.4)	4.4 (1.4 to 10.4)	4.6 (2 to 10)	2.5 (0.9 to 7.3)	1 (0.7 to 1.4)	1.3 (0.8 to 1.8)	1.5 (0.8 to 2.2)	1.4 (0.9 to 2.1)	1.1 (0.6 to 1.4)	0.9 (0.5 to 1.3)	0.7 (0.4 to 1.1)	0.5 (0.3 to 0.9)	0.4 (0.2 to 0.9)	0.2 (0.1 to 0.4)	0.2 (0.1 to 0.5)	0 (0 to 0.2)	0 (0 to 0.1)	0 (0 to 0)	0 (0 to 0)	0 (0 to 0)	0 (0 to 0)	0 (0 to 0)	32.9
Congenital heart anomalies	23.2 (23.2 to 42.2)	7.6 (4.2 to 14.6)	11.5 (7.2 to 44.6)	8.3 (4.7 to 18.1)	5.2 (2.8 to 7.2)	4.3 (2.4 to 6.7)	4.7 (3.5 to 6.9)	4.8 (3.5 to 7.1)	4.6 (3.4 to 5.5)	3.6 (2.7 to 4.7)	3.5 (2.6 to 4.6)	3.4 (2.5 to 4.1)	3.6 (2.5 to 7.3)	4.5 (2.7 to 6.1)	4.3 (2.7 to 6)	3.8 (1.6 to 5.7)	3.4 (1.8 to 4.1)	1.1 (0.7 to 1.6)	0.6 (0.3 to 0.9)	0.4 (0.2 to 0.6)	0.2 (0.1 to 0.3)	0 (0 to 0.1)	0 (0 to 0.1)	159
Orofacial clefts	0 (0 to 0.1)	0 (0 to 0)	0.2 (0.1 to 0.5)	0.1 (0 to 0.3)	0.4 (0.1 to 0.6)	0.4 (0.2 to 0.6)	0.3 (0.1 to 0.7)	0.3 (0.1 to 0.7)	0.3 (0.1 to 0.7)	0.3 (0.1 to 0.6)	0.3 (0.1 to 0.7)	0.3 (0.1 to 0.6)	0.4 (0.1 to 0.9)	0.4 (0.1 to 0.8)	0.4 (0.1 to 0.9)	0.3 (0.1 to 0.8)	0.3 (0.1 to 0.7)	0.2 (0 to 0.5)	0.2 (0 to 0.5)	0.2 (0 to 0.5)	0.1 (0 to 0.3)	0 (0 to 0.1)	0 (0 to 0.1)	4.3
Down syndrome	4.2 (2.1 to 7.4)	1 (0.5 to 1.9)	2.6 (1 to 9.7)	2.2 (1.3 to 4.1)	1.6 (1.1 to 2.8)	1.6 (1.1 to 2.8)	2 (1.2 to 3.1)	2.5 (1.7 to 3.7)	3 (2 to 4.4)	2.5 (1.6 to 3.7)	2.5 (1.7 to 3.6)	2.7 (1.8 to 3.9)	3.8 (2.4 to 5.6)	3.8 (2.4 to 5.6)	3.9 (2.5 to 5.7)	3.6 (2.1 to 5.4)	3.1 (1.9 to 4.2)	2 (1.2 to 3.2)	0.9 (0.5 to 1.5)	0.5 (0.3 to 0.8)	0.2 (0.1 to 0.4)	0 (0 to 0.1)	0 (0 to 0.1)	65
Turner syndrome	0 (0 to 0)	0 (0 to 0)	0 (0 to 0)	0 (0 to 0)	0 (0 to 0)	0 (0 to 0)	0 (0 to 0)	0 (0 to 0)	0 (0 to 0)	0 (0 to 0)	0 (0 to 0)	0 (0 to 0)	0 (0 to 0)	0 (0 to 0)	0 (0 to 0)	0 (0 to 0)	0 (0 to 0)	0 (0 to 0)	0 (0 to 0)	0 (0 to 0)	0 (0 to 0)	0 (0 to 0)	0 (0 to 0)	0
Klinefelter syndrome	0 (0 to 0)	0 (0 to 0)	0 (0 to 0.1)	0 (0 to 0.1)	0 (0 to 0.1)	0 (0 to 0.1)	0 (0 to 0)	0 (0 to 0.1)	0.1 (0 to 0.1)	0 (0 to 0.1)	0 (0 to 0.1)	0 (0 to 0.1)	0 (0 to 0.1)	0 (0 to 0)	0 (0 to 0)	0 (0 to 0)	0 (0 to 0)	0 (0 to 0)	0 (0 to 0)	0 (0 to 0)	0 (0 to 0)	0 (0 to 0)	0 (0 to 0)	0.4
Other chromosomal abnormalities	18.7 (9.5 to 32.8)	9.3 (2.9 to 9.4)	10.2 (6 to 19.2)	9.9 (3.6 to 18)	3.8 (2.5 to 5.7)	3.6 (2.3 to 5.4)	4.1 (2.6 to 6)	4.3 (2.8 to 6.4)	3.4 (2.2 to 5)	3.1 (2 to 4.6)	3.1 (1.9 to 4.7)	2.7 (1.6 to 4.2)	2.8 (1.5 to 4.4)	2.9 (1.4 to 4.1)	1.9 (1 to 3)	1.2 (0.4 to 2.1)	1 (0.5 to 1.5)	0 (0 to 0)	0 (0 to 0)	0 (0 to 0)	0 (0 to 0)	0 (0 to 0)	0 (0 to 0)	75.9
Congenital musculoskeletal and limb anomalies	4.3 (2.2 to 8.1)	1.2 (0.7 to 2.3)	0.5 (0.2 to 16.4)	13.1 (7.3 to 23.9)	7.3 (4.3 to 10.1)	6.5 (4.6 to 13.2)	3.5 (2.3 to 5.2)	3 (2 to 5.2)	3.4 (2.1 to 5.2)	2.7 (1.7 to 4.2)	2.4 (2.9 to 5.4)	2.1 (1.3 to 3.2)	2.6 (1.5 to 5.2)	2.5 (1.4 to 4.1)	2.3 (1.2 to 3.5)	1.9 (0.9 to 3.1)	1.6 (0.8 to 2.7)	0.5 (0.2 to 1.1)	0.3 (0.1 to 0.6)	0.2 (0.1 to 0.4)	0.1 (0.1 to 0.2)	0 (0 to 0.1)	0 (0 to 0.1)	118
Urogenital congenital anomalies	9.8 (2.3 to 22.3)	2.3 (0.9 to 5.2)	1.4 (0.4 to 5.7)	1.5 (0.7 to 2.6)	1 (0.5 to 1.6)	0.7 (0.4 to 1.1)	0.6 (0.3 to 1.1)	0.4 (0.2 to 0.7)	0.4 (0.2 to 0.6)	0.3 (0.2 to 0.5)	0.2 (0.2 to 0.5)	0.2 (0.1 to 0.3)	0.1 (0.1 to 0.3)	0.1 (0.1 to 0.2)	0.1 (0.1 to 0.2)	0.1 (0 to 0.1)	0 (0 to 0.1)	0 (0 to 0)	0 (0 to 0)	0 (0 to 0)	0 (0 to 0)	0 (0 to 0)	0 (0 to 0)	14.5
Digestive congenital anomalies	11.3 (10.1 to 20.4)	4.9 (2.4 to 10.7)	3.2 (3 to 4.4)	3.2 (2.4 to 5.9)	2.5 (1.9 to 2.8)	2.4 (2.1 to 2.8)	2.6 (2.2 to 3.1)	2.7 (2.3 to 3.4)	2.6 (2.2 to 3.1)	2.3 (2.2 to 2.9)	2.2 (2.2 to 2.7)	2.2 (2.2 to 2.6)	2.2 (2.2 to 2.6)	2.2 (2.2 to 2.5)	2.2 (2.2 to 2.5)	2.2 (2.2 to 2.5)	2.2 (2.2 to 2.5)	2.2 (2.2 to 2.5)	2.2 (2.2 to 2.5)	2.2 (2.2 to 2.5)	2.2 (2.2 to 2.5)	2.2 (2.2 to 2.5)	2.2 (2.2 to 2.5)	38.6
Other congenital birth defects	37.3 (22.5 to 57)	6.6 (3 to 11)	10.5 (5.4 to 22.4)	6.2 (3 to 10.4)	3.7 (2.4 to 5.9)	3.1 (1.9 to 5.1)	3.2 (2.1 to 5.2)	3.6 (2.2 to 5.3)	3.2 (1.7 to 4.7)	2.5 (1.5 to 4.3)	2.3 (1.3 to 4)	2.2 (1.2 to 3.7)	2.1 (1.3 to 4)	2.2 (1.1 to 4.4)	1.8 (1 to 4.1)	1.6 (0.8 to 3.4)	1.2 (0.6 to 3.1)	0.3 (0.2 to 2.2)	0.2 (0.1 to 0.6)	0.1 (0.1 to 0.4)	0.1 (0.1 to 0.3)	0 (0 to 0.1)	0 (0 to 0.1)	96.6
Urinary diseases and male infertility	0.1 (0 to 0.2)	0.1 (0.1 to 0.2)	0.4 (0.1 to 0.6)	0.4 (0.2 to 0.6)	0.5 (0.4 to 0.7)	0.6 (0.4 to 0.8)	0.7 (0.5 to 0.9)	0.7 (0.6 to 0.9)	0.6 (0.5 to 0.8)	0.5 (0.4 to 0.7)	0.5 (0.4 to 0.7)	0.5 (0.3 to 0.6)	0.5 (0.3 to 0.7)	0.5 (0.3 to 0.7)	0.5 (0.3 to 0.7)	0.4 (0.2 to 0.6)	0.3 (0.2 to 0.5)	0.2 (0.1 to 0.4)	0.1 (0.1 to 0.2)	0.1 (0 to 0.2)	0.1 (0 to 0.2)	0 (0 to 0.1)	0 (0 to 0.1)	4.2
Urolithiasis	0 (0 to 0)	0 (0 to 0)	0 (0 to 0)	0 (0 to 0.1)	0 (0 to 0.1)	0 (0 to 0.1)	0 (0 to 0.1)	0 (0 to 0.2)	0 (0 to 0.2)	0 (0 to 0.1)	0 (0 to 0.2)	0 (0 to 0.1)	0 (0 to 0.2)	0 (0 to 0.1)	0 (0 to 0.1)	0 (0 to 0.1)	0 (0 to 0.1)	0 (0 to 0.1)	0 (0 to 0.1)	0 (0 to 0.1)	0 (0 to 0.1)	0 (0 to 0.1)	0 (0 to 0.1)	47.6
Benign prostatic hyperplasia	0 (0 to 0)	0 (0 to 0)	0 (0 to 0)	0 (0 to 0)	0 (0 to 0)	0 (0 to 0)	0 (0 to 0)	0 (0 to 0)	0 (0 to 0)	0 (0 to 0)	0 (0 to 0)	0 (0 to 0)	0 (0 to 0)	0 (0 to 0)	0 (0 to 0)	0 (0 to 0)	0 (0 to 0)	0 (0 to 0)	0 (0 to 0)

SR Table 2a: Plymouth DALYS by cause and sex cruise for males with 95% uncertainty intervals, 2019

Cause	Early Neonatal	Late Neonatal	Post Neonatal	1 to 4	5 to 9	10 to 14	15 to 19	20 to 24	25 to 29	30 to 34	35 to 39	40 to 44	45 to 49	50 to 54	55 to 59	60 to 64	65 to 69	70 to 74	75 to 79	80 to 84	85 to 89	90 to 94	95 plus	Total
All causes	278 (211 to 361)	274 (60 to 114)	196 (143 to 270)	1,062 (966 to 1,164)	1,020 (929 to 1,113)	1,020 (923 to 883)	1,020 (922 to 1,120)	1,020 (1,020 to 1,120)	1,020 (1,020 to 1,120)	1,020 (1,020 to 1,120)	1,020 (1,020 to 1,120)	1,020 (1,020 to 1,120)	1,020 (1,020 to 1,120)	1,020 (1,020 to 1,120)	1,020 (1,020 to 1,120)	1,020 (1,020 to 1,120)	1,020 (1,020 to 1,120)	1,020 (1,020 to 1,120)	1,020 (1,020 to 1,120)	1,020 (1,020 to 1,120)	1,020 (1,020 to 1,120)	1,020 (1,020 to 1,120)	41,200
Communicable, maternal, neonatal, and nutritional diseases	278 (211 to 361)	274 (60 to 114)	196 (143 to 270)	1,062 (966 to 1,164)	1,020 (929 to 1,113)	1,020 (923 to 883)	1,020 (922 to 1,120)	1,020 (1,020 to 1,120)	1,020 (1,020 to 1,120)	1,020 (1,020 to 1,120)	1,020 (1,020 to 1,120)	1,020 (1,020 to 1,120)	1,020 (1,020 to 1,120)	1,020 (1,020 to 1,120)	1,020 (1,020 to 1,120)	1,020 (1,020 to 1,120)	1,020 (1,020 to 1,120)	1,020 (1,020 to 1,120)	1,020 (1,020 to 1,120)	1,020 (1,020 to 1,120)	1,020 (1,020 to 1,120)	1,020 (1,020 to 1,120)	41,200
HIV/AIDS and sexually transmitted infections	6.5 (1.6 to 12.2)	2.2 (0.4 to 5)	3.3 (1.1 to 7.2)	0.3 (0.3 to 0.3)	0.2 (0.1 to 0.3)	0.1 (0.1 to 0.1)	0.2 (0.2 to 0.3)	0.4 (0.2 to 0.7)	2.2 (0.5 to 4.2)	6.5 (2.4 to 12.3)	6.8 (2.3 to 11)	5.8 (2.4 to 7.8)	5.8 (2.4 to 7.8)	5.8 (2.4 to 7.8)	4.5 (1.4 to 6.4)	3.6 (1.4 to 5.2)	3 (1.4 to 4.6)	2.7 (1.4 to 4.6)	1.9 (1.4 to 3.6)	0.8 (0.4 to 1.4)	0.2 (0.1 to 0.3)	0 (0 to 0)	62.3
HIV/AIDS	0 (0 to 0)	0 (0 to 0)	0.4 (0.2 to 0.5)	0.2 (0.2 to 0.3)	0.1 (0.1 to 0.1)	0.1 (0.1 to 0.1)	0.1 (0.1 to 0.2)	0.2 (0.2 to 0.3)	0.8 (0.5 to 1.1)	2.2 (2.2 to 3.9)	4.1 (4.0 to 7.9)	5.5 (5.4 to 8.6)	5.5 (5.4 to 7.4)	5.5 (5.4 to 7.4)	4.3 (4.0 to 7)	3.3 (2.9 to 5.1)	2.7 (2.6 to 4.5)	2.4 (2.3 to 4.5)	1.6 (1.6 to 3.1)	0.6 (0.6 to 1.3)	0.1 (0.1 to 0.2)	0 (0 to 0)	46.8
HIV/AIDS - Drug-susceptible Tuberculosis	0 (0 to 0)	0 (0 to 0)	0 (0 to 0)	0 (0 to 0)	0 (0 to 0)	0 (0 to 0)	0 (0 to 0)	0 (0 to 0)	0 (0 to 0)	0 (0 to 0)	0 (0 to 0)	0 (0 to 0)	0 (0 to 0)	0 (0 to 0)	0 (0 to 0)	0 (0 to 0)	0 (0 to 0)	0 (0 to 0)	0 (0 to 0)	0 (0 to 0)	0 (0 to 0)	0 (0 to 0)	0 (0 to 0)	0
HIV/AIDS - Multidrug-resistant Tuberculosis without extensive dr...	0 (0 to 0)	0 (0 to 0)	0 (0 to 0)	0 (0 to 0)	0 (0 to 0)	0 (0 to 0)	0 (0 to 0)	0 (0 to 0)	0 (0 to 0)	0 (0 to 0)	0 (0 to 0)	0 (0 to 0)	0 (0 to 0)	0 (0 to 0)	0 (0 to 0)	0 (0 to 0)	0 (0 to 0)	0 (0 to 0)	0 (0 to 0)	0 (0 to 0)	0 (0 to 0)	0 (0 to 0)	0 (0 to 0)	0
HIV/AIDS - Extensively drug-resistant Tuberculosis	0 (0 to 0)	0 (0 to 0)	0 (0 to 0)	0 (0 to 0)	0 (0 to 0)	0 (0 to 0)	0 (0 to 0)	0 (0 to 0)	0 (0 to 0)	0 (0 to 0)	0 (0 to 0)	0 (0 to 0)	0 (0 to 0)	0 (0 to 0)	0 (0 to 0)	0 (0 to 0)	0 (0 to 0)	0 (0 to 0)	0 (0 to 0)	0 (0 to 0)	0 (0 to 0)	0 (0 to 0)	0 (0 to 0)	0
HIV/AIDS resulting in other diseases	0 (0 to 0)	0 (0 to 0)	0 (0 to 0)	0 (0 to 0)	0 (0 to 0)	0 (0 to 0)	0 (0 to 0)	0.7 (0.5 to 1)	2.6 (1.9 to 3.5)	5.3 (3.7 to 7.2)	5.7 (4.1 to 7.9)	4.8 (3.4 to 6.6)	5.2 (3.7 to 7.2)	4.7 (3.4 to 6.3)	3.7 (2.6 to 5.2)	3 (2.1 to 4.7)	2.5 (1.4 to 4.3)	1.5 (0.9 to 3.1)	0.6 (0.3 to 1.3)	0.1 (0.1 to 0.2)	0 (0 to 0)	0 (0 to 0)	41.5
Sexually transmitted infections excluding HIV	6.5 (1.6 to 12.2)	2.2 (0.4 to 5)	2.9 (0.8 to 6.8)	0.1 (0 to 0.1)	0 (0 to 0)	0 (0 to 0)	0 (0 to 0.1)	0.1 (0.1 to 0.1)	0.3 (0.1 to 0.5)	0.4 (0.2 to 0.7)	0.3 (0.2 to 0.7)	0.3 (0.2 to 0.6)	0.4 (0.2 to 0.6)	0.4 (0.2 to 0.6)	0.4 (0.2 to 0.6)	0.4 (0.2 to 0.6)	0.4 (0.1 to 0.6)	0.2 (0.1 to 0.5)	0.1 (0 to 0.3)	0.1 (0 to 0.3)	0.1 (0 to 0.2)	0 (0 to 0)	15.6
Syphilis	6.5 (1.6 to 12.2)	2.2 (0.4 to 5)	2.9 (0.8 to 6.8)	0.1 (0 to 0.1)	0 (0 to 0.1)	0 (0 to 0)	0 (0 to 0)	0 (0 to 0.1)	0 (0 to 0.1)	0 (0 to 0.1)	0 (0 to 0.1)	0 (0 to 0.1)	0 (0 to 0.1)	0 (0 to 0.1)	0 (0 to 0.1)	0 (0 to 0.1)	0 (0 to 0.1)	0 (0 to 0.1)	0 (0 to 0.1)	0 (0 to 0.1)	0 (0 to 0.1)	0 (0 to 0.1)	0 (0 to 0)	12.7
Chlamydial infection	0 (0 to 0)	0 (0 to 0)	0 (0 to 0)	0 (0 to 0)	0 (0 to 0)	0 (0 to 0)	0 (0 to 0)	0 (0 to 0)	0 (0 to 0)	0 (0 to 0)	0 (0 to 0)	0 (0 to 0)	0 (0 to 0)	0 (0 to 0)	0 (0 to 0)	0 (0 to 0)	0 (0 to 0)	0 (0 to 0)	0 (0 to 0)	0 (0 to 0)	0 (0 to 0)	0 (0 to 0)	0 (0 to 0)	0
Gonococcal infection	0 (0 to 0)	0 (0 to 0)	0 (0 to 0)	0 (0 to 0)	0 (0 to 0)	0 (0 to 0)	0 (0 to 0)	0 (0 to 0)	0 (0 to 0)	0 (0 to 0)	0 (0 to 0)	0 (0 to 0)	0 (0 to 0)	0 (0 to 0)	0 (0 to 0)	0 (0 to 0)	0 (0 to 0)	0 (0 to 0)	0 (0 to 0)	0 (0 to 0)	0 (0 to 0)	0 (0 to 0)	0 (0 to 0)	0
Trichomoniasis	0 (0 to 0)	0 (0 to 0)	0 (0 to 0)	0 (0 to 0)	0 (0 to 0)	0 (0 to 0)	0 (0 to 0)	0 (0 to 0)	0 (0 to 0)	0 (0 to 0)	0 (0 to 0)	0 (0 to 0)	0 (0 to 0)	0 (0 to 0)	0 (0 to 0)	0 (0 to 0)	0 (0 to 0)	0 (0 to 0)	0 (0 to 0)	0 (0 to 0)	0 (0 to 0)	0 (0 to 0)	0 (0 to 0)	0
Genital herpes	0 (0 to 0)	0 (0 to 0)	0 (0 to 0)	0 (0 to 0)	0 (0 to 0)	0 (0 to 0)	0 (0 to 0)	0 (0 to 0)	0 (0 to 0)	0 (0 to 0)	0 (0 to 0)	0 (0 to 0)	0 (0 to 0)	0 (0 to 0)	0 (0 to 0)	0 (0 to 0)	0 (0 to 0)	0 (0 to 0)	0 (0 to 0)	0 (0 to 0)	0 (0 to 0)	0 (0 to 0)	0 (0 to 0)	0
Other sexually transmitted infections	0 (0 to 0)	0 (0 to 0)	0 (0 to 0)	0 (0 to 0)	0 (0 to 0)	0 (0 to 0)	0 (0 to 0)	0 (0 to 0)	0 (0 to 0)	0 (0 to 0)	0 (0 to 0)	0 (0 to 0)	0 (0 to 0)	0 (0 to 0)	0 (0 to 0)	0 (0 to 0)	0 (0 to 0)	0 (0 to 0)	0 (0 to 0)	0 (0 to 0)	0 (0 to 0)	0 (0 to 0)	0 (0 to 0)	0
Respiratory infections and tuberculosis	3 (1.3 to 3)	3 (1.4 to 2.7)	3 (1.1 to 7.4)	0.5 (0.4 to 0.6)	0.4 (0.3 to 0.5)	0.4 (0.3 to 0.5)	0.4 (0.3 to 0.5)	0.5 (0.4 to 0.6)	0.6 (0.5 to 0.8)	0.8 (0.6 to 1.2)	1.1 (0.8 to 1.6)	1.6 (1.2 to 2.3)	2.3 (1.7 to 3.3)	3.3 (2.4 to 4.8)	4.7 (3.4 to 6.9)	6.7 (4.7 to 9.9)	9.5 (6.5 to 14.2)	13.5 (8.9 to 20.4)	19.2 (12.3 to 29.6)	27 (16.5 to 41.9)	37 (20.5 to 58)	49 (25.5 to 77.3)	1,150
Tuberculosis	0 (0 to 0)	0 (0 to 0)	0 (0 to 0)	0 (0 to 0)	0 (0 to 0)	0 (0 to 0)	0 (0 to 0)	0 (0 to 0)	0 (0 to 0)	0 (0 to 0)	0 (0 to 0)	0 (0 to 0)	0 (0 to 0)	0 (0 to 0)	0 (0 to 0)	0 (0 to 0)	0 (0 to 0)	0 (0 to 0)	0 (0 to 0)	0 (0 to 0)	0 (0 to 0)	0 (0 to 0)	0 (0 to 0)	0
Latent tuberculosis infection	0 (0 to 0)	0 (0 to 0)	0 (0 to 0)	0 (0 to 0)	0 (0 to 0)	0 (0 to 0)	0 (0 to 0)	0 (0 to 0)	0 (0 to 0)	0 (0 to 0)	0 (0 to 0)	0 (0 to 0)	0 (0 to 0)	0 (0 to 0)	0 (0 to 0)	0 (0 to 0)	0 (0 to 0)	0 (0 to 0)	0 (0 to 0)	0 (0 to 0)	0 (0 to 0)	0 (0 to 0)	0 (0 to 0)	0
Drug-susceptible tuberculosis	0 (0 to 0)	0 (0 to 0)	0 (0 to 0)	0 (0 to 0)	0 (0 to 0)	0 (0 to 0)	0 (0 to 0)	0 (0 to 0)	0 (0 to 0)	0 (0 to 0)	0 (0 to 0)	0 (0 to 0)	0 (0 to 0)	0 (0 to 0)	0 (0 to 0)	0 (0 to 0)	0 (0 to 0)	0 (0 to 0)	0 (0 to 0)	0 (0 to 0)	0 (0 to 0)	0 (0 to 0)	0 (0 to 0)	0
Multidrug-resistant tuberculosis without extensive drug resistance	0 (0 to 0)	0 (0 to 0)	0 (0 to 0)	0 (0 to 0)	0 (0 to 0)	0 (0 to 0)	0 (0 to 0)	0 (0 to 0)	0 (0 to 0)	0 (0 to 0)	0 (0 to 0)	0 (0 to 0)	0 (0 to 0)	0 (0 to 0)	0 (0 to 0)	0 (0 to 0)	0 (0 to 0)	0 (0 to 0)	0 (0 to 0)	0 (0 to 0)	0 (0 to 0)	0 (0 to 0)	0 (0 to 0)	0
Extensively drug-resistant tuberculosis	0 (0 to 0)	0 (0 to 0)	0 (0 to 0)	0 (0 to 0)	0 (0 to 0)	0 (0 to 0)	0 (0 to 0)	0 (0 to 0)	0 (0 to 0)	0 (0 to 0)	0 (0 to 0)	0 (0 to 0)	0 (0 to 0)	0 (0 to 0)	0 (0 to 0)	0 (0 to 0)	0 (0 to 0)	0 (0 to 0)	0 (0 to 0)	0 (0 to 0)	0 (0 to 0)	0 (0 to 0)	0 (0 to 0)	0
Lower respiratory infections	3 (1.3 to 3)	1.9 (1.3 to 2.5)	0.3 (4.5 to 15.4)	0.4 (2.4 to 5.6)	0.4 (1 to 1.9)	0.3 (0.3 to 1.2)	0.3 (1.4 to 2.9)	0.4 (0.9 to 1.7)	0.5 (1.1 to 2.1)	0.6 (5.3 to 11.5)	0.8 (7.6 to 16.4)	1.2 (7.5 to 16.4)	1.7 (8.1 to 16.7)	2.5 (9.4 to 20.5)	3.6 (14.2 to 30.5)	5.2 (19.5 to 39.4)	7.4 (29.1 to 57.5)	10.4 (39.5 to 74.6)	14.7 (49.3 to 91)	20.4 (57.2 to 107)	27.2 (59.1 to 122)	36.1 (59.6 to 146)	981
Upper respiratory infections	0 (0 to 0)	0.1 (0.1 to 0.2)	2.4 (1.2 to 3.6)	10.4 (5.6 to 17.2)	11.5 (6.2 to 19.5)	8.7 (4.5 to 14.7)	7.3 (3.9 to 13.3)	9 (4.8 to 15.4)	10.1 (5.4 to 16.8)	10.3 (5.5 to 17.3)	9.6 (4.9 to 14.2)	8.4 (4.4 to 12.8)	6.4 (3.4 to 11.3)	5.4 (3.3 to 10.8)	4.5 (3.4 to 11.3)	3.6 (3.2 to 10)	2.8 (2.8 to 9.4)	2.1 (2.3 to 7.1)	1.6 (2.2 to 5.2)	0.8 (2.2 to 3.4)	0.3 (2.2 to 2.5)	0 (2.2 to 2.5)	122
Otitis media	0 (0 to 0)	0 (0 to 0)	0.7 (0.2 to 0.7)	2.7 (1.4 to 5)	2.5 (1.4 to 4.4)	1.9 (0.8 to 3.7)	1.4 (0.7 to 2.6)	2.1 (0.9 to 4)	2.1 (0.9 to 4)	2.1 (0.8 to 4)	1.8 (0.9 to 3.4)	1.6 (0.9 to 3.4)	1.4 (0.7 to 3.2)	1.2 (0.8 to 3.1)	1.1 (0.8 to 3.1)	1 (0.8 to 3.1)	0.9 (0.8 to 3.1)	0.8 (0.8 to 3.1)	0.7 (0.8 to 3.1)	0.5 (0.8 to 3.1)	0.3 (0.8 to 3.1)	0 (0.8 to 3.1)	27.1
Enteric infections	0.2 (0.1 to 0.3)	0.7 (0.5 to 0.9)	7.4 (4.7 to 11)	14.5 (9.8 to 19.8)	11.5 (7.5 to 16.1)	3.9 (2.1 to 6.7)	3.3 (1.7 to 4.6)	3.3 (1.9 to 5.1)	3.7 (2.2 to 5.7)	3.6 (2.2 to 5.5)	3.3 (2.1 to 5.1)	2.9 (1.7 to 4.6)	2.2 (1.4 to 3.4)	2.2 (1.4 to 3.4)	2.2 (1.5 to 3.6)	2.2 (1.5 to 3.6)	2.1 (1.5 to 3.6)	2.1 (1.5 to 3.6)	2.1 (1.5 to 3.6)	2.1 (1.5 to 3.6)	2.1 (1.5 to 3.6)	0.5 (1.5 to 3.6)	97.2
Diarrheal diseases	0.2 (0.1 to 0.2)	0.7 (0.5 to 0.9)	7.4 (4.7 to 10.9)	14.5 (9.7 to 19.8)	11.5 (7.5 to 16.1)	3.9 (2.1 to 6.6)	3.3 (1.7 to 4.6)	3.3 (1.9 to 5.1)	3.7 (2.2 to 5.7)	3.6 (2.2 to 5.5)	3.3 (2.1 to 5.1)	2.9 (1.7 to 4.6)	2.2 (1.4 to 3.4)	2.2 (1.4 to 3.4)	2.2 (1.5 to 3.6)	2.2 (1.5 to 3.6)	2.1 (1.5 to 3.6)	2.1 (1.5 to 3.6)	2.1 (1.5 to 3.6)	2.1 (1.5 to 3.6)	2.1 (1.5 to 3.6)	0.5 (1.5 to 3.6)	96.2
Typhoid and paraphoid	0 (0 to 0)	0 (0 to 0)	0 (0 to 0)	0 (0 to 0)	0 (0 to 0)	0 (0 to 0)	0 (0 to 0)	0 (0 to 0)	0 (0 to 0)	0 (0 to 0)	0 (0 to 0)	0 (0 to 0)	0 (0 to 0)	0 (0 to 0)	0 (0 to 0)	0 (0 to 0)	0 (0 to 0)	0 (0 to 0)	0 (0 to 0)	0 (0 to 0)	0 (0 to 0)	0 (0 to 0)	0 (0 to 0)	0
Typhoid fever	0 (0 to 0)	0 (0 to 0)	0 (0 to 0)	0 (0 to 0)	0 (0 to 0)	0 (0 to 0)	0 (0 to 0)	0 (0 to 0)	0 (0 to 0)	0 (0 to 0)	0 (0 to 0)	0 (0 to 0)	0 (0 to 0)	0 (0 to 0)	0 (0 to 0)	0 (0 to 0)	0 (0 to 0)	0 (0 to 0)	0 (0 to 0)	0 (0 to 0)	0 (0 to 0)	0 (0 to 0)	0 (0 to 0)	0
Paratyphoid fever	0 (0 to 0)	0 (0 to 0)	0 (0 to 0)	0 (0 to 0)	0 (0 to 0)	0 (0 to 0)	0 (0 to 0)	0 (0 to 0)	0 (0 to 0)	0 (0 to 0)	0 (0 to 0)	0 (0 to 0)	0 (0 to 0)	0 (0 to 0)	0 (0 to 0)	0 (0 to 0)	0 (0 to 0)	0 (0 to 0)	0 (0 to 0)	0 (0 to 0)	0 (0 to 0)	0 (0 to 0)	0 (0 to 0)	0
Invasive Non-typhoidal Salmonella (iNTS)	0 (0 to 0)	0 (0 to 0)	0 (0 to 0)	0 (0 to 0)	0 (0 to 0)	0 (0 to 0)	0 (0 to 0)	0 (0 to 0)	0 (0 to 0)	0 (0 to 0)	0 (0 to 0)	0 (0 to 0)	0 (0 to 0)	0 (0 to 0)	0 (0 to 0)	0 (0 to 0)	0 (0 to 0)	0 (0 to 0)	0 (0 to 0)	0 (0 to 0)	0 (0 to 0)	0 (0 to 0)	0 (0 to 0)	0
Other intestinal infectious diseases	0 (0 to 0)	0 (0 to 0)	0 (0 to 0)	0 (0 to 0)	0 (0 to 0)	0 (0 to 0)	0 (0 to 0)	0 (0 to 0)	0 (0 to 0)	0 (0 to 0)	0 (0 to 0)	0 (0 to 0)	0 (0 to 0)	0 (0 to 0)	0 (0 to 0)	0 (0 to 0)	0 (0 to 0)	0 (0 to 0)	0 (0 to 0)	0 (0 to 0)	0 (0 to 0)	0 (0 to 0)	0 (0 to 0)	0
Neglected tropical diseases and malaria	0 (0 to 0)	0.1 (0 to 1.5)	0.5 (0 to 1.6)	1.1 (0.1 to 4.6)	1.6 (0.2 to 7.2)	0.4 (0 to 1.7)	0.1 (0 to 0.4)	0.2 (0 to 0.7)	0.2 (0 to 0.6)	0.2 (0 to 0.6)	0.2 (0 to 0.7)	0.1 (0 to 0.4)	0.1 (0 to 0.4)	0.1 (0 to 0.4)	0.2 (0 to 0.6)	0.3 (0 to 0.7)	0.3 (0 to 0.8)	0.3 (0 to 0.8)	0.3 (0 to 0.8)	0.3 (0 to 0.8)	0.2 (0 to 0.8)	0.1 (0 to 0.8)	5.9
Malaria	0 (0 to 0)	0 (0 to 0)	0 (0 to 0)	0 (0 to 0)	0 (0 to 0)	0 (0 to 0)	0 (0 to 0)	0 (0 to 0)	0 (0 to 0)	0 (0 to 0)	0 (0 to 0)	0 (0 to 0)	0 (0 to 0)	0 (0 to 0)	0 (0 to 0)	0 (0 to 0)	0 (0 to 0)	0 (0 to 0)	0 (0 to 0)	0 (0 to 0)	0 (0 to 0)	0 (0 to 0)	0 (0 to 0)	0
Chagas disease	0 (0 to 0)	0 (0 to 0)	0 (0 to 0)	0 (0 to 0)	0 (0 to 0)	0 (0 to 0)	0 (0 to 0)	0 (0 to 0)	0 (0 to 0)	0 (0 to 0)	0 (0 to 0)	0 (0 to 0)	0 (0 to 0)	0 (0 to 0)	0 (0 to 0)	0 (0 to 0)	0 (0 to 0)	0 (0 to 0)	0 (0 to 0)	0 (0 to 0)	0 (0 to 0)	0 (0 to 0)	0 (0 to 0)	0
Leishmaniasis	0 (0 to 0)	0 (0 to 0)	0 (0 to 0)	0 (0 to 0)	0 (0 to 0)	0 (0 to 0)	0 (0 to 0)	0 (0 to 0)	0 (0 to 0)	0 (0 to 0)	0 (0 to 0)	0 (0 to 0)	0 (0 to 0)	0 (0 to 0)	0 (0 to 0)	0 (0 to 0)	0 (0 to 0)	0 (0 to 0)	0 (0 to 0)	0 (0 to 0)	0 (0 to 0)	0 (0 to 0)	0 (0 to 0)	0
Visceral leishmaniasis	0 (0 to 0)	0 (0 to 0)	0 (0 to 0)	0 (0 to 0)	0 (0 to 0)	0 (0 to 0)	0 (0 to 0)	0 (0 to 0)	0 (0 to 0)	0 (0 to 0)	0 (0 to 0)	0 (0 to 0)	0 (0 to 0)	0 (0 to 0)	0 (0 to 0)	0 (0 to 0)	0 (0 to 0)	0 (0 to 0)	0 (0 to 0)	0 (0 to 0)	0 (0 to 0)	0 (0 to 0)	0 (0 to 0)	0
Cutaneous and mucocutaneous leishmaniasis	0 (0 to 0)	0 (0 to 0)	0 (0 to 0)	0 (0 to 0)	0 (0 to 0)	0 (0 to 0)	0 (0 to 0)	0 (0 to 0)	0 (0 to 0)	0 (0 to 0)	0 (0 to 0)	0 (0 to 0)	0 (0 to 0)	0 (0 to 0)	0 (0 to 0)	0 (0 to 0)	0 (0 to 0)	0 (0 to 0)	0 (0 to 0)	0 (0 to 0)	0 (0 to 0)	0 (0 to 0)	0 (0 to 0)	0
African trypanosomiasis	0 (0 to 0)	0 (0 to 0)	0 (0 to 0)	0 (0 to 0)	0 (0 to 0)	0 (0 to 0)	0 (0 to 0)	0 (0 to 0)	0 (0 to 0)	0 (0 to 0)	0 (0 to 0)	0 (0 to 0)	0 (0 to 0)	0 (0 to 0)	0 (0 to 0)	0 (0 to 0)	0 (0 to 0)	0 (0 to 0)	0 (0 to 0)	0 (0 to 0)	0 (0 to 0)	0 (0 to 0)	0 (0 to 0)	0
Schistosomiasis	0 (0 to 0)	0 (0 to 0)	0 (0 to 0)	0 (0 to 0)	0 (0 to 0)	0 (0 to 0)	0 (0 to 0)	0 (0 to 0)	0 (0 to 0)	0 (0 to 0)	0 (0 to 0)	0 (0 to 0)	0 (0 to 0)	0 (0 to 0)	0 (0 to 0)	0 (0 to 0)	0 (0 to 0)	0 (0 to 0)	0 (0 to 0)	0 (0 to 0)	0 (0 to 0)	0 (0 to 0)	0 (0 to 0)	0
Cysticercosis	0 (0 to 0)	0 (0 to 0)	0 (0 to 0)	0 (0 to 0)	0 (0 to 0)	0 (0 to 0)	0 (0 to 0)	0 (0 to 0)	0 (0 to 0)	0 (0 to 0)	0 (0 to 0)	0 (0 to 0)	0 (0 to 0)	0 (0 to 0)	0 (0 to 0)	0 (0 to 0)	0 (0 to 0)	0 (0 to 0)	0 (0 to 0)	0 (0 to 0)	0 (0 to 0)	0 (0 to 0)	0 (0 to 0)	0
Cystic echinococcosis	0 (0 to 0)	0 (0 to 0)	0 (0 to 0)	0 (0 to 0)	0 (0 to 0)	0 (0 to 0)	0 (0 to 0)	0 (0 to 0)	0 (0 to 0)	0 (0 to 0)	0 (0 to 0)	0 (0 to 0)	0 (0 to 0)	0 (0 to 0)	0 (0 to 0)	0 (0 to 0)	0 (0 to 0)	0 (0 to 0)	0 (0 to 0)	0 (0 to 0)	0 (0 to 0)	0 (0 to 0)	0 (0 to 0)	0
Lymphatic filariasis	0 (0 to 0)	0 (0 to 0)	0 (0 to 0)	0 (0 to 0)	0 (0 to 0)	0 (0 to 0)	0 (0 to 0)	0 (0 to 0)	0 (0 to 0)	0 (0 to 0)	0 (0 to 0)	0 (0 to 0)	0 (0 to 0)	0 (0 to 0)	0 (0 to 0)	0 (0 to 0)	0 (0 to 0)	0 (0 to 0)	0 (0 to 0)	0 (0 to 0)	0 (0 to 0)	0 (0 to 0)	0 (0 to 0)	0
Onchocerciasis	0 (0 to 0)	0 (0 to 0)	0 (0 to 0)	0 (0 to 0)	0 (0 to 0)	0 (0 to 0)	0 (0 to 0)	0 (0 to 0)	0 (0 to 0)	0 (0 to 0)	0 (0 to 0)	0 (0 to 0)	0 (0 to 0)	0 (0 to 0)	0 (0 to 0)	0 (0 to 0)	0 (0 to 0)	0 (0 to 0)	0 (0 to 0)	0 (0 to 0)	0 (0 to 0)	0 (0 to 0)	0 (0 to 0)	0
Trachoma	0 (0 to 0)	0 (0 to 0)	0 (0 to 0)	0 (0 to 0)	0 (0 to 0)	0 (0 to 0)	0 (0 to 0)	0 (0 to 0)	0 (0 to 0)	0 (0 to 0)	0 (0 to 0)	0 (0 to 0)	0 (0 to 0)	0 (0 to 0)	0 (0 to 0)	0 (0 to 0)	0 (0 to 0)	0 (0 to 0)	0 (0 to 0)	0 (0 to 0)	0 (0 to 0)	0 (0 to 0)	0 (0 to 0)	0
Dengue	0 (0 to 0)	0 (0 to 0)	0 (0 to 0)	0 (0 to 0)	0 (0 to 0)	0 (0 to 0)	0 (0 to 0)	0 (0 to 0)	0 (0 to 0)	0 (0 to 0)	0 (0 to 0)	0 (0 to 0)	0 (0 to 0)	0 (0 to 0)	0 (0 to 0)	0 (0 to 0)	0 (0 to 0)	0 (0 to 0)	0 (0 to 0)	0 (0 to 0)	0 (0 to 0)	0 (0 to 0)	0 (0 to 0)	0
Yellow fever	0 (0 to 0)	0 (0 to 0)	0 (0 to 0)	0 (0 to 0)	0 (0 to 0)	0 (0 to 0)	0 (0 to 0)	0 (0 to 0)	0 (0 to 0)	0 (0 to 0)	0 (0 to 0)	0 (0 to 0)	0 (0 to 0)	0 (0 to 0)	0 (0 to 0)	0 (0 to 0)	0 (0 to 0)	0 (0 to 0)	0 (0 to 0)	0 (0 to 0)	0 (0 to 0)	0 (0 to 0)	0 (0 to 0)	0
Rabies	0 (0 to 0)	0 (0 to 0)	0 (0 to 0)	0 (0 to 0)	0 (0 to 0)	0 (0 to 0)	0 (0 to 0)	0 (0 to 0)	0 (0 to 0)	0 (0 to 0)	0 (0 to 0)	0 (0 to 0)	0 (0 to 0)	0 (0 to 0)	0 (0 to 0)	0 (0 to 0)	0 (0 to 0)	0 (0 to 0)	0 (0 to 0)	0 (0 to 0)	0 (0 to 0)	0 (0 to 0)	0 (0 to 0)	0
Intestinal nematode infections	0 (0 to 0)	0 (0 to 0)	0 (0 to 0)	0 (0 to 0)	0 (0 to 0)	0 (0 to 0)	0 (0 to 0)	0 (0 to 0)	0 (0 to 0)	0 (0 to 0)	0 (0 to 0)	0 (0 to 0)	0 (0 to 0)	0 (0 to 0)	0 (0 to 0)	0 (0 to 0)	0 (0 to 0)	0 (0 to 0)	0 (0 to 0)	0 (0 to 0)	0 (0 to 0)	0 (0 to 0)	0 (0 to 0)	0
Ascariasis	0 (0 to 0)	0 (0 to 0)	0 (0 to 0)	0 (0 to 0)	0 (0 to 0)	0 (0 to 0)	0 (0 to 0)	0 (0 to 0)	0 (0 to 0)	0 (0 to 0)	0 (0 to 0)	0 (0 to 0)	0 (0 to 0)	0 (0 to 0)	0 (0 to 0)	0 (0 to 0)	0 (0 to 0)	0 (0 to 0)	0 (0 to 0)	0 (0 to 0)	0 (0 to 0)	0 (0 to 0)	0 (0 to 0)	0
Trichuriasis	0 (0 to 0)	0 (0 to 0)	0 (0 to 0)	0 (0 to 0)	0 (0 to 0)	0 (0 to 0)	0 (0 to 0)	0 (0 to 0)	0 (0 to 0)	0 (0 to 0)	0 (0 to 0)	0 (0 to 0)	0 (0 to 0)	0 (0 to 0)	0 (0 to 0)	0 (0 to 0)	0 (0 to 0)	0 (0 to 0)	0 (0 to 0)	0 (0 to 0)	0 (0 to 0)	0 (0 to 0)	0 (0 to 0)	0
Hookworm disease	0 (0 to 0)	0 (0 to 0)	0 (0 to 0)	0 (0 to 0)	0 (0 to 0)	0 (0 to 0)	0 (0 to 0)	0 (0 to 0)	0 (0 to 0)	0 (0 to 0)	0 (0 to 0)	0 (0 to 0)	0 (0 to 0)	0 (0 to 0)	0 (0 to 0)	0 (0 to 0)	0 (0 to 0)	0 (0 to 0)	0 (0 to 0)	0 (0 to 0)	0 (0 to 0)	0 (0 to 0)	0 (0 to 0)	0
Food-borne trematodiases	0 (0 to 0)	0 (0 to 0)	0 (0 to 0)	0 (0 to 0)	0 (0 to 0)	0 (0 to 0)	0 (0 to 0)	0 (0 to 0)	0 (0 to 0)	0 (0 to 0)	0 (0 to 0)	0 (0 to 0)	0 (0 to 0)	0 (0 to 0)	0 (0 to 0)	0 (0 to 0)	0 (0 to 0)	0 (0 to 0)	0 (0 to 0)	0 (0 to 0)	0 (0 to 0)	0 (0 to 0)	0 (0 to 0)	0
Leprosy	0 (0 to 0)	0 (0 to 0)	0 (0 to 0)	0 (0 to 0)	0 (0 to 0)	0 (0 to 0)	0 (0 to 0)	0 (0 to 0)	0 (0 to 0)	0 (0 to 0)	0 (0 to 0)	0 (0 to 0)	0 (0 to 0)	0 (0 to 0)	0 (0 to 0)	0 (0 to 0)	0 (0 to 0)	0 (0 to 0)	0 (0 to 0)	0 (0 to 0)	0 (0 to 0)	0 (0 to 0

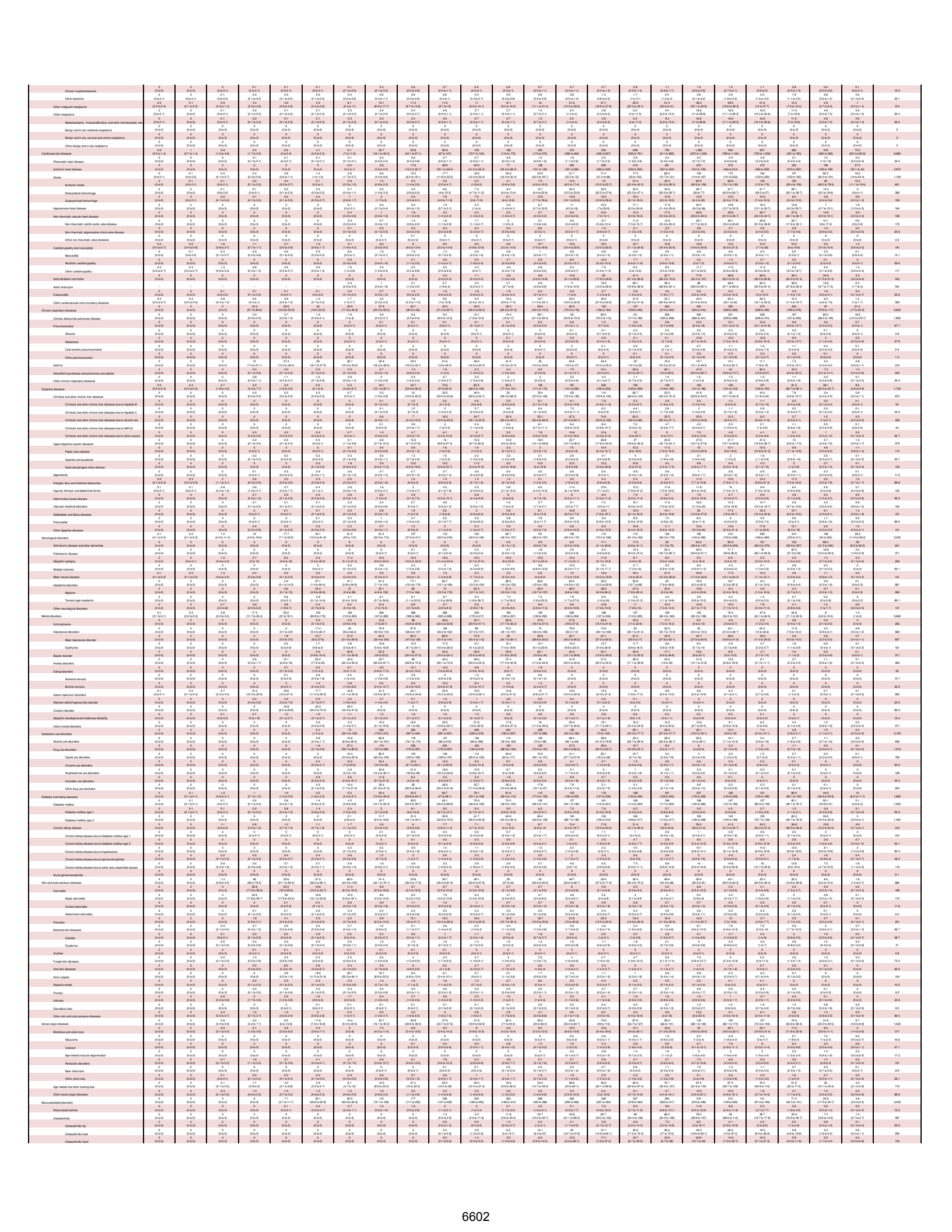

Osteoarthritis other	0 (0 to 0)	0 (0 to 0)	0 (0 to 0)

SR Table 2a. Shoalcore DALYs by cause and age across for males with 95% uncertainty intervals, 2019

Cause	Early Neonatal	Late Neonatal	Post-Neonatal	1 to 4	5 to 9	10 to 14	15 to 19	20 to 24	25 to 29	30 to 34	35 to 39	40 to 44	45 to 49	50 to 54	55 to 59	60 to 64	65 to 69	70 to 74	75 to 79	80 to 84	85 to 89	90 to 94	95 plus	Total
All causes	1,640 (1,190 to 2,200)	782 (641 to 1,000)	2,020 (1,670 to 2,530)	3,540 (3,030 to 4,210)	3,250 (2,900 to 3,760)	3,240 (2,850 to 3,720)	5,040 (4,660 to 5,500)	7,280 (6,880 to 7,720)	8,160 (7,690 to 8,660)	9,020 (8,490 to 9,550)	10,000 (9,390 to 10,600)	11,000 (10,300 to 11,700)	12,000 (11,200 to 12,800)	13,000 (12,100 to 13,900)	14,000 (13,000 to 14,900)	15,000 (13,900 to 16,000)	15,000 (13,800 to 16,100)	15,000 (13,700 to 16,200)	14,000 (12,800 to 15,200)	12,000 (10,800 to 13,200)	9,980 (8,980 to 11,000)	5,260 (4,270 to 6,300)	162,000
Communicable, maternal, neonatal, and nutritional diseases	984 (823 to 1,180)	375 (293 to 500)	651 (482 to 860)	566 (426 to 1,330)	439 (338 to 1,330)	403 (297 to 1,330)	729 (493 to 970)	711 (580 to 894)	1,240 (998 to 1,560)	1,450 (1,170 to 1,800)	2,200 (1,790 to 2,690)	1,740 (1,420 to 2,130)	2,200 (1,810 to 2,690)	2,260 (1,850 to 2,730)	3,020 (2,510 to 3,640)	3,600 (3,020 to 4,300)	4,190 (3,520 to 4,900)	4,780 (3,980 to 5,700)	4,890 (3,940 to 5,930)	4,690 (3,720 to 5,820)	2,900 (2,330 to 3,500)	973 (1,240 to 1,770)	46,100
HIV/AIDS and sexually transmitted infections	0 (0 to 0)	0 (0 to 0)	4.8 (3.6 to 6.2)	2.6 (1.9 to 3)	4.4 (3.5 to 5.4)	5.4 (3.9 to 7)	8.8 (6.6 to 11.4)	16.6 (14.4 to 24.1)	60.5 (49.1 to 107)	186 (135 to 260)	268 (205 to 377)	263 (205 to 337)	260 (200 to 335)	196 (150 to 261)	206 (162 to 269)	133 (105 to 175)	90.7 (69.4 to 122)	26.6 (20.6 to 40.7)	17.9 (13.2 to 29.3)	9.9 (6 to 19)	2.2 (1.3 to 3.7)	0.3 (0.2 to 0.5)	1,780
HIV/AIDS	0 (0 to 0)	0 (0 to 0)	4.8 (3.6 to 6.2)	2.6 (1.9 to 3)	4.4 (3.5 to 5.4)	5.4 (3.9 to 7)	8.4 (6.4 to 11.1)	14.8 (12.8 to 21.6)	74.4 (60.4 to 98.9)	174 (127 to 246)	260 (199 to 366)	250 (196 to 322)	246 (189 to 321)	196 (150 to 261)	196 (150 to 261)	126 (99.7 to 166)	86.7 (66.2 to 116)	24.7 (19.2 to 37.8)	16.3 (12.1 to 27.2)	4.9 (3.3 to 7.7)	1.7 (1.1 to 2.6)	0.4 (0.2 to 0.6)	1,488
HIV/AIDS - Drug-susceptible Tuberculosis	0 (0 to 0)	0 (0 to 0)	0.2 (0.1 to 0.3)	0.2 (0.1 to 0.3)	0.2 (0.2 to 0.3)	0.3 (0.2 to 0.4)	0.5 (0.4 to 0.7)	0.9 (0.7 to 1.7)	3.8 (2.9 to 6.1)	9.2 (6.8 to 13.2)	13.4 (9.9 to 18.3)	12.4 (9.4 to 16.3)	12.2 (9.2 to 16.1)	9.2 (6.9 to 12.2)	9.2 (6.9 to 12.2)	5.9 (4.4 to 7.8)	4.1 (3.1 to 5.5)	1.2 (0.9 to 1.8)	0.8 (0.6 to 1.3)	0.2 (0.1 to 0.4)	0.1 (0 to 0.1)	0 (0 to 0)	133
HIV/AIDS - Multidrug-resistant Tuberculosis without extensive	0 (0 to 0)	0 (0 to 0)	0 (0 to 0)	0 (0 to 0)	0 (0 to 0)	0 (0 to 0)	0 (0 to 0)	0.1 (0 to 0.1)	0.2 (0.1 to 0.4)	0.5 (0.3 to 1)	0.8 (0.5 to 1.4)	0.8 (0.5 to 1.4)	0.8 (0.5 to 1.4)	0.7 (0.4 to 1.1)	0.8 (0.5 to 1.2)	0.5 (0.3 to 0.8)	0.4 (0.2 to 0.6)	0.1 (0 to 0.1)	0 (0 to 0.1)	0 (0 to 0)	0 (0 to 0)	0 (0 to 0)	3.7
HIV/AIDS - Extensively drug-resistant Tuberculosis	0 (0 to 0)	0 (0 to 0)	0 (0 to 0)	0 (0 to 0)	0 (0 to 0)	0 (0 to 0)	0 (0 to 0)	0 (0 to 0)	0 (0 to 0)	0 (0 to 0)	0 (0 to 0)	0 (0 to 0)	0 (0 to 0)	0 (0 to 0)	0 (0 to 0)	0 (0 to 0)	0 (0 to 0)	0 (0 to 0)	0 (0 to 0)	0 (0 to 0)	0 (0 to 0)	0 (0 to 0)	0 (0 to 0)	1
HIV/AIDS resulting in other diseases	0 (0 to 0)	0 (0 to 0)	0 (0 to 0)	0 (0 to 0)	0 (0 to 0)	0 (0 to 0)	0 (0 to 0)	0.1 (0 to 0.1)	0.4 (0.3 to 0.6)	0.9 (0.6 to 1.3)	1.4 (0.9 to 2)	1.2 (0.8 to 1.7)	1.1 (0.7 to 1.6)	0.8 (0.5 to 1.2)	0.8 (0.5 to 1.2)	0.5 (0.3 to 0.8)	0.3 (0.2 to 0.5)	0.1 (0 to 0.2)	0.1 (0 to 0.1)	0 (0 to 0.1)	0 (0 to 0.1)	0 (0 to 0)	1.6
Sexually transmitted infections excluding HIV	0 (0 to 0)	0 (0 to 0)	0 (0 to 0)	0 (0 to 0)	0 (0 to 0)	0 (0 to 0)	0 (0 to 0)	0.1 (0 to 0.1)	0.3 (0.2 to 0.5)	0.8 (0.5 to 1.2)	1.2 (0.8 to 1.8)	1.2 (0.8 to 1.8)	1.2 (0.8 to 1.8)	0.9 (0.6 to 1.3)	0.9 (0.6 to 1.3)	0.6 (0.4 to 0.9)	0.4 (0.3 to 0.6)	0.1 (0 to 0.2)	0.1 (0 to 0.1)	0 (0 to 0.1)	0 (0 to 0.1)	0 (0 to 0)	13.7
Syphilis	0 (0 to 0)	0 (0 to 0)	0 (0 to 0)	0 (0 to 0)	0 (0 to 0)	0 (0 to 0)	0 (0 to 0)	0.1 (0 to 0.1)	0.3 (0.2 to 0.5)	0.8 (0.5 to 1.2)	1.2 (0.8 to 1.8)	1.2 (0.8 to 1.8)	1.2 (0.8 to 1.8)	0.9 (0.6 to 1.3)	0.9 (0.6 to 1.3)	0.6 (0.4 to 0.9)	0.4 (0.3 to 0.6)	0.1 (0 to 0.2)	0.1 (0 to 0.1)	0 (0 to 0.1)	0 (0 to 0.1)	0 (0 to 0)	13.7
Chlamydial infection	0 (0 to 0)	0 (0 to 0)	0 (0 to 0)	0 (0 to 0)	0 (0 to 0)	0 (0 to 0)	0 (0 to 0)	0 (0 to 0)	0 (0 to 0)	0 (0 to 0)	0 (0 to 0)	0 (0 to 0)	0 (0 to 0)	0 (0 to 0)	0 (0 to 0)	0 (0 to 0)	0 (0 to 0)	0 (0 to 0)	0 (0 to 0)	0 (0 to 0)	0 (0 to 0)	0 (0 to 0)	0 (0 to 0)	9.6
Gonococcal infection	0 (0 to 0)	0 (0 to 0)	0 (0 to 0)	0 (0 to 0)	0 (0 to 0)	0 (0 to 0)	0 (0 to 0)	0 (0 to 0)	0 (0 to 0)	0 (0 to 0)	0 (0 to 0)	0 (0 to 0)	0 (0 to 0)	0 (0 to 0)	0 (0 to 0)	0 (0 to 0)	0 (0 to 0)	0 (0 to 0)	0 (0 to 0)	0 (0 to 0)	0 (0 to 0)	0 (0 to 0)	0 (0 to 0)	9.8
Trichomoniasis	0 (0 to 0)	0 (0 to 0)	0 (0 to 0)	0 (0 to 0)	0 (0 to 0)	0 (0 to 0)	0 (0 to 0)	0 (0 to 0)	0 (0 to 0)	0 (0 to 0)	0 (0 to 0)	0 (0 to 0)	0 (0 to 0)	0 (0 to 0)	0 (0 to 0)	0 (0 to 0)	0 (0 to 0)	0 (0 to 0)	0 (0 to 0)	0 (0 to 0)	0 (0 to 0)	0 (0 to 0)	0 (0 to 0)	7
Genital herpes	0 (0 to 0)	0 (0 to 0)	0 (0 to 0)	0 (0 to 0)	0 (0 to 0)	0 (0 to 0)	0 (0 to 0)	0 (0 to 0)	0 (0 to 0)	0 (0 to 0)	0 (0 to 0)	0 (0 to 0)	0 (0 to 0)	0 (0 to 0)	0 (0 to 0)	0 (0 to 0)	0 (0 to 0)	0 (0 to 0)	0 (0 to 0)	0 (0 to 0)	0 (0 to 0)	0 (0 to 0)	0 (0 to 0)	69.8
Other sexually transmitted infections	0 (0 to 0)	0 (0 to 0)	0 (0 to 0)	0 (0 to 0)	0 (0 to 0)	0 (0 to 0)	0 (0 to 0)	0 (0 to 0)	0 (0 to 0)	0 (0 to 0)	0 (0 to 0)	0 (0 to 0)	0 (0 to 0)	0 (0 to 0)	0 (0 to 0)	0 (0 to 0)	0 (0 to 0)	0 (0 to 0)	0 (0 to 0)	0 (0 to 0)	0 (0 to 0)	0 (0 to 0)	0 (0 to 0)	11.3
Respiratory infections and tuberculosis	403 (351 to 466)	661 (61 to 96.6)	233 (272 to 431)	289 (351 to 509)	227 (268 to 491)	226 (297 to 537)	367 (383 to 784)	228 (222 to 419)	222 (267 to 660)	227 (288 to 712)	232 (309 to 774)	232 (816 to 1,130)	232 (825 to 1,160)	232 (817 to 1,320)	232 (1,060 to 1,640)	232 (1,420 to 2,040)	232 (2,310 to 3,300)	232 (2,970 to 4,290)	232 (3,660 to 5,300)	232 (3,640 to 5,130)	232 (3,220 to 4,490)	232 (2,250 to 1,760)	4,660 (429 to 6,660)	32,800
Tuberculosis	0 (0 to 0)	0 (0 to 0)	1.6 (0.9 to 3)	1.4 (1 to 1.9)	0.8 (0.6 to 1.1)	1.1 (0.8 to 1.6)	4.1 (2.6 to 6.6)	9.6 (3.6 to 22.8)	29.9 (11.6 to 69.3)	29.3 (12.3 to 66.6)	36.4 (16 to 91.3)	41.3 (20.9 to 93.8)	59.8 (27.6 to 90.4)	60.6 (27.6 to 90.7)	94.3 (47.4 to 139)	136 (79.2 to 139)	101 (50.1 to 166)	82.3 (27.2 to 211)	101 (79.1 to 130)	82.3 (27.2 to 211)	82.3 (27.2 to 211)	82.3 (79.1 to 130)	1,230
Latent tuberculosis infection	0 (0 to 0)	0 (0 to 0)	0 (0 to 0)	0 (0 to 0)	0 (0 to 0)	0 (0 to 0)	0 (0 to 0)	0 (0 to 0)	0 (0 to 0)	0 (0 to 0)	0 (0 to 0)	0 (0 to 0)	0 (0 to 0)	0 (0 to 0)	0 (0 to 0)	0 (0 to 0)	0 (0 to 0)	0 (0 to 0)	0 (0 to 0)	0 (0 to 0)	0 (0 to 0)	0 (0 to 0)	0 (0 to 0)	0
Drug-susceptible Tuberculosis	1.3 (0.9 to 1.8)	1.3 (1 to 1.8)	0.8 (0.5 to 1.1)	0.7 (0.5 to 1)	0.8 (0.6 to 1.1)	0.7 (0.5 to 1)	2.6 (2 to 3.5)	5.5 (3.5 to 11.1)	17.1 (11 to 28.6)	16.5 (11.4 to 24.1)	20.1 (14.3 to 28.5)	23.1 (16.4 to 32.5)	33.2 (23.1 to 47.2)	33.4 (23.1 to 47.2)	52.1 (36.2 to 73.6)	75.1 (52.1 to 106)	55.7 (38.7 to 78.5)	45.4 (31.5 to 64.1)	55.7 (38.7 to 78.5)	45.4 (31.5 to 64.1)	45.4 (31.5 to 64.1)	43.7 (38.7 to 78.5)	679
Multidrug-resistant tuberculosis without extensive drug-resistar	0 (0 to 0)	0 (0 to 0)	0 (0 to 0)	0 (0 to 0)	0 (0 to 0)	0 (0 to 0)	0.1 (0 to 0.1)	0.2 (0.1 to 0.3)	0.4 (0.2 to 0.7)	0.6 (0.3 to 1)	0.9 (0.5 to 1.5)	0.9 (0.5 to 1.5)	1.2 (0.6 to 2.1)	1.1 (0.6 to 2.1)	2.0 (0.9 to 3.5)	2.8 (1.4 to 5.1)	2.1 (1 to 3.8)	1.7 (0.8 to 3.2)	2.1 (1 to 3.8)	1.7 (0.8 to 3.2)	1.7 (0.8 to 3.2)	0.9 (0.5 to 1.7)	22.2
Extensively drug-resistant tuberculosis	0 (0 to 0)	0 (0 to 0)	0 (0 to 0)	0 (0 to 0)	0 (0 to 0)	0 (0 to 0)	0 (0 to 0)	0 (0 to 0)	0 (0 to 0)	0 (0 to 0)	0 (0 to 0)	0 (0 to 0)	0 (0 to 0)	0 (0 to 0)	0 (0 to 0)	0 (0 to 0)	0 (0 to 0)	0 (0 to 0)	0 (0 to 0)	0 (0 to 0)	0 (0 to 0)	0 (0 to 0)	0 (0 to 0)	0
Lower respiratory infections	401 (351 to 466.2)	624.6 (58.3 to 92.3)	233 (196 to 431)	289 (351 to 509)	224.6 (268 to 491)	225 (297 to 537)	360 (379 to 784)	222 (222 to 419)	222 (267 to 660)	227 (288 to 712)	232 (309 to 774)	232 (816 to 1,130)	232 (825 to 1,160)	232 (817 to 1,320)	232 (1,060 to 1,640)	232 (1,420 to 2,040)	232 (2,310 to 3,300)	232 (2,970 to 4,290)	232 (3,660 to 5,300)	232 (3,640 to 5,130)	232 (3,220 to 4,490)	232 (2,250 to 1,760)	4,660 (429 to 6,660)	32,800
Upper respiratory infections	2.4 (1.8 to 3.1)	2.4 (1.8 to 3.1)	0.8 (0.5 to 1.1)	1.8 (1.2 to 2.5)	2.4 (1.8 to 3





GBD Table 2a: Age-specific DALYS by cause and age, arranged by GBD cause list, 2019

Cause	Early Neonatal	Late Neonatal	Post Neonatal	1 to 4	5 to 9	10 to 14	15 to 19	20 to 24	25 to 29	30 to 34	35 to 39	40 to 44	45 to 49	50 to 54	55 to 59	60 to 64	65 to 69	70 to 74	75 to 79	80 to 84	85 to 89	90 to 94	95 plus	Total
All causes	31,000 (29,500 to 37,000)	7,130 (6,360 to 8,370)	21,900 (19,700 to 24,600)	33,100 (29,900 to 42,000)	40,100 (32,500 to 52,400)	55,900 (42,300 to 77,000)	96,100 (75,600 to 117,000)	134,000 (112,000 to 163,000)	157,000 (131,000 to 189,000)	167,000 (137,000 to 203,000)	167,000 (136,000 to 203,000)	176,000 (146,000 to 211,000)	190,000 (161,000 to 224,000)	214,000 (182,000 to 253,000)	256,000 (219,000 to 299,000)	299,000 (253,000 to 353,000)	356,000 (298,000 to 421,000)	414,000 (343,000 to 490,000)	469,000 (387,000 to 556,000)	509,000 (421,000 to 603,000)	479,000 (396,000 to 568,000)	196,000 (161,000 to 231,000)	3,630,000
Communicable, maternal, neonatal, and nutritional diseases	23,400 (18,600 to 28,700)	5,600 (4,450 to 6,880)	6,710 (5,480 to 8,250)	4600 (3,680 to 5,660)	1,840 (1,480 to 2,270)	1,240 (1,000 to 1,530)	1,540 (1,240 to 1,900)	2,060 (1,660 to 2,540)	2,290 (1,850 to 2,820)	2,500 (2,020 to 3,080)	2,700 (2,190 to 3,330)	3,000 (2,430 to 3,700)	3,400 (2,750 to 4,190)	3,900 (3,150 to 4,810)	4,500 (3,630 to 5,550)	5,100 (4,120 to 6,290)	5,400 (4,360 to 6,660)	5,200 (4,210 to 6,420)	4,700 (3,800 to 5,800)	3,700 (2,990 to 4,560)	2,300 (1,850 to 2,830)	1,000 (810 to 1,230)	130,000
HIV/AIDS and sexually transmitted infections	0.4 (0.4 to 0.5)	0.2 (0.2 to 0.3)	1,710 (1,510 to 1,940)	1,210 (1,060 to 1,400)	1,100 (1,000 to 1,210)	1,010 (910 to 1,120)	1,370 (1,240 to 1,510)	1,900 (1,730 to 2,090)	2,200 (2,000 to 2,430)	2,400 (2,180 to 2,650)	2,600 (2,360 to 2,870)	2,800 (2,540 to 3,100)	3,200 (2,900 to 3,540)	3,600 (3,250 to 3,990)	4,200 (3,810 to 4,650)	4,800 (4,350 to 5,320)	5,100 (4,610 to 5,650)	4,900 (4,430 to 5,430)	4,400 (3,980 to 4,870)	3,500 (3,170 to 3,870)	2,200 (1,990 to 2,430)	1,000 (900 to 1,100)	61,000
HIV/AIDS	0.4 (0.4 to 0.5)	0.2 (0.2 to 0.3)	1,710 (1,510 to 1,940)	1,210 (1,060 to 1,400)	1,100 (1,000 to 1,210)	1,010 (910 to 1,120)	1,370 (1,240 to 1,510)	1,900 (1,730 to 2,090)	2,200 (2,000 to 2,430)	2,400 (2,180 to 2,650)	2,600 (2,360 to 2,870)	2,800 (2,540 to 3,100)	3,200 (2,900 to 3,540)	3,600 (3,250 to 3,990)	4,200 (3,810 to 4,650)	4,800 (4,350 to 5,320)	5,100 (4,610 to 5,650)	4,900 (4,430 to 5,430)	4,400 (3,980 to 4,870)	3,500 (3,170 to 3,870)	2,200 (1,990 to 2,430)	1,000 (900 to 1,100)	61,000
HIV/AIDS - Drug-susceptible Tuberculosis	0 (0 to 0)	0.1 (0 to 0.1)	0.9 (0.5 to 1.5)	0.8 (0.4 to 1.3)	0.2 (0.1 to 0.4)	0.1 (0.1 to 0.3)	0.2 (0.1 to 0.4)	0.3 (0.1 to 0.7)	0.4 (0.2 to 0.9)	0.5 (0.2 to 1.1)	0.6 (0.3 to 1.3)	0.7 (0.3 to 1.5)	0.8 (0.4 to 1.7)	0.9 (0.4 to 1.9)	1.1 (0.5 to 2.3)	1.3 (0.6 to 2.8)	1.4 (0.7 to 3.1)	1.3 (0.6 to 2.9)	1.1 (0.5 to 2.5)	0.9 (0.4 to 2.1)	0.6 (0.3 to 1.4)	0.3 (0.1 to 0.6)	170
HIV/AIDS - Multidrug resistant Tuberculosis without extensive drug resistance	0 (0 to 0)	0 (0 to 0)	0.1 (0 to 0.1)	0.1 (0 to 0.1)	0 (0 to 0)	0 (0 to 0)	0.1 (0 to 0.1)	0.2 (0.1 to 0.4)	0.2 (0.1 to 0.5)	0.3 (0.1 to 0.6)	0.3 (0.1 to 0.7)	0.4 (0.2 to 0.8)	0.4 (0.2 to 0.9)	0.5 (0.2 to 1.1)	0.6 (0.3 to 1.3)	0.7 (0.3 to 1.5)	0.8 (0.4 to 1.7)	0.7 (0.3 to 1.6)	0.6 (0.3 to 1.4)	0.5 (0.2 to 1.2)	0.3 (0.1 to 0.7)	0.1 (0 to 0.3)	73
HIV/AIDS - Extensively drug-resistant Tuberculosis	0 (0 to 0)	0 (0 to 0)	0 (0 to 0)	0 (0 to 0)	0 (0 to 0)	0 (0 to 0)	0 (0 to 0)	0 (0 to 0)	0 (0 to 0)	0 (0 to 0)	0 (0 to 0)	0 (0 to 0)	0 (0 to 0)	0 (0 to 0)	0 (0 to 0)	0 (0 to 0)	0 (0 to 0)	0 (0 to 0)	0 (0 to 0)	0 (0 to 0)	0 (0 to 0)	0 (0 to 0)	0 (0 to 0)	3.3
HIV/AIDS resulting in other diseases	0 (0 to 0)	0 (0 to 0)	0 (0 to 0)	0 (0 to 0)	0 (0 to 0)	0 (0 to 0)	0 (0 to 0)	0 (0 to 0)	0 (0 to 0)	0 (0 to 0)	0 (0 to 0)	0 (0 to 0)	0 (0 to 0)	0 (0 to 0)	0 (0 to 0)	0 (0 to 0)	0 (0 to 0)	0 (0 to 0)	0 (0 to 0)	0 (0 to 0)	0 (0 to 0)	0 (0 to 0)	0 (0 to 0)	0
Sexually transmitted infections, excluding HIV	0.1 (0.1 to 0.1)	0.1 (0 to 0.1)	0.2 (0.1 to 0.4)	0.2 (0.1 to 0.3)	0.2 (0.1 to 0.3)	0.2 (0.1 to 0.3)	0.3 (0.2 to 0.4)	0.4 (0.3 to 0.5)	0.5 (0.3 to 0.6)	0.5 (0.3 to 0.6)	0.5 (0.3 to 0.6)	0.5 (0.3 to 0.6)	0.5 (0.3 to 0.6)	0.5 (0.3 to 0.6)	0.5 (0.3 to 0.6)	0.5 (0.3 to 0.6)	0.5 (0.3 to 0.6)	0.5 (0.3 to 0.6)	0.4 (0.3 to 0.5)	0.4 (0.3 to 0.5)	0.3 (0.2 to 0.4)	0.1 (0 to 0.1)	8.7
Syphilis	0 (0 to 0)	0 (0 to 0)	0 (0 to 0)	0 (0 to 0)	0 (0 to 0)	0 (0 to 0)	0 (0 to 0)	0 (0 to 0)	0 (0 to 0)	0 (0 to 0)	0 (0 to 0)	0 (0 to 0)	0 (0 to 0)	0 (0 to 0)	0 (0 to 0)	0 (0 to 0)	0 (0 to 0)	0 (0 to 0)	0 (0 to 0)	0 (0 to 0)	0 (0 to 0)	0 (0 to 0)	0 (0 to 0)	0
Chlamydial infection	0 (0 to 0)	0 (0 to 0)	0 (0 to 0)	0 (0 to 0)	0 (0 to 0)	0 (0 to 0)	0 (0 to 0)	0 (0 to 0)	0 (0 to 0)	0 (0 to 0)	0 (0 to 0)	0 (0 to 0)	0 (0 to 0)	0 (0 to 0)	0 (0 to 0)	0 (0 to 0)	0 (0 to 0)	0 (0 to 0)	0 (0 to 0)	0 (0 to 0)	0 (0 to 0)	0 (0 to 0)	0 (0 to 0)	0
Gonococcal infection	0 (0 to 0)	0 (0 to 0)	0 (0 to 0)	0 (0 to 0)	0 (0 to 0)	0 (0 to 0)	0 (0 to 0)	0 (0 to 0)	0 (0 to 0)	0 (0 to 0)	0 (0 to 0)	0 (0 to 0)	0 (0 to 0)	0 (0 to 0)	0 (0 to 0)	0 (0 to 0)	0 (0 to 0)	0 (0 to 0)	0 (0 to 0)	0 (0 to 0)	0 (0 to 0)	0 (0 to 0)	0 (0 to 0)	0
Trichomoniasis	0 (0 to 0)	0 (0 to 0)	0 (0 to 0)	0 (0 to 0)	0 (0 to 0)	0 (0 to 0)	0 (0 to 0)	0 (0 to 0)	0 (0 to 0)	0 (0 to 0)	0 (0 to 0)	0 (0 to 0)	0 (0 to 0)	0 (0 to 0)	0 (0 to 0)	0 (0 to 0)	0 (0 to 0)	0 (0 to 0)	0 (0 to 0)	0 (0 to 0)	0 (0 to 0)	0 (0 to 0)	0 (0 to 0)	0
Genital herpes	0 (0 to 0)	0 (0 to 0)	0 (0 to 0)	0 (0 to 0)	0 (0 to 0)	0 (0 to 0)	0 (0 to 0)	0 (0 to 0)	0 (0 to 0)	0 (0 to 0)	0 (0 to 0)	0 (0 to 0)	0 (0 to 0)	0 (0 to 0)	0 (0 to 0)	0 (0 to 0)	0 (0 to 0)	0 (0 to 0)	0 (0 to 0)	0 (0 to 0)	0 (0 to 0)	0 (0 to 0)	0 (0 to 0)	0
Other sexually transmitted infections	0 (0 to 0)	0 (0 to 0)	0 (0 to 0)	0 (0 to 0)	0 (0 to 0)	0 (0 to 0)	0 (0 to 0)	0 (0 to 0)	0 (0 to 0)	0 (0 to 0)	0 (0 to 0)	0 (0 to 0)	0 (0 to 0)	0 (0 to 0)	0 (0 to 0)	0 (0 to 0)	0 (0 to 0)	0 (0 to 0)	0 (0 to 0)	0 (0 to 0)	0 (0 to 0)	0 (0 to 0)	0 (0 to 0)	0
Sexually transmitted infections resulting HIV	0 (0 to 0)	0 (0 to 0)	0 (0 to 0)	0 (0 to 0)	0 (0 to 0)	0 (0 to 0)	0 (0 to 0)	0 (0 to 0)	0 (0 to 0)	0 (0 to 0)	0 (0 to 0)	0 (0 to 0)	0 (0 to 0)	0 (0 to 0)	0 (0 to 0)	0 (0 to 0)	0 (0 to 0)	0 (0 to 0)	0 (0 to 0)	0 (0 to 0)	0 (0 to 0)	0 (0 to 0)	0 (0 to 0)	0
Respiratory infections and tuberculosis	2,100 (1,740 to 2,580)	1,110 (1,020 to 1,250)	1,660 (1,500 to 1,900)	1,490 (1,320 to 2,230)	1,310 (1,140 to 2,000)	1,260 (1,090 to 1,940)	1,270 (1,100 to 1,960)	1,160 (1,000 to 1,790)	1,260 (1,090 to 1,950)	1,270 (1,100 to 1,960)	1,230 (1,060 to 1,900)	1,260 (1,090 to 1,940)	1,310 (1,130 to 2,000)	1,400 (1,210 to 2,150)	1,600 (1,380 to 2,450)	1,800 (1,550 to 2,750)	2,000 (1,720 to 3,050)	2,200 (1,890 to 3,350)	2,300 (1,980 to 3,500)	2,300 (1,980 to 3,500)	2,100 (1,800 to 3,200)	1,000 (860 to 1,500)	46,000
Tuberculosis	0 (0 to 0)	0.1 (0 to 0.1)	17.6 (16.1 to 19.3)	21.1 (17.1 to 26.1)	11.5 (9.3 to 14.3)	8.5 (6.9 to 10.5)	24 (19.5 to 29.7)	50.7 (41.2 to 62.7)	61.1 (49.6 to 75.6)	57.5 (46.7 to 71.2)	49.1 (39.9 to 60.8)	44.1 (35.8 to 54.6)	43.6 (35.4 to 54.0)	42.1 (34.2 to 52.1)	43.2 (35.1 to 53.5)	47.1 (38.3 to 58.3)	51.1 (41.5 to 63.2)	53.1 (43.2 to 65.7)	52.1 (42.3 to 64.5)	47.1 (38.3 to 58.3)	32.1 (26.1 to 39.7)	11.3 (9.2 to 14.0)	770
Latent tuberculosis infection	0 (0 to 0)	0 (0 to 0)	0 (0 to 0)	0 (0 to 0)	0 (0 to 0)	0 (0 to 0)	0 (0 to 0)	0 (0 to 0)	0 (0 to 0)	0 (0 to 0)	0 (0 to 0)	0 (0 to 0)	0 (0 to 0)	0 (0 to 0)	0 (0 to 0)	0 (0 to 0)	0 (0 to 0)	0 (0 to 0)	0 (0 to 0)	0 (0 to 0)	0 (0 to 0)	0 (0 to 0)	0 (0 to 0)	0
Drug-susceptible tuberculosis	0 (0 to 0)	0 (0 to 0)	17.6 (16.1 to 19.3)	21.1 (17.1 to 26.1)	11.5 (9.3 to 14.3)	8.5 (6.9 to 10.5)	24 (19.5 to 29.7)	50.7 (41.2 to 62.7)	61.1 (49.6 to 75.6)	57.5 (46.7 to 71.2)	49.1 (39.9 to 60.8)	44.1 (35.8 to 54.6)	43.6 (35.4 to 54.0)	42.1 (34.2 to 52.1)	43.2 (35.1 to 53.5)	47.1 (38.3 to 58.3)	51.1 (41.5 to 63.2)	53.1 (43.2 to 65.7)	52.1 (42.3 to 64.5)	47.1 (38.3 to 58.3)	32.1 (26.1 to 39.7)	11.3 (9.2 to 14.0)	770
Multidrug resistant tuberculosis without extensive drug resistance	0 (0 to 0)	0 (0 to 0)	0.2 (0 to 0.4)	0.2 (0 to 0.4)	0 (0 to 0)	0 (0 to 0)	0.1 (0 to 0.2)	0.4 (0.2 to 0.8)	0.5 (0.2 to 1.1)	0.5 (0.2 to 1.1)	0.5 (0.2 to 1.1)	0.5 (0.2 to 1.1)	0.5 (0.2 to 1.1)	0.5 (0.2 to 1.1)	0.5 (0.2 to 1.1)	0.5 (0.2 to 1.1)	0.5 (0.2 to 1.1)	0.5 (0.2 to 1.1)	0.5 (0.2 to 1.1)	0.5 (0.2 to 1.1)	0.5 (0.2 to 1.1)	0.2 (0.1 to 0.4)	77.4
Extensively drug-resistant tuberculosis	0 (0 to 0)	0 (0 to 0)	0 (0 to 0)	0 (0 to 0)	0 (0 to 0)	0 (0 to 0)	0 (0 to 0)	0 (0 to 0)	0 (0 to 0)	0 (0 to 0)	0 (0 to 0)	0 (0 to 0)	0 (0 to 0)	0 (0 to 0)	0 (0 to 0)	0 (0 to 0)	0 (0 to 0)	0 (0 to 0)	0 (0 to 0)	0 (0 to 0)	0 (0 to 0)	0 (0 to 0)	0 (0 to 0)	0
Lower respiratory infections	1,900 (1,560 to 2,390)	1,000 (907 to 1,130)	1,500 (1,350 to 1,720)	1,300 (1,150 to 1,940)	1,200 (1,050 to 1,770)	1,150 (1,000 to 1,700)	1,150 (1,000 to 1,700)	1,050 (910 to 1,560)	1,150 (1,000 to 1,700)	1,150 (1,000 to 1,700)	1,100 (960 to 1,630)	1,150 (1,000 to 1,700)	1,200 (1,040 to 1,770)	1,300 (1,130 to 1,920)	1,450 (1,260 to 2,140)	1,600 (1,390 to 2,370)	1,800 (1,550 to 2,660)	2,000 (1,720 to 2,950)	2,100 (1,800 to 3,100)	2,100 (1,800 to 3,100)	1,900 (1,620 to 2,800)	900 (770 to 1,330)	43,000
Upper respiratory infections	0.2 (0 to 0.4)	0.1 (0 to 0.2)	0.3 (0 to 0.5)	0.2 (0 to 0.3)	0.1 (0 to 0.2)	0.1 (0 to 0.2)	0.1 (0 to 0.2)	0.1 (0 to 0.2)	0.1 (0 to 0.2)	0.1 (0 to 0.2)	0.1 (0 to 0.2)	0.1 (0 to 0.2)	0.1 (0 to 0.2)	0.1 (0 to 0.2)	0.1 (0 to 0.2)	0.1 (0 to 0.2)	0.1 (0 to 0.2)	0.1 (0 to 0.2)	0.1 (0 to 0.2)	0.1 (0 to 0.2)	0.1 (0 to 0.2)	0.1 (0 to 0.2)	0.1 (0 to 0.2)	2.3
Otitis media	0 (0 to 0)	0 (0 to 0)	0 (0 to 0)	0 (0 to 0)	0 (0 to 0)	0 (0 to 0)	0 (0 to 0)	0 (0 to 0)	0 (0 to 0)	0 (0 to 0)	0 (0 to 0)	0 (0 to 0)	0 (0 to 0)	0 (0 to 0)	0 (0 to 0)	0 (0 to 0)	0 (0 to 0)	0 (0 to 0)	0 (0 to 0)	0 (0 to 0)	0 (0 to 0)	0 (0 to 0)	0 (0 to 0)	0
Enteric infections	2,400 (2.2 to 14.1)	1,300 (1.2 to 7.6)	490 (351 to 681)	467 (417 to 1,120)	466 (376 to 1,120)	330 (264 to 788)	282 (224 to 675)	220 (174 to 526)	205 (161 to 491)	205 (161 to 491)	205 (161 to 491)	205 (161 to 491)	205 (161 to 491)	205 (161 to 491)	205 (161 to 491)	205 (161 to 491)	205 (161 to 491)	205 (161 to 491)	205 (161 to 491)	205 (161 to 491)	205 (161 to 491)	205 (161 to 491)	205 (161 to 491)	13,600
Diarrheal diseases	12.2 (9.2 to 18.1)	22.6 (17.4 to 33.6)	486 (349 to 679)	679 (484 to 1,060)	664 (478 to 1,030)	448 (324 to 696)	402 (290 to 624)	433 (312 to 672)	464 (334 to 720)	463 (333 to 719)	449 (323 to 697)	432 (311 to 670)	474 (341 to 735)	459 (330 to 712)	497 (358 to 771)	503 (362 to 780)	614 (442 to 952)	727 (523 to 1,130)	875 (630 to 1,360)	871 (627 to 1,350)	692 (498 to 1,070)	292 (210 to 453)	9,617 (6,923 to 14,926)	10,700
Typhoid and paratyphoid	0 (0 to 0)	0 (0 to 0)	0 (0 to 0)	0 (0 to 0)	0 (0 to 0)	0 (0 to 0)	0 (0 to 0)	0 (0 to 0)	0 (0 to 0)	0 (0 to 0)	0 (0 to 0)	0 (0 to 0)	0 (0 to 0)	0 (0 to 0)	0 (0 to 0)	0 (0 to 0)	0 (0 to 0)	0 (0 to 0)	0 (0 to 0)	0 (0 to 0)	0 (0 to 0)	0 (0 to 0)	0 (0 to 0)	0.5
Invasive Salmonella	0 (0 to 0)	0 (0 to 0)	0 (0 to 0)	0 (0 to 0)	0 (0 to 0)	0 (0 to 0)	0 (0 to 0)	0 (0 to 0)	0 (0 to 0)	0 (0 to 0)	0 (0 to 0)	0 (0 to 0)	0 (0 to 0)	0 (0 to 0)	0 (0 to 0)	0 (0 to 0)	0 (0 to 0)	0 (0 to 0)	0 (0 to 0)	0 (0 to 0)	0 (0 to 0)	0 (0 to 0)	0 (0 to 0)	0
Typhoid fever	0 (0 to 0)	0 (0 to 0)	0 (0 to 0)	0 (0 to 0)	0 (0 to 0)	0 (0 to 0)	0 (0 to 0)	0 (0 to 0)	0 (0 to 0)	0 (0 to 0)	0 (0 to 0)	0 (0 to 0)	0 (0 to 0)	0 (0 to 0)	0 (0 to 0)	0 (0 to 0)	0 (0 to 0)	0 (0 to 0)	0 (0 to 0)	0 (0 to 0)	0 (0 to 0)	0 (0 to 0)	0 (0 to 0)	0
Paratyphoid fever	0 (0 to 0)	0 (0 to 0)	0 (0 to 0)	0 (0 to 0)	0 (0 to 0)	0 (0 to 0)	0 (0 to 0)	0 (0 to 0)	0 (0 to 0)	0 (0 to 0)	0 (0 to 0)	0 (0 to 0)	0 (0 to 0)	0 (0 to 0)	0 (0 to 0)	0 (0 to 0)	0 (0 to 0)	0 (0 to 0)	0 (0 to 0)	0 (0 to 0)	0 (0 to 0)	0 (0 to 0)	0 (0 to 0)	0
Invasive Non-typhoidal Salmonella (iNTS)	0 (0 to 0)	0 (0 to 0)	0.1 (0 to 0.1)	0.1 (0 to 0.1)	0 (0 to 0)	0 (0 to 0)	0 (0 to 0)	0 (0 to 0)	0 (0 to 0)	0 (0 to 0)	0 (0 to 0)	0 (0 to 0)	0 (0 to 0)	0 (0 to 0)	0 (0 to 0)	0 (0 to 0)	0 (0 to 0)	0 (0 to 0)	0 (0 to 0)	0 (0 to 0)	0 (0 to 0)	0 (0 to 0)	0 (0 to 0)	33.3
Other intestinal infectious diseases	1.8 (1.3 to 2.6)	0.8 (0.5 to 1.2)	1.7 (1.1 to 2.5)	0.9 (0.6 to 2.2)	1.3 (0.9 to 2.1)	1.2 (0.8 to 2.1)	1.2 (0.8 to 2.1)	1.2 (0.8 to 2.1)	1.2 (0.8 to 2.1)	1.2 (0.8 to 2.1)	1.2 (0.8 to 2.1)	1.2 (0.8 to 2.1)	1.2 (0.8 to 2.1)	1.2 (0.8 to 2.1)	1.2 (0.8 to 2.1)	1.2 (0.8 to 2.1)	1.2 (0.8 to 2.1)	1.2 (0.8 to 2.1)	1.2 (0.8 to 2.1)	1.2 (0.8 to 2.1)	1.2 (0.8 to 2.1)	0.6 (0.4 to 0.9)	39.2
Neglected tropical diseases and malaria	0.6 (0.4 to 0.9)	0.1 (0.1 to 0.2)	169.1 (164.3 to 173.8)	132.1 (128.3 to 136.0)	139 (135.1 to 143.0)	67 (65.1 to 68.9)	33.6 (32.6 to 34.6)	29.6 (28.7 to 30.4)	29.6 (28.7 to 30.4)	29.6 (28.7 to 30.4)	29.6 (28.7 to 30.4)	29.6 (28.7 to 30.4)	29.6 (28.7 to 30.4)	29.6 (28.7 to 30.4)	29.6 (28.7 to 30.4)	29.6 (28.7 to 30.4)	29.6 (28.7 to 30.4)	29.6 (28.7 to 30.4)	29.6 (28.7 to 30.4)	29.6 (28.7 to 30.4)	29.6 (28.7 to 30.4)	7.4 (7.2 to 7.6)	764
Malaria	0 (0 to 0)	0 (0 to 0)	0 (0 to 0)	0 (0 to 0)	0 (0 to 0)	0 (0 to 0)	0 (0 to 0)	0 (0 to 0)	0 (0 to 0)	0 (0 to 0)	0 (0 to 0)	0 (0 to 0)	0 (0 to 0)	0 (0 to 0)	0 (0 to 0)	0 (0 to 0)	0 (0 to 0)	0 (0 to 0)	0 (0 to 0)	0 (0 to 0)	0 (0 to 0)	0 (0 to 0)	0 (0 to 0)	0
Chagas disease	0 (0 to 0)	0 (0 to 0)	0 (0 to 0)	0 (0 to 0)	0 (0 to 0)	0 (0 to 0)	0 (0 to 0)	0 (0 to 0)	0 (0 to 0)	0 (0 to 0)	0 (0 to 0)	0 (0 to 0)	0 (0 to 0)	0 (0 to 0)	0 (0 to 0)	0 (0 to 0)	0 (0 to 0)	0 (0 to 0)	0 (0 to 0)	0 (0 to 0)	0 (0 to 0)	0 (0 to 0)	0 (0 to 0)	0
Leishmaniasis	0 (0 to 0)	0 (0 to 0)	0 (0 to 0)	0 (0 to 0)	0 (0 to 0)	0 (0 to 0)	0 (0 to 0)	0 (0 to 0)	0 (0 to 0)	0 (0 to 0)	0 (0 to 0)	0 (0 to 0)	0 (0 to 0)	0 (0 to 0)	0 (0 to 0)	0 (0 to 0)	0 (0 to 0)	0 (0 to 0)	0 (0 to 0)	0 (0 to 0)	0 (0 to 0)	0 (0 to 0)	0 (0 to 0)	0
Visceral leishmaniasis	0 (0 to 0)	0 (0 to 0)	0 (0 to 0)	0 (0 to 0)	0 (0 to 0)	0 (0 to 0)	0 (0 to 0)	0 (0 to 0)	0 (0 to 0)	0 (0 to 0)	0 (0 to 0)	0 (0 to 0)	0 (0 to 0)	0 (0 to 0)	0 (0 to 0)	0 (0 to 0)	0 (0 to 0)	0 (0 to 0)	0 (0 to 0)	0 (0 to 0)	0 (0 to 0)	0 (0 to 0)	0 (0 to 0)	0
Cutaneous and mucocutaneous leishmaniasis	0 (0 to 0)	0 (0 to 0)	0 (0 to 0)	0 (0 to 0)	0 (0 to 0)	0 (0 to 0)	0 (0 to 0)	0 (0 to 0)	0 (0 to 0)	0 (0 to 0)	0 (0 to 0)	0 (0 to 0)	0 (0 to 0)	0 (0 to 0)	0 (0 to 0)	0 (0 to 0)	0 (0 to 0)	0 (0 to 0)	0 (0 to 0)	0 (0 to 0)	0 (0 to 0)	0 (0 to 0)	0 (0 to 0)	0
African trypanosomiasis	0 (0 to 0)	0 (0 to 0)	0 (0 to 0)	0 (0 to 0)	0 (0 to 0)	0 (0 to 0)	0 (0 to 0)	0 (0 to 0)	0 (0 to 0)	0 (0 to 0)	0 (0 to 0)	0 (0 to 0)	0 (0 to 0)	0 (0 to 0)	0 (0 to 0)	0 (0 to 0)	0 (0 to 0)	0 (0 to 0)	0 (0 to 0)	0 (0 to 0)	0 (0 to 0)	0 (0 to 0)	0 (0 to 0)	0
Schistosomiasis	0 (0 to 0)	0 (0 to 0)	0 (0 to 0)	0 (0 to 0)	0 (0 to 0)	0 (0 to 0)	0 (0 to 0)	0 (0 to 0)	0 (0 to 0)	0 (0 to 0)	0 (0 to 0)	0 (0 to 0)	0 (0 to 0)	0 (0 to 0)	0 (0 to 0)	0 (0 to 0)	0 (0 to 0)	0 (0 to 0)	0 (0 to 0)	0 (0 to 0)	0 (0 to 0)	0 (0 to 0)	0 (0 to 0)	0
Cysticercosis	0 (0 to 0)	0 (0 to 0)	0 (0 to 0)	0 (0 to 0)	0 (0 to 0)	0 (0 to 0)	0 (0 to 0)	0 (0 to 0)	0 (0 to 0)	0 (0 to 0)	0 (0 to 0)	0 (0 to 0)	0 (0 to 0)	0 (0 to 0)	0 (0 to 0)	0 (0 to 0)	0 (0 to 0)	0 (0 to 0)	0 (0 to 0)	0 (0 to 0)	0 (0 to 0)	0 (0 to 0)	0 (0 to 0)	0
Cystic echinococcosis	0 (0 to 0)	0 (0 to 0)	0.2 (0 to 0.4)	0.2 (0 to 0.4)	0.2 (0 to 0.4)	0.4 (0 to 0.8)	0.4 (0 to 0.8)	0.4 (0 to 0.8)	0.4 (0 to 0.8)	0.4 (0 to 0.8)	0.4 (0 to 0.8)	0.4 (0 to 0.8)	0.4 (0 to 0.8)	0.4 (0 to 0.8)	0.4 (0 to 0.8)	0.4 (0 to 0.8)	0.4 (0 to 0.8)	0.4 (0 to 0.8)	0.4 (0 to 0.8)	0.4 (0 to 0.8)	0.4 (0 to 0.8)	0.4 (0 to 0.8)	0.1 (0 to 0.2)	13.5
Alveolar echinococcosis	0 (0 to 0)	0 (0 to 0)	0 (0 to 0)	0 (0 to 0)	0 (0 to 0)	0 (0 to 0)	0 (0 to 0)	0 (0 to 0)	0 (0 to 0)	0 (0 to 0)	0 (0 to 0)	0 (0 to 0)	0 (0 to 0)	0 (0 to 0)	0 (0 to 0)	0 (0 to 0)	0 (0 to 0)	0 (0 to 0)	0 (0 to 0)	0 (0 to 0)	0 (0 to 0)	0 (0 to 0)	0 (0 to 0)	0
Lymphatic filariasis	0 (0 to 0)	0 (0 to 0)	0 (0 to 0)	0 (0 to 0)	0 (0 to 0)	0 (0 to 0)	0 (0 to 0)	0 (0 to 0)	0 (0 to 0)	0 (0 to 0)	0 (0 to 0)	0 (0 to 0)	0 (0 to 0)	0 (0 to 0)	0 (0 to 0)	0 (0 to 0)	0 (0 to 0)	0 (0 to 0)	0 (0 to 0)	0 (0 to 0)	0 (0 to 0)	0 (0 to 0)	0 (0 to 0)	0
Onchocerciasis	0 (0 to 0)	0 (0 to 0)	0 (0 to 0)	0 (0 to 0)	0 (0 to 0)	0 (0 to 0)	0 (0 to 0)	0 (0 to 0)	0 (0 to 0)	0 (0 to 0)	0 (0 to 0)	0 (0 to 0)	0 (0 to 0)	0 (0 to 0)	0 (0 to 0)	0 (0 to 0)	0 (0 to 0)	0 (0 to 0)	0 (0 to 0)	0 (0 to 0)	0 (0 to 0)	0 (0 to 0)	0 (0 to 0)	0
Trachoma	0 (0 to 0)	0 (0 to 0)	0.5 (0.1 to 0.9)	0.9 (0.2 to 2.3)	1.4 (0.4 to 3.5)	1.6 (0.5 to 3.9)	1.8 (0.5 to 4.3)	1.9 (0.6 to 4.7)	1.9 (0.6 to 4.7)	1.9 (0.6 to 4.7)	1.9 (0.6 to 4.7)	1.9 (0.6 to 4.7)	1.9 (0.6 to 4.7)	1.9 (0.6 to 4.7)	1.9 (0.6 to 4.7)	1.9 (0.6 to 4.7)	1.9 (0.6 to 4.7)	1.9 (0.6 to 4.7)	1.9 (0.6 to 4.7)	1.9 (0.6 to 4.7)	1.9 (0.6 to 4.7)	0.5 (0.1 to 1.2)	121
Dengue	0 (0 to 0)	0 (0 to 0)	2.5 (1.1 to 5.1)	4.9 (2.2 to 9.9)	7.4 (3.1 to 19.9)	10.4 (4.1 to 33.4)	13.1 (5.2 to 39.7)	14.6 (5.8 to 43.7)	15.1 (6.1 to 44.9)	15.1 (6.1 to 44.9)	15.1 (6.1 to 44.9)	15.1 (6.1 to 44.9)	15.1 (6.1 to 44.9)	15.1 (6.1 to 44.9)	15.1 (6.1 to 44.9)	15.1 (6.1 to 44.9)	15.1 (6.1 to 44.9)	15.1 (6.1 to 44.9)	15.1 (6.1 to 44.9)	15.1 (6.1 to 44.9)	15.1 (6.1 to 44.9)	4.6 (1.9 to 11.4)	1,300
Yellow fever	0 (0 to 0)	0 (0 to 0)	0 (0 to 0)	0 (0 to 0)	0 (0 to 0)	0 (0 to 0)	0 (0 to 0)	0 (0 to 0)	0 (0 to 0)	0 (0 to 0)	0 (0 to 0)	0 (0 to 0)	0 (0 to 0)	0 (0 to 0)	0 (0 to 0)	0 (0 to 0)	0 (0 to 0)	0 (0 to 0)	0 (0 to 0)	0 (0 to 0)	0 (0 to 0)	0 (0 to 0)	0 (0 to 0)	0
Rabies	0 (0 to 0)	0 (0 to 0)	0.2 (0.1 to 0.4)	0.2 (0.1 to 0.4)	0.2 (0.1 to 0.3)	0.2 (0.1 to 0.3)	0.2 (0.1 to 0.3)	0.2 (0.1 to 0.3)	0.2 (0.1 to 0.3)	0.2 (0.1 to 0.3)	0.2 (0.1 to 0.3)	0.2 (0.1 to 0.3)	0.2 (0.1 to 0.3)	0.2 (0.1 to 0.3)	0.2 (0.1 to 0.3)	0.2 (0.1 to 0.3)	0.2 (0.1 to 0.3)	0.2 (0.1 to 0.3)	0.2 (0.1 to 0.3)	0.2 (0.1 to 0.3)	0.2 (0.1 to 0.3



Other transport injuries	6.4 (5.7 to 7.4)	5.6 (5 to 6.3)	9.7 (9.4 to 10.3)	96 (89 to 103)	160 (138 to 182)	236 (190 to 293)	322 (249 to 413)	1,099 (787 to 1,415)	1,729 (967 to 1,425)	879 (659 to 1,164)	912 (709 to 1,164)	668 (492 to 1,200)	913 (729 to 1,143)	858 (668 to 1,200)	798 (652 to 949)	648 (514 to 784)	665 (496 to 854)	413 (329 to 499)	342 (199 to 503)	139 (107 to 175)	75.3 (57.8 to 93)	29.3 (22.5 to 37.5)	6.3 (4.5 to 8.2)	10,600
Unintentional injuries	964.1 (737 to 1,245)	197 (119 to 291)	1,810 (1,264 to 2,260)	2,210 (2,030 to 2,100)	3,060 (2,940 to 7,600)	4,030 (3,320 to 11,700)	13,600 (7,810 to 13,600)	19,300 (11,200 to 21,300)	18,900 (10,200 to 25,700)	20,400 (14,400 to 26,900)	27,200 (16,400 to 30,900)	27,200 (16,100 to 30,200)	23,900 (16,900 to 33,900)	23,900 (17,100 to 33,900)	26,000 (18,000 to 36,000)	24,400 (17,000 to 33,200)	23,000 (16,000 to 31,900)	22,800 (16,400 to 30,900)	18,900 (14,400 to 25,200)	14,600 (12,000 to 21,000)	7,900 (5,700 to 10,600)	2,540 (2,000 to 3,130)	339,000
Falls	6.6 (5 to 8.6)	6.1 (4.4 to 8.1)	130 (66 to 197)	764 (624 to 1,160)	2,060 (1,320 to 3,230)	3,260 (1,870 to 4,480)	4,810 (2,790 to 6,620)	5,330 (3,190 to 7,410)	6,230 (3,230 to 9,360)	6,370 (4,440 to 9,120)	6,730 (4,190 to 9,660)	6,730 (4,190 to 9,630)	7,720 (5,420 to 10,700)	8,090 (5,630 to 11,100)	8,870 (6,410 to 12,100)	8,630 (6,210 to 11,900)	8,990 (6,630 to 12,000)	9,200 (7,020 to 12,000)	10,700 (8,020 to 13,100)	9,800 (7,620 to 12,600)	6,900 (5,020 to 8,900)	2,670 (1,770 to 3,530)	133,000
Drowning	2.7 (2.2 to 2.8)	2.4 (2.4 to 2.5)	126 (90 to 173)	1,170 (1,070 to 1,300)	4,640 (4,240 to 5,980)	7,190 (6,790 to 8,320)	9,170 (8,020 to 9,820)	9,420 (8,600 to 9,420)	9,420 (8,600 to 9,420)	9,420 (8,600 to 9,420)	9,420 (8,600 to 9,420)	9,420 (8,600 to 9,420)	9,420 (8,600 to 9,420)	9,420 (8,600 to 9,420)	9,420 (8,600 to 9,420)	9,420 (8,600 to 9,420)	9,420 (8,600 to 9,420)	9,420 (8,600 to 9,420)	9,420 (8,600 to 9,420)	9,420 (8,600 to 9,420)	9,420 (8,600 to 9,420)	9,420 (8,600 to 9,420)	9,420 (8,600 to 9,420)	9,640
Fire, heat, and hot substances	0.7 (0.6 to 0.9)	0.6 (0.7 to 1.2)	21.6 (22.9 to 47.4)	261 (229 to 390)	297 (190 to 1,160)	297 (190 to 635)	298 (267 to 679)	298 (279 to 609)	622 (554 to 1,160)	754 (598 to 1,410)	925 (672 to 1,840)	1,440 (939 to 1,840)	949 (599 to 1,460)	1,440 (970to 1,820)	1,470 (960to 1,820)	949 (642to 1,460)	642 (547 to 1,270)	774 (460to 1,280)	927 (539 to 1,700)	343 (232to 926)	27.3 (19.2to 320)	89.5 (69.7 to 134)	28.5 (21.4 to 37.4)	12,000
Poisonings	2.1 (1.9 to 2.4)	1.8 (1.4 to 2.1)	34.2 (24.7 to 47.1)	204 (164 to 272)	611 (511 to 1,140)	1,040 (829 to 1,750)	1,610 (1,170 to 2,610)	1,610 (1,170 to 2,610)	1,610 (1,170 to 2,610)	1,610 (1,170 to 2,610)	1,610 (1,170 to 2,610)	1,610 (1,170 to 2,610)	1,610 (1,170 to 2,610)	1,610 (1,170 to 2,610)	1,610 (1,170 to 2,610)	1,610 (1,170 to 2,610)	1,610 (1,170 to 2,610)	1,610 (1,170 to 2,610)	1,610 (1,170 to 2,610)	1,610 (1,170 to 2,610)	1,610 (1,170 to 2,610)	1,610 (1,170 to 2,610)	1,610 (1,170 to 2,610)	2,800
Poisoning by other medications and drugs	0.5 (0.4to 0.7)	0.5 (0.3 to 0.9)	2.2 (1.3 to 4.3)	14.2 (9.1 to 27.4)	124 (9.9 to 124.4)	423.7 (50.9 to 423.7)	198 (63.1 to 719)	198 (65.2 to 1,490)	198 (69.6 to 2,216)	198 (70.3 to 1,940)	198 (67.9 to 1,941)	198 (69.6 to 1,939)	198 (66.4 to 1,871)	198 (65.4 to 1,871)	198 (67.4 to 1,871)	224 (74.9 to 2,000)	224 (72.4 to 2,000)	198 (74.9 to 1,939)	198 (72.4 to 1,939)	198 (74.9 to 1,939)	198 (72.4 to 1,939)	198 (74.9 to 1,939)	198 (72.4 to 1,939)	2,800
Poisoning by other medications and drugs	0.5 (0.4to 0.7)	0.5 (0.3 to 0.9)	2.2 (1.3 to 4.3)	14.2 (9.1 to 27.4)	124 (9.9 to 124.4)	423.7 (50.9 to 423.7)	198 (63.1 to 719)	198 (65.2 to 1,490)	198 (69.6 to 2,216)	198 (70.3 to 1,940)	198 (67.9 to 1,941)	198 (69.6 to 1,939)	198 (66.4 to 1,871)	198 (65.4 to 1,871)	198 (67.4 to 1,871)	224 (74.9 to 2,000)	224 (72.4 to 2,000)	198 (74.9 to 1,939)	198 (72.4 to 1,939)	198 (74.9 to 1,939)	198 (72.4 to 1,939)	198 (74.9 to 1,939)	198 (72.4 to 1,939)	2,800
Poisoning by other means	1.6 (1.2 to 2.9)	1.1 (1.0 to 3.2)	6.8 (4.2 to 9.1)	68.5 (48.2 to 94.6)	77.9 (42to 139)	106 (62.7 to 190)	127 (66.9 to 236)	147 (68.7 to 289)	134 (67.7 to 286)	135 (64.4 to 286)	118 (59.7 to 263)	108 (59.2 to 240)	111 (59 to 267)	99.5 (49.9 to 240)	87.9 (47.4 to 239)	78.9 (43.2 to 213)	69.6 (37.6 to 209)	46.3 (26.6 to 84.7)	31.8 (22.1 to 60)	26.2 (15.8 to 38.9)	7.9 (5.9 to 11)	2.6 (2 to 3.2)	1,990
Exposure to mechanical forces	11.1 (10.1 to 11.7)	10.5 (2.1 to 0)	63.6 (52.1 to 83.3)	525 (434 to 685)	1,630 (1,520 to 1,940)	3,460 (3,220 to 3,460)	5,230 (4,870 to 5,230)	6,810 (6,360 to 6,810)	7,900 (7,360 to 7,900)	8,280 (7,720 to 8,280)	8,230 (7,660 to 8,230)	8,230 (7,660 to 8,230)	8,230 (7,660 to 8,230)	8,170 (7,610 to 8,170)	8,660 (8,060 to 8,660)	8,620 (8,020 to 8,620)	8,130 (7,570 to 8,130)	7,140 (6,650 to 7,140)	4,940 (4,600 to 4,940)	3,240 (3,020 to 3,240)	1,870 (1,740 to 1,870)	747 (695 to 747)	212 (197 to 212)	109,000
Unintentional firearm injuries	0.1 (0.1 to 0.1)	0.1 (0.1 to 0.2)	0.7 (0.9 to 2.3)	5.4 (10.3 to 19.1)	11.3 (12.4 to 29.4)	14.4 (39.4 to 78)	20.7 (86.1 to 136)	20.7 (67.1 to 139)	20.7 (74.9 to 195)	20.7 (69.9 to 134)	20.7 (64.8 to 125)	20.7 (64.6 to 126)	20.7 (67.1 to 111)	20.7 (69.6 to 187)	20.7 (69.6 to 195)	20.7 (69.6 to 191)	20.7 (69.7 to 72.3)	20.7 (69.5 to 69.4)	20.7 (23.6 to 63.5)	20.7 (15.9 to 38.5)	11.4 (8.4 to 16)	6.6 (3.9 to 7.4)	1.7 (1.2 to 2.4)	1,110
Other exposure to mechanical forces	11.1 (9.9 to 11.6)	10.5 (2 to 0)	63.6 (51.1 to 82)	520 (431 to 682)	1,620 (1,510 to 1,940)	3,450 (3,220 to 3,450)	5,220 (4,870 to 5,220)	6,810 (6,360 to 6,810)	7,900 (7,360 to 7,900)	8,280 (7,720 to 8,280)	8,230 (7,660 to 8,230)	8,230 (7,660 to 8,230)	8,230 (7,660 to 8,230)	8,170 (7,610 to 8,170)	8,660 (8,060 to 8,660)	8,620 (8,020 to 8,620)	8,130 (7,570 to 8,130)	7,140 (6,650 to 7,140)	4,940 (4,600 to 4,940)	3,240 (3,020 to 3,240)	1,870 (1,740 to 1,870)	747 (695 to 747)	212 (197 to 212)	109,000
Adverse effects of medical treatment	23.5 (20.9 to 28.7)	28.7 (19.6 to 39.6)	186 (129 to 262)	264 (190 to 406)	715 (521 to 1,190)	856.2 (617.6 to 1,170)	798 (579.4 to 1,151)	755 (564 to 1,060)	755 (1,060 to 0.13)	772 (1,030 to 0.21)	772 (1,030 to 0.22)	755 (1,030 to 0.23)	755 (777 to 527)	772 (1,060 to 0.21)	772 (1,060 to 0.19)	686 (949 to 0.19)	686 (949 to 0.20)	613 (848 to 0.19)	715 (848 to 535)	660 (909 to 0.19)	660 (909 to 0.19)	660 (909 to 0.19)	660 (909 to 0.19)	172 (237 to 0.05)	48.7 (39 to 66.7)	6,070
Animal contact	0.2 (0.2 to 0.3)	0.6 (1 to 0.3)	8.8 (6 to 12.3)	67 (63 to 119)	124 (94.2 to 183)	116 (79.1 to 171)	127 (87.2 to 177)	140 (101 to 205)	191 (138 to 249)	192 (138 to 273)	202 (142 to 287)	199 (138 to 281)	208 (138 to 318)	198 (138 to 283)	222 (156 to 311)	204 (142 to 291)	174 (117 to 259)	156 (107 to 227)	156 (73.8 to 148)	156 (107 to 227)	74.5 (49.1to 109)	46.2 (31.1 to 68.1)	14 (13 to 27.7)	2,400
Venomous animal contact	0.1 (0.1 to 0.2)	0.4 (0.1 to 0.2)	7.5 (1.7 to 9.9)	42.7 (11.7 to 51.9)	63.7 (32.1 to 69.7)	63.7 (27.1 to 69.7)	63.7 (30.4to 87)	63.7 (31.1to 76.3)	63.7 (31.1to 87.8)	63.7 (31.1to 87.8)	63.7 (31.1to 87.8)	63.7 (31.1to 88.7)	63.7 (31.1to 88.9)	63.7 (31.1to 88.9)	63.7 (31.1to 88.9)	63.7 (31.1to 88.9)	63.7 (31.1to 88.9)	63.7 (27.8to 87)	63.7 (27.8to 87)	63.7 (27.8to 87)	63.7 (27.8to 87)	63.7 (27.8to 87)	63.7 (27.8to 87)	868
Non-venomous animal contact	0.1 (0.1 to 0.2)	0.2 (0.1 to 0.2)	0.3 (0.2 to 0.2)	67.9 (48.5 to 94.8)	81.1 (53.1 to 126)	73.6 (42.7 to 113)	65 (30.4 to 120)	69.6 (42.7 to 143)	122 (84.3 to 190)	138 (98.6 to 194)	137 (98.3 to 202)	138 (92.6 to 183)	137 (99.6 to 226)	138 (99 to 205)	163 (102 to 233)	147 (97.4 to 218)	127 (81.2 to 197)	117 (76to 179)	82.9 (54.8 to 126)	98.2 (64.2 to 152)	39.7 (25.2 to 62)	15.2 (10.1 to 22.7)	4.1 (2.9 to 6.1)	1,960
Foreign body	0.4 (0.3 to 0.5)	0.4 (0.4 to 0.5)	3.2 (2.2 to 4.7)	20.1 (13.2 to 31.7)	31.2 (21.1 to 46.6)	31.2 (20.7 to 46.6)	31.2 (20.7 to 46.6)	31.2 (20.7 to 46.6)	31.2 (20.7 to 46.6)	31.2 (20.7 to 46.6)	31.2 (20.7 to 46.6)	31.2 (20.7 to 46.6)	31.2 (20.7 to 46.6)	31.2 (20.7 to 46.6)	31.2 (20.7 to 46.6)	31.2 (20.7 to 46.6)	31.2 (20.7 to 46.6)	31.2 (20.7 to 46.6)	31.2 (20.7 to 46.6)	31.2 (20.7 to 46.6)	31.2 (20.7 to 46.6)	31.2 (20.7 to 46.6)	31.2 (20.7 to 46.6)	1,000
Pulmonary aspiration and foreign body in airway	2.5 (2.2 to 2.9)	1.9 (1.4 to 1.9)	1.9 (1.2 to 2.6)	17 (7.6 to 1.3e+3)	102 (98.6 to 1.3e+3)	102 (98.6 to 1.3e+3)	102 (97.1 to 1.3e+3)	102 (97.1 to 1.3e+3)	102 (97.1 to 1.3e+3)	102 (97.1 to 1.3e+3)	102 (97.1 to 1.3e+3)	102 (97.1 to 1.3e+3)	102 (97.1 to 1.3e+3)	102 (97.1 to 1.3e+3)	102 (97.1 to 1.3e+3)	102 (97.1 to 1.3e+3)	102 (97.1 to 1.3e+3)	102 (97.1 to 1.3e+3)	102 (97.1 to 1.3e+3)	102 (97.1 to 1.3e+3)	102 (97.1 to 1.3e+3)	102 (97.1 to 1.3e+3)	102 (97.1 to 1.3e+3)	102 (97.1 to 1.3e+3)	6,860
Foreign body in eyes	0.1 (0 to 0.2)	0.2 (0.1 to 0.3)	4 (1.1 to 6.3)	29.1 (9.4to 55.5)	39.8 (9.7to 69.5)	48.3 (11.4 to 86)	48.3 (12.8to 138)	64.4 (18.8to 146)	77.2 (28.2to 146)	88.9 (28.1to 173)	88.9 (28.9to 173)	79.8 (30.7to 146)	77.7 (29.9to 146)	68.1 (32.9to 146)	68.1 (32.9to 151)	52.9 (31.2 to 83.1)	48.8 (29.5to 71.8)	41.2 (26.6 to 61.9)	29.4 (19.1 to 32.3)	16.9 (11.7to 26.3)	11.5 (7.9to 15.7)	3 (2.3 to 7.1)	1.4 (0.9 to 1.9)	556
Foreign body in other bodypart	0.4 (0.3 to 0.6)	0.5 (0.3 to 0.9)	6.3 (4.1 to 8.9)	140 (69.3 to 222.8)	117 (72.2 to 222.8)	117 (72.2to 222.8)	204 (72.2to 222.8)	314 (72.2to 222.8)	378 (72.2to 222.8)	422 (72.2to 222.8)	422 (72.2to 222.8)	422 (72.2to 222.8)	502 (72.2to 222.8)	514 (72.2to 222.8)	548 (72.2to 222.8)	524 (72.2to 222.8)	484 (72.2to 222.8)	428 (72.2to 222.8)	244 (72.2to 222.8)	214 (72.2to 222.8)	134 (72.2to 222.8)	54 (72.2to 222.8)	16.6 (11.2to 22.8)	6,120
Environmental heat and cold exposure	2.8 (1.6 to 4.1)	2.6 (1.9 to 3.9)	13.6 (9.9 to 19.3)	57.4 (1.6 to 22.2)	21.5 (16.5 to 29.3)	26 (21.9 to 58.2)	46.8 (27.7 to 83.3)	56.1 (79.9 to 1.2e)	113 (89.4 to 151)	113 (89.7 to 143)	113 (89.4 to 151)	113 (89.7 to 151)	148 (119 to 191)	148 (119 to 189)	148 (119 to 189)	148 (119 to 189)	148 (119 to 189)	148 (119 to 179)	148 (98.2 to 140)	148 (97.4 to 131)	84.4 (64.9 to 106)	60.1 (81.9 to 80.8)	21.6 (20.6 to 39.6)	8.7 (7.6 to 12.1)	1,890
Exposure to forces of nature	2.1 (0.7 to 2.1)	1.8 (1.2 to 2.1)	9.2 (5.2 to 11)	21.1 (9.2 to 1.1)	21.5 (9.2 to 1.1)	21.5 (1.2 to 1.1)	21.5 (1.2 to 1.1)	21.5 (1.2 to 1.1)	21.5 (1.2 to 1.1)	21.5 (1.2 to 1.1)	21.5 (1.2 to 1.1)	21.5 (1.2 to 1.1)	21.5 (1.2 to 1.1)	21.5 (1.2 to 1.1)	21.5 (1.2 to 1.1)	21.5 (1.2 to 1.1)	21.5 (1.2 to 1.1)	21.5 (1.2 to 1.1)	21.5 (1.2 to 1.1)	21.5 (1.2 to 1.1)	21.5 (1.2 to 1.1)	21.5 (1.2 to 1.1)	21.5 (1.2 to 1.1)	220
Other unintentional injuries	7.6 (5.9 to 7.4)	6 (4.9 to 9.7)	22.6 (19.1 to 30.6)	267 (218 to 318)	626 (575 to 827)	790 (740 to 1,770)	1,150 (1,140 to 2,990)	2,210 (1,470 to 3,490)	2,890 (1,920 to 3,490)	3,170 (2,000 to 4,810)	3,290 (2,000 to 4,890)	3,290 (2,000 to 4,890)	3,290 (2,000 to 4,890)	3,290 (2,000 to 4,890)	3,230 (2,070 to 3,890)	3,230 (2,070 to 3,890)	3,090 (1,990 to 3,890)	2,750 (1,690 to 3,270)	2,490 (1,590 to 2,940)	1,930 (1,290 to 2,940)	1,020 (647 to 1,960)	390 (247 to 698)	89.6 (58.6 to 103)	43,000
Self-harm and interpersonal violence	49 (38.9 to 58.9)	14.6 (10.9 to 20.5)	311 (222 to 514)	486 (369 to 629)	564 (396 to 961)	1,230 (911 to 1,370)	9,870 (6,750 to 11,100)	14,400 (10,100 to 20,300)	16,700 (10,900 to 25,700)	16,200 (10,900 to 25,700)	16,700 (10,900 to 26,600)	13,800 (11,600 to 16,600)	12,600 (10,600 to 14,900)	13,800 (11,600 to 16,600)	8,580 (7,200 to 9,860)	6,190 (5,200 to 7,100)	4,290 (3,600 to 4,950)	3,260 (2,700 to 3,820)	2,080 (1,790 to 2,450)	1,210 (1,010 to 1,420)	667 (559 to 804)	262 (220 to 298)	50.6 (42.4 to 60)	149,000
Self-harm	0.4 (0.3 to 0.5)	0.3 (0.2 to 0.5)	0.3 (0.2 to 0.5)	6 (4.6 to 8)	686 (601 to 1,070)	6,420 (5,630 to 9,810)	19,200 (16,800 to 29,300)	19,100 (16,700 to 29,200)	19,200 (16,800 to 29,300)	19,200 (16,800 to 29,300)	19,200 (16,800 to 29,300)	19,200 (16,800 to 29,300)	19,200 (16,800 to 29,300)	19,200 (16,800 to 29,300)	19,200 (16,800 to 29,300)	19,200 (16,800 to 29,300)	19,200 (16,800 to 29,300)	19,200 (16,800 to 29,300)	19,200 (16,800 to 29,300)	19,200 (16,800 to 29,300)	19,200 (16,800 to 29,300)	19,200 (16,800 to 29,300)	19,200 (16,800 to 29,300)	114,000
Self-harm by firearm	0 (0 to 0)	0 (0 to 0)	0 (0 to 0)	0 (0 to 0)	0 (0 to 0)	27.2 (26.6 to 74.4)	420 (303 to 627)	760 (501 to 1,190)	662 (499 to 960)	662 (508 to 1,040)	662 (520 to 929)	638 (542 to 1,020)	613 (493to 1,040)	638 (493to 1,040)	673 (493to 1,040)	668 (493to 1,040)	648 (493 to 973)	568 (398 to 818)	398 (295 to 574)	282 (172 to 399)	138 (83.9 to 180)	68.1 (48.3 to 102)	22 (15.4 to 33.7)	2.9 (2.1 to 4.1)	7,630
Self-harm by other specified means	0 (0 to 0)	0 (0 to 0)	0 (0 to 0)	0 (0 to 0)	0 (0 to 0)	0 (0 to 0)	0 (0 to 0)	0 (0 to 0)	0 (0 to 0)	0 (0 to 0)	0 (0 to 0)	0 (0 to 0)	0 (0 to 0)	0 (0 to 0)	0 (0 to 0)	0 (0 to 0)	0 (0 to 0)	0 (0 to 0)	0 (0 to 0)	0 (0 to 0)	0 (0 to 0)	0 (0 to 0)	0 (0 to 0)	0 (0 to 0)	113,000
Interpersonal violence	48.9 (38.9 to 58.9)	14.5 (10.9 to 20.5)	309 (220 to 512)	480 (374 to 626)	564 (396 to 961)	1,200 (884 to 1,350)	9,450 (7,070 to 1,370)	13,600 (9,600 to 20,300)	16,000 (10,400 to 25,400)	15,500 (10,400 to 25,400)	16,000 (10,400 to 26,300)	13,200 (11,000 to 16,000)	12,000 (9,900 to 14,300)	13,200 (11,000 to 16,000)	8,140 (6,800 to 9,480)	5,920 (4,980 to 6,790)	4,090 (3,400 to 4,750)	3,060 (2,600 to 3,620)	1,890 (1,610 to 2,260)	1,010 (837 to 1,210)	529 (444 to 641)	204 (164 to 241)	38.1 (29.9 to 46)	232,000
Physical violence by firearm	0.1 (0.1 to 0.2)	0.1 (0.1 to 0.2)	0.6 (0.5 to 0.2)	27.2 (20.8 to 39.7)	24.9 (20.2 to 30.9)	26 (27.5 to 44.2)	96 (77.7 to 136)	259 (228 to 345)	373 (311 to 499)	348 (278 to 476)	357 (284 to 476)	283 (196 to 367)	191 (117 to 287)	122 (102 to 171)	91 (77.9 to 131)	64.2 (52.9 to 79.9)	49.5 (40.1 to 61.7)	34.5 (27.7 to 42.9)	19 (14.7 to 24.2)	12.4 (9.9 to 15.3)	7.2 (5.7 to 9.1)	2.7 (2 to 3.4)	0.8 (0.5 to 1.1)	2,360
Physical violence by sharp object	4.7 (3.7 to 7.1)	4.7 (3.7 to 7.4)	19.9 (11.7 to 31.4)	49.9 (36.9 to 68.9)	60 (43.2 to 85.1)	82 (62.6 to 120)	91.6 (70.3 to 140)	91.6 (70.3 to 140)	91.6 (70.3 to 140)	91.6 (70.3 to 140)	91.6 (70.3 to 140)	91.6 (70.3 to 140)	91.6 (70.3 to 140)	91.6 (70.3 to 140)	91.6 (70.3 to 140)	91.6 (70.3 to 140)	91.6 (70.3 to 140)	91.6 (70.3 to 140)	91.6 (70.3 to 140)	91.6 (70.3 to 140)	91.6 (70.3 to 140)	91.6 (70.3 to 140)	91.6 (70.3 to 140)	6,470
Sexual violence	0 (0 to 0)	0 (0 to 0)	0 (0 to 0)	0 (1.3 to 6)	0 (10.6 to 29.3)	0 (22.2 to 62.9)	0 (56.9 to 134)	0 (53.2 to 249)	0 (79.3 to 223)	0 (68.9 to 143)	0 (54 to 139)	0 (36 to 101)	0 (34 to 105)	0 (29.6 to 78.9)	0 (22.1 to 60.5)	0 (15.6 to 47.3)	0 (12.2 to 32.7)	0 (8.5 to 19.4)	0 (6.5 to 12.1)	0 (5 to 8.4)	0 (3.4 to 5.1)	0 (2 to 3.1)	0 (0 to 0.1)	598
Physical violence by other means	23.1 (20.9 to 28.1)	23.1 (15.1 to 27.7)	269 (207 to 397)	394 (308 to 533)	480 (337 to 697)	766 (570 to 1,040)	1,020 (759 to 1,470)	1,020 (759 to 1,470)	1,020 (759 to 1,470)	1,020 (759 to 1,470)	1,020 (759 to 1,470)	1,020 (759 to 1,470)	1,020 (759 to 1,470)	1,020 (759 to 1,470)	1,020 (759 to 1,470)	1,020 (759 to 1,470)	1,020 (759 to 1,470)	1,020 (759 to 1,470)	1,020 (759 to 1,470)	1,020 (759 to 1,470)	1,020 (759 to 1,470)	1,020 (759 to 1,470)	1,020 (759 to 1,470)	19,000
Conflict and terrorism	0 (0 to 0)	0 (0 to 0)	0 (0 to 0)	0 (0.4 to 1.1)	0 (0.7 to 2.5)	0 (0.7 to 2.5)	0 (0.7 to 2.1)	0 (0.7 to 2.1)	0 (1.4 to 3.1)	0 (1.7 to 4.4)	0 (1.4 to 4.2)	0 (1.4 to 4.1)	0 (1.4 to 4.2)	0 (1.4 to 4.1)	0 (1.4 to 4.2)	0 (1.4 to 3.3)	0 (1 to 2.1)	0 (0.6 to 1.4)	0 (0.4 to 0.7)	0 (0.2 to 0.4)	0 (0.1 to 0.2)	0 (0 to 0.1)	0 (0 to 0)	39.6

Cell Table 2a: Australia DALYS by cause and age groups for males with 95% uncertainty intervals, 2023

Cause	Early Neonatal	Late Neonatal	Post Neonatal	1 to 4	5 to 9	10 to 14	15 to 19	20 to 24	25 to 29	30 to 34	35 to 39	40 to 44	45 to 49	50 to 54	55 to 59	60 to 64	65 to 69	70 to 74	75 to 79	80 to 84	85 to 89	90 to 94	95 plus	Total
All causes	29,800 (27,500 to 32,000)	6,860 (6,200 to 8,060)	16,800 (14,600 to 19,400)	27,000 (21,000 to 34,000)	30,000 (24,000 to 37,000)	46,000 (36,000 to 57,000)	77,000 (60,000 to 95,000)	114,000 (93,000 to 137,000)	135,000 (110,000 to 163,000)	146,000 (118,000 to 177,000)	156,000 (126,000 to 189,000)	165,000 (133,000 to 200,000)	182,000 (144,000 to 219,000)	196,000 (155,000 to 237,000)	214,000 (169,000 to 259,000)	240,000 (189,000 to 291,000)	266,000 (209,000 to 322,000)	291,000 (229,000 to 352,000)	321,000 (252,000 to 389,000)	374,000 (294,000 to 453,000)	431,000 (339,000 to 522,000)	447,000 (357,000 to 539,000)	3,210,000 (2,550,000 to 4,060,000)	3,210,000
Communicable, maternal, neonatal, and nutritional diseases	13,600 (12,500 to 14,800)	3,400 (2,900 to 4,000)	6,900 (5,900 to 8,100)	4,600 (3,900 to 5,600)	1,290 (1,090 to 1,560)	2,670 (2,270 to 3,200)	3,700 (3,150 to 4,350)	3,900 (3,350 to 4,570)	3,600 (3,070 to 4,230)	3,910 (3,350 to 4,600)	4,110 (3,500 to 4,830)	3,960 (3,370 to 4,670)	4,200 (3,560 to 4,940)	4,200 (3,560 to 4,940)	4,200 (3,560 to 4,940)	4,100 (3,470 to 4,830)	4,200 (3,550 to 4,960)	4,000 (3,370 to 4,710)	4,000 (3,360 to 4,690)	4,000 (3,360 to 4,690)	4,000 (3,360 to 4,700)	3,200 (2,670 to 3,710)	6,400 (5,400 to 7,400)	108,000
HIV/AIDS and sexually transmitted infections	0.4 (0.4 to 1)	0.2 (0.2 to 0.3)	13 (13 to 14)	19 (16 to 22)	6 (5 to 7)	12 (9 to 14)	23 (18 to 28)	40 (32 to 48)	60 (48 to 72)	80 (64 to 96)	100 (80 to 120)	120 (96 to 140)	140 (110 to 170)	160 (130 to 190)	180 (140 to 210)	200 (160 to 240)	220 (170 to 260)	230 (180 to 280)	240 (190 to 290)	250 (200 to 300)	260 (210 to 310)	270 (210 to 320)	190 (150 to 230)	3,700
HIV/AIDS	0 (0 to 0)	0 (0 to 0)	13 (13 to 14)	19 (16 to 22)	6 (5 to 7)	12 (9 to 14)	23 (18 to 28)	40 (32 to 48)	60 (48 to 72)	80 (64 to 96)	100 (80 to 120)	120 (96 to 140)	140 (110 to 170)	160 (130 to 190)	180 (140 to 210)	200 (160 to 240)	220 (170 to 260)	230 (180 to 280)	240 (190 to 290)	250 (200 to 300)	260 (210 to 310)	270 (210 to 320)	190 (150 to 230)	3,700
HIV/AIDS - Drug-susceptible Tuberculosis	0 (0 to 0)	0 (0 to 0)	0.7 (0.5 to 1.2)	0.6 (0.5 to 1)	0.2 (0.2 to 0.4)	0.4 (0.3 to 0.7)	0.8 (0.6 to 1.4)	1.4 (1.1 to 2.4)	2.1 (1.6 to 3.5)	2.8 (2.1 to 4.6)	3.5 (2.6 to 5.7)	4.2 (3.2 to 6.8)	4.9 (3.7 to 7.9)	5.6 (4.2 to 9)	6.3 (4.8 to 10)	7 (5.4 to 11)	7.7 (5.9 to 12)	8.4 (6.4 to 13)	8.4 (6.4 to 13)	8.4 (6.4 to 13)	8.4 (6.4 to 13)	6.7 (5.1 to 10)	120 (92 to 190)	120
HIV/AIDS - Multidrug-resistant Tuberculosis without extensive drug resistance	0 (0 to 0)	0 (0 to 0)	0.1 (0 to 0.1)	0 (0 to 0.1)	0 (0 to 0)	0 (0 to 0)	0 (0 to 0.1)	0.2 (0.1 to 0.3)	0.3 (0.2 to 0.5)	0.4 (0.3 to 0.6)	0.5 (0.4 to 0.8)	0.6 (0.5 to 0.9)	0.7 (0.6 to 1)	0.8 (0.6 to 1.1)	0.9 (0.7 to 1.2)	1 (0.8 to 1.4)	1.1 (0.8 to 1.5)	1.2 (0.9 to 1.7)	1.2 (0.9 to 1.7)	1.2 (0.9 to 1.7)	1.2 (0.9 to 1.7)	0.9 (0.7 to 1.3)	17 (13 to 24)	17
HIV/AIDS - Extensively drug-resistant Tuberculosis	0 (0 to 0)	0 (0 to 0)	0 (0 to 0)	0 (0 to 0)	0 (0 to 0)	0 (0 to 0)	0 (0 to 0)	0 (0 to 0)	0 (0 to 0)	0 (0 to 0)	0 (0 to 0)	0 (0 to 0)	0 (0 to 0)	0 (0 to 0)	0 (0 to 0)	0 (0 to 0)	0 (0 to 0)	0 (0 to 0)	0 (0 to 0)	0 (0 to 0)	0 (0 to 0)	0 (0 to 0)	0 (0 to 0)	0
HIV/AIDS resulting in other diseases	0 (0 to 0)	0 (0 to 0)	13 (13 to 13)	19 (16 to 22)	6 (5 to 7)	12 (9 to 14)	23 (18 to 28)	40 (32 to 48)	60 (48 to 72)	80 (64 to 96)	100 (80 to 120)	120 (96 to 140)	140 (110 to 170)	160 (130 to 190)	180 (140 to 210)	200 (160 to 240)	220 (170 to 260)	230 (180 to 280)	240 (190 to 290)	250 (200 to 300)	260 (210 to 310)	270 (210 to 320)	190 (150 to 230)	3,700
Sexually transmitted infections, excluding HIV	0.4 (0.4 to 1)	0.2 (0.2 to 0.3)	0.3 (0.2 to 0.4)	0.3 (0.2 to 0.4)	0.2 (0.2 to 0.3)	0.3 (0.2 to 0.4)	0.3 (0.2 to 0.4)	0.3 (0.2 to 0.4)	0.3 (0.2 to 0.4)	0.3 (0.2 to 0.4)	0.3 (0.2 to 0.4)	0.3 (0.2 to 0.4)	0.3 (0.2 to 0.4)	0.3 (0.2 to 0.4)	0.3 (0.2 to 0.4)	0.3 (0.2 to 0.4)	0.3 (0.2 to 0.4)	0.3 (0.2 to 0.4)	0.3 (0.2 to 0.4)	0.3 (0.2 to 0.4)	0.3 (0.2 to 0.4)	0.3 (0.2 to 0.4)	0.3 (0.2 to 0.4)	427
Syphilis	0 (0 to 0)	0 (0 to 0)	0.3 (0.2 to 0.4)	0.3 (0.2 to 0.4)	0.2 (0.2 to 0.3)	0.3 (0.2 to 0.4)	0.3 (0.2 to 0.4)	0.3 (0.2 to 0.4)	0.3 (0.2 to 0.4)	0.3 (0.2 to 0.4)	0.3 (0.2 to 0.4)	0.3 (0.2 to 0.4)	0.3 (0.2 to 0.4)	0.3 (0.2 to 0.4)	0.3 (0.2 to 0.4)	0.3 (0.2 to 0.4)	0.3 (0.2 to 0.4)	0.3 (0.2 to 0.4)	0.3 (0.2 to 0.4)	0.3 (0.2 to 0.4)	0.3 (0.2 to 0.4)	0.3 (0.2 to 0.4)	0.3 (0.2 to 0.4)	427
Chlamydial infection	0 (0 to 0)	0 (0 to 0)	0 (0 to 0)	0 (0 to 0)	0 (0 to 0)	0 (0 to 0)	0.1 (0 to 0.2)	0.1 (0 to 0.2)	0.1 (0 to 0.2)	0.1 (0 to 0.2)	0.1 (0 to 0.2)	0.2 (0 to 0.3)	0.2 (0 to 0.3)	0.2 (0 to 0.3)	0.2 (0 to 0.3)	0.2 (0 to 0.3)	0.2 (0 to 0.3)	0.2 (0 to 0.3)	0.2 (0 to 0.3)	0.2 (0 to 0.3)	0.2 (0 to 0.3)	0.2 (0 to 0.3)	0.2 (0 to 0.3)	3.4
Gonococcal infection	0 (0 to 0)	0 (0 to 0)	0 (0 to 0)	0 (0 to 0)	0 (0 to 0)	0 (0 to 0)	0.1 (0 to 0.2)	0.2 (0 to 0.3)	0.2 (0 to 0.3)	0.2 (0 to 0.3)	0.2 (0 to 0.3)	0.2 (0 to 0.3)	0.2 (0 to 0.3)	0.2 (0 to 0.3)	0.2 (0 to 0.3)	0.2 (0 to 0.3)	0.2 (0 to 0.3)	0.2 (0 to 0.3)	0.2 (0 to 0.3)	0.2 (0 to 0.3)	0.2 (0 to 0.3)	0.2 (0 to 0.3)	0.2 (0 to 0.3)	16.2
Trichomoniasis	0 (0 to 0)	0 (0 to 0)	0 (0 to 0)	0 (0 to 0)	0 (0 to 0)	0 (0 to 0)	0 (0 to 0)	0 (0 to 0)	0 (0 to 0)	0 (0 to 0)	0 (0 to 0)	0 (0 to 0)	0 (0 to 0)	0 (0 to 0)	0 (0 to 0)	0 (0 to 0)	0 (0 to 0)	0 (0 to 0)	0 (0 to 0)	0 (0 to 0)	0 (0 to 0)	0 (0 to 0)	0 (0 to 0)	0
Genital herpes	0 (0 to 0)	0 (0 to 0)	0 (0 to 0)	0 (0 to 0)	0 (0 to 0)	0 (0 to 0)	0 (0 to 0)	0 (0 to 0)	0 (0 to 0)	0 (0 to 0)	0 (0 to 0)	0 (0 to 0)	0 (0 to 0)	0 (0 to 0)	0 (0 to 0)	0 (0 to 0)	0 (0 to 0)	0 (0 to 0)	0 (0 to 0)	0 (0 to 0)	0 (0 to 0)	0 (0 to 0)	0 (0 to 0)	0
Other sexually transmitted infections	0 (0 to 0)	0 (0 to 0)	0 (0 to 0)	0 (0 to 0)	0 (0 to 0)	1.2 (0.9 to 1.5)	1.2 (0.9 to 1.5)	2.6 (2.1 to 3.2)	2.6 (2.1 to 3.2)	2.6 (2.1 to 3.2)	2.6 (2.1 to 3.2)	2.6 (2.1 to 3.2)	2.6 (2.1 to 3.2)	2.6 (2.1 to 3.2)	2.6 (2.1 to 3.2)	2.6 (2.1 to 3.2)	2.6 (2.1 to 3.2)	2.6 (2.1 to 3.2)	2.6 (2.1 to 3.2)	2.6 (2.1 to 3.2)	2.6 (2.1 to 3.2)	2.6 (2.1 to 3.2)	2.6 (2.1 to 3.2)	33.3
Respiratory infections and tuberculosis	132 (89 to 187)	69.9 (46 to 106)	1,100 (677 to 1,690)	1,680 (1,120 to 2,530)	1,200 (827 to 1,690)	670 (477 to 1,000)	972 (687 to 1,480)	1,060 (749 to 1,560)	1,060 (749 to 1,560)	1,060 (749 to 1,560)	1,010 (715 to 1,490)	1,030 (727 to 1,520)	1,060 (749 to 1,560)	1,020 (715 to 1,530)	1,020 (715 to 1,530)	1,060 (749 to 1,560)	1,060 (749 to 1,560)	1,060 (749 to 1,560)	1,060 (749 to 1,560)	1,060 (749 to 1,560)	1,060 (749 to 1,560)	1,060 (749 to 1,560)	1,060 (749 to 1,560)	1,290 (909 to 1,900)	38,600
Tuberculosis	0 (0 to 0)	0.7 (0.5 to 1.1)	6.5 (4.5 to 9.8)	2.4 (1.6 to 3.6)	2.2 (1.5 to 3.3)	1.6 (1.1 to 2.4)	19.2 (13.2 to 28.8)	43 (29.6 to 64.5)	62.4 (43 to 93.6)	84.8 (58.4 to 127)	91.9 (63.3 to 138)	87.4 (60.2 to 131)	90.9 (62.6 to 136)	93.3 (64.3 to 140)	99.6 (68.6 to 149)	111.4 (76.7 to 167)	134 (92.3 to 201)	156 (107 to 234)	123 (84.7 to 184)	164 (113 to 246)	164 (113 to 246)	120 (82.6 to 180)	1,700 (1,170 to 2,550)	1,960
Latent tuberculosis infection	0 (0 to 0)	0 (0 to 0)	0 (0 to 0)	0 (0 to 0)	0 (0 to 0)	0 (0 to 0)	0 (0 to 0)	0 (0 to 0)	0 (0 to 0)	0 (0 to 0)	0 (0 to 0)	0 (0 to 0)	0 (0 to 0)	0 (0 to 0)	0 (0 to 0)	0 (0 to 0)	0 (0 to 0)	0 (0 to 0)	0 (0 to 0)	0 (0 to 0)	0 (0 to 0)	0 (0 to 0)	0 (0 to 0)	0 (0 to 0)	0
Drug-susceptible tuberculosis	0 (0 to 0)	0.7 (0.5 to 1.1)	6.5 (4.5 to 9.8)	2.4 (1.6 to 3.6)	2.2 (1.5 to 3.3)	1.6 (1.1 to 2.4)	19.2 (13.2 to 28.8)	43 (29.6 to 64.5)	62.4 (43 to 93.6)	84.8 (58.4 to 127)	91.9 (63.3 to 138)	87.4 (60.2 to 131)	90.9 (62.6 to 136)	93.3 (64.3 to 140)	99.6 (68.6 to 149)	111.4 (76.7 to 167)	134 (92.3 to 201)	156 (107 to 234)	123 (84.7 to 184)	164 (113 to 246)	164 (113 to 246)	120 (82.6 to 180)	1,700 (1,170 to 2,550)	1,960
Multidrug-resistant tuberculosis without extensive drug resistance	0 (0 to 0)	0 (0 to 0)	0 (0 to 0)	0 (0 to 0)	0 (0 to 0)	0 (0 to 0)	0 (0 to 0)	0 (0 to 0)	0 (0 to 0)	0 (0 to 0)	0 (0 to 0)	0 (0 to 0)	0 (0 to 0)	0 (0 to 0)	0 (0 to 0)	0 (0 to 0)	0 (0 to 0)	0 (0 to 0)	0 (0 to 0)	0 (0 to 0)	0 (0 to 0)	0 (0 to 0)	0 (0 to 0)	0 (0 to 0)	0
Extensively drug-resistant tuberculosis	0 (0 to 0)	0 (0 to 0)	0 (0 to 0)	0 (0 to 0)	0 (0 to 0)	0 (0 to 0)	0 (0 to 0)	0 (0 to 0)	0 (0 to 0)	0 (0 to 0)	0 (0 to 0)	0 (0 to 0)	0 (0 to 0)	0 (0 to 0)	0 (0 to 0)	0 (0 to 0)	0 (0 to 0)	0 (0 to 0)	0 (0 to 0)	0 (0 to 0)	0 (0 to 0)	0 (0 to 0)	0 (0 to 0)	0
Other sexually transmitted infections	0 (0 to 0)	0 (0 to 0)	0 (0 to 0)	0 (0 to 0)	0 (0 to 0)	1.2 (0.9 to 1.5)	1.2 (0.9 to 1.5)	2.6 (2.1 to 3.2)	2.6 (2.1 to 3.2)	2.6 (2.1 to 3.2)	2.6 (2.1 to 3.2)	2.6 (2.1 to 3.2)	2.6 (2.1 to 3.2)	2.6 (2.1 to 3.2)	2.6 (2.1 to 3.2)	2.6 (2.1 to 3.2)	2.6 (2.1 to 3.2)	2.6 (2.1 to 3.2)	2.6 (2.1 to 3.2)	2.6 (2.1 to 3.2)	2.6 (2.1 to 3.2)	2.6 (2.1 to 3.2)	2.6 (2.1 to 3.2)	33.3
Diarrheal diseases	1,100 (1,000 to 1,200)	220 (200 to 250)	1,600 (1,400 to 1,900)	2,600 (2,200 to 3,100)	1,000 (850 to 1,200)	364 (309 to 437)	317 (269 to 380)	343 (291 to 411)	374 (317 to 450)	379 (321 to 455)	368 (312 to 442)	352 (298 to 422)	376 (319 to 451)	363 (308 to 435)	363 (308 to 435)	372 (315 to 446)	367 (311 to 440)	472 (400 to 566)	378 (321 to 454)	470 (399 to 564)	378 (321 to 454)	377 (320 to 453)	1,160 (984 to 1,390)	16,800
Typhoid and paratyphoid	0 (0 to 0)	0 (0 to 0)	0 (0 to 0)	0 (0 to 0)	0 (0 to 0)	0 (0 to 0)	0 (0 to 0)	0 (0 to 0)	0 (0 to 0)	0 (0 to 0)	0 (0 to 0)	0 (0 to 0)	0 (0 to 0)	0 (0 to 0)	0 (0 to 0)	0 (0 to 0)	0 (0 to 0)	0 (0 to 0)	0 (0 to 0)	0 (0 to 0)	0 (0 to 0)	0 (0 to 0)	0 (0 to 0)	0 (0 to 0)	0.3
Typhoid fever	0 (0 to 0)	0 (0 to 0)	0 (0 to 0)	0 (0 to 0)	0 (0 to 0)	0 (0 to 0)	0 (0 to 0)	0 (0 to 0)	0 (0 to 0)	0 (0 to 0)	0 (0 to 0)	0 (0 to 0)	0 (0 to 0)	0 (0 to 0)	0 (0 to 0)	0 (0 to 0)	0 (0 to 0)	0 (0 to 0)	0 (0 to 0)	0 (0 to 0)	0 (0 to 0)	0 (0 to 0)	0 (0 to 0)	0 (0 to 0)	0.1
Paratyphoid fever	0 (0 to 0)	0 (0 to 0)	0 (0 to 0)	0 (0 to 0)	0 (0 to 0)	0 (0 to 0)	0 (0 to 0)	0 (0 to 0)	0 (0 to 0)	0 (0 to 0)	0 (0 to 0)	0 (0 to 0)	0 (0 to 0)	0 (0 to 0)	0 (0 to 0)	0 (0 to 0)	0 (0 to 0)	0 (0 to 0)	0 (0 to 0)	0 (0 to 0)	0 (0 to 0)	0 (0 to 0)	0 (0 to 0)	0 (0 to 0)	0.1
Invasive Non-typhoidal Salmonella (iNTS)	0 (0 to 0)	0 (0 to 0)	0.3 (0 to 0.5)	0.4 (0.3 to 1)	0.2 (0.2 to 0.3)	0.3 (0.2 to 0.5)	0.3 (0.2 to 0.5)	0.3 (0.2 to 0.5)	0.3 (0.2 to 0.5)	0.3 (0.2 to 0.5)	0.3 (0.2 to 0.5)	0.3 (0.2 to 0.5)	0.3 (0.2 to 0.5)	0.3 (0.2 to 0.5)	0.3 (0.2 to 0.5)	0.3 (0.2 to 0.5)	0.3 (0.2 to 0.5)	0.3 (0.2 to 0.5)	0.3 (0.2 to 0.5)	0.3 (0.2 to 0.5)	0.3 (0.2 to 0.5)	0.3 (0.2 to 0.5)	0.3 (0.2 to 0.5)	32.6
Other intestinal infectious diseases	0 (0 to 0)	0 (0 to 0)	1.4 (0.9 to 2)	0.6 (0.4 to 0.9)	0.3 (0.2 to 0.4)	0.3 (0.2 to 0.4)	0.3 (0.2 to 0.4)	0.3 (0.2 to 0.4)	0.3 (0.2 to 0.4)	0.3 (0.2 to 0.4)	0.3 (0.2 to 0.4)	0.3 (0.2 to 0.4)	0.3 (0.2 to 0.4)	0.3 (0.2 to 0.4)	0.3 (0.2 to 0.4)	0.3 (0.2 to 0.4)	0.3 (0.2 to 0.4)	0.3 (0.2 to 0.4)	0.3 (0.2 to 0.4)	0.3 (0.2 to 0.4)	0.3 (0.2 to 0.4)	0.3 (0.2 to 0.4)	0.3 (0.2 to 0.4)	10.5
Neglected tropical diseases and malaria	6.6 (4.2 to 9)	12.2 (8.6 to 17)	470.4 (330 to 660)	1.63 (1.14 to 2.29)	1.63 (1.14 to 2.29)	374.6 (262 to 525)	29.45 (20.6 to 41.3)	33.1 (23.2 to 46.4)	33.1 (23.2 to 46.4)	34.6 (24.2 to 48.5)	33.6 (23.5 to 47.1)	34.5 (24.2 to 48.4)	33.6 (23.5 to 47.1)	37.8 (26.5 to 53)	37.8 (26.5 to 53)	37.8 (26.5 to 53)	39.2 (27.5 to 55)	40.1 (28.1 to 56.2)	39.6 (27.8 to 55.5)	39.6 (27.8 to 55.5)	39.6 (27.8 to 55.5)	7.5 (5.3 to 10.5)	1,100 (770 to 1,540)	956
Malaria	0 (0 to 0)	0 (0 to 0)	0 (0 to 0)	0 (0 to 0)	0 (0 to 0)	0 (0 to 0)	0 (0 to 0)	0 (0 to 0)	0 (0 to 0)	0 (0 to 0)	0 (0 to 0)	0 (0 to 0)	0 (0 to 0)	0 (0 to 0)	0 (0 to 0)	0 (0 to 0)	0 (0 to 0)	0 (0 to 0)	0 (0 to 0)	0 (0 to 0)	0 (0 to 0)	0 (0 to 0)	0 (0 to 0)	0 (0 to 0)	0
Chagas disease	0 (0 to 0)	0 (0 to 0)	0 (0 to 0)	0 (0 to 0)	0 (0 to 0)	0 (0 to 0)	0 (0 to 0)	0 (0 to 0)	0 (0 to 0)	0 (0 to 0)	0 (0 to 0)	0 (0 to 0)	0 (0 to 0)	0 (0 to 0)	0 (0 to 0)	0 (0 to 0)	0 (0 to 0)	0 (0 to 0)	0 (0 to 0)	0 (0 to 0)	0 (0 to 0)	0 (0 to 0)	0 (0 to 0)	0 (0 to 0)	0
Leishmaniasis	0 (0 to 0)	0 (0 to 0)	0 (0 to 0)	0 (0 to 0)	0 (0 to 0)	0 (0 to 0)	0 (0 to 0)	0 (0 to 0)	0 (0 to 0)	0 (0 to 0)	0 (0 to 0)	0 (0 to 0)	0 (0 to 0)	0 (0 to 0)	0 (0 to 0)	0 (0 to 0)	0 (0 to 0)	0 (0 to 0)	0 (0 to 0)	0 (0 to 0)	0 (0 to 0)	0 (0 to 0)	0 (0 to 0)	0 (0 to 0)	0
Visceral leishmaniasis	0 (0 to 0)	0 (0 to 0)	0 (0 to 0)	0 (0 to 0)	0 (0 to 0)	0 (0 to 0)	0 (0 to 0)	0 (0 to 0)	0 (0 to 0)	0 (0 to 0)	0 (0 to 0)	0 (0 to 0)	0 (0 to 0)	0 (0 to 0)	0 (0 to 0)	0 (0 to 0)	0 (0 to 0)	0 (0 to 0)	0 (0 to 0)	0 (0 to 0)	0 (0 to 0)	0 (0 to 0)	0 (0 to 0)	0 (0 to 0)	0
Cutaneous and mucocutaneous leishmaniasis	0 (0 to 0)	0 (0 to 0)	0 (0 to 0)	0 (0 to 0)	0 (0 to 0)	0 (0 to 0)	0 (0 to 0)	0 (0 to 0)	0 (0 to 0)	0 (0 to 0)	0 (0 to 0)	0 (0 to 0)	0 (0 to 0)	0 (0 to 0)	0 (0 to 0)	0 (0 to 0)	0 (0 to 0)	0 (0 to 0)	0 (0 to 0)	0 (0 to 0)	0 (0 to 0)	0 (0 to 0)	0 (0 to 0)	0 (0 to 0)	0
African trypanosomiasis	0 (0 to 0)	0 (0 to 0)	0 (0 to 0)	0 (0 to 0)	0 (0 to 0)	0 (0 to 0)	0 (0 to 0)	0 (0 to 0)	0 (0 to 0)	0 (0 to 0)	0 (0 to 0)	0 (0 to 0)	0 (0 to 0)	0 (0 to 0)	0 (0 to 0)	0 (0 to 0)	0 (0 to 0)	0 (0 to 0)	0 (0 to 0)	0 (0 to 0)	0 (0 to 0)	0 (0 to 0)	0 (0 to 0)	0 (0 to 0)	0
Schistosomiasis	0 (0 to 0)	0 (0 to 0)	0 (0 to 0)	0 (0 to 0)	0 (0 to 0)	0 (0 to 0)	0 (0 to 0)	0 (0 to 0)	0 (0 to 0)	0 (0 to 0)	0 (0 to 0)	0 (0 to 0)	0 (0 to 0)	0 (0 to 0)	0 (0 to 0)	0 (0 to 0)	0 (0 to 0)	0 (0 to 0)	0 (0 to 0)	0 (0 to 0)	0 (0 to 0)	0 (0 to 0)	0 (0 to 0)	0 (0 to 0)	0
Cysticercosis	0 (0 to 0)	0 (0 to 0)	0 (0 to 0)	0 (0 to 0)	0 (0 to 0)	0 (0 to 0)	0 (0 to 0)	0 (0 to 0)	0 (0 to 0)	0 (0 to 0)	0 (0 to 0)	0 (0 to 0)	0 (0 to 0)	0 (0 to 0)	0 (0 to 0)	0 (0 to 0)	0 (0 to 0)	0 (0 to 0)	0 (0 to 0)	0 (0 to 0)	0 (0 to 0)	0 (0 to 0)	0 (0 to 0)	0 (0 to 0)	0
Cystic echinococcosis	0 (0 to 0)	0 (0 to 0)	0 (0 to 0.1)	0.2 (0 to 0.3)	0.2 (0 to 0.3)	0.3 (0 to 0.4)	0.4 (0 to 0.5)	0.6 (0 to 0.8)	0.7 (0 to 0.9)	0.7 (0 to 0.9)	0.7 (0 to 0.9)	0.7 (0 to 0.9)	0.7 (0 to 0.9)	0.7 (0 to 0.9)	0.7 (0 to 0.9)	0.7 (0 to 0.9)	1.1 (0 to 1.3)	1.1 (0 to 1.3)	1.1 (0 to 1.3)	1.1 (0 to 1.3)	1.1 (0 to 1.3)	0.9 (0 to 1.1)	11.5
Lymphatic filariasis	0 (0 to 0)	0 (0 to 0)	0 (0 to 0)	0 (0 to 0)	0 (0 to 0)	0 (0 to 0)	0 (0 to 0)	0 (0 to 0)	0 (0 to 0)	0 (0 to 0)	0 (0 to 0)	0 (0 to 0)	0 (0 to 0)	0 (0 to 0)	0 (0 to 0)	0 (0 to 0)	0 (0 to 0)	0 (0 to 0)	0 (0 to 0)	0 (0 to 0)	0 (0 to 0)	0 (0 to 0)	0 (0 to 0)	0 (0 to 0)	0
Onchocerciasis	0 (0 to 0)	0 (0 to 0)	0 (0 to 0)	0 (0 to 0)	0 (0 to 0)	0 (0 to 0)	0 (0 to 0)	0 (0 to 0)	0 (0 to 0)	0 (0 to 0)	0 (0 to 0)	0 (0 to 0)	0 (0 to 0)	0 (0 to 0)	0 (0 to 0)	0 (0 to 0)	0 (0 to 0)	0 (0 to 0)	0 (0 to 0)	0 (0 to 0)	0 (0 to 0)	0 (0 to 0)	0 (0 to 0)	0 (0 to 0)	0
Trachoma	0 (0 to 0)	0 (0 to 0)	0.9 (0.24 to 2.5)	0.9 (0.24 to 2.5)	0.4 (0.1 to 1.1)	0.4 (0.1 to 1.1)	0.4 (0.1 to 1.1)	0.4 (0.1 to 1.1)	0.4 (0.1 to 1.1)	0.4 (0.1 to 1.1)	0.4 (0.1 to 1.1)	0.4 (0.1 to 1.1)	0.4 (0.1 to 1.1)	0.4 (0.1 to 1.1)	0.4 (0.1 to 1.1)	0.4 (0.1 to 1.1)	0.4 (0.1 to 1.1)	0.4 (0.1 to 1.1)	0.4 (0.1 to 1.1)	0.4 (0.1 to 1.1)	0.4 (0.1 to 1.1)	0.4 (0.1 to 1.1)	0.4 (0.1 to 1.1)	11.1
Dengue	0 (0 to 0)	2.5 (1.1 to 4.1)	8.9 (3.3 to 20.5)	19.4 (7.1 to 43.9)	19.4 (7.1 to 43.9)	19.4 (7.1 to 43.9



Other transport injuries	6.0 (5.7 to 6.4)	5.3 (5.0 to 5.6)	9 (8 to 10.1)	60.4 (56.7 to 64)	142 (93.7 to 214)	170 (112 to 252)	395 (259 to 583)	774 (533 to 1,181)	829 (569 to 1,230)	700 (483 to 997)	701 (500 to 938)	656 (483 to 837)	713 (533 to 926)	673 (479 to 879)	668 (502 to 859)	699 (502 to 906)	729 (523 to 966)	748 (534 to 999)	716 (503 to 1,019)	661 (473 to 912)	631 (447 to 872)	6,181 (4,744 to 8,045)	7,970
Unintentional injuries	29.7 (28.3 to 30.3)	22.2 (20.7 to 23.5)	992 (794 to 1,266)	2,210 (2,000 to 2,556)	4,066 (3,126 to 5,169)	6,178 (4,966 to 8,156)	8,990 (6,150 to 11,966)	12,668 (9,609 to 17,488)	13,649 (10,649 to 17,658)	11,599 (10,426 to 13,028)	10,405 (9,258 to 11,599)	10,405 (9,258 to 11,599)	10,405 (9,258 to 11,599)	10,405 (9,258 to 11,599)	10,405 (9,258 to 11,599)	10,405 (9,258 to 11,599)	10,405 (9,258 to 11,599)	10,405 (9,258 to 11,599)	10,405 (9,258 to 11,599)	10,405 (9,258 to 11,599)	10,405 (9,258 to 11,599)	11,466 (10,209 to 12,900)	11,466 (10,209 to 12,900)	11,466 (10,209 to 12,900



Table 2c. Southeast Asia DALYs by cause and age group for males with 95% uncertainty intervals, 2019

Cause	Early Neonatal	Late Neonatal	Post Neonatal	1-4	5-9	10-14	15-19	20-24	25-29	30-34	35-39	40-44	45-49	50-54	55-59	60-64	65-69	70-74	75-79	80-84	85-89	90-94	95+	All Ages	Total
All causes	4,199,000 (3,930,000-4,530,000)	897,000 (711,000-1,110,000)	4,020,000 (3,770,000-4,290,000)	12,750,000 (11,700,000-13,800,000)	11,600,000 (10,700,000-12,600,000)	11,200,000 (10,300,000-12,200,000)	12,300,000 (11,300,000-13,300,000)	14,000,000 (12,900,000-15,200,000)	14,000,000 (12,900,000-15,200,000)	13,700,000 (12,600,000-14,800,000)	13,400,000 (12,300,000-14,500,000)	12,700,000 (11,600,000-13,800,000)	12,000,000 (10,900,000-13,000,000)	11,200,000 (10,200,000-12,200,000)	10,400,000 (9,470,000-11,300,000)	9,700,000 (8,840,000-10,600,000)	8,440,000 (7,670,000-9,270,000)	6,700,000 (6,060,000-7,410,000)	4,440,000 (3,980,000-4,970,000)	2,610,000 (2,310,000-2,970,000)	1,360,000 (1,170,000-1,610,000)	1,010,000 (858,000-1,210,000)	1,460,000 (1,240,000-1,740,000)	151,000,000	166,000,000
Communicable, maternal, neonatal, and nutritional diseases	4,199,000 (3,930,000-4,530,000)	897,000 (711,000-1,110,000)	4,020,000 (3,770,000-4,290,000)	12,750,000 (11,700,000-13,800,000)	11,600,000 (10,700,000-12,600,000)	11,200,000 (10,300,000-12,200,000)	12,300,000 (11,300,000-13,300,000)	14,000,000 (12,900,000-15,200,000)	14,000,000 (12,900,000-15,200,000)	13,700,000 (12,600,000-14,800,000)	13,400,000 (12,300,000-14,500,000)	12,700,000 (11,600,000-13,800,000)	12,000,000 (10,900,000-13,000,000)	11,200,000 (10,200,000-12,200,000)	10,400,000 (9,470,000-11,300,000)	9,700,000 (8,840,000-10,600,000)	8,440,000 (7,670,000-9,270,000)	6,700,000 (6,060,000-7,410,000)	4,440,000 (3,980,000-4,970,000)	2,610,000 (2,310,000-2,970,000)	1,360,000 (1,170,000-1,610,000)	1,010,000 (858,000-1,210,000)	1,460,000 (1,240,000-1,740,000)	151,000,000	166,000,000
HIV/AIDS and sexually transmitted infections	154,000 (97,000-224,000)	91,000 (57,000-132,000)	89,000 (56,000-129,000)	55,000 (34,000-80,000)	21,000 (13,000-31,000)	19,000 (12,000-28,000)	42,000 (26,000-61,000)	119,000 (74,000-173,000)	291,000 (181,000-423,000)	449,000 (280,000-654,000)	454,000 (283,000-661,000)	469,000 (292,000-683,000)	439,000 (273,000-639,000)	399,000 (248,000-581,000)	357,000 (222,000-520,000)	317,000 (197,000-462,000)	272,000 (169,000-396,000)	227,000 (141,000-331,000)	169,000 (105,000-246,000)	111,000 (69,000-162,000)	68,000 (42,000-99,000)	66,000 (41,000-96,000)	4,000,000	4,190,000
HIV/AIDS	42,000 (26,000-61,000)	11,000 (7,000-16,000)	10,000 (6,000-15,000)	10,000 (6,000-15,000)	4,000 (2,000-6,000)	4,000 (2,000-6,000)	20,000 (12,000-29,000)	82,000 (51,000-119,000)	213,000 (132,000-309,000)	339,000 (211,000-493,000)	351,000 (219,000-510,000)	367,000 (229,000-534,000)	343,000 (214,000-499,000)	312,000 (194,000-454,000)	279,000 (174,000-406,000)	248,000 (154,000-361,000)	213,000 (133,000-310,000)	178,000 (111,000-259,000)	133,000 (83,000-193,000)	87,000 (54,000-126,000)	53,000 (33,000-77,000)	52,000 (32,000-75,000)	3,140,000	3,290,000
HIV/AIDS - Drug-susceptible Tuberculosis	41,000 (25,000-59,000)	11,000 (7,000-16,000)	10,000 (6,000-15,000)	10,000 (6,000-15,000)	4,000 (2,000-6,000)	4,000 (2,000-6,000)	20,000 (12,000-29,000)	81,000 (50,000-118,000)	211,000 (131,000-307,000)	336,000 (209,000-490,000)	348,000 (217,000-507,000)	364,000 (227,000-530,000)	340,000 (212,000-496,000)	309,000 (192,000-451,000)	277,000 (172,000-403,000)	246,000 (153,000-358,000)	211,000 (132,000-308,000)	177,000 (110,000-257,000)	132,000 (82,000-192,000)	86,000 (54,000-125,000)	53,000 (33,000-77,000)	51,000 (32,000-74,000)	3,120,000	3,270,000
HIV/AIDS - Multidrug-resistant Tuberculosis without extensive drug resistance	0 (0-0)	0 (0-0)	0 (0-0)	0 (0-0)	0 (0-0)	0 (0-0)	0 (0-0)	0 (0-0)	0 (0-0)	0 (0-0)	0 (0-0)	0 (0-0)	0 (0-0)	0 (0-0)	0 (0-0)	0 (0-0)	0 (0-0)	0 (0-0)	0 (0-0)	0 (0-0)	0 (0-0)	0 (0-0)	0 (0-0)	0	0
HIV/AIDS resulting in other diseases	1,000 (1,000-2,000)	1,000 (1,000-2,000)	1,000 (1,000-2,000)



SR Table 2a. New Zealand DALYS by cause and age group for males with 95% uncertainty intervals, 2019

Cause	Early Neonatal	Late Neonatal	Post-Neonatal	1 to 4	5 to 9	10 to 14	15 to 19	20 to 24	25 to 29	30 to 34	35 to 39	40 to 44	45 to 49	50 to 54	55 to 59	60 to 64	65 to 69	70 to 74	75 to 79	80 to 84	85 to 89	90 to 94	95 plus	Total
All causes	9,720 (8,660 to 11,100)	1,200 (1,050 to 1,500)	4,980 (3,900 to 6,360)	6,170 (4,850 to 7,960)	4,260 (3,500 to 5,460)	5,060 (4,200 to 6,260)	17,600 (15,400 to 21,200)	23,700 (19,900 to 27,300)	22,700 (19,900 to 27,100)	21,100 (17,300 to 25,400)	22,300 (18,200 to 26,800)	24,700 (20,500 to 29,300)	27,500 (23,000 to 32,700)	30,400 (25,200 to 36,200)	36,600 (30,400 to 44,700)	46,700 (38,600 to 56,700)	63,000 (52,100 to 76,200)	82,600 (68,500 to 99,000)	103,000 (85,500 to 123,000)	121,000 (99,800 to 146,000)	134,000 (109,000 to 161,000)	143,000 (115,000 to 173,000)	1,070 (1,070 to 1,070)	600,000
Communicable, maternal, neonatal, and nutritional diseases	3,810 (2,990 to 5,070)	994 (829 to 1,190)	1,210 (927 to 1,590)	1,990 (1,530 to 2,650)	1,220 (750 to 2,190)	762 (561 to 1,320)	729 (577 to 1,060)	670 (527 to 942)	679 (527 to 962)	642 (496 to 906)	649 (508 to 921)	665 (526 to 937)	709 (563 to 994)	709 (563 to 991)	820 (647 to 1,070)	905 (691 to 1,190)	932 (677 to 1,210)	899 (712 to 1,090)	822 (668 to 1,000)	869 (682 to 1,060)	974 (765 to 1,220)	750 (573 to 972)	398 (398 to 398)	21,900
HIV/AIDS and sexually transmitted infections	0 (0 to 0)	0 (0 to 0)	2.2 (2 to 2.6)	2.6 (2.3 to 2.8)	1.9 (1.2 to 1.9)	1.1 (0.8 to 1.7)	2.6 (2.5 to 2.9)	17.6 (12.7 to 22.4)	68.2 (57.3 to 80.2)	99.6 (84.7 to 117)	79.7 (62 to 98.1)	60.2 (48.5 to 72.6)	61.8 (48.6 to 75.1)	60.2 (48.1 to 72.6)	39.6 (31.1 to 47.7)	23.8 (17.6 to 32.1)	19.6 (13.9 to 25.9)	9.7 (6.4 to 13.7)	5.3 (3.1 to 7.2)	2 (1.2 to 3.2)	1.1 (0.7 to 1.8)	0.7 (0.5 to 0.9)	0.1 (0.1 to 0.2)	535
HIV/AIDS	0 (0 to 0)	0 (0 to 0)	2.2 (2 to 2.6)	2.6 (2.3 to 2.8)	1.3 (0.8 to 1.6)	0.6 (0.5 to 0.7)	2 (1.6 to 2.5)	13.6 (10.1 to 17.4)	47.1 (39.1 to 57.2)	63.5 (53.5 to 76.7)	48.5 (38.2 to 59.8)	29.8 (23.2 to 37)	24.6 (19.2 to 30.5)	19.4 (15.2 to 24.1)	11.2 (8.7 to 14.2)	6.1 (4.4 to 8.4)	4.1 (2.8 to 5.8)	1.8 (1.1 to 2.7)	0.9 (0.5 to 1.4)	0.3 (0.1 to 0.6)	0.1 (0.1 to 0.4)	0.1 (0 to 0.2)	0 (0 to 0)	487
HIV/AIDS - Drug-susceptible Tuberculosis	0 (0 to 0)	0 (0 to 0)	0.2 (0 to 0.5)	0.2 (0 to 0.5)	0.1 (0.1 to 0.2)	0.1 (0 to 0.2)	0.1 (0 to 0.2)	0.4 (0.3 to 0.6)	1.7 (1.4 to 2.1)	2.3 (1.9 to 2.8)	1.8 (1.4 to 2.2)	1.1 (0.8 to 1.4)	0.9 (0.7 to 1.2)	0.8 (0.6 to 1.1)	0.4 (0.3 to 0.6)	0.2 (0.2 to 0.3)	0.2 (0.1 to 0.3)	0.1 (0 to 0.2)	0 (0 to 0.1)	0 (0 to 0.1)	0 (0 to 0.1)	0 (0 to 0)	0 (0 to 0)	29.2
HIV/AIDS - Multidrug-resistant Tuberculosis without extensive	0 (0 to 0)	0 (0 to 0)	0 (0 to 0)	0 (0 to 0)	0 (0 to 0)	0 (0 to 0)	0 (0 to 0)	0 (0 to 0.1)	0 (0 to 0.1)	0 (0 to 0.1)	0 (0 to 0.1)	0 (0 to 0.1)	0 (0 to 0.1)	0 (0 to 0.1)	0 (0 to 0.1)	0 (0 to 0.1)	0 (0 to 0.1)	0 (0 to 0.1)	0 (0 to 0.1)	0 (0 to 0.1)	0 (0 to 0.1)	0 (0 to 0.1)	0 (0 to 0)	1.3
HIV/AIDS - Extensively drug-resistant Tuberculosis	0 (0 to 0)	0 (0 to 0)	0 (0 to 0)	0 (0 to 0)	0 (0 to 0)	0 (0 to 0)	0 (0 to 0)	0 (0 to 0)	0 (0 to 0)	0 (0 to 0)	0 (0 to 0)	0 (0 to 0)	0 (0 to 0)	0 (0 to 0)	0 (0 to 0)	0 (0 to 0)	0 (0 to 0)	0 (0 to 0)	0 (0 to 0)	0 (0 to 0)	0 (0 to 0)	0 (0 to 0)	0 (0 to 0)	0.3
HIV/AIDS resulting in other diseases	0 (0 to 0)	0 (0 to 0)	0 (0 to 0.2)	0 (0 to 0.2)	0.1 (0.1 to 0.1)	0.4 (0.3 to 0.5)	0.5 (0.4 to 0.6)	3.6 (2.8 to 4.5)	19.4 (16 to 23.6)	34 (28.6 to 40.3)	29.3 (24.2 to 35.1)	27.3 (22.5 to 32.6)	36.2 (29.8 to 43.3)	39.2 (32.1 to 46.9)	27.1 (22.3 to 32.4)	17.6 (14.1 to 21.6)	15.4 (11.9 to 19.6)	7.8 (5.6 to 10.4)	4.8 (3.1 to 6.8)	1.7 (1.1 to 2.5)	1.1 (0.7 to 1.6)	0.7 (0.5 to 0.9)	0.1 (0.1 to 0.2)	226
Sexually transmitted infections excluding HIV	0 (0 to 0)	0 (0 to 0)	0 (0 to 0)	0 (0 to 0)	0 (0 to 0)	0 (0 to 0)	0 (0 to 0)	0 (0 to 0)	0 (0 to 0)	0 (0 to 0)	0 (0 to 0)	0 (0 to 0)	0 (0 to 0)	0 (0 to 0)	0 (0 to 0)	0 (0 to 0)	0 (0 to 0)	0 (0 to 0)	0 (0 to 0)







Cause | Both Neonatal | Late Neonatal | Post Neonatal | 1 to 4 | 5 to 9 | 10 to 14 | 15 to 19 | 20 to 24 | 25 to 29 | 30 to 34 | 35 to 39 | 40 to 44 | 45 to 49 | 50 to 54 | 55 to 59 | 60 to 64 | 65 to 69 | 70 to 74 | 75 to 79 | 80 to 84 | 85 to 89 | 90 to 94 | 95 plus | Total
All Causes | 437,000 (362,000-514,000) | 11,500,000 (10,900,000-12,100,000) | 22,600,000 (19,600,000-25,900,000) | 58,300,000 (50,900,000-66,400,000) | 40,900,000 (35,800,000-46,400,000) | 39,900,000 (34,900,000-45,200,000) | 41,500,000 (36,400,000-47,000,000) | 43,700,000 (38,300,000-49,500,000) | 44,000,000 (38,600,000-49,900,000) | 44,000,000 (38,600,000-49,900,000) | 43,700,000 (38,300,000-49,500,000) | 41,900,000 (36,800,000-47,500,000) | 39,000,000 (34,200,000-44,200,000) | 34,900,000 (30,600,000-39,500,000) | 30,200,000 (26,500,000-34,200,000) | 25,600,000 (22,500,000-29,000,000) | 21,000,000 (18,400,000-23,800,000) | 16,700,000 (14,600,000-18,900,000) | 12,600,000 (11,000,000-14,300,000) | 8,700,000 (7,600,000-9,900,000) | 5,210,000 (4,550,000-5,900,000) | 2,170,000 (1,900,000-2,460,000) | 1,060,000 (930,000-1,200,000) | 1,060,000 (930,000-1,200,000) | 1,060,000 (930,000-1,200



SR Table 2a: Andorra DALYS by cause and age group for males with 95% uncertainty intervals, 2019

Cause	Early Neonatal	Late Neonatal	Post Neonatal	1 to 4	5 to 9	10 to 14	15 to 19	20 to 24	25 to 29	30 to 34	35 to 39	40 to 44	45 to 49	50 to 54	55 to 59	60 to 64	65 to 69	70 to 74	75 to 79	80 to 84	85 to 89	90 to 94	95 plus	Total
All causes	1,112 (1,010-1,214)	1,107 (1,019-1,196)	1,167 (1,049-1,284)	4,511 (3,991-5,031)	3,586 (3,169-4,004)	3,511 (3,107-3,915)	4,158 (3,679-4,638)	5,107 (4,514-5,697)	6,107 (5,400-6,815)	7,350 (6,503-8,196)	8,859 (7,842-9,880)	10,870 (9,623-12,120)	13,364 (11,844-14,902)	16,192 (14,353-18,057)	19,373 (17,243-21,618)	23,313 (20,814-26,000)	27,966 (24,942-31,191)	32,911 (29,332-36,710)	38,102 (33,944-42,486)	43,744 (38,972-48,779)	49,966 (44,508-55,711)	57,150 (50,911-63,741)	11,960
Communicable, maternal, neonatal, and nutritional diseases	1,112 (1,010-1,214)	1,107 (1,019-1,196)	1,167 (1,049-1,284)	4,511 (3,991-5,031)	3,586 (3,169-4,004)	3,511 (3,107-3,915)	4,158 (3,679-4,638)	5,107 (4,514-5,697)	6,107 (5,400-6,815)	7,350 (6,503-8,196)	8,859 (7,842-9,880)	10,870 (9,623-12,120)	13,364 (11,844-14,902)	16,192 (14,353-18,057)	19,373 (17,243-21,618)	23,313 (20,814-26,000)	27,966 (24,942-31,191)	32,911 (29,332-36,710)	38,102 (33,944-42,486)	43,744 (38,972-48,779)	49,966 (44,508-55,711)	57,150 (50,911-63,741)	435
HIV/AIDS and sexually transmitted infections	0.64 (0.52-0.78)	0.2 (0.13-0.31)	0.43 (0.3-0.57)	0.4 (0.3-0.5)	0.1 (0.09-0.2)	0.1 (0.1-0.2)	1 (0.73-1.3)	2.7 (2.22-3.33)	3.9 (3.4-4.5)	6.6 (5.8-7.5)	8.7 (7.6-9.9)	12 (10.4-13.7)	16 (13.9-18.4)	19.8 (17.4-22.7)	23.7 (20.7-27.1)	28.5 (24.9-32.3)	34.1 (29.8-38.5)	40.2 (35.1-45.2)	46.5 (40.5-52.2)	53.4 (46.5-59.8)	61 (53.1-68.3)	69.8 (60.7-78.2)	1,167
HIV/AIDS	0.64 (0.52-0.78)	0.2 (0.13-0.31)	0.43 (0.3-0.57)	0.4 (0.3-0.5)	0.1 (0.09-0.2)	0.1 (0.1-0.2)	1 (0.73-1.3)	2.6 (2.22-3.33)	3.8 (3.3-4.5)	6.5 (5.7-7.4)	8.5 (7.5-9.7)	11.8 (10.2-13.7)	15.6 (13.7-17.9)	19.4 (17.1-22.3)	23.1 (20.2-26.5)	27.8 (24.3-31.6)	33.2 (29.1-37.8)	39.1 (34.2-44.2)	45.2 (39.4-51.0)	51.8 (45.2-58.0)	59.1 (51.6-66.4)	67.5 (58.8-75.8)	1,132
HIV/AIDS - Drug-susceptible Tuberculosis	0 (0-0)	0 (0-0)	0 (0-0)	0 (0-0)	0 (0-0)	0 (0-0)	0 (0-0)	0.1 (0-0.1)	0.1 (0.1-0.1)	0.2 (0.1-0.3)	0.2 (0.2-0.4)	0.3 (0.2-0.4)	0.4 (0.2-0.5)	0.3 (0.2-0.5)	0.2 (0.1-0.3)	0.2 (0.1-0.3)	0.1 (0-0.2)	0.1 (0-0.1)	0.1 (0-0.1)	0.1 (0-0.1)	0.1 (0-0.1)	0.1 (0-0.1)	2
HIV/AIDS - Multidrug-resistant Tuberculosis without extensive dr...	0 (0-0)	0 (0-0)	0 (0-0)	0 (0-0)	0 (0-0)	0 (0-0)	0 (0-0)	0 (0-0)	0 (0-0)	0 (0-0)	0 (0-0)	0 (0-0)	0 (0-0)	0 (0-0)	0 (0-0)	0 (0-0)	0 (0-0)	0 (0-0)	0 (0-0)	0 (0-0)	0 (0-0)	0 (0-0)	0
HIV/AIDS - Extensively drug-resistant Tuberculosis	0 (0-0)	0 (0-0)	0 (0-0)	0 (0-0)	0 (0-0)	0 (0-0)	0 (0-0)	0 (0-0)	0 (0-0)	0 (0-0)	0 (0-0)	0 (0-0)	0 (0-0)	0 (0-0)	0 (0-0)	0 (0-0)	0 (0-0)	0 (0-0)	0 (0-0)	0 (0-0)	0 (0-0)	0 (0-0)	0
HIV/AIDS resulting in other diseases	0 (0-0)	0 (0-0)	0 (0-0.7)	0.4 (0.3-0.7)	0 (0-0.3)	0 (0-0.2)	0 (0-0.2)	0.1 (0-0.2)	0.1 (0-0.2)	0.3 (0.2-0.5)	0.3 (0.2-0.5)	0.5 (0.3-0.7)	0.8 (0.5-1.1)	1.1 (0.7-1.5)	1.4 (0.9-1.9)	1.8 (1.2-2.5)	2.3 (1.5-3.2)	2.9 (1.9-3.9)	3.5 (2.3-4.6)	4.2 (2.8-5.5)	4.9 (3.2-6.4)	5.7 (3.7-7.5)	48.4
Sexually transmitted infections excluding HIV	0.01 (0-0.1)	0 (0-0)	0.3 (0.1-0.5)	0 (0-0)	0 (0-0)	0 (0-0)	0 (0-0)	0 (0-0)	0.1 (0-0.1)	0.1 (0-0.1)	0.2 (0.1-0.3)	0.2 (0.1-0.4)	0.2 (0.1-0.4)	0.2 (0.1-0.4)	0.2 (0.1-0.3)	0.1 (0-0.2)	0.1 (0-0.2)	0.1 (0-0.1)	0.1 (0-0.1)	0.1 (0-0.1)	0 (0-0)	0 (0-0)	2.6
Syphilis	0.01 (0-0.1)	0 (0-0)	0.2 (0.1-0.4)	0 (0-0)	0 (0-0)	0 (0-0)	0 (0-0)	0 (0-0)	0 (0-0)	0 (0-0)	0 (0-0)	0 (0-0)	0 (0-0.1)	0 (0-0.1)	0 (0-0.1)	0 (0-0)	0 (0-0)	0 (0-0)	0 (0-0)	0 (0-0)	0 (0-0)	0 (0-0)	0 (0-0)	1.4
Chlamydial infection	0 (0-0)	0 (0-0)	0 (0-0)	0 (0-0)	0 (0-0)	0 (0-0)	0 (0-0)	0 (0-0)	0 (0-0)	0 (0-0)	0 (0-0)	0 (0-0)	0 (0-0)	0 (0-0)	0 (0-0)	0 (0-0)	0 (0-0)	0 (0-0)	0 (0-0)	0 (0-0)	0 (0-0)	0 (0-0)	0 (0-0)	0
Gonococcal infection	0 (0-0)	0 (0-0)	0 (0-0)	0 (0-0)	0 (0-0)	0 (0-0)	0 (0-0)	0 (0-0)	0 (0-0)	0 (0-0)	0 (0-0)	0 (0-0)	0 (0-0)	0 (0-0)	0 (0-0)	0 (0-0)	0 (0-0)	0 (0-0)	0 (0-0)	0 (0-0)	0 (0-0)	0 (0-0)	0 (0-0)	0.1
Trichomoniasis	0 (0-0)	0 (0-0)	0 (0-0)	0 (0-0)	0 (0-0)	0 (0-0)	0 (0-0)	0 (0-0)	0 (0-0)	0 (0-0)	0 (0-0)	0 (0-0)	0 (0-0)	0 (0-0)	0 (0-0)	0 (0-0)	0 (0-0)	0 (0-0)	0 (0-0)	0 (0-0)	0 (0-0)	0 (0-0)	0 (0-0)	0.1
Genital herpes	0 (0-0)	0 (0-0)	0 (0-0)	0 (0-0)	0 (0-0)	0 (0-0)	0 (0-0)	0 (0-0)	0 (0-0)	0 (0-0)	0 (0-0)	0 (0-0)	0 (0-0)	0 (0-0)	0 (0-0)	0 (0-0)	0 (0-0)	0 (0-0)	0 (0-0)	0 (0-0)	0 (0-0)	0 (0-0)	0 (0-0)	1
Other sexually transmitted infections	0 (0-0)	0 (0-0)	0 (0-0)	0 (0-0)	0 (0-0)	0 (0-0)	0 (0-0)	0 (0-0)	0 (0-0)	0 (0-0)	0 (0-0)	0 (0-0)	0 (0-0)	0 (0-0)	0 (0-0)	0 (0-0)	0 (0-0)	0 (0-0)	0 (0-0)	0 (0-0)	0 (0-0)	0 (0-0)	0 (0-0)	0.1
Respiratory infections and tuberculosis	3.6 (3.1-4.1)	3.1 (2.6-3.5)	3.1 (2.6-3.7)	12 (10.4-13.2)	3.7 (3.2-4.2)	3.1 (2.7-3.6)	3.4 (2.9-3.9)	3.6 (3.1-4.2)	3.8 (3.2-4.4)	4.2 (3.6-4.9)	4.6 (3.9-5.4)	5.2 (4.4-6.1)	5.8 (4.9-6.8)	6.7 (5.7-7.9)	7.8 (6.6-9.2)	9.4 (8-10.9)	11.3 (9.6-13.1)	13.7 (11.6-15.8)	16.7 (14.2-19.2)	20.3 (17.2-23.3)	25.1 (21.3-28.8)	32.3 (27.4-37.1)	182
Tuberculosis	0 (0-0)	0 (0-0)	0 (0-0)	0 (0-0)	0 (0-0)	0 (0-0)	0 (0-0)	0 (0-0)	0.1 (0-0.1)	0.2 (0.1-0.2)	0.2 (0.1-0.3)	0.3 (0.1-0.4)	0.4 (0.2-0.4)	0.4 (0.2-0.5)	0.3 (0.2-0.5)	0.3 (0.2-0.5)	0.2 (0.2-0.5)	0.2 (0.2-0.5)	0.2 (0.1-0.4)	0.2 (0.1-0.3)	0.1 (0.1-0.2)	0.1 (0-0.1)	3.4
Latent tuberculosis infection	0 (0-0)	0 (0-0)	0 (0-0)	0 (0-0)	0 (0-0)	0 (0-0)	0 (0-0)	0 (0-0)	0 (0-0)	0 (0-0)	0 (0-0)	0 (0-0)	0 (0-0)	0 (0-0)	0 (0-0)	0 (0-0)	0 (0-0)	0 (0-0)	0 (0-0)	0 (0-0)	0 (0-0)	0 (0-0)	0 (0-0)	0
Drug-susceptible tuberculosis	0 (0-0)	0 (0-0)	0 (0-0)	0 (0-0)	0 (0-0)	0 (0-0)	0 (0-0)	0 (0-0)	0 (0-0.1)	0.1 (0.1-0.2)	0.2 (0.1-0.3)	0.3 (0.1-0.4)	0.4 (0.2-0.4)	0.4 (0.2-0.5)	0.3 (0.2-0.5)	0.3 (0.2-0.5)	0.2 (0.2-0.5)	0.2 (0.2-0.5)	0.2 (0.1-0.4)	0.2 (0.1-0.3)	0.1 (0.1-0.1)	0.1 (0-0.1)	3.4
Multidrug-resistant tuberculosis without extensive drug-resistance	0 (0-0)	0 (0-0)	0 (0-0)	0 (0-0)	0 (0-0)	0 (0-0)	0 (0-0)	0 (0-0)	0 (0-0)	0 (0-0)	0 (0-0)	0 (0-0)	0 (0-0)	0 (0-0)	0 (0-0)	0 (0-0)	0 (0-0)	0 (0-0)	0 (0-0)	0 (0-0)	0 (0-0)	0 (0-0)	0 (0-0)	0
Extensively drug-resistant tuberculosis	0 (0-0)	0 (0-0)	0 (0-0)	0 (0-0)	0 (0-0)	0 (0-0)	0 (0-0)	0 (0-0)	0 (0-0)	0 (0-0)	0 (0-0)	0 (0-0)	0 (0-0)	0 (0-0)	0 (0-0)	0 (0-0)	0 (0-0)	0 (0-0)	0 (0-0)	0 (0-0)	0 (0-0)	0 (0-0)	0 (0-0)	0
Lower respiratory infections	3.1 (2.6-3.5)	2.6 (2.2-3.0)	2.5 (2.1-3.0)	11 (9.5-12.2)	2.9 (2.5-3.4)	2.3 (1.9-2.7)	2.5 (2.1-2.9)	2.6 (2.2-3.0)	2.8 (2.3-3.3)	3.2 (2.7-3.8)	3.6 (3.1-4.3)	4.2 (3.6-5.0)	4.8 (4.1-5.7)	5.7 (4.9-6.8)	6.8 (5.8-8.1)	8.4 (7.2-10.0)	10.3 (8.8-12.1)	12.7 (10.7-14.8)	15.7 (13.3-18.2)	19.3 (16.3-22.4)	24.1 (20.3-27.9)	31.3 (26.4-36.2)	117
Upper respiratory infections	0 (0-0)	0 (0-0)	0.3 (0.2-0.4)	1.9 (1.1-3.1)	0.8 (0.5-1.4)	1.2 (0.8-1.8)	0.9 (0.5-1.4)	1 (0.6-1.5)	1.1 (0.6-1.7)	1.3 (0.8-2.0)	1.6 (0.9-2.4)	1.9 (1.1-2.9)	2.2 (1.3-3.3)	2.6 (1.5-4.0)	3.1 (1.8-4.7)	3.9 (2.3-5.8)	4.8 (2.8-7.1)	5.9 (3.5-8.7)	7.3 (4.3-10.7)	9.1 (5.4-13.2)	11.5 (6.7-16.7)	15.1 (8.8-21.8)	35.3
Otitis media	0 (0-0)	0 (0-0)	0 (0-0.1)	0.5 (0.2-0.9)	0.5 (0.3-0.9)	0.3 (0.2-0.5)	0.3 (0.2-0.6)	0.3 (0.2-0.7)	0.3 (0.1-0.8)	0.3 (0.2-0.9)	0.3 (0.2-0.9)	0.4 (0.2-1.0)	0.4 (0.2-1.1)	0.5 (0.3-1.3)	0.6 (0.3-1.5)	0.7 (0.3-1.7)	0.8 (0.3-2.0)	1 (0.4-2.5)	1.2 (0.5-3.0)	1.5 (0.6-3.8)	1.9 (0.8-4.8)	2.5 (1.0-6.3)	6.7
Enteric infections	0.04 (0.03-0.1)	0.1 (0.1-0.2)	1.4 (0.9-2.2)	2.1 (1.2-3.3)	1.4 (0.8-2.4)	1.2 (0.6-2.2)	0.9 (0.4-1.6)	0.9 (0.5-1.3)	1 (0.5-1.5)	1.1 (0.7-1.7)	1.1 (0.7-1.7)	1.2 (0.8-1.8)	1.4 (0.9-2.2)	1.4 (0.9-2.1)	1.4 (0.9-2.1)	1.5 (0.9-2.2)	1.5 (1.0-2.3)	2.2 (1.5-3.2)	2.9 (2.0-4.2)	3.6 (2.5-4.9)	4.4 (3.1-6.0)	5.4 (3.9-7.3)	39.7
Diarrheal diseases	0.04 (0.03-0.1)	0.1 (0.1-0.2)	1.4 (0.9-2.2)	2.1 (1.2-3.3)	1.4 (0.8-2.4)	1.2 (0.6-2.2)	0.9 (0.4-1.6)	0.9 (0.5-1.3)	1 (0.5-1.5)	1.1 (0.7-1.7)	1.1 (0.7-1.7)	1.2 (0.8-1.8)	1.4 (0.9-2.1)	1.4 (0.9-2.1)	1.4 (0.9-2.2)	1.5 (0.9-2.2)	1.5 (1.0-2.3)	2.2 (1.5-3.2)	2.9 (2.0-4.2)	3.6 (2.5-4.9)	4.4 (3.1-6.0)	5.4 (3.9-7.3)	39.4
Typhoid and paratyphoid	0 (0-0)	0 (0-0)	0 (0-0)	0 (0-0)	0 (0-0)	0 (0-0)	0 (0-0)	0 (0-0)	0 (0-0)	0 (0-0)	0 (0-0)	0 (0-0)	0 (0-0)	0 (0-0)	0 (0-0)	0 (0-0)	0 (0-0)	0 (0-0)	0 (0-0)	0 (0-0)	0 (0-0)	0 (0-0)	0 (0-0)	0
Typhoid fever	0 (0-0)	0 (0-0)	0 (0-0)	0 (0-0)	0 (0-0)	0 (0-0)	0 (0-0)	0 (0-0)	0 (0-0)	0 (0-0)	0 (0-0)	0 (0-0)	0 (0-0)	0 (0-0)	0 (0-0)	0 (0-0)	0 (0-0)	0 (0-0)	0 (0-0)	0 (0-0)	0 (0-0)	0 (0-0)	0 (0-0)	0
Paratyphoid fever	0 (0-0)	0 (0-0)	0 (0-0)	0 (0-0)	0 (0-0)	0 (0-0)	0 (0-0)	0 (0-0)	0 (0-0)	0 (0-0)	0 (0-0)	0 (0-0)	0 (0-0)	0 (0-0)	0 (0-0)	0 (0-0)	0 (0-0)	0 (0-0)	0 (0-0)	0 (0-0)	0 (0-0)	0 (0-0)	0 (0-0)	0
Invasive Non-typhoidal Salmonella (iNTS)	0 (0-0)	0 (0-0)	0 (0-0)	0 (0-0)	0 (0-0)	0 (0-0)	0 (0-0)	0 (0-0)	0 (0-0)	0 (0-0)	0 (0-0)	0 (0-0)	0 (0-0)	0 (0-0)	0 (0-0)	0 (0-0)	0 (0-0)	0 (0-0)	0 (0-0)	0 (0-0)	0 (0-0)	0 (0-0)	0 (0-0)	0.3
Other intestinal infectious diseases	0 (0-0)	0 (0-0)	0 (0-0)	0 (0-0)	0 (0-0)	0 (0-0)	0 (0-0)	0 (0-0)	0 (0-0)	0 (0-0)	0 (0-0)	0 (0-0)	0 (0-0)	0 (0-0)	0 (0-0)	0 (0-0)	0 (0-0)	0 (0-0)	0 (0-0)	0 (0-0)	0 (0-0)	0 (0-0)	0 (0-0)	0.1
Neglected tropical diseases and malaria	0 (0-0)	0 (0-0)	0.1 (0.0-0.1)	0.2 (0.0-0.4)	0.2 (0.0-0.4)	0.1 (0.0-0.3)	0 (0-0)	0 (0-0)	0 (0-0.1)	0 (0-0.1)	0 (0-0.1)	0 (0-0.1)	0 (0-0.1)	0 (0-0.1)	0.1 (0-0.1)	0.1 (0-0.2)	0 (0-0.1)	0 (0-0.1)	0 (0-0.1)	0 (0-0.1)	0 (0-0.1)	0 (0-0.1)	0 (0-0.1)	0.8
Malaria	0 (0-0)	0 (0-0)	0 (0-0)	0 (0-0)	0 (0-0)	0 (0-0)	0 (0-0)	0 (0-0)	0 (0-0)	0 (0-0)	0 (0-0)	0 (0-0)	0 (0-0)	0 (0-0)	0 (0-0)	0 (0-0)	0 (0-0)	0 (0-0)	0 (0-0)	0 (0-0)	0 (0-0)	0 (0-0)	0 (0-0)	0
Chagas disease	0 (0-0)	0 (0-0)	0 (0-0)	0 (0-0)	0 (0-0)	0 (0-0)	0 (0-0)	0 (0-0)	0 (0-0)	0 (0-0)	0 (0-0)	0 (0-0)	0 (0-0)	0 (0-0)	0 (0-0)	0 (0-0)	0 (0-0)	0 (0-0)	0 (0-0)	0 (0-0)	0 (0-0)	0 (0-0)	0 (0-0)	0.1
Leishmaniasis	0 (0-0)	0 (0-0)	0 (0-0)	0 (0-0)	0 (0-0)	0 (0-0)	0 (0-0)	0 (0-0)	0 (0-0)	0 (0-0)	0 (0-0)	0 (0-0)	0 (0-0)	0 (0-0)	0 (0-0)	0 (0-0)	0 (0-0)	0 (0-0)	0 (0-0)	0 (0-0)	0 (0-0)	0 (0-0)	0 (0-0)	0
Visceral leishmaniasis	0 (0-0)	0 (0-0)	0 (0-0)	0 (0-0)	0 (0-0)	0 (0-0)	0 (0-0)	0 (0-0)	0 (0-0)	0 (0-0)	0 (0-0)	0 (0-0)	0 (0-0)	0 (0-0)	0 (0-0)	0 (0-0)	0 (0-0)	0 (0-0)	0 (0-0)	0 (0-0)	0 (0-0)	0 (0-0)	0 (0-0)	0
Cutaneous and mucocutaneous leishmaniasis	0 (0-0)	0 (0-0)	0 (0-0)	0 (0-0)	0 (0-0)	0 (0-0)	0 (0-0)	0 (0-0)	0 (0-0)	0 (0-0)	0 (0-0)	0 (0-0)	0 (0-0)	0 (0-0)	0 (0-0)	0 (0-0)	0 (0-0)	0 (0-0)	0 (0-0)	0 (0-0)	0 (0-0)	0 (0-0)	0 (0-0)	0
African trypanosomiasis	0 (0-0)	0 (0-0)	0 (0-0)	0 (0-0)	0 (0-0)	0 (0-0)	0 (0-0)	0 (0-0)	0 (0-0)	0 (0-0)	0 (0-0)	0 (0-0)	0 (0-0)	0 (0-0)	0 (0-0)	0 (0-0)	0 (0-0)	0 (0-0)	0 (0-0)	0 (0-0)	0 (0-0)	0 (0-0)	0 (0-0)	0
Schistosomiasis	0 (0-0)	0 (0-0)	0 (0-0)	0 (0-0)	0 (0-0)	0 (0-0)	0 (0-0)	0 (0-0)	0 (0-0)	0 (0-0)	0 (0-0)	0 (0-0)	0 (0-0)	0 (0-0)	0 (0-0)	0 (0-0)	0 (0-0)	0 (0-0)	0 (0-0)	0 (0-0)	0 (0-0)	0 (0-0)	0 (0-0)	0
Cysticercosis	0 (0-0)	0 (0-0)	0 (0-0)	0 (0-0)	0 (0-0)	0 (0-0)	0 (0-0)	0 (0-0)	0 (0-0)	0 (0-0)	0 (0-0)	0 (0-0)	0 (0-0)	0 (0-0)	0 (0-0)	0 (0-0)	0 (0-0)	0 (0-0)	0 (0-0)	0 (0-0)	0 (0-0)	0 (0-0)	0 (0-0)	0
Cystic echinococcosis	0 (0-0)	0 (0-0)	0 (0-0)	0 (0-0)	0 (0-0)	0 (0-0)	0 (0-0)	0 (0-0)	0 (0-0)	0 (0-0)	0 (0-0)	0 (0-0)	0 (0-0)	0 (0-0)	0 (0-0)	0 (0-0)	0 (0-0)	0 (0-0)	0 (0-0)	0 (0-0)	0 (0-0)	0 (0-0)	0 (0-0)	0.1
Lymphatic filariasis	0 (0-0)	0 (0-0)	0 (0-0)	0 (0-0)	0 (0-0)	0 (0-0)	0 (0-0)	0 (0-0)	0 (0-0)	0 (0-0)	0 (0-0)	0 (0-0)	0 (0-0)	0 (0-0)	0 (0-0)	0 (0-0)	0 (0-0)	0 (0-0)	0 (0-0)	0 (0-0)	0 (0-0)	0 (0-0)	0 (0-0)	0
Onchocerciasis	0 (0-0)	0 (0-0)	0 (0-0)	0 (0-0)	0 (0-0)	0 (0-0)	0 (0-0)	0 (0-0)	0 (0-0)	0 (0-0)	0 (0-0)	0 (0-0)	0 (0-0)	0 (0-0)	0 (0-0)	0 (0-0)	0 (0-0)	0 (0-0)	0 (0-0)	0 (0-0)	0 (0-0)	0 (0-0)	0 (0-0)	0
Trachoma	0 (0-0)	0 (0-0)	0 (0-0)	0 (0-0)	0 (0-0)	0 (0-0)	0 (0-0)	0 (0-0)	0 (0-0)	0 (0-0)	0 (0-0)	0 (0-0)	0 (0-0)	0 (0-0)	0 (0-0)	0 (0-0)	0 (0-0)	0 (0-0)	0 (0-0)	0 (0-0)	0 (0-0)	0 (0-0)	0 (0-0)	0
Dengue	0 (0-0)	0 (0-0)	0 (0-0)	0 (0-0)	0 (0-0)	0 (0-0)	0 (0-0)	0 (0-0)	0 (0-0)	0 (0-0)	0 (0-0)	0 (0-0)	0 (0-0)	0 (0-0)	0 (0-0)	0 (0-0)	0 (0-0)	0 (0-0)	0 (0-0)	0 (0-0)	0 (0-0)	0 (0-0)	0 (0-0)	0
Yellow fever	0 (0-0)	0 (0-0)	0 (0-0)	0 (0-0)	0 (0-0)	0 (0-0)	0 (0-0)	0 (0-0)	0 (0-0)	0 (0-0)	0 (0-0)	0 (0-0)	0 (0-0)	0 (0-0)	0 (0-0)	0 (0-0)	0 (0-0)	0 (0-0)	0 (0-0)	0 (0-0)	0 (0-0)	0 (0-0)	0 (0-0)	0
Rabies	0 (0-0)	0 (0-0)	0 (0-0)	0 (0-0)	0 (0-0)	0 (0-0)	0 (0-0)	0 (0-0)	0 (0-0)	0 (0-0)	0 (0-0)	0 (0-0)	0 (0-0)	0 (0-0)	0 (0-0)	0 (0-0)	0 (0-0)	0 (0-0)	0 (0-0)	0 (0-0)	0 (0-0)	0 (0-0)	0 (0-0)	0
Intestinal nematode infections	0 (0-0)	0 (0-0)	0 (0-0)	0 (0-0)	0 (0-0)	0 (0-0)	0 (0-0)	0 (0-0)	0 (0-0)	0 (0-0)	0 (0-0)	0 (0-0)	0 (0-0)	0 (0-0)	0 (0-0)	0 (0-0)	0 (0-0)	0 (0-0)	0 (0-0)	0 (0-0)	0 (0-0)	0 (0-0)	0 (0-0)	0
Ascariasis	0 (0-0)	0 (0-0)	0 (0-0)	0 (0-0)	0 (0-0)	0 (0-0)	0 (0-0)	0 (0-0)	0 (0-0)	0 (0-0)	0 (0-0)	0 (0-0)	0 (0-0)	0 (0-0)	0 (0-0)	0 (0-0)	0 (0-0)	0 (0-0)	0 (0-0)	0 (0-0)	0 (0-0)	0 (0-0)	0 (0-0)	0
Trichuriasis	0 (0-0)	0 (0-0)	0 (0-0)	0 (0-0)	0 (0-0)	0 (0-0)	0 (0-0)	0 (0-0)	0 (0-0)	0 (0-0)	0 (0-0)	0 (0-0)	0 (0-0)	0 (0-0)	0 (0-0)	0 (0-0)	0 (0-0)	0 (0-0)	0 (0-0)	0 (0-0)	0 (0-0)	0 (0-0)	0 (0-0)	0
Hookworm disease	0 (0-0)	0 (0-0)	0 (0-0)	0 (0-0)	0 (0-0)	0 (0-0)	0 (0-0)	0 (0-0)	0 (0-0)	0 (0-0)	0 (0-0)	0 (0-0)	0 (0-0)	0 (0-0)	0 (0-0)	0 (0-0)	0 (0-0)	0 (0-0)	0 (0-0)	0 (0-0)	0 (0-0)	0 (0-0)	0 (0-0)	0
Food-borne trematodiases	0 (0-0)	0 (0-0)	0 (0-0)	0 (0-0)	0 (0-0)	0 (0-0)	0 (0-0)	0 (0-0)	0 (0-0)	0 (0-0)	0 (0-0)	0 (0-0)	0 (0-0)	0 (0-0)	0 (0-0)	0 (0-0)	0 (0-0)	0 (0-0)	0 (0-0)	0 (0-0)	0 (0-0)	0 (0-0)	0 (0-0)	0
Leprosy	0



Osteoarthritis other	0 (0 to 0)	0 (0 to 0)	0 (0 to 0)	0 (0 to 0)	0 (0 to 0)	0 (0 to 0)	0 (0 to 0)	0 (0 to 0)	0 (0 to 0)	0 (0 to 0)	0 (0 to 0)	0-2 (0 to 0)	0-1 (0 to 0)	0-2 (0 to 0)	0-4 (0 to 1)	1-2 (0 to 2)	1-6 (0 to 7)	2-2 (0 to 4)	2-4 (1 to 5)	2-2 (1 to 4)	2-1 (1 to 4)	1-6 (0 to 3)	1 (0 to 2)	0-6 (0 to 1)	0-4 (0 to 2)	0-4 (0 to 2)	0-1 (0 to 0)		16
Low back pain	0 (0 to 0)	0 (0 to 0)	0 (0 to 0)	0 (0 to 0)	1-4 (0 to 3)	7-7 (1 to 20)	15 (7 to 28)	15 (8 to 24)	15 (11 to 22)	15 (11 to 22)	39 (26 to 54)	39 (27 to 54)	39 (31 to 51)	39 (27 to 54)	39 (31 to 51)	39 (27 to 54)	39 (31 to 51)	39 (27 to 54)	39 (31 to 51)	39 (27 to 54)	39 (31 to 51)	39 (27 to 54)	39 (31 to 51)	39 (27 to 54)	39 (31 to 51)	39 (27 to 54)	39 (31 to 51)		376
Neck pain	0 (0 to 0)	0 (0 to 0)	0 (0 to 0)	0 (0 to 0)	0 (0 to 0)	0 (0 to 0)	0 (0 to 0)	0 (0 to 0)	0 (0 to 0)	0 (0 to 0)	0 (0 to 0)	0 (0 to 0)	0 (0 to 0)	0 (0 to 0)	0 (0 to 0)	0 (0 to 0)	0 (0 to 0)	0 (0 to 0)	0 (0 to 0)	0 (0 to 0)	0 (0 to 0)	0 (0 to 0)	0 (0 to 0)	0 (0 to 0)	0 (0 to 0)	0 (0 to 0)	0 (0 to 0)		170
Gout	0 (0 to 0)	0 (0 to 0)	0 (0 to 0)	0 (0 to 0)	0 (0 to 0)	0 (0 to 0)	0 (0 to 0)	0 (0 to 0)	0 (0 to 0)	0 (0 to 0)	0 (0 to 0)	0 (0 to 0)	0 (0 to 0)	0 (0 to 0)	0 (0 to 0)	0 (0 to 0)	0 (0 to 0)	0 (0 to 0)	0 (0 to 0)	0 (0 to 0)	0 (0 to 0)	0 (0 to 0)	0 (0 to 0)	0 (0 to 0)	0 (0 to 0)	0 (0 to 0)	0 (0 to 0)		23
Other musculoskeletal disorders	0 (0 to 0)	0 (0 to 0)	0 (0 to 0)	0 (0 to 0)	0 (0 to 0)	0-4 (0 to 0)	2-6 (1 to 5)	0-4 (0 to 4)	0-6 (0 to 10)	0-7 (0 to 14)	12 (7 to 19)	10-9 (9 to 25)	15-8 (9 to 25)	20-7 (11 to 33)	20-3 (9 to 34)	23-4 (10 to 39)	22 (10 to 37)	21 (9 to 36)	16-4 (7 to 28)	11-5 (5 to 19)	9 (3 to 17)	5-9 (3 to 10)	1-1 (0 to 4)	0-2 (0 to 7)	0-2 (0 to 1)	0-1 (0 to 2)		182
Other non-communicable diseases	4-1 (2 to 6)	2-1 (1 to 3)	6-4 (4 to 9)	5-5 (3 to 7)	5-5 (3 to 7)	6-4 (4 to 9)	7-1 (5 to 9)	8 (6 to 10)	9-7 (7 to 11)	9-7 (6 to 13)	14-3 (9 to 20)	20-1 (13 to 28)	19-3 (13 to 26)	28-8 (19 to 40)	25-6 (20 to 33)	40-2 (26 to 56)	44-3 (29 to 61)	44 (29 to 59)	44 (29 to 61)	39-9 (27 to 56)	27-1 (19 to 37)	26-7 (19 to 37)	16-2 (11 to 21)	12-6 (9 to 16)	7 (4 to 11)	2-5 (1 to 3)		427
Congenital birth defects	4 (2 to 6)	1-7 (1 to 2)	3-3 (2 to 5)	3-5 (2 to 4)	2-5 (1 to 3)	2-4 (1 to 3)	2-6 (1 to 5)	2-5 (1 to 3)	2-7 (1 to 3)	2-7 (1 to 4)	2-6 (1 to 4)	3-3 (2 to 4)	3 (2 to 4)	3 (2 to 4)	3 (2 to 4)	3 (1 to 4)	2-7 (1 to 3)	2-7 (1 to 3)	1-6 (1 to 2)	1 (0 to 3)	1 (0 to 2)	0-4 (0 to 1)	0-2 (0 to 1)	0-1 (0 to 1)	0-1 (0 to 2)	0-1 (0 to 2)	0-1 (0 to 0)		45-5
Neural tube defects	0-1 (0 to 0)	0 (0 to 0)	0-1 (0 to 2)	0 (0 to 0)	0-1 (0 to 1)	0-1 (0 to 2)	0-1 (0 to 2)	0-1 (0 to 2)	0-1 (0 to 2)	0-1 (0 to 2)	0-1 (0 to 2)	0-1 (0 to 2)	0-1 (0 to 2)	0-1 (0 to 2)	0-1 (0 to 2)	0-1 (0 to 1)	0-1 (0 to 1)	0-1 (0 to 1)	0-1 (0 to 1)	0 (0 to 0)	0 (0 to 0)	0 (0 to 0)	0 (0 to 0)	0 (0 to 0)	0 (0 to 0)	0 (0 to 0)	0 (0 to 0)		1-5
Congenital heart anomalies	1-1 (0 to 2)	0-8 (0 to 1)	1-1 (0 to 2)	0-8 (0 to 1)	0-3 (0 to 1)	0-4 (0 to 1)	0-5 (0 to 1)	0-5 (0 to 1)	0-7 (0 to 1)	0-6 (0 to 1)	0-7 (0 to 1)	0-8 (0 to 1)	0-7 (0 to 1)	0-8 (0 to 1)	0-5 (0 to 1)	0-5 (0 to 1)	0-4 (0 to 1)	0-3 (0 to 1)	0-2 (0 to 1)	0-2 (0 to 1)	0 (0 to 0)	0 (0 to 0)	0 (0 to 0)	0 (0 to 0)	0 (0 to 0)	0 (0 to 0)	0 (0 to 0)		10-3
Orofacial clefts	0 (0 to 0)	0 (0 to 0)	0 (0 to 0)	0 (0 to 0)	0 (0 to 0)	0 (0 to 0)	0 (0 to 0)	0 (0 to 0)	0 (0 to 0)	0 (0 to 0)	0 (0 to 0)	0 (0 to 0)	0 (0 to 0)	0 (0 to 0)	0 (0 to 0)	0 (0 to 0)	0 (0 to 0)	0 (0 to 0)	0 (0 to 0)	0 (0 to 0)	0 (0 to 0)	0 (0 to 0)	0 (0 to 0)	0 (0 to 0)	0 (0 to 0)	0 (0 to 0)	0 (0 to 0)		0-8
Down syndrome	0 (0 to 0)	0-1 (0 to 0)	0-2 (0 to 1)	0-2 (0 to 1)	0-2 (0 to 1)	0-2 (0 to 1)	0-2 (0 to 1)	0-3 (0 to 1)	0-4 (0 to 2)	0-4 (0 to 2)	0-4 (0 to 3)	0-5 (0 to 3)	0-4 (0 to 3)	0-6 (0 to 4)	0-4 (0 to 3)	0-7 (0 to 4)	0-5 (0 to 3)	0-2 (0 to 1)	0-2 (0 to 1)	0-2 (0 to 1)	0-2 (0 to 1)	0 (0 to 0)	0 (0 to 0)	0 (0 to 0)	0 (0 to 0)	0 (0 to 0)	0 (0 to 0)		5-9
Turner syndrome	0 (0 to 0)	0 (0 to 0)	0 (0 to 0)	0 (0 to 0)	0 (0 to 0)	0 (0 to 0)	0 (0 to 0)	0 (0 to 0)	0 (0 to 0)	0 (0 to 0)	0 (0 to 0)	0 (0 to 0)	0 (0 to 0)	0 (0 to 0)	0 (0 to 0)	0 (0 to 0)	0 (0 to 0)	0 (0 to 0)	0 (0 to 0)	0 (0 to 0)	0 (0 to 0)	0 (0 to 0)	0 (0 to 0)	0 (0 to 0)	0 (0 to 0)	0 (0 to 0)	0 (0 to 0)		0
Klinefelter syndrome	0 (0 to 0)	0 (0 to 0)	0 (0 to 0)	0 (0 to 0)	0 (0 to 0)	0 (0 to 0)	0 (0 to 0)	0 (0 to 0)	0 (0 to 0)	0 (0 to 0)	0 (0 to 0)	0 (0 to 0)	0 (0 to 0)	0 (0 to 0)	0 (0 to 0)	0 (0 to 0)	0 (0 to 0)	0 (0 to 0)	0 (0 to 0)	0 (0 to 0)	0 (0 to 0)	0 (0 to 0)	0 (0 to 0)	0 (0 to 0)	0 (0 to 0)	0 (0 to 0)	0 (0 to 0)		0-1
Other chromosomal abnormalities	0-9 (0.3 to 1.9)	0-3 (0.1 to 0.7)	0-7 (0.3 to 1.5)	0-6 (0.2 to 0.9)	0-4 (0.2 to 0.6)	0-4 (0.2 to 0.7)	0-5 (0.2 to 0.8)	0-5 (0.2 to 0.9)	0-5 (0.3 to 0.9)	0-6 (0.3 to 0.9)	0-5 (0.3 to 1.1)	0-6 (0.3 to 0.9)	0-5 (0.3 to 0.9)	0-4 (0.2 to 0.6)	0-4 (0.2 to 0.6)	0-3 (0.2 to 0.5)	0-2 (0.1 to 0.4)	0-1 (0 to 0.2)	0-1 (0 to 0.2)	0-1 (0 to 0.2)	0 (0 to 0)	0 (0 to 0)	0 (0 to 0)	0 (0 to 0)	0 (0 to 0)	0 (0 to 0)	0 (0 to 0)		7-5
Congenital musculoskeletal and limb anomalies	0-1 (0 to 0.3)	0-1 (0 to 0.1)	0-4 (0.2 to 0.7)	0-7 (0.4 to 1.2)	0-7 (0.4 to 1.2)	0-8 (0.5 to 1.4)	0-8 (0.4 to 1.2)	0-9 (0.4 to 1.2)	0-6 (0.3 to 1.1)	0-6 (0.4 to 1.2)	0-6 (0.4 to 1.2)	0-9 (0.5 to 1.4)	0-8 (0.5 to 1.5)	0-9 (0.5 to 1.4)	0-9 (0.5 to 1.5)	0-8 (0.4 to 1.2)	0-7 (0.4 to 1.2)	0-5 (0.3 to 0.9)	0-4 (0.2 to 0.8)	0-2 (0.1 to 0.4)	0-2 (0.1 to 0.4)	0-1 (0.1 to 0.2)	0-1 (0.1 to 0.2)	0-1 (0.1 to 0.2)	0-1 (0.1 to 0.2)	0-1 (0.1 to 0.2)		10-8
Urogenital congenital anomalies	0-2 (0.1 to 0.5)	0-1 (0 to 0.2)	0-1 (0.1 to 0.2)	0-1 (0.1 to 0.2)	0-1 (0.1 to 0.2)	0-1 (0 to 0.1)	0-1 (0 to 0.1)	0-1 (0 to 0.1)	0-1 (0 to 0.1)	0-1 (0 to 0.1)	0-1 (0 to 0.1)	0-1 (0 to 0.1)	0-1 (0 to 0.1)	0-1 (0 to 0.1)	0-1 (0 to 0.1)	0-1 (0 to 0.1)	0-1 (0 to 0.1)	0-1 (0 to 0.1)	0-1 (0 to 0.1)	0-1 (0 to 0.1)	0 (0 to 0)	0 (0 to 0)	0 (0 to 0)	0 (0 to 0)	0 (0 to 0)	0 (0 to 0)	0 (0 to 0)		1
Other gynecological diseases	0-4 (0.2 to 1)	0-3 (0 to 0.7)	0-4 (0.2 to 0.9)	0-4 (0.2 to 0.9)	0-4 (0.2 to 0.9

SR Table 2a: Austria DALYS by cause and age group for males with 95% uncertainty intervals, 2019

Cause	Early Neonatal	Late Neonatal	Post Neonatal	1 to 4	5 to 9	10 to 14	15 to 19	20 to 24	25 to 29	30 to 34	35 to 39	40 to 44	45 to 49	50 to 54	55 to 59	60 to 64	65 to 69	70 to 74	75 to 79	80 to 84	85 to 89	90 to 94	95 plus	Total
All causes	5,460 (5,300 to 6,070)	1,600 (1,200 to 2,060)	4,010 (3,290 to 4,960)	7,170 (6,660 to 8,090)	6,330 (6,050 to 10,900)	12,260 (9,130 to 16,200)	22,700 (19,000 to 29,300)	33,100 (26,100 to 39,100)	37,300 (30,000 to 45,900)	43,900 (32,900 to 56,200)	43,900 (32,900 to 56,200)	49,000 (37,700 to 64,400)	47,700 (37,300 to 79,100)	46,800 (33,700 to 113,000)	117,000 (100,000 to 133,000)	121,000 (108,000 to 136,000)	114,000 (101,000 to 127,000)	125,000 (114,000 to 137,000)	120,000 (110,000 to 133,000)	106,000 (96,600 to 117,000)	73,200 (66,200 to 80,900)	34,400 (32,700 to 36,200)	1,270,000 (1,270,000 to 1,270,000)
Communicable, maternal, neonatal, and nutritional diseases	1,480 (1,480 to 1,500)	897 (879 to 1,140)	1,140 (1,130 to 1,150)	1,060 (1,060 to 1,070)	1,410 (1,390 to 1,430)	1,660 (1,640 to 1,680)	1,350 (1,330 to 1,370)	1,330 (1,310 to 1,350)	1,700 (1,680 to 1,720)	1,910 (1,880 to 1,940)	1,930 (1,900 to 1,960)	1,720 (1,690 to 1,750)	1,900 (1,860 to 1,940)	2,290 (2,240 to 2,340)	2,220 (2,170 to 2,260)	1,920 (1,880 to 2,000)	1,690 (1,670 to 1,720)	1,660 (1,640 to 1,690)	2,050 (2,020 to 2,080)	1,720 (1,700 to 1,740)	1,020 (1,010 to 1,040)	968 (738 to 1,190)	281 (219 to 356)	39,000
HIV/AIDS and sexually transmitted infections	0 (0 to 0)	0 (0 to 0)	9.2 (7.7 to 10.8)	6.4 (5.4 to 7.5)	5.4 (4.6 to 6.4)	14 (10.7 to 17.4)	74 (59.7 to 91.1)	190 (154 to 234)	294 (240 to 362)	360 (292 to 443)	332 (269 to 409)	298 (241 to 367)	294 (238 to 362)	278 (225 to 342)	238 (193 to 293)	192 (155 to 236)	151 (122 to 186)	124 (99.7 to 151)	120 (96.5 to 147)	93 (74.5 to 114)	61 (48.9 to 74.7)	34 (27.3 to 41.8)	6.6 (5.3 to 8.1)	2,390
HIV/AIDS	0 (0 to 0)	0 (0 to 0)	6.8 (5.5 to 7.7)	5.1 (7.7 to 10.9)	4.1 (3.6 to 4.6)	11 (7.9 to 8.6)	63.2 (13.1 to 224)	172 (61.9 to 671)	267 (103 to 787)	327 (191 to 727)	301 (175 to 669)	270 (156 to 622)	267 (154 to 615)	252 (146 to 580)	216 (125 to 498)	174 (100 to 401)	137 (79 to 316)	113 (65.6 to 260)	109 (63.1 to 251)	84.4 (49 to 194)	55.4 (32.2 to 128)	30.9 (17.9 to 71.2)	6 (3.5 to 13.8)	2,196
HIV/AIDS - Drug-susceptible Tuberculosis	0 (0 to 0)	0 (0 to 0)	0.9 (0.5 to 3.6)	0.9 (0.6 to 1.4)	0.8 (0.5 to 0.9)	1.5 (0.9 to 2.1)	4 (2.6 to 6.2)	10.6 (6.6 to 16.6)	17.4 (10.8 to 27)	22.9 (14.2 to 35.6)	21.1 (13.1 to 32.7)	17.6 (11 to 27.6)	17.6 (10.7 to 27.4)	16.2 (10.1 to 25.1)	13.6 (8.6 to 19.9)	11.4 (7.2 to 16.6)	8.6 (5.4 to 12.5)	7.5 (4.7 to 11)	7.1 (4.4 to 10.4)	5.3 (3.3 to 7.8)	3.5 (2.2 to 5.1)	1.9 (1.2 to 2.8)	0.4 (0.2 to 0.6)	135
HIV/AIDS - Multidrug-resistant Tuberculosis without extensi	0 (0 to 0)	0 (0 to 0)	0 (0 to 0)





SR Table 2a: Belgium DALYS by cause and age group for males with 95% uncertainty intervals, 2019

Cause	Early Neonatal	Late Neonatal	Post Neonatal	1 to 4	5 to 9	10 to 14	15 to 19	20 to 24	25 to 29	30 to 34	35 to 39	40 to 44	45 to 49	50 to 54	55 to 59	60 to 64	65 to 69	70 to 74	75 to 79	80 to 84	85 to 89	90 to 94	95 plus	Total
All causes	3,040 (2,168 to 16,900)	2,040 (6,300 to 8,490)	2,460 (1,900 to 12,200)	6,860 (1,900 to 14,200)	13,200 (9,900 to 19,900)	19,900 (14,200 to 29,600)	24,900 (18,300 to 36,900)	40,700 (29,900 to 56,400)	49,500 (36,900 to 68,000)	54,600 (40,900 to 75,200)	60,900 (45,600 to 84,000)	66,000 (49,300 to 91,000)	66,600 (49,600 to 92,000)	71,900 (53,900 to 99,000)	82,800 (62,800 to 113,000)	96,000 (72,000 to 131,000)	107,000 (80,000 to 146,000)	115,000 (86,000 to 157,000)	135,000 (100,000 to 184,000)	146,000 (109,000 to 199,000)	111,000 (82,000 to 151,000)	49,100 (36,600 to 67,000)	14,000 (10,300 to 19,100)	1,700,000
Communicable, maternal, neonatal, and nutritional diseases	6,260 (5,000 to 7,810)	1,760 (1,380 to 2,190)	2,260 (1,800 to 2,770)	2,300 (1,770 to 3,140)	1,090 (820 to 1,530)	1,490 (1,090 to 1,920)	1,600 (1,230 to 2,090)	1,810 (1,470 to 2,460)	1,900 (1,500 to 2,500)	2,290 (1,800 to 2,980)	2,390 (1,910 to 3,080)	2,560 (2,050 to 3,290)	2,760 (2,200 to 3,570)	3,290 (2,710 to 3,990)	4,030 (3,350 to 4,800)	4,420 (3,650 to 5,200)	4,590 (3,810 to 5,500)	4,780 (3,980 to 5,660)	5,470 (4,600 to 6,450)	6,450 (5,360 to 7,860)	4,730 (3,790 to 5,970)	1,580 (1,260 to 1,990)	84,200
HIV/AIDS and sexually transmitted infections	0 (0 to 1)	0 (0 to 0)	170 (110 to 270)	194 (116 to 311)	19.2 (14 to 27)	14.7 (11 to 20)	22.4 (17 to 29)	67.4 (52 to 87)	116 (92 to 145)	164 (132 to 205)	216 (173 to 269)	269 (214 to 335)	330 (263 to 411)	391 (312 to 487)	451 (360 to 562)	511 (408 to 636)	566 (452 to 705)	621 (496 to 773)	634 (507 to 789)	617 (493 to 768)	511 (408 to 636)	317 (253 to 395)	2,860
HIV/AIDS	0 (0 to 0)	0 (0 to 0)	170 (77.9 to 276.9)	194 (92.3 to 331)	19.2 (10.1 to 29)	14.7 (12.3 to 17.6)	22.4 (14.9 to 31.6)	67.4 (39.9 to 98.6)	116 (69.9 to 165)	164 (107 to 236)	216 (142 to 309)	269 (177 to 391)	330 (217 to 481)	391 (258 to 566)	451 (298 to 654)	511 (337 to 741)	566 (374 to 821)	621 (410 to 900)	634 (419 to 919)	617 (409 to 894)	511 (337 to 741)	317 (210 to 459)	2,860
HIV/AIDS - Drug-susceptible Tuberculosis	0 (0 to 0)	0 (0 to 0)	2.9 (1.7 to 4.6)	2.5 (1.5 to 4)	1.9 (1.5 to 2.4)	1.6 (1.1 to 2)	2.6 (1.7 to 3)	6.6 (3.9 to 9.7)	11.3 (6.9 to 17.2)	17.6 (10.9 to 27.2)	25 (15.9 to 38.9)	29.7 (18.9 to 45.1)	27.6 (17.6 to 42)	28.6 (18.2 to 43.4)	29.6 (18.8 to 44.9)	30.1 (19.1 to 45.8)	30.4 (19.3 to 46.2)	30.6 (19.4 to 46.5)	29.5 (18.7 to 44.8)	28.2 (17.9 to 42.8)	25.5 (16.2 to 38.7)	15.1 (9.6 to 22.9)	278
HIV/AIDS - Multidrug-resistant Tuberculosis without extensi	0 (0 to 0)	0 (0 to 0)	0 (0 to 0)	0 (0 to 0)	0 (0 to 0)	0 (0 to 0)	0 (0 to 0)	0.1 (0 to 0.2)	0.2 (0 to 0.3)	0.3 (0.1 to 0.5)	0.4 (0.1 to 0.6)	0.5 (0.1 to 0.8)	0.5 (0.1 to 0.8)	0.6 (0.2 to 0.9)	0.6 (0.2 to 0.9)	0.6 (0.2 to 0.9)	0.6 (0.2 to 0.9)	0.6 (0.2 to 0.9)	0.6 (0.2 to 0.9)	0.5 (0.2 to 0.8)	0.5 (0.2 to 0.8)	0.3 (0.1 to 0.5)	5
HIV/AIDS - Extensively drug-resistant Tuberculosis	0 (0 to 0)	0 (0 to 0)	0 (0 to 0)	0 (0 to 0)	0 (0 to 0)	0 (0 to 0)	0 (0 to 0)	0 (0 to 0)	0 (0 to 0)	0 (0 to 0)	0 (0 to 0)	0 (0 to 0)	0 (0 to 0)	0 (0 to 0)	0 (0 to 0)	0 (0 to 0)	0 (0 to 0)	0 (0 to 0)	0 (0 to 0)	0 (0 to 0)	0 (0 to 0)	0 (0 to 0)	0 (0 to 0)	2
HIV/AIDS resulting in other diseases	0 (0 to 0)	0 (0 to 0)	169 (124 to 227)	192 (132 to 267)	17.3 (12 to 24)	12.7 (10 to 16)	19 (14 to 25)	60.3 (41 to 83)	103 (81 to 128)	146 (120 to 182)	192 (153 to 240)	239 (189 to 302)	272 (215 to 350)	278 (220 to 357)	305 (241 to 392)	292 (230 to 375)	227 (179 to 292)	168 (133 to 216)	99.8 (79 to 128)	52.9 (42 to 68)	12.5 (9.9 to 16)	2.9 (2.3 to 3.7)	2,460
Sexually transmitted infections excluding HIV	0 (0 to 0)	0 (0 to 0)	0.1 (0 to 0.2)	0.4 (0.2 to 0.8)	0.4 (0.2 to 0.7)	2.9 (2.2 to 3.7)	8.2 (6.4 to 10.4)	10.3 (8.1 to 13.1)	10.3 (8.1 to 13.1)	10.5 (8.2 to 13.3)	10.5 (8.2 to 13.3)	10.4 (8.2 to 13.2)	10.4 (8.2 to 13.2)	10.7 (8.4 to 13.6)	11.3 (8.9 to 14.3)	11.8 (9.3 to 15)	12.4 (9.8 to 15.7)	9.9 (7.8 to 12.6)	9.9 (7.8 to 12.6)	9.3 (7.3 to 11.8)	7.7 (6.1 to 9.8)	2.1 (1.6 to 2.7)	172
Syphilis	0 (0 to 0)	0 (0 to 0)	0 (0 to 0)	0 (0 to 0)	0 (0 to 0)	0 (0 to 0.1)	0.1 (0 to 0.1)	0.2 (0.2 to 0.3)	0.2 (0.2 to 0.3)	0.2 (0.2 to 0.3)	0.2 (0.2 to 0.3)	0.2 (0.2 to 0.3)	0.2 (0.2 to 0.3)	0.2 (0.2 to 0.3)	0.2 (0.2 to 0.3)	0.2 (0.2 to 0.3)	0.2 (0.2 to 0.3)	0.2 (0.2 to 0.3)	0.2 (0.2 to 0.3)	0.2 (0.2 to 0.3)	0.2 (0.2 to 0.3)	0.1 (0.1 to 0.2)	3.3
Chlamydial infection	0 (0 to 0)	0 (0 to 0)	0 (0 to 0)	0 (0 to 0)	0 (0 to 0)	0 (0 to 0)	0 (0 to 0)	0.7 (0.3 to 1.1)	0.7 (0.3 to 1.1)	0.7 (0.3 to 1.1)	0.7 (0.3 to 1.1)	0.7 (0.3 to 1.1)	0.7 (0.3 to 1.1)	0.7 (0.3 to 1.1)	0.7 (0.3 to 1.1)	0.7 (0.3 to 1.1)	0.7 (0.3 to 1.1)	0.7 (0.3 to 1.1)	0.7 (0.3 to 1.1)	0.7 (0.3 to 1.1)	0.7 (0.3 to 1.1)	0.4 (0.2 to 0.6)	4.6
Gonococcal infection	0 (0 to 0)	0 (0 to 0)	0 (0 to 0)	0 (0 to 0)	0 (0 to 0)	0 (0 to 0)	0 (0 to 0)	0.2 (0 to 0.4)	0.2 (0 to 0.4)	0.2 (0 to 0.4)	0.2 (0 to 0.4)	0.2 (0 to 0.4)	0.2 (0 to 0.4)	0.2 (0 to 0.4)	0.2 (0 to 0.4)	0.2 (0 to 0.4)	0.2 (0 to 0.4)	0.2 (0 to 0.4)	0.2 (0 to 0.4)	0.2 (0 to 0.4)	0.2 (0 to 0.4)	0.1 (0 to 0.2)	2.5
Trichomoniasis	0 (0 to 0)	0 (0 to 0)	0 (0 to 0)	0 (0 to 0)	0 (0 to 0)	0 (0 to 0)	0 (0 to 0)	0.1 (0 to 0.2)	0.1 (0 to 0.2)	0.1 (0 to 0.2)	0.1 (0 to 0.2)	0.1 (0 to 0.2)	0.1 (0 to 0.2)	0.1 (0 to 0.2)	0.1 (0 to 0.2)	0.1 (0 to 0.2)	0.1 (0 to 0.2)	0.1 (0 to 0.2)	0.1 (0 to 0.2)	0.1 (0 to 0.2)	0.1 (0 to 0.2)	0.1 (0 to 0.2)	1.4
Genital herpes	0 (0 to 0)	0 (0 to 0)	0 (0 to 0)	0 (0 to 0)	0 (0 to 0)	0 (0 to 0)	0 (0 to 0)	0.4 (0.2 to 0.6)	0.4 (0.2 to 0.6)	0.4 (0.2 to 0.6)	0.4 (0.2 to 0.6)	0.4 (0.2 to 0.6)	0.4 (0.2 to 0.6)	0.4 (0.2 to 0.6)	0.4 (0.2 to 0.6)	0.4 (0.2 to 0.6)	0.4 (0.2 to 0.6)	0.4 (0.2 to 0.6)	0.4 (0.2 to 0.6)	0.4 (0.2 to 0.6)	0.4 (0.2 to 0.6)	0.2 (0.1 to 0.3)	3.5
Other sexually transmitted infections	0 (0 to 0)	0 (0 to 0)	0 (0 to 0)	0 (0 to 0)	0 (0 to 0)	0 (0 to 0)	0 (0 to 0)	0.5 (0.2 to 0.8)	0.5 (0.2 to 0.8)	0.5 (0.2 to 0.8)	0.5 (0.2 to 0.8)	0.5 (0.2 to 0.8)	0.5 (0.2 to 0.8)	0.5 (0.2 to 0.8)	0.5 (0.2 to 0.8)	0.5 (0.2 to 0.8)	0.5 (0.2 to 0.8)	0.5 (0.2 to 0.8)	0.5 (0.2 to 0.8)	0.5 (0.2 to 0.8)	0.5 (0.2 to 0.8)	0.3 (0.1 to 0.4)	4.6
Respiratory infections and tuberculosis	39.2 (27.1 to 61.4)	69.7 (48.2 to 109)	660 (420 to 1,000)	620 (399 to 1,000)	302 (196 to 466)	394 (256 to 599)	436 (283 to 662)	1,010 (656 to 1,530)	1,170 (760 to 1,770)	1,230 (797 to 1,870)	1,290 (837 to 1,960)	1,360 (882 to 2,060)	1,390 (900 to 2,110)	1,540 (1,000 to 2,330)	1,740 (1,130 to 2,640)	1,940 (1,260 to 2,940)	2,120 (1,380 to 3,210)	2,280 (1,480 to 3,460)	2,550 (1,650 to 3,870)	2,880 (1,860 to 4,370)	2,660 (1,720 to 4,030)	1,140 (737 to 1,730)	43,100
Tuberculosis	0 (0 to 0)	0 (0 to 1.6)	2.9 (1.6 to 4.5)	2.5 (1 to 3)	1.9 (0.9 to 1.9)	1.6 (0.8 to 1.7)	2.6 (1.3 to 3.2)	6.6 (3.4 to 9.7)	11.3 (5.9 to 17.2)	17.6 (9.4 to 27.2)	25 (13.5 to 38.9)	29.7 (16.1 to 45.1)	27.6 (14.9 to 42)	28.6 (15.4 to 43.4)	29.6 (15.9 to 44.9)	30.1 (16.2 to 45.8)	30.4 (16.4 to 46.2)	30.6 (16.5 to 46.5)	29.5 (15.9 to 44.8)	28.2 (15.2 to 42.8)	25.5 (13.7 to 38.7)	15.1 (8.1 to 22.9)	1,020
Latent tuberculosis infection	0 (0 to 0)	0 (0 to 0)	0 (0 to 0)	0 (0 to 0)	0 (0 to 0)	0 (0 to 0)	0 (0 to 0)	0 (0 to 0)	0 (0 to 0)	0 (0 to 0)	0 (0 to 0)	0 (0 to 0)	0 (0 to 0)	0 (0 to 0)	0 (0 to 0)	0 (0 to 0)	0 (0 to 0)	0 (0 to 0)	0 (0 to 0)	0 (0 to 0)	0 (0 to 0)	0 (0 to 0)	0 (0 to 0)	0
Drug-susceptible tuberculosis	0 (0 to 0)	0 (0 to 0)	0 (0 to 0)	0 (0 to 0)	0 (0 to 0)	0 (0 to 0)	0 (0 to 0)	0 (0 to 0)	0 (0 to 0)	0 (0 to 0)	0 (0 to 0)	0 (0 to 0)	0 (0 to 0)	0 (0 to 0)	0 (0 to 0)	0 (0 to 0)	0 (0 to 0)	0 (0 to 0)	0 (0 to 0)	0 (0 to 0)	0 (0 to 0)	0 (0 to 0)	0 (0 to 0)	0
Multidrug-resistant tuberculosis without extensive drug-re	0 (0 to 0)	0 (0 to 0)	0 (0 to 0)	0 (0 to 0)	0 (0 to 0)	0 (0 to 0)	0 (0 to 0)	0.1 (0 to 0.2)	0.2 (0 to 0.3)	0.3 (0.1 to 0.5)	0.4 (0.1 to 0.6)	0.5 (0.1 to 0.8)	0.5 (0.1 to 0.8)	0.6 (0.2 to 0.9)	0.6 (0.2 to 0.9)	0.6 (0.2 to 0.9)	0.6 (0.2 to 0.9)	0.6 (0.2 to 0.9)	0.6 (0.2 to 0.9)	0.5 (0.2 to 0.8)	0.5 (0.2 to 0.8)	0.3 (0.1 to 0.5)	3.3
Extensively drug-resistant tuberculosis	0 (0 to 0)	0 (0 to 0)	0 (0 to 0)	0 (0 to 0)	0 (0 to 0)	0 (0 to 0)	0 (0 to 0)	0 (0 to 0)	0 (0 to 0)	0 (0 to 0)	0 (0 to 0)	0 (0 to 0)	0 (0 to 0)	0 (0 to 0)	0 (0 to 0)	0 (0 to 0)	0 (0 to 0)	0 (0 to 0)	0 (0 to 0)	0 (0 to 0)	0 (0 to 0)	0 (0 to 0)	0 (0 to 0)	0
Lower respiratory infections	28.4 (20.1 to 42.4)	67.7 (47.8 to 104)	632 (402 to 961)	140 (90 to 222)	62.4 (40.2 to 97.1)	34.7 (22.5 to 53.5)	18.5 (12.1 to 28.4)	82.3 (53.6 to 126)	119 (77.5 to 183)	152 (98.9 to 233)	219 (142 to 336)	309 (201 to 475)	375 (244 to 576)	465 (303 to 714)	1,040 (677 to 1,600)	2,020 (1,310 to 3,110)	3,060 (1,980 to 4,710)	3,980 (2,580 to 6,120)	4,900 (3,170 to 7,540)	4,560 (2,950 to 7,010)	3,230 (2,090 to 4,970)	1,310 (848 to 2,020)	39,200
Upper respiratory infections	0.8 (0.5 to 1.4)	4.8 (2.8 to 8)	10.3 (6.3 to 16)	22.3 (13.6 to 34)	2.6 (1.6 to 4)	2.6 (1.6 to 4)	2.6 (1.6 to 4)	2.6 (1.6 to 4)	2.6 (1.6 to 4)	2.6 (1.6 to 4)	2.6 (1.6 to 4)	2.6 (1.6 to 4)	2.6 (1.6 to 4)	2.6 (1.6 to 4)	2.6 (1.6 to 4)	2.6 (1.6 to 4)	2.6 (1.6 to 4)	2.6 (1.6 to 4)	2.6 (1.6 to 4)	2.6 (1.6 to 4)	2.6 (1.6 to 4)	2.6 (1.6 to 4)	4,760
Otitis media	0 (0 to 0)	0 (0 to 0.7)	12.8 (6.1 to 23.9)	59.8 (48.6 to 74.1)	40.9 (29.6 to 56)	24.1 (16.4 to 35.2)	14.3 (9.6 to 20.3)	9.6 (6.5 to 13.6)	8.7 (5.9 to 12.3)	8.4 (5.7 to 11.9)	8.4 (5.7 to 11.9)	8.4 (5.7 to 11.9)	8.4 (5.7 to 11.9)	8.4 (5.7 to 11.9)	8.4 (5.7 to 11.9)	8.4 (5.7 to 11.9)	8.4 (5.7 to 11.9)	8.4 (5.7 to 11.9)	8.4 (5.7 to 11.9)	8.4 (5.7 to 11.9)	8.4 (5.7 to 11.9)	8.4 (5.7 to 11.9)	1,010
Enteric infections	7.3 (4.4 to 9.4)	39.4 (29.2 to 50)	577 (389 to 840)	651 (387 to 1,000)	179 (179 to 183)	139 (131 to 149)	156 (104 to 229)	1,010 (676 to 1,500)	1,250 (1,000 to 1,600)	1,140 (1,000 to 1,300)	1,170 (1,000 to 1,400)	1,190 (1,000 to 1,400)	1,190 (1,000 to 1,400)	1,200 (1,000 to 1,400)	1,200 (1,000 to 1,400)	1,200 (1,000 to 1,400)	1,200 (1,000 to 1,400)	1,200 (1,000 to 1,400)	1,200 (1,000 to 1,400)	1,200 (1,000 to 1,400)	1,200 (1,000 to 1,400)	1,200 (1,000 to 1,400)	39,200
Cholera	0 (0 to 0.1)	0 (0 to 0)	0 (0 to 0)	0 (0 to 0)	0 (0 to 0)	0 (0 to 0)	0 (0 to 0)	0 (0 to 0)	0 (0 to 0)	0 (0 to 0)	0 (0 to 0)	0 (0 to 0)	0 (0 to 0)	0 (0 to 0)	0 (0 to 0)	0 (0 to 0)	0 (0 to 0)	0 (0 to 0)	0 (0 to 0)	0 (0 to 0)	0 (0 to 0)	0 (0 to 0)	0 (0 to 0)	0
Other diarrhoeal diseases	7.3 (4.4 to 9.4)	39.4 (29.2 to 50)	577 (389 to 840)	651 (387 to 1,000)	179 (179 to 183)	139 (131 to 149)	156 (104 to 229)	1,010 (676 to 1,500)	1,250 (1,000 to 1,600)	1,140 (1,000 to 1,300)	1,170 (1,000 to 1,400)	1,190 (1,000 to 1,400)	1,190 (1,000 to 1,400)	1,200 (1,000 to 1,400)	1,200 (1,000 to 1,400)	1,200 (1,000 to 1,400)	1,200 (1,000 to 1,400)	1,200 (1,000 to 1,400)	1,200 (1,000 to 1,400)	1,200 (1,000 to 1,400)	1,200 (1,000 to 1,400)	1,200 (1,000 to 1,400)	39,200
Meningitis	26.9 (18.4 to 39.6)	24.3 (16.6 to 35.8)	39.2 (26.8 to 57.6)	39.2 (26.8 to 57.6)	39.2 (26.8 to 57.6





SR Table 2a: Cyprus DALYs by cause and age group for males with 95% uncertainty intervals, 2019

Cause	Early Neonatal	Late Neonatal	Post Neonatal	1 to 4	5 to 9	10 to 14	15 to 19	20 to 24	25 to 29	30 to 34	35 to 39	40 to 44	45 to 49	50 to 54	55 to 59	60 to 64	65 to 69	70 to 74	75 to 79	80 to 84	85 to 89	90 plus	Total
All causes	1,966 (1,722 to 2,256)	1,441 (1,247 to 1,663)	2,116 (1,870 to 2,429)	1,647 (1,447 to 1,882)	1,349 (1,191 to 1,542)	1,228 (1,085 to 1,406)	1,284 (1,127 to 1,472)	1,600 (1,414 to 1,836)	1,844 (1,627 to 2,109)	2,113 (1,866 to 2,420)	2,384 (2,111 to 2,722)	2,719 (2,409 to 3,102)	3,109 (2,755 to 3,545)	3,660 (3,242 to 4,177)	4,333 (3,840 to 4,945)	5,222 (4,628 to 5,955)	6,299 (5,583 to 7,183)	7,511 (6,655 to 8,572)	8,979 (7,956 to 10,245)	10,599 (9,393 to 12,093)	12,274 (10,875 to 14,000)	14,004 (12,407 to 15,977)	15,692 (13,902 to 17,899)	17,299 (15,330 to 19,732)	18,772 (16,630 to 21,416)	19,982 (17,702 to 22,800)	20,852 (18,473 to 23,787)	21,340 (18,906 to 24,344)	21,406 (18,964 to 24,424)	21,040 (18,639 to 24,000)	20,241 (17,931 to 23,092)	18,997 (16,827 to 21,673)	17,284 (15,309 to 19,718)	15,023 (13,307 to 17,138)	12,243 (10,842 to 13,965)	9,178 (8,127 to 10,469)	5,962 (5,279 to 6,803)	2,770 (2,452 to 3,160)	1,061 (940 to 1,210)	343 (303 to 391)	140,000
Communicable, maternal, neonatal, and nutritional diseases	1,966 (1,722 to 2,256)	1,441 (1,247 to 1,663)	2,116 (1,870 to 2,429)	1,647 (1,447 to 1,882)	1,349 (1,191 to 1,542)	1,228 (1,085 to 1,406)	1,284 (1,127 to 1,472)	1,600 (1,414 to 1,836)	1,844 (1,627 to 2,109)	2,113 (1,866 to 2,420)	2,384 (2,111 to 2,722)	2,719 (2,409 to 3,102)	3,109 (2,755 to 3,545)	3,660 (3,242 to 4,177)	4,333 (3,840 to 4,945)	5,222 (4,628 to 5,955)	6,299 (5,583 to 7,183)	7,511 (6,655 to 8,572)	8,979 (7,956 to 10,245)	10,599 (9,393 to 12,093)	12,274 (10,875 to 14,000)	14,004 (12,407 to 15,977)	15,692 (13,902 to 17,899)	17,299 (15,330 to 19,732)	18,772 (16,630 to 21,416)	19,982 (17,702 to 22,800)	20,852 (18,473 to 23,787)	21,340 (18,906 to 24,344)	21,406 (18,964 to 24,424)	21,040 (18,639 to 24,000)	20,241 (17,931 to 23,092)	18,997 (16,827 to 21,673)	17,284 (15,309 to 19,718)	15,023 (13,307 to 17,138)	12,243 (10,842 to 13,965)	9,178 (8,127 to 10,469)	5,962 (5,279 to 6,803)	2,770 (2,452 to 3,160)	1,061 (940 to 1,210)	343 (303 to 391)	140,000
HIV/AIDS and sexually transmitted infections	15 (2.7 to 23.9)	3.2 (0.6 to 5.1)	2.6 (0.5 to 4.2)	0.6 (0.1 to 0.9)	1.2 (0.4 to 1.7)	0.6 (0.4 to 0.7)	0.9 (0.7 to 1.2)	2.7 (2.1 to 3.2)	4.5 (3.4 to 5.4)	4.8 (3.6 to 5.7)	5.4 (4.2 to 6.3)	6.3 (4.9 to 7.3)	21.5 (17.1 to 24.9)	44.0 (37.1 to 52.4)	15 (12.1 to 18.4)	12.6 (10.1 to 15.4)	10.4 (8.3 to 12.9)	12.4 (10.1 to 15.1)	15.2 (12.5 to 18.2)	19.2 (15.4 to 23.1)	12.6 (10.4 to 14.9)	8.4 (6.9 to 9.9)	4.3 (3.4 to 5.1)	3.3 (2.6 to 3.7)	2.1 (1.7 to 2.3)	0.3 (0.2 to 0.3)	0.1 (0.1 to 0.2)	0 (0 to 0)	0 (0 to 0)	0 (0 to 0)	193
HIV/AIDS	0 (0 to 0)	0 (0 to 0)	1 (0.8 to 1.1)	0.4 (0.3 to 0.5)	1.1 (0.9 to 1.2)	0.2 (0.1 to 0.3)	0.4 (0.3 to 0.5)	2.6 (2.1 to 3.1)	4.3 (3.4 to 5.2)	4.6 (3.6 to 5.5)	5.2 (4.2 to 6.2)	6.1 (4.9 to 7.1)	19.1 (15.5 to 22)	43.2 (34.9 to 49.9)	13.2 (10.7 to 15.4)	10.7 (8.6 to 12.5)	9.1 (7.4 to 10.6)	11.2 (9.1 to 13.1)	13.5 (10.9 to 15.8)	17.1 (13.8 to 20.1)	10.9 (8.8 to 12.8)	7.1 (5.7 to 8.4)	3.6 (2.9 to 4.2)	2.8 (2.3 to 3.3)	1.7 (1.4 to 2)	0.2 (0.2 to 0.3)	0.1 (0.1 to 0.1)	0 (0 to 0)	0 (0 to 0)	0 (0 to 0)	156
HIV/AIDS - Drug-susceptible Tuberculosis	0 (0 to 0)	0 (0 to 0)	0.1 (0 to 0.1)	0 (0 to 0)	0.1 (0 to 0.1)	0 (0 to 0)	0 (0 to 0)	0.2 (0 to 0.3)	0.2 (0 to 0.3)	0.2 (0 to 0.3)	0.3 (0.2 to 0.3)	0.3 (0.2 to 0.4)	1.3 (1 to 1.6)	3.1 (2.4 to 3.7)	0.9 (0.6 to 1.3)	0.8 (0.5 to 1.2)	0.6 (0.4 to 0.9)	0.7 (0.4 to 1.1)	0.8 (0.5 to 1.2)	1.1 (0.7 to 1.7)	0.7 (0.5 to 1.1)	0.5 (0.3 to 0.8)	0.2 (0.1 to 0.4)	0.2 (0.1 to 0.3)	0.1 (0 to 0.2)	0 (0 to 0)	0 (0 to 0)	0 (0 to 0)	0 (0 to 0)	0 (0 to 0)	0 (0 to 0)	10.6
HIV/AIDS - Multidrug-resistant Tuberculosis without extensive drug resistance	0 (0 to 0)	0 (0 to 0)	0 (0 to 0)	0 (0 to 0)	0 (0 to 0)	0 (0 to 0)

Other neoplasms	0 (0 to 0)	0 (0 to 0)	0-1 (0 to 0.1)	0-3 (0.2 to 0.4)	1 (0.5 to 2.3)	2 (0.3 to 0.4)	0-3 (0.2 to 0.5)	0-3 (0.3 to 0.4)	0-6 (0.4 to 1.1)	0-6 (0.4 to 0.6)	0-6 (0.4 to 1.9)	0-9 (0.4 to 1.4)	1-4 (0.9 to 2.4)	2-9 (1.4 to 4.6)	3-9 (2.4 to 6.4)	9 (4.4 to 14.2)	24-5 (9.5 to 42.5)	31-2 (12.9 to 50.4)	37 (16.6 to 59.5)	39-6 (17.3 to 62.3)	40-6 (19.4 to 66)	17-8 (7 to 29.2)	3 (1.2 to 5.3)	0-4 (0.1 to 0.6)	216
Medulloblastoma, medulloblastoma, and other hemangioblastic neoplasms	0 (0 to 0)	0 (0 to 0)	0-1 (0 to 0.1)	0-3 (0.2 to 0.4)	0-3 (0.3 to 0.4)	0-3 (0.2 to 0.5)	0-3 (0.3 to 0.4)	0-6 (0.4 to 1.1)	0-6 (0.4 to 0.6)	0-6 (0.4 to 1.9)	1-4 (0.9 to 2.4)	2-9 (1.4 to 4.6)	3-9 (2.4 to 6.4)	9 (4.4 to 14.2)	24-5 (9.5 to 42.5)	31-2 (12.9 to 50.4)	37 (16.6 to 59.5)	39-6 (17.3 to 62.3)	40-6 (19.4 to 66)	17-8 (7 to 29.2)	3 (1.2 to 5.3)	0-4 (0.1 to 0.6)	216
Benign and in situ intestinal neoplasms	0 (0 to 0)	0 (0 to 0)	0 (0 to 0)	0 (0 to 0)	0 (0 to 0)	0 (0 to 0)	0 (0 to 0)	0 (0 to 0)	0 (0 to 0)	0 (0 to 0)	0 (0 to 0)	0 (0 to 0)	0 (0 to 0)	0 (0 to 0)	0 (0 to 0)	0 (0 to 0)	0 (0 to 0)	0 (0 to 0)	0 (0 to 0)	0 (0 to 0)	0 (0 to 0)	0 (0 to 0)	0 (0 to 0)	0
Benign and in situ cervical and uterine neoplasms	0 (0 to 0)	0 (0 to 0)	0 (0 to 0)	0 (0 to 0)	0 (0 to 0)	0 (0 to 0)	0 (0 to 0)	0 (0 to 0)	0 (0 to 0)	0 (0 to 0)	0 (0 to 0)	0 (0 to 0)	0 (0 to 0)	0 (0 to 0)	0 (0 to 0)	0 (0 to 0)	0 (0 to 0)	0 (0 to 0)	0 (0 to 0)	0 (0 to 0)	0 (0 to 0)	0 (0 to 0)	0 (0 to 0)	0
Other benign and in situ neoplasms	0 (0 to 0)	0 (0 to 0)	0 (0 to 0)	0 (0 to 0)	0 (0 to 0)	0 (0 to 0)	0 (0 to 0)	0 (0 to 0)	0 (0 to 0)	0 (0 to 0)	0 (0 to 0)	0 (0 to 0)	0 (0 to 0)	0 (0 to 0)	0 (0 to 0)	0 (0 to 0)	0 (0 to 0)	0 (0 to 0)	0 (0 to 0)	0 (0 to 0)	0 (0 to 0)	0 (0 to 0)	0 (0 to 0)	0
Cardiovascular diseases	2-7 (0.4 to 1.4)	0-9 (0.5 to 1.7)	16 (9.7 to 14.2)	17-9 (12.5 to 24.2)	42-7 (19.4 to 32.4)	56-5 (35.9 to 79.7)	69-5 (44.6 to 118)	213 (160.1 to 281)	624 (537.1 to 724)	667 (620.5 to 724)	1,203 (1,109.1 to 1,293)	1,260 (1,140.5 to 1,398)	1,512 (1,430.2 to 1,610)	2,710 (2,240.3 to 3,193)	3,420 (2,840.5 to 3,940)	3,670 (3,160.5 to 4,250)	4,228 (3,630.5 to 4,870)	4,150 (3,662.5 to 4,665)	4,320 (3,710.5 to 5,110)	2,170 (1,820.5 to 2,610)	498 (420.5 to 600)	57 (47.5 to 67.4)	31,000
Rheumatic heart disease	0 (0 to 0)	0 (0 to 0.4)	0 (0 to 0.6)	1-2 (0.3 to 3.7)	0-5 (0.3 to 0.7)	0-5 (0.3 to 0.6)	1-5 (0.9 to 2.2)	2-3 (1.2 to 3.2)	2-6 (1.2 to 4.2)	2-7 (1.4 to 3.7)	7-2 (4.5 to 10.7)	6-4 (4.1 to 9.9)	7-6 (5.1 to 11.2)	11-1 (7.2 to 16.5)	19-4 (13.1 to 28.1)	23-2 (15.7 to 33.2)	24-9 (17.1 to 35.3)	27-1 (18.4 to 38.5)	28-1 (19.4 to 39.9)	14-1 (9.6 to 20.3)	3-2 (2.2 to 4.6)	0-4 (0.3 to 0.6)	269
Ischemic heart disease	0 (0 to 0)	0 (0 to 0)	0 (0 to 0)	16-3 (9.2 to 25.4)	33-2 (21.4 to 49.2)	121 (89.7 to 164)	264 (220.5 to 340)	462 (400.5 to 567)	797 (699.5 to 1,010)	1,020 (899.5 to 1,210)	1,410 (1,210 to 1,660)	1,570 (1,370 to 2,010)	2,230 (1,860 to 2,730)	3,420 (2,860 to 4,170)	4,230 (3,530 to 5,170)	4,750 (3,960 to 5,790)	5,230 (4,360 to 6,380)	5,260 (4,390 to 6,420)	5,230 (4,360 to 6,380)	2,730 (2,280 to 3,330)	1,100 (920 to 1,340)	255 (213 to 311)	39-2 (33 to 47.8)	19,100
Stroke	0-1 (0 to 0.2)	0-2 (0 to 0.4)	2-1 (1.1 to 3.4)	5-3 (3 to 9.1)	7-5 (4 to 13.1)	16-5 (9.9 to 27.4)	19-9 (13.9 to 27.4)	34-3 (26.3 to 46.2)	73 (52.9 to 98.2)	86-1 (66.1 to 112)	106 (79.1 to 137)	115 (79.5 to 159)	217 (163 to 291)	337 (240 to 466)	468 (321 to 654)	543 (421 to 754)	779 (620 to 985)	973 (788 to 1,220)	1,120 (863 to 1,450)	559 (422 to 723)	121 (90.4 to 155)	13-9 (10.7 to 17.9)	5,600
Ischemic stroke	0 (0 to 0.1)	0-1 (0 to 0.2)	0-6 (0.4 to 1.4)	2-2 (1.2 to 3.5)	2-2 (1.4 to 3.2)	2-6 (1.6 to 3.9)	9-2 (5.9 to 14.1)	13-1 (8.6 to 19.7)	13-6 (9.3 to 20.4)	16-5 (11.3 to 24.1)	22-1 (15.9 to 32.7)	29-4 (19.6 to 41.7)	45-7 (29.5 to 67.4)	69-5 (49.6 to 92.2)	103 (76.5 to 135)	126 (93.5 to 166)	166 (123.5 to 220)	202 (150.5 to 268)	234 (174.5 to 310)	114 (85.5 to 151)	25-1 (18.9 to 33.2)	2-9 (2.2 to 3.8)	1,200
Intracerebral hemorrhage	0-1 (0 to 0.1)	0-1 (0 to 0.2)	0-5 (0.3 to 1.1)	1-3 (0.6 to 2.3)	1-4 (0.8 to 3.1)	3-4 (2.1 to 5.2)	5-4 (3.2 to 8.2)	10-4 (7.2 to 14.5)	19-2 (13.2 to 26.4)	23-2 (16.2 to 32.2)	40-4 (28.2 to 56.1)	51-9 (34.2 to 73.9)	76-5 (50.2 to 106)	124 (82.2 to 172)	166 (109.2 to 230)	194 (127.2 to 269)	229 (150.2 to 317)	254 (166.2 to 352)	274 (179.2 to 380)	128 (83.2 to 177)	28-5 (18.5 to 39.5)	2-2 (1.4 to 3.1)	2,130
Subarachnoid hemorrhage	0 (0 to 0.1)	0 (0 to 0)	0-1 (0 to 0.2)	0-3 (0.2 to 0.5)	0-3 (0.2 to 0.6)	0-3 (0.2 to 0.5)	0-3 (0.2 to 0.6)	0-6 (0.4 to 1.1)	0-6 (0.4 to 0.6)	0-6 (0.4 to 1.9)	1-4 (0.9 to 2.4)	2-9 (1.4 to 4.6)	3-9 (2.4 to 6.4)	9 (4.4 to 14.2)	24-5 (9.5 to 42.5)	31-2 (12.9 to 50.4)	37 (16.6 to 59.5)	39-6 (17.3 to 62.3)	40-6 (19.4 to 66)	17-8 (7 to 29.2)	3 (1.2 to 5.3)	0-4 (0.1 to 0.6)	216
Hypertensive heart disease	0 (0 to 0)	0 (0 to 0)	0 (0 to 0)	0-3 (0.2 to 0.4)	0-3 (0.3 to 0.4)	0-3 (0.2 to 0.5)	0-3 (0.3 to 0.4)	0-6 (0.4 to 1.1)	0-6 (0.4 to 0.6)	0-6 (0.4 to 1.9)	1-4 (0.9 to 2.4)	2-9 (1.4 to 4.6)	3-9 (2.4 to 6.4)	9 (4.4 to 14.2)	24-5 (9.5 to 42.5)	31-2 (12.9 to 50.4)	37 (16.6 to 59.5)	39-6 (17.3 to 62.3)	40-6 (19.4 to 66)	17-8 (7 to 29.2)	3 (1.2 to 5.3)	0-4 (0.1 to 0.6)	216
Non-rheumatic valvular heart disease	0 (0 to 0)	0 (0 to 0)	0-2 (0 to 0.5)	0-6 (0.4 to 2.3)	1-2 (0.6 to 2.8)	0-9 (0.6 to 3.3)	2-7 (1.6 to 5.2)	4-5 (3.3 to 6.1)	8-2 (6.1 to 11.2)	9-6 (7.2 to 13.2)	17-4 (13.2 to 23.7)	21-2 (15.1 to 30.1)	29-2 (22.1 to 39.2)	42-3 (29.2 to 57.2)	58-2 (40.2 to 78.2)	70-8 (49.2 to 95.2)	84-6 (58.2 to 114)	94-2 (65.2 to 127)	102 (70.2 to 137)	47-5 (32.2 to 63.7)	10-4 (7.1 to 14)	0-9 (0.6 to 1.2)	1,290
Non-rheumatic degenerative mitral valve disease	0 (0 to 0)	0 (0 to 0)	0 (0 to 0)	0-3 (0.2 to 0.4)	0-3 (0.2 to 0.5)	0-3 (0.2 to 0.4)	0-3 (0.3 to 0.4)	0-6 (0.4 to 1.1)	0-6 (0.4 to 0.6)	0-6 (0.4 to 1.9)	1-4 (0.9 to 2.4)	2-9 (1.4 to 4.6)	3-9 (2.4 to 6.4)	9 (4.4 to 14.2)	24-5 (9.5 to 42.5)	31-2 (12.9 to 50.4)	37 (16.6 to 59.5)	39-6 (17.3 to 62.3)	40-6 (19.4 to 66)	17-8 (7 to 29.2)	3 (1.2 to 5.3)	0-4 (0.1 to 0.6)	216
Aortic aneurysm	—	—	—	—	—	—	—	—	—	—	—	—	—	—	—	—	—	—	—	—	—	—	—	NA
Endocarditis	0 (0 to 0)	0 (0 to 0)	0 (0 to 0)	0-7 (0.4 to 1.7)	0-7 (0.4 to 1.7)	0-8 (0.5 to 2)	2-5 (1.6 to 3.7)	3-2 (2.4 to 4.2)	11-6 (8.7 to 15.1)	8-7 (6.6 to 11.3)	6-8 (5.1 to 8.8)	6-3 (4.8 to 8.2)	9-8 (7.4 to 12.8)	11-5 (8.7 to 17.8)	18-4 (14 to 23.8)	19-7 (15.1 to 25.3)	22-2 (17 to 28.6)	20-7 (15.9 to 26.6)	21-9 (16.7 to 28)	12-2 (9.4 to 15.7)	2-5 (1.9 to 3.2)	0-2 (0.1 to 0.3)	252
Other cardiovascular and circulatory diseases	2 (0.1 to 2.7)	2-2 (0.1 to 3.4)	2-2 (1.1 to 3.5)	6-3 (3.4 to 10.2)	3-4 (1.5 to 7.5)	9-8 (2.8 to 20.2)	5-4 (2.9 to 9.9)	12 (7.5 to 17.9)	17-3 (11.2 to 24.7)	24 (15.7 to 34.1)	29-8 (19.7 to 42.2)	24-7 (16.1 to 34.9)	22-3 (14.7 to 31.6)	20-1 (13.2 to 28.5)	20-2 (13.2 to 28.6)	45-9 (30.2 to 65.1)	61-4 (40.2 to 87)	63-1 (41.2 to 89.5)	69-5 (45.2 to 98.4)	45-7 (29.9 to 64.8)	27-3 (17.9 to 38.7)	5-3 (3.5 to 7.5)	595
Chronic respiratory diseases	0 (0 to 0)	0 (0 to 0)	60-3 (38.9 to 116)	97-1 (64.7 to 144)	103 (64.9 to 164)	94-8 (60.3 to 153)	114 (73.3 to 176)	144 (93.3 to 220)	162 (107.3 to 245)	183 (120.3 to 276)	224 (150.3 to 329)	181 (120.3 to 269)	236 (161.3 to 350)	330 (232.3 to 470)	442 (323.3 to 600)	521 (393.3 to 690)	630 (469.3 to 830)	1,270 (999.3 to 1,660)	1,220 (999.3 to 1,600)	665 (544.3 to 872)	154 (126.3 to 202)	16-2 (13.3 to 21.2)	7,820
Chronic obstructive pulmonary disease	0 (0 to 0.1)	0 (0 to 0.1)	0-1 (0 to 1.4)	3-3 (1.7 to 5.6)	4-5 (2.4 to 7.6)	24-9 (16.2 to 37.2)	34-9 (24.2 to 49.2)	64-9 (46.2 to 88.2)	124 (94.2 to 161)	164 (124.2 to 213)	219 (164.2 to 287)	189 (139.2 to 258)	264 (189.2 to 364)	387 (274.2 to 530)	519 (382.2 to 700)	592 (440.2 to 800)	683 (509.2 to 920)	1,040 (780.2 to 1,400)	1,040 (780.2 to 1,400)	553 (414.2 to 745)	124 (93.2 to 167)	14-6 (10.9 to 19.6)	5,230
Pneumoconiosis	0 (0 to 0)	0 (0 to 0)	0 (0 to 0)	0 (0 to 0)	0 (0 to 0)	0-3 (0 to 0.1)	0-3 (0 to 0.1)	0-3 (0 to 0.1)	0-3 (0 to 0.1)	0-3 (0 to 0.1)	0-3 (0 to 0.1)	0-3 (0 to 0.1)	0-3 (0 to 0.1)	0-3 (0 to 0.1)	0-3 (0 to 0.1)	0-3 (0 to 0.1)	0-3 (0 to 0.1)	0-3 (0 to 0.1)	0-3 (0 to 0.1)	0-3 (0 to 0.1)	0-3 (0 to 0.1)	0-3 (0 to 0.1)	0-3 (0 to 0.1)	16
Silicosis	0 (0 to 0)	0 (0 to 0)	0 (0 to 0)	0 (0 to 0)	0 (0 to 0)	0-1 (0 to 0.2)	0-1 (0 to 0.2)	0-1 (0 to 0.2)	0-1 (0 to 0.2)	0-1 (0 to 0.4)	0-3 (0 to 0.4)	0-3 (0 to 0.4)	0-3 (0 to 0.4)	0-3 (0 to 0.4)	0-3 (0 to 0.4)	0-3 (0 to 0.4)	0-3 (0 to 0.4)	0-3 (0 to 0.4)	0-3 (0 to 0.4)	0-3 (0 to 0.4)	0-3 (0 to 0.4)	0-3 (0 to 0.4)	0-3 (0 to 0.4)	9-1
Asbestosis	0 (0 to 0)	0 (0 to 0)	0 (0 to 0)	0 (0 to 0)	0 (0 to 0)	0 (0 to 0)	0 (0 to 0.1)	0 (0 to 0)	0 (0 to 0.1)	0 (0 to 0)	0 (0 to 0)	0 (0 to 0)	0 (0 to 0)	0 (0 to 0)	0 (0 to 0)	0 (0 to 0)	0 (0 to 0)	0 (0 to 0)	0 (0 to 0)	0 (0 to 0)	0 (0 to 0)	0 (0 to 0)	0 (0 to 0)	2-1
Coal workers pneumoconiosis	0 (0 to 0)	0 (0 to 0)	0 (0 to 0)	0 (0 to 0)	0 (0 to 0)	0 (0 to 0)	0 (0 to 0)	0 (0 to 0)	0 (0 to 0)	0 (0 to 0)	0 (0 to 0)	0 (0 to 0)	0 (0 to 0)	0 (0 to 0)	0 (0 to 0)	0 (0 to 0)	0 (0 to 0)	0 (0 to 0)	0 (0 to 0)	0 (0 to 0)	0 (0 to 0)	0 (0 to 0)	0 (0 to 0)	0-9
Other pneumoconiosis	0 (0 to 0)	0 (0 to 0)	0 (0 to 0)	0 (0 to 0)	0 (0 to 0)	0-3 (0 to 0.1)	0-3 (0 to 0.1)	0-3 (0 to 0.1)	0-3 (0 to 0.1)	0-3 (0 to 0.1)	0-3 (0 to 0.1)	0-3 (0 to 0.1)	0-3 (0 to 0.1)	0-3 (0 to 0.1)	0-3 (0 to 0.1)	0-3 (0 to 0.1)	0-3 (0 to 0.1)	0-3 (0 to 0.1)	0-3 (0 to 0.1)	0-3 (0 to 0.1)	0-3 (0 to 0.1)	0-3 (0 to 0.1)	0-3 (0 to 0.1)	7
Asthma	0 (0 to 0)	0 (0 to 0)	86 (27.6 to 114)	88-8 (45.9 to 151)	86-7 (49.7 to 153)	78-7 (41.5 to 134)	85 (47.1 to 142)	102 (57.2 to 169)	115 (62.3 to 191)	108 (61.2 to 174)	99-4 (58 to 156)	89-6 (52.4 to 136)	84-6 (54.9 to 143)	84-6 (54.9 to 143)	103 (68.4 to 158)	104 (68.8 to 152)	104 (68.8 to 152)	101 (61.6 to 134)	103 (61.6 to 134)	79-1 (49.9 to 99.9)	16-4 (10.3 to 20.7)	1-2 (0.7 to 1.7)	1,940
Interstitial lung disease and pulmonary sarcoidosis	0 (0 to 0)	0 (0 to 0)	0 (0 to 0)	0-3 (0.2 to 0.4)	0-3 (0.3 to 0.4)	0-3 (0.2 to 0.5)	0-3 (0.3 to 0.4)	0-6 (0.4 to 1.1)	0-6 (0.4 to 0.6)	0-6 (0.4 to 1.9)	1-4 (0.9 to 2.4)	2-9 (1.4 to 4.6)	3-9 (2.4 to 6.4)	9 (4.4 to 14.2)	24-5 (9.5 to 42.5)	31-2 (12.9 to 50.4)	37 (16.6 to 59.5)	39-6 (17.3 to 62.3)	40-6 (19.4 to 66)	17-8 (7 to 29.2)	3 (1.2 to 5.3)	0-4 (0.1 to 0.6)	216
Other chronic respiratory diseases	0 (0 to 0)	0 (0 to 0)	0 (0 to 0)	0 (0 to 0)	0 (0 to 0)	0 (0 to 0)	0 (0 to 0)	0 (0 to 0)	0 (0 to 0)	0 (0 to 0)	0 (0 to 0)	0 (0 to 0)	0 (0 to 0)	0 (0 to 0)	0 (0 to 0)	0 (0 to 0)	0 (0 to 0)	0 (0 to 0)	0 (0 to 0)	0 (0 to 0)	0 (0 to 0)	0 (0 to 0)	0 (0 to 0)	0
Digestive diseases	4-2 (2.3 to 7.1)	1-6 (1.1 to 2.4)	7-7 (4.9 to 10.7)	22 (12.9 to 30.2)	36-4 (18.9 to 52.5)	39 (20.7 to 58.9)	58 (34.1 to 84)	109 (72.9 to 153)	186 (133.9 to 251)	220 (163.9 to 287)	328 (249.9 to 421)	269 (174.9 to 391)	391 (249.9 to 544)	526 (329.9 to 736)	686 (429.9 to 956)	766 (479.9 to 1,070)	1,010 (629.9 to 1,400)	1,020 (639.9 to 1,420)	1,020 (639.9 to 1,420)	498 (312.9 to 694)	102 (63.9 to 142)	9-6 (6.1 to 13.4)	4,530
Cirrhosis and other chronic liver diseases	0 (0 to 0)	0-9 (0.6 to 2.4)	1-1 (0.6 to 1.4)	0-6 (0.4 to 2.2)	1-4 (0.7 to 3.4)	2-1 (1.1 to 3.2)	1-8 (1.2 to 2.6)	4-9 (3.6 to 6.5)	11-1 (8.6 to 14.2)	12-9 (9.6 to 16.7)	16-1 (12.6 to 20.8)	17-6 (13.1 to 23.1)	21-3 (15.6 to 28.1)	29-1 (21.6 to 38.4)	37-6 (27.6 to 49.6)	41-4 (30.6 to 54.6)	46-2 (34.6 to 60.6)	47-4 (35.6 to 62.4)	47-4 (35.6 to 62.4)	23-1 (17.6 to 30.3)	4-8 (3.6 to 6.3)	0-4 (0.3 to 0.6)	369
Cirrhosis and other chronic liver diseases due to hepatitis B	0 (0 to 0)	0 (0 to 0)	0 (0 to 0)	0 (0 to 0)	0 (0 to 0)	0-1 (0 to 0.1)	0-6 (0.4 to 1.1)	1-2 (0.9 to 1.7)	3-8 (2.9 to 5.1)	3-5 (2.7 to 4.6)	4-5 (3.5 to 6)	3-2 (2.4 to 4.3)	4-6 (3.5 to 6.1)	4-2 (3.2 to 5.6)	5-4 (4.1 to 7.2)	6-1 (4.7 to 8.1)	6-8 (5.2 to 9)	6-9 (5.3 to 9.1)	6-9 (5.3 to 9.1)	3-3 (2.6 to 4.5)	0-7 (0.5 to 0.9)	0-1 (0.1 to 0.2)	143
Cirrhosis and other chronic liver diseases due to hepatitis C	0 (0 to 0)	0 (0 to 0)	0 (0 to 0)	0-1 (0 to 0.1)	0-6 (0.4 to 1.1)	0-6 (0.4 to 1.1)	4-5 (2.9 to 6.5)	12-2 (8.9 to 16.5)	23 (17.9 to 29.5)	28 (22.9 to 35.5)	37-4 (29.9 to 46.5)	34-6 (27.9 to 42.9)	47-4 (38.9 to 58.9)	49-2 (40.9 to 60.9)	47-4 (39.9 to 57.9)	42-7 (35.9 to 51.9)	38 (31.9 to 46.9)	30-5 (25.2 to 38.1)	29-2 (24.2 to 36.1)	11-9 (9.8 to 14.7)	2-6 (2.1 to 3.2)	0-3 (0.3 to 0.4)	1,120
Cirrhosis and other chronic liver diseases due to alcohol use	0 (0 to 0)	0 (0 to 0)	0 (0 to 0)	0 (0 to 0)	0 (0 to 0)	0-6 (0.4 to 1.3)	0-6 (0.4 to 1.2)	2-4 (2.0 to 3.1)	6-2 (5.0 to 7.7)	7-4 (6.0 to 9.2)	9-7 (7.9 to 12)	8-6 (7.0 to 10.7)	12-9 (10.5 to 15.9)	18-6 (15.2 to 23)	22-4 (18.3 to 27.8)	24-4 (19.9 to 30.3)	26-3 (21.5 to 32.6)	26-2 (21.4 to 32.5)	26-2 (21.4 to 32.5)	13-4 (10.9 to 16.6)	2-9 (2.3 to 3.6)	0-3 (0.2 to 0.4)	1,110
Cirrhosis and other chronic liver diseases due to NAFLD	0 (0 to 0)	0 (0 to 0)	0 (0 to 0)	0 (0 to 0)	0 (0 to 0)	0-1 (0 to 0.2)	0-2 (0 to 0.4)	1-6 (0.9 to 2.6)	4-3 (3.3 to 5.6)	7-1 (5.4 to 9.2)	9-7 (7.3 to 12.6)	8-3 (6.3 to 10.8)	12-8 (9.6 to 16.6)	18-6 (14.1 to 24.1)	22-4 (17.1 to 29.1)	24-3 (18.5 to 31.5)	26-2 (19.9 to 34)	26-1 (19.9 to 33.9)	26-1 (19.9 to 33.9)	13-4 (10.2 to 17.3)	2-9 (2.2 to 3.7)	0-3 (0.2 to 0.4)	1,120
Cirrhosis and other chronic liver diseases due to other causes	0 (0 to 0)	0 (0 to 0)	1-1 (0.6 to 1.7)	0-6 (0.4 to 1.6)	1-2 (0.8 to 2.1)	1-9 (1.3 to 2.6)	3-3 (2.5 to 4.4)	5-7 (4.3 to 7.4)	10 (7.8 to 13)	9-1 (7.1 to 11.9)	12-5 (9.7 to 16.2)	11-3 (8.7 to 14.7)	16-7 (12.9 to 21.6)	24-3 (18.9 to 31.5)	29-7 (23.1 to 38.5)	32 (24.9 to 41.5)	34-7 (27 to 44.9)	33-8 (26.3 to 43.9)	34 (26.5 to 44.1)	16-9 (13.1 to 21.9)	3-2 (2.5 to 4.2)	0-4 (0.3 to 0.5)	270
Upper digestive system diseases	0 (0 to 0)	0 (0 to 0)	0-7 (0.4 to 1.6)	1-5 (0.8 to 3.1)	1-6 (0.9 to 3.6)	2-1 (1.1 to 3.2)	21-8 (12.1 to 31.2)	42 (24.1 to 60.2)	90 (52.1 to 129)	82-7 (47.1 to 119)	89-9 (51.1 to 129)	64-6 (36.8 to 92.7)	93-3 (53.2 to 134)	140 (79.2 to 201)	184 (104.2 to 264)	196 (111.2 to 281)	214 (121.2 to 307)	194 (110.2 to 278)	203 (115.2 to 291)	96-4 (54.7 to 138)	21-1 (12 to 30.3)	1-6 (0.9 to 2.3)	713
Peptic ulcer disease	0 (0 to 0)	0 (0 to 0)	0-5 (0.3 to 1.2)	0-9 (0.5 to 2.2)	0-9 (0.5 to 2.2)	1-1 (0.6 to 2.7)	1-4 (0.8 to 3.1)	2-3 (1.3 to 3.7)	4-5 (2.6 to 7.1)	3-6 (2.1 to 5.6)	4-5 (2.6 to 7.1)	3-2 (1.9 to 5)	4-5 (2.6 to 7.1)	6-8 (3.9 to 10.6)	9-1 (5.2 to 14.3)	9-6 (5.5 to 15)	10-6 (6.1 to 16.6)	9-6 (5.5 to 15)	10 (5.8 to 15.7)	4-8 (2.8 to 7.5)	1-1 (0.6 to 1.7)	0-2 (0.1 to 0.3)	195
Gastritis and duodenitis	0 (0 to 0)	0 (0 to 0)	0-5 (0.3 to 1.1)	0-9 (0.5 to 2.2)	0-9 (0.5 to 2.2)	1-1 (0.6 to 2.7)	1-4 (0.8 to 3.1)	2-3 (1.3 to 3.7)	4-5 (2.6 to 7.1)	3-6 (2.1 to 5.6)	4-5 (2.6 to 7.1)	3-2 (1.9 to 5)	4-5 (2.6 to 7.1)	6-8 (3.9 to 10.6)	9-1 (5.2 to 14.3)	9-6 (5.5 to 15)	10-6 (6.1 to 16.6)	9-6 (5.5 to 15)	10 (5.8 to 15.7)	4-8 (2.8 to 7.5)	1-1 (0.6 to 1.7)	0-2 (0.1 to 0.3)	70-5
Gastroesophageal reflex disease	0 (0 to 0)	0 (0 to 0)	0 (0 to 0)	0-3 (0.4 to 2.3)	1-3 (0.8 to 3.2)	2-6 (1.7 to 3.7)	9-6 (6.4 to 13.2)	26-5 (21.5 to 32.4)	62 (51.5 to 76.4)	49 (41.5 to 60.4)	62 (51.5 to 76.4)	42 (34.5 to 51.4)	57-4 (49.1 to 67.4)	77 (66.1 to 90.4)	97-4 (83.1 to 114)	107 (91.1 to 126)	118 (101 to 139)	114 (97.1 to 134)	119 (101 to 139)	57-4 (48.1 to 67.4)	12-4 (10.2 to 14.6)	0-9 (0.7 to 1.1)	457
Appendicitis	0 (0 to 0)	0 (0 to 0)	0 (0 to 0)	0-5 (0.3 to 1.1)	0-9 (0.5 to 2.2)	1-1 (0.6 to 2.7)	1-4 (0.8 to 3.1)	2-3 (1.3 to 3.7)	4-5 (2.6 to 7.1)	3-6 (2.1 to 5.6)	4-5 (2.6 to 7.1)	3-2 (1.9 to 5)	4-5 (2.6 to 7.1)	6-8 (3.9 to 10.6)	9-1 (5.2 to 14.3)	9-6 (5.5 to 15)	10-6 (6.1 to 16.6)	9-6 (5.5 to 15)	10 (5.8 to 15.7)	4-8 (2.8 to 7.5)	1-1 (0.6 to 1.7)	0-2 (0.1 to 0.3)	70-5
Paralytic ileus and intestinal obstruction	1-1 (0.6 to 2.1)	1-4 (0.8 to 2.3)	3-3 (1.9 to 5.1)	6-7 (4.0 to 9.8)	6-7 (4.0 to 9.8)	6-9 (4.0 to 10.1)	7-3 (4.3 to 10.6)	9-2 (5.4 to 13.3)	11 (6.4 to 16)	9-8 (5.7 to 14.2)	11 (6.4 to 16)	7-7 (4.6 to 11.2)	10-1 (5.9 to 14.7)	13-7 (8.1 to 19.8)	16-4 (9.6 to 23.8)	17-2 (10.1 to 24.9)	18-6 (10.9 to 26.9)	17-2 (10.1 to 24.9)	17-8 (10.4 to 25.7)	8-6 (5.1 to 12.4)	1-9 (1.1 to 2.8)	0-3 (0.2 to 0.4)	126
Inguinal, femoral, and abdominal hernia	2-2 (1.1 to 3.7)	2-3 (1.1 to 3.5)	7-9 (4.6 to 12.4)	21-7 (13.1 to 31.7)	23-7 (13.1 to 37.4)	22-4 (13.1 to 33.4)	26-2 (16.1 to 37.4)	37-4 (25.1 to 49.4)	62-3 (49.1 to 76.4)	51-6 (39.1 to 64.4)	62-3 (49.1 to 76.4)	47-3 (36.1 to 58.4)	57-4 (45.1 to 69.4)	77-2 (62.1 to 92.4)	91-6 (74.1 to 109)	96-4 (78.1 to 114)	104 (84.1 to 123)	96-4 (78.1 to 114)	99-8 (80.1 to 119)	48-1 (38.1 to 57.4)	10-7 (8.6 to 12.8)	0-3 (0.2 to 0.4)	291
Inflammatory bowel disease	0 (0 to 0)	0 (0 to 0)	0 (0 to 0)	0-3 (0.2 to 0.4)	0-3 (0.3 to 0.4)	0-3 (0.2 to 0.5)	0-3 (0.3 to 0.4)	0-6 (0.4 to 1.1)	0-6 (0.4 to 0.6)	0-6 (0.4 to 1.9)	1-4 (0.9 to 2.4)	2-9 (1.4 to 4.6)	3-9 (2.4 to 6.4)	9 (4.4 to 14.2)	24-5 (9.5 to 42.5)	31-2 (12.9 to 50.4)	37 (16.6 to 59.5)	39-6 (17.3 to 62.3)	40-6 (19.4 to 66)	17-8 (7 to 29.2)	3 (1.2 to 5.3)	0-4 (0.1 to 0.6)	216
Vascular intestinal disorders	0 (0 to 0)	0 (0 to 0)	0 (0 to 0)	0 (0 to 0)	0 (0 to 0)	0 (0 to 0)	0 (0 to 0)	0 (0 to 0)	0 (0 to 0)	0 (0 to 0)	0 (0 to 0)	0 (0 to 0)	0 (0 to 0)	0 (0 to 0)	0 (0 to 0)	0 (0 to 0)	0 (0 to 0)	0 (0 to 0)	0 (0 to 0)	0 (0 to 0)	0 (0 to 0)	0 (0 to 0)	0 (0 to 0)	0
Gallbladder and biliary diseases	0 (0 to 0)	0 (0 to 0)	0-1 (0 to 0.2)	0-2 (0 to 0.4)	0-3 (0 to 0.4)	0-3 (0 to 0.4)	0-3 (0 to 0.5)	0-6 (0.4 to 1.1)	0-6 (0.4 to 0.6)	0-6 (0.4 to 1.9)	1-4 (0.9 to 2.4)	2-9 (1.4 to 4.6)	3-9 (2.4 to 6.4)	9 (4.4 to 14.2)	24-5 (9.5 to 42.5)	31-2 (12.9 to 50.4)	37 (16.6 to 59.5)	39-6 (17.3 to 62.3)	40-6 (19.4 to 66)	17-8 (7 to 29.2)	3 (1.2 to 5.3)	0-4 (0.1 to 0.6)	216
Pancreatitis	0 (0 to 0)	0 (0 to 0)	0 (0 to 0)	0-1 (0 to 0.2)	0-1 (0 to 0.2)	0-2 (0 to 0.4)	1 (0 to 0.1)	7-7 (3.7 to 12.1)	15-7 (8.7 to 27.2)	19-6 (11.7 to 31)	12-6 (7.7 to 20.1)	12-6 (7.7 to 20.1)	12-2 (7.7 to 20.1)	14-3 (8.6 to 23.3)	20-6 (12.6 to 31.2)	25-5 (15.6 to 38.2)	31-9 (19.6 to 48.2)	29-5 (17.6 to 44.2)	23-3 (13.6 to 33.3)	20-2 (11.6 to 28.4)	3-9 (2.2 to 5.7)	0-3 (0.2 to 0.4)	220
Other digestive diseases	0 (0 to 0)	0 (0 to 0)	0 (0 to 0)	0-3 (0.2 to 0.4)	0-3 (0.3 to 0.4)	0-3 (0.2 to 0.5)	0-3

Congenital birth defects	188 (122 to 275)	69·4 (41·4 to 99·2)	131 (87·2 to 194)	115 (91·5 to 159)	61·9 (49·9 to 79·6)	69·3 (39·3 to 93·4)	47 (34·4 to 61·7)	49·7 (39·1 to 62·5)	59·8 (46·5 to 79)	56 (42·1 to 73·1)	52·5 (39 to 67·4)	39·9 (29·4 to 50·1)	28·4 (21·1 to 37·4)	39·9 (29·2 to 47·1)	39·4 (29·7 to 47·1)	29·9 (21·1 to 38·8)	20·6 (14·3 to 27·7)	6·2 (3·8 to 9)	3·7 (2·3 to 5·5)	2 (1·2 to 2·9)	0·7 (0·5 to 1·1)	0·1 (0·1 to 0·2)	0 (0 to 0)	1,690
Neural tube defects	7·4 (3·9 to 14·4)	3·6 (2·3 to 11·4)	10 (3·7 to 22·1)	4 (2·6 to 6·2)	2·3 (2·0 to 6·4)	2·3 (2·0 to 2·6)	2·3 (2·0 to 4·4)	2·3 (2·0 to 2·6)	3·3 (2·4 to 4·6)	2·7 (1·9 to 3·4)	2·1 (1·6 to 2·8)	1·5 (1·1 to 2)	1·1 (0·7 to 1·5)	2·9 (2·1 to 3·5)	2·9 (2·1 to 3·5)	2·2 (1·6 to 2·7)	1·5 (1·1 to 2·1)	0·6 (0·4 to 0·8)	0·3 (0·2 to 0·4)	0·1 (0·1 to 0·2)	0 (0 to 0·1)	0 (0 to 0)	0 (0 to 0)	60·7
Congenital heart anomalies	39 (32 to 128)	19·1 (11·5 to 66·2)	27 (21·5 to 66·2)	24 (19·3 to 47·2)	13·2 (7·7 to 19·1)	13·4 (9·6 to 15·6)	9·8 (7·1 to 24)	10·3 (7·5 to 24)	12·4 (7·5 to 17·4)	11·6 (7·3 to 27·1)	10·9 (6·3 to 26·3)	8·3 (4·1 to 11·9)	5·9 (2·9 to 8·6)	8·3 (4·3 to 11·9)	8·2 (4·2 to 11·8)	4·6 (2·3 to 7·7)	3·1 (1·6 to 5·4)	1·3 (0·7 to 2·1)	0·6 (0·3 to 1·1)	0·3 (0·2 to 0·5)	0·1 (0·1 to 0·2)	0 (0 to 0)	0 (0 to 0)	315
Orofacial clefts	0·1 (0·1 to 0·2)	0·1 (0 to 0·2)	1·2 (0·5 to 2·2)	2·9 (1·5 to 6)	1·4 (0·5 to 2·9)	1·3 (0·4 to 2·3)	1·2 (0·4 to 2·3)	1·6 (0·5 to 3)	1·9 (0·6 to 3·5)	2·1 (0·7 to 3·9)	1·9 (0·6 to 3·6)	1·6 (0·5 to 3)	1·3 (0·4 to 2·7)	1·2 (0·4 to 2·7)	1·2 (0·4 to 2·6)	1·1 (0·3 to 2·2)	0·9 (0·3 to 1·9)	0·4 (0·2 to 1·1)	0·2 (0·1 to 0·5)	0·1 (0·1 to 0·3)	0·1 (0·1 to 0·2)	0 (0 to 0)	0 (0 to 0)	28·6
Down syndrome	4·2 (1·4 to 4·9)	1·7 (0·6 to 2·3)	0·1 (0 to 1·3)	10·6 (5·2 to 19·8)	2·6 (2·0 to 5·7)	3 (1·9 to 4·5)	0 (0 to 4·5)	6 (2·3 to 6·9)	5·4 (2·4 to 8·4)	8·3 (2·9 to 9·7)	10·8 (7 to 16)	11·1 (7·5 to 13·7)	8·1 (5·7 to 11·1)	17·1 (8·6 to 24·4)	17·9 (9·7 to 26·1)	12·8 (7·2 to 19·7)	8·4 (3·5 to 12·1)	2·3 (0 to 4·5)	0 (0 to 0)	0 (0 to 0)	0 (0 to 0)	0 (0 to 0)	0 (0 to 0)	132
Turner syndrome	0 (0 to 0)	0 (0 to 0)	0 (0 to 0)	0 (0 to 0)	0 (0 to 0)	0 (0 to 0)	0 (0 to 0)	0 (0 to 0)	0 (0 to 0)	0 (0 to 0)	0 (0 to 0)	0 (0 to 0)	0 (0 to 0)	0 (0 to 0)	0 (0 to 0)	0 (0 to 0)	0 (0 to 0)	0 (0 to 0)	0 (0 to 0)	0 (0 to 0)	0 (0 to 0)	0 (0 to 0)	0 (0 to 0)	0 (0 to 0)	0
Klinefelter syndrome	0 (0 to 0)	0 (0 to 0)	0 (0 to 0)	0·1 (0 to 0·2)	0·1 (0 to 0·1)	0 (0 to 0·1)	0 (0 to 0)	0·2 (0·1 to 0·4)	0·2 (0 to 0·5)	0·2 (0·1 to 0·3)	0·2 (0·1 to 0·3)	0·1 (0 to 0·3)	0·1 (0 to 0·2)	0 (0 to 0)	0 (0 to 0)	0 (0 to 0)	0 (0 to 0)	0 (0 to 0)	0 (0 to 0)	0 (0 to 0)	0 (0 to 0)	0 (0 to 0)	0 (0 to 0)	0 (0 to 0)	1·2
Other chromosomal abnormalities	12·9 (4·2 to 24·5)	9·1 (1·5 to 9·9)	19·9 (9·7 to 37·1)	11·1 (4·3 to 19·4)	7·1 (3·1 to 12·5)	9·5 (2·5 to 9·8)	6·2 (2·3 to 7·6)	9·2 (3·1 to 9)	9·2 (4·5 to 13)	9·9 (3·4 to 9·5)	9 (2·4 to 9·2)	3·4 (2·4 to 5·2)	2·4 (1·6 to 3·4)	1·8 (1·2 to 2·4)	1·3 (0·9 to 1·8)	0·8 (0·5 to 1·2)	0·5 (0·3 to 0·7)	0·2 (0·1 to 0·3)	0 (0 to 0)	0 (0 to 0)	0 (0 to 0)	0 (0 to 0)	0 (0 to 0)	99·1
Congenital musculoskeletal and limb anomalies	7·4 (2 to 15·4)	2·2 (1 to 3·9)	14·3 (7·6 to 23)	21·1 (11·1 to 34·2)	14·8 (9·8 to 21·1)	11·6 (7·3 to 22·1)	11·6 (9·2 to 15·2)	9·7 (5·2 to 15·6)	11·4 (6·1 to 18·1)	12·2 (6·5 to 22·2)	11·5 (6·1 to 19·4)	9·3 (4·8 to 13·2)	7·9 (4·1 to 12)	7·5 (3·8 to 12·6)	7·5 (3·9 to 11·6)	6·5 (3·4 to 10·9)	4·8 (2·4 to 8·3)	3·4 (1·6 to 6·2)	1·9 (1 to 3·2)	0·9 (0·5 to 1·4)	0·3 (0·1 to 0·5)	0·1 (0 to 0·1)	0 (0 to 0)	179
Urogenital congenital anomalies	12·2 (5·9 to 26·2)	1·6 (0·7 to 3·1)	3·7 (1·9 to 6·8)	3·7 (2·2 to 5·9)	2·4 (1·4 to 3·7)	1·6 (1·1 to 2·6)	1·3 (0·8 to 1·7)	1·4 (0·9 to 2·1)	1·6 (1·1 to 2·5)	1·4 (1 to 2·3)	1·1 (0·7 to 1·8)	0·7 (0·4 to 1·1)	0·4 (0·3 to 0·6)	0·3 (0·2 to 0·5)	0·2 (0·1 to 0·4)	0·2 (0·1 to 0·3)	0·1 (0·1 to 0·2)	0 (0 to 0·1)	0 (0 to 0)	0 (0 to 0)	0 (0 to 0)	0 (0 to 0)	0 (0 to 0)	34·1
Digestive congenital anomalies	24·4 (12·2 to 42·1)	9·3 (2·1 to 11·6)	9·4 (4·5 to 14·9)	9·4 (4·1 to 16·7)	5·6 (2·9 to 8·2)	4·6 (2·4 to 6·9)	4·2 (2·2 to 6·4)	4·6 (2·4 to 6·9)	4·6 (2·3 to 7·1)	5·2 (2·3 to 8·4)	5·1 (2·3 to 8·5)	4·2 (2·1 to 6·5)	3·5 (1·7 to 5·5)	3·3 (1·6 to 5·2)	3·2 (1·5 to 5·1)	2·8 (1·3 to 4·5)	2·1 (0·9 to 3·5)	1·2 (0·5 to 2·2)	0·6 (0·2 to 1·1)	0·3 (0·1 to 0·5)	0·1 (0 to 0·2)	0 (0 to 0)	0 (0 to 0)	92·7
Other congenital birth defects	48·2 (28·4 to 82·5)	3·1 (4·9 to 14·9)	39·2 (14·3 to 44·1)	17·9 (9·5 to 32)	12·4 (7·9 to 19)	9·2 (6·9 to 12·9)	8·2 (6·9 to 12·9)	9·9 (3·5 to 9·7)	9·2 (3·5 to 10·7)	8·7 (2·9 to 9·2)	8·2 (2·3 to 7·7)	4·7 (1·6 to 5·9)	3·2 (1·3 to 4·5)	3·3 (1·1 to 4·5)	3·2 (1·1 to 4·6)	2·6 (1 to 4·5)	2·3 (1·2 to 3·5)	0·8 (0·2 to 2·3)	0·6 (0·2 to 2·3)	0·3 (0·1 to 0·9)	0·1 (0 to 0·5)	0·1 (0 to 0·1)	0 (0 to 0)	171
Urinary diseases and male infertility	0 (0 to 0)	0 (0 to 0·1)	0·2 (0·1 to 0·4)	0·6 (0·2 to 1·4)	1·3 (0·6 to 2·7)	1·4 (0·7 to 2)	6·3 (2·8 to 14·6)	12·2 (5·7 to 24·7)	19·1 (9·6 to 29·9)	13·3 (6·1 to 23·1)	17·1 (8·6 to 32·9)	12·2 (6·1 to 20·1)	9·4 (4·7 to 15·9)	24·6 (12·4 to 42·1)	47·3 (21·8 to 67·6)	68·1 (34·6 to 117)	139 (74·6 to 152)	135 (62·1 to 188)	147 (62·4 to 195)	178 (76·9 to 258)	111 (37 to 161)	27·1 (9·4 to 40·3)	2·6 (0·5 to 1·3)	947
Urolithiasis	0 (0 to 0)	0 (0 to 0)	0 (0 to 0)	0 (0 to 0)	0 (0 to 0·1)	0 (0 to 0·1)	0·1 (0·1 to 0·3)	0·3 (0·2 to 0·5)	1·1 (0·3 to 2·4)	0·9 (0·4 to 2·6)	0·8 (0·3 to 2·6)	0·6 (0·2 to 1·7)	0·5 (0·2 to 1·3)	0·8 (0·3 to 1·9)	0·8 (0·3 to 1·9)	0·8 (0·3 to 1·8)	0·9 (0·4 to 1·7)	0·8 (0·3 to 1·6)	0·8 (0·3 to 1·6)	0·7 (0·3 to 1·5)	0·7 (0·3 to 2·4)	0·3 (0·1 to 0·8)	0·1 (0 to 0·4)	49·8
Benign prostatic hyperplasia	0 (0 to 0)	0 (0 to 0)	0 (0 to 0)	0 (0 to 0)	0 (0 to 0)	0 (0 to 0)	0 (0 to 0)	0 (0 to 0)	0 (0 to 0)	0 (0 to 0)	0 (0 to 0)	0 (0 to 0)	0 (0 to 0)	0·2 (0 to 1·2)	0·5 (0 to 1·5)	0·9 (0 to 1·9)	1·4 (0·6 to 2·6)	2·9 (1·1 to 5·5)	4·6 (1·9 to 8·2)	4·9 (2·7 to 8·3)	4·3 (2·7 to 6·7)	2·2 (1·4 to 3·5)	0·9 (0·6 to 1·3)	0·2 (0 to 0·5)	327
Male infertility	0 (0 to 0)	0 (0 to 0)	0 (0 to 0)	0 (0 to 0)	0 (0 to 0)	0 (0 to 0)	0 (0 to 0)	0 (0 to 0)	0·1 (0·1 to 0·2)	0·1 (0 to 0·1)	0·1 (0 to 0·2)	0·2 (0·2 to 0·3)	0·2 (0·2 to 0·4)	0·4 (0·3 to 0·6)	0·5 (0·4 to 0·7)	0·6 (0·5 to 0·8)	0·6 (0·5 to 0·8)	0·5 (0·4 to 0·7)	0·5 (0·4 to 0·7)	0·4 (0·3 to 0·6)	0·2 (0·2 to 0·4)	0·1 (0 to 0·2)	0 (0 to 0)	0 (0 to 0)	40·5
Other urinary diseases	0 (0 to 0)	0 (0 to 0·1)	0·1 (0 to 0·3)	0·4 (0·2 to 0·7)	0·4 (0·1 to 1)	0·4 (0·2 to 0·6)	0·6 (0·4 to 0·9)	0·7 (0·5 to 1·1)	0·9 (0·7 to 1·5)	1·2 (0·7 to 1·7)	1·7 (0·9 to 2·6)	1·6 (0·8 to 2·4)	1·4 (0·7 to 2·1)	1·4 (0·8 to 2·3)	1·4 (0·7 to 2·1)	1·8 (0·9 to 2·3)	2·4 (1·0 to 3·4)	2·4 (0·9 to 3·7)	2·1 (0·8 to 3·5)	1·6 (0·7 to 3·1)	0·9 (0·4 to 1·7)	0·4 (0·2 to 0·7)	0·1 (0 to 0·2)	52·3
Gynecological diseases	0 (0 to 0)	0 (0 to 0)	0 (0 to 0)	0 (0 to 0)	0 (0 to 0)	0 (0 to 0)	0 (0 to 0)	0 (0 to 0)	0 (0 to 0)	0 (0 to 0)	0 (0 to 0)	0 (0 to 0)	0 (0 to 0)	0 (0 to 0)	0 (0 to 0)	0 (0 to 0)	0 (0 to 0)	0 (0 to 0)	0 (0 to 0)	0 (0 to 0)	0 (0 to 0)	0 (0 to 0)	0 (0 to 0)	0 (0 to 0)	0
Uterine fibroids	0 (0 to 0)	0 (0 to 0)	0 (0 to 0)	0 (0 to 0)	0 (0 to 0)	0 (0 to 0)	0 (0 to 0)	0 (0 to 0)	0 (0 to 0)	0 (0 to 0)	0 (0 to 0)	0 (0 to 0)	0 (0 to 0)	0 (0 to 0)	0 (0 to 0)	0 (0 to 0)	0 (0 to 0)	0 (0 to 0)	0 (0 to 0)	0 (0 to 0)	0 (0 to 0)	0 (0 to 0)	0 (0 to 0)	0 (0 to 0)	0
Polycystic ovarian syndrome	..	..	..	..	..	..	..	..	..	..	..	..	..	..	..	..	..	..	..	..	..	..	..	..	NA
Female infertility	..	..	..	..	..	..	..	..	..	..	..	..	..	..	..	..	..	..	..	..	..	..	..	..	NA
Endometriosis	..	..	..	..	..	..	..	..	..	..	..	..	..	..	..	..	..	..	..	..	..	..	..	..	NA
Genital prolapse	0 (0 to 0)	0 (0 to 0)	0 (0 to 0)	0 (0 to 0)	0 (0 to 0)	0 (0 to 0)	0 (0 to 0)	0 (0 to 0)	0 (0 to 0)	0 (0 to 0)	0 (0 to 0)	0 (0 to 0)	0 (0 to 0)	0 (0 to 0)	0 (0 to 0)	0 (0 to 0)	0 (0 to 0)	0 (0 to 0)	0 (0 to 0)	0 (0 to 0)	0 (0 to 0)	0 (0 to 0)	0 (0 to 0)	0 (0 to 0)	0
Premenstrual syndrome	..	..	..	..	..	..	..	..	..	..	..	..	..	..	..	..	..	..	..	..	..	..	..	..	NA
Other gynecological diseases	0 (0 to 0)	0 (0 to 0)	0 (0 to 0)	0 (0 to 0)	0 (0 to 0)	0 (0 to 0)	0 (0 to 0)	0 (0 to 0)	0 (0 to 0)	0 (0 to 0)	0 (0 to 0)	0 (0 to 0)	0 (0 to 0)	0 (0 to 0)	0 (0 to 0)	0 (0 to 0)	0 (0 to 0)	0 (0 to 0)	0 (0 to 0)	0 (0 to 0)	0 (0 to 0)	0 (0 to 0)	0 (0 to 0)	0 (0 to 0)	0
Endocrine, metabolic, blood, and immune disorders	0·1 (0 to 0·1)	0·4 (0 to 1·3)	2 (0·8 to 4·3)	9·4 (2·5 to 29·4)	19·3 (3·5 to 60·4)	6·5 (3·6 to 7·6)	2·4 (1·4 to 4·4)	4 (2·2 to 7·4)	8·9 (4 to 15·6)	11·7 (5·1 to 20·7)	10·7 (5·7 to 19·4)	11·2 (6·1 to 17·5)	9·8 (5·1 to 12·6)	9·3 (4·4 to 17·8)	9·7 (4·2 to 18·3)	7·7 (4·2 to 14·3)	7·8 (4·1 to 14·5)	6·7 (3·3 to 13·1)	3·7 (2 to 7·1)	2·1 (0·9 to 4·2)	0·8 (0·4 to 1·2)	0·2 (0·1 to 0·4)	0·1 (0 to 0·1)	152
Thalassemias	0·2 (0 to 0·1)	0·1 (0 to 0)	0·3 (0·2 to 0·6)	1·3 (0·7 to 2·3)	1·7 (0·8 to 3·1)	0·9 (0·2 to 0·8)	0·6 (0·2 to 0·8)	0·5 (0·1 to 1·2)	0·4 (0·1 to 1·2)	0·3 (0·1 to 0·7)	0·3 (0·1 to 0·6)	0·3 (0·1 to 0·5)	0·3 (0·1 to 0·5)	0·2 (0·1 to 0·4)	0·2 (0·1 to 0·4)	0·2 (0·1 to 0·3)	0·2 (0·1 to 0·3)	0·1 (0·1 to 0·2)	0·1 (0 to 0·1)	0 (0 to 0·1)	0 (0 to 0·1)	0 (0 to 0)	0 (0 to 0)	17·2
Thalassemias trait	0 (0 to 0·1)	0 (0·1 to 0·4)	0·6 (0·6 to 2·3)	0·9 (0·5 to 2·6)	1·3 (0·7 to 2·4)	0·8 (0·2 to 0·8)	0·5 (0·1 to 0·7)	0·4 (0·1 to 1·1)	0·3 (0·1 to 0·9)	0·2 (0·2 to 0·7)	0·2 (0·1 to 0·6)	0·2 (0·1 to 0·5)	0·2 (0·1 to 0·4)	0·2 (0·1 to 0·4)	0·2 (0·1 to 0·4)	0·2 (0·1 to 0·3)	0·2 (0·1 to 0·3)	0·1 (0·1 to 0·2)	0·1 (0 to 0·1)	0·1 (0 to 0·1)	0 (0 to 0·1)	0 (0 to 0)	0 (0 to 0)	10
Sickle cell disorders	0 (0 to 0)	0 (0 to 0)	0·1 (0 to 0·2)	0·3 (0·1 to 0·9)	0·3 (0·2 to 0·6)	0·3 (0·4 to 1)	0·3 (0·3 to 0·6)	0·3 (0·4 to 1·3)	0·4 (1 to 3)	0·3 (0·9 to 3·1)	0·3 (0·4 to 1·9)	0·2 (0·5 to 1·6)	0·2 (0·4 to 1·1)	0·2 (0·1 to 0·5)	0·2 (0·1 to 0·5)	0·2 (0·1 to 0·5)	0·2 (0·1 to 0·5)	0·1 (0·1 to 0·3)	0·1 (0 to 0·2)	0·1 (0 to 0·2)	0 (0 to 0·1)	0 (0 to 0)	0 (0 to 0)	10
Sickle cell trait	0 (0 to 0)	0 (0 to 0·2)	0·2 (0 to 0·5)	0·2 (0·1 to 1·8)	0·2 (0 to 2·6)	0·2 (0·1 to 1)	0·2 (0 to 0·3)	0·2 (0 to 0·4)	0·2 (0 to 0·4)	0·2 (0 to 0·4)	0·2 (0 to 0·4)	0·2 (0 to 0·4)	0·2 (0 to 0·4)	0·2 (0 to 0·4)	0·2 (0 to 0·4)	0·2 (0 to 0·4)	0·2 (0 to 0·4)	0·2 (0 to 0·4)	0·2 (0 to 0·3)	0·2 (0 to 0·4)	0·2 (0 to 0·4)	0·1 (0 to 0·3)	0 (0 to 0)	0 (0 to 0)	3·8
G6PD deficiency	0 (0 to 0)	0 (0 to 0)	0 (0 to 0)	0 (0 to 0·2)	0·1 (0 to 0·5)	0·1 (0·4 to 1·6)	0·1 (0·3 to 1·1)	0·1 (0·5 to 1·8)	0·2 (0·6 to 3)	0·2 (0·8 to 3·7)	0·2 (0·6 to 3·6)	0·2 (0·5 to 3·4)	0·2 (0·5 to 3·1)	0·2 (0·5 to 3·4)	0·2 (0·5 to 3·1)	0·2 (0·5 to 3·2)	0·2 (0·5 to 3·1)	0·2 (0·5 to 3·2)	0·2 (0·5 to 3·1)	0·2 (0·5 to 3·1)	0·2 (0·5 to 3·2)	0·2 (0·5 to 3·1)	0·2 (0·5 to 3·2)	38·2
G6PD trait	0 (0 to 0)	0 (0 to 0)	0 (0 to 0)	0 (0 to 0)	0 (0 to 0)	0 (0 to 0)	0 (0 to 0)	0 (0 to 0)	0 (0 to 0)	0 (0 to 0)	0 (0 to 0)	0 (0 to 0)	0 (0 to 0)	0 (0 to 0)	0 (0 to 0)	0 (0 to 0)	0 (0 to 0)	0 (0 to 0)	0 (0 to 0)	0 (0 to 0)	0 (0 to 0)	0 (0 to 0)	0 (0 to 0)	0 (0 to 0)	0
Other hemoglobinopathies and hemolytic anemias	0 (0 to 0)	0 (0 to 0·2)	0·1 (0 to 0·5)	0·6 (0·1 to 1·8)	0·7 (0 to 2·9)	0·7 (0·1 to 1·6)	0·7 (0·2 to 1·2)	0·7 (0·3 to 1·7)	1·2 (0·5 to 2·8)	1·3 (0·3 to 3·1)	1·3 (0·7 to 2·4)	1·3 (0·6 to 1·9)	0·8 (0·4 to 1·9)	1·5 (0·6 to 2·6)	2·2 (1·2 to 4·1)	2·3 (1·4 to 4·2)	3·3 (2·1 to 5·3)	3·5 (2·1 to 7·6)	7·2 (3·7 to 16)	2·5 (0·9 to 6)	0·7 (0·3 to 2·1)	0·1 (0 to 0·1)	0 (0 to 0)	45·1
Endocrine, metabolic, blood, and immune disorders	3·1 (1·1 to 8·9)	2·8 (1·2 to 7·3)	13·1 (9·3 to 21·4)	38·1 (16·7 to 83·1)	39·1 (14·5 to 59·4)	28·1 (12·6 to 33·4)	20·4 (7·5 to 23·6)	29·1 (7·9 to 30·2)	40·3 (9·3 to 52·1)	44 (10·3 to 57·5)	44·3 (9·6 to 57·6)	34·2 (9·3 to 46·3)	24·3 (7·1 to 32·6)	33 (9·6 to 44·2)	32·7 (9·5 to 43·6)	26·3 (7·6 to 35·4)	19·6 (5·7 to 26·2)	15·8 (4·5 to 21·2)	9·7 (3·2 to 13·7)	5·2 (1·6 to 7·1)	2·1 (0·6 to 2·8)	0·5 (0·2 to 0·7)	0·1 (0 to 0·1)	1,760
Oral disorders	0 (0 to 0)	0 (0 to 0)	0 (0 to 0)	0 (0 to 0)	0 (0 to 0)	0 (0 to 0)	0 (0 to 0)	0 (0 to 0)	0 (0 to 0)	0 (0 to 0)	0 (0 to 0)	0 (0 to 0)	0 (0 to 0)	0 (0 to 0)	0 (0 to 0)	0 (0 to 0)	0 (0 to 0)	0 (0 to 0)	0 (0 to 0)	0 (0 to 0)	0 (0 to 0)	0 (0 to 0)	0 (0 to 0)	0 (0 to 0)	0
Dentin and dentoalveolar development disorders	0 (0 to 0)	0 (0 to 0)	0 (0 to 0)	0 (0 to 0)	0 (0 to 0)	0 (0 to 0)	0 (0 to 0)	0 (0 to 0)	0 (0 to 0)	0 (0 to 0)	0 (0 to 0)	0 (0 to 0)	0 (0 to 0)	0 (0 to 0)	0 (0 to 0)	0 (0 to 0)	0 (0 to 0)	0 (0 to 0)	0 (0 to 0)	0 (0 to 0)	0 (0 to 0)	0 (0 to 0)	0 (0 to 0)	0 (0 to 0)	0
Dentofacial anomalies	0 (0 to 0)	0 (0 to 0)	0 (0 to 0)	0 (0 to 0)	0 (0 to 0)	0 (0 to 0)	0 (0 to 0)	0 (0 to 0)	0 (0 to 0)	0 (0 to 0)	0 (0 to 0)	0 (0 to 0)	0 (0 to 0)	0 (0 to 0)	0 (0 to 0)	0 (0 to 0)	0 (0 to 0)	0 (0 to 0)	0 (0 to 0)	0 (0 to 0)	0 (0 to 0)	0 (0 to 0)	0 (0 to 0)	0 (0 to 0)	0
Oral cysts	0 (0 to 0)	0 (0 to 0)	0 (0 to 0)	0·1 (0 to 0·2)	0·1 (0 to 0·2)	0·1 (0 to 0·2)	0·1 (0 to 0·2)	0·1 (0 to 0·2)	0·1 (0 to 0·2)	0·1 (0 to 0·2)	0·1 (0 to 0·2)	0·1 (0 to 0·2)	0·1 (0 to 0·2)	0·1 (0 to 0·2)	0·1 (0 to 0·2)	0·1 (0 to 0·2)	0·1 (0 to 0·2)	0·1 (0 to 0·2)	0·1 (0 to 0·2)	0·1 (0 to 0·2)	0·1 (0 to 0·2)	0·1 (0 to 0·2)	0 (0 to 0)	0 (0 to 0)	2
Oral neoplasms	0 (0 to 0)	0 (0 to 0)	0 (0 to 0)	0 (0 to 0)	0 (0 to 0)	0 (0 to 0)	0 (0 to 0)	0 (0 to 0)	0 (0 to 0)	0 (0 to 0)	0 (0 to 0)	0 (0 to 0)	0 (0 to 0)	0 (0 to 0)	0 (0 to 0)	0 (0 to 0)	0 (0 to 0)	0 (0 to 0)	0 (0 to 0)	0 (0 to 0)	0 (0 to 0)	0 (0 to 0)	0 (0 to 0)	0 (0 to 0)	0
Lip and oral cavity cancer	0 (0 to 0)	0 (0 to 0)	0 (0 to 0)	0 (0 to 0)	0 (0 to 0)	0 (0 to 0)	0 (0 to 0)	0 (0 to 0)	0 (0 to 0)	0 (0 to 0)	0 (0 to 0)	0 (0 to 0)	0 (0 to 0)	0 (0 to 0)	0 (0 to 0)	0 (0 to 0)	0 (0 to 0)	0 (0 to 0)	0 (0 to 0)	0 (0 to 0)	0 (0 to 0)	0 (0 to 0)	0 (0 to 0)	0 (0 to 0)	0
Tongue cancer	0 (0 to 0)	0 (0 to 0)	0 (0 to 0)	0 (0 to 0)	0 (0 to 0)	0 (0 to 0)	0 (0 to 0)	0 (0 to 0)	0 (0 to 0)	0 (0 to 0)	0 (0 to 0)	0 (0 to 0)	0 (0 to 0)	0 (0 to 0)	0 (0 to 0)	0 (0 to 0)	0 (0 to 0)	0 (0 to 0)	0 (0 to 0)	0 (0 to 0)	0 (0 to 0)	0 (0 to 0)	0 (0 to 0)	0 (0 to 0)	0
Mouth cancer	0 (0 to 0)	0 (0 to 0)	0 (0 to 0)	0 (0 to 0)	0 (0 to 0)	0 (0 to 0)	0 (0 to 0)	0 (0 to 0)	0 (0 to 0)	0 (0 to 0)	0 (0 to 0)	0 (0 to 0)	0 (0 to 0)	0 (0 to 0)	0 (0 to 0)	0 (0 to 0)	0 (0 to 0)	0 (0 to 0)	0 (0 to 0)	0 (0 to 0)	0 (0 to 0)	0 (0 to 0)	0 (0 to 0)	0 (0 to 0)	0
Palate cancer	0 (0 to 0)	0 (0 to 0)	0 (0 to 0)	0 (0 to 0)	0 (0 to 0)	0 (0 to 0)	0 (0 to 0)	0 (0 to 0)	0 (0 to 0)	0 (0 to 0)	0 (0 to 0)	0 (0 to 0)	0 (0 to 0)	0 (0 to 0)	0 (0 to 0)	0 (0 to 0)	0 (0 to 0)	0 (0 to 0)	0 (0 to 0)	0 (0 to 0)	0 (0 to 0)	0 (0 to 0)	0 (0 to 0)	0 (0 to 0)	0
Pharynx cancer	0 (0 to 0)	0 (0 to 0)	0 (0 to 0)	0 (0 to 0)	0 (0 to 0)	0 (0 to 0)	0 (0 to 0)	0 (0 to 0)	0 (0 to 0)	0 (0 to 0)	0 (0 to 0)	0 (0 to 0)	0 (0 to 0)	0 (0 to 0)	0 (0 to 0)	0 (0 to 0)	0 (0 to 0)	0 (0 to 0)	0 (0 to 0)	0 (0 to 0)	0 (0 to 0)	0 (0 to 0)	0 (0 to 0)	0 (0 to 0)	0
Esophagus cancer	0 (0 to 0)	0 (0 to 0)	0 (0 to 0)	0 (0 to 0)	0 (0 to 0)	0 (0 to 0)	0 (0 to 0)	0 (0 to 0)	0 (0 to 0)	0 (0 to 0)	0 (0 to 0)	0 (0 to 0)	0 (0 to 0)	0 (0 to 0)	0 (0 to 0)	0 (0 to 0)	0 (0 to 0)	0 (0 to 0)	0 (0 to 0)	0 (0 to 0)	0 (0 to 0)	0 (0 to 0)	0 (0 to 0)	0 (0 to 0)	0
Stomach cancer	0 (0 to 0)	0 (0 to 0)	0 (0 to 0)	0 (0 to 0)	0 (0 to 0)	0 (0 to 0)	0 (0 to 0)	0 (0 to 0)	0 (0 to 0)	0 (0 to 0)	0 (0 to 0)	0 (0 to 0)	0 (0 to 0)	0 (0 to 0)	0 (0 to 0)	0 (0 to 0)	0 (0 to 0)	0 (0 to 0)	0 (0 to 0)	0 (0 to 0)	0 (0 to 0)	0 (0 to 0)	0 (0 to 0)	0 (0 to 0)	0
Colon and rectum cancer	0 (0 to 0)	0 (0 to 0)	0 (0 to 0)	0 (0 to 0)	0 (0 to 0)	0 (0 to 0)	0 (0 to 0)	0 (0 to 0)	0 (0 to 0)	0 (0 to 0)	0 (0 to 0)	0 (0 to 0)	0 (0 to 0)	0 (0 to 0)	0 (0 to 0)	0 (0 to 0)	0 (0 to 0)	0 (0 to 0)	0 (0 to 0)	0 (0 to 0)	0 (0 to 0)	0 (0 to 0)	0 (0 to 0)	0 (0 to 0)	0
Liver cancer	0 (0 to 0)	0 (0 to 0)	0 (0 to 0)	0 (0 to 0)	0 (0 to 0)	0 (0 to 0)	0 (0 to 0)	0 (0 to 0)	0 (0 to 0)	0 (0 to 0)	0 (0 to 0)	0 (0 to 0)	0 (0 to 0)	0 (0 to 0)	0 (0 to 0)	0 (0 to 0)	0 (0 to 0)	0 (0 to 0)	0 (0 to 0)	0 (0 to 0)	0 (0 to 0)	0 (0 to 0)	0 (0 to 0)	0 (0 to 0)	0
Gallbladder and biliary tract cancer	0 (0 to 0)	0 (0 to 0)	0 (0 to 0)	0 (0 to 0)	0 (0 to 0)	0 (0 to 0)	0 (0 to 0)	0 (0 to 0)	0 (0 to 0)	0 (0 to 0)	0 (0 to 0)	0 (0 to 0)	0 (0 to 0)	0 (0 to 0)	0 (0 to 0)	0 (0 to 0)	0 (0 to 0)	0 (0 to 0)	0 (0 to 0)	0 (0 to 0)	0 (0 to 0)	0 (0 to 0)	0 (0 to 0)	0 (0 to 0)	0
Pancreatic cancer	0 (0 to 0)	0 (0 to 0)	0 (0 to 0)	0 (0 to 0)	0 (0 to 0)	0 (0 to 0)	0 (0 to 0)	0 (0 to 0)	0 (0 to 0)	0 (0 to 0)	0 (0 to 0)	0 (0 to 0)	0 (0 to 0)	0 (0 to 0)	0 (0 to 0)	0 (0 to 0)	0 (0 to 0)	0 (0 to 0)	0 (0 to 0)	0 (0 to 0)	0 (0 to 0)	0 (0 to 0)	0 (0 to 0)	0 (0 to 0)	0
Larynx cancer	0 (0 to 0)	0 (0 to 0)	0 (0 to 0)	0 (0 to 0)	0 (0 to 0)	0 (0 to 0)	0 (0 to 0)	0 (0 to 0)	0 (0 to 0)	0 (0 to 0)	0 (0 to 0)	0 (0 to 0)	0 (0 to 0)	0 (0 to 0)	0 (0 to 0)	0 (0 to 0)	0 (0 to 0)	0 (0 to 0)	0 (0 to 0)	0 (0 to 0)	0 (0 to 0)	0 (0 to 0)	0 (0 to 0)	0 (0

SR Table 2a. Denmark DALYS by cause and sex group for males with 95% uncertainty intervals, 2019

Cause	Early Neonatal	Late Neonatal	Post-Neonatal	1 to 4	5 to 9	10 to 14	15 to 19	20 to 24	25 to 29	30 to 34	35 to 39	40 to 44	45 to 49	50 to 54	55 to 59	60 to 64	65 to 69	70 to 74	75 to 79	80 to 84	85 to 89	90 to 94	95 plus	Total
All causes	9,990 (9,650 to 9,990)	1,600 (1,170 to 1,600)	2,990 (2,200 to 2,990)	4,090 (3,370 to 4,710)	3,270 (2,970 to 3,550)	3,980 (3,740 to 4,200)	14,900 (11,200 to 16,900)	20,900 (16,700 to 24,900)	23,700 (19,000 to 28,300)	23,700 (19,000 to 28,300)	23,700 (19,000 to 28,300)	23,700 (20,600 to 26,300)	23,700 (20,700 to 26,200)	22,000 (20,500 to 23,400)	26,000 (21,900 to 29,800)	31,000 (27,400 to 34,400)	36,000 (32,000 to 39,600)	43,000 (38,700 to 46,800)	46,000 (41,900 to 49,800)	46,000 (41,900 to 49,800)	46,000 (41,900 to 49



Benign prostatic hyperplasia	0 (0 to 0)	0 (0 to 0)	0 (0 to 0)	0 (0 to 0)	0 (0 to 0)	0 (0 to 0)	0 (0 to 0)	0 (0 to 0)	0 (0 to 0)	0 (0 to 0)	0 (0 to 0)	0 (0 to 0)	2.1 (2 to 6.6)	19.1 (7.3 to 37.6)	66.3 (39.6 to 119)	193 (79.4 to 358)	268 (131 to 431)	387 (189 to 599)	477 (267 to 816)	314 (189 to 526)	169 (85.3 to 298)	66 (31.4 to 97.4)	16.2 (6.6 to 27.3)	3.1 (1.7 to 6.2)	1,850
Male infertility	0 (0 to 0)	0 (0 to 0)	0 (0 to 0)	0 (0 to 0)	0 (0 to 0)	0 (0 to 0)	0 (0 to 0)	0 (0 to 0)	0 (0 to 0)	0 (0 to 0)	0 (0 to 0)	0 (0 to 0)	0 (0 to 0)	0 (0 to 0)	0 (0 to 0)	0 (0 to 0)	0 (0 to 0)	0 (0 to 0)	0 (0 to 0)	0 (0 to 0)	0 (0 to 0)	0 (0 to 0)	0 (0 to 0)	0 (0 to 0)	77.2
Other urinary diseases	0 (0 to 0.2)	0.1 (0 to 0.5)	0.2 (0.1 to 0.7)	1.6 (1.1 to 2.3)	2.1 (1.5 to 3)	2.1 (1.5 to 3)	2.2 (1.5 to 3.1)	2 (1.5 to 3)	3 (2.2 to 4)	4.2 (3.2 to 5.5)	6.7 (5 to 8.7)	8.2 (6.2 to 11.1)	11.6 (8.2 to 16)	13.8 (10.2 to 18.4)	13.6 (10.1 to 18.1)	13.6 (10.2 to 18.2)	14.6 (11 to 19.1)	17.4 (13.1 to 22.2)	28.1 (19.9 to 37.2)	29.3 (20.6 to 39.6)	29.6 (20.2 to 40.7)	29.6 (20.2 to 40.9)	10.5 (6.5 to 27.6)	4.2 (1.6 to 8.3)	218
Gynecological diseases	0 (0 to 0)	0 (0 to 0)	0 (0 to 0)	0 (0 to 0)	0 (0 to 0)	0 (0 to 0)	0 (0 to 0)	0 (0 to 0)	0 (0 to 0)	0 (0 to 0)	0 (0 to 0)	0 (0 to 0)	0 (0 to 0)	0 (0 to 0)	0 (0 to 0)	0 (0 to 0)	0 (0 to 0)	0 (0 to 0)	0 (0 to 0)	0 (0 to 0)	0 (0 to 0)	0 (0 to 0)	0 (0 to 0)	0 (0 to 0)	0	0
Uterine fibroids	0 (0 to 0)	0 (0 to 0)	0 (0 to 0)	0 (0 to 0)	0 (0 to 0)	0 (0 to 0)	0 (0 to 0)	0 (0 to 0)	0 (0 to 0)	0 (0 to 0)	0 (0 to 0)	0 (0 to 0)	0 (0 to 0)	0 (0 to 0)	0 (0 to 0)	0 (0 to 0)	0 (0 to 0)	0 (0 to 0)	0 (0 to 0)	0 (0 to 0)	0 (0 to 0)	0 (0 to 0)	0 (0 to 0)	0 (0 to 0)	0	0
Polycystic ovarian syndrome	..	..	..	..	..	..	..	..	..	..	..	..	..	..	..	..	..	..	..	..	..	..	..	..	..	NA
Female infertility	..	..	..	..	..	..	..	..	..	..	..	..	..	..	..	..	..	..	..	..	..	..	..	..	..	NA
Endometriosis	..	..	..	..	..	..	..	..	..	..	..	..	..	..	..	..	..	..	..	..	..	..	..	..	..	NA
Genital prolapse	0 (0 to 0)	0 (0 to 0)	0 (0 to 0)	0 (0 to 0)	0 (0 to 0)	0 (0 to 0)	0 (0 to 0)	0 (0 to 0)	0 (0 to 0)	0 (0 to 0)	0 (0 to 0)	0 (0 to 0)	0 (0 to 0)	0 (0 to 0)	0 (0 to 0)	0 (0 to 0)	0 (0 to 0)	0 (0 to 0)	0 (0 to 0)	0 (0 to 0)	0 (0 to 0)	0 (0 to 0)	0 (0 to 0)	0 (0 to 0)	0
Premenstrual syndrome	..	..	..	..	..	..	..	..	..	..	..	..	..	..	..	..	..	..	..	..	..	..	..	..	..	NA
Other gynecological diseases	0 (0 to 0)	0 (0 to 0)	0 (0 to 0)	0 (0 to 0)	0 (0 to 0)	0 (0 to 0)	0 (0 to 0)	0 (0 to 0)	0 (0 to 0)	0 (0 to 0)	0 (0 to 0)	0 (0 to 0)	0 (0 to 0)	0 (0 to 0)	0 (0 to 0)	0 (0 to 0)	0 (0 to 0)	0 (0 to 0)	0 (0 to 0)	0 (0 to 0)	0 (0 to 0)	0 (0 to 0)	0 (0 to 0)	0 (0 to 0)	0 (0 to 0)	0
Hemoglobinopathies and hemolytic anemias	0.2 (0.1 to 0.6)	1.1 (0.4 to 2.6)	3.6 (1.5 to 8.6)	13.5 (6.3 to 29.2)	29.1 (8.5 to 68.6)	7.4 (2.7 to 17.3)	10.7 (6.4 to 18.3)	20.6 (12.1 to 32.4)	13 (7.9 to 22.5)	6.6 (3.2 to 11.9)	2.7 (0.9 to 7.7)	6.3 (2.8 to 11)	6.2 (2.9 to 10.4)	10.2 (6.5 to 17.3)	19.7 (12.5 to 34.7)	22.6 (12.7 to 38.9)	24.2 (12.1 to 38.9)	40.3 (24.6 to 64.6)	37.6 (28.9 to 50.6)	36.9 (27.5 to 48.3)	29.9 (19.6 to 39.1)	10.1 (6.7 to 17.5)	7.2 (4.6 to 9.9)	381
Thalassemias	0 (0 to 0)	0 (0 to 0)	0.1 (0 to 0.2)	0.3 (0.2 to 0.9)	0.3 (0.1 to 0.9)	0.1 (0 to 0.2)	0.2 (0.1 to 0.5)	0.2 (0.1 to 0.5)	0.1 (0 to 0.2)	0 (0 to 0)	0 (0 to 0)	0 (0 to 0)	0 (0 to 0)	0 (0 to 0)	0 (0 to 0)	0 (0 to 0)	0 (0 to 0)	0 (0 to 0)	0 (0 to 0)	0 (0 to 0)	0 (0 to 0)	0 (0 to 0)	0 (0 to 0)	0 (0 to 0)	1.6
Thalassemias trait	0.1 (0 to 0.2)	0.1 (0 to 0.2)	0.6 (0 to 2.1)	1.9 (0.7 to 3.9)	4.1 (1.5 to 10.1)	0.9 (0 to 2.3)	0.3 (0 to 1.2)	0.4 (0 to 1.8)	0.5 (0 to 2.2)	0.2 (0 to 0.7)	0.2 (0 to 0.7)	0.2 (0 to 0.8)	0.2 (0 to 0.8)	0.2 (0 to 0.8)	0.4 (0 to 1.5)	0.6 (0 to 1.9)	0.7 (0 to 2.1)	0.7 (0 to 2.2)	0.7 (0 to 2.2)	0.7 (0 to 2.1)	0.6 (0 to 2.1)	0.2 (0 to 0.6)	0.2 (0 to 0.5)	19.6
Sickle cell disorders	0.1 (0.1 to 0.2)	0.1 (0.1 to 0.2)	1.2 (0.4 to 3)	4.6 (1.7 to 11)	3.1 (1.2 to 8.1)	1.9 (0.7 to 4.5)	2.9 (1.1 to 6.5)	4.6 (2.4 to 7.9)	2.2 (1.2 to 4.2)	0.7 (0.3 to 1.8)	0.3 (0.1 to 0.9)	0.9 (0.3 to 2.3)	0.8 (0.3 to 2.1)	0.7 (0.3 to 1.7)	0.7 (0.3 to 1.7)	0.8 (0.3 to 1.8)	0.9 (0.4 to 2.1)	0.9 (0.4 to 2.2)	0.3 (0.1 to 0.8)	0.1 (0.1 to 0.2)	0 (0 to 0.1)	0 (0 to 0.1)	0 (0 to 0.1)	29.8
Sickle cell trait	0.1 (0 to 0.1)	0.1 (0 to 0.2)	1.9 (0.7 to 4.2)	6.3 (2.3 to 14.6)	3.9 (1.5 to 9.8)	2.3 (0.9 to 5.4)	3.5 (1.4 to 7.6)	5.4 (2.9 to 9.2)	2.6 (1.4 to 4.8)	0.8 (0.4 to 2.1)	0.3 (0.1 to 1)	1.1 (0.4 to 2.7)	0.9 (0.4 to 2.3)	0.8 (0.4 to 2)	0.8 (0.4 to 2)	0.9 (0.4 to 2.1)	1.1 (0.5 to 2.5)	1.1 (0.5 to 2.6)	0.4 (0.2 to 1)	0.2 (0.1 to 0.4)	0 (0 to 0.1)	0 (0 to 0.1)	0 (0 to 0.1)	19.5
G6PD deficiency	1.2 (0 to 5)	1.2 (0 to 5)	1.2 (0.1 to 4.4)	1.2 (0.1 to 4.3)	1.1 (0.1 to 3.5)	1.1 (0.1 to 3.5)	1.1 (0.1 to 3.5)	1.1 (0.1 to 3.5)	1.1 (0.1 to 3.5)	1.1 (0.1 to 3.5)	1.1 (0.1 to 3.5)	1.1 (0.1 to 3.5)	1.1 (0.1 to 3.5)	1.1 (0.1 to 3.5)	1.1 (0.1 to 3.5)	1.1 (0.1 to 3.5)	1.1 (0.1 to 3.5)	1.1 (0.1 to 3.5)	1.1 (0.1 to 3.5)	1.1 (0.1 to 3.5)	1.1 (0.1 to 3.5)	1.1 (0.1 to 3.5)	1.1 (0.1 to 3.5)	69.3
SMPD bal	0 (0 to 0)	0 (0 to 0)	0 (0 to 0)	0 (0 to 0)	0 (0 to 0)	0 (0 to 0)	0 (0 to 0)	0 (0 to 0)	0 (0 to 0)	0 (0 to 0)	0 (0 to 0)	0 (0 to 0)	0 (0 to 0)	0 (0 to 0)	0 (0 to 0)	0 (0 to 0)	0 (0 to 0)	0 (0 to 0)	0 (0 to 0)	0 (0 to 0)	0 (0 to 0)	0 (0 to 0)	0 (0 to 0)	0 (0 to 0)	0
Other hemoglobinopathies and hemolytic anemias	0.4 (0 to 0.7)	0.6 (0.1 to 1)	4.2 (0.3 to 10.2)	1.7 (0.6 to 3.9)	2.4 (0.3 to 9.6)	0.2 (0.09 to 0.6)	0.2 (0.09 to 0.6)	0.2 (0.09 to 0.6)	0.2 (0.09 to 0.6)	0.2 (0.09 to 0.6)	1.9 (0.2 to 6.6)	2.3 (0.2 to 7.6)	2.3 (0.2 to 7.6)	2.3 (0.2 to 7.6)	2.3 (0.2 to 7.6)	4.8 (0.9 to 11.1)	11.1 (4.3 to 27.8)	19.1 (8.9 to 27.7)	28.3 (17.7 to 38.2)	38 (28.5 to 49.4)	39.2 (29.1 to 47.7)	28.4 (17.6 to 32.7)	12.6 (9.3 to 16.4)	7 (4.8 to 9.6)	226
Endocrine, metabolic, blood, and immune disorders	89.2 (82.7 to 94.4)	47.6 (44.2 to 51.1)	139 (128 to 150)	189 (177 to 201)	298 (281 to 315)	158 (147 to 170)	221 (208 to 235)	313 (296 to 330)	294 (278 to 310)	244 (230 to 258)	214 (201 to 227)	197 (185 to 209)	191 (179 to 203)	201 (189 to 213)	207 (195 to 220)	209 (197 to 222)	207 (195 to 220)	209 (197 to 222)	207 (195 to 220)	208 (196 to 221)	207 (195 to 220)	207 (195 to 220)	207 (195 to 220)	207 (195 to 220)	12,450
Oral disorders	0 (0 to 0)	0 (0 to 0)	0 (0 to 0)	497 (284 to 1,078)	999 (577 to 2,166)	99 (56 to 214)	192 (111 to 416)	393 (227 to 852)	538 (311 to 1,166)	597 (345 to 1,294)	606 (350 to 1,314)	603 (348 to 1,308)	509 (294 to 1,104)	1,149 (664 to 2,491)	1,166 (674 to 2,529)	1,228 (709 to 2,662)	1,268 (732 to 2,749)	1,268 (732 to 2,749)	1,268 (732 to 2,749)	1,268 (732 to 2,749)	1,268 (732 to 2,749)	1,268 (732 to 2,749)	1,268 (732 to 2,749)	1,268 (732 to 2,749)	12,900
Caries of deciduous teeth	0 (0 to 0)	0 (0 to 0)	0.6 (0 to 2.5)	6.6 (2.5 to 20.1)	1.2 (0.5 to 3.6)	1.2 (0.5 to 3.6)	2.5 (1 to 7.5)	4.9 (2.1 to 14.7)	2.5 (1.1 to 7.5)	1.1 (0.5 to 3.3)	0.5 (0.2 to 1.5)	0.5 (0.2 to 1.5)	0.5 (0.2 to 1.5)	0.5 (0.2 to 1.5)	0.5 (0.2 to 1.5)	0.5 (0.2 to 1.5)	0.5 (0.2 to 1.5)	0.5 (0.2 to 1.5)	0.5 (0.2 to 1.5)	0.5 (0.2 to 1.5)	0.5 (0.2 to 1.5)	0.5 (0.2 to 1.5)	0.5 (0.2 to 1.5)	0
Caries of permanent teeth	0 (0 to 0)	0 (0 to 0)	0 (0 to 0)	11.6 (3.6 to 28.6)	27.7 (10.7 to 66.4)	6.9 (2.7 to 16.6)	10.6 (4.6 to 23.6)	20.4 (9.7 to 45.1)	16.7 (8.2 to 36.1)	9.7 (4.8 to 21.1)	4.6 (2.2 to 10.1)	3.6 (1.7 to 7.9)	3.6 (1.7 to 7.9)	3.6 (1.7 to 7.9)	3.6 (1.7 to 7.9)	3.6 (1.7 to 7.9)	3.6 (1.7 to 7.9)	3.6 (1.7 to 7.9)	3.6 (1.7 to 7.9)	3.6 (1.7 to 7.9)	3.6 (1.7 to 7.9)	3.6 (1.7 to 7.9)	3.6 (1.7 to 7.9)	0
Periodontal diseases	0 (0 to 0)	0 (0 to 0)	0 (0 to 0)	0 (0 to 0)	0 (0 to 0)	0 (0 to 0)	42 (20 to 107)	160 (81 to 399)	317 (161 to 799)	398 (203 to 1,009)	433 (220 to 1,096)	429 (219 to 1,085)	387 (198 to 979)	660 (337 to 1,666)	696 (355 to 1,759)	692 (353 to 1,750)	692 (353 to 1,750)	692 (353 to 1,750)	692 (353 to 1,750)	692 (353 to 1,750)	692 (353 to 1,750)	692 (353 to 1,750)	692 (353 to 1,750)	692 (353 to 1,750)	9,300
Other oral disorders	0 (0 to 0)	0 (0 to 0)	0.6 (0 to 2.5)	4.9 (2.1 to 12.5)	4.9 (2.1 to 12.5)	2.9 (1.2 to 7.4)	4.9 (2.1 to 12.5)	8.8 (3.8 to 22.3)	8.8 (3.8 to 22.3)	8.8 (3.8 to 22.3)	8.8 (3.8 to 22.3)	8.8 (3.8 to 22.3)	8.8 (3.8 to 22.3)	8.8 (3.8 to 22.3)	8.8 (3.8 to 22.3)	8.8 (3.8 to 22.3)	8.8 (3.8 to 22.3)	8.8 (3.8 to 22.3)	8.8 (3.8 to 22.3)	8.8 (3.8 to 22.3)	8.8 (3.8 to 22.3)	8.8 (3.8 to 22.3)	8.8 (3.8 to 22.3)	0
Sudden infant death syndrome	135 (107 to 281.6)	135 (99.3 to 309)	..	..	..	..	..	..	..	..	..	..	..	..	..	..	..	..	..	..	..	..	..	..	..	NA
Injuries	16.6 (10.1 to 26)	13.9 (8.7 to 19.4)	109 (126 to 297)	529 (431 to 662)	697 (502 to 886)	1,040 (799 to 1,300)	2,710 (2,390 to 3,190)	4,900 (4,390 to 5,620)	4,940 (4,270 to 5,740)	4,370 (3,770 to 5,250)	4,390 (3,680 to 5,290)	5,320 (4,510 to 6,410)	5,940 (4,930 to 7,090)	6,390 (5,280 to 7,710)	5,770 (4,810 to 7,000)	4,980 (4,110 to 6,180)	4,490 (3,610 to 5,600)	4,960 (4,060 to 6,120)	3,810 (2,980 to 4,730)	3,220 (2,510 to 3,820)	2,100 (1,720 to 2,510)	1,130 (920 to 1,360)	377 (306 to 499)	72,100
Transport injuries	2.2 (1.4 to 3.2)	1.9 (1.3 to 2.8)	29.8 (17.6 to 55.3)	90.2 (64.7 to 142)	192 (111 to 199)	230 (177 to 289)	1,080 (686 to 1,270)	1,790 (1,420 to 2,090)	1,290 (1,020 to 1,610)	914 (715 to 1,170)	763 (613 to 933)	623 (519 to 809)	699 (579 to 1,000)	799 (729 to 1,080)	796 (660 to 997)	677 (562 to 837)	629 (497 to 791)	697 (552 to 880)	498 (377 to 598)	282 (207 to 340)	166 (117 to 179)	67 (43 to 74)	14 (9.3 to 14.7)	13,300
Road injuries	2.1 (1.4 to 3.1)	1.9 (1.3 to 2.7)	29.5 (17.5 to 54.9)	87.5 (62.9 to 139)	137 (109 to 193)	212 (150 to 272)	1,030 (639 to 1,210)	1,700 (1,380 to 1,980)	1,190 (960 to 1,400)	835 (679 to 1,000)	722 (583 to 863)	577 (469 to 698)	664 (539 to 838)	794 (647 to 1,000)	665 (541 to 827)	565 (461 to 707)	511 (427 to 627)	639 (532 to 779)	439 (366 to 539)	260 (214 to 317)	139 (111 to 166)	59 (46 to 73)	10.6 (8.6 to 13.9)	11,400
Pedestrian road injuries	0.4 (0.1 to 0.7)	0.3 (0.1 to 0.5)	7.2 (1.8 to 21.1)	19.2 (7.5 to 55.5)	29.5 (14.5 to 85.3)	45.3 (22.3 to 129)	228 (112 to 656)	364 (179 to 1,040)	255 (125 to 729)	179 (88 to 511)	155 (76 to 441)	124 (61 to 353)	143 (70 to 407)	171 (84 to 488)	143 (70 to 408)	121 (60 to 345)	110 (54 to 314)	137 (67 to 391)	94 (46 to 268)	56 (27 to 159)	30 (15 to 85)	13 (6 to 36)	2.3 (1.1 to 6.5)	1,240
Cyclist road injuries	0 (0 to 0)	0 (0 to 0)	0.3 (0 to 1.1)	0.9 (0.4 to 1.9)	0.7 (0.3 to 1.6)	0.5 (0.2 to 1.1)	0.5 (0.2 to 1.1)	0.8 (0.3 to 1.7)	0.5 (0.2 to 1.1)	0.4 (0.2 to 0.9)	0.3 (0.1 to 0.7)	0.3 (0.1 to 0.7)	0.3 (0.1 to 0.7)	0.3 (0.1 to 0.7)	0.3 (0.1 to 0.7)	0.3 (0.1 to 0.7)	0.3 (0.1 to 0.7)	0.3 (0.1 to 0.7)	0.3 (0.1 to 0.7)	0.3 (0.1 to 0.7)	0.3 (0.1 to 0.7)	0.3 (0.1 to 0.7)	0.3 (0.1 to 0.7)	1,820
Motorcyclist road injuries	0 (0 to 0)	0 (0 to 0.1)	2.6 (0.2 to 9.6)	4.1 (0.4 to 15.7)	27.2 (2.6 to 97.6)	29.3 (3.1 to 98.6)	253 (30 to 850)	418 (49 to 1,390)	298 (35 to 1,000)	208 (24 to 703)	186 (21 to 633)	153 (18 to 523)	168 (20 to 577)	173 (20 to 597)	177 (20 to 620)	160 (18 to 552)	132 (15 to 455)	116 (13 to 401)	88 (9.9 to 305)	46 (5.1 to 161)	21 (2.3 to 72)	3 (0.3 to 10.6)	0.3 (0 to 0.9)	2,520
Motor vehicle road injuries	7.3 (4.5 to 11)	7.6 (4.6 to 11)	29.5 (14.6 to 61)	63.2 (37.6 to 92)	90.6 (49.3 to 138)	84.9 (47.7 to 130)	619 (361 to 1,070)	1,090 (647 to 1,770)	681 (404 to 1,110)	499 (297 to 809)	349 (207 to 566)	314 (186 to 509)	326 (194 to 528)	344 (204 to 557)	279 (165 to 451)	223 (132 to 361)	196 (116 to 317)	224 (133 to 363)	167 (99 to 270)	100 (59 to 162)	55 (32 to 89)	10.1 (5.7 to 16.4)	3.8 (2.1 to 6.6)	9,870
Other road injuries	0.3 (0.1 to 0.5)	0.3 (0.1 to 0.5)	2.3 (0.5 to 6.8)	1.9 (0.5 to 5.2)	2.2 (0.5 to 6.3)	2.9 (0.7 to 8.2)	6.2 (1.4 to 17.6)	6.8 (1.6 to 19.2)	4.7 (1.1 to 13.4)	3.4 (0.8 to 9.7)	2.7 (0.6 to 7.7)	2.1 (0.5 to 6)	2.1 (0.5 to 6)	2.1 (0.5 to 6)	2.1 (0.5 to 6)	2.1 (0.5 to 6)	2.1 (0.5 to 6)	2.1 (0.5 to 6)	2.1 (0.5 to 6)	2.1 (0.5 to 6)	2.1 (0.5 to 6)	2.1 (0.5 to 6)	2.1 (0.5 to 6)	90.2
Other transport injuries	0.1 (0 to 0.1)	0.1 (0 to 0.2)	0.3 (0 to 0.8)	0.9 (0.4 to 1.9)	1.9 (0.7 to 4.2)	2.3 (0.9 to 5.1)	10.6 (4.5 to 23.4)	18.6 (8.1 to 41.1)	12.4 (5.4 to 27.7)	8.6 (3.8 to 19.2)	6.4 (2.8 to 14.4)	5.4 (2.4 to 12.1)	5.4 (2.4 to 12.1)	5.4 (2.4 to 12.1)	5.4 (2.4 to 12.1)	5.4 (2.4 to 12.1)	5.4 (2.4 to 12.1)	5.4 (2.4 to 12.1)	5.4 (2.4 to 12.1)	5.4 (2.4 to 12.1)	5.4 (2.4 to 12.1)	5.4 (2.4 to 12.1)	5.4 (2.4 to 12.1)	1,100
Unintentional injuries	7.1 (5 to 9.8)	6.5 (4.7 to 12.9)	79 (64.6 to 199)	397 (322 to 499)	494 (363 to 685)	787 (659 to 1,060)	1,810 (1,730 to 2,180)	3,190 (3,190 to 3,190)	3,190 (3,190 to 3,190)	3,190 (3,190 to 3,190)	3,190 (3,190 to 3,190)	3,190 (3,190 to 3,190)	3,190 (3,190 to 3,190)	3,190 (3,190 to 3,190)	3,190 (3,190 to 3,190)	3,190 (3,190 to 3,190)	3,190 (3,190 to 3,190)	3,190 (3,190 to 3,190)	3,190 (3,190 to 3,190)	3,190 (3,190 to 3,190)	3,190 (3,190 to 3,190)	3,190 (3,190 to 3,190)	3,190 (3,190 to 3,190)	39,600
Falls	0.9 (0.3 to 0.6)	0.9 (0.6 to 1.2)	19.1 (9.6 to 22.6)	729 (606 to 1,160)	241 (197 to 576)	394 (347 to 576)	506 (388 to 796)	779 (537 to 1,120)	622 (430 to 1,040)	529 (365 to 1,010)	979 (669 to 1,380)	1,220 (874 to 1,720)	1,290 (998 to 1,950)	1,730 (1,290 to 2,310)	1,440 (1,230 to 2,230)	1,220 (1,020 to 1,960)	1,060 (1,060 to 1,960)	1,760 (1,370 to 2,600)	1,690 (1,690 to 2,260)	1,690 (1,690 to 2,240)	1,690 (1,690 to 2,240)	1,690 (1,690 to 2,240)	1,690 (1,690 to 2,240)	22,500
Drowning	0.3 (0.2 to 0.5)	0.3 (0.2 to 0.4)	3.6 (0.9 to 7.5)	7.5 (3.1 to 17.1)	2.1 (0.9 to 4.8)	2.1 (0.9 to 4.8)	2.1 (0.9 to 4.8)	2.1 (0.9 to 4.8)	2.1 (0.9 to 4.8)	2.1 (0.9 to 4.8)	2.1 (0.9 to 4.8)	2.1 (0.9 to 4.8)	2.1 (0.9 to 4.8)	2.1 (0.9 to 4.8)	2.1 (0.9 to 4.8)	2.1 (0.9 to 4.8)	2.1 (0.9 to 4.8)	2.1 (0.9 to 4.8)	2.1 (0.9 to 4.8)	2.1 (0.9 to 4.8)	2.1 (0.9 to 4.8)	2.1 (0.9 to 4.8)	2.1 (0.9 to 4.8)	979
Fire, heat, and hot substances	0.1 (0.1 to 0.2)	0.1 (0.1 to 0.2)	2 (0.6 to 4.9)	12.5 (4.1 to 27.8)	17.6 (5.6 to 42.6)	26.8 (8.6 to 66.2)	29.6 (10.2 to 67.9)	59.8 (22.1 to 127)	42.3 (16.1 to 93.2)	30.3 (11.8 to 66.1)	28.4 (11.2 to 61.4)	39.2 (15.6 to 84.1)	39.2 (15.6 to 84.1)	39.2 (15.6 to 84.1)	39.2 (15.6 to 84.1)	39.2 (15.6 to 84.1)	39.2 (15.6 to 84.1)	39.2 (15.6 to 84.1)	39.2 (15.6 to 84.1)	39.2 (15.6 to 84.1)	39.2 (15.6 to 84.1)	39.2 (15.6 to 84.1)	39.2 (15.6 to 84.1)	2,410
Poisonings	0.1 (0 to 0.1)	0.1 (0.1 to 0.2)	2 (1.2 to 3)	13.1 (9.1 to 22)	17.6 (10.9 to 27.7)	26.8 (16.3 to 39.2)	29.6 (18.2 to 42.9)	59.8 (37.1 to 87.2)	44.3 (27.7 to 65.4)	30.3 (18.6 to 45.2)	28.4 (17.2 to 42.3)	39.2 (24.6 to 58.1)	39.2 (24.6 to 58.1)	39.2 (24.6 to 58.1)	39.2 (24.6 to 58.1)	39.2 (24.6 to 58.1)	39.2 (24.6 to 58.1)	39.2 (24.6 to 58.1)	39.2 (24.6 to 58.1)	39.2 (24.6 to 58.1)	39.2 (24.6 to 58.1)	39.2 (24.6 to 58.1)	39.2 (24.6 to 58.1)	586
Poisoning by carbon monoxide	0.3 (0 to 0.6)	0.3 (0 to 0.7)	2.1 (1.6 to 3.7)	6.6 (3.9 to 14)	9.6 (5.9 to 19)	29.6 (18.6 to 41.6)	29.6 (18.6 to 41.6)	29.6 (18.6 to 41.6)	29.6 (18.6 to 41.6)	24.9 (15.6 to 35.4)	21.5 (13.5 to 30.4)	22.8 (14.3 to 31.4)	20.9 (14.6 to 27.8)	19.3 (11.9 to 28.4)	12.7 (8.4 to 18.9)	9.1 (6.4 to 11.9)	6.1 (4.4 to 8.3)	7.4 (5.4 to 9.8)	4.9 (3.7 to 6.5)	3.6 (2.7 to 4.8)	0.5 (0.4 to 0.7)	0.5 (0.4 to 0.7)	0.1 (0.1 to 0.2)	232
Poisoning by other means	0.1 (0 to 0.1)	0.1 (0 to 0.1)	1.2 (0.7 to 1.7)	11.6 (8.1 to 16.1)	14.7 (9.5 to 20.7)	26.3 (15.3 to 36.9)	19 (10.3 to 30.9)	29.2 (17.5 to 42.3)	27.6 (16.5 to 39.8)	36 (20.9 to 52.3)	29.5 (16.5 to 39.4)	39.6 (21.7 to 57.8)	39.6 (21.7 to 57.8)	39.2 (19.5 to 58.2)	22.4 (12.3 to 31.7)	19.7 (11.8 to 28.9)	16.1 (9.7 to 23.9)	17.1 (10.4 to 25.6)	10.8 (6.7 to 16.1)	7.2 (4.6 to 10.6)	2.6 (1.6 to 3.9)	1.4 (0.9 to 2)	0.4 (0.2 to 0.6)	353
Exposure to mechanical forces	0.2 (0 to 0.5)	0.4 (0.2 to 0.9)	4.2 (2.4 to 8.6)	39.3 (24.2 to 61.6)	46.5 (27.2 to 72)	112 (72 to 172)	183 (107 to 277)	324 (197 to 473)	397 (247 to 573)	399 (247 to 583)	479 (297 to 687)	529 (327 to 747)	592 (367 to 829)	660 (410 to 918)	626 (389 to 865)	551 (342 to 751)	498 (309 to 676)	562 (349 to 767)	297 (184 to 410)	166 (103 to 229)	49.3 (30.6 to 67.8)	11.6 (7.2 to 16.6)	1.4 (0.8 to 2.1)	6,810
Unintentional firearm injuries	0.1 (0 to 0.1)	0.1 (0 to 0.1)	0.2 (0.2 to 0.5)	1.6 (1.1 to 2.3)	3.6 (1.6 to 5.8)	4.1 (2.6 to 6.6)	6.4 (3.7 to 9.4)	11.6 (7.1 to 16.2)	11.6 (7.5 to 16.3)	11.6 (7.5 to 15.4)	10.7 (6.6 to 13.2)	9.4 (5.4 to 12.5)	7.8 (4.4 to 10.4)	7.8 (4.4 to 10.4)	7.8 (4.4 to 10.4)	7.8 (4.4 to 10.4)	7.8 (4.4 to 10.4)	7.8 (4.4 to 10.4)	7.8 (4.4 to 10.4)	7.8 (4.4 to 10.4)	7.8 (4.4 to 10.4)	7.8 (4.4 to 10.4)	7.8 (4.4 to 10.4)	197
Other exposure to mechanical forces	0.6 (0.1 to 0.9)	0.6 (0.3 to 0.9)	2.9 (2.4 to 6.1)	22.9 (22 to 47)	29.7 (24.9 to 66.8)	68.6 (58.1 to 168)	178 (139 to 399)	312 (256 to 699)	385 (289 to 844)	399 (287 to 876)	470 (279 to 1,020)	499 (337 to 729)	579 (420 to 899)	664 (483 to 973)	607 (434 to 909)	534 (391 to 809)	483 (346 to 728)	545 (386 to 798)	288 (206 to 432)	161 (115 to 242)	47 (34 to 69.6)	11.2 (8.1 to 16.5)	1.4 (1 to 2.1)	6,840
Adverse effects of medical treatment	2.6 (1.6 to 3.8)	2 (1.3 to 2.8)	10.4 (7.6 to 19.6)	29.6 (19.6 to 39.7)	9.6 (2.9 to 24.6)	6.9 (2.9 to 12.9)	6.9 (2.9 to 12.9)	14.7 (8.1 to 23.4)	9.6 (4.7 to 18.1)	7.3 (3.6 to 14.1)	7.6 (3.6 to 15.6)	11.6 (5.3 to 24.9)	11.6 (5.3 to 24.9)	19.6 (8.3 to 38.9)	19.6 (8.6 to 38.9)	30.8 (20.1 to 79.5)	19.6 (8.6 to 38.9)	11.1 (4.5 to 22.1)	14.6 (8.9 to 19.6)	19.2 (7.7 to 22.3)	7.4 (2.9 to 8.6)	2.2 (0.9 to 2.5)	2.6 (1.3 to 3.1)	914
Animal contact	0.1 (0 to 0.2)	0.1 (0 to 0.1)	0.4 (0.4 to 0.7)	4.1 (2.9 to 5.7)	4.3 (2.9 to 6.4)	4.7 (3.1 to 6.9)	7.4 (4.7 to 9.7)	7.4 (4.7 to 11.1)	7.4 (5.3 to 10.7)	7.4 (4.7 to 10.3)	7.4 (4.1 to 10.1)	7.4 (4.1 to 10.1)	7.4 (4.1 to 10.1)	7.4 (4.1 to 10.1)	7.4 (4.1 to 10.1)	7.4 (4.1 to 10.1)	7.4 (4.1 to 10.1)	7.4 (4.1 to 10.1)	7.4 (4.1 to 10.1)	7.4 (4.1 to 10.1)	7.4 (4.1 to 10.1)	7.4 (4.1 to 10.1)	7.4 (4.1 to 10.1)	170
Venomous animal contact	0 (0 to 0)	0 (0 to 0)	0.1 (0 to 0.3)	0.3 (0.1 to 0.7)	0.7 (0.3 to 1.7)	0.7 (0.3 to 1.7)	0.7 (0.3 to 1.7)	0.7 (0.3 to 1.7)	0.7 (0.3 to 1.7)	0.7 (0.3 to 1.7)	0.7 (0.3 to 1.7)	0.7 (0.3 to 1.7)	0.7 (0.3 to 1.7)	0.7 (0.3 to 1.7)	0.7 (0.3 to 1.7)	0.7 (0.3 to 1.7)	0.7 (0.3 to 1.7)	0.7 (0.3 to 1.7)	0.7 (0.3 to 1.7)	0.7 (0.3 to 1.7)	0.7 (0.3 to 1.7)	0.7 (0.3 to 1.7)	0.7 (0.3 to 1.7)	77.1
Non-venomous animal contact	0.2 (0 to 0.3)	0.2 (0.2 to 0.3)	2.3 (1.6 to 3.7)

SR Table 2x. Finland DALYS by cause and age groups for males with 95% uncertainty intervals, 2019

Cause	Early Neonatal	Late Neonatal	Post-Neonatal	1 to 4	5 to 9	10 to 14	15 to 19	20 to 24	25 to 29	30 to 34	35 to 39	40 to 44	45 to 49	50 to 54	55 to 59	60 to 64	65 to 69	70 to 74	75 to 79	80 to 84	85 to 89	90 to 94	95 plus	Total
All causes	2,570 (1,750 to 3,200)	974 (619 to 1,550)	2,070 (1,720 to 2,390)	3,730 (2,950 to 4,750)	5,760 (5,010 to 6,580)	6,600 (5,970 to 7,450)	11,400 (11,000 to 11,900)	20,800 (17,300 to 24,900)	25,900 (21,600 to 31,200)	25,900 (21,600 to 31,200)	27,000 (22,400 to 32,400)	34,400 (28,200 to 42,700)	34,400 (28,400 to 42,000)	36,200 (29,600 to 44,100)	39,200 (32,000 to 48,000)	50,900 (40,400 to 64,400)	66,400 (51,900 to 77,200)	85,000 (64,900 to 103,000)	98,100 (69,100 to 129,000)	110,000 (62,000 to 153,000)	81,500 (29,000 to 98,900)	11,200 (96,000 to 16,800)	46,700 (43,900 to 49,700)	23,800 (20,700 to 26,100)	6,760 (5,400 to 7,700)	666,000
Communicable, maternal, neonatal, and nutritional diseases	1,900 (929 to 1,900)	312 (211 to 364)	639 (399 to 670)	786 (585 to 1,160)	449 (359 to 539)	430 (402 to 469)	601 (572 to 638)	629 (498 to 829)	700 (555 to 909)	707 (567 to 899)	784 (620 to 1,010)	786 (613 to 1,030)	729 (571 to 933)	665 (519 to 856)	1,050 (819 to 1,370)	1,190 (924 to 1,560)	1,310 (1,000 to 1,630)	1,600 (1,220 to 1,900)	1,190 (884 to 1,450)	1,190 (871 to 1,430)	923 (701 to 1,130)	589 (432 to 709)	378 (162 to 279)	19,300
HIV/AIDS and sexually transmitted infections	0 (0 to 0)	0 (0 to 0)	2.3 (2.0 to 4.2)	2.4 (2.0 to 2.8)	4.4 (3.5 to 5.6)	2.9 (2.4 to 3.5)	2.8 (1.9 to 3.3)	8.3 (6.1 to 11.9)	17.7 (12.7 to 24.4)	34.1 (26.3 to 53.7)	32.6 (24.1 to 45.4)	31.5 (23.9 to 42.3)	27.2 (20.1 to 39.7)	27.6 (20.5 to 39.2)	30.5 (22.3 to 51.7)	27.6 (20.5 to 37.9)	39.2 (29.1 to 56.9)	11 (8.4 to 19.2)	2.7 (1.6 to 4.6)	0.7 (1.6 to 4.6)	1.2 (0.7 to 2.4)	0.6 (0.3 to 0.9)	0.1 (0.1 to 0.2)	301
HIV/AIDS	0 (0 to 0)	0 (0 to 0)	2.3 (2.0 to 4.2)	2.4 (2.0 to 2.8)	4.4 (3.5 to 5.6)	2.9 (2.4 to 3.5)	1.4 (1.1 to 1.8)	5.5 (4.5 to 6.9)	12.9 (9.3 to 17.4)	29.1 (22.4 to 39.7)	29.6 (22.1 to 39.1)	24 (18.7 to 30.4)	20.5 (15.1 to 28.2)	20.5 (15.2 to 28.9)	23.3 (16.9 to 34.4)	21 (15.6 to 31.7)	29.2 (21.6 to 41.1)	9.6 (7.3 to 17.1)	2.6 (1.5 to 4.4)	0.6 (0.4 to 1.1)	0.3 (0.2 to 0.5)	0.1 (0.1 to 0.2)	226
HIV/AIDS - Drug-susceptible Tuberculosis	0 (0 to 0)	0 (0 to 0)	0.4 (0.4 to 1.5)	0.4 (0.3 to 1.1)	0.4 (0.3 to 0.5)	0.3 (0.2 to 0.5)	0.1 (0.1 to 0.3)	0.4 (0.3 to 0.6)	1.1 (0.8 to 1.5)	2.4 (1.8 to 3.3)	2.4 (1.8 to 3.3)	2.1 (1.6 to 2.8)	1.7 (1.3 to 2.4)	1.7 (1.3 to 2.4)	1.7 (1.3 to 2.4)	1.4 (1.1 to 2.1)	2.1 (1.6 to 3.2)	0.8 (0.6 to 1.5)	0.2 (0.1 to 0.4)	0 (0 to 0)	0 (0 to 0)	0 (0 to 0)	0 (0 to 0)	18.9
HIV/AIDS - Multidrug-resistant Tuberculosis without extensive	0 (0 to 0)	0 (0 to 0)	0.1 (0 to 0.2)	0.1 (0 to 0.2)	0.1 (0 to 0.2)	0.1 (0 to 0.2)	0.1 (0 to 0.2)	0.1 (0 to 0.3)	0.3 (0 to 0.5)	0.7 (0.5 to 1.1)	0.7 (0.5 to 1.1)	0.6 (0.4 to 0.9)	0.5 (0.4 to 0.8)	0.5 (0.4 to 0.8)	0.5 (0.4 to 0.8)	0.4 (0.3 to 0.6)	0.6 (0.4 to 0.9)	0.2 (0.2 to 0.4)	0.1 (0 to 0.1)	0 (0 to 0)	0 (0 to 0)	0 (0 to 0)	0 (0 to 0)	4.9
HIV/AIDS - Extensively drug-resistant Tuberculosis	0 (0 to 0)	0 (0 to 0)	0 (0 to 0.1)	0 (0 to 0.1)	0 (0 to 0)	0 (0 to 0)	0 (0 to 0)	0 (0 to 0.1)	0 (0 to 0.1)	0 (0 to 0.1)	0 (0 to 0.1)	0 (0 to 0.1)	0 (0 to 0.1)	0 (0 to 0.1)	0 (0 to 0.1)	0 (0 to 0.1)	0 (0 to 0.1)	0 (0 to 0.1)	0 (0 to 0.1)	0 (0 to 0)	0 (0 to 0)	0 (0 to 0)	0 (0 to 0)	0 (0 to 0)	0.3
HIV/AIDS resulting in other diseases	0 (0 to 0)	0 (0 to 0)	1.8 (1.6 to 2.9)	1.6 (1.3 to 2.1)	3.9 (3.1 to 4.8)	2.6 (2.3 to 3.1)	1.1 (0.7 to 1.5)	2.8 (2.0 to 4.4)	9.4 (6.9 to 14.3)	26.7 (19.5 to 39.6)	27.2 (19.9 to 38.6)	21.4 (15.6 to 30.4)	18.7 (13.6 to 27.1)	18.8 (13.7 to 27.3)	21.6 (15.7 to 32.3)	19.6 (14.2 to 29.3)	27.1 (19.9 to 40.1)	8.8 (6.4 to 16.4)	2.5 (1.4 to 4.2)	0.6 (0.3 to 1.1)	0.3 (0.2 to 0.5)	0.1 (0.1 to 0.2)	0.1 (0.1 to 0.2)	192
Sexually transmitted infections excluding HIV	0 (0 to 0)	0 (0 to 0)	0 (0 to 0)	0 (0 to 0)	0 (0 to 0)	0 (0 to 0)	0 (0 to 0)	0 (0 to 0)	0 (0 to 0)	0 (0 to 0)	0 (0 to 0)	0 (0 to 0)	0 (0 to 0)	0 (0 to 0)	0 (0 to 0)	0 (0 to 0)	0 (0 to 0)	0 (0 to 0)	0 (0 to 0)	0 (0 to 0)	0 (0 to 0)	0 (0 to 0)	0 (0 to 0)	0 (0 to 0)	0.4
Syphilis	0 (0 to 0)	0 (0 to 0)	0 (0 to 0)	0 (0 to 0)	0 (0 to 0)	0 (0 to 0)	0 (0 to 0)	0 (0 to 0)	0 (0 to 0)	0 (0 to 0)	0 (0 to 0)	0 (0 to 0)	0 (0 to 0)	0 (0 to 0)	0 (0 to 0)	0 (0 to 0)	0 (0 to 0)	0 (0 to 0)	0 (0 to 0)	0 (0 to 0)	0 (0 to 0)	0 (0 to 0)	0 (0 to 0)	0 (0 to 0)	0.4
Chlamydial infection	0 (0 to 0)	0 (0 to 0)	0 (0 to 0)	0 (0 to 0)	0 (0 to 0)	0 (0 to 0)	0 (0 to 0)	0 (0 to 0)	0 (0 to 0)	0 (0 to 0)	0 (0 to 0)	0 (0 to 0)	0 (0 to 0)	0 (0 to 0)	0 (0 to 0)	0 (0 to 0)	0 (0 to 0)	0 (0 to 0)	0 (0 to 0)	0 (0 to 0)	0 (0 to 0)	0 (0 to 0)	0 (0 to 0)	0 (0 to 0)	0
Gonococcal infection	0 (0 to 0)	0 (0 to 0)	0 (0 to 0)	0 (0 to 0)	0 (0 to 0)	0 (0 to 0)	0 (0 to 0)	0 (0 to 0)	0 (0 to 0)	0 (0 to 0)	0 (0 to 0)	0 (0 to 0)	0 (0 to 0)	0 (0 to 0)	0 (0 to 0)	0 (0 to 0)	0 (0 to 0)	0 (0 to 0)	0 (0 to 0)	0 (0 to 0)	0 (0 to 0)	0 (0 to 0)	0 (0 to 0)	0 (0 to 0)	0
Trichomoniasis	0 (0 to 0)	0 (0 to 0)	0 (0 to 0)	0 (0 to 0)	0 (0 to 0)	0 (0 to 0)	0 (0 to 0)	0.2 (0 to 0.4)	0.4 (0.2 to 0.7)	0.7 (0.3 to 1.2)	0.6 (0.3 to 1.1)	0.6 (0.3 to 1.1)	0.6 (0.3 to 1.1)	0.6 (0.3 to 1.1)	0.5 (0.3 to 1.1)	0.4 (0.2 to 0.7)	0.3 (0.2 to 0.6)	0.2 (0.1 to 0.4)	0.1 (0 to 0.2)	0 (0 to 0)	0 (0 to 0)	0 (0 to 0)	0 (0 to 0)	5.2
Genital herpes	0 (0 to 0)	0 (0 to 0)	0 (0 to 0)	0 (0 to 0)	0 (0 to 0)	0 (0 to 0)	0 (0 to 0)	0 (0 to 0)	0 (0 to 0)	0 (0 to 0)	0 (0 to 0)	0 (0 to 0)	0 (0 to 0)	0 (0 to 0)	0 (0 to 0)	0 (0 to 0)	0 (0 to 0)	0 (0 to 0)	0 (0 to 0)	0 (0 to 0)	0 (0 to 0)	0 (0 to 0)	0 (0 to 0)	0 (0 to 0)	0
Other sexually transmitted infections	0 (0 to 0)	0 (0 to 0)	0 (0 to 0)	0 (0 to 0)	0 (0 to 0)	0 (0 to 0)	0 (0 to 0)	0 (0 to 0)	0 (0 to 0)	0 (0 to 0)	0 (0 to 0)	0 (0 to 0)	0 (0 to 0)	0 (0 to 0)	0 (0 to 0)	0 (0 to 0)	0 (0 to 0)	0 (0 to 0)	0 (0 to 0)	0 (0 to 0)	0 (0 to 0)	0 (0 to 0)	0 (0 to 0)	0 (0 to 0)	0
Respiratory infections and tuberculosis	2 (0.4 to 9.6)	0.8 (0.1 to 1.9)	4.6 (0.6 to 9.9)	236 (160 to 379)	276 (161 to 427)	296 (171 to 450)	286 (159 to 454)	279 (133 to 439)	239 (138 to 339)	239 (160 to 367)	260 (177 to 396)	260 (182 to 398)	247 (169 to 369)	439 (282 to 667)	592 (389 to 884)	735 (439 to 1,090)	925 (557 to 1,370)	1,020 (597 to 1,560)	1,020 (602 to 1,560)	1,020 (596 to 1,560)	695 (376 to 1,060)	490 (278 to 756)	139 (124 to 239)	9,440
Tuberculosis	0 (0 to 0)	0 (0 to 0)	0.6 (0.6 to 1.7)	1.2 (0.4 to 3.6)	1.1 (0.4 to 2.1)	1.1 (0.4 to 2.1)	4.1 (2.0 to 6.6)	7.6 (3.9 to 13.7)	8.1 (3.9 to 13.4)	13.3 (6.9 to 12.4)	10.3 (6.9 to 14.6)	9.6 (6.9 to 14.6)	10.3 (7.0 to 15.3)	19.6 (11.3 to 31.1)	28.1 (16.4 to 51.7)	39.9 (21.3 to 61.1)	52.6 (29.7 to 74.4)	60.8 (36.6 to 74.4)	64.3 (37.1 to 74.4)	68 (37.7 to 74.4)	66.7 (31.2 to 89.6)	26.6 (9.9 to 51.4)	4.9 (3.3 to 6.9)	498
Latent tuberculosis infection	0 (0 to 0)	0 (0 to 0)	0 (0 to 0)	0 (0 to 0)	0 (0 to 0)	0 (0 to 0)	0 (0 to 0)	0 (0 to 0)	0 (0 to 0)	0 (0 to 0)	0 (0 to 0)	0 (0 to 0)	0 (0 to 0)	0 (0 to 0)	0 (0 to 0)	0 (0 to 0)	0 (0 to 0)	0 (0 to 0)	0 (0 to 0)	0 (0 to 0)	0 (0 to 0)	0 (0 to 0)	0 (0 to 0)	0 (0 to 0)	0
Drug-susceptible Tuberculosis	0 (0 to 0)	0 (0 to 0)	0.6 (0.6 to 1.6)	1.2 (0.4 to 3.6)	1.1 (0.4 to 2.1)	1.1 (0.4 to 2.1)	4.1 (2.0 to 6.6)	7.6 (3.9 to 13.7)	8.1 (3.9 to 13.4)	13.3 (6.9 to 12.4)	10.3 (6.9 to 14.6)	9.6 (6.9 to 14.6)	10.3 (7.0 to 15.3)	19.6 (11.3 to 31.1)	28.1 (16.4 to 51.7)	39.9 (21.3 to 61.1)	52.6 (29.7 to 74.4)	60.8 (36.6 to 74.4)	64.3 (37.1 to 74.4)	68 (37.7 to 74.4)	66.7 (31.2 to 89.6)	26.6 (9.9 to 51.4)	4.9 (3.3 to 6.9)	498
Multidrug-resistant tuberculosis without extensive drug-resistar	0 (0 to 0)	0 (0 to 0)	0 (0 to 0)	0 (0 to 0)	0 (0 to 0)	0 (0 to 0)	0 (0 to 0)	0 (0 to 0)	0 (0 to 0)	0 (0 to 0)	0 (0 to 0)	0 (0 to 0)	0 (0 to 0)	0 (0 to 0)	0 (0 to 0)	0 (0 to 0)	0 (0 to 0)	0 (0 to 0)	0 (0 to 0)	0 (0 to 0)	0 (0 to 0)	0 (0 to 0)	0 (0 to 0)	0 (0 to 0)	0
Extensively drug-resistant tuberculosis	0 (0 to 0)	0 (0 to 0)	0 (0 to 0)	0 (0 to 0)	0 (0 to 0)	0 (0 to 0)	0 (0 to 0)	0 (0 to 0)	0 (0 to 0)	0 (0 to 0)	0 (0 to 0)	0 (0 to 0)	0 (0 to 0)	0 (0 to 0)	0 (0 to 0)	0 (0 to 0)	0 (0 to 0)	0 (0 to 0)	0 (0 to 0)	0 (0 to 0)	0 (0 to 0)	0 (0 to 0)	0 (0 to 0)	0 (0 to 0)	0
Lower respiratory infections	0.7 (0 to 7)	0.8 (0 to 0.7)	2.8 (0.6 to 6.2)	23 (13 to 33)	13.8 (8.1 to 19.1)	10.4 (7.1 to 14.1)	10.3 (7.1 to 14.1)	20.6 (11.3 to 31.2)	28.3 (16.9 to 41.4)	28.3 (16.9 to 41.4)	36.9 (22.9 to 51.4)	52.2 (32.7 to 72.1)	72 (44.3 to 101)	93.9 (54.2 to 131)	141 (79.1 to 201)	210 (108.1 to 302)	309 (154.9 to 446)	444 (202.9 to 610)	700 (287.1 to 1,000)	1,000 (287.1 to 1,000)	697 (287.1 to 1,000)	175 (87.1 to 1,000)	644 (242.3 to 1,000)	172 (242.3 to 1,000)	5,200
Upper respiratory infections	0.3 (0 to 2)	1.9 (1.6 to 2.2)	1.9 (0.6 to 3.8)	176 (96 to 291)	102 (54 to 179)	196 (104 to 279)	231 (104 to 364)	139 (73 to 234)	150 (73 to 234)	196 (73 to 234)	196 (73 to 234)	196 (73 to 234)	196 (73 to 234)	196 (73 to 234)	196 (73 to 234)	196 (73 to 234)	196 (73 to 234)	196 (73 to 234)	196 (73 to 234)	196 (73 to 234)	196 (73 to 234)	196 (73 to 234)	196 (73 to 234)	196 (73 to 234)	2,280
Otitis media	0 (0 to 0)	0 (0 to 0.2)	0.6 (0.2 to 0.8)	0.4 (0.2 to 0.6)	0.4 (0.2 to 0.6)	0.4 (0.2 to 0.6

| | | |

S6 Table 2a. France DALYs by cause and age across for males with 95% uncertainty intervals, 2019

Cause	Early Neonatal	Late Neonatal	Post Neonatal	1 to 5	5 to 9	10 to 14	15 to 19	20 to 24	25 to 29	30 to 34	35 to 39	40 to 44	45 to 49	50 to 54	55 to 59	60 to 64	65 to 69	70 to 74	75 to 79	80 to 84	85 to 89	90 to 94	95 plus	Total
All causes	160,600 (127,000 to 194,500)	22,900 (19,600 to 26,500)	39,200 (33,200 to 45,300)	450,200 (408,100 to 493,700)	79,900 (70,700 to 104,000)	119,000 (99,700 to 144,000)	166,200 (138,000 to 204,000)	215,000 (179,000 to 264,000)	256,200 (199,000 to 327,000)	290,000 (221,000 to 374,000)	320,000 (239,000 to 419,000)	362,000 (268,000 to 472,000)	411,000 (302,000 to 540,000)	426,000 (316,000 to 560,000)	764,000 (568,000 to 999,000)	697,000 (519,000 to 914,000)	649,000 (484,000 to 850,000)	503,000 (362,000 to 660,000)	696,000 (516,000 to 901,000)	699,000 (519,000 to 905,000)	693,000 (519,000 to 901,000)	315,000 (232,000 to 403,000)	93,400 (68,400 to 121,000)	8,999,000
Communicable, maternal, neonatal, and nutritional diseases	37,600 (29,600 to 46,600)	13,200 (10,600 to 16,200)	11,400 (9,200 to 14,000)	11,200 (9,200 to 13,600)	3,180 (2,680 to 3,800)	6,630 (5,600 to 7,900)	8,240 (6,960 to 9,800)	8,230 (6,960 to 9,800)	8,630 (7,280 to 10,300)	9,630 (8,130 to 11,500)	12,100 (10,200 to 14,400)	13,430 (11,330 to 16,000)	16,130 (13,600 to 19,200)	17,920 (15,100 to 21,300)	18,930 (15,900 to 22,500)	19,200 (16,200 to 22,800)	21,900 (18,400 to 26,000)	21,900 (18,400 to 26,000)	28,900 (24,300 to 34,300)	32,200 (27,100 to 38,200)	32,900 (27,700 to 39,100)	22,900 (19,300 to 27,200)	6,510 (5,480 to 7,730)	364,000
HIV/AIDS and sexually transmitted infections	0.4 (0.3 to 0.7)	0.3 (0.2 to 0.5)	38.8 (32.7 to 46.2)	63.9 (52.1 to 77.3)	30.9 (22.7 to 40.2)	82.7 (60.2 to 110.0)	222.0 (165.0 to 293.0)	502.0 (377.0 to 665.0)	1,020 (767.0 to 1,350)	1,810 (1,360 to 2,390)	2,970 (2,230 to 3,920)	3,810 (2,860 to 5,030)	4,710 (3,540 to 6,220)	5,220 (3,920 to 6,900)	5,230 (3,930 to 6,900)	4,730 (3,550 to 6,250)	3,220 (2,410 to 4,250)	1,730 (1,290 to 2,290)	594 (443 to 784)	144 (107 to 190)	19.6 (14.6 to 25.9)	1.9 (1.4 to 2.5)	39,000
HIV/AIDS	0.4 (0.3 to 0.7)	0.3 (0.2 to 0.5)	38.8 (32.7 to 46.2)	63.9 (52.1 to 77.3)	30.9 (22.7 to 40.2)	82.7 (60.2 to 110.0)	222.0 (165.0 to 293.0)	502.0 (377.0 to 665.0)	1,020 (767.0 to 1,350)	1,810 (1,360 to 2,390)	2,970 (2,230 to 3,920)	3,810 (2,860 to 5,030)	4,710 (3,540 to 6,220)	5,220 (3,920 to 6,900)	5,230 (3,930 to 6,900)	4,730 (3,550 to 6,250)	3,220 (2,410 to 4,250)	1,730 (1,290 to 2,290)	594 (443 to 784)	144 (107 to 190)	19.6 (14.6 to 25.9)	1.9 (1.4 to 2.5)	39,000
HIV/AIDS - Drug-susceptible Tuberculosis	0 (0 to 0)	0 (0 to 0)	1.9 (0.9 to 3.1)	16.1 (7.1 to 30.9)	5.9 (2.6 to 11.3)	23.9 (10.5 to 45.9)	69.4 (30.6 to 133.0)	151.0 (66.5 to 290.0)	252 (111 to 484)	451 (199 to 866)	673 (296 to 1,290)	794 (350 to 1,520)	954 (420 to 1,830)	1,060 (467 to 2,030)	1,050 (463 to 2,010)	956 (421 to 1,830)	651 (287 to 1,250)	350 (154 to 671)	120 (52.7 to 230)	29.1 (12.8 to 55.8)	3.9 (1.7 to 7.5)	0.4 (0.2 to 0.7)	9,990
HIV/AIDS - Multidrug resistant Tuberculosis without extensive drug resistance	0 (0 to 0)	0 (0 to 0)	0.6 (0.1 to 1.3)	5.8 (0.6 to 16.2)	2.1 (0.2 to 5.9)	8.7 (0.9 to 24.3)	25.3 (2.6 to 70.6)	55.4 (5.7 to 154.0)	92.8 (9.6 to 258.0)	166 (17.2 to 461.0)	248 (25.7 to 689.0)	292 (30.2 to 811.0)	351 (36.3 to 974.0)	390 (40.3 to 1,080)	386 (39.9 to 1,070)	352 (36.4 to 977.0)	240 (24.8 to 665.0)	129 (13.3 to 358.0)	44.2 (4.6 to 123.0)	10.7 (1.1 to 29.8)	1.4 (0.1 to 3.9)	0.1 (0 to 0.4)	3,680
HIV/AIDS - Extensively drug-resistant Tuberculosis	0 (0 to 0)	0 (0 to 0)	0 (0 to 0)	0.2 (0 to 0.7)	0.1 (0 to 0.4)	0.3 (0 to 1.1)	0.9 (0 to 3.2)	2.1 (0 to 6.9)	3.5 (0 to 11.7)	6.3 (0 to 20.8)	9.4 (0 to 31.1)	11.1 (0 to 36.6)	13.3 (0 to 43.7)	14.8 (0 to 48.7)	14.7 (0 to 48.5)	13.3 (0 to 43.9)	9.1 (0 to 30.1)	4.9 (0 to 16.2)	1.7 (0 to 5.6)	0.4 (0 to 1.3)	0.1 (0 to 0.2)	0 (0 to 0)	0 (0 to 0)	69
HIV/AIDS resulting in other diseases	0 (0 to 0)	0 (0 to 0)	36.3 (27.9 to 46.1)	41.9 (32.1 to 53.6)	22.8 (16.7 to 30.8)	50.8 (36.7 to 69.3)	127.0 (92.5 to 170.0)	295.0 (214.0 to 394.0)	722 (524 to 963)	1,290 (939 to 1,710)	2,020 (1,470 to 2,680)	2,470 (1,800 to 3,230)	3,020 (2,190 to 3,960)	3,710 (2,700 to 4,860)	3,790 (2,750 to 4,960)	3,520 (2,560 to 4,670)	2,420 (1,760 to 3,200)	1,270 (920 to 1,670)	427 (310 to 563)	104 (75.6 to 137)	14.2 (10.3 to 18.7)	1.4 (1 to 1.8)	28,000
Sexually transmitted infections, excluding HIV	0.2 (0.2 to 0.3)	0.2 (0.1 to 0.3)	0.1 (0 to 0.2)	0.2 (0.1 to 0.4)	0.2 (0.1 to 0.4)	0.2 (0.1 to 0.4



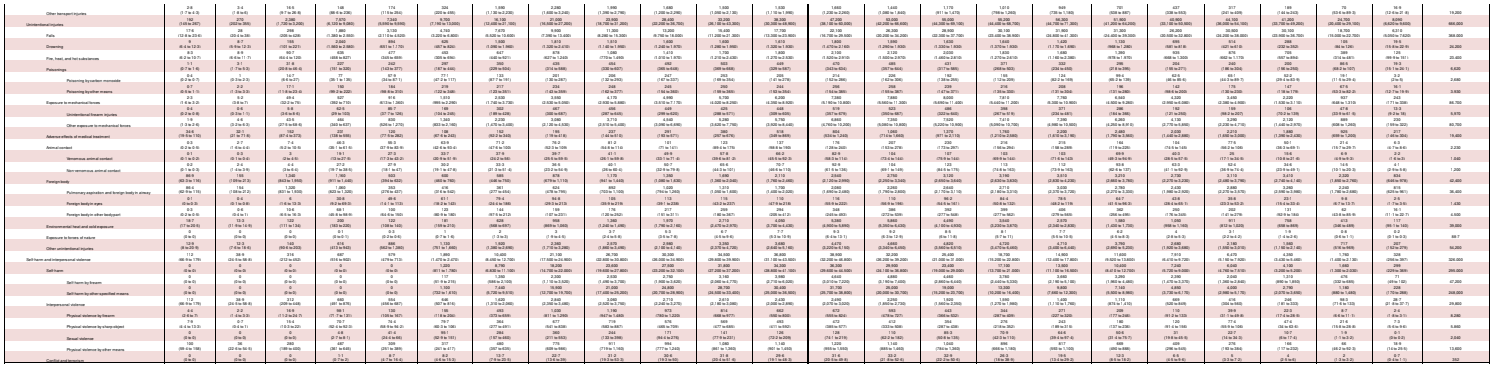

DALYs by Germany

Cause	Early Neonatal	Late Neonatal	Post Neonatal	1 to 4	5 to 9	10 to 14	15 to 19	20 to 24	25 to 29	30 to 34	35 to 39	40 to 44	45 to 49	50 to 54	55 to 59	60 to 64	65 to 69	70 to 74	75 to 79	80 to 84	85 to 89	90 to 94	95 plus	Total
All causes	53,600	15,400	37,900	69,000	77,000	74,000	196,000	284,000	353,000	365,000	420,000	460,000	614,000	1,010,000	1,290,000	1,350,000	1,220,000	1,270,000	1,330,000	1,040,000	842,000	500,000	171,000	13,700,000
	(51,100 to 56,100)	(14,600 to 16,200)	(36,100 to 39,800)	(65,800 to 72,300)	(73,400 to 80,800)	(70,500 to 77,600)	(187,000 to 205,000)	(271,000 to 298,000)	(336,000 to 370,000)	(348,000 to 383,000)	(400,000 to 441,000)	(438,000 to 482,000)	(585,000 to 644,000)	(963,000 to 1,060,000)	(1,230,000 to 1,350,000)	(1,290,000 to 1,410,000)	(1,160,000 to 1,270,000)	(1,210,000 to 1,330,000)	(1,270,000 to 1,390,000)	(1,000,000 to 1,090,000)	(806,000 to 878,000)	(479,000 to 522,000)	(163,000 to 178,000)	(13,100,000 to 14,300,000)
Communicable, maternal, neonatal, and nutritional diseases	28,100	8,060	11,900	12,400	3,450	2,230	3,530	5,060	6,240	7,420	9,160	13,000	20,100	28,100	35,900	39,300	41,900	48,300	64,700	70,600	71,200	52,000	23,800	576,000
	(22,900 to 33,400)	(7,660 to 8,480)	(9,556 to 14,300)	(10,400 to 14,100)	(2,900 to 4,000)	(1,870 to 2,600)	(2,980 to 4,100)	(4,610 to 6,430)	(5,600 to 7,800)	(6,310 to 8,600)	(7,720 to 10,600)	(11,000 to 15,100)	(17,000 to 23,100)	(23,900 to 31,700)	(29,300 to 38,500)	(32,700 to 43,100)	(34,100 to 45,600)	(39,900 to 52,600)	(53,400 to 70,800)	(58,400 to 77,200)	(59,000 to 77,800)	(43,000 to 56,800)	(19,600 to 25,900)	(2,760 to 4,390)	564,000
HIV/AIDS and sexually transmitted infections	2,110	431	1,010	1,140	1,140	1,110	1,170	1,230	1,290	1,340	1,400	1,450	1,500	1,560	1,610	1,660	1,710	1,760	1,810	1,860	1,910	1,960	1,990	32,000
	(1,940 to 2,280)	(401 to 461)	(773 to 1,110)	(1,040 to 1,250)	(1,040 to 1,250)	(1,010 to 1,210)	(1,060 to 1,270)	(1,120 to 1,340)	(1,170 to 1,400)	(1,220 to 1,460)	(1,270 to 1,520)	(1,320 to 1,580)	(1,360 to 1,630)	(1,420 to 1,700)	(1,460 to 1,750)	(1,510 to 1,810)	(1,550 to 1,860)	(1,600 to 1,920)	(1,650 to 1,980)	(1,690 to 2,030)	(1,740 to 2,080)	(1,780 to 2,130)	(1,810 to 2,170)	(29,100 to 34,900)
HIV/AIDS	0	0	567	844	724	698	698	698	698	698	698	698	698	698	698	698	698	698	698	698	698	698	698	17,500
	(0 to 0)	(0 to 0)	(773 to 1,110)	(1,040 to 1,250)	(931 to 1,080)	(894 to 1,040)	(897 to 1,040)	(897 to 1,040)	(897 to 1,040)	(897 to 1,040)	(897 to 1,040)	(897 to 1,040)	(897 to 1,040)	(897 to 1,040)	(897 to 1,040)	(897 to 1,040)	(897 to 1,040)	(897 to 1,040)	(897 to 1,040)	(897 to 1,040)	(897 to 1,040)	(897 to 1,040)	(897 to 1,040)	(17,500 to 21,900)
HIV/AIDS - Drug-susceptible Tuberculosis	0	0	7.4	7.2	6.4	6.5	6.9	7.4	8.1	8.9	9.8	10.8	11.9	13.1	14.4	15.8	17.3	18.9	20.6	22.4	24.3	26.3	28.4	320
	(0 to 0)	(0 to 0)	(4.27 to 12.5)	(4.27 to 12.5)	(4.27 to 12.5)	(4.27 to 12.5)	(4.27 to 12.5)	(4.43 to 12.5)	(4.6 to 12.5)	(4.77 to 12.5)	(4.93 to 12.5)	(5.09 to 12.5)	(5.25 to 12.5)	(5.41 to 12.5)	(5.57 to 12.5)	(5.73 to 12.5)	(5.89 to 12.5)	(6.05 to 12.5)	(6.21 to 12.5)	(6.37 to 12.5)	(6.53 to 12.5)	(6.69 to 12.5)	(6.85 to 12.5)	(114 to 320)
HIV/AIDS - Multidrug-resistant Tuberculosis without extensive drug resistance	0	0	6.2	6.1	5.4	5.5	5.8	6.2	6.8	7.5	8.3	9.1	10.1	11.1	12.2	13.4	14.7	16.1	17.5	19.1	20.7	22.4	24.2	272
	(0 to 0)	(0 to 0)	(3.62 to 10.6)	(3.62 to 10.6)	(3.62 to 10.6)	(3.62 to 10.6)	(3.62 to 10.6)	(3.76 to 10.6)	(3.9 to 10.6)	(4.05 to 10.6)	(4.19 to 10.6)	(4.33 to 10.6)	(4.47 to 10.6)	(4.61 to 10.6)	(4.75 to 10.6)	(4.89 to 10.6)	(5.03 to 10.6)	(5.17 to 10.6)	(5.31 to 10.6)	(5.45 to 10.6)	(5.59 to 10.6)	(5.73 to 10.6)	(5.87 to 10.6)	(97.2 to 272)
HIV/AIDS - Extensively drug-resistant Tuberculosis	0	0	0.1	0.1	0.1	0.1	0.1	0.1	0.1	0.1	0.1	0.1	0.1	0.1	0.1	0.1	0.1	0.1	0.1	0.1	0.1	0.1	0.1	1.6
	(0 to 0)	(0 to 0)	(0.04 to 0.12)	(0.04 to 0.12)	(0.04 to 0.12)	(0.04 to 0.12)	(0.04 to 0.12)	(0.04 to 0.12)	(0.04 to 0.12)	(0.04 to 0.12)	(0.04 to 0.12)	(0.04 to 0.12)	(0.04 to 0.12)	(0.04 to 0.12)	(0.04 to 0.12)	(0.04 to 0.12)	(0.04 to 0.12)	(0.04 to 0.12)	(0.04 to 0.12)	(0.04 to 0.12)	(0.04 to 0.12)	(0.04 to 0.12)	(0.04 to 0.12)	(0.96 to 1.6)
HIV/AIDS resulting in other diseases	2,110	431	426	282	404	398	457	518	577	635	693	742	790	838	886	934	982	1,030	1,080	1,130	1,180	1,230	1,270	15,200
	(1,940 to 2,280)	(401 to 461)	(0 to 0)	(0 to 0)	(0 to 0)	(0 to 0)	(0 to 0)	(0 to 0)	(0 to 0)	(0 to 0)	(0 to 0)	(0 to 0)	(0 to 0)	(0 to 0)	(0 to 0)	(0 to 0)	(0 to 0)	(0 to 0)	(0 to 0)	(0 to 0)	(0 to 0)	(0 to 0)	(0 to 0)	(0 to 0)
Sexually transmitted infections, excluding HIV	0.7	0.1	0.2	0.3	0.3	0.3	25.3	62.3	99.6	106	112	119	126	132	139	145	152	158	165	171	178	184	191	1,800
	(0 to 1.7)	(0 to 0.3)	(0 to 0.5)	(0 to 0.7)	(0 to 0.7)	(0 to 0.7)	(24.6 to 26.1)	(60.7 to 63.9)	(97.1 to 102)	(103 to 109)	(109 to 115)	(116 to 122)	(123 to 129)	(129 to 135)	(136 to 142)	(142 to 148)	(149 to 155)	(155 to 161)	(162 to 168)	(168 to 174)	(175 to 181)	(181 to 187)	(188 to 194)	(187 to 194)	(1,800 to 1,800)
Syphilis	(0.5 to 1)	(0.1 to 0.2)	(0.1 to 0.3)	(0 to 0.1)	(0 to 0)	(0.2 to 0.5)	(0.5 to 0.9)	(1.5 to 2.3)	(3.7 to 5.2)	(4.2 to 5.7)	(4.7 to 6.2)	(5.2 to 6.7)	(5.7 to 7.2)	(6.2 to 7.7)	(6.7 to 8.2)	(7.2 to 8.7)	(7.7 to 9.2)	(8.2 to 9.7)	(8.7 to 10.2)	(9.2 to 10.7)	(9.7 to 11.2)	(10.2 to 11.7)	(10.7 to 12.2)	(275 to 320)
Chlamydial infection	0	0	0	0	0.7	2.1	2.6	2.9	3.1	3.3	3.5	3.7	3.9	4.1	4.3	4.5	4.7	4.9	5.1	5.3	5.5	5.7	5.9	67.6
	(0 to 0)	(0 to 0)	(0 to 0)	(0 to 0)	(0 to 1.7)	(0.5 to 3.9)	(0.7 to 4.4)	(0.8 to 4.8)	(0.9 to 5.1)	(0.9 to 5.4)	(1 to 5.6)	(1.1 to 5.9)	(1.1 to 6.2)	(1.2 to 6.5)	(1.3 to 6.8)	(1.3 to 7.1)	(1.4 to 7.4)	(1.5 to 7.7)	(1.5 to 8)	(1.6 to 8.3)	(1.7 to 8.6)	(1.7 to 8.9)	(1.8 to 9.2)	(19.5 to 240)
Gonococcal infection	0	0	0	0	0	0	0	0	0	0	0	0	0	0	0	0	0	0	0	0	0	0	0	0
	(0 to 0)	(0 to 0)	(0 to 0)	(0 to 0)	(0 to 0)	(0 to 0)	(0 to 0)	(0 to 0)	(0 to 0)	(0 to 0)	(0 to 0)	(0 to 0)	(0 to 0)	(0 to 0)	(0 to 0)	(0 to 0)	(0 to 0)	(0 to 0)	(0 to 0)	(0 to 0)	(0 to 0)	(0 to 0)	(0 to 0)	(0 to 0)
Trichomoniasis	0	0	0	0	0	0	0	0	0	0	0	0	0	0	0	0	0	0	0	0	0	0	0	0
	(0 to 0)	(0 to 0)	(0 to 0)	(0 to 0)	(0 to 0)	(0 to 0)	(0 to 0)	(0 to 0)	(0 to 0)	(0 to 0)	(0 to 0)	(0 to 0)	(0 to 0)	(0 to 0)	(0 to 0)	(0 to 0)	(0 to 0)	(0 to 0)	(0 to 0)	(0 to 0)	(0 to 0)	(0 to 0)	(0 to 0)	(0 to 0)
Other sexually transmitted infections	0	0	0	0	0	0	0	0	0	0	0	0	0	0	0	0	0	0	0	0	0	0	0	0
	(0 to 0)	(0 to 0)	(0 to 0)	(0 to 0)	(0 to 0)	(0 to 0)	(0 to 0)	(0 to 0)	(0 to 0)	(0 to 0)	(0 to 0)	(0 to 0)	(0 to 0)	(0 to 0)	(0 to 0)	(0 to 0)	(0 to 0)	(0 to 0)	(0 to 0)	(0 to 0)	(0 to 0)	(0 to 0)	(0 to 0)	(0 to 0)
Respiratory infections and tuberculosis	1,110	1,110	1,110	1,110	1,110	1,110	1,110	1,110	1,110	1,110	1,110	1,110	1,110	1,110	1,110	1,110	1,110	1,110	1,110	1,110	1,110	1,110	1,110	26,600
	(1,060 to 1,160)	(1,060 to 1,160)	(1,060 to 1,160)	(1,060 to 1,160)	(1,060 to 1,160)	(1,060 to 1,160)	(1,060 to 1,160)	(1,060 to 1,160)	(1,060 to 1,160)	(1,060 to 1,160)	(1,060 to 1,160)	(1,060 to 1,160)	(1,060 to 1,160)	(1,060 to 1,160)	(1,060 to 1,160)	(1,060 to 1,160)	(1,060 to 1,160)	(1,060 to 1,160)	(1,060 to 1,160)	(1,060 to 1,160)	(1,060 to 1,160)	(1,060 to 1,160)	(1,060 to 1,160)	(25,500 to 27,700)
Tuberculosis	0	0	2.7	6.6	3.4	2.2	2.1	3.1	4.2	5.4	6.7	8.1	9.6	11.2	12.9	14.7	16.6	18.6	20.7	22.9	25.2	27.6	30.1	270
	(0 to 0)	(0 to 0)	(0.03 to 7.9)	(0.07 to 19)	(0.04 to 9.8)	(0.02 to 6.4)	(0.02 to 6.1)	(0.03 to 9)	(0.04 to 12)	(0.05 to 15)	(0.06 to 19)	(0.07 to 23)	(0.08 to 27)	(0.09 to 32)	(0.1 to 37)	(0.12 to 42)	(0.13 to 47)	(0.15 to 53)	(0.16 to 59)	(0.18 to 65)	(0.2 to 72)	(0.22 to 79)	(0.24 to 86)	(2.1 to 770)
Latent tuberculosis infection	0	0	0	0	0	0	0	0	0	0	0	0	0	0	0	0	0	0	0	0	0	0	0	0
	(0 to 0)	(0 to 0)	(0 to 0)	(0 to 0)	(0 to 0)	(0 to 0)	(0 to 0)	(0 to 0)	(0 to 0)	(0 to 0)	(0 to 0)	(0 to 0)	(0 to 0)	(0 to 0)	(0 to 0)	(0 to 0)	(0 to 0)	(0 to 0)	(0 to 0)	(0 to 0)	(0 to 0)	(0 to 0)	(0 to 0)	(0 to 0)
Drug-susceptible tuberculosis	0	0	2.5	6.4	3.2	2.1	1.9	2.9	3.9	5.1	6.3	7.6	9	10.5	12.1	13.8	15.6	17.5	19.4	21.5	23.7	25.9	28.3	254
	(0 to 0)	(0 to 0)	(0.03 to 7.4)	(0.07 to 18.8)	(0.04 to 9.2)	(0.02 to 6.1)	(0.02 to 5.8)	(0.03 to 8.5)	(0.04 to 11)	(0.05 to 14)	(0.06 to 18)	(0.07 to 22)	(0.08 to 26)	(0.09 to 30)	(0.1 to 35)	(0.12 to 40)	(0.13 to 45)	(0.15 to 50)	(0.16 to 56)	(0.18 to 62)	(0.2 to 68)	(0.22 to 75)	(0.24 to 82)	(2 to 730)
Multidrug-resistant tuberculosis without extensive drug resistance	0	0	0.2	0.2	0.2	0.1	0.1	0.2	0.3	0.3	0.4	0.5	0.6	0.7	0.8	0.9	1	1.1	1.3	1.4	1.5	1.7	1.8	16
	(0 to 0)	(0 to 0)	(0.01 to 0.47)	(0.01 to 1.2)	(0.01 to 0.58)	(0 to 0.41)	(0 to 0.37)	(0 to 0.54)	(0 to 0.71)	(0 to 0.91)	(0 to 1.1)	(0 to 1.4)	(0 to 1.7)	(0 to 2)	(0 to 2.3)	(0 to 2.6)	(0 to 2.9)	(0 to 3.3)	(0 to 3.7)	(0 to 4.1)	(0 to 4.5)	(0 to 4.9)	(0 to 5.4)	(0.13 to 47)
Extensively drug-resistant tuberculosis	0	0	0	0	0	0	0	0	0	0	0	0	0	0	0	0	0	0	0	0	0	0	0	0
	(0 to 0)	(0 to 0)	(0 to 0)	(0 to 0)	(0 to 0)	(0 to 0)	(0 to 0)	(0 to 0)	(0 to 0)	(0 to 0)	(0 to 0)	(0 to 0)	(0 to 0)	(0 to 0)	(0 to 0)	(0 to 0)	(0 to 0)	(0 to 0)	(0 to 0)	(0 to 0)	(0 to 0)	(0 to 0)	(0 to 0)	(0 to 0)
Diarrheal diseases	1,290	1,290	1,290	1,290	1,290	1,290	1,290	1,290	1,290	1,290	1,290	1,290	1,290	1,290	1,290	1,290	1,290	1,290	1,290	1,290	1,290	1,290	1,290	30,900
	(1,290 to 1,290)	(1,290 to 1,290)	(1,290 to 1,290)	(1,290 to 1,290)	(1,290 to 1,290)	(1,290 to 1,290)	(1,290 to 1,290)	(1,290 to 1,290)	(1,290 to 1,290)	(1,290 to 1,290)	(1,290 to 1,290)	(1,290 to 1,290)	(1,290 to 1,290)	(1,290 to 1,290)	(1,290 to 1,290)	(1,290 to 1,290)	(1,290 to 1,290)	(1,290 to 1,290)	(1,290 to 1,290)	(1,290 to 1,290)	(1,290 to 1,290)	(1,290 to 1,290)	(1,290 to 1,290)	(30,900 to 30,900)
Typhoid and paratyphoid	0	0	0	0	0	0	0	0	0	0	0	0	0	0	0	0	0	0	0	0	0	0	0	0
	(0 to 0)	(0 to 0)	(0 to 0)	(0 to 0)	(0 to 0)	(0 to 0)	(0 to 0)	(0 to 0)	(0 to 0)	(0 to 0)	(0 to 0)	(0 to 0)	(0 to 0)	(0 to 0)	(0 to 0)	(0 to 0)	(0 to 0)	(0 to 0)	(0 to 0)	(0 to 0)	(0 to 0)	(0 to 0)	(0 to 0)	(0 to 0)
Typhoid fever	0	0	0	0	0	0	0	0	0	0	0	0	0	0	0	0	0	0	0	0	0	0	0	0
	(0 to 0)	(0 to 0)	(0 to 0)	(0 to 0)	(0 to 0)	(0 to 0)	(0 to 0)	(0 to 0)	(0 to 0)	(0 to 0)	(0 to 0)	(0 to 0)	(0 to 0)	(0 to 0)	(0 to 0)	(0 to 0)	(0 to 0)	(0 to 0)	(0 to 0)	(0 to 0)	(0 to 0)	(0 to 0)	(0 to 0)	(0 to 0)
Paratyphoid fever	0	0	0	0	0	0	0	0	0	0	0	0	0	0	0	0	0	0	0	0	0	0	0	0
	(0 to 0)	(0 to 0)	(0 to 0)	(0 to 0)	(0 to 0)	(0 to 0)	(0 to 0)	(0 to 0)	(0 to 0)	(0 to 0)	(0 to 0)	(0 to 0)	(0 to 0)	(0 to 0)	(0 to 0)	(0 to 0)	(0 to 0)	(0 to 0)	(0 to 0)	(0 to 0)	(0 to 0)	(0 to 0)	(0 to 0)	(0 to 0)
Invasive Non-typhoidal Salmonella (iNTS)	0	0	0	0	0	0	0	0	0	0	0	0	0	0	0	0	0	0	0	0	0	0	0	0
	(0 to 0)	(0 to 0)	(0 to 0)	(0 to 0)	(0 to 0)	(0 to 0)	(0 to 0)	(0 to 0)	(0 to 0)	(0 to 0)	(0 to 0)	(0 to 0)	(0 to 0)	(0 to 0)	(0 to 0)	(0 to 0)	(0 to 0)	(0 to 0)	(0 to 0)	(0 to 0)	(0 to 0)	(0 to 0)	(0 to 0)	(0 to 0)
Other intestinal infectious diseases	0	0	0.4	0.9	0.4	0.3	0.3	0.4	0.5	0.6	0.7	0.8	0.9	1	1.1	1.2	1.3	1.4	1.5	1.6	1.7	1.8	1.9	20
	(0 to 0)	(0 to 0)	(0 to 12.3)	(0 to 19.8)	(0 to 6.2)	(0 to 4.3)	(0 to 3.8)	(0.1 to 5.4)	(0.1 to 6.9)	(0.1 to 8.5)	(0.2 to 10)	(0.2 to 12)	(0.2 to 13)	(0.3 to 15)	(0.3 to 16)	(0.3 to 18)	(0.4 to 19)	(0.4 to 21)	(0.4 to 22)	(0.5 to 24)	(0.5 to 25)	(0.5 to 27)	(0.6 to 28)	(0.6 to 320)
Neglected tropical diseases and malaria	0.2	0.1	0.1	0.1	0.1	0.1	0.1	0.1	0.1	0.1	0.1	0.1	0.1	0.1	0.1	0.1	0.1	0.1	0.1	0.1	0.1	0.1	0.1	1.6
	(0 to 0.4)	(0 to 0.2)	(0 to 0.2)	(0 to 0.2)	(0 to 0.2)	(0 to 0.2)	(0 to 0.2)	(0 to 0.2)	(0 to 0.2)	(0 to 0.2)	(0 to 0.2)	(0 to 0.2)	(0 to 0.2)	(0 to 0.2)	(0 to 0.2)	(0 to 0.2)	(0 to 0.2)	(0 to 0.2)	(0 to 0.2)	(0 to 0.2)	(0 to 0.2)	(0 to 0.2)	(0 to 0.2)	(0 to 1.6)
Malaria	0	0	0	0	0	0	0	0	0	0	0	0	0	0	0	0	0	0	0	0	0	0	0	0
	(0 to 0)	(0 to 0)	(0 to 0)	(0 to 0)	(0 to 0)	(0 to 0)	(0 to 0)	(0 to 0)	(0 to 0)	(0 to 0)	(0 to 0)	(0 to 0)	(0 to 0)	(0 to 0)	(0 to 0)	(0 to 0)	(0 to 0)	(0 to 0)	(0 to 0)	(0 to 0)	(0 to 0)	(0 to 0)	(0 to 0)	(0 to 0)
Chagas disease	0	0	0	0	0	0	0	0	0	0	0	0	0	0	0	0	0	0	0	0	0	0	0	0
	(0 to 0)	(0 to 0)	(0 to 0)	(0 to 0)	(0 to 0)	(0 to 0)	(0 to 0)	(0 to 0)	(0 to 0)	(0 to 0)	(0 to 0)	(0 to 0)	(0 to 0)	(0 to 0)	(0 to 0)	(0 to 0)	(0 to 0)	(0 to 0)	(0 to 0)	(0 to 0)	(0 to 0)	(0 to 0)	(0 to 0)	(0 to 0)
Leishmaniasis	0	0	0	0	0	0	0	0	0	0	0	0	0	0	0	0	0	0	0	0	0	0	0	0
	(0 to 0)	(0 to 0)	(0 to 0)	(0 to 0)	(0 to 0)	(0 to 0)	(0 to 0)	(0 to 0)	(0 to 0)	(0 to 0)	(0 to 0)	(0 to 0)	(0 to 0)	(0 to 0)	(0 to 0)	(0 to 0)	(0 to 0)	(0 to 0)	(0 to 0)	(0 to 0)	(0 to 0)	(0 to 0)	(0 to 0)	(0 to 0)
African trypanosomiasis	0	0	0	0	0	0	0	0	0	0	0	0	0	0	0	0	0	0	0	0	0	0	0	0
	(0 to 0)	(0 to 0)	(0 to 0)	(0 to 0)	(0 to 0)	(0 to 0)	(0 to 0)	(0 to 0)	(0 to 0)	(0 to 0)	(0 to 0)	(0 to 0)	(0 to 0)	(0 to 0)	(0 to 0)	(0 to 0)	(0 to 0)	(0 to 0)	(0 to 0)	(0 to 0)	(0 to 0)	(0 to 0)	(0 to 0)	(0 to 0)
Schistosomiasis	0	0	0	0	0	0	0	0	0	0	0	0	0	0	0	0	0	0	0	0	0	0	0	0
	(0 to 0)	(0 to 0)	(0 to 0)	(0 to 0)	(0 to 0)	(0 to 0)	(0 to 0)	(0 to 0)	(0 to 0)	(0 to 0)	(0 to 0)	(0 to 0)	(0 to 0)	(0 to 0)	(0 to 0)	(0 to 0)	(0 to 0)	(0 to 0)	(0 to 0)	(0 to 0)	(0 to 0)	(0 to 0)	(0 to 0)	(0 to 0)
Cysticercosis	0	0	0	0	0	0	0	0	0	0	0	0	0	0	0	0	0	0	0	0	0	0	0	0
	(0 to 0)	(0 to 0)	(0 to 0)	(0 to 0)	(0 to 0)	(0 to 0)	(0 to 0)	(0 to 0)	(0 to 0)	(0 to 0)	(0 to 0)	(0 to 0)	(0 to 0)	(0 to 0)	(0 to 0)	(0 to 0)	(0 to 0)	(0 to 0)	(0 to 0)	(0 to 0)	(0 to 0)	(0 to 0)	(0 to 0)	(0 to 0)
Cystic echinococcosis	0	0	0	0.2	0.2	0.1	0.1	0.2	0.2	0.3	0.3	0.4	0.5	0.6	0.7	0.8	0.9	1	1.1	1.2	1.3	1.4	1.5	12.5
	(0 to 0)	(0 to 0)	(0 to 0)	(0 to 0.1)	(0 to 0.1)	(0 to 0.1)	(0 to 0.1)	(0 to 0.1)	(0 to 0.1)	(0 to 0.1)	(0 to 0.1)	(0 to 0.1)	(0 to 0.1)	(0 to 0.1)	(0 to 0.1)	(0 to 0.1)	(0 to 0.1)	(0 to 0.1)	(0 to 0.1)	(0 to 0.1)	(0 to 0.1)	(0 to 0.1)	(0 to 0.1)	(0 to 0.1)
Lymphatic filariasis	0	0	0	0	0	0	0	0	0	0	0	0	0	0	0	0	0	0	0	0	0	0	0	0
	(0 to 0)	(0 to 0)	(0 to 0)	(0 to 0)	(0 to 0)	(0 to 0)	(0 to 0)	(0 to 0)	(0 to 0)	(0 to 0)	(0 to 0)	(0 to 0)	(0 to 0)	(0 to 0)	(0 to 0)	(0 to 0)	(0 to 0)	(0 to 0)	(0 to 0)	(0 to 0)	(0 to 0)	(0 to 0)	(0 to 0)	(0 to 0)
Onchocerciasis	0	0	0	0	0	0	0	0	0	0	0	0	0	0	0	0	0	0	0	0	0	0	0	0
	(0 to 0)	(0 to 0)	(0 to 0)	(0 to 0)	(0 to 0)	(0 to 0)	(0 to 0)	(0 to 0)	(0 to 0)	(0 to 0)	(0 to 0)	(0 to 0)	(0 to 0)	(0 to 0)	(0 to 0)	(0 to 0)	(0 to 0)	(0 to 0)	(0 to 0)	(0 to 0)	(0 to 0)	(0 to 0)	(0 to 0)	(0 to 0)
Trachoma	0	0	0	0	0	0	0	0	0	0	0	0	0	0	0	0	0	0	0	0	0	0	0	0
	(0 to 0)	(0 to 0)	(0 to 0)	(0 to 0)	(0 to 0)	(0 to 0)	(0 to 0)	(0 to 0)	(0 to 0)	(0 to 0)	(0 to 0)	(0 to 0)	(0 to 0)	(0 to 0)	(0 to 0)	(0 to 0)	(0 to 0)	(0 to 0)	(0 to 0)	(0 to 0)	(0 to 0)	(0 to 0)	(0 to 0)	(0 to 0)
Dengue	0	0	0	0	0	0	0	0	0	0	0	0	0	0	0	0	0	0	0	0	0	0	0	0
	(0 to 0)	(0 to 0)	(0 to 0)	(0 to 0)	(0 to 0)	(0 to 0)	(0 to 0)	(0 to 0)	(0 to 0)	(0 to 0)	(0 to 0)	(0 to 0)	(0 to 0)	(0 to 0)	(0 to 0)	(0 to 0)	(0 to 0)	(0 to 0)	(0 to 0)	(0 to 0)	(0 to 0)	(0 to 0)	(0 to 0)	(0 to 0)
Yellow fever	0	0	0	0	0	0	0	0	0	0	0	0	0	0	0	0	0	0	0	0	0	0	0	0
	(0 to 0)	(0 to 0)	(0 to 0)	(0 to 0)	(0 to 0)	(0 to 0)	(0 to 0)	(0 to 0)	(0 to 0)	(0 to 0)	(0 to 0)	(0 to 0)	(0 to 0)	(0 to 0)	(0 to 0)	(0 to 0)	(0 to 0)	(0 to 0)	(0 to 0)	(0 to 0)	(0 to 0)	(0 to 0)	(0 to 0)	(0 to 0)
Rabies	0	0	0	0	0	0	0	0	0	0	0	0	0	0	0	0	0	0	0	0	0	0	0	0
	(0 to 0)	(0 to 0)	(0 to 0.1)	(0 to 0.3)	(0 to 0)	(0 to 0.1)	(0 to 0)	(0 to 0)	(0 to 0)	(0 to 0)	(0 to 0)	(0 to 0.1)	(0 to 0.3)	(0.2 to 0.7)	(0.1 to 1.3)	(0.2 to 1.2)	(0.2 to 1.2)	(0 to 1)	(0 to 0.9)	(0 to 0.8)	(0 to 0.6)	(0 to 0.3)	(0 to 0.2)	(0 to 0.1)
Intestinal nematode infections	0	0	0	0	0	0	0	0	0	0	0	0	0	0	0	0	0	0	0	0	0	0	0	0
	(0 to 0)	(0 to 0)	(0 to 0)	(0 to 0)	(0 to 0)	(0 to 0)	(0 to 0)	(0 to 0)	(0 to 0)	(0 to 0)	(0 to 0)	(0 to 0)	(0 to 0)	(0 to 0)	(0 to 0)	(0 to 0)	(0 to 0)	(0 to 0)	(0 to 0)	(0 to 0)	(0 to 0)	(0 to 0)	(0 to 0)	(0 to 0)
Ascariasis	0	0	0	0	0	0	0	0	0	0	0	0	0	0	0	0	0	0	0	0	0	0	0	0
	(0 to 0)	(0 to 0)	(0 to 0)	(0 to 0)	(0 to 0)	(0 to 0)	(0 to 0)	(0 to 0)	(0 to 0)	(0 to 0)	(0 to 0)	(0 to 0)	(0 to 0)	(0 to 0)	(0 to 0)	(0 to 0)	(0 to 0)	(0 to 0)	(0 to 0)	(0 to 0)	(0 to 0)	(0 to 0)	(0 to 0)	(0 to 0)
Trichuriasis	0	0	0	0	0	0	0	0	0	0	0	0	0	0	0	0	0	0	0	0	0	0	0	0
	(0 to 0)	(0 to 0)	(0 to 0)	(0 to 0)	(0 to 0)	(0 to 0)	(0 to 0)	(0 to 0)	(0 to 0)	(0 to 0)	(0 to 0)	(0 to 0)	(0 to 0)	(0 to 0)	(0 to 0)	(0 to 0)	(0 to 0)	(0 to 0)	(0 to 0)	(0 to 0)	(0 to 0)	(0 to 0)	(0 to 0)	(0 to 0)
Hookworm disease	0	0	0	0	0	0	0	0	0	0	0	0	0	0	0	0	0	0	0	0	0	0	0	0
	(0 to 0)	(0 to 0)	(0 to 0)	(0 to 0)	(0 to 0)	(0 to 0)	(0 to 0)	(0 to 0)	(0 to 0)	(0 to 0)	(0 to 0)	(0 to 0)	(0 to 0)	(0 to 0)	(0 to 0)	(0 to 0)	(0 to 0)	(0 to 0)	(0 to 0)	(0 to 0)	(0 to 0)	(0 to 0)	(0 to 0)	(0 to 0)
Food-borne trematodiases	0	0	0	0	0	0	0	0	0	0	0	0	0	0	0	0	0	0	0	0	0	0	0	0
	(0 to 0)	(0 to 0)	(0 to 0)	(0 to 0)	(0 to 0)	(0 to 0)	(0 to 0)	(0 to 0)	(0 to 0)	(0 to 0)	(0 to 0)	(0 to 0)	(0 to 0)	(0 to 0)	(0 to 0)	(0 to 0)	(0 to 0)	(0 to 0)	(0 to 0)	(0 to 0)	(0 to 0)	(0 to 0)	(0 to 0)	(0 to 0)
Leprosy	0	0	0	0	0	0	0	0	0



All Table 2a: Cambodia DALYS by cause and age group for males with 95% uncertainty intervals, 2013

Cause	Early Neonatal	Late Neonatal	Post Neonatal	1 to 5	5 to 9	10 to 14	15 to 19	20 to 24	25 to 29	30 to 34	35 to 39	40 to 44	45 to 49	50 to 54	55 to 59	60 to 64	65 to 69	70 to 74	75 to 79	80 to 84	85 to 89	90 to 94	95 plus	Total
All causes	248,000 (187,000 to 332,000)	61,200 (46,500 to 81,500)	166,000 (121,000 to 227,000)	109,000 (86,900 to 139,000)	61,200 (49,100 to 77,400)	70,200 (56,600 to 88,700)	109,000 (90,200 to 132,000)	119,000 (11,200 to 139,000)	141,000 (118,000 to 169,000)	140,000 (116,000 to 173,000)	140,000 (116,000 to 173,000)	139,000 (116,000 to 171,000)	139,000 (116,000 to 171,000)	140,000 (116,000 to 171,000)	164,000 (136,000 to 201,000)	207,000 (169,000 to 253,000)	160,000 (130,000 to 200,000)	154,000 (122,000 to 194,000)	160,000 (121,000 to 205,000)	93,600 (64,000 to 136,000)	39,100 (26,000 to 57,400)	6,390 (3,270 to 9,930)	2,610,000 (2,450,000 to 2,790,000)
Communicable, maternal, neonatal, and nutritional diseases	214,000 (160,000 to 287,000)	59,600 (46,000 to 77,000)	142,000 (105,000 to 193,000)	61,700 (47,900 to 77,200)	22,700 (17,900 to 28,900)	16,600 (13,100 to 21,100)	17,600 (13,900 to 22,400)	22,900 (17,700 to 29,000)	28,800 (22,000 to 36,700)	27,900 (20,900 to 36,700)	27,500 (20,600 to 36,200)	28,200 (21,000 to 37,000)	27,900 (20,800 to 36,600)	27,900 (20,800 to 36,600)	31,900 (23,700 to 41,800)	38,700 (28,800 to 50,700)	29,700 (21,900 to 39,000)	27,900 (20,500 to 36,600)	24,900 (18,000 to 32,600)	14,900 (10,200 to 20,600)	6,020 (4,030 to 8,510)	1,400 (1,000 to 1,900)	864,000
HIV/AIDS and sexually transmitted infections	67 (11 to 161)	130 (38 to 330)	2,230 (600 to 5,200)	397 (139 to 872)	1,640 (529 to 1,970)	1,320 (427 to 2,020)	7,270 (2,440 to 11,600)	7,760 (2,600 to 12,400)	7,560 (2,540 to 12,000)	6,990 (2,350 to 11,100)	6,270 (2,110 to 9,950)	5,260 (1,770 to 8,350)	4,330 (1,460 to 6,870)	3,180 (1,070 to 5,040)	2,130 (717 to 3,380)	1,350 (454 to 2,140)	1,020 (343 to 1,620)	552 (186 to 876)	224 (75 to 356)	109 (36 to 173)	47 (16 to 74)	8.7 (2.9 to 13.8)	65,000 (21,900 to 103,000)
HIV/AIDS	67 (11 to 161)	130 (38 to 330)	2,230 (600 to 5,200)	397 (139 to 872)	1,640 (529 to 1,970)	1,320 (427 to 2,020)	7,270 (2,440 to 11,600)	7,760 (2,600 to 12,400)	7,560 (2,540 to 12,000)	6,990 (2,350 to 11,100)	6,270 (2,110 to 9,950)	5,260 (1,770 to 8,350)	4,330 (1,460 to 6,870)	3,180 (1,070 to 5,040)	2,130 (717 to 3,380)	1,350 (454 to 2,140)	1,020 (343 to 1,620)	552 (186 to 876)	224 (75 to 356)	109 (36 to 173)	47 (16 to 74)	8.7 (2.9 to 13.8)	65,000 (21,900 to 103,000)
HIV/AIDS - Drug-susceptible Tuberculosis	0 (0 to 0)	0 (0 to 0)	0 (0 to 0)	0 (0 to 0)	0 (0 to 0)	0 (0 to 0)	0 (0 to 0)	0 (0 to 0)	0 (0 to 0)	0 (0 to 0)	0 (0 to 0)	0 (0 to 0)	0 (0 to 0)	0 (0 to 0)	0 (0 to 0)	0 (0 to 0)	0 (0 to 0)	0 (0 to 0)	0 (0 to 0)	0 (0 to 0)	0 (0 to 0)	0 (0 to 0)	0 (0 to 0)	0 (0 to 0)
HIV/AIDS - Multidrug-resistant Tuberculosis without extensive drug resistance	0 (0 to 0)	0 (0 to 0)	0 (0 to 0)	0 (0 to 0)	0 (0 to 0)	0 (0 to 0)	0 (0 to 0)	0 (0 to 0)	0 (0 to 0)	0 (0 to 0)	0 (0 to 0)	0 (0 to 0)	0 (0 to 0)	0 (0 to 0)	0 (0 to 0)	0 (0 to 0)	0 (0 to 0)	0 (0 to 0)	0 (0 to 0)	0 (0 to 0)	0 (0 to 0)	0 (0 to 0)	0 (0 to 0)	0 (0 to 0)
HIV/AIDS - Extensively drug-resistant Tuberculosis	0 (0 to 0)	0 (0 to 0)	0 (0 to 0)	0 (0 to 0)	0 (0 to 0)	0 (0 to 0)	0 (0 to 0)	0 (0 to 0)	0 (0 to 0)	0 (0 to 0)	0 (0 to 0)	0 (0 to 0)	0 (0 to 0)	0 (0 to 0)	0 (0 to 0)	0 (0 to 0)	0 (0 to 0)	0 (0 to 0)	0 (0 to 0)	0 (0 to 0)	0 (0 to 0)	0 (0 to 0)	0 (0 to 0)	0 (0 to 0)
HIV/AIDS resulting in other diseases	0 (0 to 0)	0 (0 to 0)	0 (0 to 0)	0 (0 to 0)	0 (0 to 0)	0 (0 to 0)	0 (0 to 0)	0 (0 to 0)	0 (0 to 0)	0 (0 to 0)	0 (0 to 0)	0 (0 to 0)	0 (0 to 0)	0 (0 to 0)	0 (0 to 0)	0 (0 to 0)	0 (0 to 0)	0 (0 to 0)	0 (0 to 0)	0 (0 to 0)	0 (0 to 0)	0 (0 to 0)	0 (0 to 0)	0 (0 to 0)
Sexually transmitted infections, excluding HIV	67 (11 to 161)	130 (38 to 330)	2,230 (600 to 5,200)	397 (139 to 872)	1,640 (529 to 1,970)	1,320 (427 to 2,020)	7,270 (2,440 to 11,600)	7,760 (2,600 to 12,400)	7,560 (2,540 to 12,000)	6,990 (2,350 to 11,100)	6,270 (2,110 to 9,950)	5,260 (1,770 to 8,350)	4,330 (1,460 to 6,870)	3,180 (1,070 to 5,040)	2,130 (717 to 3,380)	1,350 (454 to 2,140)	1,020 (343 to 1,620)	552 (186 to 876)	224 (75 to 356)	109 (36 to 173)	47 (16 to 74)	8.7 (2.9 to 13.8)	1,710 (1,150 to 2,450)
Syphilis	0 (0 to 0)	0 (0 to 0)	0 (0 to 0)	0 (0 to 0)	0 (0 to 0)	0 (0 to 0)	0 (0 to 0)	0 (0 to 0)	0 (0 to 0)	0 (0 to 0)	0 (0 to 0)	0 (0 to 0)	0 (0 to 0)	0 (0 to 0)	0 (0 to 0)	0 (0 to 0)	0 (0 to 0)	0 (0 to 0)	0 (0 to 0)	0 (0 to 0)	0 (0 to 0)	0 (0 to 0)	0 (0 to 0)	0 (0 to 0)
Chlamydial infection	0 (0 to 0)	0 (0 to 0)	0 (0 to 0)	0 (0 to 0)	0 (0 to 0)	0 (0 to 0)	0 (0 to 0)	0 (0 to 0)	0 (0 to 0)	0 (0 to 0)	0 (0 to 0)	0 (0 to 0)	0 (0 to 0)	0 (0 to 0)	0 (0 to 0)	0 (0 to 0)	0 (0 to 0)	0 (0 to 0)	0 (0 to 0)	0 (0 to 0)	0 (0 to 0)	0 (0 to 0)	0 (0 to 0)	0 (0 to 0)
Gonococcal infection	0 (0 to 0)	0 (0 to 0)	0 (0 to 0)	0 (0 to 0)	0 (0 to 0)	0 (0 to 0)	0 (0 to 0)	0 (0 to 0)	0 (0 to 0)	0 (0 to 0)	0 (0 to 0)	0 (0 to 0)	0 (0 to 0)	0 (0 to 0)	0 (0 to 0)	0 (0 to 0)	0 (0 to 0)	0 (0 to 0)	0 (0 to 0)	0 (0 to 0)	0 (0 to 0)	0 (0 to 0)	0 (0 to 0)	0 (0 to 0)
Trichomoniasis	0 (0 to 0)	0 (0 to 0)	0 (0 to 0)	0 (0 to 0)	0 (0 to 0)	0 (0 to 0)	0 (0 to 0)	0 (0 to 0)	0 (0 to 0)	0 (0 to 0)	0 (0 to 0)	0 (0 to 0)	0 (0 to 0)	0 (0 to 0)	0 (0 to 0)	0 (0 to 0)	0 (0 to 0)	0 (0 to 0)	0 (0 to 0)	0 (0 to 0)	0 (0 to 0)	0 (0 to 0)	0 (0 to 0)	0 (0 to 0)
Genital herpes	0 (0 to 0)	0 (0 to 0)	0 (0 to 0)	0 (0 to 0)	0 (0 to 0)	0 (0 to 0)	0 (0 to 0)	0 (0 to 0)	0 (0 to 0)	0 (0 to 0)	0 (0 to 0)	0 (0 to 0)	0 (0 to 0)	0 (0 to 0)	0 (0 to 0)	0 (0 to 0)	0 (0 to 0)	0 (0 to 0)	0 (0 to 0)	0 (0 to 0)	0 (0 to 0)	0 (0 to 0)	0 (0 to 0)	0 (0 to 0)
Other sexually transmitted infections	0 (0 to 0)	0 (0 to 0)	0 (0 to 0)	0 (0 to 0)	0 (0 to 0)	0 (0 to 0)	0 (0 to 0)	0 (0 to 0)	0 (0 to 0)	0 (0 to 0)	0 (0 to 0)	0 (0 to 0)	0 (0 to 0)	0 (0 to 0)	0 (0 to 0)	0 (0 to 0)	0 (0 to 0)	0 (0 to 0)	0 (0 to 0)	0 (0 to 0)	0 (0 to 0)	0 (0 to 0)	0 (0 to 0)	0 (0 to 0)
Respiratory infections and tuberculosis	32,100 (17,200 to 57,700)	19,600 (11,600 to 29,000)	66,900 (49,600 to 108,000)	26,600 (17,000 to 39,000)	9,290 (5,100 to 14,900)	5,230 (3,100 to 8,000)	7,200 (4,400 to 11,700)	12,900 (8,400 to 17,900)	14,600 (10,300 to 20,000)	13,900 (9,600 to 19,200)	13,700 (9,600 to 19,000)	14,800 (10,400 to 20,000)	14,600 (10,400 to 20,000)	14,900 (10,600 to 20,000)	20,500 (13,600 to 28,600)	27,200 (18,000 to 37,900)	23,700 (15,700 to 33,000)	24,900 (16,000 to 34,600)	17,000 (12,000 to 23,000)	12,000 (8,600 to 16,000)	6,000 (4,000 to 8,000)	4,200 (2,700 to 5,900)	279 (180 to 390)	418,000
Tuberculosis	3,400 (2,100 to 5,100)	1,900 (1,200 to 2,900)	1,900 (1,100 to 3,000)	2,100 (1,300 to 3,200)	1,020 (630 to 1,600)	2,000 (1,200 to 3,100)	6,770 (4,200 to 10,400)	9,900 (6,100 to 15,200)	11,000 (6,800 to 16,900)	10,000 (6,200 to 15,400)	10,000 (6,200 to 15,400)	9,500 (5,900 to 14,600)	10,000 (6,200 to 15,400)	10,000 (6,200 to 15,400)	13,100 (8,100 to 20,100)	12,700 (7,900 to 19,500)	11,900 (7,400 to 18,300)	10,000 (6,200 to 15,400)	7,900 (4,900 to 12,100)	6,000 (3,700 to 9,200)	2,170 (1,350 to 3,330)	1,210 (750 to 1,860)	210 (130 to 320)	153,000
Latent tuberculosis infection	0 (0 to 0)	0 (0 to 0)	0 (0 to 0)	0 (0 to 0)	0 (0 to 0)	0 (0 to 0)	0 (0 to 0)	0 (0 to 0)	0 (0 to 0)	0 (0 to 0)	0 (0 to 0)	0 (0 to 0)	0 (0 to 0)	0 (0 to 0)	0 (0 to 0)	0 (0 to 0)	0 (0 to 0)	0 (0 to 0)	0 (0 to 0)	0 (0 to 0)	0 (0 to 0)	0 (0 to 0)	0 (0 to 0)	0 (0 to 0)
Drug-susceptible tuberculosis	3,400 (2,100 to 5,100)	1,900 (1,200 to 2,900)	1,900 (1,100 to 3,000)	2,100 (1,300 to 3,200)	1,020 (630 to 1,600)	2,000 (1,200 to 3,100)	6,770 (4,200 to 10,400)	9,900 (6,100 to 15,200)	11,000 (6,800 to 16,900)	10,000 (6,200 to 15,400)	10,000 (6,200 to 15,400)	9,500 (5,900 to 14,600)	10,000 (6,200 to 15,400)	10,000 (6,200 to 15,400)	13,100 (8,100 to 20,100)	12,700 (7,900 to 19,500)	11,900 (7,400 to 18,300)	10,000 (6,200 to 15,400)	7,900 (4,900 to 12,100)	6,000 (3,700 to 9,200)	2,170 (1,350 to 3,330)	1,210 (750 to 1,860)	210 (130 to 320)	153,000
Multidrug-resistant tuberculosis without extensive drug resistance	0 (0 to 0)	0 (0 to 0)	0 (0 to 0)	0 (0 to 0)	0 (0 to 0)	0 (0 to 0)	0 (0 to 0)	0 (0 to 0)	0 (0 to 0)	0 (0 to 0)	0 (0 to 0)	0 (0 to 0)	0 (0 to 0)	0 (0 to 0)	0 (0 to 0)	0 (0 to 0)	0 (0 to 0)	0 (0 to 0)	0 (0 to 0)	0 (0 to 0)	0 (0 to 0)	0 (0 to 0)	0 (0 to 0)	0 (0 to 0)
Extensively drug-resistant tuberculosis	0 (0 to 0)	0 (0 to 0)	0 (0 to 0)	0 (0 to 0)	0 (0 to 0)	0 (0 to 0)	0 (0 to 0)	0 (0 to 0)	0 (0 to 0)	0 (0 to 0)	0 (0 to 0)	0 (0 to 0)	0 (0 to 0)	0 (0 to 0)	0 (0 to 0)	0 (0 to 0)	0 (0 to 0)	0 (0 to 0)	0 (0 to 0)	0 (0 to 0)	0 (0 to 0)	0 (0 to 0)	0 (0 to 0)	0 (0 to 0)
Tuberculosis resulting in other diseases	0 (0 to 0)	0 (0 to 0)	0 (0 to 0)	0 (0 to 0)	0 (0 to 0)	0 (0 to 0)	0 (0 to 0)	0 (0 to 0)	0 (0 to 0)	0 (0 to 0)	0 (0 to 0)	0 (0 to 0)	0 (0 to 0)	0 (0 to 0)	0 (0 to 0)	0 (0 to 0)	0 (0 to 0)	0 (0 to 0)	0 (0 to 0)	0 (0 to 0)	0 (0 to 0)	0 (0 to 0)	0 (0 to 0)	0 (0 to 0)
Diarrhoeal diseases	3,400 (1,900 to 5,600)	1,900 (1,100 to 3,200)	3,400 (1,900 to 5,600)	2,600 (1,500 to 4,200)	1,020 (600 to 1,600)	1,400 (800 to 2,200)	1,400 (800 to 2,200)	1,400 (800 to 2,200)	1,400 (800 to 2,200)	1,400 (800 to 2,200)	1,400 (800 to 2,200)	1,400 (800 to 2,200)	1,400 (800 to 2,200)	1,400 (800 to 2,200)	1,400 (800 to 2,200)	1,400 (800 to 2,200)	1,400 (800 to 2,200)	1,400 (800 to 2,200)	1,400 (800 to 2,200)	1,400 (800 to 2,200)	1,400 (800 to 2,200)	1,400 (800 to 2,200)	210 (130 to 320)	43,600
Typhoid and paratyphoid	0 (0 to 0)	0 (0 to 0)	0 (0 to 0)	0 (0 to 0)	0 (0 to 0)	0 (0 to 0)	0 (0 to 0)	0 (0 to 0)	0 (0 to 0)	0 (0 to 0)	0 (0 to 0)	0 (0 to 0)	0 (0 to 0)	0 (0 to 0)	0 (0 to 0)	0 (0 to 0)	0 (0 to 0)	0 (0 to 0)	0 (0 to 0)	0 (0 to 0)	0 (0 to 0)	0 (0 to 0)	0 (0 to 0)	0 (0 to 0)	0
Invasive non-typhoidal Salmonella (iNTS)	0 (0 to 0)	0 (0 to 0)	0 (0 to 0)	0 (0 to 0)	0 (0 to 0)	0 (0 to 0)	0 (0 to 0)	0 (0 to 0)	0 (0 to 0)	0 (0 to 0)	0 (0 to 0)	0 (0 to 0)	0 (0 to 0)	0 (0 to 0)	0 (0 to 0)	0 (0 to 0)	0 (0 to 0)	0 (0 to 0)	0 (0 to 0)	0 (0 to 0)	0 (0 to 0)	0 (0 to 0)	0 (0 to 0)	0 (0 to 0)
Other intestinal infectious diseases	0 (0 to 0)	0 (0 to 0)	0 (0 to 0)	0 (0 to 0)	0 (0 to 0)	0 (0 to 0)	0 (0 to 0)	0 (0 to 0)	0 (0 to 0)	0 (0 to 0)	0 (0 to 0)	0 (0 to 0)	0 (0 to 0)	0 (0 to 0)	0 (0 to 0)	0 (0 to 0)	0 (0 to 0)	0 (0 to 0)	0 (0 to 0)	0 (0 to 0)	0 (0 to 0)	0 (0 to 0)	0 (0 to 0)	0 (0 to 0)
Neglected tropical diseases and malaria	0 (0 to 0)	0 (0 to 0)	0 (0 to 0)	0 (0 to 0)	0 (0 to 0)	0 (0 to 0)	0 (0 to 0)	0 (0 to 0)	0 (0 to 0)	0 (0 to 0)	0 (0 to 0)	0 (0 to 0)	0 (0 to 0)	0 (0 to 0)	0 (0 to 0)	0 (0 to 0)	0 (0 to 0)	0 (0 to 0)	0 (0 to 0)	0 (0 to 0)	0 (0 to 0)	0 (0 to 0)	0 (0 to 0)	0 (0 to 0)
Malaria	0 (0 to 0)	0 (0 to 0)	0 (0 to 0)	0 (0 to 0)	0 (0 to 0)	0 (0 to 0)	0 (0 to 0)	0 (0 to 0)	0 (0 to 0)	0 (0 to 0)	0 (0 to 0)	0 (0 to 0)	0 (0 to 0)	0 (0 to 0)	0 (0 to 0)	0 (0 to 0)	0 (0 to 0)	0 (0 to 0)	0 (0 to 0)	0 (0 to 0)	0 (0 to 0)	0 (0 to 0)	0 (0 to 0)	0 (0 to 0)
Chagas disease	0 (0 to 0)	0 (0 to 0)	0 (0 to 0)	0 (0 to 0)	0 (0 to 0)	0 (0 to 0)	0 (0 to 0)	0 (0 to 0)	0 (0 to 0)	0 (0 to 0)	0 (0 to 0)	0 (0 to 0)	0 (0 to 0)	0 (0 to 0)	0 (0 to 0)	0 (0 to 0)	0 (0 to 0)	0 (0 to 0)	0 (0 to 0)	0 (0 to 0)	0 (0 to 0)	0 (0 to 0)	0 (0 to 0)	0 (0 to 0)
Leishmaniasis	0 (0 to 0)	0 (0 to 0)	0 (0 to 0)	0 (0 to 0)	0 (0 to 0)	0 (0 to 0)	0 (0 to 0)	0 (0 to 0)	0 (0 to 0)	0 (0 to 0)	0 (0 to 0)	0 (0 to 0)	0 (0 to 0)	0 (0 to 0)	0 (0 to 0)	0 (0 to 0)	0 (0 to 0)	0 (0 to 0)	0 (0 to 0)	0 (0 to 0)	0 (0 to 0)	0 (0 to 0)	0 (0 to 0)	0 (0 to 0)
Visceral leishmaniasis	0 (0 to 0)	0 (0 to 0)	0 (0 to 0)	0 (0 to 0)	0 (0 to 0)	0 (0 to 0)	0 (0 to 0)	0 (0 to 0)	0 (0 to 0)	0 (0 to 0)	0 (0 to 0)	0 (0 to 0)	0 (0 to 0)	0 (0 to 0)	0 (0 to 0)	0 (0 to 0)	0 (0 to 0)	0 (0 to 0)	0 (0 to 0)	0 (0 to 0)	0 (0 to 0)	0 (0 to 0)	0 (0 to 0)	0 (0 to 0)
Cutaneous and mucocutaneous leishmaniasis	0 (0 to 0)	0 (0 to 0)	0 (0 to 0)	0 (0 to 0)	0 (0 to 0)	0 (0 to 0)	0 (0 to 0)	0 (0 to 0)	0 (0 to 0)	0 (0 to 0)	0 (0 to 0)	0 (0 to 0)	0 (0 to 0)	0 (0 to 0)	0 (0 to 0)	0 (0 to 0)	0 (0 to 0)	0 (0 to 0)	0 (0 to 0)	0 (0 to 0)	0 (0 to 0)	0 (0 to 0)	0 (0 to 0)	0 (0 to 0)
African trypanosomiasis	0 (0 to 0)	0 (0 to 0)	0 (0 to 0)	0 (0 to 0)	0 (0 to 0)	0 (0 to 0)	0 (0 to 0)	0 (0 to 0)	0 (0 to 0)	0 (0 to 0)	0 (0 to 0)	0 (0 to 0)	0 (0 to 0)	0 (0 to 0)	0 (0 to 0)	0 (0 to 0)	0 (0 to 0)	0 (0 to 0)	0 (0 to 0)	0 (0 to 0)	0 (0 to 0)	0 (0 to 0)	0 (0 to 0)	0 (0 to 0)
Schistosomiasis	0 (0 to 0)	0 (0 to 0)	0 (0 to 0)	0 (0 to 0)	0 (0 to 0)	0 (0 to 0)	0 (0 to 0)	0 (0 to 0)	0 (0 to 0)	0 (0 to 0)	0 (0 to 0)	0 (0 to 0)	0 (0 to 0)	0 (0 to 0)	0 (0 to 0)	0 (0 to 0)	0 (0 to 0)	0 (0 to 0)	0 (0 to 0)	0 (0 to 0)	0 (0 to 0)	0 (0 to 0)	0 (0 to 0)	0 (0 to 0)
Cysticercosis	0 (0 to 0)	0 (0 to 0)	0 (0 to 0)	0 (0 to 0)	0 (0 to 0)	0 (0 to 0)	0 (0 to 0)	0 (0 to 0)	0 (0 to 0)	0 (0 to 0)	0 (0 to 0)	0 (0 to 0)	0 (0 to 0)	0 (0 to 0)	0 (0 to 0)	0 (0 to 0)	0 (0 to 0)	0 (0 to 0)	0 (0 to 0)	0 (0 to 0)	0 (0 to 0)	0 (0 to 0)	0 (0 to 0)	0 (0 to 0)
Cystic echinococcosis	0 (0 to 0)	0 (0 to 0)	0 (0 to 0)	0 (0 to 0)	0 (0 to 0)	0 (0 to 0)	0 (0 to 0)	0 (0 to 0)	0 (0 to 0)	0 (0 to 0)	0 (0 to 0)	0 (0 to 0)	0 (0 to 0)	0 (0 to 0)	0 (0 to 0)	0 (0 to 0)	0 (0 to 0)	0 (0 to 0)	0 (0 to 0)	0 (0 to 0)	0 (0 to 0)	0 (0 to 0)	0 (0 to 0)	0 (0 to 0)
Lymphatic filariasis	0 (0 to 0)	0 (0 to 0)	0 (0 to 0)	0 (0 to 0)	0 (0 to 0)	0 (0 to 0)	0 (0 to 0)	0 (0 to 0)	0 (0 to 0)	0 (0 to 0)	0 (0 to 0)	0 (0 to 0)	0 (0 to 0)	0 (0 to 0)	0 (0 to 0)	0 (0 to 0)	0 (0 to 0)	0 (0 to 0)	0 (0 to 0)	0 (0 to 0)	0 (0 to 0)	0 (0 to 0)	0 (0 to 0)	0 (0 to 0)
Onchocerciasis	0 (0 to 0)	0 (0 to 0)	0 (0 to 0)	0 (0 to 0)	0 (0 to 0)	0 (0 to 0)	0 (0 to 0)	0 (0 to 0)	0 (0 to 0)	0 (0 to 0)	0 (0 to 0)	0 (0 to 0)	0 (0 to 0)	0 (0 to 0)	0 (0 to 0)	0 (0 to 0)	0 (0 to 0)	0 (0 to 0)	0 (0 to 0)	0 (0 to 0)	0 (0 to 0)	0 (0 to 0)	0 (0 to 0)	0 (0 to 0)
Trachoma	0 (0 to 0)	0 (0 to 0)	0 (0 to 0)	0 (0 to 0)	0 (0 to 0)	0 (0 to 0)	0 (0 to 0)	0 (0 to 0)	0 (0 to 0)	0 (0 to 0)	0 (0 to 0)	0 (0 to 0)	0 (0 to 0)	0 (0 to 0)	0 (0 to 0)	0 (0 to 0)	0 (0 to 0)	0 (0 to 0)	0 (0 to 0)	0 (0 to 0)	0 (0 to 0)	0 (0 to 0)	0 (0 to 0)	0 (0 to 0)
Dengue	1,700 (1,000 to 2,800)	670 (400 to 1,000)	1,700 (1,000 to 2,800)	350 (210 to 580)	200 (120 to 330)	200 (120 to 330)	200 (120 to 330)	200 (120 to 330)	200 (120 to 330)	120 (70 to 200)	120 (70 to 200)	120 (70 to 200)	77 (45 to 130)	77 (45 to 130)	77 (45 to 130)	69 (41 to 120)	69 (41 to 120)	69 (41 to 120)	69 (41 to 120)	69 (41 to 120)	69 (41 to 120)	69 (41 to 120)	9.6 (5.6 to 16)	2,900
Yellow fever	0 (0 to 0)	0 (0 to 0)	0 (0 to 0)	0 (0 to 0)	0 (0 to 0)	0 (0 to 0)	0 (0 to 0)	0 (0 to 0)	0 (0 to 0)	0 (0 to 0)	0 (0 to 0)	0 (0 to 0)	0 (0 to 0)	0 (0 to 0)	0 (0 to 0)	0 (0 to 0)	0 (0 to 0)	0 (0 to 0)	0 (0 to 0)	0 (0 to 0)	0 (0 to 0)	0 (0 to 0)	0 (0 to 0)	0 (0 to 0)
Rabies	1,400 (1,000 to 2,000)	430 (300 to 610)	1,400 (1,000 to 2,000)	1,400 (1,000 to 2,000)	1,400 (1,000 to 2,000



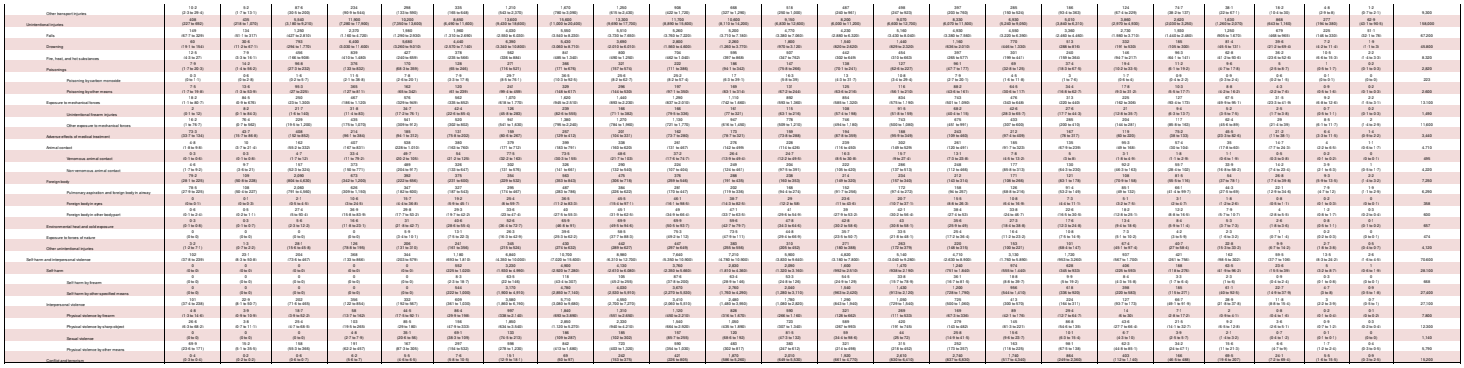

SR Table 2a: Greece DALYS by cause and age group for males with 95% uncertainty intervals, 2019

Cause	Early Neonatal	Late Neonatal	Post Neonatal	1 to 4	5 to 9	10 to 14	15 to 19	20 to 24	25 to 29	30 to 34	35 to 39	40 to 44	45 to 49	50 to 54	55 to 59	60 to 64	65 to 69	70 to 74	75 to 79	80 to 84	85 to 89	90 to 94	95 plus	Total
All causes	9,270 (8,910 to 7,960)	3,960 (2,810 to 5,370)	9,290 (6,390 to 6,360)	7,370 (5,980 to 9,120)	6,640 (5,450 to 12,450)	10,000 (11,900 to 29,000)	25,200 (20,000 to 32,200)	32,700 (25,900 to 39,900)	34,200 (26,900 to 43,000)	43,000 (33,900 to 53,900)	56,200 (44,900 to 70,000)	77,400 (60,700 to 94,800)	90,400 (70,000 to 109,900)	113,000 (89,000 to 136,200)	132,000 (110,000 to 157,000)	162,000 (135,000 to 193,000)	192,000 (160,000 to 229,000)	216,000 (179,000 to 259,000)	197,000 (159,000 to 239,000)	181,000 (135,000 to 233,000)	129,000 (92,000 to 187,000)	69,600 (44,700 to 93,900)	22,700 (21,100 to 23,800)	1,710,000
Communicable, maternal, neonatal, and nutritional diseases	1,660 (3,820 to 5,880)	2,240 (1,550 to 2,950)	1,380 (1,270 to 2,250)	1,730 (1,370 to 2,410)	1,670 (1,150 to 2,410)	1,360 (980 to 1,960)	1,260 (870 to 1,870)	1,310 (1,000 to 1,850)	1,490 (1,140 to 1,910)	1,760 (1,370 to 2,300)	2,360 (1,800 to 2,990)	3,420 (2,670 to 4,290)	3,680 (2,720 to 4,720)	2,760 (2,050 to 3,530)	2,870 (2,220 to 3,690)	3,170 (2,550 to 3,750)	3,330 (2,730 to 3,970)	4,270 (3,660 to 5,010)	3,060 (2,660 to 3,600)	7,480 (6,130 to 9,240)	3,970 (2,760 to 5,460)	1,370 (1,210 to 2,090)	67,600
HIV/AIDS and sexually transmitted infections	0 (0 to 1)	0 (0 to 0)	0 (0 to 0)	0 (0 to 0)	0 (0 to 0)	0 (0 to 0)	0 (0 to 0)	0 (0 to 0)	0 (0 to 0)	0 (0 to 0)	0 (0 to 0)	0 (0 to 0)	0 (0 to 0)	0 (0 to 0)	0 (0 to 0)	0 (0 to 0)	0 (0 to 0)	0 (0 to 0)	0 (0 to 0)	0 (0 to 0)	0 (0 to 0)	0 (0 to 0)	0 (0 to 0)	0 (0 to 0)	1,180
HIV/AIDS	0 (0 to 0)	0 (0 to 0)	0 (0.3 to 0.7)	0 (0.5 to 0.3)	0 (0.6 to 0.4)	0 (0.6 to 0.4)	0 (0.8 to 7)	0 (0.4 to 9.2)	0 (2.6 to 39.6)	0 (9.3 to 97.8)	0 (23.5 to 181)	0 (18.6 to 238)	0 (12.8 to 202)	0 (8.1 to 154)	0 (7.9 to 132)	0 (9.6 to 79.7)	0 (21 to 92)	0 (26.5 to 43.9)	0 (9.3 to 19.6)	0 (2.7 to 8.4)	0 (1.1 to 2.1)	0 (0.9 to 1.2)	1,040
HIV/AIDS - Drug-susceptible Tuberculosis	0 (0 to 0)	0 (0 to 0)	0.6 (1.6 to 2.3)	2.1 (1.6 to 2.4)	2.2 (1.6 to 2.7)	2.4 (1.8 to 2.9)	2.9 (1.9 to 3)	3.5 (2.1 to 3.7)	4.2 (2.7 to 4.7)	5.5 (3.7 to 6.2)	7.1 (4.7 to 8.1)	9.1 (6.1 to 10.4)	10.7 (7.1 to 12.2)	12.3 (8.2 to 14.1)	13.6 (9.1 to 15.6)	15.1 (10.1 to 17.3)	16.4 (10.9 to 18.8)	17.5 (11.6 to 20.1)	18.3 (12.2 to 21)	18.8 (12.5 to 21.5)	19.1 (12.7 to 21.9)	19.2 (12.8 to 22)	342
HIV/AIDS - Multidrug-resistant Tuberculosis without extra	0 (0 to 0)	0 (0 to 0)	0 (0 to 0)	0 (0 to 0)	0 (0 to 0)	0 (0 to 0)	0 (0 to 0)	0 (0 to 0)	0 (0 to 0)	0 (0 to 0)	0 (0 to 0)	0 (0 to 0)	0 (0 to 0)	0 (0 to 0)	0 (0 to 0)	0 (0 to 0)	0 (0 to 0)	0 (0 to 0)	0 (0 to 0)	0 (0 to 0)	0 (0 to 0)	0 (0 to 0)	0 (0 to 0)	0
HIV/AIDS - Extensively drug-resistant Tuberculosis	0 (0 to 0)	0 (0 to 0)	0 (0 to 0)	0 (0 to 0)	0 (0 to 0)	0 (0 to 0)	0 (0 to 0)	0 (0 to 0)	0 (0 to 0)	0 (0 to 0)	0 (0 to 0)	0 (0 to 0)	0 (0 to 0)	0 (0 to 0)	0 (0 to 0)	0 (0 to 0)	0 (0 to 0)	0 (0 to 0)	0 (0 to 0)	0 (0 to 0)	0 (0 to 0)	0 (0 to 0)	0 (0 to 0)	0
HIV/AIDS resulting in other diseases	0 (0 to 0)	0 (0 to 0)	0.6 (0 to 0.6)	2.1 (2.4 to 3.9)	2.3 (2.1 to 2.2)	2.6 (2.4 to 2.6)	3.3 (2.6 to 3.5)	4.1 (2.9 to 4.3)	5.1 (3.5 to 5.3)	6.6 (4.5 to 6.8)	8.5 (5.7 to 8.7)	10.9 (7.5 to 11.1)	12.8 (8.8 to 13.1)	14.7 (10.1 to 15.1)	16.2 (11.2 to 16.7)	17.9 (12.4 to 18.5)	19.4 (13.4 to 20.1)	20.7 (14.3 to 21.4)	21.6 (14.9 to 22.4)	22.2 (15.3 to 23)	22.6 (15.6 to 23.4)	22.7 (15.7 to 23.5)	677
Sexually transmitted infections excluding HIV	0 (0 to 0)	0 (0 to 0)	0 (0 to 0)	0 (0 to 0)	0 (0 to 0)	0 (0 to 0)	0 (0 to 0)	0 (0 to 0)	0 (0 to 0)	0 (0 to 0)	0 (0 to 0)	0 (0 to 0)	0 (0 to 0)	0 (0 to 0)	0 (0 to 0)	0 (0 to 0)	0 (0 to 0)	0 (0 to 0)	0 (0 to 0)	0 (0 to 0)	0 (0 to 0)	0 (0 to 0)	0 (0 to 0)	0
Syphilis	0 (0 to 0)	0 (0 to 0)	0 (0 to 0)	0 (0 to 0)	0 (0 to 0)	0 (0 to 0)	0 (0 to 0)	0 (0 to 0)	0 (0 to 0)	0 (0 to 0)	0 (0 to 0)	0 (0 to 0)	0 (0 to 0)	0 (0 to 0)	0 (0 to 0)	0 (0 to 0)	0 (0 to 0)	0 (0 to 0)	0 (0 to 0)	0 (0 to 0)	0 (0 to 0)	0 (0 to 0)	0 (0 to 0)	0
Chlamydial infection	0 (0 to 0)	0 (0 to 0)	0 (0 to 0)	0 (0 to 0)	0 (0 to 0)	0 (0 to 0)	0 (0 to 0)	0 (0 to 0)	0 (0 to 0)	0 (0 to 0)	0 (0 to 0)	0 (0 to 0)	0 (0 to 0)	0 (0 to 0)	0 (0 to 0)	0 (0 to 0)	0 (0 to 0)	0 (0 to 0)	0 (0 to 0)	0 (0 to 0)	0 (0 to 0)	0 (0 to 0)	0 (0 to 0)	7
Gonococcal infection	0 (0 to 0)	0 (0 to 0)	0 (0 to 0)	0 (0 to 0)	0 (0 to 0)	0 (0 to 0)	0 (0 to 0)	0 (0 to 0)	0 (0 to 0)	0 (0 to 0)	0 (0 to 0)	0 (0 to 0)	0 (0 to 0)	0 (0 to 0)	0 (0 to 0)	0 (0 to 0)	0 (0 to 0)	0 (0 to 0)	0 (0 to 0)	0 (0 to 0)	0 (0 to 0)	0 (0 to 0)	0 (0 to 0)	2
Trichomoniasis	0 (0 to 0)	0 (0 to 0)	0 (0 to 0)	0 (0 to 0)	0 (0 to 0)	0 (0 to 0)	0 (0 to 0)	0 (0 to 0)	0 (0 to 0)	0 (0 to 0)	0 (0 to 0)	0 (0 to 0)	0 (0 to 0)	0 (0 to 0)	0 (0 to 0)	0 (0 to 0)	0 (0 to 0)	0 (0 to 0)	0 (0 to 0)	0 (0 to 0)	0 (0 to 0)	0 (0 to 0)	0 (0 to 0)	101
Genital herpes	0 (0 to 0)	0 (0 to 0)	0 (0 to 0)	0 (0 to 0)	0 (0 to 0)	0 (0 to 0)	0 (0 to 0)	0 (0 to 0)	0 (0 to 0)	0 (0 to 0)	0 (0 to 0)	0 (0 to 0)	0 (0 to 0)	0 (0 to 0)	0 (0 to 0)	0 (0 to 0)	0 (0 to 0)	0 (0 to 0)	0 (0 to 0)	0 (0 to 0)	0 (0 to 0)	0 (0 to 0)	0 (0 to 0)	92
Other sexually transmitted infections	0 (0 to 0)	0 (0 to 0)	0 (0 to 0)	0 (0 to 0)	0 (0 to 0)	0 (0 to 0)	0 (0 to 0)	0 (0 to 0)	0 (0 to 0)	0 (0 to 0)	0 (0 to 0)	0 (0 to 0)	0 (0 to 0)	0 (0 to 0)	0 (0 to 0)	0 (0 to 0)	0 (0 to 0)	0 (0 to 0)	0 (0 to 0)	0 (0 to 0)	0 (0 to 0)	0 (0 to 0)	0 (0 to 0)	0
Respiratory infections and tuberculosis	1,110 (12,110 to 2,020)	1,810 (1,240 to 2,470)	1,010 (960 to 1,670)	1,270 (1,000 to 1,790)	1,220 (820 to 1,790)	1,000 (740 to 1,450)	1,000 (720 to 1,450)	1,020 (770 to 1,450)	1,160 (870 to 1,500)	1,360 (1,020 to 1,760)	1,800 (1,360 to 2,300)	2,600 (1,900 to 3,300)	2,800 (2,000 to 3,600)	2,100 (1,500 to 2,700)	2,200 (1,600 to 2,800)	2,400 (1,800 to 3,000)	2,500 (1,900 to 3,200)	3,200 (2,400 to 4,000)	2,300 (1,700 to 2,900)	5,600 (4,600 to 7,000)	3,000 (2,100 to 4,200)	1,030 (910 to 1,570)	60,600
Tuberculosis	0 (0 to 0)	0 (0 to 0)	0.6 (0.6 to 1.8)	2.1 (2.5 to 4.6)	2.2 (1.1 to 2.3)	2.4 (1.2 to 2.7)	2.9 (1.3 to 3.5)	3.5 (1.5 to 4.2)	4.2 (1.8 to 5.1)	5.5 (2.3 to 6.7)	7.1 (2.9 to 8.6)	9.1 (3.8 to 11)	10.7 (4.5 to 13)	12.3 (5.2 to 15)	13.6 (5.7 to 16)	15.1 (6.4 to 18)	16.4 (6.9 to 19)	17.5 (7.4 to 21)	18.3 (7.7 to 22)	18.8 (7.9 to 22)	19.1 (8.1 to 23)	19.2 (8.1 to 23)	329
Latent tuberculosis infection	0 (0 to 0)	0 (0 to 0)	0 (0 to 0)	0 (0 to 0)	0 (0 to 0)	0 (0 to 0)	0 (0 to 0)	0 (0 to 0)	0 (0 to 0)	0 (0 to 0)	0 (0 to 0)	0 (0 to 0)	0 (0 to 0)	0 (0 to 0)	0 (0 to 0)	0 (0 to 0)	0 (0 to 0)	0 (0 to 0)	0 (0 to 0)	0 (0 to 0)	0 (0 to 0)	0 (0 to 0)	0 (0 to 0)	6
Drug-susceptible tuberculosis	0 (0.7 to 1.7)	0 (0.4 to 0.9)	0 (0.4 to 0.8)	0 (0.4 to 0.8)	0 (0.3 to 0.7)	0 (0.3 to 0.7)	0 (0.3 to 0.8)	0 (0.3 to 0.8)	0 (0.3 to 0.8)	0 (0.3 to 0.8)	0 (0.3 to 0.8)	0 (0.3 to 0.8)	0 (0.3 to 0.8)	0 (0.3 to 0.8)	0 (0.3 to 0.8)	0 (0.3 to 0.8)	0 (0.3 to 0.8)	0 (0.3 to 0.8)	0 (0.3 to 0.8)	0 (0.3 to 0.8)	0 (0.3 to 0.8)	0 (0.3 to 0.8)	1,020
Multidrug-resistant tuberculosis without extensive drug-re	0 (0 to 0)	0 (0 to 0)	0 (0 to 0)	0 (0 to 0)	0 (0 to 0)	0 (0 to 0)	0 (0 to 0)	0 (0 to 0)	0 (0 to 0)	0 (0 to 0)	0 (0 to 0)	0 (0 to 0)	0 (0 to 0)	0 (0 to 0)	0 (0 to 0)	0 (0 to 0)	0 (0 to 0)	0 (0 to 0)	0 (0 to 0)	0 (0 to 0)	0 (0 to 0)	0 (0 to 0)	0 (0 to 0)	0
Extensively drug-resistant tuberculosis	0 (0 to 0)	0 (0 to 0)	0 (0 to 0)	0 (0 to 0)	0 (0 to 0)	0 (0 to 0)	0 (0 to 0)	0 (0 to 0)	0 (0 to 0)	0 (0 to 0)	0 (0 to 0)	0 (0 to 0)	0 (0 to 0)	0 (0 to 0)	0 (0 to 0)	0 (0 to 0)	0 (0 to 0)	0 (0 to 0)	0 (0 to 0)	0 (0 to 0)	0 (0 to 0)	0 (0 to 0)	0 (0 to 0)	0
Lower respiratory infections	1,110 (11,910 to 1,970)	1,810 (1,240 to 2,470)	1,000 (950 to 1,660)	1,260 (990 to 1,780)	1,210 (810 to 1,780)	990 (730 to 1,440)	990 (710 to 1,440)	1,010 (760 to 1,440)	1,150 (860 to 1,490)	1,350 (1,010 to 1,750)	1,790 (1,350 to 2,290)	2,590 (1,900 to 3,290)	2,790 (1,990 to 3,590)	2,090 (1,490 to 2,690)	2,190 (1,590 to 2,790)	2,390 (1,790 to 2,990)	2,490 (1,890 to 3,190)	3,190 (2,390 to 3,990)	2,290 (1,690 to 2,890)	5,590 (4,590 to 6,990)	2,990 (2,090 to 4,190)	1,020 (900 to 1,560)	59,900
Upper respiratory infections	0 (0.3 to 0.9)	0 (1.6 to 5.4)	0.2 (3.6 to 10.6)	0.8 (7.3 to 12.6)	0.8 (7.6 to 12.4)	0.8 (7.2 to 12.4)	0.9 (7.2 to 12.4)	0.9 (7.2 to 12.4)	1 (7.2 to 12.4)	1.2 (7.2 to 12.4)	1.5 (7.2 to 12.4)	1.9 (7.2 to 12.4)	2.2 (7.2 to 12.4)	2.5 (7.2 to 12.4)	2.7 (7.2 to 12.4)	2.9 (7.2 to 12.4)	3.1 (7.2 to 12.4)	3.2 (7.2 to 12.4)	3.3 (7.2 to 12.4)	3.3 (7.2 to 12.4)	3.3 (7.2 to 12.4)	3.3 (7.2 to 12.4)	4,180
Otitis media	0 (0 to 0)	0 (0 to 0)	0.1 (0.3 to 0.7)	0.4 (0.4 to 2.1)	0.4 (0.2 to 1.7)	0.4 (0.1 to 1.6)	0.4 (0.1 to 1.6)	0.4 (0.2 to 0.8)	0.4 (0.1 to 1.6)	0.4 (0.1 to 1.6)	0.4 (0.1 to 1.7)	0.4 (0.1 to 1.7)	0.4 (0.1 to 1.7)	0.4 (0.1 to 1.7)	0.4 (0.1 to 1.7)	0.4 (0.1 to 1.7)	0.4 (0.1 to 1.7)	0.4 (0.1 to 1.7)	0.4 (0.1 to 1.7)	0.4 (0.1 to 1.7)	0.4 (0.1 to 1.7)	0.4 (0.1 to 1.7)	101
Enteric infections	4.3 (3.1 to 9.7)	2.6 (1.6 to 3.7)	2.6 (1.7 to 3.6)	3.2 (2.1 to 4.2)	2.8 (1.8 to 3.7)	2.6 (1.7 to 3.5)	2.5 (1.6 to 3.4)	2.5 (1.6 to 3.4)	2.5 (1.6 to 3.4)	2.6 (1.7 to 3.5)	2.7 (1.7 to 3.6)	2.8 (1.8 to 3.7)	2.9 (1.8 to 3.8)	2.9 (1.9 to 3.8)	3 (1.9 to 3.9)	3.1 (2 to 4)	3.2 (2 to 4.1)	3.2 (2 to 4.1)	3.2 (2 to 4.1)	3.2 (2 to 4.1)	3.2 (2 to 4.1)	3.2 (2 to 4.1)	3,330
Typhoid and paratyphoid	0 (0 to 0)	0 (0 to 0)	0 (0 to 0)	0 (0 to 0)	0 (0 to 0)	0 (0 to 0)	0 (0 to 0)	0 (0 to 0)	0 (0 to 0)	0 (0 to 0)	0 (0 to 0)	0 (0 to 0)	0 (0 to 0)	0 (0 to 0)	0 (0 to 0)	0 (0 to 0)	0 (0 to 0)	0 (0 to 0)	0 (0 to 0)	0 (0 to 0)	0 (0 to 0)	0 (0 to 0)	0 (0 to 0)	0
Typhoid fever	0 (0 to 0)	0 (0 to 0)	0 (0 to 0)	0 (0 to 0)	0 (0 to 0)	0 (0 to 0)	0 (0 to 0)	0 (0 to 0)	0 (0 to 0)	0 (0 to 0)	0 (0 to 0)	0 (0 to 0)	0 (0 to 0)	0 (0 to 0)	0 (0 to 0)	0 (0 to 0)	0 (0 to 0)	0 (0 to 0)	0 (0 to 0)	0 (0 to 0)	0 (0 to 0)	0 (0 to 0)	0 (0 to 0)	0
Paratyphoid fever	0 (0 to 0)	0 (0 to 0)	0 (0 to 0)	0 (0 to 0)	0 (0 to 0)	0 (0 to 0)	0 (0 to 0)	0 (0 to 0)	0 (0 to 0)	0 (0 to 0)	0 (0 to 0)	0 (0 to 0)	0 (0 to 0)	0 (0 to 0)	0 (0 to 0)	0 (0 to 0)	0 (0 to 0)	0 (0 to 0)	0 (0 to 0)	0 (0 to 0)	0 (0 to 0)	0 (0 to 0)	0 (0 to 0)	0
Invasive Non-typhoidal Salmonella (iNTS)	0 (0 to 0)	0 (0 to 0)	0 (0 to 0)	0 (0 to 0)	0 (0 to 0)	0 (0 to 0)	0 (0 to 0)	0 (0 to 0)	0 (0 to 0)	0 (0 to 0)	0 (0 to 0)	0 (0 to 0)	0 (0 to 0)	0 (0 to 0)	0 (0 to 0)	0 (0 to 0)	0 (0 to 0)	0 (0 to 0)	0 (0 to 0)	0 (0 to 0)	0 (0 to 0)	0 (0 to 0)	0 (0 to 0)	0
Other intestinal infectious diseases	0 (0 to 0)	0 (0 to 0)	0.3 (0.2 to 2.7)	0.9 (0.9 to 2.7)	0.9 (0.2 to 1.7)	0.9 (0.1 to 1.6)	0.9 (0.1 to 1.6)	0.9 (0.3 to 0.8)	0.9 (0.1 to 1.6)	0.9 (0.1 to 1.6)	0.9 (0.1 to 1.7)	0.9 (0.1 to 1.7)	0.9 (0.1 to 1.7)	0.9 (0.1 to 1.7)	0.9 (0.1 to 1.7)	0.9 (0.1 to 1.7)	0.9 (0.1 to 1.7)	0.9 (0.1 to 1.7)	0.9 (0.1 to 1.7)	0.9 (0.1 to 1.7)	0.9 (0.1 to 1.7)	0.9 (0.1 to 1.7)	151
Neglected tropical diseases and malaria	0.3 (0.1 to 0.7)	0.2 (0.1 to 0.4)	0.2 (0.2 to 0.5)	0.2 (0.2 to 0.5)	0.2 (0.2 to 0.5





SR Table 2a: Iceland DALYs by cause and age group for males with 95% uncertainty intervals. 2019

Cause	Early Neonatal	Late Neonatal	Post Neonatal	1 to 4	5 to 9	10 to 14	15 to 19	20 to 24	25 to 29	30 to 34	35 to 39	40 to 44	45 to 49	50 to 54	55 to 59	60 to 64	65 to 69	70 to 74	75 to 79	80 plus	Total
All causes	588 (569 to 616)	1,100 (984 to 1,213)	1,700 (1,551 to 1,854)	2,100 (2,020 to 2,181)	1,700 (1,597 to 1,806)	1,600 (1,474 to 1,722)	1,800 (1,597 to 1,992)	2,100 (1,772 to 2,433)	2,200 (1,910 to 2,479)	2,300 (1,999 to 2,597)	2,400 (2,111 to 2,695)	2,400 (2,111 to 2,695)	2,400 (2,111 to 2,695)	2,400 (2,111 to 2,695)	2,400 (2,111 to 2,695)	2,400 (2,111 to 2,695)	2,400 (2,111 to 2,695)	2,400 (2,111 to 2,695)	2,400 (2,111 to 2,695)	2,400 (2,111 to 2,695)	40,000
Communicable, maternal, neonatal, and nutritional diseases	588 (569 to 616)	1,100 (984 to 1,213)	1,700 (1,551 to 1,854)	2,100 (2,020 to 2,181)	1,700 (1,597 to 1,806)	1,600 (1,474 to 1,722)	1,800 (1,597 to 1,992)	2,100 (1,772 to 2,433)	2,200 (1,910 to 2,479)	2,300 (1,999 to 2,597)	2,400 (2,111 to 2,695)	2,400 (2,111 to 2,695)	2,400 (2,111 to 2,695)	2,400 (2,111 to 2,695)	2,400 (2,111 to 2,695)	2,400 (2,111 to 2,695)	2,400 (2,111 to 2,695)	2,400 (2,111 to 2,695)	2,400 (2,111 to 2,695)	2,400 (2,111 to 2,695)	40,000
HIV/AIDS and sexually transmitted infections	0 (0 to 0)	0 (0 to 0)	0 (0 to 0)	0 (0 to 0)	0 (0 to 0)	0 (0 to 0)	0 (0 to 0)	0 (0 to 0)	0 (0 to 0)	0 (0 to 0)	0 (0 to 0)	0 (0 to 0)	0 (0 to 0)	0 (0 to 0)	0 (0 to 0)	0 (0 to 0)	0 (0 to 0)	0 (0 to 0)	0 (0 to 0)	0 (0 to 0)	0
HIV/AIDS	0 (0 to 0)	0 (0 to 0)	0 (0 to 0)	0 (0 to 0)	0 (0 to 0)	0 (0 to 0)	0 (0 to 0)	0 (0 to 0)	0 (0 to 0)	0 (0 to 0)	0 (0 to 0)	0 (0 to 0)	0 (0 to 0)	0 (0 to 0)	0 (0 to 0)	0 (0 to 0)	0 (0 to 0)	0 (0 to 0)	0 (0 to 0)	0 (0 to 0)	0
HIV/AIDS - Drug-susceptible Tuberculosis	0 (0 to 0)	0 (0 to 0)	0 (0 to 0)	0 (0 to 0)	0 (0 to 0)	0 (0 to 0)	0 (0 to 0)	0 (0 to 0)	0 (0 to 0)	0 (0 to 0)	0 (0 to 0)	0 (0 to 0)	0 (0 to 0)	0 (0 to 0)	0 (0 to 0)	0 (0 to 0)	0 (0 to 0)	0 (0 to 0)	0 (0 to 0)	0 (0 to 0)	0
HIV/AIDS - Multidrug-resistant Tuberculosis without extensive dr...	0 (0 to 0)	0 (0 to 0)	0 (0 to 0)	0 (0 to 0)	0 (0 to 0)	0 (0 to 0)	0 (0 to 0)	0 (0 to 0)	0 (0 to 0)	0 (0 to 0)	0 (0 to 0)	0 (0 to 0)	0 (0 to 0)	0 (0 to 0)	0 (0 to 0)	0 (0 to 0)	0 (0 to 0)	0 (0 to 0)	0 (0 to 0)	0 (0 to 0)	0
HIV/AIDS - Extensively drug-resistant Tuberculosis	0 (0 to 0)	0 (0 to 0)	0 (0 to 0)	0 (0 to 0)	0 (0 to 0)	0 (0 to 0)	0 (0 to 0)	0 (0 to 0)	0 (0 to 0)	0 (0 to 0)	0 (0 to 0)	0 (0 to 0)	0 (0 to 0)	0 (0 to 0)	0 (0 to 0)	0 (0 to 0)	0 (0 to 0)	0 (0 to 0)	0 (0 to 0)	0 (0 to 0)	0
HIV/AIDS resulting in other diseases	0 (0 to 0)	0 (0 to 0)	0 (0 to 0)	0 (0 to 0)	0 (0 to 0)	0 (0 to 0)	0 (0 to 0)	0 (0 to 0)	0 (0 to 0)	0 (0 to 0)	0 (0 to 0)	0 (0 to 0)	0 (0 to 0)	0 (0 to 0)	0 (0 to 0)	0 (0 to 0)	0 (0 to 0)	0 (0 to 0)	0 (0 to 0)	0 (0 to 0)	0
Sexually transmitted infections excluding HIV	0 (0 to 0)	0 (0 to 0)	0 (0 to 0)	0 (0 to 0)	0 (0 to 0)	0 (0 to 0)	0 (0 to 0)	0 (0 to 0)	0 (0 to 0)	0 (0 to 0)	0 (0 to 0)	0 (0 to 0)	0 (0 to 0)	0 (0 to 0)	0 (0 to 0)	0 (0 to 0)	0 (0 to 0)	0 (0 to 0)	0 (0 to 0)	0 (0 to 0)	0
Syphilis	0 (0 to 0)	0 (0 to 0)	0 (0 to 0)	0 (0 to 0)	0 (0 to 0)	0 (0 to 0)	0 (0 to 0)	0 (0 to 0)	0 (0 to 0)	0 (0 to 0)	0 (0 to 0)	0 (0 to 0)	0 (0 to 0)	0 (0 to 0)	0 (0 to 0)	0 (0 to 0)	0 (0 to 0)	0 (0 to 0)	0 (0 to 0)	0 (0 to 0)	0
Chlamydial infection	0 (0 to 0)	0 (0 to 0)	0 (0 to 0)	0 (0 to 0)	0 (0 to 0)	0 (0 to 0)	0 (0 to 0)	0 (0 to 0)	0 (0 to 0)	0 (0 to 0)	0 (0 to 0)	0 (0 to 0)	0 (0 to 0)	0 (0 to 0)	0 (0 to 0)	0 (0 to 0)	0 (0 to 0)	0 (0 to 0)	0 (0 to 0)	0 (0 to 0)	0
Gonococcal infection	0 (0 to 0)	0 (0 to 0)	0 (0 to 0)	0 (0 to 0)	0 (0 to 0)	0 (0 to 0)	0 (0 to 0)	0 (0 to 0)	0 (0 to 0)	0 (0 to 0)	0 (0 to 0)	0 (0 to 0)	0 (0 to 0)	0 (0 to 0)	0 (0 to 0)	0 (0 to 0)	0 (0 to 0)	0 (0 to 0)	0 (0 to 0)	0 (0 to 0)	0
Trichomoniasis	0 (0 to 0)	0 (0 to 0)	0 (0 to 0)	0 (0 to 0)	0 (0 to 0)	0 (0 to 0)	0 (0 to 0)	0 (0 to 0)	0 (0 to 0)	0 (0 to 0)	0 (0 to 0)	0 (0 to 0)	0 (0 to 0)	0 (0 to 0)	0 (0 to 0)	0 (0 to 0)	0 (0 to 0)	0 (0 to 0)	0 (0 to 0)	0 (0 to 0)	0
Genital herpes	0 (0 to 0)	0 (0 to 0)	0 (0 to 0)	0 (0 to 0)	0 (0 to 0)	0 (0 to 0)	0 (0 to 0)	0 (0 to 0)	0 (0 to 0)	0 (0 to 0)	0 (0 to 0)	0 (0 to 0)	0 (0 to 0)	0 (0 to 0)	0 (0 to 0)	0 (0 to 0)	0 (0 to 0)	0 (0 to 0)	0 (0 to 0)	0 (0 to 0)	0
Other sexually transmitted infections	0 (0 to 0)	0 (0 to 0)	0 (0 to 0)	0 (0 to 0)	0 (0 to 0)	0 (0 to 0)	0 (0 to 0)	0 (0 to 0)	0 (0 to 0)	0 (0 to 0)	0 (0 to 0)	0 (0 to 0)	0 (0 to 0)	0 (0 to 0)	0 (0 to 0)	0 (0 to 0)	0 (0 to 0)	0 (0 to 0)	0 (0 to 0)	0 (0 to 0)	0
Respiratory infections and tuberculosis	1.7 (0.9 to 2.9)	1.2 (0.6 to 2.2)	2.7 (1.5 to 4.5)	14.0 (14.0 to 33.5)	10.0 (10.0 to 36.2)	9.5 (9.5 to 35)	10.0 (8.7 to 32.4)	11.0 (11.0 to 29.7)	12.0 (12.7 to 29.1)	13.0 (13.0 to 27.8)	14.0 (13.0 to 27.8)	15.0 (15.0 to 31.2)	16.0 (17.0 to 32.2)	17.0 (19.0 to 34.7)	18.0 (22.0 to 41.3)	19.0 (28.0 to 50.3)	20.0 (36.0 to 58.3)	21.0 (36.7 to 72.3)	22.0 (52.0 to 97.9)	23.0 (53.7 to 93.1)	284 (257.3 to 317.2)
Tuberculosis	0 (0 to 0)	0 (0 to 0)	0 (0 to 0)	0.3 (0 to 1)	0.4 (0 to 1)	0.5 (0 to 1)	0.5 (0.2 to 0.5)	0.6 (0.4 to 1)	0.6 (0.3 to 0.8)	0.6 (0.4 to 0.9)	0.6 (0.4 to 0.9)	0.7 (0.5 to 1)	0.7 (0.5 to 1)	0.8 (0.6 to 1.2)	0.8 (0.6 to 1.3)	1.3 (0.8 to 1.9)	1.4 (1.1 to 2.2)	1.6 (0.9 to 2.7)	1.8 (1.1 to 3.1)	1.2 (0.7 to 2.1)	12.7
Latent tuberculosis infection	0 (0 to 0)	0 (0 to 0)	0 (0 to 0)	0 (0 to 0)	0 (0 to 0)	0 (0 to 0)	0 (0 to 0)	0 (0 to 0)	0 (0 to 0)	0 (0 to 0)	0 (0 to 0)	0 (0 to 0)	0 (0 to 0)	0 (0 to 0)	0 (0 to 0)	0 (0 to 0)	0 (0 to 0)	0 (0 to 0)	0 (0 to 0)	0 (0 to 0)	0
Drug-susceptible tuberculosis	0 (0 to 0)	0 (0 to 0)	0 (0 to 0)	0.3 (0 to 1)	0.4 (0 to 1)	0.5 (0 to 1)	0.5 (0.2 to 0.5)	0.6 (0.4 to 1)	0.6 (0.3 to 0.8)	0.6 (0.4 to 0.9)	0.6 (0.4 to 0.9)	0.7 (0.5 to 1)	0.7 (0.5 to 1)	0.8 (0.6 to 1.2)	0.8 (0.6 to 1.3)	1.3 (0.8 to 1.9)	1.4 (1.1 to 2.2)	1.6 (0.9 to 2.7)	1.8 (1.1 to 3.1)	1.2 (0.7 to 2.1)	12.5
Multidrug-resistant tuberculosis without extensive drug-resistance	0 (0 to 0)	0 (0 to 0)	0 (0 to 0)	0 (0 to 0)	0 (0 to 0)	0 (0 to 0)	0 (0 to 0)	0 (0 to 0)	0 (0 to 0)	0 (0 to 0)	0 (0 to 0)	0 (0 to 0)	0 (0 to 0)	0 (0 to 0)	0 (0 to 0)	0 (0 to 0)	0 (0 to 0)	0 (0 to 0)	0 (0 to 0)	0 (0 to 0)	0.2
Extensively drug-resistant tuberculosis	0 (0 to 0)	0 (0 to 0)	0 (0 to 0)	0 (0 to 0)	0 (0 to 0)	0 (0 to 0)	0 (0 to 0)	0 (0 to 0)	0 (0 to 0)	0 (0 to 0)	0 (0 to 0)	0 (0 to 0)	0 (0 to 0)	0 (0 to 0)	0 (0 to 0)	0 (0 to 0)	0 (0 to 0)	0 (0 to 0)	0 (0 to 0)	0 (0 to 0)	0.1
Lower respiratory infections	1.7 (0.9 to 2.9)	1.2 (0.7 to 2.2)	2.7 (1.5 to 4.5)	14.0 (2.8 to 7.1)	10.0 (1.5 to 3)	9.5 (1.3 to 2.4)	10.0 (1.6 to 3.4)	11.0 (2.9 to 6.2)	12.0 (4.5 to 9.4)	13.0 (6.1 to 12)	14.0 (7.9 to 12.5)	15.0 (8.4 to 13)	16.0 (9.2 to 13.7)	17.0 (10.9 to 21.2)	18.0 (14.4 to 26.2)	19.0 (19.5 to 29.2)	20.0 (27.4 to 38.5)	21.0 (26.9 to 49.4)	22.0 (32.3 to 64.2)	23.0 (40.9 to 81.8)	272 (49.4 to 88.5)
Upper respiratory infections	0 (0 to 0)	0 (0.1 to 0.3)	0 (1.7 to 5)	0.2 (7.9 to 23.3)	0.1 (6.1 to 20.7)	0.1 (4.9 to 17.3)	0.1 (5.6 to 19.5)	0.1 (6.9 to 18)	0.1 (5.4 to 17.2)	0.1 (5.3 to 17.7)	0.1 (4.7 to 15.5)	0.1 (4.1 to 14.1)	0.1 (3.7 to 12.7)	0.1 (3.6 to 12.3)	0.1 (4.1 to 13.1)	0.1 (4.5 to 12.3)	0.1 (3.4 to 10.9)	0.1 (2.2 to 6.8)	0.1 (1.2 to 3.9)	0.1 (0.5 to 1.4)	1.2 (0.2 to 0.4)
Otitis media	0 (0 to 0)	0 (0 to 0)	0 (0.2 to 0.6)	0.2 (1.4 to 5.4)	0.2 (1.4 to 5.5)	0.2 (0.9 to 3)	0.2 (0.9 to 4.4)	0.2 (1.0 to 4.2)	0.2 (1.0 to 3.8)	0.2 (0.7 to 3.4)	0.2 (0.9 to 4.2)	0.2 (1.0 to 4)	0.2 (1.0 to 4.1)	0.2 (1.0 to 4.1)	0.2 (0.9 to 3.4)	0.2 (0.6 to 2.9)	0.2 (0.4 to 1.8)	0.1 (0.3 to 1.2)	0.1 (0.2 to 0.8)	0.1 (0.1 to 0.4)	2.1 (0.3 to 0.1)
Enteric infections	0.3 (0.2 to 0.5)	0.2 (0.1 to 0.4)	0.4 (0.1 to 1.7)	1.0 (0.6 to 1.7)	1.0 (0.7 to 1.7)	1.0 (0.7 to 1.7)	1.0 (0.6 to 1.7)	1.0 (0.6 to 1.7)	1.0 (0.6 to 1.7)	1.0 (0.6 to 1.7)	1.0 (0.6 to 1.7)	1.0 (0.6 to 1.7)	1.0 (0.6 to 1.7)	1.0 (0.6 to 1.7)	1.0 (0.6 to 1.7)	1.0 (0.6 to 1.7)	1.0 (0.6 to 1.7)	1.0 (0.6 to 1.7)	1.0 (0.6 to 1.7)	1.0 (0.6 to 1.7)	16.7
Diarrheal diseases	0.3 (0.2 to 0.5)	0.2 (0.1 to 0.4)	0.4 (0.1 to 1.7)	1.0 (0.6 to 1.7)	1.0 (0.7 to 1.7)	1.0 (0.7 to 1.7)	1.0 (0.6 to 1.7)	1.0 (0.6 to 1.7)	1.0 (0.6 to 1.7)	1.0 (0.6 to 1.7)	1.0 (0.6 to 1.7)	1.0 (0.6 to 1.7)	1.0 (0.6 to 1.7)	1.0 (0.6 to 1.7)	1.0 (0.6 to 1.7)	1.0 (0.6 to 1.7)	1.0 (0.6 to 1.7)	1.0 (0.6 to 1.7)	1.0 (0.6 to 1.7)	1.0 (0.6 to 1.7)	16.7
Typhoid and paratyphoid	0 (0 to 0)	0 (0 to 0)	0 (0 to 0)	0 (0 to 0)	0 (0 to 0)	0 (0 to 0)	0 (0 to 0)	0 (0 to 0)	0 (0 to 0)	0 (0 to 0)	0 (0 to 0)	0 (0 to 0)	0 (0 to 0)	0 (0 to 0)	0 (0 to 0)	0 (0 to 0)	0 (0 to 0)	0 (0 to 0)	0 (0 to 0)	0 (0 to 0)	0
Typhoid fever	0 (0 to 0)	0 (0 to 0)	0 (0 to 0)	0 (0 to 0)	0 (0 to 0)	0 (0 to 0)	0 (0 to 0)	0 (0 to 0)	0 (0 to 0)	0 (0 to 0)	0 (0 to 0)	0 (0 to 0)	0 (0 to 0)	0 (0 to 0)	0 (0 to 0)	0 (0 to 0)	0 (0 to 0)	0 (0 to 0)	0 (0 to 0)	0 (0 to 0)	0
Paratyphoid fever	0 (0 to 0)	0 (0 to 0)	0 (0 to 0)	0 (0 to 0)	0 (0 to 0)	0 (0 to 0)	0 (0 to 0)	0 (0 to 0)	0 (0 to 0)	0 (0 to 0)	0 (0 to 0)	0 (0 to 0)	0 (0 to 0)	0 (0 to 0)	0 (0 to 0)	0 (0 to 0)	0 (0 to 0)	0 (0 to 0)	0 (0 to 0)	0 (0 to 0)	0
Invasive Non-typhoidal Salmonella (iNTS)	0 (0 to 0)	0 (0 to 0)	0 (0 to 0)	0 (0 to 0)	0 (0 to 0)	0 (0 to 0)	0 (0 to 0)	0 (0 to 0)	0 (0 to 0)	0 (0 to 0)	0 (0 to 0)	0 (0 to 0)	0 (0 to 0)	0 (0 to 0)	0 (0 to 0)	0 (0 to 0)	0 (0 to 0)	0 (0 to 0)	0 (0 to 0)	0 (0 to 0)	0.4
Other intestinal infectious diseases	0 (0 to 0)	0 (0 to 0)	0 (0 to 0)	0 (0 to 0)	0 (0 to 0)	0 (0 to 0)	0 (0 to 0)	0 (0 to 0)	0 (0 to 0)	0 (0 to 0)	0 (0 to 0)	0 (0 to 0)	0 (0 to 0)	0 (0 to 0)	0 (0 to 0)	0 (0 to 0)	0 (0 to 0)	0 (0 to 0)	0 (0 to 0)	0 (0 to 0)	0.3
Neglected tropical diseases and malaria	0 (0 to 0.1)	0.1 (0 to 0.2)	0.2 (0 to 0.6)	0.5 (0.1 to 1.7)	0.9 (0.1 to 3.2)	0.2 (0 to 1)	0.1 (0 to 0.2)	0.1 (0 to 0.2)	0.1 (0 to 0.2)	0.1 (0 to 0.2)	0.1 (0 to 0.3)	0.1 (0 to 0.3)	0.2 (0 to 0.4)	0.2 (0 to 0.5)	0.2 (0 to 0.5)	0.3 (0 to 0.8)	0.3 (0 to 0.8)	0.2 (0 to 0.6)	0.2 (0 to 0.6)	0.2 (0 to 0.6)	5
Malaria	0 (0 to 0)	0 (0 to 0)	0 (0 to 0)	0 (0 to 0)	0 (0 to 0)	0 (0 to 0)	0 (0 to 0)	0 (0 to 0)	0 (0 to 0)	0 (0 to 0)	0 (0 to 0)	0 (0 to 0)	0 (0 to 0)	0 (0 to 0)	0 (0 to 0)	0 (0 to 0)	0 (0 to 0)	0 (0 to 0)	0 (0 to 0)	0 (0 to 0)	0
Chagas disease	0 (0 to 0)	0 (0 to 0)	0 (0 to 0)	0 (0 to 0)	0 (0 to 0)	0 (0 to 0)	0 (0 to 0)	0 (0 to 0)	0 (0 to 0)	0 (0 to 0)	0 (0 to 0)	0 (0 to 0)	0 (0 to 0)	0 (0 to 0)	0 (0 to 0)	0 (0 to 0)	0 (0 to 0)	0 (0 to 0)	0 (0 to 0)	0 (0 to 0)	0
Leishmaniasis	0 (0 to 0)	0 (0 to 0)	0 (0 to 0)	0 (0 to 0)	0 (0 to 0)	0 (0 to 0)	0 (0 to 0)	0 (0 to 0)	0 (0 to 0)	0 (0 to 0)	0 (0 to 0)	0 (0 to 0)	0 (0 to 0)	0 (0 to 0)	0 (0 to 0)	0 (0 to 0)	0 (0 to 0)	0 (0 to 0)	0 (0 to 0)	0 (0 to 0)	0
Visceral leishmaniasis	0 (0 to 0)	0 (0 to 0)	0 (0 to 0)	0 (0 to 0)	0 (0 to 0)	0 (0 to 0)	0 (0 to 0)	0 (0 to 0)	0 (0 to 0)	0 (0 to 0)	0 (0 to 0)	0 (0 to 0)	0 (0 to 0)	0 (0 to 0)	0 (0 to 0)	0 (0 to 0)	0 (0 to 0)	0 (0 to 0)	0 (0 to 0)	0 (0 to 0)	0
Cutaneous and mucocutaneous leishmaniasis	0 (0 to 0)	0 (0 to 0)	0 (0 to 0)	0 (0 to 0)	0 (0 to 0)	0 (0 to 0)	0 (0 to 0)	0 (0 to 0)	0 (0 to 0)	0 (0 to 0)	0 (0 to 0)	0 (0 to 0)	0 (0 to 0)	0 (0 to 0)	0 (0 to 0)	0 (0 to 0)	0 (0 to 0)	0 (0 to 0)	0 (0 to 0)	0 (0 to 0)	0
African trypanosomiasis	0 (0 to 0)	0 (0 to 0)	0 (0 to 0)	0 (0 to 0)	0 (0 to 0)	0 (0 to 0)	0 (0 to 0)	0 (0 to 0)	0 (0 to 0)	0 (0 to 0)	0 (0 to 0)	0 (0 to 0)	0 (0 to 0)	0 (0 to 0)	0 (0 to 0)	0 (0 to 0)	0 (0 to 0)	0 (0 to 0)	0 (0 to 0)	0 (0 to 0)	0
Schistosomiasis	0 (0 to 0)	0 (0 to 0)	0 (0 to 0)	0 (0 to 0)	0 (0 to 0)	0 (0 to 0)	0 (0 to 0)	0 (0 to 0)	0 (0 to 0)	0 (0 to 0)	0 (0 to 0)	0 (0 to 0)	0 (0 to 0)	0 (0 to 0)	0 (0 to 0)	0 (0 to 0)	0 (0 to 0)	0 (0 to 0)	0 (0 to 0)	0 (0 to 0)	0
Cysticercosis	0 (0 to 0)	0 (0 to 0)	0 (0 to 0)	0 (0 to 0)	0 (0 to 0)	0 (0 to 0)	0 (0 to 0)	0 (0 to 0)	0 (0 to 0)	0 (0 to 0)	0 (0 to 0)	0 (0 to 0)	0 (0 to 0)	0 (0 to 0)	0 (0 to 0)	0 (0 to 0)	0 (0 to 0)	0 (0 to 0)	0 (0 to 0)	0 (0 to 0)	0
Cystic echinococcosis	0 (0 to 0)	0 (0 to 0)	0 (0 to 0)	0 (0 to 0)	0 (0 to 0)	0 (0 to 0)	0 (0 to 0)	0 (0 to 0)	0 (0 to 0)	0 (0 to 0)	0 (0 to 0)	0 (0 to 0)	0 (0 to 0)	0 (0 to 0)	0 (0 to 0)	0 (0 to 0)	0 (0 to 0)	0 (0 to 0)	0 (0 to 0)	0 (0 to 0)	0
Lymphatic filariasis	0 (0 to 0)	0 (0 to 0)	0 (0 to 0)	0 (0 to 0)	0 (0 to 0)	0 (0 to 0)	0 (0 to 0)	0 (0 to 0)	0 (0 to 0)	0 (0 to 0)	0 (0 to 0)	0 (0 to 0)	0 (0 to 0)	0 (0 to 0)	0 (0 to 0)	0 (0 to 0)	0 (0 to 0)	0 (0 to 0)	0 (0 to 0)	0 (0 to 0)	0
Onchocerciasis	0 (0 to 0)	0 (0 to 0)	0 (0 to 0)	0 (0 to 0)	0 (0 to 0)	0 (0 to 0)	0 (0 to 0)	0 (0 to 0)	0 (0 to 0)	0 (0 to 0)	0 (0 to 0)	0 (0 to 0)	0 (0 to 0)	0 (0 to 0)	0 (0 to 0)	0 (0 to 0)	0 (0 to 0)	0 (0 to 0)	0 (0 to 0)	0 (0 to 0)	0
Trachoma	0 (0 to 0)	0 (0 to 0)	0 (0 to 0)	0 (0 to 0)	0 (0 to 0)	0 (0 to 0)	0 (0 to 0)	0 (0 to 0)	0 (0 to 0)	0 (0 to 0)	0 (0 to 0)	0 (0 to 0)	0 (0 to 0)	0 (0 to 0)	0 (0 to 0)	0 (0 to 0)	0 (0 to 0)	0 (0 to 0)	0 (0 to 0)	0 (0 to 0)	0
Dengue	0 (0 to 0)	0 (0 to 0)	0 (0 to 0)	0 (0 to 0)	0 (0 to 0)	0 (0 to 0)	0 (0 to 0)	0 (0 to 0)	0 (0 to 0)	0 (0 to 0)	0 (0 to 0)	0 (0 to 0)	0 (0 to 0)	0 (0 to 0)	0 (0 to 0)	0 (0 to 0)	0 (0 to 0)	0 (0 to 0)	0 (0 to 0)	0 (0 to 0)	0
Yellow fever	0 (0 to 0)	0 (0 to 0)	0 (0 to 0)	0 (0 to 0)	0 (0 to 0)	0 (0 to 0)	0 (0 to 0)	0 (0 to 0)	0 (0 to 0)	0 (0 to 0)	0 (0 to 0)	0 (0 to 0)	0 (0 to 0)	0 (0 to 0)	0 (0 to 0)	0 (0 to 0)	0 (0 to 0)	0 (0 to 0)	0 (0 to 0)	0 (0 to 0)	0
Rabies	0 (0 to 0)	0 (0 to 0)	0 (0 to 0)	0 (0 to 0)	0 (0 to 0)	0 (0 to 0)	0 (0 to 0)	0 (0 to 0)	0 (0 to 0)	0 (0 to 0)	0 (0 to 0)	0 (0 to 0)	0 (0 to 0)	0 (0 to 0)	0 (0 to 0)	0 (0 to 0)	0 (0 to 0)	0 (0 to 0)	0 (0 to 0)	0 (0 to 0)	0
Intestinal nematode infections	0 (0 to 0)	0 (0 to 0)	0 (0 to 0)	0 (0 to 0)	0 (0 to 0)	0 (0 to 0)	0 (0 to 0)	0 (0 to 0)	0 (0 to 0)	0 (0 to 0)	0 (0 to 0)	0 (0 to 0)	0 (0 to 0)	0 (0 to 0)	0 (0 to 0)	0 (0 to 0)	0 (0 to 0)	0 (0 to 0)	0 (0 to 0)	0 (0 to 0)	0
Ascariasis	0 (0 to 0)	0 (0 to 0)	0 (0 to 0)	0 (0 to 0)	0 (0 to 0)	0 (0 to 0)	0 (0 to 0)	0 (0 to 0)	0 (0 to 0)	0 (0 to 0)	0 (0 to 0)	0 (0 to 0)	0 (0 to 0)	0 (0 to 0)	0 (0 to 0)	0 (0 to 0)	0 (0 to 0)	0 (0 to 0)	0 (0 to 0)	0 (0 to 0)	0
Trichuriasis	0 (0 to 0)	0 (0 to 0)	0 (0 to 0)	0 (0 to 0)	0 (0 to 0)	0 (0 to 0)	0 (0 to 0)	0 (0 to 0)	0 (0 to 0)	0 (0 to 0)	0 (0 to 0)	0 (0 to 0)	0 (0 to 0)	0 (0 to 0)	0 (0 to 0)	0 (0 to 0)	0 (0 to 0)	0 (0 to 0)	0 (0 to 0)	0 (0 to 0)	0
Hookworm disease	0 (0 to 0)	0 (0 to 0)	0 (0 to 0)	0 (0 to 0)	0 (0 to 0)	0 (0 to 0)	0 (0 to 0)	0 (0 to 0)	0 (0 to 0)	0 (0 to 0)	0 (0 to 0)	0 (0 to 0)	0 (0 to 0)	0 (0 to 0)	0 (0 to 0)	0 (0 to 0)	0 (0 to 0)	0 (0 to 0)	0 (0 to 0)	0 (0 to 0)	0
Food-borne trematodiases	0 (0 to 0)	0 (0 to 0)	0 (0 to 0)	0 (0 to 0)	0 (0 to 0)	0 (0 to 0)	0 (0 to 0)	0 (0 to 0)	0 (0 to 0)	0 (0 to 0)	0 (0 to 0)	0 (0 to 0)	0 (0 to 0)	0 (0 to 0)	0 (0 to 0)	0 (0 to 0)	0 (0 to 0)	0 (0 to 0)	0 (0 to 0)	0 (0 to 0)	0
Leprosy	0 (0 to 0)	0 (0 to 0)	0 (0 to 0)



| | | |

SR Table 2a. Ireland DALYS by cause and age group for males with 95% uncertainty intervals, 2019

Cause	Early Neonatal	Late Neonatal	Post-Neonatal	1 to 4	5 to 9	10 to 14	15 to 19	20 to 24	25 to 29	30 to 34	35 to 39	40 to 44	45 to 49	50 to 54	55 to 59	60 to 64	65 to 69	70 to 74	75 to 79	80 to 84	85 to 89	90 to 94	95 plus	Total
All causes	4,610 (3,720 to 5,700)	1,358 (1,060 to 1,720)	3,180 (2,670 to 3,890)	4,680 (3,970 to 5,660)	3,260 (2,810 to 3,870)	3,540 (3,020 to 4,230)	19,700 (17,600 to 22,100)	19,800 (16,100 to 23,900)	19,700 (16,600 to 23,900)	20,400 (17,700 to 25,700)	21,900 (18,900 to 26,200)	23,900 (20,600 to 28,600)	27,600 (24,000 to 32,200)	28,900 (25,300 to 33,400)	28,900 (25,400 to 33,000)	29,300 (25,600 to 33,600)	29,700 (25,900 to 34,000)	29,900 (26,100 to 34,200)	30,000 (26,100 to 34,300)	30,100 (26,200 to 34,400)	30,200 (26,300 to 34,500)	30,200 (26,300 to 34,500)	30,200 (26,300 to 34,500)	660,000
Communicable, maternal, neonatal, and nutritional diseases	2,890 (2,130 to 3,790)	629 (501 to 1,010)	779 (591 to 1,010)	972 (699 to 1,340)	749 (540 to 1,030)	670 (486 to 930)	650 (469 to 898)	634 (462 to 872)	720 (523 to 978)	972 (719 to 1,160)	972 (727 to 1,150)	879 (668 to 1,100)	849 (674 to 1,030)	849 (684 to 1,030)	873 (699 to 1,060)	929 (729 to 1,130)	1,050 (830 to 1,290)	1,380 (1,080 to 1,720)	1,980 (1,560 to 2,480)	1,980 (1,480 to 2,490)	1,980 (1,480 to 2,490)	1,030 (768 to 1,220)	369 (277 to 460)	24,200
HIV/AIDS and sexually transmitted infections	0 (0 to 0)	0 (0 to 0)	2.6 (2.7 to 3.6)	2.6 (2.2 to 3.1)	1.7 (1.4 to 2)	3.7 (3.1 to 4.6)	4.6 (3.8 to 5.4)	19.7 (12 to 29.4)	41.7 (25.9 to 62.2)	76 (48.1 to 90)	99.9 (67.2 to 115)	93.1 (67.2 to 102)	99.3 (68.7 to 114)	34.9 (26.9 to 47.5)	28.4 (21.3 to 39.9)	19.4 (13.9 to 24.6)	11.8 (7.6 to 16)	7.9 (5.3 to 10)	5 (3.1 to 6.4)	1.4 (0.8 to 2.4)	0.7 (0.3 to 1.4)	0.2 (0.1 to 0.4)	0.1 (0 to 0.1)	480
HIV/AIDS	0 (0 to 0)	0 (0 to 0)	2.3 (2.7 to 3.6)	2.6 (2.2 to 3.1)	1.7 (1.4 to 2)	3.3 (2.7 to 3.9)	12 (10 to 17.1)	37.6 (30 to 47.1)	89.6 (67.1 to 126)	89.7 (64.2 to 112)	79.6 (56.1 to 92.3)	50.6 (34.9 to 64.1)	28.4 (20.2 to 36.1)	22.6 (17.7 to 30.3)	11.8 (9.4 to 17.3)	7.9 (6.4 to 11.4)	2.6 (1.9 to 4.2)	1.1 (0.9 to 2.1)	0.2 (0.2 to 0.5)	0.1 (0 to 0.2)	0 (0 to 0.1)	0 (0 to 0)	479
HIV/AIDS - Drug-susceptible Tuberculosis	0 (0 to 0)	0 (0 to 0)	0.1 (0 to 0.2)	0.1 (0.1 to 0.3)	0.1 (0.1 to 0.2)	0.4 (0.3 to 0.6)	2.6 (2.1 to 4.4)	9.5 (6.5 to 14.4)	23.2 (16.2 to 32.6)	21.6 (15.7 to 27.7)	19.2 (13.6 to 22.6)	12.1 (8.4 to 15.5)	6.7 (4.8 to 8.6)	5.4 (4.2 to 7.3)	2.8 (2.2 to 4.2)	1.9 (1.5 to 2.8)	0.6 (0.4 to 1)	0.3 (0.2 to 0.5)	0.1 (0 to 0.1)	0 (0 to 0.1)	0 (0 to 0)	0 (0 to 0)	0 (0 to 0)	136
HIV/AIDS - Multidrug-resistant Tuberculosis without extensive	0 (0 to 0)	0 (0 to 0)	0 (0 to 0.1)	0 (0 to 0.1)	0 (0 to 0.1)	0 (0 to 0.1)	0 (0 to 0.1)	0 (0 to 0.4)	0.1 (0.1 to 1.3)	0.2 (0.2 to 2.3)	0.2 (0.2 to 2.6)	0.2 (0.2 to 2.6)	0.2 (0.1 to 2.1)	0.1 (0.1 to 1.6)	0.1 (0 to 1.4)	0 (0 to 0.8)	0 (0 to 0.5)	0 (0 to 0.3)	0 (0 to 0.2)	0 (0 to 0.1)	0 (0 to 0.1)	0 (0 to 0.1)	0 (0 to 0)	4.6
HIV/AIDS - Extensively drug-resistant Tuberculosis	0 (0 to 0)	0 (0 to 0)	0 (0 to 0)	0 (0 to 0)	0 (0 to 0)	0 (0 to 0)	0 (0 to 0.1)	0 (0 to 0.3)	0 (0 to 0.4)	0 (0 to 0.5)	0 (0 to 0.5)	0 (0 to 0.5)	0 (0 to 0.5)	0 (0 to 0.4)	0 (0 to 0.3)	0 (0 to 0.2)	0 (0 to 0.1)	0 (0 to 0.1)	0 (0 to 0.1)	0 (0 to 0.1)	0 (0 to 0.1)	0 (0 to 0.1)	0 (0 to 0)	1.2
HIV/AIDS resulting in other diseases	0 (0 to 0)	0 (0 to 0)	1.5 (1.5 to 2.3)	1.5 (1.2 to 2)	1 (0.8 to 1.3)	2.1 (1.5 to 2.9)	7.1 (5.1 to 9.9)	23.5 (17.5 to 34.1)	61.5 (47.5 to 84.2)	63.3 (47.3 to 79.3)	55.1 (37.3 to 64.6)	33.7 (23.6 to 42.5)	18.4 (13.1 to 24.1)	14.1 (10.7 to 19.6)	7.1 (5.5 to 10.8)	4.9 (3.5 to 6.9)	1.6 (0.9 to 2.6)	0.7 (0.3 to 1.4)	0.1 (0.1 to 0.3)	0 (0 to 0.1)	0 (0 to 0.1)	0 (0 to 0)	0 (0 to 0)	286
Sexually transmitted infections excluding HIV	0 (0 to 0)	0 (0 to 0)	0 (0 to 0)	0 (0 to 0)	0 (0 to 0)	0 (0 to 0)



Benign prostatic hyperplasia	0 (0 to 0)	0 (0 to 0)	0 (0 to 0)	0 (0 to 0)	0 (0 to 0)	0 (0 to 0)	0 (0 to 0)	0 (0 to 0)	0 (0 to 0)	0 (0 to 0)	0 (0 to 0)	0 (0 to 0)	2.0 (2.0 to 2.1)	2.0 (2.0 to 2.1)	173 (171 to 208)	604 (209 to 902.2)	174 (164 to 199)	180 (161 to 221)	238 (131 to 299)	292 (139 to 417)	170 (107 to 260)	94.0 (62.9 to 163)	37.6 (20.6 to 62.3)	9 (4.7 to 14.6)	1.6 (0.9 to 2.6)	1,170
Male infertility	0 (0 to 0)	0 (0 to 0)	0 (0 to 0)	0 (0 to 0)	0 (0 to 0)	0 (0 to 0)	0 (0 to 0)	0 (0 to 0)	0 (0 to 0)	0 (0 to 0)	0 (0 to 0)	0 (0 to 0)

SB Table 2a. Israel DALYS by cause and age group for males with 95% uncertainty intervals, 2019

Cause	Term Neonatal	Late Neonatal	Post Neonatal	1 to 4	5 to 9	10 to 14	15 to 19	20 to 24	25 to 29	30 to 34	35 to 39	40 to 44	45 to 49	50 to 54	55 to 59	60 to 64	65 to 69	70 to 74	75 to 79	80 to 84	85 to 89	90 to 94	95 plus	Total
All causes	11,439 (9,900 to 12,995)	5,189 (4,159 to 6,180)	9,053 (8,029 to 11,109)	13,722 (12,269 to 16,900)	7,202 (6,389 to 8,600)	10,102 (8,961 to 12,403)	16,993 (15,756 to 21,000)	26,993 (24,336 to 32,000)	28,495 (26,436 to 33,000)	28,793 (26,506 to 33,000)	33,290 (30,299 to 40,000)	27,995 (25,660 to 33,000)	30,600 (27,606 to 36,000)	41,606 (37,695 to 48,000)	51,600 (46,795 to 61,000)	60,700 (54,995 to 72,000)	70,200 (63,995 to 84,000)	76,700 (70,795 to 90,000)	76,600 (69,995 to 91,000)	72,600 (64,995 to 87,000)	60,100 (51,995 to 73,000)	41,100 (27,995 to 57,000)	8,600 (5,310 to 13,000)	962,000
Communicable, maternal, neonatal, and nutritional diseases	7,610 (5,540 to 9,990)	2,900 (2,260 to 3,980)	2,950 (2,200 to 3,720)	3,260 (2,500 to 4,120)	1,370 (1,070 to 1,700)	1,210 (1,010 to 1,500)	1,760 (1,540 to 2,050)	1,870 (1,570 to 2,160)	1,890 (1,500 to 2,160)	1,760 (1,390 to 2,060)	1,890 (1,540 to 2,400)	1,930 (1,540 to 2,400)	1,810 (1,440 to 2,290)	1,870 (1,390 to 2,350)	1,790 (1,430 to 2,180)	1,940 (1,530 to 2,360)	2,490 (2,040 to 3,000)	2,830 (2,340 to 3,390)	3,300 (2,810 to 3,750)	2,670 (2,210 to 3,160)	2,150 (1,700 to 2,650)	1,260 (864 to 1,810)	609 (364 to 791)	54,400
HIV/AIDS and sexually transmitted infections	2.2 (1.1 to 3.2)	0 (0 to 0.3)	49.2 (34 to 62.3)	221 (164 to 282)	23.3 (19 to 27.8)	29.7 (23.6 to 36.2)	32.6 (26.2 to 40.7)	69 (56 to 84.1)	91.1 (74.8 to 111)	130 (101 to 159)	214 (163 to 262)	289 (222 to 356)	288 (196 to 374)	356 (232 to 457)	197 (122 to 281)	152 (90 to 192)	84 (71 to 105)	74 (67 to 103)	63.3 (56 to 91.9)	23.2 (12 to 32.3)	6 (2 to 9.6)	2 (0 to 3.1)	69 (0 to 1.1)	1,900
HIV/AIDS	0 (0 to 0)	0 (0 to 0)	46.1 (32 to 59.2)	221 (164 to 282)	23.3 (19 to 27.8)	29.6 (23.6 to 36.2)	29.2 (22.2 to 39.6)	64 (47.6 to 77.9)	87.6 (70.8 to 106)	126 (98 to 154)	206 (156 to 253)	279 (214 to 343)	281 (190 to 367)	339 (219 to 435)	189 (116 to 269)	149 (87 to 188)	82 (69 to 101)	69.6 (62 to 98)	62.7 (55 to 89.6)	21 (10 to 29.6)	7.7 (4 to 10)	4 (2 to 6)	0.2 (0 to 0.3)	1,800
HIV/AIDS - Drug-susceptible Tuberculosis	0 (0 to 0)	0 (0 to 0)	1.1 (0.7 to 1.4)	0.4 (0.3 to 0.5)	0.1 (0.1 to 0.2)	0.1 (0.1 to 0.2)	0.1 (0.1 to 0.2)	0.2 (0.1 to 0.3)	0.3 (0.2 to 0.4)	0.4 (0.3 to 0.5)	0.7 (0.5 to 0.9)	0.9 (0.6 to 1.2)	0.8 (0.5 to 1.1)	0.9 (0.6 to 1.2)	0.6 (0.4 to 0.8)	0.5 (0.3 to 0.7)	0.3 (0.2 to 0.4)	0.3 (0.2 to 0.4)	0.2 (0.1 to 0.3)	0.1 (0 to 0.2)	0 (0 to 0.1)	0 (0 to 0)	0 (0 to 0)	5.6
HIV/AIDS - Multidrug-resistant Tuberculosis without extensive drug resistance	0 (0 to 0)	0 (0 to 0)	0.2 (0.1 to 0.9)	0.2 (0.1 to 0.9)	0.1 (0 to 0.5)	0.1 (0 to 0.5)	0.1 (0 to 0.5)	0.1 (0.1 to 0.7)	0.2 (0.1 to 0.8)	0.3 (0.2 to 1)	0.5 (0.3 to 2.4)	0.7 (0.3 to 3.3)	0.6 (0.3 to 3.3)	0.8 (0.3 to 3.3)	0.5 (0.2 to 3.3)	0.4 (0.2 to 3.3)	0.2 (0.1 to 3.3)	0.2 (0.1 to 3.3)	0.2 (0.1 to 3.3)	0.1 (0 to 3.3)	0 (0 to 3.3)	0 (0 to 3.3)	0 (0 to 3.3)	8.6
HIV/AIDS - Extensively drug-resistant Tuberculosis	0 (0 to 0)	0 (0 to 0)	0.1 (0 to 0.2)	0.1 (0 to 0.2)	0 (0 to 0.1)	0 (0 to 0.1)	0 (0 to 0.1)	0 (0 to 0.2)	0 (0 to 0.4)	0 (0 to 0.5)	0.1 (0 to 0.7)	0.1 (0 to 0.9)	0.1 (0 to 0.9)	0.1 (0 to 0.9)	0.1 (0 to 0.9)	0.1 (0 to 0.9)	0 (0 to 0.9)	0 (0 to 0.9)	0 (0 to 0.9)	0 (0 to 0.9)	0 (0 to 0.9)	0 (0 to 0.9)	0 (0 to 0.9)	2.2
HIV/AIDS resulting in other diseases	0 (0 to 0)	0 (0 to 0)	0.6 (0.4 to 0.8)	0.6 (0.4 to 0.8)	0.2 (0.1 to 0.3)	0.2 (0.1 to 0.3)	0.2 (0.1 to 0.3)	0.4 (0.3 to 0.5)	0.5 (0.3 to 0.6)	0.6 (0.4 to 0.8)	0.9 (0.6 to 1.2)	1.2 (0.8 to 1.5)	1.2 (0.8 to 1.5)	1.5 (0.9 to 1.9)	1.2 (0.8 to 1.6)	1.1 (0.7 to 1.5)	0.8 (0.5 to 1.1)	0.7 (0.4 to 1)	0.5 (0.3 to 0.8)	0.3 (0.2 to 0.5)	0.1 (0 to 0.2)	0 (0 to 0.1)	0 (0 to 0.1)	17.6
Sexually transmitted infections excluding HIV	2.2 (1.1 to 3.2)	0 (0 to 0.3)	3.1 (2 to 4.3)	0.5 (0.4 to 0.6)	0.2 (0.1 to 0.3)	0.1 (0 to 0.1)	0.1 (0 to 0.1)	0.7 (0.5 to 0.9)	0.9 (0.6 to 1.2)	1.2 (0.8 to 1.5)	1.3 (0.7 to 2.2)	1.3 (0.8 to 2)	1.3 (0.7 to 2.1)	1.1 (0.7 to 1.5)	1.1 (0.7 to 1.5)	1.1 (0.7 to 1.5)	1.1 (0.7 to 1.5)	1.1 (0.7 to 1.5)	1.1 (0.7 to 1.5)	0.7 (0.4 to 1)	0.1 (0 to 0.2)	0 (0 to 0.1)	0 (0 to 0.1)	13.6
Syphilis	0 (0 to 0)	0 (0 to 0)	0 (0 to 0)	0 (0 to 0)	0 (0 to 0)	0 (0 to 0)	0.2 (0 to 0.5)	0.1 (0 to 0.3)	0.2 (0 to 0.4)	0.2 (0 to 0.5)	0.3 (0 to 0.7)	0.3 (0 to 0.8)	0.3 (0 to 0.8)	0.3 (0 to 0.8)	0.3 (0 to 0.8)	0.3 (0 to 0.8)	0.3 (0 to 0.8)	0.3 (0 to 0.8)	0.3 (0 to 0.8)	0.2 (0 to 0.6)	0.1 (0 to 0.3)	0 (0 to 0.1)	0 (0 to 0.1)	3.7
Chlamydial infection	0 (0 to 0)	0 (0 to 0)	0 (0 to 0)	0 (0 to 0)	0 (0 to 0)	0 (0 to 0)





SA Table 2a: Italy DALYS (in counts and per group for males with 95% uncertainty intervals, 2019

Cause	Early Neonatal	Late Neonatal	Post Neonatal	1 to 5	5 to 9	10 to 14	15 to 19	20 to 24	25 to 29	30 to 34	35 to 39	40 to 44	45 to 49	50 to 54	55 to 59	60 to 64	65 to 69	70 to 74	75 to 79	80 to 84	85 to 89	90 to 94	95 plus	Total
All causes	29,129 (27,600 to 29,130)	12,130 (10,600 to 13,600)	22,660 (20,100 to 24,300)	34,900 (29,800 to 37,700)	52,660 (45,200 to 56,800)	60,130 (52,000 to 64,900)	110,000 (94,000 to 118,000)	143,000 (121,000 to 154,000)	191,000 (163,000 to 207,000)	317,000 (274,000 to 341,000)	391,000 (341,000 to 419,000)	399,000 (344,000 to 432,000)	470,000 (392,000 to 509,000)	600,000 (515,000 to 652,000)	679,000 (590,000 to 734,000)	749,000 (657,000 to 810,000)	847,000 (769,000 to 936,000)	976,000 (879,000 to 1,060,000)	944,000 (870,000 to 1,030,000)	920,000 (853,000 to 1,010,000)	698,000 (648,000 to 768,000)	351,000 (324,000 to 386,000)	15,300 (11,900 to 19,700)	8,440,000
Communicable, maternal, neonatal, and nutritional diseases	18,600 (13,000 to 22,000)	7,240 (5,270,000 to 8,600)	7,660 (5,600,000 to 9,000)	7,760 (5,600,000 to 9,000)	6,200 (4,500,000 to 7,300)	2,980 (2,200,000 to 3,540)	3,750 (2,800,000 to 4,400)	3,720 (2,800,000 to 4,360)	4,000 (3,000,000 to 4,600)	4,600 (3,500,000 to 5,300)	5,000 (3,800,000 to 5,800)	5,000 (3,800,000 to 5,800)	5,000 (3,800,000 to 5,800)	5,000 (3,800,000 to 5,800)	5,000 (3,800,000 to 5,800)	5,000 (3,800,000 to 5,800)	5,000 (3,800,000 to 5,800)	5,000 (3,800,000 to 5,800)	4,900 (3,700,000 to 5,700)	4,900 (3,700,000 to 5,700)	4,900 (3,700,000 to 5,700)	4,900 (3,700,000 to 5,700)	4,900 (3,700,000 to 5,700)	291,000
HIV/AIDS and sexually transmitted infections	0.7 to 1.2k	0 to 1	439 to 58.6k	28.9 to 43.9	48.6 to 66.4	43.0 to 63.1	89.6 to 130	230 to 360	600 to 930	1,200 to 1,870	1,600 to 2,410	2,000 to 3,060	2,600 to 3,800	3,000 to 4,300	2,900 to 4,200	2,800 to 4,100	2,700 to 4,000	2,600 to 3,900	2,500 to 3,800	2,400 to 3,700	2,300 to 3,600	1,900 to 3,000	1,200 to 2,000	31,700
HIV/AIDS	0 to 0	0 to 0	0 to 0	0 to 0	0 to 0	0 to 0	0 to 0	0 to 0	0 to 0	0 to 0	0 to 0	0 to 0	0 to 0	0 to 0	0 to 0	0 to 0	0 to 0	0 to 0	0 to 0	0 to 0	0 to 0	0 to 0	0 to 0	0 to 0	0
HIV/AIDS - Drug-susceptible Tuberculosis	0 to 0	0 to 0	1 to 2	1 to 2	0 to 0	0 to 0	0 to 0	0 to 0	0 to 0	0 to 0	0 to 0	0 to 0	0 to 0	0 to 0	0 to 0	0 to 0	0 to 0	0 to 0	0 to 0	0 to 0	0 to 0	0 to 0	0 to 0	0 to 0	0
HIV/AIDS - Multidrug-resistant Tuberculosis without extensive drug resistance	0 to 0	0 to 0	0 to 0	0 to 0	0 to 0	0 to 0	0 to 0	0 to 0	0 to 0	0 to 0	0 to 0	0 to 0	0 to 0	0 to 0	0 to 0	0 to 0	0 to 0	0 to 0	0 to 0	0 to 0	0 to 0	0 to 0	0 to 0	0 to 0	0
HIV/AIDS - Extensively drug-resistant Tuberculosis	0 to 0	0 to 0	0 to 0	0 to 0	0 to 0	0 to 0	0 to 0	0 to 0	0 to 0	0 to 0	0 to 0	0 to 0	0 to 0	0 to 0	0 to 0	0 to 0	0 to 0	0 to 0	0 to 0	0 to 0	0 to 0	0 to 0	0 to 0	0 to 0	0
HIV/AIDS resulting in other diseases	0 to 0	0 to 0	0 to 0	0 to 0	0 to 0	0 to 0	0 to 0	0 to 0	0 to 0	0 to 0	0 to 0	0 to 0	0 to 0	0 to 0	0 to 0	0 to 0	0 to 0	0 to 0	0 to 0	0 to 0	0 to 0	0 to 0	0 to 0	0 to 0	0
Sexually transmitted infections, excluding HIV	0.7 to 1.2k	0 to 1	0.1 to 0.2	0.1 to 0.2	0.1 to 0.2	0.1 to 0.2	0.1 to 0.2	0.1 to 0.2	0.1 to 0.2	0.1 to 0.2	0.1 to 0.2	0.1 to 0.2	0.1 to 0.2	0.1 to 0.2	0.1 to 0.2	0.1 to 0.2	0.1 to 0.2	0.1 to 0.2	0.1 to 0.2	0.1 to 0.2	0.1 to 0.2	0.1 to 0.2	0.1 to 0.2	0.1 to 0.2	1,200
Syphilis	0.7 to 1.2k	0 to 1	0.1 to 0.2	0.1 to 0.2	0.1 to 0.2	0.1 to 0.2	0.1 to 0.2	0.1 to 0.2	0.1 to 0.2	0.1 to 0.2	0.1 to 0.2	0.1 to 0.2	0.1 to 0.2	0.1 to 0.2	0.1 to 0.2	0.1 to 0.2	0.1 to 0.2	0.1 to 0.2	0.1 to 0.2	0.1 to 0.2	0.1 to 0.2	0.1 to 0.2	0.1 to 0.2	0.1 to 0.2	313
Chlamydial infection	0 to 0	0 to 0	0 to 0	0 to 0	0 to 0	0 to 0	0 to 0	0 to 0	0 to 0	0 to 0	0 to 0	0 to 0	0 to 0	0 to 0	0 to 0	0 to 0	0 to 0	0 to 0	0 to 0	0 to 0	0 to 0	0 to 0	0 to 0	0 to 0	0
Gonococcal infection	0 to 0	0 to 0	0 to 0	0 to 0	0 to 0	0 to 0	0 to 0	0 to 0	0 to 0	0 to 0	0 to 0	0 to 0	0 to 0	0 to 0	0 to 0	0 to 0	0 to 0	0 to 0	0 to 0	0 to 0	0 to 0	0 to 0	0 to 0	0 to 0	0
Trichomoniasis	0 to 0	0 to 0	0 to 0	0 to 0	0 to 0	0 to 0	0 to 0	0 to 0	0 to 0	0 to 0	0 to 0	0 to 0	0 to 0	0 to 0	0 to 0	0 to 0	0 to 0	0 to 0	0 to 0	0 to 0	0 to 0	0 to 0	0 to 0	0 to 0	0
Genital herpes	0 to 0	0 to 0	0 to 0	0 to 0	0 to 0	0 to 0	0 to 0	0 to 0	0 to 0	0 to 0	0 to 0	0 to 0	0 to 0	0 to 0	0 to 0	0 to 0	0 to 0	0 to 0	0 to 0	0 to 0	0 to 0	0 to 0	0 to 0	0 to 0	0
Other sexually transmitted infections	0 to 0	0 to 0	0 to 0	0 to 0	0 to 0	0 to 0	0 to 0	0 to 0	0 to 0	0 to 0	0 to 0	0 to 0	0 to 0	0 to 0	0 to 0	0 to 0	0 to 0	0 to 0	0 to 0	0 to 0	0 to 0	0 to 0	0 to 0	0 to 0	0
Respiratory infections and tuberculosis	101 (79.2 to 126)	183 (144 to 228)	1,270 (1,000 to 1,580)	2,650 (2,100 to 3,300)	2,110 (1,660 to 2,630)	2,010 (1,580 to 2,500)	2,250 (1,770 to 2,800)	2,290 (1,810 to 2,860)	2,430 (1,920 to 3,030)	2,660 (2,100 to 3,320)	2,900 (2,290 to 3,610)	3,020 (2,390 to 3,760)	4,200 (3,320 to 5,230)	4,700 (3,720 to 5,850)	5,150 (4,080 to 6,390)	5,460 (4,330 to 6,800)	6,700 (5,310 to 8,330)	8,660 (6,860 to 10,800)	11,400 (9,030 to 14,200)	14,700 (11,600 to 18,300)	14,600 (11,600 to 18,200)	8,200 (6,500 to 10,200)	1,130,000
Tuberculosis	0 to 0	0 to 0	0.4 to 0.6	0.4 to 0.6	0.4 to 0.6	0.4 to 0.6	21.7 (17.2 to 27.0)	50.7 (40.2 to 63.1)	77.4 (61.4 to 96.2)	150 (120 to 187)	197 (156 to 245)	192 (152 to 239)	260 (206 to 324)	294 (233 to 366)	301 (239 to 375)	333 (264 to 414)	419 (332 to 521)	565 (448 to 703)	692 (549 to 860)	697 (553 to 867)	624 (495 to 776)	332 (263 to 413)	102 (81 to 127)	4,690
Latent tuberculosis infection	0 to 0	0 to 0	0 to 0	0 to 0	0 to 0	0 to 0	0 to 0	0 to 0	0 to 0	0 to 0	0 to 0	0 to 0	0 to 0	0 to 0	0 to 0	0 to 0	0 to 0	0 to 0	0 to 0	0 to 0	0 to 0	0 to 0	0 to 0	0 to 0	0
Drug-susceptible tuberculosis	0 to 0	0 to 0	0.4 to 0.6	0.4 to 0.6	0.4 to 0.6	0.4 to 0.6	21.7 (17.2 to 27.0)	50.7 (40.2 to 63.1)	77.4 (61.4 to 96.2)	150 (120 to 187)	197 (156 to 245)	192 (152 to 239)	260 (206 to 324)	294 (233 to 366)	301 (239 to 375)	333 (264 to 414)	419 (332 to 521)	565 (448 to 703)	692 (549 to 860)	697 (553 to 867)	624 (495 to 776)	332 (263 to 413)	102 (81 to 127)	4,690
Multidrug-resistant tuberculosis without extensive drug resistance	0 to 0	0 to 0	0 to 0	0 to 0	0 to 0	0 to 0	0 to 0	0 to 0	0 to 0	0 to 0	0 to 0	0 to 0	0 to 0	0 to 0	0 to 0	0 to 0	0 to 0	0 to 0	0 to 0	0 to 0	0 to 0	0 to 0	0 to 0	0 to 0	0
Extensively drug-resistant tuberculosis	0 to 0	0 to 0	0 to 0	0 to 0	0 to 0	0 to 0	0 to 0	0 to 0	0 to 0	0 to 0	0 to 0	0 to 0	0 to 0	0 to 0	0 to 0	0 to 0	0 to 0	0 to 0	0 to 0	0 to 0	0 to 0	0 to 0	0 to 0	0 to 0	0
Lower respiratory infections	79 (62 to 121)	147 (116 to 224)	1,180 (930 to 1,800)	2,560 (2,020 to 3,900)	1,980 (1,560 to 3,020)	1,880 (1,480 to 2,870)	2,030 (1,600 to 3,100)	2,060 (1,620 to 3,150)	2,190 (1,730 to 3,350)	2,420 (1,910 to 3,700)	2,650 (2,090 to 4,050)	2,770 (2,190 to 4,230)	3,850 (3,040 to 5,880)	4,310 (3,410 to 6,580)	4,720 (3,730 to 7,210)	5,000 (3,970 to 7,640)	6,140 (4,870 to 9,380)	7,940 (6,290 to 12,100)	10,400 (8,280 to 15,900)	13,500 (10,600 to 20,600)	13,400 (10,600 to 20,500)	7,500 (5,960 to 11,500)	74,600
Upper respiratory infections	0.7 to 4.8	0.8 to 32.3	0.9 to 53	0.9 to 53	0.9 to 53	0.9 to 53	0.9 to 53	0.9 to 53	0.9 to 53	0.9 to 53	0.9 to 53	0.9 to 53	0.9 to 53	0.9 to 53	0.9 to 53	0.9 to 53	0.9 to 53	0.9 to 53	0.9 to 53	0.9 to 53	0.9 to 53	0.9 to 53	0.9 to 53	0.9 to 53	0
Otitis media	0 to 0	0 to 0	0 to 0	0 to 0	0 to 0	0 to 0	0 to 0	0 to 0	0 to 0	0 to 0	0 to 0	0 to 0	0 to 0	0 to 0	0 to 0	0 to 0	0 to 0	0 to 0	0 to 0	0 to 0	0 to 0	0 to 0	0 to 0	0 to 0	0
Enteric infections	1,000 (781 to 1,300)	1,000 (807 to 1,300)	1,800 (1,400 to 2,400)	1,110 (827 to 1,480)	560 (420 to 750)	370 (270 to 500)	341 (251 to 474)	347 (247 to 506)	356 (256 to 516)	384 (276 to 556)	429 (309 to 626)	447 (322 to 652)	555 (399 to 810)	660 (475 to 963)	775 (557 to 1,130)	1,140 (820 to 1,660)	1,710 (1,240 to 2,500)	2,490 (1,810 to 3,630)	3,220 (2,340 to 4,700)	3,370 (2,450 to 4,910)	1,750 (1,300 to 2,550)	427 (318 to 623)	16,700
Diarrheal diseases	20 (16.1 to 26.1)	113 (87.9 to 144)	1,210 (940 to 1,550)	1,760 (1,360 to 2,310)	1,050 (809 to 1,380)	679 (520 to 890)	466 (358 to 611)	399 (306 to 523)	365 (280 to 478)	367 (282 to 481)	395 (303 to 517)	405 (311 to 531)	497 (382 to 651)	492 (378 to 645)	432 (332 to 566)	506 (389 to 663)	620 (477 to 812)	1,150 (884 to 1,500)	1,480 (1,140 to 1,940)	1,700 (1,310 to 2,230)	1,350 (1,040 to 1,770)	1,040 (801 to 1,360)	614 (473 to 804)	19,600
Typhoid and paratyphoid	0 to 0	0 to 0	0 to 0	0 to 0	0 to 0	0 to 0	0 to 0	0 to 0	0 to 0	0 to 0	0 to 0	0 to 0	0 to 0	0 to 0	0 to 0	0 to 0	0 to 0	0 to 0	0 to 0	0 to 0	0 to 0	0 to 0	0 to 0	0 to 0	0
Typhoid fever	0 to 0	0 to 0	0 to 0	0 to 0	0 to 0	0 to 0	0 to 0	0 to 0	0 to 0	0 to 0	0 to 0	0 to 0	0 to 0	0 to 0	0 to 0	0 to 0	0 to 0	0 to 0	0 to 0	0 to 0	0 to 0	0 to 0	0 to 0	0 to 0	0
Paratyphoid fever	0 to 0	0 to 0	0 to 0	0 to 0	0 to 0	0 to 0	0 to 0	0 to 0	0 to 0	0 to 0	0 to 0	0 to 0	0 to 0	0 to 0	0 to 0	0 to 0	0 to 0	0 to 0	0 to 0	0 to 0	0 to 0	0 to 0	0 to 0	0 to 0	0
Invasive Non-typhoidal Salmonella (iNTS)	0.4 (0.1 to 0.9)	0.4 (0.1 to 0.9)	0.5 (0.2 to 1.1)	0.6 (0.2 to 1.3)	0.6 (0.2 to 1.3)	0.6 (0.2 to 1.3



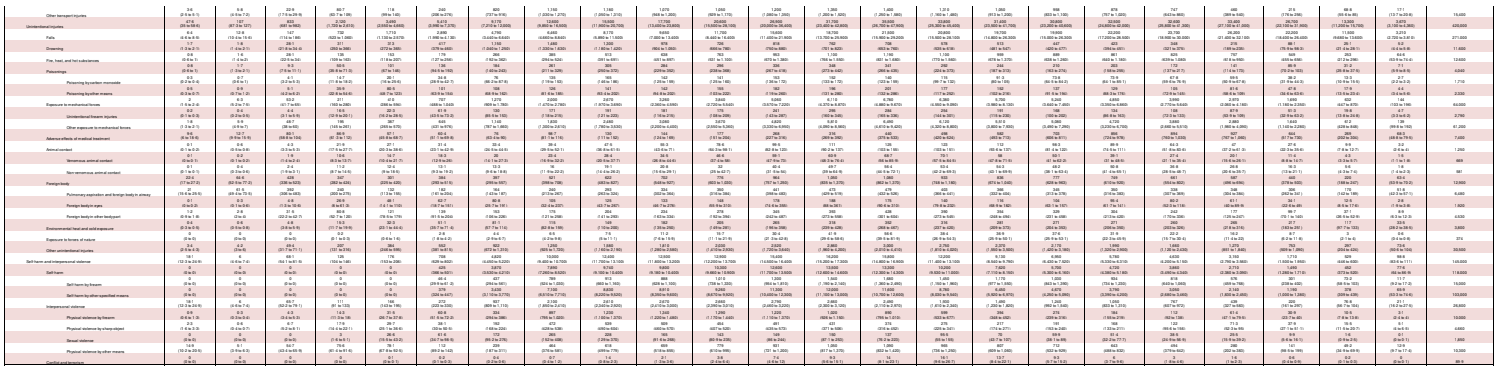

SR Table 2a: Luxembourg DALYS by cause and age group for males with 95% uncertainty intervals, 2019

Cause	Early Neonatal	Late Neonatal	Post Neonatal	1 to 4	5 to 9	10 to 14	15 to 19	20 to 24	25 to 29	30 to 34	35 to 39	40 to 44	45 to 49	50 to 54	55 to 59	60 to 64	65 to 69	70 to 74	75 to 79	80 to 84	85 to 89	90 to 94	95 plus	Total
All causes	2,000 (1,796 to 2,202)	1,000 (844 to 1,200)	1,000 (1,000 to 1,000)	5,000 (4,000 to 6,000)	3,000 (2,000 to 4,000)	3,000 (2,000 to 4,000)	11,000 (9,000 to 13,000)	17,000 (14,000 to 20,000)	21,000 (17,000 to 25,000)	24,000 (20,000 to 28,000)	28,000 (23,000 to 33,000)	34,000 (27,000 to 41,000)	41,000 (33,000 to 49,000)	49,000 (39,000 to 59,000)	57,000 (45,000 to 69,000)	67,000 (53,000 to 81,000)	77,000 (61,000 to 93,000)	79,000 (62,000 to 96,000)	79,000 (62,000 to 96,000)	77,000 (60,000 to 94,000)	69,000 (53,000 to 86,000)	58,000 (44,000 to 73,000)	46,000 (34,000 to 59,000)	30,000 (22,000 to 40,000)	16,000 (11,000 to 22,000)	6,000 (4,000 to 8,000)	2,000 (1,000 to 3,000)	75,700
Communicable, maternal, neonatal, and nutritional diseases	2,000 (1,674 to 2,319)	1,000 (1,000 to 1,000)	1,000 (1,000 to 1,000)	5,000 (4,000 to 6,000)	3,000 (2,000 to 4,000)	3,000 (2,000 to 4,000)	11,000 (9,000 to 13,000)	17,000 (14,000 to 20,000)	21,000 (17,000 to 25,000)	24,000 (20,000 to 28,000)	28,000 (23,000 to 33,000)	34,000 (27,000 to 41,000)	41,000 (33,000 to 49,000)	49,000 (39,000 to 59,000)	57,000 (45,000 to 69,000)	67,000 (53,000 to 81,000)	77,000 (61,000 to 93,000)	79,000 (62,000 to 96,000)	79,000 (62,000 to 96,000)	77,000 (60,000 to 94,000)	69,000 (53,000 to 86,000)	58,000 (44,000 to 73,000)	46,000 (34,000 to 59,000)	30,000 (22,000 to 40,000)	16,000 (11,000 to 22,000)	6,000 (4,000 to 8,000)	2,000 (1,000 to 3,000)	3,100
HIV/AIDS and sexually transmitted infections	0 (0 to 0)	0 (0 to 0)	0 (0 to 0)	0 (0 to 0)	0 (0 to 0)	0 (0 to 0)	0 (0 to 0)	0 (0 to 0)	0 (0 to 0)	0 (0 to 0)	0 (0 to 0)	0 (0 to 0)	0 (0 to 0)	0 (0 to 0)	0 (0 to 0)	0 (0 to 0)	0 (0 to 0)	0 (0 to 0)	0 (0 to 0)	0 (0 to 0)	0 (0 to 0)	0 (0 to 0)	0 (0 to 0)	0 (0 to 0)	127
HIV/AIDS	0 (0 to 0)	0 (0 to 0)	0 (0 to 0)	0 (0 to 0)	0 (0 to 0)	0 (0 to 0)	0 (0 to 0)	0 (0 to 0)	0 (0 to 0)	0 (0 to 0)	0 (0 to 0)	0 (0 to 0)	0 (0 to 0)	0 (0 to 0)	0 (0 to 0)	0 (0 to 0)	0 (0 to 0)	0 (0 to 0)	0 (0 to 0)	0 (0 to 0)	0 (0 to 0)	0 (0 to 0)	0 (0 to 0)	115
HIV/AIDS - Drug-susceptible Tuberculosis	0 (0 to 0)	0 (0 to 0)	0 (0 to 0)	0 (0 to 0)	0 (0 to 0)	0 (0 to 0)	0 (0 to 0)	0 (0 to 0)	0 (0 to 0)	0 (0 to 0)	0 (0 to 0)	0 (0 to 0)	0 (0 to 0)	0 (0 to 0)	0 (0 to 0)	0 (0 to 0)	0 (0 to 0)	0 (0 to 0)	0 (0 to 0)	0 (0 to 0)	0 (0 to 0)	0 (0 to 0)	0 (0 to 0)	5.2
HIV/AIDS - Multidrug-resistant Tuberculosis without extensive dr...	0 (0 to 0)	0 (0 to 0)	0 (0 to 0)	0 (0 to 0)	0 (0 to 0)	0 (0 to 0)	0 (0 to 0)	0 (0 to 0)	0 (0 to 0)	0 (0 to 0)	0 (0 to 0)	0 (0 to 0)	0 (0 to 0)	0 (0 to 0)	0 (0 to 0)	0 (0 to 0)	0 (0 to 0)	0 (0 to 0)	0 (0 to 0)	0 (0 to 0)	0 (0 to 0)	0 (0 to 0)	0 (0 to 0)	0.3
HIV/AIDS - Extensively drug-resistant Tuberculosis	0 (0 to 0)	0 (0 to 0)	0 (0 to 0)	0 (0 to 0)	0 (0 to 0)	0 (0 to 0)	0 (0 to 0)	0 (0 to 0)	0 (0 to 0)	0 (0 to 0)	0 (0 to 0)	0 (0 to 0)	0 (0 to 0)	0 (0 to 0)	0 (0 to 0)	0 (0 to 0)	0 (0 to 0)	0 (0 to 0)	0 (0 to 0)	0 (0 to 0)	0 (0 to 0)	0 (0 to 0)	0 (0 to 0)	0.1
HIV/AIDS resulting in other diseases	0 (0 to 0)	0 (0 to 0)	0 (0 to 0)	0 (0 to 0)	0 (0 to 0)	0 (0 to 0)	0 (0 to 0)	0 (0 to 0)	0 (0 to 0)	0 (0 to 0)	0 (0 to 0)	0 (0 to 0)	0 (0 to 0)	0 (0 to 0)	0 (0 to 0)	0 (0 to 0)	0 (0 to 0)	0 (0 to 0)	0 (0 to 0)	0 (0 to 0)	0 (0 to 0)	0 (0 to 0)	0 (0 to 0)	159
Sexually transmitted infections excluding HIV	0 (0 to 0)	0 (0 to 0)	0 (0 to 0)	0 (0 to 0)	0 (0 to 0)	0 (0 to 0)	0 (0 to 0)	0 (0 to 0)	0 (0 to 0)	0 (0 to 0)	0 (0 to 0)	0 (0 to 0)	0 (0 to 0)	0 (0 to 0)	0 (0 to 0)	0 (0 to 0)	0 (0 to 0)	0 (0 to 0)	0 (0 to 0)	0 (0 to 0)	0 (0 to 0)	0 (0 to 0)	0 (0 to 0)	11.8
Syphilis	0 (0 to 0)	0 (0 to 0)	0 (0 to 0)	0 (0 to 0)	0 (0 to 0)	0 (0 to 0)	0 (0 to 0)	0 (0 to 0)	0 (0 to 0)	0 (0 to 0)	0 (0 to 0)	0 (0 to 0)	0 (0 to 0)	0 (0 to 0)	0 (0 to 0)	0 (0 to 0)	0 (0 to 0)	0 (0 to 0)	0 (0 to 0)	0 (0 to 0)	0 (0 to 0)	0 (0 to 0)	0 (0 to 0)	3.9
Chlamydial infection	0 (0 to 0)	0 (0 to 0)	0 (0 to 0)	0 (0 to 0)	0 (0 to 0)	0 (0 to 0)	0 (0 to 0)	0 (0 to 0)	0 (0 to 0)	0 (0 to 0)	0 (0 to 0)	0 (0 to 0)	0 (0 to 0)	0 (0 to 0)	0 (0 to 0)	0 (0 to 0)	0 (0 to 0)	0 (0 to 0)	0 (0 to 0)	0 (0 to 0)	0 (0 to 0)	0 (0 to 0)	0 (0 to 0)	0.2
Gonococcal infection	0 (0 to 0)	0 (0 to 0)	0 (0 to 0)	0 (0 to 0)	0 (0 to 0)	0 (0 to 0)	0 (0 to 0)	0 (0 to 0)	0 (0 to 0)	0 (0 to 0)	0 (0 to 0)	0 (0 to 0)	0 (0 to 0)	0 (0 to 0)	0 (0 to 0)	0 (0 to 0)	0 (0 to 0)	0 (0 to 0)	0 (0 to 0)	0 (0 to 0)	0 (0 to 0)	0 (0 to 0)	0 (0 to 0)	0.3
Trichomoniasis	0 (0 to 0)	0 (0 to 0)	0 (0 to 0)	0 (0 to 0)	0 (0 to 0)	0 (0 to 0)	0 (0 to 0)	0 (0 to 0)	0 (0 to 0)	0 (0 to 0)	0 (0 to 0)	0 (0 to 0)	0 (0 to 0)	0 (0 to 0)	0 (0 to 0)	0 (0 to 0)	0 (0 to 0)	0 (0 to 0)	0 (0 to 0)	0 (0 to 0)	0 (0 to 0)	0 (0 to 0)	0 (0 to 0)	0.7
Genital herpes	0 (0 to 0)	0 (0 to 0)	0 (0 to 0)	0 (0 to 0)	0 (0 to 0)	0 (0 to 0)	0 (0 to 0)	0 (0 to 0)	0 (0 to 0)	0 (0 to 0)	0 (0 to 0)	0 (0 to 0)	0 (0 to 0)	0 (0 to 0)	0 (0 to 0)	0 (0 to 0)	0 (0 to 0)	0 (0 to 0)	0 (0 to 0)	0 (0 to 0)	0 (0 to 0)	0 (0 to 0)	0 (0 to 0)	6.5
Other sexually transmitted infections	0 (0 to 0)	0 (0 to 0)	0 (0 to 0)	0 (0 to 0)	0 (0 to 0)	0 (0 to 0)	0 (0 to 0)	0 (0 to 0)	0 (0 to 0)	0 (0 to 0)	0 (0 to 0)	0 (0 to 0)	0 (0 to 0)	0 (0 to 0)	0 (0 to 0)	0 (0 to 0)	0 (0 to 0)	0 (0 to 0)	0 (0 to 0)	0 (0 to 0)	0 (0 to 0)	0 (0 to 0)	0 (0 to 0)	0.3
Respiratory infections and tuberculosis	1,000 (1,000 to 1,000)	1,000 (1,000 to 1,000)	1,000 (1,000 to 1,000)



6663

Osteoarthritis other	0 (0 to 0)	0 (0 to 0)	0 (0 to 0)	0 (0 to 0)	0 (0 to 0)	0 (0 to 0)	0 (0 to 0)	0 (0 to 0)	0 (0 to 0)	0 (0 to 0)	1-5 (0.4 to 3.4)	3-9 (1.4 to 9.2)	6-9 (2.8 to 14.9)	11-1 (4.9 to 23.7)	14 (6.5 to 30.1)	15 (6.9 to 31.4)	14-6 (6.9 to 31)	13-1 (6.3 to 27)	10-5 (5.2 to 21.2)	8-1 (4.9 to 15.1)	5-1 (3.4 to 10.5)	2 (1 to 4)	0-4 (0.2 to 0.8)		156
Low back pain	22 (6 to 51)	0 (0 to 0)	0 (0 to 0)	0 (0 to 0)	57-1 (40.6 to 81)	0 (0 to 0)	22 (5.8 to 133)	0 (0 to 0)	0 (0 to 0)	0 (0 to 0)	0 (0 to 0)	0 (0 to 0)	0 (0 to 0)	0 (0 to 0)	0 (0 to 0)	0 (0 to 0)	0 (0 to 0)	0 (0 to 0)	0 (0 to 0)	0 (0 to 0)	0 (0 to 0)	0 (0 to 0)	0 (0 to 0)	0 (0 to 0)		3,300
Neck pain	0 (0 to 0)	0 (0 to 0)	0 (0 to 0)	0 (0 to 0)	4 (1.2 to 9.9)	19-6 (9.3 to 35.7)	28-2 (13.7 to 52.1)	33-9 (16.8 to 62.3)	49-6 (25.5 to 85.9)	60-3 (32.3 to 102)	110 (57.2 to 190)	122 (60.7 to 209)	134 (67.7 to 225)	133 (66.5 to 224)	119 (58.5 to 210)	94-5 (46.2 to 165)	74-7 (40 to 133)	57-1 (31.1 to 95.1)	38-6 (19.9 to 68)	24-3 (12.6 to 43.9)	13-7 (7.3 to 23.2)	4-3 (2.3 to 7.7)	0-4 (0.2 to 0.8)		1,140
Gout	0 (0 to 0)	0 (0 to 0)	0 (0 to 0)	0 (0 to 0)	0 (0 to 0)	0 (0 to 0)	0 (0 to 0)	0 (0 to 0)	0 (0 to 0)	0 (0 to 0)	0 (0 to 0)	0 (0 to 0)	0 (0 to 0)	0 (0 to 0)	0 (0 to 0)	0 (0 to 0)	0 (0 to 0)	0 (0 to 0)	0 (0 to 0)	0 (0 to 0)	0 (0 to 0)	0 (0 to 0)	0 (0 to 0)		150
Other musculoskeletal disorders	0 (0 to 0)	0 (0 to 0)	0 (0 to 0)	0 (0 to 0)	0-1 (0.1 to 0.3)	2-5 (0.7 to 6.6)	39-4 (29.3 to 59.3)	54-2 (29.3 to 89.3)	81-6 (46.3 to 134)	103 (58.7 to 167)	155 (89.5 to 266)	169 (94.5 to 302)	201 (71.5 to 311)	139 (72.3 to 241)	121 (63.7 to 207)	98 (49.9 to 173)	71-5 (31.4 to 124)	51-6 (18.7 to 99.6)	37-3 (14.5 to 98.7)	20-4 (3.6 to 41.6)	7-4 (2.3 to 17)	1-9 (0.6 to 4.3)	0-4 (0.2 to 0.7)		1,190
Other non-communicable diseases	72-5 (40.1 to 124)	43-8 (26.7 to 71.5)	114 (69.6 to 166)	64-4 (40.5 to 98.5)	53-9 (27.4 to 97.1)	47-3 (25.6 to 83.9)	57-1 (40.3 to 75.3)	79-8 (56.6 to 108)	105 (73.9 to 146)	135 (96.7 to 185)	154 (100 to 228)	179 (117 to 266)	157 (107 to 234)	209 (151 to 288)	202 (144 to 282)	282 (197 to 400)	286 (197 to 402)	273 (189 to 382)	236 (166 to 324)	191 (130 to 264)	124 (82.7 to 166)	56 (36.6 to 78.9)	9-2 (5.7 to 7.6)		2,050
Congenital birth defects	68-9 (27.7 to 120)	33-6 (20 to 52)	49-7 (31.2 to 69.9)	55-4 (35.2 to 93)	23-3 (13.1 to 31.1)	20-9 (13.1 to 29)	22 (15.1 to 29.8)	19-1 (12.9 to 28.6)	20-4 (15.4 to 29.1)	21-6 (16.4 to 28.3)	19-6 (14.1 to 29.4)	19-4 (12.2 to 31.2)	15-1 (10.9 to 22)	13-2 (10.1 to 20.1)	11-7 (9.1 to 17.4)	9-8 (7.6 to 12.8)	7-6 (4.7 to 9.5)	6-6 (3.9 to 9.9)	5-6 (3.1 to 9.2)	3-9 (2.1 to 6.2)	2-6 (1.5 to 4.1)	0-5 (0.3 to 0.7)	0-2 (0.1 to 0.3)		417
Neural tube defects	3-6 (1.9 to 7.6)	2-8 (1.5 to 5.6)	3-6 (1.9 to 8.8)	2-9 (1.3 to 5.9)	1-7 (0.7 to 1.4)	1 (0.7 to 1.4)	1 (0.7 to 1.4)	0-9 (0.7 to 1.4)	0-7 (0.4 to 1.2)	0-5 (0.3 to 1)	0-4 (0.2 to 0.8)	0-5 (0.3 to 0.7)	0-4 (0.3 to 0.6)	0-4 (0.3 to 0.5)	0-3 (0.2 to 0.4)	0-2 (0.2 to 0.3)	0-2 (0.1 to 0.3)	0-2 (0.1 to 0.3)	0-1 (0.1 to 0.1)	0-1 (0.1 to 0.1)	0-1 (0.1 to 0.1)	0 (0 to 0)	0 (0 to 0)		21-4
Congenital heart anomalies	15-9 (6.4 to 29.7)	12-8 (6.4 to 22.3)	12-6 (5.4 to 25.6)	9-2 (3.2 to 19.9)	3-1 (1.4 to 5.4)	2-7 (1.7 to 4.1)	3-6 (2.3 to 5.2)	3-7 (2.2 to 5.1)	4-1 (2.4 to 6)	3-4 (2.2 to 5)	2-5 (1.4 to 3.5)	2-3 (1.4 to 3.7)	2-3 (1.5 to 3.7)	2-1 (1.4 to 3.2)	1-9 (1.2 to 3)	1-6 (1 to 2.4)	1-2 (0.7 to 1.8)	1 (0.6 to 1.6)	0-7 (0.3 to 0.7)	0-2 (0.1 to 0.4)	0-1 (0.1 to 0.1)	0-1 (0 to 0.1)	0 (0 to 0)		84-2
Orofacial clefts	0 (0 to 0.1)	0 (0 to 0.1)	0-4 (0.3 to 1.5)	0-7 (0.3 to 1.5)	0-5 (0.1 to 1.1)	0-4 (0.1 to 0.9)	0-6 (0.4 to 1.1)	0-5 (0.1 to 1.1)	0-6 (0.1 to 1.1)	0-6 (0.1 to 1.2)	0-5 (0.1 to 1.2)	0-6 (0.1 to 1.3)	0-5 (0.1 to 1.1)	0-4 (0.1 to 1.2)	0-5 (0.1 to 1.1)	0-4 (0.1 to 0.9)	0-3 (0.1 to 0.7)	0-2 (0.1 to 0.5)	0-1 (0 to 0.2)	0-2 (0.1 to 0.5)	0-1 (0 to 0.1)	0 (0 to 0)	0 (0 to 0)		8
Down syndrome	1-2 (0.4 to 2.7)	0-6 (0.3 to 1.2)	1-4 (0.6 to 3.4)	1-5 (0.9 to 2.2)	1-5 (0.9 to 2.2)	1-5 (0.9 to 2.4)	1-6 (0.9 to 2.4)	2-1 (1.1 to 3.7)	2-1 (1.1 to 3.3)	2-1 (1.1 to 3.2)	1-9 (1 to 2.9)	1-7 (1.1 to 2.4)	1-6 (1.1 to 2.1)	1-7 (1.1 to 2.6)	1-7 (1.1 to 2.6)	1-2 (0.7 to 1.8)	1-2 (0.7 to 1.6)	0-4 (0.3 to 0.7)	0-3 (0.1 to 0.5)	0-3 (0.1 to 0.5)	0-2 (0.1 to 0.5)	0 (0 to 0)	0 (0 to 0)		25-5
Turner syndrome	0 (0 to 0)	0 (0 to 0)	0 (0 to 0)	0 (0 to 0)	0 (0 to 0)	0 (0 to 0)	0 (0 to 0)	0-1 (0 to 0.2)	0-1 (0 to 0.2)	0 (0 to 0)	0 (0 to 0)	0 (0 to 0)	0 (0 to 0)	0 (0 to 0)	0 (0 to 0)	0 (0 to 0)	0 (0 to 0)	0 (0 to 0)	0 (0 to 0)	0 (0 to 0)	0 (0 to 0)	0 (0 to 0)	0 (0 to 0)		0
Klinefelter syndrome	0 (0 to 0)	0 (0 to 0)	0 (0 to 0.1)	0 (0 to 0.1)	0 (0 to 0.1)	0 (0 to 0.2)	0-1 (0 to 0.2)	0-1 (0 to 0.2)	0-1 (0 to 0.2)	0-1 (0 to 0.2)	0-1 (0 to 0.1)	0-1 (0 to 0.1)	0 (0 to 0.1)	0 (0 to 0.1)	0 (0 to 0.1)	0 (0 to 0.1)	0 (0 to 0.1)	0 (0 to 0.1)	0 (0 to 0.1)	0 (0 to 0.1)	0 (0 to 0.1)	0 (0 to 0.1)	0 (0 to 0.1)		0-5
Other chromosomal abnormalities	18-5 (9.4 to 39)	7-8 (4 to 14.6)	11-3 (5.9 to 21.5)	6-1 (3.7 to 9.6)	4-3 (2.8 to 6.2)	3-8 (2.5 to 5.5)	3-5 (2.5 to 4.5)	4-3 (2.9 to 6.4)	4-5 (3 to 6.4)	4-1 (2.7 to 6.1)	3-7 (2.5 to 5.2)	2-9 (2 to 4.1)	2-4 (1.7 to 3.3)	2-2 (1.5 to 3.1)	1-9 (1.1 to 2.6)	1-6 (1 to 2.1)	1 (0.6 to 1.5)	0-6 (0.4 to 1.4)	0-5 (0.3 to 1.1)	0-3 (0.2 to 0.8)	0-3 (0.2 to 0.6)	0 (0 to 0)	0 (0 to 0)		83-4
Congenital musculoskeletal and limb anomalies	7 (2.9 to 15.5)	3-5 (1.3 to 8.5)	8-9 (4.9 to 16.6)	4-1 (1.9 to 9.1)	7-1 (4.5 to 12.3)	7-3 (4.2 to 11.3)	5-6 (3.3 to 8.4)	3-6 (2.1 to 5.9)	3-5 (2.1 to 5.3)	5-8 (3.3 to 9.4)	3-6 (2.2 to 9)	3-6 (1.9 to 7.1)	3-3 (1.9 to 7.1)	3-7 (2.1 to 6)	3-5 (1.9 to 5.1)	3-1 (1.8 to 4.6)	2-6 (1.4 to 4.1)	2-1 (1.1 to 3.6)	1-8 (0.9 to 3.3)	1-2 (0.6 to 2.3)	0-8 (0.4 to 1.6)	0-2 (0.1 to 0.4)	0-1 (0 to 0.1)		167
Urogenital congenital anomalies	2-1 (0.7 to 5.2)	0-5 (0 to 3.1)	0-8 (0.4 to 1.6)	1-3 (0.7 to 1.8)	0-9 (0.4 to 1.1)	0-6 (0.3 to 0.9)	0-5 (0.3 to 0.8)	0-5 (0.3 to 0.8)	0-5 (0.3 to 0.8)	0-4 (0.2 to 0.7)	0-3 (0.2 to 0.5)	0-3 (0.2 to 0.6)	0-3 (0.2 to 0.6)	0-2 (0.1 to 0.5)	0-2 (0.1 to 0.5)	0-1 (0.1 to 0.1)	0-1 (0.1 to 0.1)	0 (0 to 0)	0 (0 to 0)	0 (0 to 0)	0 (0 to 0)	0 (0 to 0)	0 (0 to 0)		9-5
Digestive congenital anomalies	4-5 (1 to 7)	1-7 (0.7 to 3.7)	2-5 (1 to 6.2)	1-6 (0.8 to 3.8)	0-9 (0.5 to 2.1)	0-7 (0.3 to 2.1)	0-7 (0.3 to 2.1)	0-7 (0.3 to 2.1)	0-8 (0.3 to 2.1)	0-7 (0.3 to 2.1)	0-6 (0.2 to 2.1)	0-6 (0.2 to 2.1)	0-5 (0.2 to 2.1)	0-5 (0.2 to 2.1)	0-4 (0.2 to 2.1)	0-3 (0.2 to 2.1)	0-3 (0.1 to 2.1)	0-2 (0.1 to 2.1)	0-2 (0.1 to 2.1)	0-1 (0 to 0.1)	0-1 (0 to 0.1)	0 (0 to 0)	0 (0 to 0)		13-3
Other congenital birth defects	3-6 (0.3 to 20.9)	2-4 (0.7 to 9.2)	3-6 (0.9 to 8.6)	2-2 (0.7 to 4.2)	1-2 (0.5 to 2.6)	0-9 (0.1 to 2.6)	0-7 (0.1 to 2.2)	0-6 (0.1 to 2.2)	0-6 (0.1 to 2.2)	0-5 (0.1 to 2.2)	0-4 (0.1 to 2.2)	0-4 (0.1 to 2.2)	0-3 (0.1 to 2.2)	0-3 (0.1 to 2.2)	0-2 (0.1 to 2.2)	0-2 (0.1 to 2.2)	0-1 (0 to 2.2)	0-1 (0 to 2.2)	0-1 (0 to 2.2)	0-1 (0 to 2.2)	0-1 (0 to 2.2)	0 (0 to 0)	0 (0 to 0)		63-9
Urinary diseases and male infertility	0 (0 to 0)	0 (0 to 0.1)	0 (0 to 0.3)	0 (0 to 0.2)	0 (0 to 0.2)	0 (0 to 0.2)	0-7 (0 to 0.7)	0-4 (0 to 0.9)	0-6 (0 to 1.1)	0-8 (0 to 1.3)	0-8 (0 to 1.3)	0-9 (0 to 1.5)	0-8 (0 to 1.3)	0-6 (0 to 1.1)	0-5 (0 to 1.1)	0-4 (0 to 0.9)	0-3 (0 to 0.7)	0-2 (0 to 0.5)	0-2 (0 to 0.5)	0-1 (0 to 0.3)	0-1 (0 to 0.3)	0 (0 to 0)	0 (0 to 0)		4
Urolithiasis	0 (0 to 0)	0 (0 to 0)	0 (0 to 0)	0 (0 to 0)	0 (0 to 0)	0 (0 to 0.1)	0 (0 to 0.2)	0-1 (0 to 0.2)	0-1 (0 to 0.2)	0-1 (0 to 0.2)	0-1 (0 to 0.1)	0-1 (0 to 0.1)	0-1 (0 to 0.1)	0-1 (0 to 0.1)	0-1 (0 to 0.1)	0-1 (0 to 0.1)	0-1 (0 to 0.1)	0-1 (0 to 0.2)	0-1 (0 to 0.2)	0-1 (0 to 0.2)	0-1 (0 to 0.2)	0 (0 to 0)	0 (0 to 0)		29-6
Benign prostatic hyperplasia	0 (0 to 0)	0 (0 to 0)	0 (0 to 0)	0 (0 to 0)	0 (0 to 0)	0 (0 to 0)	0 (0 to 0)	0 (0 to 0)	0 (0 to 0)	0 (0 to 0)	0 (0 to 0)	0 (0 to 0)	0 (0 to 0)	0 (0 to 0)	0 (0 to 0)	0 (0 to 0)	0 (0 to 0)	0 (0 to 0)	0 (0 to 0)	0 (0 to 0)	0 (0 to 0)	0 (0 to 0)	0 (0 to 0)		150
Male infertility	0 (0 to 0)	0 (0 to 0)	0 (0 to 0)	0 (0 to 0)	0 (0 to 0)	0 (0 to 0)	1-8 (0.4 to 5.5)	3-1 (1.4 to 8.2)	3-1 (1.4 to 8.2)	2-4 (0.9 to 9.1)	1-4 (0.5 to 7.1)	0-6 (0.2 to 3.4)	0-4 (0.1 to 1.9)	0-4 (0.1 to 1.6)	0-3 (0.1 to 1.2)	0-2 (0.1 to 0.9)	0-2 (0 to 0.7)	0-1 (0 to 0.5)	0-1 (0 to 0.5)	0-1 (0 to 0.5)	0-1 (0 to 0.5)	0 (0 to 0)	0 (0 to 0)		17-7
Other urinary diseases	0 (0 to 0)	0 (0 to 0.1)	0 (0 to 0)	0 (0.1 to 0.3)	0 (0.1 to 0.4)	0 (0.1 to 0.3)	0-3 (0 to 0.3)	0-3 (0.2 to 0.4)	0-4 (0.2 to 0.5)	0-3 (0.2 to 0.5)	0-3 (0.1 to 0.7)	0-4 (0.1 to 0.8)	1 (0.4 to 1.6)	0-5 (0.2 to 1.4)	0-4 (0.2 to 1.2)	0-4 (0.2 to 1.2)	0-3 (0.1 to 1.1)	0-2 (0.1 to 0.9)	0-2 (0.1 to 0.9)	0-1 (0.1 to 0.6)	0-1 (0.1 to 0.6)	0 (0 to 0)	0 (0 to 0)		20-3
Gynecological diseases	0 (0 to 0)	0 (0 to 0)	0 (0 to 0.1)	0 (0 to 0)	0 (0 to 0)	0 (0 to 0)	0 (0 to 0)	0 (0 to 0)	0 (0 to 0)	0 (0 to 0)	0 (0 to 0)	0 (0 to 0)	0 (0 to 0)	0 (0 to 0)	0 (0 to 0)	0 (0 to 0)	0 (0 to 0)	0 (0 to 0)	0 (0 to 0)	0 (0 to 0)	0 (0 to 0)	0 (0 to 0)	0 (0 to 0)		0
Uterine fibroids	0 (0 to 0)	0 (0 to 0)	0 (0 to 0)	0 (0 to 0)	0 (0 to 0)	0 (0 to 0)	0 (0 to 0)	0 (0 to 0)	0 (0 to 0)	0 (0 to 0)	0 (0 to 0)	0 (0 to 0)	0 (0 to 0)	0 (0 to 0)	0 (0 to 0)	0 (0 to 0)	0 (0 to 0)	0 (0 to 0)	0 (0 to 0)	0 (0 to 0)	0 (0 to 0)	0 (0 to 0)	0 (0 to 0)		0
Polycystic ovarian syndrome	--	--	--	--	--	--	--	--	--	--	--	--	--	--	--	--	--	--	--	--	--	--	--		NA
Female infertility	--	--	--	--	--	--	--	--	--	--	--	--	--	--	--	--	--	--	--	--	--	--	--		NA
Endometriosis	--	--	--	--	--	--	--	--	--	--	--	--	--	--	--	--	--	--	--	--	--	--	--		NA
Genital prolapse	0 (0 to 0)	0 (0 to 0)	0 (0 to 0)	0 (0 to 0)	0 (0 to 0)	0 (0 to 0)	0 (0 to 0)	0 (0 to 0)	0 (0 to 0)	0 (0 to 0)	0 (0 to 0)	0 (0 to 0)	0 (0 to 0)	0 (0 to 0)	0 (0 to 0)	0 (0 to 0)	0 (0 to 0)	0 (0 to 0)	0 (0 to 0)	0 (0 to 0)	0 (0 to 0)	0 (0 to 0)	0 (0 to 0)		0
Premenstrual syndrome	--	--	--	--	--	--	--	--	--	--	--	--	--	--	--	--	--	--	--	--	--	--	--		NA
Other gynecological diseases	0 (0 to 0)	0 (0 to 0)	0 (0 to 0)	0 (0 to 0)	0 (0 to 0)	0 (0 to 0)	0 (0 to 0)	0 (0 to 0)	0 (0 to 0)	0 (0 to 0)	0 (0 to 0)	0 (0 to 0)	0 (0 to 0)	0 (0 to 0)	0 (0 to 0)	0 (0 to 0)	0 (0 to 0)	0 (0 to 0)	0 (0 to 0)	0 (0 to 0)	0 (0 to 0)	0 (0 to 0)	0 (0 to 0)		0
Hemoglobinopathies and hemolytic anemias	0-1 (0 to 0.1)	0-1 (0 to 0.2)	0-4 (0.2 to 0.9)	0-4 (0.4 to 0.7)	1-9 (0.6 to 3.2)	0-9 (0.6 to 1.6)	1-2 (0.8 to 1.6)	1-4 (1 to 2.2)	1-5 (1.1 to 2.2)	1-4 (0.9 to 2.4)	1-3 (0.8 to 2.2)	1-1 (0.7 to 2)	1-2 (0.8 to 2)	1-0 (1 to 2.8)	2-1 (1.3 to 3.5)	2-3 (1.5 to 3.6)	2-8 (1.5 to 6)	3 (2.1 to 4)	3-4 (2.3 to 4.6)	2-3 (2.1 to 4.2)	2-6 (2 to 3.4)	1-2 (0.9 to 1.9)	0-3 (0.2 to 0.4)		39-2
Thalassemias	0 (0 to 0)	0 (0 to 0)	0 (0 to 0)	0 (0 to 0)	0 (0 to 0)	0 (0 to 0)	0 (0 to 0)	0 (0 to 0)	0 (0 to 0)	0 (0 to 0)	0 (0 to 0)	0 (0 to 0)	0 (0 to 0)	0 (0 to 0)	0 (0 to 0)	0 (0 to 0)	0 (0 to 0)	0 (0 to 0)	0 (0 to 0)	0 (0 to 0)	0 (0 to 0)	0 (0 to 0)	0 (0 to 0)		0-1
Thalassemias trait	0 (0 to 0)	0-1 (0 to 0)	0-2 (0 to 0.4)	0-4 (0 to 1.3)	0-1 (0 to 0.4)	0 (0 to 0.1)	0 (0 to 0.1)	0 (0 to 0.2)	0 (0 to 0.2)	0-1 (0 to 0.2)	0 (0 to 0.2)	0-1 (0 to 0.2)	0-1 (0 to 0.2)	0-1 (0 to 0.2)	0-1 (0 to 0.2)	0-1 (0 to 0.2)	0-1 (0 to 0.2)	0 (0 to 0.2)	0 (0 to 0.1)	0 (0 to 0.1)	0 (0 to 0.1)	0 (0 to 0)	0 (0 to 0)		1-4
Sickle cell disorders	0 (0 to 0.1)	0-2 (0 to 0.1)	0-4 (0.2 to 0.7)	0-4 (0.3 to 0.7)	0-4 (0.2 to 0.6)	0-4 (0.2 to 0.6)	0-6 (0.4 to 0.9)	0-6 (0.4 to 0.9)	0-6 (0.5 to 1.1)	0-6 (0.4 to 1)	0-5 (0.3 to 0.9)	0-5 (0.3 to 0.8)	0-4 (0.2 to 0.5)	0-3 (0.2 to 0.5)	0-3 (0.2 to 0.5)	0-3 (0.2 to 0.4)	0-2 (0.1 to 0.4)	0-1 (0.1 to 0.3)	0-1 (0.1 to 0.3)	0-1 (0.1 to 0.3)	0-1 (0.1 to 0.3)	0 (0 to 0)	0 (0 to 0)		5-7
Sickle cell trait	0 (0 to 0)	0 (0 to 0)	0-1 (0 to 0.2)	0-2 (0 to 0.4)	0-4 (0 to 1.3)	0-4 (0 to 0.9)	0-5 (0 to 0.9)	0-5 (0 to 0.9)	0-6 (0 to 1.1)	0-6 (0 to 1.1)	0-5 (0 to 0.9)	0-5 (0 to 0.9)	0-4 (0 to 0.8)	0-3 (0 to 0.7)	0-3 (0 to 0.6)	0-3 (0 to 0.6)	0-2 (0 to 0.5)	0-1 (0 to 0.3)	0-1 (0 to 0.3)	0-1 (0 to 0.3)	0-1 (0 to 0.3)	0 (0 to 0)	0 (0 to 0)		1-4
G6PD deficiency	0 (0 to 0)	0 (0 to 0)	0 (0 to 0)	0 (0 to 0)	0-2 (0.1 to 0.4)	0-2 (0.2 to 0.5)	0-3 (0.2 to 0.5)	0-3 (0.2 to 0.6)	0-4 (0.2 to 0.7)	0-4 (0.2 to 0.8)	0-3 (0.2 to 0.6)	0-3 (0.2 to 0.6)	0-3 (0.2 to 0.5)	0-3 (0.2 to 0.5)	0-3 (0.2 to 0.6)	0-4 (0.2 to 0.6)	0-3 (0.2 to 0.6)	0-3 (0.1 to 0.5)	0-2 (0.1 to 0.4)	0-1 (0.1 to 0.2)	0-1 (0 to 0.2)	0 (0 to 0)	0 (0 to 0)		5-9
G6PD trait	0 (0 to 0)	0 (0 to 0)	0 (0 to 0)	0 (0 to 0)	0 (0 to 0)	0 (0 to 0)	0 (0 to 0)	0 (0 to 0)	0 (0 to 0)	0 (0 to 0)	0 (0 to 0)	0 (0 to 0)	0 (0 to 0)	0 (0 to 0)	0 (0 to 0)	0 (0 to 0)	0 (0 to 0)	0 (0 to 0)	0 (0 to 0)

SR Table 2a: Malte DALYS by cause and age group for males with 95% uncertainty intervals. 2019

Cause	Early Neonatal (0-6 days)	Late Neonatal (7-27 days)	Post Neonatal (28-364 days)	1 to 4 (1-4 years)	5 to 9 (5-9 years)	10 to 14 (10-14 years)	15 to 19 (15-19 years)	20 to 24 (20-24 years)	25 to 29 (25-29 years)	30 to 34 (30-34 years)	35 to 39 (35-39 years)	40 to 44 (40-44 years)	45 to 49 (45-49 years)	50 to 54 (50-54 years)	55 to 59 (55-59 years)	60 to 64 (60-64 years)	65 to 69 (65-69 years)	70 to 74 (70-74 years)	75 to 79 (75-79 years)	80 plus (80 plus years)	Total
All causes	4,647 (4,111 to 5,261)	1,161 (1,016 to 1,324)	2,106 (1,917 to 2,322)	3,167 (2,967 to 3,367)	1,470 (1,378 to 1,566)	1,470 (1,378 to 1,566)	1,763 (1,652 to 1,875)	1,772 (1,659 to 1,884)	1,880 (1,760 to 2,000)	1,940 (1,820 to 2,060)	2,060 (1,940 to 2,180)	2,060 (1,940 to 2,180)	2,060 (1,940 to 2,180)	2,060 (1,940 to 2,180)	2,060 (1,940 to 2,180)	2,060 (1,940 to 2,180)	2,060 (1,940 to 2,180)	2,060 (1,940 to 2,180)	2,060 (1,940 to 2,180)	2,060 (1,940 to 2,180)	62,100
Communicable, maternal, neonatal, and nutritional diseases	4,647 (4,111 to 5,261)	1,161 (1,016 to 1,324)	2,106 (1,917 to 2,322)	3,167 (2,967 to 3,367)	1,470 (1,378 to 1,566)	1,470 (1,378 to 1,566)	1,763 (1,652 to 1,875)	1,772 (1,659 to 1,884)	1,880 (1,760 to 2,000)	1,940 (1,820 to 2,060)	2,060 (1,940 to 2,180)	2,060 (1,940 to 2,180)	2,060 (1,940 to 2,180)	2,060 (1,940 to 2,180)	2,060 (1,940 to 2,180)	2,060 (1,940 to 2,180)	2,060 (1,940 to 2,180)	2,060 (1,940 to 2,180)	2,060 (1,940 to 2,180)	2,060 (1,940 to 2,180)	2,600
HIV/AIDS and sexually transmitted infections	0 (0 to 0)	0 (0 to 0)	0 (0 to 0)	0 (0 to 0)	0 (0 to 0)	0 (0 to 0)	0 (0 to 0)	0 (0 to 0)	0 (0 to 0)	0 (0 to 0)	0 (0 to 0)	0 (0 to 0)	0 (0 to 0)	0 (0 to 0)	0 (0 to 0)	0 (0 to 0)	0 (0 to 0)	0 (0 to 0)	0 (0 to 0)	0 (0 to 0)	0 (0 to 0)	0
HIV/AIDS	0 (0 to 0)	0 (0 to 0)	0 (0 to 0)	0 (0 to 0)	0 (0 to 0)	0 (0 to 0)	0 (0 to 0)	0 (0 to 0)	0 (0 to 0)	0 (0 to 0)	0 (0 to 0)	0 (0 to 0)	0 (0 to 0)	0 (0 to 0)	0 (0 to 0)	0 (0 to 0)	0 (0 to 0)	0 (0 to 0)	0 (0 to 0)	0 (0 to 0)	0 (0 to 0)	0
HIV/AIDS - Drug-susceptible Tuberculosis	0 (0 to 0)	0 (0 to 0)	0 (0 to 0)	0 (0 to 0)	0 (0 to 0)	0 (0 to 0)	0 (0 to 0)	0 (0 to 0)	0 (0 to 0)	0 (0 to 0)	0 (0 to 0)	0 (0 to 0)	0 (0 to 0)	0 (0 to 0)	0 (0 to 0)	0 (0 to 0)	0 (0 to 0)	0 (0 to 0)	0 (0 to 0)	0 (0 to 0)	0 (0 to 0)	0
HIV/AIDS - Multidrug-resistant Tuberculosis without extensive drug-resistance	0 (0 to 0)	0 (0 to 0)	0 (0 to 0)	0 (0 to 0)	0 (0 to 0)	0 (0 to 0)	0 (0 to 0)	0 (0 to 0)	0 (0 to 0)	0 (0 to 0)	0 (0 to 0)	0 (0 to 0)	0 (0 to 0)	0 (0 to 0)	0 (0 to 0)	0 (0 to 0)	0 (0 to 0)	0 (0 to 0)	0 (0 to 0)	0 (0 to 0)	0 (0 to 0)	0
HIV/AIDS - Extensively drug-resistant Tuberculosis	0 (0 to 0)	0 (0 to 0)	0 (0 to 0)	0 (0 to 0)	0 (0 to 0)	0 (0 to 0)	0 (0 to 0)	0 (0 to 0)	0 (0 to 0)	0 (0 to 0)	0 (0 to 0)	0 (0 to 0)	0 (0 to 0)	0 (0 to 0)	0 (0 to 0)	0 (0 to 0)	0 (0 to 0)	0 (0 to 0)	0 (0 to 0)	0 (0 to 0)	0 (0 to 0)	0
HIV/AIDS resulting in other diseases	0 (0 to 0)	0 (0 to 0)	0 (0 to 0)	0 (0 to 0)	0 (0 to 0)	0 (0 to 0)	0 (0 to 0)	0 (0 to 0)	0 (0 to 0)	0 (0 to 0)	0 (0 to 0)	0 (0 to 0)	0 (0 to 0)	0 (0 to 0)	0 (0 to 0)	0 (0 to 0)	0 (0 to 0)	0 (0 to 0)	0 (0 to 0)	0 (0 to 0)	0 (0 to 0)	0
Sexually transmitted infections excluding HIV	0 (0 to 0)	0 (0 to 0)	0 (0 to 0)	0 (0 to 0)	0 (0 to 0)	0 (0 to 0)	0 (0 to 0)	0 (0 to 0)	0 (0 to 0)	0 (0 to 0)	0 (0 to 0)	0 (0 to 0)	0 (0 to 0)	0 (0 to 0)	0 (0 to 0)	0 (0 to 0)	0 (0 to 0)	0 (0 to 0)	0 (0 to 0)	0 (0 to 0)	0 (0 to 0)	0
Syphilis	0 (0 to 0)	0 (0 to 0)	0 (0 to 0)	0 (0 to 0)	0 (0 to 0)	0 (0 to 0)	0 (0 to 0)	0 (0 to 0)	0 (0 to 0)	0 (0 to 0)	0 (0 to 0)	0 (0 to 0)	0 (0 to 0)	0 (0 to 0)	0 (0 to 0)	0 (0 to 0)	0 (0 to 0)	0 (0 to 0)	0 (0 to 0)	0 (0 to 0)	0 (0 to 0)	0
Chlamydial infection	0 (0 to 0)	0 (0 to 0)	0 (0 to 0)	0 (0 to 0)	0 (0 to 0)	0 (0 to 0)	0 (0 to 0)	0 (0 to 0)	0 (0 to 0)	0 (0 to 0)	0 (0 to 0)	0 (0 to 0)	0 (0 to 0)	0 (0 to 0)	0 (0 to 0)	0 (0 to 0)	0 (0 to 0)	0 (0 to 0)	0 (0 to 0)	0 (0 to 0)	0 (0 to 0)	0
Gonococcal infection	0 (0 to 0)	0 (0 to 0)	0 (0 to 0)	0 (0 to 0)	0 (0 to 0)	0 (0 to 0)	0 (0 to 0)	0 (0 to 0)	0 (0 to 0)	0 (0 to 0)	0 (0 to 0)	0 (0 to 0)	0 (0 to 0)	0 (0 to 0)	0 (0 to 0)	0 (0 to 0)	0 (0 to 0)	0 (0 to 0)	0 (0 to 0)	0 (0 to 0)	0 (0 to 0)	0
Trichomoniasis	0 (0 to 0)	0 (0 to 0)	0 (0 to 0)	0 (0 to 0)	0 (0 to 0)	0 (0 to 0)	0 (0 to 0)	0 (0 to 0)	0 (0 to 0)	0 (0 to 0)	0 (0 to 0)	0 (0 to 0)	0 (0 to 0)	0 (0 to 0)	0 (0 to 0)	0 (0 to 0)	0 (0 to 0)	0 (0 to 0)	0 (0 to 0)	0 (0 to 0)	0 (0 to 0)	0
Genital herpes	0 (0 to 0)	0 (0 to 0)	0 (0 to 0)	0 (0 to 0)	0 (0 to 0)	0 (0 to 0)	0 (0 to 0)	0 (0 to 0)	0 (0 to 0)	0 (0 to 0)	0 (0 to 0)	0 (0 to 0)	0 (0 to 0)	0 (0 to 0)	0 (0 to 0)	0 (0 to 0)	0 (0 to 0)	0 (0 to 0)	0 (0 to 0)	0 (0 to 0)	0 (0 to 0)	0
Other sexually transmitted infections	0 (0 to 0)	0 (0 to 0)	0 (0 to 0)	0 (0 to 0)	0 (0 to 0)	0 (0 to 0)	0 (0 to 0)	0 (0 to 0)	0 (0 to 0)	0 (0 to 0)	0 (0 to 0)	0 (0 to 0)	0 (0 to 0)	0 (0 to 0)	0 (0 to 0)	0 (0 to 0)	0 (0 to 0)	0 (0 to 0)	0 (0 to 0)	0 (0 to 0)	0 (0 to 0)	0
Respiratory infections and tuberculosis	2,312 (2,047 to 2,611)	1,313 (1,152 to 1,497)	1,205 (1,056 to 1,372)	1,104 (1,017 to 1,194)	1,104 (1,017 to 1,194)	1,104 (1,017 to 1,194)	1,104 (1,017 to 1,194)	1,104 (1,017 to 1,194)	1,104 (1,017 to 1,194)	1,104 (1,017 to 1,194)	1,104 (1,017 to 1,194)	1,104 (1,017 to 1,194)	1,104 (1,017 to 1,194)	1,104 (1,017 to 1,194)	1,104 (1,017 to 1,194)	1,104 (1,017 to 1,194)	1,104 (1,017 to 1,194)	1,104 (1,017 to 1,194)	1,104 (1,017 to 1,194)	1,104 (1,017 to 1,194)	1,450
Tuberculosis	0 (0 to 0)	0 (0 to 0)	0 (0 to 0)	0 (0 to 0)	0 (0 to 0)	0 (0 to 0)	0 (0 to 0)	0 (0 to 0)	0 (0 to 0)	0 (0 to 0)	0 (0 to 0)	0 (0 to 0)	0 (0 to 0)	0 (0 to 0)	0 (0 to 0)	0 (0 to 0)	0 (0 to 0)	0 (0 to 0)	0 (0 to 0)	0 (0 to 0)	0 (0 to 0)	0
Latent tuberculosis infection	0 (0 to 0)	0 (0 to 0)	0 (0 to 0)	0 (0 to 0)	0 (0 to 0)	0 (0 to 0)	0 (0 to 0)	0 (0 to 0)	0 (0 to 0)	0 (0 to 0)	0 (0 to 0)	0 (0 to 0)	0 (0 to 0)	0 (0 to 0)	0 (0 to 0)	0 (0 to 0)	0 (0 to 0)	0 (0 to 0)	0 (0 to 0)	0 (0 to 0)	0 (0 to 0)	0
Drug-susceptible tuberculosis	0 (0 to 0)	0 (0 to 0)	0 (0 to 0)	0 (0 to 0)	0 (0 to 0)	0 (0 to 0)	0 (0 to 0)	0 (0 to 0)	0 (0 to 0)	0 (0 to 0)	0 (0 to 0)	0 (0 to 0)	0 (0 to 0)	0 (0 to 0)	0 (0 to 0)	0 (0 to 0)	0 (0 to 0)	0 (0 to 0)	0 (0 to 0)	0 (0 to 0)	0 (0 to 0)	0
Multidrug-resistant tuberculosis without extensive drug-resistance	0 (0 to 0)	0 (0 to 0)	0 (0 to 0)	0 (0 to 0)	0 (0 to 0)	0 (0 to 0)	0 (0 to 0)	0 (0 to 0)	0 (0 to 0)	0 (0 to 0)	0 (0 to 0)	0 (0 to 0)	0 (0 to 0)	0 (0 to 0)	0 (0 to 0)	0 (0 to 0)	0 (0 to 0)	0 (0 to 0)	0 (0 to 0)	0 (0 to 0)	0 (0 to 0)	0
Extensively drug-resistant tuberculosis	0 (0 to 0)	0 (0 to 0)	0 (0 to 0)	0 (0 to 0)	0 (0 to 0)	0 (0 to 0)	0 (0 to 0)	0 (0 to 0)	0 (0 to 0)	0 (0 to 0)	0 (0 to 0)	0 (0 to 0)	0 (0 to 0)	0 (0 to 0)	0 (0 to 0)	0 (0 to 0)	0 (0 to 0)	0 (0 to 0)	0 (0 to 0)	0 (0 to 0)	0 (0 to 0)	0
Lower respiratory infections	4.2 (2.3 to 7.1)	3.1 (1.8 to 5)	21.3 (12.2 to 34.6)	6.4 (2.1 to 14.4)	2.2 (0.6 to 5.9)	2.9 (0.8 to 7.6)	4.7 (2.3 to 8.5)	10.7 (5.4 to 18.6)	12.1 (6.1 to 17.4)	12.6 (6.1 to 17.8)	11.2 (5.3 to 15.7)	9.1 (4.2 to 13.2)	7.1 (3.2 to 10.4)	5.5 (2.4 to 8.2)	4.1 (1.7 to 6.2)	3.1 (1.2 to 4.8)	2.2 (0.8 to 3.5)	1.5 (0.5 to 2.5)	1.1 (0.3 to 1.9)	1,200
Upper respiratory infections	0 (0 to 0.1)	0 (0 to 0.1)	0.2 (0.1 to 0.3)	0.4 (0.2 to 0.7)	0.4 (0.2 to 0.7)	0.4 (0.2 to 0.7)	0.4 (0.2 to 0.7)	0.4 (0.2 to 0.7)	0.4 (0.2 to 0.7)	0.4 (0.2 to 0.7)	0.4 (0.2 to 0.7)	0.4 (0.2 to 0.7)	0.4 (0.2 to 0.7)	0.4 (0.2 to 0.7)	0.4 (0.2 to 0.7)	0.4 (0.2 to 0.7)	0.4 (0.2 to 0.7)	0.4 (0.2 to 0.7)	0.4 (0.2 to 0.7)	0.4 (0.2 to 0.7)	186
Otitis media	0 (0 to 0)	0 (0 to 0)	0 (0 to 0.6)	2.4 (1.7 to 3.2)	2.4 (1.7 to 3.2)	2.4 (1.7 to 3.2)	2.4 (1.7 to 3.2)	2.4 (1.7 to 3.2)	2.4 (1.7 to 3.2)	2.4 (1.7 to 3.2)	2.4 (1.7 to 3.2)	2.4 (1.7 to 3.2)	2.4 (1.7 to 3.2)	2.4 (1.7 to 3.2)	2.4 (1.7 to 3.2)	2.4 (1.7 to 3.2)	2.4 (1.7 to 3.2)	2.4 (1.7 to 3.2)	2.4 (1.7 to 3.2)	2.4 (1.7 to 3.2)	39.4
Enteric infections	0.2 (0.1 to 0.3)	0.9 (0.5 to 1.2)	10.4 (6.7 to 15.2)	10.3 (7.7 to 12.9)	6.8 (4.5 to 9)	4.7 (3.4 to 6.2)	3.7 (2.7 to 4.9)	3.5 (2.5 to 4.6)	3.5 (2.5 to 4.6)	3.5 (2.5 to 4.6)	3.5 (2.5 to 4.6)	3.5 (2.5 to 4.6)	3.5 (2.5 to 4.6)	3.5 (2.5 to 4.6)	3.5 (2.5 to 4.6)	3.5 (2.5 to 4.6)	3.5 (2.5 to 4.6)	3.5 (2.5 to 4.6)	3.5 (2.5 to 4.6)	3.5 (2.5 to 4.6)	121
Diarrheal diseases	0.2 (0.1 to 0.3)	0.9 (0.5 to 1.2)	10.4 (6.7 to 15.2)	10.3 (7.7 to 12.9)	6.8 (4.5 to 9)	4.7 (3.4 to 6.2)	3.7 (2.7 to 4.9)	3.5 (2.5 to 4.6)	3.5 (2.5 to 4.6)	3.5 (2.5 to 4.6)	3.5 (2.5 to 4.6)	3.5 (2.5 to 4.6)	3.5 (2.5 to 4.6)	3.5 (2.5 to 4.6)	3.5 (2.5 to 4.6)	3.5 (2.5 to 4.6)	3.5 (2.5 to 4.6)	3.5 (2.5 to 4.6)	3.5 (2.5 to 4.6)	3.5 (2.5 to 4.6)	120
Typhoid and paratyphoid	0 (0 to 0)	0 (0 to 0)	0 (0 to 0)	0 (0 to 0)	0 (0 to 0)	0 (0 to 0)	0 (0 to 0)	0 (0 to 0)	0 (0 to 0)	0 (0 to 0)	0 (0 to 0)	0 (0 to 0)	0 (0 to 0)	0 (0 to 0)	0 (0 to 0)	0 (0 to 0)	0 (0 to 0)	0 (0 to 0)	0 (0 to 0)	0 (0 to 0)	0 (0 to 0)	0
Typhoid fever	0 (0 to 0)	0 (0 to 0)	0 (0 to 0)	0 (0 to 0)	0 (0 to 0)	0 (0 to 0)	0 (0 to 0)	0 (0 to 0)	0 (0 to 0)	0 (0 to 0)	0 (0 to 0)	0 (0 to 0)	0 (0 to 0)	0 (0 to 0)	0 (0 to 0)	0 (0 to 0)	0 (0 to 0)	0 (0 to 0)	0 (0 to 0)	0 (0 to 0)	0 (0 to 0)	0
Paratyphoid fever	0 (0 to 0)	0 (0 to 0)	0 (0 to 0)	0 (0 to 0)	0 (0 to 0)	0 (0 to 0)	0 (0 to 0)	0 (0 to 0)	0 (0 to 0)	0 (0 to 0)	0 (0 to 0)	0 (0 to 0)	0 (0 to 0)	0 (0 to 0)	0 (0 to 0)	0 (0 to 0)	0 (0 to 0)	0 (0 to 0)	0 (0 to 0)	0 (0 to 0)	0 (0 to 0)	0
Invasive Non-typhoidal Salmonella (iNTS)	0 (0 to 0)	0 (0 to 0)	0 (0 to 0)	0 (0 to 0)	0 (0 to 0)	0 (0 to 0)	0 (0 to 0)	0 (0 to 0)	0 (0 to 0)	0 (0 to 0)	0 (0 to 0)	0 (0 to 0)	0 (0 to 0)	0 (0 to 0)	0 (0 to 0)	0 (0 to 0)	0 (0 to 0)	0 (0 to 0)	0 (0 to 0)	0 (0 to 0)	0 (0 to 0)	1-2
Other intestinal infectious diseases	0 (0 to 0)	0 (0 to 0)	0 (0 to 0)	0 (0 to 0)	0 (0 to 0)	0 (0 to 0)	0 (0 to 0)	0 (0 to 0)	0 (0 to 0)	0 (0 to 0)	0 (0 to 0)	0 (0 to 0)	0 (0 to 0)	0 (0 to 0)	0 (0 to 0)	0 (0 to 0)	0 (0 to 0)	0 (0 to 0)	0 (0 to 0)	0 (0 to 0)	0 (0 to 0)	0.4
Neglected tropical diseases and malaria	0.1 (0 to 0.2)	0.1 (0.1 to 0.3)	0.9 (0.5 to 1.5)	0.9 (0.2 to 2.9)	0.6 (0.3 to 2)	1.7 (0.7 to 3.6)	1.4 (0.5 to 3.2)	1.5 (0.5 to 3.5)	1.9 (0.7 to 3.7)	2 (0.7 to 3.8)	1.8 (0.7 to 3.4)	1.4 (0.5 to 2.6)	1.1 (0.4 to 2.1)	0.8 (0.3 to 1.6)	0.6 (0.2 to 1.2)	1 (0.2 to 2.7)	1 (0.2 to 2.7)	1 (0.2 to 2.7)	0.6 (0.2 to 1.7)	0.6 (0.2 to 1.7)	27.9
Malaria	0 (0 to 0)	0 (0 to 0)	0 (0 to 0)	0 (0 to 0)	0 (0 to 0)	0 (0 to 0)	0 (0 to 0)	0 (0 to 0)	0 (0 to 0)	0 (0 to 0)	0 (0 to 0)	0 (0 to 0)	0 (0 to 0)	0 (0 to 0)	0 (0 to 0)	0 (0 to 0)	0 (0 to 0)	0 (0 to 0)	0 (0 to 0)	0 (0 to 0)	0 (0 to 0)	0
Chagas disease	0 (0 to 0)	0 (0 to 0)	0 (0 to 0)	0 (0 to 0)	0 (0 to 0)	0 (0 to 0)	0 (0 to 0)	0 (0 to 0)	0 (0 to 0)	0 (0 to 0)	0 (0 to 0)	0 (0 to 0)	0 (0 to 0)	0 (0 to 0)	0 (0 to 0)	0 (0 to 0)	0 (0 to 0)	0 (0 to 0)	0 (0 to 0)	0 (0 to 0)	0 (0 to 0)	0
Leishmaniasis	0 (0 to 0)	0.6 (0.4 to 0.8)	3.2 (2.1 to 4.6)	2.3 (1.5 to 3.2)	1.3 (0.7 to 2)	1.3 (0.7 to 2)	1.3 (0.7 to 2)	1.3 (0.7 to 2)	1.8 (0.9 to 2.8)	1.8 (0.9 to 2.8)	1.6 (0.8 to 2.5)	1.2 (0.6 to 1.9)	0.9 (0.5 to 1.5)	0.6 (0.3 to 1)	0.4 (0.2 to 0.8)	0.5 (0.2 to 0.8)	0.4 (0.2 to 0.8)	0.2 (0.1 to 0.4)	0.1 (0.1 to 0.3)	0.1 (0.1 to 0.3)	20-5
Visceral leishmaniasis	0 (0 to 0)	0.6 (0.4 to 0.8)	3.2 (2.1 to 4.6)	2.3 (1.5 to 3.2)	1.3 (0.7 to 2)	1.3 (0.7 to 2)	1.3 (0.7 to 2)	1.3 (0.7 to 2)	1.8 (0.9 to 2.8)	1.8 (0.9 to 2.8)	1.6 (0.8 to 2.5)	1.2 (0.6 to 1.9)	0.9 (0.5 to 1.5)	0.6 (0.3 to 1)	0.4 (0.2 to 0.8)	0.5 (0.2 to 0.8)	0.4 (0.2 to 0.8)	0.2 (0.1 to 0.4)	0.1 (0.1 to 0.3)	0.1 (0.1 to 0.3)	20-5
Cutaneous and mucocutaneous leishmaniasis	0 (0 to 0)	0 (0 to 0)	0 (0 to 0)	0 (0 to 0)	0 (0 to 0)	0 (0 to 0)	0 (0 to 0)	0 (0 to 0)	0 (0 to 0)	0 (0 to 0)	0 (0 to 0)	0 (0 to 0)	0 (0 to 0)	0 (0 to 0)	0 (0 to 0)	0 (0 to 0)	0 (0 to 0)	0 (0 to 0)	0 (0 to 0)	0 (0 to 0)	0 (0 to 0)	0
African trypanosomiasis	0 (0 to 0)	0 (0 to 0)	0 (0 to 0)	0 (0 to 0)	0 (0 to 0)	0 (0 to 0)	0 (0 to 0)	0 (0 to 0)	0 (0 to 0)	0 (0 to 0)	0 (0 to 0)	0 (0 to 0)	0 (0 to 0)	0 (0 to 0)	0 (0 to 0)	0 (0 to 0)	0 (0 to 0)	0 (0 to 0)	0 (0 to 0)	0 (0 to 0)	0 (0 to 0)	0
Schistosomiasis	0 (0 to 0)	0 (0 to 0)	0 (0 to 0)	0 (0 to 0)	0 (0 to 0)	0 (0 to 0)	0 (0 to 0)	0 (0 to 0)	0 (0 to 0)	0 (0 to 0)	0 (0 to 0)	0 (0 to 0)	0 (0 to 0)	0 (0 to 0)	0 (0 to 0)	0 (0 to 0)	0 (0 to 0)	0 (0 to 0)	0 (0 to 0)	0 (0 to 0)	0 (0 to 0)	0
Cysticercosis	0 (0 to 0)	0 (0 to 0)	0 (0 to 0)	0 (0 to 0)	0 (0 to 0)	0 (0 to 0)	0 (0 to 0)	0 (0 to 0)	0 (0 to 0)	0 (0 to 0)	0 (0 to 0)	0 (0 to 0)	0 (0 to 0)	0 (0 to 0)	0 (0 to 0)	0 (0 to 0)	0 (0 to 0)	0 (0 to 0)	0 (0 to 0)	0 (0 to 0)	0 (0 to 0)	0
Cystic echinococcosis	0 (0 to 0)	0 (0 to 0)	0 (0 to 0)	0 (0 to 0)	0 (0 to 0)	0 (0 to 0)	0 (0 to 0)	0 (0 to 0)	0 (0 to 0)	0 (0 to 0)	0 (0 to 0)	0 (0 to 0)	0 (0 to 0)	0 (0 to 0)	0 (0 to 0)	0 (0 to 0)	0 (0 to 0)	0 (0 to 0)	0 (0 to 0)	0 (0 to 0)	0 (0 to 0)	0
Lymphatic filariasis	0 (0 to 0)	0 (0 to 0)	0 (0 to 0)	0 (0 to 0)	0 (0 to 0)	0 (0 to 0)	0 (0 to 0)	0 (0 to 0)	0 (0 to 0)	0 (0 to 0)	0 (0 to 0)	0 (0 to 0)	0 (0 to 0)	0 (0 to 0)	0 (0 to 0)	0 (0 to 0)	0 (0 to 0)	0 (0 to 0)	0 (0 to 0)	0 (0 to 0)	0 (0 to 0)	0
Onchocerciasis	0 (0 to 0)	0 (0 to 0)	0 (0 to 0)	0 (0 to 0)	0 (0 to 0)	0 (0 to 0)	0 (0 to 0)	0 (0 to 0)	0 (0 to 0)	0 (0 to 0)	0 (0 to 0)	0 (0 to 0)	0 (0 to 0)	0 (0 to 0)	0 (0 to 0)	0 (0 to 0)	0 (0 to 0)	0 (0 to 0)	0 (0 to 0)	0 (0 to 0)	0 (0 to 0)	0
Trachoma	0 (0 to 0)	0 (0 to 0)	0 (0 to 0)	0 (0 to 0)	0 (0 to 0)	0 (0 to 0)	0 (0 to 0)	0 (0 to 0)	0 (0 to 0)	0 (0 to 0)	0 (0 to 0)	0 (0 to 0)	0 (0 to 0)	0 (0 to 0)	0 (0 to 0)	0 (0 to 0)	0 (0 to 0)	0 (0 to 0)	0 (0 to 0)	0 (0 to 0)	0 (0 to 0)	0
Dengue	0 (0 to 0)	0 (0 to 0)	0 (0 to 0)	0 (0 to 0)	0 (0 to 0)	0 (0 to 0)	0 (0 to 0)	0 (0 to 0)	0 (0 to 0)	0 (0 to 0)	0 (0 to 0)	0 (0 to 0)	0 (0 to 0)	0 (0 to 0)	0 (0 to 0)	0 (0 to 0)	0 (0 to 0)	0 (0 to 0)	0 (0 to 0)	0 (0 to 0)	0 (0 to 0)	0
Yellow fever	0 (0 to 0)	0 (0 to 0)	0 (0 to 0)	0 (0 to 0)	0 (0 to 0)	0 (0 to 0)	0 (0 to 0)	0 (0 to 0)	0 (0 to 0)	0 (0 to 0)	0 (0 to 0)	0 (0 to 0)	0 (0 to 0)	0 (0 to 0)	0 (0 to 0)	0 (0 to 0)	0 (0 to 0)	0 (0 to 0)	0 (0 to 0)	0 (0 to 0)	0 (0 to 0)	0
Rabies	0 (0 to 0)	0 (0 to 0)	0 (0 to 0)	0 (0 to 0)	0 (0 to 0)	0 (0 to 0)	0 (0 to 0)	0 (0 to 0)	0 (0 to 0)	0 (0 to 0)	0 (0 to 0)	0 (0 to 0)	0 (0 to 0)	0 (0 to 0)	0 (0 to 0)	0 (0 to 0)	0 (0 to 0)	0 (0 to 0)	0 (0 to 0)	0 (0 to 0)	0 (0 to 0)	0-1
Intestinal nematode infections	0 (0 to 0)	0 (0 to 0)	0 (0 to 0)	0 (0 to 0)	0 (0 to 0)	0 (0 to 0)	0 (0 to 0)	0 (0 to 0)	0 (0 to 0)	0 (0 to 0)	0 (0 to 0)	0 (0 to 0)	0 (0 to 0)	0 (0 to 0)	0 (0 to 0)	0 (0 to 0)	0 (0 to 0)	0 (0 to 0)	0 (0 to 0)	0 (0 to 0)	0 (0 to 0)	0
Ascariasis	0 (0 to 0)	0 (0 to 0)	0 (0 to 0)	0 (0 to 0)	0 (0 to 0)	0 (0 to 0)	0 (0 to 0)	0 (0 to 0)	0 (0 to 0)	0 (0 to 0)	0 (0 to 0)	0 (0 to 0)	0 (0 to 0)	0 (0 to 0)	0 (0 to 0)	0 (0 to 0)	0 (0 to 0)	0 (0 to 0)	0 (0 to 0)	0 (0 to 0)	0 (0 to 0)	0
Trichuriasis	0 (0 to 0)	0 (0 to 0)	0 (0 to 0)	0 (0 to 0)	0 (0 to 0)	0 (0 to 0)	0 (0 to 0)	0 (0 to 0)	0 (0 to 0)	0 (0 to 0)	0 (0 to 0)	0 (0 to 0)	0 (0 to 0)	0 (0 to 0)	0 (0 to 0)	0 (0 to 0)	0 (0 to 0)	0 (0 to 0)	0 (0 to 0)	0 (0 to 0)	0 (0 to 0)	0
Hookworm disease	0 (0 to 0)	0 (0 to 0)	0 (0 to 0)	0 (0 to 0)	0 (0 to 0)	0 (0 to 0)	0 (0 to 0)	0 (0 to 0)	0 (0 to 0)	0 (0 to 0)	0 (0 to 0)	0 (0 to 0)	0 (0 to 0)	0 (0 to 0)	0 (0 to 0)	0 (0 to 0)	0 (0 to 0)	0 (0 to 0)	0 (0 to 0)	0 (0 to 0)	0 (0 to 0)	0
Food-borne trematodiases	0 (0 to 0)	0 (0 to 0)	0 (0 to 0)	0 (0 to 0)	0 (0 to 0)	0 (0 to 0)	0 (0 to 0)	0 (0 to 0)	0 (0 to 0)	0 (0 to 0)	0 (0 to 0)	0 (0 to 0)	0 (0 to 0)	0 (0 to 0)	0 (0 to 0)	0 (0 to 0)	0 (0 to 0)	0 (0 to 0)	0 (0 to 0)	0 (0 to 0)	0 (0 to 0)	0
Leprosy	0 (0 to 0)	0 (0 to 0)	0 (0 to 0)	0 (0 to 0)	0 (0 to 0)	0 (0 to 0)	0 (0 to 0)	0 (0 to 0)	0 (0 to 0)	0 (0 to 0)	0 (0 to 0)	0 (0 to 0)	0 (0 to 0)	0 (0 to 0)	0 (0 to 0)	0 (0 to 0)	0 (0 to 0)	0 (0 to 0)	0 (0 to 0)	0 (0 to 0)	0 (0 to 0)	0
Ebola	0 (0 to 0)	0 (0 to 0)	0 (0 to 0)	0 (0 to 0)	0 (0 to 0)	0 (0 to 0)	0 (0 to 0)	0 (0 to 0)	0 (0 to 0)	0 (0 to 0)	0 (0 to 0)	0 (0 to 0)	0 (0 to 0)	0 (0 to 0)	0 (0 to 0)	0 (0 to 0)	0 (0 to 0)	0 (0 to 0)	0 (0 to 0)	0 (0 to 0)	0 (0 to 0)	0
Zika virus	0 (0 to 0)	0 (0 to 0)	0 (0 to 0)	0 (0 to 0)	0 (0 to 0)	0 (0 to 0)	0 (0 to 0)	0 (0 to 0)	0 (0 to 0)	0 (0 to 0)	0 (0 to 0)	0 (0 to 0)	0 (0 to 0)	0 (0 to 0)	0 (0 to 0)	0 (0 to 0)	0 (0 to 0)	0 (0 to 0)	0 (0 to 0)	0 (0 to 0)	0 (0 to 0)	0
Guinea worm disease	0 (0 to 0)	0 (0 to 0)	0 (0 to 0)	0 (0 to 0)	0 (0 to 0)	0 (0 to 0)	0 (0 to 0)	0 (0 to 0)	0 (0 to 0)	0 (0 to 0)	0 (0 to 0)	0 (0 to 0)	0 (0 to 0)	0 (0 to 0)	0 (0 to 0)	0 (0 to 0)	0 (0 to 0)	0 (0 to 0)	0 (0 to 0)	0 (0 to 0)	0 (0 to 0)	0
Other neglected tropical diseases	0.1 (0 to 0.2)	0.1 (0.1 to 0.3)	0.7 (0.1 to 1.9)	1.3 (0.2 to 4.7)	0.4 (0.1 to 1.1)	0.4 (0.1 to 1.1)	0.4 (0.1 to 1.1)	0.4 (0.1 to 1.1)	0.4 (0.1 to 1.1)	0.4 (0.1 to 1.1)	0.4 (0.1 to 1.1)	0.4 (0.1 to 1.1)	0.4 (0.1 to 1.1)	0.4 (0.1 to 1.1)	0.4 (0.1 to 1.1)	0.4 (0.1 to 1.1)	0.4 (0.1 to 1.1)	0.4 (0.1 to 1.1)	0.4 (0.1 to 1.1)	0.4 (0.1 to 1.1)	7-3
Other infectious diseases	2.2 (1.0 to 3.8)	2.5 (1.4 to 4)	9.1 (5.4 to 14.4)	4.9 (4.5 to 5.4)	2.6 (2.3 to 2.9)	4.6 (3.7 to 5.8)	3.9 (3.4 to 4.5)	5.2 (4.6 to 6)	6.3 (5.3 to 7.4)	6.3 (5.3 to 7.4)	6



Osteoarthritis other	0 (0 to 0)	0 (0 to 0)	0 (0 to 0)	0 (0 to 0)	0 (0 to 0)	0 (0 to 0)	0 (0 to 0)	0 (0 to 0)	0 (0 to 0)	0 (0 to 0)	0-1 (0 to 0-4)	1 (0 to 2-4)	2-6 (1 to 4-2)	4-1 (1-7 to 9-6)	5-6 (2-5 to 12-2)	9-5 (4 to 19-9)	13 (5 to 27-4)	14-9 (7 to 30-1)	19-6 (8 to 32-9)	10-3 (5 to 20-8)	7-8 (3 to 15-7)	4 (2 to 8-2)	1-6 (0 to 3-2)	0-5 (0 to 1)	91-5	
Low back pain	0 (0 to 0)	0 (0 to 0)	0 (0 to 0)	0 (0 to 0)	9-1 (4-5 to 15-8)	49-8 (24 to 82-4)	49 (40 to 159)	37-3 (20 to 57)	97-5 (62 to 236)	144 (100 to 290)	216 (128 to 318)	315 (148 to 370)	382 (161 to 392)	294 (146 to 527)	226 (120 to 402)	292 (152 to 494)	398 (192 to 664)	384 (181 to 636)	153 (60 to 228)	133 (60 to 192)	44-1 (27 to 64-1)	14-4 (9-2 to 21-9)	3-6 (2 to 5-8)	2,960	
Neck pain	0 (0 to 0)	0 (0 to 0)	0 (0 to 0)	2-5 (0 to 5-3)	11-5 (5 to 21-6)	17-1 (9 to 36-6)	22-3 (10 to 41)	33-6 (16 to 56-5)	54-6 (27 to 104)	73-2 (38 to 127)	88-4 (40 to 141)	78-2 (40 to 136)	69-5 (33 to 126)	82-1 (41 to 146)	83-3 (43 to 146)	75-4 (39 to 136)	72-6 (38 to 124)	27-9 (11 to 48-4)	22-7 (12 to 40-7)	16-9 (7 to 29-4)	3-7 (1 to 6-2)	1-4 (0 to 2)	839	
Gout	0 (0 to 0)	0 (0 to 0)	0 (0 to 0)	0 (0 to 0)	0 (0 to 0)	0 (0 to 0)	0 (0 to 0)	0 (0 to 0)	0 (0 to 0)	0 (0 to 0)	0 (0 to 0)	0 (0 to 0)	0 (0 to 0)	0 (0 to 0)	0 (0 to 0)	0 (0 to 0)	0 (0 to 0)	0 (0 to 0)	0 (0 to 0)	0 (0 to 0)	0 (0 to 0)	0 (0 to 0)	0 (0 to 0)	134	
Other musculoskeletal disorders	0 (0 to 0)	0 (0 to 0)	0 (0 to 0)	0-1 (0 to 0-3)	1-1 (0 to 3-1)	14-8 (6 to 25-3)	32-6 (18 to 52-2)	49-9 (27 to 81-5)	62-1 (34 to 102)	68-3 (37 to 111)	73-1 (36 to 109)	69-9 (37 to 113)	65-6 (32 to 112)	77-6 (38 to 133)	78-7 (39 to 138)	67 (29 to 120)	69-8 (33 to 128)	36 (13 to 64-5)	21-3 (7 to 42-9)	7-5 (2 to 16-2)	2 (0 to 4-7)	0-6 (0 to 1-1)	790	
Other non-communicable diseases	232 (129 to 394)	63-2 (38 to 98-2)	146 (94 to 222)	61-3 (36 to 93)	41-6 (21-7 to 63-2)	36-3 (21 to 56-2)	49-5 (27 to 81-3)	59-6 (37 to 98-1)	67-4 (40 to 101)	76-8 (52 to 110)	112 (72 to 167)	112 (74 to 166)	139 (84 to 191)	139 (87 to 193)	139 (84 to 191)	160 (98 to 238)	247 (171 to 348)	279 (184 to 388)	243 (153 to 352)	191 (140 to 258)	141 (106 to 184)	52-4 (34-7 to 76)	29-1 (21 to 37)	10-1 (7 to 13)	2,720
Congenital birth defects	219 (132 to 353)	60-5 (34 to 92-9)	130 (81 to 196)	44 (21 to 69-2)	24-1 (9 to 39-3)	19-8 (5-2 to 37)	21-3 (6 to 39-2)	26-3 (5 to 49-4)	22 (6 to 37-6)	19-6 (4 to 32-2)	14-6 (3 to 29)	11-2 (2 to 18-7)	11-5 (2 to 19)	10-4 (2 to 17-4)	12-2 (3 to 18-9)	11-6 (2 to 19-3)	12-2 (3 to 20-6)	8-3 (1 to 14-2)	3-8 (0 to 9-2)	1-8 (0 to 5-2)	0-3 (0 to 2-5)	0-1 (0 to 0-5)	471	
Neural tube defects	15-5 (7 to 29-7)	3-3 (1 to 6-4)	6-1 (2 to 12-7)	3-6 (1 to 6-9)	1-4 (0 to 3-2)	1-4 (0 to 3-4)	1-4 (0 to 3-2)	1-3 (0 to 3-4)	0-9 (0 to 2-3)	0-7 (0 to 1-4)	0-5 (0 to 0-9)	0-7 (0 to 1-2)	0-5 (0 to 1-2)	0-4 (0 to 0-9)	0-4 (0 to 0-9)	0-4 (0 to 0-9)	0-4 (0 to 0-9)	0-3 (0 to 0-7)	0-2 (0 to 0-5)	0-1 (0 to 0-3)	0-1 (0 to 0-3)	0-1 (0 to 0-3)	40-9	
Congenital heart anomalies	40-2 (20-3 to 69-9)	19-8 (10 to 32-8)	33-9 (19-5 to 54)	9-6 (3 to 17-5)	3-3 (2-4 to 4-7)	4-3 (2 to 8-2)	3-7 (2 to 5-5)	4-5 (2 to 8-4)	3-2 (1 to 5-4)	3-1 (1 to 4-4)	2-6 (1 to 3-5)	1-8 (1 to 2-7)	1-4 (0 to 2-3)	1-5 (0 to 2-3)	1-5 (0 to 2-3)	1-2 (0 to 2)	0-5 (0 to 1)	0-2 (0 to 0-5)	0-2 (0 to 0-5)	0-1 (0 to 0-3)	0-1 (0 to 0-2)	0-1 (0 to 0-2)	140	
Orofacial clefts	0 (0 to 1)	0-3 (0 to 0-5)	0-4 (0 to 0-9)	0-2 (0 to 0-5)	0-2 (0 to 0-5)	0-2 (0 to 0-5)	0-3 (0 to 0-6)	0-3 (0 to 0-7)	0-3 (0 to 0-7)	0-2 (0 to 0-7)	0-2 (0 to 0-7)	0-3 (0 to 0-7)	0-3 (0 to 0-7)	0-2 (0 to 0-5)	0-2 (0 to 0-5)	0-3 (0 to 0-6)	0-3 (0 to 0-6)	0-3 (0 to 0-6)	0-2 (0 to 0-5)	0-1 (0 to 0-3)	0-1 (0 to 0-2)	0-1 (0 to 0-1)	4-8	
Down syndrome	5-7 (2-5 to 10-9)	2-3 (1-2 to 4-1)	8-7 (4 to 15-4)	3-4 (1 to 6-5)	2-2 (1-4 to 3-1)	2 (1 to 3-3)	2-5 (1 to 4-3)	3 (1 to 5-4)	3-6 (2-2 to 5-4)	3-4 (2 to 5-2)	3-1 (1 to 5-1)	2-9 (1 to 4)	2-9 (1 to 4)	2-6 (1 to 4-4)	2-1 (0 to 4)	2-9 (1 to 4-1)	4-4 (2 to 6-2)	2 (1 to 3)	0-9 (0 to 2)	0-5 (0 to 1)	0-3 (0 to 0-9)	0-3 (0 to 0-8)	59-3	
Turner syndrome	0 (0 to 0)	0 (0 to 0)	0 (0 to 0)	0 (0 to 0)	0 (0 to 0)	0 (0 to 0)	0 (0 to 0)	0 (0 to 0)	0 (0 to 0)	0 (0 to 0)	0 (0 to 0)	0 (0 to 0)	0 (0 to 0)	0 (0 to 0)	0 (0 to 0)	0 (0 to 0)	0 (0 to 0)	0 (0 to 0)	0 (0 to 0)	0 (0 to 0)	0 (0 to 0)	0 (0 to 0)	0 (0 to 0)	0	
Klinefelter syndrome	0 (0 to 0)	0 (0 to 0)	0 (0 to 0)	0 (0 to 0-1)	0 (0 to 0)	0 (0 to 0)	0 (0 to 0)	0-1 (0 to 0-1)	0 (0 to 0)	0-1 (0 to 0-1)	0-1 (0 to 0-1)	0 (0 to 0-1)	0 (0 to 0)	0 (0 to 0)	0 (0 to 0)	0 (0 to 0)	0 (0 to 0)	0 (0 to 0)	0 (0 to 0)	0 (0 to 0)	0 (0 to 0)	0 (0 to 0)	0 (0 to 0)	0-5	
Other chromosomal abnormalities	59-3 (19-2 to 95)	13-4 (5 to 23-3)	27-9 (13 to 47-3)	9-2 (5 to 13-5)	2-3 (1-4 to 3-4)	4-3 (2 to 7-4)	4-9 (2 to 7-3)	5-1 (2 to 7-4)	4-3 (2 to 6-4)	4-3 (2 to 6-4)	4 (2 to 5-9)	3-1 (1 to 4-5)	2-1 (1 to 3-2)	1-7 (1 to 2-4)	1-6 (0 to 2-4)	1-2 (0 to 2)	0-9 (0 to 1-4)	0-5 (0 to 1-1)	0-3 (0 to 0-8)	0-2 (0 to 0-5)	0-1 (0 to 0-2)	0-1 (0 to 0-2)	143	
Congenital musculoskeletal and limb anomalies	8-7 (3 to 17-3)	1-9 (0 to 3-4)	3-9 (1 to 7-1)	2-1 (0 to 4)	0-7 (0 to 1-4)	0-8 (0 to 1-5)	0-9 (0 to 1-7)	0-7 (0 to 1-4)	0-6 (0 to 1-3)	0-5 (0 to 0-9)	0-3 (0 to 0-6)	0-4 (0 to 0-8)	0-3 (0 to 0-6)	0-3 (0 to 0-6)	0-3 (0 to 0-6)	0-2 (0 to 0-5)	0-2 (0 to 0-4)	0-1 (0 to 0-3)	0-1 (0 to 0-2)	0-1 (0 to 0-2)	0-1 (0 to 0-2)	0-1 (0 to 0-2)	55-4	
Urogenital congenital anomalies	15-5 (6 to 31-4)	2 (0 to 4-2)	3-1 (1 to 6-8)	1-3 (0 to 3)	0-5 (0 to 1-2)	0-6 (0 to 1-4)	0-7 (0 to 1-6)	0-6 (0 to 1-4)	0-5 (0 to 1-2)	0-4 (0 to 1-1)	0-3 (0 to 0-7)	0-3 (0 to 0-7)	0-3 (0 to 0-7)	0-2 (0 to 0-5)	0-1 (0 to 0-3)	0-1 (0 to 0-3)	0-1 (0 to 0-3)	0-1 (0 to 0-2)	0-1 (0 to 0-2)	0-1 (0 to 0-2)	0-1 (0 to 0-2)	0-1 (0 to 0-2)	26-1	
Digestive congenital anomalies	27-4 (13-6 to 49-3)	5-5 (1-9 to 11-7)	11-3 (7 to 22-1)	2-9 (1 to 6-6)	0-9 (0 to 2-2)	0-9 (0 to 2-1)	0-9 (0 to 2-1)	0-9 (0 to 2-4)	0-8 (0 to 2-3)	0-8 (0 to 2-3)	0-6 (0 to 2-1)	0-5 (0 to 1-7)	0-5 (0 to 1-6)	0-5 (0 to 1-6)	0-4 (0 to 1-5)	0-4 (0 to 1-4)	0-4 (0 to 1-4)	0-3 (0 to 1-1)	0-3 (0 to 1-1)	0-2 (0 to 0-9)	0-2 (0 to 0-9)	0-2 (0 to 0-9)	58	
Other congenital birth defects	55-6 (26-7 to 99-3)	11-1 (4 to 19-2)	28-7 (14-2 to 48-4)	4-6 (2 to 8-1)	4-2 (2-4 to 6-6)	4-2 (2 to 6-6)	4-2 (2 to 6-4)	3-8 (2 to 5-4)	3-4 (2 to 5-2)	3-2 (1 to 4-9)	2-6 (1 to 3-9)	2-1 (1 to 3-1)	1-8 (1 to 2-5)	1-9 (0 to 2-8)	1-8 (0 to 2-6)	1-5 (0 to 2-1)	1-3 (0 to 1-9)	0-9 (0 to 1-4)	0-3 (0 to 0-6)	0-3 (0 to 0-5)	0-3 (0 to 0-5)	0-3 (0 to 0-5)	143	
Urinary diseases and male infertility	2-1 (0 to 5-2)	0-1 (0 to 0-2)	0-4 (0 to 0-9)	0-3 (0 to 0-6)	0-5 (0 to 0-9)	0-6 (0 to 1-1)	0-6 (0 to 1-1)	0-7 (0 to 1-1)	0-7 (0 to 1-2)	0-7 (0 to 1-2)	0-7 (0 to 1-2)	0-7 (0 to 1-2)	0-7 (0 to 1-2)	0-7 (0 to 1-2)	0-6 (0 to 1-1)	0-6 (0 to 1-1)	0-6 (0 to 1-1)	0-5 (0 to 1-1)	0-4 (0 to 0-9)	0-3 (0 to 0-7)	0-3 (0 to 0-7)	0-3 (0 to 0-7)	422	
Urolithiasis	0 (0 to 0)	0 (0 to 0)	0 (0 to 0)	0 (0 to 0)	0 (0 to 0)	0 (0 to 0-1)	0 (0 to 0-1)	0 (0 to 0-1)	0 (0 to 0-1)	0 (0 to 0-1)	0 (0 to 0-1)	0 (0 to 0-1)	0 (0 to 0-1)	0 (0 to 0-1)	0 (0 to 0-1)	0 (0 to 0-1)	0 (0 to 0-1)	0 (0 to 0-1)	0 (0 to 0-1)	0 (0 to 0-1)	0 (0 to 0-1)	0 (0 to 0-1)	0 (0 to 0-1)	26-8	
Benign prostatic hyperplasia	0 (0 to 0)	0 (0 to 0)	0 (0 to 0)	0 (0 to 0)	0 (0 to 0)	0 (0 to 0)	0 (0 to 0)	0 (0 to 0)	0 (0 to 0)	0 (0 to 0)	0 (0 to 0)	0 (0 to 0)	0 (0 to 0)	0 (0 to 0)	0 (0 to 0)	0 (0 to 0)	0 (0 to 0)	0 (0 to 0)	0 (0 to 0)	0 (0 to 0)	0 (0 to 0)	0 (0 to 0)	0 (0 to 0)	196	
Male infertility	1-2 (0 to 3)	0 (0 to 0)	0 (0 to 0)	0 (0 to 0)	0 (0 to 0)	0 (0 to 0)	0 (0 to 0)	1-3 (0 to 3-7)	0 (0 to 0)	2-3 (0 to 5-1)	2-7 (0 to 6-1)	2-7 (0 to 7)	3-2 (0 to 8-2)	2-5 (0 to 6-1)	2-3 (0 to 5-6)	2-4 (0 to 5)	2-1 (0 to 4-9)	1-3 (0 to 3)	0-6 (0 to 2)	0-5 (0 to 1-4)	0-3 (0 to 1-1)	0-3 (0 to 1)	11-9	
Other urinary diseases	0-1 (0 to 0-1)	0-1 (0 to 0-1)	0-1 (0 to 0-2)	0-1 (0 to 0-3)	0-2 (0 to 0-4)	0-2 (0 to 0-3)	0-2 (0 to 0-3)	0-3 (0 to 0-5)	0-3 (0 to 0-5)	0-3 (0 to 0-5)	0-3 (0 to 0-5)	0-4 (0 to 0-9)	0-4 (0 to 0-9)	0-4 (0 to 0-8)	0-3 (0 to 0-7)	0-3 (0 to 0-6)	0-3 (0 to 0-6)	0-2 (0 to 0-5)	0-2 (0 to 0-4)	0-1 (0 to 0-3)	0-1 (0 to 0-3)	0-1 (0 to 0-3)	24-1	
Gynecological diseases	0 (0 to 0)	0 (0 to 0)	0 (0 to 0)	0 (0 to 0)	0 (0 to 0)	0 (0 to 0)	0 (0 to 0)	0 (0 to 0)	0 (0 to 0)	0 (0 to 0)	0 (0 to 0)	0 (0 to 0)	0 (0 to 0)	0 (0 to 0)	0 (0 to 0)	0 (0 to 0)	0 (0 to 0)	0 (0 to 0)	0 (0 to 0)	0 (0 to 0)	0 (0 to 0)	0 (0 to 0)	0 (0 to 0)	0	
Uterine fibroids	0 (0 to 0)	0 (0 to 0)	0 (0 to 0)	0 (0 to 0)	0 (0 to 0)	0 (0 to 0)	0 (0 to 0)	0 (0 to 0)	0 (0 to 0)	0 (0 to 0)	0 (0 to 0)	0 (0 to 0)	0 (0 to 0)	0 (0 to 0)	0 (0 to 0)	0 (0 to 0)	0 (0 to 0)	0 (0 to 0)	0 (0 to 0)	0 (0 to 0)	0 (0 to 0)	0 (0 to 0)	0 (0 to 0)	0	
Polycystic ovarian syndrome	..	..	..	..	..	..	..	..	..	..	..	..	..	..	..	..	..	..	..	..	..	..	..	NA	
Female infertility	..	..	..	..	..	..	..	..	..	..	..	..	..	..	..	..	..	..	..	..	..	..	..	NA	
Endometriosis	..	..	..	..	..	..	..	..	..	..	..	..	..	..	..	..	..	..	..	..	..	..	..	NA	
Genital prolapse	0 (0 to 0)	0 (0 to 0)	0 (0 to 0)	0 (0 to 0)	0 (0 to 0)	0 (0 to 0)	0 (0 to 0)	0 (0 to 0)	0 (0 to 0)	0 (0 to 0)	0 (0 to 0)	0 (0 to 0)	0 (0 to 0)	0 (0 to 0)	0 (0 to 0)	0 (0 to 0)	0 (0 to 0)	0 (0 to 0)	0 (0 to 0)	0 (0 to 0)	0 (0 to 0)	0 (0 to 0)	0 (0 to 0)	0	
Premenstrual syndrome	..	..	..	..	..	..	..	..	..	..	..	..	..	..	..	..	..	..	..	..	..	..	..	NA	
Other gynecological diseases	0 (0 to 0)	0 (0 to 0)	0 (0 to 0)	0 (0 to 0)	0 (0 to 0)	0 (0 to 0)	0 (0 to 0)	0 (0 to 0)	0 (0 to 0)	0 (0 to 0)	0 (0 to 0)	0 (0 to 0)	0 (0 to 0)	0 (0 to 0)	0 (0 to 0)	0 (0 to 0)	0 (0 to 0)	0 (0 to 0)	0 (0 to 0)	0 (0 to 0)	0 (0 to 0)	0 (0 to 0)	0 (0 to 0)	0	
Hemoglobinopathies and hemolytic anemias	0-1 (0 to 0-1)	0-1 (0 to 0-2)	0-4 (0 to 0-8)	0-9 (0 to 1-7)	1-7 (0 to 4-1)	0-8 (0 to 1-4)	0-8 (0 to 1-4)	0-9 (0 to 1-4)	1 (0 to 1-7)	0-9 (0 to 1-5)	0-8 (0 to 1-5)	0-8 (0 to 1-5)	0-7 (0 to 1-4)	0-6 (0 to 1-4)	1-5 (0 to 3-5)	1-5 (0 to 3-4)	2-5 (1 to 3-8)	3-4 (2 to 5-4)	2-8 (2 to 3-9)	2-9 (2 to 3-7)	1-6 (1 to 2-6)	0-8 (0 to 1-5)	0-3 (0 to 0-6)	28-5	
Thalassemias	0 (0 to 0)	0 (0 to 0)	0 (0 to 0)	0 (0 to 0)	0 (0 to 0)	0 (0 to 0)	0 (0 to 0)	0 (0 to 0)	0 (0 to 0)	0 (0 to 0)	0 (0 to 0)	0 (0 to 0)	0 (0 to 0)	0 (0 to 0)	0 (0 to 0)	0 (0 to 0)	0 (0 to 0)	0 (0 to 0)	0 (0 to 0)	0 (0 to 0)	0 (0 to 0)	0 (0 to 0)	0 (0 to 0)	0-1	
Thalassemias trait	0 (0 to 0)	0 (0 to 0)	0-2 (0 to 0)	0-3 (0 to 1)	0-3 (0 to 0-9)	0-1 (0 to 0-3)	0-1 (0 to 0-3)	0-2 (0 to 0-5)	0-2 (0 to 0-5)	0-2 (0 to 0-5)	0-2 (0 to 0-5)	0-1 (0 to 0-5)	0-1 (0 to 0-5)	0-1 (0 to 0-5)	0-1 (0 to 0-3)	0-1 (0 to 0-3)	0-1 (0 to 0-2)	0-1 (0 to 0-2)	0-1 (0 to 0-2)	0-1 (0 to 0-2)	0-1 (0 to 0-2)	0-1 (0 to 0-2)	0-1 (0 to 0)	1-3	
Sickle cell disorders	0 (0 to 0)	0-2 (0 to 0-4)	0-3 (0 to 0-5)	0-3 (0 to 0-6)	0-2 (0 to 0-4)	0-2 (0 to 0-4)	0-2 (0 to 0-3)	0-2 (0 to 0-3)	0-2 (0 to 0-3)	0-1 (0 to 0-2)	0-1 (0 to 0-2)	0-1 (0 to 0-2)	0-1 (0 to 0-2)	0-1 (0 to 0-2)	0-1 (0 to 0-2)	0-1 (0 to 0-2)	0-1 (0 to 0-2)	0-1 (0 to 0-2)	0-1 (0 to 0-2)	0-1 (0 to 0-2)	0-1 (0 to 0-2)	0-1 (0 to 0-2)	0-1 (0 to 0)	2-2	
Sickle cell trait	0 (0 to 0)	0 (0 to 0)	0-1 (0 to 0-2)	0-2 (0 to 0-4)	0-4 (0 to 1-3)	0-3 (0 to 0-9)	0-3 (0 to 0-9)	0-5 (0 to 1-1)	0-5 (0 to 1-1)	0-5 (0 to 1-1)	0-5 (0 to 1-1)	0-5 (0 to 1-1)	0-5 (0 to 1-1)	0-5 (0 to 1-1)	0-5 (0 to 1-1)	0-5 (0 to 1-1)	0-5 (0 to 1-1)	0-4 (0 to 1-1)	0-4 (0 to 1-1)	0-3 (0 to 1-1)	0-3 (0 to 1-1)	0-3 (0 to 1-1)	0-3 (0 to 0)	1-6	
G6PD deficiency	0 (0 to 0)	0 (0 to 0)	0-1 (0 to 0-2)	0-1 (0 to 0-3)	0-2 (0 to 0-6)	0-2 (0 to 0-5)	0-3 (0 to 0-6)	0-4 (0 to 0-9)	0-5 (0 to 1-1)	0-5 (0 to 0-7)	0-4 (0 to 0-7)	0-5 (0 to 0-8)	0-5 (0 to 0-8)	0-5 (0 to 0-8)	0-4 (0 to 0-8)	0-5 (0 to 0-7)	0-5 (0 to 0-7)	0-4 (0 to 0-7)	0-4 (0 to 0-6)	0-3 (0 to 0-6)	0-2 (0 to 0-5)	0-1 (0 to 0-3)	0-1 (0 to 0)	5-1	
G6PD trait	0 (0 to 0)	0 (0 to 0)	0 (0 to 0)	0 (0 to 0)	0 (0 to 0)	0 (0 to 0)	0 (0 to 0)	0 (0 to 0)	0 (0 to 0)	0 (0 to 0)	0 (0 to 0)	0 (0 to 0)	0 (0 to 0)	0 (0 to 0)	0 (0 to 0)	0 (0 to 0)	0 (0 to 0)	0 (0 to 0)	0 (0 to 0)	0 (0 to 0)	0 (0 to 0)	0 (0 to 0)	0 (0 to 0)	0	
Other hemoglobinopathies and hemolytic anemias	0 (0 to 0)	0-1 (0 to 0-2)	0-2 (0 to 0-4)	0-5 (0 to 1-1)	0-9 (0 to 2-1)	0-5 (0 to 1-4)	0-5 (0 to 1-4)	0-3 (0 to 1-1)	0-3 (0 to 1-1)	0-3 (0 to 1-1)	0-3 (0 to 1-1)	0-4 (0 to 1-1)	0-3 (0 to 1-1)	0-3 (0 to 1-1)	0-4 (0 to 1-1)	0-3 (0 to 1-1)	0-3 (0 to 1-1)	0-2 (0 to 1-1)	0-2 (0 to 1-1)	0-2 (0 to 1-1)	0-2 (0 to 1-1)	0-2 (0 to 1-1)	0-2 (0 to 0)	18-2	
Endocrine, metabolic, blood, and immune disorders	2-7 (1-1 to 4-9)	1-8 (0 to 3-2)	3-6 (1-5 to 7-2)	11-3 (7-3 to 16-5)	9-7 (6-3 to 14-3)	9-7 (6-3 to 14-3)	12-6 (8-3 to 18-8)	17-5 (11-3 to 26-5)	17-5 (12-3 to 23-2)	21-2 (14-5 to 28-1)	21-5 (14-2 to 32)	43 (25-4 to 64-3)	44-5 (26-2 to 68-3)	49-5 (31-8 to 74-5)	72 (46 to 114)	68 (42-4 to 102)	103 (67-3 to 161)	139 (88-8 to 198)	141 (91-5 to 202)	98 (64-5 to 142)	38 (24-5 to 55-7)	14-8 (10-5 to 20-8)	4-4 (3 to 6-1)	780	
Oral disorders	0 (0 to 0)	4-6 (2-4 to 7-6)	2-5 (1 to 4-5)	0-5 (0 to 1-3)	0-2 (0 to 0-5)	0-2 (0 to 0-5)	0-2 (0 to 0-5)	0-2 (0 to 0-5)	0-2 (0 to 0-5)	0-2 (0 to 0-5)	0-2 (0 to 0-5)	0-2 (0 to 0-5)	0-2 (0 to 0-5)	0-2 (0 to 0-5)	0-2 (0 to 0-5)	0-2 (0 to 0-5)	0-2 (0 to 0-5)	0-2 (0 to 0-5)	0-2 (0 to 0-5)	0-2 (0 to 0-5)	0-2 (0 to 0-5)	0-2 (0 to 0-5)	0-2 (0 to 0-5)	0	
Caries of deciduous teeth	0 (0 to 0)	0 (0 to 0)	0 (0 to 0)	0-2 (0 to 0-6)	0-4 (0 to 0-7)	0-3 (0 to 0-6)	0-3 (0 to 0-6)	0-3 (0 to 0-6)	0-3 (0 to 0-6)	0-3 (0 to 0-6)	0-3 (0 to 0-6)	0-3 (0 to 0-6)	0-3 (0 to 0-6)	0-3 (0 to 0-6)	0-3 (0 to 0-6)	0-3 (0 to 0-6)	0-3 (0 to 0-6)	0-3 (0 to 0-6)	0-3 (0 to 0-6)	0-3 (0 to 0-6)	0-3 (0 to 0-6)	0-3 (0 to 0-6)	0-3 (0 to 0-6)	2-4	
Caries of permanent teeth	0 (0 to 0)	0 (0 to 0)	0 (0 to 0)	0 (0 to 0)	0-5 (0 to 2-5)	2-2 (1 to 4-4)	3-2 (1 to 6-3)	4-5 (2 to 9-2)	5-6 (2 to 12-1)	6-4 (2 to 12-3)	7-2 (3 to 11-9)	7-2 (3 to 11-9)	6-7 (2 to 10-6)	5-7 (1 to 9-2)	5-2 (1 to 8-5)	4-8 (1 to 8-7)	4-5 (1 to 8-3)	3-3 (1 to 6-4)	2-3 (0 to 5-2)	2-1 (0 to 4-5)	0-5 (0 to 2-1)	0-2 (0 to 0-5)	68-4	
Periodontal diseases	0 (0 to 0)	0 (0 to 0)	0 (0 to 0)	0 (0 to 0)	0-1 (0 to 1-3)	0-3 (0 to 0-6)	0-3 (0 to 0-6)	0-5 (1 to 1-2)	0-6 (1 to 1-4)	0-6 (1 to 1-4)	0-7 (1 to 1-5)	0-7 (1 to 1-5)	0-6 (1 to 1-4)	0-6 (1 to 1-4)	0-5 (1 to 1-3)	0-5 (1 to 1-3)	0-5 (1 to 1-3)	0-4 (1 to 1-2)	0-4 (1 to 1-2)	0-3 (1 to 1-1)	0-3 (1 to 1-1)	0-3 (1 to 1-1)	0-3 (1 to 0-7)	233	
Other oral disorders	0 (0 to 0)	0 (0 to 0)	0 (0 to 0)	0-7 (0 to 1-5)	1-3 (0 to 2-9)	0-9 (0 to 1-7)	0-9 (0 to 1-7)	0-8 (0 to 1-6)	0-8 (0 to 1-6)	0-8 (0 to 1-5)	0-8 (0 to 1-5)	0-8 (0 to 1-5)	0-8 (0 to 1-5)	0-8 (0 to 1-5)	0-8 (0 to 1-5)	0-8 (0 to 1-5)	0-8 (0 to 1-5)	0-8 (0 to 1-5)	0-8 (0 to 1-5)	0-8 (0 to 1-5)	0-8 (0 to 1-5)	0-8 (0 to 1-5)	0-8 (0 to 1-5)	116	
Sudden infant death syndrome	..	..	..	0-5 (0 to 1-4)	0-5 (0 to 1-4)	..	..	..	..	..	..	..	..	..	..	..	..	..	..	..	..	..	..	NA	
Injuries	3-6 (2-1 to 5-7)	2 (1-3 to 3-2)	29 (16 to 49-6)	6-5 (3-5 to 9-2)	64-8 (50 to 104)	82-6 (50 to 134)	224 (104 to 368)	401 (256 to 603)	494 (305 to 691)	459 (291 to 640)	454 (280 to 631)	436 (266 to 639)	399 (245 to 602)	352 (202 to 539)	413 (228 to 622)	426 (237 to 641)	401 (216 to 610)	424 (228 to 633)	261 (208 to 327)	227 (186 to 279)	141 (116 to 170)	63-5 (54 to 79-8)	22-7 (18-5 to 27-6)	5,809	
Transport injuries	0-2 (0 to 0-3)	0-1 (0 to 0-2)	1-5 (0 to 2-4)	7-2 (2 to 15)	12-5 (5 to 16-3)	16-7 (10-1 to 26-9)	46 (28-7 to 112)	106 (115 to 173)	146 (111 to 187)	138 (89-2 to 195)	135 (87 to 194)	87 (71-2 to 104)	77-6 (64 to 92-5)	64-5 (54-2 to 77-6)	60-5 (47-2 to 65-5)	64 (54 to 73-4)	69-8 (46-2 to 87-4)	49-6 (40-7 to 60-4)	24-9 (20-1 to 30-5)	16-6 (13-4 to 20-2)	7-2 (5-8 to 9-6)	2-3 (1-8 to 2-8)	1,070	
Road injuries	0-1 (0 to 0-2)	0-1 (0 to 0-1)	1-2 (0 to 2)	4 (2 to 9-2)	8-4 (5-4 to 12)	11-2 (7-8 to 14-9)	71-4 (51-2 to 92-4)	156 (99-6 to 141)	113 (77-6 to 136)	73-6 (54-3 to 91-7)	58-5 (44 to 73-1)	50-5 (39-7 to 64-7)	51-4 (39 to 65-2)	44-1 (33-6 to 55-3)	37 (29-1 to 46)	37 (29-7 to 52-3)	36-8 (29 to 46-2)	20-1 (15-7 to 25)	13-6 (10-7 to 16-9)	9-1 (7 to 11-2)	4-1 (3-2 to 5-2)	1-3 (0 to 1-6)	775	
Pedestrian road injuries	0 (0 to 0)	0 (0 to 0)	0 (0 to 0-2)	0-8 (0-2 to 2-2)	1-6 (1-1 to 2-4)	2-1 (1-7 to 2-9)	2-9 (2 to 3-7)	4-1 (3-1 to 5-4)	4-6 (3-4 to 6-2)	4-1 (3-1 to 5-5)	3-8 (2-7 to 5-1)	3-4 (2-5 to 4-5)	3-1 (2-3 to 4-2)	2-6 (1-9 to 3-4)	2-4 (1-8 to 3-1)	2-4 (1-7 to 3-2)	2-2 (1-6 to 3-1)	1-5 (1-1 to 2-1)	1-1 (0-8 to 1-5)	0-8 (0-6 to 1-1)	0-3 (0-2 to 0-4)	0-1 (0 to 0-2)	109	
Cyclist road injuries	0 (0 to 0)	0 (0 to 0)	0 (0 to 0)	0-3 (0-2 to 0-6)	0-6 (0-3 to 1)	1-1 (0-6 to 2-1)	2-3 (1-4 to 3-4)	4-1 (2 to 5-5)	4-1 (2 to 5-6)	3-7 (2 to 5)	3-4 (2 to 4-6)	3-4 (2 to 4-6)	3-2 (2 to 4-3)	2-9 (2 to 3-7)	2-5 (1 to 3-1)	2-6 (1 to 3-4)	2-5 (1 to 3-2)	2-1 (1 to 2-8)	1-4 (0 to 2-1)	1-3 (0 to 1-8)	0-5 (0 to 0-8)	0-2 (0 to 0-4)	95-2	
Motorcyclist road injuries	0 (0 to 0)	0 (0 to 0)	0-2 (0 to 0-3)	0-8 (0 to 2-2)	2-3 (1 to 4-1)	2-1 (1 to 3-7)	4-6 (2 to 7)	7 (4 to 10-4)	6-9 (4 to 9-6)	6-2 (4 to 8-5)	5-4 (3 to 7-4)	4-6 (3 to 6-3)	4-2 (3 to 5-7)	3-7 (2 to 5-1)	3-4 (2 to 4-6)	3-4 (2 to 4-7)	3-2 (2 to 4-3)	2-6 (1 to 3-5)	1-8 (1 to 2-5)	1-4 (1 to 2-1)	0-6 (0 to 1-1)	0-2 (0 to 0-5)	246	
Motor vehicle road injuries	0 (0 to 0-1)	0 (0 to 0)	0-7 (0 to 1-2)	1-9 (0 to 2-4)	1-6 (1 to 2-3)	2-1

SR Table 2a: Netherlands DALYS by cause and age group for males with 95% uncertainty intervals, 2019

Cause	Early Neonatal	Late Neonatal	Post Neonatal	1 to 4	5 to 9	10 to 14	15 to 19	20 to 24	25 to 29	30 to 34	35 to 39	40 to 44	45 to 49	50 to 54	55 to 59	60 to 64	65 to 69	70 to 74	75 to 79	80 to 84	85 to 89	90 to 94	95 plus	Total
All causes	15,900 (14,900 to 16,900)	6,490 (4,430 to 8,740)	8,570 (7,070 to 10,200)	13,000 (10,400 to 16,100)	16,900 (12,200 to 20,700)	25,100 (19,600 to 30,300)	43,900 (36,300 to 50,700)	53,000 (42,200 to 66,100)	60,400 (48,100 to 74,600)	65,500 (52,400 to 81,200)	67,900 (54,600 to 82,700)	76,800 (64,100 to 92,200)	115,000 (99,800 to 130,000)	161,000 (139,000 to 179,000)	196,000 (164,000 to 227,000)	245,000 (197,000 to 288,000)	296,000 (232,000 to 356,000)	364,000 (277,000 to 433,000)	446,000 (327,000 to 572,000)	527,000 (367,000 to 703,000)	597,000 (367,000 to 850,000)	674,000 (367,000 to 1,000,000)	19,600 (19,600 to 19,600)	3,550,000
Communicable, maternal, neonatal, and nutritional diseases	10,800 (8,130 to 13,700)	3,420 (2,600 to 4,280)	2,760 (2,040 to 3,530)	2,980 (2,200 to 3,890)	2,490 (1,770 to 3,370)	2,090 (1,560 to 2,740)	2,330 (1,730 to 3,050)	2,390 (1,760 to 3,190)	2,660 (1,990 to 3,370)	2,630 (1,990 to 3,290)	2,660 (2,060 to 3,420)	2,760 (2,150 to 3,510)	3,510 (2,750 to 4,390)	4,060 (3,260 to 5,050)	4,500 (3,660 to 5,640)	4,440 (3,360 to 5,810)	5,250 (4,060 to 6,810)	7,190 (5,330 to 8,870)	7,190 (5,190 to 8,870)	7,490 (5,170 to 10,000)	7,230 (3,610 to 9,300)	1,590 (1,220 to 1,960)	98,400
HIV/AIDS and sexually transmitted infections	0 (0 to 1)	0 (0 to 0)	19 (8 to 33)	104 (64 to 153)	4 (2 to 6)	3 (1 to 5)	209 (133 to 294)	1,150 (746 to 1,630)	1,740 (1,140 to 2,450)	1,880 (1,230 to 2,650)	2,020 (1,320 to 2,850)	2,220 (1,450 to 3,120)	2,980 (1,940 to 4,200)	3,660 (2,390 to 5,150)	4,120 (2,690 to 5,800)	4,050 (2,650 to 5,710)	4,810 (3,160 to 6,780)	6,610 (4,320 to 9,310)	6,610 (4,320 to 9,310)	6,900 (4,320 to 9,310)	6,650 (4,320 to 9,310)	4,140 (2,160 to 6,480)	1,460 (950 to 2,060)	2,860
HIV/AIDS	0 (0 to 0)	0 (0 to 0)	0 (0 to 0)	0 (0 to 0)	0 (0 to 0)	0 (0 to 0)	0 (0 to 0)	0 (0 to 0)	0 (0 to 0)	0 (0 to 0)	0 (0 to 0)	0 (0 to 0)	0 (0 to 0)	0 (0 to 0)	0 (0 to 0)	0 (0 to 0)	0 (0 to 0)	0 (0 to 0)	0 (0 to 0)	0 (0 to 0)	0 (0 to 0)	0 (0 to 0)	0 (0 to 0)	0
HIV/AIDS - Drug-susceptible Tuberculosis	0 (0 to 0)	0 (0 to 0)	2.6 (1.7 to 4.2)	2.7 (1.6 to 4.1)	0.4 (0.1 to 0.8)	1.7 (1 to 2.9)	2.6 (1.6 to 3.7)	3 (1.8 to 4.3)	2.9 (1.8 to 4.2)	3 (1.9 to 4.3)	2.9 (1.8 to 4.2)	3.2 (2 to 4.5)	3.4 (2.2 to 4.9)	3.7 (2.3 to 5.2)	3.9 (2.5 to 5.5)	3.9 (2.5 to 5.5)	4.1 (2.6 to 5.8)	4.4 (2.7 to 6.2)	1.8 (1.1 to 2.6)	2.1 (1.3 to 3.2)	2.1 (1.3 to 3.2)	0.5 (0.3 to 0.8)	398
HIV/AIDS - Multidrug-resistant Tuberculosis without extensi	0 (0 to 0)	0 (0 to 0)	0 (0 to 0.1)	0 (0 to 0.1)	0 (0 to 0.1)	0 (0 to 0.1)	0 (0 to 0.1)	0.1 (0 to 0.1)	0.1 (0 to 0.2)	0.1 (0 to 0.2)	0.1 (0 to 0.2)	0.1 (0 to 0.2)	0.1 (0 to 0.2)	0.1 (0 to 0.2)	0.1 (0 to 0.2)	0.1 (0 to 0.2)	0.1 (0 to 0.2)	0.1 (0 to 0.2)	0 (0 to 0.1)	0 (0 to 0.1)	0 (0 to 0.1)	0 (0 to 0.1)	104
HIV/AIDS - Extensively drug-resistant Tuberculosis	0 (0 to 0)	0 (0 to 0)	0 (0 to 0.1)	0 (0 to 0)	0 (0 to 0.1)	0 (0 to 0.1)	0 (0 to 0.1)	0 (0 to 0.2)	0 (0 to 0.2)	0 (0 to 0.2)	0 (0 to 0.2)	0 (0 to 0.2)	0 (0 to 0.2)	0 (0 to 0.2)	0 (0 to 0.2)	0 (0 to 0.2)	0 (0 to 0.2)	0 (0 to 0.2)	0 (0 to 0.2)	0 (0 to 0.1)	0 (0 to 0.1)	0 (0 to 0.1)	0 (0 to 0.1)	9.1
HIV/AIDS resulting in other diseases	0 (0 to 0)	0 (0 to 0)	7.6 (5.3 to 9.7)	7.6 (5.3 to 9.6)	6.9 (4.6 to 9.6)	6.2 (4.2 to 8.7)	12 (8.6 to 16.5)	20 (13.5 to 26.8)	21.1 (14.3 to 28.2)	22 (15.1 to 29.1)	23.1 (15.7 to 30.6)	24.9 (17.2 to 32.6)	28.6 (19.9 to 37.2)	32.2 (22.7 to 41.5)	37.1 (27.7 to 47.5)	39.1 (27.7 to 50.3)	42.1 (30.1 to 54.1)	46.1 (32.2 to 59.2)	23.1 (16.1 to 29.7)	26.4 (18.2 to 34.1)	27.9 (18.2 to 37.5)	8.2 (5.4 to 11.2)	2,110
Sexually transmitted infections excluding HIV	0.1 (0 to 0.1)	0 (0 to 0)	0 (0 to 0)	0.1 (0 to 0.1)	1.4 (0.6 to 2.6)	0.8 (0.3 to 1.6)	11.7 (5.1 to 21.8)	18.4 (8.1 to 34.2)	23.7 (10.4 to 44.1)	24.6 (10.8 to 45.7)	25.6 (11.2 to 47.6)	32.3 (14.2 to 59.9)	33.3 (14.7 to 61.8)	31.7 (14.1 to 58.7)	29.7 (13.2 to 55.2)	29.6 (13.2 to 54.9)	33 (14.7 to 61.2)	35.2 (15.7 to 65.2)	15.2 (6.8 to 28.1)	7.6 (3.4 to 14.1)	1.3 (0.6 to 2.4)	0.4 (0.2 to 0.7)	339
Syphilis	0 (0 to 0)	0 (0 to 0)	0 (0 to 0)	0 (0 to 0)	0 (0 to 0)	0 (0 to 0)	0.1 (0 to 0.2)	0.3 (0 to 0.6)	0.3 (0 to 0.6)	0.4 (0.1 to 0.7)	0.4 (0.1 to 0.8)	0.5 (0.1 to 0.9)	0.6 (0.2 to 1.1)	0.7 (0.2 to 1.2)	0.7 (0.2 to 1.2)	0.7 (0.2 to 1.2)	0.8 (0.2 to 1.4)	0.9 (0.2 to 1.6)	0.4 (0.1 to 0.8)	0.5 (0.1 to 0.9)	0.2 (0.1 to 0.5)	0.1 (0 to 0.2)	473
Chlamydial infection	0 (0 to 0)	0 (0 to 0)	0 (0 to 0)	0 (0 to 0)	0 (0 to 0)	0 (0 to 0)	0.3 (0.1 to 0.6)	0.7 (0.3 to 1.4)	0.9 (0.4 to 1.8)	0.9 (0.4 to 1.8)	1 (0.4 to 1.9)	1.1 (0.5 to 1.9)	1.1 (0.5 to 1.9)	1.1 (0.5 to 1.9)	1.1 (0.5 to 1.9)	1.1 (0.5 to 1.9)	1.2 (0.5 to 2.2)	1.2 (0.5 to 2.2)	0.6 (0.3 to 1.1)	0.7 (0.3 to 1.3)	0.3 (0.1 to 0.6)	0.1 (0 to 0.2)	68
Gonococcal infection	0 (0 to 0)	0 (0 to 0)	0 (0 to 0)	0 (0 to 0)	0 (0 to 0)	0 (0 to 0.1)	0.1 (0.1 to 0.4)	0.2 (0.1 to 0.5)	0.2 (0.1 to 0.5)	0.2 (0.1 to 0.5)	0.2 (0.1 to 0.5)	0.2 (0.1 to 0.5)	0.2 (0.1 to 0.5)	0.2 (0.1 to 0.5)	0.2 (0.1 to 0.5)	0.2 (0.1 to 0.5)	0.2 (0.1 to 0.5)	0.2 (0.1 to 0.5)	0.1 (0 to 0.3)	0.1 (0 to 0.3)	0 (0 to 0.1)	0 (0 to 0.1)	61
Trichomoniasis	0 (0 to 0)	0 (0 to 0)	0 (0 to 0)	0 (0 to 0)	0 (0 to 0)	0 (0 to 0)	0 (0 to 0)	0 (0 to 0)	0 (0 to 0)	0 (0 to 0)	0 (0 to 0)	0 (0 to 0)	0 (0 to 0)	0 (0 to 0)	0 (0 to 0)	0 (0 to 0)	0 (0 to 0)	0 (0 to 0)	0 (0 to 0)	0 (0 to 0)	0 (0 to 0)	0 (0 to 0)	0 (0 to 0)	19.3
Genital herpes	0 (0 to 0)	0 (0 to 0)	0 (0 to 0)	0 (0 to 0)	0 (0 to 0)	0 (0 to 0)	0.8 (0.3 to 2.2)	2.6 (1.1 to 5.4)	3.1 (1.3 to 6.4)	3.1 (1.3 to 6.4)	3.2 (1.3 to 6.5)	3.4 (1.4 to 6.9)	3.5 (1.4 to 7.2)	3.6 (1.4 to 7.3)	3.6 (1.4 to 7.3)	3.6 (1.4 to 7.3)	3.7 (1.4 to 7.5)	3.8 (1.4 to 7.7)	1.7 (0.6 to 3.5)	1.9 (0.7 to 3.8)	0.6 (0.2 to 1.3)	0.2 (0.1 to 0.4)	227
Other sexually transmitted infections	0 (0 to 0)	0 (0 to 0)	0 (0 to 0)	0 (0 to 0)	0 (0 to 0.1)	0 (0 to 0.1)	0 (0 to 0.2)	0 (0 to 0.4)	0 (0 to 0.5)	0 (0 to 0.5)	0 (0 to 0.5)	0 (0 to 0.5)	0 (0 to 0.5)	0 (0 to 0.5)	0 (0 to 0.5)	0 (0 to 0.5)	0 (0 to 0.5)	0 (0 to 0.5)	0 (0 to 0.3)	0 (0 to 0.3)	0 (0 to 0.3)	0 (0 to 0.2)	7.4
Respiratory infections and tuberculosis	483 (290 to 1,000)	2,360 (1,620 to 3,270)	2,060 (1,500 to 2,660)	2,020 (1,500 to 2,660)	1,660 (1,210 to 2,180)	1,260 (920 to 1,660)	1,020 (747 to 1,350)	1,040 (747 to 1,390)	1,120 (797 to 1,500)	1,190 (851 to 1,610)	1,270 (900 to 1,710)	1,390 (990 to 1,880)	1,610 (1,140 to 2,170)	1,880 (1,340 to 2,550)	2,170 (1,540 to 2,950)	2,460 (1,730 to 3,350)	2,810 (1,960 to 3,830)	3,170 (2,200 to 4,320)	3,540 (2,450 to 4,820)	3,880 (2,680 to 5,290)	4,140 (2,680 to 5,640)	1,060 (732 to 1,440)	65,200
Tuberculosis	0 (0 to 0)	0 (0 to 0)	0.5 (0.3 to 1)	2 (1.2 to 3.4)	1.6 (0.9 to 2.6)	1.6 (1.2 to 2)	3.2 (2.4 to 3.9)	3.4 (2.5 to 4.1)	3.6 (2.7 to 4.4)	3.8 (2.7 to 4.6)	4.1 (2.9 to 5)	4.4 (3.2 to 5.4)	5.1 (3.7 to 6.3)	5.8 (4.2 to 7.1)	6.4 (4.6 to 7.9)	6.9 (4.9 to 8.5)	7.6 (5.4 to 9.4)	8.4 (5.9 to 10.4)	8.8 (6.1 to 10.9)	9.2 (6.2 to 11.5)	9.2 (6.2 to 11.5)	2.5 (1.7 to 3.2)	920
Latent tuberculosis infection	0 (0 to 0)	0 (0 to 0)	0 (0 to 0)	0 (0 to 0)	0 (0 to 0)	0 (0 to 0)	0 (0 to 0)	0 (0 to 0)	0 (0 to 0)	0 (0 to 0)	0 (0 to 0)	0 (0 to 0)	0 (0 to 0)	0 (0 to 0)	0 (0 to 0)	0 (0 to 0)	0 (0 to 0)	0 (0 to 0)	0 (0 to 0)	0 (0 to 0)	0 (0 to 0)	0 (0 to 0)	0 (0 to 0)	0
Drug-susceptible tuberculosis	0 (0 to 0)	0 (0 to 0)	0.5 (0.3 to 1)	2 (1.2 to 3.4)	1.6 (0.9 to 2.6)	1.6 (1.2 to 2)	3.2 (2.4 to 3.9)	3.4 (2.5 to 4.1)	3.6 (2.7 to 4.4)	3.8 (2.7 to 4.6)	4.1 (2.9 to 5)	4.4 (3.2 to 5.4)	5.1 (3.7 to 6.3)	5.8 (4.2 to 7.1)	6.4 (4.6 to 7.9)	6.9 (4.9 to 8.5)	7.6 (5.4 to 9.4)	8.4 (5.9 to 10.4)	8.8 (6.1 to 10.9)	9.2 (6.2 to 11.5)	9.2 (6.2 to 11.5)	2.5 (1.7 to 3.2)	920
Multidrug-resistant tuberculosis without extensive drug-re	0 (0 to 0)	0 (0 to 0)	0 (0 to 0.1)	0 (0 to 0.2)	0 (0 to 0.1)	0 (0 to 0.1)	0.2 (0.1 to 0.4)	0.4 (0.1 to 0.7)	0.4 (0.2 to 1.8)	0.5 (0.2 to 1.9)	0.5 (0.2 to 2.1)	0.7 (0.2 to 2.6)	0.9 (0.3 to 3.2)	1.2 (0.4 to 4.1)	1.5 (0.5 to 5.1)	1.8 (0.6 to 6.2)	2.2 (0.7 to 7.5)	2.6 (0.8 to 9.1)	2.8 (0.9 to 9.7)	3.1 (1 to 10.7)	3.2 (1 to 10.7)	0.8 (0.3 to 2.7)	224
Extensively drug-resistant tuberculosis	0 (0 to 0)	0 (0 to 0)	0 (0 to 0)	0 (0 to 0)	0 (0 to 0)	0 (0 to 0)	0 (0 to 0)	0 (0 to 0)	0 (0 to 0)	0 (0 to 0)	0 (0 to 0)	0 (0 to 0)	0 (0 to 0)	0 (0 to 0)	0 (0 to 0)	0 (0 to 0)	0 (0 to 0)	0 (0 to 0)	0 (0 to 0)	0 (0 to 0)	0 (0 to 0)	0 (0 to 0)	0 (0 to 0)	9.3
Lower respiratory infections	420 (246 to 1,000)	2,310 (1,580 to 3,230)	1,990 (1,450 to 2,600)	1,940 (1,450 to 2,600)	1,600 (1,160 to 2,120)	1,210 (877 to 1,610)	951 (697 to 1,270)	1,000 (698 to 1,340)	1,070 (746 to 1,440)	1,140 (797 to 1,540)	1,220 (844 to 1,650)	1,340 (929 to 1,810)	1,560 (1,080 to 2,110)	1,820 (1,300 to 2,460)	2,100 (1,490 to 2,850)	2,380 (1,680 to 3,230)	2,720 (1,900 to 3,710)	3,070 (2,130 to 4,180)	3,430 (2,370 to 4,670)	3,760 (2,600 to 5,120)	4,010 (2,600 to 5,470)	1,030 (709 to 1,400)	63,000
Upper respiratory infections	0 (0 to 1.9)	0 (0 to 13.4)	0 (0 to 18)	0 (0 to 44)	0 (0 to 31)	0 (0 to 23)	0 (0 to 17)	0 (0 to 17)	0 (0 to 18)	0 (0 to 19)	0 (0 to 20)	0 (0 to 22)	0 (0 to 26)	0 (0 to 30)	0 (0 to 36)	0 (0 to 41)	0 (0 to 47)	0 (0 to 54)	0 (0 to 61)	0 (0 to 68)	0 (0 to 73)	0 (0 to 77)	0 (0 to 80)	1,200
Otitis media	0 (0 to 0)	0.5 (0.2 to 0.9)	224 (91 to 371)	132 (55 to 226)	60.6 (25 to 106)	31.3 (13 to 54)	20.1 (8.5 to 34)	17.4 (7.5 to 29)	19.6 (8.6 to 32)	19.8 (8.7 to 32)	20.1 (8.7 to 32)	19.7 (8.7 to 31)	20.2 (8.9 to 32)	19.4 (8.6 to 31)	19.4 (8.6 to 31)	19.7 (8.7 to 31)	20.1 (8.9 to 32)	19.8 (8.7 to 31)	19.6 (8.6 to 31)	19.6 (8.6 to 31)	19.6 (8.6 to 31)	11.9 (5.2 to 19)	1,460
Enteric infections	9.3 (6.6 to 12.4)	63 (27.6 to 104.2)	206 (120 to 328)	222 (164 to 309)	199 (112 to 372)	202 (119 to 321)	199 (99.6 to 279)	197 (99.7 to 298)	196 (94 to 299)	197 (97 to 302)	198 (97.6 to 302)	199 (98.3 to 306)	199 (100 to 307)	199 (100 to 307)	199 (100 to 307)	199 (100 to 307)	199 (100 to 307)	199 (100 to 307)	199 (100 to 307)	199 (100 to 307)	199 (100 to 307)	199 (100 to 307)	7,360
Malaria	0 (0 to 0.1)	0 (0 to 0)	0 (0 to 0)	0 (0 to 0)	0 (0 to 0)	0 (0 to 0)	0 (0 to 0)	0 (0 to 0)	0 (0 to 0)	0 (0 to 0)	0 (0 to 0)	0 (0 to 0)	0 (0 to 0)	0 (0 to 0)	0 (0 to 0)	0 (0 to 0)	0 (0 to 0)	0 (0 to 0)	0 (0 to 0)	0 (0 to 0)	0 (0 to 0)	0 (0 to 0)	0 (0 to 0)	0
Chagas disease	0 (0 to 0)	0 (0 to 0)	0 (0 to 0)	0 (0 to 0)	0 (0 to 0)	0 (0 to 0)	0 (0 to 0)	0 (0 to 0)	0 (0 to 0)	0 (0 to 0)	0 (0 to 0)	0 (0 to 0)	0 (0 to 0)	0 (0 to 0)	0 (0 to 0)	0 (0 to 0)	0 (0 to 0)	0 (0 to 0)	0 (0 to 0)	0 (0 to 0)	0 (0 to 0)	0 (0 to 0)	0 (0 to 0)	2.6
Leishmaniasis	0 (0 to 0)	0 (0 to 0)	0 (0 to 0)	0 (0 to 0)	0 (0 to 0)	0 (0 to 0)	0 (0 to 0)	0 (0 to 0)	0 (0 to 0)	0 (0 to 0)	0 (0 to 0)	0 (0 to 0)	0 (0 to 0)	0 (0 to 0)	0 (0 to 0)	0 (0 to 0)	0 (0 to 0)	0 (0 to 0)	0 (0 to 0)	0 (0 to 0)	0 (0 to 0)	0 (0 to 0)	0 (0 to 0)	0
Visceral leishmaniasis	0 (0 to 0)	0 (0 to 0)	0 (0 to 0)	0 (0 to 0)	0 (0 to 0)	0 (0 to 0)	0 (0 to 0)	0 (0 to 0)	0 (0 to 0)	0 (0 to 0)	0 (0 to 0)	0 (0 to 0)	0 (0 to 0)	0 (0 to 0)	0 (0 to 0)	0 (0 to 0)	0 (0 to 0)	0 (0 to 0)	0 (0 to 0)	0 (0 to 0)	0 (0 to 0)	0 (0 to 0)	0 (0 to 0)	0
Cutaneous and mucocutaneous leishmaniasis	0 (0 to 0)	0 (0 to 0)	0 (0 to 0)	0 (0 to 0)	0 (0 to 0)	0 (0 to 0)	0 (0 to 0)	0 (0 to 0)	0 (0 to 0)	0 (0 to 0)	0 (0 to 0)	0 (0 to 0)	0 (0 to 0)	0 (0 to 0)	0 (0 to 0)	0 (0 to 0)	0 (0 to 0)	0 (0 to 0)	0 (0 to 0)	0 (0 to 0)	0 (0 to 0)	0 (0 to 0)	0 (0 to 0)	0
African trypanosomiasis	0 (0 to 0)	0 (0 to 0)	0 (0 to 0)	0 (0 to 0)	0 (0 to 0)	0 (0 to 0)	0 (0 to 0)	0 (0 to 0)	0 (0 to 0)	0 (0 to 0)	0 (0 to 0)	0 (0 to 0)	0 (0 to 0)	0 (0 to 0)	0 (0 to 0)	0 (0 to 0)	0 (0 to 0)	0 (0 to 0)	0 (0 to 0)	0 (0 to 0)	0 (0 to 0)	0 (0 to 0)	0 (0 to 0)	0
Schistosomiasis	0 (0 to 0)	0 (0 to 0)	0 (0 to 0)	0 (0 to 0)	0 (0 to 0)	0 (0 to 0)	0 (0 to 0)	0 (0 to 0)	0 (0 to 0)	0 (0 to 0)	0 (0 to 0)	0 (0 to 0)	0 (0 to 0)	0 (0 to 0)	0 (0 to 0)	0 (0 to 0)	0 (0 to 0)	0 (0 to 0)	0 (0 to 0)	0 (0 to 0)	0 (0 to 0)	0 (0 to 0)	0 (0 to 0)	0
Cysticercosis	0 (0 to 0)	0 (0 to 0)	0 (0 to 0)	0 (0 to 0)	0 (0 to 0)	0 (0 to 0)	0 (0 to 0)	0 (0 to 0)	0 (0 to 0)	0 (0 to 0)	0 (0 to 0)	0 (0 to 0)	0 (0 to 0)	0 (0 to 0)	0 (0 to 0)	0 (0 to 0)	0 (0 to 0)	0 (0 to 0)	0 (0 to 0)	0 (0 to 0)	0 (0 to 0)	0 (0 to 0)	0 (0 to 0)	0
Cystic echinococcosis	0 (0 to 0)	0 (0 to 0)	0 (0 to 0)	0 (0 to 0)	0 (0 to 0)	0 (0 to 0)	0 (0 to 0)	0 (0 to 0)	0 (0 to 0)	0 (0 to 0)	0 (0 to 0)	0 (0 to 0)	0 (0 to 0)	0 (0 to 0)	0 (0 to 0)	0 (0 to 0)	0 (0 to 0)	0 (0 to 0)	0 (0 to 0)	0 (0 to 0)	0 (0 to 0)	0 (0 to 0)	0 (0 to 0)	9.2
Lymphatic filariasis	0 (0 to 0)	0 (0 to 0)	0 (0 to 0)	0 (0 to 0)	0 (0 to 0)	0 (0 to 0)	0 (0 to 0)	0 (0 to 0)	0 (0 to 0)	0 (0 to 0)	0 (0 to 0)	0 (0 to 0)	0 (0 to 0)	0 (0 to 0)	0 (0 to 0)	0 (0 to 0)	0 (0 to 0)	0 (0 to 0)	0 (0 to 0)	0 (0 to 0)	0 (0 to 0)	0 (0 to 0)	0 (0 to 0)	0
Onchocerciasis	0 (0 to 0)	0 (0 to 0)	0 (0 to 0)	0 (0 to 0)	0 (0 to 0)	0 (0 to 0)	0 (0 to 0)	0 (0 to 0)	0 (0 to 0)	0 (0 to 0)	0 (0 to 0)	0 (0 to 0)	0 (0 to 0)	0 (0 to 0)	0 (0 to 0)	0 (0 to 0)	0 (0 to 0)	0 (0 to 0)	0 (0 to 0)	0 (0 to 0)	0 (0 to 0)	0 (0 to 0)	0 (0 to 0)	0
Trachoma	0 (0 to 0)	0 (0 to 0)	0 (0 to 0)	0 (0 to 0)	0 (0 to 0)	0 (0 to 0)	0 (0 to 0)	0 (0 to 0)	0 (0 to 0)	0 (0 to 0)	0 (0 to 0)	0 (0 to 0)	0 (0 to 0)	0 (0 to 0)	0 (0 to 0)	0 (0 to 0)	0 (0 to 0)	0 (0 to 0)	0 (0 to 0)	0 (0 to 0)	0 (0 to 0)	0 (0 to 0)	0 (0 to 0)	0
Dengue	0 (0 to 0)	0 (0 to 0)	0 (0 to 0)	0 (0 to 0)	0 (0 to 0)	0 (0 to 0)	0 (0 to 0)	0 (0 to 0)	0 (0 to 0)	0 (0 to 0)	0 (0 to 0)	0 (0 to 0)	0 (0 to 0)	0 (0 to 0)	0 (0 to 0)	0 (0 to 0)	0 (0 to 0)	0 (0 to 0)	0 (0 to 0)	0 (0 to 0)	0 (0 to 0)	0 (0 to 0)	0 (0 to 0)	0
Yellow fever	0 (0 to 0)	0 (0 to 0)	0 (0 to 0)	0 (0 to 0)	0 (0 to 0)	0 (0 to 0)	0 (0 to 0)	0 (0 to 0)	0 (0 to 0)	0 (0 to 0)	0 (0 to 0)	0 (0 to 0)	0 (0 to 0)	0 (0 to 0)	0 (0 to 0)	0 (0 to 0)	0 (0 to 0)	0 (0 to 0)	0 (0 to 0)	0 (0 to 0)	0 (0 to 0)	0 (0 to 0)	0 (0 to 0)	0
Rabies	0 (0 to 0)	0 (0 to 0)	0 (0 to 0.1)	0 (0 to 0.1)	0 (0 to 0.1)	0 (0 to 0.1)	0 (0 to 0.1





SR Table 2a. Norway DALYS by cause and sex orcus for males with 95% uncertainty intervals. 2019

Cause	Both Received	Both Received	1 to 4	5 to 9	10 to 14	15 to 19	20 to 24	25 to 29	30 to 34	35 to 39	40 to 44	45 to 49	50 to 54	55 to 59	60 to 64	65 to 69	70 to 74	75 to 79	80 to 84	85 to 89	90 to 94	95 plus	Total
All causes	2,660 (2,200 to 3,200)	1,010 (850 to 1,200)	2,170 (1,870 to 2,500)	4,470 (3,470 to 5,670)	6,460 (4,810 to 8,450)	9,430 (7,690 to 12,000)	15,700 (11,900 to 19,900)	20,500 (16,200 to 25,400)	23,800 (19,100 to 28,900)	25,200 (20,100 to 30,900)	26,200 (20,900 to 32,200)	27,000 (21,100 to 32,700)	27,100 (21,000 to 33,200)	26,700 (20,900 to 32,800)	26,600 (21,000 to 32,600)	26,600 (20,400 to 32,400)	26,200 (20,500 to 32,200)	26,100 (19,700 to 32,600)	26,100 (19,600 to 32,200)	27,900 (20,500 to 33,900)	29,600 (19,500 to 37,300)	5,670 (5,360 to 7,010)	679,000
Communicable, maternal, neonatal, and nutritional diseases	1,940 (1,270 to 2,640)	514 (321 to 829)	936 (476 to 1,630)	1,290 (730 to 1,940)	784 (374 to 1,380)	604 (276 to 1,060)	886 (429 to 1,710)	974 (741 to 1,230)	967 (743 to 1,210)	976 (747 to 1,240)	976 (747 to 1,240)	1,010 (781 to 1,300)	1,130 (837 to 1,560)	1,130 (828 to 1,560)	1,110 (828 to 1,560)	1,230 (1,030 to 1,430)	1,410 (1,210 to 1,640)	2,190 (1,680 to 2,630)	2,050 (1,570 to 2,550)	2,660 (2,090 to 3,200)	1,920 (1,600 to 2,130)	770 (629 to 889)	29,500
HIV/AIDS and sexually transmitted infections	0.2 (0.1 to 0.2)	0.1 (0.1 to 0.2)	0.2 (0 to 3.6)	3.4 (1.1 to 7.7)	3 (0.9 to 6.2)	3.8 (0.9 to 9.2)	19.2 (10.9 to 34.4)	39.6 (24.2 to 61.8)	61.1 (40.2 to 89.2)	69.6 (49.1 to 96.6)	66.2 (47.2 to 93.1)	63.1 (47.6 to 89.1)	73 (52.4 to 102)	82.4 (57.6 to 120)	70.5 (47.6 to 97.9)	39.3 (22.6 to 61.3)	34.8 (21.2 to 52.6)	22.6 (14.2 to 34.4)	12.6 (8.4 to 19.2)	6 (3.8 to 9.4)	2.2 (1.2 to 3.7)	748
HIV/AIDS	0 (0 to 0)	0 (0 to 0)	0.1 (0 to 3.4)	2.8 (0.8 to 6.9)	2.5 (0.7 to 5.8)	13.6 (7.1 to 26.7)	36.7 (20.1 to 61.3)	69.6 (47.1 to 97.5)	73.7 (54.7 to 98.7)	79.6 (61.5 to 98.2)	70.7 (54.7 to 88.6)	60.1 (47.1 to 76.1)	69.1 (54.4 to 85.8)	69 (52.3 to 88.4)	59.3 (39.7 to 82.1)	29.7 (16.1 to 47.2)	23.1 (12.7 to 37.2)	14.9 (8.1 to 23.9)	8.9 (4.8 to 14.3)	3.9 (2.1 to 6.2)	0.7 (0.3 to 1.2)	0.4 (0.2 to 0.6)	0.1 (0.1 to 0.2)	0.2 (0.1 to 0.3)	484
HIV/AIDS - Drug-susceptible Tuberculosis	0 (0 to 0)	0 (0 to 0)	0 (0 to 0.1)	0.3 (0 to 0.8)	0.3 (0 to 0.8)	1.3 (0.7 to 2.7)	4.1 (2.2 to 6.9)	6.8 (3.7 to 10.6)	7.1 (3.9 to 10.8)	6.1 (3.3 to 9.2)	5.4 (2.9 to 8.2)	4.7 (2.5 to 7.1)	4.7 (2.5 to 7.1)	4.7 (2.5 to 7.1)	3.7 (1.9 to 5.7)	1.5 (0.7 to 2.6)	1.1 (0.5 to 2.2)	0.7 (0.3 to 1.4)	0.4 (0.2 to 0.8)	0.2 (0 to 0.5)	0 (0 to 0.1)	0 (0 to 0)	0 (0 to 0)	0 (0 to 0)	69.6
HIV/AIDS - Multidrug-resistant Tuberculosis without extensive	0 (0 to 0)	0 (0 to 0)	0 (0 to 0.1)	0 (0 to 0.1)	0 (0 to 0.1)	0.1 (0 to 0.3)	0.4 (0 to 1.1)	0.7 (0 to 1.8)	0.7 (0 to 1.8)	0.6 (0 to 1.6)	0.5 (0 to 1.3)	0.4 (0 to 1.1)	0.5 (0 to 1.2)	0.5 (0 to 1.2)	0.4 (0 to 1.1)	0.2 (0 to 0.6)	0.1 (0 to 0.4)	0.1 (0 to 0.3)	0 (0 to 0.2)	0 (0 to 0.1)	0 (0 to 0)	0 (0 to 0)	0 (0 to 0)	0 (0 to 0)	4.2
HIV/AIDS - Extensively drug-resistant Tuberculosis	0 (0 to 0)	0 (0 to 0)	0 (0 to 0)	0 (0 to 0)	0 (0 to 0)	0 (0 to 0)	0 (0 to 0)	0 (0 to 0)	0 (0 to 0)	0 (0 to 0)	0 (0 to 0)	0 (0 to 0)	0 (0 to 0)	0 (0 to 0)	0 (0 to 0)	0 (0 to 0)	0 (0 to 0)	0 (0 to 0)	0 (0 to 0)	0 (0 to 0)	0 (0 to 0)	0 (0 to 0)	0 (0 to 0)	0 (0 to 0)	1.1
HIV/AIDS resulting in other diseases	0 (0 to 0)	0 (0 to 0)	0.1 (0 to 3.36)	2.5 (0.6 to 6.3)	2.2 (0.6 to 5.1)	11.1 (5.9 to 21.8)	29.6 (16.3 to 49.3)	58.3 (39.5 to 79.5)	62.1 (44.6 to 83.3)	68.3 (51.3 to 88.7)	60.1 (46.1 to 78.1)	52.3 (40.2 to 68.1)	59.8 (45.3 to 77.2)	59.3 (44.1 to 77.1)	51.2 (37.2 to 68.1)	25.7 (14.1 to 41.2)	20 (11.1 to 32.1)	12.9 (7.1 to 20.7)	7.7 (4.2 to 12.3)	3.4 (1.8 to 5.4)	0.6 (0.3 to 1.1)	0.3 (0.2 to 0.6)	0.1 (0.1 to 0.2)	0.2 (0.1 to 0.3)	529
Sexually transmitted infections excluding HIV	0.2 (0.1 to 0.2)	0.1 (0.1 to 0.2)	0.1 (0 to 0.1)	0.1 (0 to 0.1)	0.2 (0.1 to 0.4)	0.2 (0.1 to 0.4)	0.6 (0.3 to 1.1)	1.5 (0.8 to 2.5)	2.6 (1.4 to 4.1)	2.7 (1.5 to 4.3)	2.9 (1.7 to 4.7)	2.9 (1.7 to 4.6)	2.9 (1.7 to 4.6)	2.9 (1.7 to 4.6)	2.8 (1.7 to 4.5)	2.6 (1.6 to 4.1)	2.5 (1.5 to 3.9)	2.3 (1.4 to 3.7)	1.9 (1.2 to 3)	1.4 (0.9 to 2.2)	0.8 (0.5 to 1.3)	0.3 (0.2 to 0.5)	0.1 (0.1 to 0.2)	0.2 (0.1 to 0.3)	143
Syphilis	0 (0 to 0.2)	0 (0 to 0.2)	0 (0 to 0.1)	0 (0 to 0.1)	0.2 (0.1 to 0.4)	0.2 (0.2 to 0.6)	0.6 (0.4 to 1.4)	1.5 (1.1 to 2.3)	2.7 (2.1 to 3.6)	2.9 (2.2 to 3.8)	3.1 (2.4 to 4.2)	3.1 (2.4 to 4.2)	3.1 (2.4 to 4.2)	3.1 (2.4 to 4.2)	3.1 (2.4 to 4.2)	3.1 (2.4 to 4.2)	3.1 (2.4 to 4.2)	3.1 (2.4 to 4.2)	3.1 (2.4 to 4.2)	3.1 (2.4 to 4.2)	3.1 (2.4 to 4.2)	0.7 (0.4 to 1.1)	0.2 (0.1 to 0.3)	0.2 (0.1 to 0.3)	83.2
Chlamydial infection	0 (0 to 0)	0 (0 to 0)	0 (0 to 0)	0 (0 to 0)	0 (0 to 0)	0 (0 to 0.1)	0 (0 to 0.2)	0.1 (0 to 0.3)	0.1 (0 to 0.3)	0.1 (0 to 0.3)	0.1 (0 to 0.3)	0.1 (0 to 0.3)	0.1 (0 to 0.3)	0.1 (0 to 0.3)	0.1 (0 to 0.3)	0.1 (0 to 0.3)	0.1 (0 to 0.3)	0.1 (0 to 0.3)	0.1 (0 to 0.3)	0.1 (0 to 0.3)	0.1 (0 to 0.3)	0.1 (0 to 0.3)	0 (0 to 0)	0 (0 to 0)	0 (0 to 0)	4.7
Gonococcal infection	0 (0 to 0)	0 (0 to 0)	0 (0 to 0)	0 (0 to 0)	0 (0 to 0)	0 (0 to 0.2)	0.3 (0.2 to 0.6)	0.6 (0.3 to 1.1)	0.6 (0.3 to 1.1)	0.6 (0.3 to 1.1)	0.6 (0.3 to 1.1)	0.6 (0.3 to 1.1)	0.6 (0.3 to 1.1)	0.6 (0.3 to 1.1)	0.6 (0.3 to 1.1)	0.6 (0.3 to 1.1)	0.6 (0.3 to 1.1)	0.6 (0.3 to 1.1)	0.6 (0.3 to 1.1)	0.6 (0.3 to 1.1)	0.6 (0.3 to 1.1)	0.6 (0.3 to 1.1)	0 (0 to 0)	0 (0 to 0)	0 (0 to 0)	2.7
Trichomoniasis	0 (0 to 0)	0 (0 to 0)	0 (0 to 0)	0 (0 to 0)	0 (0 to 0)	0 (0 to 0.2)	0.2 (0.1 to 0.5)	0.5 (0.2 to 0.9)	0.8 (0.3 to 1.4)	0.9 (0.3 to 1.5)	0.9 (0.3 to 1.5)	0.9 (0.3 to 1.5)	0.9 (0.3 to 1.5)	0.9 (0.3 to 1.5)	0.7 (0.2 to 1.1)	0.4 (0.1 to 0.8)	0.3 (0.1 to 0.6)	0.2 (0.1 to 0.4)	0.1 (0.1 to 0.3)	0.1 (0.1 to 0.2)	0 (0 to 0.1)	0 (0 to 0)	0 (0 to 0)	0 (0 to 0)	9.8
Genital herpes	0 (0 to 0)	0 (0 to 0)	0 (0 to 0)	0 (0 to 0)	0 (0 to 0)	0 (0 to 0)	0.1 (0 to 0.3)	0.3 (0.1 to 0.6)	0.5 (0.2 to 1)	0.5 (0.2 to 1)	0.5 (0.2 to 1)	0.5 (0.2 to 1)	0.5 (0.2 to 1)	0.5 (0.2 to 1)	0.5 (0.2 to 1)	0.5 (0.2 to 1)	0.5 (0.2 to 1)	0.5 (0.2 to 1)	0.5 (0.2 to 1)	0.5 (0.2 to 1)	0.5 (0.2 to 1)	0.5 (0.2 to 1)	0 (0 to 0)	0 (0 to 0)	0 (0 to 0)	42.6
Other sexually transmitted infections	0 (0 to 0)	0 (0 to 0)	0 (0 to 0)	0 (0 to 0)	0 (0 to 0)	0 (0 to 0.1)	0.2 (0.1 to 0.5)	0.3 (0.1 to 0.7)	0.5 (0.2 to 1)	0.6 (0.3 to 1.2)	0.6 (0.3 to 1.1)	0.6 (0.3 to 1.1)	0.6 (0.3 to 1.1)	0.6 (0.3 to 1.1)	0.6 (0.3 to 1.1)	0.6 (0.3 to 1.1)	0.6 (0.3 to 1.1)	0.6 (0.3 to 1.1)	0.6 (0.3 to 1.1)	0.6 (0.3 to 1.1)	0.6 (0.3 to 1.1)	0.6 (0.3 to 1.1)	0 (0 to 0)	0 (0 to 0)	0 (0 to 0)	4.7
Respiratory infections and tuberculosis	0.4 (0.3 to 0.5)	1.2 (0.8 to 1.6)	4.1 (3.1 to 5.2)	1.2 (0.8 to 1.6)	0.4 (0.3 to 0.5)	0.4 (0.3 to 0.5)	1.3 (1.1 to 1.6)	2.3 (1.9 to 2.8)	3.2 (2.6 to 3.8)	3.6 (2.9 to 4.3)	4.2 (3.4 to 5.1)	4.6 (3.7 to 5.6)	5.1 (4.1 to 6.2)	5.4 (4.4 to 6.6)	5.6 (4.5 to 6.8)	5.8 (4.7 to 7.1)	5.9 (4.8 to 7.2)	5.9 (4.8 to 7.2)	5.9 (4.8 to 7.2)	5.9 (4.8 to 7.2)	5.9 (4.8 to 7.2)	5.9 (4.8 to 7.2)	1.4 (1.1 to 1.7)	0.3 (0.2 to 0.4)	42.6
Tuberculosis	0 (0 to 0)	0 (0 to 0)	0.1 (0.1 to 0.2)	0.1 (0 to 0.1)	0.1 (0 to 0.2)	0.1 (0 to 0.2)	0.1 (0 to 1.6)	0.1 (0 to 1.4)	0.1 (0 to 1.4)	0.1 (0 to 1.4)	0.1 (0 to 1.4)	0.1 (0 to 1.4)	0.1 (0 to 1.4)	0.1 (0 to 1.4)	0.1 (0 to 1.4)	0.1 (0 to 1.4)	0.1 (0 to 1.4)	0.1 (0 to 1.4)	0.1 (0 to 1.4)	0.1 (0 to 1.4)	0.1 (0 to 1.4)	0.1 (0 to 1.4)	0 (0 to 0)	0 (0 to 0)	0 (0 to 0)	4.7
Latent tuberculosis infection	0 (0 to 0)	0 (0 to 0)	0 (0 to 0)	0 (0 to 0)	0 (0 to 0)	0 (0 to 0)	0 (0 to 0)	0 (0 to 0)	0 (0 to 0)	0 (0 to 0)	0 (0 to 0)	0 (0 to 0)	0 (0 to 0)	0 (0 to 0)	0 (0 to 0)	0 (0 to 0)	0 (0 to 0)	0 (0 to 0)	0 (0 to 0)	0 (0 to 0)	0 (0 to 0)	0 (0 to 0)	0 (0 to 0)	0 (0 to 0)	0 (0 to 0)	0
Drug-susceptible Tuberculosis	0 (0 to 0)	0 (0 to 0)	0 (0 to 0.1)	0 (0 to 0.1)	0.2 (0.1 to 0.3)	0.2 (0.1 to 0.4)	0.6 (0.4 to 1.4)	1.5 (1.1 to 2.3)	2.6 (2.1 to 3.5)	2.8 (2.2 to 3.7)	3.1 (2.4 to 4.1)	3.1 (2.4 to 4.1)	3.1 (2.4 to 4.1)	3.1 (2.4 to 4.1)	3.1 (2.4 to 4.1)	3.1 (2.4 to 4.1)	3.1 (2.4 to 4.1)	3.1 (2.4 to 4.1)	3.1 (2.4 to 4.1)	3.1 (2.4 to 4.1)	3.1 (2.4 to 4.1)	0.7 (0.4 to 1.1)	0.2 (0.1 to 0.3)	0.2 (0.1 to 0.3)	83.2
Multidrug-resistant tuberculosis without extensive drug-resistat	0 (0 to 0)	0 (0 to 0)	0 (0 to 0)	0 (0 to 0)	0 (0 to 0)	0 (0 to 0)	0 (0 to 0.1)	0 (0 to 0.1)	0 (0 to 0.2)	0 (0 to 0.1)	0 (0 to 0.2)	0 (0 to 0.1)	0 (0 to 0.2)	0 (0 to 0.1)	0 (0 to 0.1)	0 (0 to 0.1)	0 (0 to 0.1)	0 (0 to 0.1)	0 (0 to 0.1)	0 (0 to 0.1)	0 (0 to 0.1)	0 (0 to 0.1)	0 (0 to 0.1)	0 (0 to 0)	0 (0 to 0)	0 (0 to 0)	19.7
Extensively drug-resistant tuberculosis	0 (0 to 0)	0 (0 to 0)	0 (0 to 0)	0 (0 to 0)	0 (0 to 0)	0 (0 to 0)	0 (0 to 0)	0 (0 to 0)	0 (0 to 0)	0 (0 to 0)	0 (0 to 0)	0 (0 to 0)	0 (0 to 0)	0 (0 to 0)	0 (0 to 0)	0 (0 to 0)	0 (0 to 0)	0 (0 to 0)	0 (0 to 0)	0 (0 to 0)	0 (0 to 0)	0 (0 to 0)	0 (0 to 0)	0 (0 to 0)	0 (0 to 0)	0
Lower respiratory infections	0.4 (0.3 to 0.5)	1.2 (0.8 to 1.6)	3.9 (2.9 to 5.1)	1.2 (0.8 to 1.6)	0.4 (0.3 to 0.5)	0.4 (0.3 to 0.5)	1.3 (1.1 to 1.6)	2.3 (1.9 to 2.8)	3.2 (2.6 to 3.8)	3.6 (2.9 to 4.3)	4.2 (3.4 to 5.1)	4.6 (3.7 to 5.6)	5.1 (4.1 to 6.2)	5.4 (4.4 to 6.6)	5.6 (4.5 to 6.8)	5.8 (4.7 to 7.1)	5.9 (4.8 to 7.2)	5.9 (4.8 to 7.2)	5.9 (4.8 to 7.2)	5.9 (4.8 to 7.2)	5.9 (4.8 to 7.2)	5.9 (4.8 to 7.2)	1.4 (1.1 to 1.7)	0.3 (0.2 to 0.4)	42.6
Upper respiratory infections	0 (0 to 0)	0 (0 to 0)	0.1 (0 to 0.3)	0.1 (0 to 0.2)	0.1 (0 to 0.2)	0.1 (0 to 0.2)	0.1 (0 to 0.2)	0.1 (0 to 0.2)	0.1 (0 to 0.2)	0.1 (0 to 0.2)	0.1 (0 to 0.2)	0.1 (0 to 0.2)	0.1 (0 to 0.2)	0.1 (0 to 0.2)	0.1 (0 to 0.2)	0.1 (0 to 0.2)	0.1 (0 to 0.2)	0.1 (0 to 0.2)	0.1 (0 to 0.2)	0.1 (0 to 0.2)	0.1 (0 to 0.2)	0.1 (0 to 0.2)	0 (0 to 0)	0 (0 to 0)	0 (0 to 0)	0.3
Otitis media	0 (0 to 0)	0 (0 to 0)	0 (0 to 0)	0 (0 to 0)	0 (0 to 0)	0 (0 to 0)	0 (0 to 0)	0 (0 to 0)	0 (0 to 0)	0 (0 to 0)	0 (0 to 0)	0 (0 to 0)	0 (0 to 0)	0 (0 to 0)	0 (0 to 0)	0 (0 to 0)	0 (0 to 0)	0 (0 to 0)	0 (0 to 0)	0 (0 to 0)	0 (0 to 0)	0 (0 to 0)	0 (0 to 0)	0 (0 to 0)	0 (0 to 0)	0
Neglected tropical diseases and malaria	0.1 (0.1 to 0.2)	1.1 (0.7 to 1.9)	2.8 (1.3 to 5.3)	0.9 (0.3 to 2.2)	0.3 (0.1 to 0.8)	0.1 (0.1 to 0.4)	0.1 (0.1 to 0.3)	0.1 (0.1 to 0.3)	0.1 (0.1 to 0.3)	0.1 (0.1 to 0.3)	0.1 (0.1 to 0.3)	0.1 (0.1 to 0.3)	0.1 (0.1 to 0.3)	0.1 (0.1 to 0.3)	0.1 (0.1 to 0.3)	0.1 (0.1 to 0.3)	0.1 (0.1 to 0.3)	0.1 (0.1 to 0.3)	0.1 (0.1 to 0.3)	0.1 (0.1 to 0.3)	0.1 (0.1 to 0.3)	0.1 (0.1 to 0.3)	0 (0 to 0)	0 (0 to 0)	0 (0 to 0)	0.3
Malaria	0 (0 to 0)	0 (0 to 0)	0 (0 to 0)	0 (0 to 0)	0 (0 to 0)	0 (0 to 0)	0 (0 to 0)	0 (0 to 0)	0 (0 to 0)	0 (0 to 0)	0 (0 to 0)	0 (0 to 0)	0 (0 to 0)	0 (0 to 0)	0 (0 to 0)	0 (0 to 0)	0 (0 to 0)	0 (0 to 0)	0 (0 to 0)	0 (0 to 0)	0 (0 to 0)	0 (0 to 0)	0 (0 to 0)	0 (0 to 0)	0 (0 to 0)	0
Chagas disease	0 (0 to 0)	0 (0 to 0)	0 (0 to 0)	0 (0 to 0)	0 (0 to 0)	0 (0 to 0)	0 (0 to 0)	0 (0 to 0)	0 (0 to 0)	0 (0 to 0)	0 (0 to 0)	0 (0 to 0)	0 (0 to 0)	0 (0 to 0)	0 (0 to 0)	0 (0 to 0)	0 (0 to 0)	0 (0 to 0)	0 (0 to 0)	0 (0 to 0)	0 (0 to 0)	0 (0 to 0)	0 (0 to 0)	0 (0 to 0)	0 (0 to 0)	0
Leishmaniasis	0 (0 to 0)	0 (0 to 0)	0 (0 to 0)	0 (0 to 0)	0 (0 to 0)	0 (0 to 0)	0 (0 to 0)	0 (0 to 0)	0 (0 to 0)	0 (0 to 0)	0 (0 to 0)	0 (0 to 0)	0 (0 to 0)	0 (0 to 0)	0 (0 to 0)	0 (0 to 0)	0 (0 to 0)	0 (0 to 0)	0 (0 to 0)	0 (0 to 0)	0 (0 to 0)	0 (0 to 0)	0 (0 to 0)	0 (0 to 0)	0 (0 to 0)	0
Visceral leishmaniasis	0 (0 to 0)	0 (0 to 0)	0 (0 to 0)	0 (0 to 0)	0 (0 to 0)	0 (0 to 0)	0 (0 to 0)	0 (0 to 0)	0 (0 to 0)	0 (0 to 0)	0 (0 to 0)	0 (0 to 0)	0 (0 to 0)	0 (0 to 0)	0 (0 to 0)	0 (0 to 0)	0 (0 to 0)	0 (0 to 0)	0 (0 to 0)	0 (0 to 0)	0 (0 to 0)	0 (0 to 0)	0 (0 to 0)	0 (0 to 0)	0 (0 to 0)	0
Cutaneous and mucocutaneous leishmaniasis	0 (0 to 0)	0 (0 to 0)	0 (0 to 0)	0 (0 to 0)	0 (0 to 0)	0 (0 to 0)	0 (0 to 0)	0 (0 to 0)	0 (0 to 0)	0 (0 to 0)	0 (0 to 0)	0 (0 to 0)	0 (0 to 0)	0 (0 to 0)	0 (0 to 0)	0 (0 to 0)	0 (0 to 0)	0 (0 to 0)	0 (0 to 0)	0 (0 to 0)	0 (0 to 0)	0 (0 to 0)	0 (0 to 0)	0 (0 to 0)	0 (0 to 0)	0
African trypanosomiasis	0 (0 to 0)	0 (0 to 0)	0 (0 to 0)	0 (0 to 0)	0 (0 to 0)	0 (0 to 0)	0 (0 to 0)	0 (0 to 0)	0 (0 to 0)	0 (0 to 0)	0 (0 to 0)	0 (0 to 0)	0 (0 to 0)	0 (0 to 0)	0 (0 to 0)	0 (0 to 0)	0 (0 to 0)	0 (0 to 0)	0 (0 to 0)	0 (0 to 0)	0 (0 to 0)	0 (0 to 0)	0 (0 to 0)	0 (0 to 0)	0 (0 to 0)	0
Schistosomiasis	0 (0 to 0)	0 (0 to 0)	0 (0 to 0)	0 (0 to 0)	0 (0 to 0)	0 (0 to 0)	0 (0 to 0)	0 (0 to 0)	0 (0 to 0)	0 (0 to 0)	0 (0 to 0)	0 (0 to 0)	0 (0 to 0)	0 (0 to 0)	0 (0 to 0)	0 (0 to 0)	0 (0 to 0)	0 (0 to 0)	0 (0 to 0)	0 (0 to 0)	0 (0 to 0)	0 (0 to 0)	0 (0 to 0)	0 (0 to 0)	0 (0 to 0)	0
Cysticercosis	0 (0 to 0)	0 (0 to 0)	0 (0 to 0)	0 (0 to 0)	0 (0 to 0)	0 (0 to 0)	0 (0 to 0)	0 (0 to 0)	0 (0 to 0)	0 (0 to 0)	0 (0 to 0)	0 (0 to 0)	0 (0 to 0)	0 (0 to 0)	0 (0 to 0)	0 (0 to 0)	0 (0 to 0)	0 (0 to 0)	0 (0 to 0)	0 (0 to 0)	0 (0 to 0)	0 (0 to 0)	0 (0 to 0)	0 (0 to 0)	0 (0 to 0)	0
Cystic echinococcosis	0 (0 to 0)	0 (0 to 0)	0 (0 to 0)	0 (0 to 0)	0 (0 to 0)	0 (0 to 0)	0 (0 to 0)	0 (0 to 0)	0 (0 to 0)	0 (0 to 0)	0 (0 to 0)	0 (0 to 0)	0 (0 to 0)	0 (0 to 0)	0 (0 to 0)	0 (0 to 0)	0 (0 to 0)	0 (0 to 0)	0 (0 to 0)	0 (0 to 0)	0 (0 to 0)	0 (0 to 0)	0 (0 to 0)	0 (0 to 0)	0 (0 to 0)	4.6
Lymphatic filariasis	0 (0 to 0)	0 (0 to 0)	0 (0 to 0)	0 (0 to 0)	0 (0 to 0)	0 (0 to 0)	0 (0 to 0)	0 (0 to 0)	0 (0 to 0)	0 (0 to 0)	0 (0 to 0)	0 (0 to 0)	0 (0 to 0)	0 (0 to 0)	0 (0 to 0)	0 (0 to 0)	0 (0 to 0)	0 (0 to 0)	0 (0 to 0)	0 (0 to 0)	0 (0 to 0)	0 (0 to 0)	0 (0 to 0)	0 (0 to 0)	0 (0 to 0)	0
Onchocerciasis	0 (0 to 0)	0 (0 to 0)	0 (0 to 0)	0 (0 to 0)	0 (0 to 0)	0 (0 to 0)	0 (0 to 0)	0 (0 to 0)	0 (0 to 0)	0 (0 to 0)	0 (0 to 0)	0 (0 to 0)	0 (0 to 0)	0 (0 to 0)	0 (0 to 0)	0 (0 to 0)	0 (0 to 0)	0 (0 to 0)	0 (0 to 0)	0 (0 to 0)	0 (0 to 0)	0 (0 to 0)	0 (0 to 0)	0 (0 to 0)	0 (0 to 0)	0
Trachoma	0 (0 to 0)	0 (0 to 0)	0 (0 to 0)	0 (0 to 0)	0 (0 to 0)	0 (0 to 0)	0 (0 to 0)	0 (0 to 0)	0 (0 to 0)	0 (0 to 0)	0 (0 to 0)	0 (0 to 0)	0 (0 to 0)	0 (0 to 0)	0 (0 to 0)	0 (0 to 0)	0 (0 to 0)	0 (0 to 0)	0 (0 to 0)	0 (0 to 0)	0 (0 to 0)	0 (0 to 0)	0 (0 to 0)	0 (0 to 0)	0 (0 to 0)	0
Dengue	0 (0 to 0)	0 (0 to 0)	0 (0 to 0)	0 (0 to 0)	0 (0 to 0)	0 (0 to 0)	0 (0 to 0)	0 (0 to 0)	0 (0 to 0)	0 (0 to 0)	0 (0 to 0)	0 (0 to 0)	0 (0 to 0)	0 (0 to 0)	0 (0 to 0)	0 (0 to 0)	0 (0 to 0)	0 (0 to 0)	0 (0 to 0)	0 (0 to 0)	0 (0 to 0)	0 (0 to 0)	0 (0 to 0)	0 (0 to 0)	0 (0 to 0)	0
Yellow fever	0 (0 to 0)	0 (0 to 0)	0 (0 to 0)	0 (0 to 0)	0 (0 to 0)	0 (0 to 0)	0 (0 to 0)	0 (0 to 0)	0 (0 to 0)	0 (0 to 0)	0 (0 to 0)	0 (0 to 0)	0 (0 to 0)	0 (0 to 0)	0 (0 to 0)	0 (0 to 0)	0 (0 to 0)	0 (0 to 0)	0 (0 to 0)	0 (0 to 0)	0 (0 to 0)	0 (0 to 0)	0 (0 to 0)	0 (0 to 0)	0 (0 to 0)	0
Rabies	0 (0 to 0)	0 (0 to 0)	0 (0 to 0)	0 (0 to 0)	0 (0 to 0)	0 (0 to 0)	0 (0 to 0)	0 (0 to 0)	0 (0 to 0)	0 (0 to 0)	0 (0 to 0)	0 (0 to 0)	0 (0 to 0)	0 (0 to 0)	0 (0 to 0)	0 (0 to 0)	0 (0 to 0)	0 (0 to 0)	0 (0 to 0)	0 (0 to 0)	0 (0 to 0)	0 (0 to 0)	0 (0 to 0)	0 (0 to 0)	0 (0 to 0)	2.6
Intestinal nematode infections	0 (0 to 0)	0 (0 to 0)	0 (0 to 0)	0 (0 to 0)	0 (0 to 0)	0 (0 to 0)	0 (0 to 0)	0 (0 to 0)	0 (0 to 0)	0 (0 to 0)	0 (0 to 0)	0 (0 to 0)	0 (0 to 0)	0 (0 to 0)	0 (0 to 0)	0 (0 to 0)	0 (0 to 0)	0 (0 to 0)	0 (0 to 0)	0 (0 to 0)	0 (0 to 0)	0 (0 to 0)	0 (0 to 0)	0 (0 to 0)	0 (0 to 0)	0
Ascariasis	0 (0 to 0)	0 (0 to 0)	0 (0 to 0)	0 (0 to 0)	0 (0 to 0)	0 (0 to 0)	0 (0 to 0)	0 (0 to 0)	0 (0 to 0)	0 (0 to 0)	0 (0 to 0)	0 (0 to 0)	0 (0 to 0)	0 (0 to 0)	0 (0 to 0)	0 (0 to 0)	0 (0 to 0)	0 (0 to 0)	0 (0 to 0)	0 (0 to 0)	0 (0 to 0)	0 (0 to 0)	0 (0 to 0)	0 (0 to 0)	0 (0 to 0)	0
Trichuriasis	0 (0 to 0)	0 (0 to 0)	0 (0 to 0)	0 (0 to 0)	0 (0 to 0)	0 (0 to 0)	0 (0 to 0)	0 (0 to 0)	0 (0 to 0)	0 (0 to 0)	0 (0 to 0)	0 (0 to 0)	0 (0 to 0)	0 (0 to 0)	0 (0 to 0)	0 (0 to 0)	0 (0 to 0)	0 (0 to 0)	0 (0 to 0)	0 (0 to 0)	0 (0 to 0)	0 (0 to 0)	0 (0 to 0)	0 (0 to 0)	0 (0 to 0)	0
Hookworm disease	0 (0 to 0)	0 (0 to 0)	0 (0 to 0)	0 (0 to 0)	0 (0 to 0)	0 (0 to 0)	0 (0 to 0)	0 (0 to 0)	0 (0 to 0)	0 (0 to 0)	0 (0 to 0)	0 (0 to 0)	0 (0 to 0)	0 (0 to 0)	0 (0 to 0)	0 (0 to 0)	0 (0 to 0)	0 (0 to 0)	0 (0 to 0)	0 (0 to 0)	0 (0 to 0)	0 (0 to 0)	0 (0 to 0)	0 (0 to 0)	0 (0 to 0)	0
Food-borne trematodiases	0 (0 to 0)	0 (0 to 0)	0 (0 to 0)	0 (0 to 0)	0 (0 to 0)	0 (0 to 0)	0 (0 to 0)	0 (0 to 0)	0 (0 to 0)	0 (0 to 0)	0 (0 to 0)	0 (0 to 0)	0 (0 to 0)	0 (0 to 0)	0 (0 to 0)	0 (0 to 0)	0 (0 to 0)	0 (0 to 0)	0 (0 to 0)	0 (0 to 0)	0 (0 to 0)	0 (0 to 0)	0 (0 to 0)	0 (0 to 0)	0 (0 to 0)	0
Leprosy	0 (0 to 0)	0 (0 to 0)	0 (0 to 0)	0 (0 to 0)	0 (0 to 0)	0 (0 to 0)	0 (0 to 0)	0 (0 to 0)	0 (0 to 0)	0 (0 to 0)	0 (0 to 0)	0 (0 to 0)	0 (0 to 0)	0 (0 to 0)	0 (0 to 0)	0 (0 to 0)	0 (0 to 0)	0 (0 to 0)	0 (0 to 0)	0 (0 to 0)	0 (0 to 0)	0 (0 to 0)	0 (0 to 0)	0 (0 to 0)	0 (0 to 0)	0
Measles	0 (0 to 0)	0 (0 to 0)	0 (0 to 0)	0 (0 to 0)	0 (0 to 0)	0 (0 to 0)	0 (0 to 0)	0 (0 to 0)	0 (0 to 0)	0 (0 to 0)	0 (0 to 0)	0 (0 to 0)	0 (0 to 0)	0 (0 to 0)	0 (0 to 0)	0 (0 to 0)	0 (0 to 0)	0 (0 to 0)	0 (0 to 0)	0 (0 to 0)	0 (0 to 0)	0 (0 to 0)	0 (0 to 0)	0 (0 to 0)





SR Table 2a: Portugal DALYS by cause and age group for males with 95% uncertainty intervals, 2019

Cause	Sum/ Neonatal	Late Neonatal	Post Neonatal	1 to 4	5 to 9	10 to 14	15 to 19	20 to 24	25 to 29	30 to 34	35 to 39	40 to 44	45 to 49	50 to 54	55 to 59	60 to 64	65 to 69	70 to 74	75 to 79	80 to 84	85 to 89	90 to 94	95 plus	Total
All causes	1,490 (1,440 to 1,533)	2,960 (1,960 to 3,440)	3,490 (3,330 to 3,630)	6,490 (6,130 to 6,870)	6,960 (6,700 to 7,190)	10,600 (10,000 to 11,200)	27,200 (25,900 to 28,700)	33,000 (27,200 to 38,600)	37,700 (30,200 to 45,000)	41,000 (33,000 to 48,700)	44,700 (36,200 to 52,900)	49,100 (41,600 to 57,600)	56,000 (47,100 to 65,600)	66,000 (55,900 to 77,100)	85,000 (72,000 to 99,000)	120,000 (103,000 to 134,000)	158,000 (137,000 to 174,000)	191,000 (166,000 to 213,000)	184,000 (159,000 to 207,000)	172,000 (147,000 to 196,000)	144,000 (122,000 to 167,000)	140,000 (119,000 to 161,000)	120,000 (102,000 to 137,000)	1,840,000 (1,630,000 to 2,060,000)
Communicable, maternal, neonatal, and nutritional diseases	3,430 (2,620 to 4,600)	1,320 (969 to 1,720)	1,490 (1,190 to 1,850)	1,490 (1,230 to 1,810)	1,060 (866 to 1,290)	1,360 (1,080 to 1,660)	1,660 (1,310 to 2,060)	1,640 (1,280 to 2,070)	2,080 (1,630 to 2,610)	3,670 (2,870 to 4,630)	5,490 (4,280 to 6,950)	7,280 (5,600 to 9,290)	8,120 (6,230 to 10,400)	8,620 (6,600 to 11,000)	9,400 (7,200 to 12,000)	9,400 (7,200 to 12,000)	9,870 (7,560 to 12,600)	6,780 (5,200 to 8,650)	6,040 (4,630 to 7,700)	5,270 (4,040 to 6,720)	4,630 (3,550 to 5,900)	3,430 (2,630 to 4,370)	107,000 (82,000 to 136,000)
HIV/AIDS and sexually transmitted infections	414 (0 to 1,140)	24.3 (0 to 67.2)	19.2 (0 to 53.2)	13.0 (0 to 36.2)	19.2 (0 to 53.4)	69.4 (0 to 194)	324 (0 to 907)	624 (0 to 1,750)	1,000 (0 to 2,810)	1,270 (0 to 3,560)	2,060 (0 to 5,770)	3,020 (0 to 8,460)	3,960 (0 to 11,100)	4,700 (0 to 13,200)	5,160 (0 to 14,500)	5,160 (0 to 14,500)	5,160 (0 to 14,500)	3,720 (0 to 10,400)	3,320 (0 to 9,310)	2,890 (0 to 8,110)	2,540 (0 to 7,120)	1,880 (0 to 5,270)	58,000 (0 to 162,000)
HIV/AIDS	0 (0 to 0)	0 (0 to 0)	0 (27.6 to 30.9)	0 (19.0 to 22)	0 (19.3 to 21.7)	0 (19.3 to 21.7)	0 (52.9 to 77.8)	0 (780 to 872)	0 (960 to 999)	0 (1,020 to 2,200)	0 (2,460 to 3,490)	0 (3,420 to 4,830)	0 (2,820 to 3,960)	0 (1,960 to 2,760)	0 (998 to 1,390)	0 (618 to 867)	0 (420 to 602)	0 (214 to 196)	0 (68.7 to 301)	0 (21.1 to 98.3)	0 (9.6 to 18.2)	0 (2.6 to 4.9)	16,000 (14 to 21)
HIV/AIDS - Drug-susceptible Tuberculosis	0 (0 to 0)	0.2 (0 to 0.1)	2.3 (1.4 to 3.4)	1.6 (1 to 2.4)	2.2 (1.4 to 3.3)	7 (4.6 to 10.1)	29.5 (19.1 to 42.7)	56 (36.9 to 80.7)	214 (137 to 309)	339 (223 to 492)	686 (472 to 997)	392 (252 to 563)	359 (177 to 512)	359 (181 to 513)	359 (179 to 513)	359 (179 to 513)	129 (63 to 184)	8.6 (3.1 to 12.4)	1.2 (0.4 to 1.8)	0.2 (0.1 to 0.3)	0 (0 to 0)	0 (0 to 0)	2,100 (1,400 to 3,000)
HIV/AIDS - Multidrug-resistant Tuberculosis without extensi	0 (0 to 0)	0 (0 to 0)	0 (0 to 0)	0 (0 to 0)	0 (0 to 0)	0 (0 to 0)	0.1 (0 to 0.1)	0.3 (0 to 0.4)	0.9 (0.1 to 1.1)	2.1 (0.2 to 2.6)	3.6 (0.4 to 4.5)	6.6 (0.8 to 8.1)	9.6 (1.1 to 11.8)	12.5 (1.5 to 15.3)	15.5 (1.8 to 19.1)	15.5 (1.8 to 19.1)	15.5 (1.8 to 19.1)	11.1 (1.3 to 13.7)	9.9 (1.2 to 12.2)	8.6 (1 to 10.6)	7.6 (0.9 to 9.3)	5.6 (0.7 to 6.9)	170 (20 to 210)
HIV/AIDS - Extensively drug-resistant Tuberculosis	0 (0 to 0)	0 (0 to 0)	0 (0 to 0)	0 (0 to 0)	0 (0 to 0)	0 (0 to 0)	0.1 (0 to 0.2)	0.3 (0 to 0.5)	0.9 (0.2 to 1.4)	2.1 (0.4 to 3.3)	3.6 (0.8 to 5.6)	6.6 (1.6 to 10.1)	9.6 (2.4 to 14.6)	12.5 (3.1 to 19.1)	15.5 (3.9 to 23.7)	15.5 (3.9 to 23.7)	15.5 (3.9 to 23.7)	11.1 (2.8 to 17.1)	9.9 (2.5 to 15.1)	8.6 (2.2 to 13.1)	7.6 (1.9 to 11.6)	5.6 (1.4 to 8.6)	170 (42 to 260)
HIV/AIDS resulting in other diseases	0 (0 to 0)	22.6 (7.7 to 39)	13.9 (12.9 to 14.9)	10.1 (9.5 to 10.7)	15.9 (15.1 to 16.6)	59.7 (55.1 to 64.2)	288 (266 to 308)	716 (666 to 768)	1,000 (1,000 to 1,070)	1,000 (2,000 to 2,120)	2,060 (2,060 to 2,190)	2,070 (2,070 to 2,200)	2,070 (2,070 to 2,200)	2,070 (2,070 to 2,200)	1,200 (1,200 to 1,280)	667 (667 to 709)	453 (453 to 482)	122 (122 to 130)	70.6 (69 to 80.7)	33.8 (26.1 to 41.6)	11.3 (8.1 to 14.5)	3 (2.1 to 4.1)	1.8 (1.2 to 1.9)	16,200 (14,000 to 18,400)
Sexually transmitted infections excluding HIV	0.7 (0 to 1.1)	0.3 (0 to 0.5)	0.3 (0 to 0.5)	0 (0 to 0)	0 (0 to 0)	1.1 (0 to 1.7)	3.7 (1.4 to 5.6)	4.4 (1.7 to 6.7)	7.3 (2.8 to 11)	11.4 (4.4 to 17.1)	14.7 (5.7 to 22)	17.5 (6.8 to 26.2)	19.8 (7.7 to 29.6)	17.5 (6.8 to 26.2)	19.6 (7.6 to 29.3)	19.6 (7.6 to 29.3)	13.9 (5.4 to 20.8)	10.1 (3.9 to 15.1)	9.8 (3.8 to 14.7)	8.6 (3.3 to 12.9)	7.4 (2.9 to 11)	5.7 (2.2 to 8.5)	199 (77 to 298)
Syphilis	0 (0 to 0.1)	0 (0 to 0.1)	0 (0 to 0)	0 (0 to 0)	0 (0 to 0)	0 (0 to 0.1)	0.2 (0 to 0.5)	0.6 (0.2 to 2.1)	2.3 (0.8 to 8.2)	5.1 (2 to 18.3)	7.6 (2.7 to 27.3)	9.3 (3.3 to 33)	11.2 (3.9 to 39.7)	9.3 (3.3 to 33)	11.2 (3.9 to 39.7)	11.2 (3.9 to 39.7)	7.6 (2.6 to 27.1)	5.1 (1.6 to 18.4)	5.1 (1.6 to 18.4)	4.3 (1.3 to 15.2)	3.7 (1.1 to 13.1)	2.9 (0.9 to 10.4)	97 (29 to 351)
Chlamydial infection	0 (0 to 0)	0 (0 to 0)	0 (0 to 0)	0 (0 to 0)	0 (0 to 0)	0 (0 to 0)	0 (0 to 0)	0.2 (0.2 to 0.6)	0.6 (0.2 to 1)	1.5 (0.5 to 2.4)	2.1 (0.7 to 3.5)	2.7 (0.9 to 4.5)	3.7 (1.2 to 6.2)	4.5 (1.5 to 7.5)	5.1 (1.7 to 8.5)	5.1 (1.7 to 8.5)	3.6 (1.2 to 6)	2.6 (0.9 to 4.4)	2.5 (0.8 to 4.2)	2.2 (0.7 to 3.7)	1.9 (0.6 to 3.2)	1.5 (0.5 to 2.5)	49 (16 to 82)
Gonococcal infection	0 (0 to 0)	0 (0 to 0)	0 (0 to 0)	0 (0 to 0)	0 (0 to 0)	0 (0 to 0)	0 (0 to 0.3)	0 (0 to 0.9)	0 (0.2 to 2.4)	0 (0.2 to 3.1)	0 (0.2 to 3.5)	0 (0.2 to 3.5)	0 (0.2 to 3.5)	0 (0.2 to 3.5)	0 (0.2 to 3.5)	0 (0.2 to 3.5)	0 (0.2 to 3.5)	0 (0.2 to 3.5)	0 (0.2 to 3.5)	0 (0.2 to 3.5)	0 (0.2 to 3.5)	0 (0.2 to 3.5)	0 (0.2 to 3.5)
Trichomoniasis	0 (0 to 0)	0 (0 to 0)	0 (0 to 0)	0 (0 to 0)	0 (0 to 0)	0 (0 to 0)	0 (0 to 0)



Cause	Early Neonatal	Late Neonatal	Post Neonatal	1 to 4	5 to 9	10 to 14	15 to 19	20 to 24	25 to 29	30 to 34	35 to 39	40 to 44	45 to 49	50 to 54	55 to 59	60 to 64	65 to 69	70 to 74	75 to 79	80 to 84	85 to 89	90 to 94	95 plus	Total
All causes	3,290,000 (1,730,000-5,050,000)	526,000 (422,000-637,000)	2,350,000 (1,940,000-2,800,000)	1,950,000 (1,610,000-2,330,000)	874,000 (722,000-1,050,000)	629,000 (569,000-691,000)	1,030,000 (1,020,000-1,040,000)	1,530,000 (1,520,000-1,540,000)	1,940,000 (1,930,000-1,950,000)	2,240,000 (2,230,000-2,250,000)	2,290,000 (2,280,000-2,300,000)	2,510,000 (2,500,000-2,520,000)	2,570,000 (2,560,000-2,580,000)	2,570,000 (2,560,000-2,580,000)	2,510,000 (2,500,000-2,520,000)	2,700,000 (2,690,000-2,710,000)	2,290,000 (2,280,000-2,300,000)	2,700,000 (2,690,000-2,710,000)	2,460,000 (2,450,000-2,470,000)	1,460,000 (1,450,000-1,470,000)	1,040,000 (1,030,000-1,050,000)	626,000 (623,000-629,000)	285,000 (284,000-286,000)	41,300,000
Communicable, maternal, neonatal, and nutritional diseases	1,870,000 (1,160,000-2,710,000)	389,000 (331,000-452,000)	619,000 (452,000-811,000)	731,000 (596,000-881,000)	264,000 (199,000-339,000)	201,000 (164,000-241,000)	283,000 (257,000-309,000)	384,000 (358,000-411,000)	427,000 (399,000-455,000)	517,000 (486,000-547,000)	538,000 (507,000-570,000)	647,000 (611,000-683,000)	667,000 (630,000-705,000)	667,000 (630,000-705,000)	649,000 (613,000-686,000)	703,000 (664,000-743,000)	594,000 (561,000-628,000)	703,000 (664,000-743,000)	639,000 (604,000-676,000)	379,000 (358,000-401,000)	270,000 (255,000-286,000)	74,000 (70,000-78,000)	10,400,000 (9,820,000-11,000,000)	9,980,000
HIV/AIDS and sexually transmitted infections	28,100 (24,500-32,000)	6,600 (5,600-7,600)	17,100 (14,900-19,400)	28,000 (24,500-31,900)	2,900 (2,500-3,300)	1,000 (900-1,200)	1,700 (1,500-1,900)	7,700 (6,800-8,700)	25,400 (22,500-28,600)	37,900 (33,600-42,700)	56,000 (49,600-63,100)	73,000 (64,700-82,300)	84,000 (74,500-94,700)	84,000 (74,500-94,700)	73,000 (64,700-82,300)	84,000 (74,500-94,700)	73,000 (64,700-82,300)	84,000 (74,500-94,700)	73,000 (64,700-82,300)	42,000 (37,200-47,300)	28,100 (24,900-31,700)	6,600 (5,900-7,500)	1,000 (900-1,100)	642,000 (569,000-724,000)
HIV/AIDS	28,100 (24,500-32,000)	6,600 (5,600-7,600)	17,100 (14,900-19,400)	28,000 (24,500-31,900)	2,900 (2,500-3,300)	1,000 (900-1,200)	1,700 (1,500-1,900)	7,700 (6,800-8,700)	25,400 (22,500-28,600)	37,900 (33,600-42,700)	56,000 (49,600-63,100)	73,000 (64,700-82,300)	84,000 (74,500-94,700)	84,000 (74,500-94,700)	73,000 (64,700-82,300)	84,000 (74,500-94,700)	73,000 (64,700-82,300)	84,000 (74,500-94,700)	73,000 (64,700-82,300)	42,000 (37,200-47,300)	28,100 (24,900-31,700)	6,600 (5,900-7,500)	1,000 (900-1,100)	642,000 (569,000-724,000)
HIV/AIDS - Drug-susceptible Tuberculosis	43 (4 to 3-1)	23 (2 to 3)	2,870 (2,650 to 3,110)	13,400 (1,300 to 16,300)	1,300 (1,100 to 1,500)	967 (700 to 1,300)	2,870 (2,530 to 3,240)	6,900 (5,100 to 10,400)	13,400 (10,000 to 20,000)	18,400 (14,000 to 26,100)	17,600 (13,000 to 25,000)	15,400 (13,000 to 18,100)	17,600 (14,000 to 22,000)	15,400 (13,000 to 18,100)	17,600 (14,000 to 22,000)	15,400 (13,000 to 18,100)	17,600 (14,000 to 22,000)	15,400 (13,000 to 18,100)	17,600 (14,000 to 22,000)	15,400 (13,000 to 18,100)	17,600 (14,000 to 22,000)	15,400 (13,000 to 18,100)	15,400 (13,000 to 18,100)	333,000
HIV/AIDS - Multidrug-resistant Tuberculosis without extensive drug resistance	0 (0 to 0)	0 (0 to 0)	43 (34 to 54)	1 (1 to 701)	2 (1 to 3)	2 (1 to 4)	6 (4 to 9)	21 (14 to 30)	47 (31 to 68)	77 (51 to 110)	114 (76 to 164)	153 (102 to 220)	191 (127 to 275)	153 (102 to 220)	114 (76 to 164)	153 (102 to 220)	114 (76 to 164)	153 (102 to 220)	114 (76 to 164)	153 (102 to 220)	114 (76 to 164)	153 (102 to 220)	114 (76 to 164)	1,900
HIV/AIDS - Extensively drug-resistant Tuberculosis	0 (0 to 0)	0 (0 to 0)	0 (0 to 0)	28 (1 to 1,200)	2 (1 to 3)	1 (1 to 2)	4 (3 to 5)	15 (10 to 21)	27 (18 to 39)	44 (29 to 63)	65 (43 to 94)	87 (58 to 126)	109 (72 to 157)	87 (58 to 126)	65 (43 to 94)	87 (58 to 126)	65 (43 to 94)	87 (58 to 126)	65 (43 to 94)	87 (58 to 126)	65 (43 to 94)	87 (58 to 126)	65 (43 to 94)	1,080
HIV/AIDS resulting in other diseases	1,200 (0 to 6,700)	1,200 (0 to 6,700)	1,200 (0 to 6,700)



Table 2a Spain DALYS by cause and age group for males with 95% uncertainty intervals, 2019

Cause	Early Neonatal	Late Neonatal	Post Neonatal	1 to 4	5 to 9	10 to 14	15 to 19	20 to 24	25 to 29	30 to 34	35 to 39	40 to 44	45 to 49	50 to 54	55 to 59	60 to 64	65 to 69	70 to 74	75 to 79	80 to 84	85 to 89	90 to 94	95 plus	Total
All causes	19,902 (16,339 to 24,426)	10,930 (9,602 to 12,353)	19,239 (16,933 to 21,556)	31,868 (29,162 to 40,900)	48,900 (45,284 to 53,556)	49,902 (47,353 to 52,488)	99,390 (79,655 to 124,656)	113,666 (90,782 to 138,656)	134,666 (107,305 to 166,656)	142,666 (110,666 to 187,666)	154,666 (119,666 to 210,666)	224,666 (166,666 to 279,666)	314,666 (234,666 to 421,666)	379,666 (282,666 to 507,666)	469,666 (347,666 to 629,666)	522,666 (379,666 to 709,666)	622,666 (454,666 to 844,666)	666,666 (484,666 to 904,666)	663,666 (479,666 to 900,666)	622,666 (449,666 to 844,666)	622,666 (449,666 to 844,666)	670,666 (484,666 to 909,666)	667,666 (479,666 to 900,666)	466,666 (332,666 to 629,666)	27,666 (19,666 to 37,666)	164,666 (102,666 to 241,666)	6,270,666
Communicable, maternal, neonatal, and nutritional diseases	14,666 (11,666 to 18,666)	9,818 (8,666 to 11,666)	8,666 (6,666 to 10,666)	6,666 (5,666 to 8,666)	6,666 (5,666 to 8,666)	6,666 (5,666 to 8,666)	6,666 (5,666 to 8,666)	6,666 (5,666 to 8,666)	6,666 (5,666 to 8,666)	7,666 (6,666 to 9,666)	11,666 (9,666 to 14,666)	17,666 (14,666 to 21,666)	26,666 (21,666 to 32,666)	36,666 (29,666 to 44,666)	53,666 (43,666 to 65,666)	73,666 (59,666 to 90,666)	103,666 (83,666 to 127,666)	136,666 (109,666 to 167,666)	164,666 (131,666 to 201,666)	178,666 (142,666 to 219,666)	178,666 (142,666 to 219,666)	178,666 (142,666 to 219,666)	178,666 (142,666 to 219,666)	120,666 (96,666 to 148,666)	20,666 (16,666 to 25,666)	3,666 (2,666 to 4,666)	268,666
HIV/AIDS and sexually transmitted infections	0.4 (0.2 to 0.8)	0.4 (0.2 to 0.7)	69.1 to 78.7)	469.5 to 617.9	482.1 to 638.2	617.2to 81.43	1104 to 1611	2227 to 3391	3927 to 6323	7119 to 11,700	12,666 to 19,666	19,666 to 29,666	29,666 to 43,666	39,666 to 58,666	49,666 to 73,666	59,666 to 87,666	69,666 to 102,666	79,666 to 117,666	89,666 to 132,666	99,666 to 147,666	109,666 to 162,666	119,666 to 177,666	129,666 to 192,666	139,666 to 207,666	149,666 to 222,666	159,666 to 237,666	169,666 to 252,666	2,666 to 4,666	29,666
HIV/AIDS	0.4 (0.2 to 0.8)	0.4 (0.2 to 0.7)	69.1 to 78.7)	469.5 to 617.9	482.1 to 638.2	617.2to 81.43	1104 to 1611	2227 to 3391	3927 to 6323	7119 to 11,700	12,666 to 19,666	19,666 to 29,666	29,666 to 43,666	39,666 to 58,666	49,666 to 73,666	59,666 to 87,666	69,666 to 102,666	79,666 to 117,666	89,666 to 132,666	99,666 to 147,666	109,666 to 162,666	119,666 to 177,666	129,666 to 192,666	139,666 to 207,666	149,666 to 222,666	159,666 to 237,666	169,666 to 252,666	2,666 to 4,666	29,666
HIV/AIDS - Drug-susceptible Tuberculosis	0 (0 to 0)	0 (0 to 0)	0.6 (0.4 to 0.8)	3.6 (2.6 to 4.6)	3.7 (2.6 to 4.7)	4.7 (3.3 to 6.1)	8.4 (6.4 to 10.7)	17 (12.9 to 21.5)	30 (22.6 to 38.1)	54 (40.8 to 68.4)	94 (71.2 to 118.5)	150 (113.6 to 189.4)	239 (180.9 to 301.5)	303 (229.4 to 382.3)	375 (284.1 to 475.2)	418 (316.5 to 529.7)	498 (377.2 to 631.2)	533 (403.7 to 675.4)	531 (402.1 to 673.1)	498 (377.2 to 631.2)	498 (377.2 to 631.2)	536 (405.9 to 679.1)	533 (403.7 to 675.4)	373 (282.6 to 472.9)	22 (16.6 to 27.8)	131 (81.2 to 192.9)	2,666
HIV/AIDS - Multidrug-resistant Tuberculosis without extensive drug resistance	0 (0 to 0)	0 (0 to 0)	0 (0 to 0)	0 (0 to 0)	0 (0 to 0)	0 (0 to 0)	0.2 (0.1 to 0.3)	0.4 (0.3 to 0.6)	0.8 (0.6 to 1.1)	1.5 (1.1 to 2.1)	2.6 (1.9 to 3.6)	4.1 (3.1 to 5.7)	6.5 (4.9 to 9.1)	8.3 (6.3 to 11.6)	10.3 (7.8 to 14.4)	11.5 (8.7 to 16.1)	13.7 (10.4 to 19.2)	14.7 (11.1 to 20.6)	14.6 (11.1 to 20.4)	13.7 (10.4 to 19.2)	13.7 (10.4 to 19.2)	14.7 (11.1 to 20.6)	14.6 (11.1 to 20.4)	10.3 (7.8 to 14.4)	0.6 (0.4 to 0.8)	3.6 (2.2 to 5.3)	74
HIV/AIDS - Extensively drug-resistant Tuberculosis	0 (0 to 0)	0 (0 to 0)	0 (0 to 0.2)	0 (0 to 0.2)	0 (0 to 0.2)	0 (0 to 0.2)	0 (0 to 0.2)	0 (0 to 0.1)	0 (0 to 0.1)	0 (0 to 0.1)	0 (0 to 0.1)	0 (0 to 0.1)	0 (0 to 0.1)	0 (0 to 0.1)	0 (0 to 0.1)	0 (0 to 0.1)	0 (0 to 0.1)	0 (0 to 0.1)	0 (0 to 0.1)	0 (0 to 0.1)	0 (0 to 0.1)	0 (0 to 0.1)	0 (0 to 0.1)	0 (0 to 0.1)	0 (0 to 0.1)	0 (0 to 0.1)	0 (0 to 0.1)	0 (0 to 0.1)	15.2
HIV/AIDS resulting in other diseases	0 (0 to 0)	0 (0 to 0)	68.5 (58.4 to 72.4)	7.8 (6.7 to 8.7)	8.8 (7.6 to 9.8)	9.8 (8.4 to 10.9)	106 (91.2 to 118.2)	202 (173.8 to 225.2)	360 (309.8 to 401.5)	647 (556.7 to 721.6)	1,166 (1,003.6 to 1,300.2)	2,666 (2,293.6 to 2,972.6)	4,666 (4,014.6 to 5,202.6)	6,666 (5,736.6 to 7,432.6)	8,666 (7,458.6 to 9,662.6)	9,666 (8,318.6 to 10,782.6)	11,666 (10,038.6 to 13,008.6)	12,666 (10,898.6 to 14,118.6)	12,666 (10,898.6 to 14,118.6)	11,666 (10,038.6 to 13,008.6)	11,666 (10,038.6 to 13,008.6)	12,666 (10,898.6 to 14,118.6)	12,666 (10,898.6 to 14,118.6)	9,666 (8,318.6 to 10,782.6)	666 (572.6 to 742.6)	3,666 (2,666 to 4,666)	26,666
Sexually transmitted infections, excluding HIV	0.4 (0.2 to 0.8)	0.4 (0.2 to 0.7)	0.6 (0.4 to 0.8)	0.2 (0.1 to 0.3)	1.5 (1.1 to 2.1)	2.6 (1.9 to 3.6)	4.2 (3.1 to 5.7)	4.6 (3.4 to 6.1)	4.6 (3.4 to 6.1)	4.6 (3.4 to 6.1)	4.6 (3.4 to 6.1)	4.6 (3.4 to 6.1)	4.6 (3.4 to 6.1)	4.6 (3.4 to 6.1)	4.6 (3.4 to 6.1)	4.6 (3.4 to 6.1)	4.6 (3.4 to 6.1)	4.6 (3.4 to 6.1)	4.6 (3.4 to 6.1)	4.6 (3.4 to 6.1)	4.6 (3.4 to 6.1)	4.6 (3.4 to 6.1)	4.6 (3.4 to 6.1)	4.6 (3.4 to 6.1)	4.6 (3.4 to 6.1)	4.6 (3.4 to 6.1)	612
Syphilis	0.4 (0.2 to 0.8)	0.4 (0.2 to 0.7)	0.6 (0.4 to 0.8)	0.2 (0.1 to 0.3)	1.5 (1.1 to 2.1)	2.6 (1.9 to 3.6)	4.2 (3.1 to 5.7)	4.6 (3.4 to 6.1)	4.6 (3.4 to 6.1)	4.6 (3.4 to 6.1)	4.6 (3.4 to 6.1)	4.6 (3.4 to 6.1)	4.6 (3.4 to 6.1)	4.6 (3.4 to 6.1)	4.6 (3.4 to 6.1)	4.6 (3.4 to 6.1)	4.6 (3.4 to 6.1)	4.6 (3.4 to 6.1)	4.6 (3.4 to 6.1)	4.6 (3.4 to 6.1)	4.6 (3.4 to 6.1)	4.6 (3.4 to 6.1)	4.6 (3.4 to 6.1)	4.6 (3.4 to 6.1)	4.6 (3.4 to 6.1)	4.6 (3.4 to 6.1



Other transport injuries	4-9 (0.7 to 7.9)	4 (2.0 to 8.5)	21 (13.0 to 32.1)	197 (170 to 230)	276 (239 to 320)	473 (393 to 567)	2,890 (2,624 to 3,180)	1,980 (1,777 to 1,800)	1,980 (1,800 to 1,960)	1,980 (1,810 to 2,110)	1,950 (1,800 to 2,410)	2,110 (1,800 to 2,420)	2,260 (2,060 to 2,470)	2,260 (2,060 to 2,500)	2,230 (1,920 to 2,560)	2,230 (1,760 to 2,540)	2,090 (1,720 to 2,540)	1,990 (1,630 to 2,540)	1,990 (1,630 to 2,540)	1,990 (1,630 to 2,540)	1,990 (1,630 to 2,540)	1,990 (1,630 to 2,540)	1,990 (1,630 to 2,540)	197 (157 to 241)	49 (28.6 to 71.5)	19.0 (12 to 32.7)	21,500
Unintentional injuries	79 (68.2 to 96.6)	117 (89.8 to 153)	782 (634 to 1,110)	12,900 (12,200 to 13,600)	9,340 (8,720 to 10,000)	8,710 (8,120 to 9,300)	11,900 (11,200 to 12,600)	9,960 (9,330 to 10,600)	11,900 (11,300 to 12,600)	12,600 (11,900 to 13,300)	13,200 (12,400 to 14,000)	13,900 (13,000 to 14,800)	14,600 (13,700 to 15,500)	15,200 (14,200 to 16,200)	15,900 (14,800 to 16,900)	16,600 (15,400 to 17,600)	17,200 (15,900 to 18,200)	17,900 (16,500 to 19,000)	18,600 (17,100 to 19,700)	19,300 (17,700 to 20,500)	20,000 (18,300 to 21,200)	20,600 (18,800 to 21,900)	20,600 (18,800 to 21,900)	197 (157 to 241)	12,700 (12,100 to 13,300)	9,780 (9,300 to 10,200)	351,000
Falls	8-16 (6.1 to 12.9)	14-26 (10.3 to 21.1)	147 (93.8 to 231.0)	781 (668 to 1,000)	1,470 (1,220 to 1,730)	2,290 (1,870 to 2,750)	5,690 (5,020 to 6,700)	4,960 (4,350 to 5,600)	5,960 (5,170 to 7,060)	7,120 (6,200 to 8,150)	9,910 (7,320 to 13,700)	13,200 (9,870 to 19,200)	13,900 (10,200 to 19,000)	13,900 (10,400 to 19,600)	14,200 (10,600 to 19,100)	14,200 (10,600 to 19,100)	13,200 (9,720 to 17,600)	12,900 (9,330 to 18,100)	12,900 (9,700 to 18,300)	12,900 (9,330 to 18,100)	12,900 (9,700 to 18,300)	12,900 (9,330 to 18,100)	12,900 (9,700 to 18,300)	9,490 (7,600 to 11,700)	4,230 (3,430 to 5,420)	1,200 (900 to 1,560)	167,000
Drowning	2.3-4.4 (1.6 to 6.7)	4.4-7.1 (1.0 to 9.7)	4.4-7.1 (1.0 to 9.7)	39.0 (30.6 to 48)	39.0 (30.6 to 51)	262 (206 to 335)	262 (210 to 334)	262 (204 to 327)	262 (204 to 327)	262 (204 to 327)	262 (204 to 327)	262 (204 to 327)	262 (204 to 327)	262 (204 to 327)	262 (204 to 327)	262 (204 to 327)	262 (204 to 327)	262 (204 to 327)	262 (204 to 327)	262 (204 to 327)	262 (204 to 327)	262 (204 to 327)	262 (204 to 327)	262 (204 to 327)	39.0 (30.6 to 51)	4.4-7.1 (1.0 to 9.7)	4.4-7.1 (1.0 to 9.7)	12,500
Fire, heat, and hot substances	1.8 (1 to 1.8)	2.4 (1.4 to 3.1)	24.0 (20.3 to 30.7)	192 (162 to 227)	172 (121 to 247)	199 (139 to 291)	242 (173 to 361)	323 (242 to 491)	452 (321 to 679)	600 (429 to 941)	938 (634 to 1,540)	1,710 (1,120 to 3,140)	1,720 (1,140 to 3,140)	1,720 (1,140 to 3,140)	1,720 (1,140 to 3,140)	1,720 (1,140 to 3,140)	1,720 (1,140 to 3,140)	1,720 (1,140 to 3,140)	1,720 (1,140 to 3,140)	1,720 (1,140 to 3,140)	1,720 (1,140 to 3,140)	1,720 (1,140 to 3,140)	1,720 (1,140 to 3,140)	423 (370 to 718)	423 (316 to 560)	423 (242 to 420)	21,400 (132 to 172)	131 (39.5 to 4.0.4)	39.7 (39.5 to 4.0.4)	11,500
Poisonings	2.1-4.1 (1.2 to 7.1)	2.1-4.1 (0.4 to 7.1)	2.1-4.1 (0.4 to 7.1)	193 (171 to 220)	193 (171 to 220)	193 (171 to 220)	193 (171 to 220)	193 (171 to 220)	193 (171 to 220)	193 (171 to 220)	193 (171 to 220)	193 (171 to 220)	193 (171 to 220)	193 (171 to 220)	193 (171 to 220)	193 (171 to 220)	193 (171 to 220)	193 (171 to 220)	193 (171 to 220)	193 (171 to 220)	193 (171 to 220)	193 (171 to 220)	193 (171 to 220)	193 (171 to 220)	193 (171 to 220)	2.1-4.1 (0.4 to 7.1)	2.1-4.1 (0.4 to 7.1)	4,000
Poisoning by/other/un-morvastle	0.9 (0.7 to 0.4)	0.4 (0.2 to 0.6)	0.4 (0.2 to 0.6)	0.4 (0.6 to 1.4)	0.4 (0.6 to 1.4)	0.4 (0.6 to 1.4

SR Table 2a: Sweden DALYS by cause and age group for males with 95% uncertainty intervals, 2019

Cause	Early Neonatal	Late Neonatal	Post Neonatal	1 to 4	5 to 9	10 to 14	15 to 19	20 to 24	25 to 29	30 to 34	35 to 39	40 to 44	45 to 49	50 to 54	55 to 59	60 to 64	65 to 69	70 to 74	75 to 79	80 to 84	85 to 89	90 to 94	95 plus	Total
All causes	2,600 (2,470 to 2,720)	2,200 (1,700 to 2,800)	5,310 (4,330 to 6,500)	6,230 (5,240 to 7,500)	11,000 (9,220 to 13,000)	16,200 (13,100 to 21,300)	24,900 (20,200 to 30,600)	29,300 (27,200 to 32,000)	34,300 (31,600 to 37,400)	41,700 (39,000 to 47,000)	47,200 (43,100 to 51,900)	45,700 (41,300 to 50,600)	49,000 (44,900 to 53,900)	51,200 (46,900 to 56,900)	77,200 (71,200 to 83,700)	84,900 (78,300 to 92,000)	107,000 (97,800 to 116,000)	126,000 (114,000 to 134,000)	144,000 (128,000 to 161,000)	163,000 (141,000 to 179,000)	126,000 (100,000 to 137,000)	84,100 (61,200 to 91,300)	46,100 (33,900 to 49,500)	16,000 (11,200 to 16,900)	1,360,000
Communicable, maternal, neonatal, and nutritional diseases	1,070 (1,020 to 1,090)	1,200 (994 to 1,700)	1,760 (1,230 to 2,260)	1,960 (1,380 to 2,600)	1,300 (1,060 to 1,600)	1,250 (995 to 1,540)	1,240 (998 to 1,510)	1,100 (886 to 1,370)	1,060 (1,270 to 1,190)	1,060 (1,270 to 1,190)	1,070 (1,190 to 1,060)	1,060 (1,210 to 2,020)	1,090 (1,320 to 2,160)	1,210 (1,350 to 2,160)	1,690 (1,910 to 2,800)	1,910 (2,020 to 3,270)	1,960 (1,900 to 3,260)	2,260 (1,700 to 3,660)	2,670 (2,000 to 3,780)	3,490 (2,670 to 5,060)	4,060 (3,060 to 5,660)	4,270 (3,130 to 5,710)	2,720 (2,000 to 3,360)	1,200 (888 to 1,650)	53,100
HIV/AIDS and sexually transmitted infections	0 (0 to 0)	0 (0 to 0)	0 (0 to 0)	1 (0 to 1)	1 (0 to 1)	1 (0 to 2)	4 (2 to 6)	7 (4 to 11)	14 (9 to 21)	21 (14 to 30)	30 (20 to 42)	39 (26 to 54)	49 (33 to 68)	60 (40 to 83)	74 (49 to 102)	89 (60 to 122)	104 (69 to 142)	120 (80 to 164)	135 (90 to 185)	150 (100 to 205)	164 (109 to 224)	174 (116 to 238)	177 (117 to 242)	164 (109 to 224)	144 (96 to 197)	1,940
HIV/AIDS	0 (0 to 0)	0 (0 to 0)	0 (0 to 0)



G6PD deficiency	0/1 (0 to 0.2)	0/3 (0.1 to 0.6)	0/2 (0.1 to 0.4)	0/6 (0.2 to 1)	2/2 (1.3 to 2.7)	3 (1.7 to 4.6)	2/5 (1.6 to 3.8)	3/1 (1.6 to 4.7)	3/6 (2.3 to 5.4)	4/5 (2.6 to 6.4)	2/6 (1.6 to 3.6)	2/8 (1.8 to 3.9)	3/7 (2.5 to 5.1)	5 (3.1 to 8.6)	5/6 (3.6 to 7.8)	5/6 (3.2 to 8.1)	5/4 (2.9 to 8.1)	5/8 (3.1 to 8.4)	2 (1 to 3.7)	0/7 (0.4 to 1.7)	0/3 (0.1 to 2.1)	0 (0 to 2.1)	62.4
G6PD bat	0/1 (0 to 0)	0/1 (0 to 0)	0/1 (0 to 0)

SR Table 2a. Switzerland DALYS by cause and sex group for males with 95% uncertainty intervals, 2019

Cause	Early Neonatal	Late Neonatal	1 to 4	5 to 9	10 to 14	15 to 19	20 to 24	25 to 29	30 to 34	35 to 39	40 to 44	45 to 49	50 to 54	55 to 59	60 to 64	65 to 69	70 to 74	75 to 79	80 to 84	85 to 89	90 to 94	95 plus	Total
All causes	9,230 (7,959 to 10,664)	2,680 (2,364 to 3,110)	6,270 (5,900 to 6,630)	6,250 (5,900 to 6,600)	13,200 (12,900 to 13,500)	19,600 (19,200 to 20,000)	28,000 (27,600 to 28,400)	28,000 (27,600 to 28,400)	28,000 (27,600 to 28,400)	28,000 (27,600 to 28,400)	43,000 (42,500 to 43,500)	47,000 (46,700 to 47,300)	57,000 (57,000 to 58,100)	76,700 (76,700 to 76,800)	91,900 (91,900 to 91,900)	96,400 (96,400 to 96,400)	97,700 (97,700 to 97,700)	106,000 (106,000 to 106,000)	104,000 (104,000 to 104,000)	89,900 (89,900 to 90,000)	64,200 (64,200 to 64,200)	34,200 (34,200 to 34,200)	12,700 (12,700 to 12,700)	1,090,000
Communicable, maternal, neonatal, and nutritional diseases	6,000 (5,000 to 7,060)	699 (601 to 1,030)	1,150 (1,000 to 1,920)	1,490 (1,300 to 2,100)	976 (826 to 1,330)	957 (716 to 1,300)	1,140 (874 to 1,490)	1,410 (1,080 to 1,810)	1,660 (1,280 to 1,980)	1,750 (1,390 to 2,230)	1,720 (1,390 to 2,230)	1,810 (1,450 to 2,230)	2,120 (1,660 to 2,620)	2,220 (1,760 to 2,760)	1,970 (1,610 to 2,360)	2,250 (1,900 to 2,720)	2,510 (2,060 to 3,030)	2,560 (2,060 to 3,160)	2,560 (2,060 to 3,160)	1,990 (1,270 to 1,970)	727 (561 to 910)	42,500
HIV/AIDS and sexually transmitted infections	0 (0 to 0)	0 (0 to 0)	6.6 (6 to 8)	7.2 (6 to 8)	6.6 (4 to 8.2)	2.6 (2.3 to 3.5)	8.6 (6.4 to 12)	21.9 (15.7 to 30.9)	69.7 (49.1 to 102)	143 (108 to 197)	238 (180 to 329)	299 (226 to 374)	356 (270 to 479)	339 (257 to 462)	278 (140 to 387)	140 (68.2 to 242)	102 (50 to 211)	66.5 (31.1 to 147)	17.7 (7.1 to 47.3)	10.1 (4.1 to 19.1)	4.7 (2.2 to 9.1)	1.5 (0.6 to 2.2)	2,360
HIV/AIDS	0 (0 to 0)	0 (0 to 0)	4.6 (4 to 5.6)	7.2 (6 to 8)	6.3 (4.5 to 8.2)	2.3 (2 to 3)	8.3 (6 to 12)	19.6 (14.2 to 28.6)	64.2 (44.6 to 96.6)	132 (97.5 to 186)	222 (164 to 311)	277 (207 to 364)	327 (247 to 444)	309 (233 to 423)	253 (123 to 355)	136 (66.3 to 229)	84 (38.5 to 151)	47.6 (20.9 to 111)	13.6 (5.3 to 29.6)	7.5 (2.9 to 17.8)	2.6 (1.1 to 4.6)	0.6 (0.2 to 1.1)	2,200
HIV/AIDS - Drug-susceptible Tuberculosis	0 (0 to 0)	0 (0 to 0)	0.6 (0.2 to 1.5)	0.4 (0.2 to 0.8)	0.2 (0.1 to 0.5)	0.1 (0 to 0.2)	0.2 (0 to 0.6)	0.6 (0.2 to 1.6)	2.1 (0.6 to 5.6)	4.2 (1.2 to 10.4)	7.2 (2.1 to 17.3)	9.1 (2.7 to 21.2)	10.5 (3.2 to 24.2)	9.8 (3 to 22.7)	8.1 (2.4 to 18.7)	4.3 (1.3 to 9.9)	2.7 (0.8 to 6.2)	1.5 (0.4 to 3.5)	0.4 (0.1 to 0.9)	0.2 (0 to 0.5)	0.1 (0 to 0.2)	0.1 (0 to 0.2)	69.6
HIV/AIDS - Multidrug-resistant Tuberculosis without extensive drug resistance	0 (0 to 0)	0 (0 to 0)	0 (0 to 0.1)	0 (0 to 0.1)	0 (0 to 0.1)	0 (0 to 0)	0 (0 to 0.1)	0.1 (0 to 0.1)	0.3 (0.2 to 0.6)	0.7 (0.5 to 1.5)	1.3 (0.9 to 2.8)	1.6 (1.1 to 3.5)	1.9 (1.3 to 4.2)	1.8 (1.2 to 4)	1.5 (0.9 to 3.2)	0.8 (0.5 to 1.7)	0.5 (0.3 to 1)	0.3 (0.2 to 0.7)	0.1 (0 to 0.3)	0 (0 to 0.1)	0 (0 to 0)	0 (0 to 0)	8.6
HIV/AIDS - Extensively drug-resistant Tuberculosis	0 (0 to 0)	0 (0 to 0)	0 (0 to 0)	0 (0 to 0)	0 (0 to 0)	0 (0 to 0)	0 (0 to 0)	0 (0 to 0)	0.1 (0 to 0.2)	0.2 (0 to 0.5)	0.4 (0.1 to 0.9)	0.5 (0.1 to 1.1)	0.6 (0.2 to 1.3)	0.5 (0.1 to 1.1)	0.4 (0.1 to 0.9)	0.2 (0 to 0.5)	0.1 (0 to 0.3)	0.1 (0 to 0.2)	0 (0 to 0.1)	0 (0 to 0.1)	0 (0 to 0)	0 (0 to 0)	2.5
HIV/AIDS resulting in other diseases	0 (0 to 0)	0 (0 to 0)	0.9 (0.6 to 1.3)	0.9 (0.3 to 1.8)	0.4 (0 to 1.1)	0.2 (0 to 0.7)	0.1 (0 to 0.4)	0.8 (0.2 to 2.1)	3.1 (0.7 to 8.2)	6.2 (1.4 to 16.1)	9.9 (2.2 to 25.7)	12.2 (2.7 to 31.5)	14.1 (3.1 to 36.4)	12.9 (2.9 to 33.1)	10.7 (2.4 to 27.3)	5.7 (1.3 to 14.5)	3.6 (0.8 to 9.2)	2.1 (0.5 to 5.3)	0.6 (0.1 to 1.6)	0.3 (0.1 to 0.8)	0.1 (0 to 0.3)	0.1 (0 to 0.3)	3.3
Sexually transmitted infections excluding HIV	0 (0 to 0)	0 (0 to 0)	0 (0 to 0)	0 (0 to 0)	0.3 (0.1 to 1.1)	0.2 (0 to 0.7)	0.3 (0.1 to 1.2)	2.3 (0.8 to 7.2)	5.5 (1.9 to 17.2)	10.9 (3.7 to 33.7)	15.5 (5.4 to 46.4)	18.6 (6.5 to 55.1)	22.5 (7.9 to 66.4)	18.9 (6.6 to 55.7)	15.1 (5.3 to 44.3)	8.2 (2.9 to 23.8)	5.2 (1.8 to 15.1)	3.1 (1.1 to 8.9)	0.9 (0.3 to 2.6)	0.5 (0.2 to 1.4)	0.2 (0 to 0.6)	0.1 (0 to 0.1)	150
Syphilis	0 (0 to 0)	0 (0 to 0)	0 (0 to 0)	0 (0 to 0)	0 (0 to 0.1)	0 (0 to 0.2)	0.2 (0 to 0.6)	1.2 (0.4 to 3.4)	2.6 (0.9 to 7.6)	5.2 (1.8 to 14.7)	7.4 (2.6 to 20.6)	8.9 (3.1 to 24.6)	10.8 (3.8 to 29.6)	9 (3.2 to 24.6)	7.2 (2.6 to 19.6)	3.9 (1.4 to 10.5)	2.5 (0.9 to 6.8)	1.5 (0.5 to 4.2)	0.4 (0.1 to 1.2)	0.2 (0.1 to 0.6)	0.1 (0 to 0.2)	0 (0 to 0.1)	38
Chlamydial infection	0 (0 to 0)	0 (0 to 0)	0 (0 to 0)	0 (0 to 0)	0 (0 to 0)	0 (0 to 0)	0.1 (0 to 0.2)	0.4 (0.1 to 1.2)	0.9 (0.3 to 2.7)	1.8 (0.6 to 5.1)	2.6 (0.9 to 7.2)	3.1 (1.1 to 8.6)	3.8 (1.3 to 10.4)	3.2 (1.1 to 8.8)	2.5 (0.9 to 6.9)	1.4 (0.5 to 3.9)	0.9 (0.3 to 2.5)	0.5 (0.2 to 1.5)	0.1 (0 to 0.4)	0.1 (0 to 0.3)	0 (0 to 0.1)	0 (0 to 0.1)	3.7
Gonococcal infection	0 (0 to 0)	0 (0 to 0)	0 (0 to 0)	0 (0 to 0)	0 (0 to 0)	0 (0 to 0)	0 (0 to 0.1)	0.1 (0 to 0.3)	0.2 (0 to 0.6)	0.3 (0 to 0.8)	0.5 (0.1 to 1.3)	0.6 (0.2 to 1.5)	0.7 (0.2 to 1.8)	0.6 (0.2 to 1.6)	0.5 (0.2 to 1.3)	0.3 (0.1 to 0.8)	0.2 (0.1 to 0.5)	0.1 (0 to 0.3)	0 (0 to 0.1)	0 (0 to 0.1)	0 (0 to 0)	0 (0 to 0)	2
Trichomoniasis	0 (0 to 0)	0 (0 to 0)	0 (0 to 0)	0 (0 to 0)	0 (0 to 0)	0 (0 to 0)	0 (0 to 0.1)	0.3 (0.1 to 0.9)	0.7 (0.2 to 2.1)	1.2 (0.4 to 3.6)	1.4 (0.5 to 4.2)	1.3 (0.5 to 3.9)	1.2 (0.4 to 3.6)	0.9 (0.3 to 2.8)	0.7 (0.2 to 2.1)	0.4 (0.1 to 1.1)	0.3 (0.1 to 0.7)	0.2 (0 to 0.6)	0 (0 to 0.1)	0 (0 to 0.1)	0 (0 to 0)	0 (0 to 0)	9
Genital herpes	0 (0 to 0)	0 (0 to 0)	0 (0 to 0)	0 (0 to 0)	0 (0 to 0.1)	0 (0 to 0.1)	0.1 (0 to 0.4)	0.4 (0.1 to 1.4)	0.9 (0.3 to 2.7)	1.8 (0.6 to 5.4)	2.6 (0.9 to 7.8)	3.1 (1.1 to 9.2)	3.8 (1.3 to 11.1)	3.2 (1.1 to 9.2)	2.5 (0.9 to 7.2)	1.4 (0.5 to 4.1)	0.9 (0.3 to 2.7)	0.5 (0.2 to 1.7)	0.1 (0 to 0.4)	0.1 (0 to 0.3)	0 (0 to 0)	0 (0 to 0)	27
Other sexually transmitted infections	0 (0 to 0)	0 (0 to 0)	0 (0 to 0)	0 (0 to 0)	0 (0 to 0.1)	0.1 (0 to 0.3)	0.2 (0 to 0.6)	0.6 (0.2 to 1.8)	1.5 (0.5 to 4.5)	3 (1 to 9.1)	4.3 (1.5 to 13.1)	5.2 (1.8 to 15.8)	6.3 (2.2 to 19.1)	5.4 (1.9 to 16.4)	4.3 (1.5 to 13.1)	2.4 (0.9 to 7.3)	1.6 (0.6 to 4.8)	0.9 (0.3 to 2.8)	0.2 (0.1 to 0.8)	0.1 (0 to 0.3)	0 (0 to 0)	0 (0 to 0)	3.9
Respiratory infections and tuberculosis	2,510 (2,170 to 2,900)	156 (139 to 289)	107 (77 to 688)	107 (72 to 687)	209 (133 to 871)	220 (152 to 882)	209 (151 to 836)	220 (166 to 866)	220 (166 to 850)	220 (166 to 841)	420 (316 to 1,640)	429 (322 to 1,660)	499 (376 to 1,920)	699 (527 to 2,690)	1,140 (862 to 4,380)	1,790 (1,350 to 6,880)	2,660 (2,010 to 10,200)	3,490 (2,640 to 13,400)	4,060 (3,060 to 15,600)	4,060 (3,060 to 15,600)	3,660 (2,760 to 14,100)	1,970 (1,480 to 7,570)	70,200
Tuberculosis	0 (0 to 0)	0 (0 to 0)	0.3 (0.3 to 0.5)	0.6 (0.5 to 0.8)	2.4 (1.7 to 3.5)	8.7 (6.6 to 12.4)	19.4 (14.7 to 26.4)	19.4 (14.7 to 26.4)	19.4 (14.7 to 26.4)	19.4 (14.7 to 26.4)	19.2 (14.5 to 26.3)	19.2 (14.5 to 26.3)	19.2 (14.5 to 26.3)	19.2 (14.5 to 26.3)	19.2 (14.5 to 26.3)	19.2 (14.5 to 26.3)	19.2 (14.5 to 26.3)	19.2 (14.5 to 26.3)	19.2 (14.5 to 26.3)	19.2 (14.5 to 26.3)	19.2 (14.5 to 26.3)	19.2 (14.5 to 26.3)	401
Latent tuberculosis infection	0 (0 to 0)	0 (0 to 0)	0 (0 to 0)	0 (0 to 0)	0 (0 to 0)	0 (0 to 0)	0 (0 to 0)	0 (0 to 0)	0 (0 to 0)	0 (0 to 0)	0 (0 to 0)	0 (0 to 0)	0 (0 to 0)	0 (0 to 0)	0 (0 to 0)	0 (0 to 0)	0 (0 to 0)	0 (0 to 0)	0 (0 to 0)	0 (0 to 0)	0 (0 to 0)	0 (0 to 0)	0 (0 to 0)	0
Drug-susceptible tuberculosis	0 (0 to 0)	0 (0 to 0)	0 (0 to 0)	0 (0 to 0)	0 (0 to 0)	0 (0 to 0)	0 (0 to 0)	0 (0 to 0)	0 (0 to 0)	0 (0 to 0)	0 (0 to 0)	0 (0 to 0)	0 (0 to 0)	0 (0 to 0)	0 (0 to 0)	0 (0 to 0)	0 (0 to 0)	0 (0 to 0)	0 (0 to 0)	0 (0 to 0)	0 (0 to 0)	0 (0 to 0)	0 (0 to 0)	0
Multidrug-resistant tuberculosis without extensive drug resistance	0 (0 to 0)	0 (0 to 0)	0 (0 to 0.1)	0 (0 to 0)	0 (0 to 0.1)	0 (0 to 0.1)	0.1 (0 to 0.3)	0.6 (0.2 to 1.7)	1.3 (0.4 to 3.2)	2.2 (0.7 to 5.6)	3.1 (1 to 7.8)	3.7 (1.2 to 9.2)	4.4 (1.4 to 11)	3.7 (1.2 to 9.3)	2.9 (0.9 to 7.4)	1.6 (0.5 to 4.2)	1.1 (0.3 to 2.8)	0.6 (0.2 to 1.7)	0.2 (0.1 to 0.6)	0.1 (0 to 0.3)	0 (0 to 0.1)	0 (0 to 0)	33.3
Extensively drug-resistant tuberculosis	0 (0 to 0)	0 (0 to 0)	0 (0 to 0)	0 (0 to 0)	0 (0 to 0)	0 (0 to 0)	0 (0 to 0)	0 (0 to 0)	0 (0 to 0.1)	0 (0 to 0.2)	0 (0 to 0.3)	0 (0 to 0.3)	0 (0 to 0.4)	0 (0 to 0.3)	0 (0 to 0.3)	0 (0 to 0.2)	0 (0 to 0.1)	0 (0 to 0.1)	0 (0 to 0.1)	0 (0 to 0.1)	0 (0 to 0)	0 (0 to 0)	0 (0 to 0)	0.1
Lower respiratory infections	32 (23 to 44.6)	19.2 (13.1 to 27.1)	121 (74.7 to 186)	68.9 (39.9 to 98.5)	18.2 (12.5 to 28.6)	13.2 (9.2 to 20.8)	20.4 (14.2 to 32.1)	58 (40.4 to 91.2)	69 (48.1 to 109)	81.6 (56.9 to 128)	86.2 (60.1 to 135)	113 (79 to 178)	157 (110 to 247)	258 (180 to 406)	396 (276 to 623)	503 (350 to 791)	626 (436 to 985)	1,000 (700 to 1,570)	1,430 (1,000 to 2,250)	1,710 (1,200 to 2,690)	1,860 (1,300 to 2,920)	1,220 (850 to 1,920)	597 (416 to 939)	10,400
Upper respiratory infections	3.4 (2.4 to 4.6)	0.6 (0.4 to 0.9)	20.1 (12.4 to 30.9)	7.2 (4.2 to 10.3)	1.9 (1.3 to 3)	1.4 (1 to 2.2)	2.2 (1.5 to 3.4)	6.2 (4.3 to 9.7)	7.4 (5.1 to 11.6)	8.7 (6 to 13.6)	9.2 (6.4 to 14.4)	12 (8.4 to 18.9)	16.7 (11.7 to 26.3)	27.4 (19.2 to 43.1)	42.1 (29.4 to 66.3)	53.4 (37.2 to 84)	66.5 (46.3 to 105)	106 (74.4 to 167)	152 (106 to 239)	182 (127 to 286)	197 (138 to 310)	130 (90.6 to 204)	63.4 (44.2 to 99.8)	1,100
Otitis media	0 (0 to 0)	0 (0 to 0.1)	0.6 (0.4 to 1.6)	0.6 (0.4 to 1.6)	0.2 (0.1 to 0.7)	0.1 (0 to 0.4)	0.1 (0 to 0.4)	0.2 (0.1 to 0.6)	0.3 (0.2 to 0.8)	0.4 (0.2 to 1.1)	0.5 (0.3 to 1.4)	0.6 (0.3 to 1.6)	0.8 (0.4 to 2.1)	1.3 (0.7 to 3.4)	2.1 (1.1 to 5.5)	2.6 (1.4 to 6.9)	3.4 (1.8 to 8.9)	5.1 (2.7 to 13.4)	7.3 (3.9 to 19.1)	8.7 (4.6 to 22.9)	9.4 (5 to 24.6)	6.2 (3.3 to 16.2)	3.2 (1.7 to 8.4)	74.4
Enteric infections	29.9 (29.5 to 30.7)	63.4 (62.9 to 67.1)	206 (211 to 419)	206 (179 to 468)	139 (92 to 288)	111 (82 to 246)	82.6 (59.9 to 166)	81.1 (59.9 to 166)	82.6 (59.9 to 166)	82.6 (59.9 to 166)	98.1 (72.5 to 197)	100 (74.2 to 197)	119 (87.8 to 228)	156 (115 to 279)	198 (146 to 347)	220 (161 to 392)	220 (161 to 392)	220 (161 to 392)	220 (161 to 392)	220 (161 to 392)	220 (161 to 392)	220 (161 to 392)	4,160
Diarrheal diseases	29.9 (29.5 to 30.7)	63.4 (62.9 to 67.1)	206 (211 to 419)	206 (179 to 468)	139 (91.6 to 288)	111 (82 to 246)	82.6 (59.9 to 166)	81.1 (59.9 to 166)	82.6 (59.9 to 166)	82.6 (59.9 to 166)	98.1 (72.5 to 197)	100 (74.2 to 197)	119 (87.8 to 228)	156 (115 to 279)	198 (146 to 347)	220 (161 to 392)	220 (161 to 392)	220 (161 to 392)	220 (161 to 392)	220 (161 to 392)	220 (161 to 392)	220 (161 to 392)	4,130
Typhoid and paratyphoid	0 (0 to 0)	0 (0 to 0)	0 (0 to 0)	0 (0 to 0)	0 (0 to 0)	0 (0 to 0)	0 (0 to 0)	0 (0 to 0)	0 (0 to 0)	0 (0 to 0)	0 (0 to 0)	0 (0 to 0)	0 (0 to 0)	0 (0 to 0)	0 (0 to 0)	0 (0 to 0)	0 (0 to 0)	0 (0 to 0)	0 (0 to 0)	0 (0 to 0)	0 (0 to 0)	0 (0 to 0)	0 (0 to 0)	0
Typhoid fever	0 (0 to 0)	0 (0 to 0)	0 (0 to 0)	0 (0 to 0)	0 (0 to 0)	0 (0 to 0)	0 (0 to 0)	0 (0 to 0)	0 (0 to 0)	0 (0 to 0)	0 (0 to 0)	0 (0 to 0)	0 (0 to 0)	0 (0 to 0)	0 (0 to 0)	0 (0 to 0)	0 (0 to 0)	0 (0 to 0)	0 (0 to 0)	0 (0 to 0)	0 (0 to 0)	0 (0 to 0)	0 (0 to 0)	0
Paratyphoid fever	0 (0 to 0)	0 (0 to 0)	0 (0 to 0)	0 (0 to 0)	0 (0 to 0)	0 (0 to 0)	0 (0 to 0)	0 (0 to 0)	0 (0 to 0)	0 (0 to 0)	0 (0 to 0)	0 (0 to 0)	0 (0 to 0)	0 (0 to 0)	0 (0 to 0)	0 (0 to 0)	0 (0 to 0)	0 (0 to 0)	0 (0 to 0)	0 (0 to 0)	0 (0 to 0)	0 (0 to 0)	0 (0 to 0)	0
Invasive Non-typhoidal Salmonella (iNTS)	0 (0 to 0)	0 (0 to 0)	0 (0 to 0)	0 (0 to 0)	0 (0 to 0.1)	0 (0 to 0.1)	0 (0 to 0.1)	0 (0 to 0.1)	0 (0 to 0.1)	0 (0 to 0.1)	0 (0 to 0.1)	0 (0 to 0.1)	0 (0 to 0.1)	0.1 (0 to 0.1)	0.1 (0 to 0.1)	0.1 (0 to 0.1)	0.1 (0 to 0.1)	0.1 (0 to 0.1)	0.1 (0 to 0.1)	0.1 (0 to 0.1)	0.1 (0 to 0.1)	0.1 (0 to 0.1)	0.1 (0 to 0.1)	0.7
Other intestinal infectious diseases	0 (0 to 0)	0.6 (0.2 to 1.3)	0.6 (0.4 to 1.4)	0.6 (0.4 to 1.4)	0.3 (0.1 to 0.7)	0.2 (0.1 to 0.5)	0.3 (0.1 to 0.7)	0.2 (0.1 to 0.6)	0.3 (0.1 to 0.7)	0.3 (0.1 to 0.7)	0.3 (0.1 to 0.7)	0.3 (0.1 to 0.7)	0.3 (0.1 to 0.7)	0.3 (0.1 to 0.7)	0.3 (0.1 to 0.7)	0.3 (0.1 to 0.7)	0.3 (0.1 to 0.7)	0.3 (0.1 to 0.7)	0.3 (0.1 to 0.7)	0.3 (0.1 to 0.7)	0.3 (0.1 to 0.7)	0.3 (0.1 to 0.7)	9.3
Neglected tropical diseases and malaria	0.6 (0.4 to 0.8)	1.4 (0.9 to 2.7)	9.7 (5.7 to 22.6)	10.6 (7.4 to 19.6)	4.6 (2.9 to 7.5)	2.3 (1.5 to 3.8)	1.4 (0.9 to 2.3)	2.1 (1.3 to 3.5)	2.7 (1.7 to 4.5)	2.5 (1.6 to 4.2)	2.6 (1.6 to 4.3)	2.5 (1.6 to 4.1)	2.6 (1.6 to 4.2)	2.1 (1.3 to 3.4)	2.2 (1.4 to 3.6)	2.2 (1.4 to 3.6)	2.1 (1.3 to 3.4)	2.1 (1.3 to 3.4)	2.1 (1.3 to 3.4)	2.1 (1.3 to 3.4)	2.1 (1.3 to 3.4)	2.1 (1.3 to 3.4)	79.7
Malaria	0 (0 to 0)	0 (0 to 0)	0 (0 to 0)	0 (0 to 0)	0 (0 to 0)	0 (0 to 0)	0 (0 to 0)	0 (0 to 0)	0 (0 to 0)	0 (0 to 0)	0 (0 to 0)	0 (0 to 0)	0 (0 to 0)	0 (0 to 0)	0 (0 to 0)	0 (0 to 0)	0 (0 to 0)	0 (0 to 0)	0 (0 to 0)	0 (0 to 0)	0 (0 to 0)	0 (0 to 0)	0 (0 to 0)	0
Chagas disease	0 (0 to 0)	0 (0 to 0)	0 (0 to 0)	0 (0 to 0)	0 (0 to 0)	0 (0 to 0.1)	0 (0 to 0.1)	0 (0 to 0.2)	0 (0 to 0.4)	0 (0 to 0.7)	0 (0 to 1.1)	0 (0 to 1.5)	0 (0 to 2)	0 (0 to 2.6)	0 (0 to 3.3)	0 (0 to 3.9)	0 (0 to 4.3)	0 (0 to 4.5)	0 (0 to 4.6)	0 (0 to 4.6)	0 (0 to 4.6)	0 (0 to 4.6)	0 (0 to 4.6)	9.8
Leishmaniasis	0 (0 to 0)	0 (0 to 0)	0 (0 to 0)	0 (0 to 0)	0 (0 to 0)	0 (0 to 0)	0 (0 to 0)	0 (0 to 0)	0 (0 to 0)	0 (0 to 0)	0 (0 to 0)	0 (0 to 0)	0 (0 to 0)	0 (0 to 0)	0 (0 to 0)	0 (0 to 0)	0 (0 to 0)	0 (0 to 0)	0 (0 to 0)	0 (0 to 0)	0 (0 to 0)	0 (0 to 0)	0 (0 to 0)	0
Visceral leishmaniasis	0 (0 to 0)	0 (0 to 0)	0 (0 to 0)	0 (0 to 0)	0 (0 to 0)	0 (0 to 0)	0 (0 to 0)	0 (0 to 0)	0 (0 to 0)	0 (0 to 0)	0 (0 to 0)	0 (0 to 0)	0 (0 to 0)	0 (0 to 0)	0 (0 to 0)	0 (0 to 0)	0 (0 to 0)	0 (0 to 0)	0 (0 to 0)	0 (0 to 0)	0 (0 to 0)	0 (0 to 0)	0 (0 to 0)	0
Cutaneous and mucocutaneous leishmaniasis	0 (0 to 0)	0 (0 to 0)	0 (0 to 0)	0 (0 to 0)	0 (0 to 0)	0 (0 to 0)	0 (0 to 0)	0 (0 to 0)	0 (0 to 0)	0 (0 to 0)	0 (0 to 0)	0 (0 to 0)	0 (0 to 0)	0 (0 to 0)	0 (0 to 0)	0 (0 to 0)	0 (0 to 0)	0 (0 to 0)	0 (0 to 0)	0 (0 to 0)	0 (0 to 0)	0 (0 to 0)	0 (0 to 0)	0
African trypanosomiasis	0 (0 to 0)	0 (0 to 0)	0 (0 to 0)	0 (0 to 0)	0 (0 to 0)	0 (0 to 0)	0 (0 to 0)	0 (0 to 0)	0 (0 to 0)	0 (0 to 0)	0 (0 to 0)	0 (0 to 0)	0 (0 to 0)	0 (0 to 0)	0 (0 to 0)	0 (0 to 0)	0 (0 to 0)	0 (0 to 0)	0 (0 to 0)	0 (0 to 0)	0 (0 to 0)	0 (0 to 0)	0 (0 to 0)	0
Schistosomiasis	0 (0 to 0)	0 (0 to 0)	0 (0 to 0)	0 (0 to 0)	0 (0 to 0)	0 (0 to 0)	0 (0 to 0)	0 (0 to 0)	0 (0 to 0)	0 (0 to 0)	0 (0 to 0)	0 (0 to 0)	0 (0 to 0)	0 (0 to 0)	0 (0 to 0)	0 (0 to 0)	0 (0 to 0)	0 (0 to 0)	0 (0 to 0)	0 (0 to 0)	0 (0 to 0)	0 (0 to 0)	0 (0 to 0)	0
Cysticercosis	0 (0 to 0)	0 (0 to 0)	0 (0 to 0)	0 (0 to 0)	0 (0 to 0)	0 (0 to 0)	0 (0 to 0)	0 (0 to 0)	0 (0 to 0)	0 (0 to 0)	0 (0 to 0)	0 (0 to 0)	0 (0 to 0)	0 (0 to 0)	0 (0 to 0)	0 (0 to 0)	0 (0 to 0)	0 (0 to 0)	0 (0 to 0)	0 (0 to 0)	0 (0 to 0)	0 (0 to 0)	0 (0 to 0)	0
Cystic echinococcosis	0 (0 to 0)	0 (0 to 0)	0 (0 to 0)	0 (0 to 0)	0 (0 to 0)	0 (0 to 0)	0 (0 to 0)	0 (0 to 0)	0 (0 to 0)	0 (0 to 0)	0 (0 to 0)	0 (0 to 0)	0 (0 to 0)	0 (0 to 0)	0 (0 to 0)	0 (0 to 0)	0 (0 to 0)	0 (0 to 0)	0 (0 to 0)	0 (0 to 0)	0 (0 to 0)	0 (0 to 0)	0 (0 to 0)	2.2
Lymphatic filariasis	0 (0 to 0)	0 (0 to 0)	0 (0 to 0)	0 (0 to 0)	0 (0 to 0)	0 (0 to 0)	0 (0 to 0)	0 (0 to 0)	0 (0 to 0)	0 (0 to 0)	0 (0 to 0)	0 (0 to 0)	0 (0 to 0)	0 (0 to 0)	0 (0 to 0)	0 (0 to 0)	0 (0 to 0)	0 (0 to 0)	0 (0 to 0)	0 (0 to 0)	0 (0 to 0)	0 (0 to 0)	0 (0 to 0)	0
Onchocerciasis	0 (0 to 0)	0 (0 to 0)	0 (0 to 0)	0 (0 to 0)	0 (0 to 0)	0 (0 to 0)	0 (0 to 0)	0 (0 to 0)	0 (0 to 0)	0 (0 to 0)	0 (0 to 0)	0 (0 to 0)	0 (0 to 0)	0 (0 to 0)	0 (0 to 0)	0 (0 to 0)	0 (0 to 0)	0 (0 to 0)	0 (0 to 0)	0 (0 to 0)	0 (0 to 0)	0 (0 to 0)	0 (0 to 0)	0
Trachoma	0 (0 to 0)	0 (0 to 0)	0 (0 to 0)	0 (0 to 0)	0 (0 to 0)	0 (0 to 0)	0 (0 to 0)	0 (0 to 0)	0 (0 to 0)	0 (0 to 0)	0 (0 to 0)	0 (0 to 0)	0 (0 to 0)	0 (0 to 0)	0 (0 to 0)	0 (0 to 0)	0 (0 to 0)	0 (0 to 0)	0 (0 to 0)	0 (0 to 0)	0 (0 to 0)	0 (0 to 0)	0 (0 to 0)	0
Dengue	0 (0 to 0)	0 (0 to 0)	0 (0 to 0)	0 (0 to 0)	0 (0 to 0)	0 (0 to 0)	0 (0 to 0)	0 (0 to 0)	0 (0 to 0)	0 (0 to 0)	0 (0 to 0)	0 (0 to 0)	0 (0 to 0)	0 (0 to 0)	0 (0 to 0)	0 (0 to 0)	0 (0 to 0)	0 (0 to 0)	0 (0 to 0)	0 (0 to 0)	0 (0 to 0)	0 (0 to 0)	0 (0 to 0)	0
Yellow fever	0 (0 to 0)	0 (0 to 0)	0 (0 to 0)	0 (0 to 0)	0 (0 to 0)	0 (0 to 0)	0 (0 to 0)	0 (0 to 0)	0 (0 to 0)	0 (0 to 0)	0 (0 to 0)	0 (0 to 0)	0 (0 to 0)	0 (0 to 0)	0 (0 to 0)	0 (0 to 0)	0 (0 to 0)	0 (0 to 0)	0 (0 to 0)	0 (0 to 0)	0 (0 to 0)	0 (0 to 0)	0 (0 to 0)	0
Rabies	0 (0 to 0)	0 (0 to 0)	0 (0 to 0)	0 (0 to 0)	0 (0 to 0)	0 (0 to 0)	0 (0 to 0)	0 (0 to 0)	0 (0 to 0)	0 (0 to 0)	0 (0 to 0)	0 (0 to 0)	0 (0 to 0)	0 (0 to 0)	0 (0 to 0)	0 (0 to 0)	0 (0 to 0)	0 (0 to 0)	0 (0 to 0)	0 (0 to 0)	0 (0 to 0)	0 (0 to 0)	0 (0 to 0)	0.1
Intestinal nematode infections	0 (0 to 0)	0 (0 to 0)	0 (0 to 0)	0 (0 to 0)	0 (0 to 0)	0 (0 to 0)	0 (0 to 0)	0 (0 to 0)	0 (0 to 0)	0 (0 to 0)	0 (0 to 0)	0 (0 to 0)	0 (0 to 0)	0 (0 to 0)	0 (0 to 0)	0 (0 to 0)	0 (0 to 0)	0 (0 to 0)	0 (0 to 0)	0 (0 to 0)	0 (0 to 0)	0 (0 to 0)	0 (0 to 0)	0.1
Ascariasis	0 (0 to 0)	0 (0 to 0)	0 (0 to 0)	0 (0 to 0)	0 (0 to 0)	0 (0 to 0)	0 (0 to 0)	0 (0 to 0)	0 (0 to 0)	0 (0 to 0)	0 (0 to 0)	0 (0 to 0)	0 (0 to 0)	0 (0 to 0)	0 (0 to 0)	0 (0 to 0)	0 (0 to 0)	0 (0 to 0)	0 (0 to 0)	0 (0 to 0)	0 (0 to 0)	0 (0 to 0)	0 (0 to 0)	0
Trichuriasis	0 (0 to 0)	0 (0 to 0)	0 (0 to 0)	0 (0 to 0)	0 (0 to 0)	0 (0 to 0)	0 (0 to 0)	0 (0 to 0)	0 (0 to 0)	0 (0 to 0)	0 (0 to 0)	0 (0 to 0)	0 (0 to 0)	0 (0 to 0)	0 (0 to 0)	0 (0 to 0)	0 (0 to 0)	0 (0 to 0)	0 (0 to 0)	0 (0 to 0)	0 (0 to 0)	0 (0 to 0)	0 (0 to 0)	0
Hookworm disease	0 (0 to 0)	0 (0 to 0)	0 (0 to 0)	0 (0 to 0)





GBD Table 2a: United Kingdom DALYS by cause and age group for males with 95% uncertainty intervals, 2013

Cause	Early Neonatal	Late Neonatal	Post Neonatal	1 to 5	5 to 9	10 to 14	15 to 19	20 to 24	25 to 29	30 to 34	35 to 39	40 to 44	45 to 49	50 to 54	55 to 59	60 to 64	65 to 69	70 to 74	75 to 79	80 to 84	85 to 89	90 to 94	95 plus	Total
All causes	73,000 (69,500 to 77,700)	33,600 (19,600 to 39,200)	49,900 (37,300 to 60,800)	65,600 (51,800 to 82,500)	65,600 (52,500 to 106,000)	119,000 (91,700 to 154,000)	181,000 (137,000 to 235,000)	267,000 (207,000 to 341,000)	327,000 (254,000 to 422,000)	370,000 (287,000 to 478,000)	410,000 (328,000 to 499,000)	426,000 (346,000 to 520,000)	432,000 (350,000 to 523,000)	494,000 (400,000 to 591,000)	746,000 (615,000 to 878,000)	821,000 (722,000 to 923,000)	909,000 (810,000 to 1,010,000)	1,100,000 (967,000 to 1,210,000)	936,000 (772,000 to 1,070,000)	650,000 (516,000 to 785,000)	565,000 (428,000 to 695,000)	274,000 (202,000 to 350,000)	9,640,000 (9,000,000 to 11,100,000)
Communicable, maternal, neonatal, and nutritional diseases	52,600 (47,500 to 57,700)	13,400 (11,300 to 15,600)	18,600 (15,600 to 21,800)	10,100 (7,900 to 12,600)	3,900 (3,000 to 5,000)	11,600 (9,100 to 14,600)	9,800 (7,700 to 12,400)	11,600 (9,100 to 14,600)	13,600 (10,700 to 17,000)	16,400 (12,900 to 20,500)	16,200 (12,800 to 20,400)	16,600 (13,000 to 20,900)	17,600 (13,800 to 22,000)	19,600 (15,400 to 24,600)	28,600 (22,500 to 35,900)	28,600 (22,500 to 35,900)	23,200 (18,200 to 29,200)	31,900 (25,000 to 40,200)	26,300 (20,600 to 33,100)	22,900 (17,900 to 28,800)	20,000 (15,600 to 25,200)	8,400 (6,500 to 10,600)	503,000
HIV/AIDS and sexually transmitted infections	1,200 (900 to 1,600)	200 (120 to 300)	700 (500 to 1,000)	700 (500 to 1,000)	300 (200 to 500)	400 (300 to 600)	2,000 (1,600 to 2,600)	3,000 (2,400 to 3,800)	3,600 (2,900 to 4,500)	3,900 (3,100 to 4,900)	3,800 (3,000 to 4,800)	3,600 (2,900 to 4,600)	3,500 (2,800 to 4,500)	3,200 (2,500 to 4,100)	3,200 (2,500 to 4,100)	2,800 (2,200 to 3,600)	2,200 (1,700 to 2,900)	1,800 (1,400 to 2,400)	1,200 (900 to 1,700)	800 (600 to 1,100)	500 (400 to 700)	200 (100 to 300)	38,000 (30,000 to 48,000)
HIV/AIDS	1,200 (900 to 1,600)	200 (120 to 300)	700 (500 to 1,000)	700 (500 to 1,000)	300 (200 to 500)	400 (300 to 600)	2,000 (1,600 to 2,600)	3,000 (2,400 to 3,800)	3,600 (2,900 to 4,500)	3,900 (3,100 to 4,900)	3,800 (3,000 to 4,800)	3,600 (2,900 to 4,600)	3,500 (2,800 to 4,500)	3,200 (2,500 to 4,100)	3,200 (2,500 to 4,100)	2,800 (2,200 to 3,600)	2,200 (1,700 to 2,900)	1,800 (1,400 to 2,400)	1,200 (900 to 1,700)	800 (600 to 1,100)	500 (400 to 700)	200 (100 to 300)	38,000 (30,000 to 48,000)
HIV/AIDS - Drug-susceptible Tuberculosis	0 (0 to 0)	0 (0 to 0)	0 (0 to 0)	0 (0 to 0)	0 (0 to 0)	0 (0 to 0)	0 (0 to 0)	0 (0 to 0)	0 (0 to 0)	0 (0 to 0)	0 (0 to 0)	0 (0 to 0)	0 (0 to 0)	0 (0 to 0)	0 (0 to 0)	0 (0 to 0)	0 (0 to 0)	0 (0 to 0)	0 (0 to 0)	0 (0 to 0)	0 (0 to 0)	0 (0 to 0)	0 (0 to 0)	0
HIV/AIDS - Multidrug resistant Tuberculosis without extensive drug resistance	0 (0 to 0)	0 (0 to 0)	0 (0 to 0)	0 (0 to 0)	0 (0 to 0)	0 (0 to 0)	0 (0 to 0)	0 (0 to 0)	0 (0 to 0)	0 (0 to 0)	0 (0 to 0)	0 (0 to 0)	0 (0 to 0)	0 (0 to 0)	0 (0 to 0)	0 (0 to 0)	0 (0 to 0)	0 (0 to 0)	0 (0 to 0)	0 (0 to 0)	0 (0 to 0)	0 (0 to 0)	0 (0 to 0)	0
HIV/AIDS - Extensively drug-resistant Tuberculosis	0 (0 to 0)	0 (0 to 0)	0 (0 to 0)	0 (0 to 0)	0 (0 to 0)	0 (0 to 0)	0 (0 to 0)	0 (0 to 0)	0 (0 to 0)	0 (0 to 0)	0 (0 to 0)	0 (0 to 0)	0 (0 to 0)	0 (0 to 0)	0 (0 to 0)	0 (0 to 0)	0 (0 to 0)	0 (0 to 0)	0 (0 to 0)	0 (0 to 0)	0 (0 to 0)	0 (0 to 0)	0 (0 to 0)	0
HIV/AIDS resulting in other diseases	0 (0 to 0)	0 (0 to 0)	0 (0 to 0)	0 (0 to 0)	0 (0 to 0)	0 (0 to 0)	0 (0 to 0)	0 (0 to 0)	0 (0 to 0)	0 (0 to 0)	0 (0 to 0)	0 (0 to 0)	0 (0 to 0)	0 (0 to 0)	0 (0 to 0)	0 (0 to 0)	0 (0 to 0)	0 (0 to 0)	0 (0 to 0)	0 (0 to 0)	0 (0 to 0)	0 (0 to 0)	0 (0 to 0)	0
Sexually transmitted infections, excluding HIV	1,200 (900 to 1,600)	200 (120 to 300)	700 (500 to 1,000)	700 (500 to 1,000)	300 (200 to 500)	400 (300 to 600)	2,000 (1,600 to 2,600)	3,000 (2,400 to 3,800)	3,600 (2,900 to 4,500)	3,900 (3,100 to 4,900)	3,800 (3,000 to 4,800)	3,600 (2,900 to 4,600)	3,500 (2,800 to 4,500)	3,200 (2,500 to 4,100)	3,200 (2,500 to 4,100)	2,800 (2,200 to 3,600)	2,200 (1,700 to 2,900)	1,800 (1,400 to 2,400)	1,200 (900 to 1,700)	800 (600 to 1,100)	500 (400 to 700)	200 (100 to 300)	38,000 (30,000 to 48,000)
Syphilis	0 (0 to 0)	0 (0 to 0)	0 (0 to 0)	0 (0 to 0)	0 (0 to 0)	0 (0 to 0)	0 (0 to 0)	0 (0 to 0)	0 (0 to 0)	0 (0 to 0)	0 (0 to 0)	0 (0 to 0)	0 (0 to 0)	0 (0 to 0)	0 (0 to 0)	0 (0 to 0)	0 (0 to 0)	0 (0 to 0)	0 (0 to 0)	0 (0 to 0)	0 (0 to 0)	0 (0 to 0)	0 (0 to 0)	0
Chlamydial infection	0 (0 to 0)	0 (0 to 0)	0 (0 to 0)	0 (0 to 0)	0 (0 to 0)	0 (0 to 0)	1 (0 to 2)	2 (1 to 3)	2 (1 to 3)	2 (1 to 3)	2 (1 to 3)	2 (1 to 3)	2 (1 to 3)	2 (1 to 3)	2 (1 to 3)	2 (1 to 3)	2 (1 to 3)	1 (0 to 2)	1 (0 to 2)	1 (0 to 1)	0 (0 to 1)	0 (0 to 0)	0 (0 to 0)	21
Gonococcal infection	0 (0 to 0)	0 (0 to 0)	0 (0 to 0)	0 (0 to 0)	0 (0 to 0)	0 (0 to 0)	1 (0 to 1)	2 (1 to 3)	2 (1 to 3)	2 (1 to 3)	2 (1 to 3)	2 (1 to 3)	2 (1 to 3)	2 (1 to 3)	2 (1 to 3)	2 (1 to 3)	2 (1 to 3)	1 (0 to 2)	1 (0 to 2)	1 (0 to 1)	0 (0 to 1)	0 (0 to 0)	0 (0 to 0)	20
Trichomoniasis	0 (0 to 0)	0 (0 to 0)	0 (0 to 0)	0 (0 to 0)	0 (0 to 0)	0 (0 to 1)	0 (0 to 0)	0 (0 to 0)	0 (0 to 0)	0 (0 to 0)	0 (0 to 0)	0 (0 to 0)	0 (0 to 0)	0 (0 to 0)	0 (0 to 0)	0 (0 to 0)	0 (0 to 0)	0 (0 to 0)	0 (0 to 0)	0 (0 to 0)	0 (0 to 0)	0 (0 to 0)	0 (0 to 0)	0
Genital herpes	0 (0 to 0)	0 (0 to 0)	0 (0 to 0)	0 (0 to 0)	0 (0 to 0)	0 (0 to 0)	0 (0 to 0)	0 (0 to 0)	0 (0 to 0)	0 (0 to 0)	0 (0 to 0)	0 (0 to 0)	0 (0 to 0)	0 (0 to 0)	0 (0 to 0)	0 (0 to 0)	0 (0 to 0)	0 (0 to 0)	0 (0 to 0)	0 (0 to 0)	0 (0 to 0)	0 (0 to 0)	0 (0 to 0)	0
Other sexually transmitted infections	0 (0 to 0)	0 (0 to 0)	0 (0 to 0)	0 (0 to 0)	0 (0 to 0)	0 (0 to 0)	0 (0 to 0)	0 (0 to 0)	0 (0 to 0)	0 (0 to 0)	0 (0 to 0)	0 (0 to 0)	0 (0 to 0)	0 (0 to 0)	0 (0 to 0)	0 (0 to 0)	0 (0 to 0)	0 (0 to 0)	0 (0 to 0)	0 (0 to 0)	0 (0 to 0)	0 (0 to 0)	0 (0 to 0)	0
Respiratory infections and tuberculosis	950 (833 to 1,080)	611 (389 to 1,020)	3,200 (2,400 to 4,000)	4,600 (3,600 to 5,500)	3,000 (2,400 to 3,800)	2,700 (2,200 to 3,400)	3,200 (2,500 to 4,100)	4,100 (3,200 to 5,300)	4,900 (3,900 to 6,200)	5,600 (4,400 to 7,200)	6,100 (4,800 to 7,900)	8,100 (6,300 to 10,400)	9,500 (7,400 to 12,200)	11,600 (9,100 to 14,900)	19,700 (15,700 to 24,700)	19,500 (15,600 to 24,400)	19,400 (15,700 to 24,200)	26,400 (21,600 to 32,000)	22,200 (18,000 to 27,000)	18,800 (14,900 to 23,200)	17,900 (14,000 to 22,400)	7,600 (5,800 to 9,800)	272,000
Tuberculosis	0 (0 to 0)	0 (0 to 0)	0 (0 to 0)	0 (0 to 0)	0 (0 to 0)	0 (0 to 0)	0 (0 to 0)	0 (0 to 0)	0 (0 to 0)	0 (0 to 0)	0 (0 to 0)	0 (0 to 0)	0 (0 to 0)	0 (0 to 0)	0 (0 to 0)	0 (0 to 0)	0 (0 to 0)	0 (0 to 0)	0 (0 to 0)	0 (0 to 0)	0 (0 to 0)	0 (0 to 0)	0 (0 to 0)	0
Latent tuberculosis infection	0 (0 to 0)	0 (0 to 0)	0 (0 to 0)	0 (0 to 0)	0 (0 to 0)	0 (0 to 0)	0 (0 to 0)	0 (0 to 0)	0 (0 to 0)	0 (0 to 0)	0 (0 to 0)	0 (0 to 0)	0 (0 to 0)	0 (0 to 0)	0 (0 to 0)	0 (0 to 0)	0 (0 to 0)	0 (0 to 0)	0 (0 to 0)	0 (0 to 0)	0 (0 to 0)	0 (0 to 0)	0 (0 to 0)	0
Active tuberculosis	0 (0 to 0)	0 (0 to 0)	0 (0 to 0)	0 (0 to 0)	0 (0 to 0)	0 (0 to 0)	0 (0 to 0)	0 (0 to 0)	0 (0 to 0)	0 (0 to 0)	0 (0 to 0)	0 (0 to 0)	0 (0 to 0)	0 (0 to 0)	0 (0 to 0)	0 (0 to 0)	0 (0 to 0)	0 (0 to 0)	0 (0 to 0)	0 (0 to 0)	0 (0 to 0)	0 (0 to 0)	0 (0 to 0)	0
Drug-susceptible tuberculosis	0 (0 to 0)	0 (0 to 0)	0 (0 to 0)	0 (0 to 0)	0 (0 to 0)	0 (0 to 0)	0 (0 to 0)	0 (0 to 0)	0 (0 to 0)	0 (0 to 0)	0 (0 to 0)	0 (0 to 0)	0 (0 to 0)	0 (0 to 0)	0 (0 to 0)	0 (0 to 0)	0 (0 to 0)	0 (0 to 0)	0 (0 to 0)	0 (0 to 0)	0 (0 to 0)	0 (0 to 0)	0 (0 to 0)	0
Multidrug-resistant tuberculosis without extensive drug resistance	0 (0 to 0)	0 (0 to 0)	0 (0 to 0)	0 (0 to 0)	0 (0 to 0)	0 (0 to 0)	0 (0 to 0)	0 (0 to 0)	0 (0 to 0)	0 (0 to 0)	0 (0 to 0)	0 (0 to 0)	0 (0 to 0)	0 (0 to 0)	0 (0 to 0)	0 (0 to 0)	0 (0 to 0)	0 (0 to 0)	0 (0 to 0)	0 (0 to 0)	0 (0 to 0)	0 (0 to 0)	0 (0 to 0)	0
Extensively drug-resistant tuberculosis	0 (0 to 0)	0 (0 to 0)	0 (0 to 0)	0 (0 to 0)	0 (0 to 0)	0 (0 to 0)	0 (0 to 0)	0 (0 to 0)	0 (0 to 0)	0 (0 to 0)	0 (0 to 0)	0 (0 to 0)	0 (0 to 0)	0 (0 to 0)	0 (0 to 0)	0 (0 to 0)	0 (0 to 0)	0 (0 to 0)	0 (0 to 0)	0 (0 to 0)	0 (0 to 0)	0 (0 to 0)	0 (0 to 0)	0
Lower respiratory infections	950 (833 to 1,080)	611 (389 to 1,020)	3,200 (2,400 to 4,000)	4,600 (3,600 to 5,500)	3,000 (2,400 to 3,800)	2,700 (2,200 to 3,400)	3,200 (2,500 to 4,100)	4,100 (3,200 to 5,300)	4,900 (3,900 to 6,200)	5,600 (4,400 to 7,200)	6,100 (4,800 to 7,900)	8,100 (6,300 to 10,400)	9,500 (7,400 to 12,200)	11,600 (9,100 to 14,900)	19,700 (15,700 to 24,700)	19,500 (15,600 to 24,400)	19,400 (15,700 to 24,200)	26,400 (21,600 to 32,000)	22,200 (18,000 to 27,000)	18,800 (14,900 to 23,200)	17,900 (14,000 to 22,400)	7,600 (5,800 to 9,800)	272,000
Otitis media	0 (0 to 0)	0 (0 to 0)	0 (0 to 0)	0 (0 to 0)	0 (0 to 0)	0 (0 to 0)	0 (0 to 0)	0 (0 to 0)	0 (0 to 0)	0 (0 to 0)	0 (0 to 0)	0 (0 to 0)	0 (0 to 0)	0 (0 to 0)	0 (0 to 0)	0 (0 to 0)	0 (0 to 0)	0 (0 to 0)	0 (0 to 0)	0 (0 to 0)	0 (0 to 0)	0 (0 to 0)	0 (0 to 0)	0
Enteric infections	240 (206 to 284)	164 (104 to 274)	1,200 (1,000 to 1,500)	2,900 (1,900 to 4,000)	1,400 (1,000 to 2,000)	1,000 (700 to 1,400)	764 (500 to 1,100)	1,000 (700 to 1,400)	1,200 (900 to 1,700)	1,400 (1,000 to 1,900)	1,600 (1,200 to 2,200)	2,000 (1,500 to 2,700)	2,300 (1,700 to 3,100)	2,900 (2,200 to 3,900)	4,900 (3,800 to 6,500)	4,900 (3,800 to 6,500)	4,900 (3,900 to 6,400)	6,600 (5,200 to 8,500)	5,600 (4,400 to 7,200)	4,700 (3,700 to 6,000)	4,500 (3,500 to 5,800)	1,900 (1,400 to 2,500)	69,000
Diarrheal diseases	240 (206 to 284)	163 (104 to 274)	1,200 (1,000 to 1,500)	2,900 (1,900 to 4,000)	1,400 (1,000 to 2,000)	1,000 (700 to 1,400)	761 (500 to 1,100)	1,000 (700 to 1,400)	1,200 (900 to 1,700)	1,400 (1,000 to 1,900)	1,600 (1,200 to 2,200)	2,000 (1,500 to 2,700)	2,300 (1,700 to 3,100)	2,900 (2,200 to 3,900)	4,900 (3,800 to 6,500)	4,900 (3,800 to 6,500)	4,900 (3,900 to 6,400)	6,600 (5,200 to 8,500)	5,600 (4,400 to 7,200)	4,700 (3,700 to 6,000)	4,500 (3,500 to 5,800)	1,900 (1,400 to 2,500)	69,000
Typhoid and paratyphoid	0 (0 to 0)	0 (0 to 0)	0 (0 to 0)	0 (0 to 0)	0 (0 to 0)	0 (0 to 0)	0 (0 to 0)	0 (0 to 0)	0 (0 to 0)	0 (0 to 0)	0 (0 to 0)	0 (0 to 0)	0 (0 to 0)	0 (0 to 0)	0 (0 to 0)	0 (0 to 0)	0 (0 to 0)	0 (0 to 0)	0 (0 to 0)	0 (0 to 0)	0 (0 to 0)	0 (0 to 0)	0 (0 to 0)	0
Invasive Non-typhoidal Salmonella (iNTS)	0 (0 to 0)	0 (0 to 0)	0 (0 to 0)	0 (0 to 0)	0 (0 to 0)	0 (0 to 0)	0 (0 to 0)	0 (0 to 0)	0 (0 to 0)	0 (0 to 0)	0 (0 to 0)	0 (0 to 0)	0 (0 to 0)	0 (0 to 0)	0 (0 to 0)	0 (0 to 0)	0 (0 to 0)	0 (0 to 0)	0 (0 to 0)	0 (0 to 0)	0 (0 to 0)	0 (0 to 0)	0 (0 to 0)	0
Other intestinal infectious diseases	0 (0 to 0)	0 (0 to 0)	0 (0 to 0)	0 (0 to 0)	0 (0 to 0)	0 (0 to 0)	0 (0 to 0)	0 (0 to 0)	0 (0 to 0)	0 (0 to 0)	0 (0 to 0)	0 (0 to 0)	0 (0 to 0)	0 (0 to 0)	0 (0 to 0)	0 (0 to 0)	0 (0 to 0)	0 (0 to 0)	0 (0 to 0)	0 (0 to 0)	0 (0 to 0)	0 (0 to 0)	0 (0 to 0)	0
Neglected tropical diseases and malaria	1,100 (1,000 to 1,200)	1,100 (1,000 to 1,200)	1,100 (1,000 to 1,200)



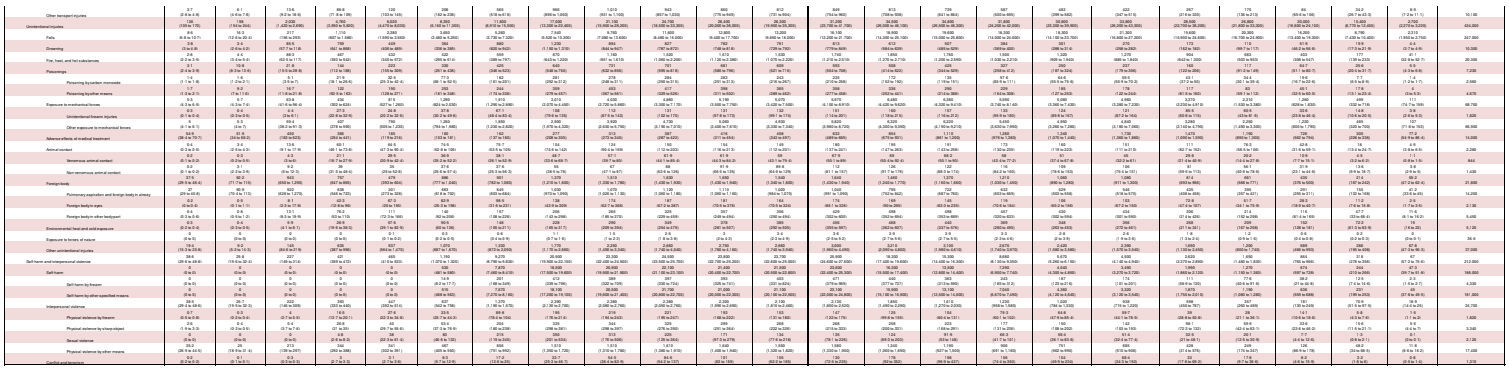

All Table 2a Southern Latin America SALYS by cause and age groups for males with 80% uncertainty intervals, 2019

Cause	Early Neonatal	Late Neonatal	Post Neonatal	1 to 4	5 to 9	10 to 14	15 to 19	20 to 24	25 to 29	30 to 34	35 to 39	40 to 44	45 to 49	50 to 54	55 to 59	60 to 64	65 to 69	70 to 74	75 to 79	80 to 84	85 to 89	90 to 94	95 plus	Total
All causes	197,000 (192,000 to 202,000)	43,700 (42,000 to 45,200)	160,000 (122,000 to 194,000)	127,000 (106,000 to 154,000)	104,000 (86,100 to 119,000)	107,000 (126,000 to 134,000)	316,000 (272,000 to 357,000)	410,000 (361,000 to 459,000)	420,000 (374,000 to 469,000)	420,000 (374,000 to 469,000)	440,000 (392,000 to 492,000)	491,000 (429,000 to 548,000)	491,000 (427,000 to 552,000)	650,000 (567,000 to 732,000)	764,000 (669,000 to 858,000)	849,000 (750,000 to 948,000)	849,000 (749,000 to 957,000)	815,000 (699,000 to 930,000)	782,000 (665,000 to 894,000)	693,000 (577,000 to 804,000)	597,000 (488,000 to 707,000)	110,000 (91,000 to 130,000)	41,500 (9,400 to 82,600)	9,410,000
Communicable, maternal, neonatal, and nutritional diseases	143,000 (138,000 to 148,000)	42,600 (41,000 to 44,100)	33,900 (26,100 to 40,800)	24,200 (20,200 to 29,400)	7,260 (5,980 to 8,260)	7,220 (9,200 to 9,060)	19,900 (16,900 to 22,600)	24,500 (21,600 to 27,500)	24,500 (21,600 to 27,500)	24,500 (21,600 to 27,500)	24,500 (21,600 to 27,500)	24,500 (21,600 to 27,500)	24,500 (21,600 to 27,500)	24,500 (21,600 to 27,500)	24,500 (21,600 to 27,500)	24,500 (21,600 to 27,500)	24,500 (21,600 to 27,500)	24,500 (21,600 to 27,500)	24,500 (21,600 to 27,500)	24,500 (21,600 to 27,500)	24,500 (21,600 to 27,500)	24,500 (21,600 to 27,500)	6,230 (5,500 to 7,030)	972,000
HIV/AIDS and sexually transmitted infections	439 (414 to 451)	146 (91 to 208)	520 (216 to 853)	419 (326 to 529)	371 (271 to 501)	449 (322 to 624)	1,020 (668 to 1,270)	3,730 (3,350 to 4,060)	6,170 (5,730 to 6,610)	13,130 (12,600 to 13,700)	19,730 (19,000 to 20,500)	24,230 (23,300 to 25,200)	29,230 (28,000 to 30,400)	34,230 (32,800 to 35,600)	39,230 (37,600 to 40,800)	44,230 (42,400 to 46,000)	49,230 (47,200 to 51,200)	54,230 (52,000 to 56,400)	59,230 (56,800 to 61,600)	64,230 (61,600 to 66,800)	69,230 (66,400 to 72,000)	74,230 (71,200 to 77,200)	79,230 (76,000 to 82,400)	84,230 (80,800 to 87,600)	89,230 (85,600 to 92,800)	94,230 (90,400 to 98,000)	99,230 (95,200 to 103,200)	104,230 (100,000 to 108,400)	17,700 (16,900 to 18,500)	11,400 (10,600 to 12,100)	994,000
HIV/AIDS	439 (414 to 451)	146 (91 to 208)	520 (216 to 853)	419 (326 to 529)	371 (271 to 501)	449 (322 to 624)	1,020 (668 to 1,270)	3,730 (3,350 to 4,060)	6,170 (5,730 to 6,610)	13,130 (12,600 to 13,700)	19,730 (19,000 to 20,500)	24,230 (23,300 to 25,200)	29,230 (28,000 to 30,400)	34,230 (32,800 to 35,600)	39,230 (37,600 to 40,800)	44,230 (42,400 to 46,000)	49,230 (47,200 to 51,200)	54,230 (52,000 to 56,400)	59,230 (56,800 to 61,600)	64,230 (61,600 to 66,800)	69,230 (66,400 to 72,000)	74,230 (71,200 to 77,200)	79,230 (76,000 to 82,400)	84,230 (80,800 to 87,600)	89,230 (85,600 to 92,800)	94,230 (90,400 to 98,000)	99,230 (95,200 to 103,200)	104,230 (100,000 to 108,400)	17,700 (16,900 to 18,500)	11,400 (10,600 to 12,100)	994,000
HIV/AIDS - Drug-susceptible Tuberculosis	0 (0 to 0)	0 (0 to 0)	0 (0 to 0)	0 (0 to 0)	0 (0 to 0)	0 (0 to 0)	0 (0 to 0)	0 (0 to 0)	0 (0 to 0)	0 (0 to 0)	0 (0 to 0)	0 (0 to 0)	0 (0 to 0)	0 (0 to 0)	0 (0 to 0)	0 (0 to 0)	0 (0 to 0)	0 (0 to 0)	0 (0 to 0)	0 (0 to 0)	0 (0 to 0)	0 (0 to 0)	0 (0 to 0)	0 (0 to 0)	0
HIV/AIDS - Multidrug resistant Tuberculosis without extensive drug resistance	0 (0 to 0)	0 (0 to 0)	0 (0 to 0)	0 (0 to 0)	0 (0 to 0)	0 (0 to 0)	0 (0 to 0)	0 (0 to 0)	0 (0 to 0)	0 (0 to 0)	0 (0 to 0)	0 (0 to 0)	0 (0 to 0)	0 (0 to 0)	0 (0 to 0)	0 (0 to 0)	0 (0 to 0)	0 (0 to 0)	0 (0 to 0)	0 (0 to 0)	0 (0 to 0)	0 (0 to 0)	0 (0 to 0)	0 (0 to 0)	0
HIV/AIDS - Extensively drug-resistant Tuberculosis	0 (0 to 0)	0 (0 to 0)	0 (0 to 0)	0 (0 to 0)	0 (0 to 0)	0 (0 to 0)	0 (0 to 0)	0 (0 to 0)	0 (0 to 0)	0 (0 to 0)	0 (0 to 0)	0 (0 to 0)	0 (0 to 0)	0 (0 to 0)	0 (0 to 0)	0 (0 to 0)	0 (0 to 0)	0 (0 to 0)	0 (0 to 0)	0 (0 to 0)	0 (0 to 0)	0 (0 to 0)	0 (0 to 0)	0 (0 to 0)	0
HIV/AIDS resulting in other diseases	439 (414 to 451)	146 (91 to 208)	520 (216 to 853)	419 (326 to 529)	371 (271 to 501)	449 (322 to 624)	1,020 (668 to 1,270)	3,730 (3,350 to 4,060)	6,170 (5,730 to 6,610)	13,130 (12,600 to 13,700)	19,730 (19,000 to 20,500)	24,230 (23,300 to 25,200)	29,230 (28,000 to 30,400)	34,230 (32,800 to 35,600)	39,230 (37,600 to 40,800)	44,230 (42,400 to 46,000)	49,230 (47,200 to 51,200)	54,230 (52,000 to 56,400)	59,230 (56,800 to 61,600)	64,230 (61,600 to 66,800)	69,230 (66,400 to 72,000)	74,230 (71,200 to 77,200)	79,230 (76,000 to 82,400)	84,230 (80,800 to 87,600)	89,230 (85,600 to 92,800)	94,230 (90,400 to 98,000)	99,230 (95,200 to 103,200)	104,230 (100,000 to 108,400)	17,700 (16,900 to 18,500)	11,400 (10,600 to 12,100)	994,000
Sexually transmitted infections, excluding HIV	4,027 (3,910 to 4,150)	1,140 (778 to 1,520)	1,520 (1,040 to 2,000)	1,170 (1,010 to 1,350)	1,170 (1,010 to 1,350)	1,170 (1,010 to 1,350)	2,170 (1,930 to 2,410)	2,170 (1,930 to 2,410)	2,170 (1,930 to 2,410



GBD Table 2a: Age-wise DALYS by cause and age group for males with 95% uncertainty intervals, 2015

Cause	Early Neonatal	Late Neonatal	Post Neonatal	1 to 4	5 to 9	10 to 14	15 to 19	20 to 24	25 to 29	30 to 34	35 to 39	40 to 44	45 to 49	50 to 54	55 to 59	60 to 64	65 to 69	70 to 74	75 to 79	80 to 84	85 to 89	90 to 94	95 plus	Total
All causes	144,000 (122,000 to 166,000)	61,700 (43,900 to 83,100)	122,000 (100,000 to 149,000)	96,900 (81,700 to 115,000)	91,900 (72,900 to 116,000)	115,000 (95,400 to 141,000)	208,000 (174,000 to 251,000)	297,000 (252,000 to 357,000)	296,000 (251,000 to 354,000)	296,000 (251,000 to 354,000)	297,000 (251,000 to 354,000)	297,000 (251,000 to 354,000)	315,000 (270,000 to 364,000)	348,000 (300,000 to 397,000)	379,000 (331,000 to 430,000)	419,000 (369,000 to 469,000)	466,000 (409,000 to 525,000)	494,000 (434,000 to 556,000)	513,000 (451,000 to 579,000)	498,000 (434,000 to 564,000)	331,000 (281,000 to 386,000)	154,000 (124,000 to 189,000)	74,400 (71,500 to 78,300)	26,860 (25,400 to 28,500)	4,660,000
Communicable, maternal, neonatal, and nutritional diseases	119,000 (97,000 to 142,000)	39,100 (27,000 to 53,000)	51,200 (39,000 to 65,900)	39,000 (31,000 to 47,000)	13,100 (10,000 to 17,000)	13,200 (10,000 to 17,000)	15,600 (12,000 to 20,000)	19,600 (15,000 to 25,000)	22,600 (17,000 to 29,000)	26,600 (20,000 to 34,000)	30,600 (23,000 to 39,000)	34,100 (26,000 to 44,000)	34,400 (26,000 to 44,000)	33,200 (25,000 to 43,000)	33,000 (25,000 to 43,000)	33,000 (25,000 to 43,000)	33,000 (25,000 to 43,000)	33,000 (25,000 to 43,000)	33,000 (25,000 to 43,000)	30,000 (23,000 to 39,000)	27,000 (20,000 to 35,000)	11,000 (8,000 to 14,000)	5,900 (3,900 to 8,000)	770,000
HIV/AIDS and sexually transmitted infections	237 (n 400)	177 (n 294)	1,500 (1,000 to 2,000)	1,000 (n 1,000)	228 (n 303)	222 (n 288)	1,000 (n 1,000)	2,000 (n 2,000)	3,000 (n 3,000)	4,000 (n 4,000)	5,000 (n 5,000)	6,000 (n 6,000)	7,000 (n 7,000)	8,000 (n 8,000)	9,000 (n 9,000)	10,000 (n 10,000)	11,000 (n 11,000)	12,000 (n 12,000)	13,000 (n 13,000)	13,000 (n 13,000)	11,000 (n 11,000)	7,000 (n 7,000)	3,000 (n 3,000)	2,000 (n 2,000)	124,000
HIV/AIDS	0 (n 0)	0 (n 0)	1,000 (n 1,000)	1,000 (n 1,000)	1,000 (n 1,000)	1,000 (n 1,000)	1,000 (n 1,000)	2,000 (n 2,000)	3,000 (n 3,000)	4,000 (n 4,000)	5,000 (n 5,000)	6,000 (n 6,000)	7,000 (n 7,000)	8,000 (n 8,000)	9,000 (n 9,000)	10,000 (n 10,000)	11,000 (n 11,000)	12,000 (n 12,000)	13,000 (n 13,000)	13,000 (n 13,000)	11,000 (n 11,000)	7,000 (n 7,000)	3,000 (n 3,000)	2,000 (n 2,000)	117,000
HIV/AIDS - Drug-susceptible Tuberculosis	0 (n 0)	0 (n 0)	0 (n 0)	0 (n 0)	0 (n 0)	0 (n 0)	0 (n 0)	0 (n 0)	0 (n 0)	0 (n 0)	0 (n 0)	0 (n 0)	0 (n 0)	0 (n 0)	0 (n 0)	0 (n 0)	0 (n 0)	0 (n 0)	0 (n 0)	0 (n 0)	0 (n 0)	0 (n 0)	0 (n 0)	0 (n 0)	0
HIV/AIDS - Multidrug resistant Tuberculosis without extensive drug resistance	0 (n 0)	0 (n 0)	0 (n 0)	0 (n 0)	0 (n 0)	0 (n 0)	0 (n 0)	0 (n 0)	0 (n 0)	0 (n 0)	0 (n 0)	0 (n 0)	0 (n 0)	0 (n 0)	0 (n 0)	0 (n 0)	0 (n 0)	0 (n 0)	0 (n 0)	0 (n 0)	0 (n 0)	0 (n 0)	0 (n 0)	0 (n 0)	0
HIV/AIDS - Extensively drug-resistant Tuberculosis	0 (n 0)	0 (n 0)	0 (n 0)	0 (n 0)	0 (n 0)	0 (n 0)	0 (n 0)	0 (n 0)	0 (n 0)	0 (n 0)	0 (n 0)	0 (n 0)	0 (n 0)	0 (n 0)	0 (n 0)	0 (n 0)	0 (n 0)	0 (n 0)	0 (n 0)	0 (n 0)	0 (n 0)	0 (n 0)	0 (n 0)	0 (n 0)	0
HIV/AIDS resulting in other diseases	0 (n 0)	0 (n 0)	0 (n 0)	0 (n 0)	0 (n 0)	0 (n 0)	0 (n 0)	0 (n 0)	0 (n 0)	0 (n 0)	0 (n 0)	0 (n 0)	0 (n 0)	0 (n 0)	0 (n 0)	0 (n 0)	0 (n 0)	0 (n 0)	0 (n 0)	0 (n 0)	0 (n 0)	0 (n 0)	0 (n 0)	0 (n 0)	0
Sexually transmitted infections, excluding HIV	237 (n 400)	177 (n 294)	1,500 (1,000 to 2,000)	1,000 (n 1,000)	228 (n 303)	222 (n 288)	1,000 (n 1,000)	2,000 (n 2,000)	3,000 (n 3,000)	4,000 (n 4,000)	5,000 (n 5,000)	6,000 (n 6,000)	7,000 (n 7,000)	8,000 (n 8,000)	9,000 (n 9,000)	10,000 (n 10,000)	11,000 (n 11,000)	12,000 (n 12,000)	13,000 (n 13,000)	13,000 (n 13,000)	11,000 (n 11,000)	7,000 (n 7,000)	3,000 (n 3,000)	2,000 (n 2,000)	124,000
Syphilis	232 (n 400)	142 (n 294)	1,000 (n 1,000)	1,000 (n 1,000)	1,000 (n 1,000)	1,000 (n 1,000)	1,000 (n 1,000)	2,000 (n 2,000)	2,000 (n 2,000)	3,000 (n 3,000)	3,000 (n 3,000)	4,000 (n 4,000)	4,000 (n 4,000)	5,000 (n 5,000)	5,000 (n 5,000)	6,000 (n 6,000)	6,000 (n 6,000)	7,000 (n 7,000)	7,000 (n 7,000)	7,000 (n 7,000)	6,000 (n 6,000)	4,000 (n 4,000)	2,000 (n 2,000)	1,000 (n 1,000)	73,000
Chlamydial infection	0 (n 0)	0 (n 0)	0 (n 0)	0 (n 0)	0 (n 0)	0 (n 0)	0 (n 0)	0 (n 0)	0 (n 0)	0 (n 0)	0 (n 0)	0 (n 0)	0 (n 0)	0 (n 0)	0 (n 0)	0 (n 0)	0 (n 0)	0 (n 0)	0 (n 0)	0 (n 0)	0 (n 0)	0 (n 0)	0 (n 0)	0 (n 0)	0
Gonococcal infection	0 (n 0)	0 (n 0)	0 (n 0)	0 (n 0)	0 (n 0)	0 (n 0)	0 (n 0)	0 (n 0)	0 (n 0)	0 (n 0)	0 (n 0)	0 (n 0)	0 (n 0)	0 (n 0)	0 (n 0)	0 (n 0)	0 (n 0)	0 (n 0)	0 (n 0)	0 (n 0)	0 (n 0)	0 (n 0)	0 (n 0)	0 (n 0)	0
Trichomoniasis	0 (n 0)	0 (n 0)	0 (n 0)	0 (n 0)	0 (n 0)	0 (n 0)	0 (n 0)	0 (n 0)	0 (n 0)	0 (n 0)	0 (n 0)	0 (n 0)	0 (n 0)	0 (n 0)	0 (n 0)	0 (n 0)	0 (n 0)	0 (n 0)	0 (n 0)	0 (n 0)	0 (n 0)	0 (n 0)	0 (n 0)	0 (n 0)	0
Genital herpes	0 (n 0)	0 (n 0)	0 (n 0)	0 (n 0)	0 (n 0)	0 (n 0)	0 (n 0)	0 (n 0)	0 (n 0)	0 (n 0)	0 (n 0)	0 (n 0)	0 (n 0)	0 (n 0)	0 (n 0)	0 (n 0)	0 (n 0)	0 (n 0)	0 (n 0)	0 (n 0)	0 (n 0)	0 (n 0)	0 (n 0)	0 (n 0)	0
Other sexually transmitted infections	5 (n 5)	3 (n 5)	2,000 (n 2,000)	1,000 (n 1,000)	1,000 (n 1,000)	1,000 (n 1,000)	2,000 (n 2,000)	2,000 (n 2,000)	3,000 (n 3,000)	4,000 (n 4,000)	5,000 (n 5,000)	6,000 (n 6,000)	7,000 (n 7,000)	8,000 (n 8,000)	9,000 (n 9,000)	10,000 (n 10,000)	11,000 (n 11,000)	12,000 (n 12,000)	13,000 (n 13,000)	13,000 (n 13,000)	11,000 (n 11,000)	7,000 (n 7,000)	3,000 (n 3,000)	2,000 (n 2,000)	124,000
Respiratory infections and tuberculosis	1,000 (1,000 to 2,000)	1,000 (1,000 to 2,000)	14,000 (10,000 to 20,000)	7,000 (5,000 to 10,000)	2,000 (1,000 to 3,000)	2,000 (1,000 to 3,000)	2,000 (1,000 to 3,000)	2,000 (1,000 to 3,000)	2,000 (1,000 to 3,000)	2,000 (1,000 to 3,000)	2,000 (1,000 to 3,000)	2,000 (1,000 to 3,000)	2,000 (1,000 to 3,000)	2,000 (1,000 to 3,000)	2,000 (1,000 to 3,000)	2,000 (1,000 to 3,000)	2,000 (1,000 to 3,000)	2,000 (1,000 to 3,000)	2,000 (1,000 to 3,000)	2,000 (1,000 to 3,000)	2,000 (1,000 to 3,000)	1,000 (1,000 to 2,000)	1,000 (1,000 to 2,000)	1,000 (1,000 to 2,000)	69,000
Tuberculosis	0 (n 0)	0 (n 0)	1,000 (1,000 to 2,000)	1,000 (n 1,000)	1,000 (n 1,000)	1,000 (n 1,000)	1,000 (n 1,000)	2,000 (n 2,000)	2,000 (n 2,000)	2,000 (n 2,000)	2,000 (n 2,000)	2,000 (n 2,000)	2,000 (n 2,000)	2,000 (n 2,000)	2,000 (n 2,000)	2,000 (n 2,000)	2,000 (n 2,000)	2,000 (n 2,000)	2,000 (n 2,000)	2,000 (n 2,000)	2,000 (n 2,000)	1,000 (n 1,000)	1,000 (n 1,000)	1,000 (n 1,000)	37,000
Latent tuberculosis infection	0 (n 0)	0 (n 0)	0 (n 0)	0 (n 0)	0 (n 0)	0 (n 0)	0 (n 0)	0 (n 0)	0 (n 0)	0 (n 0)	0 (n 0)	0 (n 0)	0 (n 0)	0 (n 0)	0 (n 0)	0 (n 0)	0 (n 0)	0 (n 0)	0 (n 0)	0 (n 0)	0 (n 0)	0 (n 0)	0 (n 0)	0 (n 0)	0
Drug-susceptible tuberculosis	0 (n 0)	0 (n 0)	0 (n 0)	0 (n 0)	0 (n 0)	0 (n 0)	0 (n 0)	0 (n 0)	0 (n 0)	0 (n 0)	0 (n 0)	0 (n 0)	0 (n 0)	0 (n 0)	0 (n 0)	0 (n 0)	0 (n 0)	0 (n 0)	0 (n 0)	0 (n 0)	0 (n 0)	0 (n 0)	0 (n 0)	0 (n 0)	0
Multidrug-resistant tuberculosis without extensive drug resistance	0 (n 0)	0 (n 0)	0 (n 0)	0 (n 0)	0 (n 0)	0 (n 0)	0 (n 0)	0 (n 0)	0 (n 0)	0 (n 0)	0 (n 0)	0 (n 0)	0 (n 0)	0 (n 0)	0 (n 0)	0 (n 0)	0 (n 0)	0 (n 0)	0 (n 0)	0 (n 0)	0 (n 0)	0 (n 0)	0 (n 0)	0 (n 0)	0
Extensively drug-resistant tuberculosis	0 (n 0)	0 (n 0)	0 (n 0)	0 (n 0)	0 (n 0)	0 (n 0)	0 (n 0)	0 (n 0)	0 (n 0)	0 (n 0)	0 (n 0)	0 (n 0)	0 (n 0)	0 (n 0)	0 (n 0)	0 (n 0)	0 (n 0)	0 (n 0)	0 (n 0)	0 (n 0)	0 (n 0)	0 (n 0)	0 (n 0)	0 (n 0)	0
Lower respiratory infections	1,000 (1,000 to 2,000)	1,000 (1,000 to 2,000)	13,000 (10,000 to 19,000)	6,000 (5,000 to 9,000)	1,000 (1,000 to 2,000)	1,000 (1,000 to 2,000)	1,000 (1,000 to 2



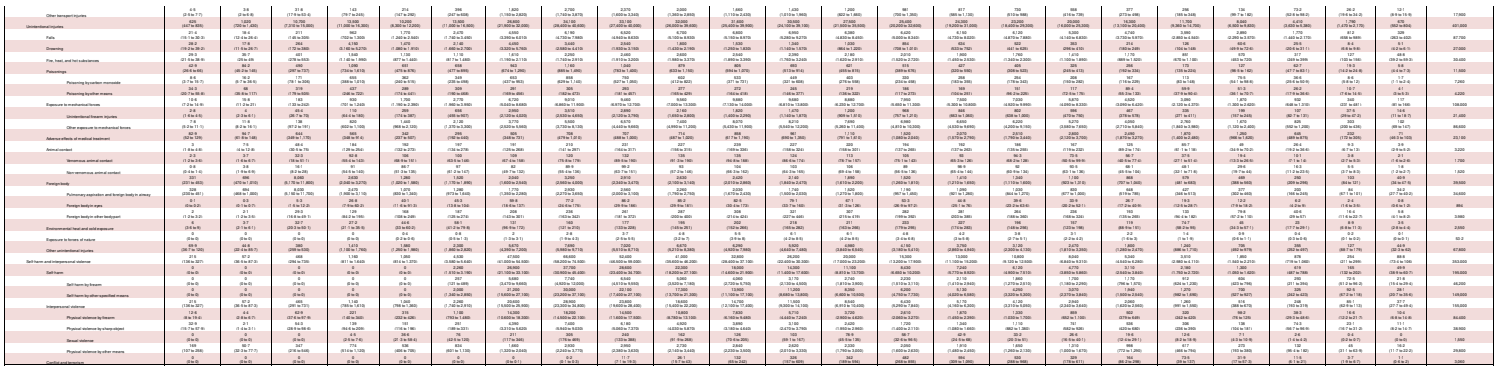

SR Table 2a: Chile DALYS by cause and age group for males with 95% uncertainty intervals, 2019

Cause	Early Neonatal	Late Neonatal	Post Neonatal	1 to 4	5 to 9	10 to 14	15 to 19	20 to 24	25 to 29	30 to 34	35 to 39	40 to 44	45 to 49	50 to 54	55 to 59	60 to 64	65 to 69	70 to 74	75 to 79	80 to 84	85 to 89	90 to 94	95 plus	Total
All causes	34,790 (29,783 to 40,500)	8,740 (7,270 to 10,360)	21,700 (16,490 to 28,000)	23,760 (16,990 to 33,000)	16,300 (12,220 to 21,000)	26,000 (21,700 to 31,000)	44,700 (37,000 to 53,000)	63,100 (52,000 to 76,000)	76,200 (64,000 to 89,000)	116,000 (99,000 to 136,000)	176,000 (154,000 to 202,000)	266,000 (236,000 to 302,000)	372,000 (332,000 to 419,000)	503,000 (450,000 to 565,000)	703,000 (630,000 to 788,000)	1,000,000 (900,000 to 1,100,000)	1,400,000 (1,300,000 to 1,500,000)	1,900,000 (1,800,000 to 2,000,000)	2,500,000 (2,300,000 to 2,600,000)	3,200,000 (2,900,000 to 3,400,000)	4,000,000 (3,600,000 to 4,200,000)	4,900,000 (4,300,000 to 5,200,000)	5,900,000 (5,100,000 to 6,200,000)	6,900,000 (5,900,000 to 7,300,000)	7,900,000 (6,600,000 to 8,300,000)	8,900,000 (7,300,000 to 9,400,000)	9,900,000 (8,000,000 to 10,500,000)	10,900,000 (8,600,000 to 11,600,000)	11,900,000 (9,200,000 to 12,700,000)	12,900,000 (9,800,000 to 13,800,000)	13,900,000 (10,400,000 to 14,900,000)	14,900,000 (10,900,000 to 16,000,000)	15,900,000 (11,300,000 to 17,100,000)	16,900,000 (11,600,000 to 18,200,000)	17,900,000 (11,900,000 to 19,300,000)	18,900,000 (12,100,000 to 20,400,000)	19,900,000 (12,200,000 to 21,500,000)	20,900,000 (12,200,000 to 22,600,000)	21,900,000 (12,200,000 to 23,800,000)	22,900,000 (12,200,000 to 25,000,000)	23,900,000 (12,200,000 to 26,200,000)	24,900,000 (12,200,000 to 27,400,000)	25,900,000 (12,200,000 to 28,600,000)	26,900,000 (12,200,000 to 29,800,000)	27,900,000 (12,200,000 to 31,000,000)	28,900,000 (12,200,000 to 32,200,000)	29,900,000 (12,200,000 to 33,400,000)	30,900,000 (12,200,000 to 34,600,000)	31,900,000 (12,200,000 to 35,800,000)	32,900,000 (12,200,000 to 37,000,000)	33,900,000 (12,200,000 to 38,200,000)	34,900,000 (12,200,000 to 39,400,000)

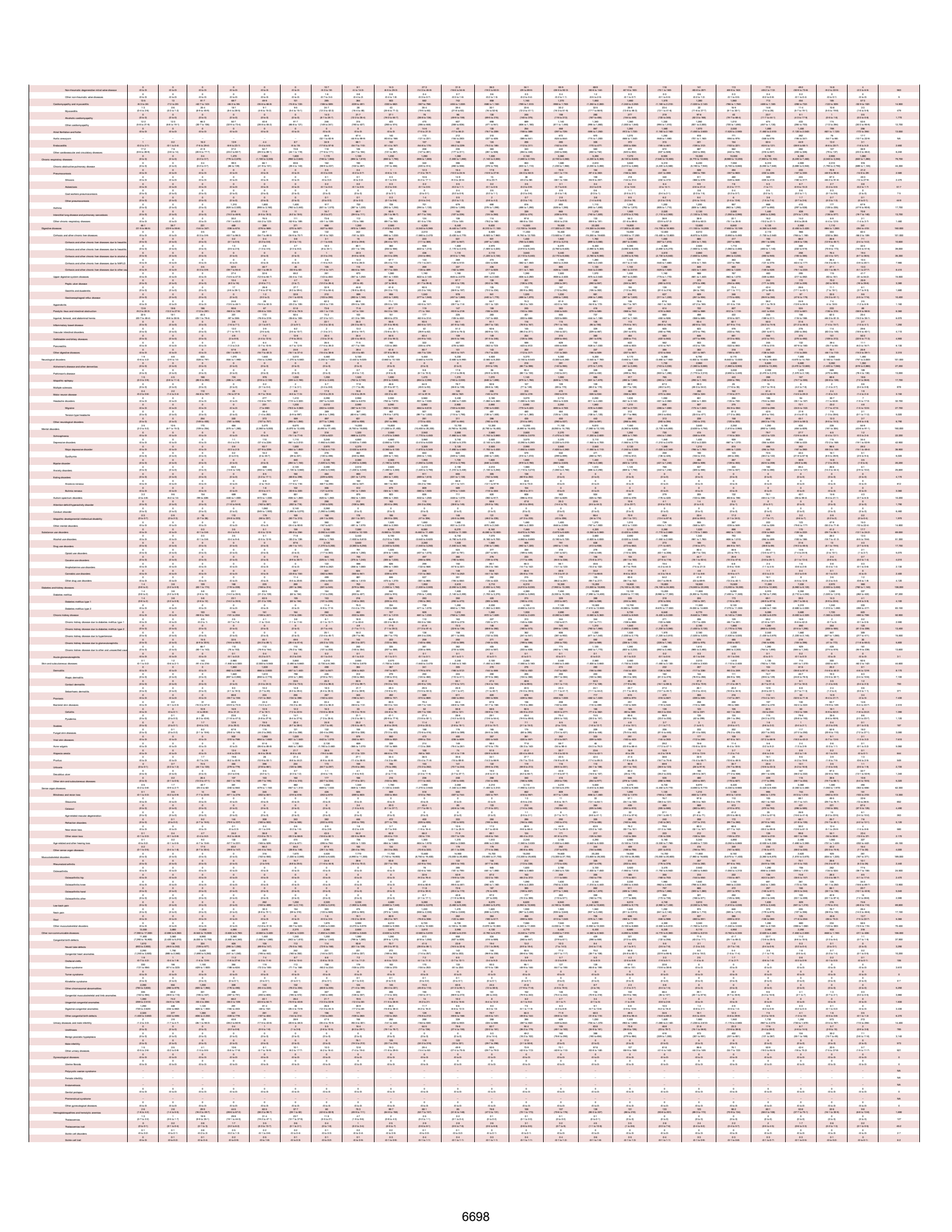

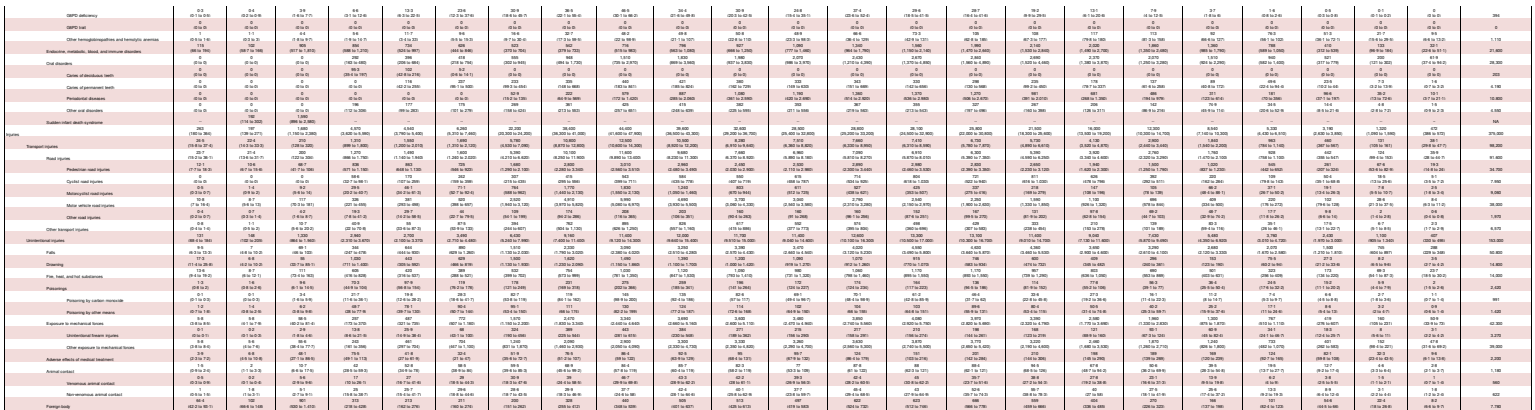

SR Table 2a. Uruguay DALYS by cause and age group for males with 95% uncertainty intervals, 2019

Cause	Early Neonatal	Late Neonatal	Post Neonatal	1 to 4	5 to 9	10 to 14	15 to 19	20 to 24	25 to 29	30 to 34	35 to 39	40 to 44	45 to 49	50 to 54	55 to 59	60 to 64	65 to 69	70 to 74	75 to 79	80 to 84	85 to 89	90 to 94	95 plus	Total
All causes	9,070 (9,069 to 11,484)	2,298 (1,992 to 2,715)	6,992 (6,992 to 8,382)	3,435 (3,290 to 4,998)	2,566 (2,553 to 3,220)	15,992 (15,758 to 16,900)	20,050 (19,930 to 20,193)	21,050 (20,930 to 21,202)	20,930 (20,930 to 21,202)	20,930 (20,930 to 21,202)	20,930 (20,930 to 21,202)	20,930 (20,930 to 21,202)	20,930 (20,930 to 21,202)	20,930 (20,930 to 21,202)	20,930 (20,930 to 21,202)	20,930 (20,930 to 21,202)	20,930 (20,930 to 21,202)	20,930 (20,930 to 21,202)	20,930 (20,930 to 21,202)	20,930 (20,930 to 21,202)	9,270 (8,790 to 9,998)	3,960 (3,630 to 3,700)	503,350
Communicable, maternal, neonatal, and nutritional diseases	6,650 (5,170 to 8,310)	1,350 (1,020 to 1,670)	2,170 (1,930 to 2,550)	1,770 (1,350 to 2,000)	1,010 (600 to 1,460)	730 (420 to 1,030)	910 (620 to 1,250)	1,090 (680 to 1,720)	1,390 (1,190 to 1,900)	1,690 (1,470 to 1,960)	2,030 (1,800 to 2,300)	2,090 (1,880 to 2,380)	1,910 (1,700 to 2,160)	1,560 (1,330 to 1,820)	1,370 (1,150 to 1,590)	1,090 (1,010 to 1,230)	1,060 (1,020 to 1,090)	1,010 (1,000 to 1,020)	1,790 (1,640 to 2,010)	1,010 (1,000 to 1,010)	760 (820 to 680)	370 (380 to 360)	39,460
HIV/AIDS and sexually transmitted infections	17 (0.6 to 3)	0.6 (0.3 to 1.2)	19.1 (13.9 to 77.1)	9.2 (6.4 to 13.2)	6.2 (3.6 to 11.6)	18.3 (7.4 to 64)	69.9 (27.6 to 281)	166 (59.3 to 539)	243 (98.1 to 633)	370 (178.9 to 776)	506 (269.3 to 1,035)	1,060 (569.5 to 1,980)	1,060 (569.5 to 1,980)	980 (519.2 to 1,810)	643 (337.6 to 1,180)	644 (337.6 to 1,180)	396 (226.3 to 696)	199 (107.2 to 378)	178 (108.1 to 326)	53 (27.1 to 102)	20 (9.2 to 39)	18 (9.4 to 35)	6,420
HIV/AIDS	0 (0 to 0)	0 (0 to 0)	12.4 (12.3 to 14.6)	9 (6.2 to 9.8)	5.8 (1.5 to 11.6)	9.6 (4.9 to 7.1)	39.5 (24.5 to 65.9)	139 (50.2 to 239)	226 (92.1 to 340)	362 (175.6 to 762)	500 (266.1 to 1,010)	1,060 (569.5 to 1,980)	1,060 (569.5 to 1,980)	980 (519.2 to 1,810)	637 (334.6 to 1,180)	639 (334.6 to 1,180)	392 (224.1 to 694)	196 (106.2 to 374)	172 (102.3 to 320)	51 (26.1 to 98.4)	20 (8.9 to 38.4)	17.2 (9.2 to 33.5)	6,340
HIV/AIDS - Drug-susceptible Tuberculosis	0 (0 to 0)	0 (0 to 0)	1.2 (0.7 to 1.2)	0.8 (0.4 to 0.8)	0.4 (0.2 to 0.8)	0.4 (0.2 to 0.8)	2.3 (1.2 to 4.3)	22.6 (11.3 to 39.8)	69.9 (32.7 to 131.2)	75 (32.7 to 131.2)	99.4 (43.3 to 174.3)	164.6 (71.7 to 288.6)	77.4 (33.7 to 135.8)	31 (13.5 to 54.4)	21.1 (9.2 to 37.1)	20.7 (9.2 to 36.4)	10.2 (4.5 to 18.1)	3.6 (1.6 to 6.4)	1.3 (0.6 to 2.3)	0.5 (0.2 to 0.9)	0.2 (0.1 to 0.4)	0.1 (0.0 to 0.2)	570
HIV/AIDS - Multidrug-resistant Tuberculosis without extensive	0 (0 to 0)	0 (0 to 0)	0 (0 to 0)	0 (0 to 0)	0 (0 to 0)	0 (0 to 0)	0.4 (0.1 to 0.9)	4.6 (0.9 to 9.6)	15.1 (2.8 to 31.1)	15.1 (2.8 to 31.1)	15.1 (2.8 to 31.1)	15.1 (2.8 to 31.1)	15.1 (2.8 to 31.1)	15.1 (2.8 to 31.1)	15.1 (2.8 to 31.1)	15.1 (2.8 to 31.1)	15.1 (2.8 to 31.1)	15.1 (2.8 to 31.1)	15.1 (2.8 to 31.1)	15.1 (2.8 to 31.1)	15.1 (2.8 to 31.1)	15.1 (2.8 to 31.1)	6.6
HIV/AIDS - Extensively drug-resistant Tuberculosis	0 (0 to 0)	0 (0 to 0)	0 (0 to 0)	0 (0 to 0)	0 (0 to 0)	0 (0 to 0)	0.1 (0 to 0.2)	0.9 (0.2 to 1.9)	3.1 (0.6 to 6.4)	3.1 (0.6 to 6.4)	3.1 (0.6 to 6.4)	3.1 (0.6 to 6.4)	3.1 (0.6 to 6.4)	3.1 (0.6 to 6.4)	3.1 (0.6 to 6.4)	3.1 (0.6 to 6.4)	3.1 (0.6 to 6.4)	3.1 (0.6 to 6.4)	3.1 (0.6 to 6.4)	3.1 (0.6 to 6.4)	3.1 (0.6 to 6.4)	3.1 (0.6 to 6.4)	1.2
HIV/AIDS resulting in other diseases	0 (0 to 0)	0 (0 to 0)	0.2 (0.0 to 0.4)	0.4 (0.2 to 0.6)	0.4 (0.2 to 0.6)	0.4 (0.2 to 0.6)	1.8 (0.9 to 3.3)	11.4 (5.6 to 20.1)	34.1 (16.8 to 60.1)	34.1 (16.8 to 60.1)	34.1 (16.8 to 60.1)	34.1 (16.8 to 60.1)	34.1 (16.8 to 60.1)	34.1 (16.8 to 60.1)	34.1 (16.8 to 60.1)	34.1 (16.8 to 60.1)	34.1 (16.8 to 60.1)	34.1 (16.8 to 60.1)	34.1 (16.8 to 60.1)	34.1 (16.8 to 60.1)	34.1 (16.8 to 60.1)	34.1 (16.8 to 60.1)	14.9
Sexually transmitted infections excluding HIV	17 (0.6 to 3)	0.6 (0.3 to 1.2)	7 (1.2 to 63.9)	0.3 (0.1 to 4.6)	0.3 (0.1 to 5.8)	8.8 (0.5 to 57.1)	30.4 (1.7 to 274.1)	27 (1.5 to 243.3)	8.9 (0.5 to 80.2)	8.9 (0.5 to 80.2)	8.9 (0.5 to 80.2)	8.9 (0.5 to 80.2)	8.9 (0.5 to 80.2)	8.9 (0.5 to 80.2)	8.9 (0.5 to 80.2)	8.9 (0.5 to 80.2)	8.9 (0.5 to 80.2)	8.9 (0.5 to 80.2)	8.9 (0.5 to 80.2)	8.9 (0.5 to 80.2)	8.9 (0.5 to 80.2)	8.9 (0.5 to 80.2)	0.4
Syphilis	0 (0 to 0)	0 (0 to 0)	0.3 (0.0 to 1.2)	0.3 (0.1 to 0.8)	0.3 (0.1 to 0.8)	0.3 (0.1 to 0.8)	0.3 (0.1 to 0.8)	0.3 (0.1 to 0.8)	0.3 (0.1 to 0.8)	0.3 (0.1 to 0.8)	0.3 (0.1 to 0.8)	0.3 (0.1 to 0.8)	0.3 (0.1 to 0.8)	0.3 (0.1 to 0.8)	0.3 (0.1 to 0.8)	0.3 (0.1 to 0.8)	0.3 (0.1 to 0.8)	0.3 (0.1 to 0.8)	0.3 (0.1 to 0.8)	0.3 (0.1 to 0.8)	0.3 (0.1 to 0.8)	0.3 (0.1 to 0.8)	0.1
Chlamydial infection	0 (0 to 0)	0 (0 to 0)	0 (0 to 0)	0 (0 to 0)	0 (0 to 0)	0 (0 to 0)	0.1 (0 to 0.4)	0.5 (0.1 to 1.9)	1.5 (0.4 to 5.6)	1.5 (0.4 to 5.6)	1.5 (0.4 to 5.6)	1.5 (0.4 to 5.6)	1.1 (0.3 to 4.2)	0.6 (0.1 to 2.3)	0.2 (0 to 0.7)	0.1 (0 to 0.5)	0.1 (0 to 0.3)	0.1 (0 to 0.3)	0.1 (0 to 0.3)	0.1 (0 to 0.3)	0.1 (0 to 0.3)	0.1 (0 to 0.3)	0.1 (0 to 0.3)	0.2
Gonococcal infection	0 (0 to 0)	0 (0 to 0)	0 (0 to 0)	0 (0 to 0)	0 (0 to 0)	0 (0 to 0)	0.2 (0.0 to 0.9)	1.4 (0.1 to 7.2)	2 (0.2 to 9.6)	1.4 (0.1 to 7.2)	1.1 (0.1 to 5.7)	0.7 (0.1 to 3.7)	0.7 (0.1 to 3.7)	0.7 (0.1 to 3.7)	0.5 (0.1 to 2.5)	0.2 (0 to 1.2)	0.2 (0 to 0.6)	0.1 (0 to 0.3)	0.1 (0 to 0.3)	0.1 (0 to 0.3)	0.1 (0 to 0.3)	0.1 (0 to 0.3)	0.1 (0 to 0.3)	0.8
Trichomoniasis	0 (0 to 0)	0 (0 to 0)	0 (0 to 0)	0 (0 to 0)	0 (0 to 0)	0 (0 to 0)	0.1 (0 to 0.4)	0.3 (0.1 to 1.1)	0.4 (0.1 to 1.5)	0.5 (0.1 to 1.5)	0.4 (0.1 to 1.5)	0.3 (0.1 to 1.1)	0.3 (0.1 to 1.1)	0.2 (0 to 0.8)	0.2 (0 to 0.6)	0.1 (0 to 0.4)	0.1 (0 to 0.3)	0.1 (0 to 0.3)	0.1 (0 to 0.3)	0.1 (0 to 0.3)	0.1 (0 to 0.3)	0.1 (0 to 0.3)	0.1 (0 to 0.3)	0.3
Genital herpes	0 (0 to 0)	0 (0 to 0)	0 (0 to 0)	0 (0 to 0)	0 (0 to 0)	0 (0 to 0)	0.1 (0 to 0.4)	0.4 (0.1 to 1.6)	0.6 (0.1 to 2.4)	0.6 (0.1 to 2.4)	0.5 (0.1 to 2.1)	0.4 (0.1 to 1.7)	0.3 (0.1 to 1.3)	0.2 (0 to 0.9)	0.1 (0 to 0.5)	0.1 (0 to 0.3)	0.1 (0 to 0.3)	0.1 (0 to 0.2)	0.1 (0 to 0.2)	0.1 (0 to 0.2)	0.1 (0 to 0.2)	0.1 (0 to 0.2)	0.1 (0 to 0.2)	0.3
Other sexually transmitted infections	0 (0 to 0)	0 (0 to 0)	0 (0 to 0)	0 (0 to 0)	0 (0 to 0)	0 (0 to 0)	0.1 (0 to 0.4)	0.4 (0.1 to 1.6)	0.6 (0.1 to 2.4)	0.6 (0.1 to 2.4)	0.5 (0.1 to 2.1)	0.4 (0.1 to 1.7)	0.3 (0.1 to 1.3)	0.2 (0 to 0.9)	0.1 (0 to 0.5)	0.1 (0 to 0.3)	0.1 (0 to 0.3)	0.1 (0 to 0.2)	0.1 (0 to 0.2)	0.1 (0 to 0.2)	0.1 (0 to 0.2)	0.1 (0 to 0.2)	0.1 (0 to 0.2)	0.3
Respiratory infections and tuberculosis	1,230 (960 to 1,530)	89.6 (67.7 to 108)	90 (68.6 to 108)	49.3 (29.4 to 82.4)	30 (16.2 to 49.9)	49.2 (27.1 to 82.8)	69.2 (38.2 to 120)	82.1 (45.2 to 142)	88.1 (48.6 to 153)	98.6 (54.4 to 171)	111.4 (61.4 to 193)	127.1 (70.1 to 220)	132.9 (73.3 to 230)	134.2 (74 to 233)	135.2 (74.6 to 234)	135.9 (74.9 to 235)	136.3 (75.2 to 236)	136.6 (75.4 to 237)	136.8 (75.5 to 237)	136.9 (75.5 to 237)	136.9 (75.5 to 237)	136.9 (75.5 to 237)	2,390
Tuberculosis	0 (0 to 0)	0 (0 to 0)	4.2 (2.6 to 6.6)	2.6 (1.6 to 3.7)	1.3 (0.4 to 2.1)	3.9 (1.3 to 6.1)	8.6 (2.9 to 13.7)	13.3 (4.5 to 21.2)	16.6 (5.6 to 26.5)	19.9 (6.7 to 31.8)	23.2 (7.8 to 37.1)	26.5 (8.9 to 42.4)	29.8 (10 to 47.7)	33.1 (11.2 to 53)	36.4 (12.3 to 58.3)	39.7 (13.4 to 63.6)	43 (14.5 to 68.9)	46.3 (15.6 to 74.2)	49.6 (16.8 to 79.5)	52.9 (17.9 to 84.8)	56.2 (19 to 90)	59.5 (20.1 to 95.3)	1,090
Latent tuberculosis infection	0 (0 to 0)	0 (0 to 0)	0 (0 to 0)	0 (0 to 0)	0 (0 to 0)	0 (0 to 0)	0 (0 to 0)	0 (0 to 0)	0 (0 to 0)	0 (0 to 0)	0 (0 to 0)	0 (0 to 0)	0 (0 to 0)	0 (0 to 0)	0 (0 to 0)	0 (0 to 0)	0 (0 to 0)	0 (0 to 0)	0 (0 to 0)	0 (0 to 0)	0 (0 to 0)	0 (0 to 0)	0 (0 to 0)	0
Drug-susceptible Tuberculosis	0 (0 to 0)	0 (0 to 0)	4.1 (2.5 to 6.5)	2.6 (1.6 to 3.7)	1.3 (0.4 to 2.1)	3.9 (1.3 to 6.1)	8.6 (2.9 to 13.7)	13.3 (4.5 to 21.2)	16.6 (5.6 to 26.5)	19.9 (6.7 to 31.8)	23.2 (7.8 to 37.1)	26.5 (8.9 to 42.4)	29.8 (10 to 47.7)	33.1 (11.2 to 53)	36.4 (12.3 to 58.3)	39.7 (13.4 to 63.6)	43 (14.5 to 68.9)	46.3 (15.6 to 74.2)	49.6 (16.8 to 79.5)	52.9 (17.9 to 84.8)	56.2 (19 to 90)	59.5 (20.1 to 95.3)	1,080
Multidrug-resistant tuberculosis without extensive drug-resista	0 (0 to 0)	0 (0 to 0)	0 (0 to 0.1)	0 (0 to 0)	0 (0 to 0)	0 (0 to 0)	0.1 (0 to 0.2)	0.3 (0.1 to 0.6)	0.3 (0.1 to 0.6)	0.3 (0.1 to 0.6)	0.3 (0.1 to 0.6)	0.3 (0.1 to 0.6)	0.3 (0.1 to 0.6)	0.3 (0.1 to 0.6)	0.3 (0.1 to 0.6)	0.3 (0.1 to 0.6)	0.3 (0.1 to 0.6)	0.3 (0.1 to 0.6)	0.3 (0.1 to 0.6)	0.3 (0.1 to 0.6)	0.3 (0.1 to 0.6)	0.3 (0.1 to 0.6)	0.3 (0.1 to 0.6)	7
Extensively drug-resistant tuberculosis	0 (0 to 0)	0 (0 to 0)	0 (0 to 0)	0 (0 to 0)	0 (0 to 0)	0 (0 to 0)	0 (0 to 0)	0 (0 to 0)	0 (0 to 0)	0 (0 to 0)	0 (0 to 0)	0 (0 to 0)	0 (0 to 0)	0 (0 to 0)	0 (0 to 0)	0 (0 to 0)	0 (0 to 0)	0 (0 to 0)	0 (0 to 0)	0 (0 to 0)	0 (0 to 0)	0 (0 to 0)	0 (0 to 0)	0
Lower respiratory infections	1,220 (960 to 1,530)	87.6 (67.7 to 104)	1.96 (0.7 to 3.6)	0.7 (0.3 to 1.2)	0.3 (0.1 to 0.5)	0.3 (0.1 to 0.5)	0.3 (0.1 to 0.5)	0.3 (0.1 to 0.5)	0.3 (0.1 to 0.5)	0.3 (0.1 to 0.5)	0.3 (0.1 to 0.5)	0.3 (0.1 to 0.5)	0.3 (0.1 to 0.5)	0.3 (0.1 to 0.5)	0.3 (0.1 to 0.5)	0.3 (0.1 to 0.5)	0.3 (0.1 to 0.5)	0.3 (0.1 to 0.5)	0.3 (0.1 to 0.5)	0.3 (0.1 to 0.5)	0.3 (0.1 to 0.5)	0.3 (0.1 to 0.5)	0.3
Upper respiratory infections	3.3 (2.3 to 4.5)	1.4 (0.9 to 1.9)	89.6 (69.3 to 108)	48.6 (28.7 to 81.7)	29.7 (15.9 to 49.4)	49.1 (27.1 to 82.6)	69.1 (38.2 to 120)	82.1 (45.2 to 142)	88.1 (48.6 to 153)	98.6 (54.4 to 171)	111.4 (61.4 to 193)	127.1 (70.1 to 220)	132.9 (73.3 to 230)	134.2 (74 to 233)	135.2 (74.6 to 234)	135.9 (74.9 to 235)	136.3 (75.2 to 236)	136.6 (75.4 to 237)	136.8 (75.5 to 237)	136.9 (75.5 to 237)	136.9 (75.5 to 237)	136.9 (75.5 to 237)	2,390
Otitis media	0 (0 to 0)	0 (0 to 0)	0.2 (0.0 to 0.7)	0.2 (0.0 to 1.1)	0.2 (0.0 to 1.1)	0.2 (0.0 to 1.1)	0.2 (0.0 to 1.1)	0.2 (0.0 to 1.1)	0.2 (0.0 to 1.1)	0.2 (0.0 to 1.1)	0.2 (0.0 to 1.1)	0.2 (0.0 to 1.1)	0.2 (0.0 to 1.1)	0.2 (0.0 to 1.1)	0.2 (0.0 to 1.1)	0.2 (0.0 to 1.1)	0.2 (0.0 to 1.1)	0.2 (0.0 to 1.1)	0.2 (0.0 to 1.1)	0.2 (0.0 to 1.1)	0.2 (0.0 to 1.1)	0.2 (0.0 to 1.1)	0.2
Enteric infections	12 (9.9 to 19.9)	27.7 (4.9 to 91)	178 (116 to 291)	106 (68.3 to 172)	89.1 (52.9 to 136)	69.9 (42.9 to 106)	52.6 (32.3 to 80.6)	39.9 (24.5 to 61.2)	30.3 (18.6 to 46.5)	23.1 (14.2 to 35.4)	17.5 (10.8 to 26.9)	13.4 (8.2 to 20.5)	10.2 (6.3 to 15.6)	7.8 (4.8 to 12)	5.9 (3.6 to 9.1)	4.5 (2.8 to 6.9)	3.4 (2.1 to 5.3)	2.6 (1.6 to 4)	2 (1.2 to 3.1)	1.5 (0.9 to 2.3)	1.2 (0.7 to 1.8)	0.9 (0.5 to 1.4)	2,590
Diarrheal diseases	12 (9.9 to 19.9)	27.7 (4.9 to 91)	172 (116 to 289)	104 (68.3 to 170)	88.4 (52.9 to 136)	69.4 (42.9 to 106)	52.3 (32.3 to 80.6)	39.7 (24.5 to 61.2)	30.1 (18.6 to 46.5)	22.9 (14.2 to 35.4)	17.4 (10.8 to 26.9)	13.3 (8.2 to 20.5)	10.1 (6.3 to 15.6)	7.8 (4.8 to 12)	5.9 (3.6 to 9.1)	4.5 (2.8 to 6.9)	3.4 (2.1 to 5.3)	2.6 (1.6 to 4)	2 (1.2 to 3.1)	1.5 (0.9 to 2.3)	1.2 (0.7 to 1.8)	0.9 (0.5 to 1.4)	2,580
Typhoid and paratyphoid	0 (0 to 0)	0 (0 to 0)	0.3 (0 to 0.9)	0.2 (0 to 0.6)	0.2 (0 to 0.6)	0.2 (0 to 0.6

Ischemic heart disease	0 (0.0 %)	0 (0.0 %)	0 (0.0 %)	0 (0.0 %)	0 (0.0 %)	29.1 (19.9 to 33.1)	67.0 (49.9 to 80.3)	98.0 (71.6 to 126)	209 (167 to 269)	427 (349 to 519)	908 (816 to 1,100)	1,790 (1,620 to 1,990)	2,890 (2,660 to 3,140)	4,270 (3,830 to 4,670)	5,330 (4,830 to 5,790)	5,990 (5,430 to 6,490)	5,990 (5,330 to 6,610)	4,900 (4,400 to 5,330)	3,910 (3,510 to 4,270)	2,490 (2,170 to 2,760)	1,160 (967 to 1,350)	427 (289 to 582)	40,000
Stroke	0 (0.0 to 0.0)	0 (0.0 to 0.0)	0 (0.0 to 0.0)	0 (0.0 to 0.0)	0 (0.0 to 0.0)	10.4 (7.1 to 14.6)	24.0 (16.1 to 33.6)	35.1 (23.7 to 49.1)	74.9 (50.7 to 104)	153 (103 to 214)	325 (219 to 455)	641 (434 to 897)	1,030 (696 to 1,440)	1,530 (1,030 to 2,140)	1,910 (1,290 to 2,670)	2,140 (1,440 to 3,000)	2,140 (1,440 to 3,000)	1,750 (1,180 to 2,450)	1,400 (939 to 1,960)	892 (599 to 1,250)	415 (279 to 581)	153 (103 to 214)	14,300
Ischemic stroke	0.2 (0.1 to 0.2)	0.6 (0.4 to 0.8)	0.6 (0.2 to 1.4)	3.1 (1.0 to 6.6)	8.6 (2.9 to 18.3)	19.6 (10.6 to 31.4)	29 (19.5 to 37.4)	39.1 (28.6 to 51.9)	82 (60.2 to 108.1)	169 (123 to 223)	359 (261 to 474)	708 (516 to 935)	1,140 (827 to 1,510)	1,690 (1,220 to 2,230)	2,110 (1,530 to 2,790)	2,360 (1,710 to 3,120)	2,360 (1,710 to 3,120)	1,930 (1,400 to 2,550)	1,550 (1,120 to 2,050)	1,070 (775 to 1,410)	498 (359 to 659)	171 (123 to 226)	15,800
Intracerebral hemorrhage	0.5 (0.2 to 1.1)	0.2 (0.1 to 0.4)	3.9 (1.6 to 9.4)	3.7 (2.0 to 6.2)	10.4 (7 to 13.8)	29.5 (20.4 to 39.2)	67.2 (50.6 to 73.2)	59.6 (44.9 to 78)	127 (96.1 to 166)	183 (138 to 239)	282 (214 to 368)	424 (321 to 554)	492 (372 to 643)	666 (504 to 870)	796 (602 to 1,040)	1,040 (787 to 1,360)	1,040 (787 to 1,360)	967 (732 to 1,260)	922 (698 to 1,200)	291 (220 to 379)	137 (77 to 193)	36 (20.6 to 48.6)	6,280
Subarachnoid hemorrhage	2.6 (1.5 to 4.8)	1.9 (0.9 to 2.5)	11.6 (5.1 to 21.6)	8.2 (3.5 to 14.6)	18.1 (7.7 to 28.7)	52.2 (24.5 to 72.3)	73.2 (47.6 to 109)	139 (89.1 to 193)	131 (89.5 to 186)	183 (126 to 256)	297 (198 to 396)	349 (241 to 475)	398 (265 to 541)	477 (320 to 647)	339 (228 to 461)	327 (219 to 445)	222 (149 to 302)	197 (132 to 264)	161 (107 to 218)	102 (68.6 to 134)	37.6 (23.7 to 48.1)	14.1 (8.1 to 22.1)	3,480
Hypertensive heart disease	0 (0.0 to 0.0)	0 (0.0 to 0.0)	0 (0.0 to 0.0)	0 (0.0 to 0.0)	0 (0.0 to 0.0)	1.4 (0.9 to 2.1)	1.4 (1.1 to 2.2)	2.8 (1.7 to 4.1)	3.1 (2.1 to 4.5)	13.5 (9.4 to 20.1)	29.6 (19.4 to 43.1)	59.4 (39.5 to 86.9)	120 (79.9 to 172)	199 (132 to 286)	239 (159 to 343)	265 (176 to 380)	265 (176 to 380)	223 (148 to 320)	179 (119 to 257)	102 (68.1 to 147)	44.2 (29.4 to 63.4)	16.2 (10.8 to 23.2)	1,800
Non-rheumatic valve disease	0 (0.0 to 0.0)	0 (0.0 to 0.0)	0 (0.0 to 0.0)	0 (0.0 to 0.0)	0 (0.0 to 0.0)	0.7 (0.5 to 0.9)	0.9 (0.6 to 1.2)	1.2 (0.8 to 1.6)	1.4 (0.9 to 1.9)	2.9 (1.9 to 3.9)	6.4 (4.2 to 8.6)	12.9 (8.5 to 17.2)	25.9 (17 to 34.5)	43.1 (28.4 to 57.4)	51.6 (34 to 68.7)	57.4 (37.8 to 76.5)	57.4 (37.8 to 76.5)	48.3 (31.8 to 64.3)	38.8 (25.6 to 51.7)	22.1 (14.6 to 29.4)	9.6 (6.3 to 12.8)	3.5 (2.3 to 4.7)	390
Non-rheumatic aortic valve disease	0 (0.0 to 0.0)	0 (0.0 to 0.0)	0 (0.0 to 0.0)	0 (0.0 to 0.0)	0 (0.0 to 0.0)	0 (0.0 to 0.0)	0.5 (0.3 to 0.7)	0.9 (0.6 to 1.2)	1.1 (0.7 to 1.5)	2.6 (1.7 to 3.5)	5.4 (3.5 to 7.3)	11.2 (7.3 to 15.2)	22.5 (14.7 to 30.6)	37.5 (24.5 to 50.9)	44.9 (29.3 to 59.6)	50 (32.9 to 66.5)	50 (32.9 to 66.5)	42 (27.6 to 55.9)	33.8 (22.3 to 44.9)	19.2 (12.7 to 25.5)	8.4 (5.5 to 11.1)	3.1 (2.0 to 4.1)	340
Non-rheumatic degenerative mitral valve disease	0 (0.0 to 0.0)	0 (0.0 to 0.0)	0 (0.0 to 0.0)	0 (0.0 to 0.0)	0 (0.0 to 0.0)	0 (0.0 to 0.0)	0.1 (0.1 to 0.2)	0.2 (0.1 to 0.3)	0.3 (0.2 to 0.4)	0.6 (0.4 to 0.8)	1.2 (0.8 to 1.6)	2.5 (1.7 to 3.3)	5 (3.4 to 6.6)	8.4 (5.7 to 11.1)	10 (6.6 to 13.3)	11.2 (7.6 to 14.9)	11.2 (7.6 to 14.9)	9.4 (6.4 to 12.5)	7.6 (5.1 to 10.1)	4.3 (2.9 to 5.7)	1.9 (1.3 to 2.5)	0.7 (0.4 to 0.9)	68
Other non-rheumatic valve diseases	0 (0.0 to 0.0)	0 (0.0 to 0.0)	0 (0.0 to 0.0)	0 (0.0 to 0.0)	0 (0.0 to 0.0)	0 (0.0 to 0.0)	0.1 (0.1 to 0.2)	0.2 (0.1 to 0.3)	0.3 (0.2 to 0.4)	0.6 (0.4 to 0.8)	1.2 (0.8 to 1.6)	2.5 (1.7 to 3.3)	5 (3.4 to 6.6)	8.4 (5.7 to 11.1)	10 (6.6 to 13.3)	11.2 (7.6 to 14.9)	11.2 (7.6 to 14.9)	9.4 (6.4 to 12.5)	7.6 (5.1 to 10.1)	4.3 (2.9 to 5.7)	1.9 (1.3 to 2.5)	0.7 (0.4 to 0.9)	68
Cardiomyopathy and myocarditis	7.6 (4.8 to 10.5)	7.6 (4.8 to 10.5)	7.6 (4.8 to 10.5)

| | | |

Yale Tonne, Inc. Hydrocarbons Sterile Accessories 2026 YG Ex-parte and state survey for stories with 90% uncertainties (shipwreck, 2025)

Causes	Early Neonatal	Late Neonatal	Post-Neonatal	1 to 4	5 to 9	10 to 14	15 to 19	20 to 24	25 to 29	30 to 34	35 to 39	40 to 44	45 to 49	50 to 54	55 to 59	60 to 64	65 to 69	70 to 74	75 to 79	80 to 84	85 to 89	90 to 94	95 plus	Total
All causes	554,000 (521,000–587,000)	134,000 (126,000–142,000)	408,000 (379,000–438,000)	483,000 (444,000–524,000)	309,000 (284,000–335,000)	305,000 (280,000–330,000)	549,000 (505,000–595,000)	2,360,000 (2,220,000–2,500,000)	2,710,000 (2,550,000–2,870,000)	2,660,000 (2,500,000–2,810,000)	2,710,000 (2,560,000–2,870,000)	3,450,000 (3,250,000–3,650,000)	3,630,000 (3,410,000–3,850,000)	3,540,000 (3,330,000–3,750,000)	3,740,000 (3,510,000–3,960,000)	4,390,000 (4,120,000–4,650,000)	5,270,000 (4,940,000–5,590,000)	5,860,000 (5,490,000–6,210,000)	5,670,000 (5,310,000–6,010,000)	5,890,000 (5,510,000–6,240,000)	5,890,000 (5,510,000–6,240,000)	1,230,000 (1,150,000–1,290,000)	67,500,000 (63,200,000–71,500,000)
Communicable, maternal, neonatal, and nutritional diseases	438,000 (418,000–459,000)	49,000 (47,000–51,000)	84,000 (80,000–88,000)	161,000 (151,000–172,000)	62,000 (58,000–66,000)	33,000 (31,000–35,000)	33,000 (31,000–35,000)	73,000 (69,000–77,000)	77,000 (73,000–81,000)	84,000 (80,000–88,000)	120,000 (114,000–126,000)	113,000 (107,000–119,000)	131,000 (124,000–137,000)	122,000 (116,000–128,000)	139,000 (132,000–146,000)	190,000 (180,000–200,000)	243,000 (231,000–255,000)	324,000 (308,000–340,000)	414,000 (394,000–434,000)	494,000 (469,000–518,000)	494,000 (469,000–518,000)	85,000 (81,000–89,000)	2,700,000 (2,600,000–2,800,000)
HIV/AIDS and sexually transmitted infections	48 (44–51)	113 (104–123)	3,600 (3,300–3,900)	1,900 (1,700–2,100)	1,600 (1,400–1,800)	1,400 (1,300–1,600)	1,900 (1,700–2,100)	11,000 (10,000–12,000)	21,000 (19,000–23,000)	27,000 (24,000–29,000)	32,000 (29,000–35,000)	37,000 (33,000–41,000)	40,000 (36,000–44,000)	39,000 (35,000–43,000)	43,000 (39,000–47,000)	43,000 (39,000–47,000)	41,000 (37,000–45,000)	31,000 (28,000–34,000)	19,000 (17,000–21,000)	8,900 (8,000–9,800)	8,900 (8,000–9,800)	1,600 (1,400–1,800)	327,000 (294,000–360,000)
HIV/AIDS	0.1 (0–1)	0.2 (0–1)	697 (0–1,700)	533 (0–1,300)	340 (0–830)	281 (0–690)	660 (0–1,600)	5,792 (0–14,000)	17,000 (0–41,000)	25,000 (0–61,000)	32,000 (0–77,000)	37,000 (0–89,000)	40,000 (0–96,000)	39,000 (0–94,000)	43,000 (0–100,000)	43,000 (0–100,000)	41,000 (0–98,000)	31,000 (0–74,000)	19,000 (0–45,000)	8,900 (0–21,000)	8,900 (0–21,000)	1,600 (0–3,900)	324,000 (0–780,000)	319,000
HIV/AIDS - Drug-susceptible Tuberculosis	43 (41–45)	43 (41–45)	43 (41–45)	43 (41–45)	43 (41–45)	43 (41–45)	43 (41–45)	43 (41–45)	43 (41–45)	43 (41–45)	43 (41–45)	43 (41–45)	43 (41–45)	43 (41–45)	43 (41–45)	43 (41–45)	43 (41–45)	43 (41–45)	43 (41–45)	43 (41–45)	43 (41–45)	43 (41–45)	43 (41–45)	1,000 (1,000–1,000)
HIV/AIDS - Multidrug-resistant Tuberculosis without extensive drug resistance	0.4 (0.2–0.6)	0.9 (0.5–1.3)	6.2 (3.3–9.1)	4.6 (2.4–6.8)	3 (1.6–4.4)	2.4 (1.3–3.6)	5.7 (3–8.4)	50 (26–74)	150 (79–220)	230 (120–340)	280 (150–410)	320 (170–470)	350 (180–510)	340 (180–500)	370 (190–540)	380 (200–560)	450 (230–660)	450 (230–660)	370 (190–540)	270 (140–400)	170 (90–250)	170 (90–250)	14 (7–21)	3,800 (2,000–5,600)
HIV/AIDS - Extensively drug-resistant Tuberculosis	0.1 (0–0.1)	0.1 (0–0.2)	0.8 (0–2)	0.6 (0–1.5)	0.4 (0–1)	0.3 (0–0.8)	0.8 (0–2)	6.9 (0–17)	21 (0–52)	32 (0–80)	39 (0–97)	44 (0–110)	48 (0–120)	47 (0–120)	51 (0–130)	52 (0–130)	56 (0–140)	43 (0–110)	26 (0–66)	12 (0–30)	3.7 (0–9.3)	3.7 (0–9.3)	0.2 (0–0.5)	520 (0–1,300)
HIV/AIDS resulting in other diseases	4 (3–5)	10.1 (9.3–11)	314 (290–338)	167 (154–180)	112 (103–121)	92 (85–99)	174 (161–187)	1,000 (930–1,100)	1,900 (1,800–2,100)	2,300 (2,100–2,500)	2,800 (2,600–3,000)	3,200 (2,900–3,400)	3,400 (3,100–3,700)	3,300 (3,000–3,600)	3,600 (3,300–3,900)	3,700 (3,400–4,000)	3,500 (3,200–3,800)	2,700 (2,500–2,900)	1,600 (1,500–1,800)	760 (700–820)	380 (350–410)	76 (70–82)	27,000 (25,000–29,000)
Sexually transmitted infections, excluding HIV	48 (7.4–91.8)	113 (16–217)	3,300 (1,100–5,500)	1,800 (1,100–2,500)	1,500 (1,100–1,900)	1,300 (1,100–1,500)	1,700 (1,500–1,900)	6,200 (5,800–6,600)	4,700 (4,400–5,000)	2,700 (2,500–2,900)	1,900 (1,800–2,000)	1,400 (1,300–1,500)	1,200 (1,100–1,300)	1,000 (940–1,100)	1,000 (940–1,100)	1,000 (940–1,100)	1,000 (940–1,100)	1,000 (940–1,100)	1,000 (940–1,100)	1,000 (940–1,100)	1,000 (940–1,100)	1,000 (940–1,100)	1,000 (940–1,100)	52,000 (49,000–55,000)
Chlamydial infection	0 (0–0)	0 (0–0)	0 (0–0)	0 (0–0)	0 (0–0)	0 (0–0)	0 (0–0)	0 (0–0)	0 (0–0)	0 (0–0)	0 (0–0)	0 (0–0)	0 (0–0)	0 (0–0)	0 (0–0)	0 (0–0)	0 (0–0)	0 (0–0)	0 (0–0)	0 (0–0)	0 (0–0)	0 (0–0)	0 (0–0)	0 (0–0)
Gonococcal infection	—	—	—	—	—	—	—	—	—	—	—	—	—	—	—	—	—	—	—	—	—	—	—	—
Trichomoniasis	0 (0–0)	0 (0–0)	0 (0–0)	0 (0–0)	0 (0–0)	0 (0–0)	0 (0–0)	0 (0–0)	0 (0–0)	0 (0–0)	0 (0–0)	0 (0–0)	0 (0–0)	0 (0–0)	0 (0–0)	0 (0–0)	0 (0–0)	0 (0–0)	0 (0–0)	0 (0–0)	0 (0–0)	0 (0–0)	0 (0–0)	0 (0–0)
Genital herpes	0 (0–0)	0 (0–0)	0 (0–0)	0 (0–0)	0 (0–0)	0 (0–0)	0 (0–0)	0 (0–0)	0 (0–0)	0 (0–0)	0 (0–0)	0 (0–0)	0 (0–0)	0 (0–0)	0 (0–0)	0 (0–0)	0 (0–0)	0 (0–0)	0 (0–0)	0 (0–0)	0 (0–0)	0 (0–0)	0 (0–0)	0 (0–0)
Other sexually transmitted infections	0 (0–0)	0 (0–0)	0 (0–0)	0 (0–0)	0 (0–0)	0 (0–0)	0 (0–0)	0 (0–0)	0 (0–0)	0 (0–0)	0 (0–0)	0 (0–0)	0 (0–0)	0 (0–0)	0 (0–0)	0 (0–0)	0 (0–0)	0 (0–0)	0 (0–0)	0 (0–0)	0 (0–0)	0 (0–0)	0 (0–0)	0 (0–0)
Respiratory infections and tuberculosis	11,000 (10,000–12,000)	1,000 (1,000–1,000)	1,000 (1,000–1,000)	1,000 (1,000–1



GBD Table 2a: Canada DALYs by cause and age group for males with 95% uncertainty intervals, 2019
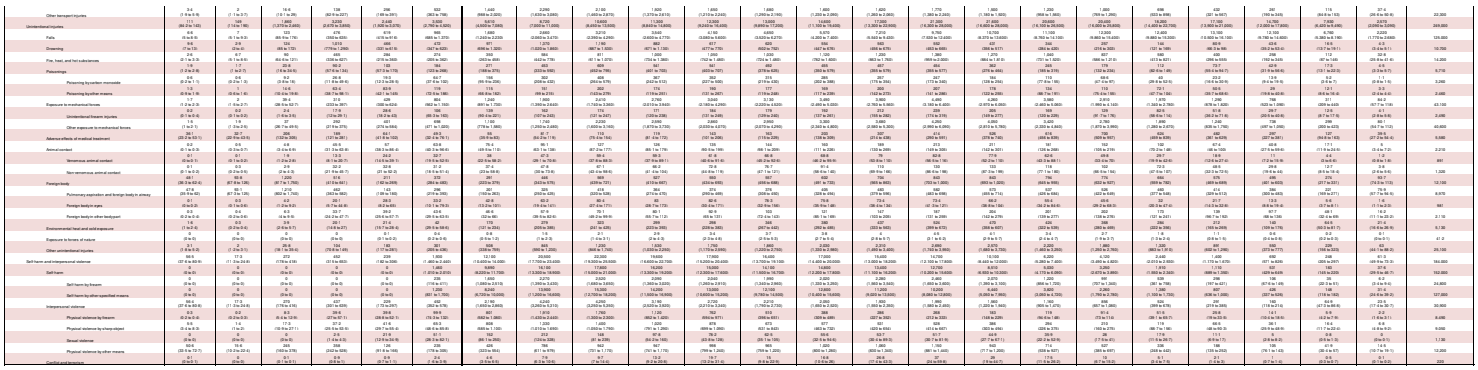
Cause	Early Neonatal	Late Neonatal	Post Neonatal	1 to 4	5 to 9	10 to 14	15 to 19	20 to 24	25 to 29	30 to 34	35 to 39	40 to 44	45 to 49	50 to 54	55 to 59	60 to 64	65 to 69	70 to 74	75 to 79	80 to 84	85 to 89	90 to 94	95 plus	Total
All causes	43,659 (37,923 to 49,500)	6970 (5,782 to 7,959)	24,752 (22,205 to 27,459)	33,090 (28,955 to 36,998)	37,860 (33,750 to 41,964)	39,659 (34,999 to 43,964)	103,000 (92,779 to 114,000)	144,000 (130,000 to 156,000)	143,000 (130,000 to 157,000)	143,000 (130,000 to 157,000)	143,000 (130,000 to 157,000)	169,000 (153,000 to 184,000)	211,000 (191,000 to 230,000)	249,000 (227,000 to 271,000)	322,000 (294,000 to 350,000)	447,000 (409,000 to 487,000)	514,000 (469,000 to 559,000)	529,000 (483,000 to 576,000)	521,000 (474,000 to 570,000)	441,000 (395,000 to 490,000)	364,000 (321,000 to 408,000)	267,000 (232,000 to 310,000)	122,000 (103,000 to 144,000)	37,100 (33,200 to 39,300)	6,040,000
Communicable, maternal, neonatal, and nutritional diseases	33,600 (28,600 to 39,000)	4,200 (3,600 to 4,900)	7,200 (6,100 to 8,300)	6,900 (5,800 to 8,000)	3,900 (3,300 to 4,500)	3,100 (2,600 to 3,600)	5,300 (4,500 to 6,100)	5,500 (4,600 to 6,400)	5,600 (4,700 to 6,500)	5,600 (4,700 to 6,500)	5,600 (4,700 to 6,500)	6,200 (5,200 to 7,200)	6,200 (5,200 to 7,200)	6,900 (5,800 to 8,000)	7,900 (6,600 to 9,200)	9,400 (7,900 to 10,900)	9,900 (8,300 to 11,500)	9,200 (7,700 to 10,700)	8,000 (6,600 to 9,300)	6,400 (5,300 to 7,500)	4,600 (3,800 to 5,400)	2,900 (2,400 to 3,400)	1,100 (900 to 1,300)	2,470 (2,060 to 2,880)	219,000
HIV/AIDS and sexually transmitted infections	40.4 (32.4 to 49)	10.1 (8.3 to 12.2)	13.6 (11.4 to 16.2)	13.7 (11.6 to 16.2)	22.1 (18.7 to 27.2)	28.3 (24 to 33.2)	82.4 (69.7 to 96.7)	257 (218 to 297)	329 (279 to 380)	343 (290 to 396)	350 (296 to 404)	333 (282 to 384)	320 (271 to 369)	312 (264 to 360)	302 (255 to 348)	292 (247 to 337)	282 (238 to 325)	269 (227 to 310)	254 (214 to 293)	234 (197 to 270)	194 (163 to 224)	134 (113 to 154)	67.6 (57 to 78)	19 (16 to 21.9)	13,700
HIV/AIDS	40.4 (32.4 to 49)	10.1 (8.3 to 12.2)	13.6 (11.4 to 16.2)	13.7 (11.6 to 16.2)	22.1 (18.7 to 27.2)	28.3 (24 to 33.2)	82.4 (69.7 to 96.7)	257 (218 to 297)	329 (279 to 380)	343 (290 to 396)	350 (296 to 404)	333 (282 to 384)	320 (271 to 369)	312 (264 to 360)	302 (255 to 348)	292 (247 to 337)	282 (238 to 325)	269 (227 to 310)	254 (214 to 293)	234 (197 to 270)	194 (163 to 224)	134 (113 to 154)	67.6 (57 to 78)	19 (16 to 21.9)	13,600
HIV/AIDS - Drug-susceptible Tuberculosis	0 (0 to 0)	0 (0 to 0)	0 (0 to 0)	1.4 (0.9 to 2.1)	2.3 (1.4 to 3.5)	2 (1.2 to 3)	2.2 (1.4 to 3.4)	6.9 (4.4 to 10.5)	8.2 (5.2 to 12.5)	8.6 (5.4 to 13.1)	8.8 (5.5 to 13.4)	8.3 (5.2 to 12.7)	8 (5 to 12.2)	7.8 (4.9 to 11.9)	7.5 (4.7 to 11.5)	7.3 (4.6 to 11.1)	7 (4.4 to 10.7)	6.7 (4.2 to 10.2)	6.4 (4 to 9.8)	5.8 (3.6 to 8.8)	4.8 (3 to 7.3)	3.3 (2.1 to 5)	1.7 (1.1 to 2.6)	0.5 (0.3 to 0.7)	339
HIV/AIDS - Multidrug-resistant Tuberculosis without extensive drug resistance	0 (0 to 0)	0 (0 to 0)	0 (0 to 0)	0.1 (0 to 0.2)	0.1 (0 to 0.2)	0.1 (0 to 0.2)	0.1 (0 to 0.2)	0.4 (0.1 to 0.9)	0.5 (0.2 to 1.1)	0.5 (0.2 to 1.2)	0.5 (0.2 to 1.2)	0.5 (0.2 to 1.2)	0.5 (0.2 to 1.2)	0.5 (0.2 to 1.2)	0.5 (0.2 to 1.2)	0.5 (0.2 to 1.2)	0.5 (0.2 to 1.2)	0.5 (0.2 to 1.2)	0.5 (0.2 to 1.2)	0.5 (0.2 to 1.2)	0.5 (0.2 to 1.2)	0.5 (0.2 to 1.2)	0.5 (0.2 to 1.2)	0.5 (0.2 to 1.2)	29.6
HIV/AIDS - Extensively drug-resistant Tuberculosis	0 (0 to 0)	0 (0 to 0)	0 (0 to 0)	0 (0 to 0)	0 (0 to 0.1)	0 (0 to 0.1)	0 (0 to 0.1)	0 (0 to 0.3)	0 (0 to 0.3)	0.1 (0 to 0.7)	0.1 (0 to 0.7)	0.1 (0 to 0.6)	0.1 (0 to 0.6)	0.1 (0 to 0.6)	0.1 (0 to 0.6)	0.1 (0 to 0.6)	0.1 (0 to 0.6)	0.1 (0 to 0.6)	0.1 (0 to 0.6)	0.1 (0 to 0.6)	0.1 (0 to 0.6)	0.1 (0 to 0.6)	0.1 (0 to 0.6)	0.1 (0 to 0.6)	0.1 (0 to 0.6)	6.6
HIV/AIDS resulting in other diseases	0 (0 to 0)	0 (0 to 0)	1.2 (1.1 to 1.5)	2.2 (1.9 to 2.6)	2.2 (1.9 to 2.7)	2.2 (1.9 to 2.7)	6.6 (5.6 to 7.8)	19 (16 to 22)	24 (20 to 28)	25 (21 to 29)	26 (22 to 30)	25 (21 to 29)	24 (20 to 28)	23 (19 to 27)	22 (19 to 26)	21 (18 to 25)	20 (17 to 24)	19 (16 to 23)	18 (15 to 22)	16 (13 to 20)	14 (11 to 17)	10 (8 to 12)	5.1 (4 to 6.2)	1.4 (1.2 to 1.7)	0.4 (0.3 to 0.5)	12,100
Sexually transmitted infections, excluding HIV	0.1 (0 to 0.1)	0 (0 to 0)	0.1 (0 to 0.1)	0.1 (0 to 0.1)	0.1 (0 to 0.1